



Full wwPDB EM Validation Report ⓘ

Apr 24, 2023 – 12:24 PM JST

PDB ID : 8HSL
EMDB ID : EMD-35000
Title : Thermus thermophilus RNA polymerase bound with an inverted Rho hexamer
Authors : Murayama, Y.; Ehara, H.; Sekine, S.
Deposited on : 2022-12-19
Resolution : 5.80 Å (reported)

This is a Full wwPDB EM Validation Report for a publicly released PDB entry.

We welcome your comments at validation@mail.wwpdb.org

A user guide is available at

<https://www.wwpdb.org/validation/2017/EMValidationReportHelp>

with specific help available everywhere you see the ⓘ symbol.

The types of validation reports are described at

<http://www.wwpdb.org/validation/2017/FAQs#types>.

The following versions of software and data (see [references ⓘ](#)) were used in the production of this report:

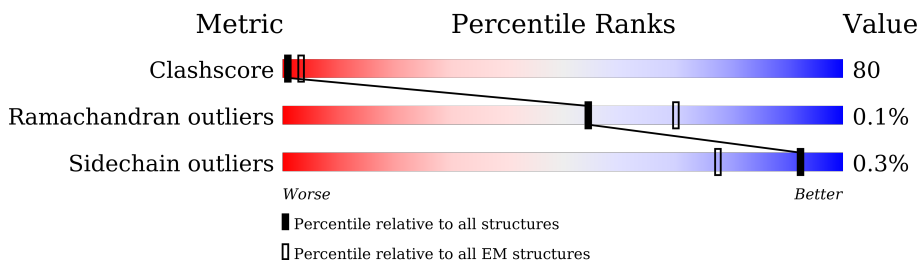
EMDB validation analysis : 0.0.1.dev50
Mogul : 1.8.5 (274361), CSD as541be (2020)
MolProbity : 4.02b-467
buster-report : 1.1.7 (2018)
Percentile statistics : 20191225.v01 (using entries in the PDB archive December 25th 2019)
MapQ : 1.9.9
Ideal geometry (proteins) : Engh & Huber (2001)
Ideal geometry (DNA, RNA) : Parkinson et al. (1996)
Validation Pipeline (wwPDB-VP) : 2.32.2

1 Overall quality at a glance

The following experimental techniques were used to determine the structure:
ELECTRON MICROSCOPY

The reported resolution of this entry is 5.80 Å.

Percentile scores (ranging between 0-100) for global validation metrics of the entry are shown in the following graphic. The table shows the number of entries on which the scores are based.



Metric	Whole archive (#Entries)	EM structures (#Entries)
Clashscore	158937	4297
Ramachandran outliers	154571	4023
Sidechain outliers	154315	3826

The table below summarises the geometric issues observed across the polymeric chains and their fit to the map. The red, orange, yellow and green segments of the bar indicate the fraction of residues that contain outliers for ≥ 3 , 2, 1 and 0 types of geometric quality criteria respectively. A grey segment represents the fraction of residues that are not modelled. The numeric value for each fraction is indicated below the corresponding segment, with a dot representing fractions $\leq 5\%$. The upper red bar (where present) indicates the fraction of residues that have poor fit to the EM map (all-atom inclusion $< 40\%$). The numeric value is given above the bar.

Mol	Chain	Length	Quality of chain
1	G	315	
1	H	315	
2	I	1119	
3	J	1532	
4	K	99	
5	A	428	
5	B	428	
5	C	428	

Continued on next page...

Continued from previous page...

Mol	Chain	Length	Quality of chain
5	D	428	<p>41% 56% 28% 16%</p>
5	E	428	<p>45% 47% 37% 16%</p>
5	F	428	<p>46% 53% 31% 16%</p>

The following table lists non-polymeric compounds, carbohydrate monomers and non-standard residues in protein, DNA, RNA chains that are outliers for geometric or electron-density-fit criteria:

Mol	Type	Chain	Res	Chirality	Geometry	Clashes	Electron density
9	BEF	A	1002	-	-	X	-
9	BEF	F	1002	-	-	X	-

2 Entry composition [i](#)

There are 9 unique types of molecules in this entry. The entry contains 40350 atoms, of which 0 are hydrogens and 0 are deuteriums.

In the tables below, the AltConf column contains the number of residues with at least one atom in alternate conformation and the Trace column contains the number of residues modelled with at most 2 atoms.

- Molecule 1 is a protein called DNA-directed RNA polymerase subunit alpha.

Mol	Chain	Residues	Atoms					AltConf	Trace
			Total	C	N	O	S		
1	G	229	Total	C	N	O	S	0	0
			1806	1153	313	337	3		
1	H	229	Total	C	N	O	S	0	0
			1806	1153	313	337	3		

- Molecule 2 is a protein called DNA-directed RNA polymerase subunit beta.

Mol	Chain	Residues	Atoms					AltConf	Trace
			Total	C	N	O	S		
2	I	1096	Total	C	N	O	S	0	0
			8644	5468	1543	1609	24		

- Molecule 3 is a protein called DNA-directed RNA polymerase subunit beta'.

Mol	Chain	Residues	Atoms					AltConf	Trace
			Total	C	N	O	S		
3	J	1278	Total	C	N	O	S	0	0
			10078	6384	1783	1883	28		

There are 8 discrepancies between the modelled and reference sequences:

Chain	Residue	Modelled	Actual	Comment	Reference
J	1525	ASP	-	expression tag	UNP Q8RQE8
J	1526	TYR	-	expression tag	UNP Q8RQE8
J	1527	LYS	-	expression tag	UNP Q8RQE8
J	1528	ASP	-	expression tag	UNP Q8RQE8
J	1529	ASP	-	expression tag	UNP Q8RQE8
J	1530	ASP	-	expression tag	UNP Q8RQE8
J	1531	ASP	-	expression tag	UNP Q8RQE8
J	1532	LYS	-	expression tag	UNP Q8RQE8

- Molecule 4 is a protein called DNA-directed RNA polymerase subunit omega.

Mol	Chain	Residues	Atoms					AltConf	Trace
4	K	95	Total	C	N	O	S	0	0
			770	491	133	142	4		

- Molecule 5 is a protein called Transcription termination factor Rho.

Mol	Chain	Residues	Atoms					AltConf	Trace
5	A	361	Total	C	N	O	S	0	0
			2842	1790	517	528	7		
5	B	361	Total	C	N	O	S	0	0
			2842	1790	517	528	7		
5	C	361	Total	C	N	O	S	0	0
			2842	1790	517	528	7		
5	D	361	Total	C	N	O	S	0	0
			2842	1790	517	528	7		
5	E	361	Total	C	N	O	S	0	0
			2842	1790	517	528	7		
5	F	361	Total	C	N	O	S	0	0
			2842	1790	517	528	7		

There are 12 discrepancies between the modelled and reference sequences:

Chain	Residue	Modelled	Actual	Comment	Reference
A	-1	GLY	-	expression tag	UNP Q5SJE9
A	0	PRO	-	expression tag	UNP Q5SJE9
B	-1	GLY	-	expression tag	UNP Q5SJE9
B	0	PRO	-	expression tag	UNP Q5SJE9
C	-1	GLY	-	expression tag	UNP Q5SJE9
C	0	PRO	-	expression tag	UNP Q5SJE9
D	-1	GLY	-	expression tag	UNP Q5SJE9
D	0	PRO	-	expression tag	UNP Q5SJE9
E	-1	GLY	-	expression tag	UNP Q5SJE9
E	0	PRO	-	expression tag	UNP Q5SJE9
F	-1	GLY	-	expression tag	UNP Q5SJE9
F	0	PRO	-	expression tag	UNP Q5SJE9

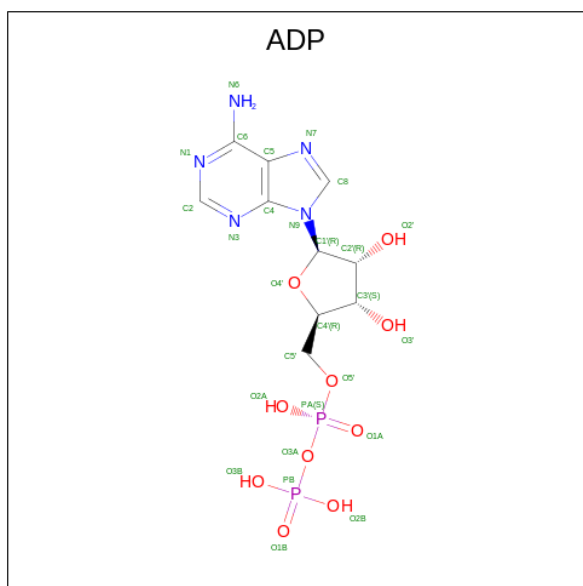
- Molecule 6 is ZINC ION (three-letter code: ZN) (formula: Zn).

Mol	Chain	Residues	Atoms		AltConf
6	J	1	Total	Zn	0
			1	1	

- Molecule 7 is MAGNESIUM ION (three-letter code: MG) (formula: Mg).

Mol	Chain	Residues	Atoms	AltConf
7	J	1	Total Mg 1 1	0
7	A	1	Total Mg 1 1	0
7	B	1	Total Mg 1 1	0
7	C	1	Total Mg 1 1	0
7	D	1	Total Mg 1 1	0
7	E	1	Total Mg 1 1	0
7	F	1	Total Mg 1 1	0

- Molecule 8 is ADENOSINE-5'-DIPHOSPHATE (three-letter code: ADP) (formula: $C_{10}H_{15}N_5O_{10}P_2$).



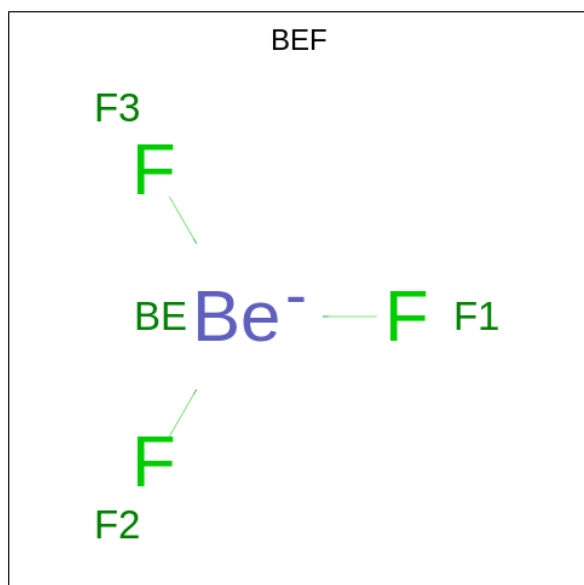
Mol	Chain	Residues	Atoms	AltConf
8	A	1	Total C N O P 27 10 5 10 2	0
8	B	1	Total C N O P 27 10 5 10 2	0
8	C	1	Total C N O P 27 10 5 10 2	0
8	D	1	Total C N O P 27 10 5 10 2	0

Continued on next page...

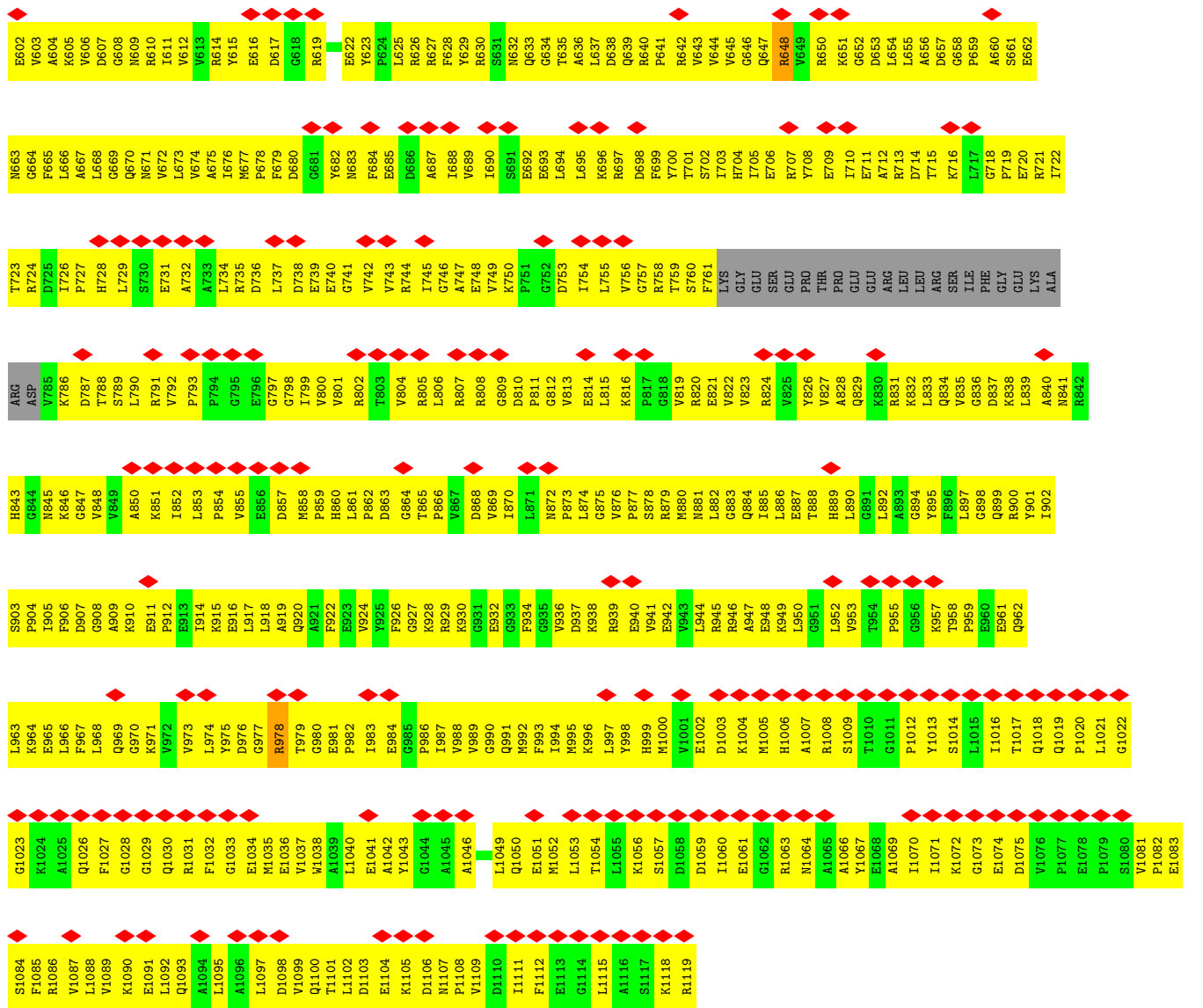
Continued from previous page...

Mol	Chain	Residues	Atoms				AltConf	
8	E	1	Total	C	N	O	P	0
			27	10	5	10	2	
8	F	1	Total	C	N	O	P	0
			27	10	5	10	2	

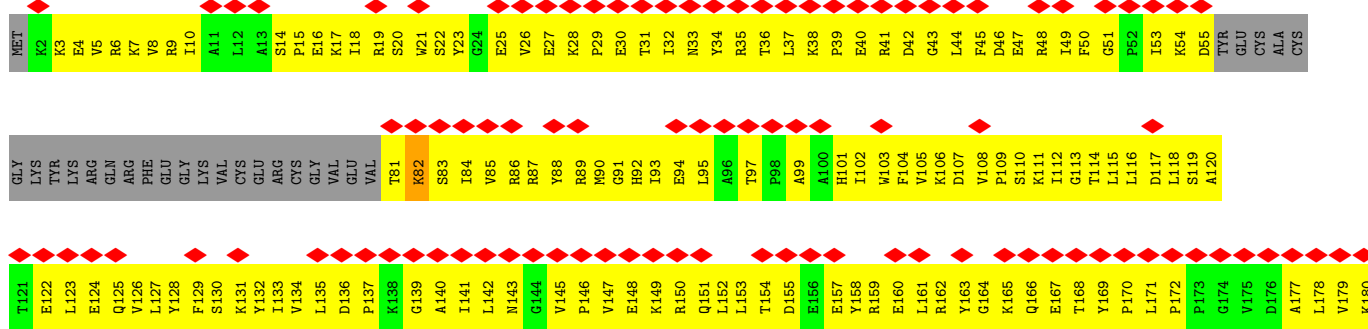
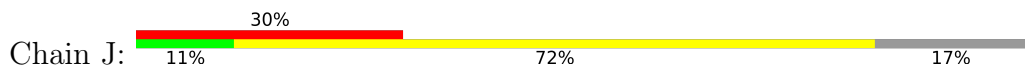
- Molecule 9 is BERYLLIUM TRIFLUORIDE ION (three-letter code: BEF) (formula: BeF₃).

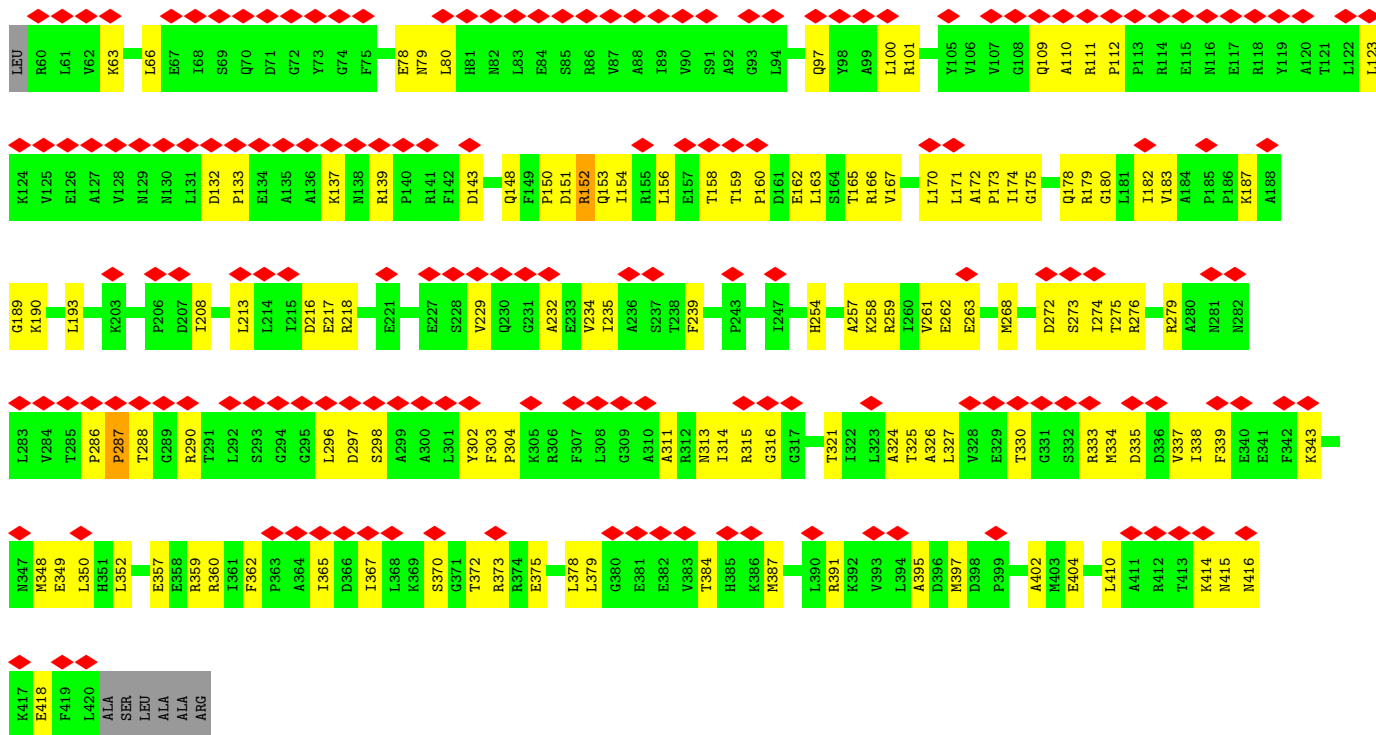


Mol	Chain	Residues	Atoms			AltConf
9	A	1	Total	Be	F	0
			4	1	3	
9	B	1	Total	Be	F	0
			4	1	3	
9	C	1	Total	Be	F	0
			4	1	3	
9	D	1	Total	Be	F	0
			4	1	3	
9	E	1	Total	Be	F	0
			4	1	3	
9	F	1	Total	Be	F	0
			4	1	3	

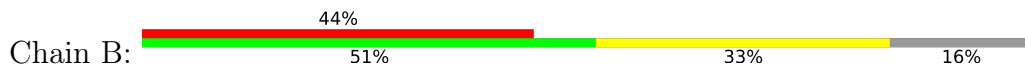


• Molecule 3: DNA-directed RNA polymerase subunit beta'





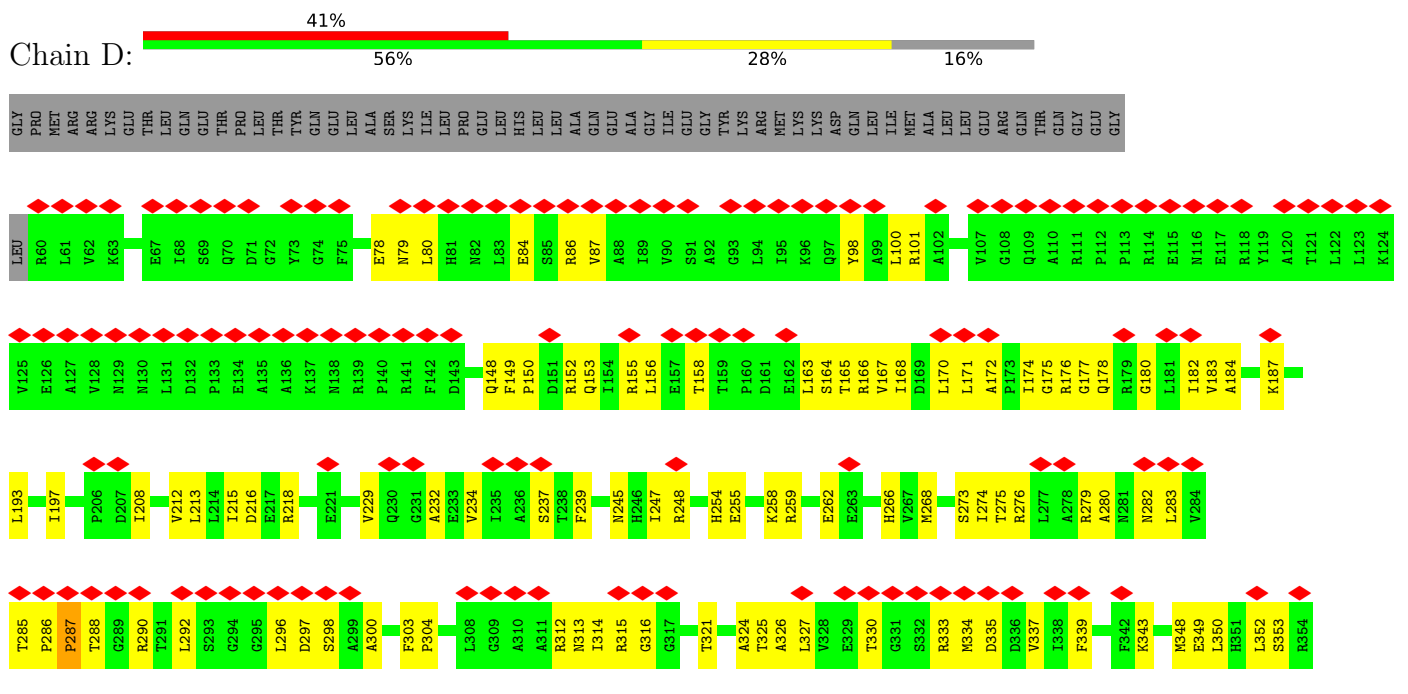
• Molecule 5: Transcription termination factor Rho

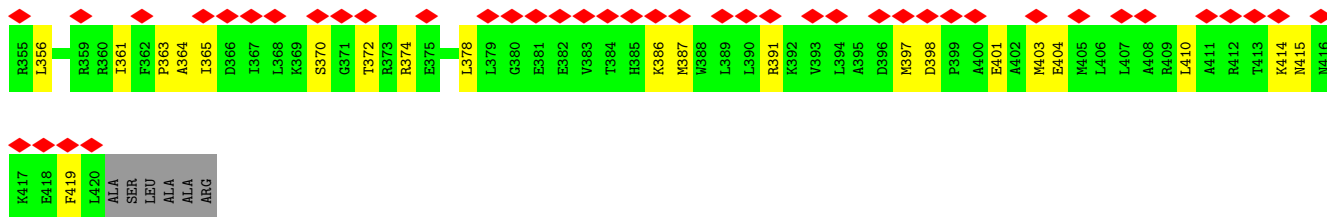


• Molecule 5: Transcription termination factor Rho




• Molecule 5: Transcription termination factor Rho

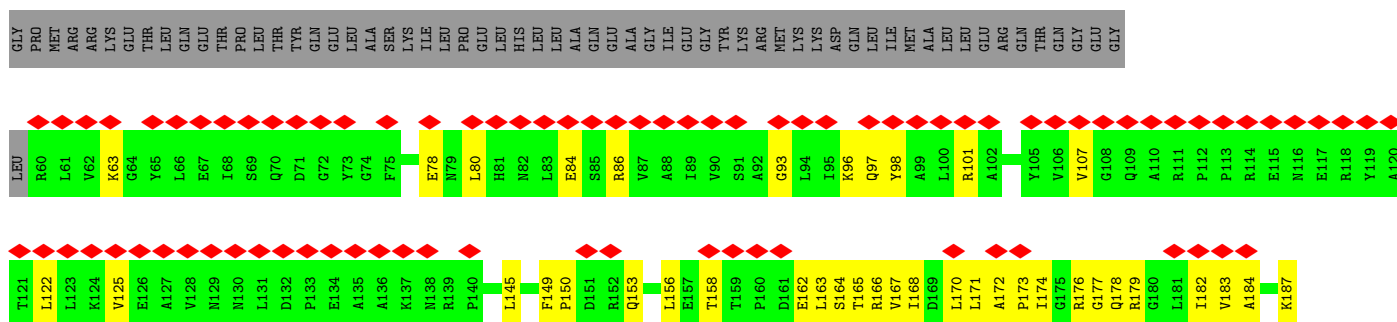


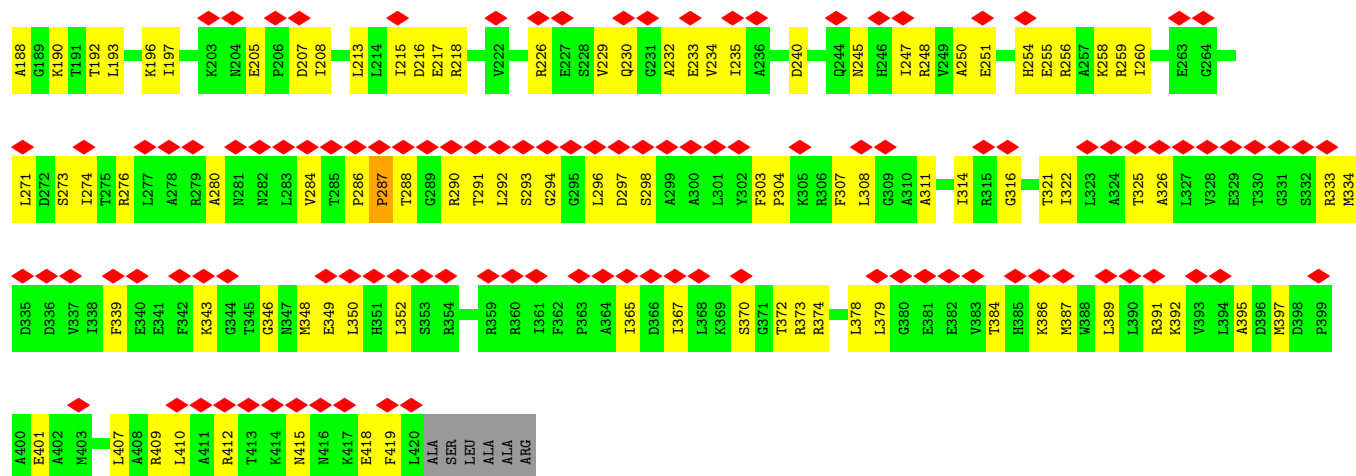


• Molecule 5: Transcription termination factor Rho



• Molecule 5: Transcription termination factor Rho





4 Experimental information

Property	Value	Source
EM reconstruction method	SINGLE PARTICLE	Depositor
Imposed symmetry	POINT, Not provided	
Number of particles used	147189	Depositor
Resolution determination method	FSC 0.143 CUT-OFF	Depositor
CTF correction method	NONE	Depositor
Microscope	TFS KRIOS	Depositor
Voltage (kV)	300	Depositor
Electron dose ($e^-/\text{\AA}^2$)	50	Depositor
Minimum defocus (nm)	1200	Depositor
Maximum defocus (nm)	2000	Depositor
Magnification	Not provided	
Image detector	GATAN K3 BIOQUANTUM (6k x 4k)	Depositor
Maximum map value	0.023	Depositor
Minimum map value	-0.006	Depositor
Average map value	0.000	Depositor
Map value standard deviation	0.001	Depositor
Recommended contour level	0.009	Depositor
Map size (\AA)	339.19998, 339.19998, 339.19998	wwPDB
Map dimensions	320, 320, 320	wwPDB
Map angles ($^\circ$)	90.0, 90.0, 90.0	wwPDB
Pixel spacing (\AA)	1.06, 1.06, 1.06	Depositor

5 Model quality [i](#)

5.1 Standard geometry [i](#)

Bond lengths and bond angles in the following residue types are not validated in this section: ADP, MG, BEF, ZN

The Z score for a bond length (or angle) is the number of standard deviations the observed value is removed from the expected value. A bond length (or angle) with $|Z| > 5$ is considered an outlier worth inspection. RMSZ is the root-mean-square of all Z scores of the bond lengths (or angles).

Mol	Chain	Bond lengths		Bond angles	
		RMSZ	# Z >5	RMSZ	# Z >5
1	G	0.33	0/1838	0.55	0/2498
1	H	0.30	0/1838	0.56	0/2498
2	I	0.30	0/8808	0.56	0/11910
3	J	0.31	0/10246	0.56	0/13842
4	K	0.28	0/784	0.53	0/1057
5	A	0.27	0/2886	0.57	0/3900
5	B	0.27	0/2886	0.56	0/3900
5	C	0.27	0/2886	0.55	0/3900
5	D	0.28	0/2886	0.56	0/3900
5	E	0.30	0/2886	0.60	0/3900
5	F	0.29	0/2886	0.58	0/3900
All	All	0.29	0/40830	0.56	0/55205

There are no bond length outliers.

There are no bond angle outliers.

There are no chirality outliers.

There are no planarity outliers.

5.2 Too-close contacts [i](#)

In the following table, the Non-H and H(model) columns list the number of non-hydrogen atoms and hydrogen atoms in the chain respectively. The H(added) column lists the number of hydrogen atoms added and optimized by MolProbity. The Clashes column lists the number of clashes within the asymmetric unit, whereas Symm-Clashes lists symmetry-related clashes.

Mol	Chain	Non-H	H(model)	H(added)	Clashes	Symm-Clashes
1	G	1806	0	1861	476	0
1	H	1806	0	1861	518	0

Continued on next page...

Continued from previous page...

Mol	Chain	Non-H	H(model)	H(added)	Clashes	Symm-Clashes
2	I	8644	0	8749	2224	0
3	J	10078	0	10316	2647	0
4	K	770	0	784	208	0
5	A	2842	0	2925	115	0
5	B	2842	0	2925	127	0
5	C	2842	0	2925	110	0
5	D	2842	0	2925	102	0
5	E	2842	0	2926	152	0
5	F	2842	0	2925	125	0
6	J	1	0	0	0	0
7	A	1	0	0	0	0
7	B	1	0	0	0	0
7	C	1	0	0	0	0
7	D	1	0	0	0	0
7	E	1	0	0	0	0
7	F	1	0	0	0	0
7	J	1	0	0	0	0
8	A	27	0	12	4	0
8	B	27	0	12	0	0
8	C	27	0	12	3	0
8	D	27	0	12	1	0
8	E	27	0	12	2	0
8	F	27	0	12	3	0
9	A	4	0	0	2	0
9	B	4	0	0	1	0
9	C	4	0	0	1	0
9	D	4	0	0	0	0
9	E	4	0	0	1	0
9	F	4	0	0	2	0
All	All	40350	0	41194	6511	0

The all-atom clashscore is defined as the number of clashes found per 1000 atoms (including hydrogen atoms). The all-atom clashscore for this structure is 80.

All (6511) close contacts within the same asymmetric unit are listed below, sorted by their clash magnitude.

Atom-1	Atom-2	Interatomic distance (Å)	Clash overlap (Å)
3:J:699:VAL:HA	3:J:718:PRO:HD3	1.23	1.17
3:J:792:ILE:HG13	3:J:860:LEU:HD21	1.26	1.16
3:J:800:LYS:HE3	3:J:804:LEU:HB3	1.23	1.16
2:I:755:LEU:HB2	2:I:790:LEU:HG	1.15	1.14

Continued on next page...

Continued from previous page...

Atom-1	Atom-2	Interatomic distance (Å)	Clash overlap (Å)
1:H:151:VAL:HB	1:H:169:ALA:HB3	1.22	1.13
2:I:612:VAL:HG22	2:I:622:GLU:HB2	1.28	1.13
2:I:712:ALA:HB2	2:I:722:ILE:HG12	1.29	1.13
3:J:671:LYS:O	3:J:674:ARG:HG2	1.49	1.12
3:J:795:VAL:HG22	3:J:876:SER:HB2	1.29	1.12
3:J:481:MET:HA	3:J:489:ARG:HB2	1.26	1.12
3:J:671:LYS:HB3	3:J:674:ARG:HH11	1.12	1.12
2:I:368:THR:HA	2:I:372:LEU:HD12	1.32	1.11
3:J:110:SER:HB3	3:J:120:ALA:HB1	1.22	1.11
3:J:470:LEU:HB2	3:J:503:LEU:HD21	1.32	1.11
3:J:520:LEU:HD23	3:J:525:ARG:HD2	1.32	1.11
3:J:1125:PRO:HA	3:J:1132:LEU:HA	1.26	1.11
3:J:1289:LYS:HB2	3:J:1304:LYS:HE3	1.17	1.11
2:I:165:LEU:HB3	2:I:265:ARG:HE	1.02	1.10
2:I:1087:VAL:HA	2:I:1090:LYS:HE2	1.30	1.10
3:J:807:ALA:HA	3:J:833:GLU:HG2	1.29	1.10
2:I:750:LYS:HE2	3:J:681:ARG:HD3	1.16	1.10
3:J:843:PHE:HB2	3:J:866:VAL:HG22	1.27	1.10
2:I:202:TYR:HB3	2:I:207:LEU:HD21	1.34	1.09
3:J:149:LYS:HD3	3:J:150:ARG:HG3	1.25	1.09
3:J:671:LYS:HB3	3:J:674:ARG:NH1	1.67	1.09
3:J:759:ALA:HA	3:J:763:MET:HE2	1.15	1.09
1:H:161:ARG:HB2	1:H:164:ALA:HB2	1.31	1.09
3:J:895:VAL:HG12	3:J:899:LEU:HD23	1.26	1.09
3:J:1435:LEU:HD22	3:J:1464:GLU:HB2	1.29	1.09
1:G:49:PRO:HB3	1:G:148:VAL:HG22	1.26	1.09
1:G:94:LEU:HD11	1:G:119:ASP:HB3	1.28	1.09
2:I:697:ARG:HG3	2:I:699:PHE:HB2	1.28	1.09
3:J:133:ILE:HD12	3:J:454:ALA:HB1	1.18	1.09
3:J:141:ILE:HG21	3:J:161:LEU:HD21	1.35	1.09
3:J:1046:GLN:HA	3:J:1052:THR:HA	1.35	1.09
3:J:29:PRO:HB2	3:J:545:ARG:HG2	1.28	1.08
3:J:704:ARG:HH21	3:J:736:PHE:HA	1.13	1.08
3:J:1112:CYS:HB2	3:J:1195:GLN:HG2	1.16	1.08
3:J:1120:VAL:HG11	3:J:1144:LEU:HD21	1.20	1.08
3:J:1468:LEU:HD22	3:J:1470:ARG:HB2	1.32	1.08
2:I:474:VAL:HG21	2:I:529:VAL:HG12	1.31	1.08
2:I:571:LEU:HD21	2:I:700:TYR:HA	1.17	1.08
2:I:695:LEU:HD23	2:I:852:ILE:HD13	1.35	1.08
3:J:957:PRO:HG2	3:J:1007:VAL:HG22	1.25	1.08
4:K:33:HIS:HB2	4:K:37:ASN:HD21	1.06	1.08

Continued on next page...

Continued from previous page...

Atom-1	Atom-2	Interatomic distance (Å)	Clash overlap (Å)
2:I:101:ILE:HG23	2:I:107:LEU:HD22	1.36	1.08
3:J:1018:ASN:HB3	3:J:1021:TYR:HB3	1.29	1.08
1:H:132:LEU:HD21	1:H:138:LEU:HD23	1.36	1.07
3:J:1121:PRO:HA	3:J:1185:GLU:HG2	1.28	1.07
3:J:1147:ARG:HB2	3:J:1166:LEU:HD12	1.36	1.07
1:H:28:LEU:HB2	1:H:193:ASP:HB2	1.32	1.07
1:G:152:PRO:HD2	1:G:155:LYS:HE2	1.35	1.07
3:J:165:LYS:HG2	3:J:199:LEU:HD13	1.30	1.07
1:H:1:MET:HB3	1:H:5:LYS:HB2	1.26	1.07
2:I:710:ILE:HD12	2:I:790:LEU:HB2	1.35	1.07
2:I:711:GLU:HG2	2:I:822:VAL:HG12	1.36	1.07
3:J:471:GLU:HA	3:J:474:GLU:HG2	1.36	1.07
1:G:57:TYR:HB2	1:G:164:ALA:HB2	1.34	1.06
1:G:179:PHE:HB2	1:G:195:LEU:HD11	1.24	1.06
2:I:66:LEU:HD11	2:I:98:LEU:HD13	1.35	1.06
2:I:503:LEU:HG	2:I:508:ILE:HA	1.33	1.06
1:G:88:ARG:HD3	1:G:123:MET:HE3	1.36	1.06
2:I:629:TYR:HB2	2:I:637:LEU:HB2	1.36	1.06
2:I:432:ARG:HH22	2:I:518:LYS:HB3	1.17	1.06
3:J:1102:THR:HG21	3:J:1226:ALA:HB2	1.33	1.06
3:J:1125:PRO:HB3	3:J:1132:LEU:HG	1.34	1.06
4:K:34:GLY:HA3	4:K:95:VAL:HG12	1.30	1.06
2:I:966:LEU:HD21	2:I:986:PRO:HB3	1.36	1.06
2:I:944:LEU:HD11	2:I:963:LEU:HG	1.35	1.05
2:I:726:ILE:HD13	2:I:734:LEU:HD11	1.38	1.05
3:J:643:GLY:HA3	3:J:727:GLN:HB2	1.30	1.05
3:J:1487:VAL:HG13	3:J:1491:THR:HB	1.38	1.05
1:H:110:LYS:HE2	1:H:128:HIS:HB2	1.10	1.04
3:J:164:GLY:H	3:J:449:SER:HB3	1.13	1.04
3:J:785:ILE:HD13	3:J:935:LYS:HA	1.39	1.04
3:J:141:ILE:HD11	3:J:448:GLU:HG3	1.39	1.04
3:J:501:ALA:HB1	3:J:1453:ALA:HB2	1.40	1.04
2:I:1102:LEU:HB2	3:J:7:LYS:HB2	1.32	1.04
1:H:58:ILE:HB	1:H:61:VAL:HB	1.33	1.04
2:I:888:THR:HA	2:I:992:MET:HE3	1.40	1.04
2:I:1060:ILE:HD13	2:I:1063:ARG:HH21	1.22	1.04
3:J:1484:THR:HA	4:K:77:GLU:HA	1.38	1.04
1:G:229:GLN:OE1	1:H:11:PHE:HB3	1.55	1.03
1:H:186:LEU:HD23	1:H:188:GLN:H	1.23	1.03
2:I:34:VAL:HB	2:I:38:LYS:HG3	1.40	1.03
2:I:1012:PRO:HG2	2:I:1022:GLY:HA2	1.37	1.03

Continued on next page...

Continued from previous page...

Atom-1	Atom-2	Interatomic distance (Å)	Clash overlap (Å)
3:J:805:GLU:HA	3:J:832:ARG:HG3	1.38	1.03
3:J:1112:CYS:SG	3:J:1189:ARG:NH1	2.32	1.03
2:I:597:ALA:HB2	2:I:655:LEU:HD21	1.40	1.02
2:I:861:LEU:HD23	2:I:863:ASP:HB3	1.40	1.02
3:J:409:VAL:HG21	3:J:421:LEU:HD23	1.42	1.02
1:G:59:GLU:HB2	1:G:137:ARG:HH12	1.20	1.02
1:H:26:GLU:HB3	1:H:194:LYS:HG3	1.37	1.02
2:I:334:ARG:HD2	2:I:418:LEU:HD21	1.40	1.02
3:J:908:LYS:HA	3:J:911:LEU:HD22	1.39	1.02
3:J:1406:ARG:HG3	3:J:1412:LYS:HA	1.38	1.02
1:G:105:GLY:HA2	1:G:135:GLY:H	1.25	1.01
2:I:136:ILE:HD13	2:I:392:SER:HB2	1.39	1.01
4:K:48:MET:HG2	4:K:54:LEU:N	1.75	1.01
1:G:24:VAL:HG13	1:G:196:THR:HG22	1.42	1.01
1:H:180:GLN:OE1	1:H:198:ARG:NH1	1.92	1.01
3:J:1283:ILE:HG23	3:J:1292:VAL:HG22	1.40	1.01
1:G:83:LYS:HD3	1:G:167:VAL:HG11	1.42	1.01
1:H:95:GLN:HA	1:H:146:ARG:HG2	1.43	1.00
1:H:102:LYS:HZ3	1:H:139:ASN:HB2	1.19	1.00
2:I:522:VAL:HG12	2:I:524:VAL:HG13	1.42	1.00
2:I:1109:VAL:HG12	3:J:3:LYS:HD2	1.40	1.00
3:J:409:VAL:HG23	3:J:421:LEU:HA	1.42	1.00
2:I:64:LEU:HD13	2:I:359:MET:HG3	1.43	1.00
2:I:113:VAL:HG23	2:I:115:LEU:HD22	1.43	1.00
2:I:140:ILE:HG12	2:I:412:ALA:HA	1.40	1.00
2:I:230:ARG:HB3	2:I:233:GLU:HB3	1.42	1.00
3:J:661:MET:HB2	3:J:666:ILE:HB	1.44	1.00
3:J:1312:LEU:HD21	3:J:1327:ARG:HD3	1.43	1.00
2:I:858:MET:HA	2:I:978:ARG:HH22	1.27	1.00
2:I:274:ARG:O	2:I:278:GLU:N	1.95	0.99
3:J:1095:THR:HG22	3:J:1230:GLY:HA3	1.43	0.99
2:I:1005:MET:SD	3:J:647:ARG:NH1	2.36	0.99
2:I:7:GLY:HA3	2:I:904:PRO:HG2	1.41	0.99
2:I:861:LEU:HD12	2:I:862:PRO:HD2	1.43	0.99
3:J:797:LYS:HA	3:J:828:LYS:HB3	1.40	0.99
2:I:309:TYR:HE1	2:I:321:GLU:HB2	1.23	0.98
3:J:1281:VAL:O	3:J:1316:GLY:N	1.96	0.98
3:J:1486:VAL:HG12	4:K:75:PHE:HB3	1.44	0.98
2:I:738:ASP:HB2	2:I:744:ARG:HD2	1.45	0.98
2:I:1104:GLU:OE1	3:J:6:ARG:NH2	1.96	0.98
3:J:634:GLY:N	3:J:728:LEU:O	1.96	0.98

Continued on next page...

Continued from previous page...

Atom-1	Atom-2	Interatomic distance (Å)	Clash overlap (Å)
3:J:847:ASP:HA	3:J:850:LEU:HD12	1.44	0.98
2:I:309:TYR:CE1	2:I:321:GLU:HB2	1.99	0.98
2:I:662:GLU:HB2	2:I:667:ALA:HB2	1.42	0.98
1:H:2:LEU:HD12	1:H:6:LEU:HD22	1.43	0.98
2:I:313:LEU:HD13	2:I:321:GLU:HG2	1.44	0.98
2:I:443:THR:HG21	2:I:450:GLY:H	1.28	0.98
2:I:136:ILE:HG21	2:I:336:VAL:HG13	1.46	0.97
3:J:400:VAL:HG22	3:J:443:VAL:HG21	1.46	0.97
3:J:179:VAL:HG11	3:J:203:ALA:HB3	1.44	0.97
3:J:647:ARG:HA	3:J:650:LEU:HD12	1.45	0.97
4:K:13:VAL:HG11	4:K:19:LEU:HB2	1.40	0.97
3:J:1379:VAL:HG12	3:J:1419:PRO:HA	1.44	0.97
4:K:13:VAL:HG21	4:K:19:LEU:HD13	1.47	0.97
2:I:97:ARG:HA	2:I:111:ASP:O	1.64	0.97
2:I:564:MET:HB2	2:I:997:LEU:HD11	1.47	0.97
5:B:182:ILE:HD11	5:B:325:THR:HG22	1.47	0.97
2:I:516:ARG:HH21	2:I:521:PRO:HA	1.26	0.97
1:G:216:GLU:O	1:G:219:ARG:HG3	1.65	0.97
3:J:162:ARG:NH1	3:J:452:ILE:O	1.97	0.97
3:J:1382:THR:N	3:J:1416:ALA:O	1.97	0.97
1:G:27:PRO:HB2	1:G:192:LEU:HD13	1.47	0.96
3:J:106:LYS:HG2	3:J:586:ARG:HD2	1.46	0.96
3:J:998:GLU:HG2	3:J:1002:LYS:HE3	1.45	0.96
2:I:1060:ILE:HD12	2:I:1063:ARG:HE	1.30	0.96
2:I:915:LYS:HD3	2:I:918:LEU:HD12	1.45	0.96
2:I:957:LYS:HE2	2:I:961:GLU:HB3	1.48	0.96
2:I:43:GLY:HA2	2:I:341:THR:HB	1.45	0.96
2:I:579:VAL:HB	2:I:890:LEU:HD22	1.47	0.96
3:J:462:GLN:HA	3:J:465:LEU:HD12	1.45	0.96
3:J:1321:ALA:O	3:J:1339:LYS:NZ	1.99	0.96
3:J:1273:VAL:HG23	3:J:1325:LEU:HB2	1.46	0.96
2:I:714:ASP:HA	2:I:719:PRO:HA	1.47	0.96
2:I:977:GLY:H	2:I:980:GLY:HA2	1.31	0.96
2:I:1040:LEU:HD22	2:I:1049:LEU:HD13	1.47	0.96
2:I:281:LEU:HD12	2:I:306:THR:HA	1.47	0.95
2:I:753:ASP:O	2:I:792:VAL:N	1.97	0.95
2:I:754:ILE:HD13	2:I:791:ARG:HG2	1.47	0.95
3:J:553:ARG:HA	3:J:556:LYS:HD2	1.46	0.95
3:J:1047:LYS:N	3:J:1051:GLU:O	1.97	0.95
2:I:479:VAL:N	2:I:506:ASN:O	1.99	0.95
2:I:1115:LEU:HD21	3:J:84:ILE:HD12	1.48	0.95

Continued on next page...

Continued from previous page...

Atom-1	Atom-2	Interatomic distance (Å)	Clash overlap (Å)
3:J:1220:ALA:HB1	3:J:1223:ILE:HD13	1.48	0.95
1:G:227:ASN:HB2	1:G:229:GLN:HE22	1.28	0.95
2:I:595:LEU:HG	2:I:655:LEU:HD12	1.47	0.95
2:I:474:VAL:HA	2:I:479:VAL:HA	1.48	0.95
3:J:810:GLU:O	3:J:813:LEU:HG	1.67	0.95
3:J:793:THR:O	3:J:879:ARG:NE	1.96	0.95
3:J:1450:ALA:HA	3:J:1455:LYS:HG3	1.43	0.95
2:I:292:ARG:HB3	2:I:298:PHE:HA	1.48	0.95
2:I:177:GLU:HB3	2:I:181:VAL:HB	1.47	0.95
2:I:267:TYR:HB2	2:I:272:ALA:HB1	1.46	0.95
3:J:135:LEU:HA	3:J:455:ARG:HH21	1.31	0.95
3:J:632:VAL:N	3:J:726:ILE:O	2.00	0.95
2:I:212:GLY:HA3	2:I:218:VAL:HG11	1.47	0.94
2:I:524:VAL:HB	2:I:528:GLU:CD	1.88	0.94
2:I:269:LEU:HG	2:I:285:LEU:HD22	1.49	0.94
3:J:1335:LEU:HG	3:J:1344:VAL:HG22	1.45	0.94
2:I:924:VAL:HG13	2:I:928:LYS:HZ1	1.31	0.94
3:J:1283:ILE:HG21	3:J:1290:LEU:HD23	1.48	0.94
2:I:512:ARG:HD2	2:I:523:ILE:HG13	1.49	0.94
3:J:417:PRO:HA	3:J:430:ASP:HA	1.49	0.94
2:I:285:LEU:HD21	2:I:288:ARG:HA	1.47	0.94
2:I:673:LEU:N	2:I:868:ASP:OD2	2.00	0.94
2:I:880:MET:HB3	3:J:1061:PHE:HE2	1.30	0.94
1:G:1:MET:HB2	1:G:5:LYS:HB3	1.47	0.93
2:I:25:SER:HG	2:I:337:GLY:H	1.13	0.93
3:J:419:ASP:O	3:J:429:SER:N	2.01	0.93
3:J:699:VAL:HG12	3:J:717:GLN:HA	1.50	0.93
3:J:792:ILE:HD11	3:J:881:LEU:HD23	1.48	0.93
1:H:173:PRO:O	1:H:202:ASP:N	2.02	0.93
1:H:177:VAL:HG12	1:H:199:ILE:HG23	1.49	0.93
1:H:185:ARG:HB2	1:H:190:THR:HG23	1.48	0.93
3:J:958:GLU:HA	3:J:961:LYS:HE2	1.51	0.93
3:J:1398:TRP:CE3	3:J:1398:TRP:HA	2.02	0.93
3:J:140:ALA:HA	3:J:147:VAL:HB	1.47	0.93
3:J:703:ASN:CB	3:J:713:ILE:HG13	1.99	0.93
3:J:203:ALA:HB2	3:J:395:VAL:HG22	1.48	0.93
4:K:36:LYS:HB3	4:K:95:VAL:HG21	1.51	0.93
1:G:107:LYS:HZ2	1:G:109:VAL:HA	1.32	0.93
1:H:94:LEU:HD13	1:H:120:VAL:HG22	1.51	0.93
3:J:1114:THR:HB	3:J:1195:GLN:HB3	1.50	0.92
3:J:1106:VAL:HG13	3:J:1108:ARG:HD2	1.51	0.92

Continued on next page...

Continued from previous page...

Atom-1	Atom-2	Interatomic distance (Å)	Clash overlap (Å)
3:J:1122:LEU:N	3:J:1184:GLN:O	2.02	0.92
1:H:110:LYS:CE	1:H:128:HIS:HB2	1.99	0.92
2:I:595:LEU:O	2:I:655:LEU:N	2.03	0.92
1:H:112:ARG:NH2	1:H:126:ASP:OD1	2.02	0.92
3:J:164:GLY:N	3:J:449:SER:HB3	1.82	0.92
3:J:669:ASN:OD1	3:J:672:ALA:N	2.03	0.92
3:J:1207:TYR:CD1	3:J:1214:PRO:HG3	2.04	0.92
3:J:1404:ASN:O	3:J:1409:ALA:N	2.02	0.92
2:I:384:GLU:HG2	2:I:388:ARG:HH21	1.33	0.92
2:I:290:LEU:HD22	2:I:303:PHE:HE2	1.33	0.92
3:J:1275:SER:O	3:J:1322:GLY:N	2.02	0.92
2:I:5:ARG:HB3	2:I:902:ILE:HB	1.51	0.92
1:G:220:GLU:O	1:G:223:THR:HG22	1.69	0.92
3:J:481:MET:SD	3:J:493:ARG:HB3	2.09	0.92
3:J:551:ASN:O	3:J:555:LYS:HG3	1.70	0.91
3:J:1160:LEU:HD11	3:J:1174:LEU:HD21	1.51	0.91
2:I:880:MET:HB3	3:J:1061:PHE:CE2	2.04	0.91
1:G:159:LYS:HZ1	1:G:166:PRO:HD3	1.33	0.91
1:H:86:VAL:HG11	1:H:202:ASP:HB2	1.51	0.91
2:I:716:LYS:HB2	3:J:532:GLY:CA	1.99	0.91
3:J:141:ILE:HG23	3:J:161:LEU:HD11	1.51	0.91
3:J:970:LYS:HG2	3:J:995:LEU:HD13	1.51	0.91
2:I:206:THR:HB	2:I:209:ARG:HH21	1.36	0.91
2:I:432:ARG:NH2	2:I:492:ASP:OD2	2.04	0.91
2:I:469:THR:HG23	2:I:470:PRO:HD2	1.51	0.91
2:I:757:GLY:HA2	2:I:789:SER:HB3	1.53	0.91
2:I:571:LEU:HD23	2:I:670:GLN:HE21	1.33	0.91
1:H:56:VAL:HG22	1:H:142:VAL:HG12	1.51	0.91
2:I:24:GLU:OE1	2:I:28:ARG:NH1	2.04	0.91
2:I:692:GLU:HA	2:I:852:ILE:HD11	1.52	0.91
2:I:472:ARG:NH2	2:I:481:ASP:OD1	2.03	0.91
2:I:487:THR:HB	2:I:490:GLU:HG3	1.50	0.91
1:G:13:VAL:HG22	1:G:23:PHE:HD1	1.32	0.90
3:J:1018:ASN:O	3:J:1022:VAL:N	2.05	0.90
5:C:217:GLU:OE2	5:C:273:SER:OG	1.88	0.90
2:I:270:GLY:HA2	2:I:274:ARG:HD2	1.53	0.90
2:I:692:GLU:O	2:I:695:LEU:HG	1.71	0.90
3:J:7:LYS:HG2	3:J:1458:GLU:OE1	1.71	0.90
3:J:703:ASN:HB3	3:J:713:ILE:HG13	1.51	0.90
1:H:174:VAL:HA	1:H:201:THR:HA	1.53	0.90
2:I:290:LEU:HD22	2:I:303:PHE:CE2	2.07	0.90

Continued on next page...

Continued from previous page...

Atom-1	Atom-2	Interatomic distance (Å)	Clash overlap (Å)
1:H:149:GLY:O	1:H:171:PHE:N	2.03	0.90
3:J:481:MET:HA	3:J:489:ARG:CB	2.01	0.90
3:J:1305:LEU:HD12	3:J:1311:LEU:HD11	1.54	0.90
1:H:20:TYR:OH	1:H:22:GLU:OE2	1.89	0.90
2:I:76:PRO:HA	2:I:91:GLN:O	1.70	0.90
2:I:549:PHE:CD2	2:I:886:LEU:HB3	2.07	0.90
2:I:328:LEU:HB2	2:I:433:THR:HG21	1.50	0.90
2:I:1118:LYS:NZ	3:J:20:SER:O	2.03	0.90
3:J:414:ARG:HG2	3:J:434:ARG:CA	2.02	0.90
1:G:44:LEU:HD12	1:G:177:VAL:HG11	1.52	0.90
2:I:976:ASP:OD2	2:I:979:THR:N	2.04	0.90
5:F:178:GLN:HB3	5:F:321:THR:HG23	1.54	0.90
2:I:73:LEU:HB3	2:I:94:LEU:HA	1.54	0.90
3:J:761:ILE:HD13	4:K:20:THR:HG23	1.54	0.90
2:I:1:MET:HA	2:I:899:GLN:HA	1.52	0.89
2:I:31:GLN:HE21	2:I:34:VAL:HG23	1.37	0.89
1:G:85:LEU:HD12	1:G:124:ASN:HB3	1.54	0.89
1:G:186:LEU:HB2	1:G:192:LEU:HD12	1.52	0.89
3:J:1272:ALA:N	3:J:1329:ALA:O	2.04	0.89
1:H:110:LYS:HE2	1:H:128:HIS:CB	2.01	0.89
1:H:206:THR:HG22	1:H:209:GLU:HG3	1.52	0.89
2:I:304:LEU:HG	2:I:305:PRO:HD3	1.55	0.89
3:J:761:ILE:CD1	4:K:20:THR:HG23	2.03	0.89
1:H:153:ALA:HA	1:H:156:HIS:NE2	1.87	0.89
3:J:830:ALA:HB1	3:J:832:ARG:HH22	1.38	0.89
1:G:29:GLU:HB2	1:G:32:PHE:CE2	2.08	0.89
2:I:140:ILE:HG22	2:I:333:ILE:CD1	2.02	0.89
1:H:151:VAL:O	1:H:169:ALA:N	2.06	0.89
1:G:48:ILE:HD13	1:G:210:ALA:HB1	1.55	0.89
1:G:219:ARG:HB2	1:H:219:ARG:HE	1.37	0.89
1:G:225:PHE:CE1	1:H:25:LEU:HD22	2.07	0.89
1:H:4:SER:HA	1:H:7:LYS:HB3	1.55	0.89
1:H:156:HIS:ND1	1:H:158:ILE:HG12	1.88	0.88
2:I:692:GLU:HG2	2:I:853:LEU:O	1.70	0.88
3:J:1037:GLN:HG2	3:J:1042:ARG:HB3	1.53	0.88
1:H:24:VAL:HG13	1:H:196:THR:HG22	1.53	0.88
3:J:780:LYS:NZ	3:J:908:LYS:O	2.05	0.88
3:J:1120:VAL:CG1	3:J:1144:LEU:HD21	2.04	0.88
2:I:600:ASP:HB3	2:I:616:GLU:HG3	1.54	0.88
5:A:217:GLU:OE2	5:A:273:SER:OG	1.91	0.88
2:I:554:ASP:HB3	2:I:880:MET:HB2	1.55	0.88

Continued on next page...

Continued from previous page...

Atom-1	Atom-2	Interatomic distance (Å)	Clash overlap (Å)
3:J:544:TYR:O	3:J:548:ILE:HG12	1.73	0.88
3:J:1010:ASN:HA	3:J:1014:ASN:ND2	1.89	0.88
1:G:59:GLU:OE1	1:G:137:ARG:NH2	2.06	0.88
2:I:457:ALA:N	2:I:540:PHE:O	2.05	0.88
2:I:543:ASN:OD1	2:I:562:SER:OG	1.90	0.88
3:J:44:LEU:O	3:J:525:ARG:NH2	2.07	0.88
3:J:1156:LEU:HG	3:J:1177:ALA:HB2	1.56	0.88
1:H:91:ASN:O	1:H:146:ARG:NH2	2.07	0.88
2:I:165:LEU:HB3	2:I:265:ARG:NE	1.86	0.88
3:J:134:VAL:O	3:J:455:ARG:HB2	1.74	0.88
3:J:143:ASN:HD21	3:J:145:VAL:HG12	1.39	0.88
3:J:922:LEU:HD13	3:J:926:LYS:HE3	1.55	0.88
2:I:225:SER:HA	2:I:228:ALA:HB3	1.53	0.88
1:G:108:GLU:HG2	1:G:131:THR:HG22	1.56	0.87
2:I:878:SER:OG	2:I:879:ARG:NH1	2.07	0.87
3:J:945:SER:OG	3:J:947:ILE:HG12	1.74	0.87
3:J:1192:LEU:HD23	3:J:1373:ARG:HB2	1.54	0.87
1:G:28:LEU:HB2	1:G:193:ASP:HB2	1.56	0.87
1:G:185:ARG:NH1	1:G:186:LEU:O	2.07	0.87
2:I:676:ILE:HD11	2:I:873:PRO:HA	1.56	0.87
3:J:1263:PHE:HE1	3:J:1371:VAL:HG11	1.38	0.87
1:H:64:GLU:OE2	1:H:76:VAL:HG22	1.74	0.87
2:I:630:ARG:HG3	2:I:634:GLY:HA2	1.56	0.87
3:J:1332:PRO:HB2	3:J:1421:LEU:HD21	1.55	0.87
3:J:1336:LEU:HA	3:J:1344:VAL:HG21	1.55	0.87
1:G:107:LYS:NZ	1:G:113:ASP:OD2	2.06	0.87
3:J:520:LEU:O	3:J:525:ARG:NH1	2.07	0.87
1:G:45:LEU:HD11	1:G:177:VAL:HB	1.54	0.87
1:H:110:LYS:HG2	1:H:128:HIS:HA	1.54	0.87
3:J:425:GLY:HA2	3:J:428:LYS:HE2	1.55	0.87
2:I:54:ILE:HD11	2:I:356:ARG:HB2	1.54	0.87
2:I:206:THR:HA	2:I:209:ARG:HE	1.36	0.87
3:J:702:LEU:HG	3:J:747:VAL:HG12	1.54	0.87
3:J:971:LEU:HD22	3:J:996:TRP:HZ2	1.39	0.87
3:J:971:LEU:HD11	3:J:992:ILE:HG23	1.57	0.87
3:J:1283:ILE:HG12	3:J:1292:VAL:HG13	1.54	0.87
2:I:41:ASN:HB2	2:I:49:ARG:HH22	1.37	0.87
2:I:553:ASP:HA	2:I:881:ASN:HA	1.56	0.87
2:I:807:ARG:HA	2:I:821:GLU:HB2	1.56	0.87
3:J:81:THR:HG21	3:J:85:VAL:HG13	1.57	0.87
3:J:1394:VAL:HB	3:J:1397:LYS:HE2	1.56	0.87

Continued on next page...

Continued from previous page...

Atom-1	Atom-2	Interatomic distance (Å)	Clash overlap (Å)
3:J:1476:THR:HG22	3:J:1482:ARG:HG3	1.57	0.87
2:I:8:ARG:N	2:I:907:ASP:OD2	2.08	0.87
2:I:435:TYR:HE2	2:I:516:ARG:HG3	1.39	0.87
3:J:562:ALA:HA	3:J:567:ILE:HD11	1.55	0.87
3:J:860:LEU:HD12	3:J:877:PRO:HB2	1.55	0.87
3:J:1201:CYS:O	3:J:1205:TYR:N	2.06	0.87
1:H:220:GLU:O	1:H:223:THR:OG1	1.91	0.86
2:I:516:ARG:NH2	2:I:521:PRO:HA	1.88	0.86
2:I:805:ARG:HE	2:I:807:ARG:HE	1.19	0.86
3:J:1286:THR:OG1	3:J:1289:LYS:O	1.92	0.86
2:I:207:LEU:O	2:I:211:LEU:HB3	1.73	0.86
3:J:1488:ASP:OD1	3:J:1491:THR:OG1	1.92	0.86
1:H:181:VAL:HG22	1:H:195:LEU:HD13	1.57	0.86
2:I:177:GLU:OE2	2:I:179:ASN:ND2	2.08	0.86
2:I:474:VAL:CG2	2:I:529:VAL:HG12	2.05	0.86
1:G:80:LEU:HD23	1:G:83:LYS:HE2	1.57	0.86
1:H:175:ARG:N	1:H:200:TRP:O	2.08	0.86
3:J:418:GLY:N	3:J:429:SER:O	2.05	0.86
3:J:1148:VAL:HG12	3:J:1163:GLY:HA2	1.56	0.86
1:G:184:THR:HB	1:G:194:LYS:HB2	1.55	0.86
3:J:136:ASP:OD1	3:J:150:ARG:HG2	1.74	0.86
3:J:780:LYS:HZ3	3:J:912:LYS:HB2	1.40	0.86
1:H:53:VAL:HA	1:H:144:VAL:HG22	1.56	0.86
2:I:183:SER:HA	2:I:190:LYS:HE2	1.56	0.86
2:I:239:PHE:CE1	2:I:254:VAL:HB	2.11	0.86
2:I:810:ASP:OD1	2:I:815:LEU:HD13	1.74	0.86
3:J:42:ASP:HA	3:J:46:ASP:HB2	1.56	0.86
3:J:161:LEU:HD22	3:J:452:ILE:HG21	1.57	0.86
1:G:105:GLY:HA2	1:G:135:GLY:N	1.91	0.86
2:I:597:ALA:O	2:I:652:GLY:N	2.09	0.86
3:J:708:LEU:HD22	3:J:1231:GLU:HG3	1.58	0.86
3:J:1192:LEU:CD2	3:J:1373:ARG:HB2	2.05	0.86
2:I:1:MET:HG3	2:I:899:GLN:HA	1.57	0.86
2:I:611:ILE:HG13	2:I:625:LEU:HD11	1.56	0.86
2:I:689:VAL:HB	2:I:870:ILE:HG13	1.58	0.86
2:I:712:ALA:HB2	2:I:722:ILE:CG1	2.06	0.86
3:J:1124:GLN:HE21	3:J:1133:ARG:HD2	1.41	0.86
2:I:984:GLU:OE2	3:J:945:SER:HA	1.74	0.86
2:I:428:ARG:NH1	2:I:449:ILE:O	2.09	0.85
3:J:1310:ARG:O	3:J:1327:ARG:N	2.07	0.85
2:I:176:VAL:HG13	2:I:310:LEU:HD21	1.57	0.85

Continued on next page...

Continued from previous page...

Atom-1	Atom-2	Interatomic distance (Å)	Clash overlap (Å)
2:I:184:MET:HG3	2:I:191:PHE:O	1.77	0.85
2:I:385:PHE:O	2:I:389:SER:HB3	1.75	0.85
2:I:436:GLY:O	2:I:469:THR:OG1	1.93	0.85
2:I:720:GLU:HB3	2:I:758:ARG:HD2	1.58	0.85
1:H:80:LEU:HD21	3:J:842:VAL:HG12	1.55	0.85
2:I:25:SER:OG	2:I:337:GLY:N	2.08	0.85
2:I:554:ASP:N	2:I:880:MET:O	2.08	0.85
2:I:674:VAL:HG23	2:I:869:VAL:HG23	1.58	0.85
3:J:50:PHE:CG	3:J:522:PRO:HD3	2.11	0.85
3:J:814:ALA:HB1	3:J:818:ARG:HH21	1.40	0.85
3:J:956:ILE:HG22	3:J:961:LYS:NZ	1.91	0.85
2:I:834:GLN:N	2:I:837:ASP:OD2	2.07	0.85
3:J:206:ARG:HH21	3:J:394:LEU:HD13	1.42	0.85
4:K:70:THR:HB	4:K:72:ARG:HD3	1.57	0.85
3:J:421:LEU:HB3	3:J:444:VAL:HG11	1.55	0.85
3:J:399:ARG:HG3	3:J:431:VAL:HG21	1.59	0.85
3:J:835:SER:H	3:J:838:ARG:HH21	1.21	0.85
3:J:1149:LEU:O	3:J:1163:GLY:N	2.08	0.85
3:J:1313:VAL:HG21	3:J:1319:VAL:HG11	1.58	0.85
1:G:91:ASN:HB3	1:G:94:LEU:HG	1.57	0.85
2:I:1102:LEU:CB	3:J:7:LYS:HB2	2.07	0.85
3:J:135:LEU:HD13	3:J:137:PRO:HG2	1.59	0.85
4:K:54:LEU:HA	4:K:58:PRO:HG2	1.58	0.85
2:I:722:ILE:HD13	2:I:758:ARG:HB2	1.56	0.85
3:J:796:ARG:NH2	3:J:862:ASP:OD1	2.10	0.85
3:J:1273:VAL:O	3:J:1325:LEU:N	2.09	0.85
4:K:33:HIS:HB2	4:K:37:ASN:ND2	1.90	0.85
3:J:1147:ARG:HB2	3:J:1166:LEU:CD1	2.06	0.85
3:J:1384:PRO:HG3	3:J:1389:LEU:H	1.42	0.85
2:I:64:LEU:HB2	2:I:359:MET:HE2	1.58	0.84
2:I:495:THR:N	2:I:530:GLU:OE1	2.08	0.84
3:J:191:LEU:HD13	3:J:393:ILE:HG22	1.58	0.84
3:J:434:ARG:N	3:J:449:SER:O	2.10	0.84
3:J:813:LEU:HB2	3:J:839:LEU:CD2	2.07	0.84
3:J:1312:LEU:CD2	3:J:1327:ARG:HD3	2.07	0.84
3:J:464:LEU:HD23	3:J:467:GLU:OE1	1.77	0.84
3:J:1041:LEU:HD12	3:J:1057:VAL:O	1.75	0.84
2:I:1016:ILE:HG23	2:I:1017:THR:HG23	1.58	0.84
3:J:550:ARG:HE	3:J:553:ARG:HH22	1.25	0.84
2:I:143:SER:O	2:I:147:TYR:OH	1.94	0.84
2:I:165:LEU:HG	2:I:166:PRO:HA	1.59	0.84

Continued on next page...

Continued from previous page...

Atom-1	Atom-2	Interatomic distance (Å)	Clash overlap (Å)
2:I:750:LYS:HE2	3:J:681:ARG:CD	2.04	0.84
2:I:139:GLN:HG2	2:I:140:ILE:H	1.43	0.84
2:I:304:LEU:CG	2:I:305:PRO:HD3	2.07	0.84
1:H:219:ARG:HD2	1:H:222:LEU:HD12	1.57	0.84
2:I:54:ILE:HD13	2:I:355:VAL:HG13	1.57	0.84
2:I:379:GLU:OE2	2:I:383:ARG:NH1	2.10	0.84
3:J:149:LYS:CD	3:J:150:ARG:HG3	2.07	0.84
3:J:1393:GLN:HG2	3:J:1398:TRP:CZ2	2.12	0.84
2:I:24:GLU:O	2:I:28:ARG:N	2.10	0.84
3:J:132:TYR:N	3:J:456:MET:SD	2.50	0.84
3:J:411:THR:OG1	3:J:437:VAL:N	2.10	0.84
3:J:483:HIS:HB2	3:J:484:PRO:HD3	1.60	0.84
3:J:924:MET:SD	4:K:6:ILE:HD13	2.17	0.84
3:J:1383:ASP:HB3	3:J:1416:ALA:H	1.40	0.84
3:J:1393:GLN:CG	3:J:1398:TRP:HZ2	1.90	0.84
2:I:28:ARG:NE	2:I:40:GLU:OE2	2.08	0.84
2:I:194:VAL:HG22	2:I:198:ARG:HE	1.38	0.84
2:I:754:ILE:CD1	2:I:791:ARG:HG2	2.08	0.84
2:I:756:VAL:O	2:I:790:LEU:N	2.09	0.84
2:I:1092:LEU:HD13	2:I:1099:VAL:HG21	1.59	0.84
3:J:206:ARG:O	3:J:391:ALA:N	2.11	0.84
3:J:484:PRO:HB3	3:J:488:ARG:NE	1.93	0.84
3:J:1384:PRO:CD	3:J:1389:LEU:HB3	2.08	0.84
1:H:159:LYS:HZ3	1:H:166:PRO:HD3	1.41	0.84
2:I:54:ILE:CD1	2:I:355:VAL:HG13	2.06	0.84
2:I:83:CYS:HB3	2:I:128:ILE:HG21	1.58	0.84
3:J:102:ILE:HD12	3:J:579:ASP:HB3	1.58	0.84
3:J:783:ARG:HE	3:J:1029:ARG:HG2	1.40	0.84
3:J:1384:PRO:HD3	3:J:1389:LEU:HB3	1.58	0.84
2:I:198:ARG:NH1	2:I:224:GLU:O	2.10	0.83
3:J:1128:VAL:HB	3:J:1131:SER:HB3	1.60	0.83
3:J:1347:TYR:HD2	3:J:1348:LEU:HD22	1.43	0.83
1:H:50:GLY:N	1:H:147:GLY:O	2.11	0.83
3:J:119:SER:HB2	3:J:123:LEU:HB2	1.60	0.83
3:J:397:LYS:NZ	3:J:448:GLU:HB3	1.92	0.83
3:J:1009:LYS:HA	3:J:1012:GLU:OE1	1.78	0.83
2:I:332:ARG:NH2	2:I:338:GLU:OE2	2.11	0.83
2:I:683:ASN:HB2	2:I:872:ASN:HB2	1.60	0.83
2:I:1008:ARG:HE	2:I:1028:GLY:HA2	1.43	0.83
3:J:30:GLU:HB3	3:J:41:ARG:HG2	1.57	0.83
3:J:889:ALA:HB1	3:J:930:LEU:HA	1.60	0.83

Continued on next page...

Continued from previous page...

Atom-1	Atom-2	Interatomic distance (Å)	Clash overlap (Å)
3:J:1114:THR:O	3:J:1189:ARG:NH2	2.11	0.83
5:E:156:LEU:HD11	5:E:174:ILE:HD13	1.60	0.83
1:G:132:LEU:HD13	1:G:136:GLY:O	1.79	0.83
1:G:161:ARG:HB2	1:G:164:ALA:HB2	1.60	0.83
1:G:175:ARG:HH12	1:G:202:ASP:HB3	1.44	0.83
3:J:819:GLY:CA	3:J:824:ASN:HB2	2.09	0.83
3:J:1494:ALA:HA	3:J:1497:GLU:OE1	1.78	0.83
1:G:57:TYR:HB2	1:G:164:ALA:CB	2.09	0.83
1:H:10:VAL:HB	1:H:26:GLU:OE2	1.78	0.83
1:H:159:LYS:NZ	1:H:166:PRO:HD3	1.93	0.83
5:E:348:MET:HE1	5:E:372:THR:HG22	1.60	0.83
1:H:184:THR:O	1:H:192:LEU:HB2	1.77	0.83
2:I:944:LEU:HD13	2:I:962:GLN:HE21	1.42	0.83
3:J:963:TYR:CE1	3:J:1002:LYS:HB3	2.14	0.83
5:C:208:ILE:HG21	5:C:268:MET:SD	2.19	0.83
1:H:103:ALA:HB1	1:H:132:LEU:HD11	1.59	0.83
2:I:541:SER:O	2:I:545:ASN:ND2	2.11	0.83
2:I:597:ALA:N	2:I:653:ASP:O	2.11	0.83
2:I:1036:GLU:OE1	2:I:1036:GLU:N	2.09	0.83
2:I:1115:LEU:HD21	3:J:84:ILE:CD1	2.09	0.83
3:J:33:ASN:N	3:J:40:GLU:OE1	2.11	0.83
2:I:269:LEU:HG	2:I:285:LEU:CD2	2.08	0.83
2:I:339:LEU:O	2:I:343:GLN:NE2	2.11	0.83
3:J:131:LYS:HA	3:J:456:MET:HE2	1.59	0.83
5:F:182:ILE:HD11	5:F:325:THR:HG22	1.61	0.83
1:H:49:PRO:HA	1:H:148:VAL:HA	1.59	0.83
3:J:86:ARG:O	3:J:521:PRO:HB3	1.79	0.83
3:J:408:GLU:N	3:J:422:ALA:HA	1.93	0.83
3:J:15:PRO:HA	3:J:18:ILE:HG12	1.59	0.82
3:J:131:LYS:HA	3:J:456:MET:CE	2.10	0.82
3:J:462:GLN:O	3:J:466:LYS:HG3	1.79	0.82
3:J:700:VAL:HG13	3:J:718:PRO:HG3	1.59	0.82
1:G:181:VAL:HG22	1:G:195:LEU:HD13	1.61	0.82
2:I:654:LEU:HD22	2:I:664:GLY:HA3	1.60	0.82
3:J:90:MET:HG3	3:J:519:VAL:O	1.79	0.82
3:J:408:GLU:CB	3:J:420:VAL:HG12	2.08	0.82
3:J:800:LYS:CE	3:J:804:LEU:HB3	2.06	0.82
1:G:18:ARG:HH21	1:G:205:VAL:HA	1.44	0.82
2:I:81:ASP:OD1	2:I:84:ARG:NH2	2.13	0.82
2:I:605:LYS:HB3	2:I:610:ARG:NH2	1.94	0.82
2:I:760:SER:O	2:I:786:LYS:N	2.10	0.82

Continued on next page...

Continued from previous page...

Atom-1	Atom-2	Interatomic distance (Å)	Clash overlap (Å)
2:I:1060:ILE:HA	2:I:1063:ARG:NE	1.94	0.82
3:J:759:ALA:HA	3:J:763:MET:CE	2.05	0.82
3:J:868:TYR:N	3:J:871:LYS:O	2.11	0.82
3:J:1120:VAL:HG11	3:J:1144:LEU:CD2	2.08	0.82
5:A:152:ARG:NH1	5:A:153:GLN:O	2.11	0.82
2:I:522:VAL:HG12	2:I:524:VAL:CG1	2.09	0.82
2:I:579:VAL:HB	2:I:890:LEU:CD2	2.10	0.82
3:J:187:LYS:HB2	3:J:199:LEU:HA	1.61	0.82
3:J:859:ASP:O	3:J:877:PRO:HG2	1.80	0.82
3:J:971:LEU:HD22	3:J:996:TRP:CZ2	2.14	0.82
1:G:23:PHE:HB2	1:G:197:LEU:HD21	1.61	0.82
1:G:42:ARG:HH12	1:H:34:VAL:HG12	1.41	0.82
2:I:472:ARG:HG2	2:I:534:VAL:HA	1.60	0.82
2:I:474:VAL:HG12	2:I:479:VAL:HG12	1.60	0.82
2:I:745:ILE:HA	2:I:800:VAL:HG11	1.61	0.82
2:I:1030:GLN:HB3	3:J:626:SER:HB2	1.59	0.82
3:J:1406:ARG:NH1	3:J:1413:THR:O	2.11	0.82
2:I:750:LYS:CE	3:J:681:ARG:HD3	2.06	0.82
2:I:966:LEU:HG	2:I:971:LYS:O	1.78	0.82
3:J:1006:ALA:O	3:J:1009:LYS:HG3	1.80	0.82
1:G:39:PRO:HA	1:G:42:ARG:HD3	1.61	0.82
2:I:204:GLN:CG	2:I:228:ALA:HB1	2.09	0.82
2:I:572:ILE:HD13	2:I:701:THR:HB	1.60	0.82
3:J:785:ILE:HD11	3:J:935:LYS:HG3	1.60	0.82
2:I:5:ARG:CB	2:I:902:ILE:HB	2.09	0.82
2:I:473:ARG:O	2:I:480:THR:N	2.11	0.82
3:J:123:LEU:HD12	3:J:152:LEU:HD21	1.60	0.82
3:J:671:LYS:CB	3:J:674:ARG:HH11	1.93	0.82
3:J:1197:ARG:HD2	3:J:1198:TYR:N	1.95	0.82
3:J:1433:SER:OG	3:J:1464:GLU:OE1	1.98	0.82
3:J:805:GLU:OE1	3:J:805:GLU:N	2.10	0.82
3:J:971:LEU:CD1	3:J:992:ILE:HG12	2.10	0.82
3:J:1128:VAL:N	3:J:1131:SER:OG	2.13	0.82
4:K:14:ASP:OD2	4:K:18:ARG:NH1	2.12	0.82
4:K:43:GLU:HG2	4:K:44:GLU:H	1.45	0.82
2:I:726:ILE:HD13	2:I:734:LEU:CD1	2.09	0.81
2:I:888:THR:HA	2:I:992:MET:CE	2.08	0.81
2:I:713:ARG:O	2:I:720:GLU:N	2.12	0.81
1:H:61:VAL:O	1:H:163:ASN:ND2	2.12	0.81
2:I:56:GLU:HB2	2:I:359:MET:CE	2.11	0.81
2:I:64:LEU:HD12	2:I:100:LEU:HD11	1.62	0.81

Continued on next page...

Continued from previous page...

Atom-1	Atom-2	Interatomic distance (Å)	Clash overlap (Å)
2:I:267:TYR:HB2	2:I:272:ALA:CB	2.09	0.81
3:J:17:LYS:HG2	3:J:21:TRP:HZ3	1.45	0.81
3:J:29:PRO:HD3	3:J:548:ILE:CG2	2.10	0.81
3:J:400:VAL:CG2	3:J:443:VAL:HG21	2.10	0.81
3:J:420:VAL:HG22	3:J:428:LYS:HE2	1.62	0.81
3:J:1122:LEU:O	3:J:1134:LEU:HD12	1.79	0.81
2:I:675:ALA:HA	2:I:989:VAL:HG12	1.61	0.81
3:J:112:ILE:HD11	3:J:465:LEU:HD21	1.60	0.81
3:J:1122:LEU:HD11	3:J:1186:VAL:HG23	1.60	0.81
3:J:1404:ASN:OD1	3:J:1408:ILE:HD12	1.80	0.81
3:J:1486:VAL:CG1	4:K:22:VAL:HG13	2.10	0.81
1:G:223:THR:HB	1:H:219:ARG:HH22	1.45	0.81
2:I:957:LYS:CE	2:I:961:GLU:HB3	2.08	0.81
1:G:60:ASP:OD1	1:G:137:ARG:NH1	2.14	0.81
1:H:140:MET:SD	1:H:142:VAL:HG13	2.20	0.81
2:I:7:GLY:HA2	2:I:907:ASP:O	1.79	0.81
2:I:43:GLY:HA2	2:I:341:THR:CB	2.11	0.81
2:I:758:ARG:N	2:I:789:SER:OG	2.14	0.81
2:I:1067:TYR:O	2:I:1071:ILE:HG12	1.81	0.81
3:J:1125:PRO:CB	3:J:1132:LEU:HG	2.10	0.81
1:G:111:ALA:HB2	1:G:127:LEU:HB3	1.63	0.81
2:I:357:GLU:O	2:I:361:MET:HG3	1.81	0.81
2:I:944:LEU:HD13	2:I:962:GLN:NE2	1.96	0.81
3:J:520:LEU:HD23	3:J:525:ARG:CD	2.08	0.81
3:J:703:ASN:HB3	3:J:713:ILE:CG1	2.09	0.81
3:J:1480:PHE:O	4:K:18:ARG:NH2	2.13	0.81
2:I:110:GLU:HG3	2:I:369:PRO:HA	1.62	0.81
2:I:165:LEU:HD23	2:I:265:ARG:HH21	1.45	0.81
2:I:724:ARG:N	2:I:740:GLU:OE2	2.11	0.81
3:J:1351:GLU:O	3:J:1354:LYS:HG3	1.81	0.81
3:J:1194:CYS:HB2	3:J:1204:CYS:HB3	1.63	0.81
5:E:226:ARG:NH2	5:E:234:VAL:HG11	1.96	0.81
1:G:101:LEU:HB2	1:G:114:PHE:CD1	2.15	0.81
2:I:746:GLY:H	2:I:800:VAL:HB	1.46	0.81
2:I:1035:MET:HA	2:I:1038:TRP:CD2	2.15	0.81
3:J:1102:THR:CG2	3:J:1226:ALA:HB2	2.10	0.81
1:G:86:VAL:HG12	1:G:124:ASN:HB2	1.63	0.80
2:I:497:ALA:O	2:I:533:ASP:N	2.13	0.80
2:I:1103:ASP:OD2	2:I:1105:LYS:NZ	2.14	0.80
3:J:1209:LEU:HD11	3:J:1215:VAL:HA	1.60	0.80
1:H:58:ILE:HG21	1:H:68:ILE:HD11	1.63	0.80

Continued on next page...

Continued from previous page...

Atom-1	Atom-2	Interatomic distance (Å)	Clash overlap (Å)
2:I:304:LEU:CD2	2:I:305:PRO:HD3	2.11	0.80
2:I:328:LEU:HB2	2:I:433:THR:CG2	2.10	0.80
2:I:568:ALA:HB1	2:I:668:LEU:HD22	1.63	0.80
3:J:631:ILE:HD11	3:J:745:MET:HB2	1.62	0.80
3:J:807:ALA:CA	3:J:833:GLU:HG2	2.08	0.80
3:J:1147:ARG:HB3	3:J:1188:VAL:HG21	1.62	0.80
2:I:195:LEU:HA	2:I:198:ARG:HD2	1.63	0.80
2:I:535:SER:O	2:I:538:GLN:HG2	1.80	0.80
2:I:593:ALA:HB1	2:I:658:GLY:HA3	1.63	0.80
2:I:676:ILE:HG12	2:I:873:PRO:HG3	1.64	0.80
2:I:1101:THR:OG1	2:I:1109:VAL:O	1.99	0.80
3:J:22:SER:OG	3:J:92:HIS:ND1	1.97	0.80
3:J:1202:GLN:O	3:J:1206:GLY:N	2.15	0.80
3:J:1283:ILE:CG2	3:J:1290:LEU:HD23	2.11	0.80
3:J:407:VAL:HG11	3:J:437:VAL:HG11	1.62	0.80
3:J:661:MET:HE1	3:J:667:ALA:N	1.96	0.80
3:J:774:SER:OG	3:J:776:GLU:OE1	1.98	0.80
1:G:206:THR:N	1:G:209:GLU:OE1	2.12	0.80
2:I:63:GLY:HA3	2:I:103:LYS:HG3	1.64	0.80
3:J:136:ASP:HA	3:J:149:LYS:O	1.82	0.80
3:J:525:ARG:HG3	3:J:541:ASN:OD1	1.80	0.80
5:A:290:ARG:O	5:B:290:ARG:NH1	2.14	0.80
1:G:181:VAL:HG12	2:I:938:LYS:HZ3	1.45	0.80
2:I:75:GLU:O	2:I:92:ALA:HA	1.82	0.80
2:I:1101:THR:O	2:I:1108:PRO:HA	1.82	0.80
3:J:563:PRO:O	3:J:567:ILE:HG13	1.81	0.80
3:J:806:PHE:CE1	3:J:813:LEU:HB3	2.16	0.80
3:J:834:THR:HB	3:J:838:ARG:HB2	1.64	0.80
3:J:923:GLY:O	3:J:927:THR:OG1	1.99	0.80
4:K:46:PRO:HD2	4:K:63:TRP:CH2	2.15	0.80
1:H:54:THR:HG21	1:H:145:ASP:OD2	1.81	0.80
2:I:974:LEU:O	2:I:982:PRO:HA	1.81	0.80
3:J:135:LEU:HA	3:J:455:ARG:NH2	1.95	0.80
3:J:601:ARG:HG3	3:J:605:ASP:HB2	1.64	0.80
1:H:176:ARG:NH1	1:H:178:ALA:HB2	1.97	0.80
3:J:634:GLY:O	3:J:637:LEU:N	2.13	0.80
3:J:786:ILE:HG12	3:J:911:LEU:CD2	2.12	0.80
3:J:907:GLU:O	3:J:911:LEU:HD13	1.81	0.80
3:J:1330:ILE:HG23	3:J:1334:GLN:HE21	1.45	0.80
1:G:88:ARG:NH1	1:G:121:GLU:OE1	2.14	0.80
3:J:1379:VAL:HG11	3:J:1395:LEU:HD13	1.64	0.80

Continued on next page...

Continued from previous page...

Atom-1	Atom-2	Interatomic distance (Å)	Clash overlap (Å)
2:I:1042:ALA:CB	3:J:710:ARG:HG3	2.13	0.79
2:I:101:ILE:HG23	2:I:107:LEU:CD2	2.11	0.79
3:J:409:VAL:HG21	3:J:415:VAL:HG11	1.63	0.79
3:J:853:VAL:HG22	3:J:858:VAL:HG23	1.63	0.79
2:I:496:ILE:O	2:I:516:ARG:N	2.15	0.79
3:J:4:GLU:O	3:J:6:ARG:NH1	2.15	0.79
5:D:156:LEU:HD11	5:D:174:ILE:HD13	1.63	0.79
1:G:73:GLU:OE2	1:G:130:ALA:HB1	1.82	0.79
1:G:73:GLU:HG3	1:G:78:ILE:HG12	1.63	0.79
1:G:152:PRO:HD2	1:G:155:LYS:CE	2.10	0.79
1:G:161:ARG:HB2	1:G:164:ALA:CB	2.13	0.79
1:H:103:ALA:CB	1:H:132:LEU:HD11	2.12	0.79
2:I:174:LEU:HD22	2:I:193:LEU:HD21	1.63	0.79
3:J:1481:VAL:HG13	4:K:18:ARG:HA	1.64	0.79
2:I:1105:LYS:HG3	2:I:1107:ASN:ND2	1.98	0.79
3:J:1111:ASP:HA	3:J:1201:CYS:SG	2.22	0.79
1:G:89:PHE:CE2	1:G:146:ARG:HB2	2.17	0.79
1:G:221:HIS:HA	1:G:224:TYR:CZ	2.17	0.79
1:H:48:ILE:HG21	1:H:173:PRO:HD2	1.63	0.79
1:H:70:GLY:O	1:H:133:GLU:N	2.15	0.79
1:H:80:LEU:HA	1:H:83:LYS:HG2	1.63	0.79
3:J:917:GLN:HA	3:J:920:LEU:HD12	1.64	0.79
5:D:163:LEU:O	5:D:167:VAL:HG23	1.82	0.79
2:I:281:LEU:HD11	2:I:306:THR:HG22	1.65	0.79
2:I:312:ALA:HB1	2:I:318:PRO:HG2	1.62	0.79
3:J:145:VAL:HG22	3:J:146:PRO:HD2	1.64	0.79
3:J:484:PRO:HB3	3:J:488:ARG:HE	1.48	0.79
3:J:601:ARG:HG3	3:J:605:ASP:CB	2.13	0.79
3:J:957:PRO:HB3	3:J:1010:ASN:HD22	1.47	0.79
1:G:19:GLU:OE1	1:G:19:GLU:N	2.15	0.79
1:G:64:GLU:OE2	1:G:76:VAL:HG22	1.82	0.79
1:G:107:LYS:NZ	1:G:109:VAL:HA	1.97	0.79
1:H:59:GLU:HB2	1:H:137:ARG:HH12	1.48	0.79
3:J:417:PRO:HA	3:J:430:ASP:CA	2.11	0.79
3:J:441:ARG:HD2	3:J:441:ARG:O	1.83	0.79
3:J:1261:GLU:HG3	3:J:1266:ARG:HD2	1.64	0.79
3:J:1382:THR:HG21	3:J:1418:LYS:HE3	1.65	0.79
1:H:107:LYS:O	1:H:132:LEU:N	2.15	0.79
2:I:755:LEU:HB2	2:I:790:LEU:CG	2.07	0.79
3:J:87:ARG:HG3	3:J:524:LEU:HG	1.63	0.79
3:J:180:LYS:HG2	3:J:183:GLU:OE1	1.82	0.79

Continued on next page...

Continued from previous page...

Atom-1	Atom-2	Interatomic distance (Å)	Clash overlap (Å)
3:J:955:VAL:O	3:J:957:PRO:HD3	1.82	0.79
3:J:986:ARG:NE	3:J:990:ASP:OD2	2.15	0.79
3:J:1048:PRO:O	3:J:1079:LYS:NZ	2.16	0.79
1:G:13:VAL:HG22	1:G:23:PHE:CD1	2.17	0.79
2:I:399:ASN:OD1	2:I:402:SER:N	2.14	0.79
3:J:41:ARG:HG3	3:J:43:GLY:H	1.48	0.79
3:J:93:ILE:HG13	3:J:519:VAL:HG21	1.65	0.79
3:J:584:ASN:ND2	3:J:590:PRO:O	2.15	0.79
3:J:644:LEU:O	3:J:721:VAL:N	2.16	0.79
1:G:39:PRO:HG3	1:H:39:PRO:HG3	1.63	0.78
1:G:104:GLU:HA	1:G:136:GLY:O	1.83	0.78
2:I:31:GLN:NE2	2:I:35:PRO:O	2.16	0.78
2:I:54:ILE:HD11	2:I:356:ARG:CB	2.13	0.78
2:I:191:PHE:CE2	2:I:196:LEU:HB2	2.17	0.78
2:I:511:GLU:O	2:I:526:PRO:HD3	1.83	0.78
3:J:862:ASP:O	3:J:876:SER:HA	1.82	0.78
3:J:956:ILE:HG22	3:J:961:LYS:HZ2	1.48	0.78
3:J:975:GLU:OE2	3:J:992:ILE:HD11	1.82	0.78
2:I:574:ALA:O	2:I:662:GLU:HG3	1.82	0.78
2:I:922:PHE:HB2	2:I:967:PHE:CG	2.18	0.78
2:I:950:LEU:HD11	3:J:1017:PHE:HD2	1.49	0.78
3:J:29:PRO:CB	3:J:545:ARG:HA	2.13	0.78
3:J:792:ILE:HG13	3:J:860:LEU:CD2	2.11	0.78
5:D:182:ILE:HD11	5:D:325:THR:HG22	1.65	0.78
2:I:459:ALA:HB1	2:I:467:ILE:CG2	2.12	0.78
2:I:629:TYR:HB2	2:I:637:LEU:CB	2.13	0.78
3:J:134:VAL:HG12	3:J:152:LEU:HA	1.63	0.78
3:J:1380:GLU:OE2	3:J:1418:LYS:HD2	1.84	0.78
3:J:1422:MET:HB2	3:J:1426:LYS:HE3	1.65	0.78
2:I:64:LEU:CB	2:I:359:MET:HE2	2.12	0.78
3:J:127:LEU:HD12	3:J:456:MET:HE1	1.65	0.78
3:J:412:GLY:HA2	3:J:434:ARG:NE	1.98	0.78
3:J:704:ARG:NH2	3:J:736:PHE:HA	1.97	0.78
2:I:270:GLY:HA2	2:I:274:ARG:CD	2.14	0.78
2:I:508:ILE:HG21	2:I:526:PRO:CG	2.13	0.78
2:I:881:ASN:OD1	2:I:884:GLN:NE2	2.17	0.78
3:J:145:VAL:CG2	3:J:146:PRO:HD2	2.14	0.78
3:J:591:VAL:HG13	3:J:598:ARG:O	1.81	0.78
2:I:514:VAL:HG13	2:I:523:ILE:HD13	1.65	0.78
2:I:557:ARG:NE	2:I:879:ARG:HG2	1.98	0.78
2:I:573:ARG:O	2:I:670:GLN:NE2	2.16	0.78

Continued on next page...

Continued from previous page...

Atom-1	Atom-2	Interatomic distance (Å)	Clash overlap (Å)
2:I:1105:LYS:HG3	2:I:1107:ASN:HD22	1.47	0.78
3:J:437:VAL:HG22	3:J:444:VAL:HG22	1.64	0.78
3:J:654:LYS:HA	3:J:657:LEU:HD12	1.64	0.78
3:J:907:GLU:OE2	3:J:908:LYS:HG2	1.84	0.78
3:J:1463:LYS:O	3:J:1467:ILE:HD12	1.84	0.78
1:G:16:GLN:CG	1:G:20:TYR:HB3	2.14	0.78
2:I:601:GLY:HA3	2:I:615:TYR:HA	1.65	0.78
2:I:626:ARG:O	2:I:638:ASP:HA	1.83	0.78
2:I:710:ILE:CD1	2:I:790:LEU:HB2	2.14	0.78
2:I:753:ASP:HB2	2:I:792:VAL:CG2	2.14	0.78
3:J:957:PRO:CG	3:J:1007:VAL:HG22	2.13	0.78
3:J:1275:SER:OG	3:J:1323:GLN:N	2.15	0.78
3:J:1280:VAL:HA	3:J:1318:TYR:HA	1.65	0.78
3:J:1393:GLN:HG2	3:J:1398:TRP:HZ2	1.46	0.78
1:G:111:ALA:CB	1:G:127:LEU:HB3	2.14	0.78
1:H:76:VAL:HB	3:J:872:ARG:HH22	1.49	0.78
1:H:151:VAL:N	1:H:169:ALA:O	2.14	0.78
2:I:252:LYS:HE3	2:I:255:ALA:HB1	1.65	0.78
2:I:327:HIS:HA	2:I:431:HIS:NE2	1.99	0.78
2:I:367:LEU:HB2	2:I:371:LYS:HD2	1.66	0.78
2:I:888:THR:CA	2:I:992:MET:HE3	2.13	0.78
3:J:414:ARG:HG2	3:J:434:ARG:HA	1.64	0.78
3:J:679:ARG:HB2	3:J:682:ASP:OD2	1.83	0.78
2:I:437:ARG:NH2	2:I:486:MET:O	2.17	0.78
2:I:911:GLU:HA	2:I:914:ILE:HD12	1.65	0.78
3:J:181:ASP:O	3:J:204:LEU:HD23	1.84	0.78
3:J:643:GLY:HA3	3:J:727:GLN:CB	2.13	0.78
3:J:820:GLU:HG3	3:J:836:VAL:HG21	1.66	0.78
3:J:1486:VAL:HG11	4:K:22:VAL:HG13	1.66	0.78
2:I:19:THR:HG21	2:I:407:LYS:HE3	1.66	0.78
2:I:73:LEU:HB3	2:I:94:LEU:CA	2.13	0.78
3:J:398:ALA:HB2	3:J:447:VAL:HG12	1.66	0.78
3:J:521:PRO:HD2	3:J:524:LEU:HD12	1.66	0.78
3:J:800:LYS:HE3	3:J:804:LEU:CB	2.09	0.78
5:C:348:MET:HG3	5:C:372:THR:HG22	1.65	0.78
1:H:153:ALA:N	1:H:168:ASP:OD1	2.16	0.77
3:J:1109:GLU:HG2	3:J:1200:VAL:O	1.83	0.77
3:J:1189:ARG:NH1	3:J:1204:CYS:SG	2.56	0.77
3:J:1406:ARG:HH22	3:J:1415:VAL:HG22	1.49	0.77
5:B:109:GLN:NE2	5:B:110:ALA:O	2.16	0.77
1:G:152:PRO:CD	1:G:155:LYS:HE2	2.14	0.77

Continued on next page...

Continued from previous page...

Atom-1	Atom-2	Interatomic distance (Å)	Clash overlap (Å)
2:I:670:GLN:HB3	2:I:699:PHE:CZ	2.17	0.77
2:I:697:ARG:CG	2:I:699:PHE:HB2	2.10	0.77
3:J:804:LEU:HD23	3:J:804:LEU:H	1.49	0.77
2:I:714:ASP:HA	2:I:719:PRO:CA	2.13	0.77
2:I:966:LEU:HD11	2:I:986:PRO:CB	2.14	0.77
3:J:411:THR:HG23	3:J:436:GLU:HA	1.64	0.77
3:J:421:LEU:HD11	3:J:446:VAL:HG23	1.64	0.77
3:J:642:CYS:HB3	3:J:716:PHE:HB3	1.64	0.77
3:J:759:ALA:CA	3:J:763:MET:HE2	2.07	0.77
5:A:156:LEU:HD11	5:A:174:ILE:HD13	1.65	0.77
1:G:34:VAL:HA	1:G:179:PHE:HE2	1.49	0.77
1:G:38:ASN:HB3	1:G:39:PRO:HD3	1.66	0.77
1:G:215:VAL:O	1:G:218:LEU:HG	1.85	0.77
1:H:65:PHE:CE2	3:J:813:LEU:HD11	2.20	0.77
3:J:15:PRO:HG2	3:J:515:GLU:OE2	1.85	0.77
3:J:26:VAL:HG13	3:J:43:GLY:HA2	1.66	0.77
3:J:31:THR:O	3:J:32:ILE:HG13	1.84	0.77
3:J:117:ASP:HB2	3:J:495:ARG:HH12	1.49	0.77
3:J:191:LEU:HD22	3:J:393:ILE:HG21	1.64	0.77
3:J:422:ALA:O	3:J:427:VAL:HB	1.84	0.77
3:J:1117:TYR:CE2	3:J:1187:PRO:HA	2.19	0.77
1:G:57:TYR:CZ	1:G:59:GLU:HA	2.20	0.77
2:I:89:THR:HB	2:I:129:ILE:O	1.83	0.77
2:I:368:THR:HA	2:I:372:LEU:CD1	2.12	0.77
2:I:708:TYR:CE1	2:I:793:PRO:HG2	2.20	0.77
3:J:814:ALA:HB1	3:J:818:ARG:NH2	2.00	0.77
3:J:1339:LYS:HB3	3:J:1343:ALA:HB3	1.63	0.77
3:J:1394:VAL:HG12	3:J:1397:LYS:H	1.49	0.77
4:K:76:GLY:HA3	4:K:79:LEU:HB2	1.66	0.77
1:H:55:SER:OG	1:H:158:ILE:HB	1.84	0.77
2:I:199:VAL:HG21	2:I:238:LEU:HD11	1.65	0.77
2:I:512:ARG:CD	2:I:523:ILE:HG13	2.14	0.77
2:I:551:GLU:HG3	2:I:552:HIS:CD2	2.20	0.77
3:J:129:PHE:O	3:J:572:ARG:NE	2.18	0.77
3:J:633:VAL:HG22	3:J:635:PRO:HD3	1.64	0.77
3:J:936:TYR:O	3:J:940:THR:HG23	1.85	0.77
1:G:104:GLU:OE2	1:G:137:ARG:HA	1.85	0.77
1:G:112:ARG:N	1:G:125:PRO:O	2.17	0.77
2:I:12:VAL:HG21	2:I:481:ASP:O	1.85	0.77
2:I:31:GLN:HB2	2:I:40:GLU:HB3	1.66	0.77
3:J:179:VAL:HB	3:J:393:ILE:HD13	1.67	0.77

Continued on next page...

Continued from previous page...

Atom-1	Atom-2	Interatomic distance (Å)	Clash overlap (Å)
3:J:1495:ILE:HG13	4:K:80:VAL:HG11	1.66	0.77
4:K:80:VAL:HG13	4:K:81:PRO:HD2	1.66	0.77
4:K:88:GLU:N	4:K:91:ARG:HH21	1.83	0.77
2:I:146:VAL:HB	2:I:281:LEU:HD21	1.65	0.77
2:I:270:GLY:C	2:I:274:ARG:HB3	2.05	0.77
4:K:54:LEU:HA	4:K:58:PRO:CD	2.14	0.77
1:G:86:VAL:HG13	1:G:123:MET:HB2	1.66	0.77
1:H:198:ARG:HD3	1:H:198:ARG:H	1.50	0.77
2:I:52:PHE:HZ	2:I:98:LEU:HB3	1.48	0.77
2:I:89:THR:OG1	2:I:128:ILE:O	1.99	0.77
2:I:451:LEU:HB2	2:I:452:ILE:HD12	1.67	0.77
2:I:1102:LEU:HB3	3:J:7:LYS:HD2	1.67	0.77
3:J:10:ILE:HD12	3:J:1450:ALA:HB1	1.65	0.77
3:J:916:TYR:O	3:J:920:LEU:HG	1.85	0.77
1:H:132:LEU:CD2	1:H:138:LEU:HD23	2.13	0.77
3:J:18:ILE:HA	3:J:21:TRP:CZ2	2.19	0.77
3:J:409:VAL:CG2	3:J:421:LEU:HD23	2.14	0.77
3:J:1209:LEU:HD12	3:J:1213:ARG:O	1.85	0.77
5:B:212:VAL:HB	5:B:234:VAL:HG22	1.66	0.77
1:H:31:GLY:O	1:H:35:THR:OG1	2.04	0.76
3:J:127:LEU:HD13	3:J:132:TYR:HB2	1.67	0.76
3:J:1112:CYS:O	3:J:1189:ARG:NH2	2.18	0.76
3:J:1294:VAL:HG23	3:J:1303:TYR:CE2	2.20	0.76
2:I:584:GLU:HB3	2:I:666:LEU:H	1.50	0.76
2:I:668:LEU:HD23	2:I:669:GLY:N	2.00	0.76
3:J:38:LYS:HG2	3:J:39:PRO:HD2	1.67	0.76
3:J:113:GLY:HA3	3:J:120:ALA:HA	1.66	0.76
3:J:661:MET:CB	3:J:666:ILE:HD12	2.14	0.76
3:J:774:SER:HB3	3:J:1363:LEU:HA	1.66	0.76
3:J:1310:ARG:HD3	3:J:1327:ARG:HH21	1.50	0.76
1:G:52:ALA:HB2	1:G:170:VAL:O	1.85	0.76
2:I:692:GLU:HA	2:I:852:ILE:CD1	2.14	0.76
2:I:874:LEU:H	2:I:874:LEU:HD12	1.49	0.76
2:I:1095:LEU:CD1	3:J:603:LEU:HD13	2.15	0.76
2:I:1109:VAL:HG12	3:J:3:LYS:CD	2.15	0.76
3:J:185:VAL:HG11	3:J:191:LEU:HD21	1.66	0.76
3:J:916:TYR:CE2	3:J:920:LEU:HD11	2.21	0.76
1:G:31:GLY:O	1:G:35:THR:OG1	2.01	0.76
2:I:252:LYS:HE2	2:I:256:TYR:CD1	2.19	0.76
2:I:511:GLU:O	2:I:525:SER:HA	1.85	0.76
2:I:701:THR:OG1	2:I:832:LYS:HD2	1.85	0.76

Continued on next page...

Continued from previous page...

Atom-1	Atom-2	Interatomic distance (Å)	Clash overlap (Å)
3:J:141:ILE:HD11	3:J:448:GLU:CG	2.13	0.76
3:J:398:ALA:HB2	3:J:447:VAL:HA	1.68	0.76
3:J:553:ARG:HA	3:J:556:LYS:CD	2.15	0.76
3:J:642:CYS:SG	3:J:718:PRO:HA	2.26	0.76
3:J:1398:TRP:HA	3:J:1398:TRP:HE3	1.47	0.76
4:K:51:LEU:HG	4:K:53:GLY:H	1.49	0.76
1:G:23:PHE:O	1:G:197:LEU:HD23	1.86	0.76
1:H:10:VAL:N	1:H:26:GLU:O	2.17	0.76
2:I:753:ASP:HB2	2:I:792:VAL:HG21	1.68	0.76
3:J:525:ARG:HG2	3:J:525:ARG:O	1.84	0.76
1:G:179:PHE:CB	1:G:195:LEU:HD11	2.12	0.76
2:I:605:LYS:HB3	2:I:610:ARG:HH22	1.49	0.76
2:I:630:ARG:HA	2:I:705:ILE:HD12	1.68	0.76
2:I:890:LEU:HD21	2:I:901:TYR:CD2	2.21	0.76
2:I:1052:MET:HE3	2:I:1053:LEU:HG	1.67	0.76
3:J:409:VAL:HG11	3:J:435:VAL:HG21	1.66	0.76
3:J:591:VAL:HG22	3:J:599:PRO:N	2.01	0.76
3:J:702:LEU:HG	3:J:747:VAL:CG1	2.14	0.76
3:J:1151:ARG:HA	3:J:1162:GLU:CG	2.15	0.76
3:J:1376:MET:HE1	3:J:1422:MET:HG2	1.68	0.76
1:G:228:PRO:HA	1:H:11:PHE:CD2	2.21	0.76
2:I:443:THR:OG1	2:I:453:THR:OG1	2.02	0.76
3:J:106:LYS:CG	3:J:586:ARG:HD2	2.15	0.76
3:J:827:ILE:HA	3:J:836:VAL:CG1	2.15	0.76
3:J:959:GLU:HG3	3:J:1006:ALA:HB1	1.67	0.76
3:J:1117:TYR:HB2	3:J:1188:VAL:O	1.85	0.76
3:J:1173:LEU:HD12	3:J:1176:LYS:HE3	1.68	0.76
3:J:1370:ILE:O	3:J:1374:GLN:HG2	1.86	0.76
1:H:41:ARG:HD2	1:H:179:PHE:CD1	2.21	0.76
3:J:592:THR:HG22	3:J:600:LEU:HD21	1.68	0.76
3:J:1213:ARG:NH1	3:J:1214:PRO:O	2.19	0.76
4:K:54:LEU:HA	4:K:58:PRO:CG	2.14	0.76
2:I:924:VAL:O	2:I:928:LYS:HE2	1.86	0.76
3:J:135:LEU:HD21	3:J:453:ASP:HB2	1.68	0.76
3:J:629:SER:C	3:J:744:GLN:HB2	2.06	0.76
3:J:661:MET:HB2	3:J:666:ILE:CB	2.15	0.76
3:J:830:ALA:O	3:J:832:ARG:NH1	2.18	0.76
4:K:54:LEU:HD12	4:K:58:PRO:HD2	1.68	0.76
1:G:80:LEU:HD13	2:I:698:ASP:OD2	1.86	0.76
3:J:562:ALA:CA	3:J:567:ILE:HD11	2.14	0.76
1:H:53:VAL:HG22	1:H:144:VAL:HG22	1.67	0.75

Continued on next page...

Continued from previous page...

Atom-1	Atom-2	Interatomic distance (Å)	Clash overlap (Å)
1:H:107:LYS:CG	1:H:132:LEU:HD12	2.16	0.75
2:I:1093:GLN:OE1	2:I:1098:ASP:HA	1.86	0.75
3:J:162:ARG:HH22	3:J:452:ILE:H	1.31	0.75
3:J:813:LEU:HD12	3:J:814:ALA:N	2.01	0.75
3:J:891:GLU:H	3:J:926:LYS:NZ	1.84	0.75
2:I:87:ASP:OD1	2:I:131:GLY:HA3	1.87	0.75
2:I:367:LEU:HB2	2:I:371:LYS:HB3	1.67	0.75
2:I:141:HIS:HB3	2:I:418:LEU:CD2	2.16	0.75
2:I:162:ILE:HB	2:I:172:ILE:HB	1.66	0.75
2:I:674:VAL:CG2	2:I:869:VAL:HG23	2.16	0.75
2:I:855:VAL:HA	2:I:858:MET:HG3	1.69	0.75
3:J:204:LEU:HB2	3:J:394:LEU:HD21	1.68	0.75
3:J:755:ALA:O	3:J:758:GLU:HG2	1.86	0.75
3:J:1038:LEU:HD23	3:J:1061:PHE:HD2	1.51	0.75
2:I:204:GLN:HG3	2:I:228:ALA:HB1	1.67	0.75
2:I:442:GLU:OE2	2:I:543:ASN:HB3	1.86	0.75
2:I:640:ARG:HE	2:I:641:PRO:HD2	1.52	0.75
3:J:412:GLY:HA2	3:J:434:ARG:HE	1.52	0.75
3:J:423:ASP:HB3	3:J:426:LYS:HD2	1.67	0.75
3:J:1119:SER:HA	3:J:1186:VAL:O	1.86	0.75
2:I:34:VAL:CB	2:I:38:LYS:HG3	2.13	0.75
2:I:151:ASP:OD1	2:I:154:ARG:N	2.18	0.75
2:I:504:GLU:OE1	2:I:507:ARG:NH1	2.19	0.75
2:I:692:GLU:HG3	2:I:854:PRO:HA	1.69	0.75
3:J:407:VAL:HA	3:J:422:ALA:CB	2.16	0.75
3:J:457:GLY:O	3:J:461:ILE:HG12	1.86	0.75
3:J:806:PHE:CD1	3:J:813:LEU:HB3	2.22	0.75
4:K:36:LYS:CB	4:K:95:VAL:HG21	2.17	0.75
2:I:603:VAL:HG23	2:I:647:GLN:O	1.87	0.75
2:I:723:THR:O	2:I:757:GLY:HA3	1.87	0.75
3:J:477:LEU:HD21	3:J:495:ARG:HH21	1.52	0.75
3:J:642:CYS:HB3	3:J:716:PHE:CB	2.17	0.75
5:D:286:PRO:HB2	5:D:287:PRO:HD3	1.69	0.75
1:G:81:ASN:O	1:G:84:GLU:HG2	1.86	0.75
2:I:402:SER:HA	2:I:566:THR:HG23	1.69	0.75
3:J:520:LEU:HD12	3:J:521:PRO:HD2	1.69	0.75
3:J:550:ARG:HE	3:J:553:ARG:NH2	1.84	0.75
3:J:643:GLY:CA	3:J:727:GLN:HB2	2.15	0.75
4:K:62:THR:HA	4:K:65:MET:HE3	1.68	0.75
1:H:23:PHE:HZ	1:H:207:PRO:HB2	1.51	0.75
1:H:59:GLU:HB2	1:H:137:ARG:NH1	2.00	0.75

Continued on next page...

Continued from previous page...

Atom-1	Atom-2	Interatomic distance (Å)	Clash overlap (Å)
1:H:227:ASN:ND2	1:H:227:ASN:O	2.19	0.75
2:I:141:HIS:HB3	2:I:418:LEU:HD23	1.68	0.75
2:I:158:TYR:OH	2:I:313:LEU:HB3	1.87	0.75
2:I:252:LYS:HZ3	2:I:293:PHE:HB3	1.52	0.75
2:I:695:LEU:HD23	2:I:852:ILE:CD1	2.16	0.75
4:K:86:GLN:O	4:K:90:GLU:HG3	1.87	0.75
1:H:56:VAL:CG2	1:H:142:VAL:HG12	2.16	0.75
2:I:31:GLN:CG	2:I:40:GLU:HB3	2.17	0.75
2:I:638:ASP:H	2:I:659:PRO:HG3	1.52	0.75
2:I:966:LEU:HD11	2:I:986:PRO:CG	2.17	0.75
2:I:1018:GLN:O	2:I:1063:ARG:NH1	2.19	0.75
3:J:680:GLN:O	3:J:683:ILE:HG12	1.87	0.75
2:I:110:GLU:HG3	2:I:369:PRO:CA	2.17	0.74
2:I:292:ARG:NE	2:I:294:GLU:OE2	2.19	0.74
2:I:755:LEU:HD21	2:I:792:VAL:HG22	1.67	0.74
3:J:398:ALA:CB	3:J:447:VAL:HA	2.17	0.74
3:J:940:THR:O	3:J:944:THR:HG23	1.87	0.74
5:A:154:ILE:N	5:A:174:ILE:O	2.17	0.74
2:I:367:LEU:CB	2:I:371:LYS:HD2	2.17	0.74
2:I:838:LYS:O	2:I:839:LEU:HD23	1.86	0.74
3:J:956:ILE:HG23	3:J:960:LYS:HE3	1.69	0.74
3:J:1380:GLU:HG2	3:J:1420:LEU:HD21	1.68	0.74
3:J:1487:VAL:HG12	3:J:1492:LEU:HD12	1.69	0.74
5:B:183:VAL:HG21	5:B:339:PHE:CE1	2.22	0.74
1:H:24:VAL:HG22	1:H:196:THR:HG22	1.68	0.74
1:H:100:LEU:HG	1:H:140:MET:O	1.87	0.74
1:H:124:ASN:ND2	1:H:127:LEU:HB2	2.02	0.74
1:H:153:ALA:HA	1:H:156:HIS:HE2	1.50	0.74
2:I:194:VAL:CG2	2:I:221:LEU:HB2	2.16	0.74
2:I:265:ARG:HB3	2:I:267:TYR:CD2	2.22	0.74
2:I:496:ILE:HA	2:I:531:PHE:O	1.87	0.74
3:J:1491:THR:CG2	4:K:89:MET:HE2	2.17	0.74
5:D:314:ILE:HG22	5:D:316:GLY:H	1.52	0.74
1:H:49:PRO:CA	1:H:148:VAL:HG12	2.17	0.74
2:I:475:VAL:N	2:I:478:VAL:O	2.19	0.74
2:I:578:VAL:HG13	2:I:671:ASN:ND2	2.02	0.74
2:I:858:MET:HE1	2:I:866:PRO:HB2	1.69	0.74
3:J:192:ALA:HB1	3:J:193:PRO:HD2	1.68	0.74
3:J:1091:SER:HA	3:J:1094:LEU:CD2	2.16	0.74
5:A:182:ILE:HD11	5:A:325:THR:HG22	1.70	0.74
5:C:182:ILE:HD11	5:C:325:THR:HG22	1.68	0.74

Continued on next page...

Continued from previous page...

Atom-1	Atom-2	Interatomic distance (Å)	Clash overlap (Å)
1:G:1:MET:O	1:G:6:LEU:HB2	1.87	0.74
1:H:57:TYR:HB3	1:H:161:ARG:HE	1.51	0.74
1:H:94:LEU:HB2	1:H:146:ARG:HH21	1.53	0.74
2:I:184:MET:HG2	2:I:193:LEU:HG	1.67	0.74
2:I:552:HIS:HB3	2:I:882:LEU:HB2	1.68	0.74
2:I:640:ARG:N	2:I:657:ASP:O	2.19	0.74
3:J:797:LYS:HA	3:J:828:LYS:CB	2.17	0.74
1:H:138:LEU:O	1:H:138:LEU:HD12	1.86	0.74
2:I:73:LEU:HD12	2:I:92:ALA:HB3	1.69	0.74
2:I:271:GLU:OE1	2:I:275:TYR:HB2	1.88	0.74
2:I:468:ARG:HD3	2:I:485:TYR:O	1.88	0.74
2:I:753:ASP:OD1	3:J:679:ARG:NH2	2.19	0.74
3:J:17:LYS:HG2	3:J:21:TRP:CZ3	2.22	0.74
3:J:567:ILE:O	3:J:571:LYS:HG2	1.87	0.74
3:J:1450:ALA:CA	3:J:1455:LYS:HG3	2.17	0.74
5:B:226:ARG:NH2	5:B:234:VAL:HG11	2.02	0.74
5:E:217:GLU:OE2	5:E:273:SER:OG	2.04	0.74
1:G:84:GLU:HG3	1:G:127:LEU:HD21	1.70	0.74
1:H:2:LEU:HD12	1:H:6:LEU:CD2	2.18	0.74
1:H:105:GLY:H	1:H:135:GLY:HA2	1.51	0.74
2:I:137:VAL:O	2:I:391:LEU:HD21	1.88	0.74
2:I:327:HIS:HA	2:I:431:HIS:CD2	2.22	0.74
2:I:600:ASP:HB3	2:I:648:ARG:HH22	1.51	0.74
2:I:716:LYS:HB2	3:J:532:GLY:HA3	1.68	0.74
3:J:780:LYS:HD2	3:J:781:PRO:HD2	1.70	0.74
3:J:1107:VAL:O	3:J:1218:GLY:N	2.18	0.74
3:J:1109:GLU:OE2	3:J:1202:GLN:HG3	1.88	0.74
3:J:1121:PRO:O	3:J:1135:ARG:NH2	2.20	0.74
3:J:1160:LEU:CD1	3:J:1174:LEU:HD21	2.18	0.74
3:J:1229:ILE:O	3:J:1232:PRO:HD2	1.88	0.74
3:J:1276:GLU:N	3:J:1303:TYR:OH	2.20	0.74
3:J:1293:PHE:HA	3:J:1301:LYS:O	1.86	0.74
3:J:1434:TRP:CZ3	3:J:1455:LYS:HB3	2.23	0.74
1:G:86:VAL:HG13	1:G:123:MET:CB	2.18	0.74
1:G:229:GLN:HB2	1:H:11:PHE:O	1.87	0.74
1:H:55:SER:HA	1:H:167:VAL:HG23	1.69	0.74
2:I:77:PRO:HD3	2:I:91:GLN:O	1.88	0.74
3:J:128:TYR:CE1	3:J:461:ILE:HG13	2.23	0.74
3:J:141:ILE:CG2	3:J:161:LEU:HD21	2.15	0.74
3:J:189:GLN:NE2	3:J:190:GLU:O	2.21	0.74
3:J:420:VAL:CG2	3:J:428:LYS:HE2	2.17	0.74

Continued on next page...

Continued from previous page...

Atom-1	Atom-2	Interatomic distance (Å)	Clash overlap (Å)
5:E:212:VAL:HB	5:E:234:VAL:HG22	1.68	0.74
2:I:290:LEU:HD12	2:I:290:LEU:O	1.87	0.74
2:I:334:ARG:CD	2:I:418:LEU:HD21	2.15	0.74
3:J:397:LYS:HZ2	3:J:448:GLU:HB3	1.49	0.74
3:J:415:VAL:HG21	3:J:421:LEU:HD21	1.68	0.74
3:J:971:LEU:HD11	3:J:992:ILE:HG12	1.68	0.74
3:J:1335:LEU:HD23	3:J:1344:VAL:HG13	1.67	0.74
3:J:1484:THR:CA	4:K:77:GLU:HA	2.16	0.74
2:I:662:GLU:HB2	2:I:667:ALA:CB	2.17	0.74
2:I:721:ARG:O	2:I:758:ARG:HA	1.87	0.74
3:J:407:VAL:HG11	3:J:437:VAL:CG1	2.18	0.74
1:H:161:ARG:HB2	1:H:164:ALA:CB	2.16	0.73
2:I:679:PHE:H	2:I:683:ASN:HD21	1.35	0.73
3:J:813:LEU:HB2	3:J:839:LEU:HD22	1.69	0.73
3:J:1046:GLN:HA	3:J:1052:THR:CA	2.16	0.73
3:J:1142:ALA:O	3:J:1364:HIS:HA	1.87	0.73
2:I:208:ALA:HB2	2:I:222:MET:SD	2.28	0.73
3:J:434:ARG:NH1	3:J:436:GLU:HG3	2.03	0.73
3:J:644:LEU:C	3:J:721:VAL:HG22	2.07	0.73
3:J:679:ARG:HH12	3:J:681:ARG:HH21	1.34	0.73
3:J:721:VAL:HG21	3:J:727:GLN:OE1	1.88	0.73
1:G:86:VAL:H	1:G:124:ASN:HB2	1.53	0.73
1:G:100:LEU:HD21	1:G:139:ASN:OD1	1.88	0.73
1:H:26:GLU:CB	1:H:194:LYS:HG3	2.16	0.73
1:H:152:PRO:HB2	1:H:155:LYS:HE2	1.68	0.73
2:I:54:ILE:HD11	2:I:356:ARG:CA	2.18	0.73
2:I:233:GLU:OE2	2:I:237:ARG:NH1	2.17	0.73
2:I:492:ASP:HB3	2:I:518:LYS:HD3	1.69	0.73
2:I:1002:GLU:HA	3:J:628:ARG:HH12	1.53	0.73
3:J:41:ARG:NH1	3:J:43:GLY:HA2	2.03	0.73
3:J:423:ASP:O	3:J:426:LYS:HG2	1.88	0.73
3:J:1148:VAL:HG21	3:J:1203:LYS:HA	1.70	0.73
1:G:1:MET:CB	1:G:5:LYS:HB3	2.18	0.73
1:H:3:ASP:OD1	1:H:4:SER:N	2.20	0.73
2:I:971:LYS:HB2	2:I:986:PRO:HB2	1.68	0.73
3:J:790:TYR:HE2	3:J:1022:VAL:HG13	1.53	0.73
3:J:804:LEU:HD12	3:J:832:ARG:NH1	2.02	0.73
3:J:853:VAL:CG2	3:J:858:VAL:HG23	2.18	0.73
3:J:1433:SER:OG	3:J:1457:ASP:OD2	2.06	0.73
5:A:111:ARG:HD3	5:A:123:LEU:HD21	1.69	0.73
1:H:19:GLU:O	1:H:201:THR:N	2.22	0.73

Continued on next page...

Continued from previous page...

Atom-1	Atom-2	Interatomic distance (Å)	Clash overlap (Å)
2:I:95:TYR:HA	2:I:113:VAL:O	1.87	0.73
2:I:252:LYS:HE3	2:I:298:PHE:HE2	1.53	0.73
2:I:364:GLU:O	2:I:367:LEU:HD23	1.88	0.73
2:I:834:GLN:OE1	2:I:835:VAL:HG12	1.88	0.73
2:I:1031:ARG:HG3	3:J:621:LYS:NZ	2.03	0.73
3:J:574:LEU:O	3:J:578:VAL:HG23	1.88	0.73
3:J:633:VAL:CG2	3:J:730:PRO:HB3	2.18	0.73
3:J:901:GLN:O	3:J:901:GLN:HG2	1.86	0.73
5:E:182:ILE:HD11	5:E:325:THR:HG22	1.71	0.73
5:F:217:GLU:OE2	5:F:273:SER:OG	2.06	0.73
1:G:11:PHE:CD1	1:G:25:LEU:HD11	2.23	0.73
1:G:35:THR:OG1	1:H:42:ARG:NE	2.19	0.73
1:G:159:LYS:NZ	1:G:166:PRO:HD3	2.03	0.73
1:H:175:ARG:HH11	1:H:202:ASP:HB3	1.53	0.73
2:I:87:ASP:HA	2:I:131:GLY:CA	2.18	0.73
2:I:443:THR:HG21	2:I:450:GLY:N	2.01	0.73
2:I:594:ALA:HB2	2:I:657:ASP:HA	1.69	0.73
2:I:1031:ARG:HG3	3:J:621:LYS:HZ2	1.53	0.73
2:I:1043:TYR:CD2	3:J:763:MET:HG3	2.24	0.73
3:J:471:GLU:CA	3:J:474:GLU:HG2	2.16	0.73
3:J:886:VAL:HG12	3:J:896:ALA:HB1	1.71	0.73
3:J:1122:LEU:HD23	3:J:1178:ALA:HB2	1.69	0.73
1:G:40:LEU:O	1:G:44:LEU:HG	1.87	0.73
2:I:276:LYS:HA	2:I:280:LYS:HE3	1.71	0.73
3:J:116:LEU:HD13	3:J:468:LEU:HD11	1.70	0.73
3:J:699:VAL:HA	3:J:718:PRO:CD	2.13	0.73
3:J:928:ALA:HA	3:J:931:LEU:HD12	1.68	0.73
3:J:1040:GLY:O	3:J:1060:SER:HB3	1.88	0.73
3:J:1448:THR:O	3:J:1452:ILE:HG13	1.89	0.73
5:F:178:GLN:CB	5:F:321:THR:HG23	2.19	0.73
2:I:573:ARG:HD2	2:I:698:ASP:OD1	1.88	0.73
2:I:578:VAL:HA	2:I:900:ARG:HD2	1.69	0.73
3:J:165:LYS:HB3	3:J:397:LYS:HB2	1.69	0.73
3:J:409:VAL:O	3:J:437:VAL:HG21	1.89	0.73
5:E:176:ARG:NE	5:E:208:ILE:HD11	2.04	0.73
1:H:109:VAL:HG11	1:H:138:LEU:HD21	1.69	0.73
3:J:25:GLU:HA	3:J:92:HIS:O	1.88	0.73
3:J:519:VAL:HG13	3:J:544:TYR:CE1	2.22	0.73
3:J:658:LEU:HD22	3:J:673:ALA:HB1	1.71	0.73
3:J:1109:GLU:CD	3:J:1201:CYS:HA	2.08	0.73
1:G:175:ARG:NH1	1:G:202:ASP:HB3	2.02	0.73

Continued on next page...

Continued from previous page...

Atom-1	Atom-2	Interatomic distance (Å)	Clash overlap (Å)
1:H:100:LEU:HD23	1:H:101:LEU:N	2.04	0.73
1:H:103:ALA:HB3	1:H:138:LEU:HD11	1.71	0.73
2:I:430:VAL:HG23	2:I:434:HIS:ND1	2.04	0.73
2:I:851:LYS:NZ	2:I:853:LEU:HD13	2.04	0.73
2:I:987:ILE:HG23	3:J:948:THR:HG21	1.69	0.73
3:J:550:ARG:O	3:J:554:LEU:HD23	1.87	0.73
3:J:629:SER:O	3:J:744:GLN:HB2	1.88	0.73
3:J:637:LEU:HD21	3:J:642:CYS:HA	1.71	0.73
3:J:783:ARG:HE	3:J:1029:ARG:CG	2.02	0.73
3:J:1146:GLY:O	3:J:1207:TYR:HB2	1.89	0.73
2:I:194:VAL:HB	2:I:221:LEU:HB2	1.71	0.72
2:I:259:GLY:O	2:I:264:PRO:HG2	1.89	0.72
2:I:347:GLY:HA3	2:I:378:LEU:HD13	1.69	0.72
2:I:735:ARG:NH1	2:I:735:ARG:HB2	2.03	0.72
3:J:135:LEU:CD2	3:J:453:ASP:HB2	2.19	0.72
3:J:434:ARG:O	3:J:447:VAL:HG22	1.89	0.72
3:J:495:ARG:O	3:J:499:VAL:HG23	1.88	0.72
3:J:1487:VAL:O	4:K:74:VAL:N	2.18	0.72
5:A:302:TYR:OH	5:F:240:ASP:O	2.05	0.72
5:F:171:LEU:HD21	5:F:367:ILE:HG12	1.70	0.72
1:G:53:VAL:HA	1:G:144:VAL:HG22	1.71	0.72
1:G:89:PHE:HE2	1:G:146:ARG:HB2	1.54	0.72
1:G:95:GLN:O	1:G:145:ASP:HA	1.90	0.72
2:I:54:ILE:HG13	2:I:356:ARG:CZ	2.19	0.72
2:I:92:ALA:CB	2:I:120:LEU:HD21	2.19	0.72
2:I:95:TYR:HD1	2:I:114:PHE:HA	1.52	0.72
2:I:721:ARG:HH22	2:I:761:PHE:HE1	1.35	0.72
3:J:1305:LEU:HG	3:J:1311:LEU:HD21	1.70	0.72
3:J:1378:TYR:HB2	3:J:1422:MET:CE	2.18	0.72
2:I:214:TYR:OH	2:I:308:ARG:HG2	1.88	0.72
3:J:963:TYR:CD1	3:J:1002:LYS:HB3	2.23	0.72
4:K:47:LYS:C	4:K:54:LEU:HB3	2.10	0.72
4:K:84:ARG:HH21	4:K:87:LYS:HD2	1.55	0.72
1:G:100:LEU:HD23	1:G:101:LEU:N	2.05	0.72
2:I:171:TRP:N	2:I:186:VAL:O	2.22	0.72
2:I:442:GLU:HG3	2:I:541:SER:OG	1.89	0.72
2:I:810:ASP:HB3	2:I:813:VAL:O	1.89	0.72
2:I:1052:MET:HA	2:I:1056:LYS:HD3	1.71	0.72
3:J:584:ASN:OD1	3:J:590:PRO:HD2	1.90	0.72
3:J:708:LEU:O	3:J:708:LEU:HD23	1.89	0.72
5:D:259:ARG:NH1	5:D:262:GLU:OE1	2.23	0.72

Continued on next page...

Continued from previous page...

Atom-1	Atom-2	Interatomic distance (Å)	Clash overlap (Å)
1:G:24:VAL:HG12	1:G:26:GLU:OE1	1.89	0.72
1:H:48:ILE:CG2	1:H:173:PRO:HD2	2.19	0.72
1:H:195:LEU:HG	1:H:197:LEU:CD1	2.19	0.72
2:I:91:GLN:NE2	2:I:117:HIS:O	2.22	0.72
2:I:252:LYS:NZ	2:I:292:ARG:O	2.22	0.72
2:I:497:ALA:HB2	2:I:529:VAL:HG21	1.70	0.72
2:I:680:ASP:OD1	3:J:943:THR:HG21	1.89	0.72
2:I:706:GLU:HB2	2:I:827:VAL:CG1	2.20	0.72
3:J:1341:PRO:O	3:J:1345:GLU:HG3	1.90	0.72
3:J:1385:GLY:HA2	3:J:1413:THR:HG22	1.71	0.72
3:J:1484:THR:HG23	4:K:77:GLU:N	2.04	0.72
3:J:1487:VAL:HG13	3:J:1491:THR:CB	2.18	0.72
1:G:111:ALA:HB3	1:G:124:ASN:O	1.90	0.72
2:I:405:ARG:NH2	2:I:566:THR:HG21	2.03	0.72
2:I:474:VAL:HG21	2:I:529:VAL:CG1	2.13	0.72
2:I:910:LYS:HB3	2:I:912:PRO:HD2	1.72	0.72
2:I:1043:TYR:CE1	3:J:710:ARG:HG2	2.25	0.72
3:J:133:ILE:HA	3:J:455:ARG:O	1.90	0.72
3:J:133:ILE:HG23	3:J:454:ALA:HA	1.70	0.72
3:J:1283:ILE:N	3:J:1315:ASP:OD2	2.21	0.72
3:J:1333:HIS:CG	3:J:1421:LEU:HD23	2.24	0.72
2:I:150:PRO:HA	2:I:158:TYR:HA	1.70	0.72
3:J:699:VAL:HG12	3:J:717:GLN:CA	2.20	0.72
3:J:1422:MET:HB2	3:J:1426:LYS:CE	2.19	0.72
1:H:156:HIS:NE2	1:H:167:VAL:O	2.23	0.72
2:I:191:PHE:HE1	2:I:195:LEU:HD23	1.53	0.72
2:I:516:ARG:CZ	3:J:1068:LEU:HD22	2.19	0.72
2:I:606:VAL:HG22	2:I:645:VAL:HG22	1.72	0.72
2:I:727:PRO:HD2	2:I:787:ASP:HB2	1.72	0.72
2:I:962:GLN:O	2:I:965:GLU:HG2	1.89	0.72
2:I:1023:GLY:N	2:I:1026:GLN:O	2.22	0.72
3:J:105:VAL:HG22	3:J:112:ILE:CG2	2.19	0.72
3:J:998:GLU:CG	3:J:1002:LYS:HE3	2.20	0.72
3:J:1147:ARG:HB3	3:J:1188:VAL:CG2	2.19	0.72
5:B:163:LEU:O	5:B:167:VAL:HG23	1.90	0.72
1:G:9:PRO:HB3	1:G:25:LEU:HB3	1.70	0.72
1:H:50:GLY:HA3	1:H:171:PHE:O	1.89	0.72
2:I:7:GLY:HA3	2:I:904:PRO:CG	2.18	0.72
2:I:260:LEU:HD22	2:I:293:PHE:CE2	2.25	0.72
2:I:715:THR:OG1	2:I:718:GLY:O	2.06	0.72
2:I:1005:MET:CE	3:J:648:MET:HG3	2.20	0.72

Continued on next page...

Continued from previous page...

Atom-1	Atom-2	Interatomic distance (Å)	Clash overlap (Å)
2:I:1092:LEU:CD1	2:I:1099:VAL:HG21	2.18	0.72
3:J:679:ARG:HH12	3:J:681:ARG:NH2	1.88	0.72
3:J:820:GLU:HG2	3:J:825:ALA:O	1.88	0.72
3:J:1305:LEU:HD12	3:J:1309:ALA:HB1	1.72	0.72
3:J:1311:LEU:HD12	3:J:1326:THR:HG23	1.70	0.72
1:H:110:LYS:HG2	1:H:128:HIS:CA	2.19	0.72
2:I:1:MET:CA	2:I:899:GLN:HA	2.20	0.72
2:I:126:SER:OG	2:I:134:ARG:O	2.07	0.72
2:I:471:TYR:H	2:I:483:VAL:HG13	1.54	0.72
2:I:875:GLY:O	2:I:879:ARG:NH1	2.21	0.72
3:J:925:GLU:HG2	3:J:926:LYS:N	2.05	0.72
3:J:1275:SER:N	3:J:1323:GLN:O	2.21	0.72
3:J:1395:LEU:O	3:J:1398:TRP:N	2.22	0.72
1:G:83:LYS:HD3	1:G:167:VAL:CG1	2.20	0.71
1:H:18:ARG:O	1:H:207:PRO:HD3	1.90	0.71
2:I:552:HIS:O	2:I:882:LEU:N	2.18	0.71
2:I:1029:GLY:O	3:J:622:ARG:NH1	2.23	0.71
3:J:101:HIS:HB3	3:J:104:PHE:CD2	2.25	0.71
3:J:1152:GLU:OE2	3:J:1154:GLU:HG3	1.89	0.71
3:J:1277:ILE:HD11	3:J:1301:LYS:HB2	1.72	0.71
3:J:1380:GLU:CG	3:J:1420:LEU:HD21	2.20	0.71
5:B:218:ARG:NH2	5:C:344:GLY:O	2.22	0.71
5:E:178:GLN:HB3	5:E:321:THR:HG23	1.70	0.71
3:J:199:LEU:HD23	3:J:200:ASP:N	2.06	0.71
3:J:754:PHE:HD1	4:K:24:ALA:HB1	1.55	0.71
3:J:1233:GLY:HA2	3:J:1236:LEU:HG	1.72	0.71
3:J:1379:VAL:CG1	3:J:1395:LEU:HD13	2.20	0.71
1:G:215:VAL:HA	1:G:218:LEU:CD2	2.20	0.71
2:I:37:GLU:OE2	2:I:38:LYS:HE3	1.90	0.71
2:I:594:ALA:CB	2:I:657:ASP:HA	2.19	0.71
2:I:721:ARG:O	2:I:758:ARG:HG3	1.90	0.71
2:I:892:LEU:HD13	2:I:989:VAL:HG23	1.71	0.71
2:I:1042:ALA:HB3	3:J:710:ARG:HG3	1.71	0.71
2:I:1064:ASN:HA	2:I:1067:TYR:CD2	2.25	0.71
3:J:658:LEU:CD2	3:J:677:LEU:HD12	2.20	0.71
5:F:163:LEU:O	5:F:167:VAL:HG23	1.90	0.71
2:I:176:VAL:HB	2:I:217:LEU:HD21	1.71	0.71
2:I:687:ALA:HB1	2:I:850:ALA:HB2	1.70	0.71
2:I:709:GLU:HG3	2:I:823:VAL:O	1.90	0.71
3:J:87:ARG:HH21	3:J:523:ASP:HB2	1.56	0.71
3:J:95:LEU:HD22	3:J:574:LEU:HD11	1.72	0.71

Continued on next page...

Continued from previous page...

Atom-1	Atom-2	Interatomic distance (Å)	Clash overlap (Å)
3:J:191:LEU:HD13	3:J:393:ILE:CG2	2.21	0.71
3:J:1371:VAL:HG12	3:J:1375:MET:HE2	1.72	0.71
1:G:185:ARG:CG	1:G:190:THR:HG23	2.20	0.71
2:I:101:ILE:CD1	2:I:107:LEU:HB3	2.19	0.71
3:J:546:ARG:O	3:J:550:ARG:HG2	1.89	0.71
3:J:633:VAL:HG13	3:J:635:PRO:HD3	1.72	0.71
3:J:804:LEU:O	3:J:832:ARG:HG2	1.91	0.71
3:J:1336:LEU:CA	3:J:1344:VAL:HG21	2.21	0.71
5:A:179:ARG:NH1	5:A:311:ALA:O	2.24	0.71
5:E:168:ILE:HD11	5:E:193:LEU:HD11	1.71	0.71
1:H:205:VAL:HB	1:H:209:GLU:OE1	1.90	0.71
2:I:580:MET:HE3	2:I:900:ARG:HG2	1.73	0.71
2:I:669:GLY:HA3	2:I:995:MET:CE	2.19	0.71
2:I:756:VAL:HB	2:I:790:LEU:HB3	1.72	0.71
2:I:1046:ALA:CB	3:J:1471:LEU:HD11	2.21	0.71
3:J:90:MET:HE2	3:J:519:VAL:N	2.05	0.71
3:J:631:ILE:HD11	3:J:745:MET:H	1.54	0.71
3:J:1123:PHE:O	3:J:1125:PRO:HD3	1.89	0.71
3:J:1131:SER:HB2	3:J:1133:ARG:HH21	1.55	0.71
1:G:26:GLU:HB2	1:G:27:PRO:HA	1.72	0.71
1:H:76:VAL:O	1:H:79:ILE:HG12	1.89	0.71
2:I:211:LEU:HD23	2:I:221:LEU:HD21	1.73	0.71
2:I:861:LEU:CD1	2:I:862:PRO:HD2	2.18	0.71
3:J:505:SER:HB3	3:J:1454:GLY:H	1.56	0.71
3:J:785:ILE:CD1	3:J:935:LYS:HA	2.19	0.71
3:J:855:HIS:HB2	3:J:857:ILE:HG12	1.73	0.71
3:J:1277:ILE:HB	3:J:1294:VAL:CG1	2.20	0.71
4:K:83:ASP:OD1	4:K:84:ARG:N	2.23	0.71
5:B:223:THR:O	5:B:227:GLU:OE1	2.09	0.71
5:D:297:ASP:OD2	5:E:290:ARG:NH2	2.20	0.71
2:I:260:LEU:CD2	2:I:261:ILE:HD12	2.19	0.71
2:I:922:PHE:CE2	2:I:964:LYS:HB2	2.26	0.71
2:I:1060:ILE:HG13	2:I:1064:ASN:HD21	1.56	0.71
3:J:632:VAL:HG13	3:J:725:SER:HB2	1.72	0.71
3:J:789:LEU:HA	3:J:792:ILE:HG22	1.70	0.71
3:J:897:TRP:HA	3:J:900:ILE:HG22	1.73	0.71
3:J:1477:GLY:O	3:J:1482:ARG:NH1	2.23	0.71
5:A:348:MET:HG3	5:A:372:THR:HG22	1.72	0.71
1:H:53:VAL:HG22	1:H:144:VAL:CG2	2.20	0.71
1:H:195:LEU:HG	1:H:197:LEU:HD11	1.72	0.71
2:I:93:PRO:HB3	2:I:117:HIS:CE1	2.26	0.71

Continued on next page...

Continued from previous page...

Atom-1	Atom-2	Interatomic distance (Å)	Clash overlap (Å)
2:I:170:PRO:HB3	2:I:186:VAL:HB	1.73	0.71
2:I:209:ARG:O	2:I:213:ALA:HB2	1.91	0.71
2:I:495:THR:O	2:I:529:VAL:HG13	1.90	0.71
2:I:713:ARG:HA	2:I:820:ARG:H	1.54	0.71
3:J:525:ARG:CB	3:J:540:LEU:HD13	2.20	0.71
3:J:691:LEU:CD2	3:J:720:LEU:HD21	2.21	0.71
3:J:1264:GLU:OE2	3:J:1425:THR:OG1	2.09	0.71
1:H:1:MET:CB	1:H:5:LYS:HB2	2.15	0.71
2:I:462:ASP:OD1	2:I:463:GLU:N	2.21	0.71
2:I:684:PHE:CE1	3:J:730:PRO:HB2	2.26	0.71
2:I:944:LEU:HD11	2:I:963:LEU:CG	2.16	0.71
3:J:539:ASP:HB3	3:J:600:LEU:HB3	1.71	0.71
3:J:552:ASN:O	3:J:556:LYS:HG3	1.90	0.71
3:J:721:VAL:HG21	3:J:727:GLN:CD	2.11	0.71
3:J:806:PHE:HE1	3:J:813:LEU:HD23	1.55	0.71
1:G:215:VAL:HA	1:G:218:LEU:HD21	1.73	0.70
2:I:553:ASP:OD1	2:I:883:GLY:N	2.23	0.70
2:I:554:ASP:CB	2:I:880:MET:HB2	2.21	0.70
2:I:595:LEU:HB3	2:I:655:LEU:HB2	1.73	0.70
3:J:1145:TYR:O	3:J:1364:HIS:NE2	2.23	0.70
1:H:64:GLU:HG2	1:H:75:VAL:HG12	1.73	0.70
1:H:132:LEU:HD21	1:H:138:LEU:CD2	2.18	0.70
2:I:31:GLN:HG3	2:I:40:GLU:HB3	1.73	0.70
2:I:148:PHE:HZ	2:I:281:LEU:HD22	1.56	0.70
2:I:600:ASP:CB	2:I:616:GLU:HG3	2.21	0.70
3:J:1258:ARG:NH2	3:J:1351:GLU:HG2	2.05	0.70
5:D:155:ARG:NH1	5:D:156:LEU:O	2.24	0.70
5:E:94:LEU:HA	5:E:97:GLN:OE1	1.91	0.70
2:I:206:THR:CB	2:I:209:ARG:HH21	2.05	0.70
2:I:265:ARG:HB3	2:I:267:TYR:CE2	2.26	0.70
2:I:716:LYS:HB2	3:J:532:GLY:HA2	1.74	0.70
3:J:18:ILE:HD13	3:J:21:TRP:CH2	2.27	0.70
3:J:29:PRO:HD3	3:J:548:ILE:HG21	1.73	0.70
3:J:81:THR:CG2	3:J:85:VAL:HG13	2.21	0.70
3:J:399:ARG:CG	3:J:431:VAL:HG21	2.20	0.70
3:J:708:LEU:HD21	3:J:1231:GLU:HA	1.73	0.70
1:G:28:LEU:CB	1:G:193:ASP:HB2	2.20	0.70
1:G:74:ASP:O	1:G:78:ILE:HG13	1.91	0.70
1:G:153:ALA:HA	1:G:156:HIS:CE1	2.27	0.70
1:G:228:PRO:HA	1:H:11:PHE:CE2	2.27	0.70
2:I:609:ASN:O	2:I:625:LEU:N	2.20	0.70

Continued on next page...

Continued from previous page...

Atom-1	Atom-2	Interatomic distance (Å)	Clash overlap (Å)
2:I:924:VAL:CG1	2:I:928:LYS:HZ1	2.05	0.70
2:I:1008:ARG:HD2	2:I:1026:GLN:HB3	1.72	0.70
2:I:1060:ILE:O	2:I:1064:ASN:ND2	2.24	0.70
3:J:30:GLU:HG3	3:J:40:GLU:HB3	1.72	0.70
3:J:32:ILE:HG12	3:J:38:LYS:O	1.91	0.70
3:J:32:ILE:HG21	3:J:37:LEU:HA	1.72	0.70
3:J:169:TYR:HD2	3:J:191:LEU:HD12	1.56	0.70
3:J:1156:LEU:HD12	3:J:1173:LEU:HD12	1.73	0.70
5:B:154:ILE:N	5:B:174:ILE:O	2.21	0.70
1:G:206:THR:HG23	1:G:207:PRO:HD2	1.73	0.70
1:H:58:ILE:HD13	1:H:140:MET:HB2	1.73	0.70
2:I:304:LEU:HD23	2:I:305:PRO:HD3	1.73	0.70
2:I:669:GLY:HA3	2:I:995:MET:HE2	1.73	0.70
2:I:808:ARG:NE	2:I:820:ARG:O	2.23	0.70
3:J:32:ILE:CG2	3:J:37:LEU:HA	2.21	0.70
3:J:166:GLN:OE1	3:J:206:ARG:NH2	2.25	0.70
3:J:685:ASP:O	3:J:688:TRP:HB2	1.90	0.70
1:G:151:VAL:HG13	1:G:155:LYS:HE3	1.71	0.70
1:H:219:ARG:CD	1:H:222:LEU:HD12	2.21	0.70
2:I:1:MET:HG3	2:I:900:ARG:N	2.06	0.70
2:I:260:LEU:HD22	2:I:293:PHE:HE2	1.56	0.70
2:I:354:GLY:O	2:I:358:ARG:HD3	1.91	0.70
2:I:397:GLU:O	2:I:633:GLN:NE2	2.21	0.70
2:I:815:LEU:HD21	2:I:822:VAL:HG22	1.74	0.70
3:J:112:ILE:CD1	3:J:465:LEU:HD21	2.22	0.70
3:J:117:ASP:HB2	3:J:495:ARG:NH1	2.06	0.70
4:K:29:GLN:O	4:K:37:ASN:ND2	2.23	0.70
1:H:103:ALA:HB3	1:H:138:LEU:HD21	1.72	0.70
2:I:139:GLN:HE22	2:I:415:PRO:HD2	1.55	0.70
2:I:626:ARG:HD2	2:I:629:TYR:CD2	2.26	0.70
3:J:505:SER:CB	3:J:1454:GLY:H	2.04	0.70
3:J:1480:PHE:CD2	3:J:1481:VAL:HG23	2.26	0.70
2:I:498:GLN:HA	2:I:533:ASP:OD2	1.92	0.70
2:I:712:ALA:O	2:I:820:ARG:N	2.25	0.70
2:I:745:ILE:HG23	2:I:800:VAL:HG12	1.73	0.70
2:I:759:THR:HG22	2:I:787:ASP:HA	1.72	0.70
3:J:676:MET:O	3:J:682:ASP:HB2	1.92	0.70
3:J:1152:GLU:CG	3:J:1161:GLU:HA	2.21	0.70
3:J:1425:THR:O	3:J:1429:LEU:HD13	1.91	0.70
4:K:59:ASN:OD1	4:K:62:THR:HG23	1.92	0.70
2:I:218:VAL:O	2:I:221:LEU:HG	1.92	0.70

Continued on next page...

Continued from previous page...

Atom-1	Atom-2	Interatomic distance (Å)	Clash overlap (Å)
2:I:285:LEU:HD21	2:I:288:ARG:CA	2.20	0.70
2:I:471:TYR:HA	2:I:534:VAL:HG23	1.74	0.70
2:I:759:THR:HA	2:I:788:THR:H	1.56	0.70
3:J:1486:VAL:HA	4:K:75:PHE:HA	1.73	0.70
5:A:183:VAL:HG21	5:A:339:PHE:CE1	2.27	0.70
5:F:63:LYS:HB3	5:F:107:VAL:HG12	1.74	0.70
1:G:225:PHE:HE1	1:H:25:LEU:HD22	1.51	0.70
1:H:73:GLU:OE1	1:H:77:GLU:HG3	1.92	0.70
2:I:199:VAL:HG21	2:I:238:LEU:CD1	2.20	0.70
3:J:86:ARG:HB3	3:J:522:PRO:CG	2.22	0.70
3:J:140:ALA:HA	3:J:147:VAL:CB	2.20	0.70
3:J:408:GLU:H	3:J:422:ALA:HA	1.56	0.70
3:J:1094:LEU:HD12	3:J:1095:THR:N	2.07	0.70
3:J:1156:LEU:CD1	3:J:1176:LYS:HE3	2.21	0.70
5:D:343:LYS:NZ	5:D:349:GLU:OE1	2.22	0.70
1:H:81:ASN:ND2	1:H:128:HIS:O	2.24	0.69
1:H:159:LYS:NZ	1:H:164:ALA:O	2.25	0.69
2:I:48:PHE:HE2	2:I:71:TYR:HB3	1.56	0.69
2:I:577:PRO:O	2:I:900:ARG:HD2	1.92	0.69
2:I:629:TYR:CB	2:I:637:LEU:HB2	2.20	0.69
2:I:1051:GLU:OE2	3:J:751:LEU:N	2.25	0.69
3:J:1008:PHE:HZ	3:J:1032:PRO:HB3	1.55	0.69
3:J:1371:VAL:HG12	3:J:1375:MET:CE	2.21	0.69
5:D:183:VAL:HG21	5:D:339:PHE:CE1	2.26	0.69
1:G:71:VAL:HG12	1:G:73:GLU:O	1.92	0.69
1:G:181:VAL:CG2	1:G:195:LEU:HD13	2.22	0.69
2:I:31:GLN:NE2	2:I:34:VAL:HG23	2.07	0.69
2:I:186:VAL:HG23	2:I:187:ASN:H	1.57	0.69
2:I:367:LEU:HD12	2:I:372:LEU:HG	1.73	0.69
2:I:401:LEU:HD21	2:I:666:LEU:HD22	1.73	0.69
2:I:1097:LEU:HD11	3:J:1451:ALA:HB2	1.72	0.69
3:J:116:LEU:O	3:J:118:LEU:HG	1.91	0.69
3:J:204:LEU:O	3:J:394:LEU:HD23	1.92	0.69
3:J:895:VAL:HA	3:J:898:GLU:HB2	1.74	0.69
1:H:39:PRO:O	1:H:43:ILE:HG12	1.92	0.69
1:H:64:GLU:O	1:H:75:VAL:HB	1.91	0.69
1:H:179:PHE:HD2	1:H:195:LEU:HD11	1.56	0.69
1:H:186:LEU:HD23	1:H:188:GLN:N	2.02	0.69
2:I:101:ILE:HD12	2:I:107:LEU:HD22	1.74	0.69
2:I:225:SER:HA	2:I:228:ALA:CB	2.21	0.69
2:I:328:LEU:HD11	2:I:434:HIS:CD2	2.27	0.69

Continued on next page...

Continued from previous page...

Atom-1	Atom-2	Interatomic distance (Å)	Clash overlap (Å)
2:I:380:ALA:O	2:I:384:GLU:HG3	1.93	0.69
2:I:750:LYS:N	2:I:753:ASP:OD2	2.25	0.69
2:I:945:ARG:NH2	2:I:948:GLU:OE2	2.21	0.69
2:I:994:ILE:O	2:I:995:MET:HE2	1.92	0.69
2:I:1033:GLY:HA3	2:I:1036:GLU:OE2	1.92	0.69
2:I:1082:PRO:O	2:I:1085:PHE:HB3	1.92	0.69
2:I:1083:GLU:O	2:I:1087:VAL:HG23	1.91	0.69
3:J:116:LEU:CD1	3:J:468:LEU:HD11	2.22	0.69
3:J:165:LYS:HB3	3:J:397:LYS:CB	2.21	0.69
3:J:167:GLU:HB3	3:J:169:TYR:OH	1.92	0.69
3:J:421:LEU:HD21	3:J:429:SER:HB2	1.73	0.69
3:J:1117:TYR:O	3:J:1118:ILE:HD13	1.92	0.69
3:J:1191:PRO:O	3:J:1373:ARG:HD2	1.92	0.69
3:J:1268:PRO:HD2	3:J:1271:LYS:NZ	2.07	0.69
5:A:170:LEU:HD21	5:A:415:ASN:ND2	2.07	0.69
2:I:29:ALA:HB1	2:I:340:MET:CE	2.22	0.69
2:I:31:GLN:CB	2:I:40:GLU:HB3	2.23	0.69
2:I:358:ARG:O	2:I:362:GLY:N	2.22	0.69
2:I:397:GLU:OE1	2:I:632:ASN:N	2.26	0.69
2:I:726:ILE:HA	2:I:787:ASP:OD2	1.92	0.69
2:I:1051:GLU:OE1	3:J:752:SER:N	2.23	0.69
2:I:1086:ARG:HB3	2:I:1112:PHE:CZ	2.27	0.69
3:J:42:ASP:HA	3:J:46:ASP:CB	2.21	0.69
3:J:552:ASN:C	3:J:556:LYS:HE3	2.12	0.69
3:J:591:VAL:HG22	3:J:599:PRO:CA	2.22	0.69
3:J:1209:LEU:CD2	3:J:1215:VAL:HG22	2.22	0.69
3:J:1294:VAL:HG23	3:J:1303:TYR:HE2	1.58	0.69
3:J:1486:VAL:HG12	4:K:75:PHE:CB	2.21	0.69
4:K:46:PRO:HB2	4:K:54:LEU:HG	1.74	0.69
1:G:159:LYS:NZ	1:G:164:ALA:O	2.26	0.69
1:H:18:ARG:HH12	1:H:88:ARG:HH12	1.38	0.69
2:I:6:PHE:CZ	2:I:901:TYR:HB3	2.28	0.69
2:I:301:GLU:O	2:I:305:PRO:HG2	1.91	0.69
2:I:573:ARG:HB2	2:I:670:GLN:HE22	1.58	0.69
2:I:689:VAL:HB	2:I:870:ILE:CG1	2.21	0.69
3:J:901:GLN:NE2	3:J:910:SER:HB2	2.07	0.69
3:J:1095:THR:HG22	3:J:1230:GLY:CA	2.21	0.69
1:H:2:LEU:O	1:H:6:LEU:HB3	1.92	0.69
1:H:213:GLN:NE2	1:H:217:ILE:HD13	2.07	0.69
2:I:113:VAL:CG2	2:I:115:LEU:HD22	2.22	0.69
3:J:179:VAL:HG11	3:J:203:ALA:CB	2.20	0.69

Continued on next page...

Continued from previous page...

Atom-1	Atom-2	Interatomic distance (Å)	Clash overlap (Å)
3:J:521:PRO:CD	3:J:524:LEU:HD12	2.23	0.69
3:J:1283:ILE:CG2	3:J:1292:VAL:HG22	2.19	0.69
4:K:41:GLU:O	4:K:45:ARG:NE	2.25	0.69
1:G:124:ASN:CG	1:G:127:LEU:HB2	2.13	0.69
2:I:140:ILE:O	2:I:418:LEU:HD23	1.91	0.69
2:I:568:ALA:HB1	2:I:668:LEU:CD2	2.22	0.69
2:I:703:ILE:HD11	2:I:828:ALA:HB1	1.74	0.69
2:I:840:ALA:HB2	2:I:846:LYS:HG3	1.74	0.69
2:I:1005:MET:HE3	3:J:648:MET:HG3	1.74	0.69
2:I:1095:LEU:HD11	3:J:603:LEU:HD13	1.73	0.69
3:J:203:ALA:HB1	3:J:393:ILE:CG2	2.23	0.69
3:J:1450:ALA:HA	3:J:1455:LYS:NZ	2.08	0.69
3:J:1497:GLU:O	3:J:1501:GLU:HG3	1.91	0.69
5:A:163:LEU:O	5:A:167:VAL:HG23	1.93	0.69
1:H:102:LYS:HZ3	1:H:139:ASN:CB	2.00	0.69
2:I:50:GLU:OE1	2:I:345:ARG:HD3	1.92	0.69
2:I:76:PRO:HG3	2:I:120:LEU:HD12	1.74	0.69
2:I:411:SER:HB2	2:I:452:ILE:HG13	1.73	0.69
2:I:603:VAL:HG11	2:I:645:VAL:HA	1.73	0.69
2:I:606:VAL:HG22	2:I:645:VAL:CG2	2.22	0.69
2:I:929:ARG:HA	2:I:932:GLU:OE1	1.91	0.69
2:I:948:GLU:CG	2:I:953:VAL:HG23	2.23	0.69
2:I:1005:MET:HE3	2:I:1007:ALA:HB3	1.73	0.69
3:J:15:PRO:HA	3:J:18:ILE:CG1	2.22	0.69
3:J:93:ILE:HG13	3:J:519:VAL:CG2	2.22	0.69
3:J:179:VAL:HG21	3:J:191:LEU:HD23	1.73	0.69
3:J:464:LEU:O	3:J:468:LEU:HG	1.92	0.69
3:J:893:GLU:OE2	3:J:894:LYS:HE3	1.93	0.69
3:J:1219:GLU:OE1	4:K:17:TYR:OH	2.09	0.69
3:J:1279:GLY:O	3:J:1319:VAL:N	2.16	0.69
4:K:62:THR:HA	4:K:65:MET:CE	2.23	0.69
5:E:176:ARG:NH2	5:E:205:GLU:OE1	2.23	0.69
5:F:63:LYS:CB	5:F:107:VAL:HG12	2.22	0.69
1:H:94:LEU:HD11	1:H:119:ASP:CB	2.23	0.69
2:I:32:ALA:HB2	2:I:71:TYR:CE2	2.28	0.69
2:I:140:ILE:CG1	2:I:412:ALA:HA	2.22	0.69
2:I:550:LEU:HB2	2:I:905:ILE:CG2	2.23	0.69
2:I:695:LEU:CD2	2:I:852:ILE:HD13	2.16	0.69
3:J:86:ARG:O	3:J:522:PRO:HD2	1.92	0.69
3:J:658:LEU:HD23	3:J:677:LEU:HD12	1.75	0.69
3:J:819:GLY:HA3	3:J:824:ASN:HB2	1.75	0.69

Continued on next page...

Continued from previous page...

Atom-1	Atom-2	Interatomic distance (Å)	Clash overlap (Å)
3:J:999:THR:HA	3:J:1002:LYS:HD2	1.73	0.69
3:J:1141:GLU:OE1	3:J:1168:MET:HE1	1.92	0.69
3:J:1211:MET:SD	3:J:1213:ARG:N	2.65	0.69
3:J:1353:GLN:HE22	3:J:1363:LEU:HG	1.57	0.69
3:J:1405:GLU:HA	3:J:1409:ALA:HB3	1.73	0.69
2:I:573:ARG:HB2	2:I:670:GLN:NE2	2.07	0.69
2:I:808:ARG:NH2	2:I:819:VAL:O	2.25	0.69
2:I:918:LEU:HB2	2:I:968:LEU:HD23	1.73	0.69
3:J:22:SER:HG	3:J:92:HIS:HD1	0.69	0.69
3:J:661:MET:HA	3:J:666:ILE:HD12	1.74	0.69
3:J:1156:LEU:HD21	3:J:1177:ALA:HA	1.75	0.69
3:J:1209:LEU:HD21	3:J:1215:VAL:HA	1.73	0.69
3:J:1256:LEU:HD11	3:J:1260:ILE:HD11	1.74	0.69
4:K:43:GLU:HG2	4:K:44:GLU:N	2.07	0.69
1:G:36:LEU:O	1:G:40:LEU:HG	1.94	0.68
1:G:56:VAL:O	1:G:165:ILE:N	2.23	0.68
1:G:159:LYS:NZ	1:G:165:ILE:HA	2.08	0.68
1:H:176:ARG:HD2	1:H:177:VAL:N	2.08	0.68
2:I:61:LYS:NZ	2:I:102:HIS:HB3	2.09	0.68
2:I:411:SER:CB	2:I:452:ILE:HG13	2.23	0.68
2:I:424:GLY:O	2:I:428:ARG:N	2.22	0.68
2:I:474:VAL:CG1	2:I:479:VAL:HG12	2.22	0.68
2:I:490:GLU:HA	2:I:493:ARG:HD3	1.74	0.68
2:I:603:VAL:CG1	2:I:645:VAL:HA	2.23	0.68
2:I:1097:LEU:CD1	3:J:1451:ALA:HB2	2.22	0.68
3:J:636:GLN:OE1	3:J:636:GLN:N	2.19	0.68
3:J:974:ILE:HG12	3:J:991:GLN:NE2	2.07	0.68
5:F:183:VAL:HG21	5:F:339:PHE:CE1	2.28	0.68
1:G:62:LEU:HA	1:G:163:ASN:OD1	1.94	0.68
1:H:64:GLU:HA	1:H:75:VAL:HG11	1.74	0.68
1:H:177:VAL:HG12	1:H:199:ILE:CG2	2.23	0.68
2:I:252:LYS:HE2	2:I:256:TYR:CE1	2.27	0.68
2:I:479:VAL:HG22	2:I:506:ASN:O	1.94	0.68
3:J:207:PHE:O	3:J:391:ALA:N	2.26	0.68
3:J:408:GLU:HG3	3:J:420:VAL:CG1	2.23	0.68
3:J:917:GLN:O	3:J:921:ARG:HG2	1.93	0.68
3:J:1171:VAL:O	3:J:1175:ILE:HG13	1.94	0.68
3:J:1200:VAL:HG21	3:J:1370:ILE:HD11	1.76	0.68
3:J:1331:ASP:O	3:J:1334:GLN:HG2	1.93	0.68
4:K:13:VAL:HG11	4:K:19:LEU:CB	2.19	0.68
1:G:221:HIS:HA	1:G:224:TYR:CE2	2.28	0.68

Continued on next page...

Continued from previous page...

Atom-1	Atom-2	Interatomic distance (Å)	Clash overlap (Å)
2:I:26:TYR:CZ	2:I:30:LEU:HD11	2.28	0.68
2:I:442:GLU:OE1	2:I:562:SER:OG	2.10	0.68
2:I:603:VAL:HB	2:I:646:GLY:N	2.07	0.68
3:J:190:GLU:O	3:J:190:GLU:HG2	1.92	0.68
3:J:623:VAL:HG23	3:J:626:SER:HB3	1.75	0.68
3:J:925:GLU:O	3:J:929:ARG:HG3	1.93	0.68
3:J:1275:SER:OG	3:J:1320:GLU:O	2.07	0.68
3:J:1326:THR:HG22	3:J:1327:ARG:H	1.59	0.68
5:B:156:LEU:HD11	5:B:174:ILE:HD13	1.75	0.68
1:G:110:LYS:HE3	1:G:128:HIS:CD2	2.28	0.68
2:I:99:GLN:HA	2:I:109:LYS:HA	1.74	0.68
2:I:944:LEU:HD13	2:I:962:GLN:CG	2.23	0.68
2:I:1008:ARG:HD3	2:I:1028:GLY:H	1.58	0.68
3:J:50:PHE:CD1	3:J:522:PRO:HD3	2.28	0.68
3:J:591:VAL:HG12	3:J:592:THR:N	2.09	0.68
3:J:670:VAL:O	3:J:673:ALA:HB3	1.94	0.68
3:J:1406:ARG:CG	3:J:1412:LYS:HA	2.18	0.68
5:E:314:ILE:HG22	5:E:316:GLY:H	1.58	0.68
2:I:122:THR:HB	2:I:124:ASP:OD1	1.93	0.68
2:I:400:PRO:O	2:I:404:LEU:HD23	1.93	0.68
2:I:474:VAL:HG12	2:I:479:VAL:CG1	2.24	0.68
2:I:575:GLN:HA	2:I:662:GLU:OE2	1.93	0.68
2:I:858:MET:CE	2:I:866:PRO:HB2	2.23	0.68
3:J:6:ARG:C	3:J:1459:LEU:HD13	2.14	0.68
3:J:647:ARG:HA	3:J:650:LEU:CD1	2.21	0.68
3:J:1197:ARG:HD2	3:J:1198:TYR:H	1.59	0.68
1:H:73:GLU:OE2	1:H:78:ILE:HG12	1.93	0.68
2:I:31:GLN:NE2	2:I:31:GLN:O	2.26	0.68
2:I:218:VAL:C	2:I:222:MET:HE1	2.14	0.68
2:I:252:LYS:HE3	2:I:255:ALA:CB	2.23	0.68
2:I:574:ALA:HB1	2:I:667:ALA:HB3	1.75	0.68
2:I:595:LEU:N	2:I:639:GLN:OE1	2.26	0.68
2:I:718:GLY:HA3	2:I:761:PHE:CE1	2.28	0.68
2:I:746:GLY:N	2:I:800:VAL:HB	2.08	0.68
2:I:1037:VAL:HG12	2:I:1041:GLU:OE2	1.93	0.68
2:I:1046:ALA:HB1	3:J:1471:LEU:HD11	1.75	0.68
3:J:409:VAL:CG2	3:J:421:LEU:HA	2.21	0.68
3:J:485:SER:O	3:J:489:ARG:HG2	1.92	0.68
3:J:786:ILE:HG12	3:J:911:LEU:HD23	1.73	0.68
3:J:1207:TYR:CE1	3:J:1214:PRO:HG3	2.28	0.68
3:J:1314:LYS:CG	3:J:1317:ASP:HB2	2.24	0.68

Continued on next page...

Continued from previous page...

Atom-1	Atom-2	Interatomic distance (Å)	Clash overlap (Å)
2:I:24:GLU:HA	2:I:27:ARG:HB3	1.75	0.68
2:I:29:ALA:HB1	2:I:340:MET:HE3	1.75	0.68
2:I:73:LEU:CD1	2:I:118:ILE:HG12	2.24	0.68
2:I:431:HIS:HB3	2:I:434:HIS:CD2	2.28	0.68
2:I:1012:PRO:HB2	2:I:1021:LEU:O	1.93	0.68
3:J:28:LYS:HE3	3:J:41:ARG:HD2	1.75	0.68
3:J:490:ALA:O	3:J:493:ARG:HG3	1.93	0.68
3:J:861:GLN:OE1	3:J:861:GLN:N	2.26	0.68
4:K:38:THR:HG23	4:K:41:GLU:CD	2.13	0.68
1:H:23:PHE:CZ	1:H:207:PRO:HB2	2.29	0.68
1:H:28:LEU:N	1:H:193:ASP:O	2.26	0.68
1:H:62:LEU:HA	1:H:163:ASN:OD1	1.94	0.68
2:I:404:LEU:O	2:I:408:ARG:HG2	1.94	0.68
2:I:1035:MET:HG2	3:J:707:THR:HB	1.76	0.68
3:J:22:SER:HA	3:J:90:MET:O	1.94	0.68
3:J:550:ARG:NE	3:J:553:ARG:HH12	1.90	0.68
3:J:764:LEU:HD21	3:J:766:ALA:HB3	1.76	0.68
3:J:1147:ARG:H	3:J:1166:LEU:HB2	1.59	0.68
3:J:1153:VAL:HG23	3:J:1160:LEU:HB2	1.76	0.68
3:J:1344:VAL:O	3:J:1348:LEU:HD23	1.93	0.68
1:G:28:LEU:HB2	1:G:193:ASP:CB	2.22	0.68
1:G:44:LEU:O	1:G:48:ILE:HD12	1.94	0.68
2:I:255:ALA:HB1	2:I:298:PHE:HE2	1.58	0.68
2:I:276:LYS:HG2	2:I:280:LYS:HZ1	1.56	0.68
2:I:549:PHE:HD2	2:I:886:LEU:HB3	1.59	0.68
2:I:976:ASP:HB3	2:I:981:GLU:N	2.09	0.68
2:I:1072:LYS:HZ2	2:I:1074:GLU:HB3	1.58	0.68
3:J:29:PRO:HB2	3:J:545:ARG:CG	2.16	0.68
3:J:435:VAL:HG22	3:J:446:VAL:HG22	1.76	0.68
3:J:689:ASP:HA	3:J:692:GLU:CG	2.24	0.68
3:J:895:VAL:O	3:J:899:LEU:HG	1.94	0.68
5:A:330:THR:OG1	5:A:335:ASP:OD2	2.09	0.68
5:B:213:LEU:HD11	5:B:215:ILE:HD11	1.76	0.68
1:G:41:ARG:NE	1:G:177:VAL:O	2.27	0.68
1:H:81:ASN:ND2	1:H:129:ILE:HA	2.09	0.68
2:I:341:THR:HG23	2:I:345:ARG:HH12	1.58	0.68
2:I:343:GLN:HG2	2:I:385:PHE:HB2	1.76	0.68
2:I:433:THR:HG23	2:I:488:ALA:HB1	1.75	0.68
2:I:677:MET:HG2	2:I:678:PRO:HD2	1.76	0.68
2:I:805:ARG:HE	2:I:807:ARG:NE	1.92	0.68
2:I:939:ARG:HD3	2:I:982:PRO:HG3	1.76	0.68

Continued on next page...

Continued from previous page...

Atom-1	Atom-2	Interatomic distance (Å)	Clash overlap (Å)
3:J:1127:GLU:HB2	3:J:1133:ARG:CZ	2.24	0.68
3:J:1282:ARG:HB2	3:J:1295:GLU:OE2	1.94	0.68
3:J:1487:VAL:CG1	3:J:1491:THR:HB	2.20	0.68
1:G:150:TYR:HA	1:G:169:ALA:O	1.93	0.67
1:G:219:ARG:HB2	1:H:219:ARG:NE	2.08	0.67
2:I:6:PHE:CD2	2:I:909:ALA:HB2	2.28	0.67
2:I:44:ILE:HA	2:I:344:PHE:CE2	2.29	0.67
2:I:433:THR:CG2	2:I:488:ALA:HB1	2.24	0.67
2:I:490:GLU:HA	2:I:493:ARG:CD	2.24	0.67
3:J:123:LEU:HA	3:J:126:VAL:HB	1.75	0.67
3:J:149:LYS:NZ	3:J:150:ARG:HD3	2.09	0.67
3:J:657:LEU:HD21	3:J:691:LEU:HD13	1.76	0.67
3:J:703:ASN:HB2	3:J:713:ILE:HG13	1.76	0.67
3:J:1379:VAL:HG12	3:J:1419:PRO:CA	2.24	0.67
3:J:1405:GLU:CG	3:J:1413:THR:HB	2.25	0.67
1:G:33:GLY:HA3	1:G:181:VAL:CG1	2.23	0.67
1:G:45:LEU:CD1	1:G:177:VAL:HB	2.22	0.67
1:H:94:LEU:HD13	1:H:120:VAL:CG2	2.23	0.67
1:H:173:PRO:HB3	1:H:204:SER:HB3	1.75	0.67
2:I:184:MET:HB3	2:I:193:LEU:HD11	1.77	0.67
2:I:468:ARG:NE	2:I:487:THR:OG1	2.26	0.67
3:J:135:LEU:HD13	3:J:137:PRO:CG	2.25	0.67
3:J:591:VAL:HG12	3:J:592:THR:H	1.58	0.67
2:I:432:ARG:HH22	2:I:518:LYS:CB	2.01	0.67
2:I:603:VAL:HG21	2:I:643:VAL:HG12	1.76	0.67
2:I:945:ARG:HH22	2:I:962:GLN:HE22	1.42	0.67
3:J:133:ILE:CG2	3:J:454:ALA:HA	2.24	0.67
1:H:4:SER:CA	1:H:7:LYS:HB3	2.24	0.67
1:H:150:TYR:OH	1:H:152:PRO:HG3	1.94	0.67
1:H:189:ARG:HD3	1:H:192:LEU:HD21	1.76	0.67
1:H:217:ILE:HG22	1:H:221:HIS:CE1	2.29	0.67
2:I:83:CYS:O	2:I:131:GLY:HA2	1.95	0.67
2:I:292:ARG:HG2	2:I:297:GLU:O	1.94	0.67
2:I:644:VAL:HG22	2:I:647:GLN:OE1	1.94	0.67
3:J:431:VAL:O	3:J:446:VAL:HG11	1.94	0.67
3:J:601:ARG:CG	3:J:605:ASP:HB2	2.23	0.67
3:J:790:TYR:CE2	3:J:1022:VAL:HG13	2.30	0.67
5:F:192:THR:HG23	8:F:1000:ADP:O1A	1.93	0.67
1:H:221:HIS:HA	1:H:224:TYR:CD1	2.30	0.67
2:I:516:ARG:NE	3:J:1068:LEU:HD22	2.08	0.67
2:I:872:ASN:HD21	2:I:874:LEU:HB2	1.59	0.67

Continued on next page...

Continued from previous page...

Atom-1	Atom-2	Interatomic distance (Å)	Clash overlap (Å)
3:J:481:MET:CA	3:J:489:ARG:HB2	2.15	0.67
3:J:870:GLY:C	3:J:871:LYS:HD3	2.15	0.67
3:J:1175:ILE:HG22	3:J:1179:GLU:OE2	1.93	0.67
5:E:167:VAL:HG12	5:E:171:LEU:HD22	1.75	0.67
2:I:205:GLU:O	2:I:209:ARG:HG3	1.94	0.67
2:I:347:GLY:HA3	2:I:378:LEU:CD1	2.24	0.67
2:I:862:PRO:HG3	2:I:975:TYR:HE1	1.59	0.67
3:J:29:PRO:HB3	3:J:545:ARG:HA	1.76	0.67
3:J:421:LEU:HB3	3:J:444:VAL:CG1	2.25	0.67
3:J:525:ARG:HB3	3:J:540:LEU:HD13	1.77	0.67
3:J:809:PRO:HG2	3:J:812:ALA:HB2	1.77	0.67
3:J:958:GLU:HA	3:J:961:LYS:CE	2.22	0.67
3:J:1031:ASN:OD1	3:J:1034:GLN:HG3	1.95	0.67
2:I:187:ASN:O	2:I:188:LYS:HE2	1.94	0.67
2:I:292:ARG:CB	2:I:299:LYS:H	2.08	0.67
2:I:408:ARG:HH22	2:I:457:ALA:HA	1.60	0.67
3:J:5:VAL:O	3:J:1459:LEU:HD22	1.94	0.67
3:J:47:GLU:CD	3:J:53:ILE:HB	2.15	0.67
3:J:436:GLU:OE1	3:J:447:VAL:HG13	1.94	0.67
3:J:565:ILE:O	3:J:569:ASN:ND2	2.28	0.67
3:J:1036:ARG:HH21	3:J:1037:GLN:CG	2.07	0.67
3:J:1276:GLU:HB2	3:J:1303:TYR:OH	1.95	0.67
3:J:1330:ILE:HG23	3:J:1334:GLN:NE2	2.09	0.67
4:K:28:GLN:HA	4:K:31:LEU:HD12	1.75	0.67
1:G:153:ALA:HA	1:G:156:HIS:NE2	2.10	0.67
1:H:9:PRO:CB	1:H:25:LEU:HG	2.25	0.67
2:I:134:ARG:NE	2:I:394:PHE:HA	2.10	0.67
2:I:218:VAL:HG13	2:I:222:MET:HE1	1.76	0.67
2:I:471:TYR:N	2:I:483:VAL:HG13	2.09	0.67
2:I:474:VAL:HG23	2:I:529:VAL:O	1.95	0.67
2:I:607:ASP:HB2	2:I:610:ARG:CZ	2.25	0.67
2:I:756:VAL:H	2:I:790:LEU:HB3	1.59	0.67
3:J:789:LEU:HD12	3:J:792:ILE:CG2	2.25	0.67
3:J:860:LEU:HD11	3:J:878:GLY:HA2	1.76	0.67
3:J:1047:LYS:HG3	3:J:1051:GLU:O	1.93	0.67
3:J:1106:VAL:HG23	3:J:1219:GLU:C	2.15	0.67
1:G:61:VAL:HG11	1:G:66:SER:HB3	1.75	0.67
1:H:61:VAL:HG23	1:H:68:ILE:HD11	1.76	0.67
2:I:82:GLU:OE1	2:I:88:LEU:HD12	1.94	0.67
2:I:269:LEU:HB2	2:I:288:ARG:HG3	1.76	0.67
2:I:693:GLU:HG3	2:I:697:ARG:HE	1.60	0.67

Continued on next page...

Continued from previous page...

Atom-1	Atom-2	Interatomic distance (Å)	Clash overlap (Å)
2:I:697:ARG:HG3	2:I:699:PHE:CB	2.14	0.67
2:I:944:LEU:HD13	2:I:962:GLN:HG3	1.77	0.67
3:J:90:MET:HE1	3:J:518:PRO:HB2	1.77	0.67
3:J:474:GLU:OE2	3:J:475:LYS:HE3	1.95	0.67
3:J:796:ARG:O	3:J:828:LYS:HG2	1.95	0.67
3:J:1156:LEU:CG	3:J:1177:ALA:HB2	2.24	0.67
1:G:222:LEU:HD22	1:H:222:LEU:HD11	1.77	0.67
2:I:219:GLN:HA	2:I:222:MET:CE	2.25	0.67
2:I:443:THR:CG2	2:I:450:GLY:H	2.07	0.67
2:I:760:SER:N	2:I:786:LYS:O	2.28	0.67
2:I:814:GLU:HG2	2:I:814:GLU:O	1.94	0.67
1:H:4:SER:HA	1:H:7:LYS:CB	2.25	0.66
2:I:630:ARG:CG	2:I:634:GLY:HA2	2.24	0.66
2:I:971:LYS:CB	2:I:986:PRO:HB2	2.25	0.66
3:J:143:ASN:ND2	3:J:145:VAL:HG12	2.10	0.66
3:J:429:SER:CB	3:J:446:VAL:HG21	2.24	0.66
3:J:632:VAL:O	3:J:728:LEU:N	2.29	0.66
3:J:891:GLU:H	3:J:926:LYS:HZ3	1.41	0.66
5:C:156:LEU:HD11	5:C:174:ILE:HD13	1.77	0.66
5:F:229:VAL:HG22	5:F:232:ALA:HB3	1.77	0.66
1:G:218:LEU:HD12	1:G:219:ARG:N	2.11	0.66
1:H:176:ARG:HH12	1:H:178:ALA:HB2	1.59	0.66
2:I:194:VAL:HG22	2:I:198:ARG:NE	2.10	0.66
2:I:480:THR:HG22	2:I:482:GLU:H	1.60	0.66
2:I:745:ILE:HA	2:I:800:VAL:CG1	2.24	0.66
2:I:1066:ALA:O	2:I:1070:ILE:HG13	1.95	0.66
3:J:411:THR:HA	3:J:435:VAL:O	1.96	0.66
3:J:434:ARG:HH11	3:J:436:GLU:HG3	1.60	0.66
3:J:631:ILE:HG21	3:J:728:LEU:HD12	1.77	0.66
3:J:794:GLN:HG2	3:J:1017:PHE:HE1	1.60	0.66
3:J:998:GLU:O	3:J:1002:LYS:HG3	1.95	0.66
3:J:1149:LEU:CD2	3:J:1166:LEU:HD21	2.24	0.66
3:J:1200:VAL:HG22	3:J:1373:ARG:NH1	2.11	0.66
5:E:220:GLU:HG3	5:F:149:PHE:CE2	2.30	0.66
5:F:314:ILE:HG22	5:F:316:GLY:H	1.60	0.66
1:G:184:THR:HB	1:G:194:LYS:CB	2.24	0.66
1:H:33:GLY:O	1:H:195:LEU:HD22	1.95	0.66
2:I:1:MET:HG3	2:I:899:GLN:CA	2.26	0.66
2:I:100:LEU:N	2:I:108:ILE:O	2.24	0.66
2:I:272:ALA:O	2:I:276:LYS:NZ	2.27	0.66
2:I:312:ALA:CB	2:I:318:PRO:HG2	2.25	0.66

Continued on next page...

Continued from previous page...

Atom-1	Atom-2	Interatomic distance (Å)	Clash overlap (Å)
2:I:524:VAL:HB	2:I:528:GLU:OE1	1.94	0.66
2:I:595:LEU:CG	2:I:655:LEU:HD12	2.21	0.66
3:J:603:LEU:O	3:J:606:ILE:HG22	1.94	0.66
3:J:705:ALA:HB3	3:J:706:PRO:HD3	1.78	0.66
3:J:1156:LEU:HD13	3:J:1176:LYS:HE3	1.76	0.66
5:D:208:ILE:HG21	5:D:268:MET:SD	2.36	0.66
5:E:170:LEU:HD21	5:E:415:ASN:ND2	2.10	0.66
1:G:38:ASN:O	1:G:42:ARG:HG3	1.95	0.66
1:G:41:ARG:HA	1:G:177:VAL:HG11	1.78	0.66
1:H:181:VAL:CG2	1:H:195:LEU:HD13	2.25	0.66
1:H:184:THR:HG23	1:H:192:LEU:HB2	1.77	0.66
2:I:64:LEU:HD12	2:I:100:LEU:CD1	2.25	0.66
2:I:669:GLY:HA3	2:I:995:MET:SD	2.36	0.66
2:I:806:LEU:HB2	2:I:822:VAL:CG2	2.25	0.66
2:I:897:LEU:HB3	2:I:899:GLN:HE21	1.61	0.66
2:I:939:ARG:HB3	2:I:982:PRO:HG3	1.76	0.66
3:J:87:ARG:HB2	3:J:523:ASP:OD2	1.94	0.66
3:J:108:VAL:HB	3:J:109:PRO:HD3	1.77	0.66
3:J:401:TYR:OH	3:J:431:VAL:HG23	1.94	0.66
3:J:1201:CYS:HB3	3:J:1204:CYS:H	1.60	0.66
3:J:1285:GLU:HA	3:J:1290:LEU:HG	1.78	0.66
3:J:1468:LEU:CD2	3:J:1470:ARG:HB2	2.20	0.66
1:G:117:VAL:HB	1:G:120:VAL:HG12	1.77	0.66
2:I:99:GLN:HB3	2:I:109:LYS:HG3	1.78	0.66
2:I:146:VAL:HG11	2:I:281:LEU:HD11	1.76	0.66
2:I:443:THR:HG23	2:I:452:ILE:O	1.96	0.66
2:I:692:GLU:OE1	2:I:695:LEU:HD21	1.94	0.66
2:I:708:TYR:CZ	2:I:793:PRO:HG2	2.30	0.66
3:J:180:LYS:HB2	3:J:183:GLU:HB2	1.77	0.66
3:J:191:LEU:HD21	3:J:395:VAL:CG2	2.25	0.66
3:J:697:GLY:HA3	4:K:59:ASN:HB2	1.77	0.66
3:J:945:SER:HB2	3:J:947:ILE:HG23	1.78	0.66
3:J:1379:VAL:CG1	3:J:1419:PRO:HA	2.23	0.66
4:K:67:GLU:O	4:K:70:THR:OG1	2.09	0.66
1:G:58:ILE:HG22	1:G:60:ASP:H	1.60	0.66
1:G:83:LYS:CD	1:G:167:VAL:HG11	2.22	0.66
1:H:38:ASN:O	1:H:42:ARG:HG3	1.96	0.66
1:H:185:ARG:CB	1:H:190:THR:HG23	2.21	0.66
2:I:841:ASN:HD21	2:I:845:ASN:HB3	1.60	0.66
3:J:421:LEU:HD13	3:J:444:VAL:HG12	1.77	0.66
3:J:654:LYS:CA	3:J:657:LEU:HD12	2.26	0.66

Continued on next page...

Continued from previous page...

Atom-1	Atom-2	Interatomic distance (Å)	Clash overlap (Å)
3:J:771:SER:N	3:J:776:GLU:O	2.26	0.66
3:J:800:LYS:HB2	3:J:830:ALA:H	1.60	0.66
3:J:908:LYS:HD3	3:J:1027:GLY:O	1.95	0.66
3:J:1209:LEU:HD21	3:J:1215:VAL:HG22	1.77	0.66
3:J:1229:ILE:O	3:J:1356:TYR:OH	2.14	0.66
5:F:229:VAL:HG11	5:F:234:VAL:CG2	2.25	0.66
1:G:81:ASN:HA	1:G:84:GLU:CD	2.16	0.66
2:I:71:TYR:HB2	2:I:94:LEU:HD11	1.77	0.66
3:J:18:ILE:HG23	3:J:518:PRO:HG3	1.77	0.66
3:J:407:VAL:HG21	3:J:437:VAL:CG1	2.25	0.66
3:J:631:ILE:CG2	3:J:728:LEU:HB2	2.26	0.66
3:J:996:TRP:HA	3:J:999:THR:HG22	1.78	0.66
4:K:30:LEU:O	4:K:35:PHE:HA	1.95	0.66
5:C:163:LEU:O	5:C:167:VAL:HG23	1.95	0.66
1:G:85:LEU:HD12	1:G:124:ASN:CB	2.25	0.66
1:H:185:ARG:HA	1:H:190:THR:HA	1.76	0.66
2:I:55:GLU:OE1	2:I:65:VAL:HG22	1.96	0.66
2:I:456:ALA:HB3	2:I:459:ALA:HB3	1.78	0.66
2:I:495:THR:HG22	2:I:529:VAL:HG22	1.76	0.66
2:I:643:VAL:HG13	2:I:647:GLN:CD	2.16	0.66
2:I:801:VAL:HG22	2:I:826:TYR:O	1.96	0.66
2:I:1086:ARG:O	2:I:1090:LYS:HG3	1.96	0.66
3:J:148:GLU:HB3	3:J:151:GLN:HG3	1.77	0.66
3:J:689:ASP:O	3:J:692:GLU:HG3	1.96	0.66
3:J:1149:LEU:HD21	3:J:1166:LEU:HD21	1.78	0.66
3:J:1435:LEU:CD2	3:J:1464:GLU:HB2	2.19	0.66
5:C:172:ALA:CB	5:C:350:LEU:HD21	2.25	0.66
1:G:16:GLN:HG2	1:G:20:TYR:HB3	1.76	0.66
1:G:100:LEU:HG	1:G:141:GLU:HG3	1.77	0.66
1:H:41:ARG:HD2	1:H:179:PHE:HD1	1.58	0.66
1:H:97:VAL:HG21	1:H:120:VAL:HG21	1.78	0.66
2:I:139:GLN:NE2	2:I:418:LEU:HD22	2.11	0.66
2:I:471:TYR:CA	2:I:534:VAL:HG23	2.25	0.66
2:I:984:GLU:HG3	3:J:945:SER:O	1.96	0.66
3:J:820:GLU:CA	3:J:825:ALA:HB3	2.25	0.66
3:J:890:VAL:HB	3:J:922:LEU:HD11	1.78	0.66
3:J:1283:ILE:HG12	3:J:1292:VAL:CG1	2.26	0.66
3:J:1465:ASN:OD1	3:J:1470:ARG:HB3	1.95	0.66
1:G:41:ARG:HG3	1:G:177:VAL:HG12	1.78	0.65
1:G:80:LEU:HD23	1:G:83:LYS:CE	2.24	0.65
1:H:24:VAL:CG1	1:H:196:THR:HG22	2.22	0.65

Continued on next page...

Continued from previous page...

Atom-1	Atom-2	Interatomic distance (Å)	Clash overlap (Å)
2:I:7:GLY:H	2:I:904:PRO:HD2	1.59	0.65
2:I:18:LEU:HG	2:I:408:ARG:HH11	1.60	0.65
2:I:313:LEU:HB2	2:I:321:GLU:HG3	1.78	0.65
2:I:470:PRO:HG2	2:I:538:GLN:OE1	1.96	0.65
2:I:554:ASP:HB3	2:I:880:MET:CB	2.26	0.65
2:I:609:ASN:HB2	2:I:627:ARG:NE	2.11	0.65
2:I:914:ILE:O	2:I:918:LEU:HG	1.96	0.65
2:I:1109:VAL:CG2	3:J:5:VAL:HG22	2.25	0.65
3:J:1060:SER:H	3:J:1063:GLU:HB3	1.60	0.65
3:J:1381:VAL:CG1	3:J:1389:LEU:HA	2.26	0.65
1:G:57:TYR:OH	1:G:59:GLU:HA	1.96	0.65
1:G:149:GLY:O	1:G:171:PHE:N	2.30	0.65
1:G:169:ALA:HB1	1:G:171:PHE:CE2	2.30	0.65
1:H:37:GLY:O	1:H:41:ARG:N	2.20	0.65
1:H:128:HIS:NE2	1:H:130:ALA:O	2.29	0.65
2:I:45:GLN:HB3	2:I:49:ARG:HH12	1.61	0.65
2:I:344:PHE:CE1	2:I:348:LEU:HD11	2.31	0.65
3:J:911:LEU:O	3:J:915:VAL:HG23	1.96	0.65
5:A:313:ASN:OD1	5:A:315:ARG:NH2	2.24	0.65
2:I:95:TYR:CD1	2:I:114:PHE:HA	2.31	0.65
2:I:384:GLU:HG2	2:I:388:ARG:NH2	2.10	0.65
2:I:469:THR:CG2	2:I:470:PRO:HD2	2.24	0.65
2:I:517:ARG:HB3	2:I:520:GLU:OE2	1.96	0.65
2:I:520:GLU:HG2	2:I:522:VAL:HG23	1.76	0.65
2:I:612:VAL:CG2	2:I:622:GLU:HB2	2.18	0.65
2:I:679:PHE:H	2:I:683:ASN:ND2	1.93	0.65
2:I:690:ILE:HG23	2:I:852:ILE:HG13	1.78	0.65
2:I:710:ILE:HG22	2:I:823:VAL:CG1	2.26	0.65
3:J:420:VAL:HA	3:J:428:LYS:HA	1.76	0.65
3:J:631:ILE:CD1	3:J:745:MET:H	2.09	0.65
3:J:638:LYS:HB2	3:J:641:GLN:OE1	1.97	0.65
3:J:754:PHE:HD1	4:K:24:ALA:CB	2.07	0.65
3:J:795:VAL:HG22	3:J:876:SER:CB	2.17	0.65
1:G:152:PRO:HA	1:G:168:ASP:OD1	1.95	0.65
1:H:94:LEU:HB2	1:H:146:ARG:NH2	2.10	0.65
2:I:148:PHE:CZ	2:I:281:LEU:HD22	2.32	0.65
2:I:194:VAL:CB	2:I:221:LEU:HB2	2.26	0.65
2:I:303:PHE:HA	2:I:306:THR:OG1	1.97	0.65
2:I:517:ARG:CZ	2:I:522:VAL:HG11	2.27	0.65
2:I:597:ALA:CB	2:I:655:LEU:HD21	2.22	0.65
3:J:407:VAL:HG13	3:J:444:VAL:HG21	1.78	0.65

Continued on next page...

Continued from previous page...

Atom-1	Atom-2	Interatomic distance (Å)	Clash overlap (Å)
3:J:498:VAL:HG13	3:J:1452:ILE:HG21	1.77	0.65
3:J:908:LYS:HD3	3:J:1027:GLY:HA3	1.77	0.65
3:J:1434:TRP:CZ3	3:J:1457:ASP:HB2	2.31	0.65
2:I:110:GLU:HG3	2:I:369:PRO:CB	2.26	0.65
2:I:577:PRO:HG3	2:I:993:PHE:CD2	2.31	0.65
2:I:695:LEU:HD12	2:I:696:LYS:N	2.11	0.65
3:J:185:VAL:CG1	3:J:395:VAL:HG21	2.27	0.65
3:J:957:PRO:HB3	3:J:959:GLU:CD	2.17	0.65
3:J:1378:TYR:HB2	3:J:1422:MET:HE1	1.78	0.65
1:H:58:ILE:HB	1:H:61:VAL:CB	2.18	0.65
2:I:203:ASP:O	2:I:207:LEU:HG	1.97	0.65
2:I:211:LEU:HD23	2:I:218:VAL:HG23	1.78	0.65
2:I:553:ASP:OD2	2:I:843:HIS:ND1	2.24	0.65
3:J:81:THR:HG21	3:J:85:VAL:CG1	2.25	0.65
3:J:689:ASP:HA	3:J:692:GLU:HG3	1.79	0.65
3:J:761:ILE:HG21	4:K:20:THR:OG1	1.97	0.65
3:J:1120:VAL:O	3:J:1185:GLU:HA	1.96	0.65
5:E:166:ARG:HG2	5:E:410:LEU:HD13	1.78	0.65
1:G:11:PHE:HD1	1:G:25:LEU:HD11	1.62	0.65
1:G:84:GLU:OE2	1:G:127:LEU:HD11	1.96	0.65
1:G:216:GLU:O	1:G:220:GLU:OE1	2.14	0.65
1:H:13:VAL:HG13	1:H:23:PHE:CD2	2.31	0.65
1:H:134:GLU:O	1:H:134:GLU:HG2	1.97	0.65
2:I:1:MET:HA	2:I:899:GLN:CA	2.26	0.65
2:I:4:LYS:HB3	2:I:901:TYR:HD1	1.61	0.65
2:I:151:ASP:HB3	2:I:154:ARG:O	1.96	0.65
2:I:153:ALA:O	2:I:155:PRO:HD3	1.97	0.65
2:I:162:ILE:HD12	2:I:172:ILE:HG21	1.79	0.65
3:J:105:VAL:HG22	3:J:112:ILE:HG21	1.77	0.65
3:J:417:PRO:CA	3:J:430:ASP:HA	2.24	0.65
3:J:618:LEU:CD1	3:J:1467:ILE:HD11	2.27	0.65
5:E:156:LEU:HD11	5:E:174:ILE:CD1	2.26	0.65
1:H:62:LEU:HD12	1:H:63:HIS:ND1	2.11	0.65
2:I:32:ALA:HB2	2:I:71:TYR:HE2	1.60	0.65
2:I:806:LEU:O	2:I:815:LEU:HD21	1.96	0.65
2:I:859:PRO:HA	2:I:976:ASP:O	1.96	0.65
2:I:970:GLY:O	2:I:988:VAL:HA	1.97	0.65
2:I:1038:TRP:HA	2:I:1041:GLU:CD	2.17	0.65
3:J:128:TYR:HE1	3:J:461:ILE:HG13	1.61	0.65
3:J:165:LYS:O	3:J:396:VAL:HA	1.95	0.65
3:J:1043:GLY:O	3:J:1057:VAL:N	2.28	0.65

Continued on next page...

Continued from previous page...

Atom-1	Atom-2	Interatomic distance (Å)	Clash overlap (Å)
3:J:1091:SER:O	3:J:1094:LEU:HG	1.97	0.65
3:J:1151:ARG:HA	3:J:1162:GLU:HG2	1.77	0.65
3:J:1233:GLY:HA2	3:J:1236:LEU:CD1	2.26	0.65
1:G:72:LYS:HG3	2:I:641:PRO:HB2	1.77	0.65
1:G:90:LEU:H	1:G:94:LEU:CD1	2.10	0.65
1:G:95:GLN:HG2	1:G:96:THR:N	2.10	0.65
1:G:108:GLU:CG	1:G:131:THR:HG22	2.25	0.65
1:H:1:MET:O	1:H:6:LEU:HB2	1.97	0.65
1:H:57:TYR:HB2	1:H:164:ALA:CB	2.27	0.65
1:H:94:LEU:HD21	1:H:119:ASP:HB2	1.78	0.65
2:I:479:VAL:HG22	2:I:506:ASN:C	2.18	0.65
2:I:911:GLU:HA	2:I:914:ILE:CD1	2.26	0.65
2:I:924:VAL:HG13	2:I:928:LYS:NZ	2.08	0.65
2:I:987:ILE:HD13	3:J:948:THR:HG21	1.78	0.65
3:J:136:ASP:N	3:J:137:PRO:HD2	2.11	0.65
3:J:705:ALA:HB3	3:J:706:PRO:CD	2.26	0.65
3:J:1256:LEU:O	3:J:1260:ILE:HG12	1.96	0.65
3:J:1376:MET:HE3	3:J:1422:MET:O	1.97	0.65
3:J:1487:VAL:CG1	3:J:1492:LEU:HD12	2.27	0.65
3:J:1491:THR:HG21	4:K:89:MET:HE2	1.79	0.65
8:A:1000:ADP:PB	9:A:1002:BEF:F3	2.45	0.65
2:I:28:ARG:HA	2:I:40:GLU:OE2	1.97	0.65
2:I:48:PHE:CE2	2:I:71:TYR:HB3	2.32	0.65
2:I:191:PHE:HE2	2:I:196:LEU:HB2	1.58	0.65
2:I:362:GLY:HA3	2:I:367:LEU:HD22	1.79	0.65
2:I:712:ALA:HB3	2:I:821:GLU:HG2	1.79	0.65
2:I:1012:PRO:CG	2:I:1022:GLY:HA2	2.20	0.65
3:J:421:LEU:HD21	3:J:446:VAL:CG2	2.26	0.65
3:J:458:ALA:HA	3:J:461:ILE:CG1	2.26	0.65
3:J:1194:CYS:HB3	3:J:1373:ARG:NH1	2.12	0.65
3:J:1194:CYS:HA	3:J:1204:CYS:SG	2.36	0.65
3:J:1356:TYR:CD2	3:J:1361:VAL:HG11	2.32	0.65
3:J:1380:GLU:HA	3:J:1392:GLY:HA2	1.79	0.65
3:J:1381:VAL:HG12	3:J:1389:LEU:HA	1.78	0.65
5:B:153:GLN:OE1	5:B:153:GLN:N	2.29	0.65
5:D:178:GLN:HB3	5:D:321:THR:HG23	1.79	0.65
2:I:80:GLN:HB2	2:I:128:ILE:HD11	1.79	0.64
2:I:82:GLU:OE2	2:I:86:LYS:HD2	1.96	0.64
3:J:87:ARG:HG3	3:J:524:LEU:CG	2.26	0.64
3:J:99:ALA:N	3:J:514:LEU:O	2.29	0.64
1:G:54:THR:HG21	1:G:145:ASP:OD2	1.98	0.64

Continued on next page...

Continued from previous page...

Atom-1	Atom-2	Interatomic distance (Å)	Clash overlap (Å)
1:G:104:GLU:CD	1:G:137:ARG:HA	2.18	0.64
1:G:153:ALA:HB2	1:G:167:VAL:CA	2.27	0.64
1:H:57:TYR:CB	1:H:161:ARG:HE	2.09	0.64
1:H:160:ASP:HB2	1:H:161:ARG:NH1	2.11	0.64
2:I:603:VAL:HB	2:I:647:GLN:H	1.61	0.64
2:I:604:ALA:O	2:I:605:LYS:HG3	1.97	0.64
3:J:93:ILE:HD13	3:J:548:ILE:CD1	2.27	0.64
3:J:563:PRO:HG2	3:J:566:ILE:HB	1.78	0.64
3:J:800:LYS:HB2	3:J:829:VAL:HG13	1.79	0.64
3:J:1112:CYS:HB2	3:J:1195:GLN:CG	2.10	0.64
1:G:28:LEU:N	1:G:193:ASP:O	2.29	0.64
1:G:62:LEU:HD23	1:G:62:LEU:H	1.61	0.64
1:G:185:ARG:HA	1:G:190:THR:HA	1.79	0.64
1:H:64:GLU:HG2	1:H:75:VAL:CG1	2.27	0.64
1:H:75:VAL:O	1:H:79:ILE:HG23	1.98	0.64
2:I:292:ARG:HB3	2:I:299:LYS:H	1.62	0.64
2:I:508:ILE:HG21	2:I:526:PRO:CB	2.27	0.64
2:I:944:LEU:CD1	2:I:962:GLN:HG3	2.27	0.64
3:J:462:GLN:HB3	3:J:513:ILE:CD1	2.28	0.64
3:J:813:LEU:HB2	3:J:839:LEU:HD21	1.79	0.64
3:J:834:THR:HG22	3:J:874:GLU:OE1	1.98	0.64
3:J:1010:ASN:O	3:J:1014:ASN:HB2	1.97	0.64
3:J:1123:PHE:CD1	3:J:1184:GLN:HG3	2.32	0.64
3:J:1160:LEU:HD23	3:J:1164:ARG:NH1	2.13	0.64
3:J:1258:ARG:HG2	3:J:1354:LYS:NZ	2.13	0.64
1:G:64:GLU:O	1:G:75:VAL:HB	1.97	0.64
1:H:58:ILE:CD1	1:H:140:MET:HB2	2.27	0.64
2:I:195:LEU:HD11	2:I:234:ALA:HB1	1.79	0.64
2:I:214:TYR:CE2	2:I:311:PHE:HB3	2.32	0.64
2:I:603:VAL:CG1	2:I:606:VAL:HG13	2.27	0.64
2:I:707:ARG:HH22	2:I:824:ARG:CZ	2.11	0.64
2:I:724:ARG:HG3	2:I:737:LEU:HD23	1.77	0.64
2:I:1056:LYS:O	3:J:623:VAL:HA	1.97	0.64
3:J:26:VAL:O	3:J:93:ILE:HG12	1.97	0.64
3:J:458:ALA:HA	3:J:461:ILE:HG12	1.78	0.64
3:J:550:ARG:NE	3:J:553:ARG:HH22	1.93	0.64
3:J:631:ILE:HD11	3:J:745:MET:CB	2.28	0.64
3:J:1085:ALA:O	3:J:1088:THR:OG1	2.13	0.64
3:J:1255:GLY:O	3:J:1258:ARG:HB3	1.98	0.64
5:B:173:PRO:HG2	5:B:379:LEU:HD11	1.79	0.64
1:H:24:VAL:HG13	1:H:196:THR:CG2	2.27	0.64

Continued on next page...

Continued from previous page...

Atom-1	Atom-2	Interatomic distance (Å)	Clash overlap (Å)
2:I:141:HIS:HB3	2:I:418:LEU:CG	2.27	0.64
2:I:690:ILE:O	2:I:852:ILE:HA	1.97	0.64
2:I:876:VAL:HG13	2:I:884:GLN:NE2	2.13	0.64
2:I:966:LEU:HD11	2:I:986:PRO:HG3	1.79	0.64
2:I:976:ASP:N	2:I:981:GLU:O	2.30	0.64
3:J:610:LYS:O	3:J:615:ARG:HG3	1.97	0.64
3:J:692:GLU:OE2	3:J:693:GLU:HG3	1.97	0.64
3:J:832:ARG:HA	3:J:832:ARG:NE	2.11	0.64
3:J:1111:ASP:OD1	3:J:1203:LYS:HD2	1.97	0.64
3:J:1194:CYS:SG	3:J:1200:VAL:HA	2.37	0.64
3:J:1305:LEU:CD1	3:J:1311:LEU:HD11	2.25	0.64
3:J:1438:ALA:HB1	3:J:1443:THR:HG22	1.79	0.64
3:J:1445:HIS:NE2	3:J:1449:GLU:OE2	2.30	0.64
1:H:108:GLU:HB3	1:H:128:HIS:CD2	2.31	0.64
2:I:487:THR:HB	2:I:490:GLU:CG	2.25	0.64
2:I:889:HIS:HE1	3:J:951:ILE:HG23	1.62	0.64
3:J:47:GLU:O	3:J:51:GLY:N	2.30	0.64
3:J:433:GLY:HA3	3:J:447:VAL:O	1.98	0.64
3:J:675:ARG:O	3:J:678:GLU:HG2	1.98	0.64
3:J:780:LYS:HD2	3:J:781:PRO:CD	2.27	0.64
3:J:1261:GLU:HG3	3:J:1266:ARG:HB2	1.80	0.64
3:J:1436:SER:HA	3:J:1439:SER:OG	1.97	0.64
5:E:183:VAL:HG21	5:E:339:PHE:CE1	2.32	0.64
1:G:23:PHE:HB2	1:G:197:LEU:CD2	2.28	0.64
1:H:105:GLY:O	1:H:132:LEU:HB3	1.97	0.64
1:H:213:GLN:O	1:H:217:ILE:HD12	1.97	0.64
2:I:66:LEU:HD11	2:I:98:LEU:CD1	2.21	0.64
2:I:141:HIS:HB3	2:I:418:LEU:HG	1.80	0.64
2:I:387:SER:OG	2:I:388:ARG:NH1	2.30	0.64
2:I:474:VAL:HG11	2:I:532:MET:HB2	1.80	0.64
2:I:517:ARG:HH22	2:I:524:VAL:HG11	1.63	0.64
2:I:598:GLU:O	2:I:651:LYS:HG3	1.98	0.64
2:I:936:VAL:HA	2:I:940:GLU:OE1	1.96	0.64
2:I:1046:ALA:HB1	3:J:1471:LEU:CD1	2.28	0.64
3:J:55:ASP:HA	3:J:82:LYS:HB2	1.79	0.64
3:J:115:LEU:HD23	3:J:116:LEU:HD22	1.80	0.64
3:J:394:LEU:O	3:J:394:LEU:HG	1.97	0.64
3:J:441:ARG:NH1	3:J:443:VAL:HB	2.13	0.64
3:J:658:LEU:HD22	3:J:673:ALA:CB	2.27	0.64
3:J:835:SER:N	3:J:838:ARG:HH21	1.94	0.64
3:J:1047:LYS:HA	3:J:1053:PHE:CE2	2.32	0.64

Continued on next page...

Continued from previous page...

Atom-1	Atom-2	Interatomic distance (Å)	Clash overlap (Å)
5:A:314:ILE:HG22	5:A:316:GLY:H	1.63	0.64
1:G:88:ARG:CD	1:G:123:MET:HE3	2.21	0.64
1:H:10:VAL:O	1:H:25:LEU:HA	1.97	0.64
2:I:6:PHE:CE2	2:I:901:TYR:HB3	2.33	0.64
2:I:25:SER:HG	2:I:337:GLY:N	1.92	0.64
2:I:63:GLY:O	2:I:102:HIS:HA	1.98	0.64
2:I:395:LYS:O	2:I:632:ASN:ND2	2.31	0.64
2:I:617:ASP:OD2	2:I:619:ARG:NE	2.23	0.64
2:I:916:GLU:OE2	2:I:920:GLN:NE2	2.29	0.64
3:J:204:LEU:HD21	3:J:445:ARG:NH2	2.13	0.64
3:J:438:ASP:HB2	3:J:445:ARG:HH12	1.61	0.64
3:J:1112:CYS:HA	3:J:1195:GLN:NE2	2.12	0.64
3:J:1471:LEU:HD23	3:J:1477:GLY:HA2	1.80	0.64
1:G:58:ILE:HD13	1:G:140:MET:CB	2.28	0.64
1:H:90:LEU:HD23	1:H:90:LEU:O	1.98	0.64
1:H:182:GLU:OE1	1:H:182:GLU:N	2.31	0.64
2:I:146:VAL:CB	2:I:281:LEU:HD21	2.27	0.64
2:I:677:MET:O	2:I:683:ASN:ND2	2.31	0.64
2:I:732:ALA:O	2:I:735:ARG:NE	2.30	0.64
2:I:1009:SER:HB3	3:J:652:LEU:HA	1.80	0.64
2:I:1038:TRP:HA	2:I:1041:GLU:OE1	1.98	0.64
3:J:10:ILE:HG13	3:J:1434:TRP:CZ2	2.33	0.64
3:J:44:LEU:HB3	3:J:525:ARG:HH21	1.62	0.64
3:J:657:LEU:CD2	3:J:691:LEU:HD13	2.28	0.64
3:J:1381:VAL:HB	3:J:1389:LEU:O	1.97	0.64
3:J:1404:ASN:HA	3:J:1408:ILE:HB	1.79	0.64
5:A:208:ILE:HG21	5:A:268:MET:HG2	1.80	0.64
5:A:343:LYS:NZ	5:A:349:GLU:OE1	2.24	0.64
1:G:49:PRO:HA	1:G:148:VAL:HA	1.80	0.64
1:G:94:LEU:HD21	1:G:119:ASP:HB2	1.80	0.64
1:H:84:GLU:O	1:H:86:VAL:HG13	1.98	0.64
1:H:109:VAL:CG2	1:H:130:ALA:HB3	2.27	0.64
2:I:874:LEU:CD2	3:J:783:ARG:HB2	2.28	0.64
3:J:408:GLU:HB2	3:J:420:VAL:HG12	1.77	0.64
3:J:830:ALA:HB1	3:J:832:ARG:NH2	2.11	0.64
3:J:1277:ILE:HB	3:J:1294:VAL:HG11	1.80	0.64
3:J:1489:GLN:HE21	3:J:1490:LYS:HG3	1.62	0.64
1:G:35:THR:CB	1:H:42:ARG:HE	2.11	0.63
1:G:186:LEU:CB	1:G:192:LEU:HD12	2.28	0.63
1:H:9:PRO:HB2	1:H:25:LEU:CG	2.27	0.63
1:H:80:LEU:CD2	3:J:842:VAL:HG12	2.27	0.63

Continued on next page...

Continued from previous page...

Atom-1	Atom-2	Interatomic distance (Å)	Clash overlap (Å)
2:I:184:MET:SD	2:I:191:PHE:HD2	2.21	0.63
2:I:549:PHE:HB2	2:I:843:HIS:CE1	2.33	0.63
2:I:798:GLY:HA3	2:I:828:ALA:O	1.98	0.63
3:J:30:GLU:CG	3:J:40:GLU:HB3	2.28	0.63
3:J:462:GLN:HB3	3:J:513:ILE:HD11	1.79	0.63
3:J:1107:VAL:HG23	3:J:1221:VAL:CG2	2.28	0.63
3:J:1288:GLU:O	3:J:1307:LYS:HE3	1.97	0.63
5:D:156:LEU:HD11	5:D:174:ILE:CD1	2.28	0.63
1:G:66:SER:O	1:G:75:VAL:HG23	1.98	0.63
1:H:179:PHE:CB	1:H:197:LEU:HG	2.27	0.63
2:I:599:GLU:HA	2:I:651:LYS:HB2	1.78	0.63
2:I:758:ARG:O	2:I:789:SER:OG	2.15	0.63
2:I:1042:ALA:HB1	3:J:710:ARG:HG3	1.80	0.63
3:J:421:LEU:HD11	3:J:446:VAL:CG2	2.27	0.63
3:J:684:LYS:HB2	3:J:687:VAL:HG23	1.80	0.63
3:J:845:ASN:OD1	3:J:846:PRO:HD2	1.99	0.63
5:E:289:GLY:O	5:F:290:ARG:NH2	2.31	0.63
1:G:91:ASN:N	1:G:94:LEU:HD12	2.13	0.63
1:G:127:LEU:HG	1:G:129:ILE:HD13	1.78	0.63
1:G:133:GLU:OE2	2:I:606:VAL:N	2.31	0.63
2:I:45:GLN:HB3	2:I:49:ARG:NH1	2.12	0.63
2:I:134:ARG:HE	2:I:394:PHE:HA	1.64	0.63
2:I:200:LEU:HD13	2:I:300:ASP:OD1	1.99	0.63
2:I:600:ASP:CB	2:I:648:ARG:HH22	2.11	0.63
2:I:712:ALA:HB1	2:I:720:GLU:O	1.98	0.63
2:I:753:ASP:H	2:I:792:VAL:HB	1.63	0.63
2:I:855:VAL:HA	2:I:858:MET:CG	2.27	0.63
3:J:158:TYR:HE1	3:J:452:ILE:HG12	1.62	0.63
3:J:429:SER:HB2	3:J:446:VAL:HG21	1.79	0.63
3:J:1108:ARG:O	3:J:1108:ARG:HG2	1.98	0.63
3:J:1149:LEU:HD12	3:J:1161:GLU:O	1.97	0.63
3:J:1191:PRO:HB3	3:J:1370:ILE:HD13	1.79	0.63
3:J:1197:ARG:HH11	3:J:1198:TYR:HD2	1.45	0.63
5:A:151:ASP:OD2	5:A:315:ARG:NH2	2.32	0.63
1:G:64:GLU:HG2	1:G:76:VAL:HG22	1.80	0.63
1:G:225:PHE:CZ	1:H:25:LEU:HD22	2.32	0.63
1:H:110:LYS:HG2	1:H:128:HIS:CB	2.28	0.63
2:I:12:VAL:HG11	2:I:483:VAL:CG2	2.28	0.63
2:I:841:ASN:ND2	2:I:845:ASN:HB3	2.13	0.63
3:J:661:MET:HE2	3:J:666:ILE:CG2	2.29	0.63
3:J:817:GLU:O	3:J:821:VAL:HG23	1.97	0.63

Continued on next page...

Continued from previous page...

Atom-1	Atom-2	Interatomic distance (Å)	Clash overlap (Å)
3:J:930:LEU:O	3:J:934:LEU:HG	1.98	0.63
5:A:156:LEU:HD11	5:A:174:ILE:CD1	2.27	0.63
1:G:149:GLY:N	1:G:171:PHE:HB2	2.14	0.63
1:H:218:LEU:O	1:H:222:LEU:HG	1.99	0.63
2:I:142:ARG:HH21	2:I:330:ASN:C	2.02	0.63
2:I:165:LEU:H	2:I:265:ARG:HD2	1.64	0.63
2:I:583:LEU:O	2:I:587:VAL:N	2.30	0.63
2:I:701:THR:HG23	2:I:831:ARG:O	1.99	0.63
2:I:1035:MET:HG3	3:J:707:THR:O	1.99	0.63
3:J:41:ARG:HG3	3:J:43:GLY:N	2.12	0.63
3:J:1031:ASN:OD1	3:J:1034:GLN:N	2.20	0.63
3:J:1101:VAL:HG12	3:J:1428:ALA:HB2	1.81	0.63
3:J:1129:THR:OG1	3:J:1130:ARG:NH1	2.31	0.63
3:J:1380:GLU:HB3	3:J:1420:LEU:HD11	1.80	0.63
4:K:30:LEU:HD13	4:K:35:PHE:CE1	2.34	0.63
4:K:48:MET:HG2	4:K:54:LEU:H	1.59	0.63
2:I:91:GLN:HE22	2:I:383:ARG:CZ	2.12	0.63
2:I:124:ASP:OD1	2:I:125:GLY:N	2.31	0.63
2:I:208:ALA:HA	2:I:218:VAL:HG21	1.80	0.63
2:I:271:GLU:O	2:I:275:TYR:HB3	1.97	0.63
2:I:579:VAL:CG1	2:I:887:GLU:HG3	2.28	0.63
2:I:707:ARG:HH22	2:I:824:ARG:NH1	1.96	0.63
2:I:713:ARG:HG2	2:I:819:VAL:HA	1.80	0.63
3:J:90:MET:HE2	3:J:518:PRO:C	2.18	0.63
3:J:648:MET:HA	3:J:651:GLU:OE1	1.99	0.63
3:J:922:LEU:HD13	3:J:926:LYS:CE	2.28	0.63
3:J:1009:LYS:HD2	3:J:1010:ASN:N	2.14	0.63
3:J:1020:LEU:HG	3:J:1035:ILE:HD12	1.81	0.63
3:J:1432:LYS:HG3	3:J:1433:SER:H	1.64	0.63
3:J:1434:TRP:CE3	3:J:1457:ASP:HB2	2.33	0.63
4:K:22:VAL:HG21	4:K:75:PHE:CD2	2.34	0.63
5:B:391:ARG:O	5:B:395:ALA:N	2.32	0.63
1:G:39:PRO:CG	1:H:39:PRO:HG3	2.27	0.63
1:G:154:GLU:OE1	1:G:154:GLU:N	2.30	0.63
1:H:28:LEU:CB	1:H:193:ASP:HB2	2.19	0.63
1:H:110:LYS:HG2	1:H:128:HIS:HB2	1.81	0.63
2:I:195:LEU:CD1	2:I:234:ALA:HB1	2.28	0.63
2:I:567:GLN:HB3	2:I:998:TYR:HB2	1.80	0.63
2:I:1060:ILE:HD13	2:I:1063:ARG:NH2	2.05	0.63
3:J:700:VAL:HG13	3:J:718:PRO:CG	2.29	0.63
3:J:1137:ARG:O	3:J:1141:GLU:HG3	1.99	0.63

Continued on next page...

Continued from previous page...

Atom-1	Atom-2	Interatomic distance (Å)	Clash overlap (Å)
3:J:1384:PRO:HG3	3:J:1389:LEU:N	2.13	0.63
5:F:166:ARG:NH1	5:F:410:LEU:O	2.32	0.63
1:G:91:ASN:ND2	1:G:93:SER:HB3	2.14	0.63
1:H:56:VAL:HG23	1:H:167:VAL:HG21	1.80	0.63
2:I:144:PRO:CB	2:I:265:ARG:HD3	2.29	0.63
2:I:269:LEU:HB2	2:I:288:ARG:CG	2.29	0.63
2:I:874:LEU:HD23	3:J:783:ARG:HB2	1.81	0.63
2:I:971:LYS:NZ	3:J:953:ASP:OD1	2.28	0.63
2:I:977:GLY:H	2:I:980:GLY:CA	2.09	0.63
2:I:1008:ARG:HB2	2:I:1027:PHE:HB2	1.80	0.63
3:J:4:GLU:HB3	3:J:6:ARG:HH11	1.64	0.63
3:J:474:GLU:O	3:J:478:LEU:HG	1.98	0.63
3:J:550:ARG:HE	3:J:553:ARG:HH12	1.46	0.63
3:J:924:MET:SD	4:K:6:ILE:HG21	2.38	0.63
3:J:971:LEU:HD11	3:J:992:ILE:CG2	2.28	0.63
3:J:1271:LYS:NZ	3:J:1331:ASP:HB2	2.14	0.63
5:D:297:ASP:OD1	5:D:298:SER:N	2.32	0.63
5:E:348:MET:CE	5:E:372:THR:HG22	2.28	0.63
1:G:78:ILE:O	1:G:82:LEU:HG	1.99	0.63
2:I:165:LEU:CG	2:I:166:PRO:HA	2.27	0.63
2:I:173:ASP:O	2:I:184:MET:HA	1.98	0.63
2:I:1057:SER:HA	3:J:622:ARG:O	1.99	0.63
2:I:1104:GLU:HG2	2:I:1105:LYS:N	2.12	0.63
3:J:185:VAL:HG11	3:J:395:VAL:HG21	1.79	0.63
3:J:755:ALA:HA	3:J:758:GLU:OE1	1.98	0.63
3:J:859:ASP:N	3:J:862:ASP:OD2	2.31	0.63
3:J:996:TRP:CD2	3:J:1056:PRO:HG2	2.34	0.63
3:J:1124:GLN:HB3	3:J:1135:ARG:HG3	1.79	0.63
3:J:1273:VAL:HG22	3:J:1326:THR:OG1	1.99	0.63
3:J:1442:ASN:O	3:J:1446:VAL:HG23	1.99	0.63
4:K:47:LYS:CA	4:K:54:LEU:HB3	2.29	0.63
1:H:150:TYR:CZ	1:H:152:PRO:HG3	2.34	0.62
2:I:324:ASP:OD2	2:I:327:HIS:HB2	1.99	0.62
2:I:503:LEU:CD1	2:I:508:ILE:HD12	2.27	0.62
2:I:692:GLU:OE2	2:I:852:ILE:HG23	1.97	0.62
2:I:711:GLU:HB3	2:I:821:GLU:O	1.99	0.62
3:J:1004:THR:HG22	3:J:1008:PHE:CE2	2.33	0.62
3:J:1045:MET:O	3:J:1052:THR:HG23	1.99	0.62
3:J:1376:MET:SD	3:J:1421:LEU:HA	2.38	0.62
1:G:24:VAL:C	1:G:25:LEU:HD12	2.20	0.62
1:G:33:GLY:HA3	1:G:181:VAL:HG11	1.80	0.62

Continued on next page...

Continued from previous page...

Atom-1	Atom-2	Interatomic distance (Å)	Clash overlap (Å)
1:H:103:ALA:HB1	1:H:132:LEU:CD1	2.29	0.62
2:I:92:ALA:HB2	2:I:120:LEU:HD11	1.82	0.62
2:I:341:THR:CG2	2:I:345:ARG:HH12	2.12	0.62
2:I:399:ASN:N	2:I:402:SER:OG	2.27	0.62
2:I:1073:GLY:HA3	3:J:659:LYS:HE2	1.80	0.62
3:J:92:HIS:HA	3:J:518:PRO:HA	1.81	0.62
3:J:394:LEU:HD23	3:J:394:LEU:H	1.63	0.62
3:J:631:ILE:HG21	3:J:728:LEU:CD1	2.29	0.62
3:J:1139:ASP:OD2	3:J:1357:ARG:HD3	1.99	0.62
4:K:80:VAL:CG1	4:K:81:PRO:HD2	2.29	0.62
5:D:229:VAL:HG22	5:D:232:ALA:HB3	1.80	0.62
1:G:18:ARG:O	1:G:207:PRO:HD3	1.99	0.62
1:H:186:LEU:CD2	1:H:188:GLN:H	2.05	0.62
2:I:495:THR:HA	2:I:517:ARG:HA	1.81	0.62
2:I:497:ALA:HB2	2:I:529:VAL:HG11	1.82	0.62
2:I:584:GLU:CG	2:I:666:LEU:HB3	2.29	0.62
2:I:588:VAL:HG21	2:I:664:GLY:O	1.99	0.62
2:I:875:GLY:O	2:I:879:ARG:HD2	1.98	0.62
2:I:1104:GLU:HG2	2:I:1105:LYS:H	1.64	0.62
3:J:105:VAL:HA	3:J:110:SER:OG	1.99	0.62
3:J:127:LEU:HD12	3:J:456:MET:CE	2.30	0.62
3:J:826:PRO:HD2	3:J:829:VAL:CG2	2.29	0.62
3:J:826:PRO:O	3:J:829:VAL:HG23	1.99	0.62
3:J:1311:LEU:HA	3:J:1326:THR:HA	1.81	0.62
5:B:297:ASP:OD1	5:B:298:SER:N	2.32	0.62
5:F:292:LEU:N	5:F:296:LEU:O	2.31	0.62
1:G:34:VAL:HA	1:G:179:PHE:CE2	2.34	0.62
1:H:105:GLY:H	1:H:135:GLY:CA	2.11	0.62
2:I:73:LEU:CD1	2:I:92:ALA:HB3	2.30	0.62
2:I:302:VAL:O	2:I:306:THR:HG23	1.99	0.62
2:I:724:ARG:NH2	2:I:735:ARG:HA	2.14	0.62
2:I:1018:GLN:HB3	2:I:1063:ARG:HH22	1.65	0.62
2:I:1056:LYS:NZ	3:J:749:VAL:O	2.27	0.62
2:I:1072:LYS:HZ1	2:I:1074:GLU:HG2	1.63	0.62
3:J:140:ALA:CA	3:J:147:VAL:HB	2.23	0.62
3:J:1148:VAL:CG1	3:J:1163:GLY:HA2	2.27	0.62
3:J:1192:LEU:HD21	3:J:1369:GLU:O	1.99	0.62
3:J:1483:PHE:O	4:K:77:GLU:HG2	2.00	0.62
5:B:343:LYS:NZ	5:B:349:GLU:OE1	2.28	0.62
5:E:168:ILE:O	5:E:172:ALA:N	2.32	0.62
2:I:189:ARG:HD3	2:I:190:LYS:N	2.14	0.62

Continued on next page...

Continued from previous page...

Atom-1	Atom-2	Interatomic distance (Å)	Clash overlap (Å)
2:I:333:ILE:HB	2:I:465:GLY:CA	2.29	0.62
2:I:552:HIS:ND1	3:J:1061:PHE:O	2.32	0.62
2:I:571:LEU:HD11	2:I:701:THR:N	2.14	0.62
2:I:731:GLU:OE1	2:I:734:LEU:HD22	1.99	0.62
3:J:422:ALA:C	3:J:427:VAL:HB	2.19	0.62
3:J:573:MET:HA	3:J:576:GLU:OE2	2.00	0.62
3:J:580:ALA:HA	3:J:583:ASP:O	1.99	0.62
3:J:771:SER:HB2	3:J:778:LEU:HG	1.80	0.62
1:G:222:LEU:CD2	1:H:222:LEU:HD11	2.29	0.62
1:H:10:VAL:C	1:H:25:LEU:HD12	2.19	0.62
2:I:7:GLY:N	2:I:908:GLY:HA2	2.15	0.62
2:I:79:PRO:HG2	2:I:82:GLU:HB2	1.82	0.62
2:I:163:ILE:HG23	2:I:163:ILE:O	1.99	0.62
2:I:267:TYR:CE1	2:I:273:GLY:HA3	2.34	0.62
2:I:399:ASN:O	2:I:402:SER:OG	2.14	0.62
2:I:654:LEU:HD22	2:I:664:GLY:CA	2.27	0.62
2:I:750:LYS:HD3	3:J:681:ARG:NH1	2.14	0.62
2:I:918:LEU:CB	2:I:968:LEU:HD23	2.29	0.62
3:J:179:VAL:HB	3:J:393:ILE:CD1	2.29	0.62
3:J:1332:PRO:HB2	3:J:1421:LEU:CD2	2.29	0.62
4:K:38:THR:HG21	4:K:41:GLU:HB3	1.81	0.62
5:B:218:ARG:NH2	9:B:1002:BEF:F1	2.13	0.62
5:C:183:VAL:HG21	5:C:339:PHE:CE1	2.34	0.62
1:G:181:VAL:HG12	2:I:938:LYS:NZ	2.15	0.62
2:I:136:ILE:HD13	2:I:392:SER:CB	2.24	0.62
2:I:183:SER:HA	2:I:190:LYS:CE	2.29	0.62
2:I:456:ALA:HB1	2:I:538:GLN:O	1.99	0.62
2:I:911:GLU:HA	2:I:914:ILE:CG1	2.30	0.62
2:I:948:GLU:CD	2:I:955:PRO:HA	2.19	0.62
3:J:187:LYS:HG3	3:J:198:ARG:O	1.99	0.62
3:J:407:VAL:HA	3:J:422:ALA:HB1	1.79	0.62
3:J:675:ARG:HA	3:J:678:GLU:CD	2.20	0.62
3:J:1310:ARG:HB3	3:J:1327:ARG:CZ	2.30	0.62
3:J:1312:LEU:HG	3:J:1327:ARG:CG	2.29	0.62
5:F:229:VAL:HG11	5:F:234:VAL:HG23	1.80	0.62
1:G:52:ALA:O	1:G:144:VAL:HG13	1.99	0.62
2:I:31:GLN:HE22	2:I:35:PRO:C	2.02	0.62
2:I:499:ALA:HA	2:I:532:MET:SD	2.40	0.62
2:I:747:ALA:O	2:I:799:ILE:HA	1.99	0.62
3:J:403:PHE:CZ	3:J:439:LEU:HD23	2.34	0.62
3:J:501:ALA:CB	3:J:1453:ALA:HB2	2.25	0.62

Continued on next page...

Continued from previous page...

Atom-1	Atom-2	Interatomic distance (Å)	Clash overlap (Å)
3:J:1152:GLU:CB	3:J:1161:GLU:HA	2.29	0.62
5:C:179:ARG:NH1	5:C:311:ALA:O	2.31	0.62
5:E:187:LYS:N	8:E:1000:ADP:O1B	2.33	0.62
2:I:38:LYS:HE2	2:I:38:LYS:HA	1.82	0.62
2:I:64:LEU:CD1	2:I:359:MET:HG3	2.26	0.62
2:I:523:ILE:O	2:I:523:ILE:HG23	1.99	0.62
2:I:711:GLU:HG3	2:I:822:VAL:HA	1.82	0.62
2:I:882:LEU:HD12	3:J:1061:PHE:C	2.20	0.62
3:J:460:ALA:O	3:J:464:LEU:HG	1.99	0.62
3:J:761:ILE:HD12	4:K:20:THR:HG23	1.81	0.62
3:J:885:ILE:HA	3:J:888:GLU:OE1	1.99	0.62
3:J:957:PRO:HB3	3:J:959:GLU:OE2	2.00	0.62
3:J:1385:GLY:HA2	3:J:1413:THR:CG2	2.29	0.62
5:A:229:VAL:HG22	5:A:232:ALA:HB3	1.82	0.62
5:C:279:ARG:HE	5:C:334:MET:HE1	1.65	0.62
5:C:391:ARG:O	5:C:395:ALA:N	2.32	0.62
1:G:96:THR:OG1	1:G:143:ARG:HD2	2.00	0.62
1:G:177:VAL:HG22	1:G:199:ILE:HG12	1.82	0.62
2:I:90:TYR:CD2	2:I:120:LEU:HB2	2.35	0.62
2:I:108:ILE:HD12	2:I:365:ASP:O	1.99	0.62
2:I:360:LEU:HD12	2:I:361:MET:N	2.15	0.62
3:J:158:TYR:CE1	3:J:452:ILE:HG12	2.35	0.62
3:J:168:THR:HG21	3:J:206:ARG:NH1	2.15	0.62
3:J:475:LYS:O	3:J:479:GLU:HG2	2.00	0.62
3:J:1310:ARG:HB3	3:J:1327:ARG:NH2	2.15	0.62
3:J:1366:LYS:HA	3:J:1369:GLU:OE1	1.99	0.62
5:E:291:THR:OG1	5:F:290:ARG:HD3	2.00	0.62
1:H:9:PRO:HA	1:H:26:GLU:C	2.21	0.61
2:I:609:ASN:HB2	2:I:627:ARG:CZ	2.30	0.61
2:I:668:LEU:O	2:I:995:MET:HE1	2.00	0.61
3:J:130:SER:HA	3:J:572:ARG:HH21	1.65	0.61
3:J:614:PHE:CE2	3:J:1439:SER:HA	2.35	0.61
3:J:957:PRO:HG2	3:J:1007:VAL:CG2	2.16	0.61
3:J:1121:PRO:CA	3:J:1185:GLU:HG2	2.19	0.61
1:H:49:PRO:HB3	1:H:148:VAL:HG12	1.82	0.61
2:I:230:ARG:HB3	2:I:233:GLU:CB	2.24	0.61
2:I:368:THR:CA	2:I:372:LEU:HD12	2.21	0.61
2:I:1104:GLU:H	3:J:6:ARG:HH21	1.48	0.61
3:J:133:ILE:HG23	3:J:454:ALA:CA	2.30	0.61
3:J:169:TYR:CD2	3:J:191:LEU:HD12	2.35	0.61
3:J:614:PHE:CZ	3:J:1439:SER:HA	2.35	0.61

Continued on next page...

Continued from previous page...

Atom-1	Atom-2	Interatomic distance (Å)	Clash overlap (Å)
3:J:1285:GLU:OE1	3:J:1290:LEU:HD21	1.99	0.61
4:K:14:ASP:OD1	4:K:18:ARG:HD2	2.00	0.61
4:K:42:PRO:HA	4:K:45:ARG:NH2	2.15	0.61
1:G:18:ARG:O	1:G:206:THR:HA	2.00	0.61
1:G:132:LEU:HD11	1:G:138:LEU:HB3	1.81	0.61
1:H:185:ARG:HG2	1:H:190:THR:HA	1.81	0.61
2:I:96:ALA:CB	2:I:115:LEU:HD21	2.30	0.61
2:I:430:VAL:HG13	3:J:1075:HIS:CE1	2.36	0.61
2:I:458:TYR:HB3	2:I:470:PRO:HG3	1.82	0.61
2:I:603:VAL:HG21	2:I:647:GLN:HB3	1.81	0.61
2:I:606:VAL:HG23	2:I:606:VAL:O	2.01	0.61
2:I:996:LYS:NZ	2:I:999:HIS:HB2	2.15	0.61
3:J:18:ILE:HA	3:J:21:TRP:CH2	2.36	0.61
3:J:109:PRO:HB3	3:J:494:LYS:NZ	2.16	0.61
3:J:139:GLY:C	3:J:147:VAL:HG23	2.20	0.61
3:J:179:VAL:HG23	3:J:191:LEU:HA	1.82	0.61
3:J:534:ARG:HA	3:J:534:ARG:NE	2.15	0.61
3:J:550:ARG:HA	3:J:553:ARG:NH1	2.15	0.61
3:J:708:LEU:HD21	3:J:1231:GLU:CA	2.30	0.61
3:J:792:ILE:O	3:J:878:GLY:HA3	1.99	0.61
1:G:48:ILE:CD1	1:G:210:ALA:HB1	2.30	0.61
1:H:175:ARG:HD3	1:H:202:ASP:HA	1.82	0.61
2:I:5:ARG:HA	2:I:902:ILE:O	2.01	0.61
2:I:456:ALA:HB3	2:I:459:ALA:CB	2.31	0.61
2:I:987:ILE:CG2	3:J:948:THR:HG21	2.30	0.61
2:I:1030:GLN:HB3	3:J:626:SER:CB	2.31	0.61
3:J:661:MET:CA	3:J:666:ILE:HD12	2.31	0.61
3:J:860:LEU:HA	3:J:877:PRO:HB2	1.82	0.61
3:J:951:ILE:O	3:J:1062:ARG:NH1	2.33	0.61
3:J:1347:TYR:O	3:J:1351:GLU:OE1	2.18	0.61
5:E:220:GLU:HG3	5:F:149:PHE:CZ	2.35	0.61
1:H:104:GLU:HA	1:H:136:GLY:O	2.01	0.61
2:I:19:THR:O	2:I:19:THR:HG22	2.00	0.61
2:I:66:LEU:HD22	2:I:372:LEU:HD13	1.82	0.61
2:I:312:ALA:HB1	2:I:318:PRO:CG	2.28	0.61
2:I:572:ILE:CD1	2:I:701:THR:HB	2.29	0.61
2:I:578:VAL:CA	2:I:900:ARG:HD2	2.29	0.61
3:J:42:ASP:CA	3:J:46:ASP:HB2	2.29	0.61
3:J:770:LEU:HD12	3:J:1210:SER:O	2.00	0.61
3:J:1112:CYS:HA	3:J:1195:GLN:HE21	1.64	0.61
3:J:1301:LYS:HG3	3:J:1303:TYR:CZ	2.34	0.61

Continued on next page...

Continued from previous page...

Atom-1	Atom-2	Interatomic distance (Å)	Clash overlap (Å)
4:K:40:LEU:HD23	4:K:67:GLU:HA	1.81	0.61
5:E:177:GLY:N	5:E:321:THR:OG1	2.33	0.61
1:G:18:ARG:NE	1:G:203:GLY:O	2.34	0.61
2:I:150:PRO:HA	2:I:158:TYR:CB	2.30	0.61
2:I:679:PHE:HA	3:J:943:THR:HG22	1.82	0.61
2:I:693:GLU:OE2	2:I:697:ARG:HB3	2.01	0.61
2:I:693:GLU:OE1	2:I:696:LYS:HE2	2.00	0.61
2:I:755:LEU:HG	2:I:791:ARG:C	2.20	0.61
2:I:892:LEU:HB2	2:I:989:VAL:O	2.00	0.61
3:J:113:GLY:HA3	3:J:120:ALA:CA	2.31	0.61
3:J:206:ARG:HG3	3:J:392:SER:OG	2.01	0.61
3:J:477:LEU:O	3:J:481:MET:HE2	2.01	0.61
3:J:591:VAL:HG22	3:J:599:PRO:HA	1.83	0.61
3:J:601:ARG:NE	3:J:606:ILE:HA	2.16	0.61
3:J:834:THR:HA	3:J:838:ARG:NH2	2.15	0.61
3:J:1011:PHE:HB3	3:J:1021:TYR:CD1	2.36	0.61
3:J:1200:VAL:HG21	3:J:1370:ILE:CD1	2.30	0.61
5:F:78:GLU:OE2	5:F:80:LEU:HD12	2.01	0.61
1:G:82:LEU:HD13	1:G:142:VAL:HG11	1.83	0.61
2:I:219:GLN:HA	2:I:222:MET:HE2	1.82	0.61
2:I:469:THR:O	2:I:485:TYR:HA	2.01	0.61
2:I:473:ARG:HB3	2:I:480:THR:HB	1.83	0.61
3:J:884:ARG:O	3:J:888:GLU:OE1	2.19	0.61
3:J:1106:VAL:H	3:J:1108:ARG:NH1	1.98	0.61
3:J:1194:CYS:CB	3:J:1204:CYS:HB3	2.29	0.61
3:J:1339:LYS:CB	3:J:1343:ALA:HB3	2.30	0.61
3:J:1377:LYS:HE3	3:J:1394:VAL:HG22	1.81	0.61
4:K:87:LYS:HG2	4:K:91:ARG:CZ	2.30	0.61
1:G:152:PRO:HA	1:G:168:ASP:CG	2.20	0.61
1:H:80:LEU:HD11	3:J:842:VAL:CG1	2.30	0.61
1:H:103:ALA:O	1:H:138:LEU:HG	1.99	0.61
1:H:127:LEU:HG	1:H:129:ILE:CD1	2.30	0.61
2:I:357:GLU:O	2:I:360:LEU:HG	2.01	0.61
3:J:14:SER:HB3	3:J:16:GLU:HG3	1.81	0.61
3:J:85:VAL:O	3:J:89:ARG:N	2.28	0.61
3:J:113:GLY:HA2	3:J:118:LEU:HB2	1.83	0.61
3:J:169:TYR:HB2	3:J:195:VAL:HG11	1.83	0.61
3:J:409:VAL:HG11	3:J:435:VAL:CG2	2.31	0.61
3:J:421:LEU:HB2	3:J:427:VAL:HG12	1.82	0.61
3:J:615:ARG:NH1	3:J:619:LEU:HD12	2.15	0.61
3:J:633:VAL:HG21	3:J:730:PRO:HB3	1.82	0.61

Continued on next page...

Continued from previous page...

Atom-1	Atom-2	Interatomic distance (Å)	Clash overlap (Å)
3:J:901:GLN:HE21	3:J:910:SER:HB2	1.64	0.61
3:J:910:SER:HA	3:J:913:ASP:OD2	2.01	0.61
3:J:1046:GLN:HB2	3:J:1050:GLY:O	2.00	0.61
5:D:397:MET:SD	5:D:398:ASP:N	2.74	0.61
5:E:229:VAL:HG22	5:E:232:ALA:HB3	1.81	0.61
1:G:210:ALA:HA	1:G:213:GLN:OE1	2.01	0.61
1:H:106:PRO:HB3	1:H:133:GLU:O	2.01	0.61
1:H:175:ARG:HB2	1:H:200:TRP:HB2	1.82	0.61
2:I:1:MET:CG	2:I:899:GLN:HA	2.31	0.61
2:I:223:ASP:OD1	2:I:224:GLU:N	2.33	0.61
2:I:292:ARG:HB3	2:I:298:PHE:CA	2.28	0.61
2:I:683:ASN:HB2	2:I:872:ASN:CB	2.30	0.61
2:I:790:LEU:HD12	2:I:791:ARG:H	1.66	0.61
3:J:433:GLY:HA2	3:J:449:SER:C	2.21	0.61
3:J:477:LEU:HD21	3:J:495:ARG:NH2	2.16	0.61
3:J:484:PRO:HB3	3:J:488:ARG:CZ	2.31	0.61
3:J:1124:GLN:NE2	3:J:1133:ARG:HD2	2.15	0.61
3:J:1152:GLU:HA	3:J:1160:LEU:O	2.00	0.61
3:J:1450:ALA:HA	3:J:1455:LYS:HZ3	1.66	0.61
5:D:229:VAL:HG11	5:D:234:VAL:HG23	1.83	0.61
1:G:67:THR:CB	2:I:627:ARG:HD3	2.31	0.61
1:H:206:THR:HG22	1:H:209:GLU:CG	2.28	0.61
2:I:6:PHE:CG	2:I:909:ALA:HB2	2.36	0.61
3:J:645:PRO:HB2	3:J:648:MET:CE	2.31	0.61
3:J:792:ILE:HD11	3:J:881:LEU:CD2	2.28	0.61
3:J:868:TYR:HB2	3:J:873:LEU:HG	1.83	0.61
3:J:889:ALA:HB3	3:J:930:LEU:HD13	1.82	0.61
3:J:1065:LEU:HD23	3:J:1070:TYR:HD1	1.66	0.61
3:J:1109:GLU:OE1	3:J:1201:CYS:HA	2.00	0.61
3:J:1197:ARG:NH1	3:J:1198:TYR:HB2	2.16	0.61
3:J:1277:ILE:CD1	3:J:1301:LYS:HB2	2.31	0.61
3:J:1313:VAL:HG21	3:J:1319:VAL:CG1	2.30	0.61
1:G:50:GLY:H	1:G:171:PHE:HB3	1.65	0.60
1:G:67:THR:HB	2:I:627:ARG:NH1	2.16	0.60
2:I:26:TYR:CD2	2:I:121:MET:HB2	2.36	0.60
2:I:302:VAL:C	2:I:305:PRO:HD2	2.21	0.60
2:I:815:LEU:CD2	2:I:822:VAL:HG13	2.31	0.60
2:I:1019:GLN:HB3	3:J:622:ARG:HB3	1.81	0.60
2:I:1115:LEU:CD2	3:J:84:ILE:HD12	2.28	0.60
3:J:99:ALA:O	3:J:514:LEU:N	2.29	0.60
3:J:550:ARG:HE	3:J:553:ARG:NH1	1.99	0.60

Continued on next page...

Continued from previous page...

Atom-1	Atom-2	Interatomic distance (Å)	Clash overlap (Å)
3:J:729:HIS:HE1	3:J:731:LEU:HD12	1.64	0.60
3:J:908:LYS:CD	3:J:1027:GLY:HA3	2.30	0.60
3:J:1167:SER:O	3:J:1171:VAL:HG23	2.01	0.60
1:H:18:ARG:O	1:H:206:THR:HA	2.00	0.60
1:H:53:VAL:CA	1:H:144:VAL:HG22	2.30	0.60
2:I:80:GLN:HG2	2:I:84:ARG:NH2	2.16	0.60
2:I:437:ARG:CB	2:I:438:ILE:HD12	2.30	0.60
2:I:517:ARG:NH1	2:I:522:VAL:HG11	2.16	0.60
2:I:716:LYS:HD3	3:J:532:GLY:O	1.99	0.60
2:I:724:ARG:NH1	2:I:737:LEU:O	2.34	0.60
2:I:1100:GLN:CD	2:I:1108:PRO:HB3	2.22	0.60
3:J:409:VAL:HG23	3:J:420:VAL:O	2.01	0.60
3:J:861:GLN:HA	3:J:876:SER:OG	2.01	0.60
3:J:959:GLU:O	3:J:963:TYR:HD2	1.83	0.60
3:J:1065:LEU:HD11	3:J:1069:GLU:HB3	1.81	0.60
3:J:1153:VAL:CG2	3:J:1160:LEU:HB2	2.31	0.60
3:J:1197:ARG:HH11	3:J:1198:TYR:HB2	1.65	0.60
3:J:1220:ALA:HB1	3:J:1223:ILE:CD1	2.28	0.60
3:J:1225:ALA:HA	3:J:1367:HIS:ND1	2.16	0.60
3:J:1268:PRO:HG2	3:J:1330:ILE:O	2.01	0.60
3:J:1271:LYS:HZ1	3:J:1331:ASP:HB2	1.65	0.60
3:J:1282:ARG:HH11	3:J:1284:GLU:HG2	1.66	0.60
5:F:170:LEU:HD21	5:F:415:ASN:OD1	2.01	0.60
1:G:72:LYS:HG3	2:I:641:PRO:CB	2.31	0.60
1:G:81:ASN:C	1:G:84:GLU:HG2	2.21	0.60
1:H:143:ARG:HD2	1:H:160:ASP:OD2	1.99	0.60
2:I:144:PRO:HB3	2:I:265:ARG:HD3	1.82	0.60
2:I:182:VAL:HG23	2:I:192:PRO:HA	1.83	0.60
2:I:470:PRO:HB3	2:I:485:TYR:HE1	1.66	0.60
2:I:594:ALA:HA	2:I:656:ALA:O	2.02	0.60
2:I:996:LYS:HZ1	2:I:999:HIS:HB2	1.67	0.60
2:I:1031:ARG:HA	3:J:621:LYS:NZ	2.16	0.60
2:I:1051:GLU:CD	3:J:751:LEU:HB2	2.21	0.60
3:J:101:HIS:CD2	3:J:103:TRP:HB2	2.35	0.60
3:J:179:VAL:HG21	3:J:191:LEU:CD2	2.32	0.60
3:J:637:LEU:HD11	3:J:641:GLN:C	2.22	0.60
3:J:796:ARG:HG2	3:J:1017:PHE:CE2	2.36	0.60
4:K:26:ARG:NH2	4:K:37:ASN:O	2.33	0.60
5:A:153:GLN:OE1	5:A:153:GLN:N	2.33	0.60
5:D:172:ALA:HA	5:D:372:THR:HG23	1.82	0.60
5:E:109:GLN:NE2	5:E:110:ALA:O	2.34	0.60

Continued on next page...

Continued from previous page...

Atom-1	Atom-2	Interatomic distance (Å)	Clash overlap (Å)
5:E:370:SER:O	5:E:391:ARG:NH2	2.34	0.60
1:G:227:ASN:O	1:H:11:PHE:CD2	2.54	0.60
1:H:103:ALA:HB3	1:H:138:LEU:CG	2.31	0.60
2:I:21:ILE:H	2:I:21:ILE:HD12	1.66	0.60
2:I:71:TYR:HA	2:I:95:TYR:O	2.01	0.60
2:I:158:TYR:CZ	2:I:313:LEU:HB3	2.36	0.60
2:I:550:LEU:HB2	2:I:905:ILE:HG23	1.83	0.60
2:I:683:ASN:CB	2:I:872:ASN:HB2	2.30	0.60
3:J:32:ILE:HD13	3:J:37:LEU:O	2.00	0.60
3:J:168:THR:OG1	3:J:206:ARG:NH2	2.35	0.60
3:J:178:LEU:HD23	3:J:190:GLU:CG	2.31	0.60
3:J:433:GLY:HA2	3:J:450:TYR:CA	2.31	0.60
3:J:764:LEU:HD23	3:J:767:HIS:CG	2.36	0.60
3:J:1042:ARG:O	3:J:1057:VAL:HB	2.02	0.60
3:J:1301:LYS:HD3	3:J:1302:GLU:N	2.16	0.60
2:I:448:ASN:HA	2:I:451:LEU:CD1	2.32	0.60
2:I:603:VAL:HG11	2:I:606:VAL:HG13	1.83	0.60
2:I:608:GLY:C	2:I:627:ARG:HE	2.04	0.60
2:I:710:ILE:HG21	2:I:756:VAL:HG11	1.82	0.60
2:I:815:LEU:HD23	2:I:822:VAL:HG13	1.83	0.60
3:J:181:ASP:O	3:J:204:LEU:HA	2.02	0.60
3:J:405:ASP:HB2	3:J:423:ASP:HA	1.82	0.60
3:J:409:VAL:CG2	3:J:415:VAL:HG11	2.30	0.60
3:J:421:LEU:HD21	3:J:446:VAL:HG22	1.82	0.60
3:J:618:LEU:HD12	3:J:1467:ILE:HD11	1.82	0.60
5:A:172:ALA:CB	5:A:350:LEU:HD21	2.31	0.60
5:D:239:PHE:CZ	5:E:345:THR:HG23	2.36	0.60
5:E:93:GLY:O	5:E:97:GLN:OE1	2.20	0.60
5:F:172:ALA:HB1	5:F:348:MET:CE	2.31	0.60
1:G:181:VAL:O	2:I:938:LYS:NZ	2.30	0.60
1:G:222:LEU:HD22	1:H:222:LEU:CD1	2.32	0.60
1:H:58:ILE:HD13	1:H:140:MET:CB	2.30	0.60
2:I:54:ILE:HD12	2:I:352:ALA:O	2.01	0.60
2:I:596:TYR:HA	2:I:653:ASP:O	2.01	0.60
3:J:405:ASP:HB2	3:J:423:ASP:CG	2.21	0.60
3:J:524:LEU:O	3:J:526:PRO:HD3	2.02	0.60
3:J:565:ILE:HG13	3:J:566:ILE:N	2.16	0.60
3:J:645:PRO:HA	3:J:721:VAL:O	2.02	0.60
3:J:661:MET:HE2	3:J:666:ILE:HG22	1.83	0.60
3:J:661:MET:CE	3:J:666:ILE:HG22	2.32	0.60
3:J:1491:THR:HG23	4:K:88:GLU:OE2	2.01	0.60

Continued on next page...

Continued from previous page...

Atom-1	Atom-2	Interatomic distance (Å)	Clash overlap (Å)
4:K:36:LYS:HG3	4:K:36:LYS:O	2.00	0.60
4:K:45:ARG:HG3	4:K:63:TRP:CH2	2.36	0.60
5:D:168:ILE:HD11	5:D:193:LEU:HD11	1.81	0.60
1:G:150:TYR:CZ	1:G:168:ASP:HB3	2.37	0.60
2:I:690:ILE:CD1	2:I:869:VAL:HG12	2.31	0.60
2:I:760:SER:N	2:I:788:THR:OG1	2.35	0.60
3:J:162:ARG:NH2	3:J:450:TYR:O	2.34	0.60
3:J:405:ASP:HB2	3:J:423:ASP:CB	2.32	0.60
3:J:800:LYS:O	3:J:800:LYS:HD3	2.01	0.60
3:J:844:ALA:HB1	3:J:867:ARG:NH2	2.17	0.60
3:J:908:LYS:O	3:J:911:LEU:HB2	2.01	0.60
3:J:956:ILE:HG23	3:J:960:LYS:CE	2.31	0.60
3:J:957:PRO:CB	3:J:1010:ASN:HD22	2.14	0.60
1:G:54:THR:OG1	1:G:145:ASP:N	2.34	0.60
1:G:68:ILE:O	1:G:71:VAL:HB	2.02	0.60
2:I:10:ARG:HA	2:I:10:ARG:NE	2.17	0.60
2:I:230:ARG:NH1	2:I:230:ARG:HA	2.16	0.60
2:I:497:ALA:CB	2:I:529:VAL:HG11	2.32	0.60
2:I:694:LEU:HD22	2:I:699:PHE:CD2	2.37	0.60
2:I:710:ILE:HD11	2:I:758:ARG:HH21	1.65	0.60
2:I:861:LEU:HB3	2:I:863:ASP:O	2.01	0.60
3:J:654:LYS:N	3:J:657:LEU:HD12	2.17	0.60
3:J:908:LYS:HD3	3:J:1027:GLY:CA	2.31	0.60
3:J:1098:LEU:O	3:J:1102:THR:HG22	2.02	0.60
3:J:1263:PHE:CE1	3:J:1371:VAL:HG11	2.29	0.60
3:J:1280:VAL:HB	3:J:1316:GLY:O	2.02	0.60
4:K:41:GLU:O	4:K:45:ARG:HB2	2.01	0.60
5:D:176:ARG:NE	5:D:208:ILE:HD11	2.17	0.60
5:F:176:ARG:NH2	5:F:205:GLU:OE1	2.28	0.60
1:G:180:GLN:OE1	2:I:934:PHE:HB3	2.02	0.60
1:G:218:LEU:CD1	1:H:222:LEU:HD13	2.31	0.60
2:I:242:LEU:C	2:I:244:PRO:HD3	2.22	0.60
2:I:265:ARG:O	2:I:289:THR:HG23	2.02	0.60
2:I:351:LEU:O	2:I:355:VAL:HG12	2.01	0.60
2:I:515:ALA:O	2:I:516:ARG:NH2	2.35	0.60
2:I:560:MET:HG3	2:I:564:MET:CE	2.32	0.60
2:I:809:GLY:O	2:I:811:PRO:HD3	2.01	0.60
3:J:423:ASP:HB2	3:J:427:VAL:HG23	1.84	0.60
3:J:1405:GLU:HG2	3:J:1413:THR:HB	1.84	0.60
3:J:1479:ASP:OD1	3:J:1482:ARG:NH1	2.35	0.60
1:G:86:VAL:O	1:G:123:MET:HB2	2.00	0.60

Continued on next page...

Continued from previous page...

Atom-1	Atom-2	Interatomic distance (Å)	Clash overlap (Å)
1:G:110:LYS:HE3	1:G:128:HIS:NE2	2.16	0.60
1:H:9:PRO:HB2	1:H:25:LEU:HG	1.82	0.60
1:H:41:ARG:HG3	1:H:177:VAL:CG2	2.31	0.60
1:H:92:PRO:HA	1:H:146:ARG:CZ	2.32	0.60
2:I:41:ASN:HB2	2:I:49:ARG:NH2	2.13	0.60
2:I:144:PRO:HG2	2:I:265:ARG:NH1	2.17	0.60
2:I:514:VAL:CG1	2:I:523:ILE:HD13	2.32	0.60
2:I:597:ALA:HA	2:I:655:LEU:HD11	1.84	0.60
2:I:724:ARG:HA	2:I:737:LEU:HD23	1.83	0.60
2:I:929:ARG:O	2:I:932:GLU:HB2	2.02	0.60
3:J:464:LEU:HA	3:J:467:GLU:HB2	1.84	0.60
3:J:477:LEU:HD11	3:J:495:ARG:HE	1.67	0.60
3:J:484:PRO:O	3:J:489:ARG:HD3	2.02	0.60
3:J:807:ALA:HA	3:J:833:GLU:CG	2.19	0.60
3:J:901:GLN:OE1	3:J:914:LEU:HD21	2.01	0.60
3:J:1065:LEU:HD12	3:J:1066:THR:H	1.67	0.60
4:K:45:ARG:O	4:K:47:LYS:HE3	2.02	0.60
5:B:60:ARG:O	5:B:110:ALA:N	2.35	0.60
5:B:178:GLN:HB3	5:B:321:THR:HG23	1.83	0.60
5:F:179:ARG:NH1	5:F:311:ALA:O	2.34	0.60
1:H:221:HIS:HA	1:H:224:TYR:CE1	2.37	0.59
2:I:422:ARG:N	2:I:422:ARG:HD2	2.17	0.59
2:I:610:ARG:O	2:I:625:LEU:HD11	2.02	0.59
3:J:701:LEU:HD13	3:J:715:ALA:HA	1.84	0.59
3:J:764:LEU:HG	3:J:767:HIS:H	1.66	0.59
3:J:956:ILE:O	3:J:961:LYS:NZ	2.35	0.59
8:C:1000:ADP:O1B	9:C:1002:BEF:F2	2.10	0.59
5:F:397:MET:HE2	5:F:401:GLU:HB2	1.84	0.59
3:J:654:LYS:HB3	3:J:655:PRO:HD3	1.83	0.59
3:J:1125:PRO:HB3	3:J:1132:LEU:CG	2.22	0.59
3:J:1213:ARG:HG2	3:J:1214:PRO:HD2	1.83	0.59
5:A:182:ILE:CD1	5:A:325:THR:HG22	2.31	0.59
1:H:13:VAL:HG13	1:H:23:PHE:CE2	2.37	0.59
1:H:211:LEU:O	1:H:215:VAL:HG22	2.02	0.59
3:J:87:ARG:HB2	3:J:523:ASP:CG	2.23	0.59
3:J:179:VAL:CG2	3:J:191:LEU:HA	2.31	0.59
3:J:429:SER:OG	3:J:446:VAL:HG21	2.02	0.59
3:J:475:LYS:HE2	3:J:475:LYS:HA	1.84	0.59
3:J:644:LEU:HD13	3:J:718:PRO:HB3	1.85	0.59
3:J:771:SER:HB2	3:J:778:LEU:CG	2.32	0.59
3:J:789:LEU:HA	3:J:792:ILE:CG2	2.31	0.59

Continued on next page...

Continued from previous page...

Atom-1	Atom-2	Interatomic distance (Å)	Clash overlap (Å)
3:J:810:GLU:HB2	3:J:813:LEU:HD21	1.83	0.59
3:J:970:LYS:HG3	3:J:995:LEU:HD22	1.83	0.59
3:J:1170:ASP:O	3:J:1174:LEU:HD23	2.01	0.59
3:J:1378:TYR:HB2	3:J:1422:MET:HE3	1.83	0.59
1:G:153:ALA:N	1:G:168:ASP:OD1	2.32	0.59
1:H:49:PRO:CB	1:H:148:VAL:HG12	2.31	0.59
2:I:714:ASP:HA	2:I:719:PRO:CB	2.32	0.59
2:I:1008:ARG:CD	2:I:1026:GLN:HB3	2.32	0.59
3:J:406:ASP:O	3:J:423:ASP:N	2.20	0.59
3:J:660:LYS:O	3:J:663:GLU:HB2	2.03	0.59
3:J:1207:TYR:O	3:J:1214:PRO:HA	2.02	0.59
5:A:182:ILE:HG12	5:A:325:THR:HA	1.85	0.59
5:C:213:LEU:HD11	5:C:215:ILE:HD11	1.83	0.59
5:D:333:ARG:O	5:D:337:VAL:HG23	2.01	0.59
5:E:166:ARG:CG	5:E:410:LEU:HD13	2.32	0.59
1:G:57:TYR:CE1	1:G:163:ASN:HB3	2.37	0.59
2:I:405:ARG:CZ	2:I:566:THR:HG21	2.33	0.59
2:I:549:PHE:HE1	2:I:903:SER:HG	1.49	0.59
2:I:670:GLN:CB	2:I:699:PHE:CZ	2.85	0.59
2:I:746:GLY:HA2	2:I:800:VAL:O	2.03	0.59
2:I:958:THR:OG1	2:I:961:GLU:N	2.27	0.59
3:J:87:ARG:HB2	3:J:523:ASP:OD1	2.03	0.59
3:J:590:PRO:O	3:J:599:PRO:HA	2.01	0.59
3:J:792:ILE:CD1	3:J:881:LEU:HD23	2.29	0.59
3:J:820:GLU:CB	3:J:825:ALA:HB3	2.32	0.59
3:J:1282:ARG:NH1	3:J:1284:GLU:HG2	2.17	0.59
3:J:1382:THR:HG21	3:J:1418:LYS:CE	2.32	0.59
5:D:229:VAL:HG11	5:D:234:VAL:CG2	2.33	0.59
1:H:65:PHE:CE1	3:J:839:LEU:HD11	2.38	0.59
2:I:571:LEU:HD23	2:I:670:GLN:NE2	2.12	0.59
3:J:422:ALA:HB3	3:J:427:VAL:HG11	1.85	0.59
3:J:569:ASN:C	3:J:573:MET:HE1	2.22	0.59
3:J:846:PRO:O	3:J:850:LEU:HG	2.03	0.59
3:J:1261:GLU:CG	3:J:1266:ARG:HB2	2.33	0.59
3:J:1264:GLU:OE2	3:J:1424:VAL:HG13	2.02	0.59
3:J:1406:ARG:HG3	3:J:1412:LYS:HD3	1.85	0.59
3:J:1445:HIS:O	3:J:1449:GLU:OE1	2.21	0.59
1:G:19:GLU:O	1:G:201:THR:OG1	2.19	0.59
2:I:234:ALA:O	2:I:238:LEU:HG	2.03	0.59
2:I:355:VAL:HG23	2:I:372:LEU:HA	1.83	0.59
2:I:742:VAL:HG21	2:I:805:ARG:HD2	1.84	0.59

Continued on next page...

Continued from previous page...

Atom-1	Atom-2	Interatomic distance (Å)	Clash overlap (Å)
2:I:957:LYS:HE2	2:I:961:GLU:C	2.22	0.59
3:J:90:MET:CE	3:J:518:PRO:HB2	2.32	0.59
3:J:566:ILE:O	3:J:570:GLU:OE1	2.20	0.59
3:J:600:LEU:H	3:J:600:LEU:HD12	1.66	0.59
3:J:661:MET:HE1	3:J:666:ILE:C	2.23	0.59
3:J:862:ASP:H	3:J:877:PRO:HD2	1.67	0.59
3:J:885:ILE:HA	3:J:888:GLU:OE2	2.03	0.59
3:J:1013:GLU:HG2	3:J:1014:ASN:N	2.17	0.59
3:J:1314:LYS:HG3	3:J:1317:ASP:HB2	1.82	0.59
4:K:47:LYS:N	4:K:54:LEU:HD23	2.17	0.59
1:G:88:ARG:HB3	1:G:121:GLU:HB3	1.84	0.59
1:G:127:LEU:HG	1:G:129:ILE:CD1	2.33	0.59
2:I:321:GLU:HG2	2:I:321:GLU:O	2.03	0.59
2:I:748:GLU:HA	2:I:799:ILE:HD13	1.84	0.59
2:I:1053:LEU:O	2:I:1057:SER:HB3	2.02	0.59
3:J:885:ILE:HA	3:J:888:GLU:CD	2.23	0.59
3:J:1201:CYS:N	3:J:1204:CYS:HB2	2.17	0.59
4:K:51:LEU:HG	4:K:53:GLY:N	2.17	0.59
1:G:92:PRO:HA	1:G:146:ARG:NH1	2.18	0.59
1:H:20:TYR:HA	1:H:199:ILE:O	2.02	0.59
2:I:79:PRO:HG2	2:I:82:GLU:CB	2.33	0.59
2:I:470:PRO:CB	2:I:483:VAL:HG11	2.32	0.59
2:I:571:LEU:HD12	2:I:701:THR:O	2.02	0.59
2:I:574:ALA:HB1	2:I:667:ALA:CB	2.32	0.59
2:I:615:TYR:HB2	2:I:617:ASP:OD1	2.03	0.59
2:I:626:ARG:HA	2:I:629:TYR:CE1	2.38	0.59
2:I:756:VAL:N	2:I:790:LEU:HB3	2.18	0.59
2:I:846:LYS:NZ	3:J:741:ASP:O	2.35	0.59
3:J:479:GLU:O	3:J:484:PRO:HD3	2.03	0.59
3:J:628:ARG:HD3	3:J:744:GLN:NE2	2.18	0.59
3:J:894:LYS:HA	3:J:897:TRP:HE1	1.67	0.59
3:J:1165:TYR:CD1	3:J:1207:TYR:HD1	2.20	0.59
4:K:47:LYS:HE2	4:K:55:PHE:CE1	2.38	0.59
5:A:170:LEU:HD21	5:A:415:ASN:CG	2.23	0.59
5:C:229:VAL:HG22	5:C:232:ALA:HB3	1.85	0.59
5:F:167:VAL:HG12	5:F:171:LEU:HD22	1.85	0.59
1:G:15:THR:HG22	1:G:17:GLY:O	2.03	0.59
1:H:24:VAL:CG2	1:H:196:THR:HG22	2.33	0.59
1:H:180:GLN:NE2	1:H:198:ARG:HH22	2.01	0.59
2:I:95:TYR:HE1	2:I:114:PHE:HB3	1.68	0.59
2:I:150:PRO:HA	2:I:158:TYR:CA	2.33	0.59

Continued on next page...

Continued from previous page...

Atom-1	Atom-2	Interatomic distance (Å)	Clash overlap (Å)
2:I:1035:MET:HA	2:I:1038:TRP:CG	2.36	0.59
2:I:1043:TYR:OH	3:J:711:LEU:HD23	2.03	0.59
3:J:679:ARG:HB2	3:J:682:ASP:CG	2.22	0.59
3:J:701:LEU:HD23	3:J:750:PRO:HD3	1.85	0.59
3:J:1200:VAL:HG22	3:J:1373:ARG:HH12	1.67	0.59
3:J:1293:PHE:CD1	3:J:1302:GLU:HA	2.38	0.59
2:I:369:PRO:O	2:I:373:VAL:HB	2.03	0.58
2:I:575:GLN:O	2:I:667:ALA:HA	2.02	0.58
3:J:601:ARG:HG3	3:J:605:ASP:HB3	1.85	0.58
3:J:708:LEU:HD22	3:J:1231:GLU:CG	2.30	0.58
3:J:785:ILE:HG23	3:J:938:GLY:HA3	1.86	0.58
3:J:1211:MET:SD	3:J:1212:ALA:N	2.76	0.58
3:J:1487:VAL:HG12	3:J:1492:LEU:CD1	2.31	0.58
4:K:17:TYR:O	4:K:21:VAL:HG23	2.03	0.58
1:G:151:VAL:O	1:G:169:ALA:N	2.31	0.58
1:H:28:LEU:HB2	1:H:193:ASP:CB	2.19	0.58
2:I:292:ARG:HD2	2:I:299:LYS:HB3	1.85	0.58
2:I:486:MET:SD	2:I:490:GLU:HB2	2.43	0.58
2:I:496:ILE:HB	2:I:516:ARG:HB2	1.84	0.58
2:I:547:ILE:HB	2:I:550:LEU:HD21	1.84	0.58
2:I:959:PRO:HA	2:I:962:GLN:HG2	1.85	0.58
2:I:1060:ILE:CD1	2:I:1063:ARG:HE	2.11	0.58
3:J:539:ASP:HA	3:J:542:ASP:OD2	2.03	0.58
3:J:1121:PRO:HA	3:J:1185:GLU:CG	2.20	0.58
3:J:1311:LEU:HG	3:J:1326:THR:HA	1.85	0.58
3:J:1392:GLY:N	3:J:1393:GLN:OE1	2.37	0.58
3:J:1405:GLU:HB3	3:J:1406:ARG:NH1	2.18	0.58
3:J:1468:LEU:O	3:J:1468:LEU:HD23	2.03	0.58
1:G:44:LEU:HD12	1:G:177:VAL:CG1	2.29	0.58
1:G:153:ALA:HB2	1:G:167:VAL:HA	1.86	0.58
1:H:18:ARG:C	1:H:207:PRO:HD3	2.23	0.58
1:H:122:ILE:HG13	1:H:122:ILE:O	2.03	0.58
2:I:502:PRO:C	2:I:503:LEU:HD12	2.23	0.58
2:I:626:ARG:HD2	2:I:629:TYR:CG	2.37	0.58
2:I:807:ARG:NH1	2:I:821:GLU:OE2	2.36	0.58
3:J:110:SER:HB3	3:J:120:ALA:CB	2.16	0.58
3:J:135:LEU:CD1	3:J:137:PRO:HG2	2.33	0.58
3:J:525:ARG:HB2	3:J:540:LEU:HD13	1.84	0.58
3:J:591:VAL:HG11	3:J:598:ARG:H	1.69	0.58
4:K:27:ALA:O	4:K:31:LEU:HG	2.02	0.58
5:B:287:PRO:O	5:C:290:ARG:NH2	2.35	0.58

Continued on next page...

Continued from previous page...

Atom-1	Atom-2	Interatomic distance (Å)	Clash overlap (Å)
5:C:184:ALA:HB2	5:C:352:LEU:HB2	1.85	0.58
1:H:179:PHE:HB3	1:H:197:LEU:HG	1.85	0.58
2:I:10:ARG:HA	2:I:10:ARG:HE	1.68	0.58
2:I:127:PHE:O	2:I:129:ILE:HD12	2.04	0.58
2:I:140:ILE:HG22	2:I:333:ILE:HD12	1.83	0.58
2:I:237:ARG:NE	2:I:237:ARG:HA	2.18	0.58
2:I:309:TYR:HH	2:I:313:LEU:HD22	1.68	0.58
2:I:872:ASN:OD1	2:I:874:LEU:HD13	2.02	0.58
2:I:948:GLU:HG2	2:I:953:VAL:HG23	1.84	0.58
2:I:1111:ILE:HG13	2:I:1112:PHE:N	2.18	0.58
3:J:691:LEU:HD23	3:J:720:LEU:HD21	1.84	0.58
3:J:707:THR:HG23	3:J:712:GLY:HA3	1.86	0.58
3:J:800:LYS:CB	3:J:829:VAL:HG13	2.34	0.58
5:B:216:ASP:N	5:B:237:SER:O	2.31	0.58
5:E:171:LEU:HD21	5:E:367:ILE:HG12	1.83	0.58
5:E:289:GLY:C	5:F:290:ARG:HH21	2.05	0.58
2:I:44:ILE:HG21	2:I:71:TYR:CD2	2.39	0.58
2:I:194:VAL:CG2	2:I:204:GLN:HE22	2.16	0.58
2:I:276:LYS:HG2	2:I:280:LYS:NZ	2.19	0.58
3:J:924:MET:HE1	4:K:2:ALA:HB3	1.86	0.58
3:J:1008:PHE:O	3:J:1012:GLU:OE1	2.20	0.58
1:G:67:THR:OG1	2:I:628:PHE:HE1	1.86	0.58
1:H:16:GLN:HB2	1:H:20:TYR:HD2	1.68	0.58
2:I:186:VAL:HG23	2:I:187:ASN:N	2.18	0.58
2:I:274:ARG:CZ	2:I:285:LEU:H	2.17	0.58
2:I:520:GLU:HG2	2:I:522:VAL:CG2	2.34	0.58
2:I:722:ILE:HG23	2:I:757:GLY:O	2.03	0.58
2:I:958:THR:OG1	2:I:961:GLU:HB2	2.04	0.58
2:I:974:LEU:HB3	2:I:983:ILE:CG2	2.33	0.58
3:J:33:ASN:OD1	3:J:35:ARG:N	2.36	0.58
3:J:441:ARG:CZ	3:J:443:VAL:HB	2.34	0.58
3:J:828:LYS:NZ	3:J:862:ASP:OD1	2.31	0.58
3:J:890:VAL:HB	3:J:922:LEU:CD1	2.33	0.58
3:J:966:GLU:O	3:J:969:ARG:HG2	2.03	0.58
3:J:1415:VAL:HG23	3:J:1415:VAL:O	2.03	0.58
5:A:218:ARG:NH2	5:B:344:GLY:O	2.37	0.58
1:H:170:VAL:HG23	1:H:170:VAL:O	2.02	0.58
2:I:459:ALA:HB1	2:I:467:ILE:HG23	1.83	0.58
2:I:754:ILE:HA	2:I:791:ARG:HA	1.86	0.58
2:I:1003:ASP:OD1	2:I:1004:LYS:N	2.37	0.58
2:I:1030:GLN:OE1	3:J:628:ARG:HG2	2.03	0.58

Continued on next page...

Continued from previous page...

Atom-1	Atom-2	Interatomic distance (Å)	Clash overlap (Å)
3:J:86:ARG:HB3	3:J:522:PRO:HG3	1.84	0.58
3:J:112:ILE:O	3:J:116:LEU:HB2	2.03	0.58
3:J:414:ARG:HG2	3:J:434:ARG:N	2.18	0.58
3:J:415:VAL:O	3:J:432:TYR:HA	2.04	0.58
3:J:1213:ARG:HG2	3:J:1214:PRO:CD	2.34	0.58
5:F:172:ALA:HB1	5:F:348:MET:HE2	1.86	0.58
1:H:185:ARG:HD2	1:H:186:LEU:C	2.23	0.58
1:H:199:ILE:CD1	1:H:211:LEU:HD21	2.34	0.58
2:I:196:LEU:O	2:I:200:LEU:HG	2.02	0.58
2:I:333:ILE:HB	2:I:465:GLY:HA3	1.85	0.58
2:I:443:THR:HA	2:I:452:ILE:O	2.02	0.58
2:I:493:ARG:HB2	2:I:494:TYR:CE2	2.38	0.58
2:I:596:TYR:CE2	2:I:654:LEU:HB3	2.38	0.58
2:I:684:PHE:CD2	2:I:685:GLU:HG3	2.39	0.58
2:I:1008:ARG:HE	2:I:1028:GLY:CA	2.15	0.58
2:I:1060:ILE:O	2:I:1063:ARG:HG2	2.04	0.58
3:J:22:SER:HG	3:J:92:HIS:CE1	2.11	0.58
3:J:709:HIS:CE1	3:J:711:LEU:HB2	2.38	0.58
3:J:728:LEU:HD23	3:J:729:HIS:O	2.02	0.58
3:J:780:LYS:NZ	3:J:912:LYS:HB2	2.14	0.58
3:J:865:THR:OG1	3:J:874:GLU:HG2	2.03	0.58
3:J:1008:PHE:CZ	3:J:1032:PRO:HB3	2.37	0.58
3:J:1122:LEU:O	3:J:1135:ARG:N	2.34	0.58
3:J:1223:ILE:HD12	3:J:1223:ILE:H	1.68	0.58
4:K:26:ARG:NE	4:K:67:GLU:OE1	2.37	0.58
2:I:57:GLU:HA	2:I:63:GLY:H	1.68	0.58
2:I:948:GLU:HG3	2:I:953:VAL:HG23	1.86	0.58
2:I:1090:LYS:HD3	3:J:88:TYR:HD1	1.69	0.58
3:J:41:ARG:NH2	3:J:42:ASP:HB2	2.19	0.58
3:J:403:PHE:CZ	3:J:442:ASN:HA	2.39	0.58
3:J:676:MET:HE3	3:J:677:LEU:HG	1.84	0.58
3:J:716:PHE:HE1	3:J:765:SER:HG	1.52	0.58
3:J:754:PHE:CD1	4:K:24:ALA:CB	2.86	0.58
3:J:770:LEU:HA	3:J:777:PRO:HA	1.85	0.58
3:J:771:SER:HB2	3:J:778:LEU:CD2	2.33	0.58
3:J:973:GLN:O	3:J:976:GLN:HG2	2.04	0.58
3:J:1233:GLY:HA2	3:J:1236:LEU:CG	2.33	0.58
3:J:1352:ILE:HD12	3:J:1368:ILE:HG23	1.86	0.58
3:J:1435:LEU:HD13	3:J:1457:ASP:OD2	2.04	0.58
5:C:343:LYS:NZ	5:C:349:GLU:OE1	2.28	0.58
5:D:330:THR:OG1	5:D:335:ASP:OD2	2.16	0.58

Continued on next page...

Continued from previous page...

Atom-1	Atom-2	Interatomic distance (Å)	Clash overlap (Å)
1:G:106:PRO:HB3	1:G:134:GLU:OE2	2.04	0.58
2:I:5:ARG:CD	2:I:8:ARG:HH12	2.17	0.58
2:I:157:ARG:HH12	2:I:314:THR:HA	1.69	0.58
2:I:176:VAL:HB	2:I:217:LEU:CD2	2.34	0.58
2:I:443:THR:O	2:I:559:LEU:HD11	2.04	0.58
2:I:508:ILE:HG21	2:I:526:PRO:HB3	1.86	0.58
2:I:675:ALA:CA	2:I:989:VAL:HG12	2.31	0.58
3:J:799:LYS:O	3:J:829:VAL:HG22	2.04	0.58
3:J:957:PRO:HG3	3:J:1010:ASN:ND2	2.18	0.58
3:J:1029:ARG:CZ	3:J:1030:GLY:H	2.17	0.58
3:J:1284:GLU:HB2	3:J:1291:SER:OG	2.04	0.58
3:J:1333:HIS:O	3:J:1337:GLU:HG2	2.03	0.58
1:G:67:THR:HB	2:I:627:ARG:HH11	1.69	0.57
1:G:90:LEU:HB2	1:G:119:ASP:O	2.03	0.57
1:H:103:ALA:HB3	1:H:138:LEU:CD1	2.34	0.57
1:H:108:GLU:HA	1:H:131:THR:HA	1.85	0.57
1:H:141:GLU:HG2	1:H:161:ARG:NH2	2.18	0.57
2:I:255:ALA:HB1	2:I:298:PHE:CE2	2.38	0.57
2:I:739:GLU:HG2	2:I:742:VAL:O	2.03	0.57
2:I:756:VAL:HG23	2:I:790:LEU:HD23	1.86	0.57
3:J:45:PHE:HZ	3:J:541:ASN:ND2	2.02	0.57
3:J:86:ARG:HE	3:J:522:PRO:HG3	1.69	0.57
3:J:591:VAL:HG11	3:J:596:SER:O	2.04	0.57
3:J:591:VAL:HG11	3:J:598:ARG:N	2.19	0.57
3:J:1384:PRO:CG	3:J:1389:LEU:HB3	2.34	0.57
4:K:35:PHE:HZ	4:K:63:TRP:CD2	2.22	0.57
4:K:38:THR:CG2	4:K:41:GLU:HB3	2.34	0.57
5:C:229:VAL:CG2	5:C:232:ALA:HB3	2.34	0.57
5:D:218:ARG:NE	5:E:344:GLY:O	2.36	0.57
1:G:59:GLU:HB2	1:G:137:ARG:NH1	2.05	0.57
2:I:81:ASP:N	2:I:84:ARG:HH21	2.02	0.57
2:I:468:ARG:HB3	2:I:485:TYR:HB3	1.85	0.57
3:J:814:ALA:O	3:J:818:ARG:HG3	2.04	0.57
3:J:889:ALA:HB1	3:J:930:LEU:CA	2.32	0.57
3:J:1018:ASN:CB	3:J:1021:TYR:HB3	2.20	0.57
3:J:1205:TYR:CE1	3:J:1366:LYS:HB3	2.40	0.57
3:J:1268:PRO:HD2	3:J:1271:LYS:HZ3	1.67	0.57
3:J:1276:GLU:HB2	3:J:1301:LYS:HG2	1.84	0.57
3:J:1326:THR:HG22	3:J:1327:ARG:N	2.18	0.57
3:J:1484:THR:HA	4:K:77:GLU:CA	2.25	0.57
4:K:35:PHE:HZ	4:K:63:TRP:CG	2.22	0.57

Continued on next page...

Continued from previous page...

Atom-1	Atom-2	Interatomic distance (Å)	Clash overlap (Å)
1:G:1:MET:CE	1:G:5:LYS:HG3	2.34	0.57
1:G:4:SER:HA	1:G:7:LYS:HE2	1.86	0.57
1:G:122:ILE:O	1:G:125:PRO:HG3	2.04	0.57
1:G:177:VAL:HG22	1:G:199:ILE:CG1	2.34	0.57
1:H:65:PHE:HE1	3:J:839:LEU:HD11	1.69	0.57
1:H:127:LEU:HG	1:H:129:ILE:HD13	1.85	0.57
1:H:185:ARG:HD2	1:H:186:LEU:O	2.03	0.57
2:I:31:GLN:NE2	2:I:38:LYS:HB2	2.20	0.57
2:I:90:TYR:HB2	2:I:128:ILE:HD12	1.85	0.57
2:I:115:LEU:HD23	2:I:115:LEU:H	1.69	0.57
2:I:250:ARG:HD3	2:I:253:ALA:CB	2.34	0.57
2:I:408:ARG:NH2	2:I:457:ALA:HA	2.18	0.57
2:I:498:GLN:HG3	2:I:500:ASN:H	1.69	0.57
2:I:941:VAL:O	2:I:945:ARG:HG2	2.04	0.57
2:I:976:ASP:OD2	2:I:978:ARG:N	2.37	0.57
2:I:1111:ILE:HD11	2:I:1112:PHE:CE2	2.40	0.57
3:J:23:TYR:O	3:J:49:ILE:HG23	2.04	0.57
3:J:407:VAL:HG13	3:J:444:VAL:CG2	2.34	0.57
3:J:813:LEU:HD13	3:J:839:LEU:HD21	1.85	0.57
3:J:1124:GLN:N	3:J:1133:ARG:O	2.36	0.57
3:J:1209:LEU:HB2	3:J:1211:MET:O	2.04	0.57
3:J:1393:GLN:HB2	3:J:1397:LYS:HZ1	1.69	0.57
3:J:1465:ASN:ND2	3:J:1472:ILE:HA	2.19	0.57
1:G:57:TYR:HE1	1:G:163:ASN:HB3	1.70	0.57
1:H:52:ALA:C	1:H:144:VAL:HG13	2.25	0.57
1:H:57:TYR:HB2	1:H:164:ALA:HA	1.86	0.57
1:H:123:MET:C	1:H:125:PRO:HD3	2.24	0.57
2:I:151:ASP:H	2:I:158:TYR:HA	1.69	0.57
2:I:334:ARG:NH1	2:I:418:LEU:HD11	2.19	0.57
2:I:837:ASP:O	2:I:848:VAL:HG13	2.04	0.57
2:I:966:LEU:CD2	2:I:986:PRO:HB3	2.24	0.57
2:I:1115:LEU:HG	3:J:85:VAL:HG12	1.86	0.57
3:J:23:TYR:H	3:J:91:GLY:HA2	1.69	0.57
3:J:113:GLY:HA3	3:J:120:ALA:CB	2.34	0.57
3:J:420:VAL:HG13	3:J:424:GLY:O	2.04	0.57
3:J:466:LYS:HA	3:J:510:GLU:OE2	2.04	0.57
3:J:644:LEU:O	3:J:721:VAL:HG22	2.05	0.57
3:J:969:ARG:O	3:J:973:GLN:HG3	2.04	0.57
3:J:1487:VAL:N	4:K:74:VAL:O	2.37	0.57
1:G:81:ASN:O	1:G:127:LEU:HD21	2.04	0.57
1:G:90:LEU:H	1:G:94:LEU:HD12	1.67	0.57

Continued on next page...

Continued from previous page...

Atom-1	Atom-2	Interatomic distance (Å)	Clash overlap (Å)
1:G:153:ALA:HB1	1:G:166:PRO:HB2	1.86	0.57
1:H:27:PRO:O	1:H:28:LEU:HD23	2.05	0.57
1:H:188:GLN:HA	3:J:685:ASP:OD2	2.04	0.57
2:I:263:ASP:HB2	2:I:264:PRO:HD3	1.85	0.57
2:I:339:LEU:HB3	2:I:385:PHE:CZ	2.39	0.57
2:I:657:ASP:CG	2:I:664:GLY:H	2.08	0.57
2:I:706:GLU:HB2	2:I:827:VAL:HG12	1.84	0.57
3:J:25:GLU:HB2	3:J:27:GLU:OE2	2.05	0.57
3:J:167:GLU:HB3	3:J:169:TYR:CZ	2.39	0.57
3:J:414:ARG:HD3	3:J:450:TYR:C	2.23	0.57
3:J:417:PRO:HA	3:J:430:ASP:C	2.24	0.57
3:J:1307:LYS:H	3:J:1307:LYS:HD2	1.68	0.57
4:K:46:PRO:HD2	4:K:63:TRP:CZ3	2.40	0.57
5:B:172:ALA:CB	5:B:350:LEU:HD21	2.34	0.57
5:D:229:VAL:CG2	5:D:232:ALA:HB3	2.35	0.57
1:G:90:LEU:HD13	1:G:119:ASP:O	2.04	0.57
1:G:115:LEU:HD12	1:G:116:PRO:HD2	1.87	0.57
2:I:139:GLN:HG2	2:I:140:ILE:N	2.16	0.57
2:I:603:VAL:CG2	2:I:647:GLN:HB3	2.35	0.57
2:I:622:GLU:HG2	2:I:623:TYR:N	2.19	0.57
2:I:673:LEU:O	2:I:868:ASP:N	2.30	0.57
2:I:1086:ARG:NH1	2:I:1111:ILE:O	2.38	0.57
3:J:25:GLU:HG3	3:J:92:HIS:CE1	2.39	0.57
3:J:414:ARG:HA	3:J:433:GLY:O	2.05	0.57
3:J:645:PRO:N	3:J:721:VAL:HG22	2.20	0.57
3:J:894:LYS:HA	3:J:897:TRP:NE1	2.19	0.57
3:J:1280:VAL:HG23	3:J:1295:GLU:CD	2.24	0.57
3:J:1372:VAL:HA	3:J:1375:MET:HE2	1.87	0.57
1:G:76:VAL:O	1:G:80:LEU:HG	2.04	0.57
1:G:111:ALA:O	1:G:122:ILE:HD13	2.04	0.57
1:H:29:GLU:HB2	1:H:32:PHE:CE2	2.40	0.57
2:I:260:LEU:HG	2:I:261:ILE:HD12	1.87	0.57
2:I:508:ILE:HG13	2:I:510:ALA:H	1.70	0.57
2:I:710:ILE:HG12	2:I:711:GLU:H	1.69	0.57
2:I:714:ASP:CA	2:I:719:PRO:HA	2.29	0.57
2:I:737:LEU:HA	2:I:743:VAL:HG23	1.86	0.57
3:J:111:LYS:HA	3:J:111:LYS:HE2	1.87	0.57
3:J:621:LYS:HG2	3:J:621:LYS:O	2.04	0.57
3:J:712:GLY:O	3:J:736:PHE:HE1	1.87	0.57
3:J:1016:PRO:HA	3:J:1021:TYR:HE2	1.68	0.57
1:H:24:VAL:HG12	1:H:26:GLU:OE1	2.04	0.57

Continued on next page...

Continued from previous page...

Atom-1	Atom-2	Interatomic distance (Å)	Clash overlap (Å)
1:H:36:LEU:O	1:H:39:PRO:HD2	2.04	0.57
2:I:115:LEU:HG	2:I:115:LEU:O	2.04	0.57
2:I:158:TYR:CZ	2:I:310:LEU:HD12	2.40	0.57
2:I:260:LEU:HD23	2:I:260:LEU:H	1.68	0.57
2:I:292:ARG:HB2	2:I:299:LYS:HG2	1.86	0.57
2:I:312:ALA:HB1	2:I:318:PRO:CD	2.35	0.57
2:I:557:ARG:CD	2:I:879:ARG:HG2	2.34	0.57
3:J:32:ILE:HG23	3:J:36:THR:O	2.05	0.57
3:J:563:PRO:CB	3:J:566:ILE:HD12	2.35	0.57
3:J:637:LEU:HD11	3:J:642:CYS:N	2.20	0.57
3:J:760:ARG:HH12	4:K:59:ASN:HD21	1.53	0.57
3:J:1018:ASN:O	3:J:1022:VAL:HG23	2.03	0.57
3:J:1262:LEU:HD21	3:J:1351:GLU:HB2	1.86	0.57
3:J:1356:TYR:HD2	3:J:1363:LEU:HD22	1.69	0.57
5:D:288:THR:O	5:D:288:THR:HG22	2.04	0.57
5:F:173:PRO:HG2	5:F:379:LEU:HD11	1.87	0.57
1:G:50:GLY:N	1:G:171:PHE:O	2.38	0.57
1:G:100:LEU:CG	1:G:141:GLU:HG3	2.34	0.57
1:G:227:ASN:O	1:G:227:ASN:OD1	2.23	0.57
1:H:97:VAL:HG21	1:H:120:VAL:CG2	2.35	0.57
1:H:105:GLY:N	1:H:135:GLY:HA2	2.19	0.57
2:I:54:ILE:CD1	2:I:356:ARG:HB2	2.31	0.57
2:I:165:LEU:HD12	2:I:166:PRO:C	2.24	0.57
2:I:165:LEU:CB	2:I:265:ARG:HE	1.95	0.57
2:I:600:ASP:HA	2:I:650:ARG:HA	1.86	0.57
2:I:945:ARG:NH2	2:I:962:GLN:HE22	2.03	0.57
3:J:477:LEU:O	3:J:481:MET:CE	2.52	0.57
3:J:632:VAL:O	3:J:727:GLN:HA	2.05	0.57
3:J:646:LYS:HA	3:J:720:LEU:HG	1.87	0.57
3:J:770:LEU:HB2	3:J:1210:SER:O	2.04	0.57
3:J:808:THR:OG1	3:J:809:PRO:HD3	2.05	0.57
3:J:1048:PRO:HG3	3:J:1075:HIS:ND1	2.20	0.57
3:J:1153:VAL:HG23	3:J:1153:VAL:O	2.05	0.57
1:G:185:ARG:HG2	1:G:190:THR:HG23	1.86	0.57
1:H:124:ASN:CG	1:H:127:LEU:HB2	2.25	0.57
2:I:182:VAL:HG23	2:I:182:VAL:O	2.04	0.57
2:I:670:GLN:N	2:I:700:TYR:OH	2.37	0.57
2:I:915:LYS:HA	2:I:918:LEU:HD12	1.85	0.57
2:I:1082:PRO:HG2	3:J:1468:LEU:O	2.04	0.57
3:J:168:THR:HG21	3:J:206:ARG:HH12	1.68	0.57
3:J:729:HIS:CE1	3:J:731:LEU:HB2	2.40	0.57

Continued on next page...

Continued from previous page...

Atom-1	Atom-2	Interatomic distance (Å)	Clash overlap (Å)
3:J:789:LEU:HD12	3:J:792:ILE:HG21	1.87	0.57
3:J:1009:LYS:CA	3:J:1012:GLU:OE1	2.52	0.57
3:J:1038:LEU:CD2	3:J:1061:PHE:HD2	2.16	0.57
3:J:1041:LEU:CD1	3:J:1058:ARG:HA	2.35	0.57
3:J:1118:ILE:HD11	3:J:1342:GLU:OE2	2.05	0.57
3:J:1491:THR:HG23	4:K:89:MET:HE2	1.87	0.57
1:G:173:PRO:HB3	1:G:202:ASP:OD2	2.05	0.56
1:G:174:VAL:HG11	1:G:177:VAL:HG23	1.87	0.56
1:H:103:ALA:HB3	1:H:138:LEU:CD2	2.35	0.56
1:H:152:PRO:HB2	1:H:155:LYS:CE	2.35	0.56
2:I:195:LEU:HD13	2:I:227:PHE:HB3	1.85	0.56
2:I:579:VAL:HG11	2:I:887:GLU:HG3	1.85	0.56
2:I:603:VAL:HG21	2:I:644:VAL:O	2.05	0.56
2:I:607:ASP:OD1	2:I:608:GLY:N	2.38	0.56
2:I:607:ASP:O	2:I:625:LEU:HD12	2.04	0.56
2:I:701:THR:OG1	2:I:832:LYS:CD	2.51	0.56
2:I:1040:LEU:CD2	2:I:1049:LEU:HD13	2.29	0.56
3:J:82:LYS:HD2	3:J:83:SER:N	2.19	0.56
3:J:400:VAL:HG22	3:J:443:VAL:CG2	2.29	0.56
3:J:403:PHE:HZ	3:J:439:LEU:HD23	1.69	0.56
3:J:521:PRO:CG	3:J:524:LEU:HD12	2.35	0.56
3:J:785:ILE:HG13	3:J:939:PHE:CE1	2.41	0.56
3:J:820:GLU:N	3:J:825:ALA:HB3	2.21	0.56
3:J:910:SER:O	3:J:914:LEU:HD23	2.05	0.56
3:J:1091:SER:HA	3:J:1094:LEU:HG	1.85	0.56
4:K:38:THR:HG23	4:K:41:GLU:OE1	2.05	0.56
5:D:275:THR:HG21	5:D:327:LEU:H	1.70	0.56
1:G:72:LYS:HE3	2:I:641:PRO:HB2	1.86	0.56
1:G:91:ASN:O	1:G:94:LEU:HB2	2.05	0.56
1:H:22:GLU:OE1	1:H:198:ARG:HB3	2.06	0.56
2:I:92:ALA:HB3	2:I:120:LEU:HD21	1.86	0.56
2:I:127:PHE:O	2:I:133:ASP:HA	2.05	0.56
2:I:546:LEU:HA	2:I:581:THR:HG21	1.86	0.56
2:I:555:ALA:HA	2:I:558:ALA:HB3	1.87	0.56
2:I:575:GLN:N	2:I:667:ALA:HB1	2.20	0.56
2:I:739:GLU:OE2	2:I:742:VAL:HG12	2.06	0.56
2:I:757:GLY:HA2	2:I:789:SER:CB	2.31	0.56
2:I:966:LEU:O	2:I:969:GLN:HB3	2.05	0.56
2:I:971:LYS:HB3	2:I:986:PRO:C	2.25	0.56
3:J:15:PRO:O	3:J:18:ILE:HB	2.04	0.56
3:J:134:VAL:CG1	3:J:152:LEU:HA	2.35	0.56

Continued on next page...

Continued from previous page...

Atom-1	Atom-2	Interatomic distance (Å)	Clash overlap (Å)
3:J:203:ALA:CB	3:J:395:VAL:HG22	2.28	0.56
3:J:631:ILE:HA	3:J:726:ILE:HB	1.87	0.56
3:J:676:MET:HE1	3:J:677:LEU:HD21	1.86	0.56
3:J:1155:VAL:HG12	3:J:1182:GLU:OE1	2.04	0.56
3:J:1310:ARG:HD3	3:J:1327:ARG:NH2	2.19	0.56
4:K:41:GLU:HG2	4:K:42:PRO:N	2.21	0.56
5:C:97:GLN:O	5:C:137:LYS:NZ	2.39	0.56
1:G:24:VAL:CG1	1:G:196:THR:HG22	2.27	0.56
1:G:81:ASN:HA	1:G:84:GLU:OE2	2.06	0.56
1:G:85:LEU:HA	1:G:127:LEU:HD22	1.86	0.56
1:G:124:ASN:OD1	1:G:127:LEU:HB2	2.04	0.56
1:H:173:PRO:HB3	1:H:202:ASP:OD1	2.05	0.56
2:I:47:ALA:CB	2:I:345:ARG:HG2	2.35	0.56
2:I:73:LEU:HD12	2:I:92:ALA:O	2.05	0.56
2:I:95:TYR:CE1	2:I:114:PHE:HB3	2.39	0.56
2:I:98:LEU:HG	2:I:110:GLU:O	2.05	0.56
2:I:141:HIS:HE1	2:I:144:PRO:HD3	1.70	0.56
2:I:184:MET:CG	2:I:193:LEU:HG	2.36	0.56
2:I:412:ALA:O	2:I:419:THR:HG22	2.05	0.56
2:I:688:ILE:HD11	2:I:847:GLY:HA3	1.87	0.56
2:I:710:ILE:CG2	2:I:756:VAL:HG11	2.35	0.56
2:I:863:ASP:OD1	2:I:864:GLY:N	2.38	0.56
2:I:865:THR:HG23	2:I:865:THR:O	2.05	0.56
2:I:897:LEU:HD13	2:I:899:GLN:NE2	2.20	0.56
2:I:1060:ILE:CD1	2:I:1063:ARG:HH21	2.07	0.56
3:J:38:LYS:HD3	3:J:39:PRO:O	2.05	0.56
3:J:97:THR:HB	3:J:574:LEU:HD23	1.86	0.56
3:J:164:GLY:HA3	3:J:447:VAL:HB	1.88	0.56
3:J:409:VAL:N	3:J:421:LEU:O	2.33	0.56
3:J:573:MET:HG3	3:J:576:GLU:OE2	2.05	0.56
3:J:671:LYS:CB	3:J:674:ARG:NH1	2.55	0.56
3:J:708:LEU:HD21	3:J:1231:GLU:CB	2.35	0.56
3:J:804:LEU:HB2	3:J:832:ARG:NH1	2.20	0.56
3:J:901:GLN:HE22	3:J:914:LEU:CD2	2.18	0.56
3:J:922:LEU:HD22	3:J:926:LYS:HD3	1.87	0.56
3:J:971:LEU:HD12	3:J:992:ILE:HG12	1.87	0.56
3:J:1208:ASP:H	3:J:1366:LYS:HE3	1.70	0.56
3:J:1347:TYR:CD2	3:J:1348:LEU:HD22	2.33	0.56
3:J:1384:PRO:HG3	3:J:1389:LEU:HB3	1.87	0.56
3:J:1432:LYS:HG3	3:J:1433:SER:N	2.20	0.56
4:K:24:ALA:O	4:K:28:GLN:NE2	2.35	0.56

Continued on next page...

Continued from previous page...

Atom-1	Atom-2	Interatomic distance (Å)	Clash overlap (Å)
5:A:171:LEU:HD21	5:A:367:ILE:HG12	1.88	0.56
5:A:229:VAL:HG11	5:A:234:VAL:CG2	2.35	0.56
5:E:172:ALA:HB1	5:E:348:MET:HE3	1.87	0.56
5:E:292:LEU:N	5:E:296:LEU:O	2.35	0.56
5:F:187:LYS:N	9:F:1002:BEF:F1	2.28	0.56
1:G:150:TYR:CE1	1:G:168:ASP:HB3	2.40	0.56
1:H:57:TYR:HB3	1:H:161:ARG:HH21	1.69	0.56
1:H:103:ALA:CB	1:H:138:LEU:HD11	2.34	0.56
2:I:612:VAL:HG22	2:I:622:GLU:CB	2.19	0.56
2:I:675:ALA:O	2:I:870:ILE:HA	2.06	0.56
3:J:50:PHE:HB3	3:J:86:ARG:HA	1.88	0.56
3:J:661:MET:HE3	3:J:667:ALA:HB2	1.87	0.56
3:J:889:ALA:CB	3:J:930:LEU:HA	2.35	0.56
3:J:907:GLU:C	3:J:911:LEU:HD13	2.26	0.56
3:J:937:TYR:O	3:J:940:THR:OG1	2.18	0.56
3:J:1156:LEU:HD12	3:J:1173:LEU:CD1	2.34	0.56
3:J:1486:VAL:HG12	4:K:22:VAL:HG13	1.84	0.56
5:B:79:ASN:OD1	5:B:80:LEU:N	2.39	0.56
5:E:104:ASP:OD1	5:E:129:ASN:ND2	2.25	0.56
1:H:4:SER:O	1:H:7:LYS:HB3	2.04	0.56
1:H:59:GLU:HG3	1:H:137:ARG:HH22	1.70	0.56
1:H:153:ALA:HB2	1:H:168:ASP:N	2.21	0.56
2:I:184:MET:HB3	2:I:193:LEU:CD1	2.35	0.56
2:I:436:GLY:O	2:I:459:ALA:HB2	2.05	0.56
2:I:610:ARG:CA	2:I:625:LEU:HG	2.36	0.56
2:I:690:ILE:HD12	2:I:869:VAL:HG12	1.88	0.56
2:I:958:THR:O	2:I:962:GLN:HG2	2.06	0.56
3:J:421:LEU:CD2	3:J:429:SER:HB2	2.34	0.56
2:I:401:LEU:CD2	2:I:666:LEU:HD22	2.36	0.56
2:I:512:ARG:NH1	2:I:524:VAL:HA	2.20	0.56
2:I:718:GLY:HA3	2:I:761:PHE:CZ	2.41	0.56
2:I:722:ILE:HA	2:I:757:GLY:O	2.06	0.56
2:I:1018:GLN:HB3	2:I:1063:ARG:NH2	2.20	0.56
2:I:1072:LYS:NZ	2:I:1074:GLU:HB3	2.20	0.56
3:J:93:ILE:HD13	3:J:548:ILE:HD11	1.86	0.56
3:J:106:LYS:HG2	3:J:586:ARG:HH11	1.71	0.56
3:J:135:LEU:HD21	3:J:453:ASP:C	2.26	0.56
3:J:162:ARG:HH22	3:J:452:ILE:N	2.02	0.56
3:J:573:MET:HA	3:J:576:GLU:HG2	1.88	0.56
3:J:827:ILE:O	3:J:835:SER:OG	2.23	0.56
3:J:1148:VAL:HG13	3:J:1163:GLY:O	2.05	0.56

Continued on next page...

Continued from previous page...

Atom-1	Atom-2	Interatomic distance (Å)	Clash overlap (Å)
3:J:1434:TRP:CD1	3:J:1435:LEU:HD12	2.40	0.56
5:A:397:MET:SD	5:A:402:ALA:HB2	2.46	0.56
5:E:165:THR:HA	5:E:168:ILE:HD12	1.87	0.56
5:F:176:ARG:HE	5:F:208:ILE:HD11	1.70	0.56
2:I:51:THR:OG1	2:I:348:LEU:HB3	2.06	0.56
2:I:54:ILE:HG13	2:I:356:ARG:NH1	2.21	0.56
2:I:146:VAL:CG1	2:I:281:LEU:HD21	2.35	0.56
2:I:468:ARG:HG2	2:I:486:MET:C	2.25	0.56
2:I:578:VAL:HA	2:I:900:ARG:CD	2.34	0.56
2:I:602:GLU:OE1	2:I:648:ARG:HB2	2.05	0.56
2:I:710:ILE:O	2:I:711:GLU:HG3	2.05	0.56
2:I:922:PHE:HB2	2:I:967:PHE:CD1	2.40	0.56
3:J:423:ASP:HB3	3:J:426:LYS:CD	2.36	0.56
3:J:527:MET:HG3	3:J:527:MET:O	2.06	0.56
3:J:863:VAL:HG23	3:J:863:VAL:O	2.06	0.56
3:J:1046:GLN:HB2	3:J:1050:GLY:C	2.26	0.56
3:J:1117:TYR:HD2	3:J:1188:VAL:H	1.54	0.56
1:G:1:MET:O	1:G:1:MET:HG3	2.04	0.56
1:G:208:LEU:O	1:G:208:LEU:HD23	2.05	0.56
1:H:49:PRO:HA	1:H:148:VAL:HG12	1.87	0.56
1:H:80:LEU:HD11	3:J:842:VAL:HG12	1.86	0.56
1:H:156:HIS:HE1	1:H:167:VAL:H	1.54	0.56
1:H:206:THR:CG2	1:H:209:GLU:HG3	2.29	0.56
2:I:26:TYR:OH	2:I:119:PRO:O	2.18	0.56
2:I:90:TYR:O	2:I:119:PRO:HA	2.06	0.56
2:I:191:PHE:HZ	2:I:196:LEU:N	2.03	0.56
2:I:334:ARG:HH11	2:I:418:LEU:HD11	1.71	0.56
2:I:461:VAL:HG23	2:I:466:PHE:H	1.69	0.56
2:I:724:ARG:HA	2:I:737:LEU:CD2	2.36	0.56
3:J:163:TYR:HE1	3:J:166:GLN:H	1.53	0.56
3:J:618:LEU:HG	3:J:1467:ILE:HG13	1.87	0.56
3:J:1047:LYS:NZ	3:J:1052:THR:O	2.39	0.56
3:J:1109:GLU:CG	3:J:1201:CYS:HA	2.35	0.56
3:J:1150:ALA:N	3:J:1187:PRO:O	2.38	0.56
3:J:1154:GLU:HA	3:J:1158:VAL:O	2.06	0.56
3:J:1356:TYR:HB3	3:J:1361:VAL:HB	1.88	0.56
3:J:1435:LEU:HD22	3:J:1464:GLU:CB	2.20	0.56
3:J:1484:THR:HG23	4:K:77:GLU:CA	2.35	0.56
1:G:72:LYS:CE	2:I:641:PRO:HB2	2.36	0.56
1:H:26:GLU:HB3	1:H:194:LYS:CG	2.25	0.56
2:I:6:PHE:HB2	2:I:909:ALA:N	2.21	0.56

Continued on next page...

Continued from previous page...

Atom-1	Atom-2	Interatomic distance (Å)	Clash overlap (Å)
2:I:281:LEU:CD1	2:I:306:THR:HA	2.31	0.56
2:I:574:ALA:C	2:I:667:ALA:HB1	2.25	0.56
2:I:858:MET:HA	2:I:978:ARG:NH2	2.09	0.56
2:I:876:VAL:N	2:I:877:PRO:HD2	2.20	0.56
3:J:162:ARG:NH2	3:J:452:ILE:H	2.00	0.56
3:J:469:ASP:O	3:J:473:LEU:HD12	2.05	0.56
3:J:618:LEU:CD2	3:J:619:LEU:HD23	2.35	0.56
3:J:691:LEU:HD21	3:J:720:LEU:HD21	1.86	0.56
3:J:764:LEU:HB3	3:J:767:HIS:HB2	1.87	0.56
3:J:1168:MET:HG3	3:J:1172:HIS:NE2	2.20	0.56
4:K:54:LEU:HA	4:K:58:PRO:HD2	1.86	0.56
1:H:62:LEU:HA	1:H:163:ASN:HD21	1.70	0.56
2:I:73:LEU:HD11	2:I:118:ILE:CG1	2.36	0.56
2:I:339:LEU:O	2:I:342:ASP:OD1	2.24	0.56
3:J:8:VAL:HG12	3:J:1434:TRP:HZ2	1.71	0.56
3:J:23:TYR:N	3:J:91:GLY:HA2	2.21	0.56
3:J:84:ILE:HG13	3:J:85:VAL:N	2.21	0.56
3:J:1151:ARG:HG2	3:J:1187:PRO:HB2	1.86	0.56
3:J:1191:PRO:HB3	3:J:1370:ILE:CD1	2.36	0.56
3:J:1273:VAL:HG23	3:J:1325:LEU:CB	2.26	0.56
4:K:60:ALA:HA	4:K:63:TRP:HD1	1.71	0.56
5:E:220:GLU:HG2	5:E:221:GLU:N	2.21	0.56
5:F:153:GLN:OE1	5:F:153:GLN:N	2.34	0.56
1:G:81:ASN:O	1:G:84:GLU:CG	2.54	0.55
1:G:84:GLU:HG3	1:G:127:LEU:CD2	2.35	0.55
1:H:141:GLU:HG2	1:H:161:ARG:CZ	2.36	0.55
2:I:27:ARG:NE	2:I:28:ARG:HH12	2.02	0.55
2:I:41:ASN:CB	2:I:49:ARG:HH22	2.13	0.55
2:I:110:GLU:HG3	2:I:369:PRO:HB3	1.88	0.55
2:I:141:HIS:ND1	2:I:142:ARG:O	2.38	0.55
2:I:479:VAL:HG11	2:I:503:LEU:HD21	1.88	0.55
2:I:551:GLU:HA	2:I:906:PHE:CE2	2.41	0.55
3:J:87:ARG:HG3	3:J:524:LEU:CD2	2.36	0.55
3:J:106:LYS:CD	3:J:586:ARG:HD2	2.36	0.55
3:J:148:GLU:OE1	3:J:148:GLU:N	2.39	0.55
3:J:645:PRO:HB2	3:J:648:MET:HE2	1.88	0.55
3:J:666:ILE:HG22	3:J:676:MET:HE2	1.87	0.55
3:J:962:GLN:O	3:J:966:GLU:HG3	2.05	0.55
3:J:1097:LYS:O	3:J:1100:ASP:HB2	2.05	0.55
4:K:54:LEU:CA	4:K:58:PRO:HG2	2.35	0.55
4:K:59:ASN:OD1	4:K:61:VAL:HG22	2.05	0.55

Continued on next page...

Continued from previous page...

Atom-1	Atom-2	Interatomic distance (Å)	Clash overlap (Å)
5:C:79:ASN:OD1	5:C:80:LEU:N	2.39	0.55
5:F:311:ALA:HB2	5:F:322:ILE:HD12	1.89	0.55
1:H:189:ARG:CD	1:H:192:LEU:HD21	2.36	0.55
2:I:142:ARG:NH2	2:I:330:ASN:HB2	2.21	0.55
2:I:355:VAL:CG2	2:I:372:LEU:HD22	2.36	0.55
2:I:362:GLY:CA	2:I:371:LYS:HD3	2.36	0.55
2:I:640:ARG:HE	2:I:641:PRO:CD	2.20	0.55
2:I:710:ILE:HG21	2:I:756:VAL:CG1	2.36	0.55
2:I:755:LEU:HD11	2:I:793:PRO:HD3	1.86	0.55
2:I:895:TYR:HA	2:I:991:GLN:NE2	2.21	0.55
3:J:101:HIS:HD2	3:J:103:TRP:H	1.52	0.55
3:J:481:MET:SD	3:J:493:ARG:CB	2.89	0.55
3:J:573:MET:O	3:J:576:GLU:HG2	2.05	0.55
3:J:703:ASN:O	3:J:745:MET:HB3	2.06	0.55
3:J:965:GLU:HG3	3:J:969:ARG:HH21	1.72	0.55
3:J:1213:ARG:HD2	3:J:1214:PRO:O	2.06	0.55
4:K:47:LYS:HB3	4:K:55:PHE:CE1	2.41	0.55
5:B:333:ARG:O	5:B:337:VAL:HG23	2.06	0.55
1:G:170:VAL:O	1:G:170:VAL:HG23	2.06	0.55
1:G:179:PHE:HA	1:G:197:LEU:HA	1.88	0.55
1:H:34:VAL:N	1:H:181:VAL:HG21	2.21	0.55
1:H:133:GLU:HB3	1:H:134:GLU:OE1	2.06	0.55
2:I:31:GLN:HB3	2:I:71:TYR:OH	2.06	0.55
2:I:124:ASP:HB2	2:I:395:LYS:NZ	2.21	0.55
2:I:140:ILE:HG22	2:I:333:ILE:HD13	1.88	0.55
2:I:342:ASP:OD1	2:I:343:GLN:N	2.38	0.55
2:I:876:VAL:HG13	2:I:884:GLN:HE21	1.71	0.55
2:I:971:LYS:HA	2:I:987:ILE:O	2.06	0.55
3:J:7:LYS:HG2	3:J:1458:GLU:CD	2.26	0.55
3:J:401:TYR:C	3:J:443:VAL:HG23	2.27	0.55
3:J:421:LEU:HD22	3:J:444:VAL:CG1	2.36	0.55
3:J:525:ARG:HB2	3:J:538:SER:HB3	1.87	0.55
3:J:700:VAL:HG12	3:J:749:VAL:HG22	1.88	0.55
3:J:1466:VAL:O	3:J:1469:GLY:N	2.39	0.55
5:B:167:VAL:HG12	5:B:171:LEU:HD22	1.88	0.55
5:B:226:ARG:NE	5:B:226:ARG:HA	2.22	0.55
5:B:228:SER:O	5:B:230:GLN:NE2	2.38	0.55
5:E:150:PRO:O	5:E:378:LEU:HD21	2.06	0.55
1:G:76:VAL:HA	1:G:79:ILE:HG12	1.89	0.55
1:G:227:ASN:CB	1:G:229:GLN:HE22	2.10	0.55
1:H:9:PRO:HB3	1:H:25:LEU:HG	1.88	0.55

Continued on next page...

Continued from previous page...

Atom-1	Atom-2	Interatomic distance (Å)	Clash overlap (Å)
2:I:174:LEU:HD22	2:I:193:LEU:CD2	2.35	0.55
2:I:177:GLU:OE1	2:I:179:ASN:HB2	2.05	0.55
2:I:679:PHE:N	2:I:683:ASN:HD21	2.04	0.55
2:I:838:LYS:HA	2:I:848:VAL:HA	1.87	0.55
2:I:851:LYS:HZ1	2:I:853:LEU:HD13	1.71	0.55
3:J:415:VAL:HG23	3:J:429:SER:OG	2.05	0.55
3:J:1271:LYS:HZ2	3:J:1331:ASP:N	2.05	0.55
3:J:1382:THR:C	3:J:1389:LEU:HB2	2.27	0.55
5:C:172:ALA:HB2	5:C:350:LEU:HD21	1.86	0.55
5:C:314:ILE:HG22	5:C:316:GLY:H	1.72	0.55
1:H:43:ILE:HG23	1:H:47:SER:HB3	1.88	0.55
1:H:80:LEU:HA	1:H:83:LYS:CG	2.33	0.55
2:I:99:GLN:HB3	2:I:109:LYS:CG	2.36	0.55
2:I:270:GLY:CA	2:I:274:ARG:HB3	2.37	0.55
2:I:313:LEU:HA	2:I:321:GLU:OE2	2.07	0.55
2:I:435:TYR:CE2	2:I:516:ARG:HG3	2.30	0.55
2:I:437:ARG:HH21	2:I:488:ALA:N	2.04	0.55
2:I:510:ALA:O	2:I:526:PRO:HG3	2.07	0.55
2:I:1020:PRO:HG2	3:J:624:ASP:HB2	1.87	0.55
3:J:10:ILE:CD1	3:J:1450:ALA:HB1	2.36	0.55
3:J:178:LEU:HD23	3:J:190:GLU:HG2	1.89	0.55
3:J:483:HIS:HB2	3:J:484:PRO:CD	2.35	0.55
5:A:410:LEU:HD23	5:A:418:GLU:HG3	1.89	0.55
5:C:177:GLY:N	5:C:321:THR:OG1	2.40	0.55
5:F:176:ARG:NH2	5:F:207:ASP:OD2	2.38	0.55
1:H:21:GLY:O	1:H:198:ARG:HA	2.06	0.55
1:H:176:ARG:O	1:H:200:TRP:HE3	1.89	0.55
2:I:328:LEU:HD12	2:I:433:THR:C	2.27	0.55
2:I:362:GLY:HA2	2:I:371:LYS:NZ	2.22	0.55
2:I:439:CYS:HB2	2:I:541:SER:H	1.71	0.55
2:I:805:ARG:NE	2:I:807:ARG:HH21	2.05	0.55
2:I:897:LEU:HD12	2:I:901:TYR:OH	2.06	0.55
2:I:950:LEU:HB3	2:I:952:LEU:HD23	1.87	0.55
2:I:1012:PRO:HG2	2:I:1022:GLY:CA	2.25	0.55
3:J:397:LYS:HZ3	3:J:448:GLU:HB3	1.69	0.55
3:J:399:ARG:HG3	3:J:431:VAL:CG2	2.35	0.55
3:J:418:GLY:O	3:J:428:LYS:HD3	2.06	0.55
4:K:39:VAL:N	4:K:67:GLU:OE2	2.38	0.55
5:B:288:THR:HG22	5:B:288:THR:O	2.06	0.55
5:C:172:ALA:HB3	5:C:350:LEU:HD21	1.88	0.55
5:D:180:GLY:HA2	5:D:348:MET:HB3	1.89	0.55

Continued on next page...

Continued from previous page...

Atom-1	Atom-2	Interatomic distance (Å)	Clash overlap (Å)
1:G:57:TYR:O	1:G:140:MET:HB2	2.06	0.55
1:G:110:LYS:N	1:G:113:ASP:OD2	2.24	0.55
2:I:218:VAL:HG13	2:I:222:MET:CE	2.37	0.55
2:I:344:PHE:O	2:I:348:LEU:HD13	2.07	0.55
2:I:904:PRO:HD2	2:I:908:GLY:HA2	1.88	0.55
2:I:944:LEU:HD13	2:I:959:PRO:HA	1.88	0.55
2:I:984:GLU:OE2	3:J:791:TYR:OH	2.20	0.55
3:J:116:LEU:HB3	3:J:118:LEU:CG	2.37	0.55
3:J:661:MET:CE	3:J:676:MET:HE2	2.37	0.55
3:J:1107:VAL:HG23	3:J:1221:VAL:HG23	1.86	0.55
3:J:1342:GLU:HA	3:J:1345:GLU:CD	2.27	0.55
4:K:13:VAL:CG1	4:K:19:LEU:HB2	2.27	0.55
4:K:34:GLY:HA3	4:K:95:VAL:CG1	2.21	0.55
5:E:300:ALA:O	5:E:304:PRO:HD2	2.07	0.55
1:G:176:ARG:NH1	2:I:863:ASP:OD1	2.40	0.55
1:H:20:TYR:C	1:H:207:PRO:HG2	2.27	0.55
1:H:49:PRO:HA	1:H:147:GLY:O	2.07	0.55
1:H:94:LEU:HD11	1:H:119:ASP:HB3	1.88	0.55
1:H:209:GLU:HA	1:H:212:ASN:OD1	2.06	0.55
2:I:158:TYR:OH	2:I:310:LEU:HA	2.07	0.55
2:I:165:LEU:HA	2:I:166:PRO:O	2.06	0.55
2:I:880:MET:HE3	3:J:1034:GLN:HA	1.87	0.55
2:I:1088:LEU:HD13	3:J:613:ARG:HG3	1.88	0.55
3:J:206:ARG:NE	3:J:394:LEU:HD22	2.22	0.55
3:J:771:SER:HB2	3:J:778:LEU:HD21	1.88	0.55
3:J:794:GLN:OE1	3:J:905:PRO:HG3	2.07	0.55
3:J:1148:VAL:O	3:J:1188:VAL:HA	2.07	0.55
4:K:48:MET:N	4:K:54:LEU:HB3	2.22	0.55
5:A:173:PRO:CG	5:A:379:LEU:HD11	2.37	0.55
5:A:259:ARG:NE	5:A:262:GLU:OE1	2.34	0.55
5:B:226:ARG:CZ	5:B:234:VAL:HG11	2.37	0.55
5:E:313:ASN:OD1	5:E:315:ARG:NH1	2.39	0.55
5:F:245:ASN:OD1	5:F:248:ARG:NH2	2.30	0.55
1:G:111:ALA:N	1:G:127:LEU:O	2.39	0.55
2:I:9:ILE:HG23	2:I:907:ASP:CG	2.27	0.55
2:I:39:ARG:NH2	2:I:40:GLU:HA	2.22	0.55
2:I:82:GLU:CD	2:I:88:LEU:HD12	2.28	0.55
2:I:158:TYR:CE2	2:I:313:LEU:HD23	2.41	0.55
2:I:198:ARG:HD3	2:I:228:ALA:HA	1.88	0.55
2:I:281:LEU:CD1	2:I:306:THR:HG22	2.35	0.55
2:I:303:PHE:O	2:I:307:LEU:HD23	2.07	0.55

Continued on next page...

Continued from previous page...

Atom-1	Atom-2	Interatomic distance (Å)	Clash overlap (Å)
2:I:398:THR:HA	2:I:633:GLN:NE2	2.21	0.55
3:J:95:LEU:CD2	3:J:574:LEU:HD11	2.37	0.55
3:J:130:SER:HA	3:J:572:ARG:NH2	2.21	0.55
3:J:130:SER:O	3:J:456:MET:HE1	2.07	0.55
3:J:187:LYS:HG3	3:J:198:ARG:C	2.27	0.55
3:J:408:GLU:HB2	3:J:421:LEU:C	2.27	0.55
3:J:508:ARG:HB3	3:J:510:GLU:HG2	1.89	0.55
5:D:166:ARG:HD2	5:D:410:LEU:HD13	1.89	0.55
1:G:49:PRO:HB3	1:G:148:VAL:CG2	2.17	0.55
1:G:117:VAL:HB	1:G:120:VAL:CG1	2.37	0.55
1:H:9:PRO:HB2	1:H:25:LEU:HD11	1.89	0.55
2:I:292:ARG:CB	2:I:298:PHE:HA	2.29	0.55
2:I:328:LEU:HD12	2:I:433:THR:HG22	1.88	0.55
2:I:329:GLY:HA3	2:I:489:THR:HG23	1.89	0.55
2:I:437:ARG:HH12	2:I:469:THR:HB	1.72	0.55
2:I:728:HIS:CG	2:I:729:LEU:HG	2.42	0.55
2:I:806:LEU:HB2	2:I:822:VAL:HG23	1.89	0.55
2:I:1000:MET:HG2	2:I:1002:GLU:HG3	1.88	0.55
3:J:550:ARG:HE	3:J:553:ARG:CZ	2.19	0.55
3:J:925:GLU:HG2	3:J:926:LYS:H	1.72	0.55
3:J:1021:TYR:CE1	3:J:1025:GLN:HB2	2.42	0.55
3:J:1047:LYS:HG2	3:J:1053:PHE:CG	2.42	0.55
3:J:1293:PHE:HB3	3:J:1300:SER:HB2	1.89	0.55
5:B:410:LEU:HD23	5:B:418:GLU:HG3	1.88	0.55
5:F:391:ARG:O	5:F:395:ALA:N	2.39	0.55
1:G:63:HIS:HD2	1:G:65:PHE:H	1.55	0.54
1:G:72:LYS:CG	2:I:641:PRO:HB2	2.37	0.54
1:H:80:LEU:CA	1:H:83:LYS:HG2	2.36	0.54
1:H:143:ARG:HD3	1:H:158:ILE:HG21	1.87	0.54
2:I:194:VAL:HG21	2:I:221:LEU:HB2	1.86	0.54
2:I:599:GLU:HA	2:I:651:LYS:HA	1.87	0.54
2:I:758:ARG:HB3	2:I:788:THR:O	2.07	0.54
2:I:834:GLN:NE2	2:I:836:GLY:H	2.05	0.54
3:J:109:PRO:HB3	3:J:494:LYS:HZ2	1.71	0.54
3:J:470:LEU:HA	3:J:473:LEU:HD13	1.89	0.54
3:J:474:GLU:HG3	3:J:475:LYS:N	2.23	0.54
3:J:523:ASP:OD1	3:J:523:ASP:N	2.40	0.54
3:J:820:GLU:HB2	3:J:825:ALA:HB3	1.88	0.54
3:J:831:GLY:HA3	3:J:835:SER:HA	1.88	0.54
3:J:1336:LEU:O	3:J:1340:GLY:N	2.40	0.54
3:J:1405:GLU:CA	3:J:1409:ALA:HB3	2.36	0.54

Continued on next page...

Continued from previous page...

Atom-1	Atom-2	Interatomic distance (Å)	Clash overlap (Å)
4:K:26:ARG:NE	4:K:73:LEU:HD11	2.22	0.54
1:H:57:TYR:CB	1:H:161:ARG:HH21	2.20	0.54
2:I:23:VAL:HA	2:I:121:MET:CE	2.37	0.54
2:I:230:ARG:HA	2:I:230:ARG:HH11	1.71	0.54
2:I:401:LEU:HD11	2:I:587:VAL:HG11	1.89	0.54
3:J:95:LEU:HD21	3:J:547:LEU:HD11	1.88	0.54
3:J:141:ILE:CG2	3:J:161:LEU:HD11	2.32	0.54
3:J:163:TYR:CE1	3:J:166:GLN:HB3	2.43	0.54
3:J:470:LEU:HD12	3:J:503:LEU:HD23	1.89	0.54
4:K:30:LEU:HA	4:K:37:ASN:HB2	1.90	0.54
5:E:213:LEU:HD11	5:E:215:ILE:HD11	1.89	0.54
1:G:24:VAL:HG11	1:G:194:LYS:HE3	1.88	0.54
1:H:74:ASP:OD1	1:H:75:VAL:N	2.40	0.54
1:H:137:ARG:HH12	1:H:139:ASN:HB3	1.72	0.54
2:I:64:LEU:HA	2:I:102:HIS:CE1	2.42	0.54
2:I:80:GLN:HG2	2:I:84:ARG:HH21	1.71	0.54
2:I:95:TYR:HB2	2:I:112:GLU:OE1	2.06	0.54
2:I:674:VAL:HB	2:I:869:VAL:CG2	2.38	0.54
2:I:746:GLY:H	2:I:800:VAL:CB	2.17	0.54
3:J:730:PRO:HA	3:J:733:CYS:SG	2.47	0.54
3:J:1192:LEU:HD21	3:J:1372:VAL:CG2	2.37	0.54
3:J:1305:LEU:HG	3:J:1311:LEU:CD2	2.36	0.54
3:J:1403:LEU:O	3:J:1407:LEU:HB3	2.07	0.54
4:K:48:MET:HG2	4:K:54:LEU:CA	2.35	0.54
4:K:63:TRP:O	4:K:67:GLU:HG3	2.08	0.54
5:A:297:ASP:HA	5:B:290:ARG:HH22	1.71	0.54
1:G:18:ARG:HB2	1:G:206:THR:OG1	2.08	0.54
1:G:90:LEU:N	1:G:94:LEU:HD12	2.23	0.54
1:H:26:GLU:HG3	1:H:194:LYS:NZ	2.22	0.54
2:I:83:CYS:HB3	2:I:88:LEU:O	2.08	0.54
2:I:313:LEU:HB2	2:I:321:GLU:CG	2.36	0.54
2:I:599:GLU:CA	2:I:651:LYS:HA	2.37	0.54
2:I:610:ARG:N	2:I:625:LEU:HG	2.23	0.54
2:I:710:ILE:HB	2:I:790:LEU:HD22	1.89	0.54
3:J:145:VAL:HG22	3:J:146:PRO:CD	2.37	0.54
3:J:199:LEU:HD23	3:J:200:ASP:H	1.69	0.54
3:J:407:VAL:HG11	3:J:437:VAL:HG21	1.89	0.54
3:J:421:LEU:HD22	3:J:444:VAL:HG11	1.90	0.54
3:J:1047:LYS:HE3	3:J:1053:PHE:CD1	2.41	0.54
4:K:70:THR:CB	4:K:72:ARG:HD3	2.35	0.54
5:B:222:VAL:O	5:B:226:ARG:HG2	2.07	0.54

Continued on next page...

Continued from previous page...

Atom-1	Atom-2	Interatomic distance (Å)	Clash overlap (Å)
5:E:330:THR:OG1	5:E:335:ASP:OD2	2.15	0.54
5:F:288:THR:O	5:F:288:THR:HG22	2.08	0.54
1:G:228:PRO:HA	1:H:11:PHE:HD2	1.71	0.54
1:H:58:ILE:HG21	1:H:61:VAL:HG23	1.88	0.54
1:H:90:LEU:HB3	1:H:119:ASP:HB3	1.90	0.54
1:H:128:HIS:NE2	1:H:131:THR:HG22	2.23	0.54
2:I:91:GLN:C	2:I:120:LEU:HG	2.28	0.54
2:I:116:GLY:HA2	2:I:379:GLU:OE1	2.07	0.54
2:I:439:CYS:SG	2:I:442:GLU:HG2	2.47	0.54
2:I:754:ILE:HD11	2:I:791:ARG:NH1	2.23	0.54
2:I:1087:VAL:HA	2:I:1090:LYS:CE	2.19	0.54
3:J:149:LYS:HZ3	3:J:150:ARG:HD3	1.72	0.54
3:J:420:VAL:CG2	3:J:428:LYS:CE	2.86	0.54
3:J:421:LEU:CD1	3:J:446:VAL:HG23	2.35	0.54
3:J:924:MET:HG3	3:J:925:GLU:N	2.23	0.54
3:J:1036:ARG:HH21	3:J:1037:GLN:HG3	1.71	0.54
3:J:1261:GLU:OE2	3:J:1266:ARG:HB2	2.07	0.54
3:J:1262:LEU:HD21	3:J:1351:GLU:CB	2.37	0.54
4:K:45:ARG:HD2	4:K:55:PHE:CD1	2.43	0.54
5:C:156:LEU:HD11	5:C:174:ILE:CD1	2.37	0.54
5:E:169:ASP:O	5:E:173:PRO:HG3	2.07	0.54
1:G:41:ARG:O	1:G:45:LEU:HD13	2.07	0.54
2:I:190:LYS:HD3	2:I:191:PHE:N	2.23	0.54
2:I:266:ARG:HG2	2:I:266:ARG:O	2.07	0.54
2:I:313:LEU:HD13	2:I:321:GLU:CG	2.30	0.54
2:I:640:ARG:HH21	2:I:641:PRO:HD2	1.71	0.54
2:I:692:GLU:CG	2:I:854:PRO:HA	2.35	0.54
2:I:897:LEU:HD13	2:I:899:GLN:HE21	1.72	0.54
3:J:162:ARG:C	3:J:449:SER:HB2	2.28	0.54
3:J:408:GLU:N	3:J:421:LEU:O	2.37	0.54
3:J:780:LYS:HZ3	3:J:912:LYS:CB	2.17	0.54
3:J:897:TRP:HA	3:J:900:ILE:CG2	2.37	0.54
3:J:986:ARG:NH2	3:J:990:ASP:OD1	2.40	0.54
3:J:1047:LYS:HG2	3:J:1053:PHE:CD2	2.42	0.54
3:J:1147:ARG:HH12	3:J:1369:GLU:CD	2.10	0.54
3:J:1371:VAL:O	3:J:1375:MET:HG3	2.08	0.54
1:G:16:GLN:HE21	1:G:20:TYR:CB	2.21	0.54
1:H:5:LYS:HE2	1:H:5:LYS:HA	1.88	0.54
1:H:24:VAL:HG22	1:H:196:THR:CG2	2.36	0.54
1:H:89:PHE:CE2	1:H:146:ARG:HB3	2.42	0.54
2:I:4:LYS:HZ2	2:I:917:LEU:HD21	1.72	0.54

Continued on next page...

Continued from previous page...

Atom-1	Atom-2	Interatomic distance (Å)	Clash overlap (Å)
2:I:147:TYR:HA	2:I:323:ASP:OD2	2.07	0.54
2:I:198:ARG:NH2	2:I:204:GLN:OE1	2.41	0.54
2:I:230:ARG:NH2	2:I:233:GLU:HB2	2.23	0.54
2:I:353:ARG:NE	2:I:357:GLU:OE2	2.41	0.54
2:I:630:ARG:HA	2:I:705:ILE:CD1	2.38	0.54
2:I:757:GLY:CA	2:I:789:SER:HB3	2.33	0.54
2:I:971:LYS:HB3	2:I:987:ILE:N	2.22	0.54
3:J:29:PRO:HD3	3:J:548:ILE:CB	2.38	0.54
3:J:50:PHE:O	3:J:89:ARG:HD2	2.07	0.54
3:J:159:ARG:O	3:J:162:ARG:N	2.41	0.54
3:J:749:VAL:HG12	3:J:750:PRO:O	2.08	0.54
3:J:773:ALA:O	3:J:1367:HIS:NE2	2.41	0.54
3:J:800:LYS:HE2	3:J:802:ALA:O	2.06	0.54
3:J:1131:SER:CB	3:J:1133:ARG:HH21	2.20	0.54
3:J:1176:LYS:HA	3:J:1179:GLU:CD	2.27	0.54
3:J:1312:LEU:HD23	3:J:1327:ARG:HH11	1.72	0.54
3:J:1348:LEU:HA	3:J:1351:GLU:OE1	2.08	0.54
3:J:1352:ILE:HD12	3:J:1368:ILE:CG2	2.38	0.54
4:K:41:GLU:C	4:K:45:ARG:HE	2.10	0.54
5:D:361:ILE:HG21	5:D:404:GLU:HG2	1.90	0.54
1:H:58:ILE:HD13	1:H:140:MET:CG	2.38	0.54
2:I:89:THR:HG23	2:I:91:GLN:HG3	1.90	0.54
2:I:90:TYR:H	2:I:128:ILE:HB	1.73	0.54
2:I:355:VAL:HG23	2:I:372:LEU:CA	2.38	0.54
2:I:367:LEU:CD1	2:I:372:LEU:HG	2.37	0.54
2:I:512:ARG:HH11	2:I:524:VAL:HA	1.73	0.54
2:I:600:ASP:CG	2:I:648:ARG:HH22	2.11	0.54
2:I:724:ARG:HD2	2:I:737:LEU:O	2.08	0.54
3:J:133:ILE:CD1	3:J:454:ALA:HB1	2.13	0.54
3:J:204:LEU:HB2	3:J:394:LEU:CD2	2.36	0.54
3:J:435:VAL:HG13	3:J:444:VAL:HG13	1.89	0.54
3:J:695:ILE:HA	3:J:698:LYS:HG3	1.90	0.54
3:J:785:ILE:HD13	3:J:935:LYS:CA	2.26	0.54
3:J:855:HIS:CB	3:J:857:ILE:HG12	2.37	0.54
3:J:1065:LEU:HD11	3:J:1069:GLU:CB	2.38	0.54
3:J:1152:GLU:HB2	3:J:1161:GLU:HA	1.90	0.54
3:J:1229:ILE:C	3:J:1232:PRO:HD2	2.27	0.54
3:J:1275:SER:HB3	3:J:1325:LEU:HD11	1.88	0.54
5:E:229:VAL:CG2	5:E:232:ALA:HB3	2.37	0.54
1:G:108:GLU:HG2	1:G:131:THR:CG2	2.33	0.54
1:H:92:PRO:O	1:H:146:ARG:NE	2.40	0.54

Continued on next page...

Continued from previous page...

Atom-1	Atom-2	Interatomic distance (Å)	Clash overlap (Å)
2:I:384:GLU:HA	2:I:388:ARG:NE	2.22	0.54
3:J:135:LEU:HD21	3:J:453:ASP:CB	2.38	0.54
3:J:185:VAL:HG11	3:J:191:LEU:CD2	2.36	0.54
3:J:408:GLU:HG3	3:J:420:VAL:HG11	1.89	0.54
3:J:493:ARG:HA	3:J:496:LEU:HB3	1.89	0.54
3:J:956:ILE:CG2	3:J:960:LYS:HE3	2.37	0.54
3:J:1022:VAL:O	3:J:1026:SER:OG	2.19	0.54
3:J:1314:LYS:CE	3:J:1317:ASP:HB2	2.37	0.54
3:J:1427:SER:HA	3:J:1430:SER:OG	2.07	0.54
5:A:158:THR:HG22	5:A:165:THR:HG23	1.89	0.54
5:E:180:GLY:HA2	5:E:348:MET:HB2	1.90	0.54
1:G:89:PHE:CD2	1:G:146:ARG:HB2	2.43	0.54
1:H:9:PRO:HB2	1:H:25:LEU:CD1	2.38	0.54
2:I:64:LEU:HB2	2:I:359:MET:CE	2.34	0.54
2:I:82:GLU:OE2	2:I:88:LEU:HD12	2.08	0.54
2:I:106:GLY:O	2:I:107:LEU:HD23	2.08	0.54
2:I:140:ILE:HD11	2:I:412:ALA:CB	2.38	0.54
2:I:274:ARG:HA	2:I:277:ALA:HB3	1.90	0.54
2:I:472:ARG:CG	2:I:534:VAL:HA	2.35	0.54
2:I:474:VAL:HG23	2:I:474:VAL:O	2.07	0.54
2:I:690:ILE:HG23	2:I:852:ILE:CG1	2.37	0.54
2:I:707:ARG:NE	2:I:826:TYR:OH	2.39	0.54
2:I:920:GLN:O	2:I:924:VAL:HG23	2.06	0.54
3:J:128:TYR:HE1	3:J:461:ILE:CG1	2.20	0.54
3:J:644:LEU:CD1	3:J:718:PRO:HB3	2.38	0.54
3:J:1047:LYS:HB3	3:J:1048:PRO:HD2	1.90	0.54
3:J:1106:VAL:O	3:J:1108:ARG:NH1	2.37	0.54
3:J:1114:THR:HG21	3:J:1193:THR:O	2.08	0.54
4:K:48:MET:SD	4:K:54:LEU:HB2	2.48	0.54
5:E:343:LYS:NZ	5:E:349:GLU:OE1	2.29	0.54
5:F:156:LEU:HD11	5:F:174:ILE:HD13	1.90	0.54
1:G:85:LEU:HB2	1:G:127:LEU:HD23	1.90	0.53
1:G:209:GLU:O	1:G:212:ASN:OD1	2.26	0.53
1:H:10:VAL:HG23	1:H:26:GLU:O	2.08	0.53
1:H:29:GLU:HB2	1:H:32:PHE:CD2	2.42	0.53
1:H:52:ALA:O	1:H:144:VAL:HG13	2.08	0.53
1:H:65:PHE:CZ	3:J:813:LEU:CD1	2.91	0.53
1:H:112:ARG:CZ	1:H:125:PRO:HB2	2.38	0.53
2:I:84:ARG:HA	2:I:131:GLY:O	2.08	0.53
2:I:87:ASP:HA	2:I:131:GLY:N	2.23	0.53
2:I:604:ALA:HB3	2:I:612:VAL:HG12	1.90	0.53

Continued on next page...

Continued from previous page...

Atom-1	Atom-2	Interatomic distance (Å)	Clash overlap (Å)
2:I:692:GLU:CA	2:I:852:ILE:HD11	2.33	0.53
2:I:704:HIS:ND1	2:I:706:GLU:OE2	2.31	0.53
2:I:807:ARG:HD3	2:I:821:GLU:OE1	2.08	0.53
2:I:1053:LEU:C	2:I:1057:SER:HB3	2.29	0.53
3:J:149:LYS:HD3	3:J:150:ARG:CG	2.18	0.53
3:J:631:ILE:HD11	3:J:745:MET:N	2.22	0.53
3:J:645:PRO:HG3	3:J:725:SER:O	2.08	0.53
3:J:1035:ILE:O	3:J:1039:CYS:N	2.34	0.53
5:E:170:LEU:HD21	5:E:415:ASN:CG	2.28	0.53
2:I:144:PRO:O	2:I:276:LYS:HD3	2.09	0.53
2:I:214:TYR:OH	2:I:308:ARG:HA	2.08	0.53
2:I:230:ARG:NE	2:I:233:GLU:HB2	2.23	0.53
2:I:252:LYS:HE3	2:I:298:PHE:CE2	2.39	0.53
2:I:252:LYS:NZ	2:I:293:PHE:HB3	2.21	0.53
2:I:332:ARG:HH21	2:I:464:LEU:HD12	1.74	0.53
2:I:1109:VAL:HG23	3:J:5:VAL:HG22	1.90	0.53
3:J:414:ARG:HG2	3:J:434:ARG:CB	2.37	0.53
3:J:661:MET:SD	3:J:662:GLU:OE2	2.66	0.53
3:J:683:ILE:HG23	3:J:688:TRP:CZ3	2.43	0.53
3:J:1106:VAL:CG1	3:J:1108:ARG:HD2	2.30	0.53
3:J:1124:GLN:OE1	3:J:1136:LYS:HE3	2.08	0.53
3:J:1354:LYS:HE3	3:J:1355:VAL:HG23	1.91	0.53
4:K:60:ALA:O	4:K:63:TRP:HB2	2.08	0.53
5:D:363:PRO:O	5:D:403:MET:SD	2.66	0.53
1:G:44:LEU:HB3	1:G:177:VAL:HG21	1.90	0.53
1:G:104:GLU:OE2	1:G:137:ARG:HG2	2.08	0.53
1:G:159:LYS:HZ1	1:G:165:ILE:HA	1.73	0.53
1:G:227:ASN:HB2	1:G:229:GLN:NE2	2.09	0.53
1:H:30:ARG:HH21	2:I:854:PRO:HD3	1.73	0.53
2:I:402:SER:CA	2:I:566:THR:HG23	2.36	0.53
2:I:561:GLY:HA2	2:I:564:MET:HG2	1.90	0.53
2:I:675:ALA:CB	2:I:989:VAL:HG12	2.38	0.53
2:I:887:GLU:O	2:I:992:MET:HE3	2.07	0.53
2:I:983:ILE:HG13	3:J:946:GLY:HA3	1.90	0.53
2:I:1020:PRO:O	3:J:622:ARG:HG2	2.08	0.53
3:J:117:ASP:O	3:J:118:LEU:HD23	2.08	0.53
3:J:478:LEU:O	3:J:482:LYS:HG2	2.08	0.53
3:J:554:LEU:O	3:J:558:LEU:HG	2.08	0.53
3:J:1091:SER:HA	3:J:1094:LEU:CG	2.38	0.53
3:J:1147:ARG:NE	3:J:1364:HIS:HE1	2.05	0.53
5:B:311:ALA:HB2	5:B:322:ILE:HD12	1.90	0.53

Continued on next page...

Continued from previous page...

Atom-1	Atom-2	Interatomic distance (Å)	Clash overlap (Å)
5:B:314:ILE:HG22	5:B:316:GLY:H	1.74	0.53
5:E:78:GLU:OE2	5:E:80:LEU:HD12	2.08	0.53
5:E:276:ARG:HA	5:E:279:ARG:HD2	1.90	0.53
1:H:5:LYS:O	1:H:8:ALA:HB2	2.08	0.53
2:I:170:PRO:HD2	2:I:263:ASP:HB3	1.91	0.53
2:I:420:ARG:H	2:I:420:ARG:HD3	1.74	0.53
2:I:461:VAL:HG23	2:I:466:PHE:N	2.24	0.53
2:I:804:VAL:HB	2:I:824:ARG:HB2	1.91	0.53
3:J:14:SER:O	3:J:17:LYS:N	2.42	0.53
3:J:408:GLU:HB3	3:J:420:VAL:HG12	1.89	0.53
3:J:436:GLU:HB2	3:J:445:ARG:CG	2.39	0.53
3:J:543:LEU:HD21	3:J:600:LEU:HD13	1.89	0.53
3:J:695:ILE:O	3:J:695:ILE:HG22	2.08	0.53
3:J:708:LEU:CD2	3:J:1231:GLU:HG3	2.33	0.53
3:J:810:GLU:C	3:J:813:LEU:HG	2.29	0.53
3:J:1084:THR:O	3:J:1088:THR:HG23	2.07	0.53
3:J:1169:ASP:HA	3:J:1172:HIS:HD2	1.73	0.53
5:C:229:VAL:HG11	5:C:234:VAL:CG2	2.39	0.53
5:E:152:ARG:HE	5:E:176:ARG:CD	2.22	0.53
2:I:54:ILE:HD12	2:I:355:VAL:HG13	1.88	0.53
2:I:64:LEU:HD22	2:I:359:MET:HE3	1.90	0.53
2:I:80:GLN:HG2	2:I:81:ASP:N	2.22	0.53
2:I:91:GLN:HE22	2:I:383:ARG:NH2	2.05	0.53
2:I:93:PRO:HB3	2:I:117:HIS:HE1	1.71	0.53
2:I:218:VAL:HB	2:I:311:PHE:HE2	1.73	0.53
2:I:959:PRO:O	2:I:963:LEU:HG	2.08	0.53
3:J:116:LEU:HB3	3:J:118:LEU:HD21	1.90	0.53
3:J:601:ARG:CZ	3:J:606:ILE:HA	2.38	0.53
3:J:806:PHE:CE2	3:J:833:GLU:HB2	2.42	0.53
5:A:333:ARG:O	5:A:337:VAL:HG23	2.08	0.53
1:G:97:VAL:N	1:G:143:ARG:HH11	2.07	0.53
1:H:3:ASP:O	1:H:7:LYS:HB2	2.09	0.53
1:H:91:ASN:OD1	1:H:94:LEU:HG	2.08	0.53
2:I:47:ALA:HB3	2:I:344:PHE:CE2	2.43	0.53
2:I:52:PHE:CD2	2:I:68:PHE:HB2	2.43	0.53
2:I:69:LEU:HD21	2:I:99:GLN:OE1	2.07	0.53
2:I:200:LEU:HD22	2:I:298:PHE:HB2	1.91	0.53
2:I:892:LEU:HB2	2:I:990:GLY:HA2	1.91	0.53
2:I:918:LEU:HD13	2:I:968:LEU:HA	1.90	0.53
2:I:1003:ASP:HA	3:J:630:VAL:HG23	1.90	0.53
3:J:14:SER:HB2	3:J:16:GLU:OE2	2.09	0.53

Continued on next page...

Continued from previous page...

Atom-1	Atom-2	Interatomic distance (Å)	Clash overlap (Å)
3:J:44:LEU:HD11	3:J:544:TYR:HB3	1.90	0.53
3:J:117:ASP:C	3:J:118:LEU:HD23	2.29	0.53
3:J:400:VAL:CG2	3:J:441:ARG:HH22	2.21	0.53
3:J:646:LYS:CD	3:J:688:TRP:HE1	2.22	0.53
3:J:831:GLY:HA3	3:J:834:THR:O	2.09	0.53
3:J:908:LYS:HD3	3:J:1027:GLY:C	2.29	0.53
3:J:956:ILE:HG22	3:J:961:LYS:HZ3	1.71	0.53
3:J:1145:TYR:HE1	3:J:1168:MET:HB2	1.74	0.53
3:J:1148:VAL:O	3:J:1188:VAL:HG23	2.09	0.53
4:K:23:VAL:HG22	4:K:68:LEU:CD1	2.38	0.53
8:F:1000:ADP:O1B	9:F:1002:BEF:F1	2.16	0.53
1:G:56:VAL:HG13	1:G:140:MET:CE	2.38	0.53
1:H:57:TYR:HE1	1:H:163:ASN:ND2	2.07	0.53
1:H:62:LEU:HA	1:H:163:ASN:ND2	2.24	0.53
2:I:46:ALA:CB	2:I:345:ARG:HH21	2.21	0.53
2:I:274:ARG:HB2	2:I:285:LEU:HD13	1.89	0.53
2:I:347:GLY:HA3	2:I:378:LEU:HB2	1.91	0.53
2:I:684:PHE:CE2	2:I:685:GLU:HG3	2.43	0.53
2:I:892:LEU:CD1	2:I:989:VAL:HG23	2.37	0.53
2:I:947:ALA:HB3	2:I:953:VAL:HG22	1.90	0.53
3:J:633:VAL:HG13	3:J:635:PRO:CD	2.36	0.53
3:J:1094:LEU:O	3:J:1098:LEU:HG	2.09	0.53
3:J:1154:GLU:CG	3:J:1159:ARG:HA	2.38	0.53
5:B:297:ASP:CG	5:C:290:ARG:HH12	2.12	0.53
5:E:225:PHE:O	5:E:229:VAL:HG12	2.09	0.53
1:G:1:MET:HB2	1:G:5:LYS:CB	2.32	0.53
1:G:26:GLU:HB3	1:G:194:LYS:HA	1.91	0.53
2:I:15:LEU:N	2:I:586:ARG:HH12	2.06	0.53
2:I:145:GLY:CA	2:I:276:LYS:HD3	2.39	0.53
2:I:816:LYS:O	2:I:819:VAL:HB	2.09	0.53
2:I:876:VAL:HG22	2:I:884:GLN:NE2	2.24	0.53
3:J:523:ASP:O	3:J:526:PRO:HG3	2.09	0.53
3:J:629:SER:N	3:J:744:GLN:OE1	2.41	0.53
3:J:701:LEU:HD13	3:J:715:ALA:CA	2.38	0.53
3:J:780:LYS:CD	3:J:781:PRO:HD2	2.38	0.53
3:J:1392:GLY:HA3	3:J:1420:LEU:HD11	1.91	0.53
3:J:1393:GLN:NE2	3:J:1398:TRP:CZ2	2.77	0.53
4:K:34:GLY:CA	4:K:95:VAL:HG12	2.21	0.53
4:K:64:ALA:O	4:K:68:LEU:HG	2.08	0.53
5:A:167:VAL:HG12	5:A:171:LEU:HD22	1.91	0.53
5:A:288:THR:O	5:A:288:THR:HG22	2.08	0.53

Continued on next page...

Continued from previous page...

Atom-1	Atom-2	Interatomic distance (Å)	Clash overlap (Å)
5:E:168:ILE:HD11	5:E:193:LEU:CD1	2.39	0.53
5:F:303:PHE:HB2	5:F:304:PRO:HD3	1.91	0.53
1:H:41:ARG:O	1:H:45:LEU:HG	2.08	0.53
2:I:259:GLY:C	2:I:264:PRO:HG2	2.30	0.53
2:I:575:GLN:OE1	2:I:671:ASN:N	2.38	0.53
2:I:593:ALA:CB	2:I:658:GLY:HA3	2.36	0.53
2:I:683:ASN:HB2	2:I:872:ASN:N	2.23	0.53
3:J:15:PRO:CG	3:J:515:GLU:HG2	2.39	0.53
3:J:203:ALA:HB1	3:J:393:ILE:HG23	1.91	0.53
3:J:407:VAL:HG11	3:J:437:VAL:CG2	2.38	0.53
3:J:407:VAL:HG21	3:J:437:VAL:HG11	1.90	0.53
3:J:481:MET:HG2	3:J:489:ARG:O	2.09	0.53
3:J:566:ILE:O	3:J:569:ASN:HB2	2.08	0.53
3:J:868:TYR:CB	3:J:873:LEU:HG	2.39	0.53
3:J:1045:MET:HE2	3:J:1073:SER:HA	1.91	0.53
3:J:1153:VAL:O	3:J:1160:LEU:HB2	2.08	0.53
3:J:1295:GLU:HG2	3:J:1295:GLU:O	2.08	0.53
3:J:1484:THR:CB	4:K:77:GLU:HA	2.37	0.53
5:C:109:GLN:NE2	5:C:110:ALA:O	2.42	0.53
5:F:163:LEU:HD23	5:F:166:ARG:NH2	2.24	0.53
1:G:42:ARG:NH2	1:H:35:THR:OG1	2.41	0.53
1:G:73:GLU:CG	1:G:78:ILE:HG12	2.38	0.53
1:H:59:GLU:HG3	1:H:139:ASN:ND2	2.23	0.53
2:I:197:LEU:O	2:I:202:TYR:HD2	1.92	0.53
2:I:219:GLN:N	2:I:222:MET:HE1	2.24	0.53
2:I:551:GLU:HB3	2:I:906:PHE:CD2	2.44	0.53
2:I:577:PRO:HG3	2:I:993:PHE:CE2	2.44	0.53
2:I:672:VAL:HB	2:I:868:ASP:HB2	1.91	0.53
2:I:1013:TYR:CE1	2:I:1020:PRO:HG3	2.44	0.53
2:I:1069:ALA:O	2:I:1073:GLY:N	2.41	0.53
3:J:701:LEU:C	3:J:702:LEU:HD12	2.29	0.53
3:J:1041:LEU:HD12	3:J:1058:ARG:HA	1.90	0.53
3:J:1134:LEU:HD13	3:J:1178:ALA:HB1	1.90	0.53
5:B:153:GLN:HA	5:B:174:ILE:O	2.09	0.53
5:C:370:SER:O	5:C:391:ARG:NH2	2.42	0.53
5:E:179:ARG:NH1	5:E:311:ALA:O	2.41	0.53
1:G:37:GLY:HA3	1:G:179:PHE:CD2	2.44	0.52
1:G:94:LEU:HD11	1:G:119:ASP:CB	2.20	0.52
1:G:175:ARG:HA	1:G:175:ARG:NE	2.23	0.52
2:I:437:ARG:HD2	2:I:467:ILE:HB	1.91	0.52
2:I:710:ILE:HG21	2:I:756:VAL:CB	2.39	0.52

Continued on next page...

Continued from previous page...

Atom-1	Atom-2	Interatomic distance (Å)	Clash overlap (Å)
2:I:726:ILE:HD13	2:I:734:LEU:CG	2.40	0.52
2:I:753:ASP:O	2:I:792:VAL:HG23	2.09	0.52
2:I:900:ARG:HG3	2:I:901:TYR:H	1.74	0.52
2:I:915:LYS:HD3	2:I:918:LEU:CD1	2.28	0.52
3:J:17:LYS:O	3:J:20:SER:HB3	2.09	0.52
3:J:158:TYR:CE2	3:J:454:ALA:HB2	2.44	0.52
3:J:480:GLU:O	3:J:484:PRO:HG2	2.08	0.52
3:J:573:MET:HA	3:J:576:GLU:CD	2.28	0.52
3:J:601:ARG:HE	3:J:605:ASP:C	2.12	0.52
3:J:840:LYS:HB3	3:J:841:TYR:CE2	2.44	0.52
3:J:1274:ILE:HA	3:J:1324:PRO:HA	1.89	0.52
5:D:292:LEU:N	5:D:296:LEU:O	2.42	0.52
1:G:33:GLY:HA3	1:G:181:VAL:HG13	1.92	0.52
1:G:41:ARG:HG3	1:G:177:VAL:CG1	2.40	0.52
1:H:57:TYR:CE1	1:H:163:ASN:HB3	2.44	0.52
1:H:57:TYR:CE2	1:H:59:GLU:HA	2.45	0.52
1:H:94:LEU:HD11	1:H:119:ASP:C	2.30	0.52
1:H:149:GLY:HA2	1:H:172:SER:HB2	1.91	0.52
2:I:23:VAL:HA	2:I:121:MET:SD	2.49	0.52
2:I:61:LYS:HZ3	2:I:102:HIS:HB3	1.73	0.52
2:I:243:ARG:N	2:I:244:PRO:HD3	2.25	0.52
2:I:393:GLN:NE2	2:I:394:PHE:O	2.41	0.52
2:I:499:ALA:HB2	2:I:533:ASP:O	2.10	0.52
2:I:599:GLU:HA	2:I:651:LYS:CB	2.40	0.52
2:I:678:PRO:HA	2:I:683:ASN:HD21	1.73	0.52
3:J:51:GLY:HA3	3:J:85:VAL:HG23	1.90	0.52
3:J:462:GLN:O	3:J:465:LEU:HB2	2.10	0.52
3:J:806:PHE:O	3:J:809:PRO:HD2	2.09	0.52
3:J:1395:LEU:HD11	3:J:1417:TRP:CZ2	2.44	0.52
5:C:173:PRO:HG2	5:C:379:LEU:HD11	1.91	0.52
5:D:152:ARG:HE	5:D:176:ARG:CD	2.22	0.52
5:F:294:GLY:O	5:F:334:MET:SD	2.67	0.52
2:I:136:ILE:HG23	2:I:391:LEU:CD2	2.39	0.52
2:I:137:VAL:H	2:I:391:LEU:CD2	2.22	0.52
2:I:165:LEU:HD12	2:I:167:LYS:N	2.24	0.52
2:I:218:VAL:HA	2:I:311:PHE:HZ	1.75	0.52
2:I:339:LEU:HB3	2:I:385:PHE:CE1	2.44	0.52
2:I:497:ALA:HB3	2:I:532:MET:CG	2.40	0.52
2:I:602:GLU:HB3	2:I:614:ARG:HH21	1.73	0.52
2:I:882:LEU:HD12	3:J:1062:ARG:N	2.25	0.52
3:J:159:ARG:NE	3:J:159:ARG:HA	2.24	0.52

Continued on next page...

Continued from previous page...

Atom-1	Atom-2	Interatomic distance (Å)	Clash overlap (Å)
3:J:796:ARG:O	3:J:797:LYS:HG3	2.09	0.52
3:J:804:LEU:H	3:J:804:LEU:CD2	2.20	0.52
3:J:901:GLN:HE22	3:J:914:LEU:HD21	1.73	0.52
3:J:916:TYR:CD2	3:J:920:LEU:HD11	2.45	0.52
3:J:1066:THR:HB	3:J:1069:GLU:CD	2.30	0.52
3:J:1211:MET:HE1	3:J:1213:ARG:HB3	1.91	0.52
3:J:1394:VAL:H	3:J:1397:LYS:HZ1	1.56	0.52
5:A:229:VAL:CG2	5:A:232:ALA:HB3	2.39	0.52
5:B:114:ARG:NE	5:B:117:GLU:OE2	2.40	0.52
5:C:257:ALA:O	5:C:261:VAL:HG23	2.09	0.52
5:D:177:GLY:N	5:D:321:THR:OG1	2.38	0.52
5:D:364:ALA:HA	5:D:403:MET:SD	2.49	0.52
5:E:101:ARG:HD2	5:E:141:ARG:NH2	2.23	0.52
1:G:122:ILE:HG21	1:G:125:PRO:HA	1.91	0.52
1:H:82:LEU:HG	1:H:129:ILE:CG2	2.39	0.52
2:I:1:MET:HA	2:I:898:GLY:O	2.09	0.52
2:I:82:GLU:OE2	2:I:86:LYS:HB2	2.08	0.52
2:I:892:LEU:HB2	2:I:990:GLY:CA	2.40	0.52
2:I:919:ALA:HB2	2:I:968:LEU:HD21	1.91	0.52
3:J:82:LYS:CG	3:J:83:SER:H	2.22	0.52
3:J:631:ILE:HG22	3:J:632:VAL:N	2.24	0.52
3:J:660:LYS:HA	3:J:663:GLU:HB2	1.90	0.52
3:J:674:ARG:CG	3:J:675:ARG:N	2.72	0.52
3:J:699:VAL:HG13	3:J:760:ARG:HH21	1.75	0.52
3:J:1042:ARG:O	3:J:1042:ARG:HG3	2.09	0.52
3:J:1091:SER:HA	3:J:1094:LEU:HD21	1.90	0.52
3:J:1280:VAL:HG23	3:J:1295:GLU:OE2	2.10	0.52
3:J:1403:LEU:HD22	3:J:1407:LEU:HD13	1.91	0.52
3:J:1480:PHE:O	4:K:77:GLU:HG3	2.09	0.52
3:J:1481:VAL:CG1	4:K:18:ARG:HA	2.37	0.52
5:A:101:ARG:NH2	5:A:143:ASP:OD2	2.40	0.52
5:E:249:VAL:O	5:E:253:VAL:HG22	2.09	0.52
1:G:110:LYS:HB2	1:G:113:ASP:OD1	2.08	0.52
2:I:158:TYR:HH	2:I:314:THR:HG23	1.74	0.52
2:I:448:ASN:HA	2:I:451:LEU:HG	1.92	0.52
2:I:575:GLN:OE1	2:I:670:GLN:HB3	2.10	0.52
2:I:607:ASP:HB3	2:I:610:ARG:CG	2.38	0.52
2:I:810:ASP:HB3	2:I:813:VAL:HG13	1.92	0.52
2:I:841:ASN:OD1	2:I:843:HIS:N	2.43	0.52
2:I:993:PHE:CZ	2:I:995:MET:HE1	2.44	0.52
2:I:1054:THR:O	2:I:1059:ASP:HB2	2.09	0.52

Continued on next page...

Continued from previous page...

Atom-1	Atom-2	Interatomic distance (Å)	Clash overlap (Å)
2:I:1060:ILE:HD12	2:I:1063:ARG:NE	2.13	0.52
3:J:418:GLY:H	3:J:430:ASP:HA	1.74	0.52
3:J:433:GLY:HA2	3:J:450:TYR:N	2.25	0.52
3:J:459:GLU:O	3:J:462:GLN:HG2	2.09	0.52
3:J:501:ALA:O	3:J:505:SER:OG	2.24	0.52
3:J:546:ARG:HB3	3:J:550:ARG:NH1	2.25	0.52
3:J:618:LEU:HD23	3:J:618:LEU:O	2.09	0.52
3:J:695:ILE:HG23	3:J:698:LYS:HB2	1.90	0.52
3:J:699:VAL:HG12	3:J:717:GLN:CB	2.40	0.52
3:J:830:ALA:CB	3:J:832:ARG:HH22	2.18	0.52
3:J:1065:LEU:HD21	3:J:1070:TYR:HA	1.92	0.52
3:J:1308:GLU:HA	3:J:1310:ARG:HH12	1.74	0.52
3:J:1390:LEU:O	3:J:1391:GLU:HG3	2.09	0.52
5:B:156:LEU:HD11	5:B:174:ILE:CD1	2.39	0.52
5:D:279:ARG:O	5:D:283:LEU:HD23	2.10	0.52
1:H:4:SER:C	1:H:7:LYS:HB3	2.30	0.52
1:H:195:LEU:CG	1:H:197:LEU:HD11	2.39	0.52
2:I:5:ARG:NE	2:I:8:ARG:HH12	2.08	0.52
2:I:47:ALA:HB3	2:I:344:PHE:CD2	2.45	0.52
2:I:274:ARG:NH1	2:I:285:LEU:H	2.08	0.52
2:I:636:ALA:HB2	2:I:703:ILE:HG22	1.92	0.52
2:I:945:ARG:O	2:I:949:LYS:HG3	2.09	0.52
2:I:1014:SER:HB3	2:I:1017:THR:O	2.10	0.52
3:J:86:ARG:C	3:J:522:PRO:HD2	2.29	0.52
3:J:550:ARG:CZ	3:J:553:ARG:HH12	2.22	0.52
3:J:658:LEU:HD21	3:J:677:LEU:HD12	1.90	0.52
3:J:827:ILE:H	3:J:827:ILE:HD12	1.74	0.52
5:C:167:VAL:HG12	5:C:171:LEU:HD22	1.92	0.52
5:F:343:LYS:NZ	5:F:349:GLU:OE1	2.32	0.52
1:G:11:PHE:HA	1:G:25:LEU:HG	1.92	0.52
1:G:122:ILE:HG22	1:G:125:PRO:N	2.25	0.52
1:G:222:LEU:HD22	1:H:219:ARG:HD3	1.92	0.52
1:H:140:MET:SD	1:H:141:GLU:N	2.82	0.52
1:H:185:ARG:HH11	1:H:187:GLY:N	2.08	0.52
2:I:200:LEU:HD13	2:I:300:ASP:CG	2.30	0.52
2:I:200:LEU:HB2	2:I:202:TYR:CD2	2.44	0.52
2:I:212:GLY:N	2:I:218:VAL:HG21	2.25	0.52
2:I:309:TYR:OH	2:I:313:LEU:HD22	2.10	0.52
2:I:576:ALA:HB1	2:I:580:MET:HE2	1.92	0.52
2:I:600:ASP:HB3	2:I:648:ARG:NH2	2.22	0.52
2:I:639:GLN:HB3	2:I:656:ALA:HB3	1.91	0.52

Continued on next page...

Continued from previous page...

Atom-1	Atom-2	Interatomic distance (Å)	Clash overlap (Å)
2:I:918:LEU:HD13	2:I:968:LEU:O	2.10	0.52
3:J:14:SER:CB	3:J:16:GLU:HG3	2.39	0.52
3:J:28:LYS:H	3:J:41:ARG:NH1	2.07	0.52
3:J:97:THR:HB	3:J:574:LEU:CD2	2.40	0.52
3:J:159:ARG:HH21	3:J:162:ARG:HD2	1.74	0.52
3:J:712:GLY:C	3:J:713:ILE:HD12	2.30	0.52
3:J:818:ARG:O	3:J:821:VAL:HB	2.10	0.52
3:J:1043:GLY:HA2	3:J:1057:VAL:N	2.24	0.52
5:A:78:GLU:OE2	5:A:80:LEU:HD12	2.10	0.52
5:B:334:MET:HE1	5:B:335:ASP:OD1	2.10	0.52
5:E:386:LYS:HD3	5:E:419:PHE:CD1	2.45	0.52
1:G:82:LEU:O	1:G:85:LEU:HB3	2.09	0.52
1:G:101:LEU:HB2	1:G:114:PHE:HD1	1.73	0.52
1:H:79:ILE:O	1:H:83:LYS:HG2	2.09	0.52
2:I:34:VAL:CG2	2:I:38:LYS:HG3	2.38	0.52
2:I:136:ILE:HG23	2:I:391:LEU:HD22	1.91	0.52
2:I:572:ILE:HG12	2:I:701:THR:O	2.10	0.52
2:I:841:ASN:ND2	2:I:845:ASN:O	2.43	0.52
2:I:857:ASP:HB2	2:I:978:ARG:HB3	1.92	0.52
2:I:882:LEU:HG	3:J:1061:PHE:HB3	1.91	0.52
3:J:38:LYS:HG2	3:J:39:PRO:CD	2.36	0.52
3:J:136:ASP:N	3:J:137:PRO:CD	2.72	0.52
3:J:167:GLU:OE1	3:J:199:LEU:N	2.43	0.52
3:J:493:ARG:O	3:J:497:GLU:HG2	2.09	0.52
3:J:637:LEU:O	3:J:729:HIS:HD2	1.92	0.52
3:J:1124:GLN:HG3	3:J:1124:GLN:O	2.10	0.52
3:J:1167:SER:N	3:J:1170:ASP:OD2	2.37	0.52
3:J:1213:ARG:NH2	3:J:1216:SER:OG	2.39	0.52
3:J:1274:ILE:HB	3:J:1322:GLY:O	2.10	0.52
5:C:154:ILE:N	5:C:174:ILE:O	2.36	0.52
5:D:187:LYS:N	8:D:1000:ADP:O1B	2.36	0.52
1:G:14:ARG:HH12	1:G:24:VAL:HG23	1.74	0.52
1:G:16:GLN:HG3	1:G:20:TYR:HB3	1.89	0.52
1:H:81:ASN:OD1	1:H:127:LEU:HD11	2.10	0.52
1:H:115:LEU:O	1:H:115:LEU:HD12	2.10	0.52
2:I:4:LYS:NZ	2:I:917:LEU:HD21	2.25	0.52
2:I:7:GLY:C	2:I:8:ARG:HD2	2.30	0.52
2:I:26:TYR:HB3	2:I:121:MET:SD	2.49	0.52
2:I:73:LEU:HD11	2:I:118:ILE:HD11	1.91	0.52
2:I:89:THR:HG23	2:I:91:GLN:CG	2.40	0.52
2:I:200:LEU:CD2	2:I:298:PHE:HB2	2.40	0.52

Continued on next page...

Continued from previous page...

Atom-1	Atom-2	Interatomic distance (Å)	Clash overlap (Å)
3:J:191:LEU:O	3:J:393:ILE:HD12	2.10	0.52
3:J:461:ILE:O	3:J:465:LEU:HG	2.09	0.52
3:J:794:GLN:HG2	3:J:1017:PHE:CE1	2.44	0.52
3:J:974:ILE:HG12	3:J:991:GLN:CD	2.29	0.52
3:J:1011:PHE:HB3	3:J:1021:TYR:CE1	2.45	0.52
3:J:1177:ALA:O	3:J:1180:ALA:HB3	2.10	0.52
3:J:1209:LEU:HD11	3:J:1215:VAL:CA	2.35	0.52
3:J:1339:LYS:HB3	3:J:1343:ALA:CB	2.38	0.52
4:K:46:PRO:HG2	4:K:63:TRP:CE2	2.45	0.52
5:A:170:LEU:HD21	5:A:415:ASN:HD21	1.75	0.52
5:E:100:LEU:HD21	5:E:106:VAL:HG21	1.92	0.52
2:I:269:LEU:N	2:I:288:ARG:HG2	2.25	0.52
2:I:352:ALA:HA	2:I:355:VAL:HG12	1.92	0.52
2:I:368:THR:O	2:I:372:LEU:HB2	2.10	0.52
2:I:723:THR:OG1	2:I:740:GLU:OE2	2.20	0.52
2:I:759:THR:HA	2:I:788:THR:N	2.25	0.52
2:I:1031:ARG:HB2	2:I:1031:ARG:CZ	2.38	0.52
3:J:122:GLU:O	3:J:126:VAL:HG23	2.10	0.52
3:J:640:HIS:HD2	3:J:641:GLN:NE2	2.08	0.52
3:J:796:ARG:NH2	3:J:859:ASP:OD2	2.37	0.52
3:J:804:LEU:HD23	3:J:805:GLU:OE1	2.10	0.52
3:J:892:ASP:OD1	3:J:895:VAL:HG23	2.10	0.52
3:J:1127:GLU:HB2	3:J:1133:ARG:NE	2.24	0.52
3:J:1161:GLU:HG2	3:J:1164:ARG:HB2	1.91	0.52
5:A:275:THR:HG21	5:A:327:LEU:H	1.75	0.52
5:C:182:ILE:CD1	5:C:325:THR:HG22	2.40	0.52
1:G:68:ILE:HB	1:G:71:VAL:HG21	1.91	0.51
1:G:84:GLU:CD	1:G:127:LEU:HD11	2.31	0.51
1:H:181:VAL:HG22	1:H:195:LEU:CD1	2.36	0.51
2:I:64:LEU:HB3	2:I:359:MET:HE2	1.89	0.51
2:I:126:SER:OG	2:I:133:ASP:HB2	2.10	0.51
2:I:148:PHE:CD2	2:I:309:TYR:CZ	2.98	0.51
2:I:840:ALA:HB3	2:I:997:LEU:HD21	1.91	0.51
2:I:858:MET:HE1	2:I:866:PRO:CB	2.38	0.51
3:J:127:LEU:O	3:J:568:ARG:NH2	2.41	0.51
3:J:607:LEU:HA	3:J:613:ARG:HB3	1.91	0.51
3:J:902:LEU:HD23	3:J:902:LEU:H	1.75	0.51
3:J:1485:GLN:HA	4:K:25:LYS:HZ1	1.75	0.51
5:B:297:ASP:CB	5:C:290:ARG:HH12	2.23	0.51
5:E:163:LEU:O	5:E:167:VAL:HG23	2.10	0.51
5:E:181:LEU:HD11	5:E:326:ALA:HB2	1.92	0.51

Continued on next page...

Continued from previous page...

Atom-1	Atom-2	Interatomic distance (Å)	Clash overlap (Å)
1:G:160:ASP:OD1	1:G:161:ARG:N	2.43	0.51
1:H:73:GLU:HG3	1:H:78:ILE:HG13	1.91	0.51
2:I:176:VAL:HG13	2:I:310:LEU:CD2	2.35	0.51
2:I:190:LYS:NZ	2:I:192:PRO:HG3	2.25	0.51
2:I:437:ARG:HB3	2:I:438:ILE:HD12	1.93	0.51
2:I:551:GLU:HG3	2:I:552:HIS:NE2	2.25	0.51
2:I:683:ASN:O	2:I:872:ASN:HB2	2.10	0.51
2:I:690:ILE:HG23	2:I:852:ILE:HA	1.93	0.51
2:I:710:ILE:HG21	2:I:756:VAL:HB	1.93	0.51
3:J:124:GLU:HG3	3:J:128:TYR:CE2	2.45	0.51
3:J:462:GLN:HA	3:J:465:LEU:CD1	2.30	0.51
3:J:669:ASN:OD1	3:J:672:ALA:CB	2.59	0.51
3:J:983:LEU:HD11	3:J:991:GLN:OE1	2.11	0.51
3:J:1094:LEU:CD1	3:J:1230:GLY:HA2	2.39	0.51
3:J:1356:TYR:O	3:J:1361:VAL:N	2.41	0.51
3:J:1428:ALA:O	3:J:1431:THR:HB	2.10	0.51
4:K:45:ARG:CG	4:K:63:TRP:CH2	2.94	0.51
5:B:254:HIS:O	5:B:258:LYS:HG3	2.10	0.51
5:C:288:THR:O	5:C:288:THR:HG22	2.10	0.51
5:E:172:ALA:HB1	5:E:348:MET:CE	2.40	0.51
1:G:186:LEU:HB3	1:G:189:ARG:O	2.11	0.51
1:H:57:TYR:HD2	1:H:141:GLU:OE2	1.94	0.51
1:H:141:GLU:OE2	1:H:161:ARG:NE	2.43	0.51
2:I:191:PHE:HD1	2:I:241:LEU:HD13	1.75	0.51
2:I:310:LEU:O	2:I:314:THR:OG1	2.24	0.51
2:I:402:SER:HB3	2:I:566:THR:O	2.10	0.51
2:I:479:VAL:CG2	2:I:506:ASN:HA	2.40	0.51
2:I:540:PHE:HB3	2:I:544:THR:HB	1.92	0.51
2:I:693:GLU:HA	2:I:696:LYS:HE2	1.92	0.51
2:I:815:LEU:CD2	2:I:821:GLU:HA	2.40	0.51
2:I:1060:ILE:HG23	2:I:1061:GLU:N	2.25	0.51
3:J:179:VAL:HG12	3:J:180:LYS:N	2.26	0.51
3:J:203:ALA:HB2	3:J:395:VAL:CG2	2.31	0.51
3:J:880:ILE:O	3:J:884:ARG:HG2	2.10	0.51
3:J:952:ASP:HA	3:J:1062:ARG:HH12	1.75	0.51
3:J:974:ILE:CD1	3:J:991:GLN:HG2	2.40	0.51
3:J:1010:ASN:CG	3:J:1014:ASN:HD22	2.14	0.51
3:J:1191:PRO:CB	3:J:1370:ILE:HD13	2.41	0.51
3:J:1375:MET:O	3:J:1376:MET:HE1	2.10	0.51
5:A:172:ALA:HB2	5:A:350:LEU:HD21	1.92	0.51
5:E:138:ASN:OD1	5:E:138:ASN:O	2.28	0.51

Continued on next page...

Continued from previous page...

Atom-1	Atom-2	Interatomic distance (Å)	Clash overlap (Å)
5:F:384:THR:HG23	5:F:387:MET:HE2	1.91	0.51
1:H:176:ARG:HD2	1:H:177:VAL:H	1.75	0.51
2:I:15:LEU:O	2:I:586:ARG:NH1	2.43	0.51
2:I:102:HIS:HB2	2:I:104:ASP:OD1	2.10	0.51
2:I:134:ARG:HD3	2:I:393:GLN:C	2.31	0.51
2:I:203:ASP:OD1	2:I:204:GLN:N	2.43	0.51
2:I:690:ILE:HD11	2:I:694:LEU:HD12	1.92	0.51
2:I:714:ASP:OD1	2:I:719:PRO:HB3	2.11	0.51
2:I:1100:GLN:OE1	2:I:1108:PRO:HB3	2.09	0.51
2:I:1100:GLN:O	3:J:9:ARG:N	2.44	0.51
3:J:18:ILE:HG13	3:J:516:ALA:O	2.10	0.51
3:J:187:LYS:CB	3:J:199:LEU:HA	2.35	0.51
3:J:191:LEU:HD21	3:J:395:VAL:HG21	1.92	0.51
3:J:529:GLN:NE2	3:J:533:GLY:H	2.07	0.51
3:J:1485:GLN:NE2	4:K:79:LEU:H	2.08	0.51
4:K:88:GLU:HA	4:K:91:ARG:HE	1.74	0.51
5:D:254:HIS:O	5:D:258:LYS:HG3	2.11	0.51
5:E:390:LEU:HG	5:E:394:LEU:HD11	1.93	0.51
1:G:88:ARG:HB2	1:G:123:MET:CG	2.40	0.51
1:G:206:THR:H	1:G:209:GLU:CD	2.09	0.51
1:G:219:ARG:O	1:H:219:ARG:CZ	2.59	0.51
2:I:212:GLY:HA3	2:I:218:VAL:CG1	2.31	0.51
2:I:583:LEU:O	2:I:587:VAL:HG23	2.11	0.51
2:I:595:LEU:CB	2:I:655:LEU:HB2	2.38	0.51
3:J:167:GLU:HB3	3:J:169:TYR:HH	1.73	0.51
3:J:408:GLU:HG2	3:J:422:ALA:HA	1.91	0.51
3:J:432:TYR:O	3:J:448:GLU:HA	2.10	0.51
3:J:534:ARG:HA	3:J:534:ARG:HE	1.75	0.51
3:J:1047:LYS:HZ1	3:J:1053:PHE:HA	1.74	0.51
3:J:1392:GLY:C	3:J:1393:GLN:OE1	2.49	0.51
5:A:172:ALA:HB3	5:A:350:LEU:HD21	1.92	0.51
5:A:229:VAL:HG11	5:A:234:VAL:HG23	1.91	0.51
1:G:153:ALA:HB2	1:G:167:VAL:C	2.31	0.51
1:H:90:LEU:HB2	1:H:119:ASP:O	2.10	0.51
1:H:95:GLN:O	1:H:145:ASP:HA	2.11	0.51
1:H:101:LEU:HG	1:H:113:ASP:OD2	2.11	0.51
2:I:25:SER:HB2	2:I:335:THR:HB	1.92	0.51
2:I:118:ILE:HG22	2:I:382:ILE:HD13	1.92	0.51
3:J:105:VAL:HG22	3:J:112:ILE:HG22	1.92	0.51
3:J:661:MET:HE2	3:J:676:MET:HE2	1.92	0.51
3:J:1114:THR:O	3:J:1114:THR:HG23	2.11	0.51

Continued on next page...

Continued from previous page...

Atom-1	Atom-2	Interatomic distance (Å)	Clash overlap (Å)
3:J:1289:LYS:CB	3:J:1304:LYS:HE3	2.12	0.51
3:J:1310:ARG:HB3	3:J:1327:ARG:NE	2.26	0.51
5:C:193:LEU:O	5:C:197:ILE:HG13	2.11	0.51
5:D:303:PHE:HB2	5:D:304:PRO:HD3	1.93	0.51
1:G:28:LEU:HB2	1:G:193:ASP:O	2.11	0.51
1:G:67:THR:OG1	2:I:627:ARG:HD3	2.11	0.51
1:G:69:PRO:O	1:G:71:VAL:HG23	2.11	0.51
1:G:85:LEU:HA	1:G:124:ASN:HD22	1.76	0.51
1:H:178:ALA:HB3	1:H:198:ARG:NE	2.26	0.51
1:H:198:ARG:HG2	1:H:200:TRP:CH2	2.45	0.51
2:I:139:GLN:HG3	2:I:413:LEU:O	2.10	0.51
2:I:143:SER:OG	2:I:147:TYR:OH	2.17	0.51
2:I:146:VAL:HG12	2:I:148:PHE:CE1	2.46	0.51
2:I:260:LEU:HD21	2:I:261:ILE:HD12	1.92	0.51
2:I:265:ARG:N	2:I:289:THR:HG21	2.26	0.51
2:I:661:SER:HA	2:I:665:PHE:O	2.11	0.51
2:I:701:THR:HG22	2:I:702:SER:N	2.26	0.51
2:I:722:ILE:HG13	2:I:821:GLU:OE2	2.10	0.51
2:I:1109:VAL:HG21	3:J:5:VAL:HG22	1.93	0.51
3:J:7:LYS:N	3:J:1459:LEU:HD13	2.26	0.51
3:J:618:LEU:HD23	3:J:619:LEU:HD23	1.92	0.51
3:J:625:TYR:CD2	3:J:751:LEU:HD21	2.45	0.51
3:J:646:LYS:HD2	3:J:688:TRP:HE1	1.75	0.51
3:J:689:ASP:O	3:J:693:GLU:HG3	2.11	0.51
3:J:796:ARG:NH2	3:J:859:ASP:HB2	2.26	0.51
3:J:864:VAL:HG12	3:J:865:THR:N	2.26	0.51
3:J:1107:VAL:HG23	3:J:1221:VAL:HG21	1.93	0.51
3:J:1109:GLU:CD	3:J:1202:GLN:H	2.14	0.51
5:A:286:PRO:HB2	5:A:287:PRO:HD3	1.92	0.51
5:B:416:ASN:OD1	5:B:417:LYS:N	2.44	0.51
1:H:57:TYR:HB3	1:H:161:ARG:NE	2.23	0.51
2:I:5:ARG:CA	2:I:902:ILE:HB	2.41	0.51
2:I:235:LEU:HA	2:I:238:LEU:HD12	1.92	0.51
2:I:597:ALA:HB3	2:I:653:ASP:HB3	1.92	0.51
2:I:671:ASN:ND2	2:I:993:PHE:HB2	2.26	0.51
2:I:1091:GLU:OE1	3:J:613:ARG:HG2	2.11	0.51
3:J:30:GLU:HG3	3:J:40:GLU:CB	2.39	0.51
3:J:185:VAL:HG13	3:J:189:GLN:HB3	1.93	0.51
3:J:206:ARG:NH2	3:J:394:LEU:HD13	2.20	0.51
3:J:463:GLN:O	3:J:467:GLU:N	2.43	0.51
3:J:540:LEU:HD12	3:J:540:LEU:H	1.76	0.51

Continued on next page...

Continued from previous page...

Atom-1	Atom-2	Interatomic distance (Å)	Clash overlap (Å)
3:J:591:VAL:CG1	3:J:592:THR:H	2.21	0.51
3:J:633:VAL:HG23	3:J:730:PRO:HB3	1.92	0.51
3:J:661:MET:CE	3:J:667:ALA:HB2	2.40	0.51
3:J:852:ALA:O	3:J:857:ILE:N	2.43	0.51
3:J:1151:ARG:CA	3:J:1162:GLU:HG2	2.41	0.51
5:D:153:GLN:HA	5:D:175:GLY:HA2	1.91	0.51
5:D:334:MET:HE1	5:D:335:ASP:OD1	2.11	0.51
1:H:107:LYS:HG2	1:H:132:LEU:HD12	1.90	0.51
1:H:196:THR:C	1:H:197:LEU:HD12	2.31	0.51
1:H:217:ILE:HG22	1:H:221:HIS:HE1	1.74	0.51
2:I:144:PRO:C	2:I:276:LYS:HZ3	2.13	0.51
2:I:260:LEU:CG	2:I:261:ILE:HD12	2.39	0.51
3:J:29:PRO:HD3	3:J:548:ILE:HB	1.92	0.51
3:J:654:LYS:O	3:J:658:LEU:HG	2.10	0.51
3:J:708:LEU:CD2	3:J:1231:GLU:CB	2.89	0.51
3:J:800:LYS:HD3	3:J:800:LYS:C	2.32	0.51
3:J:916:TYR:CZ	3:J:920:LEU:HD21	2.46	0.51
4:K:32:ARG:HB2	4:K:32:ARG:CZ	2.40	0.51
5:A:187:LYS:N	8:A:1000:ADP:O3B	2.39	0.51
5:C:111:ARG:NH1	5:C:114:ARG:HD3	2.26	0.51
5:F:63:LYS:HB2	5:F:107:VAL:HG12	1.93	0.51
5:F:286:PRO:HG2	5:F:287:PRO:CD	2.41	0.51
5:F:294:GLY:HA2	5:F:333:ARG:HE	1.75	0.51
1:H:9:PRO:HA	1:H:26:GLU:O	2.11	0.51
1:H:12:THR:OG1	1:H:24:VAL:O	2.12	0.51
2:I:24:GLU:OE1	2:I:28:ARG:HG2	2.11	0.51
2:I:47:ALA:HA	2:I:345:ARG:HG2	1.93	0.51
2:I:52:PHE:HZ	2:I:98:LEU:CB	2.20	0.51
2:I:151:ASP:N	2:I:158:TYR:HA	2.26	0.51
2:I:401:LEU:HD11	2:I:587:VAL:CG1	2.41	0.51
2:I:603:VAL:HG21	2:I:643:VAL:CG1	2.40	0.51
2:I:627:ARG:O	2:I:638:ASP:HB2	2.11	0.51
3:J:188:GLY:O	3:J:196:VAL:HG13	2.10	0.51
3:J:510:GLU:OE1	3:J:510:GLU:HA	2.11	0.51
3:J:591:VAL:CG1	3:J:592:THR:N	2.74	0.51
3:J:628:ARG:O	3:J:628:ARG:HD2	2.10	0.51
3:J:661:MET:HB3	3:J:666:ILE:HD12	1.91	0.51
3:J:835:SER:H	3:J:838:ARG:NH2	1.99	0.51
3:J:1123:PHE:HA	3:J:1133:ARG:O	2.10	0.51
3:J:1264:GLU:O	3:J:1266:ARG:HG3	2.11	0.51
4:K:46:PRO:HG2	4:K:63:TRP:CD2	2.46	0.51

Continued on next page...

Continued from previous page...

Atom-1	Atom-2	Interatomic distance (Å)	Clash overlap (Å)
5:E:226:ARG:HH22	5:E:234:VAL:HG11	1.74	0.51
5:E:289:GLY:C	5:F:290:ARG:NH2	2.65	0.51
1:G:44:LEU:HA	1:G:48:ILE:HD11	1.93	0.50
1:G:216:GLU:OE2	1:G:220:GLU:OE2	2.29	0.50
1:H:88:ARG:NH2	1:H:203:GLY:O	2.45	0.50
2:I:25:SER:O	2:I:29:ALA:HB2	2.10	0.50
2:I:56:GLU:HB2	2:I:359:MET:HE1	1.88	0.50
2:I:66:LEU:CD1	2:I:98:LEU:HD13	2.25	0.50
2:I:87:ASP:HA	2:I:131:GLY:HA2	1.93	0.50
2:I:304:LEU:HD23	2:I:305:PRO:CD	2.40	0.50
2:I:584:GLU:HG2	2:I:666:LEU:HB3	1.92	0.50
2:I:683:ASN:HD22	2:I:872:ASN:HA	1.76	0.50
2:I:693:GLU:HA	2:I:696:LYS:NZ	2.26	0.50
2:I:1103:ASP:OD1	3:J:3:LYS:HD3	2.10	0.50
3:J:18:ILE:HG21	3:J:516:ALA:O	2.10	0.50
3:J:153:LEU:HB2	3:J:157:GLU:OE2	2.10	0.50
3:J:703:ASN:CB	3:J:713:ILE:CG1	2.76	0.50
3:J:819:GLY:O	3:J:824:ASN:N	2.45	0.50
3:J:1145:TYR:N	3:J:1364:HIS:HE2	2.09	0.50
3:J:1192:LEU:HD22	3:J:1373:ARG:HB2	1.91	0.50
3:J:1277:ILE:HB	3:J:1294:VAL:HG12	1.92	0.50
3:J:1389:LEU:HG	3:J:1390:LEU:N	2.26	0.50
3:J:1479:ASP:OD1	3:J:1482:ARG:NH2	2.43	0.50
3:J:1481:VAL:HG13	4:K:18:ARG:CA	2.40	0.50
5:B:226:ARG:HH21	5:B:234:VAL:HG21	1.75	0.50
5:C:286:PRO:HB2	5:C:287:PRO:HD3	1.93	0.50
5:E:208:ILE:HG12	5:E:266:HIS:HB2	1.92	0.50
1:G:120:VAL:HG22	1:G:121:GLU:N	2.26	0.50
1:G:159:LYS:HZ3	1:G:165:ILE:HA	1.76	0.50
2:I:101:ILE:HD13	2:I:107:LEU:HB3	1.92	0.50
2:I:113:VAL:HG11	2:I:373:VAL:HG11	1.91	0.50
2:I:158:TYR:CZ	2:I:313:LEU:HD23	2.46	0.50
2:I:270:GLY:O	2:I:274:ARG:HB3	2.10	0.50
2:I:332:ARG:HG2	2:I:333:ILE:H	1.76	0.50
2:I:534:VAL:H	2:I:538:GLN:HE22	1.59	0.50
2:I:674:VAL:HG23	2:I:869:VAL:O	2.11	0.50
3:J:10:ILE:HB	3:J:1455:LYS:HB2	1.93	0.50
3:J:87:ARG:HE	3:J:523:ASP:CG	2.14	0.50
3:J:660:LYS:HB2	3:J:694:VAL:CG2	2.41	0.50
3:J:1000:THR:HG23	3:J:1001:GLU:N	2.27	0.50
3:J:1047:LYS:HE3	3:J:1053:PHE:HA	1.91	0.50

Continued on next page...

Continued from previous page...

Atom-1	Atom-2	Interatomic distance (Å)	Clash overlap (Å)
3:J:1353:GLN:NE2	3:J:1365:ASP:OD1	2.44	0.50
5:D:79:ASN:OD1	5:D:80:LEU:N	2.44	0.50
5:D:353:SER:HB3	5:D:356:LEU:HD22	1.92	0.50
5:E:351:HIS:O	5:E:366:ASP:N	2.38	0.50
1:G:44:LEU:HA	1:G:48:ILE:CD1	2.42	0.50
1:G:85:LEU:CD1	1:G:124:ASN:HB3	2.35	0.50
1:H:137:ARG:NH1	1:H:139:ASN:HB3	2.25	0.50
2:I:78:PHE:HB3	2:I:82:GLU:OE1	2.11	0.50
2:I:87:ASP:OD2	2:I:824:ARG:NH2	2.44	0.50
2:I:292:ARG:HB3	2:I:299:LYS:N	2.27	0.50
2:I:430:VAL:HG23	2:I:434:HIS:CG	2.45	0.50
2:I:472:ARG:HG2	2:I:534:VAL:HG22	1.94	0.50
2:I:603:VAL:CB	2:I:647:GLN:H	2.22	0.50
2:I:626:ARG:HD2	2:I:629:TYR:CE2	2.46	0.50
2:I:924:VAL:HA	2:I:928:LYS:NZ	2.26	0.50
2:I:1072:LYS:NZ	2:I:1074:GLU:HG2	2.26	0.50
3:J:48:ARG:HA	3:J:48:ARG:NE	2.27	0.50
3:J:51:GLY:N	3:J:86:ARG:HG2	2.25	0.50
3:J:148:GLU:HG2	3:J:151:GLN:HG2	1.93	0.50
3:J:408:GLU:H	3:J:422:ALA:CA	2.24	0.50
3:J:433:GLY:HA2	3:J:450:TYR:HA	1.93	0.50
3:J:680:GLN:C	3:J:683:ILE:HG12	2.30	0.50
3:J:809:PRO:HB2	3:J:812:ALA:H	1.76	0.50
3:J:959:GLU:OE1	3:J:959:GLU:N	2.33	0.50
3:J:1127:GLU:CB	3:J:1133:ARG:CZ	2.89	0.50
3:J:1151:ARG:HG2	3:J:1187:PRO:CB	2.40	0.50
3:J:1393:GLN:O	3:J:1398:TRP:NE1	2.43	0.50
3:J:1467:ILE:HD12	3:J:1467:ILE:H	1.76	0.50
1:G:29:GLU:HB2	1:G:32:PHE:CD2	2.46	0.50
1:G:206:THR:CG2	1:G:207:PRO:HD2	2.41	0.50
2:I:3:ILE:HG22	2:I:902:ILE:HG13	1.93	0.50
2:I:91:GLN:HG2	2:I:119:PRO:HA	1.93	0.50
2:I:271:GLU:HA	2:I:275:TYR:CB	2.40	0.50
2:I:605:LYS:C	2:I:610:ARG:HH12	2.14	0.50
3:J:412:GLY:N	3:J:435:VAL:O	2.42	0.50
3:J:486:ARG:HA	3:J:489:ARG:HG2	1.93	0.50
3:J:538:SER:OG	3:J:540:LEU:HD12	2.12	0.50
3:J:689:ASP:HA	3:J:692:GLU:HG2	1.92	0.50
3:J:835:SER:HB3	3:J:863:VAL:HG21	1.92	0.50
3:J:893:GLU:HA	3:J:896:ALA:HB3	1.93	0.50
3:J:1434:TRP:CE3	3:J:1455:LYS:HB3	2.46	0.50

Continued on next page...

Continued from previous page...

Atom-1	Atom-2	Interatomic distance (Å)	Clash overlap (Å)
5:D:285:THR:HG21	5:D:297:ASP:OD2	2.12	0.50
1:G:86:VAL:HG12	1:G:124:ASN:CB	2.37	0.50
1:H:174:VAL:HG13	1:H:200:TRP:O	2.11	0.50
2:I:855:VAL:CA	2:I:858:MET:HG3	2.39	0.50
2:I:959:PRO:HA	2:I:962:GLN:HE21	1.77	0.50
3:J:153:LEU:HD22	3:J:157:GLU:OE2	2.12	0.50
3:J:400:VAL:HG21	3:J:441:ARG:HH22	1.76	0.50
3:J:630:VAL:O	3:J:726:ILE:HG13	2.12	0.50
3:J:755:ALA:HA	3:J:758:GLU:CD	2.32	0.50
3:J:789:LEU:CA	3:J:792:ILE:HG22	2.38	0.50
3:J:885:ILE:HD11	3:J:937:TYR:CD2	2.47	0.50
3:J:1171:VAL:HG12	3:J:1175:ILE:HD11	1.93	0.50
3:J:1283:ILE:HG23	3:J:1292:VAL:CG2	2.28	0.50
4:K:18:ARG:NH2	4:K:77:GLU:HG3	2.26	0.50
4:K:18:ARG:HH21	4:K:77:GLU:HG3	1.77	0.50
5:B:171:LEU:HD21	5:B:367:ILE:HG12	1.92	0.50
1:G:59:GLU:OE1	1:G:139:ASN:HB3	2.11	0.50
1:G:64:GLU:OE2	1:G:79:ILE:HD11	2.10	0.50
1:G:133:GLU:HG3	2:I:645:VAL:HG21	1.93	0.50
2:I:96:ALA:HB2	2:I:115:LEU:HD21	1.93	0.50
2:I:230:ARG:CZ	2:I:233:GLU:HB2	2.42	0.50
2:I:437:ARG:NH1	2:I:469:THR:HB	2.25	0.50
2:I:554:ASP:CG	2:I:880:MET:HB2	2.32	0.50
2:I:709:GLU:OE1	2:I:824:ARG:HG2	2.12	0.50
2:I:888:THR:HA	2:I:992:MET:SD	2.52	0.50
2:I:944:LEU:HB3	2:I:962:GLN:NE2	2.26	0.50
2:I:1103:ASP:HB3	2:I:1105:LYS:O	2.12	0.50
3:J:118:LEU:HD12	3:J:124:GLU:OE1	2.12	0.50
3:J:141:ILE:CD1	3:J:448:GLU:HG3	2.28	0.50
3:J:398:ALA:HB2	3:J:447:VAL:CG1	2.38	0.50
3:J:479:GLU:HA	3:J:483:HIS:CE1	2.46	0.50
3:J:525:ARG:CG	3:J:541:ASN:OD1	2.58	0.50
3:J:612:GLY:O	3:J:616:GLN:HG3	2.12	0.50
3:J:702:LEU:O	3:J:713:ILE:HG23	2.11	0.50
3:J:922:LEU:CD1	3:J:926:LYS:HE3	2.33	0.50
3:J:974:ILE:HG22	3:J:988:ARG:HG2	1.94	0.50
3:J:1275:SER:N	3:J:1325:LEU:HD13	2.27	0.50
3:J:1308:GLU:O	3:J:1310:ARG:NH1	2.45	0.50
3:J:1485:GLN:O	4:K:76:GLY:N	2.44	0.50
1:G:14:ARG:HH22	1:G:24:VAL:CG2	2.25	0.50
1:G:27:PRO:CB	1:G:192:LEU:HD13	2.33	0.50

Continued on next page...

Continued from previous page...

Atom-1	Atom-2	Interatomic distance (Å)	Clash overlap (Å)
1:G:150:TYR:OH	1:G:168:ASP:HB3	2.11	0.50
1:H:53:VAL:CG2	1:H:144:VAL:HG22	2.38	0.50
2:I:312:ALA:HB1	2:I:318:PRO:HD2	1.94	0.50
2:I:441:VAL:O	2:I:441:VAL:HG12	2.11	0.50
2:I:497:ALA:C	2:I:532:MET:HG2	2.32	0.50
2:I:607:ASP:HB3	2:I:610:ARG:HG3	1.94	0.50
2:I:875:GLY:HA2	2:I:879:ARG:NH1	2.26	0.50
2:I:966:LEU:HD11	2:I:986:PRO:HB2	1.91	0.50
3:J:41:ARG:C	3:J:43:GLY:H	2.14	0.50
3:J:674:ARG:HG3	3:J:675:ARG:N	2.26	0.50
3:J:973:GLN:HA	3:J:976:GLN:NE2	2.27	0.50
3:J:1097:LYS:HA	3:J:1100:ASP:OD2	2.12	0.50
3:J:1279:GLY:HA3	3:J:1296:SER:OG	2.11	0.50
3:J:1438:ALA:N	3:J:1446:VAL:HG11	2.27	0.50
5:A:350:LEU:HD23	5:A:370:SER:HB3	1.94	0.50
5:F:170:LEU:HD11	5:F:415:ASN:OD1	2.11	0.50
1:H:26:GLU:HG3	1:H:194:LYS:HZ2	1.75	0.50
1:H:57:TYR:HB2	1:H:164:ALA:HB2	1.93	0.50
2:I:4:LYS:HG2	2:I:6:PHE:CE1	2.47	0.50
2:I:48:PHE:HD1	2:I:348:LEU:HD21	1.76	0.50
2:I:184:MET:HB3	2:I:193:LEU:CG	2.41	0.50
2:I:383:ARG:HB3	2:I:388:ARG:HH22	1.76	0.50
2:I:458:TYR:HB2	2:I:538:GLN:HA	1.93	0.50
2:I:479:VAL:HG22	2:I:506:ASN:HA	1.94	0.50
2:I:517:ARG:CB	2:I:522:VAL:HG21	2.42	0.50
2:I:595:LEU:O	2:I:654:LEU:HA	2.11	0.50
2:I:672:VAL:HB	2:I:868:ASP:CB	2.42	0.50
2:I:937:ASP:OD1	2:I:938:LYS:N	2.45	0.50
2:I:1008:ARG:HD3	2:I:1028:GLY:N	2.23	0.50
2:I:1038:TRP:O	2:I:1041:GLU:HB2	2.12	0.50
3:J:19:ARG:HA	3:J:22:SER:HB3	1.92	0.50
3:J:114:THR:O	3:J:495:ARG:HD3	2.12	0.50
3:J:130:SER:O	3:J:456:MET:CE	2.60	0.50
3:J:405:ASP:HB2	3:J:423:ASP:CA	2.42	0.50
3:J:483:HIS:CB	3:J:484:PRO:HD3	2.37	0.50
3:J:661:MET:SD	3:J:673:ALA:HB2	2.52	0.50
3:J:1036:ARG:O	3:J:1041:LEU:N	2.43	0.50
3:J:1155:VAL:HG12	3:J:1177:ALA:HB1	1.92	0.50
1:G:94:LEU:CD1	1:G:119:ASP:HB3	2.19	0.50
1:G:219:ARG:O	1:H:219:ARG:NH2	2.44	0.50
1:H:177:VAL:HG12	1:H:199:ILE:HG12	1.94	0.50

Continued on next page...

Continued from previous page...

Atom-1	Atom-2	Interatomic distance (Å)	Clash overlap (Å)
2:I:408:ARG:CZ	2:I:542:VAL:HG13	2.42	0.50
2:I:1043:TYR:HA	3:J:710:ARG:NH2	2.27	0.50
3:J:709:HIS:HE1	3:J:711:LEU:HB2	1.75	0.50
3:J:772:PRO:HB3	3:J:1210:SER:OG	2.11	0.50
3:J:800:LYS:CG	3:J:829:VAL:HG13	2.41	0.50
3:J:974:ILE:HD13	3:J:991:GLN:HG2	1.94	0.50
3:J:1108:ARG:HA	3:J:1217:ILE:HG23	1.94	0.50
3:J:1273:VAL:O	3:J:1325:LEU:HB2	2.12	0.50
3:J:1379:VAL:HB	3:J:1417:TRP:CD1	2.47	0.50
5:C:254:HIS:O	5:C:258:LYS:HG3	2.12	0.50
5:E:226:ARG:HH21	5:E:234:VAL:HG21	1.76	0.50
5:F:150:PRO:O	5:F:378:LEU:HD21	2.11	0.50
1:G:86:VAL:HG13	1:G:123:MET:C	2.32	0.49
1:H:90:LEU:N	1:H:119:ASP:O	2.46	0.49
2:I:4:LYS:HB3	2:I:901:TYR:CD1	2.45	0.49
2:I:211:LEU:CD2	2:I:218:VAL:HG23	2.41	0.49
2:I:249:LYS:HD2	2:I:249:LYS:C	2.32	0.49
2:I:514:VAL:HG13	2:I:523:ILE:CD1	2.39	0.49
2:I:548:PRO:HG2	2:I:887:GLU:OE1	2.12	0.49
2:I:571:LEU:HD22	2:I:700:TYR:CD1	2.47	0.49
2:I:640:ARG:NE	2:I:641:PRO:HD2	2.23	0.49
2:I:684:PHE:CD1	3:J:730:PRO:HB2	2.47	0.49
2:I:690:ILE:HG23	2:I:852:ILE:CB	2.42	0.49
2:I:748:GLU:HA	2:I:798:GLY:O	2.12	0.49
2:I:1008:ARG:CB	2:I:1028:GLY:H	2.24	0.49
3:J:38:LYS:CG	3:J:39:PRO:HD2	2.38	0.49
3:J:403:PHE:CD2	3:J:407:VAL:HG22	2.47	0.49
3:J:421:LEU:CG	3:J:429:SER:HB2	2.42	0.49
3:J:584:ASN:OD1	3:J:585:GLY:N	2.45	0.49
3:J:853:VAL:HG22	3:J:858:VAL:O	2.11	0.49
3:J:1398:TRP:CE3	3:J:1398:TRP:CA	2.85	0.49
3:J:1442:ASN:OD1	3:J:1444:THR:HB	2.12	0.49
4:K:30:LEU:HB3	4:K:35:PHE:CD1	2.47	0.49
5:A:352:LEU:HD23	5:A:365:ILE:HA	1.93	0.49
5:E:303:PHE:HB2	5:E:304:PRO:HD3	1.93	0.49
1:G:56:VAL:HG13	1:G:142:VAL:HG12	1.94	0.49
1:H:146:ARG:HG3	1:H:146:ARG:O	2.12	0.49
2:I:73:LEU:CD1	2:I:118:ILE:CG1	2.90	0.49
2:I:114:PHE:CD2	2:I:114:PHE:O	2.65	0.49
2:I:490:GLU:CA	2:I:493:ARG:HD3	2.41	0.49
2:I:542:VAL:HG23	2:I:543:ASN:N	2.26	0.49

Continued on next page...

Continued from previous page...

Atom-1	Atom-2	Interatomic distance (Å)	Clash overlap (Å)
2:I:942:GLU:O	2:I:946:ARG:HG3	2.12	0.49
3:J:112:ILE:HD12	3:J:116:LEU:HD23	1.94	0.49
3:J:509:PRO:O	3:J:512:MET:HB2	2.12	0.49
3:J:563:PRO:HB2	3:J:566:ILE:HB	1.94	0.49
3:J:704:ARG:HE	3:J:736:PHE:HB3	1.76	0.49
3:J:1330:ILE:CG2	3:J:1334:GLN:HE21	2.18	0.49
4:K:41:GLU:N	4:K:42:PRO:HD3	2.27	0.49
5:D:213:LEU:HD11	5:D:215:ILE:HD11	1.94	0.49
5:E:149:PHE:CE1	5:E:374:ARG:HG3	2.47	0.49
5:F:156:LEU:HD11	5:F:174:ILE:CD1	2.42	0.49
5:F:230:GLN:OE1	5:F:230:GLN:N	2.45	0.49
5:F:297:ASP:OD1	5:F:298:SER:N	2.45	0.49
1:H:41:ARG:HG3	1:H:177:VAL:HG23	1.94	0.49
1:H:76:VAL:HB	3:J:872:ARG:NH2	2.22	0.49
2:I:172:ILE:HD12	2:I:172:ILE:H	1.77	0.49
2:I:194:VAL:HB	2:I:221:LEU:CB	2.39	0.49
2:I:301:GLU:HA	2:I:304:LEU:HD21	1.93	0.49
2:I:398:THR:HG21	2:I:567:GLN:HA	1.94	0.49
2:I:439:CYS:HG	2:I:544:THR:HG1	0.52	0.49
2:I:495:THR:HG22	2:I:515:ALA:HB1	1.93	0.49
2:I:517:ARG:HB3	2:I:522:VAL:HG21	1.94	0.49
2:I:564:MET:HA	2:I:567:GLN:OE1	2.12	0.49
2:I:570:PRO:HB3	2:I:660:ALA:HB2	1.94	0.49
2:I:947:ALA:CB	2:I:953:VAL:HG22	2.41	0.49
2:I:973:VAL:HG22	2:I:974:LEU:N	2.27	0.49
3:J:7:LYS:CA	3:J:1459:LEU:HD13	2.43	0.49
3:J:116:LEU:C	3:J:118:LEU:HG	2.31	0.49
3:J:161:LEU:O	3:J:449:SER:CB	2.59	0.49
3:J:473:LEU:HA	3:J:476:GLU:OE1	2.12	0.49
3:J:632:VAL:HG22	3:J:726:ILE:O	2.12	0.49
3:J:700:VAL:C	3:J:701:LEU:HD22	2.33	0.49
3:J:892:ASP:OD1	3:J:894:LYS:HB2	2.12	0.49
3:J:1043:GLY:C	3:J:1057:VAL:H	2.14	0.49
3:J:1261:GLU:HG3	3:J:1266:ARG:CD	2.37	0.49
3:J:1390:LEU:C	3:J:1391:GLU:HG3	2.33	0.49
5:A:254:HIS:O	5:A:258:LYS:HG3	2.11	0.49
5:B:286:PRO:HB2	5:B:287:PRO:HD3	1.93	0.49
5:C:189:GLY:O	5:C:193:LEU:HD23	2.11	0.49
5:E:70:GLN:OE1	5:E:70:GLN:N	2.41	0.49
5:E:79:ASN:OD1	5:E:80:LEU:N	2.45	0.49
1:G:26:GLU:CD	1:G:194:LYS:HG3	2.32	0.49

Continued on next page...

Continued from previous page...

Atom-1	Atom-2	Interatomic distance (Å)	Clash overlap (Å)
1:G:198:ARG:C	1:G:199:ILE:HD12	2.32	0.49
1:H:10:VAL:HG12	1:H:12:THR:HG22	1.95	0.49
2:I:70:GLU:HB2	2:I:97:ARG:CZ	2.42	0.49
2:I:226:VAL:HG13	2:I:227:PHE:CD2	2.47	0.49
2:I:329:GLY:HA3	2:I:489:THR:CG2	2.42	0.49
2:I:332:ARG:HH21	2:I:464:LEU:CD1	2.26	0.49
2:I:712:ALA:CB	2:I:722:ILE:HG12	2.21	0.49
2:I:880:MET:CE	3:J:1034:GLN:HA	2.43	0.49
2:I:987:ILE:CG1	3:J:948:THR:HG21	2.43	0.49
3:J:180:LYS:HB2	3:J:183:GLU:CB	2.43	0.49
3:J:618:LEU:HD12	3:J:1467:ILE:CG1	2.42	0.49
3:J:684:LYS:O	3:J:687:VAL:HB	2.12	0.49
3:J:708:LEU:CD2	3:J:1231:GLU:HB2	2.43	0.49
3:J:1465:ASN:HD22	3:J:1473:PRO:HD3	1.77	0.49
5:A:273:SER:HB3	5:A:276:ARG:HG3	1.94	0.49
5:E:184:ALA:HB2	5:E:352:LEU:HD12	1.93	0.49
5:F:184:ALA:HB2	5:F:352:LEU:HD12	1.95	0.49
1:G:73:GLU:HA	1:G:77:GLU:OE1	2.11	0.49
1:H:57:TYR:N	1:H:161:ARG:HH21	2.10	0.49
2:I:3:ILE:CG2	2:I:902:ILE:HG13	2.42	0.49
2:I:271:GLU:HA	2:I:275:TYR:H	1.78	0.49
2:I:473:ARG:CB	2:I:480:THR:HB	2.43	0.49
2:I:497:ALA:HB3	2:I:532:MET:CB	2.42	0.49
2:I:602:GLU:HG3	2:I:603:VAL:H	1.77	0.49
2:I:715:THR:O	2:I:718:GLY:N	2.38	0.49
2:I:722:ILE:CD1	2:I:758:ARG:HD3	2.43	0.49
3:J:435:VAL:CG1	3:J:444:VAL:HG13	2.42	0.49
3:J:554:LEU:CD2	3:J:570:GLU:HB3	2.42	0.49
3:J:771:SER:HB3	3:J:774:SER:O	2.12	0.49
3:J:1095:THR:HA	3:J:1098:LEU:HD12	1.95	0.49
3:J:1122:LEU:CD2	3:J:1178:ALA:HB2	2.41	0.49
5:C:178:GLN:HB3	5:C:321:THR:HG23	1.94	0.49
5:C:189:GLY:N	8:C:1000:ADP:O1A	2.46	0.49
5:D:158:THR:HG22	5:D:165:THR:CG2	2.41	0.49
5:E:296:LEU:HD11	5:E:338:ILE:HG13	1.93	0.49
5:F:213:LEU:HD11	5:F:215:ILE:HD11	1.93	0.49
1:G:137:ARG:CZ	1:G:139:ASN:HB3	2.42	0.49
1:H:54:THR:O	1:H:167:VAL:N	2.46	0.49
1:H:198:ARG:HD3	1:H:198:ARG:N	2.24	0.49
2:I:14:PRO:HB3	2:I:586:ARG:HH22	1.76	0.49
2:I:83:CYS:CB	2:I:128:ILE:HG21	2.38	0.49

Continued on next page...

Continued from previous page...

Atom-1	Atom-2	Interatomic distance (Å)	Clash overlap (Å)
2:I:99:GLN:HB3	2:I:109:LYS:HD2	1.94	0.49
2:I:110:GLU:CG	2:I:369:PRO:HA	2.40	0.49
2:I:633:GLN:HG2	2:I:635:THR:HG23	1.95	0.49
2:I:643:VAL:HG13	2:I:647:GLN:CG	2.43	0.49
2:I:644:VAL:N	2:I:647:GLN:OE1	2.27	0.49
2:I:816:LYS:HE2	2:I:816:LYS:HA	1.93	0.49
3:J:149:LYS:HZ2	3:J:150:ARG:HD3	1.76	0.49
3:J:668:PRO:HD2	3:J:672:ALA:CB	2.42	0.49
3:J:708:LEU:HD23	3:J:708:LEU:C	2.33	0.49
3:J:809:PRO:HG2	3:J:812:ALA:CB	2.43	0.49
3:J:843:PHE:HD2	3:J:848:GLU:HB3	1.78	0.49
3:J:955:VAL:HG11	3:J:1015:TYR:CE2	2.48	0.49
3:J:1489:GLN:NE2	3:J:1490:LYS:HG3	2.27	0.49
5:C:208:ILE:HG21	5:C:268:MET:CE	2.41	0.49
5:F:271:LEU:HD23	5:F:274:ILE:HD13	1.93	0.49
1:G:217:ILE:HG22	1:G:221:HIS:CD2	2.47	0.49
1:H:186:LEU:HB3	1:H:192:LEU:HD11	1.94	0.49
2:I:204:GLN:HG2	2:I:228:ALA:HB1	1.94	0.49
2:I:324:ASP:OD1	2:I:325:ILE:N	2.45	0.49
2:I:579:VAL:HG21	2:I:890:LEU:HD13	1.95	0.49
2:I:643:VAL:CG1	2:I:647:GLN:HB3	2.42	0.49
2:I:755:LEU:CB	2:I:790:LEU:HG	2.10	0.49
3:J:18:ILE:HD13	3:J:21:TRP:HH2	1.76	0.49
3:J:47:GLU:OE2	3:J:53:ILE:HB	2.11	0.49
3:J:166:GLN:CB	3:J:396:VAL:HG12	2.42	0.49
3:J:206:ARG:HH21	3:J:394:LEU:CD1	2.20	0.49
3:J:820:GLU:OE1	3:J:840:LYS:NZ	2.43	0.49
3:J:1146:GLY:N	3:J:1166:LEU:O	2.40	0.49
4:K:47:LYS:HE2	4:K:55:PHE:HE1	1.77	0.49
5:B:172:ALA:HB3	5:B:350:LEU:HD21	1.94	0.49
5:E:84:GLU:O	5:E:87:VAL:HG22	2.13	0.49
5:E:154:ILE:HD11	5:E:176:ARG:HG3	1.94	0.49
5:E:187:LYS:HE3	5:F:373:ARG:HG2	1.93	0.49
5:E:222:VAL:O	5:E:226:ARG:HG2	2.12	0.49
5:E:386:LYS:CD	5:E:419:PHE:CD1	2.96	0.49
1:G:39:PRO:O	1:G:43:ILE:HG12	2.13	0.49
1:G:185:ARG:HG2	1:G:190:THR:OG1	2.12	0.49
1:H:52:ALA:HB3	1:H:171:PHE:CE1	2.48	0.49
1:H:132:LEU:HD22	1:H:136:GLY:O	2.12	0.49
2:I:76:PRO:HB3	2:I:90:TYR:CE1	2.47	0.49
2:I:610:ARG:HB2	2:I:622:GLU:CD	2.33	0.49

Continued on next page...

Continued from previous page...

Atom-1	Atom-2	Interatomic distance (Å)	Clash overlap (Å)
2:I:936:VAL:HG11	2:I:959:PRO:HB2	1.93	0.49
3:J:28:LYS:NZ	3:J:30:GLU:HB2	2.28	0.49
3:J:456:MET:HG3	3:J:457:GLY:N	2.28	0.49
3:J:480:GLU:HA	3:J:484:PRO:HG2	1.95	0.49
3:J:573:MET:HA	3:J:576:GLU:CG	2.43	0.49
3:J:813:LEU:HD12	3:J:813:LEU:C	2.32	0.49
3:J:970:LYS:CG	3:J:995:LEU:HD22	2.42	0.49
3:J:978:TYR:HE1	3:J:985:ASP:N	2.11	0.49
3:J:1394:VAL:O	3:J:1397:LYS:HB3	2.12	0.49
4:K:54:LEU:HD12	4:K:58:PRO:CD	2.41	0.49
4:K:54:LEU:HD13	4:K:58:PRO:HB2	1.95	0.49
5:A:180:GLY:HA2	5:A:348:MET:HB3	1.95	0.49
5:A:187:LYS:N	9:A:1002:BEF:F1	2.33	0.49
5:B:97:GLN:O	5:B:137:LYS:HD2	2.13	0.49
5:E:292:LEU:HB2	5:E:296:LEU:O	2.13	0.49
5:F:183:VAL:HG22	5:F:326:ALA:HB3	1.94	0.49
1:G:34:VAL:N	1:G:181:VAL:HG21	2.28	0.49
1:G:101:LEU:HD23	1:G:102:LYS:N	2.28	0.49
2:I:28:ARG:NE	2:I:28:ARG:HA	2.28	0.49
2:I:89:THR:HG23	2:I:91:GLN:CD	2.33	0.49
2:I:142:ARG:HH12	2:I:325:ILE:HA	1.78	0.49
2:I:571:LEU:HD11	2:I:701:THR:H	1.77	0.49
2:I:587:VAL:O	2:I:591:SER:OG	2.06	0.49
2:I:607:ASP:HB2	2:I:610:ARG:NH2	2.28	0.49
2:I:801:VAL:CG2	2:I:826:TYR:HB3	2.43	0.49
2:I:872:ASN:ND2	2:I:874:LEU:HB2	2.27	0.49
2:I:876:VAL:HB	3:J:949:ILE:CD1	2.43	0.49
2:I:1008:ARG:HB2	2:I:1028:GLY:H	1.78	0.49
2:I:1091:GLU:HB3	3:J:607:LEU:HD21	1.94	0.49
2:I:1095:LEU:HD11	3:J:603:LEU:HB3	1.95	0.49
3:J:47:GLU:OE1	3:J:53:ILE:HB	2.13	0.49
3:J:87:ARG:CG	3:J:524:LEU:HD21	2.43	0.49
3:J:177:ALA:HB1	3:J:191:LEU:O	2.12	0.49
3:J:408:GLU:HB2	3:J:422:ALA:N	2.28	0.49
3:J:452:ILE:O	3:J:452:ILE:HG23	2.13	0.49
3:J:493:ARG:HD2	3:J:494:LYS:N	2.28	0.49
3:J:922:LEU:HD13	3:J:926:LYS:HB3	1.95	0.49
3:J:1047:LYS:HD2	3:J:1051:GLU:OE2	2.12	0.49
3:J:1080:GLY:O	3:J:1083:ASP:OD1	2.29	0.49
3:J:1137:ARG:HG2	3:J:1141:GLU:OE2	2.13	0.49
3:J:1147:ARG:CB	3:J:1188:VAL:HG21	2.38	0.49

Continued on next page...

Continued from previous page...

Atom-1	Atom-2	Interatomic distance (Å)	Clash overlap (Å)
3:J:1161:GLU:CD	3:J:1164:ARG:HB2	2.32	0.49
3:J:1351:GLU:HA	3:J:1354:LYS:HG2	1.93	0.49
3:J:1393:GLN:NE2	3:J:1398:TRP:HZ2	2.11	0.49
5:F:149:PHE:CZ	5:F:374:ARG:HG3	2.48	0.49
1:G:91:ASN:OD1	1:G:92:PRO:HD2	2.13	0.49
1:H:77:GLU:HB2	3:J:872:ARG:HH21	1.77	0.49
1:H:85:LEU:HD13	1:H:127:LEU:HD23	1.94	0.49
1:H:156:HIS:CE1	1:H:167:VAL:H	2.30	0.49
2:I:11:GLU:OE2	2:I:535:SER:HB2	2.13	0.49
2:I:52:PHE:CE2	2:I:68:PHE:HB2	2.48	0.49
2:I:61:LYS:HZ1	2:I:102:HIS:HB3	1.78	0.49
2:I:151:ASP:HB3	2:I:154:ARG:HB3	1.95	0.49
2:I:165:LEU:CD1	2:I:166:PRO:HA	2.43	0.49
2:I:341:THR:HG23	2:I:345:ARG:NH1	2.26	0.49
2:I:693:GLU:HG2	2:I:697:ARG:HH21	1.78	0.49
3:J:143:ASN:ND2	3:J:148:GLU:OE2	2.46	0.49
3:J:163:TYR:HE1	3:J:166:GLN:HB3	1.78	0.49
3:J:631:ILE:HG21	3:J:728:LEU:HB2	1.95	0.49
3:J:644:LEU:HD23	3:J:645:PRO:O	2.13	0.49
3:J:685:ASP:O	3:J:688:TRP:N	2.35	0.49
3:J:770:LEU:CD2	3:J:777:PRO:HG3	2.43	0.49
3:J:844:ALA:N	3:J:848:GLU:OE1	2.46	0.49
3:J:1152:GLU:HG3	3:J:1159:ARG:CZ	2.43	0.49
3:J:1274:ILE:HA	3:J:1323:GLN:O	2.13	0.49
5:F:153:GLN:HA	5:F:174:ILE:O	2.12	0.49
5:F:280:ALA:O	5:F:284:VAL:HG23	2.11	0.49
1:G:35:THR:OG1	1:H:42:ARG:NH2	2.46	0.48
1:G:44:LEU:CB	1:G:177:VAL:HG21	2.43	0.48
1:G:198:ARG:HD3	1:G:200:TRP:CH2	2.48	0.48
2:I:352:ALA:HA	2:I:355:VAL:CG1	2.43	0.48
2:I:495:THR:HB	2:I:528:GLU:O	2.12	0.48
2:I:630:ARG:CA	2:I:705:ILE:HD12	2.42	0.48
2:I:841:ASN:OD1	2:I:843:HIS:HB2	2.12	0.48
2:I:987:ILE:CD1	3:J:948:THR:HG21	2.40	0.48
3:J:4:GLU:H	3:J:6:ARG:HH12	1.61	0.48
3:J:31:THR:OG1	3:J:32:ILE:N	2.44	0.48
3:J:55:ASP:HA	3:J:82:LYS:CB	2.41	0.48
3:J:402:PRO:HG3	3:J:441:ARG:HH12	1.78	0.48
3:J:615:ARG:CZ	3:J:619:LEU:HD12	2.41	0.48
3:J:633:VAL:C	3:J:635:PRO:HD3	2.32	0.48
3:J:647:ARG:HH21	3:J:724:GLN:HA	1.78	0.48

Continued on next page...

Continued from previous page...

Atom-1	Atom-2	Interatomic distance (Å)	Clash overlap (Å)
3:J:1156:LEU:HD23	3:J:1182:GLU:CD	2.34	0.48
3:J:1342:GLU:HA	3:J:1345:GLU:OE2	2.12	0.48
5:B:179:ARG:NH1	5:B:311:ALA:O	2.45	0.48
5:C:153:GLN:OE1	5:C:153:GLN:N	2.39	0.48
5:E:176:ARG:CZ	5:E:208:ILE:HD11	2.42	0.48
5:E:273:SER:HB3	5:E:276:ARG:HG3	1.94	0.48
5:F:173:PRO:CG	5:F:379:LEU:HD11	2.42	0.48
1:H:57:TYR:HB2	1:H:164:ALA:CA	2.43	0.48
2:I:1:MET:HG3	2:I:899:GLN:C	2.34	0.48
2:I:15:LEU:HB2	2:I:586:ARG:NH1	2.28	0.48
2:I:194:VAL:HG22	2:I:204:GLN:HE22	1.78	0.48
2:I:204:GLN:HG3	2:I:228:ALA:CB	2.38	0.48
2:I:274:ARG:NH1	2:I:285:LEU:HB3	2.28	0.48
2:I:341:THR:O	2:I:345:ARG:HG3	2.12	0.48
2:I:448:ASN:HA	2:I:451:LEU:HD12	1.95	0.48
2:I:508:ILE:HG13	2:I:509:ALA:N	2.29	0.48
2:I:573:ARG:CB	2:I:670:GLN:HE22	2.26	0.48
2:I:692:GLU:HA	2:I:852:ILE:CG1	2.42	0.48
2:I:714:ASP:HB3	2:I:719:PRO:HG3	1.94	0.48
3:J:50:PHE:O	3:J:89:ARG:HB2	2.13	0.48
3:J:417:PRO:HD2	3:J:432:TYR:CE2	2.48	0.48
3:J:458:ALA:CA	3:J:461:ILE:HG12	2.42	0.48
3:J:583:ASP:OD2	3:J:586:ARG:HG2	2.13	0.48
3:J:584:ASN:ND2	3:J:599:PRO:HB3	2.27	0.48
3:J:1379:VAL:HG22	3:J:1398:TRP:HD1	1.78	0.48
3:J:1432:LYS:NZ	3:J:1457:ASP:OD1	2.46	0.48
5:A:286:PRO:HG2	5:A:287:PRO:CD	2.44	0.48
5:B:226:ARG:NH2	5:B:234:VAL:HG21	2.27	0.48
5:C:297:ASP:OD1	5:C:298:SER:N	2.46	0.48
1:G:1:MET:HE3	1:G:5:LYS:C	2.34	0.48
1:G:102:LYS:HA	1:G:138:LEU:O	2.12	0.48
2:I:31:GLN:CD	2:I:38:LYS:HB2	2.33	0.48
2:I:75:GLU:O	2:I:93:PRO:HD3	2.13	0.48
2:I:193:LEU:HD12	2:I:193:LEU:N	2.27	0.48
2:I:524:VAL:HG21	2:I:528:GLU:HB2	1.95	0.48
2:I:735:ARG:HB2	2:I:735:ARG:CZ	2.43	0.48
2:I:892:LEU:O	2:I:895:TYR:HB3	2.13	0.48
3:J:148:GLU:HG2	3:J:151:GLN:CG	2.42	0.48
3:J:975:GLU:O	3:J:979:GLU:HG3	2.12	0.48
3:J:1049:SER:OG	3:J:1051:GLU:HG2	2.13	0.48
3:J:1168:MET:HG3	3:J:1172:HIS:HE2	1.78	0.48

Continued on next page...

Continued from previous page...

Atom-1	Atom-2	Interatomic distance (Å)	Clash overlap (Å)
3:J:1277:ILE:HD12	3:J:1294:VAL:O	2.14	0.48
3:J:1488:ASP:OD2	3:J:1490:LYS:HB2	2.12	0.48
4:K:45:ARG:HD2	4:K:55:PHE:CG	2.48	0.48
5:A:170:LEU:HD21	5:A:415:ASN:OD1	2.13	0.48
5:B:183:VAL:HG22	5:B:326:ALA:HB3	1.94	0.48
5:E:286:PRO:HG2	5:E:287:PRO:CD	2.43	0.48
5:F:384:THR:HA	5:F:387:MET:CE	2.43	0.48
1:H:1:MET:HG3	1:H:2:LEU:N	2.28	0.48
1:H:1:MET:HG3	1:H:2:LEU:H	1.79	0.48
1:H:82:LEU:HD23	1:H:129:ILE:HD12	1.95	0.48
1:H:85:LEU:HB2	1:H:127:LEU:HD23	1.94	0.48
2:I:31:GLN:HB3	2:I:71:TYR:HH	1.78	0.48
2:I:56:GLU:OE2	2:I:360:LEU:HD23	2.13	0.48
2:I:250:ARG:HB3	2:I:253:ALA:CB	2.43	0.48
2:I:269:LEU:HD11	2:I:287:GLY:H	1.78	0.48
2:I:542:VAL:O	2:I:546:LEU:HD23	2.13	0.48
2:I:571:LEU:CD1	2:I:701:THR:O	2.62	0.48
2:I:635:THR:O	2:I:705:ILE:HD11	2.13	0.48
2:I:674:VAL:HG12	2:I:990:GLY:O	2.13	0.48
2:I:724:ARG:HH22	2:I:735:ARG:HA	1.78	0.48
2:I:738:ASP:CB	2:I:744:ARG:HB3	2.43	0.48
2:I:974:LEU:HB3	2:I:983:ILE:HG22	1.95	0.48
3:J:414:ARG:HA	3:J:434:ARG:HA	1.94	0.48
3:J:482:LYS:HG3	3:J:483:HIS:ND1	2.29	0.48
3:J:563:PRO:CG	3:J:566:ILE:HB	2.42	0.48
3:J:809:PRO:O	3:J:812:ALA:HB3	2.14	0.48
3:J:894:LYS:HA	3:J:894:LYS:HE2	1.96	0.48
3:J:908:LYS:CG	3:J:1027:GLY:HA3	2.44	0.48
3:J:1141:GLU:CD	3:J:1168:MET:HE1	2.34	0.48
3:J:1393:GLN:C	3:J:1398:TRP:HE1	2.17	0.48
3:J:1403:LEU:O	3:J:1408:ILE:N	2.40	0.48
3:J:1493:LYS:HA	3:J:1493:LYS:HE2	1.95	0.48
5:A:170:LEU:HD11	5:A:415:ASN:OD1	2.14	0.48
5:A:189:GLY:O	5:A:193:LEU:HD23	2.12	0.48
1:G:36:LEU:O	1:G:39:PRO:HD2	2.14	0.48
1:H:13:VAL:O	1:H:14:ARG:HG3	2.14	0.48
2:I:34:VAL:HB	2:I:35:PRO:HD2	1.96	0.48
2:I:141:HIS:NE2	2:I:332:ARG:HD2	2.29	0.48
2:I:148:PHE:CZ	2:I:281:LEU:HD13	2.48	0.48
2:I:261:ILE:HG23	2:I:266:ARG:HH21	1.79	0.48
2:I:338:GLU:HA	2:I:341:THR:HG22	1.94	0.48

Continued on next page...

Continued from previous page...

Atom-1	Atom-2	Interatomic distance (Å)	Clash overlap (Å)
2:I:640:ARG:O	2:I:656:ALA:HA	2.13	0.48
2:I:897:LEU:CB	2:I:899:GLN:HE21	2.26	0.48
3:J:167:GLU:OE1	3:J:169:TYR:OH	2.31	0.48
3:J:890:VAL:HG12	3:J:926:LYS:HB3	1.96	0.48
3:J:1372:VAL:HA	3:J:1375:MET:CE	2.42	0.48
4:K:46:PRO:O	4:K:55:PHE:HD1	1.97	0.48
5:B:170:LEU:HD11	5:B:415:ASN:OD1	2.14	0.48
1:H:15:THR:HG23	1:H:15:THR:O	2.14	0.48
1:H:90:LEU:H	1:H:94:LEU:HD12	1.79	0.48
1:H:206:THR:HG23	1:H:209:GLU:H	1.78	0.48
2:I:45:GLN:HG3	2:I:71:TYR:CE1	2.49	0.48
2:I:145:GLY:HA3	2:I:276:LYS:HD3	1.95	0.48
2:I:292:ARG:CB	2:I:299:LYS:N	2.76	0.48
2:I:499:ALA:N	2:I:533:ASP:HB2	2.29	0.48
2:I:832:LYS:HG3	2:I:833:LEU:N	2.28	0.48
2:I:978:ARG:HG2	2:I:978:ARG:HH11	1.79	0.48
2:I:1118:LYS:O	2:I:1119:ARG:HB2	2.12	0.48
3:J:417:PRO:HD2	3:J:432:TYR:CZ	2.49	0.48
3:J:585:GLY:HA2	3:J:588:GLY:O	2.13	0.48
3:J:660:LYS:O	3:J:664:LYS:N	2.47	0.48
3:J:686:GLU:O	3:J:689:ASP:OD1	2.32	0.48
3:J:689:ASP:CA	3:J:692:GLU:HG3	2.43	0.48
3:J:838:ARG:HG2	3:J:874:GLU:OE1	2.13	0.48
3:J:840:LYS:HD3	3:J:841:TYR:OH	2.14	0.48
3:J:897:TRP:O	3:J:900:ILE:HG22	2.14	0.48
3:J:950:GLY:N	3:J:953:ASP:OD2	2.44	0.48
3:J:1156:LEU:HD23	3:J:1182:GLU:OE2	2.12	0.48
3:J:1393:GLN:CG	3:J:1398:TRP:CZ2	2.76	0.48
5:A:208:ILE:CG2	5:A:268:MET:HG2	2.43	0.48
5:D:170:LEU:HD21	5:D:415:ASN:OD1	2.12	0.48
5:D:245:ASN:OD1	5:D:248:ARG:NH2	2.35	0.48
5:D:312:ARG:HG3	5:D:314:ILE:HD11	1.96	0.48
5:F:350:LEU:HD12	5:F:370:SER:CB	2.43	0.48
1:H:156:HIS:HB2	1:H:158:ILE:HD11	1.96	0.48
1:H:222:LEU:HA	1:H:225:PHE:HE1	1.77	0.48
2:I:26:TYR:CE2	2:I:30:LEU:HD11	2.48	0.48
2:I:157:ARG:HH12	2:I:314:THR:CA	2.27	0.48
2:I:374:ASN:OD1	2:I:374:ASN:O	2.31	0.48
2:I:561:GLY:O	2:I:564:MET:HG2	2.14	0.48
2:I:606:VAL:HA	2:I:611:ILE:HG12	1.95	0.48
2:I:890:LEU:HD21	2:I:901:TYR:HD2	1.72	0.48

Continued on next page...

Continued from previous page...

Atom-1	Atom-2	Interatomic distance (Å)	Clash overlap (Å)
2:I:1084:SER:C	3:J:617:ASN:HD21	2.17	0.48
2:I:1088:LEU:HD13	3:J:613:ARG:CG	2.44	0.48
3:J:661:MET:CE	3:J:667:ALA:CB	2.92	0.48
3:J:757:ALA:O	3:J:761:ILE:HG13	2.14	0.48
3:J:810:GLU:CA	3:J:813:LEU:HG	2.44	0.48
3:J:1462:LEU:O	3:J:1466:VAL:HG23	2.14	0.48
5:A:173:PRO:HG2	5:A:379:LEU:HD11	1.96	0.48
5:D:163:LEU:HD23	5:D:166:ARG:HH12	1.77	0.48
5:D:208:ILE:HG21	5:D:268:MET:CE	2.44	0.48
1:G:18:ARG:NH2	1:G:205:VAL:HA	2.22	0.48
1:H:19:GLU:HA	1:H:201:THR:HB	1.94	0.48
2:I:7:GLY:N	2:I:904:PRO:HD2	2.28	0.48
2:I:91:GLN:CA	2:I:120:LEU:HG	2.44	0.48
2:I:158:TYR:CE1	2:I:314:THR:HG23	2.48	0.48
3:J:178:LEU:HG	3:J:178:LEU:O	2.13	0.48
3:J:425:GLY:O	3:J:428:LYS:HG3	2.14	0.48
3:J:618:LEU:HD22	3:J:619:LEU:CD2	2.43	0.48
3:J:644:LEU:HB3	3:J:719:VAL:O	2.14	0.48
3:J:683:ILE:HG23	3:J:688:TRP:CH2	2.49	0.48
5:A:79:ASN:OD1	5:A:80:LEU:N	2.47	0.48
5:A:334:MET:HE1	5:A:335:ASP:OD1	2.14	0.48
5:C:171:LEU:HD21	5:C:367:ILE:HG12	1.95	0.48
5:C:286:PRO:HG2	5:C:287:PRO:CD	2.44	0.48
5:E:154:ILE:HD11	5:E:176:ARG:CG	2.43	0.48
1:G:16:GLN:HG2	1:G:20:TYR:HD2	1.77	0.48
1:G:140:MET:HE1	1:G:142:VAL:CG1	2.43	0.48
1:H:65:PHE:CZ	3:J:813:LEU:HD11	2.48	0.48
1:H:152:PRO:HG2	1:H:155:LYS:CE	2.44	0.48
1:H:157:GLY:HA2	1:H:166:PRO:HB3	1.96	0.48
2:I:184:MET:CB	2:I:193:LEU:HD11	2.42	0.48
2:I:198:ARG:CZ	2:I:228:ALA:HB2	2.44	0.48
2:I:478:VAL:HG13	2:I:506:ASN:HB3	1.96	0.48
2:I:495:THR:HG22	2:I:515:ALA:CB	2.44	0.48
2:I:711:GLU:CG	2:I:822:VAL:HG12	2.24	0.48
2:I:948:GLU:HB3	2:I:955:PRO:HG3	1.96	0.48
3:J:810:GLU:HA	3:J:813:LEU:HG	1.96	0.48
3:J:1010:ASN:OD1	3:J:1015:TYR:CD2	2.67	0.48
3:J:1059:SER:HB3	3:J:1063:GLU:CG	2.43	0.48
3:J:1311:LEU:CD1	3:J:1326:THR:HG23	2.43	0.48
3:J:1406:ARG:CG	3:J:1412:LYS:HD3	2.43	0.48
5:A:173:PRO:HG3	5:A:379:LEU:HD11	1.96	0.48

Continued on next page...

Continued from previous page...

Atom-1	Atom-2	Interatomic distance (Å)	Clash overlap (Å)
5:C:216:ASP:OD1	5:C:239:PHE:HA	2.14	0.48
5:C:297:ASP:HA	5:D:290:ARG:HH12	1.79	0.48
5:F:78:GLU:HB3	5:F:86:ARG:NH2	2.28	0.48
5:F:233:GLU:OE1	5:F:256:ARG:NH2	2.43	0.48
1:G:57:TYR:HA	1:G:164:ALA:HA	1.96	0.48
1:G:94:LEU:HD21	1:G:119:ASP:CB	2.44	0.48
1:H:100:LEU:H	1:H:115:LEU:HD21	1.79	0.48
2:I:83:CYS:HB2	2:I:128:ILE:HD13	1.94	0.48
2:I:276:LYS:HB3	2:I:280:LYS:HZ2	1.79	0.48
2:I:540:PHE:HB3	2:I:544:THR:CB	2.44	0.48
2:I:673:LEU:CD2	2:I:991:GLN:HG3	2.44	0.48
2:I:838:LYS:CB	2:I:848:VAL:HG22	2.44	0.48
2:I:892:LEU:HD22	2:I:989:VAL:CG2	2.43	0.48
3:J:34:TYR:CE1	3:J:35:ARG:NH1	2.81	0.48
3:J:93:ILE:CD1	3:J:548:ILE:HD11	2.44	0.48
3:J:165:LYS:HB3	3:J:397:LYS:HB3	1.94	0.48
3:J:471:GLU:O	3:J:474:GLU:CG	2.62	0.48
3:J:556:LYS:O	3:J:560:GLN:HG3	2.14	0.48
3:J:773:ALA:HA	3:J:1228:SER:HB3	1.94	0.48
3:J:1213:ARG:CD	3:J:1214:PRO:HD2	2.43	0.48
3:J:1405:GLU:HB3	3:J:1406:ARG:HH11	1.77	0.48
5:D:84:GLU:O	5:D:87:VAL:HG22	2.14	0.48
5:D:350:LEU:HD12	5:D:370:SER:CB	2.44	0.48
5:E:288:THR:HG22	5:E:288:THR:O	2.14	0.48
5:F:384:THR:O	5:F:387:MET:HG2	2.13	0.48
1:G:67:THR:HB	2:I:627:ARG:HD3	1.96	0.47
1:G:226:SER:O	1:G:228:PRO:HD3	2.14	0.47
1:H:184:THR:HG23	1:H:192:LEU:CB	2.44	0.47
2:I:957:LYS:HE2	2:I:961:GLU:CB	2.32	0.47
3:J:26:VAL:HG13	3:J:43:GLY:CA	2.41	0.47
3:J:423:ASP:HB2	3:J:426:LYS:HG3	1.95	0.47
3:J:463:GLN:HB3	3:J:467:GLU:OE2	2.14	0.47
3:J:633:VAL:CG2	3:J:635:PRO:HD3	2.39	0.47
3:J:919:PHE:HA	3:J:927:THR:OG1	2.14	0.47
3:J:924:MET:CE	4:K:2:ALA:HB3	2.44	0.47
3:J:950:GLY:H	3:J:953:ASP:CG	2.17	0.47
3:J:1053:PHE:CE2	3:J:1072:ILE:HG23	2.49	0.47
3:J:1481:VAL:HG11	4:K:18:ARG:N	2.28	0.47
5:A:152:ARG:O	5:A:175:GLY:HA2	2.14	0.47
5:C:275:THR:HG21	5:C:327:LEU:H	1.77	0.47
5:C:303:PHE:HB2	5:C:304:PRO:HD3	1.96	0.47

Continued on next page...

Continued from previous page...

Atom-1	Atom-2	Interatomic distance (Å)	Clash overlap (Å)
5:C:334:MET:SD	5:C:338:ILE:HD12	2.54	0.47
5:D:183:VAL:HG22	5:D:326:ALA:HB3	1.96	0.47
5:E:286:PRO:HB2	5:E:287:PRO:HD3	1.95	0.47
1:G:63:HIS:HD2	1:G:65:PHE:N	2.11	0.47
1:H:56:VAL:HG13	1:H:142:VAL:HG12	1.96	0.47
1:H:213:GLN:CD	1:H:217:ILE:HD13	2.34	0.47
2:I:230:ARG:NH2	2:I:233:GLU:H	2.12	0.47
2:I:393:GLN:OE1	2:I:394:PHE:N	2.48	0.47
2:I:444:PRO:O	2:I:449:ILE:HA	2.14	0.47
2:I:524:VAL:CG2	2:I:528:GLU:HB2	2.45	0.47
2:I:673:LEU:HD21	2:I:991:GLN:HG3	1.96	0.47
2:I:722:ILE:HD13	2:I:758:ARG:HD3	1.97	0.47
2:I:858:MET:HE1	2:I:859:PRO:O	2.14	0.47
3:J:402:PRO:N	3:J:443:VAL:HG23	2.28	0.47
3:J:480:GLU:O	3:J:484:PRO:CG	2.62	0.47
3:J:592:THR:HG22	3:J:600:LEU:CD2	2.39	0.47
3:J:789:LEU:O	3:J:792:ILE:HG22	2.14	0.47
3:J:838:ARG:CD	3:J:863:VAL:HB	2.44	0.47
3:J:849:ALA:O	3:J:853:VAL:HG23	2.14	0.47
3:J:933:ALA:O	3:J:937:TYR:HD1	1.97	0.47
3:J:964:LEU:HD23	3:J:968:ASP:OD2	2.14	0.47
3:J:1065:LEU:HD12	3:J:1066:THR:N	2.27	0.47
3:J:1106:VAL:HG13	3:J:1108:ARG:CD	2.35	0.47
3:J:1331:ASP:H	3:J:1334:GLN:NE2	2.13	0.47
3:J:1336:LEU:HA	3:J:1344:VAL:CG2	2.35	0.47
3:J:1447:LEU:HA	3:J:1450:ALA:HB3	1.96	0.47
4:K:19:LEU:O	4:K:23:VAL:HG23	2.15	0.47
5:B:213:LEU:HD12	5:B:235:ILE:O	2.14	0.47
5:B:296:LEU:HD21	5:B:334:MET:HG2	1.95	0.47
5:E:208:ILE:HG21	5:E:268:MET:CE	2.44	0.47
5:E:245:ASN:OD1	5:E:248:ARG:NH2	2.38	0.47
5:F:350:LEU:HD12	5:F:370:SER:OG	2.14	0.47
1:G:57:TYR:CE2	1:G:59:GLU:HA	2.49	0.47
1:G:100:LEU:HD12	1:G:141:GLU:CG	2.44	0.47
1:H:2:LEU:C	1:H:6:LEU:HB3	2.34	0.47
1:H:40:LEU:HG	1:H:44:LEU:HD11	1.96	0.47
1:H:178:ALA:O	1:H:198:ARG:HD3	2.15	0.47
2:I:51:THR:OG1	2:I:348:LEU:CB	2.62	0.47
2:I:91:GLN:HA	2:I:119:PRO:HA	1.96	0.47
2:I:100:LEU:HD22	2:I:372:LEU:HD11	1.96	0.47
2:I:459:ALA:HB2	2:I:469:THR:OG1	2.14	0.47

Continued on next page...

Continued from previous page...

Atom-1	Atom-2	Interatomic distance (Å)	Clash overlap (Å)
2:I:573:ARG:HG3	2:I:698:ASP:O	2.14	0.47
3:J:115:LEU:O	3:J:495:ARG:HD2	2.14	0.47
3:J:161:LEU:O	3:J:449:SER:HB2	2.13	0.47
3:J:169:TYR:HD2	3:J:191:LEU:CD1	2.26	0.47
3:J:455:ARG:NH1	3:J:460:ALA:HB1	2.29	0.47
3:J:895:VAL:CG1	3:J:899:LEU:HD23	2.19	0.47
3:J:1312:LEU:HG	3:J:1327:ARG:HG2	1.96	0.47
5:D:268:MET:HA	5:D:321:THR:O	2.14	0.47
1:H:9:PRO:HG3	1:H:27:PRO:O	2.14	0.47
1:H:117:VAL:HG12	1:H:120:VAL:H	1.79	0.47
2:I:309:TYR:OH	2:I:321:GLU:O	2.27	0.47
2:I:595:LEU:CD2	2:I:655:LEU:HD12	2.43	0.47
2:I:724:ARG:CZ	2:I:734:LEU:O	2.62	0.47
2:I:894:GLY:O	2:I:898:GLY:N	2.48	0.47
2:I:1092:LEU:HD13	2:I:1099:VAL:CG2	2.39	0.47
2:I:1103:ASP:N	2:I:1107:ASN:O	2.46	0.47
3:J:484:PRO:HB3	3:J:488:ARG:NH2	2.29	0.47
3:J:623:VAL:HG23	3:J:626:SER:CB	2.44	0.47
3:J:838:ARG:HD2	3:J:863:VAL:HB	1.96	0.47
3:J:847:ASP:O	3:J:851:LEU:HG	2.15	0.47
3:J:959:GLU:O	3:J:963:TYR:CD2	2.67	0.47
3:J:980:MET:HG3	3:J:982:PHE:CE2	2.49	0.47
3:J:1046:GLN:CA	3:J:1052:THR:HA	2.25	0.47
4:K:30:LEU:HD23	4:K:37:ASN:HB2	1.97	0.47
5:A:162:GLU:OE1	5:A:162:GLU:N	2.39	0.47
5:A:190:LYS:NZ	8:A:1000:ADP:O2B	2.28	0.47
5:A:303:PHE:HB2	5:A:304:PRO:HD3	1.97	0.47
5:B:166:ARG:HH12	5:B:410:LEU:HB3	1.78	0.47
5:B:225:PHE:HA	5:B:228:SER:OG	2.14	0.47
5:C:351:HIS:O	5:C:366:ASP:N	2.36	0.47
5:E:213:LEU:HD12	5:E:235:ILE:O	2.14	0.47
5:E:386:LYS:HD2	5:E:419:PHE:HB2	1.96	0.47
1:G:64:GLU:CG	1:G:76:VAL:HG22	2.43	0.47
1:H:104:GLU:CA	1:H:132:LEU:HD13	2.43	0.47
1:H:122:ILE:HD12	1:H:125:PRO:HA	1.96	0.47
2:I:236:ILE:H	2:I:236:ILE:HD12	1.78	0.47
2:I:398:THR:HG22	2:I:568:ALA:O	2.15	0.47
2:I:432:ARG:NH2	2:I:518:LYS:HB3	2.03	0.47
2:I:851:LYS:HZ2	2:I:853:LEU:HD13	1.76	0.47
2:I:976:ASP:HB3	2:I:981:GLU:H	1.80	0.47
3:J:160:GLU:HB3	3:J:165:LYS:HE2	1.97	0.47

Continued on next page...

Continued from previous page...

Atom-1	Atom-2	Interatomic distance (Å)	Clash overlap (Å)
3:J:407:VAL:HG12	3:J:409:VAL:O	2.14	0.47
3:J:796:ARG:HG3	3:J:861:GLN:HB2	1.96	0.47
3:J:1106:VAL:H	3:J:1108:ARG:HH12	1.62	0.47
3:J:1150:ALA:C	3:J:1162:GLU:HG2	2.34	0.47
3:J:1305:LEU:HD11	3:J:1326:THR:OG1	2.15	0.47
3:J:1432:LYS:HZ3	3:J:1433:SER:HB2	1.79	0.47
3:J:1495:ILE:HD11	4:K:85:LEU:HA	1.96	0.47
5:A:178:GLN:HB3	5:A:321:THR:HG23	1.97	0.47
5:B:379:LEU:HD13	5:B:383:VAL:HG12	1.96	0.47
5:F:177:GLY:N	5:F:321:THR:OG1	2.47	0.47
1:G:142:VAL:HG23	1:G:142:VAL:O	2.14	0.47
1:H:38:ASN:HB3	1:H:39:PRO:HD3	1.97	0.47
1:H:53:VAL:O	1:H:167:VAL:HB	2.15	0.47
1:H:150:TYR:CE2	1:H:152:PRO:HG3	2.49	0.47
2:I:264:PRO:HB3	2:I:289:THR:HB	1.95	0.47
2:I:468:ARG:HA	2:I:486:MET:O	2.14	0.47
2:I:678:PRO:HA	2:I:683:ASN:ND2	2.29	0.47
2:I:1071:ILE:O	3:J:659:LYS:HD3	2.15	0.47
3:J:116:LEU:HB3	3:J:118:LEU:HD11	1.96	0.47
3:J:187:LYS:CE	3:J:199:LEU:HG	2.45	0.47
3:J:206:ARG:HE	3:J:394:LEU:HD22	1.77	0.47
3:J:409:VAL:HG11	3:J:435:VAL:CB	2.44	0.47
3:J:550:ARG:NH2	3:J:553:ARG:HH12	2.13	0.47
3:J:674:ARG:NH2	3:J:675:ARG:HD3	2.29	0.47
3:J:971:LEU:HD11	3:J:992:ILE:CG1	2.42	0.47
3:J:1065:LEU:HD23	3:J:1070:TYR:CD1	2.48	0.47
3:J:1209:LEU:CD1	3:J:1215:VAL:HA	2.37	0.47
3:J:1218:GLY:O	3:J:1474:ALA:HA	2.14	0.47
3:J:1258:ARG:HG2	3:J:1354:LYS:HZ1	1.78	0.47
5:A:109:GLN:NE2	5:A:110:ALA:O	2.48	0.47
5:B:93:GLY:O	5:B:97:GLN:OE1	2.32	0.47
5:B:286:PRO:HG2	5:B:287:PRO:CD	2.45	0.47
5:F:229:VAL:HG22	5:F:229:VAL:O	2.15	0.47
5:F:229:VAL:CG2	5:F:232:ALA:HB3	2.42	0.47
1:H:10:VAL:HG12	1:H:12:THR:CG2	2.45	0.47
2:I:2:GLU:O	2:I:899:GLN:HB2	2.14	0.47
2:I:260:LEU:HD21	2:I:261:ILE:CD1	2.44	0.47
2:I:398:THR:HA	2:I:633:GLN:HE22	1.79	0.47
2:I:437:ARG:HD3	2:I:467:ILE:HG22	1.96	0.47
2:I:444:PRO:HG2	2:I:452:ILE:HB	1.97	0.47
2:I:468:ARG:HB3	2:I:485:TYR:C	2.34	0.47

Continued on next page...

Continued from previous page...

Atom-1	Atom-2	Interatomic distance (Å)	Clash overlap (Å)
2:I:473:ARG:CG	2:I:480:THR:HB	2.45	0.47
2:I:540:PHE:HB2	2:I:545:ASN:HD21	1.80	0.47
2:I:694:LEU:HA	2:I:697:ARG:HG2	1.96	0.47
2:I:841:ASN:HD21	2:I:845:ASN:N	2.12	0.47
2:I:926:PHE:O	2:I:930:LYS:HG3	2.14	0.47
2:I:950:LEU:HD11	3:J:1017:PHE:CD2	2.38	0.47
2:I:950:LEU:CB	2:I:952:LEU:HD23	2.45	0.47
2:I:976:ASP:OD2	2:I:980:GLY:N	2.47	0.47
3:J:159:ARG:HH21	3:J:162:ARG:CD	2.27	0.47
3:J:161:LEU:CD2	3:J:452:ILE:HG21	2.35	0.47
3:J:413:ASP:O	3:J:435:VAL:N	2.48	0.47
3:J:414:ARG:CG	3:J:434:ARG:HA	2.38	0.47
3:J:420:VAL:HG22	3:J:425:GLY:HA2	1.96	0.47
3:J:470:LEU:HA	3:J:473:LEU:CD1	2.45	0.47
3:J:520:LEU:CD1	3:J:521:PRO:HD2	2.43	0.47
3:J:804:LEU:HD12	3:J:832:ARG:HH11	1.77	0.47
3:J:843:PHE:HA	3:J:848:GLU:OE1	2.14	0.47
3:J:862:ASP:H	3:J:877:PRO:CD	2.27	0.47
3:J:963:TYR:CE2	3:J:1006:ALA:HB2	2.49	0.47
3:J:1007:VAL:O	3:J:1010:ASN:HB3	2.14	0.47
3:J:1127:GLU:HG3	3:J:1133:ARG:HD2	1.96	0.47
3:J:1149:LEU:CD1	3:J:1160:LEU:HB3	2.45	0.47
3:J:1353:GLN:OE1	3:J:1363:LEU:HD21	2.14	0.47
4:K:60:ALA:HA	4:K:63:TRP:CD1	2.48	0.47
5:C:111:ARG:NH1	5:C:112:PRO:O	2.48	0.47
5:D:149:PHE:CE1	5:D:374:ARG:HG3	2.50	0.47
5:F:303:PHE:O	5:F:307:PHE:CD2	2.67	0.47
5:F:386:LYS:HD2	5:F:419:PHE:HB2	1.96	0.47
1:G:18:ARG:N	1:G:19:GLU:OE1	2.47	0.47
1:G:197:LEU:HD23	1:G:197:LEU:H	1.79	0.47
1:G:217:ILE:HA	1:G:220:GLU:OE1	2.15	0.47
1:H:59:GLU:HG3	1:H:139:ASN:HD22	1.80	0.47
1:H:189:ARG:NE	1:H:191:ASP:OD1	2.48	0.47
2:I:199:VAL:HG22	2:I:234:ALA:C	2.36	0.47
2:I:1095:LEU:CG	3:J:603:LEU:HD13	2.45	0.47
3:J:47:GLU:OE1	3:J:53:ILE:N	2.48	0.47
3:J:127:LEU:CD1	3:J:132:TYR:HB2	2.40	0.47
3:J:496:LEU:O	3:J:500:ARG:HG2	2.15	0.47
3:J:780:LYS:NZ	3:J:912:LYS:N	2.62	0.47
3:J:890:VAL:HG11	3:J:922:LEU:HD12	1.96	0.47
3:J:1017:PHE:HA	3:J:1022:VAL:CG2	2.45	0.47

Continued on next page...

Continued from previous page...

Atom-1	Atom-2	Interatomic distance (Å)	Clash overlap (Å)
5:F:247:ILE:O	5:F:250:ALA:HB3	2.15	0.47
1:G:18:ARG:HH21	1:G:205:VAL:CA	2.20	0.47
1:H:54:THR:HB	1:H:158:ILE:HG13	1.97	0.47
2:I:31:GLN:HG3	2:I:40:GLU:CB	2.43	0.47
2:I:48:PHE:CE1	2:I:344:PHE:HZ	2.32	0.47
2:I:73:LEU:HD23	2:I:73:LEU:H	1.80	0.47
2:I:474:VAL:HG12	2:I:479:VAL:CB	2.44	0.47
2:I:602:GLU:OE2	2:I:648:ARG:N	2.48	0.47
2:I:710:ILE:HG22	2:I:756:VAL:HG21	1.96	0.47
2:I:833:LEU:HG	2:I:837:ASP:OD2	2.15	0.47
2:I:1005:MET:HE1	3:J:648:MET:HG3	1.95	0.47
3:J:112:ILE:HG23	3:J:113:GLY:N	2.29	0.47
3:J:128:TYR:HE1	3:J:461:ILE:CD1	2.28	0.47
3:J:471:GLU:O	3:J:474:GLU:HG3	2.15	0.47
3:J:889:ALA:HB3	3:J:930:LEU:CD1	2.45	0.47
3:J:1038:LEU:HD23	3:J:1061:PHE:CD2	2.40	0.47
3:J:1106:VAL:HG23	3:J:1219:GLU:O	2.15	0.47
3:J:1388:ARG:HB2	3:J:1391:GLU:OE2	2.15	0.47
3:J:1391:GLU:HB3	3:J:1393:GLN:HE22	1.78	0.47
5:B:184:ALA:HB2	5:B:352:LEU:HD12	1.97	0.47
2:I:39:ARG:CZ	2:I:40:GLU:HA	2.44	0.47
2:I:141:HIS:CB	2:I:418:LEU:HG	2.43	0.47
2:I:190:LYS:HZ2	2:I:192:PRO:HG3	1.80	0.47
2:I:599:GLU:HA	2:I:651:LYS:CA	2.45	0.47
2:I:1013:TYR:HE1	2:I:1020:PRO:HG3	1.80	0.47
3:J:153:LEU:CD1	3:J:158:TYR:HB2	2.45	0.47
3:J:668:PRO:HD2	3:J:672:ALA:HB1	1.97	0.47
3:J:781:PRO:O	3:J:786:ILE:HD11	2.15	0.47
3:J:827:ILE:HA	3:J:836:VAL:HG13	1.96	0.47
3:J:860:LEU:O	3:J:877:PRO:HD2	2.15	0.47
3:J:1354:LYS:HD2	3:J:1355:VAL:N	2.30	0.47
3:J:1356:TYR:CB	3:J:1361:VAL:HB	2.45	0.47
3:J:1393:GLN:HG2	3:J:1397:LYS:HE3	1.96	0.47
3:J:1445:HIS:O	3:J:1448:THR:HB	2.14	0.47
3:J:1484:THR:HG23	4:K:77:GLU:HA	1.97	0.47
5:B:273:SER:HB3	5:B:276:ARG:HG3	1.97	0.47
5:D:164:SER:HA	5:D:363:PRO:HG3	1.97	0.47
5:D:216:ASP:OD1	5:D:239:PHE:HA	2.15	0.47
5:E:348:MET:SD	5:E:372:THR:HB	2.55	0.47
5:F:370:SER:O	5:F:391:ARG:NH2	2.48	0.47
1:G:101:LEU:O	1:G:139:ASN:HA	2.15	0.46

Continued on next page...

Continued from previous page...

Atom-1	Atom-2	Interatomic distance (Å)	Clash overlap (Å)
2:I:143:SER:HG	2:I:147:TYR:HH	1.57	0.46
2:I:177:GLU:OE2	2:I:179:ASN:HB2	2.15	0.46
2:I:193:LEU:O	2:I:197:LEU:HG	2.15	0.46
2:I:600:ASP:HA	2:I:648:ARG:HH12	1.80	0.46
2:I:724:ARG:NH1	2:I:738:ASP:O	2.48	0.46
2:I:874:LEU:H	2:I:874:LEU:CD1	2.25	0.46
2:I:1060:ILE:HA	2:I:1063:ARG:CD	2.45	0.46
3:J:127:LEU:HD23	3:J:461:ILE:HD11	1.96	0.46
3:J:135:LEU:HD21	3:J:453:ASP:CA	2.46	0.46
3:J:397:LYS:HD2	3:J:397:LYS:O	2.14	0.46
3:J:415:VAL:HG22	3:J:435:VAL:HG23	1.96	0.46
3:J:919:PHE:HB2	3:J:927:THR:HG21	1.97	0.46
3:J:922:LEU:HB3	3:J:926:LYS:HB2	1.95	0.46
5:A:384:THR:O	5:A:387:MET:HG2	2.15	0.46
5:C:180:GLY:HA2	5:C:348:MET:HB3	1.96	0.46
5:E:89:ILE:HG13	5:E:119:TYR:HB2	1.96	0.46
5:E:333:ARG:O	5:E:337:VAL:HG23	2.15	0.46
5:F:193:LEU:O	5:F:197:ILE:HG13	2.15	0.46
5:F:229:VAL:HG11	5:F:234:VAL:HG21	1.96	0.46
1:H:70:GLY:HA2	1:H:133:GLU:HB3	1.96	0.46
1:H:106:PRO:HA	1:H:132:LEU:O	2.16	0.46
1:H:151:VAL:HB	1:H:169:ALA:CB	2.16	0.46
1:H:185:ARG:HH11	1:H:186:LEU:C	2.18	0.46
2:I:27:ARG:HG2	2:I:28:ARG:CZ	2.46	0.46
2:I:344:PHE:O	2:I:348:LEU:CD1	2.63	0.46
2:I:612:VAL:HA	2:I:622:GLU:HA	1.97	0.46
2:I:706:GLU:OE1	2:I:829:GLN:NE2	2.45	0.46
2:I:756:VAL:CB	2:I:790:LEU:HB3	2.43	0.46
2:I:861:LEU:HG	2:I:863:ASP:H	1.80	0.46
2:I:892:LEU:HD22	2:I:989:VAL:HG23	1.98	0.46
2:I:897:LEU:HB3	2:I:899:GLN:HG3	1.96	0.46
2:I:929:ARG:HA	2:I:932:GLU:CD	2.36	0.46
2:I:944:LEU:CD2	2:I:962:GLN:HG3	2.45	0.46
3:J:134:VAL:HG12	3:J:152:LEU:CA	2.40	0.46
3:J:166:GLN:HB2	3:J:396:VAL:HG12	1.98	0.46
3:J:689:ASP:C	3:J:692:GLU:HG3	2.36	0.46
3:J:1018:ASN:OD1	3:J:1019:PRO:HD2	2.15	0.46
3:J:1139:ASP:CG	3:J:1357:ARG:HD3	2.36	0.46
3:J:1448:THR:HG22	3:J:1452:ILE:HD11	1.97	0.46
3:J:1495:ILE:HG13	4:K:80:VAL:CG1	2.40	0.46
4:K:35:PHE:CD2	4:K:56:ASP:O	2.68	0.46

Continued on next page...

Continued from previous page...

Atom-1	Atom-2	Interatomic distance (Å)	Clash overlap (Å)
5:B:301:LEU:H	5:B:301:LEU:HD23	1.80	0.46
1:G:112:ARG:HB3	1:G:125:PRO:O	2.15	0.46
1:G:143:ARG:HA	1:G:143:ARG:HD3	1.80	0.46
1:G:220:GLU:HA	1:G:223:THR:HG22	1.98	0.46
1:H:109:VAL:HG23	1:H:109:VAL:O	2.15	0.46
2:I:635:THR:O	2:I:705:ILE:CD1	2.63	0.46
2:I:654:LEU:HD13	2:I:657:ASP:OD1	2.15	0.46
2:I:895:TYR:HA	2:I:991:GLN:HE22	1.79	0.46
2:I:1064:ASN:O	2:I:1067:TYR:HB2	2.15	0.46
3:J:10:ILE:HD13	3:J:1447:LEU:CD1	2.46	0.46
3:J:158:TYR:CE1	3:J:452:ILE:HG23	2.50	0.46
3:J:505:SER:OG	3:J:1454:GLY:N	2.48	0.46
3:J:661:MET:HE2	3:J:676:MET:CE	2.45	0.46
3:J:764:LEU:HD23	3:J:767:HIS:CD2	2.50	0.46
3:J:814:ALA:CB	3:J:818:ARG:HH21	2.21	0.46
3:J:888:GLU:HG2	3:J:889:ALA:N	2.28	0.46
3:J:1144:LEU:O	3:J:1147:ARG:HG2	2.15	0.46
3:J:1263:PHE:O	3:J:1424:VAL:HG12	2.15	0.46
3:J:1347:TYR:O	3:J:1350:GLU:HB3	2.16	0.46
3:J:1436:SER:O	3:J:1439:SER:OG	2.33	0.46
5:C:63:LYS:HB2	5:C:107:VAL:HG22	1.98	0.46
5:C:333:ARG:O	5:C:337:VAL:HG23	2.16	0.46
5:D:283:LEU:HD11	5:E:298:SER:OG	2.15	0.46
1:G:28:LEU:O	1:G:192:LEU:HD22	2.16	0.46
1:H:100:LEU:HD21	1:H:139:ASN:OD1	2.15	0.46
1:H:180:GLN:HE22	1:H:198:ARG:NH2	2.14	0.46
2:I:157:ARG:NH1	2:I:314:THR:HA	2.30	0.46
2:I:219:GLN:HA	2:I:222:MET:HE1	1.95	0.46
2:I:231:PRO:O	2:I:234:ALA:HB3	2.15	0.46
2:I:569:VAL:C	2:I:668:LEU:HD11	2.36	0.46
2:I:1043:TYR:HB3	3:J:763:MET:SD	2.55	0.46
3:J:9:ARG:HA	3:J:1455:LYS:O	2.15	0.46
3:J:87:ARG:O	3:J:524:LEU:HD11	2.15	0.46
3:J:115:LEU:CD2	3:J:116:LEU:HD22	2.46	0.46
3:J:116:LEU:HD11	3:J:468:LEU:HD11	1.97	0.46
3:J:170:PRO:O	3:J:195:VAL:HG21	2.15	0.46
3:J:409:VAL:CG1	3:J:435:VAL:HG11	2.46	0.46
3:J:1018:ASN:N	3:J:1022:VAL:HG23	2.31	0.46
3:J:1091:SER:O	3:J:1095:THR:HG23	2.16	0.46
3:J:1178:ALA:C	3:J:1181:GLY:H	2.19	0.46
3:J:1259:VAL:CG2	3:J:1355:VAL:HG21	2.45	0.46

Continued on next page...

Continued from previous page...

Atom-1	Atom-2	Interatomic distance (Å)	Clash overlap (Å)
3:J:1305:LEU:CG	3:J:1311:LEU:HD21	2.41	0.46
3:J:1397:LYS:HE3	3:J:1398:TRP:CZ2	2.51	0.46
3:J:1405:GLU:C	3:J:1409:ALA:HB3	2.36	0.46
5:E:254:HIS:O	5:E:258:LYS:HG3	2.15	0.46
1:G:218:LEU:O	1:G:222:LEU:HD13	2.16	0.46
1:H:70:GLY:O	1:H:133:GLU:HB2	2.16	0.46
1:H:186:LEU:CB	1:H:192:LEU:HD11	2.45	0.46
2:I:191:PHE:HE2	2:I:196:LEU:CB	2.27	0.46
2:I:384:GLU:CG	2:I:388:ARG:HH21	2.15	0.46
2:I:442:GLU:OE2	2:I:541:SER:OG	2.33	0.46
2:I:595:LEU:HB2	2:I:639:GLN:OE1	2.15	0.46
2:I:944:LEU:HD13	2:I:962:GLN:CD	2.35	0.46
2:I:1034:GLU:HG3	2:I:1035:MET:N	2.30	0.46
3:J:33:ASN:HB3	3:J:36:THR:OG1	2.16	0.46
3:J:520:LEU:HD21	3:J:524:LEU:CB	2.45	0.46
3:J:704:ARG:NH2	3:J:737:ASN:H	2.13	0.46
3:J:1124:GLN:HE21	3:J:1133:ARG:CD	2.20	0.46
3:J:1147:ARG:O	3:J:1166:LEU:HG	2.16	0.46
3:J:1150:ALA:HB1	3:J:1151:ARG:HH21	1.80	0.46
3:J:1151:ARG:HA	3:J:1162:GLU:CB	2.46	0.46
3:J:1155:VAL:CG1	3:J:1177:ALA:HB1	2.45	0.46
3:J:1156:LEU:HD11	3:J:1177:ALA:N	2.30	0.46
3:J:1231:GLU:HB3	3:J:1232:PRO:HD3	1.96	0.46
3:J:1478:SER:O	3:J:1482:ARG:HB2	2.16	0.46
3:J:1485:GLN:N	4:K:76:GLY:O	2.49	0.46
5:B:131:LEU:HD12	5:B:132:ASP:O	2.15	0.46
5:B:172:ALA:HA	5:B:372:THR:HG23	1.96	0.46
5:B:275:THR:HG21	5:B:327:LEU:H	1.81	0.46
5:B:303:PHE:HB2	5:B:304:PRO:HD3	1.97	0.46
5:C:63:LYS:CB	5:C:107:VAL:HG22	2.46	0.46
5:D:182:ILE:CD1	5:D:325:THR:HG22	2.43	0.46
5:E:209:LYS:HE2	5:E:211:ILE:HD11	1.98	0.46
1:G:218:LEU:O	1:G:222:LEU:CD1	2.64	0.46
1:H:9:PRO:HB3	1:H:28:LEU:CD2	2.46	0.46
2:I:95:TYR:HE1	2:I:114:PHE:CB	2.28	0.46
2:I:124:ASP:HB2	2:I:395:LYS:HZ1	1.81	0.46
2:I:235:LEU:O	2:I:238:LEU:HB2	2.15	0.46
2:I:265:ARG:HH11	2:I:267:TYR:HB3	1.81	0.46
2:I:384:GLU:O	2:I:388:ARG:N	2.47	0.46
2:I:672:VAL:HG11	2:I:694:LEU:HD11	1.96	0.46
2:I:676:ILE:HG12	2:I:873:PRO:CG	2.40	0.46

Continued on next page...

Continued from previous page...

Atom-1	Atom-2	Interatomic distance (Å)	Clash overlap (Å)
3:J:199:LEU:HD23	3:J:200:ASP:OD1	2.14	0.46
3:J:754:PHE:CD1	4:K:24:ALA:HB1	2.43	0.46
3:J:975:GLU:OE2	3:J:988:ARG:HD3	2.15	0.46
3:J:1264:GLU:OE2	3:J:1425:THR:N	2.47	0.46
5:D:166:ARG:HG3	5:D:415:ASN:HB2	1.96	0.46
5:D:176:ARG:HE	5:D:208:ILE:HD11	1.81	0.46
5:D:274:ILE:HB	5:D:324:ALA:HB1	1.97	0.46
1:H:59:GLU:CG	1:H:139:ASN:HB3	2.46	0.46
1:H:85:LEU:HB2	1:H:127:LEU:CD2	2.46	0.46
1:H:89:PHE:HB3	1:H:94:LEU:HB2	1.98	0.46
2:I:64:LEU:HD22	2:I:359:MET:CB	2.45	0.46
2:I:96:ALA:H	2:I:115:LEU:CD2	2.29	0.46
2:I:115:LEU:HA	2:I:375:SER:OG	2.16	0.46
2:I:184:MET:SD	2:I:184:MET:O	2.73	0.46
2:I:239:PHE:CZ	2:I:254:VAL:HB	2.47	0.46
2:I:268:ASP:O	2:I:272:ALA:HB3	2.16	0.46
2:I:341:THR:OG1	2:I:345:ARG:NH1	2.49	0.46
2:I:470:PRO:HB2	2:I:534:VAL:HG21	1.98	0.46
2:I:657:ASP:OD2	2:I:663:ASN:HA	2.15	0.46
2:I:674:VAL:HG11	2:I:992:MET:CG	2.46	0.46
2:I:722:ILE:HD13	2:I:758:ARG:CB	2.36	0.46
2:I:874:LEU:HD22	3:J:783:ARG:HG3	1.97	0.46
2:I:911:GLU:OE2	2:I:915:LYS:NZ	2.38	0.46
3:J:28:LYS:HA	3:J:548:ILE:HG21	1.98	0.46
3:J:38:LYS:HD3	3:J:39:PRO:N	2.30	0.46
3:J:408:GLU:HG2	3:J:422:ALA:CA	2.45	0.46
3:J:676:MET:CE	3:J:677:LEU:HD21	2.46	0.46
3:J:838:ARG:HG3	3:J:864:VAL:C	2.36	0.46
3:J:956:ILE:HG12	3:J:1039:CYS:O	2.16	0.46
3:J:1462:LEU:HD21	3:J:1466:VAL:HG21	1.98	0.46
5:C:141:ARG:HB2	5:C:144:GLU:OE1	2.16	0.46
5:F:98:TYR:HE2	5:F:125:VAL:HB	1.80	0.46
5:F:410:LEU:HD23	5:F:418:GLU:HG3	1.98	0.46
1:G:104:GLU:OE1	1:G:137:ARG:HA	2.15	0.46
1:H:49:PRO:HA	1:H:148:VAL:CA	2.38	0.46
2:I:141:HIS:HD2	2:I:334:ARG:CG	2.29	0.46
2:I:186:VAL:CG2	2:I:187:ASN:H	2.27	0.46
2:I:199:VAL:HG22	2:I:235:LEU:N	2.31	0.46
2:I:502:PRO:HB2	2:I:509:ALA:HB3	1.97	0.46
2:I:756:VAL:O	2:I:789:SER:HB3	2.15	0.46
2:I:946:ARG:NH1	2:I:946:ARG:HB3	2.31	0.46

Continued on next page...

Continued from previous page...

Atom-1	Atom-2	Interatomic distance (Å)	Clash overlap (Å)
2:I:965:GLU:HG3	2:I:966:LEU:N	2.31	0.46
2:I:1031:ARG:HA	3:J:621:LYS:HZ2	1.78	0.46
2:I:1104:GLU:H	3:J:6:ARG:NH2	2.10	0.46
3:J:19:ARG:HG3	3:J:92:HIS:NE2	2.30	0.46
3:J:187:LYS:HE3	3:J:199:LEU:HG	1.96	0.46
3:J:187:LYS:HE2	3:J:198:ARG:O	2.16	0.46
3:J:190:GLU:HA	3:J:195:VAL:O	2.15	0.46
3:J:415:VAL:HG21	3:J:446:VAL:HG22	1.98	0.46
3:J:434:ARG:HB3	3:J:447:VAL:CG2	2.46	0.46
3:J:806:PHE:C	3:J:809:PRO:HD2	2.37	0.46
3:J:941:PHE:HA	3:J:944:THR:OG1	2.16	0.46
3:J:996:TRP:CE2	3:J:1056:PRO:HG2	2.51	0.46
3:J:1192:LEU:HD21	3:J:1372:VAL:HG23	1.97	0.46
3:J:1213:ARG:CG	3:J:1214:PRO:HD2	2.45	0.46
3:J:1288:GLU:CD	3:J:1288:GLU:H	2.19	0.46
3:J:1384:PRO:HG3	3:J:1389:LEU:HD22	1.97	0.46
5:B:351:HIS:O	5:B:366:ASP:N	2.38	0.46
5:D:84:GLU:HG3	5:D:86:ARG:HG2	1.98	0.46
5:D:208:ILE:HG12	5:D:266:HIS:HB2	1.98	0.46
5:E:390:LEU:O	5:E:394:LEU:HG	2.15	0.46
1:G:185:ARG:HG2	1:G:190:THR:CB	2.46	0.46
1:H:175:ARG:HB2	1:H:200:TRP:CB	2.46	0.46
2:I:9:ILE:HG23	2:I:907:ASP:OD2	2.15	0.46
2:I:121:MET:HA	2:I:127:PHE:CE2	2.51	0.46
2:I:158:TYR:CE1	2:I:313:LEU:HG	2.50	0.46
2:I:282:GLY:HA2	2:I:305:PRO:HB3	1.98	0.46
2:I:285:LEU:O	2:I:285:LEU:HD23	2.16	0.46
2:I:734:LEU:N	2:I:734:LEU:HD12	2.31	0.46
2:I:905:ILE:H	2:I:905:ILE:HD12	1.80	0.46
2:I:910:LYS:O	2:I:914:ILE:HG13	2.16	0.46
2:I:918:LEU:HB3	2:I:968:LEU:HA	1.97	0.46
2:I:966:LEU:CD1	2:I:986:PRO:HG3	2.45	0.46
3:J:628:ARG:HA	3:J:746:ALA:HA	1.98	0.46
3:J:646:LYS:O	3:J:650:LEU:HG	2.16	0.46
3:J:697:GLY:C	3:J:760:ARG:HH22	2.18	0.46
3:J:1047:LYS:HG2	3:J:1053:PHE:CD1	2.51	0.46
3:J:1183:ILE:HG12	3:J:1185:GLU:O	2.16	0.46
3:J:1354:LYS:HE3	3:J:1355:VAL:CG2	2.46	0.46
5:A:391:ARG:O	5:A:395:ALA:N	2.48	0.46
5:B:150:PRO:O	5:B:378:LEU:HD21	2.15	0.46
5:E:152:ARG:HE	5:E:176:ARG:HD2	1.80	0.46

Continued on next page...

Continued from previous page...

Atom-1	Atom-2	Interatomic distance (Å)	Clash overlap (Å)
5:F:78:GLU:CB	5:F:86:ARG:NH2	2.79	0.46
5:F:216:ASP:OD2	5:F:276:ARG:HD2	2.15	0.46
5:F:397:MET:HE2	5:F:401:GLU:CB	2.46	0.46
1:G:183:ASP:OD1	1:G:183:ASP:N	2.47	0.46
2:I:44:ILE:HA	2:I:344:PHE:HE2	1.81	0.46
2:I:260:LEU:HD23	2:I:260:LEU:N	2.29	0.46
2:I:393:GLN:OE1	2:I:394:PHE:HB2	2.16	0.46
2:I:501:THR:HG21	2:I:513:VAL:CG1	2.46	0.46
2:I:557:ARG:CZ	2:I:879:ARG:HG2	2.45	0.46
2:I:595:LEU:HG	2:I:655:LEU:CD1	2.32	0.46
2:I:670:GLN:HG3	2:I:699:PHE:O	2.16	0.46
2:I:706:GLU:HB2	2:I:827:VAL:HG13	1.97	0.46
2:I:948:GLU:HG2	2:I:953:VAL:O	2.16	0.46
3:J:105:VAL:HG21	3:J:128:TYR:HE2	1.81	0.46
3:J:116:LEU:CB	3:J:118:LEU:HD11	2.46	0.46
3:J:480:GLU:O	3:J:484:PRO:HD2	2.16	0.46
3:J:509:PRO:O	3:J:512:MET:CB	2.64	0.46
3:J:567:ILE:HG22	3:J:571:LYS:HE3	1.98	0.46
3:J:794:GLN:NE2	3:J:905:PRO:HB3	2.31	0.46
3:J:1045:MET:CE	3:J:1076:GLY:H	2.28	0.46
3:J:1062:ARG:HA	3:J:1062:ARG:HD2	1.71	0.46
3:J:1154:GLU:HG2	3:J:1159:ARG:HB2	1.97	0.46
3:J:1383:ASP:CB	3:J:1416:ALA:HB3	2.45	0.46
3:J:1422:MET:HA	3:J:1426:LYS:NZ	2.31	0.46
3:J:1422:MET:HG3	3:J:1427:SER:HB2	1.97	0.46
5:A:101:ARG:HB3	5:A:259:ARG:HD2	1.97	0.46
5:A:183:VAL:HG22	5:A:326:ALA:HB3	1.98	0.46
5:C:137:LYS:HE2	5:C:137:LYS:HA	1.98	0.46
5:C:273:SER:HB3	5:C:276:ARG:HG3	1.98	0.46
1:H:94:LEU:HD11	1:H:119:ASP:HB2	1.95	0.45
1:H:151:VAL:CB	1:H:169:ALA:HB3	2.16	0.45
1:H:175:ARG:O	1:H:176:ARG:HB2	2.15	0.45
2:I:117:HIS:HB2	2:I:379:GLU:OE2	2.16	0.45
2:I:158:TYR:CZ	2:I:314:THR:HG23	2.51	0.45
2:I:578:VAL:H	2:I:671:ASN:HD21	1.62	0.45
2:I:1000:MET:SD	2:I:1002:GLU:HG3	2.56	0.45
3:J:203:ALA:HB1	3:J:393:ILE:HG21	1.97	0.45
3:J:498:VAL:HG13	3:J:1452:ILE:CG2	2.43	0.45
3:J:521:PRO:HB2	3:J:524:LEU:HD12	1.98	0.45
3:J:901:GLN:NE2	3:J:914:LEU:HD21	2.30	0.45
3:J:1481:VAL:HG11	4:K:17:TYR:C	2.37	0.45

Continued on next page...

Continued from previous page...

Atom-1	Atom-2	Interatomic distance (Å)	Clash overlap (Å)
5:C:98:TYR:HA	5:C:137:LYS:HE3	1.98	0.45
5:C:229:VAL:HG11	5:C:234:VAL:HG23	1.97	0.45
5:E:179:ARG:CD	5:E:309:GLY:HA2	2.46	0.45
2:I:306:THR:O	2:I:309:TYR:HB3	2.16	0.45
2:I:362:GLY:HA3	2:I:371:LYS:HD3	1.97	0.45
2:I:395:LYS:CE	2:I:407:LYS:HD2	2.45	0.45
2:I:451:LEU:CB	2:I:452:ILE:HD12	2.41	0.45
2:I:672:VAL:CG1	2:I:699:PHE:HE2	2.29	0.45
2:I:983:ILE:HG23	2:I:983:ILE:O	2.16	0.45
2:I:1030:GLN:N	3:J:626:SER:OG	2.31	0.45
3:J:105:VAL:HG13	3:J:124:GLU:HG2	1.98	0.45
3:J:470:LEU:HB2	3:J:503:LEU:CD2	2.24	0.45
3:J:618:LEU:HD12	3:J:1467:ILE:CD1	2.46	0.45
3:J:661:MET:CB	3:J:666:ILE:CD1	2.88	0.45
3:J:702:LEU:HA	3:J:747:VAL:HG12	1.98	0.45
3:J:759:ALA:O	3:J:763:MET:HB2	2.16	0.45
3:J:917:GLN:OE1	3:J:921:ARG:NH2	2.48	0.45
3:J:1136:LYS:O	3:J:1140:ILE:HG13	2.16	0.45
3:J:1152:GLU:HG2	3:J:1161:GLU:HA	1.95	0.45
3:J:1205:TYR:CE2	3:J:1215:VAL:HG21	2.51	0.45
3:J:1462:LEU:HD23	3:J:1462:LEU:C	2.36	0.45
5:B:172:ALA:HB2	5:B:350:LEU:HD21	1.98	0.45
5:B:272:ASP:OD1	5:B:273:SER:N	2.49	0.45
5:D:158:THR:HG22	5:D:165:THR:HG23	1.97	0.45
1:G:62:LEU:HG	1:G:63:HIS:N	2.32	0.45
1:G:185:ARG:CB	1:G:190:THR:HG23	2.47	0.45
1:H:62:LEU:HA	1:H:163:ASN:CG	2.37	0.45
2:I:35:PRO:HD2	2:I:38:LYS:CG	2.46	0.45
2:I:177:GLU:CD	2:I:179:ASN:HB2	2.37	0.45
2:I:546:LEU:CA	2:I:581:THR:HG21	2.46	0.45
2:I:605:LYS:HB3	2:I:610:ARG:CZ	2.47	0.45
2:I:638:ASP:N	2:I:659:PRO:HG3	2.25	0.45
2:I:1035:MET:HA	2:I:1038:TRP:CE3	2.51	0.45
3:J:399:ARG:HA	3:J:399:ARG:NE	2.30	0.45
3:J:563:PRO:HB2	3:J:566:ILE:HD12	1.98	0.45
3:J:815:ALA:HA	3:J:818:ARG:HD2	1.98	0.45
3:J:893:GLU:HA	3:J:896:ALA:CB	2.47	0.45
3:J:980:MET:CG	3:J:982:PHE:CE2	2.99	0.45
3:J:1333:HIS:CA	3:J:1421:LEU:HD23	2.46	0.45
3:J:1393:GLN:HG2	3:J:1398:TRP:CE2	2.51	0.45
3:J:1485:GLN:HA	4:K:25:LYS:NZ	2.31	0.45

Continued on next page...

Continued from previous page...

Atom-1	Atom-2	Interatomic distance (Å)	Clash overlap (Å)
5:B:297:ASP:HA	5:C:290:ARG:NH1	2.32	0.45
5:F:386:LYS:CD	5:F:419:PHE:HB2	2.46	0.45
1:G:14:ARG:HH12	1:G:24:VAL:CG2	2.28	0.45
1:G:15:THR:HG23	1:G:20:TYR:O	2.17	0.45
1:G:81:ASN:HA	1:G:84:GLU:HG2	1.99	0.45
1:G:123:MET:HG3	1:G:204:SER:OG	2.16	0.45
1:G:193:ASP:OD1	2:I:938:LYS:HE2	2.16	0.45
2:I:86:LYS:HZ3	2:I:812:GLY:N	2.14	0.45
2:I:292:ARG:CD	2:I:299:LYS:HB3	2.45	0.45
2:I:338:GLU:O	2:I:341:THR:HG22	2.16	0.45
2:I:384:GLU:HA	2:I:388:ARG:CZ	2.46	0.45
2:I:692:GLU:CD	2:I:852:ILE:HG12	2.37	0.45
2:I:693:GLU:HA	2:I:696:LYS:CE	2.47	0.45
2:I:863:ASP:CG	2:I:865:THR:HG22	2.37	0.45
3:J:19:ARG:N	3:J:19:ARG:HD2	2.31	0.45
3:J:25:GLU:OE2	3:J:94:GLU:HB2	2.17	0.45
3:J:29:PRO:HB2	3:J:545:ARG:HA	1.95	0.45
3:J:87:ARG:HA	3:J:521:PRO:CB	2.47	0.45
3:J:106:LYS:HG2	3:J:586:ARG:NH1	2.30	0.45
3:J:601:ARG:HH22	3:J:612:GLY:HA2	1.81	0.45
3:J:805:GLU:HA	3:J:832:ARG:CG	2.26	0.45
3:J:1124:GLN:HB3	3:J:1135:ARG:CG	2.44	0.45
3:J:1201:CYS:CB	3:J:1204:CYS:H	2.28	0.45
3:J:1367:HIS:O	3:J:1371:VAL:HG23	2.16	0.45
3:J:1426:LYS:HB3	3:J:1426:LYS:HE2	1.78	0.45
5:A:163:LEU:HD23	5:A:166:ARG:NH2	2.30	0.45
5:A:372:THR:OG1	5:A:375:GLU:HG2	2.16	0.45
5:D:273:SER:HB3	5:D:276:ARG:HG3	1.97	0.45
5:E:184:ALA:HB2	5:E:352:LEU:HB2	1.99	0.45
5:E:226:ARG:NE	5:E:226:ARG:HA	2.32	0.45
5:F:93:GLY:O	5:F:97:GLN:OE1	2.34	0.45
5:F:286:PRO:HB2	5:F:287:PRO:HD3	1.97	0.45
1:G:26:GLU:HB3	1:G:194:LYS:HG3	1.97	0.45
1:H:19:GLU:OE1	1:H:19:GLU:N	2.50	0.45
1:H:23:PHE:CD1	1:H:211:LEU:HD11	2.52	0.45
1:H:112:ARG:HH12	1:H:126:ASP:HA	1.80	0.45
1:H:117:VAL:HG11	1:H:120:VAL:HG23	1.98	0.45
2:I:256:TYR:CE1	2:I:293:PHE:HB2	2.52	0.45
2:I:402:SER:CB	2:I:566:THR:HG23	2.46	0.45
2:I:419:THR:HG23	2:I:419:THR:O	2.16	0.45
2:I:502:PRO:O	2:I:503:LEU:HD12	2.16	0.45

Continued on next page...

Continued from previous page...

Atom-1	Atom-2	Interatomic distance (Å)	Clash overlap (Å)
2:I:690:ILE:HD13	2:I:869:VAL:HG12	1.97	0.45
2:I:749:VAL:CG2	2:I:797:GLY:HA3	2.47	0.45
2:I:1085:PHE:O	2:I:1089:VAL:HG23	2.16	0.45
3:J:22:SER:OG	3:J:92:HIS:N	2.50	0.45
3:J:155:ASP:OD1	3:J:158:TYR:HD2	1.99	0.45
3:J:186:VAL:HG12	3:J:187:LYS:N	2.32	0.45
3:J:401:TYR:CD1	3:J:421:LEU:CD1	2.99	0.45
3:J:795:VAL:HG12	3:J:796:ARG:N	2.31	0.45
3:J:902:LEU:HD23	3:J:902:LEU:N	2.32	0.45
3:J:940:THR:O	3:J:943:THR:OG1	2.30	0.45
3:J:992:ILE:HD13	3:J:1054:GLU:HG3	1.98	0.45
3:J:1100:ASP:O	3:J:1103:HIS:CE1	2.70	0.45
3:J:1129:THR:HG23	3:J:1130:ARG:N	2.32	0.45
3:J:1191:PRO:HD2	3:J:1369:GLU:CD	2.36	0.45
3:J:1277:ILE:O	3:J:1321:ALA:HA	2.16	0.45
3:J:1309:ALA:HB1	3:J:1311:LEU:HD11	1.99	0.45
3:J:1396:GLU:O	3:J:1399:ASP:OD1	2.34	0.45
3:J:1406:ARG:CG	3:J:1412:LYS:CD	2.95	0.45
4:K:35:PHE:CZ	4:K:63:TRP:CD2	3.05	0.45
4:K:96:GLU:OE1	4:K:96:GLU:HA	2.17	0.45
5:C:190:LYS:HZ1	5:C:327:LEU:HG	1.82	0.45
5:F:101:ARG:HB3	5:F:259:ARG:HD2	1.97	0.45
1:G:64:GLU:CD	1:G:76:VAL:HG22	2.36	0.45
1:H:176:ARG:HD2	1:H:177:VAL:O	2.16	0.45
2:I:73:LEU:HD12	2:I:92:ALA:CB	2.42	0.45
2:I:98:LEU:HD12	2:I:98:LEU:O	2.17	0.45
2:I:134:ARG:NE	2:I:134:ARG:HA	2.30	0.45
2:I:272:ALA:O	2:I:276:LYS:HD2	2.17	0.45
2:I:707:ARG:NH2	2:I:824:ARG:HD3	2.31	0.45
2:I:738:ASP:HB3	2:I:744:ARG:HB3	1.98	0.45
2:I:802:ARG:HB2	2:I:826:TYR:HB2	1.99	0.45
2:I:976:ASP:OD1	2:I:978:ARG:HG2	2.17	0.45
3:J:126:VAL:O	3:J:130:SER:HB3	2.17	0.45
3:J:169:TYR:OH	3:J:198:ARG:HG2	2.16	0.45
3:J:398:ALA:HB2	3:J:447:VAL:CA	2.44	0.45
3:J:698:LYS:O	3:J:717:GLN:HG3	2.17	0.45
3:J:882:PHE:CE2	3:J:900:ILE:HD11	2.52	0.45
3:J:897:TRP:CA	3:J:900:ILE:HG22	2.45	0.45
3:J:1111:ASP:CG	3:J:1203:LYS:HD2	2.37	0.45
3:J:1123:PHE:HA	3:J:1135:ARG:N	2.31	0.45
3:J:1432:LYS:NZ	3:J:1433:SER:HB2	2.31	0.45

Continued on next page...

Continued from previous page...

Atom-1	Atom-2	Interatomic distance (Å)	Clash overlap (Å)
4:K:24:ALA:C	4:K:28:GLN:HE21	2.18	0.45
4:K:41:GLU:HG2	4:K:45:ARG:HH21	1.82	0.45
5:A:257:ALA:O	5:A:261:VAL:HG23	2.17	0.45
5:B:170:LEU:HD21	5:B:415:ASN:HD21	1.82	0.45
5:B:202:LEU:HD23	5:B:210:VAL:HG21	1.98	0.45
5:C:166:ARG:HG2	5:C:410:LEU:HD13	1.99	0.45
5:D:152:ARG:HE	5:D:176:ARG:HD3	1.82	0.45
5:F:149:PHE:CE1	5:F:374:ARG:HG3	2.51	0.45
1:G:48:ILE:HG22	1:G:173:PRO:HD2	1.99	0.45
2:I:78:PHE:HB3	2:I:79:PRO:HD2	1.99	0.45
2:I:250:ARG:HB3	2:I:253:ALA:HB3	1.99	0.45
2:I:576:ALA:HB1	2:I:580:MET:CE	2.46	0.45
2:I:714:ASP:HA	2:I:719:PRO:HB3	1.99	0.45
2:I:1006:HIS:O	3:J:627:GLY:HA2	2.17	0.45
3:J:87:ARG:HA	3:J:521:PRO:HB2	1.98	0.45
3:J:521:PRO:CB	3:J:524:LEU:HD12	2.47	0.45
3:J:538:SER:OG	3:J:540:LEU:CD1	2.64	0.45
3:J:633:VAL:HG22	3:J:635:PRO:CD	2.39	0.45
3:J:661:MET:SD	3:J:673:ALA:CB	3.05	0.45
3:J:760:ARG:HH12	4:K:59:ASN:ND2	2.13	0.45
3:J:902:LEU:H	3:J:902:LEU:CD2	2.29	0.45
3:J:907:GLU:CD	3:J:908:LYS:HG2	2.37	0.45
3:J:1124:GLN:HG2	3:J:1133:ARG:HG3	1.98	0.45
3:J:1268:PRO:HB2	3:J:1329:ALA:HB3	1.97	0.45
4:K:45:ARG:HG3	4:K:63:TRP:CZ3	2.52	0.45
5:A:297:ASP:OD1	5:A:298:SER:N	2.50	0.45
5:A:359:ARG:NH2	5:A:404:GLU:OE2	2.28	0.45
5:B:101:ARG:HB3	5:B:259:ARG:HD2	1.99	0.45
5:B:153:GLN:HA	5:B:175:GLY:HA2	1.98	0.45
5:E:94:LEU:CA	5:E:97:GLN:OE1	2.63	0.45
5:F:190:LYS:NZ	8:F:1000:ADP:O2B	2.44	0.45
1:G:20:TYR:OH	1:G:198:ARG:HB2	2.17	0.45
1:G:72:LYS:HE3	2:I:641:PRO:CB	2.47	0.45
1:H:2:LEU:O	1:H:6:LEU:HD23	2.17	0.45
2:I:39:ARG:O	2:I:39:ARG:HG2	2.17	0.45
2:I:144:PRO:O	2:I:276:LYS:NZ	2.47	0.45
2:I:679:PHE:HB2	2:I:870:ILE:HD12	1.99	0.45
2:I:736:ASP:O	2:I:744:ARG:HG2	2.17	0.45
2:I:1081:VAL:HB	2:I:1086:ARG:HE	1.82	0.45
3:J:82:LYS:HG2	3:J:83:SER:H	1.81	0.45
3:J:171:LEU:HD12	3:J:172:PRO:HD2	1.99	0.45

Continued on next page...

Continued from previous page...

Atom-1	Atom-2	Interatomic distance (Å)	Clash overlap (Å)
3:J:421:LEU:CB	3:J:444:VAL:HG11	2.37	0.45
3:J:552:ASN:O	3:J:556:LYS:HE3	2.17	0.45
3:J:660:LYS:HZ2	3:J:664:LYS:CG	2.29	0.45
3:J:843:PHE:O	3:J:866:VAL:HA	2.17	0.45
3:J:978:TYR:CE1	3:J:985:ASP:HA	2.52	0.45
3:J:1194:CYS:SG	3:J:1204:CYS:HB3	2.54	0.45
3:J:1292:VAL:O	3:J:1303:TYR:HD2	1.99	0.45
4:K:89:MET:O	4:K:93:TYR:HD2	2.00	0.45
5:B:216:ASP:OD1	5:B:239:PHE:HA	2.16	0.45
5:F:350:LEU:HD12	5:F:370:SER:HB3	1.98	0.45
1:G:31:GLY:O	1:H:42:ARG:NH2	2.40	0.45
1:G:64:GLU:HG2	1:G:76:VAL:CG2	2.44	0.45
1:H:13:VAL:HG22	1:H:23:PHE:HD2	1.82	0.45
1:H:79:ILE:HG13	1:H:80:LEU:HD12	1.98	0.45
2:I:9:ILE:HG13	2:I:9:ILE:O	2.17	0.45
2:I:39:ARG:NH1	2:I:40:GLU:HA	2.32	0.45
2:I:176:VAL:HG23	2:I:176:VAL:O	2.17	0.45
2:I:347:GLY:CA	2:I:378:LEU:HB2	2.47	0.45
2:I:644:VAL:HG22	2:I:647:GLN:HB2	1.99	0.45
2:I:801:VAL:HG22	2:I:826:TYR:C	2.36	0.45
3:J:508:ARG:HB2	3:J:511:TRP:CH2	2.52	0.45
3:J:573:MET:CA	3:J:576:GLU:HG2	2.47	0.45
3:J:1093:TYR:CZ	3:J:1097:LYS:HE3	2.51	0.45
5:B:397:MET:HE2	5:B:401:GLU:HB2	1.98	0.45
5:B:414:LYS:HB3	5:B:417:LYS:HE2	1.97	0.45
5:D:397:MET:SD	5:D:401:GLU:HB2	2.57	0.45
5:E:375:GLU:OE2	5:E:387:MET:HE3	2.17	0.45
1:H:109:VAL:HG22	1:H:130:ALA:HB3	1.99	0.45
1:H:127:LEU:HG	1:H:129:ILE:HD11	1.99	0.45
1:H:177:VAL:CG1	1:H:199:ILE:HG23	2.34	0.45
2:I:14:PRO:O	2:I:458:TYR:HE1	1.99	0.45
2:I:69:LEU:HD12	2:I:109:LYS:HE3	1.98	0.45
2:I:71:TYR:O	2:I:72:ARG:HB3	2.16	0.45
2:I:101:ILE:HD12	2:I:107:LEU:HB3	1.95	0.45
2:I:250:ARG:CG	2:I:253:ALA:HB2	2.47	0.45
2:I:529:VAL:HG13	2:I:531:PHE:O	2.16	0.45
2:I:578:VAL:O	2:I:900:ARG:HG3	2.17	0.45
2:I:595:LEU:CG	2:I:655:LEU:HB2	2.47	0.45
2:I:671:ASN:HD21	2:I:993:PHE:HB2	1.81	0.45
2:I:683:ASN:ND2	2:I:872:ASN:HA	2.32	0.45
2:I:808:ARG:HH21	2:I:815:LEU:HD22	1.82	0.45

Continued on next page...

Continued from previous page...

Atom-1	Atom-2	Interatomic distance (Å)	Clash overlap (Å)
2:I:946:ARG:O	2:I:949:LYS:HB2	2.17	0.45
2:I:1095:LEU:HG	3:J:603:LEU:HD13	1.99	0.45
3:J:14:SER:O	3:J:17:LYS:HB3	2.17	0.45
3:J:45:PHE:HA	3:J:50:PHE:CE2	2.51	0.45
3:J:47:GLU:OE1	3:J:86:ARG:HD2	2.17	0.45
3:J:140:ALA:HA	3:J:147:VAL:CG2	2.47	0.45
3:J:177:ALA:HB1	3:J:393:ILE:CD1	2.47	0.45
3:J:177:ALA:CB	3:J:393:ILE:HD11	2.47	0.45
3:J:646:LYS:HD2	3:J:688:TRP:NE1	2.32	0.45
3:J:796:ARG:HG2	3:J:1017:PHE:HE2	1.81	0.45
3:J:1011:PHE:HB3	3:J:1021:TYR:CG	2.52	0.45
3:J:1143:GLY:C	3:J:1144:LEU:HD22	2.36	0.45
3:J:1232:PRO:O	3:J:1235:GLN:HG3	2.17	0.45
3:J:1279:GLY:HA2	3:J:1318:TYR:CE1	2.52	0.45
3:J:1295:GLU:HA	3:J:1300:SER:HA	1.98	0.45
3:J:1323:GLN:NE2	3:J:1324:PRO:O	2.50	0.45
4:K:8:LYS:HB3	4:K:12:MET:HE1	1.99	0.45
5:C:311:ALA:HB2	5:C:322:ILE:HD12	1.99	0.45
5:D:193:LEU:O	5:D:197:ILE:HG13	2.17	0.45
5:D:414:LYS:HG2	5:D:415:ASN:N	2.32	0.45
1:G:63:HIS:CE1	1:G:66:SER:HB2	2.51	0.44
1:G:124:ASN:ND2	1:G:127:LEU:HD22	2.32	0.44
1:H:185:ARG:CG	1:H:190:THR:HG23	2.47	0.44
2:I:1:MET:HG3	2:I:900:ARG:H	1.80	0.44
2:I:87:ASP:CG	2:I:824:ARG:HH22	2.21	0.44
2:I:250:ARG:HG2	2:I:253:ALA:HB2	2.00	0.44
2:I:445:GLU:HG3	2:I:449:ILE:HD12	1.98	0.44
2:I:676:ILE:HG23	2:I:676:ILE:O	2.16	0.44
2:I:682:TYR:OH	3:J:636:GLN:NE2	2.50	0.44
2:I:728:HIS:ND1	2:I:729:LEU:HG	2.32	0.44
2:I:756:VAL:HB	2:I:790:LEU:CB	2.45	0.44
2:I:1104:GLU:HB3	3:J:6:ARG:HH21	1.82	0.44
3:J:505:SER:OG	3:J:1453:ALA:HA	2.17	0.44
3:J:1045:MET:CE	3:J:1073:SER:HA	2.47	0.44
3:J:1045:MET:H	3:J:1052:THR:HG23	1.82	0.44
3:J:1111:ASP:HB2	3:J:1203:LYS:NZ	2.32	0.44
3:J:1314:LYS:HE2	3:J:1317:ASP:OD2	2.17	0.44
4:K:46:PRO:CB	4:K:54:LEU:HG	2.45	0.44
4:K:48:MET:HB2	4:K:51:LEU:O	2.16	0.44
5:F:170:LEU:HD21	5:F:415:ASN:ND2	2.33	0.44
5:F:247:ILE:HG22	5:F:251:GLU:OE1	2.17	0.44

Continued on next page...

Continued from previous page...

Atom-1	Atom-2	Interatomic distance (Å)	Clash overlap (Å)
1:H:61:VAL:CG2	1:H:68:ILE:HD11	2.47	0.44
2:I:5:ARG:HA	2:I:902:ILE:HB	1.98	0.44
2:I:274:ARG:N	2:I:285:LEU:HD13	2.32	0.44
2:I:424:GLY:O	2:I:428:ARG:HG3	2.16	0.44
2:I:460:ARG:HE	2:I:485:TYR:HE2	1.64	0.44
2:I:470:PRO:HB2	2:I:483:VAL:HG11	1.97	0.44
2:I:573:ARG:C	2:I:670:GLN:HE22	2.18	0.44
2:I:578:VAL:HG13	2:I:671:ASN:HD22	1.81	0.44
3:J:7:LYS:HA	3:J:1459:LEU:HD13	1.99	0.44
3:J:133:ILE:HB	3:J:153:LEU:HD11	1.99	0.44
3:J:399:ARG:HB2	3:J:431:VAL:HG21	1.99	0.44
3:J:760:ARG:HH11	4:K:61:VAL:HG21	1.83	0.44
3:J:959:GLU:CG	3:J:1006:ALA:HB1	2.42	0.44
3:J:997:THR:O	3:J:1000:THR:HG22	2.17	0.44
3:J:1106:VAL:HG22	3:J:1107:VAL:N	2.32	0.44
3:J:1106:VAL:HG12	3:J:1108:ARG:NH1	2.32	0.44
3:J:1107:VAL:CG2	3:J:1221:VAL:HG21	2.47	0.44
3:J:1121:PRO:HB2	3:J:1135:ARG:HH22	1.82	0.44
3:J:1124:GLN:NE2	3:J:1127:GLU:HG3	2.33	0.44
3:J:1220:ALA:HB2	3:J:1474:ALA:CB	2.47	0.44
3:J:1266:ARG:O	3:J:1332:PRO:HD2	2.17	0.44
3:J:1476:THR:HG22	3:J:1476:THR:O	2.17	0.44
3:J:1487:VAL:CG2	4:K:85:LEU:HD11	2.47	0.44
3:J:1489:GLN:HA	3:J:1492:LEU:HD13	1.99	0.44
5:B:193:LEU:O	5:B:197:ILE:HG13	2.17	0.44
5:C:186:PRO:HA	8:C:1000:ADP:O1B	2.17	0.44
5:F:179:ARG:HG2	5:F:346:GLY:HA2	2.00	0.44
1:G:109:VAL:HG21	1:G:138:LEU:HD23	2.00	0.44
1:G:184:THR:HG23	1:G:192:LEU:CB	2.47	0.44
1:G:212:ASN:OD1	1:G:213:GLN:N	2.49	0.44
1:G:213:GLN:O	1:G:217:ILE:HG13	2.18	0.44
1:H:43:ILE:CG2	1:H:47:SER:HB3	2.48	0.44
1:H:105:GLY:HA2	1:H:135:GLY:H	1.83	0.44
2:I:181:VAL:HG13	2:I:190:LYS:HE3	1.99	0.44
2:I:271:GLU:HA	2:I:275:TYR:HB3	1.98	0.44
2:I:412:ALA:HB1	2:I:419:THR:HG21	2.00	0.44
2:I:472:ARG:O	2:I:532:MET:N	2.37	0.44
2:I:657:ASP:HB3	2:I:661:SER:HB3	2.00	0.44
2:I:707:ARG:CZ	2:I:824:ARG:HD3	2.47	0.44
2:I:711:GLU:CG	2:I:822:VAL:HA	2.47	0.44
3:J:177:ALA:HB3	3:J:205:TYR:OH	2.17	0.44

Continued on next page...

Continued from previous page...

Atom-1	Atom-2	Interatomic distance (Å)	Clash overlap (Å)
3:J:418:GLY:N	3:J:430:ASP:HA	2.31	0.44
3:J:893:GLU:OE2	3:J:894:LYS:CE	2.63	0.44
3:J:971:LEU:HD13	3:J:996:TRP:NE1	2.31	0.44
3:J:1156:LEU:HD11	3:J:1176:LYS:HG2	1.99	0.44
5:A:111:ARG:HB3	5:A:123:LEU:HD11	1.98	0.44
5:A:290:ARG:NH2	5:F:291:THR:HG23	2.32	0.44
5:B:84:GLU:O	5:B:87:VAL:HG22	2.18	0.44
5:D:212:VAL:HB	5:D:234:VAL:HG22	2.00	0.44
1:G:72:LYS:HE2	2:I:641:PRO:O	2.18	0.44
1:G:123:MET:C	1:G:125:PRO:HD3	2.37	0.44
2:I:175:GLU:HG2	2:I:183:SER:HB3	1.99	0.44
2:I:292:ARG:HB2	2:I:299:LYS:H	1.81	0.44
2:I:367:LEU:HD12	2:I:372:LEU:CG	2.46	0.44
2:I:376:ARG:HB3	2:I:377:PRO:HD3	2.00	0.44
2:I:479:VAL:HG22	2:I:506:ASN:CA	2.46	0.44
2:I:482:GLU:OE1	2:I:484:VAL:HG23	2.17	0.44
2:I:530:GLU:OE1	2:I:530:GLU:N	2.44	0.44
2:I:603:VAL:CG2	2:I:647:GLN:H	2.30	0.44
2:I:689:VAL:HG11	2:I:870:ILE:HD11	2.00	0.44
2:I:924:VAL:HA	2:I:928:LYS:HZ1	1.80	0.44
2:I:926:PHE:HA	2:I:929:ARG:HB2	1.97	0.44
2:I:959:PRO:HA	2:I:962:GLN:CG	2.47	0.44
3:J:583:ASP:HA	3:J:602:SER:OG	2.17	0.44
3:J:704:ARG:HA	3:J:745:MET:HG2	2.00	0.44
3:J:743:ASP:OD1	3:J:743:ASP:N	2.50	0.44
3:J:917:GLN:NE2	3:J:920:LEU:HD12	2.32	0.44
3:J:960:LYS:CG	3:J:1003:VAL:HG21	2.47	0.44
4:K:84:ARG:NH2	4:K:87:LYS:HD2	2.28	0.44
5:B:170:LEU:HD21	5:B:415:ASN:ND2	2.32	0.44
5:B:285:THR:HG21	5:B:297:ASP:OD2	2.17	0.44
5:C:66:LEU:HD22	5:C:100:LEU:HB3	1.98	0.44
5:F:93:GLY:O	5:F:96:LYS:N	2.51	0.44
5:F:254:HIS:O	5:F:258:LYS:HG3	2.17	0.44
1:G:70:GLY:H	2:I:607:ASP:CG	2.19	0.44
1:G:106:PRO:HA	1:G:132:LEU:O	2.17	0.44
1:H:62:LEU:CA	1:H:163:ASN:HD21	2.29	0.44
1:H:82:LEU:HG	1:H:129:ILE:HG23	1.98	0.44
2:I:43:GLY:HA2	2:I:341:THR:OG1	2.17	0.44
2:I:211:LEU:CD2	2:I:221:LEU:HD21	2.45	0.44
2:I:516:ARG:NE	2:I:516:ARG:HA	2.33	0.44
2:I:670:GLN:HB2	2:I:700:TYR:CZ	2.52	0.44

Continued on next page...

Continued from previous page...

Atom-1	Atom-2	Interatomic distance (Å)	Clash overlap (Å)
2:I:838:LYS:HB3	2:I:848:VAL:HG22	2.00	0.44
2:I:861:LEU:CD2	2:I:863:ASP:HB3	2.29	0.44
2:I:911:GLU:HA	2:I:914:ILE:HG13	1.99	0.44
3:J:109:PRO:O	3:J:111:LYS:HE3	2.18	0.44
3:J:403:PHE:HB2	3:J:423:ASP:OD1	2.18	0.44
3:J:477:LEU:HB3	3:J:481:MET:CE	2.46	0.44
3:J:750:PRO:O	3:J:756:GLN:OE1	2.35	0.44
3:J:840:LYS:HB3	3:J:841:TYR:CD2	2.52	0.44
3:J:1149:LEU:HD11	3:J:1160:LEU:HB3	1.98	0.44
3:J:1277:ILE:HG22	3:J:1278:ASP:N	2.32	0.44
3:J:1349:VAL:HG22	3:J:1368:ILE:HG22	2.00	0.44
4:K:40:LEU:O	4:K:44:GLU:O	2.36	0.44
4:K:59:ASN:OD1	4:K:61:VAL:CG2	2.66	0.44
5:D:297:ASP:HB2	5:E:290:ARG:NH1	2.31	0.44
5:E:101:ARG:HB3	5:E:259:ARG:HD2	1.99	0.44
5:E:167:VAL:O	5:E:171:LEU:HB2	2.17	0.44
1:G:59:GLU:OE2	1:G:141:GLU:OE2	2.34	0.44
1:G:192:LEU:HD23	1:G:192:LEU:HA	1.78	0.44
1:H:18:ARG:HH12	1:H:88:ARG:NH1	2.10	0.44
1:H:83:LYS:NZ	1:H:167:VAL:HG13	2.33	0.44
2:I:5:ARG:HD3	2:I:8:ARG:HH12	1.82	0.44
2:I:57:GLU:O	2:I:62:GLY:HA3	2.17	0.44
2:I:439:CYS:HB2	2:I:541:SER:N	2.32	0.44
2:I:494:TYR:HB3	2:I:530:GLU:OE1	2.18	0.44
2:I:676:ILE:HG23	3:J:948:THR:HB	2.00	0.44
2:I:808:ARG:NE	2:I:808:ARG:HA	2.33	0.44
2:I:911:GLU:N	2:I:912:PRO:CD	2.81	0.44
3:J:434:ARG:O	3:J:447:VAL:N	2.51	0.44
3:J:565:ILE:HG13	3:J:566:ILE:H	1.81	0.44
3:J:625:TYR:CE2	3:J:751:LEU:HD21	2.53	0.44
3:J:649:ALA:O	3:J:653:PHE:HD1	2.00	0.44
3:J:664:LYS:HB2	3:J:666:ILE:HG13	2.00	0.44
3:J:1383:ASP:O	3:J:1415:VAL:HA	2.17	0.44
4:K:9:LEU:O	4:K:13:VAL:HG23	2.17	0.44
4:K:48:MET:HG2	4:K:54:LEU:HB2	1.99	0.44
5:C:166:ARG:HG3	5:C:415:ASN:HB2	1.99	0.44
5:C:213:LEU:HA	5:C:235:ILE:O	2.18	0.44
5:D:150:PRO:O	5:D:378:LEU:HD21	2.18	0.44
5:D:313:ASN:OD1	5:D:315:ARG:NH1	2.51	0.44
5:E:141:ARG:NH1	5:E:262:GLU:OE2	2.51	0.44
5:F:273:SER:HB3	5:F:276:ARG:HG3	1.98	0.44

Continued on next page...

Continued from previous page...

Atom-1	Atom-2	Interatomic distance (Å)	Clash overlap (Å)
1:G:174:VAL:CG1	1:G:177:VAL:HG23	2.48	0.44
1:G:185:ARG:HG2	1:G:190:THR:CG2	2.48	0.44
1:H:20:TYR:OH	1:H:198:ARG:HB2	2.17	0.44
1:H:72:LYS:NZ	1:H:131:THR:OG1	2.51	0.44
2:I:206:THR:O	2:I:210:GLU:OE1	2.34	0.44
2:I:897:LEU:HD12	2:I:901:TYR:HH	1.82	0.44
2:I:1054:THR:HB	2:I:1059:ASP:OD2	2.18	0.44
2:I:1090:LYS:HD3	3:J:88:TYR:CD1	2.50	0.44
3:J:21:TRP:HZ2	3:J:518:PRO:CG	2.31	0.44
3:J:728:LEU:HD23	3:J:729:HIS:C	2.38	0.44
3:J:1044:LEU:HD23	3:J:1056:PRO:HB3	1.99	0.44
3:J:1362:LYS:HB3	3:J:1362:LYS:HE2	1.68	0.44
3:J:1388:ARG:CB	3:J:1391:GLU:OE2	2.65	0.44
3:J:1389:LEU:H	3:J:1389:LEU:HD23	1.83	0.44
3:J:1450:ALA:O	3:J:1455:LYS:HG3	2.17	0.44
3:J:1471:LEU:HD12	3:J:1471:LEU:HA	1.67	0.44
5:B:189:GLY:O	5:B:193:LEU:HD23	2.18	0.44
5:E:216:ASP:OD1	5:E:239:PHE:HA	2.17	0.44
5:E:387:MET:SD	5:E:388:TRP:N	2.91	0.44
5:E:397:MET:SD	5:E:405:MET:HE2	2.57	0.44
1:G:60:ASP:CG	1:G:137:ARG:HH11	2.21	0.44
1:G:81:ASN:HA	1:G:84:GLU:CG	2.48	0.44
1:G:109:VAL:HG12	1:G:129:ILE:HB	2.00	0.44
1:G:219:ARG:HD2	1:G:220:GLU:N	2.33	0.44
1:H:64:GLU:OE1	1:H:65:PHE:CE1	2.71	0.44
1:H:107:LYS:H	1:H:132:LEU:HB2	1.82	0.44
1:H:114:PHE:HZ	1:H:140:MET:HE1	1.83	0.44
1:H:175:ARG:NH1	1:H:202:ASP:HB3	2.27	0.44
1:H:213:GLN:O	1:H:217:ILE:CD1	2.64	0.44
2:I:19:THR:O	2:I:19:THR:CG2	2.66	0.44
2:I:238:LEU:O	2:I:241:LEU:HB3	2.18	0.44
2:I:600:ASP:O	2:I:616:GLU:N	2.34	0.44
2:I:674:VAL:HG11	2:I:992:MET:HG3	2.00	0.44
2:I:722:ILE:HG22	2:I:741:GLY:CA	2.48	0.44
2:I:870:ILE:HG13	2:I:870:ILE:O	2.18	0.44
2:I:1002:GLU:HA	3:J:628:ARG:NH1	2.27	0.44
2:I:1090:LYS:HZ3	2:I:1112:PHE:HZ	1.66	0.44
3:J:443:VAL:HG11	3:J:445:ARG:NH2	2.32	0.44
3:J:645:PRO:HB3	3:J:723:GLY:O	2.17	0.44
3:J:869:MET:HE1	3:J:894:LYS:NZ	2.33	0.44
3:J:1394:VAL:O	3:J:1398:TRP:CD1	2.71	0.44

Continued on next page...

Continued from previous page...

Atom-1	Atom-2	Interatomic distance (Å)	Clash overlap (Å)
3:J:1423:GLY:O	3:J:1427:SER:N	2.42	0.44
5:A:111:ARG:NH1	5:A:112:PRO:O	2.51	0.44
5:A:296:LEU:HD11	5:A:338:ILE:HG13	1.99	0.44
5:B:285:THR:OG1	5:B:300:ALA:HB2	2.18	0.44
5:C:182:ILE:HG12	5:C:325:THR:HA	2.00	0.44
5:C:198:ALA:O	5:C:202:LEU:HG	2.18	0.44
5:E:416:ASN:O	5:E:420:LEU:HD23	2.18	0.44
1:H:12:THR:OG1	1:H:24:VAL:HB	2.17	0.44
1:H:141:GLU:CG	1:H:161:ARG:CZ	2.96	0.44
2:I:136:ILE:CG2	2:I:336:VAL:HG13	2.31	0.44
2:I:258:TYR:CD2	2:I:258:TYR:O	2.69	0.44
2:I:302:VAL:HG13	2:I:303:PHE:N	2.33	0.44
2:I:406:HIS:HA	2:I:409:ARG:HD3	1.99	0.44
2:I:455:LEU:HD23	2:I:455:LEU:N	2.33	0.44
2:I:474:VAL:HG22	2:I:530:GLU:C	2.39	0.44
2:I:572:ILE:HG13	2:I:573:ARG:H	1.82	0.44
2:I:578:VAL:HG11	2:I:991:GLN:HB2	2.00	0.44
2:I:683:ASN:C	2:I:872:ASN:HB2	2.38	0.44
2:I:753:ASP:N	2:I:792:VAL:HB	2.31	0.44
2:I:890:LEU:HD23	2:I:890:LEU:C	2.38	0.44
3:J:82:LYS:CD	3:J:83:SER:H	2.31	0.44
3:J:631:ILE:CG2	3:J:632:VAL:N	2.81	0.44
3:J:708:LEU:CD2	3:J:1231:GLU:CG	2.94	0.44
3:J:793:THR:HG21	3:J:906:GLN:CG	2.48	0.44
3:J:803:GLY:HA3	3:J:816:HIS:CE1	2.53	0.44
3:J:908:LYS:HG2	3:J:1027:GLY:HA3	1.99	0.44
3:J:970:LYS:O	3:J:974:ILE:HG13	2.18	0.44
3:J:973:GLN:HA	3:J:976:GLN:HG2	2.00	0.44
3:J:1376:MET:HE1	3:J:1422:MET:CG	2.41	0.44
3:J:1405:GLU:CG	3:J:1406:ARG:HH11	2.31	0.44
5:C:101:ARG:NH2	5:C:262:GLU:OE1	2.50	0.44
5:F:407:LEU:HD23	5:F:407:LEU:C	2.38	0.44
1:G:43:ILE:HG23	1:G:47:SER:HB2	1.99	0.43
1:G:64:GLU:HA	1:G:75:VAL:HG11	2.00	0.43
1:H:57:TYR:HB3	1:H:161:ARG:NH2	2.33	0.43
2:I:10:ARG:NE	2:I:10:ARG:CA	2.80	0.43
2:I:138:SER:HB3	2:I:334:ARG:O	2.18	0.43
2:I:195:LEU:HD12	2:I:234:ALA:HB1	2.00	0.43
2:I:252:LYS:CE	2:I:298:PHE:CE2	3.01	0.43
2:I:274:ARG:HH22	2:I:284:ARG:HG3	1.82	0.43
2:I:304:LEU:HG	2:I:305:PRO:CD	2.37	0.43

Continued on next page...

Continued from previous page...

Atom-1	Atom-2	Interatomic distance (Å)	Clash overlap (Å)
2:I:367:LEU:HB3	2:I:371:LYS:HD2	1.96	0.43
2:I:1005:MET:HE2	3:J:651:GLU:OE2	2.18	0.43
2:I:1043:TYR:HD2	3:J:762:GLN:O	2.01	0.43
3:J:8:VAL:CG1	3:J:1434:TRP:HZ2	2.30	0.43
3:J:15:PRO:HG3	3:J:515:GLU:HG2	1.99	0.43
3:J:23:TYR:N	3:J:90:MET:O	2.48	0.43
3:J:661:MET:CE	3:J:666:ILE:CG2	2.93	0.43
3:J:799:LYS:CG	3:J:826:PRO:HG2	2.48	0.43
3:J:996:TRP:HB2	3:J:1044:LEU:HD11	2.00	0.43
3:J:1122:LEU:HD13	3:J:1184:GLN:C	2.38	0.43
3:J:1123:PHE:HA	3:J:1135:ARG:H	1.83	0.43
3:J:1220:ALA:CB	3:J:1223:ILE:HD13	2.34	0.43
5:D:152:ARG:HE	5:D:176:ARG:HD2	1.83	0.43
1:G:85:LEU:HA	1:G:127:LEU:CD2	2.48	0.43
1:G:86:VAL:HG13	1:G:86:VAL:O	2.18	0.43
2:I:12:VAL:CG1	2:I:483:VAL:HG21	2.48	0.43
2:I:46:ALA:HB3	2:I:345:ARG:HH21	1.82	0.43
2:I:48:PHE:HE2	2:I:71:TYR:CB	2.26	0.43
2:I:191:PHE:CD1	2:I:241:LEU:HD13	2.52	0.43
2:I:309:TYR:CE1	2:I:321:GLU:CB	2.88	0.43
2:I:503:LEU:HD11	2:I:508:ILE:HD12	1.98	0.43
2:I:574:ALA:HB1	2:I:667:ALA:O	2.18	0.43
2:I:692:GLU:HG2	2:I:853:LEU:C	2.35	0.43
2:I:894:GLY:HA2	2:I:897:LEU:HB2	2.00	0.43
3:J:45:PHE:CE1	3:J:527:MET:CE	3.01	0.43
3:J:126:VAL:CG1	3:J:132:TYR:CE2	3.01	0.43
3:J:399:ARG:CB	3:J:431:VAL:HG21	2.48	0.43
3:J:984:THR:HG23	3:J:987:GLU:OE2	2.18	0.43
3:J:1047:LYS:HD3	3:J:1053:PHE:CE1	2.53	0.43
3:J:1283:ILE:HA	3:J:1292:VAL:HA	1.99	0.43
3:J:1314:LYS:HE3	3:J:1317:ASP:HB2	1.99	0.43
4:K:13:VAL:HG21	4:K:19:LEU:CD1	2.34	0.43
4:K:38:THR:HA	4:K:67:GLU:OE2	2.18	0.43
4:K:48:MET:CG	4:K:54:LEU:HB2	2.48	0.43
4:K:56:ASP:O	4:K:57:ASP:HB3	2.19	0.43
5:A:66:LEU:HD22	5:A:100:LEU:HB3	2.00	0.43
5:A:172:ALA:HA	5:A:372:THR:HG23	1.99	0.43
5:A:187:LYS:HE3	5:B:373:ARG:HG2	2.00	0.43
5:B:177:GLY:N	5:B:321:THR:OG1	2.50	0.43
5:C:184:ALA:HB1	5:C:188:ALA:HB3	2.00	0.43
5:E:208:ILE:HG21	5:E:268:MET:SD	2.57	0.43

Continued on next page...

Continued from previous page...

Atom-1	Atom-2	Interatomic distance (Å)	Clash overlap (Å)
1:G:66:SER:OG	1:G:67:THR:N	2.51	0.43
1:G:133:GLU:OE1	2:I:607:ASP:HA	2.18	0.43
1:G:150:TYR:CD2	1:G:170:VAL:HG12	2.53	0.43
2:I:198:ARG:NH2	2:I:221:LEU:O	2.50	0.43
2:I:355:VAL:HG22	2:I:372:LEU:HD22	1.99	0.43
2:I:497:ALA:HB3	2:I:532:MET:HG2	2.01	0.43
2:I:550:LEU:HD12	2:I:905:ILE:CG2	2.48	0.43
2:I:604:ALA:HB3	2:I:612:VAL:O	2.18	0.43
2:I:662:GLU:N	2:I:667:ALA:HB3	2.32	0.43
2:I:862:PRO:CG	2:I:973:VAL:HG13	2.48	0.43
2:I:892:LEU:HD22	2:I:989:VAL:O	2.17	0.43
2:I:1005:MET:CG	3:J:647:ARG:HH12	2.31	0.43
3:J:486:ARG:HD2	3:J:486:ARG:C	2.38	0.43
3:J:1113:GLY:H	3:J:1195:GLN:NE2	2.16	0.43
3:J:1147:ARG:O	3:J:1165:TYR:HA	2.18	0.43
3:J:1173:LEU:HD12	3:J:1176:LYS:CE	2.44	0.43
5:A:190:LYS:N	8:A:1000:ADP:O1B	2.51	0.43
5:B:348:MET:HG3	5:B:372:THR:HG22	2.00	0.43
5:E:134:GLU:HA	5:E:137:LYS:HE2	1.99	0.43
5:E:312:ARG:HG3	5:E:314:ILE:HD11	2.01	0.43
1:G:42:ARG:NH1	1:H:35:THR:HA	2.32	0.43
1:G:97:VAL:CA	1:G:143:ARG:HH11	2.31	0.43
2:I:9:ILE:HD12	2:I:11:GLU:OE2	2.18	0.43
2:I:106:GLY:C	2:I:107:LEU:HD23	2.38	0.43
2:I:137:VAL:H	2:I:391:LEU:HD21	1.83	0.43
2:I:157:ARG:NE	2:I:157:ARG:HA	2.32	0.43
2:I:211:LEU:HD11	2:I:311:PHE:CD1	2.53	0.43
2:I:602:GLU:HG3	2:I:603:VAL:N	2.33	0.43
2:I:630:ARG:HG3	2:I:705:ILE:HD12	1.99	0.43
2:I:668:LEU:O	2:I:995:MET:CE	2.66	0.43
2:I:889:HIS:NE2	2:I:988:VAL:HG21	2.33	0.43
3:J:417:PRO:HD3	3:J:432:TYR:CG	2.52	0.43
3:J:501:ALA:O	3:J:505:SER:CB	2.66	0.43
3:J:647:ARG:NH2	3:J:724:GLN:HG3	2.33	0.43
3:J:687:VAL:HB	3:J:688:TRP:CE3	2.53	0.43
3:J:796:ARG:C	3:J:797:LYS:HD2	2.38	0.43
3:J:820:GLU:HG3	3:J:836:VAL:HG11	1.99	0.43
3:J:884:ARG:NE	3:J:884:ARG:HA	2.34	0.43
3:J:1161:GLU:CG	3:J:1164:ARG:HB2	2.48	0.43
3:J:1378:TYR:HD2	3:J:1394:VAL:N	2.17	0.43
3:J:1397:LYS:HE3	3:J:1398:TRP:CE2	2.54	0.43

Continued on next page...

Continued from previous page...

Atom-1	Atom-2	Interatomic distance (Å)	Clash overlap (Å)
3:J:1438:ALA:O	3:J:1443:THR:HG22	2.18	0.43
4:K:26:ARG:NH2	4:K:67:GLU:OE1	2.50	0.43
5:D:98:TYR:HB2	5:D:100:LEU:HG	2.00	0.43
5:E:153:GLN:HE22	5:E:173:PRO:HB2	1.83	0.43
1:H:48:ILE:HG22	1:H:173:PRO:CD	2.49	0.43
1:H:221:HIS:HA	1:H:224:TYR:HD1	1.82	0.43
2:I:48:PHE:O	2:I:52:PHE:N	2.38	0.43
2:I:73:LEU:HD13	2:I:118:ILE:HG12	1.97	0.43
2:I:113:VAL:O	2:I:115:LEU:HD23	2.19	0.43
2:I:268:ASP:N	2:I:272:ALA:HB3	2.34	0.43
2:I:413:LEU:HD13	2:I:451:LEU:HD13	2.01	0.43
2:I:549:PHE:HB2	2:I:843:HIS:HE1	1.82	0.43
2:I:974:LEU:HB3	2:I:983:ILE:HG21	2.01	0.43
2:I:1006:HIS:HB3	3:J:628:ARG:HG3	2.00	0.43
3:J:106:LYS:HE3	3:J:586:ARG:HB3	1.99	0.43
3:J:542:ASP:HB2	3:J:600:LEU:CD2	2.49	0.43
3:J:611:GLN:OE1	3:J:616:GLN:HG2	2.19	0.43
3:J:633:VAL:CG1	3:J:635:PRO:HD3	2.44	0.43
3:J:699:VAL:O	3:J:756:GLN:NE2	2.51	0.43
3:J:780:LYS:NZ	3:J:912:LYS:H	2.17	0.43
3:J:796:ARG:HG3	3:J:861:GLN:CB	2.48	0.43
3:J:917:GLN:OE1	3:J:921:ARG:NE	2.50	0.43
3:J:983:LEU:HD13	3:J:988:ARG:HA	2.00	0.43
3:J:1156:LEU:CD1	3:J:1173:LEU:HD12	2.46	0.43
3:J:1197:ARG:NH1	3:J:1198:TYR:HD2	2.15	0.43
3:J:1305:LEU:HD12	3:J:1309:ALA:CB	2.43	0.43
5:B:155:ARG:NH1	5:B:157:GLU:HB2	2.34	0.43
5:B:297:ASP:HA	5:C:290:ARG:HH12	1.83	0.43
5:B:379:LEU:HD22	5:B:383:VAL:HG11	2.00	0.43
5:C:280:ALA:O	5:C:284:VAL:HG23	2.19	0.43
5:D:216:ASP:N	5:D:237:SER:O	2.48	0.43
5:D:268:MET:HG3	5:D:321:THR:HB	2.01	0.43
5:E:216:ASP:OD2	5:E:276:ARG:HD2	2.19	0.43
5:E:287:PRO:O	5:E:288:THR:HB	2.19	0.43
5:F:184:ALA:HB1	5:F:188:ALA:HB3	1.99	0.43
1:G:58:ILE:CD1	1:G:140:MET:HG2	2.48	0.43
1:G:62:LEU:HA	1:G:163:ASN:CG	2.39	0.43
1:G:108:GLU:HA	1:G:131:THR:HA	2.00	0.43
1:H:89:PHE:HB3	1:H:94:LEU:HD12	2.01	0.43
1:H:102:LYS:NZ	1:H:139:ASN:HB2	2.07	0.43
1:H:143:ARG:HD2	1:H:160:ASP:CG	2.39	0.43

Continued on next page...

Continued from previous page...

Atom-1	Atom-2	Interatomic distance (Å)	Clash overlap (Å)
2:I:202:TYR:CB	2:I:207:LEU:HD21	2.25	0.43
2:I:258:TYR:CE2	2:I:290:LEU:CD1	3.02	0.43
2:I:265:ARG:O	2:I:289:THR:CG2	2.66	0.43
2:I:562:SER:O	2:I:565:GLN:HB2	2.18	0.43
2:I:1051:GLU:CD	3:J:751:LEU:H	2.20	0.43
3:J:420:VAL:HG22	3:J:428:LYS:CE	2.39	0.43
3:J:569:ASN:HB3	3:J:573:MET:HE1	2.01	0.43
3:J:591:VAL:HG13	3:J:598:ARG:C	2.38	0.43
3:J:618:LEU:HD22	3:J:619:LEU:HD23	2.00	0.43
3:J:629:SER:OG	3:J:726:ILE:HD11	2.18	0.43
3:J:637:LEU:HD23	3:J:729:HIS:N	2.34	0.43
3:J:708:LEU:HD21	3:J:1231:GLU:HB2	1.99	0.43
3:J:773:ALA:HB1	3:J:1228:SER:HB3	2.00	0.43
3:J:1155:VAL:HG12	3:J:1177:ALA:CB	2.49	0.43
3:J:1192:LEU:CD2	3:J:1369:GLU:O	2.67	0.43
3:J:1209:LEU:HD21	3:J:1215:VAL:CA	2.46	0.43
3:J:1233:GLY:HA2	3:J:1236:LEU:HD11	2.01	0.43
4:K:10:PHE:CZ	4:K:16:LYS:HE2	2.53	0.43
4:K:32:ARG:HB2	4:K:32:ARG:NH1	2.33	0.43
5:A:286:PRO:CB	5:A:287:PRO:HD3	2.49	0.43
5:B:218:ARG:NH2	5:C:373:ARG:HH12	2.16	0.43
5:C:190:LYS:CD	5:C:325:THR:HB	2.49	0.43
5:E:218:ARG:HB3	5:E:220:GLU:OE2	2.18	0.43
1:G:24:VAL:CG1	1:G:194:LYS:HE3	2.49	0.43
1:G:28:LEU:HB2	1:G:193:ASP:C	2.38	0.43
1:G:58:ILE:HD13	1:G:140:MET:HB2	1.99	0.43
1:G:100:LEU:HG	1:G:140:MET:O	2.19	0.43
1:G:159:LYS:CE	1:G:166:PRO:HD3	2.48	0.43
1:H:56:VAL:CG1	1:H:142:VAL:HG12	2.49	0.43
1:H:57:TYR:HE1	1:H:163:ASN:HB3	1.84	0.43
2:I:146:VAL:HG12	2:I:148:PHE:CZ	2.53	0.43
2:I:148:PHE:HZ	2:I:281:LEU:HD13	1.83	0.43
2:I:163:ILE:HD12	2:I:171:TRP:CZ2	2.54	0.43
2:I:230:ARG:HH12	2:I:231:PRO:HD2	1.84	0.43
2:I:413:LEU:HD21	2:I:421:GLU:OE1	2.19	0.43
2:I:497:ALA:O	2:I:532:MET:HG2	2.19	0.43
2:I:555:ALA:HA	3:J:1070:TYR:OH	2.18	0.43
2:I:672:VAL:HG12	2:I:699:PHE:CE2	2.53	0.43
3:J:21:TRP:HE1	3:J:518:PRO:HB3	1.84	0.43
3:J:145:VAL:HG23	3:J:146:PRO:HD2	1.98	0.43
3:J:162:ARG:NH2	3:J:452:ILE:HG22	2.33	0.43

Continued on next page...

Continued from previous page...

Atom-1	Atom-2	Interatomic distance (Å)	Clash overlap (Å)
3:J:400:VAL:HG21	3:J:441:ARG:NH2	2.33	0.43
3:J:729:HIS:ND1	3:J:731:LEU:HB2	2.32	0.43
3:J:829:VAL:CG1	3:J:830:ALA:N	2.81	0.43
3:J:882:PHE:CZ	3:J:900:ILE:HD11	2.54	0.43
3:J:1043:GLY:HA2	3:J:1057:VAL:O	2.19	0.43
3:J:1122:LEU:CD1	3:J:1185:GLU:HA	2.48	0.43
4:K:39:VAL:HG22	4:K:67:GLU:OE2	2.19	0.43
4:K:40:LEU:O	4:K:40:LEU:HD12	2.18	0.43
4:K:46:PRO:O	4:K:55:PHE:CD1	2.72	0.43
5:D:247:ILE:HD11	5:D:280:ALA:HB3	2.00	0.43
5:D:386:LYS:HD3	5:D:419:PHE:CD1	2.53	0.43
5:E:290:ARG:O	5:F:290:ARG:NH2	2.52	0.43
5:E:410:LEU:HD23	5:E:418:GLU:HG3	2.00	0.43
5:F:172:ALA:HA	5:F:372:THR:HG23	2.00	0.43
5:F:304:PRO:HA	5:F:307:PHE:HD2	1.83	0.43
1:G:19:GLU:HA	1:G:201:THR:OG1	2.18	0.43
1:G:86:VAL:C	1:G:123:MET:HB2	2.39	0.43
1:G:221:HIS:CE1	1:H:32:PHE:CE1	3.06	0.43
1:H:9:PRO:HG3	1:H:28:LEU:HD23	2.01	0.43
1:H:68:ILE:O	1:H:71:VAL:O	2.36	0.43
1:H:124:ASN:N	1:H:125:PRO:HD3	2.34	0.43
2:I:54:ILE:HD11	2:I:356:ARG:HA	1.99	0.43
2:I:92:ALA:HB2	2:I:120:LEU:HD21	1.97	0.43
2:I:96:ALA:N	2:I:115:LEU:HD21	2.34	0.43
2:I:437:ARG:HB2	2:I:438:ILE:HD12	1.99	0.43
2:I:442:GLU:OE2	2:I:544:THR:N	2.52	0.43
2:I:549:PHE:O	2:I:883:GLY:HA3	2.18	0.43
2:I:639:GLN:HB3	2:I:656:ALA:CB	2.48	0.43
2:I:679:PHE:H	2:I:683:ASN:CG	2.22	0.43
2:I:840:ALA:CB	2:I:846:LYS:HA	2.48	0.43
2:I:894:GLY:HA2	2:I:901:TYR:OH	2.18	0.43
2:I:1081:VAL:HG12	2:I:1082:PRO:HD2	2.01	0.43
3:J:44:LEU:HB3	3:J:525:ARG:NH2	2.31	0.43
3:J:116:LEU:HB3	3:J:118:LEU:CD2	2.48	0.43
3:J:154:THR:O	3:J:157:GLU:HG3	2.19	0.43
3:J:161:LEU:HD23	3:J:161:LEU:C	2.39	0.43
3:J:168:THR:HA	3:J:394:LEU:HA	2.00	0.43
3:J:405:ASP:HB2	3:J:423:ASP:OD1	2.19	0.43
3:J:408:GLU:CG	3:J:420:VAL:CG1	2.94	0.43
3:J:471:GLU:HA	3:J:474:GLU:CG	2.25	0.43
3:J:591:VAL:HG22	3:J:598:ARG:C	2.39	0.43

Continued on next page...

Continued from previous page...

Atom-1	Atom-2	Interatomic distance (Å)	Clash overlap (Å)
3:J:630:VAL:HG12	3:J:631:ILE:N	2.34	0.43
3:J:1036:ARG:O	3:J:1040:GLY:N	2.52	0.43
3:J:1045:MET:SD	3:J:1073:SER:HA	2.59	0.43
3:J:1152:GLU:OE2	3:J:1154:GLU:N	2.52	0.43
3:J:1207:TYR:HA	3:J:1214:PRO:HB3	1.99	0.43
3:J:1283:ILE:HG12	3:J:1292:VAL:HG22	2.00	0.43
3:J:1329:ALA:C	3:J:1330:ILE:HD12	2.39	0.43
3:J:1395:LEU:O	3:J:1398:TRP:HB2	2.19	0.43
4:K:6:ILE:HG12	4:K:10:PHE:CZ	2.54	0.43
5:A:375:GLU:OE1	5:A:387:MET:HE3	2.18	0.43
5:A:391:ARG:O	5:A:395:ALA:HB2	2.18	0.43
5:B:131:LEU:HD21	5:B:263:GLU:OE1	2.19	0.43
5:B:184:ALA:HB2	5:B:352:LEU:HB2	2.00	0.43
5:E:274:ILE:HB	5:E:324:ALA:HB1	2.01	0.43
5:E:282:ASN:OD1	5:E:297:ASP:N	2.50	0.43
1:H:20:TYR:CZ	1:H:198:ARG:HB2	2.54	0.43
1:H:165:ILE:HG22	1:H:166:PRO:O	2.19	0.43
2:I:41:ASN:HA	2:I:45:GLN:HB2	2.00	0.43
2:I:100:LEU:HD11	2:I:102:HIS:CE1	2.54	0.43
2:I:191:PHE:CZ	2:I:195:LEU:HB3	2.54	0.43
2:I:258:TYR:CE2	2:I:290:LEU:HD13	2.53	0.43
2:I:471:TYR:HB3	2:I:531:PHE:HB3	2.00	0.43
2:I:514:VAL:N	2:I:523:ILE:HD12	2.34	0.43
2:I:599:GLU:OE1	2:I:651:LYS:HD2	2.19	0.43
2:I:601:GLY:CA	2:I:615:TYR:HA	2.42	0.43
2:I:701:THR:CG2	2:I:702:SER:N	2.82	0.43
2:I:735:ARG:HB2	2:I:735:ARG:HH11	1.77	0.43
2:I:756:VAL:H	2:I:790:LEU:CB	2.29	0.43
2:I:998:TYR:HD2	2:I:1000:MET:HB3	1.84	0.43
2:I:1006:HIS:HD2	2:I:1030:GLN:OE1	2.02	0.43
2:I:1049:LEU:HD12	2:I:1052:MET:HE3	2.01	0.43
2:I:1088:LEU:HA	2:I:1091:GLU:OE1	2.19	0.43
3:J:28:LYS:HE3	3:J:41:ARG:CD	2.44	0.43
3:J:202:VAL:HG21	3:J:400:VAL:HB	2.01	0.43
3:J:542:ASP:HB2	3:J:600:LEU:HD22	2.01	0.43
3:J:546:ARG:HB3	3:J:546:ARG:NH1	2.33	0.43
3:J:573:MET:C	3:J:576:GLU:HG2	2.39	0.43
3:J:646:LYS:NZ	3:J:688:TRP:CZ2	2.83	0.43
3:J:683:ILE:CG2	3:J:688:TRP:CH2	3.02	0.43
3:J:830:ALA:CB	3:J:832:ARG:HH12	2.32	0.43
3:J:1393:GLN:CD	3:J:1398:TRP:HZ2	2.22	0.43

Continued on next page...

Continued from previous page...

Atom-1	Atom-2	Interatomic distance (Å)	Clash overlap (Å)
4:K:40:LEU:HD12	4:K:40:LEU:C	2.39	0.43
4:K:41:GLU:N	4:K:42:PRO:CD	2.82	0.43
5:A:373:ARG:HH12	5:F:218:ARG:CZ	2.32	0.43
5:C:62:VAL:HG22	5:C:110:ALA:HB2	2.00	0.43
5:C:173:PRO:O	5:C:348:MET:HE2	2.19	0.43
5:D:167:VAL:HG12	5:D:171:LEU:HD22	2.00	0.43
5:D:182:ILE:HG22	5:D:350:LEU:HB3	2.01	0.43
5:E:178:GLN:CB	5:E:321:THR:HG23	2.43	0.43
1:G:56:VAL:HG13	1:G:140:MET:HE1	2.01	0.43
1:G:85:LEU:HD13	1:G:111:ALA:HB1	2.01	0.43
1:G:96:THR:O	1:G:96:THR:HG23	2.18	0.43
1:H:48:ILE:CG2	1:H:173:PRO:CD	2.95	0.43
2:I:63:GLY:CA	2:I:103:LYS:HG3	2.42	0.43
2:I:72:ARG:O	2:I:72:ARG:HD2	2.19	0.43
2:I:86:LYS:HZ2	2:I:812:GLY:HA3	1.84	0.43
2:I:212:GLY:CA	2:I:218:VAL:HG11	2.34	0.43
2:I:609:ASN:O	2:I:609:ASN:OD1	2.36	0.43
2:I:636:ALA:HB2	2:I:703:ILE:CG2	2.49	0.43
2:I:671:ASN:OD1	2:I:993:PHE:HD1	2.02	0.43
2:I:875:GLY:C	2:I:879:ARG:HD2	2.38	0.43
3:J:443:VAL:HG11	3:J:445:ARG:HH22	1.84	0.43
3:J:661:MET:HB2	3:J:666:ILE:CD1	2.49	0.43
3:J:869:MET:SD	3:J:894:LYS:NZ	2.91	0.43
3:J:1013:GLU:HG2	3:J:1014:ASN:OD1	2.19	0.43
3:J:1125:PRO:CA	3:J:1132:LEU:HG	2.47	0.43
3:J:1178:ALA:O	3:J:1181:GLY:N	2.51	0.43
3:J:1391:GLU:C	3:J:1393:GLN:OE1	2.57	0.43
3:J:1462:LEU:CD2	3:J:1466:VAL:HG21	2.49	0.43
5:D:208:ILE:HG23	5:D:266:HIS:O	2.19	0.43
5:D:216:ASP:OD2	5:D:276:ARG:HD2	2.19	0.43
5:D:296:LEU:HD21	5:D:334:MET:HG2	2.01	0.43
5:E:197:ILE:O	5:E:201:VAL:HG23	2.19	0.43
1:G:15:THR:CG2	1:G:20:TYR:O	2.67	0.42
1:G:88:ARG:HD3	1:G:123:MET:CE	2.27	0.42
1:G:88:ARG:HB2	1:G:123:MET:HG2	2.00	0.42
2:I:92:ALA:N	2:I:120:LEU:HD21	2.34	0.42
2:I:99:GLN:HB3	2:I:109:LYS:CD	2.49	0.42
2:I:139:GLN:NE2	2:I:414:GLY:HA3	2.34	0.42
2:I:165:LEU:HA	2:I:166:PRO:C	2.39	0.42
2:I:230:ARG:HE	2:I:233:GLU:HB2	1.84	0.42
2:I:455:LEU:HD23	2:I:455:LEU:H	1.82	0.42

Continued on next page...

Continued from previous page...

Atom-1	Atom-2	Interatomic distance (Å)	Clash overlap (Å)
2:I:594:ALA:HB2	2:I:658:GLY:H	1.83	0.42
2:I:654:LEU:CD2	2:I:664:GLY:HA3	2.40	0.42
2:I:759:THR:HB	2:I:786:LYS:O	2.19	0.42
2:I:939:ARG:HD3	2:I:982:PRO:CG	2.48	0.42
2:I:974:LEU:O	2:I:983:ILE:N	2.49	0.42
2:I:1072:LYS:NZ	2:I:1074:GLU:CB	2.81	0.42
3:J:43:GLY:O	3:J:45:PHE:N	2.51	0.42
3:J:44:LEU:CD1	3:J:544:TYR:HB3	2.49	0.42
3:J:409:VAL:HG12	3:J:410:SER:N	2.34	0.42
3:J:550:ARG:HH21	3:J:553:ARG:NH1	2.17	0.42
3:J:582:LEU:HD23	3:J:582:LEU:HA	1.87	0.42
3:J:1122:LEU:HD11	3:J:1186:VAL:CG2	2.41	0.42
3:J:1128:VAL:O	3:J:1129:THR:C	2.57	0.42
3:J:1280:VAL:HG12	3:J:1318:TYR:CA	2.49	0.42
3:J:1481:VAL:HG22	4:K:18:ARG:HB2	2.01	0.42
4:K:23:VAL:HG22	4:K:68:LEU:HD12	2.00	0.42
5:A:158:THR:HG22	5:A:165:THR:CG2	2.49	0.42
5:B:184:ALA:HB1	5:B:188:ALA:HB3	2.00	0.42
5:C:226:ARG:O	5:C:229:VAL:HG12	2.19	0.42
5:F:162:GLU:OE1	5:F:162:GLU:N	2.39	0.42
1:G:54:THR:OG1	1:G:145:ASP:HB2	2.19	0.42
1:H:107:LYS:HG3	1:H:132:LEU:HD12	1.94	0.42
1:H:199:ILE:HD12	1:H:211:LEU:HD21	2.00	0.42
2:I:198:ARG:HA	2:I:202:TYR:O	2.19	0.42
2:I:471:TYR:O	2:I:483:VAL:HA	2.19	0.42
2:I:606:VAL:HG22	2:I:645:VAL:HG23	1.97	0.42
2:I:724:ARG:NH2	2:I:734:LEU:O	2.52	0.42
2:I:860:HIS:CE1	2:I:975:TYR:HB2	2.54	0.42
2:I:888:THR:O	2:I:990:GLY:HA3	2.19	0.42
2:I:927:GLY:HA2	2:I:930:LYS:CE	2.50	0.42
2:I:1008:ARG:CD	2:I:1028:GLY:H	2.28	0.42
3:J:54:LYS:HD2	3:J:55:ASP:N	2.34	0.42
3:J:107:ASP:HB3	3:J:109:PRO:O	2.19	0.42
3:J:402:PRO:HA	3:J:443:VAL:HG23	2.01	0.42
3:J:639:LEU:HD12	3:J:640:HIS:N	2.34	0.42
3:J:703:ASN:HB3	3:J:713:ILE:HG12	1.94	0.42
3:J:820:GLU:CG	3:J:836:VAL:HG21	2.42	0.42
3:J:845:ASN:OD1	3:J:846:PRO:CD	2.66	0.42
3:J:999:THR:O	3:J:1003:VAL:HG12	2.19	0.42
3:J:1259:VAL:HG23	3:J:1355:VAL:HG21	2.01	0.42
3:J:1393:GLN:HG3	3:J:1397:LYS:HZ2	1.84	0.42

Continued on next page...

Continued from previous page...

Atom-1	Atom-2	Interatomic distance (Å)	Clash overlap (Å)
3:J:1443:THR:O	3:J:1447:LEU:HD23	2.19	0.42
5:C:274:ILE:HB	5:C:324:ALA:HB1	2.00	0.42
5:E:242:PRO:HD2	5:E:245:ASN:ND2	2.34	0.42
5:F:179:ARG:HD2	5:F:308:LEU:HG	2.01	0.42
1:G:18:ARG:CD	1:G:203:GLY:O	2.68	0.42
1:G:71:VAL:HG22	1:G:132:LEU:CD2	2.49	0.42
1:H:179:PHE:CD2	1:H:195:LEU:HD11	2.46	0.42
2:I:7:GLY:CA	2:I:908:GLY:HA2	2.49	0.42
2:I:177:GLU:O	2:I:179:ASN:N	2.52	0.42
2:I:212:GLY:H	2:I:218:VAL:HG21	1.84	0.42
2:I:269:LEU:HB2	2:I:288:ARG:HG2	2.01	0.42
2:I:492:ASP:O	2:I:518:LYS:HG2	2.20	0.42
2:I:494:TYR:O	2:I:517:ARG:O	2.37	0.42
2:I:550:LEU:HD12	2:I:905:ILE:HG21	2.00	0.42
3:J:10:ILE:HG22	3:J:1451:ALA:HA	2.01	0.42
3:J:158:TYR:HE1	3:J:452:ILE:HG23	1.84	0.42
3:J:421:LEU:HG	3:J:429:SER:N	2.34	0.42
3:J:464:LEU:HA	3:J:467:GLU:OE1	2.19	0.42
3:J:589:ALA:HB1	3:J:599:PRO:HG3	2.01	0.42
3:J:697:GLY:O	4:K:59:ASN:ND2	2.51	0.42
3:J:1154:GLU:HG2	3:J:1159:ARG:HA	2.01	0.42
3:J:1389:LEU:N	3:J:1389:LEU:HD23	2.34	0.42
3:J:1404:ASN:O	3:J:1409:ALA:CB	2.68	0.42
4:K:85:LEU:O	4:K:88:GLU:HG3	2.19	0.42
5:E:166:ARG:NH2	5:E:415:ASN:H	2.16	0.42
5:E:255:GLU:O	5:E:259:ARG:HG2	2.19	0.42
5:F:145:LEU:HB3	5:F:314:ILE:HD12	2.02	0.42
1:G:16:GLN:HG2	1:G:20:TYR:CD2	2.55	0.42
1:G:122:ILE:CG2	1:G:125:PRO:HA	2.49	0.42
1:G:220:GLU:C	1:G:223:THR:HG22	2.35	0.42
1:H:56:VAL:HG13	1:H:142:VAL:CG1	2.49	0.42
1:H:150:TYR:HA	1:H:170:VAL:HA	2.02	0.42
1:H:212:ASN:O	1:H:215:VAL:HG22	2.18	0.42
2:I:35:PRO:O	2:I:38:LYS:HG2	2.19	0.42
2:I:73:LEU:HD22	2:I:94:LEU:HD13	2.01	0.42
2:I:144:PRO:HG2	2:I:265:ARG:CZ	2.50	0.42
2:I:264:PRO:HB2	2:I:289:THR:OG1	2.20	0.42
2:I:274:ARG:HH11	2:I:285:LEU:HB3	1.84	0.42
2:I:448:ASN:HA	2:I:451:LEU:CG	2.49	0.42
2:I:513:VAL:C	2:I:523:ILE:HD12	2.39	0.42
2:I:690:ILE:CG2	2:I:852:ILE:HA	2.49	0.42

Continued on next page...

Continued from previous page...

Atom-1	Atom-2	Interatomic distance (Å)	Clash overlap (Å)
2:I:738:ASP:HB2	2:I:744:ARG:CD	2.32	0.42
2:I:885:ILE:HG22	2:I:889:HIS:CE1	2.55	0.42
3:J:134:VAL:CG1	3:J:152:LEU:HB3	2.48	0.42
3:J:462:GLN:HB3	3:J:513:ILE:HD13	1.99	0.42
3:J:637:LEU:CD2	3:J:642:CYS:HA	2.43	0.42
3:J:1047:LYS:HG2	3:J:1053:PHE:CE2	2.54	0.42
3:J:1283:ILE:CG1	3:J:1292:VAL:HG13	2.36	0.42
3:J:1311:LEU:O	3:J:1327:ARG:NH1	2.53	0.42
5:A:272:ASP:HA	5:A:325:THR:OG1	2.19	0.42
5:B:134:GLU:HG2	5:B:135:ALA:N	2.33	0.42
5:B:159:THR:N	5:B:160:PRO:HD2	2.35	0.42
5:C:334:MET:SD	5:C:338:ILE:CD1	3.07	0.42
5:E:100:LEU:HD21	5:E:106:VAL:CG2	2.50	0.42
1:G:220:GLU:CA	1:G:223:THR:HG22	2.50	0.42
1:H:54:THR:N	1:H:143:ARG:O	2.52	0.42
2:I:95:TYR:HD1	2:I:114:PHE:CA	2.28	0.42
2:I:146:VAL:HG11	2:I:281:LEU:HD21	2.00	0.42
2:I:189:ARG:HD3	2:I:190:LYS:H	1.83	0.42
2:I:208:ALA:HA	2:I:218:VAL:CG2	2.46	0.42
2:I:264:PRO:HB3	2:I:289:THR:CB	2.50	0.42
2:I:326:ASP:C	2:I:331:ARG:HD2	2.40	0.42
2:I:458:TYR:HB3	2:I:470:PRO:CG	2.48	0.42
2:I:669:GLY:HA2	2:I:700:TYR:HE1	1.83	0.42
2:I:731:GLU:O	2:I:734:LEU:HB2	2.20	0.42
2:I:876:VAL:HB	3:J:949:ILE:HD12	2.01	0.42
3:J:86:ARG:NE	3:J:522:PRO:HG3	2.33	0.42
3:J:152:LEU:C	3:J:152:LEU:HD12	2.39	0.42
3:J:165:LYS:O	3:J:397:LYS:N	2.46	0.42
3:J:169:TYR:O	3:J:392:SER:HB2	2.20	0.42
3:J:540:LEU:O	3:J:544:TYR:HD2	2.02	0.42
3:J:661:MET:CE	3:J:676:MET:CE	2.97	0.42
3:J:806:PHE:O	3:J:807:ALA:C	2.58	0.42
3:J:1121:PRO:HB2	3:J:1135:ARG:NH2	2.34	0.42
3:J:1294:VAL:O	3:J:1300:SER:HA	2.18	0.42
3:J:1484:THR:HG23	4:K:76:GLY:C	2.39	0.42
4:K:36:LYS:H	4:K:95:VAL:HG11	1.84	0.42
5:A:139:ARG:NH1	5:A:263:GLU:OE2	2.45	0.42
5:B:61:LEU:HA	5:B:109:GLN:HA	2.01	0.42
5:B:180:GLY:HA2	5:B:348:MET:HB3	2.01	0.42
5:B:229:VAL:O	5:B:229:VAL:HG22	2.20	0.42
5:C:159:THR:N	5:C:160:PRO:HD2	2.35	0.42

Continued on next page...

Continued from previous page...

Atom-1	Atom-2	Interatomic distance (Å)	Clash overlap (Å)
5:C:162:GLU:OE1	5:C:162:GLU:N	2.37	0.42
5:C:202:LEU:HD13	5:C:229:VAL:O	2.19	0.42
5:D:282:ASN:HA	5:D:300:ALA:CB	2.49	0.42
5:E:226:ARG:NH2	5:E:234:VAL:CG1	2.78	0.42
5:E:388:TRP:CE2	5:E:392:LYS:HD2	2.54	0.42
1:G:65:PHE:HE2	2:I:799:ILE:HB	1.85	0.42
1:G:80:LEU:HA	1:G:83:LYS:HE2	2.01	0.42
1:G:95:GLN:OE1	1:G:95:GLN:N	2.53	0.42
1:H:32:PHE:O	1:H:36:LEU:HG	2.19	0.42
1:H:98:THR:HA	1:H:142:VAL:O	2.19	0.42
2:I:73:LEU:HD11	2:I:118:ILE:CD1	2.49	0.42
2:I:458:TYR:HB2	2:I:538:GLN:CB	2.49	0.42
2:I:640:ARG:NE	2:I:640:ARG:HA	2.33	0.42
2:I:668:LEU:O	2:I:995:MET:SD	2.78	0.42
2:I:734:LEU:CD1	2:I:734:LEU:N	2.83	0.42
2:I:758:ARG:HH12	2:I:788:THR:HB	1.84	0.42
3:J:104:PHE:CD2	3:J:512:MET:SD	3.13	0.42
3:J:676:MET:O	3:J:682:ASP:CB	2.64	0.42
3:J:721:VAL:HG21	3:J:727:GLN:NE2	2.35	0.42
3:J:785:ILE:CD1	3:J:935:LYS:HG3	2.42	0.42
3:J:804:LEU:N	3:J:805:GLU:OE1	2.51	0.42
3:J:805:GLU:HG2	3:J:805:GLU:O	2.20	0.42
3:J:840:LYS:HD3	3:J:841:TYR:CZ	2.55	0.42
3:J:1047:LYS:HB3	3:J:1048:PRO:CD	2.50	0.42
3:J:1280:VAL:HA	3:J:1317:ASP:O	2.19	0.42
3:J:1384:PRO:HG3	3:J:1389:LEU:CD2	2.48	0.42
3:J:1480:PHE:CE2	3:J:1481:VAL:HG23	2.54	0.42
4:K:39:VAL:HG21	4:K:72:ARG:CB	2.50	0.42
4:K:79:LEU:HG	4:K:80:VAL:HG23	2.02	0.42
4:K:83:ASP:O	4:K:86:GLN:HG2	2.20	0.42
5:B:152:ARG:O	5:B:175:GLY:HA2	2.19	0.42
5:B:229:VAL:HG22	5:B:232:ALA:HB3	2.01	0.42
5:B:275:THR:O	5:B:279:ARG:HG3	2.20	0.42
5:C:216:ASP:OD2	5:C:276:ARG:HD2	2.18	0.42
5:D:101:ARG:HB3	5:D:259:ARG:HD2	2.01	0.42
5:D:350:LEU:HD12	5:D:370:SER:HB3	2.02	0.42
5:F:247:ILE:O	5:F:251:GLU:OE1	2.37	0.42
1:G:76:VAL:O	1:G:79:ILE:HG12	2.19	0.42
1:H:174:VAL:CA	1:H:201:THR:HA	2.38	0.42
2:I:328:LEU:HD12	2:I:433:THR:CG2	2.49	0.42
2:I:547:ILE:O	2:I:550:LEU:HG	2.19	0.42

Continued on next page...

Continued from previous page...

Atom-1	Atom-2	Interatomic distance (Å)	Clash overlap (Å)
2:I:874:LEU:HD12	2:I:874:LEU:N	2.27	0.42
2:I:945:ARG:HH21	2:I:948:GLU:CD	2.13	0.42
2:I:1032:PHE:HE2	2:I:1037:VAL:HG22	1.85	0.42
2:I:1035:MET:SD	2:I:1036:GLU:OE1	2.77	0.42
3:J:19:ARG:HE	3:J:92:HIS:CD2	2.37	0.42
3:J:81:THR:HG23	3:J:84:ILE:HD11	2.00	0.42
3:J:87:ARG:CB	3:J:523:ASP:OD1	2.68	0.42
3:J:165:LYS:N	3:J:397:LYS:HB3	2.34	0.42
3:J:179:VAL:CG1	3:J:203:ALA:HB3	2.31	0.42
3:J:407:VAL:CG1	3:J:437:VAL:HG11	2.42	0.42
3:J:412:GLY:HA2	3:J:434:ARG:CZ	2.50	0.42
3:J:417:PRO:CD	3:J:432:TYR:CD2	3.02	0.42
3:J:423:ASP:CB	3:J:426:LYS:CG	2.97	0.42
3:J:553:ARG:HA	3:J:556:LYS:CE	2.48	0.42
3:J:719:VAL:O	3:J:721:VAL:HG13	2.20	0.42
4:K:16:LYS:HE3	4:K:16:LYS:HB2	1.93	0.42
5:B:208:ILE:HG21	5:B:268:MET:HB2	2.02	0.42
5:B:334:MET:SD	5:B:338:ILE:HD12	2.59	0.42
5:E:166:ARG:HH22	5:E:414:LYS:HD2	1.84	0.42
5:E:218:ARG:HB3	5:E:220:GLU:CD	2.39	0.42
5:E:280:ALA:O	5:E:284:VAL:HG23	2.20	0.42
5:F:184:ALA:HB2	5:F:352:LEU:HB2	2.00	0.42
5:F:226:ARG:O	5:F:229:VAL:HG12	2.20	0.42
1:H:73:GLU:OE1	1:H:77:GLU:CG	2.65	0.42
1:H:95:GLN:HA	1:H:146:ARG:CG	2.30	0.42
1:H:110:LYS:CG	1:H:128:HIS:HB2	2.50	0.42
2:I:158:TYR:OH	2:I:310:LEU:O	2.36	0.42
2:I:294:GLU:HG2	2:I:295:ASP:N	2.34	0.42
2:I:433:THR:HG22	2:I:433:THR:O	2.19	0.42
2:I:674:VAL:CB	2:I:869:VAL:HG23	2.50	0.42
2:I:716:LYS:CB	3:J:532:GLY:HA3	2.43	0.42
2:I:859:PRO:HB2	2:I:974:LEU:HD21	2.02	0.42
3:J:116:LEU:HB3	3:J:118:LEU:HG	2.01	0.42
3:J:1111:ASP:HB2	3:J:1203:LYS:HZ1	1.84	0.42
3:J:1174:LEU:N	3:J:1174:LEU:HD22	2.35	0.42
3:J:1293:PHE:HB3	3:J:1300:SER:CB	2.48	0.42
4:K:41:GLU:C	4:K:45:ARG:HH21	2.22	0.42
5:A:229:VAL:HG22	5:A:229:VAL:O	2.19	0.42
5:B:171:LEU:HD23	5:B:365:ILE:HG21	2.02	0.42
5:B:218:ARG:O	5:B:222:VAL:HG23	2.19	0.42
5:E:296:LEU:HD12	5:E:337:VAL:HB	2.02	0.42

Continued on next page...

Continued from previous page...

Atom-1	Atom-2	Interatomic distance (Å)	Clash overlap (Å)
5:F:389:LEU:HA	5:F:392:LYS:HD3	2.00	0.42
1:G:20:TYR:OH	1:G:22:GLU:OE2	2.28	0.42
1:G:184:THR:HG22	1:G:192:LEU:C	2.39	0.42
1:G:186:LEU:HD22	1:G:192:LEU:CD1	2.49	0.42
1:H:62:LEU:CD1	1:H:63:HIS:ND1	2.80	0.42
1:H:97:VAL:HG12	1:H:99:LEU:CD1	2.50	0.42
1:H:104:GLU:C	1:H:132:LEU:HD13	2.39	0.42
2:I:15:LEU:HD12	2:I:458:TYR:OH	2.20	0.42
2:I:199:VAL:HG21	2:I:238:LEU:CG	2.49	0.42
2:I:230:ARG:NH1	2:I:231:PRO:HD2	2.35	0.42
2:I:477:GLY:O	2:I:507:ARG:HA	2.19	0.42
2:I:518:LYS:O	2:I:520:GLU:OE1	2.38	0.42
2:I:633:GLN:HB2	2:I:998:TYR:OH	2.20	0.42
2:I:1074:GLU:OE1	2:I:1075:ASP:O	2.38	0.42
3:J:39:PRO:HG2	3:J:47:GLU:OE2	2.20	0.42
3:J:637:LEU:CD1	3:J:641:GLN:HB2	2.50	0.42
3:J:773:ALA:CB	3:J:1228:SER:HB3	2.49	0.42
3:J:804:LEU:HD23	3:J:804:LEU:N	2.26	0.42
3:J:868:TYR:O	3:J:869:MET:C	2.57	0.42
3:J:922:LEU:HD13	3:J:926:LYS:CB	2.49	0.42
3:J:1016:PRO:HA	3:J:1021:TYR:CE2	2.50	0.42
3:J:1046:GLN:CD	3:J:1050:GLY:HA2	2.39	0.42
3:J:1161:GLU:CD	3:J:1164:ARG:HD2	2.40	0.42
5:A:216:ASP:OD2	5:A:276:ARG:HD2	2.20	0.42
5:C:101:ARG:N	5:C:104:ASP:OD2	2.47	0.42
5:C:300:ALA:O	5:C:304:PRO:HD2	2.19	0.42
5:D:78:GLU:OE2	5:D:80:LEU:HD12	2.19	0.42
5:E:134:GLU:HA	5:E:137:LYS:CE	2.50	0.42
5:E:193:LEU:O	5:E:197:ILE:HG13	2.20	0.42
5:E:226:ARG:CZ	5:E:234:VAL:HG11	2.48	0.42
5:E:348:MET:HE1	5:E:372:THR:CG2	2.41	0.42
8:E:1000:ADP:O3A	9:E:1002:BEF:F3	2.28	0.42
1:G:5:LYS:HA	1:G:5:LYS:HD2	1.77	0.42
1:G:7:LYS:HE2	1:G:7:LYS:HB3	1.82	0.42
1:G:42:ARG:HH22	1:H:34:VAL:HB	1.84	0.42
2:I:31:GLN:HA	2:I:40:GLU:OE1	2.19	0.42
2:I:136:ILE:HG22	2:I:137:VAL:N	2.35	0.42
2:I:411:SER:HB2	2:I:452:ILE:CG1	2.46	0.42
2:I:421:GLU:HB3	2:I:422:ARG:CZ	2.50	0.42
2:I:454:SER:HB2	2:I:541:SER:CB	2.50	0.42
2:I:878:SER:HG	2:I:879:ARG:HH11	1.67	0.42

Continued on next page...

Continued from previous page...

Atom-1	Atom-2	Interatomic distance (Å)	Clash overlap (Å)
2:I:947:ALA:HB3	2:I:953:VAL:CG2	2.49	0.42
3:J:18:ILE:HD13	3:J:21:TRP:CZ2	2.54	0.42
3:J:179:VAL:HG21	3:J:185:VAL:HG21	2.02	0.42
3:J:414:ARG:HD3	3:J:450:TYR:CA	2.49	0.42
3:J:507:ASN:O	3:J:507:ASN:OD1	2.38	0.42
3:J:1029:ARG:HH22	3:J:1034:GLN:NE2	2.18	0.42
3:J:1333:HIS:HA	3:J:1421:LEU:HD23	2.01	0.42
3:J:1363:LEU:HD23	3:J:1363:LEU:N	2.35	0.42
3:J:1379:VAL:HG21	3:J:1395:LEU:HD13	2.02	0.42
5:B:296:LEU:CD2	5:B:334:MET:HG2	2.50	0.42
5:B:397:MET:CE	5:B:401:GLU:OE1	2.68	0.42
5:C:78:GLU:HG2	5:C:80:LEU:H	1.84	0.42
5:C:111:ARG:NH2	5:C:114:ARG:NE	2.67	0.42
5:E:134:GLU:HA	5:E:137:LYS:NZ	2.35	0.42
1:G:56:VAL:O	1:G:164:ALA:HA	2.20	0.41
1:G:61:VAL:CG1	1:G:66:SER:HB3	2.46	0.41
1:H:65:PHE:CZ	3:J:813:LEU:HD13	2.55	0.41
1:H:76:VAL:HG11	3:J:872:ARG:NH1	2.35	0.41
2:I:100:LEU:HB3	2:I:108:ILE:O	2.19	0.41
2:I:226:VAL:HG13	2:I:227:PHE:N	2.35	0.41
2:I:428:ARG:O	3:J:1078:ARG:NH1	2.52	0.41
2:I:594:ALA:HB1	2:I:657:ASP:HA	1.99	0.41
2:I:976:ASP:OD2	2:I:978:ARG:HG2	2.20	0.41
2:I:1005:MET:HA	3:J:629:SER:HB3	2.01	0.41
2:I:1102:LEU:HA	2:I:1107:ASN:O	2.19	0.41
2:I:1115:LEU:HD23	3:J:88:TYR:HD2	1.85	0.41
3:J:134:VAL:CG1	3:J:152:LEU:CB	2.97	0.41
3:J:177:ALA:HB3	3:J:205:TYR:CZ	2.55	0.41
3:J:421:LEU:HG	3:J:429:SER:HB2	2.01	0.41
3:J:525:ARG:H	3:J:525:ARG:HD3	1.85	0.41
3:J:704:ARG:HG3	3:J:705:ALA:N	2.35	0.41
3:J:1336:LEU:N	3:J:1344:VAL:HG21	2.35	0.41
5:A:274:ILE:HB	5:A:324:ALA:HB1	2.02	0.41
5:B:216:ASP:OD2	5:B:276:ARG:HD2	2.20	0.41
5:B:386:LYS:HD3	5:B:419:PHE:CD1	2.54	0.41
5:F:170:LEU:HD21	5:F:415:ASN:CG	2.39	0.41
1:G:111:ALA:HB3	1:G:127:LEU:HB3	1.99	0.41
1:H:9:PRO:O	1:H:25:LEU:HD11	2.21	0.41
1:H:77:GLU:OE2	1:H:81:ASN:HB2	2.20	0.41
2:I:113:VAL:HG23	2:I:115:LEU:CD2	2.32	0.41
2:I:342:ASP:O	2:I:346:VAL:HG23	2.20	0.41

Continued on next page...

Continued from previous page...

Atom-1	Atom-2	Interatomic distance (Å)	Clash overlap (Å)
2:I:353:ARG:O	2:I:357:GLU:HG3	2.20	0.41
2:I:546:LEU:HD13	2:I:581:THR:OG1	2.20	0.41
2:I:560:MET:HG3	2:I:564:MET:HE2	2.01	0.41
2:I:728:HIS:CE1	2:I:729:LEU:HG	2.54	0.41
3:J:127:LEU:HD11	3:J:456:MET:SD	2.60	0.41
3:J:135:LEU:CD2	3:J:453:ASP:C	2.89	0.41
3:J:159:ARG:NH2	3:J:162:ARG:HD2	2.35	0.41
3:J:421:LEU:HD13	3:J:444:VAL:CG1	2.48	0.41
3:J:425:GLY:CA	3:J:428:LYS:HE2	2.40	0.41
3:J:1047:LYS:HG3	3:J:1051:GLU:HG3	2.02	0.41
3:J:1117:TYR:HB2	3:J:1188:VAL:C	2.41	0.41
4:K:88:GLU:HA	4:K:91:ARG:NE	2.35	0.41
5:B:301:LEU:HD12	5:B:305:LYS:HE2	2.02	0.41
5:C:158:THR:HG22	5:C:165:THR:CG2	2.50	0.41
5:C:158:THR:HG22	5:C:165:THR:HG23	2.01	0.41
5:E:153:GLN:OE1	5:E:174:ILE:O	2.39	0.41
5:F:255:GLU:O	5:F:259:ARG:HG2	2.20	0.41
5:F:409:ARG:O	5:F:412:ARG:NH1	2.53	0.41
1:G:81:ASN:CA	1:G:84:GLU:HG2	2.50	0.41
1:H:40:LEU:HG	1:H:44:LEU:CD1	2.50	0.41
1:H:175:ARG:HG2	1:H:200:TRP:C	2.40	0.41
1:H:179:PHE:HB2	1:H:197:LEU:HG	2.02	0.41
2:I:148:PHE:CD2	2:I:323:ASP:OD2	2.74	0.41
2:I:368:THR:O	2:I:373:VAL:HG23	2.20	0.41
2:I:1003:ASP:OD1	2:I:1004:LYS:HG2	2.20	0.41
3:J:125:GLN:NE2	3:J:126:VAL:HG23	2.34	0.41
3:J:402:PRO:CA	3:J:443:VAL:HG23	2.51	0.41
3:J:414:ARG:HG2	3:J:434:ARG:HB2	2.02	0.41
3:J:618:LEU:HD11	3:J:1467:ILE:HD11	1.99	0.41
3:J:764:LEU:HG	3:J:767:HIS:N	2.33	0.41
3:J:810:GLU:HA	3:J:813:LEU:CD2	2.50	0.41
3:J:951:ILE:HG13	3:J:952:ASP:N	2.35	0.41
3:J:1030:GLY:HA2	3:J:1034:GLN:NE2	2.35	0.41
3:J:1043:GLY:HA2	3:J:1057:VAL:H	1.85	0.41
3:J:1122:LEU:HD13	3:J:1185:GLU:N	2.35	0.41
3:J:1405:GLU:O	3:J:1409:ALA:HB3	2.20	0.41
5:A:132:ASP:HA	5:A:133:PRO:HD3	1.93	0.41
5:A:357:GLU:HG2	5:A:362:PHE:CE1	2.55	0.41
5:B:292:LEU:N	5:B:296:LEU:O	2.49	0.41
5:E:296:LEU:HD21	5:E:338:ILE:HD11	2.01	0.41
5:F:213:LEU:HA	5:F:235:ILE:O	2.20	0.41

Continued on next page...

Continued from previous page...

Atom-1	Atom-2	Interatomic distance (Å)	Clash overlap (Å)
1:G:19:GLU:H	1:G:19:GLU:CD	2.19	0.41
1:G:175:ARG:HB2	1:G:200:TRP:O	2.21	0.41
1:G:208:LEU:O	1:G:211:LEU:HB3	2.20	0.41
1:G:218:LEU:HD12	1:H:222:LEU:HD13	2.00	0.41
1:H:152:PRO:CB	1:H:155:LYS:HE2	2.46	0.41
1:H:180:GLN:HE22	1:H:198:ARG:HH22	1.65	0.41
2:I:72:ARG:C	2:I:94:LEU:HD12	2.41	0.41
2:I:118:ILE:O	2:I:118:ILE:HG13	2.20	0.41
2:I:302:VAL:O	2:I:305:PRO:HD2	2.21	0.41
2:I:596:TYR:HD2	2:I:652:GLY:O	2.03	0.41
2:I:713:ARG:HA	2:I:820:ARG:N	2.30	0.41
2:I:966:LEU:HD21	2:I:986:PRO:CB	2.27	0.41
3:J:25:GLU:CA	3:J:92:HIS:O	2.63	0.41
3:J:107:ASP:OD2	3:J:109:PRO:HD2	2.20	0.41
3:J:133:ILE:HG23	3:J:455:ARG:H	1.84	0.41
3:J:141:ILE:HD11	3:J:448:GLU:OE2	2.20	0.41
3:J:142:LEU:HD12	3:J:145:VAL:C	2.40	0.41
3:J:188:GLY:HA2	3:J:197:SER:O	2.20	0.41
3:J:658:LEU:HA	3:J:661:MET:HG3	2.02	0.41
3:J:662:GLU:OE2	3:J:667:ALA:HB3	2.20	0.41
3:J:789:LEU:O	3:J:792:ILE:CG2	2.69	0.41
3:J:908:LYS:HA	3:J:911:LEU:CD2	2.29	0.41
3:J:937:TYR:HD2	3:J:941:PHE:CZ	2.37	0.41
3:J:1109:GLU:HG2	3:J:1201:CYS:HA	2.00	0.41
3:J:1109:GLU:OE1	3:J:1110:ALA:O	2.38	0.41
3:J:1129:THR:C	3:J:1130:ARG:HD2	2.41	0.41
3:J:1156:LEU:HD23	3:J:1182:GLU:OE1	2.19	0.41
4:K:14:ASP:OD1	4:K:15:SER:N	2.53	0.41
5:A:276:ARG:HA	5:A:279:ARG:HD2	2.02	0.41
5:B:132:ASP:HB3	5:B:134:GLU:OE1	2.20	0.41
5:C:172:ALA:HA	5:C:372:THR:HG23	2.02	0.41
5:D:287:PRO:HG2	5:D:288:THR:H	1.85	0.41
5:E:152:ARG:HH22	5:E:319:SER:HB3	1.85	0.41
5:E:352:LEU:HD23	5:E:365:ILE:HA	2.01	0.41
5:F:192:THR:O	5:F:196:LYS:HG3	2.20	0.41
5:F:287:PRO:O	5:F:288:THR:HB	2.19	0.41
1:H:56:VAL:HG13	1:H:140:MET:SD	2.61	0.41
1:H:153:ALA:HA	1:H:156:HIS:CD2	2.53	0.41
2:I:27:ARG:HG2	2:I:28:ARG:NH1	2.35	0.41
2:I:46:ALA:HB1	2:I:345:ARG:HH21	1.85	0.41
2:I:81:ASP:CA	2:I:84:ARG:HH21	2.33	0.41

Continued on next page...

Continued from previous page...

Atom-1	Atom-2	Interatomic distance (Å)	Clash overlap (Å)
2:I:194:VAL:HG21	2:I:221:LEU:O	2.19	0.41
2:I:215:GLY:HA3	2:I:311:PHE:HD2	1.86	0.41
2:I:275:TYR:O	2:I:279:GLU:HB3	2.21	0.41
2:I:348:LEU:HD12	2:I:378:LEU:HD22	2.01	0.41
2:I:430:VAL:HG13	2:I:430:VAL:O	2.20	0.41
2:I:503:LEU:HG	2:I:508:ILE:HD12	2.03	0.41
2:I:611:ILE:O	2:I:622:GLU:HA	2.20	0.41
2:I:634:GLY:O	2:I:705:ILE:N	2.49	0.41
2:I:654:LEU:HD12	2:I:654:LEU:O	2.20	0.41
2:I:790:LEU:HD12	2:I:791:ARG:N	2.32	0.41
2:I:922:PHE:HB2	2:I:967:PHE:CD2	2.54	0.41
2:I:1000:MET:CG	2:I:1002:GLU:HG3	2.49	0.41
2:I:1072:LYS:HD2	2:I:1072:LYS:O	2.19	0.41
3:J:584:ASN:CG	3:J:599:PRO:HB3	2.41	0.41
3:J:642:CYS:HB3	3:J:716:PHE:CD2	2.56	0.41
3:J:860:LEU:HD11	3:J:878:GLY:CA	2.49	0.41
4:K:62:THR:O	4:K:66:LYS:HD3	2.19	0.41
5:A:275:THR:O	5:A:279:ARG:HG3	2.20	0.41
5:A:288:THR:HB	5:A:297:ASP:OD1	2.21	0.41
5:B:173:PRO:CG	5:B:379:LEU:HD11	2.47	0.41
5:B:401:GLU:O	5:B:405:MET:CE	2.69	0.41
5:C:178:GLN:HG2	5:C:348:MET:HE1	2.01	0.41
5:C:216:ASP:N	5:C:237:SER:O	2.40	0.41
5:C:255:GLU:O	5:C:259:ARG:HG2	2.21	0.41
5:F:292:LEU:HG	5:F:293:SER:N	2.35	0.41
1:G:15:THR:HA	1:G:21:GLY:HA2	2.01	0.41
1:G:111:ALA:CB	1:G:124:ASN:O	2.66	0.41
2:I:5:ARG:HE	2:I:5:ARG:HB2	1.45	0.41
2:I:12:VAL:HG11	2:I:483:VAL:HG23	2.02	0.41
2:I:269:LEU:HD12	2:I:288:ARG:N	2.36	0.41
2:I:401:LEU:HD12	2:I:401:LEU:N	2.36	0.41
2:I:402:SER:CB	2:I:566:THR:CG2	2.99	0.41
2:I:444:PRO:CD	2:I:452:ILE:HB	2.51	0.41
2:I:515:ALA:CB	2:I:529:VAL:HG22	2.51	0.41
2:I:676:ILE:HD11	2:I:873:PRO:CA	2.37	0.41
2:I:944:LEU:HD22	2:I:962:GLN:HG3	2.01	0.41
2:I:1013:TYR:CD1	2:I:1020:PRO:HA	2.55	0.41
3:J:29:PRO:CD	3:J:548:ILE:HG21	2.47	0.41
3:J:158:TYR:CE2	3:J:159:ARG:NH2	2.88	0.41
3:J:169:TYR:CB	3:J:195:VAL:HG11	2.50	0.41
3:J:436:GLU:O	3:J:445:ARG:HG2	2.20	0.41

Continued on next page...

Continued from previous page...

Atom-1	Atom-2	Interatomic distance (Å)	Clash overlap (Å)
3:J:657:LEU:HD21	3:J:691:LEU:HD22	2.03	0.41
3:J:780:LYS:CE	3:J:781:PRO:HD2	2.49	0.41
3:J:1007:VAL:CG1	3:J:1011:PHE:CZ	3.03	0.41
3:J:1323:GLN:OE1	3:J:1325:LEU:HD12	2.20	0.41
3:J:1384:PRO:HB3	3:J:1387:SER:O	2.20	0.41
5:B:63:LYS:CB	5:B:107:VAL:HG22	2.51	0.41
5:B:111:ARG:NH1	5:B:112:PRO:O	2.53	0.41
5:C:134:GLU:OE1	5:C:134:GLU:HA	2.20	0.41
5:C:208:ILE:HD12	5:C:268:MET:HE1	2.03	0.41
5:C:334:MET:CE	5:C:335:ASP:OD1	2.69	0.41
5:C:419:PHE:CD2	5:C:420:LEU:HD23	2.56	0.41
5:E:164:SER:HA	5:E:363:PRO:HG3	2.03	0.41
1:G:27:PRO:HA	1:G:184:THR:HG21	2.02	0.41
2:I:47:ALA:CA	2:I:345:ARG:HG2	2.51	0.41
2:I:89:THR:HA	2:I:128:ILE:HG22	2.01	0.41
2:I:184:MET:CB	2:I:193:LEU:CD1	2.98	0.41
2:I:469:THR:CG2	2:I:470:PRO:CD	2.97	0.41
2:I:529:VAL:CG1	2:I:531:PHE:O	2.68	0.41
2:I:597:ALA:CA	2:I:655:LEU:HD11	2.49	0.41
2:I:610:ARG:O	2:I:611:ILE:HG13	2.20	0.41
2:I:915:LYS:HD3	2:I:915:LYS:HA	1.95	0.41
2:I:1000:MET:SD	2:I:1000:MET:N	2.94	0.41
2:I:1102:LEU:HD23	2:I:1106:ASP:OD1	2.20	0.41
3:J:30:GLU:HG2	3:J:40:GLU:HB3	2.02	0.41
3:J:39:PRO:HG2	3:J:47:GLU:HG2	2.02	0.41
3:J:166:GLN:HA	3:J:396:VAL:HA	2.02	0.41
3:J:203:ALA:HA	3:J:395:VAL:HA	2.02	0.41
3:J:477:LEU:C	3:J:481:MET:HE3	2.41	0.41
3:J:689:ASP:OD1	3:J:690:ALA:N	2.53	0.41
3:J:1132:LEU:N	3:J:1132:LEU:HD12	2.36	0.41
3:J:1310:ARG:HB2	3:J:1327:ARG:HB2	2.03	0.41
3:J:1435:LEU:HD12	3:J:1435:LEU:N	2.36	0.41
4:K:13:VAL:HG12	4:K:15:SER:O	2.21	0.41
4:K:54:LEU:O	4:K:63:TRP:HZ2	2.04	0.41
5:B:286:PRO:CB	5:B:287:PRO:HD3	2.49	0.41
5:C:97:GLN:C	5:C:137:LYS:HZ2	2.22	0.41
5:C:386:LYS:HD3	5:C:419:PHE:CD1	2.55	0.41
5:D:163:LEU:HD23	5:D:166:ARG:NH1	2.36	0.41
5:D:287:PRO:CG	5:D:288:THR:H	2.33	0.41
1:G:43:ILE:HD11	1:H:35:THR:HG21	2.03	0.41
1:G:150:TYR:CG	1:G:169:ALA:O	2.73	0.41

Continued on next page...

Continued from previous page...

Atom-1	Atom-2	Interatomic distance (Å)	Clash overlap (Å)
1:H:219:ARG:HA	1:H:222:LEU:HD12	2.02	0.41
2:I:99:GLN:CB	2:I:109:LYS:HG3	2.49	0.41
2:I:513:VAL:HG12	2:I:514:VAL:O	2.20	0.41
2:I:552:HIS:CB	2:I:882:LEU:HB2	2.43	0.41
2:I:690:ILE:CD1	2:I:869:VAL:CG1	2.98	0.41
3:J:8:VAL:HG12	3:J:1434:TRP:CZ2	2.54	0.41
3:J:131:LYS:HA	3:J:456:MET:SD	2.60	0.41
3:J:171:LEU:HB3	3:J:391:ALA:O	2.20	0.41
3:J:401:TYR:CG	3:J:421:LEU:HD12	2.55	0.41
3:J:405:ASP:H	3:J:423:ASP:CG	2.23	0.41
3:J:480:GLU:O	3:J:489:ARG:HB3	2.21	0.41
3:J:481:MET:O	3:J:489:ARG:HD2	2.21	0.41
3:J:645:PRO:HB2	3:J:648:MET:HE1	2.01	0.41
3:J:650:LEU:O	3:J:657:LEU:HD11	2.21	0.41
3:J:793:THR:HG21	3:J:906:GLN:HG3	2.02	0.41
3:J:908:LYS:HG3	3:J:909:ASN:OD1	2.20	0.41
3:J:1010:ASN:O	3:J:1014:ASN:CB	2.67	0.41
3:J:1047:LYS:CE	3:J:1053:PHE:HA	2.50	0.41
3:J:1083:ASP:OD1	3:J:1084:THR:N	2.54	0.41
3:J:1135:ARG:HG2	3:J:1136:LYS:H	1.86	0.41
3:J:1141:GLU:OE1	3:J:1168:MET:CE	2.64	0.41
3:J:1213:ARG:HH22	3:J:1216:SER:HG	1.64	0.41
3:J:1379:VAL:CG2	3:J:1395:LEU:HD13	2.50	0.41
3:J:1485:GLN:CA	4:K:25:LYS:HZ1	2.33	0.41
4:K:26:ARG:CZ	4:K:73:LEU:HD21	2.50	0.41
5:A:159:THR:N	5:A:160:PRO:HD2	2.35	0.41
5:D:229:VAL:HG22	5:D:229:VAL:O	2.21	0.41
5:D:350:LEU:HD12	5:D:370:SER:OG	2.21	0.41
5:E:135:ALA:HA	5:E:138:ASN:OD1	2.21	0.41
5:E:247:ILE:HD11	5:E:280:ALA:HB3	2.02	0.41
1:G:18:ARG:NH2	1:G:204:SER:O	2.54	0.41
1:H:36:LEU:C	1:H:39:PRO:HD2	2.41	0.41
1:H:89:PHE:HA	1:H:94:LEU:HD12	2.03	0.41
1:H:89:PHE:CA	1:H:94:LEU:HD12	2.50	0.41
1:H:185:ARG:HG2	1:H:190:THR:CA	2.47	0.41
2:I:8:ARG:HA	2:I:10:ARG:HH22	1.86	0.41
2:I:12:VAL:HG11	2:I:483:VAL:HG21	2.00	0.41
2:I:54:ILE:HD11	2:I:356:ARG:N	2.36	0.41
2:I:78:PHE:CD1	2:I:88:LEU:HD13	2.56	0.41
2:I:136:ILE:HA	2:I:392:SER:HB2	2.03	0.41
2:I:142:ARG:NH1	2:I:325:ILE:O	2.47	0.41

Continued on next page...

Continued from previous page...

Atom-1	Atom-2	Interatomic distance (Å)	Clash overlap (Å)
2:I:148:PHE:HZ	2:I:281:LEU:CD2	2.30	0.41
2:I:181:VAL:CG1	2:I:190:LYS:HE3	2.51	0.41
2:I:290:LEU:O	2:I:290:LEU:CD1	2.64	0.41
2:I:333:ILE:HB	2:I:465:GLY:HA2	2.02	0.41
2:I:379:GLU:OE2	2:I:383:ARG:CZ	2.66	0.41
2:I:402:SER:HB2	2:I:566:THR:CG2	2.50	0.41
2:I:411:SER:OG	2:I:452:ILE:HG13	2.21	0.41
2:I:439:CYS:O	2:I:453:THR:HG21	2.21	0.41
2:I:468:ARG:HG2	2:I:486:MET:O	2.21	0.41
2:I:470:PRO:O	2:I:538:GLN:OE1	2.38	0.41
2:I:536:PRO:O	2:I:539:VAL:HB	2.21	0.41
2:I:611:ILE:C	2:I:622:GLU:HG3	2.40	0.41
2:I:630:ARG:HD2	2:I:705:ILE:CG2	2.50	0.41
2:I:672:VAL:CG1	2:I:699:PHE:CE2	3.03	0.41
2:I:674:VAL:O	2:I:989:VAL:HB	2.20	0.41
2:I:693:GLU:CG	2:I:697:ARG:HH21	2.33	0.41
2:I:715:THR:HB	3:J:531:ASP:OD2	2.20	0.41
2:I:859:PRO:CB	2:I:974:LEU:HD21	2.51	0.41
2:I:881:ASN:OD1	2:I:881:ASN:O	2.39	0.41
2:I:922:PHE:CE2	2:I:964:LYS:CB	3.03	0.41
2:I:1032:PHE:HE2	2:I:1037:VAL:CG2	2.34	0.41
2:I:1083:GLU:OE2	2:I:1086:ARG:NE	2.54	0.41
3:J:6:ARG:O	3:J:1459:LEU:HD13	2.20	0.41
3:J:21:TRP:HZ2	3:J:518:PRO:HG2	1.86	0.41
3:J:28:LYS:HZ3	3:J:30:GLU:HB2	1.86	0.41
3:J:41:ARG:NH1	3:J:43:GLY:CA	2.79	0.41
3:J:87:ARG:CG	3:J:524:LEU:CD2	2.98	0.41
3:J:177:ALA:HB1	3:J:393:ILE:HD11	2.01	0.41
3:J:191:LEU:HG	3:J:197:SER:OG	2.20	0.41
3:J:639:LEU:HD12	3:J:639:LEU:C	2.40	0.41
3:J:810:GLU:HA	3:J:813:LEU:HD23	2.02	0.41
3:J:937:TYR:HB3	3:J:941:PHE:CE2	2.56	0.41
3:J:984:THR:N	3:J:987:GLU:HB2	2.36	0.41
3:J:1117:TYR:O	3:J:1193:THR:HG21	2.20	0.41
4:K:13:VAL:HG11	4:K:19:LEU:CA	2.51	0.41
5:A:97:GLN:O	5:A:137:LYS:HD3	2.21	0.41
5:A:213:LEU:HA	5:A:235:ILE:O	2.21	0.41
5:A:414:LYS:HE2	5:A:416:ASN:HB3	2.03	0.41
5:B:187:LYS:HD2	5:C:373:ARG:HH21	1.86	0.41
5:B:276:ARG:HA	5:B:279:ARG:HD2	2.02	0.41
5:B:389:LEU:HA	5:B:392:LYS:HD3	2.03	0.41

Continued on next page...

Continued from previous page...

Atom-1	Atom-2	Interatomic distance (Å)	Clash overlap (Å)
5:C:199:ASN:O	5:C:203:LYS:NZ	2.48	0.41
5:C:286:PRO:CB	5:C:287:PRO:HD3	2.51	0.41
5:D:184:ALA:HB2	5:D:352:LEU:HB2	2.02	0.41
5:E:226:ARG:NH2	5:E:234:VAL:HG21	2.35	0.41
5:E:286:PRO:CB	5:E:287:PRO:HD3	2.50	0.41
5:F:158:THR:HG22	5:F:165:THR:HG23	2.03	0.41
5:F:164:SER:O	5:F:168:ILE:HG13	2.21	0.41
5:F:168:ILE:HD11	5:F:193:LEU:HD11	2.02	0.41
5:F:386:LYS:HD3	5:F:419:PHE:CD1	2.55	0.41
1:H:18:ARG:O	1:H:205:VAL:O	2.38	0.41
1:H:198:ARG:HG2	1:H:198:ARG:O	2.21	0.41
1:H:198:ARG:O	1:H:200:TRP:CZ3	2.74	0.41
2:I:45:GLN:CG	2:I:71:TYR:CE1	3.04	0.41
2:I:88:LEU:O	2:I:128:ILE:HG22	2.21	0.41
2:I:328:LEU:HG	2:I:433:THR:HB	2.03	0.41
2:I:400:PRO:HB3	2:I:591:SER:HB2	2.03	0.41
2:I:511:GLU:HA	2:I:526:PRO:HD3	2.02	0.41
2:I:626:ARG:CA	2:I:629:TYR:CE1	3.04	0.41
2:I:668:LEU:O	2:I:993:PHE:CZ	2.74	0.41
2:I:899:GLN:HE22	2:I:901:TYR:HE1	1.69	0.41
2:I:1050:GLN:O	2:I:1054:THR:OG1	2.31	0.41
3:J:402:PRO:HG3	3:J:441:ARG:NH1	2.36	0.41
3:J:644:LEU:HD21	3:J:649:ALA:HB2	2.03	0.41
3:J:761:ILE:HD13	4:K:20:THR:CG2	2.39	0.41
3:J:1041:LEU:N	3:J:1041:LEU:HD23	2.36	0.41
3:J:1150:ALA:H	3:J:1188:VAL:HA	1.86	0.41
3:J:1356:TYR:CD2	3:J:1363:LEU:HD13	2.56	0.41
3:J:1384:PRO:HG3	3:J:1389:LEU:CB	2.51	0.41
5:A:111:ARG:CD	5:A:123:LEU:HD21	2.44	0.41
5:A:229:VAL:HG11	5:A:234:VAL:HG21	2.03	0.41
5:A:287:PRO:O	5:A:288:THR:HB	2.21	0.41
5:D:148:GLN:HB2	5:D:315:ARG:NH1	2.36	0.41
1:G:1:MET:HE1	1:G:5:LYS:HG3	2.02	0.40
1:G:63:HIS:NE2	1:G:66:SER:HB2	2.36	0.40
1:G:161:ARG:O	1:G:164:ALA:HB3	2.21	0.40
1:H:58:ILE:HG21	1:H:68:ILE:CD1	2.43	0.40
1:H:80:LEU:CD1	3:J:842:VAL:HG12	2.50	0.40
1:H:96:THR:HG23	1:H:96:THR:O	2.20	0.40
1:H:114:PHE:HZ	1:H:140:MET:CE	2.34	0.40
2:I:47:ALA:CB	2:I:344:PHE:CD2	3.04	0.40
2:I:164:PRO:HG2	2:I:170:PRO:O	2.20	0.40

Continued on next page...

Continued from previous page...

Atom-1	Atom-2	Interatomic distance (Å)	Clash overlap (Å)
2:I:169:GLY:HA2	2:I:170:PRO:HD3	1.98	0.40
2:I:554:ASP:OD2	2:I:880:MET:HB2	2.21	0.40
2:I:584:GLU:HA	2:I:587:VAL:HB	2.03	0.40
2:I:610:ARG:HD2	2:I:622:GLU:OE1	2.21	0.40
2:I:892:LEU:CA	2:I:990:GLY:HA2	2.50	0.40
2:I:907:ASP:O	2:I:910:LYS:NZ	2.53	0.40
2:I:1043:TYR:CG	3:J:763:MET:HG3	2.55	0.40
3:J:153:LEU:C	3:J:153:LEU:HD12	2.42	0.40
3:J:471:GLU:C	3:J:474:GLU:HG2	2.42	0.40
3:J:764:LEU:HG	3:J:766:ALA:N	2.37	0.40
3:J:773:ALA:CA	3:J:1228:SER:HB3	2.50	0.40
3:J:845:ASN:ND2	3:J:847:ASP:OD2	2.54	0.40
3:J:959:GLU:OE2	3:J:1010:ASN:HB2	2.21	0.40
3:J:970:LYS:HA	3:J:973:GLN:OE1	2.21	0.40
3:J:1134:LEU:CD1	3:J:1178:ALA:HB1	2.51	0.40
3:J:1176:LYS:HE2	3:J:1176:LYS:HB3	1.79	0.40
3:J:1192:LEU:CD2	3:J:1372:VAL:HG23	2.51	0.40
3:J:1197:ARG:O	3:J:1198:TYR:CD1	2.74	0.40
3:J:1447:LEU:N	3:J:1447:LEU:HD22	2.37	0.40
3:J:1484:THR:OG1	4:K:77:GLU:HG2	2.21	0.40
5:A:162:GLU:HG2	5:A:166:ARG:CZ	2.52	0.40
5:A:216:ASP:OD1	5:A:239:PHE:HA	2.20	0.40
5:D:352:LEU:HD23	5:D:365:ILE:HA	2.03	0.40
1:G:2:LEU:O	1:G:6:LEU:HB3	2.21	0.40
1:G:115:LEU:HD12	1:G:116:PRO:CD	2.50	0.40
1:G:225:PHE:HE1	1:H:25:LEU:CD2	2.28	0.40
2:I:56:GLU:OE1	2:I:359:MET:CE	2.69	0.40
2:I:260:LEU:HG	2:I:261:ILE:CD1	2.51	0.40
2:I:333:ILE:HG22	2:I:334:ARG:N	2.35	0.40
2:I:578:VAL:H	2:I:671:ASN:ND2	2.19	0.40
2:I:633:GLN:N	2:I:633:GLN:OE1	2.54	0.40
2:I:683:ASN:HB2	2:I:872:ASN:CA	2.51	0.40
2:I:829:GLN:OE1	2:I:831:ARG:NH2	2.52	0.40
2:I:887:GLU:O	2:I:992:MET:CE	2.70	0.40
2:I:1032:PHE:CE2	2:I:1052:MET:CE	3.04	0.40
3:J:25:GLU:HG2	3:J:92:HIS:O	2.21	0.40
3:J:44:LEU:HD21	3:J:544:TYR:HB3	2.01	0.40
3:J:113:GLY:HA2	3:J:118:LEU:HD12	2.02	0.40
3:J:113:GLY:C	3:J:120:ALA:HB2	2.40	0.40
3:J:441:ARG:HH22	3:J:443:VAL:HG21	1.86	0.40
3:J:819:GLY:HA2	3:J:824:ASN:HB2	1.97	0.40

Continued on next page...

Continued from previous page...

Atom-1	Atom-2	Interatomic distance (Å)	Clash overlap (Å)
3:J:1007:VAL:HG13	3:J:1011:PHE:CZ	2.56	0.40
3:J:1205:TYR:C	3:J:1366:LYS:HZ3	2.24	0.40
3:J:1209:LEU:HD23	3:J:1215:VAL:HG22	2.00	0.40
3:J:1273:VAL:HG22	3:J:1326:THR:HG1	1.85	0.40
3:J:1326:THR:CG2	3:J:1327:ARG:H	2.32	0.40
3:J:1399:ASP:OD1	3:J:1400:VAL:N	2.55	0.40
3:J:1405:GLU:CD	3:J:1413:THR:HB	2.42	0.40
3:J:1412:LYS:O	3:J:1414:PRO:HD3	2.21	0.40
4:K:21:VAL:O	4:K:25:LYS:HG3	2.21	0.40
4:K:39:VAL:HG22	4:K:67:GLU:CD	2.41	0.40
5:A:360:ARG:HD2	5:B:388:TRP:CZ3	2.56	0.40
5:B:254:HIS:NE2	5:B:310:ALA:CB	2.84	0.40
5:B:255:GLU:O	5:B:259:ARG:HG2	2.21	0.40
1:G:19:GLU:HG2	1:G:20:TYR:H	1.87	0.40
1:H:54:THR:O	1:H:167:VAL:HB	2.22	0.40
1:H:87:VAL:HG12	1:H:122:ILE:HG22	2.03	0.40
1:H:88:ARG:NH2	1:H:204:SER:O	2.55	0.40
2:I:23:VAL:O	2:I:27:ARG:N	2.21	0.40
2:I:64:LEU:HA	2:I:102:HIS:ND1	2.36	0.40
2:I:218:VAL:O	2:I:222:MET:HE1	2.21	0.40
2:I:235:LEU:CD1	2:I:298:PHE:HZ	2.35	0.40
2:I:518:LYS:C	2:I:520:GLU:OE1	2.59	0.40
2:I:588:VAL:HG21	2:I:664:GLY:C	2.41	0.40
2:I:731:GLU:CD	2:I:734:LEU:HD22	2.40	0.40
2:I:835:VAL:HG13	2:I:836:GLY:N	2.36	0.40
2:I:909:ALA:C	2:I:910:LYS:HD2	2.41	0.40
3:J:131:LYS:NZ	3:J:568:ARG:HB2	2.36	0.40
3:J:162:ARG:O	3:J:449:SER:HB2	2.21	0.40
3:J:179:VAL:HG12	3:J:180:LYS:O	2.22	0.40
3:J:396:VAL:HG23	3:J:396:VAL:O	2.20	0.40
3:J:423:ASP:HB2	3:J:426:LYS:CG	2.51	0.40
3:J:480:GLU:C	3:J:484:PRO:HD2	2.40	0.40
3:J:539:ASP:OD2	3:J:600:LEU:HA	2.22	0.40
3:J:563:PRO:CB	3:J:566:ILE:HB	2.51	0.40
3:J:634:GLY:O	3:J:635:PRO:C	2.59	0.40
3:J:767:HIS:CE1	3:J:924:MET:HE1	2.56	0.40
3:J:787:LEU:HD21	3:J:947:ILE:HD12	2.04	0.40
3:J:806:PHE:CD2	3:J:833:GLU:HB2	2.57	0.40
3:J:847:ASP:OD1	3:J:847:ASP:N	2.52	0.40
3:J:885:ILE:CA	3:J:888:GLU:OE1	2.67	0.40
3:J:907:GLU:OE1	3:J:909:ASN:N	2.34	0.40

Continued on next page...

Continued from previous page...

Atom-1	Atom-2	Interatomic distance (Å)	Clash overlap (Å)
3:J:1209:LEU:CD2	3:J:1215:VAL:HA	2.46	0.40
3:J:1259:VAL:HA	3:J:1262:LEU:HB2	2.02	0.40
3:J:1331:ASP:H	3:J:1334:GLN:HE21	1.70	0.40
3:J:1376:MET:CE	3:J:1422:MET:H	2.34	0.40
3:J:1441:GLN:OE1	3:J:1442:ASN:HB3	2.21	0.40
3:J:1496:GLU:O	3:J:1500:LYS:HG3	2.22	0.40
5:A:148:GLN:HG3	5:A:315:ARG:CD	2.52	0.40
5:B:287:PRO:O	5:B:288:THR:HB	2.21	0.40
5:C:179:ARG:HD2	5:C:308:LEU:HG	2.03	0.40
5:D:255:GLU:O	5:D:259:ARG:HG2	2.22	0.40
5:D:387:MET:O	5:D:391:ARG:HG3	2.21	0.40
5:F:84:GLU:HG3	5:F:86:ARG:HG3	2.03	0.40
5:F:122:LEU:CD2	5:F:125:VAL:HG22	2.51	0.40
5:F:171:LEU:HD23	5:F:365:ILE:HG21	2.03	0.40
5:F:256:ARG:O	5:F:260:ILE:HG12	2.22	0.40
1:G:88:ARG:NH1	1:G:90:LEU:HD11	2.36	0.40
1:G:150:TYR:O	1:G:151:VAL:HG23	2.21	0.40
1:H:89:PHE:CB	1:H:146:ARG:HH22	2.34	0.40
1:H:117:VAL:HG11	1:H:120:VAL:CG2	2.52	0.40
1:H:161:ARG:O	1:H:164:ALA:HB3	2.20	0.40
2:I:7:GLY:O	2:I:8:ARG:HD2	2.21	0.40
2:I:36:PRO:HG3	2:I:71:TYR:O	2.21	0.40
2:I:272:ALA:O	2:I:276:LYS:CD	2.70	0.40
2:I:360:LEU:HD12	2:I:361:MET:HG2	2.02	0.40
2:I:468:ARG:NH2	2:I:487:THR:OG1	2.52	0.40
2:I:584:GLU:O	2:I:588:VAL:HG22	2.22	0.40
2:I:640:ARG:O	2:I:642:ARG:HG2	2.21	0.40
2:I:654:LEU:HD12	2:I:654:LEU:C	2.42	0.40
2:I:673:LEU:HD23	2:I:673:LEU:HA	1.92	0.40
2:I:682:TYR:HB2	2:I:689:VAL:HG22	2.03	0.40
2:I:722:ILE:HG22	2:I:741:GLY:HA3	2.04	0.40
2:I:814:GLU:N	2:I:814:GLU:OE1	2.55	0.40
2:I:895:TYR:HD1	2:I:991:GLN:NE2	2.18	0.40
2:I:1111:ILE:HG13	2:I:1112:PHE:CD2	2.56	0.40
3:J:4:GLU:O	3:J:6:ARG:HD3	2.22	0.40
3:J:771:SER:HB3	3:J:776:GLU:O	2.21	0.40
3:J:783:ARG:HH21	3:J:1029:ARG:HD2	1.85	0.40
3:J:971:LEU:CD1	3:J:996:TRP:HE1	2.35	0.40
3:J:1336:LEU:HD12	3:J:1340:GLY:C	2.42	0.40
4:K:48:MET:HG2	4:K:54:LEU:CB	2.52	0.40
5:A:148:GLN:HG3	5:A:315:ARG:HD2	2.04	0.40

Continued on next page...

Continued from previous page...

Atom-1	Atom-2	Interatomic distance (Å)	Clash overlap (Å)
5:A:171:LEU:HD23	5:A:365:ILE:HG21	2.03	0.40
5:C:153:GLN:HA	5:C:174:ILE:O	2.22	0.40
1:G:132:LEU:HD22	1:G:136:GLY:HA3	2.04	0.40
1:H:110:LYS:CG	1:H:128:HIS:HA	2.38	0.40
2:I:11:GLU:HG3	2:I:537:LYS:NZ	2.37	0.40
2:I:52:PHE:O	2:I:54:ILE:N	2.54	0.40
2:I:95:TYR:CE1	2:I:114:PHE:CB	3.03	0.40
2:I:165:LEU:N	2:I:265:ARG:HD2	2.35	0.40
2:I:191:PHE:CE1	2:I:195:LEU:HB3	2.56	0.40
2:I:219:GLN:CA	2:I:222:MET:HE1	2.51	0.40
2:I:497:ALA:HB3	2:I:532:MET:HB2	2.02	0.40
2:I:753:ASP:HB2	2:I:792:VAL:HG23	2.00	0.40
2:I:874:LEU:O	2:I:877:PRO:HG2	2.21	0.40
2:I:897:LEU:HB3	2:I:899:GLN:CG	2.52	0.40
2:I:944:LEU:HD23	2:I:944:LEU:HA	1.94	0.40
3:J:87:ARG:O	3:J:87:ARG:HG2	2.22	0.40
3:J:426:LYS:HG3	3:J:427:VAL:N	2.37	0.40
3:J:647:ARG:HH21	3:J:724:GLN:CB	2.34	0.40
3:J:712:GLY:O	3:J:736:PHE:CE1	2.72	0.40
3:J:739:ASP:OD1	3:J:739:ASP:N	2.49	0.40
3:J:893:GLU:O	3:J:897:TRP:CD1	2.74	0.40
3:J:1029:ARG:HH22	3:J:1034:GLN:HE22	1.69	0.40
3:J:1122:LEU:HD12	3:J:1185:GLU:HA	2.03	0.40
3:J:1311:LEU:HG	3:J:1326:THR:CA	2.51	0.40
4:K:45:ARG:CG	4:K:63:TRP:HH2	2.33	0.40
5:A:150:PRO:O	5:A:378:LEU:HD21	2.21	0.40
5:B:208:ILE:O	5:B:210:VAL:HG23	2.22	0.40
5:E:275:THR:HG21	5:E:327:LEU:H	1.86	0.40
5:E:294:GLY:O	5:E:334:MET:HB2	2.21	0.40

There are no symmetry-related clashes.

5.3 Torsion angles [i](#)

5.3.1 Protein backbone [i](#)

In the following table, the Percentiles column shows the percent Ramachandran outliers of the chain as a percentile score with respect to all PDB entries followed by that with respect to all EM entries.

The Analysed column shows the number of residues for which the backbone conformation was analysed, and the total number of residues.

Mol	Chain	Analysed	Favoured	Allowed	Outliers	Percentiles	
1	G	227/315 (72%)	211 (93%)	16 (7%)	0	100	100
1	H	227/315 (72%)	213 (94%)	14 (6%)	0	100	100
2	I	1092/1119 (98%)	975 (89%)	117 (11%)	0	100	100
3	J	1270/1532 (83%)	1138 (90%)	131 (10%)	1 (0%)	51	85
4	K	93/99 (94%)	87 (94%)	6 (6%)	0	100	100
5	A	359/428 (84%)	345 (96%)	13 (4%)	1 (0%)	41	76
5	B	359/428 (84%)	345 (96%)	13 (4%)	1 (0%)	41	76
5	C	359/428 (84%)	345 (96%)	13 (4%)	1 (0%)	41	76
5	D	359/428 (84%)	345 (96%)	13 (4%)	1 (0%)	41	76
5	E	359/428 (84%)	343 (96%)	15 (4%)	1 (0%)	41	76
5	F	359/428 (84%)	343 (96%)	15 (4%)	1 (0%)	41	76
All	All	5063/5948 (85%)	4690 (93%)	366 (7%)	7 (0%)	54	85

All (7) Ramachandran outliers are listed below:

Mol	Chain	Res	Type
5	A	287	PRO
5	B	287	PRO
5	C	287	PRO
5	D	287	PRO
5	E	287	PRO
5	F	287	PRO
3	J	82	LYS

5.3.2 Protein sidechains [i](#)

In the following table, the Percentiles column shows the percent sidechain outliers of the chain as a percentile score with respect to all PDB entries followed by that with respect to all EM entries.

The Analysed column shows the number of residues for which the sidechain conformation was analysed, and the total number of residues.

Mol	Chain	Analysed	Rotameric	Outliers	Percentiles	
1	G	202/273 (74%)	201 (100%)	1 (0%)	88	93
1	H	202/273 (74%)	199 (98%)	3 (2%)	65	80
2	I	921/941 (98%)	918 (100%)	3 (0%)	92	94
3	J	1079/1287 (84%)	1075 (100%)	4 (0%)	91	94

Continued on next page...

Continued from previous page...

Mol	Chain	Analysed	Rotameric	Outliers	Percentiles	
4	K	84/88 (96%)	84 (100%)	0	100	100
5	A	304/359 (85%)	302 (99%)	2 (1%)	84	90
5	B	304/359 (85%)	304 (100%)	0	100	100
5	C	304/359 (85%)	303 (100%)	1 (0%)	92	94
5	D	304/359 (85%)	304 (100%)	0	100	100
5	E	304/359 (85%)	304 (100%)	0	100	100
5	F	304/359 (85%)	304 (100%)	0	100	100
All	All	4312/5016 (86%)	4298 (100%)	14 (0%)	92	94

All (14) residues with a non-rotameric sidechain are listed below:

Mol	Chain	Res	Type
1	G	185	ARG
1	H	137	ARG
1	H	198	ARG
1	H	227	ASN
2	I	420	ARG
2	I	648	ARG
2	I	978	ARG
3	J	525	ARG
3	J	1009	LYS
3	J	1108	ARG
3	J	1354	LYS
5	A	63	LYS
5	A	152	ARG
5	C	63	LYS

Sometimes sidechains can be flipped to improve hydrogen bonding and reduce clashes. All (39) such sidechains are listed below:

Mol	Chain	Res	Type
1	G	16	GLN
1	G	63	HIS
1	G	124	ASN
1	G	156	HIS
1	G	227	ASN
1	G	229	GLN
1	H	227	ASN
2	I	31	GLN

Continued on next page...

Continued from previous page...

Mol	Chain	Res	Type
2	I	91	GLN
2	I	139	GLN
2	I	343	GLN
2	I	565	GLN
2	I	670	GLN
2	I	671	ASN
2	I	884	GLN
2	I	889	HIS
2	I	899	GLN
2	I	962	GLN
2	I	1006	HIS
2	I	1064	ASN
2	I	1107	ASN
3	J	143	ASN
3	J	569	ASN
3	J	640	HIS
3	J	696	HIS
3	J	729	HIS
3	J	767	HIS
3	J	1010	ASN
3	J	1014	ASN
3	J	1195	GLN
3	J	1333	HIS
3	J	1334	GLN
3	J	1353	GLN
3	J	1359	GLN
3	J	1374	GLN
3	J	1489	GLN
4	K	29	GLN
4	K	37	ASN
5	C	199	ASN

5.3.3 RNA [i](#)

There are no RNA molecules in this entry.

5.4 Non-standard residues in protein, DNA, RNA chains [i](#)

There are no non-standard protein/DNA/RNA residues in this entry.

5.5 Carbohydrates [i](#)

There are no monosaccharides in this entry.

5.6 Ligand geometry [i](#)

Of 20 ligands modelled in this entry, 8 are monoatomic - leaving 12 for Mogul analysis.

In the following table, the Counts columns list the number of bonds (or angles) for which Mogul statistics could be retrieved, the number of bonds (or angles) that are observed in the model and the number of bonds (or angles) that are defined in the Chemical Component Dictionary. The Link column lists molecule types, if any, to which the group is linked. The Z score for a bond length (or angle) is the number of standard deviations the observed value is removed from the expected value. A bond length (or angle) with $|Z| > 2$ is considered an outlier worth inspection. RMSZ is the root-mean-square of all Z scores of the bond lengths (or angles).

Mol	Type	Chain	Res	Link	Bond lengths			Bond angles		
					Counts	RMSZ	# Z > 2	Counts	RMSZ	# Z > 2
8	ADP	A	1000	9,7	24,29,29	0.92	1 (4%)	29,45,45	1.55	5 (17%)
8	ADP	C	1000	7	24,29,29	0.98	1 (4%)	29,45,45	1.61	5 (17%)
8	ADP	D	1000	7	24,29,29	0.95	1 (4%)	29,45,45	1.59	4 (13%)
8	ADP	F	1000	7	24,29,29	0.96	1 (4%)	29,45,45	1.53	4 (13%)
9	BEF	A	1002	8	0,3,3	-	-	-	-	-
9	BEF	C	1002	-	0,3,3	-	-	-	-	-
9	BEF	B	1002	8	0,3,3	-	-	-	-	-
9	BEF	E	1002	-	0,3,3	-	-	-	-	-
9	BEF	D	1002	-	0,3,3	-	-	-	-	-
8	ADP	B	1000	9,7	24,29,29	0.97	1 (4%)	29,45,45	1.46	4 (13%)
8	ADP	E	1000	7	24,29,29	0.98	1 (4%)	29,45,45	1.54	5 (17%)
9	BEF	F	1002	-	0,3,3	-	-	-	-	-

In the following table, the Chirals column lists the number of chiral outliers, the number of chiral centers analysed, the number of these observed in the model and the number defined in the Chemical Component Dictionary. Similar counts are reported in the Torsion and Rings columns. '-' means no outliers of that kind were identified.

Mol	Type	Chain	Res	Link	Chirals	Torsions	Rings
8	ADP	A	1000	9,7	-	0/12/32/32	0/3/3/3
8	ADP	C	1000	7	-	2/12/32/32	0/3/3/3
8	ADP	D	1000	7	-	2/12/32/32	0/3/3/3
8	ADP	F	1000	7	-	5/12/32/32	0/3/3/3
8	ADP	B	1000	9,7	-	3/12/32/32	0/3/3/3

Continued on next page...

Continued from previous page...

Mol	Type	Chain	Res	Link	Chirals	Torsions	Rings
8	ADP	E	1000	7	-	5/12/32/32	0/3/3/3

All (6) bond length outliers are listed below:

Mol	Chain	Res	Type	Atoms	Z	Observed(Å)	Ideal(Å)
8	C	1000	ADP	C5-C4	2.47	1.47	1.40
8	B	1000	ADP	C5-C4	2.44	1.47	1.40
8	E	1000	ADP	C5-C4	2.40	1.47	1.40
8	D	1000	ADP	C5-C4	2.38	1.47	1.40
8	F	1000	ADP	C5-C4	2.36	1.47	1.40
8	A	1000	ADP	C5-C4	2.33	1.47	1.40

All (27) bond angle outliers are listed below:

Mol	Chain	Res	Type	Atoms	Z	Observed(°)	Ideal(°)
8	D	1000	ADP	PA-O3A-PB	-4.26	118.22	132.83
8	C	1000	ADP	PA-O3A-PB	-4.16	118.55	132.83
8	A	1000	ADP	PA-O3A-PB	-3.82	119.72	132.83
8	A	1000	ADP	N3-C2-N1	-3.74	122.83	128.68
8	C	1000	ADP	C3'-C2'-C1'	3.74	106.60	100.98
8	D	1000	ADP	N3-C2-N1	-3.71	122.87	128.68
8	F	1000	ADP	N3-C2-N1	-3.69	122.91	128.68
8	E	1000	ADP	PA-O3A-PB	-3.68	120.20	132.83
8	C	1000	ADP	N3-C2-N1	-3.65	122.98	128.68
8	F	1000	ADP	PA-O3A-PB	-3.62	120.41	132.83
8	E	1000	ADP	N3-C2-N1	-3.62	123.03	128.68
8	B	1000	ADP	N3-C2-N1	-3.61	123.03	128.68
8	B	1000	ADP	C3'-C2'-C1'	3.45	106.17	100.98
8	E	1000	ADP	C3'-C2'-C1'	3.44	106.15	100.98
8	F	1000	ADP	C3'-C2'-C1'	3.36	106.03	100.98
8	D	1000	ADP	C3'-C2'-C1'	3.33	105.99	100.98
8	A	1000	ADP	C3'-C2'-C1'	3.31	105.96	100.98
8	B	1000	ADP	PA-O3A-PB	-2.95	122.69	132.83
8	B	1000	ADP	C4-C5-N7	-2.72	106.57	109.40
8	D	1000	ADP	C4-C5-N7	-2.66	106.62	109.40
8	E	1000	ADP	C4-C5-N7	-2.66	106.63	109.40
8	C	1000	ADP	C4-C5-N7	-2.66	106.63	109.40
8	A	1000	ADP	C4-C5-N7	-2.62	106.66	109.40
8	F	1000	ADP	C4-C5-N7	-2.43	106.86	109.40
8	E	1000	ADP	O3B-PB-O2B	2.17	115.94	107.64
8	C	1000	ADP	O3B-PB-O2B	2.02	115.37	107.64
8	A	1000	ADP	C2-N1-C6	2.00	122.18	118.75

There are no chirality outliers.

All (17) torsion outliers are listed below:

Mol	Chain	Res	Type	Atoms
8	B	1000	ADP	C5'-O5'-PA-O1A
8	B	1000	ADP	C5'-O5'-PA-O2A
8	B	1000	ADP	C5'-O5'-PA-O3A
8	C	1000	ADP	C5'-O5'-PA-O1A
8	E	1000	ADP	C5'-O5'-PA-O1A
8	E	1000	ADP	O4'-C4'-C5'-O5'
8	E	1000	ADP	C3'-C4'-C5'-O5'
8	F	1000	ADP	PA-O3A-PB-O3B
8	F	1000	ADP	O4'-C4'-C5'-O5'
8	D	1000	ADP	O4'-C4'-C5'-O5'
8	F	1000	ADP	C3'-C4'-C5'-O5'
8	D	1000	ADP	C3'-C4'-C5'-O5'
8	E	1000	ADP	C5'-O5'-PA-O3A
8	E	1000	ADP	C5'-O5'-PA-O2A
8	F	1000	ADP	PA-O3A-PB-O2B
8	C	1000	ADP	C5'-O5'-PA-O3A
8	F	1000	ADP	PA-O3A-PB-O1B

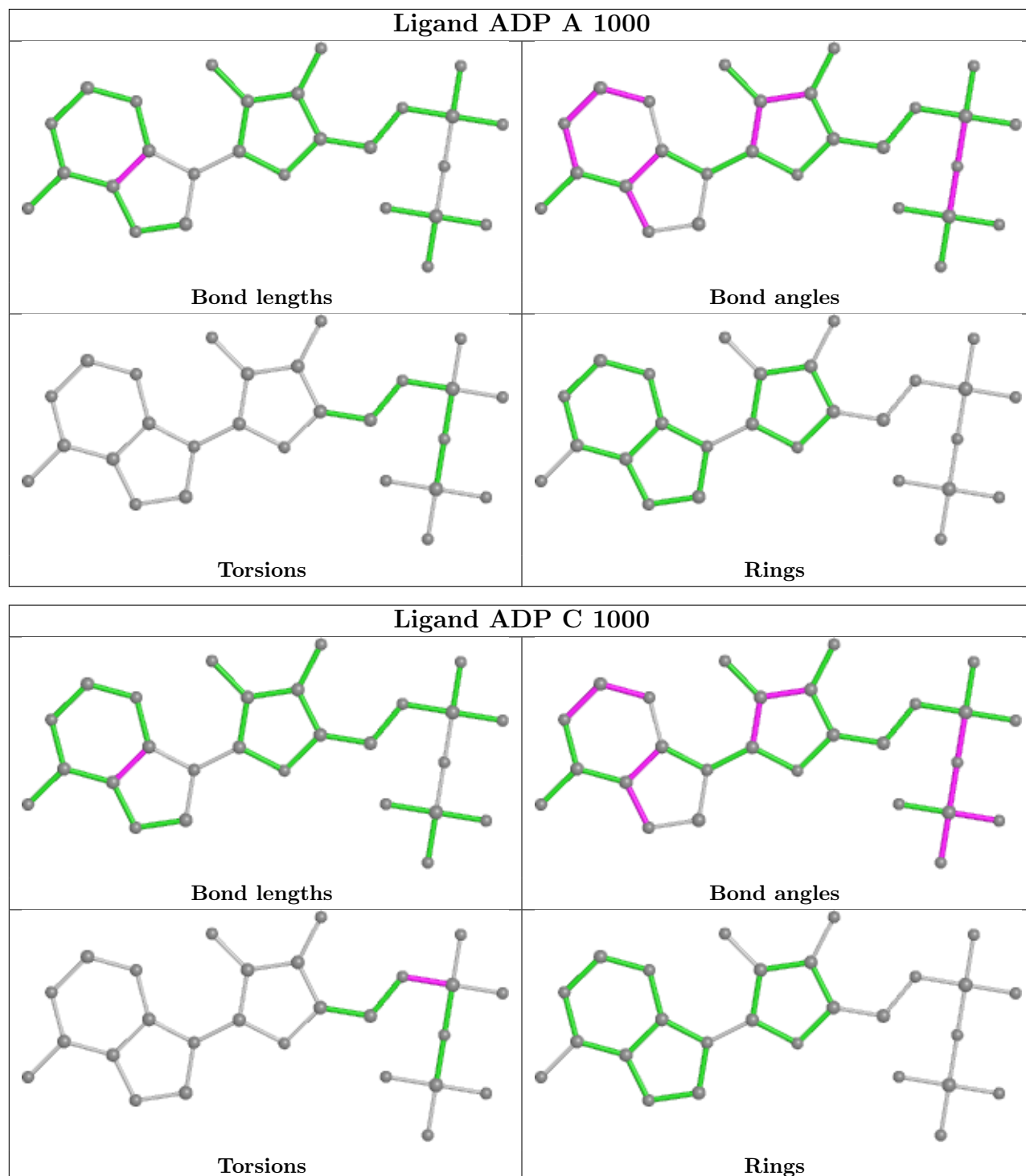
There are no ring outliers.

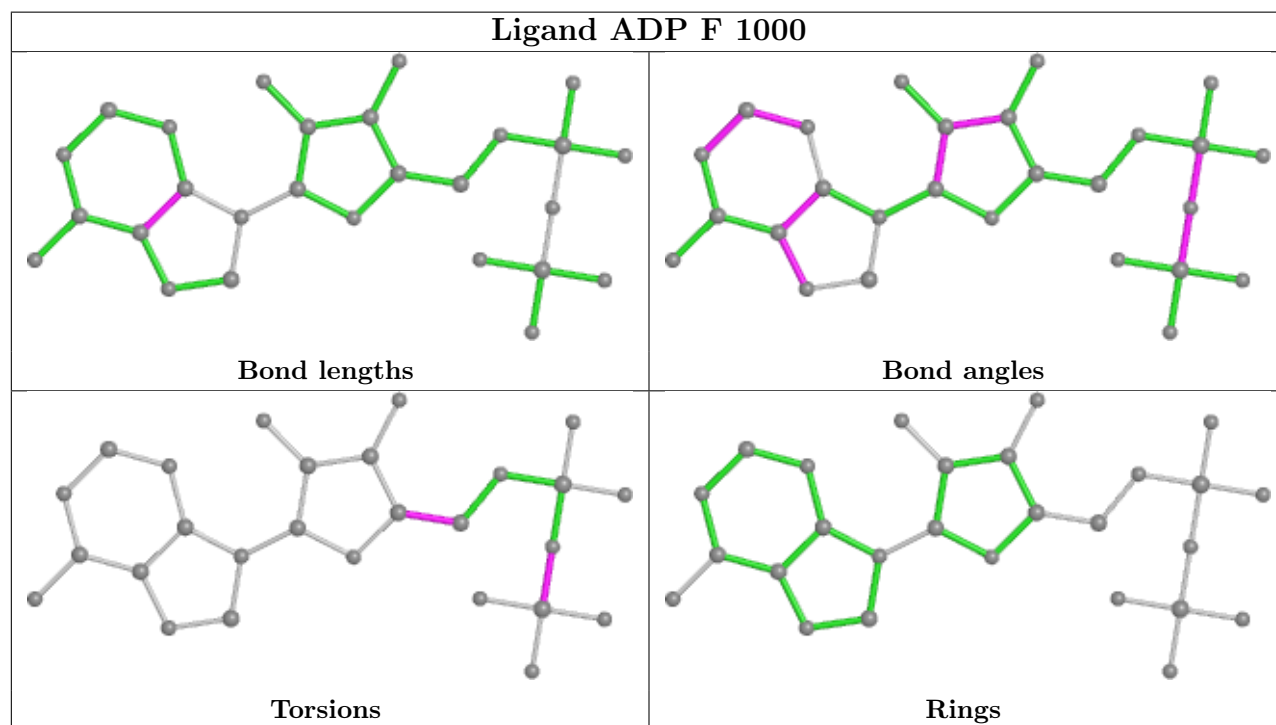
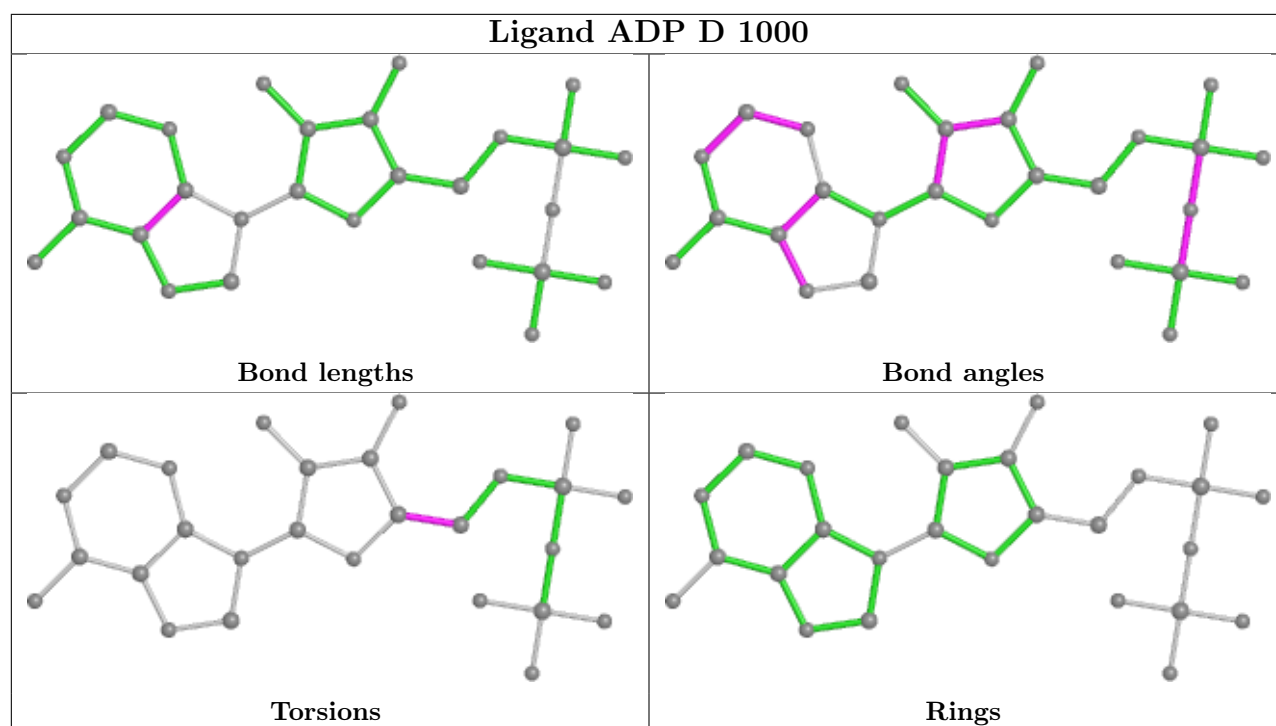
10 monomers are involved in 16 short contacts:

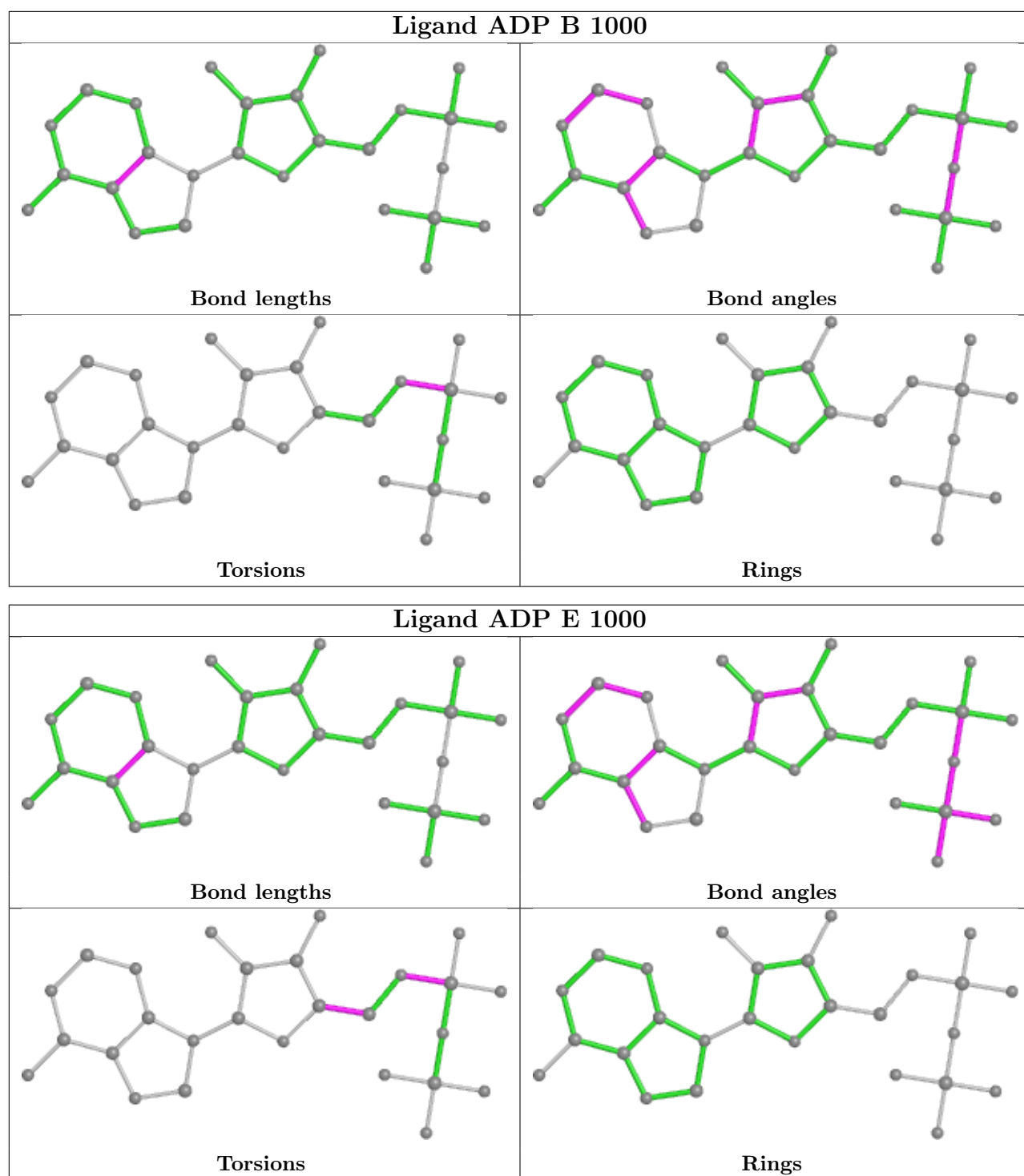
Mol	Chain	Res	Type	Clashes	Symm-Clashes
8	A	1000	ADP	4	0
8	C	1000	ADP	3	0
8	D	1000	ADP	1	0
8	F	1000	ADP	3	0
9	A	1002	BEF	2	0
9	C	1002	BEF	1	0
9	B	1002	BEF	1	0
9	E	1002	BEF	1	0
8	E	1000	ADP	2	0
9	F	1002	BEF	2	0

The following is a two-dimensional graphical depiction of Mogul quality analysis of bond lengths, bond angles, torsion angles, and ring geometry for all instances of the Ligand of Interest. In addition, ligands with molecular weight > 250 and outliers as shown on the validation Tables will also be included. For torsion angles, if less than 5% of the Mogul distribution of torsion angles is within 10 degrees of the torsion angle in question, then that torsion angle is considered an outlier. Any bond that is central to one or more torsion angles identified as an outlier by Mogul will be highlighted in the graph. For rings, the root-mean-square deviation (RMSD) between the ring

in question and similar rings identified by Mogul is calculated over all ring torsion angles. If the average RMSD is greater than 60 degrees and the minimal RMSD between the ring in question and any Mogul-identified rings is also greater than 60 degrees, then that ring is considered an outlier. The outliers are highlighted in purple. The color gray indicates Mogul did not find sufficient equivalents in the CSD to analyse the geometry.







5.7 Other polymers [\(i\)](#)

There are no such residues in this entry.

5.8 Polymer linkage issues

There are no chain breaks in this entry.

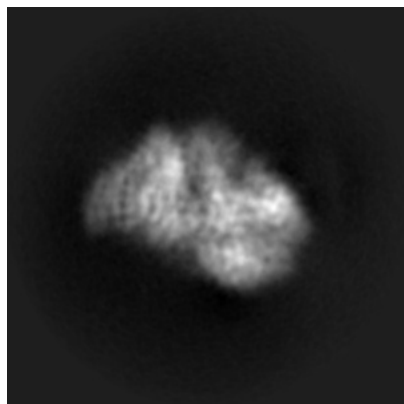
6 Map visualisation [i](#)

This section contains visualisations of the EMDB entry EMD-35000. These allow visual inspection of the internal detail of the map and identification of artifacts.

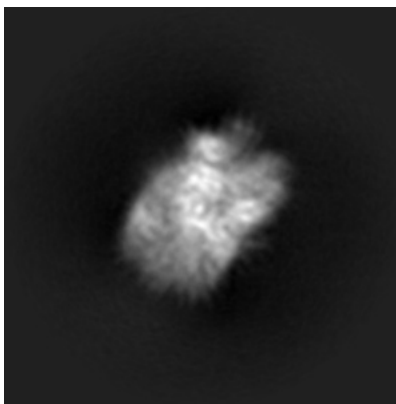
Images derived from a raw map, generated by summing the deposited half-maps, are presented below the corresponding image components of the primary map to allow further visual inspection and comparison with those of the primary map.

6.1 Orthogonal projections [i](#)

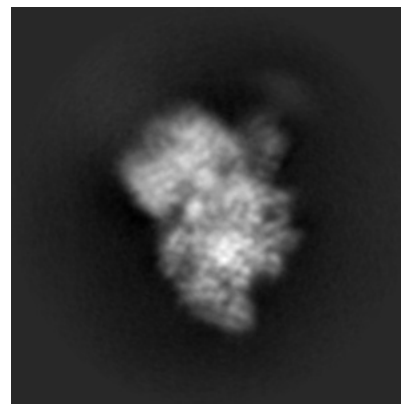
6.1.1 Primary map



X

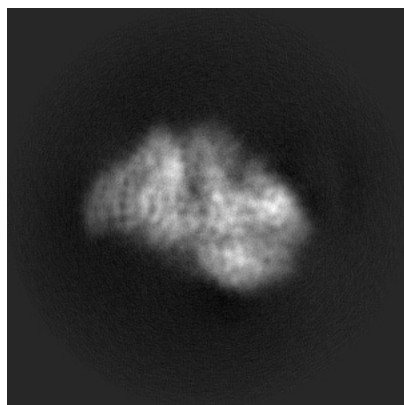


Y

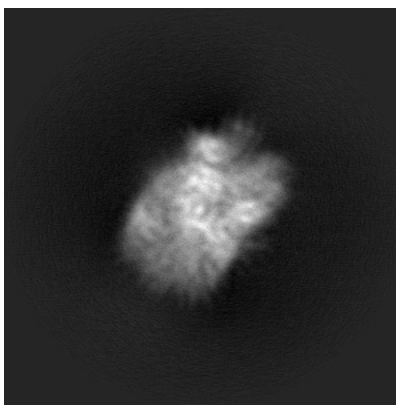


Z

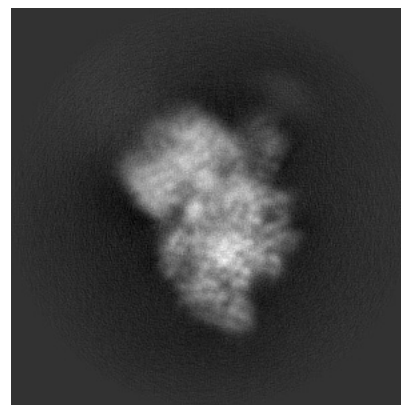
6.1.2 Raw map



X



Y

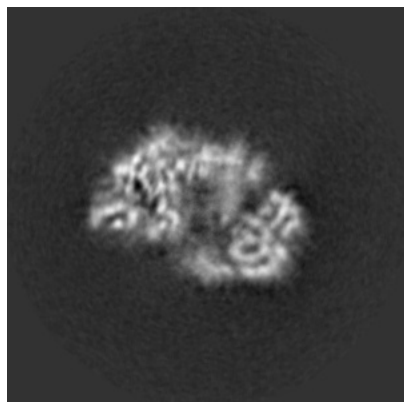


Z

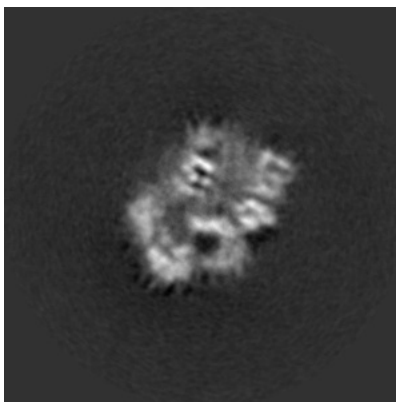
The images above show the map projected in three orthogonal directions.

6.2 Central slices [i](#)

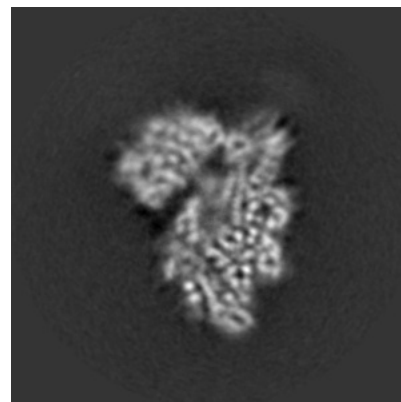
6.2.1 Primary map



X Index: 160

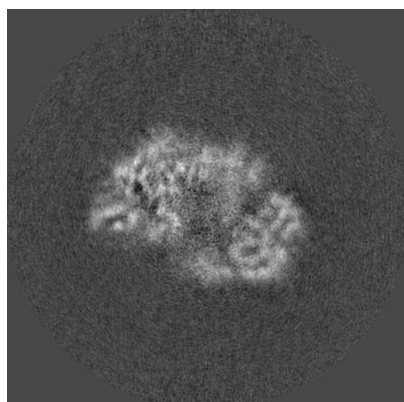


Y Index: 160

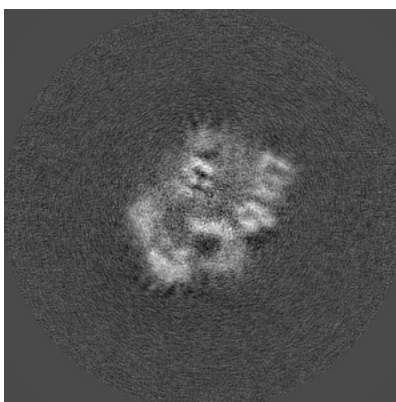


Z Index: 160

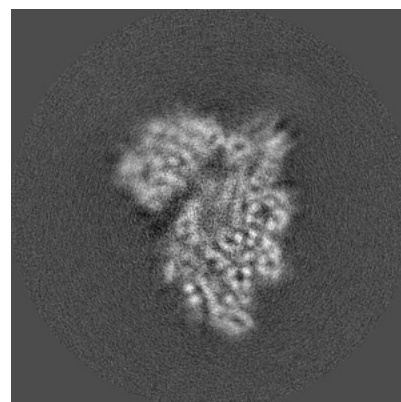
6.2.2 Raw map



X Index: 160



Y Index: 160

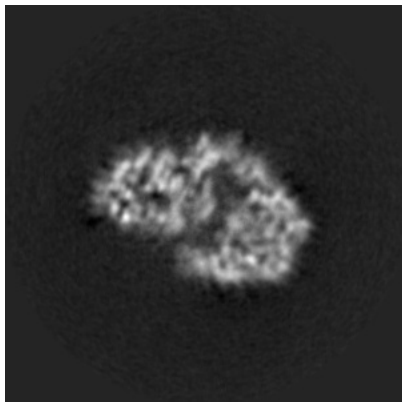


Z Index: 160

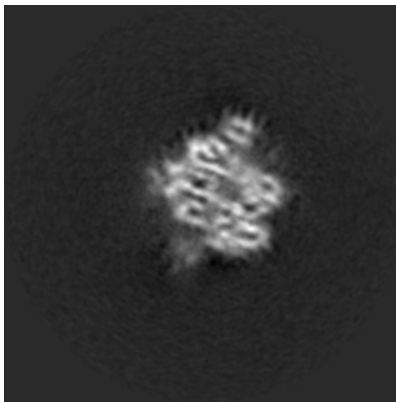
The images above show central slices of the map in three orthogonal directions.

6.3 Largest variance slices [i](#)

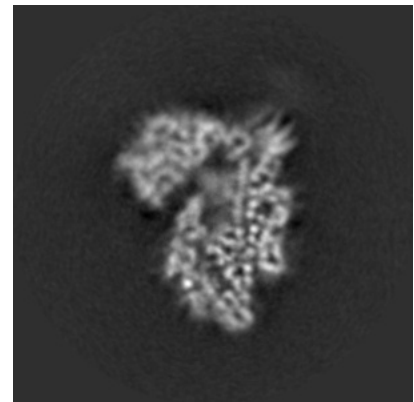
6.3.1 Primary map



X Index: 149

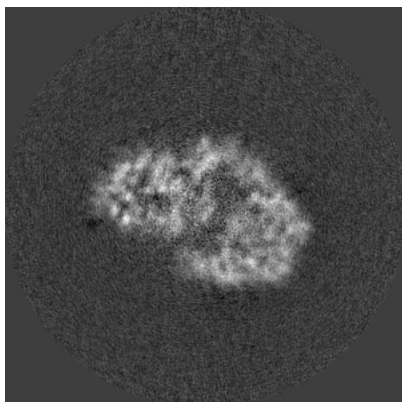


Y Index: 132

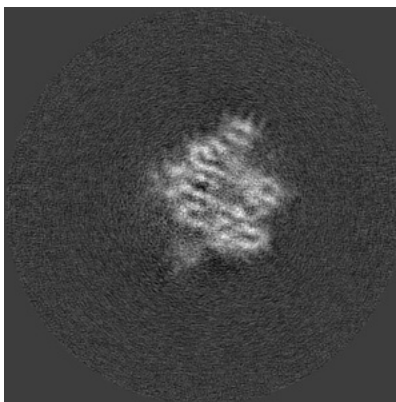


Z Index: 163

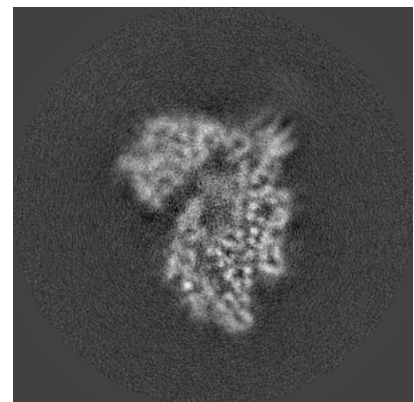
6.3.2 Raw map



X Index: 149



Y Index: 133

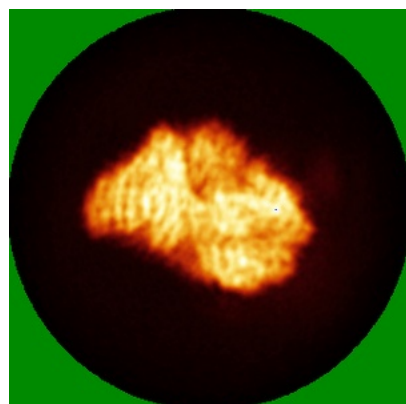


Z Index: 163

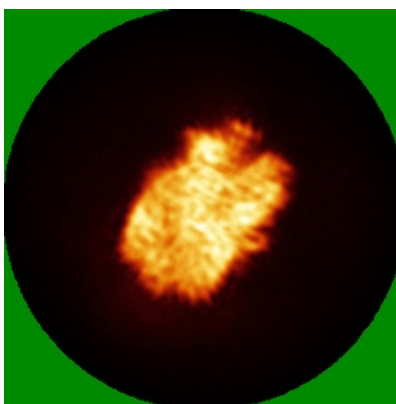
The images above show the largest variance slices of the map in three orthogonal directions.

6.4 Orthogonal standard-deviation projections (False-color) [i](#)


6.4.1 Primary map



X

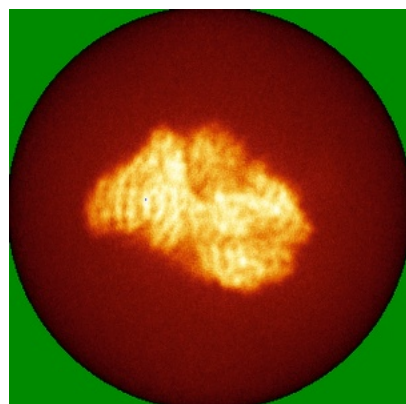


Y

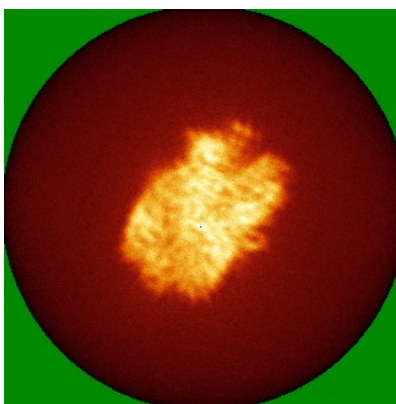


Z


6.4.2 Raw map



X



Y

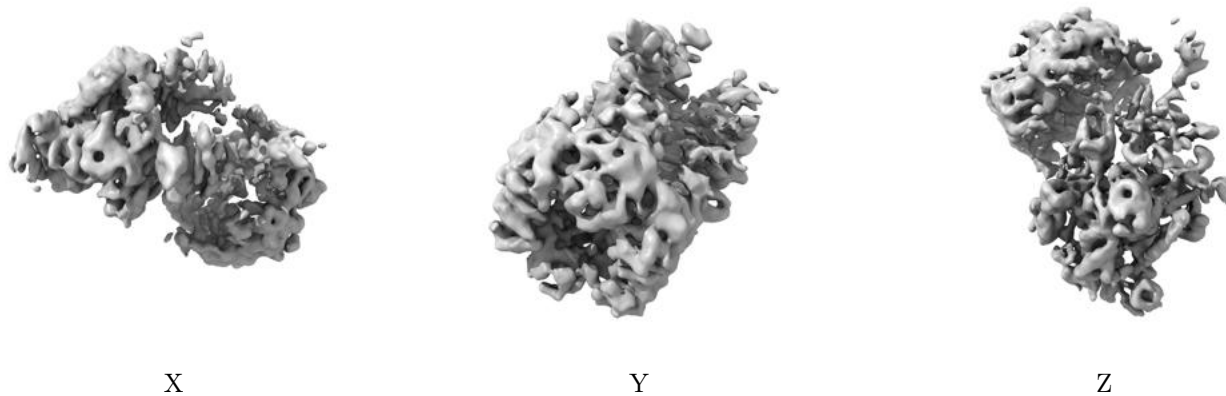


Z

The images above show the map standard deviation projections with false color in three orthogonal directions. Minimum values are shown in green, max in blue, and dark to light orange shades represent small to large values respectively.

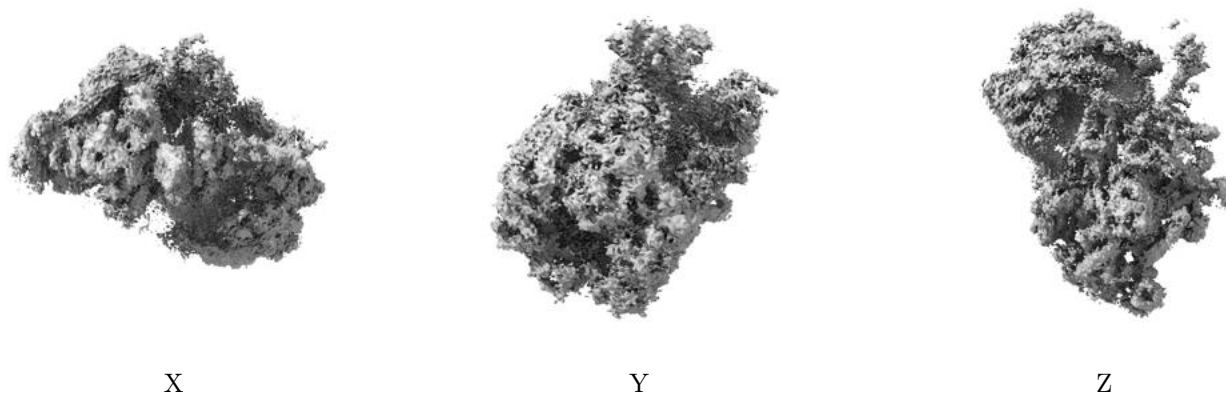
6.5 Orthogonal surface views [i](#)

6.5.1 Primary map



The images above show the 3D surface view of the map at the recommended contour level 0.009. These images, in conjunction with the slice images, may facilitate assessment of whether an appropriate contour level has been provided.

6.5.2 Raw map



These images show the 3D surface of the raw map. The raw map's contour level was selected so that its surface encloses the same volume as the primary map does at its recommended contour level.

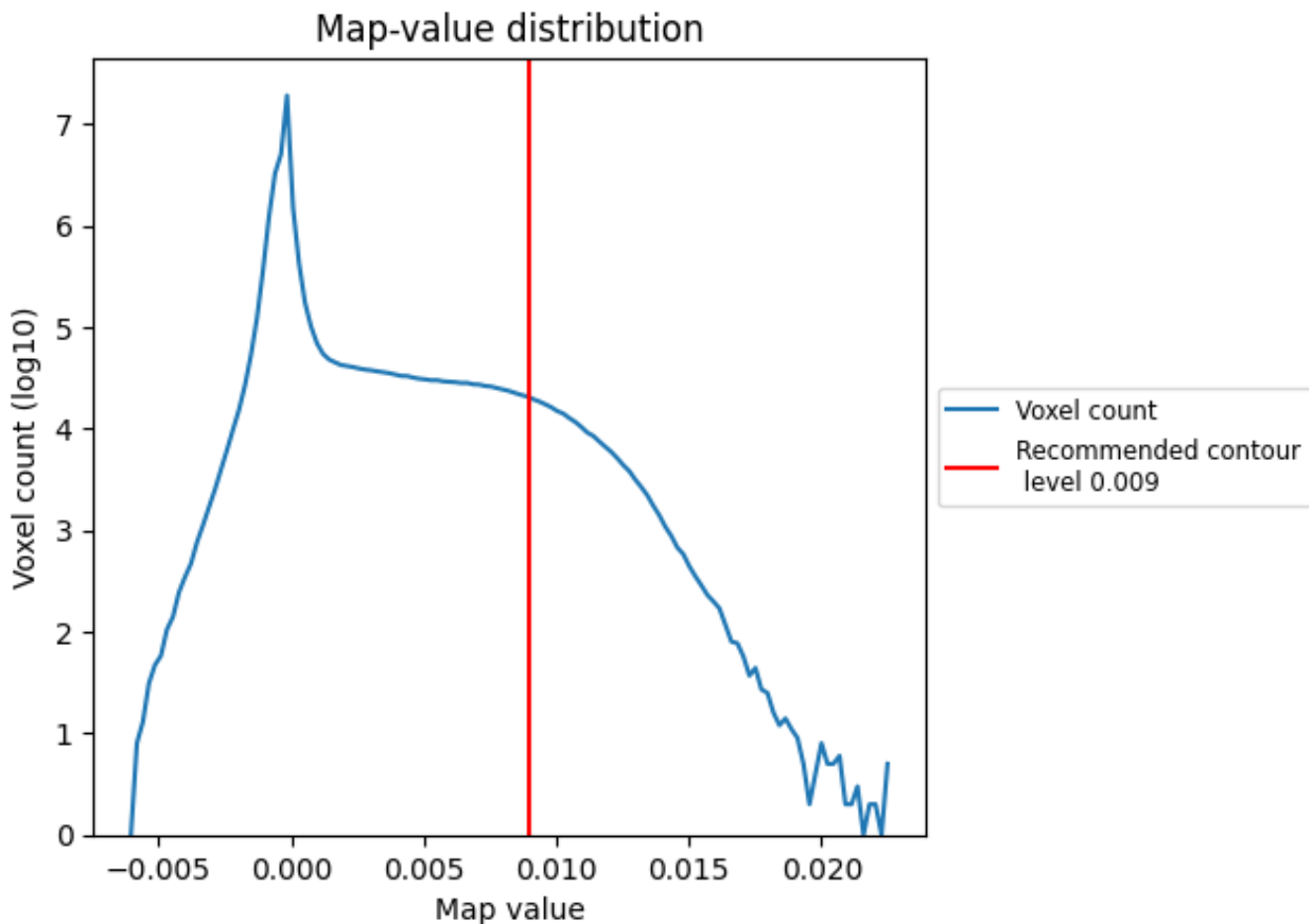
6.6 Mask visualisation [i](#)

This section was not generated. No masks/segmentation were deposited.

7 Map analysis [i](#)

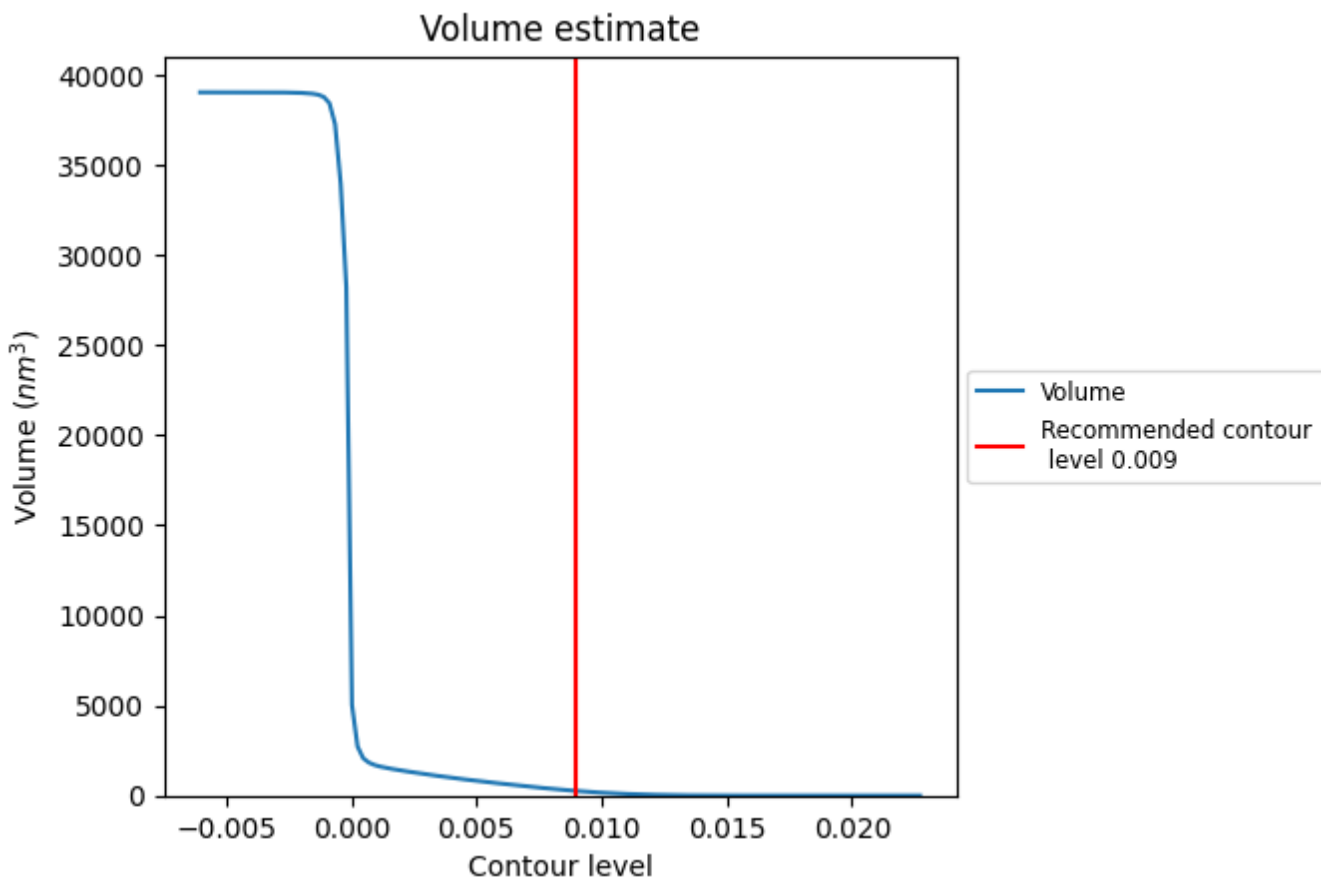
This section contains the results of statistical analysis of the map.

7.1 Map-value distribution [i](#)



The map-value distribution is plotted in 128 intervals along the x-axis. The y-axis is logarithmic. A spike in this graph at zero usually indicates that the volume has been masked.

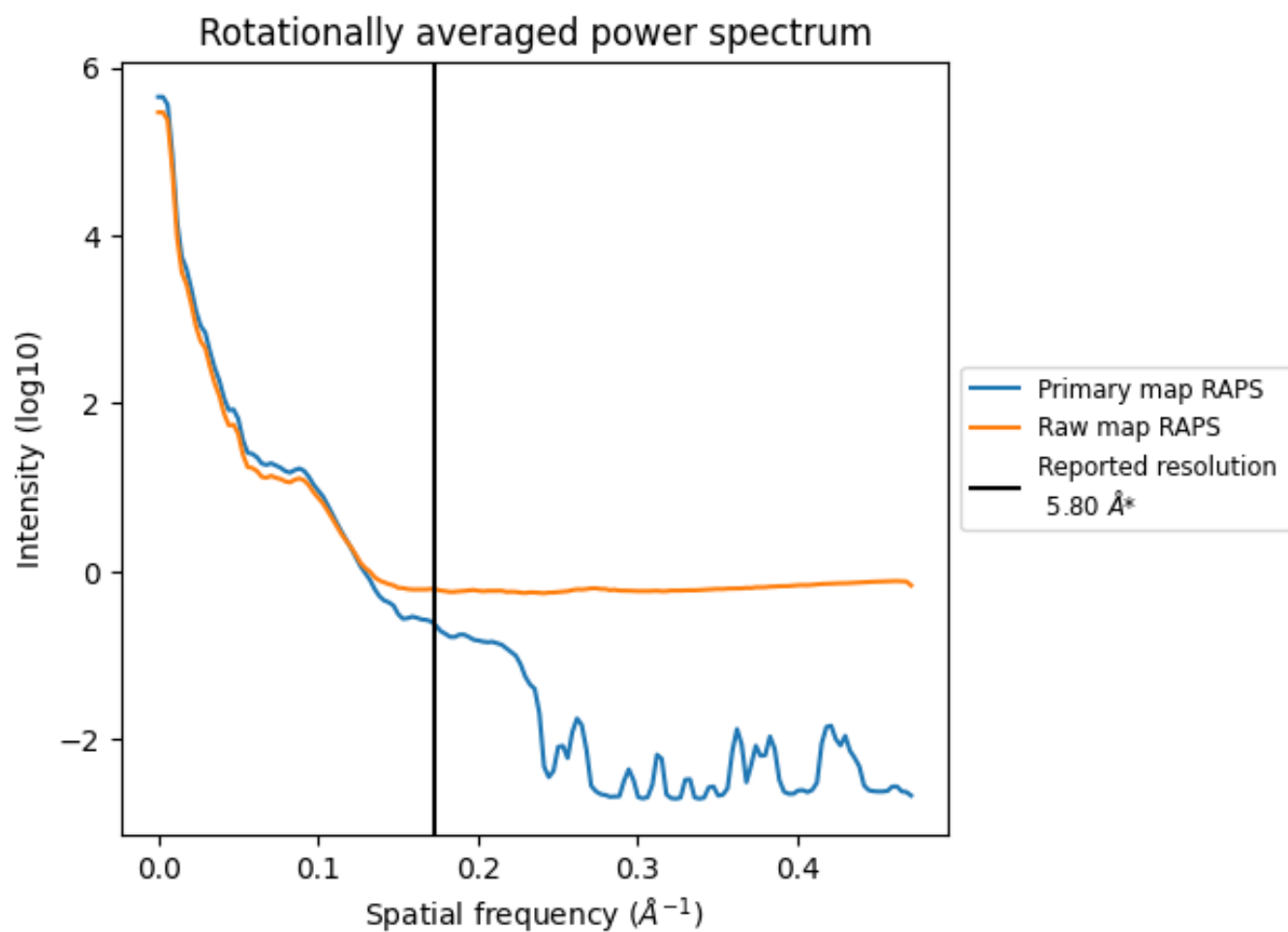
7.2 Volume estimate [i](#)



The volume at the recommended contour level is 256 nm³; this corresponds to an approximate mass of 231 kDa.

The volume estimate graph shows how the enclosed volume varies with the contour level. The recommended contour level is shown as a vertical line and the intersection between the line and the curve gives the volume of the enclosed surface at the given level.

7.3 Rotationally averaged power spectrum i

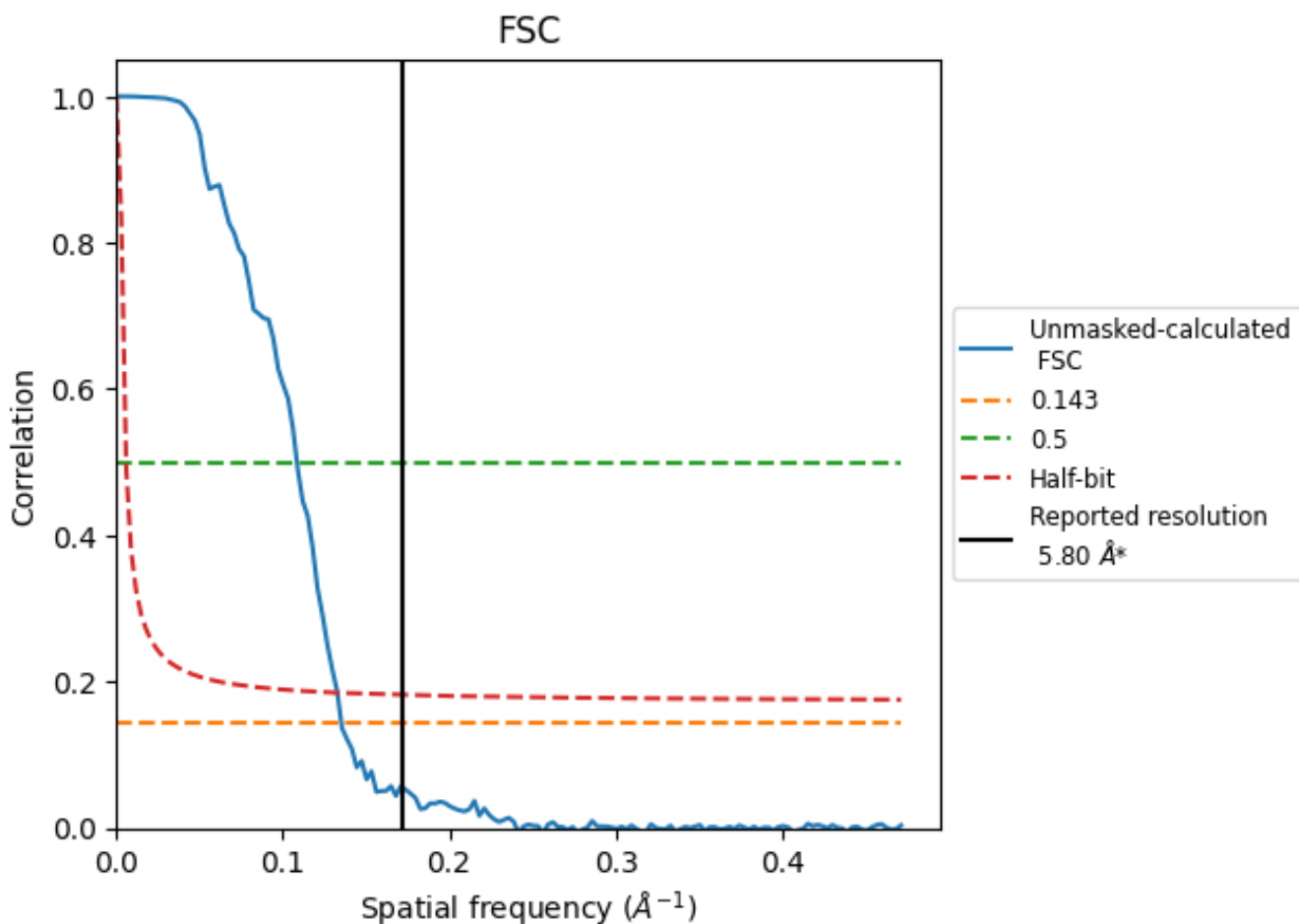


*Reported resolution corresponds to spatial frequency of 0.172 Å⁻¹

8 Fourier-Shell correlation [i](#)

Fourier-Shell Correlation (FSC) is the most commonly used method to estimate the resolution of single-particle and subtomogram-averaged maps. The shape of the curve depends on the imposed symmetry, mask and whether or not the two 3D reconstructions used were processed from a common reference. The reported resolution is shown as a black line. A curve is displayed for the half-bit criterion in addition to lines showing the 0.143 gold standard cut-off and 0.5 cut-off.

8.1 FSC [i](#)



*Reported resolution corresponds to spatial frequency of 0.172 Å⁻¹

8.2 Resolution estimates [i](#)

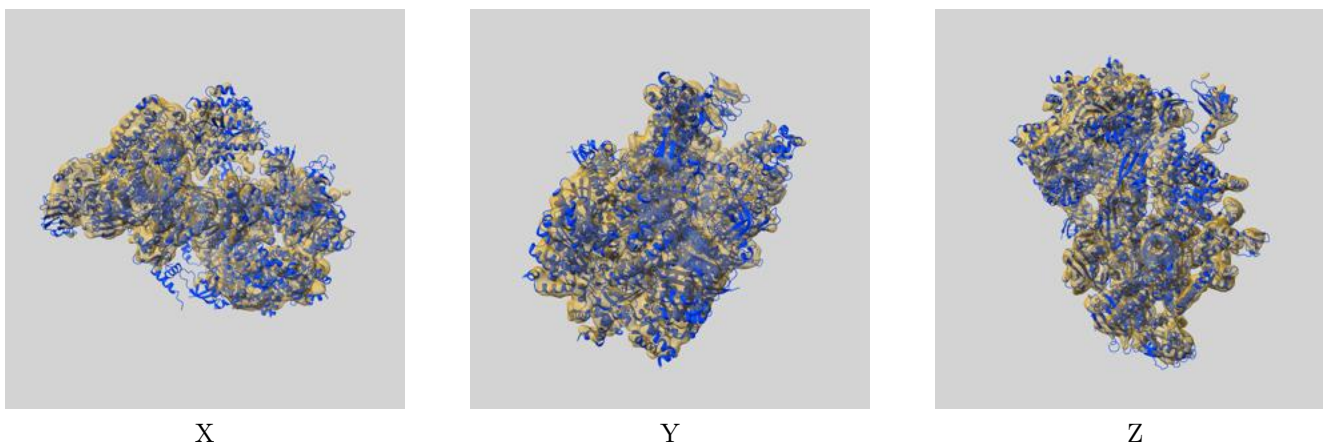
Resolution estimate (Å)	Estimation criterion (FSC cut-off)		
	0.143	0.5	Half-bit
Reported by author	5.80	-	-
Author-provided FSC curve	-	-	-
Unmasked-calculated*	7.40	9.22	7.53

*Resolution estimate based on FSC curve calculated by comparison of deposited half-maps. The value from deposited half-maps intersecting FSC 0.143 CUT-OFF 7.40 differs from the reported value 5.8 by more than 10 %

9 Map-model fit [i](#)

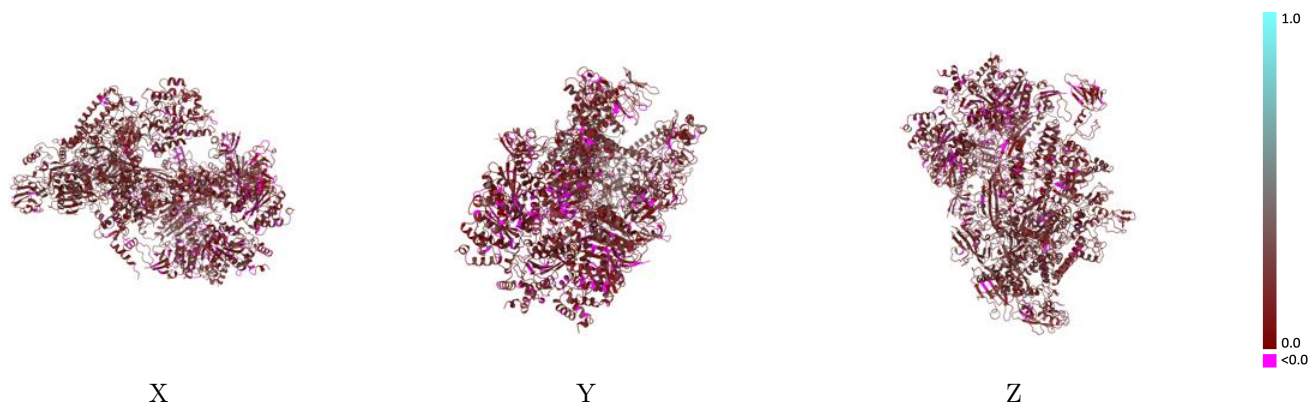
This section contains information regarding the fit between EMDB map EMD-35000 and PDB model 8HSL. Per-residue inclusion information can be found in section 3 on page 8.

9.1 Map-model overlay [i](#)



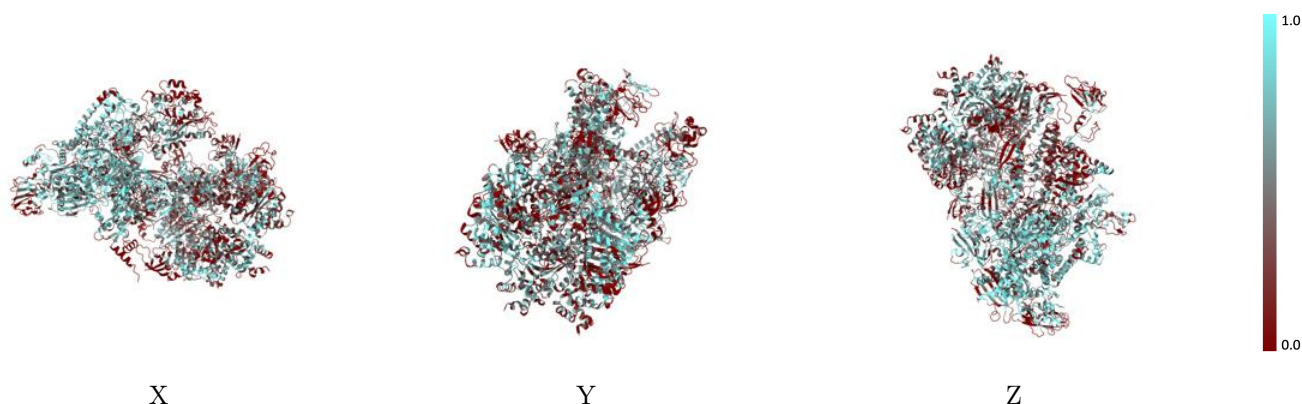
The images above show the 3D surface view of the map at the recommended contour level 0.009 at 50% transparency in yellow overlaid with a ribbon representation of the model coloured in blue. These images allow for the visual assessment of the quality of fit between the atomic model and the map.

9.2 Q-score mapped to coordinate model [i](#)



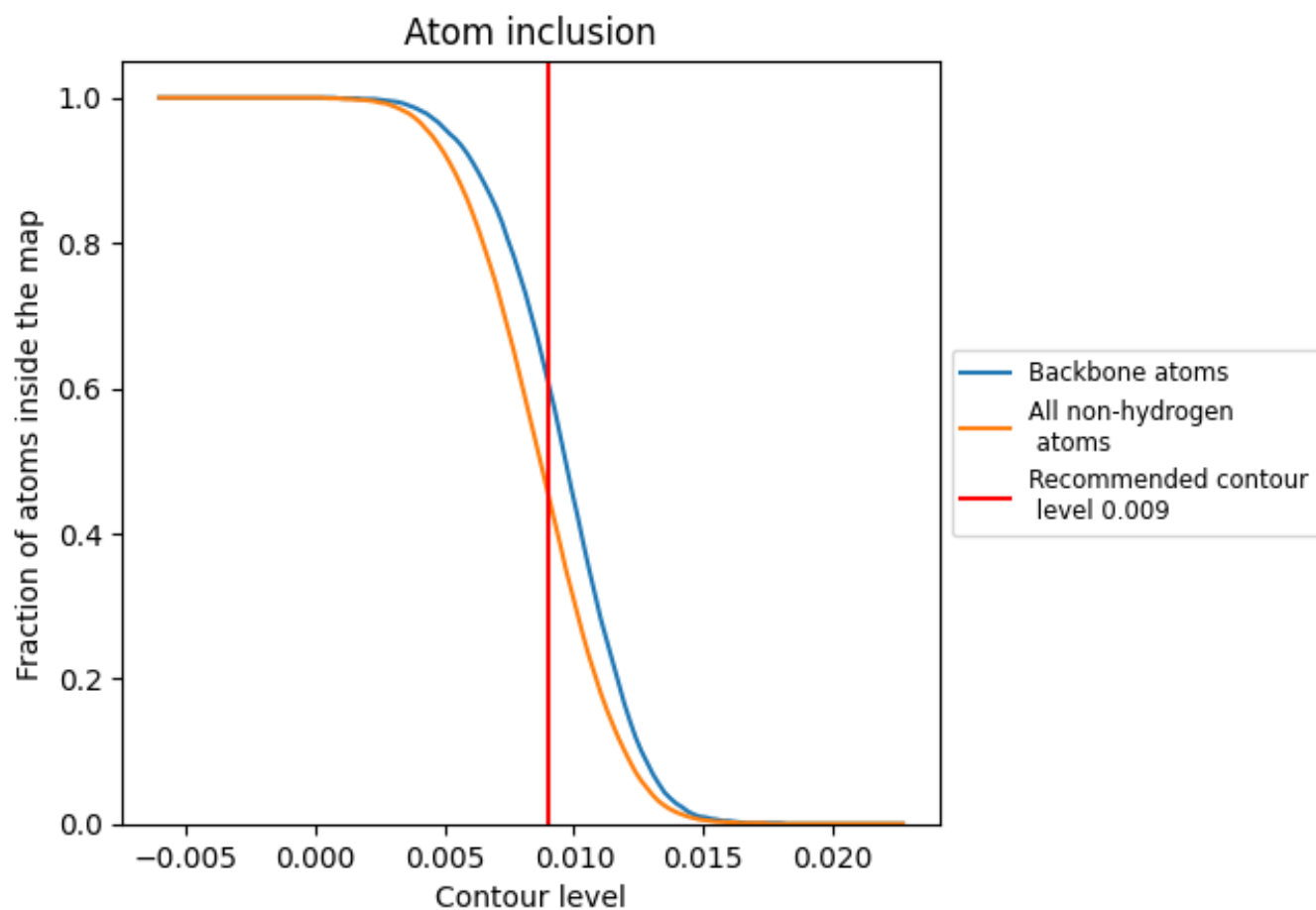
The images above show the model with each residue coloured according its Q-score. This shows their resolvability in the map with higher Q-score values reflecting better resolvability. Please note: Q-score is calculating the resolvability of atoms, and thus high values are only expected at resolutions at which atoms can be resolved. Low Q-score values may therefore be expected for many entries.

9.3 Atom inclusion mapped to coordinate model [i](#)



The images above show the model with each residue coloured according to its atom inclusion. This shows to what extent they are inside the map at the recommended contour level (0.009).

9.4 Atom inclusion [i](#)



At the recommended contour level, 61% of all backbone atoms, 46% of all non-hydrogen atoms, are inside the map.

9.5 Map-model fit summary [i](#)

The table lists the average atom inclusion at the recommended contour level (0.009) and Q-score for the entire model and for each chain.

Chain	Atom inclusion	Q-score
All	0.4550	0.1660
A	0.4520	0.1240
B	0.3950	0.1400
C	0.3960	0.1290
D	0.4150	0.1270
E	0.3960	0.1330
F	0.3960	0.1210
G	0.5380	0.2090
H	0.4000	0.1910
I	0.4770	0.1980
J	0.5060	0.1930
K	0.4990	0.1580

