



Full wwPDB NMR Structure Validation Report ⓘ

Jun 4, 2023 – 03:03 AM EDT

PDB ID : 7RSE
BMRB ID : 30734
Title : NMR-driven structure of the KRAS4B-G12D "alpha-beta" dimer on a lipid bilayer nanodisc
Authors : Lee, K.; Enomoto, M.; Gebregiworgis, T.; Gasmi-Seabrook, G.M.; Ikura, M.; Marshall, C.B.
Deposited on : 2021-08-11

This is a Full wwPDB NMR Structure Validation Report for a publicly released PDB entry.

We welcome your comments at validation@mail.wwpdb.org

A user guide is available at

<https://www.wwpdb.org/validation/2017/NMRValidationReportHelp>

with specific help available everywhere you see the ⓘ symbol.

The types of validation reports are described at

<http://www.wwpdb.org/validation/2017/FAQs#types>.

The following versions of software and data (see [references ⓘ](#)) were used in the production of this report:

MolProbity : 4.02b-467
Mogul : 1.8.5 (274361), CSD as541be (2020)
buster-report : 1.1.7 (2018)
Percentile statistics : 20191225.v01 (using entries in the PDB archive December 25th 2019)
wwPDB-RCI : v_1n_11_5_13_A (Berjanski et al., 2005)
PANAV : Wang et al. (2010)
wwPDB-ShiftChecker : v1.2
BMRB Restraints Analysis : v1.2
Ideal geometry (proteins) : Engh & Huber (2001)
Ideal geometry (DNA, RNA) : Parkinson et al. (1996)
Validation Pipeline (wwPDB-VP) : 2.33

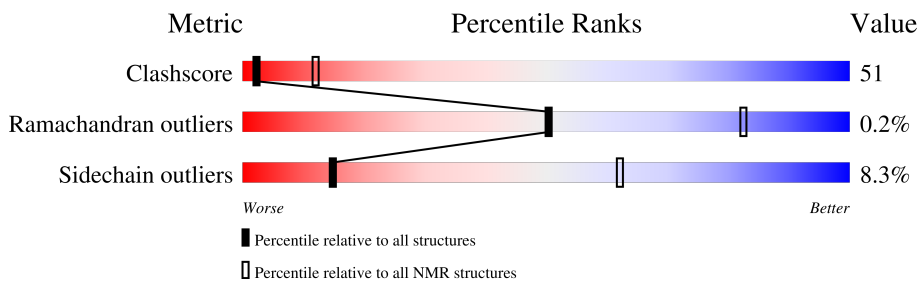
1 Overall quality at a glance i

The following experimental techniques were used to determine the structure:

SOLUTION NMR

The overall completeness of chemical shifts assignment is 1%.

Percentile scores (ranging between 0-100) for global validation metrics of the entry are shown in the following graphic. The table shows the number of entries on which the scores are based.



Metric	Whole archive (#Entries)	NMR archive (#Entries)
Clashscore	158937	12864
Ramachandran outliers	154571	11451
Sidechain outliers	154315	11428

The table below summarises the geometric issues observed across the polymeric chains and their fit to the experimental data. The red, orange, yellow and green segments indicate the fraction of residues that contain outliers for ≥ 3 , 2, 1 and 0 types of geometric quality criteria. A cyan segment indicates the fraction of residues that are not part of the well-defined cores, and a grey segment represents the fraction of residues that are not modelled. The numeric value for each fraction is indicated below the corresponding segment, with a dot representing fractions $\leq 5\%$

Mol	Chain	Length	Quality of chain
1	A	185	83% 10% 6% .
1	B	185	78% 9% 11% .
2	D	200	84% 9% 6%
2	E	200	83% 10% 6%

2 Ensemble composition and analysis i

This entry contains 20 models. Model 1 is the overall representative, medoid model (most similar to other models).

The following residues are included in the computation of the global validation metrics.

Well-defined (core) protein residues			
Well-defined core	Residue range (total)	Backbone RMSD (Å)	Medoid model
1	A:2-A:173, B:2-B:28, B:35-B:169 (334)	1.45	20
2	D:255-D:441, E:555-E:741 (374)	0.40	1

Ill-defined regions of proteins are excluded from the global statistics.

Ligands and non-protein polymers are included in the analysis.

The models can be grouped into 2 clusters and 2 single-model clusters were found.

Cluster number	Models
1	2, 4, 6, 9, 10, 11, 12, 14, 15, 17, 18, 19, 20
2	1, 3, 7, 8, 16
Single-model clusters	5; 13

3 Entry composition i

There are 6 unique types of molecules in this entry. The entry contains 14322 atoms, of which 1540 are hydrogens and 0 are deuteriums.

- Molecule 1 is a protein called GTPase KRas.

Mol	Chain	Residues	Atoms					Trace	
			Total	C	H	N	O		S
1	A	183	1822	917	356	255	287	7	0
1	B	183	1822	917	356	255	287	7	0

There are 4 discrepancies between the modelled and reference sequences:

Chain	Residue	Modelled	Actual	Comment	Reference
A	1	SER	-	expression tag	UNP P01116
A	12	ASP	GLY	engineered mutation	UNP P01116
B	1	SER	-	expression tag	UNP P01116
B	12	ASP	GLY	engineered mutation	UNP P01116

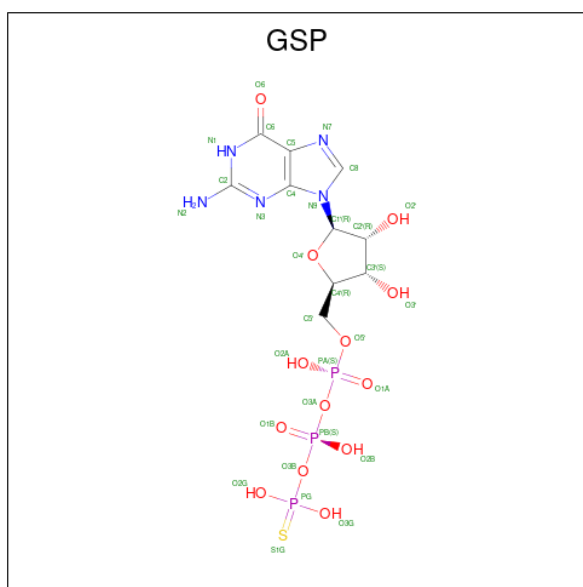
- Molecule 2 is a protein called Apolipoprotein A-I.

Mol	Chain	Residues	Atoms					Trace	
			Total	C	H	N	O		S
2	D	187	1892	960	360	273	296	3	0
2	E	187	1892	960	360	273	296	3	0

There are 4 discrepancies between the modelled and reference sequences:

Chain	Residue	Modelled	Actual	Comment	Reference
D	242	GLY	-	expression tag	UNP P02647
D	243	PRO	-	expression tag	UNP P02647
E	542	GLY	-	expression tag	UNP P02647
E	543	PRO	-	expression tag	UNP P02647

- Molecule 3 is 5'-GUANOSINE-DIPHOSPHATE-MONOTHIOPHOSPHATE (three-letter code: GSP) (formula: C₁₀H₁₆N₅O₁₃P₃S) (labeled as "Ligand of Interest" by depositor).

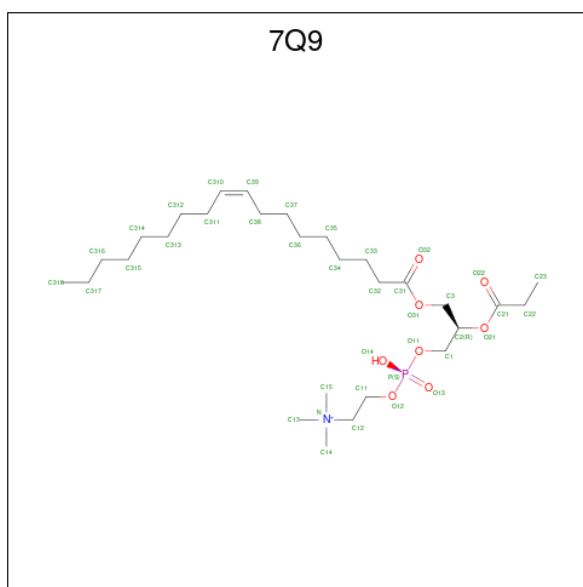


Mol	Chain	Residues	Atoms						
			Total	C	H	N	O	P	S
3	A	1	Total	C	H	N	O	P	S
			38	10	6	5	13	3	1
3	B	1	Total	C	H	N	O	P	S
			38	10	6	5	13	3	1

- Molecule 4 is MAGNESIUM ION (three-letter code: MG) (formula: Mg) (labeled as "Ligand of Interest" by depositor).

Mol	Chain	Residues	Atoms	
			Total	Mg
4	A	1	Total	Mg
			1	1
4	B	1	Total	Mg
			1	1

- Molecule 5 is [(2 {R})-3-[oxidanyl-2-(trimethyl- $\text{N}^{\{4\}}$ -azanyl)ethoxy]phosphoryl]oxy-2-propanoyloxy-propyl] ({Z})-octadec-9-enoate (three-letter code: 7Q9) (formula: $\text{C}_{29}\text{H}_{57}\text{NO}_8\text{P}$) (labeled as "Ligand of Interest" by depositor).



Mol	Chain	Residues	Atoms				
			Total	C	N	O	P
5	A	1	Total	C	N	O	P
			39	29	1	8	1
5	A	1	Total	C	N	O	P
			39	29	1	8	1
5	A	1	Total	C	N	O	P
			39	29	1	8	1
5	A	1	Total	C	N	O	P
			39	29	1	8	1
5	A	1	Total	C	N	O	P
			39	29	1	8	1
5	A	1	Total	C	N	O	P
			39	29	1	8	1
5	A	1	Total	C	N	O	P
			39	29	1	8	1
5	A	1	Total	C	N	O	P
			39	29	1	8	1
5	A	1	Total	C	N	O	P
			39	29	1	8	1
5	A	1	Total	C	N	O	P
			39	29	1	8	1
5	A	1	Total	C	N	O	P
			39	29	1	8	1
5	B	1	Total	C	N	O	P
			39	29	1	8	1

Continued on next page...

Continued from previous page...

Mol	Chain	Residues	Atoms				
			Total	C	N	O	P
5	B	1	39	29	1	8	1
5	B	1	39	29	1	8	1
5	B	1	39	29	1	8	1
5	B	1	39	29	1	8	1
5	B	1	39	29	1	8	1
5	B	1	39	29	1	8	1
5	B	1	39	29	1	8	1
5	B	1	39	29	1	8	1
5	B	1	39	29	1	8	1
5	B	1	39	29	1	8	1
5	B	1	39	29	1	8	1
5	B	1	39	29	1	8	1
5	B	1	39	29	1	8	1
5	B	1	39	29	1	8	1
5	D	1	39	29	1	8	1
5	D	1	39	29	1	8	1
5	D	1	39	29	1	8	1
5	D	1	39	29	1	8	1
5	D	1	39	29	1	8	1
5	D	1	39	29	1	8	1
5	D	1	39	29	1	8	1
5	D	1	39	29	1	8	1

Continued on next page...

Continued from previous page...

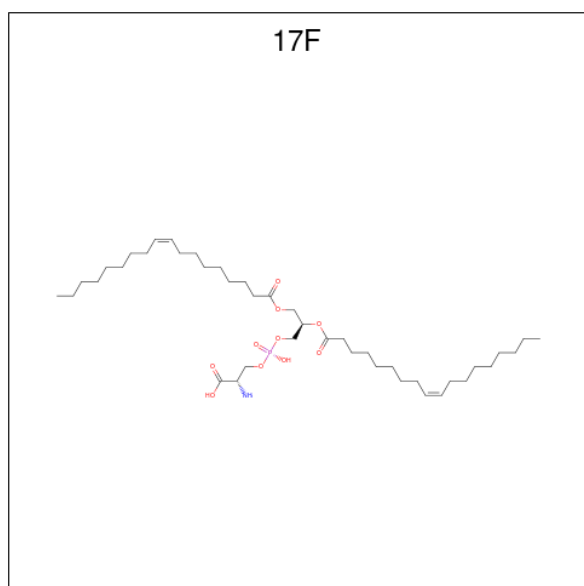
Mol	Chain	Residues	Atoms				
			Total	C	N	O	P
5	D	1	Total 39	29	1	8	1
5	D	1	Total 39	29	1	8	1
5	D	1	Total 39	29	1	8	1
5	D	1	Total 39	29	1	8	1
5	D	1	Total 39	29	1	8	1
5	D	1	Total 39	29	1	8	1
5	D	1	Total 39	29	1	8	1
5	D	1	Total 39	29	1	8	1
5	D	1	Total 39	29	1	8	1
5	D	1	Total 39	29	1	8	1
5	D	1	Total 39	29	1	8	1
5	D	1	Total 39	29	1	8	1
5	E	1	Total 39	29	1	8	1
5	E	1	Total 39	29	1	8	1
5	E	1	Total 39	29	1	8	1
5	E	1	Total 39	29	1	8	1
5	E	1	Total 39	29	1	8	1
5	E	1	Total 39	29	1	8	1
5	E	1	Total 39	29	1	8	1
5	E	1	Total 39	29	1	8	1
5	E	1	Total 39	29	1	8	1
5	E	1	Total 39	29	1	8	1
5	E	1	Total 39	29	1	8	1
5	E	1	Total 39	29	1	8	1
5	E	1	Total 39	29	1	8	1

Continued on next page...

Continued from previous page...

Mol	Chain	Residues	Atoms				
			Total	C	N	O	P
5	E	1	Total 39	29	1	8	1
5	E	1	Total 39	29	1	8	1
5	E	1	Total 39	29	1	8	1
5	E	1	Total 39	29	1	8	1
5	E	1	Total 39	29	1	8	1
5	E	1	Total 39	29	1	8	1
5	E	1	Total 39	29	1	8	1
5	E	1	Total 39	29	1	8	1
5	E	1	Total 39	29	1	8	1

- Molecule 6 is O-[(S)-({(2R)-2,3-bis[(9Z)-octadec-9-enoyloxy]propyl}oxy)(hydroxy)phosphoryl]-L-serine (three-letter code: 17F) (formula: C₄₂H₇₈NO₁₀P) (labeled as "Ligand of Interest" by depositor).



Mol	Chain	Residues	Atoms					
			Total	C	H	N	O	P
6	A	1	Total 57	42	3	1	10	1

Continued on next page...

Continued from previous page...

Mol	Chain	Residues	Atoms					
			Total	C	H	N	O	P
6	A	1	Total 57	C 42	H 3	N 1	O 10	P 1
6	B	1	Total 57	C 42	H 3	N 1	O 10	P 1
6	B	1	Total 57	C 42	H 3	N 1	O 10	P 1
6	B	1	Total 57	C 42	H 3	N 1	O 10	P 1
6	B	1	Total 57	C 42	H 3	N 1	O 10	P 1
6	D	1	Total 57	C 42	H 3	N 1	O 10	P 1
6	D	1	Total 57	C 42	H 3	N 1	O 10	P 1
6	D	1	Total 57	C 42	H 3	N 1	O 10	P 1
6	D	1	Total 57	C 42	H 3	N 1	O 10	P 1
6	D	1	Total 57	C 42	H 3	N 1	O 10	P 1
6	D	1	Total 57	C 42	H 3	N 1	O 10	P 1
6	D	1	Total 57	C 42	H 3	N 1	O 10	P 1
6	D	1	Total 57	C 42	H 3	N 1	O 10	P 1
6	D	1	Total 57	C 42	H 3	N 1	O 10	P 1
6	D	1	Total 57	C 42	H 3	N 1	O 10	P 1
6	D	1	Total 57	C 42	H 3	N 1	O 10	P 1
6	E	1	Total 57	C 42	H 3	N 1	O 10	P 1
6	E	1	Total 57	C 42	H 3	N 1	O 10	P 1
6	E	1	Total 57	C 42	H 3	N 1	O 10	P 1
6	E	1	Total 57	C 42	H 3	N 1	O 10	P 1
6	E	1	Total 57	C 42	H 3	N 1	O 10	P 1
6	E	1	Total 57	C 42	H 3	N 1	O 10	P 1

Continued on next page...

Continued from previous page...

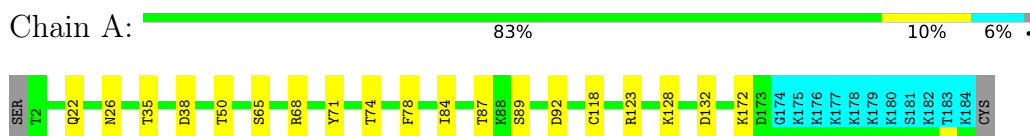
Mol	Chain	Residues	Atoms					
			Total	C	H	N	O	P
6	E	1	Total	C	H	N	O	P
			57	42	3	1	10	1
6	E	1	Total	C	H	N	O	P
			57	42	3	1	10	1
6	E	1	Total	C	H	N	O	P
			57	42	3	1	10	1
6	E	1	Total	C	H	N	O	P
			57	42	3	1	10	1
6	E	1	Total	C	H	N	O	P
			57	42	3	1	10	1
6	E	1	Total	C	H	N	O	P
			57	42	3	1	10	1
6	E	1	Total	C	H	N	O	P
			57	42	3	1	10	1
6	E	1	Total	C	H	N	O	P
			57	42	3	1	10	1
6	E	1	Total	C	H	N	O	P
			57	42	3	1	10	1

4 Residue-property plots [i](#)

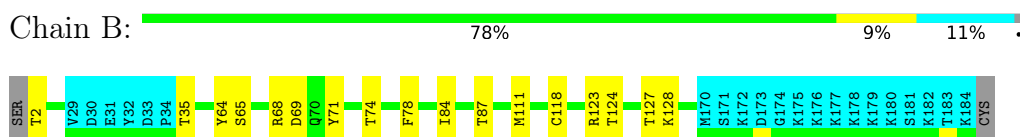
4.1 Average score per residue in the NMR ensemble

These plots are provided for all protein, RNA, DNA and oligosaccharide chains in the entry. The first graphic is the same as shown in the summary in section 1 of this report. The second graphic shows the sequence where residues are colour-coded according to the number of geometric quality criteria for which they contain at least one outlier: green = 0, yellow = 1, orange = 2 and red = 3 or more. Stretches of 2 or more consecutive residues without any outliers are shown as green connectors. Residues which are classified as ill-defined in the NMR ensemble, are shown in cyan with an underline colour-coded according to the previous scheme. Residues which were present in the experimental sample, but not modelled in the final structure are shown in grey.

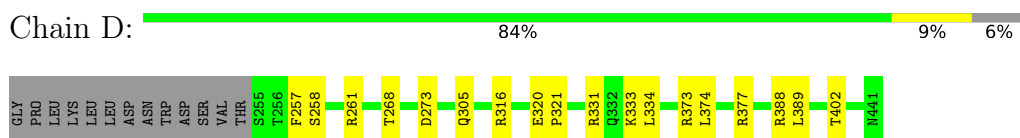
- Molecule 1: GTPase KRas



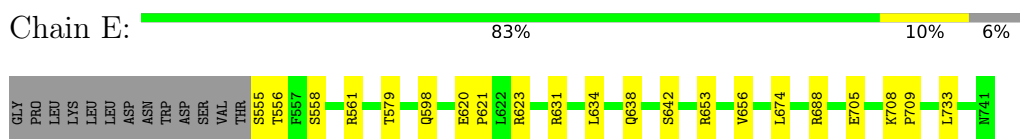
- Molecule 1: GTPase KRas



- Molecule 2: Apolipoprotein A-I



- Molecule 2: Apolipoprotein A-I

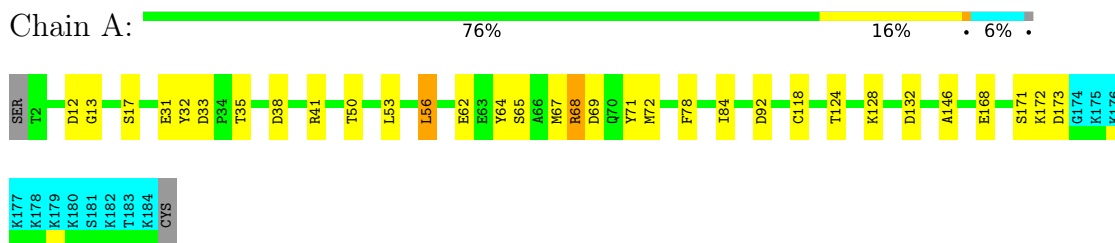


4.2 Scores per residue for each member of the ensemble

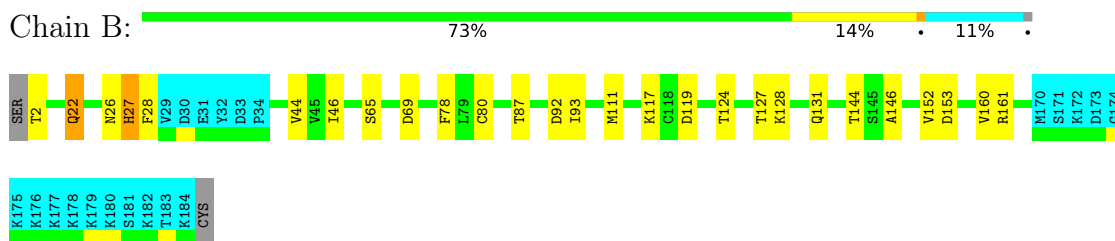
Colouring as in section 4.1 above.

4.2.1 Score per residue for model 1 (medoid)

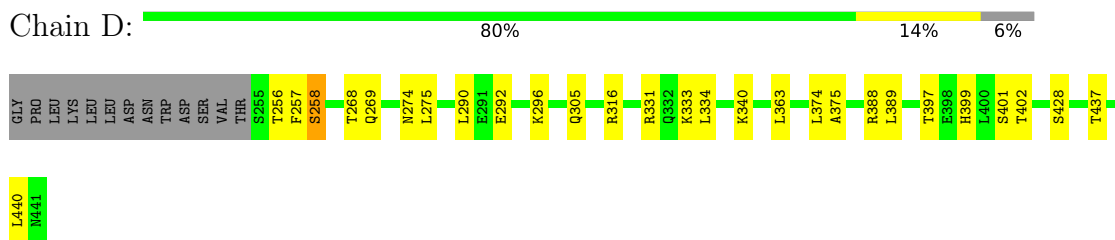
- Molecule 1: GTPase KRas



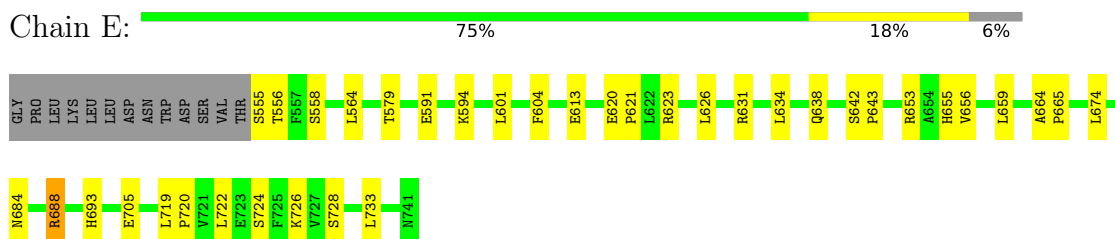
- Molecule 1: GTPase KRas



- Molecule 2: Apolipoprotein A-I

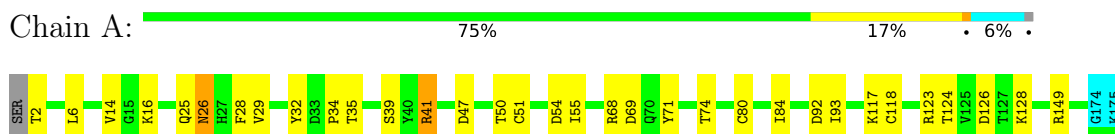



- Molecule 2: Apolipoprotein A-I



4.2.2 Score per residue for model 2


- Molecule 1: GTPase KRas





- Molecule 1: GTPase KRas

Chain B: 71% 16% 11%



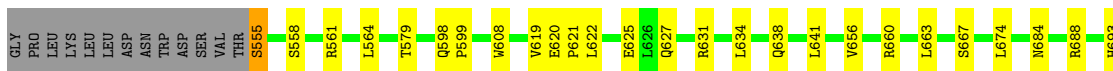
- Molecule 2: Apolipoprotein A-I

Chain D: 80% 13% 6%



- Molecule 2: Apolipoprotein A-I


Chain E: 76% 16% 6%



4.2.3 Score per residue for model 3

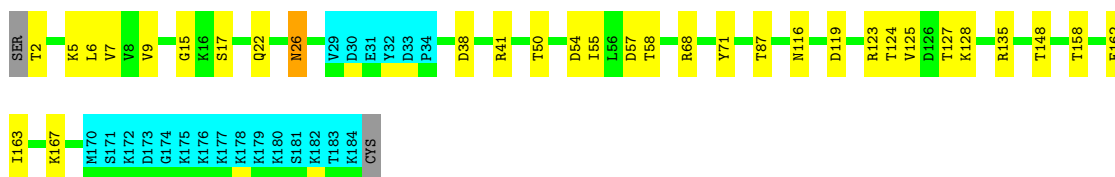
- Molecule 1: GTPase KRas

Chain A: 76% 16% 6%

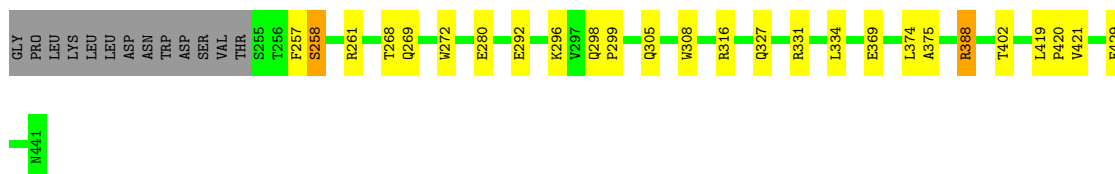
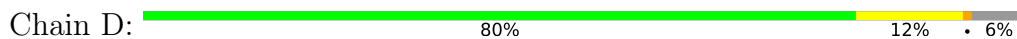


- Molecule 1: GTPase KRas

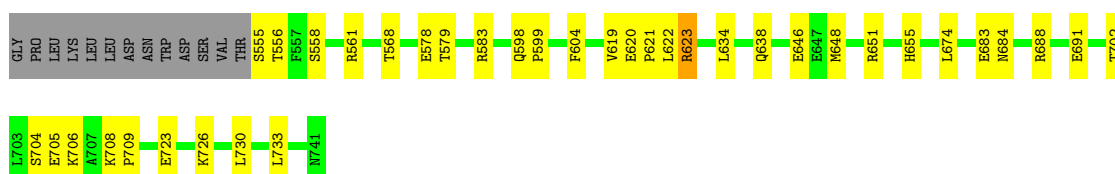
Chain B: 70% 17% 11%



• Molecule 2: Apolipoprotein A-I

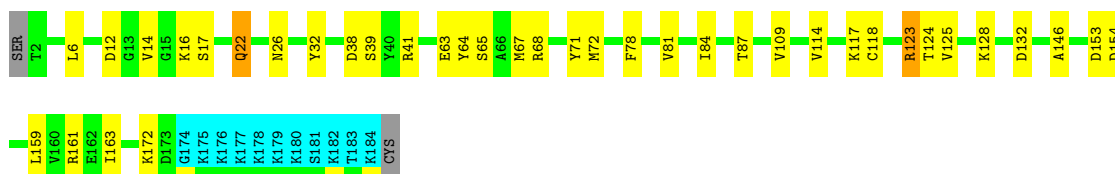


• Molecule 2: Apolipoprotein A-I

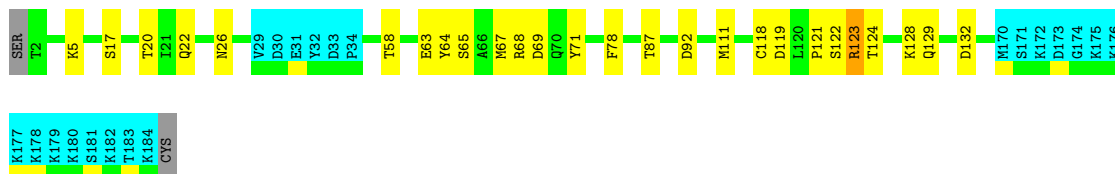


4.2.4 Score per residue for model 4


• Molecule 1: GTPase KRas

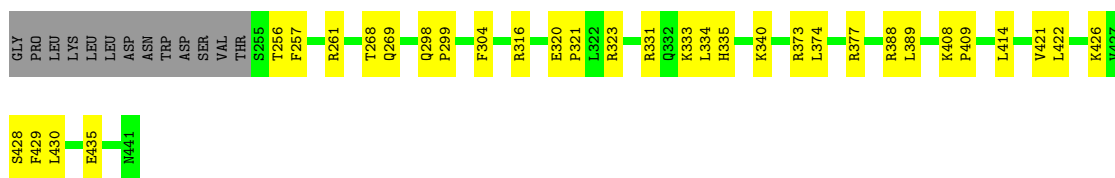


• Molecule 1: GTPase KRas





• Molecule 2: Apolipoprotein A-I

Chain D:  78% 16% 6%



- Molecule 2: Apolipoprotein A-I

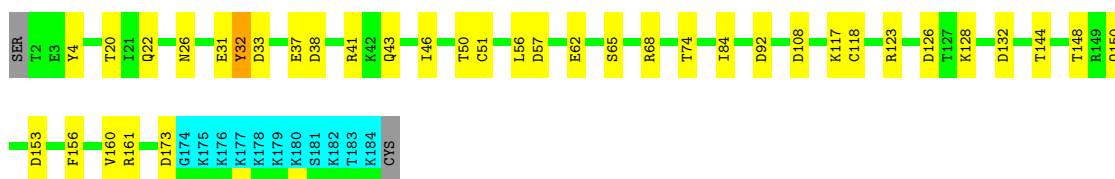
Chain E:  80% 13% 6%



4.2.5 Score per residue for model 5

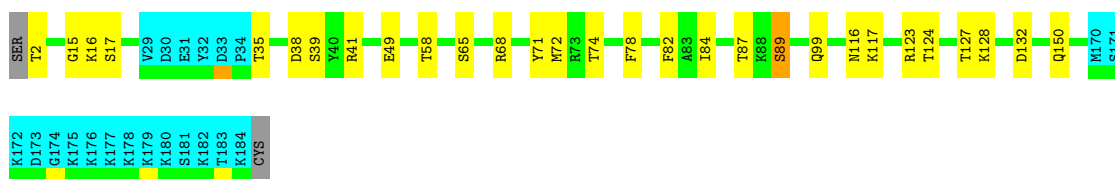
- Molecule 1: GTPase KRas

Chain A:  73% 19% 6%




- Molecule 1: GTPase KRas

Chain B:  72% 15% 11%




- Molecule 2: Apolipoprotein A-I

Chain D:  80% 14% 6%



- Molecule 2: Apolipoprotein A-I

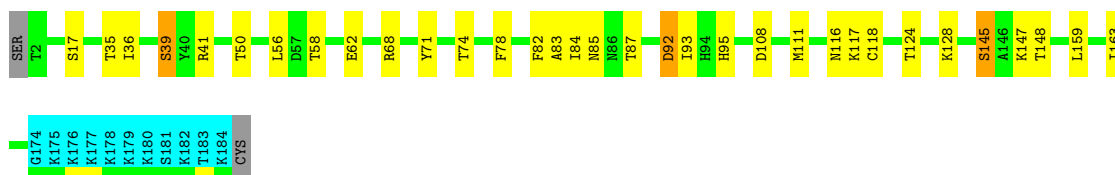
Chain E:  82% 12% 6%



4.2.6 Score per residue for model 6

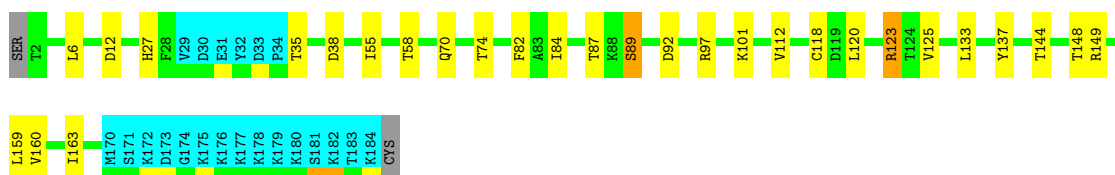
- Molecule 1: GTPase KRas

Chain A: 75% 16% 6%



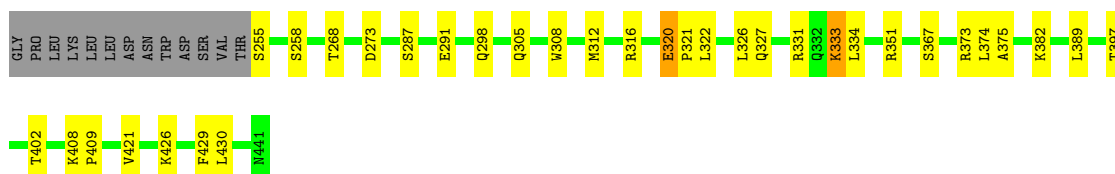
- Molecule 1: GTPase KRas

Chain B: 72% 15% 11%



- Molecule 2: Apolipoprotein A-I

Chain D: 76% 16% 6%



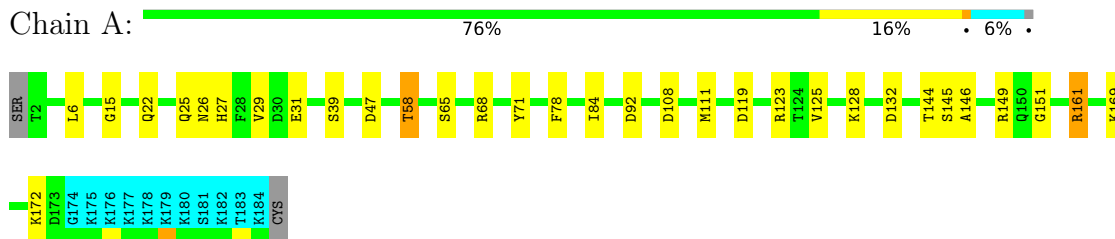
- Molecule 2: Apolipoprotein A-I

Chain E: 76% 16% 6%

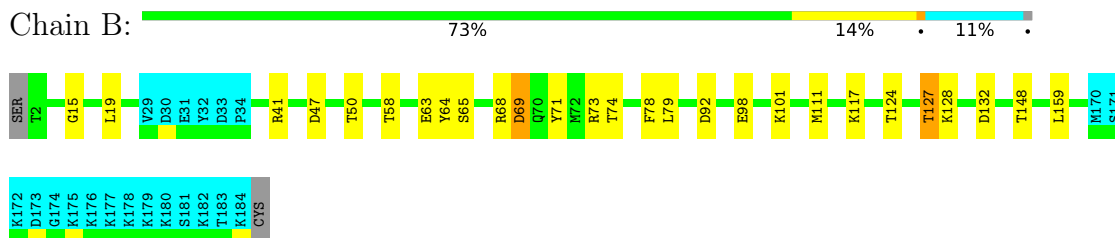


4.2.7 Score per residue for model 7

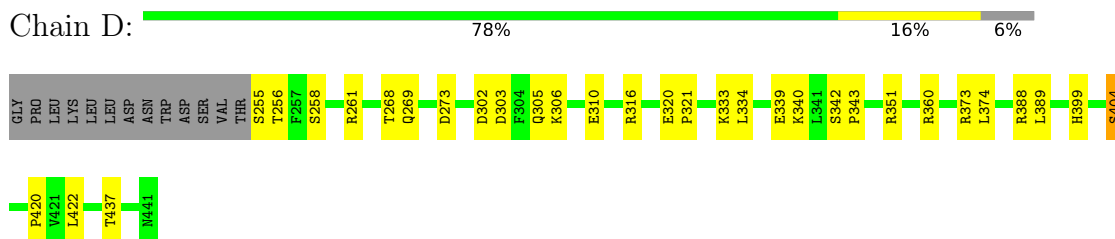
- Molecule 1: GTPase KRas



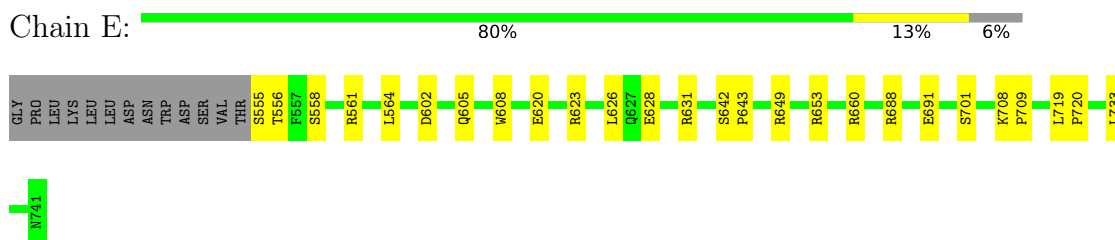
- Molecule 1: GTPase KRas



- Molecule 2: Apolipoprotein A-I

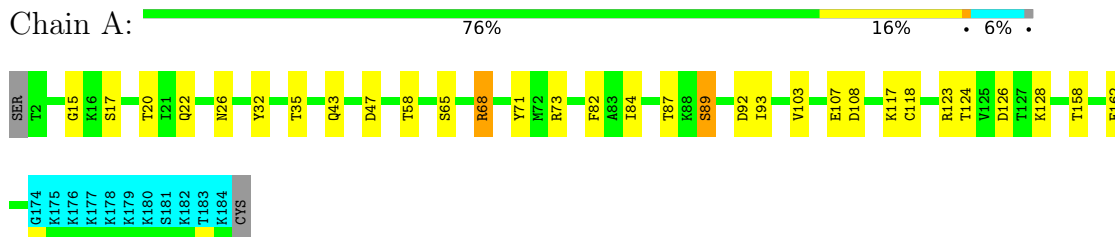


- Molecule 2: Apolipoprotein A-I

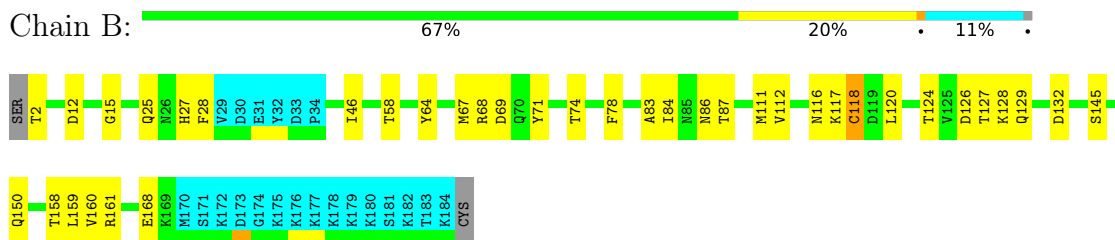


4.2.8 Score per residue for model 8

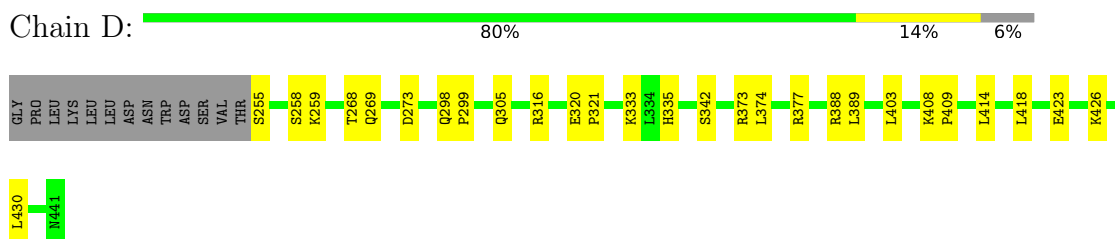
- Molecule 1: GTPase KRas



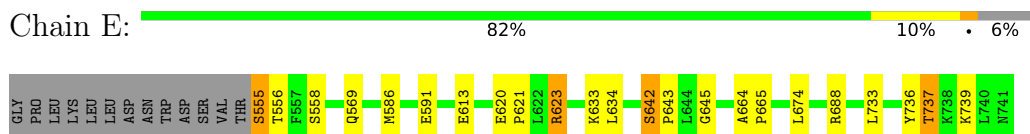
- Molecule 1: GTPase KRas



- Molecule 2: Apolipoprotein A-I

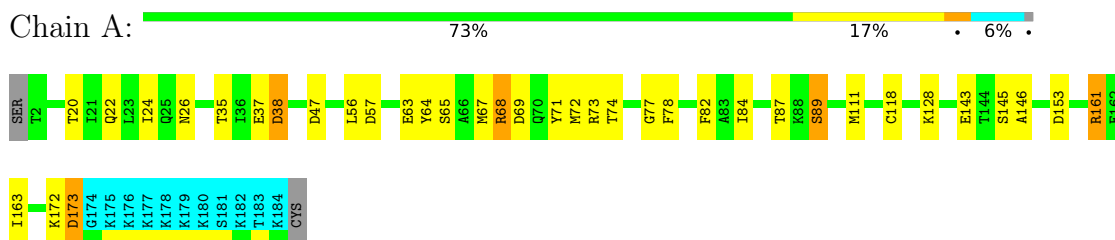


- Molecule 2: Apolipoprotein A-I

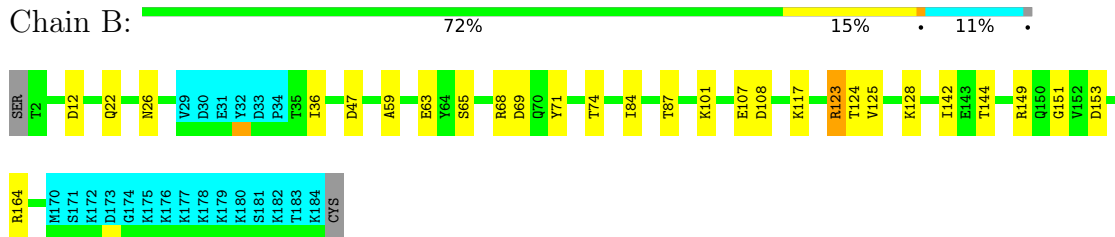


4.2.9 Score per residue for model 9


- Molecule 1: GTPase KRas




- Molecule 1: GTPase KRas



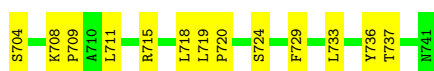
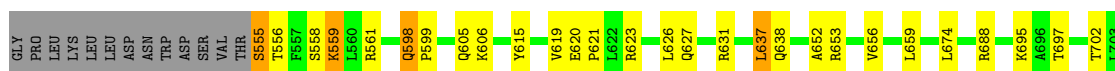
- Molecule 2: Apolipoprotein A-I

Chain D:  76% 16% 6%



- Molecule 2: Apolipoprotein A-I


Chain E:  73% 18% 6%



4.2.10 Score per residue for model 10

- Molecule 1: GTPase KRas

Chain A:  74% 18% 6%




- Molecule 1: GTPase KRas

Chain B:  69% 17% 11%

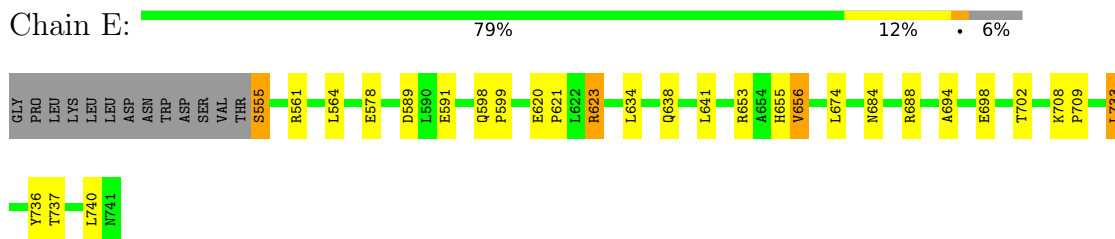


- Molecule 2: Apolipoprotein A-I

Chain D:  77% 15% 6%

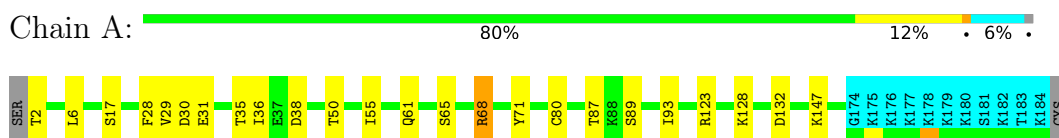


- Molecule 2: Apolipoprotein A-I

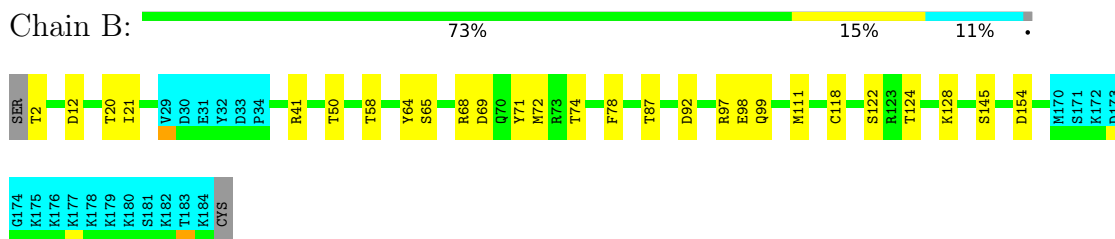


4.2.11 Score per residue for model 11

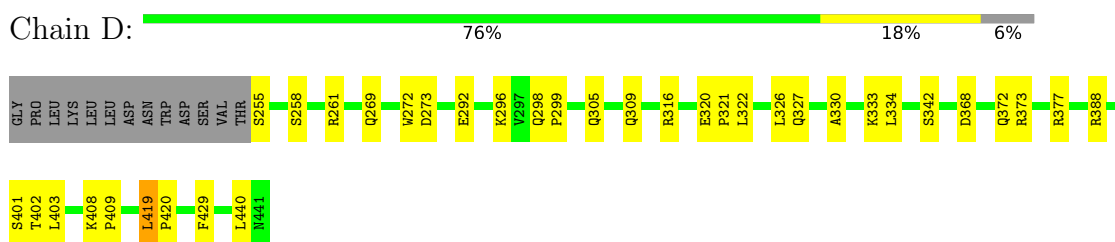
- Molecule 1: GTPase KRas



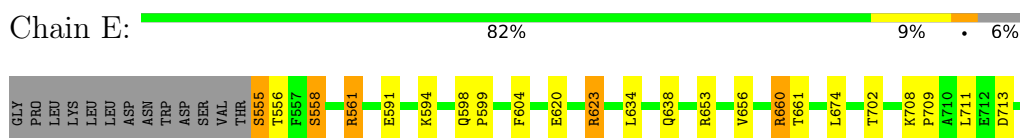
- Molecule 1: GTPase KRas



- Molecule 2: Apolipoprotein A-I



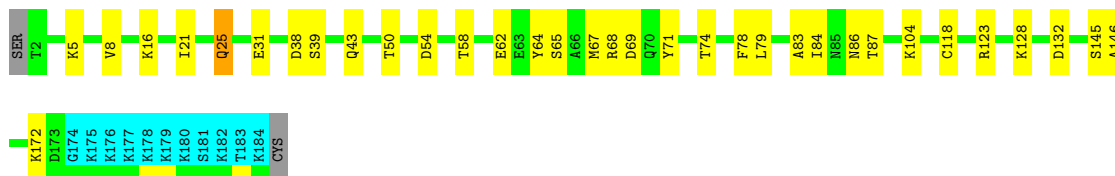
- Molecule 2: Apolipoprotein A-I



4.2.12 Score per residue for model 12

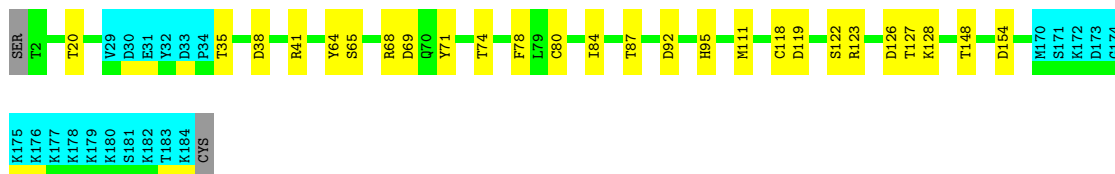
- Molecule 1: GTPase KRas

Chain A: 




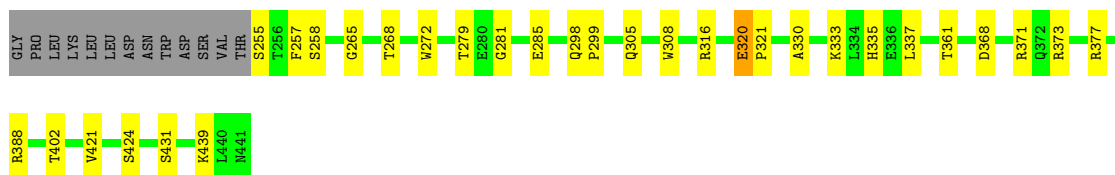
- Molecule 1: GTPase KRas

Chain B: 




- Molecule 2: Apolipoprotein A-I

Chain D: 



- Molecule 2: Apolipoprotein A-I

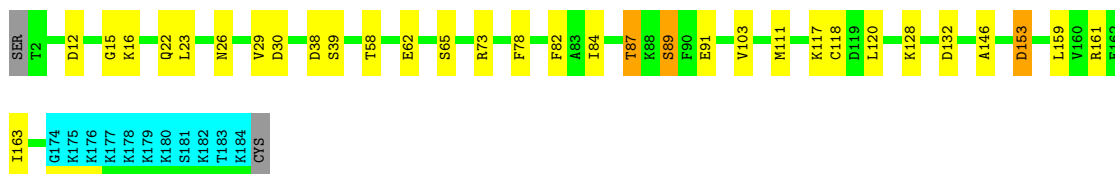
Chain E: 



4.2.13 Score per residue for model 13

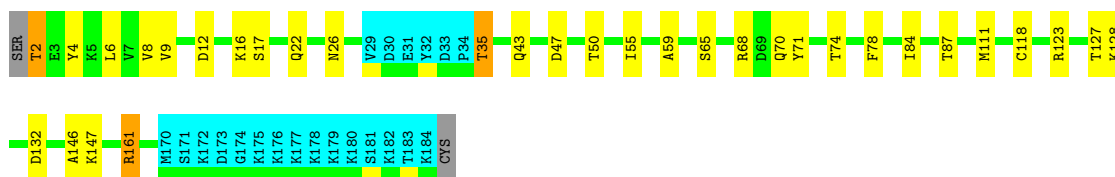
- Molecule 1: GTPase KRas

Chain A: 



- Molecule 1: GTPase KRas

Chain B: 



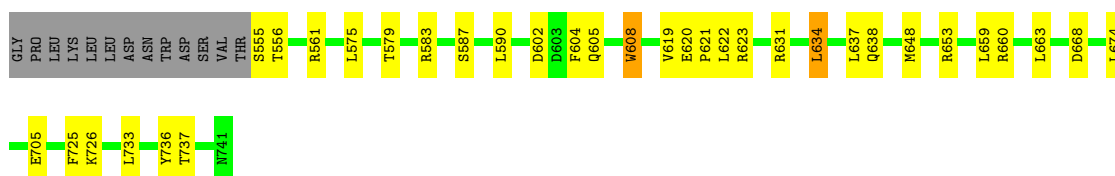
- Molecule 2: Apolipoprotein A-I

Chain D: 82% 10% • 6%



- Molecule 2: Apolipoprotein A-I

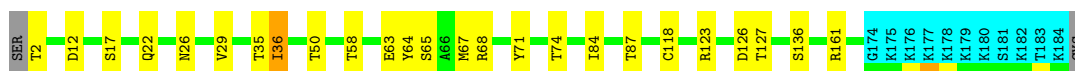
Chain E: 76% 16% • 6%



4.2.14 Score per residue for model 14

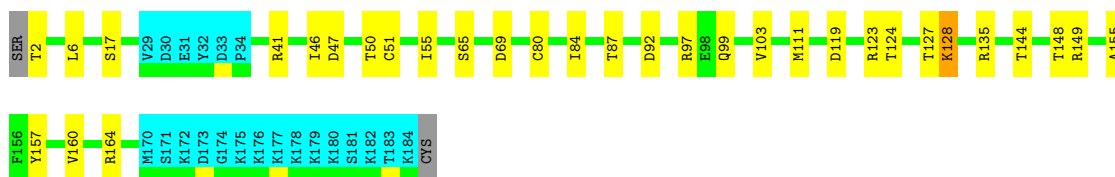
- Molecule 1: GTPase KRas

Chain A: 79% 13% • 6%



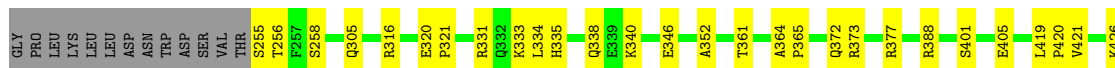
- Molecule 1: GTPase KRas

Chain B: 70% 17% • 11%



- Molecule 2: Apolipoprotein A-I

Chain D: 78% 16% 6%





- Molecule 2: Apolipoprotein A-I


Chain E: 81% 12% 6%



4.2.15 Score per residue for model 15


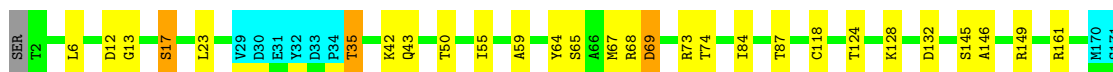
- Molecule 1: GTPase KRas

Chain A: 75% 18% 6%



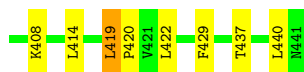
- Molecule 1: GTPase KRas

Chain B: 72% 14% 11%



- Molecule 2: Apolipoprotein A-I

Chain D: 76% 16% 6%



- Molecule 2: Apolipoprotein A-I

Chain E: 75% 17% 6%

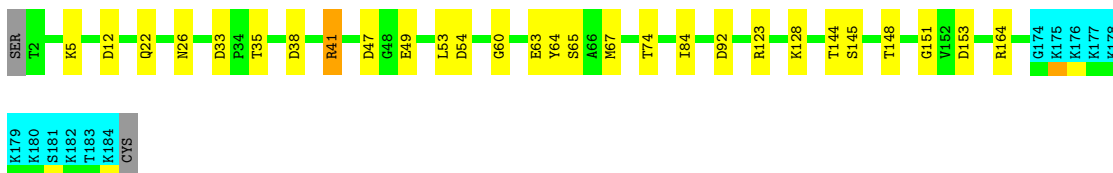




4.2.16 Score per residue for model 16

- Molecule 1: GTPase KRas

Chain A: 78% 15% 6%



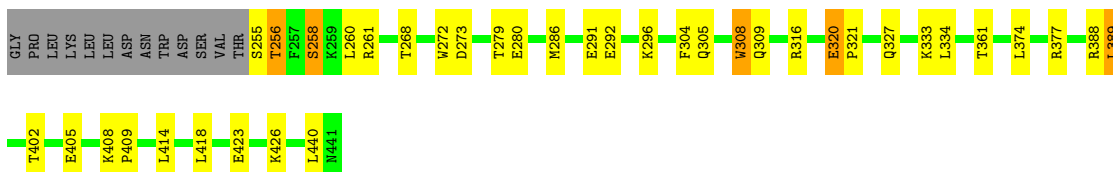
- Molecule 1: GTPase KRas

Chain B: 69% 18% 11%



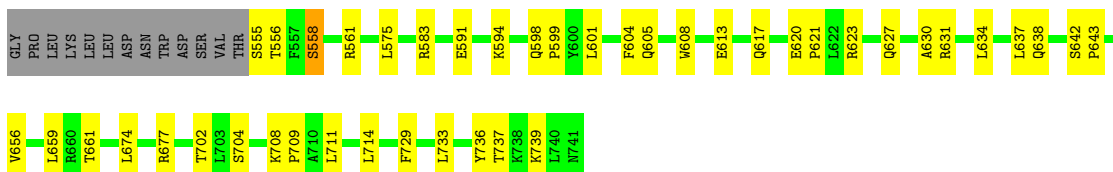
- Molecule 2: Apolipoprotein A-I

Chain D: 74% 16% 6%



- Molecule 2: Apolipoprotein A-I

Chain E: 72% 21% 6%



4.2.17 Score per residue for model 17

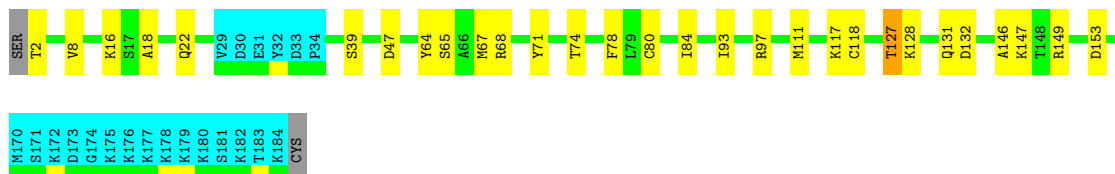
- Molecule 1: GTPase KRas

Chain A:  71% 22% 6%




• Molecule 1: GTPase KRas

Chain B:  72% 15% 11%




• Molecule 2: Apolipoprotein A-I

Chain D:  81% 12% 6%



• Molecule 2: Apolipoprotein A-I

Chain E:  79% 13% 6%



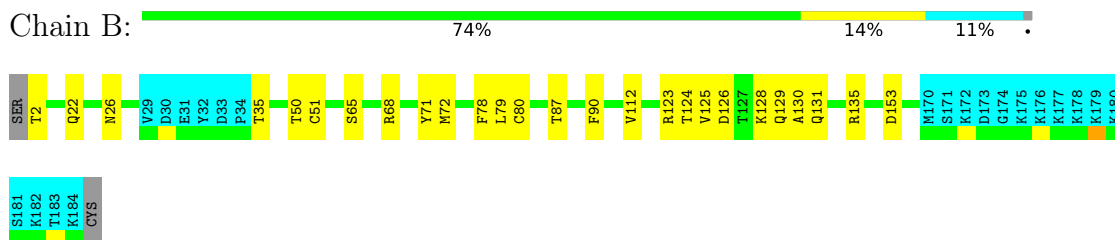
4.2.18 Score per residue for model 18

• Molecule 1: GTPase KRas

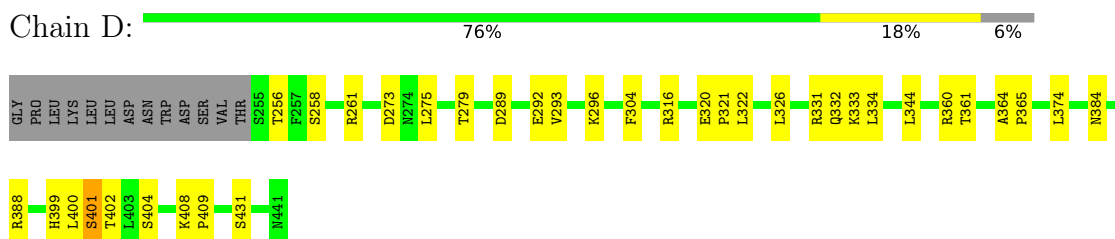
Chain A:  74% 18% 6%



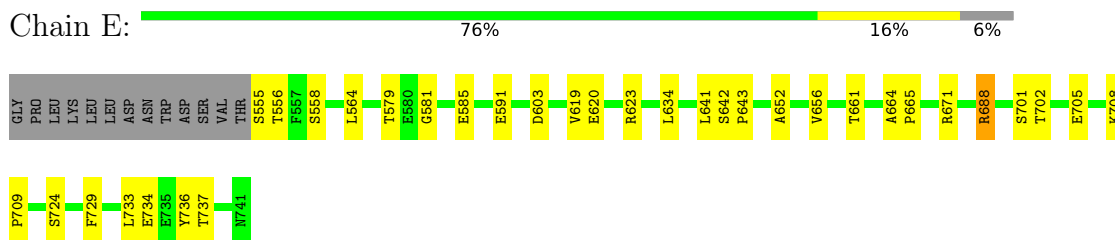
- Molecule 1: GTPase KRas



- Molecule 2: Apolipoprotein A-I

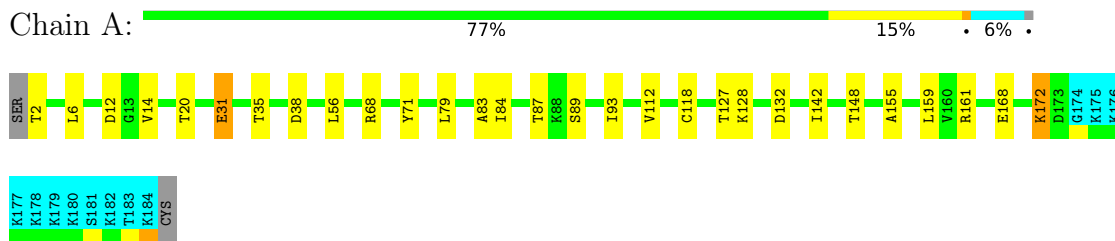


- Molecule 2: Apolipoprotein A-I

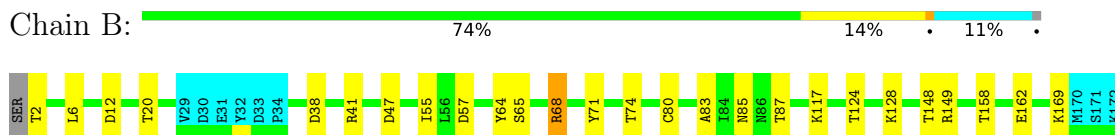


4.2.19 Score per residue for model 19

- Molecule 1: GTPase KRas



- Molecule 1: GTPase KRas





- Molecule 2: Apolipoprotein A-I

Chain D: 77% 16% 6%



- Molecule 2: Apolipoprotein A-I

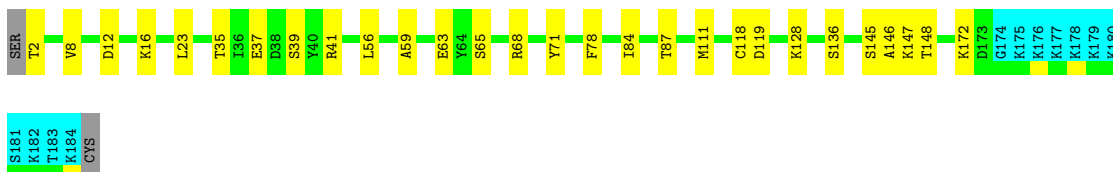
Chain E: 78% 14% 6%



4.2.20 Score per residue for model 20

- Molecule 1: GTPase KRas

Chain A: 78% 15% 6%



- Molecule 1: GTPase KRas

Chain B: 68% 18% 11%



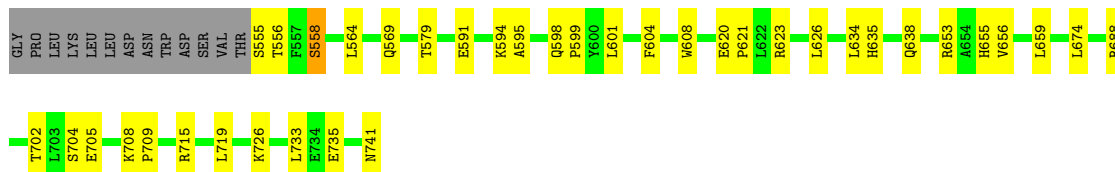
- Molecule 2: Apolipoprotein A-I

Chain D: 77% 15% 6%



- Molecule 2: Apolipoprotein A-I

Chain E: 74% 18% 6%



5 Refinement protocol and experimental data overview

The models were refined using the following method: *simulated annealing*.

Of the 1000 calculated structures, 20 were deposited, based on the following criterion: *structures with the lowest energy*.

The following table shows the software used for structure solution, optimisation and refinement.

Software name	Classification	Version
HADDOCK	refinement	
HADDOCK	structure calculation	

The following table shows chemical shift validation statistics as aggregates over all chemical shift files. Detailed validation can be found in section 7 of this report.

Chemical shift file(s)	working_cs.cif
Number of chemical shift lists	1
Total number of shifts	154
Number of shifts mapped to atoms	61
Number of unparsed shifts	0
Number of shifts with mapping errors	93
Number of shifts with mapping warnings	0
Assignment completeness (well-defined parts)	1%

6 Model quality

6.1 Standard geometry

Bond lengths and bond angles in the following residue types are not validated in this section: MG, 7Q9, GSP, 17F

There are no covalent bond-length or bond-angle outliers.

There are no bond-length outliers.

There are no bond-angle outliers.

There are no chirality outliers.

There are no planarity outliers.

6.2 Too-close contacts

In the following table, the Non-H and H(model) columns list the number of non-hydrogen atoms and hydrogen atoms in each chain respectively. The H(added) column lists the number of hydrogen atoms added and optimized by MolProbity. The Clashes column lists the number of clashes averaged over the ensemble.

Mol	Chain	Non-H	H(model)	H(added)	Clashes
1	A	1377	319	1353	13±3
1	B	1295	305	1282	11±4
2	D	1532	360	1535	18±5
2	E	1532	360	1535	23±5
3	A	32	6	12	6±2
3	B	32	6	12	4±3
4	A	1	0	0	1±0
4	B	1	0	0	0±1
5	A	507	0	0	53±8
5	B	546	0	0	74±8
5	D	1521	0	0	172±16
5	E	2418	0	0	294±30
6	A	108	6	152	39±6
6	B	216	12	304	65±9
6	D	540	30	760	213±18
6	E	864	48	1216	253±58
All	All	250440	29040	163227	20905

The all-atom clashscore is defined as the number of clashes found per 1000 atoms (including hydrogen atoms). The all-atom clashscore for this structure is 51.

All unique clashes are listed below, sorted by their clash magnitude.

Atom-1	Atom-2	Clash(Å)	Distance(Å)	Models	
				Worst	Total
6:D:510:17F:C9	6:D:516:17F:H9	1.24	1.62	17	14
6:D:510:17F:H9A	6:D:516:17F:C9	1.21	1.66	19	15
6:D:510:17F:C9	6:D:516:17F:H8A	1.19	1.67	12	5
6:D:516:17F:H47	6:D:516:17F:C22	1.17	1.68	5	1
6:D:510:17F:H19	6:D:527:17F:C19	1.16	1.70	1	6
6:D:510:17F:H9A	6:D:516:17F:C8	1.16	1.69	8	20
6:A:208:17F:H31	6:B:208:17F:H30	1.15	1.18	16	9
6:D:516:17F:H47	6:D:516:17F:H39	1.15	1.17	14	15
6:D:510:17F:C12	6:D:516:17F:H8A	1.15	1.71	4	18
6:A:208:17F:H55	6:A:208:17F:H46	1.15	1.19	17	17
6:D:510:17F:C9	6:D:516:17F:H11	1.14	1.72	12	4
6:D:528:17F:H50	6:D:528:17F:H42	1.13	1.19	13	20
6:D:517:17F:H48	6:D:517:17F:H67	1.13	1.20	9	12
6:E:805:17F:H54	6:E:805:17F:H45	1.12	1.21	10	20
6:E:809:17F:H29	6:E:809:17F:H40	1.12	1.21	20	19
6:E:819:17F:H32	6:E:819:17F:H36	1.12	1.18	10	3
6:A:214:17F:H56	6:A:214:17F:H64	1.12	1.12	4	11
6:D:533:17F:H19A	6:D:533:17F:H57	1.12	1.19	9	19
6:E:856:17F:H68	6:E:874:17F:H65	1.12	1.21	13	12
6:D:510:17F:O9	6:D:516:17F:H9A	1.11	1.44	1	16
6:D:516:17F:H38	6:D:516:17F:C27	1.11	1.73	5	1
6:D:516:17F:C23	6:D:516:17F:H49	1.11	1.74	18	3
6:D:533:17F:H57	6:D:533:17F:C18	1.11	1.75	14	1
6:D:510:17F:H50	6:D:516:17F:H38	1.11	1.18	12	15
6:D:510:17F:C17	6:D:527:17F:H19A	1.11	1.75	11	8
6:B:219:17F:H29	6:B:219:17F:H18A	1.11	1.16	17	1
6:D:510:17F:H31	6:D:516:17F:H10	1.10	1.14	5	7
6:D:527:17F:O9	6:D:527:17F:H32	1.10	1.46	16	14
6:D:501:17F:H12A	6:D:501:17F:H8A	1.10	1.21	6	11
6:D:527:17F:H40	6:D:527:17F:H72	1.10	1.23	2	3
6:E:838:17F:H11	6:E:838:17F:H65	1.10	1.23	19	15
6:D:510:17F:H9	6:D:516:17F:C11	1.10	1.76	6	1
6:D:501:17F:H31	6:D:501:17F:H8	1.09	1.14	6	7
6:E:874:17F:H49	6:E:874:17F:H78	1.09	1.25	3	19
6:D:527:17F:H49	6:E:856:17F:H74	1.09	1.13	13	6
6:D:510:17F:H12	6:D:516:17F:H8A	1.09	1.17	4	17
6:D:510:17F:O7	6:D:516:17F:H9	1.09	1.43	11	8
6:D:510:17F:H8A	6:D:516:17F:H19A	1.08	1.15	17	19
6:E:801:17F:H57	6:E:801:17F:H62	1.08	1.18	9	20
6:D:546:17F:H65	6:D:546:17F:H73	1.08	1.24	2	2
6:D:501:17F:H8	6:D:501:17F:H12A	1.08	1.21	9	7
6:B:208:17F:H49	6:B:208:17F:H68	1.08	1.25	14	16

Continued on next page...

Continued from previous page...

Atom-1	Atom-2	Clash(Å)	Distance(Å)	Models	
				Worst	Total
6:B:208:17F:H43	6:B:208:17F:H57	1.08	1.10	9	15
6:E:838:17F:H73	6:E:856:17F:H41	1.08	1.21	1	4
6:B:214:17F:H5	6:B:219:17F:H9	1.08	1.21	15	6
6:E:856:17F:H65	6:E:874:17F:H61	1.07	1.18	9	12
6:D:510:17F:C8	6:D:516:17F:H19A	1.07	1.78	20	20
6:D:527:17F:H55	6:E:856:17F:H47	1.07	1.08	20	3
6:D:501:17F:H12	6:D:501:17F:H31	1.07	1.23	16	1
6:E:807:17F:H18A	6:E:809:17F:H20	1.07	1.25	4	4
6:B:214:17F:H61	6:B:214:17F:H68	1.07	1.22	11	16
6:E:801:17F:H33	6:E:801:17F:H36	1.07	1.22	7	14
6:D:516:17F:H49	6:D:516:17F:H39	1.07	1.22	18	3
6:D:510:17F:H9A	6:D:516:17F:H9	1.06	1.13	13	15
6:D:527:17F:H77	6:D:527:17F:H50	1.06	1.21	5	11
6:D:533:17F:C31	6:D:533:17F:H18	1.06	1.80	14	1
6:D:534:17F:H58	6:D:534:17F:H30	1.06	1.23	16	11
6:D:510:17F:H12	6:D:516:17F:H10A	1.06	1.28	18	8
6:D:510:17F:H46	6:D:516:17F:H68	1.06	1.23	5	9
6:A:208:17F:H31	6:B:208:17F:H37	1.06	1.23	3	3
6:E:807:17F:H42	6:E:809:17F:H62	1.06	1.10	4	5
6:E:856:17F:H67	6:E:874:17F:C33	1.06	1.80	12	1
6:D:510:17F:H18A	6:D:516:17F:H10	1.05	1.23	12	7
6:D:510:17F:H18A	6:D:527:17F:H19A	1.05	1.20	9	2
6:B:214:17F:H39	6:B:214:17F:H11	1.05	1.28	4	16
6:E:809:17F:H61	6:E:809:17F:H52	1.05	1.23	16	16
6:D:510:17F:O3	6:D:516:17F:H4	1.05	1.51	5	20
5:E:803:7Q9:C3	6:E:807:17F:H8A	1.05	1.81	10	8
6:E:838:17F:H68	6:E:856:17F:H41	1.05	1.27	2	8
6:D:517:17F:H68	6:D:517:17F:H51	1.05	1.14	17	1
6:D:510:17F:H12	6:D:516:17F:C8	1.05	1.80	3	19
6:D:511:17F:H2	6:D:511:17F:H18A	1.05	1.29	12	2
6:E:807:17F:H33	6:E:818:17F:H9A	1.05	1.26	19	5
6:E:818:17F:H30	6:E:818:17F:H39	1.04	1.26	13	16
6:D:510:17F:H9A	6:D:516:17F:O7	1.04	1.51	6	4
6:D:546:17F:H41	6:D:546:17F:H66	1.04	1.27	11	2
6:D:510:17F:H9A	6:D:516:17F:H11	1.04	1.18	12	4
6:D:510:17F:H12A	6:D:516:17F:H8	1.04	1.27	12	3
6:D:510:17F:H6A	6:D:527:17F:H20A	1.04	1.20	14	1
6:D:510:17F:H46	6:D:516:17F:H66	1.04	1.05	16	1
6:A:208:17F:H57	6:A:208:17F:H63	1.04	1.20	5	17
6:D:510:17F:H12A	6:D:516:17F:H8A	1.04	1.23	5	7
6:D:510:17F:H18	6:D:516:17F:H10	1.04	1.17	20	5

Continued on next page...

Continued from previous page...

Atom-1	Atom-2	Clash(Å)	Distance(Å)	Models	
				Worst	Total
6:D:533:17F:H57	6:D:533:17F:H18	1.04	1.20	14	1
6:D:534:17F:H59	6:D:534:17F:H65	1.03	1.16	15	15
6:D:510:17F:H50	6:D:516:17F:C22	1.03	1.82	10	13
6:B:215:17F:H67	6:B:215:17F:H54	1.03	1.31	5	10
6:D:510:17F:H5	6:D:527:17F:H19A	1.03	1.25	8	5
6:D:510:17F:H9A	6:D:516:17F:H8A	1.03	1.04	9	5
6:D:533:17F:H76	6:E:870:17F:H68	1.03	1.23	13	4
6:D:510:17F:H56	6:D:516:17F:H10A	1.03	1.30	6	1
6:E:818:17F:H41	6:E:818:17F:H67	1.03	1.15	15	2
6:B:208:17F:H33	6:B:214:17F:H12	1.03	1.29	14	1
6:E:807:17F:H20A	6:E:818:17F:H11	1.02	1.26	16	6
6:D:510:17F:H9	6:D:516:17F:H9	1.02	1.31	14	5
6:D:501:17F:H74	6:E:809:17F:H55	1.02	1.09	20	3
6:E:819:17F:H36	6:E:819:17F:C1Y	1.02	1.85	15	3
6:D:501:17F:H41	6:D:501:17F:H60	1.02	1.02	13	3
6:A:214:17F:H35	6:A:214:17F:H42	1.02	1.30	13	15
6:E:819:17F:H52	6:E:819:17F:H73	1.02	1.10	6	8
6:D:516:17F:H76	6:E:838:17F:H74	1.02	1.23	5	6
6:D:501:17F:H44	6:D:501:17F:H61	1.02	1.27	14	4
6:E:819:17F:H18	5:E:852:7Q9:C33	1.02	1.85	3	5
6:E:805:17F:H73	5:E:816:7Q9:C318	1.02	1.83	11	10
6:E:818:17F:H45	6:E:818:17F:H74	1.02	1.21	20	2
6:D:510:17F:H8A	6:D:516:17F:H34	1.01	1.19	3	14
6:E:838:17F:H56	6:E:838:17F:H19	1.01	1.32	18	20
6:B:219:17F:H20	6:B:219:17F:H36	1.01	1.31	9	11
6:E:807:17F:H33	6:E:818:17F:C9	1.01	1.86	19	10
6:D:501:17F:H20A	6:D:501:17F:O1	1.01	1.53	18	7
6:E:818:17F:H12A	6:E:819:17F:H30	1.01	1.31	3	6
6:E:856:17F:H68	6:E:874:17F:H61	1.01	1.25	5	4
6:D:510:17F:C28	6:D:516:17F:H38	1.01	1.84	10	12
6:D:533:17F:H50	6:D:533:17F:H75	1.01	1.29	17	12
6:E:807:17F:H56	6:E:819:17F:H29	1.01	1.29	16	9
6:B:208:17F:H31	6:B:214:17F:H10A	1.01	1.33	11	2
6:E:856:17F:H67	6:E:874:17F:H61	1.01	1.29	7	2
6:D:510:17F:H46	6:D:516:17F:H67	1.01	1.32	18	3
6:B:214:17F:H31	5:B:220:7Q9:C34	1.00	1.86	13	9
2:D:273:ASP:HB2	6:D:534:17F:H34	1.00	1.30	18	12
6:E:809:17F:HN1A	6:E:818:17F:H4A	1.00	1.08	2	1
6:B:214:17F:H74	6:B:214:17F:H48	1.00	1.33	18	4
6:E:856:17F:H67	6:E:874:17F:H60	1.00	1.01	12	5
6:E:838:17F:H12	6:E:856:17F:H12	1.00	1.15	6	11

Continued on next page...

Continued from previous page...

Atom-1	Atom-2	Clash(Å)	Distance(Å)	Models	
				Worst	Total
6:D:510:17F:H1	6:D:516:17F:H6	1.00	1.33	16	10
6:D:516:17F:H39	6:D:516:17F:C28	1.00	1.86	18	3
6:D:510:17F:H39	6:D:510:17F:H29	1.00	1.29	14	1
6:E:809:17F:H40	6:E:809:17F:C1X	1.00	1.86	10	19
6:D:516:17F:H44	6:D:527:17F:H38	1.00	1.28	7	4
6:D:510:17F:H18A	6:D:527:17F:H20A	1.00	1.34	15	2
6:D:510:17F:H9A	6:D:516:17F:C10	0.99	1.87	11	8
6:B:214:17F:O10	6:B:219:17F:H11A	0.99	1.57	13	6
6:E:809:17F:N1	6:E:818:17F:H4A	0.99	1.70	2	1
6:D:516:17F:H41	6:D:527:17F:H38	0.99	1.32	2	7
6:D:511:17F:H66	6:D:511:17F:H39	0.99	1.28	15	6
6:D:510:17F:H18A	6:D:527:17F:C20	0.99	1.86	15	3
6:E:801:17F:H62	6:E:801:17F:C31	0.99	1.86	18	16
6:D:510:17F:H47	6:D:516:17F:H62	0.99	1.32	2	3
6:D:501:17F:H44	6:D:501:17F:C34	0.99	1.87	16	3
6:D:501:17F:H61	6:D:501:17F:C25	0.99	1.88	16	2
5:A:204:7Q9:C313	6:A:208:17F:H78	0.98	1.89	3	10
5:D:512:7Q9:C13	6:D:528:17F:H4	0.98	1.87	17	6
6:B:208:17F:H33	6:B:214:17F:H10	0.98	1.30	3	2
6:B:219:17F:H20	6:B:219:17F:C2X	0.98	1.89	13	12
6:E:807:17F:H20A	6:E:818:17F:H9A	0.98	1.30	2	7
6:D:501:17F:H31	6:D:501:17F:H10A	0.98	1.29	19	2
6:B:208:17F:H64	6:B:208:17F:H45	0.98	1.31	1	11
6:E:838:17F:H65	6:E:838:17F:C11	0.98	1.89	5	8
6:D:517:17F:H30	6:D:517:17F:H39	0.97	1.33	9	19
6:E:818:17F:H78	6:E:818:17F:H47	0.97	1.35	7	8
6:E:819:17F:H32	6:E:819:17F:C2X	0.97	1.89	15	3
6:D:510:17F:H42	6:D:516:17F:H68	0.97	1.30	18	1
6:B:208:17F:C1Z	6:B:214:17F:H12	0.97	1.89	14	1
6:D:510:17F:H12	6:D:516:17F:C10	0.97	1.89	5	8
6:D:511:17F:H53	6:E:828:17F:H66	0.97	1.28	19	2
5:B:211:7Q9:C23	6:D:501:17F:H57	0.97	1.88	15	5
6:D:510:17F:H19A	6:D:516:17F:C9	0.97	1.88	9	2
6:E:819:17F:C20	6:E:819:17F:H12	0.97	1.89	10	2
6:D:510:17F:H46	6:D:516:17F:H64	0.97	1.33	8	10
6:E:855:17F:H38	6:E:855:17F:H68	0.97	1.37	16	17
6:D:501:17F:H46	6:D:501:17F:C34	0.97	1.89	20	2
6:D:501:17F:H40	6:D:501:17F:H34	0.97	1.37	19	2
6:D:510:17F:H9A	6:D:516:17F:C7	0.96	1.88	6	9
6:D:510:17F:H19	6:D:527:17F:H19A	0.96	1.37	1	7
6:E:807:17F:H33	6:E:818:17F:H10A	0.96	1.35	6	9

Continued on next page...

Continued from previous page...

Atom-1	Atom-2	Clash(Å)	Distance(Å)	Models	
				Worst	Total
6:D:528:17F:H60	6:D:528:17F:H10A	0.96	1.37	8	14
5:E:802:7Q9:O13	6:E:807:17F:H2	0.96	1.58	7	7
6:E:838:17F:H57	6:E:838:17F:H65	0.96	1.36	20	3
6:D:517:17F:H42	6:D:517:17F:H66	0.96	1.32	19	1
6:D:501:17F:H8A	6:D:501:17F:C12	0.96	1.90	1	8
6:A:214:17F:H55	6:A:214:17F:H72	0.96	1.35	3	5
6:B:219:17F:H20	6:B:219:17F:H29	0.96	1.33	4	2
6:A:214:17F:H32	6:A:214:17F:H11	0.96	1.37	17	8
6:D:533:17F:H63	6:D:533:17F:H38	0.96	1.36	12	7
6:E:807:17F:H76	6:E:807:17F:H51	0.96	1.35	4	4
6:E:807:17F:H75	6:E:818:17F:H54	0.96	1.34	17	2
6:D:533:17F:H59	6:D:533:17F:H65	0.96	1.34	14	1
2:E:674:LEU:HD21	6:E:855:17F:H12	0.95	1.34	11	9
6:D:501:17F:H41	6:D:501:17F:C33	0.95	1.90	13	4
6:E:809:17F:H10A	5:E:810:7Q9:C33	0.95	1.90	19	9
6:A:208:17F:H61	6:B:208:17F:H69	0.95	1.36	11	2
6:E:856:17F:H65	6:E:874:17F:C34	0.95	1.91	20	12
6:E:856:17F:C37	6:E:874:17F:H60	0.95	1.91	12	3
6:D:501:17F:H56	6:D:501:17F:H63	0.95	1.38	9	7
6:D:501:17F:C26	6:D:501:17F:H61	0.95	1.91	11	1
6:E:838:17F:H11A	6:E:856:17F:H35	0.95	1.36	3	8
5:E:869:7Q9:O12	6:E:872:17F:H9	0.95	1.61	12	5
6:D:510:17F:O10	6:D:527:17F:H19A	0.95	1.61	6	8
6:D:501:17F:H49	6:D:501:17F:C37	0.95	1.92	15	3
6:E:807:17F:H33	6:E:818:17F:C10	0.94	1.92	6	10
6:A:208:17F:H19	6:B:208:17F:H30	0.94	1.37	8	5
6:D:501:17F:H35	5:D:506:7Q9:C22	0.94	1.93	7	1
5:E:824:7Q9:C33	6:E:841:17F:H20A	0.94	1.91	2	9
6:B:215:17F:H36	5:B:216:7Q9:C311	0.94	1.92	11	5
6:D:510:17F:H9	6:D:516:17F:H11A	0.94	1.35	6	1
6:D:510:17F:H20A	6:D:516:17F:H9A	0.94	1.35	8	2
6:E:817:17F:H8A	5:E:820:7Q9:C23	0.94	1.91	13	5
6:A:214:17F:H54	5:E:840:7Q9:C318	0.94	1.93	15	13
6:B:214:17F:H74	6:B:214:17F:H46	0.94	1.40	5	1
6:D:516:17F:H39	6:D:516:17F:C27	0.93	1.94	10	18
6:D:501:17F:H31	6:D:501:17F:C8	0.93	1.91	7	5
6:D:516:17F:C17	6:D:516:17F:H1A	0.93	1.92	14	4
6:D:511:17F:H76	6:E:828:17F:H54	0.93	1.41	5	7
6:E:818:17F:H10A	6:E:819:17F:H30	0.93	1.40	19	4
6:A:208:17F:C1Y	6:B:208:17F:H30	0.93	1.92	20	9
6:D:533:17F:H19A	6:D:533:17F:C31	0.93	1.92	8	19

Continued on next page...

Continued from previous page...

Atom-1	Atom-2	Clash(Å)	Distance(Å)	Models	
				Worst	Total
6:E:838:17F:H33	6:E:838:17F:H35	0.93	1.39	3	11
6:A:208:17F:H19A	6:B:208:17F:H30	0.93	1.40	10	2
6:E:819:17F:H12	6:E:819:17F:H20	0.93	1.36	10	2
6:D:510:17F:H18	6:D:516:17F:H8	0.93	1.39	2	3
6:D:510:17F:C18	6:D:516:17F:H10	0.93	1.94	12	8
6:E:809:17F:H61	6:E:809:17F:C29	0.93	1.94	20	7
6:D:501:17F:H41	6:D:501:17F:H61	0.93	1.40	5	4
6:D:510:17F:H19A	6:D:516:17F:C10	0.93	1.93	9	2
6:D:516:17F:H48	6:D:516:17F:H60	0.93	1.41	2	1
6:D:501:17F:H41	6:D:501:17F:C34	0.93	1.93	15	5
6:E:807:17F:H20A	6:E:818:17F:C11	0.93	1.94	15	6
6:D:510:17F:H8A	6:D:516:17F:C19	0.92	1.92	20	10
6:E:874:17F:H78	6:E:874:17F:C28	0.92	1.94	7	19
6:E:807:17F:H30	6:E:807:17F:H58	0.92	1.41	5	5
5:E:824:7Q9:C32	6:E:841:17F:H18	0.92	1.94	20	6
6:E:805:17F:H47	5:E:812:7Q9:C314	0.92	1.94	13	4
2:E:659:LEU:HD21	6:E:856:17F:H77	0.92	1.41	13	2
6:E:874:17F:H49	6:E:874:17F:C42	0.92	1.95	7	10
6:D:510:17F:C1Y	6:D:516:17F:H10	0.92	1.95	5	3
6:E:838:17F:H65	6:E:838:17F:H11	0.92	1.39	20	4
6:D:510:17F:C1	6:D:516:17F:H6	0.92	1.95	9	6
5:B:211:7Q9:C22	6:D:501:17F:H57	0.92	1.93	3	7
6:D:510:17F:H8	6:D:516:17F:H19A	0.92	1.42	6	3
6:B:214:17F:H18	6:B:219:17F:C8	0.92	1.94	4	1
6:E:807:17F:H63	6:E:807:17F:H12A	0.92	1.38	15	1
6:D:534:17F:H10	5:D:539:7Q9:C36	0.92	1.95	5	5
6:B:214:17F:H46	5:B:217:7Q9:C37	0.92	1.95	18	5
6:D:510:17F:H31	6:D:516:17F:C10	0.92	1.95	5	2
6:D:510:17F:C26	6:D:516:17F:H66	0.92	1.95	16	1
6:E:838:17F:H50	6:E:874:17F:H55	0.91	1.39	20	3
6:D:510:17F:H19	6:D:527:17F:H19	0.91	1.39	1	5
6:E:809:17F:H52	6:E:809:17F:C34	0.91	1.94	20	8
6:E:819:17F:H6	5:E:836:7Q9:C21	0.91	1.94	15	2
6:D:501:17F:H39	6:D:501:17F:H60	0.91	1.38	2	1
6:B:208:17F:H33	6:B:214:17F:C10	0.91	1.95	3	2
6:D:510:17F:H9A	6:D:516:17F:H10A	0.91	1.38	11	3
6:E:801:17F:H60	5:E:803:7Q9:C23	0.91	1.96	2	10
6:B:208:17F:H43	6:B:208:17F:C31	0.91	1.96	20	15
6:D:534:17F:H30	6:D:534:17F:C32	0.91	1.96	15	9
6:D:516:17F:H61	6:D:516:17F:H69	0.91	1.40	16	1
6:E:856:17F:H57	6:E:856:17F:H36	0.91	1.43	11	6

Continued on next page...

Continued from previous page...

Atom-1	Atom-2	Clash(Å)	Distance(Å)	Models	
				Worst	Total
6:D:501:17F:H60	6:D:501:17F:C24	0.91	1.95	13	2
6:E:809:17F:H60	6:E:818:17F:H70	0.90	1.40	6	1
5:B:211:7Q9:C313	6:B:215:17F:H19A	0.90	1.95	14	1
6:E:805:17F:H37	6:E:805:17F:H19	0.90	1.42	1	5
6:E:805:17F:H73	5:E:816:7Q9:C317	0.90	1.95	13	8
6:E:856:17F:H70	6:E:874:17F:H61	0.90	1.40	4	2
6:B:214:17F:H62	6:B:214:17F:H57	0.90	1.42	17	1
6:B:219:17F:H76	6:B:219:17F:H53	0.90	1.43	20	7
6:D:510:17F:H12	6:D:516:17F:C7	0.90	1.96	7	7
6:D:510:17F:O7	6:D:516:17F:H4A	0.90	1.66	10	9
6:E:818:17F:H45	6:E:818:17F:H75	0.90	1.43	12	1
6:D:501:17F:H51	5:D:508:7Q9:C316	0.90	1.97	20	3
6:E:807:17F:C31	6:E:819:17F:H29	0.90	1.97	1	8
6:E:807:17F:H66	5:E:813:7Q9:C310	0.90	1.94	15	5
6:D:510:17F:H20A	6:D:516:17F:C10	0.90	1.97	11	2
6:D:534:17F:H10	5:D:539:7Q9:C33	0.90	1.96	3	12
6:E:818:17F:H48	6:E:818:17F:H78	0.90	1.43	16	4
6:D:501:17F:H10	6:D:501:17F:C34	0.90	1.96	13	2
6:E:819:17F:H6	5:E:836:7Q9:O22	0.90	1.67	13	5
6:D:510:17F:H56	6:D:516:17F:H12A	0.90	1.41	18	3
6:D:510:17F:H12A	6:D:516:17F:C8	0.90	1.97	12	4
6:D:516:17F:C42	6:E:838:17F:H74	0.90	1.96	5	5
6:E:807:17F:H60	6:E:819:17F:H12A	0.90	1.43	14	3
6:D:516:17F:H47	6:D:516:17F:C23	0.90	1.96	6	16
6:E:819:17F:H57	6:E:819:17F:H40	0.90	1.44	16	3
6:D:510:17F:C27	6:D:516:17F:H37	0.90	1.97	11	2
6:E:818:17F:H1	5:E:837:7Q9:C11	0.90	1.97	18	1
5:D:537:7Q9:C3	6:D:546:17F:H11A	0.89	1.95	15	12
6:E:819:17F:H45	6:E:819:17F:H38	0.89	1.44	1	15
6:E:838:17F:H48	6:E:838:17F:H77	0.89	1.42	18	2
6:D:527:17F:C42	6:D:527:17F:H50	0.89	1.96	2	2
6:D:501:17F:H40	6:D:501:17F:C11	0.89	1.96	18	4
6:A:214:17F:H56	6:A:214:17F:C36	0.89	1.96	12	6
6:D:510:17F:H53	6:D:510:17F:H78	0.89	1.42	20	4
6:E:805:17F:H74	5:E:810:7Q9:C315	0.89	1.97	20	4
6:B:219:17F:H18A	6:B:219:17F:C1X	0.89	1.97	17	1
6:D:501:17F:H60	6:D:501:17F:H36	0.89	1.42	2	1
6:E:838:17F:H33	6:E:838:17F:H40	0.89	1.44	6	9
6:E:817:17F:H18	5:E:833:7Q9:O32	0.89	1.67	13	5
6:B:219:17F:H2	6:B:219:17F:H4A	0.89	1.42	11	3
5:D:515:7Q9:O31	6:D:517:17F:H19	0.89	1.67	4	1

Continued on next page...

Continued from previous page...

Atom-1	Atom-2	Clash(Å)	Distance(Å)	Models	
				Worst	Total
5:E:803:7Q9:O32	6:E:807:17F:H9	0.89	1.67	19	2
5:A:204:7Q9:C315	6:A:208:17F:H78	0.89	1.98	7	2
6:D:516:17F:C24	6:D:527:17F:H38	0.89	1.98	2	8
6:B:214:17F:H61	6:B:214:17F:C38	0.89	1.96	11	17
5:B:211:7Q9:C311	6:D:501:17F:H65	0.89	1.97	15	5
5:E:824:7Q9:C33	6:E:841:17F:H18	0.89	1.97	15	1
6:D:511:17F:H77	6:D:511:17F:H49	0.89	1.42	15	14
6:D:533:17F:H37	6:D:533:17F:H62	0.89	1.43	7	5
6:D:510:17F:H19A	6:D:516:17F:H9A	0.89	1.42	9	3
6:E:874:17F:H36	6:E:874:17F:H41	0.89	1.44	20	19
6:D:501:17F:H39	5:D:508:7Q9:C35	0.88	1.98	9	2
6:D:534:17F:H11A	6:D:534:17F:H31	0.88	1.43	16	1
6:D:510:17F:C9	6:D:516:17F:C9	0.88	2.52	7	14
6:D:510:17F:H46	6:D:516:17F:C38	0.88	1.96	5	10
6:E:807:17F:H55	6:E:818:17F:C42	0.88	1.98	1	9
6:E:805:17F:H54	6:E:805:17F:H72	0.88	1.45	1	5
6:E:818:17F:H10	6:E:819:17F:H10	0.88	1.44	1	5
2:E:634:LEU:HB2	5:E:878:7Q9:C316	0.88	1.98	19	9
6:B:208:17F:H57	6:B:208:17F:C25	0.88	1.99	4	13
6:D:510:17F:H38	6:D:511:17F:H72	0.88	1.45	4	1
5:D:507:7Q9:C314	6:D:516:17F:H53	0.88	1.98	6	1
6:D:534:17F:H61	6:D:534:17F:H47	0.88	1.45	6	1
6:D:527:17F:H55	6:E:856:17F:C27	0.88	1.99	20	2
6:A:214:17F:H64	6:A:214:17F:C31	0.88	1.98	12	7
6:D:501:17F:H40	6:D:501:17F:H11A	0.88	1.41	18	2
6:D:510:17F:H6A	6:D:527:17F:H19A	0.88	1.44	17	1
5:E:837:7Q9:C12	6:E:841:17F:H18	0.88	1.98	1	1
6:D:517:17F:H67	6:D:517:17F:C27	0.88	1.98	20	9
6:E:818:17F:H73	6:E:818:17F:H45	0.88	1.44	15	2
6:E:828:17F:H11	5:E:832:7Q9:C38	0.88	1.99	3	5
6:E:807:17F:H54	6:E:809:17F:H53	0.88	1.40	20	4
6:D:510:17F:H49	6:D:516:17F:H64	0.88	1.46	17	1
6:D:510:17F:C7	6:D:516:17F:H9	0.88	1.97	18	15
6:E:856:17F:C36	6:E:874:17F:H61	0.88	1.99	10	12
6:B:208:17F:H71	6:B:208:17F:H54	0.88	1.42	4	9
6:D:533:17F:H57	6:D:533:17F:C19	0.88	1.99	2	20
6:D:517:17F:H48	6:D:517:17F:C37	0.88	1.98	15	8
6:A:214:17F:H29	6:A:214:17F:H59	0.88	1.43	8	2
6:D:510:17F:H20A	6:D:516:17F:C9	0.88	1.98	8	2
6:B:214:17F:C1Z	6:B:219:17F:H12	0.88	1.97	17	1
6:E:818:17F:H59	6:E:818:17F:H65	0.88	1.45	2	5

Continued on next page...

Continued from previous page...

Atom-1	Atom-2	Clash(Å)	Distance(Å)	Models	
				Worst	Total
6:B:208:17F:H43	6:B:208:17F:C1Z	0.88	1.99	15	10
6:D:510:17F:H18A	6:D:516:17F:H8	0.88	1.45	10	3
6:E:807:17F:H19A	6:E:818:17F:H9A	0.88	1.44	9	6
6:E:856:17F:H67	6:E:874:17F:C34	0.88	1.99	7	1
6:E:838:17F:H77	6:E:838:17F:H49	0.87	1.43	13	7
6:A:208:17F:H12	5:A:209:7Q9:C39	0.87	1.98	11	8
6:E:807:17F:H42	6:E:809:17F:C35	0.87	2.00	8	4
6:E:807:17F:C20	6:E:818:17F:H11	0.87	1.98	15	4
6:D:510:17F:H29	6:D:510:17F:C23	0.87	1.99	14	1
6:D:510:17F:H46	6:D:516:17F:C37	0.87	1.97	16	9
6:D:546:17F:H71	6:D:546:17F:H45	0.87	1.46	1	6
6:D:510:17F:H9	6:D:516:17F:H11	0.87	1.45	8	5
6:B:214:17F:C17	6:B:219:17F:H11A	0.87	1.98	15	6
6:D:516:17F:H76	6:E:838:17F:C41	0.87	1.98	5	3
6:E:818:17F:C10	6:E:819:17F:H10A	0.87	2.00	13	6
6:E:801:17F:H57	6:E:801:17F:C35	0.87	1.99	12	18
6:E:805:17F:H6A	5:E:816:7Q9:O31	0.87	1.70	15	2
5:D:508:7Q9:C314	6:E:818:17F:H52	0.87	1.99	16	1
5:D:512:7Q9:C33	6:D:528:17F:H6A	0.87	1.99	2	4
6:D:528:17F:H50	6:D:528:17F:C24	0.87	1.99	20	20
6:D:510:17F:O8	6:D:516:17F:H19A	0.87	1.68	4	5
6:E:801:17F:H39	5:E:804:7Q9:C38	0.87	2.00	13	7
6:B:219:17F:H20	6:B:219:17F:C1X	0.87	1.98	4	5
6:E:856:17F:C38	6:E:874:17F:H61	0.87	1.99	5	4
5:A:204:7Q9:C313	6:A:208:17F:H65	0.87	1.99	19	13
6:D:516:17F:H44	6:D:527:17F:H41	0.87	1.46	19	3
6:E:838:17F:H11	6:E:838:17F:C36	0.86	1.99	20	10
6:E:874:17F:O3	6:E:874:17F:H6	0.86	1.70	9	4
6:E:807:17F:H55	6:E:818:17F:H75	0.86	1.47	5	6
6:A:208:17F:H46	6:A:208:17F:C30	0.86	2.00	16	17
6:D:501:17F:H12	6:D:501:17F:C23	0.86	2.00	15	5
6:E:801:17F:H9A	5:E:802:7Q9:O14	0.86	1.69	6	1
6:D:511:17F:H49	6:D:511:17F:C42	0.86	1.99	9	4
6:D:501:17F:H46	6:D:501:17F:H61	0.86	1.45	20	2
6:E:807:17F:C41	6:E:807:17F:H51	0.86	1.99	6	10
6:E:818:17F:C12	6:E:819:17F:H30	0.86	2.00	3	5
6:E:818:17F:H10	6:E:819:17F:H10A	0.86	1.43	2	6
6:D:501:17F:H38	5:D:508:7Q9:C33	0.86	2.01	3	1
6:E:841:17F:H9A	5:E:876:7Q9:O14	0.86	1.71	10	2
6:D:510:17F:H10A	6:D:516:17F:H58	0.86	1.46	20	1
6:D:516:17F:C25	6:D:527:17F:H38	0.86	2.01	17	6

Continued on next page...

Continued from previous page...

Atom-1	Atom-2	Clash(Å)	Distance(Å)	Models	
				Worst	Total
6:E:856:17F:H69	6:E:856:17F:H58	0.86	1.46	7	8
6:B:214:17F:H6	5:B:217:7Q9:O32	0.86	1.69	16	5
6:E:872:17F:H20A	6:E:872:17F:H36	0.86	1.47	9	8
6:B:208:17F:H39	6:B:208:17F:H64	0.86	1.44	9	10
6:D:510:17F:H76	6:D:516:17F:H75	0.86	1.45	5	1
6:E:818:17F:H78	6:E:818:17F:C27	0.86	2.01	16	6
5:B:211:7Q9:C312	6:D:501:17F:H65	0.86	2.00	20	5
6:D:510:17F:H20A	6:D:516:17F:H10	0.85	1.45	11	2
5:D:537:7Q9:C31	6:D:546:17F:H29	0.85	2.01	19	5
6:D:534:17F:H61	6:D:534:17F:H44	0.85	1.47	5	6
6:D:501:17F:H8	6:D:501:17F:C1Y	0.85	2.00	6	6
6:D:501:17F:H45	5:D:508:7Q9:C36	0.85	2.00	16	2
6:D:527:17F:C28	6:E:856:17F:H74	0.85	1.99	15	5
6:E:817:17F:H61	5:E:826:7Q9:C36	0.85	2.02	9	6
6:D:501:17F:H10A	6:D:501:17F:C1Y	0.85	2.01	19	1
5:E:824:7Q9:C34	6:E:841:17F:H18	0.85	2.01	15	1
6:E:856:17F:H29	6:E:874:17F:C33	0.85	2.00	11	5
6:D:510:17F:H9A	6:D:516:17F:C11	0.85	2.00	12	4
6:D:534:17F:H65	6:D:534:17F:C32	0.85	2.02	15	12
5:D:515:7Q9:C3	6:D:517:17F:H6A	0.85	2.00	8	1
6:D:510:17F:C26	6:D:516:17F:H64	0.85	2.01	9	9
6:E:817:17F:H11	5:E:833:7Q9:C33	0.85	2.01	13	7
6:D:533:17F:H67	6:D:533:17F:H43	0.85	1.47	14	6
6:D:501:17F:H12A	6:D:501:17F:C8	0.85	2.01	6	18
6:E:819:17F:H31	5:E:829:7Q9:C22	0.85	2.02	10	2
6:A:208:17F:H63	6:A:208:17F:C31	0.85	1.99	5	12
6:E:856:17F:C38	6:E:874:17F:H65	0.85	2.01	10	6
6:B:215:17F:H10A	6:B:215:17F:H63	0.84	1.49	12	5
6:D:501:17F:H49	6:D:501:17F:H66	0.84	1.47	20	3
5:B:220:7Q9:C22	6:D:533:17F:H6	0.84	2.02	19	4
6:D:510:17F:H5	6:D:527:17F:C19	0.84	2.02	8	4
3:B:201:GSP:H5'1	3:B:201:GSP:O1B	0.84	1.71	12	4
6:D:501:17F:H49	6:D:501:17F:H67	0.84	1.48	15	1
6:D:501:17F:H12	6:D:501:17F:C1Y	0.84	2.02	16	1
5:E:857:7Q9:O32	6:E:874:17F:H10A	0.84	1.72	13	8
6:D:527:17F:H50	6:D:527:17F:H78	0.84	1.48	2	1
6:E:856:17F:H11	6:E:874:17F:H59	0.84	1.47	19	6
6:A:208:17F:H30	5:A:209:7Q9:C39	0.84	2.02	12	3
6:E:819:17F:H45	6:E:819:17F:C22	0.84	2.02	11	20
6:E:838:17F:C11	6:E:838:17F:H65	0.84	2.02	9	2
6:D:501:17F:C11	6:D:501:17F:H39	0.84	2.02	3	2

Continued on next page...

Continued from previous page...

Atom-1	Atom-2	Clash(Å)	Distance(Å)	Models	
				Worst	Total
6:D:527:17F:H30	6:D:527:17F:H67	0.84	1.46	8	5
6:E:807:17F:H46	6:E:809:17F:H62	0.84	1.49	20	5
6:D:533:17F:H66	6:D:533:17F:H38	0.84	1.46	14	1
6:A:214:17F:H10	6:A:214:17F:H19A	0.84	1.49	8	13
6:E:817:17F:H11	5:E:833:7Q9:C32	0.84	2.03	20	10
6:B:219:17F:H29	6:B:219:17F:C20	0.84	2.02	4	3
6:E:838:17F:C12	6:E:856:17F:H12	0.84	2.02	6	6
6:E:856:17F:C11	6:E:874:17F:H59	0.84	2.01	19	6
6:E:818:17F:H61	6:E:841:17F:H67	0.84	1.45	4	4
6:D:510:17F:H50	6:D:516:17F:H37	0.84	1.49	5	3
6:E:828:17F:H9	5:E:832:7Q9:C33	0.84	2.03	12	2
6:D:510:17F:C4	6:D:516:17F:H4A	0.83	2.03	11	18
6:E:838:17F:H33	6:E:838:17F:C23	0.83	2.02	4	11
6:D:510:17F:C26	6:D:516:17F:H68	0.83	2.03	5	7
6:D:516:17F:H47	6:D:516:17F:H38	0.83	0.86	5	1
6:D:510:17F:C30	6:D:527:17F:H55	0.83	2.03	10	4
6:B:215:17F:H18	6:D:501:17F:H9A	0.83	1.49	10	1
6:D:501:17F:H76	6:E:818:17F:H51	0.83	1.49	14	1
6:E:819:17F:H61	5:E:836:7Q9:C36	0.83	2.03	15	13
6:E:801:17F:H20	6:E:801:17F:H12	0.83	1.49	18	12
6:D:510:17F:H8	6:D:516:17F:C17	0.83	2.02	13	13
6:E:807:17F:C20	6:E:818:17F:H9A	0.83	2.03	10	9
6:D:501:17F:H45	6:D:501:17F:H35	0.83	1.45	10	3
6:D:510:17F:H8	6:D:516:17F:C19	0.83	2.02	6	4
6:E:807:17F:H12A	6:E:807:17F:C35	0.83	2.02	15	3
6:E:856:17F:H56	6:E:856:17F:H63	0.83	1.48	18	14
5:E:837:7Q9:O13	6:E:841:17F:H5	0.83	1.73	3	4
6:B:208:17F:H40	6:B:208:17F:H34	0.83	1.48	4	4
6:D:510:17F:H37	6:D:511:17F:H56	0.83	1.47	18	2
6:D:510:17F:H47	6:D:516:17F:H37	0.83	1.49	18	2
6:D:533:17F:H38	6:D:533:17F:C37	0.83	2.03	14	2
6:B:208:17F:H43	6:B:208:17F:H58	0.83	1.48	2	1
5:B:203:7Q9:C310	6:B:208:17F:H73	0.83	2.03	9	5
5:E:804:7Q9:C13	6:E:805:17F:H8A	0.83	2.03	14	1
5:E:837:7Q9:O32	6:E:841:17F:H12A	0.83	1.72	2	6
6:E:838:17F:H12	6:E:856:17F:C12	0.83	2.03	6	8
6:B:215:17F:H36	5:B:216:7Q9:C312	0.83	2.02	5	2
6:D:501:17F:H74	6:E:809:17F:H53	0.83	1.47	5	1
5:E:848:7Q9:C312	5:E:851:7Q9:C34	0.83	2.57	15	5
6:D:516:17F:H69	6:D:516:17F:C34	0.83	2.04	16	1
6:D:501:17F:H8	6:D:501:17F:C12	0.83	2.03	16	7

Continued on next page...

Continued from previous page...

Atom-1	Atom-2	Clash(Å)	Distance(Å)	Models	
				Worst	Total
6:D:517:17F:H68	6:D:517:17F:C29	0.83	2.01	17	2
6:B:219:17F:O10	6:B:219:17F:H6A	0.83	1.73	15	15
6:D:501:17F:H31	6:D:501:17F:C12	0.83	2.04	16	1
5:E:869:7Q9:C22	6:E:872:17F:H10	0.82	2.04	4	13
6:D:510:17F:H50	6:D:516:17F:C21	0.82	2.04	5	5
6:E:819:17F:H18A	5:E:829:7Q9:C23	0.82	2.03	15	3
5:A:215:7Q9:C37	6:D:534:17F:H50	0.82	2.04	6	1
6:E:807:17F:H55	6:E:818:17F:H76	0.82	1.46	1	8
6:D:501:17F:H61	6:D:501:17F:H45	0.82	1.48	11	1
6:D:516:17F:H74	6:E:838:17F:H74	0.82	1.52	13	1
6:E:828:17F:H30	5:E:832:7Q9:C35	0.82	2.03	14	3
6:B:219:17F:H29	6:B:219:17F:H19	0.82	1.48	15	11
6:E:872:17F:H36	6:E:872:17F:C20	0.82	2.04	13	19
6:E:838:17F:C1Z	6:E:838:17F:H40	0.82	2.03	13	5
6:E:819:17F:H52	6:E:819:17F:C40	0.82	2.00	6	3
6:B:215:17F:H12	6:B:215:17F:H64	0.82	1.49	2	5
6:E:856:17F:H70	6:E:874:17F:H68	0.82	1.49	9	5
6:D:546:17F:H67	6:D:546:17F:H56	0.82	1.50	11	4
5:D:513:7Q9:C38	6:D:528:17F:H65	0.82	2.04	8	4
6:D:516:17F:H61	6:D:516:17F:C38	0.82	2.05	16	1
1:A:33:ASP:HB2	1:B:128:LYS:HD2	0.82	1.50	18	1
5:B:211:7Q9:C312	6:D:501:17F:H64	0.82	2.04	13	3
5:E:824:7Q9:O32	6:E:841:17F:H61	0.82	1.75	14	2
6:B:214:17F:O10	6:B:219:17F:H9	0.82	1.75	5	3
6:E:819:17F:H19A	5:E:852:7Q9:C35	0.82	2.04	19	4
6:D:528:17F:H42	6:D:528:17F:C28	0.81	2.03	16	20
6:D:527:17F:H39	6:D:527:17F:H68	0.81	1.50	16	5
6:E:807:17F:H56	6:E:819:17F:C1X	0.81	2.05	9	7
6:B:214:17F:H34	6:B:219:17F:H37	0.81	1.50	15	4
5:B:206:7Q9:C314	6:E:805:17F:H75	0.81	2.04	16	10
6:D:501:17F:H29	5:D:509:7Q9:C23	0.81	2.06	10	2
6:D:534:17F:H59	6:D:534:17F:C36	0.81	1.95	15	14
6:E:807:17F:H38	6:E:809:17F:H20	0.81	1.47	11	3
6:D:501:17F:H45	6:D:501:17F:H36	0.81	1.50	20	5
5:E:802:7Q9:C315	6:E:809:17F:H66	0.81	2.04	15	7
6:B:219:17F:H18A	5:D:545:7Q9:C35	0.81	2.05	10	2
6:D:510:17F:H64	6:D:527:17F:H75	0.81	1.52	11	2
3:A:201:GSP:O3B	3:A:201:GSP:H5'1	0.81	1.75	14	1
6:D:516:17F:H50	6:D:516:17F:C33	0.81	2.05	14	1
6:B:219:17F:H69	5:D:522:7Q9:C311	0.81	2.04	13	6
6:E:805:17F:H54	6:E:805:17F:C26	0.81	2.06	19	20

Continued on next page...

Continued from previous page...

Atom-1	Atom-2	Clash(Å)	Distance(Å)	Models	
				Worst	Total
6:E:856:17F:H36	6:E:856:17F:C31	0.81	2.05	11	11
6:D:546:17F:H65	6:D:546:17F:C40	0.81	2.06	11	2
6:D:501:17F:H39	6:D:501:17F:H11A	0.81	1.51	13	7
2:E:733:LEU:HG	5:E:875:7Q9:C37	0.81	2.05	11	16
6:E:841:17F:H64	6:E:841:17F:H59	0.81	1.51	17	7
6:B:215:17F:H71	5:E:824:7Q9:C318	0.81	2.05	20	1
6:E:805:17F:H45	6:E:805:17F:C30	0.81	2.05	8	20
6:E:856:17F:H11	6:E:874:17F:C33	0.81	2.05	13	7
6:E:807:17F:H58	6:E:807:17F:C1X	0.81	2.06	5	8
6:A:208:17F:H55	6:A:208:17F:C26	0.81	2.05	10	17
6:D:501:17F:H29	5:D:509:7Q9:O22	0.81	1.76	6	3
6:B:208:17F:H40	6:B:208:17F:H58	0.81	1.53	19	7
6:D:516:17F:C27	6:D:516:17F:H60	0.81	2.06	3	1
6:E:818:17F:H42	5:E:835:7Q9:C37	0.81	2.06	7	4
6:D:501:17F:H74	6:E:809:17F:C30	0.81	2.02	20	6
6:E:817:17F:H8A	5:E:820:7Q9:C22	0.81	2.05	20	1
6:E:819:17F:H38	6:E:819:17F:C26	0.81	2.06	1	9
6:D:527:17F:H49	6:E:856:17F:C41	0.81	2.05	16	6
6:B:208:17F:H49	6:B:208:17F:C38	0.81	2.05	11	13
5:A:204:7Q9:C311	6:A:208:17F:H72	0.81	2.05	19	6
6:E:818:17F:H10A	6:E:819:17F:H12A	0.81	1.51	16	2
5:B:211:7Q9:C312	6:D:501:17F:H70	0.81	2.06	16	4
6:D:510:17F:H18A	6:D:527:17F:C19	0.81	2.06	9	2
6:E:819:17F:H18A	5:E:829:7Q9:C22	0.81	2.06	13	5
6:D:510:17F:C29	6:D:516:17F:H67	0.81	2.05	14	1
6:D:510:17F:C19	6:D:527:17F:H19A	0.81	2.06	1	4
6:D:510:17F:C6	6:D:516:17F:H4A	0.81	2.06	6	14
6:E:838:17F:H77	6:E:838:17F:C27	0.81	2.06	1	10
6:B:219:17F:O6	6:B:219:17F:H2	0.81	1.76	20	6
6:D:510:17F:H57	6:D:527:17F:H61	0.81	1.51	2	3
6:E:807:17F:H74	6:E:807:17F:H47	0.81	1.51	20	7
6:D:501:17F:H34	6:D:501:17F:H37	0.81	1.53	16	2
6:E:809:17F:H10A	5:E:810:7Q9:O32	0.80	1.76	18	1
6:B:214:17F:H4A	5:B:217:7Q9:O32	0.80	1.76	1	1
6:E:807:17F:C1Z	6:E:818:17F:H9A	0.80	2.05	19	5
6:E:801:17F:H36	6:E:801:17F:C1Z	0.80	2.05	8	7
6:B:214:17F:H52	5:E:827:7Q9:C318	0.80	2.06	18	2
6:E:807:17F:C18	6:E:809:17F:H20	0.80	2.07	14	1
5:E:804:7Q9:O32	6:E:811:17F:H31	0.80	1.74	18	11
6:B:214:17F:H20	6:B:219:17F:O2	0.80	1.77	4	1
6:E:838:17F:H10A	6:E:856:17F:H12	0.80	1.54	16	7

Continued on next page...

Continued from previous page...

Atom-1	Atom-2	Clash(Å)	Distance(Å)	Models	
				Worst	Total
6:D:517:17F:H43	6:D:517:17F:H67	0.80	1.51	7	2
6:E:818:17F:H10A	6:E:819:17F:C12	0.80	2.07	16	1
6:D:510:17F:H8	6:D:516:17F:O9	0.80	1.76	10	7
6:B:214:17F:O10	6:B:214:17F:H6A	0.80	1.77	14	11
5:A:204:7Q9:C311	6:A:208:17F:H78	0.80	2.06	18	6
5:D:512:7Q9:O13	6:D:528:17F:H4A	0.80	1.77	8	3
6:E:809:17F:H31	6:E:818:17F:H63	0.80	1.51	13	3
6:D:510:17F:H39	6:D:510:17F:C1X	0.80	2.06	14	1
6:A:208:17F:C19	6:B:208:17F:H30	0.80	2.07	10	6
2:E:634:LEU:HG	5:E:862:7Q9:C310	0.80	2.07	6	8
6:E:819:17F:H58	6:E:819:17F:H44	0.80	1.51	20	8
6:D:501:17F:H39	6:D:501:17F:C11	0.80	2.07	13	3
6:D:510:17F:O9	6:D:516:17F:C9	0.80	2.30	6	19
6:E:817:17F:H59	5:E:833:7Q9:C35	0.80	2.07	15	5
6:B:214:17F:H39	6:B:214:17F:C11	0.80	2.07	16	11
6:B:215:17F:H54	6:B:215:17F:H61	0.80	1.51	8	4
6:E:819:17F:H73	6:E:819:17F:C29	0.80	2.03	6	3
6:E:817:17F:H49	5:E:820:7Q9:C318	0.80	2.07	9	2
6:D:546:17F:H68	6:D:546:17F:H30	0.80	1.52	11	1
6:D:510:17F:C18	6:D:527:17F:H19A	0.79	2.06	9	5
6:D:511:17F:H39	6:D:511:17F:C37	0.79	2.06	15	5
6:E:872:17F:C33	6:E:872:17F:H55	0.79	2.07	13	7
6:E:807:17F:C24	6:E:809:17F:H62	0.79	2.03	4	3
5:D:504:7Q9:C32	6:D:516:17F:H31	0.79	2.06	6	1
6:D:510:17F:C12	6:D:516:17F:C8	0.79	2.61	15	13
6:E:818:17F:C27	6:E:818:17F:H78	0.79	2.06	3	7
6:D:510:17F:C42	6:D:510:17F:H53	0.79	2.06	18	4
6:D:527:17F:H42	5:D:535:7Q9:C310	0.79	2.07	6	6
5:E:869:7Q9:C14	6:E:872:17F:H8A	0.79	2.07	7	5
6:E:807:17F:C32	6:E:807:17F:H30	0.79	2.08	16	8
5:E:824:7Q9:C32	6:E:841:17F:H20A	0.79	2.08	2	5
6:D:533:17F:H65	6:D:533:17F:C32	0.79	2.07	14	2
6:B:219:17F:H41	5:D:545:7Q9:C39	0.79	2.07	11	6
6:E:838:17F:H40	6:E:838:17F:C1Z	0.79	2.08	6	7
6:D:510:17F:H19A	6:D:516:17F:H10	0.79	1.53	9	2
6:B:219:17F:H18	5:D:522:7Q9:C3	0.79	2.06	19	4
6:E:841:17F:H4A	6:E:841:17F:H2	0.79	1.53	3	1
6:D:501:17F:H61	6:D:501:17F:H46	0.79	1.52	19	3
6:B:214:17F:H6A	6:B:219:17F:H9	0.79	1.55	17	2
6:B:214:17F:C34	6:B:214:17F:H68	0.79	2.06	5	3
6:E:856:17F:H68	6:E:874:17F:C36	0.79	2.08	2	10

Continued on next page...

Continued from previous page...

Atom-1	Atom-2	Clash(Å)	Distance(Å)	Models	
				Worst	Total
6:E:874:17F:H6	6:E:874:17F:P1	0.79	2.18	2	20
6:E:870:17F:H12	6:E:870:17F:H32	0.79	1.55	2	7
6:D:510:17F:H9	6:D:516:17F:C9	0.79	2.07	14	4
5:A:217:7Q9:C34	6:D:546:17F:H36	0.79	2.08	7	2
5:E:824:7Q9:C316	6:E:841:17F:H71	0.79	2.08	12	1
6:D:517:17F:H69	6:D:517:17F:H52	0.79	1.52	20	8
6:D:501:17F:C8	6:D:501:17F:H31	0.79	2.07	4	2
6:D:527:17F:H72	6:D:527:17F:H46	0.79	1.55	10	7
6:D:510:17F:H55	6:D:516:17F:H38	0.79	1.51	6	1
6:D:510:17F:C7	6:D:516:17F:H11A	0.79	2.06	8	4
6:D:510:17F:H19	5:D:524:7Q9:O32	0.79	1.76	9	2
6:D:501:17F:H37	5:D:509:7Q9:C22	0.79	2.07	18	2
2:E:555:SER:HA	6:E:872:17F:H65	0.79	1.53	15	10
6:D:510:17F:C19	6:D:516:17F:H10	0.79	2.08	9	2
6:E:807:17F:H20	6:E:809:17F:H20	0.79	1.55	6	1
6:A:208:17F:H37	5:A:211:7Q9:C36	0.79	2.08	16	2
6:E:807:17F:H20A	6:E:818:17F:C10	0.79	2.08	3	1
5:A:204:7Q9:C314	6:A:208:17F:H44	0.79	2.07	13	5
6:E:805:17F:H47	5:E:812:7Q9:C313	0.79	2.08	9	1
5:E:824:7Q9:C38	6:E:841:17F:H58	0.79	2.08	19	1
6:D:510:17F:C7	6:D:516:17F:H19A	0.78	2.08	2	16
6:B:219:17F:H19	6:B:219:17F:H10A	0.78	1.52	11	4
6:D:510:17F:C5	6:D:527:17F:H19A	0.78	2.06	4	5
6:D:527:17F:C30	6:E:856:17F:H43	0.78	2.08	9	4
5:E:850:7Q9:C39	6:E:870:17F:H20A	0.78	2.08	10	2
5:E:850:7Q9:C35	6:E:870:17F:H20	0.78	2.09	12	5
6:E:805:17F:H72	6:E:805:17F:C30	0.78	2.09	20	3
6:E:818:17F:H31	6:E:818:17F:H8	0.78	1.52	2	1
6:D:510:17F:O2	6:D:516:17F:H6	0.78	1.79	10	4
6:E:818:17F:H45	6:E:818:17F:C41	0.78	2.04	20	2
6:E:856:17F:H78	6:E:874:17F:H61	0.78	1.55	14	1
6:D:510:17F:H49	6:D:516:17F:H67	0.78	1.55	8	10
6:E:801:17F:H49	6:E:801:17F:C42	0.78	2.08	20	9
6:E:819:17F:H18A	5:E:829:7Q9:O11	0.78	1.77	19	2
6:E:807:17F:H74	6:E:807:17F:H51	0.78	1.56	5	4
5:D:524:7Q9:O22	6:D:527:17F:H18	0.78	1.78	20	5
6:D:501:17F:H35	6:D:501:17F:C26	0.78	2.09	10	1
6:E:817:17F:H9	5:E:820:7Q9:C23	0.78	2.09	8	4
6:D:516:17F:H43	6:D:527:17F:H38	0.78	1.56	17	3
6:E:809:17F:H8A	5:E:810:7Q9:C34	0.78	2.08	16	3
6:E:838:17F:H19A	6:E:874:17F:H8	0.78	1.55	10	2

Continued on next page...

Continued from previous page...

Atom-1	Atom-2	Clash(Å)	Distance(Å)	Models	
				Worst	Total
6:D:510:17F:O10	6:D:510:17F:H4	0.78	1.79	11	20
6:D:510:17F:H63	5:D:524:7Q9:C313	0.78	2.09	3	2
5:E:837:7Q9:O32	6:E:841:17F:H19	0.78	1.78	3	2
5:E:837:7Q9:C32	6:E:841:17F:H31	0.78	2.07	3	3
6:E:809:17F:H32	6:E:818:17F:H68	0.78	1.55	19	2
6:A:214:17F:H59	6:A:214:17F:H64	0.78	1.54	19	1
6:D:517:17F:H55	5:E:842:7Q9:C318	0.78	2.09	20	5
6:E:818:17F:H1A	5:E:835:7Q9:O14	0.78	1.79	6	4
6:D:510:17F:H18	6:D:516:17F:C10	0.78	2.04	20	5
6:E:807:17F:C31	6:E:819:17F:H12A	0.78	2.09	7	3
6:B:219:17F:H36	6:B:219:17F:C20	0.77	2.08	15	4
6:E:807:17F:H51	6:E:807:17F:H74	0.77	1.56	6	3
6:E:807:17F:H58	6:E:807:17F:H12	0.77	1.56	11	12
6:E:838:17F:H77	6:E:838:17F:H47	0.77	1.56	8	2
6:E:807:17F:H19	6:E:809:17F:H18	0.77	1.53	14	1
6:E:819:17F:H20	5:E:829:7Q9:O14	0.77	1.80	3	4
6:E:819:17F:H65	5:E:836:7Q9:C37	0.77	2.07	4	1
6:E:809:17F:C33	6:E:818:17F:H70	0.77	2.09	6	1
2:D:334:LEU:HB2	5:D:532:7Q9:C312	0.77	2.10	19	14
5:E:833:7Q9:O12	6:E:838:17F:H2	0.77	1.79	1	1
6:D:510:17F:C31	6:D:516:17F:H29	0.77	2.09	6	1
6:E:872:17F:H36	6:E:872:17F:H20A	0.77	1.55	13	11
6:B:208:17F:C1Z	6:B:214:17F:H10	0.77	2.08	3	3
6:D:517:17F:H57	6:D:517:17F:H40	0.77	1.54	3	5
6:B:214:17F:H75	5:B:217:7Q9:C37	0.77	2.08	6	4
6:E:801:17F:O10	6:E:807:17F:N1	0.77	2.18	18	4
6:E:809:17F:N1	6:E:818:17F:O10	0.77	2.17	20	1
6:E:809:17F:H60	6:E:818:17F:H71	0.77	1.55	1	3
5:E:834:7Q9:C34	6:E:855:17F:H19A	0.77	2.10	8	1
6:D:510:17F:H51	6:D:516:17F:H67	0.77	1.53	14	1
6:B:214:17F:H68	6:B:214:17F:C34	0.77	2.10	19	17
6:B:219:17F:H31	5:D:522:7Q9:C3	0.77	2.10	3	1
6:B:214:17F:H18	6:B:219:17F:H11A	0.77	1.56	7	1
6:D:510:17F:C20	6:D:516:17F:H9A	0.77	2.09	8	1
6:D:517:17F:H35	6:D:517:17F:H57	0.77	1.56	15	2
6:D:510:17F:O2	6:D:510:17F:N1	0.77	2.17	17	17
6:E:818:17F:C34	6:E:841:17F:H67	0.77	2.09	4	2
5:A:204:7Q9:C31	6:A:208:17F:H6	0.77	2.09	12	3
2:D:305:GLN:HE22	6:D:527:17F:H10A	0.77	1.38	10	4
5:D:525:7Q9:C311	5:D:525:7Q9:C37	0.77	2.59	16	15
6:E:872:17F:H57	6:E:872:17F:H62	0.77	1.56	4	11

Continued on next page...

Continued from previous page...

Atom-1	Atom-2	Clash(Å)	Distance(Å)	Models	
				Worst	Total
6:D:510:17F:H57	6:D:527:17F:C34	0.77	2.09	2	2
6:D:511:17F:H76	6:E:828:17F:H50	0.77	1.55	2	2
5:E:824:7Q9:C35	6:E:841:17F:H56	0.77	2.09	9	3
6:D:501:17F:H2	5:D:508:7Q9:O13	0.77	1.79	12	1
6:E:838:17F:H50	6:E:874:17F:H51	0.77	1.56	14	1
6:E:856:17F:H70	6:E:874:17F:C34	0.77	2.10	14	3
6:E:807:17F:C1Y	6:E:818:17F:H9A	0.77	2.10	10	1
5:E:813:7Q9:C38	6:E:819:17F:H77	0.76	2.10	17	7
6:E:838:17F:H35	6:E:838:17F:C1Z	0.76	2.08	3	9
6:D:528:17F:H10A	6:D:528:17F:C33	0.76	2.10	8	7
6:E:855:17F:H68	6:E:855:17F:C22	0.76	2.09	10	7
6:B:214:17F:H18	6:B:219:17F:H8	0.76	1.56	4	1
5:D:537:7Q9:C1	6:D:546:17F:H29	0.76	2.09	12	2
5:E:808:7Q9:C32	6:E:811:17F:H12A	0.76	2.10	5	6
2:E:634:LEU:HB2	5:E:878:7Q9:C317	0.76	2.11	17	2
5:D:506:7Q9:C36	6:D:517:17F:H56	0.76	2.10	2	2
6:D:510:17F:C9	6:D:516:17F:H10A	0.76	2.09	11	3
6:E:818:17F:H40	6:E:819:17F:H41	0.76	1.56	8	1
5:E:802:7Q9:C310	6:E:807:17F:H45	0.76	2.09	15	4
6:D:533:17F:H63	6:D:533:17F:C22	0.76	2.10	10	5
6:B:208:17F:H43	6:B:208:17F:C33	0.76	2.10	5	3
6:B:215:17F:H40	5:E:821:7Q9:C315	0.76	2.08	17	3
6:E:818:17F:H46	5:E:835:7Q9:C311	0.76	2.10	17	5
6:D:528:17F:H49	5:E:852:7Q9:C317	0.76	2.10	10	1
6:D:510:17F:C6	6:D:527:17F:H20A	0.76	2.06	14	1
6:E:870:17F:C21	6:E:870:17F:H58	0.76	2.10	11	10
6:D:510:17F:C20	6:D:516:17F:H10	0.76	2.09	11	2
3:B:201:GSP:H5'1	3:B:201:GSP:S1G	0.76	2.21	6	1
5:D:507:7Q9:C39	6:D:516:17F:H60	0.76	2.10	15	7
6:E:838:17F:H40	6:E:838:17F:H33	0.76	1.55	13	1
6:E:818:17F:H41	6:E:818:17F:C37	0.76	2.07	15	1
5:B:212:7Q9:C34	5:B:212:7Q9:C39	0.76	2.63	19	1
6:B:208:17F:H41	6:B:214:17F:H12A	0.76	1.55	1	2
6:B:214:17F:H69	6:B:219:17F:H12	0.76	1.55	4	1
6:E:801:17F:H77	6:E:801:17F:H49	0.76	1.55	14	4
6:E:818:17F:H1A	5:E:835:7Q9:O13	0.76	1.80	11	3
5:D:515:7Q9:C12	6:D:517:17F:H4A	0.76	2.10	7	1
6:E:841:17F:H42	6:E:841:17F:H56	0.76	1.58	7	1
6:E:807:17F:H63	6:E:807:17F:C12	0.76	2.10	15	1
6:D:510:17F:C19	6:D:527:17F:C19	0.76	2.62	1	4
5:E:848:7Q9:C34	5:E:851:7Q9:C32	0.76	2.64	17	14

Continued on next page...

Continued from previous page...

Atom-1	Atom-2	Clash(Å)	Distance(Å)	Models	
				Worst	Total
6:D:527:17F:H77	6:D:527:17F:C28	0.76	2.08	5	4
6:D:528:17F:H35	5:D:532:7Q9:C315	0.76	2.10	19	3
5:D:524:7Q9:C2	6:D:527:17F:H18	0.76	2.11	9	2
6:D:501:17F:H4	6:D:501:17F:O10	0.76	1.79	5	13
6:D:510:17F:C1	6:D:516:17F:H4	0.76	2.11	7	10
6:E:807:17F:H51	6:E:807:17F:C42	0.76	2.10	4	7
5:A:215:7Q9:O14	6:D:534:17F:H43	0.76	1.80	4	1
6:B:208:17F:H57	6:B:214:17F:H10	0.76	1.57	5	1
6:D:533:17F:H48	5:D:543:7Q9:C23	0.76	2.10	7	2
2:E:674:LEU:HD21	6:E:855:17F:H35	0.76	1.58	9	9
6:D:501:17F:H76	6:E:807:17F:H53	0.76	1.57	19	1
6:E:838:17F:C33	6:E:838:17F:H9A	0.75	2.11	2	11
6:D:516:17F:H48	6:D:516:17F:C33	0.75	2.11	2	1
2:E:663:LEU:HD21	6:E:874:17F:H42	0.75	1.57	19	4
6:E:870:17F:H6A	6:E:870:17F:O10	0.75	1.78	3	5
1:A:31:GLU:HB2	1:B:128:LYS:HD3	0.75	1.58	18	1
6:D:534:17F:H58	6:D:534:17F:C1X	0.75	2.08	16	6
6:E:801:17F:H33	6:E:801:17F:C2X	0.75	2.11	15	10
6:D:510:17F:C28	6:D:516:17F:H37	0.75	2.11	5	2
6:D:510:17F:C9	6:D:516:17F:H11A	0.75	2.12	6	1
6:E:819:17F:H69	6:E:819:17F:H52	0.75	1.58	11	5
6:E:870:17F:H58	6:E:870:17F:H35	0.75	1.58	20	10
6:E:838:17F:C28	6:E:874:17F:H55	0.75	2.11	20	3
6:B:219:17F:H52	5:E:846:7Q9:C317	0.75	2.11	10	6
2:E:620:GLU:HA	5:E:858:7Q9:C311	0.75	2.12	18	14
5:E:850:7Q9:C315	6:E:870:17F:H20	0.75	2.12	3	3
6:D:510:17F:H12	6:D:516:17F:H8	0.75	1.57	8	2
6:D:501:17F:H20A	6:D:501:17F:O9	0.75	1.81	12	3
6:E:807:17F:H49	6:E:809:17F:H62	0.75	1.56	5	6
6:B:208:17F:H64	6:B:208:17F:H39	0.75	1.58	17	4
6:D:510:17F:O6	6:D:516:17F:H4A	0.75	1.80	13	17
6:D:511:17F:H66	6:D:511:17F:C23	0.75	2.11	15	10
6:B:208:17F:H4	6:B:208:17F:O10	0.75	1.80	4	13
5:A:204:7Q9:C312	6:A:208:17F:H65	0.75	2.11	4	4
6:B:214:17F:C1Z	6:B:219:17F:H37	0.75	2.11	15	5
6:E:818:17F:H10A	6:E:819:17F:H10A	0.75	1.58	13	4
5:E:814:7Q9:C318	6:E:828:17F:H67	0.75	2.11	3	7
5:E:802:7Q9:C314	6:E:809:17F:H66	0.75	2.11	2	4
6:E:856:17F:C39	6:E:874:17F:H68	0.75	2.11	9	4
6:E:872:17F:C23	6:E:872:17F:H20	0.75	2.10	3	7
5:A:204:7Q9:C315	6:E:811:17F:H70	0.75	2.12	4	1

Continued on next page...

Continued from previous page...

Atom-1	Atom-2	Clash(Å)	Distance(Å)	Models	
				Worst	Total
6:D:546:17F:C7	6:D:546:17F:H57	0.75	2.12	14	15
5:E:806:7Q9:C13	6:E:817:17F:H4A	0.75	2.12	3	2
6:E:818:17F:H10	6:E:819:17F:C10	0.75	2.12	16	11
6:E:838:17F:H38	5:E:857:7Q9:C39	0.75	2.12	11	5
6:E:872:17F:H20	6:E:872:17F:H39	0.75	1.57	13	14
6:E:801:17F:H31	5:E:803:7Q9:C23	0.75	2.12	18	7
6:A:214:17F:H37	6:A:214:17F:H20	0.75	1.58	12	3
6:D:501:17F:C41	6:E:809:17F:H55	0.75	2.03	20	3
6:D:546:17F:H41	6:D:546:17F:C37	0.75	2.09	11	3
6:D:516:17F:O10	6:D:516:17F:H6A	0.75	1.81	12	9
6:E:872:17F:H48	6:E:872:17F:H60	0.75	1.56	13	8
6:E:856:17F:H11	6:E:874:17F:C32	0.75	2.11	19	6
5:E:802:7Q9:C313	6:E:805:17F:H64	0.75	2.11	8	2
6:B:214:17F:C5	6:B:219:17F:H9	0.75	2.10	20	3
6:D:527:17F:H36	6:D:527:17F:H42	0.74	1.57	13	5
5:D:507:7Q9:C32	6:D:516:17F:H32	0.74	2.12	15	4
6:E:818:17F:H10A	6:E:819:17F:C1X	0.74	2.11	19	4
6:E:818:17F:C41	6:E:818:17F:H45	0.74	2.12	9	1
5:D:504:7Q9:C3	6:D:516:17F:H18A	0.74	2.11	10	3
6:D:501:17F:C42	6:E:818:17F:H51	0.74	2.12	14	1
6:D:501:17F:C12	6:D:501:17F:C8	0.74	2.65	8	5
5:B:207:7Q9:C13	6:D:501:17F:H18A	0.74	2.12	2	1
6:A:208:17F:H31	6:B:208:17F:C21	0.74	2.11	4	1
5:E:824:7Q9:C35	6:E:841:17F:H30	0.74	2.12	20	5
6:B:215:17F:H48	6:B:215:17F:H67	0.74	1.57	13	2
6:D:516:17F:H35	6:D:527:17F:H38	0.74	1.56	10	1
5:E:832:7Q9:C23	6:E:838:17F:H4	0.74	2.13	13	2
6:D:510:17F:H4A	6:D:516:17F:H4A	0.74	1.59	8	5
6:D:510:17F:C18	6:D:516:17F:H8	0.74	2.11	2	6
5:E:802:7Q9:C315	6:E:809:17F:H70	0.74	2.12	19	2
6:E:809:17F:C1Y	6:E:818:17F:H68	0.74	2.13	19	1
6:D:511:17F:C42	6:E:828:17F:H54	0.74	2.12	5	7
5:E:813:7Q9:C314	6:E:818:17F:H54	0.74	2.12	11	7
6:B:208:17F:H33	6:B:214:17F:H41	0.74	1.57	2	3
6:B:208:17F:H57	6:B:214:17F:H45	0.74	1.59	2	1
6:E:807:17F:H51	6:E:807:17F:H75	0.74	1.56	20	9
6:B:215:17F:H12A	5:B:216:7Q9:C38	0.74	2.13	5	3
6:D:510:17F:C26	6:D:516:17F:H67	0.74	2.11	20	3
6:A:214:17F:H35	6:A:214:17F:C24	0.74	2.10	5	8
5:E:848:7Q9:C315	5:E:851:7Q9:C38	0.74	2.65	18	6
6:D:510:17F:H8A	6:D:516:17F:C1Z	0.74	2.07	3	2

Continued on next page...

Continued from previous page...

Atom-1	Atom-2	Clash(Å)	Distance(Å)	Models	
				Worst	Total
6:D:510:17F:C9	6:D:516:17F:C8	0.74	2.65	6	3
6:E:801:17F:C31	6:E:801:17F:C35	0.74	2.61	7	4
6:A:208:17F:C19	6:B:208:17F:H37	0.74	2.13	8	3
5:E:802:7Q9:C312	6:E:805:17F:H64	0.74	2.13	4	2
6:E:819:17F:H61	5:E:836:7Q9:C34	0.74	2.12	6	2
6:D:527:17F:C37	6:D:527:17F:H58	0.74	2.13	14	1
6:E:811:17F:H75	5:E:822:7Q9:C315	0.74	2.11	20	2
5:D:508:7Q9:C313	6:E:818:17F:H52	0.74	2.12	13	6
6:B:219:17F:C20	6:B:219:17F:H36	0.74	2.12	16	2
6:B:214:17F:H46	6:B:214:17F:H75	0.74	1.58	14	1
6:E:809:17F:H53	6:E:818:17F:C42	0.74	2.13	15	2
6:D:546:17F:H56	6:D:546:17F:H62	0.74	1.58	17	18
6:E:818:17F:H42	5:E:835:7Q9:C311	0.74	2.13	13	5
6:E:838:17F:H57	6:E:838:17F:H35	0.74	1.60	1	1
6:B:219:17F:H71	5:D:522:7Q9:C311	0.74	2.13	19	1
6:E:818:17F:H42	5:E:835:7Q9:C310	0.73	2.13	5	7
6:E:818:17F:H61	6:E:841:17F:H68	0.73	1.59	7	3
6:D:546:17F:H66	6:D:546:17F:C24	0.73	2.10	11	1
6:E:818:17F:H67	6:E:818:17F:C24	0.73	2.05	15	1
6:D:510:17F:H46	6:D:516:17F:C36	0.73	2.13	9	10
6:E:838:17F:H71	6:E:838:17F:H48	0.73	1.61	8	4
6:B:219:17F:H33	5:D:522:7Q9:C37	0.73	2.12	5	9
5:D:505:7Q9:C316	6:E:819:17F:H74	0.73	2.14	11	2
2:D:305:GLN:NE2	6:D:527:17F:H10A	0.73	1.97	10	6
5:D:504:7Q9:C318	6:D:511:17F:H74	0.73	2.12	11	2
2:E:638:GLN:HB2	5:E:862:7Q9:C312	0.73	2.13	2	8
2:E:660:ARG:HD2	6:E:874:17F:H20A	0.73	1.60	4	3
6:B:214:17F:H46	6:B:214:17F:H76	0.73	1.58	11	2
6:B:208:17F:H31	6:B:214:17F:H12	0.73	1.58	12	1
5:E:857:7Q9:C36	6:E:874:17F:H37	0.73	2.13	10	7
5:B:217:7Q9:C37	5:B:217:7Q9:C311	0.73	2.64	6	5
5:D:505:7Q9:C310	6:D:511:17F:H52	0.73	2.14	9	6
5:E:857:7Q9:C31	6:E:874:17F:H10A	0.73	2.12	16	5
6:D:511:17F:H4	6:D:511:17F:O10	0.73	1.83	6	20
6:B:214:17F:C33	6:B:214:17F:H68	0.73	2.14	4	1
5:B:217:7Q9:C311	5:B:217:7Q9:C37	0.73	2.65	12	11
5:D:537:7Q9:C32	6:D:546:17F:H11A	0.73	2.12	11	1
5:D:507:7Q9:C32	6:D:516:17F:H31	0.73	2.13	14	3
5:D:537:7Q9:O14	5:D:537:7Q9:C3	0.73	2.37	1	3
6:E:801:17F:C35	6:E:801:17F:C31	0.73	2.64	12	13
6:D:510:17F:C12	6:D:516:17F:H8	0.73	2.13	15	4

Continued on next page...

Continued from previous page...

Atom-1	Atom-2	Clash(Å)	Distance(Å)	Models	
				Worst	Total
6:D:501:17F:H42	5:D:508:7Q9:C36	0.73	2.13	11	1
6:E:809:17F:C30	6:E:818:17F:H77	0.73	2.14	16	2
6:D:510:17F:C8	6:D:516:17F:C19	0.73	2.64	14	12
6:B:219:17F:H29	6:B:219:17F:C18	0.73	2.07	17	2
6:E:807:17F:H18A	6:E:809:17F:C20	0.73	2.09	14	2
6:E:856:17F:H65	6:E:874:17F:H60	0.73	1.59	8	2
6:D:528:17F:H29	5:D:532:7Q9:C315	0.73	2.13	13	4
6:E:856:17F:C37	6:E:874:17F:H61	0.73	2.13	8	3
6:B:208:17F:H54	6:B:208:17F:C39	0.73	2.13	4	10
5:D:506:7Q9:C36	6:D:517:17F:H57	0.73	2.14	6	1
5:D:513:7Q9:O22	6:D:528:17F:H10	0.73	1.84	8	1
6:D:528:17F:C22	6:D:528:17F:H69	0.73	2.13	15	2
6:D:516:17F:H11A	6:D:527:17F:H31	0.73	1.60	14	1
2:E:726:LYS:HD3	6:E:870:17F:H11	0.73	1.59	15	2
6:E:818:17F:H74	6:E:818:17F:C26	0.73	2.10	20	1
2:E:659:LEU:HD23	6:E:856:17F:H67	0.73	1.61	20	4
6:E:838:17F:N1	6:E:874:17F:O8	0.73	2.21	9	13
1:A:32:TYR:HB2	3:A:201:GSP:H3'	0.73	1.60	10	1
6:B:214:17F:C17	6:B:219:17F:H9	0.73	2.14	5	2
6:E:838:17F:H37	5:E:857:7Q9:C310	0.73	2.13	4	1
6:D:510:17F:H4A	6:D:516:17F:C4	0.73	2.14	8	5
6:E:809:17F:H53	6:E:818:17F:H77	0.73	1.61	16	3
6:E:818:17F:H1A	5:E:837:7Q9:C11	0.73	2.14	14	1
6:B:215:17F:H67	6:B:215:17F:H50	0.72	1.61	1	1
6:D:510:17F:O7	6:D:516:17F:O7	0.72	2.07	2	20
6:E:809:17F:C33	6:E:818:17F:H71	0.72	2.14	1	3
5:E:869:7Q9:C21	6:E:872:17F:H10	0.72	2.14	12	1
6:E:807:17F:H58	6:E:807:17F:C12	0.72	2.14	11	11
6:E:870:17F:H58	6:E:870:17F:C2X	0.72	2.14	2	18
5:E:834:7Q9:C318	6:E:855:17F:H70	0.72	2.14	6	6
6:E:807:17F:H75	6:E:818:17F:C30	0.72	2.14	4	3
5:E:832:7Q9:C23	6:E:838:17F:H6A	0.72	2.14	20	1
6:A:214:17F:H50	5:E:840:7Q9:C317	0.72	2.14	16	5
6:D:516:17F:H41	6:D:527:17F:C22	0.72	2.15	19	5
5:E:802:7Q9:O32	6:E:807:17F:H5	0.72	1.84	10	14
6:A:214:17F:H41	5:E:840:7Q9:C318	0.72	2.13	5	3
6:E:838:17F:H56	6:E:838:17F:C19	0.72	2.13	20	20
6:A:214:17F:H71	5:E:840:7Q9:C318	0.72	2.15	5	4
6:E:807:17F:H47	6:E:807:17F:C42	0.72	2.14	8	7
5:A:204:7Q9:C310	6:A:208:17F:H72	0.72	2.15	8	3
6:B:214:17F:H74	6:B:214:17F:C26	0.72	2.13	5	1

Continued on next page...

Continued from previous page...

Atom-1	Atom-2	Clash(Å)	Distance(Å)	Models	
				Worst	Total
6:E:855:17F:O10	6:E:855:17F:H6A	0.72	1.84	5	17
5:A:204:7Q9:C317	6:E:811:17F:H46	0.72	2.14	6	4
6:D:528:17F:H37	6:D:528:17F:H69	0.72	1.61	19	2
6:B:219:17F:H58	5:D:522:7Q9:C38	0.72	2.14	20	9
5:E:861:7Q9:C314	5:E:861:7Q9:C310	0.72	2.68	8	20
6:D:501:17F:H36	6:D:501:17F:C33	0.72	2.13	2	1
6:E:874:17F:H6	6:E:874:17F:O3	0.72	1.85	20	12
6:E:811:17F:H5	5:E:823:7Q9:C11	0.72	2.15	5	9
6:E:809:17F:H29	6:E:809:17F:C23	0.72	2.14	6	6
6:D:527:17F:H57	6:D:527:17F:H6A	0.72	1.59	16	4
5:E:850:7Q9:C38	6:E:870:17F:H20A	0.72	2.13	10	1
6:D:534:17F:H12A	5:D:539:7Q9:C36	0.72	2.13	17	1
6:E:838:17F:N1	6:E:874:17F:H6A	0.72	2.00	10	5
5:E:850:7Q9:C313	6:E:870:17F:H20	0.72	2.14	19	2
5:A:204:7Q9:C310	6:A:208:17F:H57	0.72	2.14	20	6
6:E:819:17F:C31	6:E:819:17F:H44	0.72	2.14	9	1
5:D:544:7Q9:C22	6:D:546:17F:H19	0.72	2.15	18	1
6:E:805:17F:H4A	5:E:810:7Q9:C14	0.72	2.15	5	1
6:E:809:17F:H60	6:E:818:17F:C39	0.72	2.14	6	1
6:D:527:17F:H48	6:E:874:17F:H75	0.72	1.59	7	1
6:D:517:17F:H40	6:D:517:17F:H59	0.72	1.61	11	5
6:D:534:17F:H8	5:D:539:7Q9:C33	0.72	2.15	5	5
1:A:37:GLU:HG2	1:A:56:LEU:HD11	0.72	1.61	20	3
6:D:510:17F:C31	6:D:516:17F:H10A	0.72	2.11	6	1
6:B:208:17F:H75	5:B:212:7Q9:C316	0.72	2.14	17	1
5:A:217:7Q9:O13	6:D:546:17F:N1	0.72	2.23	1	4
6:E:856:17F:H5	6:E:856:17F:O1	0.72	1.85	3	8
6:B:208:17F:H44	6:B:214:17F:H41	0.72	1.61	3	1
6:D:501:17F:H39	6:D:501:17F:C12	0.72	2.14	15	3
6:D:516:17F:H60	6:D:516:17F:H48	0.72	1.61	3	1
6:E:856:17F:H57	6:E:856:17F:H40	0.72	1.60	16	6
6:B:214:17F:H46	5:B:217:7Q9:C38	0.72	2.15	7	1
6:D:501:17F:C33	6:D:501:17F:H41	0.72	2.15	20	1
2:E:638:GLN:HB2	5:E:862:7Q9:C311	0.71	2.15	16	12
6:A:208:17F:C1Y	6:B:208:17F:H37	0.71	2.10	3	3
6:B:214:17F:O9	6:B:219:17F:H11A	0.71	1.84	16	4
6:E:807:17F:H1	5:E:813:7Q9:C14	0.71	2.14	18	4
6:B:214:17F:H74	6:B:214:17F:C27	0.71	2.13	18	3
6:D:511:17F:C41	6:E:828:17F:H54	0.71	2.14	20	1
6:E:818:17F:H2	6:E:818:17F:O2	0.71	1.84	13	15
6:E:805:17F:H44	5:E:816:7Q9:C317	0.71	2.14	20	7

Continued on next page...

Continued from previous page...

Atom-1	Atom-2	Clash(Å)	Distance(Å)	Models	
				Worst	Total
6:E:841:17F:H37	5:E:876:7Q9:O31	0.71	1.85	3	3
6:A:208:17F:C27	6:E:811:17F:H70	0.71	2.14	3	1
6:D:527:17F:H78	6:D:527:17F:H50	0.71	1.62	14	1
6:D:533:17F:H6	5:D:543:7Q9:C15	0.71	2.14	17	1
5:E:848:7Q9:C313	5:E:851:7Q9:C311	0.71	2.68	15	11
5:B:211:7Q9:C316	6:B:215:17F:H34	0.71	2.15	8	2
2:D:429:PHE:HZ	6:D:533:17F:H41	0.71	1.43	11	1
3:A:201:GSP:H5'1	3:A:201:GSP:PG	0.71	2.25	14	1
6:E:838:17F:H12	6:E:856:17F:H9A	0.71	1.62	1	2
6:E:838:17F:C10	6:E:856:17F:H35	0.71	2.15	20	3
6:E:856:17F:H36	6:E:856:17F:H57	0.71	1.61	6	5
6:B:208:17F:H43	6:B:208:17F:H34	0.71	1.63	15	2
5:D:513:7Q9:C2	6:D:528:17F:H8A	0.71	2.15	8	1
2:E:633:LYS:HB3	5:E:878:7Q9:C318	0.71	2.16	19	3
6:D:501:17F:O1	6:D:501:17F:H19A	0.71	1.84	10	1
5:E:857:7Q9:C3	6:E:874:17F:H2	0.71	2.15	10	1
6:D:546:17F:H42	6:D:546:17F:H33	0.71	1.60	11	1
6:E:801:17F:N1	5:E:808:7Q9:O22	0.71	2.22	12	1
6:D:510:17F:H53	6:D:510:17F:H76	0.71	1.61	18	1
6:E:809:17F:H51	6:E:818:17F:C41	0.71	2.15	20	1
6:D:510:17F:O7	6:D:516:17F:H9A	0.71	1.86	13	10
6:D:517:17F:H52	6:D:517:17F:C38	0.71	2.15	20	6
6:D:546:17F:H73	6:D:546:17F:C36	0.71	2.13	2	2
5:E:869:7Q9:C23	6:E:872:17F:H12A	0.71	2.16	5	1
2:E:674:LEU:HD11	6:E:855:17F:H35	0.71	1.61	11	3
2:E:555:SER:HA	6:E:872:17F:H67	0.71	1.60	13	1
5:D:505:7Q9:C2	6:D:511:17F:H6	0.71	2.16	18	1
6:D:510:17F:O7	6:D:516:17F:H11A	0.71	1.86	8	4
6:E:818:17F:H30	5:E:835:7Q9:C37	0.71	2.15	9	4
6:D:533:17F:C42	6:E:870:17F:H68	0.71	2.11	13	2
6:A:214:17F:H55	6:A:214:17F:C40	0.71	2.15	7	4
6:E:838:17F:HN1A	6:E:874:17F:H6A	0.71	1.45	13	3
6:A:208:17F:H31	6:B:208:17F:C1X	0.71	2.15	20	5
2:D:333:LYS:HD2	5:E:878:7Q9:C318	0.71	2.16	17	2
6:B:215:17F:H43	5:E:810:7Q9:C318	0.71	2.16	7	1
6:D:510:17F:H54	6:D:516:17F:H71	0.71	1.61	8	4
6:D:510:17F:C29	6:D:510:17F:H67	0.71	2.15	16	1
5:E:806:7Q9:C31	5:E:806:7Q9:C21	0.71	2.68	9	5
6:E:805:17F:H45	6:E:805:17F:H72	0.71	1.62	5	2
6:E:819:17F:C22	6:E:819:17F:C26	0.71	2.69	11	17
6:B:215:17F:H67	6:B:215:17F:C30	0.71	2.15	5	3

Continued on next page...

Continued from previous page...

Atom-1	Atom-2	Clash(Å)	Distance(Å)	Models	
				Worst	Total
6:B:215:17F:H19A	6:D:517:17F:H60	0.71	1.62	6	1
6:D:546:17F:O8	6:D:546:17F:H57	0.71	1.86	7	2
6:E:809:17F:H9A	6:E:809:17F:H18A	0.71	1.62	9	1
6:E:809:17F:H34	6:E:818:17F:H64	0.71	1.63	11	1
6:B:214:17F:H47	5:B:217:7Q9:C312	0.71	2.16	19	1
6:E:828:17F:O10	6:E:828:17F:H6A	0.71	1.85	17	20
6:A:214:17F:H54	5:E:840:7Q9:C317	0.71	2.16	19	6
6:E:818:17F:H1A	5:E:835:7Q9:P	0.71	2.26	11	3
6:B:214:17F:H19A	6:B:219:17F:H11A	0.71	1.62	5	3
5:D:544:7Q9:O31	6:D:546:17F:H18	0.71	1.86	20	3
5:D:544:7Q9:O21	6:D:546:17F:H18	0.70	1.86	1	1
6:D:501:17F:H45	6:D:501:17F:C2X	0.70	2.15	10	4
6:D:501:17F:C8	6:D:501:17F:C12	0.70	2.67	6	8
6:D:516:17F:C28	6:D:516:17F:H60	0.70	2.16	4	1
5:B:206:7Q9:O32	5:B:206:7Q9:C1	0.70	2.38	8	7
6:D:501:17F:H44	5:D:508:7Q9:C35	0.70	2.17	15	2
6:E:874:17F:H10	6:E:874:17F:O7	0.70	1.85	9	1
5:E:850:7Q9:C39	6:E:870:17F:H60	0.70	2.15	14	2
5:E:829:7Q9:P	5:E:829:7Q9:O22	0.70	2.49	13	6
6:E:807:17F:H38	6:E:809:17F:H58	0.70	1.61	14	3
3:A:201:GSP:O1B	3:A:201:GSP:S1G	0.70	2.50	9	3
6:D:527:17F:H58	6:D:527:17F:H67	0.70	1.63	14	1
6:D:510:17F:C28	6:D:516:17F:H64	0.70	2.16	17	1
6:D:501:17F:H37	5:D:509:7Q9:C23	0.70	2.15	20	3
6:E:818:17F:H12A	6:E:819:17F:C1X	0.70	2.14	3	4
5:B:212:7Q9:C38	5:B:212:7Q9:C313	0.70	2.69	2	3
6:B:214:17F:H68	6:B:214:17F:H61	0.70	1.62	2	2
6:E:856:17F:O8	6:E:856:17F:C4	0.70	2.40	4	10
6:A:208:17F:H19A	6:B:208:17F:H37	0.70	1.64	8	2
5:B:209:7Q9:C317	5:B:209:7Q9:C313	0.70	2.70	20	16
6:E:872:17F:H20	6:E:872:17F:C23	0.70	2.17	13	5
1:A:82:PHE:HB2	1:A:89:SER:HB2	0.70	1.62	13	4
6:D:517:17F:H76	5:D:541:7Q9:C317	0.70	2.17	4	1
6:E:807:17F:C33	6:E:819:17F:H12A	0.70	2.15	14	3
6:E:807:17F:C19	6:E:818:17F:H9A	0.70	2.15	9	5
2:E:634:LEU:HD22	5:E:878:7Q9:C316	0.70	2.17	11	1
5:E:820:7Q9:C3	6:E:838:17F:H4A	0.70	2.17	14	2
5:B:206:7Q9:C313	5:B:206:7Q9:C317	0.70	2.70	7	20
5:B:212:7Q9:O11	5:B:212:7Q9:C31	0.70	2.39	2	3
5:A:204:7Q9:C312	6:A:208:17F:H35	0.70	2.15	3	3
6:E:805:17F:H69	5:E:816:7Q9:C317	0.70	2.17	16	5

Continued on next page...

Continued from previous page...

Atom-1	Atom-2	Clash(Å)	Distance(Å)	Models	
				Worst	Total
6:D:510:17F:H47	6:D:516:17F:C21	0.70	2.17	18	1
6:D:501:17F:H58	6:D:501:17F:H65	0.70	1.61	1	2
5:E:808:7Q9:C33	5:E:808:7Q9:C37	0.70	2.70	12	20
6:D:510:17F:H65	6:D:527:17F:H74	0.70	1.62	2	2
5:E:824:7Q9:O32	5:E:824:7Q9:C1	0.70	2.40	15	11
5:D:506:7Q9:C311	6:D:517:17F:H44	0.70	2.16	5	1
6:E:801:17F:H49	6:E:801:17F:H78	0.70	1.64	6	2
2:D:331:ARG:HA	5:D:532:7Q9:C310	0.70	2.16	10	6
6:D:501:17F:H46	5:D:508:7Q9:C316	0.70	2.17	9	2
5:E:832:7Q9:C23	6:E:856:17F:H6A	0.70	2.16	1	2
5:E:815:7Q9:C31	5:E:815:7Q9:O11	0.70	2.40	20	15
5:E:824:7Q9:C318	6:E:841:17F:H68	0.70	2.16	11	3
6:D:510:17F:H19A	5:D:524:7Q9:C3	0.70	2.17	14	2
6:E:818:17F:C10	6:E:819:17F:H30	0.70	2.16	19	2
5:B:212:7Q9:C318	6:E:805:17F:H77	0.70	2.17	16	6
2:E:733:LEU:HA	5:E:875:7Q9:C311	0.70	2.16	16	9
6:D:510:17F:C9	6:D:516:17F:O7	0.70	2.38	6	1
6:E:872:17F:C20	6:E:872:17F:H39	0.69	2.17	13	11
6:D:501:17F:H40	6:D:501:17F:C12	0.69	2.16	7	2
6:E:805:17F:H6A	5:E:816:7Q9:C32	0.69	2.16	13	1
6:E:870:17F:H64	6:E:870:17F:H43	0.69	1.63	20	2
6:A:214:17F:H8A	5:D:539:7Q9:C3	0.69	2.17	1	1
6:A:214:17F:H42	6:A:214:17F:C2X	0.69	2.17	17	6
6:E:807:17F:H46	6:E:809:17F:C35	0.69	2.18	20	3
6:D:533:17F:O10	6:D:533:17F:H6A	0.69	1.86	7	15
6:E:809:17F:C2X	6:E:809:17F:H57	0.69	2.16	1	1
5:E:845:7Q9:C314	5:E:845:7Q9:C310	0.69	2.69	11	20
6:D:501:17F:H46	6:D:501:17F:C35	0.69	2.17	20	1
6:E:819:17F:H44	6:E:819:17F:C32	0.69	2.16	14	15
6:E:805:17F:H54	6:E:805:17F:H68	0.69	1.64	12	4
6:E:841:17F:H38	5:E:876:7Q9:C34	0.69	2.17	6	3
5:D:507:7Q9:C32	6:D:516:17F:H20	0.69	2.17	4	2
6:E:874:17F:O1	6:E:874:17F:H6	0.69	1.87	6	3
6:E:818:17F:H10	6:E:819:17F:H9A	0.69	1.64	15	1
6:A:208:17F:O8	6:A:208:17F:C4	0.69	2.40	4	19
5:D:513:7Q9:C314	5:D:513:7Q9:C310	0.69	2.71	12	20
5:D:506:7Q9:C34	6:D:517:17F:H37	0.69	2.18	4	1
6:A:208:17F:H69	6:B:208:17F:H78	0.69	1.61	11	1
6:E:805:17F:H45	6:E:805:17F:H68	0.69	1.64	12	3
6:E:801:17F:O8	6:E:801:17F:C17	0.69	2.40	17	19
6:E:856:17F:H68	6:E:874:17F:C34	0.69	2.12	5	5

Continued on next page...

Continued from previous page...

Atom-1	Atom-2	Clash(Å)	Distance(Å)	Models	
				Worst	Total
6:E:870:17F:H38	6:E:870:17F:H64	0.69	1.63	9	5
6:B:215:17F:H41	6:B:215:17F:H66	0.69	1.64	4	2
6:D:501:17F:H12	5:D:509:7Q9:C22	0.69	2.18	11	1
6:E:817:17F:H61	5:E:826:7Q9:C34	0.69	2.18	15	1
6:D:533:17F:C31	6:D:533:17F:C19	0.69	2.69	7	16
6:E:807:17F:H71	6:E:818:17F:H47	0.69	1.62	3	5
6:B:214:17F:H57	5:B:220:7Q9:C34	0.69	2.18	19	5
6:D:501:17F:C10	6:D:501:17F:H56	0.69	2.18	3	3
6:D:533:17F:H62	6:D:533:17F:C21	0.69	2.16	7	6
6:A:214:17F:H29	6:A:214:17F:C32	0.69	2.17	8	2
6:E:807:17F:H30	6:E:807:17F:H59	0.69	1.63	16	4
6:E:855:17F:H37	5:E:857:7Q9:C317	0.69	2.17	12	1
2:E:631:ARG:HG2	5:E:878:7Q9:C37	0.69	2.17	9	3
2:E:656:VAL:HG13	6:E:856:17F:H64	0.69	1.61	6	8
6:E:838:17F:C40	6:E:856:17F:H41	0.69	2.13	1	3
6:B:219:17F:H33	5:D:522:7Q9:C38	0.69	2.17	5	1
6:B:214:17F:H48	6:B:214:17F:C41	0.69	2.16	16	3
5:E:816:7Q9:O12	5:E:816:7Q9:O32	0.69	2.10	9	3
6:E:807:17F:H49	6:E:809:17F:H65	0.69	1.65	15	2
6:D:516:17F:H37	6:D:516:17F:H62	0.69	1.63	18	1
5:A:209:7Q9:C313	6:A:214:17F:H62	0.69	2.18	1	1
5:B:206:7Q9:C316	6:E:805:17F:H53	0.69	2.18	20	8
6:B:214:17F:C35	6:B:214:17F:H56	0.69	2.17	1	2
5:D:514:7Q9:C33	5:D:514:7Q9:C37	0.69	2.70	17	13
6:D:534:17F:H44	6:D:534:17F:C34	0.69	2.17	5	6
5:D:537:7Q9:O32	6:D:546:17F:H10A	0.69	1.87	2	1
6:D:516:17F:H49	6:D:516:17F:C24	0.69	2.18	4	3
5:A:203:7Q9:C316	6:E:801:17F:H53	0.69	2.18	17	4
6:D:546:17F:H56	6:D:546:17F:C37	0.69	2.17	11	2
6:D:510:17F:H67	6:D:510:17F:H51	0.69	1.65	20	5
6:E:809:17F:C29	6:E:818:17F:H77	0.69	2.17	13	3
6:D:501:17F:C34	6:D:501:17F:C10	0.69	2.70	13	2
6:E:801:17F:H77	6:E:801:17F:C28	0.69	2.18	14	2
6:D:511:17F:H74	6:E:828:17F:H54	0.69	1.65	20	1
5:A:204:7Q9:C312	6:A:208:17F:H57	0.69	2.17	1	1
6:B:219:17F:H29	6:B:219:17F:C19	0.69	2.18	13	11
6:E:819:17F:C18	5:E:852:7Q9:C33	0.69	2.70	3	4
5:E:864:7Q9:C35	5:E:864:7Q9:C39	0.69	2.71	6	20
5:E:864:7Q9:C315	5:E:864:7Q9:C311	0.69	2.70	14	20
6:A:214:17F:H70	6:A:214:17F:H55	0.69	1.64	2	4
5:A:217:7Q9:C32	6:D:546:17F:H36	0.69	2.17	6	5

Continued on next page...

Continued from previous page...

Atom-1	Atom-2	Clash(Å)	Distance(Å)	Models	
				Worst	Total
5:E:867:7Q9:C21	5:E:867:7Q9:O32	0.69	2.41	14	6
6:D:501:17F:C23	6:D:501:17F:C12	0.69	2.71	15	3
5:E:857:7Q9:C39	6:E:874:17F:H44	0.69	2.18	7	2
6:B:208:17F:H39	6:B:208:17F:C36	0.69	2.18	17	5
6:D:501:17F:H31	6:D:501:17F:C10	0.69	2.13	19	1
6:D:510:17F:C27	6:D:516:17F:H67	0.69	2.18	19	1
6:D:510:17F:C8	6:D:516:17F:H9	0.68	2.17	20	10
6:A:208:17F:H6A	6:B:208:17F:H37	0.68	1.62	2	1
6:E:856:17F:H46	6:E:856:17F:H59	0.68	1.64	14	9
6:D:533:17F:H6	5:D:543:7Q9:C12	0.68	2.18	4	1
5:D:544:7Q9:C313	6:D:546:17F:H50	0.68	2.18	5	4
6:A:208:17F:H69	6:B:208:17F:C40	0.68	2.18	6	1
2:D:305:GLN:OE1	6:D:527:17F:H10A	0.68	1.89	8	7
6:D:510:17F:O9	6:D:516:17F:H9	0.68	1.88	15	5
6:B:214:17F:O8	6:B:219:17F:H11A	0.68	1.88	10	1
6:B:215:17F:C18	6:D:501:17F:H9A	0.68	2.17	10	1
6:B:219:17F:H4A	6:B:219:17F:C2	0.68	2.17	11	1
5:E:802:7Q9:O32	6:E:807:17F:H6A	0.68	1.88	13	5
6:E:819:17F:H65	5:E:836:7Q9:C38	0.68	2.18	5	8
6:D:534:17F:C32	6:D:534:17F:H30	0.68	2.18	9	3
6:E:805:17F:C30	6:E:805:17F:H72	0.68	2.18	15	3
6:D:510:17F:C10	6:D:516:17F:H58	0.68	2.17	20	1
5:E:840:7Q9:O32	5:E:840:7Q9:C1	0.68	2.41	19	17
6:D:510:17F:C33	6:D:510:17F:H48	0.68	2.18	6	1
6:D:527:17F:C30	6:E:856:17F:H47	0.68	2.03	20	2
6:D:533:17F:H2	6:D:533:17F:H19	0.68	1.65	18	1
5:B:213:7Q9:C35	5:B:213:7Q9:C39	0.68	2.71	6	20
6:E:807:17F:H75	6:E:818:17F:H55	0.68	1.65	1	3
6:E:838:17F:H35	6:E:838:17F:C31	0.68	2.18	1	8
6:E:819:17F:H20A	6:E:819:17F:O9	0.68	1.89	10	2
5:E:824:7Q9:C34	6:E:841:17F:H20A	0.68	2.17	11	4
5:A:204:7Q9:C39	6:A:208:17F:H9A	0.68	2.17	9	9
1:A:32:TYR:CD1	3:A:201:GSP:H5'2	0.68	2.24	15	2
5:B:206:7Q9:C315	6:E:805:17F:H75	0.68	2.17	16	6
6:E:855:17F:H53	5:E:867:7Q9:C315	0.68	2.18	1	5
6:D:501:17F:H31	6:D:501:17F:C9	0.68	2.18	3	2
6:B:219:17F:H41	5:D:545:7Q9:C310	0.68	2.19	12	3
6:E:809:17F:H51	6:E:818:17F:H77	0.68	1.63	13	4
6:A:214:17F:H58	6:A:214:17F:H11	0.68	1.63	6	2
6:E:811:17F:H18A	5:E:815:7Q9:O13	0.68	1.87	11	1
6:E:818:17F:H62	5:E:824:7Q9:C318	0.68	2.19	12	1

Continued on next page...

Continued from previous page...

Atom-1	Atom-2	Clash(Å)	Distance(Å)	Models	
				Worst	Total
6:D:546:17F:H70	6:D:546:17F:H45	0.68	1.65	2	1
6:E:807:17F:H20A	6:E:818:17F:C9	0.68	2.17	10	3
5:A:210:7Q9:C315	6:E:817:17F:H70	0.68	2.19	4	1
5:B:211:7Q9:C38	5:B:211:7Q9:C313	0.68	2.71	12	7
6:E:818:17F:H60	6:E:841:17F:H65	0.68	1.64	8	1
6:B:214:17F:H71	5:B:217:7Q9:C37	0.68	2.19	18	4
6:A:208:17F:H70	6:E:811:17F:H47	0.68	1.64	14	1
6:D:510:17F:O7	6:D:516:17F:C9	0.68	2.33	11	15
5:E:844:7Q9:C318	5:E:844:7Q9:C314	0.68	2.71	19	20
6:D:501:17F:H61	6:D:501:17F:C24	0.68	2.17	5	3
6:B:214:17F:H75	5:B:217:7Q9:C311	0.68	2.19	16	5
6:D:511:17F:H43	5:D:513:7Q9:C316	0.68	2.17	9	5
6:D:534:17F:H10	5:D:539:7Q9:C35	0.68	2.19	13	4
6:E:818:17F:H45	6:E:818:17F:C40	0.68	2.19	15	2
5:E:832:7Q9:C315	6:E:856:17F:H51	0.68	2.19	10	1
6:D:510:17F:O10	6:D:510:17F:C4	0.68	2.42	2	12
5:E:843:7Q9:C37	5:E:843:7Q9:C33	0.68	2.72	3	20
5:E:845:7Q9:C37	5:E:845:7Q9:C33	0.68	2.71	16	20
6:E:855:17F:H2	5:E:857:7Q9:C13	0.68	2.17	2	3
6:E:838:17F:H77	6:E:838:17F:H48	0.68	1.64	19	5
3:B:201:GSP:O1A	3:B:201:GSP:O3G	0.68	2.12	10	1
6:D:501:17F:O1	6:D:501:17F:C20	0.68	2.38	18	6
6:A:208:17F:H5	6:A:208:17F:O1	0.68	1.88	1	8
5:D:506:7Q9:C317	6:E:841:17F:H74	0.68	2.19	20	4
6:D:527:17F:O9	6:D:527:17F:C1Y	0.68	2.36	10	14
6:D:528:17F:H69	6:D:528:17F:C21	0.68	2.19	1	5
6:D:546:17F:H31	6:D:546:17F:C17	0.68	2.19	17	20
6:E:807:17F:H20A	6:E:818:17F:H10A	0.68	1.65	3	1
6:D:510:17F:C6	6:D:516:17F:H11A	0.68	2.19	8	4
6:E:817:17F:H39	5:E:833:7Q9:C311	0.68	2.19	15	2
5:E:843:7Q9:C314	5:E:843:7Q9:C310	0.68	2.72	5	20
6:E:838:17F:H10A	6:E:856:17F:H35	0.68	1.63	2	3
5:E:852:7Q9:O21	5:E:852:7Q9:O14	0.68	2.12	2	13
6:A:208:17F:H32	6:B:208:17F:H30	0.68	1.63	13	4
6:E:809:17F:H51	6:E:818:17F:H72	0.68	1.64	9	3
6:E:817:17F:C11	5:E:833:7Q9:C33	0.68	2.72	20	6
5:E:848:7Q9:C313	5:E:851:7Q9:C314	0.68	2.72	16	3
6:B:208:17F:H1	6:B:208:17F:H4	0.67	1.64	6	3
5:D:505:7Q9:C11	6:D:511:17F:H4A	0.67	2.19	1	1
5:E:840:7Q9:C36	5:E:840:7Q9:C32	0.67	2.72	18	20
6:D:528:17F:H72	5:E:862:7Q9:C317	0.67	2.18	2	2

Continued on next page...

Continued from previous page...

Atom-1	Atom-2	Clash(Å)	Distance(Å)	Models	
				Worst	Total
6:E:807:17F:H55	6:E:818:17F:C41	0.67	2.19	10	5
6:D:510:17F:H76	6:D:516:17F:C41	0.67	2.19	5	1
5:E:857:7Q9:C3	6:E:874:17F:H10	0.67	2.18	20	3
6:B:215:17F:H4	6:B:215:17F:O10	0.67	1.89	19	3
2:D:374:LEU:HD23	5:D:529:7Q9:C39	0.67	2.19	20	12
6:E:828:17F:N1	5:E:848:7Q9:O14	0.67	2.27	3	6
6:B:215:17F:H12	6:B:215:17F:C36	0.67	2.19	2	2
6:E:805:17F:H44	5:E:816:7Q9:C316	0.67	2.19	9	4
6:E:819:17F:H4A	6:E:819:17F:C7	0.67	2.20	7	10
6:E:841:17F:H2	6:E:841:17F:C4	0.67	2.18	3	1
6:B:214:17F:H57	5:B:220:7Q9:C36	0.67	2.19	5	1
6:E:841:17F:H56	6:E:841:17F:C24	0.67	2.19	7	1
5:E:857:7Q9:C310	6:E:874:17F:H48	0.67	2.19	7	2
5:E:824:7Q9:C37	6:E:841:17F:H58	0.67	2.19	11	3
6:D:546:17F:C24	6:D:546:17F:H33	0.67	2.19	11	1
6:A:208:17F:H38	5:E:823:7Q9:C318	0.67	2.19	12	1
5:D:505:7Q9:O13	5:D:505:7Q9:O21	0.67	2.13	18	1
6:D:510:17F:C27	6:D:516:17F:H38	0.67	2.19	19	1
6:B:208:17F:H41	6:B:214:17F:C12	0.67	2.19	1	3
6:B:219:17F:H57	6:B:219:17F:H62	0.67	1.65	10	10
2:D:269:GLN:O	6:D:534:17F:H34	0.67	1.88	1	2
6:E:817:17F:H5	6:E:817:17F:O8	0.67	1.90	5	11
6:E:819:17F:O10	6:E:819:17F:H6A	0.67	1.89	17	12
5:E:844:7Q9:C37	5:E:844:7Q9:C311	0.67	2.70	14	7
6:A:208:17F:H69	5:E:804:7Q9:C318	0.67	2.19	7	1
5:D:513:7Q9:C312	6:D:528:17F:H72	0.67	2.19	7	1
5:B:211:7Q9:C317	6:D:501:17F:H73	0.67	2.19	8	1
5:D:506:7Q9:C310	6:D:517:17F:H58	0.67	2.19	10	1
5:D:519:7Q9:C21	5:D:519:7Q9:O32	0.67	2.42	2	11
5:D:539:7Q9:C318	5:D:539:7Q9:C314	0.67	2.73	5	20
6:E:807:17F:H74	6:E:807:17F:C29	0.67	2.19	5	3
1:B:117:LYS:HE2	3:B:201:GSP:C4	0.67	2.24	17	1
3:A:201:GSP:O3G	3:A:201:GSP:O2B	0.67	2.12	7	4
6:B:219:17F:H44	6:B:219:17F:H59	0.67	1.65	12	10
6:B:219:17F:O10	6:B:219:17F:C6	0.67	2.41	13	8
6:E:807:17F:H30	6:E:807:17F:C32	0.67	2.19	5	4
6:E:841:17F:O5	6:E:841:17F:H4A	0.67	1.90	14	1
6:E:828:17F:C34	6:E:828:17F:H43	0.67	2.20	15	1
5:B:220:7Q9:C313	6:D:533:17F:H47	0.67	2.20	19	1
5:B:212:7Q9:C39	5:B:212:7Q9:C35	0.67	2.73	18	18
2:D:292:GLU:HG2	2:D:296:LYS:HE3	0.67	1.67	11	7

Continued on next page...

Continued from previous page...

Atom-1	Atom-2	Clash(Å)	Distance(Å)	Models	
				Worst	Total
5:D:545:7Q9:C33	5:D:545:7Q9:C37	0.67	2.72	6	15
5:E:836:7Q9:C313	5:E:836:7Q9:C317	0.67	2.72	1	20
5:E:848:7Q9:C313	5:E:851:7Q9:C38	0.67	2.73	14	10
6:A:214:17F:H4	6:A:214:17F:O10	0.67	1.89	5	3
6:B:214:17F:H42	5:B:217:7Q9:C37	0.67	2.20	17	2
6:E:819:17F:H44	6:E:819:17F:H57	0.67	1.67	17	5
5:E:824:7Q9:C318	6:E:841:17F:H69	0.67	2.20	9	2
6:A:208:17F:H61	6:B:208:17F:C38	0.67	2.19	11	1
6:D:510:17F:H12	6:D:516:17F:C9	0.67	2.20	19	6
5:A:204:7Q9:O32	6:A:208:17F:N1	0.67	2.26	2	1
5:D:544:7Q9:C35	6:D:546:17F:H59	0.67	2.20	4	1
6:E:809:17F:HN1A	6:E:818:17F:H6	0.67	1.48	8	1
6:B:214:17F:O1	6:B:214:17F:H2	0.67	1.88	9	1
6:D:510:17F:H76	6:E:856:17F:H48	0.67	1.67	20	1
5:E:825:7Q9:C35	5:E:825:7Q9:C31	0.67	2.73	5	20
5:E:834:7Q9:C311	5:E:834:7Q9:C37	0.67	2.71	4	16
6:E:818:17F:H39	6:E:818:17F:C1X	0.67	2.09	2	15
5:D:507:7Q9:C310	6:D:516:17F:H69	0.67	2.19	3	2
3:A:201:GSP:O2A	3:A:201:GSP:S1G	0.67	2.52	13	4
6:E:801:17F:H46	5:E:806:7Q9:C316	0.67	2.20	8	2
6:E:807:17F:H66	6:E:819:17F:H29	0.67	1.67	14	2
2:D:429:PHE:CE1	6:D:533:17F:H66	0.67	2.24	10	3
6:B:214:17F:H75	5:B:217:7Q9:C312	0.67	2.20	9	5
5:A:204:7Q9:C31	5:A:204:7Q9:O11	0.67	2.43	10	1
6:D:501:17F:H29	5:D:509:7Q9:C22	0.67	2.20	19	3
5:D:503:7Q9:C318	5:D:503:7Q9:C314	0.67	2.73	14	3
6:D:528:17F:C24	6:D:528:17F:C28	0.67	2.73	15	19
6:E:801:17F:O8	6:E:801:17F:H10	0.67	1.89	16	12
5:E:848:7Q9:C310	5:E:851:7Q9:C311	0.67	2.73	15	13
6:E:874:17F:H6	6:E:874:17F:O1	0.67	1.90	13	14
6:E:809:17F:H61	6:E:818:17F:H71	0.67	1.65	10	3
1:A:118:CYS:SG	1:A:143:GLU:HB3	0.67	2.30	9	2
6:D:510:17F:H18A	6:D:527:17F:H20	0.67	1.67	20	3
2:D:333:LYS:HE2	2:E:630:ALA:HB1	0.67	1.66	19	1
6:B:219:17F:N1	5:B:220:7Q9:O13	0.66	2.29	1	1
6:E:838:17F:H12	6:E:856:17F:C1X	0.66	2.20	2	2
6:E:870:17F:H58	6:E:870:17F:C21	0.66	2.20	2	8
6:E:838:17F:H29	6:E:856:17F:H30	0.66	1.67	3	1
1:B:36:ILE:HA	1:B:59:ALA:HB2	0.66	1.67	16	3
5:B:206:7Q9:C35	5:B:212:7Q9:O32	0.66	2.43	13	5
6:B:208:17F:H76	5:E:812:7Q9:C318	0.66	2.20	13	4

Continued on next page...

Continued from previous page...

Atom-1	Atom-2	Clash(Å)	Distance(Å)	Models	
				Worst	Total
6:D:517:17F:H1A	6:D:517:17F:H8	0.66	1.68	11	1
6:D:510:17F:H49	6:D:516:17F:H72	0.66	1.66	19	1
6:D:516:17F:O2	6:D:516:17F:H5	0.66	1.90	12	10
5:D:544:7Q9:C316	5:D:544:7Q9:C312	0.66	2.74	4	19
6:E:838:17F:H42	6:E:838:17F:H71	0.66	1.68	1	2
6:E:819:17F:C26	6:E:819:17F:H38	0.66	2.20	4	9
6:B:215:17F:H44	5:E:810:7Q9:C318	0.66	2.19	8	1
2:E:726:LYS:HE2	6:E:870:17F:H29	0.66	1.66	13	1
6:D:510:17F:H67	6:D:510:17F:C29	0.66	2.21	20	1
3:B:201:GSP:O3G	4:B:202:MG:MG	0.66	1.38	1	9
6:E:801:17F:H1	5:E:806:7Q9:C12	0.66	2.21	14	3
6:D:546:17F:H31	6:D:546:17F:O10	0.66	1.90	10	5
6:B:208:17F:H1	6:B:208:17F:C4	0.66	2.20	6	4
6:D:516:17F:H35	6:D:516:17F:H41	0.66	1.68	7	1
5:A:204:7Q9:C314	6:A:208:17F:H65	0.66	2.20	16	1
1:B:78:PHE:HB2	1:B:111:MET:HG2	0.66	1.67	11	11
5:E:815:7Q9:C1	5:E:815:7Q9:O22	0.66	2.43	13	15
5:E:848:7Q9:C312	5:E:851:7Q9:C35	0.66	2.73	6	13
6:D:510:17F:C8	6:D:516:17F:H34	0.66	2.10	3	3
1:B:13:GLY:HA2	3:B:201:GSP:H5'1	0.66	1.66	20	1
6:A:208:17F:O8	6:A:208:17F:H4A	0.66	1.90	7	17
3:B:201:GSP:O2A	3:B:201:GSP:S1G	0.66	2.54	8	4
6:B:215:17F:H5	6:B:215:17F:O8	0.66	1.89	2	17
6:D:510:17F:O6	6:D:516:17F:C4	0.66	2.44	6	15
6:E:828:17F:N1	5:E:851:7Q9:O14	0.66	2.28	3	6
6:A:208:17F:H48	5:A:209:7Q9:C317	0.66	2.20	6	1
6:D:510:17F:C7	6:D:516:17F:C11	0.66	2.74	8	4
6:E:818:17F:C10	6:E:819:17F:H10	0.66	2.18	16	3
5:E:824:7Q9:O22	5:E:824:7Q9:C3	0.66	2.39	20	16
6:E:838:17F:H73	6:E:856:17F:C24	0.66	2.13	1	2
5:D:547:7Q9:C318	5:D:547:7Q9:C314	0.66	2.74	14	7
6:E:818:17F:C33	6:E:841:17F:H53	0.66	2.21	4	1
6:D:501:17F:N1	5:D:508:7Q9:O22	0.66	2.27	17	4
6:D:527:17F:H53	6:E:856:17F:H43	0.66	1.67	9	4
6:E:838:17F:H68	6:E:856:17F:C24	0.66	2.20	5	3
6:D:528:17F:C37	6:D:528:17F:H37	0.66	2.20	7	1
6:E:818:17F:H40	6:E:819:17F:H46	0.66	1.66	10	2
5:A:217:7Q9:C32	6:D:546:17F:H40	0.66	2.21	17	2
6:E:807:17F:H68	6:E:818:17F:H38	0.66	1.68	14	2
6:D:510:17F:C6	6:D:527:17F:H19A	0.66	2.20	17	1
6:E:872:17F:H39	6:E:872:17F:C20	0.66	2.20	17	1

Continued on next page...

Continued from previous page...

Atom-1	Atom-2	Clash(Å)	Distance(Å)	Models	
				Worst	Total
5:B:205:7Q9:C14	5:B:205:7Q9:O12	0.66	2.44	3	20
6:E:807:17F:H49	6:E:809:17F:C36	0.66	2.21	11	8
6:E:807:17F:C28	6:E:809:17F:H62	0.66	2.20	5	5
6:E:856:17F:H11A	6:E:874:17F:H59	0.66	1.68	1	2
5:E:813:7Q9:C37	6:E:819:17F:H36	0.66	2.21	2	3
6:D:501:17F:H61	6:D:501:17F:C26	0.66	2.20	20	3
6:D:511:17F:H61	6:D:511:17F:H12	0.66	1.66	15	3
6:D:546:17F:H49	6:D:546:17F:H78	0.66	1.67	11	1
6:B:208:17F:H68	6:B:208:17F:C28	0.66	2.08	3	12
6:E:870:17F:O8	6:E:870:17F:C17	0.66	2.44	6	15
6:D:517:17F:H10	5:D:529:7Q9:C23	0.66	2.20	5	2
5:E:824:7Q9:C33	6:E:841:17F:H31	0.66	2.21	9	1
6:B:214:17F:C6	6:B:219:17F:H9	0.66	2.20	10	1
6:B:219:17F:H45	5:D:543:7Q9:C311	0.66	2.20	10	1
6:B:219:17F:H68	5:D:522:7Q9:C312	0.66	2.21	17	1
3:A:201:GSP:O3G	4:A:202:MG:MG	0.66	1.39	10	12
5:A:215:7Q9:C313	5:A:215:7Q9:C317	0.66	2.74	8	20
5:B:217:7Q9:C31	5:B:217:7Q9:C21	0.66	2.74	7	10
6:B:214:17F:C34	6:B:214:17F:C38	0.66	2.72	5	9
6:E:805:17F:O7	6:E:805:17F:O3	0.66	2.14	15	4
5:E:813:7Q9:C313	6:E:819:17F:H54	0.66	2.21	3	5
6:E:817:17F:H35	6:E:817:17F:H41	0.66	1.66	4	8
6:E:819:17F:H19A	5:E:852:7Q9:C33	0.66	2.21	2	1
6:E:828:17F:H51	5:E:832:7Q9:C317	0.66	2.21	6	2
6:E:809:17F:C1Y	6:E:818:17F:H63	0.66	2.21	16	2
6:E:870:17F:H51	6:E:870:17F:C41	0.66	2.20	13	1
5:B:211:7Q9:C314	6:B:215:17F:H33	0.66	2.21	17	1
5:D:506:7Q9:C33	6:D:517:17F:H11	0.66	2.21	19	1
6:A:208:17F:C7	6:A:208:17F:H4A	0.65	2.21	2	11
5:B:213:7Q9:O32	5:B:213:7Q9:C1	0.65	2.43	3	13
6:D:517:17F:H39	6:D:517:17F:C1X	0.65	2.19	3	17
5:D:525:7Q9:C318	5:D:525:7Q9:C314	0.65	2.75	7	20
5:B:211:7Q9:C311	6:D:501:17F:H70	0.65	2.20	9	3
6:E:818:17F:H20A	6:E:818:17F:O8	0.65	1.91	2	1
3:B:201:GSP:O2B	3:B:201:GSP:O3G	0.65	2.11	3	1
6:B:215:17F:H67	6:B:215:17F:H48	0.65	1.66	4	2
6:D:501:17F:H11A	6:D:501:17F:C23	0.65	2.21	7	4
5:D:504:7Q9:C34	6:D:516:17F:H31	0.65	2.21	12	1
6:D:501:17F:H12	6:D:501:17F:H40	0.65	1.67	15	2
5:D:505:7Q9:C311	6:D:511:17F:H52	0.65	2.21	13	1
1:B:22:GLN:HG2	1:B:28:PHE:HA	0.65	1.68	1	1

Continued on next page...

Continued from previous page...

Atom-1	Atom-2	Clash(Å)	Distance(Å)	Models	
				Worst	Total
6:E:818:17F:H19A	5:E:837:7Q9:C14	0.65	2.20	6	2
2:D:273:ASP:HB2	6:D:534:17F:C1Z	0.65	2.18	5	6
6:B:214:17F:H75	5:B:217:7Q9:C38	0.65	2.22	8	3
5:E:813:7Q9:O22	5:E:829:7Q9:C15	0.65	2.44	10	1
6:E:872:17F:O6	6:E:872:17F:H2	0.65	1.91	16	2
6:E:807:17F:H43	6:E:809:17F:H62	0.65	1.67	18	1
6:E:807:17F:H1A	6:E:807:17F:H4A	0.65	1.68	20	1
5:D:535:7Q9:O21	5:D:535:7Q9:O14	0.65	2.13	15	19
6:B:208:17F:H40	6:B:208:17F:C1Z	0.65	2.21	4	1
6:E:838:17F:C23	6:E:838:17F:C1Z	0.65	2.72	4	4
6:D:501:17F:H66	6:D:501:17F:H43	0.65	1.67	6	1
6:D:501:17F:H41	5:D:508:7Q9:C318	0.65	2.22	9	1
5:B:203:7Q9:C1	5:B:206:7Q9:C22	0.65	2.73	18	3
6:A:214:17F:H47	6:A:214:17F:H71	0.65	1.65	12	1
5:B:213:7Q9:O22	5:B:213:7Q9:C3	0.65	2.42	2	17
6:D:510:17F:P1	6:D:516:17F:H4	0.65	2.31	7	10
6:E:807:17F:O10	6:E:807:17F:H4	0.65	1.90	18	16
5:E:839:7Q9:C311	5:E:839:7Q9:C36	0.65	2.75	5	9
5:B:211:7Q9:O14	6:D:501:17F:H5	0.65	1.91	6	5
6:E:856:17F:H8	6:E:874:17F:O10	0.65	1.90	3	2
6:D:510:17F:C8	6:D:516:17F:H8A	0.65	2.21	9	2
6:E:838:17F:H57	6:E:838:17F:C36	0.65	2.18	20	1
2:D:331:ARG:HA	5:D:532:7Q9:C311	0.65	2.21	9	7
5:D:543:7Q9:O22	5:D:543:7Q9:C3	0.65	2.43	6	18
6:E:805:17F:H60	5:E:810:7Q9:C35	0.65	2.21	1	2
6:D:501:17F:O10	6:D:501:17F:C4	0.65	2.44	5	9
6:E:805:17F:H74	5:E:816:7Q9:C318	0.65	2.21	5	1
6:D:511:17F:H69	6:D:511:17F:C32	0.65	2.22	19	6
5:A:216:7Q9:C318	6:E:855:17F:H77	0.65	2.21	13	2
5:E:802:7Q9:C32	6:E:809:17F:H18A	0.65	2.21	18	1
6:B:215:17F:H50	6:B:215:17F:C37	0.65	2.22	1	1
6:E:872:17F:H19	6:E:872:17F:C1X	0.65	2.21	7	16
5:A:204:7Q9:C310	6:A:208:17F:H66	0.65	2.20	3	2
6:A:208:17F:H35	6:A:208:17F:H42	0.65	1.68	5	3
6:D:517:17F:H9A	5:D:538:7Q9:C32	0.65	2.22	6	3
2:E:555:SER:HA	6:E:872:17F:C36	0.65	2.21	20	5
6:D:511:17F:H69	6:D:511:17F:H58	0.65	1.69	19	2
1:B:126:ASP:HB2	1:B:129:GLN:HB2	0.65	1.69	18	1
5:A:212:7Q9:O32	5:A:212:7Q9:C1	0.65	2.45	19	12
6:E:818:17F:H45	6:E:818:17F:H78	0.65	1.68	1	1
6:D:517:17F:O10	6:D:517:17F:H6A	0.65	1.92	4	7

Continued on next page...

Continued from previous page...

Atom-1	Atom-2	Clash(Å)	Distance(Å)	Models	
				Worst	Total
6:E:807:17F:H74	6:E:807:17F:C27	0.65	2.22	5	6
6:D:516:17F:H39	6:D:516:17F:H60	0.65	1.68	4	2
6:E:856:17F:H63	6:E:856:17F:C31	0.65	2.18	18	9
6:D:501:17F:H40	6:D:501:17F:H12	0.65	1.67	17	3
6:E:811:17F:H4A	5:E:822:7Q9:C13	0.65	2.21	11	3
5:E:821:7Q9:C31	5:E:821:7Q9:C21	0.65	2.74	14	2
5:D:544:7Q9:C32	6:D:546:17F:H19	0.65	2.22	9	5
6:E:811:17F:H75	5:E:822:7Q9:C316	0.65	2.21	15	4
5:D:544:7Q9:C312	6:D:546:17F:H50	0.65	2.22	10	1
6:E:807:17F:H69	5:E:813:7Q9:C310	0.65	2.22	17	3
6:D:510:17F:H49	6:D:516:17F:H68	0.65	1.69	13	1
6:E:818:17F:H30	6:E:818:17F:C23	0.65	2.14	13	1
6:A:214:17F:H73	5:A:215:7Q9:C318	0.65	2.22	14	1
6:E:819:17F:H36	6:E:819:17F:C20	0.65	2.22	15	1
6:D:510:17F:H66	5:D:524:7Q9:C317	0.65	2.22	1	2
5:D:520:7Q9:O21	5:D:520:7Q9:O14	0.65	2.14	2	16
6:D:516:17F:C2X	6:D:527:17F:H38	0.65	2.20	10	2
5:E:850:7Q9:C315	6:E:870:17F:H34	0.65	2.22	19	2
6:E:828:17F:H40	6:E:828:17F:C32	0.65	2.22	15	1
6:E:874:17F:N1	6:E:874:17F:H10	0.65	2.07	17	2
5:D:543:7Q9:C36	5:D:543:7Q9:C32	0.65	2.75	4	8
6:E:838:17F:O7	6:E:838:17F:O10	0.65	2.15	11	16
6:B:208:17F:H43	6:B:208:17F:C32	0.65	2.22	2	2
1:A:15:GLY:HA2	3:A:201:GSP:O2B	0.65	1.92	10	3
5:D:514:7Q9:O13	5:D:514:7Q9:O21	0.65	2.15	12	12
6:D:533:17F:C19	6:D:533:17F:C31	0.65	2.70	3	4
6:E:838:17F:H19	6:E:838:17F:C31	0.65	2.17	15	12
6:E:838:17F:H47	6:E:838:17F:C42	0.65	2.22	8	1
6:D:501:17F:H62	6:D:501:17F:H46	0.65	1.66	15	1
5:B:211:7Q9:C318	6:E:809:17F:H74	0.65	2.21	1	2
5:B:220:7Q9:C314	6:D:533:17F:H52	0.65	2.22	19	2
6:D:546:17F:H45	6:D:546:17F:C39	0.65	2.22	1	1
5:E:802:7Q9:C316	5:E:802:7Q9:C312	0.65	2.75	2	19
5:E:802:7Q9:C32	6:E:809:17F:H18	0.65	2.21	9	3
5:D:507:7Q9:C311	6:D:516:17F:H55	0.65	2.22	13	4
6:E:872:17F:O2	6:E:872:17F:H8	0.65	1.92	14	3
6:B:219:17F:C2X	6:B:219:17F:C20	0.65	2.75	9	5
6:D:510:17F:H6A	6:D:527:17F:C20	0.65	2.11	14	1
6:D:510:17F:H54	6:D:516:17F:H38	0.65	1.69	14	1
6:D:533:17F:H6	5:D:543:7Q9:C2	0.65	2.22	15	1
6:D:528:17F:O10	6:D:528:17F:C7	0.64	2.46	15	17

Continued on next page...

Continued from previous page...

Atom-1	Atom-2	Clash(Å)	Distance(Å)	Models	
				Worst	Total
5:E:834:7Q9:C314	5:E:834:7Q9:C310	0.64	2.74	14	20
6:D:510:17F:C17	6:D:527:17F:C19	0.64	2.75	10	4
5:E:816:7Q9:O12	5:E:816:7Q9:C3	0.64	2.45	13	7
6:E:819:17F:H44	6:E:819:17F:H58	0.64	1.68	3	5
6:D:510:17F:H33	5:D:524:7Q9:C310	0.64	2.22	13	1
6:D:510:17F:H51	6:D:516:17F:C40	0.64	2.22	14	1
6:A:208:17F:H18A	5:A:211:7Q9:O32	0.64	1.92	19	2
5:E:842:7Q9:O22	5:E:842:7Q9:C31	0.64	2.45	9	18
5:B:218:7Q9:C31	5:B:218:7Q9:O11	0.64	2.45	4	12
6:E:819:17F:H44	6:E:819:17F:C31	0.64	2.22	17	6
6:E:838:17F:C11	6:E:856:17F:H35	0.64	2.22	10	5
6:D:501:17F:O10	6:D:501:17F:N1	0.64	2.30	20	3
5:E:848:7Q9:C311	5:E:851:7Q9:C34	0.64	2.75	13	3
6:A:208:17F:C34	6:B:208:17F:H69	0.64	2.19	11	1
1:B:8:VAL:HG12	1:B:16:LYS:HD2	0.64	1.69	13	2
5:A:204:7Q9:C312	6:A:208:17F:H63	0.64	2.22	1	1
6:B:214:17F:H51	5:E:827:7Q9:C317	0.64	2.22	1	3
6:D:510:17F:H39	6:D:511:17F:H73	0.64	1.68	1	4
6:D:511:17F:H43	5:D:513:7Q9:C317	0.64	2.22	1	4
6:D:527:17F:O9	6:D:527:17F:O1	0.64	2.15	1	20
6:E:819:17F:O8	6:E:819:17F:C4	0.64	2.45	18	9
5:D:543:7Q9:C34	5:D:543:7Q9:O31	0.64	2.46	6	10
6:E:809:17F:H10A	5:E:810:7Q9:C34	0.64	2.22	15	2
5:A:212:7Q9:C14	6:A:214:17F:H2	0.64	2.22	17	1
6:D:528:17F:H69	6:D:528:17F:H37	0.64	1.69	1	2
6:E:818:17F:H78	6:E:818:17F:C26	0.64	2.23	6	3
6:E:841:17F:O10	6:E:841:17F:H6A	0.64	1.92	14	19
6:E:841:17F:H8	5:E:876:7Q9:C12	0.64	2.21	3	2
2:D:327:GLN:HG3	6:D:528:17F:H56	0.64	1.69	9	6
6:E:807:17F:H51	6:E:807:17F:C41	0.64	2.22	5	5
5:D:507:7Q9:C310	6:D:516:17F:H60	0.64	2.22	10	4
1:A:68:ARG:HA	1:A:71:TYR:CE1	0.64	2.26	8	3
6:E:856:17F:H78	6:E:874:17F:H65	0.64	1.68	18	4
6:D:501:17F:H42	6:D:501:17F:C2X	0.64	2.23	16	4
6:D:511:17F:H47	5:D:513:7Q9:C317	0.64	2.23	13	3
6:D:528:17F:H46	5:E:852:7Q9:C317	0.64	2.22	13	1
6:D:510:17F:H63	5:D:524:7Q9:C314	0.64	2.22	9	4
5:E:827:7Q9:C1	5:E:827:7Q9:O22	0.64	2.43	16	7
6:D:534:17F:H30	6:D:534:17F:H58	0.64	1.67	9	2
6:E:807:17F:H57	6:E:819:17F:H12A	0.64	1.68	20	4
6:E:870:17F:H31	6:E:870:17F:H35	0.64	1.69	2	2

Continued on next page...

Continued from previous page...

Atom-1	Atom-2	Clash(Å)	Distance(Å)	Models	
				Worst	Total
6:D:527:17F:C17	6:D:527:17F:H32	0.64	2.22	5	5
5:D:535:7Q9:C318	6:E:874:17F:H55	0.64	2.23	5	1
1:B:92:ASP:HA	1:B:95:HIS:HD2	0.64	1.52	12	1
5:D:536:7Q9:C21	5:D:536:7Q9:C31	0.64	2.75	12	1
6:B:214:17F:H33	6:B:219:17F:H12	0.64	1.68	17	1
5:D:518:7Q9:C313	6:D:533:17F:H46	0.64	2.23	2	3
6:E:856:17F:H56	6:E:856:17F:C35	0.64	2.23	9	10
6:D:517:17F:C37	6:D:517:17F:H52	0.64	2.23	13	5
6:D:516:17F:H18A	6:D:516:17F:N1	0.64	2.07	14	1
6:D:510:17F:H56	6:D:516:17F:H29	0.64	1.70	10	5
6:D:534:17F:H12A	5:D:539:7Q9:C35	0.64	2.23	1	1
6:D:510:17F:H66	5:D:524:7Q9:C318	0.64	2.23	5	1
1:A:29:VAL:HG21	1:B:128:LYS:HB2	0.64	1.68	7	1
5:E:850:7Q9:C314	6:E:870:17F:H61	0.64	2.23	8	2
6:E:805:17F:C26	6:E:805:17F:C30	0.64	2.75	19	3
6:B:214:17F:C38	6:B:214:17F:C34	0.64	2.73	14	7
5:D:547:7Q9:O22	5:D:547:7Q9:O11	0.64	2.16	20	13
1:B:72:MET:SD	1:B:100:ILE:HA	0.64	2.33	2	1
6:E:809:17F:C34	6:E:818:17F:H71	0.64	2.22	2	5
6:E:817:17F:H4	6:E:817:17F:O10	0.64	1.93	11	11
6:D:527:17F:O10	6:D:527:17F:H6A	0.64	1.92	3	3
5:B:207:7Q9:C316	6:E:801:17F:H68	0.64	2.23	7	4
6:D:516:17F:H49	6:D:516:17F:C22	0.64	2.22	18	3
5:E:863:7Q9:C35	5:E:863:7Q9:O31	0.64	2.46	14	7
6:B:214:17F:H46	5:B:217:7Q9:C311	0.64	2.23	17	3
6:E:805:17F:H70	5:E:810:7Q9:C315	0.64	2.22	10	1
5:E:823:7Q9:O22	5:E:845:7Q9:C12	0.64	2.46	14	1
6:A:214:17F:H76	5:E:822:7Q9:C310	0.64	2.23	20	2
6:E:818:17F:C19	6:E:841:17F:H57	0.64	2.23	18	1
6:E:838:17F:H9A	6:E:838:17F:C34	0.64	2.23	19	8
6:D:511:17F:H1A	5:D:526:7Q9:C12	0.64	2.23	3	1
6:E:818:17F:H78	6:E:818:17F:H45	0.64	1.70	6	3
6:B:219:17F:H36	6:B:219:17F:H20A	0.64	1.69	16	2
6:D:501:17F:C34	6:D:501:17F:H41	0.64	2.23	20	2
5:B:216:7Q9:C14	5:B:216:7Q9:C1	0.64	2.76	12	1
2:E:602:ASP:HA	5:E:866:7Q9:C38	0.64	2.23	13	1
6:E:807:17F:C30	6:E:818:17F:H76	0.64	2.22	16	3
5:D:539:7Q9:O32	5:D:539:7Q9:C1	0.64	2.46	14	14
2:E:591:GLU:HG2	5:E:861:7Q9:C37	0.64	2.23	4	8
5:E:852:7Q9:O22	5:E:852:7Q9:C3	0.64	2.44	5	14
6:D:527:17F:H68	6:D:527:17F:C23	0.64	2.23	16	3

Continued on next page...

Continued from previous page...

Atom-1	Atom-2	Clash(Å)	Distance(Å)	Models	
				Worst	Total
6:D:534:17F:H35	6:D:534:17F:C34	0.64	2.23	18	3
6:E:805:17F:C30	6:E:805:17F:H68	0.64	2.22	9	7
6:B:215:17F:H48	6:B:215:17F:C37	0.64	2.23	13	4
5:B:220:7Q9:C22	6:D:533:17F:H11A	0.64	2.22	4	2
6:E:838:17F:H50	6:E:874:17F:C30	0.64	2.21	20	4
6:A:214:17F:H47	6:A:214:17F:C39	0.64	2.23	12	1
6:E:874:17F:H36	6:E:874:17F:C24	0.63	2.17	9	16
6:A:208:17F:C30	6:A:208:17F:C26	0.63	2.75	6	12
6:E:807:17F:H69	5:E:813:7Q9:C312	0.63	2.23	13	5
6:E:838:17F:C38	6:E:856:17F:H41	0.63	2.17	2	2
5:E:850:7Q9:C315	6:E:870:17F:H60	0.63	2.23	10	2
6:E:805:17F:H73	5:E:816:7Q9:C316	0.63	2.24	9	4
1:A:117:LYS:HE2	3:A:201:GSP:C4	0.63	2.29	13	3
1:A:146:ALA:HB3	3:A:201:GSP:N7	0.63	2.07	12	6
6:D:516:17F:C23	6:D:516:17F:C27	0.63	2.70	6	3
6:A:208:17F:H44	5:E:822:7Q9:C315	0.63	2.23	6	2
6:E:807:17F:H49	6:E:809:17F:H51	0.63	1.68	8	1
6:D:528:17F:H35	5:D:532:7Q9:C317	0.63	2.23	11	1
5:E:824:7Q9:C34	6:E:841:17F:H31	0.63	2.23	13	3
6:D:533:17F:H18	6:D:533:17F:C1Z	0.63	2.22	14	1
6:D:501:17F:H40	6:D:501:17F:C1Z	0.63	2.23	20	1
5:A:216:7Q9:O14	5:A:216:7Q9:O21	0.63	2.16	2	17
6:D:510:17F:H33	5:D:524:7Q9:C39	0.63	2.23	2	1
5:E:837:7Q9:C12	6:E:841:17F:O10	0.63	2.47	5	5
6:D:527:17F:H50	6:D:527:17F:C42	0.63	2.22	3	5
6:D:510:17F:C42	6:D:516:17F:H75	0.63	2.22	5	1
6:B:214:17F:H4	6:B:214:17F:O10	0.63	1.92	20	5
5:A:209:7Q9:C318	5:E:823:7Q9:C310	0.63	2.76	13	3
2:D:330:ALA:HB2	6:D:528:17F:H78	0.63	1.70	11	1
6:E:838:17F:H38	5:E:857:7Q9:C310	0.63	2.23	15	5
3:A:201:GSP:O2G	4:A:202:MG:MG	0.63	1.41	17	1
1:A:32:TYR:CE2	3:A:201:GSP:H5'2	0.63	2.28	1	1
5:E:863:7Q9:C37	5:E:863:7Q9:C22	0.63	2.77	12	15
6:A:208:17F:H2	6:A:208:17F:O1	0.63	1.92	2	1
6:A:208:17F:H38	5:E:823:7Q9:C316	0.63	2.23	2	1
6:E:818:17F:C10	6:E:819:17F:C10	0.63	2.76	13	8
5:E:820:7Q9:C31	5:E:820:7Q9:C21	0.63	2.77	12	3
6:D:527:17F:H10	5:D:535:7Q9:C34	0.63	2.24	9	3
6:D:510:17F:H56	6:D:516:17F:C10	0.63	2.19	6	1
6:E:809:17F:C23	6:E:809:17F:C1X	0.63	2.74	6	1
6:E:856:17F:H70	6:E:874:17F:H65	0.63	1.69	7	2

Continued on next page...

Continued from previous page...

Atom-1	Atom-2	Clash(Å)	Distance(Å)	Models	
				Worst	Total
6:E:819:17F:C11	6:E:819:17F:O7	0.63	2.45	15	3
5:B:205:7Q9:C31	5:B:205:7Q9:C21	0.63	2.76	16	1
6:E:856:17F:H30	6:E:874:17F:H64	0.63	1.68	16	1
6:D:501:17F:H55	5:D:508:7Q9:C314	0.63	2.24	19	1
5:D:537:7Q9:O31	6:D:546:17F:H11A	0.63	1.93	15	5
6:D:546:17F:H68	6:D:546:17F:H41	0.63	1.68	14	2
5:E:802:7Q9:C317	6:E:809:17F:H69	0.63	2.24	9	5
6:E:805:17F:C17	6:E:805:17F:O8	0.63	2.46	1	2
6:D:510:17F:C36	6:D:527:17F:H74	0.63	2.24	2	3
6:E:818:17F:H59	6:E:818:17F:C36	0.63	2.21	18	5
1:B:68:ARG:HA	1:B:71:TYR:CE1	0.63	2.29	20	5
6:D:527:17F:H1A	5:D:535:7Q9:C13	0.63	2.23	8	2
6:B:219:17F:H63	5:D:522:7Q9:C311	0.63	2.24	20	6
6:E:807:17F:H49	6:E:809:17F:H64	0.63	1.69	9	3
6:D:517:17F:C29	6:D:517:17F:H66	0.63	2.22	10	1
5:E:825:7Q9:O32	5:E:825:7Q9:C35	0.63	2.46	18	1
6:E:819:17F:H6A	5:E:836:7Q9:C2	0.63	2.24	1	6
6:D:534:17F:H76	5:E:863:7Q9:C316	0.63	2.23	5	3
5:B:203:7Q9:O13	5:B:205:7Q9:C13	0.63	2.47	3	6
6:A:208:17F:H19	6:B:208:17F:C1X	0.63	2.21	8	4
2:E:645:GLY:HA2	5:E:851:7Q9:C318	0.63	2.23	8	1
6:D:546:17F:H41	6:D:546:17F:C38	0.63	2.23	14	1
6:D:510:17F:H32	6:D:527:17F:H34	0.63	1.70	1	2
5:D:520:7Q9:O22	5:D:520:7Q9:C3	0.63	2.44	15	15
6:E:818:17F:H2	6:E:818:17F:O1	0.63	1.93	2	1
6:A:214:17F:H50	5:E:840:7Q9:C318	0.63	2.23	4	3
6:E:872:17F:H20	6:E:872:17F:H40	0.63	1.69	16	4
5:D:507:7Q9:O32	6:D:516:17F:N1	0.63	2.32	6	2
5:B:211:7Q9:C33	6:B:215:17F:H57	0.63	2.24	12	1
6:B:214:17F:H11	6:B:214:17F:C23	0.63	2.16	4	3
6:E:818:17F:O6	6:E:818:17F:C7	0.63	2.47	16	7
5:E:848:7Q9:C37	5:E:851:7Q9:C32	0.63	2.76	1	3
5:A:215:7Q9:O11	5:A:215:7Q9:C31	0.63	2.46	3	8
6:A:208:17F:H43	5:A:209:7Q9:C315	0.63	2.23	6	1
6:D:501:17F:H6	5:D:506:7Q9:C14	0.63	2.24	13	3
5:E:821:7Q9:C1	5:E:821:7Q9:C15	0.63	2.76	13	6
6:D:527:17F:H72	6:D:527:17F:C23	0.63	2.15	2	1
5:B:204:7Q9:C13	5:B:207:7Q9:O22	0.63	2.47	9	8
6:D:528:17F:H69	6:D:528:17F:H38	0.63	1.71	15	6
5:D:507:7Q9:C318	6:E:838:17F:H47	0.63	2.23	16	1
6:E:809:17F:H47	6:E:818:17F:H72	0.63	1.70	20	1

Continued on next page...

Continued from previous page...

Atom-1	Atom-2	Clash(Å)	Distance(Å)	Models	
				Worst	Total
2:E:620:GLU:HB3	2:E:621:PRO:HD3	0.63	1.69	1	17
6:E:805:17F:C30	6:E:805:17F:C26	0.63	2.75	2	17
6:E:805:17F:H60	5:E:810:7Q9:C36	0.63	2.24	1	5
1:A:117:LYS:NZ	3:A:201:GSP:N7	0.63	2.47	2	2
6:A:214:17F:H76	5:E:822:7Q9:C39	0.63	2.24	2	2
6:D:516:17F:H60	6:D:516:17F:H50	0.63	1.70	4	1
6:B:214:17F:C18	6:B:219:17F:H11A	0.63	2.23	7	1
6:B:219:17F:H19	6:B:219:17F:C1X	0.63	2.23	16	3
6:E:807:17F:C1X	6:E:807:17F:H58	0.63	2.24	9	2
3:B:201:GSP:O1A	4:B:202:MG:MG	0.63	1.40	10	1
6:B:208:17F:H33	6:B:214:17F:C12	0.63	2.16	14	1
5:E:853:7Q9:C311	5:E:853:7Q9:C37	0.62	2.76	3	17
6:E:801:17F:H64	5:E:803:7Q9:C39	0.62	2.24	2	1
6:B:219:17F:H53	6:B:219:17F:H71	0.62	1.70	3	1
5:E:802:7Q9:O32	6:E:807:17F:C6	0.62	2.47	15	7
6:E:874:17F:H78	6:E:874:17F:H49	0.62	1.71	6	1
5:E:848:7Q9:C34	5:E:851:7Q9:C33	0.62	2.76	13	7
6:A:208:17F:H47	5:E:823:7Q9:C317	0.62	2.23	19	4
6:A:214:17F:H72	5:E:840:7Q9:C318	0.62	2.23	15	3
6:B:219:17F:C1X	6:B:219:17F:H18A	0.62	2.24	18	1
6:D:501:17F:H44	5:D:508:7Q9:C36	0.62	2.23	20	1
6:E:818:17F:H49	5:E:835:7Q9:C311	0.62	2.25	7	2
6:B:214:17F:H9	5:B:217:7Q9:C37	0.62	2.24	5	1
6:A:214:17F:H11	6:A:214:17F:H32	0.62	1.70	6	1
6:D:510:17F:H55	6:D:516:17F:C22	0.62	2.23	6	1
5:E:832:7Q9:C13	6:E:838:17F:H4	0.62	2.24	10	3
5:B:220:7Q9:C22	6:D:533:17F:H36	0.62	2.24	7	2
5:E:824:7Q9:C35	6:E:841:17F:H34	0.62	2.24	11	2
2:D:400:LEU:HG	5:D:542:7Q9:C312	0.62	2.25	19	2
5:D:504:7Q9:O21	5:D:504:7Q9:O32	0.62	2.16	20	17
5:D:503:7Q9:O32	5:D:503:7Q9:C21	0.62	2.47	13	14
6:A:208:17F:H19	6:B:208:17F:H37	0.62	1.69	4	2
6:D:533:17F:H50	6:D:533:17F:C41	0.62	2.17	17	4
6:D:534:17F:C1X	6:D:534:17F:H64	0.62	2.24	5	4
6:D:510:17F:H1	6:D:516:17F:C6	0.62	2.22	20	4
6:E:818:17F:C34	6:E:841:17F:H68	0.62	2.25	12	1
6:D:501:17F:H76	6:E:807:17F:C30	0.62	2.24	19	1
1:A:72:MET:HA	1:A:78:PHE:HZ	0.62	1.54	1	5
5:B:211:7Q9:C311	6:D:501:17F:H64	0.62	2.24	1	1
6:E:872:17F:H6A	6:E:872:17F:O10	0.62	1.94	7	12
6:D:516:17F:C23	6:D:516:17F:C28	0.62	2.64	4	3

Continued on next page...

Continued from previous page...

Atom-1	Atom-2	Clash(Å)	Distance(Å)	Models	
				Worst	Total
6:E:801:17F:O8	6:E:801:17F:O9	0.62	2.18	1	11
5:E:829:7Q9:O22	5:E:829:7Q9:O11	0.62	2.18	15	12
6:B:208:17F:N1	6:B:214:17F:O1	0.62	2.32	11	2
5:D:507:7Q9:C11	5:D:507:7Q9:O21	0.62	2.48	5	2
5:E:850:7Q9:C35	6:E:870:17F:C20	0.62	2.77	18	5
5:D:505:7Q9:C318	6:E:828:17F:H71	0.62	2.25	13	5
6:D:501:17F:H40	6:D:501:17F:C33	0.62	2.25	10	1
5:B:203:7Q9:C36	5:B:203:7Q9:C311	0.62	2.77	4	6
6:B:208:17F:O9	6:B:208:17F:O8	0.62	2.18	3	20
6:D:534:17F:H35	6:D:534:17F:C33	0.62	2.25	8	9
6:D:534:17F:H4	6:D:534:17F:O10	0.62	1.95	17	14
5:E:802:7Q9:O13	6:E:807:17F:N1	0.62	2.32	8	5
6:B:219:17F:H2	6:B:219:17F:O2	0.62	1.94	18	3
5:D:504:7Q9:C34	6:D:516:17F:H32	0.62	2.25	6	1
6:E:818:17F:H2	6:E:818:17F:H4A	0.62	1.72	7	1
6:D:510:17F:C4	6:D:510:17F:O10	0.62	2.41	11	7
6:D:501:17F:C26	5:D:508:7Q9:C36	0.62	2.75	16	2
6:A:208:17F:C26	6:A:208:17F:C30	0.62	2.74	10	5
6:E:841:17F:H29	6:E:841:17F:H41	0.62	1.71	10	2
5:E:848:7Q9:C22	5:E:852:7Q9:C11	0.62	2.77	3	2
6:E:838:17F:H77	6:E:838:17F:C28	0.62	2.24	20	3
6:E:818:17F:H61	6:E:841:17F:C38	0.62	2.24	7	1
6:A:214:17F:H32	6:A:214:17F:C11	0.62	2.18	8	1
6:D:528:17F:H76	5:D:532:7Q9:C313	0.62	2.25	14	1
6:A:214:17F:H6	5:D:539:7Q9:C15	0.62	2.25	17	1
5:E:802:7Q9:C39	6:E:807:17F:H41	0.62	2.25	9	6
6:E:856:17F:O2	6:E:856:17F:N1	0.62	2.31	4	5
6:D:546:17F:H2	6:D:546:17F:O1	0.62	1.95	2	14
5:E:858:7Q9:O22	5:E:858:7Q9:C1	0.62	2.46	11	13
5:D:519:7Q9:C3	5:D:519:7Q9:O22	0.62	2.45	9	6
2:E:733:LEU:HA	5:E:875:7Q9:C310	0.62	2.24	9	5
6:E:805:17F:H69	5:E:816:7Q9:C318	0.62	2.25	15	4
6:A:208:17F:H10	5:A:209:7Q9:C33	0.62	2.24	12	1
6:D:534:17F:C32	6:D:534:17F:H65	0.62	2.22	13	1
5:E:843:7Q9:C21	5:E:843:7Q9:O13	0.62	2.48	16	18
5:E:866:7Q9:O31	5:E:866:7Q9:O22	0.62	2.18	9	20
2:D:333:LYS:HD3	5:E:878:7Q9:C318	0.62	2.24	4	3
6:A:208:17F:H47	5:E:823:7Q9:C318	0.62	2.25	16	3
6:B:214:17F:O10	6:B:214:17F:N1	0.62	2.32	20	3
1:A:23:LEU:HD21	1:A:153:ASP:HA	0.62	1.72	13	1
1:A:32:TYR:CE1	3:A:201:GSP:H5'2	0.62	2.30	15	1

Continued on next page...

Continued from previous page...

Atom-1	Atom-2	Clash(Å)	Distance(Å)	Models	
				Worst	Total
6:E:818:17F:H20	5:E:837:7Q9:C14	0.62	2.25	18	1
2:D:340:LYS:HD3	2:E:626:LEU:HD21	0.62	1.70	1	5
5:D:540:7Q9:C15	5:D:540:7Q9:O12	0.62	2.48	13	20
2:E:733:LEU:HG	5:E:875:7Q9:C38	0.62	2.24	15	5
5:D:515:7Q9:C313	6:D:517:17F:H78	0.62	2.24	6	1
6:E:811:17F:H41	6:E:811:17F:H36	0.62	1.71	6	1
6:E:874:17F:H41	6:E:874:17F:C2X	0.62	2.21	20	3
6:E:874:17F:O10	6:E:874:17F:C7	0.62	2.47	9	1
6:E:819:17F:H18	5:E:852:7Q9:C34	0.62	2.25	11	2
6:E:856:17F:O1	6:E:856:17F:N1	0.62	2.33	14	1
6:E:841:17F:H4A	6:E:841:17F:C7	0.62	2.25	19	1
5:B:209:7Q9:O12	5:B:209:7Q9:C13	0.61	2.47	3	18
6:E:819:17F:C7	6:E:819:17F:C4	0.61	2.78	7	6
6:A:214:17F:H55	6:A:214:17F:C39	0.61	2.25	5	2
5:A:204:7Q9:C313	6:A:208:17F:C42	0.61	2.78	19	10
6:B:208:17F:H40	6:B:208:17F:H64	0.61	1.70	7	2
6:D:546:17F:H57	6:D:546:17F:O8	0.61	1.94	19	7
2:E:711:LEU:HB2	5:E:865:7Q9:C311	0.61	2.25	15	3
6:D:533:17F:C18	6:D:533:17F:C31	0.61	2.58	14	1
5:E:802:7Q9:C37	6:E:807:17F:H36	0.61	2.25	16	1
6:B:208:17F:H64	6:B:208:17F:C26	0.61	2.18	1	1
5:B:216:7Q9:O14	5:B:216:7Q9:O21	0.61	2.18	12	10
5:E:803:7Q9:C31	5:E:803:7Q9:O22	0.61	2.48	10	9
5:A:207:7Q9:O22	5:A:207:7Q9:C3	0.61	2.45	16	10
5:E:848:7Q9:C34	5:E:851:7Q9:O31	0.61	2.47	14	12
6:D:533:17F:H37	6:D:533:17F:C35	0.61	2.25	3	3
6:E:870:17F:O10	6:E:870:17F:C6	0.61	2.43	3	3
6:D:510:17F:H38	6:D:511:17F:H73	0.61	1.70	8	3
6:D:510:17F:H50	6:D:510:17F:C42	0.61	2.26	14	1
6:E:870:17F:C22	6:E:870:17F:H64	0.61	2.26	16	2
6:B:214:17F:C31	6:B:219:17F:H12	0.61	2.26	17	1
5:E:837:7Q9:C32	6:E:841:17F:H32	0.61	2.25	1	2
5:E:847:7Q9:O31	6:E:872:17F:N1	0.61	2.34	7	8
6:E:856:17F:H46	6:E:856:17F:C32	0.61	2.25	3	3
5:D:535:7Q9:C1	5:D:535:7Q9:C14	0.61	2.78	20	5
6:D:534:17F:H54	6:D:534:17F:H63	0.61	1.72	12	3
6:E:819:17F:H75	5:E:852:7Q9:C310	0.61	2.25	8	1
5:B:211:7Q9:C314	6:B:215:17F:H34	0.61	2.26	12	2
6:D:501:17F:O10	6:D:501:17F:H4	0.61	1.94	19	3
2:E:555:SER:HA	6:E:872:17F:C37	0.61	2.24	13	1
5:A:204:7Q9:C38	6:A:208:17F:H10A	0.61	2.25	16	1

Continued on next page...

Continued from previous page...

Atom-1	Atom-2	Clash(Å)	Distance(Å)	Models	
				Worst	Total
6:E:819:17F:H74	5:E:852:7Q9:C311	0.61	2.24	18	1
6:E:872:17F:H36	6:E:872:17F:H20	0.61	1.73	7	4
6:E:801:17F:H10	6:E:801:17F:H18	0.61	1.70	3	7
5:E:837:7Q9:C14	6:E:841:17F:H19A	0.61	2.25	3	2
5:E:850:7Q9:C315	6:E:870:17F:C20	0.61	2.78	3	1
1:A:46:ILE:HD13	1:A:160:VAL:HG21	0.61	1.70	17	2
5:D:544:7Q9:C312	5:D:544:7Q9:C316	0.61	2.79	10	1
6:E:801:17F:H39	5:E:804:7Q9:C312	0.61	2.25	12	2
6:B:208:17F:H33	6:B:214:17F:H10A	0.61	1.69	18	1
6:B:214:17F:C37	6:B:219:17F:H47	0.61	2.25	18	1
6:E:841:17F:H10	6:E:841:17F:O7	0.61	1.93	19	1
5:D:507:7Q9:C2	5:D:507:7Q9:O32	0.61	2.46	8	7
5:E:850:7Q9:C313	6:E:870:17F:H20A	0.61	2.25	3	2
2:D:333:LYS:HE2	5:E:878:7Q9:C318	0.61	2.25	2	2
5:D:513:7Q9:C36	5:D:526:7Q9:C39	0.61	2.77	3	5
6:B:215:17F:C19	6:D:517:17F:H60	0.61	2.24	6	1
5:E:857:7Q9:C2	6:E:874:17F:H2	0.61	2.26	10	5
6:A:208:17F:H69	6:B:208:17F:C42	0.61	2.25	11	1
6:E:870:17F:H64	6:E:870:17F:H38	0.61	1.72	16	3
6:D:527:17F:H30	6:D:527:17F:C37	0.61	2.25	19	1
5:D:515:7Q9:O12	5:D:515:7Q9:C13	0.61	2.49	1	20
6:D:528:17F:O2	6:D:528:17F:O9	0.61	2.19	10	16
5:D:503:7Q9:C318	6:D:516:17F:H77	0.61	2.25	7	1
6:D:533:17F:H59	6:D:533:17F:C36	0.61	2.06	14	2
5:E:859:7Q9:C21	5:E:859:7Q9:O32	0.61	2.48	5	12
5:A:211:7Q9:C22	6:B:214:17F:H30	0.61	2.25	4	1
6:D:511:17F:H10A	5:D:513:7Q9:C23	0.61	2.26	8	3
6:B:214:17F:H48	6:B:214:17F:H74	0.61	1.71	9	1
6:D:511:17F:H52	6:E:828:17F:H78	0.61	1.71	10	1
6:E:811:17F:H77	6:E:811:17F:H45	0.61	1.72	13	1
6:E:856:17F:C42	6:E:874:17F:H61	0.61	2.26	14	1
2:D:401:SER:HB3	5:D:542:7Q9:C37	0.61	2.26	18	1
5:E:832:7Q9:C2	6:E:856:17F:H6A	0.61	2.26	18	1
5:D:524:7Q9:O22	5:D:524:7Q9:C1	0.61	2.47	13	7
6:E:807:17F:C26	6:E:809:17F:H62	0.61	2.25	20	4
5:D:509:7Q9:O22	5:D:509:7Q9:C3	0.61	2.47	12	17
5:E:815:7Q9:O32	5:E:815:7Q9:C11	0.61	2.49	9	7
6:E:818:17F:H20A	6:E:818:17F:O9	0.61	1.96	2	1
6:E:856:17F:C35	6:E:856:17F:H56	0.61	2.26	13	5
6:B:219:17F:C18	5:D:545:7Q9:C35	0.61	2.79	10	2
6:B:219:17F:O10	5:D:522:7Q9:C2	0.61	2.48	13	6

Continued on next page...

Continued from previous page...

Atom-1	Atom-2	Clash(Å)	Distance(Å)	Models	
				Worst	Total
5:E:852:7Q9:C11	5:E:852:7Q9:C3	0.61	2.79	9	3
1:B:16:LYS:HB2	3:B:201:GSP:O2G	0.61	1.95	13	1
5:E:824:7Q9:C36	6:E:841:17F:H39	0.61	2.26	16	1
5:B:204:7Q9:C15	5:B:204:7Q9:O12	0.61	2.48	16	20
6:D:517:17F:H40	6:D:517:17F:C31	0.61	2.26	20	4
6:D:510:17F:H64	6:D:527:17F:C41	0.61	2.24	11	3
6:E:801:17F:H58	5:E:803:7Q9:C22	0.61	2.26	4	1
6:B:219:17F:H58	5:D:522:7Q9:C39	0.61	2.26	20	4
5:B:220:7Q9:C316	6:D:533:17F:H52	0.61	2.26	5	1
6:D:533:17F:C32	6:D:533:17F:H65	0.61	2.26	8	2
6:E:807:17F:H56	6:E:819:17F:H12A	0.61	1.70	7	1
6:D:533:17F:H38	6:D:533:17F:C35	0.61	2.22	12	1
6:B:214:17F:H62	6:B:214:17F:C31	0.61	2.17	17	1
1:A:68:ARG:HA	1:A:71:TYR:CZ	0.61	2.30	2	12
5:B:212:7Q9:O22	5:B:212:7Q9:C3	0.61	2.47	9	14
5:D:536:7Q9:O21	5:D:536:7Q9:O12	0.61	2.19	6	3
6:D:516:17F:O10	6:D:516:17F:C6	0.61	2.45	12	3
5:D:543:7Q9:O21	5:D:543:7Q9:O14	0.61	2.19	9	2
6:E:818:17F:H10	6:E:819:17F:C9	0.61	2.25	10	3
5:D:504:7Q9:O31	6:D:516:17F:H31	0.61	1.94	13	1
6:D:533:17F:H46	5:D:543:7Q9:C22	0.61	2.26	17	1
6:B:214:17F:H46	6:B:214:17F:C41	0.60	2.23	5	4
6:A:214:17F:H52	5:E:840:7Q9:C312	0.60	2.26	2	2
3:B:201:GSP:H2'	3:B:201:GSP:O5'	0.60	1.97	11	8
5:A:204:7Q9:C316	6:A:208:17F:H71	0.60	2.25	3	2
6:D:516:17F:H41	6:D:527:17F:H40	0.60	1.71	3	1
1:A:6:LEU:HD21	1:A:163:ILE:HD11	0.60	1.73	4	1
6:E:805:17F:H20	5:E:810:7Q9:C22	0.60	2.25	5	1
6:E:838:17F:H65	6:E:838:17F:H57	0.60	1.71	10	7
6:D:534:17F:H37	5:D:539:7Q9:C35	0.60	2.26	7	1
5:E:816:7Q9:C36	5:E:816:7Q9:C311	0.60	2.78	20	5
5:D:521:7Q9:O32	5:D:525:7Q9:C32	0.60	2.49	2	2
5:E:814:7Q9:O12	5:E:814:7Q9:C15	0.60	2.49	5	20
6:E:838:17F:H12	6:E:856:17F:C9	0.60	2.26	1	3
5:E:869:7Q9:C23	6:E:872:17F:H10	0.60	2.26	3	4
5:B:203:7Q9:C315	6:B:208:17F:H74	0.60	2.26	14	3
5:D:505:7Q9:C37	6:D:511:17F:H30	0.60	2.27	4	1
6:E:809:17F:H52	6:E:818:17F:H71	0.60	1.73	6	1
6:D:510:17F:H1A	6:D:516:17F:O2	0.60	1.97	7	1
6:D:510:17F:H49	6:D:516:17F:C37	0.60	2.26	20	5
2:D:400:LEU:HG	5:D:542:7Q9:C313	0.60	2.27	13	1

Continued on next page...

Continued from previous page...

Atom-1	Atom-2	Clash(Å)	Distance(Å)	Models	
				Worst	Total
6:E:838:17F:C36	6:E:838:17F:C11	0.60	2.76	20	2
5:E:804:7Q9:O13	5:E:804:7Q9:O21	0.60	2.18	2	20
6:D:510:17F:C8	6:D:516:17F:C17	0.60	2.79	2	3
5:D:536:7Q9:C1	5:D:547:7Q9:O22	0.60	2.50	4	2
6:D:534:17F:H35	6:D:534:17F:H44	0.60	1.72	20	4
6:D:527:17F:H42	5:D:535:7Q9:C313	0.60	2.25	8	1
2:E:605:GLN:HB2	5:E:866:7Q9:C313	0.60	2.27	9	1
6:E:818:17F:H67	5:E:824:7Q9:C318	0.60	2.27	12	1
6:E:870:17F:H58	6:E:870:17F:H30	0.60	1.72	16	2
6:D:501:17F:H40	6:D:501:17F:C1Y	0.60	2.26	20	1
5:D:505:7Q9:C31	5:D:505:7Q9:O22	0.60	2.49	6	6
6:D:527:17F:H36	6:D:527:17F:C24	0.60	2.24	9	6
5:E:849:7Q9:C311	5:E:849:7Q9:C37	0.60	2.76	10	16
5:E:804:7Q9:C31	6:E:811:17F:H31	0.60	2.26	2	1
6:D:501:17F:C11	6:D:501:17F:C23	0.60	2.79	4	4
6:A:208:17F:H57	6:A:208:17F:C35	0.60	2.13	5	2
6:D:510:17F:C12	6:D:516:17F:H10A	0.60	2.18	18	3
6:D:511:17F:H76	6:E:828:17F:C30	0.60	2.27	6	2
6:D:510:17F:P1	6:D:516:17F:H6	0.60	2.36	6	2
5:D:506:7Q9:C36	6:D:517:17F:H60	0.60	2.27	7	1
5:A:204:7Q9:C318	6:E:811:17F:H46	0.60	2.26	10	1
2:E:631:ARG:HG3	5:E:878:7Q9:C34	0.60	2.26	12	1
5:D:518:7Q9:O12	5:D:518:7Q9:C15	0.60	2.50	3	20
5:D:539:7Q9:C1	5:D:539:7Q9:C31	0.60	2.80	5	20
6:D:510:17F:C9	6:D:516:17F:C10	0.60	2.72	11	3
6:D:510:17F:C21	6:D:511:17F:H56	0.60	2.24	18	3
5:E:803:7Q9:C3	6:E:807:17F:C8	0.60	2.77	6	2
6:E:809:17F:C29	6:E:818:17F:H75	0.60	2.26	6	1
5:E:837:7Q9:O32	6:E:841:17F:H31	0.60	1.97	6	2
6:E:855:17F:H18	5:E:867:7Q9:C12	0.60	2.26	11	1
5:D:505:7Q9:O14	6:D:511:17F:H4A	0.60	1.95	17	1
5:D:506:7Q9:C33	6:D:517:17F:H57	0.60	2.26	17	1
5:B:212:7Q9:C15	5:B:212:7Q9:O12	0.60	2.49	17	20
6:B:214:17F:O10	6:B:214:17F:C6	0.60	2.44	13	7
5:D:548:7Q9:O32	5:D:548:7Q9:O21	0.60	2.19	10	19
6:E:805:17F:H37	6:E:805:17F:C19	0.60	2.23	12	3
5:E:868:7Q9:C14	5:E:868:7Q9:O12	0.60	2.49	14	20
2:D:320:GLU:HB3	2:D:321:PRO:HD3	0.60	1.73	14	18
6:E:838:17F:H9A	6:E:838:17F:H60	0.60	1.72	2	1
6:D:546:17F:C1Y	6:D:546:17F:O10	0.60	2.49	4	3
5:E:836:7Q9:O22	5:E:836:7Q9:C1	0.60	2.48	15	8

Continued on next page...

Continued from previous page...

Atom-1	Atom-2	Clash(Å)	Distance(Å)	Models	
				Worst	Total
5:D:507:7Q9:C318	6:E:838:17F:H54	0.60	2.27	10	2
5:E:824:7Q9:C35	6:E:841:17F:C1X	0.60	2.79	15	5
6:D:501:17F:H34	6:D:501:17F:C23	0.60	2.27	20	1
5:A:217:7Q9:O32	5:A:217:7Q9:C21	0.60	2.50	5	19
5:B:206:7Q9:O22	5:B:206:7Q9:C3	0.60	2.48	20	16
5:B:206:7Q9:O14	5:B:206:7Q9:C2	0.60	2.49	2	6
5:B:210:7Q9:C3	5:B:210:7Q9:O22	0.60	2.48	9	15
5:E:831:7Q9:O22	5:E:831:7Q9:C3	0.60	2.47	15	14
6:D:516:17F:C27	6:D:516:17F:C33	0.60	2.80	3	1
6:E:818:17F:H78	6:E:818:17F:H48	0.60	1.74	3	2
6:B:214:17F:H69	6:B:219:17F:C12	0.60	2.27	4	1
5:A:216:7Q9:C33	5:D:507:7Q9:C23	0.60	2.80	9	2
6:D:533:17F:H43	6:D:533:17F:C37	0.60	2.24	14	1
5:E:830:7Q9:C311	6:E:870:17F:H50	0.60	2.27	14	1
6:D:511:17F:H61	6:D:511:17F:C12	0.60	2.27	15	1
6:E:817:17F:H56	5:E:833:7Q9:O32	0.60	1.96	15	1
6:E:838:17F:H10A	6:E:856:17F:C12	0.60	2.27	20	3
6:A:208:17F:C4	6:A:208:17F:C7	0.60	2.80	2	19
5:E:827:7Q9:C15	5:E:827:7Q9:O12	0.60	2.50	9	20
5:E:850:7Q9:O22	5:E:850:7Q9:C3	0.60	2.47	2	14
1:A:84:ILE:HD11	1:A:118:CYS:HA	0.60	1.73	19	7
6:D:510:17F:H47	6:D:516:17F:C35	0.60	2.24	3	1
6:E:856:17F:C39	6:E:874:17F:H65	0.60	2.26	10	2
5:D:509:7Q9:C31	5:D:509:7Q9:C1	0.60	2.80	9	1
6:D:510:17F:H58	6:D:516:17F:H37	0.60	1.74	10	2
5:B:212:7Q9:O13	5:B:212:7Q9:O21	0.60	2.20	1	16
5:D:543:7Q9:C14	5:D:543:7Q9:O12	0.60	2.50	12	20
5:E:816:7Q9:P	5:E:816:7Q9:C3	0.60	2.90	2	11
5:E:837:7Q9:C11	6:E:841:17F:O10	0.60	2.50	1	3
5:E:845:7Q9:C2	5:E:845:7Q9:O32	0.60	2.47	10	14
5:E:868:7Q9:C3	5:E:868:7Q9:O22	0.60	2.47	20	7
6:E:805:17F:O8	6:E:805:17F:O9	0.60	2.19	3	19
6:A:208:17F:H2	6:A:208:17F:O2	0.60	1.96	7	9
6:B:208:17F:C31	6:B:214:17F:H10	0.60	2.25	5	2
5:D:504:7Q9:C32	6:D:516:17F:C1Y	0.60	2.80	6	1
5:E:802:7Q9:C315	6:E:809:17F:H72	0.60	2.26	8	2
6:E:838:17F:C10	6:E:856:17F:H12	0.60	2.26	16	4
6:D:517:17F:H48	6:D:517:17F:H62	0.60	1.73	10	1
1:A:6:LEU:HD12	1:A:55:ILE:HG12	0.60	1.72	11	1
6:E:809:17F:C1Z	6:E:818:17F:H64	0.60	2.26	11	1
5:A:211:7Q9:C38	5:A:213:7Q9:C314	0.60	2.80	13	1

Continued on next page...

Continued from previous page...

Atom-1	Atom-2	Clash(Å)	Distance(Å)	Models	
				Worst	Total
6:E:811:17F:H6A	5:E:823:7Q9:C11	0.60	2.27	13	1
5:D:544:7Q9:O12	5:D:544:7Q9:C13	0.60	2.50	14	20
5:D:549:7Q9:C2	5:D:549:7Q9:O32	0.60	2.47	10	13
6:E:809:17F:C1X	6:E:809:17F:C23	0.60	2.67	10	9
5:E:824:7Q9:C1	5:E:824:7Q9:C31	0.60	2.79	3	11
5:E:824:7Q9:C315	6:E:841:17F:H69	0.60	2.26	3	1
5:E:812:7Q9:C13	5:E:816:7Q9:C22	0.60	2.80	17	7
6:B:214:17F:H77	5:B:217:7Q9:C316	0.60	2.27	9	3
6:E:809:17F:C7	6:E:809:17F:C17	0.60	2.80	9	1
6:D:533:17F:H66	6:D:533:17F:C22	0.60	2.24	14	1
6:B:214:17F:C6	5:B:217:7Q9:O32	0.60	2.49	15	1
6:A:208:17F:H6A	6:A:208:17F:O10	0.59	1.97	18	17
5:D:518:7Q9:C12	5:D:518:7Q9:O22	0.59	2.50	1	9
5:D:549:7Q9:C15	6:E:856:17F:O1	0.59	2.50	6	6
6:D:534:17F:H36	6:D:534:17F:H58	0.59	1.72	4	1
5:B:209:7Q9:C311	5:B:209:7Q9:C37	0.59	2.80	6	1
6:D:527:17F:H55	6:E:856:17F:H43	0.59	1.73	13	3
6:E:807:17F:H55	6:E:818:17F:H78	0.59	1.73	11	1
6:B:214:17F:H76	6:B:214:17F:H48	0.59	1.74	12	1
5:B:212:7Q9:C312	5:B:212:7Q9:C38	0.59	2.78	1	1
5:B:220:7Q9:O22	5:B:220:7Q9:O11	0.59	2.19	2	20
5:D:508:7Q9:O32	5:D:508:7Q9:O21	0.59	2.20	15	15
6:B:219:17F:H35	6:B:219:17F:H20	0.59	1.72	3	1
5:E:803:7Q9:O22	5:E:803:7Q9:O31	0.59	2.20	3	17
5:A:212:7Q9:C317	6:A:214:17F:H76	0.59	2.27	18	2
2:D:389:LEU:HD22	5:D:540:7Q9:C312	0.59	2.27	20	4
6:E:828:17F:H11A	6:E:828:17F:H39	0.59	1.72	8	2
5:D:518:7Q9:O32	5:D:518:7Q9:C21	0.59	2.51	20	19
5:E:812:7Q9:C14	5:E:812:7Q9:O12	0.59	2.50	18	20
5:E:813:7Q9:C35	6:E:819:17F:H12	0.59	2.27	14	2
1:A:64:TYR:HB3	1:A:67:MET:HB3	0.59	1.73	9	4
6:D:510:17F:C17	6:D:516:17F:H9A	0.59	2.27	18	4
6:E:841:17F:H29	6:E:841:17F:H39	0.59	1.75	14	4
6:E:856:17F:O10	6:E:856:17F:H6A	0.59	1.95	7	14
6:B:208:17F:H64	6:B:208:17F:C23	0.59	2.27	7	3
1:B:4:TYR:HB2	1:B:53:LEU:HD23	0.59	1.73	10	1
6:D:510:17F:H78	6:D:510:17F:C30	0.59	2.28	11	3
5:A:209:7Q9:O22	5:A:209:7Q9:O11	0.59	2.20	11	20
5:D:508:7Q9:C21	5:D:508:7Q9:O32	0.59	2.51	8	9
6:D:516:17F:C27	6:D:516:17F:C23	0.59	2.73	7	14
5:E:804:7Q9:C312	5:E:804:7Q9:C38	0.59	2.77	19	11

Continued on next page...

Continued from previous page...

Atom-1	Atom-2	Clash(Å)	Distance(Å)	Models	
				Worst	Total
5:E:821:7Q9:C15	5:E:821:7Q9:O12	0.59	2.49	10	19
5:D:539:7Q9:C1	5:D:539:7Q9:O32	0.59	2.50	5	5
5:E:804:7Q9:C3	6:E:811:17F:H19	0.59	2.26	10	4
5:D:512:7Q9:C318	6:D:528:17F:H36	0.59	2.28	6	2
5:B:218:7Q9:C311	6:B:219:17F:H67	0.59	2.27	7	1
2:D:312:MET:HE3	6:D:527:17F:H65	0.59	1.74	13	1
6:B:214:17F:H5	6:B:219:17F:C9	0.59	2.13	15	2
6:E:870:17F:H58	6:E:870:17F:C1X	0.59	2.28	16	2
5:D:520:7Q9:C15	5:D:520:7Q9:O12	0.59	2.50	19	20
5:D:526:7Q9:C35	5:D:526:7Q9:O31	0.59	2.50	19	9
5:E:833:7Q9:C11	6:E:838:17F:H2	0.59	2.27	1	1
5:E:849:7Q9:C21	5:E:849:7Q9:O32	0.59	2.49	19	15
6:D:517:17F:H52	6:D:517:17F:C37	0.59	2.27	20	2
5:E:840:7Q9:C3	5:E:840:7Q9:O22	0.59	2.48	18	10
5:B:218:7Q9:C1	5:B:218:7Q9:O22	0.59	2.48	9	6
6:E:818:17F:H40	6:E:819:17F:H38	0.59	1.73	11	2
5:E:824:7Q9:C36	5:E:842:7Q9:C33	0.59	2.80	3	1
6:E:838:17F:H51	6:E:874:17F:H51	0.59	1.75	3	2
6:E:838:17F:O10	6:E:838:17F:C7	0.59	2.50	16	5
6:B:208:17F:H68	6:B:208:17F:H45	0.59	1.74	7	2
5:B:217:7Q9:C13	5:D:522:7Q9:O22	0.59	2.51	14	2
2:D:333:LYS:HG3	5:E:878:7Q9:C318	0.59	2.26	16	2
6:E:811:17F:H8	6:E:811:17F:H34	0.59	1.75	12	1
5:E:866:7Q9:C1	5:E:876:7Q9:O13	0.59	2.50	18	3
6:B:214:17F:H62	6:B:219:17F:H37	0.59	1.73	1	2
5:D:537:7Q9:O32	5:D:537:7Q9:C2	0.59	2.48	2	5
5:E:852:7Q9:C312	5:E:852:7Q9:C38	0.59	2.79	1	9
5:E:816:7Q9:C3	5:E:816:7Q9:P	0.59	2.90	13	9
6:E:819:17F:O8	6:E:819:17F:H4A	0.59	1.96	18	3
6:B:214:17F:H18	6:B:219:17F:H8A	0.59	1.70	4	1
6:D:534:17F:H61	6:D:534:17F:H54	0.59	1.73	6	1
6:E:817:17F:H61	5:E:826:7Q9:C35	0.59	2.26	15	4
6:D:501:17F:H37	6:D:501:17F:C1Z	0.59	2.27	16	1
6:B:214:17F:H18	6:B:219:17F:C2	0.59	2.27	17	1
2:D:436:TYR:HB3	5:D:537:7Q9:C314	0.59	2.27	19	1
6:D:528:17F:H76	5:E:878:7Q9:C318	0.59	2.27	20	1
5:B:203:7Q9:C32	6:B:208:17F:H6	0.59	2.27	1	1
5:D:531:7Q9:C1	5:D:531:7Q9:O32	0.59	2.51	20	6
5:E:839:7Q9:O32	5:E:839:7Q9:C21	0.59	2.50	3	10
5:E:846:7Q9:O22	5:E:846:7Q9:C3	0.59	2.46	12	10
5:E:867:7Q9:O22	5:E:867:7Q9:C3	0.59	2.49	13	14

Continued on next page...

Continued from previous page...

Atom-1	Atom-2	Clash(Å)	Distance(Å)	Models	
				Worst	Total
5:E:871:7Q9:O32	5:E:871:7Q9:O21	0.59	2.21	4	16
6:E:807:17F:H69	5:E:813:7Q9:C313	0.59	2.28	2	1
6:D:534:17F:H65	6:D:534:17F:C1X	0.59	2.27	19	2
1:A:17:SER:HB2	3:A:201:GSP:O1A	0.59	1.97	1	2
6:D:510:17F:H76	6:D:510:17F:H53	0.59	1.74	1	2
5:D:519:7Q9:C14	5:D:519:7Q9:O12	0.59	2.51	20	20
5:E:816:7Q9:C3	5:E:816:7Q9:O12	0.59	2.50	2	10
5:E:829:7Q9:O22	5:E:829:7Q9:P	0.59	2.61	6	6
5:E:839:7Q9:O12	5:E:839:7Q9:C13	0.59	2.51	16	20
5:E:854:7Q9:O32	5:E:854:7Q9:C21	0.59	2.51	9	19
5:E:878:7Q9:C15	5:E:878:7Q9:O12	0.59	2.51	2	20
2:E:708:LYS:HB2	2:E:709:PRO:HD3	0.59	1.75	20	15
5:A:205:7Q9:O22	5:B:204:7Q9:C12	0.59	2.51	4	3
6:B:208:17F:H34	6:B:208:17F:C23	0.59	2.26	4	1
2:D:330:ALA:HA	2:D:333:LYS:HE2	0.59	1.74	12	1
5:A:213:7Q9:O12	5:A:213:7Q9:C14	0.59	2.51	17	19
5:A:215:7Q9:O12	5:A:215:7Q9:C14	0.59	2.50	16	20
6:B:219:17F:C20	6:B:219:17F:C2X	0.59	2.79	15	4
6:D:510:17F:H73	5:E:832:7Q9:C315	0.59	2.28	1	2
5:D:522:7Q9:C13	5:D:522:7Q9:O12	0.59	2.51	4	20
6:D:527:17F:C23	6:D:527:17F:H68	0.59	2.28	3	3
6:E:807:17F:C31	6:E:819:17F:C1X	0.59	2.80	9	7
5:E:833:7Q9:O31	5:E:833:7Q9:O22	0.59	2.20	19	19
5:A:207:7Q9:O32	5:A:207:7Q9:C1	0.59	2.50	8	2
5:E:802:7Q9:C312	5:E:802:7Q9:C316	0.59	2.80	4	1
6:B:208:17F:H44	5:B:212:7Q9:C37	0.59	2.28	7	1
6:E:818:17F:H47	6:E:818:17F:C42	0.59	2.27	10	2
6:D:510:17F:O10	6:D:527:17F:N1	0.59	2.34	9	1
5:E:802:7Q9:C314	6:E:809:17F:H70	0.59	2.28	18	3
6:D:510:17F:H50	6:D:510:17F:H78	0.59	1.75	14	1
6:D:510:17F:C28	6:D:516:17F:H67	0.59	2.27	19	2
5:D:525:7Q9:C14	5:D:525:7Q9:O12	0.59	2.51	2	20
5:D:538:7Q9:C14	5:D:538:7Q9:O12	0.59	2.51	1	20
6:E:811:17F:O10	6:E:811:17F:H6A	0.59	1.98	16	16
6:E:811:17F:O8	6:E:811:17F:O6	0.59	2.21	11	13
5:E:815:7Q9:O12	5:E:815:7Q9:C13	0.59	2.50	15	20
5:E:826:7Q9:O12	5:E:826:7Q9:C13	0.59	2.50	5	20
5:D:512:7Q9:C33	6:D:528:17F:C6	0.59	2.78	2	2
6:E:818:17F:N1	5:E:835:7Q9:O13	0.59	2.36	2	1
6:E:874:17F:O1	6:E:874:17F:C6	0.59	2.50	6	14
6:B:219:17F:H19	6:B:219:17F:H29	0.59	1.75	3	1

Continued on next page...

Continued from previous page...

Atom-1	Atom-2	Clash(Å)	Distance(Å)	Models	
				Worst	Total
5:A:204:7Q9:C311	6:A:208:17F:H65	0.59	2.28	14	3
1:B:64:TYR:HB3	1:B:67:MET:HB3	0.59	1.75	16	5
5:D:504:7Q9:C318	6:D:516:17F:H68	0.59	2.27	20	3
6:B:214:17F:H6	5:B:217:7Q9:C32	0.59	2.28	6	1
6:A:214:17F:H4A	5:D:539:7Q9:C13	0.59	2.28	17	3
6:B:208:17F:H41	6:B:214:17F:C22	0.59	2.27	11	1
5:E:835:7Q9:O13	5:E:837:7Q9:C13	0.59	2.51	18	2
5:B:207:7Q9:C11	5:B:211:7Q9:C22	0.59	2.81	14	1
6:A:214:17F:O8	6:A:214:17F:C17	0.58	2.51	18	14
5:B:207:7Q9:C13	6:D:501:17F:H19A	0.58	2.28	1	1
5:B:217:7Q9:O12	5:B:217:7Q9:C14	0.58	2.51	14	20
6:D:510:17F:H53	6:D:510:17F:C42	0.58	2.27	12	2
5:D:531:7Q9:O12	5:D:531:7Q9:C13	0.58	2.51	10	20
6:E:801:17F:H39	5:E:804:7Q9:C37	0.58	2.28	1	3
5:E:835:7Q9:O12	5:E:835:7Q9:C15	0.58	2.51	19	20
5:D:531:7Q9:C38	5:D:540:7Q9:C37	0.58	2.81	15	5
6:E:838:17F:H59	6:E:838:17F:H18A	0.58	1.75	4	10
6:D:510:17F:O6	6:D:516:17F:H4	0.58	1.96	6	2
6:E:801:17F:H33	6:E:801:17F:C21	0.58	2.28	17	5
6:E:817:17F:C32	5:E:833:7Q9:C35	0.58	2.81	15	4
6:D:534:17F:H51	5:D:536:7Q9:C318	0.58	2.28	10	1
6:E:819:17F:C7	6:E:819:17F:H11	0.58	2.28	15	3
1:A:12:ASP:HB2	3:A:201:GSP:S1G	0.58	2.37	18	1
6:E:811:17F:H61	5:E:823:7Q9:C32	0.58	2.28	19	2
5:B:207:7Q9:C15	6:D:501:17F:H18A	0.58	2.28	1	2
5:D:503:7Q9:O22	5:D:503:7Q9:C3	0.58	2.48	7	6
5:E:803:7Q9:O12	5:E:803:7Q9:C13	0.58	2.50	7	20
5:E:810:7Q9:C15	5:E:810:7Q9:O12	0.58	2.51	6	20
5:E:830:7Q9:C14	5:E:830:7Q9:O12	0.58	2.51	9	20
6:E:838:17F:H52	5:E:857:7Q9:C312	0.58	2.28	6	7
5:E:857:7Q9:O32	5:E:857:7Q9:O21	0.58	2.21	16	5
5:A:204:7Q9:C12	6:B:208:17F:H9	0.58	2.27	2	1
5:D:538:7Q9:C12	5:D:538:7Q9:O32	0.58	2.51	3	5
5:B:203:7Q9:C314	6:B:208:17F:H74	0.58	2.28	3	2
5:E:802:7Q9:C3	6:E:809:17F:O1	0.58	2.50	5	3
6:E:818:17F:H43	5:E:835:7Q9:C311	0.58	2.28	16	3
6:D:510:17F:H77	6:D:516:17F:H74	0.58	1.75	20	1
2:D:258:SER:HB3	5:D:544:7Q9:C38	0.58	2.28	20	8
5:D:507:7Q9:C32	6:D:516:17F:C1Y	0.58	2.80	11	6
6:D:528:17F:O7	6:D:528:17F:O10	0.58	2.21	6	4
5:E:834:7Q9:C15	5:E:834:7Q9:O12	0.58	2.51	7	20

Continued on next page...

Continued from previous page...

Atom-1	Atom-2	Clash(Å)	Distance(Å)	Models	
				Worst	Total
5:B:203:7Q9:O22	5:B:203:7Q9:C3	0.58	2.49	16	16
6:B:208:17F:C1Z	6:B:214:17F:H41	0.58	2.27	2	1
6:D:527:17F:H40	6:D:527:17F:C40	0.58	2.16	2	1
6:E:807:17F:H47	6:E:807:17F:C41	0.58	2.25	2	6
5:E:864:7Q9:O13	5:E:864:7Q9:C21	0.58	2.51	4	12
5:D:544:7Q9:C34	6:D:546:17F:H59	0.58	2.27	4	1
6:E:856:17F:O8	6:E:856:17F:H4A	0.58	1.98	16	4
5:E:813:7Q9:C313	6:E:819:17F:H55	0.58	2.29	10	2
6:E:819:17F:C19	5:E:852:7Q9:C35	0.58	2.81	19	2
6:E:855:17F:H29	6:E:855:17F:C33	0.58	2.28	15	2
6:D:511:17F:H53	6:E:828:17F:C37	0.58	2.16	19	1
5:A:210:7Q9:C14	5:A:210:7Q9:O12	0.58	2.50	15	20
5:D:503:7Q9:C13	5:D:503:7Q9:O12	0.58	2.52	20	20
5:E:802:7Q9:C13	5:E:802:7Q9:O12	0.58	2.50	19	20
5:E:804:7Q9:O22	5:E:804:7Q9:C3	0.58	2.49	18	17
6:E:841:17F:H37	5:E:876:7Q9:C31	0.58	2.28	3	3
6:D:501:17F:H9	5:D:509:7Q9:O22	0.58	1.97	2	1
6:D:501:17F:H46	6:D:501:17F:C37	0.58	2.28	5	1
6:D:501:17F:H51	6:D:501:17F:H71	0.58	1.74	12	1
5:D:509:7Q9:O12	5:D:509:7Q9:C13	0.58	2.52	2	20
5:D:513:7Q9:C15	5:D:513:7Q9:O12	0.58	2.51	12	20
6:D:510:17F:H70	5:D:524:7Q9:C318	0.58	2.29	2	1
6:E:805:17F:O2	6:E:805:17F:N1	0.58	2.30	9	3
6:E:819:17F:O10	6:E:819:17F:O6	0.58	2.21	2	2
5:E:844:7Q9:C3	5:E:844:7Q9:O22	0.58	2.48	14	8
5:E:851:7Q9:O32	5:E:851:7Q9:C21	0.58	2.51	9	14
5:E:859:7Q9:O32	5:E:859:7Q9:O21	0.58	2.21	10	8
5:E:878:7Q9:O11	5:E:878:7Q9:O22	0.58	2.22	2	11
6:D:510:17F:C22	6:D:511:17F:H56	0.58	2.28	6	1
5:D:514:7Q9:C1	5:D:514:7Q9:O22	0.58	2.50	11	2
6:E:809:17F:C29	6:E:818:17F:H72	0.58	2.28	16	3
6:D:517:17F:H46	5:D:520:7Q9:C312	0.58	2.28	12	1
6:D:534:17F:H1A	5:D:539:7Q9:C32	0.58	2.28	12	1
5:E:832:7Q9:C23	6:E:856:17F:H39	0.58	2.29	14	1
1:B:59:ALA:HA	3:B:201:GSP:O2G	0.58	1.98	15	1
5:A:205:7Q9:O12	5:A:205:7Q9:C13	0.58	2.51	5	20
5:B:216:7Q9:C34	5:D:519:7Q9:C22	0.58	2.81	9	7
6:D:546:17F:O10	6:D:546:17F:H6A	0.58	1.98	11	10
5:E:824:7Q9:C14	5:E:824:7Q9:O12	0.58	2.51	4	20
5:E:832:7Q9:C1	5:E:832:7Q9:O22	0.58	2.49	17	13
1:A:78:PHE:HB2	1:A:111:MET:HG2	0.58	1.73	17	8

Continued on next page...

Continued from previous page...

Atom-1	Atom-2	Clash(Å)	Distance(Å)	Models	
				Worst	Total
5:A:207:7Q9:C1	5:A:207:7Q9:C31	0.58	2.82	8	2
6:B:208:17F:H57	6:B:208:17F:C26	0.58	2.29	12	6
6:D:533:17F:H9A	6:D:533:17F:H60	0.58	1.76	4	1
6:E:818:17F:H12	6:E:819:17F:H9A	0.58	1.75	4	1
6:D:534:17F:H35	6:D:534:17F:C25	0.58	2.29	20	4
6:E:838:17F:O2	6:E:838:17F:H5	0.58	1.99	6	7
6:B:208:17F:H41	6:B:214:17F:C21	0.58	2.29	11	1
5:D:537:7Q9:C31	6:D:546:17F:H11A	0.58	2.28	11	2
6:D:511:17F:H2	6:D:511:17F:C18	0.58	2.19	12	1
5:B:220:7Q9:C22	5:D:543:7Q9:O14	0.58	2.52	1	2
6:D:511:17F:C28	6:D:511:17F:H77	0.58	2.29	1	2
5:D:537:7Q9:O32	6:D:546:17F:H29	0.58	1.98	1	2
5:E:844:7Q9:C15	5:E:844:7Q9:O12	0.58	2.52	9	20
5:E:857:7Q9:C3	6:E:874:17F:C10	0.58	2.82	1	8
1:B:38:ASP:HB2	1:B:57:ASP:HB3	0.58	1.75	3	3
6:D:510:17F:H8	6:D:516:17F:C18	0.58	2.27	14	4
6:E:817:17F:C31	5:E:833:7Q9:C35	0.58	2.81	13	5
2:E:736:TYR:HD1	5:E:875:7Q9:C310	0.58	2.12	13	5
6:B:208:17F:H41	6:B:214:17F:H38	0.58	1.76	11	1
6:B:215:17F:H72	5:D:515:7Q9:C317	0.58	2.29	14	1
1:B:146:ALA:HB3	3:B:201:GSP:N7	0.58	2.13	15	2
6:D:517:17F:H66	6:E:841:17F:C42	0.58	2.28	16	1
6:E:828:17F:O10	6:E:828:17F:C6	0.58	2.50	17	8
5:E:836:7Q9:C1	5:E:836:7Q9:O22	0.58	2.50	16	5
5:B:206:7Q9:C316	6:E:805:17F:H71	0.58	2.29	3	1
5:B:205:7Q9:O13	5:B:211:7Q9:C15	0.58	2.52	4	1
6:D:510:17F:C4	6:D:516:17F:C4	0.58	2.82	6	6
6:E:818:17F:H65	6:E:818:17F:C32	0.58	2.27	18	3
6:B:215:17F:H54	6:B:215:17F:H67	0.58	1.75	8	1
5:A:212:7Q9:O32	6:A:214:17F:N1	0.58	2.36	10	1
6:D:510:17F:H32	6:D:527:17F:H60	0.58	1.76	12	2
5:D:537:7Q9:C35	6:D:546:17F:H73	0.58	2.29	14	2
6:E:818:17F:H19A	5:E:824:7Q9:C13	0.58	2.28	20	1
6:B:208:17F:C31	6:B:214:17F:H45	0.58	2.28	2	1
5:D:506:7Q9:C311	6:D:517:17F:H58	0.58	2.29	2	1
6:D:510:17F:H57	6:D:527:17F:C33	0.58	2.27	2	1
6:D:546:17F:C40	6:D:546:17F:C36	0.58	2.78	11	2
6:D:510:17F:H36	6:D:510:17F:C25	0.58	2.29	3	4
5:E:802:7Q9:C2	5:E:802:7Q9:O32	0.58	2.50	20	7
6:D:510:17F:C9	6:D:516:17F:C11	0.58	2.75	8	3
6:D:510:17F:H20	6:D:527:17F:H60	0.58	1.75	6	1

Continued on next page...

Continued from previous page...

Atom-1	Atom-2	Clash(Å)	Distance(Å)	Models	
				Worst	Total
5:D:519:7Q9:C312	5:D:540:7Q9:C39	0.58	2.82	6	1
6:E:841:17F:O4	5:E:876:7Q9:C15	0.58	2.51	11	1
6:A:208:17F:H12	5:A:209:7Q9:C310	0.58	2.28	1	3
5:A:212:7Q9:C1	5:A:212:7Q9:C31	0.58	2.82	13	16
6:D:527:17F:O10	6:D:527:17F:H4	0.58	1.99	19	8
5:E:802:7Q9:O22	5:E:802:7Q9:O11	0.58	2.21	9	16
5:E:813:7Q9:C1	5:E:813:7Q9:O22	0.58	2.50	5	5
5:E:825:7Q9:C1	5:E:825:7Q9:O22	0.58	2.48	2	9
5:E:833:7Q9:C35	5:E:833:7Q9:C31	0.58	2.82	8	20
5:E:849:7Q9:C14	5:E:849:7Q9:O12	0.58	2.52	12	20
5:B:207:7Q9:O12	5:B:207:7Q9:C13	0.58	2.52	7	18
5:D:506:7Q9:O22	5:D:506:7Q9:O12	0.58	2.21	3	1
6:D:511:17F:H43	5:D:513:7Q9:C315	0.58	2.29	6	4
6:E:807:17F:H20A	6:E:818:17F:C7	0.58	2.29	10	1
2:D:309:GLN:HG3	6:D:527:17F:H58	0.58	1.75	13	1
2:E:605:GLN:HB2	5:E:866:7Q9:C311	0.58	2.28	13	2
5:D:547:7Q9:C14	5:D:547:7Q9:O12	0.57	2.51	17	20
5:D:548:7Q9:O11	5:D:548:7Q9:O22	0.57	2.22	6	13
5:E:829:7Q9:C14	5:E:829:7Q9:O12	0.57	2.51	10	20
5:E:873:7Q9:C21	5:E:873:7Q9:O32	0.57	2.52	18	12
6:E:874:17F:O7	6:E:874:17F:O10	0.57	2.22	15	16
5:E:877:7Q9:C31	5:E:877:7Q9:O22	0.57	2.52	5	15
5:E:853:7Q9:O32	5:E:853:7Q9:O21	0.57	2.22	10	13
5:E:857:7Q9:O21	5:E:857:7Q9:O32	0.57	2.22	8	13
6:E:805:17F:O1	6:E:805:17F:N1	0.57	2.31	6	8
6:D:546:17F:O10	6:D:546:17F:C1Y	0.57	2.52	10	3
5:E:876:7Q9:C3	5:E:876:7Q9:O22	0.57	2.50	16	4
2:D:269:GLN:HG2	6:D:534:17F:H32	0.57	1.75	11	2
6:E:874:17F:H4	6:E:874:17F:O10	0.57	1.98	10	1
5:A:203:7Q9:C317	6:E:801:17F:H53	0.57	2.29	14	4
5:D:502:7Q9:C21	5:D:502:7Q9:O32	0.57	2.52	7	16
5:D:507:7Q9:O12	5:D:507:7Q9:C13	0.57	2.51	1	20
6:E:807:17F:H49	6:E:809:17F:C35	0.57	2.29	1	3
5:E:822:7Q9:C14	5:E:822:7Q9:O12	0.57	2.52	4	20
5:E:860:7Q9:O12	5:E:860:7Q9:C15	0.57	2.52	2	20
6:A:208:17F:H4A	6:A:208:17F:C7	0.57	2.30	7	8
5:B:211:7Q9:C22	6:D:501:17F:C31	0.57	2.82	13	5
6:D:510:17F:H48	6:D:510:17F:H60	0.57	1.76	6	1
5:B:217:7Q9:C15	6:B:219:17F:O10	0.57	2.53	8	3
5:E:824:7Q9:C37	6:E:841:17F:H34	0.57	2.29	11	1
5:B:213:7Q9:C36	5:D:514:7Q9:C36	0.57	2.82	13	1

Continued on next page...

Continued from previous page...

Atom-1	Atom-2	Clash(Å)	Distance(Å)	Models	
				Worst	Total
6:E:818:17F:H61	6:E:841:17F:C37	0.57	2.28	18	2
5:D:513:7Q9:C21	5:D:513:7Q9:C31	0.57	2.81	15	1
6:D:510:17F:H54	6:D:516:17F:C42	0.57	2.28	16	1
2:E:642:SER:H	2:E:643:PRO:HD2	0.57	1.58	17	1
6:E:819:17F:H66	5:E:852:7Q9:C310	0.57	2.29	17	1
6:D:516:17F:C21	6:D:516:17F:H62	0.57	2.29	18	1
1:A:35:THR:HG23	3:A:201:GSP:H5'2	0.57	1.74	19	1
6:D:501:17F:H61	6:D:501:17F:H41	0.57	1.75	19	1
1:B:22:GLN:O	1:B:26:ASN:HA	0.57	1.99	13	8
5:B:203:7Q9:O12	5:B:203:7Q9:C13	0.57	2.51	17	20
5:B:213:7Q9:C1	5:B:213:7Q9:C31	0.57	2.82	4	19
5:D:505:7Q9:C14	5:D:505:7Q9:O12	0.57	2.52	19	20
5:D:530:7Q9:C14	5:D:530:7Q9:O12	0.57	2.52	15	20
5:D:537:7Q9:C15	5:D:537:7Q9:O12	0.57	2.52	8	20
5:E:835:7Q9:O32	5:E:835:7Q9:O21	0.57	2.23	10	12
6:E:818:17F:O9	6:E:818:17F:H32	0.57	1.99	12	6
6:E:819:17F:H58	6:E:819:17F:C25	0.57	2.27	4	3
5:E:853:7Q9:O14	5:E:853:7Q9:C21	0.57	2.51	4	1
5:B:207:7Q9:C318	6:E:801:17F:H68	0.57	2.29	5	3
6:A:214:17F:C30	6:A:214:17F:H70	0.57	2.29	6	1
6:D:510:17F:H9	6:D:516:17F:H8A	0.57	1.74	6	1
5:D:515:7Q9:C318	6:D:517:17F:H52	0.57	2.29	6	1
5:E:806:7Q9:C23	6:E:817:17F:H5	0.57	2.29	8	1
5:A:212:7Q9:C31	6:A:214:17F:H18A	0.57	2.30	16	1
6:D:517:17F:H51	6:D:517:17F:C38	0.57	2.08	17	1
6:B:208:17F:H56	5:B:212:7Q9:C36	0.57	2.28	18	1
5:A:216:7Q9:C15	5:A:216:7Q9:O12	0.57	2.52	4	20
6:D:510:17F:H56	6:D:516:17F:C1X	0.57	2.30	1	4
5:D:539:7Q9:C14	5:D:539:7Q9:O12	0.57	2.52	11	20
5:D:549:7Q9:O12	5:D:549:7Q9:C13	0.57	2.53	11	20
5:E:804:7Q9:O12	5:E:804:7Q9:C14	0.57	2.52	4	19
5:E:812:7Q9:O31	5:E:812:7Q9:O22	0.57	2.22	16	16
5:E:875:7Q9:C14	5:E:875:7Q9:O12	0.57	2.52	14	20
5:B:205:7Q9:O22	5:B:205:7Q9:O11	0.57	2.22	9	14
6:B:215:17F:H47	6:B:215:17F:H65	0.57	1.77	2	1
6:B:219:17F:C17	6:B:219:17F:O8	0.57	2.52	17	6
5:D:525:7Q9:O14	5:D:525:7Q9:C21	0.57	2.52	20	12
5:D:541:7Q9:C2	5:D:541:7Q9:O32	0.57	2.49	12	8
5:D:543:7Q9:C312	5:D:543:7Q9:C38	0.57	2.81	9	7
6:B:208:17F:H20A	6:B:214:17F:O1	0.57	2.00	5	1
6:A:208:17F:H51	5:E:823:7Q9:C317	0.57	2.29	6	1

Continued on next page...

Continued from previous page...

Atom-1	Atom-2	Clash(Å)	Distance(Å)	Models	
				Worst	Total
6:E:838:17F:H12	6:E:856:17F:C11	0.57	2.29	9	3
6:D:533:17F:C30	6:E:870:17F:H68	0.57	2.28	11	1
2:D:403:LEU:HD11	6:E:872:17F:H71	0.57	1.76	13	1
6:E:817:17F:H11A	5:E:833:7Q9:C33	0.57	2.29	16	2
5:A:212:7Q9:C31	5:A:212:7Q9:C1	0.57	2.83	16	1
5:A:209:7Q9:C13	5:A:209:7Q9:O12	0.57	2.52	1	20
5:A:210:7Q9:O22	5:A:210:7Q9:C3	0.57	2.47	16	14
5:D:508:7Q9:O12	5:D:508:7Q9:C14	0.57	2.53	9	20
5:D:512:7Q9:O32	5:D:512:7Q9:O21	0.57	2.23	16	17
5:D:514:7Q9:C21	5:D:514:7Q9:O12	0.57	2.53	10	6
5:E:857:7Q9:O12	5:E:857:7Q9:C14	0.57	2.53	2	20
1:A:32:TYR:HB3	3:A:201:GSP:O2'	0.57	1.99	2	1
5:E:852:7Q9:C3	5:E:852:7Q9:C12	0.57	2.82	2	3
6:E:856:17F:C4	6:E:856:17F:C7	0.57	2.83	15	16
6:D:510:17F:H36	6:D:510:17F:H43	0.57	1.75	3	2
5:D:539:7Q9:O32	5:D:539:7Q9:C15	0.57	2.53	10	8
5:B:216:7Q9:C31	5:D:519:7Q9:C23	0.57	2.82	4	1
6:A:214:17F:O4	5:D:539:7Q9:C13	0.57	2.52	5	1
6:D:501:17F:C1X	5:D:509:7Q9:O22	0.57	2.50	6	2
6:D:510:17F:C10	6:D:516:17F:H8A	0.57	2.26	12	2
6:E:805:17F:C26	6:E:805:17F:H68	0.57	2.30	19	3
1:B:37:GLU:HG2	1:B:56:LEU:HD11	0.57	1.76	16	1
6:B:215:17F:O7	6:B:215:17F:O10	0.57	2.23	16	1
5:A:203:7Q9:C14	5:A:203:7Q9:O12	0.57	2.53	9	20
5:A:212:7Q9:C14	5:A:212:7Q9:O12	0.57	2.52	20	20
5:D:504:7Q9:C1	5:D:504:7Q9:O22	0.57	2.50	17	7
6:E:819:17F:O10	6:E:819:17F:C6	0.57	2.50	17	8
5:E:848:7Q9:C14	5:E:848:7Q9:O12	0.57	2.52	11	20
5:E:859:7Q9:O12	5:E:859:7Q9:C14	0.57	2.52	10	20
5:E:871:7Q9:C13	5:E:871:7Q9:O12	0.57	2.53	16	20
5:D:535:7Q9:O22	5:D:535:7Q9:C3	0.57	2.51	13	10
5:E:810:7Q9:C2	5:E:810:7Q9:O32	0.57	2.50	3	5
1:B:117:LYS:NZ	3:B:201:GSP:N7	0.57	2.52	7	2
5:E:857:7Q9:C33	6:E:874:17F:H37	0.57	2.29	8	2
5:B:209:7Q9:C32	5:B:209:7Q9:C13	0.57	2.82	9	2
6:E:817:17F:H9	5:E:833:7Q9:C32	0.57	2.30	9	1
6:D:517:17F:O8	6:D:517:17F:C17	0.57	2.53	12	9
6:D:534:17F:C32	6:D:534:17F:C36	0.57	2.79	5	9
5:E:843:7Q9:C15	5:E:843:7Q9:O12	0.57	2.53	10	20
5:E:867:7Q9:O12	5:E:867:7Q9:C14	0.57	2.53	5	20
6:E:870:17F:H2	6:E:870:17F:O2	0.57	2.00	10	11

Continued on next page...

Continued from previous page...

Atom-1	Atom-2	Clash(Å)	Distance(Å)	Models	
				Worst	Total
6:D:534:17F:C2X	6:D:534:17F:C33	0.57	2.83	2	4
5:E:868:7Q9:O32	5:E:873:7Q9:C15	0.57	2.53	4	3
5:E:849:7Q9:O21	5:E:849:7Q9:O32	0.57	2.23	15	5
5:A:204:7Q9:C318	6:E:811:17F:H42	0.57	2.30	4	1
5:D:507:7Q9:O14	5:D:507:7Q9:C21	0.57	2.51	10	4
5:D:522:7Q9:O22	5:D:522:7Q9:O11	0.57	2.22	12	6
5:D:513:7Q9:C14	5:D:526:7Q9:C11	0.57	2.83	5	1
5:B:204:7Q9:C318	6:E:801:17F:H75	0.57	2.29	9	3
5:E:810:7Q9:O13	5:E:821:7Q9:C11	0.57	2.53	10	1
5:D:503:7Q9:C23	6:D:510:17F:H37	0.57	2.29	14	1
6:A:214:17F:H47	6:A:214:17F:H70	0.57	1.76	16	2
6:A:214:17F:H37	6:A:214:17F:H33	0.57	1.77	18	1
2:D:334:LEU:HB3	5:D:532:7Q9:C310	0.57	2.30	3	7
5:D:529:7Q9:C13	5:D:529:7Q9:O12	0.57	2.53	4	20
5:D:532:7Q9:O32	5:D:532:7Q9:C21	0.57	2.52	2	16
5:B:207:7Q9:C2	5:B:207:7Q9:O32	0.57	2.49	14	7
6:B:214:17F:C1Y	5:B:220:7Q9:C34	0.57	2.80	9	4
6:E:818:17F:H42	5:E:835:7Q9:C39	0.57	2.30	6	4
5:E:802:7Q9:C310	6:E:807:17F:H46	0.57	2.29	5	3
5:E:861:7Q9:C3	5:E:876:7Q9:C11	0.57	2.81	10	2
6:E:817:17F:H56	5:E:833:7Q9:C35	0.57	2.30	13	4
5:A:204:7Q9:C314	6:A:208:17F:C42	0.57	2.82	16	1
6:A:214:17F:H6A	6:A:214:17F:O10	0.57	1.98	16	1
6:E:805:17F:H19A	5:E:810:7Q9:C22	0.57	2.29	20	1
6:E:809:17F:H51	6:E:818:17F:H75	0.57	1.76	20	1
6:D:510:17F:H78	6:D:510:17F:H52	0.57	1.77	11	3
6:D:511:17F:O4	5:D:524:7Q9:C15	0.57	2.53	8	5
5:E:803:7Q9:O22	5:E:803:7Q9:C35	0.57	2.53	17	8
5:E:847:7Q9:C14	5:E:847:7Q9:O12	0.57	2.53	3	20
5:E:803:7Q9:O22	5:E:803:7Q9:C31	0.57	2.53	9	6
6:D:528:17F:H37	6:D:528:17F:H66	0.57	1.77	12	8
6:D:501:17F:H47	5:D:508:7Q9:C318	0.57	2.29	5	1
6:D:534:17F:H54	6:D:534:17F:C34	0.57	2.30	6	1
6:E:817:17F:H19	6:E:817:17F:H1	0.57	1.76	9	1
5:A:205:7Q9:O13	5:B:209:7Q9:C15	0.57	2.53	11	1
5:D:515:7Q9:C2	5:D:515:7Q9:O32	0.57	2.50	10	10
5:E:866:7Q9:C15	5:E:866:7Q9:O12	0.57	2.53	6	20
5:E:876:7Q9:C14	5:E:876:7Q9:O12	0.57	2.53	14	20
5:D:530:7Q9:O32	5:D:530:7Q9:C21	0.57	2.53	16	11
6:D:534:17F:C33	6:D:534:17F:H35	0.57	2.29	2	1
5:E:815:7Q9:C3	5:E:827:7Q9:O32	0.57	2.52	2	3

Continued on next page...

Continued from previous page...

Atom-1	Atom-2	Clash(Å)	Distance(Å)	Models	
				Worst	Total
1:A:22:GLN:O	1:A:26:ASN:HA	0.57	1.99	13	10
6:D:501:17F:H55	5:D:508:7Q9:C316	0.57	2.30	4	1
6:B:219:17F:H20	6:B:219:17F:H35	0.57	1.76	5	2
6:A:208:17F:H69	6:B:208:17F:H72	0.57	1.76	6	1
5:D:505:7Q9:C39	6:D:528:17F:H41	0.57	2.29	8	2
6:E:856:17F:HN1	6:E:856:17F:P1	0.57	2.23	18	3
6:D:510:17F:C24	6:D:516:17F:H68	0.57	2.19	18	1
5:A:204:7Q9:C13	5:A:204:7Q9:O12	0.56	2.53	10	20
5:A:211:7Q9:O12	5:A:211:7Q9:C13	0.56	2.53	6	20
6:D:501:17F:H74	6:E:807:17F:H53	0.56	1.75	1	2
5:D:521:7Q9:C15	5:D:521:7Q9:O12	0.56	2.53	19	20
5:A:203:7Q9:C3	5:A:203:7Q9:O22	0.56	2.51	18	10
5:D:549:7Q9:C15	6:E:856:17F:H5	0.56	2.30	11	6
6:E:801:17F:H70	5:E:803:7Q9:C316	0.56	2.30	3	1
6:D:510:17F:C18	6:D:516:17F:C10	0.56	2.80	12	2
5:D:515:7Q9:C3	6:D:517:17F:C6	0.56	2.79	8	1
6:D:534:17F:H44	6:D:534:17F:H61	0.56	1.77	8	1
2:D:429:PHE:CE1	6:D:533:17F:H68	0.56	2.35	13	3
5:B:212:7Q9:P	5:B:217:7Q9:O31	0.56	2.62	15	1
5:D:504:7Q9:C318	6:D:516:17F:H70	0.56	2.30	18	1
5:B:211:7Q9:C311	6:D:501:17F:H58	0.56	2.30	20	1
5:B:206:7Q9:O12	5:B:206:7Q9:C14	0.56	2.53	7	19
6:B:219:17F:H34	5:D:545:7Q9:C39	0.56	2.30	1	4
6:D:528:17F:H38	6:D:528:17F:H74	0.56	1.75	1	3
5:D:542:7Q9:O22	5:D:542:7Q9:C3	0.56	2.51	16	14
5:E:820:7Q9:O31	5:E:820:7Q9:O22	0.56	2.23	9	11
5:E:836:7Q9:O12	5:E:836:7Q9:C13	0.56	2.53	3	20
6:E:801:17F:H34	6:E:801:17F:H36	0.56	1.75	2	1
6:E:817:17F:H51	5:E:820:7Q9:C318	0.56	2.30	6	1
6:E:838:17F:H8A	6:E:856:17F:C21	0.56	2.30	17	2
5:B:209:7Q9:C13	5:B:209:7Q9:O12	0.56	2.54	9	2
6:A:208:17F:H43	5:E:822:7Q9:C315	0.56	2.30	10	2
6:D:528:17F:H4A	5:D:532:7Q9:C13	0.56	2.30	11	1
5:B:205:7Q9:C310	6:E:809:17F:H77	0.56	2.30	15	2
2:D:312:MET:HE1	6:D:527:17F:H70	0.56	1.76	13	1
6:E:805:17F:H19A	5:E:810:7Q9:C23	0.56	2.30	13	1
6:A:208:17F:H32	6:B:208:17F:H37	0.56	1.77	15	1
6:E:809:17F:C1Z	6:E:818:17F:H63	0.56	2.30	20	1
5:A:215:7Q9:O22	5:A:215:7Q9:C3	0.56	2.51	19	14
5:B:211:7Q9:C15	5:B:211:7Q9:O12	0.56	2.53	19	20
2:D:363:LEU:HD13	2:E:601:LEU:HD11	0.56	1.75	1	1

Continued on next page...

Continued from previous page...

Atom-1	Atom-2	Clash(Å)	Distance(Å)	Models	
				Worst	Total
6:D:501:17F:H55	6:D:501:17F:H68	0.56	1.77	16	5
6:E:809:17F:C31	6:E:809:17F:H29	0.56	2.31	1	1
5:E:845:7Q9:C15	5:E:845:7Q9:O12	0.56	2.53	19	20
5:E:850:7Q9:C15	5:E:850:7Q9:O12	0.56	2.54	6	20
5:E:863:7Q9:C15	5:E:863:7Q9:O12	0.56	2.53	19	20
6:E:874:17F:P1	6:E:874:17F:C6	0.56	2.94	2	19
1:A:117:LYS:HG2	3:A:201:GSP:O6	0.56	2.00	8	2
6:D:501:17F:O1	6:D:501:17F:O9	0.56	2.23	2	4
6:D:534:17F:H65	6:D:534:17F:H30	0.56	1.76	18	7
5:E:848:7Q9:C310	5:E:851:7Q9:C38	0.56	2.84	3	5
6:E:856:17F:H36	6:E:856:17F:H56	0.56	1.77	2	2
1:A:35:THR:HG22	1:B:135:ARG:HH22	0.56	1.60	3	1
1:A:68:ARG:HA	1:A:71:TYR:CE2	0.56	2.35	15	3
5:A:217:7Q9:C317	6:D:546:17F:H51	0.56	2.30	4	1
5:B:220:7Q9:C12	6:D:533:17F:H8A	0.56	2.30	4	2
5:A:204:7Q9:C310	6:A:208:17F:H63	0.56	2.30	16	3
5:B:210:7Q9:O13	6:B:215:17F:N1	0.56	2.37	17	2
1:A:35:THR:HG21	1:A:38:ASP:HB2	0.56	1.75	9	1
6:B:208:17F:H35	6:B:208:17F:H62	0.56	1.75	10	2
6:D:510:17F:H54	6:D:527:17F:H55	0.56	1.75	10	1
6:D:510:17F:H34	6:D:516:17F:H10	0.56	1.76	11	1
6:D:501:17F:H56	6:D:501:17F:H10A	0.56	1.77	15	1
6:E:818:17F:H40	5:E:835:7Q9:C311	0.56	2.30	20	2
6:B:214:17F:C5	6:B:219:17F:H11A	0.56	2.30	16	1
6:B:214:17F:H33	6:B:219:17F:H37	0.56	1.76	16	1
5:D:513:7Q9:C23	6:D:528:17F:H53	0.56	2.30	18	1
6:A:214:17F:H59	6:A:214:17F:C36	0.56	2.24	19	1
6:D:510:17F:C28	6:D:516:17F:H72	0.56	2.30	19	1
6:D:516:17F:H77	6:E:838:17F:H78	0.56	1.76	20	1
5:D:520:7Q9:C318	2:E:601:LEU:HD21	0.56	2.31	20	1
6:B:214:17F:C35	6:B:214:17F:C31	0.56	2.83	1	2
2:D:269:GLN:HG3	6:D:534:17F:H32	0.56	1.76	1	1
6:D:501:17F:H68	6:D:501:17F:C30	0.56	2.31	16	2
5:E:831:7Q9:O12	5:E:831:7Q9:C14	0.56	2.54	15	20
5:E:851:7Q9:O12	5:E:851:7Q9:C13	0.56	2.53	14	20
6:E:872:17F:H19	6:E:872:17F:H29	0.56	1.77	7	8
5:B:206:7Q9:C1	5:B:206:7Q9:C31	0.56	2.83	14	7
5:D:514:7Q9:C2	5:D:514:7Q9:O32	0.56	2.52	7	5
5:E:876:7Q9:C21	5:E:876:7Q9:O32	0.56	2.52	13	12
5:A:211:7Q9:C38	5:A:213:7Q9:C313	0.56	2.83	16	2
5:E:836:7Q9:O32	5:E:836:7Q9:O21	0.56	2.24	18	7

Continued on next page...

Continued from previous page...

Atom-1	Atom-2	Clash(Å)	Distance(Å)	Models	
				Worst	Total
1:B:47:ASP:HB2	1:B:164:ARG:HH12	0.56	1.61	10	3
5:E:850:7Q9:C38	6:E:870:17F:C20	0.56	2.82	10	1
6:D:501:17F:H4	6:D:501:17F:N1	0.56	2.16	11	1
6:B:214:17F:C34	6:B:214:17F:H40	0.56	2.31	16	1
6:A:208:17F:H38	5:A:213:7Q9:C316	0.56	2.29	20	1
5:B:210:7Q9:O12	5:B:210:7Q9:C13	0.56	2.53	10	20
5:D:525:7Q9:O21	5:D:525:7Q9:O32	0.56	2.24	6	18
5:E:832:7Q9:O32	5:E:832:7Q9:O21	0.56	2.23	2	18
5:E:863:7Q9:C35	5:E:863:7Q9:O32	0.56	2.54	15	8
6:D:527:17F:H50	6:D:527:17F:H77	0.56	1.76	2	2
6:E:856:17F:O4	6:E:874:17F:H4	0.56	2.01	3	2
5:B:213:7Q9:C1	5:B:213:7Q9:O32	0.56	2.53	4	6
6:D:510:17F:H64	6:D:527:17F:H74	0.56	1.75	4	1
1:B:84:ILE:HD12	1:B:123:ARG:HB3	0.56	1.78	20	6
5:B:205:7Q9:C15	5:B:210:7Q9:O22	0.56	2.53	6	1
5:E:840:7Q9:C1	5:E:849:7Q9:C22	0.56	2.84	6	1
5:E:863:7Q9:C13	5:E:873:7Q9:O13	0.56	2.53	8	2
6:E:855:17F:H54	5:E:867:7Q9:C315	0.56	2.30	9	2
6:E:818:17F:H41	6:E:818:17F:H71	0.56	1.78	12	2
5:E:834:7Q9:C317	6:E:855:17F:H66	0.56	2.31	11	1
2:D:388:ARG:HD2	2:E:575:LEU:HG	0.56	1.76	14	1
5:B:218:7Q9:C1	5:D:542:7Q9:C15	0.56	2.83	2	4
5:D:506:7Q9:C13	5:D:506:7Q9:O12	0.56	2.53	11	19
5:D:535:7Q9:O12	5:D:535:7Q9:C14	0.56	2.54	18	15
6:E:811:17F:O10	6:E:811:17F:C6	0.56	2.51	16	13
6:E:872:17F:O9	6:E:872:17F:O1	0.56	2.23	1	13
5:D:503:7Q9:C311	5:D:503:7Q9:C37	0.56	2.82	11	4
5:D:548:7Q9:P	5:D:548:7Q9:O22	0.56	2.63	2	3
5:E:837:7Q9:C31	6:E:841:17F:H12A	0.56	2.31	5	5
2:D:327:GLN:CD	6:D:528:17F:H32	0.56	2.20	3	1
6:D:517:17F:H30	6:D:517:17F:C23	0.56	2.27	14	4
5:E:812:7Q9:C13	5:E:816:7Q9:O22	0.56	2.54	6	2
5:D:513:7Q9:C34	6:D:528:17F:H62	0.56	2.31	7	2
6:E:817:17F:H18	5:E:820:7Q9:C22	0.56	2.31	8	1
5:E:847:7Q9:O14	6:E:872:17F:H1A	0.56	2.00	8	1
6:E:817:17F:H40	6:E:817:17F:H30	0.56	1.78	20	4
6:D:510:17F:H54	6:D:516:17F:H78	0.56	1.77	16	1
5:E:802:7Q9:C310	6:E:807:17F:H41	0.56	2.30	16	1
6:B:214:17F:H66	6:B:219:17F:H47	0.56	1.76	18	1
5:D:506:7Q9:C2	5:D:506:7Q9:O32	0.56	2.51	1	3
5:D:524:7Q9:C33	5:D:524:7Q9:C37	0.56	2.84	6	15

Continued on next page...

Continued from previous page...

Atom-1	Atom-2	Clash(Å)	Distance(Å)	Models	
				Worst	Total
5:D:524:7Q9:O32	5:D:524:7Q9:O21	0.56	2.24	16	16
5:D:545:7Q9:O12	5:D:545:7Q9:C15	0.56	2.53	17	20
5:E:806:7Q9:O12	5:E:806:7Q9:C15	0.56	2.54	17	20
5:E:808:7Q9:C14	5:E:808:7Q9:O12	0.56	2.54	8	20
6:D:510:17F:H18	6:D:516:17F:C8	0.56	2.24	2	1
6:A:208:17F:H47	6:E:811:17F:H70	0.56	1.78	3	1
6:D:510:17F:C21	6:D:511:17F:H57	0.56	2.31	5	1
6:B:214:17F:H6	5:B:217:7Q9:C31	0.56	2.30	8	2
5:A:203:7Q9:C13	5:B:204:7Q9:O22	0.56	2.54	11	1
6:A:208:17F:H67	6:B:208:17F:H72	0.56	1.78	11	1
6:E:805:17F:H72	6:E:805:17F:H53	0.56	1.77	15	2
5:E:848:7Q9:C37	5:E:851:7Q9:C33	0.56	2.83	15	1
5:A:204:7Q9:C316	6:A:208:17F:H45	0.56	2.31	16	1
6:B:208:17F:H55	6:B:214:17F:H54	0.56	1.78	17	1
6:B:215:17F:H47	6:B:215:17F:C34	0.56	2.31	17	1
5:B:220:7Q9:C23	6:D:533:17F:H11A	0.56	2.31	17	1
6:A:208:17F:H48	5:A:211:7Q9:C318	0.56	2.31	18	1
6:E:841:17F:O8	6:E:841:17F:C4	0.56	2.53	19	1
6:D:510:17F:H43	6:D:510:17F:H36	0.56	1.77	9	5
5:D:536:7Q9:O12	5:D:536:7Q9:C13	0.56	2.53	11	20
5:E:813:7Q9:C15	5:E:813:7Q9:O12	0.56	2.53	13	20
5:E:823:7Q9:O12	5:E:823:7Q9:C14	0.56	2.54	17	20
5:E:837:7Q9:C15	5:E:837:7Q9:O12	0.56	2.54	11	19
5:E:833:7Q9:C14	5:E:833:7Q9:O12	0.56	2.53	2	19
6:B:219:17F:H19	6:B:219:17F:C10	0.56	2.30	3	2
6:D:516:17F:H47	6:D:516:17F:H60	0.56	1.76	3	1
6:D:527:17F:O10	6:D:527:17F:C6	0.56	2.53	3	2
5:E:824:7Q9:C32	6:E:841:17F:C18	0.56	2.83	3	4
5:E:839:7Q9:O32	5:E:839:7Q9:O21	0.56	2.24	9	7
5:D:531:7Q9:O13	5:D:540:7Q9:C12	0.56	2.53	4	1
6:B:208:17F:H64	6:B:208:17F:H40	0.56	1.78	5	1
5:E:875:7Q9:O22	5:E:875:7Q9:C3	0.56	2.52	10	8
2:E:555:SER:OG	6:E:872:17F:H65	0.56	2.00	7	2
6:E:807:17F:H42	6:E:809:17F:C34	0.56	2.30	8	1
5:E:824:7Q9:C35	6:E:841:17F:H20A	0.56	2.30	11	1
5:A:207:7Q9:O12	5:A:207:7Q9:C14	0.56	2.54	20	20
5:D:512:7Q9:C13	5:D:512:7Q9:O12	0.56	2.54	19	20
5:D:520:7Q9:C313	5:D:538:7Q9:C313	0.56	2.84	2	2
5:E:832:7Q9:C14	5:E:832:7Q9:O12	0.56	2.54	3	20
5:E:845:7Q9:O22	5:E:845:7Q9:O11	0.56	2.24	17	15
5:E:844:7Q9:C14	5:E:864:7Q9:O22	0.56	2.54	5	6

Continued on next page...

Continued from previous page...

Atom-1	Atom-2	Clash(Å)	Distance(Å)	Models	
				Worst	Total
6:E:828:17F:H4	5:E:851:7Q9:O13	0.56	2.01	3	1
5:D:504:7Q9:C318	6:D:516:17F:H73	0.56	2.31	4	1
6:E:838:17F:O10	6:E:838:17F:O7	0.56	2.24	16	2
5:B:203:7Q9:O32	6:B:208:17F:H6	0.56	2.01	5	1
6:D:517:17F:H48	6:D:517:17F:H69	0.56	1.77	6	2
5:D:521:7Q9:C314	5:D:525:7Q9:C315	0.56	2.84	11	3
6:D:501:17F:H46	6:D:501:17F:H62	0.56	1.78	20	1
5:A:213:7Q9:C14	5:A:213:7Q9:C1	0.56	2.84	4	4
6:B:214:17F:H56	6:B:214:17F:H63	0.56	1.77	1	2
5:D:512:7Q9:C14	5:D:513:7Q9:C1	0.56	2.84	1	2
5:D:541:7Q9:C13	5:D:541:7Q9:O12	0.56	2.53	11	20
5:E:848:7Q9:O32	5:E:848:7Q9:O21	0.56	2.23	2	16
5:A:204:7Q9:C312	6:A:208:17F:H39	0.56	2.31	2	2
6:E:801:17F:H18A	6:E:801:17F:H10	0.56	1.77	2	1
6:E:811:17F:H66	6:E:811:17F:H36	0.56	1.78	2	1
5:A:213:7Q9:C22	5:A:213:7Q9:C12	0.56	2.84	13	6
5:B:206:7Q9:C13	5:B:210:7Q9:O32	0.56	2.54	17	7
6:D:510:17F:O3	6:D:516:17F:C4	0.56	2.47	15	6
6:A:214:17F:H63	6:A:214:17F:H29	0.56	1.75	19	2
1:A:31:GLU:OE2	3:A:201:GSP:S1G	0.56	2.64	7	1
5:D:521:7Q9:O32	5:D:521:7Q9:O21	0.56	2.24	8	4
5:A:216:7Q9:O22	5:A:216:7Q9:O11	0.56	2.24	15	3
6:D:533:17F:H6	5:D:543:7Q9:C1	0.56	2.31	9	2
5:E:815:7Q9:O11	5:E:815:7Q9:O32	0.56	2.23	9	5
5:E:869:7Q9:C11	6:E:872:17F:H9	0.56	2.31	14	2
6:D:510:17F:C30	6:D:516:17F:H38	0.56	2.31	14	1
6:D:510:17F:H60	6:D:510:17F:H42	0.56	1.77	14	1
5:E:804:7Q9:C13	6:E:805:17F:C8	0.56	2.83	14	1
1:A:84:ILE:CD1	1:A:118:CYS:HA	0.55	2.31	8	11
5:D:509:7Q9:O32	5:D:509:7Q9:C1	0.55	2.54	1	2
5:D:522:7Q9:O22	5:D:522:7Q9:C3	0.55	2.52	18	11
5:D:523:7Q9:C14	5:D:523:7Q9:O12	0.55	2.54	3	20
5:D:549:7Q9:O22	5:D:549:7Q9:C1	0.55	2.51	7	7
5:E:877:7Q9:O12	5:E:877:7Q9:C15	0.55	2.54	9	20
6:E:841:17F:H4A	6:E:841:17F:C2	0.55	2.30	3	1
5:E:821:7Q9:C12	5:E:825:7Q9:O13	0.55	2.54	18	2
6:B:215:17F:H72	5:E:821:7Q9:C317	0.55	2.31	15	3
2:E:555:SER:HA	6:E:872:17F:H64	0.55	1.78	9	1
5:A:206:7Q9:O22	5:A:206:7Q9:C3	0.55	2.53	18	4
5:E:824:7Q9:C315	6:E:841:17F:H72	0.55	2.31	13	1
6:E:838:17F:C1Z	6:E:838:17F:H35	0.55	2.28	13	1

Continued on next page...

Continued from previous page...

Atom-1	Atom-2	Clash(Å)	Distance(Å)	Models	
				Worst	Total
6:E:841:17F:C4	6:E:841:17F:H2	0.55	2.31	14	1
2:D:375:ALA:HB2	5:D:529:7Q9:C35	0.55	2.31	3	6
6:D:510:17F:C25	6:D:516:17F:H64	0.55	2.31	1	4
5:D:524:7Q9:C14	5:D:524:7Q9:O12	0.55	2.54	12	20
5:D:526:7Q9:O12	5:D:526:7Q9:C15	0.55	2.53	5	20
6:E:838:17F:H57	6:E:838:17F:C2X	0.55	2.30	1	1
6:E:856:17F:O8	6:E:856:17F:H4	0.55	2.02	10	8
5:A:212:7Q9:C31	6:A:214:17F:H20A	0.55	2.32	6	1
6:D:546:17F:H51	5:E:865:7Q9:C315	0.55	2.31	6	1
6:D:534:17F:H12A	5:D:539:7Q9:C33	0.55	2.31	7	1
6:B:208:17F:HN1	6:B:214:17F:H1	0.55	1.60	12	1
2:D:419:LEU:H	2:D:420:PRO:HD2	0.55	1.61	15	1
6:D:534:17F:H29	6:D:534:17F:H64	0.55	1.77	15	1
6:E:819:17F:C6	5:E:836:7Q9:C2	0.55	2.84	16	1
6:E:855:17F:H40	6:E:855:17F:H56	0.55	1.75	18	1
6:D:510:17F:H10A	6:D:516:17F:C32	0.55	2.28	20	1
5:B:213:7Q9:O12	5:B:213:7Q9:C13	0.55	2.55	9	20
5:D:536:7Q9:P	5:D:536:7Q9:O21	0.55	2.63	20	16
5:E:825:7Q9:O12	5:E:825:7Q9:C14	0.55	2.54	9	20
5:E:842:7Q9:O12	5:E:842:7Q9:C14	0.55	2.53	6	20
5:B:209:7Q9:C15	5:D:505:7Q9:O13	0.55	2.54	2	3
5:E:808:7Q9:C312	6:E:811:17F:H55	0.55	2.30	4	1
5:A:204:7Q9:C22	5:A:206:7Q9:C33	0.55	2.84	6	1
6:D:510:17F:H37	6:D:511:17F:C31	0.55	2.28	18	2
2:E:555:SER:N	6:E:872:17F:H68	0.55	2.17	8	2
5:D:525:7Q9:C11	5:D:525:7Q9:O21	0.55	2.54	9	6
6:E:838:17F:H39	6:E:838:17F:H34	0.55	1.78	17	2
5:E:843:7Q9:O22	5:E:844:7Q9:C34	0.55	2.55	9	2
5:E:832:7Q9:C23	6:E:838:17F:H8A	0.55	2.31	11	1
5:B:217:7Q9:C12	5:D:522:7Q9:O22	0.55	2.54	12	1
6:E:805:17F:H19	6:E:805:17F:C21	0.55	2.27	12	1
5:E:824:7Q9:C37	5:E:824:7Q9:C33	0.55	2.84	12	2
6:B:208:17F:H4	6:B:208:17F:H1	0.55	1.77	18	2
5:E:832:7Q9:C22	6:E:856:17F:H6	0.55	2.32	16	1
6:E:809:17F:H34	6:E:818:17F:H63	0.55	1.78	20	1
6:D:517:17F:H11A	5:D:538:7Q9:C34	0.55	2.32	1	1
5:D:526:7Q9:C39	5:D:526:7Q9:C22	0.55	2.85	8	17
5:D:538:7Q9:O32	5:D:538:7Q9:O21	0.55	2.24	17	12
6:E:818:17F:H39	5:E:835:7Q9:C37	0.55	2.32	12	4
5:E:861:7Q9:C14	5:E:861:7Q9:O12	0.55	2.55	11	20
5:E:867:7Q9:C34	5:E:867:7Q9:O31	0.55	2.55	3	13

Continued on next page...

Continued from previous page...

Atom-1	Atom-2	Clash(Å)	Distance(Å)	Models	
				Worst	Total
5:E:834:7Q9:C1	5:E:834:7Q9:O22	0.55	2.52	11	2
5:D:520:7Q9:C313	5:D:538:7Q9:C314	0.55	2.85	3	2
6:E:807:17F:H33	6:E:819:17F:H12A	0.55	1.77	3	2
6:E:838:17F:C1Z	6:E:838:17F:C23	0.55	2.81	16	7
5:B:203:7Q9:C310	6:B:208:17F:H66	0.55	2.31	9	3
6:D:510:17F:O9	6:D:516:17F:C10	0.55	2.54	15	3
6:E:807:17F:C32	6:E:807:17F:C1X	0.55	2.81	16	3
2:D:429:PHE:CZ	6:D:533:17F:H68	0.55	2.37	20	2
1:B:6:LEU:HB2	1:B:55:ILE:HG22	0.55	1.77	14	1
5:B:216:7Q9:C14	5:B:216:7Q9:O12	0.55	2.55	10	20
5:B:218:7Q9:C14	5:B:218:7Q9:O12	0.55	2.55	5	20
5:E:851:7Q9:C310	5:E:862:7Q9:C38	0.55	2.84	19	6
5:E:858:7Q9:C15	5:E:858:7Q9:O12	0.55	2.54	15	20
6:D:511:17F:O9	6:D:511:17F:O8	0.55	2.23	2	13
2:D:408:LYS:HB2	2:D:409:PRO:HD3	0.55	1.77	8	9
6:D:510:17F:H9	6:D:516:17F:C8	0.55	2.29	6	1
6:E:801:17F:H78	6:E:801:17F:C28	0.55	2.30	6	1
6:E:809:17F:H48	6:E:818:17F:H71	0.55	1.77	6	1
6:E:874:17F:H46	6:E:874:17F:H66	0.55	1.77	6	1
6:E:809:17F:H60	6:E:818:17F:H69	0.55	1.77	9	2
6:E:809:17F:H52	6:E:818:17F:H72	0.55	1.77	16	1
5:D:548:7Q9:O12	5:D:548:7Q9:C13	0.55	2.55	13	20
5:E:802:7Q9:O32	6:E:807:17F:C5	0.55	2.55	15	9
5:E:803:7Q9:C311	5:E:814:7Q9:C38	0.55	2.84	6	4
5:E:878:7Q9:C2	5:E:878:7Q9:O32	0.55	2.52	3	8
5:B:211:7Q9:C22	6:D:501:17F:H56	0.55	2.31	2	2
5:D:529:7Q9:C3	5:D:529:7Q9:O22	0.55	2.53	12	11
6:E:807:17F:H32	6:E:818:17F:H37	0.55	1.79	20	2
6:B:208:17F:H31	6:B:214:17F:H10	0.55	1.77	18	3
6:E:801:17F:N1	5:E:808:7Q9:O13	0.55	2.40	7	1
6:D:534:17F:H64	6:D:534:17F:H46	0.55	1.79	12	1
5:E:816:7Q9:C11	5:E:831:7Q9:O13	0.55	2.55	14	1
6:E:801:17F:H49	6:E:801:17F:H77	0.55	1.77	15	1
2:E:594:LYS:HD3	5:E:861:7Q9:C316	0.55	2.32	16	1
3:A:201:GSP:H5'1	3:A:201:GSP:O2B	0.55	2.01	17	1
5:D:504:7Q9:O12	5:D:504:7Q9:C14	0.55	2.55	7	20
6:D:510:17F:N1	6:D:510:17F:P1	0.55	2.80	6	15
6:D:511:17F:O10	6:D:511:17F:C4	0.55	2.51	1	11
5:E:813:7Q9:C15	5:E:813:7Q9:O13	0.55	2.55	17	14
5:E:822:7Q9:O31	5:E:822:7Q9:O22	0.55	2.25	8	17
5:E:853:7Q9:O12	5:E:853:7Q9:C13	0.55	2.55	1	20

Continued on next page...

Continued from previous page...

Atom-1	Atom-2	Clash(Å)	Distance(Å)	Models	
				Worst	Total
5:E:864:7Q9:C14	5:E:864:7Q9:O12	0.55	2.55	10	20
5:B:209:7Q9:C38	5:D:502:7Q9:C35	0.55	2.85	2	1
5:A:204:7Q9:C317	6:E:811:17F:H70	0.55	2.32	5	1
5:A:212:7Q9:C32	6:A:214:17F:H34	0.55	2.31	6	1
5:E:840:7Q9:C1	5:E:840:7Q9:O32	0.55	2.55	6	1
6:D:517:17F:C38	6:D:517:17F:H48	0.55	2.32	18	2
5:D:502:7Q9:C23	5:D:502:7Q9:C13	0.55	2.85	8	2
5:B:218:7Q9:C37	5:D:514:7Q9:C33	0.55	2.85	20	2
5:E:815:7Q9:O32	5:E:815:7Q9:C14	0.55	2.54	9	2
2:D:322:LEU:O	2:D:326:LEU:HG	0.55	2.02	18	2
6:E:819:17F:H40	6:E:819:17F:C31	0.55	2.30	13	1
6:E:838:17F:H8A	6:E:856:17F:H39	0.55	1.78	14	1
5:A:206:7Q9:O32	5:A:206:7Q9:C21	0.55	2.55	1	13
6:D:501:17F:H46	5:D:508:7Q9:C318	0.55	2.32	1	1
5:E:814:7Q9:O32	5:E:814:7Q9:O21	0.55	2.25	16	18
5:E:863:7Q9:C32	5:E:873:7Q9:C32	0.55	2.85	5	7
5:B:212:7Q9:P	5:B:212:7Q9:O21	0.55	2.65	2	1
6:D:510:17F:C31	6:D:527:17F:H61	0.55	2.27	2	2
5:D:544:7Q9:C2	5:D:544:7Q9:O32	0.55	2.49	11	2
5:E:865:7Q9:C3	5:E:865:7Q9:O22	0.55	2.50	10	5
5:D:513:7Q9:O31	5:D:513:7Q9:O22	0.55	2.25	11	11
5:D:514:7Q9:C15	5:D:514:7Q9:O12	0.55	2.55	3	14
5:E:837:7Q9:C32	6:E:841:17F:C1Y	0.55	2.85	11	3
6:D:511:17F:O5	5:D:526:7Q9:C15	0.55	2.54	5	1
5:B:220:7Q9:O22	6:D:533:17F:H11A	0.55	2.02	7	1
2:D:400:LEU:HB3	5:D:542:7Q9:C313	0.55	2.32	9	2
6:D:501:17F:H45	5:D:508:7Q9:C35	0.55	2.32	9	1
6:E:838:17F:H68	6:E:856:17F:C22	0.55	2.32	9	1
6:E:838:17F:H39	6:E:838:17F:C1Z	0.55	2.32	17	2
6:B:214:17F:H46	6:B:214:17F:C42	0.55	2.30	11	1
6:B:215:17F:O2	5:D:506:7Q9:C15	0.55	2.55	14	1
6:B:215:17F:H38	5:B:216:7Q9:C317	0.55	2.32	14	1
5:E:813:7Q9:C33	5:E:829:7Q9:C23	0.55	2.85	15	2
6:B:214:17F:C6	5:B:217:7Q9:C31	0.55	2.85	18	1
6:D:501:17F:C25	5:D:508:7Q9:C36	0.55	2.85	20	1
5:B:204:7Q9:O32	5:B:204:7Q9:O21	0.55	2.25	13	17
5:B:213:7Q9:C37	5:D:514:7Q9:C310	0.55	2.84	20	3
6:B:214:17F:H34	5:B:220:7Q9:C32	0.55	2.31	12	4
6:D:510:17F:P1	6:D:510:17F:HN1	0.55	2.24	6	8
6:D:511:17F:H11	5:D:526:7Q9:O14	0.55	2.01	5	3
5:D:530:7Q9:O22	5:D:530:7Q9:C3	0.55	2.52	5	5

Continued on next page...

Continued from previous page...

Atom-1	Atom-2	Clash(Å)	Distance(Å)	Models	
				Worst	Total
5:D:542:7Q9:O12	5:D:542:7Q9:C13	0.55	2.55	16	20
6:E:801:17F:O9	6:E:801:17F:C7	0.55	2.55	1	5
5:B:216:7Q9:O31	5:B:216:7Q9:O22	0.55	2.25	6	13
5:D:548:7Q9:O14	5:E:847:7Q9:C13	0.55	2.55	10	6
6:D:517:17F:H76	5:D:541:7Q9:C318	0.55	2.32	4	1
5:E:821:7Q9:O12	5:E:821:7Q9:O21	0.55	2.24	18	2
6:D:501:17F:H46	6:D:501:17F:H66	0.55	1.78	5	2
6:E:828:17F:H11A	5:E:832:7Q9:C38	0.55	2.32	15	3
5:D:502:7Q9:C23	5:D:508:7Q9:C22	0.55	2.85	8	2
6:E:828:17F:H72	5:E:829:7Q9:C318	0.55	2.32	12	1
5:E:837:7Q9:C14	6:E:841:17F:O10	0.55	2.55	16	2
5:A:206:7Q9:C318	6:E:811:17F:H76	0.55	2.32	1	4
5:E:824:7Q9:O13	5:E:824:7Q9:C2	0.55	2.55	2	18
5:E:862:7Q9:C13	5:E:862:7Q9:O12	0.55	2.55	14	20
6:E:801:17F:H59	5:E:803:7Q9:C39	0.55	2.32	2	1
5:D:537:7Q9:C3	6:D:546:17F:C11	0.55	2.81	15	3
1:A:84:ILE:HD13	1:A:118:CYS:HA	0.55	1.79	10	7
5:A:215:7Q9:P	6:D:534:17F:H43	0.55	2.42	4	1
6:D:528:17F:C28	6:D:528:17F:C24	0.55	2.77	4	1
6:B:208:17F:H45	6:B:208:17F:C38	0.55	2.32	7	2
5:D:521:7Q9:O31	5:D:525:7Q9:O31	0.55	2.25	5	6
5:E:835:7Q9:C13	5:E:835:7Q9:O22	0.55	2.56	12	1
6:D:510:17F:C28	6:D:516:17F:H68	0.55	2.32	13	1
6:D:533:17F:O5	6:D:533:17F:H10	0.55	2.01	19	1
1:B:13:GLY:HA2	3:B:201:GSP:C5'	0.55	2.32	20	1
5:D:518:7Q9:O32	5:D:518:7Q9:O21	0.54	2.24	12	12
5:E:830:7Q9:O32	5:E:830:7Q9:O21	0.54	2.25	3	16
6:B:208:17F:O10	6:B:208:17F:C4	0.54	2.48	4	4
6:D:528:17F:O10	6:D:528:17F:H9	0.54	2.02	10	11
6:D:510:17F:O9	6:D:516:17F:H11A	0.54	2.02	4	3
5:B:207:7Q9:C1	5:B:207:7Q9:O22	0.54	2.53	15	6
5:B:220:7Q9:O14	6:D:533:17F:H4A	0.54	2.02	11	1
2:D:429:PHE:CZ	6:D:533:17F:H41	0.54	2.32	11	1
2:E:555:SER:N	6:E:872:17F:H65	0.54	2.17	12	3
5:E:820:7Q9:C21	5:E:820:7Q9:O14	0.54	2.55	13	1
5:A:204:7Q9:C313	6:A:208:17F:H77	0.54	2.32	14	1
6:E:819:17F:O7	6:E:819:17F:H11	0.54	2.03	15	1
6:D:517:17F:H57	6:D:517:17F:C22	0.54	2.32	18	1
5:A:206:7Q9:C15	5:A:206:7Q9:O12	0.54	2.55	20	20
6:D:501:17F:C7	6:D:501:17F:O9	0.54	2.55	18	5
5:E:804:7Q9:C1	5:E:815:7Q9:O13	0.54	2.56	1	1

Continued on next page...

Continued from previous page...

Atom-1	Atom-2	Clash(Å)	Distance(Å)	Models	
				Worst	Total
5:E:837:7Q9:O32	6:E:841:17F:H19A	0.54	2.01	1	1
5:E:873:7Q9:O12	5:E:873:7Q9:C14	0.54	2.55	13	20
5:D:508:7Q9:O32	5:D:508:7Q9:C21	0.54	2.55	2	8
6:E:856:17F:C4	6:E:856:17F:O8	0.54	2.55	11	5
6:D:527:17F:O2	5:D:535:7Q9:C15	0.54	2.56	11	2
6:E:805:17F:H39	6:E:805:17F:H29	0.54	1.78	3	3
5:E:816:7Q9:C311	5:E:825:7Q9:C313	0.54	2.85	10	2
5:A:212:7Q9:C311	5:E:822:7Q9:C317	0.54	2.85	5	7
6:E:811:17F:H10	5:E:822:7Q9:O22	0.54	2.02	8	2
6:D:511:17F:O1	5:D:513:7Q9:C14	0.54	2.56	8	1
2:D:309:GLN:OE1	6:D:527:17F:H63	0.54	2.02	11	1
5:E:862:7Q9:O32	5:E:878:7Q9:C14	0.54	2.55	11	2
5:A:206:7Q9:O22	5:A:210:7Q9:C12	0.54	2.55	12	2
5:B:211:7Q9:C317	6:B:215:17F:H51	0.54	2.32	1	1
5:E:837:7Q9:C31	6:E:841:17F:H32	0.54	2.32	1	1
5:E:869:7Q9:C12	6:E:872:17F:O4	0.54	2.55	1	1
5:B:216:7Q9:O22	5:D:514:7Q9:C13	0.54	2.55	19	3
5:E:816:7Q9:C37	5:E:825:7Q9:C2	0.54	2.86	4	1
5:A:207:7Q9:C33	5:D:504:7Q9:O32	0.54	2.55	5	2
5:D:515:7Q9:O22	5:D:519:7Q9:C15	0.54	2.55	8	2
5:A:204:7Q9:C39	6:A:208:17F:H72	0.54	2.32	16	2
2:E:659:LEU:HD21	6:E:856:17F:C42	0.54	2.26	13	1
5:E:877:7Q9:O22	5:E:877:7Q9:O31	0.54	2.25	15	1
2:D:333:LYS:HZ2	6:D:528:17F:C22	0.54	2.15	16	1
6:A:208:17F:H40	5:E:823:7Q9:C316	0.54	2.31	1	1
5:B:206:7Q9:C32	5:B:212:7Q9:C37	0.54	2.84	1	1
5:E:840:7Q9:O12	5:E:840:7Q9:C13	0.54	2.56	14	20
5:E:861:7Q9:C1	5:E:861:7Q9:O22	0.54	2.53	11	9
5:D:507:7Q9:O22	5:D:507:7Q9:C1	0.54	2.52	11	6
5:E:829:7Q9:O22	5:E:829:7Q9:C3	0.54	2.54	5	5
6:D:516:17F:H39	6:D:516:17F:C33	0.54	2.33	3	2
5:D:537:7Q9:C1	5:D:537:7Q9:O22	0.54	2.50	5	3
1:B:72:MET:HA	1:B:78:PHE:HZ	0.54	1.61	5	2
6:B:215:17F:H31	6:D:517:17F:H61	0.54	1.77	6	1
5:B:217:7Q9:O21	5:B:217:7Q9:O32	0.54	2.26	18	5
2:D:291:GLU:HG2	5:D:547:7Q9:C310	0.54	2.33	6	1
5:A:203:7Q9:C14	5:B:204:7Q9:O22	0.54	2.55	11	1
5:B:211:7Q9:C312	6:D:501:17F:C36	0.54	2.81	20	4
6:D:501:17F:H29	5:D:509:7Q9:C21	0.54	2.32	15	2
6:B:214:17F:H10A	6:B:214:17F:H41	0.54	1.79	5	3
6:D:528:17F:H69	6:D:528:17F:C22	0.54	2.33	1	4

Continued on next page...

Continued from previous page...

Atom-1	Atom-2	Clash(Å)	Distance(Å)	Models	
				Worst	Total
5:D:536:7Q9:O21	5:D:536:7Q9:P	0.54	2.66	6	4
6:E:856:17F:C31	6:E:856:17F:H63	0.54	2.32	2	3
3:A:201:GSP:O5'	3:A:201:GSP:H2'	0.54	2.02	17	4
5:B:207:7Q9:O22	5:B:207:7Q9:C1	0.54	2.53	9	2
6:E:819:17F:C4	6:E:819:17F:C7	0.54	2.86	14	4
6:A:208:17F:H50	6:E:811:17F:H68	0.54	1.78	4	1
6:D:501:17F:C12	6:D:501:17F:H40	0.54	2.32	4	2
6:D:517:17F:H66	6:D:517:17F:C27	0.54	2.33	10	2
6:B:215:17F:H30	6:B:215:17F:H46	0.54	1.78	6	1
5:B:217:7Q9:O22	5:B:217:7Q9:O11	0.54	2.26	16	7
5:E:816:7Q9:O32	5:E:816:7Q9:O21	0.54	2.24	20	2
6:E:819:17F:H32	6:E:819:17F:C21	0.54	2.30	15	1
5:E:837:7Q9:C34	6:E:841:17F:H55	0.54	2.32	18	1
6:E:818:17F:H4	6:E:818:17F:O10	0.54	2.02	2	13
6:E:856:17F:C7	6:E:856:17F:H4A	0.54	2.33	18	13
5:D:522:7Q9:C3	5:D:522:7Q9:O22	0.54	2.52	19	3
5:E:825:7Q9:C33	5:E:844:7Q9:C38	0.54	2.86	12	2
5:E:820:7Q9:O32	5:E:820:7Q9:O21	0.54	2.25	7	5
3:B:201:GSP:O5'	3:B:201:GSP:C2'	0.54	2.56	11	6
6:E:807:17F:H42	6:E:809:17F:H63	0.54	1.79	6	2
6:B:214:17F:O10	6:B:214:17F:C4	0.54	2.54	20	5
6:A:208:17F:H60	6:B:208:17F:H65	0.54	1.78	10	1
2:D:333:LYS:HE3	5:D:532:7Q9:C313	0.54	2.33	12	1
5:B:218:7Q9:O14	5:D:522:7Q9:C22	0.54	2.56	17	1
5:E:833:7Q9:C12	5:E:857:7Q9:O14	0.54	2.56	11	4
5:D:548:7Q9:O22	5:D:548:7Q9:O12	0.54	2.25	3	6
5:E:863:7Q9:C12	5:E:873:7Q9:O13	0.54	2.56	2	3
5:D:549:7Q9:C33	6:E:856:17F:H54	0.54	2.32	4	1
6:E:828:17F:H9A	5:E:832:7Q9:C37	0.54	2.32	5	1
6:B:208:17F:C4	6:B:208:17F:C1	0.54	2.86	6	3
6:E:818:17F:C12	6:E:819:17F:H10A	0.54	2.31	12	1
6:E:817:17F:H18	5:E:833:7Q9:C3	0.54	2.33	16	3
5:E:824:7Q9:C33	6:E:841:17F:H34	0.54	2.33	20	2
6:D:510:17F:C7	6:D:516:17F:C9	0.54	2.83	20	9
5:D:518:7Q9:C313	6:D:533:17F:H40	0.54	2.32	3	2
5:D:526:7Q9:O22	5:D:526:7Q9:C3	0.54	2.53	14	16
6:E:809:17F:H61	6:E:818:17F:H75	0.54	1.78	1	1
5:E:826:7Q9:C2	5:E:826:7Q9:O32	0.54	2.54	4	13
5:E:869:7Q9:C15	5:E:869:7Q9:O12	0.54	2.56	3	17
5:D:536:7Q9:O22	5:D:536:7Q9:O31	0.54	2.26	7	14
5:D:539:7Q9:O22	5:D:539:7Q9:C3	0.54	2.53	2	10

Continued on next page...

Continued from previous page...

Atom-1	Atom-2	Clash(Å)	Distance(Å)	Models	
				Worst	Total
6:E:818:17F:C23	6:E:819:17F:H38	0.54	2.33	2	3
6:E:817:17F:H29	5:E:820:7Q9:C23	0.54	2.33	5	1
5:A:204:7Q9:C316	6:A:208:17F:H54	0.54	2.32	6	3
6:D:517:17F:O8	6:D:517:17F:O9	0.54	2.26	8	3
6:B:214:17F:O9	6:B:214:17F:O8	0.54	2.25	17	6
5:D:520:7Q9:C1	5:D:538:7Q9:C1	0.54	2.85	9	2
1:A:16:LYS:HB2	3:A:201:GSP:O2G	0.54	2.02	10	1
5:E:834:7Q9:C39	6:E:855:17F:H63	0.54	2.32	19	2
5:A:217:7Q9:C313	6:D:546:17F:H51	0.54	2.33	14	1
6:B:219:17F:H39	6:B:219:17F:H20	0.54	1.77	16	1
6:A:208:17F:C1Z	6:B:208:17F:H37	0.54	2.33	17	1
6:B:214:17F:H66	6:B:219:17F:C27	0.54	2.33	18	1
5:A:215:7Q9:C39	6:D:534:17F:H45	0.54	2.32	1	1
5:B:220:7Q9:C13	5:B:220:7Q9:O12	0.54	2.56	6	20
6:D:501:17F:O9	6:D:501:17F:O8	0.54	2.25	7	7
5:E:852:7Q9:C15	5:E:852:7Q9:O12	0.54	2.55	9	20
5:E:865:7Q9:C15	5:E:865:7Q9:O12	0.54	2.56	6	20
6:E:870:17F:H75	6:E:870:17F:H48	0.54	1.78	1	1
5:B:218:7Q9:C39	5:D:514:7Q9:C35	0.54	2.86	10	5
5:B:205:7Q9:C32	5:B:211:7Q9:C37	0.54	2.86	12	2
5:A:204:7Q9:C12	5:B:203:7Q9:O32	0.54	2.56	5	1
6:D:534:17F:C34	6:D:534:17F:H35	0.54	2.33	5	1
6:D:501:17F:H66	6:D:501:17F:C25	0.54	2.33	6	1
5:E:813:7Q9:C314	6:E:818:17F:H52	0.54	2.33	17	2
6:D:534:17F:H70	5:D:539:7Q9:C314	0.54	2.33	7	1
5:B:206:7Q9:C13	5:B:210:7Q9:C32	0.54	2.86	20	5
6:E:807:17F:C31	6:E:819:17F:C12	0.54	2.86	16	2
5:E:852:7Q9:C3	5:E:852:7Q9:O22	0.54	2.53	16	3
2:D:273:ASP:OD1	6:D:534:17F:H20	0.54	2.02	16	1
5:D:525:7Q9:O14	5:D:525:7Q9:O21	0.54	2.25	18	1
6:E:841:17F:C7	6:E:841:17F:C4	0.54	2.86	19	1
5:D:502:7Q9:C15	5:D:502:7Q9:O12	0.54	2.56	4	20
5:D:532:7Q9:O32	5:D:532:7Q9:O21	0.54	2.26	16	9
2:E:623:ARG:HB2	5:E:858:7Q9:C313	0.54	2.33	8	11
6:E:838:17F:H65	6:E:838:17F:H36	0.54	1.80	1	1
5:D:540:7Q9:O31	5:D:540:7Q9:O22	0.54	2.25	4	16
5:A:209:7Q9:C2	5:A:209:7Q9:O32	0.54	2.52	12	8
6:B:219:17F:O9	6:B:219:17F:O1	0.54	2.26	17	4
6:E:874:17F:H49	6:E:874:17F:H72	0.54	1.78	6	3
5:D:506:7Q9:C36	6:D:517:17F:C31	0.54	2.85	6	1
6:D:510:17F:H76	6:D:516:17F:C40	0.54	2.33	6	2

Continued on next page...

Continued from previous page...

Atom-1	Atom-2	Clash(Å)	Distance(Å)	Models	
				Worst	Total
6:D:511:17F:O4	5:D:524:7Q9:C12	0.54	2.56	8	2
6:E:874:17F:H18A	6:E:874:17F:N1	0.54	2.17	20	2
5:A:211:7Q9:C311	5:A:213:7Q9:C313	0.54	2.86	9	3
1:A:8:VAL:HG12	1:A:16:LYS:HD2	0.54	1.80	12	2
2:D:352:ALA:HB1	5:D:521:7Q9:C317	0.54	2.33	14	1
6:E:818:17F:C10	6:E:819:17F:H9A	0.54	2.33	15	2
5:A:212:7Q9:C1	5:A:212:7Q9:O32	0.54	2.55	16	4
6:B:214:17F:H19A	6:B:219:17F:H12	0.54	1.79	16	2
6:E:819:17F:C26	6:E:819:17F:C22	0.54	2.76	15	1
6:D:510:17F:H65	5:D:524:7Q9:C317	0.54	2.33	16	1
6:D:501:17F:C41	6:E:807:17F:H53	0.54	2.33	18	1
1:B:6:LEU:HB2	1:B:55:ILE:HG12	0.54	1.78	19	1
2:E:725:PHE:HE1	6:E:870:17F:H65	0.54	1.62	19	1
5:D:532:7Q9:O12	5:D:532:7Q9:C15	0.53	2.56	8	19
6:E:807:17F:H57	6:E:819:17F:H29	0.53	1.79	1	1
5:E:825:7Q9:O32	5:E:825:7Q9:O21	0.53	2.27	9	14
6:E:801:17F:H1A	6:E:801:17F:H4	0.53	1.79	2	2
5:E:824:7Q9:C32	6:E:841:17F:H18A	0.53	2.33	2	5
6:D:511:17F:H77	6:D:511:17F:C28	0.53	2.33	4	2
5:D:537:7Q9:C2	5:D:537:7Q9:O32	0.53	2.52	7	7
5:D:544:7Q9:O32	5:D:544:7Q9:C2	0.53	2.55	15	10
5:E:837:7Q9:C12	6:E:841:17F:H19A	0.53	2.33	6	1
5:D:524:7Q9:C2	6:D:527:17F:C18	0.53	2.87	9	1
5:A:215:7Q9:C3	5:D:536:7Q9:C39	0.53	2.86	10	1
5:E:852:7Q9:C3	5:E:852:7Q9:C11	0.53	2.85	13	2
5:B:206:7Q9:C33	5:B:212:7Q9:C37	0.53	2.86	1	1
6:D:546:17F:H56	6:D:546:17F:H9	0.53	1.78	12	3
6:D:546:17F:H62	6:D:546:17F:C31	0.53	2.26	17	12
6:E:809:17F:O7	6:E:809:17F:O10	0.53	2.26	10	14
5:E:824:7Q9:C33	6:E:841:17F:C20	0.53	2.81	10	5
5:B:213:7Q9:C2	5:B:213:7Q9:O14	0.53	2.56	5	3
2:D:404:SER:HB2	5:D:542:7Q9:C312	0.53	2.33	5	2
5:E:802:7Q9:O32	6:E:807:17F:H6	0.53	2.03	6	1
5:E:844:7Q9:O22	5:E:844:7Q9:C3	0.53	2.54	7	1
6:D:533:17F:H55	6:E:870:17F:H68	0.53	1.80	11	2
5:E:820:7Q9:C315	6:E:828:17F:H52	0.53	2.33	12	1
6:D:510:17F:C29	6:D:516:17F:H38	0.53	2.34	14	1
6:E:838:17F:C11	6:E:838:17F:H64	0.53	2.34	20	1
6:A:208:17F:O10	6:A:208:17F:C6	0.53	2.54	20	7
5:A:216:7Q9:C3	5:A:216:7Q9:O22	0.53	2.52	4	8
5:A:217:7Q9:C14	5:A:217:7Q9:O12	0.53	2.55	18	20

Continued on next page...

Continued from previous page...

Atom-1	Atom-2	Clash(Å)	Distance(Å)	Models	
				Worst	Total
5:B:206:7Q9:C14	5:B:206:7Q9:C22	0.53	2.87	3	3
6:D:527:17F:H53	6:E:838:17F:H75	0.53	1.80	1	1
5:E:846:7Q9:O12	5:E:846:7Q9:C14	0.53	2.57	18	16
6:E:855:17F:H31	5:E:867:7Q9:C35	0.53	2.33	1	1
5:E:860:7Q9:O32	5:E:860:7Q9:O21	0.53	2.27	4	17
6:E:817:17F:H11	5:E:820:7Q9:C23	0.53	2.33	5	1
6:E:870:17F:C21	6:E:870:17F:C32	0.53	2.85	10	9
6:E:818:17F:C27	6:E:818:17F:C42	0.53	2.86	6	3
5:E:842:7Q9:O21	5:E:842:7Q9:O13	0.53	2.27	15	2
6:D:528:17F:H78	2:E:637:LEU:HD22	0.53	1.79	13	3
6:D:501:17F:O9	6:D:501:17F:C20	0.53	2.55	12	2
6:D:510:17F:C1Z	6:D:516:17F:H10	0.53	2.34	11	1
6:E:855:17F:H29	6:E:855:17F:C34	0.53	2.34	15	2
5:E:863:7Q9:C23	5:E:863:7Q9:C37	0.53	2.87	19	1
6:B:219:17F:H76	6:B:219:17F:C30	0.53	2.33	1	1
5:E:837:7Q9:O31	5:E:837:7Q9:O22	0.53	2.25	1	8
5:E:842:7Q9:O22	5:E:842:7Q9:O31	0.53	2.26	7	3
6:B:208:17F:H45	6:B:208:17F:C36	0.53	2.30	17	2
5:B:209:7Q9:C15	5:D:503:7Q9:O14	0.53	2.57	2	2
2:E:598:GLN:HB2	2:E:599:PRO:HD3	0.53	1.80	11	10
6:E:805:17F:O10	6:E:805:17F:H4	0.53	2.03	9	7
5:A:207:7Q9:C34	5:D:504:7Q9:O32	0.53	2.56	16	4
5:D:524:7Q9:C1	5:D:524:7Q9:O22	0.53	2.53	9	7
5:E:832:7Q9:C13	5:E:832:7Q9:C22	0.53	2.86	4	3
5:E:839:7Q9:O22	5:E:839:7Q9:C3	0.53	2.54	17	7
6:D:510:17F:H49	6:D:516:17F:H71	0.53	1.80	6	1
6:D:534:17F:C10	5:D:539:7Q9:C33	0.53	2.87	9	5
5:E:804:7Q9:C14	6:E:805:17F:H8A	0.53	2.33	12	2
5:E:826:7Q9:O22	5:E:840:7Q9:C12	0.53	2.56	8	1
5:D:537:7Q9:P	5:D:537:7Q9:C15	0.53	2.97	11	1
6:E:856:17F:C42	6:E:874:17F:H65	0.53	2.33	18	2
6:E:856:17F:H29	6:E:874:17F:C34	0.53	2.33	15	2
6:B:214:17F:O10	6:B:214:17F:H4	0.53	2.04	15	1
6:B:208:17F:C24	6:B:214:17F:H12A	0.53	2.30	1	1
5:D:506:7Q9:O22	5:D:506:7Q9:O31	0.53	2.27	5	8
6:E:874:17F:O10	6:E:874:17F:O7	0.53	2.26	3	1
3:A:201:GSP:O2G	3:A:201:GSP:H5'2	0.53	2.04	6	1
5:B:218:7Q9:C1	5:B:218:7Q9:C14	0.53	2.87	17	2
6:D:501:17F:H63	6:D:501:17F:C31	0.53	2.17	9	3
6:E:817:17F:C18	5:E:833:7Q9:O32	0.53	2.56	16	4
6:E:818:17F:H45	6:E:818:17F:H73	0.53	1.80	9	1

Continued on next page...

Continued from previous page...

Atom-1	Atom-2	Clash(Å)	Distance(Å)	Models	
				Worst	Total
5:A:209:7Q9:C315	5:E:822:7Q9:C312	0.53	2.87	11	3
5:D:513:7Q9:C23	6:D:528:17F:H64	0.53	2.33	12	2
6:E:807:17F:H74	6:E:807:17F:C28	0.53	2.33	12	1
6:D:501:17F:C34	6:D:501:17F:H46	0.53	2.33	13	1
6:D:534:17F:H63	6:D:534:17F:C30	0.53	2.34	14	1
5:D:538:7Q9:C22	5:D:538:7Q9:C14	0.53	2.87	15	1
6:D:517:17F:H66	6:E:841:17F:H76	0.53	1.80	16	1
6:A:208:17F:H70	5:E:804:7Q9:C318	0.53	2.33	1	1
6:E:819:17F:H6A	6:E:819:17F:O10	0.53	2.04	1	3
5:D:521:7Q9:C1	5:D:521:7Q9:O22	0.53	2.54	5	9
6:E:805:17F:HN1	6:E:805:17F:P1	0.53	2.27	4	7
5:E:814:7Q9:O22	5:E:814:7Q9:O11	0.53	2.27	20	17
5:E:840:7Q9:O13	5:E:840:7Q9:C2	0.53	2.57	16	12
5:A:211:7Q9:C36	5:A:213:7Q9:C313	0.53	2.87	3	1
5:E:843:7Q9:C22	5:E:844:7Q9:C14	0.53	2.87	4	1
2:E:660:ARG:HG3	6:E:874:17F:H31	0.53	1.80	5	1
6:B:208:17F:O10	5:B:212:7Q9:C13	0.53	2.56	17	3
6:D:501:17F:C34	6:D:501:17F:C24	0.53	2.81	15	4
5:D:530:7Q9:C22	5:D:530:7Q9:C311	0.53	2.87	10	4
6:D:510:17F:H49	6:D:516:17F:C38	0.53	2.34	12	3
5:E:824:7Q9:C34	6:E:841:17F:H30	0.53	2.34	9	2
1:A:83:ALA:HB3	1:A:86:ASN:HB3	0.53	1.79	12	4
6:A:214:17F:H77	5:E:840:7Q9:C310	0.53	2.34	10	1
5:B:220:7Q9:C11	6:D:533:17F:H10A	0.53	2.33	17	2
6:D:510:17F:C1	6:D:516:17F:C6	0.53	2.83	16	2
5:E:820:7Q9:C23	6:E:838:17F:H32	0.53	2.34	17	1
5:B:205:7Q9:O32	5:B:205:7Q9:O21	0.53	2.27	6	14
5:D:535:7Q9:C317	6:E:874:17F:H50	0.53	2.34	1	4
6:E:809:17F:H57	6:E:809:17F:H36	0.53	1.78	1	1
5:E:816:7Q9:O12	5:E:816:7Q9:C15	0.53	2.57	20	18
6:B:219:17F:O6	6:B:219:17F:C2	0.53	2.55	20	2
6:D:501:17F:C12	6:D:501:17F:C23	0.53	2.86	17	2
5:E:837:7Q9:C32	6:E:841:17F:H50	0.53	2.34	14	2
1:A:92:ASP:HA	1:A:95:HIS:HD2	0.53	1.63	6	1
1:A:147:LYS:HB2	3:A:201:GSP:N1	0.53	2.19	6	1
6:B:215:17F:H74	5:E:842:7Q9:C318	0.53	2.34	8	1
5:A:217:7Q9:C312	5:A:217:7Q9:C38	0.53	2.86	9	2
6:D:510:17F:C18	6:D:527:17F:C19	0.53	2.80	9	1
6:D:510:17F:C28	6:D:516:17F:C22	0.53	2.77	20	6
5:E:802:7Q9:C33	6:E:809:17F:H18	0.53	2.33	9	1
6:B:208:17F:H54	6:B:208:17F:H71	0.53	1.81	11	2

Continued on next page...

Continued from previous page...

Atom-1	Atom-2	Clash(Å)	Distance(Å)	Models	
				Worst	Total
6:D:510:17F:C30	6:D:510:17F:H78	0.53	2.32	10	1
6:D:528:17F:H72	5:E:862:7Q9:C315	0.53	2.34	13	1
6:B:215:17F:O10	6:B:215:17F:C4	0.53	2.53	19	1
6:E:805:17F:H78	5:E:816:7Q9:C318	0.53	2.33	19	1
1:A:64:TYR:HB3	1:A:67:MET:HB2	0.53	1.79	12	3
3:B:201:GSP:S1G	3:B:201:GSP:H5'2	0.53	2.43	8	2
6:B:215:17F:H53	6:E:809:17F:H42	0.53	1.79	1	1
5:D:535:7Q9:C318	6:E:838:17F:H51	0.53	2.33	20	5
6:D:546:17F:C17	6:D:546:17F:C1Y	0.53	2.87	8	18
6:A:208:17F:O8	6:A:208:17F:H4	0.53	2.04	17	7
5:E:852:7Q9:C11	5:E:852:7Q9:O31	0.53	2.56	4	1
1:B:84:ILE:HD12	1:B:123:ARG:HG2	0.53	1.81	5	1
5:E:846:7Q9:P	5:E:846:7Q9:C14	0.53	2.97	10	3
5:A:209:7Q9:C318	5:E:839:7Q9:C314	0.53	2.87	15	3
5:E:849:7Q9:P	5:E:849:7Q9:O22	0.53	2.67	10	1
1:A:6:LEU:HD22	1:A:159:LEU:HD23	0.53	1.80	19	2
6:A:214:17F:H72	6:A:214:17F:C30	0.53	2.33	20	5
6:E:805:17F:H70	5:E:816:7Q9:C318	0.53	2.34	1	2
5:E:857:7Q9:C3	6:E:874:17F:H9	0.53	2.34	1	1
6:B:219:17F:H2	6:B:219:17F:C4	0.53	2.24	11	2
6:D:501:17F:H19A	6:D:501:17F:HN1	0.53	1.64	2	1
5:D:548:7Q9:O22	5:D:548:7Q9:O11	0.53	2.26	3	5
6:E:838:17F:H12	6:E:856:17F:H30	0.53	1.80	15	2
6:D:510:17F:HN1	6:D:510:17F:P1	0.53	2.25	16	7
6:A:208:17F:H12	5:A:209:7Q9:C37	0.53	2.33	4	2
5:D:548:7Q9:O12	5:D:548:7Q9:O22	0.53	2.27	8	6
5:B:216:7Q9:C32	5:D:519:7Q9:C22	0.53	2.87	14	4
5:A:215:7Q9:C37	5:A:215:7Q9:C311	0.53	2.85	6	2
6:E:838:17F:O2	6:E:838:17F:N1	0.53	2.37	7	3
2:D:269:GLN:HG2	6:D:534:17F:C1Y	0.53	2.34	11	2
5:A:206:7Q9:C11	5:A:206:7Q9:O21	0.53	2.57	13	1
6:D:510:17F:H76	6:D:516:17F:H72	0.53	1.81	13	1
5:E:808:7Q9:C13	6:E:817:17F:O1	0.53	2.56	18	2
5:D:523:7Q9:C1	5:D:523:7Q9:O22	0.53	2.52	19	5
6:E:807:17F:H51	6:E:807:17F:H76	0.53	1.81	1	3
5:D:523:7Q9:O21	5:D:523:7Q9:O32	0.53	2.27	19	9
5:E:810:7Q9:C1	5:E:810:7Q9:O22	0.53	2.55	13	3
2:E:631:ARG:HG2	5:E:878:7Q9:C34	0.53	2.34	13	3
6:D:510:17F:H6A	6:D:516:17F:H11A	0.53	1.81	8	1
5:D:520:7Q9:C1	5:D:538:7Q9:O22	0.53	2.57	13	2
6:E:809:17F:H51	6:E:818:17F:C40	0.53	2.33	20	2

Continued on next page...

Continued from previous page...

Atom-1	Atom-2	Clash(Å)	Distance(Å)	Models	
				Worst	Total
6:E:818:17F:H42	5:E:835:7Q9:C38	0.53	2.34	10	1
5:E:868:7Q9:C36	5:E:873:7Q9:C38	0.53	2.87	12	2
5:E:862:7Q9:C13	5:E:862:7Q9:P	0.53	2.97	19	3
6:E:818:17F:H19	6:E:841:17F:H57	0.53	1.78	18	1
5:D:513:7Q9:C11	5:D:513:7Q9:O21	0.52	2.57	16	12
6:B:219:17F:H18	5:D:545:7Q9:C35	0.52	2.34	4	1
5:E:850:7Q9:C310	6:E:870:17F:H44	0.52	2.34	4	3
6:E:828:17F:H40	6:E:828:17F:C33	0.52	2.35	15	3
5:E:868:7Q9:O32	5:E:873:7Q9:C22	0.52	2.56	20	4
1:A:39:SER:HB3	1:A:56:LEU:HD12	0.52	1.82	6	1
5:A:217:7Q9:O13	6:D:546:17F:H1	0.52	2.03	6	1
6:D:510:17F:H50	6:D:516:17F:C23	0.52	2.35	6	1
6:E:809:17F:H52	6:E:818:17F:H75	0.52	1.79	6	1
6:E:841:17F:H64	6:E:841:17F:C32	0.52	2.34	18	2
2:D:333:LYS:HD2	5:D:532:7Q9:C314	0.52	2.34	7	3
5:B:217:7Q9:C15	6:B:219:17F:H6	0.52	2.34	10	2
6:D:501:17F:N1	6:D:501:17F:O10	0.52	2.42	11	1
2:D:374:LEU:HD13	2:E:590:LEU:HD21	0.52	1.80	13	1
5:D:506:7Q9:C317	6:E:841:17F:H52	0.52	2.33	20	2
6:B:219:17F:H20A	6:B:219:17F:C2X	0.52	2.33	16	1
2:E:558:SER:OG	6:E:872:17F:H65	0.52	2.04	16	2
5:A:212:7Q9:O22	5:A:212:7Q9:C3	0.52	2.52	1	12
5:A:215:7Q9:C15	5:A:216:7Q9:O14	0.52	2.57	1	4
5:E:833:7Q9:O12	5:E:833:7Q9:C14	0.52	2.57	1	1
5:E:848:7Q9:C312	5:E:851:7Q9:C38	0.52	2.88	3	1
5:E:810:7Q9:C12	5:E:816:7Q9:C32	0.52	2.87	14	4
5:A:216:7Q9:O22	5:A:216:7Q9:C3	0.52	2.54	12	7
6:E:874:17F:H78	6:E:874:17F:C27	0.52	2.34	5	4
5:D:502:7Q9:C1	5:D:502:7Q9:C15	0.52	2.87	6	1
6:E:805:17F:H71	5:E:810:7Q9:C317	0.52	2.35	6	1
5:D:544:7Q9:O31	6:D:546:17F:H4	0.52	2.04	7	1
6:D:546:17F:H57	6:D:546:17F:C7	0.52	2.34	7	1
5:E:853:7Q9:C1	5:E:853:7Q9:O22	0.52	2.53	11	3
2:E:559:LYS:HE3	2:E:559:LYS:HA	0.52	1.79	9	1
6:D:534:17F:H30	6:D:534:17F:C33	0.52	2.33	16	1
6:E:870:17F:H69	6:E:870:17F:H43	0.52	1.79	18	1
6:B:208:17F:H40	6:B:208:17F:C32	0.52	2.32	19	2
5:A:215:7Q9:C38	6:D:534:17F:H45	0.52	2.34	1	2
2:D:440:LEU:HD11	5:D:537:7Q9:C313	0.52	2.35	11	2
5:E:820:7Q9:C14	5:E:820:7Q9:O12	0.52	2.57	2	20
1:B:68:ARG:HA	1:B:71:TYR:CZ	0.52	2.39	19	8

Continued on next page...

Continued from previous page...

Atom-1	Atom-2	Clash(Å)	Distance(Å)	Models	
				Worst	Total
6:D:510:17F:C27	6:D:516:17F:H62	0.52	2.21	2	1
5:E:821:7Q9:O22	5:E:821:7Q9:O31	0.52	2.28	5	4
1:B:6:LEU:O	1:B:55:ILE:HA	0.52	2.04	6	7
5:E:816:7Q9:O22	5:E:816:7Q9:C1	0.52	2.56	15	11
5:E:820:7Q9:C1	6:E:838:17F:H18	0.52	2.34	4	2
5:E:853:7Q9:O14	5:E:853:7Q9:O21	0.52	2.27	20	6
6:D:516:17F:H42	6:D:527:17F:H38	0.52	1.82	5	1
5:D:515:7Q9:O13	5:D:519:7Q9:C12	0.52	2.57	11	1
5:E:804:7Q9:C14	5:E:804:7Q9:O12	0.52	2.57	12	1
6:A:208:17F:C19	6:B:208:17F:C1X	0.52	2.87	13	1
6:D:516:17F:C25	6:D:527:17F:C22	0.52	2.85	17	1
6:B:219:17F:H32	5:D:545:7Q9:C37	0.52	2.34	1	1
5:A:213:7Q9:C3	5:A:213:7Q9:O22	0.52	2.52	2	2
6:E:838:17F:H47	6:E:838:17F:H77	0.52	1.80	2	1
5:D:512:7Q9:O11	5:D:512:7Q9:O22	0.52	2.27	9	13
2:E:641:LEU:HG	5:E:851:7Q9:C313	0.52	2.33	4	2
5:A:211:7Q9:C3	5:A:211:7Q9:O22	0.52	2.53	7	4
5:A:215:7Q9:C36	5:D:536:7Q9:C310	0.52	2.88	9	1
6:B:214:17F:H52	5:E:815:7Q9:C318	0.52	2.34	9	3
6:E:819:17F:H12	6:E:819:17F:C1Y	0.52	2.34	13	2
6:E:819:17F:H12A	5:E:829:7Q9:O14	0.52	2.05	10	1
5:D:530:7Q9:C13	5:D:530:7Q9:C32	0.52	2.88	20	2
6:E:809:17F:H53	6:E:818:17F:H78	0.52	1.81	15	1
5:B:220:7Q9:C312	6:D:533:17F:H47	0.52	2.35	19	1
5:A:204:7Q9:C1	5:A:204:7Q9:O22	0.52	2.53	12	8
6:D:528:17F:H38	6:D:528:17F:C41	0.52	2.34	1	2
5:A:217:7Q9:O32	5:A:217:7Q9:O21	0.52	2.28	5	4
5:B:209:7Q9:C3	5:D:505:7Q9:C22	0.52	2.88	4	1
5:D:548:7Q9:O22	5:D:548:7Q9:P	0.52	2.68	5	8
2:D:309:GLN:HB2	6:D:527:17F:H63	0.52	1.81	9	1
1:A:64:TYR:HB2	1:A:67:MET:HB2	0.52	1.81	10	1
5:E:834:7Q9:C38	6:E:855:17F:H63	0.52	2.34	11	1
5:B:205:7Q9:O14	5:B:206:7Q9:C15	0.52	2.57	12	2
6:D:533:17F:C32	6:D:533:17F:C36	0.52	2.77	14	1
5:D:536:7Q9:C3	5:D:547:7Q9:C21	0.52	2.88	15	1
6:B:214:17F:C17	6:B:219:17F:C11	0.52	2.87	16	1
5:D:519:7Q9:C32	5:D:541:7Q9:C22	0.52	2.88	19	2
6:D:527:17F:O9	6:D:527:17F:H1	0.52	2.05	17	1
5:D:545:7Q9:C22	5:D:545:7Q9:C13	0.52	2.87	1	5
5:E:847:7Q9:O32	5:E:847:7Q9:O21	0.52	2.28	7	17
5:E:854:7Q9:C14	5:E:854:7Q9:O12	0.52	2.58	12	19

Continued on next page...

Continued from previous page...

Atom-1	Atom-2	Clash(Å)	Distance(Å)	Models	
				Worst	Total
5:A:213:7Q9:C31	5:D:518:7Q9:C34	0.52	2.88	2	1
5:B:218:7Q9:O22	5:D:542:7Q9:C15	0.52	2.58	5	6
5:B:220:7Q9:C22	5:D:543:7Q9:P	0.52	2.98	3	1
5:E:806:7Q9:O32	5:E:806:7Q9:O21	0.52	2.28	3	7
5:A:213:7Q9:C14	5:A:213:7Q9:O12	0.52	2.57	4	1
5:B:203:7Q9:C39	6:B:208:17F:H73	0.52	2.33	7	3
2:D:418:LEU:HD22	2:E:736:TYR:HA	0.52	1.81	8	1
6:E:818:17F:H10A	6:E:819:17F:C10	0.52	2.35	20	2
5:D:506:7Q9:O22	5:D:506:7Q9:C31	0.52	2.58	10	1
6:D:534:17F:C33	6:D:534:17F:H36	0.52	2.34	18	2
6:D:501:17F:O8	5:D:506:7Q9:C14	0.52	2.58	11	1
6:D:534:17F:H64	6:D:534:17F:H30	0.52	1.81	11	1
5:A:211:7Q9:C316	5:A:213:7Q9:C315	0.52	2.87	13	1
5:D:520:7Q9:C3	5:D:538:7Q9:O22	0.52	2.57	13	1
5:D:521:7Q9:C311	5:D:521:7Q9:C37	0.52	2.87	20	2
6:D:501:17F:O1	6:D:501:17F:C7	0.52	2.58	18	1
5:D:515:7Q9:C35	6:D:517:17F:H70	0.52	2.35	19	1
6:D:501:17F:C7	5:D:506:7Q9:C15	0.52	2.87	20	1
1:B:46:ILE:HD13	1:B:160:VAL:HG21	0.52	1.80	14	4
5:B:209:7Q9:O32	5:B:209:7Q9:O21	0.52	2.28	6	10
2:E:664:ALA:HB3	2:E:665:PRO:HD3	0.52	1.81	18	3
6:E:818:17F:O6	6:E:818:17F:O8	0.52	2.27	9	4
2:E:555:SER:CA	6:E:872:17F:H65	0.52	2.35	11	5
5:B:203:7Q9:O13	5:B:205:7Q9:C15	0.52	2.57	4	3
6:B:214:17F:H69	6:B:219:17F:H37	0.52	1.82	4	1
5:A:209:7Q9:C316	5:E:822:7Q9:C312	0.52	2.87	7	4
2:D:305:GLN:OE1	6:D:527:17F:H29	0.52	2.05	7	2
5:D:515:7Q9:C318	6:D:517:17F:H73	0.52	2.35	8	2
6:E:801:17F:O5	5:E:808:7Q9:C14	0.52	2.58	8	1
6:B:208:17F:H76	5:E:804:7Q9:C318	0.52	2.35	11	2
6:E:838:17F:H12	6:E:856:17F:H11A	0.52	1.82	15	2
5:E:813:7Q9:C21	5:E:829:7Q9:O13	0.52	2.57	10	1
6:B:214:17F:H78	6:B:219:17F:C42	0.52	2.35	14	1
6:D:510:17F:H51	6:D:516:17F:C37	0.52	2.30	14	1
5:D:548:7Q9:C23	5:E:816:7Q9:C22	0.52	2.88	20	1
5:B:205:7Q9:C311	5:B:205:7Q9:C37	0.52	2.87	12	3
5:B:209:7Q9:C1	5:B:209:7Q9:O22	0.52	2.53	1	7
5:E:863:7Q9:C35	5:E:863:7Q9:C31	0.52	2.88	10	7
5:B:211:7Q9:C22	6:D:501:17F:H31	0.52	2.34	2	1
5:D:548:7Q9:C13	5:D:548:7Q9:O14	0.52	2.57	7	6
6:B:219:17F:H19	6:B:219:17F:O8	0.52	2.05	4	2

Continued on next page...

Continued from previous page...

Atom-1	Atom-2	Clash(Å)	Distance(Å)	Models	
				Worst	Total
6:E:856:17F:H4A	6:E:856:17F:C7	0.52	2.35	4	3
5:A:209:7Q9:C313	6:A:214:17F:H61	0.52	2.35	5	2
6:B:214:17F:O10	6:B:219:17F:C9	0.52	2.56	5	1
5:E:848:7Q9:C317	5:E:851:7Q9:C316	0.52	2.88	6	3
6:E:817:17F:H59	5:E:833:7Q9:C34	0.52	2.34	13	4
6:E:870:17F:H51	6:E:870:17F:H75	0.52	1.80	13	1
6:D:546:17F:H4	6:D:546:17F:H1A	0.52	1.80	14	1
2:D:399:HIS:CE1	2:E:564:LEU:HB2	0.52	2.39	7	7
6:D:510:17F:H43	6:D:516:17F:H64	0.52	1.80	1	3
5:B:210:7Q9:C38	5:B:210:7Q9:C22	0.52	2.87	15	6
6:D:534:17F:O8	6:D:534:17F:O9	0.52	2.27	14	11
6:D:528:17F:H4A	5:D:532:7Q9:C14	0.52	2.34	3	1
5:A:217:7Q9:C3	6:D:546:17F:H18A	0.52	2.35	6	2
2:D:326:LEU:HD22	2:E:637:LEU:HG	0.52	1.81	6	1
6:E:819:17F:H75	5:E:829:7Q9:C23	0.52	2.35	6	1
6:B:219:17F:H36	6:B:219:17F:H20	0.52	1.82	16	2
5:E:859:7Q9:O22	5:E:859:7Q9:C3	0.52	2.55	13	2
5:B:203:7Q9:C22	5:B:204:7Q9:C3	0.52	2.88	8	1
5:E:848:7Q9:C39	5:E:862:7Q9:C37	0.52	2.87	16	2
2:D:330:ALA:HA	2:D:333:LYS:CE	0.52	2.34	11	1
6:E:809:17F:H34	6:E:818:17F:C36	0.52	2.35	11	1
6:E:818:17F:H12A	6:E:819:17F:H10A	0.52	1.81	12	1
5:A:215:7Q9:C39	5:D:536:7Q9:C310	0.52	2.88	15	2
5:D:522:7Q9:C36	5:D:545:7Q9:C314	0.52	2.87	20	3
5:B:212:7Q9:C35	5:B:212:7Q9:C31	0.52	2.87	17	1
6:B:215:17F:O2	5:D:506:7Q9:C14	0.52	2.58	17	1
6:E:819:17F:O2	5:E:829:7Q9:C14	0.52	2.58	17	1
6:D:510:17F:H46	6:D:516:17F:C40	0.52	2.35	18	1
2:E:663:LEU:HD21	6:E:874:17F:C24	0.52	2.33	19	1
5:E:823:7Q9:O32	5:E:823:7Q9:O21	0.52	2.28	10	15
5:E:840:7Q9:C1	5:E:840:7Q9:C31	0.52	2.88	2	18
5:E:864:7Q9:C14	5:E:864:7Q9:O11	0.52	2.58	7	15
5:E:878:7Q9:C37	5:E:878:7Q9:C311	0.52	2.87	17	5
1:A:80:CYS:HB3	1:A:93:ILE:HD12	0.52	1.82	17	3
6:E:819:17F:H41	5:E:835:7Q9:C37	0.52	2.35	2	4
5:E:850:7Q9:C38	6:E:870:17F:H20	0.52	2.34	2	1
5:A:204:7Q9:C312	6:A:208:17F:H12A	0.52	2.35	3	1
6:B:214:17F:H39	6:B:214:17F:C12	0.52	2.35	16	3
5:E:873:7Q9:O32	5:E:873:7Q9:O21	0.52	2.28	3	12
1:B:17:SER:HB2	3:B:201:GSP:O1A	0.52	2.04	13	2
5:A:205:7Q9:O14	5:B:204:7Q9:C12	0.52	2.58	6	1

Continued on next page...

Continued from previous page...

Atom-1	Atom-2	Clash(Å)	Distance(Å)	Models	
				Worst	Total
5:E:871:7Q9:C1	5:E:871:7Q9:O22	0.52	2.55	14	6
5:D:525:7Q9:C11	5:D:525:7Q9:O32	0.52	2.58	9	4
2:E:729:PHE:CD2	6:E:870:17F:H63	0.52	2.40	16	2
6:D:516:17F:H44	5:D:535:7Q9:C314	0.52	2.35	10	1
1:A:117:LYS:HG2	3:A:201:GSP:C6	0.52	2.40	13	1
6:D:510:17F:C27	6:D:516:17F:H64	0.52	2.35	13	2
6:D:533:17F:H76	6:E:870:17F:C38	0.52	2.17	13	1
5:E:843:7Q9:O13	5:E:843:7Q9:O21	0.52	2.27	19	4
5:D:525:7Q9:C1	5:D:525:7Q9:O22	0.51	2.57	1	1
2:E:558:SER:OG	6:E:872:17F:H63	0.51	2.05	9	5
5:E:846:7Q9:C1	5:E:850:7Q9:C3	0.51	2.88	16	2
5:D:535:7Q9:C14	5:D:535:7Q9:C1	0.51	2.88	7	8
5:D:544:7Q9:C34	6:D:546:17F:C19	0.51	2.88	2	1
5:D:514:7Q9:C1	5:D:514:7Q9:C15	0.51	2.88	13	4
6:A:208:17F:H35	6:A:208:17F:C24	0.51	2.31	5	2
5:D:535:7Q9:C14	5:D:535:7Q9:O12	0.51	2.59	15	5
5:B:211:7Q9:C318	6:E:809:17F:H55	0.51	2.35	6	1
6:E:801:17F:H50	6:E:801:17F:H77	0.51	1.82	7	1
6:B:214:17F:O9	6:B:214:17F:C7	0.51	2.58	15	6
6:D:533:17F:C35	6:D:533:17F:H38	0.51	2.34	9	2
6:D:517:17F:C31	6:D:517:17F:H40	0.51	2.36	10	1
6:A:208:17F:H69	6:B:208:17F:C41	0.51	2.35	11	1
2:E:634:LEU:HD21	5:E:862:7Q9:C310	0.51	2.34	12	1
5:D:508:7Q9:O31	5:D:509:7Q9:C23	0.51	2.57	13	2
5:E:802:7Q9:C314	6:E:809:17F:H59	0.51	2.35	13	1
6:D:527:17F:C37	6:D:527:17F:C32	0.51	2.87	14	1
5:E:833:7Q9:C13	6:E:838:17F:O5	0.51	2.58	19	1
6:D:528:17F:H37	6:D:528:17F:C38	0.51	2.32	19	3
6:E:856:17F:H6A	6:E:856:17F:O10	0.51	2.04	1	2
6:A:214:17F:O8	6:A:214:17F:O9	0.51	2.29	2	3
5:D:537:7Q9:C3	6:D:546:17F:H10	0.51	2.35	2	2
5:E:815:7Q9:C32	5:E:830:7Q9:C3	0.51	2.88	2	4
2:E:623:ARG:HB3	5:E:858:7Q9:C310	0.51	2.35	20	4
6:E:807:17F:H54	6:E:809:17F:H64	0.51	1.82	3	1
1:B:15:GLY:HA3	3:B:201:GSP:C8	0.51	2.40	5	1
5:B:211:7Q9:O22	5:B:211:7Q9:C1	0.51	2.53	6	5
5:E:842:7Q9:O31	5:E:861:7Q9:C22	0.51	2.58	13	5
5:E:864:7Q9:C2	5:E:864:7Q9:O32	0.51	2.54	12	6
6:E:841:17F:H42	6:E:841:17F:C31	0.51	2.34	7	1
5:D:549:7Q9:C14	5:E:851:7Q9:O13	0.51	2.58	8	1
6:D:510:17F:C19	6:D:516:17F:H9A	0.51	2.29	9	2

Continued on next page...

Continued from previous page...

Atom-1	Atom-2	Clash(Å)	Distance(Å)	Models	
				Worst	Total
6:D:510:17F:C33	6:D:516:17F:H37	0.51	2.36	9	1
6:D:527:17F:C10	5:D:535:7Q9:C34	0.51	2.89	9	1
6:E:818:17F:H40	5:E:835:7Q9:C310	0.51	2.35	9	2
6:E:838:17F:H40	6:E:838:17F:H34	0.51	1.80	13	2
2:D:315:TYR:CE2	2:E:648:MET:HB2	0.51	2.40	13	1
5:E:802:7Q9:C23	6:E:805:17F:H34	0.51	2.35	14	1
5:D:506:7Q9:C33	6:D:517:17F:H56	0.51	2.36	18	1
6:E:809:17F:C33	6:E:809:17F:H48	0.51	2.36	20	1
6:B:208:17F:O1	6:B:208:17F:H10A	0.51	2.04	1	1
5:B:216:7Q9:C34	5:D:519:7Q9:C23	0.51	2.87	1	3
5:E:835:7Q9:C14	5:E:836:7Q9:O13	0.51	2.57	1	2
5:A:209:7Q9:C318	5:E:823:7Q9:C312	0.51	2.88	16	4
5:B:211:7Q9:C15	5:B:211:7Q9:C3	0.51	2.88	2	4
2:E:641:LEU:HD21	5:E:851:7Q9:C318	0.51	2.36	10	2
6:E:817:17F:H29	5:E:833:7Q9:C32	0.51	2.35	10	2
5:A:204:7Q9:C312	6:A:208:17F:C2X	0.51	2.88	8	2
5:E:851:7Q9:O32	5:E:851:7Q9:O21	0.51	2.28	3	8
6:D:516:17F:C28	6:D:516:17F:C24	0.51	2.88	4	3
6:E:841:17F:H29	6:E:841:17F:C23	0.51	2.35	7	4
6:D:516:17F:H44	6:D:527:17F:C22	0.51	2.19	7	1
6:B:208:17F:N1	6:B:214:17F:O4	0.51	2.43	8	1
5:D:505:7Q9:C12	6:D:511:17F:O2	0.51	2.58	8	1
5:E:802:7Q9:C316	6:E:809:17F:H72	0.51	2.36	8	1
5:B:218:7Q9:C32	5:D:514:7Q9:C32	0.51	2.89	9	3
6:B:208:17F:H31	6:B:214:17F:C10	0.51	2.35	10	1
6:D:517:17F:H10	5:D:529:7Q9:C22	0.51	2.36	11	1
6:E:817:17F:H47	6:E:817:17F:H76	0.51	1.82	12	1
6:E:828:17F:H41	5:E:832:7Q9:C311	0.51	2.36	15	2
6:D:501:17F:H8A	5:D:506:7Q9:C15	0.51	2.35	19	2
5:D:539:7Q9:C15	5:D:539:7Q9:O32	0.51	2.58	17	1
5:D:505:7Q9:C1	6:D:511:17F:H6	0.51	2.36	18	1
6:D:517:17F:O8	6:D:517:17F:H10A	0.51	2.04	12	6
5:D:518:7Q9:O12	5:D:518:7Q9:C2	0.51	2.59	6	2
5:E:848:7Q9:C34	5:E:851:7Q9:C31	0.51	2.88	1	3
6:D:517:17F:H10	5:D:529:7Q9:O22	0.51	2.06	2	1
5:D:544:7Q9:C34	6:D:546:17F:H19	0.51	2.36	6	3
6:E:838:17F:C11	6:E:838:17F:C36	0.51	2.88	16	4
1:B:5:LYS:HA	1:B:54:ASP:HB3	0.51	1.81	3	1
6:E:807:17F:C1Z	6:E:819:17F:H29	0.51	2.34	3	1
6:E:817:17F:O8	6:E:817:17F:C5	0.51	2.53	4	4
6:B:214:17F:C38	6:B:214:17F:H61	0.51	2.35	5	1

Continued on next page...

Continued from previous page...

Atom-1	Atom-2	Clash(Å)	Distance(Å)	Models	
				Worst	Total
5:E:833:7Q9:O13	6:E:838:17F:H20A	0.51	2.05	11	4
5:B:213:7Q9:O21	5:B:213:7Q9:C12	0.51	2.57	6	3
6:D:510:17F:C11	6:D:516:17F:H8A	0.51	2.35	6	1
5:B:216:7Q9:O32	5:D:519:7Q9:C15	0.51	2.58	17	2
5:D:512:7Q9:O13	6:D:528:17F:C4	0.51	2.59	7	2
6:D:517:17F:H40	6:D:517:17F:C32	0.51	2.36	15	4
6:E:805:17F:C25	5:E:816:7Q9:C316	0.51	2.88	9	1
5:B:217:7Q9:C318	5:D:548:7Q9:C318	0.51	2.88	13	5
6:E:807:17F:O5	5:E:813:7Q9:C14	0.51	2.58	10	2
1:B:68:ARG:HB3	1:B:99:GLN:HE22	0.51	1.64	11	1
5:E:804:7Q9:C2	5:E:815:7Q9:C22	0.51	2.88	20	2
6:D:510:17F:H51	6:D:516:17F:H72	0.51	1.82	14	1
6:D:516:17F:H57	5:D:535:7Q9:C314	0.51	2.35	14	1
2:D:334:LEU:HB2	5:D:532:7Q9:C315	0.51	2.35	16	2
5:A:211:7Q9:C33	5:A:213:7Q9:C36	0.51	2.88	16	1
1:A:36:ILE:HA	1:A:59:ALA:HB2	0.51	1.83	18	1
3:B:201:GSP:O3G	3:B:201:GSP:O2B	0.51	2.29	1	1
5:B:203:7Q9:O13	5:B:205:7Q9:C12	0.51	2.59	1	2
2:E:558:SER:OG	6:E:872:17F:H69	0.51	2.06	1	3
5:E:824:7Q9:C33	5:E:824:7Q9:C37	0.51	2.89	3	4
5:E:862:7Q9:O32	5:E:862:7Q9:O21	0.51	2.28	16	16
6:E:874:17F:C6	6:E:874:17F:O1	0.51	2.58	7	4
6:D:534:17F:H65	6:D:534:17F:H59	0.51	1.81	2	1
6:E:801:17F:H20A	6:E:801:17F:H12	0.51	1.82	2	1
5:D:506:7Q9:O12	5:D:506:7Q9:C13	0.51	2.58	3	1
5:E:816:7Q9:C39	5:E:831:7Q9:C23	0.51	2.88	3	1
5:E:834:7Q9:C318	6:E:855:17F:H66	0.51	2.35	3	1
1:A:84:ILE:HD12	1:A:123:ARG:HB3	0.51	1.83	5	9
5:B:207:7Q9:C13	5:B:207:7Q9:P	0.51	2.99	9	14
5:B:217:7Q9:O22	5:B:217:7Q9:O31	0.51	2.29	9	2
2:E:605:GLN:HG3	2:E:606:LYS:N	0.51	2.20	9	1
6:E:817:17F:C34	5:E:826:7Q9:C36	0.51	2.84	9	3
6:D:510:17F:H78	6:D:510:17F:C29	0.51	2.35	11	2
6:A:208:17F:H63	6:A:208:17F:H57	0.51	1.81	16	1
5:B:203:7Q9:C315	6:B:208:17F:H78	0.51	2.34	17	1
6:B:208:17F:H20	5:B:212:7Q9:C32	0.51	2.36	17	1
5:B:218:7Q9:C34	5:B:218:7Q9:O31	0.51	2.59	18	2
6:D:517:17F:H48	6:D:517:17F:H70	0.51	1.82	18	1
1:A:32:TYR:CD2	3:A:201:GSP:H5'2	0.51	2.41	1	1
5:B:213:7Q9:C22	5:B:213:7Q9:C14	0.51	2.89	1	1
5:B:220:7Q9:O32	5:B:220:7Q9:O21	0.51	2.29	18	12

Continued on next page...

Continued from previous page...

Atom-1	Atom-2	Clash(Å)	Distance(Å)	Models	
				Worst	Total
2:E:659:LEU:CD2	6:E:856:17F:H67	0.51	2.36	1	2
5:E:810:7Q9:O32	5:E:810:7Q9:C2	0.51	2.56	11	8
5:E:813:7Q9:O21	5:E:813:7Q9:O32	0.51	2.29	12	10
5:D:548:7Q9:C33	5:E:831:7Q9:C23	0.51	2.89	3	2
5:D:514:7Q9:O13	5:D:531:7Q9:C15	0.51	2.59	4	1
5:E:849:7Q9:C314	5:E:867:7Q9:C314	0.51	2.88	4	5
6:E:856:17F:O7	6:E:856:17F:H10	0.51	2.05	12	3
6:D:527:17F:H68	6:D:527:17F:H40	0.51	1.82	8	1
6:E:811:17F:O8	5:E:822:7Q9:C11	0.51	2.59	11	1
6:E:818:17F:H75	6:E:818:17F:C26	0.51	2.28	12	1
2:E:660:ARG:HH12	6:E:874:17F:C3	0.51	2.18	14	1
5:E:813:7Q9:C314	6:E:819:17F:H54	0.51	2.36	16	1
6:D:501:17F:C34	6:D:501:17F:C26	0.51	2.78	20	1
5:E:835:7Q9:C31	5:E:837:7Q9:C23	0.51	2.88	20	1
6:B:219:17F:H18	5:D:545:7Q9:C33	0.51	2.36	1	1
2:E:693:HIS:HB2	5:E:863:7Q9:C39	0.51	2.35	2	4
6:E:801:17F:H4	6:E:801:17F:O10	0.51	2.06	1	1
6:E:807:17F:H58	6:E:807:17F:H30	0.51	1.83	1	2
5:E:821:7Q9:C15	5:E:821:7Q9:C1	0.51	2.89	15	5
5:D:540:7Q9:C12	5:D:540:7Q9:O22	0.51	2.58	10	4
6:E:807:17F:H68	6:E:818:17F:H44	0.51	1.82	6	1
2:D:423:GLU:HA	2:D:426:LYS:HE2	0.51	1.83	8	2
5:D:535:7Q9:C318	6:E:874:17F:H76	0.51	2.35	8	1
5:E:842:7Q9:O11	5:E:842:7Q9:O22	0.51	2.28	13	2
5:D:520:7Q9:C34	5:D:520:7Q9:O32	0.51	2.59	9	1
5:E:813:7Q9:C311	6:E:819:17F:H77	0.51	2.36	16	3
1:B:126:ASP:HB3	1:B:129:GLN:HB3	0.51	1.82	10	1
2:D:422:LEU:HG	2:D:426:LYS:HE2	0.51	1.82	10	1
5:E:839:7Q9:O32	5:E:840:7Q9:C22	0.51	2.59	11	1
1:A:58:THR:HG21	1:A:71:TYR:CZ	0.51	2.41	12	1
5:A:204:7Q9:O32	6:A:208:17F:H6	0.51	2.06	12	1
6:E:838:17F:H62	6:E:838:17F:H57	0.51	1.81	12	1
5:D:502:7Q9:C315	5:E:813:7Q9:C317	0.51	2.88	13	2
5:E:848:7Q9:C315	5:E:851:7Q9:C311	0.51	2.89	13	1
6:B:214:17F:H10A	6:B:214:17F:C24	0.51	2.36	14	1
6:E:805:17F:H55	6:E:805:17F:H68	0.51	1.83	15	1
5:A:204:7Q9:C314	6:A:208:17F:H77	0.51	2.35	16	1
6:B:215:17F:O10	6:B:215:17F:C7	0.51	2.59	16	1
6:E:872:17F:O10	6:E:872:17F:H6A	0.51	2.05	16	2
5:E:857:7Q9:C310	6:E:874:17F:H51	0.51	2.36	18	1
6:B:208:17F:O9	6:B:208:17F:C7	0.51	2.59	14	16

Continued on next page...

Continued from previous page...

Atom-1	Atom-2	Clash(Å)	Distance(Å)	Models	
				Worst	Total
5:D:540:7Q9:O22	5:D:540:7Q9:O31	0.51	2.28	10	3
5:E:834:7Q9:O21	5:E:834:7Q9:O32	0.51	2.29	14	16
5:D:518:7Q9:C13	6:D:533:17F:H8A	0.51	2.35	2	1
5:D:538:7Q9:C14	5:D:538:7Q9:C22	0.51	2.88	13	5
5:E:842:7Q9:C314	5:E:842:7Q9:C37	0.51	2.89	16	5
5:E:863:7Q9:C31	5:E:863:7Q9:C35	0.51	2.89	16	5
5:E:837:7Q9:C31	6:E:841:17F:H31	0.51	2.35	3	2
6:D:501:17F:H74	6:E:818:17F:C42	0.51	2.36	4	1
5:D:524:7Q9:C312	5:D:524:7Q9:C38	0.51	2.86	9	2
5:E:813:7Q9:C33	5:E:829:7Q9:C22	0.51	2.89	5	2
5:E:863:7Q9:C3	5:E:863:7Q9:O22	0.51	2.55	9	1
1:B:118:CYS:SG	1:B:143:GLU:HB3	0.51	2.46	10	2
6:B:214:17F:H31	5:B:220:7Q9:C32	0.51	2.36	11	1
5:D:503:7Q9:C23	6:D:510:17F:C2X	0.51	2.89	12	1
2:D:291:GLU:HG3	5:D:547:7Q9:C310	0.51	2.36	13	1
6:D:534:17F:H64	6:D:534:17F:C1X	0.51	2.36	15	1
5:E:824:7Q9:C34	6:E:841:17F:C18	0.51	2.85	15	1
6:D:528:17F:O2	5:D:532:7Q9:C14	0.51	2.59	17	1
5:A:203:7Q9:O22	5:A:203:7Q9:C3	0.51	2.55	3	4
5:E:802:7Q9:O32	5:E:802:7Q9:C2	0.51	2.53	1	10
5:E:847:7Q9:C1	5:E:847:7Q9:O22	0.51	2.53	14	11
5:E:854:7Q9:O32	5:E:854:7Q9:O21	0.51	2.29	15	7
5:B:216:7Q9:O21	5:B:216:7Q9:P	0.51	2.68	2	14
6:E:817:17F:H35	6:E:817:17F:C24	0.51	2.33	4	6
6:D:501:17F:H62	6:D:501:17F:H10	0.51	1.81	3	1
5:E:816:7Q9:C15	5:E:816:7Q9:O12	0.51	2.58	11	2
5:A:209:7Q9:C318	5:E:839:7Q9:C312	0.51	2.89	7	3
6:D:511:17F:H8A	5:D:513:7Q9:C14	0.51	2.36	7	3
5:E:810:7Q9:C39	5:E:825:7Q9:C312	0.51	2.88	5	2
6:E:841:17F:H59	6:E:841:17F:C36	0.51	2.24	17	3
1:A:73:ARG:HG3	1:A:103:VAL:HG12	0.51	1.82	13	2
6:A:208:17F:H41	5:E:823:7Q9:C318	0.51	2.35	19	3
6:D:510:17F:H6	6:D:516:17F:H4A	0.51	1.82	9	1
6:E:855:17F:H38	6:E:855:17F:C38	0.51	2.26	16	3
6:B:219:17F:H52	5:E:846:7Q9:C318	0.51	2.35	10	2
6:D:501:17F:H38	6:D:501:17F:H20A	0.51	1.82	10	1
6:B:208:17F:H41	6:B:214:17F:H37	0.51	1.80	11	1
2:D:403:LEU:HD11	2:E:561:ARG:HG3	0.51	1.83	11	1
6:D:501:17F:O1	6:D:501:17F:O7	0.51	2.29	11	1
5:E:808:7Q9:C32	6:E:811:17F:C12	0.51	2.87	13	1
6:D:516:17F:H50	6:D:516:17F:C34	0.51	2.36	14	1

Continued on next page...

Continued from previous page...

Atom-1	Atom-2	Clash(Å)	Distance(Å)	Models	
				Worst	Total
6:D:501:17F:H56	6:D:501:17F:C10	0.51	2.36	15	1
6:E:819:17F:C18	5:E:829:7Q9:C23	0.51	2.85	15	2
5:A:215:7Q9:C34	5:A:215:7Q9:O31	0.51	2.58	16	1
5:D:536:7Q9:C21	5:D:536:7Q9:O31	0.51	2.58	14	4
6:B:215:17F:O8	6:B:215:17F:C5	0.51	2.57	9	4
5:D:502:7Q9:O32	5:D:502:7Q9:O21	0.51	2.30	7	6
5:D:509:7Q9:C312	5:D:525:7Q9:C316	0.51	2.89	2	1
1:A:72:MET:HA	1:A:78:PHE:CZ	0.51	2.39	3	3
5:B:218:7Q9:C312	5:D:522:7Q9:C22	0.51	2.89	3	1
6:D:510:17F:O9	6:D:527:17F:H19A	0.51	2.05	10	2
6:D:510:17F:P1	6:D:510:17F:N1	0.51	2.84	18	5
5:E:821:7Q9:O21	5:E:821:7Q9:P	0.51	2.69	18	2
5:E:843:7Q9:O14	5:E:859:7Q9:C32	0.51	2.59	8	3
6:E:872:17F:H59	6:E:872:17F:H44	0.51	1.83	12	2
6:B:208:17F:C7	6:B:208:17F:O9	0.51	2.59	10	2
5:D:506:7Q9:C22	5:D:520:7Q9:C22	0.51	2.89	9	3
5:D:509:7Q9:C314	5:E:835:7Q9:C316	0.51	2.88	16	4
6:A:208:17F:H10A	5:A:209:7Q9:C37	0.51	2.36	10	1
6:D:510:17F:C30	6:D:510:17F:C42	0.51	2.89	11	1
6:B:214:17F:O10	6:B:219:17F:C11	0.51	2.59	19	2
5:E:813:7Q9:O22	5:E:813:7Q9:C1	0.51	2.54	12	2
6:B:215:17F:H55	5:E:810:7Q9:C318	0.51	2.36	14	1
1:A:32:TYR:HE1	3:A:201:GSP:O3A	0.51	1.88	15	1
2:D:334:LEU:HB3	5:D:532:7Q9:C312	0.51	2.36	16	1
6:B:214:17F:H56	6:B:219:17F:H12	0.51	1.82	17	1
6:B:219:17F:H4	5:D:545:7Q9:C33	0.51	2.36	17	1
5:B:205:7Q9:C3	5:B:207:7Q9:C11	0.51	2.89	18	1
5:E:832:7Q9:C23	6:E:856:17F:H36	0.51	2.35	18	1
5:E:834:7Q9:C35	6:E:855:17F:H59	0.51	2.36	19	1
2:D:334:LEU:H	5:D:532:7Q9:C312	0.51	2.19	20	1
6:D:510:17F:H77	6:D:516:17F:C41	0.51	2.35	20	1
2:D:275:LEU:HG	2:E:688:ARG:HG2	0.50	1.81	1	1
5:E:816:7Q9:C3	5:E:816:7Q9:O13	0.50	2.58	15	10
6:E:819:17F:H4A	6:E:819:17F:O8	0.50	2.05	6	3
5:E:846:7Q9:C14	5:E:846:7Q9:P	0.50	2.99	17	15
6:E:805:17F:C40	5:E:816:7Q9:C318	0.50	2.87	6	5
6:E:855:17F:O10	6:E:855:17F:C6	0.50	2.51	14	2
5:E:849:7Q9:O32	5:E:849:7Q9:C21	0.50	2.59	13	3
5:D:505:7Q9:O22	5:D:505:7Q9:O11	0.50	2.29	4	1
6:E:870:17F:H5	6:E:870:17F:O1	0.50	2.05	18	13
6:A:208:17F:H68	5:B:203:7Q9:C318	0.50	2.36	7	1

Continued on next page...

Continued from previous page...

Atom-1	Atom-2	Clash(Å)	Distance(Å)	Models	
				Worst	Total
2:D:404:SER:HB3	5:D:542:7Q9:C315	0.50	2.36	7	1
5:A:212:7Q9:C14	6:A:214:17F:O4	0.50	2.60	10	1
6:B:219:17F:H63	5:D:522:7Q9:C38	0.50	2.36	10	1
5:B:209:7Q9:C13	5:B:209:7Q9:O14	0.50	2.60	11	1
6:E:819:17F:C7	6:E:819:17F:C11	0.50	2.90	13	1
5:E:840:7Q9:C11	5:E:849:7Q9:O22	0.50	2.59	14	1
5:D:504:7Q9:C318	6:D:516:17F:H69	0.50	2.35	15	1
6:D:516:17F:C34	6:D:516:17F:C38	0.50	2.73	16	1
6:B:219:17F:C18	5:D:545:7Q9:C33	0.50	2.89	8	3
6:D:511:17F:O4	5:D:526:7Q9:C15	0.50	2.59	1	2
5:E:862:7Q9:O22	5:E:862:7Q9:C1	0.50	2.56	12	13
5:E:866:7Q9:O31	5:E:866:7Q9:C21	0.50	2.58	13	20
6:B:214:17F:H61	6:B:214:17F:C39	0.50	2.36	19	3
6:D:510:17F:C36	6:D:527:17F:C41	0.50	2.89	5	2
5:E:826:7Q9:O32	5:E:826:7Q9:C2	0.50	2.53	5	6
5:E:853:7Q9:C39	5:E:877:7Q9:C35	0.50	2.90	15	2
2:E:660:ARG:HD2	6:E:874:17F:C20	0.50	2.32	4	2
6:E:838:17F:H8A	6:E:856:17F:H35	0.50	1.83	4	2
5:D:538:7Q9:C1	5:D:538:7Q9:O22	0.50	2.56	5	2
5:E:878:7Q9:O32	5:E:878:7Q9:C2	0.50	2.55	19	7
1:B:79:LEU:HD13	1:B:159:LEU:HD22	0.50	1.83	16	3
6:E:856:17F:H37	6:E:856:17F:H68	0.50	1.83	8	2
6:D:501:17F:H44	6:D:501:17F:C35	0.50	2.36	9	1
5:B:211:7Q9:C312	6:D:501:17F:H62	0.50	2.36	17	1
5:E:827:7Q9:O13	5:E:850:7Q9:C1	0.50	2.59	18	1
6:E:818:17F:H12A	6:E:819:17F:C21	0.50	2.36	20	1
6:D:528:17F:H72	5:E:862:7Q9:C316	0.50	2.36	11	3
6:E:807:17F:H57	6:E:819:17F:C12	0.50	2.36	1	3
5:E:868:7Q9:C34	5:E:873:7Q9:C37	0.50	2.89	1	2
6:E:801:17F:H1A	6:E:801:17F:C4	0.50	2.35	2	1
5:E:827:7Q9:O32	5:E:827:7Q9:O21	0.50	2.30	15	8
6:D:516:17F:H44	6:D:527:17F:H47	0.50	1.84	3	1
5:A:206:7Q9:C39	5:E:822:7Q9:C318	0.50	2.90	4	1
6:E:807:17F:O10	6:E:807:17F:C4	0.50	2.57	17	5
5:E:860:7Q9:C1	5:E:860:7Q9:O22	0.50	2.57	11	5
6:D:533:17F:H38	6:D:533:17F:H63	0.50	1.81	9	1
5:A:207:7Q9:C35	5:D:504:7Q9:C36	0.50	2.90	16	2
2:D:308:TRP:CH2	6:E:856:17F:H75	0.50	2.41	15	1
6:A:208:17F:H34	6:B:208:17F:H37	0.50	1.83	17	1
5:E:868:7Q9:C21	5:E:868:7Q9:O32	0.50	2.60	18	1
5:A:207:7Q9:C35	5:D:504:7Q9:C33	0.50	2.89	19	1

Continued on next page...

Continued from previous page...

Atom-1	Atom-2	Clash(Å)	Distance(Å)	Models	
				Worst	Total
6:D:510:17F:H76	6:E:856:17F:H44	0.50	1.83	20	1
6:E:807:17F:H1A	6:E:807:17F:C4	0.50	2.36	20	1
5:B:203:7Q9:C32	6:B:208:17F:C6	0.50	2.90	1	1
6:D:501:17F:H68	6:D:501:17F:C29	0.50	2.37	1	1
6:E:811:17F:C6	5:E:823:7Q9:C3	0.50	2.89	1	2
6:E:855:17F:C21	6:E:855:17F:H65	0.50	2.37	6	4
1:A:41:ARG:HD2	1:A:54:ASP:OD1	0.50	2.07	2	1
6:D:527:17F:C17	6:D:527:17F:C1Y	0.50	2.89	17	5
6:D:510:17F:H38	6:D:511:17F:C40	0.50	2.29	4	1
6:B:208:17F:H45	6:B:208:17F:C37	0.50	2.36	5	2
5:D:531:7Q9:C3	5:D:531:7Q9:O22	0.50	2.55	19	3
6:E:838:17F:HN1	6:E:874:17F:H6A	0.50	1.64	10	1
6:A:208:17F:H1	5:A:209:7Q9:C15	0.50	2.36	19	2
5:D:504:7Q9:O31	6:D:516:17F:O10	0.50	2.29	12	1
5:A:212:7Q9:O13	5:A:212:7Q9:C2	0.50	2.60	10	10
6:E:807:17F:C1Z	6:E:818:17F:H10A	0.50	2.36	2	2
6:D:501:17F:O9	6:D:501:17F:C7	0.50	2.59	8	4
5:E:837:7Q9:C36	6:E:841:17F:H50	0.50	2.37	3	1
6:A:208:17F:C12	5:A:209:7Q9:C39	0.50	2.89	5	3
5:E:834:7Q9:C35	6:E:855:17F:H32	0.50	2.36	8	2
5:B:216:7Q9:C32	5:D:519:7Q9:C15	0.50	2.89	9	1
6:A:208:17F:H45	6:E:811:17F:H70	0.50	1.84	12	1
6:D:511:17F:H30	6:D:528:17F:C30	0.50	2.37	17	2
5:E:857:7Q9:C31	6:E:874:17F:C10	0.50	2.90	16	1
6:B:214:17F:H18	6:B:219:17F:H2	0.50	1.81	17	1
6:A:208:17F:H10	5:A:209:7Q9:C310	0.50	2.36	1	1
5:E:843:7Q9:C2	5:E:843:7Q9:O32	0.50	2.56	15	13
6:E:872:17F:H20A	6:E:872:17F:C2X	0.50	2.32	2	2
5:A:211:7Q9:O14	5:A:213:7Q9:C14	0.50	2.60	3	1
6:D:501:17F:H51	5:D:508:7Q9:C318	0.50	2.36	3	1
5:D:512:7Q9:C34	6:D:528:17F:H6A	0.50	2.37	3	2
5:D:521:7Q9:C15	5:D:521:7Q9:P	0.50	3.00	14	3
5:E:868:7Q9:C31	5:E:873:7Q9:C13	0.50	2.90	19	7
5:D:536:7Q9:O31	5:D:536:7Q9:C21	0.50	2.60	6	10
5:B:216:7Q9:C316	5:E:843:7Q9:C318	0.50	2.89	5	2
2:E:623:ARG:HD2	5:E:858:7Q9:C316	0.50	2.37	7	1
6:D:510:17F:H8	6:D:516:17F:O7	0.50	2.07	8	2
6:D:510:17F:C19	5:D:524:7Q9:O32	0.50	2.57	11	2
5:E:866:7Q9:C33	5:E:876:7Q9:C35	0.50	2.90	9	2
5:A:210:7Q9:C2	5:A:216:7Q9:O22	0.50	2.60	13	1
6:B:214:17F:O10	6:B:219:17F:H10	0.50	2.07	14	1

Continued on next page...

Continued from previous page...

Atom-1	Atom-2	Clash(Å)	Distance(Å)	Models	
				Worst	Total
5:A:206:7Q9:C1	5:A:210:7Q9:C15	0.50	2.89	15	1
5:B:209:7Q9:C318	5:D:503:7Q9:C311	0.50	2.89	20	2
6:B:214:17F:C7	6:B:214:17F:O9	0.50	2.60	18	1
6:D:510:17F:N1	6:D:510:17F:O2	0.50	2.36	18	1
5:E:833:7Q9:O22	6:E:838:17F:H31	0.50	2.07	18	1
5:A:210:7Q9:O13	5:A:215:7Q9:C13	0.50	2.60	3	3
6:D:501:17F:O8	5:D:506:7Q9:C15	0.50	2.60	2	1
5:E:823:7Q9:O22	5:E:823:7Q9:C1	0.50	2.57	14	4
5:A:213:7Q9:O22	5:A:213:7Q9:C3	0.50	2.58	3	5
5:D:536:7Q9:C3	5:D:547:7Q9:C2	0.50	2.89	9	2
1:B:116:ASN:ND2	3:B:201:GSP:N7	0.50	2.58	5	2
5:B:206:7Q9:O13	5:B:212:7Q9:C13	0.50	2.60	6	1
5:E:837:7Q9:C32	6:E:841:17F:H56	0.50	2.36	6	1
5:D:521:7Q9:P	5:D:521:7Q9:C15	0.50	2.99	10	1
6:E:818:17F:C1X	6:E:818:17F:C23	0.50	2.87	10	1
6:B:214:17F:H56	6:B:219:17F:H37	0.50	1.82	17	2
2:D:275:LEU:HG	2:E:688:ARG:HD2	0.50	1.84	15	2
6:D:501:17F:H67	6:D:501:17F:C28	0.50	2.30	15	1
5:E:821:7Q9:O12	5:E:821:7Q9:C15	0.50	2.59	18	1
5:D:520:7Q9:C318	5:E:837:7Q9:C313	0.50	2.90	2	1
5:E:820:7Q9:C2	6:E:838:17F:H18	0.50	2.35	6	2
5:E:835:7Q9:C1	5:E:835:7Q9:O22	0.50	2.56	9	5
6:B:215:17F:C30	6:B:215:17F:H61	0.50	2.37	4	1
6:D:534:17F:H36	6:D:534:17F:C32	0.50	2.37	4	1
5:E:863:7Q9:C1	5:E:863:7Q9:O22	0.50	2.55	4	3
5:E:869:7Q9:O12	5:E:869:7Q9:C15	0.50	2.60	17	3
1:B:72:MET:HA	1:B:78:PHE:CZ	0.50	2.41	5	4
6:B:214:17F:H6	5:B:217:7Q9:C33	0.50	2.37	5	1
5:E:804:7Q9:C3	5:E:804:7Q9:O22	0.50	2.54	5	3
6:D:511:17F:H35	6:D:511:17F:H42	0.50	1.83	6	1
6:E:809:17F:C29	6:E:818:17F:H71	0.50	2.37	6	1
5:E:833:7Q9:C11	6:E:874:17F:O8	0.50	2.60	6	2
5:E:865:7Q9:O22	5:E:871:7Q9:C3	0.50	2.60	19	2
5:B:203:7Q9:C39	6:B:208:17F:H66	0.50	2.37	7	1
6:D:517:17F:N1	5:D:529:7Q9:O13	0.50	2.44	8	1
1:A:35:THR:OG1	3:A:201:GSP:O3G	0.50	2.30	15	4
2:D:309:GLN:HB2	6:D:527:17F:C35	0.50	2.37	9	1
6:D:510:17F:C19	6:D:516:17F:C10	0.50	2.74	9	1
6:D:510:17F:O10	6:D:527:17F:C19	0.50	2.57	10	2
1:B:46:ILE:HG23	1:B:157:TYR:HD1	0.50	1.67	14	1
2:E:682:LYS:HD2	5:E:867:7Q9:C31	0.50	2.37	14	1

Continued on next page...

Continued from previous page...

Atom-1	Atom-2	Clash(Å)	Distance(Å)	Models	
				Worst	Total
6:E:811:17F:C18	5:E:815:7Q9:O14	0.50	2.60	16	1
5:D:545:7Q9:C15	5:D:545:7Q9:O31	0.50	2.60	17	1
5:D:514:7Q9:C14	5:D:519:7Q9:O22	0.50	2.60	19	1
6:D:510:17F:H62	5:D:524:7Q9:C314	0.50	2.37	20	1
5:E:806:7Q9:O21	5:E:806:7Q9:C31	0.50	2.60	10	11
5:E:825:7Q9:C11	5:E:844:7Q9:O32	0.50	2.60	1	1
5:E:843:7Q9:O32	5:E:843:7Q9:C2	0.50	2.57	5	7
6:E:838:17F:C19	6:E:838:17F:C31	0.50	2.87	15	12
5:E:844:7Q9:C318	5:E:864:7Q9:C312	0.50	2.90	2	2
5:D:549:7Q9:C13	5:D:549:7Q9:O14	0.50	2.60	14	10
5:E:846:7Q9:C14	5:E:846:7Q9:O12	0.50	2.59	10	4
5:B:206:7Q9:C33	5:B:212:7Q9:C32	0.50	2.89	6	2
5:B:210:7Q9:C313	6:B:215:17F:H10	0.50	2.37	7	1
5:D:503:7Q9:O13	5:D:505:7Q9:C1	0.50	2.59	18	2
5:E:863:7Q9:C22	5:E:867:7Q9:C23	0.50	2.90	7	2
5:D:512:7Q9:C13	6:D:528:17F:C4	0.50	2.90	12	2
5:D:547:7Q9:C21	5:D:547:7Q9:C12	0.50	2.90	13	2
6:E:817:17F:H50	5:E:820:7Q9:C318	0.50	2.35	8	1
6:E:807:17F:H18	6:E:807:17F:C1X	0.50	2.37	13	1
6:E:819:17F:H32	6:E:819:17F:C1X	0.50	2.37	13	1
5:E:869:7Q9:C1	5:E:869:7Q9:O22	0.50	2.57	20	3
6:E:838:17F:H9	6:E:856:17F:H9A	0.50	1.82	20	1
5:B:207:7Q9:C13	5:B:207:7Q9:O12	0.49	2.60	2	2
5:D:507:7Q9:C34	6:D:516:17F:H57	0.49	2.37	1	1
5:E:848:7Q9:C317	5:E:851:7Q9:C318	0.49	2.90	1	1
5:E:850:7Q9:C311	5:E:850:7Q9:C37	0.49	2.89	3	4
5:B:212:7Q9:C22	5:B:213:7Q9:O22	0.49	2.59	2	2
2:E:693:HIS:HB2	5:E:863:7Q9:C310	0.49	2.37	2	1
5:E:849:7Q9:O32	5:E:849:7Q9:O21	0.49	2.30	16	6
6:D:533:17F:C30	5:E:850:7Q9:C318	0.49	2.89	3	1
6:D:510:17F:H53	6:D:527:17F:H55	0.49	1.83	5	2
6:E:805:17F:H70	5:E:816:7Q9:C317	0.49	2.37	8	2
6:E:807:17F:C34	6:E:819:17F:H29	0.49	2.36	7	2
6:E:838:17F:H8A	6:E:856:17F:C2X	0.49	2.37	7	2
5:D:540:7Q9:C318	5:E:877:7Q9:C317	0.49	2.90	8	1
6:E:801:17F:H40	5:E:804:7Q9:C37	0.49	2.37	8	1
5:D:512:7Q9:C317	6:D:528:17F:H36	0.49	2.36	10	1
6:A:208:17F:C25	5:E:822:7Q9:C315	0.49	2.90	17	2
6:E:855:17F:H36	6:E:855:17F:H56	0.49	1.84	13	2
5:E:824:7Q9:C316	6:E:841:17F:H75	0.49	2.36	17	1
5:B:205:7Q9:C34	5:B:211:7Q9:C37	0.49	2.90	20	1

Continued on next page...

Continued from previous page...

Atom-1	Atom-2	Clash(Å)	Distance(Å)	Models	
				Worst	Total
6:A:208:17F:H1A	5:A:209:7Q9:C12	0.49	2.38	1	1
5:B:217:7Q9:C13	5:D:522:7Q9:O14	0.49	2.60	1	3
6:D:510:17F:H18A	6:D:516:17F:C10	0.49	2.37	18	3
5:E:848:7Q9:O21	5:E:848:7Q9:C31	0.49	2.60	6	14
5:A:205:7Q9:C36	5:D:504:7Q9:C23	0.49	2.90	3	4
5:A:206:7Q9:O32	5:A:206:7Q9:O21	0.49	2.30	3	5
5:D:531:7Q9:O22	5:D:531:7Q9:C3	0.49	2.55	9	3
6:D:546:17F:O10	6:D:546:17F:H31	0.49	2.06	4	1
2:E:634:LEU:HG	5:E:862:7Q9:C312	0.49	2.37	5	2
6:D:510:17F:C5	6:D:516:17F:H9	0.49	2.37	8	1
1:B:126:ASP:CB	1:B:129:GLN:HB3	0.49	2.37	10	1
5:E:823:7Q9:O22	5:E:845:7Q9:C14	0.49	2.60	12	2
6:B:219:17F:C1X	6:B:219:17F:C20	0.49	2.90	13	1
5:E:837:7Q9:O32	6:E:841:17F:H44	0.49	2.08	14	1
6:E:809:17F:C30	6:E:809:17F:H64	0.49	2.37	16	1
5:D:538:7Q9:O32	5:D:538:7Q9:C12	0.49	2.60	1	2
6:A:214:17F:H52	5:E:840:7Q9:C311	0.49	2.38	5	2
5:B:212:7Q9:C22	5:B:213:7Q9:C2	0.49	2.90	2	1
5:E:815:7Q9:C34	5:E:815:7Q9:O31	0.49	2.60	19	9
1:B:158:THR:O	1:B:162:GLU:HG2	0.49	2.06	19	2
5:B:216:7Q9:C312	5:B:216:7Q9:C38	0.49	2.88	16	3
5:E:843:7Q9:C1	5:E:844:7Q9:C34	0.49	2.90	6	2
5:B:204:7Q9:C13	5:B:207:7Q9:C22	0.49	2.90	7	1
1:B:117:LYS:HB3	1:B:120:LEU:HD12	0.49	1.84	8	2
6:B:214:17F:C26	5:B:217:7Q9:C311	0.49	2.90	8	1
5:B:207:7Q9:C12	5:B:211:7Q9:O22	0.49	2.60	10	1
6:D:528:17F:O7	5:D:532:7Q9:C35	0.49	2.60	10	1
6:D:546:17F:H73	6:D:546:17F:H45	0.49	1.83	11	1
6:D:534:17F:H64	6:D:534:17F:C26	0.49	2.37	12	1
5:D:548:7Q9:C15	5:E:812:7Q9:C15	0.49	2.90	12	1
5:E:852:7Q9:C15	5:E:852:7Q9:O11	0.49	2.60	12	1
6:D:527:17F:H54	6:E:856:17F:H71	0.49	1.83	13	1
6:E:805:17F:O9	6:E:805:17F:C7	0.49	2.59	9	5
1:A:144:THR:HB	1:A:150:GLN:O	0.49	2.07	5	1
5:B:216:7Q9:O14	5:B:216:7Q9:C21	0.49	2.60	5	3
6:E:819:17F:O9	5:E:829:7Q9:C11	0.49	2.61	5	1
6:E:838:17F:H11A	6:E:856:17F:C2X	0.49	2.32	10	2
6:D:517:17F:H67	6:D:517:17F:H43	0.49	1.83	11	1
5:D:504:7Q9:C318	6:D:510:17F:H42	0.49	2.37	12	1
5:A:213:7Q9:O22	5:A:217:7Q9:C35	0.49	2.60	16	2
2:D:309:GLN:OE1	6:D:527:17F:H58	0.49	2.08	16	1

Continued on next page...

Continued from previous page...

Atom-1	Atom-2	Clash(Å)	Distance(Å)	Models	
				Worst	Total
5:B:206:7Q9:C14	5:B:206:7Q9:O12	0.49	2.60	3	1
6:E:807:17F:H33	6:E:819:17F:C12	0.49	2.38	3	1
6:E:817:17F:H47	6:E:817:17F:C42	0.49	2.38	12	3
6:B:215:17F:H54	6:B:215:17F:C34	0.49	2.32	8	3
2:D:374:LEU:HD11	5:D:529:7Q9:C318	0.49	2.37	4	2
6:D:510:17F:C21	6:D:511:17F:C31	0.49	2.90	10	2
2:E:634:LEU:HD13	5:E:878:7Q9:C316	0.49	2.37	16	2
6:E:809:17F:C27	6:E:818:17F:H71	0.49	2.38	6	1
6:D:501:17F:O1	6:D:501:17F:C19	0.49	2.58	10	1
5:D:519:7Q9:C314	5:D:540:7Q9:C316	0.49	2.91	10	2
6:E:819:17F:H61	5:E:852:7Q9:C311	0.49	2.38	10	1
1:A:17:SER:HB2	3:A:201:GSP:O2'	0.49	2.07	14	1
6:D:533:17F:H57	6:D:533:17F:C17	0.49	2.35	14	1
5:D:537:7Q9:C34	6:D:546:17F:H73	0.49	2.37	14	1
6:D:510:17F:C35	5:D:524:7Q9:C313	0.49	2.90	15	2
6:D:534:17F:H76	2:E:692:TYR:HE2	0.49	1.67	17	1
6:E:838:17F:H52	5:E:857:7Q9:C313	0.49	2.37	18	1
6:D:501:17F:H34	6:D:501:17F:C24	0.49	2.37	20	1
5:E:837:7Q9:C314	5:E:866:7Q9:C318	0.49	2.91	1	5
6:D:510:17F:C8	6:D:516:17F:C18	0.49	2.91	2	2
5:D:503:7Q9:O13	6:D:511:17F:H5	0.49	2.07	3	1
6:D:511:17F:C7	6:D:511:17F:O9	0.49	2.60	4	3
5:D:537:7Q9:C31	6:D:546:17F:H10A	0.49	2.38	5	1
6:E:874:17F:H49	6:E:874:17F:C41	0.49	2.38	5	1
5:E:802:7Q9:C316	6:E:809:17F:H64	0.49	2.36	6	1
2:D:377:ARG:HD2	2:E:586:MET:HB3	0.49	1.83	8	1
6:E:807:17F:H60	6:E:819:17F:H29	0.49	1.83	8	1
6:E:838:17F:C31	6:E:838:17F:H35	0.49	2.38	8	1
5:D:513:7Q9:O32	5:D:513:7Q9:O21	0.49	2.31	9	1
6:D:516:17F:C2X	6:D:527:17F:C22	0.49	2.90	10	1
5:E:857:7Q9:C33	6:E:874:17F:H30	0.49	2.38	10	1
1:B:2:THR:HB	1:B:4:TYR:CE2	0.49	2.42	13	1
5:E:853:7Q9:C13	5:E:853:7Q9:P	0.49	3.01	13	2
6:D:517:17F:H48	6:D:517:17F:C39	0.49	2.38	18	1
2:E:620:GLU:HA	5:E:858:7Q9:C310	0.49	2.37	20	1
5:D:509:7Q9:C1	5:D:509:7Q9:C31	0.49	2.90	16	2
5:D:504:7Q9:C3	6:D:516:17F:O10	0.49	2.60	2	1
6:E:801:17F:H4	6:E:801:17F:C1	0.49	2.38	2	1
5:A:203:7Q9:C14	5:A:203:7Q9:O13	0.49	2.60	6	7
6:D:528:17F:O10	6:D:528:17F:O7	0.49	2.30	3	6
5:E:837:7Q9:C34	6:E:841:17F:H44	0.49	2.37	10	2

Continued on next page...

Continued from previous page...

Atom-1	Atom-2	Clash(Å)	Distance(Å)	Models	
				Worst	Total
5:E:854:7Q9:C14	5:E:854:7Q9:P	0.49	3.01	20	4
5:D:506:7Q9:O11	5:D:506:7Q9:O22	0.49	2.30	6	3
5:E:833:7Q9:C2	5:E:833:7Q9:O13	0.49	2.60	12	5
5:D:506:7Q9:C318	5:D:520:7Q9:C318	0.49	2.91	8	1
5:D:508:7Q9:O22	5:D:508:7Q9:C3	0.49	2.58	18	3
5:E:837:7Q9:C15	5:E:837:7Q9:O11	0.49	2.60	10	1
2:D:334:LEU:CB	5:D:532:7Q9:C312	0.49	2.91	13	2
5:E:833:7Q9:O22	5:E:833:7Q9:O31	0.49	2.31	18	1
5:E:843:7Q9:C312	5:E:859:7Q9:C313	0.49	2.91	19	1
6:D:534:17F:C36	6:D:534:17F:C32	0.49	2.79	20	1
6:E:870:17F:H35	6:E:870:17F:C32	0.49	2.36	20	1
6:E:807:17F:C12	6:E:807:17F:C32	0.49	2.90	15	4
5:E:854:7Q9:C32	5:E:858:7Q9:C35	0.49	2.91	1	4
5:B:203:7Q9:O14	5:B:206:7Q9:C22	0.49	2.61	2	1
6:E:801:17F:H10	6:E:801:17F:C18	0.49	2.38	2	1
5:E:824:7Q9:C34	6:E:841:17F:H18A	0.49	2.37	3	2
5:E:846:7Q9:C310	5:E:847:7Q9:C313	0.49	2.91	3	1
6:D:516:17F:C22	6:D:516:17F:C27	0.49	2.57	5	1
6:E:819:17F:C4	6:E:819:17F:O8	0.49	2.61	5	1
2:E:682:LYS:NZ	5:E:867:7Q9:O32	0.49	2.39	6	1
2:E:634:LEU:HD22	5:E:878:7Q9:C35	0.49	2.37	20	2
5:E:862:7Q9:C11	5:E:878:7Q9:C14	0.49	2.91	19	2
6:E:809:17F:C33	6:E:818:17F:H69	0.49	2.37	13	3
2:D:388:ARG:HH11	2:E:575:LEU:HG	0.49	1.67	16	1
5:D:506:7Q9:C34	6:D:517:17F:H34	0.49	2.37	18	1
5:A:210:7Q9:P	5:A:215:7Q9:C13	0.49	3.01	19	1
5:B:212:7Q9:C31	5:B:212:7Q9:C1	0.49	2.91	2	1
5:D:514:7Q9:O12	5:D:514:7Q9:C15	0.49	2.61	10	5
6:D:533:17F:H63	6:D:533:17F:C21	0.49	2.38	4	3
5:E:861:7Q9:C2	5:E:876:7Q9:C11	0.49	2.91	2	2
6:A:208:17F:H41	5:E:823:7Q9:C316	0.49	2.37	3	1
5:D:503:7Q9:C14	6:D:511:17F:H6	0.49	2.38	4	1
5:B:204:7Q9:C1	5:B:204:7Q9:O22	0.49	2.58	16	4
5:E:802:7Q9:C38	6:E:807:17F:H42	0.49	2.38	5	1
6:E:809:17F:H51	6:E:818:17F:C42	0.49	2.36	13	3
5:E:843:7Q9:O22	5:E:844:7Q9:C35	0.49	2.61	5	1
5:D:530:7Q9:O32	5:D:530:7Q9:O21	0.49	2.30	20	4
5:A:209:7Q9:O32	5:A:209:7Q9:C2	0.49	2.59	16	5
6:E:801:17F:C34	5:E:803:7Q9:C39	0.49	2.91	7	1
5:A:211:7Q9:C14	6:B:214:17F:O5	0.49	2.60	8	2
6:B:214:17F:O8	6:B:214:17F:O9	0.49	2.31	10	1

Continued on next page...

Continued from previous page...

Atom-1	Atom-2	Clash(Å)	Distance(Å)	Models	
				Worst	Total
5:A:210:7Q9:C318	5:E:826:7Q9:C312	0.49	2.91	11	1
6:A:214:17F:H75	5:E:839:7Q9:C315	0.49	2.38	11	1
2:D:272:TRP:HZ3	6:D:534:17F:H71	0.49	1.68	11	1
6:E:818:17F:C39	6:E:818:17F:H45	0.49	2.38	11	1
6:D:510:17F:C37	6:D:511:17F:H74	0.49	2.38	14	1
1:B:117:LYS:HE2	3:B:201:GSP:N3	0.49	2.23	17	2
6:B:214:17F:H56	6:B:214:17F:H62	0.49	1.84	19	1
5:E:812:7Q9:C1	5:E:815:7Q9:C2	0.49	2.90	19	1
6:E:838:17F:H33	6:E:838:17F:C2X	0.49	2.30	19	1
5:A:205:7Q9:C13	5:A:205:7Q9:C21	0.49	2.90	5	2
6:D:511:17F:C11	5:D:526:7Q9:O14	0.49	2.61	1	3
5:D:538:7Q9:O14	5:D:538:7Q9:C21	0.49	2.61	6	4
5:D:540:7Q9:O22	5:D:540:7Q9:C12	0.49	2.61	11	5
5:E:814:7Q9:O21	5:E:814:7Q9:C31	0.49	2.61	4	17
1:A:14:VAL:HG23	1:A:16:LYS:HG3	0.49	1.83	2	2
5:D:523:7Q9:C3	5:D:535:7Q9:O22	0.49	2.61	2	4
5:A:213:7Q9:C14	5:A:213:7Q9:C22	0.49	2.91	5	1
6:E:809:17F:C33	6:E:818:17F:C39	0.49	2.84	6	1
5:A:205:7Q9:C1	5:B:204:7Q9:C14	0.49	2.91	7	1
6:A:214:17F:H11	6:A:214:17F:H58	0.49	1.84	10	2
1:B:83:ALA:HB3	1:B:86:ASN:HB3	0.49	1.84	8	1
5:D:537:7Q9:C12	5:D:537:7Q9:O13	0.49	2.60	11	3
5:A:215:7Q9:C13	5:A:216:7Q9:O14	0.49	2.60	11	1
6:E:855:17F:H53	5:E:867:7Q9:C317	0.49	2.37	11	1
6:D:501:17F:H34	6:D:501:17F:C21	0.49	2.35	16	2
5:E:837:7Q9:C14	6:E:841:17F:H5	0.49	2.38	13	1
6:E:838:17F:H9A	6:E:838:17F:C33	0.49	2.37	19	1
2:D:389:LEU:HD11	5:D:540:7Q9:C313	0.48	2.38	1	2
2:E:594:LYS:HE2	5:E:861:7Q9:C318	0.48	2.38	1	1
6:E:817:17F:H61	5:E:826:7Q9:C37	0.48	2.38	1	1
6:E:828:17F:C11	5:E:832:7Q9:C38	0.48	2.91	19	4
5:D:504:7Q9:C33	5:D:507:7Q9:O32	0.48	2.61	2	2
6:E:807:17F:H56	6:E:819:17F:H30	0.48	1.85	2	1
6:D:533:17F:C21	6:D:533:17F:C35	0.48	2.90	3	1
6:A:208:17F:H42	5:A:209:7Q9:C39	0.48	2.37	4	1
5:D:513:7Q9:O21	5:D:513:7Q9:C31	0.48	2.60	7	4
6:E:805:17F:H56	5:E:810:7Q9:O22	0.48	2.08	5	1
1:B:35:THR:HA	1:B:38:ASP:OD2	0.48	2.08	6	1
2:D:414:LEU:HD11	2:E:739:LYS:HB3	0.48	1.85	8	1
2:D:389:LEU:HD22	5:D:540:7Q9:C314	0.48	2.37	9	1
6:E:818:17F:O8	6:E:818:17F:P1	0.48	2.71	9	1

Continued on next page...

Continued from previous page...

Atom-1	Atom-2	Clash(Å)	Distance(Å)	Models	
				Worst	Total
6:D:510:17F:H10A	6:D:516:17F:H34	0.48	1.82	10	1
6:E:818:17F:C42	6:E:818:17F:C27	0.48	2.91	10	1
5:B:218:7Q9:C33	5:B:218:7Q9:O14	0.48	2.61	13	3
5:A:209:7Q9:C316	5:E:822:7Q9:C313	0.48	2.91	13	1
6:D:501:17F:H6	5:D:506:7Q9:C13	0.48	2.38	13	2
6:D:501:17F:H76	6:E:818:17F:C29	0.48	2.33	14	1
5:E:806:7Q9:O22	5:E:806:7Q9:C1	0.48	2.59	17	2
5:E:851:7Q9:C12	5:E:851:7Q9:O22	0.48	2.61	15	1
6:B:214:17F:H33	6:B:219:17F:C12	0.48	2.37	17	1
6:A:214:17F:O4	5:D:539:7Q9:C14	0.48	2.61	18	1
1:A:68:ARG:HG3	1:A:71:TYR:OH	0.48	2.07	19	1
5:B:217:7Q9:C15	6:B:219:17F:H6A	0.48	2.37	19	1
6:D:517:17F:C1Z	6:D:517:17F:H63	0.48	2.37	19	1
5:E:858:7Q9:O32	5:E:858:7Q9:O21	0.48	2.32	20	11
5:D:521:7Q9:O13	5:D:521:7Q9:C12	0.48	2.61	10	4
1:B:15:GLY:HA3	1:B:116:ASN:ND2	0.48	2.23	3	2
5:E:830:7Q9:C39	5:E:830:7Q9:C22	0.48	2.91	16	8
6:B:208:17F:H43	6:B:208:17F:C34	0.48	2.39	5	1
6:D:516:17F:H42	6:D:527:17F:H47	0.48	1.84	6	1
5:D:549:7Q9:O32	5:D:549:7Q9:C2	0.48	2.59	19	2
5:E:864:7Q9:O32	5:E:864:7Q9:C2	0.48	2.56	15	6
1:A:27:HIS:HE1	1:B:127:THR:HG21	0.48	1.67	7	1
5:E:848:7Q9:C36	5:E:851:7Q9:C33	0.48	2.90	16	4
6:A:208:17F:H64	6:B:208:17F:H72	0.48	1.83	10	1
5:E:852:7Q9:O11	5:E:852:7Q9:C12	0.48	2.61	10	2
6:D:527:17F:H11A	5:D:535:7Q9:C37	0.48	2.38	12	1
5:E:851:7Q9:C36	5:E:851:7Q9:C311	0.48	2.91	12	1
5:E:869:7Q9:C22	6:E:872:17F:C10	0.48	2.86	12	1
6:D:511:17F:H61	6:D:511:17F:H36	0.48	1.84	14	1
6:E:856:17F:H70	6:E:874:17F:C33	0.48	2.37	14	1
6:E:805:17F:H42	5:E:812:7Q9:C313	0.48	2.38	16	1
6:E:818:17F:C10	6:E:819:17F:H12A	0.48	2.34	16	1
5:D:505:7Q9:C310	6:D:528:17F:H41	0.48	2.39	17	1
5:D:514:7Q9:O12	5:D:514:7Q9:C21	0.48	2.61	18	1
1:A:38:ASP:O	1:A:56:LEU:HA	0.48	2.09	1	1
5:B:204:7Q9:O11	5:B:204:7Q9:O31	0.48	2.31	10	7
6:B:219:17F:O10	5:D:522:7Q9:C1	0.48	2.62	8	2
6:B:214:17F:C1Z	5:B:220:7Q9:C32	0.48	2.90	2	1
5:D:544:7Q9:O22	5:D:544:7Q9:O11	0.48	2.31	15	10
5:E:804:7Q9:C316	6:E:811:17F:H52	0.48	2.38	2	1
5:E:854:7Q9:C14	5:E:854:7Q9:O11	0.48	2.61	9	7

Continued on next page...

Continued from previous page...

Atom-1	Atom-2	Clash(Å)	Distance(Å)	Models	
				Worst	Total
6:D:533:17F:O7	6:D:533:17F:O6	0.48	2.32	20	6
5:E:820:7Q9:C14	5:E:820:7Q9:P	0.48	3.02	7	8
5:D:507:7Q9:O32	6:D:516:17F:H20	0.48	2.08	6	1
5:E:850:7Q9:C39	6:E:870:17F:H20	0.48	2.38	6	1
5:A:205:7Q9:C318	6:E:817:17F:H55	0.48	2.38	7	1
2:D:389:LEU:HD11	5:D:540:7Q9:C314	0.48	2.38	7	1
5:E:823:7Q9:O22	5:E:845:7Q9:C13	0.48	2.61	7	3
5:A:209:7Q9:C318	5:E:822:7Q9:C312	0.48	2.90	15	3
6:E:841:17F:H9A	5:E:876:7Q9:P	0.48	2.47	10	1
6:A:208:17F:C37	6:B:208:17F:H72	0.48	2.38	11	1
6:B:215:17F:O2	5:D:506:7Q9:C13	0.48	2.60	11	1
2:D:272:TRP:CZ3	6:D:534:17F:H71	0.48	2.42	11	1
5:E:823:7Q9:C315	5:E:845:7Q9:C315	0.48	2.92	11	1
5:E:824:7Q9:C36	6:E:841:17F:H34	0.48	2.38	11	1
6:B:208:17F:H43	6:B:208:17F:H33	0.48	1.85	13	1
6:D:501:17F:O7	5:D:506:7Q9:C15	0.48	2.61	13	1
5:E:848:7Q9:C315	5:E:851:7Q9:C314	0.48	2.91	14	2
2:D:286:MET:HB3	2:E:677:ARG:HD3	0.48	1.83	16	1
5:E:804:7Q9:C38	5:E:804:7Q9:C312	0.48	2.90	16	1
6:D:510:17F:H48	6:D:510:17F:H61	0.48	1.84	20	1
1:A:33:ASP:O	3:A:201:GSP:S1G	0.48	2.70	1	2
5:A:215:7Q9:C36	6:D:534:17F:H38	0.48	2.38	1	1
6:D:511:17F:O4	5:D:526:7Q9:C13	0.48	2.62	1	3
5:B:220:7Q9:C314	6:D:533:17F:H47	0.48	2.38	2	1
6:E:809:17F:O7	6:E:809:17F:C17	0.48	2.62	2	8
6:E:856:17F:H57	6:E:856:17F:C2X	0.48	2.38	2	1
5:A:204:7Q9:O32	6:B:208:17F:H12	0.48	2.08	3	1
5:E:820:7Q9:C3	6:E:838:17F:O9	0.48	2.62	3	1
6:E:838:17F:H43	5:E:857:7Q9:C310	0.48	2.39	3	3
6:D:533:17F:H9A	6:D:533:17F:C33	0.48	2.38	4	1
5:E:810:7Q9:O22	5:E:810:7Q9:C1	0.48	2.60	9	4
5:E:826:7Q9:C318	5:E:840:7Q9:C310	0.48	2.92	4	1
6:E:841:17F:H39	6:E:841:17F:C1X	0.48	2.36	18	4
6:D:510:17F:H72	6:E:856:17F:H51	0.48	1.84	5	1
6:D:510:17F:O10	5:D:524:7Q9:C3	0.48	2.60	6	1
5:D:526:7Q9:C38	5:D:526:7Q9:C22	0.48	2.91	18	2
2:E:674:LEU:CD2	6:E:855:17F:H12	0.48	2.24	11	3
5:D:513:7Q9:C2	6:D:528:17F:H10	0.48	2.39	7	1
6:D:534:17F:H64	6:D:534:17F:H29	0.48	1.84	7	1
1:B:117:LYS:HE2	3:B:201:GSP:C6	0.48	2.43	8	1
6:D:510:17F:O7	6:D:516:17F:C11	0.48	2.60	8	2

Continued on next page...

Continued from previous page...

Atom-1	Atom-2	Clash(Å)	Distance(Å)	Models	
				Worst	Total
6:E:801:17F:H51	5:E:806:7Q9:C316	0.48	2.38	8	1
5:E:865:7Q9:O22	5:E:865:7Q9:C3	0.48	2.56	19	3
1:A:77:GLY:HA3	1:A:163:ILE:HD11	0.48	1.85	9	1
6:E:817:17F:H9	5:E:833:7Q9:C33	0.48	2.38	9	2
5:E:848:7Q9:C310	5:E:851:7Q9:C37	0.48	2.91	20	3
6:D:511:17F:C3	5:D:526:7Q9:C12	0.48	2.92	10	2
5:D:504:7Q9:C3	6:D:516:17F:C18	0.48	2.92	13	1
5:E:844:7Q9:C14	5:E:864:7Q9:C22	0.48	2.91	13	2
6:D:510:17F:H60	6:D:510:17F:C24	0.48	2.38	14	1
6:E:856:17F:H78	6:E:874:17F:C34	0.48	2.34	14	1
6:D:501:17F:H74	6:E:809:17F:H54	0.48	1.84	15	1
5:D:512:7Q9:C318	6:D:528:17F:H40	0.48	2.39	20	2
6:D:533:17F:H75	6:D:533:17F:C28	0.48	2.20	17	1
6:E:874:17F:H1A	6:E:874:17F:O9	0.48	2.08	18	1
2:D:421:VAL:HG21	2:E:735:GLU:HG2	0.48	1.84	20	1
5:B:203:7Q9:C31	6:B:208:17F:H6	0.48	2.38	1	2
5:B:211:7Q9:C311	6:D:501:17F:C36	0.48	2.91	9	3
5:E:814:7Q9:C318	6:E:828:17F:H61	0.48	2.39	1	1
5:E:830:7Q9:C1	5:E:830:7Q9:O22	0.48	2.56	5	4
5:A:205:7Q9:C1	5:A:205:7Q9:O22	0.48	2.56	11	2
6:D:511:17F:C42	6:D:511:17F:H54	0.48	2.38	2	2
6:E:818:17F:O9	6:E:818:17F:C20	0.48	2.61	2	1
6:D:511:17F:H20A	5:D:524:7Q9:C34	0.48	2.38	10	2
5:D:543:7Q9:C37	5:D:545:7Q9:C38	0.48	2.92	4	1
5:D:503:7Q9:C14	5:D:505:7Q9:O14	0.48	2.62	7	3
6:E:801:17F:H50	6:E:801:17F:H65	0.48	1.84	5	1
5:B:205:7Q9:C12	5:B:210:7Q9:O32	0.48	2.62	6	1
5:E:827:7Q9:C22	5:E:830:7Q9:C31	0.48	2.92	6	1
1:B:84:ILE:HD13	1:B:118:CYS:HA	0.48	1.85	17	4
6:E:818:17F:C42	6:E:818:17F:H48	0.48	2.39	9	1
6:E:818:17F:C1	5:E:837:7Q9:C11	0.48	2.84	18	2
2:E:719:LEU:HB2	2:E:720:PRO:HD3	0.48	1.84	4	5
6:E:838:17F:H35	6:E:838:17F:H33	0.48	1.83	8	2
5:E:846:7Q9:O13	5:E:846:7Q9:C12	0.48	2.61	17	14
6:D:510:17F:C1X	6:D:516:17F:H8A	0.48	2.38	3	3
5:B:220:7Q9:C317	6:D:533:17F:H52	0.48	2.38	5	1
5:E:848:7Q9:C22	5:E:852:7Q9:C14	0.48	2.92	11	3
5:A:211:7Q9:O22	5:A:211:7Q9:C3	0.48	2.57	12	5
1:B:84:ILE:CD1	1:B:118:CYS:HA	0.48	2.38	16	6
6:D:510:17F:H29	6:D:516:17F:C8	0.48	2.38	6	1
6:D:534:17F:C34	6:D:534:17F:H44	0.48	2.39	6	1

Continued on next page...

Continued from previous page...

Atom-1	Atom-2	Clash(Å)	Distance(Å)	Models	
				Worst	Total
6:E:807:17F:C30	6:E:809:17F:H53	0.48	2.38	6	1
5:D:515:7Q9:O22	5:D:519:7Q9:C13	0.48	2.61	8	1
6:D:501:17F:C28	6:D:501:17F:H66	0.48	2.39	9	1
6:E:817:17F:C9	5:E:833:7Q9:C33	0.48	2.91	9	1
6:E:856:17F:O5	6:E:874:17F:H4	0.48	2.08	11	1
5:B:216:7Q9:C15	5:D:515:7Q9:O14	0.48	2.61	12	1
6:D:534:17F:H64	6:D:534:17F:C25	0.48	2.38	12	1
6:D:546:17F:C37	6:D:546:17F:H41	0.48	2.39	12	1
3:A:201:GSP:O5'	3:A:201:GSP:C2'	0.48	2.61	17	3
2:D:337:LEU:HD22	2:E:626:LEU:HB3	0.48	1.84	17	1
1:B:131:GLN:HB3	1:B:135:ARG:NH2	0.48	2.23	18	1
5:D:507:7Q9:C316	6:E:817:17F:H46	0.48	2.38	19	1
2:D:337:LEU:HG	2:E:626:LEU:HD22	0.48	1.83	20	1
5:D:549:7Q9:C15	6:E:856:17F:O6	0.48	2.62	1	1
6:E:819:17F:O9	6:E:819:17F:C20	0.48	2.60	2	1
5:E:822:7Q9:O31	5:E:822:7Q9:C21	0.48	2.61	15	10
6:E:819:17F:C6	5:E:836:7Q9:O22	0.48	2.62	3	1
5:B:210:7Q9:C35	5:B:210:7Q9:O14	0.48	2.62	5	2
6:E:856:17F:H29	6:E:874:17F:H60	0.48	1.84	5	1
6:E:872:17F:H56	6:E:872:17F:H39	0.48	1.85	5	2
6:D:517:17F:H67	6:D:517:17F:C25	0.48	2.36	6	2
6:A:208:17F:C38	5:E:804:7Q9:C318	0.48	2.92	7	1
5:D:541:7Q9:O32	5:D:541:7Q9:C2	0.48	2.58	9	4
5:E:833:7Q9:O32	5:E:834:7Q9:C14	0.48	2.61	7	1
5:B:209:7Q9:C3	5:D:505:7Q9:C1	0.48	2.92	9	1
5:E:821:7Q9:P	5:E:821:7Q9:O21	0.48	2.71	9	2
6:B:214:17F:H66	6:B:219:17F:H43	0.48	1.84	10	1
6:D:510:17F:H9	6:D:516:17F:H30	0.48	1.85	11	1
5:E:820:7Q9:C315	6:E:828:17F:C29	0.48	2.92	12	1
6:E:838:17F:H51	6:E:874:17F:H55	0.48	1.86	13	1
6:B:208:17F:H60	5:B:212:7Q9:C34	0.48	2.39	19	1
5:A:211:7Q9:C32	5:A:213:7Q9:C36	0.48	2.92	20	1
1:B:13:GLY:CA	3:B:201:GSP:H5'1	0.48	2.38	20	1
2:D:333:LYS:HD3	5:D:532:7Q9:C314	0.48	2.39	20	1
6:B:215:17F:H10A	6:B:215:17F:C35	0.48	2.32	12	2
5:D:507:7Q9:O32	5:D:507:7Q9:C2	0.48	2.61	2	6
5:D:536:7Q9:O14	5:D:536:7Q9:O21	0.48	2.32	2	2
5:E:852:7Q9:C22	5:E:878:7Q9:C22	0.48	2.92	2	3
1:B:123:ARG:HD3	1:B:125:VAL:O	0.48	2.09	3	4
5:D:512:7Q9:O13	5:D:532:7Q9:C14	0.48	2.62	3	1
6:D:516:17F:H47	6:D:516:17F:C33	0.48	2.38	3	1

Continued on next page...

Continued from previous page...

Atom-1	Atom-2	Clash(Å)	Distance(Å)	Models	
				Worst	Total
5:E:840:7Q9:O22	5:E:873:7Q9:C37	0.48	2.61	19	3
5:E:832:7Q9:C23	6:E:838:17F:O2	0.48	2.62	4	1
6:A:214:17F:O8	6:A:214:17F:H10	0.48	2.09	6	2
6:B:214:17F:C26	5:B:217:7Q9:C37	0.48	2.92	7	1
5:D:531:7Q9:C39	5:D:540:7Q9:C318	0.48	2.91	7	1
2:D:255:SER:O	2:D:259:LYS:HG2	0.48	2.09	8	1
5:E:832:7Q9:O22	5:E:832:7Q9:C1	0.48	2.57	12	4
5:E:837:7Q9:C314	6:E:841:17F:H49	0.48	2.39	9	1
6:D:511:17F:C29	6:E:828:17F:H78	0.48	2.39	10	1
6:E:818:17F:H45	6:E:818:17F:H70	0.48	1.83	11	1
5:E:877:7Q9:O32	5:E:877:7Q9:C2	0.48	2.52	12	2
6:D:517:17F:H52	6:D:517:17F:H69	0.48	1.86	13	1
6:D:528:17F:O7	5:D:532:7Q9:C37	0.48	2.62	13	1
6:E:805:17F:C27	5:E:812:7Q9:C314	0.48	2.84	13	2
6:E:818:17F:H20	5:E:837:7Q9:C12	0.48	2.39	14	1
6:E:819:17F:H8A	6:E:819:17F:H32	0.48	1.85	16	1
6:A:214:17F:C30	5:E:840:7Q9:C317	0.48	2.91	19	1
6:E:809:17F:H32	6:E:818:17F:C38	0.48	2.33	19	1
6:A:214:17F:H52	5:E:840:7Q9:C313	0.48	2.39	7	2
6:D:527:17F:O1	6:D:527:17F:H20A	0.48	2.08	11	2
5:A:204:7Q9:O22	5:A:204:7Q9:C1	0.48	2.59	4	3
5:E:848:7Q9:C1	5:E:848:7Q9:O22	0.48	2.57	19	6
5:E:863:7Q9:C15	5:E:863:7Q9:P	0.48	3.02	16	7
6:B:214:17F:O10	6:B:219:17F:C8	0.48	2.62	3	1
5:E:829:7Q9:C2	5:E:829:7Q9:O13	0.48	2.62	3	3
6:E:838:17F:H56	6:E:838:17F:H12A	0.48	1.83	3	1
6:D:510:17F:C4	6:D:516:17F:H4	0.48	2.39	6	1
5:E:845:7Q9:C37	6:E:870:17F:H54	0.48	2.38	7	1
5:D:515:7Q9:O22	5:D:515:7Q9:C1	0.48	2.55	17	2
5:E:857:7Q9:C1	5:E:857:7Q9:O22	0.48	2.57	12	3
6:D:534:17F:H11	5:D:539:7Q9:C36	0.48	2.39	10	1
6:D:501:17F:H51	6:D:501:17F:C39	0.48	2.39	12	1
6:E:838:17F:H33	6:E:838:17F:H39	0.48	1.85	12	2
5:E:853:7Q9:O14	5:E:853:7Q9:C12	0.48	2.62	13	3
5:D:544:7Q9:C22	6:D:546:17F:C19	0.48	2.90	18	1
2:D:327:GLN:O	2:D:331:ARG:HB2	0.48	2.08	20	1
6:D:516:17F:H77	6:E:838:17F:C42	0.48	2.39	20	1
5:E:816:7Q9:O21	5:E:816:7Q9:C31	0.48	2.62	20	1
5:B:207:7Q9:C15	5:B:211:7Q9:O13	0.48	2.61	1	1
5:B:207:7Q9:O13	5:B:207:7Q9:C12	0.48	2.61	13	13
2:E:619:VAL:HA	2:E:622:LEU:HD12	0.48	1.86	12	4

Continued on next page...

Continued from previous page...

Atom-1	Atom-2	Clash(Å)	Distance(Å)	Models	
				Worst	Total
5:E:808:7Q9:C38	6:E:811:17F:H37	0.48	2.39	2	1
5:E:850:7Q9:C316	6:E:870:17F:H61	0.48	2.39	10	2
6:D:516:17F:H41	6:D:527:17F:C23	0.48	2.38	19	2
6:A:208:17F:H42	5:A:209:7Q9:C310	0.48	2.39	4	2
5:B:220:7Q9:O14	5:B:220:7Q9:C13	0.48	2.62	5	1
6:D:534:17F:C36	6:D:534:17F:H30	0.48	2.39	5	2
5:E:820:7Q9:O22	5:E:820:7Q9:C1	0.48	2.57	5	3
6:E:838:17F:H65	6:E:838:17F:C10	0.48	2.39	5	1
5:B:210:7Q9:C22	5:B:210:7Q9:C38	0.48	2.91	6	1
6:D:534:17F:H54	6:D:534:17F:C35	0.48	2.39	6	2
2:E:558:SER:O	2:E:561:ARG:HD3	0.48	2.08	6	1
6:D:533:17F:C41	6:D:533:17F:H44	0.48	2.39	8	1
5:E:815:7Q9:C317	5:E:830:7Q9:C318	0.48	2.91	8	1
6:E:870:17F:C10	5:E:871:7Q9:O14	0.48	2.62	8	1
6:D:501:17F:C2X	6:D:501:17F:C24	0.48	2.91	12	2
6:D:510:17F:C41	6:E:856:17F:H44	0.48	2.39	9	1
2:D:422:LEU:HD13	5:E:875:7Q9:C317	0.48	2.39	15	3
1:B:59:ALA:HA	3:B:201:GSP:S1G	0.48	2.49	13	1
5:D:506:7Q9:C21	5:D:506:7Q9:C11	0.48	2.91	13	1
5:D:509:7Q9:O22	5:D:509:7Q9:O11	0.48	2.32	16	1
6:D:510:17F:H78	6:D:510:17F:H53	0.48	1.85	16	1
6:B:214:17F:C37	6:B:219:17F:C27	0.48	2.91	18	1
5:D:502:7Q9:C23	5:D:508:7Q9:C23	0.48	2.92	19	1
1:B:6:LEU:HD22	1:B:159:LEU:HG	0.48	1.86	20	1
1:A:34:PRO:HG3	3:A:201:GSP:H5'2	0.47	1.86	2	1
5:A:213:7Q9:C23	5:A:213:7Q9:C15	0.47	2.92	2	1
5:E:820:7Q9:C3	6:E:838:17F:H18	0.47	2.38	2	1
6:E:801:17F:H45	6:E:801:17F:H63	0.47	1.86	4	1
6:D:501:17F:H10	6:D:501:17F:C35	0.47	2.38	5	1
6:E:872:17F:H44	6:E:872:17F:H60	0.47	1.86	5	1
6:A:208:17F:H69	6:B:208:17F:H73	0.47	1.86	6	1
6:D:517:17F:H48	6:D:517:17F:C38	0.47	2.38	6	1
5:D:541:7Q9:C1	5:D:541:7Q9:O22	0.47	2.56	7	2
5:E:868:7Q9:O13	5:E:873:7Q9:C13	0.47	2.62	8	1
6:D:510:17F:H10A	6:D:516:17F:H59	0.47	1.84	9	1
5:E:802:7Q9:C38	6:E:807:17F:H41	0.47	2.39	13	4
6:B:208:17F:H62	6:B:208:17F:C2X	0.47	2.38	10	1
6:E:819:17F:C12	5:E:829:7Q9:O14	0.47	2.62	10	1
6:D:516:17F:H1A	6:D:516:17F:C5	0.47	2.38	11	1
6:E:819:17F:C18	5:E:852:7Q9:C34	0.47	2.92	11	1
1:B:84:ILE:HD11	1:B:118:CYS:HA	0.47	1.86	12	2

Continued on next page...

Continued from previous page...

Atom-1	Atom-2	Clash(Å)	Distance(Å)	Models	
				Worst	Total
6:D:501:17F:H11	5:D:506:7Q9:C23	0.47	2.39	12	1
5:D:503:7Q9:C23	6:D:510:17F:H35	0.47	2.38	12	1
6:E:838:17F:P1	6:E:838:17F:HN1	0.47	2.32	14	2
5:E:863:7Q9:O12	5:E:873:7Q9:C32	0.47	2.61	14	1
6:D:534:17F:C7	6:D:534:17F:O9	0.47	2.62	16	1
6:D:517:17F:H78	5:E:842:7Q9:C318	0.47	2.39	17	1
6:E:855:17F:H58	6:E:855:17F:H40	0.47	1.84	17	1
5:A:204:7Q9:C311	6:A:208:17F:H63	0.47	2.39	20	1
5:D:514:7Q9:P	5:D:514:7Q9:C15	0.47	3.02	20	1
5:A:217:7Q9:C32	6:D:546:17F:C2X	0.47	2.91	1	1
5:D:531:7Q9:C1	5:D:531:7Q9:C31	0.47	2.92	19	6
5:D:532:7Q9:C15	5:D:532:7Q9:O13	0.47	2.62	1	4
5:E:837:7Q9:O32	6:E:841:17F:H32	0.47	2.09	1	1
5:E:869:7Q9:C14	6:E:872:17F:O4	0.47	2.62	1	3
6:D:511:17F:C23	6:D:511:17F:C37	0.47	2.92	12	2
2:D:414:LEU:HD21	2:E:740:LEU:HD23	0.47	1.85	10	4
1:B:72:MET:SD	1:B:99:GLN:HG2	0.47	2.49	5	1
5:E:816:7Q9:C12	5:E:831:7Q9:O13	0.47	2.62	7	3
5:E:845:7Q9:O32	5:E:845:7Q9:C2	0.47	2.57	11	3
5:E:850:7Q9:C15	5:E:850:7Q9:P	0.47	3.02	16	4
5:D:503:7Q9:C37	5:D:505:7Q9:C37	0.47	2.92	6	1
5:E:876:7Q9:O32	5:E:876:7Q9:O21	0.47	2.31	15	4
6:B:214:17F:C17	6:B:214:17F:O8	0.47	2.62	8	1
1:A:57:ASP:OD2	3:A:201:GSP:O3G	0.47	2.32	15	2
5:D:507:7Q9:C311	6:D:516:17F:H50	0.47	2.40	9	1
1:A:117:LYS:HB3	1:A:120:LEU:HD12	0.47	1.85	13	1
6:E:838:17F:H71	6:E:874:17F:H53	0.47	1.86	14	1
5:E:846:7Q9:C13	6:E:872:17F:O4	0.47	2.62	14	1
1:A:14:VAL:HA	1:A:83:ALA:HB2	0.47	1.86	19	1
2:E:733:LEU:HD12	5:E:875:7Q9:C311	0.47	2.38	19	1
5:B:212:7Q9:C12	5:B:217:7Q9:O22	0.47	2.62	2	1
5:D:504:7Q9:O22	5:D:504:7Q9:C1	0.47	2.58	7	4
6:D:528:17F:H40	5:D:532:7Q9:C316	0.47	2.38	9	2
5:D:536:7Q9:O32	5:D:547:7Q9:C3	0.47	2.62	2	2
1:B:7:VAL:HG11	1:B:71:TYR:CD2	0.47	2.44	3	1
5:B:207:7Q9:O32	5:B:207:7Q9:C2	0.47	2.59	13	6
5:A:211:7Q9:C13	6:B:214:17F:O5	0.47	2.62	8	1
6:E:828:17F:H8A	5:E:832:7Q9:C11	0.47	2.39	8	1
5:B:220:7Q9:O21	5:B:220:7Q9:C31	0.47	2.63	9	4
5:D:509:7Q9:C1	5:D:509:7Q9:O32	0.47	2.61	9	1
5:D:522:7Q9:C313	5:D:545:7Q9:C316	0.47	2.92	9	2

Continued on next page...

Continued from previous page...

Atom-1	Atom-2	Clash(Å)	Distance(Å)	Models	
				Worst	Total
5:D:524:7Q9:O21	5:D:524:7Q9:C31	0.47	2.62	12	5
6:B:215:17F:C19	6:D:501:17F:H9A	0.47	2.39	10	1
6:E:811:17F:H9A	5:E:822:7Q9:C1	0.47	2.39	10	1
5:E:813:7Q9:C37	6:E:819:17F:H37	0.47	2.39	10	1
5:B:216:7Q9:C310	5:D:515:7Q9:C39	0.47	2.91	11	1
6:D:501:17F:C17	6:D:501:17F:O3	0.47	2.63	11	1
6:D:511:17F:O5	5:D:526:7Q9:C12	0.47	2.62	11	1
5:E:840:7Q9:C13	5:E:840:7Q9:P	0.47	3.03	11	2
1:A:9:VAL:HB	1:A:80:CYS:HA	0.47	1.86	17	1
3:A:201:GSP:PB	3:A:201:GSP:C5'	0.47	3.02	17	1
6:A:208:17F:H12A	5:E:822:7Q9:C318	0.47	2.39	19	1
6:B:219:17F:H75	6:B:219:17F:C32	0.47	2.39	19	1
5:E:806:7Q9:O22	5:E:814:7Q9:C13	0.47	2.61	19	1
5:D:509:7Q9:C312	5:D:525:7Q9:C318	0.47	2.93	20	1
5:B:209:7Q9:C13	5:B:209:7Q9:C32	0.47	2.93	1	5
5:B:213:7Q9:C37	5:D:514:7Q9:C39	0.47	2.92	1	2
5:D:543:7Q9:O14	5:D:543:7Q9:O21	0.47	2.32	1	1
6:A:214:17F:H19A	6:A:214:17F:C10	0.47	2.32	9	5
6:E:801:17F:H35	6:E:801:17F:H42	0.47	1.85	2	2
6:D:534:17F:C32	6:D:534:17F:C2X	0.47	2.92	4	1
5:E:825:7Q9:O22	5:E:825:7Q9:C1	0.47	2.59	13	7
5:E:848:7Q9:C33	5:E:851:7Q9:C32	0.47	2.92	7	1
5:D:509:7Q9:O32	5:D:525:7Q9:C36	0.47	2.62	10	1
5:D:545:7Q9:C15	5:D:545:7Q9:C21	0.47	2.92	11	1
6:D:501:17F:C33	6:D:501:17F:C10	0.47	2.92	13	1
6:D:501:17F:H29	5:D:509:7Q9:C3	0.47	2.40	13	1
6:D:501:17F:H39	5:D:508:7Q9:C36	0.47	2.40	16	1
6:E:870:17F:H64	6:E:870:17F:C21	0.47	2.40	16	1
6:B:219:17F:H31	5:D:522:7Q9:O22	0.47	2.09	19	1
1:A:13:GLY:HA2	3:A:201:GSP:H5'1	0.47	1.86	1	1
5:D:536:7Q9:O31	5:D:536:7Q9:O22	0.47	2.32	15	4
5:E:840:7Q9:O14	5:E:840:7Q9:C12	0.47	2.63	11	7
1:B:68:ARG:HA	1:B:71:TYR:CE2	0.47	2.44	18	2
5:E:821:7Q9:C14	5:E:825:7Q9:O13	0.47	2.62	12	3
6:D:528:17F:H77	2:E:634:LEU:HD13	0.47	1.84	3	1
5:D:507:7Q9:C32	6:D:516:17F:C20	0.47	2.92	20	2
6:A:214:17F:C24	6:A:214:17F:C2X	0.47	2.84	5	2
5:E:848:7Q9:O22	5:E:848:7Q9:C13	0.47	2.63	5	1
6:D:510:17F:C6	6:D:516:17F:H9	0.47	2.39	6	2
6:E:856:17F:O10	6:E:856:17F:C6	0.47	2.57	7	3
6:E:870:17F:H9A	5:E:871:7Q9:O13	0.47	2.08	7	1

Continued on next page...

Continued from previous page...

Atom-1	Atom-2	Clash(Å)	Distance(Å)	Models	
				Worst	Total
5:E:852:7Q9:C22	5:E:878:7Q9:C23	0.47	2.92	11	1
2:D:281:GLY:O	2:D:285:GLU:HG2	0.47	2.10	12	1
5:D:532:7Q9:C15	5:D:532:7Q9:O12	0.47	2.61	12	1
5:E:836:7Q9:O14	5:E:854:7Q9:C14	0.47	2.62	12	2
6:E:838:17F:C31	6:E:838:17F:H62	0.47	2.38	12	1
5:B:216:7Q9:C38	5:D:515:7Q9:C22	0.47	2.93	18	1
5:D:520:7Q9:C313	5:D:538:7Q9:C315	0.47	2.93	20	1
6:E:807:17F:H54	6:E:809:17F:C30	0.47	2.28	20	1
6:E:838:17F:H10A	6:E:856:17F:C2X	0.47	2.38	20	1
6:D:501:17F:C39	6:D:501:17F:H51	0.47	2.39	1	1
5:D:509:7Q9:O14	5:D:520:7Q9:C14	0.47	2.62	3	6
5:D:514:7Q9:O32	5:D:514:7Q9:C2	0.47	2.60	11	9
2:E:642:SER:N	2:E:643:PRO:HD2	0.47	2.25	5	10
5:A:206:7Q9:C316	5:E:808:7Q9:C310	0.47	2.93	2	1
5:B:218:7Q9:O13	5:D:542:7Q9:C15	0.47	2.63	2	2
6:D:510:17F:C6	6:D:516:17F:H9A	0.47	2.39	13	2
2:E:621:PRO:O	2:E:625:GLU:HG3	0.47	2.09	4	2
5:E:826:7Q9:C13	5:E:849:7Q9:O14	0.47	2.62	2	1
5:D:506:7Q9:O13	5:D:506:7Q9:C12	0.47	2.62	17	4
5:D:540:7Q9:O31	5:D:540:7Q9:C21	0.47	2.63	13	10
6:E:838:17F:C42	6:E:838:17F:C27	0.47	2.92	5	1
5:B:205:7Q9:O31	5:B:205:7Q9:O22	0.47	2.33	7	1
5:D:549:7Q9:O22	2:E:649:ARG:HD3	0.47	2.08	7	1
6:E:801:17F:O7	6:E:801:17F:O6	0.47	2.33	13	6
6:E:807:17F:H47	6:E:807:17F:H74	0.47	1.86	8	1
2:D:331:ARG:HA	5:D:532:7Q9:C39	0.47	2.40	10	2
5:A:204:7Q9:C3	6:A:208:17F:H6	0.47	2.40	11	1
5:E:834:7Q9:C318	6:E:855:17F:H67	0.47	2.40	11	1
6:D:501:17F:C1X	5:D:509:7Q9:C22	0.47	2.93	12	1
5:D:537:7Q9:C32	6:D:546:17F:H29	0.47	2.39	13	1
5:A:210:7Q9:C317	5:E:808:7Q9:C39	0.47	2.92	17	2
1:A:47:ASP:HB2	1:A:164:ARG:HH12	0.47	1.69	16	1
5:E:808:7Q9:C1	5:E:808:7Q9:O22	0.47	2.60	16	1
6:E:872:17F:C23	6:E:872:17F:C20	0.47	2.91	16	1
6:E:819:17F:H65	5:E:836:7Q9:C36	0.47	2.39	17	1
6:D:533:17F:H8	6:D:533:17F:C2	0.47	2.40	19	1
6:D:510:17F:C11	6:D:516:17F:H58	0.47	2.38	20	1
1:B:80:CYS:HB3	1:B:93:ILE:HD12	0.47	1.86	1	2
5:B:207:7Q9:C318	6:E:801:17F:H73	0.47	2.40	3	2
6:D:510:17F:H56	6:D:516:17F:C12	0.47	2.40	19	2
5:E:869:7Q9:C15	5:E:869:7Q9:O14	0.47	2.62	1	9

Continued on next page...

Continued from previous page...

Atom-1	Atom-2	Clash(Å)	Distance(Å)	Models	
				Worst	Total
6:D:528:17F:H60	6:D:528:17F:C10	0.47	2.31	15	2
6:E:819:17F:H18	5:E:852:7Q9:C32	0.47	2.40	6	2
5:E:832:7Q9:O21	5:E:832:7Q9:C31	0.47	2.63	19	4
5:E:840:7Q9:C314	5:E:849:7Q9:C318	0.47	2.92	13	7
1:A:147:LYS:HD3	3:A:201:GSP:O6	0.47	2.09	3	1
5:A:205:7Q9:C23	5:A:207:7Q9:C3	0.47	2.92	3	3
5:B:203:7Q9:C12	5:B:204:7Q9:O31	0.47	2.62	10	5
5:D:532:7Q9:O22	5:D:532:7Q9:C3	0.47	2.57	3	2
5:E:847:7Q9:O22	5:E:847:7Q9:C1	0.47	2.61	13	6
5:A:204:7Q9:C317	6:E:811:17F:H42	0.47	2.38	4	1
6:B:215:17F:H41	6:B:215:17F:C37	0.47	2.38	4	2
2:D:421:VAL:HG11	2:E:735:GLU:HG2	0.47	1.86	4	1
5:E:834:7Q9:C35	6:E:855:17F:C33	0.47	2.93	4	1
5:A:205:7Q9:C15	5:A:207:7Q9:O32	0.47	2.62	5	1
2:D:337:LEU:HG	2:E:626:LEU:HB3	0.47	1.85	5	1
5:A:205:7Q9:C35	5:D:504:7Q9:C23	0.47	2.93	7	1
5:E:806:7Q9:C312	5:E:814:7Q9:C38	0.47	2.92	8	1
6:E:807:17F:H60	6:E:819:17F:C1X	0.47	2.39	8	1
6:E:870:17F:H10A	5:E:871:7Q9:O14	0.47	2.10	8	1
5:E:863:7Q9:C32	5:E:873:7Q9:C31	0.47	2.92	10	5
6:D:510:17F:C1Y	6:D:527:17F:H60	0.47	2.40	10	1
6:A:214:17F:H75	5:E:839:7Q9:C316	0.47	2.40	11	1
6:D:528:17F:H71	5:E:862:7Q9:C318	0.47	2.40	11	1
1:B:47:ASP:OD2	1:B:161:ARG:HD2	0.47	2.10	13	1
6:B:208:17F:H41	6:B:214:17F:H30	0.47	1.87	14	1
6:D:510:17F:H66	6:D:511:17F:H74	0.47	1.86	14	1
5:E:824:7Q9:C313	6:E:841:17F:H71	0.47	2.40	14	1
6:E:807:17F:C37	5:E:813:7Q9:C310	0.47	2.84	15	1
6:D:533:17F:H9A	6:D:533:17F:H56	0.47	1.87	16	1
5:E:831:7Q9:O32	5:E:831:7Q9:C21	0.47	2.62	16	1
6:E:856:17F:P1	6:E:856:17F:N1	0.47	2.88	18	2
5:A:207:7Q9:C33	5:D:504:7Q9:C15	0.47	2.92	17	1
6:B:214:17F:H18	6:B:219:17F:N1	0.47	2.25	17	1
2:D:289:ASP:O	2:D:293:VAL:HG23	0.47	2.10	18	1
5:E:803:7Q9:C1	5:E:813:7Q9:C11	0.47	2.93	18	1
5:E:802:7Q9:C32	6:E:809:17F:C18	0.47	2.93	20	1
6:A:208:17F:H30	6:A:208:17F:H42	0.47	1.86	1	1
5:E:836:7Q9:O21	5:E:836:7Q9:C31	0.47	2.62	17	11
6:D:534:17F:O10	6:D:534:17F:H4	0.47	2.09	2	2
6:E:809:17F:H72	5:E:810:7Q9:C318	0.47	2.38	2	1
6:E:855:17F:C2	5:E:857:7Q9:C13	0.47	2.91	2	1

Continued on next page...

Continued from previous page...

Atom-1	Atom-2	Clash(Å)	Distance(Å)	Models	
				Worst	Total
5:E:810:7Q9:C13	5:E:816:7Q9:O32	0.47	2.63	4	1
1:B:117:LYS:HA	3:B:201:GSP:C6	0.47	2.44	5	1
2:D:312:MET:CE	6:D:527:17F:H64	0.47	2.40	10	2
6:E:841:17F:O10	6:E:841:17F:C6	0.47	2.56	17	4
6:A:214:17F:H67	6:A:214:17F:H42	0.47	1.86	12	1
5:D:519:7Q9:C14	5:D:519:7Q9:C1	0.47	2.93	12	1
6:E:807:17F:H30	6:E:807:17F:H31	0.47	1.86	13	1
5:A:212:7Q9:O31	6:A:214:17F:H18A	0.47	2.10	16	1
6:E:809:17F:H64	6:E:809:17F:H54	0.47	1.86	16	1
5:E:837:7Q9:C38	5:E:860:7Q9:C39	0.47	2.93	16	1
5:A:210:7Q9:O22	5:A:210:7Q9:O11	0.47	2.33	17	1
5:A:212:7Q9:C32	6:A:214:17F:H57	0.47	2.39	17	1
6:B:214:17F:C34	6:B:214:17F:H35	0.47	2.40	17	1
6:E:807:17F:C25	6:E:809:17F:H62	0.47	2.37	18	1
5:A:209:7Q9:C23	6:A:214:17F:H31	0.47	2.39	19	1
6:D:510:17F:H19A	5:D:524:7Q9:O32	0.47	2.09	2	1
6:D:517:17F:H62	6:D:517:17F:H43	0.47	1.85	4	1
6:B:208:17F:H11A	6:B:208:17F:H32	0.47	1.87	5	1
5:E:834:7Q9:O22	5:E:834:7Q9:C1	0.47	2.60	10	5
6:D:510:17F:C8	6:D:516:17F:H11A	0.47	2.40	6	1
6:E:801:17F:C42	6:E:801:17F:C28	0.47	2.93	6	4
5:E:813:7Q9:C316	6:E:819:17F:C30	0.47	2.93	6	1
5:A:204:7Q9:C311	6:A:208:17F:H11	0.47	2.40	8	1
5:D:548:7Q9:C3	5:E:831:7Q9:O14	0.47	2.63	8	1
6:D:517:17F:H9A	5:D:538:7Q9:O31	0.47	2.10	9	1
5:A:203:7Q9:C15	5:A:205:7Q9:O22	0.47	2.63	10	1
1:B:17:SER:OG	3:B:201:GSP:O3G	0.47	2.33	15	3
5:E:802:7Q9:C31	6:E:807:17F:H5	0.47	2.40	10	1
6:D:528:17F:H66	6:D:528:17F:C21	0.47	2.39	12	2
5:E:848:7Q9:C316	5:E:851:7Q9:C318	0.47	2.93	11	1
6:B:215:17F:H66	6:B:215:17F:H48	0.47	1.87	12	1
5:D:512:7Q9:O13	6:D:528:17F:H4	0.47	2.10	12	1
5:B:205:7Q9:C32	5:B:211:7Q9:O22	0.47	2.63	13	1
2:E:583:ARG:HD2	5:E:859:7Q9:C318	0.47	2.40	16	2
5:E:844:7Q9:C12	5:E:877:7Q9:O13	0.47	2.63	14	1
6:D:534:17F:C8	5:D:539:7Q9:C33	0.47	2.92	15	1
6:D:501:17F:H10	6:D:501:17F:H61	0.47	1.87	17	1
6:E:801:17F:H59	5:E:806:7Q9:C315	0.47	2.40	17	1
5:B:206:7Q9:C316	6:E:805:17F:H52	0.47	2.40	19	1
5:B:212:7Q9:C34	5:B:212:7Q9:C38	0.47	2.93	19	1
5:B:207:7Q9:O12	6:D:501:17F:H19	0.47	2.10	1	1

Continued on next page...

Continued from previous page...

Atom-1	Atom-2	Clash(Å)	Distance(Å)	Models	
				Worst	Total
5:B:217:7Q9:C14	5:B:217:7Q9:P	0.47	3.03	1	1
5:D:535:7Q9:C318	6:E:874:17F:H50	0.47	2.40	2	3
5:E:840:7Q9:O22	5:E:840:7Q9:C3	0.47	2.61	10	4
1:A:6:LEU:HB2	1:A:55:ILE:HG12	0.47	1.87	2	1
6:B:208:17F:C2	6:B:214:17F:O1	0.47	2.63	2	1
6:E:801:17F:H12	6:E:801:17F:C20	0.47	2.39	2	1
6:E:807:17F:H12	6:E:807:17F:C32	0.47	2.36	2	4
6:E:811:17F:O8	5:E:823:7Q9:C3	0.47	2.63	3	1
6:B:208:17F:H60	5:B:212:7Q9:C37	0.47	2.39	5	2
5:E:859:7Q9:O32	5:E:864:7Q9:C12	0.47	2.63	7	1
6:E:807:17F:H47	6:E:807:17F:H76	0.47	1.86	8	1
1:A:21:ILE:HG12	1:B:131:GLN:HE22	0.47	1.69	10	1
5:D:544:7Q9:C23	6:D:546:17F:H19A	0.47	2.40	10	1
6:E:819:17F:C11	6:E:819:17F:C7	0.47	2.93	15	2
6:D:516:17F:H1A	6:D:516:17F:H5	0.47	1.87	11	1
2:E:594:LYS:HE2	5:E:861:7Q9:C316	0.47	2.40	11	1
6:E:838:17F:P1	6:E:838:17F:N1	0.47	2.88	12	2
5:B:218:7Q9:C14	5:B:218:7Q9:O13	0.47	2.63	13	3
6:D:510:17F:H29	6:D:510:17F:C24	0.47	2.40	14	1
6:B:214:17F:C32	6:B:214:17F:H35	0.47	2.40	16	1
5:D:512:7Q9:O22	5:D:530:7Q9:C15	0.47	2.63	17	1
6:D:527:17F:O10	6:D:527:17F:H33	0.47	2.10	17	1
6:D:534:17F:HN1	5:D:539:7Q9:C11	0.47	2.23	17	1
5:B:205:7Q9:O14	5:B:210:7Q9:C14	0.47	2.62	19	1
5:D:538:7Q9:O22	5:D:538:7Q9:C1	0.46	2.61	13	4
5:E:834:7Q9:O14	5:E:849:7Q9:C12	0.46	2.64	1	1
6:E:838:17F:C11	6:E:856:17F:H12	0.46	2.40	1	1
5:B:206:7Q9:C315	6:E:805:17F:H71	0.46	2.40	9	3
6:D:501:17F:C8	6:D:501:17F:C1Y	0.46	2.78	7	4
6:D:516:17F:O2	6:D:516:17F:C5	0.46	2.63	5	5
5:E:806:7Q9:C15	5:E:806:7Q9:C21	0.46	2.93	12	4
5:D:506:7Q9:C13	5:D:506:7Q9:O13	0.46	2.63	12	2
6:D:510:17F:C8	6:D:516:17F:O7	0.46	2.63	8	2
5:E:814:7Q9:C37	6:E:817:17F:H8	0.46	2.40	8	1
5:E:865:7Q9:C15	5:E:865:7Q9:O13	0.46	2.63	18	3
1:A:20:THR:O	1:A:24:ILE:HG12	0.46	2.09	9	2
6:B:208:17F:H58	6:B:208:17F:H36	0.46	1.87	19	2
6:D:511:17F:C3	5:D:524:7Q9:C12	0.46	2.92	10	1
6:B:208:17F:H49	6:B:208:17F:C39	0.46	2.40	11	1
6:D:501:17F:H48	6:D:501:17F:H66	0.46	1.86	11	1
2:E:674:LEU:HD21	6:E:855:17F:C12	0.46	2.40	12	1

Continued on next page...

Continued from previous page...

Atom-1	Atom-2	Clash(Å)	Distance(Å)	Models	
				Worst	Total
5:E:803:7Q9:C13	5:E:814:7Q9:O22	0.46	2.63	12	1
6:D:510:17F:H51	6:D:510:17F:C37	0.46	2.40	13	1
2:D:364:ALA:HB3	2:D:365:PRO:HD3	0.46	1.86	18	2
5:E:802:7Q9:C313	6:E:805:17F:H61	0.46	2.40	14	1
1:A:25:GLN:HG3	1:B:131:GLN:HE21	0.46	1.70	17	1
5:B:205:7Q9:C3	5:B:211:7Q9:O22	0.46	2.64	17	1
6:B:219:17F:O2	6:B:219:17F:C2	0.46	2.64	17	1
6:E:807:17F:H32	6:E:818:17F:H10A	0.46	1.86	17	1
5:E:833:7Q9:C12	6:E:855:17F:O5	0.46	2.62	17	1
5:E:833:7Q9:C15	5:E:857:7Q9:O14	0.46	2.63	19	1
6:E:838:17F:H42	6:E:838:17F:C39	0.46	2.40	1	1
5:A:206:7Q9:C316	5:E:808:7Q9:C312	0.46	2.93	2	1
5:E:837:7Q9:C21	5:E:837:7Q9:O31	0.46	2.64	14	7
5:D:518:7Q9:C2	5:D:518:7Q9:C11	0.46	2.93	6	1
6:D:527:17F:H35	5:D:535:7Q9:C310	0.46	2.40	7	1
6:E:817:17F:O10	5:E:820:7Q9:C13	0.46	2.63	8	1
6:E:856:17F:C31	6:E:856:17F:C35	0.46	2.87	9	2
5:E:824:7Q9:C33	6:E:841:17F:C1Y	0.46	2.94	9	1
6:E:838:17F:N1	6:E:874:17F:C7	0.46	2.77	13	1
6:D:510:17F:H32	5:D:524:7Q9:C23	0.46	2.40	15	1
6:E:807:17F:O10	6:E:818:17F:H6A	0.46	2.11	15	1
6:E:870:17F:H30	6:E:870:17F:C32	0.46	2.40	16	2
2:D:308:TRP:CZ3	6:D:527:17F:H74	0.46	2.46	16	1
6:E:811:17F:H18A	5:E:815:7Q9:O14	0.46	2.10	16	1
5:D:545:7Q9:C15	5:D:545:7Q9:O11	0.46	2.64	17	1
5:A:204:7Q9:C310	6:A:208:17F:H9A	0.46	2.41	1	2
6:E:838:17F:H48	6:E:838:17F:H71	0.46	1.86	1	2
5:A:217:7Q9:O22	5:D:544:7Q9:C23	0.46	2.63	2	1
5:B:212:7Q9:C1	5:B:212:7Q9:O32	0.46	2.63	2	1
6:B:215:17F:H65	6:B:215:17F:C27	0.46	2.39	2	1
6:E:818:17F:O2	5:E:824:7Q9:C12	0.46	2.63	2	1
5:E:860:7Q9:O22	5:E:860:7Q9:C1	0.46	2.60	16	4
5:D:521:7Q9:C3	5:D:525:7Q9:O31	0.46	2.63	3	1
6:E:856:17F:H10A	6:E:874:17F:O10	0.46	2.10	8	2
6:B:208:17F:H78	5:E:804:7Q9:C318	0.46	2.40	4	1
6:D:517:17F:H53	5:E:842:7Q9:C318	0.46	2.39	4	1
6:B:214:17F:H41	6:B:214:17F:C10	0.46	2.41	5	1
6:E:811:17F:H6	5:E:823:7Q9:C3	0.46	2.41	5	1
6:E:807:17F:C33	6:E:819:17F:H29	0.46	2.40	8	1
5:D:536:7Q9:C13	5:D:536:7Q9:C1	0.46	2.93	9	1
6:E:838:17F:H49	6:E:838:17F:C42	0.46	2.30	13	2

Continued on next page...

Continued from previous page...

Atom-1	Atom-2	Clash(Å)	Distance(Å)	Models	
				Worst	Total
6:D:516:17F:H44	5:D:535:7Q9:C315	0.46	2.41	10	1
6:D:527:17F:O1	6:D:527:17F:C17	0.46	2.64	14	2
5:E:806:7Q9:C23	5:E:820:7Q9:C13	0.46	2.93	12	1
5:E:840:7Q9:C3	5:E:873:7Q9:C39	0.46	2.93	17	3
5:E:846:7Q9:C13	5:E:869:7Q9:C12	0.46	2.93	12	1
5:E:863:7Q9:O31	5:E:873:7Q9:C32	0.46	2.64	12	2
6:B:208:17F:H34	6:B:214:17F:H12	0.46	1.78	14	1
2:E:562:GLU:O	2:E:566:PRO:HD2	0.46	2.10	15	1
6:E:838:17F:C12	6:E:856:17F:H30	0.46	2.40	15	1
5:A:211:7Q9:C311	5:A:213:7Q9:C310	0.46	2.94	16	1
6:D:546:17F:H57	6:D:546:17F:C9	0.46	2.40	16	1
6:B:214:17F:H20	6:B:219:17F:HN1A	0.46	1.71	17	1
6:E:819:17F:H34	5:E:852:7Q9:C32	0.46	2.40	17	1
1:B:79:LEU:HD12	1:B:112:VAL:HB	0.46	1.87	18	1
6:D:510:17F:C27	6:D:516:17F:C21	0.46	2.91	18	1
2:D:290:LEU:HG	5:D:547:7Q9:C314	0.46	2.40	1	1
1:B:20:THR:HG21	1:B:57:ASP:HB2	0.46	1.87	2	1
5:B:212:7Q9:O22	5:B:213:7Q9:C12	0.46	2.63	2	1
5:B:220:7Q9:C13	5:B:220:7Q9:P	0.46	3.04	2	6
5:D:515:7Q9:O32	5:D:515:7Q9:C2	0.46	2.60	16	6
5:E:802:7Q9:C311	6:E:807:17F:H42	0.46	2.41	2	1
6:D:510:17F:H19	6:D:527:17F:C18	0.46	2.41	3	1
5:E:868:7Q9:C312	5:E:873:7Q9:C313	0.46	2.93	4	1
6:D:534:17F:C33	6:D:534:17F:C2X	0.46	2.94	7	4
6:E:828:17F:H6	5:E:851:7Q9:O13	0.46	2.10	6	1
5:D:513:7Q9:O21	5:D:513:7Q9:O32	0.46	2.33	7	2
6:E:819:17F:C36	5:E:836:7Q9:C38	0.46	2.93	8	1
2:E:627:GLN:O	2:E:631:ARG:HG3	0.46	2.11	15	3
6:E:817:17F:O10	6:E:817:17F:C4	0.46	2.59	16	3
5:B:217:7Q9:O32	5:B:217:7Q9:O21	0.46	2.32	15	1
5:B:205:7Q9:O31	5:B:211:7Q9:C1	0.46	2.63	16	1
6:B:208:17F:C42	5:E:812:7Q9:C318	0.46	2.93	16	2
2:E:714:LEU:HD22	5:E:865:7Q9:C317	0.46	2.40	16	1
2:D:396:ALA:HA	5:D:531:7Q9:C316	0.46	2.40	17	1
5:E:823:7Q9:C1	5:E:823:7Q9:O22	0.46	2.62	17	1
6:D:517:17F:H58	6:D:517:17F:H43	0.46	1.88	20	1
5:B:217:7Q9:O14	5:B:217:7Q9:C12	0.46	2.63	1	2
6:D:534:17F:C32	6:D:534:17F:C1X	0.46	2.84	16	2
2:D:327:GLN:OE1	6:D:528:17F:H32	0.46	2.11	11	2
6:D:534:17F:H11	5:D:539:7Q9:C311	0.46	2.41	2	2
2:E:719:LEU:N	2:E:720:PRO:HD2	0.46	2.25	2	1

Continued on next page...

Continued from previous page...

Atom-1	Atom-2	Clash(Å)	Distance(Å)	Models	
				Worst	Total
1:A:32:TYR:HE2	3:A:201:GSP:H4'	0.46	1.71	4	1
5:D:515:7Q9:O32	5:D:519:7Q9:C15	0.46	2.64	4	1
5:E:812:7Q9:C2	5:E:812:7Q9:O13	0.46	2.64	4	4
2:D:297:VAL:HA	2:D:300:TYR:HD2	0.46	1.70	5	1
2:D:421:VAL:HB	2:E:736:TYR:HE2	0.46	1.71	6	3
5:B:205:7Q9:C15	5:B:205:7Q9:C23	0.46	2.94	6	1
5:E:813:7Q9:C22	6:E:828:17F:H33	0.46	2.41	7	1
6:E:809:17F:HN1A	6:E:818:17F:C6	0.46	2.22	8	1
6:E:811:17F:H9A	5:E:822:7Q9:C2	0.46	2.40	8	1
6:D:501:17F:H42	6:D:501:17F:H35	0.46	1.87	16	3
2:E:715:ARG:O	2:E:719:LEU:HG	0.46	2.11	20	2
6:E:801:17F:C23	5:E:804:7Q9:C38	0.46	2.94	16	2
1:B:49:GLU:HB3	1:B:164:ARG:NH2	0.46	2.25	10	1
6:D:517:17F:H40	6:D:517:17F:H57	0.46	1.87	10	1
6:E:828:17F:C1X	5:E:832:7Q9:C35	0.46	2.87	14	2
5:B:206:7Q9:C33	5:B:212:7Q9:O32	0.46	2.64	20	2
6:E:870:17F:H64	6:E:870:17F:C22	0.46	2.38	15	1
5:A:215:7Q9:O32	5:A:215:7Q9:C1	0.46	2.63	16	1
1:A:13:GLY:HA2	3:A:201:GSP:C4'	0.46	2.40	17	1
5:E:832:7Q9:C23	6:E:856:17F:C2X	0.46	2.93	18	1
6:E:807:17F:O4	5:E:813:7Q9:C14	0.46	2.63	1	3
6:E:819:17F:C19	5:E:852:7Q9:C33	0.46	2.94	2	1
5:E:859:7Q9:O32	5:E:859:7Q9:C21	0.46	2.64	2	2
5:E:862:7Q9:O21	5:E:862:7Q9:C31	0.46	2.64	16	8
5:D:506:7Q9:C13	5:D:506:7Q9:P	0.46	3.04	3	5
5:B:218:7Q9:C1	5:B:218:7Q9:O32	0.46	2.64	15	3
5:A:211:7Q9:C1	5:A:213:7Q9:C22	0.46	2.94	5	1
1:B:97:ARG:HD3	1:B:101:LYS:HE2	0.46	1.85	6	1
3:B:201:GSP:S1G	3:B:201:GSP:C5'	0.46	3.00	6	1
5:D:545:7Q9:C1	5:D:545:7Q9:O22	0.46	2.57	6	1
5:E:848:7Q9:O21	5:E:848:7Q9:O32	0.46	2.33	19	2
1:A:17:SER:OG	3:A:201:GSP:O3G	0.46	2.33	15	2
5:E:804:7Q9:C318	5:E:812:7Q9:C318	0.46	2.94	9	1
5:A:215:7Q9:O14	5:D:536:7Q9:C22	0.46	2.64	10	1
2:D:279:THR:O	2:D:283:ARG:HG3	0.46	2.11	10	1
2:E:702:THR:HA	2:E:705:GLU:HG2	0.46	1.87	12	1
5:E:867:7Q9:C312	5:E:867:7Q9:C38	0.46	2.93	17	4
5:D:526:7Q9:C317	5:D:549:7Q9:C318	0.46	2.94	16	1
6:D:516:17F:H50	6:D:516:17F:H62	0.46	1.87	17	1
1:A:41:ARG:HA	1:A:53:LEU:O	0.46	2.11	1	2
5:E:835:7Q9:O22	5:E:835:7Q9:C1	0.46	2.60	8	4

Continued on next page...

Continued from previous page...

Atom-1	Atom-2	Clash(Å)	Distance(Å)	Models	
				Worst	Total
5:A:217:7Q9:C14	5:A:217:7Q9:P	0.46	3.03	5	4
5:B:212:7Q9:C12	5:B:217:7Q9:O31	0.46	2.64	2	1
6:D:511:17F:O9	6:D:511:17F:C7	0.46	2.64	8	6
6:D:546:17F:H56	6:D:546:17F:C35	0.46	2.37	2	1
5:A:205:7Q9:O13	5:B:209:7Q9:C13	0.46	2.64	3	1
5:A:211:7Q9:O13	5:D:518:7Q9:C13	0.46	2.64	3	1
2:E:579:THR:O	2:E:583:ARG:HG3	0.46	2.11	3	2
5:E:820:7Q9:C1	6:E:838:17F:C18	0.46	2.94	4	1
1:B:112:VAL:HG23	1:B:159:LEU:HD13	0.46	1.88	6	2
6:E:856:17F:O1	6:E:856:17F:H5	0.46	2.11	11	3
6:B:215:17F:H61	6:B:215:17F:C30	0.46	2.40	7	2
6:E:801:17F:H50	6:E:801:17F:C42	0.46	2.40	7	1
5:E:842:7Q9:C2	5:E:842:7Q9:O32	0.46	2.61	13	2
5:D:520:7Q9:P	5:D:520:7Q9:O21	0.46	2.74	13	3
6:E:838:17F:H48	6:E:838:17F:C42	0.46	2.40	10	1
5:E:849:7Q9:O22	5:E:849:7Q9:O11	0.46	2.32	10	1
5:D:529:7Q9:O22	5:D:529:7Q9:C3	0.46	2.60	17	4
2:E:660:ARG:CG	6:E:874:17F:H31	0.46	2.41	11	1
6:B:208:17F:H20A	6:B:214:17F:H10	0.46	1.87	12	1
5:E:853:7Q9:O32	5:E:853:7Q9:C15	0.46	2.63	12	1
6:D:510:17F:H68	6:D:510:17F:H53	0.46	1.88	13	1
5:E:820:7Q9:O21	5:E:820:7Q9:C31	0.46	2.64	18	2
5:D:536:7Q9:C3	5:D:547:7Q9:O22	0.46	2.64	20	2
2:D:418:LEU:HD23	2:E:739:LYS:HD2	0.46	1.87	16	1
6:D:501:17F:H1	5:D:508:7Q9:C3	0.46	2.40	17	1
5:E:813:7Q9:C39	6:E:819:17F:C21	0.46	2.94	17	1
6:E:819:17F:H70	5:E:852:7Q9:C310	0.46	2.40	17	1
5:B:220:7Q9:O14	5:B:220:7Q9:C12	0.46	2.64	2	4
5:D:537:7Q9:O22	5:D:537:7Q9:C1	0.46	2.60	19	5
2:E:648:MET:SD	2:E:651:ARG:HD2	0.46	2.51	3	1
2:E:730:LEU:HD12	2:E:733:LEU:HD22	0.46	1.87	3	1
1:B:17:SER:HB2	3:B:201:GSP:O2G	0.46	2.11	4	1
5:E:876:7Q9:O32	5:E:876:7Q9:C34	0.46	2.64	8	4
5:D:515:7Q9:O13	5:D:519:7Q9:C13	0.46	2.64	5	2
1:A:82:PHE:HB3	1:A:93:ILE:HD11	0.46	1.87	6	1
6:E:807:17F:C24	6:E:809:17F:H63	0.46	2.40	6	1
5:E:808:7Q9:C13	6:E:817:17F:O2	0.46	2.64	7	1
5:E:832:7Q9:C39	6:E:856:17F:H53	0.46	2.40	8	1
5:E:816:7Q9:P	5:E:816:7Q9:C15	0.46	3.04	12	3
6:D:546:17F:C31	6:D:546:17F:C9	0.46	2.94	12	2
5:B:211:7Q9:C23	6:D:501:17F:H56	0.46	2.41	13	1

Continued on next page...

Continued from previous page...

Atom-1	Atom-2	Clash(Å)	Distance(Å)	Models	
				Worst	Total
6:D:510:17F:C5	6:D:516:17F:H9A	0.46	2.36	16	4
2:D:429:PHE:CZ	6:D:533:17F:H66	0.46	2.46	15	1
1:A:35:THR:OG1	3:A:201:GSP:O1A	0.46	2.34	19	1
6:A:208:17F:H10	5:A:209:7Q9:C39	0.46	2.41	1	1
5:D:545:7Q9:O22	5:D:545:7Q9:C1	0.46	2.59	18	4
5:E:820:7Q9:O13	5:E:820:7Q9:C12	0.46	2.63	7	12
6:B:208:17F:H2	6:B:214:17F:O1	0.46	2.11	2	1
5:D:505:7Q9:O22	5:D:505:7Q9:O31	0.46	2.33	6	3
5:D:509:7Q9:O14	5:D:520:7Q9:C13	0.46	2.64	2	1
5:B:207:7Q9:C14	5:B:211:7Q9:O13	0.46	2.64	8	2
6:E:819:17F:C36	5:E:836:7Q9:C37	0.46	2.88	4	1
6:B:208:17F:H4	6:B:208:17F:C1	0.46	2.39	6	1
5:B:205:7Q9:C316	5:B:206:7Q9:C318	0.46	2.93	7	1
6:D:533:17F:H62	6:D:533:17F:H37	0.46	1.88	8	1
5:B:211:7Q9:C310	6:D:501:17F:H70	0.46	2.41	9	1
6:E:838:17F:H9	6:E:856:17F:C9	0.46	2.41	9	1
1:B:5:LYS:HB2	1:B:76:GLU:HG3	0.46	1.88	10	1
2:D:347:GLU:HG2	2:D:351:ARG:HH12	0.46	1.70	10	1
1:B:64:TYR:O	1:B:68:ARG:HB2	0.46	2.11	19	2
6:D:546:17F:H34	6:D:546:17F:H9A	0.46	1.86	11	1
6:E:801:17F:C31	6:E:801:17F:H62	0.46	2.39	11	1
6:E:809:17F:H48	6:E:809:17F:H60	0.46	1.87	20	3
5:D:514:7Q9:O14	5:D:514:7Q9:C12	0.46	2.64	20	4
5:E:863:7Q9:O22	5:E:863:7Q9:C3	0.46	2.59	16	2
6:B:214:17F:H62	6:B:219:17F:C21	0.46	2.41	14	1
5:E:803:7Q9:C1	5:E:813:7Q9:C14	0.46	2.94	17	1
5:A:204:7Q9:C311	6:A:208:17F:H66	0.46	2.40	19	1
6:E:805:17F:C6	5:E:816:7Q9:O31	0.46	2.64	20	1
5:D:540:7Q9:C15	5:D:540:7Q9:O22	0.46	2.64	1	1
5:E:810:7Q9:C3	5:E:825:7Q9:C35	0.46	2.94	9	4
5:E:834:7Q9:C13	5:E:834:7Q9:C22	0.46	2.94	2	2
1:A:32:TYR:CE1	3:A:201:GSP:H3'	0.46	2.45	3	1
6:D:527:17F:O9	6:D:527:17F:P1	0.46	2.74	18	4
5:E:848:7Q9:C314	5:E:851:7Q9:C314	0.46	2.94	3	1
1:A:37:GLU:HA	1:A:57:ASP:O	0.46	2.11	5	1
6:D:510:17F:C18	6:D:527:17F:H20	0.46	2.41	5	1
6:E:817:17F:H74	6:E:817:17F:H43	0.46	1.88	6	1
5:B:218:7Q9:O22	5:D:542:7Q9:C14	0.46	2.64	15	2
6:D:528:17F:H9A	5:D:532:7Q9:C38	0.46	2.41	9	1
6:D:501:17F:H40	6:D:501:17F:C34	0.46	2.40	10	1
5:D:539:7Q9:O13	5:D:544:7Q9:C11	0.46	2.64	10	1

Continued on next page...

Continued from previous page...

Atom-1	Atom-2	Clash(Å)	Distance(Å)	Models	
				Worst	Total
6:D:533:17F:H61	5:D:543:7Q9:C22	0.46	2.41	12	1
6:D:501:17F:C33	6:D:501:17F:H10A	0.46	2.41	17	2
5:E:815:7Q9:C14	5:E:815:7Q9:O32	0.46	2.64	13	1
2:D:256:THR:O	2:D:260:LEU:HG	0.46	2.10	16	1
5:E:834:7Q9:O14	5:E:849:7Q9:C15	0.46	2.64	16	1
6:D:516:17F:H62	6:D:516:17F:C28	0.46	2.40	17	1
5:B:216:7Q9:O32	5:D:519:7Q9:C12	0.46	2.64	19	2
5:E:825:7Q9:C36	5:E:844:7Q9:C39	0.46	2.94	18	1
5:D:505:7Q9:C15	6:D:511:17F:H6	0.46	2.41	20	1
6:D:501:17F:H58	6:D:501:17F:C36	0.45	2.32	1	2
5:D:520:7Q9:C314	5:E:837:7Q9:C315	0.45	2.93	1	1
5:A:204:7Q9:C22	5:A:209:7Q9:C32	0.45	2.94	2	1
5:A:209:7Q9:C36	6:A:214:17F:H57	0.45	2.41	3	1
5:A:204:7Q9:C314	6:A:208:17F:H46	0.45	2.41	14	2
5:E:837:7Q9:C37	5:E:860:7Q9:C39	0.45	2.95	6	2
5:D:508:7Q9:O13	5:D:508:7Q9:C2	0.45	2.64	17	4
5:E:803:7Q9:C23	5:E:806:7Q9:C33	0.45	2.94	6	1
5:E:808:7Q9:C14	5:E:808:7Q9:P	0.45	3.04	6	1
6:E:818:17F:O1	5:E:835:7Q9:C3	0.45	2.64	6	1
5:E:834:7Q9:C15	6:E:855:17F:O4	0.45	2.64	18	2
6:D:510:17F:C7	6:D:516:17F:H11	0.45	2.41	9	1
1:B:68:ARG:HG2	1:B:72:MET:HE3	0.45	1.85	11	1
6:E:874:17F:H11A	6:E:874:17F:HN1A	0.45	1.70	11	1
5:D:513:7Q9:C23	6:D:528:17F:H54	0.45	2.41	12	1
6:D:546:17F:C9	6:D:546:17F:C31	0.45	2.94	14	2
5:D:547:7Q9:O22	5:D:547:7Q9:C3	0.45	2.59	19	4
6:E:841:17F:H2	6:E:841:17F:O6	0.45	2.10	14	1
5:D:549:7Q9:C312	5:E:848:7Q9:C318	0.45	2.94	18	1
5:A:205:7Q9:C22	5:A:207:7Q9:O22	0.45	2.64	20	1
5:B:216:7Q9:C22	5:D:514:7Q9:C13	0.45	2.95	13	2
5:D:521:7Q9:O22	5:D:521:7Q9:C1	0.45	2.62	19	7
5:D:532:7Q9:C15	5:D:532:7Q9:P	0.45	3.04	19	4
5:A:217:7Q9:O14	5:A:217:7Q9:C12	0.45	2.63	2	2
5:D:549:7Q9:C11	5:E:832:7Q9:C2	0.45	2.94	2	1
5:B:220:7Q9:C22	5:D:543:7Q9:O13	0.45	2.64	3	1
6:D:534:17F:C36	6:D:534:17F:C1X	0.45	2.95	13	6
5:E:827:7Q9:O22	5:E:827:7Q9:C1	0.45	2.61	10	6
5:E:876:7Q9:C34	5:E:876:7Q9:O32	0.45	2.64	5	1
5:A:215:7Q9:C31	5:A:215:7Q9:C1	0.45	2.94	14	5
5:D:507:7Q9:C3	6:D:516:17F:N1	0.45	2.79	7	1
5:B:204:7Q9:O22	5:B:204:7Q9:C1	0.45	2.61	9	2

Continued on next page...

Continued from previous page...

Atom-1	Atom-2	Clash(Å)	Distance(Å)	Models	
				Worst	Total
6:E:819:17F:H41	5:E:835:7Q9:C38	0.45	2.41	9	1
6:B:219:17F:H45	5:D:543:7Q9:C310	0.45	2.42	10	1
6:E:807:17F:H60	5:E:813:7Q9:C35	0.45	2.41	10	1
6:D:510:17F:H9	6:D:516:17F:C1X	0.45	2.41	11	1
6:E:828:17F:H46	5:E:832:7Q9:C318	0.45	2.41	11	1
5:E:853:7Q9:O21	5:E:853:7Q9:C31	0.45	2.64	12	2
6:B:215:17F:H64	6:B:215:17F:C12	0.45	2.42	12	1
1:B:46:ILE:HB	1:B:51:CYS:SG	0.45	2.51	14	1
6:E:807:17F:C19	6:E:809:17F:H18	0.45	2.34	14	1
6:B:214:17F:H71	5:B:217:7Q9:C38	0.45	2.41	15	2
5:E:824:7Q9:C35	6:E:841:17F:H29	0.45	2.40	16	1
5:B:209:7Q9:C32	5:B:209:7Q9:C15	0.45	2.94	18	1
5:E:837:7Q9:C34	6:E:841:17F:H50	0.45	2.41	18	1
5:B:218:7Q9:O11	5:B:218:7Q9:O32	0.45	2.34	4	5
2:D:272:TRP:CZ3	6:D:534:17F:H78	0.45	2.47	3	2
6:B:215:17F:H66	6:B:215:17F:C24	0.45	2.40	4	1
5:E:850:7Q9:C39	6:E:870:17F:C20	0.45	2.95	6	1
3:B:201:GSP:O1B	3:B:201:GSP:C5'	0.45	2.61	17	2
6:D:511:17F:H57	5:D:524:7Q9:C36	0.45	2.41	9	1
2:E:652:ALA:O	2:E:656:VAL:HG23	0.45	2.11	9	2
6:E:807:17F:H20A	6:E:818:17F:O8	0.45	2.11	10	1
5:A:215:7Q9:C14	5:D:536:7Q9:C22	0.45	2.95	11	1
2:E:725:PHE:HE1	6:E:870:17F:H71	0.45	1.71	13	1
6:E:801:17F:C28	6:E:801:17F:C42	0.45	2.91	14	1
5:A:210:7Q9:C2	5:A:216:7Q9:C21	0.45	2.94	15	1
5:E:804:7Q9:C23	5:E:812:7Q9:C23	0.45	2.95	16	1
5:B:210:7Q9:C34	5:B:210:7Q9:O14	0.45	2.64	18	1
5:E:858:7Q9:O21	5:E:858:7Q9:C31	0.45	2.64	20	1
1:A:168:GLU:HG2	1:A:172:LYS:HE3	0.45	1.88	1	1
5:A:211:7Q9:C1	5:A:213:7Q9:C34	0.45	2.95	1	2
5:E:824:7Q9:C35	6:E:841:17F:H31	0.45	2.41	1	1
6:E:838:17F:H11	6:E:838:17F:H64	0.45	1.87	1	1
6:D:501:17F:H39	6:D:501:17F:C33	0.45	2.27	2	1
5:D:518:7Q9:C318	6:E:870:17F:H52	0.45	2.41	3	1
5:D:525:7Q9:O21	5:D:525:7Q9:C11	0.45	2.65	4	1
6:D:517:17F:H54	5:E:842:7Q9:C318	0.45	2.42	6	1
5:D:526:7Q9:C22	5:D:526:7Q9:C39	0.45	2.93	6	1
6:E:838:17F:C12	6:E:856:17F:C9	0.45	2.93	6	1
1:B:69:ASP:O	1:B:73:ARG:HG3	0.45	2.11	15	2
5:A:213:7Q9:C1	5:A:217:7Q9:C36	0.45	2.94	8	1
2:E:656:VAL:HG22	6:E:856:17F:H61	0.45	1.87	9	1

Continued on next page...

Continued from previous page...

Atom-1	Atom-2	Clash(Å)	Distance(Å)	Models	
				Worst	Total
5:A:205:7Q9:C22	5:A:207:7Q9:C3	0.45	2.94	10	1
2:E:656:VAL:CG2	6:E:856:17F:H64	0.45	2.41	10	1
6:E:809:17F:C34	6:E:818:17F:C39	0.45	2.94	10	1
6:E:819:17F:O7	6:E:819:17F:H11A	0.45	2.11	10	2
6:E:838:17F:H19A	6:E:874:17F:C8	0.45	2.37	10	1
6:A:214:17F:H64	6:A:214:17F:C32	0.45	2.41	11	1
6:E:817:17F:H40	6:E:817:17F:C1X	0.45	2.41	13	2
5:B:207:7Q9:C15	5:B:211:7Q9:C22	0.45	2.94	14	2
6:B:214:17F:H57	5:B:220:7Q9:C313	0.45	2.41	14	1
6:E:856:17F:H65	6:E:874:17F:C35	0.45	2.40	15	1
6:B:208:17F:C1Y	6:B:214:17F:H10	0.45	2.40	18	1
6:B:214:17F:C29	5:E:827:7Q9:C318	0.45	2.90	18	1
5:E:820:7Q9:C2	6:E:838:17F:H6	0.45	2.42	18	1
6:E:828:17F:N1	5:E:832:7Q9:O13	0.45	2.49	18	1
6:E:801:17F:H20	6:E:801:17F:C12	0.45	2.36	20	1
6:D:511:17F:H40	6:D:511:17F:H66	0.45	1.87	1	2
1:B:15:GLY:O	1:B:19:LEU:HG	0.45	2.11	2	2
2:D:388:ARG:HH22	2:E:578:GLU:HB2	0.45	1.70	3	1
5:E:821:7Q9:C2	5:E:824:7Q9:C22	0.45	2.95	3	1
5:B:206:7Q9:C33	5:B:212:7Q9:C3	0.45	2.95	4	1
5:B:211:7Q9:O32	5:B:211:7Q9:O21	0.45	2.34	4	1
5:E:840:7Q9:C38	5:E:849:7Q9:C317	0.45	2.95	4	1
5:E:852:7Q9:C11	5:E:852:7Q9:C34	0.45	2.94	4	1
5:D:506:7Q9:O32	5:D:506:7Q9:C2	0.45	2.58	6	2
5:D:514:7Q9:O22	5:D:514:7Q9:C1	0.45	2.58	6	2
5:D:543:7Q9:C318	5:E:875:7Q9:C313	0.45	2.95	6	2
5:E:808:7Q9:O14	5:E:808:7Q9:C12	0.45	2.64	6	1
5:B:207:7Q9:C15	5:B:211:7Q9:C1	0.45	2.95	8	1
6:E:801:17F:O4	5:E:806:7Q9:C13	0.45	2.64	8	1
5:B:211:7Q9:C13	5:B:211:7Q9:O32	0.45	2.65	10	1
2:E:656:VAL:HG23	6:E:856:17F:H64	0.45	1.88	10	1
6:E:807:17F:H20A	6:E:818:17F:C8	0.45	2.41	10	1
5:D:505:7Q9:O32	5:D:505:7Q9:C2	0.45	2.59	11	2
5:E:816:7Q9:O14	5:E:816:7Q9:C12	0.45	2.63	12	3
1:A:87:THR:O	1:A:91:GLU:HG3	0.45	2.11	13	1
5:D:521:7Q9:O31	5:D:525:7Q9:C3	0.45	2.65	17	2
6:D:527:17F:H76	6:E:856:17F:H50	0.45	1.89	20	2
5:E:848:7Q9:C312	5:E:851:7Q9:C37	0.45	2.95	16	1
6:B:214:17F:H47	5:B:217:7Q9:C311	0.45	2.41	18	1
6:D:516:17F:HN1	6:D:516:17F:H18A	0.45	1.72	1	1
5:E:831:7Q9:C34	5:E:831:7Q9:O32	0.45	2.65	19	2

Continued on next page...

Continued from previous page...

Atom-1	Atom-2	Clash(Å)	Distance(Å)	Models	
				Worst	Total
5:E:833:7Q9:C13	6:E:838:17F:O4	0.45	2.65	2	1
5:A:207:7Q9:C3	5:A:207:7Q9:O22	0.45	2.59	3	1
6:B:215:17F:H12A	5:B:216:7Q9:C311	0.45	2.42	3	1
5:D:503:7Q9:O13	6:D:511:17F:C6	0.45	2.64	3	1
6:E:856:17F:O1	6:E:856:17F:C5	0.45	2.62	3	3
6:E:872:17F:H59	6:E:872:17F:C25	0.45	2.41	12	2
6:B:215:17F:H19A	6:D:517:17F:C33	0.45	2.39	6	1
5:D:505:7Q9:C21	5:D:505:7Q9:O31	0.45	2.64	7	3
5:E:802:7Q9:O13	6:E:807:17F:C2	0.45	2.65	8	2
5:E:833:7Q9:O13	5:E:833:7Q9:C2	0.45	2.65	11	4
6:E:838:17F:C27	6:E:838:17F:C42	0.45	2.88	8	3
6:D:501:17F:H55	5:D:509:7Q9:C311	0.45	2.42	10	1
5:A:211:7Q9:C34	5:A:213:7Q9:O32	0.45	2.65	11	1
5:D:549:7Q9:C12	6:E:856:17F:O10	0.45	2.65	11	1
5:E:852:7Q9:C34	5:E:852:7Q9:O32	0.45	2.64	11	1
2:D:344:LEU:HD13	2:E:619:VAL:HG12	0.45	1.87	18	1
5:B:220:7Q9:C22	6:D:533:17F:C6	0.45	2.88	19	1
5:D:514:7Q9:C15	5:D:519:7Q9:O22	0.45	2.65	19	1
5:D:525:7Q9:O14	5:D:525:7Q9:C23	0.45	2.65	19	1
1:A:146:ALA:N	3:A:201:GSP:O6	0.45	2.50	7	3
5:A:209:7Q9:C311	6:A:214:17F:H61	0.45	2.42	1	1
6:B:219:17F:C17	5:D:545:7Q9:C33	0.45	2.95	1	1
5:D:513:7Q9:C1	5:D:513:7Q9:O22	0.45	2.54	1	1
6:D:510:17F:C17	6:D:516:17F:H8	0.45	2.41	2	1
6:D:510:17F:C17	6:D:527:17F:C18	0.45	2.95	3	1
6:E:838:17F:H11	6:E:838:17F:H57	0.45	1.89	6	3
5:A:212:7Q9:C317	5:E:822:7Q9:C38	0.45	2.95	14	2
1:B:126:ASP:O	1:B:129:GLN:HG2	0.45	2.12	20	2
5:E:867:7Q9:O13	5:E:867:7Q9:C2	0.45	2.64	12	2
5:E:803:7Q9:C3	6:E:807:17F:H9	0.45	2.41	9	1
1:A:99:GLN:O	1:A:103:VAL:HG23	0.45	2.12	10	1
5:E:864:7Q9:C23	5:E:877:7Q9:C1	0.45	2.95	10	1
6:D:517:17F:H69	6:D:517:17F:C29	0.45	2.41	13	2
6:B:219:17F:O8	6:B:219:17F:H10A	0.45	2.11	17	2
5:D:524:7Q9:C21	6:D:527:17F:H19A	0.45	2.42	15	1
6:D:510:17F:H51	6:D:510:17F:H61	0.45	1.88	16	1
6:D:527:17F:H46	6:D:527:17F:C40	0.45	2.41	16	1
5:D:531:7Q9:C36	5:D:540:7Q9:C37	0.45	2.95	16	1
6:E:838:17F:O10	6:E:838:17F:C9	0.45	2.65	16	2
5:A:206:7Q9:C15	5:A:206:7Q9:C1	0.45	2.95	17	1
5:A:203:7Q9:C22	5:A:207:7Q9:C311	0.45	2.95	18	1

Continued on next page...

Continued from previous page...

Atom-1	Atom-2	Clash(Å)	Distance(Å)	Models	
				Worst	Total
3:B:201:GSP:S1G	3:B:201:GSP:O1B	0.45	2.74	19	1
5:B:212:7Q9:C38	5:B:212:7Q9:C312	0.45	2.92	19	1
6:D:510:17F:O1	5:D:524:7Q9:C3	0.45	2.65	20	1
6:B:214:17F:C31	6:B:214:17F:H63	0.45	2.41	1	1
6:D:527:17F:H10	5:D:535:7Q9:C32	0.45	2.41	1	1
6:E:856:17F:O10	6:E:856:17F:H20A	0.45	2.10	1	1
6:A:208:17F:O1	6:A:208:17F:C2	0.45	2.62	2	1
5:B:209:7Q9:O22	5:B:209:7Q9:C1	0.45	2.62	20	6
1:A:35:THR:HG22	1:B:135:ARG:NH2	0.45	2.27	3	1
5:A:210:7Q9:O13	5:A:215:7Q9:C15	0.45	2.64	3	2
6:D:501:17F:H56	6:D:501:17F:H10	0.45	1.88	3	2
5:D:524:7Q9:C15	5:D:526:7Q9:C15	0.45	2.94	3	1
6:E:841:17F:O4	5:E:876:7Q9:C12	0.45	2.65	3	2
5:B:211:7Q9:C1	5:B:211:7Q9:O22	0.45	2.61	16	2
6:D:533:17F:C34	6:D:533:17F:H37	0.45	2.42	4	1
5:B:207:7Q9:C23	5:B:209:7Q9:C311	0.45	2.95	5	1
5:B:209:7Q9:O14	5:B:209:7Q9:C12	0.45	2.65	6	1
5:A:204:7Q9:C315	6:A:208:17F:C42	0.45	2.86	7	1
6:A:214:17F:H72	6:A:214:17F:H47	0.45	1.87	7	1
5:D:514:7Q9:O21	5:D:514:7Q9:P	0.45	2.75	8	3
5:D:549:7Q9:C310	5:E:848:7Q9:C318	0.45	2.95	8	2
1:A:69:ASP:O	1:A:73:ARG:HG3	0.45	2.12	9	2
6:A:208:17F:C27	5:E:823:7Q9:C317	0.45	2.95	9	1
5:D:540:7Q9:O12	5:D:540:7Q9:C2	0.45	2.64	11	2
5:E:857:7Q9:C3	6:E:874:17F:C2	0.45	2.94	10	1
6:D:510:17F:C7	6:D:516:17F:C19	0.45	2.93	11	1
1:B:46:ILE:HG23	1:B:157:TYR:CD1	0.45	2.47	14	1
5:B:213:7Q9:C35	5:B:218:7Q9:C37	0.45	2.95	14	1
1:A:49:GLU:HB3	1:A:164:ARG:NH2	0.45	2.27	16	1
3:A:201:GSP:S1G	3:A:201:GSP:PA	0.45	3.14	16	1
6:E:805:17F:H42	5:E:812:7Q9:C314	0.45	2.42	16	1
5:A:205:7Q9:O14	5:B:204:7Q9:C14	0.45	2.64	17	1
5:A:217:7Q9:O32	5:A:217:7Q9:C23	0.45	2.65	17	1
6:D:534:17F:H76	2:E:692:TYR:CE2	0.45	2.46	17	1
5:B:207:7Q9:C13	6:D:501:17F:C19	0.45	2.94	1	1
5:D:512:7Q9:C317	6:D:528:17F:H35	0.45	2.41	3	1
2:D:426:LYS:O	2:D:430:LEU:HG	0.45	2.12	19	4
5:E:813:7Q9:C3	5:E:829:7Q9:O13	0.45	2.65	4	1
6:E:838:17F:C27	6:E:838:17F:H78	0.45	2.42	5	1
1:A:17:SER:OG	3:A:201:GSP:O2B	0.45	2.35	6	1
6:E:819:17F:C34	5:E:836:7Q9:C34	0.45	2.92	6	1

Continued on next page...

Continued from previous page...

Atom-1	Atom-2	Clash(Å)	Distance(Å)	Models	
				Worst	Total
2:D:269:GLN:HG2	6:D:534:17F:H33	0.45	1.89	7	1
6:E:818:17F:O5	6:E:818:17F:C4	0.45	2.65	8	1
5:B:213:7Q9:C314	5:D:548:7Q9:C316	0.45	2.95	9	1
5:E:803:7Q9:C3	6:E:807:17F:C9	0.45	2.94	9	1
6:B:215:17F:H40	5:E:821:7Q9:C316	0.45	2.42	10	1
5:E:806:7Q9:C1	5:E:806:7Q9:O22	0.45	2.59	12	2
2:D:272:TRP:HB3	6:D:534:17F:H76	0.45	1.89	12	1
6:D:527:17F:H53	6:E:856:17F:H38	0.45	1.89	16	1
5:B:213:7Q9:C318	5:E:825:7Q9:C316	0.45	2.95	17	1
5:B:217:7Q9:C31	5:B:217:7Q9:O21	0.45	2.64	18	1
5:E:806:7Q9:C23	6:E:817:17F:O8	0.45	2.65	18	1
6:A:214:17F:O8	6:A:214:17F:H19A	0.45	2.12	19	1
5:E:852:7Q9:C12	5:E:852:7Q9:O11	0.45	2.64	19	1
1:A:14:VAL:CG2	1:A:16:LYS:HG3	0.45	2.41	4	2
6:D:510:17F:O10	6:D:527:17F:H18	0.45	2.12	3	1
6:D:501:17F:H8	6:D:501:17F:C20	0.45	2.42	18	2
6:D:517:17F:H48	6:D:517:17F:H66	0.45	1.87	4	1
6:E:819:17F:H55	5:E:835:7Q9:C317	0.45	2.43	4	2
1:A:89:SER:O	1:A:93:ILE:HG12	0.45	2.11	8	3
5:E:857:7Q9:C33	6:E:874:17F:C21	0.45	2.95	8	1
6:E:811:17F:H75	5:E:822:7Q9:C313	0.45	2.42	11	1
2:D:439:LYS:HE3	2:E:714:LEU:HD12	0.45	1.87	12	1
5:E:865:7Q9:C310	5:E:868:7Q9:C39	0.45	2.95	12	1
6:D:534:17F:O9	6:D:534:17F:C7	0.45	2.65	13	3
5:A:207:7Q9:C37	5:D:504:7Q9:C22	0.45	2.95	14	1
6:D:510:17F:C5	6:D:527:17F:C20	0.45	2.95	14	1
5:A:204:7Q9:C317	6:A:208:17F:H54	0.45	2.42	16	1
5:D:518:7Q9:O32	5:D:518:7Q9:C23	0.45	2.66	16	1
5:E:834:7Q9:C38	5:E:849:7Q9:C310	0.45	2.95	17	1
5:D:519:7Q9:O22	5:D:519:7Q9:C3	0.45	2.60	19	1
5:D:531:7Q9:C311	5:D:531:7Q9:C37	0.45	2.95	20	1
5:D:536:7Q9:O21	5:D:536:7Q9:O14	0.45	2.35	20	1
5:E:842:7Q9:C31	5:E:861:7Q9:C22	0.45	2.95	20	1
6:E:807:17F:H57	6:E:819:17F:C1X	0.44	2.41	1	1
5:E:810:7Q9:O13	5:E:821:7Q9:C12	0.44	2.65	1	1
6:E:811:17F:O6	6:E:811:17F:C7	0.44	2.65	11	5
6:B:215:17F:C36	6:B:215:17F:H47	0.44	2.40	2	1
6:B:215:17F:O10	6:B:215:17F:H4	0.44	2.11	2	2
2:D:419:LEU:HB3	2:D:420:PRO:HD3	0.44	1.90	3	5
5:E:806:7Q9:O21	5:E:806:7Q9:O32	0.44	2.34	2	4
3:A:201:GSP:H5'1	3:A:201:GSP:O1B	0.44	2.13	3	1

Continued on next page...

Continued from previous page...

Atom-1	Atom-2	Clash(Å)	Distance(Å)	Models	
				Worst	Total
2:D:298:GLN:N	2:D:299:PRO:HD2	0.44	2.27	4	8
6:D:534:17F:H58	6:D:534:17F:C2X	0.44	2.42	4	2
6:E:805:17F:P1	6:E:805:17F:N1	0.44	2.89	4	2
1:B:35:THR:OG1	3:B:201:GSP:O3G	0.44	2.35	15	3
6:D:533:17F:H60	5:D:543:7Q9:O22	0.44	2.12	5	1
6:E:838:17F:C12	6:E:856:17F:H9A	0.44	2.42	6	1
6:E:819:17F:O8	6:E:819:17F:H4	0.44	2.12	7	1
6:E:801:17F:H60	5:E:803:7Q9:C22	0.44	2.43	9	1
6:A:214:17F:H44	5:E:840:7Q9:C318	0.44	2.41	11	1
5:E:810:7Q9:C310	5:E:825:7Q9:C312	0.44	2.94	15	4
5:A:209:7Q9:C313	5:E:822:7Q9:C312	0.44	2.95	12	1
5:E:822:7Q9:O13	5:E:822:7Q9:C12	0.44	2.65	17	3
1:A:16:LYS:HG2	3:A:201:GSP:PB	0.44	2.52	13	1
6:E:805:17F:C40	5:E:816:7Q9:C317	0.44	2.84	13	1
5:E:802:7Q9:C310	6:E:807:17F:C26	0.44	2.89	15	1
5:B:211:7Q9:C3	5:B:211:7Q9:C13	0.44	2.95	17	1
3:A:201:GSP:O2A	3:A:201:GSP:PG	0.44	2.75	18	1
6:D:510:17F:H58	6:D:527:17F:H71	0.44	1.88	19	1
5:E:852:7Q9:C15	5:E:852:7Q9:O13	0.44	2.65	20	1
6:A:208:17F:O1	6:A:208:17F:C5	0.44	2.65	7	3
5:D:506:7Q9:C31	5:D:520:7Q9:C22	0.44	2.95	2	1
6:E:841:17F:H9A	5:E:876:7Q9:C11	0.44	2.42	3	1
6:E:838:17F:H38	5:E:857:7Q9:C312	0.44	2.41	4	1
6:E:807:17F:C1Y	6:E:818:17F:H11	0.44	2.42	6	1
2:E:602:ASP:O	2:E:605:GLN:HG2	0.44	2.12	7	1
5:A:205:7Q9:C13	5:A:205:7Q9:O14	0.44	2.65	8	1
5:B:207:7Q9:C15	5:B:211:7Q9:O22	0.44	2.65	10	2
6:D:528:17F:H37	6:D:528:17F:C37	0.44	2.42	8	2
6:D:501:17F:C37	6:D:501:17F:H50	0.44	2.42	9	1
5:E:820:7Q9:C14	5:E:820:7Q9:O13	0.44	2.65	10	2
6:D:528:17F:C23	5:D:532:7Q9:C316	0.44	2.95	11	1
6:D:546:17F:H74	6:D:546:17F:H48	0.44	1.90	11	1
6:E:801:17F:H57	6:E:801:17F:H63	0.44	1.86	11	1
5:E:863:7Q9:C35	5:E:863:7Q9:C22	0.44	2.94	15	1
5:A:204:7Q9:C318	6:A:208:17F:H54	0.44	2.42	16	1
5:B:210:7Q9:C312	5:B:210:7Q9:C38	0.44	2.94	16	1
6:D:534:17F:H11	5:D:539:7Q9:C310	0.44	2.42	17	1
5:E:849:7Q9:C32	5:E:863:7Q9:C1	0.44	2.95	17	1
5:E:823:7Q9:C22	5:E:845:7Q9:C14	0.44	2.94	18	1
1:A:31:GLU:HG3	1:B:128:LYS:HB3	0.44	1.86	19	1
6:E:809:17F:H68	6:E:809:17F:H54	0.44	1.90	20	1

Continued on next page...

Continued from previous page...

Atom-1	Atom-2	Clash(Å)	Distance(Å)	Models	
				Worst	Total
6:D:510:17F:C40	5:E:832:7Q9:C315	0.44	2.95	1	1
5:D:506:7Q9:O31	5:D:506:7Q9:C21	0.44	2.65	2	1
6:D:533:17F:C22	6:D:533:17F:H63	0.44	2.42	2	1
5:E:825:7Q9:O13	5:E:825:7Q9:C12	0.44	2.65	18	2
6:D:527:17F:H68	6:D:527:17F:H39	0.44	1.89	3	1
5:E:848:7Q9:C313	5:E:851:7Q9:C35	0.44	2.94	4	1
5:D:505:7Q9:O31	5:D:505:7Q9:O22	0.44	2.35	20	2
5:E:877:7Q9:C1	5:E:877:7Q9:O22	0.44	2.63	8	1
5:B:211:7Q9:P	6:D:501:17F:H5	0.44	2.53	9	1
5:E:853:7Q9:O21	5:E:853:7Q9:O32	0.44	2.36	9	2
5:A:215:7Q9:C3	5:A:215:7Q9:O22	0.44	2.58	10	2
6:B:208:17F:O10	6:B:208:17F:H4	0.44	2.12	10	2
6:D:501:17F:H53	5:D:525:7Q9:C318	0.44	2.42	10	1
6:E:841:17F:C9	5:E:876:7Q9:O14	0.44	2.55	10	1
5:B:203:7Q9:C12	5:B:204:7Q9:O32	0.44	2.65	17	2
5:A:206:7Q9:O14	5:A:206:7Q9:C12	0.44	2.66	13	1
6:E:818:17F:O2	6:E:818:17F:C2	0.44	2.60	13	1
5:D:537:7Q9:O31	6:D:546:17F:C10	0.44	2.65	20	2
5:E:814:7Q9:C33	5:E:820:7Q9:C36	0.44	2.95	17	1
6:E:874:17F:N1	6:E:874:17F:C10	0.44	2.79	17	1
5:B:211:7Q9:C314	6:B:215:17F:C1Z	0.44	2.95	18	1
5:E:812:7Q9:C12	5:E:827:7Q9:C32	0.44	2.96	18	1
6:D:533:17F:H12	6:D:533:17F:C34	0.44	2.43	19	1
1:B:22:GLN:HG3	1:B:146:ALA:HB1	0.44	1.88	1	1
6:D:501:17F:H38	5:D:508:7Q9:C35	0.44	2.42	1	1
5:D:506:7Q9:C318	6:D:517:17F:H49	0.44	2.43	1	1
5:D:522:7Q9:C1	5:D:545:7Q9:C32	0.44	2.95	1	1
5:E:808:7Q9:O22	5:E:808:7Q9:C1	0.44	2.62	6	5
6:E:872:17F:H62	6:E:872:17F:C31	0.44	2.41	1	3
6:B:208:17F:H5	5:B:212:7Q9:C36	0.44	2.41	2	1
5:B:216:7Q9:O31	5:B:216:7Q9:C21	0.44	2.65	8	7
5:B:216:7Q9:O21	5:B:216:7Q9:O14	0.44	2.36	14	5
5:D:523:7Q9:C14	5:D:523:7Q9:P	0.44	3.05	2	4
6:E:807:17F:H65	6:E:818:17F:H38	0.44	1.88	2	1
6:D:501:17F:H40	6:D:501:17F:H10A	0.44	1.88	4	1
5:D:526:7Q9:C22	5:D:526:7Q9:C38	0.44	2.96	11	3
6:D:546:17F:C1Y	6:D:546:17F:C17	0.44	2.95	4	1
3:B:201:GSP:S1G	3:B:201:GSP:O2A	0.44	2.76	5	1
6:D:527:17F:H32	6:D:527:17F:C6	0.44	2.42	5	1
5:B:209:7Q9:O32	5:D:505:7Q9:C1	0.44	2.66	6	1
6:D:511:17F:H69	6:D:511:17F:H59	0.44	1.89	6	2

Continued on next page...

Continued from previous page...

Atom-1	Atom-2	Clash(Å)	Distance(Å)	Models	
				Worst	Total
5:B:217:7Q9:C23	5:B:217:7Q9:C32	0.44	2.95	7	1
6:D:528:17F:H66	6:D:528:17F:H12A	0.44	1.89	7	1
6:E:855:17F:H59	5:E:867:7Q9:C310	0.44	2.42	7	1
5:E:857:7Q9:O22	5:E:857:7Q9:C1	0.44	2.63	7	4
1:B:101:LYS:HD2	1:B:107:GLU:HG3	0.44	1.90	9	1
5:E:825:7Q9:C14	5:E:825:7Q9:P	0.44	3.05	10	3
6:D:517:17F:H8A	5:D:529:7Q9:O22	0.44	2.12	11	1
6:E:817:17F:C11	5:E:833:7Q9:C32	0.44	2.92	15	1
6:D:528:17F:C6	5:D:532:7Q9:C35	0.44	2.96	16	1
6:D:533:17F:C35	6:D:533:17F:C21	0.44	2.96	16	1
2:E:628:GLU:HA	2:E:631:ARG:HD3	0.44	1.89	17	1
6:E:855:17F:H37	5:E:857:7Q9:C315	0.44	2.42	17	1
5:A:204:7Q9:C23	5:A:209:7Q9:C33	0.44	2.95	18	1
5:E:869:7Q9:O32	5:E:869:7Q9:O21	0.44	2.35	18	1
6:E:855:17F:C31	6:E:855:17F:H40	0.44	2.41	20	1
6:E:870:17F:C32	6:E:870:17F:C2X	0.44	2.95	20	1
1:B:117:LYS:HG2	3:B:201:GSP:C6	0.44	2.47	9	2
6:B:215:17F:O5	5:D:515:7Q9:C13	0.44	2.65	2	2
2:E:722:LEU:HG	2:E:726:LYS:HE3	0.44	1.88	1	1
5:E:803:7Q9:C23	5:E:803:7Q9:C37	0.44	2.94	1	1
5:E:837:7Q9:O32	6:E:841:17F:C19	0.44	2.66	1	1
6:E:841:17F:C8	5:E:876:7Q9:O14	0.44	2.65	1	1
6:D:510:17F:H8A	6:D:516:17F:C18	0.44	2.42	2	1
6:E:807:17F:H50	6:E:809:17F:H62	0.44	1.89	2	1
2:D:429:PHE:CE1	6:D:533:17F:H69	0.44	2.47	3	1
6:E:805:17F:O6	6:E:805:17F:O7	0.44	2.35	3	4
6:E:805:17F:C4	5:E:810:7Q9:C14	0.44	2.91	5	1
5:A:206:7Q9:C35	5:A:212:7Q9:C37	0.44	2.96	6	2
6:D:510:17F:H18	5:D:524:7Q9:C3	0.44	2.43	6	1
5:B:217:7Q9:C15	5:D:522:7Q9:C2	0.44	2.95	7	1
5:D:508:7Q9:C32	5:D:509:7Q9:C23	0.44	2.95	8	1
6:D:510:17F:H60	6:D:516:17F:H37	0.44	1.88	9	1
5:D:513:7Q9:C37	6:D:528:17F:H34	0.44	2.43	10	1
6:E:807:17F:H50	6:E:807:17F:H74	0.44	1.90	10	1
2:E:598:GLN:HA	5:E:876:7Q9:C313	0.44	2.43	11	1
6:D:501:17F:O1	5:D:509:7Q9:C22	0.44	2.65	15	1
6:E:818:17F:H59	6:E:818:17F:H36	0.44	1.89	15	1
6:E:819:17F:C6	5:E:836:7Q9:C21	0.44	2.84	15	1
6:E:819:17F:C7	6:E:819:17F:H20A	0.44	2.42	16	1
5:E:816:7Q9:O32	5:E:816:7Q9:C11	0.44	2.66	20	1
6:B:214:17F:C4	5:B:217:7Q9:O32	0.44	2.59	1	1

Continued on next page...

Continued from previous page...

Atom-1	Atom-2	Clash(Å)	Distance(Å)	Models	
				Worst	Total
6:E:818:17F:O10	6:E:818:17F:C4	0.44	2.65	15	3
5:E:839:7Q9:O32	5:E:839:7Q9:C23	0.44	2.66	15	3
5:D:513:7Q9:C14	5:D:526:7Q9:O13	0.44	2.66	3	1
5:E:846:7Q9:C22	5:E:869:7Q9:O13	0.44	2.65	3	2
5:D:536:7Q9:C1	5:D:547:7Q9:C3	0.44	2.95	4	1
5:E:810:7Q9:C14	5:E:816:7Q9:O32	0.44	2.66	14	4
1:B:82:PHE:HB2	1:B:89:SER:HB2	0.44	1.87	5	3
5:D:529:7Q9:O14	5:D:529:7Q9:C12	0.44	2.66	16	4
2:D:421:VAL:HB	2:E:736:TYR:CE2	0.44	2.47	6	1
5:D:504:7Q9:O31	6:D:516:17F:H18A	0.44	2.13	10	2
5:E:843:7Q9:C3	5:E:859:7Q9:C34	0.44	2.96	6	1
5:A:204:7Q9:C315	6:A:208:17F:H48	0.44	2.41	8	1
5:D:535:7Q9:C317	6:E:874:17F:H76	0.44	2.42	8	1
5:A:209:7Q9:C32	5:A:212:7Q9:C37	0.44	2.96	20	2
6:E:872:17F:C32	6:E:872:17F:H44	0.44	2.42	11	1
5:D:514:7Q9:O13	5:D:514:7Q9:C21	0.44	2.66	12	1
5:E:815:7Q9:C1	5:E:815:7Q9:O32	0.44	2.66	20	3
3:B:201:GSP:O2B	3:B:201:GSP:O1A	0.44	2.34	15	2
5:E:821:7Q9:C31	5:E:824:7Q9:C22	0.44	2.95	15	1
6:E:855:17F:H31	5:E:867:7Q9:C39	0.44	2.42	16	1
5:D:514:7Q9:C311	5:D:519:7Q9:C318	0.44	2.96	17	1
6:D:510:17F:C26	6:D:516:17F:C40	0.44	2.95	18	1
5:E:824:7Q9:C38	6:E:841:17F:H69	0.44	2.43	18	1
6:D:510:17F:C27	6:D:516:17F:C22	0.44	2.95	19	1
5:D:519:7Q9:C314	5:D:540:7Q9:C318	0.44	2.95	19	1
5:D:524:7Q9:C12	5:D:526:7Q9:C32	0.44	2.96	19	1
6:D:533:17F:N1	6:D:533:17F:H19	0.44	2.27	19	1
5:A:216:7Q9:C37	5:D:547:7Q9:C32	0.44	2.95	1	1
6:D:510:17F:C25	6:D:510:17F:H36	0.44	2.41	6	2
6:E:807:17F:H38	6:E:809:17F:C20	0.44	2.42	1	1
5:E:821:7Q9:O31	5:E:821:7Q9:C21	0.44	2.66	2	3
5:E:813:7Q9:C23	5:E:829:7Q9:C3	0.44	2.96	2	1
5:A:216:7Q9:O21	5:A:216:7Q9:P	0.44	2.75	5	3
5:E:837:7Q9:C35	6:E:841:17F:H55	0.44	2.43	3	1
5:A:205:7Q9:O22	5:A:205:7Q9:C1	0.44	2.60	4	6
1:B:65:SER:O	1:B:68:ARG:HG2	0.44	2.13	4	1
6:E:819:17F:H52	6:E:819:17F:C38	0.44	2.38	11	2
5:D:506:7Q9:O11	5:D:506:7Q9:C21	0.44	2.66	12	3
6:D:510:17F:C42	6:D:516:17F:H72	0.44	2.43	6	1
5:D:514:7Q9:C37	5:D:519:7Q9:C318	0.44	2.96	6	1
6:D:516:17F:H50	6:D:516:17F:C39	0.44	2.43	6	1

Continued on next page...

Continued from previous page...

Atom-1	Atom-2	Clash(Å)	Distance(Å)	Models	
				Worst	Total
2:E:630:ALA:HB1	5:E:878:7Q9:C317	0.44	2.43	6	1
5:E:853:7Q9:O21	5:E:853:7Q9:O14	0.44	2.35	6	1
1:A:47:ASP:OD1	1:A:161:ARG:HD2	0.44	2.13	9	2
5:B:210:7Q9:O22	5:B:210:7Q9:C3	0.44	2.63	10	2
6:E:801:17F:C23	5:E:804:7Q9:C37	0.44	2.96	8	1
5:E:831:7Q9:O32	5:E:831:7Q9:O21	0.44	2.35	8	1
5:A:205:7Q9:C34	5:D:503:7Q9:O22	0.44	2.66	9	3
5:E:824:7Q9:C37	6:E:841:17F:H39	0.44	2.43	9	1
6:B:219:17F:H62	6:B:219:17F:C31	0.44	2.34	10	2
6:E:807:17F:C28	6:E:807:17F:H74	0.44	2.42	10	1
5:D:541:7Q9:O22	5:D:541:7Q9:C1	0.44	2.62	18	3
6:B:214:17F:H74	6:B:214:17F:H43	0.44	1.88	12	1
6:B:215:17F:H72	5:E:821:7Q9:C315	0.44	2.42	13	1
1:A:36:ILE:HD11	1:B:135:ARG:HD3	0.44	1.89	14	1
6:D:510:17F:H19	5:D:524:7Q9:C2	0.44	2.43	15	1
5:A:204:7Q9:C314	6:A:208:17F:H71	0.44	2.43	16	1
2:D:414:LEU:O	2:D:418:LEU:HG	0.44	2.13	16	1
6:D:527:17F:H42	6:D:527:17F:H36	0.44	1.88	16	1
6:E:819:17F:H8A	6:E:819:17F:C1Y	0.44	2.43	16	1
5:E:832:7Q9:C13	6:E:838:17F:O2	0.44	2.66	16	1
6:B:215:17F:H70	6:B:215:17F:C30	0.44	2.41	18	1
1:A:59:ALA:HA	3:A:201:GSP:O2G	0.44	2.12	20	1
5:E:836:7Q9:O21	5:E:836:7Q9:O32	0.44	2.36	17	3
6:E:805:17F:C25	5:E:816:7Q9:C317	0.44	2.95	2	3
6:D:501:17F:H9A	6:D:501:17F:C1Y	0.44	2.43	3	1
6:D:533:17F:H65	6:D:533:17F:H58	0.44	1.89	3	1
6:A:208:17F:C31	6:A:208:17F:C35	0.44	2.78	5	1
1:B:133:LEU:HG	1:B:137:TYR:CE2	0.44	2.48	6	1
6:D:510:17F:C19	6:D:527:17F:H19	0.44	2.38	6	1
5:E:869:7Q9:O22	5:E:869:7Q9:C1	0.44	2.63	6	4
5:B:203:7Q9:C313	6:B:208:17F:H74	0.44	2.43	7	1
2:D:306:LYS:O	2:D:310:GLU:HG3	0.44	2.13	7	1
6:E:819:17F:H52	6:E:819:17F:H69	0.44	1.88	18	2
5:E:806:7Q9:C13	6:E:817:17F:O2	0.44	2.66	8	1
5:E:844:7Q9:C13	5:E:877:7Q9:O13	0.44	2.66	14	2
6:E:856:17F:C38	6:E:856:17F:H37	0.44	2.43	8	1
5:D:507:7Q9:C313	5:E:820:7Q9:C318	0.44	2.96	9	1
6:E:819:17F:C20	6:E:819:17F:O9	0.44	2.62	10	1
6:D:546:17F:H61	6:D:546:17F:H46	0.44	1.88	11	1
6:D:517:17F:H51	6:D:517:17F:H75	0.44	1.88	12	1
6:D:546:17F:H9	6:D:546:17F:C31	0.44	2.43	12	1

Continued on next page...

Continued from previous page...

Atom-1	Atom-2	Clash(Å)	Distance(Å)	Models	
				Worst	Total
5:E:836:7Q9:C318	5:E:852:7Q9:C318	0.44	2.95	12	1
2:D:313:GLU:OE1	2:D:316:ARG:HD3	0.44	2.12	15	1
5:E:851:7Q9:C2	5:E:851:7Q9:C11	0.44	2.96	15	1
5:E:862:7Q9:O13	5:E:862:7Q9:C12	0.44	2.65	20	2
6:E:811:17F:O10	5:E:823:7Q9:C11	0.44	2.66	19	2
5:A:203:7Q9:C15	5:B:204:7Q9:C1	0.44	2.96	20	1
5:D:507:7Q9:C34	6:D:516:17F:C31	0.44	2.96	1	1
5:E:863:7Q9:O14	5:E:863:7Q9:C12	0.44	2.65	18	6
6:D:511:17F:H58	6:D:511:17F:H63	0.44	1.52	10	7
6:E:819:17F:H6A	5:E:836:7Q9:O22	0.44	2.12	2	1
5:A:211:7Q9:C318	5:A:213:7Q9:C318	0.44	2.96	16	2
6:B:214:17F:O10	6:B:219:17F:H8	0.44	2.13	3	1
6:E:870:17F:H59	6:E:870:17F:H62	0.44	1.53	10	3
5:D:537:7Q9:C15	5:D:537:7Q9:P	0.44	3.06	8	5
1:A:32:TYR:CE2	3:A:201:GSP:H4'	0.44	2.48	5	1
6:D:510:17F:C25	6:D:510:17F:C2X	0.44	2.96	9	2
1:A:144:THR:HG22	1:A:151:GLY:HA3	0.44	1.89	7	2
5:B:212:7Q9:C33	5:B:217:7Q9:C34	0.44	2.96	7	2
5:D:521:7Q9:O21	5:D:521:7Q9:C31	0.44	2.66	20	3
5:D:522:7Q9:C35	5:D:545:7Q9:C311	0.44	2.96	9	1
2:E:674:LEU:HD21	6:E:855:17F:C2X	0.44	2.35	9	2
5:A:211:7Q9:C14	6:B:214:17F:O4	0.44	2.66	12	2
6:D:510:17F:C1Y	6:D:527:17F:H20	0.44	2.43	13	1
6:E:817:17F:C22	5:E:833:7Q9:C311	0.44	2.96	13	1
5:E:829:7Q9:C38	5:E:852:7Q9:C314	0.44	2.95	13	1
2:D:308:TRP:CZ3	6:E:856:17F:H75	0.44	2.47	15	1
5:B:212:7Q9:C311	5:B:212:7Q9:C37	0.44	2.96	16	1
6:D:501:17F:H12	6:D:501:17F:C20	0.44	2.43	16	1
6:D:533:17F:C30	6:E:870:17F:H67	0.44	2.43	19	1
6:D:510:17F:C42	6:E:856:17F:H44	0.44	2.42	20	1
5:D:515:7Q9:O13	5:D:519:7Q9:C15	0.44	2.66	20	1
2:E:591:GLU:HB2	5:E:861:7Q9:C39	0.44	2.42	20	1
2:E:595:ALA:HA	2:E:598:GLN:NE2	0.44	2.27	20	1
6:E:818:17F:C41	6:E:818:17F:C26	0.44	2.88	20	1
5:A:207:7Q9:C13	5:D:507:7Q9:O14	0.43	2.66	3	3
5:D:504:7Q9:C13	5:D:507:7Q9:O13	0.43	2.66	1	1
5:E:866:7Q9:O13	5:E:866:7Q9:C2	0.43	2.65	5	6
5:E:822:7Q9:C14	5:E:822:7Q9:P	0.43	3.06	12	3
1:A:6:LEU:HD13	1:A:159:LEU:HD23	0.43	1.88	4	1
5:D:515:7Q9:C3	6:D:517:17F:H19	0.43	2.43	4	1
5:A:211:7Q9:C15	6:B:214:17F:O5	0.43	2.66	6	1

Continued on next page...

Continued from previous page...

Atom-1	Atom-2	Clash(Å)	Distance(Å)	Models	
				Worst	Total
5:E:820:7Q9:P	5:E:820:7Q9:O21	0.43	2.76	6	2
5:E:866:7Q9:C33	5:E:876:7Q9:C33	0.43	2.96	6	1
2:D:374:LEU:HD21	5:D:529:7Q9:C317	0.43	2.43	7	1
6:B:214:17F:O8	6:B:214:17F:H19	0.43	2.12	8	1
2:D:423:GLU:O	2:D:427:VAL:HG23	0.43	2.13	10	1
5:E:820:7Q9:C1	5:E:833:7Q9:O13	0.43	2.66	10	1
5:D:507:7Q9:C3	6:D:516:17F:HN1A	0.43	2.25	11	1
6:A:214:17F:HN1	5:D:539:7Q9:C13	0.43	2.26	12	1
5:E:813:7Q9:C15	5:E:813:7Q9:P	0.43	3.06	13	2
1:A:29:VAL:HG11	1:B:128:LYS:HG2	0.43	1.90	14	1
6:D:501:17F:H35	6:D:501:17F:C24	0.43	2.43	14	2
6:E:809:17F:H61	6:E:809:17F:H48	0.43	1.89	16	1
2:D:331:ARG:HD2	2:D:332:GLN:OE1	0.43	2.13	18	1
6:E:838:17F:H70	6:E:874:17F:C30	0.43	2.43	20	1
6:D:501:17F:C22	5:D:508:7Q9:C35	0.43	2.96	1	1
5:D:512:7Q9:C21	5:D:512:7Q9:O32	0.43	2.65	1	1
5:E:871:7Q9:O22	5:E:871:7Q9:C1	0.43	2.63	10	2
5:D:544:7Q9:C35	6:D:546:17F:H32	0.43	2.43	4	1
1:A:4:TYR:CE2	1:A:51:CYS:HB3	0.43	2.48	5	1
6:A:214:17F:H54	5:E:840:7Q9:C313	0.43	2.43	5	1
5:E:803:7Q9:O31	5:E:803:7Q9:C21	0.43	2.66	5	4
5:E:832:7Q9:O13	5:E:851:7Q9:C13	0.43	2.66	5	1
5:A:209:7Q9:O11	5:A:209:7Q9:C21	0.43	2.67	11	5
6:E:872:17F:O2	6:E:872:17F:C8	0.43	2.66	6	1
5:E:873:7Q9:O32	5:E:873:7Q9:C21	0.43	2.65	15	2
5:D:508:7Q9:C313	5:E:813:7Q9:C316	0.43	2.97	7	1
6:D:528:17F:H76	5:E:878:7Q9:C316	0.43	2.43	9	1
5:E:825:7Q9:C12	5:E:825:7Q9:O13	0.43	2.66	11	3
5:E:868:7Q9:C32	5:E:873:7Q9:C13	0.43	2.95	9	2
6:A:208:17F:H43	5:E:822:7Q9:C318	0.43	2.42	13	1
1:B:16:LYS:HB2	3:B:201:GSP:O2B	0.43	2.13	16	1
5:E:865:7Q9:C3	5:E:868:7Q9:C15	0.43	2.95	17	1
5:B:220:7Q9:C22	6:D:533:17F:O8	0.43	2.67	18	1
5:A:210:7Q9:C32	5:A:212:7Q9:C22	0.43	2.96	19	1
5:E:813:7Q9:C314	6:E:818:17F:C30	0.43	2.97	1	3
5:B:209:7Q9:O22	5:D:502:7Q9:C14	0.43	2.66	3	1
6:D:501:17F:H31	6:D:501:17F:H9A	0.43	1.90	3	1
5:D:547:7Q9:C22	5:D:547:7Q9:C13	0.43	2.96	3	1
5:E:837:7Q9:O13	6:E:841:17F:C5	0.43	2.60	5	2
5:E:802:7Q9:O11	5:E:802:7Q9:C21	0.43	2.66	11	5
5:E:826:7Q9:O13	5:E:840:7Q9:C14	0.43	2.66	8	3

Continued on next page...

Continued from previous page...

Atom-1	Atom-2	Clash(Å)	Distance(Å)	Models	
				Worst	Total
1:A:156:PHE:O	1:A:160:VAL:HG23	0.43	2.13	5	1
5:E:863:7Q9:O22	5:E:863:7Q9:C1	0.43	2.63	5	1
6:E:872:17F:H44	6:E:872:17F:C33	0.43	2.43	5	1
1:B:120:LEU:HD11	3:B:201:GSP:N2	0.43	2.28	6	1
6:B:208:17F:C4	6:B:208:17F:O10	0.43	2.62	6	1
5:E:854:7Q9:O12	5:E:854:7Q9:C14	0.43	2.66	6	1
5:D:513:7Q9:C1	6:D:528:17F:H8A	0.43	2.43	8	1
6:E:805:17F:H43	5:E:816:7Q9:C317	0.43	2.42	10	1
5:D:502:7Q9:C313	5:E:813:7Q9:C318	0.43	2.97	12	1
2:E:660:ARG:HD2	6:E:874:17F:H31	0.43	1.89	13	2
1:B:144:THR:HG21	1:B:155:ALA:HB2	0.43	1.89	14	1
5:D:543:7Q9:O31	5:D:543:7Q9:C34	0.43	2.66	14	1
5:D:539:7Q9:C317	5:E:873:7Q9:C318	0.43	2.96	15	1
5:D:547:7Q9:O11	5:D:547:7Q9:C21	0.43	2.66	15	2
1:B:13:GLY:HA2	3:B:201:GSP:H4'	0.43	1.89	16	1
1:A:168:GLU:HG2	1:A:172:LYS:HE2	0.43	1.88	19	1
5:D:524:7Q9:C15	5:D:526:7Q9:C13	0.43	2.96	19	1
5:E:854:7Q9:O14	5:E:854:7Q9:C12	0.43	2.66	20	2
5:D:519:7Q9:O32	5:D:519:7Q9:O21	0.43	2.37	12	2
6:E:855:17F:C3	5:E:857:7Q9:C15	0.43	2.96	1	1
5:D:504:7Q9:C13	6:D:516:17F:O2	0.43	2.66	4	1
6:E:828:17F:C4	6:E:828:17F:H1A	0.43	2.44	4	1
6:E:838:17F:H49	6:E:874:17F:H53	0.43	1.90	5	1
5:B:209:7Q9:C13	5:B:209:7Q9:P	0.43	3.06	6	1
6:D:517:17F:H43	6:D:517:17F:C37	0.43	2.42	6	1
6:E:807:17F:H71	6:E:818:17F:H55	0.43	1.90	6	2
5:E:820:7Q9:C22	5:E:833:7Q9:C32	0.43	2.97	6	1
5:E:829:7Q9:C1	5:E:852:7Q9:C35	0.43	2.95	6	1
6:E:838:17F:H2	6:E:874:17F:O8	0.43	2.14	6	1
6:D:517:17F:H59	6:D:517:17F:H64	0.43	1.90	7	1
5:E:847:7Q9:O21	5:E:847:7Q9:C31	0.43	2.67	7	4
5:E:832:7Q9:C22	6:E:838:17F:H6A	0.43	2.43	8	2
6:D:510:17F:H58	6:D:516:17F:C21	0.43	2.43	10	1
6:D:517:17F:H66	6:D:517:17F:H51	0.43	1.90	10	1
5:D:549:7Q9:C35	6:E:856:17F:H54	0.43	2.44	12	1
1:B:146:ALA:N	3:B:201:GSP:O6	0.43	2.51	20	4
6:B:219:17F:C38	5:D:522:7Q9:C311	0.43	2.90	13	1
5:D:536:7Q9:C15	5:D:547:7Q9:C22	0.43	2.96	14	1
5:A:212:7Q9:C15	6:A:214:17F:O5	0.43	2.66	16	1
1:B:78:PHE:HE2	1:B:104:LYS:HD2	0.43	1.73	16	1
2:E:634:LEU:HD13	5:E:878:7Q9:C315	0.43	2.43	16	1

Continued on next page...

Continued from previous page...

Atom-1	Atom-2	Clash(Å)	Distance(Å)	Models	
				Worst	Total
6:B:214:17F:HN1A	6:B:214:17F:H18A	0.43	1.73	17	1
6:D:516:17F:C25	6:D:527:17F:H41	0.43	2.33	19	1
5:A:215:7Q9:O32	5:D:536:7Q9:C23	0.43	2.67	20	1
6:E:819:17F:H20	5:E:829:7Q9:C22	0.43	2.43	20	1
6:E:809:17F:H34	6:E:818:17F:H68	0.43	1.91	1	2
6:E:818:17F:C42	6:E:818:17F:H45	0.43	2.43	1	1
6:E:838:17F:H36	6:E:838:17F:H69	0.43	1.90	20	2
5:A:204:7Q9:C14	6:B:208:17F:O1	0.43	2.66	3	1
2:E:634:LEU:HG	5:E:862:7Q9:C313	0.43	2.43	3	2
5:E:825:7Q9:C31	5:E:825:7Q9:O21	0.43	2.66	9	3
6:B:208:17F:C31	6:B:208:17F:H40	0.43	2.43	4	1
2:D:422:LEU:HD13	5:E:875:7Q9:C318	0.43	2.43	7	2
5:B:218:7Q9:O22	5:B:218:7Q9:C1	0.43	2.62	18	3
6:D:511:17F:C30	6:E:828:17F:H48	0.43	2.44	6	1
5:E:837:7Q9:O14	5:E:837:7Q9:O21	0.43	2.36	6	1
1:A:27:HIS:CE1	1:B:127:THR:HG21	0.43	2.48	7	1
5:D:507:7Q9:O12	5:D:507:7Q9:O21	0.43	2.36	8	1
6:A:214:17F:H9A	5:D:539:7Q9:C37	0.43	2.43	9	1
5:E:823:7Q9:C14	5:E:823:7Q9:P	0.43	3.06	13	2
5:A:206:7Q9:C15	5:A:206:7Q9:O11	0.43	2.67	12	1
5:D:519:7Q9:C311	5:D:519:7Q9:C36	0.43	2.97	12	1
2:E:634:LEU:HB2	5:E:878:7Q9:C315	0.43	2.43	12	1
5:E:829:7Q9:C313	5:E:851:7Q9:C37	0.43	2.96	12	1
6:E:855:17F:H48	6:E:855:17F:H72	0.43	1.90	12	1
5:D:515:7Q9:C317	5:E:821:7Q9:C318	0.43	2.97	15	2
5:A:215:7Q9:C3	5:D:536:7Q9:C23	0.43	2.97	15	1
2:E:705:GLU:HG3	2:E:706:LYS:H	0.43	1.72	15	1
5:D:505:7Q9:O31	5:D:505:7Q9:C21	0.43	2.67	20	3
2:E:630:ALA:HB1	5:E:878:7Q9:C314	0.43	2.43	16	1
1:B:146:ALA:HB3	3:B:201:GSP:O6	0.43	2.13	17	1
5:D:522:7Q9:C313	5:D:545:7Q9:C318	0.43	2.97	18	1
6:E:817:17F:H63	6:E:817:17F:H58	0.43	1.57	18	1
6:A:208:17F:H18	5:A:211:7Q9:C3	0.43	2.43	19	1
5:D:537:7Q9:O31	6:D:546:17F:H29	0.43	2.11	19	1
6:D:527:17F:C29	6:E:856:17F:H74	0.43	2.44	20	1
5:D:538:7Q9:C318	5:E:842:7Q9:C318	0.43	2.97	20	1
6:D:511:17F:H77	6:D:511:17F:H50	0.43	1.90	1	1
1:A:26:ASN:ND2	1:A:149:ARG:HH12	0.43	2.11	2	1
2:D:342:SER:HB2	2:D:343:PRO:HD3	0.43	1.90	2	1
6:B:208:17F:C4	6:B:208:17F:H1	0.43	2.43	4	1
5:E:823:7Q9:C38	5:E:865:7Q9:C314	0.43	2.96	4	1

Continued on next page...

Continued from previous page...

Atom-1	Atom-2	Clash(Å)	Distance(Å)	Models	
				Worst	Total
5:E:850:7Q9:C313	6:E:870:17F:C20	0.43	2.96	5	1
5:B:209:7Q9:C36	5:D:503:7Q9:O31	0.43	2.67	6	1
2:E:673:ARG:O	2:E:677:ARG:HG3	0.43	2.12	6	1
1:A:58:THR:HG21	1:A:71:TYR:CE1	0.43	2.47	7	1
5:D:532:7Q9:O31	5:D:532:7Q9:O11	0.43	2.36	7	4
6:E:818:17F:O7	6:E:818:17F:P1	0.43	2.77	7	1
5:E:850:7Q9:C313	6:E:870:17F:H61	0.43	2.43	8	1
5:E:863:7Q9:C32	5:E:873:7Q9:O31	0.43	2.67	9	4
6:B:215:17F:H63	6:B:215:17F:H58	0.43	1.62	11	1
5:E:813:7Q9:O22	5:E:829:7Q9:C14	0.43	2.66	11	1
6:E:870:17F:H62	6:E:870:17F:H59	0.43	1.54	20	4
1:B:99:GLN:O	1:B:103:VAL:HG23	0.43	2.13	14	1
1:B:6:LEU:HD12	1:B:55:ILE:HG12	0.43	1.89	15	1
5:D:518:7Q9:C32	5:D:537:7Q9:C2	0.43	2.96	15	1
5:E:849:7Q9:C3	5:E:863:7Q9:C1	0.43	2.96	16	2
5:A:204:7Q9:C39	6:A:208:17F:H66	0.43	2.44	16	1
5:A:215:7Q9:O11	5:A:215:7Q9:O32	0.43	2.36	16	1
5:B:217:7Q9:C315	5:D:548:7Q9:C312	0.43	2.96	17	1
5:E:834:7Q9:O22	5:E:849:7Q9:C12	0.43	2.67	17	1
5:B:220:7Q9:C2	5:D:543:7Q9:O13	0.43	2.66	18	1
6:D:510:17F:C32	6:D:527:17F:H75	0.43	2.44	18	1
2:D:269:GLN:HG2	6:D:534:17F:C1Z	0.43	2.43	19	1
6:D:511:17F:H55	6:E:828:17F:H48	0.43	1.90	19	1
5:E:820:7Q9:O14	5:E:820:7Q9:O21	0.43	2.36	19	1
2:E:627:GLN:O	2:E:631:ARG:HB2	0.43	2.13	19	2
6:E:807:17F:O8	6:E:807:17F:H10	0.43	2.13	2	1
5:B:213:7Q9:C13	5:B:213:7Q9:O11	0.43	2.67	12	4
2:D:374:LEU:HD23	5:D:529:7Q9:C310	0.43	2.44	3	3
5:D:504:7Q9:C3	6:D:516:17F:HN1	0.43	2.26	3	1
5:D:519:7Q9:C36	5:D:540:7Q9:C310	0.43	2.96	3	1
6:D:533:17F:H5	5:D:543:7Q9:C13	0.43	2.43	3	1
5:D:540:7Q9:C12	5:D:540:7Q9:C21	0.43	2.96	3	1
5:E:863:7Q9:C12	5:E:863:7Q9:O14	0.43	2.66	19	2
6:E:872:17F:O7	6:E:872:17F:O6	0.43	2.36	3	2
5:E:860:7Q9:O21	5:E:860:7Q9:C31	0.43	2.67	11	6
5:D:536:7Q9:C15	5:D:547:7Q9:O22	0.43	2.66	10	2
6:E:874:17F:H49	6:E:874:17F:C40	0.43	2.43	5	1
6:A:208:17F:C1Y	6:B:208:17F:C1X	0.43	2.85	6	1
6:D:510:17F:H31	6:D:516:17F:C9	0.43	2.44	6	1
6:E:818:17F:H45	6:E:818:17F:C42	0.43	2.43	6	1
5:A:211:7Q9:C37	5:A:211:7Q9:C311	0.43	2.94	7	1

Continued on next page...

Continued from previous page...

Atom-1	Atom-2	Clash(Å)	Distance(Å)	Models	
				Worst	Total
6:E:870:17F:C9	5:E:871:7Q9:O13	0.43	2.67	7	1
5:A:206:7Q9:C318	5:A:212:7Q9:C318	0.43	2.96	8	1
6:D:516:17F:H74	6:D:527:17F:H53	0.43	1.91	8	1
6:E:818:17F:H59	6:E:818:17F:H62	0.43	1.54	9	2
6:D:528:17F:H49	5:E:852:7Q9:C316	0.43	2.43	10	1
6:D:546:17F:H41	6:D:546:17F:H70	0.43	1.91	11	1
6:E:819:17F:H18A	5:E:829:7Q9:C11	0.43	2.44	11	1
1:A:5:LYS:HA	1:A:54:ASP:HB3	0.43	1.89	16	2
5:D:507:7Q9:C31	6:D:516:17F:N1	0.43	2.81	12	1
5:A:205:7Q9:O11	5:A:205:7Q9:O31	0.43	2.37	13	1
2:E:608:TRP:HE3	5:E:860:7Q9:C318	0.43	2.27	13	1
6:D:501:17F:O5	6:D:501:17F:H4	0.43	2.14	14	1
5:B:220:7Q9:C13	5:B:220:7Q9:O14	0.43	2.66	15	1
5:D:514:7Q9:C15	5:D:514:7Q9:C1	0.43	2.97	16	2
5:E:850:7Q9:O13	5:E:850:7Q9:C12	0.43	2.66	16	1
6:E:819:17F:H71	5:E:852:7Q9:C36	0.43	2.43	17	1
5:D:549:7Q9:C11	5:E:851:7Q9:O13	0.43	2.67	18	1
5:B:216:7Q9:C318	5:D:514:7Q9:C315	0.43	2.96	19	1
5:D:532:7Q9:O13	5:D:532:7Q9:C12	0.43	2.67	19	1
5:D:536:7Q9:C13	5:D:536:7Q9:O21	0.43	2.66	19	1
6:E:841:17F:H35	6:E:841:17F:H39	0.43	1.63	20	1
5:A:204:7Q9:C310	6:A:208:17F:C9	0.43	2.97	1	1
5:A:212:7Q9:C315	6:A:214:17F:H76	0.43	2.44	1	1
6:E:809:17F:H29	6:E:809:17F:H56	0.43	1.90	1	1
6:D:510:17F:H57	6:D:527:17F:H60	0.43	1.89	2	1
6:D:510:17F:C18	6:D:516:17F:C8	0.43	2.92	2	1
6:D:510:17F:H62	6:D:510:17F:H59	0.43	1.54	6	1
6:D:516:17F:H36	6:D:527:17F:C22	0.43	2.43	6	1
5:E:813:7Q9:C313	6:E:819:17F:C30	0.43	2.96	12	2
6:E:872:17F:O2	6:E:872:17F:C2	0.43	2.67	6	2
5:D:525:7Q9:O22	5:D:525:7Q9:C1	0.43	2.62	7	2
5:A:213:7Q9:O12	5:A:213:7Q9:O21	0.43	2.37	13	3
1:B:144:THR:HG22	1:B:151:GLY:HA3	0.43	1.91	9	1
5:E:822:7Q9:C11	5:E:822:7Q9:C1	0.43	2.97	15	2
2:D:337:LEU:HG	2:E:626:LEU:HD13	0.43	1.89	12	1
2:D:309:GLN:HA	6:D:527:17F:H63	0.43	1.90	13	1
5:E:813:7Q9:C1	5:E:829:7Q9:O13	0.43	2.67	13	1
5:B:206:7Q9:C34	5:B:212:7Q9:C3	0.43	2.96	14	1
2:D:373:ARG:HA	2:D:373:ARG:NE	0.43	2.27	15	1
5:D:503:7Q9:C37	5:D:505:7Q9:C35	0.43	2.97	15	1
5:E:842:7Q9:C37	5:E:842:7Q9:C311	0.43	2.94	15	1

Continued on next page...

Continued from previous page...

Atom-1	Atom-2	Clash(Å)	Distance(Å)	Models	
				Worst	Total
5:D:537:7Q9:C2	6:D:546:17F:H29	0.43	2.44	17	1
2:E:671:ARG:HD3	5:E:857:7Q9:C22	0.43	2.44	18	1
6:E:828:17F:H75	5:E:829:7Q9:C35	0.43	2.43	18	1
6:E:874:17F:C2X	6:E:874:17F:C24	0.43	2.87	20	1
5:A:209:7Q9:C35	6:A:214:17F:H60	0.43	2.44	1	1
5:E:852:7Q9:C12	5:E:852:7Q9:O32	0.43	2.67	2	1
6:A:208:17F:H48	6:E:811:17F:H70	0.43	1.91	3	1
5:B:203:7Q9:C14	5:B:205:7Q9:C13	0.43	2.97	3	1
6:E:818:17F:O10	6:E:818:17F:H4	0.43	2.14	20	4
6:D:511:17F:H66	6:D:511:17F:H40	0.43	1.90	13	2
5:A:205:7Q9:C13	5:A:205:7Q9:O11	0.43	2.67	5	2
5:D:523:7Q9:C14	5:D:547:7Q9:O13	0.43	2.66	5	1
6:E:809:17F:C37	6:E:809:17F:H54	0.43	2.43	6	1
6:D:501:17F:H40	6:D:501:17F:C10	0.43	2.44	7	1
5:E:830:7Q9:O22	5:E:830:7Q9:C1	0.43	2.64	7	3
5:B:211:7Q9:C316	6:B:215:17F:C1Z	0.43	2.92	8	1
6:E:818:17F:H4	6:E:818:17F:O5	0.43	2.12	8	1
5:A:209:7Q9:C317	5:E:822:7Q9:C312	0.43	2.96	9	1
5:D:529:7Q9:O13	5:D:529:7Q9:C2	0.43	2.67	9	1
5:A:209:7Q9:O21	6:A:214:17F:N1	0.43	2.52	10	1
5:D:506:7Q9:C1	6:D:517:17F:O1	0.43	2.66	10	1
5:B:205:7Q9:O11	5:B:205:7Q9:C21	0.43	2.67	11	1
6:D:517:17F:HN1A	5:D:529:7Q9:C13	0.43	2.27	11	1
5:D:536:7Q9:O12	5:D:536:7Q9:O21	0.43	2.37	12	3
5:A:206:7Q9:C15	5:A:206:7Q9:P	0.43	3.07	13	1
2:E:664:ALA:N	2:E:665:PRO:HD2	0.43	2.29	14	1
5:E:868:7Q9:O32	5:E:873:7Q9:C13	0.43	2.66	14	1
5:E:815:7Q9:O32	5:E:815:7Q9:C1	0.43	2.67	15	1
6:E:856:17F:H68	6:E:874:17F:H68	0.43	1.91	15	1
5:A:204:7Q9:C313	6:A:208:17F:H44	0.43	2.44	16	1
1:A:15:GLY:HA3	1:A:116:ASN:ND2	0.43	2.28	18	1
6:E:838:17F:H49	6:E:874:17F:H55	0.43	1.90	18	1
5:E:876:7Q9:O32	5:E:876:7Q9:C23	0.43	2.67	18	1
5:E:824:7Q9:C312	5:E:824:7Q9:C38	0.43	2.94	20	1
5:A:204:7Q9:C15	6:B:208:17F:O5	0.43	2.67	1	1
5:B:212:7Q9:C21	5:B:213:7Q9:C12	0.43	2.97	2	1
5:E:821:7Q9:C13	5:E:821:7Q9:O21	0.43	2.66	2	1
6:E:870:17F:H35	6:E:870:17F:C1Y	0.43	2.43	2	1
6:E:805:17F:H39	6:E:805:17F:C1X	0.43	2.43	6	2
6:E:805:17F:H41	6:E:805:17F:H36	0.43	1.91	3	1
5:E:823:7Q9:O14	5:E:823:7Q9:C12	0.43	2.67	15	2

Continued on next page...

Continued from previous page...

Atom-1	Atom-2	Clash(Å)	Distance(Å)	Models	
				Worst	Total
5:E:857:7Q9:C38	6:E:874:17F:C21	0.43	2.97	3	1
1:A:38:ASP:O	1:A:56:LEU:HG	0.43	2.14	5	1
5:E:864:7Q9:P	5:E:864:7Q9:O21	0.43	2.77	5	5
5:A:205:7Q9:C318	5:E:814:7Q9:C312	0.43	2.97	6	1
6:E:841:17F:C23	6:E:841:17F:C1X	0.43	2.97	7	1
6:E:856:17F:C36	6:E:874:17F:H60	0.43	2.43	7	1
1:A:43:GLN:HB2	1:B:161:ARG:NH1	0.43	2.28	8	1
5:B:207:7Q9:C13	6:D:501:17F:C17	0.43	2.97	8	2
5:D:520:7Q9:C315	5:D:538:7Q9:C314	0.43	2.97	8	1
5:E:831:7Q9:O22	5:E:831:7Q9:C1	0.43	2.62	8	1
5:E:832:7Q9:C313	6:E:856:17F:H55	0.43	2.43	8	1
5:A:205:7Q9:C23	5:A:207:7Q9:C39	0.43	2.96	10	1
6:A:214:17F:H10	6:A:214:17F:O8	0.43	2.14	10	1
6:D:527:17F:HN1	6:D:527:17F:C18	0.43	2.27	10	1
6:A:214:17F:N1	5:D:539:7Q9:C13	0.43	2.82	12	1
1:A:16:LYS:HG2	3:A:201:GSP:O1B	0.43	2.14	13	1
6:D:510:17F:C6	6:D:527:17F:C20	0.43	2.87	14	1
5:A:216:7Q9:O11	5:A:216:7Q9:C21	0.43	2.66	15	1
6:E:807:17F:C30	6:E:818:17F:C42	0.43	2.94	15	1
6:E:828:17F:H40	6:E:828:17F:H59	0.43	1.91	15	1
3:A:201:GSP:S1G	3:A:201:GSP:O3A	0.43	2.77	16	1
6:E:809:17F:C34	6:E:809:17F:H48	0.43	2.44	16	1
6:E:870:17F:H43	6:E:870:17F:C38	0.43	2.44	18	1
5:B:209:7Q9:C32	5:D:503:7Q9:O14	0.43	2.67	19	1
5:B:216:7Q9:O22	5:B:216:7Q9:O31	0.43	2.37	19	1
1:A:147:LYS:HB2	3:A:201:GSP:C6	0.43	2.48	20	1
5:B:205:7Q9:C38	5:B:211:7Q9:C37	0.43	2.96	20	1
5:D:514:7Q9:P	5:D:514:7Q9:O21	0.42	2.77	18	2
6:E:811:17F:H6A	5:E:823:7Q9:C3	0.42	2.44	1	1
6:D:510:17F:C7	6:D:516:17F:H9A	0.42	2.43	2	1
2:E:684:ASN:O	2:E:688:ARG:HD2	0.42	2.13	10	2
5:E:812:7Q9:C14	5:E:816:7Q9:C22	0.42	2.96	8	2
1:B:123:ARG:H	1:B:123:ARG:HD2	0.42	1.74	4	1
6:B:214:17F:C38	6:B:214:17F:H56	0.42	2.44	4	1
5:D:506:7Q9:C34	6:D:517:17F:C21	0.42	2.95	4	1
5:E:823:7Q9:O21	5:E:823:7Q9:C31	0.42	2.66	9	6
5:E:848:7Q9:O22	5:E:848:7Q9:C1	0.42	2.61	7	3
1:A:159:LEU:O	1:A:163:ILE:HG13	0.42	2.14	6	2
5:A:209:7Q9:C315	5:E:822:7Q9:C311	0.42	2.97	6	1
6:E:805:17F:C33	5:E:810:7Q9:C36	0.42	2.97	11	2
2:D:302:ASP:HB2	5:D:535:7Q9:C35	0.42	2.43	7	1

Continued on next page...

Continued from previous page...

Atom-1	Atom-2	Clash(Å)	Distance(Å)	Models	
				Worst	Total
6:B:214:17F:C31	5:B:220:7Q9:C34	0.42	2.98	8	1
5:D:520:7Q9:O11	5:D:525:7Q9:C15	0.42	2.67	8	1
6:A:214:17F:H9A	5:D:539:7Q9:C38	0.42	2.44	9	1
5:D:518:7Q9:C32	5:D:537:7Q9:O22	0.42	2.67	9	1
6:E:838:17F:H65	6:E:838:17F:H11A	0.42	1.83	9	1
5:A:215:7Q9:C36	6:D:534:17F:H45	0.42	2.45	10	1
6:E:818:17F:C1	5:E:835:7Q9:O14	0.42	2.67	11	1
5:E:823:7Q9:C34	5:E:823:7Q9:C23	0.42	2.97	13	1
6:E:838:17F:C35	6:E:838:17F:H57	0.42	2.44	15	1
5:A:210:7Q9:O11	5:A:210:7Q9:C21	0.42	2.66	17	1
6:D:517:17F:H57	6:D:517:17F:C21	0.42	2.44	18	1
2:E:581:GLY:O	2:E:585:GLU:HG2	0.42	2.14	18	1
5:D:504:7Q9:O21	5:D:504:7Q9:C31	0.42	2.67	19	1
2:D:440:LEU:HD22	5:D:537:7Q9:C315	0.42	2.44	20	1
6:E:807:17F:C32	6:E:807:17F:C12	0.42	2.97	20	1
5:D:524:7Q9:C13	5:D:526:7Q9:C32	0.42	2.97	1	1
5:D:520:7Q9:C318	5:E:866:7Q9:C310	0.42	2.97	2	1
6:D:527:17F:H12	6:D:527:17F:H31	0.42	1.91	3	1
5:D:538:7Q9:O32	5:D:538:7Q9:C14	0.42	2.67	3	1
6:D:501:17F:H12A	5:D:509:7Q9:O22	0.42	2.14	5	1
5:D:548:7Q9:C23	5:E:827:7Q9:C34	0.42	2.97	6	1
5:A:205:7Q9:C13	5:A:205:7Q9:P	0.42	3.07	8	1
6:E:811:17F:O6	6:E:811:17F:H2	0.42	2.13	9	1
6:E:817:17F:O8	6:E:817:17F:H5	0.42	2.13	9	1
6:E:841:17F:H11	5:E:876:7Q9:C3	0.42	2.44	9	1
6:D:516:17F:H45	5:D:535:7Q9:C316	0.42	2.44	10	1
5:B:205:7Q9:C22	5:B:211:7Q9:C34	0.42	2.97	11	1
6:B:208:17F:H31	6:B:214:17F:C12	0.42	2.40	12	1
6:D:511:17F:H30	6:D:528:17F:H55	0.42	1.90	12	1
5:E:806:7Q9:C15	5:E:806:7Q9:C22	0.42	2.98	12	1
5:E:852:7Q9:C23	5:E:878:7Q9:C22	0.42	2.96	13	2
6:A:208:17F:H70	6:E:811:17F:C27	0.42	2.41	14	1
6:D:533:17F:O8	5:D:543:7Q9:C13	0.42	2.67	17	1
6:E:838:17F:C31	6:E:838:17F:C19	0.42	2.89	18	1
5:A:205:7Q9:C1	5:B:204:7Q9:C22	0.42	2.97	19	1
5:B:206:7Q9:C311	5:B:212:7Q9:C311	0.42	2.97	19	1
6:D:533:17F:H55	6:E:870:17F:H67	0.42	1.91	19	1
6:D:510:17F:H76	6:D:510:17F:C30	0.42	2.43	1	1
5:E:837:7Q9:C11	6:E:841:17F:C17	0.42	2.97	1	1
5:E:837:7Q9:O11	6:E:841:17F:O10	0.42	2.36	1	1
5:B:205:7Q9:C12	5:B:206:7Q9:C23	0.42	2.97	2	1

Continued on next page...

Continued from previous page...

Atom-1	Atom-2	Clash(Å)	Distance(Å)	Models	
				Worst	Total
6:E:801:17F:H69	5:E:803:7Q9:C312	0.42	2.44	2	1
6:E:818:17F:O5	5:E:824:7Q9:C15	0.42	2.68	3	1
5:E:868:7Q9:O22	5:E:868:7Q9:C3	0.42	2.63	13	3
6:D:527:17F:C1Y	6:D:527:17F:O1	0.42	2.67	4	2
5:E:808:7Q9:C315	6:E:817:17F:H52	0.42	2.44	4	2
6:A:208:17F:H31	6:B:208:17F:C12	0.42	2.44	6	1
5:D:502:7Q9:O21	5:D:502:7Q9:O32	0.42	2.37	6	1
6:E:809:17F:H29	6:E:809:17F:C24	0.42	2.44	6	1
6:D:528:17F:H10A	6:D:528:17F:C34	0.42	2.44	7	1
6:E:807:17F:O2	5:E:813:7Q9:C14	0.42	2.67	8	1
6:A:214:17F:C2X	6:A:214:17F:C24	0.42	2.96	10	1
5:B:213:7Q9:C35	5:B:218:7Q9:C39	0.42	2.97	11	1
5:B:216:7Q9:O21	5:B:216:7Q9:C12	0.42	2.67	12	1
5:B:205:7Q9:C317	6:E:805:17F:H51	0.42	2.45	14	1
5:D:505:7Q9:C38	6:E:828:17F:H77	0.42	2.43	15	1
5:E:821:7Q9:O31	5:E:821:7Q9:O22	0.42	2.37	15	1
5:E:830:7Q9:C22	5:E:830:7Q9:C37	0.42	2.97	16	1
1:A:29:VAL:HG12	1:B:127:THR:HB	0.42	1.90	17	1
5:E:810:7Q9:C22	5:E:816:7Q9:C38	0.42	2.97	17	1
6:D:534:17F:C34	6:D:534:17F:C2X	0.42	2.97	18	1
5:B:211:7Q9:C314	6:B:215:17F:H60	0.42	2.44	1	1
5:B:220:7Q9:O11	5:B:220:7Q9:C21	0.42	2.67	3	6
6:E:801:17F:H35	6:E:801:17F:C24	0.42	2.44	2	1
5:D:506:7Q9:O22	5:D:506:7Q9:P	0.42	2.77	3	1
6:D:528:17F:O10	6:D:528:17F:C9	0.42	2.67	3	1
2:E:730:LEU:O	2:E:733:LEU:HB2	0.42	2.14	3	1
2:E:634:LEU:HD22	5:E:878:7Q9:C315	0.42	2.44	11	2
6:D:510:17F:C1	6:D:516:17F:C4	0.42	2.92	7	1
6:E:801:17F:H40	5:E:804:7Q9:C38	0.42	2.45	7	1
5:E:825:7Q9:C39	5:E:844:7Q9:C39	0.42	2.97	7	1
5:E:861:7Q9:O22	5:E:861:7Q9:C1	0.42	2.65	7	1
1:A:15:GLY:HA2	3:A:201:GSP:PB	0.42	2.54	8	1
2:D:430:LEU:CD2	6:D:533:17F:H33	0.42	2.43	8	2
5:D:502:7Q9:C15	5:D:502:7Q9:C1	0.42	2.97	12	2
6:E:805:17F:H68	6:E:805:17F:H55	0.42	1.90	20	2
6:E:874:17F:O7	6:E:874:17F:C10	0.42	2.62	9	1
5:D:547:7Q9:C14	5:D:547:7Q9:O14	0.42	2.68	16	2
5:A:213:7Q9:C318	5:E:830:7Q9:C318	0.42	2.98	11	1
2:D:330:ALA:CB	6:D:528:17F:H78	0.42	2.44	11	1
6:D:534:17F:H10A	5:D:539:7Q9:C39	0.42	2.44	11	1
5:A:211:7Q9:C13	6:B:214:17F:O4	0.42	2.66	12	1

Continued on next page...

Continued from previous page...

Atom-1	Atom-2	Clash(Å)	Distance(Å)	Models	
				Worst	Total
5:B:216:7Q9:C13	5:D:515:7Q9:O14	0.42	2.67	12	1
6:E:811:17F:O8	6:E:811:17F:C4	0.42	2.68	13	2
6:E:818:17F:C9	6:E:819:17F:H9A	0.42	2.45	13	1
5:A:204:7Q9:C314	6:A:208:17F:C26	0.42	2.96	14	2
6:D:527:17F:O9	6:D:527:17F:C7	0.42	2.68	14	1
1:A:15:GLY:O	1:A:19:LEU:HG	0.42	2.15	15	1
6:D:533:17F:C17	6:D:533:17F:O8	0.42	2.67	16	1
6:E:819:17F:H6	5:E:836:7Q9:C2	0.42	2.44	16	1
6:E:828:17F:C8	5:E:832:7Q9:C33	0.42	2.98	17	1
5:D:518:7Q9:C32	5:D:537:7Q9:C1	0.42	2.97	20	1
6:E:872:17F:H36	6:E:872:17F:H39	0.42	1.65	2	6
6:E:818:17F:O1	6:E:818:17F:C2	0.42	2.66	2	1
5:E:863:7Q9:C14	5:E:873:7Q9:O13	0.42	2.67	2	1
6:E:874:17F:HN1	6:E:874:17F:C17	0.42	2.27	20	2
6:E:817:17F:H58	6:E:817:17F:H63	0.42	1.64	3	6
5:A:205:7Q9:C316	5:E:820:7Q9:C314	0.42	2.97	5	1
6:B:215:17F:H11	5:D:515:7Q9:C23	0.42	2.44	5	1
2:D:352:ALA:O	2:D:356:VAL:HG23	0.42	2.14	5	2
6:E:841:17F:H37	5:E:876:7Q9:O32	0.42	2.15	5	1
1:A:83:ALA:HB1	1:A:85:ASN:OD1	0.42	2.14	6	1
2:E:615:TYR:O	2:E:619:VAL:HG23	0.42	2.14	9	3
6:E:811:17F:H36	6:E:811:17F:C24	0.42	2.41	6	1
5:D:548:7Q9:O32	5:D:548:7Q9:C21	0.42	2.67	7	1
5:E:814:7Q9:O21	5:E:814:7Q9:O32	0.42	2.37	7	2
6:D:533:17F:H65	6:D:533:17F:H59	0.42	1.90	8	1
5:B:220:7Q9:C21	5:D:543:7Q9:C22	0.42	2.97	9	1
2:D:273:ASP:HB2	6:D:534:17F:H20	0.42	1.91	10	1
6:E:811:17F:C5	5:E:823:7Q9:C11	0.42	2.94	10	1
5:B:216:7Q9:C313	5:D:515:7Q9:C310	0.42	2.98	11	1
6:B:208:17F:C1Y	6:B:214:17F:H12	0.42	2.39	12	1
6:D:501:17F:H9	5:D:506:7Q9:C22	0.42	2.44	12	1
6:E:818:17F:C23	5:E:835:7Q9:C37	0.42	2.97	12	1
6:E:870:17F:H29	5:E:871:7Q9:C23	0.42	2.44	12	1
5:D:515:7Q9:C37	5:D:541:7Q9:C310	0.42	2.97	13	1
5:A:217:7Q9:C14	5:A:217:7Q9:O14	0.42	2.67	14	1
6:E:811:17F:H5	5:E:823:7Q9:C15	0.42	2.44	14	1
5:A:216:7Q9:C13	5:D:547:7Q9:O13	0.42	2.68	16	1
6:D:510:17F:H67	6:D:510:17F:H52	0.42	1.87	16	1
6:E:874:17F:H54	6:E:874:17F:H72	0.42	1.90	16	2
6:E:870:17F:H30	6:E:870:17F:H56	0.42	1.92	17	1
6:D:501:17F:H42	6:D:501:17F:C34	0.42	2.45	18	1

Continued on next page...

Continued from previous page...

Atom-1	Atom-2	Clash(Å)	Distance(Å)	Models	
				Worst	Total
5:B:207:7Q9:C313	5:E:803:7Q9:C318	0.42	2.97	20	1
1:A:117:LYS:NZ	3:A:201:GSP:C5	0.42	2.88	2	2
5:E:844:7Q9:C14	5:E:864:7Q9:O13	0.42	2.67	3	2
6:E:856:17F:H37	6:E:874:17F:C36	0.42	2.45	2	1
5:E:826:7Q9:O22	5:E:826:7Q9:C1	0.42	2.65	3	2
5:E:826:7Q9:C1	5:E:826:7Q9:O22	0.42	2.65	5	2
6:A:208:17F:H39	6:A:208:17F:H35	0.42	1.57	18	2
6:D:533:17F:O10	6:D:533:17F:C6	0.42	2.50	7	1
5:A:205:7Q9:C32	5:D:503:7Q9:C3	0.42	2.97	8	1
5:B:213:7Q9:C37	5:D:514:7Q9:C36	0.42	2.97	8	1
6:D:533:17F:H44	6:D:533:17F:H74	0.42	1.91	8	1
6:D:517:17F:C30	5:E:842:7Q9:C318	0.42	2.97	9	1
5:A:207:7Q9:C35	5:D:504:7Q9:O32	0.42	2.67	10	1
6:A:208:17F:O10	6:A:208:17F:H6A	0.42	2.15	11	2
6:D:533:17F:H39	6:D:533:17F:H35	0.42	1.66	11	2
6:E:809:17F:C10	5:E:810:7Q9:C33	0.42	2.98	11	1
1:A:21:ILE:HG23	1:A:25:GLN:NE2	0.42	2.29	12	1
5:B:211:7Q9:C15	5:B:211:7Q9:C1	0.42	2.97	13	1
5:E:857:7Q9:C21	6:E:874:17F:H2	0.42	2.44	13	1
5:A:212:7Q9:C36	6:A:214:17F:H74	0.42	2.45	14	1
5:D:515:7Q9:C15	6:D:517:17F:H5	0.42	2.45	14	1
5:E:836:7Q9:O14	5:E:854:7Q9:C15	0.42	2.68	14	1
5:D:505:7Q9:C310	6:D:511:17F:H48	0.42	2.45	15	1
5:A:215:7Q9:O32	5:D:536:7Q9:C22	0.42	2.67	16	1
5:D:512:7Q9:C2	5:D:530:7Q9:C13	0.42	2.98	17	1
6:E:828:17F:H40	6:E:828:17F:C34	0.42	2.44	17	1
5:B:203:7Q9:C313	6:B:208:17F:H75	0.42	2.45	20	1
5:D:531:7Q9:C37	5:D:531:7Q9:C311	0.42	2.98	1	2
6:D:510:17F:H20	5:D:524:7Q9:O32	0.42	2.14	4	1
5:D:506:7Q9:C311	6:D:517:17F:H38	0.42	2.44	6	1
1:A:15:GLY:HA2	3:A:201:GSP:O1A	0.42	2.15	7	1
6:E:828:17F:C9	5:E:832:7Q9:C33	0.42	2.98	7	1
6:E:838:17F:HN1	6:E:838:17F:P1	0.42	2.36	17	2
2:E:737:THR:HG21	5:E:875:7Q9:C36	0.42	2.43	8	1
6:E:809:17F:H9A	6:E:809:17F:C18	0.42	2.41	9	1
5:D:531:7Q9:O13	5:D:540:7Q9:C14	0.42	2.68	10	1
6:E:841:17F:C24	6:E:841:17F:H56	0.42	2.45	12	2
6:E:801:17F:H40	6:E:801:17F:H35	0.42	1.61	17	2
5:E:802:7Q9:C38	6:E:807:17F:C24	0.42	2.98	11	1
5:B:218:7Q9:C35	5:D:514:7Q9:C32	0.42	2.97	12	1
2:D:368:ASP:HA	2:D:371:ARG:NE	0.42	2.30	12	1

Continued on next page...

Continued from previous page...

Atom-1	Atom-2	Clash(Å)	Distance(Å)	Models	
				Worst	Total
6:E:807:17F:O2	5:E:813:7Q9:C12	0.42	2.68	12	1
5:B:211:7Q9:C316	6:B:215:17F:H52	0.42	2.44	15	1
5:B:212:7Q9:O14	5:B:217:7Q9:O31	0.42	2.38	15	1
6:E:838:17F:C22	5:E:857:7Q9:C310	0.42	2.97	15	2
5:E:842:7Q9:C21	5:E:842:7Q9:C11	0.42	2.98	15	1
1:A:81:VAL:HG22	1:A:114:VAL:HB	0.42	1.90	17	1
5:A:212:7Q9:C36	5:A:212:7Q9:C312	0.42	2.97	18	1
6:E:801:17F:H36	6:E:801:17F:H20	0.42	1.91	20	1
6:E:819:17F:H19A	5:E:829:7Q9:C23	0.42	2.45	20	1
6:D:527:17F:O2	5:D:535:7Q9:C13	0.42	2.68	1	2
6:E:841:17F:H8A	5:E:876:7Q9:O14	0.42	2.15	1	1
5:B:206:7Q9:C14	5:B:206:7Q9:C23	0.42	2.97	2	1
5:B:204:7Q9:O31	5:B:204:7Q9:O11	0.42	2.38	19	3
2:D:257:PHE:CE2	2:E:706:LYS:HG2	0.42	2.50	4	2
2:D:389:LEU:HD21	5:D:540:7Q9:C313	0.42	2.44	4	1
5:D:503:7Q9:O32	5:D:503:7Q9:O21	0.42	2.36	4	3
6:E:855:17F:H39	6:E:855:17F:H36	0.42	1.59	8	2
5:A:213:7Q9:C312	5:A:213:7Q9:C38	0.42	2.97	5	1
6:D:527:17F:O1	6:D:527:17F:O7	0.42	2.37	9	2
6:E:874:17F:H63	6:E:874:17F:H58	0.42	1.69	8	2
5:E:831:7Q9:O32	5:E:831:7Q9:C34	0.42	2.67	11	3
5:D:508:7Q9:C313	5:E:813:7Q9:C314	0.42	2.98	8	1
6:E:838:17F:O2	6:E:856:17F:H9A	0.42	2.15	8	1
6:B:215:17F:H67	6:B:215:17F:C27	0.42	2.43	10	1
6:D:510:17F:H8	6:D:516:17F:C7	0.42	2.45	12	1
5:E:813:7Q9:C312	6:E:818:17F:H54	0.42	2.45	12	1
6:A:208:17F:H19A	6:B:208:17F:C1X	0.42	2.44	13	1
6:D:501:17F:C22	5:D:509:7Q9:C23	0.42	2.98	13	1
5:D:519:7Q9:C35	5:D:540:7Q9:C310	0.42	2.98	13	1
5:D:518:7Q9:C313	6:D:533:17F:C26	0.42	2.98	14	1
5:D:520:7Q9:O21	5:D:520:7Q9:P	0.42	2.78	16	1
5:A:205:7Q9:O13	5:A:205:7Q9:C12	0.42	2.68	17	1
5:B:218:7Q9:C22	5:D:531:7Q9:C14	0.42	2.98	17	1
5:E:833:7Q9:C15	6:E:855:17F:O5	0.42	2.68	17	1
5:E:834:7Q9:C37	5:E:834:7Q9:C311	0.42	2.97	17	1
6:D:510:17F:P1	6:D:516:17F:C4	0.42	3.07	19	1
5:E:850:7Q9:C38	6:E:870:17F:H19A	0.42	2.45	19	1
5:E:848:7Q9:C311	5:E:851:7Q9:C35	0.42	2.97	2	2
6:B:214:17F:H76	5:B:217:7Q9:C313	0.42	2.45	3	1
5:D:515:7Q9:C310	6:D:517:17F:H64	0.42	2.45	4	1
5:D:537:7Q9:C31	6:D:546:17F:C10	0.42	2.98	5	1

Continued on next page...

Continued from previous page...

Atom-1	Atom-2	Clash(Å)	Distance(Å)	Models	
				Worst	Total
6:B:215:17F:H52	6:B:215:17F:H60	0.42	1.92	17	2
6:D:517:17F:H55	5:D:538:7Q9:C316	0.42	2.45	6	1
6:E:817:17F:H56	5:E:833:7Q9:C33	0.42	2.45	6	1
1:B:98:GLU:HA	1:B:101:LYS:HE2	0.42	1.91	7	1
2:D:273:ASP:HB2	6:D:534:17F:C31	0.42	2.45	7	2
5:E:835:7Q9:C22	5:E:836:7Q9:C22	0.42	2.98	8	2
5:D:535:7Q9:C14	5:D:535:7Q9:O11	0.42	2.67	10	1
5:E:813:7Q9:O22	5:E:829:7Q9:C11	0.42	2.67	10	1
5:E:857:7Q9:C3	6:E:874:17F:H10A	0.42	2.45	11	1
1:A:8:VAL:HG13	1:A:79:LEU:HD23	0.42	1.92	12	1
6:B:215:17F:H64	6:B:215:17F:C1X	0.42	2.45	12	1
2:E:634:LEU:HD13	5:E:878:7Q9:C318	0.42	2.44	12	1
1:A:30:ASP:HA	3:A:201:GSP:O2'	0.42	2.13	13	1
5:A:209:7Q9:C316	5:E:839:7Q9:C314	0.42	2.98	13	1
6:E:819:17F:H57	6:E:819:17F:C23	0.42	2.35	13	1
5:D:523:7Q9:O22	5:D:523:7Q9:C1	0.42	2.63	15	1
6:D:528:17F:C21	6:D:528:17F:C38	0.42	2.97	15	1
5:A:204:7Q9:C314	6:A:208:17F:H78	0.42	2.44	16	1
6:E:809:17F:H61	6:E:809:17F:C28	0.42	2.44	16	1
6:E:811:17F:C41	5:E:822:7Q9:C315	0.42	2.95	16	1
5:E:867:7Q9:O32	5:E:867:7Q9:O21	0.42	2.37	16	1
5:D:512:7Q9:C23	5:D:530:7Q9:C33	0.42	2.98	17	1
6:E:807:17F:H63	6:E:807:17F:H59	0.42	1.63	17	2
6:E:819:17F:H70	5:E:852:7Q9:C311	0.42	2.45	17	1
5:D:548:7Q9:O14	5:E:847:7Q9:C12	0.42	2.68	18	1
2:E:620:GLU:HG2	5:E:858:7Q9:C311	0.42	2.44	18	1
6:E:807:17F:H59	6:E:807:17F:H63	0.42	1.68	16	2
5:E:847:7Q9:C32	6:E:872:17F:C11	0.42	2.98	1	1
5:D:503:7Q9:C313	6:D:511:17F:H78	0.42	2.45	2	1
6:D:511:17F:C3	5:D:526:7Q9:C15	0.42	2.98	2	1
5:E:837:7Q9:O32	6:E:841:17F:C12	0.42	2.63	3	1
6:B:208:17F:H44	6:B:214:17F:H50	0.42	1.92	4	1
2:D:320:GLU:HG3	2:D:323:ARG:NH2	0.42	2.29	4	1
6:E:872:17F:O10	6:E:872:17F:C6	0.42	2.58	4	2
2:D:404:SER:CB	5:D:542:7Q9:C312	0.42	2.98	5	1
6:E:807:17F:C22	6:E:809:17F:H20	0.42	2.41	5	1
5:E:816:7Q9:C13	5:E:825:7Q9:O22	0.42	2.68	5	1
6:A:208:17F:H47	5:E:823:7Q9:C316	0.42	2.45	6	1
6:E:819:17F:O10	5:E:836:7Q9:C3	0.42	2.68	6	1
2:D:342:SER:HB3	2:D:343:PRO:HD3	0.42	1.91	7	1
6:D:510:17F:C7	6:D:516:17F:O7	0.42	2.68	8	1

Continued on next page...

Continued from previous page...

Atom-1	Atom-2	Clash(Å)	Distance(Å)	Models	
				Worst	Total
5:D:531:7Q9:O13	5:D:540:7Q9:C22	0.42	2.67	8	1
5:D:513:7Q9:O31	5:D:513:7Q9:C21	0.42	2.68	18	2
5:D:513:7Q9:C39	6:D:528:17F:H71	0.42	2.45	12	1
6:E:809:17F:H30	5:E:810:7Q9:C33	0.42	2.45	12	1
1:B:17:SER:HB2	3:B:201:GSP:O3G	0.42	2.15	14	1
6:D:516:17F:H32	5:D:535:7Q9:C313	0.42	2.45	14	1
6:E:817:17F:C3	5:E:820:7Q9:C13	0.42	2.98	14	1
6:E:818:17F:H10A	6:E:819:17F:H9A	0.42	1.92	14	1
5:D:518:7Q9:C38	6:D:533:17F:H30	0.42	2.44	16	2
6:E:818:17F:C10	6:E:819:17F:C9	0.42	2.97	15	1
5:E:832:7Q9:C22	6:E:838:17F:O8	0.42	2.68	15	1
5:E:848:7Q9:C34	5:E:851:7Q9:C35	0.42	2.98	16	1
6:E:874:17F:O7	6:E:874:17F:C17	0.42	2.68	16	2
5:E:834:7Q9:C15	6:E:855:17F:C3	0.42	2.97	17	1
5:B:211:7Q9:C318	6:B:215:17F:H53	0.42	2.45	18	1
5:B:217:7Q9:C12	5:D:522:7Q9:O14	0.42	2.68	19	1
1:B:148:THR:O	1:B:149:ARG:HB3	0.42	2.14	20	1
6:D:516:17F:C42	6:E:838:17F:C41	0.42	2.98	20	1
5:D:523:7Q9:O14	5:D:523:7Q9:C12	0.41	2.68	4	2
2:E:656:VAL:CG1	6:E:856:17F:H64	0.41	2.44	5	2
6:E:818:17F:H46	5:E:835:7Q9:C310	0.41	2.45	2	1
5:E:848:7Q9:C22	5:E:852:7Q9:O12	0.41	2.68	2	1
6:D:510:17F:C17	6:D:527:17F:H18	0.41	2.45	3	1
6:E:807:17F:O4	5:E:813:7Q9:C13	0.41	2.68	3	1
5:B:211:7Q9:O21	5:B:211:7Q9:C31	0.41	2.68	4	1
5:E:832:7Q9:C22	6:E:838:17F:H4	0.41	2.45	4	1
5:E:852:7Q9:O12	5:E:852:7Q9:O21	0.41	2.38	4	1
5:B:203:7Q9:C31	6:B:208:17F:C6	0.41	2.97	5	1
5:D:514:7Q9:C13	5:D:519:7Q9:O22	0.41	2.68	6	1
6:E:801:17F:H5	5:E:803:7Q9:O14	0.41	2.15	8	1
6:E:819:17F:H75	5:E:852:7Q9:C311	0.41	2.45	8	1
2:D:434:GLU:O	2:D:438:LYS:HG3	0.41	2.15	19	2
5:E:837:7Q9:P	5:E:837:7Q9:O21	0.41	2.78	11	1
6:D:511:17F:C1X	6:D:528:17F:H55	0.41	2.45	12	1
2:E:590:LEU:HG	2:E:594:LYS:HE2	0.41	1.92	12	1
2:D:312:MET:CE	6:D:527:17F:H65	0.41	2.42	13	1
1:B:23:LEU:HG	1:B:42:LYS:HE2	0.41	1.92	15	1
5:D:512:7Q9:C318	6:D:528:17F:H35	0.41	2.45	16	1
5:E:853:7Q9:O22	5:E:853:7Q9:C1	0.41	2.65	17	2
5:B:206:7Q9:C12	5:B:210:7Q9:O32	0.41	2.68	17	1
5:A:210:7Q9:O14	5:A:215:7Q9:C13	0.41	2.68	19	1

Continued on next page...

Continued from previous page...

Atom-1	Atom-2	Clash(Å)	Distance(Å)	Models	
				Worst	Total
6:D:516:17F:H59	6:D:516:17F:H63	0.41	1.61	20	1
1:B:144:THR:HB	1:B:152:VAL:HG22	0.41	1.90	1	1
5:E:812:7Q9:O31	5:E:812:7Q9:C21	0.41	2.68	9	2
5:D:502:7Q9:O22	5:D:502:7Q9:C3	0.41	2.60	4	1
6:D:510:17F:O9	6:D:516:17F:C11	0.41	2.68	5	2
6:D:510:17F:C1	6:D:516:17F:O2	0.41	2.67	7	1
5:B:218:7Q9:C2	5:D:531:7Q9:C15	0.41	2.98	8	1
6:D:511:17F:H42	6:D:528:17F:H48	0.41	1.92	8	1
2:D:272:TRP:CZ2	2:E:695:LYS:HB2	0.41	2.50	9	1
5:D:523:7Q9:C310	5:D:535:7Q9:C316	0.41	2.98	9	1
6:A:208:17F:O10	6:A:208:17F:H20A	0.41	2.15	10	1
5:A:215:7Q9:C14	5:D:536:7Q9:O22	0.41	2.68	10	1
6:B:208:17F:N1	6:B:214:17F:O2	0.41	2.50	10	1
6:D:528:17F:C21	6:D:528:17F:C37	0.41	2.98	11	1
6:B:214:17F:H51	5:E:827:7Q9:C318	0.41	2.46	12	1
1:B:147:LYS:HB2	3:B:201:GSP:N1	0.41	2.30	17	2
2:D:388:ARG:HG2	2:E:575:LEU:HG	0.41	1.92	13	1
6:D:534:17F:H30	6:D:534:17F:H65	0.41	1.90	13	1
6:E:807:17F:H33	6:E:818:17F:C11	0.41	2.43	13	1
6:D:510:17F:C23	6:D:510:17F:C1X	0.41	2.68	14	1
6:D:516:17F:C11	6:D:527:17F:H31	0.41	2.41	14	1
5:E:810:7Q9:C23	5:E:825:7Q9:C3	0.41	2.98	14	1
5:D:524:7Q9:C21	6:D:527:17F:C19	0.41	2.98	15	1
1:B:97:ARG:O	1:B:101:LYS:HG3	0.41	2.15	16	1
5:D:506:7Q9:C316	5:E:837:7Q9:C316	0.41	2.99	19	1
6:D:533:17F:H55	6:E:870:17F:C37	0.41	2.45	19	1
5:E:854:7Q9:O22	5:E:854:7Q9:C3	0.41	2.64	20	1
6:E:841:17F:H59	6:E:841:17F:H62	0.41	1.53	1	1
6:E:855:17F:H62	6:E:855:17F:H58	0.41	1.66	1	1
5:A:215:7Q9:O32	5:D:536:7Q9:C39	0.41	2.68	2	1
2:E:723:GLU:HA	2:E:726:LYS:HD2	0.41	1.92	3	1
5:E:826:7Q9:C14	5:E:849:7Q9:C13	0.41	2.99	3	1
5:D:503:7Q9:C38	6:D:511:17F:H52	0.41	2.46	4	1
6:B:214:17F:C19	6:B:219:17F:H11A	0.41	2.42	5	1
5:D:520:7Q9:O14	5:D:520:7Q9:C2	0.41	2.69	6	1
5:D:537:7Q9:C318	6:E:870:17F:H53	0.41	2.45	6	1
5:E:834:7Q9:C318	6:E:855:17F:C39	0.41	2.94	6	1
6:B:219:17F:H20	6:B:219:17F:H39	0.41	1.91	7	1
6:D:501:17F:H30	5:D:506:7Q9:C11	0.41	2.45	7	1
5:E:833:7Q9:O32	5:E:834:7Q9:C13	0.41	2.68	7	1
5:E:840:7Q9:O12	5:E:849:7Q9:C22	0.41	2.67	7	1

Continued on next page...

Continued from previous page...

Atom-1	Atom-2	Clash(Å)	Distance(Å)	Models	
				Worst	Total
1:A:158:THR:O	1:A:162:GLU:HG2	0.41	2.15	8	1
5:E:839:7Q9:C22	5:E:865:7Q9:C310	0.41	2.98	8	1
6:B:219:17F:C20	6:B:219:17F:C1X	0.41	2.98	9	1
6:D:501:17F:C31	6:D:501:17F:C35	0.41	2.92	9	1
1:B:47:ASP:HB2	1:B:164:ARG:NH1	0.41	2.28	10	1
1:B:64:TYR:HB2	1:B:67:MET:HB3	0.41	1.92	10	1
5:B:203:7Q9:C12	5:B:204:7Q9:C3	0.41	2.98	20	2
5:D:545:7Q9:O32	5:D:545:7Q9:C34	0.41	2.69	10	1
5:A:211:7Q9:C310	5:E:845:7Q9:C318	0.41	2.99	11	1
5:E:834:7Q9:O13	5:E:849:7Q9:C12	0.41	2.68	11	1
6:D:546:17F:H41	6:D:546:17F:H68	0.41	1.92	12	1
6:E:805:17F:H30	6:E:805:17F:C18	0.41	2.45	12	1
6:E:856:17F:N1	6:E:856:17F:P1	0.41	2.94	12	1
5:E:803:7Q9:C23	5:E:806:7Q9:C34	0.41	2.98	13	1
5:E:837:7Q9:C32	6:E:841:17F:H12A	0.41	2.45	13	1
2:D:340:LYS:HB3	2:E:626:LEU:HD11	0.41	1.91	14	1
5:D:504:7Q9:C33	5:D:507:7Q9:O22	0.41	2.68	14	1
6:D:510:17F:H31	6:D:527:17F:H20	0.41	1.91	15	1
5:D:513:7Q9:C33	5:D:513:7Q9:C22	0.41	2.98	15	1
6:D:528:17F:H6A	5:D:532:7Q9:C35	0.41	2.46	16	1
6:E:818:17F:H62	6:E:818:17F:H59	0.41	1.54	16	1
1:B:16:LYS:NZ	3:B:201:GSP:O2G	0.41	2.53	17	1
1:A:79:LEU:HD13	1:A:159:LEU:HD22	0.41	1.92	18	1
5:A:210:7Q9:C23	5:A:216:7Q9:C318	0.41	2.98	18	1
6:B:208:17F:H60	5:B:212:7Q9:C38	0.41	2.45	18	1
2:D:389:LEU:HD21	5:D:540:7Q9:C311	0.41	2.45	19	1
6:D:533:17F:H8	6:D:533:17F:H2	0.41	1.91	19	1
5:E:823:7Q9:C310	5:E:839:7Q9:C312	0.41	2.98	20	1
5:E:824:7Q9:C36	6:E:841:17F:H35	0.41	2.45	20	1
5:D:523:7Q9:C318	5:D:547:7Q9:C318	0.41	2.97	1	1
5:E:876:7Q9:C14	5:E:876:7Q9:P	0.41	3.08	13	2
5:B:210:7Q9:C34	5:B:210:7Q9:O31	0.41	2.68	2	2
5:D:507:7Q9:C13	5:D:507:7Q9:C22	0.41	2.98	3	1
5:E:804:7Q9:O32	6:E:811:17F:C1Y	0.41	2.68	3	1
6:E:828:17F:C2	5:E:851:7Q9:O14	0.41	2.67	3	1
5:A:204:7Q9:C312	6:A:208:17F:C36	0.41	2.93	4	1
6:E:807:17F:C41	6:E:818:17F:H54	0.41	2.25	17	2
6:B:214:17F:H40	6:B:214:17F:C35	0.41	2.46	5	1
2:D:322:LEU:HD22	2:E:644:LEU:HD22	0.41	1.91	6	1
6:D:511:17F:H63	6:D:511:17F:H58	0.41	1.59	7	1
6:E:801:17F:O4	5:E:808:7Q9:C14	0.41	2.68	7	1

Continued on next page...

Continued from previous page...

Atom-1	Atom-2	Clash(Å)	Distance(Å)	Models	
				Worst	Total
5:B:210:7Q9:O31	5:B:210:7Q9:C34	0.41	2.68	8	1
6:E:818:17F:H40	6:E:819:17F:C24	0.41	2.38	8	1
2:D:368:ASP:O	2:D:371:ARG:HG2	0.41	2.16	9	1
6:E:872:17F:C20	6:E:872:17F:C23	0.41	2.98	9	1
6:D:534:17F:H36	6:D:534:17F:H39	0.41	1.63	10	1
5:D:543:7Q9:C38	5:D:545:7Q9:C38	0.41	2.98	10	1
2:D:298:GLN:HB3	2:D:299:PRO:HD3	0.41	1.90	11	1
6:D:546:17F:C40	6:D:546:17F:H45	0.41	2.45	11	1
6:D:517:17F:H49	5:D:520:7Q9:C317	0.41	2.45	12	1
6:A:214:17F:C30	5:E:840:7Q9:C318	0.41	2.92	13	1
2:D:308:TRP:CZ3	6:D:527:17F:H73	0.41	2.50	15	1
5:D:509:7Q9:C312	5:D:525:7Q9:C317	0.41	2.98	16	1
6:E:872:17F:O6	6:E:872:17F:C2	0.41	2.65	16	1
6:D:501:17F:N1	5:D:508:7Q9:O13	0.41	2.54	17	1
1:B:83:ALA:HB1	1:B:85:ASN:OD1	0.41	2.16	19	1
6:D:527:17F:H30	6:D:527:17F:C38	0.41	2.45	19	1
6:D:534:17F:C1X	6:D:534:17F:C36	0.41	2.97	19	1
2:E:623:ARG:HD2	5:E:858:7Q9:C315	0.41	2.45	19	1
6:B:208:17F:H58	6:B:208:17F:H62	0.41	1.57	20	1
5:D:505:7Q9:C312	6:D:511:17F:H52	0.41	2.46	20	1
6:D:510:17F:C41	6:E:856:17F:H48	0.41	2.46	1	1
6:A:214:17F:O5	5:D:539:7Q9:C14	0.41	2.68	2	1
6:B:219:17F:H39	6:B:219:17F:H36	0.41	1.58	17	2
1:A:81:VAL:HA	1:A:114:VAL:O	0.41	2.16	4	1
5:A:205:7Q9:O22	5:B:204:7Q9:C14	0.41	2.69	4	1
6:A:208:17F:H47	5:E:823:7Q9:C315	0.41	2.45	6	1
5:D:519:7Q9:C1	5:D:541:7Q9:C23	0.41	2.98	6	1
1:A:31:GLU:OE1	3:A:201:GSP:O3G	0.41	2.38	7	1
5:D:523:7Q9:O21	5:D:523:7Q9:C31	0.41	2.69	9	3
1:A:32:TYR:HA	3:A:201:GSP:H5'2	0.41	1.92	8	1
5:E:813:7Q9:C39	6:E:819:17F:H37	0.41	2.45	8	3
5:E:823:7Q9:O13	5:E:845:7Q9:C14	0.41	2.68	8	1
5:D:529:7Q9:C13	5:D:529:7Q9:P	0.41	3.09	16	3
6:A:208:17F:H19	6:B:208:17F:C12	0.41	2.45	10	1
5:B:212:7Q9:O21	5:B:212:7Q9:P	0.41	2.79	10	1
6:E:841:17F:H56	6:E:841:17F:H42	0.41	1.91	12	2
5:A:204:7Q9:C311	6:A:208:17F:C36	0.41	2.98	11	2
5:D:509:7Q9:C36	5:D:525:7Q9:C312	0.41	2.99	11	1
5:A:205:7Q9:C14	5:B:204:7Q9:O14	0.41	2.68	12	1
6:E:872:17F:H41	6:E:872:17F:H34	0.41	1.91	12	1
1:B:17:SER:HB2	3:B:201:GSP:PA	0.41	2.55	13	1

Continued on next page...

Continued from previous page...

Atom-1	Atom-2	Clash(Å)	Distance(Å)	Models	
				Worst	Total
5:E:814:7Q9:O11	5:E:814:7Q9:C21	0.41	2.69	20	2
6:E:872:17F:O2	6:E:872:17F:H2	0.41	2.15	14	1
6:A:208:17F:O2	6:A:208:17F:H2	0.41	2.15	15	1
5:E:848:7Q9:C37	5:E:851:7Q9:C34	0.41	2.98	15	1
3:A:201:GSP:O1A	3:A:201:GSP:O2B	0.41	2.39	16	1
5:A:204:7Q9:C310	6:A:208:17F:C35	0.41	2.98	16	1
1:A:139:ILE:HB	1:A:140:PRO:HD2	0.41	1.92	17	1
6:D:510:17F:H55	6:D:527:17F:H55	0.41	1.89	17	1
5:E:850:7Q9:C315	6:E:870:17F:H61	0.41	2.44	17	1
6:E:856:17F:H57	6:E:856:17F:C23	0.41	2.45	17	1
1:A:79:LEU:HD12	1:A:112:VAL:HB	0.41	1.92	19	1
5:B:204:7Q9:C315	5:B:207:7Q9:C312	0.41	2.99	19	1
6:D:517:17F:H63	6:D:517:17F:H33	0.41	1.92	19	1
5:E:857:7Q9:C3	6:E:874:17F:C9	0.41	2.98	1	1
6:D:534:17F:C39	5:D:539:7Q9:C318	0.41	2.99	2	1
1:B:163:ILE:O	1:B:167:LYS:HG3	0.41	2.15	3	1
5:E:834:7Q9:O21	5:E:834:7Q9:C31	0.41	2.68	4	2
5:B:213:7Q9:C35	5:B:218:7Q9:C38	0.41	2.98	5	1
5:B:217:7Q9:C15	5:D:522:7Q9:O22	0.41	2.68	5	1
5:D:544:7Q9:O11	5:D:544:7Q9:C21	0.41	2.68	8	4
6:D:510:17F:C32	6:D:516:17F:H29	0.41	2.45	6	1
6:E:855:17F:H58	6:E:855:17F:H62	0.41	1.60	6	2
5:D:512:7Q9:O11	5:D:512:7Q9:C21	0.41	2.68	7	1
5:D:520:7Q9:C315	5:D:538:7Q9:C315	0.41	2.99	9	2
6:E:809:17F:C34	6:E:809:17F:H52	0.41	2.45	9	1
5:E:845:7Q9:O11	5:E:845:7Q9:C21	0.41	2.68	9	1
5:D:537:7Q9:C318	5:E:871:7Q9:C314	0.41	2.98	19	2
2:D:368:ASP:O	2:D:372:GLN:HG3	0.41	2.15	11	1
6:D:510:17F:H63	6:D:510:17F:H58	0.41	1.64	11	1
5:E:864:7Q9:C21	5:E:864:7Q9:O13	0.41	2.69	11	2
6:B:219:17F:H36	6:B:219:17F:H39	0.41	1.60	12	1
5:D:549:7Q9:C35	6:E:856:17F:C30	0.41	2.98	12	1
6:D:510:17F:H36	6:D:510:17F:H40	0.41	1.54	13	1
5:B:213:7Q9:C21	5:B:213:7Q9:C12	0.41	2.98	15	1
5:E:813:7Q9:C31	5:E:813:7Q9:O21	0.41	2.69	15	1
2:D:272:TRP:CE3	6:D:534:17F:H71	0.41	2.51	16	1
5:D:520:7Q9:C315	5:D:538:7Q9:C313	0.41	2.98	18	1
5:D:548:7Q9:C13	5:D:548:7Q9:P	0.41	3.09	18	1
6:E:807:17F:H46	6:E:809:17F:H65	0.41	1.91	18	1
5:A:213:7Q9:O14	5:A:217:7Q9:C15	0.41	2.68	19	1
5:E:846:7Q9:C33	5:E:850:7Q9:O22	0.41	2.69	1	1

Continued on next page...

Continued from previous page...

Atom-1	Atom-2	Clash(Å)	Distance(Å)	Models	
				Worst	Total
1:A:68:ARG:HG2	1:A:72:MET:HE3	0.41	1.91	3	1
6:E:818:17F:H12	6:E:819:17F:H10A	0.41	1.90	3	1
5:E:863:7Q9:C23	5:E:867:7Q9:C22	0.41	2.98	3	1
5:B:205:7Q9:C34	5:B:211:7Q9:C39	0.41	2.98	5	1
5:A:204:7Q9:C310	6:A:208:17F:H56	0.41	2.45	7	1
5:E:806:7Q9:C31	5:E:806:7Q9:O21	0.41	2.69	12	2
5:E:824:7Q9:C36	6:E:841:17F:H56	0.41	2.45	9	1
2:E:694:ALA:O	2:E:698:GLU:HG2	0.41	2.16	10	1
6:E:807:17F:C38	5:E:813:7Q9:C310	0.41	2.98	10	1
2:E:711:LEU:HD22	5:E:865:7Q9:C311	0.41	2.45	11	1
6:E:818:17F:H36	6:E:818:17F:H41	0.41	1.92	13	1
2:D:333:LYS:HD3	2:E:633:LYS:HG2	0.41	1.92	15	1
5:B:209:7Q9:C318	5:D:503:7Q9:C37	0.41	2.98	16	1
2:D:334:LEU:HD13	5:D:532:7Q9:C317	0.41	2.45	16	1
1:B:18:ALA:O	1:B:22:GLN:HG2	0.41	2.15	17	1
6:B:214:17F:H33	6:B:219:17F:C11	0.41	2.46	17	1
6:D:533:17F:H47	5:D:543:7Q9:C23	0.41	2.45	17	1
2:E:715:ARG:HG2	2:E:716:GLN:N	0.41	2.29	17	1
5:A:206:7Q9:O32	5:A:206:7Q9:C34	0.41	2.69	18	1
5:E:826:7Q9:C13	5:E:849:7Q9:C13	0.41	2.99	18	1
6:B:214:17F:H9	5:B:217:7Q9:C36	0.41	2.45	19	1
5:B:216:7Q9:C33	5:D:515:7Q9:O22	0.41	2.69	20	1
2:D:384:ASN:O	2:D:388:ARG:HD3	0.41	2.16	20	1
6:D:533:17F:O6	6:D:533:17F:O7	0.41	2.39	1	2
5:E:871:7Q9:O21	5:E:871:7Q9:C31	0.41	2.69	1	3
2:D:355:HIS:CE1	2:E:608:TRP:HB2	0.41	2.51	2	1
6:E:841:17F:C8	5:E:876:7Q9:C12	0.41	2.96	3	1
5:A:215:7Q9:C1	5:A:215:7Q9:O32	0.41	2.69	6	1
5:E:836:7Q9:C310	5:E:852:7Q9:C318	0.41	2.99	6	1
5:B:216:7Q9:C31	5:D:519:7Q9:C15	0.41	2.99	7	1
1:B:25:GLN:HB3	1:B:27:HIS:CE1	0.41	2.51	8	1
6:E:856:17F:H68	6:E:856:17F:H37	0.41	1.92	13	1
6:D:517:17F:H43	6:D:517:17F:H63	0.41	1.93	15	1
5:D:549:7Q9:C1	5:D:549:7Q9:O22	0.41	2.63	16	1
5:E:840:7Q9:C33	5:E:849:7Q9:C22	0.41	2.98	16	1
5:A:207:7Q9:C14	5:D:507:7Q9:O13	0.41	2.68	17	1
2:E:591:GLU:HG2	5:E:861:7Q9:C39	0.41	2.46	17	1
5:E:815:7Q9:C31	5:E:815:7Q9:C1	0.41	2.99	19	2
6:E:818:17F:H1	5:E:835:7Q9:O14	0.41	2.16	19	1
5:E:834:7Q9:C38	5:E:849:7Q9:C313	0.41	2.98	19	1
6:D:510:17F:C42	6:E:856:17F:H48	0.41	2.44	20	1

Continued on next page...

Continued from previous page...

Atom-1	Atom-2	Clash(Å)	Distance(Å)	Models	
				Worst	Total
2:D:305:GLN:NE2	6:D:527:17F:H29	0.41	2.31	1	1
5:D:515:7Q9:C316	5:E:821:7Q9:C318	0.41	2.99	1	1
5:D:539:7Q9:C3	5:D:539:7Q9:O22	0.41	2.61	1	2
5:D:505:7Q9:C23	5:D:513:7Q9:C12	0.41	2.99	2	1
6:E:856:17F:H68	6:E:874:17F:C35	0.41	2.46	11	2
5:B:220:7Q9:C22	5:D:543:7Q9:C22	0.41	2.99	3	1
5:D:509:7Q9:C33	5:D:525:7Q9:C32	0.41	2.98	3	1
1:A:17:SER:N	3:A:201:GSP:O1A	0.41	2.54	4	1
1:A:123:ARG:HD3	1:A:125:VAL:O	0.41	2.16	7	2
5:B:203:7Q9:C32	6:B:208:17F:H8A	0.41	2.46	4	1
5:E:852:7Q9:O32	5:E:858:7Q9:C13	0.41	2.69	4	1
6:D:528:17F:H76	5:D:532:7Q9:C314	0.41	2.46	5	1
5:E:823:7Q9:O13	5:E:845:7Q9:C13	0.41	2.69	10	2
5:E:837:7Q9:C15	5:E:837:7Q9:O21	0.41	2.69	5	1
6:E:838:17F:C28	6:E:874:17F:H53	0.41	2.46	5	1
5:E:864:7Q9:O32	5:E:864:7Q9:C34	0.41	2.68	16	2
1:A:116:ASN:OD1	1:A:145:SER:HA	0.41	2.15	6	1
1:B:160:VAL:HA	1:B:163:ILE:HD12	0.41	1.93	6	1
6:E:805:17F:C39	5:E:810:7Q9:C317	0.41	2.99	6	1
5:E:868:7Q9:C34	5:E:873:7Q9:C38	0.41	2.99	6	1
5:B:210:7Q9:C316	6:B:215:17F:H44	0.41	2.46	7	1
6:D:510:17F:C12	6:D:516:17F:C7	0.41	2.84	7	1
6:D:527:17F:H39	6:D:527:17F:H36	0.41	1.58	8	1
6:E:807:17F:H38	6:E:809:17F:H32	0.41	1.93	8	1
5:E:829:7Q9:C1	5:E:852:7Q9:C33	0.41	2.99	8	1
5:A:215:7Q9:C14	5:D:536:7Q9:C2	0.41	2.99	10	1
6:E:819:17F:O6	6:E:819:17F:C17	0.41	2.68	10	1
5:A:205:7Q9:C33	5:D:503:7Q9:C3	0.41	2.99	11	1
6:A:214:17F:O2	5:A:217:7Q9:C13	0.41	2.69	11	1
6:B:219:17F:H10A	6:B:219:17F:O8	0.41	2.16	11	1
6:D:516:17F:H1A	6:D:516:17F:O9	0.41	2.15	11	1
5:E:840:7Q9:C2	5:E:840:7Q9:O13	0.41	2.69	15	2
1:B:68:ARG:HG3	1:B:71:TYR:OH	0.41	2.16	12	1
5:B:207:7Q9:C316	6:E:801:17F:C38	0.41	2.99	12	1
6:D:511:17F:C37	6:D:511:17F:H39	0.41	2.46	12	1
5:A:211:7Q9:C311	5:A:213:7Q9:C39	0.41	2.99	13	1
5:B:210:7Q9:C13	5:B:210:7Q9:P	0.41	3.09	13	1
5:D:513:7Q9:O14	5:D:513:7Q9:O21	0.41	2.38	13	1
5:D:548:7Q9:O21	5:D:548:7Q9:C31	0.41	2.69	16	2
5:E:857:7Q9:O32	6:E:874:17F:C10	0.41	2.58	13	1
5:D:548:7Q9:O31	5:E:831:7Q9:C32	0.41	2.69	14	1

Continued on next page...

Continued from previous page...

Atom-1	Atom-2	Clash(Å)	Distance(Å)	Models	
				Worst	Total
2:D:408:LYS:HE2	5:D:542:7Q9:C33	0.41	2.46	15	1
5:D:524:7Q9:O21	5:D:524:7Q9:O32	0.41	2.38	15	1
5:D:543:7Q9:C318	5:E:875:7Q9:C316	0.41	2.99	15	1
5:E:840:7Q9:C22	5:E:868:7Q9:C35	0.41	2.99	15	1
5:E:850:7Q9:C37	5:E:850:7Q9:C311	0.41	2.97	15	2
5:E:861:7Q9:O31	5:E:861:7Q9:O11	0.41	2.39	15	1
5:A:212:7Q9:C32	6:A:214:17F:H18A	0.41	2.46	16	1
6:E:809:17F:C33	6:E:809:17F:H41	0.41	2.46	16	1
6:E:838:17F:H38	6:E:874:17F:H51	0.41	1.92	16	1
5:B:203:7Q9:C14	5:B:204:7Q9:C31	0.41	2.99	17	1
5:B:206:7Q9:C3	5:B:206:7Q9:O22	0.41	2.63	17	1
6:D:527:17F:H32	6:D:527:17F:O10	0.41	2.16	17	1
2:E:605:GLN:HG3	5:E:866:7Q9:C313	0.41	2.46	17	1
1:A:17:SER:HA	1:A:20:THR:OG1	0.41	2.15	18	1
1:B:90:PHE:HE1	1:B:130:ALA:HA	0.41	1.76	18	1
5:D:529:7Q9:C315	5:D:541:7Q9:C316	0.41	2.99	18	1
6:E:819:17F:O1	5:E:829:7Q9:C13	0.41	2.68	18	1
5:E:847:7Q9:O21	5:E:847:7Q9:O32	0.41	2.38	18	1
6:D:517:17F:C38	6:D:517:17F:H47	0.41	2.46	19	1
6:E:801:17F:H31	5:E:803:7Q9:C22	0.41	2.46	20	1
6:E:817:17F:C8	5:E:820:7Q9:C22	0.41	2.90	20	1
5:E:837:7Q9:O12	5:E:837:7Q9:C15	0.41	2.69	20	1
5:D:514:7Q9:O21	5:D:514:7Q9:O13	0.41	2.38	1	1
6:A:208:17F:O1	6:A:208:17F:H5	0.41	2.16	2	1
6:D:517:17F:O10	6:D:517:17F:C6	0.41	2.59	2	1
5:D:536:7Q9:O14	5:D:536:7Q9:C21	0.41	2.69	2	1
5:D:512:7Q9:C34	6:D:528:17F:C6	0.41	2.99	3	1
6:E:801:17F:O8	6:E:801:17F:C10	0.41	2.69	6	1
6:E:872:17F:O6	6:E:872:17F:O7	0.41	2.39	8	2
6:D:501:17F:H66	6:D:501:17F:H50	0.41	1.91	9	1
5:E:824:7Q9:C37	6:E:841:17F:C23	0.41	2.98	9	1
5:D:507:7Q9:C13	5:D:507:7Q9:O21	0.41	2.68	10	1
6:E:874:17F:O10	6:E:874:17F:C4	0.41	2.57	10	1
1:B:97:ARG:HD3	1:B:98:GLU:OE1	0.41	2.16	11	1
5:D:502:7Q9:C34	5:D:505:7Q9:O31	0.41	2.69	11	1
6:D:517:17F:H51	6:D:517:17F:C41	0.41	2.46	12	1
5:E:827:7Q9:O21	5:E:827:7Q9:O32	0.41	2.39	12	1
5:B:204:7Q9:O21	5:B:204:7Q9:C31	0.41	2.69	14	2
6:D:517:17F:H57	6:D:517:17F:C23	0.41	2.45	14	1
5:E:827:7Q9:O21	5:E:827:7Q9:C31	0.41	2.69	15	1
6:D:527:17F:O10	6:D:527:17F:C1Z	0.41	2.69	17	1

Continued on next page...

Continued from previous page...

Atom-1	Atom-2	Clash(Å)	Distance(Å)	Models	
				Worst	Total
5:D:537:7Q9:C11	6:D:546:17F:H12A	0.41	2.46	17	1
3:A:201:GSP:O2A	3:A:201:GSP:O2G	0.41	2.38	18	1
6:B:214:17F:H6A	5:B:217:7Q9:C31	0.41	2.46	18	1
5:D:515:7Q9:C310	5:E:821:7Q9:C318	0.41	2.99	18	1
5:E:852:7Q9:C15	5:E:852:7Q9:P	0.41	3.09	18	1
1:A:142:ILE:CD1	1:A:155:ALA:HA	0.41	2.46	19	1
6:D:501:17F:H36	6:D:501:17F:H39	0.41	1.63	20	1
5:D:548:7Q9:O11	5:D:548:7Q9:C21	0.40	2.69	1	3
5:A:203:7Q9:C14	5:A:203:7Q9:P	0.40	3.09	8	3
6:B:215:17F:H65	6:B:215:17F:C26	0.40	2.46	2	1
6:D:546:17F:H35	6:D:546:17F:H39	0.40	1.62	2	2
5:A:204:7Q9:C316	6:A:208:17F:H65	0.40	2.46	3	1
6:D:533:17F:O8	6:D:533:17F:H60	0.40	2.17	3	1
5:E:853:7Q9:C15	5:E:877:7Q9:O14	0.40	2.69	3	1
5:B:217:7Q9:C12	5:B:217:7Q9:O14	0.40	2.70	4	1
5:E:823:7Q9:O21	5:E:823:7Q9:O32	0.40	2.38	4	1
5:A:212:7Q9:C3	5:A:212:7Q9:O22	0.40	2.64	5	1
5:E:825:7Q9:O21	5:E:825:7Q9:O32	0.40	2.39	5	1
5:E:851:7Q9:O22	5:E:851:7Q9:C3	0.40	2.66	6	1
5:B:209:7Q9:O21	5:B:209:7Q9:C31	0.40	2.68	8	1
5:E:815:7Q9:O31	5:E:815:7Q9:C34	0.40	2.70	9	2
6:E:817:17F:C28	5:E:820:7Q9:C318	0.40	2.91	9	1
5:A:204:7Q9:C312	6:A:208:17F:C35	0.40	2.99	10	1
5:D:513:7Q9:C14	5:D:526:7Q9:P	0.40	3.09	11	1
6:E:818:17F:C24	5:E:835:7Q9:C311	0.40	2.93	13	1
5:A:204:7Q9:C39	6:A:208:17F:H10A	0.40	2.46	14	1
5:B:211:7Q9:C15	5:B:211:7Q9:O11	0.40	2.69	14	1
5:B:218:7Q9:C31	5:B:218:7Q9:C1	0.40	2.99	15	1
2:D:374:LEU:HD23	5:D:529:7Q9:C38	0.40	2.45	15	1
5:A:204:7Q9:C310	6:A:208:17F:C36	0.40	2.99	16	1
1:A:168:GLU:HG3	1:A:172:LYS:NZ	0.40	2.31	18	1
6:D:510:17F:C26	6:D:516:17F:H73	0.40	2.46	18	1
5:E:862:7Q9:C38	5:E:862:7Q9:C313	0.40	2.98	18	1
5:A:215:7Q9:O22	5:D:536:7Q9:C35	0.40	2.69	19	1
6:E:841:17F:O7	6:E:841:17F:C10	0.40	2.68	19	1
5:B:216:7Q9:C36	5:D:515:7Q9:C22	0.40	2.99	20	1
6:D:533:17F:H62	6:D:533:17F:H59	0.40	1.76	20	1
5:A:209:7Q9:C315	5:E:822:7Q9:C314	0.40	2.98	2	1
5:D:537:7Q9:C31	6:D:546:17F:C1X	0.40	3.00	3	1
5:D:505:7Q9:C33	6:D:511:17F:H9	0.40	2.46	4	1
6:E:819:17F:H58	6:E:819:17F:H62	0.40	1.62	4	1

Continued on next page...

Continued from previous page...

Atom-1	Atom-2	Clash(Å)	Distance(Å)	Models	
				Worst	Total
5:E:812:7Q9:O22	5:E:812:7Q9:O31	0.40	2.39	5	1
5:E:831:7Q9:C35	5:E:853:7Q9:O32	0.40	2.69	5	1
2:D:287:SER:O	2:D:291:GLU:HG3	0.40	2.17	6	1
6:D:510:17F:O6	6:D:516:17F:H6	0.40	2.17	6	1
6:D:510:17F:C1X	6:D:516:17F:C8	0.40	2.99	6	1
5:D:521:7Q9:O21	5:D:521:7Q9:O32	0.40	2.39	6	1
5:B:205:7Q9:C32	5:B:211:7Q9:C39	0.40	2.99	7	1
6:E:807:17F:H47	6:E:807:17F:H78	0.40	1.92	7	1
5:E:822:7Q9:O14	5:E:839:7Q9:P	0.40	2.79	7	1
5:A:211:7Q9:C38	5:A:213:7Q9:C310	0.40	2.99	8	1
6:D:517:17F:O6	6:D:517:17F:C7	0.40	2.68	8	1
6:E:811:17F:H75	5:E:822:7Q9:C317	0.40	2.46	9	1
1:A:78:PHE:HE2	1:A:104:LYS:HD2	0.40	1.75	12	1
6:D:527:17F:H11	5:D:535:7Q9:C35	0.40	2.47	12	1
6:E:872:17F:O1	6:E:872:17F:O9	0.40	2.39	12	1
3:B:201:GSP:O2G	3:B:201:GSP:O2B	0.40	2.39	13	1
1:B:97:ARG:HG3	1:B:111:MET:SD	0.40	2.56	14	1
6:B:214:17F:O10	6:B:219:17F:C10	0.40	2.69	14	1
6:D:546:17F:H1A	6:D:546:17F:C4	0.40	2.45	14	1
5:E:846:7Q9:C12	5:E:846:7Q9:O13	0.40	2.70	14	2
6:E:807:17F:H40	6:E:807:17F:H35	0.40	1.62	15	1
6:E:828:17F:H39	5:E:832:7Q9:C38	0.40	2.46	15	1
5:E:837:7Q9:O31	5:E:837:7Q9:C21	0.40	2.69	15	1
1:B:80:CYS:HB2	1:B:93:ILE:HD12	0.40	1.93	16	1
6:E:818:17F:C25	5:E:835:7Q9:C311	0.40	2.99	16	1
5:D:545:7Q9:C15	5:D:545:7Q9:C32	0.40	2.99	17	1
6:E:856:17F:C35	6:E:856:17F:C31	0.40	2.96	20	1
1:A:13:GLY:HA2	3:A:201:GSP:C5'	0.40	2.46	3	1
5:A:215:7Q9:C11	6:D:534:17F:H29	0.40	2.47	4	1
6:B:214:17F:H76	5:B:217:7Q9:C38	0.40	2.46	4	1
2:D:269:GLN:HG2	6:D:534:17F:H20	0.40	1.93	4	1
2:D:389:LEU:HD21	5:D:540:7Q9:C38	0.40	2.47	4	1
3:B:201:GSP:S1G	3:B:201:GSP:PA	0.40	3.19	5	1
6:D:501:17F:H10	6:D:501:17F:H62	0.40	1.93	5	1
5:D:522:7Q9:O32	5:D:545:7Q9:C37	0.40	2.69	5	1
5:E:834:7Q9:O32	5:E:834:7Q9:O21	0.40	2.40	5	1
6:B:215:17F:C20	6:D:517:17F:H60	0.40	2.46	6	1
5:D:505:7Q9:P	5:D:505:7Q9:O21	0.40	2.80	6	1
6:D:517:17F:H59	6:D:517:17F:H63	0.40	1.60	6	1
6:D:501:17F:C24	6:D:501:17F:H61	0.40	2.47	7	2
5:E:825:7Q9:C39	5:E:844:7Q9:C310	0.40	2.99	8	1

Continued on next page...

Continued from previous page...

Atom-1	Atom-2	Clash(Å)	Distance(Å)	Models	
				Worst	Total
5:B:218:7Q9:C1	5:B:218:7Q9:C31	0.40	2.99	9	1
5:D:537:7Q9:O13	5:D:537:7Q9:C12	0.40	2.69	9	1
5:E:802:7Q9:C315	6:E:809:17F:C37	0.40	2.98	9	1
5:E:853:7Q9:C310	5:E:877:7Q9:C35	0.40	2.99	9	1
6:E:856:17F:C38	6:E:874:17F:H68	0.40	2.45	9	1
5:A:203:7Q9:C23	5:A:207:7Q9:C22	0.40	3.00	10	1
6:B:208:17F:C1Z	6:B:214:17F:H10A	0.40	2.47	10	1
5:D:538:7Q9:C21	5:D:538:7Q9:O14	0.40	2.68	12	1
6:D:546:17F:H56	6:D:546:17F:C9	0.40	2.46	12	1
1:A:15:GLY:HA3	3:A:201:GSP:C8	0.40	2.52	13	1
5:B:211:7Q9:O31	5:B:211:7Q9:C34	0.40	2.68	14	1
5:D:525:7Q9:C21	5:D:525:7Q9:O14	0.40	2.69	14	1
1:A:80:CYS:HB2	1:A:93:ILE:HD12	0.40	1.93	15	1
6:B:214:17F:H19A	6:B:219:17F:C12	0.40	2.46	15	1
6:A:214:17F:C36	6:A:214:17F:H59	0.40	2.46	16	1
5:E:862:7Q9:C11	5:E:862:7Q9:C23	0.40	2.99	16	1
6:E:872:17F:O9	6:E:872:17F:P1	0.40	2.79	16	1
5:B:213:7Q9:C38	5:D:514:7Q9:C310	0.40	3.00	17	1
6:D:533:17F:C40	5:D:543:7Q9:O32	0.40	2.69	17	1
6:D:533:17F:H43	6:D:533:17F:C40	0.40	2.47	19	1
5:E:802:7Q9:C315	6:E:809:17F:C39	0.40	2.95	19	1
5:B:206:7Q9:C314	6:E:805:17F:C41	0.40	2.95	20	1
2:D:297:VAL:O	2:D:301:LEU:HG	0.40	2.17	20	1
2:E:620:GLU:HG3	5:E:858:7Q9:C38	0.40	2.47	20	1
2:E:726:LYS:CD	6:E:870:17F:H11	0.40	2.44	20	1
5:E:837:7Q9:C34	6:E:841:17F:H12A	0.40	2.46	20	1
5:D:524:7Q9:C35	5:D:526:7Q9:C34	0.40	2.99	1	1
6:B:214:17F:H31	5:B:220:7Q9:C33	0.40	2.47	2	1
6:B:215:17F:H35	6:B:215:17F:H39	0.40	1.58	2	1
6:D:517:17F:H43	6:D:517:17F:H59	0.40	1.91	2	1
6:D:527:17F:H49	6:E:856:17F:C42	0.40	2.46	2	1
6:E:828:17F:H64	5:E:829:7Q9:C318	0.40	2.46	3	1
5:E:853:7Q9:C12	5:E:853:7Q9:O11	0.40	2.69	3	1
6:B:215:17F:H54	6:B:215:17F:C37	0.40	2.27	4	1
6:D:534:17F:O10	6:D:534:17F:C4	0.40	2.67	4	1
6:E:874:17F:H58	6:E:874:17F:H63	0.40	1.64	4	1
5:E:803:7Q9:C313	5:E:814:7Q9:C38	0.40	3.00	5	1
6:E:801:17F:O6	6:E:801:17F:O7	0.40	2.38	7	1
5:E:857:7Q9:O21	5:E:857:7Q9:C31	0.40	2.70	7	1
6:D:501:17F:C1Y	6:D:501:17F:C8	0.40	2.89	8	1
5:A:204:7Q9:O11	5:A:204:7Q9:O32	0.40	2.39	10	1

Continued on next page...

Continued from previous page...

Atom-1	Atom-2	Clash(Å)	Distance(Å)	Models	
				Worst	Total
6:D:528:17F:C2X	5:D:532:7Q9:C315	0.40	2.97	10	1
5:E:815:7Q9:O22	5:E:815:7Q9:C1	0.40	2.63	10	1
6:E:872:17F:H44	6:E:872:17F:H59	0.40	1.92	11	1
5:B:220:7Q9:C12	5:B:220:7Q9:O14	0.40	2.70	12	1
6:D:517:17F:H77	5:D:541:7Q9:C318	0.40	2.46	12	1
5:D:538:7Q9:C317	5:E:876:7Q9:C315	0.40	2.99	15	1
5:E:867:7Q9:O31	5:E:867:7Q9:C34	0.40	2.69	15	1
6:B:219:17F:H46	5:D:543:7Q9:C39	0.40	2.47	17	1
6:D:533:17F:H35	6:D:533:17F:H39	0.40	1.67	18	1
5:E:815:7Q9:C318	5:E:827:7Q9:C318	0.40	2.99	18	1
5:A:204:7Q9:C314	6:A:208:17F:C25	0.40	3.00	19	1
5:E:813:7Q9:C34	5:E:829:7Q9:C22	0.40	2.99	19	1
5:D:547:7Q9:C13	5:D:547:7Q9:C22	0.40	2.99	2	1
6:D:511:17F:C23	6:D:511:17F:H66	0.40	2.46	3	1
6:E:870:17F:O1	6:E:870:17F:H5	0.40	2.17	3	1
2:D:429:PHE:CD1	6:D:533:17F:H66	0.40	2.51	4	1
5:E:803:7Q9:C3	5:E:813:7Q9:C22	0.40	3.00	4	1
5:A:216:7Q9:C13	5:D:536:7Q9:C1	0.40	3.00	5	1
6:B:208:17F:H67	6:B:208:17F:C26	0.40	2.47	5	1
5:D:523:7Q9:O32	5:D:523:7Q9:O21	0.40	2.40	6	1
6:E:809:17F:C17	6:E:809:17F:O7	0.40	2.69	6	1
6:E:817:17F:O10	6:E:817:17F:H4	0.40	2.16	7	1
6:B:214:17F:O8	6:B:214:17F:C19	0.40	2.69	8	1
5:B:218:7Q9:C14	5:B:218:7Q9:P	0.40	3.09	9	1
6:D:510:17F:O3	6:D:516:17F:H6	0.40	2.13	9	1
5:E:853:7Q9:C14	5:E:877:7Q9:O14	0.40	2.70	11	1
6:D:510:17F:H59	6:D:510:17F:H62	0.40	1.71	12	1
5:A:209:7Q9:O32	5:A:209:7Q9:C34	0.40	2.69	13	1
6:D:510:17F:C7	6:D:516:17F:O9	0.40	2.69	13	2
6:D:516:17F:H44	5:D:535:7Q9:C313	0.40	2.47	13	1
6:B:219:17F:H45	5:D:545:7Q9:C310	0.40	2.47	14	1
5:E:839:7Q9:O13	5:E:845:7Q9:C13	0.40	2.69	14	1
5:D:502:7Q9:O32	5:D:502:7Q9:C21	0.40	2.69	15	1
5:D:507:7Q9:C31	6:D:516:17F:H32	0.40	2.46	15	1
5:D:532:7Q9:O11	5:D:532:7Q9:O31	0.40	2.39	15	1
5:E:813:7Q9:O31	5:E:829:7Q9:C21	0.40	2.69	15	1
5:E:857:7Q9:C31	6:E:874:17F:H9	0.40	2.46	15	1
6:E:874:17F:H78	6:E:874:17F:C30	0.40	2.47	16	1
6:E:872:17F:H76	6:E:872:17F:H54	0.40	1.93	18	1

6.3 Torsion angles [i](#)

6.3.1 Protein backbone [i](#)

In the following table, the Percentiles column shows the percent Ramachandran outliers of the chain as a percentile score with respect to all PDB entries followed by that with respect to all NMR entries. The Analysed column shows the number of residues for which the backbone conformation was analysed and the total number of residues.

Mol	Chain	Analysed	Favoured	Allowed	Outliers	Percentiles	
1	A	171/185 (92%)	160±2 (93±1%)	10±2 (6±1%)	1±1 (0±1%)	38	78
1	B	161/185 (87%)	152±2 (95±1%)	9±2 (5±1%)	0±0 (0±0%)	54	85
2	D	185/200 (92%)	181±1 (98±1%)	4±1 (2±1%)	0±0 (0±0%)	50	82
2	E	185/200 (92%)	180±2 (97±1%)	4±2 (2±1%)	0±1 (0±0%)	54	85
All	All	14040/15400 (91%)	13467 (96%)	543 (4%)	30 (0%)	50	82

All 20 unique Ramachandran outliers are listed below. They are sorted by the frequency of occurrence in the ensemble.

Mol	Chain	Res	Type	Models (Total)
1	A	36	ILE	4
2	D	419	LEU	3
1	A	173	ASP	2
2	E	598	GLN	2
2	E	718	LEU	2
1	A	29	VAL	2
1	B	122	SER	2
1	A	26	ASN	1
1	A	28	PHE	1
2	D	404	SER	1
1	A	21	ILE	1
1	B	121	PRO	1
2	D	420	PRO	1
2	D	342	SER	1
1	A	30	ASP	1
2	D	265	GLY	1
1	A	37	GLU	1
1	A	60	GLY	1
2	D	405	GLU	1
2	E	642	SER	1

6.3.2 Protein sidechains [i](#)

In the following table, the Percentiles column shows the percent sidechain outliers of the chain as a percentile score with respect to all PDB entries followed by that with respect to all NMR entries. The Analysed column shows the number of residues for which the sidechain conformation was analysed and the total number of residues.

Mol	Chain	Analysed	Rotameric	Outliers	Percentiles	
1	A	153/165 (93%)	138±2 (90±1%)	15±2 (10±1%)	12	58
1	B	143/165 (87%)	129±2 (90±2%)	14±2 (10±2%)	11	57
2	D	163/175 (93%)	151±3 (93±2%)	12±3 (7±2%)	17	65
2	E	163/175 (93%)	152±2 (93±1%)	11±2 (7±1%)	20	69
All	All	12440/13600 (91%)	11407 (92%)	1033 (8%)	15	62

All 239 unique residues with a non-rotameric sidechain are listed below. They are sorted by the frequency of occurrence in the ensemble.

Mol	Chain	Res	Type	Models (Total)
1	A	128	LYS	19
2	D	316	ARG	18
2	E	556	THR	17
1	A	65	SER	16
1	B	65	SER	16
2	D	258	SER	16
2	D	388	ARG	16
1	B	87	THR	15
1	B	124	THR	15
1	B	128	LYS	15
2	D	268	THR	15
2	D	373	ARG	14
2	E	561	ARG	14
1	A	87	THR	14
1	B	2	THR	13
2	D	402	THR	13
1	B	74	THR	13
2	E	653	ARG	12
2	E	705	GLU	12
1	A	74	THR	12
1	A	50	THR	11
1	A	92	ASP	11
1	A	132	ASP	11
1	B	69	ASP	11
2	E	555	SER	11

Continued on next page...

Continued from previous page...

Mol	Chain	Res	Type	Models (Total)
2	D	261	ARG	11
1	B	127	THR	10
2	D	377	ARG	10
2	D	256	THR	9
2	D	257	PHE	9
2	E	579	THR	9
2	E	688	ARG	9
1	B	12	ASP	9
1	B	58	THR	9
2	E	702	THR	9
1	A	12	ASP	8
1	A	35	THR	8
1	A	2	THR	8
1	A	39	SER	8
1	B	50	THR	8
1	B	148	THR	8
2	E	558	SER	8
2	E	623	ARG	8
1	A	38	ASP	8
1	A	161	ARG	8
1	B	132	ASP	8
1	B	149	ARG	8
2	D	255	SER	8
1	A	124	THR	7
1	B	92	ASP	7
1	B	119	ASP	7
2	D	401	SER	7
2	E	604	PHE	7
2	E	655	HIS	7
1	A	41	ARG	7
1	B	80	CYS	7
1	B	41	ARG	7
2	E	661	THR	7
2	E	737	THR	7
1	B	35	THR	7
1	A	126	ASP	6
2	D	279	THR	6
2	E	704	SER	6
1	A	89	SER	6
1	A	148	THR	6
1	A	63	GLU	6
1	A	153	ASP	6

Continued on next page...

Continued from previous page...

Mol	Chain	Res	Type	Models (Total)
1	A	145	SER	6
2	D	361	THR	6
1	A	31	GLU	5
1	A	62	GLU	5
1	A	68	ARG	5
2	D	437	THR	5
1	A	25	GLN	5
1	B	64	TYR	5
1	A	172	LYS	5
2	D	308	TRP	5
1	B	63	GLU	5
2	D	335	HIS	5
1	A	20	THR	5
1	A	108	ASP	5
1	A	58	THR	5
2	D	440	LEU	5
1	A	69	ASP	4
1	A	173	ASP	4
1	B	153	ASP	4
1	B	161	ARG	4
2	E	613	GLU	4
2	E	724	SER	4
1	A	123	ARG	4
1	B	20	THR	4
1	B	123	ARG	4
2	D	320	GLU	4
2	E	608	TRP	4
2	E	569	GLN	4
1	A	127	THR	4
1	B	27	HIS	3
2	D	333	LYS	3
2	D	397	THR	3
2	D	428	SER	3
2	E	684	ASN	3
1	B	39	SER	3
1	B	68	ARG	3
2	E	660	ARG	3
2	D	280	GLU	3
2	E	691	GLU	3
1	B	118	CYS	3
2	D	304	PHE	3
2	E	733	LEU	3

Continued on next page...

Continued from previous page...

Mol	Chain	Res	Type	Models (Total)
1	B	38	ASP	3
1	B	89	SER	3
2	D	351	ARG	3
2	E	657	ASP	3
1	A	119	ASP	3
1	B	47	ASP	3
2	D	404	SER	3
1	B	145	SER	3
2	D	431	SER	3
1	A	56	LEU	2
1	B	44	VAL	2
1	A	29	VAL	2
1	A	47	ASP	2
1	A	51	CYS	2
1	B	97	ARG	2
2	D	346	GLU	2
1	A	64	TYR	2
1	A	154	ASP	2
1	B	9	VAL	2
1	B	17	SER	2
2	D	421	VAL	2
2	E	568	THR	2
1	B	129	GLN	2
2	D	435	GLU	2
1	A	43	GLN	2
1	B	150	GLN	2
2	D	328	GLU	2
2	E	589	ASP	2
2	E	641	LEU	2
1	B	70	GLN	2
2	E	668	ASP	2
1	A	149	ARG	2
2	D	360	ARG	2
2	E	701	SER	2
2	E	642	SER	2
1	B	108	ASP	2
1	A	80	CYS	2
1	B	126	ASP	2
1	A	17	SER	2
1	B	154	ASP	2
2	D	424	SER	2
2	E	715	ARG	2

Continued on next page...

Continued from previous page...

Mol	Chain	Res	Type	Models (Total)
1	B	43	GLN	2
2	D	291	GLU	2
1	A	136	SER	2
2	D	305	GLN	2
2	E	734	GLU	2
1	B	22	GLN	1
1	B	131	GLN	1
2	D	274	ASN	1
2	E	728	SER	1
1	B	36	ILE	1
1	B	62	GLU	1
1	B	163	ILE	1
2	E	667	SER	1
1	A	55	ILE	1
1	B	26	ASN	1
2	D	369	GLU	1
2	E	646	GLU	1
2	E	683	GLU	1
1	A	22	GLN	1
1	A	109	VAL	1
1	B	5	LYS	1
1	B	122	SER	1
2	E	563	GLN	1
2	E	575	LEU	1
2	E	640	LYS	1
1	A	32	TYR	1
1	A	33	ASP	1
1	B	16	LYS	1
1	B	49	GLU	1
2	D	415	ARG	1
1	A	36	ILE	1
1	B	144	THR	1
2	D	298	GLN	1
2	D	367	SER	1
2	D	382	LYS	1
2	E	679	GLU	1
1	A	6	LEU	1
1	A	169	LYS	1
2	D	303	ASP	1
2	D	339	GLU	1
2	E	628	GLU	1
1	A	107	GLU	1

Continued on next page...

Continued from previous page...

Mol	Chain	Res	Type	Models (Total)
1	B	28	PHE	1
1	B	158	THR	1
1	B	168	GLU	1
2	D	403	LEU	1
1	B	142	ILE	1
2	D	312	MET	1
2	E	559	LYS	1
2	E	637	LEU	1
2	E	697	THR	1
2	E	736	TYR	1
1	A	170	MET	1
1	A	171	SER	1
2	D	412	GLU	1
2	E	578	GLU	1
2	E	656	VAL	1
1	A	28	PHE	1
1	A	61	GLN	1
1	A	147	LYS	1
2	D	342	SER	1
2	E	713	ASP	1
2	E	587	SER	1
2	E	634	LEU	1
2	D	338	GLN	1
2	D	372	GLN	1
2	D	405	GLU	1
2	E	662	HIS	1
1	A	85	ASN	1
2	D	309	GLN	1
2	D	389	LEU	1
2	E	601	LEU	1
2	E	617	GLN	1
2	D	273	ASP	1
2	D	357	ASP	1
1	A	37	GLU	1
1	A	57	ASP	1
1	B	51	CYS	1
2	D	384	ASN	1
2	E	603	ASP	1
2	E	729	PHE	1
1	B	169	LYS	1
2	D	363	LEU	1
1	A	23	LEU	1

Continued on next page...

Continued from previous page...

Mol	Chain	Res	Type	Models (Total)
2	D	331	ARG	1
2	E	594	LYS	1
2	E	635	HIS	1
2	E	741	ASN	1

6.3.3 RNA [i](#)

There are no RNA molecules in this entry.

6.4 Non-standard residues in protein, DNA, RNA chains [i](#)

There are no non-standard protein/DNA/RNA residues in this entry.

6.5 Carbohydrates [i](#)

There are no monosaccharides in this entry.

6.6 Ligand geometry [i](#)

Of 164 ligands modelled in this entry, 2 are monoatomic - leaving 162 for Mogul analysis.

In the following table, the Counts columns list the number of bonds for which Mogul statistics could be retrieved, the number of bonds that are observed in the model and the number of bonds that are defined in the chemical component dictionary. The Link column lists molecule types, if any, to which the group is linked. The Z score for a bond length is the number of standard deviations the observed value is removed from the expected value. A bond length with $|Z| > 2$ is considered an outlier worth inspection. RMSZ is the average root-mean-square of all Z scores of the bond lengths.

Mol	Type	Chain	Res	Link	Bond lengths		
					Counts	RMSZ	#Z>2
5	7Q9	B	205	-	38,38,38	0.79±0.00	0±0 (0±0%)
5	7Q9	E	810	-	38,38,38	0.79±0.00	0±0 (0±0%)
6	17F	E	828	-	52,53,53	0.81±0.00	0±0 (0±0%)
6	17F	E	838	-	52,53,53	0.81±0.00	0±0 (0±0%)
6	17F	B	215	-	52,53,53	0.81±0.00	0±0 (0±0%)
5	7Q9	B	206	-	38,38,38	0.79±0.00	0±0 (0±0%)
5	7Q9	D	512	-	38,38,38	0.79±0.00	0±0 (0±0%)
5	7Q9	D	530	-	38,38,38	0.79±0.00	0±0 (0±0%)
5	7Q9	D	549	-	38,38,38	0.79±0.00	0±0 (0±0%)
5	7Q9	A	212	-	38,38,38	0.79±0.00	0±0 (0±0%)

Mol	Type	Chain	Res	Link	Bond lengths		
					Counts	RMSZ	#Z>2
5	7Q9	E	835	-	38,38,38	0.79±0.00	0±0 (0±0%)
5	7Q9	E	815	-	38,38,38	0.79±0.00	0±0 (0±0%)
5	7Q9	E	824	-	38,38,38	0.79±0.00	0±0 (0±0%)
5	7Q9	D	542	-	38,38,38	0.79±0.00	0±0 (0±0%)
5	7Q9	D	531	-	38,38,38	0.79±0.00	0±0 (0±0%)
5	7Q9	E	860	-	38,38,38	0.79±0.00	0±0 (0±0%)
5	7Q9	E	846	-	38,38,38	0.79±0.00	0±0 (0±0%)
5	7Q9	E	823	-	38,38,38	0.79±0.00	0±0 (0±0%)
5	7Q9	E	802	-	38,38,38	0.79±0.00	0±0 (0±0%)
5	7Q9	D	506	-	38,38,38	0.79±0.00	0±0 (0±0%)
5	7Q9	E	821	-	38,38,38	0.79±0.00	0±0 (0±0%)
5	7Q9	E	822	-	38,38,38	0.79±0.00	0±0 (0±0%)
5	7Q9	A	217	-	38,38,38	0.79±0.00	0±0 (0±0%)
3	GSP	B	201	4	26,34,34	1.32±0.02	3±1 (10±2%)
6	17F	A	208	-	52,53,53	0.81±0.00	0±0 (0±0%)
5	7Q9	B	220	-	38,38,38	0.79±0.00	0±0 (0±0%)
5	7Q9	D	545	-	38,38,38	0.79±0.00	0±0 (0±0%)
5	7Q9	E	813	-	38,38,38	0.79±0.00	0±0 (0±0%)
5	7Q9	E	839	-	38,38,38	0.79±0.00	0±0 (0±0%)
5	7Q9	E	840	-	38,38,38	0.79±0.00	0±0 (0±0%)
5	7Q9	E	837	-	38,38,38	0.79±0.00	0±0 (0±0%)
5	7Q9	E	834	-	38,38,38	0.79±0.00	0±0 (0±0%)
5	7Q9	D	536	-	38,38,38	0.79±0.00	0±0 (0±0%)
5	7Q9	E	875	-	38,38,38	0.79±0.00	0±0 (0±0%)
5	7Q9	D	502	-	38,38,38	0.79±0.00	0±0 (0±0%)
5	7Q9	D	514	-	38,38,38	0.79±0.00	0±0 (0±0%)
5	7Q9	E	806	-	38,38,38	0.79±0.00	0±0 (0±0%)
5	7Q9	E	869	-	38,38,38	0.79±0.00	0±0 (0±0%)
6	17F	D	511	-	52,53,53	0.81±0.00	0±0 (0±0%)
6	17F	E	841	-	52,53,53	0.81±0.00	0±0 (0±0%)
6	17F	D	527	-	52,53,53	0.81±0.00	0±0 (0±0%)
5	7Q9	E	852	-	38,38,38	0.79±0.00	0±0 (0±0%)
5	7Q9	B	211	-	38,38,38	0.79±0.00	0±0 (0±0%)
5	7Q9	E	863	-	38,38,38	0.79±0.00	0±0 (0±0%)
5	7Q9	D	548	-	38,38,38	0.79±0.00	0±0 (0±0%)
6	17F	D	533	-	52,53,53	0.81±0.00	0±0 (0±0%)
6	17F	E	818	-	52,53,53	0.81±0.00	0±0 (0±0%)
5	7Q9	A	209	-	38,38,38	0.79±0.00	0±0 (0±0%)
5	7Q9	E	830	-	38,38,38	0.79±0.00	0±0 (0±0%)
5	7Q9	E	843	-	38,38,38	0.79±0.00	0±0 (0±0%)
5	7Q9	D	541	-	38,38,38	0.79±0.00	0±0 (0±0%)
5	7Q9	B	216	-	38,38,38	0.79±0.00	0±0 (0±0%)

Mol	Type	Chain	Res	Link	Bond lengths		
					Counts	RMSZ	#Z>2
3	GSP	A	201	4	26,34,34	1.32±0.02	3±1 (11±2%)
6	17F	D	534	-	52,53,53	0.81±0.00	0±0 (0±0%)
6	17F	B	214	-	52,53,53	0.81±0.00	0±0 (0±0%)
5	7Q9	D	537	-	38,38,38	0.79±0.00	0±0 (0±0%)
5	7Q9	E	820	-	38,38,38	0.79±0.00	0±0 (0±0%)
5	7Q9	E	831	-	38,38,38	0.79±0.00	0±0 (0±0%)
5	7Q9	E	858	-	38,38,38	0.79±0.00	0±0 (0±0%)
6	17F	E	855	-	52,53,53	0.81±0.00	0±0 (0±0%)
5	7Q9	D	535	-	38,38,38	0.79±0.00	0±0 (0±0%)
5	7Q9	D	519	-	38,38,38	0.79±0.00	0±0 (0±0%)
5	7Q9	E	866	-	38,38,38	0.79±0.00	0±0 (0±0%)
5	7Q9	D	504	-	38,38,38	0.79±0.00	0±0 (0±0%)
5	7Q9	D	520	-	38,38,38	0.79±0.00	0±0 (0±0%)
5	7Q9	D	540	-	38,38,38	0.79±0.00	0±0 (0±0%)
6	17F	E	805	-	52,53,53	0.81±0.00	0±0 (0±0%)
5	7Q9	D	526	-	38,38,38	0.79±0.00	0±0 (0±0%)
5	7Q9	B	207	-	38,38,38	0.79±0.00	0±0 (0±0%)
5	7Q9	D	507	-	38,38,38	0.79±0.00	0±0 (0±0%)
5	7Q9	E	845	-	38,38,38	0.79±0.00	0±0 (0±0%)
5	7Q9	E	850	-	38,38,38	0.79±0.00	0±0 (0±0%)
5	7Q9	A	204	-	38,38,38	0.79±0.00	0±0 (0±0%)
5	7Q9	D	521	-	38,38,38	0.79±0.00	0±0 (0±0%)
6	17F	D	510	-	52,53,53	0.81±0.00	0±0 (0±0%)
5	7Q9	E	844	-	38,38,38	0.79±0.00	0±0 (0±0%)
5	7Q9	E	877	-	38,38,38	0.79±0.00	0±0 (0±0%)
5	7Q9	E	868	-	38,38,38	0.79±0.00	0±0 (0±0%)
5	7Q9	E	816	-	38,38,38	0.79±0.00	0±0 (0±0%)
5	7Q9	E	847	-	38,38,38	0.79±0.00	0±0 (0±0%)
5	7Q9	D	543	-	38,38,38	0.79±0.00	0±0 (0±0%)
5	7Q9	E	842	-	38,38,38	0.79±0.00	0±0 (0±0%)
5	7Q9	E	853	-	38,38,38	0.79±0.00	0±0 (0±0%)
5	7Q9	E	826	-	38,38,38	0.79±0.00	0±0 (0±0%)
6	17F	E	801	-	52,53,53	0.81±0.00	0±0 (0±0%)
5	7Q9	E	836	-	38,38,38	0.79±0.00	0±0 (0±0%)
5	7Q9	A	205	-	38,38,38	0.79±0.00	0±0 (0±0%)
5	7Q9	D	524	-	38,38,38	0.79±0.00	0±0 (0±0%)
5	7Q9	E	854	-	38,38,38	0.79±0.00	0±0 (0±0%)
6	17F	D	516	-	52,53,53	0.81±0.00	0±0 (0±0%)
6	17F	E	872	-	52,53,53	0.81±0.00	0±0 (0±0%)
6	17F	A	214	-	52,53,53	0.81±0.00	0±0 (0±0%)
5	7Q9	D	522	-	38,38,38	0.79±0.00	0±0 (0±0%)
5	7Q9	B	209	-	38,38,38	0.79±0.00	0±0 (0±0%)
5	7Q9	A	206	-	38,38,38	0.79±0.00	0±0 (0±0%)

Mol	Type	Chain	Res	Link	Bond lengths		
					Counts	RMSZ	#Z>2
5	7Q9	A	203	-	38,38,38	0.79±0.00	0±0 (0±0%)
5	7Q9	E	851	-	38,38,38	0.79±0.00	0±0 (0±0%)
5	7Q9	E	825	-	38,38,38	0.79±0.00	0±0 (0±0%)
6	17F	E	807	-	52,53,53	0.81±0.00	0±0 (0±0%)
6	17F	E	870	-	52,53,53	0.81±0.00	0±0 (0±0%)
5	7Q9	E	864	-	38,38,38	0.79±0.00	0±0 (0±0%)
5	7Q9	D	509	-	38,38,38	0.79±0.00	0±0 (0±0%)
5	7Q9	A	211	-	38,38,38	0.79±0.00	0±0 (0±0%)
5	7Q9	D	505	-	38,38,38	0.79±0.00	0±0 (0±0%)
5	7Q9	D	515	-	38,38,38	0.79±0.00	0±0 (0±0%)
5	7Q9	E	861	-	38,38,38	0.79±0.00	0±0 (0±0%)
5	7Q9	E	832	-	38,38,38	0.79±0.00	0±0 (0±0%)
5	7Q9	B	213	-	38,38,38	0.79±0.00	0±0 (0±0%)
5	7Q9	B	204	-	38,38,38	0.79±0.00	0±0 (0±0%)
6	17F	D	501	-	52,53,53	0.81±0.00	0±0 (0±0%)
5	7Q9	D	518	-	38,38,38	0.79±0.00	0±0 (0±0%)
5	7Q9	E	804	-	38,38,38	0.79±0.00	0±0 (0±0%)
5	7Q9	A	215	-	38,38,38	0.79±0.00	0±0 (0±0%)
5	7Q9	D	503	-	38,38,38	0.79±0.00	0±0 (0±0%)
5	7Q9	D	544	-	38,38,38	0.79±0.00	0±0 (0±0%)
6	17F	E	856	-	52,53,53	0.81±0.00	0±0 (0±0%)
5	7Q9	D	538	-	38,38,38	0.79±0.00	0±0 (0±0%)
5	7Q9	E	808	-	38,38,38	0.79±0.00	0±0 (0±0%)
5	7Q9	E	812	-	38,38,38	0.79±0.00	0±0 (0±0%)
5	7Q9	E	814	-	38,38,38	0.79±0.00	0±0 (0±0%)
6	17F	E	819	-	52,53,53	0.81±0.00	0±0 (0±0%)
6	17F	E	809	-	52,53,53	0.81±0.00	0±0 (0±0%)
5	7Q9	D	525	-	38,38,38	0.79±0.00	0±0 (0±0%)
5	7Q9	E	876	-	38,38,38	0.79±0.00	0±0 (0±0%)
5	7Q9	A	216	-	38,38,38	0.79±0.00	0±0 (0±0%)
5	7Q9	E	848	-	38,38,38	0.79±0.00	0±0 (0±0%)
5	7Q9	E	867	-	38,38,38	0.79±0.00	0±0 (0±0%)
5	7Q9	D	532	-	38,38,38	0.79±0.00	0±0 (0±0%)
5	7Q9	D	547	-	38,38,38	0.79±0.00	0±0 (0±0%)
6	17F	D	546	-	52,53,53	0.81±0.00	0±0 (0±0%)
5	7Q9	A	207	-	38,38,38	0.79±0.00	0±0 (0±0%)
5	7Q9	E	873	-	38,38,38	0.79±0.00	0±0 (0±0%)
5	7Q9	E	871	-	38,38,38	0.79±0.00	0±0 (0±0%)
6	17F	D	528	-	52,53,53	0.81±0.00	0±0 (0±0%)
5	7Q9	B	212	-	38,38,38	0.79±0.00	0±0 (0±0%)
5	7Q9	D	513	-	38,38,38	0.79±0.00	0±0 (0±0%)
5	7Q9	E	878	-	38,38,38	0.79±0.00	0±0 (0±0%)
5	7Q9	E	862	-	38,38,38	0.79±0.00	0±0 (0±0%)

Mol	Type	Chain	Res	Link	Bond lengths		
					Counts	RMSZ	#Z>2
5	7Q9	E	829	-	38,38,38	0.79±0.00	0±0 (0±0%)
5	7Q9	E	849	-	38,38,38	0.79±0.00	0±0 (0±0%)
5	7Q9	B	218	-	38,38,38	0.79±0.00	0±0 (0±0%)
5	7Q9	A	210	-	38,38,38	0.79±0.00	0±0 (0±0%)
5	7Q9	B	210	-	38,38,38	0.79±0.00	0±0 (0±0%)
5	7Q9	E	865	-	38,38,38	0.79±0.00	0±0 (0±0%)
6	17F	E	874	-	52,53,53	0.81±0.00	0±0 (0±0%)
5	7Q9	E	833	-	38,38,38	0.79±0.00	0±0 (0±0%)
6	17F	B	219	-	52,53,53	0.81±0.00	0±0 (0±0%)
6	17F	D	517	-	52,53,53	0.81±0.00	0±0 (0±0%)
5	7Q9	B	203	-	38,38,38	0.79±0.00	0±0 (0±0%)
5	7Q9	D	523	-	38,38,38	0.79±0.00	0±0 (0±0%)
6	17F	B	208	-	52,53,53	0.81±0.00	0±0 (0±0%)
5	7Q9	A	213	-	38,38,38	0.79±0.00	0±0 (0±0%)
6	17F	E	811	-	52,53,53	0.81±0.00	0±0 (0±0%)
5	7Q9	D	539	-	38,38,38	0.79±0.00	0±0 (0±0%)
5	7Q9	E	827	-	38,38,38	0.79±0.00	0±0 (0±0%)
6	17F	E	817	-	52,53,53	0.81±0.00	0±0 (0±0%)
5	7Q9	E	859	-	38,38,38	0.79±0.00	0±0 (0±0%)
5	7Q9	D	508	-	38,38,38	0.79±0.00	0±0 (0±0%)
5	7Q9	E	857	-	38,38,38	0.79±0.00	0±0 (0±0%)
5	7Q9	D	529	-	38,38,38	0.79±0.00	0±0 (0±0%)
5	7Q9	E	803	-	38,38,38	0.79±0.00	0±0 (0±0%)
5	7Q9	B	217	-	38,38,38	0.79±0.00	0±0 (0±0%)

In the following table, the Counts columns list the number of angles for which Mogul statistics could be retrieved, the number of angles that are observed in the model and the number of angles that are defined in the chemical component dictionary. The Link column lists molecule types, if any, to which the group is linked. The Z score for a bond angle is the number of standard deviations the observed value is removed from the expected value. A bond angle with $|Z| > 2$ is considered an outlier worth inspection. RMSZ is the average root-mean-square of all Z scores of the bond angles.

Mol	Type	Chain	Res	Link	Bond angles		
					Counts	RMSZ	#Z>2
5	7Q9	B	205	-	44,46,46	1.00±0.02	3±0 (6±0%)
5	7Q9	E	810	-	44,46,46	1.04±0.02	3±0 (7±0%)
6	17F	E	828	-	56,60,60	1.09±0.02	4±0 (7±0%)
6	17F	E	838	-	56,60,60	1.11±0.04	5±0 (8±0%)
6	17F	B	215	-	56,60,60	1.11±0.02	4±0 (7±0%)
5	7Q9	B	206	-	44,46,46	1.02±0.02	3±0 (6±0%)
5	7Q9	D	512	-	44,46,46	1.04±0.02	3±0 (6±0%)

Mol	Type	Chain	Res	Link	Bond angles		
					Counts	RMSZ	#Z>2
5	7Q9	D	530	-	44,46,46	1.03±0.02	3±0 (7±1%)
5	7Q9	D	549	-	44,46,46	1.04±0.01	3±0 (6±0%)
5	7Q9	A	212	-	44,46,46	1.02±0.02	3±0 (6±0%)
5	7Q9	E	835	-	44,46,46	1.00±0.02	3±0 (6±0%)
5	7Q9	E	815	-	44,46,46	1.00±0.03	3±0 (7±0%)
5	7Q9	E	824	-	44,46,46	1.01±0.03	3±0 (7±0%)
5	7Q9	D	542	-	44,46,46	1.05±0.02	4±0 (8±0%)
5	7Q9	D	531	-	44,46,46	1.03±0.03	4±0 (8±1%)
5	7Q9	E	860	-	44,46,46	1.04±0.02	3±0 (7±0%)
5	7Q9	E	846	-	44,46,46	1.05±0.01	4±0 (8±1%)
5	7Q9	E	823	-	44,46,46	1.04±0.01	3±0 (6±0%)
5	7Q9	E	802	-	44,46,46	1.06±0.02	3±0 (7±0%)
5	7Q9	D	506	-	44,46,46	1.07±0.03	4±0 (8±1%)
5	7Q9	E	821	-	44,46,46	1.08±0.02	4±0 (9±0%)
5	7Q9	E	822	-	44,46,46	1.02±0.02	3±0 (6±0%)
5	7Q9	A	217	-	44,46,46	1.03±0.01	3±0 (6±0%)
3	GSP	B	201	4	27,54,54	1.51±0.03	5±1 (18±3%)
6	17F	A	208	-	56,60,60	1.09±0.03	4±0 (7±0%)
5	7Q9	B	220	-	44,46,46	1.03±0.01	3±0 (6±0%)
5	7Q9	D	545	-	44,46,46	1.05±0.02	4±0 (8±1%)
5	7Q9	E	813	-	44,46,46	1.04±0.02	3±0 (6±0%)
5	7Q9	E	839	-	44,46,46	1.03±0.02	3±0 (7±1%)
5	7Q9	E	840	-	44,46,46	0.99±0.03	3±0 (6±0%)
5	7Q9	E	837	-	44,46,46	1.06±0.03	4±0 (8±0%)
5	7Q9	E	834	-	44,46,46	1.04±0.02	3±0 (7±0%)
5	7Q9	D	536	-	44,46,46	1.03±0.02	3±0 (7±0%)
5	7Q9	E	875	-	44,46,46	1.02±0.02	3±0 (6±0%)
5	7Q9	D	502	-	44,46,46	1.03±0.01	3±0 (6±0%)
5	7Q9	D	514	-	44,46,46	1.02±0.02	3±0 (7±0%)
5	7Q9	E	806	-	44,46,46	1.07±0.02	4±0 (8±0%)
5	7Q9	E	869	-	44,46,46	1.04±0.01	4±0 (8±1%)
6	17F	D	511	-	56,60,60	1.10±0.03	4±0 (7±0%)
6	17F	E	841	-	56,60,60	1.10±0.02	4±0 (7±0%)
6	17F	D	527	-	56,60,60	1.14±0.03	4±0 (7±0%)
5	7Q9	E	852	-	44,46,46	1.06±0.02	4±0 (8±0%)

Mol	Type	Chain	Res	Link	Counts	Bond angles	
						RMSZ	#Z>2
5	7Q9	B	211	-	44,46,46	1.02±0.03	3±0 (7±0%)
5	7Q9	E	863	-	44,46,46	1.04±0.02	3±1 (7±1%)
5	7Q9	D	548	-	44,46,46	1.02±0.03	3±0 (6±0%)
6	17F	D	533	-	56,60,60	1.11±0.03	4±0 (7±0%)
6	17F	E	818	-	56,60,60	1.06±0.03	4±0 (7±0%)
5	7Q9	A	209	-	44,46,46	1.03±0.02	3±0 (7±1%)
5	7Q9	E	830	-	44,46,46	1.04±0.02	3±0 (6±0%)
5	7Q9	E	843	-	44,46,46	1.04±0.02	3±0 (7±0%)
5	7Q9	D	541	-	44,46,46	1.01±0.02	3±0 (6±0%)
5	7Q9	B	216	-	44,46,46	1.04±0.03	3±0 (7±1%)
3	GSP	A	201	4	27,54,54	1.55±0.02	6±1 (21±2%)
6	17F	D	534	-	56,60,60	1.14±0.02	4±0 (7±0%)
6	17F	B	214	-	56,60,60	1.11±0.05	4±0 (7±0%)
5	7Q9	D	537	-	44,46,46	1.04±0.02	3±0 (7±0%)
5	7Q9	E	820	-	44,46,46	1.02±0.02	3±0 (7±0%)
5	7Q9	E	831	-	44,46,46	1.03±0.02	3±0 (7±1%)
5	7Q9	E	858	-	44,46,46	1.03±0.02	3±0 (6±0%)
6	17F	E	855	-	56,60,60	1.10±0.02	4±0 (7±0%)
5	7Q9	D	535	-	44,46,46	1.04±0.02	3±0 (7±0%)
5	7Q9	D	519	-	44,46,46	1.04±0.02	3±0 (7±1%)
5	7Q9	E	866	-	44,46,46	1.01±0.02	3±0 (6±0%)
5	7Q9	D	504	-	44,46,46	1.04±0.03	3±0 (7±0%)
5	7Q9	D	520	-	44,46,46	1.06±0.02	4±0 (9±0%)
5	7Q9	D	540	-	44,46,46	1.05±0.01	4±0 (8±0%)
6	17F	E	805	-	56,60,60	1.11±0.04	4±0 (7±0%)
5	7Q9	D	526	-	44,46,46	1.12±0.02	4±0 (9±0%)
5	7Q9	B	207	-	44,46,46	1.02±0.02	3±0 (7±0%)
5	7Q9	D	507	-	44,46,46	1.05±0.02	3±0 (6±0%)
5	7Q9	E	845	-	44,46,46	1.04±0.02	3±0 (7±1%)
5	7Q9	E	850	-	44,46,46	1.03±0.02	3±0 (7±0%)
5	7Q9	A	204	-	44,46,46	1.03±0.03	4±0 (7±1%)
5	7Q9	D	521	-	44,46,46	1.03±0.02	3±0 (7±0%)
6	17F	D	510	-	56,60,60	1.06±0.07	3±1 (6±1%)
5	7Q9	E	844	-	44,46,46	1.04±0.01	3±0 (7±1%)
5	7Q9	E	877	-	44,46,46	1.03±0.02	4±0 (8±1%)

Mol	Type	Chain	Res	Link	Counts	Bond angles	
						RMSZ	#Z>2
5	7Q9	E	868	-	44,46,46	1.04±0.02	3±0 (7±1%)
5	7Q9	E	816	-	44,46,46	1.01±0.03	3±0 (7±0%)
5	7Q9	E	847	-	44,46,46	1.04±0.01	3±0 (6±0%)
5	7Q9	D	543	-	44,46,46	1.03±0.02	3±0 (7±1%)
5	7Q9	E	842	-	44,46,46	1.01±0.02	3±0 (7±0%)
5	7Q9	E	853	-	44,46,46	1.03±0.01	3±0 (6±0%)
5	7Q9	E	826	-	44,46,46	1.02±0.02	3±0 (6±0%)
6	17F	E	801	-	56,60,60	1.13±0.03	4±0 (7±0%)
5	7Q9	E	836	-	44,46,46	1.01±0.02	3±0 (7±1%)
5	7Q9	A	205	-	44,46,46	1.04±0.03	3±0 (7±0%)
5	7Q9	D	524	-	44,46,46	1.00±0.02	3±0 (7±0%)
5	7Q9	E	854	-	44,46,46	1.02±0.01	3±0 (6±0%)
6	17F	D	516	-	56,60,60	1.07±0.03	4±0 (7±0%)
6	17F	E	872	-	56,60,60	1.16±0.02	4±0 (7±0%)
6	17F	A	214	-	56,60,60	1.11±0.02	4±0 (7±0%)
5	7Q9	D	522	-	44,46,46	1.05±0.01	4±0 (8±0%)
5	7Q9	B	209	-	44,46,46	1.02±0.02	3±0 (7±0%)
5	7Q9	A	206	-	44,46,46	1.02±0.01	3±0 (7±0%)
5	7Q9	A	203	-	44,46,46	1.03±0.02	3±0 (7±0%)
5	7Q9	E	851	-	44,46,46	1.01±0.02	3±0 (6±0%)
5	7Q9	E	825	-	44,46,46	1.03±0.02	3±0 (7±0%)
6	17F	E	807	-	56,60,60	1.10±0.02	4±0 (7±0%)
6	17F	E	870	-	56,60,60	1.12±0.02	4±0 (7±0%)
5	7Q9	E	864	-	44,46,46	1.03±0.01	3±0 (7±0%)
5	7Q9	D	509	-	44,46,46	1.05±0.03	4±0 (8±0%)
5	7Q9	A	211	-	44,46,46	1.06±0.02	4±0 (8±1%)
5	7Q9	D	505	-	44,46,46	1.03±0.02	3±0 (6±0%)
5	7Q9	D	515	-	44,46,46	1.04±0.02	3±0 (7±0%)
5	7Q9	E	861	-	44,46,46	1.02±0.02	3±0 (7±1%)
5	7Q9	E	832	-	44,46,46	1.03±0.02	3±0 (6±0%)
5	7Q9	B	213	-	44,46,46	1.03±0.02	3±0 (7±0%)
5	7Q9	B	204	-	44,46,46	1.03±0.02	3±0 (6±0%)
6	17F	D	501	-	56,60,60	1.11±0.06	5±1 (8±0%)
5	7Q9	D	518	-	44,46,46	1.03±0.02	3±0 (6±0%)
5	7Q9	E	804	-	44,46,46	1.04±0.02	4±0 (8±1%)

Mol	Type	Chain	Res	Link	Bond angles		
					Counts	RMSZ	#Z>2
5	7Q9	A	215	-	44,46,46	1.02±0.02	3±0 (7±0%)
5	7Q9	D	503	-	44,46,46	1.04±0.02	3±0 (7±1%)
5	7Q9	D	544	-	44,46,46	1.04±0.01	3±0 (6±0%)
6	17F	E	856	-	56,60,60	1.16±0.05	4±0 (7±0%)
5	7Q9	D	538	-	44,46,46	1.03±0.02	3±0 (6±0%)
5	7Q9	E	808	-	44,46,46	0.99±0.02	3±0 (6±0%)
5	7Q9	E	812	-	44,46,46	1.06±0.02	4±0 (8±0%)
5	7Q9	E	814	-	44,46,46	1.04±0.02	3±0 (7±1%)
6	17F	E	819	-	56,60,60	1.07±0.05	4±0 (7±0%)
6	17F	E	809	-	56,60,60	1.17±0.02	5±0 (8±0%)
5	7Q9	D	525	-	44,46,46	1.00±0.02	3±0 (6±0%)
5	7Q9	E	876	-	44,46,46	1.03±0.02	3±0 (7±0%)
5	7Q9	A	216	-	44,46,46	1.04±0.02	3±0 (7±0%)
5	7Q9	E	848	-	44,46,46	1.03±0.01	3±0 (7±0%)
5	7Q9	E	867	-	44,46,46	1.03±0.02	3±0 (6±0%)
5	7Q9	D	532	-	44,46,46	1.02±0.02	3±0 (6±0%)
5	7Q9	D	547	-	44,46,46	1.04±0.03	3±0 (7±1%)
6	17F	D	546	-	56,60,60	1.11±0.02	5±0 (8±0%)
5	7Q9	A	207	-	44,46,46	1.04±0.02	3±0 (7±1%)
5	7Q9	E	873	-	44,46,46	1.02±0.01	3±0 (6±0%)
5	7Q9	E	871	-	44,46,46	1.01±0.02	3±0 (6±0%)
6	17F	D	528	-	56,60,60	1.11±0.02	5±0 (8±0%)
5	7Q9	B	212	-	44,46,46	1.04±0.02	4±0 (8±1%)
5	7Q9	D	513	-	44,46,46	1.05±0.02	4±0 (8±1%)
5	7Q9	E	878	-	44,46,46	1.04±0.01	3±0 (7±0%)
5	7Q9	E	862	-	44,46,46	1.04±0.02	3±0 (7±1%)
5	7Q9	E	829	-	44,46,46	1.02±0.02	3±0 (7±1%)
5	7Q9	E	849	-	44,46,46	1.03±0.01	3±0 (6±0%)
5	7Q9	B	218	-	44,46,46	1.01±0.03	3±0 (7±0%)
5	7Q9	A	210	-	44,46,46	1.02±0.02	3±0 (7±0%)
5	7Q9	B	210	-	44,46,46	1.05±0.01	4±0 (8±1%)
5	7Q9	E	865	-	44,46,46	1.03±0.02	3±0 (6±0%)
6	17F	E	874	-	56,60,60	1.12±0.02	5±0 (8±0%)
5	7Q9	E	833	-	44,46,46	1.02±0.02	3±0 (7±1%)
6	17F	B	219	-	56,60,60	1.15±0.04	5±0 (8±0%)

Mol	Type	Chain	Res	Link	Counts	Bond angles	
						RMSZ	#Z>2
6	17F	D	517	-	56,60,60	1.12±0.02	4±0 (7±0%)
5	7Q9	B	203	-	44,46,46	1.03±0.02	3±0 (7±0%)
5	7Q9	D	523	-	44,46,46	1.05±0.02	3±0 (6±0%)
6	17F	B	208	-	56,60,60	1.07±0.03	4±0 (7±0%)
5	7Q9	A	213	-	44,46,46	1.04±0.03	3±0 (7±0%)
6	17F	E	811	-	56,60,60	1.08±0.03	4±0 (7±0%)
5	7Q9	D	539	-	44,46,46	1.02±0.02	3±0 (7±0%)
5	7Q9	E	827	-	44,46,46	1.05±0.02	3±0 (7±0%)
6	17F	E	817	-	56,60,60	1.10±0.03	4±0 (7±0%)
5	7Q9	E	859	-	44,46,46	1.03±0.02	3±0 (6±0%)
5	7Q9	D	508	-	44,46,46	1.02±0.01	3±0 (6±0%)
5	7Q9	E	857	-	44,46,46	1.01±0.02	3±0 (6±0%)
5	7Q9	D	529	-	44,46,46	1.03±0.02	3±0 (7±1%)
5	7Q9	E	803	-	44,46,46	1.02±0.02	3±0 (7±0%)
5	7Q9	B	217	-	44,46,46	1.04±0.02	3±0 (7±1%)

In the following table, the Chirals column lists the number of chiral outliers, the number of chiral centers analysed, the number of these observed in the model and the number defined in the chemical component dictionary. Similar counts are reported in the Torsion and Rings columns. '-' means no outliers of that kind were identified.

Mol	Type	Chain	Res	Link	Chirals	Torsions	Rings
5	7Q9	B	211	-	-	0±0,42,42,42	-
5	7Q9	D	548	-	-	0±0,42,42,42	-
5	7Q9	D	541	-	-	0±0,42,42,42	-
5	7Q9	A	212	-	-	0±0,42,42,42	-
5	7Q9	E	831	-	-	0±0,42,42,42	-
5	7Q9	B	205	-	-	0±0,42,42,42	-
5	7Q9	E	816	-	-	0±0,42,42,42	-
6	17F	E	855	-	-	0±0,59,59,59	-
5	7Q9	E	864	-	-	0±0,42,42,42	-
6	17F	D	501	-	-	0±0,59,59,59	-
6	17F	E	807	-	-	0±0,59,59,59	-
6	17F	D	527	-	-	0±0,59,59,59	-
5	7Q9	D	540	-	-	0±0,42,42,42	-
6	17F	E	819	-	-	0±0,59,59,59	-
5	7Q9	E	846	-	-	0±0,42,42,42	-
5	7Q9	B	206	-	-	0±0,42,42,42	-
5	7Q9	D	530	-	-	0±0,42,42,42	-

Continued on next page...

Continued from previous page...

Mol	Type	Chain	Res	Link	Chirals	Torsions	Rings
6	17F	E	841	-	-	0±0,59,59,59	-
5	7Q9	D	526	-	-	0±0,42,42,42	-
5	7Q9	E	860	-	-	0±0,42,42,42	-
5	7Q9	E	821	-	-	0±0,42,42,42	-
5	7Q9	D	507	-	-	0±0,42,42,42	-
5	7Q9	D	539	-	-	0±0,42,42,42	-
5	7Q9	A	206	-	-	0±0,42,42,42	-
6	17F	D	516	-	-	0±0,59,59,59	-
5	7Q9	E	873	-	-	0±0,42,42,42	-
5	7Q9	D	514	-	-	0±0,42,42,42	-
3	GSP	A	201	4	-	0±0,17,38,38	0±0,3,3,3
5	7Q9	E	822	-	-	0±0,42,42,42	-
5	7Q9	D	504	-	-	0±0,42,42,42	-
5	7Q9	D	508	-	-	0±0,42,42,42	-
5	7Q9	E	830	-	-	0±0,42,42,42	-
5	7Q9	E	843	-	-	0±0,42,42,42	-
5	7Q9	E	826	-	-	0±0,42,42,42	-
5	7Q9	A	217	-	-	0±0,42,42,42	-
5	7Q9	D	529	-	-	0±0,42,42,42	-
6	17F	E	817	-	-	0±0,59,59,59	-
5	7Q9	A	211	-	-	0±0,42,42,42	-
5	7Q9	E	877	-	-	0±0,42,42,42	-
5	7Q9	D	512	-	-	0±0,42,42,42	-
5	7Q9	E	853	-	-	0±0,42,42,42	-
5	7Q9	D	542	-	-	0±0,42,42,42	-
5	7Q9	E	867	-	-	0±0,42,42,42	-
5	7Q9	B	207	-	-	0±0,42,42,42	-
5	7Q9	E	847	-	-	0±0,42,42,42	-
5	7Q9	D	525	-	-	0±0,42,42,42	-
5	7Q9	D	515	-	-	0±0,42,42,42	-
5	7Q9	E	857	-	-	0±0,42,42,42	-
5	7Q9	D	549	-	-	0±0,42,42,42	-
5	7Q9	E	850	-	-	0±0,42,42,42	-
5	7Q9	D	519	-	-	0±0,42,42,42	-
6	17F	E	801	-	-	0±0,59,59,59	-
5	7Q9	B	218	-	-	0±0,42,42,42	-
5	7Q9	E	840	-	-	0±0,42,42,42	-
5	7Q9	E	865	-	-	0±0,42,42,42	-
5	7Q9	E	815	-	-	0±0,42,42,42	-
5	7Q9	E	820	-	-	0±0,42,42,42	-
5	7Q9	E	803	-	-	0±0,42,42,42	-
6	17F	D	533	-	-	0±0,59,59,59	-

Continued on next page...

Continued from previous page...

Mol	Type	Chain	Res	Link	Chirals	Torsions	Rings
6	17F	E	818	-	-	0±0,59,59,59	-
5	7Q9	E	808	-	-	0±0,42,42,42	-
5	7Q9	E	823	-	-	0±0,42,42,42	-
5	7Q9	D	518	-	-	0±0,42,42,42	-
5	7Q9	B	217	-	-	0±0,42,42,42	-
5	7Q9	A	216	-	-	0±0,42,42,42	-
5	7Q9	E	835	-	-	0±0,42,42,42	-
5	7Q9	E	842	-	-	0±0,42,42,42	-
5	7Q9	E	827	-	-	0±0,42,42,42	-
5	7Q9	D	513	-	-	0±0,42,42,42	-
5	7Q9	D	505	-	-	0±0,42,42,42	-
5	7Q9	B	203	-	-	0±0,42,42,42	-
5	7Q9	B	204	-	-	0±0,42,42,42	-
6	17F	D	534	-	-	0±0,59,59,59	-
5	7Q9	B	209	-	-	0±0,42,42,42	-
5	7Q9	A	210	-	-	0±0,42,42,42	-
5	7Q9	D	503	-	-	0±0,42,42,42	-
5	7Q9	E	851	-	-	0±0,42,42,42	-
5	7Q9	E	861	-	-	0±0,42,42,42	-
6	17F	D	517	-	-	0±0,59,59,59	-
5	7Q9	E	802	-	-	0±0,42,42,42	-
5	7Q9	A	203	-	-	0±0,42,42,42	-
6	17F	E	805	-	-	0±0,59,59,59	-
5	7Q9	D	520	-	-	0±0,42,42,42	-
5	7Q9	A	205	-	-	0±0,42,42,42	-
5	7Q9	D	536	-	-	0±0,42,42,42	-
6	17F	E	811	-	-	0±0,59,59,59	-
5	7Q9	E	806	-	-	0±0,42,42,42	-
6	17F	D	546	-	-	0±0,59,59,59	-
6	17F	D	528	-	-	0±0,59,59,59	-
5	7Q9	D	524	-	-	0±0,42,42,42	-
5	7Q9	A	207	-	-	0±0,42,42,42	-
5	7Q9	E	824	-	-	0±0,42,42,42	-
5	7Q9	D	531	-	-	0±0,42,42,42	-
5	7Q9	D	535	-	-	0±0,42,42,42	-
5	7Q9	E	825	-	-	0±0,42,42,42	-
5	7Q9	E	813	-	-	0±0,42,42,42	-
5	7Q9	E	836	-	-	0±0,42,42,42	-
5	7Q9	D	543	-	-	0±0,42,42,42	-
5	7Q9	D	547	-	-	0±0,42,42,42	-
6	17F	E	856	-	-	0±0,59,59,59	-
5	7Q9	E	858	-	-	0±0,42,42,42	-

Continued on next page...

Continued from previous page...

Mol	Type	Chain	Res	Link	Chirals	Torsions	Rings
5	7Q9	A	213	-	-	0±0,42,42,42	-
5	7Q9	D	537	-	-	0±0,42,42,42	-
5	7Q9	D	538	-	-	0±0,42,42,42	-
5	7Q9	E	878	-	-	0±0,42,42,42	-
6	17F	E	870	-	-	0±0,59,59,59	-
5	7Q9	E	844	-	-	0±0,42,42,42	-
5	7Q9	E	829	-	-	0±0,42,42,42	-
6	17F	B	219	-	-	0±0,59,59,59	-
3	GSP	B	201	4	-	0±0,17,38,38	0±0,3,3,3
6	17F	A	208	-	-	0±0,59,59,59	-
5	7Q9	D	521	-	-	0±0,42,42,42	-
5	7Q9	E	875	-	-	0±0,42,42,42	-
5	7Q9	B	213	-	-	0±0,42,42,42	-
5	7Q9	E	863	-	-	0±0,42,42,42	-
5	7Q9	E	871	-	-	0±0,42,42,42	-
5	7Q9	B	216	-	-	0±0,42,42,42	-
5	7Q9	E	832	-	-	0±0,42,42,42	-
5	7Q9	E	852	-	-	0±0,42,42,42	-
5	7Q9	E	839	-	-	0±0,42,42,42	-
5	7Q9	E	845	-	-	0±0,42,42,42	-
5	7Q9	D	506	-	-	0±0,42,42,42	-
6	17F	B	208	-	-	0±0,59,59,59	-
6	17F	E	872	-	-	0±0,59,59,59	-
5	7Q9	B	212	-	-	0±0,42,42,42	-
5	7Q9	E	814	-	-	0±0,42,42,42	-
5	7Q9	E	868	-	-	0±0,42,42,42	-
5	7Q9	D	502	-	-	0±0,42,42,42	-
6	17F	E	838	-	-	0±0,59,59,59	-
5	7Q9	E	848	-	-	0±0,42,42,42	-
5	7Q9	A	215	-	-	0±0,42,42,42	-
5	7Q9	E	833	-	-	0±0,42,42,42	-
6	17F	D	511	-	-	0±0,59,59,59	-
5	7Q9	D	509	-	-	0±0,42,42,42	-
5	7Q9	E	876	-	-	0±0,42,42,42	-
5	7Q9	E	859	-	-	0±0,42,42,42	-
5	7Q9	A	204	-	-	0±0,42,42,42	-
5	7Q9	E	869	-	-	0±0,42,42,42	-
5	7Q9	D	523	-	-	0±0,42,42,42	-
6	17F	E	809	-	-	0±0,59,59,59	-
5	7Q9	E	804	-	-	0±0,42,42,42	-
5	7Q9	B	220	-	-	0±0,42,42,42	-
5	7Q9	E	849	-	-	0±0,42,42,42	-

Continued on next page...

Continued from previous page...

Mol	Type	Chain	Res	Link	Chirals	Torsions	Rings
6	17F	E	828	-	-	0±0,59,59,59	-
5	7Q9	A	209	-	-	0±0,42,42,42	-
6	17F	B	214	-	-	0±0,59,59,59	-
5	7Q9	D	544	-	-	0±0,42,42,42	-
5	7Q9	E	834	-	-	0±0,42,42,42	-
6	17F	E	874	-	-	0±0,59,59,59	-
6	17F	A	214	-	-	0±0,59,59,59	-
5	7Q9	D	532	-	-	0±0,42,42,42	-
6	17F	B	215	-	-	0±0,59,59,59	-
5	7Q9	E	862	-	-	0±0,42,42,42	-
5	7Q9	E	812	-	-	0±0,42,42,42	-
5	7Q9	E	866	-	-	0±0,42,42,42	-
5	7Q9	D	522	-	-	0±0,42,42,42	-
6	17F	D	510	-	-	0±0,59,59,59	-
5	7Q9	D	545	-	-	0±0,42,42,42	-
5	7Q9	B	210	-	-	0±0,42,42,42	-
5	7Q9	E	810	-	-	0±0,42,42,42	-
5	7Q9	E	837	-	-	0±0,42,42,42	-
5	7Q9	E	854	-	-	0±0,42,42,42	-

All unique bond outliers are listed below. They are sorted according to the Z-score of the worst occurrence in the ensemble.

Mol	Chain	Res	Type	Atoms	Z	Observed(Å)	Ideal(Å)	Models	
								Worst	Total
3	B	201	GSP	C5-C6	4.29	1.38	1.47	9	20
3	A	201	GSP	C5-C6	4.16	1.39	1.47	2	20
3	B	201	GSP	O4'-C1'	2.50	1.44	1.41	12	20
3	A	201	GSP	O4'-C1'	2.43	1.44	1.41	18	20
3	B	201	GSP	PG-O2G	2.07	1.48	1.54	7	11
3	A	201	GSP	PG-O2G	2.07	1.48	1.54	20	14
3	B	201	GSP	PG-O3G	2.05	1.48	1.54	18	3
3	A	201	GSP	PG-O3G	2.03	1.48	1.54	5	4

All unique angle outliers are listed below. They are sorted according to the Z-score of the worst occurrence in the ensemble.

Mol	Chain	Res	Type	Atoms	Z	Observed(°)	Ideal(°)	Models	
								Worst	Total
6	E	805	17F	O3-C1-C2	5.20	112.59	108.06	6	20
6	E	856	17F	O3-C1-C2	5.08	112.49	108.06	20	20
6	D	501	17F	O3-C1-C2	4.93	112.36	108.06	11	20
6	B	208	17F	O3-C1-C2	4.71	112.17	108.06	6	20

Continued on next page...

Continued from previous page...

Mol	Chain	Res	Type	Atoms	Z	Observed(°)	Ideal(°)	Models	
								Worst	Total
6	D	510	17F	O3-C1-C2	4.53	112.01	108.06	20	20
6	E	841	17F	O3-C1-C2	4.43	111.92	108.06	20	20
6	D	546	17F	O3-C1-C2	4.43	111.92	108.06	7	20
6	E	818	17F	O3-C1-C2	4.42	111.91	108.06	18	20
6	E	838	17F	O3-C1-C2	4.41	111.90	108.06	2	20
6	D	527	17F	O3-C1-C2	4.36	111.86	108.06	17	20
6	D	510	17F	O9-C17-C18	4.36	120.89	111.50	8	20
6	E	801	17F	O3-C1-C2	4.36	111.86	108.06	2	20
6	E	870	17F	O3-C1-C2	4.35	111.85	108.06	16	20
6	E	828	17F	O3-C1-C2	4.33	111.83	108.06	10	20
6	E	809	17F	O3-C1-C2	4.28	111.79	108.06	1	20
6	D	501	17F	O9-C17-C18	4.25	120.67	111.50	2	20
6	D	527	17F	O9-C17-C18	4.25	120.66	111.50	8	20
6	B	214	17F	O3-C1-C2	4.22	111.74	108.06	3	20
6	A	214	17F	O3-C1-C2	4.17	111.69	108.06	20	20
6	E	819	17F	O3-C1-C2	4.16	111.69	108.06	4	20
6	D	533	17F	O3-C1-C2	4.15	111.68	108.06	12	20
6	E	872	17F	O3-C1-C2	4.15	111.68	108.06	1	20
6	E	817	17F	O3-C1-C2	4.13	111.66	108.06	16	20
6	E	807	17F	O3-C1-C2	4.12	111.65	108.06	18	20
6	E	872	17F	O9-C17-C18	4.07	120.27	111.50	14	20
6	E	856	17F	O9-C17-C18	4.06	120.26	111.50	1	20
6	E	811	17F	O3-C1-C2	4.06	111.59	108.06	7	20
6	E	801	17F	O9-C17-C18	4.04	120.21	111.50	10	20
6	B	214	17F	O9-C17-C18	4.04	120.21	111.50	6	20
6	D	511	17F	O3-C1-C2	4.03	111.57	108.06	4	20
6	B	219	17F	O3-C1-C2	4.02	111.57	108.06	17	20
6	B	219	17F	O9-C17-C18	4.02	120.17	111.50	16	20
6	B	215	17F	O3-C1-C2	4.02	111.56	108.06	11	20
6	D	534	17F	O9-C17-C18	4.01	120.14	111.50	8	20
6	E	809	17F	O9-C17-C18	3.99	120.10	111.50	16	20
6	E	801	17F	C5-O9-C17	3.98	108.00	117.79	10	20
6	E	805	17F	C5-O9-C17	3.97	108.01	117.79	13	20
6	D	516	17F	O3-C1-C2	3.97	111.52	108.06	16	20
6	D	528	17F	O9-C17-C18	3.96	120.04	111.50	3	20
6	D	528	17F	O3-C1-C2	3.96	111.51	108.06	12	20
6	E	807	17F	O9-C17-C18	3.96	120.03	111.50	2	20
6	B	215	17F	O9-C17-C18	3.95	120.02	111.50	18	20
6	A	214	17F	O9-C17-C18	3.93	119.97	111.50	8	20
6	D	517	17F	O9-C17-C18	3.93	119.96	111.50	20	20
6	A	208	17F	O3-C1-C2	3.92	111.48	108.06	10	20

Continued on next page...

Continued from previous page...

Mol	Chain	Res	Type	Atoms	Z	Observed(°)	Ideal(°)	Models	
								Worst	Total
6	E	805	17F	O9-C17-C18	3.92	119.95	111.50	1	20
6	D	534	17F	O3-C1-C2	3.92	111.47	108.06	20	20
6	E	874	17F	O3-C1-C2	3.91	111.47	108.06	5	20
6	A	208	17F	O9-C17-C18	3.89	119.89	111.50	16	20
6	D	533	17F	O9-C17-C18	3.88	119.87	111.50	18	20
5	E	863	7Q9	C2-O21-C21	3.87	108.26	117.79	12	20
6	E	874	17F	O9-C17-C18	3.86	119.82	111.50	10	20
6	E	818	17F	O9-C17-C18	3.86	119.81	111.50	2	20
5	D	526	7Q9	C2-O21-C21	3.85	108.30	117.79	10	20
6	E	870	17F	O9-C17-C18	3.85	119.80	111.50	10	20
6	E	819	17F	O9-C17-C18	3.85	119.80	111.50	13	20
6	E	841	17F	O9-C17-C18	3.84	119.77	111.50	11	20
6	E	872	17F	C5-O9-C17	3.83	108.35	117.79	14	20
6	D	516	17F	O9-C17-C18	3.82	119.73	111.50	18	20
6	D	517	17F	O3-C1-C2	3.81	111.38	108.06	15	20
6	E	811	17F	O9-C17-C18	3.80	119.68	111.50	10	20
6	E	856	17F	C5-O9-C17	3.78	108.48	117.79	4	20
6	E	855	17F	O3-C1-C2	3.75	111.33	108.06	5	20
6	E	817	17F	O9-C17-C18	3.75	119.58	111.50	12	20
6	D	501	17F	C5-O9-C17	3.74	108.58	117.79	2	20
6	D	534	17F	C5-O9-C17	3.74	108.58	117.79	8	20
5	A	213	7Q9	C2-O21-C21	3.73	108.61	117.79	20	20
3	B	201	GSP	PA-O3A-PB	3.73	120.04	132.83	6	20
6	E	855	17F	O9-C17-C18	3.73	119.53	111.50	10	20
5	D	507	7Q9	C2-O21-C21	3.71	108.66	117.79	15	20
3	A	201	GSP	PA-O3A-PB	3.71	120.10	132.83	5	20
6	D	511	17F	O9-C17-C18	3.69	119.46	111.50	18	20
6	D	517	17F	C5-O9-C17	3.68	108.73	117.79	7	20
6	E	838	17F	O9-C17-C18	3.68	119.42	111.50	20	20
5	B	216	7Q9	C2-O21-C21	3.67	108.75	117.79	5	20
6	E	828	17F	O9-C17-C18	3.67	119.41	111.50	20	20
5	D	508	7Q9	C2-O21-C21	3.66	108.77	117.79	17	20
5	E	858	7Q9	C2-O21-C21	3.66	108.77	117.79	14	20
6	B	219	17F	C5-O9-C17	3.66	108.78	117.79	2	20
5	A	205	7Q9	C2-O21-C21	3.66	108.78	117.79	6	20
5	E	854	7Q9	C2-O21-C21	3.66	108.78	117.79	4	20
6	B	208	17F	O9-C17-C18	3.66	119.38	111.50	2	20
6	A	214	17F	C5-O9-C17	3.64	108.83	117.79	9	20
5	D	502	7Q9	C2-O21-C21	3.63	108.85	117.79	8	20
6	E	809	17F	C5-O9-C17	3.63	108.85	117.79	3	20
6	D	546	17F	O9-C17-C18	3.62	119.31	111.50	1	20

Continued on next page...

Continued from previous page...

Mol	Chain	Res	Type	Atoms	Z	Observed(°)	Ideal(°)	Models	
								Worst	Total
5	E	876	7Q9	C2-O21-C21	3.62	108.89	117.79	3	20
5	D	532	7Q9	C2-O21-C21	3.62	108.89	117.79	14	20
5	E	843	7Q9	C2-O21-C21	3.61	108.90	117.79	15	20
5	D	530	7Q9	C2-O21-C21	3.61	108.91	117.79	10	20
5	D	512	7Q9	C2-O21-C21	3.60	108.92	117.79	7	20
5	B	204	7Q9	C2-O21-C21	3.60	108.92	117.79	10	20
6	B	214	17F	C5-O9-C17	3.60	108.92	117.79	2	19
5	D	523	7Q9	C2-O21-C21	3.60	108.94	117.79	2	20
5	E	865	7Q9	C2-O21-C21	3.60	108.94	117.79	20	20
5	D	506	7Q9	C2-O21-C21	3.59	108.95	117.79	6	20
5	E	806	7Q9	C2-O21-C21	3.59	108.95	117.79	7	20
5	E	827	7Q9	C2-O21-C21	3.58	108.97	117.79	8	20
5	D	515	7Q9	C2-O21-C21	3.58	108.98	117.79	9	20
5	D	513	7Q9	C2-O21-C21	3.58	108.99	117.79	4	20
5	E	837	7Q9	C2-O21-C21	3.57	108.99	117.79	9	20
5	B	213	7Q9	C2-O21-C21	3.57	109.00	117.79	16	20
6	D	533	17F	C5-O9-C17	3.57	109.00	117.79	18	20
5	D	518	7Q9	C2-O21-C21	3.57	109.01	117.79	14	20
5	E	830	7Q9	C2-O21-C21	3.57	109.01	117.79	2	20
5	B	210	7Q9	C2-O21-C21	3.55	109.04	117.79	8	20
5	E	852	7Q9	C2-O21-C21	3.55	109.05	117.79	11	20
5	E	821	7Q9	C2-O21-C21	3.55	109.06	117.79	1	20
5	E	873	7Q9	C2-O21-C21	3.54	109.06	117.79	11	20
5	E	813	7Q9	C2-O21-C21	3.54	109.07	117.79	13	20
5	E	851	7Q9	C2-O21-C21	3.54	109.07	117.79	11	20
5	E	834	7Q9	C2-O21-C21	3.54	109.08	117.79	13	20
6	D	510	17F	C5-O9-C17	3.53	109.09	117.79	8	7
5	A	217	7Q9	C2-O21-C21	3.53	109.11	117.79	10	20
5	D	505	7Q9	C2-O21-C21	3.52	109.12	117.79	8	20
5	E	802	7Q9	C2-O21-C21	3.52	109.12	117.79	11	20
5	E	859	7Q9	C2-O21-C21	3.52	109.14	117.79	10	20
5	D	537	7Q9	C2-O21-C21	3.51	109.14	117.79	17	20
5	D	549	7Q9	C2-O21-C21	3.51	109.15	117.79	2	20
5	D	545	7Q9	C2-O21-C21	3.51	109.16	117.79	7	20
5	E	839	7Q9	C2-O21-C21	3.50	109.18	117.79	9	20
5	E	878	7Q9	C2-O21-C21	3.49	109.19	117.79	18	20
6	E	819	17F	C5-O9-C17	3.50	109.19	117.79	13	20
5	D	542	7Q9	C2-O21-C21	3.49	109.20	117.79	3	20
5	E	864	7Q9	C2-O21-C21	3.49	109.20	117.79	15	20
5	B	206	7Q9	C2-O21-C21	3.49	109.20	117.79	1	20
5	D	503	7Q9	C2-O21-C21	3.49	109.21	117.79	6	20

Continued on next page...

Continued from previous page...

Mol	Chain	Res	Type	Atoms	Z	Observed(°)	Ideal(°)	Models	
								Worst	Total
5	D	529	7Q9	C2-O21-C21	3.49	109.21	117.79	8	20
5	A	207	7Q9	C2-O21-C21	3.49	109.21	117.79	7	20
5	A	206	7Q9	C2-O21-C21	3.48	109.22	117.79	19	20
5	A	216	7Q9	C2-O21-C21	3.48	109.23	117.79	5	20
5	D	514	7Q9	C2-O21-C21	3.48	109.23	117.79	12	20
5	D	536	7Q9	C2-O21-C21	3.47	109.24	117.79	15	20
5	E	877	7Q9	C2-O21-C21	3.47	109.24	117.79	12	20
5	E	822	7Q9	C2-O21-C21	3.47	109.24	117.79	4	20
5	E	824	7Q9	C2-O21-C21	3.47	109.24	117.79	5	20
5	D	547	7Q9	C2-O21-C21	3.47	109.25	117.79	5	20
5	D	548	7Q9	C2-O21-C21	3.46	109.27	117.79	7	20
5	D	519	7Q9	C2-O21-C21	3.46	109.27	117.79	7	20
5	E	844	7Q9	C2-O21-C21	3.46	109.28	117.79	20	20
5	E	867	7Q9	C2-O21-C21	3.46	109.28	117.79	16	20
5	D	544	7Q9	C2-O21-C21	3.46	109.28	117.79	18	20
5	D	541	7Q9	C2-O21-C21	3.45	109.29	117.79	12	20
5	E	810	7Q9	C2-O21-C21	3.45	109.30	117.79	5	20
5	D	504	7Q9	C2-O21-C21	3.45	109.31	117.79	19	20
5	E	845	7Q9	C2-O21-C21	3.44	109.32	117.79	15	20
5	E	846	7Q9	C2-O21-C21	3.44	109.33	117.79	19	20
5	E	814	7Q9	C2-O21-C21	3.43	109.33	117.79	13	20
6	E	841	17F	C5-O9-C17	3.43	109.33	117.79	11	20
6	B	215	17F	C5-O9-C17	3.43	109.34	117.79	18	20
5	A	203	7Q9	C2-O21-C21	3.43	109.35	117.79	3	20
5	A	212	7Q9	C2-O21-C21	3.42	109.36	117.79	18	20
5	E	804	7Q9	C2-O21-C21	3.42	109.37	117.79	10	20
6	D	527	17F	C5-O9-C17	3.42	109.37	117.79	9	20
5	D	531	7Q9	C2-O21-C21	3.41	109.39	117.79	7	20
5	E	803	7Q9	C2-O21-C21	3.41	109.39	117.79	19	20
5	E	868	7Q9	C2-O21-C21	3.41	109.40	117.79	1	20
5	E	823	7Q9	C2-O21-C21	3.40	109.41	117.79	14	20
5	E	875	7Q9	C2-O21-C21	3.40	109.41	117.79	7	20
5	E	826	7Q9	C2-O21-C21	3.40	109.42	117.79	14	20
5	B	209	7Q9	C2-O21-C21	3.40	109.42	117.79	8	20
5	E	850	7Q9	C2-O21-C21	3.40	109.43	117.79	6	20
6	A	208	17F	C5-O9-C17	3.40	109.43	117.79	16	20
5	E	825	7Q9	C2-O21-C21	3.39	109.44	117.79	5	20
5	E	861	7Q9	C2-O21-C21	3.39	109.44	117.79	5	20
5	E	853	7Q9	C2-O21-C21	3.39	109.45	117.79	9	20
6	E	818	17F	C5-O9-C17	3.39	109.45	117.79	2	20
5	D	521	7Q9	C2-O21-C21	3.39	109.45	117.79	3	20

Continued on next page...

Continued from previous page...

Mol	Chain	Res	Type	Atoms	Z	Observed(°)	Ideal(°)	Models	
								Worst	Total
5	E	840	7Q9	C2-O21-C21	3.39	109.46	117.79	10	20
5	E	812	7Q9	C2-O21-C21	3.38	109.47	117.79	3	20
3	A	201	GSP	O4'-C1'-C2'	3.38	101.99	106.93	12	15
5	E	831	7Q9	C2-O21-C21	3.37	109.49	117.79	20	20
5	D	535	7Q9	C2-O21-C21	3.37	109.49	117.79	17	20
5	D	543	7Q9	C2-O21-C21	3.36	109.51	117.79	3	20
5	E	849	7Q9	C2-O21-C21	3.36	109.52	117.79	16	20
5	D	525	7Q9	C2-O21-C21	3.36	109.52	117.79	9	20
6	D	516	17F	C5-O9-C17	3.36	109.52	117.79	2	20
5	A	211	7Q9	C2-O21-C21	3.36	109.53	117.79	15	20
6	E	870	17F	C5-O9-C17	3.36	109.53	117.79	3	20
5	E	871	7Q9	C2-O21-C21	3.35	109.54	117.79	18	20
5	B	212	7Q9	C2-O21-C21	3.35	109.54	117.79	5	20
5	A	210	7Q9	C2-O21-C21	3.35	109.55	117.79	2	20
5	D	540	7Q9	C2-O21-C21	3.35	109.55	117.79	12	20
6	E	874	17F	C5-O9-C17	3.35	109.55	117.79	10	20
5	B	203	7Q9	C2-O21-C21	3.34	109.56	117.79	5	20
5	E	815	7Q9	C2-O21-C21	3.34	109.57	117.79	10	20
5	E	866	7Q9	C2-O21-C21	3.34	109.57	117.79	15	20
5	D	538	7Q9	C2-O21-C21	3.33	109.58	117.79	8	20
5	E	860	7Q9	C2-O21-C21	3.33	109.58	117.79	17	20
5	E	863	7Q9	O21-C21-C22	3.33	120.09	110.80	2	20
5	E	857	7Q9	C2-O21-C21	3.33	109.59	117.79	4	20
6	E	807	17F	C5-O9-C17	3.33	109.60	117.79	2	20
5	D	526	7Q9	O21-C21-C22	3.32	120.07	110.80	3	20
5	D	548	7Q9	O21-C21-C22	3.32	120.07	110.80	16	20
5	E	832	7Q9	C2-O21-C21	3.32	109.62	117.79	19	20
5	E	835	7Q9	C2-O21-C21	3.32	109.62	117.79	10	20
5	E	848	7Q9	C2-O21-C21	3.32	109.62	117.79	8	20
5	D	520	7Q9	C2-O21-C21	3.31	109.63	117.79	7	20
5	E	816	7Q9	C2-O21-C21	3.31	109.63	117.79	11	20
5	B	218	7Q9	C2-O21-C21	3.31	109.64	117.79	7	20
6	E	811	17F	C5-O9-C17	3.31	109.65	117.79	14	20
6	E	855	17F	C5-O9-C17	3.31	109.65	117.79	16	20
5	E	862	7Q9	C2-O21-C21	3.30	109.66	117.79	13	20
5	A	213	7Q9	O21-C21-C22	3.30	120.01	110.80	13	20
5	D	537	7Q9	O21-C21-C22	3.29	119.98	110.80	4	20
3	A	201	GSP	C2-N1-C6	3.29	119.04	125.10	2	20
5	B	220	7Q9	C2-O21-C21	3.29	109.69	117.79	17	20
5	D	505	7Q9	O21-C21-C22	3.29	119.97	110.80	9	20
5	D	523	7Q9	O21-C21-C22	3.29	119.97	110.80	10	20

Continued on next page...

Continued from previous page...

Mol	Chain	Res	Type	Atoms	Z	Observed(°)	Ideal(°)	Models	
								Worst	Total
5	E	808	7Q9	C2-O21-C21	3.29	109.69	117.79	3	20
5	E	878	7Q9	O21-C21-C22	3.29	119.97	110.80	13	20
5	B	207	7Q9	C2-O21-C21	3.29	109.70	117.79	1	20
5	D	540	7Q9	O21-C21-C22	3.29	119.97	110.80	9	20
5	E	820	7Q9	C2-O21-C21	3.29	109.70	117.79	1	20
5	E	836	7Q9	C2-O21-C21	3.29	109.70	117.79	18	20
5	E	847	7Q9	C2-O21-C21	3.29	109.70	117.79	11	20
3	B	201	GSP	C2-N1-C6	3.28	119.05	125.10	4	20
5	B	211	7Q9	C2-O21-C21	3.28	109.70	117.79	8	20
5	A	209	7Q9	C2-O21-C21	3.28	109.71	117.79	5	20
5	E	868	7Q9	O21-C21-C22	3.28	119.95	110.80	1	20
5	E	873	7Q9	O21-C21-C22	3.28	119.95	110.80	11	20
5	A	204	7Q9	C2-O21-C21	3.28	109.72	117.79	18	20
5	E	821	7Q9	O21-C21-C22	3.28	119.94	110.80	13	20
5	A	216	7Q9	O21-C21-C22	3.28	119.93	110.80	5	20
5	D	545	7Q9	O21-C21-C22	3.28	119.94	110.80	4	20
5	B	205	7Q9	O21-C21-C22	3.27	119.93	110.80	1	20
5	A	217	7Q9	O21-C21-C22	3.27	119.92	110.80	10	20
5	B	203	7Q9	O21-C21-C22	3.27	119.92	110.80	1	20
5	D	507	7Q9	O21-C21-C22	3.27	119.92	110.80	8	20
5	A	204	7Q9	O21-C21-C22	3.27	119.92	110.80	14	20
5	D	541	7Q9	O21-C21-C22	3.27	119.92	110.80	6	20
5	B	217	7Q9	C2-O21-C21	3.27	109.75	117.79	2	20
5	E	869	7Q9	C2-O21-C21	3.27	109.75	117.79	6	20
5	D	503	7Q9	O21-C21-C22	3.27	119.91	110.80	14	20
5	D	509	7Q9	C2-O21-C21	3.27	109.75	117.79	6	20
5	D	518	7Q9	O21-C21-C22	3.26	119.90	110.80	13	20
5	E	806	7Q9	O21-C21-C22	3.26	119.90	110.80	17	20
5	E	820	7Q9	O21-C21-C22	3.26	119.90	110.80	1	20
5	E	858	7Q9	O21-C21-C22	3.26	119.90	110.80	19	20
6	E	828	17F	C5-O9-C17	3.26	109.75	117.79	16	20
5	B	216	7Q9	O21-C21-C22	3.26	119.89	110.80	5	20
5	D	502	7Q9	O21-C21-C22	3.26	119.89	110.80	18	20
5	B	213	7Q9	O21-C21-C22	3.26	119.89	110.80	16	20
5	D	513	7Q9	O21-C21-C22	3.26	119.89	110.80	5	20
5	B	218	7Q9	O21-C21-C22	3.26	119.88	110.80	7	20
5	D	539	7Q9	C2-O21-C21	3.26	109.77	117.79	8	20
5	E	854	7Q9	O21-C21-C22	3.26	119.88	110.80	17	20
5	D	506	7Q9	O21-C21-C22	3.25	119.87	110.80	6	20
5	B	217	7Q9	O21-C21-C22	3.25	119.87	110.80	4	20
5	D	544	7Q9	O21-C21-C22	3.25	119.87	110.80	18	20

Continued on next page...

Continued from previous page...

Mol	Chain	Res	Type	Atoms	Z	Observed(°)	Ideal(°)	Models	
								Worst	Total
5	E	875	7Q9	O21-C21-C22	3.25	119.86	110.80	10	20
5	E	859	7Q9	O21-C21-C22	3.25	119.86	110.80	20	20
5	A	205	7Q9	O21-C21-C22	3.25	119.85	110.80	6	20
5	D	531	7Q9	O21-C21-C22	3.25	119.85	110.80	18	20
5	A	206	7Q9	O21-C21-C22	3.24	119.84	110.80	13	20
5	D	549	7Q9	O21-C21-C22	3.24	119.84	110.80	2	20
5	A	207	7Q9	O21-C21-C22	3.24	119.84	110.80	15	20
5	D	522	7Q9	C2-O21-C21	3.24	109.81	117.79	2	20
5	D	542	7Q9	O21-C21-C22	3.24	119.84	110.80	13	20
5	B	205	7Q9	C2-O21-C21	3.24	109.81	117.79	1	20
5	D	519	7Q9	O21-C21-C22	3.24	119.84	110.80	7	20
5	E	834	7Q9	O21-C21-C22	3.24	119.84	110.80	13	20
5	E	857	7Q9	O21-C21-C22	3.24	119.84	110.80	1	20
5	B	210	7Q9	O21-C21-C22	3.24	119.83	110.80	16	20
5	E	850	7Q9	O21-C21-C22	3.24	119.83	110.80	1	20
5	D	532	7Q9	O21-C21-C22	3.24	119.83	110.80	6	20
5	E	851	7Q9	O21-C21-C22	3.24	119.83	110.80	7	20
5	E	865	7Q9	O21-C21-C22	3.24	119.82	110.80	20	20
5	B	209	7Q9	O21-C21-C22	3.23	119.82	110.80	9	20
5	E	830	7Q9	O21-C21-C22	3.23	119.82	110.80	18	20
5	E	843	7Q9	O21-C21-C22	3.23	119.82	110.80	16	20
5	E	860	7Q9	O21-C21-C22	3.23	119.82	110.80	5	20
5	E	836	7Q9	O21-C21-C22	3.23	119.82	110.80	18	20
5	E	864	7Q9	O21-C21-C22	3.23	119.82	110.80	12	20
5	D	536	7Q9	O21-C21-C22	3.23	119.81	110.80	4	20
5	D	512	7Q9	O21-C21-C22	3.23	119.81	110.80	17	20
5	D	543	7Q9	O21-C21-C22	3.23	119.80	110.80	1	20
5	E	802	7Q9	O21-C21-C22	3.23	119.81	110.80	18	20
5	E	845	7Q9	O21-C21-C22	3.23	119.80	110.80	12	20
5	B	220	7Q9	O21-C21-C22	3.23	119.80	110.80	15	20
5	E	832	7Q9	O21-C21-C22	3.23	119.80	110.80	19	20
5	E	852	7Q9	O21-C21-C22	3.23	119.80	110.80	6	20
5	E	862	7Q9	O21-C21-C22	3.23	119.80	110.80	13	20
5	D	535	7Q9	O21-C21-C22	3.23	119.80	110.80	16	20
5	E	812	7Q9	O21-C21-C22	3.23	119.80	110.80	3	20
5	E	835	7Q9	O21-C21-C22	3.23	119.80	110.80	16	20
5	E	867	7Q9	O21-C21-C22	3.23	119.80	110.80	20	20
5	E	871	7Q9	O21-C21-C22	3.23	119.80	110.80	8	20
5	B	206	7Q9	O21-C21-C22	3.22	119.79	110.80	4	20
5	D	539	7Q9	O21-C21-C22	3.23	119.79	110.80	8	20
5	E	823	7Q9	O21-C21-C22	3.22	119.78	110.80	13	20

Continued on next page...

Continued from previous page...

Mol	Chain	Res	Type	Atoms	Z	Observed(°)	Ideal(°)	Models	
								Worst	Total
5	D	522	7Q9	O21-C21-C22	3.22	119.78	110.80	17	20
5	E	877	7Q9	O21-C21-C22	3.22	119.78	110.80	12	20
5	A	203	7Q9	O21-C21-C22	3.22	119.77	110.80	10	20
5	D	521	7Q9	O21-C21-C22	3.22	119.78	110.80	3	20
5	B	204	7Q9	O21-C21-C22	3.22	119.77	110.80	8	20
5	D	508	7Q9	O21-C21-C22	3.22	119.77	110.80	3	20
5	E	824	7Q9	O21-C21-C22	3.22	119.77	110.80	7	20
5	E	813	7Q9	O21-C21-C22	3.22	119.77	110.80	10	20
5	E	861	7Q9	O21-C21-C22	3.22	119.77	110.80	6	20
5	E	822	7Q9	O21-C21-C22	3.22	119.77	110.80	9	20
5	E	844	7Q9	O21-C21-C22	3.21	119.76	110.80	19	20
5	E	866	7Q9	O21-C21-C22	3.21	119.76	110.80	13	20
5	D	509	7Q9	O21-C21-C22	3.21	119.76	110.80	20	20
5	D	514	7Q9	O21-C21-C22	3.21	119.76	110.80	7	20
5	E	804	7Q9	O21-C21-C22	3.21	119.76	110.80	5	20
5	E	816	7Q9	O21-C21-C22	3.21	119.75	110.80	11	20
5	E	827	7Q9	O21-C21-C22	3.21	119.75	110.80	3	20
5	D	504	7Q9	O21-C21-C22	3.21	119.75	110.80	14	20
5	E	846	7Q9	O21-C21-C22	3.21	119.75	110.80	19	20
5	E	848	7Q9	O21-C21-C22	3.21	119.75	110.80	7	20
6	E	817	17F	C5-O9-C17	3.21	109.89	117.79	4	20
5	E	833	7Q9	O21-C21-C22	3.21	119.74	110.80	17	20
5	D	530	7Q9	O21-C21-C22	3.21	119.74	110.80	13	20
5	E	815	7Q9	O21-C21-C22	3.21	119.74	110.80	10	20
5	A	211	7Q9	O21-C21-C22	3.20	119.73	110.80	5	20
5	E	803	7Q9	O21-C21-C22	3.20	119.73	110.80	2	20
5	E	853	7Q9	O21-C21-C22	3.20	119.74	110.80	15	20
5	E	814	7Q9	O21-C21-C22	3.20	119.73	110.80	6	20
5	E	847	7Q9	O21-C21-C22	3.20	119.73	110.80	12	20
5	D	524	7Q9	O21-C21-C22	3.20	119.72	110.80	19	20
5	E	825	7Q9	O21-C21-C22	3.20	119.72	110.80	5	20
5	D	520	7Q9	O21-C21-C22	3.20	119.72	110.80	7	20
5	E	840	7Q9	O21-C21-C22	3.20	119.72	110.80	16	20
5	E	849	7Q9	O21-C21-C22	3.20	119.71	110.80	8	20
5	E	826	7Q9	O21-C21-C22	3.19	119.71	110.80	17	20
5	B	207	7Q9	O21-C21-C22	3.19	119.70	110.80	17	20
5	D	515	7Q9	O21-C21-C22	3.19	119.70	110.80	11	20
5	D	529	7Q9	O21-C21-C22	3.19	119.70	110.80	18	20
5	E	842	7Q9	O21-C21-C22	3.19	119.71	110.80	17	20
5	D	538	7Q9	O21-C21-C22	3.19	119.70	110.80	12	20
6	D	511	17F	C5-O9-C17	3.19	109.94	117.79	19	20

Continued on next page...

Continued from previous page...

Mol	Chain	Res	Type	Atoms	Z	Observed(°)	Ideal(°)	Models	
								Worst	Total
5	A	212	7Q9	O21-C21-C22	3.19	119.69	110.80	8	20
5	E	810	7Q9	O21-C21-C22	3.19	119.69	110.80	7	20
5	E	831	7Q9	O21-C21-C22	3.19	119.69	110.80	19	20
5	E	839	7Q9	O21-C21-C22	3.19	119.69	110.80	11	20
5	E	833	7Q9	C2-O21-C21	3.18	109.95	117.79	18	20
5	A	209	7Q9	O21-C21-C22	3.18	119.68	110.80	18	20
5	E	876	7Q9	O21-C21-C22	3.18	119.68	110.80	12	20
5	E	837	7Q9	O21-C21-C22	3.18	119.67	110.80	6	20
5	D	524	7Q9	C2-O21-C21	3.18	109.96	117.79	5	20
5	A	215	7Q9	C2-O21-C21	3.18	109.96	117.79	17	20
5	B	212	7Q9	O21-C21-C22	3.18	119.67	110.80	15	20
5	D	547	7Q9	O21-C21-C22	3.18	119.67	110.80	10	20
5	E	808	7Q9	O21-C21-C22	3.18	119.67	110.80	11	20
5	D	525	7Q9	O21-C21-C22	3.18	119.66	110.80	1	20
5	A	215	7Q9	O21-C21-C22	3.18	119.65	110.80	16	20
5	E	829	7Q9	C2-O21-C21	3.17	109.98	117.79	19	20
5	A	210	7Q9	O21-C21-C22	3.17	119.65	110.80	18	20
5	E	869	7Q9	O21-C21-C22	3.17	119.63	110.80	9	20
5	B	211	7Q9	O21-C21-C22	3.16	119.61	110.80	9	20
5	E	829	7Q9	O21-C21-C22	3.14	119.56	110.80	12	20
6	B	208	17F	C5-O9-C17	3.14	110.06	117.79	2	19
6	D	546	17F	C5-O9-C17	3.11	110.14	117.79	8	20
5	E	842	7Q9	C2-O21-C21	3.09	110.19	117.79	8	20
6	D	528	17F	C5-O9-C17	3.04	110.31	117.79	2	20
5	D	526	7Q9	O31-C31-C32	2.93	121.09	111.91	12	20
6	E	838	17F	C5-O9-C17	2.93	110.58	117.79	2	20
6	E	809	17F	O7-C7-C8	2.90	121.00	111.91	15	20
5	A	211	7Q9	O31-C31-C32	2.88	120.94	111.91	16	20
6	E	838	17F	O7-C7-C8	2.82	120.77	111.91	14	20
5	D	509	7Q9	O31-C31-C32	2.81	120.74	111.91	10	20
5	E	816	7Q9	O31-C31-C32	2.80	120.70	111.91	20	20
3	B	201	GSP	O4'-C1'-C2'	2.80	102.84	106.93	14	8
6	D	501	17F	O7-C7-C8	2.79	120.65	111.91	9	19
5	E	837	7Q9	O31-C31-C32	2.76	120.57	111.91	9	20
3	B	201	GSP	C5-C6-N1	2.75	118.81	113.95	4	20
3	A	201	GSP	C8-N7-C5	2.73	108.19	102.99	6	20
5	D	506	7Q9	O31-C31-C32	2.73	120.47	111.91	18	20
5	B	209	7Q9	O31-C31-C32	2.72	120.46	111.91	3	20
5	E	812	7Q9	O31-C31-C32	2.72	120.45	111.91	6	20
6	E	818	17F	O7-C7-C8	2.72	120.45	111.91	2	20
3	B	201	GSP	C8-N7-C5	2.72	108.17	102.99	9	20

Continued on next page...

Continued from previous page...

Mol	Chain	Res	Type	Atoms	Z	Observed(°)	Ideal(°)	Models	
								Worst	Total
5	E	863	7Q9	O31-C31-C32	2.71	120.41	111.91	8	19
3	A	201	GSP	C5-C6-N1	2.71	118.73	113.95	2	20
5	B	212	7Q9	O31-C31-C32	2.70	120.39	111.91	3	20
5	D	531	7Q9	O31-C31-C32	2.70	120.40	111.91	7	20
6	E	819	17F	O7-C7-C8	2.70	120.39	111.91	10	20
6	B	219	17F	O7-C7-C8	2.69	120.34	111.91	5	20
5	D	520	7Q9	O31-C31-C32	2.68	120.33	111.91	9	20
6	D	510	17F	O7-C7-C8	2.67	120.29	111.91	14	20
5	E	806	7Q9	O31-C31-C32	2.67	120.28	111.91	15	20
5	D	540	7Q9	O31-C31-C32	2.66	120.25	111.91	19	20
6	D	528	17F	O7-C7-C8	2.65	120.21	111.91	7	20
5	E	839	7Q9	O31-C31-C32	2.64	120.20	111.91	11	20
6	D	534	17F	O7-C7-C8	2.64	120.20	111.91	16	20
5	D	542	7Q9	O31-C31-C32	2.64	120.18	111.91	14	20
5	E	821	7Q9	O31-C31-C32	2.64	120.18	111.91	19	20
5	E	846	7Q9	O31-C31-C32	2.64	120.18	111.91	12	20
5	D	522	7Q9	O31-C31-C32	2.62	120.14	111.91	7	20
5	B	207	7Q9	O31-C31-C32	2.62	120.13	111.91	20	20
5	E	836	7Q9	O31-C31-C32	2.61	120.10	111.91	12	20
5	E	845	7Q9	O31-C31-C32	2.61	120.11	111.91	1	20
6	E	811	17F	O7-C7-C8	2.61	120.11	111.91	12	20
5	A	204	7Q9	O31-C31-C32	2.61	120.09	111.91	18	20
5	A	213	7Q9	O31-C31-C32	2.61	120.09	111.91	13	20
5	D	509	7Q9	C3-O31-C31	2.61	107.46	117.12	10	17
5	E	852	7Q9	O31-C31-C32	2.61	120.09	111.91	15	20
6	B	214	17F	O7-C7-C8	2.61	120.09	111.91	8	20
6	D	546	17F	O7-C7-C8	2.60	120.08	111.91	4	20
5	B	210	7Q9	O31-C31-C32	2.60	120.06	111.91	10	20
5	D	529	7Q9	O31-C31-C32	2.60	120.07	111.91	16	20
5	E	803	7Q9	O31-C31-C32	2.60	120.06	111.91	19	20
5	E	833	7Q9	O31-C31-C32	2.60	120.05	111.91	13	20
6	D	511	17F	O7-C7-C8	2.59	120.05	111.91	15	20
6	E	856	17F	O7-C7-C8	2.59	120.05	111.91	13	20
5	D	536	7Q9	O31-C31-C32	2.59	120.03	111.91	2	20
5	E	862	7Q9	O31-C31-C32	2.59	120.02	111.91	2	20
6	E	801	17F	O7-C7-C8	2.58	120.02	111.91	20	20
5	D	530	7Q9	O31-C31-C32	2.58	120.01	111.91	1	20
6	E	872	17F	O7-C7-C8	2.58	120.00	111.91	2	20
5	A	211	7Q9	C3-O31-C31	2.57	107.59	117.12	16	12
5	D	513	7Q9	O31-C31-C32	2.57	119.99	111.91	8	20
5	D	504	7Q9	O31-C31-C32	2.57	119.98	111.91	19	20

Continued on next page...

Continued from previous page...

Mol	Chain	Res	Type	Atoms	Z	Observed(°)	Ideal(°)	Models	
								Worst	Total
5	D	519	7Q9	O31-C31-C32	2.57	119.97	111.91	6	20
5	E	814	7Q9	O31-C31-C32	2.57	119.97	111.91	12	20
5	E	869	7Q9	O31-C31-C32	2.57	119.98	111.91	19	20
5	E	831	7Q9	O31-C31-C32	2.57	119.97	111.91	11	20
5	D	514	7Q9	O31-C31-C32	2.57	119.97	111.91	3	20
6	E	874	17F	O7-C7-C8	2.57	119.96	111.91	7	20
5	A	207	7Q9	O31-C31-C32	2.56	119.95	111.91	9	20
5	E	847	7Q9	O31-C31-C32	2.56	119.95	111.91	15	20
5	D	524	7Q9	O31-C31-C32	2.56	119.93	111.91	12	20
5	D	548	7Q9	O31-C31-C32	2.56	119.93	111.91	20	20
5	E	848	7Q9	O31-C31-C32	2.56	119.93	111.91	15	20
6	E	807	17F	O7-C7-C8	2.56	119.93	111.91	9	20
5	B	206	7Q9	O31-C31-C32	2.55	119.92	111.91	6	20
5	E	823	7Q9	O31-C31-C32	2.56	119.93	111.91	5	20
5	E	858	7Q9	O31-C31-C32	2.55	119.92	111.91	20	20
6	D	527	17F	O7-C7-C8	2.55	119.92	111.91	14	20
5	D	539	7Q9	O31-C31-C32	2.55	119.91	111.91	10	20
5	D	547	7Q9	O31-C31-C32	2.55	119.91	111.91	6	20
5	E	840	7Q9	O31-C31-C32	2.55	119.92	111.91	4	20
5	D	515	7Q9	O31-C31-C32	2.55	119.91	111.91	13	20
5	D	545	7Q9	O31-C31-C32	2.54	119.89	111.91	16	20
5	E	810	7Q9	O31-C31-C32	2.54	119.89	111.91	16	20
5	E	844	7Q9	O31-C31-C32	2.54	119.89	111.91	6	20
5	A	216	7Q9	O31-C31-C32	2.54	119.88	111.91	7	20
6	E	838	17F	C6-O7-C7	2.54	107.72	117.12	14	16
5	D	543	7Q9	O31-C31-C32	2.54	119.88	111.91	19	20
5	E	834	7Q9	O31-C31-C32	2.54	119.87	111.91	4	20
5	E	877	7Q9	O31-C31-C32	2.54	119.87	111.91	16	20
5	E	878	7Q9	O31-C31-C32	2.54	119.87	111.91	9	20
6	A	208	17F	O7-C7-C8	2.54	119.87	111.91	2	20
5	E	820	7Q9	O31-C31-C32	2.54	119.86	111.91	19	20
5	E	843	7Q9	O31-C31-C32	2.53	119.85	111.91	13	20
5	E	813	7Q9	O31-C31-C32	2.53	119.84	111.91	15	20
6	E	809	17F	C6-O7-C7	2.53	107.76	117.12	15	17
5	D	521	7Q9	O31-C31-C32	2.53	119.83	111.91	2	20
5	A	212	7Q9	O31-C31-C32	2.52	119.82	111.91	14	20
5	E	868	7Q9	O31-C31-C32	2.52	119.82	111.91	5	20
6	D	517	17F	O7-C7-C8	2.52	119.82	111.91	7	20
5	E	827	7Q9	O31-C31-C32	2.52	119.81	111.91	4	20
5	B	213	7Q9	O31-C31-C32	2.52	119.81	111.91	4	20
5	B	216	7Q9	O31-C31-C32	2.52	119.81	111.91	1	20

Continued on next page...

Continued from previous page...

Mol	Chain	Res	Type	Atoms	Z	Observed(°)	Ideal(°)	Models	
								Worst	Total
5	E	802	7Q9	O31-C31-C32	2.52	119.81	111.91	9	20
5	E	804	7Q9	O31-C31-C32	2.52	119.80	111.91	10	20
5	B	217	7Q9	O31-C31-C32	2.51	119.80	111.91	5	20
5	E	815	7Q9	O31-C31-C32	2.51	119.79	111.91	13	20
5	B	220	7Q9	O31-C31-C32	2.51	119.79	111.91	3	20
5	D	526	7Q9	C3-O31-C31	2.51	107.82	117.12	8	20
5	D	538	7Q9	O31-C31-C32	2.51	119.79	111.91	9	20
3	A	201	GSP	C3'-C2'-C1'	2.51	97.20	100.98	3	17
5	B	211	7Q9	O31-C31-C32	2.51	119.78	111.91	4	20
5	D	535	7Q9	O31-C31-C32	2.51	119.77	111.91	4	20
5	B	218	7Q9	O31-C31-C32	2.50	119.77	111.91	14	20
5	E	853	7Q9	O31-C31-C32	2.50	119.77	111.91	12	20
6	B	215	17F	O7-C7-C8	2.51	119.77	111.91	1	20
5	A	205	7Q9	O31-C31-C32	2.50	119.75	111.91	5	20
6	D	501	17F	C6-O7-C7	2.50	107.86	117.12	20	16
5	A	215	7Q9	O31-C31-C32	2.50	119.75	111.91	7	20
5	D	505	7Q9	O31-C31-C32	2.50	119.74	111.91	3	20
5	D	520	7Q9	C3-O31-C31	2.50	107.88	117.12	9	20
5	E	825	7Q9	O31-C31-C32	2.50	119.75	111.91	1	20
5	D	503	7Q9	O31-C31-C32	2.49	119.73	111.91	7	20
5	E	837	7Q9	C3-O31-C31	2.49	107.90	117.12	9	15
5	E	860	7Q9	O31-C31-C32	2.49	119.73	111.91	3	20
6	E	817	17F	O7-C7-C8	2.49	119.72	111.91	12	20
5	D	544	7Q9	O31-C31-C32	2.49	119.71	111.91	11	20
5	E	832	7Q9	O31-C31-C32	2.49	119.71	111.91	10	20
5	E	876	7Q9	O31-C31-C32	2.48	119.70	111.91	8	20
5	D	537	7Q9	O31-C31-C32	2.48	119.70	111.91	7	20
5	E	859	7Q9	O31-C31-C32	2.48	119.70	111.91	19	20
5	E	861	7Q9	O31-C31-C32	2.48	119.70	111.91	17	20
6	E	828	17F	O7-C7-C8	2.48	119.70	111.91	16	20
5	A	210	7Q9	O31-C31-C32	2.48	119.69	111.91	1	20
5	E	829	7Q9	O31-C31-C32	2.48	119.69	111.91	6	20
5	A	209	7Q9	O31-C31-C32	2.48	119.68	111.91	8	20
5	D	507	7Q9	O31-C31-C32	2.47	119.67	111.91	4	20
5	D	523	7Q9	O31-C31-C32	2.47	119.67	111.91	9	20
5	E	850	7Q9	O31-C31-C32	2.47	119.66	111.91	2	20
5	E	864	7Q9	O31-C31-C32	2.47	119.66	111.91	2	20
6	D	533	17F	O7-C7-C8	2.47	119.66	111.91	19	20
6	E	841	17F	O7-C7-C8	2.47	119.66	111.91	9	20
5	A	217	7Q9	O31-C31-C32	2.46	119.64	111.91	17	20
5	E	822	7Q9	O31-C31-C32	2.46	119.64	111.91	13	20

Continued on next page...

Continued from previous page...

Mol	Chain	Res	Type	Atoms	Z	Observed(°)	Ideal(°)	Models	
								Worst	Total
5	E	839	7Q9	C3-O31-C31	2.46	108.00	117.12	11	6
5	E	871	7Q9	O31-C31-C32	2.46	119.63	111.91	17	20
5	E	842	7Q9	O31-C31-C32	2.46	119.62	111.91	10	20
6	A	214	17F	O7-C7-C8	2.46	119.62	111.91	11	20
5	D	532	7Q9	O31-C31-C32	2.45	119.61	111.91	20	20
5	A	203	7Q9	O31-C31-C32	2.45	119.60	111.91	18	20
5	D	506	7Q9	C3-O31-C31	2.45	108.04	117.12	18	13
6	D	516	17F	O7-C7-C8	2.45	119.60	111.91	2	20
3	B	201	GSP	C3'-C2'-C1'	2.44	97.30	100.98	1	12
5	E	875	7Q9	O31-C31-C32	2.44	119.58	111.91	9	20
6	E	870	17F	O7-C7-C8	2.44	119.57	111.91	11	20
5	D	525	7Q9	O31-C31-C32	2.44	119.56	111.91	1	20
5	A	204	7Q9	C3-O31-C31	2.44	108.09	117.12	20	10
6	E	855	17F	O7-C7-C8	2.44	119.55	111.91	10	20
5	A	206	7Q9	O31-C31-C32	2.43	119.54	111.91	18	20
5	B	203	7Q9	O31-C31-C32	2.43	119.53	111.91	7	20
5	D	508	7Q9	O31-C31-C32	2.43	119.53	111.91	6	20
5	E	852	7Q9	C3-O31-C31	2.43	108.13	117.12	19	17
6	B	208	17F	O7-C7-C8	2.43	119.53	111.91	4	20
5	E	867	7Q9	O31-C31-C32	2.43	119.52	111.91	16	20
5	D	512	7Q9	O31-C31-C32	2.42	119.51	111.91	6	20
5	B	204	7Q9	O31-C31-C32	2.42	119.50	111.91	16	20
5	E	865	7Q9	O31-C31-C32	2.42	119.50	111.91	9	20
5	D	518	7Q9	O31-C31-C32	2.42	119.50	111.91	10	20
5	E	824	7Q9	O31-C31-C32	2.42	119.50	111.91	3	20
5	E	849	7Q9	O31-C31-C32	2.42	119.49	111.91	14	20
5	B	212	7Q9	C3-O31-C31	2.41	108.18	117.12	13	12
5	D	502	7Q9	O31-C31-C32	2.41	119.48	111.91	10	20
5	D	549	7Q9	O31-C31-C32	2.41	119.46	111.91	20	20
5	E	851	7Q9	O31-C31-C32	2.41	119.47	111.91	11	19
5	E	821	7Q9	C3-O31-C31	2.41	108.21	117.12	9	20
5	E	830	7Q9	O31-C31-C32	2.40	119.44	111.91	8	20
5	E	866	7Q9	O31-C31-C32	2.39	119.42	111.91	7	20
6	B	219	17F	C6-O7-C7	2.39	108.27	117.12	20	14
5	D	541	7Q9	O31-C31-C32	2.38	119.38	111.91	16	20
5	E	812	7Q9	C3-O31-C31	2.38	108.31	117.12	6	19
5	D	531	7Q9	C3-O31-C31	2.38	108.31	117.12	7	13
5	E	835	7Q9	O31-C31-C32	2.37	119.36	111.91	19	20
5	E	806	7Q9	C3-O31-C31	2.37	108.33	117.12	12	18
5	E	854	7Q9	O31-C31-C32	2.37	119.35	111.91	16	20
5	E	857	7Q9	O31-C31-C32	2.36	119.31	111.91	2	20

Continued on next page...

Continued from previous page...

Mol	Chain	Res	Type	Atoms	Z	Observed(°)	Ideal(°)	Models	
								Worst	Total
6	E	805	17F	O7-C7-C8	2.36	119.31	111.91	5	20
6	E	807	17F	C6-O7-C7	2.35	108.41	117.12	16	7
5	B	205	7Q9	O31-C31-C32	2.34	119.26	111.91	7	19
5	E	826	7Q9	O31-C31-C32	2.34	119.26	111.91	8	20
5	E	873	7Q9	O31-C31-C32	2.34	119.25	111.91	7	20
5	D	522	7Q9	C3-O31-C31	2.31	108.57	117.12	15	19
5	D	543	7Q9	C3-O31-C31	2.30	108.60	117.12	5	6
5	D	519	7Q9	C3-O31-C31	2.29	108.65	117.12	6	6
5	E	803	7Q9	C3-O31-C31	2.29	108.65	117.12	19	5
5	E	846	7Q9	C3-O31-C31	2.28	108.66	117.12	12	12
6	E	818	17F	C6-O7-C7	2.28	108.69	117.12	2	2
5	B	216	7Q9	C3-O31-C31	2.28	108.69	117.12	1	6
6	D	546	17F	C6-O7-C7	2.27	108.70	117.12	4	11
5	E	808	7Q9	O31-C31-C32	2.27	119.03	111.91	18	19
5	D	503	7Q9	C3-O31-C31	2.27	108.72	117.12	7	6
5	D	540	7Q9	C3-O31-C31	2.27	108.73	117.12	2	16
6	D	528	17F	C6-O7-C7	2.26	108.75	117.12	7	19
5	E	802	7Q9	C3-O31-C31	2.26	108.76	117.12	9	1
5	E	863	7Q9	C3-O31-C31	2.26	108.77	117.12	8	7
5	D	545	7Q9	C3-O31-C31	2.25	108.78	117.12	14	14
5	D	542	7Q9	C3-O31-C31	2.25	108.79	117.12	14	16
5	A	213	7Q9	C3-O31-C31	2.24	108.82	117.12	13	3
6	E	874	17F	C6-O7-C7	2.24	108.81	117.12	15	12
5	D	529	7Q9	C3-O31-C31	2.24	108.82	117.12	16	9
5	E	831	7Q9	C3-O31-C31	2.24	108.83	117.12	11	7
5	D	513	7Q9	C3-O31-C31	2.24	108.84	117.12	4	14
5	D	530	7Q9	C3-O31-C31	2.24	108.84	117.12	1	6
6	D	510	17F	C6-O7-C7	2.23	108.85	117.12	8	2
5	A	205	7Q9	C3-O31-C31	2.23	108.86	117.12	7	4
5	E	861	7Q9	C3-O31-C31	2.23	108.87	117.12	6	6
5	B	203	7Q9	C3-O31-C31	2.23	108.87	117.12	16	2
5	B	209	7Q9	C3-O31-C31	2.22	108.88	117.12	3	4
6	E	872	17F	C6-O7-C7	2.22	108.89	117.12	19	9
5	E	820	7Q9	C3-O31-C31	2.22	108.90	117.12	10	5
5	E	876	7Q9	C3-O31-C31	2.22	108.90	117.12	5	5
5	E	869	7Q9	C3-O31-C31	2.22	108.91	117.12	19	14
5	D	535	7Q9	C3-O31-C31	2.21	108.92	117.12	4	3
5	B	211	7Q9	C3-O31-C31	2.21	108.93	117.12	3	5
5	E	877	7Q9	C3-O31-C31	2.21	108.95	117.12	15	12
5	D	524	7Q9	C3-O31-C31	2.20	108.96	117.12	12	2
6	D	517	17F	C6-O7-C7	2.21	108.95	117.12	7	4

Continued on next page...

Continued from previous page...

Mol	Chain	Res	Type	Atoms	Z	Observed(°)	Ideal(°)	Models	
								Worst	Total
5	E	804	7Q9	C3-O31-C31	2.20	108.98	117.12	20	14
5	E	833	7Q9	C3-O31-C31	2.20	108.98	117.12	13	9
5	E	829	7Q9	C3-C2-C1	2.20	106.59	111.79	1	5
6	E	811	17F	C6-O7-C7	2.19	109.00	117.12	20	5
5	E	816	7Q9	C3-O31-C31	2.19	109.01	117.12	20	2
5	B	210	7Q9	C3-O31-C31	2.19	109.02	117.12	5	11
5	B	217	7Q9	C3-O31-C31	2.18	109.05	117.12	4	6
5	B	217	7Q9	C3-C2-C1	2.17	106.66	111.79	15	1
5	D	504	7Q9	C3-O31-C31	2.17	109.09	117.12	19	2
5	D	547	7Q9	C3-O31-C31	2.17	109.10	117.12	10	7
5	E	822	7Q9	C3-O31-C31	2.17	109.09	117.12	13	1
5	E	845	7Q9	C3-O31-C31	2.17	109.10	117.12	1	9
5	B	207	7Q9	C3-O31-C31	2.16	109.12	117.12	20	4
5	B	206	7Q9	C3-O31-C31	2.16	109.12	117.12	6	1
5	E	844	7Q9	C3-O31-C31	2.16	109.13	117.12	6	7
6	E	856	17F	C6-O7-C7	2.15	109.14	117.12	11	4
5	D	536	7Q9	C3-O31-C31	2.15	109.17	117.12	2	4
5	E	827	7Q9	C3-O31-C31	2.15	109.16	117.12	4	2
5	E	868	7Q9	C3-O31-C31	2.15	109.16	117.12	20	7
5	A	207	7Q9	C3-O31-C31	2.14	109.18	117.12	9	7
5	E	864	7Q9	C3-O31-C31	2.14	109.18	117.12	2	5
5	E	829	7Q9	C3-O31-C31	2.14	109.19	117.12	6	3
5	E	836	7Q9	C3-O31-C31	2.14	109.20	117.12	19	9
6	D	511	17F	C6-O7-C7	2.14	109.20	117.12	15	8
5	A	206	7Q9	C3-O31-C31	2.14	109.21	117.12	13	3
5	E	840	7Q9	C3-O31-C31	2.13	109.25	117.12	4	1
5	E	853	7Q9	C3-O31-C31	2.12	109.26	117.12	5	1
5	B	205	7Q9	C3-O31-C31	2.12	109.28	117.12	7	1
5	A	209	7Q9	C3-O31-C31	2.11	109.29	117.12	8	6
5	E	862	7Q9	C3-O31-C31	2.11	109.30	117.12	9	6
5	E	850	7Q9	C3-O31-C31	2.11	109.30	117.12	1	4
5	B	220	7Q9	C3-O31-C31	2.11	109.31	117.12	3	1
6	D	534	17F	C6-O7-C7	2.11	109.31	117.12	16	7
5	D	514	7Q9	C3-O31-C31	2.11	109.31	117.12	2	4
5	E	860	7Q9	C3-O31-C31	2.11	109.32	117.12	3	3
6	E	819	17F	C6-O7-C7	2.10	109.33	117.12	17	2
6	B	214	17F	C6-O7-C7	2.10	109.33	117.12	18	9
5	E	802	7Q9	C3-C2-C1	2.10	106.82	111.79	6	2
5	E	843	7Q9	C3-O31-C31	2.10	109.34	117.12	3	4
5	E	814	7Q9	C3-O31-C31	2.09	109.38	117.12	4	7
6	D	527	17F	C6-O7-C7	2.09	109.39	117.12	14	8

Continued on next page...

Continued from previous page...

Mol	Chain	Res	Type	Atoms	Z	Observed(°)	Ideal(°)	Models	
								Worst	Total
5	A	210	7Q9	C3-O31-C31	2.09	109.40	117.12	20	2
5	E	858	7Q9	C3-O31-C31	2.08	109.41	117.12	20	1
5	E	842	7Q9	C3-O31-C31	2.08	109.42	117.12	1	2
5	D	547	7Q9	C3-C2-C1	2.08	106.88	111.79	7	1
5	A	216	7Q9	C3-O31-C31	2.07	109.45	117.12	19	2
5	D	504	7Q9	C3-C2-C1	2.07	106.89	111.79	6	1
5	D	537	7Q9	C3-O31-C31	2.07	109.45	117.12	12	2
5	A	203	7Q9	C3-O31-C31	2.07	109.46	117.12	4	2
5	E	878	7Q9	C3-O31-C31	2.06	109.50	117.12	6	3
6	E	841	17F	C6-C5-C4	2.06	106.92	111.79	20	1
5	D	523	7Q9	C3-O31-C31	2.06	109.50	117.12	9	1
5	E	824	7Q9	C3-O31-C31	2.06	109.50	117.12	7	2
6	B	215	17F	C6-O7-C7	2.06	109.50	117.12	4	2
5	E	848	7Q9	C3-O31-C31	2.06	109.51	117.12	12	3
5	D	539	7Q9	C3-O31-C31	2.05	109.51	117.12	10	3
5	E	815	7Q9	C3-O31-C31	2.06	109.51	117.12	16	2
5	E	834	7Q9	C3-O31-C31	2.05	109.53	117.12	8	2
5	B	218	7Q9	C3-O31-C31	2.05	109.53	117.12	3	3
6	E	801	17F	C6-O7-C7	2.04	109.56	117.12	2	1
5	D	507	7Q9	C3-O31-C31	2.04	109.56	117.12	17	1
5	A	215	7Q9	C3-O31-C31	2.04	109.57	117.12	4	4
5	E	825	7Q9	C3-O31-C31	2.04	109.56	117.12	4	3
5	E	875	7Q9	C3-O31-C31	2.03	109.60	117.12	9	1
3	A	201	GSP	O6-C6-C5	2.03	120.41	124.37	3	2
5	E	813	7Q9	C3-O31-C31	2.03	109.61	117.12	11	1
6	E	841	17F	C6-O7-C7	2.03	109.62	117.12	9	1
5	E	810	7Q9	C3-O31-C31	2.02	109.62	117.12	16	2
5	D	521	7Q9	C3-O31-C31	2.02	109.63	117.12	13	2
5	D	515	7Q9	C3-O31-C31	2.02	109.64	117.12	13	2
5	D	544	7Q9	C3-C2-C1	2.02	107.02	111.79	7	1
6	E	828	17F	C6-O7-C7	2.02	109.66	117.12	14	3
6	A	214	17F	C6-O7-C7	2.01	109.66	117.12	16	1
5	B	205	7Q9	C3-C2-C1	2.01	107.04	111.79	12	1
5	E	832	7Q9	C3-O31-C31	2.01	109.69	117.12	19	1
5	E	823	7Q9	C3-O31-C31	2.00	109.70	117.12	5	1
5	B	213	7Q9	C3-O31-C31	2.00	109.71	117.12	4	2

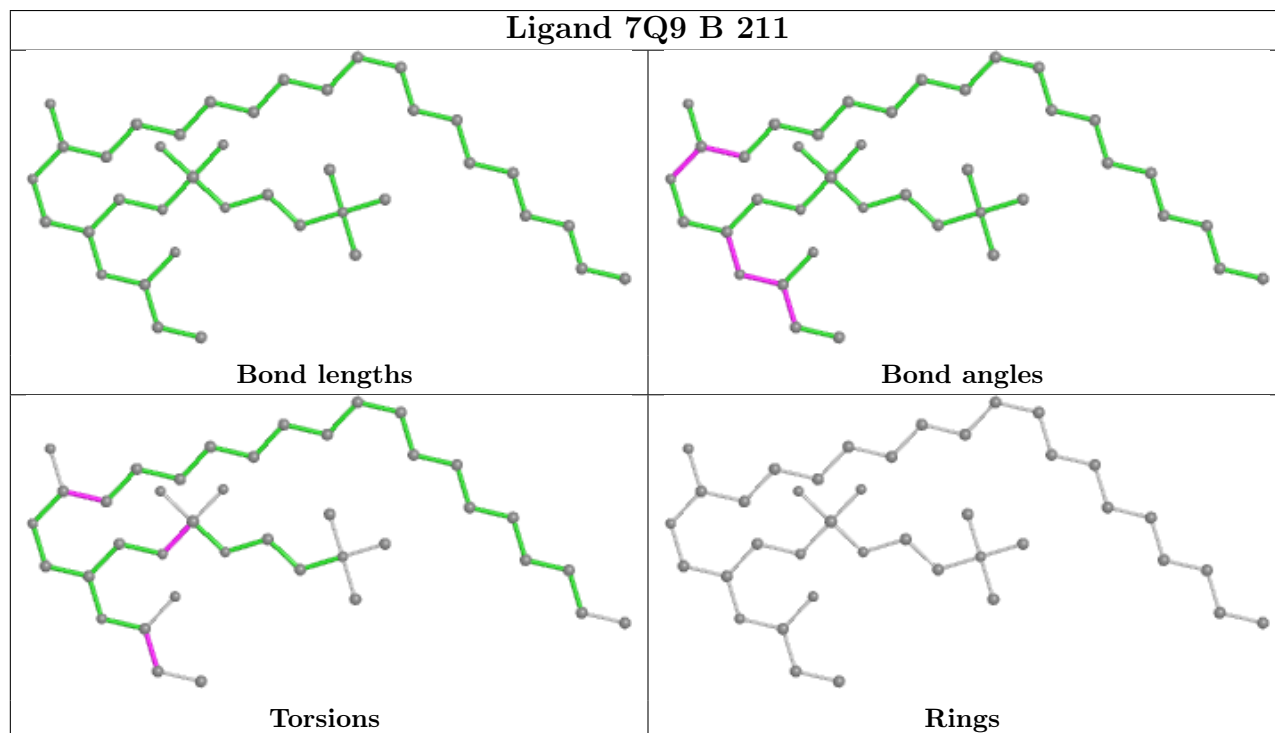
There are no chirality outliers.

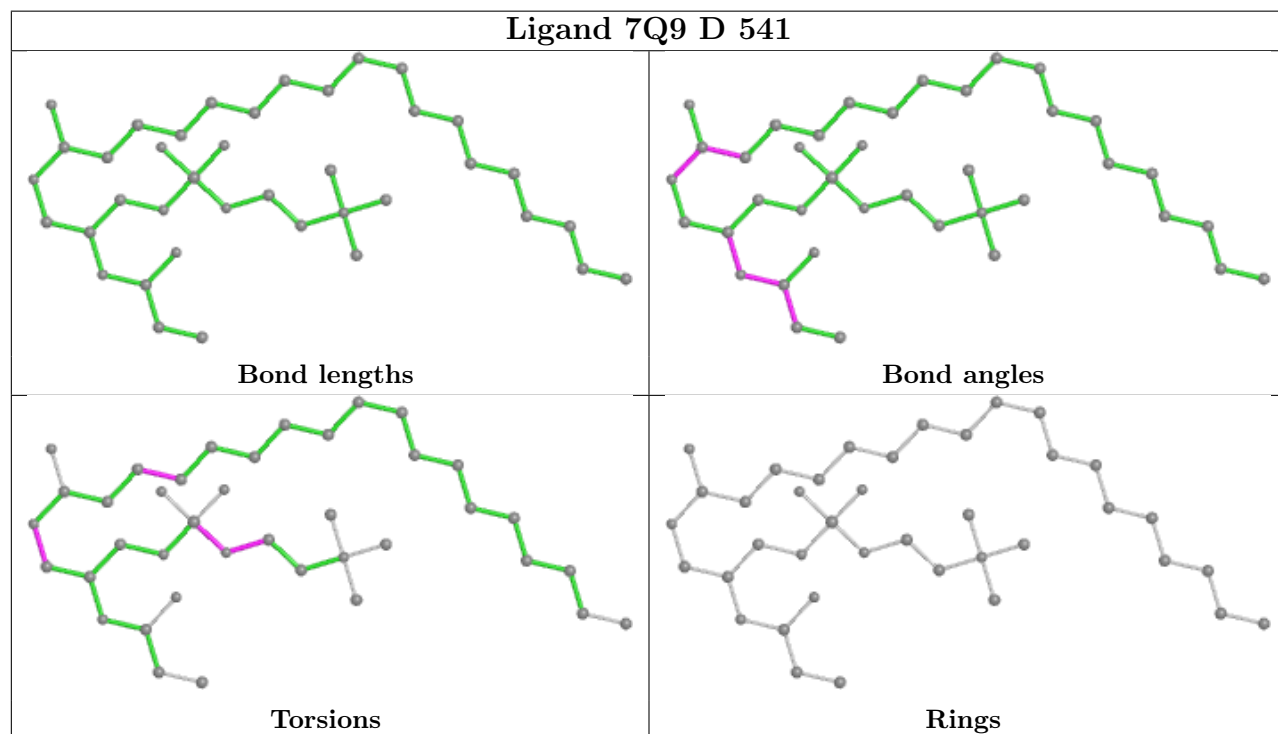
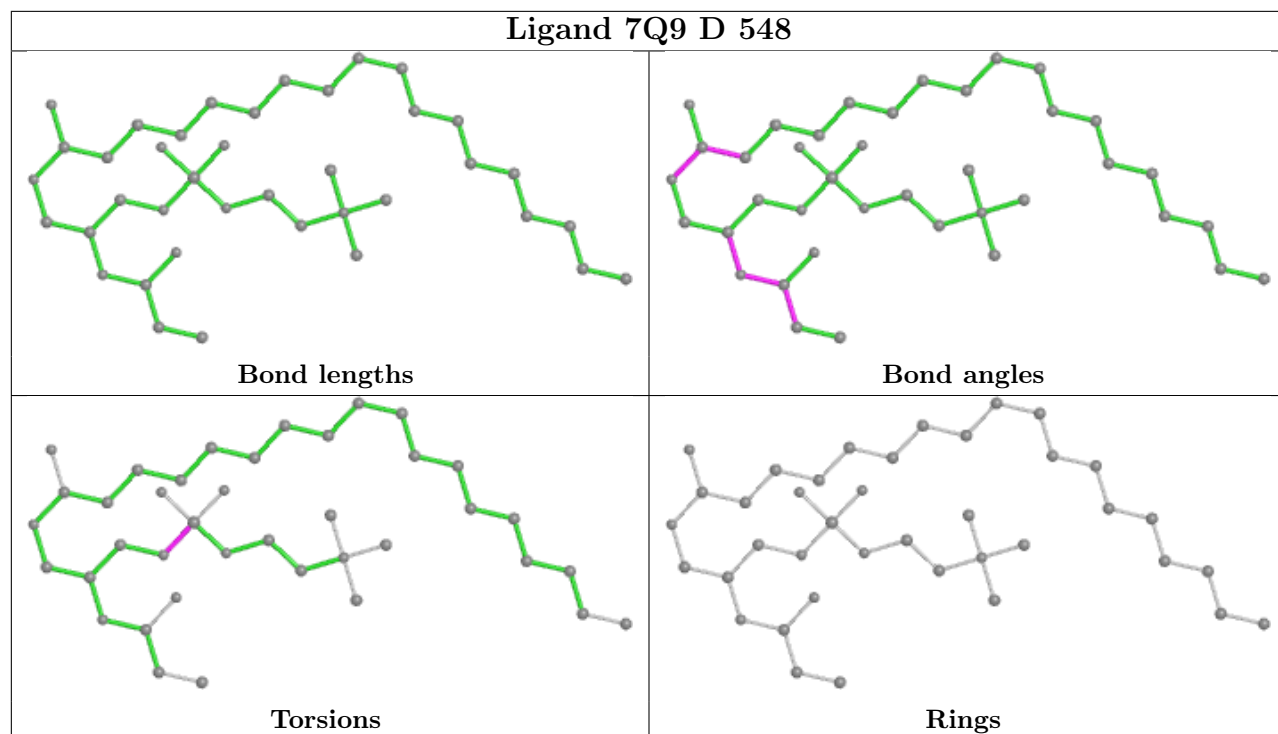
There are no torsion outliers.

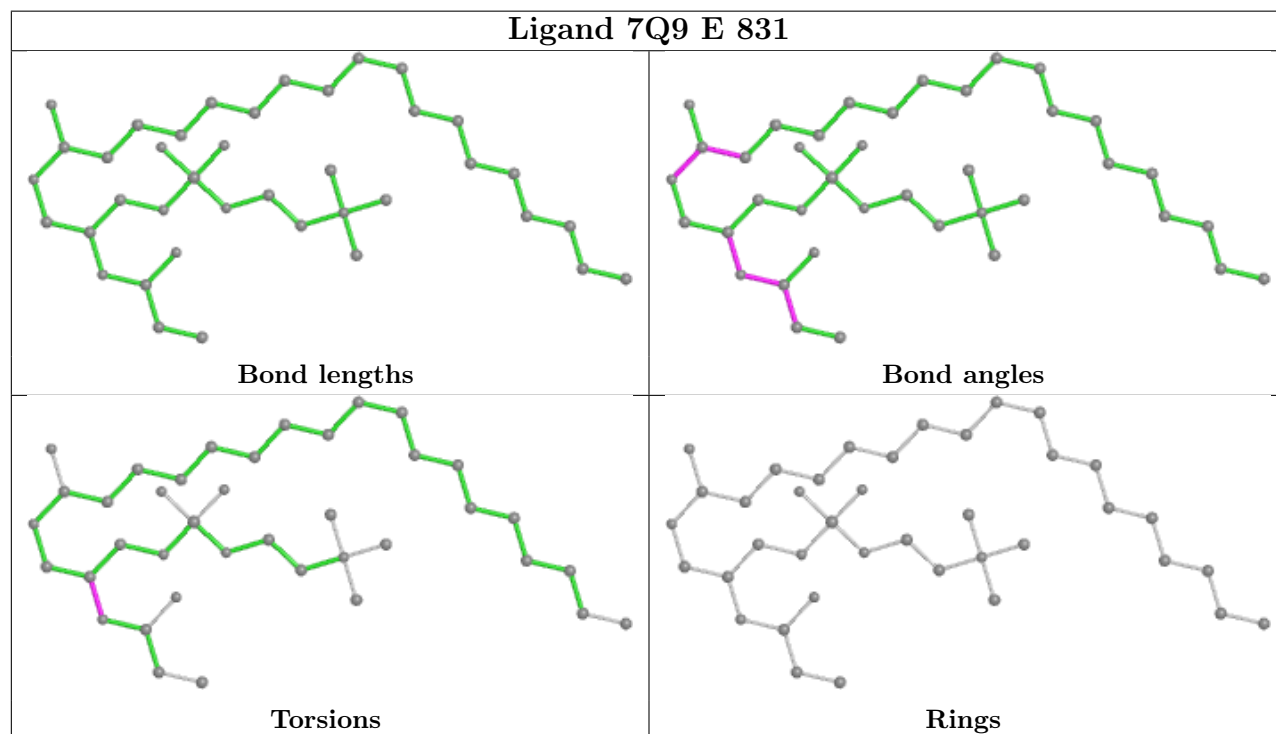
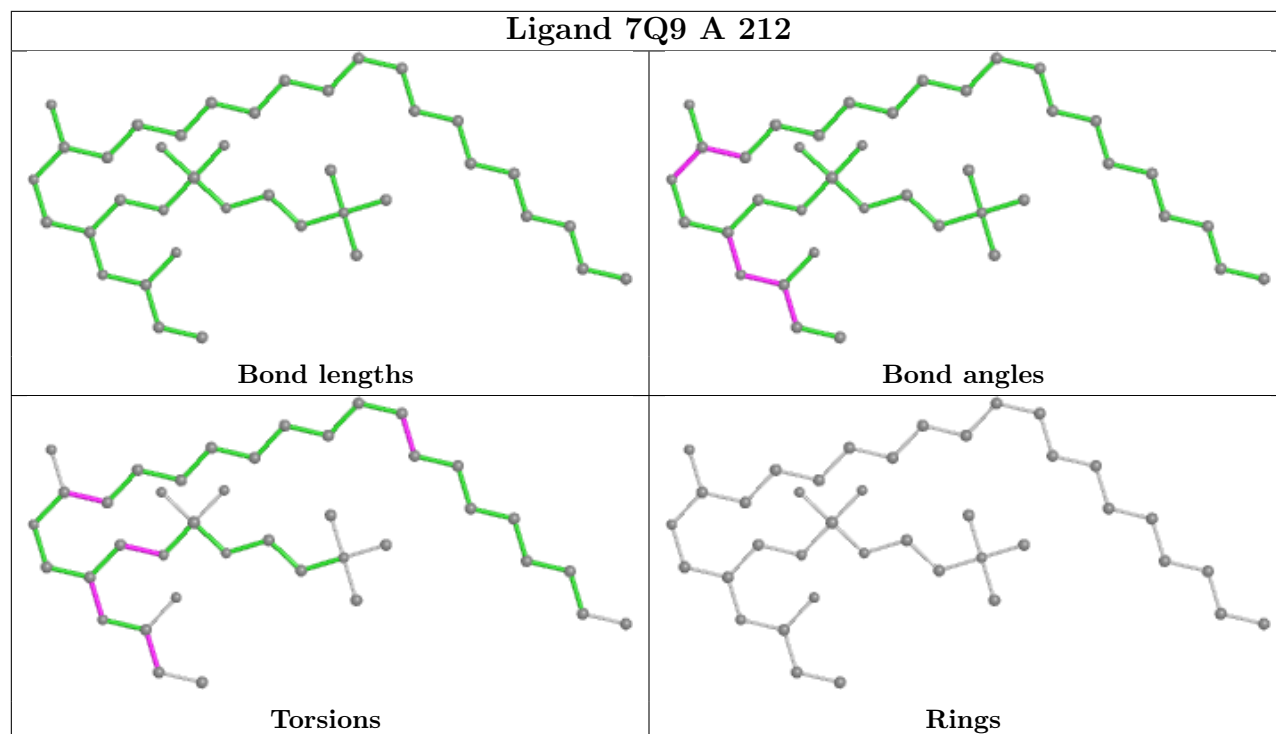
There are no ring outliers.

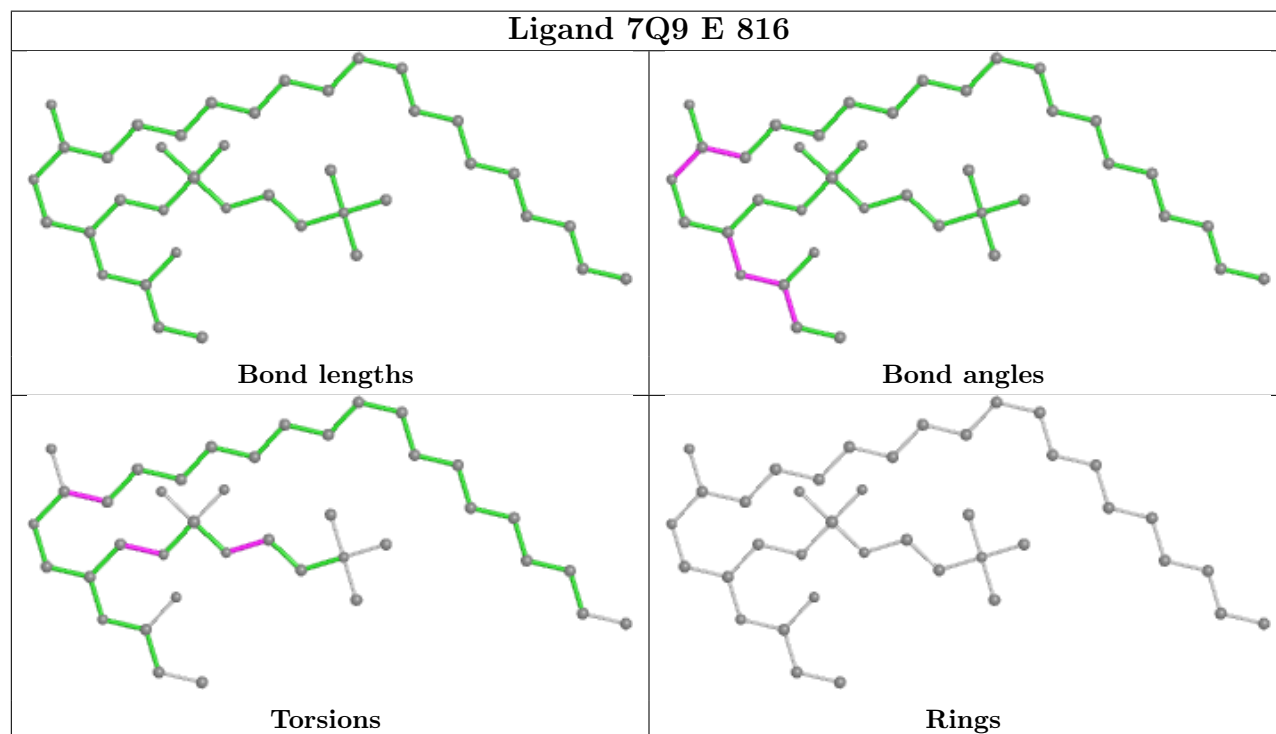
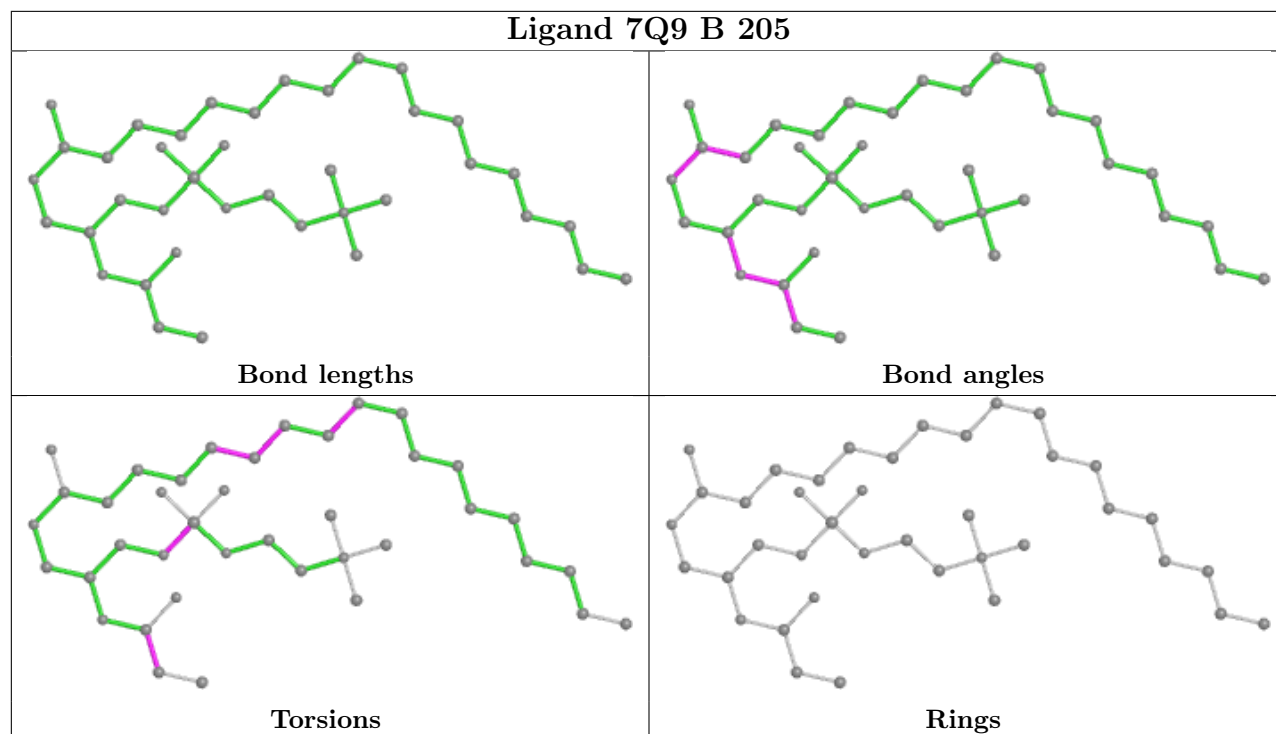
The following is a two-dimensional graphical depiction of Mogul quality analysis of bond lengths,

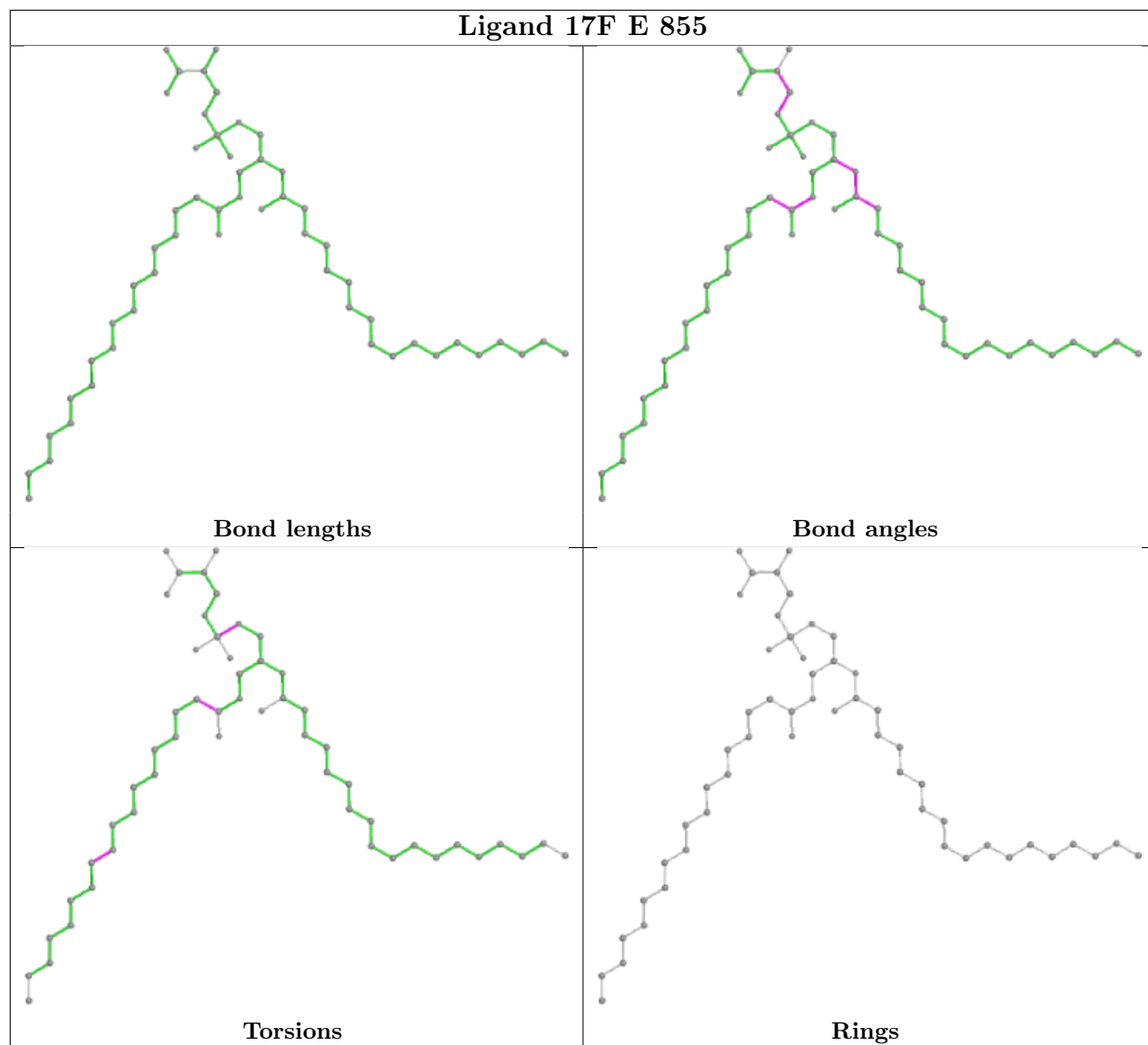
bond angles, torsion angles, and ring geometry for all instances of the Ligand of Interest. In addition, ligands with molecular weight > 250 and outliers as shown on the validation Tables will also be included. For torsion angles, if less than 5% of the Mogul distribution of torsion angles is within 10 degrees of the torsion angle in question, then that torsion angle is considered an outlier. Any bond that is central to one or more torsion angles identified as an outlier by Mogul will be highlighted in the graph. For rings, the root-mean-square deviation (RMSD) between the ring in question and similar rings identified by Mogul is calculated over all ring torsion angles. If the average RMSD is greater than 60 degrees and the minimal RMSD between the ring in question and any Mogul-identified rings is also greater than 60 degrees, then that ring is considered an outlier. The outliers are highlighted in purple. The color gray indicates Mogul did not find sufficient equivalents in the CSD to analyse the geometry.

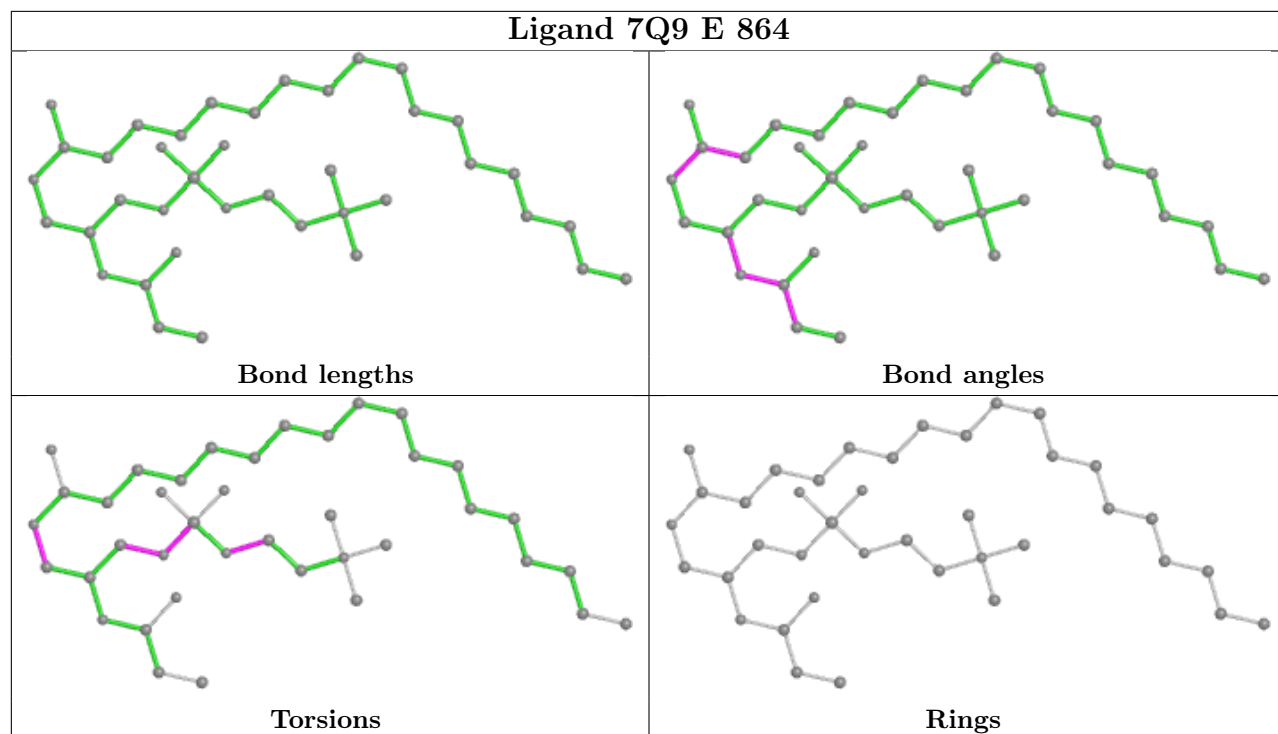


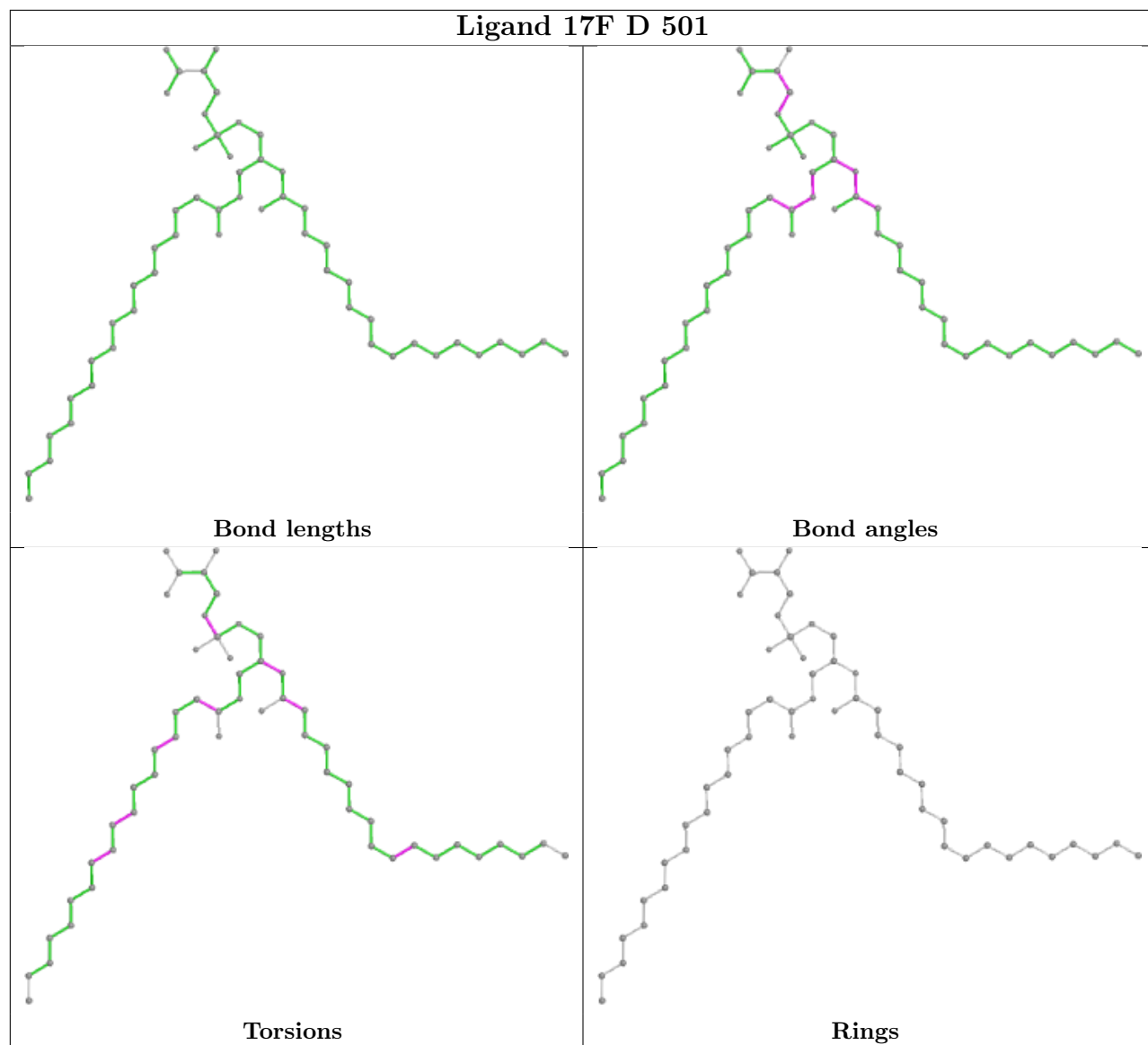


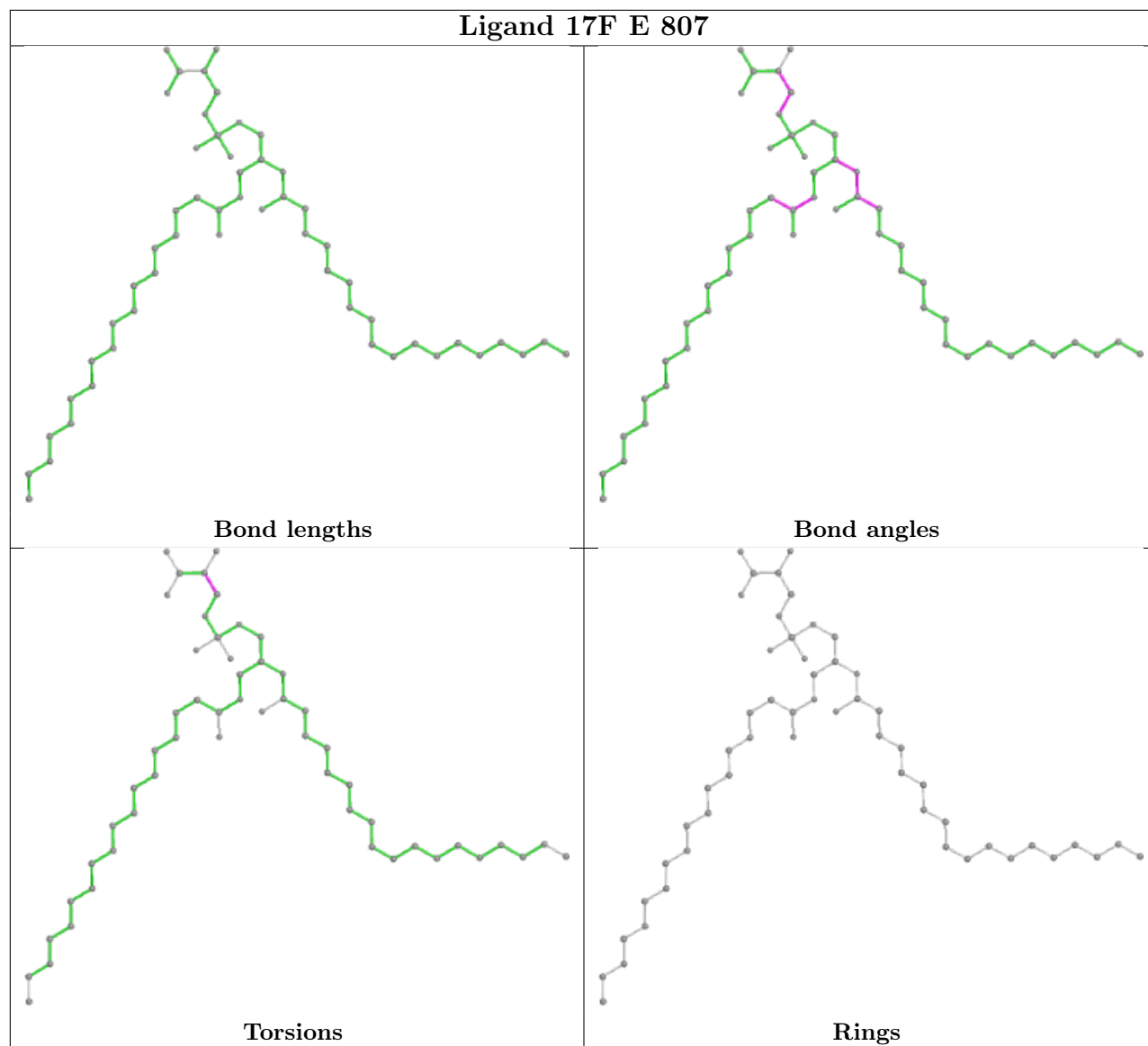


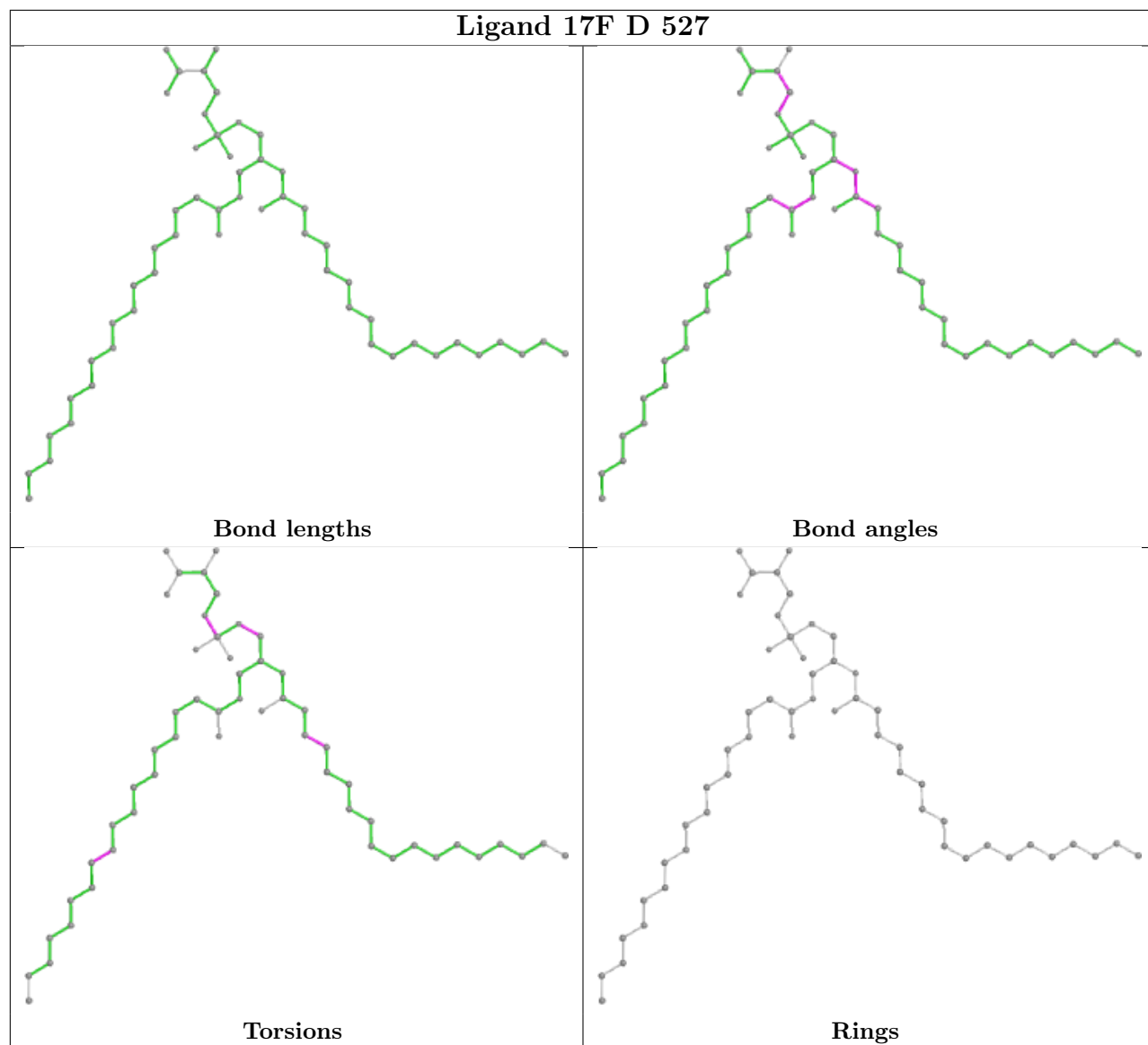


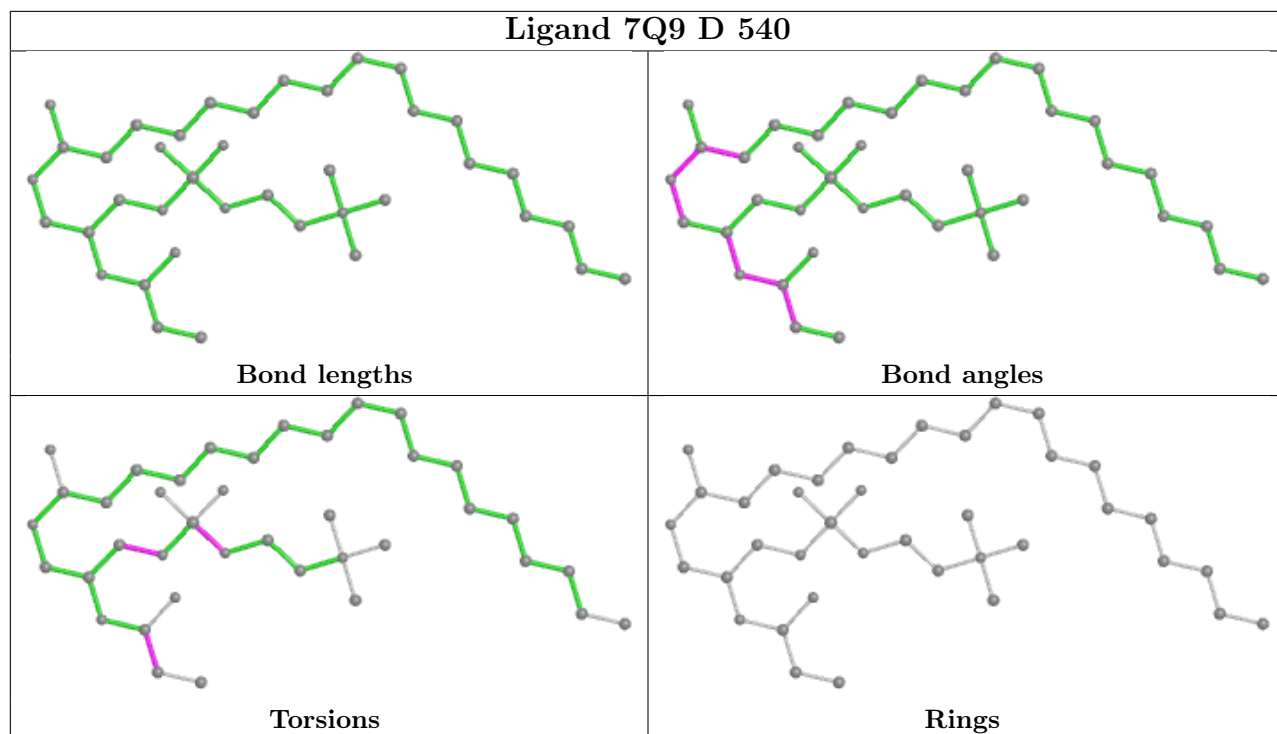


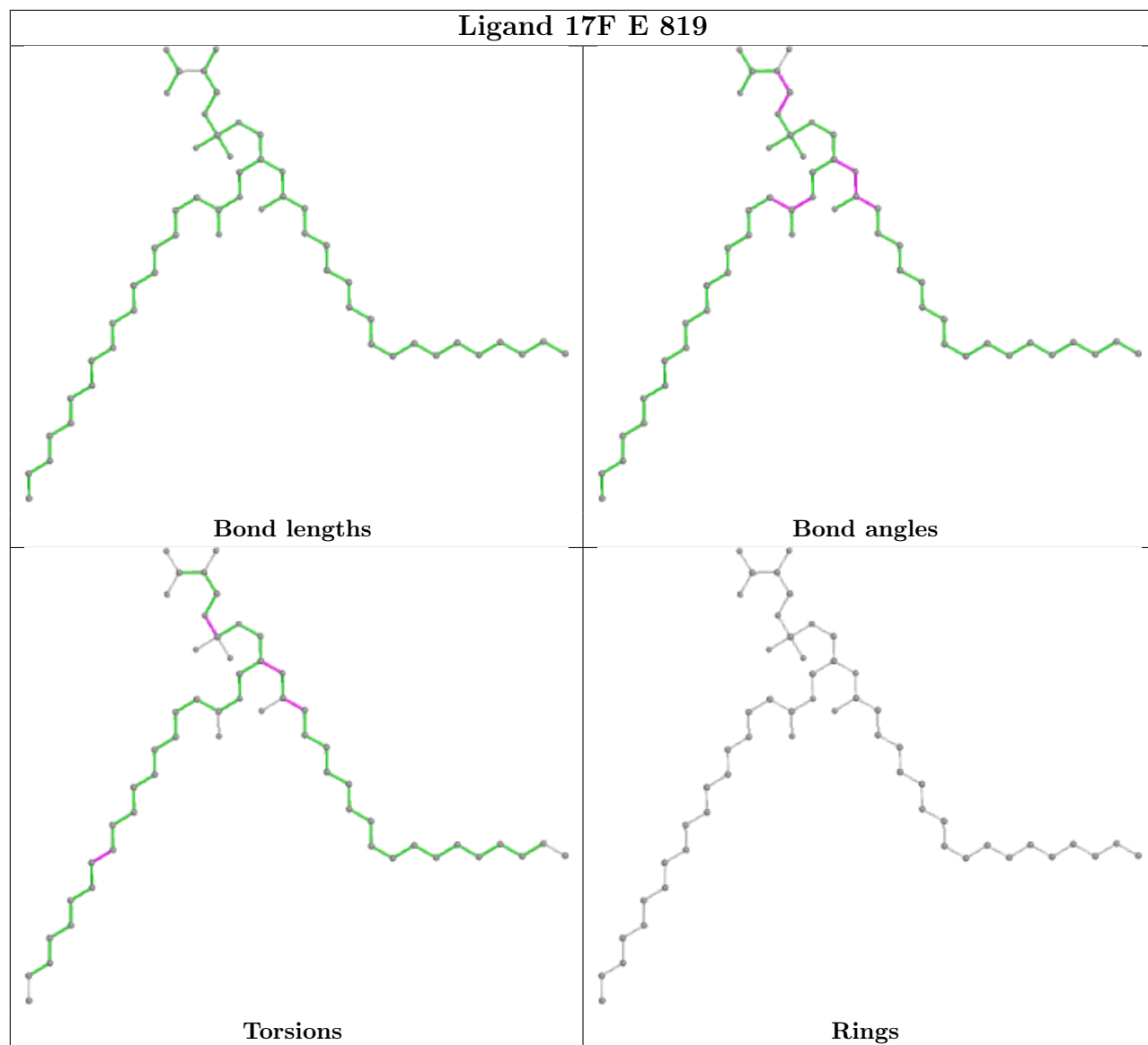


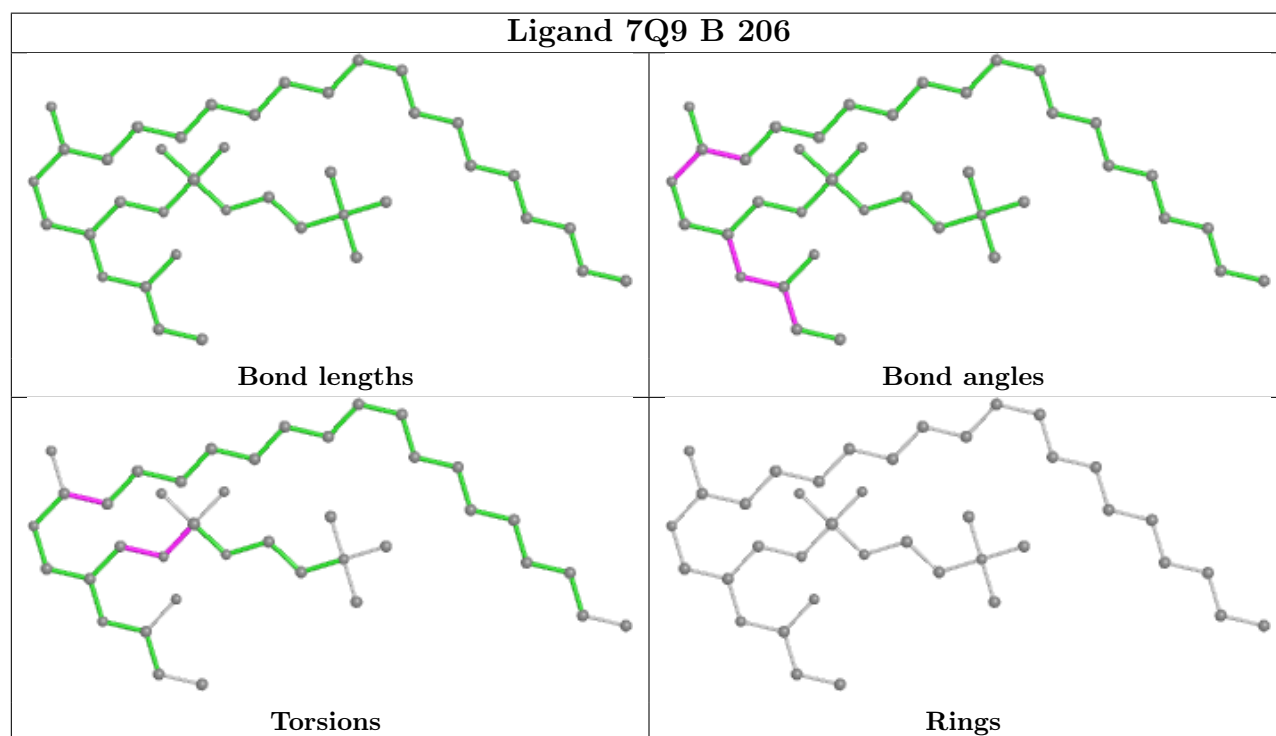
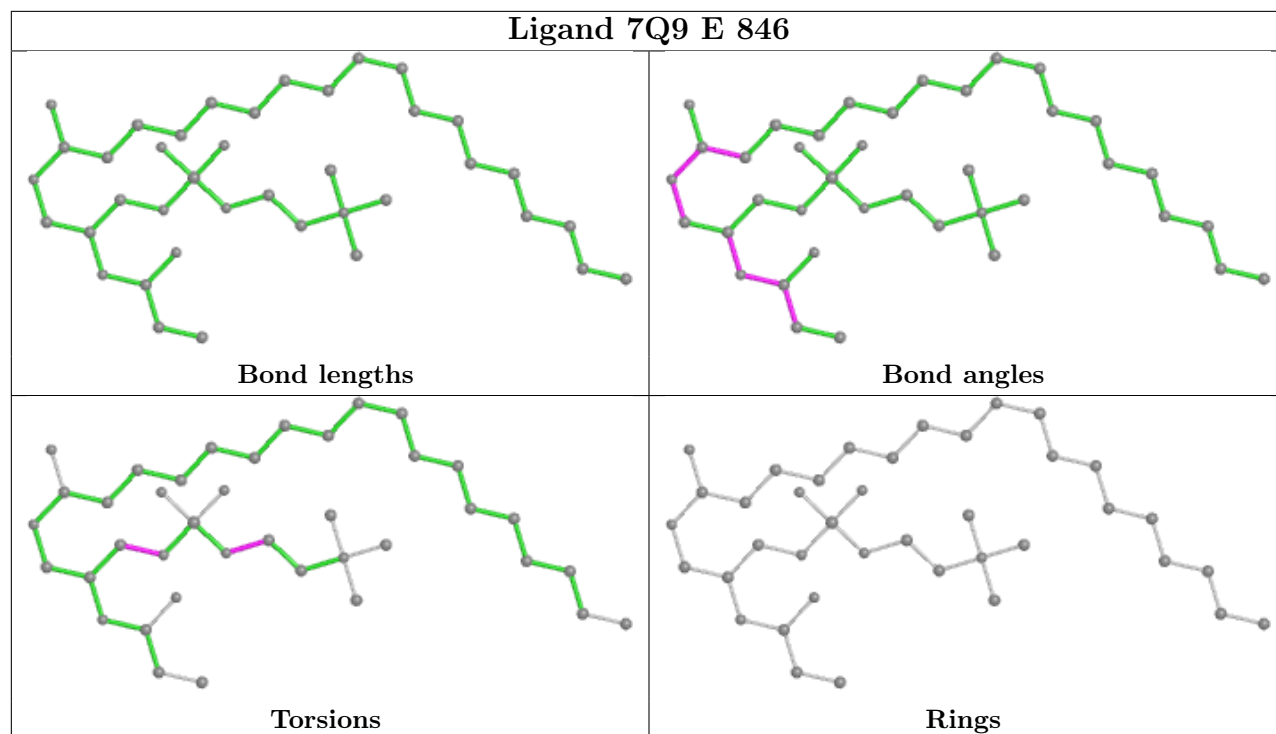


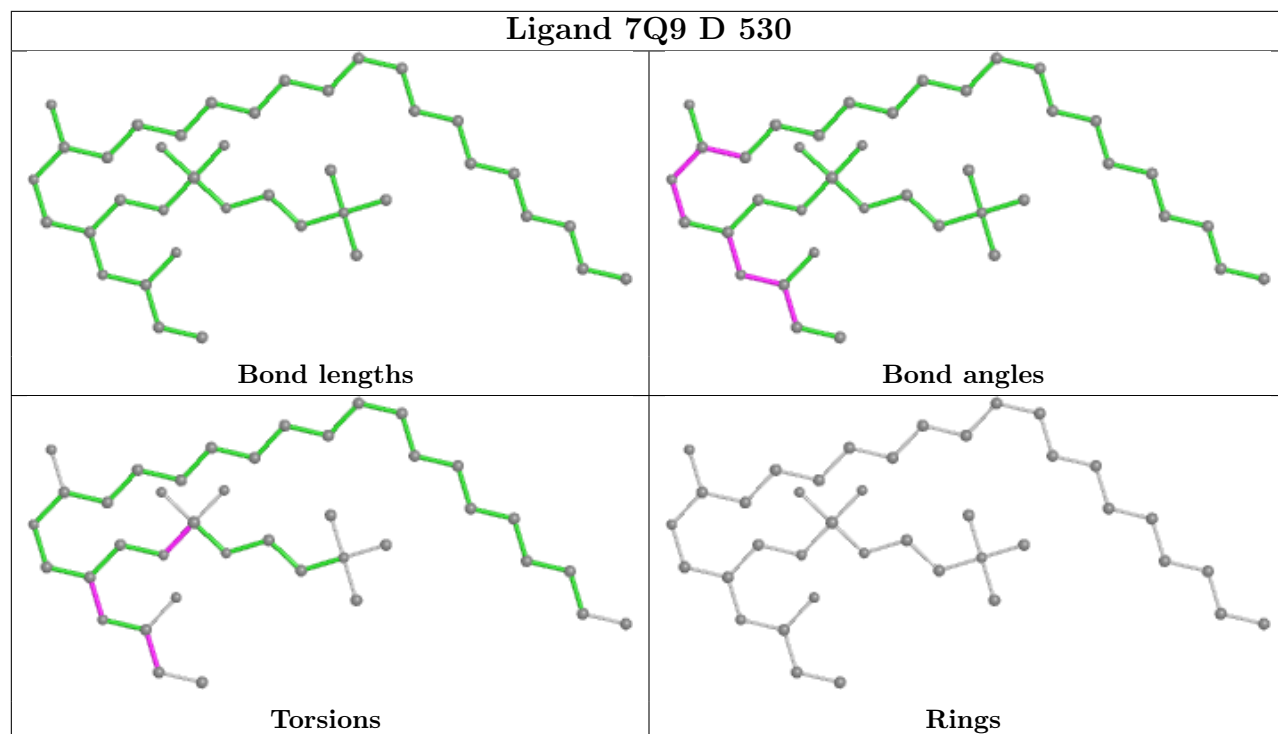


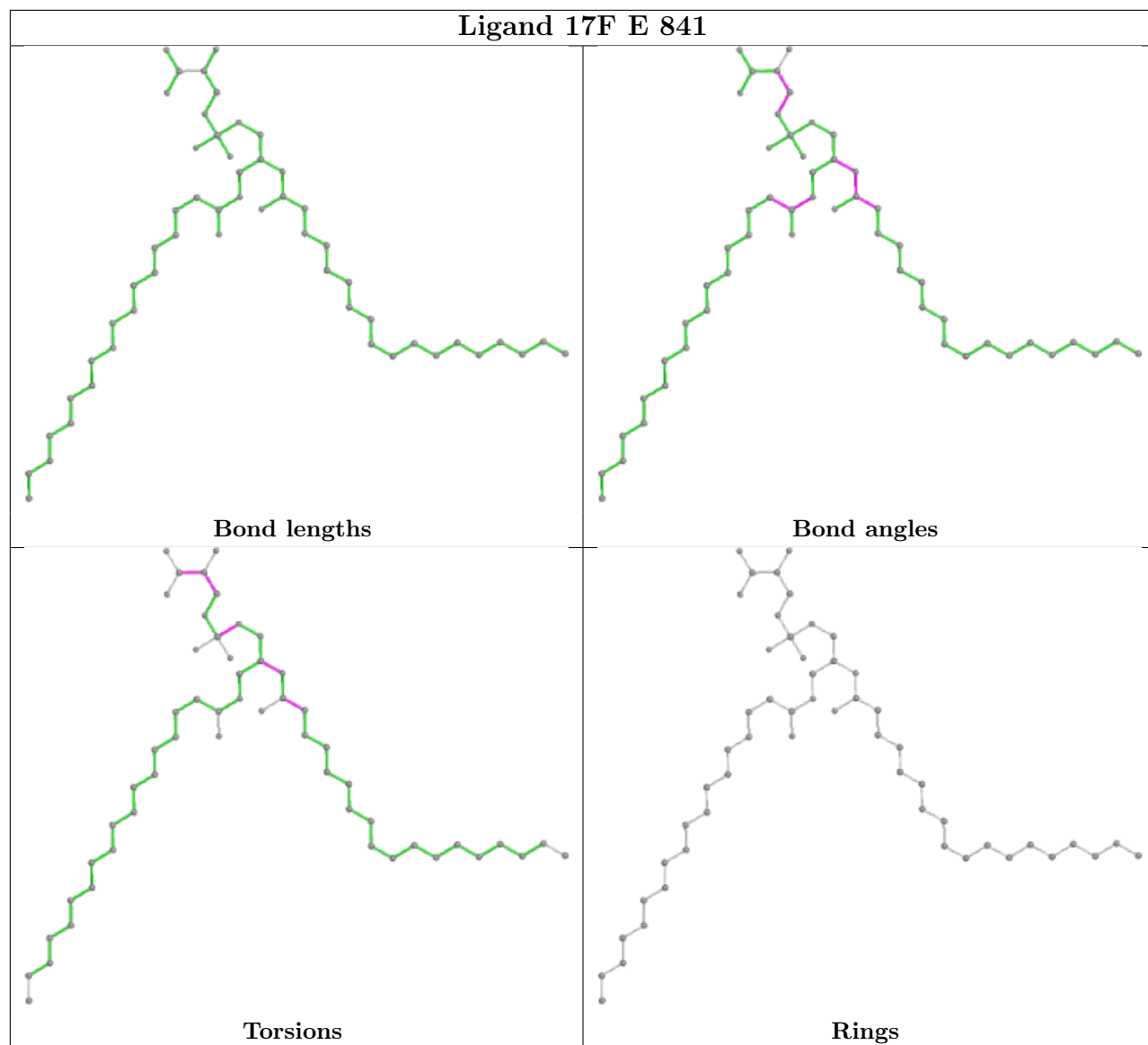


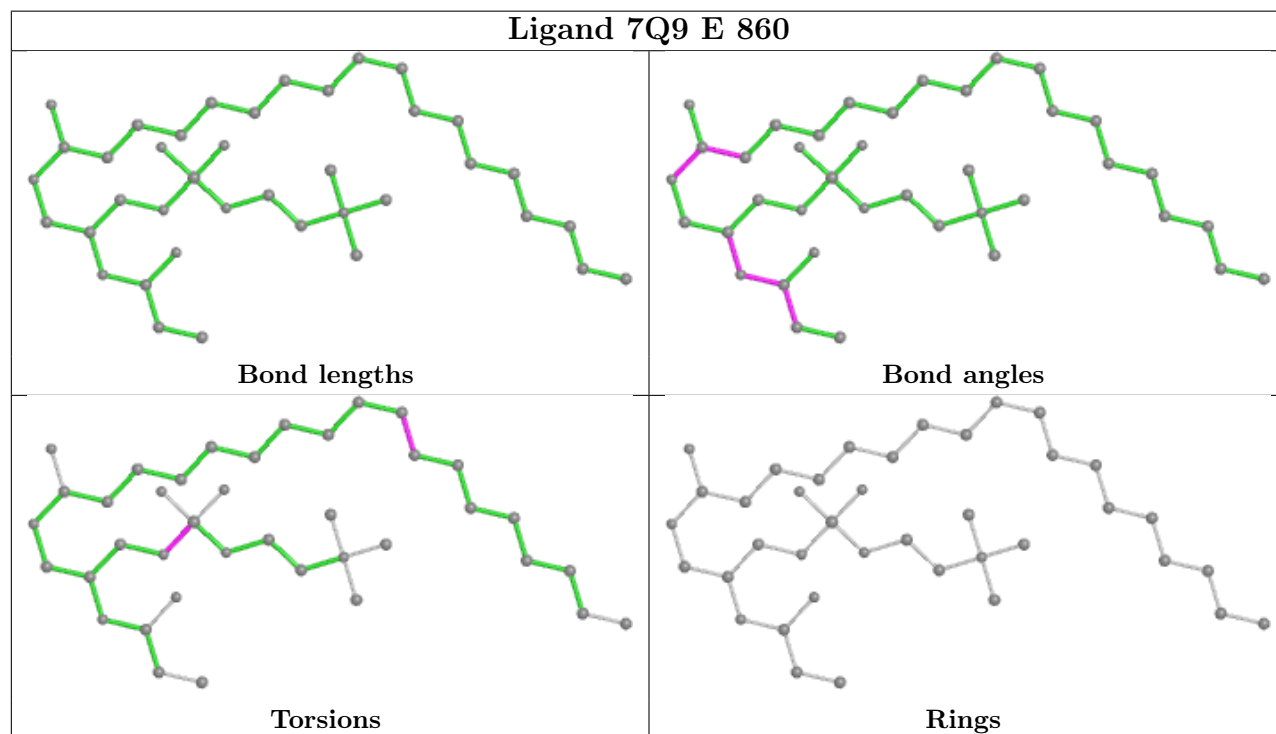
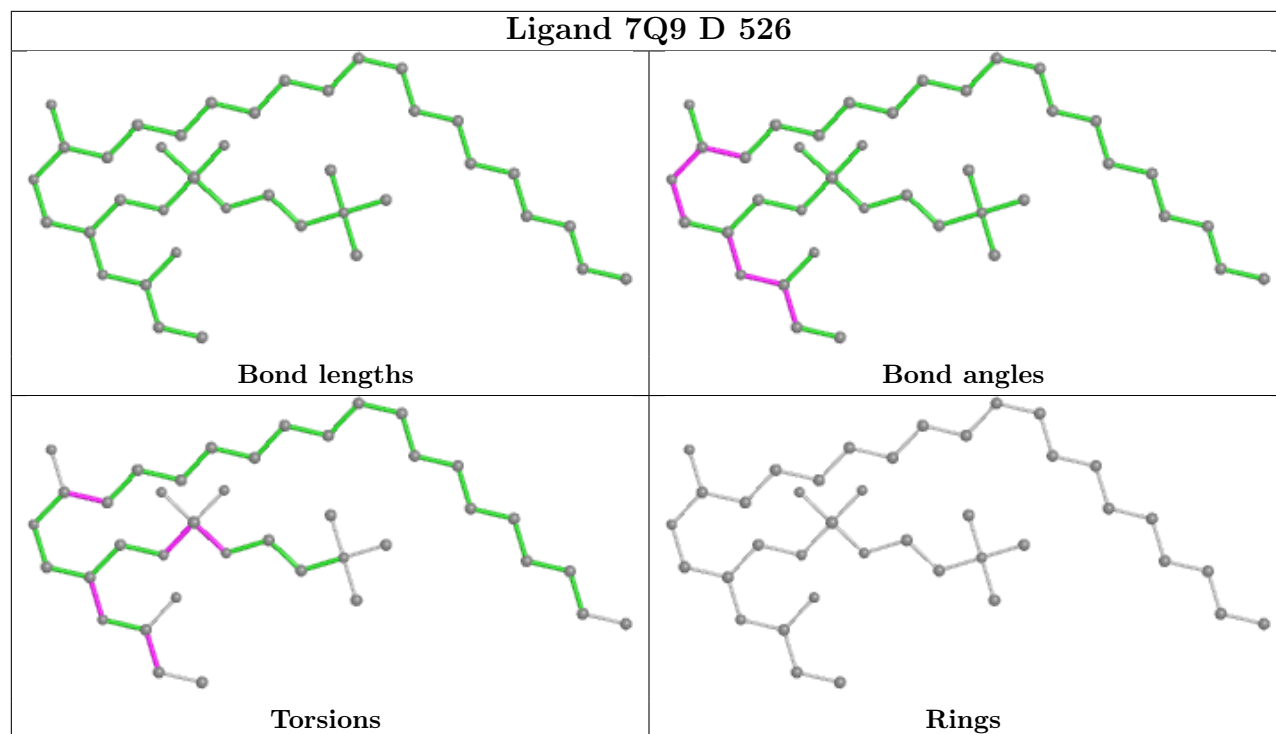


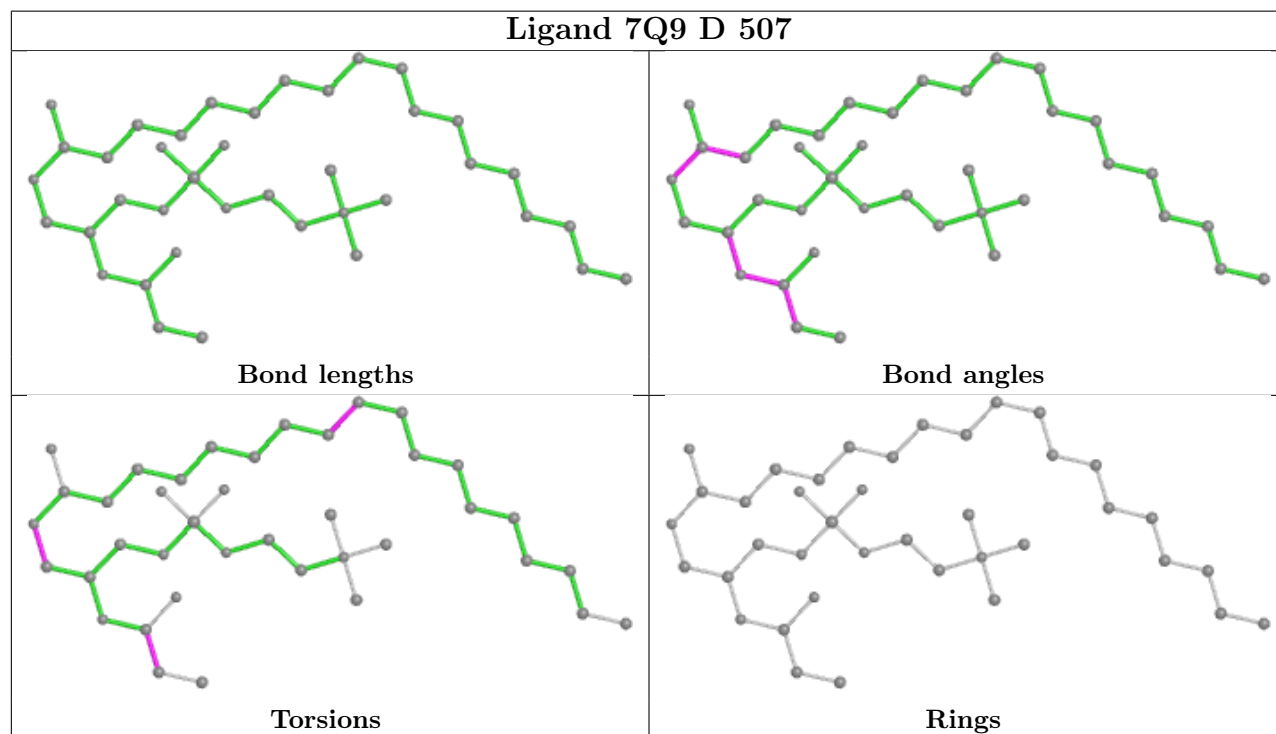
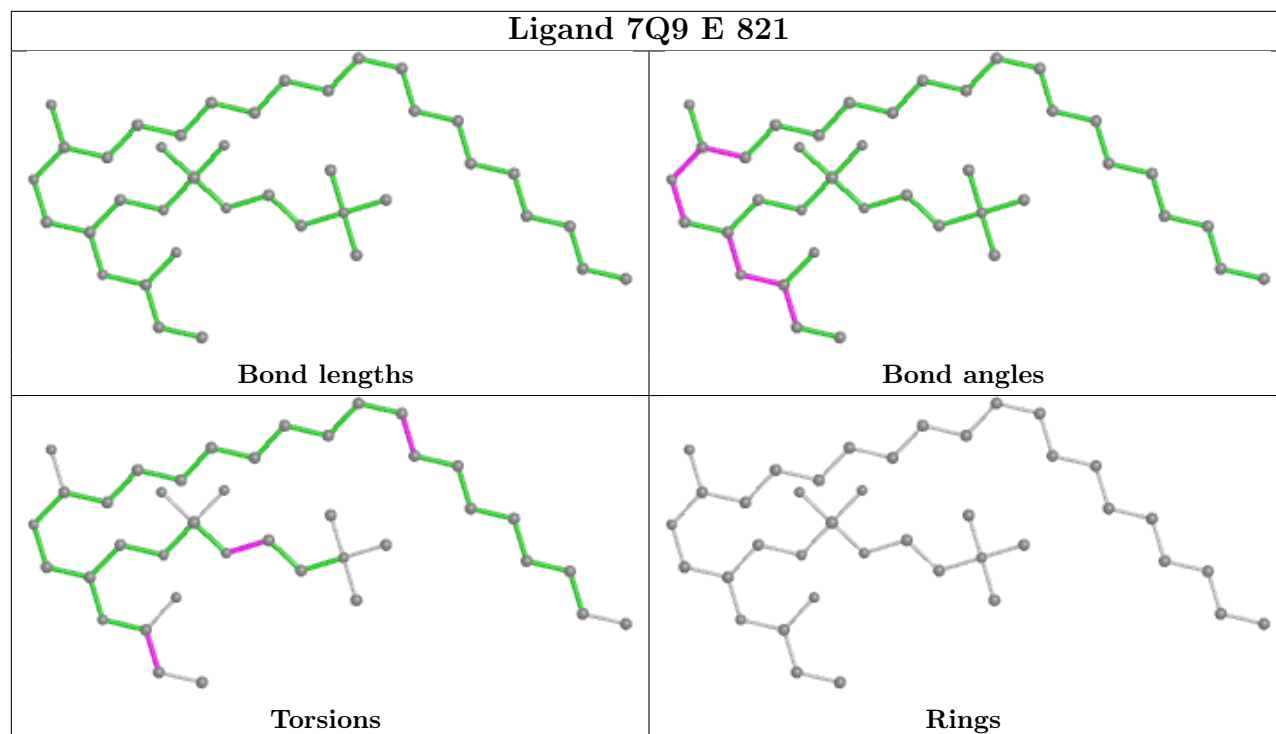


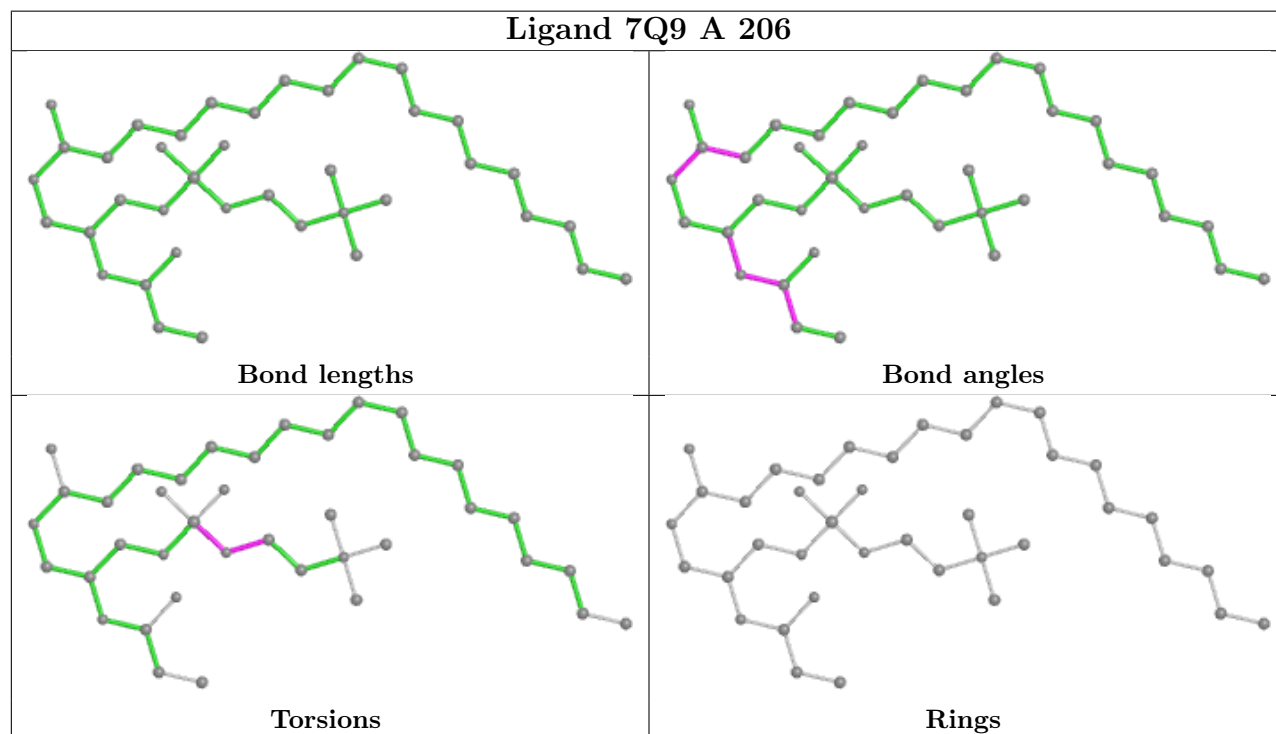
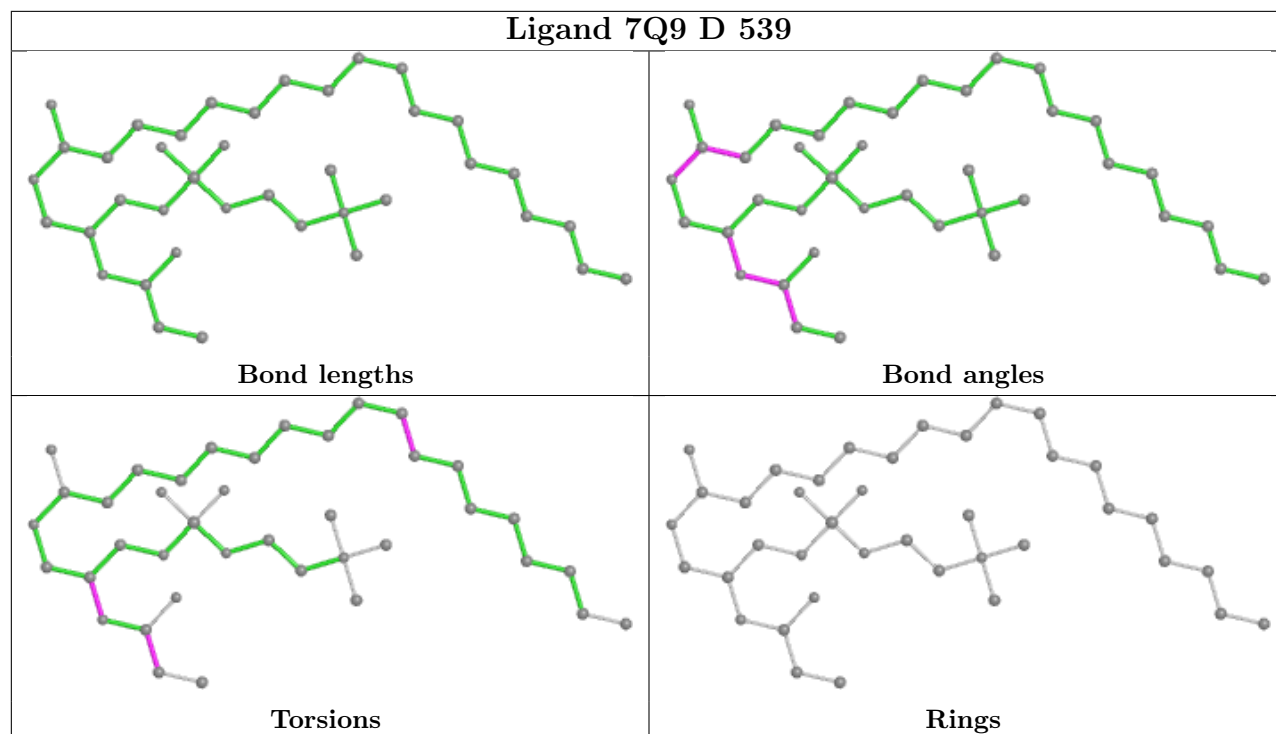


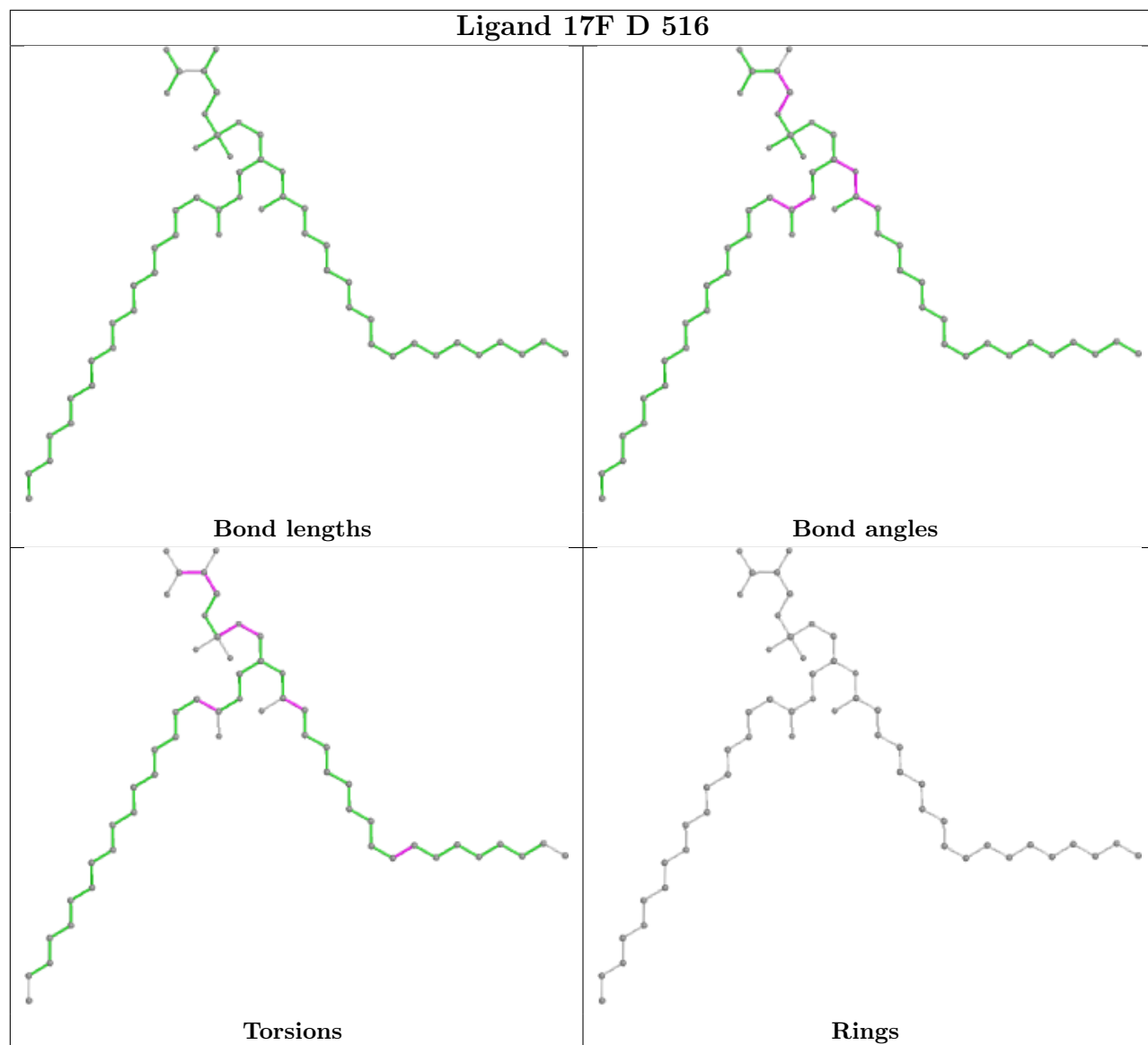


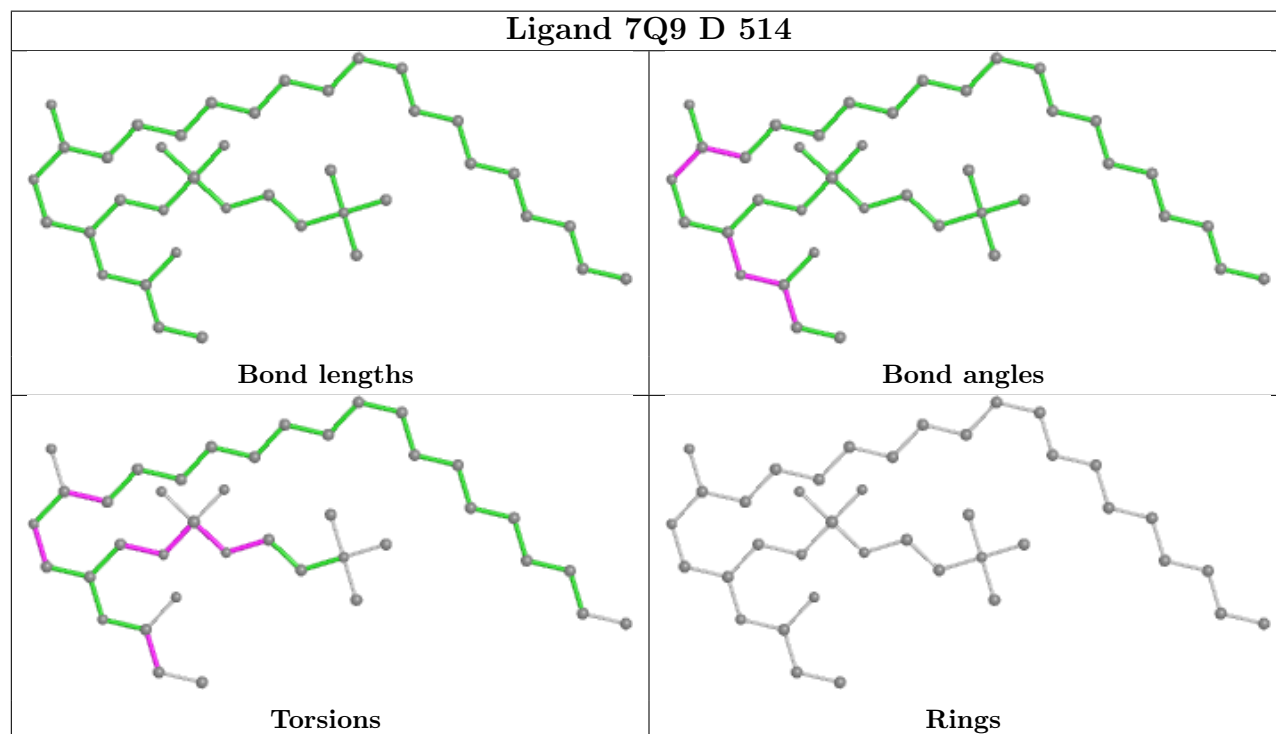
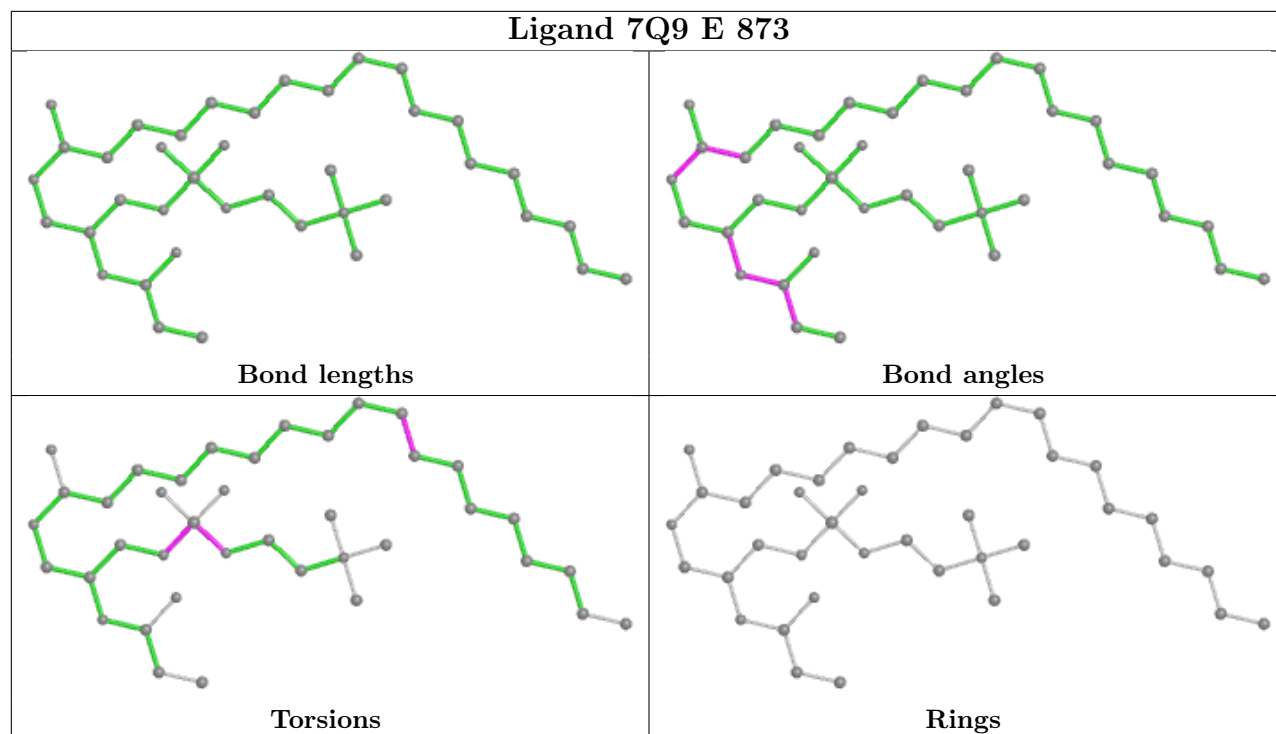


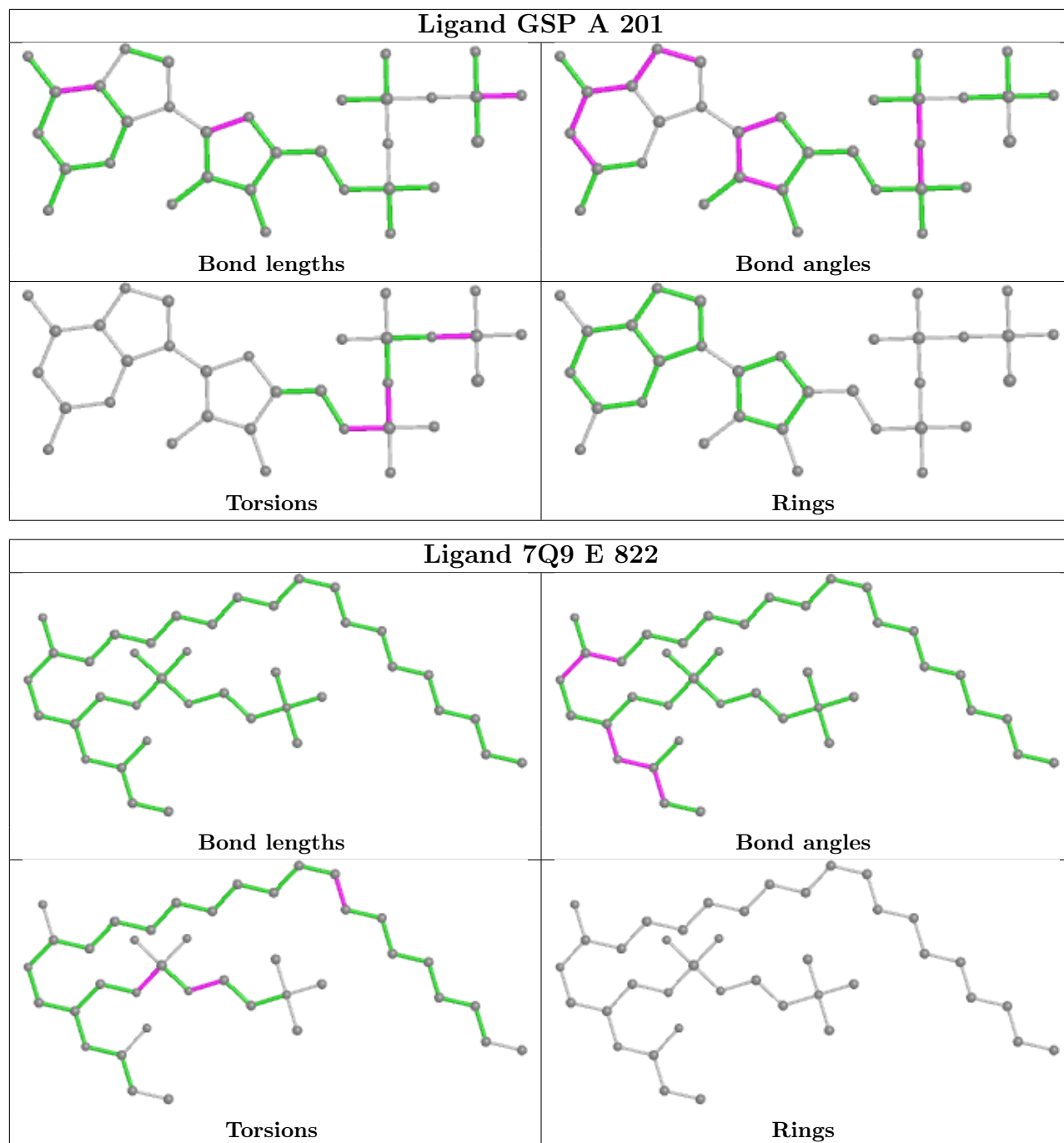


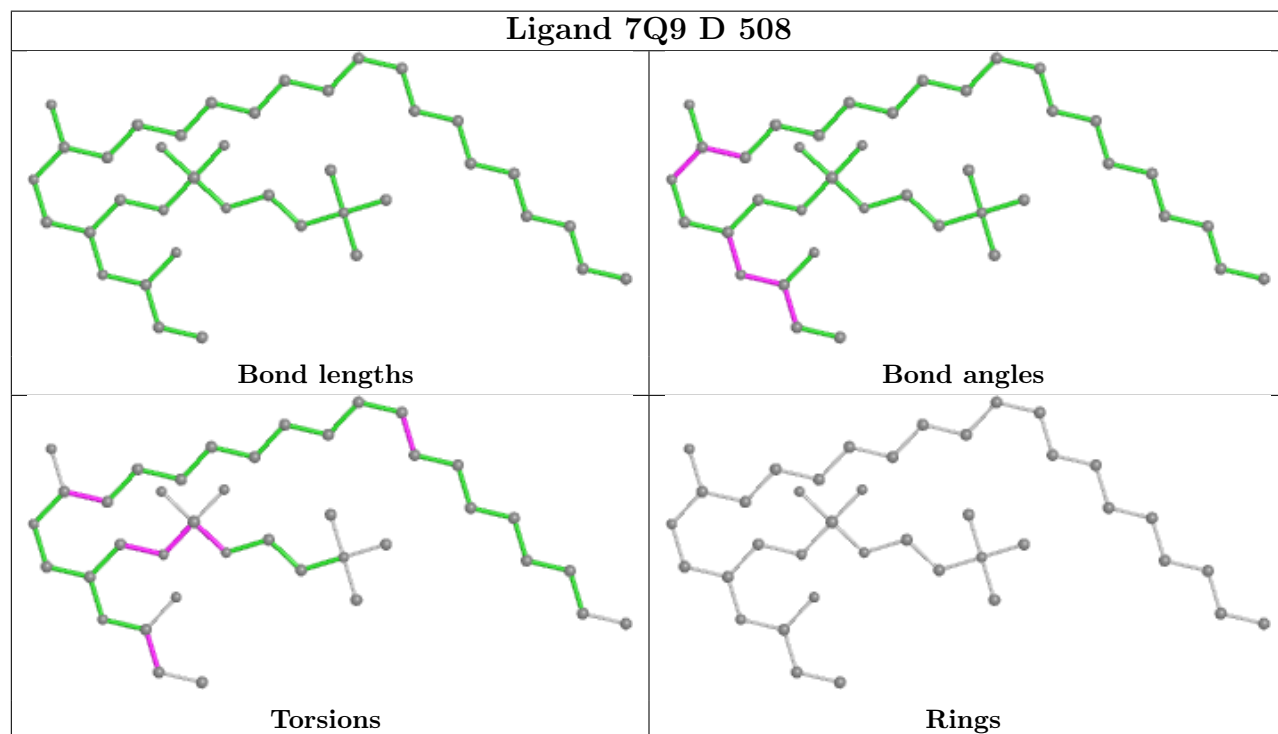
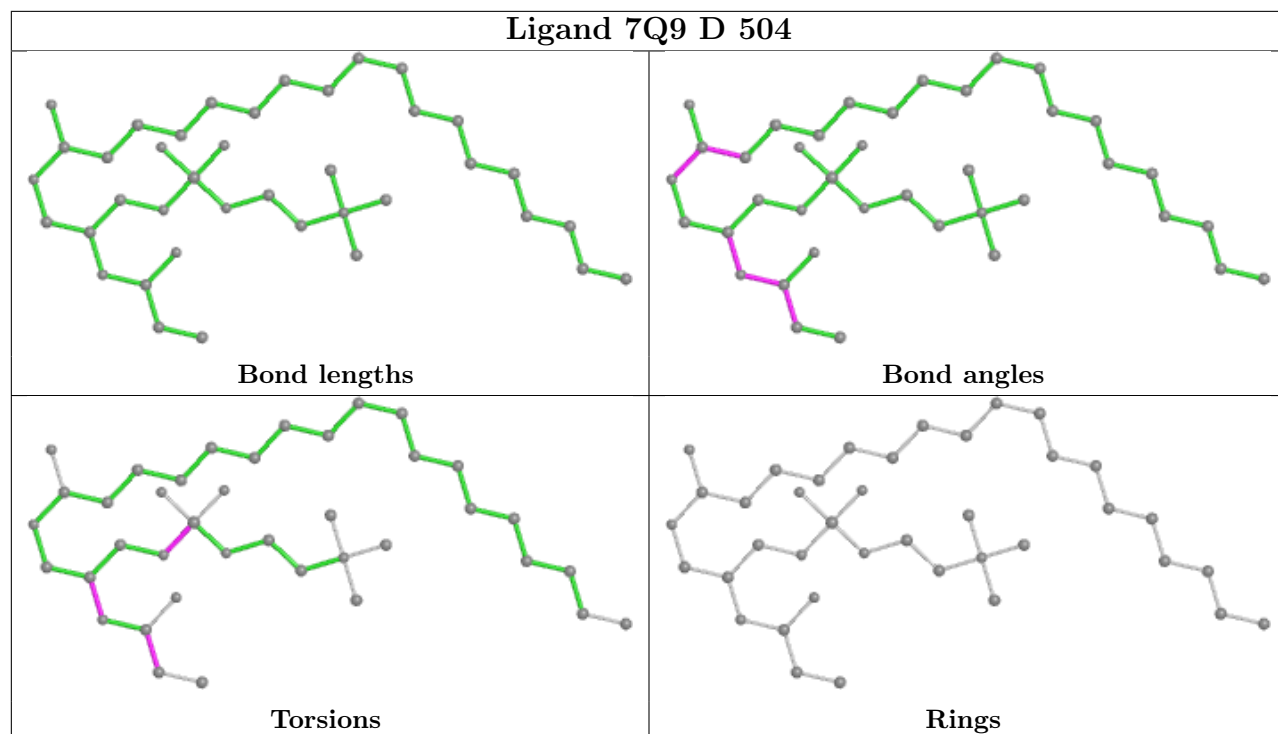


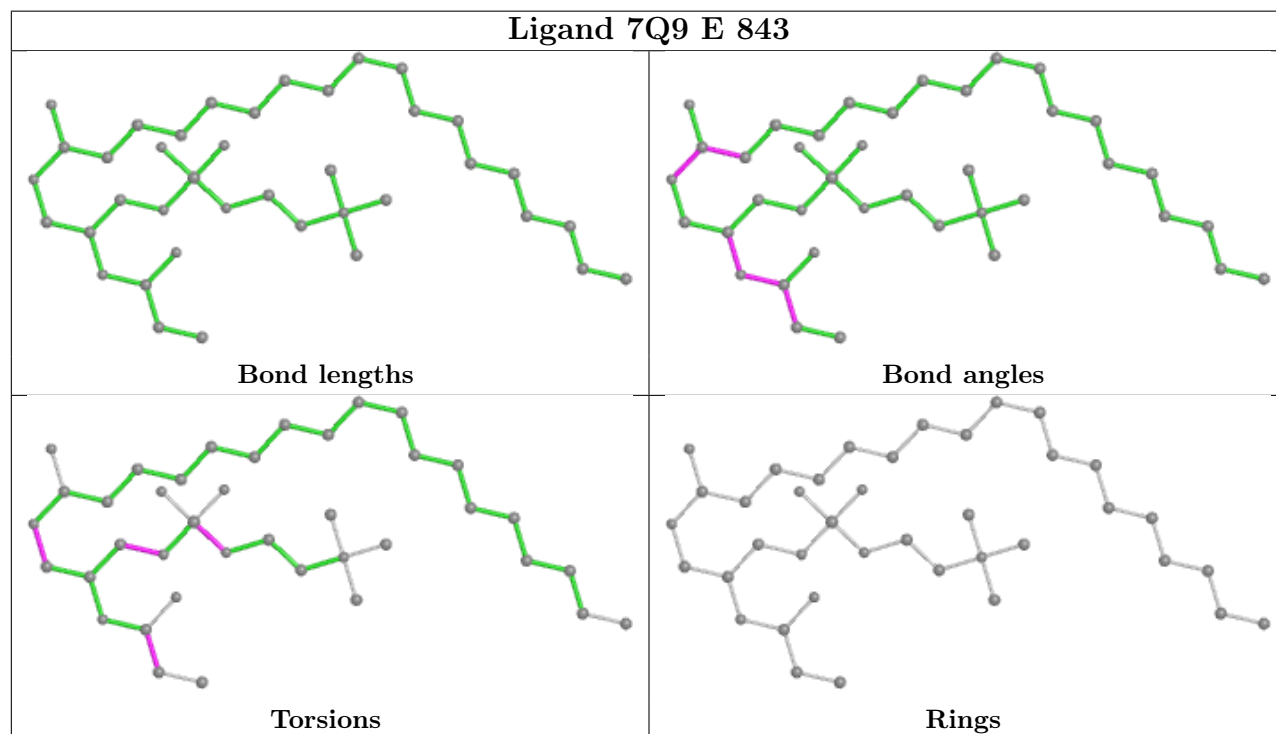
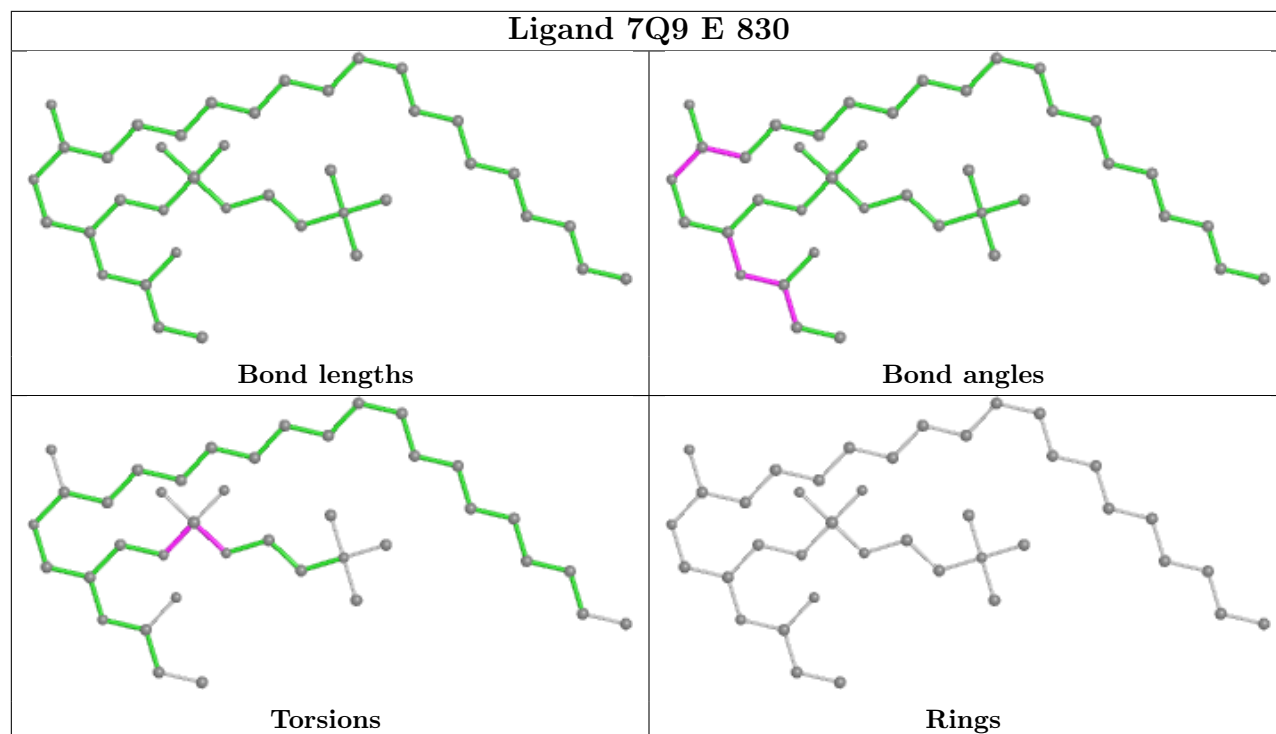


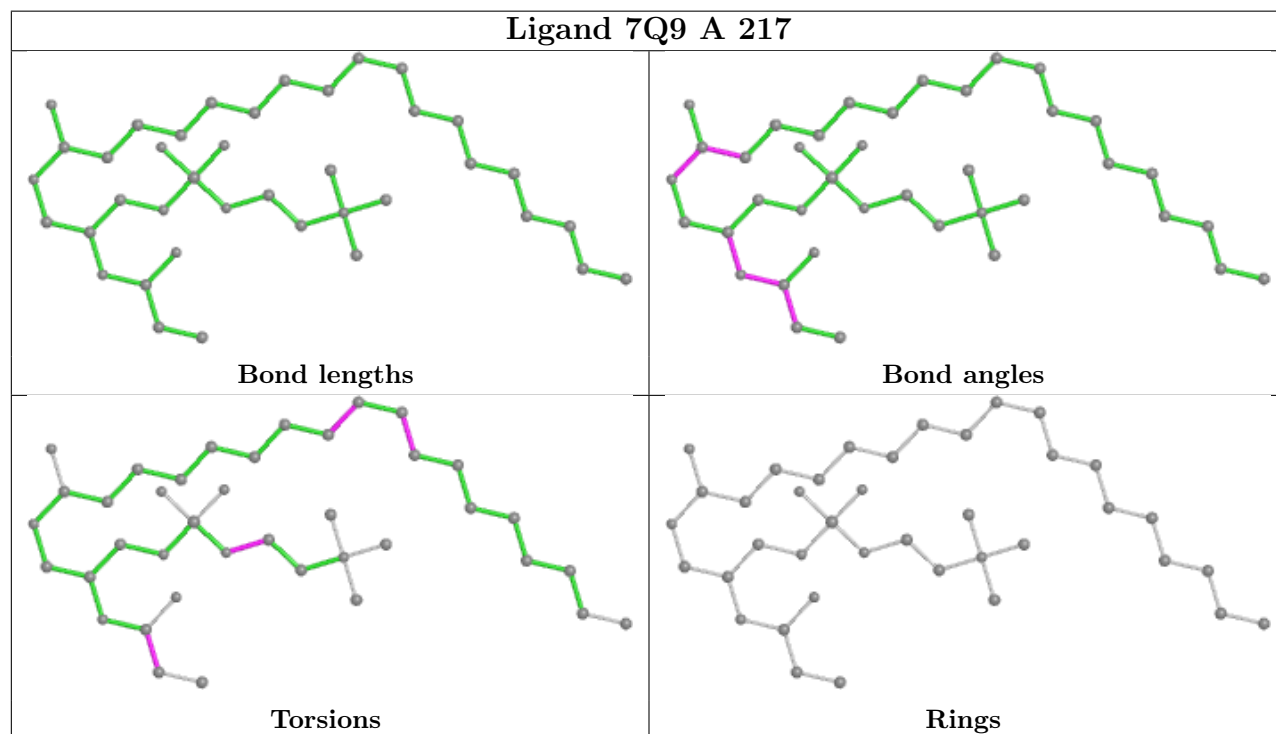
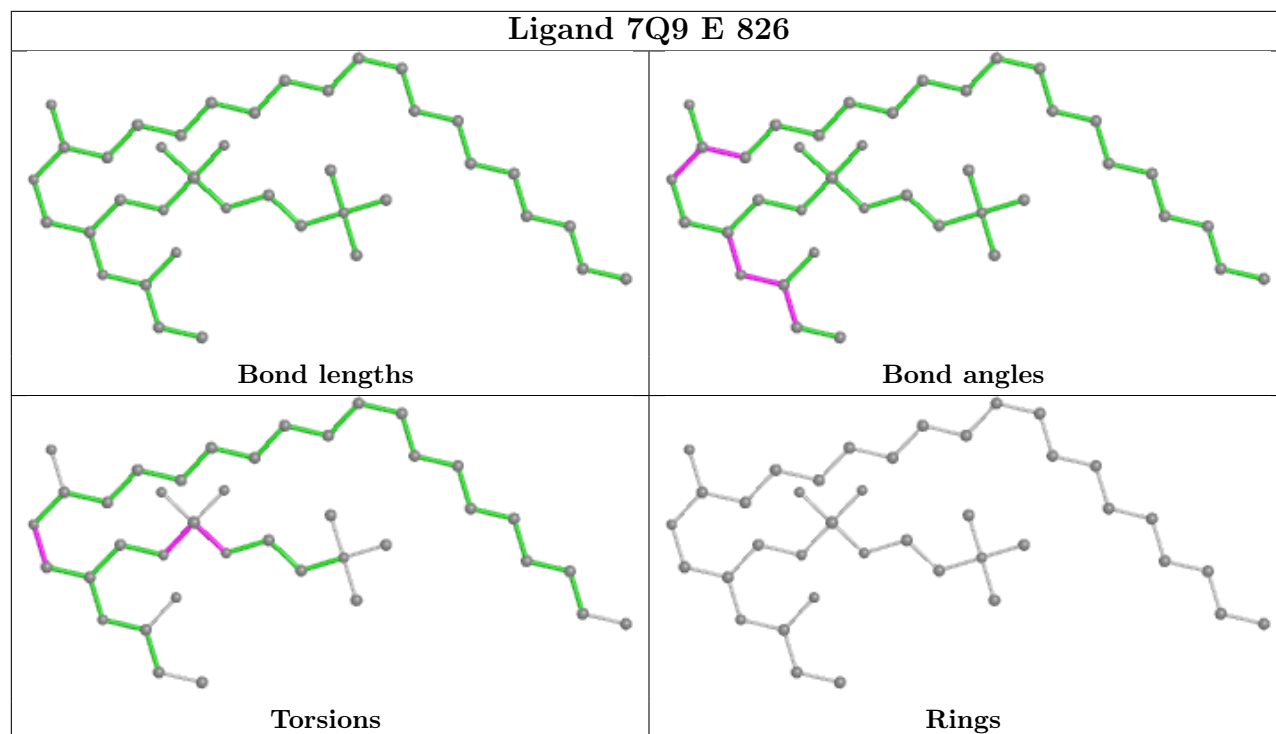


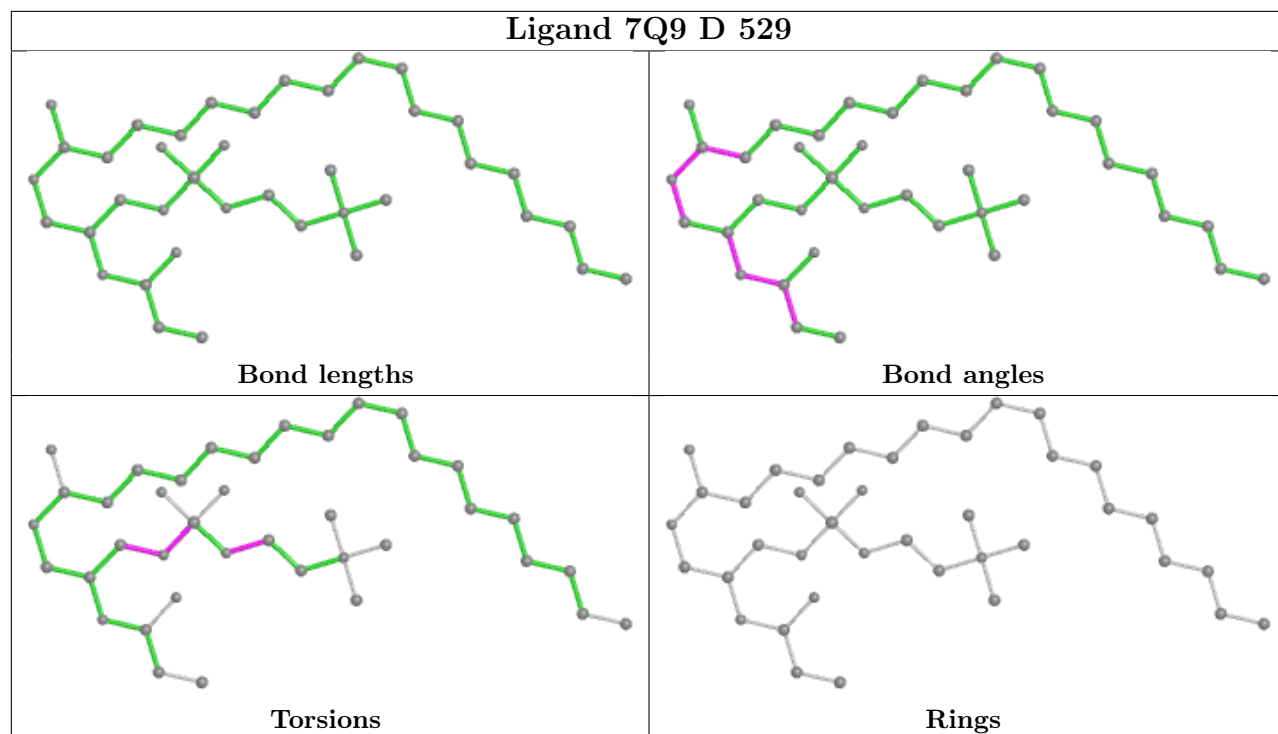


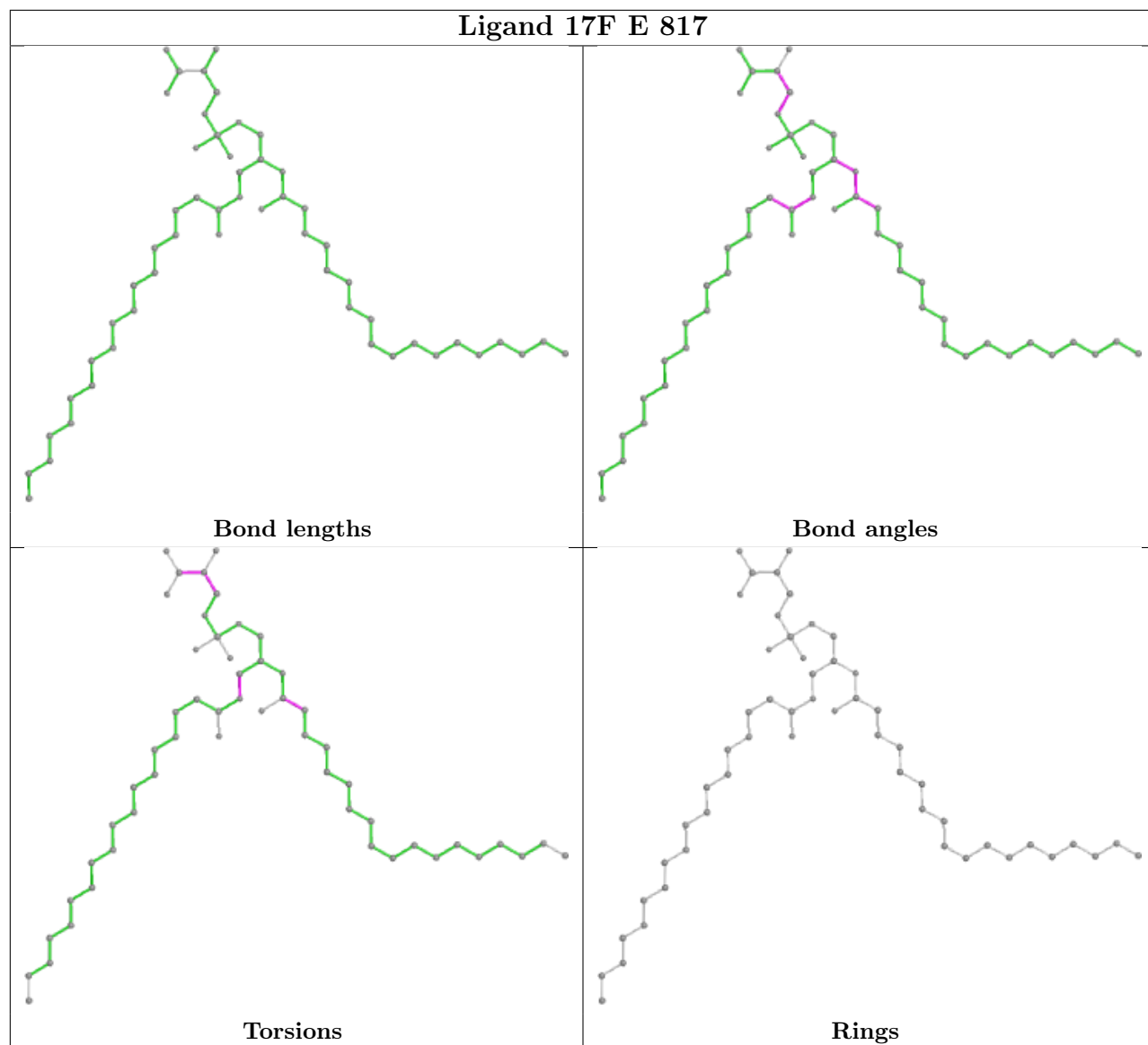


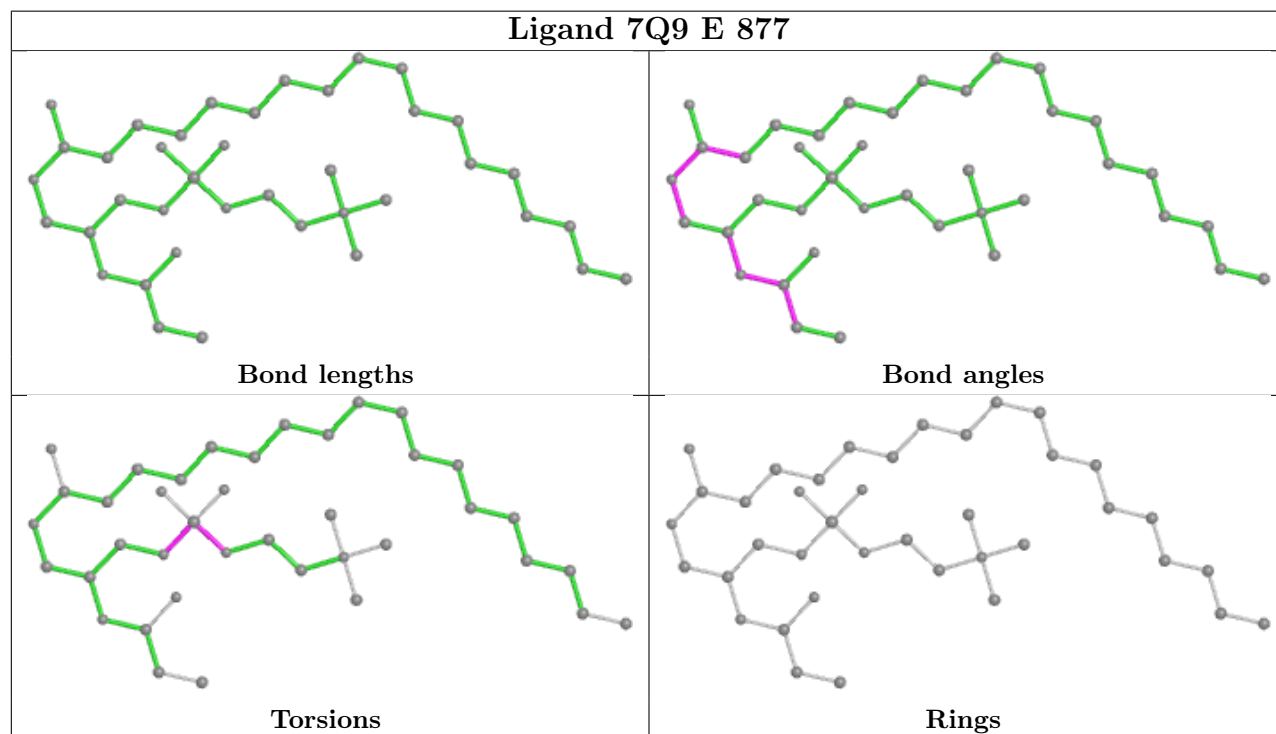
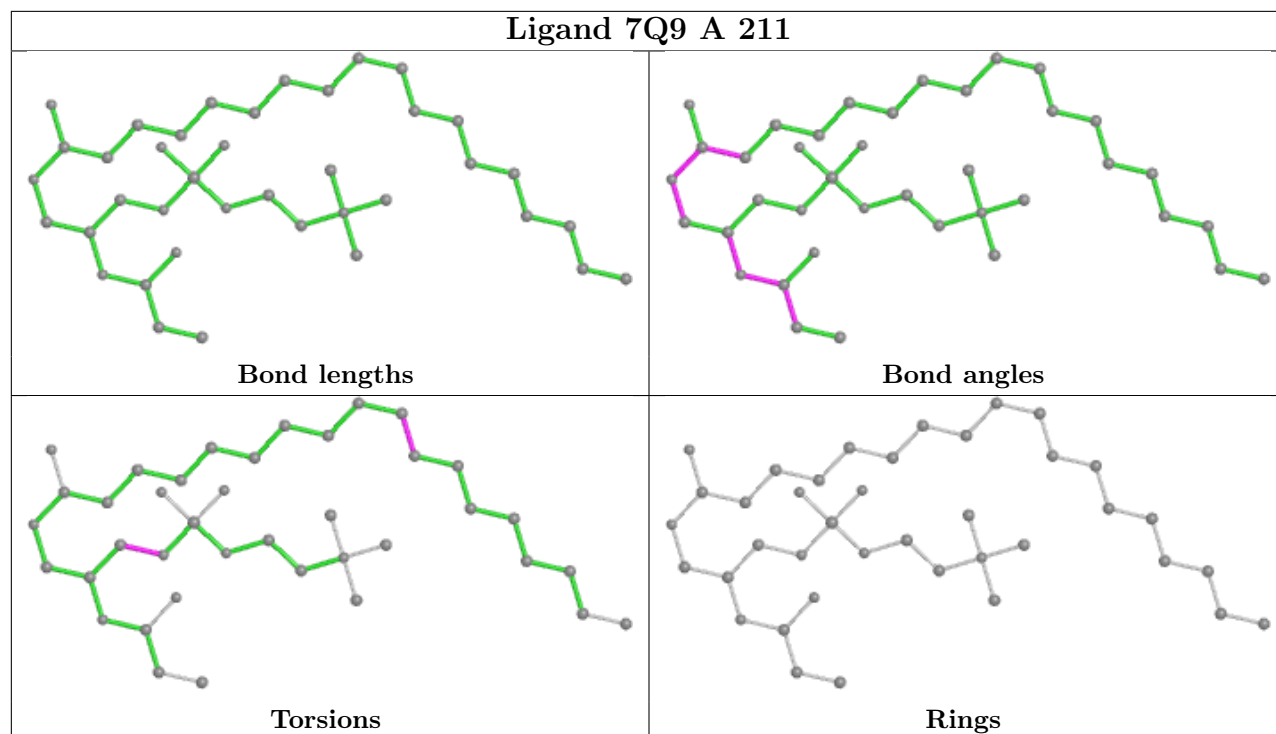


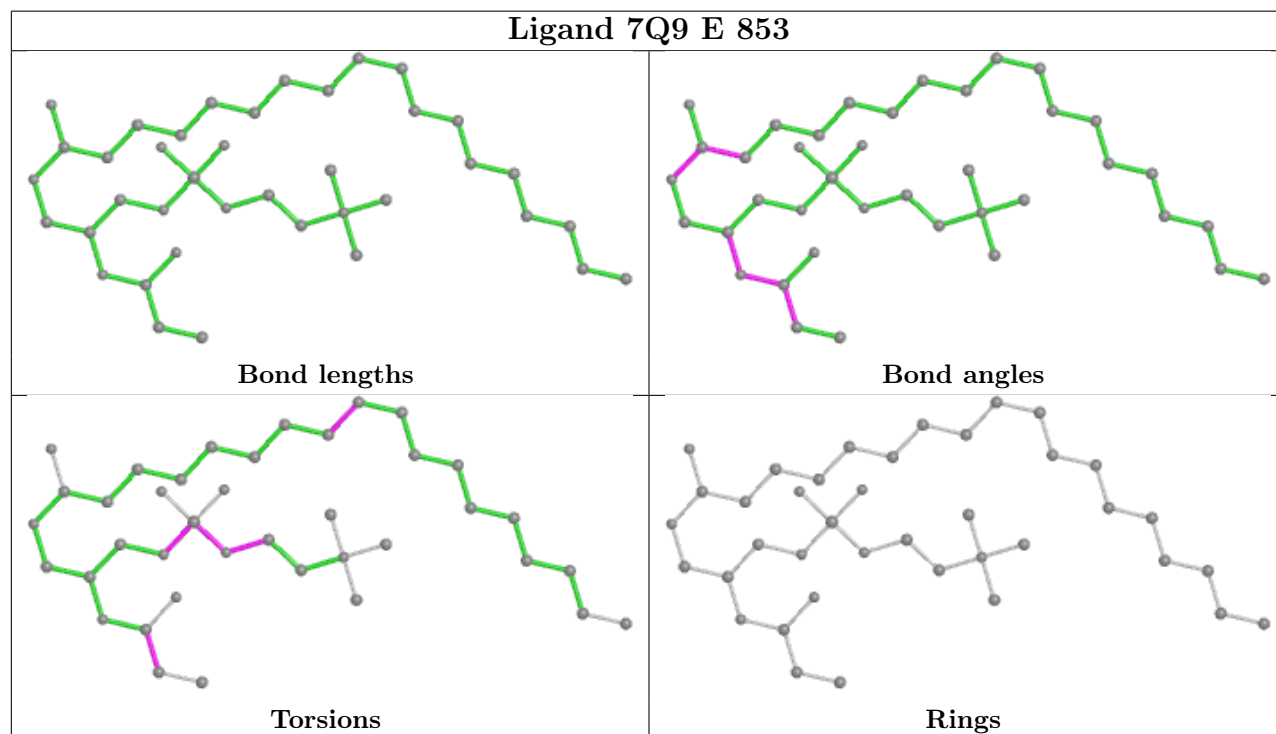
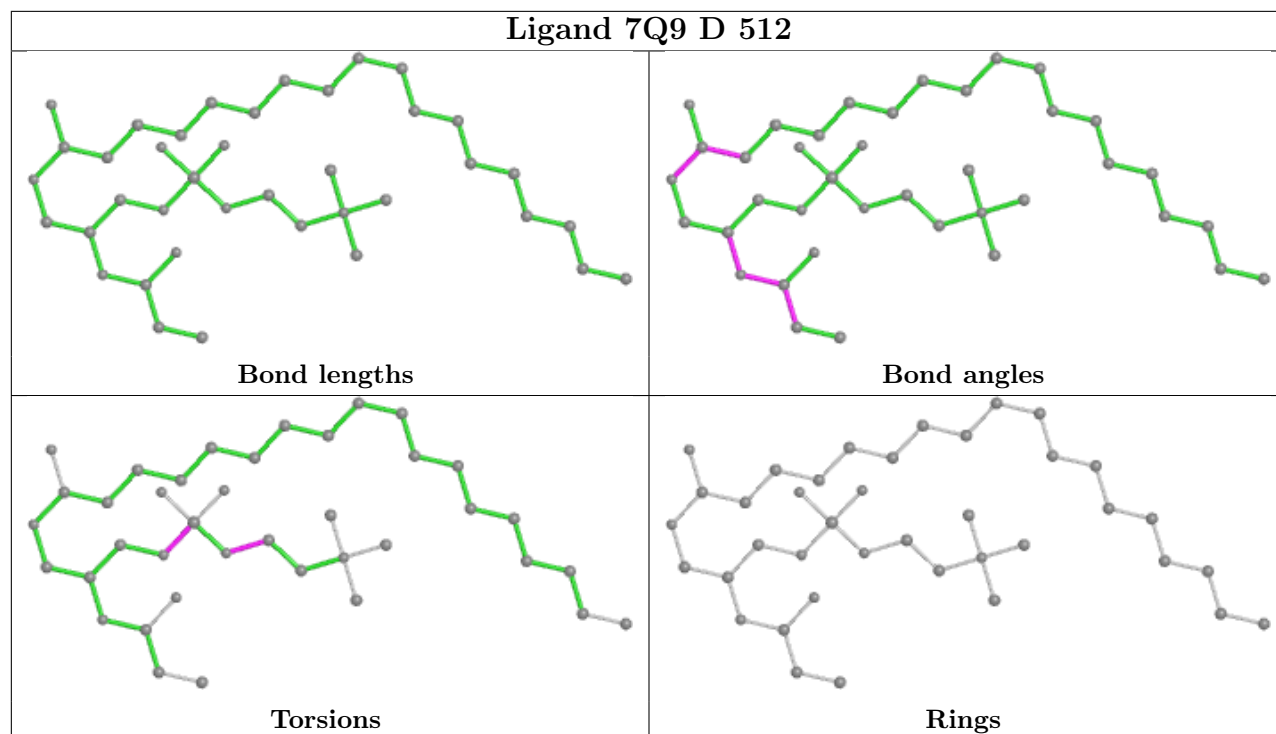


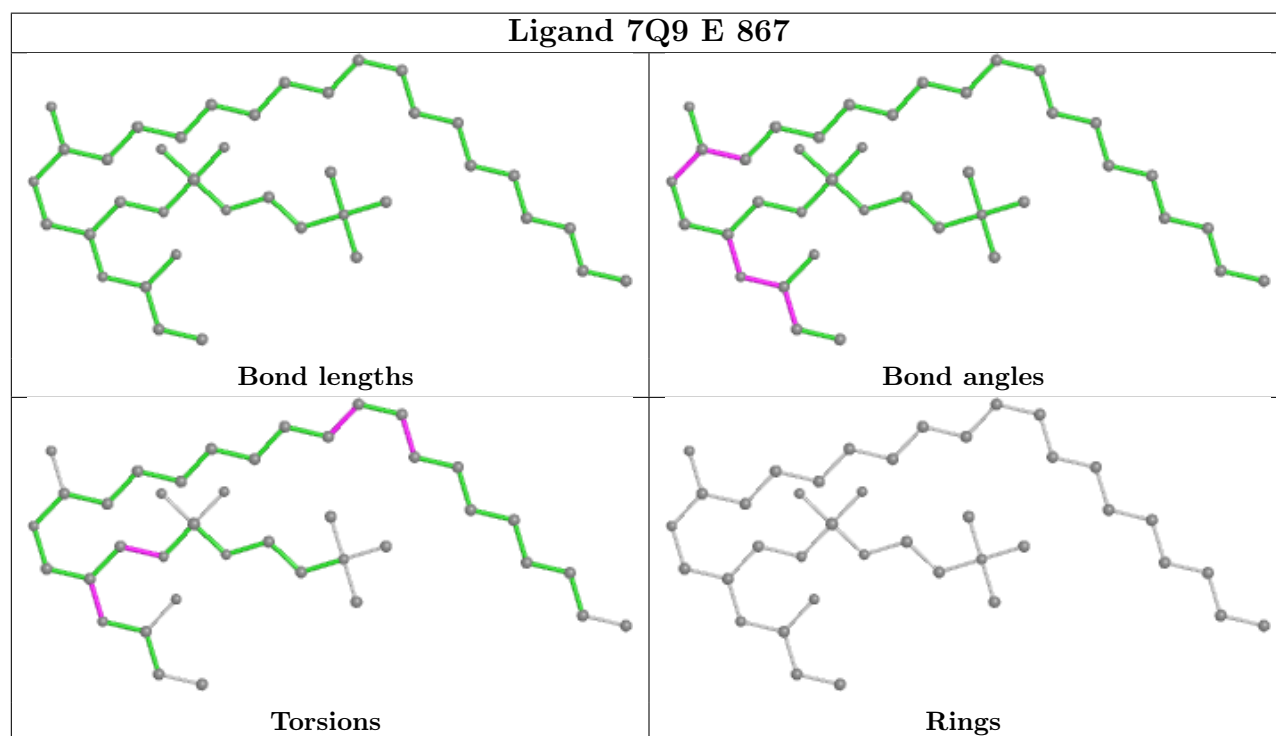
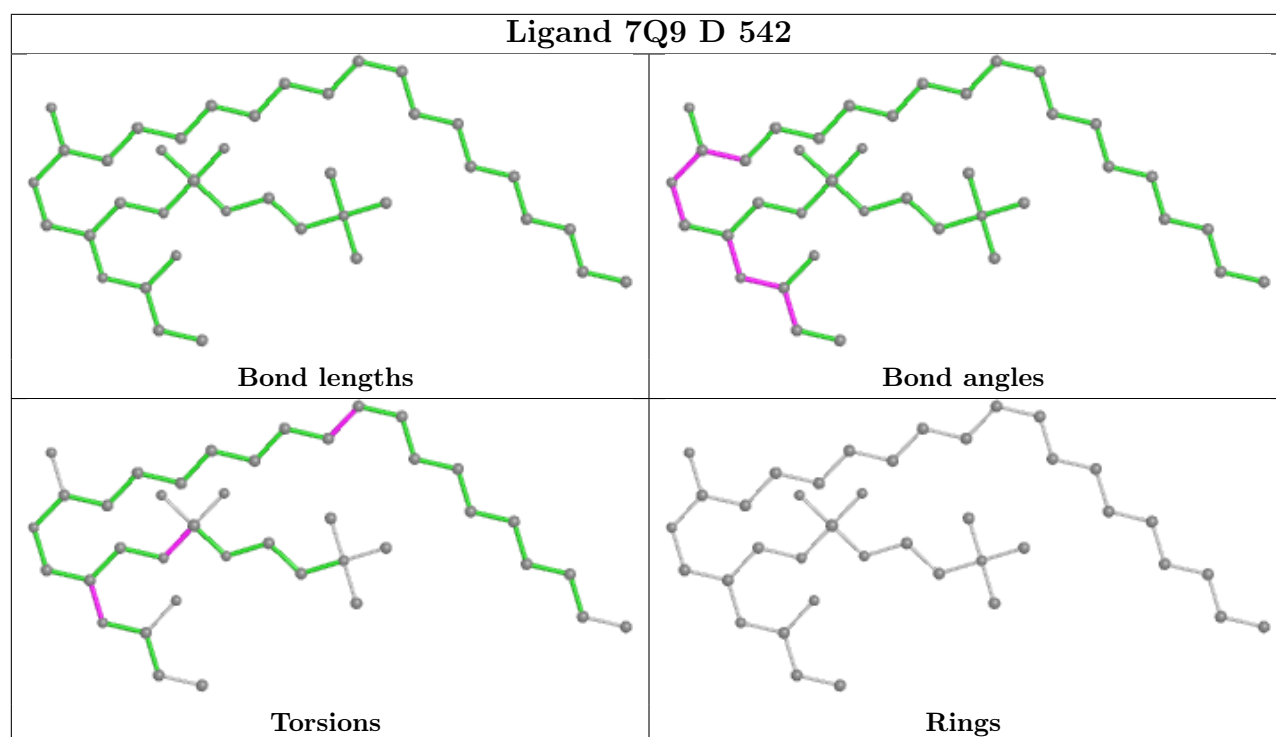


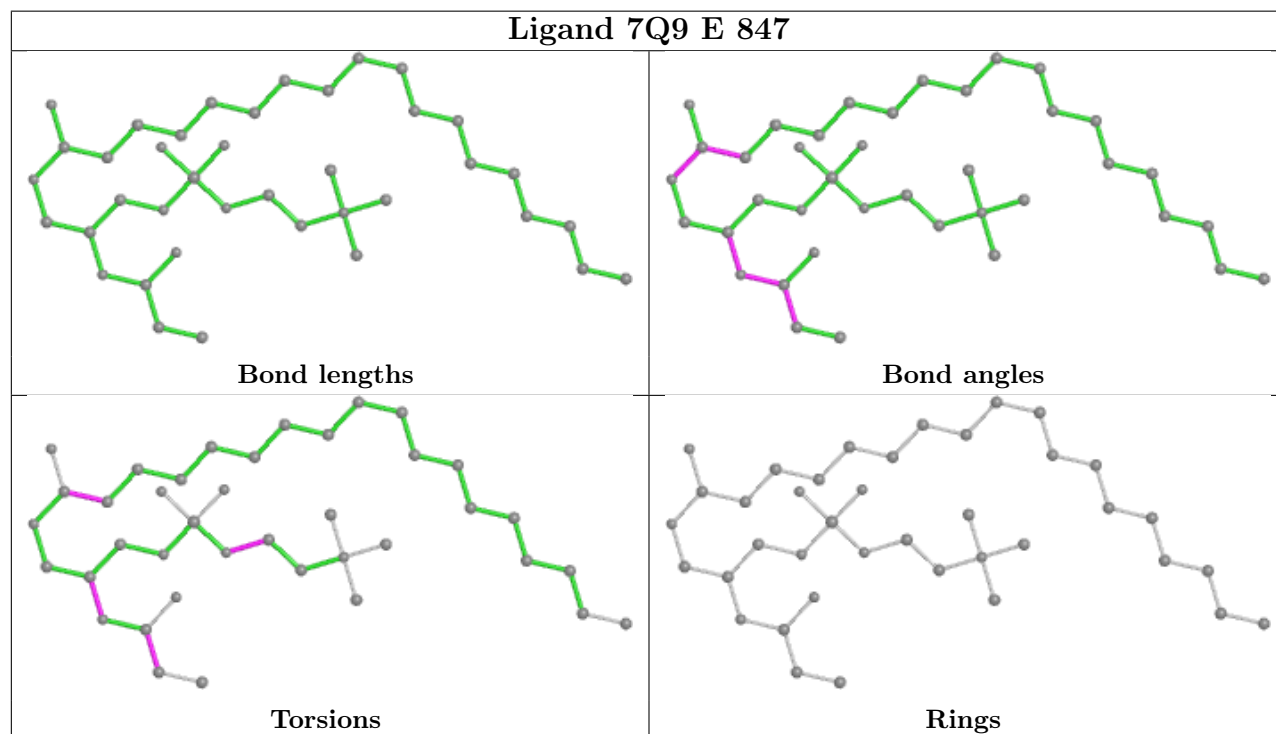
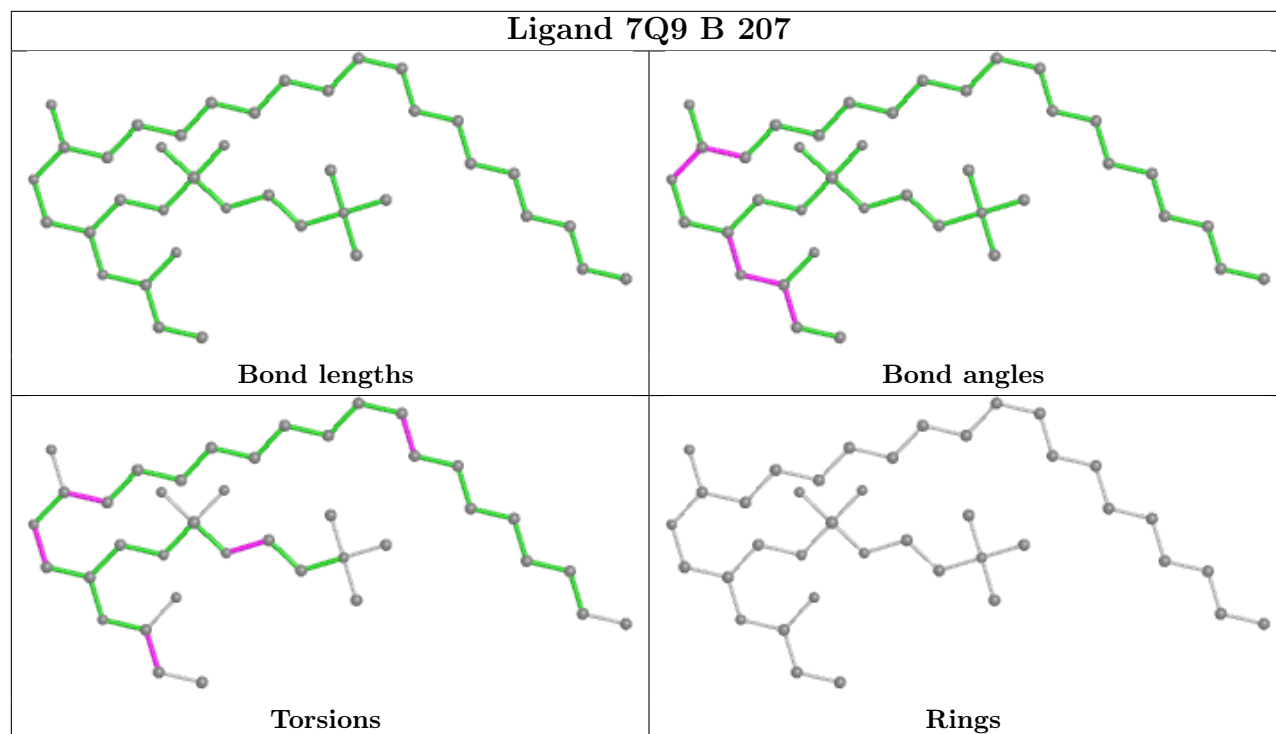


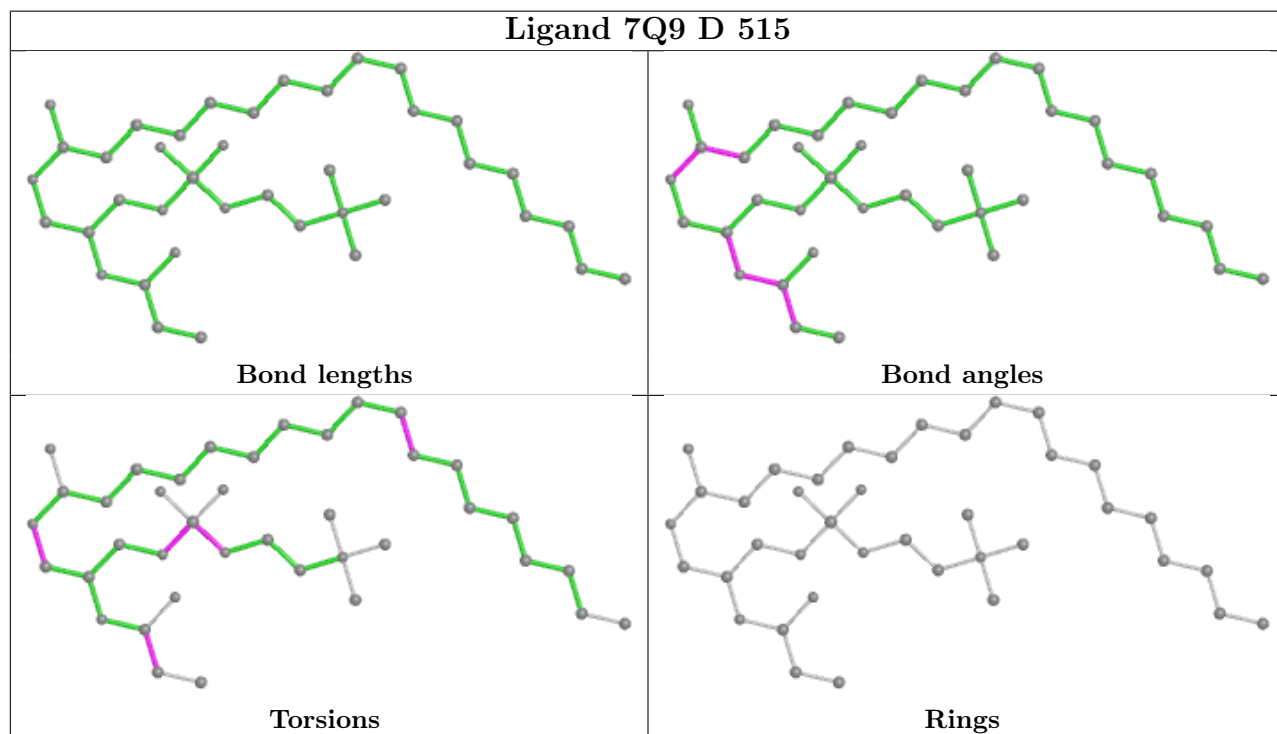
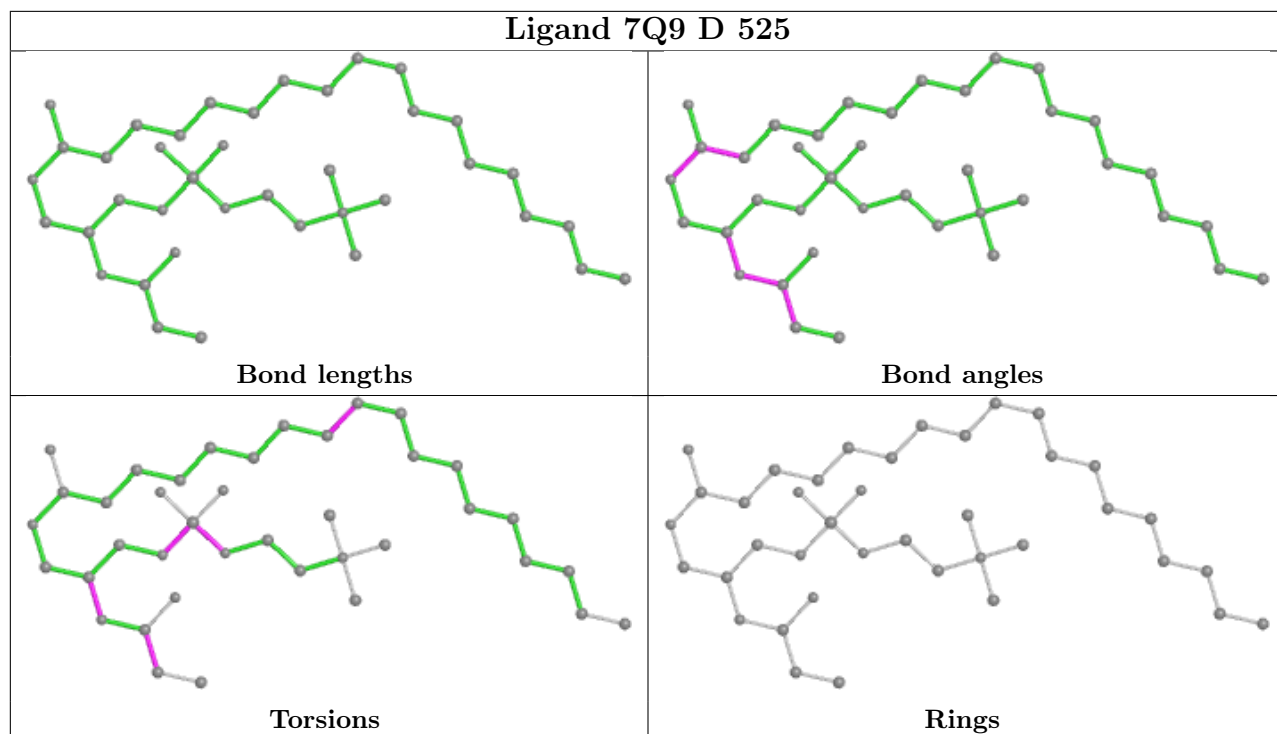


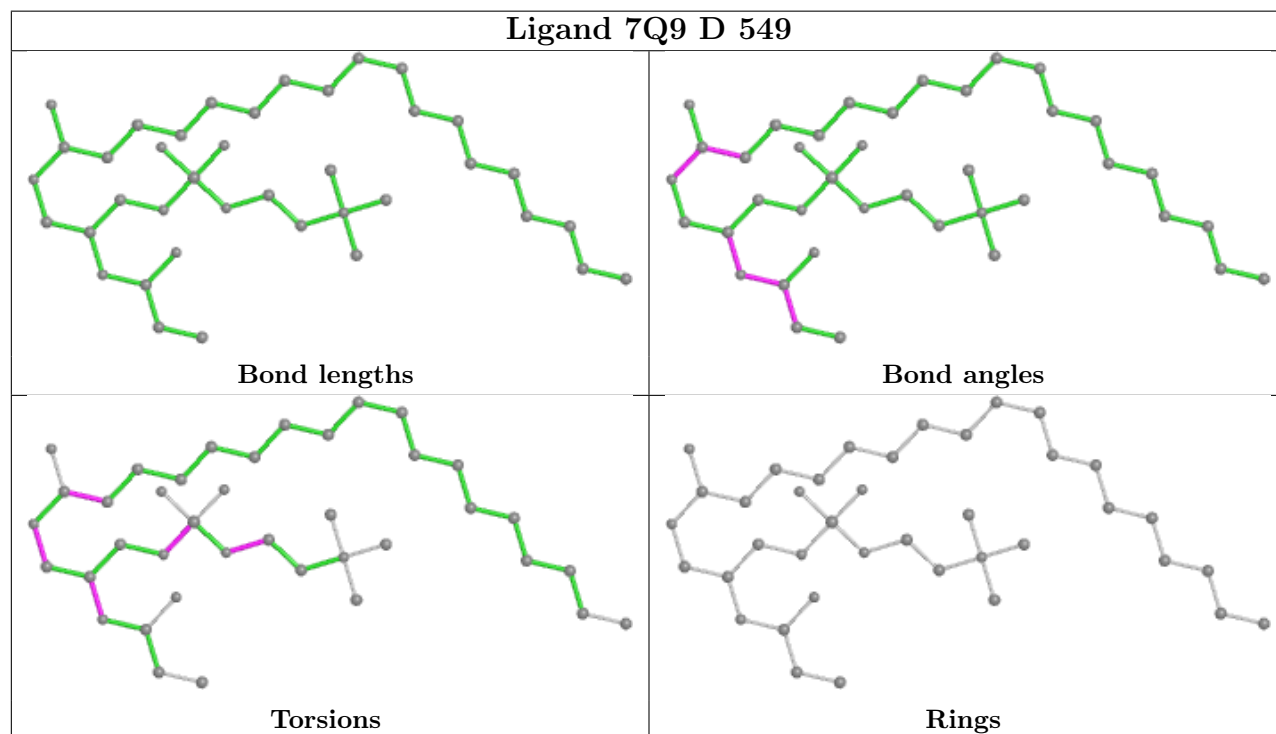
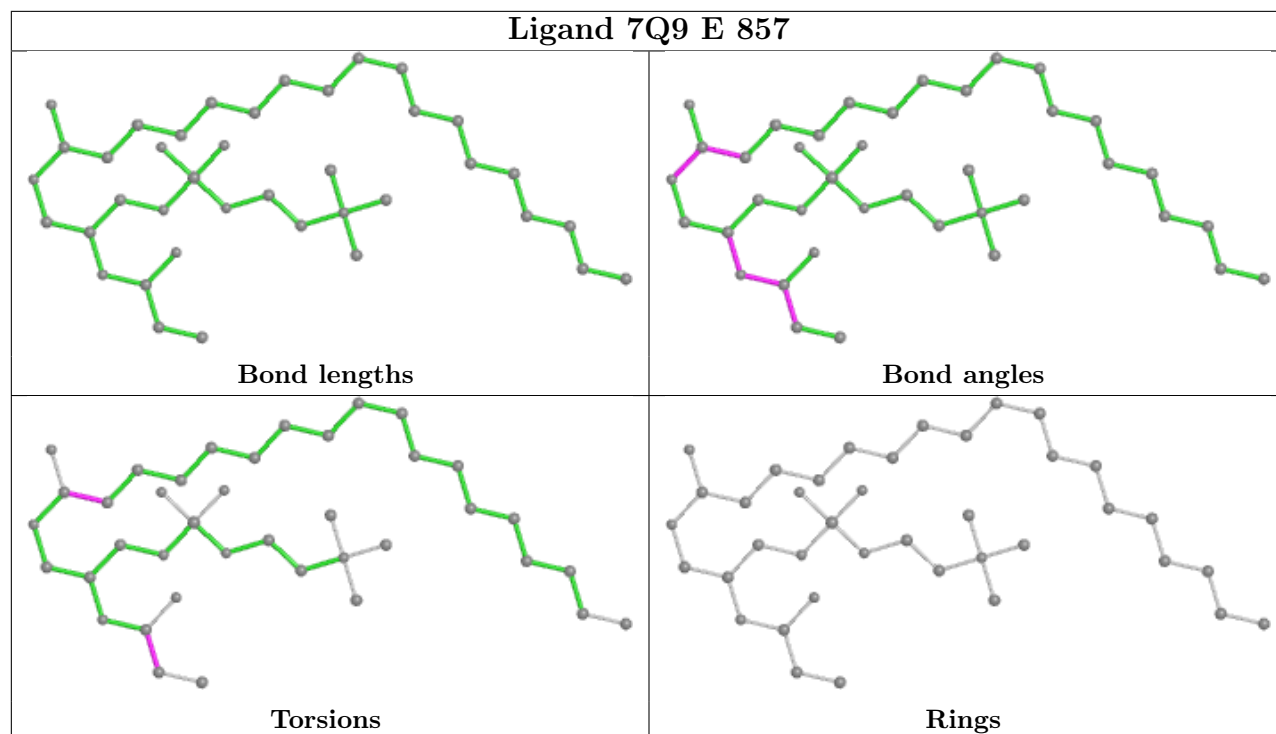


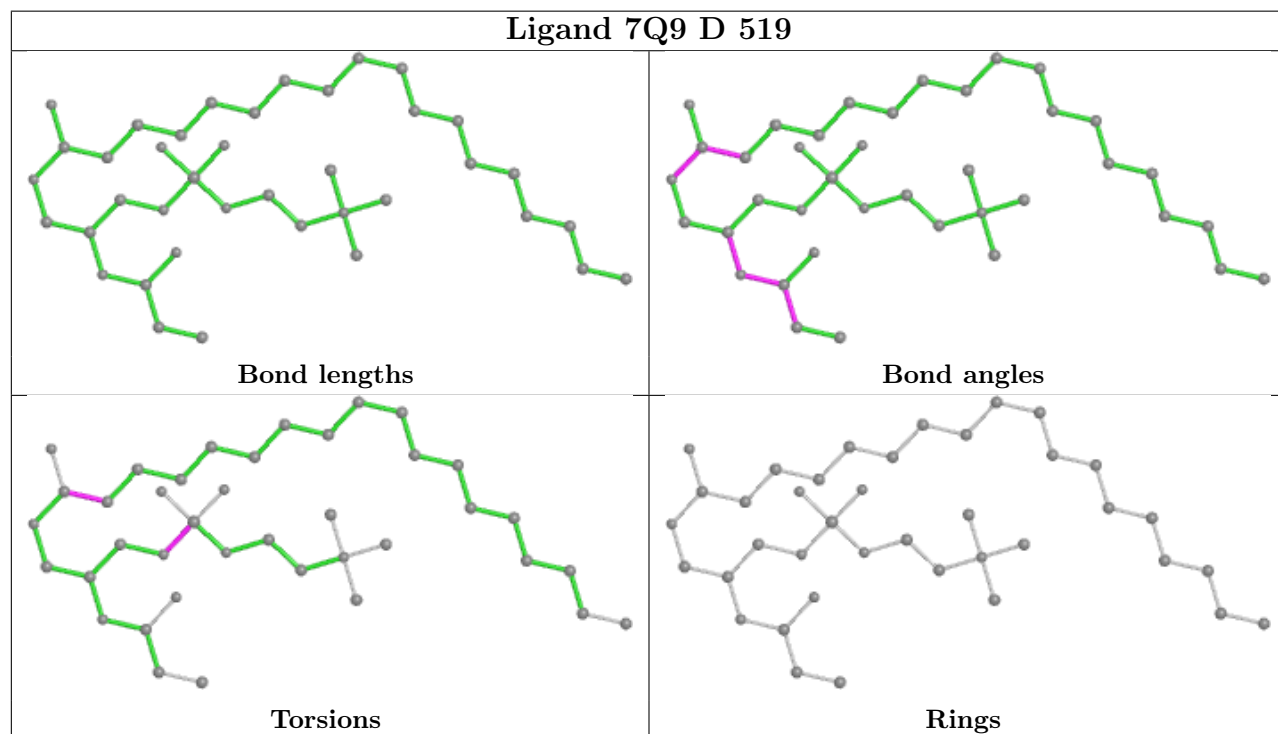
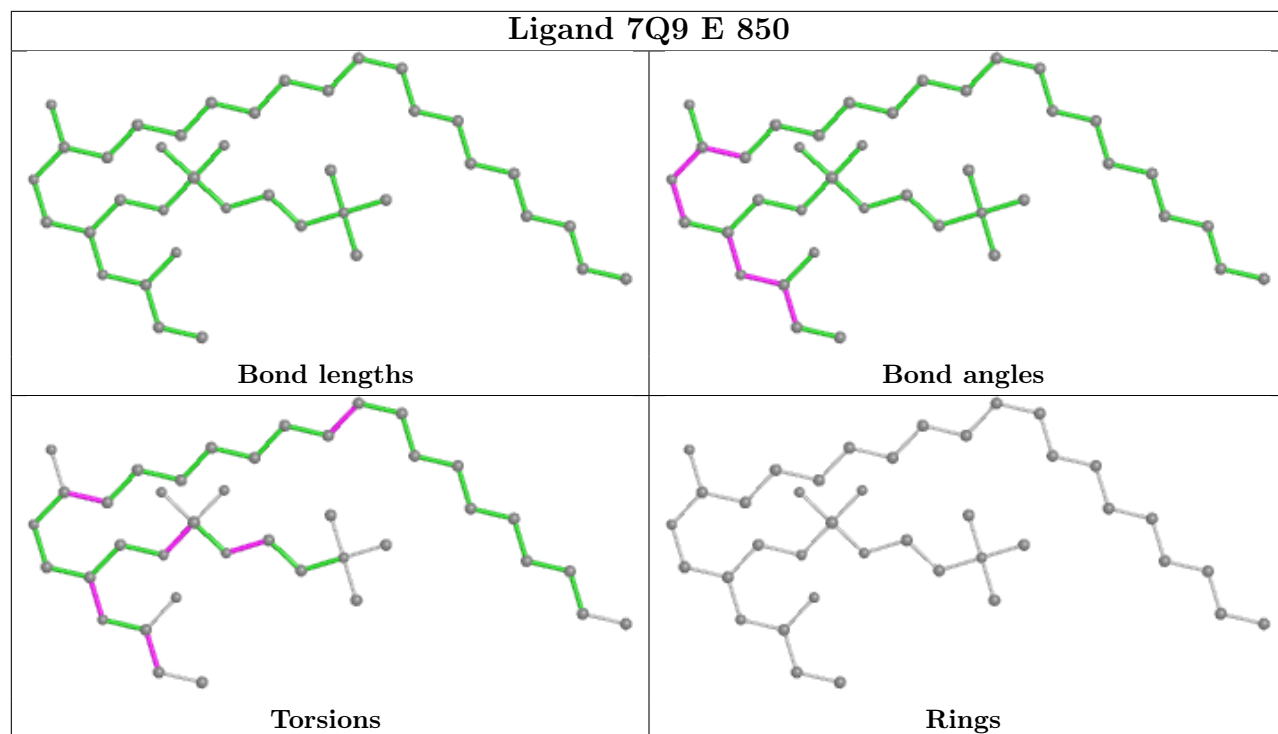


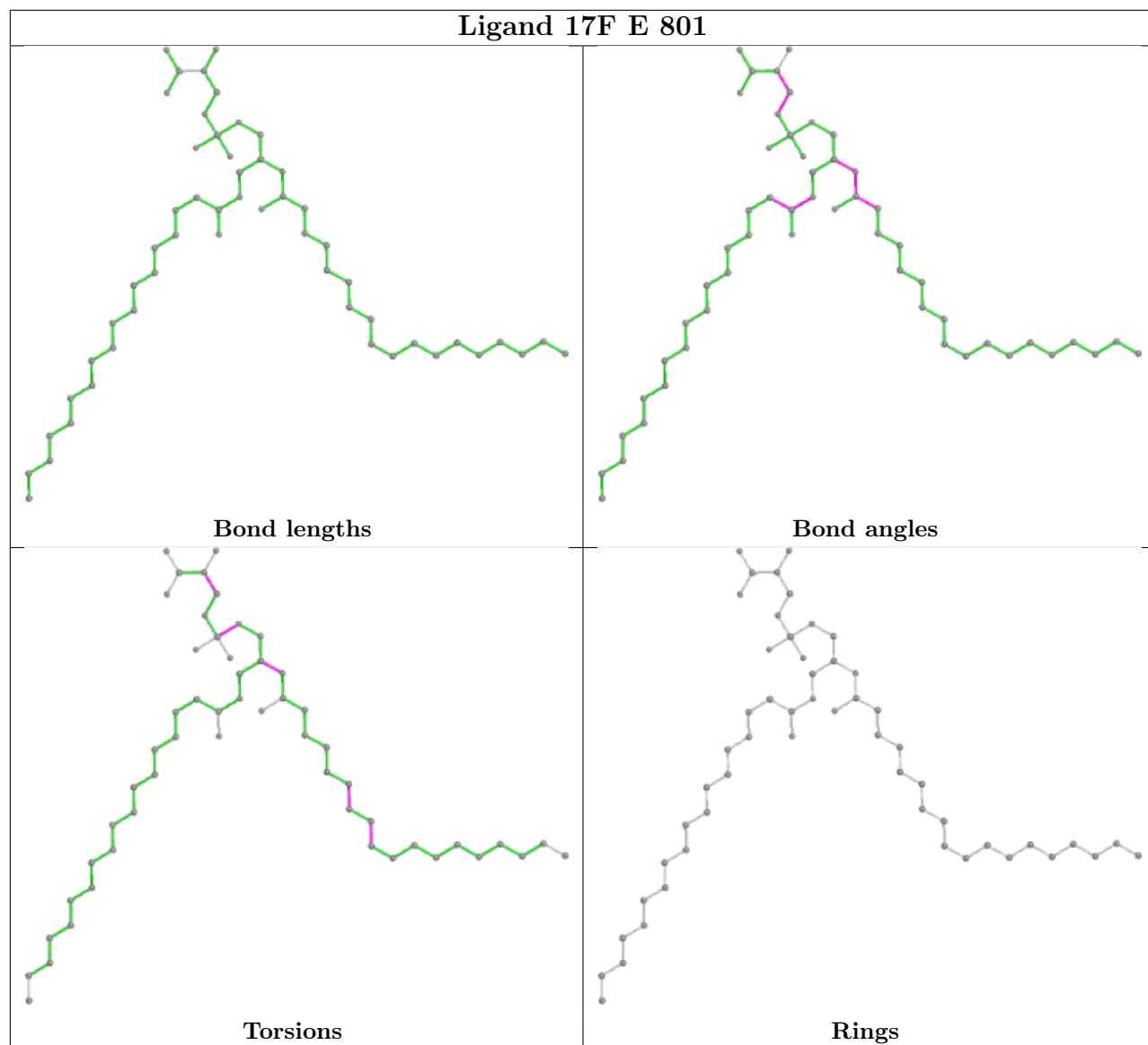


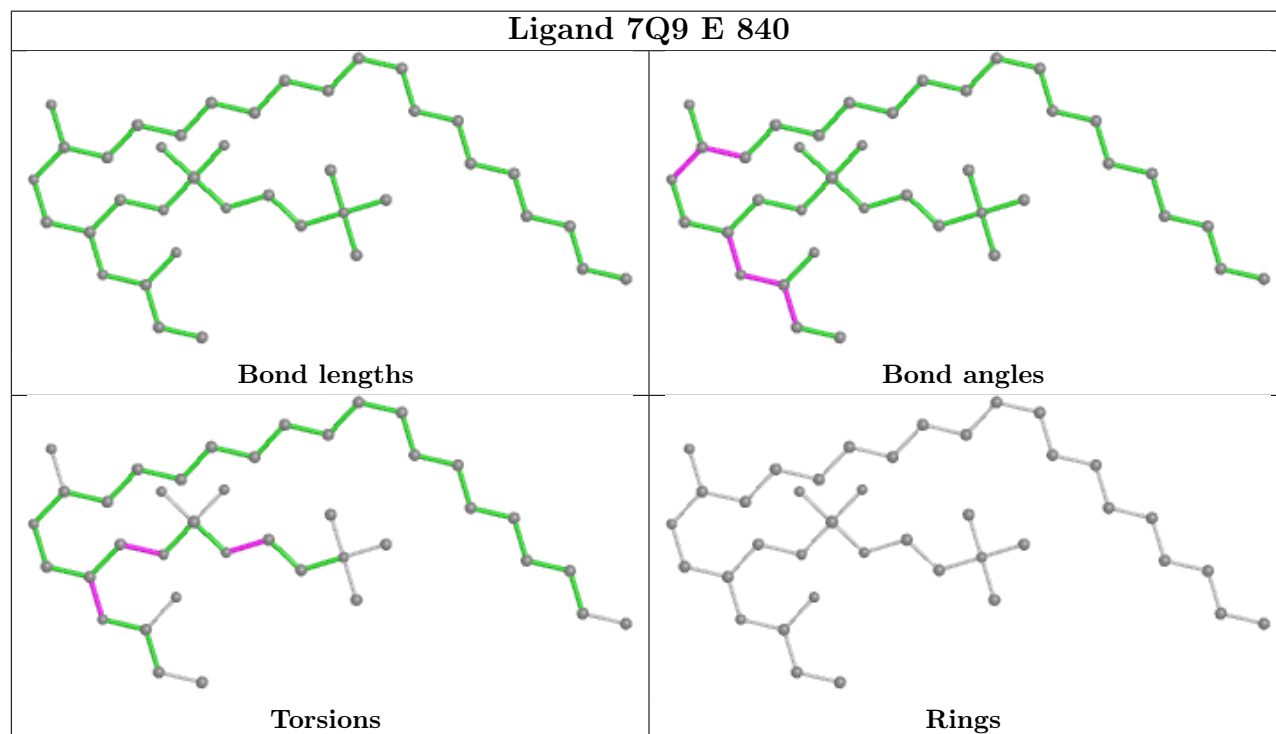
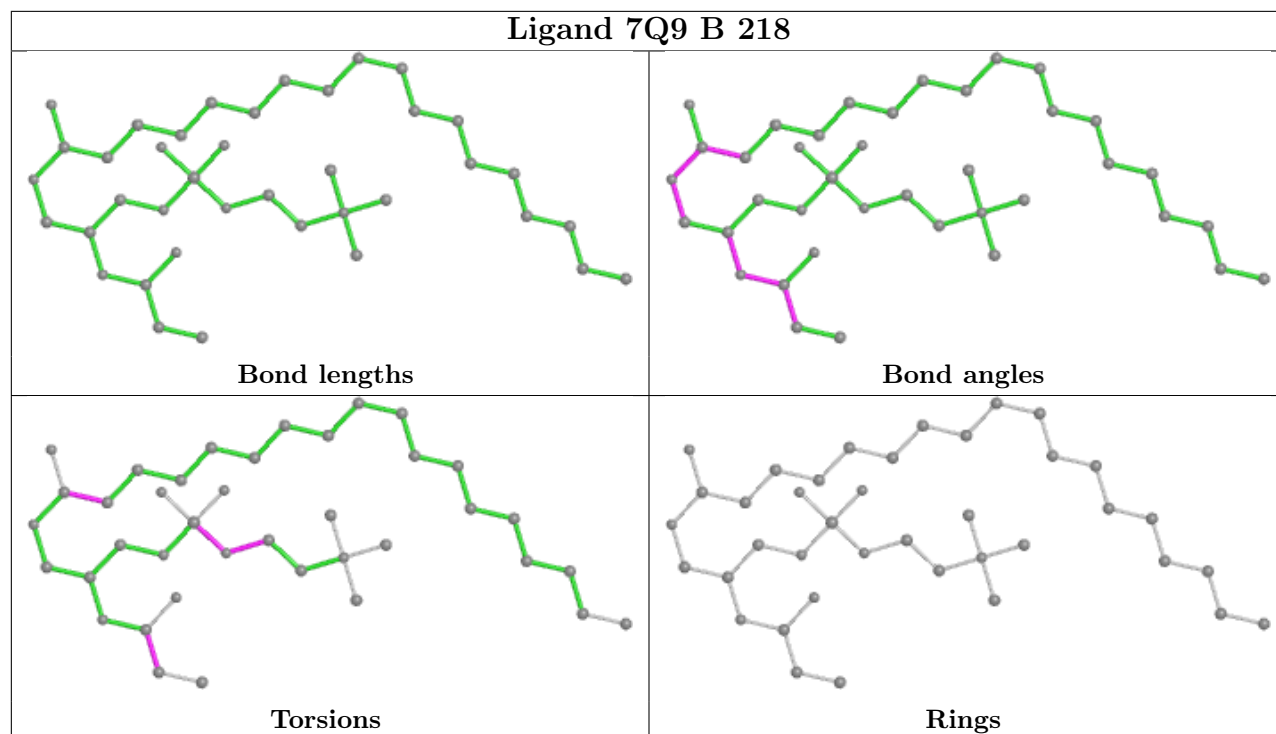


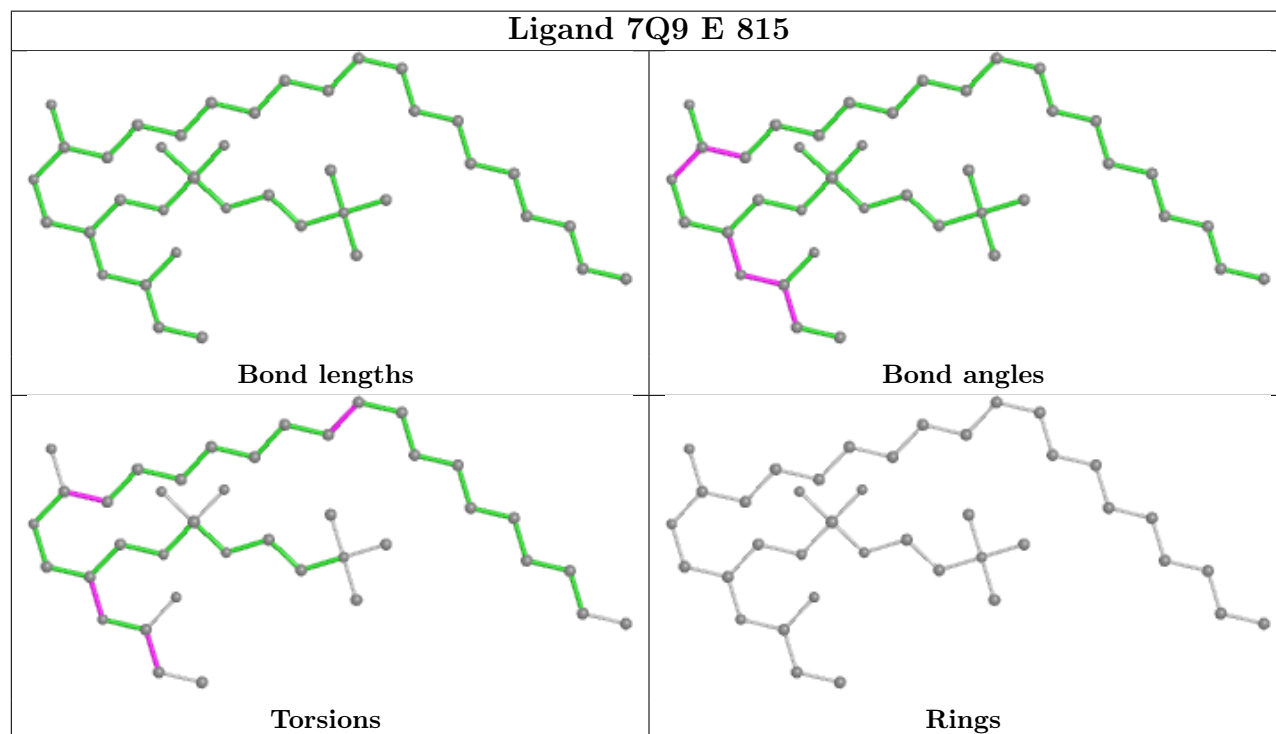
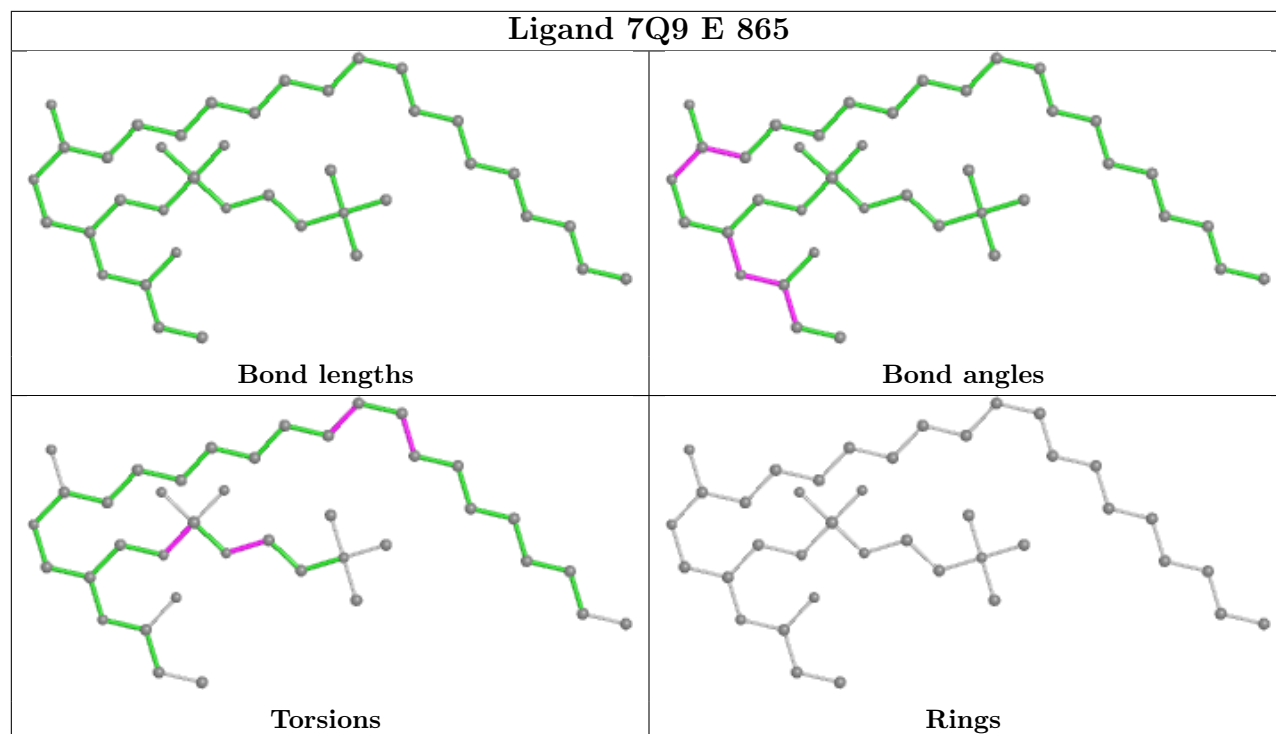


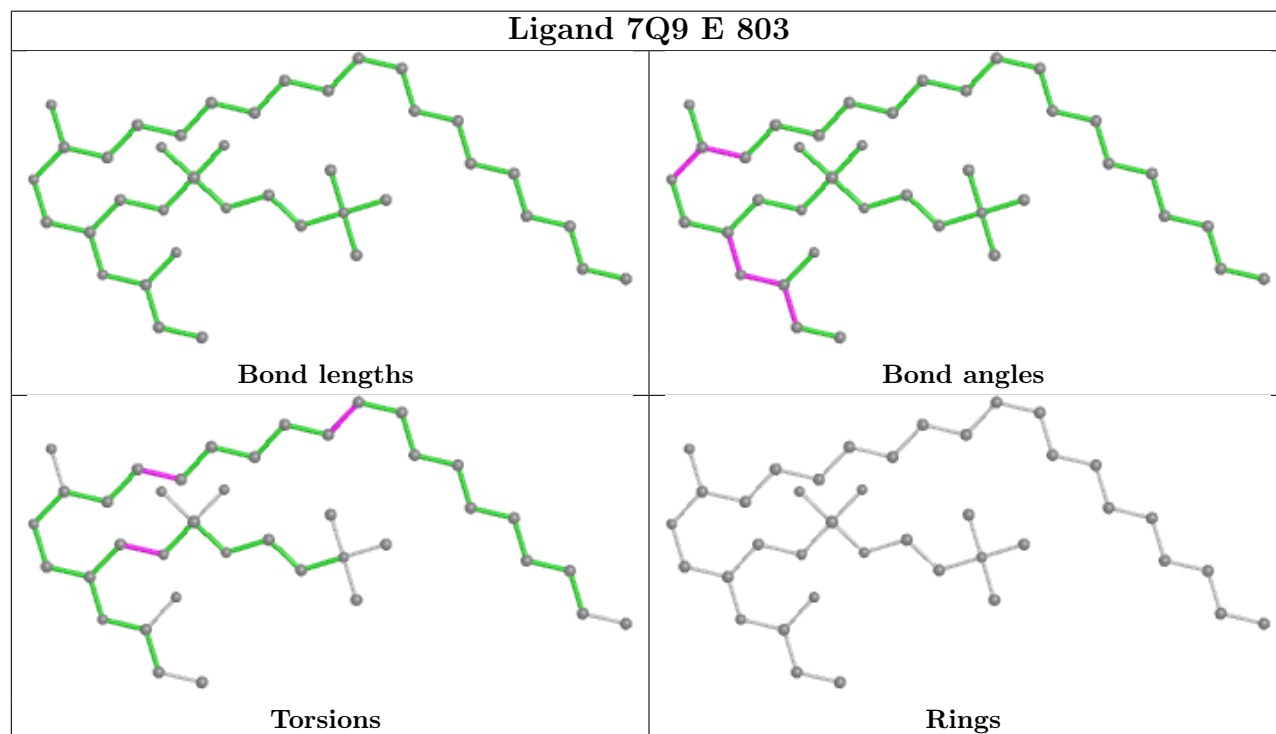
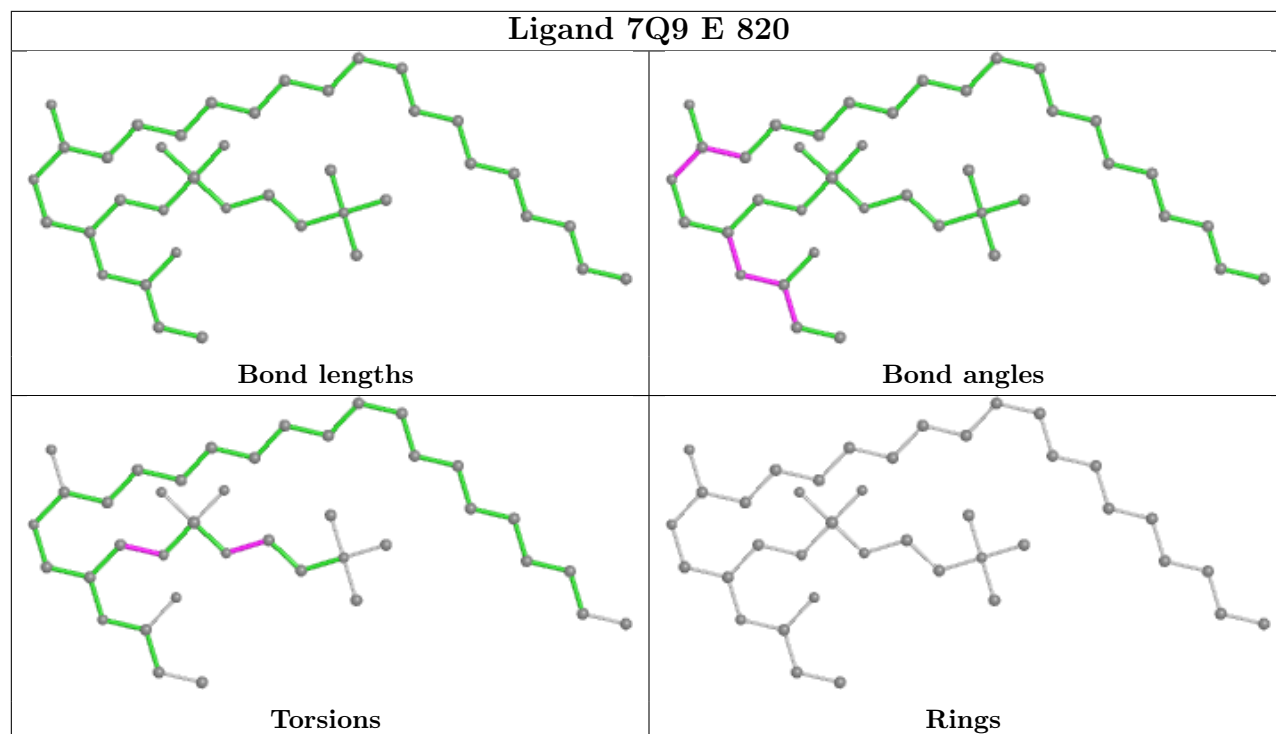


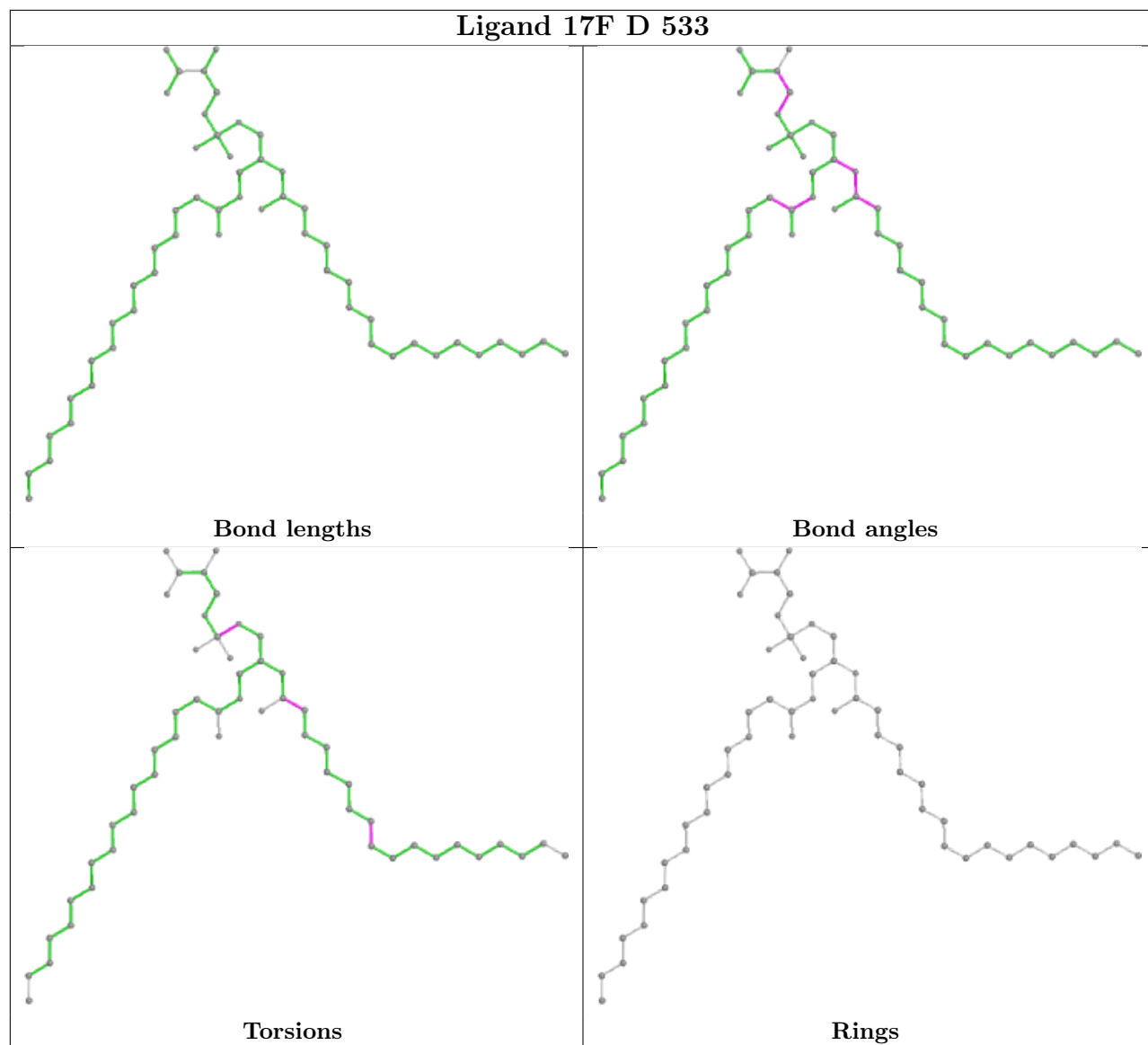


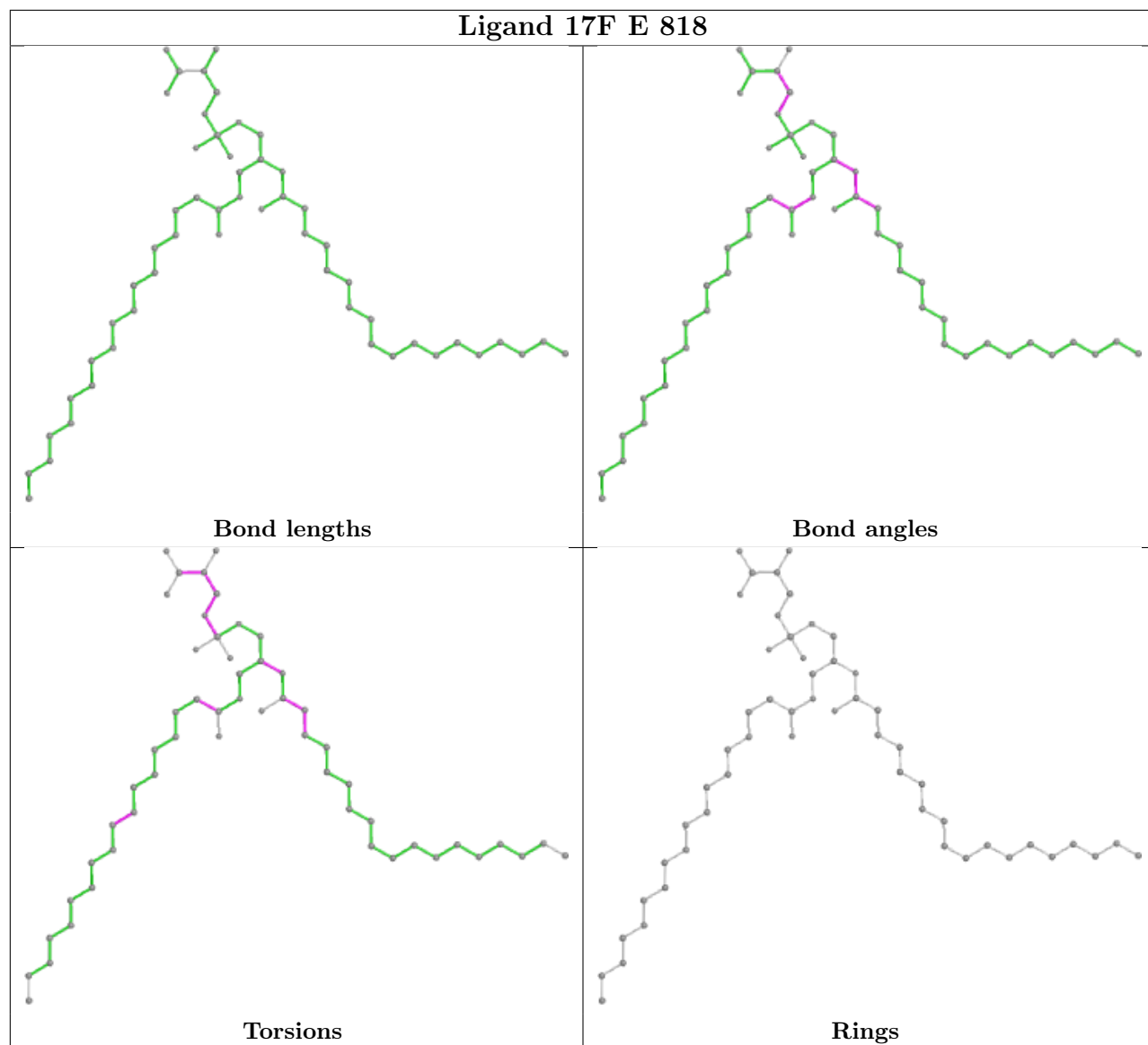


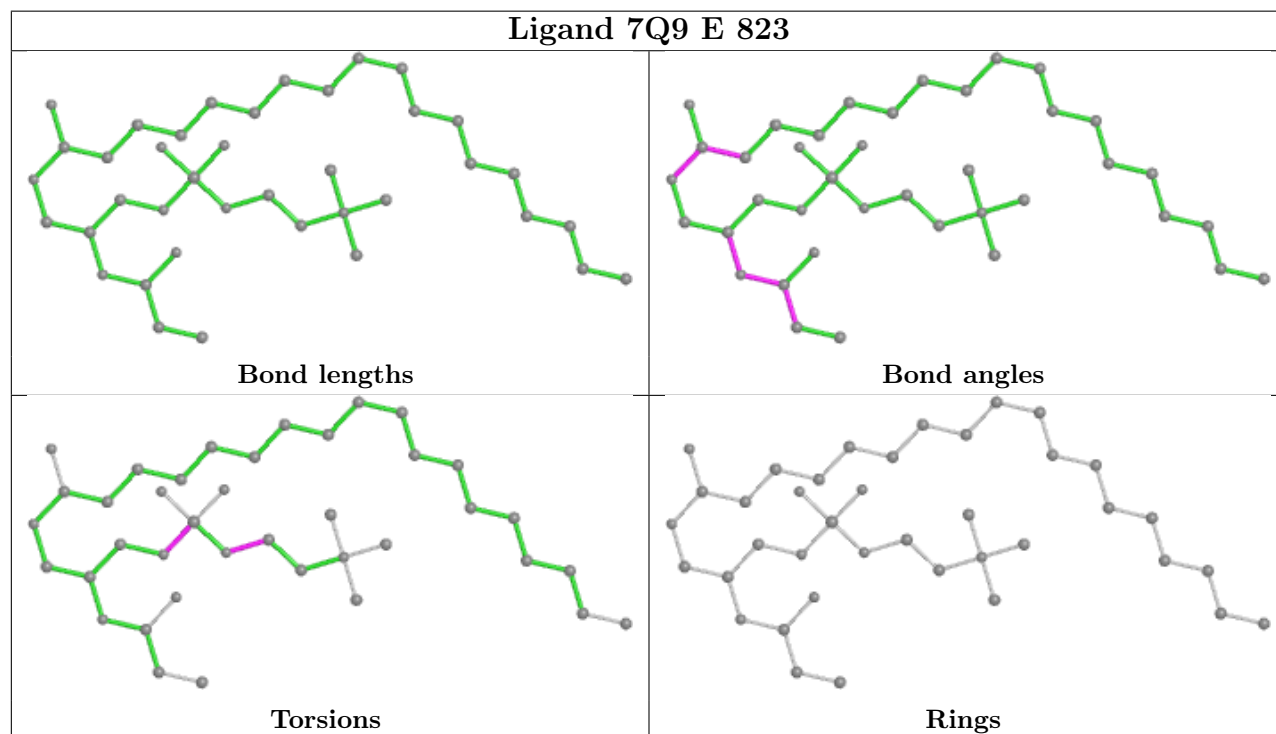
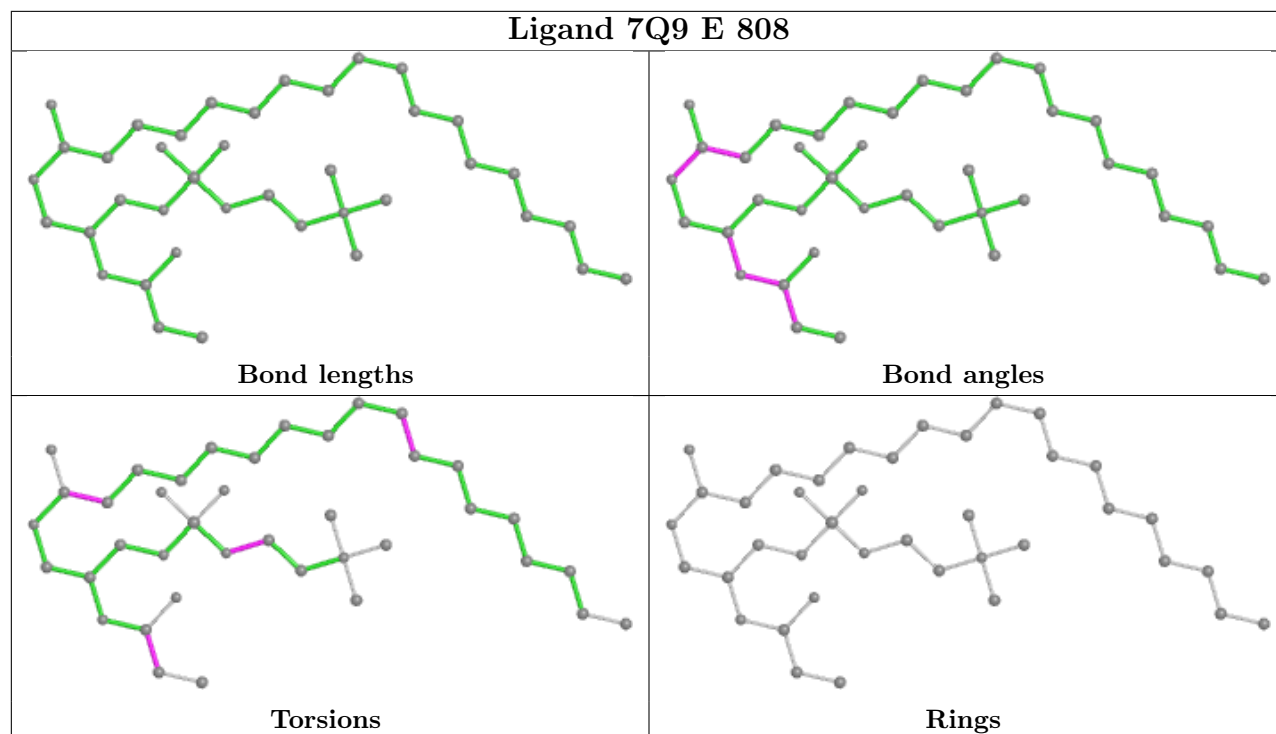


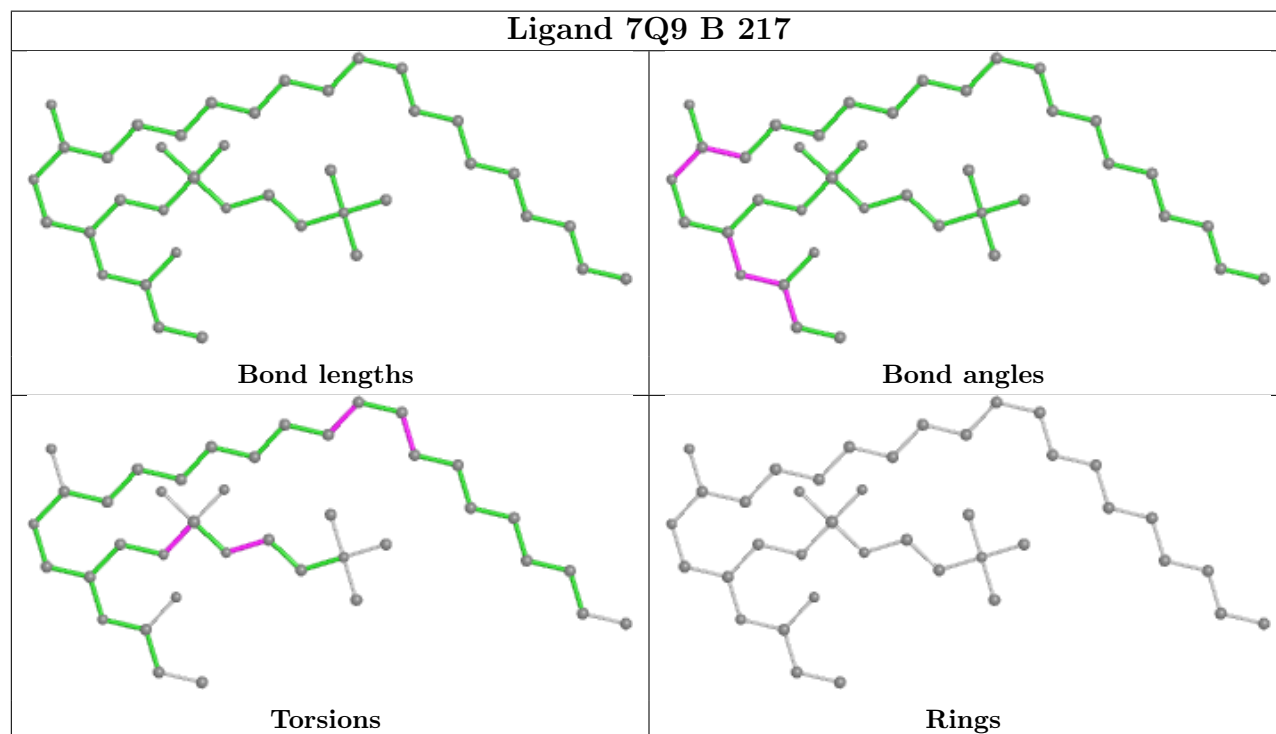
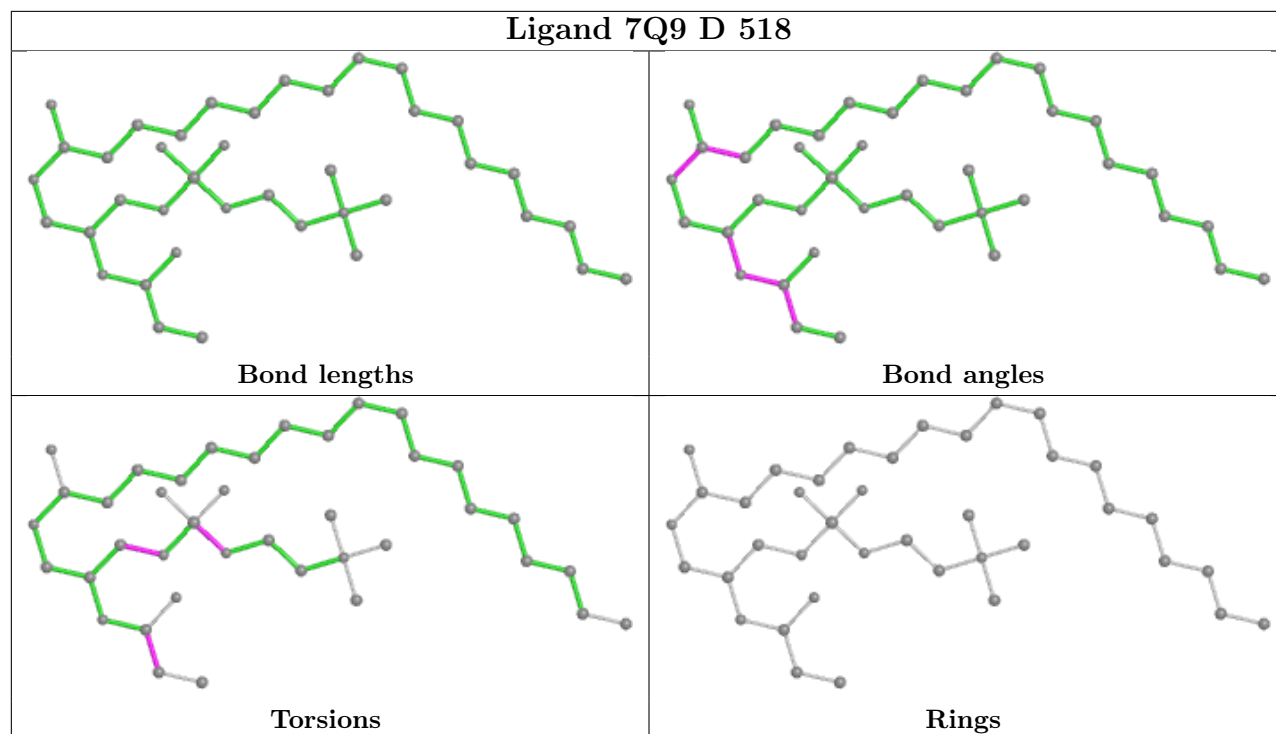


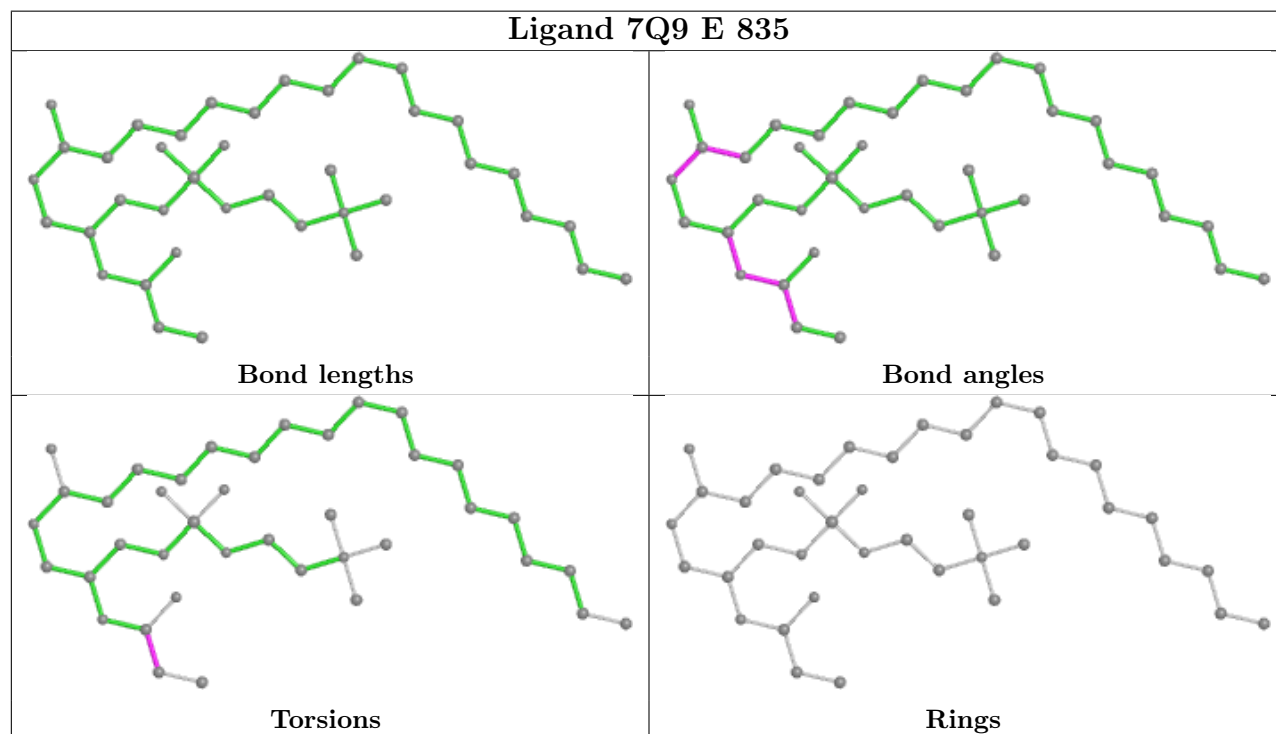
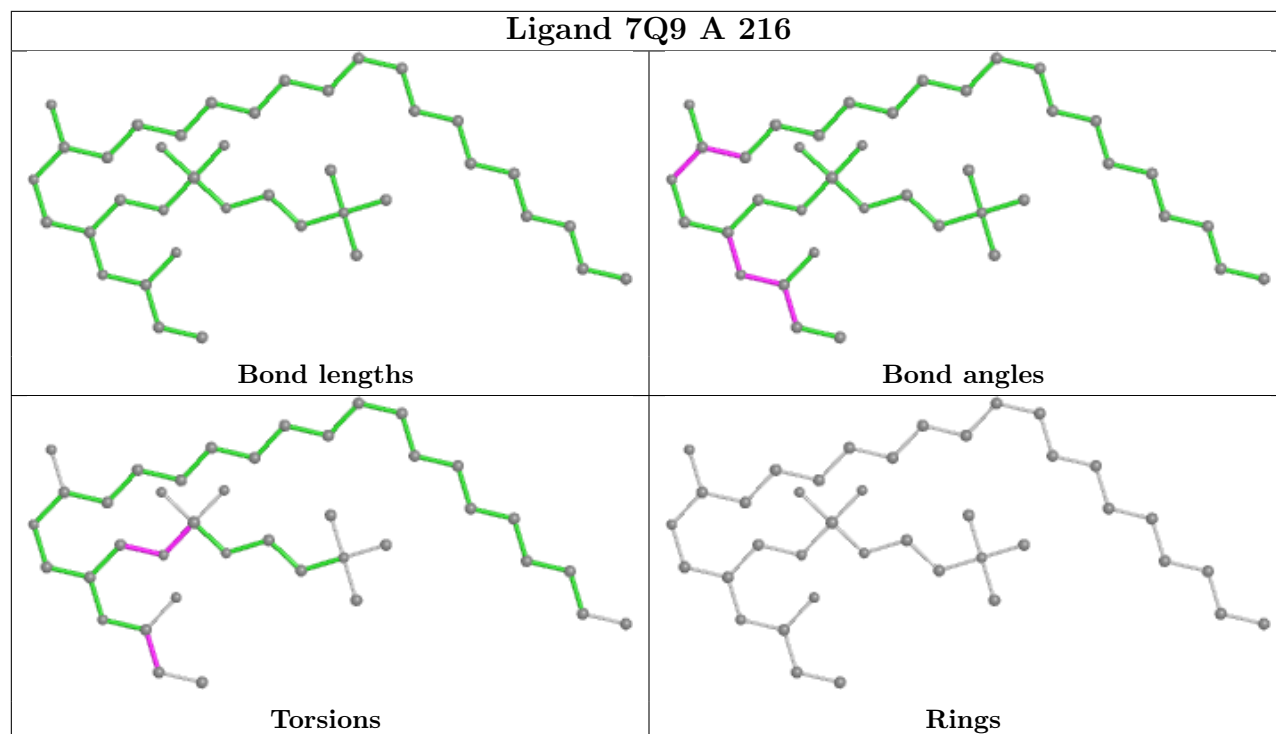


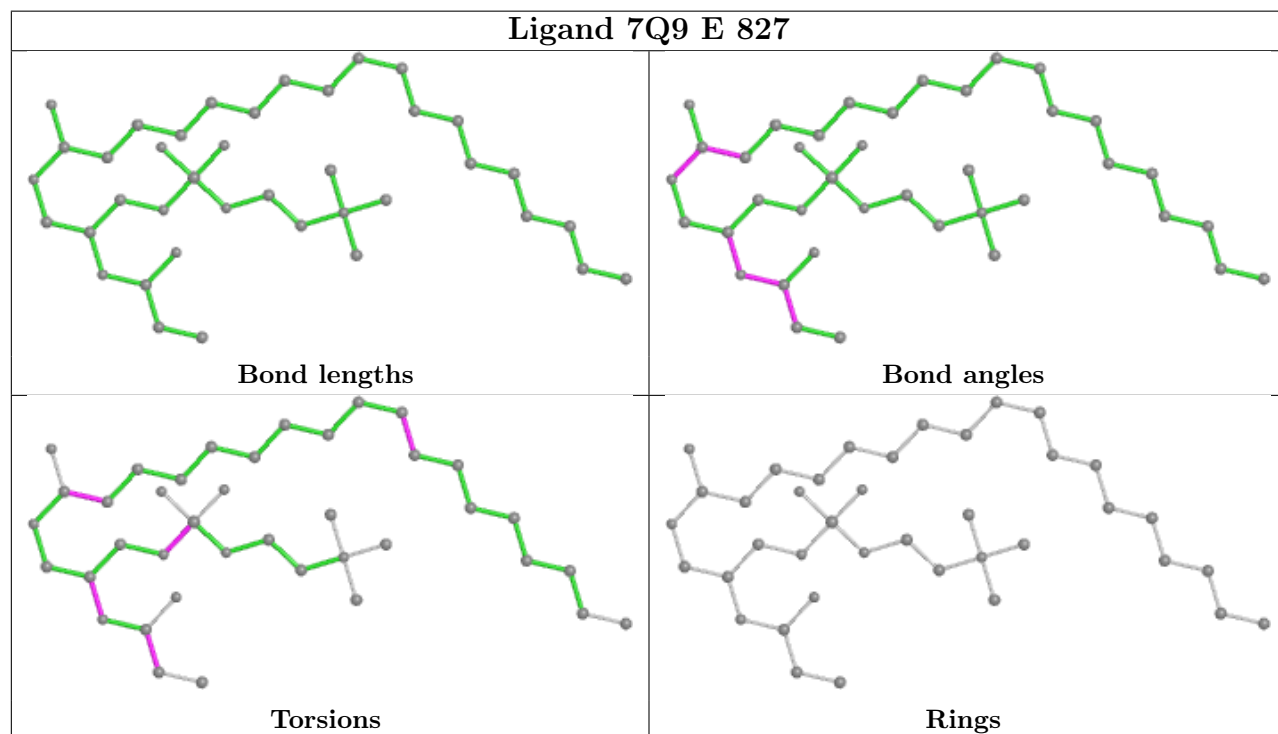
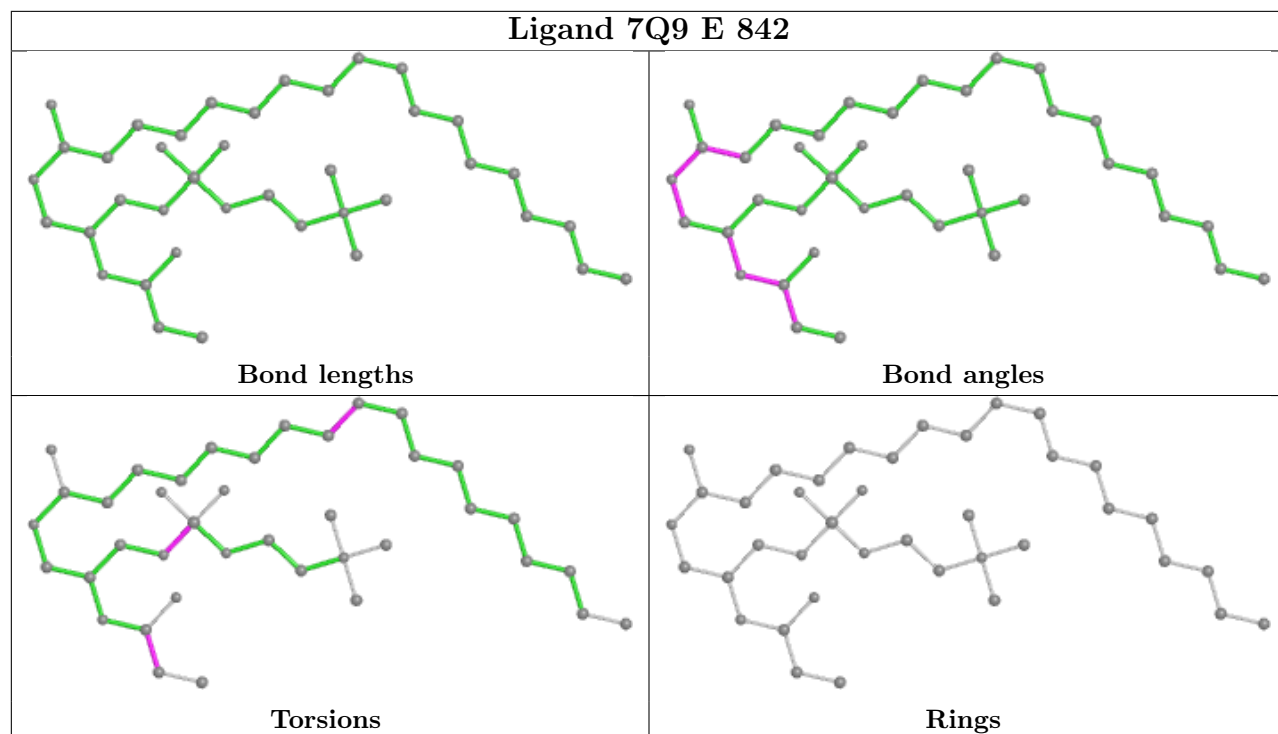


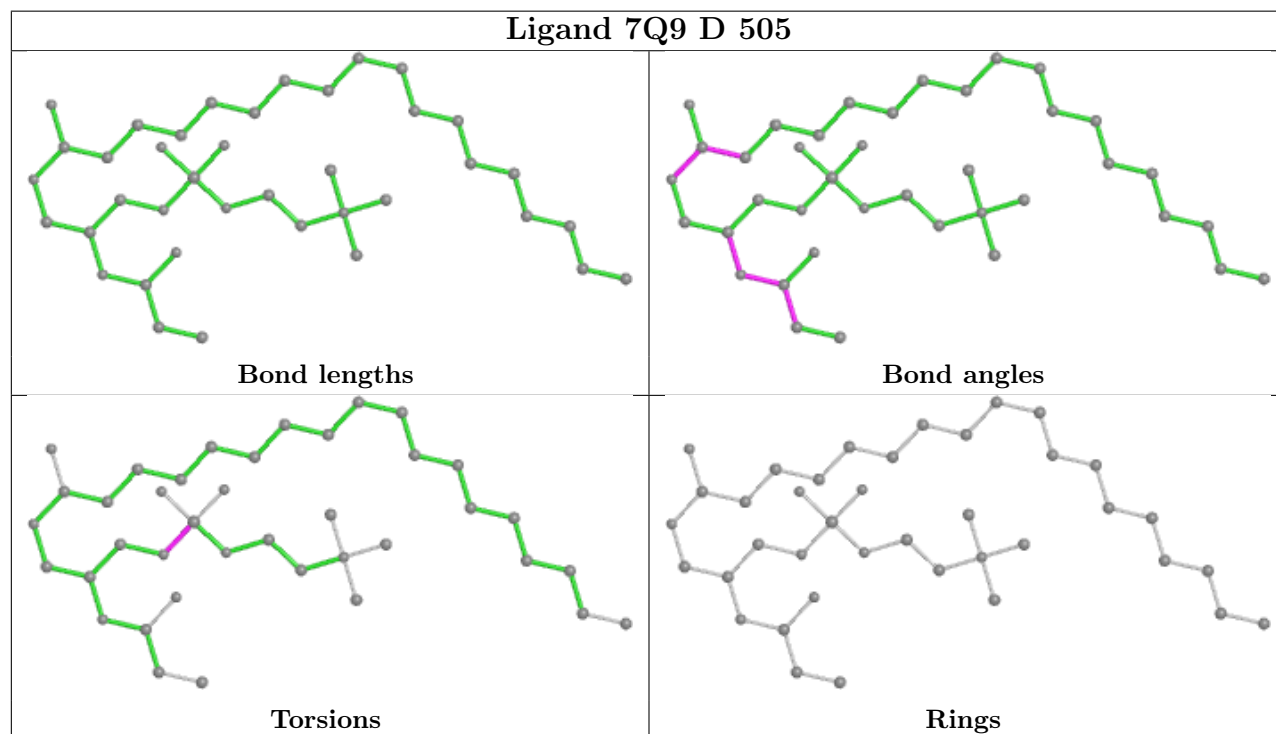
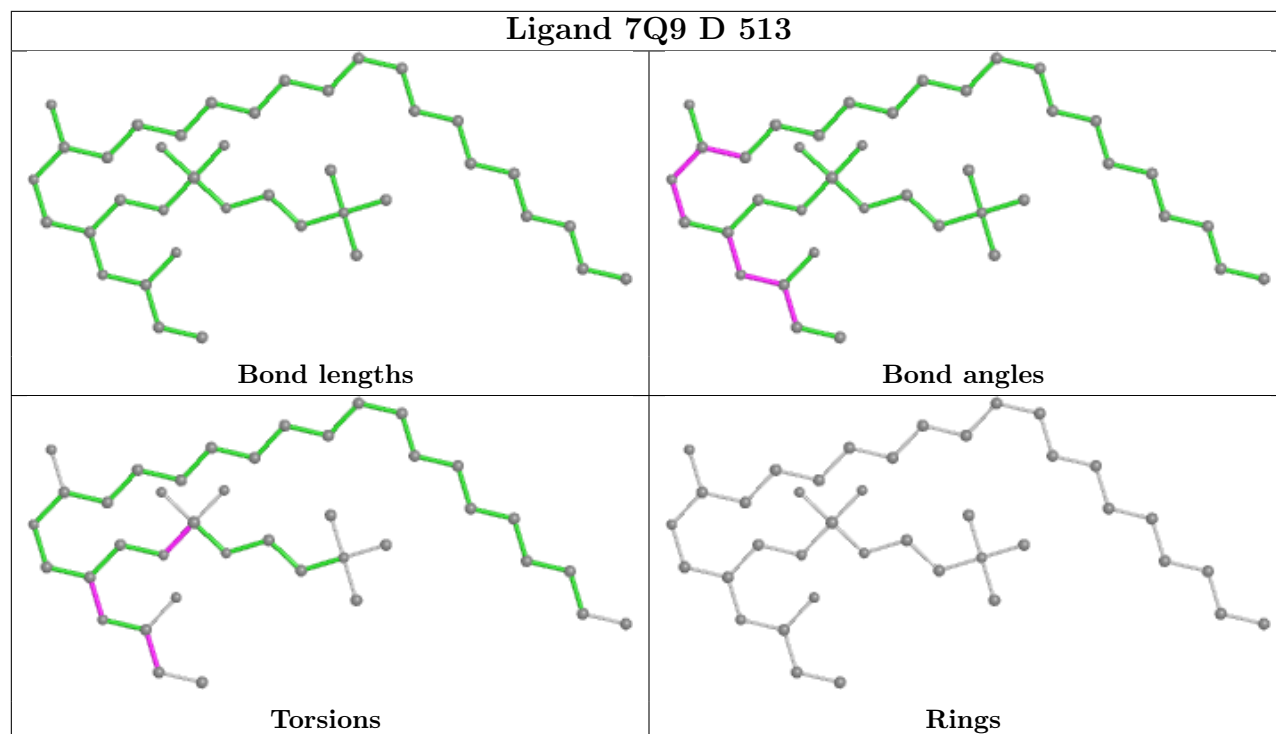


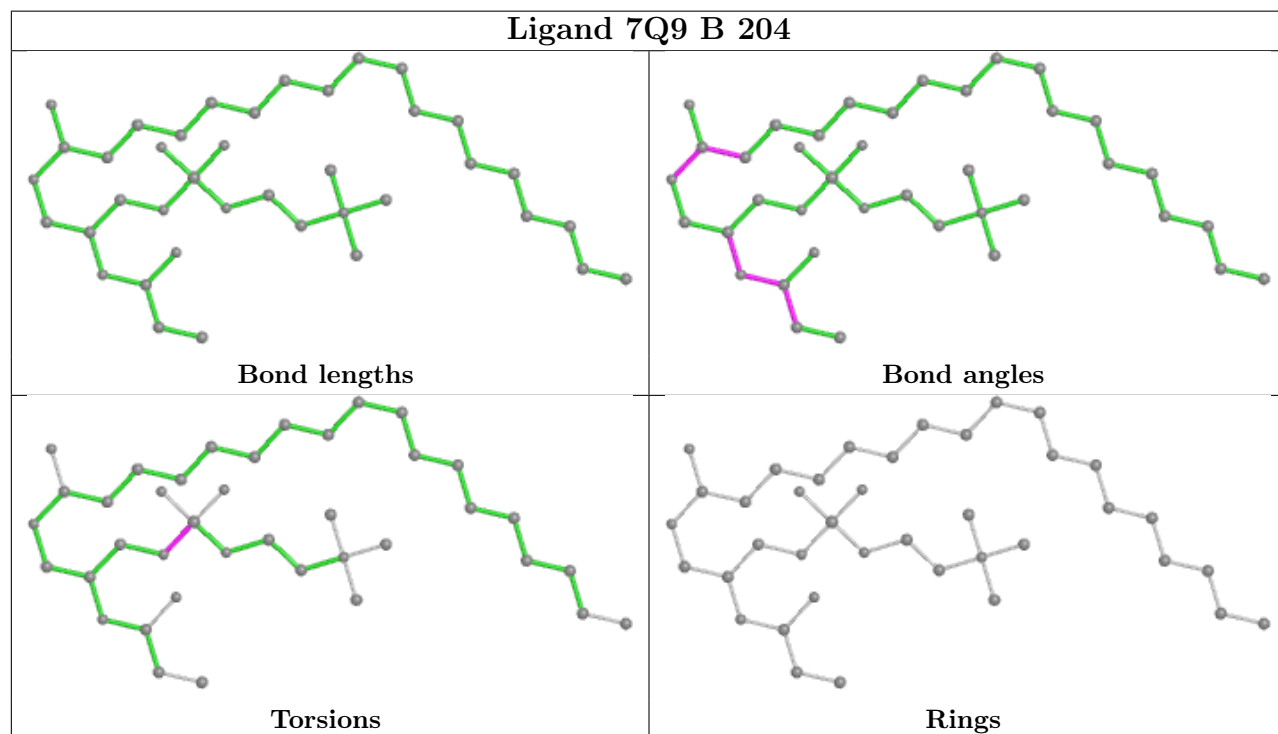
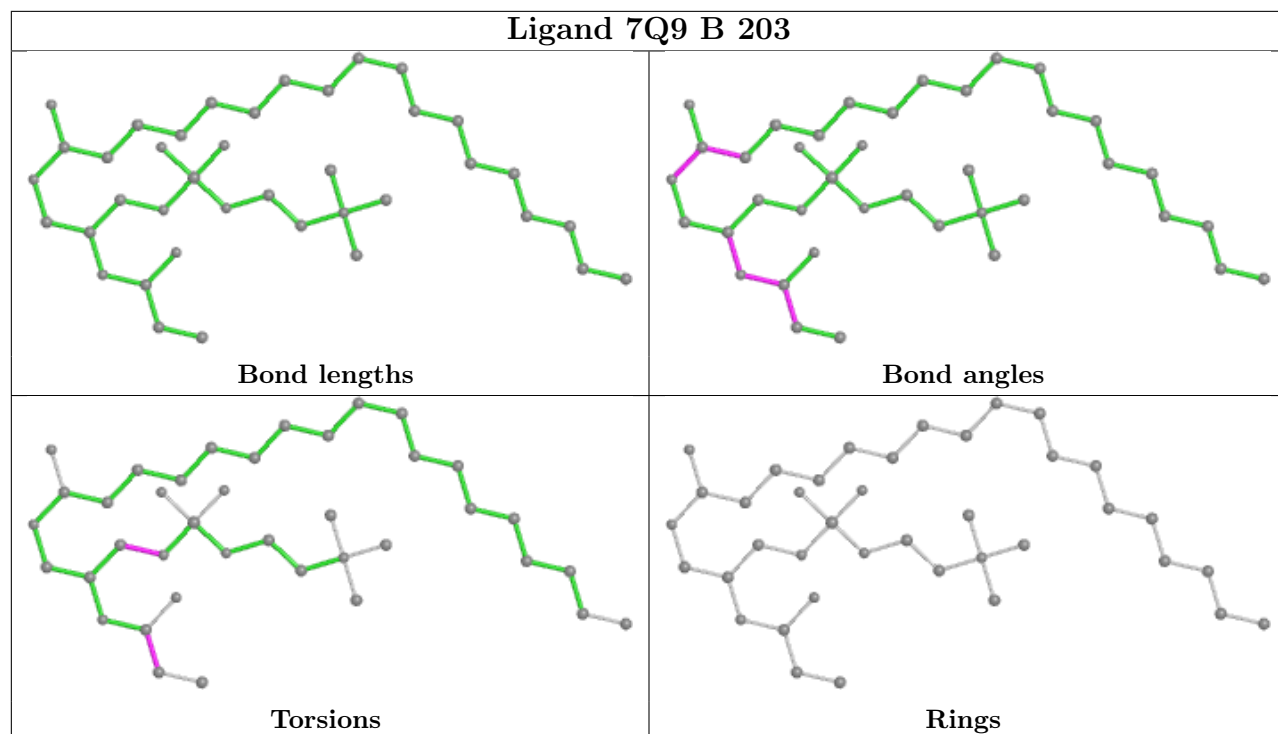


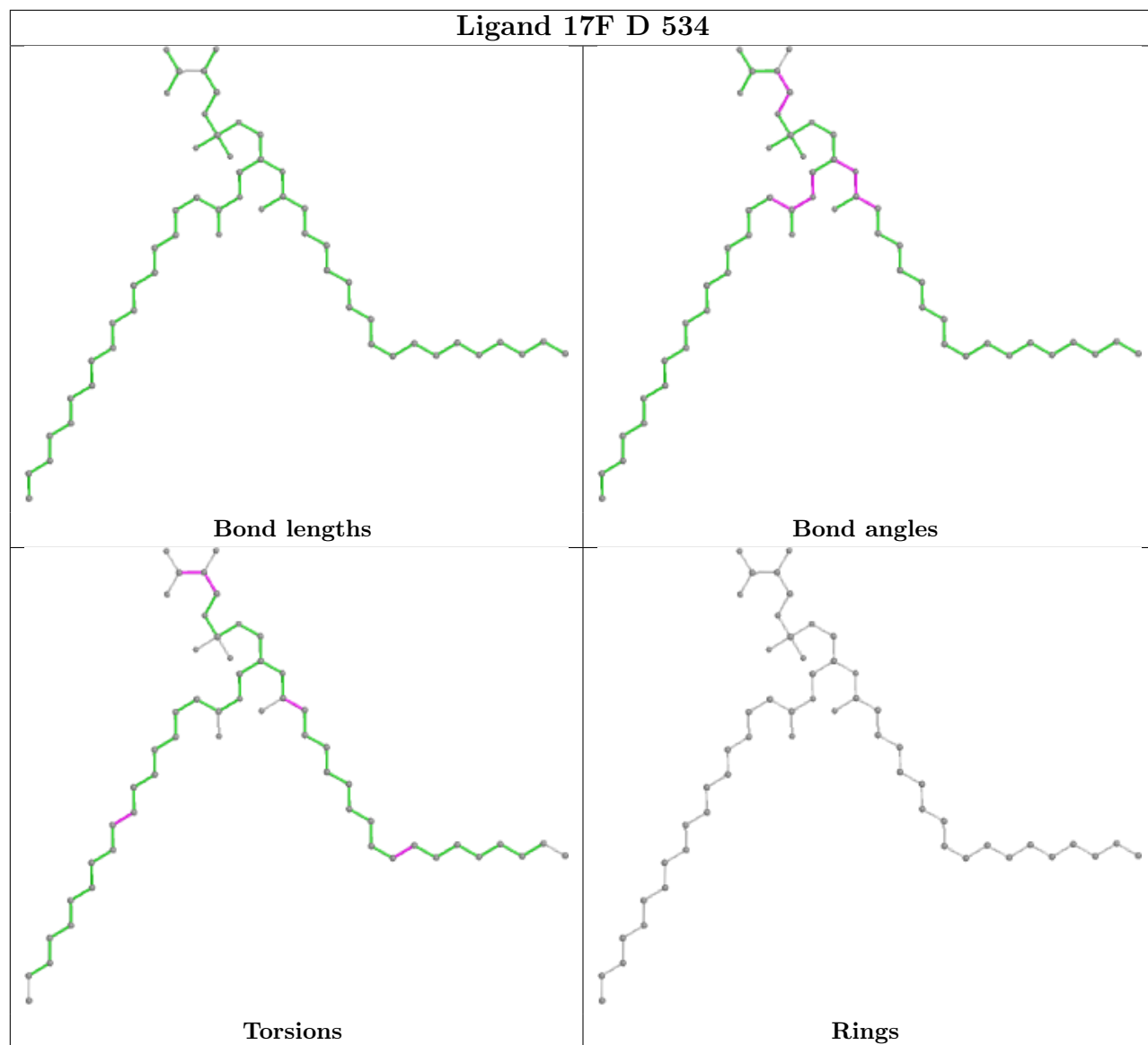


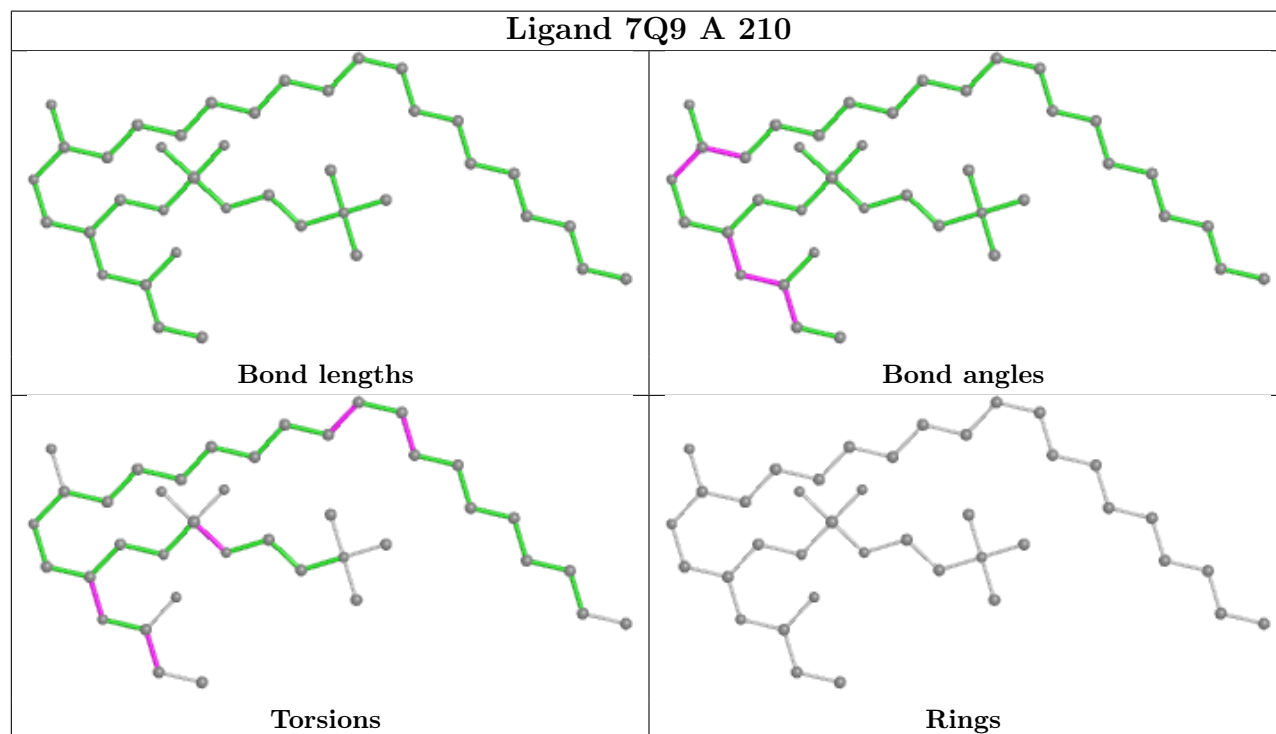
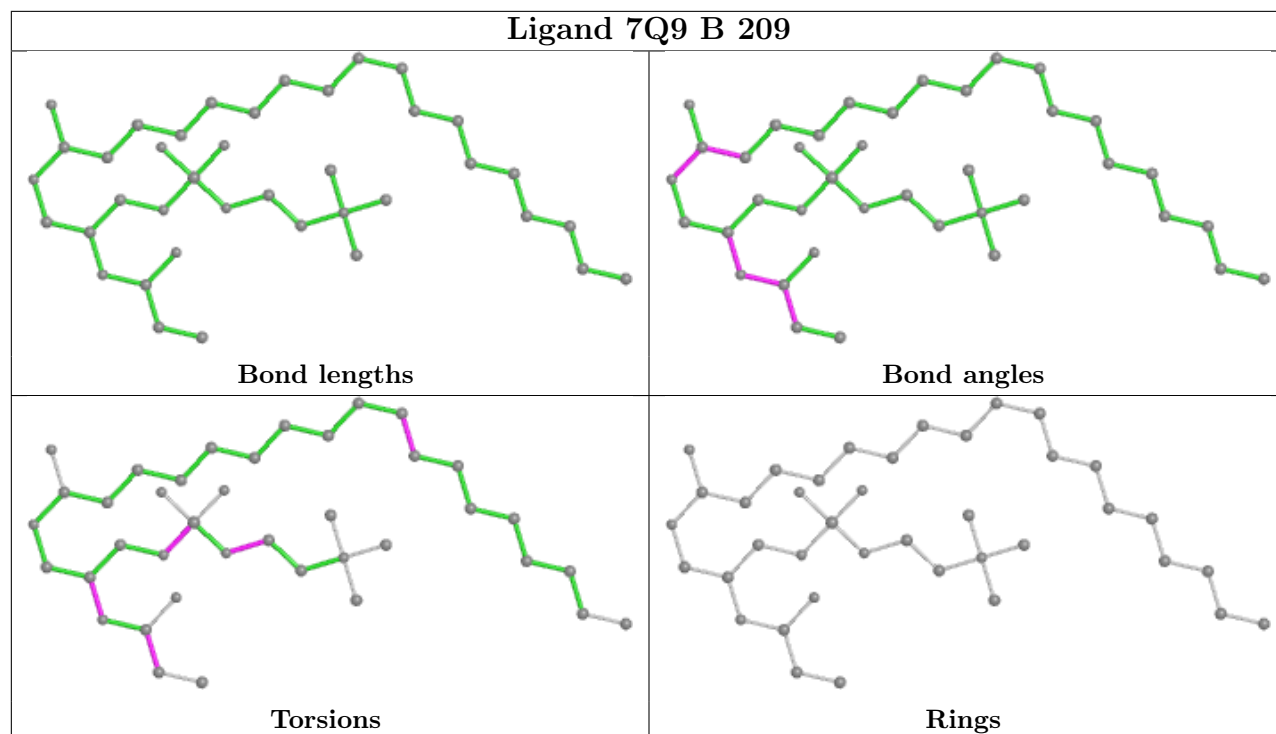


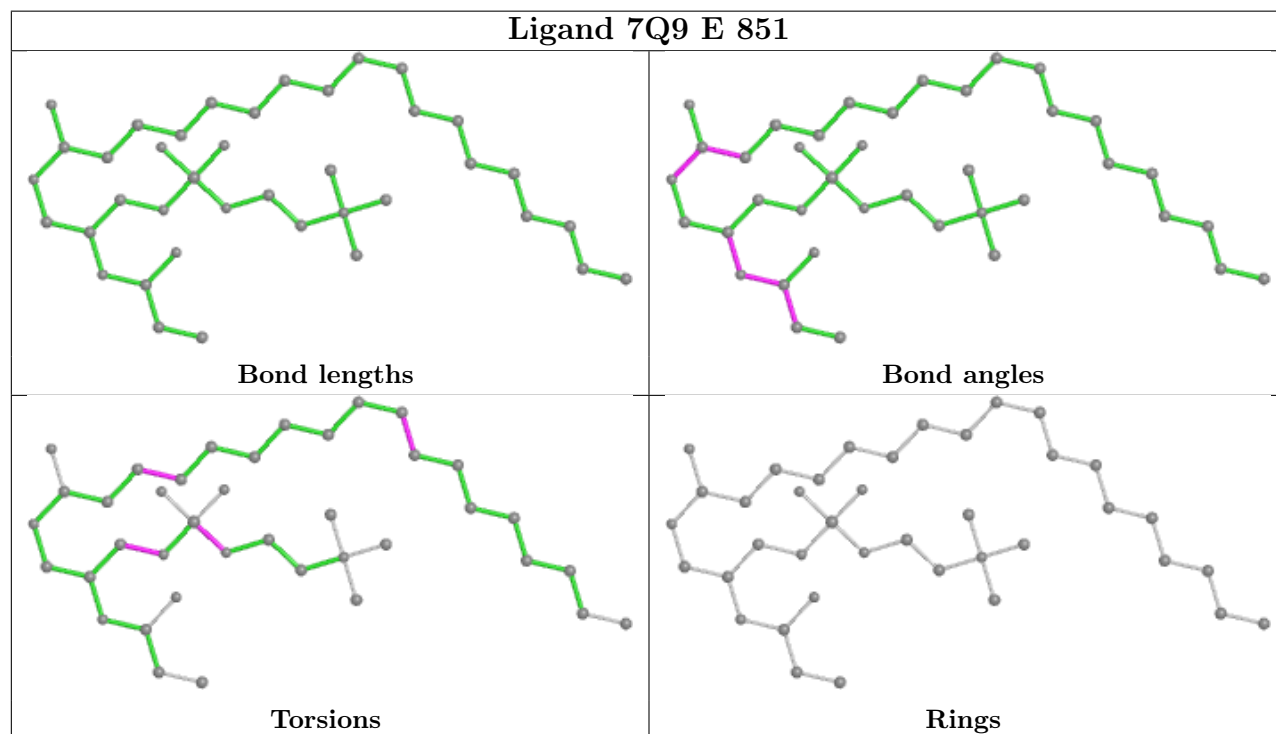
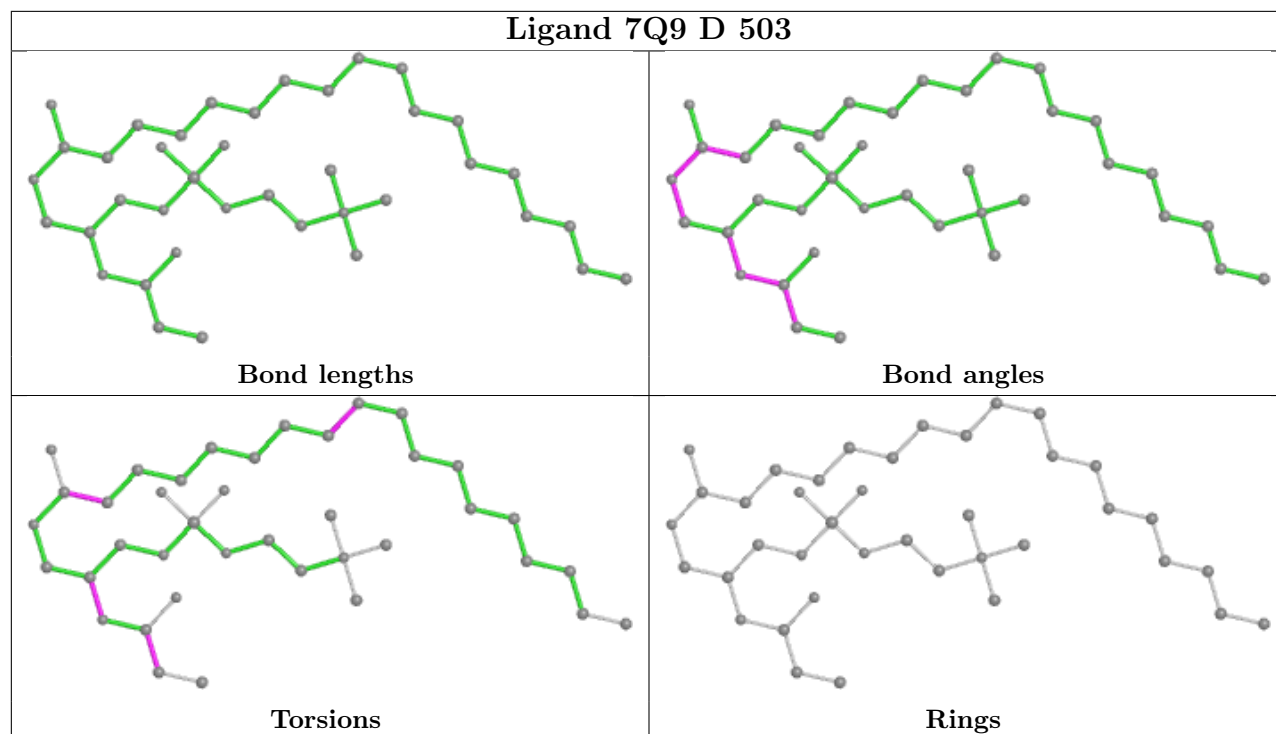


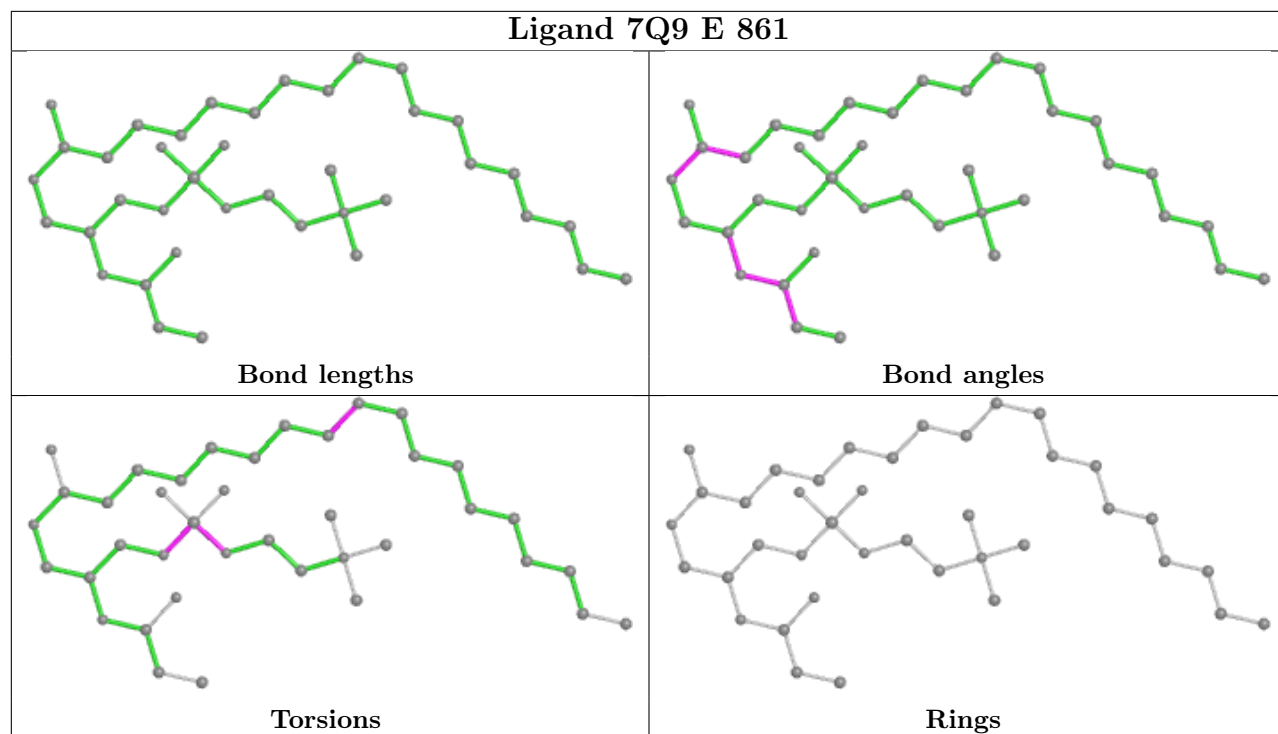


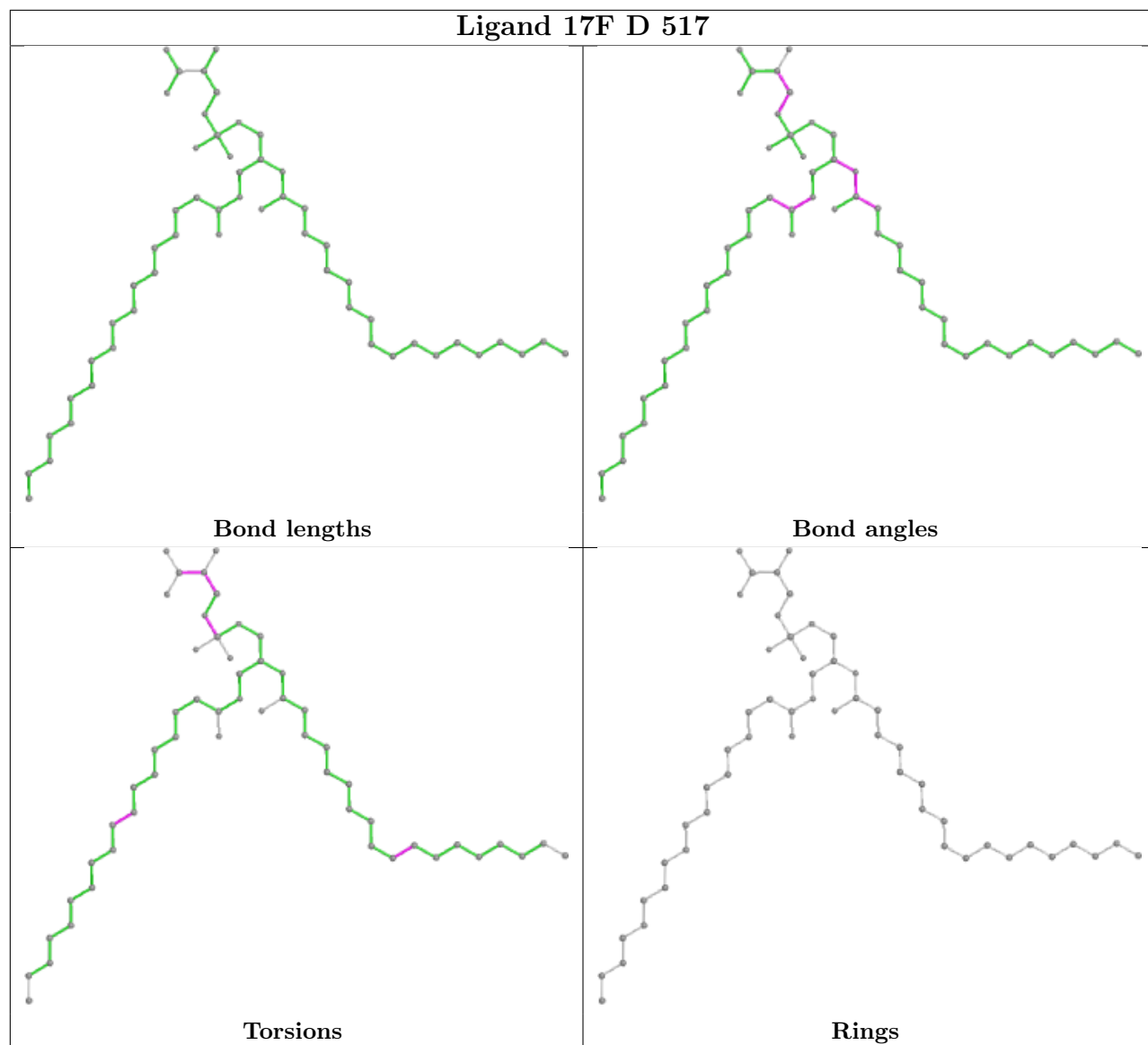


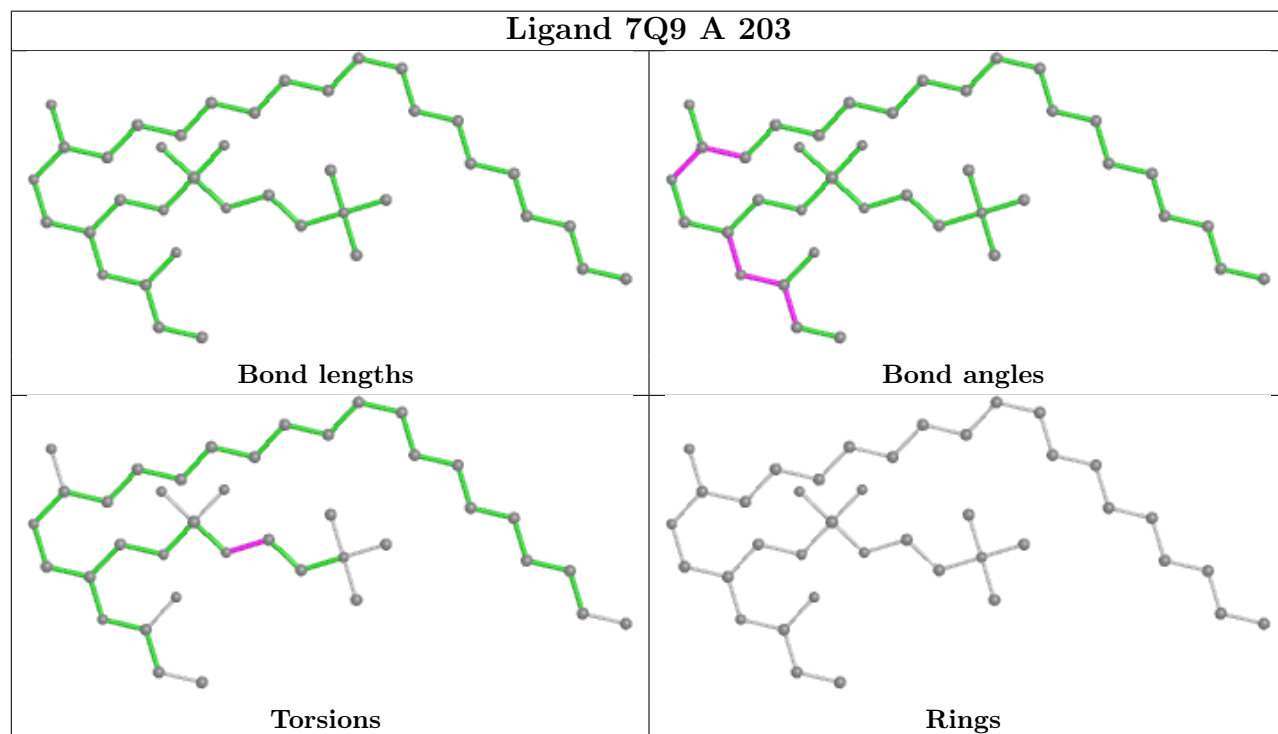
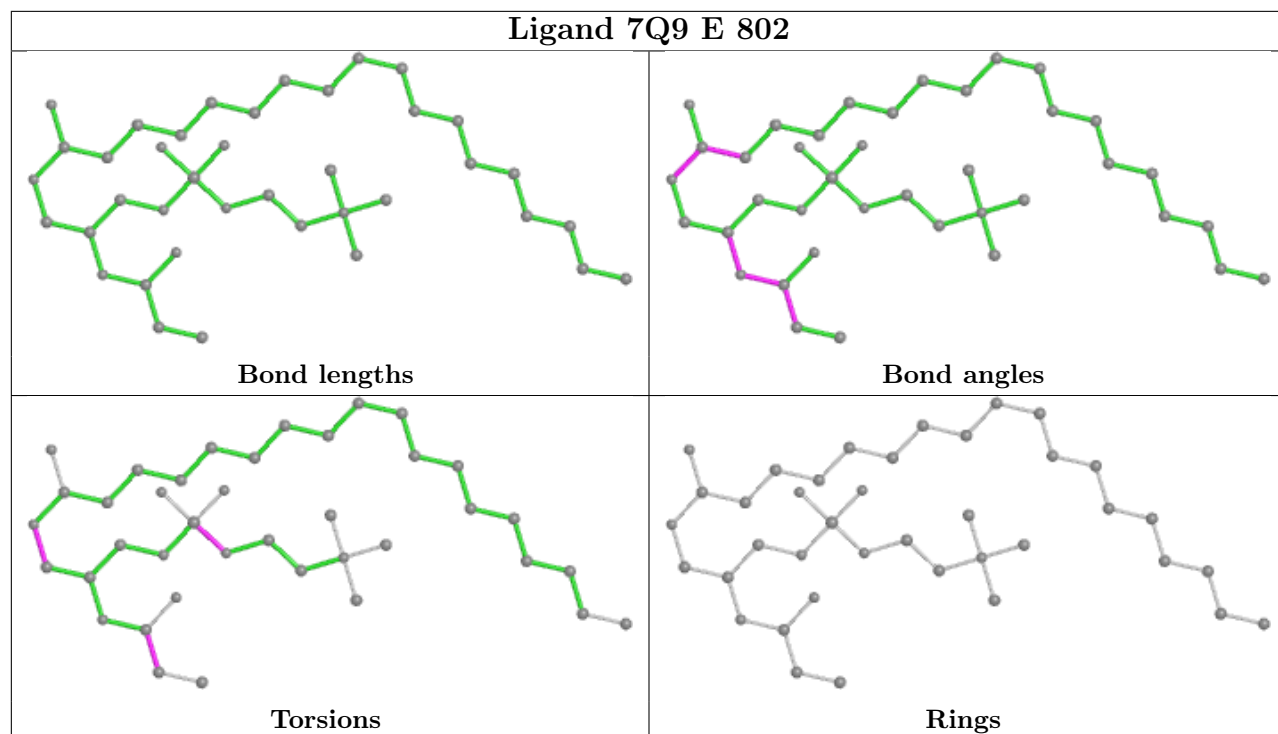


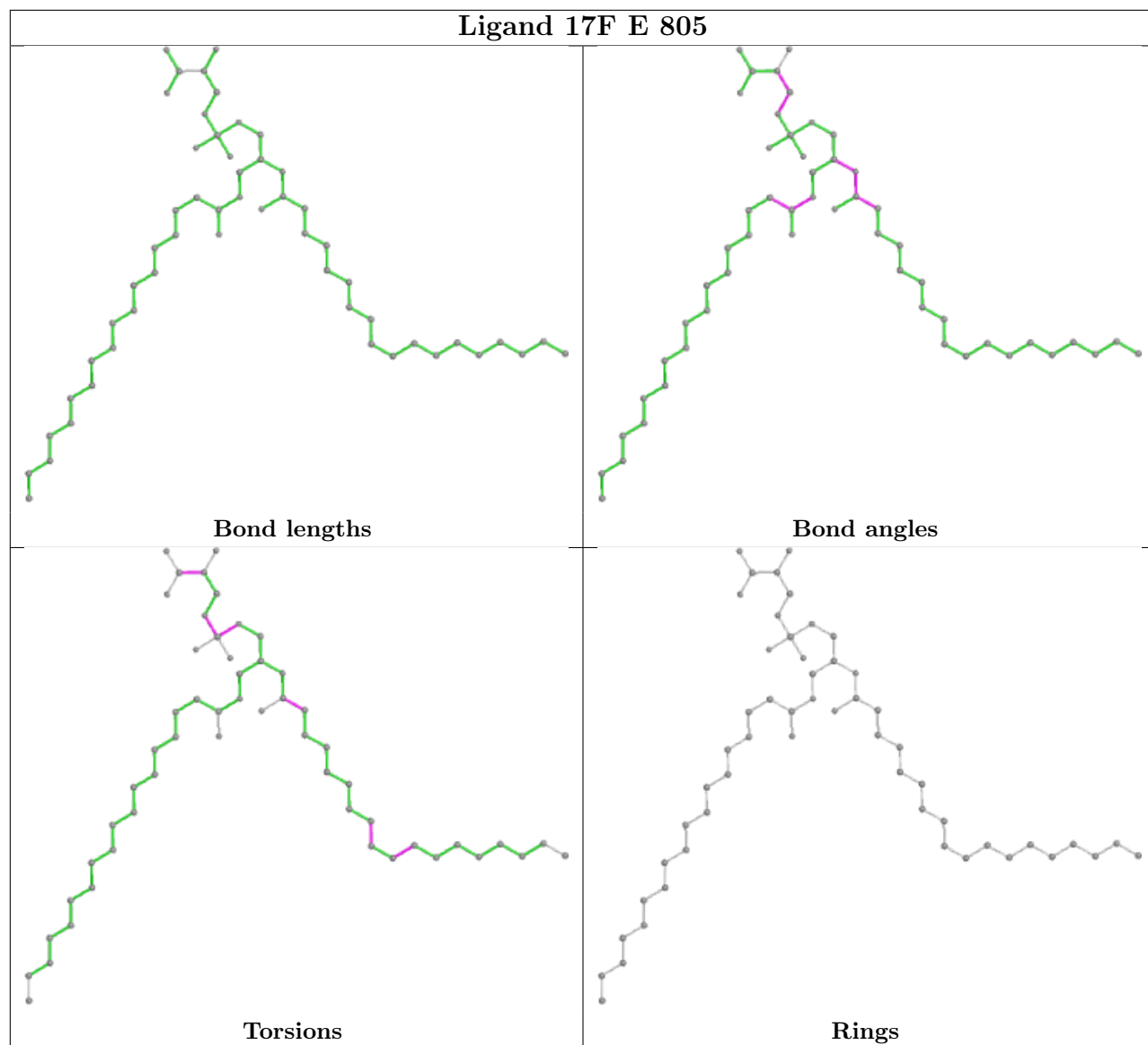


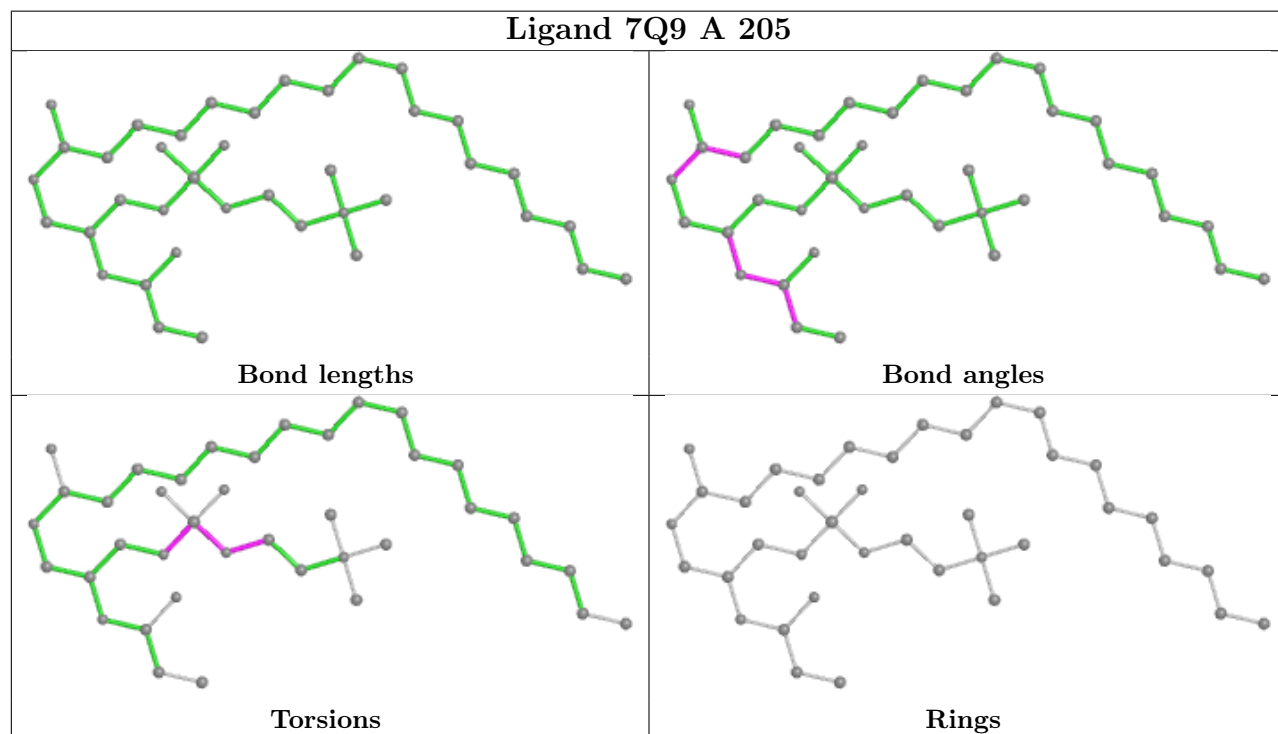
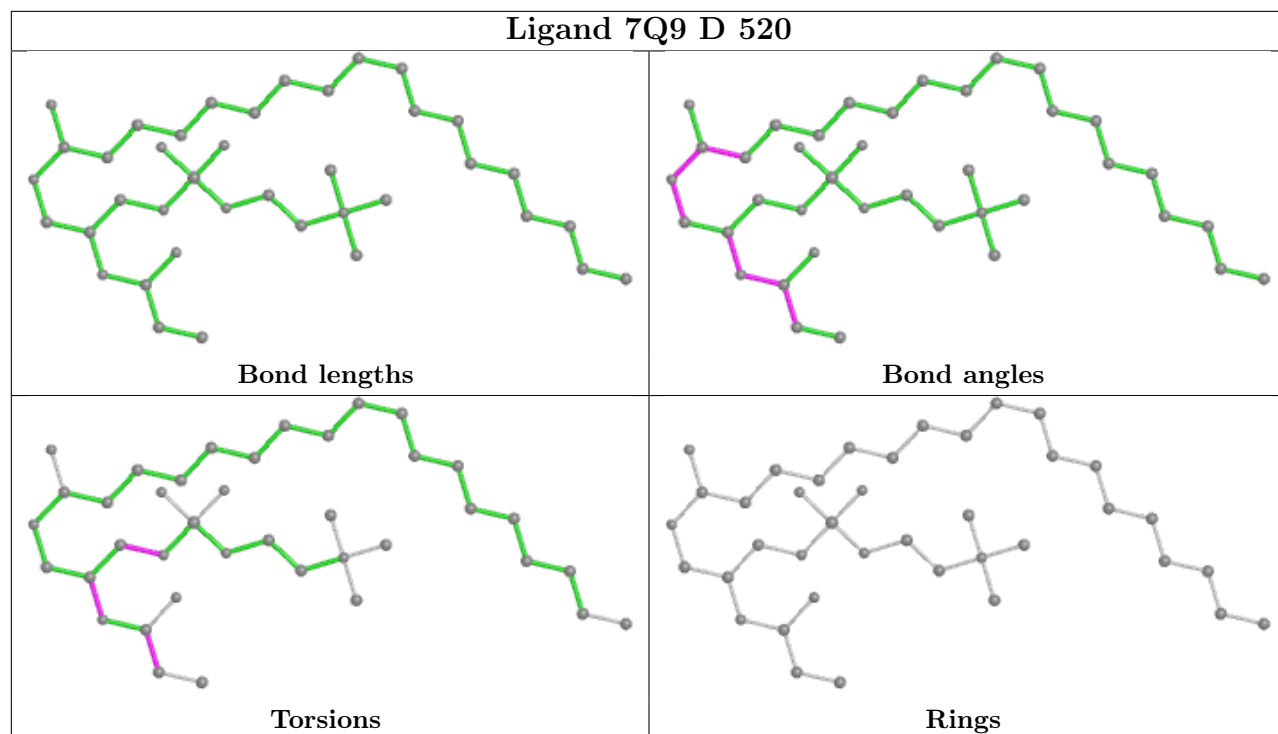


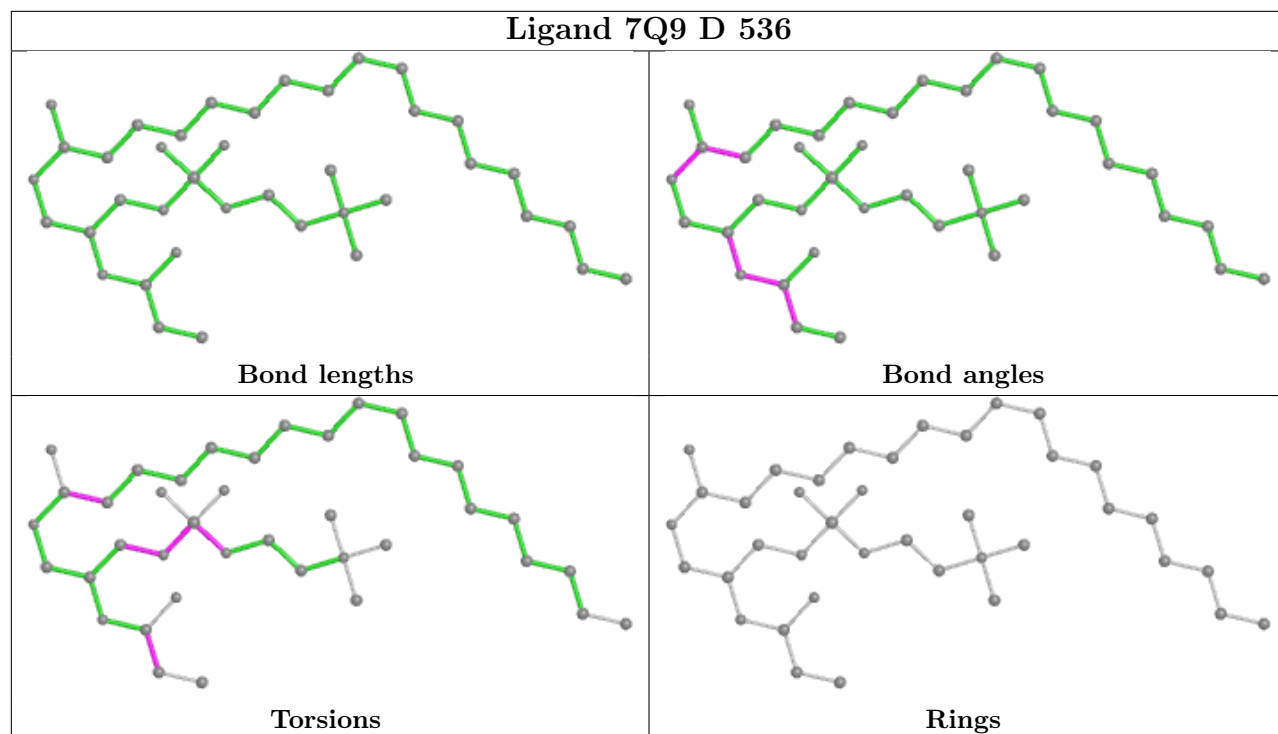


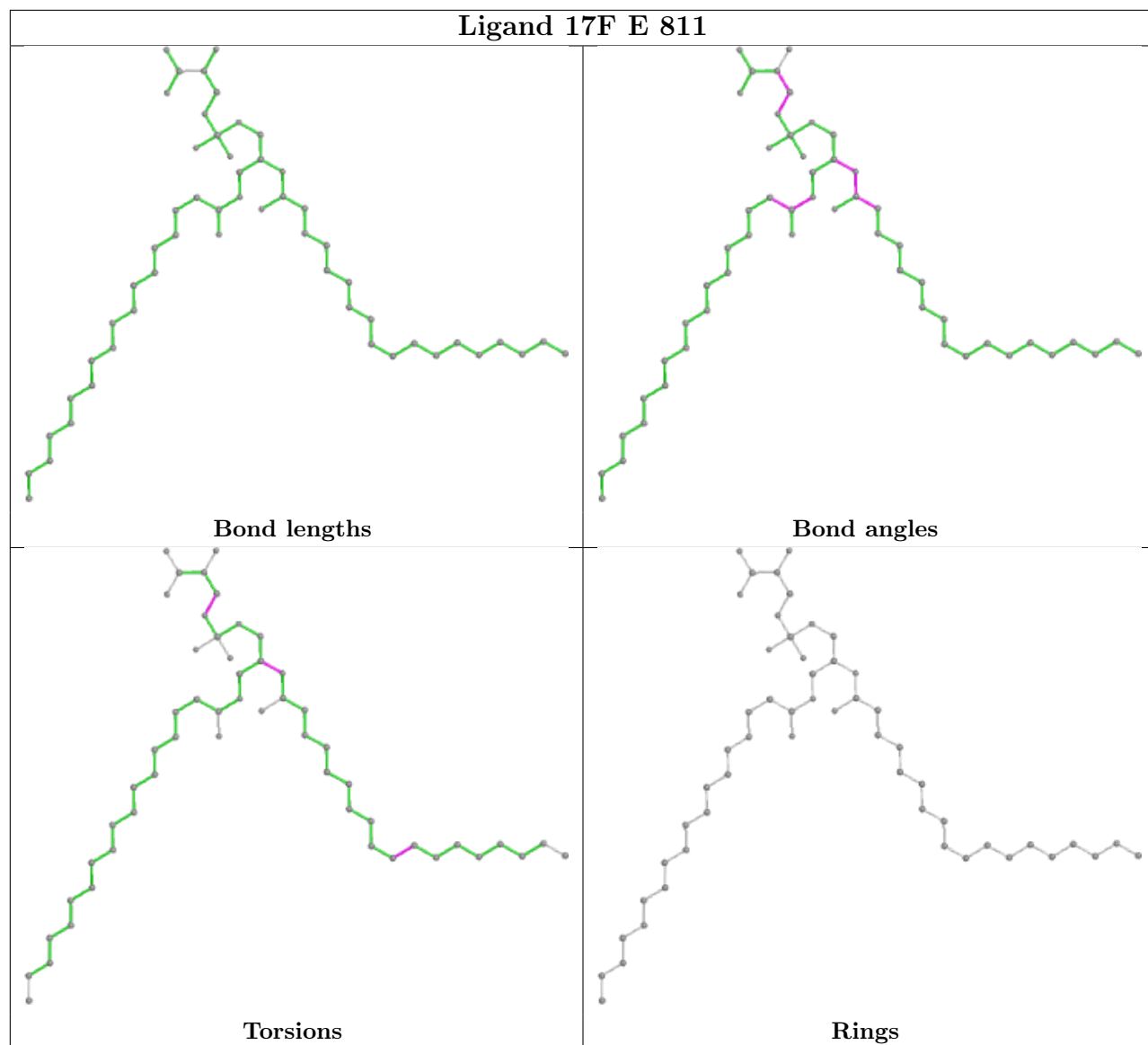


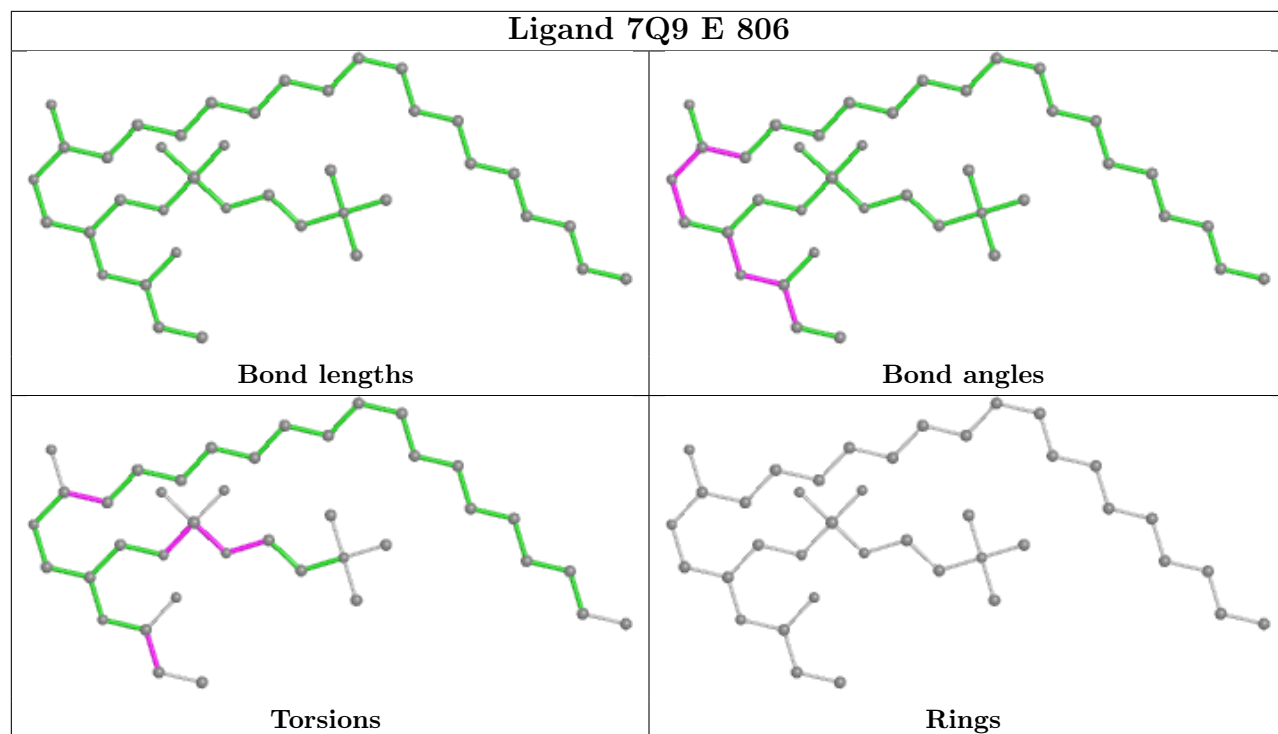


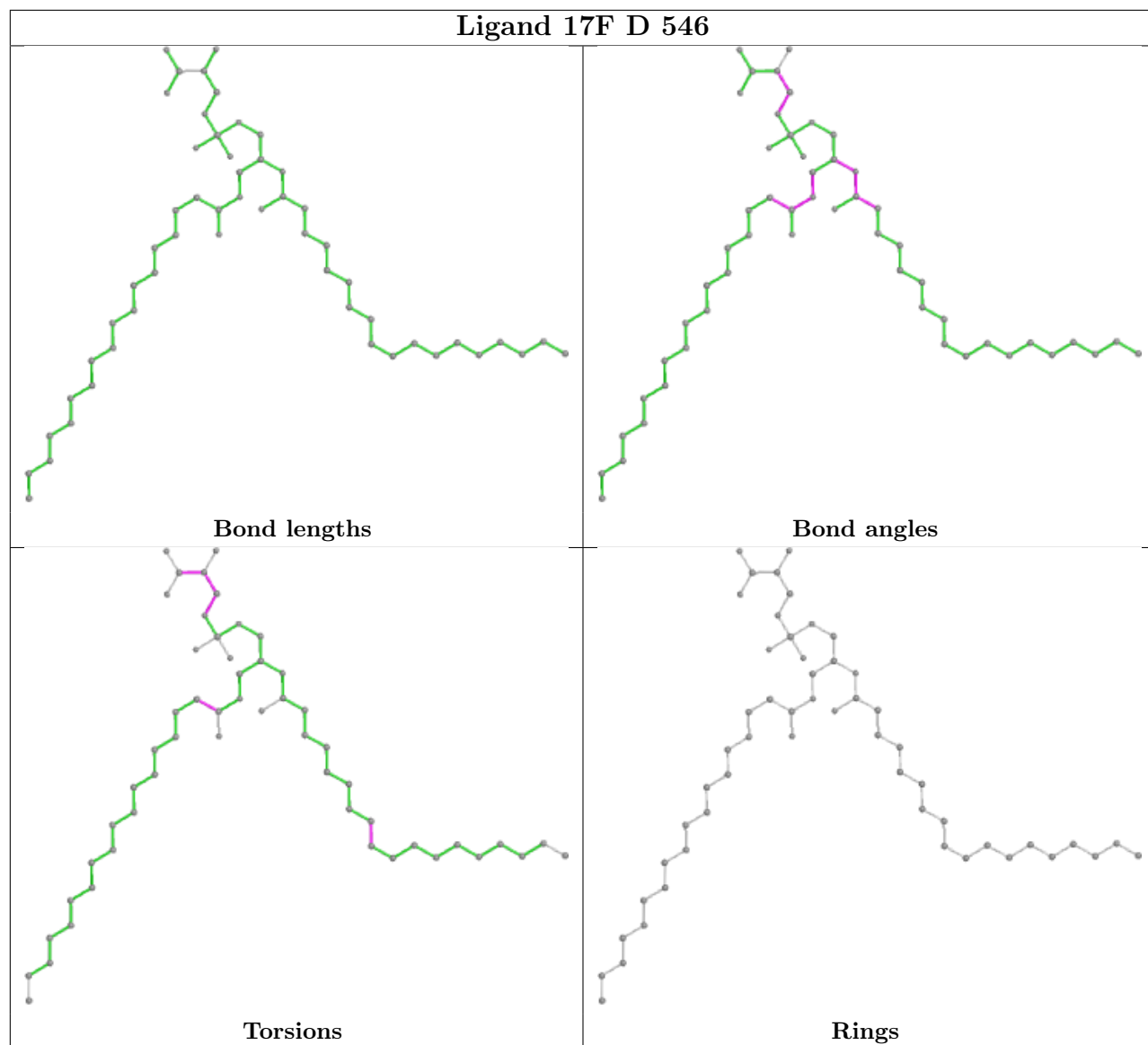


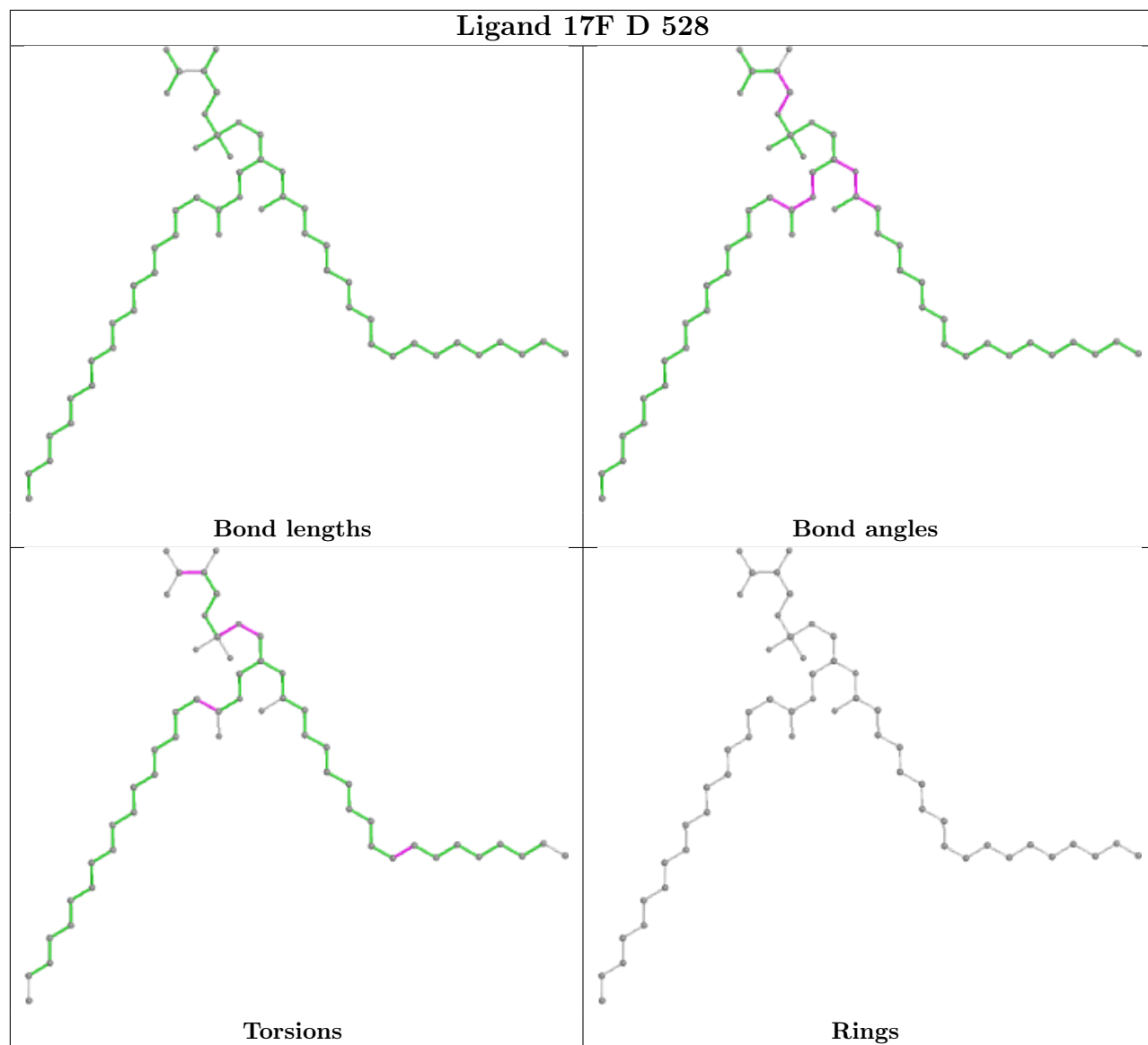


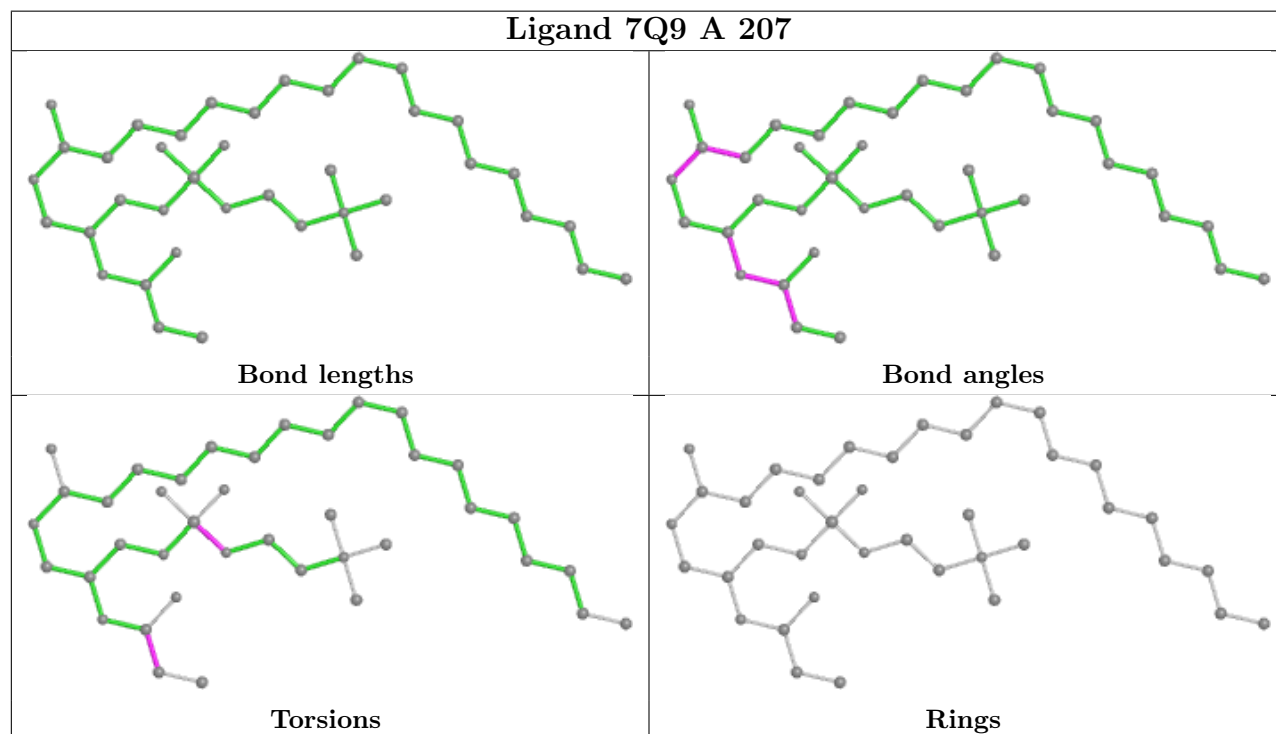
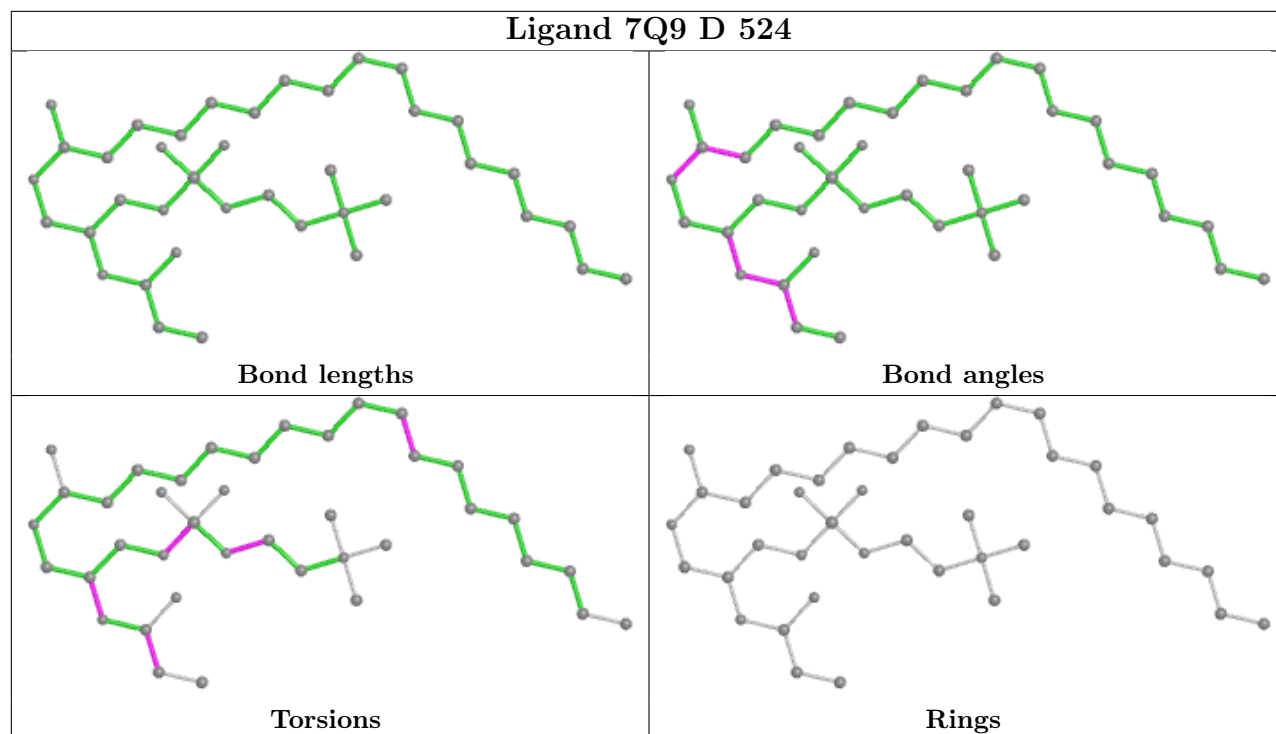


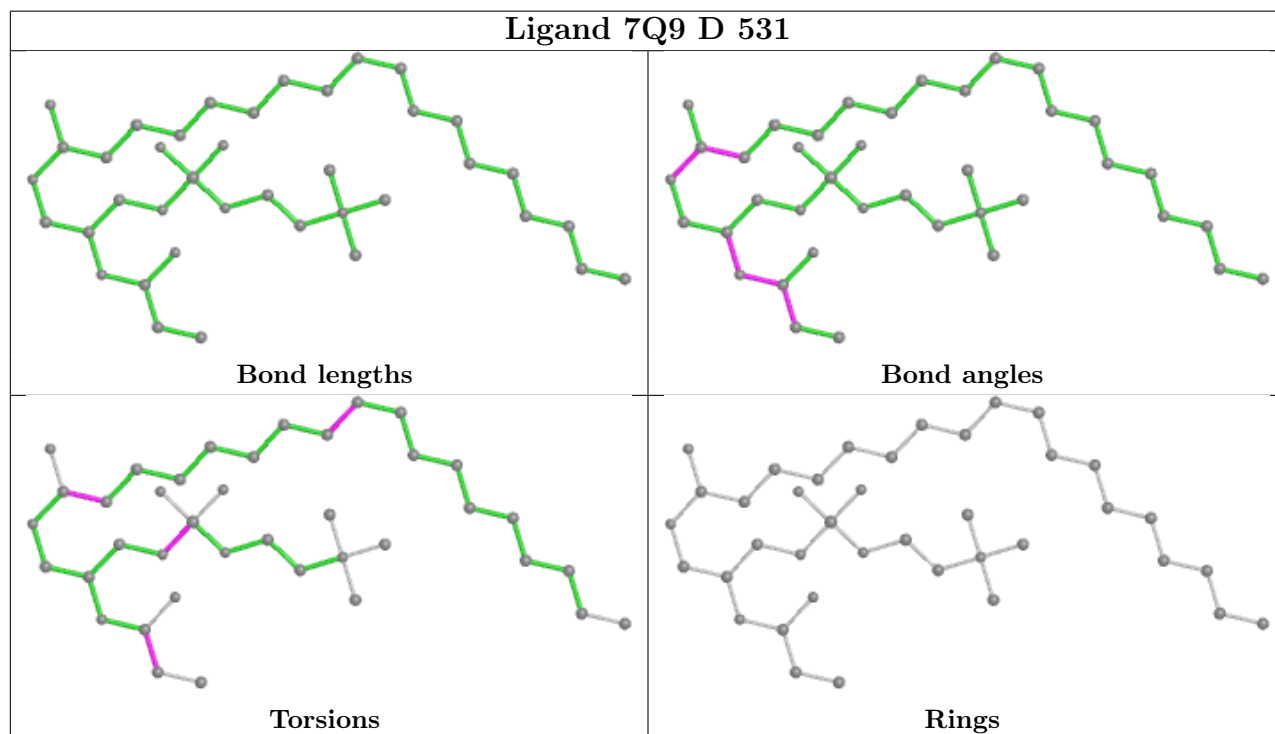
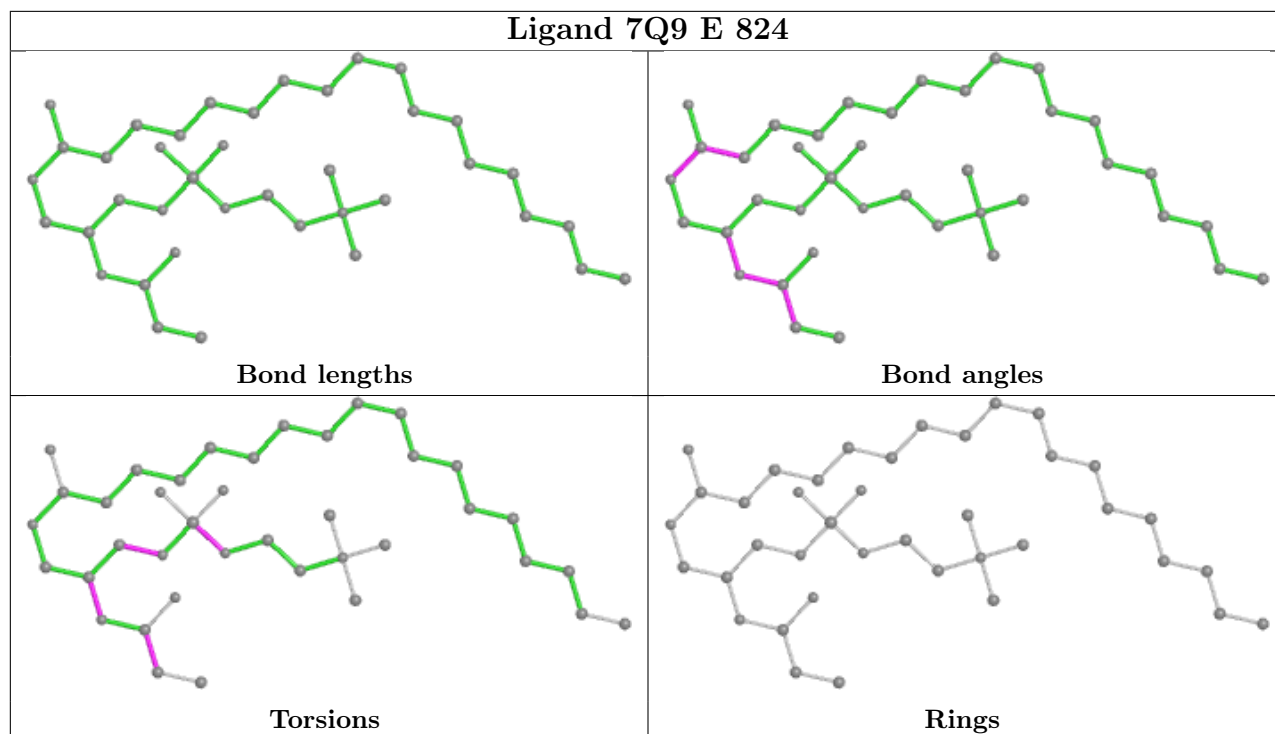


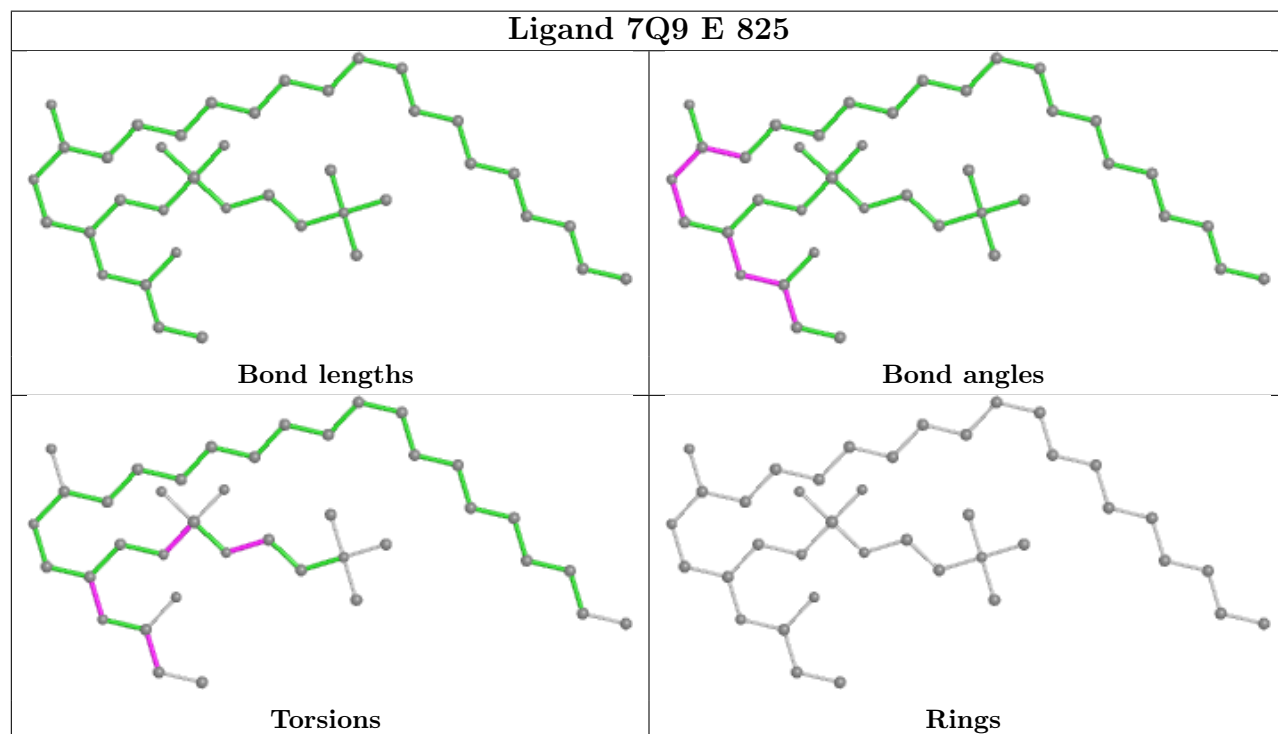
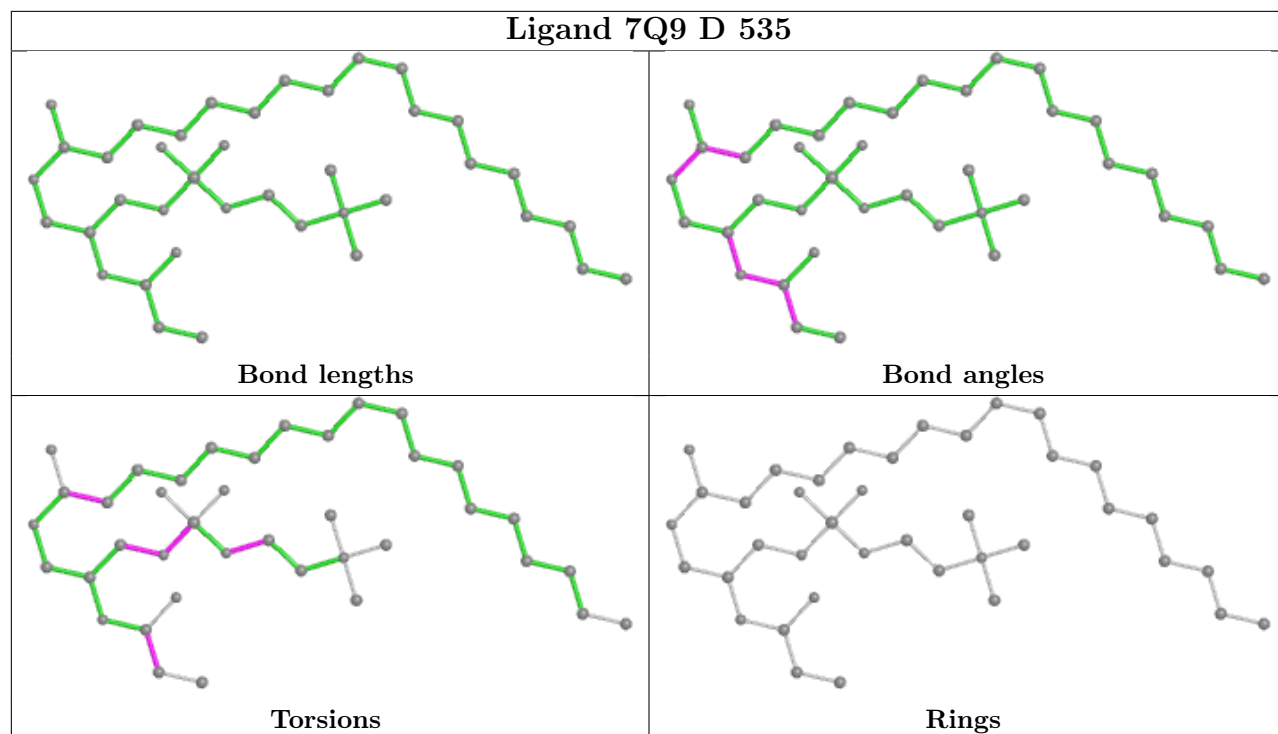


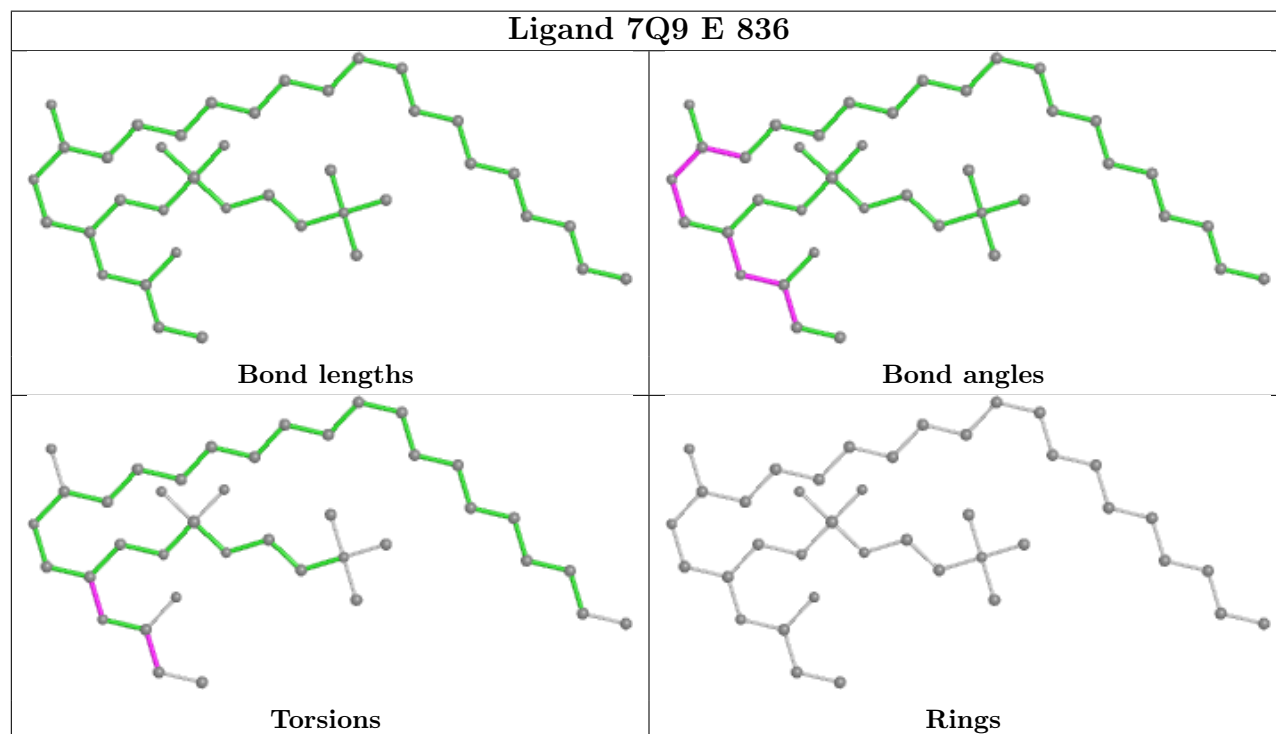
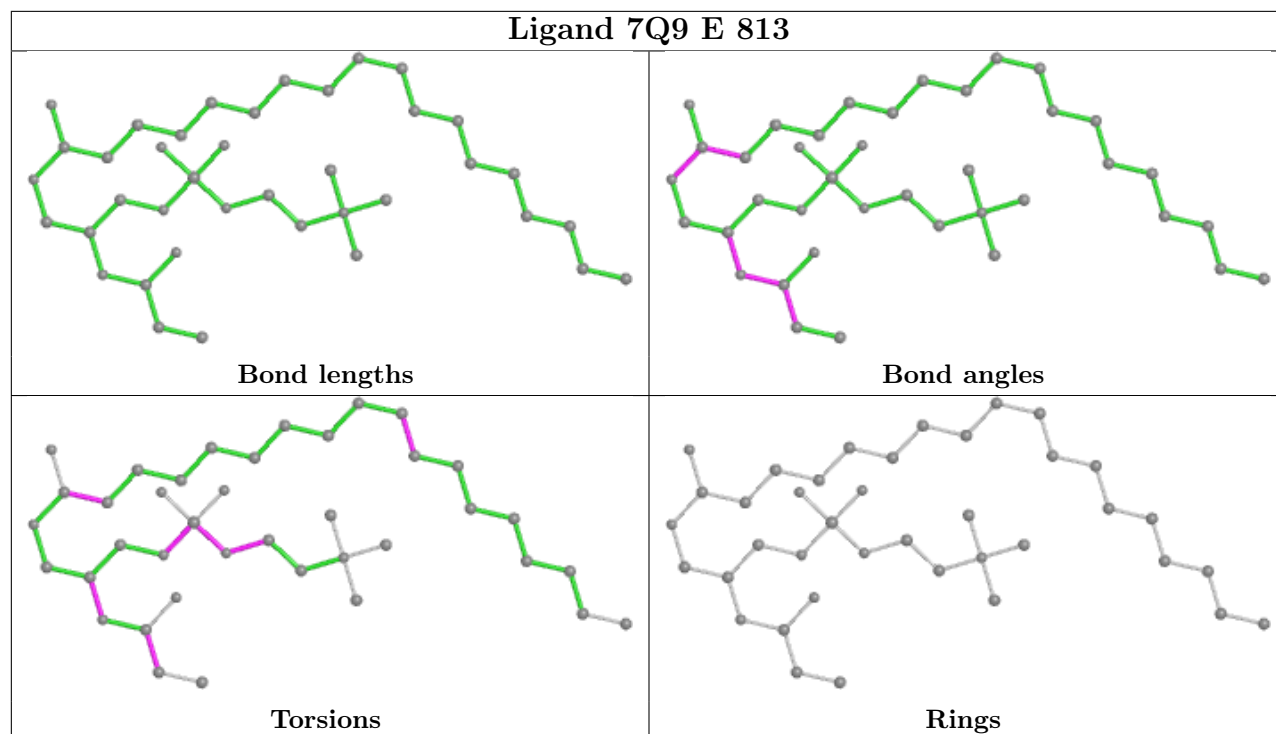


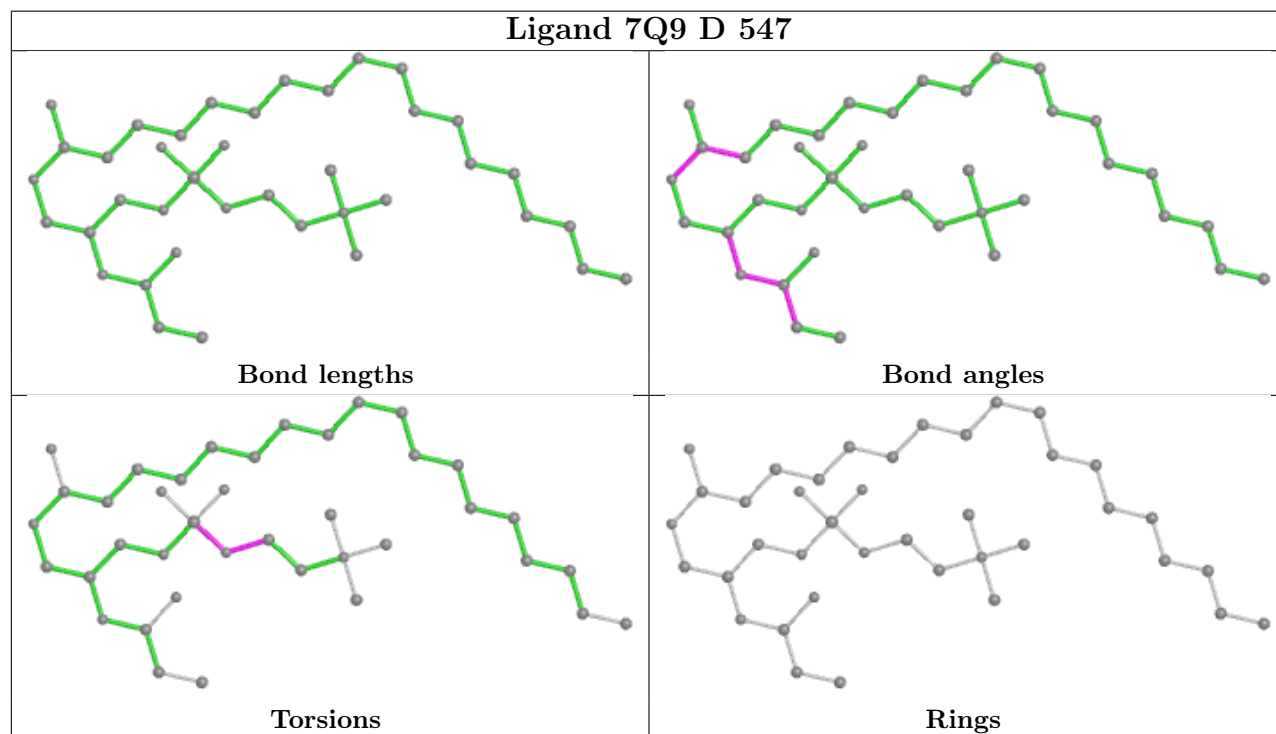
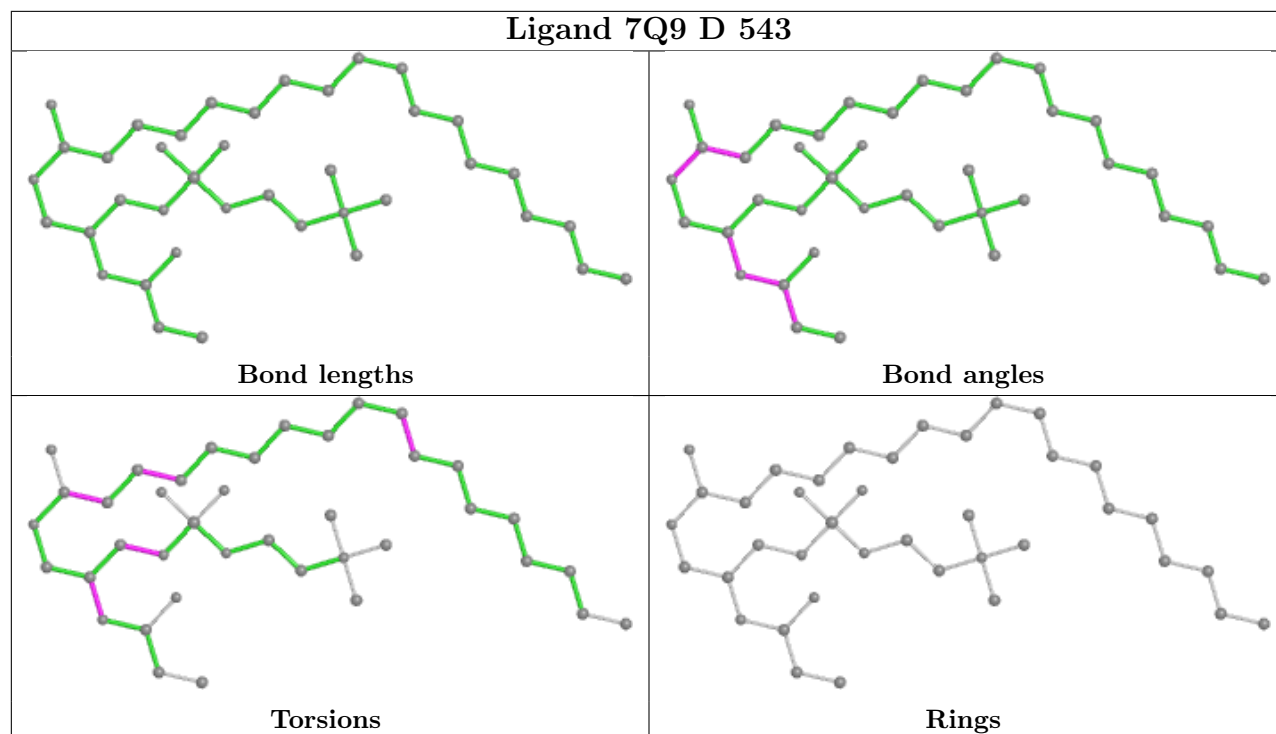


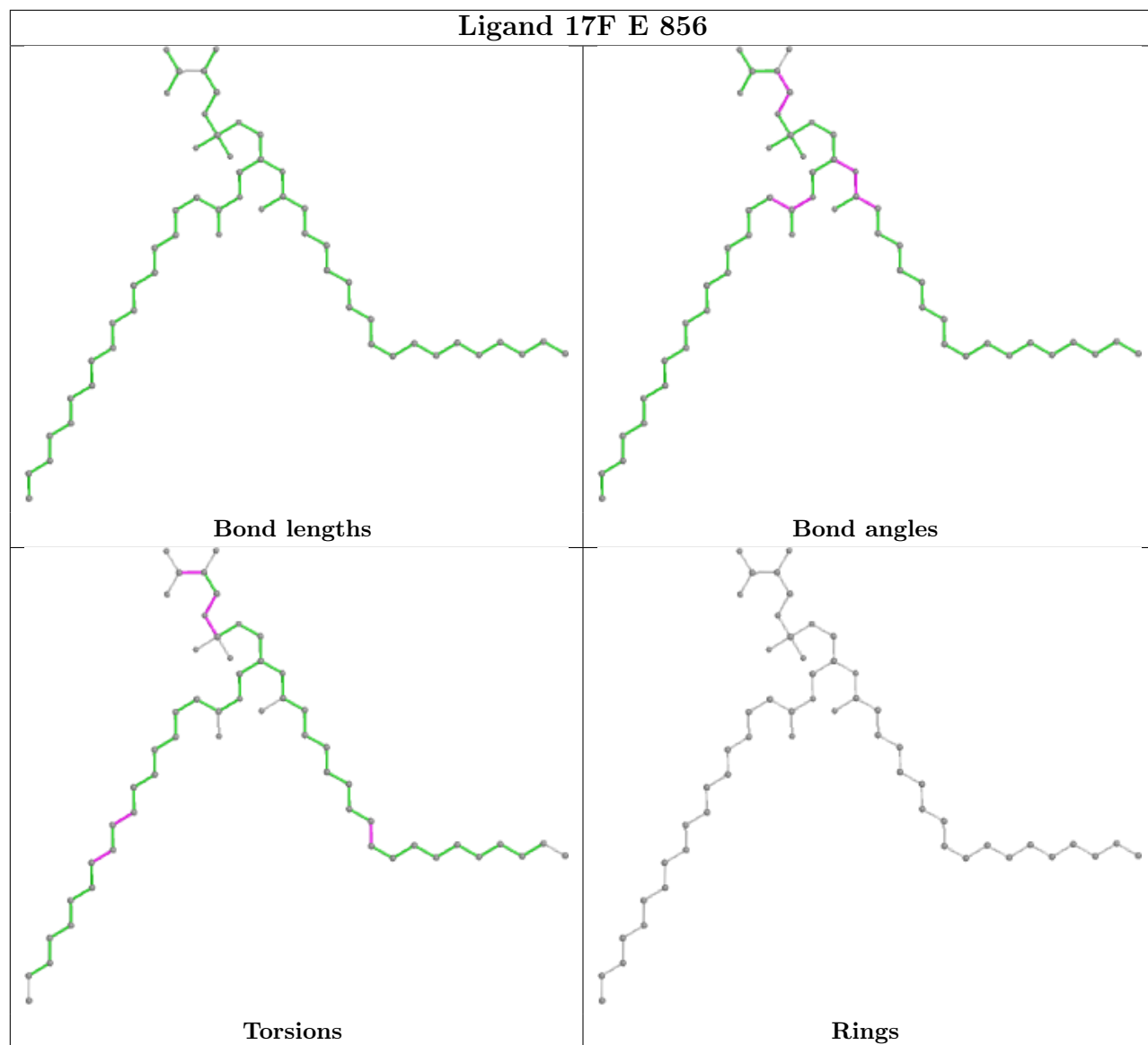


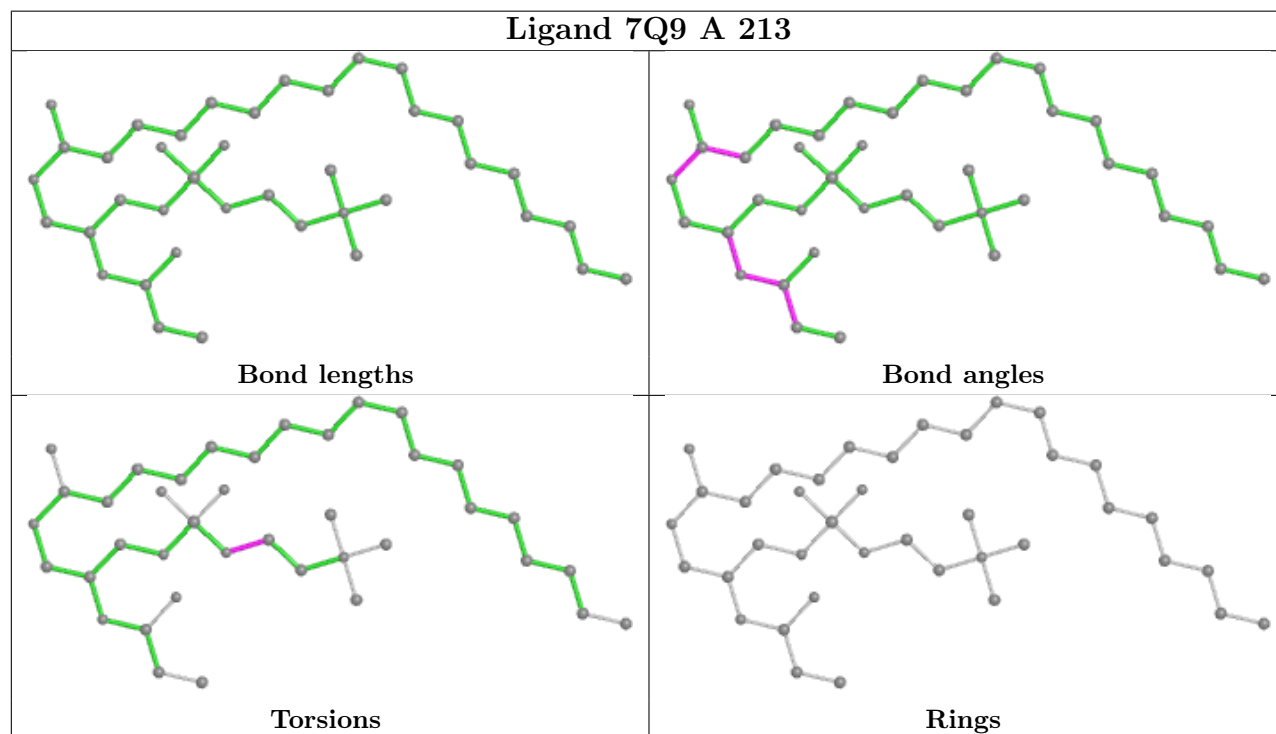
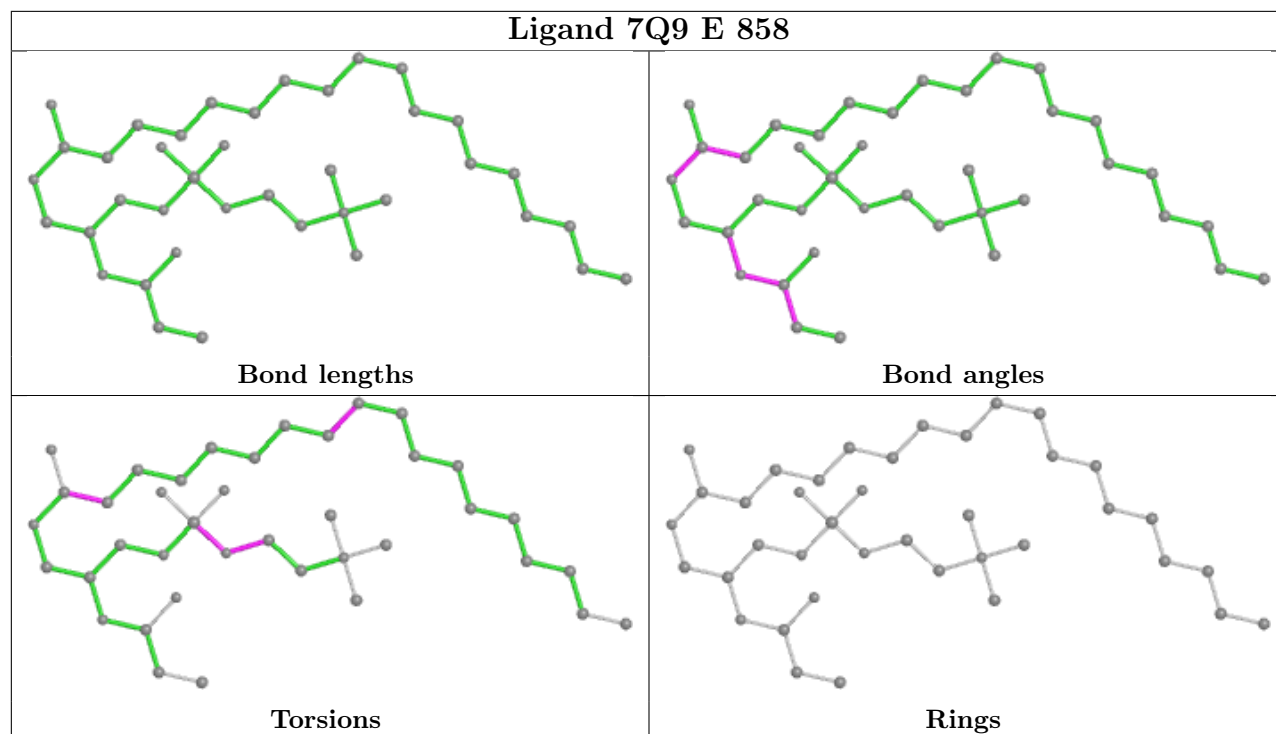


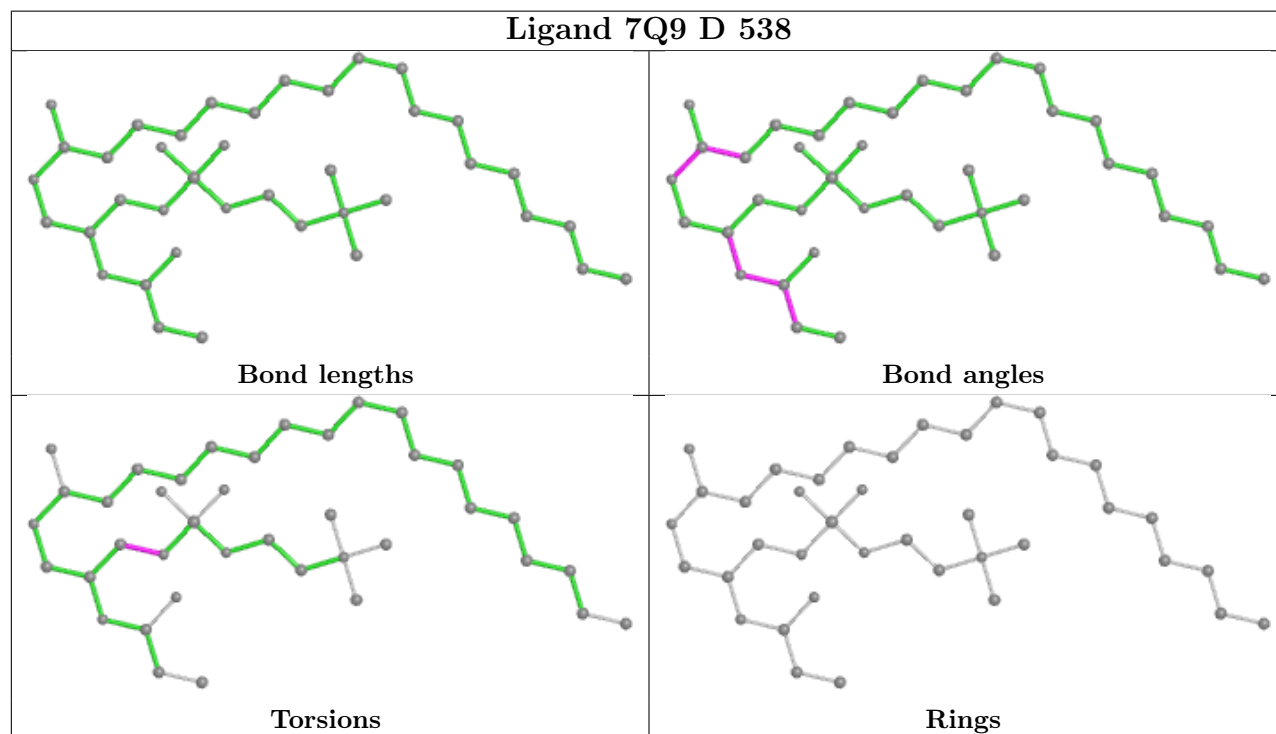
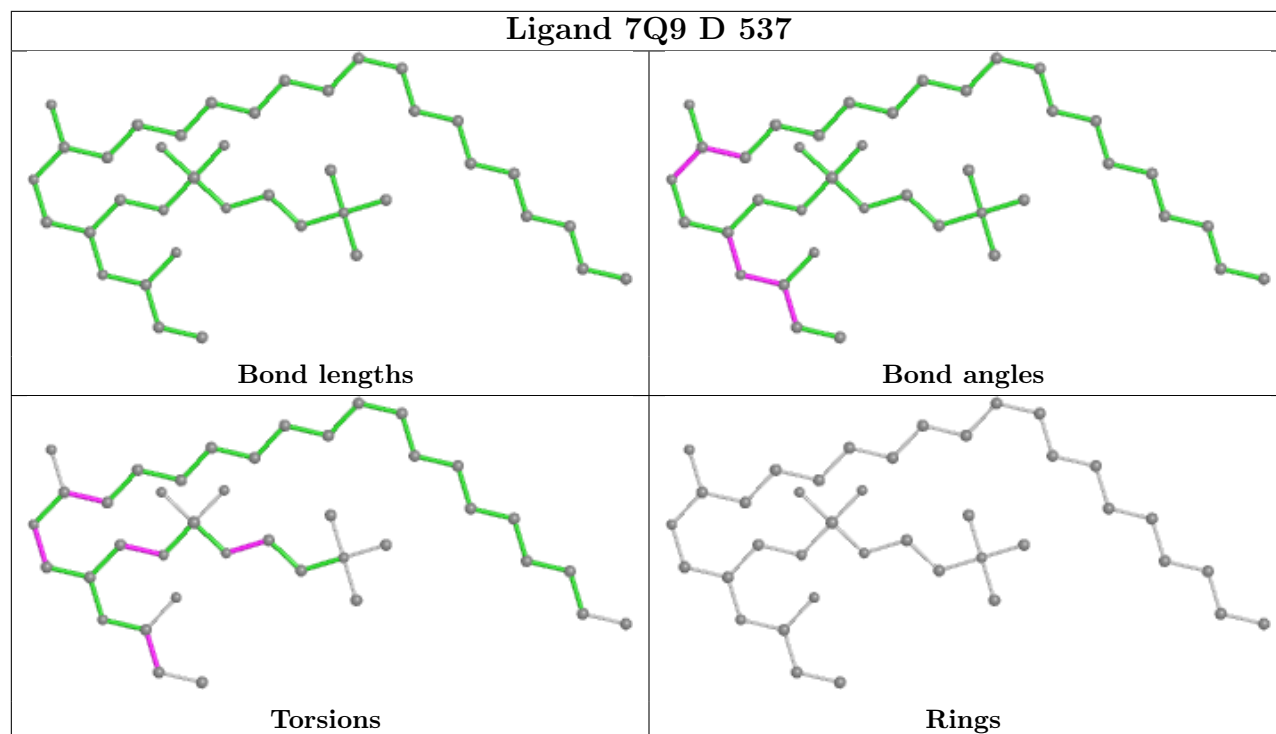


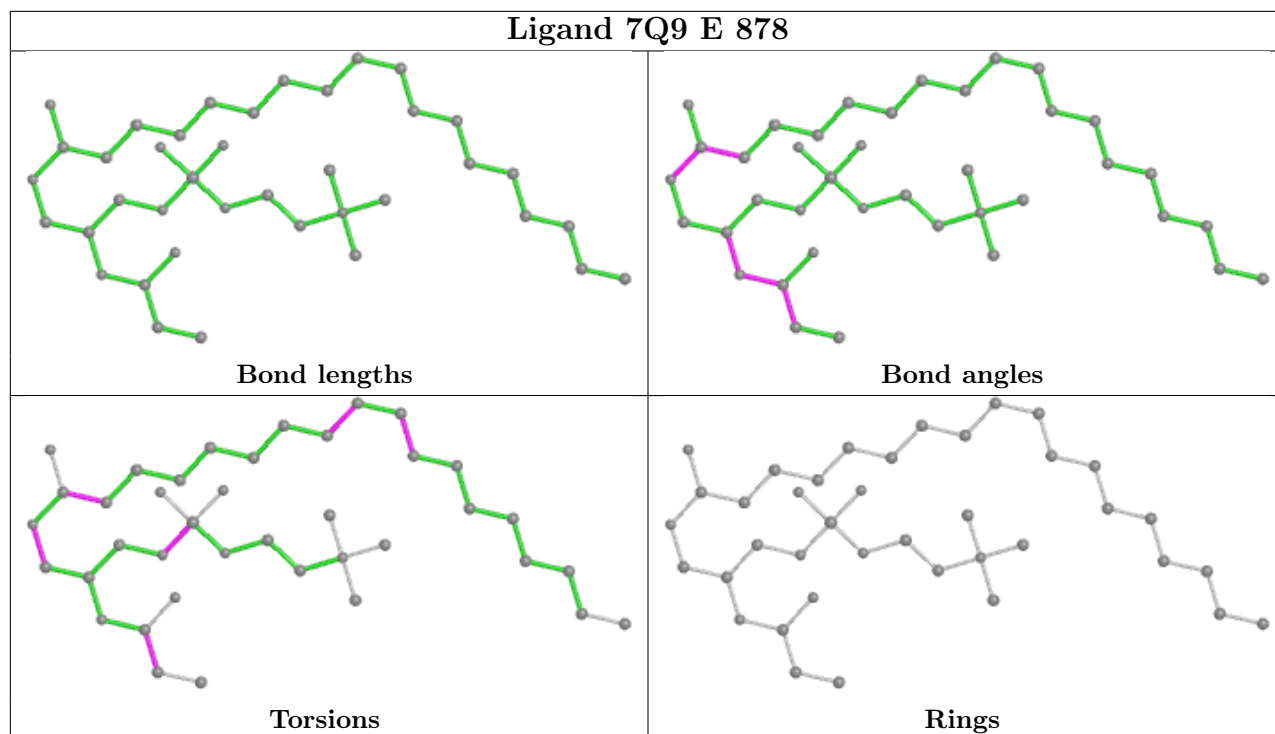


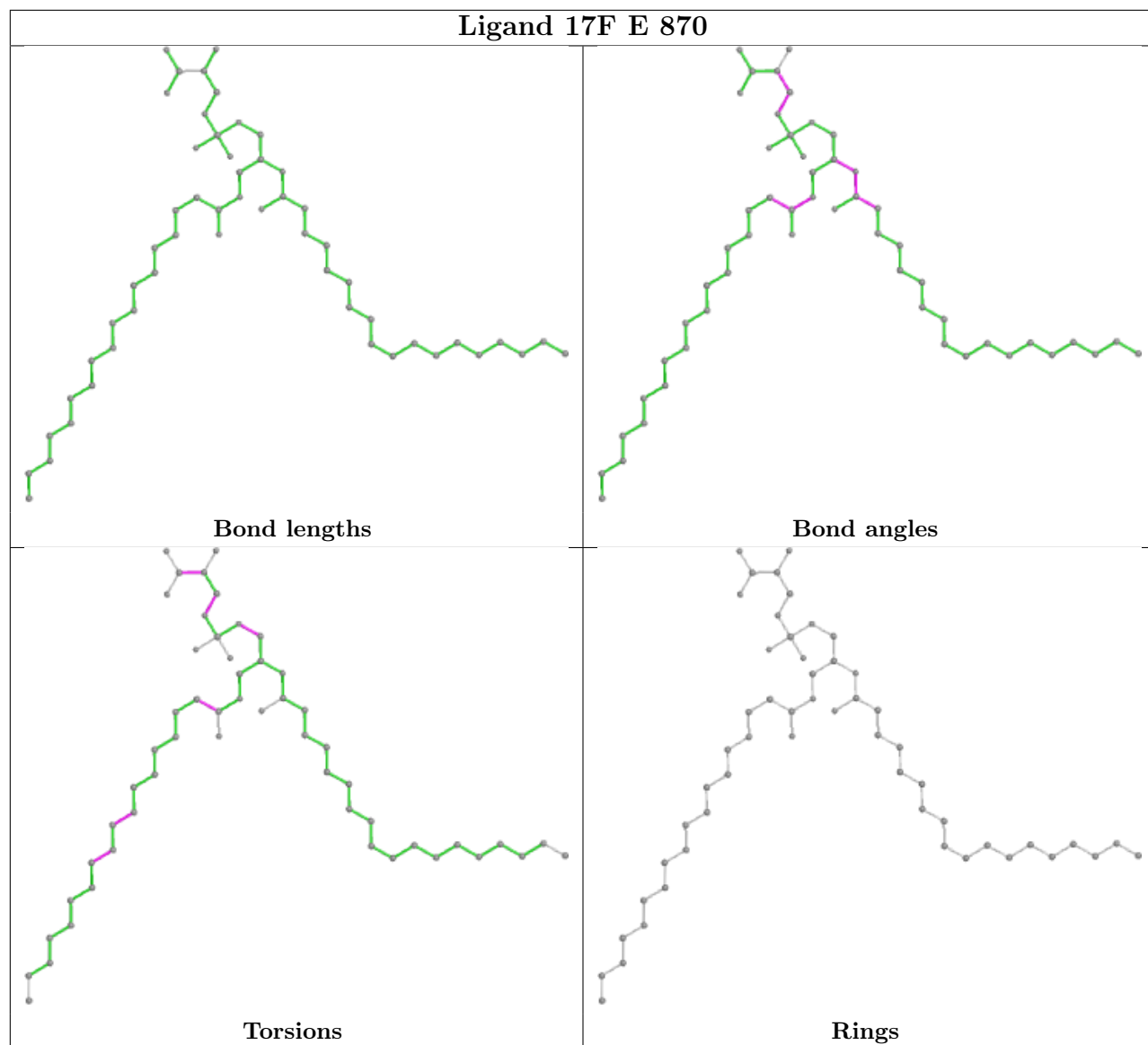


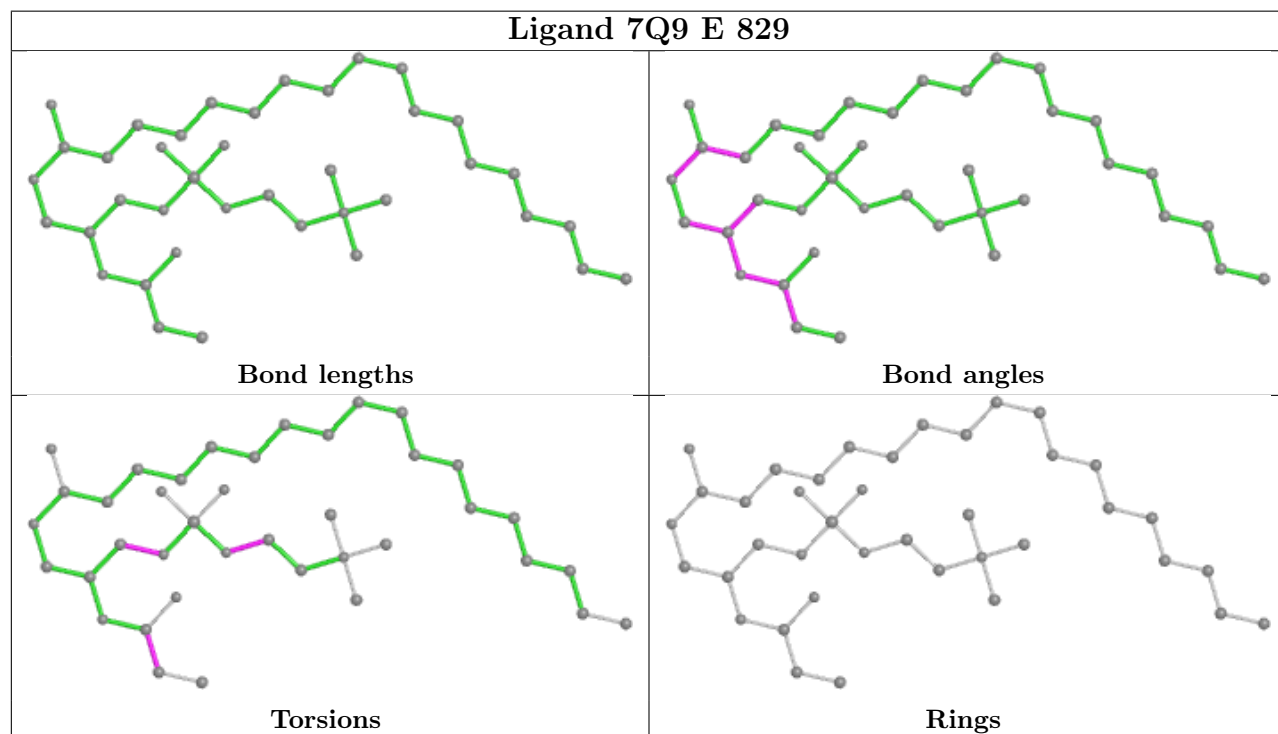
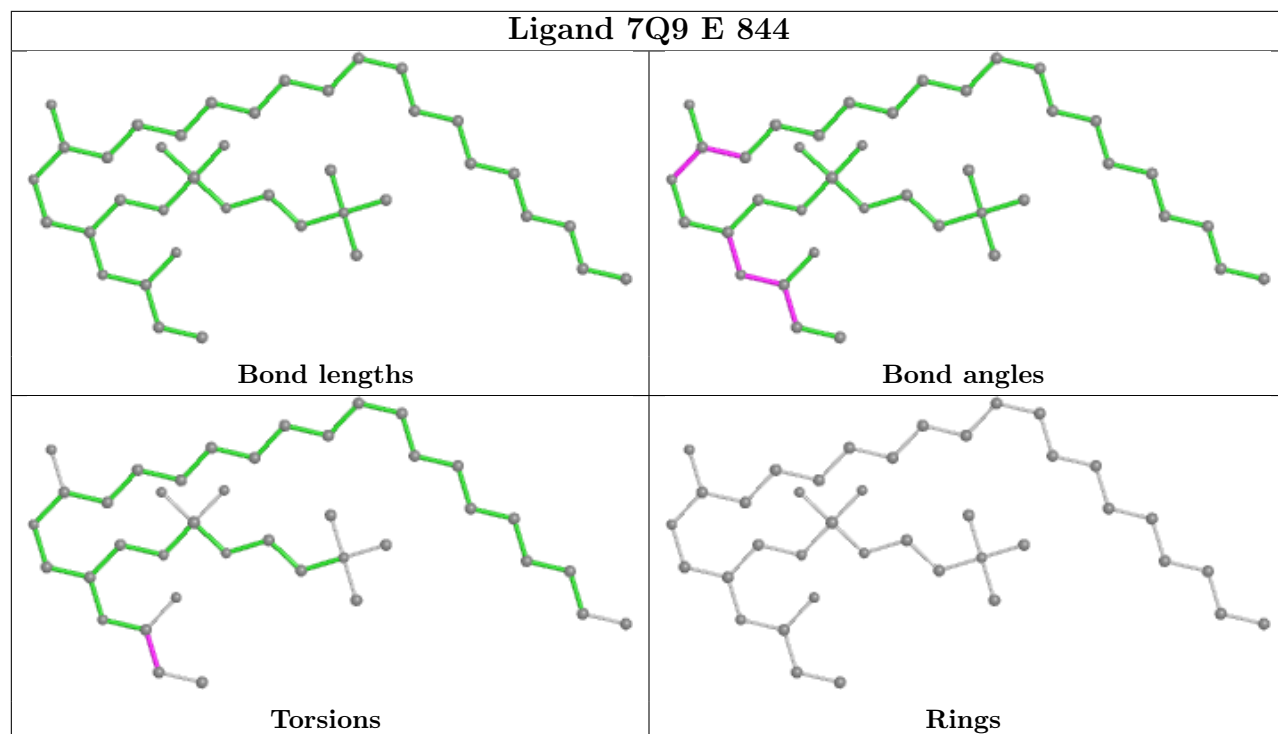


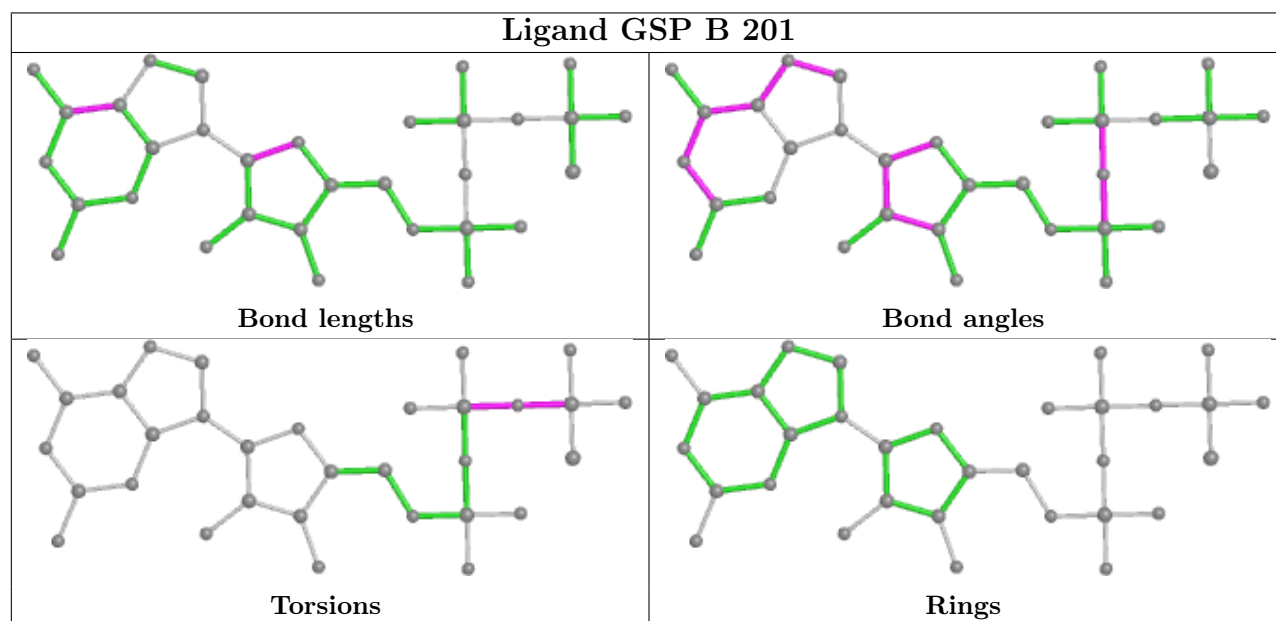
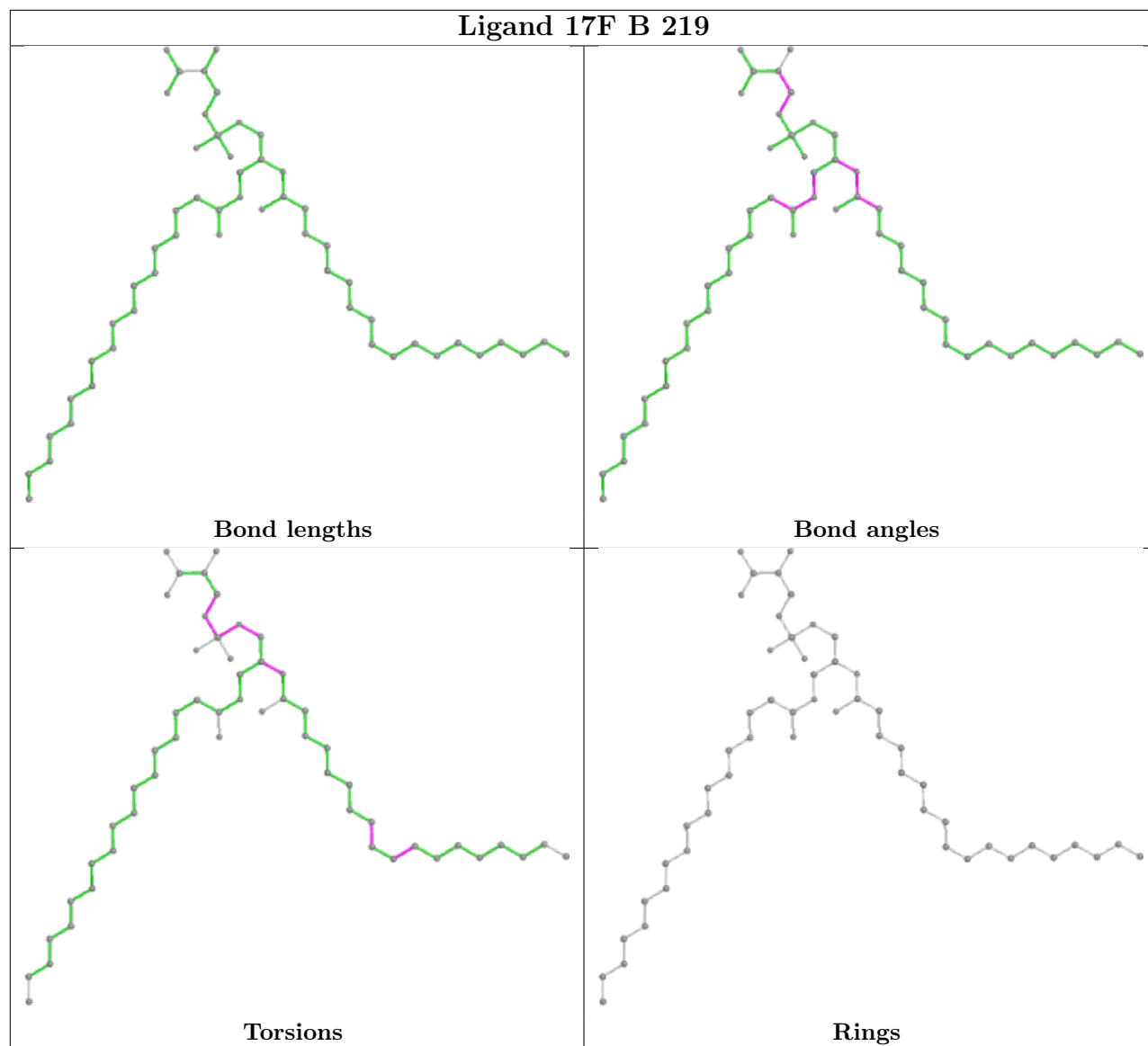


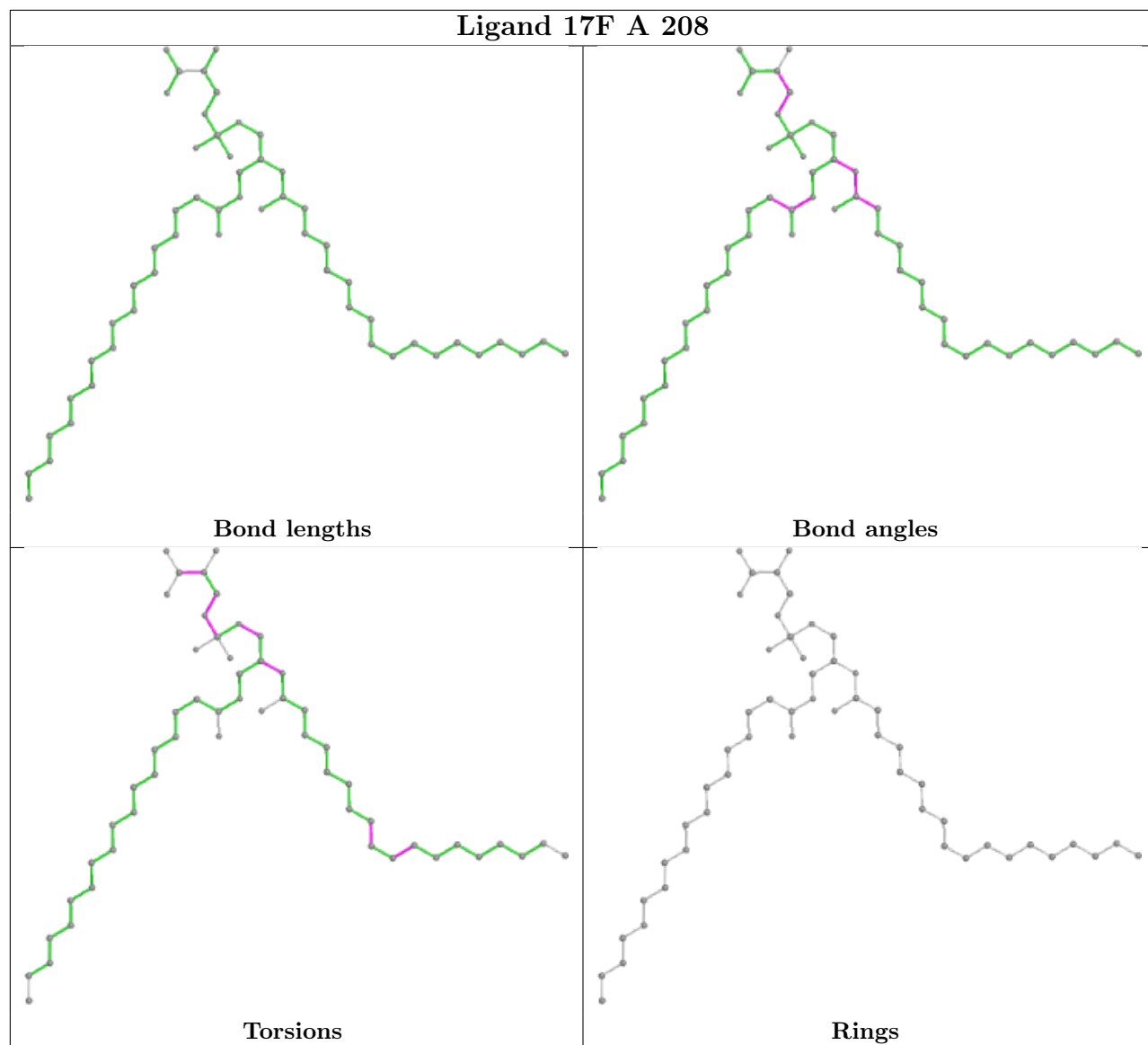


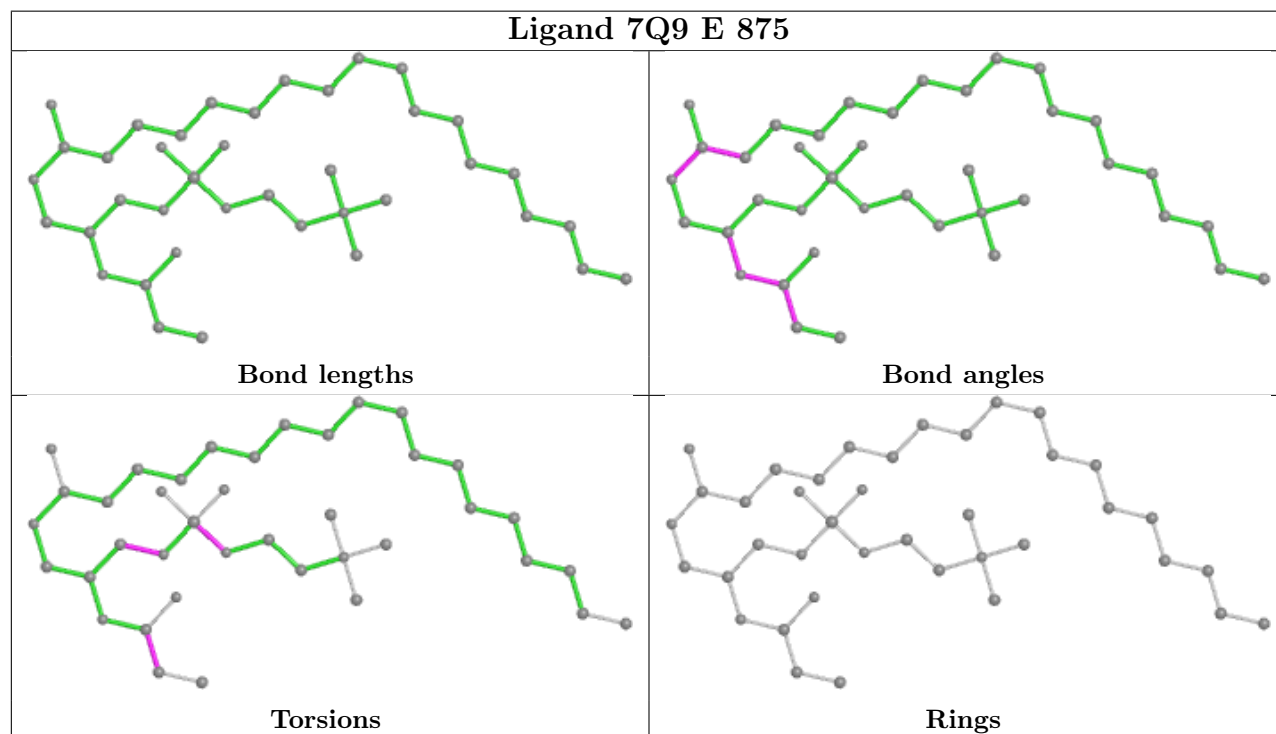
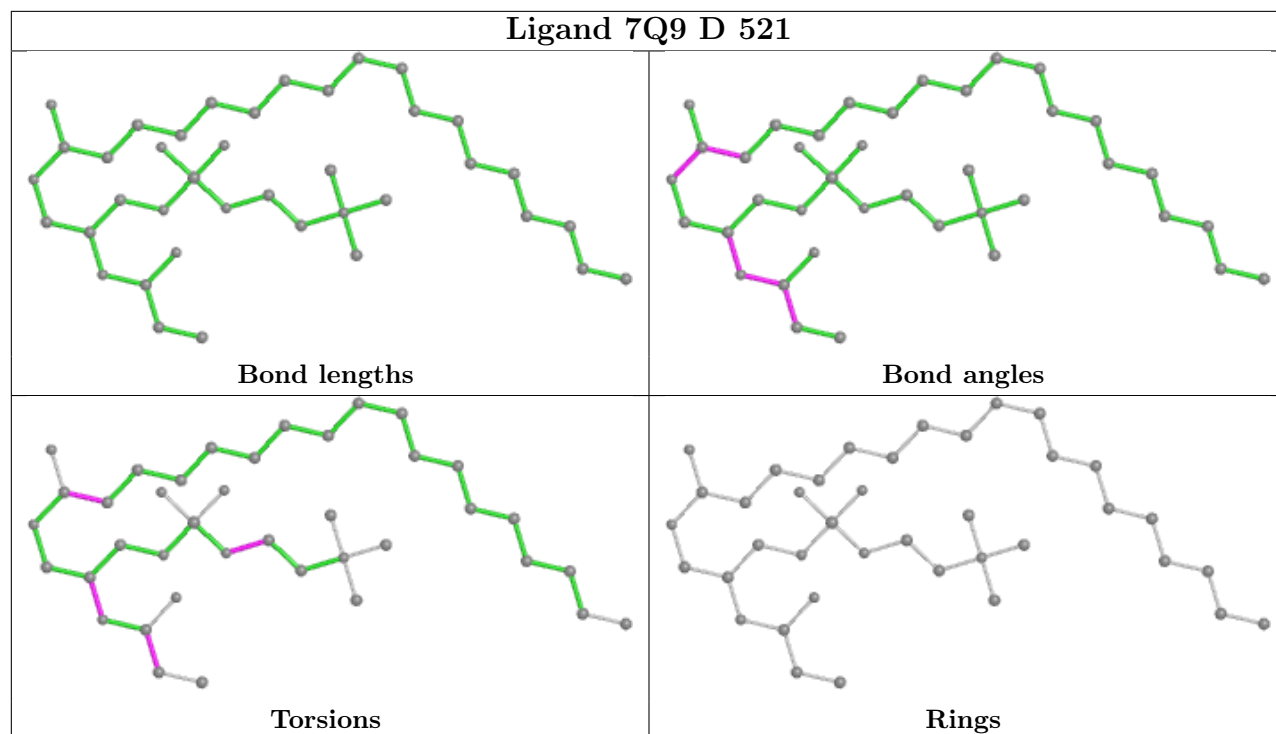


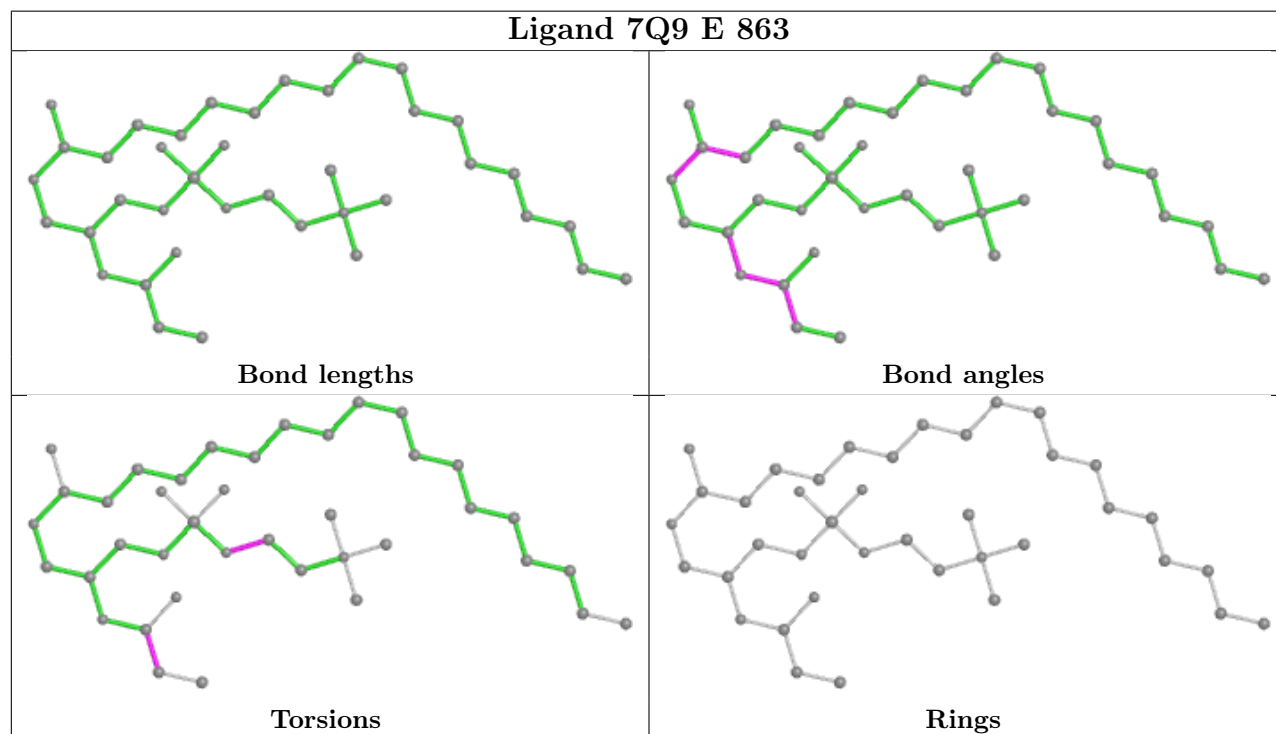
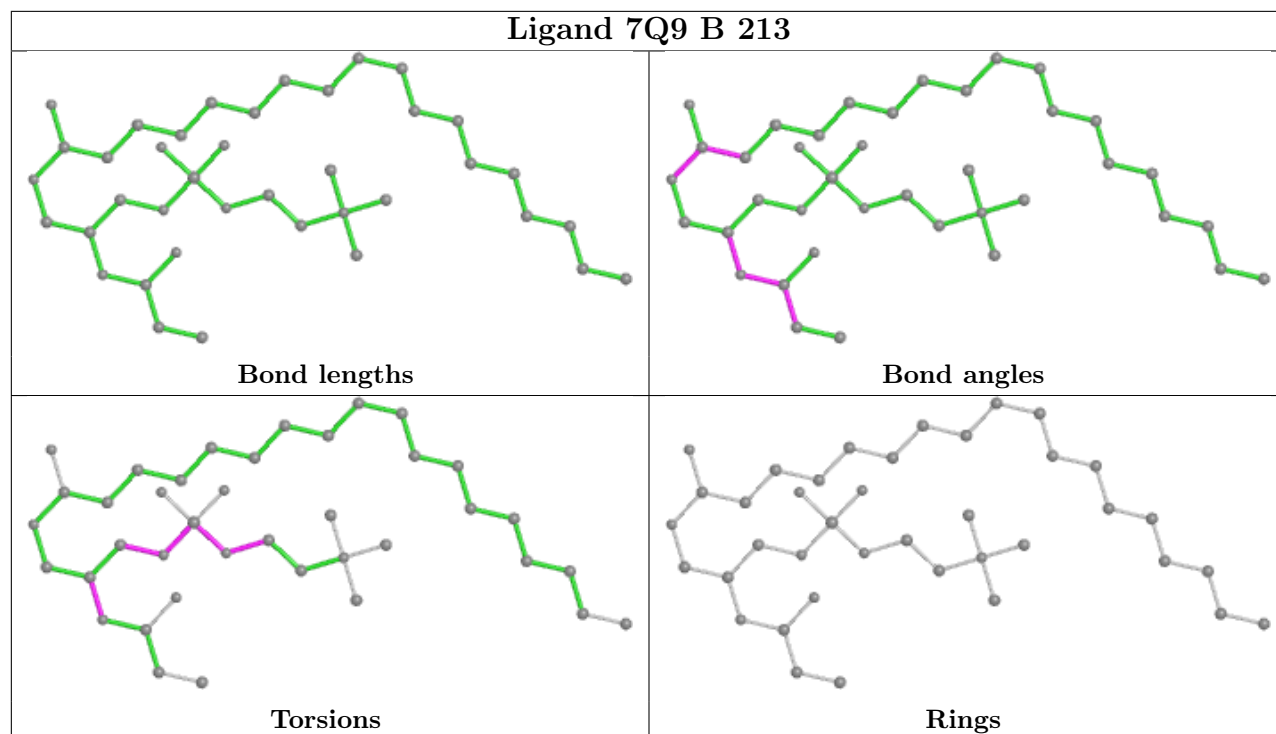


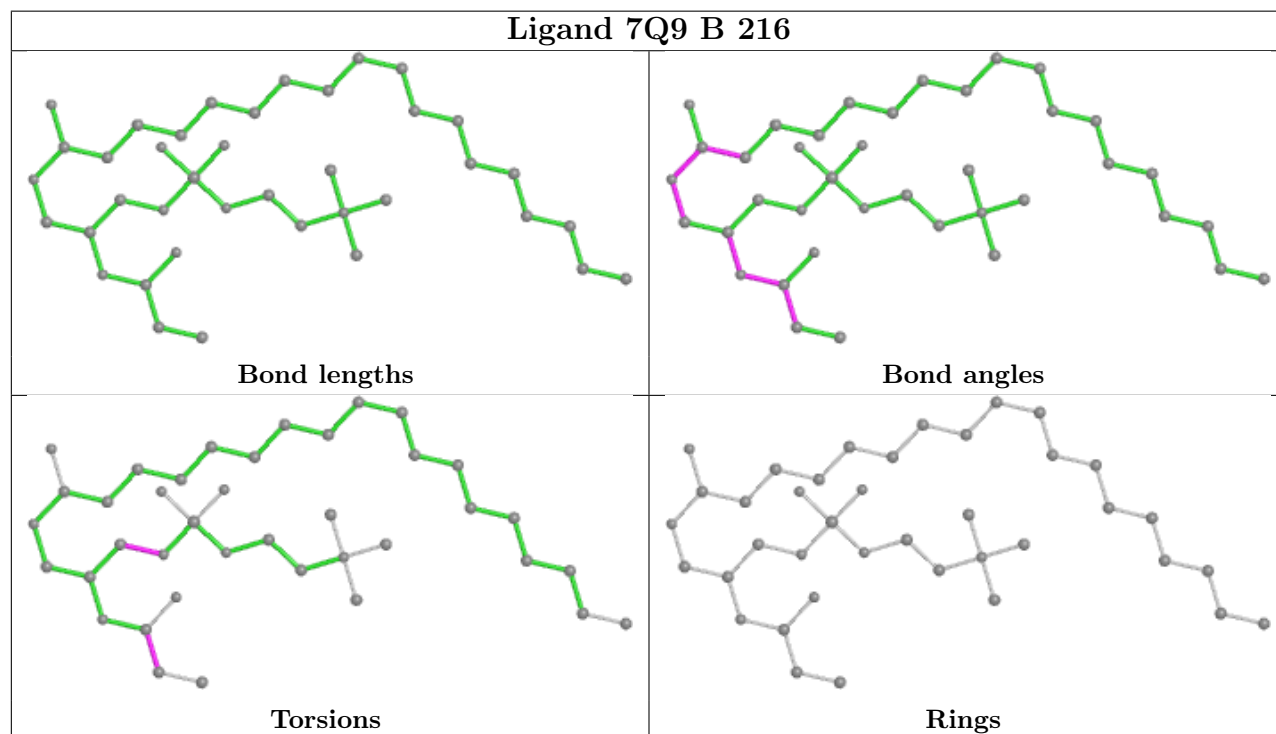
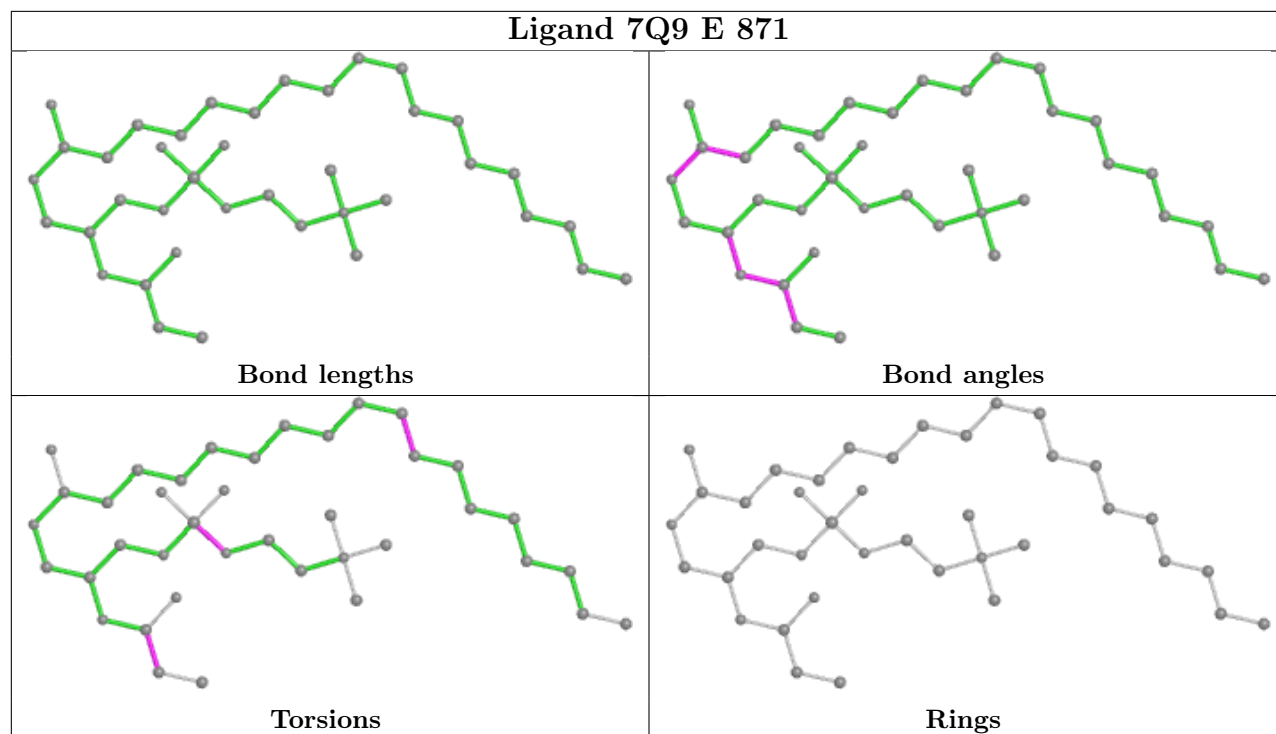


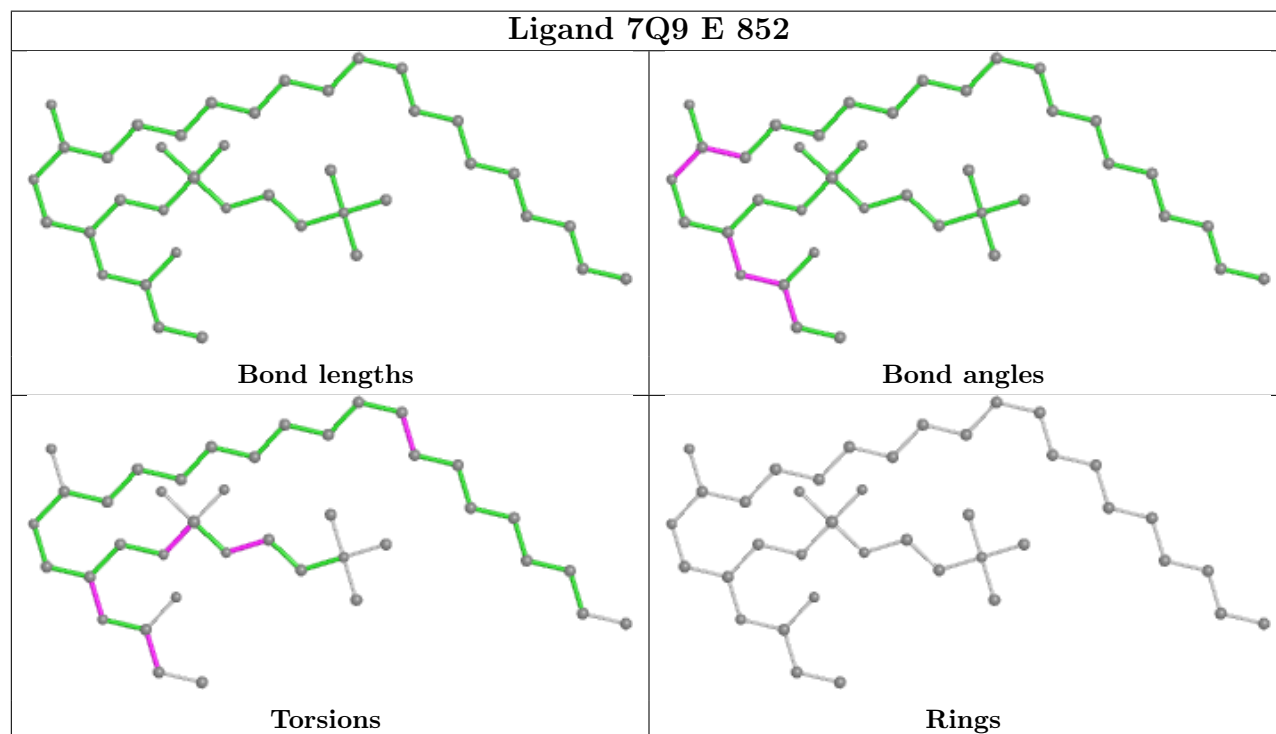
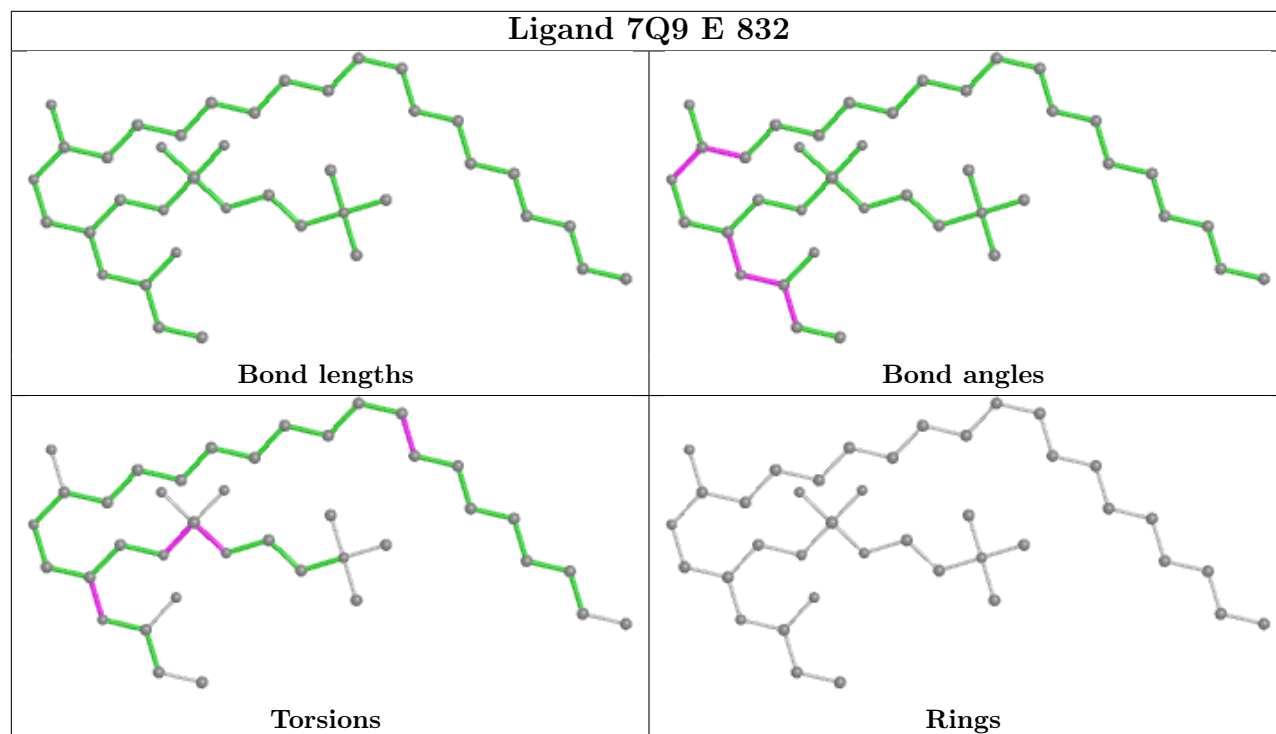


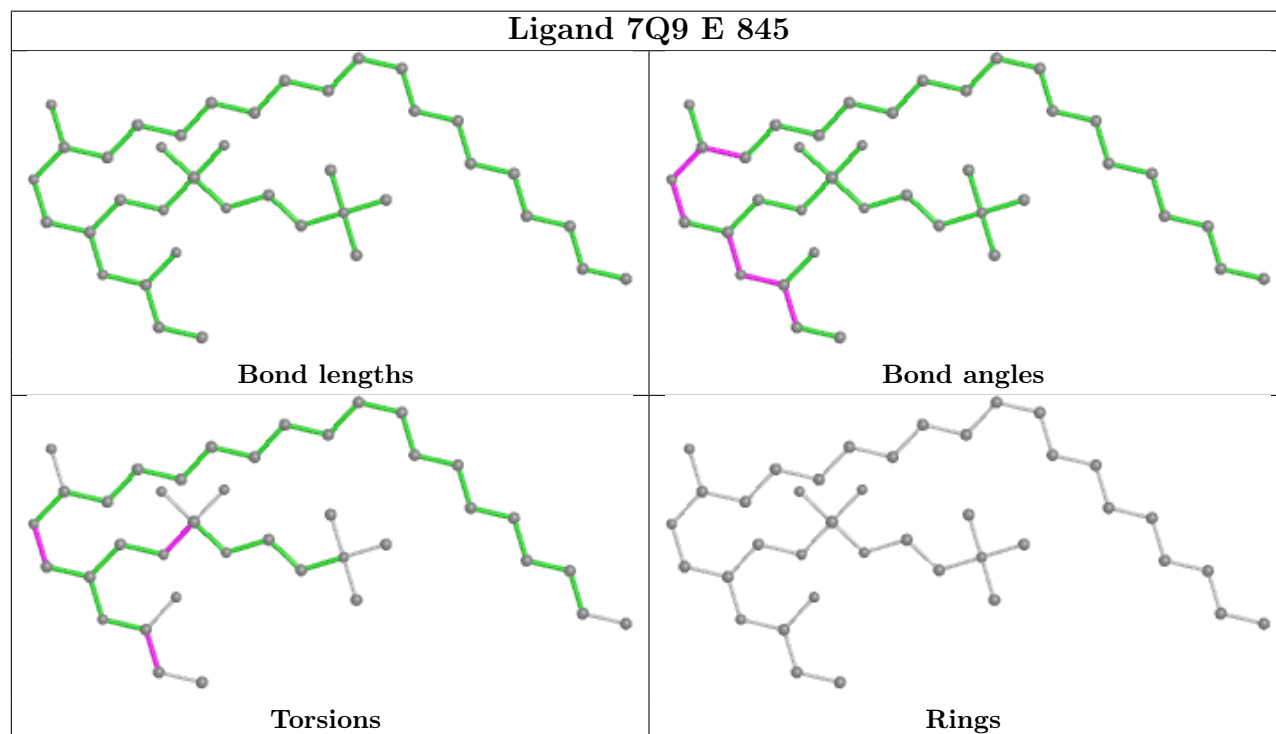
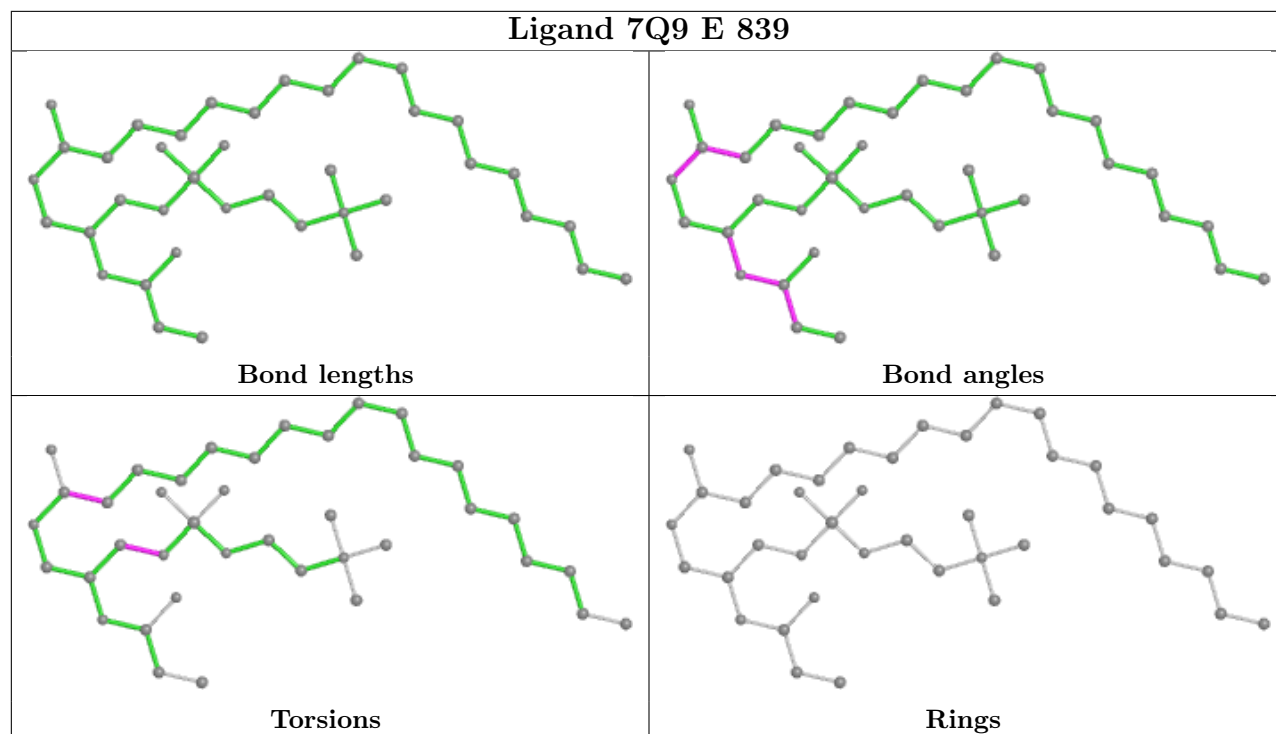


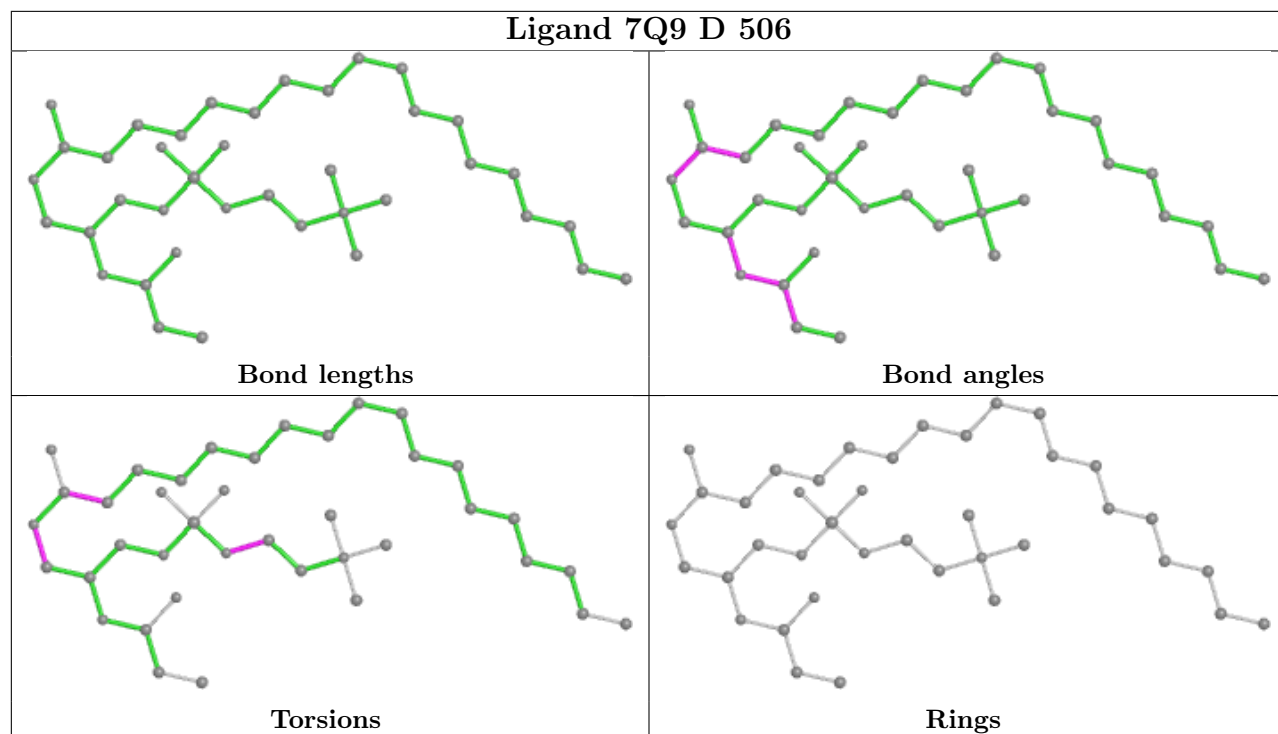


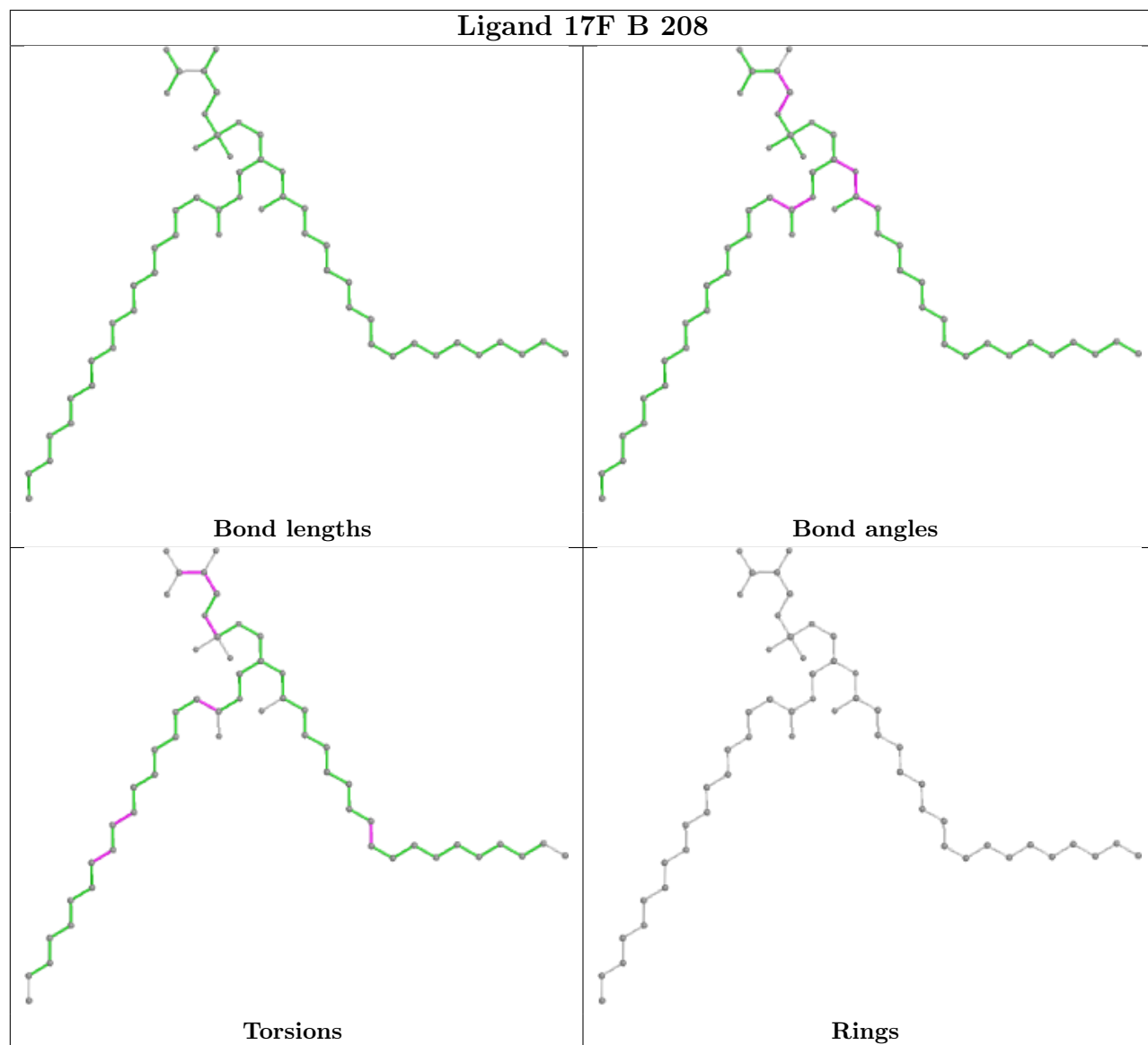


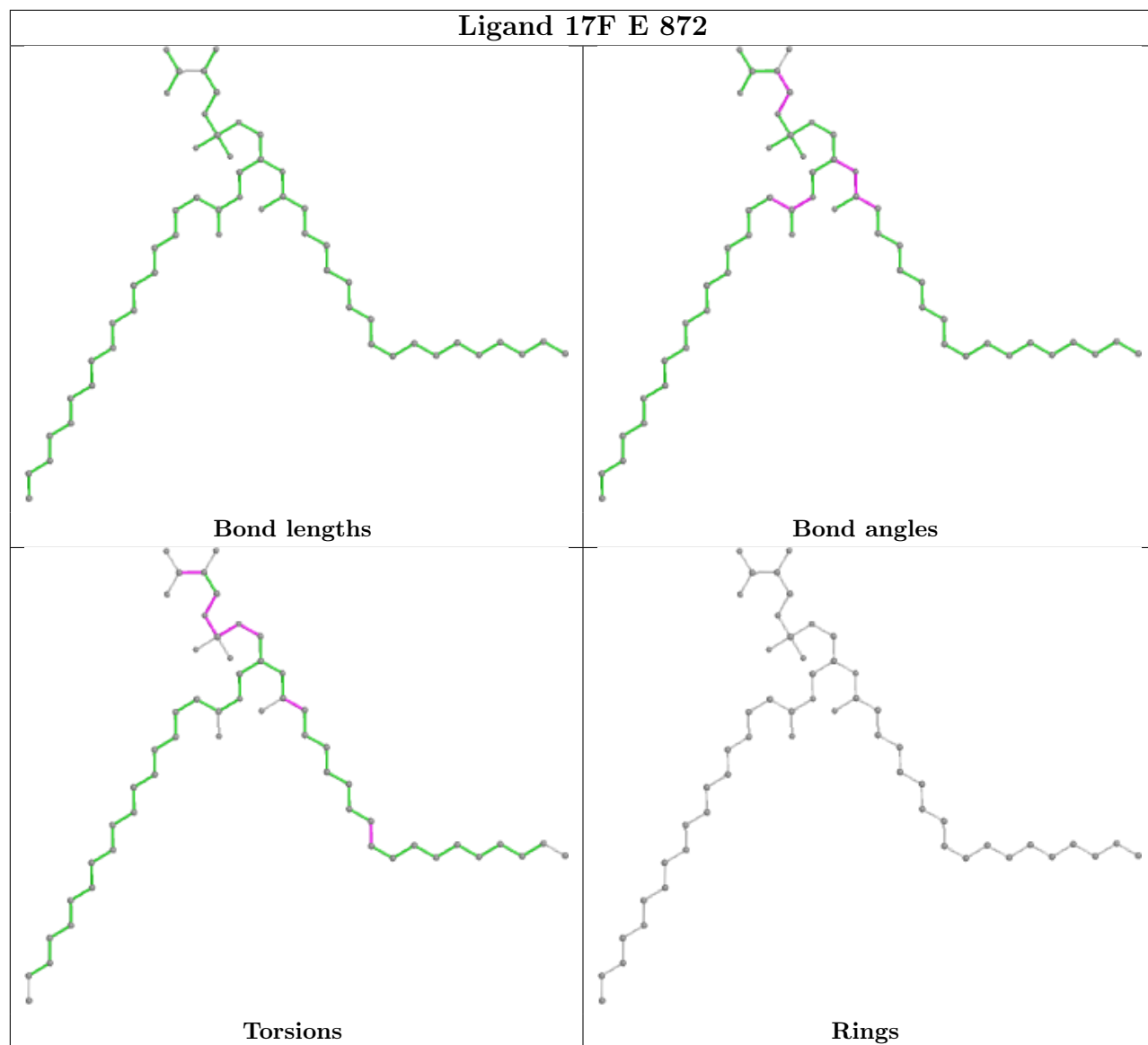


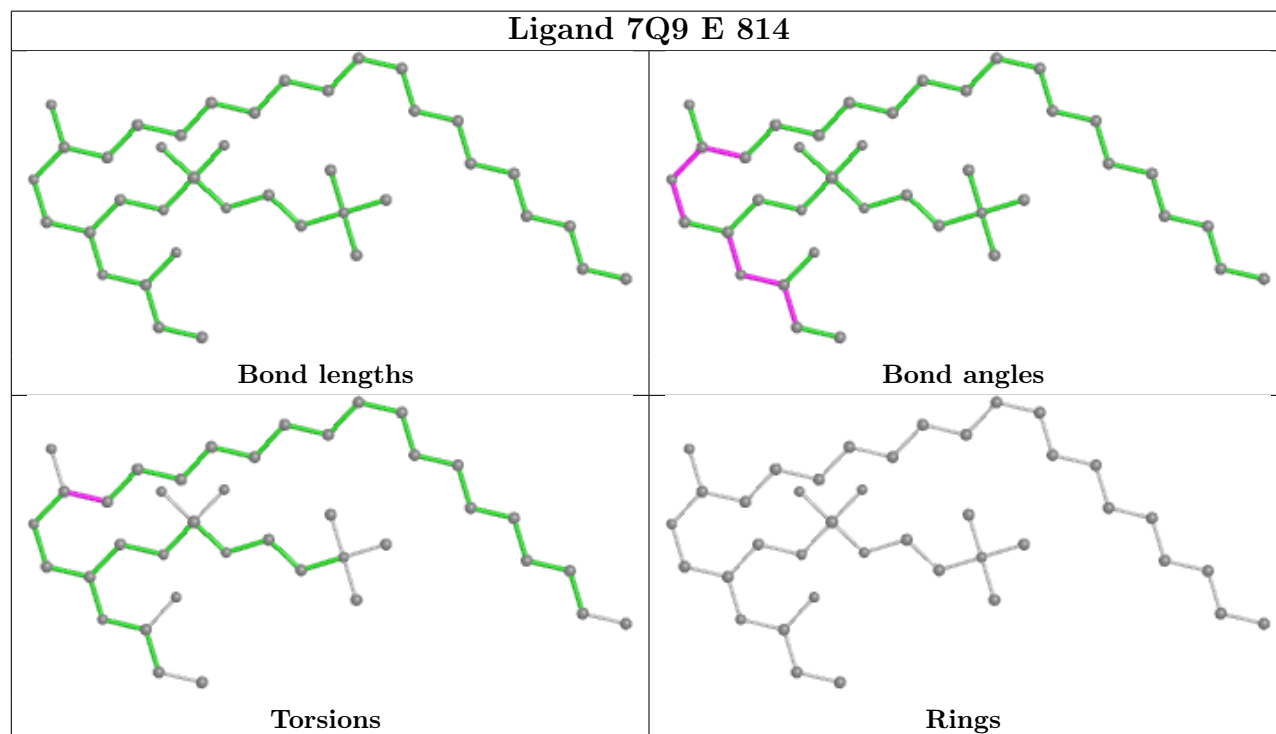
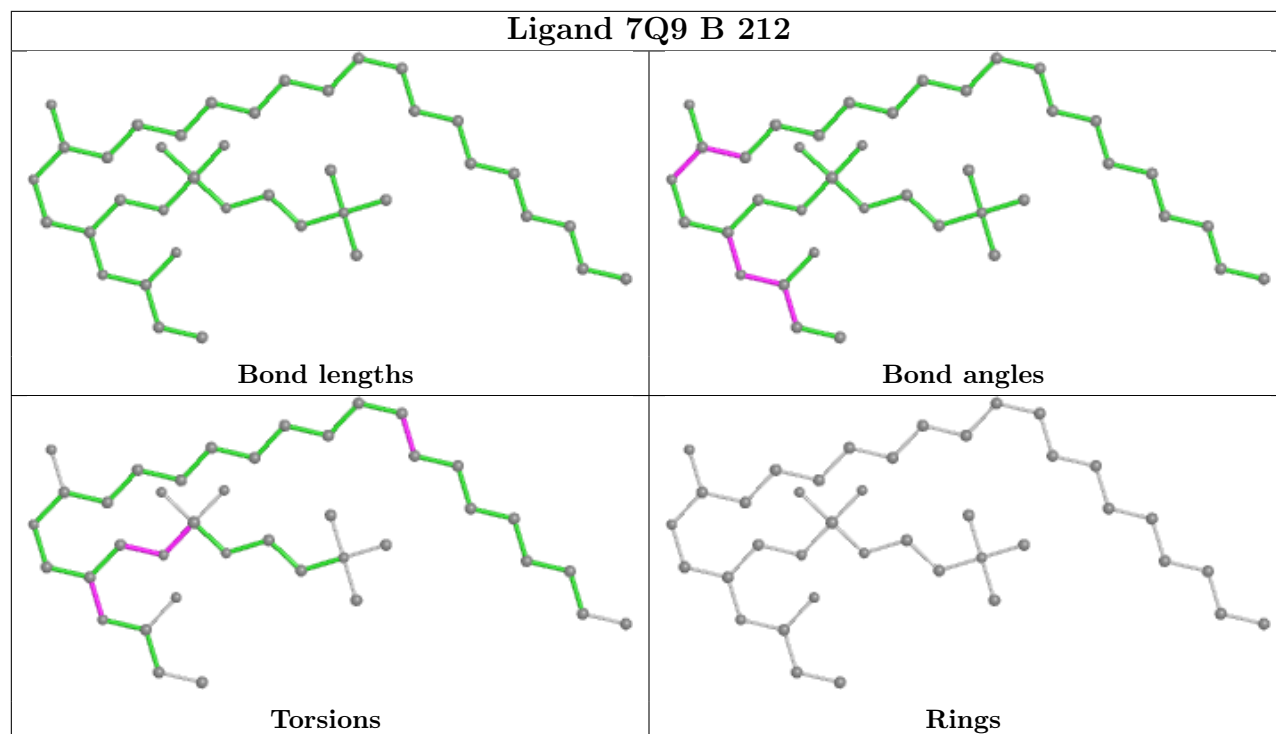


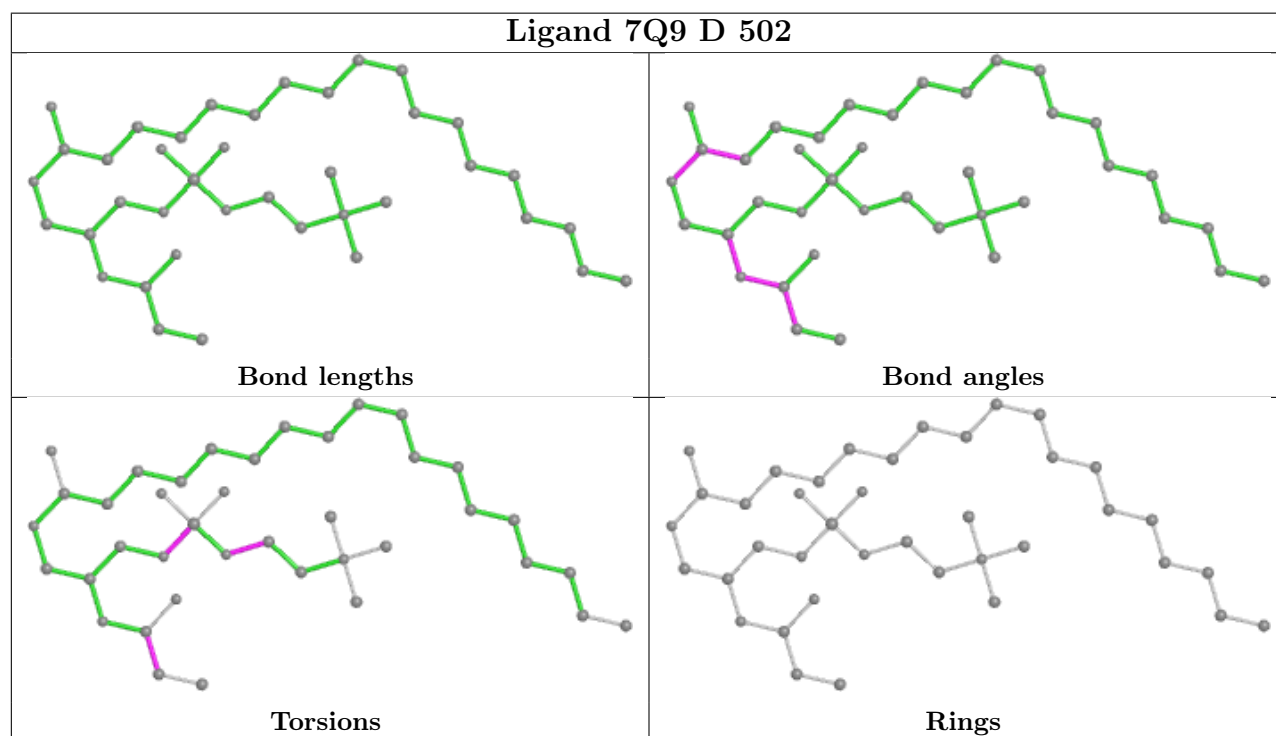
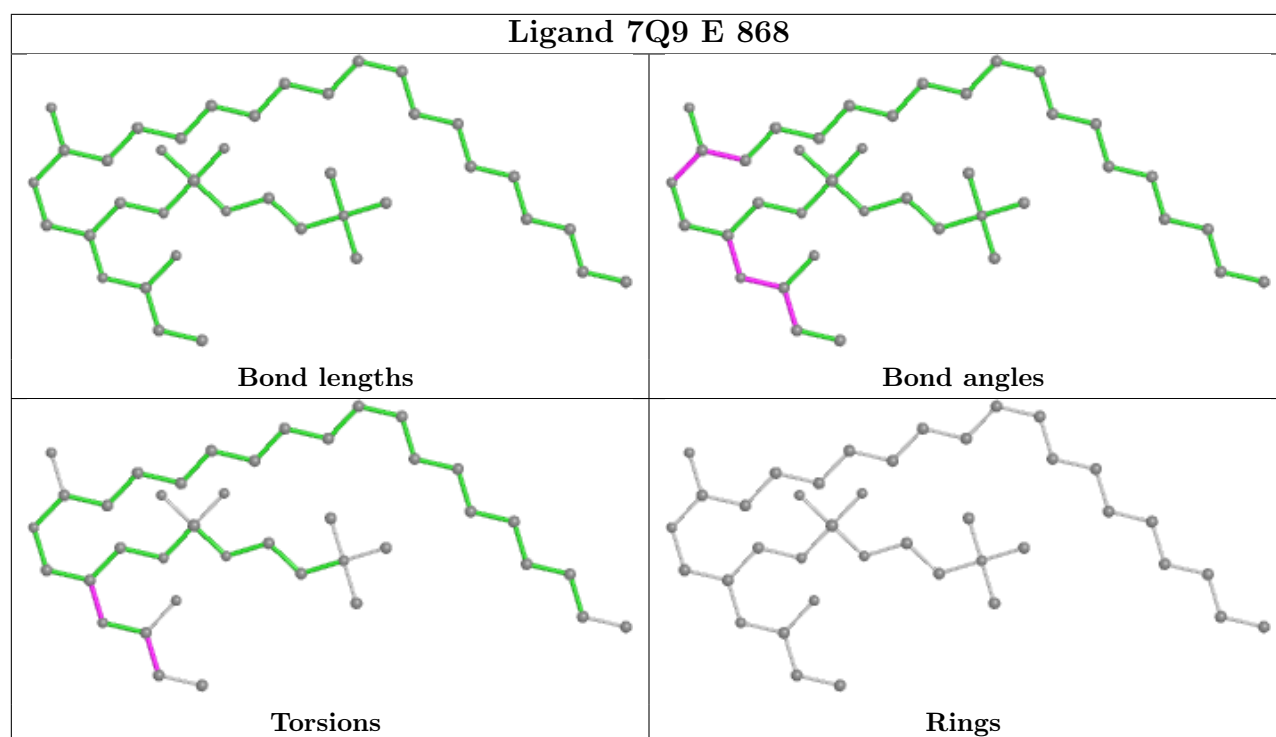


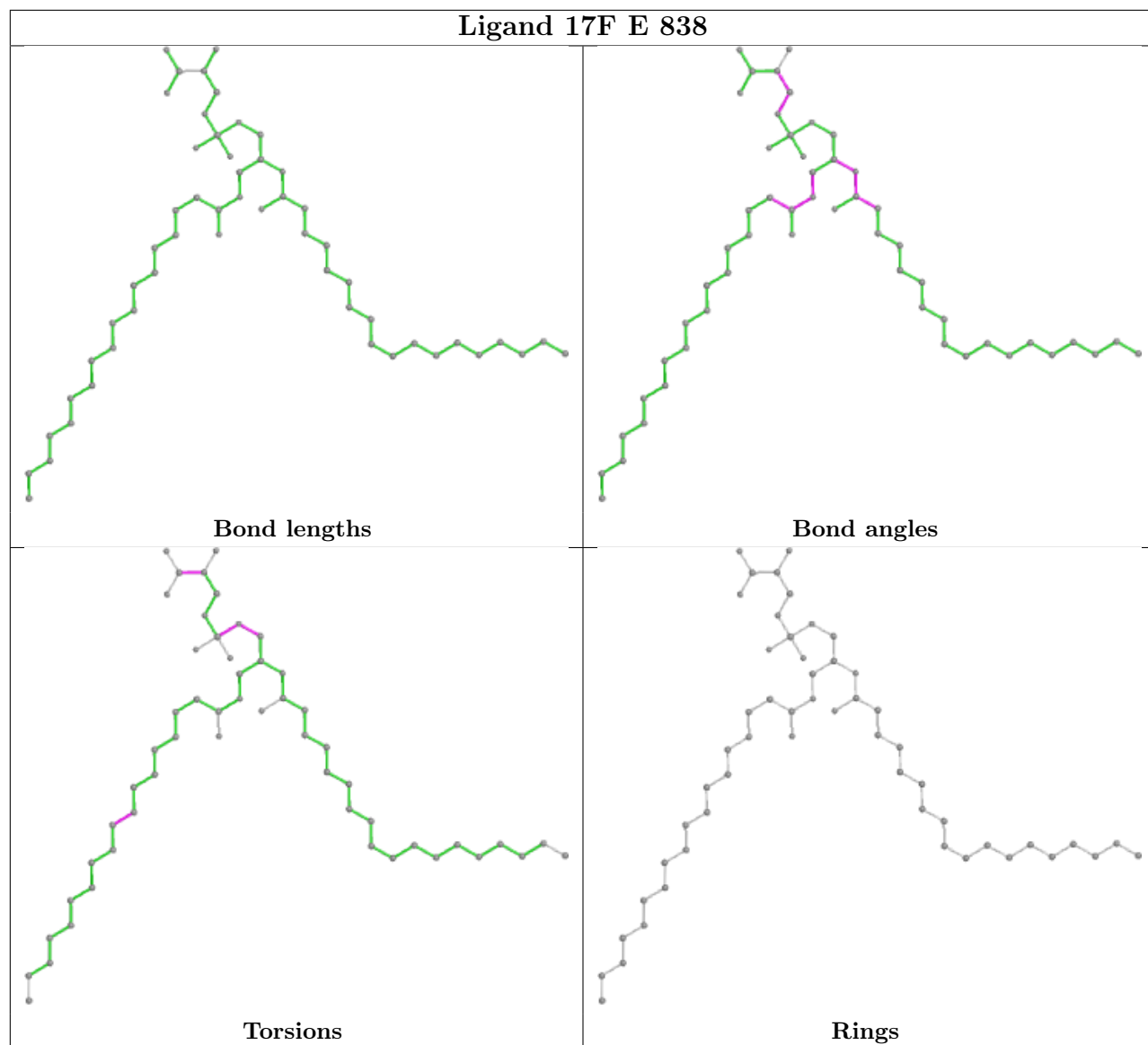


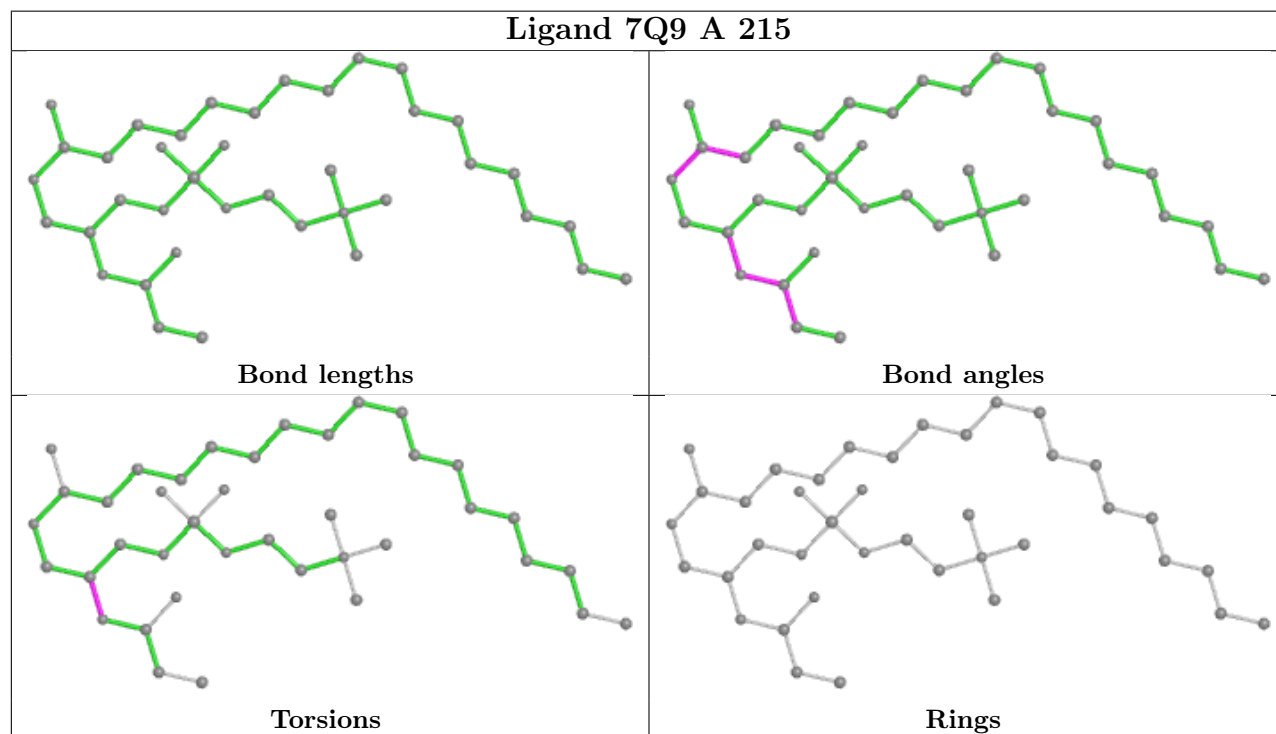
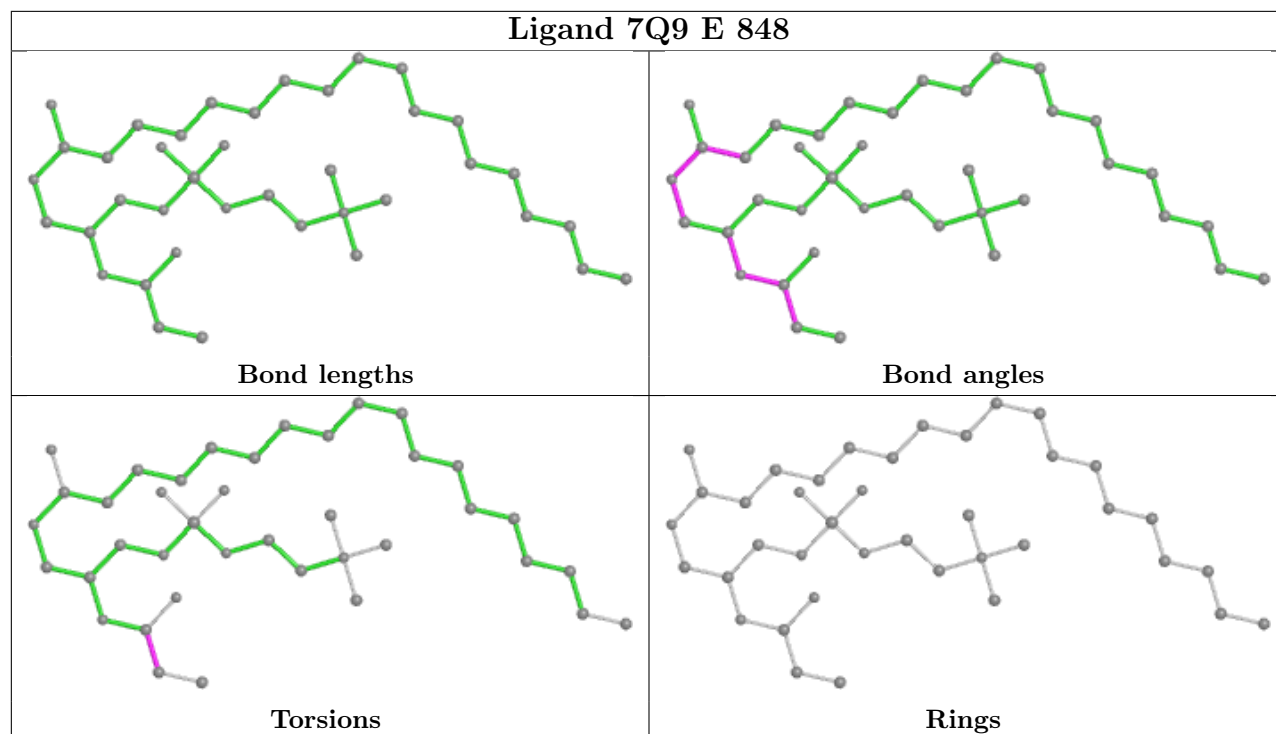


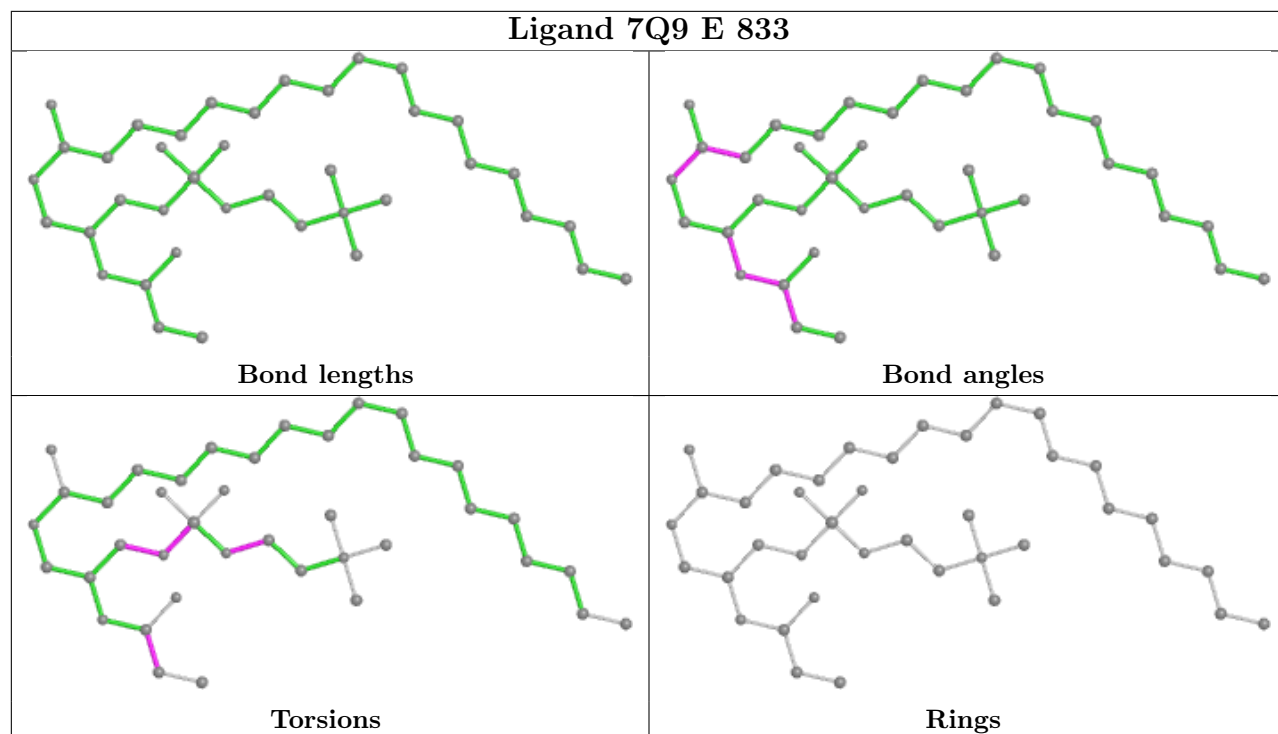


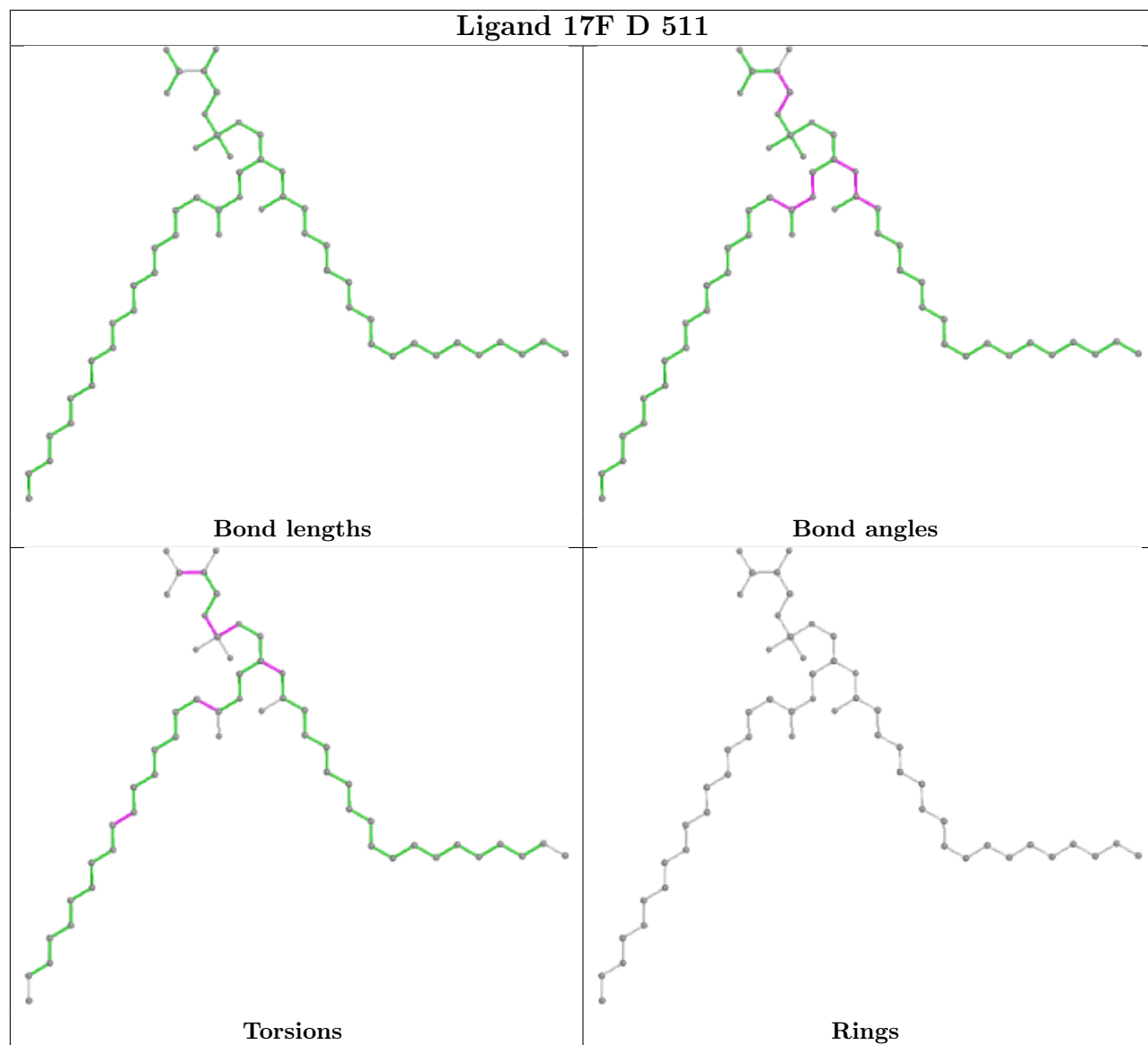


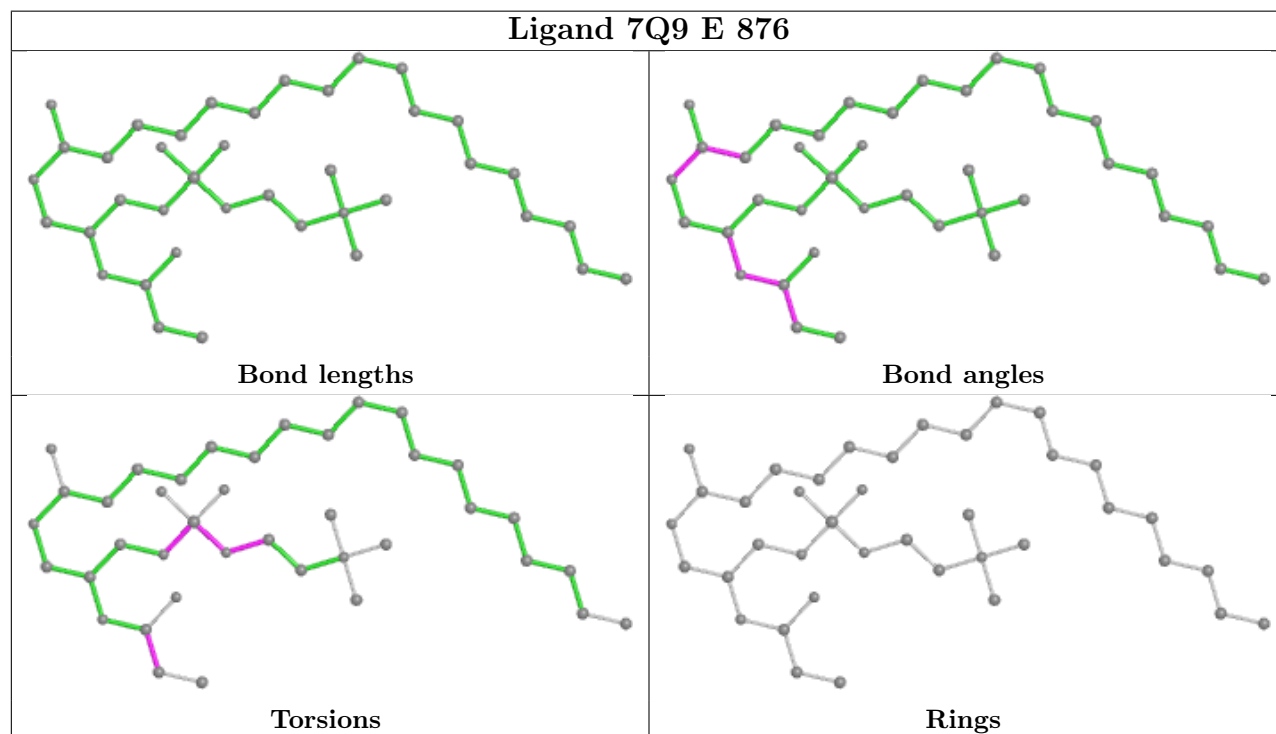
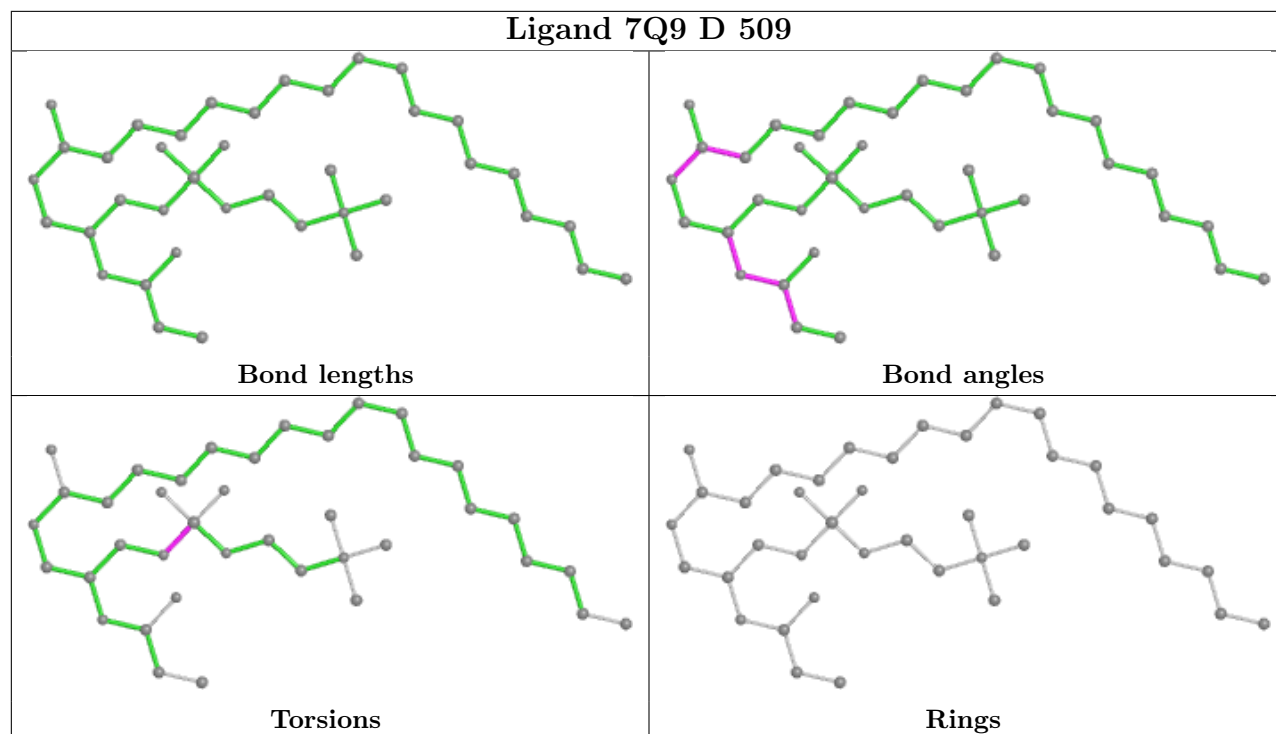


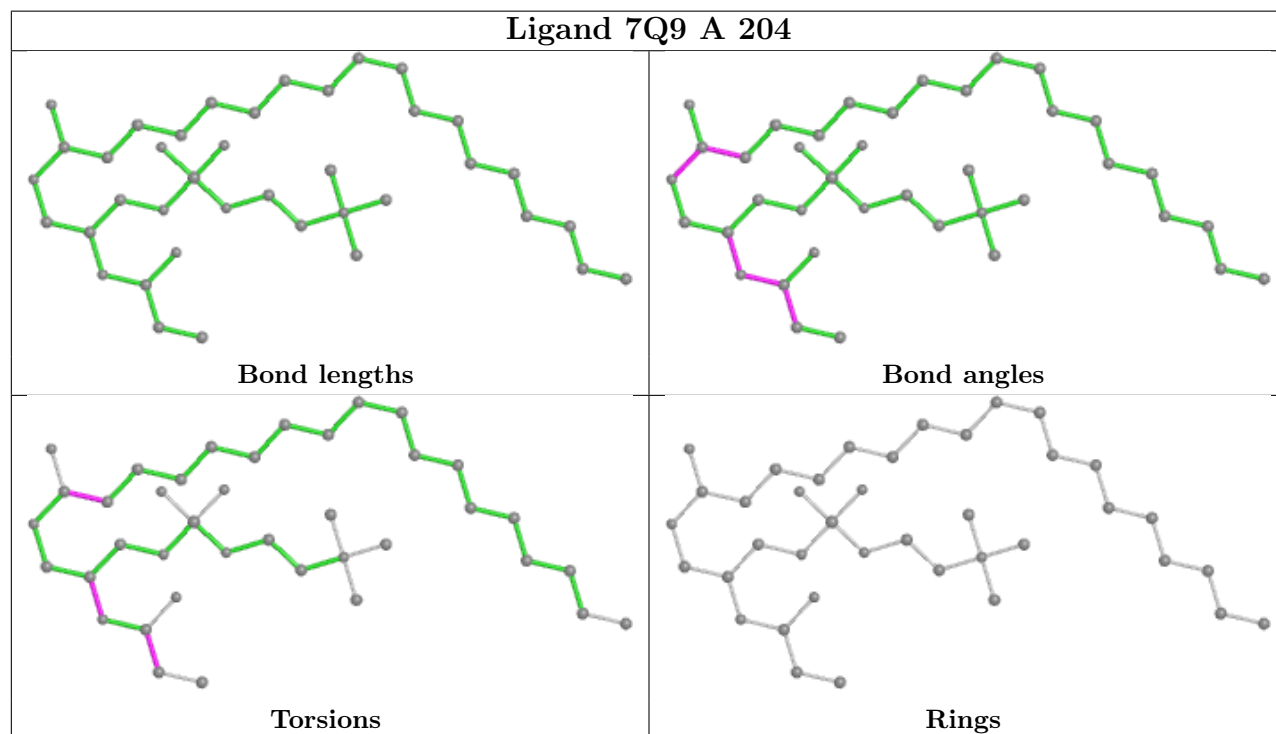
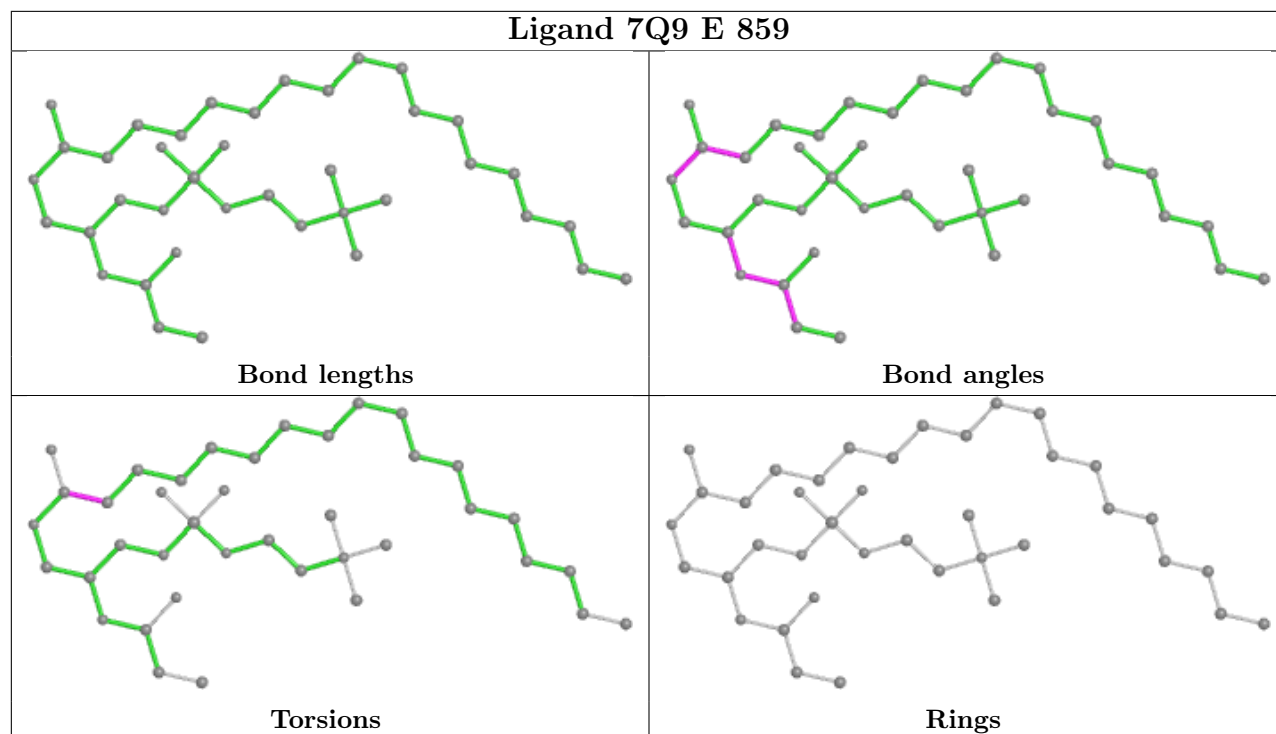


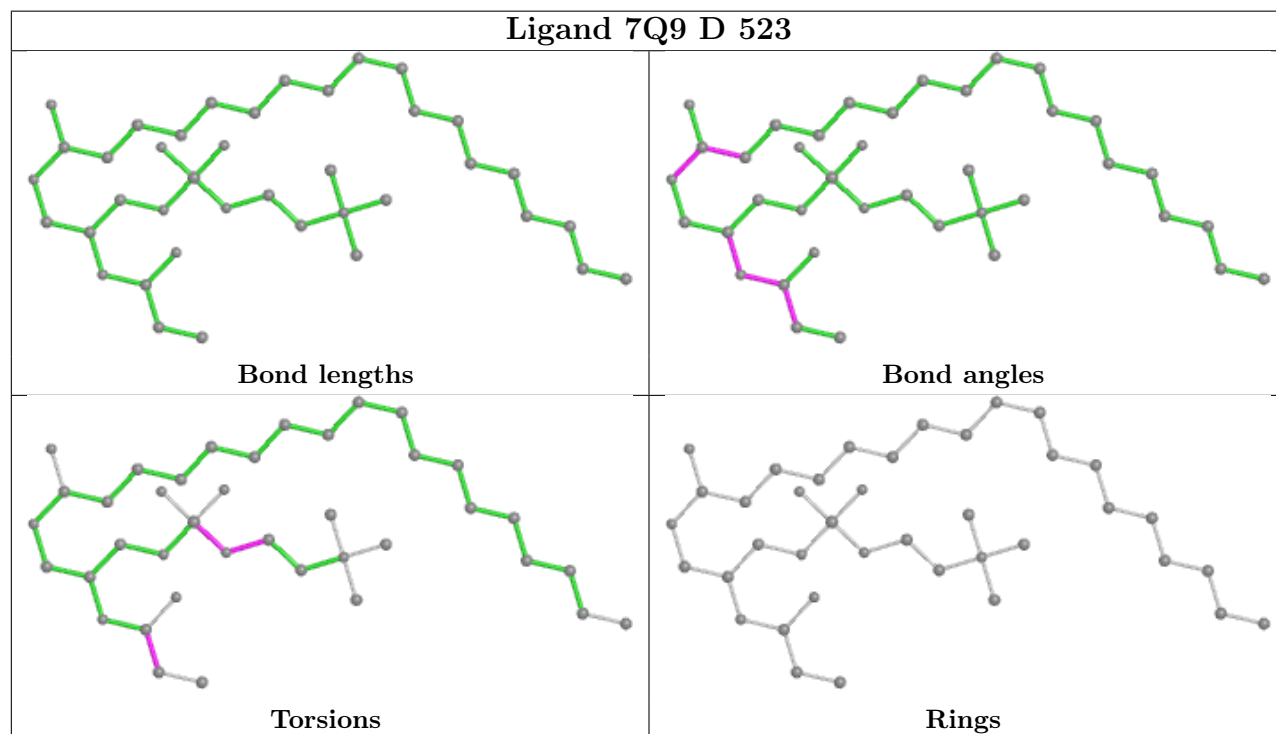
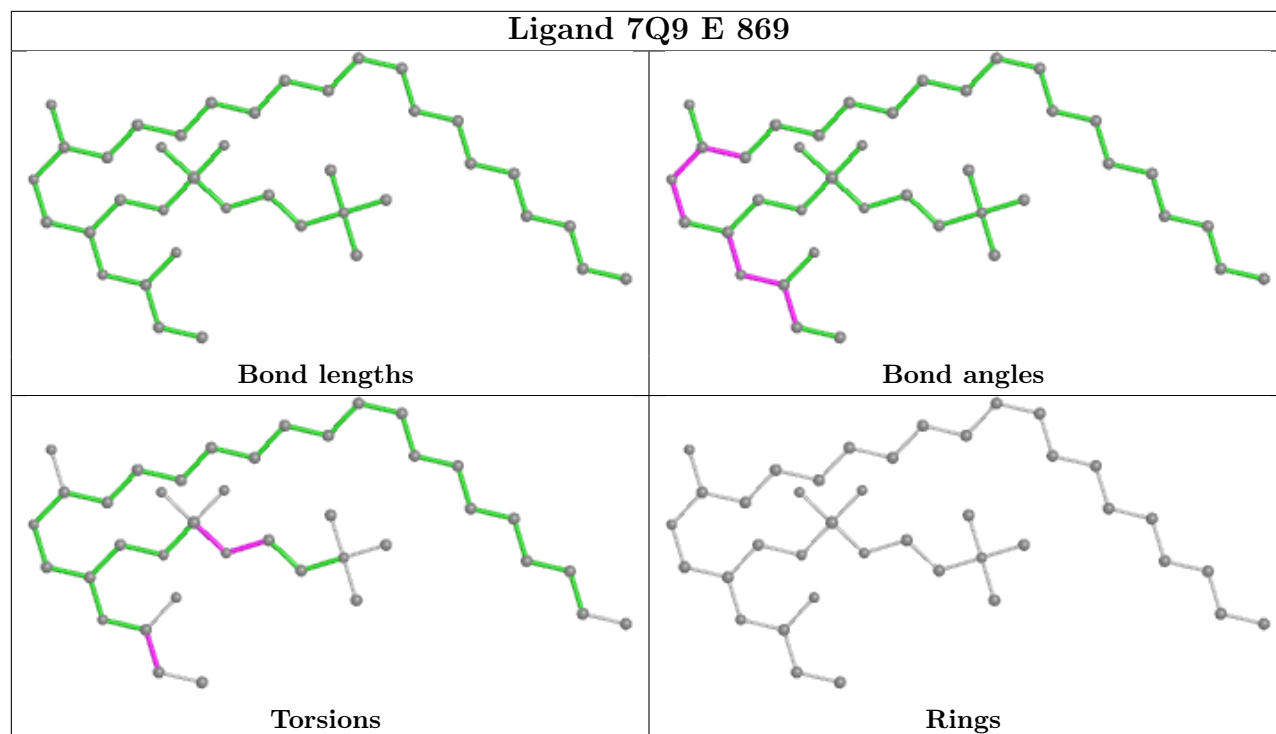


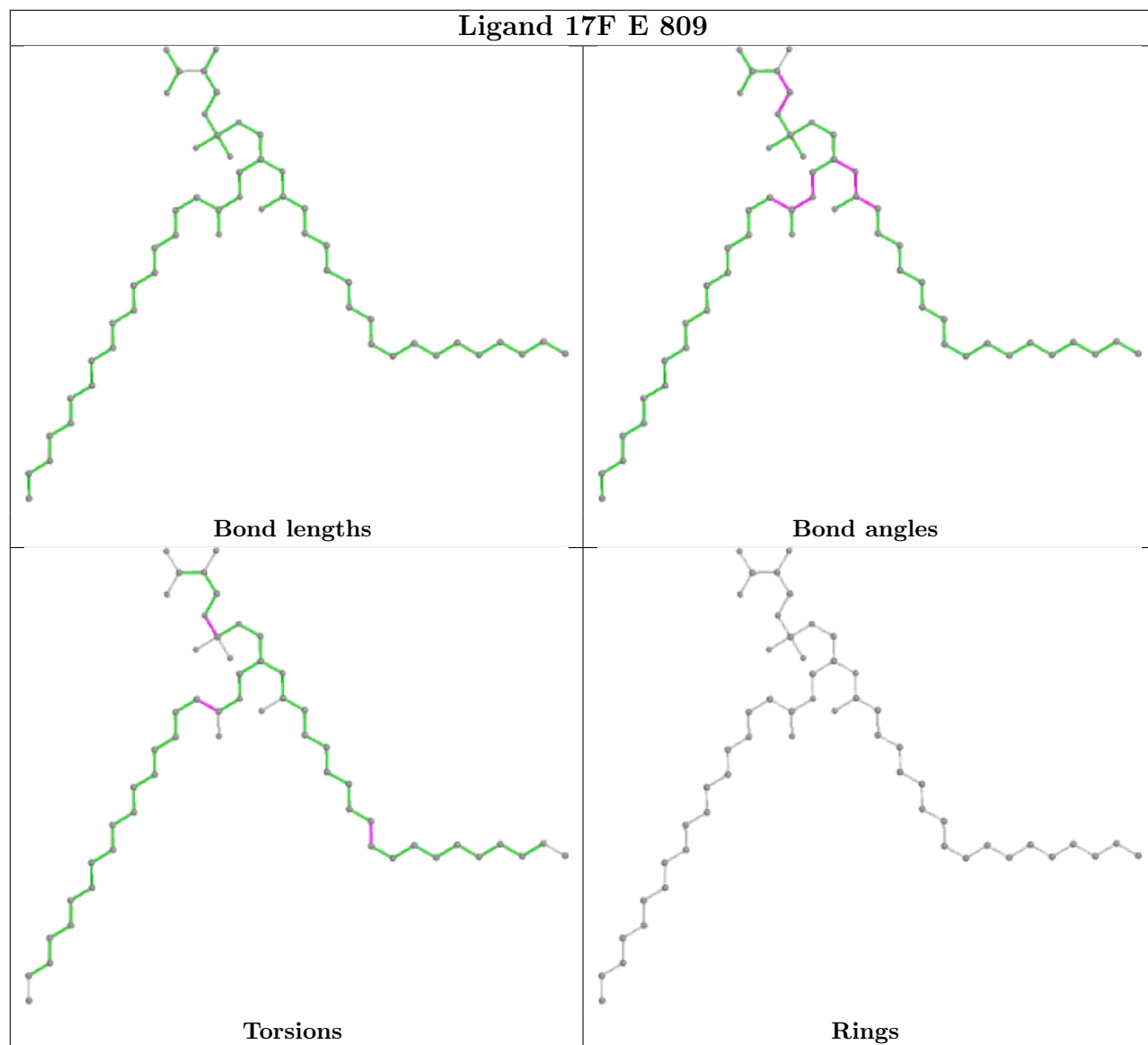


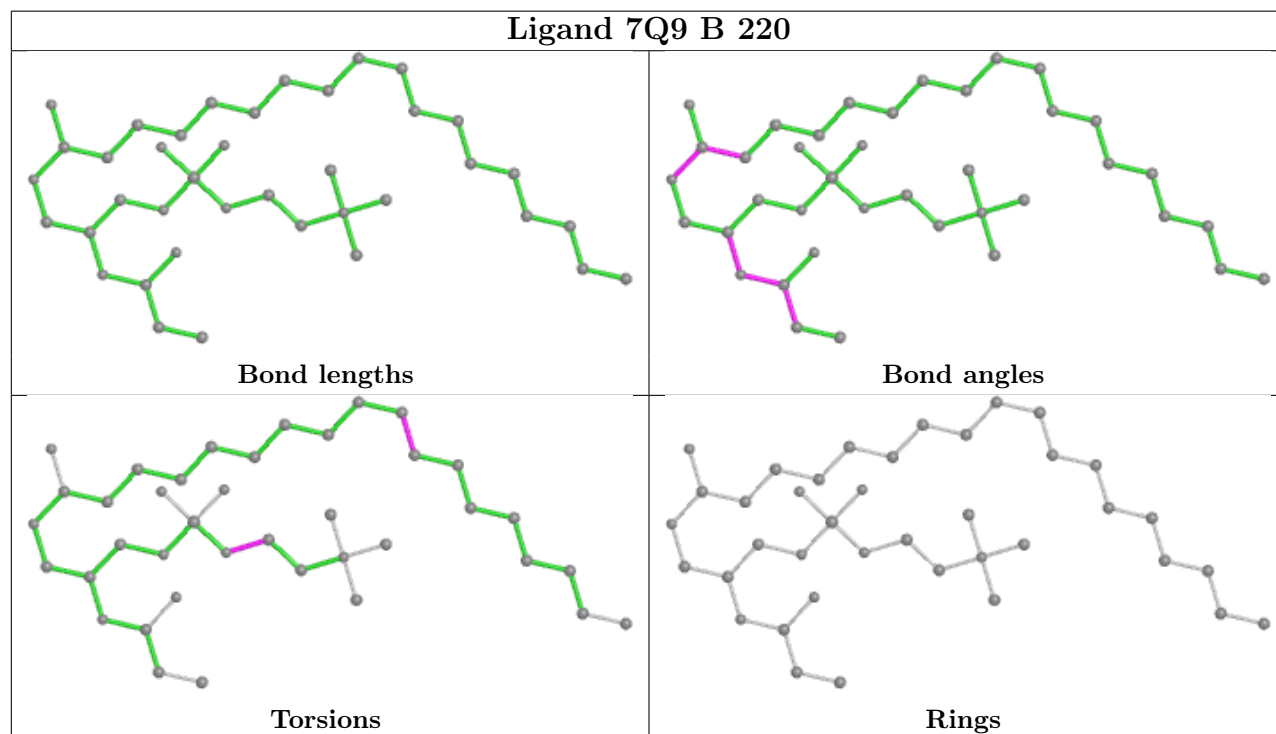
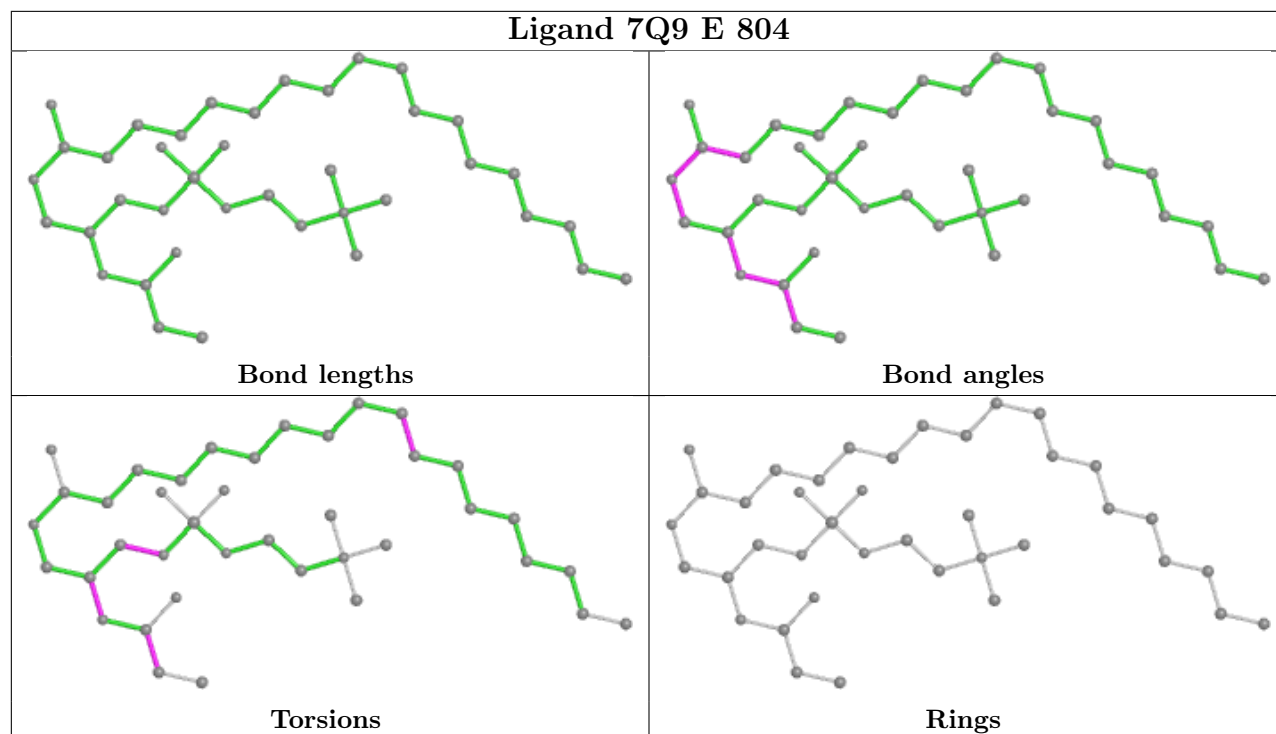


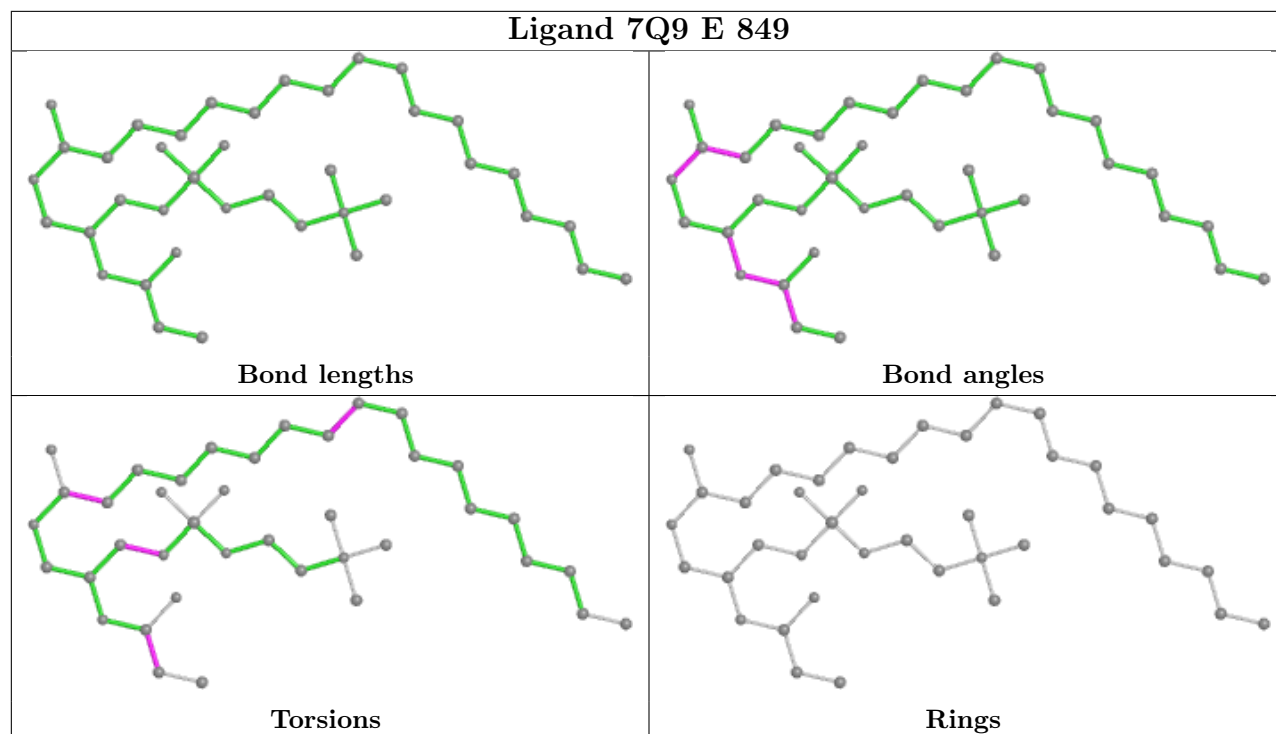


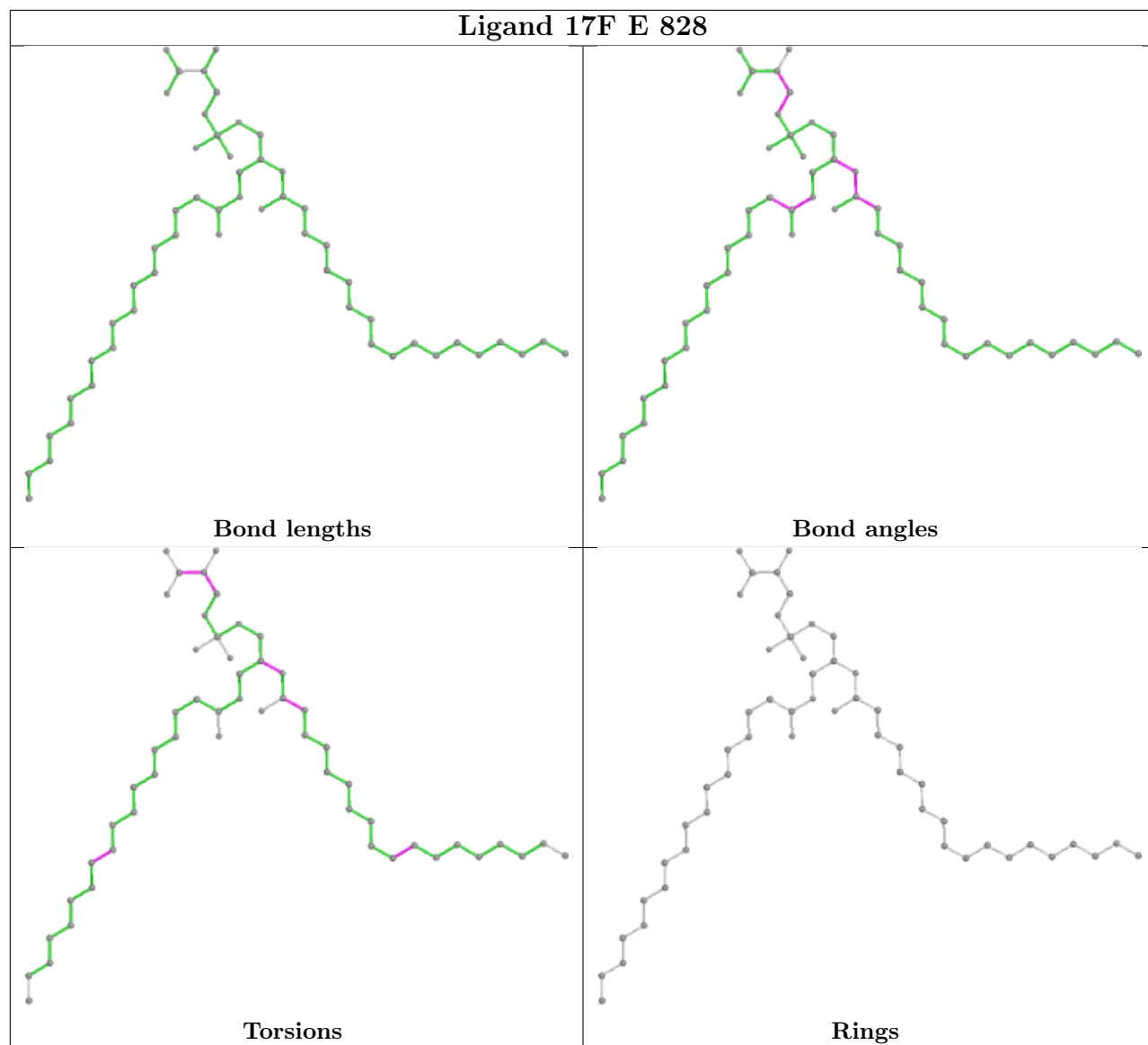


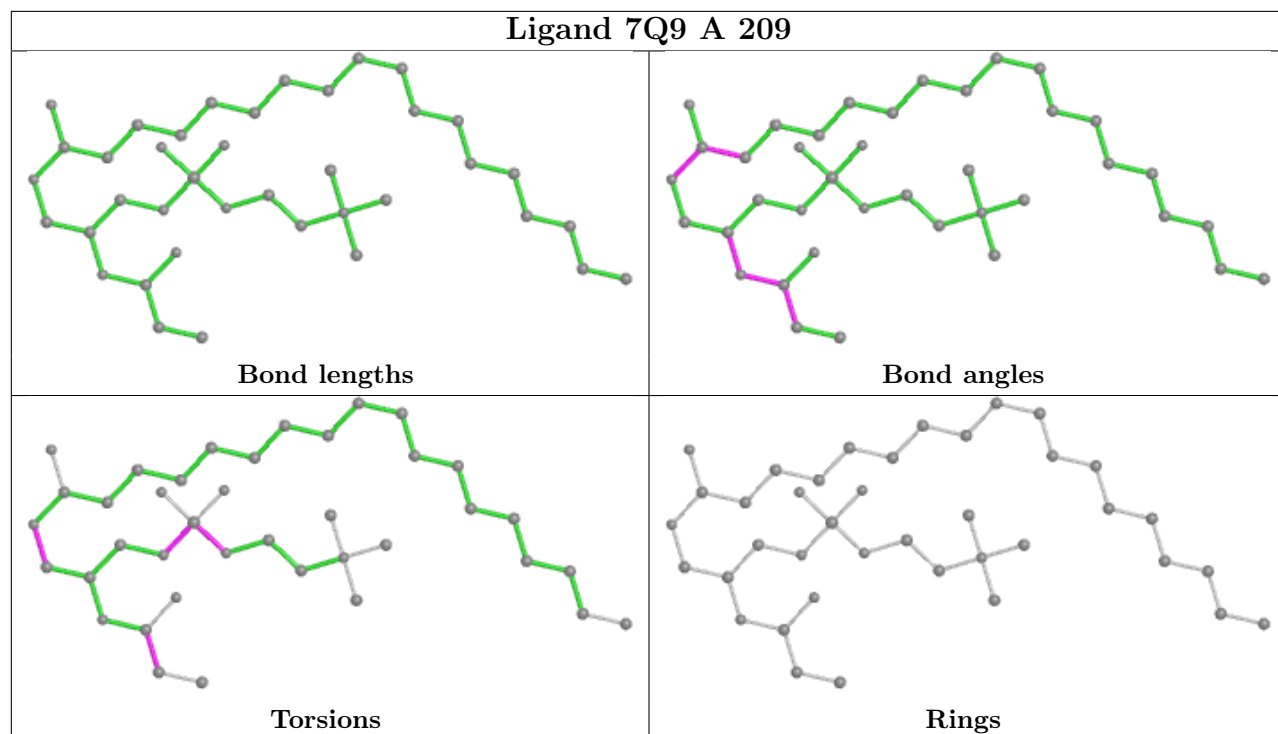


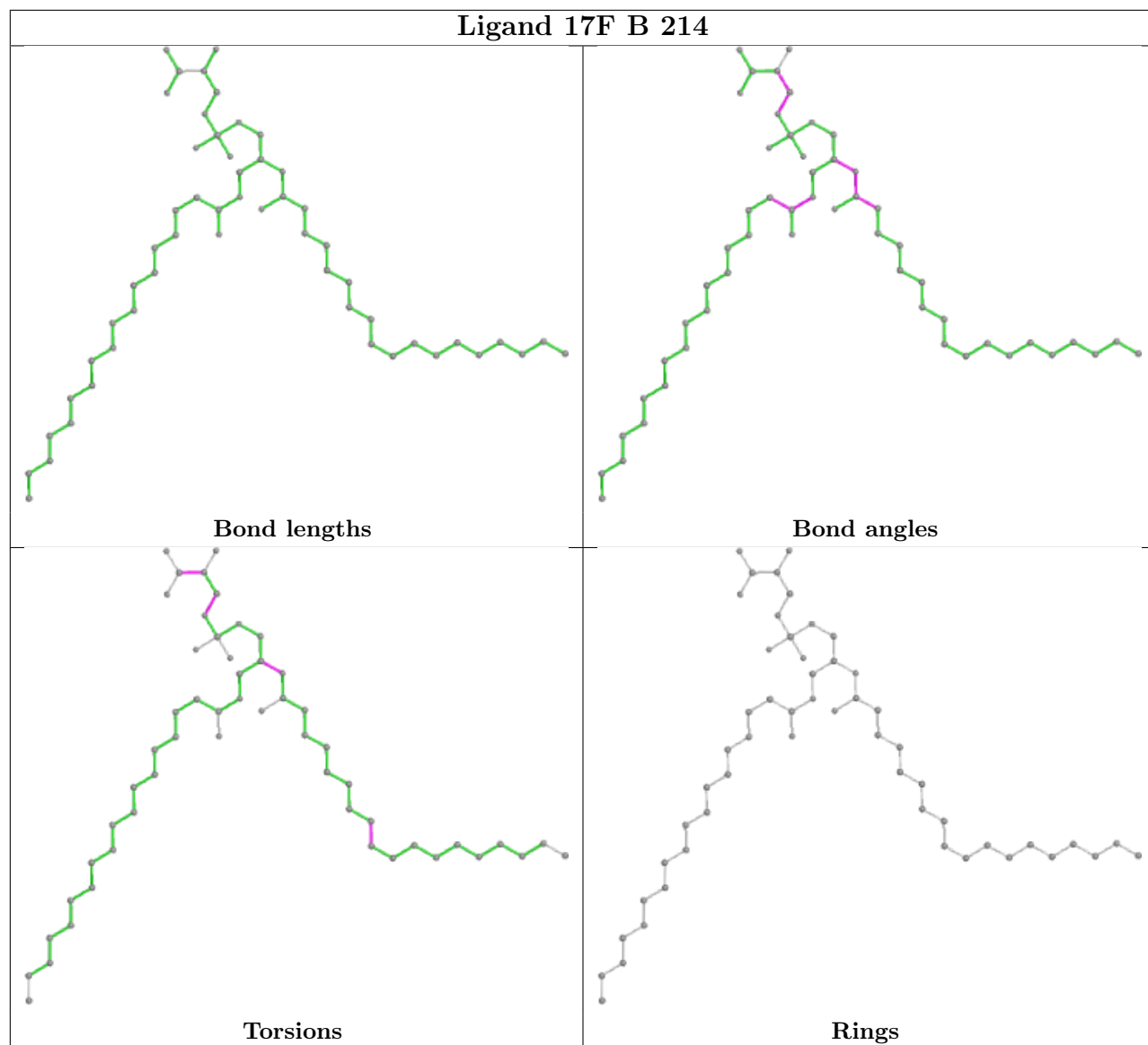


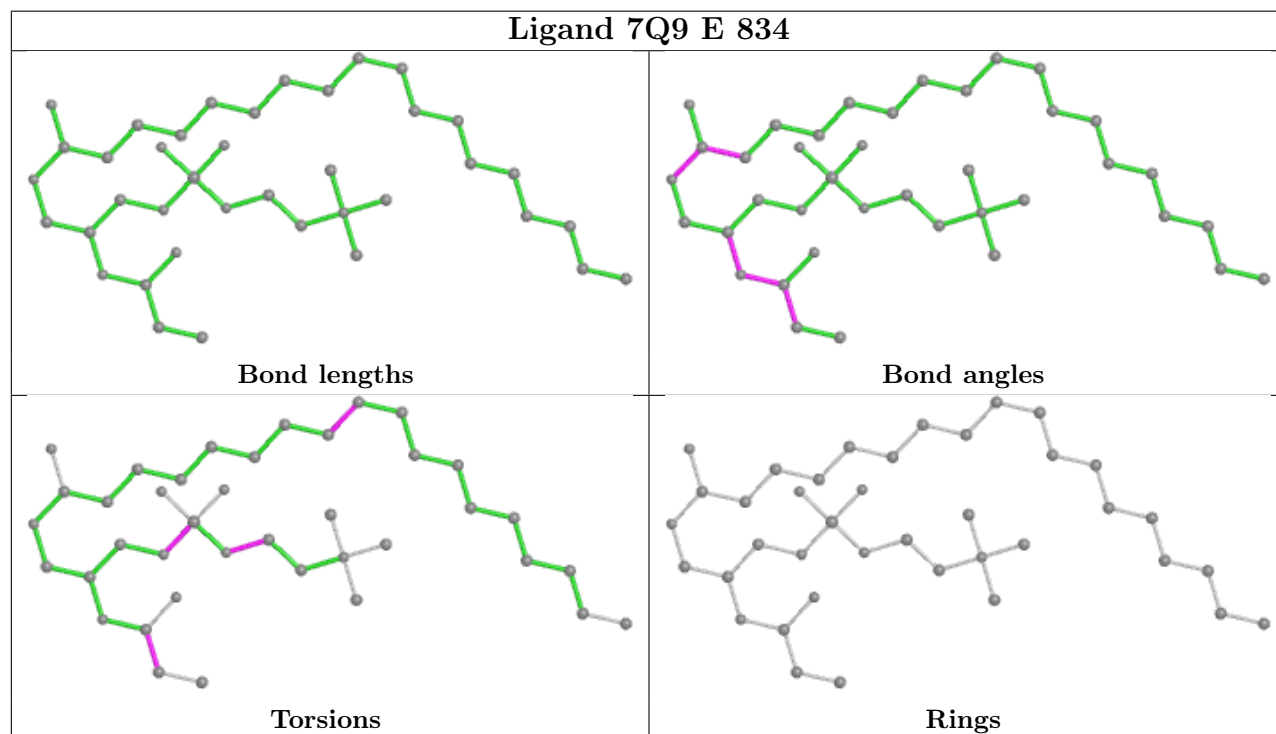
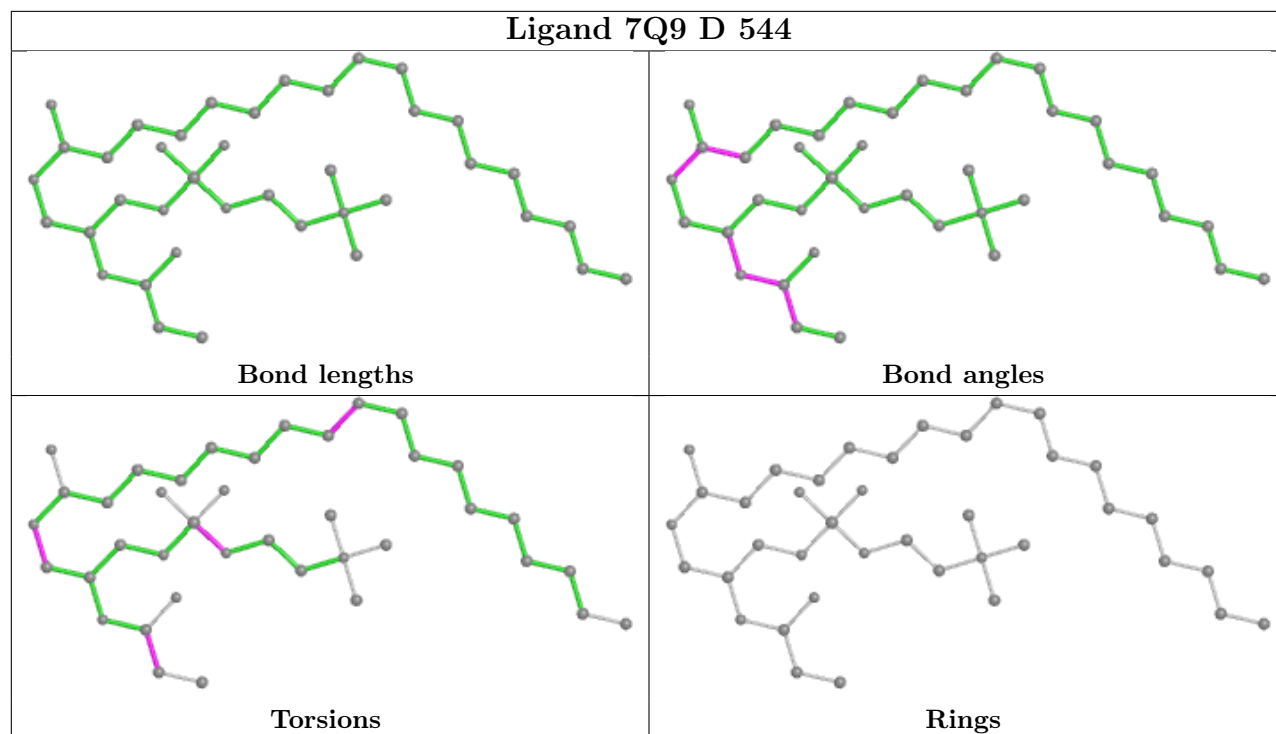


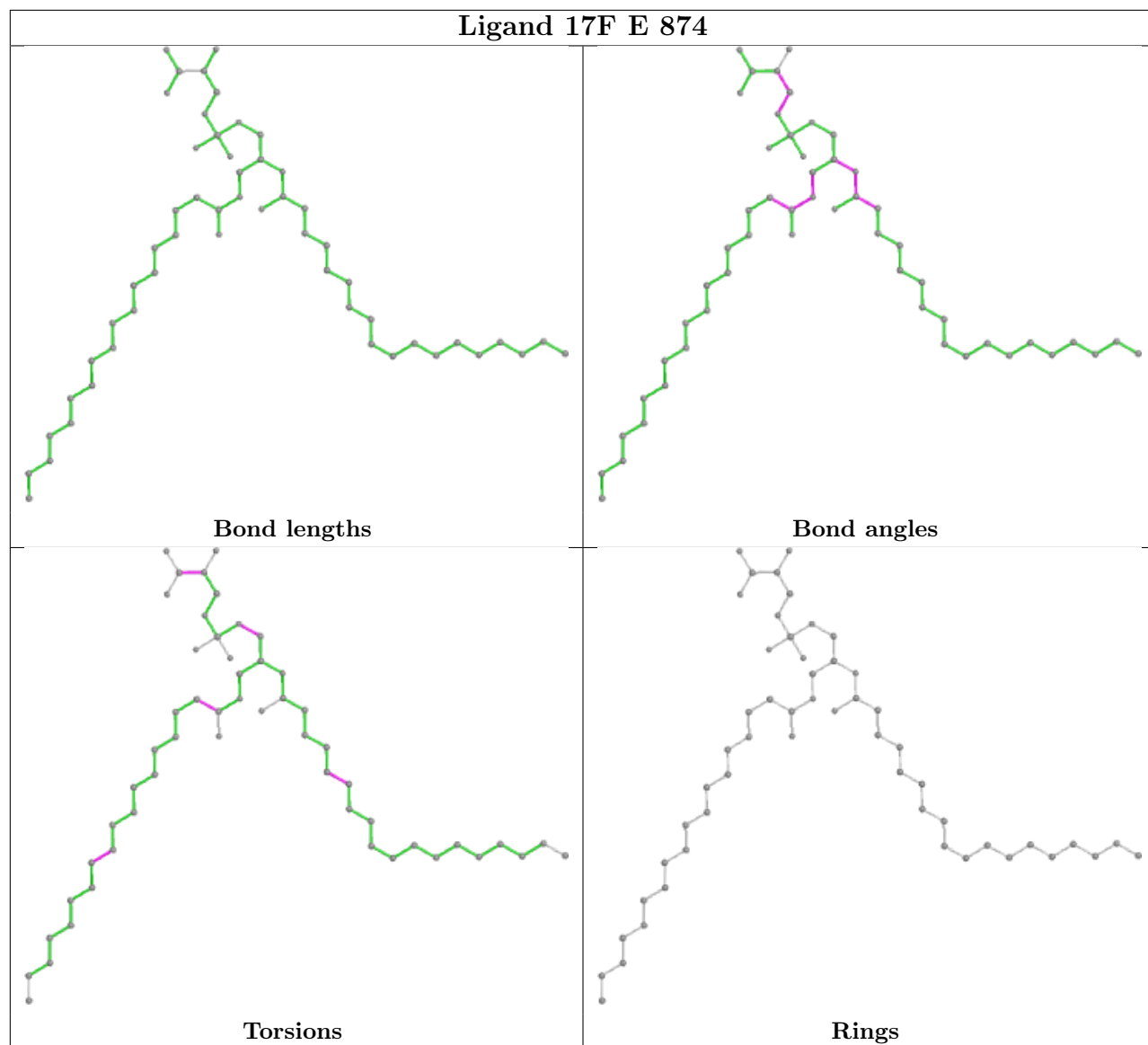


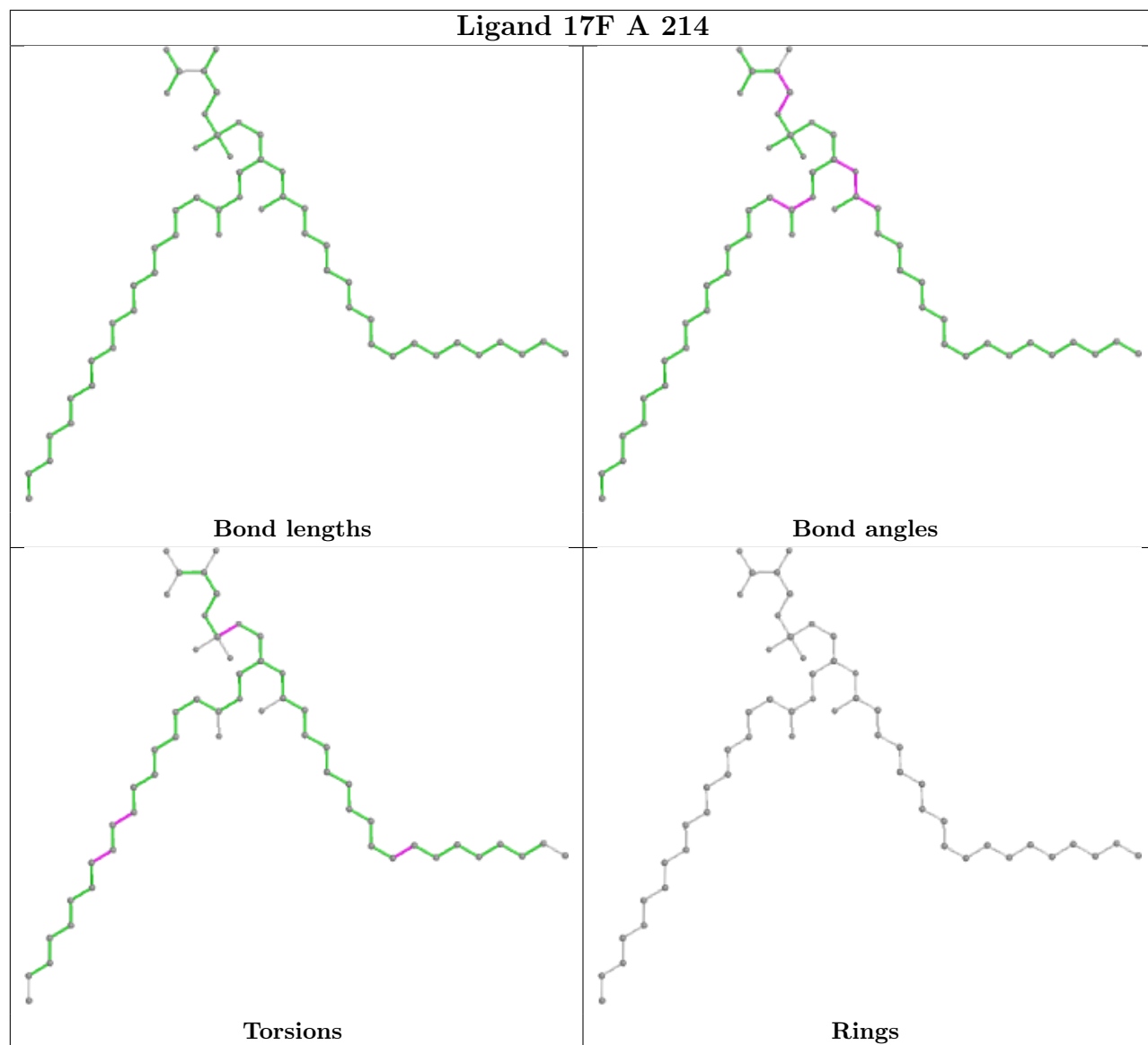


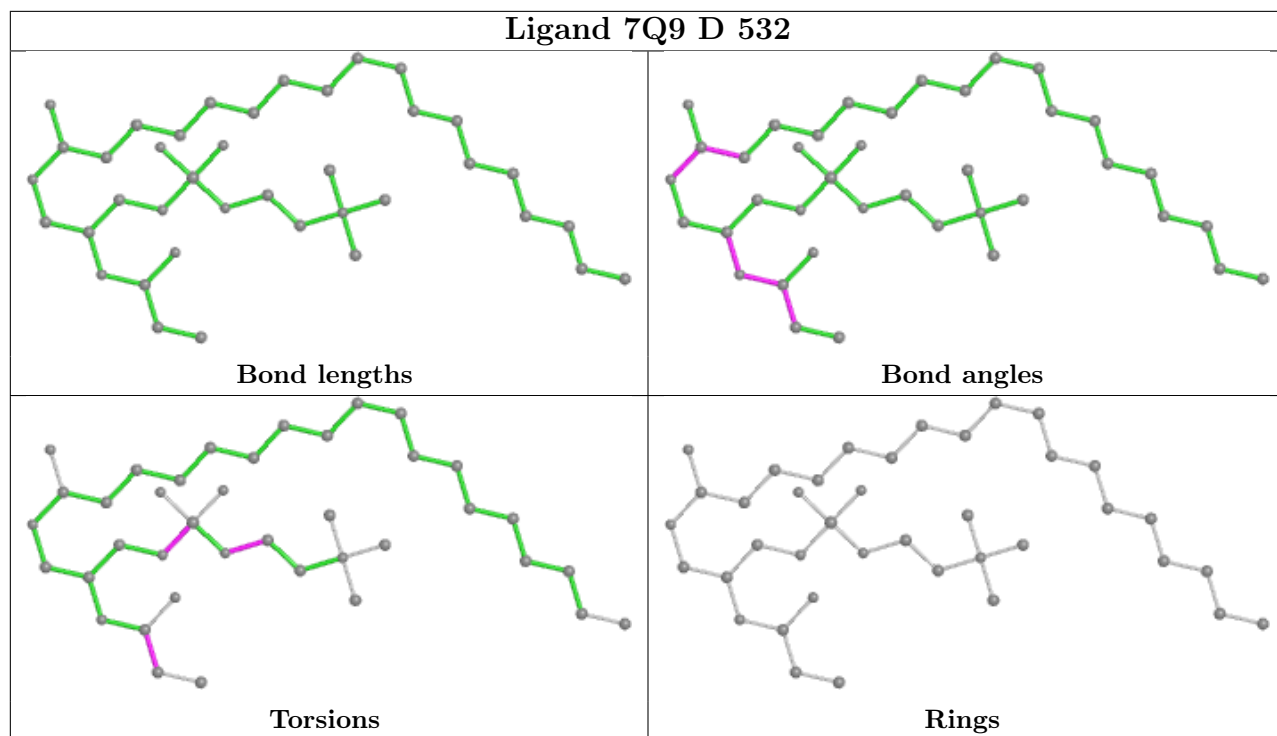


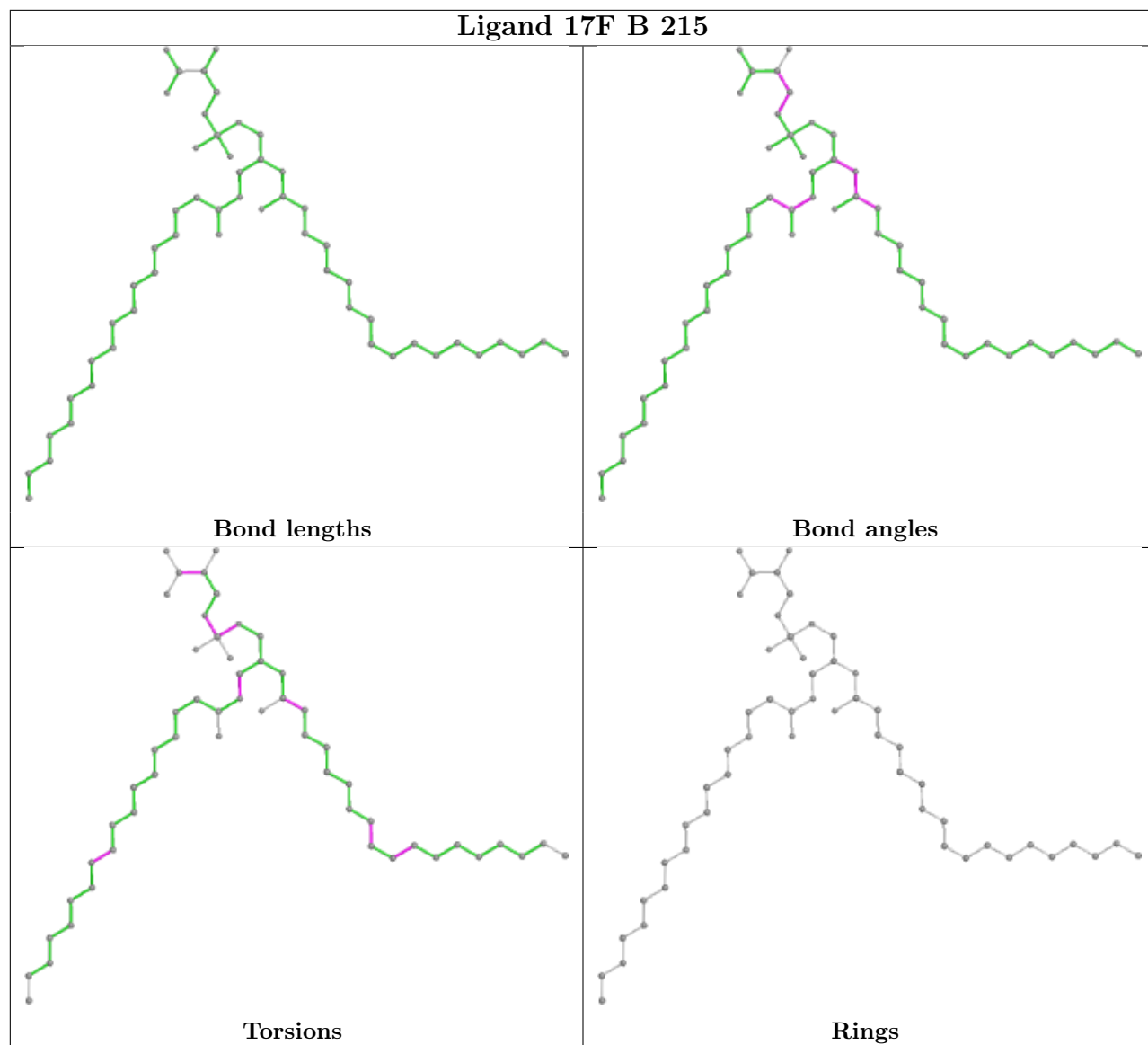


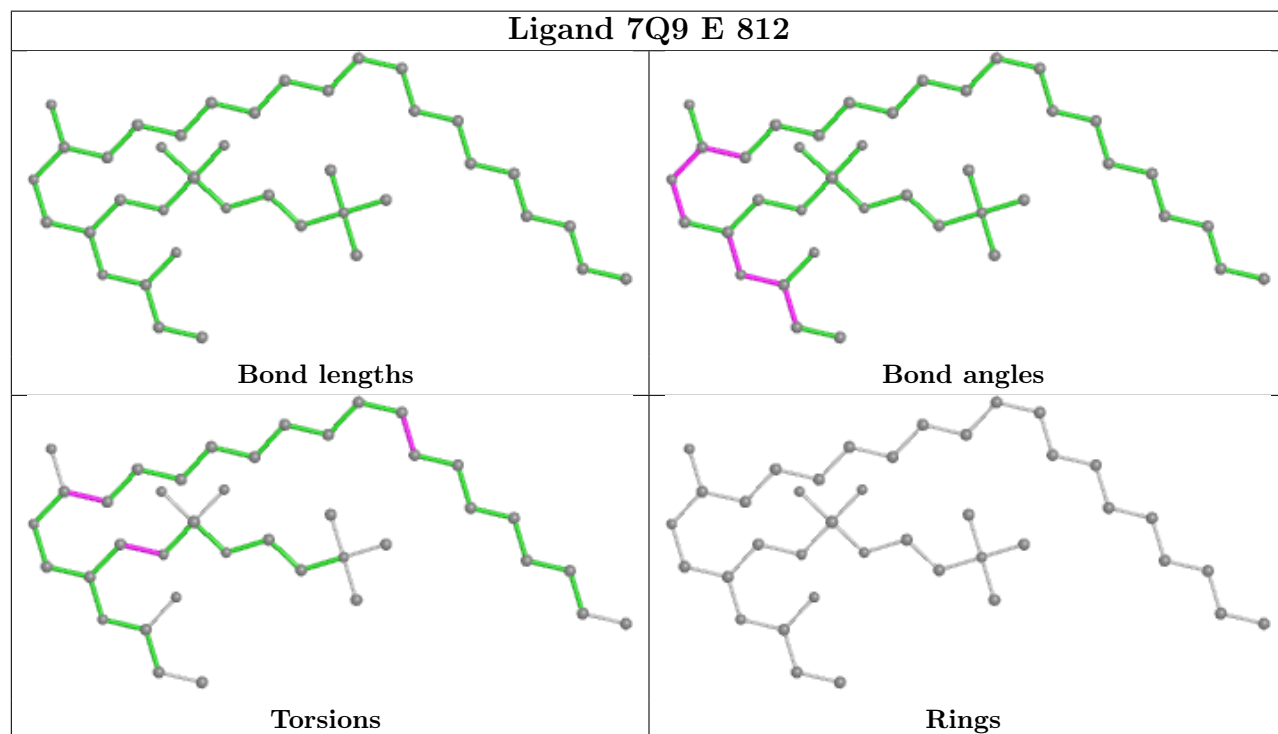
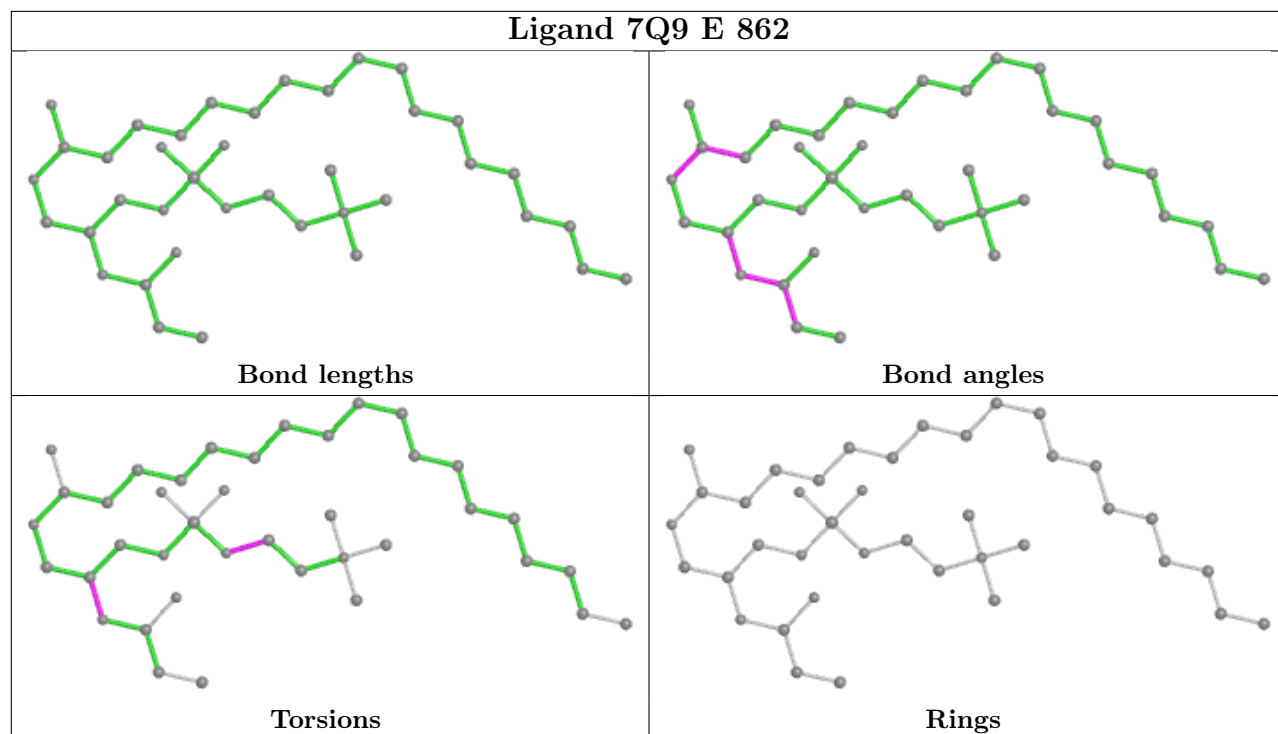


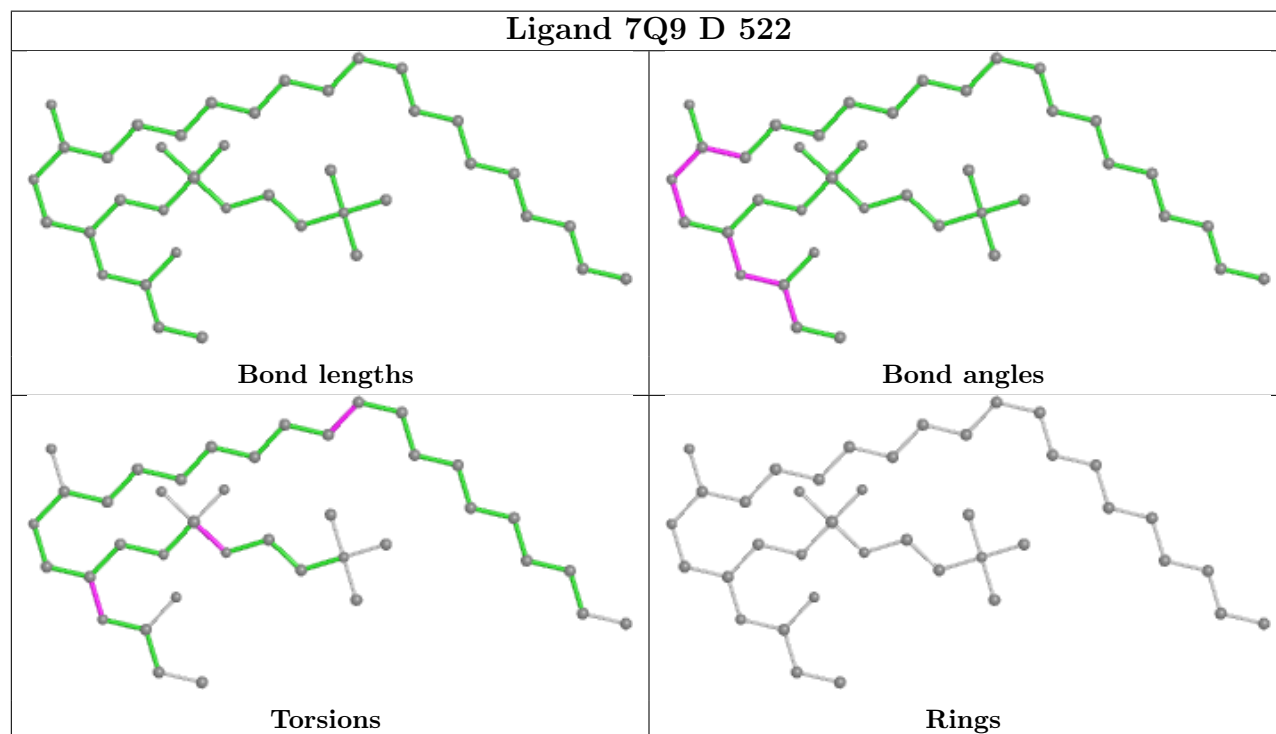
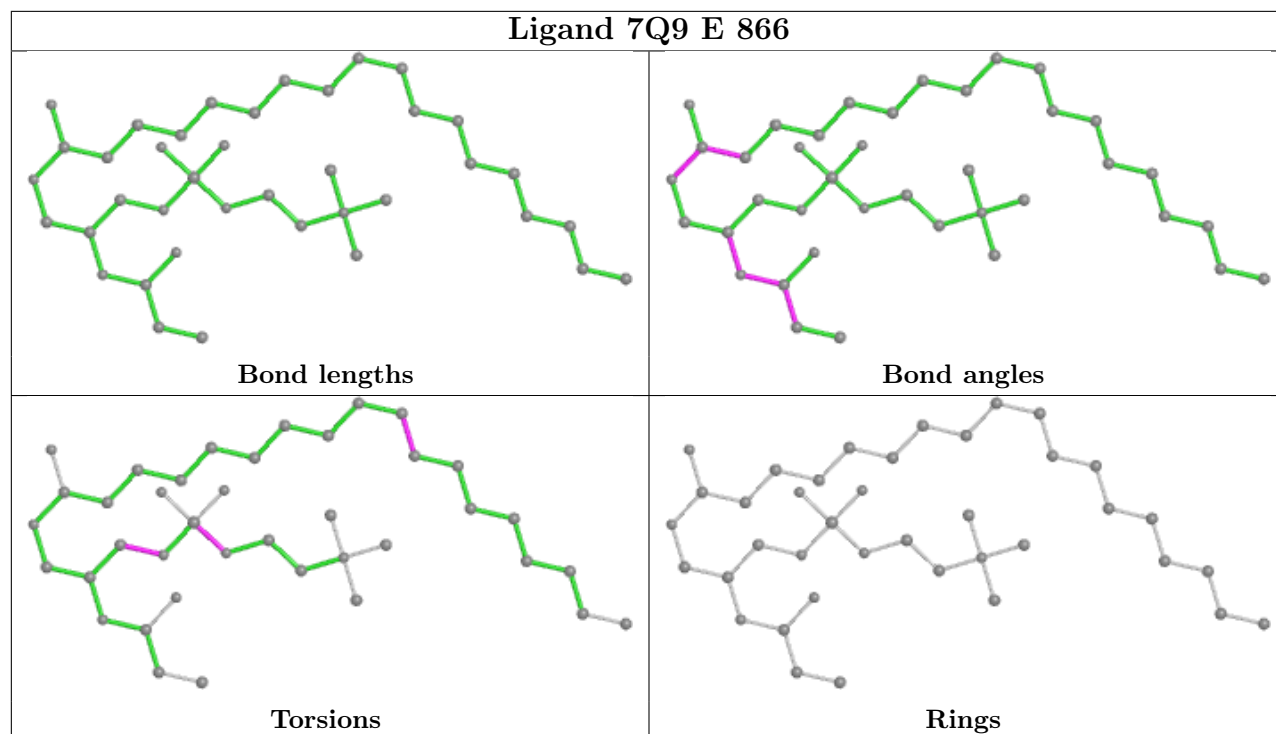


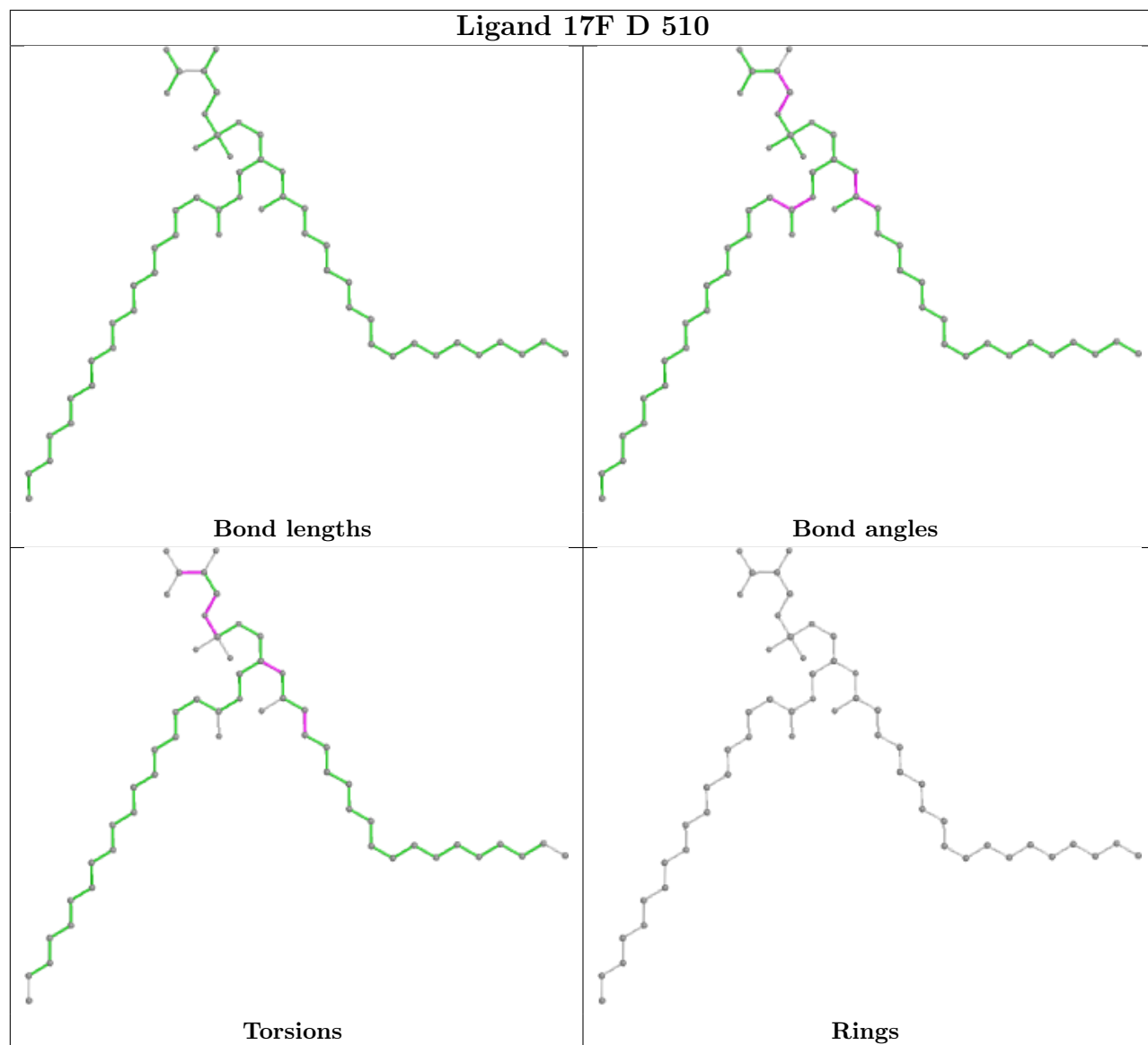


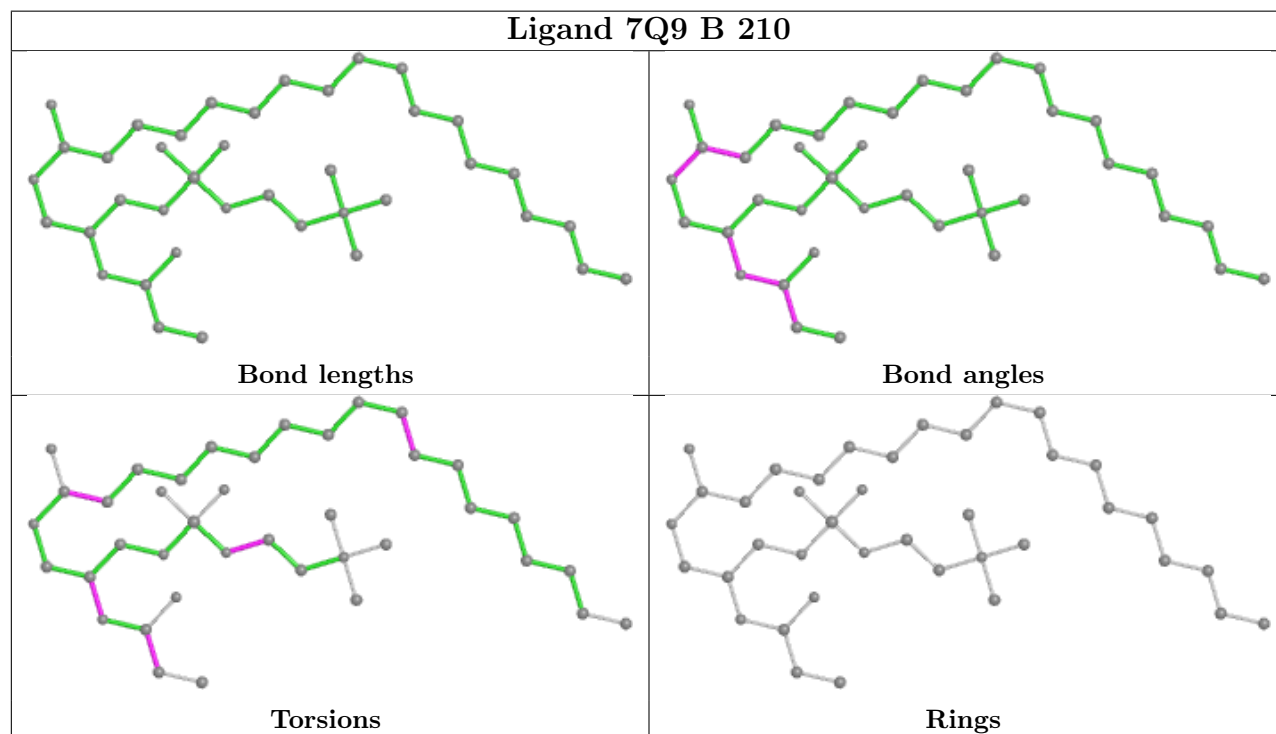
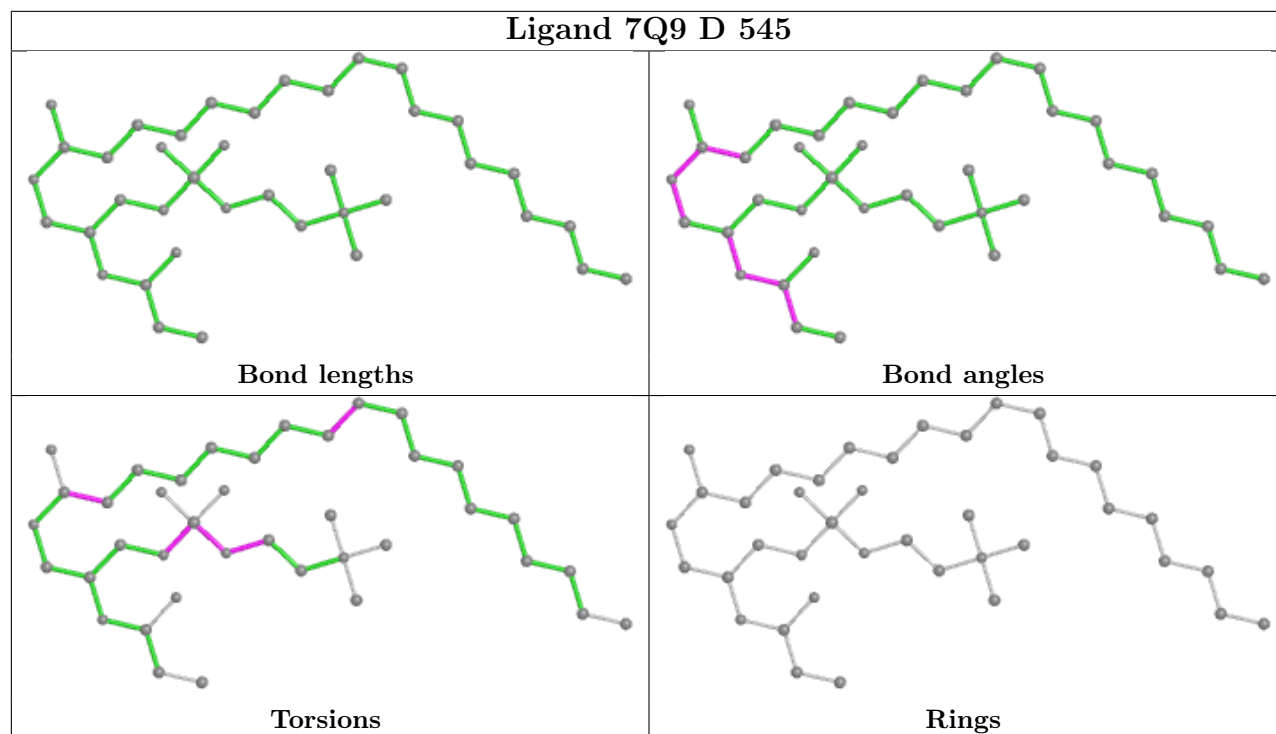


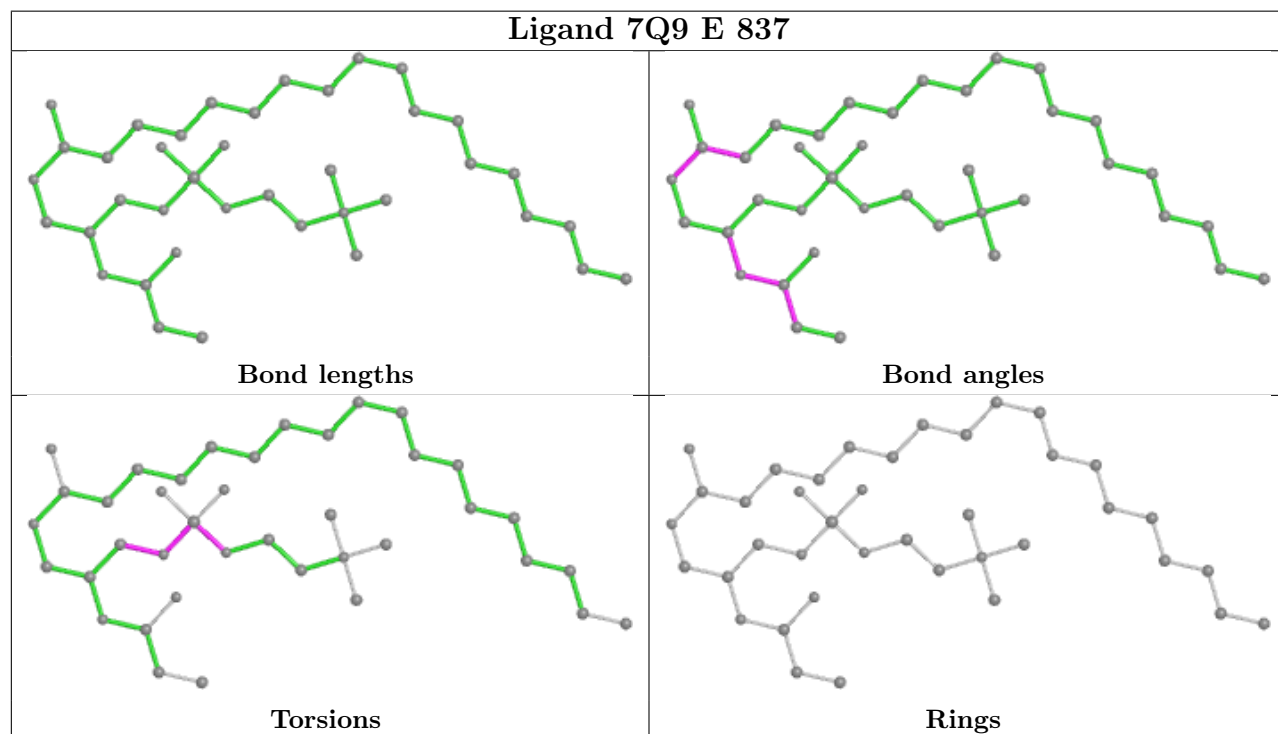
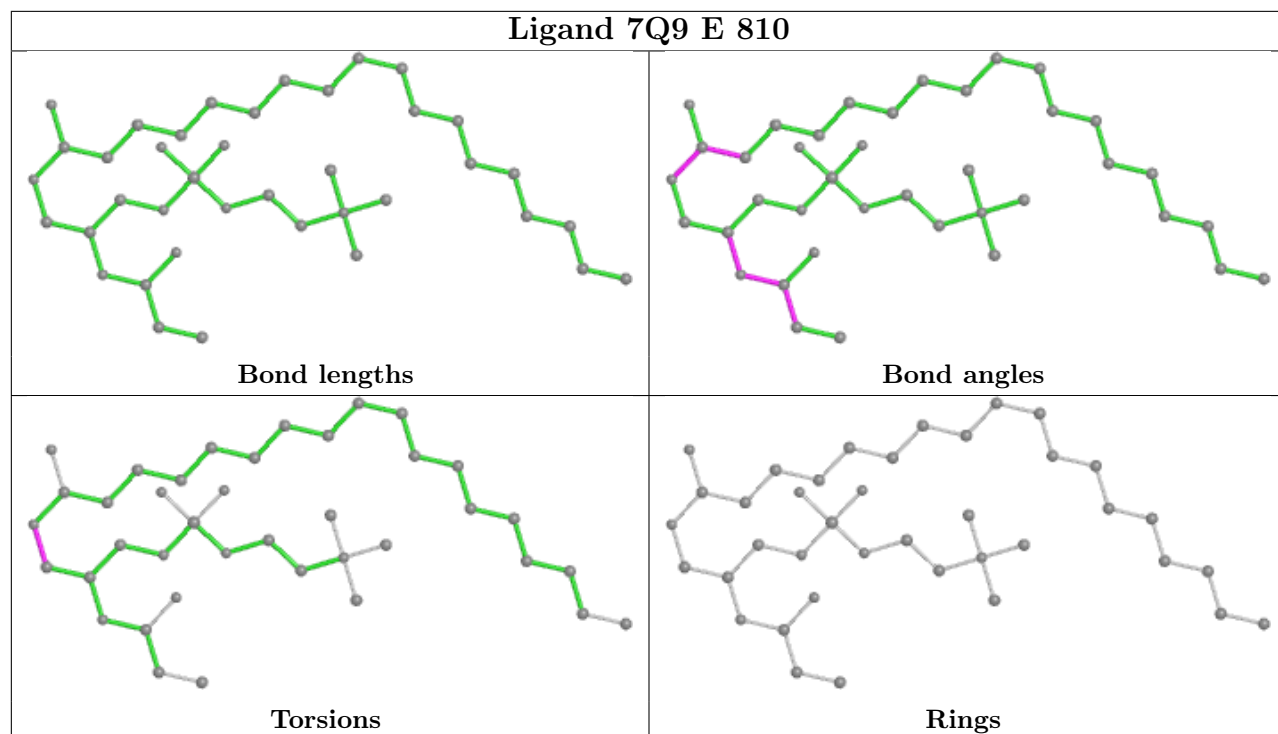


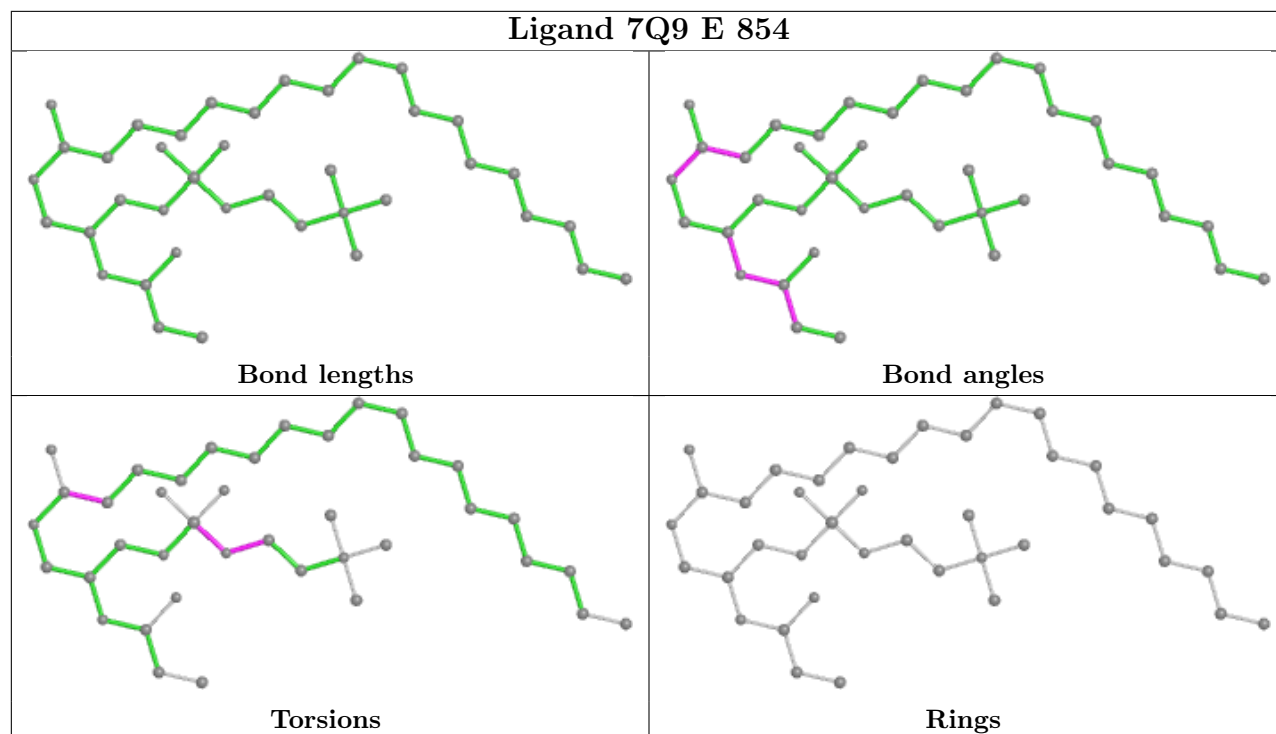












6.7 Other polymers [i](#)

There are no such molecules in this entry.

6.8 Polymer linkage issues [i](#)

There are no chain breaks in this entry.

7 Chemical shift validation i

The completeness of assignment taking into account all chemical shift lists is 1% for the well-defined parts and 1% for the entire structure.

7.1 Chemical shift list 1

File name: working_cs.cif

Chemical shift list name: *assigned_chem_shift_list_0*

7.1.1 Bookkeeping i

The following table shows the results of parsing the chemical shift list and reports the number of nuclei with statistically unusual chemical shifts.

Total number of shifts	154
Number of shifts mapped to atoms	61
Number of unparsed shifts	0
Number of shifts with mapping errors	93
Number of shifts with mapping warnings	0
Number of shift outliers (ShiftChecker)	0

The following assigned chemical shifts were not mapped to the molecules present in the coordinate file.

- No matching atom found in the structure. All 93 occurrences are reported below.

List ID	Chain	Res	Type	Atom	Shift Data		
					Value	Uncertainty	Ambiguity
1	A	6	LEU	HD11	0.763	.	2
1	A	6	LEU	HD12	0.763	.	2
1	A	6	LEU	HD13	0.763	.	2
1	A	8	VAL	HG21	0.7528	.	2
1	A	8	VAL	HG22	0.7528	.	2
1	A	8	VAL	HG23	0.7528	.	2
1	A	14	VAL	HG21	0.9725	.	2
1	A	14	VAL	HG22	0.9725	.	2
1	A	14	VAL	HG23	0.9725	.	2
1	A	19	LEU	HD11	0.4104	.	2
1	A	19	LEU	HD12	0.4104	.	2
1	A	19	LEU	HD13	0.4104	.	2
1	A	19	LEU	HD21	0.5804	.	2
1	A	19	LEU	HD22	0.5804	.	2

Continued on next page...

Continued from previous page...

List ID	Chain	Res	Type	Atom	Shift Data		
					Value	Uncertainty	Ambiguity
1	A	19	LEU	HD23	0.5804	.	2
1	A	21	ILE	HD11	0.4182	.	1
1	A	21	ILE	HD12	0.4182	.	1
1	A	21	ILE	HD13	0.4182	.	1
1	A	23	LEU	HD11	-0.477	.	2
1	A	23	LEU	HD12	-0.477	.	2
1	A	23	LEU	HD13	-0.477	.	2
1	A	24	ILE	HD11	0.2691	.	1
1	A	24	ILE	HD12	0.2691	.	1
1	A	24	ILE	HD13	0.2691	.	1
1	A	36	ILE	HD11	0.5397	.	1
1	A	36	ILE	HD12	0.5397	.	1
1	A	36	ILE	HD13	0.5397	.	1
1	A	44	VAL	HG11	0.5353	.	2
1	A	44	VAL	HG12	0.5353	.	2
1	A	44	VAL	HG13	0.5353	.	2
1	A	45	VAL	HG11	0.4379	.	2
1	A	45	VAL	HG12	0.4379	.	2
1	A	45	VAL	HG13	0.4379	.	2
1	A	46	ILE	HD11	0.2525	.	1
1	A	46	ILE	HD12	0.2525	.	1
1	A	46	ILE	HD13	0.2525	.	1
1	A	55	ILE	HD11	0.3369	.	1
1	A	55	ILE	HD12	0.3369	.	1
1	A	55	ILE	HD13	0.3369	.	1
1	A	56	LEU	HD11	0.5372	.	2
1	A	56	LEU	HD12	0.5372	.	2
1	A	56	LEU	HD13	0.5372	.	2
1	A	79	LEU	HD11	-0.1312	.	2
1	A	79	LEU	HD12	-0.1312	.	2
1	A	79	LEU	HD13	-0.1312	.	2
1	A	79	LEU	HD21	-0.015	.	2
1	A	79	LEU	HD22	-0.015	.	2
1	A	79	LEU	HD23	-0.015	.	2
1	A	81	VAL	HG21	0.4663	.	2
1	A	81	VAL	HG22	0.4663	.	2
1	A	81	VAL	HG23	0.4663	.	2
1	A	84	ILE	HD11	0.5865	.	1
1	A	84	ILE	HD12	0.5865	.	1
1	A	84	ILE	HD13	0.5865	.	1
1	A	93	ILE	HD11	0.6063	.	1

Continued on next page...

Continued from previous page...

List ID	Chain	Res	Type	Atom	Shift Data		
					Value	Uncertainty	Ambiguity
1	A	93	ILE	HD12	0.6063	.	1
1	A	93	ILE	HD13	0.6063	.	1
1	A	100	ILE	HD11	0.0964	.	1
1	A	100	ILE	HD12	0.0964	.	1
1	A	100	ILE	HD13	0.0964	.	1
1	A	103	VAL	HG11	0.8243	.	2
1	A	103	VAL	HG12	0.8243	.	2
1	A	103	VAL	HG13	0.8243	.	2
1	A	112	VAL	HG11	0.5953	.	2
1	A	112	VAL	HG12	0.5953	.	2
1	A	112	VAL	HG13	0.5953	.	2
1	A	113	LEU	HD11	0.8748	.	2
1	A	113	LEU	HD12	0.8748	.	2
1	A	113	LEU	HD13	0.8748	.	2
1	A	120	LEU	HD11	0.6958	.	2
1	A	120	LEU	HD12	0.6958	.	2
1	A	120	LEU	HD13	0.6958	.	2
1	A	125	VAL	HG11	-0.3248	.	2
1	A	125	VAL	HG12	-0.3248	.	2
1	A	125	VAL	HG13	-0.3248	.	2
1	A	133	LEU	HD11	0.2014	.	2
1	A	133	LEU	HD12	0.2014	.	2
1	A	133	LEU	HD13	0.2014	.	2
1	A	139	ILE	HD11	0.7118	.	1
1	A	139	ILE	HD12	0.7118	.	1
1	A	139	ILE	HD13	0.7118	.	1
1	A	142	ILE	HD11	0.5035	.	1
1	A	142	ILE	HD12	0.5035	.	1
1	A	142	ILE	HD13	0.5035	.	1
1	A	159	LEU	HD11	0.51	.	2
1	A	159	LEU	HD12	0.51	.	2
1	A	159	LEU	HD13	0.51	.	2
1	A	160	VAL	HG11	-0.2062	.	2
1	A	160	VAL	HG12	-0.2062	.	2
1	A	160	VAL	HG13	-0.2062	.	2
1	A	163	ILE	HD11	0.5261	.	1
1	A	163	ILE	HD12	0.5261	.	1
1	A	163	ILE	HD13	0.5261	.	1

7.1.2 Chemical shift referencing [i](#)

No chemical shift referencing corrections were calculated (not enough data).

7.1.3 Completeness of resonance assignments [i](#)

The following table shows the completeness of the chemical shift assignments for the well-defined regions of the structure. The overall completeness is 1%, i.e. 144 atoms were assigned a chemical shift out of a possible 9928. 0 out of 125 assigned methyl groups (LEU and VAL) were assigned stereospecifically.

	Total	¹ H	¹³ C	¹⁵ N
Backbone	20/3532 (1%)	10/1429 (1%)	0/1416 (0%)	10/687 (1%)
Sidechain	124/5777 (2%)	93/3712 (3%)	31/1806 (2%)	0/259 (0%)
Aromatic	0/619 (0%)	0/306 (0%)	0/291 (0%)	0/22 (0%)
Overall	144/9928 (1%)	103/5447 (2%)	31/3513 (1%)	10/968 (1%)

The following table shows the completeness of the chemical shift assignments for the full structure. The overall completeness is 1%, i.e. 154 atoms were assigned a chemical shift out of a possible 10390. 0 out of 126 assigned methyl groups (LEU and VAL) were assigned stereospecifically.

	Total	¹ H	¹³ C	¹⁵ N
Backbone	30/3692 (1%)	15/1494 (1%)	0/1480 (0%)	15/718 (2%)
Sidechain	124/6070 (2%)	93/3894 (2%)	31/1900 (2%)	0/276 (0%)
Aromatic	0/628 (0%)	0/310 (0%)	0/296 (0%)	0/22 (0%)
Overall	154/10390 (1%)	108/5698 (2%)	31/3676 (1%)	15/1016 (1%)

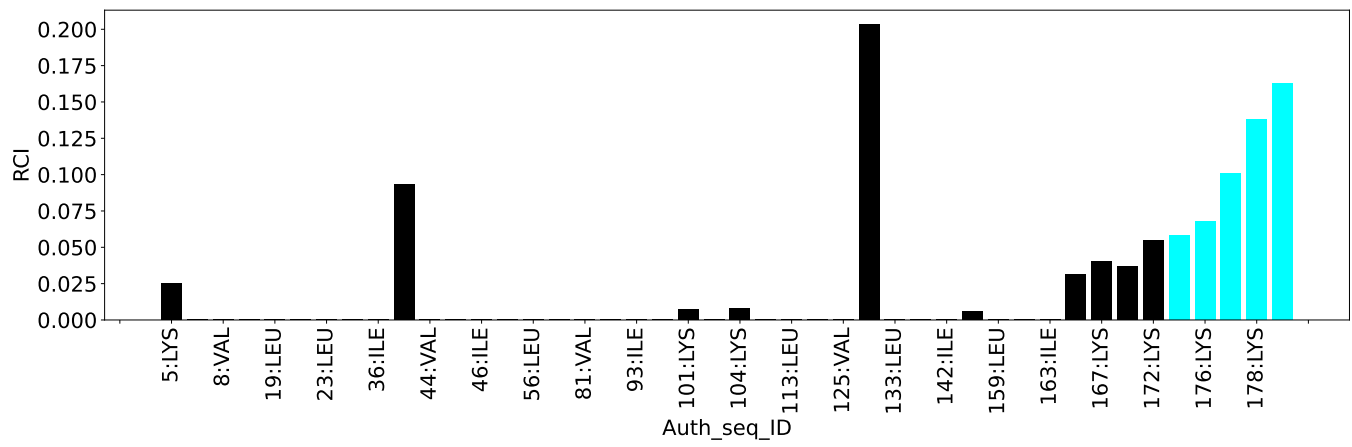
7.1.4 Statistically unusual chemical shifts [i](#)

There are no statistically unusual chemical shifts.

7.1.5 Random Coil Index (RCI) plots [i](#)

The image below reports *random coil index* values for the protein chains in the structure. The height of each bar gives a probability of a given residue to be disordered, as predicted from the available chemical shifts and the amino acid sequence. A value above 0.2 is an indication of significant predicted disorder. The colour of the bar shows whether the residue is in the well-defined core (black) or in the ill-defined residue ranges (cyan), as described in section 2 on ensemble composition. If well-defined core and ill-defined regions are not identified then it is shown as gray bars.

Random coil index (RCI) for chain A:



8 NMR restraints analysis

8.1 Conformationally restricting restraints

The following table provides the summary of experimentally observed NMR restraints in different categories. Restraints are classified into different categories based on the sequence separation of the atoms involved.

Description	Value
Total distance restraints	45
Intra-residue ($ i-j =0$)	0
Sequential ($ i-j =1$)	0
Medium range ($ i-j >1$ and $ i-j <5$)	0
Long range ($ i-j \geq 5$)	14
Inter-chain	27
Hydrogen bond restraints	0
Disulfide bond restraints	4
Total dihedral-angle restraints	0
Number of unmapped restraints	5
Number of restraints per residue	0.1
Number of long range restraints per residue ¹	0.0

¹Long range hydrogen bonds and disulfide bonds are counted as long range restraints while calculating the number of long range restraints per residue

8.2 Residual restraint violations

This section provides the overview of the restraint violations analysis. The violations are binned as small, medium and large violations based on its absolute value. Average number of violations per model is calculated by dividing the total number of violations in each bin by the size of the ensemble.

8.2.1 Average number of distance violations per model

Distance violations less than 0.1 Å are not included in the calculation.

Bins (Å)	Average number of violations per model	Max (Å)
0.1-0.2 (Small)	0.1	0.2
0.2-0.5 (Medium)	0.6	0.48
>0.5 (Large)	37.0	16.61

8.2.2 Average number of dihedral-angle violations per model

Dihedral-angle violations less than 1° are not included in the calculation. There are no dihedral-angle violations

9 Distance violation analysis i

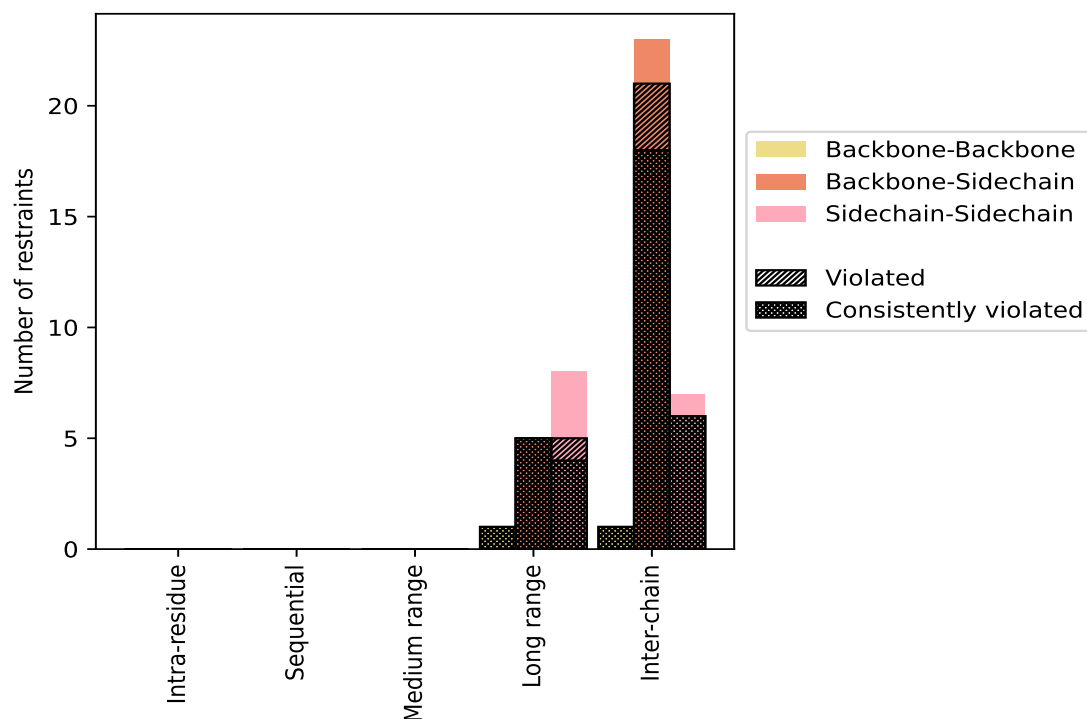
9.1 Summary of distance violations i

The following table shows the summary of distance violations in different restraint categories based on the sequence separation of the atoms involved. Each category is further sub-divided into three sub-categories based on the atoms involved. Violations less than 0.1 Å are not included in the statistics.

Restrains type	Count	% ¹	Violated ³			Consistently Violated ⁴		
			Count	% ²	% ¹	Count	% ²	% ¹
Intra-residue (i-j =0)	0	0.0	0	0.0	0.0	0	0.0	0.0
Backbone-Backbone	0	0.0	0	0.0	0.0	0	0.0	0.0
Backbone-Sidechain	0	0.0	0	0.0	0.0	0	0.0	0.0
Sidechain-Sidechain	0	0.0	0	0.0	0.0	0	0.0	0.0
Sequential (i-j =1)	0	0.0	0	0.0	0.0	0	0.0	0.0
Backbone-Backbone	0	0.0	0	0.0	0.0	0	0.0	0.0
Backbone-Sidechain	0	0.0	0	0.0	0.0	0	0.0	0.0
Sidechain-Sidechain	0	0.0	0	0.0	0.0	0	0.0	0.0
Medium range (i-j >1 & i-j <5)	0	0.0	0	0.0	0.0	0	0.0	0.0
Backbone-Backbone	0	0.0	0	0.0	0.0	0	0.0	0.0
Backbone-Sidechain	0	0.0	0	0.0	0.0	0	0.0	0.0
Sidechain-Sidechain	0	0.0	0	0.0	0.0	0	0.0	0.0
Long range (i-j ≥5)	14	31.1	11	78.6	24.4	10	71.4	22.2
Backbone-Backbone	1	2.2	1	100.0	2.2	1	100.0	2.2
Backbone-Sidechain	5	11.1	5	100.0	11.1	5	100.0	11.1
Sidechain-Sidechain	8	17.8	5	62.5	11.1	4	50.0	8.9
Inter-chain	27	60.0	24	88.9	53.3	21	77.8	46.7
Backbone-Backbone	1	2.2	1	100.0	2.2	1	100.0	2.2
Backbone-Sidechain	21	46.7	19	90.5	42.2	16	76.2	35.6
Sidechain-Sidechain	5	11.1	4	80.0	8.9	4	80.0	8.9
Hydrogen bond	0	0.0	0	0.0	0.0	0	0.0	0.0
Disulfide bond	4	8.9	4	100.0	8.9	4	100.0	8.9
Total	45	100.0	39	86.7	86.7	35	77.8	77.8
Backbone-Backbone	2	4.4	2	100.0	4.4	2	100.0	4.4
Backbone-Sidechain	28	62.2	26	92.9	57.8	23	82.1	51.1
Sidechain-Sidechain	15	33.3	11	73.3	24.4	10	66.7	22.2

¹ percentage calculated with respect to the total number of distance restraints, ² percentage calculated with respect to the number of restraints in a particular restraint category, ³ violated in at least one model, ⁴ violated in all the models

9.1.1 Bar chart : Distribution of distance restraints and violations [i](#)



Violated and consistently violated restraints are shown using different hatch patterns in their respective categories. The hydrogen bonds and disulfid bonds are counted in their appropriate category on the x-axis

9.2 Distance violation statistics for each model [i](#)

The following table provides the distance violation statistics for each model in the ensemble. Violations less than 0.1 Å are not included in the statistics.

Model ID	Number of violations						Mean (Å)	Max (Å)	SD ⁶ (Å)	Median (Å)
	IR ¹	SQ ²	MR ³	LR ⁴	IC ⁵	Total				
1	0	0	0	10	27	37	7.25	15.03	4.28	7.02
2	0	0	0	10	27	37	7.46	15.2	4.02	6.77
3	0	0	0	11	28	39	6.93	16.61	4.4	6.03
4	0	0	0	11	28	39	6.93	15.82	4.39	5.81
5	0	0	0	10	28	38	6.33	14.55	3.96	5.55
6	0	0	0	10	25	35	7.57	14.55	4.56	6.77
7	0	0	0	10	28	38	7.34	15.12	4.23	6.03
8	0	0	0	10	28	38	7.16	15.55	4.14	6.12
9	0	0	0	10	28	38	7.15	15.07	4.39	6.59
10	0	0	0	11	27	38	7.26	15.37	4.35	6.95
11	0	0	0	10	27	37	7.39	15.06	4.27	6.64

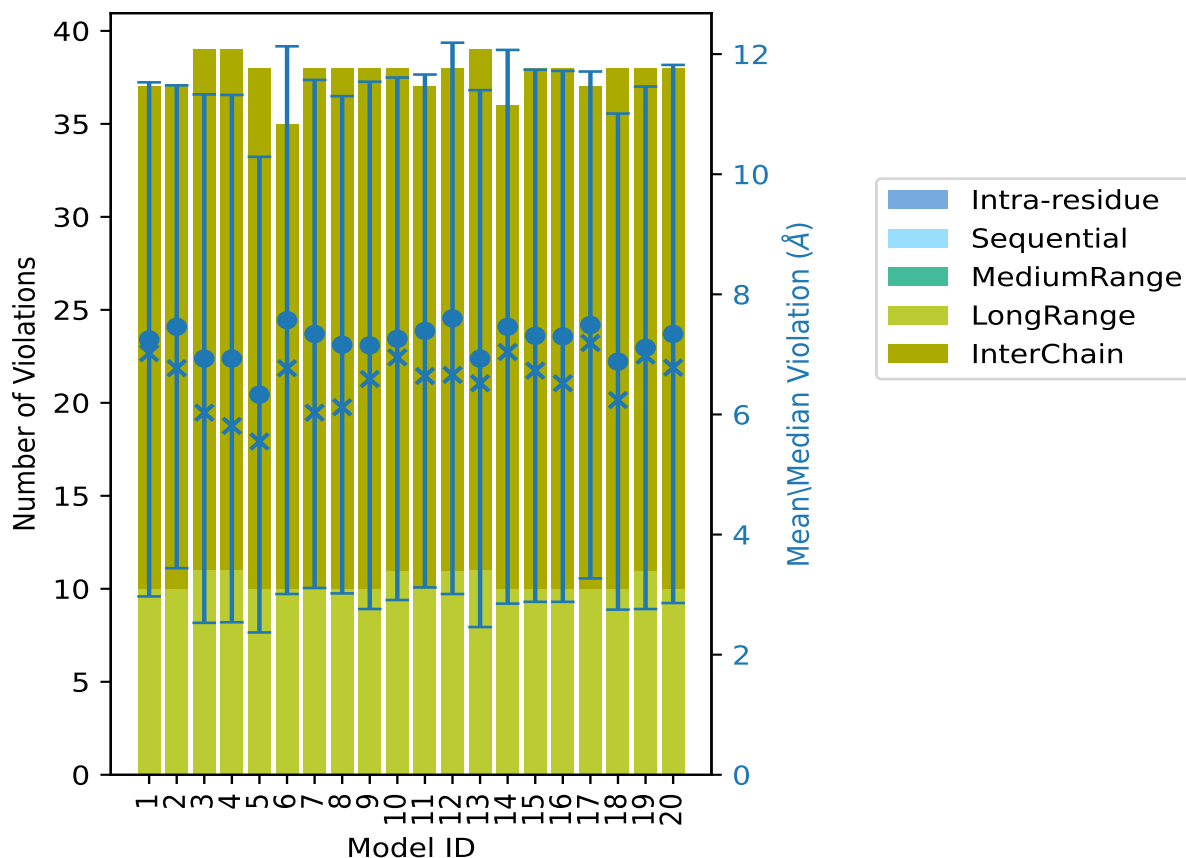
Continued on next page...

Continued from previous page...

Model ID	Number of violations						Mean (Å)	Max (Å)	SD ⁶ (Å)	Median (Å)
	IR ¹	SQ ²	MR ³	LR ⁴	IC ⁵	Total				
12	0	0	0	11	27	38	7.6	15.13	4.59	6.66
13	0	0	0	11	28	39	6.93	15.03	4.47	6.52
14	0	0	0	10	26	36	7.46	15.21	4.61	7.04
15	0	0	0	10	28	38	7.31	15.2	4.43	6.73
16	0	0	0	10	28	38	7.3	15.09	4.42	6.52
17	0	0	0	10	27	37	7.49	14.92	4.22	7.19
18	0	0	0	10	28	38	6.88	14.53	4.13	6.24
19	0	0	0	11	27	38	7.11	14.6	4.35	6.98
20	0	0	0	10	28	38	7.34	15.08	4.48	6.78

¹Intra-residue restraints, ²Sequential restraints, ³Medium range restraints, ⁴Long range restraints, ⁵Inter-chain restraints, ⁶Standard deviation

9.2.1 Bar graph : Distance Violation statistics for each model [\(i\)](#)



The mean(dot),median(x) and the standard deviation are shown in blue with respect to the y axis on the right

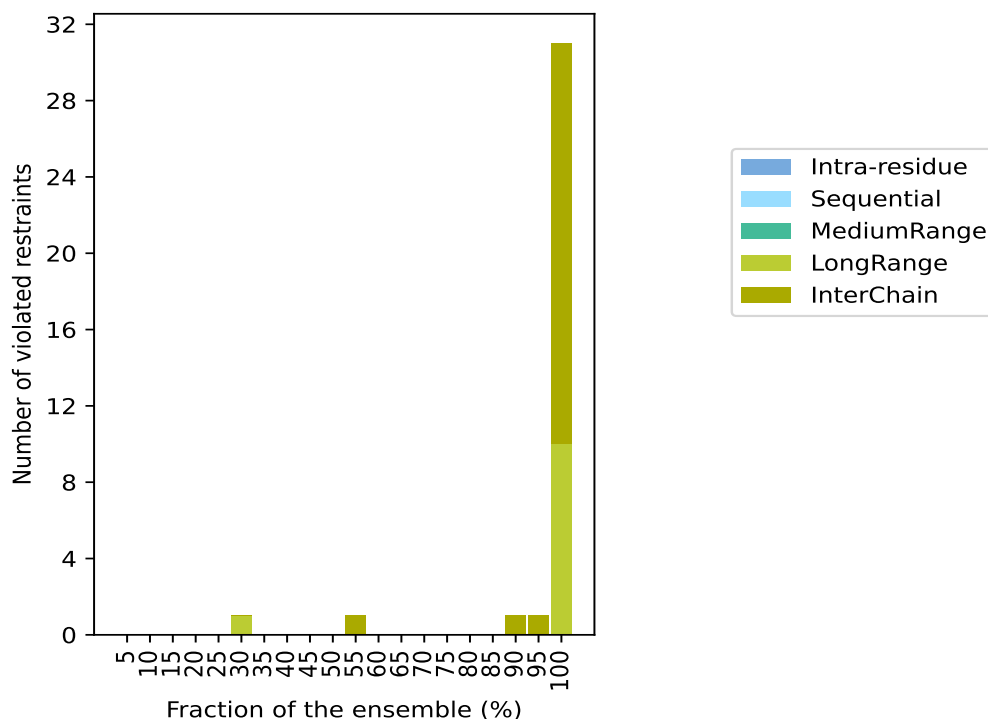
9.3 Distance violation statistics for the ensemble

Violation analysis may find that some restraints are violated in few models and some are violated in most of models. The following table provides this information as number of violated restraints for a given fraction of the ensemble. In total, 6(IR:0, SQ:0, MR:0, LR:3, IC:3) restraints are not violated in the ensemble.

Number of violated restraints						Fraction of the ensemble	
IR ¹	SQ ²	MR ³	LR ⁴	IC ⁵	Total	Count ⁶	%
0	0	0	0	0	0	1	5.0
0	0	0	0	0	0	2	10.0
0	0	0	0	0	0	3	15.0
0	0	0	0	0	0	4	20.0
0	0	0	0	0	0	5	25.0
0	0	0	1	0	1	6	30.0
0	0	0	0	0	0	7	35.0
0	0	0	0	0	0	8	40.0
0	0	0	0	0	0	9	45.0
0	0	0	0	0	0	10	50.0
0	0	0	0	1	1	11	55.0
0	0	0	0	0	0	12	60.0
0	0	0	0	0	0	13	65.0
0	0	0	0	0	0	14	70.0
0	0	0	0	0	0	15	75.0
0	0	0	0	0	0	16	80.0
0	0	0	0	0	0	17	85.0
0	0	0	0	1	1	18	90.0
0	0	0	0	1	1	19	95.0
0	0	0	10	21	31	20	100.0

¹Intra-residue restraints, ²Sequential restraints, ³Medium range restraints, ⁴Long range restraints, ⁵Inter-chain restraints, ⁶ Number of models with violations

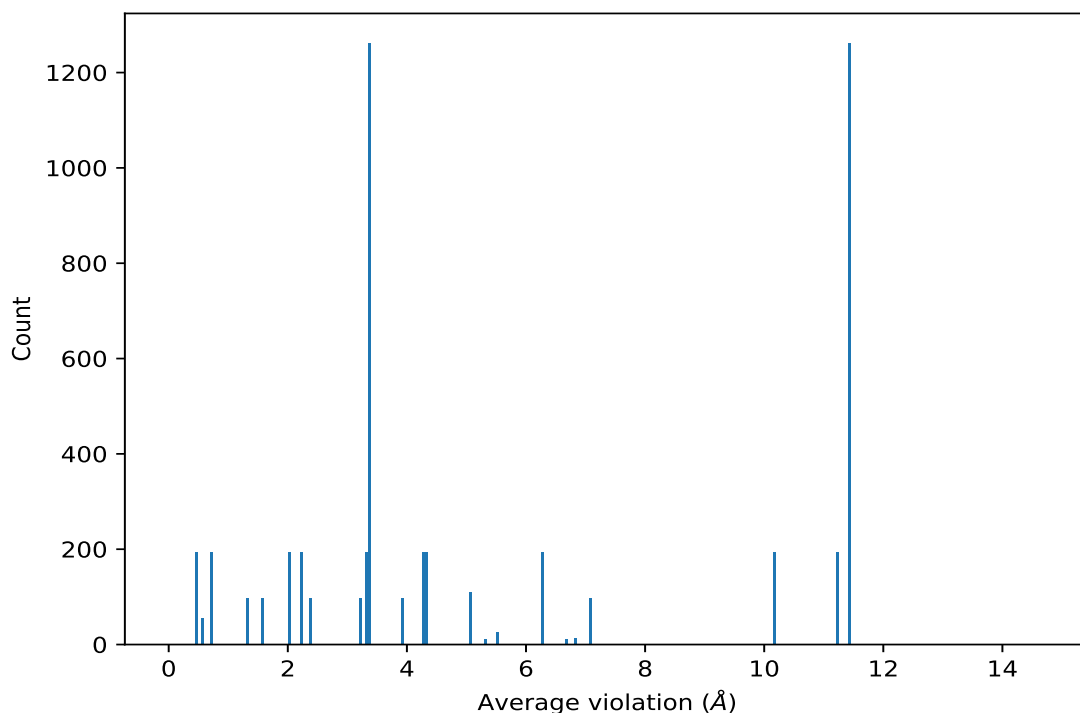
9.3.1 Bar graph : Distance violation statistics for the ensemble [i](#)



9.4 Most violated distance restraints in the ensemble [i](#)

9.4.1 Histogram : Distribution of mean distance violations [i](#)

The following histogram shows the distribution of the average value of the violation. The average is calculated for each restraint that is violated in more than one model over all the violated models in the ensemble



9.4.2 Table: Most violated distance restraints [i](#)

The following table provides the mean and the standard deviation of the violation for each restraint sorted by number of violated models and the mean value. The Key (restraint list ID, restraint ID) is the unique identifier for a given restraint. Rows with same key represent combinatorial or ambiguous restraints and are counted as a single restraint.

Key	Atom-1	Atom-2	Models ¹	Mean (Å)	SD ¹ (Å)	Median (Å)
(1,5)	1:B:169:LYS:CG	1:A:36:ILE:CD1	20	14.66	0.68	15.04
(1,19)	1:A:39:SER:OG	1:B:163:ILE:CD1	20	14.21	0.73	14.3
(1,8)	1:B:169:LYS:CG	1:A:42:LYS:N	20	13.75	1.57	14.19
(1,7)	1:B:169:LYS:CG	1:A:5:LYS:N	20	13.64	1.42	13.94
(1,4)	1:B:118:CYS:SG	1:A:42:LYS:N	20	12.99	1.43	13.18
(2,4)	1:A:39:SER:OG	1:B:167:LYS:N	20	12.44	0.74	12.51
(2,2)	1:A:39:SER:OG	1:B:128:LYS:N	20	12.01	0.88	11.98
(1,21)	1:A:184:LYS:C	1:B:2:THR:N	20	11.43	3.62	12.38
(1,21)	1:A:184:LYS:C	1:B:3:GLU:N	20	11.43	3.62	12.38
(1,21)	1:A:184:LYS:C	1:B:4:TYR:N	20	11.43	3.62	12.38
(1,21)	1:A:184:LYS:C	1:B:5:LYS:N	20	11.43	3.62	12.38
(1,21)	1:A:184:LYS:C	1:B:6:LEU:N	20	11.43	3.62	12.38
(1,21)	1:A:184:LYS:C	1:B:7:VAL:N	20	11.43	3.62	12.38
(1,21)	1:A:184:LYS:C	1:B:8:VAL:N	20	11.43	3.62	12.38
(1,21)	1:A:184:LYS:C	1:B:9:VAL:N	20	11.43	3.62	12.38
(1,21)	1:A:184:LYS:C	1:B:10:GLY:N	20	11.43	3.62	12.38

Continued on next page...

Continued from previous page...

Key	Atom-1	Atom-2	Models ¹	Mean (Å)	SD ¹ (Å)	Median (Å)
(1,21)	1:A:184:LYS:C	1:B:11:ALA:N	20	11.43	3.62	12.38
(1,21)	1:A:184:LYS:C	1:B:12:ASP:N	20	11.43	3.62	12.38
(1,21)	1:A:184:LYS:C	1:B:13:GLY:N	20	11.43	3.62	12.38
(1,21)	1:A:184:LYS:C	1:B:14:VAL:N	20	11.43	3.62	12.38
(1,21)	1:A:184:LYS:C	1:B:15:GLY:N	20	11.43	3.62	12.38
(1,21)	1:A:184:LYS:C	1:B:16:LYS:N	20	11.43	3.62	12.38
(1,21)	1:A:184:LYS:C	1:B:17:SER:N	20	11.43	3.62	12.38
(1,21)	1:A:184:LYS:C	1:B:18:ALA:N	20	11.43	3.62	12.38
(1,21)	1:A:184:LYS:C	1:B:19:LEU:N	20	11.43	3.62	12.38
(1,21)	1:A:184:LYS:C	1:B:20:THR:N	20	11.43	3.62	12.38
(1,21)	1:A:184:LYS:C	1:B:21:ILE:N	20	11.43	3.62	12.38
(1,21)	1:A:184:LYS:C	1:B:22:GLN:N	20	11.43	3.62	12.38
(1,21)	1:A:184:LYS:C	1:B:23:LEU:N	20	11.43	3.62	12.38
(1,21)	1:A:184:LYS:C	1:B:24:ILE:N	20	11.43	3.62	12.38
(1,21)	1:A:184:LYS:C	1:B:25:GLN:N	20	11.43	3.62	12.38
(1,21)	1:A:184:LYS:C	1:B:26:ASN:N	20	11.43	3.62	12.38
(1,21)	1:A:184:LYS:C	1:B:27:HIS:N	20	11.43	3.62	12.38
(1,21)	1:A:184:LYS:C	1:B:28:PHE:N	20	11.43	3.62	12.38
(1,21)	1:A:184:LYS:C	1:B:29:VAL:N	20	11.43	3.62	12.38
(1,21)	1:A:184:LYS:C	1:B:30:ASP:N	20	11.43	3.62	12.38
(1,21)	1:A:184:LYS:C	1:B:31:GLU:N	20	11.43	3.62	12.38
(1,21)	1:A:184:LYS:C	1:B:32:TYR:N	20	11.43	3.62	12.38
(1,21)	1:A:184:LYS:C	1:B:33:ASP:N	20	11.43	3.62	12.38
(1,21)	1:A:184:LYS:C	1:B:34:PRO:N	20	11.43	3.62	12.38
(1,21)	1:A:184:LYS:C	1:B:35:THR:N	20	11.43	3.62	12.38
(1,21)	1:A:184:LYS:C	1:B:36:ILE:N	20	11.43	3.62	12.38
(1,21)	1:A:184:LYS:C	1:B:37:GLU:N	20	11.43	3.62	12.38
(1,21)	1:A:184:LYS:C	1:B:38:ASP:N	20	11.43	3.62	12.38
(1,21)	1:A:184:LYS:C	1:B:39:SER:N	20	11.43	3.62	12.38
(1,21)	1:A:184:LYS:C	1:B:40:TYR:N	20	11.43	3.62	12.38
(1,21)	1:A:184:LYS:C	1:B:41:ARG:N	20	11.43	3.62	12.38
(1,21)	1:A:184:LYS:C	1:B:42:LYS:N	20	11.43	3.62	12.38
(1,21)	1:A:184:LYS:C	1:B:43:GLN:N	20	11.43	3.62	12.38
(1,21)	1:A:184:LYS:C	1:B:44:VAL:N	20	11.43	3.62	12.38
(1,21)	1:A:184:LYS:C	1:B:45:VAL:N	20	11.43	3.62	12.38
(1,21)	1:A:184:LYS:C	1:B:46:ILE:N	20	11.43	3.62	12.38
(1,21)	1:A:184:LYS:C	1:B:47:ASP:N	20	11.43	3.62	12.38
(1,21)	1:A:184:LYS:C	1:B:48:GLY:N	20	11.43	3.62	12.38
(1,21)	1:A:184:LYS:C	1:B:49:GLU:N	20	11.43	3.62	12.38
(1,21)	1:A:184:LYS:C	1:B:50:THR:N	20	11.43	3.62	12.38
(1,21)	1:A:184:LYS:C	1:B:51:CYS:N	20	11.43	3.62	12.38
(1,21)	1:A:184:LYS:C	1:B:52:LEU:N	20	11.43	3.62	12.38

Continued on next page...

Continued from previous page...

Key	Atom-1	Atom-2	Models ¹	Mean (Å)	SD ¹ (Å)	Median (Å)
(1,21)	1:A:184:LYS:C	1:B:53:LEU:N	20	11.43	3.62	12.38
(1,21)	1:A:184:LYS:C	1:B:54:ASP:N	20	11.43	3.62	12.38
(1,21)	1:A:184:LYS:C	1:B:55:ILE:N	20	11.43	3.62	12.38
(1,21)	1:A:184:LYS:C	1:B:56:LEU:N	20	11.43	3.62	12.38
(1,21)	1:A:184:LYS:C	1:B:57:ASP:N	20	11.43	3.62	12.38
(1,21)	1:A:184:LYS:C	1:B:58:THR:N	20	11.43	3.62	12.38
(1,21)	1:A:184:LYS:C	1:B:59:ALA:N	20	11.43	3.62	12.38
(1,21)	1:A:184:LYS:C	1:B:60:GLY:N	20	11.43	3.62	12.38
(1,21)	1:A:184:LYS:C	1:B:61:GLN:N	20	11.43	3.62	12.38
(1,21)	1:A:184:LYS:C	1:B:62:GLU:N	20	11.43	3.62	12.38
(1,21)	1:A:184:LYS:C	1:B:63:GLU:N	20	11.43	3.62	12.38
(1,21)	1:A:184:LYS:C	1:B:64:TYR:N	20	11.43	3.62	12.38
(1,21)	1:A:184:LYS:C	1:B:65:SER:N	20	11.43	3.62	12.38
(1,21)	1:A:184:LYS:C	1:B:66:ALA:N	20	11.43	3.62	12.38
(1,21)	1:A:184:LYS:C	1:B:67:MET:N	20	11.43	3.62	12.38
(1,21)	1:A:184:LYS:C	1:B:68:ARG:N	20	11.43	3.62	12.38
(1,21)	1:A:184:LYS:C	1:B:69:ASP:N	20	11.43	3.62	12.38
(1,21)	1:A:184:LYS:C	1:B:70:GLN:N	20	11.43	3.62	12.38
(1,21)	1:A:184:LYS:C	1:B:71:TYR:N	20	11.43	3.62	12.38
(1,21)	1:A:184:LYS:C	1:B:72:MET:N	20	11.43	3.62	12.38
(1,21)	1:A:184:LYS:C	1:B:73:ARG:N	20	11.43	3.62	12.38
(1,21)	1:A:184:LYS:C	1:B:74:THR:N	20	11.43	3.62	12.38
(1,21)	1:A:184:LYS:C	1:B:75:GLY:N	20	11.43	3.62	12.38
(1,21)	1:A:184:LYS:C	1:B:76:GLU:N	20	11.43	3.62	12.38
(1,21)	1:A:184:LYS:C	1:B:77:GLY:N	20	11.43	3.62	12.38
(1,21)	1:A:184:LYS:C	1:B:78:PHE:N	20	11.43	3.62	12.38
(1,21)	1:A:184:LYS:C	1:B:79:LEU:N	20	11.43	3.62	12.38
(1,21)	1:A:184:LYS:C	1:B:80:CYS:N	20	11.43	3.62	12.38
(1,21)	1:A:184:LYS:C	5:B:203:7Q9:N	20	11.43	3.62	12.38
(1,21)	1:A:184:LYS:C	5:B:204:7Q9:N	20	11.43	3.62	12.38
(1,21)	1:A:184:LYS:C	5:B:205:7Q9:N	20	11.43	3.62	12.38
(1,21)	1:A:184:LYS:C	5:B:206:7Q9:N	20	11.43	3.62	12.38
(1,21)	1:A:184:LYS:C	5:B:207:7Q9:N	20	11.43	3.62	12.38
(1,21)	1:A:184:LYS:C	6:B:208:17F:N1	20	11.43	3.62	12.38
(1,21)	1:A:184:LYS:C	5:B:209:7Q9:N	20	11.43	3.62	12.38
(1,21)	1:A:184:LYS:C	5:B:210:7Q9:N	20	11.43	3.62	12.38
(1,21)	1:A:184:LYS:C	5:B:211:7Q9:N	20	11.43	3.62	12.38
(1,21)	1:A:184:LYS:C	5:B:212:7Q9:N	20	11.43	3.62	12.38
(1,21)	1:A:184:LYS:C	5:B:213:7Q9:N	20	11.43	3.62	12.38
(1,21)	1:A:184:LYS:C	6:B:214:17F:N1	20	11.43	3.62	12.38
(1,21)	1:A:184:LYS:C	6:B:215:17F:N1	20	11.43	3.62	12.38
(1,21)	1:A:184:LYS:C	5:B:216:7Q9:N	20	11.43	3.62	12.38

Continued on next page...

Continued from previous page...

Key	Atom-1	Atom-2	Models ¹	Mean (Å)	SD ¹ (Å)	Median (Å)
(1,21)	1:A:184:LYS:C	5:B:217:7Q9:N	20	11.43	3.62	12.38
(1,21)	1:A:184:LYS:C	5:B:218:7Q9:N	20	11.43	3.62	12.38
(1,21)	1:A:184:LYS:C	6:B:219:17F:N1	20	11.43	3.62	12.38
(1,21)	1:A:184:LYS:C	5:B:220:7Q9:N	20	11.43	3.62	12.38
(1,21)	1:A:184:LYS:CA	1:B:2:THR:N	20	11.43	3.62	12.38
(1,21)	1:A:184:LYS:CA	1:B:3:GLU:N	20	11.43	3.62	12.38
(1,21)	1:A:184:LYS:CA	1:B:4:TYR:N	20	11.43	3.62	12.38
(1,21)	1:A:184:LYS:CA	1:B:5:LYS:N	20	11.43	3.62	12.38
(1,21)	1:A:184:LYS:CA	1:B:6:LEU:N	20	11.43	3.62	12.38
(1,21)	1:A:184:LYS:CA	1:B:7:VAL:N	20	11.43	3.62	12.38
(1,21)	1:A:184:LYS:CA	1:B:8:VAL:N	20	11.43	3.62	12.38
(1,21)	1:A:184:LYS:CA	1:B:9:VAL:N	20	11.43	3.62	12.38
(1,21)	1:A:184:LYS:CA	1:B:10:GLY:N	20	11.43	3.62	12.38
(1,21)	1:A:184:LYS:CA	1:B:11:ALA:N	20	11.43	3.62	12.38
(1,21)	1:A:184:LYS:CA	1:B:12:ASP:N	20	11.43	3.62	12.38
(1,21)	1:A:184:LYS:CA	1:B:13:GLY:N	20	11.43	3.62	12.38
(1,21)	1:A:184:LYS:CA	1:B:14:VAL:N	20	11.43	3.62	12.38
(1,21)	1:A:184:LYS:CA	1:B:15:GLY:N	20	11.43	3.62	12.38
(1,21)	1:A:184:LYS:CA	1:B:16:LYS:N	20	11.43	3.62	12.38
(1,21)	1:A:184:LYS:CA	1:B:17:SER:N	20	11.43	3.62	12.38
(1,21)	1:A:184:LYS:CA	1:B:18:ALA:N	20	11.43	3.62	12.38
(1,21)	1:A:184:LYS:CA	1:B:19:LEU:N	20	11.43	3.62	12.38
(1,21)	1:A:184:LYS:CA	1:B:20:THR:N	20	11.43	3.62	12.38
(1,21)	1:A:184:LYS:CA	1:B:21:ILE:N	20	11.43	3.62	12.38
(1,21)	1:A:184:LYS:CA	1:B:22:GLN:N	20	11.43	3.62	12.38
(1,21)	1:A:184:LYS:CA	1:B:23:LEU:N	20	11.43	3.62	12.38
(1,21)	1:A:184:LYS:CA	1:B:24:ILE:N	20	11.43	3.62	12.38
(1,21)	1:A:184:LYS:CA	1:B:25:GLN:N	20	11.43	3.62	12.38
(1,21)	1:A:184:LYS:CA	1:B:26:ASN:N	20	11.43	3.62	12.38
(1,21)	1:A:184:LYS:CA	1:B:27:HIS:N	20	11.43	3.62	12.38
(1,21)	1:A:184:LYS:CA	1:B:28:PHE:N	20	11.43	3.62	12.38
(1,21)	1:A:184:LYS:CA	1:B:29:VAL:N	20	11.43	3.62	12.38
(1,21)	1:A:184:LYS:CA	1:B:30:ASP:N	20	11.43	3.62	12.38
(1,21)	1:A:184:LYS:CA	1:B:31:GLU:N	20	11.43	3.62	12.38
(1,21)	1:A:184:LYS:CA	1:B:32:TYR:N	20	11.43	3.62	12.38
(1,21)	1:A:184:LYS:CA	1:B:33:ASP:N	20	11.43	3.62	12.38
(1,21)	1:A:184:LYS:CA	1:B:34:PRO:N	20	11.43	3.62	12.38
(1,21)	1:A:184:LYS:CA	1:B:35:THR:N	20	11.43	3.62	12.38
(1,21)	1:A:184:LYS:CA	1:B:36:ILE:N	20	11.43	3.62	12.38
(1,21)	1:A:184:LYS:CA	1:B:37:GLU:N	20	11.43	3.62	12.38
(1,21)	1:A:184:LYS:CA	1:B:38:ASP:N	20	11.43	3.62	12.38
(1,21)	1:A:184:LYS:CA	1:B:39:SER:N	20	11.43	3.62	12.38

Continued on next page...

Continued from previous page...

Key	Atom-1	Atom-2	Models ¹	Mean (Å)	SD ¹ (Å)	Median (Å)
(1,21)	1:A:184:LYS:CA	1:B:40:TYR:N	20	11.43	3.62	12.38
(1,21)	1:A:184:LYS:CA	1:B:41:ARG:N	20	11.43	3.62	12.38
(1,21)	1:A:184:LYS:CA	1:B:42:LYS:N	20	11.43	3.62	12.38
(1,21)	1:A:184:LYS:CA	1:B:43:GLN:N	20	11.43	3.62	12.38
(1,21)	1:A:184:LYS:CA	1:B:44:VAL:N	20	11.43	3.62	12.38
(1,21)	1:A:184:LYS:CA	1:B:45:VAL:N	20	11.43	3.62	12.38
(1,21)	1:A:184:LYS:CA	1:B:46:ILE:N	20	11.43	3.62	12.38
(1,21)	1:A:184:LYS:CA	1:B:47:ASP:N	20	11.43	3.62	12.38
(1,21)	1:A:184:LYS:CA	1:B:48:GLY:N	20	11.43	3.62	12.38
(1,21)	1:A:184:LYS:CA	1:B:49:GLU:N	20	11.43	3.62	12.38
(1,21)	1:A:184:LYS:CA	1:B:50:THR:N	20	11.43	3.62	12.38
(1,21)	1:A:184:LYS:CA	1:B:51:CYS:N	20	11.43	3.62	12.38
(1,21)	1:A:184:LYS:CA	1:B:52:LEU:N	20	11.43	3.62	12.38
(1,21)	1:A:184:LYS:CA	1:B:53:LEU:N	20	11.43	3.62	12.38
(1,21)	1:A:184:LYS:CA	1:B:54:ASP:N	20	11.43	3.62	12.38
(1,21)	1:A:184:LYS:CA	1:B:55:ILE:N	20	11.43	3.62	12.38
(1,21)	1:A:184:LYS:CA	1:B:56:LEU:N	20	11.43	3.62	12.38
(1,21)	1:A:184:LYS:CA	1:B:57:ASP:N	20	11.43	3.62	12.38
(1,21)	1:A:184:LYS:CA	1:B:58:THR:N	20	11.43	3.62	12.38
(1,21)	1:A:184:LYS:CA	1:B:59:ALA:N	20	11.43	3.62	12.38
(1,21)	1:A:184:LYS:CA	1:B:60:GLY:N	20	11.43	3.62	12.38
(1,21)	1:A:184:LYS:CA	1:B:61:GLN:N	20	11.43	3.62	12.38
(1,21)	1:A:184:LYS:CA	1:B:62:GLU:N	20	11.43	3.62	12.38
(1,21)	1:A:184:LYS:CA	1:B:63:GLU:N	20	11.43	3.62	12.38
(1,21)	1:A:184:LYS:CA	1:B:64:TYR:N	20	11.43	3.62	12.38
(1,21)	1:A:184:LYS:CA	1:B:65:SER:N	20	11.43	3.62	12.38
(1,21)	1:A:184:LYS:CA	1:B:66:ALA:N	20	11.43	3.62	12.38
(1,21)	1:A:184:LYS:CA	1:B:67:MET:N	20	11.43	3.62	12.38
(1,21)	1:A:184:LYS:CA	1:B:68:ARG:N	20	11.43	3.62	12.38
(1,21)	1:A:184:LYS:CA	1:B:69:ASP:N	20	11.43	3.62	12.38
(1,21)	1:A:184:LYS:CA	1:B:70:GLN:N	20	11.43	3.62	12.38
(1,21)	1:A:184:LYS:CA	1:B:71:TYR:N	20	11.43	3.62	12.38
(1,21)	1:A:184:LYS:CA	1:B:72:MET:N	20	11.43	3.62	12.38
(1,21)	1:A:184:LYS:CA	1:B:73:ARG:N	20	11.43	3.62	12.38
(1,21)	1:A:184:LYS:CA	1:B:74:THR:N	20	11.43	3.62	12.38
(1,21)	1:A:184:LYS:CA	1:B:75:GLY:N	20	11.43	3.62	12.38
(1,21)	1:A:184:LYS:CA	1:B:76:GLU:N	20	11.43	3.62	12.38
(1,21)	1:A:184:LYS:CA	1:B:77:GLY:N	20	11.43	3.62	12.38
(1,21)	1:A:184:LYS:CA	1:B:78:PHE:N	20	11.43	3.62	12.38
(1,21)	1:A:184:LYS:CA	1:B:79:LEU:N	20	11.43	3.62	12.38
(1,21)	1:A:184:LYS:CA	1:B:80:CYS:N	20	11.43	3.62	12.38
(1,21)	1:A:184:LYS:CA	5:B:203:7Q9:N	20	11.43	3.62	12.38

Continued on next page...

Continued from previous page...

Key	Atom-1	Atom-2	Models ¹	Mean (Å)	SD ¹ (Å)	Median (Å)
(1,21)	1:A:184:LYS:CA	5:B:204:7Q9:N	20	11.43	3.62	12.38
(1,21)	1:A:184:LYS:CA	5:B:205:7Q9:N	20	11.43	3.62	12.38
(1,21)	1:A:184:LYS:CA	5:B:206:7Q9:N	20	11.43	3.62	12.38
(1,21)	1:A:184:LYS:CA	5:B:207:7Q9:N	20	11.43	3.62	12.38
(1,21)	1:A:184:LYS:CA	6:B:208:17F:N1	20	11.43	3.62	12.38
(1,21)	1:A:184:LYS:CA	5:B:209:7Q9:N	20	11.43	3.62	12.38
(1,21)	1:A:184:LYS:CA	5:B:210:7Q9:N	20	11.43	3.62	12.38
(1,21)	1:A:184:LYS:CA	5:B:211:7Q9:N	20	11.43	3.62	12.38
(1,21)	1:A:184:LYS:CA	5:B:212:7Q9:N	20	11.43	3.62	12.38
(1,21)	1:A:184:LYS:CA	5:B:213:7Q9:N	20	11.43	3.62	12.38
(1,21)	1:A:184:LYS:CA	6:B:214:17F:N1	20	11.43	3.62	12.38
(1,21)	1:A:184:LYS:CA	6:B:215:17F:N1	20	11.43	3.62	12.38
(1,21)	1:A:184:LYS:CA	5:B:216:7Q9:N	20	11.43	3.62	12.38
(1,21)	1:A:184:LYS:CA	5:B:217:7Q9:N	20	11.43	3.62	12.38
(1,21)	1:A:184:LYS:CA	5:B:218:7Q9:N	20	11.43	3.62	12.38
(1,21)	1:A:184:LYS:CA	6:B:219:17F:N1	20	11.43	3.62	12.38
(1,21)	1:A:184:LYS:CA	5:B:220:7Q9:N	20	11.43	3.62	12.38
(1,21)	1:A:184:LYS:CB	1:B:2:THR:N	20	11.43	3.62	12.38
(1,21)	1:A:184:LYS:CB	1:B:3:GLU:N	20	11.43	3.62	12.38
(1,21)	1:A:184:LYS:CB	1:B:4:TYR:N	20	11.43	3.62	12.38
(1,21)	1:A:184:LYS:CB	1:B:5:LYS:N	20	11.43	3.62	12.38
(1,21)	1:A:184:LYS:CB	1:B:6:LEU:N	20	11.43	3.62	12.38
(1,21)	1:A:184:LYS:CB	1:B:7:VAL:N	20	11.43	3.62	12.38
(1,21)	1:A:184:LYS:CB	1:B:8:VAL:N	20	11.43	3.62	12.38
(1,21)	1:A:184:LYS:CB	1:B:9:VAL:N	20	11.43	3.62	12.38
(1,21)	1:A:184:LYS:CB	1:B:10:GLY:N	20	11.43	3.62	12.38
(1,21)	1:A:184:LYS:CB	1:B:11:ALA:N	20	11.43	3.62	12.38
(1,21)	1:A:184:LYS:CB	1:B:12:ASP:N	20	11.43	3.62	12.38
(1,21)	1:A:184:LYS:CB	1:B:13:GLY:N	20	11.43	3.62	12.38
(1,21)	1:A:184:LYS:CB	1:B:14:VAL:N	20	11.43	3.62	12.38
(1,21)	1:A:184:LYS:CB	1:B:15:GLY:N	20	11.43	3.62	12.38
(1,21)	1:A:184:LYS:CB	1:B:16:LYS:N	20	11.43	3.62	12.38
(1,21)	1:A:184:LYS:CB	1:B:17:SER:N	20	11.43	3.62	12.38
(1,21)	1:A:184:LYS:CB	1:B:18:ALA:N	20	11.43	3.62	12.38
(1,21)	1:A:184:LYS:CB	1:B:19:LEU:N	20	11.43	3.62	12.38
(1,21)	1:A:184:LYS:CB	1:B:20:THR:N	20	11.43	3.62	12.38
(1,21)	1:A:184:LYS:CB	1:B:21:ILE:N	20	11.43	3.62	12.38
(1,21)	1:A:184:LYS:CB	1:B:22:GLN:N	20	11.43	3.62	12.38
(1,21)	1:A:184:LYS:CB	1:B:23:LEU:N	20	11.43	3.62	12.38
(1,21)	1:A:184:LYS:CB	1:B:24:ILE:N	20	11.43	3.62	12.38
(1,21)	1:A:184:LYS:CB	1:B:25:GLN:N	20	11.43	3.62	12.38
(1,21)	1:A:184:LYS:CB	1:B:26:ASN:N	20	11.43	3.62	12.38

Continued on next page...

Continued from previous page...

Key	Atom-1	Atom-2	Models ¹	Mean (Å)	SD ¹ (Å)	Median (Å)
(1,21)	1:A:184:LYS:CB	1:B:27:HIS:N	20	11.43	3.62	12.38
(1,21)	1:A:184:LYS:CB	1:B:28:PHE:N	20	11.43	3.62	12.38
(1,21)	1:A:184:LYS:CB	1:B:29:VAL:N	20	11.43	3.62	12.38
(1,21)	1:A:184:LYS:CB	1:B:30:ASP:N	20	11.43	3.62	12.38
(1,21)	1:A:184:LYS:CB	1:B:31:GLU:N	20	11.43	3.62	12.38
(1,21)	1:A:184:LYS:CB	1:B:32:TYR:N	20	11.43	3.62	12.38
(1,21)	1:A:184:LYS:CB	1:B:33:ASP:N	20	11.43	3.62	12.38
(1,21)	1:A:184:LYS:CB	1:B:34:PRO:N	20	11.43	3.62	12.38
(1,21)	1:A:184:LYS:CB	1:B:35:THR:N	20	11.43	3.62	12.38
(1,21)	1:A:184:LYS:CB	1:B:36:ILE:N	20	11.43	3.62	12.38
(1,21)	1:A:184:LYS:CB	1:B:37:GLU:N	20	11.43	3.62	12.38
(1,21)	1:A:184:LYS:CB	1:B:38:ASP:N	20	11.43	3.62	12.38
(1,21)	1:A:184:LYS:CB	1:B:39:SER:N	20	11.43	3.62	12.38
(1,21)	1:A:184:LYS:CB	1:B:40:TYR:N	20	11.43	3.62	12.38
(1,21)	1:A:184:LYS:CB	1:B:41:ARG:N	20	11.43	3.62	12.38
(1,21)	1:A:184:LYS:CB	1:B:42:LYS:N	20	11.43	3.62	12.38
(1,21)	1:A:184:LYS:CB	1:B:43:GLN:N	20	11.43	3.62	12.38
(1,21)	1:A:184:LYS:CB	1:B:44:VAL:N	20	11.43	3.62	12.38
(1,21)	1:A:184:LYS:CB	1:B:45:VAL:N	20	11.43	3.62	12.38
(1,21)	1:A:184:LYS:CB	1:B:46:ILE:N	20	11.43	3.62	12.38
(1,21)	1:A:184:LYS:CB	1:B:47:ASP:N	20	11.43	3.62	12.38
(1,21)	1:A:184:LYS:CB	1:B:48:GLY:N	20	11.43	3.62	12.38
(1,21)	1:A:184:LYS:CB	1:B:49:GLU:N	20	11.43	3.62	12.38
(1,21)	1:A:184:LYS:CB	1:B:50:THR:N	20	11.43	3.62	12.38
(1,21)	1:A:184:LYS:CB	1:B:51:CYS:N	20	11.43	3.62	12.38
(1,21)	1:A:184:LYS:CB	1:B:52:LEU:N	20	11.43	3.62	12.38
(1,21)	1:A:184:LYS:CB	1:B:53:LEU:N	20	11.43	3.62	12.38
(1,21)	1:A:184:LYS:CB	1:B:54:ASP:N	20	11.43	3.62	12.38
(1,21)	1:A:184:LYS:CB	1:B:55:ILE:N	20	11.43	3.62	12.38
(1,21)	1:A:184:LYS:CB	1:B:56:LEU:N	20	11.43	3.62	12.38
(1,21)	1:A:184:LYS:CB	1:B:57:ASP:N	20	11.43	3.62	12.38
(1,21)	1:A:184:LYS:CB	1:B:58:THR:N	20	11.43	3.62	12.38
(1,21)	1:A:184:LYS:CB	1:B:59:ALA:N	20	11.43	3.62	12.38
(1,21)	1:A:184:LYS:CB	1:B:60:GLY:N	20	11.43	3.62	12.38
(1,21)	1:A:184:LYS:CB	1:B:61:GLN:N	20	11.43	3.62	12.38
(1,21)	1:A:184:LYS:CB	1:B:62:GLU:N	20	11.43	3.62	12.38
(1,21)	1:A:184:LYS:CB	1:B:63:GLU:N	20	11.43	3.62	12.38
(1,21)	1:A:184:LYS:CB	1:B:64:TYR:N	20	11.43	3.62	12.38
(1,21)	1:A:184:LYS:CB	1:B:65:SER:N	20	11.43	3.62	12.38
(1,21)	1:A:184:LYS:CB	1:B:66:ALA:N	20	11.43	3.62	12.38
(1,21)	1:A:184:LYS:CB	1:B:67:MET:N	20	11.43	3.62	12.38
(1,21)	1:A:184:LYS:CB	1:B:68:ARG:N	20	11.43	3.62	12.38

Continued on next page...

Continued from previous page...

Key	Atom-1	Atom-2	Models ¹	Mean (Å)	SD ¹ (Å)	Median (Å)
(1,21)	1:A:184:LYS:CB	1:B:69:ASP:N	20	11.43	3.62	12.38
(1,21)	1:A:184:LYS:CB	1:B:70:GLN:N	20	11.43	3.62	12.38
(1,21)	1:A:184:LYS:CB	1:B:71:TYR:N	20	11.43	3.62	12.38
(1,21)	1:A:184:LYS:CB	1:B:72:MET:N	20	11.43	3.62	12.38
(1,21)	1:A:184:LYS:CB	1:B:73:ARG:N	20	11.43	3.62	12.38
(1,21)	1:A:184:LYS:CB	1:B:74:THR:N	20	11.43	3.62	12.38
(1,21)	1:A:184:LYS:CB	1:B:75:GLY:N	20	11.43	3.62	12.38
(1,21)	1:A:184:LYS:CB	1:B:76:GLU:N	20	11.43	3.62	12.38
(1,21)	1:A:184:LYS:CB	1:B:77:GLY:N	20	11.43	3.62	12.38
(1,21)	1:A:184:LYS:CB	1:B:78:PHE:N	20	11.43	3.62	12.38
(1,21)	1:A:184:LYS:CB	1:B:79:LEU:N	20	11.43	3.62	12.38
(1,21)	1:A:184:LYS:CB	1:B:80:CYS:N	20	11.43	3.62	12.38
(1,21)	1:A:184:LYS:CB	5:B:203:7Q9:N	20	11.43	3.62	12.38
(1,21)	1:A:184:LYS:CB	5:B:204:7Q9:N	20	11.43	3.62	12.38
(1,21)	1:A:184:LYS:CB	5:B:205:7Q9:N	20	11.43	3.62	12.38
(1,21)	1:A:184:LYS:CB	5:B:206:7Q9:N	20	11.43	3.62	12.38
(1,21)	1:A:184:LYS:CB	5:B:207:7Q9:N	20	11.43	3.62	12.38
(1,21)	1:A:184:LYS:CB	6:B:208:17F:N1	20	11.43	3.62	12.38
(1,21)	1:A:184:LYS:CB	5:B:209:7Q9:N	20	11.43	3.62	12.38
(1,21)	1:A:184:LYS:CB	5:B:210:7Q9:N	20	11.43	3.62	12.38
(1,21)	1:A:184:LYS:CB	5:B:211:7Q9:N	20	11.43	3.62	12.38
(1,21)	1:A:184:LYS:CB	5:B:212:7Q9:N	20	11.43	3.62	12.38
(1,21)	1:A:184:LYS:CB	5:B:213:7Q9:N	20	11.43	3.62	12.38
(1,21)	1:A:184:LYS:CB	6:B:214:17F:N1	20	11.43	3.62	12.38
(1,21)	1:A:184:LYS:CB	6:B:215:17F:N1	20	11.43	3.62	12.38
(1,21)	1:A:184:LYS:CB	5:B:216:7Q9:N	20	11.43	3.62	12.38
(1,21)	1:A:184:LYS:CB	5:B:217:7Q9:N	20	11.43	3.62	12.38
(1,21)	1:A:184:LYS:CB	5:B:218:7Q9:N	20	11.43	3.62	12.38
(1,21)	1:A:184:LYS:CB	6:B:219:17F:N1	20	11.43	3.62	12.38
(1,21)	1:A:184:LYS:CB	5:B:220:7Q9:N	20	11.43	3.62	12.38
(1,21)	1:A:184:LYS:CD	1:B:2:THR:N	20	11.43	3.62	12.38
(1,21)	1:A:184:LYS:CD	1:B:3:GLU:N	20	11.43	3.62	12.38
(1,21)	1:A:184:LYS:CD	1:B:4:TYR:N	20	11.43	3.62	12.38
(1,21)	1:A:184:LYS:CD	1:B:5:LYS:N	20	11.43	3.62	12.38
(1,21)	1:A:184:LYS:CD	1:B:6:LEU:N	20	11.43	3.62	12.38
(1,21)	1:A:184:LYS:CD	1:B:7:VAL:N	20	11.43	3.62	12.38
(1,21)	1:A:184:LYS:CD	1:B:8:VAL:N	20	11.43	3.62	12.38
(1,21)	1:A:184:LYS:CD	1:B:9:VAL:N	20	11.43	3.62	12.38
(1,21)	1:A:184:LYS:CD	1:B:10:GLY:N	20	11.43	3.62	12.38
(1,21)	1:A:184:LYS:CD	1:B:11:ALA:N	20	11.43	3.62	12.38
(1,21)	1:A:184:LYS:CD	1:B:12:ASP:N	20	11.43	3.62	12.38
(1,21)	1:A:184:LYS:CD	1:B:13:GLY:N	20	11.43	3.62	12.38

Continued on next page...

Continued from previous page...

Key	Atom-1	Atom-2	Models ¹	Mean (Å)	SD ¹ (Å)	Median (Å)
(1,21)	1:A:184:LYS:CD	1:B:14:VAL:N	20	11.43	3.62	12.38
(1,21)	1:A:184:LYS:CD	1:B:15:GLY:N	20	11.43	3.62	12.38
(1,21)	1:A:184:LYS:CD	1:B:16:LYS:N	20	11.43	3.62	12.38
(1,21)	1:A:184:LYS:CD	1:B:17:SER:N	20	11.43	3.62	12.38
(1,21)	1:A:184:LYS:CD	1:B:18:ALA:N	20	11.43	3.62	12.38
(1,21)	1:A:184:LYS:CD	1:B:19:LEU:N	20	11.43	3.62	12.38
(1,21)	1:A:184:LYS:CD	1:B:20:THR:N	20	11.43	3.62	12.38
(1,21)	1:A:184:LYS:CD	1:B:21:ILE:N	20	11.43	3.62	12.38
(1,21)	1:A:184:LYS:CD	1:B:22:GLN:N	20	11.43	3.62	12.38
(1,21)	1:A:184:LYS:CD	1:B:23:LEU:N	20	11.43	3.62	12.38
(1,21)	1:A:184:LYS:CD	1:B:24:ILE:N	20	11.43	3.62	12.38
(1,21)	1:A:184:LYS:CD	1:B:25:GLN:N	20	11.43	3.62	12.38
(1,21)	1:A:184:LYS:CD	1:B:26:ASN:N	20	11.43	3.62	12.38
(1,21)	1:A:184:LYS:CD	1:B:27:HIS:N	20	11.43	3.62	12.38
(1,21)	1:A:184:LYS:CD	1:B:28:PHE:N	20	11.43	3.62	12.38
(1,21)	1:A:184:LYS:CD	1:B:29:VAL:N	20	11.43	3.62	12.38
(1,21)	1:A:184:LYS:CD	1:B:30:ASP:N	20	11.43	3.62	12.38
(1,21)	1:A:184:LYS:CD	1:B:31:GLU:N	20	11.43	3.62	12.38
(1,21)	1:A:184:LYS:CD	1:B:32:TYR:N	20	11.43	3.62	12.38
(1,21)	1:A:184:LYS:CD	1:B:33:ASP:N	20	11.43	3.62	12.38
(1,21)	1:A:184:LYS:CD	1:B:34:PRO:N	20	11.43	3.62	12.38
(1,21)	1:A:184:LYS:CD	1:B:35:THR:N	20	11.43	3.62	12.38
(1,21)	1:A:184:LYS:CD	1:B:36:ILE:N	20	11.43	3.62	12.38
(1,21)	1:A:184:LYS:CD	1:B:37:GLU:N	20	11.43	3.62	12.38
(1,21)	1:A:184:LYS:CD	1:B:38:ASP:N	20	11.43	3.62	12.38
(1,21)	1:A:184:LYS:CD	1:B:39:SER:N	20	11.43	3.62	12.38
(1,21)	1:A:184:LYS:CD	1:B:40:TYR:N	20	11.43	3.62	12.38
(1,21)	1:A:184:LYS:CD	1:B:41:ARG:N	20	11.43	3.62	12.38
(1,21)	1:A:184:LYS:CD	1:B:42:LYS:N	20	11.43	3.62	12.38
(1,21)	1:A:184:LYS:CD	1:B:43:GLN:N	20	11.43	3.62	12.38
(1,21)	1:A:184:LYS:CD	1:B:44:VAL:N	20	11.43	3.62	12.38
(1,21)	1:A:184:LYS:CD	1:B:45:VAL:N	20	11.43	3.62	12.38
(1,21)	1:A:184:LYS:CD	1:B:46:ILE:N	20	11.43	3.62	12.38
(1,21)	1:A:184:LYS:CD	1:B:47:ASP:N	20	11.43	3.62	12.38
(1,21)	1:A:184:LYS:CD	1:B:48:GLY:N	20	11.43	3.62	12.38
(1,21)	1:A:184:LYS:CD	1:B:49:GLU:N	20	11.43	3.62	12.38
(1,21)	1:A:184:LYS:CD	1:B:50:THR:N	20	11.43	3.62	12.38
(1,21)	1:A:184:LYS:CD	1:B:51:CYS:N	20	11.43	3.62	12.38
(1,21)	1:A:184:LYS:CD	1:B:52:LEU:N	20	11.43	3.62	12.38
(1,21)	1:A:184:LYS:CD	1:B:53:LEU:N	20	11.43	3.62	12.38
(1,21)	1:A:184:LYS:CD	1:B:54:ASP:N	20	11.43	3.62	12.38
(1,21)	1:A:184:LYS:CD	1:B:55:ILE:N	20	11.43	3.62	12.38

Continued on next page...

Continued from previous page...

Key	Atom-1	Atom-2	Models ¹	Mean (Å)	SD ¹ (Å)	Median (Å)
(1,21)	1:A:184:LYS:CD	1:B:56:LEU:N	20	11.43	3.62	12.38
(1,21)	1:A:184:LYS:CD	1:B:57:ASP:N	20	11.43	3.62	12.38
(1,21)	1:A:184:LYS:CD	1:B:58:THR:N	20	11.43	3.62	12.38
(1,21)	1:A:184:LYS:CD	1:B:59:ALA:N	20	11.43	3.62	12.38
(1,21)	1:A:184:LYS:CD	1:B:60:GLY:N	20	11.43	3.62	12.38
(1,21)	1:A:184:LYS:CD	1:B:61:GLN:N	20	11.43	3.62	12.38
(1,21)	1:A:184:LYS:CD	1:B:62:GLU:N	20	11.43	3.62	12.38
(1,21)	1:A:184:LYS:CD	1:B:63:GLU:N	20	11.43	3.62	12.38
(1,21)	1:A:184:LYS:CD	1:B:64:TYR:N	20	11.43	3.62	12.38
(1,21)	1:A:184:LYS:CD	1:B:65:SER:N	20	11.43	3.62	12.38
(1,21)	1:A:184:LYS:CD	1:B:66:ALA:N	20	11.43	3.62	12.38
(1,21)	1:A:184:LYS:CD	1:B:67:MET:N	20	11.43	3.62	12.38
(1,21)	1:A:184:LYS:CD	1:B:68:ARG:N	20	11.43	3.62	12.38
(1,21)	1:A:184:LYS:CD	1:B:69:ASP:N	20	11.43	3.62	12.38
(1,21)	1:A:184:LYS:CD	1:B:70:GLN:N	20	11.43	3.62	12.38
(1,21)	1:A:184:LYS:CD	1:B:71:TYR:N	20	11.43	3.62	12.38
(1,21)	1:A:184:LYS:CD	1:B:72:MET:N	20	11.43	3.62	12.38
(1,21)	1:A:184:LYS:CD	1:B:73:ARG:N	20	11.43	3.62	12.38
(1,21)	1:A:184:LYS:CD	1:B:74:THR:N	20	11.43	3.62	12.38
(1,21)	1:A:184:LYS:CD	1:B:75:GLY:N	20	11.43	3.62	12.38
(1,21)	1:A:184:LYS:CD	1:B:76:GLU:N	20	11.43	3.62	12.38
(1,21)	1:A:184:LYS:CD	1:B:77:GLY:N	20	11.43	3.62	12.38
(1,21)	1:A:184:LYS:CD	1:B:78:PHE:N	20	11.43	3.62	12.38
(1,21)	1:A:184:LYS:CD	1:B:79:LEU:N	20	11.43	3.62	12.38
(1,21)	1:A:184:LYS:CD	1:B:80:CYS:N	20	11.43	3.62	12.38
(1,21)	1:A:184:LYS:CD	5:B:203:7Q9:N	20	11.43	3.62	12.38
(1,21)	1:A:184:LYS:CD	5:B:204:7Q9:N	20	11.43	3.62	12.38
(1,21)	1:A:184:LYS:CD	5:B:205:7Q9:N	20	11.43	3.62	12.38
(1,21)	1:A:184:LYS:CD	5:B:206:7Q9:N	20	11.43	3.62	12.38
(1,21)	1:A:184:LYS:CD	5:B:207:7Q9:N	20	11.43	3.62	12.38
(1,21)	1:A:184:LYS:CD	6:B:208:17F:N1	20	11.43	3.62	12.38
(1,21)	1:A:184:LYS:CD	5:B:209:7Q9:N	20	11.43	3.62	12.38
(1,21)	1:A:184:LYS:CD	5:B:210:7Q9:N	20	11.43	3.62	12.38
(1,21)	1:A:184:LYS:CD	5:B:211:7Q9:N	20	11.43	3.62	12.38
(1,21)	1:A:184:LYS:CD	5:B:212:7Q9:N	20	11.43	3.62	12.38
(1,21)	1:A:184:LYS:CD	5:B:213:7Q9:N	20	11.43	3.62	12.38
(1,21)	1:A:184:LYS:CD	6:B:214:17F:N1	20	11.43	3.62	12.38
(1,21)	1:A:184:LYS:CD	6:B:215:17F:N1	20	11.43	3.62	12.38
(1,21)	1:A:184:LYS:CD	5:B:216:7Q9:N	20	11.43	3.62	12.38
(1,21)	1:A:184:LYS:CD	5:B:217:7Q9:N	20	11.43	3.62	12.38
(1,21)	1:A:184:LYS:CD	5:B:218:7Q9:N	20	11.43	3.62	12.38
(1,21)	1:A:184:LYS:CD	6:B:219:17F:N1	20	11.43	3.62	12.38

Continued on next page...

Continued from previous page...

Key	Atom-1	Atom-2	Models ¹	Mean (Å)	SD ¹ (Å)	Median (Å)
(1,21)	1:A:184:LYS:CD	5:B:220:7Q9:N	20	11.43	3.62	12.38
(1,21)	1:A:184:LYS:CE	1:B:2:THR:N	20	11.43	3.62	12.38
(1,21)	1:A:184:LYS:CE	1:B:3:GLU:N	20	11.43	3.62	12.38
(1,21)	1:A:184:LYS:CE	1:B:4:TYR:N	20	11.43	3.62	12.38
(1,21)	1:A:184:LYS:CE	1:B:5:LYS:N	20	11.43	3.62	12.38
(1,21)	1:A:184:LYS:CE	1:B:6:LEU:N	20	11.43	3.62	12.38
(1,21)	1:A:184:LYS:CE	1:B:7:VAL:N	20	11.43	3.62	12.38
(1,21)	1:A:184:LYS:CE	1:B:8:VAL:N	20	11.43	3.62	12.38
(1,21)	1:A:184:LYS:CE	1:B:9:VAL:N	20	11.43	3.62	12.38
(1,21)	1:A:184:LYS:CE	1:B:10:GLY:N	20	11.43	3.62	12.38
(1,21)	1:A:184:LYS:CE	1:B:11:ALA:N	20	11.43	3.62	12.38
(1,21)	1:A:184:LYS:CE	1:B:12:ASP:N	20	11.43	3.62	12.38
(1,21)	1:A:184:LYS:CE	1:B:13:GLY:N	20	11.43	3.62	12.38
(1,21)	1:A:184:LYS:CE	1:B:14:VAL:N	20	11.43	3.62	12.38
(1,21)	1:A:184:LYS:CE	1:B:15:GLY:N	20	11.43	3.62	12.38
(1,21)	1:A:184:LYS:CE	1:B:16:LYS:N	20	11.43	3.62	12.38
(1,21)	1:A:184:LYS:CE	1:B:17:SER:N	20	11.43	3.62	12.38
(1,21)	1:A:184:LYS:CE	1:B:18:ALA:N	20	11.43	3.62	12.38
(1,21)	1:A:184:LYS:CE	1:B:19:LEU:N	20	11.43	3.62	12.38
(1,21)	1:A:184:LYS:CE	1:B:20:THR:N	20	11.43	3.62	12.38
(1,21)	1:A:184:LYS:CE	1:B:21:ILE:N	20	11.43	3.62	12.38
(1,21)	1:A:184:LYS:CE	1:B:22:GLN:N	20	11.43	3.62	12.38
(1,21)	1:A:184:LYS:CE	1:B:23:LEU:N	20	11.43	3.62	12.38
(1,21)	1:A:184:LYS:CE	1:B:24:ILE:N	20	11.43	3.62	12.38
(1,21)	1:A:184:LYS:CE	1:B:25:GLN:N	20	11.43	3.62	12.38
(1,21)	1:A:184:LYS:CE	1:B:26:ASN:N	20	11.43	3.62	12.38
(1,21)	1:A:184:LYS:CE	1:B:27:HIS:N	20	11.43	3.62	12.38
(1,21)	1:A:184:LYS:CE	1:B:28:PHE:N	20	11.43	3.62	12.38
(1,21)	1:A:184:LYS:CE	1:B:29:VAL:N	20	11.43	3.62	12.38
(1,21)	1:A:184:LYS:CE	1:B:30:ASP:N	20	11.43	3.62	12.38
(1,21)	1:A:184:LYS:CE	1:B:31:GLU:N	20	11.43	3.62	12.38
(1,21)	1:A:184:LYS:CE	1:B:32:TYR:N	20	11.43	3.62	12.38
(1,21)	1:A:184:LYS:CE	1:B:33:ASP:N	20	11.43	3.62	12.38
(1,21)	1:A:184:LYS:CE	1:B:34:PRO:N	20	11.43	3.62	12.38
(1,21)	1:A:184:LYS:CE	1:B:35:THR:N	20	11.43	3.62	12.38
(1,21)	1:A:184:LYS:CE	1:B:36:ILE:N	20	11.43	3.62	12.38
(1,21)	1:A:184:LYS:CE	1:B:37:GLU:N	20	11.43	3.62	12.38
(1,21)	1:A:184:LYS:CE	1:B:38:ASP:N	20	11.43	3.62	12.38
(1,21)	1:A:184:LYS:CE	1:B:39:SER:N	20	11.43	3.62	12.38
(1,21)	1:A:184:LYS:CE	1:B:40:TYR:N	20	11.43	3.62	12.38
(1,21)	1:A:184:LYS:CE	1:B:41:ARG:N	20	11.43	3.62	12.38
(1,21)	1:A:184:LYS:CE	1:B:42:LYS:N	20	11.43	3.62	12.38

Continued on next page...

Continued from previous page...

Key	Atom-1	Atom-2	Models ¹	Mean (Å)	SD ¹ (Å)	Median (Å)
(1,21)	1:A:184:LYS:CE	1:B:43:GLN:N	20	11.43	3.62	12.38
(1,21)	1:A:184:LYS:CE	1:B:44:VAL:N	20	11.43	3.62	12.38
(1,21)	1:A:184:LYS:CE	1:B:45:VAL:N	20	11.43	3.62	12.38
(1,21)	1:A:184:LYS:CE	1:B:46:ILE:N	20	11.43	3.62	12.38
(1,21)	1:A:184:LYS:CE	1:B:47:ASP:N	20	11.43	3.62	12.38
(1,21)	1:A:184:LYS:CE	1:B:48:GLY:N	20	11.43	3.62	12.38
(1,21)	1:A:184:LYS:CE	1:B:49:GLU:N	20	11.43	3.62	12.38
(1,21)	1:A:184:LYS:CE	1:B:50:THR:N	20	11.43	3.62	12.38
(1,21)	1:A:184:LYS:CE	1:B:51:CYS:N	20	11.43	3.62	12.38
(1,21)	1:A:184:LYS:CE	1:B:52:LEU:N	20	11.43	3.62	12.38
(1,21)	1:A:184:LYS:CE	1:B:53:LEU:N	20	11.43	3.62	12.38
(1,21)	1:A:184:LYS:CE	1:B:54:ASP:N	20	11.43	3.62	12.38
(1,21)	1:A:184:LYS:CE	1:B:55:ILE:N	20	11.43	3.62	12.38
(1,21)	1:A:184:LYS:CE	1:B:56:LEU:N	20	11.43	3.62	12.38
(1,21)	1:A:184:LYS:CE	1:B:57:ASP:N	20	11.43	3.62	12.38
(1,21)	1:A:184:LYS:CE	1:B:58:THR:N	20	11.43	3.62	12.38
(1,21)	1:A:184:LYS:CE	1:B:59:ALA:N	20	11.43	3.62	12.38
(1,21)	1:A:184:LYS:CE	1:B:60:GLY:N	20	11.43	3.62	12.38
(1,21)	1:A:184:LYS:CE	1:B:61:GLN:N	20	11.43	3.62	12.38
(1,21)	1:A:184:LYS:CE	1:B:62:GLU:N	20	11.43	3.62	12.38
(1,21)	1:A:184:LYS:CE	1:B:63:GLU:N	20	11.43	3.62	12.38
(1,21)	1:A:184:LYS:CE	1:B:64:TYR:N	20	11.43	3.62	12.38
(1,21)	1:A:184:LYS:CE	1:B:65:SER:N	20	11.43	3.62	12.38
(1,21)	1:A:184:LYS:CE	1:B:66:ALA:N	20	11.43	3.62	12.38
(1,21)	1:A:184:LYS:CE	1:B:67:MET:N	20	11.43	3.62	12.38
(1,21)	1:A:184:LYS:CE	1:B:68:ARG:N	20	11.43	3.62	12.38
(1,21)	1:A:184:LYS:CE	1:B:69:ASP:N	20	11.43	3.62	12.38
(1,21)	1:A:184:LYS:CE	1:B:70:GLN:N	20	11.43	3.62	12.38
(1,21)	1:A:184:LYS:CE	1:B:71:TYR:N	20	11.43	3.62	12.38
(1,21)	1:A:184:LYS:CE	1:B:72:MET:N	20	11.43	3.62	12.38
(1,21)	1:A:184:LYS:CE	1:B:73:ARG:N	20	11.43	3.62	12.38
(1,21)	1:A:184:LYS:CE	1:B:74:THR:N	20	11.43	3.62	12.38
(1,21)	1:A:184:LYS:CE	1:B:75:GLY:N	20	11.43	3.62	12.38
(1,21)	1:A:184:LYS:CE	1:B:76:GLU:N	20	11.43	3.62	12.38
(1,21)	1:A:184:LYS:CE	1:B:77:GLY:N	20	11.43	3.62	12.38
(1,21)	1:A:184:LYS:CE	1:B:78:PHE:N	20	11.43	3.62	12.38
(1,21)	1:A:184:LYS:CE	1:B:79:LEU:N	20	11.43	3.62	12.38
(1,21)	1:A:184:LYS:CE	1:B:80:CYS:N	20	11.43	3.62	12.38
(1,21)	1:A:184:LYS:CE	5:B:203:7Q9:N	20	11.43	3.62	12.38
(1,21)	1:A:184:LYS:CE	5:B:204:7Q9:N	20	11.43	3.62	12.38
(1,21)	1:A:184:LYS:CE	5:B:205:7Q9:N	20	11.43	3.62	12.38
(1,21)	1:A:184:LYS:CE	5:B:206:7Q9:N	20	11.43	3.62	12.38

Continued on next page...

Continued from previous page...

Key	Atom-1	Atom-2	Models ¹	Mean (Å)	SD ¹ (Å)	Median (Å)
(1,21)	1:A:184:LYS:CE	5:B:207:7Q9:N	20	11.43	3.62	12.38
(1,21)	1:A:184:LYS:CE	6:B:208:17F:N1	20	11.43	3.62	12.38
(1,21)	1:A:184:LYS:CE	5:B:209:7Q9:N	20	11.43	3.62	12.38
(1,21)	1:A:184:LYS:CE	5:B:210:7Q9:N	20	11.43	3.62	12.38
(1,21)	1:A:184:LYS:CE	5:B:211:7Q9:N	20	11.43	3.62	12.38
(1,21)	1:A:184:LYS:CE	5:B:212:7Q9:N	20	11.43	3.62	12.38
(1,21)	1:A:184:LYS:CE	5:B:213:7Q9:N	20	11.43	3.62	12.38
(1,21)	1:A:184:LYS:CE	6:B:214:17F:N1	20	11.43	3.62	12.38
(1,21)	1:A:184:LYS:CE	6:B:215:17F:N1	20	11.43	3.62	12.38
(1,21)	1:A:184:LYS:CE	5:B:216:7Q9:N	20	11.43	3.62	12.38
(1,21)	1:A:184:LYS:CE	5:B:217:7Q9:N	20	11.43	3.62	12.38
(1,21)	1:A:184:LYS:CE	5:B:218:7Q9:N	20	11.43	3.62	12.38
(1,21)	1:A:184:LYS:CE	6:B:219:17F:N1	20	11.43	3.62	12.38
(1,21)	1:A:184:LYS:CE	5:B:220:7Q9:N	20	11.43	3.62	12.38
(1,21)	1:A:184:LYS:CG	1:B:2:THR:N	20	11.43	3.62	12.38
(1,21)	1:A:184:LYS:CG	1:B:3:GLU:N	20	11.43	3.62	12.38
(1,21)	1:A:184:LYS:CG	1:B:4:TYR:N	20	11.43	3.62	12.38
(1,21)	1:A:184:LYS:CG	1:B:5:LYS:N	20	11.43	3.62	12.38
(1,21)	1:A:184:LYS:CG	1:B:6:LEU:N	20	11.43	3.62	12.38
(1,21)	1:A:184:LYS:CG	1:B:7:VAL:N	20	11.43	3.62	12.38
(1,21)	1:A:184:LYS:CG	1:B:8:VAL:N	20	11.43	3.62	12.38
(1,21)	1:A:184:LYS:CG	1:B:9:VAL:N	20	11.43	3.62	12.38
(1,21)	1:A:184:LYS:CG	1:B:10:GLY:N	20	11.43	3.62	12.38
(1,21)	1:A:184:LYS:CG	1:B:11:ALA:N	20	11.43	3.62	12.38
(1,21)	1:A:184:LYS:CG	1:B:12:ASP:N	20	11.43	3.62	12.38
(1,21)	1:A:184:LYS:CG	1:B:13:GLY:N	20	11.43	3.62	12.38
(1,21)	1:A:184:LYS:CG	1:B:14:VAL:N	20	11.43	3.62	12.38
(1,21)	1:A:184:LYS:CG	1:B:15:GLY:N	20	11.43	3.62	12.38
(1,21)	1:A:184:LYS:CG	1:B:16:LYS:N	20	11.43	3.62	12.38
(1,21)	1:A:184:LYS:CG	1:B:17:SER:N	20	11.43	3.62	12.38
(1,21)	1:A:184:LYS:CG	1:B:18:ALA:N	20	11.43	3.62	12.38
(1,21)	1:A:184:LYS:CG	1:B:19:LEU:N	20	11.43	3.62	12.38
(1,21)	1:A:184:LYS:CG	1:B:20:THR:N	20	11.43	3.62	12.38
(1,21)	1:A:184:LYS:CG	1:B:21:ILE:N	20	11.43	3.62	12.38
(1,21)	1:A:184:LYS:CG	1:B:22:GLN:N	20	11.43	3.62	12.38
(1,21)	1:A:184:LYS:CG	1:B:23:LEU:N	20	11.43	3.62	12.38
(1,21)	1:A:184:LYS:CG	1:B:24:ILE:N	20	11.43	3.62	12.38
(1,21)	1:A:184:LYS:CG	1:B:25:GLN:N	20	11.43	3.62	12.38
(1,21)	1:A:184:LYS:CG	1:B:26:ASN:N	20	11.43	3.62	12.38
(1,21)	1:A:184:LYS:CG	1:B:27:HIS:N	20	11.43	3.62	12.38
(1,21)	1:A:184:LYS:CG	1:B:28:PHE:N	20	11.43	3.62	12.38
(1,21)	1:A:184:LYS:CG	1:B:29:VAL:N	20	11.43	3.62	12.38

Continued on next page...

Continued from previous page...

Key	Atom-1	Atom-2	Models ¹	Mean (Å)	SD ¹ (Å)	Median (Å)
(1,21)	1:A:184:LYS:CG	1:B:30:ASP:N	20	11.43	3.62	12.38
(1,21)	1:A:184:LYS:CG	1:B:31:GLU:N	20	11.43	3.62	12.38
(1,21)	1:A:184:LYS:CG	1:B:32:TYR:N	20	11.43	3.62	12.38
(1,21)	1:A:184:LYS:CG	1:B:33:ASP:N	20	11.43	3.62	12.38
(1,21)	1:A:184:LYS:CG	1:B:34:PRO:N	20	11.43	3.62	12.38
(1,21)	1:A:184:LYS:CG	1:B:35:THR:N	20	11.43	3.62	12.38
(1,21)	1:A:184:LYS:CG	1:B:36:ILE:N	20	11.43	3.62	12.38
(1,21)	1:A:184:LYS:CG	1:B:37:GLU:N	20	11.43	3.62	12.38
(1,21)	1:A:184:LYS:CG	1:B:38:ASP:N	20	11.43	3.62	12.38
(1,21)	1:A:184:LYS:CG	1:B:39:SER:N	20	11.43	3.62	12.38
(1,21)	1:A:184:LYS:CG	1:B:40:TYR:N	20	11.43	3.62	12.38
(1,21)	1:A:184:LYS:CG	1:B:41:ARG:N	20	11.43	3.62	12.38
(1,21)	1:A:184:LYS:CG	1:B:42:LYS:N	20	11.43	3.62	12.38
(1,21)	1:A:184:LYS:CG	1:B:43:GLN:N	20	11.43	3.62	12.38
(1,21)	1:A:184:LYS:CG	1:B:44:VAL:N	20	11.43	3.62	12.38
(1,21)	1:A:184:LYS:CG	1:B:45:VAL:N	20	11.43	3.62	12.38
(1,21)	1:A:184:LYS:CG	1:B:46:ILE:N	20	11.43	3.62	12.38
(1,21)	1:A:184:LYS:CG	1:B:47:ASP:N	20	11.43	3.62	12.38
(1,21)	1:A:184:LYS:CG	1:B:48:GLY:N	20	11.43	3.62	12.38
(1,21)	1:A:184:LYS:CG	1:B:49:GLU:N	20	11.43	3.62	12.38
(1,21)	1:A:184:LYS:CG	1:B:50:THR:N	20	11.43	3.62	12.38
(1,21)	1:A:184:LYS:CG	1:B:51:CYS:N	20	11.43	3.62	12.38
(1,21)	1:A:184:LYS:CG	1:B:52:LEU:N	20	11.43	3.62	12.38
(1,21)	1:A:184:LYS:CG	1:B:53:LEU:N	20	11.43	3.62	12.38
(1,21)	1:A:184:LYS:CG	1:B:54:ASP:N	20	11.43	3.62	12.38
(1,21)	1:A:184:LYS:CG	1:B:55:ILE:N	20	11.43	3.62	12.38
(1,21)	1:A:184:LYS:CG	1:B:56:LEU:N	20	11.43	3.62	12.38
(1,21)	1:A:184:LYS:CG	1:B:57:ASP:N	20	11.43	3.62	12.38
(1,21)	1:A:184:LYS:CG	1:B:58:THR:N	20	11.43	3.62	12.38
(1,21)	1:A:184:LYS:CG	1:B:59:ALA:N	20	11.43	3.62	12.38
(1,21)	1:A:184:LYS:CG	1:B:60:GLY:N	20	11.43	3.62	12.38
(1,21)	1:A:184:LYS:CG	1:B:61:GLN:N	20	11.43	3.62	12.38
(1,21)	1:A:184:LYS:CG	1:B:62:GLU:N	20	11.43	3.62	12.38
(1,21)	1:A:184:LYS:CG	1:B:63:GLU:N	20	11.43	3.62	12.38
(1,21)	1:A:184:LYS:CG	1:B:64:TYR:N	20	11.43	3.62	12.38
(1,21)	1:A:184:LYS:CG	1:B:65:SER:N	20	11.43	3.62	12.38
(1,21)	1:A:184:LYS:CG	1:B:66:ALA:N	20	11.43	3.62	12.38
(1,21)	1:A:184:LYS:CG	1:B:67:MET:N	20	11.43	3.62	12.38
(1,21)	1:A:184:LYS:CG	1:B:68:ARG:N	20	11.43	3.62	12.38
(1,21)	1:A:184:LYS:CG	1:B:69:ASP:N	20	11.43	3.62	12.38
(1,21)	1:A:184:LYS:CG	1:B:70:GLN:N	20	11.43	3.62	12.38
(1,21)	1:A:184:LYS:CG	1:B:71:TYR:N	20	11.43	3.62	12.38

Continued on next page...

Continued from previous page...

Key	Atom-1	Atom-2	Models ¹	Mean (Å)	SD ¹ (Å)	Median (Å)
(1,21)	1:A:184:LYS:CG	1:B:72:MET:N	20	11.43	3.62	12.38
(1,21)	1:A:184:LYS:CG	1:B:73:ARG:N	20	11.43	3.62	12.38
(1,21)	1:A:184:LYS:CG	1:B:74:THR:N	20	11.43	3.62	12.38
(1,21)	1:A:184:LYS:CG	1:B:75:GLY:N	20	11.43	3.62	12.38
(1,21)	1:A:184:LYS:CG	1:B:76:GLU:N	20	11.43	3.62	12.38
(1,21)	1:A:184:LYS:CG	1:B:77:GLY:N	20	11.43	3.62	12.38
(1,21)	1:A:184:LYS:CG	1:B:78:PHE:N	20	11.43	3.62	12.38
(1,21)	1:A:184:LYS:CG	1:B:79:LEU:N	20	11.43	3.62	12.38
(1,21)	1:A:184:LYS:CG	1:B:80:CYS:N	20	11.43	3.62	12.38
(1,21)	1:A:184:LYS:CG	5:B:203:7Q9:N	20	11.43	3.62	12.38
(1,21)	1:A:184:LYS:CG	5:B:204:7Q9:N	20	11.43	3.62	12.38
(1,21)	1:A:184:LYS:CG	5:B:205:7Q9:N	20	11.43	3.62	12.38
(1,21)	1:A:184:LYS:CG	5:B:206:7Q9:N	20	11.43	3.62	12.38
(1,21)	1:A:184:LYS:CG	5:B:207:7Q9:N	20	11.43	3.62	12.38
(1,21)	1:A:184:LYS:CG	6:B:208:17F:N1	20	11.43	3.62	12.38
(1,21)	1:A:184:LYS:CG	5:B:209:7Q9:N	20	11.43	3.62	12.38
(1,21)	1:A:184:LYS:CG	5:B:210:7Q9:N	20	11.43	3.62	12.38
(1,21)	1:A:184:LYS:CG	5:B:211:7Q9:N	20	11.43	3.62	12.38
(1,21)	1:A:184:LYS:CG	5:B:212:7Q9:N	20	11.43	3.62	12.38
(1,21)	1:A:184:LYS:CG	5:B:213:7Q9:N	20	11.43	3.62	12.38
(1,21)	1:A:184:LYS:CG	6:B:214:17F:N1	20	11.43	3.62	12.38
(1,21)	1:A:184:LYS:CG	6:B:215:17F:N1	20	11.43	3.62	12.38
(1,21)	1:A:184:LYS:CG	5:B:216:7Q9:N	20	11.43	3.62	12.38
(1,21)	1:A:184:LYS:CG	5:B:217:7Q9:N	20	11.43	3.62	12.38
(1,21)	1:A:184:LYS:CG	5:B:218:7Q9:N	20	11.43	3.62	12.38
(1,21)	1:A:184:LYS:CG	6:B:219:17F:N1	20	11.43	3.62	12.38
(1,21)	1:A:184:LYS:CG	5:B:220:7Q9:N	20	11.43	3.62	12.38
(1,21)	1:A:184:LYS:H	1:B:2:THR:N	20	11.43	3.62	12.38
(1,21)	1:A:184:LYS:H	1:B:3:GLU:N	20	11.43	3.62	12.38
(1,21)	1:A:184:LYS:H	1:B:4:TYR:N	20	11.43	3.62	12.38
(1,21)	1:A:184:LYS:H	1:B:5:LYS:N	20	11.43	3.62	12.38
(1,21)	1:A:184:LYS:H	1:B:6:LEU:N	20	11.43	3.62	12.38
(1,21)	1:A:184:LYS:H	1:B:7:VAL:N	20	11.43	3.62	12.38
(1,21)	1:A:184:LYS:H	1:B:8:VAL:N	20	11.43	3.62	12.38
(1,21)	1:A:184:LYS:H	1:B:9:VAL:N	20	11.43	3.62	12.38
(1,21)	1:A:184:LYS:H	1:B:10:GLY:N	20	11.43	3.62	12.38
(1,21)	1:A:184:LYS:H	1:B:11:ALA:N	20	11.43	3.62	12.38
(1,21)	1:A:184:LYS:H	1:B:12:ASP:N	20	11.43	3.62	12.38
(1,21)	1:A:184:LYS:H	1:B:13:GLY:N	20	11.43	3.62	12.38
(1,21)	1:A:184:LYS:H	1:B:14:VAL:N	20	11.43	3.62	12.38
(1,21)	1:A:184:LYS:H	1:B:15:GLY:N	20	11.43	3.62	12.38
(1,21)	1:A:184:LYS:H	1:B:16:LYS:N	20	11.43	3.62	12.38

Continued on next page...

Continued from previous page...

Key	Atom-1	Atom-2	Models ¹	Mean (Å)	SD ¹ (Å)	Median (Å)
(1,21)	1:A:184:LYS:H	1:B:17:SER:N	20	11.43	3.62	12.38
(1,21)	1:A:184:LYS:H	1:B:18:ALA:N	20	11.43	3.62	12.38
(1,21)	1:A:184:LYS:H	1:B:19:LEU:N	20	11.43	3.62	12.38
(1,21)	1:A:184:LYS:H	1:B:20:THR:N	20	11.43	3.62	12.38
(1,21)	1:A:184:LYS:H	1:B:21:ILE:N	20	11.43	3.62	12.38
(1,21)	1:A:184:LYS:H	1:B:22:GLN:N	20	11.43	3.62	12.38
(1,21)	1:A:184:LYS:H	1:B:23:LEU:N	20	11.43	3.62	12.38
(1,21)	1:A:184:LYS:H	1:B:24:ILE:N	20	11.43	3.62	12.38
(1,21)	1:A:184:LYS:H	1:B:25:GLN:N	20	11.43	3.62	12.38
(1,21)	1:A:184:LYS:H	1:B:26:ASN:N	20	11.43	3.62	12.38
(1,21)	1:A:184:LYS:H	1:B:27:HIS:N	20	11.43	3.62	12.38
(1,21)	1:A:184:LYS:H	1:B:28:PHE:N	20	11.43	3.62	12.38
(1,21)	1:A:184:LYS:H	1:B:29:VAL:N	20	11.43	3.62	12.38
(1,21)	1:A:184:LYS:H	1:B:30:ASP:N	20	11.43	3.62	12.38
(1,21)	1:A:184:LYS:H	1:B:31:GLU:N	20	11.43	3.62	12.38
(1,21)	1:A:184:LYS:H	1:B:32:TYR:N	20	11.43	3.62	12.38
(1,21)	1:A:184:LYS:H	1:B:33:ASP:N	20	11.43	3.62	12.38
(1,21)	1:A:184:LYS:H	1:B:34:PRO:N	20	11.43	3.62	12.38
(1,21)	1:A:184:LYS:H	1:B:35:THR:N	20	11.43	3.62	12.38
(1,21)	1:A:184:LYS:H	1:B:36:ILE:N	20	11.43	3.62	12.38
(1,21)	1:A:184:LYS:H	1:B:37:GLU:N	20	11.43	3.62	12.38
(1,21)	1:A:184:LYS:H	1:B:38:ASP:N	20	11.43	3.62	12.38
(1,21)	1:A:184:LYS:H	1:B:39:SER:N	20	11.43	3.62	12.38
(1,21)	1:A:184:LYS:H	1:B:40:TYR:N	20	11.43	3.62	12.38
(1,21)	1:A:184:LYS:H	1:B:41:ARG:N	20	11.43	3.62	12.38
(1,21)	1:A:184:LYS:H	1:B:42:LYS:N	20	11.43	3.62	12.38
(1,21)	1:A:184:LYS:H	1:B:43:GLN:N	20	11.43	3.62	12.38
(1,21)	1:A:184:LYS:H	1:B:44:VAL:N	20	11.43	3.62	12.38
(1,21)	1:A:184:LYS:H	1:B:45:VAL:N	20	11.43	3.62	12.38
(1,21)	1:A:184:LYS:H	1:B:46:ILE:N	20	11.43	3.62	12.38
(1,21)	1:A:184:LYS:H	1:B:47:ASP:N	20	11.43	3.62	12.38
(1,21)	1:A:184:LYS:H	1:B:48:GLY:N	20	11.43	3.62	12.38
(1,21)	1:A:184:LYS:H	1:B:49:GLU:N	20	11.43	3.62	12.38
(1,21)	1:A:184:LYS:H	1:B:50:THR:N	20	11.43	3.62	12.38
(1,21)	1:A:184:LYS:H	1:B:51:CYS:N	20	11.43	3.62	12.38
(1,21)	1:A:184:LYS:H	1:B:52:LEU:N	20	11.43	3.62	12.38
(1,21)	1:A:184:LYS:H	1:B:53:LEU:N	20	11.43	3.62	12.38
(1,21)	1:A:184:LYS:H	1:B:54:ASP:N	20	11.43	3.62	12.38
(1,21)	1:A:184:LYS:H	1:B:55:ILE:N	20	11.43	3.62	12.38
(1,21)	1:A:184:LYS:H	1:B:56:LEU:N	20	11.43	3.62	12.38
(1,21)	1:A:184:LYS:H	1:B:57:ASP:N	20	11.43	3.62	12.38
(1,21)	1:A:184:LYS:H	1:B:58:THR:N	20	11.43	3.62	12.38

Continued on next page...

Continued from previous page...

Key	Atom-1	Atom-2	Models ¹	Mean (Å)	SD ¹ (Å)	Median (Å)
(1,21)	1:A:184:LYS:H	1:B:59:ALA:N	20	11.43	3.62	12.38
(1,21)	1:A:184:LYS:H	1:B:60:GLY:N	20	11.43	3.62	12.38
(1,21)	1:A:184:LYS:H	1:B:61:GLN:N	20	11.43	3.62	12.38
(1,21)	1:A:184:LYS:H	1:B:62:GLU:N	20	11.43	3.62	12.38
(1,21)	1:A:184:LYS:H	1:B:63:GLU:N	20	11.43	3.62	12.38
(1,21)	1:A:184:LYS:H	1:B:64:TYR:N	20	11.43	3.62	12.38
(1,21)	1:A:184:LYS:H	1:B:65:SER:N	20	11.43	3.62	12.38
(1,21)	1:A:184:LYS:H	1:B:66:ALA:N	20	11.43	3.62	12.38
(1,21)	1:A:184:LYS:H	1:B:67:MET:N	20	11.43	3.62	12.38
(1,21)	1:A:184:LYS:H	1:B:68:ARG:N	20	11.43	3.62	12.38
(1,21)	1:A:184:LYS:H	1:B:69:ASP:N	20	11.43	3.62	12.38
(1,21)	1:A:184:LYS:H	1:B:70:GLN:N	20	11.43	3.62	12.38
(1,21)	1:A:184:LYS:H	1:B:71:TYR:N	20	11.43	3.62	12.38
(1,21)	1:A:184:LYS:H	1:B:72:MET:N	20	11.43	3.62	12.38
(1,21)	1:A:184:LYS:H	1:B:73:ARG:N	20	11.43	3.62	12.38
(1,21)	1:A:184:LYS:H	1:B:74:THR:N	20	11.43	3.62	12.38
(1,21)	1:A:184:LYS:H	1:B:75:GLY:N	20	11.43	3.62	12.38
(1,21)	1:A:184:LYS:H	1:B:76:GLU:N	20	11.43	3.62	12.38
(1,21)	1:A:184:LYS:H	1:B:77:GLY:N	20	11.43	3.62	12.38
(1,21)	1:A:184:LYS:H	1:B:78:PHE:N	20	11.43	3.62	12.38
(1,21)	1:A:184:LYS:H	1:B:79:LEU:N	20	11.43	3.62	12.38
(1,21)	1:A:184:LYS:H	1:B:80:CYS:N	20	11.43	3.62	12.38
(1,21)	1:A:184:LYS:H	5:B:203:7Q9:N	20	11.43	3.62	12.38
(1,21)	1:A:184:LYS:H	5:B:204:7Q9:N	20	11.43	3.62	12.38
(1,21)	1:A:184:LYS:H	5:B:205:7Q9:N	20	11.43	3.62	12.38
(1,21)	1:A:184:LYS:H	5:B:206:7Q9:N	20	11.43	3.62	12.38
(1,21)	1:A:184:LYS:H	5:B:207:7Q9:N	20	11.43	3.62	12.38
(1,21)	1:A:184:LYS:H	6:B:208:17F:N1	20	11.43	3.62	12.38
(1,21)	1:A:184:LYS:H	5:B:209:7Q9:N	20	11.43	3.62	12.38
(1,21)	1:A:184:LYS:H	5:B:210:7Q9:N	20	11.43	3.62	12.38
(1,21)	1:A:184:LYS:H	5:B:211:7Q9:N	20	11.43	3.62	12.38
(1,21)	1:A:184:LYS:H	5:B:212:7Q9:N	20	11.43	3.62	12.38
(1,21)	1:A:184:LYS:H	5:B:213:7Q9:N	20	11.43	3.62	12.38
(1,21)	1:A:184:LYS:H	6:B:214:17F:N1	20	11.43	3.62	12.38
(1,21)	1:A:184:LYS:H	6:B:215:17F:N1	20	11.43	3.62	12.38
(1,21)	1:A:184:LYS:H	5:B:216:7Q9:N	20	11.43	3.62	12.38
(1,21)	1:A:184:LYS:H	5:B:217:7Q9:N	20	11.43	3.62	12.38
(1,21)	1:A:184:LYS:H	5:B:218:7Q9:N	20	11.43	3.62	12.38
(1,21)	1:A:184:LYS:H	6:B:219:17F:N1	20	11.43	3.62	12.38
(1,21)	1:A:184:LYS:H	5:B:220:7Q9:N	20	11.43	3.62	12.38
(1,21)	1:A:184:LYS:HZ1	1:B:2:THR:N	20	11.43	3.62	12.38
(1,21)	1:A:184:LYS:HZ1	1:B:3:GLU:N	20	11.43	3.62	12.38

Continued on next page...

Continued from previous page...

Key	Atom-1	Atom-2	Models ¹	Mean (Å)	SD ¹ (Å)	Median (Å)
(1,21)	1:A:184:LYS:HZ1	1:B:4:TYR:N	20	11.43	3.62	12.38
(1,21)	1:A:184:LYS:HZ1	1:B:5:LYS:N	20	11.43	3.62	12.38
(1,21)	1:A:184:LYS:HZ1	1:B:6:LEU:N	20	11.43	3.62	12.38
(1,21)	1:A:184:LYS:HZ1	1:B:7:VAL:N	20	11.43	3.62	12.38
(1,21)	1:A:184:LYS:HZ1	1:B:8:VAL:N	20	11.43	3.62	12.38
(1,21)	1:A:184:LYS:HZ1	1:B:9:VAL:N	20	11.43	3.62	12.38
(1,21)	1:A:184:LYS:HZ1	1:B:10:GLY:N	20	11.43	3.62	12.38
(1,21)	1:A:184:LYS:HZ1	1:B:11:ALA:N	20	11.43	3.62	12.38
(1,21)	1:A:184:LYS:HZ1	1:B:12:ASP:N	20	11.43	3.62	12.38
(1,21)	1:A:184:LYS:HZ1	1:B:13:GLY:N	20	11.43	3.62	12.38
(1,21)	1:A:184:LYS:HZ1	1:B:14:VAL:N	20	11.43	3.62	12.38
(1,21)	1:A:184:LYS:HZ1	1:B:15:GLY:N	20	11.43	3.62	12.38
(1,21)	1:A:184:LYS:HZ1	1:B:16:LYS:N	20	11.43	3.62	12.38
(1,21)	1:A:184:LYS:HZ1	1:B:17:SER:N	20	11.43	3.62	12.38
(1,21)	1:A:184:LYS:HZ1	1:B:18:ALA:N	20	11.43	3.62	12.38
(1,21)	1:A:184:LYS:HZ1	1:B:19:LEU:N	20	11.43	3.62	12.38
(1,21)	1:A:184:LYS:HZ1	1:B:20:THR:N	20	11.43	3.62	12.38
(1,21)	1:A:184:LYS:HZ1	1:B:21:ILE:N	20	11.43	3.62	12.38
(1,21)	1:A:184:LYS:HZ1	1:B:22:GLN:N	20	11.43	3.62	12.38
(1,21)	1:A:184:LYS:HZ1	1:B:23:LEU:N	20	11.43	3.62	12.38
(1,21)	1:A:184:LYS:HZ1	1:B:24:ILE:N	20	11.43	3.62	12.38
(1,21)	1:A:184:LYS:HZ1	1:B:25:GLN:N	20	11.43	3.62	12.38
(1,21)	1:A:184:LYS:HZ1	1:B:26:ASN:N	20	11.43	3.62	12.38
(1,21)	1:A:184:LYS:HZ1	1:B:27:HIS:N	20	11.43	3.62	12.38
(1,21)	1:A:184:LYS:HZ1	1:B:28:PHE:N	20	11.43	3.62	12.38
(1,21)	1:A:184:LYS:HZ1	1:B:29:VAL:N	20	11.43	3.62	12.38
(1,21)	1:A:184:LYS:HZ1	1:B:30:ASP:N	20	11.43	3.62	12.38
(1,21)	1:A:184:LYS:HZ1	1:B:31:GLU:N	20	11.43	3.62	12.38
(1,21)	1:A:184:LYS:HZ1	1:B:32:TYR:N	20	11.43	3.62	12.38
(1,21)	1:A:184:LYS:HZ1	1:B:33:ASP:N	20	11.43	3.62	12.38
(1,21)	1:A:184:LYS:HZ1	1:B:34:PRO:N	20	11.43	3.62	12.38
(1,21)	1:A:184:LYS:HZ1	1:B:35:THR:N	20	11.43	3.62	12.38
(1,21)	1:A:184:LYS:HZ1	1:B:36:ILE:N	20	11.43	3.62	12.38
(1,21)	1:A:184:LYS:HZ1	1:B:37:GLU:N	20	11.43	3.62	12.38
(1,21)	1:A:184:LYS:HZ1	1:B:38:ASP:N	20	11.43	3.62	12.38
(1,21)	1:A:184:LYS:HZ1	1:B:39:SER:N	20	11.43	3.62	12.38
(1,21)	1:A:184:LYS:HZ1	1:B:40:TYR:N	20	11.43	3.62	12.38
(1,21)	1:A:184:LYS:HZ1	1:B:41:ARG:N	20	11.43	3.62	12.38
(1,21)	1:A:184:LYS:HZ1	1:B:42:LYS:N	20	11.43	3.62	12.38
(1,21)	1:A:184:LYS:HZ1	1:B:43:GLN:N	20	11.43	3.62	12.38
(1,21)	1:A:184:LYS:HZ1	1:B:44:VAL:N	20	11.43	3.62	12.38
(1,21)	1:A:184:LYS:HZ1	1:B:45:VAL:N	20	11.43	3.62	12.38

Continued on next page...

Continued from previous page...

Key	Atom-1	Atom-2	Models ¹	Mean (Å)	SD ¹ (Å)	Median (Å)
(1,21)	1:A:184:LYS:HZ1	1:B:46:ILE:N	20	11.43	3.62	12.38
(1,21)	1:A:184:LYS:HZ1	1:B:47:ASP:N	20	11.43	3.62	12.38
(1,21)	1:A:184:LYS:HZ1	1:B:48:GLY:N	20	11.43	3.62	12.38
(1,21)	1:A:184:LYS:HZ1	1:B:49:GLU:N	20	11.43	3.62	12.38
(1,21)	1:A:184:LYS:HZ1	1:B:50:THR:N	20	11.43	3.62	12.38
(1,21)	1:A:184:LYS:HZ1	1:B:51:CYS:N	20	11.43	3.62	12.38
(1,21)	1:A:184:LYS:HZ1	1:B:52:LEU:N	20	11.43	3.62	12.38
(1,21)	1:A:184:LYS:HZ1	1:B:53:LEU:N	20	11.43	3.62	12.38
(1,21)	1:A:184:LYS:HZ1	1:B:54:ASP:N	20	11.43	3.62	12.38
(1,21)	1:A:184:LYS:HZ1	1:B:55:ILE:N	20	11.43	3.62	12.38
(1,21)	1:A:184:LYS:HZ1	1:B:56:LEU:N	20	11.43	3.62	12.38
(1,21)	1:A:184:LYS:HZ1	1:B:57:ASP:N	20	11.43	3.62	12.38
(1,21)	1:A:184:LYS:HZ1	1:B:58:THR:N	20	11.43	3.62	12.38
(1,21)	1:A:184:LYS:HZ1	1:B:59:ALA:N	20	11.43	3.62	12.38
(1,21)	1:A:184:LYS:HZ1	1:B:60:GLY:N	20	11.43	3.62	12.38
(1,21)	1:A:184:LYS:HZ1	1:B:61:GLN:N	20	11.43	3.62	12.38
(1,21)	1:A:184:LYS:HZ1	1:B:62:GLU:N	20	11.43	3.62	12.38
(1,21)	1:A:184:LYS:HZ1	1:B:63:GLU:N	20	11.43	3.62	12.38
(1,21)	1:A:184:LYS:HZ1	1:B:64:TYR:N	20	11.43	3.62	12.38
(1,21)	1:A:184:LYS:HZ1	1:B:65:SER:N	20	11.43	3.62	12.38
(1,21)	1:A:184:LYS:HZ1	1:B:66:ALA:N	20	11.43	3.62	12.38
(1,21)	1:A:184:LYS:HZ1	1:B:67:MET:N	20	11.43	3.62	12.38
(1,21)	1:A:184:LYS:HZ1	1:B:68:ARG:N	20	11.43	3.62	12.38
(1,21)	1:A:184:LYS:HZ1	1:B:69:ASP:N	20	11.43	3.62	12.38
(1,21)	1:A:184:LYS:HZ1	1:B:70:GLN:N	20	11.43	3.62	12.38
(1,21)	1:A:184:LYS:HZ1	1:B:71:TYR:N	20	11.43	3.62	12.38
(1,21)	1:A:184:LYS:HZ1	1:B:72:MET:N	20	11.43	3.62	12.38
(1,21)	1:A:184:LYS:HZ1	1:B:73:ARG:N	20	11.43	3.62	12.38
(1,21)	1:A:184:LYS:HZ1	1:B:74:THR:N	20	11.43	3.62	12.38
(1,21)	1:A:184:LYS:HZ1	1:B:75:GLY:N	20	11.43	3.62	12.38
(1,21)	1:A:184:LYS:HZ1	1:B:76:GLU:N	20	11.43	3.62	12.38
(1,21)	1:A:184:LYS:HZ1	1:B:77:GLY:N	20	11.43	3.62	12.38
(1,21)	1:A:184:LYS:HZ1	1:B:78:PHE:N	20	11.43	3.62	12.38
(1,21)	1:A:184:LYS:HZ1	1:B:79:LEU:N	20	11.43	3.62	12.38
(1,21)	1:A:184:LYS:HZ1	1:B:80:CYS:N	20	11.43	3.62	12.38
(1,21)	1:A:184:LYS:HZ1	5:B:203:7Q9:N	20	11.43	3.62	12.38
(1,21)	1:A:184:LYS:HZ1	5:B:204:7Q9:N	20	11.43	3.62	12.38
(1,21)	1:A:184:LYS:HZ1	5:B:205:7Q9:N	20	11.43	3.62	12.38
(1,21)	1:A:184:LYS:HZ1	5:B:206:7Q9:N	20	11.43	3.62	12.38
(1,21)	1:A:184:LYS:HZ1	5:B:207:7Q9:N	20	11.43	3.62	12.38
(1,21)	1:A:184:LYS:HZ1	6:B:208:17F:N1	20	11.43	3.62	12.38
(1,21)	1:A:184:LYS:HZ1	5:B:209:7Q9:N	20	11.43	3.62	12.38

Continued on next page...

Continued from previous page...

Key	Atom-1	Atom-2	Models ¹	Mean (Å)	SD ¹ (Å)	Median (Å)
(1,21)	1:A:184:LYS:HZ1	5:B:210:7Q9:N	20	11.43	3.62	12.38
(1,21)	1:A:184:LYS:HZ1	5:B:211:7Q9:N	20	11.43	3.62	12.38
(1,21)	1:A:184:LYS:HZ1	5:B:212:7Q9:N	20	11.43	3.62	12.38
(1,21)	1:A:184:LYS:HZ1	5:B:213:7Q9:N	20	11.43	3.62	12.38
(1,21)	1:A:184:LYS:HZ1	6:B:214:17F:N1	20	11.43	3.62	12.38
(1,21)	1:A:184:LYS:HZ1	6:B:215:17F:N1	20	11.43	3.62	12.38
(1,21)	1:A:184:LYS:HZ1	5:B:216:7Q9:N	20	11.43	3.62	12.38
(1,21)	1:A:184:LYS:HZ1	5:B:217:7Q9:N	20	11.43	3.62	12.38
(1,21)	1:A:184:LYS:HZ1	5:B:218:7Q9:N	20	11.43	3.62	12.38
(1,21)	1:A:184:LYS:HZ1	6:B:219:17F:N1	20	11.43	3.62	12.38
(1,21)	1:A:184:LYS:HZ1	5:B:220:7Q9:N	20	11.43	3.62	12.38
(1,21)	1:A:184:LYS:HZ2	1:B:2:THR:N	20	11.43	3.62	12.38
(1,21)	1:A:184:LYS:HZ2	1:B:3:GLU:N	20	11.43	3.62	12.38
(1,21)	1:A:184:LYS:HZ2	1:B:4:TYR:N	20	11.43	3.62	12.38
(1,21)	1:A:184:LYS:HZ2	1:B:5:LYS:N	20	11.43	3.62	12.38
(1,21)	1:A:184:LYS:HZ2	1:B:6:LEU:N	20	11.43	3.62	12.38
(1,21)	1:A:184:LYS:HZ2	1:B:7:VAL:N	20	11.43	3.62	12.38
(1,21)	1:A:184:LYS:HZ2	1:B:8:VAL:N	20	11.43	3.62	12.38
(1,21)	1:A:184:LYS:HZ2	1:B:9:VAL:N	20	11.43	3.62	12.38
(1,21)	1:A:184:LYS:HZ2	1:B:10:GLY:N	20	11.43	3.62	12.38
(1,21)	1:A:184:LYS:HZ2	1:B:11:ALA:N	20	11.43	3.62	12.38
(1,21)	1:A:184:LYS:HZ2	1:B:12:ASP:N	20	11.43	3.62	12.38
(1,21)	1:A:184:LYS:HZ2	1:B:13:GLY:N	20	11.43	3.62	12.38
(1,21)	1:A:184:LYS:HZ2	1:B:14:VAL:N	20	11.43	3.62	12.38
(1,21)	1:A:184:LYS:HZ2	1:B:15:GLY:N	20	11.43	3.62	12.38
(1,21)	1:A:184:LYS:HZ2	1:B:16:LYS:N	20	11.43	3.62	12.38
(1,21)	1:A:184:LYS:HZ2	1:B:17:SER:N	20	11.43	3.62	12.38
(1,21)	1:A:184:LYS:HZ2	1:B:18:ALA:N	20	11.43	3.62	12.38
(1,21)	1:A:184:LYS:HZ2	1:B:19:LEU:N	20	11.43	3.62	12.38
(1,21)	1:A:184:LYS:HZ2	1:B:20:THR:N	20	11.43	3.62	12.38
(1,21)	1:A:184:LYS:HZ2	1:B:21:ILE:N	20	11.43	3.62	12.38
(1,21)	1:A:184:LYS:HZ2	1:B:22:GLN:N	20	11.43	3.62	12.38
(1,21)	1:A:184:LYS:HZ2	1:B:23:LEU:N	20	11.43	3.62	12.38
(1,21)	1:A:184:LYS:HZ2	1:B:24:ILE:N	20	11.43	3.62	12.38
(1,21)	1:A:184:LYS:HZ2	1:B:25:GLN:N	20	11.43	3.62	12.38
(1,21)	1:A:184:LYS:HZ2	1:B:26:ASN:N	20	11.43	3.62	12.38
(1,21)	1:A:184:LYS:HZ2	1:B:27:HIS:N	20	11.43	3.62	12.38
(1,21)	1:A:184:LYS:HZ2	1:B:28:PHE:N	20	11.43	3.62	12.38
(1,21)	1:A:184:LYS:HZ2	1:B:29:VAL:N	20	11.43	3.62	12.38
(1,21)	1:A:184:LYS:HZ2	1:B:30:ASP:N	20	11.43	3.62	12.38
(1,21)	1:A:184:LYS:HZ2	1:B:31:GLU:N	20	11.43	3.62	12.38
(1,21)	1:A:184:LYS:HZ2	1:B:32:TYR:N	20	11.43	3.62	12.38

Continued on next page...

Continued from previous page...

Key	Atom-1	Atom-2	Models ¹	Mean (Å)	SD ¹ (Å)	Median (Å)
(1,21)	1:A:184:LYS:HZ2	1:B:33:ASP:N	20	11.43	3.62	12.38
(1,21)	1:A:184:LYS:HZ2	1:B:34:PRO:N	20	11.43	3.62	12.38
(1,21)	1:A:184:LYS:HZ2	1:B:35:THR:N	20	11.43	3.62	12.38
(1,21)	1:A:184:LYS:HZ2	1:B:36:ILE:N	20	11.43	3.62	12.38
(1,21)	1:A:184:LYS:HZ2	1:B:37:GLU:N	20	11.43	3.62	12.38
(1,21)	1:A:184:LYS:HZ2	1:B:38:ASP:N	20	11.43	3.62	12.38
(1,21)	1:A:184:LYS:HZ2	1:B:39:SER:N	20	11.43	3.62	12.38
(1,21)	1:A:184:LYS:HZ2	1:B:40:TYR:N	20	11.43	3.62	12.38
(1,21)	1:A:184:LYS:HZ2	1:B:41:ARG:N	20	11.43	3.62	12.38
(1,21)	1:A:184:LYS:HZ2	1:B:42:LYS:N	20	11.43	3.62	12.38
(1,21)	1:A:184:LYS:HZ2	1:B:43:GLN:N	20	11.43	3.62	12.38
(1,21)	1:A:184:LYS:HZ2	1:B:44:VAL:N	20	11.43	3.62	12.38
(1,21)	1:A:184:LYS:HZ2	1:B:45:VAL:N	20	11.43	3.62	12.38
(1,21)	1:A:184:LYS:HZ2	1:B:46:ILE:N	20	11.43	3.62	12.38
(1,21)	1:A:184:LYS:HZ2	1:B:47:ASP:N	20	11.43	3.62	12.38
(1,21)	1:A:184:LYS:HZ2	1:B:48:GLY:N	20	11.43	3.62	12.38
(1,21)	1:A:184:LYS:HZ2	1:B:49:GLU:N	20	11.43	3.62	12.38
(1,21)	1:A:184:LYS:HZ2	1:B:50:THR:N	20	11.43	3.62	12.38
(1,21)	1:A:184:LYS:HZ2	1:B:51:CYS:N	20	11.43	3.62	12.38
(1,21)	1:A:184:LYS:HZ2	1:B:52:LEU:N	20	11.43	3.62	12.38
(1,21)	1:A:184:LYS:HZ2	1:B:53:LEU:N	20	11.43	3.62	12.38
(1,21)	1:A:184:LYS:HZ2	1:B:54:ASP:N	20	11.43	3.62	12.38
(1,21)	1:A:184:LYS:HZ2	1:B:55:ILE:N	20	11.43	3.62	12.38
(1,21)	1:A:184:LYS:HZ2	1:B:56:LEU:N	20	11.43	3.62	12.38
(1,21)	1:A:184:LYS:HZ2	1:B:57:ASP:N	20	11.43	3.62	12.38
(1,21)	1:A:184:LYS:HZ2	1:B:58:THR:N	20	11.43	3.62	12.38
(1,21)	1:A:184:LYS:HZ2	1:B:59:ALA:N	20	11.43	3.62	12.38
(1,21)	1:A:184:LYS:HZ2	1:B:60:GLY:N	20	11.43	3.62	12.38
(1,21)	1:A:184:LYS:HZ2	1:B:61:GLN:N	20	11.43	3.62	12.38
(1,21)	1:A:184:LYS:HZ2	1:B:62:GLU:N	20	11.43	3.62	12.38
(1,21)	1:A:184:LYS:HZ2	1:B:63:GLU:N	20	11.43	3.62	12.38
(1,21)	1:A:184:LYS:HZ2	1:B:64:TYR:N	20	11.43	3.62	12.38
(1,21)	1:A:184:LYS:HZ2	1:B:65:SER:N	20	11.43	3.62	12.38
(1,21)	1:A:184:LYS:HZ2	1:B:66:ALA:N	20	11.43	3.62	12.38
(1,21)	1:A:184:LYS:HZ2	1:B:67:MET:N	20	11.43	3.62	12.38
(1,21)	1:A:184:LYS:HZ2	1:B:68:ARG:N	20	11.43	3.62	12.38
(1,21)	1:A:184:LYS:HZ2	1:B:69:ASP:N	20	11.43	3.62	12.38
(1,21)	1:A:184:LYS:HZ2	1:B:70:GLN:N	20	11.43	3.62	12.38
(1,21)	1:A:184:LYS:HZ2	1:B:71:TYR:N	20	11.43	3.62	12.38
(1,21)	1:A:184:LYS:HZ2	1:B:72:MET:N	20	11.43	3.62	12.38
(1,21)	1:A:184:LYS:HZ2	1:B:73:ARG:N	20	11.43	3.62	12.38
(1,21)	1:A:184:LYS:HZ2	1:B:74:THR:N	20	11.43	3.62	12.38

Continued on next page...

Continued from previous page...

Key	Atom-1	Atom-2	Models ¹	Mean (Å)	SD ¹ (Å)	Median (Å)
(1,21)	1:A:184:LYS:HZ2	1:B:75:GLY:N	20	11.43	3.62	12.38
(1,21)	1:A:184:LYS:HZ2	1:B:76:GLU:N	20	11.43	3.62	12.38
(1,21)	1:A:184:LYS:HZ2	1:B:77:GLY:N	20	11.43	3.62	12.38
(1,21)	1:A:184:LYS:HZ2	1:B:78:PHE:N	20	11.43	3.62	12.38
(1,21)	1:A:184:LYS:HZ2	1:B:79:LEU:N	20	11.43	3.62	12.38
(1,21)	1:A:184:LYS:HZ2	1:B:80:CYS:N	20	11.43	3.62	12.38
(1,21)	1:A:184:LYS:HZ2	5:B:203:7Q9:N	20	11.43	3.62	12.38
(1,21)	1:A:184:LYS:HZ2	5:B:204:7Q9:N	20	11.43	3.62	12.38
(1,21)	1:A:184:LYS:HZ2	5:B:205:7Q9:N	20	11.43	3.62	12.38
(1,21)	1:A:184:LYS:HZ2	5:B:206:7Q9:N	20	11.43	3.62	12.38
(1,21)	1:A:184:LYS:HZ2	5:B:207:7Q9:N	20	11.43	3.62	12.38
(1,21)	1:A:184:LYS:HZ2	6:B:208:17F:N1	20	11.43	3.62	12.38
(1,21)	1:A:184:LYS:HZ2	5:B:209:7Q9:N	20	11.43	3.62	12.38
(1,21)	1:A:184:LYS:HZ2	5:B:210:7Q9:N	20	11.43	3.62	12.38
(1,21)	1:A:184:LYS:HZ2	5:B:211:7Q9:N	20	11.43	3.62	12.38
(1,21)	1:A:184:LYS:HZ2	5:B:212:7Q9:N	20	11.43	3.62	12.38
(1,21)	1:A:184:LYS:HZ2	5:B:213:7Q9:N	20	11.43	3.62	12.38
(1,21)	1:A:184:LYS:HZ2	6:B:214:17F:N1	20	11.43	3.62	12.38
(1,21)	1:A:184:LYS:HZ2	6:B:215:17F:N1	20	11.43	3.62	12.38
(1,21)	1:A:184:LYS:HZ2	5:B:216:7Q9:N	20	11.43	3.62	12.38
(1,21)	1:A:184:LYS:HZ2	5:B:217:7Q9:N	20	11.43	3.62	12.38
(1,21)	1:A:184:LYS:HZ2	5:B:218:7Q9:N	20	11.43	3.62	12.38
(1,21)	1:A:184:LYS:HZ2	6:B:219:17F:N1	20	11.43	3.62	12.38
(1,21)	1:A:184:LYS:HZ2	5:B:220:7Q9:N	20	11.43	3.62	12.38
(1,21)	1:A:184:LYS:HZ3	1:B:2:THR:N	20	11.43	3.62	12.38
(1,21)	1:A:184:LYS:HZ3	1:B:3:GLU:N	20	11.43	3.62	12.38
(1,21)	1:A:184:LYS:HZ3	1:B:4:TYR:N	20	11.43	3.62	12.38
(1,21)	1:A:184:LYS:HZ3	1:B:5:LYS:N	20	11.43	3.62	12.38
(1,21)	1:A:184:LYS:HZ3	1:B:6:LEU:N	20	11.43	3.62	12.38
(1,21)	1:A:184:LYS:HZ3	1:B:7:VAL:N	20	11.43	3.62	12.38
(1,21)	1:A:184:LYS:HZ3	1:B:8:VAL:N	20	11.43	3.62	12.38
(1,21)	1:A:184:LYS:HZ3	1:B:9:VAL:N	20	11.43	3.62	12.38
(1,21)	1:A:184:LYS:HZ3	1:B:10:GLY:N	20	11.43	3.62	12.38
(1,21)	1:A:184:LYS:HZ3	1:B:11:ALA:N	20	11.43	3.62	12.38
(1,21)	1:A:184:LYS:HZ3	1:B:12:ASP:N	20	11.43	3.62	12.38
(1,21)	1:A:184:LYS:HZ3	1:B:13:GLY:N	20	11.43	3.62	12.38
(1,21)	1:A:184:LYS:HZ3	1:B:14:VAL:N	20	11.43	3.62	12.38
(1,21)	1:A:184:LYS:HZ3	1:B:15:GLY:N	20	11.43	3.62	12.38
(1,21)	1:A:184:LYS:HZ3	1:B:16:LYS:N	20	11.43	3.62	12.38
(1,21)	1:A:184:LYS:HZ3	1:B:17:SER:N	20	11.43	3.62	12.38
(1,21)	1:A:184:LYS:HZ3	1:B:18:ALA:N	20	11.43	3.62	12.38
(1,21)	1:A:184:LYS:HZ3	1:B:19:LEU:N	20	11.43	3.62	12.38

Continued on next page...

Continued from previous page...

Key	Atom-1	Atom-2	Models ¹	Mean (Å)	SD ¹ (Å)	Median (Å)
(1,21)	1:A:184:LYS:HZ3	1:B:20:THR:N	20	11.43	3.62	12.38
(1,21)	1:A:184:LYS:HZ3	1:B:21:ILE:N	20	11.43	3.62	12.38
(1,21)	1:A:184:LYS:HZ3	1:B:22:GLN:N	20	11.43	3.62	12.38
(1,21)	1:A:184:LYS:HZ3	1:B:23:LEU:N	20	11.43	3.62	12.38
(1,21)	1:A:184:LYS:HZ3	1:B:24:ILE:N	20	11.43	3.62	12.38
(1,21)	1:A:184:LYS:HZ3	1:B:25:GLN:N	20	11.43	3.62	12.38
(1,21)	1:A:184:LYS:HZ3	1:B:26:ASN:N	20	11.43	3.62	12.38
(1,21)	1:A:184:LYS:HZ3	1:B:27:HIS:N	20	11.43	3.62	12.38
(1,21)	1:A:184:LYS:HZ3	1:B:28:PHE:N	20	11.43	3.62	12.38
(1,21)	1:A:184:LYS:HZ3	1:B:29:VAL:N	20	11.43	3.62	12.38
(1,21)	1:A:184:LYS:HZ3	1:B:30:ASP:N	20	11.43	3.62	12.38
(1,21)	1:A:184:LYS:HZ3	1:B:31:GLU:N	20	11.43	3.62	12.38
(1,21)	1:A:184:LYS:HZ3	1:B:32:TYR:N	20	11.43	3.62	12.38
(1,21)	1:A:184:LYS:HZ3	1:B:33:ASP:N	20	11.43	3.62	12.38
(1,21)	1:A:184:LYS:HZ3	1:B:34:PRO:N	20	11.43	3.62	12.38
(1,21)	1:A:184:LYS:HZ3	1:B:35:THR:N	20	11.43	3.62	12.38
(1,21)	1:A:184:LYS:HZ3	1:B:36:ILE:N	20	11.43	3.62	12.38
(1,21)	1:A:184:LYS:HZ3	1:B:37:GLU:N	20	11.43	3.62	12.38
(1,21)	1:A:184:LYS:HZ3	1:B:38:ASP:N	20	11.43	3.62	12.38
(1,21)	1:A:184:LYS:HZ3	1:B:39:SER:N	20	11.43	3.62	12.38
(1,21)	1:A:184:LYS:HZ3	1:B:40:TYR:N	20	11.43	3.62	12.38
(1,21)	1:A:184:LYS:HZ3	1:B:41:ARG:N	20	11.43	3.62	12.38
(1,21)	1:A:184:LYS:HZ3	1:B:42:LYS:N	20	11.43	3.62	12.38
(1,21)	1:A:184:LYS:HZ3	1:B:43:GLN:N	20	11.43	3.62	12.38
(1,21)	1:A:184:LYS:HZ3	1:B:44:VAL:N	20	11.43	3.62	12.38
(1,21)	1:A:184:LYS:HZ3	1:B:45:VAL:N	20	11.43	3.62	12.38
(1,21)	1:A:184:LYS:HZ3	1:B:46:ILE:N	20	11.43	3.62	12.38
(1,21)	1:A:184:LYS:HZ3	1:B:47:ASP:N	20	11.43	3.62	12.38
(1,21)	1:A:184:LYS:HZ3	1:B:48:GLY:N	20	11.43	3.62	12.38
(1,21)	1:A:184:LYS:HZ3	1:B:49:GLU:N	20	11.43	3.62	12.38
(1,21)	1:A:184:LYS:HZ3	1:B:50:THR:N	20	11.43	3.62	12.38
(1,21)	1:A:184:LYS:HZ3	1:B:51:CYS:N	20	11.43	3.62	12.38
(1,21)	1:A:184:LYS:HZ3	1:B:52:LEU:N	20	11.43	3.62	12.38
(1,21)	1:A:184:LYS:HZ3	1:B:53:LEU:N	20	11.43	3.62	12.38
(1,21)	1:A:184:LYS:HZ3	1:B:54:ASP:N	20	11.43	3.62	12.38
(1,21)	1:A:184:LYS:HZ3	1:B:55:ILE:N	20	11.43	3.62	12.38
(1,21)	1:A:184:LYS:HZ3	1:B:56:LEU:N	20	11.43	3.62	12.38
(1,21)	1:A:184:LYS:HZ3	1:B:57:ASP:N	20	11.43	3.62	12.38
(1,21)	1:A:184:LYS:HZ3	1:B:58:THR:N	20	11.43	3.62	12.38
(1,21)	1:A:184:LYS:HZ3	1:B:59:ALA:N	20	11.43	3.62	12.38
(1,21)	1:A:184:LYS:HZ3	1:B:60:GLY:N	20	11.43	3.62	12.38
(1,21)	1:A:184:LYS:HZ3	1:B:61:GLN:N	20	11.43	3.62	12.38

Continued on next page...

Continued from previous page...

Key	Atom-1	Atom-2	Models ¹	Mean (Å)	SD ¹ (Å)	Median (Å)
(1,21)	1:A:184:LYS:HZ3	1:B:62:GLU:N	20	11.43	3.62	12.38
(1,21)	1:A:184:LYS:HZ3	1:B:63:GLU:N	20	11.43	3.62	12.38
(1,21)	1:A:184:LYS:HZ3	1:B:64:TYR:N	20	11.43	3.62	12.38
(1,21)	1:A:184:LYS:HZ3	1:B:65:SER:N	20	11.43	3.62	12.38
(1,21)	1:A:184:LYS:HZ3	1:B:66:ALA:N	20	11.43	3.62	12.38
(1,21)	1:A:184:LYS:HZ3	1:B:67:MET:N	20	11.43	3.62	12.38
(1,21)	1:A:184:LYS:HZ3	1:B:68:ARG:N	20	11.43	3.62	12.38
(1,21)	1:A:184:LYS:HZ3	1:B:69:ASP:N	20	11.43	3.62	12.38
(1,21)	1:A:184:LYS:HZ3	1:B:70:GLN:N	20	11.43	3.62	12.38
(1,21)	1:A:184:LYS:HZ3	1:B:71:TYR:N	20	11.43	3.62	12.38
(1,21)	1:A:184:LYS:HZ3	1:B:72:MET:N	20	11.43	3.62	12.38
(1,21)	1:A:184:LYS:HZ3	1:B:73:ARG:N	20	11.43	3.62	12.38
(1,21)	1:A:184:LYS:HZ3	1:B:74:THR:N	20	11.43	3.62	12.38
(1,21)	1:A:184:LYS:HZ3	1:B:75:GLY:N	20	11.43	3.62	12.38
(1,21)	1:A:184:LYS:HZ3	1:B:76:GLU:N	20	11.43	3.62	12.38
(1,21)	1:A:184:LYS:HZ3	1:B:77:GLY:N	20	11.43	3.62	12.38
(1,21)	1:A:184:LYS:HZ3	1:B:78:PHE:N	20	11.43	3.62	12.38
(1,21)	1:A:184:LYS:HZ3	1:B:79:LEU:N	20	11.43	3.62	12.38
(1,21)	1:A:184:LYS:HZ3	1:B:80:CYS:N	20	11.43	3.62	12.38
(1,21)	1:A:184:LYS:HZ3	5:B:203:7Q9:N	20	11.43	3.62	12.38
(1,21)	1:A:184:LYS:HZ3	5:B:204:7Q9:N	20	11.43	3.62	12.38
(1,21)	1:A:184:LYS:HZ3	5:B:205:7Q9:N	20	11.43	3.62	12.38
(1,21)	1:A:184:LYS:HZ3	5:B:206:7Q9:N	20	11.43	3.62	12.38
(1,21)	1:A:184:LYS:HZ3	5:B:207:7Q9:N	20	11.43	3.62	12.38
(1,21)	1:A:184:LYS:HZ3	6:B:208:17F:N1	20	11.43	3.62	12.38
(1,21)	1:A:184:LYS:HZ3	5:B:209:7Q9:N	20	11.43	3.62	12.38
(1,21)	1:A:184:LYS:HZ3	5:B:210:7Q9:N	20	11.43	3.62	12.38
(1,21)	1:A:184:LYS:HZ3	5:B:211:7Q9:N	20	11.43	3.62	12.38
(1,21)	1:A:184:LYS:HZ3	5:B:212:7Q9:N	20	11.43	3.62	12.38
(1,21)	1:A:184:LYS:HZ3	5:B:213:7Q9:N	20	11.43	3.62	12.38
(1,21)	1:A:184:LYS:HZ3	6:B:214:17F:N1	20	11.43	3.62	12.38
(1,21)	1:A:184:LYS:HZ3	6:B:215:17F:N1	20	11.43	3.62	12.38
(1,21)	1:A:184:LYS:HZ3	5:B:216:7Q9:N	20	11.43	3.62	12.38
(1,21)	1:A:184:LYS:HZ3	5:B:217:7Q9:N	20	11.43	3.62	12.38
(1,21)	1:A:184:LYS:HZ3	5:B:218:7Q9:N	20	11.43	3.62	12.38
(1,21)	1:A:184:LYS:HZ3	6:B:219:17F:N1	20	11.43	3.62	12.38
(1,21)	1:A:184:LYS:HZ3	5:B:220:7Q9:N	20	11.43	3.62	12.38
(1,21)	1:A:184:LYS:N	1:B:2:THR:N	20	11.43	3.62	12.38
(1,21)	1:A:184:LYS:N	1:B:3:GLU:N	20	11.43	3.62	12.38
(1,21)	1:A:184:LYS:N	1:B:4:TYR:N	20	11.43	3.62	12.38
(1,21)	1:A:184:LYS:N	1:B:5:LYS:N	20	11.43	3.62	12.38
(1,21)	1:A:184:LYS:N	1:B:6:LEU:N	20	11.43	3.62	12.38

Continued on next page...

Continued from previous page...

Key	Atom-1	Atom-2	Models ¹	Mean (Å)	SD ¹ (Å)	Median (Å)
(1,21)	1:A:184:LYS:N	1:B:7:VAL:N	20	11.43	3.62	12.38
(1,21)	1:A:184:LYS:N	1:B:8:VAL:N	20	11.43	3.62	12.38
(1,21)	1:A:184:LYS:N	1:B:9:VAL:N	20	11.43	3.62	12.38
(1,21)	1:A:184:LYS:N	1:B:10:GLY:N	20	11.43	3.62	12.38
(1,21)	1:A:184:LYS:N	1:B:11:ALA:N	20	11.43	3.62	12.38
(1,21)	1:A:184:LYS:N	1:B:12:ASP:N	20	11.43	3.62	12.38
(1,21)	1:A:184:LYS:N	1:B:13:GLY:N	20	11.43	3.62	12.38
(1,21)	1:A:184:LYS:N	1:B:14:VAL:N	20	11.43	3.62	12.38
(1,21)	1:A:184:LYS:N	1:B:15:GLY:N	20	11.43	3.62	12.38
(1,21)	1:A:184:LYS:N	1:B:16:LYS:N	20	11.43	3.62	12.38
(1,21)	1:A:184:LYS:N	1:B:17:SER:N	20	11.43	3.62	12.38
(1,21)	1:A:184:LYS:N	1:B:18:ALA:N	20	11.43	3.62	12.38
(1,21)	1:A:184:LYS:N	1:B:19:LEU:N	20	11.43	3.62	12.38
(1,21)	1:A:184:LYS:N	1:B:20:THR:N	20	11.43	3.62	12.38
(1,21)	1:A:184:LYS:N	1:B:21:ILE:N	20	11.43	3.62	12.38
(1,21)	1:A:184:LYS:N	1:B:22:GLN:N	20	11.43	3.62	12.38
(1,21)	1:A:184:LYS:N	1:B:23:LEU:N	20	11.43	3.62	12.38
(1,21)	1:A:184:LYS:N	1:B:24:ILE:N	20	11.43	3.62	12.38
(1,21)	1:A:184:LYS:N	1:B:25:GLN:N	20	11.43	3.62	12.38
(1,21)	1:A:184:LYS:N	1:B:26:ASN:N	20	11.43	3.62	12.38
(1,21)	1:A:184:LYS:N	1:B:27:HIS:N	20	11.43	3.62	12.38
(1,21)	1:A:184:LYS:N	1:B:28:PHE:N	20	11.43	3.62	12.38
(1,21)	1:A:184:LYS:N	1:B:29:VAL:N	20	11.43	3.62	12.38
(1,21)	1:A:184:LYS:N	1:B:30:ASP:N	20	11.43	3.62	12.38
(1,21)	1:A:184:LYS:N	1:B:31:GLU:N	20	11.43	3.62	12.38
(1,21)	1:A:184:LYS:N	1:B:32:TYR:N	20	11.43	3.62	12.38
(1,21)	1:A:184:LYS:N	1:B:33:ASP:N	20	11.43	3.62	12.38
(1,21)	1:A:184:LYS:N	1:B:34:PRO:N	20	11.43	3.62	12.38
(1,21)	1:A:184:LYS:N	1:B:35:THR:N	20	11.43	3.62	12.38
(1,21)	1:A:184:LYS:N	1:B:36:ILE:N	20	11.43	3.62	12.38
(1,21)	1:A:184:LYS:N	1:B:37:GLU:N	20	11.43	3.62	12.38
(1,21)	1:A:184:LYS:N	1:B:38:ASP:N	20	11.43	3.62	12.38
(1,21)	1:A:184:LYS:N	1:B:39:SER:N	20	11.43	3.62	12.38
(1,21)	1:A:184:LYS:N	1:B:40:TYR:N	20	11.43	3.62	12.38
(1,21)	1:A:184:LYS:N	1:B:41:ARG:N	20	11.43	3.62	12.38
(1,21)	1:A:184:LYS:N	1:B:42:LYS:N	20	11.43	3.62	12.38
(1,21)	1:A:184:LYS:N	1:B:43:GLN:N	20	11.43	3.62	12.38
(1,21)	1:A:184:LYS:N	1:B:44:VAL:N	20	11.43	3.62	12.38
(1,21)	1:A:184:LYS:N	1:B:45:VAL:N	20	11.43	3.62	12.38
(1,21)	1:A:184:LYS:N	1:B:46:ILE:N	20	11.43	3.62	12.38
(1,21)	1:A:184:LYS:N	1:B:47:ASP:N	20	11.43	3.62	12.38
(1,21)	1:A:184:LYS:N	1:B:48:GLY:N	20	11.43	3.62	12.38

Continued on next page...

Continued from previous page...

Key	Atom-1	Atom-2	Models ¹	Mean (Å)	SD ¹ (Å)	Median (Å)
(1,21)	1:A:184:LYS:N	1:B:49:GLU:N	20	11.43	3.62	12.38
(1,21)	1:A:184:LYS:N	1:B:50:THR:N	20	11.43	3.62	12.38
(1,21)	1:A:184:LYS:N	1:B:51:CYS:N	20	11.43	3.62	12.38
(1,21)	1:A:184:LYS:N	1:B:52:LEU:N	20	11.43	3.62	12.38
(1,21)	1:A:184:LYS:N	1:B:53:LEU:N	20	11.43	3.62	12.38
(1,21)	1:A:184:LYS:N	1:B:54:ASP:N	20	11.43	3.62	12.38
(1,21)	1:A:184:LYS:N	1:B:55:ILE:N	20	11.43	3.62	12.38
(1,21)	1:A:184:LYS:N	1:B:56:LEU:N	20	11.43	3.62	12.38
(1,21)	1:A:184:LYS:N	1:B:57:ASP:N	20	11.43	3.62	12.38
(1,21)	1:A:184:LYS:N	1:B:58:THR:N	20	11.43	3.62	12.38
(1,21)	1:A:184:LYS:N	1:B:59:ALA:N	20	11.43	3.62	12.38
(1,21)	1:A:184:LYS:N	1:B:60:GLY:N	20	11.43	3.62	12.38
(1,21)	1:A:184:LYS:N	1:B:61:GLN:N	20	11.43	3.62	12.38
(1,21)	1:A:184:LYS:N	1:B:62:GLU:N	20	11.43	3.62	12.38
(1,21)	1:A:184:LYS:N	1:B:63:GLU:N	20	11.43	3.62	12.38
(1,21)	1:A:184:LYS:N	1:B:64:TYR:N	20	11.43	3.62	12.38
(1,21)	1:A:184:LYS:N	1:B:65:SER:N	20	11.43	3.62	12.38
(1,21)	1:A:184:LYS:N	1:B:66:ALA:N	20	11.43	3.62	12.38
(1,21)	1:A:184:LYS:N	1:B:67:MET:N	20	11.43	3.62	12.38
(1,21)	1:A:184:LYS:N	1:B:68:ARG:N	20	11.43	3.62	12.38
(1,21)	1:A:184:LYS:N	1:B:69:ASP:N	20	11.43	3.62	12.38
(1,21)	1:A:184:LYS:N	1:B:70:GLN:N	20	11.43	3.62	12.38
(1,21)	1:A:184:LYS:N	1:B:71:TYR:N	20	11.43	3.62	12.38
(1,21)	1:A:184:LYS:N	1:B:72:MET:N	20	11.43	3.62	12.38
(1,21)	1:A:184:LYS:N	1:B:73:ARG:N	20	11.43	3.62	12.38
(1,21)	1:A:184:LYS:N	1:B:74:THR:N	20	11.43	3.62	12.38
(1,21)	1:A:184:LYS:N	1:B:75:GLY:N	20	11.43	3.62	12.38
(1,21)	1:A:184:LYS:N	1:B:76:GLU:N	20	11.43	3.62	12.38
(1,21)	1:A:184:LYS:N	1:B:77:GLY:N	20	11.43	3.62	12.38
(1,21)	1:A:184:LYS:N	1:B:78:PHE:N	20	11.43	3.62	12.38
(1,21)	1:A:184:LYS:N	1:B:79:LEU:N	20	11.43	3.62	12.38
(1,21)	1:A:184:LYS:N	1:B:80:CYS:N	20	11.43	3.62	12.38
(1,21)	1:A:184:LYS:N	5:B:203:7Q9:N	20	11.43	3.62	12.38
(1,21)	1:A:184:LYS:N	5:B:204:7Q9:N	20	11.43	3.62	12.38
(1,21)	1:A:184:LYS:N	5:B:205:7Q9:N	20	11.43	3.62	12.38
(1,21)	1:A:184:LYS:N	5:B:206:7Q9:N	20	11.43	3.62	12.38
(1,21)	1:A:184:LYS:N	5:B:207:7Q9:N	20	11.43	3.62	12.38
(1,21)	1:A:184:LYS:N	6:B:208:17F:N1	20	11.43	3.62	12.38
(1,21)	1:A:184:LYS:N	5:B:209:7Q9:N	20	11.43	3.62	12.38
(1,21)	1:A:184:LYS:N	5:B:210:7Q9:N	20	11.43	3.62	12.38
(1,21)	1:A:184:LYS:N	5:B:211:7Q9:N	20	11.43	3.62	12.38
(1,21)	1:A:184:LYS:N	5:B:212:7Q9:N	20	11.43	3.62	12.38

Continued on next page...

Continued from previous page...

Key	Atom-1	Atom-2	Models ¹	Mean (Å)	SD ¹ (Å)	Median (Å)
(1,21)	1:A:184:LYS:N	5:B:213:7Q9:N	20	11.43	3.62	12.38
(1,21)	1:A:184:LYS:N	6:B:214:17F:N1	20	11.43	3.62	12.38
(1,21)	1:A:184:LYS:N	6:B:215:17F:N1	20	11.43	3.62	12.38
(1,21)	1:A:184:LYS:N	5:B:216:7Q9:N	20	11.43	3.62	12.38
(1,21)	1:A:184:LYS:N	5:B:217:7Q9:N	20	11.43	3.62	12.38
(1,21)	1:A:184:LYS:N	5:B:218:7Q9:N	20	11.43	3.62	12.38
(1,21)	1:A:184:LYS:N	6:B:219:17F:N1	20	11.43	3.62	12.38
(1,21)	1:A:184:LYS:N	5:B:220:7Q9:N	20	11.43	3.62	12.38
(1,21)	1:A:184:LYS:NZ	1:B:2:THR:N	20	11.43	3.62	12.38
(1,21)	1:A:184:LYS:NZ	1:B:3:GLU:N	20	11.43	3.62	12.38
(1,21)	1:A:184:LYS:NZ	1:B:4:TYR:N	20	11.43	3.62	12.38
(1,21)	1:A:184:LYS:NZ	1:B:5:LYS:N	20	11.43	3.62	12.38
(1,21)	1:A:184:LYS:NZ	1:B:6:LEU:N	20	11.43	3.62	12.38
(1,21)	1:A:184:LYS:NZ	1:B:7:VAL:N	20	11.43	3.62	12.38
(1,21)	1:A:184:LYS:NZ	1:B:8:VAL:N	20	11.43	3.62	12.38
(1,21)	1:A:184:LYS:NZ	1:B:9:VAL:N	20	11.43	3.62	12.38
(1,21)	1:A:184:LYS:NZ	1:B:10:GLY:N	20	11.43	3.62	12.38
(1,21)	1:A:184:LYS:NZ	1:B:11:ALA:N	20	11.43	3.62	12.38
(1,21)	1:A:184:LYS:NZ	1:B:12:ASP:N	20	11.43	3.62	12.38
(1,21)	1:A:184:LYS:NZ	1:B:13:GLY:N	20	11.43	3.62	12.38
(1,21)	1:A:184:LYS:NZ	1:B:14:VAL:N	20	11.43	3.62	12.38
(1,21)	1:A:184:LYS:NZ	1:B:15:GLY:N	20	11.43	3.62	12.38
(1,21)	1:A:184:LYS:NZ	1:B:16:LYS:N	20	11.43	3.62	12.38
(1,21)	1:A:184:LYS:NZ	1:B:17:SER:N	20	11.43	3.62	12.38
(1,21)	1:A:184:LYS:NZ	1:B:18:ALA:N	20	11.43	3.62	12.38
(1,21)	1:A:184:LYS:NZ	1:B:19:LEU:N	20	11.43	3.62	12.38
(1,21)	1:A:184:LYS:NZ	1:B:20:THR:N	20	11.43	3.62	12.38
(1,21)	1:A:184:LYS:NZ	1:B:21:ILE:N	20	11.43	3.62	12.38
(1,21)	1:A:184:LYS:NZ	1:B:22:GLN:N	20	11.43	3.62	12.38
(1,21)	1:A:184:LYS:NZ	1:B:23:LEU:N	20	11.43	3.62	12.38
(1,21)	1:A:184:LYS:NZ	1:B:24:ILE:N	20	11.43	3.62	12.38
(1,21)	1:A:184:LYS:NZ	1:B:25:GLN:N	20	11.43	3.62	12.38
(1,21)	1:A:184:LYS:NZ	1:B:26:ASN:N	20	11.43	3.62	12.38
(1,21)	1:A:184:LYS:NZ	1:B:27:HIS:N	20	11.43	3.62	12.38
(1,21)	1:A:184:LYS:NZ	1:B:28:PHE:N	20	11.43	3.62	12.38
(1,21)	1:A:184:LYS:NZ	1:B:29:VAL:N	20	11.43	3.62	12.38
(1,21)	1:A:184:LYS:NZ	1:B:30:ASP:N	20	11.43	3.62	12.38
(1,21)	1:A:184:LYS:NZ	1:B:31:GLU:N	20	11.43	3.62	12.38
(1,21)	1:A:184:LYS:NZ	1:B:32:TYR:N	20	11.43	3.62	12.38
(1,21)	1:A:184:LYS:NZ	1:B:33:ASP:N	20	11.43	3.62	12.38
(1,21)	1:A:184:LYS:NZ	1:B:34:PRO:N	20	11.43	3.62	12.38
(1,21)	1:A:184:LYS:NZ	1:B:35:THR:N	20	11.43	3.62	12.38

Continued on next page...

Continued from previous page...

Key	Atom-1	Atom-2	Models ¹	Mean (Å)	SD ¹ (Å)	Median (Å)
(1,21)	1:A:184:LYS:NZ	1:B:36:ILE:N	20	11.43	3.62	12.38
(1,21)	1:A:184:LYS:NZ	1:B:37:GLU:N	20	11.43	3.62	12.38
(1,21)	1:A:184:LYS:NZ	1:B:38:ASP:N	20	11.43	3.62	12.38
(1,21)	1:A:184:LYS:NZ	1:B:39:SER:N	20	11.43	3.62	12.38
(1,21)	1:A:184:LYS:NZ	1:B:40:TYR:N	20	11.43	3.62	12.38
(1,21)	1:A:184:LYS:NZ	1:B:41:ARG:N	20	11.43	3.62	12.38
(1,21)	1:A:184:LYS:NZ	1:B:42:LYS:N	20	11.43	3.62	12.38
(1,21)	1:A:184:LYS:NZ	1:B:43:GLN:N	20	11.43	3.62	12.38
(1,21)	1:A:184:LYS:NZ	1:B:44:VAL:N	20	11.43	3.62	12.38
(1,21)	1:A:184:LYS:NZ	1:B:45:VAL:N	20	11.43	3.62	12.38
(1,21)	1:A:184:LYS:NZ	1:B:46:ILE:N	20	11.43	3.62	12.38
(1,21)	1:A:184:LYS:NZ	1:B:47:ASP:N	20	11.43	3.62	12.38
(1,21)	1:A:184:LYS:NZ	1:B:48:GLY:N	20	11.43	3.62	12.38
(1,21)	1:A:184:LYS:NZ	1:B:49:GLU:N	20	11.43	3.62	12.38
(1,21)	1:A:184:LYS:NZ	1:B:50:THR:N	20	11.43	3.62	12.38
(1,21)	1:A:184:LYS:NZ	1:B:51:CYS:N	20	11.43	3.62	12.38
(1,21)	1:A:184:LYS:NZ	1:B:52:LEU:N	20	11.43	3.62	12.38
(1,21)	1:A:184:LYS:NZ	1:B:53:LEU:N	20	11.43	3.62	12.38
(1,21)	1:A:184:LYS:NZ	1:B:54:ASP:N	20	11.43	3.62	12.38
(1,21)	1:A:184:LYS:NZ	1:B:55:ILE:N	20	11.43	3.62	12.38
(1,21)	1:A:184:LYS:NZ	1:B:56:LEU:N	20	11.43	3.62	12.38
(1,21)	1:A:184:LYS:NZ	1:B:57:ASP:N	20	11.43	3.62	12.38
(1,21)	1:A:184:LYS:NZ	1:B:58:THR:N	20	11.43	3.62	12.38
(1,21)	1:A:184:LYS:NZ	1:B:59:ALA:N	20	11.43	3.62	12.38
(1,21)	1:A:184:LYS:NZ	1:B:60:GLY:N	20	11.43	3.62	12.38
(1,21)	1:A:184:LYS:NZ	1:B:61:GLN:N	20	11.43	3.62	12.38
(1,21)	1:A:184:LYS:NZ	1:B:62:GLU:N	20	11.43	3.62	12.38
(1,21)	1:A:184:LYS:NZ	1:B:63:GLU:N	20	11.43	3.62	12.38
(1,21)	1:A:184:LYS:NZ	1:B:64:TYR:N	20	11.43	3.62	12.38
(1,21)	1:A:184:LYS:NZ	1:B:65:SER:N	20	11.43	3.62	12.38
(1,21)	1:A:184:LYS:NZ	1:B:66:ALA:N	20	11.43	3.62	12.38
(1,21)	1:A:184:LYS:NZ	1:B:67:MET:N	20	11.43	3.62	12.38
(1,21)	1:A:184:LYS:NZ	1:B:68:ARG:N	20	11.43	3.62	12.38
(1,21)	1:A:184:LYS:NZ	1:B:69:ASP:N	20	11.43	3.62	12.38
(1,21)	1:A:184:LYS:NZ	1:B:70:GLN:N	20	11.43	3.62	12.38
(1,21)	1:A:184:LYS:NZ	1:B:71:TYR:N	20	11.43	3.62	12.38
(1,21)	1:A:184:LYS:NZ	1:B:72:MET:N	20	11.43	3.62	12.38
(1,21)	1:A:184:LYS:NZ	1:B:73:ARG:N	20	11.43	3.62	12.38
(1,21)	1:A:184:LYS:NZ	1:B:74:THR:N	20	11.43	3.62	12.38
(1,21)	1:A:184:LYS:NZ	1:B:75:GLY:N	20	11.43	3.62	12.38
(1,21)	1:A:184:LYS:NZ	1:B:76:GLU:N	20	11.43	3.62	12.38
(1,21)	1:A:184:LYS:NZ	1:B:77:GLY:N	20	11.43	3.62	12.38

Continued on next page...

Continued from previous page...

Key	Atom-1	Atom-2	Models ¹	Mean (Å)	SD ¹ (Å)	Median (Å)
(1,21)	1:A:184:LYS:NZ	1:B:78:PHE:N	20	11.43	3.62	12.38
(1,21)	1:A:184:LYS:NZ	1:B:79:LEU:N	20	11.43	3.62	12.38
(1,21)	1:A:184:LYS:NZ	1:B:80:CYS:N	20	11.43	3.62	12.38
(1,21)	1:A:184:LYS:NZ	5:B:203:7Q9:N	20	11.43	3.62	12.38
(1,21)	1:A:184:LYS:NZ	5:B:204:7Q9:N	20	11.43	3.62	12.38
(1,21)	1:A:184:LYS:NZ	5:B:205:7Q9:N	20	11.43	3.62	12.38
(1,21)	1:A:184:LYS:NZ	5:B:206:7Q9:N	20	11.43	3.62	12.38
(1,21)	1:A:184:LYS:NZ	5:B:207:7Q9:N	20	11.43	3.62	12.38
(1,21)	1:A:184:LYS:NZ	6:B:208:17F:N1	20	11.43	3.62	12.38
(1,21)	1:A:184:LYS:NZ	5:B:209:7Q9:N	20	11.43	3.62	12.38
(1,21)	1:A:184:LYS:NZ	5:B:210:7Q9:N	20	11.43	3.62	12.38
(1,21)	1:A:184:LYS:NZ	5:B:211:7Q9:N	20	11.43	3.62	12.38
(1,21)	1:A:184:LYS:NZ	5:B:212:7Q9:N	20	11.43	3.62	12.38
(1,21)	1:A:184:LYS:NZ	5:B:213:7Q9:N	20	11.43	3.62	12.38
(1,21)	1:A:184:LYS:NZ	6:B:214:17F:N1	20	11.43	3.62	12.38
(1,21)	1:A:184:LYS:NZ	6:B:215:17F:N1	20	11.43	3.62	12.38
(1,21)	1:A:184:LYS:NZ	5:B:216:7Q9:N	20	11.43	3.62	12.38
(1,21)	1:A:184:LYS:NZ	5:B:217:7Q9:N	20	11.43	3.62	12.38
(1,21)	1:A:184:LYS:NZ	5:B:218:7Q9:N	20	11.43	3.62	12.38
(1,21)	1:A:184:LYS:NZ	6:B:219:17F:N1	20	11.43	3.62	12.38
(1,21)	1:A:184:LYS:NZ	5:B:220:7Q9:N	20	11.43	3.62	12.38
(1,21)	1:A:184:LYS:O	1:B:2:THR:N	20	11.43	3.62	12.38
(1,21)	1:A:184:LYS:O	1:B:3:GLU:N	20	11.43	3.62	12.38
(1,21)	1:A:184:LYS:O	1:B:4:TYR:N	20	11.43	3.62	12.38
(1,21)	1:A:184:LYS:O	1:B:5:LYS:N	20	11.43	3.62	12.38
(1,21)	1:A:184:LYS:O	1:B:6:LEU:N	20	11.43	3.62	12.38
(1,21)	1:A:184:LYS:O	1:B:7:VAL:N	20	11.43	3.62	12.38
(1,21)	1:A:184:LYS:O	1:B:8:VAL:N	20	11.43	3.62	12.38
(1,21)	1:A:184:LYS:O	1:B:9:VAL:N	20	11.43	3.62	12.38
(1,21)	1:A:184:LYS:O	1:B:10:GLY:N	20	11.43	3.62	12.38
(1,21)	1:A:184:LYS:O	1:B:11:ALA:N	20	11.43	3.62	12.38
(1,21)	1:A:184:LYS:O	1:B:12:ASP:N	20	11.43	3.62	12.38
(1,21)	1:A:184:LYS:O	1:B:13:GLY:N	20	11.43	3.62	12.38
(1,21)	1:A:184:LYS:O	1:B:14:VAL:N	20	11.43	3.62	12.38
(1,21)	1:A:184:LYS:O	1:B:15:GLY:N	20	11.43	3.62	12.38
(1,21)	1:A:184:LYS:O	1:B:16:LYS:N	20	11.43	3.62	12.38
(1,21)	1:A:184:LYS:O	1:B:17:SER:N	20	11.43	3.62	12.38
(1,21)	1:A:184:LYS:O	1:B:18:ALA:N	20	11.43	3.62	12.38
(1,21)	1:A:184:LYS:O	1:B:19:LEU:N	20	11.43	3.62	12.38
(1,21)	1:A:184:LYS:O	1:B:20:THR:N	20	11.43	3.62	12.38
(1,21)	1:A:184:LYS:O	1:B:21:ILE:N	20	11.43	3.62	12.38
(1,21)	1:A:184:LYS:O	1:B:22:GLN:N	20	11.43	3.62	12.38

Continued on next page...

Continued from previous page...

Key	Atom-1	Atom-2	Models ¹	Mean (Å)	SD ¹ (Å)	Median (Å)
(1,21)	1:A:184:LYS:O	1:B:23:LEU:N	20	11.43	3.62	12.38
(1,21)	1:A:184:LYS:O	1:B:24:ILE:N	20	11.43	3.62	12.38
(1,21)	1:A:184:LYS:O	1:B:25:GLN:N	20	11.43	3.62	12.38
(1,21)	1:A:184:LYS:O	1:B:26:ASN:N	20	11.43	3.62	12.38
(1,21)	1:A:184:LYS:O	1:B:27:HIS:N	20	11.43	3.62	12.38
(1,21)	1:A:184:LYS:O	1:B:28:PHE:N	20	11.43	3.62	12.38
(1,21)	1:A:184:LYS:O	1:B:29:VAL:N	20	11.43	3.62	12.38
(1,21)	1:A:184:LYS:O	1:B:30:ASP:N	20	11.43	3.62	12.38
(1,21)	1:A:184:LYS:O	1:B:31:GLU:N	20	11.43	3.62	12.38
(1,21)	1:A:184:LYS:O	1:B:32:TYR:N	20	11.43	3.62	12.38
(1,21)	1:A:184:LYS:O	1:B:33:ASP:N	20	11.43	3.62	12.38
(1,21)	1:A:184:LYS:O	1:B:34:PRO:N	20	11.43	3.62	12.38
(1,21)	1:A:184:LYS:O	1:B:35:THR:N	20	11.43	3.62	12.38
(1,21)	1:A:184:LYS:O	1:B:36:ILE:N	20	11.43	3.62	12.38
(1,21)	1:A:184:LYS:O	1:B:37:GLU:N	20	11.43	3.62	12.38
(1,21)	1:A:184:LYS:O	1:B:38:ASP:N	20	11.43	3.62	12.38
(1,21)	1:A:184:LYS:O	1:B:39:SER:N	20	11.43	3.62	12.38
(1,21)	1:A:184:LYS:O	1:B:40:TYR:N	20	11.43	3.62	12.38
(1,21)	1:A:184:LYS:O	1:B:41:ARG:N	20	11.43	3.62	12.38
(1,21)	1:A:184:LYS:O	1:B:42:LYS:N	20	11.43	3.62	12.38
(1,21)	1:A:184:LYS:O	1:B:43:GLN:N	20	11.43	3.62	12.38
(1,21)	1:A:184:LYS:O	1:B:44:VAL:N	20	11.43	3.62	12.38
(1,21)	1:A:184:LYS:O	1:B:45:VAL:N	20	11.43	3.62	12.38
(1,21)	1:A:184:LYS:O	1:B:46:ILE:N	20	11.43	3.62	12.38
(1,21)	1:A:184:LYS:O	1:B:47:ASP:N	20	11.43	3.62	12.38
(1,21)	1:A:184:LYS:O	1:B:48:GLY:N	20	11.43	3.62	12.38
(1,21)	1:A:184:LYS:O	1:B:49:GLU:N	20	11.43	3.62	12.38
(1,21)	1:A:184:LYS:O	1:B:50:THR:N	20	11.43	3.62	12.38
(1,21)	1:A:184:LYS:O	1:B:51:CYS:N	20	11.43	3.62	12.38
(1,21)	1:A:184:LYS:O	1:B:52:LEU:N	20	11.43	3.62	12.38
(1,21)	1:A:184:LYS:O	1:B:53:LEU:N	20	11.43	3.62	12.38
(1,21)	1:A:184:LYS:O	1:B:54:ASP:N	20	11.43	3.62	12.38
(1,21)	1:A:184:LYS:O	1:B:55:ILE:N	20	11.43	3.62	12.38
(1,21)	1:A:184:LYS:O	1:B:56:LEU:N	20	11.43	3.62	12.38
(1,21)	1:A:184:LYS:O	1:B:57:ASP:N	20	11.43	3.62	12.38
(1,21)	1:A:184:LYS:O	1:B:58:THR:N	20	11.43	3.62	12.38
(1,21)	1:A:184:LYS:O	1:B:59:ALA:N	20	11.43	3.62	12.38
(1,21)	1:A:184:LYS:O	1:B:60:GLY:N	20	11.43	3.62	12.38
(1,21)	1:A:184:LYS:O	1:B:61:GLN:N	20	11.43	3.62	12.38
(1,21)	1:A:184:LYS:O	1:B:62:GLU:N	20	11.43	3.62	12.38
(1,21)	1:A:184:LYS:O	1:B:63:GLU:N	20	11.43	3.62	12.38
(1,21)	1:A:184:LYS:O	1:B:64:TYR:N	20	11.43	3.62	12.38

Continued on next page...

Continued from previous page...

Key	Atom-1	Atom-2	Models ¹	Mean (Å)	SD ¹ (Å)	Median (Å)
(1,21)	1:A:184:LYS:O	1:B:65:SER:N	20	11.43	3.62	12.38
(1,21)	1:A:184:LYS:O	1:B:66:ALA:N	20	11.43	3.62	12.38
(1,21)	1:A:184:LYS:O	1:B:67:MET:N	20	11.43	3.62	12.38
(1,21)	1:A:184:LYS:O	1:B:68:ARG:N	20	11.43	3.62	12.38
(1,21)	1:A:184:LYS:O	1:B:69:ASP:N	20	11.43	3.62	12.38
(1,21)	1:A:184:LYS:O	1:B:70:GLN:N	20	11.43	3.62	12.38
(1,21)	1:A:184:LYS:O	1:B:71:TYR:N	20	11.43	3.62	12.38
(1,21)	1:A:184:LYS:O	1:B:72:MET:N	20	11.43	3.62	12.38
(1,21)	1:A:184:LYS:O	1:B:73:ARG:N	20	11.43	3.62	12.38
(1,21)	1:A:184:LYS:O	1:B:74:THR:N	20	11.43	3.62	12.38
(1,21)	1:A:184:LYS:O	1:B:75:GLY:N	20	11.43	3.62	12.38
(1,21)	1:A:184:LYS:O	1:B:76:GLU:N	20	11.43	3.62	12.38
(1,21)	1:A:184:LYS:O	1:B:77:GLY:N	20	11.43	3.62	12.38
(1,21)	1:A:184:LYS:O	1:B:78:PHE:N	20	11.43	3.62	12.38
(1,21)	1:A:184:LYS:O	1:B:79:LEU:N	20	11.43	3.62	12.38
(1,21)	1:A:184:LYS:O	1:B:80:CYS:N	20	11.43	3.62	12.38
(1,21)	1:A:184:LYS:O	5:B:203:7Q9:N	20	11.43	3.62	12.38
(1,21)	1:A:184:LYS:O	5:B:204:7Q9:N	20	11.43	3.62	12.38
(1,21)	1:A:184:LYS:O	5:B:205:7Q9:N	20	11.43	3.62	12.38
(1,21)	1:A:184:LYS:O	5:B:206:7Q9:N	20	11.43	3.62	12.38
(1,21)	1:A:184:LYS:O	5:B:207:7Q9:N	20	11.43	3.62	12.38
(1,21)	1:A:184:LYS:O	6:B:208:17F:N1	20	11.43	3.62	12.38
(1,21)	1:A:184:LYS:O	5:B:209:7Q9:N	20	11.43	3.62	12.38
(1,21)	1:A:184:LYS:O	5:B:210:7Q9:N	20	11.43	3.62	12.38
(1,21)	1:A:184:LYS:O	5:B:211:7Q9:N	20	11.43	3.62	12.38
(1,21)	1:A:184:LYS:O	5:B:212:7Q9:N	20	11.43	3.62	12.38
(1,21)	1:A:184:LYS:O	5:B:213:7Q9:N	20	11.43	3.62	12.38
(1,21)	1:A:184:LYS:O	6:B:214:17F:N1	20	11.43	3.62	12.38
(1,21)	1:A:184:LYS:O	6:B:215:17F:N1	20	11.43	3.62	12.38
(1,21)	1:A:184:LYS:O	5:B:216:7Q9:N	20	11.43	3.62	12.38
(1,21)	1:A:184:LYS:O	5:B:217:7Q9:N	20	11.43	3.62	12.38
(1,21)	1:A:184:LYS:O	5:B:218:7Q9:N	20	11.43	3.62	12.38
(1,21)	1:A:184:LYS:O	6:B:219:17F:N1	20	11.43	3.62	12.38
(1,21)	1:A:184:LYS:O	5:B:220:7Q9:N	20	11.43	3.62	12.38
(3,17)	1:B:159:LEU:CD1	1:B:2:THR:N	20	11.24	0.35	11.28
(3,17)	1:B:159:LEU:CD1	1:B:3:GLU:N	20	11.24	0.35	11.28
(3,17)	1:B:159:LEU:CD1	1:B:4:TYR:N	20	11.24	0.35	11.28
(3,17)	1:B:159:LEU:CD1	1:B:5:LYS:N	20	11.24	0.35	11.28
(3,17)	1:B:159:LEU:CD1	1:B:6:LEU:N	20	11.24	0.35	11.28
(3,17)	1:B:159:LEU:CD1	1:B:7:VAL:N	20	11.24	0.35	11.28
(3,17)	1:B:159:LEU:CD1	1:B:8:VAL:N	20	11.24	0.35	11.28
(3,17)	1:B:159:LEU:CD1	1:B:9:VAL:N	20	11.24	0.35	11.28

Continued on next page...

Continued from previous page...

Key	Atom-1	Atom-2	Models ¹	Mean (Å)	SD ¹ (Å)	Median (Å)
(3,17)	1:B:159:LEU:CD1	1:B:10:GLY:N	20	11.24	0.35	11.28
(3,17)	1:B:159:LEU:CD1	1:B:11:ALA:N	20	11.24	0.35	11.28
(3,17)	1:B:159:LEU:CD1	1:B:12:ASP:N	20	11.24	0.35	11.28
(3,17)	1:B:159:LEU:CD1	1:B:13:GLY:N	20	11.24	0.35	11.28
(3,17)	1:B:159:LEU:CD1	1:B:14:VAL:N	20	11.24	0.35	11.28
(3,17)	1:B:159:LEU:CD1	1:B:15:GLY:N	20	11.24	0.35	11.28
(3,17)	1:B:159:LEU:CD1	1:B:16:LYS:N	20	11.24	0.35	11.28
(3,17)	1:B:159:LEU:CD1	1:B:17:SER:N	20	11.24	0.35	11.28
(3,17)	1:B:159:LEU:CD1	1:B:18:ALA:N	20	11.24	0.35	11.28
(3,17)	1:B:159:LEU:CD1	1:B:19:LEU:N	20	11.24	0.35	11.28
(3,17)	1:B:159:LEU:CD1	1:B:20:THR:N	20	11.24	0.35	11.28
(3,17)	1:B:159:LEU:CD1	1:B:21:ILE:N	20	11.24	0.35	11.28
(3,17)	1:B:159:LEU:CD1	1:B:22:GLN:N	20	11.24	0.35	11.28
(3,17)	1:B:159:LEU:CD1	1:B:23:LEU:N	20	11.24	0.35	11.28
(3,17)	1:B:159:LEU:CD1	1:B:24:ILE:N	20	11.24	0.35	11.28
(3,17)	1:B:159:LEU:CD1	1:B:25:GLN:N	20	11.24	0.35	11.28
(3,17)	1:B:159:LEU:CD1	1:B:26:ASN:N	20	11.24	0.35	11.28
(3,17)	1:B:159:LEU:CD1	1:B:27:HIS:N	20	11.24	0.35	11.28
(3,17)	1:B:159:LEU:CD1	1:B:28:PHE:N	20	11.24	0.35	11.28
(3,17)	1:B:159:LEU:CD1	1:B:29:VAL:N	20	11.24	0.35	11.28
(3,17)	1:B:159:LEU:CD1	1:B:30:ASP:N	20	11.24	0.35	11.28
(3,17)	1:B:159:LEU:CD1	1:B:31:GLU:N	20	11.24	0.35	11.28
(3,17)	1:B:159:LEU:CD1	1:B:32:TYR:N	20	11.24	0.35	11.28
(3,17)	1:B:159:LEU:CD1	1:B:33:ASP:N	20	11.24	0.35	11.28
(3,17)	1:B:159:LEU:CD1	1:B:34:PRO:N	20	11.24	0.35	11.28
(3,17)	1:B:159:LEU:CD1	1:B:35:THR:N	20	11.24	0.35	11.28
(3,17)	1:B:159:LEU:CD1	1:B:36:ILE:N	20	11.24	0.35	11.28
(3,17)	1:B:159:LEU:CD1	1:B:37:GLU:N	20	11.24	0.35	11.28
(3,17)	1:B:159:LEU:CD1	1:B:38:ASP:N	20	11.24	0.35	11.28
(3,17)	1:B:159:LEU:CD1	1:B:39:SER:N	20	11.24	0.35	11.28
(3,17)	1:B:159:LEU:CD1	1:B:40:TYR:N	20	11.24	0.35	11.28
(3,17)	1:B:159:LEU:CD1	1:B:41:ARG:N	20	11.24	0.35	11.28
(3,17)	1:B:159:LEU:CD1	1:B:42:LYS:N	20	11.24	0.35	11.28
(3,17)	1:B:159:LEU:CD1	1:B:43:GLN:N	20	11.24	0.35	11.28
(3,17)	1:B:159:LEU:CD1	1:B:44:VAL:N	20	11.24	0.35	11.28
(3,17)	1:B:159:LEU:CD1	1:B:45:VAL:N	20	11.24	0.35	11.28
(3,17)	1:B:159:LEU:CD1	1:B:46:ILE:N	20	11.24	0.35	11.28
(3,17)	1:B:159:LEU:CD1	1:B:47:ASP:N	20	11.24	0.35	11.28
(3,17)	1:B:159:LEU:CD1	1:B:48:GLY:N	20	11.24	0.35	11.28
(3,17)	1:B:159:LEU:CD1	1:B:49:GLU:N	20	11.24	0.35	11.28
(3,17)	1:B:159:LEU:CD1	1:B:50:THR:N	20	11.24	0.35	11.28
(3,17)	1:B:159:LEU:CD1	1:B:51:CYS:N	20	11.24	0.35	11.28

Continued on next page...

Continued from previous page...

Key	Atom-1	Atom-2	Models ¹	Mean (Å)	SD ¹ (Å)	Median (Å)
(3,17)	1:B:159:LEU:CD1	1:B:52:LEU:N	20	11.24	0.35	11.28
(3,17)	1:B:159:LEU:CD1	1:B:53:LEU:N	20	11.24	0.35	11.28
(3,17)	1:B:159:LEU:CD1	1:B:54:ASP:N	20	11.24	0.35	11.28
(3,17)	1:B:159:LEU:CD1	1:B:55:ILE:N	20	11.24	0.35	11.28
(3,17)	1:B:159:LEU:CD1	1:B:56:LEU:N	20	11.24	0.35	11.28
(3,17)	1:B:159:LEU:CD1	1:B:57:ASP:N	20	11.24	0.35	11.28
(3,17)	1:B:159:LEU:CD1	1:B:58:THR:N	20	11.24	0.35	11.28
(3,17)	1:B:159:LEU:CD1	1:B:59:ALA:N	20	11.24	0.35	11.28
(3,17)	1:B:159:LEU:CD1	1:B:60:GLY:N	20	11.24	0.35	11.28
(3,17)	1:B:159:LEU:CD1	1:B:61:GLN:N	20	11.24	0.35	11.28
(3,17)	1:B:159:LEU:CD1	1:B:62:GLU:N	20	11.24	0.35	11.28
(3,17)	1:B:159:LEU:CD1	1:B:63:GLU:N	20	11.24	0.35	11.28
(3,17)	1:B:159:LEU:CD1	1:B:64:TYR:N	20	11.24	0.35	11.28
(3,17)	1:B:159:LEU:CD1	1:B:65:SER:N	20	11.24	0.35	11.28
(3,17)	1:B:159:LEU:CD1	1:B:66:ALA:N	20	11.24	0.35	11.28
(3,17)	1:B:159:LEU:CD1	1:B:67:MET:N	20	11.24	0.35	11.28
(3,17)	1:B:159:LEU:CD1	1:B:68:ARG:N	20	11.24	0.35	11.28
(3,17)	1:B:159:LEU:CD1	1:B:69:ASP:N	20	11.24	0.35	11.28
(3,17)	1:B:159:LEU:CD1	1:B:70:GLN:N	20	11.24	0.35	11.28
(3,17)	1:B:159:LEU:CD1	1:B:71:TYR:N	20	11.24	0.35	11.28
(3,17)	1:B:159:LEU:CD1	1:B:72:MET:N	20	11.24	0.35	11.28
(3,17)	1:B:159:LEU:CD1	1:B:73:ARG:N	20	11.24	0.35	11.28
(3,17)	1:B:159:LEU:CD1	1:B:74:THR:N	20	11.24	0.35	11.28
(3,17)	1:B:159:LEU:CD1	1:B:75:GLY:N	20	11.24	0.35	11.28
(3,17)	1:B:159:LEU:CD1	1:B:76:GLU:N	20	11.24	0.35	11.28
(3,17)	1:B:159:LEU:CD1	1:B:77:GLY:N	20	11.24	0.35	11.28
(3,17)	1:B:159:LEU:CD1	1:B:78:PHE:N	20	11.24	0.35	11.28
(3,17)	1:B:159:LEU:CD1	1:B:79:LEU:N	20	11.24	0.35	11.28
(3,17)	1:B:159:LEU:CD1	1:B:80:CYS:N	20	11.24	0.35	11.28
(3,17)	1:B:159:LEU:CD1	5:B:203:7Q9:N	20	11.24	0.35	11.28
(3,17)	1:B:159:LEU:CD1	5:B:204:7Q9:N	20	11.24	0.35	11.28
(3,17)	1:B:159:LEU:CD1	5:B:205:7Q9:N	20	11.24	0.35	11.28
(3,17)	1:B:159:LEU:CD1	5:B:206:7Q9:N	20	11.24	0.35	11.28
(3,17)	1:B:159:LEU:CD1	5:B:207:7Q9:N	20	11.24	0.35	11.28
(3,17)	1:B:159:LEU:CD1	6:B:208:17F:N1	20	11.24	0.35	11.28
(3,17)	1:B:159:LEU:CD1	5:B:209:7Q9:N	20	11.24	0.35	11.28
(3,17)	1:B:159:LEU:CD1	5:B:210:7Q9:N	20	11.24	0.35	11.28
(3,17)	1:B:159:LEU:CD1	5:B:211:7Q9:N	20	11.24	0.35	11.28
(3,17)	1:B:159:LEU:CD1	5:B:212:7Q9:N	20	11.24	0.35	11.28
(3,17)	1:B:159:LEU:CD1	5:B:213:7Q9:N	20	11.24	0.35	11.28
(3,17)	1:B:159:LEU:CD1	6:B:214:17F:N1	20	11.24	0.35	11.28
(3,17)	1:B:159:LEU:CD1	6:B:215:17F:N1	20	11.24	0.35	11.28

Continued on next page...

Continued from previous page...

Key	Atom-1	Atom-2	Models ¹	Mean (Å)	SD ¹ (Å)	Median (Å)
(3,17)	1:B:159:LEU:CD1	5:B:216:7Q9:N	20	11.24	0.35	11.28
(3,17)	1:B:159:LEU:CD1	5:B:217:7Q9:N	20	11.24	0.35	11.28
(3,17)	1:B:159:LEU:CD1	5:B:218:7Q9:N	20	11.24	0.35	11.28
(3,17)	1:B:159:LEU:CD1	6:B:219:17F:N1	20	11.24	0.35	11.28
(3,17)	1:B:159:LEU:CD1	5:B:220:7Q9:N	20	11.24	0.35	11.28
(3,17)	1:B:159:LEU:CD2	1:B:2:THR:N	20	11.24	0.35	11.28
(3,17)	1:B:159:LEU:CD2	1:B:3:GLU:N	20	11.24	0.35	11.28
(3,17)	1:B:159:LEU:CD2	1:B:4:TYR:N	20	11.24	0.35	11.28
(3,17)	1:B:159:LEU:CD2	1:B:5:LYS:N	20	11.24	0.35	11.28
(3,17)	1:B:159:LEU:CD2	1:B:6:LEU:N	20	11.24	0.35	11.28
(3,17)	1:B:159:LEU:CD2	1:B:7:VAL:N	20	11.24	0.35	11.28
(3,17)	1:B:159:LEU:CD2	1:B:8:VAL:N	20	11.24	0.35	11.28
(3,17)	1:B:159:LEU:CD2	1:B:9:VAL:N	20	11.24	0.35	11.28
(3,17)	1:B:159:LEU:CD2	1:B:10:GLY:N	20	11.24	0.35	11.28
(3,17)	1:B:159:LEU:CD2	1:B:11:ALA:N	20	11.24	0.35	11.28
(3,17)	1:B:159:LEU:CD2	1:B:12:ASP:N	20	11.24	0.35	11.28
(3,17)	1:B:159:LEU:CD2	1:B:13:GLY:N	20	11.24	0.35	11.28
(3,17)	1:B:159:LEU:CD2	1:B:14:VAL:N	20	11.24	0.35	11.28
(3,17)	1:B:159:LEU:CD2	1:B:15:GLY:N	20	11.24	0.35	11.28
(3,17)	1:B:159:LEU:CD2	1:B:16:LYS:N	20	11.24	0.35	11.28
(3,17)	1:B:159:LEU:CD2	1:B:17:SER:N	20	11.24	0.35	11.28
(3,17)	1:B:159:LEU:CD2	1:B:18:ALA:N	20	11.24	0.35	11.28
(3,17)	1:B:159:LEU:CD2	1:B:19:LEU:N	20	11.24	0.35	11.28
(3,17)	1:B:159:LEU:CD2	1:B:20:THR:N	20	11.24	0.35	11.28
(3,17)	1:B:159:LEU:CD2	1:B:21:ILE:N	20	11.24	0.35	11.28
(3,17)	1:B:159:LEU:CD2	1:B:22:GLN:N	20	11.24	0.35	11.28
(3,17)	1:B:159:LEU:CD2	1:B:23:LEU:N	20	11.24	0.35	11.28
(3,17)	1:B:159:LEU:CD2	1:B:24:ILE:N	20	11.24	0.35	11.28
(3,17)	1:B:159:LEU:CD2	1:B:25:GLN:N	20	11.24	0.35	11.28
(3,17)	1:B:159:LEU:CD2	1:B:26:ASN:N	20	11.24	0.35	11.28
(3,17)	1:B:159:LEU:CD2	1:B:27:HIS:N	20	11.24	0.35	11.28
(3,17)	1:B:159:LEU:CD2	1:B:28:PHE:N	20	11.24	0.35	11.28
(3,17)	1:B:159:LEU:CD2	1:B:29:VAL:N	20	11.24	0.35	11.28
(3,17)	1:B:159:LEU:CD2	1:B:30:ASP:N	20	11.24	0.35	11.28
(3,17)	1:B:159:LEU:CD2	1:B:31:GLU:N	20	11.24	0.35	11.28
(3,17)	1:B:159:LEU:CD2	1:B:32:TYR:N	20	11.24	0.35	11.28
(3,17)	1:B:159:LEU:CD2	1:B:33:ASP:N	20	11.24	0.35	11.28
(3,17)	1:B:159:LEU:CD2	1:B:34:PRO:N	20	11.24	0.35	11.28
(3,17)	1:B:159:LEU:CD2	1:B:35:THR:N	20	11.24	0.35	11.28
(3,17)	1:B:159:LEU:CD2	1:B:36:ILE:N	20	11.24	0.35	11.28
(3,17)	1:B:159:LEU:CD2	1:B:37:GLU:N	20	11.24	0.35	11.28
(3,17)	1:B:159:LEU:CD2	1:B:38:ASP:N	20	11.24	0.35	11.28

Continued on next page...

Continued from previous page...

Key	Atom-1	Atom-2	Models ¹	Mean (Å)	SD ¹ (Å)	Median (Å)
(3,17)	1:B:159:LEU:CD2	1:B:39:SER:N	20	11.24	0.35	11.28
(3,17)	1:B:159:LEU:CD2	1:B:40:TYR:N	20	11.24	0.35	11.28
(3,17)	1:B:159:LEU:CD2	1:B:41:ARG:N	20	11.24	0.35	11.28
(3,17)	1:B:159:LEU:CD2	1:B:42:LYS:N	20	11.24	0.35	11.28
(3,17)	1:B:159:LEU:CD2	1:B:43:GLN:N	20	11.24	0.35	11.28
(3,17)	1:B:159:LEU:CD2	1:B:44:VAL:N	20	11.24	0.35	11.28
(3,17)	1:B:159:LEU:CD2	1:B:45:VAL:N	20	11.24	0.35	11.28
(3,17)	1:B:159:LEU:CD2	1:B:46:ILE:N	20	11.24	0.35	11.28
(3,17)	1:B:159:LEU:CD2	1:B:47:ASP:N	20	11.24	0.35	11.28
(3,17)	1:B:159:LEU:CD2	1:B:48:GLY:N	20	11.24	0.35	11.28
(3,17)	1:B:159:LEU:CD2	1:B:49:GLU:N	20	11.24	0.35	11.28
(3,17)	1:B:159:LEU:CD2	1:B:50:THR:N	20	11.24	0.35	11.28
(3,17)	1:B:159:LEU:CD2	1:B:51:CYS:N	20	11.24	0.35	11.28
(3,17)	1:B:159:LEU:CD2	1:B:52:LEU:N	20	11.24	0.35	11.28
(3,17)	1:B:159:LEU:CD2	1:B:53:LEU:N	20	11.24	0.35	11.28
(3,17)	1:B:159:LEU:CD2	1:B:54:ASP:N	20	11.24	0.35	11.28
(3,17)	1:B:159:LEU:CD2	1:B:55:ILE:N	20	11.24	0.35	11.28
(3,17)	1:B:159:LEU:CD2	1:B:56:LEU:N	20	11.24	0.35	11.28
(3,17)	1:B:159:LEU:CD2	1:B:57:ASP:N	20	11.24	0.35	11.28
(3,17)	1:B:159:LEU:CD2	1:B:58:THR:N	20	11.24	0.35	11.28
(3,17)	1:B:159:LEU:CD2	1:B:59:ALA:N	20	11.24	0.35	11.28
(3,17)	1:B:159:LEU:CD2	1:B:60:GLY:N	20	11.24	0.35	11.28
(3,17)	1:B:159:LEU:CD2	1:B:61:GLN:N	20	11.24	0.35	11.28
(3,17)	1:B:159:LEU:CD2	1:B:62:GLU:N	20	11.24	0.35	11.28
(3,17)	1:B:159:LEU:CD2	1:B:63:GLU:N	20	11.24	0.35	11.28
(3,17)	1:B:159:LEU:CD2	1:B:64:TYR:N	20	11.24	0.35	11.28
(3,17)	1:B:159:LEU:CD2	1:B:65:SER:N	20	11.24	0.35	11.28
(3,17)	1:B:159:LEU:CD2	1:B:66:ALA:N	20	11.24	0.35	11.28
(3,17)	1:B:159:LEU:CD2	1:B:67:MET:N	20	11.24	0.35	11.28
(3,17)	1:B:159:LEU:CD2	1:B:68:ARG:N	20	11.24	0.35	11.28
(3,17)	1:B:159:LEU:CD2	1:B:69:ASP:N	20	11.24	0.35	11.28
(3,17)	1:B:159:LEU:CD2	1:B:70:GLN:N	20	11.24	0.35	11.28
(3,17)	1:B:159:LEU:CD2	1:B:71:TYR:N	20	11.24	0.35	11.28
(3,17)	1:B:159:LEU:CD2	1:B:72:MET:N	20	11.24	0.35	11.28
(3,17)	1:B:159:LEU:CD2	1:B:73:ARG:N	20	11.24	0.35	11.28
(3,17)	1:B:159:LEU:CD2	1:B:74:THR:N	20	11.24	0.35	11.28
(3,17)	1:B:159:LEU:CD2	1:B:75:GLY:N	20	11.24	0.35	11.28
(3,17)	1:B:159:LEU:CD2	1:B:76:GLU:N	20	11.24	0.35	11.28
(3,17)	1:B:159:LEU:CD2	1:B:77:GLY:N	20	11.24	0.35	11.28
(3,17)	1:B:159:LEU:CD2	1:B:78:PHE:N	20	11.24	0.35	11.28
(3,17)	1:B:159:LEU:CD2	1:B:79:LEU:N	20	11.24	0.35	11.28
(3,17)	1:B:159:LEU:CD2	1:B:80:CYS:N	20	11.24	0.35	11.28

Continued on next page...

Continued from previous page...

Key	Atom-1	Atom-2	Models ¹	Mean (Å)	SD ¹ (Å)	Median (Å)
(3,17)	1:B:159:LEU:CD2	5:B:203:7Q9:N	20	11.24	0.35	11.28
(3,17)	1:B:159:LEU:CD2	5:B:204:7Q9:N	20	11.24	0.35	11.28
(3,17)	1:B:159:LEU:CD2	5:B:205:7Q9:N	20	11.24	0.35	11.28
(3,17)	1:B:159:LEU:CD2	5:B:206:7Q9:N	20	11.24	0.35	11.28
(3,17)	1:B:159:LEU:CD2	5:B:207:7Q9:N	20	11.24	0.35	11.28
(3,17)	1:B:159:LEU:CD2	6:B:208:17F:N1	20	11.24	0.35	11.28
(3,17)	1:B:159:LEU:CD2	5:B:209:7Q9:N	20	11.24	0.35	11.28
(3,17)	1:B:159:LEU:CD2	5:B:210:7Q9:N	20	11.24	0.35	11.28
(3,17)	1:B:159:LEU:CD2	5:B:211:7Q9:N	20	11.24	0.35	11.28
(3,17)	1:B:159:LEU:CD2	5:B:212:7Q9:N	20	11.24	0.35	11.28
(3,17)	1:B:159:LEU:CD2	5:B:213:7Q9:N	20	11.24	0.35	11.28
(3,17)	1:B:159:LEU:CD2	6:B:214:17F:N1	20	11.24	0.35	11.28
(3,17)	1:B:159:LEU:CD2	6:B:215:17F:N1	20	11.24	0.35	11.28
(3,17)	1:B:159:LEU:CD2	5:B:216:7Q9:N	20	11.24	0.35	11.28
(3,17)	1:B:159:LEU:CD2	5:B:217:7Q9:N	20	11.24	0.35	11.28
(3,17)	1:B:159:LEU:CD2	5:B:218:7Q9:N	20	11.24	0.35	11.28
(3,17)	1:B:159:LEU:CD2	6:B:219:17F:N1	20	11.24	0.35	11.28
(3,17)	1:B:159:LEU:CD2	5:B:220:7Q9:N	20	11.24	0.35	11.28
(2,5)	1:A:39:SER:OG	1:B:169:LYS:N	20	11.12	0.86	10.84
(1,3)	1:B:118:CYS:SG	1:A:24:ILE:CD1	20	10.53	1.41	10.6
(3,18)	1:B:160:VAL:CG1	1:B:2:THR:N	20	10.16	0.15	10.17
(3,18)	1:B:160:VAL:CG1	1:B:3:GLU:N	20	10.16	0.15	10.17
(3,18)	1:B:160:VAL:CG1	1:B:4:TYR:N	20	10.16	0.15	10.17
(3,18)	1:B:160:VAL:CG1	1:B:5:LYS:N	20	10.16	0.15	10.17
(3,18)	1:B:160:VAL:CG1	1:B:6:LEU:N	20	10.16	0.15	10.17
(3,18)	1:B:160:VAL:CG1	1:B:7:VAL:N	20	10.16	0.15	10.17
(3,18)	1:B:160:VAL:CG1	1:B:8:VAL:N	20	10.16	0.15	10.17
(3,18)	1:B:160:VAL:CG1	1:B:9:VAL:N	20	10.16	0.15	10.17
(3,18)	1:B:160:VAL:CG1	1:B:10:GLY:N	20	10.16	0.15	10.17
(3,18)	1:B:160:VAL:CG1	1:B:11:ALA:N	20	10.16	0.15	10.17
(3,18)	1:B:160:VAL:CG1	1:B:12:ASP:N	20	10.16	0.15	10.17
(3,18)	1:B:160:VAL:CG1	1:B:13:GLY:N	20	10.16	0.15	10.17
(3,18)	1:B:160:VAL:CG1	1:B:14:VAL:N	20	10.16	0.15	10.17
(3,18)	1:B:160:VAL:CG1	1:B:15:GLY:N	20	10.16	0.15	10.17
(3,18)	1:B:160:VAL:CG1	1:B:16:LYS:N	20	10.16	0.15	10.17
(3,18)	1:B:160:VAL:CG1	1:B:17:SER:N	20	10.16	0.15	10.17
(3,18)	1:B:160:VAL:CG1	1:B:18:ALA:N	20	10.16	0.15	10.17
(3,18)	1:B:160:VAL:CG1	1:B:19:LEU:N	20	10.16	0.15	10.17
(3,18)	1:B:160:VAL:CG1	1:B:20:THR:N	20	10.16	0.15	10.17
(3,18)	1:B:160:VAL:CG1	1:B:21:ILE:N	20	10.16	0.15	10.17
(3,18)	1:B:160:VAL:CG1	1:B:22:GLN:N	20	10.16	0.15	10.17
(3,18)	1:B:160:VAL:CG1	1:B:23:LEU:N	20	10.16	0.15	10.17

Continued on next page...

Continued from previous page...

Key	Atom-1	Atom-2	Models ¹	Mean (Å)	SD ¹ (Å)	Median (Å)
(3,18)	1:B:160:VAL:CG1	1:B:24:ILE:N	20	10.16	0.15	10.17
(3,18)	1:B:160:VAL:CG1	1:B:25:GLN:N	20	10.16	0.15	10.17
(3,18)	1:B:160:VAL:CG1	1:B:26:ASN:N	20	10.16	0.15	10.17
(3,18)	1:B:160:VAL:CG1	1:B:27:HIS:N	20	10.16	0.15	10.17
(3,18)	1:B:160:VAL:CG1	1:B:28:PHE:N	20	10.16	0.15	10.17
(3,18)	1:B:160:VAL:CG1	1:B:29:VAL:N	20	10.16	0.15	10.17
(3,18)	1:B:160:VAL:CG1	1:B:30:ASP:N	20	10.16	0.15	10.17
(3,18)	1:B:160:VAL:CG1	1:B:31:GLU:N	20	10.16	0.15	10.17
(3,18)	1:B:160:VAL:CG1	1:B:32:TYR:N	20	10.16	0.15	10.17
(3,18)	1:B:160:VAL:CG1	1:B:33:ASP:N	20	10.16	0.15	10.17
(3,18)	1:B:160:VAL:CG1	1:B:34:PRO:N	20	10.16	0.15	10.17
(3,18)	1:B:160:VAL:CG1	1:B:35:THR:N	20	10.16	0.15	10.17
(3,18)	1:B:160:VAL:CG1	1:B:36:ILE:N	20	10.16	0.15	10.17
(3,18)	1:B:160:VAL:CG1	1:B:37:GLU:N	20	10.16	0.15	10.17
(3,18)	1:B:160:VAL:CG1	1:B:38:ASP:N	20	10.16	0.15	10.17
(3,18)	1:B:160:VAL:CG1	1:B:39:SER:N	20	10.16	0.15	10.17
(3,18)	1:B:160:VAL:CG1	1:B:40:TYR:N	20	10.16	0.15	10.17
(3,18)	1:B:160:VAL:CG1	1:B:41:ARG:N	20	10.16	0.15	10.17
(3,18)	1:B:160:VAL:CG1	1:B:42:LYS:N	20	10.16	0.15	10.17
(3,18)	1:B:160:VAL:CG1	1:B:43:GLN:N	20	10.16	0.15	10.17
(3,18)	1:B:160:VAL:CG1	1:B:44:VAL:N	20	10.16	0.15	10.17
(3,18)	1:B:160:VAL:CG1	1:B:45:VAL:N	20	10.16	0.15	10.17
(3,18)	1:B:160:VAL:CG1	1:B:46:ILE:N	20	10.16	0.15	10.17
(3,18)	1:B:160:VAL:CG1	1:B:47:ASP:N	20	10.16	0.15	10.17
(3,18)	1:B:160:VAL:CG1	1:B:48:GLY:N	20	10.16	0.15	10.17
(3,18)	1:B:160:VAL:CG1	1:B:49:GLU:N	20	10.16	0.15	10.17
(3,18)	1:B:160:VAL:CG1	1:B:50:THR:N	20	10.16	0.15	10.17
(3,18)	1:B:160:VAL:CG1	1:B:51:CYS:N	20	10.16	0.15	10.17
(3,18)	1:B:160:VAL:CG1	1:B:52:LEU:N	20	10.16	0.15	10.17
(3,18)	1:B:160:VAL:CG1	1:B:53:LEU:N	20	10.16	0.15	10.17
(3,18)	1:B:160:VAL:CG1	1:B:54:ASP:N	20	10.16	0.15	10.17
(3,18)	1:B:160:VAL:CG1	1:B:55:ILE:N	20	10.16	0.15	10.17
(3,18)	1:B:160:VAL:CG1	1:B:56:LEU:N	20	10.16	0.15	10.17
(3,18)	1:B:160:VAL:CG1	1:B:57:ASP:N	20	10.16	0.15	10.17
(3,18)	1:B:160:VAL:CG1	1:B:58:THR:N	20	10.16	0.15	10.17
(3,18)	1:B:160:VAL:CG1	1:B:59:ALA:N	20	10.16	0.15	10.17
(3,18)	1:B:160:VAL:CG1	1:B:60:GLY:N	20	10.16	0.15	10.17
(3,18)	1:B:160:VAL:CG1	1:B:61:GLN:N	20	10.16	0.15	10.17
(3,18)	1:B:160:VAL:CG1	1:B:62:GLU:N	20	10.16	0.15	10.17
(3,18)	1:B:160:VAL:CG1	1:B:63:GLU:N	20	10.16	0.15	10.17
(3,18)	1:B:160:VAL:CG1	1:B:64:TYR:N	20	10.16	0.15	10.17
(3,18)	1:B:160:VAL:CG1	1:B:65:SER:N	20	10.16	0.15	10.17

Continued on next page...

Continued from previous page...

Key	Atom-1	Atom-2	Models ¹	Mean (Å)	SD ¹ (Å)	Median (Å)
(3,18)	1:B:160:VAL:CG1	1:B:66:ALA:N	20	10.16	0.15	10.17
(3,18)	1:B:160:VAL:CG1	1:B:67:MET:N	20	10.16	0.15	10.17
(3,18)	1:B:160:VAL:CG1	1:B:68:ARG:N	20	10.16	0.15	10.17
(3,18)	1:B:160:VAL:CG1	1:B:69:ASP:N	20	10.16	0.15	10.17
(3,18)	1:B:160:VAL:CG1	1:B:70:GLN:N	20	10.16	0.15	10.17
(3,18)	1:B:160:VAL:CG1	1:B:71:TYR:N	20	10.16	0.15	10.17
(3,18)	1:B:160:VAL:CG1	1:B:72:MET:N	20	10.16	0.15	10.17
(3,18)	1:B:160:VAL:CG1	1:B:73:ARG:N	20	10.16	0.15	10.17
(3,18)	1:B:160:VAL:CG1	1:B:74:THR:N	20	10.16	0.15	10.17
(3,18)	1:B:160:VAL:CG1	1:B:75:GLY:N	20	10.16	0.15	10.17
(3,18)	1:B:160:VAL:CG1	1:B:76:GLU:N	20	10.16	0.15	10.17
(3,18)	1:B:160:VAL:CG1	1:B:77:GLY:N	20	10.16	0.15	10.17
(3,18)	1:B:160:VAL:CG1	1:B:78:PHE:N	20	10.16	0.15	10.17
(3,18)	1:B:160:VAL:CG1	1:B:79:LEU:N	20	10.16	0.15	10.17
(3,18)	1:B:160:VAL:CG1	1:B:80:CYS:N	20	10.16	0.15	10.17
(3,18)	1:B:160:VAL:CG1	5:B:203:7Q9:N	20	10.16	0.15	10.17
(3,18)	1:B:160:VAL:CG1	5:B:204:7Q9:N	20	10.16	0.15	10.17
(3,18)	1:B:160:VAL:CG1	5:B:205:7Q9:N	20	10.16	0.15	10.17
(3,18)	1:B:160:VAL:CG1	5:B:206:7Q9:N	20	10.16	0.15	10.17
(3,18)	1:B:160:VAL:CG1	5:B:207:7Q9:N	20	10.16	0.15	10.17
(3,18)	1:B:160:VAL:CG1	6:B:208:17F:N1	20	10.16	0.15	10.17
(3,18)	1:B:160:VAL:CG1	5:B:209:7Q9:N	20	10.16	0.15	10.17
(3,18)	1:B:160:VAL:CG1	5:B:210:7Q9:N	20	10.16	0.15	10.17
(3,18)	1:B:160:VAL:CG1	5:B:211:7Q9:N	20	10.16	0.15	10.17
(3,18)	1:B:160:VAL:CG1	5:B:212:7Q9:N	20	10.16	0.15	10.17
(3,18)	1:B:160:VAL:CG1	5:B:213:7Q9:N	20	10.16	0.15	10.17
(3,18)	1:B:160:VAL:CG1	6:B:214:17F:N1	20	10.16	0.15	10.17
(3,18)	1:B:160:VAL:CG1	6:B:215:17F:N1	20	10.16	0.15	10.17
(3,18)	1:B:160:VAL:CG1	5:B:216:7Q9:N	20	10.16	0.15	10.17
(3,18)	1:B:160:VAL:CG1	5:B:217:7Q9:N	20	10.16	0.15	10.17
(3,18)	1:B:160:VAL:CG1	5:B:218:7Q9:N	20	10.16	0.15	10.17
(3,18)	1:B:160:VAL:CG1	6:B:219:17F:N1	20	10.16	0.15	10.17
(3,18)	1:B:160:VAL:CG1	5:B:220:7Q9:N	20	10.16	0.15	10.17
(3,18)	1:B:160:VAL:CG2	1:B:2:THR:N	20	10.16	0.15	10.17
(3,18)	1:B:160:VAL:CG2	1:B:3:GLU:N	20	10.16	0.15	10.17
(3,18)	1:B:160:VAL:CG2	1:B:4:TYR:N	20	10.16	0.15	10.17
(3,18)	1:B:160:VAL:CG2	1:B:5:LYS:N	20	10.16	0.15	10.17
(3,18)	1:B:160:VAL:CG2	1:B:6:LEU:N	20	10.16	0.15	10.17
(3,18)	1:B:160:VAL:CG2	1:B:7:VAL:N	20	10.16	0.15	10.17
(3,18)	1:B:160:VAL:CG2	1:B:8:VAL:N	20	10.16	0.15	10.17
(3,18)	1:B:160:VAL:CG2	1:B:9:VAL:N	20	10.16	0.15	10.17
(3,18)	1:B:160:VAL:CG2	1:B:10:GLY:N	20	10.16	0.15	10.17

Continued on next page...

Continued from previous page...

Key	Atom-1	Atom-2	Models ¹	Mean (Å)	SD ¹ (Å)	Median (Å)
(3,18)	1:B:160:VAL:CG2	1:B:11:ALA:N	20	10.16	0.15	10.17
(3,18)	1:B:160:VAL:CG2	1:B:12:ASP:N	20	10.16	0.15	10.17
(3,18)	1:B:160:VAL:CG2	1:B:13:GLY:N	20	10.16	0.15	10.17
(3,18)	1:B:160:VAL:CG2	1:B:14:VAL:N	20	10.16	0.15	10.17
(3,18)	1:B:160:VAL:CG2	1:B:15:GLY:N	20	10.16	0.15	10.17
(3,18)	1:B:160:VAL:CG2	1:B:16:LYS:N	20	10.16	0.15	10.17
(3,18)	1:B:160:VAL:CG2	1:B:17:SER:N	20	10.16	0.15	10.17
(3,18)	1:B:160:VAL:CG2	1:B:18:ALA:N	20	10.16	0.15	10.17
(3,18)	1:B:160:VAL:CG2	1:B:19:LEU:N	20	10.16	0.15	10.17
(3,18)	1:B:160:VAL:CG2	1:B:20:THR:N	20	10.16	0.15	10.17
(3,18)	1:B:160:VAL:CG2	1:B:21:ILE:N	20	10.16	0.15	10.17
(3,18)	1:B:160:VAL:CG2	1:B:22:GLN:N	20	10.16	0.15	10.17
(3,18)	1:B:160:VAL:CG2	1:B:23:LEU:N	20	10.16	0.15	10.17
(3,18)	1:B:160:VAL:CG2	1:B:24:ILE:N	20	10.16	0.15	10.17
(3,18)	1:B:160:VAL:CG2	1:B:25:GLN:N	20	10.16	0.15	10.17
(3,18)	1:B:160:VAL:CG2	1:B:26:ASN:N	20	10.16	0.15	10.17
(3,18)	1:B:160:VAL:CG2	1:B:27:HIS:N	20	10.16	0.15	10.17
(3,18)	1:B:160:VAL:CG2	1:B:28:PHE:N	20	10.16	0.15	10.17
(3,18)	1:B:160:VAL:CG2	1:B:29:VAL:N	20	10.16	0.15	10.17
(3,18)	1:B:160:VAL:CG2	1:B:30:ASP:N	20	10.16	0.15	10.17
(3,18)	1:B:160:VAL:CG2	1:B:31:GLU:N	20	10.16	0.15	10.17
(3,18)	1:B:160:VAL:CG2	1:B:32:TYR:N	20	10.16	0.15	10.17
(3,18)	1:B:160:VAL:CG2	1:B:33:ASP:N	20	10.16	0.15	10.17
(3,18)	1:B:160:VAL:CG2	1:B:34:PRO:N	20	10.16	0.15	10.17
(3,18)	1:B:160:VAL:CG2	1:B:35:THR:N	20	10.16	0.15	10.17
(3,18)	1:B:160:VAL:CG2	1:B:36:ILE:N	20	10.16	0.15	10.17
(3,18)	1:B:160:VAL:CG2	1:B:37:GLU:N	20	10.16	0.15	10.17
(3,18)	1:B:160:VAL:CG2	1:B:38:ASP:N	20	10.16	0.15	10.17
(3,18)	1:B:160:VAL:CG2	1:B:39:SER:N	20	10.16	0.15	10.17
(3,18)	1:B:160:VAL:CG2	1:B:40:TYR:N	20	10.16	0.15	10.17
(3,18)	1:B:160:VAL:CG2	1:B:41:ARG:N	20	10.16	0.15	10.17
(3,18)	1:B:160:VAL:CG2	1:B:42:LYS:N	20	10.16	0.15	10.17
(3,18)	1:B:160:VAL:CG2	1:B:43:GLN:N	20	10.16	0.15	10.17
(3,18)	1:B:160:VAL:CG2	1:B:44:VAL:N	20	10.16	0.15	10.17
(3,18)	1:B:160:VAL:CG2	1:B:45:VAL:N	20	10.16	0.15	10.17
(3,18)	1:B:160:VAL:CG2	1:B:46:ILE:N	20	10.16	0.15	10.17
(3,18)	1:B:160:VAL:CG2	1:B:47:ASP:N	20	10.16	0.15	10.17
(3,18)	1:B:160:VAL:CG2	1:B:48:GLY:N	20	10.16	0.15	10.17
(3,18)	1:B:160:VAL:CG2	1:B:49:GLU:N	20	10.16	0.15	10.17
(3,18)	1:B:160:VAL:CG2	1:B:50:THR:N	20	10.16	0.15	10.17
(3,18)	1:B:160:VAL:CG2	1:B:51:CYS:N	20	10.16	0.15	10.17
(3,18)	1:B:160:VAL:CG2	1:B:52:LEU:N	20	10.16	0.15	10.17

Continued on next page...

Continued from previous page...

Key	Atom-1	Atom-2	Models ¹	Mean (Å)	SD ¹ (Å)	Median (Å)
(3,18)	1:B:160:VAL:CG2	1:B:53:LEU:N	20	10.16	0.15	10.17
(3,18)	1:B:160:VAL:CG2	1:B:54:ASP:N	20	10.16	0.15	10.17
(3,18)	1:B:160:VAL:CG2	1:B:55:ILE:N	20	10.16	0.15	10.17
(3,18)	1:B:160:VAL:CG2	1:B:56:LEU:N	20	10.16	0.15	10.17
(3,18)	1:B:160:VAL:CG2	1:B:57:ASP:N	20	10.16	0.15	10.17
(3,18)	1:B:160:VAL:CG2	1:B:58:THR:N	20	10.16	0.15	10.17
(3,18)	1:B:160:VAL:CG2	1:B:59:ALA:N	20	10.16	0.15	10.17
(3,18)	1:B:160:VAL:CG2	1:B:60:GLY:N	20	10.16	0.15	10.17
(3,18)	1:B:160:VAL:CG2	1:B:61:GLN:N	20	10.16	0.15	10.17
(3,18)	1:B:160:VAL:CG2	1:B:62:GLU:N	20	10.16	0.15	10.17
(3,18)	1:B:160:VAL:CG2	1:B:63:GLU:N	20	10.16	0.15	10.17
(3,18)	1:B:160:VAL:CG2	1:B:64:TYR:N	20	10.16	0.15	10.17
(3,18)	1:B:160:VAL:CG2	1:B:65:SER:N	20	10.16	0.15	10.17
(3,18)	1:B:160:VAL:CG2	1:B:66:ALA:N	20	10.16	0.15	10.17
(3,18)	1:B:160:VAL:CG2	1:B:67:MET:N	20	10.16	0.15	10.17
(3,18)	1:B:160:VAL:CG2	1:B:68:ARG:N	20	10.16	0.15	10.17
(3,18)	1:B:160:VAL:CG2	1:B:69:ASP:N	20	10.16	0.15	10.17
(3,18)	1:B:160:VAL:CG2	1:B:70:GLN:N	20	10.16	0.15	10.17
(3,18)	1:B:160:VAL:CG2	1:B:71:TYR:N	20	10.16	0.15	10.17
(3,18)	1:B:160:VAL:CG2	1:B:72:MET:N	20	10.16	0.15	10.17
(3,18)	1:B:160:VAL:CG2	1:B:73:ARG:N	20	10.16	0.15	10.17
(3,18)	1:B:160:VAL:CG2	1:B:74:THR:N	20	10.16	0.15	10.17
(3,18)	1:B:160:VAL:CG2	1:B:75:GLY:N	20	10.16	0.15	10.17
(3,18)	1:B:160:VAL:CG2	1:B:76:GLU:N	20	10.16	0.15	10.17
(3,18)	1:B:160:VAL:CG2	1:B:77:GLY:N	20	10.16	0.15	10.17
(3,18)	1:B:160:VAL:CG2	1:B:78:PHE:N	20	10.16	0.15	10.17
(3,18)	1:B:160:VAL:CG2	1:B:79:LEU:N	20	10.16	0.15	10.17
(3,18)	1:B:160:VAL:CG2	1:B:80:CYS:N	20	10.16	0.15	10.17
(3,18)	1:B:160:VAL:CG2	5:B:203:7Q9:N	20	10.16	0.15	10.17
(3,18)	1:B:160:VAL:CG2	5:B:204:7Q9:N	20	10.16	0.15	10.17
(3,18)	1:B:160:VAL:CG2	5:B:205:7Q9:N	20	10.16	0.15	10.17
(3,18)	1:B:160:VAL:CG2	5:B:206:7Q9:N	20	10.16	0.15	10.17
(3,18)	1:B:160:VAL:CG2	5:B:207:7Q9:N	20	10.16	0.15	10.17
(3,18)	1:B:160:VAL:CG2	6:B:208:17F:N1	20	10.16	0.15	10.17
(3,18)	1:B:160:VAL:CG2	5:B:209:7Q9:N	20	10.16	0.15	10.17
(3,18)	1:B:160:VAL:CG2	5:B:210:7Q9:N	20	10.16	0.15	10.17
(3,18)	1:B:160:VAL:CG2	5:B:211:7Q9:N	20	10.16	0.15	10.17
(3,18)	1:B:160:VAL:CG2	5:B:212:7Q9:N	20	10.16	0.15	10.17
(3,18)	1:B:160:VAL:CG2	5:B:213:7Q9:N	20	10.16	0.15	10.17
(3,18)	1:B:160:VAL:CG2	6:B:214:17F:N1	20	10.16	0.15	10.17
(3,18)	1:B:160:VAL:CG2	6:B:215:17F:N1	20	10.16	0.15	10.17
(3,18)	1:B:160:VAL:CG2	5:B:216:7Q9:N	20	10.16	0.15	10.17

Continued on next page...

Continued from previous page...

Key	Atom-1	Atom-2	Models ¹	Mean (Å)	SD ¹ (Å)	Median (Å)
(3,18)	1:B:160:VAL:CG2	5:B:217:7Q9:N	20	10.16	0.15	10.17
(3,18)	1:B:160:VAL:CG2	5:B:218:7Q9:N	20	10.16	0.15	10.17
(3,18)	1:B:160:VAL:CG2	6:B:219:17F:N1	20	10.16	0.15	10.17
(3,18)	1:B:160:VAL:CG2	5:B:220:7Q9:N	20	10.16	0.15	10.17
(2,3)	1:A:39:SER:OG	1:B:165:LYS:N	20	9.68	0.86	9.48
(1,1)	1:B:118:CYS:SG	1:A:21:ILE:CD1	20	9.51	1.15	9.66
(1,17)	1:A:39:SER:OG	1:B:142:ILE:CD1	20	8.97	1.13	8.99
(1,16)	1:A:39:SER:OG	1:B:139:ILE:CD1	20	8.93	0.63	8.87
(3,15)	1:B:139:ILE:CD1	1:B:2:THR:N	20	7.06	0.43	7.17
(3,15)	1:B:139:ILE:CD1	1:B:3:GLU:N	20	7.06	0.43	7.17
(3,15)	1:B:139:ILE:CD1	1:B:4:TYR:N	20	7.06	0.43	7.17
(3,15)	1:B:139:ILE:CD1	1:B:5:LYS:N	20	7.06	0.43	7.17
(3,15)	1:B:139:ILE:CD1	1:B:6:LEU:N	20	7.06	0.43	7.17
(3,15)	1:B:139:ILE:CD1	1:B:7:VAL:N	20	7.06	0.43	7.17
(3,15)	1:B:139:ILE:CD1	1:B:8:VAL:N	20	7.06	0.43	7.17
(3,15)	1:B:139:ILE:CD1	1:B:9:VAL:N	20	7.06	0.43	7.17
(3,15)	1:B:139:ILE:CD1	1:B:10:GLY:N	20	7.06	0.43	7.17
(3,15)	1:B:139:ILE:CD1	1:B:11:ALA:N	20	7.06	0.43	7.17
(3,15)	1:B:139:ILE:CD1	1:B:12:ASP:N	20	7.06	0.43	7.17
(3,15)	1:B:139:ILE:CD1	1:B:13:GLY:N	20	7.06	0.43	7.17
(3,15)	1:B:139:ILE:CD1	1:B:14:VAL:N	20	7.06	0.43	7.17
(3,15)	1:B:139:ILE:CD1	1:B:15:GLY:N	20	7.06	0.43	7.17
(3,15)	1:B:139:ILE:CD1	1:B:16:LYS:N	20	7.06	0.43	7.17
(3,15)	1:B:139:ILE:CD1	1:B:17:SER:N	20	7.06	0.43	7.17
(3,15)	1:B:139:ILE:CD1	1:B:18:ALA:N	20	7.06	0.43	7.17
(3,15)	1:B:139:ILE:CD1	1:B:19:LEU:N	20	7.06	0.43	7.17
(3,15)	1:B:139:ILE:CD1	1:B:20:THR:N	20	7.06	0.43	7.17
(3,15)	1:B:139:ILE:CD1	1:B:21:ILE:N	20	7.06	0.43	7.17
(3,15)	1:B:139:ILE:CD1	1:B:22:GLN:N	20	7.06	0.43	7.17
(3,15)	1:B:139:ILE:CD1	1:B:23:LEU:N	20	7.06	0.43	7.17
(3,15)	1:B:139:ILE:CD1	1:B:24:ILE:N	20	7.06	0.43	7.17
(3,15)	1:B:139:ILE:CD1	1:B:25:GLN:N	20	7.06	0.43	7.17
(3,15)	1:B:139:ILE:CD1	1:B:26:ASN:N	20	7.06	0.43	7.17
(3,15)	1:B:139:ILE:CD1	1:B:27:HIS:N	20	7.06	0.43	7.17
(3,15)	1:B:139:ILE:CD1	1:B:28:PHE:N	20	7.06	0.43	7.17
(3,15)	1:B:139:ILE:CD1	1:B:29:VAL:N	20	7.06	0.43	7.17
(3,15)	1:B:139:ILE:CD1	1:B:30:ASP:N	20	7.06	0.43	7.17
(3,15)	1:B:139:ILE:CD1	1:B:31:GLU:N	20	7.06	0.43	7.17
(3,15)	1:B:139:ILE:CD1	1:B:32:TYR:N	20	7.06	0.43	7.17
(3,15)	1:B:139:ILE:CD1	1:B:33:ASP:N	20	7.06	0.43	7.17
(3,15)	1:B:139:ILE:CD1	1:B:34:PRO:N	20	7.06	0.43	7.17
(3,15)	1:B:139:ILE:CD1	1:B:35:THR:N	20	7.06	0.43	7.17

Continued on next page...

Continued from previous page...

Key	Atom-1	Atom-2	Models ¹	Mean (Å)	SD ¹ (Å)	Median (Å)
(3,15)	1:B:139:ILE:CD1	1:B:36:ILE:N	20	7.06	0.43	7.17
(3,15)	1:B:139:ILE:CD1	1:B:37:GLU:N	20	7.06	0.43	7.17
(3,15)	1:B:139:ILE:CD1	1:B:38:ASP:N	20	7.06	0.43	7.17
(3,15)	1:B:139:ILE:CD1	1:B:39:SER:N	20	7.06	0.43	7.17
(3,15)	1:B:139:ILE:CD1	1:B:40:TYR:N	20	7.06	0.43	7.17
(3,15)	1:B:139:ILE:CD1	1:B:41:ARG:N	20	7.06	0.43	7.17
(3,15)	1:B:139:ILE:CD1	1:B:42:LYS:N	20	7.06	0.43	7.17
(3,15)	1:B:139:ILE:CD1	1:B:43:GLN:N	20	7.06	0.43	7.17
(3,15)	1:B:139:ILE:CD1	1:B:44:VAL:N	20	7.06	0.43	7.17
(3,15)	1:B:139:ILE:CD1	1:B:45:VAL:N	20	7.06	0.43	7.17
(3,15)	1:B:139:ILE:CD1	1:B:46:ILE:N	20	7.06	0.43	7.17
(3,15)	1:B:139:ILE:CD1	1:B:47:ASP:N	20	7.06	0.43	7.17
(3,15)	1:B:139:ILE:CD1	1:B:48:GLY:N	20	7.06	0.43	7.17
(3,15)	1:B:139:ILE:CD1	1:B:49:GLU:N	20	7.06	0.43	7.17
(3,15)	1:B:139:ILE:CD1	1:B:50:THR:N	20	7.06	0.43	7.17
(3,15)	1:B:139:ILE:CD1	1:B:51:CYS:N	20	7.06	0.43	7.17
(3,15)	1:B:139:ILE:CD1	1:B:52:LEU:N	20	7.06	0.43	7.17
(3,15)	1:B:139:ILE:CD1	1:B:53:LEU:N	20	7.06	0.43	7.17
(3,15)	1:B:139:ILE:CD1	1:B:54:ASP:N	20	7.06	0.43	7.17
(3,15)	1:B:139:ILE:CD1	1:B:55:ILE:N	20	7.06	0.43	7.17
(3,15)	1:B:139:ILE:CD1	1:B:56:LEU:N	20	7.06	0.43	7.17
(3,15)	1:B:139:ILE:CD1	1:B:57:ASP:N	20	7.06	0.43	7.17
(3,15)	1:B:139:ILE:CD1	1:B:58:THR:N	20	7.06	0.43	7.17
(3,15)	1:B:139:ILE:CD1	1:B:59:ALA:N	20	7.06	0.43	7.17
(3,15)	1:B:139:ILE:CD1	1:B:60:GLY:N	20	7.06	0.43	7.17
(3,15)	1:B:139:ILE:CD1	1:B:61:GLN:N	20	7.06	0.43	7.17
(3,15)	1:B:139:ILE:CD1	1:B:62:GLU:N	20	7.06	0.43	7.17
(3,15)	1:B:139:ILE:CD1	1:B:63:GLU:N	20	7.06	0.43	7.17
(3,15)	1:B:139:ILE:CD1	1:B:64:TYR:N	20	7.06	0.43	7.17
(3,15)	1:B:139:ILE:CD1	1:B:65:SER:N	20	7.06	0.43	7.17
(3,15)	1:B:139:ILE:CD1	1:B:66:ALA:N	20	7.06	0.43	7.17
(3,15)	1:B:139:ILE:CD1	1:B:67:MET:N	20	7.06	0.43	7.17
(3,15)	1:B:139:ILE:CD1	1:B:68:ARG:N	20	7.06	0.43	7.17
(3,15)	1:B:139:ILE:CD1	1:B:69:ASP:N	20	7.06	0.43	7.17
(3,15)	1:B:139:ILE:CD1	1:B:70:GLN:N	20	7.06	0.43	7.17
(3,15)	1:B:139:ILE:CD1	1:B:71:TYR:N	20	7.06	0.43	7.17
(3,15)	1:B:139:ILE:CD1	1:B:72:MET:N	20	7.06	0.43	7.17
(3,15)	1:B:139:ILE:CD1	1:B:73:ARG:N	20	7.06	0.43	7.17
(3,15)	1:B:139:ILE:CD1	1:B:74:THR:N	20	7.06	0.43	7.17
(3,15)	1:B:139:ILE:CD1	1:B:75:GLY:N	20	7.06	0.43	7.17
(3,15)	1:B:139:ILE:CD1	1:B:76:GLU:N	20	7.06	0.43	7.17
(3,15)	1:B:139:ILE:CD1	1:B:77:GLY:N	20	7.06	0.43	7.17

Continued on next page...

Continued from previous page...

Key	Atom-1	Atom-2	Models ¹	Mean (Å)	SD ¹ (Å)	Median (Å)
(3,15)	1:B:139:ILE:CD1	1:B:78:PHE:N	20	7.06	0.43	7.17
(3,15)	1:B:139:ILE:CD1	1:B:79:LEU:N	20	7.06	0.43	7.17
(3,15)	1:B:139:ILE:CD1	1:B:80:CYS:N	20	7.06	0.43	7.17
(3,15)	1:B:139:ILE:CD1	5:B:203:7Q9:N	20	7.06	0.43	7.17
(3,15)	1:B:139:ILE:CD1	5:B:204:7Q9:N	20	7.06	0.43	7.17
(3,15)	1:B:139:ILE:CD1	5:B:205:7Q9:N	20	7.06	0.43	7.17
(3,15)	1:B:139:ILE:CD1	5:B:206:7Q9:N	20	7.06	0.43	7.17
(3,15)	1:B:139:ILE:CD1	5:B:207:7Q9:N	20	7.06	0.43	7.17
(3,15)	1:B:139:ILE:CD1	6:B:208:17F:N1	20	7.06	0.43	7.17
(3,15)	1:B:139:ILE:CD1	5:B:209:7Q9:N	20	7.06	0.43	7.17
(3,15)	1:B:139:ILE:CD1	5:B:210:7Q9:N	20	7.06	0.43	7.17
(3,15)	1:B:139:ILE:CD1	5:B:211:7Q9:N	20	7.06	0.43	7.17
(3,15)	1:B:139:ILE:CD1	5:B:212:7Q9:N	20	7.06	0.43	7.17
(3,15)	1:B:139:ILE:CD1	5:B:213:7Q9:N	20	7.06	0.43	7.17
(3,15)	1:B:139:ILE:CD1	6:B:214:17F:N1	20	7.06	0.43	7.17
(3,15)	1:B:139:ILE:CD1	6:B:215:17F:N1	20	7.06	0.43	7.17
(3,15)	1:B:139:ILE:CD1	5:B:216:7Q9:N	20	7.06	0.43	7.17
(3,15)	1:B:139:ILE:CD1	5:B:217:7Q9:N	20	7.06	0.43	7.17
(3,15)	1:B:139:ILE:CD1	5:B:218:7Q9:N	20	7.06	0.43	7.17
(3,15)	1:B:139:ILE:CD1	6:B:219:17F:N1	20	7.06	0.43	7.17
(3,15)	1:B:139:ILE:CD1	5:B:220:7Q9:N	20	7.06	0.43	7.17
(1,6)	1:B:169:LYS:CG	1:A:56:LEU:C	20	6.82	0.72	6.82
(1,6)	1:B:169:LYS:CG	1:A:56:LEU:CA	20	6.82	0.72	6.82
(1,6)	1:B:169:LYS:CG	1:A:56:LEU:CB	20	6.82	0.72	6.82
(1,6)	1:B:169:LYS:CG	1:A:56:LEU:CD1	20	6.82	0.72	6.82
(1,6)	1:B:169:LYS:CG	1:A:56:LEU:CD1	20	6.82	0.72	6.82
(1,6)	1:B:169:LYS:CG	1:A:56:LEU:CD2	20	6.82	0.72	6.82
(1,6)	1:B:169:LYS:CG	1:A:56:LEU:CD2	20	6.82	0.72	6.82
(1,6)	1:B:169:LYS:CG	1:A:56:LEU:CG	20	6.82	0.72	6.82
(1,6)	1:B:169:LYS:CG	1:A:56:LEU:H	20	6.82	0.72	6.82
(1,6)	1:B:169:LYS:CG	1:A:56:LEU:N	20	6.82	0.72	6.82
(1,6)	1:B:169:LYS:CG	1:A:56:LEU:O	20	6.82	0.72	6.82
(1,6)	1:B:169:LYS:CG	1:B:56:LEU:CD1	20	6.82	0.72	6.82
(1,6)	1:B:169:LYS:CG	1:B:56:LEU:CD2	20	6.82	0.72	6.82
(1,18)	1:A:39:SER:OG	1:A:160:VAL:CG1	20	6.66	0.48	6.63
(1,18)	1:A:39:SER:OG	1:A:160:VAL:CG2	20	6.66	0.48	6.63
(1,18)	1:A:39:SER:OG	1:B:160:VAL:C	20	6.66	0.48	6.63
(1,18)	1:A:39:SER:OG	1:B:160:VAL:CA	20	6.66	0.48	6.63
(1,18)	1:A:39:SER:OG	1:B:160:VAL:CB	20	6.66	0.48	6.63
(1,18)	1:A:39:SER:OG	1:B:160:VAL:CG1	20	6.66	0.48	6.63
(1,18)	1:A:39:SER:OG	1:B:160:VAL:CG1	20	6.66	0.48	6.63
(1,18)	1:A:39:SER:OG	1:B:160:VAL:CG2	20	6.66	0.48	6.63

Continued on next page...

Continued from previous page...

Key	Atom-1	Atom-2	Models ¹	Mean (Å)	SD ¹ (Å)	Median (Å)
(1,18)	1:A:39:SER:OG	1:B:160:VAL:CG2	20	6.66	0.48	6.63
(1,18)	1:A:39:SER:OG	1:B:160:VAL:H	20	6.66	0.48	6.63
(1,18)	1:A:39:SER:OG	1:B:160:VAL:N	20	6.66	0.48	6.63
(1,18)	1:A:39:SER:OG	1:B:160:VAL:O	20	6.66	0.48	6.63
(3,14)	1:B:133:LEU:CD1	1:B:2:THR:N	20	6.26	0.59	6.28
(3,14)	1:B:133:LEU:CD1	1:B:3:GLU:N	20	6.26	0.59	6.28
(3,14)	1:B:133:LEU:CD1	1:B:4:TYR:N	20	6.26	0.59	6.28
(3,14)	1:B:133:LEU:CD1	1:B:5:LYS:N	20	6.26	0.59	6.28
(3,14)	1:B:133:LEU:CD1	1:B:6:LEU:N	20	6.26	0.59	6.28
(3,14)	1:B:133:LEU:CD1	1:B:7:VAL:N	20	6.26	0.59	6.28
(3,14)	1:B:133:LEU:CD1	1:B:8:VAL:N	20	6.26	0.59	6.28
(3,14)	1:B:133:LEU:CD1	1:B:9:VAL:N	20	6.26	0.59	6.28
(3,14)	1:B:133:LEU:CD1	1:B:10:GLY:N	20	6.26	0.59	6.28
(3,14)	1:B:133:LEU:CD1	1:B:11:ALA:N	20	6.26	0.59	6.28
(3,14)	1:B:133:LEU:CD1	1:B:12:ASP:N	20	6.26	0.59	6.28
(3,14)	1:B:133:LEU:CD1	1:B:13:GLY:N	20	6.26	0.59	6.28
(3,14)	1:B:133:LEU:CD1	1:B:14:VAL:N	20	6.26	0.59	6.28
(3,14)	1:B:133:LEU:CD1	1:B:15:GLY:N	20	6.26	0.59	6.28
(3,14)	1:B:133:LEU:CD1	1:B:16:LYS:N	20	6.26	0.59	6.28
(3,14)	1:B:133:LEU:CD1	1:B:17:SER:N	20	6.26	0.59	6.28
(3,14)	1:B:133:LEU:CD1	1:B:18:ALA:N	20	6.26	0.59	6.28
(3,14)	1:B:133:LEU:CD1	1:B:19:LEU:N	20	6.26	0.59	6.28
(3,14)	1:B:133:LEU:CD1	1:B:20:THR:N	20	6.26	0.59	6.28
(3,14)	1:B:133:LEU:CD1	1:B:21:ILE:N	20	6.26	0.59	6.28
(3,14)	1:B:133:LEU:CD1	1:B:22:GLN:N	20	6.26	0.59	6.28
(3,14)	1:B:133:LEU:CD1	1:B:23:LEU:N	20	6.26	0.59	6.28
(3,14)	1:B:133:LEU:CD1	1:B:24:ILE:N	20	6.26	0.59	6.28
(3,14)	1:B:133:LEU:CD1	1:B:25:GLN:N	20	6.26	0.59	6.28
(3,14)	1:B:133:LEU:CD1	1:B:26:ASN:N	20	6.26	0.59	6.28
(3,14)	1:B:133:LEU:CD1	1:B:27:HIS:N	20	6.26	0.59	6.28
(3,14)	1:B:133:LEU:CD1	1:B:28:PHE:N	20	6.26	0.59	6.28
(3,14)	1:B:133:LEU:CD1	1:B:29:VAL:N	20	6.26	0.59	6.28
(3,14)	1:B:133:LEU:CD1	1:B:30:ASP:N	20	6.26	0.59	6.28
(3,14)	1:B:133:LEU:CD1	1:B:31:GLU:N	20	6.26	0.59	6.28
(3,14)	1:B:133:LEU:CD1	1:B:32:TYR:N	20	6.26	0.59	6.28
(3,14)	1:B:133:LEU:CD1	1:B:33:ASP:N	20	6.26	0.59	6.28
(3,14)	1:B:133:LEU:CD1	1:B:34:PRO:N	20	6.26	0.59	6.28
(3,14)	1:B:133:LEU:CD1	1:B:35:THR:N	20	6.26	0.59	6.28
(3,14)	1:B:133:LEU:CD1	1:B:36:ILE:N	20	6.26	0.59	6.28
(3,14)	1:B:133:LEU:CD1	1:B:37:GLU:N	20	6.26	0.59	6.28
(3,14)	1:B:133:LEU:CD1	1:B:38:ASP:N	20	6.26	0.59	6.28
(3,14)	1:B:133:LEU:CD1	1:B:39:SER:N	20	6.26	0.59	6.28

Continued on next page...

Continued from previous page...

Key	Atom-1	Atom-2	Models ¹	Mean (Å)	SD ¹ (Å)	Median (Å)
(3,14)	1:B:133:LEU:CD1	1:B:40:TYR:N	20	6.26	0.59	6.28
(3,14)	1:B:133:LEU:CD1	1:B:41:ARG:N	20	6.26	0.59	6.28
(3,14)	1:B:133:LEU:CD1	1:B:42:LYS:N	20	6.26	0.59	6.28
(3,14)	1:B:133:LEU:CD1	1:B:43:GLN:N	20	6.26	0.59	6.28
(3,14)	1:B:133:LEU:CD1	1:B:44:VAL:N	20	6.26	0.59	6.28
(3,14)	1:B:133:LEU:CD1	1:B:45:VAL:N	20	6.26	0.59	6.28
(3,14)	1:B:133:LEU:CD1	1:B:46:ILE:N	20	6.26	0.59	6.28
(3,14)	1:B:133:LEU:CD1	1:B:47:ASP:N	20	6.26	0.59	6.28
(3,14)	1:B:133:LEU:CD1	1:B:48:GLY:N	20	6.26	0.59	6.28
(3,14)	1:B:133:LEU:CD1	1:B:49:GLU:N	20	6.26	0.59	6.28
(3,14)	1:B:133:LEU:CD1	1:B:50:THR:N	20	6.26	0.59	6.28
(3,14)	1:B:133:LEU:CD1	1:B:51:CYS:N	20	6.26	0.59	6.28
(3,14)	1:B:133:LEU:CD1	1:B:52:LEU:N	20	6.26	0.59	6.28
(3,14)	1:B:133:LEU:CD1	1:B:53:LEU:N	20	6.26	0.59	6.28
(3,14)	1:B:133:LEU:CD1	1:B:54:ASP:N	20	6.26	0.59	6.28
(3,14)	1:B:133:LEU:CD1	1:B:55:ILE:N	20	6.26	0.59	6.28
(3,14)	1:B:133:LEU:CD1	1:B:56:LEU:N	20	6.26	0.59	6.28
(3,14)	1:B:133:LEU:CD1	1:B:57:ASP:N	20	6.26	0.59	6.28
(3,14)	1:B:133:LEU:CD1	1:B:58:THR:N	20	6.26	0.59	6.28
(3,14)	1:B:133:LEU:CD1	1:B:59:ALA:N	20	6.26	0.59	6.28
(3,14)	1:B:133:LEU:CD1	1:B:60:GLY:N	20	6.26	0.59	6.28
(3,14)	1:B:133:LEU:CD1	1:B:61:GLN:N	20	6.26	0.59	6.28
(3,14)	1:B:133:LEU:CD1	1:B:62:GLU:N	20	6.26	0.59	6.28
(3,14)	1:B:133:LEU:CD1	1:B:63:GLU:N	20	6.26	0.59	6.28
(3,14)	1:B:133:LEU:CD1	1:B:64:TYR:N	20	6.26	0.59	6.28
(3,14)	1:B:133:LEU:CD1	1:B:65:SER:N	20	6.26	0.59	6.28
(3,14)	1:B:133:LEU:CD1	1:B:66:ALA:N	20	6.26	0.59	6.28
(3,14)	1:B:133:LEU:CD1	1:B:67:MET:N	20	6.26	0.59	6.28
(3,14)	1:B:133:LEU:CD1	1:B:68:ARG:N	20	6.26	0.59	6.28
(3,14)	1:B:133:LEU:CD1	1:B:69:ASP:N	20	6.26	0.59	6.28
(3,14)	1:B:133:LEU:CD1	1:B:70:GLN:N	20	6.26	0.59	6.28
(3,14)	1:B:133:LEU:CD1	1:B:71:TYR:N	20	6.26	0.59	6.28
(3,14)	1:B:133:LEU:CD1	1:B:72:MET:N	20	6.26	0.59	6.28
(3,14)	1:B:133:LEU:CD1	1:B:73:ARG:N	20	6.26	0.59	6.28
(3,14)	1:B:133:LEU:CD1	1:B:74:THR:N	20	6.26	0.59	6.28
(3,14)	1:B:133:LEU:CD1	1:B:75:GLY:N	20	6.26	0.59	6.28
(3,14)	1:B:133:LEU:CD1	1:B:76:GLU:N	20	6.26	0.59	6.28
(3,14)	1:B:133:LEU:CD1	1:B:77:GLY:N	20	6.26	0.59	6.28
(3,14)	1:B:133:LEU:CD1	1:B:78:PHE:N	20	6.26	0.59	6.28
(3,14)	1:B:133:LEU:CD1	1:B:79:LEU:N	20	6.26	0.59	6.28
(3,14)	1:B:133:LEU:CD1	1:B:80:CYS:N	20	6.26	0.59	6.28
(3,14)	1:B:133:LEU:CD1	5:B:203:7Q9:N	20	6.26	0.59	6.28

Continued on next page...

Continued from previous page...

Key	Atom-1	Atom-2	Models ¹	Mean (Å)	SD ¹ (Å)	Median (Å)
(3,14)	1:B:133:LEU:CD1	5:B:204:7Q9:N	20	6.26	0.59	6.28
(3,14)	1:B:133:LEU:CD1	5:B:205:7Q9:N	20	6.26	0.59	6.28
(3,14)	1:B:133:LEU:CD1	5:B:206:7Q9:N	20	6.26	0.59	6.28
(3,14)	1:B:133:LEU:CD1	5:B:207:7Q9:N	20	6.26	0.59	6.28
(3,14)	1:B:133:LEU:CD1	6:B:208:17F:N1	20	6.26	0.59	6.28
(3,14)	1:B:133:LEU:CD1	5:B:209:7Q9:N	20	6.26	0.59	6.28
(3,14)	1:B:133:LEU:CD1	5:B:210:7Q9:N	20	6.26	0.59	6.28
(3,14)	1:B:133:LEU:CD1	5:B:211:7Q9:N	20	6.26	0.59	6.28
(3,14)	1:B:133:LEU:CD1	5:B:212:7Q9:N	20	6.26	0.59	6.28
(3,14)	1:B:133:LEU:CD1	5:B:213:7Q9:N	20	6.26	0.59	6.28
(3,14)	1:B:133:LEU:CD1	6:B:214:17F:N1	20	6.26	0.59	6.28
(3,14)	1:B:133:LEU:CD1	6:B:215:17F:N1	20	6.26	0.59	6.28
(3,14)	1:B:133:LEU:CD1	5:B:216:7Q9:N	20	6.26	0.59	6.28
(3,14)	1:B:133:LEU:CD1	5:B:217:7Q9:N	20	6.26	0.59	6.28
(3,14)	1:B:133:LEU:CD1	5:B:218:7Q9:N	20	6.26	0.59	6.28
(3,14)	1:B:133:LEU:CD1	6:B:219:17F:N1	20	6.26	0.59	6.28
(3,14)	1:B:133:LEU:CD1	5:B:220:7Q9:N	20	6.26	0.59	6.28
(3,14)	1:B:133:LEU:CD2	1:B:2:THR:N	20	6.26	0.59	6.28
(3,14)	1:B:133:LEU:CD2	1:B:3:GLU:N	20	6.26	0.59	6.28
(3,14)	1:B:133:LEU:CD2	1:B:4:TYR:N	20	6.26	0.59	6.28
(3,14)	1:B:133:LEU:CD2	1:B:5:LYS:N	20	6.26	0.59	6.28
(3,14)	1:B:133:LEU:CD2	1:B:6:LEU:N	20	6.26	0.59	6.28
(3,14)	1:B:133:LEU:CD2	1:B:7:VAL:N	20	6.26	0.59	6.28
(3,14)	1:B:133:LEU:CD2	1:B:8:VAL:N	20	6.26	0.59	6.28
(3,14)	1:B:133:LEU:CD2	1:B:9:VAL:N	20	6.26	0.59	6.28
(3,14)	1:B:133:LEU:CD2	1:B:10:GLY:N	20	6.26	0.59	6.28
(3,14)	1:B:133:LEU:CD2	1:B:11:ALA:N	20	6.26	0.59	6.28
(3,14)	1:B:133:LEU:CD2	1:B:12:ASP:N	20	6.26	0.59	6.28
(3,14)	1:B:133:LEU:CD2	1:B:13:GLY:N	20	6.26	0.59	6.28
(3,14)	1:B:133:LEU:CD2	1:B:14:VAL:N	20	6.26	0.59	6.28
(3,14)	1:B:133:LEU:CD2	1:B:15:GLY:N	20	6.26	0.59	6.28
(3,14)	1:B:133:LEU:CD2	1:B:16:LYS:N	20	6.26	0.59	6.28
(3,14)	1:B:133:LEU:CD2	1:B:17:SER:N	20	6.26	0.59	6.28
(3,14)	1:B:133:LEU:CD2	1:B:18:ALA:N	20	6.26	0.59	6.28
(3,14)	1:B:133:LEU:CD2	1:B:19:LEU:N	20	6.26	0.59	6.28
(3,14)	1:B:133:LEU:CD2	1:B:20:THR:N	20	6.26	0.59	6.28
(3,14)	1:B:133:LEU:CD2	1:B:21:ILE:N	20	6.26	0.59	6.28
(3,14)	1:B:133:LEU:CD2	1:B:22:GLN:N	20	6.26	0.59	6.28
(3,14)	1:B:133:LEU:CD2	1:B:23:LEU:N	20	6.26	0.59	6.28
(3,14)	1:B:133:LEU:CD2	1:B:24:ILE:N	20	6.26	0.59	6.28
(3,14)	1:B:133:LEU:CD2	1:B:25:GLN:N	20	6.26	0.59	6.28
(3,14)	1:B:133:LEU:CD2	1:B:26:ASN:N	20	6.26	0.59	6.28

Continued on next page...

Continued from previous page...

Key	Atom-1	Atom-2	Models ¹	Mean (Å)	SD ¹ (Å)	Median (Å)
(3,14)	1:B:133:LEU:CD2	1:B:27:HIS:N	20	6.26	0.59	6.28
(3,14)	1:B:133:LEU:CD2	1:B:28:PHE:N	20	6.26	0.59	6.28
(3,14)	1:B:133:LEU:CD2	1:B:29:VAL:N	20	6.26	0.59	6.28
(3,14)	1:B:133:LEU:CD2	1:B:30:ASP:N	20	6.26	0.59	6.28
(3,14)	1:B:133:LEU:CD2	1:B:31:GLU:N	20	6.26	0.59	6.28
(3,14)	1:B:133:LEU:CD2	1:B:32:TYR:N	20	6.26	0.59	6.28
(3,14)	1:B:133:LEU:CD2	1:B:33:ASP:N	20	6.26	0.59	6.28
(3,14)	1:B:133:LEU:CD2	1:B:34:PRO:N	20	6.26	0.59	6.28
(3,14)	1:B:133:LEU:CD2	1:B:35:THR:N	20	6.26	0.59	6.28
(3,14)	1:B:133:LEU:CD2	1:B:36:ILE:N	20	6.26	0.59	6.28
(3,14)	1:B:133:LEU:CD2	1:B:37:GLU:N	20	6.26	0.59	6.28
(3,14)	1:B:133:LEU:CD2	1:B:38:ASP:N	20	6.26	0.59	6.28
(3,14)	1:B:133:LEU:CD2	1:B:39:SER:N	20	6.26	0.59	6.28
(3,14)	1:B:133:LEU:CD2	1:B:40:TYR:N	20	6.26	0.59	6.28
(3,14)	1:B:133:LEU:CD2	1:B:41:ARG:N	20	6.26	0.59	6.28
(3,14)	1:B:133:LEU:CD2	1:B:42:LYS:N	20	6.26	0.59	6.28
(3,14)	1:B:133:LEU:CD2	1:B:43:GLN:N	20	6.26	0.59	6.28
(3,14)	1:B:133:LEU:CD2	1:B:44:VAL:N	20	6.26	0.59	6.28
(3,14)	1:B:133:LEU:CD2	1:B:45:VAL:N	20	6.26	0.59	6.28
(3,14)	1:B:133:LEU:CD2	1:B:46:ILE:N	20	6.26	0.59	6.28
(3,14)	1:B:133:LEU:CD2	1:B:47:ASP:N	20	6.26	0.59	6.28
(3,14)	1:B:133:LEU:CD2	1:B:48:GLY:N	20	6.26	0.59	6.28
(3,14)	1:B:133:LEU:CD2	1:B:49:GLU:N	20	6.26	0.59	6.28
(3,14)	1:B:133:LEU:CD2	1:B:50:THR:N	20	6.26	0.59	6.28
(3,14)	1:B:133:LEU:CD2	1:B:51:CYS:N	20	6.26	0.59	6.28
(3,14)	1:B:133:LEU:CD2	1:B:52:LEU:N	20	6.26	0.59	6.28
(3,14)	1:B:133:LEU:CD2	1:B:53:LEU:N	20	6.26	0.59	6.28
(3,14)	1:B:133:LEU:CD2	1:B:54:ASP:N	20	6.26	0.59	6.28
(3,14)	1:B:133:LEU:CD2	1:B:55:ILE:N	20	6.26	0.59	6.28
(3,14)	1:B:133:LEU:CD2	1:B:56:LEU:N	20	6.26	0.59	6.28
(3,14)	1:B:133:LEU:CD2	1:B:57:ASP:N	20	6.26	0.59	6.28
(3,14)	1:B:133:LEU:CD2	1:B:58:THR:N	20	6.26	0.59	6.28
(3,14)	1:B:133:LEU:CD2	1:B:59:ALA:N	20	6.26	0.59	6.28
(3,14)	1:B:133:LEU:CD2	1:B:60:GLY:N	20	6.26	0.59	6.28
(3,14)	1:B:133:LEU:CD2	1:B:61:GLN:N	20	6.26	0.59	6.28
(3,14)	1:B:133:LEU:CD2	1:B:62:GLU:N	20	6.26	0.59	6.28
(3,14)	1:B:133:LEU:CD2	1:B:63:GLU:N	20	6.26	0.59	6.28
(3,14)	1:B:133:LEU:CD2	1:B:64:TYR:N	20	6.26	0.59	6.28
(3,14)	1:B:133:LEU:CD2	1:B:65:SER:N	20	6.26	0.59	6.28
(3,14)	1:B:133:LEU:CD2	1:B:66:ALA:N	20	6.26	0.59	6.28
(3,14)	1:B:133:LEU:CD2	1:B:67:MET:N	20	6.26	0.59	6.28
(3,14)	1:B:133:LEU:CD2	1:B:68:ARG:N	20	6.26	0.59	6.28

Continued on next page...

Continued from previous page...

Key	Atom-1	Atom-2	Models ¹	Mean (Å)	SD ¹ (Å)	Median (Å)
(3,14)	1:B:133:LEU:CD2	1:B:69:ASP:N	20	6.26	0.59	6.28
(3,14)	1:B:133:LEU:CD2	1:B:70:GLN:N	20	6.26	0.59	6.28
(3,14)	1:B:133:LEU:CD2	1:B:71:TYR:N	20	6.26	0.59	6.28
(3,14)	1:B:133:LEU:CD2	1:B:72:MET:N	20	6.26	0.59	6.28
(3,14)	1:B:133:LEU:CD2	1:B:73:ARG:N	20	6.26	0.59	6.28
(3,14)	1:B:133:LEU:CD2	1:B:74:THR:N	20	6.26	0.59	6.28
(3,14)	1:B:133:LEU:CD2	1:B:75:GLY:N	20	6.26	0.59	6.28
(3,14)	1:B:133:LEU:CD2	1:B:76:GLU:N	20	6.26	0.59	6.28
(3,14)	1:B:133:LEU:CD2	1:B:77:GLY:N	20	6.26	0.59	6.28
(3,14)	1:B:133:LEU:CD2	1:B:78:PHE:N	20	6.26	0.59	6.28
(3,14)	1:B:133:LEU:CD2	1:B:79:LEU:N	20	6.26	0.59	6.28
(3,14)	1:B:133:LEU:CD2	1:B:80:CYS:N	20	6.26	0.59	6.28
(3,14)	1:B:133:LEU:CD2	5:B:203:7Q9:N	20	6.26	0.59	6.28
(3,14)	1:B:133:LEU:CD2	5:B:204:7Q9:N	20	6.26	0.59	6.28
(3,14)	1:B:133:LEU:CD2	5:B:205:7Q9:N	20	6.26	0.59	6.28
(3,14)	1:B:133:LEU:CD2	5:B:206:7Q9:N	20	6.26	0.59	6.28
(3,14)	1:B:133:LEU:CD2	5:B:207:7Q9:N	20	6.26	0.59	6.28
(3,14)	1:B:133:LEU:CD2	6:B:208:17F:N1	20	6.26	0.59	6.28
(3,14)	1:B:133:LEU:CD2	5:B:209:7Q9:N	20	6.26	0.59	6.28
(3,14)	1:B:133:LEU:CD2	5:B:210:7Q9:N	20	6.26	0.59	6.28
(3,14)	1:B:133:LEU:CD2	5:B:211:7Q9:N	20	6.26	0.59	6.28
(3,14)	1:B:133:LEU:CD2	5:B:212:7Q9:N	20	6.26	0.59	6.28
(3,14)	1:B:133:LEU:CD2	5:B:213:7Q9:N	20	6.26	0.59	6.28
(3,14)	1:B:133:LEU:CD2	6:B:214:17F:N1	20	6.26	0.59	6.28
(3,14)	1:B:133:LEU:CD2	6:B:215:17F:N1	20	6.26	0.59	6.28
(3,14)	1:B:133:LEU:CD2	5:B:216:7Q9:N	20	6.26	0.59	6.28
(3,14)	1:B:133:LEU:CD2	5:B:217:7Q9:N	20	6.26	0.59	6.28
(3,14)	1:B:133:LEU:CD2	5:B:218:7Q9:N	20	6.26	0.59	6.28
(3,14)	1:B:133:LEU:CD2	6:B:219:17F:N1	20	6.26	0.59	6.28
(3,14)	1:B:133:LEU:CD2	5:B:220:7Q9:N	20	6.26	0.59	6.28
(1,14)	1:A:39:SER:OG	1:A:113:LEU:CD1	20	5.52	0.43	5.46
(1,14)	1:A:39:SER:OG	1:A:113:LEU:CD2	20	5.52	0.43	5.46
(1,14)	1:A:39:SER:OG	1:B:113:LEU:C	20	5.52	0.43	5.46
(1,14)	1:A:39:SER:OG	1:B:113:LEU:CA	20	5.52	0.43	5.46
(1,14)	1:A:39:SER:OG	1:B:113:LEU:CB	20	5.52	0.43	5.46
(1,14)	1:A:39:SER:OG	1:B:113:LEU:CD1	20	5.52	0.43	5.46
(1,14)	1:A:39:SER:OG	1:B:113:LEU:CD1	20	5.52	0.43	5.46
(1,14)	1:A:39:SER:OG	1:B:113:LEU:CD2	20	5.52	0.43	5.46
(1,14)	1:A:39:SER:OG	1:B:113:LEU:CD2	20	5.52	0.43	5.46
(1,14)	1:A:39:SER:OG	1:B:113:LEU:CG	20	5.52	0.43	5.46
(1,14)	1:A:39:SER:OG	1:B:113:LEU:H	20	5.52	0.43	5.46
(1,14)	1:A:39:SER:OG	1:B:113:LEU:N	20	5.52	0.43	5.46

Continued on next page...

Continued from previous page...

Key	Atom-1	Atom-2	Models ¹	Mean (Å)	SD ¹ (Å)	Median (Å)
(1,14)	1:A:39:SER:OG	1:B:113:LEU:O	20	5.52	0.43	5.46
(1,2)	1:B:118:CYS:SG	1:A:23:LEU:C	20	5.52	0.69	5.67
(1,2)	1:B:118:CYS:SG	1:A:23:LEU:CA	20	5.52	0.69	5.67
(1,2)	1:B:118:CYS:SG	1:A:23:LEU:CB	20	5.52	0.69	5.67
(1,2)	1:B:118:CYS:SG	1:A:23:LEU:CD1	20	5.52	0.69	5.67
(1,2)	1:B:118:CYS:SG	1:A:23:LEU:CD1	20	5.52	0.69	5.67
(1,2)	1:B:118:CYS:SG	1:A:23:LEU:CD2	20	5.52	0.69	5.67
(1,2)	1:B:118:CYS:SG	1:A:23:LEU:CD2	20	5.52	0.69	5.67
(1,2)	1:B:118:CYS:SG	1:A:23:LEU:CG	20	5.52	0.69	5.67
(1,2)	1:B:118:CYS:SG	1:A:23:LEU:H	20	5.52	0.69	5.67
(1,2)	1:B:118:CYS:SG	1:A:23:LEU:N	20	5.52	0.69	5.67
(1,2)	1:B:118:CYS:SG	1:A:23:LEU:O	20	5.52	0.69	5.67
(1,2)	1:B:118:CYS:SG	1:B:23:LEU:CD1	20	5.52	0.69	5.67
(1,2)	1:B:118:CYS:SG	1:B:23:LEU:CD2	20	5.52	0.69	5.67
(1,13)	1:A:39:SER:OG	1:A:112:VAL:CG1	20	5.32	0.32	5.28
(1,13)	1:A:39:SER:OG	1:A:112:VAL:CG2	20	5.32	0.32	5.28
(1,13)	1:A:39:SER:OG	1:B:112:VAL:C	20	5.32	0.32	5.28
(1,13)	1:A:39:SER:OG	1:B:112:VAL:CA	20	5.32	0.32	5.28
(1,13)	1:A:39:SER:OG	1:B:112:VAL:CB	20	5.32	0.32	5.28
(1,13)	1:A:39:SER:OG	1:B:112:VAL:CG1	20	5.32	0.32	5.28
(1,13)	1:A:39:SER:OG	1:B:112:VAL:CG1	20	5.32	0.32	5.28
(1,13)	1:A:39:SER:OG	1:B:112:VAL:CG2	20	5.32	0.32	5.28
(1,13)	1:A:39:SER:OG	1:B:112:VAL:CG2	20	5.32	0.32	5.28
(1,13)	1:A:39:SER:OG	1:B:112:VAL:H	20	5.32	0.32	5.28
(1,13)	1:A:39:SER:OG	1:B:112:VAL:N	20	5.32	0.32	5.28
(1,13)	1:A:39:SER:OG	1:B:112:VAL:O	20	5.32	0.32	5.28
(1,15)	1:A:39:SER:OG	1:A:133:LEU:CD1	20	5.09	0.59	5.18
(1,15)	1:A:39:SER:OG	1:A:133:LEU:CD2	20	5.09	0.59	5.18
(1,15)	1:A:39:SER:OG	1:B:133:LEU:C	20	5.09	0.59	5.18
(1,15)	1:A:39:SER:OG	1:B:133:LEU:CA	20	5.09	0.59	5.18
(1,15)	1:A:39:SER:OG	1:B:133:LEU:CB	20	5.09	0.59	5.18
(1,15)	1:A:39:SER:OG	1:B:133:LEU:CD1	20	5.09	0.59	5.18
(1,15)	1:A:39:SER:OG	1:B:133:LEU:CD1	20	5.09	0.59	5.18
(1,15)	1:A:39:SER:OG	1:B:133:LEU:CD2	20	5.09	0.59	5.18
(1,15)	1:A:39:SER:OG	1:B:133:LEU:CD2	20	5.09	0.59	5.18
(1,15)	1:A:39:SER:OG	1:B:133:LEU:CG	20	5.09	0.59	5.18
(1,15)	1:A:39:SER:OG	1:B:133:LEU:H	20	5.09	0.59	5.18
(1,15)	1:A:39:SER:OG	1:B:133:LEU:N	20	5.09	0.59	5.18
(1,15)	1:A:39:SER:OG	1:B:133:LEU:O	20	5.09	0.59	5.18
(3,16)	1:B:142:ILE:CD1	1:B:2:THR:N	20	5.07	0.5	5.18
(3,16)	1:B:142:ILE:CD1	1:B:3:GLU:N	20	5.07	0.5	5.18
(3,16)	1:B:142:ILE:CD1	1:B:4:TYR:N	20	5.07	0.5	5.18

Continued on next page...

Continued from previous page...

Key	Atom-1	Atom-2	Models ¹	Mean (Å)	SD ¹ (Å)	Median (Å)
(3,16)	1:B:142:ILE:CD1	1:B:5:LYS:N	20	5.07	0.5	5.18
(3,16)	1:B:142:ILE:CD1	1:B:6:LEU:N	20	5.07	0.5	5.18
(3,16)	1:B:142:ILE:CD1	1:B:7:VAL:N	20	5.07	0.5	5.18
(3,16)	1:B:142:ILE:CD1	1:B:8:VAL:N	20	5.07	0.5	5.18
(3,16)	1:B:142:ILE:CD1	1:B:9:VAL:N	20	5.07	0.5	5.18
(3,16)	1:B:142:ILE:CD1	1:B:10:GLY:N	20	5.07	0.5	5.18
(3,16)	1:B:142:ILE:CD1	1:B:11:ALA:N	20	5.07	0.5	5.18
(3,16)	1:B:142:ILE:CD1	1:B:12:ASP:N	20	5.07	0.5	5.18
(3,16)	1:B:142:ILE:CD1	1:B:13:GLY:N	20	5.07	0.5	5.18
(3,16)	1:B:142:ILE:CD1	1:B:14:VAL:N	20	5.07	0.5	5.18
(3,16)	1:B:142:ILE:CD1	1:B:15:GLY:N	20	5.07	0.5	5.18
(3,16)	1:B:142:ILE:CD1	1:B:16:LYS:N	20	5.07	0.5	5.18
(3,16)	1:B:142:ILE:CD1	1:B:17:SER:N	20	5.07	0.5	5.18
(3,16)	1:B:142:ILE:CD1	1:B:18:ALA:N	20	5.07	0.5	5.18
(3,16)	1:B:142:ILE:CD1	1:B:19:LEU:N	20	5.07	0.5	5.18
(3,16)	1:B:142:ILE:CD1	1:B:20:THR:N	20	5.07	0.5	5.18
(3,16)	1:B:142:ILE:CD1	1:B:21:ILE:N	20	5.07	0.5	5.18
(3,16)	1:B:142:ILE:CD1	1:B:22:GLN:N	20	5.07	0.5	5.18
(3,16)	1:B:142:ILE:CD1	1:B:23:LEU:N	20	5.07	0.5	5.18
(3,16)	1:B:142:ILE:CD1	1:B:24:ILE:N	20	5.07	0.5	5.18
(3,16)	1:B:142:ILE:CD1	1:B:25:GLN:N	20	5.07	0.5	5.18
(3,16)	1:B:142:ILE:CD1	1:B:26:ASN:N	20	5.07	0.5	5.18
(3,16)	1:B:142:ILE:CD1	1:B:27:HIS:N	20	5.07	0.5	5.18
(3,16)	1:B:142:ILE:CD1	1:B:28:PHE:N	20	5.07	0.5	5.18
(3,16)	1:B:142:ILE:CD1	1:B:29:VAL:N	20	5.07	0.5	5.18
(3,16)	1:B:142:ILE:CD1	1:B:30:ASP:N	20	5.07	0.5	5.18
(3,16)	1:B:142:ILE:CD1	1:B:31:GLU:N	20	5.07	0.5	5.18
(3,16)	1:B:142:ILE:CD1	1:B:32:TYR:N	20	5.07	0.5	5.18
(3,16)	1:B:142:ILE:CD1	1:B:33:ASP:N	20	5.07	0.5	5.18
(3,16)	1:B:142:ILE:CD1	1:B:34:PRO:N	20	5.07	0.5	5.18
(3,16)	1:B:142:ILE:CD1	1:B:35:THR:N	20	5.07	0.5	5.18
(3,16)	1:B:142:ILE:CD1	1:B:36:ILE:N	20	5.07	0.5	5.18
(3,16)	1:B:142:ILE:CD1	1:B:37:GLU:N	20	5.07	0.5	5.18
(3,16)	1:B:142:ILE:CD1	1:B:38:ASP:N	20	5.07	0.5	5.18
(3,16)	1:B:142:ILE:CD1	1:B:39:SER:N	20	5.07	0.5	5.18
(3,16)	1:B:142:ILE:CD1	1:B:40:TYR:N	20	5.07	0.5	5.18
(3,16)	1:B:142:ILE:CD1	1:B:41:ARG:N	20	5.07	0.5	5.18
(3,16)	1:B:142:ILE:CD1	1:B:42:LYS:N	20	5.07	0.5	5.18
(3,16)	1:B:142:ILE:CD1	1:B:43:GLN:N	20	5.07	0.5	5.18
(3,16)	1:B:142:ILE:CD1	1:B:44:VAL:N	20	5.07	0.5	5.18
(3,16)	1:B:142:ILE:CD1	1:B:45:VAL:N	20	5.07	0.5	5.18
(3,16)	1:B:142:ILE:CD1	1:B:46:ILE:N	20	5.07	0.5	5.18

Continued on next page...

Continued from previous page...

Key	Atom-1	Atom-2	Models ¹	Mean (Å)	SD ¹ (Å)	Median (Å)
(3,16)	1:B:142:ILE:CD1	1:B:47:ASP:N	20	5.07	0.5	5.18
(3,16)	1:B:142:ILE:CD1	1:B:48:GLY:N	20	5.07	0.5	5.18
(3,16)	1:B:142:ILE:CD1	1:B:49:GLU:N	20	5.07	0.5	5.18
(3,16)	1:B:142:ILE:CD1	1:B:50:THR:N	20	5.07	0.5	5.18
(3,16)	1:B:142:ILE:CD1	1:B:51:CYS:N	20	5.07	0.5	5.18
(3,16)	1:B:142:ILE:CD1	1:B:52:LEU:N	20	5.07	0.5	5.18
(3,16)	1:B:142:ILE:CD1	1:B:53:LEU:N	20	5.07	0.5	5.18
(3,16)	1:B:142:ILE:CD1	1:B:54:ASP:N	20	5.07	0.5	5.18
(3,16)	1:B:142:ILE:CD1	1:B:55:ILE:N	20	5.07	0.5	5.18
(3,16)	1:B:142:ILE:CD1	1:B:56:LEU:N	20	5.07	0.5	5.18
(3,16)	1:B:142:ILE:CD1	1:B:57:ASP:N	20	5.07	0.5	5.18
(3,16)	1:B:142:ILE:CD1	1:B:58:THR:N	20	5.07	0.5	5.18
(3,16)	1:B:142:ILE:CD1	1:B:59:ALA:N	20	5.07	0.5	5.18
(3,16)	1:B:142:ILE:CD1	1:B:60:GLY:N	20	5.07	0.5	5.18
(3,16)	1:B:142:ILE:CD1	1:B:61:GLN:N	20	5.07	0.5	5.18
(3,16)	1:B:142:ILE:CD1	1:B:62:GLU:N	20	5.07	0.5	5.18
(3,16)	1:B:142:ILE:CD1	1:B:63:GLU:N	20	5.07	0.5	5.18
(3,16)	1:B:142:ILE:CD1	1:B:64:TYR:N	20	5.07	0.5	5.18
(3,16)	1:B:142:ILE:CD1	1:B:65:SER:N	20	5.07	0.5	5.18
(3,16)	1:B:142:ILE:CD1	1:B:66:ALA:N	20	5.07	0.5	5.18
(3,16)	1:B:142:ILE:CD1	1:B:67:MET:N	20	5.07	0.5	5.18
(3,16)	1:B:142:ILE:CD1	1:B:68:ARG:N	20	5.07	0.5	5.18
(3,16)	1:B:142:ILE:CD1	1:B:69:ASP:N	20	5.07	0.5	5.18
(3,16)	1:B:142:ILE:CD1	1:B:70:GLN:N	20	5.07	0.5	5.18
(3,16)	1:B:142:ILE:CD1	1:B:71:TYR:N	20	5.07	0.5	5.18
(3,16)	1:B:142:ILE:CD1	1:B:72:MET:N	20	5.07	0.5	5.18
(3,16)	1:B:142:ILE:CD1	1:B:73:ARG:N	20	5.07	0.5	5.18
(3,16)	1:B:142:ILE:CD1	1:B:74:THR:N	20	5.07	0.5	5.18
(3,16)	1:B:142:ILE:CD1	1:B:75:GLY:N	20	5.07	0.5	5.18
(3,16)	1:B:142:ILE:CD1	1:B:76:GLU:N	20	5.07	0.5	5.18
(3,16)	1:B:142:ILE:CD1	1:B:77:GLY:N	20	5.07	0.5	5.18
(3,16)	1:B:142:ILE:CD1	1:B:78:PHE:N	20	5.07	0.5	5.18
(3,16)	1:B:142:ILE:CD1	1:B:79:LEU:N	20	5.07	0.5	5.18
(3,16)	1:B:142:ILE:CD1	1:B:80:CYS:N	20	5.07	0.5	5.18
(3,16)	1:B:142:ILE:CD1	5:B:203:7Q9:N	20	5.07	0.5	5.18
(3,16)	1:B:142:ILE:CD1	5:B:204:7Q9:N	20	5.07	0.5	5.18
(3,16)	1:B:142:ILE:CD1	5:B:205:7Q9:N	20	5.07	0.5	5.18
(3,16)	1:B:142:ILE:CD1	5:B:206:7Q9:N	20	5.07	0.5	5.18
(3,16)	1:B:142:ILE:CD1	5:B:207:7Q9:N	20	5.07	0.5	5.18
(3,16)	1:B:142:ILE:CD1	6:B:208:17F:N1	20	5.07	0.5	5.18
(3,16)	1:B:142:ILE:CD1	5:B:209:7Q9:N	20	5.07	0.5	5.18
(3,16)	1:B:142:ILE:CD1	5:B:210:7Q9:N	20	5.07	0.5	5.18

Continued on next page...

Continued from previous page...

Key	Atom-1	Atom-2	Models ¹	Mean (Å)	SD ¹ (Å)	Median (Å)
(3,16)	1:B:142:ILE:CD1	5:B:211:7Q9:N	20	5.07	0.5	5.18
(3,16)	1:B:142:ILE:CD1	5:B:212:7Q9:N	20	5.07	0.5	5.18
(3,16)	1:B:142:ILE:CD1	5:B:213:7Q9:N	20	5.07	0.5	5.18
(3,16)	1:B:142:ILE:CD1	6:B:214:17F:N1	20	5.07	0.5	5.18
(3,16)	1:B:142:ILE:CD1	6:B:215:17F:N1	20	5.07	0.5	5.18
(3,16)	1:B:142:ILE:CD1	5:B:216:7Q9:N	20	5.07	0.5	5.18
(3,16)	1:B:142:ILE:CD1	5:B:217:7Q9:N	20	5.07	0.5	5.18
(3,16)	1:B:142:ILE:CD1	5:B:218:7Q9:N	20	5.07	0.5	5.18
(3,16)	1:B:142:ILE:CD1	6:B:219:17F:N1	20	5.07	0.5	5.18
(3,16)	1:B:142:ILE:CD1	5:B:220:7Q9:N	20	5.07	0.5	5.18
(3,8)	1:A:45:VAL:CG1	1:B:2:THR:N	20	4.35	1.36	4.01
(3,8)	1:A:45:VAL:CG1	1:B:3:GLU:N	20	4.35	1.36	4.01
(3,8)	1:A:45:VAL:CG1	1:B:4:TYR:N	20	4.35	1.36	4.01
(3,8)	1:A:45:VAL:CG1	1:B:5:LYS:N	20	4.35	1.36	4.01
(3,8)	1:A:45:VAL:CG1	1:B:6:LEU:N	20	4.35	1.36	4.01
(3,8)	1:A:45:VAL:CG1	1:B:7:VAL:N	20	4.35	1.36	4.01
(3,8)	1:A:45:VAL:CG1	1:B:8:VAL:N	20	4.35	1.36	4.01
(3,8)	1:A:45:VAL:CG1	1:B:9:VAL:N	20	4.35	1.36	4.01
(3,8)	1:A:45:VAL:CG1	1:B:10:GLY:N	20	4.35	1.36	4.01
(3,8)	1:A:45:VAL:CG1	1:B:11:ALA:N	20	4.35	1.36	4.01
(3,8)	1:A:45:VAL:CG1	1:B:12:ASP:N	20	4.35	1.36	4.01
(3,8)	1:A:45:VAL:CG1	1:B:13:GLY:N	20	4.35	1.36	4.01
(3,8)	1:A:45:VAL:CG1	1:B:14:VAL:N	20	4.35	1.36	4.01
(3,8)	1:A:45:VAL:CG1	1:B:15:GLY:N	20	4.35	1.36	4.01
(3,8)	1:A:45:VAL:CG1	1:B:16:LYS:N	20	4.35	1.36	4.01
(3,8)	1:A:45:VAL:CG1	1:B:17:SER:N	20	4.35	1.36	4.01
(3,8)	1:A:45:VAL:CG1	1:B:18:ALA:N	20	4.35	1.36	4.01
(3,8)	1:A:45:VAL:CG1	1:B:19:LEU:N	20	4.35	1.36	4.01
(3,8)	1:A:45:VAL:CG1	1:B:20:THR:N	20	4.35	1.36	4.01
(3,8)	1:A:45:VAL:CG1	1:B:21:ILE:N	20	4.35	1.36	4.01
(3,8)	1:A:45:VAL:CG1	1:B:22:GLN:N	20	4.35	1.36	4.01
(3,8)	1:A:45:VAL:CG1	1:B:23:LEU:N	20	4.35	1.36	4.01
(3,8)	1:A:45:VAL:CG1	1:B:24:ILE:N	20	4.35	1.36	4.01
(3,8)	1:A:45:VAL:CG1	1:B:25:GLN:N	20	4.35	1.36	4.01
(3,8)	1:A:45:VAL:CG1	1:B:26:ASN:N	20	4.35	1.36	4.01
(3,8)	1:A:45:VAL:CG1	1:B:27:HIS:N	20	4.35	1.36	4.01
(3,8)	1:A:45:VAL:CG1	1:B:28:PHE:N	20	4.35	1.36	4.01
(3,8)	1:A:45:VAL:CG1	1:B:29:VAL:N	20	4.35	1.36	4.01
(3,8)	1:A:45:VAL:CG1	1:B:30:ASP:N	20	4.35	1.36	4.01
(3,8)	1:A:45:VAL:CG1	1:B:31:GLU:N	20	4.35	1.36	4.01
(3,8)	1:A:45:VAL:CG1	1:B:32:TYR:N	20	4.35	1.36	4.01
(3,8)	1:A:45:VAL:CG1	1:B:33:ASP:N	20	4.35	1.36	4.01

Continued on next page...

Continued from previous page...

Key	Atom-1	Atom-2	Models ¹	Mean (Å)	SD ¹ (Å)	Median (Å)
(3,8)	1:A:45:VAL:CG1	1:B:34:PRO:N	20	4.35	1.36	4.01
(3,8)	1:A:45:VAL:CG1	1:B:35:THR:N	20	4.35	1.36	4.01
(3,8)	1:A:45:VAL:CG1	1:B:36:ILE:N	20	4.35	1.36	4.01
(3,8)	1:A:45:VAL:CG1	1:B:37:GLU:N	20	4.35	1.36	4.01
(3,8)	1:A:45:VAL:CG1	1:B:38:ASP:N	20	4.35	1.36	4.01
(3,8)	1:A:45:VAL:CG1	1:B:39:SER:N	20	4.35	1.36	4.01
(3,8)	1:A:45:VAL:CG1	1:B:40:TYR:N	20	4.35	1.36	4.01
(3,8)	1:A:45:VAL:CG1	1:B:41:ARG:N	20	4.35	1.36	4.01
(3,8)	1:A:45:VAL:CG1	1:B:42:LYS:N	20	4.35	1.36	4.01
(3,8)	1:A:45:VAL:CG1	1:B:43:GLN:N	20	4.35	1.36	4.01
(3,8)	1:A:45:VAL:CG1	1:B:44:VAL:N	20	4.35	1.36	4.01
(3,8)	1:A:45:VAL:CG1	1:B:45:VAL:N	20	4.35	1.36	4.01
(3,8)	1:A:45:VAL:CG1	1:B:46:ILE:N	20	4.35	1.36	4.01
(3,8)	1:A:45:VAL:CG1	1:B:47:ASP:N	20	4.35	1.36	4.01
(3,8)	1:A:45:VAL:CG1	1:B:48:GLY:N	20	4.35	1.36	4.01
(3,8)	1:A:45:VAL:CG1	1:B:49:GLU:N	20	4.35	1.36	4.01
(3,8)	1:A:45:VAL:CG1	1:B:50:THR:N	20	4.35	1.36	4.01
(3,8)	1:A:45:VAL:CG1	1:B:51:CYS:N	20	4.35	1.36	4.01
(3,8)	1:A:45:VAL:CG1	1:B:52:LEU:N	20	4.35	1.36	4.01
(3,8)	1:A:45:VAL:CG1	1:B:53:LEU:N	20	4.35	1.36	4.01
(3,8)	1:A:45:VAL:CG1	1:B:54:ASP:N	20	4.35	1.36	4.01
(3,8)	1:A:45:VAL:CG1	1:B:55:ILE:N	20	4.35	1.36	4.01
(3,8)	1:A:45:VAL:CG1	1:B:56:LEU:N	20	4.35	1.36	4.01
(3,8)	1:A:45:VAL:CG1	1:B:57:ASP:N	20	4.35	1.36	4.01
(3,8)	1:A:45:VAL:CG1	1:B:58:THR:N	20	4.35	1.36	4.01
(3,8)	1:A:45:VAL:CG1	1:B:59:ALA:N	20	4.35	1.36	4.01
(3,8)	1:A:45:VAL:CG1	1:B:60:GLY:N	20	4.35	1.36	4.01
(3,8)	1:A:45:VAL:CG1	1:B:61:GLN:N	20	4.35	1.36	4.01
(3,8)	1:A:45:VAL:CG1	1:B:62:GLU:N	20	4.35	1.36	4.01
(3,8)	1:A:45:VAL:CG1	1:B:63:GLU:N	20	4.35	1.36	4.01
(3,8)	1:A:45:VAL:CG1	1:B:64:TYR:N	20	4.35	1.36	4.01
(3,8)	1:A:45:VAL:CG1	1:B:65:SER:N	20	4.35	1.36	4.01
(3,8)	1:A:45:VAL:CG1	1:B:66:ALA:N	20	4.35	1.36	4.01
(3,8)	1:A:45:VAL:CG1	1:B:67:MET:N	20	4.35	1.36	4.01
(3,8)	1:A:45:VAL:CG1	1:B:68:ARG:N	20	4.35	1.36	4.01
(3,8)	1:A:45:VAL:CG1	1:B:69:ASP:N	20	4.35	1.36	4.01
(3,8)	1:A:45:VAL:CG1	1:B:70:GLN:N	20	4.35	1.36	4.01
(3,8)	1:A:45:VAL:CG1	1:B:71:TYR:N	20	4.35	1.36	4.01
(3,8)	1:A:45:VAL:CG1	1:B:72:MET:N	20	4.35	1.36	4.01
(3,8)	1:A:45:VAL:CG1	1:B:73:ARG:N	20	4.35	1.36	4.01
(3,8)	1:A:45:VAL:CG1	1:B:74:THR:N	20	4.35	1.36	4.01
(3,8)	1:A:45:VAL:CG1	1:B:75:GLY:N	20	4.35	1.36	4.01

Continued on next page...

Continued from previous page...

Key	Atom-1	Atom-2	Models ¹	Mean (Å)	SD ¹ (Å)	Median (Å)
(3,8)	1:A:45:VAL:CG1	1:B:76:GLU:N	20	4.35	1.36	4.01
(3,8)	1:A:45:VAL:CG1	1:B:77:GLY:N	20	4.35	1.36	4.01
(3,8)	1:A:45:VAL:CG1	1:B:78:PHE:N	20	4.35	1.36	4.01
(3,8)	1:A:45:VAL:CG1	1:B:79:LEU:N	20	4.35	1.36	4.01
(3,8)	1:A:45:VAL:CG1	1:B:80:CYS:N	20	4.35	1.36	4.01
(3,8)	1:A:45:VAL:CG1	5:B:203:7Q9:N	20	4.35	1.36	4.01
(3,8)	1:A:45:VAL:CG1	5:B:204:7Q9:N	20	4.35	1.36	4.01
(3,8)	1:A:45:VAL:CG1	5:B:205:7Q9:N	20	4.35	1.36	4.01
(3,8)	1:A:45:VAL:CG1	5:B:206:7Q9:N	20	4.35	1.36	4.01
(3,8)	1:A:45:VAL:CG1	5:B:207:7Q9:N	20	4.35	1.36	4.01
(3,8)	1:A:45:VAL:CG1	6:B:208:17F:N1	20	4.35	1.36	4.01
(3,8)	1:A:45:VAL:CG1	5:B:209:7Q9:N	20	4.35	1.36	4.01
(3,8)	1:A:45:VAL:CG1	5:B:210:7Q9:N	20	4.35	1.36	4.01
(3,8)	1:A:45:VAL:CG1	5:B:211:7Q9:N	20	4.35	1.36	4.01
(3,8)	1:A:45:VAL:CG1	5:B:212:7Q9:N	20	4.35	1.36	4.01
(3,8)	1:A:45:VAL:CG1	5:B:213:7Q9:N	20	4.35	1.36	4.01
(3,8)	1:A:45:VAL:CG1	6:B:214:17F:N1	20	4.35	1.36	4.01
(3,8)	1:A:45:VAL:CG1	6:B:215:17F:N1	20	4.35	1.36	4.01
(3,8)	1:A:45:VAL:CG1	5:B:216:7Q9:N	20	4.35	1.36	4.01
(3,8)	1:A:45:VAL:CG1	5:B:217:7Q9:N	20	4.35	1.36	4.01
(3,8)	1:A:45:VAL:CG1	5:B:218:7Q9:N	20	4.35	1.36	4.01
(3,8)	1:A:45:VAL:CG1	6:B:219:17F:N1	20	4.35	1.36	4.01
(3,8)	1:A:45:VAL:CG1	5:B:220:7Q9:N	20	4.35	1.36	4.01
(3,8)	1:A:45:VAL:CG2	1:B:2:THR:N	20	4.35	1.36	4.01
(3,8)	1:A:45:VAL:CG2	1:B:3:GLU:N	20	4.35	1.36	4.01
(3,8)	1:A:45:VAL:CG2	1:B:4:TYR:N	20	4.35	1.36	4.01
(3,8)	1:A:45:VAL:CG2	1:B:5:LYS:N	20	4.35	1.36	4.01
(3,8)	1:A:45:VAL:CG2	1:B:6:LEU:N	20	4.35	1.36	4.01
(3,8)	1:A:45:VAL:CG2	1:B:7:VAL:N	20	4.35	1.36	4.01
(3,8)	1:A:45:VAL:CG2	1:B:8:VAL:N	20	4.35	1.36	4.01
(3,8)	1:A:45:VAL:CG2	1:B:9:VAL:N	20	4.35	1.36	4.01
(3,8)	1:A:45:VAL:CG2	1:B:10:GLY:N	20	4.35	1.36	4.01
(3,8)	1:A:45:VAL:CG2	1:B:11:ALA:N	20	4.35	1.36	4.01
(3,8)	1:A:45:VAL:CG2	1:B:12:ASP:N	20	4.35	1.36	4.01
(3,8)	1:A:45:VAL:CG2	1:B:13:GLY:N	20	4.35	1.36	4.01
(3,8)	1:A:45:VAL:CG2	1:B:14:VAL:N	20	4.35	1.36	4.01
(3,8)	1:A:45:VAL:CG2	1:B:15:GLY:N	20	4.35	1.36	4.01
(3,8)	1:A:45:VAL:CG2	1:B:16:LYS:N	20	4.35	1.36	4.01
(3,8)	1:A:45:VAL:CG2	1:B:17:SER:N	20	4.35	1.36	4.01
(3,8)	1:A:45:VAL:CG2	1:B:18:ALA:N	20	4.35	1.36	4.01
(3,8)	1:A:45:VAL:CG2	1:B:19:LEU:N	20	4.35	1.36	4.01
(3,8)	1:A:45:VAL:CG2	1:B:20:THR:N	20	4.35	1.36	4.01

Continued on next page...

Continued from previous page...

Key	Atom-1	Atom-2	Models ¹	Mean (Å)	SD ¹ (Å)	Median (Å)
(3,8)	1:A:45:VAL:CG2	1:B:21:ILE:N	20	4.35	1.36	4.01
(3,8)	1:A:45:VAL:CG2	1:B:22:GLN:N	20	4.35	1.36	4.01
(3,8)	1:A:45:VAL:CG2	1:B:23:LEU:N	20	4.35	1.36	4.01
(3,8)	1:A:45:VAL:CG2	1:B:24:ILE:N	20	4.35	1.36	4.01
(3,8)	1:A:45:VAL:CG2	1:B:25:GLN:N	20	4.35	1.36	4.01
(3,8)	1:A:45:VAL:CG2	1:B:26:ASN:N	20	4.35	1.36	4.01
(3,8)	1:A:45:VAL:CG2	1:B:27:HIS:N	20	4.35	1.36	4.01
(3,8)	1:A:45:VAL:CG2	1:B:28:PHE:N	20	4.35	1.36	4.01
(3,8)	1:A:45:VAL:CG2	1:B:29:VAL:N	20	4.35	1.36	4.01
(3,8)	1:A:45:VAL:CG2	1:B:30:ASP:N	20	4.35	1.36	4.01
(3,8)	1:A:45:VAL:CG2	1:B:31:GLU:N	20	4.35	1.36	4.01
(3,8)	1:A:45:VAL:CG2	1:B:32:TYR:N	20	4.35	1.36	4.01
(3,8)	1:A:45:VAL:CG2	1:B:33:ASP:N	20	4.35	1.36	4.01
(3,8)	1:A:45:VAL:CG2	1:B:34:PRO:N	20	4.35	1.36	4.01
(3,8)	1:A:45:VAL:CG2	1:B:35:THR:N	20	4.35	1.36	4.01
(3,8)	1:A:45:VAL:CG2	1:B:36:ILE:N	20	4.35	1.36	4.01
(3,8)	1:A:45:VAL:CG2	1:B:37:GLU:N	20	4.35	1.36	4.01
(3,8)	1:A:45:VAL:CG2	1:B:38:ASP:N	20	4.35	1.36	4.01
(3,8)	1:A:45:VAL:CG2	1:B:39:SER:N	20	4.35	1.36	4.01
(3,8)	1:A:45:VAL:CG2	1:B:40:TYR:N	20	4.35	1.36	4.01
(3,8)	1:A:45:VAL:CG2	1:B:41:ARG:N	20	4.35	1.36	4.01
(3,8)	1:A:45:VAL:CG2	1:B:42:LYS:N	20	4.35	1.36	4.01
(3,8)	1:A:45:VAL:CG2	1:B:43:GLN:N	20	4.35	1.36	4.01
(3,8)	1:A:45:VAL:CG2	1:B:44:VAL:N	20	4.35	1.36	4.01
(3,8)	1:A:45:VAL:CG2	1:B:45:VAL:N	20	4.35	1.36	4.01
(3,8)	1:A:45:VAL:CG2	1:B:46:ILE:N	20	4.35	1.36	4.01
(3,8)	1:A:45:VAL:CG2	1:B:47:ASP:N	20	4.35	1.36	4.01
(3,8)	1:A:45:VAL:CG2	1:B:48:GLY:N	20	4.35	1.36	4.01
(3,8)	1:A:45:VAL:CG2	1:B:49:GLU:N	20	4.35	1.36	4.01
(3,8)	1:A:45:VAL:CG2	1:B:50:THR:N	20	4.35	1.36	4.01
(3,8)	1:A:45:VAL:CG2	1:B:51:CYS:N	20	4.35	1.36	4.01
(3,8)	1:A:45:VAL:CG2	1:B:52:LEU:N	20	4.35	1.36	4.01
(3,8)	1:A:45:VAL:CG2	1:B:53:LEU:N	20	4.35	1.36	4.01
(3,8)	1:A:45:VAL:CG2	1:B:54:ASP:N	20	4.35	1.36	4.01
(3,8)	1:A:45:VAL:CG2	1:B:55:ILE:N	20	4.35	1.36	4.01
(3,8)	1:A:45:VAL:CG2	1:B:56:LEU:N	20	4.35	1.36	4.01
(3,8)	1:A:45:VAL:CG2	1:B:57:ASP:N	20	4.35	1.36	4.01
(3,8)	1:A:45:VAL:CG2	1:B:58:THR:N	20	4.35	1.36	4.01
(3,8)	1:A:45:VAL:CG2	1:B:59:ALA:N	20	4.35	1.36	4.01
(3,8)	1:A:45:VAL:CG2	1:B:60:GLY:N	20	4.35	1.36	4.01
(3,8)	1:A:45:VAL:CG2	1:B:61:GLN:N	20	4.35	1.36	4.01
(3,8)	1:A:45:VAL:CG2	1:B:62:GLU:N	20	4.35	1.36	4.01

Continued on next page...

Continued from previous page...

Key	Atom-1	Atom-2	Models ¹	Mean (Å)	SD ¹ (Å)	Median (Å)
(3,8)	1:A:45:VAL:CG2	1:B:63:GLU:N	20	4.35	1.36	4.01
(3,8)	1:A:45:VAL:CG2	1:B:64:TYR:N	20	4.35	1.36	4.01
(3,8)	1:A:45:VAL:CG2	1:B:65:SER:N	20	4.35	1.36	4.01
(3,8)	1:A:45:VAL:CG2	1:B:66:ALA:N	20	4.35	1.36	4.01
(3,8)	1:A:45:VAL:CG2	1:B:67:MET:N	20	4.35	1.36	4.01
(3,8)	1:A:45:VAL:CG2	1:B:68:ARG:N	20	4.35	1.36	4.01
(3,8)	1:A:45:VAL:CG2	1:B:69:ASP:N	20	4.35	1.36	4.01
(3,8)	1:A:45:VAL:CG2	1:B:70:GLN:N	20	4.35	1.36	4.01
(3,8)	1:A:45:VAL:CG2	1:B:71:TYR:N	20	4.35	1.36	4.01
(3,8)	1:A:45:VAL:CG2	1:B:72:MET:N	20	4.35	1.36	4.01
(3,8)	1:A:45:VAL:CG2	1:B:73:ARG:N	20	4.35	1.36	4.01
(3,8)	1:A:45:VAL:CG2	1:B:74:THR:N	20	4.35	1.36	4.01
(3,8)	1:A:45:VAL:CG2	1:B:75:GLY:N	20	4.35	1.36	4.01
(3,8)	1:A:45:VAL:CG2	1:B:76:GLU:N	20	4.35	1.36	4.01
(3,8)	1:A:45:VAL:CG2	1:B:77:GLY:N	20	4.35	1.36	4.01
(3,8)	1:A:45:VAL:CG2	1:B:78:PHE:N	20	4.35	1.36	4.01
(3,8)	1:A:45:VAL:CG2	1:B:79:LEU:N	20	4.35	1.36	4.01
(3,8)	1:A:45:VAL:CG2	1:B:80:CYS:N	20	4.35	1.36	4.01
(3,8)	1:A:45:VAL:CG2	5:B:203:7Q9:N	20	4.35	1.36	4.01
(3,8)	1:A:45:VAL:CG2	5:B:204:7Q9:N	20	4.35	1.36	4.01
(3,8)	1:A:45:VAL:CG2	5:B:205:7Q9:N	20	4.35	1.36	4.01
(3,8)	1:A:45:VAL:CG2	5:B:206:7Q9:N	20	4.35	1.36	4.01
(3,8)	1:A:45:VAL:CG2	5:B:207:7Q9:N	20	4.35	1.36	4.01
(3,8)	1:A:45:VAL:CG2	6:B:208:17F:N1	20	4.35	1.36	4.01
(3,8)	1:A:45:VAL:CG2	5:B:209:7Q9:N	20	4.35	1.36	4.01
(3,8)	1:A:45:VAL:CG2	5:B:210:7Q9:N	20	4.35	1.36	4.01
(3,8)	1:A:45:VAL:CG2	5:B:211:7Q9:N	20	4.35	1.36	4.01
(3,8)	1:A:45:VAL:CG2	5:B:212:7Q9:N	20	4.35	1.36	4.01
(3,8)	1:A:45:VAL:CG2	5:B:213:7Q9:N	20	4.35	1.36	4.01
(3,8)	1:A:45:VAL:CG2	6:B:214:17F:N1	20	4.35	1.36	4.01
(3,8)	1:A:45:VAL:CG2	6:B:215:17F:N1	20	4.35	1.36	4.01
(3,8)	1:A:45:VAL:CG2	5:B:216:7Q9:N	20	4.35	1.36	4.01
(3,8)	1:A:45:VAL:CG2	5:B:217:7Q9:N	20	4.35	1.36	4.01
(3,8)	1:A:45:VAL:CG2	5:B:218:7Q9:N	20	4.35	1.36	4.01
(3,8)	1:A:45:VAL:CG2	6:B:219:17F:N1	20	4.35	1.36	4.01
(3,8)	1:A:45:VAL:CG2	5:B:220:7Q9:N	20	4.35	1.36	4.01
(3,7)	1:A:44:VAL:CG1	1:B:2:THR:N	20	4.25	0.81	4.19
(3,7)	1:A:44:VAL:CG1	1:B:3:GLU:N	20	4.25	0.81	4.19
(3,7)	1:A:44:VAL:CG1	1:B:4:TYR:N	20	4.25	0.81	4.19
(3,7)	1:A:44:VAL:CG1	1:B:5:LYS:N	20	4.25	0.81	4.19
(3,7)	1:A:44:VAL:CG1	1:B:6:LEU:N	20	4.25	0.81	4.19
(3,7)	1:A:44:VAL:CG1	1:B:7:VAL:N	20	4.25	0.81	4.19

Continued on next page...

Continued from previous page...

Key	Atom-1	Atom-2	Models ¹	Mean (Å)	SD ¹ (Å)	Median (Å)
(3,7)	1:A:44:VAL:CG1	1:B:8:VAL:N	20	4.25	0.81	4.19
(3,7)	1:A:44:VAL:CG1	1:B:9:VAL:N	20	4.25	0.81	4.19
(3,7)	1:A:44:VAL:CG1	1:B:10:GLY:N	20	4.25	0.81	4.19
(3,7)	1:A:44:VAL:CG1	1:B:11:ALA:N	20	4.25	0.81	4.19
(3,7)	1:A:44:VAL:CG1	1:B:12:ASP:N	20	4.25	0.81	4.19
(3,7)	1:A:44:VAL:CG1	1:B:13:GLY:N	20	4.25	0.81	4.19
(3,7)	1:A:44:VAL:CG1	1:B:14:VAL:N	20	4.25	0.81	4.19
(3,7)	1:A:44:VAL:CG1	1:B:15:GLY:N	20	4.25	0.81	4.19
(3,7)	1:A:44:VAL:CG1	1:B:16:LYS:N	20	4.25	0.81	4.19
(3,7)	1:A:44:VAL:CG1	1:B:17:SER:N	20	4.25	0.81	4.19
(3,7)	1:A:44:VAL:CG1	1:B:18:ALA:N	20	4.25	0.81	4.19
(3,7)	1:A:44:VAL:CG1	1:B:19:LEU:N	20	4.25	0.81	4.19
(3,7)	1:A:44:VAL:CG1	1:B:20:THR:N	20	4.25	0.81	4.19
(3,7)	1:A:44:VAL:CG1	1:B:21:ILE:N	20	4.25	0.81	4.19
(3,7)	1:A:44:VAL:CG1	1:B:22:GLN:N	20	4.25	0.81	4.19
(3,7)	1:A:44:VAL:CG1	1:B:23:LEU:N	20	4.25	0.81	4.19
(3,7)	1:A:44:VAL:CG1	1:B:24:ILE:N	20	4.25	0.81	4.19
(3,7)	1:A:44:VAL:CG1	1:B:25:GLN:N	20	4.25	0.81	4.19
(3,7)	1:A:44:VAL:CG1	1:B:26:ASN:N	20	4.25	0.81	4.19
(3,7)	1:A:44:VAL:CG1	1:B:27:HIS:N	20	4.25	0.81	4.19
(3,7)	1:A:44:VAL:CG1	1:B:28:PHE:N	20	4.25	0.81	4.19
(3,7)	1:A:44:VAL:CG1	1:B:29:VAL:N	20	4.25	0.81	4.19
(3,7)	1:A:44:VAL:CG1	1:B:30:ASP:N	20	4.25	0.81	4.19
(3,7)	1:A:44:VAL:CG1	1:B:31:GLU:N	20	4.25	0.81	4.19
(3,7)	1:A:44:VAL:CG1	1:B:32:TYR:N	20	4.25	0.81	4.19
(3,7)	1:A:44:VAL:CG1	1:B:33:ASP:N	20	4.25	0.81	4.19
(3,7)	1:A:44:VAL:CG1	1:B:34:PRO:N	20	4.25	0.81	4.19
(3,7)	1:A:44:VAL:CG1	1:B:35:THR:N	20	4.25	0.81	4.19
(3,7)	1:A:44:VAL:CG1	1:B:36:ILE:N	20	4.25	0.81	4.19
(3,7)	1:A:44:VAL:CG1	1:B:37:GLU:N	20	4.25	0.81	4.19
(3,7)	1:A:44:VAL:CG1	1:B:38:ASP:N	20	4.25	0.81	4.19
(3,7)	1:A:44:VAL:CG1	1:B:39:SER:N	20	4.25	0.81	4.19
(3,7)	1:A:44:VAL:CG1	1:B:40:TYR:N	20	4.25	0.81	4.19
(3,7)	1:A:44:VAL:CG1	1:B:41:ARG:N	20	4.25	0.81	4.19
(3,7)	1:A:44:VAL:CG1	1:B:42:LYS:N	20	4.25	0.81	4.19
(3,7)	1:A:44:VAL:CG1	1:B:43:GLN:N	20	4.25	0.81	4.19
(3,7)	1:A:44:VAL:CG1	1:B:44:VAL:N	20	4.25	0.81	4.19
(3,7)	1:A:44:VAL:CG1	1:B:45:VAL:N	20	4.25	0.81	4.19
(3,7)	1:A:44:VAL:CG1	1:B:46:ILE:N	20	4.25	0.81	4.19
(3,7)	1:A:44:VAL:CG1	1:B:47:ASP:N	20	4.25	0.81	4.19
(3,7)	1:A:44:VAL:CG1	1:B:48:GLY:N	20	4.25	0.81	4.19
(3,7)	1:A:44:VAL:CG1	1:B:49:GLU:N	20	4.25	0.81	4.19

Continued on next page...

Continued from previous page...

Key	Atom-1	Atom-2	Models ¹	Mean (Å)	SD ¹ (Å)	Median (Å)
(3,7)	1:A:44:VAL:CG1	1:B:50:THR:N	20	4.25	0.81	4.19
(3,7)	1:A:44:VAL:CG1	1:B:51:CYS:N	20	4.25	0.81	4.19
(3,7)	1:A:44:VAL:CG1	1:B:52:LEU:N	20	4.25	0.81	4.19
(3,7)	1:A:44:VAL:CG1	1:B:53:LEU:N	20	4.25	0.81	4.19
(3,7)	1:A:44:VAL:CG1	1:B:54:ASP:N	20	4.25	0.81	4.19
(3,7)	1:A:44:VAL:CG1	1:B:55:ILE:N	20	4.25	0.81	4.19
(3,7)	1:A:44:VAL:CG1	1:B:56:LEU:N	20	4.25	0.81	4.19
(3,7)	1:A:44:VAL:CG1	1:B:57:ASP:N	20	4.25	0.81	4.19
(3,7)	1:A:44:VAL:CG1	1:B:58:THR:N	20	4.25	0.81	4.19
(3,7)	1:A:44:VAL:CG1	1:B:59:ALA:N	20	4.25	0.81	4.19
(3,7)	1:A:44:VAL:CG1	1:B:60:GLY:N	20	4.25	0.81	4.19
(3,7)	1:A:44:VAL:CG1	1:B:61:GLN:N	20	4.25	0.81	4.19
(3,7)	1:A:44:VAL:CG1	1:B:62:GLU:N	20	4.25	0.81	4.19
(3,7)	1:A:44:VAL:CG1	1:B:63:GLU:N	20	4.25	0.81	4.19
(3,7)	1:A:44:VAL:CG1	1:B:64:TYR:N	20	4.25	0.81	4.19
(3,7)	1:A:44:VAL:CG1	1:B:65:SER:N	20	4.25	0.81	4.19
(3,7)	1:A:44:VAL:CG1	1:B:66:ALA:N	20	4.25	0.81	4.19
(3,7)	1:A:44:VAL:CG1	1:B:67:MET:N	20	4.25	0.81	4.19
(3,7)	1:A:44:VAL:CG1	1:B:68:ARG:N	20	4.25	0.81	4.19
(3,7)	1:A:44:VAL:CG1	1:B:69:ASP:N	20	4.25	0.81	4.19
(3,7)	1:A:44:VAL:CG1	1:B:70:GLN:N	20	4.25	0.81	4.19
(3,7)	1:A:44:VAL:CG1	1:B:71:TYR:N	20	4.25	0.81	4.19
(3,7)	1:A:44:VAL:CG1	1:B:72:MET:N	20	4.25	0.81	4.19
(3,7)	1:A:44:VAL:CG1	1:B:73:ARG:N	20	4.25	0.81	4.19
(3,7)	1:A:44:VAL:CG1	1:B:74:THR:N	20	4.25	0.81	4.19
(3,7)	1:A:44:VAL:CG1	1:B:75:GLY:N	20	4.25	0.81	4.19
(3,7)	1:A:44:VAL:CG1	1:B:76:GLU:N	20	4.25	0.81	4.19
(3,7)	1:A:44:VAL:CG1	1:B:77:GLY:N	20	4.25	0.81	4.19
(3,7)	1:A:44:VAL:CG1	1:B:78:PHE:N	20	4.25	0.81	4.19
(3,7)	1:A:44:VAL:CG1	1:B:79:LEU:N	20	4.25	0.81	4.19
(3,7)	1:A:44:VAL:CG1	1:B:80:CYS:N	20	4.25	0.81	4.19
(3,7)	1:A:44:VAL:CG1	5:B:203:7Q9:N	20	4.25	0.81	4.19
(3,7)	1:A:44:VAL:CG1	5:B:204:7Q9:N	20	4.25	0.81	4.19
(3,7)	1:A:44:VAL:CG1	5:B:205:7Q9:N	20	4.25	0.81	4.19
(3,7)	1:A:44:VAL:CG1	5:B:206:7Q9:N	20	4.25	0.81	4.19
(3,7)	1:A:44:VAL:CG1	5:B:207:7Q9:N	20	4.25	0.81	4.19
(3,7)	1:A:44:VAL:CG1	6:B:208:17F:N1	20	4.25	0.81	4.19
(3,7)	1:A:44:VAL:CG1	5:B:209:7Q9:N	20	4.25	0.81	4.19
(3,7)	1:A:44:VAL:CG1	5:B:210:7Q9:N	20	4.25	0.81	4.19
(3,7)	1:A:44:VAL:CG1	5:B:211:7Q9:N	20	4.25	0.81	4.19
(3,7)	1:A:44:VAL:CG1	5:B:212:7Q9:N	20	4.25	0.81	4.19
(3,7)	1:A:44:VAL:CG1	5:B:213:7Q9:N	20	4.25	0.81	4.19

Continued on next page...

Continued from previous page...

Key	Atom-1	Atom-2	Models ¹	Mean (Å)	SD ¹ (Å)	Median (Å)
(3,7)	1:A:44:VAL:CG1	6:B:214:17F:N1	20	4.25	0.81	4.19
(3,7)	1:A:44:VAL:CG1	6:B:215:17F:N1	20	4.25	0.81	4.19
(3,7)	1:A:44:VAL:CG1	5:B:216:7Q9:N	20	4.25	0.81	4.19
(3,7)	1:A:44:VAL:CG1	5:B:217:7Q9:N	20	4.25	0.81	4.19
(3,7)	1:A:44:VAL:CG1	5:B:218:7Q9:N	20	4.25	0.81	4.19
(3,7)	1:A:44:VAL:CG1	6:B:219:17F:N1	20	4.25	0.81	4.19
(3,7)	1:A:44:VAL:CG1	5:B:220:7Q9:N	20	4.25	0.81	4.19
(3,7)	1:A:44:VAL:CG2	1:B:2:THR:N	20	4.25	0.81	4.19
(3,7)	1:A:44:VAL:CG2	1:B:3:GLU:N	20	4.25	0.81	4.19
(3,7)	1:A:44:VAL:CG2	1:B:4:TYR:N	20	4.25	0.81	4.19
(3,7)	1:A:44:VAL:CG2	1:B:5:LYS:N	20	4.25	0.81	4.19
(3,7)	1:A:44:VAL:CG2	1:B:6:LEU:N	20	4.25	0.81	4.19
(3,7)	1:A:44:VAL:CG2	1:B:7:VAL:N	20	4.25	0.81	4.19
(3,7)	1:A:44:VAL:CG2	1:B:8:VAL:N	20	4.25	0.81	4.19
(3,7)	1:A:44:VAL:CG2	1:B:9:VAL:N	20	4.25	0.81	4.19
(3,7)	1:A:44:VAL:CG2	1:B:10:GLY:N	20	4.25	0.81	4.19
(3,7)	1:A:44:VAL:CG2	1:B:11:ALA:N	20	4.25	0.81	4.19
(3,7)	1:A:44:VAL:CG2	1:B:12:ASP:N	20	4.25	0.81	4.19
(3,7)	1:A:44:VAL:CG2	1:B:13:GLY:N	20	4.25	0.81	4.19
(3,7)	1:A:44:VAL:CG2	1:B:14:VAL:N	20	4.25	0.81	4.19
(3,7)	1:A:44:VAL:CG2	1:B:15:GLY:N	20	4.25	0.81	4.19
(3,7)	1:A:44:VAL:CG2	1:B:16:LYS:N	20	4.25	0.81	4.19
(3,7)	1:A:44:VAL:CG2	1:B:17:SER:N	20	4.25	0.81	4.19
(3,7)	1:A:44:VAL:CG2	1:B:18:ALA:N	20	4.25	0.81	4.19
(3,7)	1:A:44:VAL:CG2	1:B:19:LEU:N	20	4.25	0.81	4.19
(3,7)	1:A:44:VAL:CG2	1:B:20:THR:N	20	4.25	0.81	4.19
(3,7)	1:A:44:VAL:CG2	1:B:21:ILE:N	20	4.25	0.81	4.19
(3,7)	1:A:44:VAL:CG2	1:B:22:GLN:N	20	4.25	0.81	4.19
(3,7)	1:A:44:VAL:CG2	1:B:23:LEU:N	20	4.25	0.81	4.19
(3,7)	1:A:44:VAL:CG2	1:B:24:ILE:N	20	4.25	0.81	4.19
(3,7)	1:A:44:VAL:CG2	1:B:25:GLN:N	20	4.25	0.81	4.19
(3,7)	1:A:44:VAL:CG2	1:B:26:ASN:N	20	4.25	0.81	4.19
(3,7)	1:A:44:VAL:CG2	1:B:27:HIS:N	20	4.25	0.81	4.19
(3,7)	1:A:44:VAL:CG2	1:B:28:PHE:N	20	4.25	0.81	4.19
(3,7)	1:A:44:VAL:CG2	1:B:29:VAL:N	20	4.25	0.81	4.19
(3,7)	1:A:44:VAL:CG2	1:B:30:ASP:N	20	4.25	0.81	4.19
(3,7)	1:A:44:VAL:CG2	1:B:31:GLU:N	20	4.25	0.81	4.19
(3,7)	1:A:44:VAL:CG2	1:B:32:TYR:N	20	4.25	0.81	4.19
(3,7)	1:A:44:VAL:CG2	1:B:33:ASP:N	20	4.25	0.81	4.19
(3,7)	1:A:44:VAL:CG2	1:B:34:PRO:N	20	4.25	0.81	4.19
(3,7)	1:A:44:VAL:CG2	1:B:35:THR:N	20	4.25	0.81	4.19
(3,7)	1:A:44:VAL:CG2	1:B:36:ILE:N	20	4.25	0.81	4.19

Continued on next page...

Continued from previous page...

Key	Atom-1	Atom-2	Models ¹	Mean (Å)	SD ¹ (Å)	Median (Å)
(3,7)	1:A:44:VAL:CG2	1:B:37:GLU:N	20	4.25	0.81	4.19
(3,7)	1:A:44:VAL:CG2	1:B:38:ASP:N	20	4.25	0.81	4.19
(3,7)	1:A:44:VAL:CG2	1:B:39:SER:N	20	4.25	0.81	4.19
(3,7)	1:A:44:VAL:CG2	1:B:40:TYR:N	20	4.25	0.81	4.19
(3,7)	1:A:44:VAL:CG2	1:B:41:ARG:N	20	4.25	0.81	4.19
(3,7)	1:A:44:VAL:CG2	1:B:42:LYS:N	20	4.25	0.81	4.19
(3,7)	1:A:44:VAL:CG2	1:B:43:GLN:N	20	4.25	0.81	4.19
(3,7)	1:A:44:VAL:CG2	1:B:44:VAL:N	20	4.25	0.81	4.19
(3,7)	1:A:44:VAL:CG2	1:B:45:VAL:N	20	4.25	0.81	4.19
(3,7)	1:A:44:VAL:CG2	1:B:46:ILE:N	20	4.25	0.81	4.19
(3,7)	1:A:44:VAL:CG2	1:B:47:ASP:N	20	4.25	0.81	4.19
(3,7)	1:A:44:VAL:CG2	1:B:48:GLY:N	20	4.25	0.81	4.19
(3,7)	1:A:44:VAL:CG2	1:B:49:GLU:N	20	4.25	0.81	4.19
(3,7)	1:A:44:VAL:CG2	1:B:50:THR:N	20	4.25	0.81	4.19
(3,7)	1:A:44:VAL:CG2	1:B:51:CYS:N	20	4.25	0.81	4.19
(3,7)	1:A:44:VAL:CG2	1:B:52:LEU:N	20	4.25	0.81	4.19
(3,7)	1:A:44:VAL:CG2	1:B:53:LEU:N	20	4.25	0.81	4.19
(3,7)	1:A:44:VAL:CG2	1:B:54:ASP:N	20	4.25	0.81	4.19
(3,7)	1:A:44:VAL:CG2	1:B:55:ILE:N	20	4.25	0.81	4.19
(3,7)	1:A:44:VAL:CG2	1:B:56:LEU:N	20	4.25	0.81	4.19
(3,7)	1:A:44:VAL:CG2	1:B:57:ASP:N	20	4.25	0.81	4.19
(3,7)	1:A:44:VAL:CG2	1:B:58:THR:N	20	4.25	0.81	4.19
(3,7)	1:A:44:VAL:CG2	1:B:59:ALA:N	20	4.25	0.81	4.19
(3,7)	1:A:44:VAL:CG2	1:B:60:GLY:N	20	4.25	0.81	4.19
(3,7)	1:A:44:VAL:CG2	1:B:61:GLN:N	20	4.25	0.81	4.19
(3,7)	1:A:44:VAL:CG2	1:B:62:GLU:N	20	4.25	0.81	4.19
(3,7)	1:A:44:VAL:CG2	1:B:63:GLU:N	20	4.25	0.81	4.19
(3,7)	1:A:44:VAL:CG2	1:B:64:TYR:N	20	4.25	0.81	4.19
(3,7)	1:A:44:VAL:CG2	1:B:65:SER:N	20	4.25	0.81	4.19
(3,7)	1:A:44:VAL:CG2	1:B:66:ALA:N	20	4.25	0.81	4.19
(3,7)	1:A:44:VAL:CG2	1:B:67:MET:N	20	4.25	0.81	4.19
(3,7)	1:A:44:VAL:CG2	1:B:68:ARG:N	20	4.25	0.81	4.19
(3,7)	1:A:44:VAL:CG2	1:B:69:ASP:N	20	4.25	0.81	4.19
(3,7)	1:A:44:VAL:CG2	1:B:70:GLN:N	20	4.25	0.81	4.19
(3,7)	1:A:44:VAL:CG2	1:B:71:TYR:N	20	4.25	0.81	4.19
(3,7)	1:A:44:VAL:CG2	1:B:72:MET:N	20	4.25	0.81	4.19
(3,7)	1:A:44:VAL:CG2	1:B:73:ARG:N	20	4.25	0.81	4.19
(3,7)	1:A:44:VAL:CG2	1:B:74:THR:N	20	4.25	0.81	4.19
(3,7)	1:A:44:VAL:CG2	1:B:75:GLY:N	20	4.25	0.81	4.19
(3,7)	1:A:44:VAL:CG2	1:B:76:GLU:N	20	4.25	0.81	4.19
(3,7)	1:A:44:VAL:CG2	1:B:77:GLY:N	20	4.25	0.81	4.19
(3,7)	1:A:44:VAL:CG2	1:B:78:PHE:N	20	4.25	0.81	4.19

Continued on next page...

Continued from previous page...

Key	Atom-1	Atom-2	Models ¹	Mean (Å)	SD ¹ (Å)	Median (Å)
(3,7)	1:A:44:VAL:CG2	1:B:79:LEU:N	20	4.25	0.81	4.19
(3,7)	1:A:44:VAL:CG2	1:B:80:CYS:N	20	4.25	0.81	4.19
(3,7)	1:A:44:VAL:CG2	5:B:203:7Q9:N	20	4.25	0.81	4.19
(3,7)	1:A:44:VAL:CG2	5:B:204:7Q9:N	20	4.25	0.81	4.19
(3,7)	1:A:44:VAL:CG2	5:B:205:7Q9:N	20	4.25	0.81	4.19
(3,7)	1:A:44:VAL:CG2	5:B:206:7Q9:N	20	4.25	0.81	4.19
(3,7)	1:A:44:VAL:CG2	5:B:207:7Q9:N	20	4.25	0.81	4.19
(3,7)	1:A:44:VAL:CG2	6:B:208:17F:N1	20	4.25	0.81	4.19
(3,7)	1:A:44:VAL:CG2	5:B:209:7Q9:N	20	4.25	0.81	4.19
(3,7)	1:A:44:VAL:CG2	5:B:210:7Q9:N	20	4.25	0.81	4.19
(3,7)	1:A:44:VAL:CG2	5:B:211:7Q9:N	20	4.25	0.81	4.19
(3,7)	1:A:44:VAL:CG2	5:B:212:7Q9:N	20	4.25	0.81	4.19
(3,7)	1:A:44:VAL:CG2	5:B:213:7Q9:N	20	4.25	0.81	4.19
(3,7)	1:A:44:VAL:CG2	6:B:214:17F:N1	20	4.25	0.81	4.19
(3,7)	1:A:44:VAL:CG2	6:B:215:17F:N1	20	4.25	0.81	4.19
(3,7)	1:A:44:VAL:CG2	5:B:216:7Q9:N	20	4.25	0.81	4.19
(3,7)	1:A:44:VAL:CG2	5:B:217:7Q9:N	20	4.25	0.81	4.19
(3,7)	1:A:44:VAL:CG2	5:B:218:7Q9:N	20	4.25	0.81	4.19
(3,7)	1:A:44:VAL:CG2	6:B:219:17F:N1	20	4.25	0.81	4.19
(3,7)	1:A:44:VAL:CG2	5:B:220:7Q9:N	20	4.25	0.81	4.19
(3,3)	1:A:21:ILE:CD1	1:B:2:THR:N	20	3.94	0.47	3.92
(3,3)	1:A:21:ILE:CD1	1:B:3:GLU:N	20	3.94	0.47	3.92
(3,3)	1:A:21:ILE:CD1	1:B:4:TYR:N	20	3.94	0.47	3.92
(3,3)	1:A:21:ILE:CD1	1:B:5:LYS:N	20	3.94	0.47	3.92
(3,3)	1:A:21:ILE:CD1	1:B:6:LEU:N	20	3.94	0.47	3.92
(3,3)	1:A:21:ILE:CD1	1:B:7:VAL:N	20	3.94	0.47	3.92
(3,3)	1:A:21:ILE:CD1	1:B:8:VAL:N	20	3.94	0.47	3.92
(3,3)	1:A:21:ILE:CD1	1:B:9:VAL:N	20	3.94	0.47	3.92
(3,3)	1:A:21:ILE:CD1	1:B:10:GLY:N	20	3.94	0.47	3.92
(3,3)	1:A:21:ILE:CD1	1:B:11:ALA:N	20	3.94	0.47	3.92
(3,3)	1:A:21:ILE:CD1	1:B:12:ASP:N	20	3.94	0.47	3.92
(3,3)	1:A:21:ILE:CD1	1:B:13:GLY:N	20	3.94	0.47	3.92
(3,3)	1:A:21:ILE:CD1	1:B:14:VAL:N	20	3.94	0.47	3.92
(3,3)	1:A:21:ILE:CD1	1:B:15:GLY:N	20	3.94	0.47	3.92
(3,3)	1:A:21:ILE:CD1	1:B:16:LYS:N	20	3.94	0.47	3.92
(3,3)	1:A:21:ILE:CD1	1:B:17:SER:N	20	3.94	0.47	3.92
(3,3)	1:A:21:ILE:CD1	1:B:18:ALA:N	20	3.94	0.47	3.92
(3,3)	1:A:21:ILE:CD1	1:B:19:LEU:N	20	3.94	0.47	3.92
(3,3)	1:A:21:ILE:CD1	1:B:20:THR:N	20	3.94	0.47	3.92
(3,3)	1:A:21:ILE:CD1	1:B:21:ILE:N	20	3.94	0.47	3.92
(3,3)	1:A:21:ILE:CD1	1:B:22:GLN:N	20	3.94	0.47	3.92
(3,3)	1:A:21:ILE:CD1	1:B:23:LEU:N	20	3.94	0.47	3.92

Continued on next page...

Continued from previous page...

Key	Atom-1	Atom-2	Models ¹	Mean (Å)	SD ¹ (Å)	Median (Å)
(3,3)	1:A:21:ILE:CD1	1:B:24:ILE:N	20	3.94	0.47	3.92
(3,3)	1:A:21:ILE:CD1	1:B:25:GLN:N	20	3.94	0.47	3.92
(3,3)	1:A:21:ILE:CD1	1:B:26:ASN:N	20	3.94	0.47	3.92
(3,3)	1:A:21:ILE:CD1	1:B:27:HIS:N	20	3.94	0.47	3.92
(3,3)	1:A:21:ILE:CD1	1:B:28:PHE:N	20	3.94	0.47	3.92
(3,3)	1:A:21:ILE:CD1	1:B:29:VAL:N	20	3.94	0.47	3.92
(3,3)	1:A:21:ILE:CD1	1:B:30:ASP:N	20	3.94	0.47	3.92
(3,3)	1:A:21:ILE:CD1	1:B:31:GLU:N	20	3.94	0.47	3.92
(3,3)	1:A:21:ILE:CD1	1:B:32:TYR:N	20	3.94	0.47	3.92
(3,3)	1:A:21:ILE:CD1	1:B:33:ASP:N	20	3.94	0.47	3.92
(3,3)	1:A:21:ILE:CD1	1:B:34:PRO:N	20	3.94	0.47	3.92
(3,3)	1:A:21:ILE:CD1	1:B:35:THR:N	20	3.94	0.47	3.92
(3,3)	1:A:21:ILE:CD1	1:B:36:ILE:N	20	3.94	0.47	3.92
(3,3)	1:A:21:ILE:CD1	1:B:37:GLU:N	20	3.94	0.47	3.92
(3,3)	1:A:21:ILE:CD1	1:B:38:ASP:N	20	3.94	0.47	3.92
(3,3)	1:A:21:ILE:CD1	1:B:39:SER:N	20	3.94	0.47	3.92
(3,3)	1:A:21:ILE:CD1	1:B:40:TYR:N	20	3.94	0.47	3.92
(3,3)	1:A:21:ILE:CD1	1:B:41:ARG:N	20	3.94	0.47	3.92
(3,3)	1:A:21:ILE:CD1	1:B:42:LYS:N	20	3.94	0.47	3.92
(3,3)	1:A:21:ILE:CD1	1:B:43:GLN:N	20	3.94	0.47	3.92
(3,3)	1:A:21:ILE:CD1	1:B:44:VAL:N	20	3.94	0.47	3.92
(3,3)	1:A:21:ILE:CD1	1:B:45:VAL:N	20	3.94	0.47	3.92
(3,3)	1:A:21:ILE:CD1	1:B:46:ILE:N	20	3.94	0.47	3.92
(3,3)	1:A:21:ILE:CD1	1:B:47:ASP:N	20	3.94	0.47	3.92
(3,3)	1:A:21:ILE:CD1	1:B:48:GLY:N	20	3.94	0.47	3.92
(3,3)	1:A:21:ILE:CD1	1:B:49:GLU:N	20	3.94	0.47	3.92
(3,3)	1:A:21:ILE:CD1	1:B:50:THR:N	20	3.94	0.47	3.92
(3,3)	1:A:21:ILE:CD1	1:B:51:CYS:N	20	3.94	0.47	3.92
(3,3)	1:A:21:ILE:CD1	1:B:52:LEU:N	20	3.94	0.47	3.92
(3,3)	1:A:21:ILE:CD1	1:B:53:LEU:N	20	3.94	0.47	3.92
(3,3)	1:A:21:ILE:CD1	1:B:54:ASP:N	20	3.94	0.47	3.92
(3,3)	1:A:21:ILE:CD1	1:B:55:ILE:N	20	3.94	0.47	3.92
(3,3)	1:A:21:ILE:CD1	1:B:56:LEU:N	20	3.94	0.47	3.92
(3,3)	1:A:21:ILE:CD1	1:B:57:ASP:N	20	3.94	0.47	3.92
(3,3)	1:A:21:ILE:CD1	1:B:58:THR:N	20	3.94	0.47	3.92
(3,3)	1:A:21:ILE:CD1	1:B:59:ALA:N	20	3.94	0.47	3.92
(3,3)	1:A:21:ILE:CD1	1:B:60:GLY:N	20	3.94	0.47	3.92
(3,3)	1:A:21:ILE:CD1	1:B:61:GLN:N	20	3.94	0.47	3.92
(3,3)	1:A:21:ILE:CD1	1:B:62:GLU:N	20	3.94	0.47	3.92
(3,3)	1:A:21:ILE:CD1	1:B:63:GLU:N	20	3.94	0.47	3.92
(3,3)	1:A:21:ILE:CD1	1:B:64:TYR:N	20	3.94	0.47	3.92
(3,3)	1:A:21:ILE:CD1	1:B:65:SER:N	20	3.94	0.47	3.92

Continued on next page...

Continued from previous page...

Key	Atom-1	Atom-2	Models ¹	Mean (Å)	SD ¹ (Å)	Median (Å)
(3,3)	1:A:21:ILE:CD1	1:B:66:ALA:N	20	3.94	0.47	3.92
(3,3)	1:A:21:ILE:CD1	1:B:67:MET:N	20	3.94	0.47	3.92
(3,3)	1:A:21:ILE:CD1	1:B:68:ARG:N	20	3.94	0.47	3.92
(3,3)	1:A:21:ILE:CD1	1:B:69:ASP:N	20	3.94	0.47	3.92
(3,3)	1:A:21:ILE:CD1	1:B:70:GLN:N	20	3.94	0.47	3.92
(3,3)	1:A:21:ILE:CD1	1:B:71:TYR:N	20	3.94	0.47	3.92
(3,3)	1:A:21:ILE:CD1	1:B:72:MET:N	20	3.94	0.47	3.92
(3,3)	1:A:21:ILE:CD1	1:B:73:ARG:N	20	3.94	0.47	3.92
(3,3)	1:A:21:ILE:CD1	1:B:74:THR:N	20	3.94	0.47	3.92
(3,3)	1:A:21:ILE:CD1	1:B:75:GLY:N	20	3.94	0.47	3.92
(3,3)	1:A:21:ILE:CD1	1:B:76:GLU:N	20	3.94	0.47	3.92
(3,3)	1:A:21:ILE:CD1	1:B:77:GLY:N	20	3.94	0.47	3.92
(3,3)	1:A:21:ILE:CD1	1:B:78:PHE:N	20	3.94	0.47	3.92
(3,3)	1:A:21:ILE:CD1	1:B:79:LEU:N	20	3.94	0.47	3.92
(3,3)	1:A:21:ILE:CD1	1:B:80:CYS:N	20	3.94	0.47	3.92
(3,3)	1:A:21:ILE:CD1	5:B:203:7Q9:N	20	3.94	0.47	3.92
(3,3)	1:A:21:ILE:CD1	5:B:204:7Q9:N	20	3.94	0.47	3.92
(3,3)	1:A:21:ILE:CD1	5:B:205:7Q9:N	20	3.94	0.47	3.92
(3,3)	1:A:21:ILE:CD1	5:B:206:7Q9:N	20	3.94	0.47	3.92
(3,3)	1:A:21:ILE:CD1	5:B:207:7Q9:N	20	3.94	0.47	3.92
(3,3)	1:A:21:ILE:CD1	6:B:208:17F:N1	20	3.94	0.47	3.92
(3,3)	1:A:21:ILE:CD1	5:B:209:7Q9:N	20	3.94	0.47	3.92
(3,3)	1:A:21:ILE:CD1	5:B:210:7Q9:N	20	3.94	0.47	3.92
(3,3)	1:A:21:ILE:CD1	5:B:211:7Q9:N	20	3.94	0.47	3.92
(3,3)	1:A:21:ILE:CD1	5:B:212:7Q9:N	20	3.94	0.47	3.92
(3,3)	1:A:21:ILE:CD1	5:B:213:7Q9:N	20	3.94	0.47	3.92
(3,3)	1:A:21:ILE:CD1	6:B:214:17F:N1	20	3.94	0.47	3.92
(3,3)	1:A:21:ILE:CD1	6:B:215:17F:N1	20	3.94	0.47	3.92
(3,3)	1:A:21:ILE:CD1	5:B:216:7Q9:N	20	3.94	0.47	3.92
(3,3)	1:A:21:ILE:CD1	5:B:217:7Q9:N	20	3.94	0.47	3.92
(3,3)	1:A:21:ILE:CD1	5:B:218:7Q9:N	20	3.94	0.47	3.92
(3,3)	1:A:21:ILE:CD1	6:B:219:17F:N1	20	3.94	0.47	3.92
(3,3)	1:A:21:ILE:CD1	5:B:220:7Q9:N	20	3.94	0.47	3.92
(1,22)	1:B:184:LYS:C	1:B:2:THR:N	20	3.37	2.89	2.05
(1,22)	1:B:184:LYS:C	1:B:3:GLU:N	20	3.37	2.89	2.05
(1,22)	1:B:184:LYS:C	1:B:4:TYR:N	20	3.37	2.89	2.05
(1,22)	1:B:184:LYS:C	1:B:5:LYS:N	20	3.37	2.89	2.05
(1,22)	1:B:184:LYS:C	1:B:6:LEU:N	20	3.37	2.89	2.05
(1,22)	1:B:184:LYS:C	1:B:7:VAL:N	20	3.37	2.89	2.05
(1,22)	1:B:184:LYS:C	1:B:8:VAL:N	20	3.37	2.89	2.05
(1,22)	1:B:184:LYS:C	1:B:9:VAL:N	20	3.37	2.89	2.05
(1,22)	1:B:184:LYS:C	1:B:10:GLY:N	20	3.37	2.89	2.05

Continued on next page...

Continued from previous page...

Key	Atom-1	Atom-2	Models ¹	Mean (Å)	SD ¹ (Å)	Median (Å)
(1,22)	1:B:184:LYS:C	1:B:11:ALA:N	20	3.37	2.89	2.05
(1,22)	1:B:184:LYS:C	1:B:12:ASP:N	20	3.37	2.89	2.05
(1,22)	1:B:184:LYS:C	1:B:13:GLY:N	20	3.37	2.89	2.05
(1,22)	1:B:184:LYS:C	1:B:14:VAL:N	20	3.37	2.89	2.05
(1,22)	1:B:184:LYS:C	1:B:15:GLY:N	20	3.37	2.89	2.05
(1,22)	1:B:184:LYS:C	1:B:16:LYS:N	20	3.37	2.89	2.05
(1,22)	1:B:184:LYS:C	1:B:17:SER:N	20	3.37	2.89	2.05
(1,22)	1:B:184:LYS:C	1:B:18:ALA:N	20	3.37	2.89	2.05
(1,22)	1:B:184:LYS:C	1:B:19:LEU:N	20	3.37	2.89	2.05
(1,22)	1:B:184:LYS:C	1:B:20:THR:N	20	3.37	2.89	2.05
(1,22)	1:B:184:LYS:C	1:B:21:ILE:N	20	3.37	2.89	2.05
(1,22)	1:B:184:LYS:C	1:B:22:GLN:N	20	3.37	2.89	2.05
(1,22)	1:B:184:LYS:C	1:B:23:LEU:N	20	3.37	2.89	2.05
(1,22)	1:B:184:LYS:C	1:B:24:ILE:N	20	3.37	2.89	2.05
(1,22)	1:B:184:LYS:C	1:B:25:GLN:N	20	3.37	2.89	2.05
(1,22)	1:B:184:LYS:C	1:B:26:ASN:N	20	3.37	2.89	2.05
(1,22)	1:B:184:LYS:C	1:B:27:HIS:N	20	3.37	2.89	2.05
(1,22)	1:B:184:LYS:C	1:B:28:PHE:N	20	3.37	2.89	2.05
(1,22)	1:B:184:LYS:C	1:B:29:VAL:N	20	3.37	2.89	2.05
(1,22)	1:B:184:LYS:C	1:B:30:ASP:N	20	3.37	2.89	2.05
(1,22)	1:B:184:LYS:C	1:B:31:GLU:N	20	3.37	2.89	2.05
(1,22)	1:B:184:LYS:C	1:B:32:TYR:N	20	3.37	2.89	2.05
(1,22)	1:B:184:LYS:C	1:B:33:ASP:N	20	3.37	2.89	2.05
(1,22)	1:B:184:LYS:C	1:B:34:PRO:N	20	3.37	2.89	2.05
(1,22)	1:B:184:LYS:C	1:B:35:THR:N	20	3.37	2.89	2.05
(1,22)	1:B:184:LYS:C	1:B:36:ILE:N	20	3.37	2.89	2.05
(1,22)	1:B:184:LYS:C	1:B:37:GLU:N	20	3.37	2.89	2.05
(1,22)	1:B:184:LYS:C	1:B:38:ASP:N	20	3.37	2.89	2.05
(1,22)	1:B:184:LYS:C	1:B:39:SER:N	20	3.37	2.89	2.05
(1,22)	1:B:184:LYS:C	1:B:40:TYR:N	20	3.37	2.89	2.05
(1,22)	1:B:184:LYS:C	1:B:41:ARG:N	20	3.37	2.89	2.05
(1,22)	1:B:184:LYS:C	1:B:42:LYS:N	20	3.37	2.89	2.05
(1,22)	1:B:184:LYS:C	1:B:43:GLN:N	20	3.37	2.89	2.05
(1,22)	1:B:184:LYS:C	1:B:44:VAL:N	20	3.37	2.89	2.05
(1,22)	1:B:184:LYS:C	1:B:45:VAL:N	20	3.37	2.89	2.05
(1,22)	1:B:184:LYS:C	1:B:46:ILE:N	20	3.37	2.89	2.05
(1,22)	1:B:184:LYS:C	1:B:47:ASP:N	20	3.37	2.89	2.05
(1,22)	1:B:184:LYS:C	1:B:48:GLY:N	20	3.37	2.89	2.05
(1,22)	1:B:184:LYS:C	1:B:49:GLU:N	20	3.37	2.89	2.05
(1,22)	1:B:184:LYS:C	1:B:50:THR:N	20	3.37	2.89	2.05
(1,22)	1:B:184:LYS:C	1:B:51:CYS:N	20	3.37	2.89	2.05
(1,22)	1:B:184:LYS:C	1:B:52:LEU:N	20	3.37	2.89	2.05

Continued on next page...

Continued from previous page...

Key	Atom-1	Atom-2	Models ¹	Mean (Å)	SD ¹ (Å)	Median (Å)
(1,22)	1:B:184:LYS:C	1:B:53:LEU:N	20	3.37	2.89	2.05
(1,22)	1:B:184:LYS:C	1:B:54:ASP:N	20	3.37	2.89	2.05
(1,22)	1:B:184:LYS:C	1:B:55:ILE:N	20	3.37	2.89	2.05
(1,22)	1:B:184:LYS:C	1:B:56:LEU:N	20	3.37	2.89	2.05
(1,22)	1:B:184:LYS:C	1:B:57:ASP:N	20	3.37	2.89	2.05
(1,22)	1:B:184:LYS:C	1:B:58:THR:N	20	3.37	2.89	2.05
(1,22)	1:B:184:LYS:C	1:B:59:ALA:N	20	3.37	2.89	2.05
(1,22)	1:B:184:LYS:C	1:B:60:GLY:N	20	3.37	2.89	2.05
(1,22)	1:B:184:LYS:C	1:B:61:GLN:N	20	3.37	2.89	2.05
(1,22)	1:B:184:LYS:C	1:B:62:GLU:N	20	3.37	2.89	2.05
(1,22)	1:B:184:LYS:C	1:B:63:GLU:N	20	3.37	2.89	2.05
(1,22)	1:B:184:LYS:C	1:B:64:TYR:N	20	3.37	2.89	2.05
(1,22)	1:B:184:LYS:C	1:B:65:SER:N	20	3.37	2.89	2.05
(1,22)	1:B:184:LYS:C	1:B:66:ALA:N	20	3.37	2.89	2.05
(1,22)	1:B:184:LYS:C	1:B:67:MET:N	20	3.37	2.89	2.05
(1,22)	1:B:184:LYS:C	1:B:68:ARG:N	20	3.37	2.89	2.05
(1,22)	1:B:184:LYS:C	1:B:69:ASP:N	20	3.37	2.89	2.05
(1,22)	1:B:184:LYS:C	1:B:70:GLN:N	20	3.37	2.89	2.05
(1,22)	1:B:184:LYS:C	1:B:71:TYR:N	20	3.37	2.89	2.05
(1,22)	1:B:184:LYS:C	1:B:72:MET:N	20	3.37	2.89	2.05
(1,22)	1:B:184:LYS:C	1:B:73:ARG:N	20	3.37	2.89	2.05
(1,22)	1:B:184:LYS:C	1:B:74:THR:N	20	3.37	2.89	2.05
(1,22)	1:B:184:LYS:C	1:B:75:GLY:N	20	3.37	2.89	2.05
(1,22)	1:B:184:LYS:C	1:B:76:GLU:N	20	3.37	2.89	2.05
(1,22)	1:B:184:LYS:C	1:B:77:GLY:N	20	3.37	2.89	2.05
(1,22)	1:B:184:LYS:C	1:B:78:PHE:N	20	3.37	2.89	2.05
(1,22)	1:B:184:LYS:C	1:B:79:LEU:N	20	3.37	2.89	2.05
(1,22)	1:B:184:LYS:C	1:B:80:CYS:N	20	3.37	2.89	2.05
(1,22)	1:B:184:LYS:C	5:B:203:7Q9:N	20	3.37	2.89	2.05
(1,22)	1:B:184:LYS:C	5:B:204:7Q9:N	20	3.37	2.89	2.05
(1,22)	1:B:184:LYS:C	5:B:205:7Q9:N	20	3.37	2.89	2.05
(1,22)	1:B:184:LYS:C	5:B:206:7Q9:N	20	3.37	2.89	2.05
(1,22)	1:B:184:LYS:C	5:B:207:7Q9:N	20	3.37	2.89	2.05
(1,22)	1:B:184:LYS:C	6:B:208:17F:N1	20	3.37	2.89	2.05
(1,22)	1:B:184:LYS:C	5:B:209:7Q9:N	20	3.37	2.89	2.05
(1,22)	1:B:184:LYS:C	5:B:210:7Q9:N	20	3.37	2.89	2.05
(1,22)	1:B:184:LYS:C	5:B:211:7Q9:N	20	3.37	2.89	2.05
(1,22)	1:B:184:LYS:C	5:B:212:7Q9:N	20	3.37	2.89	2.05
(1,22)	1:B:184:LYS:C	5:B:213:7Q9:N	20	3.37	2.89	2.05
(1,22)	1:B:184:LYS:C	6:B:214:17F:N1	20	3.37	2.89	2.05
(1,22)	1:B:184:LYS:C	6:B:215:17F:N1	20	3.37	2.89	2.05
(1,22)	1:B:184:LYS:C	5:B:216:7Q9:N	20	3.37	2.89	2.05

Continued on next page...

Continued from previous page...

Key	Atom-1	Atom-2	Models ¹	Mean (Å)	SD ¹ (Å)	Median (Å)
(1,22)	1:B:184:LYS:C	5:B:217:7Q9:N	20	3.37	2.89	2.05
(1,22)	1:B:184:LYS:C	5:B:218:7Q9:N	20	3.37	2.89	2.05
(1,22)	1:B:184:LYS:C	6:B:219:17F:N1	20	3.37	2.89	2.05
(1,22)	1:B:184:LYS:C	5:B:220:7Q9:N	20	3.37	2.89	2.05
(1,22)	1:B:184:LYS:CA	1:B:2:THR:N	20	3.37	2.89	2.05
(1,22)	1:B:184:LYS:CA	1:B:3:GLU:N	20	3.37	2.89	2.05
(1,22)	1:B:184:LYS:CA	1:B:4:TYR:N	20	3.37	2.89	2.05
(1,22)	1:B:184:LYS:CA	1:B:5:LYS:N	20	3.37	2.89	2.05
(1,22)	1:B:184:LYS:CA	1:B:6:LEU:N	20	3.37	2.89	2.05
(1,22)	1:B:184:LYS:CA	1:B:7:VAL:N	20	3.37	2.89	2.05
(1,22)	1:B:184:LYS:CA	1:B:8:VAL:N	20	3.37	2.89	2.05
(1,22)	1:B:184:LYS:CA	1:B:9:VAL:N	20	3.37	2.89	2.05
(1,22)	1:B:184:LYS:CA	1:B:10:GLY:N	20	3.37	2.89	2.05
(1,22)	1:B:184:LYS:CA	1:B:11:ALA:N	20	3.37	2.89	2.05
(1,22)	1:B:184:LYS:CA	1:B:12:ASP:N	20	3.37	2.89	2.05
(1,22)	1:B:184:LYS:CA	1:B:13:GLY:N	20	3.37	2.89	2.05
(1,22)	1:B:184:LYS:CA	1:B:14:VAL:N	20	3.37	2.89	2.05
(1,22)	1:B:184:LYS:CA	1:B:15:GLY:N	20	3.37	2.89	2.05
(1,22)	1:B:184:LYS:CA	1:B:16:LYS:N	20	3.37	2.89	2.05
(1,22)	1:B:184:LYS:CA	1:B:17:SER:N	20	3.37	2.89	2.05
(1,22)	1:B:184:LYS:CA	1:B:18:ALA:N	20	3.37	2.89	2.05
(1,22)	1:B:184:LYS:CA	1:B:19:LEU:N	20	3.37	2.89	2.05
(1,22)	1:B:184:LYS:CA	1:B:20:THR:N	20	3.37	2.89	2.05
(1,22)	1:B:184:LYS:CA	1:B:21:ILE:N	20	3.37	2.89	2.05
(1,22)	1:B:184:LYS:CA	1:B:22:GLN:N	20	3.37	2.89	2.05
(1,22)	1:B:184:LYS:CA	1:B:23:LEU:N	20	3.37	2.89	2.05
(1,22)	1:B:184:LYS:CA	1:B:24:ILE:N	20	3.37	2.89	2.05
(1,22)	1:B:184:LYS:CA	1:B:25:GLN:N	20	3.37	2.89	2.05
(1,22)	1:B:184:LYS:CA	1:B:26:ASN:N	20	3.37	2.89	2.05
(1,22)	1:B:184:LYS:CA	1:B:27:HIS:N	20	3.37	2.89	2.05
(1,22)	1:B:184:LYS:CA	1:B:28:PHE:N	20	3.37	2.89	2.05
(1,22)	1:B:184:LYS:CA	1:B:29:VAL:N	20	3.37	2.89	2.05
(1,22)	1:B:184:LYS:CA	1:B:30:ASP:N	20	3.37	2.89	2.05
(1,22)	1:B:184:LYS:CA	1:B:31:GLU:N	20	3.37	2.89	2.05
(1,22)	1:B:184:LYS:CA	1:B:32:TYR:N	20	3.37	2.89	2.05
(1,22)	1:B:184:LYS:CA	1:B:33:ASP:N	20	3.37	2.89	2.05
(1,22)	1:B:184:LYS:CA	1:B:34:PRO:N	20	3.37	2.89	2.05
(1,22)	1:B:184:LYS:CA	1:B:35:THR:N	20	3.37	2.89	2.05
(1,22)	1:B:184:LYS:CA	1:B:36:ILE:N	20	3.37	2.89	2.05
(1,22)	1:B:184:LYS:CA	1:B:37:GLU:N	20	3.37	2.89	2.05
(1,22)	1:B:184:LYS:CA	1:B:38:ASP:N	20	3.37	2.89	2.05
(1,22)	1:B:184:LYS:CA	1:B:39:SER:N	20	3.37	2.89	2.05

Continued on next page...

Continued from previous page...

Key	Atom-1	Atom-2	Models ¹	Mean (Å)	SD ¹ (Å)	Median (Å)
(1,22)	1:B:184:LYS:CA	1:B:40:TYR:N	20	3.37	2.89	2.05
(1,22)	1:B:184:LYS:CA	1:B:41:ARG:N	20	3.37	2.89	2.05
(1,22)	1:B:184:LYS:CA	1:B:42:LYS:N	20	3.37	2.89	2.05
(1,22)	1:B:184:LYS:CA	1:B:43:GLN:N	20	3.37	2.89	2.05
(1,22)	1:B:184:LYS:CA	1:B:44:VAL:N	20	3.37	2.89	2.05
(1,22)	1:B:184:LYS:CA	1:B:45:VAL:N	20	3.37	2.89	2.05
(1,22)	1:B:184:LYS:CA	1:B:46:ILE:N	20	3.37	2.89	2.05
(1,22)	1:B:184:LYS:CA	1:B:47:ASP:N	20	3.37	2.89	2.05
(1,22)	1:B:184:LYS:CA	1:B:48:GLY:N	20	3.37	2.89	2.05
(1,22)	1:B:184:LYS:CA	1:B:49:GLU:N	20	3.37	2.89	2.05
(1,22)	1:B:184:LYS:CA	1:B:50:THR:N	20	3.37	2.89	2.05
(1,22)	1:B:184:LYS:CA	1:B:51:CYS:N	20	3.37	2.89	2.05
(1,22)	1:B:184:LYS:CA	1:B:52:LEU:N	20	3.37	2.89	2.05
(1,22)	1:B:184:LYS:CA	1:B:53:LEU:N	20	3.37	2.89	2.05
(1,22)	1:B:184:LYS:CA	1:B:54:ASP:N	20	3.37	2.89	2.05
(1,22)	1:B:184:LYS:CA	1:B:55:ILE:N	20	3.37	2.89	2.05
(1,22)	1:B:184:LYS:CA	1:B:56:LEU:N	20	3.37	2.89	2.05
(1,22)	1:B:184:LYS:CA	1:B:57:ASP:N	20	3.37	2.89	2.05
(1,22)	1:B:184:LYS:CA	1:B:58:THR:N	20	3.37	2.89	2.05
(1,22)	1:B:184:LYS:CA	1:B:59:ALA:N	20	3.37	2.89	2.05
(1,22)	1:B:184:LYS:CA	1:B:60:GLY:N	20	3.37	2.89	2.05
(1,22)	1:B:184:LYS:CA	1:B:61:GLN:N	20	3.37	2.89	2.05
(1,22)	1:B:184:LYS:CA	1:B:62:GLU:N	20	3.37	2.89	2.05
(1,22)	1:B:184:LYS:CA	1:B:63:GLU:N	20	3.37	2.89	2.05
(1,22)	1:B:184:LYS:CA	1:B:64:TYR:N	20	3.37	2.89	2.05
(1,22)	1:B:184:LYS:CA	1:B:65:SER:N	20	3.37	2.89	2.05
(1,22)	1:B:184:LYS:CA	1:B:66:ALA:N	20	3.37	2.89	2.05
(1,22)	1:B:184:LYS:CA	1:B:67:MET:N	20	3.37	2.89	2.05
(1,22)	1:B:184:LYS:CA	1:B:68:ARG:N	20	3.37	2.89	2.05
(1,22)	1:B:184:LYS:CA	1:B:69:ASP:N	20	3.37	2.89	2.05
(1,22)	1:B:184:LYS:CA	1:B:70:GLN:N	20	3.37	2.89	2.05
(1,22)	1:B:184:LYS:CA	1:B:71:TYR:N	20	3.37	2.89	2.05
(1,22)	1:B:184:LYS:CA	1:B:72:MET:N	20	3.37	2.89	2.05
(1,22)	1:B:184:LYS:CA	1:B:73:ARG:N	20	3.37	2.89	2.05
(1,22)	1:B:184:LYS:CA	1:B:74:THR:N	20	3.37	2.89	2.05
(1,22)	1:B:184:LYS:CA	1:B:75:GLY:N	20	3.37	2.89	2.05
(1,22)	1:B:184:LYS:CA	1:B:76:GLU:N	20	3.37	2.89	2.05
(1,22)	1:B:184:LYS:CA	1:B:77:GLY:N	20	3.37	2.89	2.05
(1,22)	1:B:184:LYS:CA	1:B:78:PHE:N	20	3.37	2.89	2.05
(1,22)	1:B:184:LYS:CA	1:B:79:LEU:N	20	3.37	2.89	2.05
(1,22)	1:B:184:LYS:CA	1:B:80:CYS:N	20	3.37	2.89	2.05
(1,22)	1:B:184:LYS:CA	5:B:203:7Q9:N	20	3.37	2.89	2.05

Continued on next page...

Continued from previous page...

Key	Atom-1	Atom-2	Models ¹	Mean (Å)	SD ¹ (Å)	Median (Å)
(1,22)	1:B:184:LYS:CA	5:B:204:7Q9:N	20	3.37	2.89	2.05
(1,22)	1:B:184:LYS:CA	5:B:205:7Q9:N	20	3.37	2.89	2.05
(1,22)	1:B:184:LYS:CA	5:B:206:7Q9:N	20	3.37	2.89	2.05
(1,22)	1:B:184:LYS:CA	5:B:207:7Q9:N	20	3.37	2.89	2.05
(1,22)	1:B:184:LYS:CA	6:B:208:17F:N1	20	3.37	2.89	2.05
(1,22)	1:B:184:LYS:CA	5:B:209:7Q9:N	20	3.37	2.89	2.05
(1,22)	1:B:184:LYS:CA	5:B:210:7Q9:N	20	3.37	2.89	2.05
(1,22)	1:B:184:LYS:CA	5:B:211:7Q9:N	20	3.37	2.89	2.05
(1,22)	1:B:184:LYS:CA	5:B:212:7Q9:N	20	3.37	2.89	2.05
(1,22)	1:B:184:LYS:CA	5:B:213:7Q9:N	20	3.37	2.89	2.05
(1,22)	1:B:184:LYS:CA	6:B:214:17F:N1	20	3.37	2.89	2.05
(1,22)	1:B:184:LYS:CA	6:B:215:17F:N1	20	3.37	2.89	2.05
(1,22)	1:B:184:LYS:CA	5:B:216:7Q9:N	20	3.37	2.89	2.05
(1,22)	1:B:184:LYS:CA	5:B:217:7Q9:N	20	3.37	2.89	2.05
(1,22)	1:B:184:LYS:CA	5:B:218:7Q9:N	20	3.37	2.89	2.05
(1,22)	1:B:184:LYS:CA	6:B:219:17F:N1	20	3.37	2.89	2.05
(1,22)	1:B:184:LYS:CA	5:B:220:7Q9:N	20	3.37	2.89	2.05
(1,22)	1:B:184:LYS:CB	1:B:2:THR:N	20	3.37	2.89	2.05
(1,22)	1:B:184:LYS:CB	1:B:3:GLU:N	20	3.37	2.89	2.05
(1,22)	1:B:184:LYS:CB	1:B:4:TYR:N	20	3.37	2.89	2.05
(1,22)	1:B:184:LYS:CB	1:B:5:LYS:N	20	3.37	2.89	2.05
(1,22)	1:B:184:LYS:CB	1:B:6:LEU:N	20	3.37	2.89	2.05
(1,22)	1:B:184:LYS:CB	1:B:7:VAL:N	20	3.37	2.89	2.05
(1,22)	1:B:184:LYS:CB	1:B:8:VAL:N	20	3.37	2.89	2.05
(1,22)	1:B:184:LYS:CB	1:B:9:VAL:N	20	3.37	2.89	2.05
(1,22)	1:B:184:LYS:CB	1:B:10:GLY:N	20	3.37	2.89	2.05
(1,22)	1:B:184:LYS:CB	1:B:11:ALA:N	20	3.37	2.89	2.05
(1,22)	1:B:184:LYS:CB	1:B:12:ASP:N	20	3.37	2.89	2.05
(1,22)	1:B:184:LYS:CB	1:B:13:GLY:N	20	3.37	2.89	2.05
(1,22)	1:B:184:LYS:CB	1:B:14:VAL:N	20	3.37	2.89	2.05
(1,22)	1:B:184:LYS:CB	1:B:15:GLY:N	20	3.37	2.89	2.05
(1,22)	1:B:184:LYS:CB	1:B:16:LYS:N	20	3.37	2.89	2.05
(1,22)	1:B:184:LYS:CB	1:B:17:SER:N	20	3.37	2.89	2.05
(1,22)	1:B:184:LYS:CB	1:B:18:ALA:N	20	3.37	2.89	2.05
(1,22)	1:B:184:LYS:CB	1:B:19:LEU:N	20	3.37	2.89	2.05
(1,22)	1:B:184:LYS:CB	1:B:20:THR:N	20	3.37	2.89	2.05
(1,22)	1:B:184:LYS:CB	1:B:21:ILE:N	20	3.37	2.89	2.05
(1,22)	1:B:184:LYS:CB	1:B:22:GLN:N	20	3.37	2.89	2.05
(1,22)	1:B:184:LYS:CB	1:B:23:LEU:N	20	3.37	2.89	2.05
(1,22)	1:B:184:LYS:CB	1:B:24:ILE:N	20	3.37	2.89	2.05
(1,22)	1:B:184:LYS:CB	1:B:25:GLN:N	20	3.37	2.89	2.05
(1,22)	1:B:184:LYS:CB	1:B:26:ASN:N	20	3.37	2.89	2.05

Continued on next page...

Continued from previous page...

Key	Atom-1	Atom-2	Models ¹	Mean (Å)	SD ¹ (Å)	Median (Å)
(1,22)	1:B:184:LYS:CB	1:B:27:HIS:N	20	3.37	2.89	2.05
(1,22)	1:B:184:LYS:CB	1:B:28:PHE:N	20	3.37	2.89	2.05
(1,22)	1:B:184:LYS:CB	1:B:29:VAL:N	20	3.37	2.89	2.05
(1,22)	1:B:184:LYS:CB	1:B:30:ASP:N	20	3.37	2.89	2.05
(1,22)	1:B:184:LYS:CB	1:B:31:GLU:N	20	3.37	2.89	2.05
(1,22)	1:B:184:LYS:CB	1:B:32:TYR:N	20	3.37	2.89	2.05
(1,22)	1:B:184:LYS:CB	1:B:33:ASP:N	20	3.37	2.89	2.05
(1,22)	1:B:184:LYS:CB	1:B:34:PRO:N	20	3.37	2.89	2.05
(1,22)	1:B:184:LYS:CB	1:B:35:THR:N	20	3.37	2.89	2.05
(1,22)	1:B:184:LYS:CB	1:B:36:ILE:N	20	3.37	2.89	2.05
(1,22)	1:B:184:LYS:CB	1:B:37:GLU:N	20	3.37	2.89	2.05
(1,22)	1:B:184:LYS:CB	1:B:38:ASP:N	20	3.37	2.89	2.05
(1,22)	1:B:184:LYS:CB	1:B:39:SER:N	20	3.37	2.89	2.05
(1,22)	1:B:184:LYS:CB	1:B:40:TYR:N	20	3.37	2.89	2.05
(1,22)	1:B:184:LYS:CB	1:B:41:ARG:N	20	3.37	2.89	2.05
(1,22)	1:B:184:LYS:CB	1:B:42:LYS:N	20	3.37	2.89	2.05
(1,22)	1:B:184:LYS:CB	1:B:43:GLN:N	20	3.37	2.89	2.05
(1,22)	1:B:184:LYS:CB	1:B:44:VAL:N	20	3.37	2.89	2.05
(1,22)	1:B:184:LYS:CB	1:B:45:VAL:N	20	3.37	2.89	2.05
(1,22)	1:B:184:LYS:CB	1:B:46:ILE:N	20	3.37	2.89	2.05
(1,22)	1:B:184:LYS:CB	1:B:47:ASP:N	20	3.37	2.89	2.05
(1,22)	1:B:184:LYS:CB	1:B:48:GLY:N	20	3.37	2.89	2.05
(1,22)	1:B:184:LYS:CB	1:B:49:GLU:N	20	3.37	2.89	2.05
(1,22)	1:B:184:LYS:CB	1:B:50:THR:N	20	3.37	2.89	2.05
(1,22)	1:B:184:LYS:CB	1:B:51:CYS:N	20	3.37	2.89	2.05
(1,22)	1:B:184:LYS:CB	1:B:52:LEU:N	20	3.37	2.89	2.05
(1,22)	1:B:184:LYS:CB	1:B:53:LEU:N	20	3.37	2.89	2.05
(1,22)	1:B:184:LYS:CB	1:B:54:ASP:N	20	3.37	2.89	2.05
(1,22)	1:B:184:LYS:CB	1:B:55:ILE:N	20	3.37	2.89	2.05
(1,22)	1:B:184:LYS:CB	1:B:56:LEU:N	20	3.37	2.89	2.05
(1,22)	1:B:184:LYS:CB	1:B:57:ASP:N	20	3.37	2.89	2.05
(1,22)	1:B:184:LYS:CB	1:B:58:THR:N	20	3.37	2.89	2.05
(1,22)	1:B:184:LYS:CB	1:B:59:ALA:N	20	3.37	2.89	2.05
(1,22)	1:B:184:LYS:CB	1:B:60:GLY:N	20	3.37	2.89	2.05
(1,22)	1:B:184:LYS:CB	1:B:61:GLN:N	20	3.37	2.89	2.05
(1,22)	1:B:184:LYS:CB	1:B:62:GLU:N	20	3.37	2.89	2.05
(1,22)	1:B:184:LYS:CB	1:B:63:GLU:N	20	3.37	2.89	2.05
(1,22)	1:B:184:LYS:CB	1:B:64:TYR:N	20	3.37	2.89	2.05
(1,22)	1:B:184:LYS:CB	1:B:65:SER:N	20	3.37	2.89	2.05
(1,22)	1:B:184:LYS:CB	1:B:66:ALA:N	20	3.37	2.89	2.05
(1,22)	1:B:184:LYS:CB	1:B:67:MET:N	20	3.37	2.89	2.05
(1,22)	1:B:184:LYS:CB	1:B:68:ARG:N	20	3.37	2.89	2.05

Continued on next page...

Continued from previous page...

Key	Atom-1	Atom-2	Models ¹	Mean (Å)	SD ¹ (Å)	Median (Å)
(1,22)	1:B:184:LYS:CB	1:B:69:ASP:N	20	3.37	2.89	2.05
(1,22)	1:B:184:LYS:CB	1:B:70:GLN:N	20	3.37	2.89	2.05
(1,22)	1:B:184:LYS:CB	1:B:71:TYR:N	20	3.37	2.89	2.05
(1,22)	1:B:184:LYS:CB	1:B:72:MET:N	20	3.37	2.89	2.05
(1,22)	1:B:184:LYS:CB	1:B:73:ARG:N	20	3.37	2.89	2.05
(1,22)	1:B:184:LYS:CB	1:B:74:THR:N	20	3.37	2.89	2.05
(1,22)	1:B:184:LYS:CB	1:B:75:GLY:N	20	3.37	2.89	2.05
(1,22)	1:B:184:LYS:CB	1:B:76:GLU:N	20	3.37	2.89	2.05
(1,22)	1:B:184:LYS:CB	1:B:77:GLY:N	20	3.37	2.89	2.05
(1,22)	1:B:184:LYS:CB	1:B:78:PHE:N	20	3.37	2.89	2.05
(1,22)	1:B:184:LYS:CB	1:B:79:LEU:N	20	3.37	2.89	2.05
(1,22)	1:B:184:LYS:CB	1:B:80:CYS:N	20	3.37	2.89	2.05
(1,22)	1:B:184:LYS:CB	5:B:203:7Q9:N	20	3.37	2.89	2.05
(1,22)	1:B:184:LYS:CB	5:B:204:7Q9:N	20	3.37	2.89	2.05
(1,22)	1:B:184:LYS:CB	5:B:205:7Q9:N	20	3.37	2.89	2.05
(1,22)	1:B:184:LYS:CB	5:B:206:7Q9:N	20	3.37	2.89	2.05
(1,22)	1:B:184:LYS:CB	5:B:207:7Q9:N	20	3.37	2.89	2.05
(1,22)	1:B:184:LYS:CB	6:B:208:17F:N1	20	3.37	2.89	2.05
(1,22)	1:B:184:LYS:CB	5:B:209:7Q9:N	20	3.37	2.89	2.05
(1,22)	1:B:184:LYS:CB	5:B:210:7Q9:N	20	3.37	2.89	2.05
(1,22)	1:B:184:LYS:CB	5:B:211:7Q9:N	20	3.37	2.89	2.05
(1,22)	1:B:184:LYS:CB	5:B:212:7Q9:N	20	3.37	2.89	2.05
(1,22)	1:B:184:LYS:CB	5:B:213:7Q9:N	20	3.37	2.89	2.05
(1,22)	1:B:184:LYS:CB	6:B:214:17F:N1	20	3.37	2.89	2.05
(1,22)	1:B:184:LYS:CB	6:B:215:17F:N1	20	3.37	2.89	2.05
(1,22)	1:B:184:LYS:CB	5:B:216:7Q9:N	20	3.37	2.89	2.05
(1,22)	1:B:184:LYS:CB	5:B:217:7Q9:N	20	3.37	2.89	2.05
(1,22)	1:B:184:LYS:CB	5:B:218:7Q9:N	20	3.37	2.89	2.05
(1,22)	1:B:184:LYS:CB	6:B:219:17F:N1	20	3.37	2.89	2.05
(1,22)	1:B:184:LYS:CB	5:B:220:7Q9:N	20	3.37	2.89	2.05
(1,22)	1:B:184:LYS:CD	1:B:2:THR:N	20	3.37	2.89	2.05
(1,22)	1:B:184:LYS:CD	1:B:3:GLU:N	20	3.37	2.89	2.05
(1,22)	1:B:184:LYS:CD	1:B:4:TYR:N	20	3.37	2.89	2.05
(1,22)	1:B:184:LYS:CD	1:B:5:LYS:N	20	3.37	2.89	2.05
(1,22)	1:B:184:LYS:CD	1:B:6:LEU:N	20	3.37	2.89	2.05
(1,22)	1:B:184:LYS:CD	1:B:7:VAL:N	20	3.37	2.89	2.05
(1,22)	1:B:184:LYS:CD	1:B:8:VAL:N	20	3.37	2.89	2.05
(1,22)	1:B:184:LYS:CD	1:B:9:VAL:N	20	3.37	2.89	2.05
(1,22)	1:B:184:LYS:CD	1:B:10:GLY:N	20	3.37	2.89	2.05
(1,22)	1:B:184:LYS:CD	1:B:11:ALA:N	20	3.37	2.89	2.05
(1,22)	1:B:184:LYS:CD	1:B:12:ASP:N	20	3.37	2.89	2.05
(1,22)	1:B:184:LYS:CD	1:B:13:GLY:N	20	3.37	2.89	2.05

Continued on next page...

Continued from previous page...

Key	Atom-1	Atom-2	Models ¹	Mean (Å)	SD ¹ (Å)	Median (Å)
(1,22)	1:B:184:LYS:CD	1:B:14:VAL:N	20	3.37	2.89	2.05
(1,22)	1:B:184:LYS:CD	1:B:15:GLY:N	20	3.37	2.89	2.05
(1,22)	1:B:184:LYS:CD	1:B:16:LYS:N	20	3.37	2.89	2.05
(1,22)	1:B:184:LYS:CD	1:B:17:SER:N	20	3.37	2.89	2.05
(1,22)	1:B:184:LYS:CD	1:B:18:ALA:N	20	3.37	2.89	2.05
(1,22)	1:B:184:LYS:CD	1:B:19:LEU:N	20	3.37	2.89	2.05
(1,22)	1:B:184:LYS:CD	1:B:20:THR:N	20	3.37	2.89	2.05
(1,22)	1:B:184:LYS:CD	1:B:21:ILE:N	20	3.37	2.89	2.05
(1,22)	1:B:184:LYS:CD	1:B:22:GLN:N	20	3.37	2.89	2.05
(1,22)	1:B:184:LYS:CD	1:B:23:LEU:N	20	3.37	2.89	2.05
(1,22)	1:B:184:LYS:CD	1:B:24:ILE:N	20	3.37	2.89	2.05
(1,22)	1:B:184:LYS:CD	1:B:25:GLN:N	20	3.37	2.89	2.05
(1,22)	1:B:184:LYS:CD	1:B:26:ASN:N	20	3.37	2.89	2.05
(1,22)	1:B:184:LYS:CD	1:B:27:HIS:N	20	3.37	2.89	2.05
(1,22)	1:B:184:LYS:CD	1:B:28:PHE:N	20	3.37	2.89	2.05
(1,22)	1:B:184:LYS:CD	1:B:29:VAL:N	20	3.37	2.89	2.05
(1,22)	1:B:184:LYS:CD	1:B:30:ASP:N	20	3.37	2.89	2.05
(1,22)	1:B:184:LYS:CD	1:B:31:GLU:N	20	3.37	2.89	2.05
(1,22)	1:B:184:LYS:CD	1:B:32:TYR:N	20	3.37	2.89	2.05
(1,22)	1:B:184:LYS:CD	1:B:33:ASP:N	20	3.37	2.89	2.05
(1,22)	1:B:184:LYS:CD	1:B:34:PRO:N	20	3.37	2.89	2.05
(1,22)	1:B:184:LYS:CD	1:B:35:THR:N	20	3.37	2.89	2.05
(1,22)	1:B:184:LYS:CD	1:B:36:ILE:N	20	3.37	2.89	2.05
(1,22)	1:B:184:LYS:CD	1:B:37:GLU:N	20	3.37	2.89	2.05
(1,22)	1:B:184:LYS:CD	1:B:38:ASP:N	20	3.37	2.89	2.05
(1,22)	1:B:184:LYS:CD	1:B:39:SER:N	20	3.37	2.89	2.05
(1,22)	1:B:184:LYS:CD	1:B:40:TYR:N	20	3.37	2.89	2.05
(1,22)	1:B:184:LYS:CD	1:B:41:ARG:N	20	3.37	2.89	2.05
(1,22)	1:B:184:LYS:CD	1:B:42:LYS:N	20	3.37	2.89	2.05
(1,22)	1:B:184:LYS:CD	1:B:43:GLN:N	20	3.37	2.89	2.05
(1,22)	1:B:184:LYS:CD	1:B:44:VAL:N	20	3.37	2.89	2.05
(1,22)	1:B:184:LYS:CD	1:B:45:VAL:N	20	3.37	2.89	2.05
(1,22)	1:B:184:LYS:CD	1:B:46:ILE:N	20	3.37	2.89	2.05
(1,22)	1:B:184:LYS:CD	1:B:47:ASP:N	20	3.37	2.89	2.05
(1,22)	1:B:184:LYS:CD	1:B:48:GLY:N	20	3.37	2.89	2.05
(1,22)	1:B:184:LYS:CD	1:B:49:GLU:N	20	3.37	2.89	2.05
(1,22)	1:B:184:LYS:CD	1:B:50:THR:N	20	3.37	2.89	2.05
(1,22)	1:B:184:LYS:CD	1:B:51:CYS:N	20	3.37	2.89	2.05
(1,22)	1:B:184:LYS:CD	1:B:52:LEU:N	20	3.37	2.89	2.05
(1,22)	1:B:184:LYS:CD	1:B:53:LEU:N	20	3.37	2.89	2.05
(1,22)	1:B:184:LYS:CD	1:B:54:ASP:N	20	3.37	2.89	2.05
(1,22)	1:B:184:LYS:CD	1:B:55:ILE:N	20	3.37	2.89	2.05

Continued on next page...

Continued from previous page...

Key	Atom-1	Atom-2	Models ¹	Mean (Å)	SD ¹ (Å)	Median (Å)
(1,22)	1:B:184:LYS:CD	1:B:56:LEU:N	20	3.37	2.89	2.05
(1,22)	1:B:184:LYS:CD	1:B:57:ASP:N	20	3.37	2.89	2.05
(1,22)	1:B:184:LYS:CD	1:B:58:THR:N	20	3.37	2.89	2.05
(1,22)	1:B:184:LYS:CD	1:B:59:ALA:N	20	3.37	2.89	2.05
(1,22)	1:B:184:LYS:CD	1:B:60:GLY:N	20	3.37	2.89	2.05
(1,22)	1:B:184:LYS:CD	1:B:61:GLN:N	20	3.37	2.89	2.05
(1,22)	1:B:184:LYS:CD	1:B:62:GLU:N	20	3.37	2.89	2.05
(1,22)	1:B:184:LYS:CD	1:B:63:GLU:N	20	3.37	2.89	2.05
(1,22)	1:B:184:LYS:CD	1:B:64:TYR:N	20	3.37	2.89	2.05
(1,22)	1:B:184:LYS:CD	1:B:65:SER:N	20	3.37	2.89	2.05
(1,22)	1:B:184:LYS:CD	1:B:66:ALA:N	20	3.37	2.89	2.05
(1,22)	1:B:184:LYS:CD	1:B:67:MET:N	20	3.37	2.89	2.05
(1,22)	1:B:184:LYS:CD	1:B:68:ARG:N	20	3.37	2.89	2.05
(1,22)	1:B:184:LYS:CD	1:B:69:ASP:N	20	3.37	2.89	2.05
(1,22)	1:B:184:LYS:CD	1:B:70:GLN:N	20	3.37	2.89	2.05
(1,22)	1:B:184:LYS:CD	1:B:71:TYR:N	20	3.37	2.89	2.05
(1,22)	1:B:184:LYS:CD	1:B:72:MET:N	20	3.37	2.89	2.05
(1,22)	1:B:184:LYS:CD	1:B:73:ARG:N	20	3.37	2.89	2.05
(1,22)	1:B:184:LYS:CD	1:B:74:THR:N	20	3.37	2.89	2.05
(1,22)	1:B:184:LYS:CD	1:B:75:GLY:N	20	3.37	2.89	2.05
(1,22)	1:B:184:LYS:CD	1:B:76:GLU:N	20	3.37	2.89	2.05
(1,22)	1:B:184:LYS:CD	1:B:77:GLY:N	20	3.37	2.89	2.05
(1,22)	1:B:184:LYS:CD	1:B:78:PHE:N	20	3.37	2.89	2.05
(1,22)	1:B:184:LYS:CD	1:B:79:LEU:N	20	3.37	2.89	2.05
(1,22)	1:B:184:LYS:CD	1:B:80:CYS:N	20	3.37	2.89	2.05
(1,22)	1:B:184:LYS:CD	5:B:203:7Q9:N	20	3.37	2.89	2.05
(1,22)	1:B:184:LYS:CD	5:B:204:7Q9:N	20	3.37	2.89	2.05
(1,22)	1:B:184:LYS:CD	5:B:205:7Q9:N	20	3.37	2.89	2.05
(1,22)	1:B:184:LYS:CD	5:B:206:7Q9:N	20	3.37	2.89	2.05
(1,22)	1:B:184:LYS:CD	5:B:207:7Q9:N	20	3.37	2.89	2.05
(1,22)	1:B:184:LYS:CD	6:B:208:17F:N1	20	3.37	2.89	2.05
(1,22)	1:B:184:LYS:CD	5:B:209:7Q9:N	20	3.37	2.89	2.05
(1,22)	1:B:184:LYS:CD	5:B:210:7Q9:N	20	3.37	2.89	2.05
(1,22)	1:B:184:LYS:CD	5:B:211:7Q9:N	20	3.37	2.89	2.05
(1,22)	1:B:184:LYS:CD	5:B:212:7Q9:N	20	3.37	2.89	2.05
(1,22)	1:B:184:LYS:CD	5:B:213:7Q9:N	20	3.37	2.89	2.05
(1,22)	1:B:184:LYS:CD	6:B:214:17F:N1	20	3.37	2.89	2.05
(1,22)	1:B:184:LYS:CD	6:B:215:17F:N1	20	3.37	2.89	2.05
(1,22)	1:B:184:LYS:CD	5:B:216:7Q9:N	20	3.37	2.89	2.05
(1,22)	1:B:184:LYS:CD	5:B:217:7Q9:N	20	3.37	2.89	2.05
(1,22)	1:B:184:LYS:CD	5:B:218:7Q9:N	20	3.37	2.89	2.05
(1,22)	1:B:184:LYS:CD	6:B:219:17F:N1	20	3.37	2.89	2.05

Continued on next page...

Continued from previous page...

Key	Atom-1	Atom-2	Models ¹	Mean (Å)	SD ¹ (Å)	Median (Å)
(1,22)	1:B:184:LYS:CD	5:B:220:7Q9:N	20	3.37	2.89	2.05
(1,22)	1:B:184:LYS:CE	1:B:2:THR:N	20	3.37	2.89	2.05
(1,22)	1:B:184:LYS:CE	1:B:3:GLU:N	20	3.37	2.89	2.05
(1,22)	1:B:184:LYS:CE	1:B:4:TYR:N	20	3.37	2.89	2.05
(1,22)	1:B:184:LYS:CE	1:B:5:LYS:N	20	3.37	2.89	2.05
(1,22)	1:B:184:LYS:CE	1:B:6:LEU:N	20	3.37	2.89	2.05
(1,22)	1:B:184:LYS:CE	1:B:7:VAL:N	20	3.37	2.89	2.05
(1,22)	1:B:184:LYS:CE	1:B:8:VAL:N	20	3.37	2.89	2.05
(1,22)	1:B:184:LYS:CE	1:B:9:VAL:N	20	3.37	2.89	2.05
(1,22)	1:B:184:LYS:CE	1:B:10:GLY:N	20	3.37	2.89	2.05
(1,22)	1:B:184:LYS:CE	1:B:11:ALA:N	20	3.37	2.89	2.05
(1,22)	1:B:184:LYS:CE	1:B:12:ASP:N	20	3.37	2.89	2.05
(1,22)	1:B:184:LYS:CE	1:B:13:GLY:N	20	3.37	2.89	2.05
(1,22)	1:B:184:LYS:CE	1:B:14:VAL:N	20	3.37	2.89	2.05
(1,22)	1:B:184:LYS:CE	1:B:15:GLY:N	20	3.37	2.89	2.05
(1,22)	1:B:184:LYS:CE	1:B:16:LYS:N	20	3.37	2.89	2.05
(1,22)	1:B:184:LYS:CE	1:B:17:SER:N	20	3.37	2.89	2.05
(1,22)	1:B:184:LYS:CE	1:B:18:ALA:N	20	3.37	2.89	2.05
(1,22)	1:B:184:LYS:CE	1:B:19:LEU:N	20	3.37	2.89	2.05
(1,22)	1:B:184:LYS:CE	1:B:20:THR:N	20	3.37	2.89	2.05
(1,22)	1:B:184:LYS:CE	1:B:21:ILE:N	20	3.37	2.89	2.05
(1,22)	1:B:184:LYS:CE	1:B:22:GLN:N	20	3.37	2.89	2.05
(1,22)	1:B:184:LYS:CE	1:B:23:LEU:N	20	3.37	2.89	2.05
(1,22)	1:B:184:LYS:CE	1:B:24:ILE:N	20	3.37	2.89	2.05
(1,22)	1:B:184:LYS:CE	1:B:25:GLN:N	20	3.37	2.89	2.05
(1,22)	1:B:184:LYS:CE	1:B:26:ASN:N	20	3.37	2.89	2.05
(1,22)	1:B:184:LYS:CE	1:B:27:HIS:N	20	3.37	2.89	2.05
(1,22)	1:B:184:LYS:CE	1:B:28:PHE:N	20	3.37	2.89	2.05
(1,22)	1:B:184:LYS:CE	1:B:29:VAL:N	20	3.37	2.89	2.05
(1,22)	1:B:184:LYS:CE	1:B:30:ASP:N	20	3.37	2.89	2.05
(1,22)	1:B:184:LYS:CE	1:B:31:GLU:N	20	3.37	2.89	2.05
(1,22)	1:B:184:LYS:CE	1:B:32:TYR:N	20	3.37	2.89	2.05
(1,22)	1:B:184:LYS:CE	1:B:33:ASP:N	20	3.37	2.89	2.05
(1,22)	1:B:184:LYS:CE	1:B:34:PRO:N	20	3.37	2.89	2.05
(1,22)	1:B:184:LYS:CE	1:B:35:THR:N	20	3.37	2.89	2.05
(1,22)	1:B:184:LYS:CE	1:B:36:ILE:N	20	3.37	2.89	2.05
(1,22)	1:B:184:LYS:CE	1:B:37:GLU:N	20	3.37	2.89	2.05
(1,22)	1:B:184:LYS:CE	1:B:38:ASP:N	20	3.37	2.89	2.05
(1,22)	1:B:184:LYS:CE	1:B:39:SER:N	20	3.37	2.89	2.05
(1,22)	1:B:184:LYS:CE	1:B:40:TYR:N	20	3.37	2.89	2.05
(1,22)	1:B:184:LYS:CE	1:B:41:ARG:N	20	3.37	2.89	2.05
(1,22)	1:B:184:LYS:CE	1:B:42:LYS:N	20	3.37	2.89	2.05

Continued on next page...

Continued from previous page...

Key	Atom-1	Atom-2	Models ¹	Mean (Å)	SD ¹ (Å)	Median (Å)
(1,22)	1:B:184:LYS:CE	1:B:43:GLN:N	20	3.37	2.89	2.05
(1,22)	1:B:184:LYS:CE	1:B:44:VAL:N	20	3.37	2.89	2.05
(1,22)	1:B:184:LYS:CE	1:B:45:VAL:N	20	3.37	2.89	2.05
(1,22)	1:B:184:LYS:CE	1:B:46:ILE:N	20	3.37	2.89	2.05
(1,22)	1:B:184:LYS:CE	1:B:47:ASP:N	20	3.37	2.89	2.05
(1,22)	1:B:184:LYS:CE	1:B:48:GLY:N	20	3.37	2.89	2.05
(1,22)	1:B:184:LYS:CE	1:B:49:GLU:N	20	3.37	2.89	2.05
(1,22)	1:B:184:LYS:CE	1:B:50:THR:N	20	3.37	2.89	2.05
(1,22)	1:B:184:LYS:CE	1:B:51:CYS:N	20	3.37	2.89	2.05
(1,22)	1:B:184:LYS:CE	1:B:52:LEU:N	20	3.37	2.89	2.05
(1,22)	1:B:184:LYS:CE	1:B:53:LEU:N	20	3.37	2.89	2.05
(1,22)	1:B:184:LYS:CE	1:B:54:ASP:N	20	3.37	2.89	2.05
(1,22)	1:B:184:LYS:CE	1:B:55:ILE:N	20	3.37	2.89	2.05
(1,22)	1:B:184:LYS:CE	1:B:56:LEU:N	20	3.37	2.89	2.05
(1,22)	1:B:184:LYS:CE	1:B:57:ASP:N	20	3.37	2.89	2.05
(1,22)	1:B:184:LYS:CE	1:B:58:THR:N	20	3.37	2.89	2.05
(1,22)	1:B:184:LYS:CE	1:B:59:ALA:N	20	3.37	2.89	2.05
(1,22)	1:B:184:LYS:CE	1:B:60:GLY:N	20	3.37	2.89	2.05
(1,22)	1:B:184:LYS:CE	1:B:61:GLN:N	20	3.37	2.89	2.05
(1,22)	1:B:184:LYS:CE	1:B:62:GLU:N	20	3.37	2.89	2.05
(1,22)	1:B:184:LYS:CE	1:B:63:GLU:N	20	3.37	2.89	2.05
(1,22)	1:B:184:LYS:CE	1:B:64:TYR:N	20	3.37	2.89	2.05
(1,22)	1:B:184:LYS:CE	1:B:65:SER:N	20	3.37	2.89	2.05
(1,22)	1:B:184:LYS:CE	1:B:66:ALA:N	20	3.37	2.89	2.05
(1,22)	1:B:184:LYS:CE	1:B:67:MET:N	20	3.37	2.89	2.05
(1,22)	1:B:184:LYS:CE	1:B:68:ARG:N	20	3.37	2.89	2.05
(1,22)	1:B:184:LYS:CE	1:B:69:ASP:N	20	3.37	2.89	2.05
(1,22)	1:B:184:LYS:CE	1:B:70:GLN:N	20	3.37	2.89	2.05
(1,22)	1:B:184:LYS:CE	1:B:71:TYR:N	20	3.37	2.89	2.05
(1,22)	1:B:184:LYS:CE	1:B:72:MET:N	20	3.37	2.89	2.05
(1,22)	1:B:184:LYS:CE	1:B:73:ARG:N	20	3.37	2.89	2.05
(1,22)	1:B:184:LYS:CE	1:B:74:THR:N	20	3.37	2.89	2.05
(1,22)	1:B:184:LYS:CE	1:B:75:GLY:N	20	3.37	2.89	2.05
(1,22)	1:B:184:LYS:CE	1:B:76:GLU:N	20	3.37	2.89	2.05
(1,22)	1:B:184:LYS:CE	1:B:77:GLY:N	20	3.37	2.89	2.05
(1,22)	1:B:184:LYS:CE	1:B:78:PHE:N	20	3.37	2.89	2.05
(1,22)	1:B:184:LYS:CE	1:B:79:LEU:N	20	3.37	2.89	2.05
(1,22)	1:B:184:LYS:CE	1:B:80:CYS:N	20	3.37	2.89	2.05
(1,22)	1:B:184:LYS:CE	5:B:203:7Q9:N	20	3.37	2.89	2.05
(1,22)	1:B:184:LYS:CE	5:B:204:7Q9:N	20	3.37	2.89	2.05
(1,22)	1:B:184:LYS:CE	5:B:205:7Q9:N	20	3.37	2.89	2.05
(1,22)	1:B:184:LYS:CE	5:B:206:7Q9:N	20	3.37	2.89	2.05

Continued on next page...

Continued from previous page...

Key	Atom-1	Atom-2	Models ¹	Mean (Å)	SD ¹ (Å)	Median (Å)
(1,22)	1:B:184:LYS:CE	5:B:207:7Q9:N	20	3.37	2.89	2.05
(1,22)	1:B:184:LYS:CE	6:B:208:17F:N1	20	3.37	2.89	2.05
(1,22)	1:B:184:LYS:CE	5:B:209:7Q9:N	20	3.37	2.89	2.05
(1,22)	1:B:184:LYS:CE	5:B:210:7Q9:N	20	3.37	2.89	2.05
(1,22)	1:B:184:LYS:CE	5:B:211:7Q9:N	20	3.37	2.89	2.05
(1,22)	1:B:184:LYS:CE	5:B:212:7Q9:N	20	3.37	2.89	2.05
(1,22)	1:B:184:LYS:CE	5:B:213:7Q9:N	20	3.37	2.89	2.05
(1,22)	1:B:184:LYS:CE	6:B:214:17F:N1	20	3.37	2.89	2.05
(1,22)	1:B:184:LYS:CE	6:B:215:17F:N1	20	3.37	2.89	2.05
(1,22)	1:B:184:LYS:CE	5:B:216:7Q9:N	20	3.37	2.89	2.05
(1,22)	1:B:184:LYS:CE	5:B:217:7Q9:N	20	3.37	2.89	2.05
(1,22)	1:B:184:LYS:CE	5:B:218:7Q9:N	20	3.37	2.89	2.05
(1,22)	1:B:184:LYS:CE	6:B:219:17F:N1	20	3.37	2.89	2.05
(1,22)	1:B:184:LYS:CE	5:B:220:7Q9:N	20	3.37	2.89	2.05
(1,22)	1:B:184:LYS:CG	1:B:2:THR:N	20	3.37	2.89	2.05
(1,22)	1:B:184:LYS:CG	1:B:3:GLU:N	20	3.37	2.89	2.05
(1,22)	1:B:184:LYS:CG	1:B:4:TYR:N	20	3.37	2.89	2.05
(1,22)	1:B:184:LYS:CG	1:B:5:LYS:N	20	3.37	2.89	2.05
(1,22)	1:B:184:LYS:CG	1:B:6:LEU:N	20	3.37	2.89	2.05
(1,22)	1:B:184:LYS:CG	1:B:7:VAL:N	20	3.37	2.89	2.05
(1,22)	1:B:184:LYS:CG	1:B:8:VAL:N	20	3.37	2.89	2.05
(1,22)	1:B:184:LYS:CG	1:B:9:VAL:N	20	3.37	2.89	2.05
(1,22)	1:B:184:LYS:CG	1:B:10:GLY:N	20	3.37	2.89	2.05
(1,22)	1:B:184:LYS:CG	1:B:11:ALA:N	20	3.37	2.89	2.05
(1,22)	1:B:184:LYS:CG	1:B:12:ASP:N	20	3.37	2.89	2.05
(1,22)	1:B:184:LYS:CG	1:B:13:GLY:N	20	3.37	2.89	2.05
(1,22)	1:B:184:LYS:CG	1:B:14:VAL:N	20	3.37	2.89	2.05
(1,22)	1:B:184:LYS:CG	1:B:15:GLY:N	20	3.37	2.89	2.05
(1,22)	1:B:184:LYS:CG	1:B:16:LYS:N	20	3.37	2.89	2.05
(1,22)	1:B:184:LYS:CG	1:B:17:SER:N	20	3.37	2.89	2.05
(1,22)	1:B:184:LYS:CG	1:B:18:ALA:N	20	3.37	2.89	2.05
(1,22)	1:B:184:LYS:CG	1:B:19:LEU:N	20	3.37	2.89	2.05
(1,22)	1:B:184:LYS:CG	1:B:20:THR:N	20	3.37	2.89	2.05
(1,22)	1:B:184:LYS:CG	1:B:21:ILE:N	20	3.37	2.89	2.05
(1,22)	1:B:184:LYS:CG	1:B:22:GLN:N	20	3.37	2.89	2.05
(1,22)	1:B:184:LYS:CG	1:B:23:LEU:N	20	3.37	2.89	2.05
(1,22)	1:B:184:LYS:CG	1:B:24:ILE:N	20	3.37	2.89	2.05
(1,22)	1:B:184:LYS:CG	1:B:25:GLN:N	20	3.37	2.89	2.05
(1,22)	1:B:184:LYS:CG	1:B:26:ASN:N	20	3.37	2.89	2.05
(1,22)	1:B:184:LYS:CG	1:B:27:HIS:N	20	3.37	2.89	2.05
(1,22)	1:B:184:LYS:CG	1:B:28:PHE:N	20	3.37	2.89	2.05
(1,22)	1:B:184:LYS:CG	1:B:29:VAL:N	20	3.37	2.89	2.05

Continued on next page...

Continued from previous page...

Key	Atom-1	Atom-2	Models ¹	Mean (Å)	SD ¹ (Å)	Median (Å)
(1,22)	1:B:184:LYS:CG	1:B:30:ASP:N	20	3.37	2.89	2.05
(1,22)	1:B:184:LYS:CG	1:B:31:GLU:N	20	3.37	2.89	2.05
(1,22)	1:B:184:LYS:CG	1:B:32:TYR:N	20	3.37	2.89	2.05
(1,22)	1:B:184:LYS:CG	1:B:33:ASP:N	20	3.37	2.89	2.05
(1,22)	1:B:184:LYS:CG	1:B:34:PRO:N	20	3.37	2.89	2.05
(1,22)	1:B:184:LYS:CG	1:B:35:THR:N	20	3.37	2.89	2.05
(1,22)	1:B:184:LYS:CG	1:B:36:ILE:N	20	3.37	2.89	2.05
(1,22)	1:B:184:LYS:CG	1:B:37:GLU:N	20	3.37	2.89	2.05
(1,22)	1:B:184:LYS:CG	1:B:38:ASP:N	20	3.37	2.89	2.05
(1,22)	1:B:184:LYS:CG	1:B:39:SER:N	20	3.37	2.89	2.05
(1,22)	1:B:184:LYS:CG	1:B:40:TYR:N	20	3.37	2.89	2.05
(1,22)	1:B:184:LYS:CG	1:B:41:ARG:N	20	3.37	2.89	2.05
(1,22)	1:B:184:LYS:CG	1:B:42:LYS:N	20	3.37	2.89	2.05
(1,22)	1:B:184:LYS:CG	1:B:43:GLN:N	20	3.37	2.89	2.05
(1,22)	1:B:184:LYS:CG	1:B:44:VAL:N	20	3.37	2.89	2.05
(1,22)	1:B:184:LYS:CG	1:B:45:VAL:N	20	3.37	2.89	2.05
(1,22)	1:B:184:LYS:CG	1:B:46:ILE:N	20	3.37	2.89	2.05
(1,22)	1:B:184:LYS:CG	1:B:47:ASP:N	20	3.37	2.89	2.05
(1,22)	1:B:184:LYS:CG	1:B:48:GLY:N	20	3.37	2.89	2.05
(1,22)	1:B:184:LYS:CG	1:B:49:GLU:N	20	3.37	2.89	2.05
(1,22)	1:B:184:LYS:CG	1:B:50:THR:N	20	3.37	2.89	2.05
(1,22)	1:B:184:LYS:CG	1:B:51:CYS:N	20	3.37	2.89	2.05
(1,22)	1:B:184:LYS:CG	1:B:52:LEU:N	20	3.37	2.89	2.05
(1,22)	1:B:184:LYS:CG	1:B:53:LEU:N	20	3.37	2.89	2.05
(1,22)	1:B:184:LYS:CG	1:B:54:ASP:N	20	3.37	2.89	2.05
(1,22)	1:B:184:LYS:CG	1:B:55:ILE:N	20	3.37	2.89	2.05
(1,22)	1:B:184:LYS:CG	1:B:56:LEU:N	20	3.37	2.89	2.05
(1,22)	1:B:184:LYS:CG	1:B:57:ASP:N	20	3.37	2.89	2.05
(1,22)	1:B:184:LYS:CG	1:B:58:THR:N	20	3.37	2.89	2.05
(1,22)	1:B:184:LYS:CG	1:B:59:ALA:N	20	3.37	2.89	2.05
(1,22)	1:B:184:LYS:CG	1:B:60:GLY:N	20	3.37	2.89	2.05
(1,22)	1:B:184:LYS:CG	1:B:61:GLN:N	20	3.37	2.89	2.05
(1,22)	1:B:184:LYS:CG	1:B:62:GLU:N	20	3.37	2.89	2.05
(1,22)	1:B:184:LYS:CG	1:B:63:GLU:N	20	3.37	2.89	2.05
(1,22)	1:B:184:LYS:CG	1:B:64:TYR:N	20	3.37	2.89	2.05
(1,22)	1:B:184:LYS:CG	1:B:65:SER:N	20	3.37	2.89	2.05
(1,22)	1:B:184:LYS:CG	1:B:66:ALA:N	20	3.37	2.89	2.05
(1,22)	1:B:184:LYS:CG	1:B:67:MET:N	20	3.37	2.89	2.05
(1,22)	1:B:184:LYS:CG	1:B:68:ARG:N	20	3.37	2.89	2.05
(1,22)	1:B:184:LYS:CG	1:B:69:ASP:N	20	3.37	2.89	2.05
(1,22)	1:B:184:LYS:CG	1:B:70:GLN:N	20	3.37	2.89	2.05
(1,22)	1:B:184:LYS:CG	1:B:71:TYR:N	20	3.37	2.89	2.05

Continued on next page...

Continued from previous page...

Key	Atom-1	Atom-2	Models ¹	Mean (Å)	SD ¹ (Å)	Median (Å)
(1,22)	1:B:184:LYS:CG	1:B:72:MET:N	20	3.37	2.89	2.05
(1,22)	1:B:184:LYS:CG	1:B:73:ARG:N	20	3.37	2.89	2.05
(1,22)	1:B:184:LYS:CG	1:B:74:THR:N	20	3.37	2.89	2.05
(1,22)	1:B:184:LYS:CG	1:B:75:GLY:N	20	3.37	2.89	2.05
(1,22)	1:B:184:LYS:CG	1:B:76:GLU:N	20	3.37	2.89	2.05
(1,22)	1:B:184:LYS:CG	1:B:77:GLY:N	20	3.37	2.89	2.05
(1,22)	1:B:184:LYS:CG	1:B:78:PHE:N	20	3.37	2.89	2.05
(1,22)	1:B:184:LYS:CG	1:B:79:LEU:N	20	3.37	2.89	2.05
(1,22)	1:B:184:LYS:CG	1:B:80:CYS:N	20	3.37	2.89	2.05
(1,22)	1:B:184:LYS:CG	5:B:203:7Q9:N	20	3.37	2.89	2.05
(1,22)	1:B:184:LYS:CG	5:B:204:7Q9:N	20	3.37	2.89	2.05
(1,22)	1:B:184:LYS:CG	5:B:205:7Q9:N	20	3.37	2.89	2.05
(1,22)	1:B:184:LYS:CG	5:B:206:7Q9:N	20	3.37	2.89	2.05
(1,22)	1:B:184:LYS:CG	5:B:207:7Q9:N	20	3.37	2.89	2.05
(1,22)	1:B:184:LYS:CG	6:B:208:17F:N1	20	3.37	2.89	2.05
(1,22)	1:B:184:LYS:CG	5:B:209:7Q9:N	20	3.37	2.89	2.05
(1,22)	1:B:184:LYS:CG	5:B:210:7Q9:N	20	3.37	2.89	2.05
(1,22)	1:B:184:LYS:CG	5:B:211:7Q9:N	20	3.37	2.89	2.05
(1,22)	1:B:184:LYS:CG	5:B:212:7Q9:N	20	3.37	2.89	2.05
(1,22)	1:B:184:LYS:CG	5:B:213:7Q9:N	20	3.37	2.89	2.05
(1,22)	1:B:184:LYS:CG	6:B:214:17F:N1	20	3.37	2.89	2.05
(1,22)	1:B:184:LYS:CG	6:B:215:17F:N1	20	3.37	2.89	2.05
(1,22)	1:B:184:LYS:CG	5:B:216:7Q9:N	20	3.37	2.89	2.05
(1,22)	1:B:184:LYS:CG	5:B:217:7Q9:N	20	3.37	2.89	2.05
(1,22)	1:B:184:LYS:CG	5:B:218:7Q9:N	20	3.37	2.89	2.05
(1,22)	1:B:184:LYS:CG	6:B:219:17F:N1	20	3.37	2.89	2.05
(1,22)	1:B:184:LYS:CG	5:B:220:7Q9:N	20	3.37	2.89	2.05
(1,22)	1:B:184:LYS:H	1:B:2:THR:N	20	3.37	2.89	2.05
(1,22)	1:B:184:LYS:H	1:B:3:GLU:N	20	3.37	2.89	2.05
(1,22)	1:B:184:LYS:H	1:B:4:TYR:N	20	3.37	2.89	2.05
(1,22)	1:B:184:LYS:H	1:B:5:LYS:N	20	3.37	2.89	2.05
(1,22)	1:B:184:LYS:H	1:B:6:LEU:N	20	3.37	2.89	2.05
(1,22)	1:B:184:LYS:H	1:B:7:VAL:N	20	3.37	2.89	2.05
(1,22)	1:B:184:LYS:H	1:B:8:VAL:N	20	3.37	2.89	2.05
(1,22)	1:B:184:LYS:H	1:B:9:VAL:N	20	3.37	2.89	2.05
(1,22)	1:B:184:LYS:H	1:B:10:GLY:N	20	3.37	2.89	2.05
(1,22)	1:B:184:LYS:H	1:B:11:ALA:N	20	3.37	2.89	2.05
(1,22)	1:B:184:LYS:H	1:B:12:ASP:N	20	3.37	2.89	2.05
(1,22)	1:B:184:LYS:H	1:B:13:GLY:N	20	3.37	2.89	2.05
(1,22)	1:B:184:LYS:H	1:B:14:VAL:N	20	3.37	2.89	2.05
(1,22)	1:B:184:LYS:H	1:B:15:GLY:N	20	3.37	2.89	2.05
(1,22)	1:B:184:LYS:H	1:B:16:LYS:N	20	3.37	2.89	2.05

Continued on next page...

Continued from previous page...

Key	Atom-1	Atom-2	Models ¹	Mean (Å)	SD ¹ (Å)	Median (Å)
(1,22)	1:B:184:LYS:H	1:B:17:SER:N	20	3.37	2.89	2.05
(1,22)	1:B:184:LYS:H	1:B:18:ALA:N	20	3.37	2.89	2.05
(1,22)	1:B:184:LYS:H	1:B:19:LEU:N	20	3.37	2.89	2.05
(1,22)	1:B:184:LYS:H	1:B:20:THR:N	20	3.37	2.89	2.05
(1,22)	1:B:184:LYS:H	1:B:21:ILE:N	20	3.37	2.89	2.05
(1,22)	1:B:184:LYS:H	1:B:22:GLN:N	20	3.37	2.89	2.05
(1,22)	1:B:184:LYS:H	1:B:23:LEU:N	20	3.37	2.89	2.05
(1,22)	1:B:184:LYS:H	1:B:24:ILE:N	20	3.37	2.89	2.05
(1,22)	1:B:184:LYS:H	1:B:25:GLN:N	20	3.37	2.89	2.05
(1,22)	1:B:184:LYS:H	1:B:26:ASN:N	20	3.37	2.89	2.05
(1,22)	1:B:184:LYS:H	1:B:27:HIS:N	20	3.37	2.89	2.05
(1,22)	1:B:184:LYS:H	1:B:28:PHE:N	20	3.37	2.89	2.05
(1,22)	1:B:184:LYS:H	1:B:29:VAL:N	20	3.37	2.89	2.05
(1,22)	1:B:184:LYS:H	1:B:30:ASP:N	20	3.37	2.89	2.05
(1,22)	1:B:184:LYS:H	1:B:31:GLU:N	20	3.37	2.89	2.05
(1,22)	1:B:184:LYS:H	1:B:32:TYR:N	20	3.37	2.89	2.05
(1,22)	1:B:184:LYS:H	1:B:33:ASP:N	20	3.37	2.89	2.05
(1,22)	1:B:184:LYS:H	1:B:34:PRO:N	20	3.37	2.89	2.05
(1,22)	1:B:184:LYS:H	1:B:35:THR:N	20	3.37	2.89	2.05
(1,22)	1:B:184:LYS:H	1:B:36:ILE:N	20	3.37	2.89	2.05
(1,22)	1:B:184:LYS:H	1:B:37:GLU:N	20	3.37	2.89	2.05
(1,22)	1:B:184:LYS:H	1:B:38:ASP:N	20	3.37	2.89	2.05
(1,22)	1:B:184:LYS:H	1:B:39:SER:N	20	3.37	2.89	2.05
(1,22)	1:B:184:LYS:H	1:B:40:TYR:N	20	3.37	2.89	2.05
(1,22)	1:B:184:LYS:H	1:B:41:ARG:N	20	3.37	2.89	2.05
(1,22)	1:B:184:LYS:H	1:B:42:LYS:N	20	3.37	2.89	2.05
(1,22)	1:B:184:LYS:H	1:B:43:GLN:N	20	3.37	2.89	2.05
(1,22)	1:B:184:LYS:H	1:B:44:VAL:N	20	3.37	2.89	2.05
(1,22)	1:B:184:LYS:H	1:B:45:VAL:N	20	3.37	2.89	2.05
(1,22)	1:B:184:LYS:H	1:B:46:ILE:N	20	3.37	2.89	2.05
(1,22)	1:B:184:LYS:H	1:B:47:ASP:N	20	3.37	2.89	2.05
(1,22)	1:B:184:LYS:H	1:B:48:GLY:N	20	3.37	2.89	2.05
(1,22)	1:B:184:LYS:H	1:B:49:GLU:N	20	3.37	2.89	2.05
(1,22)	1:B:184:LYS:H	1:B:50:THR:N	20	3.37	2.89	2.05
(1,22)	1:B:184:LYS:H	1:B:51:CYS:N	20	3.37	2.89	2.05
(1,22)	1:B:184:LYS:H	1:B:52:LEU:N	20	3.37	2.89	2.05
(1,22)	1:B:184:LYS:H	1:B:53:LEU:N	20	3.37	2.89	2.05
(1,22)	1:B:184:LYS:H	1:B:54:ASP:N	20	3.37	2.89	2.05
(1,22)	1:B:184:LYS:H	1:B:55:ILE:N	20	3.37	2.89	2.05
(1,22)	1:B:184:LYS:H	1:B:56:LEU:N	20	3.37	2.89	2.05
(1,22)	1:B:184:LYS:H	1:B:57:ASP:N	20	3.37	2.89	2.05
(1,22)	1:B:184:LYS:H	1:B:58:THR:N	20	3.37	2.89	2.05

Continued on next page...

Continued from previous page...

Key	Atom-1	Atom-2	Models ¹	Mean (Å)	SD ¹ (Å)	Median (Å)
(1,22)	1:B:184:LYS:H	1:B:59:ALA:N	20	3.37	2.89	2.05
(1,22)	1:B:184:LYS:H	1:B:60:GLY:N	20	3.37	2.89	2.05
(1,22)	1:B:184:LYS:H	1:B:61:GLN:N	20	3.37	2.89	2.05
(1,22)	1:B:184:LYS:H	1:B:62:GLU:N	20	3.37	2.89	2.05
(1,22)	1:B:184:LYS:H	1:B:63:GLU:N	20	3.37	2.89	2.05
(1,22)	1:B:184:LYS:H	1:B:64:TYR:N	20	3.37	2.89	2.05
(1,22)	1:B:184:LYS:H	1:B:65:SER:N	20	3.37	2.89	2.05
(1,22)	1:B:184:LYS:H	1:B:66:ALA:N	20	3.37	2.89	2.05
(1,22)	1:B:184:LYS:H	1:B:67:MET:N	20	3.37	2.89	2.05
(1,22)	1:B:184:LYS:H	1:B:68:ARG:N	20	3.37	2.89	2.05
(1,22)	1:B:184:LYS:H	1:B:69:ASP:N	20	3.37	2.89	2.05
(1,22)	1:B:184:LYS:H	1:B:70:GLN:N	20	3.37	2.89	2.05
(1,22)	1:B:184:LYS:H	1:B:71:TYR:N	20	3.37	2.89	2.05
(1,22)	1:B:184:LYS:H	1:B:72:MET:N	20	3.37	2.89	2.05
(1,22)	1:B:184:LYS:H	1:B:73:ARG:N	20	3.37	2.89	2.05
(1,22)	1:B:184:LYS:H	1:B:74:THR:N	20	3.37	2.89	2.05
(1,22)	1:B:184:LYS:H	1:B:75:GLY:N	20	3.37	2.89	2.05
(1,22)	1:B:184:LYS:H	1:B:76:GLU:N	20	3.37	2.89	2.05
(1,22)	1:B:184:LYS:H	1:B:77:GLY:N	20	3.37	2.89	2.05
(1,22)	1:B:184:LYS:H	1:B:78:PHE:N	20	3.37	2.89	2.05
(1,22)	1:B:184:LYS:H	1:B:79:LEU:N	20	3.37	2.89	2.05
(1,22)	1:B:184:LYS:H	1:B:80:CYS:N	20	3.37	2.89	2.05
(1,22)	1:B:184:LYS:H	5:B:203:7Q9:N	20	3.37	2.89	2.05
(1,22)	1:B:184:LYS:H	5:B:204:7Q9:N	20	3.37	2.89	2.05
(1,22)	1:B:184:LYS:H	5:B:205:7Q9:N	20	3.37	2.89	2.05
(1,22)	1:B:184:LYS:H	5:B:206:7Q9:N	20	3.37	2.89	2.05
(1,22)	1:B:184:LYS:H	5:B:207:7Q9:N	20	3.37	2.89	2.05
(1,22)	1:B:184:LYS:H	6:B:208:17F:N1	20	3.37	2.89	2.05
(1,22)	1:B:184:LYS:H	5:B:209:7Q9:N	20	3.37	2.89	2.05
(1,22)	1:B:184:LYS:H	5:B:210:7Q9:N	20	3.37	2.89	2.05
(1,22)	1:B:184:LYS:H	5:B:211:7Q9:N	20	3.37	2.89	2.05
(1,22)	1:B:184:LYS:H	5:B:212:7Q9:N	20	3.37	2.89	2.05
(1,22)	1:B:184:LYS:H	5:B:213:7Q9:N	20	3.37	2.89	2.05
(1,22)	1:B:184:LYS:H	6:B:214:17F:N1	20	3.37	2.89	2.05
(1,22)	1:B:184:LYS:H	6:B:215:17F:N1	20	3.37	2.89	2.05
(1,22)	1:B:184:LYS:H	5:B:216:7Q9:N	20	3.37	2.89	2.05
(1,22)	1:B:184:LYS:H	5:B:217:7Q9:N	20	3.37	2.89	2.05
(1,22)	1:B:184:LYS:H	5:B:218:7Q9:N	20	3.37	2.89	2.05
(1,22)	1:B:184:LYS:H	6:B:219:17F:N1	20	3.37	2.89	2.05
(1,22)	1:B:184:LYS:H	5:B:220:7Q9:N	20	3.37	2.89	2.05
(1,22)	1:B:184:LYS:HZ1	1:B:2:THR:N	20	3.37	2.89	2.05
(1,22)	1:B:184:LYS:HZ1	1:B:3:GLU:N	20	3.37	2.89	2.05

Continued on next page...

Continued from previous page...

Key	Atom-1	Atom-2	Models ¹	Mean (Å)	SD ¹ (Å)	Median (Å)
(1,22)	1:B:184:LYS:HZ1	1:B:4:TYR:N	20	3.37	2.89	2.05
(1,22)	1:B:184:LYS:HZ1	1:B:5:LYS:N	20	3.37	2.89	2.05
(1,22)	1:B:184:LYS:HZ1	1:B:6:LEU:N	20	3.37	2.89	2.05
(1,22)	1:B:184:LYS:HZ1	1:B:7:VAL:N	20	3.37	2.89	2.05
(1,22)	1:B:184:LYS:HZ1	1:B:8:VAL:N	20	3.37	2.89	2.05
(1,22)	1:B:184:LYS:HZ1	1:B:9:VAL:N	20	3.37	2.89	2.05
(1,22)	1:B:184:LYS:HZ1	1:B:10:GLY:N	20	3.37	2.89	2.05
(1,22)	1:B:184:LYS:HZ1	1:B:11:ALA:N	20	3.37	2.89	2.05
(1,22)	1:B:184:LYS:HZ1	1:B:12:ASP:N	20	3.37	2.89	2.05
(1,22)	1:B:184:LYS:HZ1	1:B:13:GLY:N	20	3.37	2.89	2.05
(1,22)	1:B:184:LYS:HZ1	1:B:14:VAL:N	20	3.37	2.89	2.05
(1,22)	1:B:184:LYS:HZ1	1:B:15:GLY:N	20	3.37	2.89	2.05
(1,22)	1:B:184:LYS:HZ1	1:B:16:LYS:N	20	3.37	2.89	2.05
(1,22)	1:B:184:LYS:HZ1	1:B:17:SER:N	20	3.37	2.89	2.05
(1,22)	1:B:184:LYS:HZ1	1:B:18:ALA:N	20	3.37	2.89	2.05
(1,22)	1:B:184:LYS:HZ1	1:B:19:LEU:N	20	3.37	2.89	2.05
(1,22)	1:B:184:LYS:HZ1	1:B:20:THR:N	20	3.37	2.89	2.05
(1,22)	1:B:184:LYS:HZ1	1:B:21:ILE:N	20	3.37	2.89	2.05
(1,22)	1:B:184:LYS:HZ1	1:B:22:GLN:N	20	3.37	2.89	2.05
(1,22)	1:B:184:LYS:HZ1	1:B:23:LEU:N	20	3.37	2.89	2.05
(1,22)	1:B:184:LYS:HZ1	1:B:24:ILE:N	20	3.37	2.89	2.05
(1,22)	1:B:184:LYS:HZ1	1:B:25:GLN:N	20	3.37	2.89	2.05
(1,22)	1:B:184:LYS:HZ1	1:B:26:ASN:N	20	3.37	2.89	2.05
(1,22)	1:B:184:LYS:HZ1	1:B:27:HIS:N	20	3.37	2.89	2.05
(1,22)	1:B:184:LYS:HZ1	1:B:28:PHE:N	20	3.37	2.89	2.05
(1,22)	1:B:184:LYS:HZ1	1:B:29:VAL:N	20	3.37	2.89	2.05
(1,22)	1:B:184:LYS:HZ1	1:B:30:ASP:N	20	3.37	2.89	2.05
(1,22)	1:B:184:LYS:HZ1	1:B:31:GLU:N	20	3.37	2.89	2.05
(1,22)	1:B:184:LYS:HZ1	1:B:32:TYR:N	20	3.37	2.89	2.05
(1,22)	1:B:184:LYS:HZ1	1:B:33:ASP:N	20	3.37	2.89	2.05
(1,22)	1:B:184:LYS:HZ1	1:B:34:PRO:N	20	3.37	2.89	2.05
(1,22)	1:B:184:LYS:HZ1	1:B:35:THR:N	20	3.37	2.89	2.05
(1,22)	1:B:184:LYS:HZ1	1:B:36:ILE:N	20	3.37	2.89	2.05
(1,22)	1:B:184:LYS:HZ1	1:B:37:GLU:N	20	3.37	2.89	2.05
(1,22)	1:B:184:LYS:HZ1	1:B:38:ASP:N	20	3.37	2.89	2.05
(1,22)	1:B:184:LYS:HZ1	1:B:39:SER:N	20	3.37	2.89	2.05
(1,22)	1:B:184:LYS:HZ1	1:B:40:TYR:N	20	3.37	2.89	2.05
(1,22)	1:B:184:LYS:HZ1	1:B:41:ARG:N	20	3.37	2.89	2.05
(1,22)	1:B:184:LYS:HZ1	1:B:42:LYS:N	20	3.37	2.89	2.05
(1,22)	1:B:184:LYS:HZ1	1:B:43:GLN:N	20	3.37	2.89	2.05
(1,22)	1:B:184:LYS:HZ1	1:B:44:VAL:N	20	3.37	2.89	2.05
(1,22)	1:B:184:LYS:HZ1	1:B:45:VAL:N	20	3.37	2.89	2.05

Continued on next page...

Continued from previous page...

Key	Atom-1	Atom-2	Models ¹	Mean (Å)	SD ¹ (Å)	Median (Å)
(1,22)	1:B:184:LYS:HZ1	1:B:46:ILE:N	20	3.37	2.89	2.05
(1,22)	1:B:184:LYS:HZ1	1:B:47:ASP:N	20	3.37	2.89	2.05
(1,22)	1:B:184:LYS:HZ1	1:B:48:GLY:N	20	3.37	2.89	2.05
(1,22)	1:B:184:LYS:HZ1	1:B:49:GLU:N	20	3.37	2.89	2.05
(1,22)	1:B:184:LYS:HZ1	1:B:50:THR:N	20	3.37	2.89	2.05
(1,22)	1:B:184:LYS:HZ1	1:B:51:CYS:N	20	3.37	2.89	2.05
(1,22)	1:B:184:LYS:HZ1	1:B:52:LEU:N	20	3.37	2.89	2.05
(1,22)	1:B:184:LYS:HZ1	1:B:53:LEU:N	20	3.37	2.89	2.05
(1,22)	1:B:184:LYS:HZ1	1:B:54:ASP:N	20	3.37	2.89	2.05
(1,22)	1:B:184:LYS:HZ1	1:B:55:ILE:N	20	3.37	2.89	2.05
(1,22)	1:B:184:LYS:HZ1	1:B:56:LEU:N	20	3.37	2.89	2.05
(1,22)	1:B:184:LYS:HZ1	1:B:57:ASP:N	20	3.37	2.89	2.05
(1,22)	1:B:184:LYS:HZ1	1:B:58:THR:N	20	3.37	2.89	2.05
(1,22)	1:B:184:LYS:HZ1	1:B:59:ALA:N	20	3.37	2.89	2.05
(1,22)	1:B:184:LYS:HZ1	1:B:60:GLY:N	20	3.37	2.89	2.05
(1,22)	1:B:184:LYS:HZ1	1:B:61:GLN:N	20	3.37	2.89	2.05
(1,22)	1:B:184:LYS:HZ1	1:B:62:GLU:N	20	3.37	2.89	2.05
(1,22)	1:B:184:LYS:HZ1	1:B:63:GLU:N	20	3.37	2.89	2.05
(1,22)	1:B:184:LYS:HZ1	1:B:64:TYR:N	20	3.37	2.89	2.05
(1,22)	1:B:184:LYS:HZ1	1:B:65:SER:N	20	3.37	2.89	2.05
(1,22)	1:B:184:LYS:HZ1	1:B:66:ALA:N	20	3.37	2.89	2.05
(1,22)	1:B:184:LYS:HZ1	1:B:67:MET:N	20	3.37	2.89	2.05
(1,22)	1:B:184:LYS:HZ1	1:B:68:ARG:N	20	3.37	2.89	2.05
(1,22)	1:B:184:LYS:HZ1	1:B:69:ASP:N	20	3.37	2.89	2.05
(1,22)	1:B:184:LYS:HZ1	1:B:70:GLN:N	20	3.37	2.89	2.05
(1,22)	1:B:184:LYS:HZ1	1:B:71:TYR:N	20	3.37	2.89	2.05
(1,22)	1:B:184:LYS:HZ1	1:B:72:MET:N	20	3.37	2.89	2.05
(1,22)	1:B:184:LYS:HZ1	1:B:73:ARG:N	20	3.37	2.89	2.05
(1,22)	1:B:184:LYS:HZ1	1:B:74:THR:N	20	3.37	2.89	2.05
(1,22)	1:B:184:LYS:HZ1	1:B:75:GLY:N	20	3.37	2.89	2.05
(1,22)	1:B:184:LYS:HZ1	1:B:76:GLU:N	20	3.37	2.89	2.05
(1,22)	1:B:184:LYS:HZ1	1:B:77:GLY:N	20	3.37	2.89	2.05
(1,22)	1:B:184:LYS:HZ1	1:B:78:PHE:N	20	3.37	2.89	2.05
(1,22)	1:B:184:LYS:HZ1	1:B:79:LEU:N	20	3.37	2.89	2.05
(1,22)	1:B:184:LYS:HZ1	1:B:80:CYS:N	20	3.37	2.89	2.05
(1,22)	1:B:184:LYS:HZ1	5:B:203:7Q9:N	20	3.37	2.89	2.05
(1,22)	1:B:184:LYS:HZ1	5:B:204:7Q9:N	20	3.37	2.89	2.05
(1,22)	1:B:184:LYS:HZ1	5:B:205:7Q9:N	20	3.37	2.89	2.05
(1,22)	1:B:184:LYS:HZ1	5:B:206:7Q9:N	20	3.37	2.89	2.05
(1,22)	1:B:184:LYS:HZ1	5:B:207:7Q9:N	20	3.37	2.89	2.05
(1,22)	1:B:184:LYS:HZ1	6:B:208:17F:N1	20	3.37	2.89	2.05
(1,22)	1:B:184:LYS:HZ1	5:B:209:7Q9:N	20	3.37	2.89	2.05

Continued on next page...

Continued from previous page...

Key	Atom-1	Atom-2	Models ¹	Mean (Å)	SD ¹ (Å)	Median (Å)
(1,22)	1:B:184:LYS:HZ1	5:B:210:7Q9:N	20	3.37	2.89	2.05
(1,22)	1:B:184:LYS:HZ1	5:B:211:7Q9:N	20	3.37	2.89	2.05
(1,22)	1:B:184:LYS:HZ1	5:B:212:7Q9:N	20	3.37	2.89	2.05
(1,22)	1:B:184:LYS:HZ1	5:B:213:7Q9:N	20	3.37	2.89	2.05
(1,22)	1:B:184:LYS:HZ1	6:B:214:17F:N1	20	3.37	2.89	2.05
(1,22)	1:B:184:LYS:HZ1	6:B:215:17F:N1	20	3.37	2.89	2.05
(1,22)	1:B:184:LYS:HZ1	5:B:216:7Q9:N	20	3.37	2.89	2.05
(1,22)	1:B:184:LYS:HZ1	5:B:217:7Q9:N	20	3.37	2.89	2.05
(1,22)	1:B:184:LYS:HZ1	5:B:218:7Q9:N	20	3.37	2.89	2.05
(1,22)	1:B:184:LYS:HZ1	6:B:219:17F:N1	20	3.37	2.89	2.05
(1,22)	1:B:184:LYS:HZ1	5:B:220:7Q9:N	20	3.37	2.89	2.05
(1,22)	1:B:184:LYS:HZ2	1:B:2:THR:N	20	3.37	2.89	2.05
(1,22)	1:B:184:LYS:HZ2	1:B:3:GLU:N	20	3.37	2.89	2.05
(1,22)	1:B:184:LYS:HZ2	1:B:4:TYR:N	20	3.37	2.89	2.05
(1,22)	1:B:184:LYS:HZ2	1:B:5:LYS:N	20	3.37	2.89	2.05
(1,22)	1:B:184:LYS:HZ2	1:B:6:LEU:N	20	3.37	2.89	2.05
(1,22)	1:B:184:LYS:HZ2	1:B:7:VAL:N	20	3.37	2.89	2.05
(1,22)	1:B:184:LYS:HZ2	1:B:8:VAL:N	20	3.37	2.89	2.05
(1,22)	1:B:184:LYS:HZ2	1:B:9:VAL:N	20	3.37	2.89	2.05
(1,22)	1:B:184:LYS:HZ2	1:B:10:GLY:N	20	3.37	2.89	2.05
(1,22)	1:B:184:LYS:HZ2	1:B:11:ALA:N	20	3.37	2.89	2.05
(1,22)	1:B:184:LYS:HZ2	1:B:12:ASP:N	20	3.37	2.89	2.05
(1,22)	1:B:184:LYS:HZ2	1:B:13:GLY:N	20	3.37	2.89	2.05
(1,22)	1:B:184:LYS:HZ2	1:B:14:VAL:N	20	3.37	2.89	2.05
(1,22)	1:B:184:LYS:HZ2	1:B:15:GLY:N	20	3.37	2.89	2.05
(1,22)	1:B:184:LYS:HZ2	1:B:16:LYS:N	20	3.37	2.89	2.05
(1,22)	1:B:184:LYS:HZ2	1:B:17:SER:N	20	3.37	2.89	2.05
(1,22)	1:B:184:LYS:HZ2	1:B:18:ALA:N	20	3.37	2.89	2.05
(1,22)	1:B:184:LYS:HZ2	1:B:19:LEU:N	20	3.37	2.89	2.05
(1,22)	1:B:184:LYS:HZ2	1:B:20:THR:N	20	3.37	2.89	2.05
(1,22)	1:B:184:LYS:HZ2	1:B:21:ILE:N	20	3.37	2.89	2.05
(1,22)	1:B:184:LYS:HZ2	1:B:22:GLN:N	20	3.37	2.89	2.05
(1,22)	1:B:184:LYS:HZ2	1:B:23:LEU:N	20	3.37	2.89	2.05
(1,22)	1:B:184:LYS:HZ2	1:B:24:ILE:N	20	3.37	2.89	2.05
(1,22)	1:B:184:LYS:HZ2	1:B:25:GLN:N	20	3.37	2.89	2.05
(1,22)	1:B:184:LYS:HZ2	1:B:26:ASN:N	20	3.37	2.89	2.05
(1,22)	1:B:184:LYS:HZ2	1:B:27:HIS:N	20	3.37	2.89	2.05
(1,22)	1:B:184:LYS:HZ2	1:B:28:PHE:N	20	3.37	2.89	2.05
(1,22)	1:B:184:LYS:HZ2	1:B:29:VAL:N	20	3.37	2.89	2.05
(1,22)	1:B:184:LYS:HZ2	1:B:30:ASP:N	20	3.37	2.89	2.05
(1,22)	1:B:184:LYS:HZ2	1:B:31:GLU:N	20	3.37	2.89	2.05
(1,22)	1:B:184:LYS:HZ2	1:B:32:TYR:N	20	3.37	2.89	2.05

Continued on next page...

Continued from previous page...

Key	Atom-1	Atom-2	Models ¹	Mean (Å)	SD ¹ (Å)	Median (Å)
(1,22)	1:B:184:LYS:HZ2	1:B:33:ASP:N	20	3.37	2.89	2.05
(1,22)	1:B:184:LYS:HZ2	1:B:34:PRO:N	20	3.37	2.89	2.05
(1,22)	1:B:184:LYS:HZ2	1:B:35:THR:N	20	3.37	2.89	2.05
(1,22)	1:B:184:LYS:HZ2	1:B:36:ILE:N	20	3.37	2.89	2.05
(1,22)	1:B:184:LYS:HZ2	1:B:37:GLU:N	20	3.37	2.89	2.05
(1,22)	1:B:184:LYS:HZ2	1:B:38:ASP:N	20	3.37	2.89	2.05
(1,22)	1:B:184:LYS:HZ2	1:B:39:SER:N	20	3.37	2.89	2.05
(1,22)	1:B:184:LYS:HZ2	1:B:40:TYR:N	20	3.37	2.89	2.05
(1,22)	1:B:184:LYS:HZ2	1:B:41:ARG:N	20	3.37	2.89	2.05
(1,22)	1:B:184:LYS:HZ2	1:B:42:LYS:N	20	3.37	2.89	2.05
(1,22)	1:B:184:LYS:HZ2	1:B:43:GLN:N	20	3.37	2.89	2.05
(1,22)	1:B:184:LYS:HZ2	1:B:44:VAL:N	20	3.37	2.89	2.05
(1,22)	1:B:184:LYS:HZ2	1:B:45:VAL:N	20	3.37	2.89	2.05
(1,22)	1:B:184:LYS:HZ2	1:B:46:ILE:N	20	3.37	2.89	2.05
(1,22)	1:B:184:LYS:HZ2	1:B:47:ASP:N	20	3.37	2.89	2.05
(1,22)	1:B:184:LYS:HZ2	1:B:48:GLY:N	20	3.37	2.89	2.05
(1,22)	1:B:184:LYS:HZ2	1:B:49:GLU:N	20	3.37	2.89	2.05
(1,22)	1:B:184:LYS:HZ2	1:B:50:THR:N	20	3.37	2.89	2.05
(1,22)	1:B:184:LYS:HZ2	1:B:51:CYS:N	20	3.37	2.89	2.05
(1,22)	1:B:184:LYS:HZ2	1:B:52:LEU:N	20	3.37	2.89	2.05
(1,22)	1:B:184:LYS:HZ2	1:B:53:LEU:N	20	3.37	2.89	2.05
(1,22)	1:B:184:LYS:HZ2	1:B:54:ASP:N	20	3.37	2.89	2.05
(1,22)	1:B:184:LYS:HZ2	1:B:55:ILE:N	20	3.37	2.89	2.05
(1,22)	1:B:184:LYS:HZ2	1:B:56:LEU:N	20	3.37	2.89	2.05
(1,22)	1:B:184:LYS:HZ2	1:B:57:ASP:N	20	3.37	2.89	2.05
(1,22)	1:B:184:LYS:HZ2	1:B:58:THR:N	20	3.37	2.89	2.05
(1,22)	1:B:184:LYS:HZ2	1:B:59:ALA:N	20	3.37	2.89	2.05
(1,22)	1:B:184:LYS:HZ2	1:B:60:GLY:N	20	3.37	2.89	2.05
(1,22)	1:B:184:LYS:HZ2	1:B:61:GLN:N	20	3.37	2.89	2.05
(1,22)	1:B:184:LYS:HZ2	1:B:62:GLU:N	20	3.37	2.89	2.05
(1,22)	1:B:184:LYS:HZ2	1:B:63:GLU:N	20	3.37	2.89	2.05
(1,22)	1:B:184:LYS:HZ2	1:B:64:TYR:N	20	3.37	2.89	2.05
(1,22)	1:B:184:LYS:HZ2	1:B:65:SER:N	20	3.37	2.89	2.05
(1,22)	1:B:184:LYS:HZ2	1:B:66:ALA:N	20	3.37	2.89	2.05
(1,22)	1:B:184:LYS:HZ2	1:B:67:MET:N	20	3.37	2.89	2.05
(1,22)	1:B:184:LYS:HZ2	1:B:68:ARG:N	20	3.37	2.89	2.05
(1,22)	1:B:184:LYS:HZ2	1:B:69:ASP:N	20	3.37	2.89	2.05
(1,22)	1:B:184:LYS:HZ2	1:B:70:GLN:N	20	3.37	2.89	2.05
(1,22)	1:B:184:LYS:HZ2	1:B:71:TYR:N	20	3.37	2.89	2.05
(1,22)	1:B:184:LYS:HZ2	1:B:72:MET:N	20	3.37	2.89	2.05
(1,22)	1:B:184:LYS:HZ2	1:B:73:ARG:N	20	3.37	2.89	2.05
(1,22)	1:B:184:LYS:HZ2	1:B:74:THR:N	20	3.37	2.89	2.05

Continued on next page...

Continued from previous page...

Key	Atom-1	Atom-2	Models ¹	Mean (Å)	SD ¹ (Å)	Median (Å)
(1,22)	1:B:184:LYS:HZ2	1:B:75:GLY:N	20	3.37	2.89	2.05
(1,22)	1:B:184:LYS:HZ2	1:B:76:GLU:N	20	3.37	2.89	2.05
(1,22)	1:B:184:LYS:HZ2	1:B:77:GLY:N	20	3.37	2.89	2.05
(1,22)	1:B:184:LYS:HZ2	1:B:78:PHE:N	20	3.37	2.89	2.05
(1,22)	1:B:184:LYS:HZ2	1:B:79:LEU:N	20	3.37	2.89	2.05
(1,22)	1:B:184:LYS:HZ2	1:B:80:CYS:N	20	3.37	2.89	2.05
(1,22)	1:B:184:LYS:HZ2	5:B:203:7Q9:N	20	3.37	2.89	2.05
(1,22)	1:B:184:LYS:HZ2	5:B:204:7Q9:N	20	3.37	2.89	2.05
(1,22)	1:B:184:LYS:HZ2	5:B:205:7Q9:N	20	3.37	2.89	2.05
(1,22)	1:B:184:LYS:HZ2	5:B:206:7Q9:N	20	3.37	2.89	2.05
(1,22)	1:B:184:LYS:HZ2	5:B:207:7Q9:N	20	3.37	2.89	2.05
(1,22)	1:B:184:LYS:HZ2	6:B:208:17F:N1	20	3.37	2.89	2.05
(1,22)	1:B:184:LYS:HZ2	5:B:209:7Q9:N	20	3.37	2.89	2.05
(1,22)	1:B:184:LYS:HZ2	5:B:210:7Q9:N	20	3.37	2.89	2.05
(1,22)	1:B:184:LYS:HZ2	5:B:211:7Q9:N	20	3.37	2.89	2.05
(1,22)	1:B:184:LYS:HZ2	5:B:212:7Q9:N	20	3.37	2.89	2.05
(1,22)	1:B:184:LYS:HZ2	5:B:213:7Q9:N	20	3.37	2.89	2.05
(1,22)	1:B:184:LYS:HZ2	6:B:214:17F:N1	20	3.37	2.89	2.05
(1,22)	1:B:184:LYS:HZ2	6:B:215:17F:N1	20	3.37	2.89	2.05
(1,22)	1:B:184:LYS:HZ2	5:B:216:7Q9:N	20	3.37	2.89	2.05
(1,22)	1:B:184:LYS:HZ2	5:B:217:7Q9:N	20	3.37	2.89	2.05
(1,22)	1:B:184:LYS:HZ2	5:B:218:7Q9:N	20	3.37	2.89	2.05
(1,22)	1:B:184:LYS:HZ2	6:B:219:17F:N1	20	3.37	2.89	2.05
(1,22)	1:B:184:LYS:HZ2	5:B:220:7Q9:N	20	3.37	2.89	2.05
(1,22)	1:B:184:LYS:HZ3	1:B:2:THR:N	20	3.37	2.89	2.05
(1,22)	1:B:184:LYS:HZ3	1:B:3:GLU:N	20	3.37	2.89	2.05
(1,22)	1:B:184:LYS:HZ3	1:B:4:TYR:N	20	3.37	2.89	2.05
(1,22)	1:B:184:LYS:HZ3	1:B:5:LYS:N	20	3.37	2.89	2.05
(1,22)	1:B:184:LYS:HZ3	1:B:6:LEU:N	20	3.37	2.89	2.05
(1,22)	1:B:184:LYS:HZ3	1:B:7:VAL:N	20	3.37	2.89	2.05
(1,22)	1:B:184:LYS:HZ3	1:B:8:VAL:N	20	3.37	2.89	2.05
(1,22)	1:B:184:LYS:HZ3	1:B:9:VAL:N	20	3.37	2.89	2.05
(1,22)	1:B:184:LYS:HZ3	1:B:10:GLY:N	20	3.37	2.89	2.05
(1,22)	1:B:184:LYS:HZ3	1:B:11:ALA:N	20	3.37	2.89	2.05
(1,22)	1:B:184:LYS:HZ3	1:B:12:ASP:N	20	3.37	2.89	2.05
(1,22)	1:B:184:LYS:HZ3	1:B:13:GLY:N	20	3.37	2.89	2.05
(1,22)	1:B:184:LYS:HZ3	1:B:14:VAL:N	20	3.37	2.89	2.05
(1,22)	1:B:184:LYS:HZ3	1:B:15:GLY:N	20	3.37	2.89	2.05
(1,22)	1:B:184:LYS:HZ3	1:B:16:LYS:N	20	3.37	2.89	2.05
(1,22)	1:B:184:LYS:HZ3	1:B:17:SER:N	20	3.37	2.89	2.05
(1,22)	1:B:184:LYS:HZ3	1:B:18:ALA:N	20	3.37	2.89	2.05
(1,22)	1:B:184:LYS:HZ3	1:B:19:LEU:N	20	3.37	2.89	2.05

Continued on next page...

Continued from previous page...

Key	Atom-1	Atom-2	Models ¹	Mean (Å)	SD ¹ (Å)	Median (Å)
(1,22)	1:B:184:LYS:HZ3	1:B:20:THR:N	20	3.37	2.89	2.05
(1,22)	1:B:184:LYS:HZ3	1:B:21:ILE:N	20	3.37	2.89	2.05
(1,22)	1:B:184:LYS:HZ3	1:B:22:GLN:N	20	3.37	2.89	2.05
(1,22)	1:B:184:LYS:HZ3	1:B:23:LEU:N	20	3.37	2.89	2.05
(1,22)	1:B:184:LYS:HZ3	1:B:24:ILE:N	20	3.37	2.89	2.05
(1,22)	1:B:184:LYS:HZ3	1:B:25:GLN:N	20	3.37	2.89	2.05
(1,22)	1:B:184:LYS:HZ3	1:B:26:ASN:N	20	3.37	2.89	2.05
(1,22)	1:B:184:LYS:HZ3	1:B:27:HIS:N	20	3.37	2.89	2.05
(1,22)	1:B:184:LYS:HZ3	1:B:28:PHE:N	20	3.37	2.89	2.05
(1,22)	1:B:184:LYS:HZ3	1:B:29:VAL:N	20	3.37	2.89	2.05
(1,22)	1:B:184:LYS:HZ3	1:B:30:ASP:N	20	3.37	2.89	2.05
(1,22)	1:B:184:LYS:HZ3	1:B:31:GLU:N	20	3.37	2.89	2.05
(1,22)	1:B:184:LYS:HZ3	1:B:32:TYR:N	20	3.37	2.89	2.05
(1,22)	1:B:184:LYS:HZ3	1:B:33:ASP:N	20	3.37	2.89	2.05
(1,22)	1:B:184:LYS:HZ3	1:B:34:PRO:N	20	3.37	2.89	2.05
(1,22)	1:B:184:LYS:HZ3	1:B:35:THR:N	20	3.37	2.89	2.05
(1,22)	1:B:184:LYS:HZ3	1:B:36:ILE:N	20	3.37	2.89	2.05
(1,22)	1:B:184:LYS:HZ3	1:B:37:GLU:N	20	3.37	2.89	2.05
(1,22)	1:B:184:LYS:HZ3	1:B:38:ASP:N	20	3.37	2.89	2.05
(1,22)	1:B:184:LYS:HZ3	1:B:39:SER:N	20	3.37	2.89	2.05
(1,22)	1:B:184:LYS:HZ3	1:B:40:TYR:N	20	3.37	2.89	2.05
(1,22)	1:B:184:LYS:HZ3	1:B:41:ARG:N	20	3.37	2.89	2.05
(1,22)	1:B:184:LYS:HZ3	1:B:42:LYS:N	20	3.37	2.89	2.05
(1,22)	1:B:184:LYS:HZ3	1:B:43:GLN:N	20	3.37	2.89	2.05
(1,22)	1:B:184:LYS:HZ3	1:B:44:VAL:N	20	3.37	2.89	2.05
(1,22)	1:B:184:LYS:HZ3	1:B:45:VAL:N	20	3.37	2.89	2.05
(1,22)	1:B:184:LYS:HZ3	1:B:46:ILE:N	20	3.37	2.89	2.05
(1,22)	1:B:184:LYS:HZ3	1:B:47:ASP:N	20	3.37	2.89	2.05
(1,22)	1:B:184:LYS:HZ3	1:B:48:GLY:N	20	3.37	2.89	2.05
(1,22)	1:B:184:LYS:HZ3	1:B:49:GLU:N	20	3.37	2.89	2.05
(1,22)	1:B:184:LYS:HZ3	1:B:50:THR:N	20	3.37	2.89	2.05
(1,22)	1:B:184:LYS:HZ3	1:B:51:CYS:N	20	3.37	2.89	2.05
(1,22)	1:B:184:LYS:HZ3	1:B:52:LEU:N	20	3.37	2.89	2.05
(1,22)	1:B:184:LYS:HZ3	1:B:53:LEU:N	20	3.37	2.89	2.05
(1,22)	1:B:184:LYS:HZ3	1:B:54:ASP:N	20	3.37	2.89	2.05
(1,22)	1:B:184:LYS:HZ3	1:B:55:ILE:N	20	3.37	2.89	2.05
(1,22)	1:B:184:LYS:HZ3	1:B:56:LEU:N	20	3.37	2.89	2.05
(1,22)	1:B:184:LYS:HZ3	1:B:57:ASP:N	20	3.37	2.89	2.05
(1,22)	1:B:184:LYS:HZ3	1:B:58:THR:N	20	3.37	2.89	2.05
(1,22)	1:B:184:LYS:HZ3	1:B:59:ALA:N	20	3.37	2.89	2.05
(1,22)	1:B:184:LYS:HZ3	1:B:60:GLY:N	20	3.37	2.89	2.05
(1,22)	1:B:184:LYS:HZ3	1:B:61:GLN:N	20	3.37	2.89	2.05

Continued on next page...

Continued from previous page...

Key	Atom-1	Atom-2	Models ¹	Mean (Å)	SD ¹ (Å)	Median (Å)
(1,22)	1:B:184:LYS:HZ3	1:B:62:GLU:N	20	3.37	2.89	2.05
(1,22)	1:B:184:LYS:HZ3	1:B:63:GLU:N	20	3.37	2.89	2.05
(1,22)	1:B:184:LYS:HZ3	1:B:64:TYR:N	20	3.37	2.89	2.05
(1,22)	1:B:184:LYS:HZ3	1:B:65:SER:N	20	3.37	2.89	2.05
(1,22)	1:B:184:LYS:HZ3	1:B:66:ALA:N	20	3.37	2.89	2.05
(1,22)	1:B:184:LYS:HZ3	1:B:67:MET:N	20	3.37	2.89	2.05
(1,22)	1:B:184:LYS:HZ3	1:B:68:ARG:N	20	3.37	2.89	2.05
(1,22)	1:B:184:LYS:HZ3	1:B:69:ASP:N	20	3.37	2.89	2.05
(1,22)	1:B:184:LYS:HZ3	1:B:70:GLN:N	20	3.37	2.89	2.05
(1,22)	1:B:184:LYS:HZ3	1:B:71:TYR:N	20	3.37	2.89	2.05
(1,22)	1:B:184:LYS:HZ3	1:B:72:MET:N	20	3.37	2.89	2.05
(1,22)	1:B:184:LYS:HZ3	1:B:73:ARG:N	20	3.37	2.89	2.05
(1,22)	1:B:184:LYS:HZ3	1:B:74:THR:N	20	3.37	2.89	2.05
(1,22)	1:B:184:LYS:HZ3	1:B:75:GLY:N	20	3.37	2.89	2.05
(1,22)	1:B:184:LYS:HZ3	1:B:76:GLU:N	20	3.37	2.89	2.05
(1,22)	1:B:184:LYS:HZ3	1:B:77:GLY:N	20	3.37	2.89	2.05
(1,22)	1:B:184:LYS:HZ3	1:B:78:PHE:N	20	3.37	2.89	2.05
(1,22)	1:B:184:LYS:HZ3	1:B:79:LEU:N	20	3.37	2.89	2.05
(1,22)	1:B:184:LYS:HZ3	1:B:80:CYS:N	20	3.37	2.89	2.05
(1,22)	1:B:184:LYS:HZ3	5:B:203:7Q9:N	20	3.37	2.89	2.05
(1,22)	1:B:184:LYS:HZ3	5:B:204:7Q9:N	20	3.37	2.89	2.05
(1,22)	1:B:184:LYS:HZ3	5:B:205:7Q9:N	20	3.37	2.89	2.05
(1,22)	1:B:184:LYS:HZ3	5:B:206:7Q9:N	20	3.37	2.89	2.05
(1,22)	1:B:184:LYS:HZ3	5:B:207:7Q9:N	20	3.37	2.89	2.05
(1,22)	1:B:184:LYS:HZ3	6:B:208:17F:N1	20	3.37	2.89	2.05
(1,22)	1:B:184:LYS:HZ3	5:B:209:7Q9:N	20	3.37	2.89	2.05
(1,22)	1:B:184:LYS:HZ3	5:B:210:7Q9:N	20	3.37	2.89	2.05
(1,22)	1:B:184:LYS:HZ3	5:B:211:7Q9:N	20	3.37	2.89	2.05
(1,22)	1:B:184:LYS:HZ3	5:B:212:7Q9:N	20	3.37	2.89	2.05
(1,22)	1:B:184:LYS:HZ3	5:B:213:7Q9:N	20	3.37	2.89	2.05
(1,22)	1:B:184:LYS:HZ3	6:B:214:17F:N1	20	3.37	2.89	2.05
(1,22)	1:B:184:LYS:HZ3	6:B:215:17F:N1	20	3.37	2.89	2.05
(1,22)	1:B:184:LYS:HZ3	5:B:216:7Q9:N	20	3.37	2.89	2.05
(1,22)	1:B:184:LYS:HZ3	5:B:217:7Q9:N	20	3.37	2.89	2.05
(1,22)	1:B:184:LYS:HZ3	5:B:218:7Q9:N	20	3.37	2.89	2.05
(1,22)	1:B:184:LYS:HZ3	6:B:219:17F:N1	20	3.37	2.89	2.05
(1,22)	1:B:184:LYS:HZ3	5:B:220:7Q9:N	20	3.37	2.89	2.05
(1,22)	1:B:184:LYS:N	1:B:2:THR:N	20	3.37	2.89	2.05
(1,22)	1:B:184:LYS:N	1:B:3:GLU:N	20	3.37	2.89	2.05
(1,22)	1:B:184:LYS:N	1:B:4:TYR:N	20	3.37	2.89	2.05
(1,22)	1:B:184:LYS:N	1:B:5:LYS:N	20	3.37	2.89	2.05
(1,22)	1:B:184:LYS:N	1:B:6:LEU:N	20	3.37	2.89	2.05

Continued on next page...

Continued from previous page...

Key	Atom-1	Atom-2	Models ¹	Mean (Å)	SD ¹ (Å)	Median (Å)
(1,22)	1:B:184:LYS:N	1:B:7:VAL:N	20	3.37	2.89	2.05
(1,22)	1:B:184:LYS:N	1:B:8:VAL:N	20	3.37	2.89	2.05
(1,22)	1:B:184:LYS:N	1:B:9:VAL:N	20	3.37	2.89	2.05
(1,22)	1:B:184:LYS:N	1:B:10:GLY:N	20	3.37	2.89	2.05
(1,22)	1:B:184:LYS:N	1:B:11:ALA:N	20	3.37	2.89	2.05
(1,22)	1:B:184:LYS:N	1:B:12:ASP:N	20	3.37	2.89	2.05
(1,22)	1:B:184:LYS:N	1:B:13:GLY:N	20	3.37	2.89	2.05
(1,22)	1:B:184:LYS:N	1:B:14:VAL:N	20	3.37	2.89	2.05
(1,22)	1:B:184:LYS:N	1:B:15:GLY:N	20	3.37	2.89	2.05
(1,22)	1:B:184:LYS:N	1:B:16:LYS:N	20	3.37	2.89	2.05
(1,22)	1:B:184:LYS:N	1:B:17:SER:N	20	3.37	2.89	2.05
(1,22)	1:B:184:LYS:N	1:B:18:ALA:N	20	3.37	2.89	2.05
(1,22)	1:B:184:LYS:N	1:B:19:LEU:N	20	3.37	2.89	2.05
(1,22)	1:B:184:LYS:N	1:B:20:THR:N	20	3.37	2.89	2.05
(1,22)	1:B:184:LYS:N	1:B:21:ILE:N	20	3.37	2.89	2.05
(1,22)	1:B:184:LYS:N	1:B:22:GLN:N	20	3.37	2.89	2.05
(1,22)	1:B:184:LYS:N	1:B:23:LEU:N	20	3.37	2.89	2.05
(1,22)	1:B:184:LYS:N	1:B:24:ILE:N	20	3.37	2.89	2.05
(1,22)	1:B:184:LYS:N	1:B:25:GLN:N	20	3.37	2.89	2.05
(1,22)	1:B:184:LYS:N	1:B:26:ASN:N	20	3.37	2.89	2.05
(1,22)	1:B:184:LYS:N	1:B:27:HIS:N	20	3.37	2.89	2.05
(1,22)	1:B:184:LYS:N	1:B:28:PHE:N	20	3.37	2.89	2.05
(1,22)	1:B:184:LYS:N	1:B:29:VAL:N	20	3.37	2.89	2.05
(1,22)	1:B:184:LYS:N	1:B:30:ASP:N	20	3.37	2.89	2.05
(1,22)	1:B:184:LYS:N	1:B:31:GLU:N	20	3.37	2.89	2.05
(1,22)	1:B:184:LYS:N	1:B:32:TYR:N	20	3.37	2.89	2.05
(1,22)	1:B:184:LYS:N	1:B:33:ASP:N	20	3.37	2.89	2.05
(1,22)	1:B:184:LYS:N	1:B:34:PRO:N	20	3.37	2.89	2.05
(1,22)	1:B:184:LYS:N	1:B:35:THR:N	20	3.37	2.89	2.05
(1,22)	1:B:184:LYS:N	1:B:36:ILE:N	20	3.37	2.89	2.05
(1,22)	1:B:184:LYS:N	1:B:37:GLU:N	20	3.37	2.89	2.05
(1,22)	1:B:184:LYS:N	1:B:38:ASP:N	20	3.37	2.89	2.05
(1,22)	1:B:184:LYS:N	1:B:39:SER:N	20	3.37	2.89	2.05
(1,22)	1:B:184:LYS:N	1:B:40:TYR:N	20	3.37	2.89	2.05
(1,22)	1:B:184:LYS:N	1:B:41:ARG:N	20	3.37	2.89	2.05
(1,22)	1:B:184:LYS:N	1:B:42:LYS:N	20	3.37	2.89	2.05
(1,22)	1:B:184:LYS:N	1:B:43:GLN:N	20	3.37	2.89	2.05
(1,22)	1:B:184:LYS:N	1:B:44:VAL:N	20	3.37	2.89	2.05
(1,22)	1:B:184:LYS:N	1:B:45:VAL:N	20	3.37	2.89	2.05
(1,22)	1:B:184:LYS:N	1:B:46:ILE:N	20	3.37	2.89	2.05
(1,22)	1:B:184:LYS:N	1:B:47:ASP:N	20	3.37	2.89	2.05
(1,22)	1:B:184:LYS:N	1:B:48:GLY:N	20	3.37	2.89	2.05

Continued on next page...

Continued from previous page...

Key	Atom-1	Atom-2	Models ¹	Mean (Å)	SD ¹ (Å)	Median (Å)
(1,22)	1:B:184:LYS:N	1:B:49:GLU:N	20	3.37	2.89	2.05
(1,22)	1:B:184:LYS:N	1:B:50:THR:N	20	3.37	2.89	2.05
(1,22)	1:B:184:LYS:N	1:B:51:CYS:N	20	3.37	2.89	2.05
(1,22)	1:B:184:LYS:N	1:B:52:LEU:N	20	3.37	2.89	2.05
(1,22)	1:B:184:LYS:N	1:B:53:LEU:N	20	3.37	2.89	2.05
(1,22)	1:B:184:LYS:N	1:B:54:ASP:N	20	3.37	2.89	2.05
(1,22)	1:B:184:LYS:N	1:B:55:ILE:N	20	3.37	2.89	2.05
(1,22)	1:B:184:LYS:N	1:B:56:LEU:N	20	3.37	2.89	2.05
(1,22)	1:B:184:LYS:N	1:B:57:ASP:N	20	3.37	2.89	2.05
(1,22)	1:B:184:LYS:N	1:B:58:THR:N	20	3.37	2.89	2.05
(1,22)	1:B:184:LYS:N	1:B:59:ALA:N	20	3.37	2.89	2.05
(1,22)	1:B:184:LYS:N	1:B:60:GLY:N	20	3.37	2.89	2.05
(1,22)	1:B:184:LYS:N	1:B:61:GLN:N	20	3.37	2.89	2.05
(1,22)	1:B:184:LYS:N	1:B:62:GLU:N	20	3.37	2.89	2.05
(1,22)	1:B:184:LYS:N	1:B:63:GLU:N	20	3.37	2.89	2.05
(1,22)	1:B:184:LYS:N	1:B:64:TYR:N	20	3.37	2.89	2.05
(1,22)	1:B:184:LYS:N	1:B:65:SER:N	20	3.37	2.89	2.05
(1,22)	1:B:184:LYS:N	1:B:66:ALA:N	20	3.37	2.89	2.05
(1,22)	1:B:184:LYS:N	1:B:67:MET:N	20	3.37	2.89	2.05
(1,22)	1:B:184:LYS:N	1:B:68:ARG:N	20	3.37	2.89	2.05
(1,22)	1:B:184:LYS:N	1:B:69:ASP:N	20	3.37	2.89	2.05
(1,22)	1:B:184:LYS:N	1:B:70:GLN:N	20	3.37	2.89	2.05
(1,22)	1:B:184:LYS:N	1:B:71:TYR:N	20	3.37	2.89	2.05
(1,22)	1:B:184:LYS:N	1:B:72:MET:N	20	3.37	2.89	2.05
(1,22)	1:B:184:LYS:N	1:B:73:ARG:N	20	3.37	2.89	2.05
(1,22)	1:B:184:LYS:N	1:B:74:THR:N	20	3.37	2.89	2.05
(1,22)	1:B:184:LYS:N	1:B:75:GLY:N	20	3.37	2.89	2.05
(1,22)	1:B:184:LYS:N	1:B:76:GLU:N	20	3.37	2.89	2.05
(1,22)	1:B:184:LYS:N	1:B:77:GLY:N	20	3.37	2.89	2.05
(1,22)	1:B:184:LYS:N	1:B:78:PHE:N	20	3.37	2.89	2.05
(1,22)	1:B:184:LYS:N	1:B:79:LEU:N	20	3.37	2.89	2.05
(1,22)	1:B:184:LYS:N	1:B:80:CYS:N	20	3.37	2.89	2.05
(1,22)	1:B:184:LYS:N	5:B:203:7Q9:N	20	3.37	2.89	2.05
(1,22)	1:B:184:LYS:N	5:B:204:7Q9:N	20	3.37	2.89	2.05
(1,22)	1:B:184:LYS:N	5:B:205:7Q9:N	20	3.37	2.89	2.05
(1,22)	1:B:184:LYS:N	5:B:206:7Q9:N	20	3.37	2.89	2.05
(1,22)	1:B:184:LYS:N	5:B:207:7Q9:N	20	3.37	2.89	2.05
(1,22)	1:B:184:LYS:N	6:B:208:17F:N1	20	3.37	2.89	2.05
(1,22)	1:B:184:LYS:N	5:B:209:7Q9:N	20	3.37	2.89	2.05
(1,22)	1:B:184:LYS:N	5:B:210:7Q9:N	20	3.37	2.89	2.05
(1,22)	1:B:184:LYS:N	5:B:211:7Q9:N	20	3.37	2.89	2.05
(1,22)	1:B:184:LYS:N	5:B:212:7Q9:N	20	3.37	2.89	2.05

Continued on next page...

Continued from previous page...

Key	Atom-1	Atom-2	Models ¹	Mean (Å)	SD ¹ (Å)	Median (Å)
(1,22)	1:B:184:LYS:N	5:B:213:7Q9:N	20	3.37	2.89	2.05
(1,22)	1:B:184:LYS:N	6:B:214:17F:N1	20	3.37	2.89	2.05
(1,22)	1:B:184:LYS:N	6:B:215:17F:N1	20	3.37	2.89	2.05
(1,22)	1:B:184:LYS:N	5:B:216:7Q9:N	20	3.37	2.89	2.05
(1,22)	1:B:184:LYS:N	5:B:217:7Q9:N	20	3.37	2.89	2.05
(1,22)	1:B:184:LYS:N	5:B:218:7Q9:N	20	3.37	2.89	2.05
(1,22)	1:B:184:LYS:N	6:B:219:17F:N1	20	3.37	2.89	2.05
(1,22)	1:B:184:LYS:N	5:B:220:7Q9:N	20	3.37	2.89	2.05
(1,22)	1:B:184:LYS:NZ	1:B:2:THR:N	20	3.37	2.89	2.05
(1,22)	1:B:184:LYS:NZ	1:B:3:GLU:N	20	3.37	2.89	2.05
(1,22)	1:B:184:LYS:NZ	1:B:4:TYR:N	20	3.37	2.89	2.05
(1,22)	1:B:184:LYS:NZ	1:B:5:LYS:N	20	3.37	2.89	2.05
(1,22)	1:B:184:LYS:NZ	1:B:6:LEU:N	20	3.37	2.89	2.05
(1,22)	1:B:184:LYS:NZ	1:B:7:VAL:N	20	3.37	2.89	2.05
(1,22)	1:B:184:LYS:NZ	1:B:8:VAL:N	20	3.37	2.89	2.05
(1,22)	1:B:184:LYS:NZ	1:B:9:VAL:N	20	3.37	2.89	2.05
(1,22)	1:B:184:LYS:NZ	1:B:10:GLY:N	20	3.37	2.89	2.05
(1,22)	1:B:184:LYS:NZ	1:B:11:ALA:N	20	3.37	2.89	2.05
(1,22)	1:B:184:LYS:NZ	1:B:12:ASP:N	20	3.37	2.89	2.05
(1,22)	1:B:184:LYS:NZ	1:B:13:GLY:N	20	3.37	2.89	2.05
(1,22)	1:B:184:LYS:NZ	1:B:14:VAL:N	20	3.37	2.89	2.05
(1,22)	1:B:184:LYS:NZ	1:B:15:GLY:N	20	3.37	2.89	2.05
(1,22)	1:B:184:LYS:NZ	1:B:16:LYS:N	20	3.37	2.89	2.05
(1,22)	1:B:184:LYS:NZ	1:B:17:SER:N	20	3.37	2.89	2.05
(1,22)	1:B:184:LYS:NZ	1:B:18:ALA:N	20	3.37	2.89	2.05
(1,22)	1:B:184:LYS:NZ	1:B:19:LEU:N	20	3.37	2.89	2.05
(1,22)	1:B:184:LYS:NZ	1:B:20:THR:N	20	3.37	2.89	2.05
(1,22)	1:B:184:LYS:NZ	1:B:21:ILE:N	20	3.37	2.89	2.05
(1,22)	1:B:184:LYS:NZ	1:B:22:GLN:N	20	3.37	2.89	2.05
(1,22)	1:B:184:LYS:NZ	1:B:23:LEU:N	20	3.37	2.89	2.05
(1,22)	1:B:184:LYS:NZ	1:B:24:ILE:N	20	3.37	2.89	2.05
(1,22)	1:B:184:LYS:NZ	1:B:25:GLN:N	20	3.37	2.89	2.05
(1,22)	1:B:184:LYS:NZ	1:B:26:ASN:N	20	3.37	2.89	2.05
(1,22)	1:B:184:LYS:NZ	1:B:27:HIS:N	20	3.37	2.89	2.05
(1,22)	1:B:184:LYS:NZ	1:B:28:PHE:N	20	3.37	2.89	2.05
(1,22)	1:B:184:LYS:NZ	1:B:29:VAL:N	20	3.37	2.89	2.05
(1,22)	1:B:184:LYS:NZ	1:B:30:ASP:N	20	3.37	2.89	2.05
(1,22)	1:B:184:LYS:NZ	1:B:31:GLU:N	20	3.37	2.89	2.05
(1,22)	1:B:184:LYS:NZ	1:B:32:TYR:N	20	3.37	2.89	2.05
(1,22)	1:B:184:LYS:NZ	1:B:33:ASP:N	20	3.37	2.89	2.05
(1,22)	1:B:184:LYS:NZ	1:B:34:PRO:N	20	3.37	2.89	2.05
(1,22)	1:B:184:LYS:NZ	1:B:35:THR:N	20	3.37	2.89	2.05

Continued on next page...

Continued from previous page...

Key	Atom-1	Atom-2	Models ¹	Mean (Å)	SD ¹ (Å)	Median (Å)
(1,22)	1:B:184:LYS:NZ	1:B:36:ILE:N	20	3.37	2.89	2.05
(1,22)	1:B:184:LYS:NZ	1:B:37:GLU:N	20	3.37	2.89	2.05
(1,22)	1:B:184:LYS:NZ	1:B:38:ASP:N	20	3.37	2.89	2.05
(1,22)	1:B:184:LYS:NZ	1:B:39:SER:N	20	3.37	2.89	2.05
(1,22)	1:B:184:LYS:NZ	1:B:40:TYR:N	20	3.37	2.89	2.05
(1,22)	1:B:184:LYS:NZ	1:B:41:ARG:N	20	3.37	2.89	2.05
(1,22)	1:B:184:LYS:NZ	1:B:42:LYS:N	20	3.37	2.89	2.05
(1,22)	1:B:184:LYS:NZ	1:B:43:GLN:N	20	3.37	2.89	2.05
(1,22)	1:B:184:LYS:NZ	1:B:44:VAL:N	20	3.37	2.89	2.05
(1,22)	1:B:184:LYS:NZ	1:B:45:VAL:N	20	3.37	2.89	2.05
(1,22)	1:B:184:LYS:NZ	1:B:46:ILE:N	20	3.37	2.89	2.05
(1,22)	1:B:184:LYS:NZ	1:B:47:ASP:N	20	3.37	2.89	2.05
(1,22)	1:B:184:LYS:NZ	1:B:48:GLY:N	20	3.37	2.89	2.05
(1,22)	1:B:184:LYS:NZ	1:B:49:GLU:N	20	3.37	2.89	2.05
(1,22)	1:B:184:LYS:NZ	1:B:50:THR:N	20	3.37	2.89	2.05
(1,22)	1:B:184:LYS:NZ	1:B:51:CYS:N	20	3.37	2.89	2.05
(1,22)	1:B:184:LYS:NZ	1:B:52:LEU:N	20	3.37	2.89	2.05
(1,22)	1:B:184:LYS:NZ	1:B:53:LEU:N	20	3.37	2.89	2.05
(1,22)	1:B:184:LYS:NZ	1:B:54:ASP:N	20	3.37	2.89	2.05
(1,22)	1:B:184:LYS:NZ	1:B:55:ILE:N	20	3.37	2.89	2.05
(1,22)	1:B:184:LYS:NZ	1:B:56:LEU:N	20	3.37	2.89	2.05
(1,22)	1:B:184:LYS:NZ	1:B:57:ASP:N	20	3.37	2.89	2.05
(1,22)	1:B:184:LYS:NZ	1:B:58:THR:N	20	3.37	2.89	2.05
(1,22)	1:B:184:LYS:NZ	1:B:59:ALA:N	20	3.37	2.89	2.05
(1,22)	1:B:184:LYS:NZ	1:B:60:GLY:N	20	3.37	2.89	2.05
(1,22)	1:B:184:LYS:NZ	1:B:61:GLN:N	20	3.37	2.89	2.05
(1,22)	1:B:184:LYS:NZ	1:B:62:GLU:N	20	3.37	2.89	2.05
(1,22)	1:B:184:LYS:NZ	1:B:63:GLU:N	20	3.37	2.89	2.05
(1,22)	1:B:184:LYS:NZ	1:B:64:TYR:N	20	3.37	2.89	2.05
(1,22)	1:B:184:LYS:NZ	1:B:65:SER:N	20	3.37	2.89	2.05
(1,22)	1:B:184:LYS:NZ	1:B:66:ALA:N	20	3.37	2.89	2.05
(1,22)	1:B:184:LYS:NZ	1:B:67:MET:N	20	3.37	2.89	2.05
(1,22)	1:B:184:LYS:NZ	1:B:68:ARG:N	20	3.37	2.89	2.05
(1,22)	1:B:184:LYS:NZ	1:B:69:ASP:N	20	3.37	2.89	2.05
(1,22)	1:B:184:LYS:NZ	1:B:70:GLN:N	20	3.37	2.89	2.05
(1,22)	1:B:184:LYS:NZ	1:B:71:TYR:N	20	3.37	2.89	2.05
(1,22)	1:B:184:LYS:NZ	1:B:72:MET:N	20	3.37	2.89	2.05
(1,22)	1:B:184:LYS:NZ	1:B:73:ARG:N	20	3.37	2.89	2.05
(1,22)	1:B:184:LYS:NZ	1:B:74:THR:N	20	3.37	2.89	2.05
(1,22)	1:B:184:LYS:NZ	1:B:75:GLY:N	20	3.37	2.89	2.05
(1,22)	1:B:184:LYS:NZ	1:B:76:GLU:N	20	3.37	2.89	2.05
(1,22)	1:B:184:LYS:NZ	1:B:77:GLY:N	20	3.37	2.89	2.05

Continued on next page...

Continued from previous page...

Key	Atom-1	Atom-2	Models ¹	Mean (Å)	SD ¹ (Å)	Median (Å)
(1,22)	1:B:184:LYS:NZ	1:B:78:PHE:N	20	3.37	2.89	2.05
(1,22)	1:B:184:LYS:NZ	1:B:79:LEU:N	20	3.37	2.89	2.05
(1,22)	1:B:184:LYS:NZ	1:B:80:CYS:N	20	3.37	2.89	2.05
(1,22)	1:B:184:LYS:NZ	5:B:203:7Q9:N	20	3.37	2.89	2.05
(1,22)	1:B:184:LYS:NZ	5:B:204:7Q9:N	20	3.37	2.89	2.05
(1,22)	1:B:184:LYS:NZ	5:B:205:7Q9:N	20	3.37	2.89	2.05
(1,22)	1:B:184:LYS:NZ	5:B:206:7Q9:N	20	3.37	2.89	2.05
(1,22)	1:B:184:LYS:NZ	5:B:207:7Q9:N	20	3.37	2.89	2.05
(1,22)	1:B:184:LYS:NZ	6:B:208:17F:N1	20	3.37	2.89	2.05
(1,22)	1:B:184:LYS:NZ	5:B:209:7Q9:N	20	3.37	2.89	2.05
(1,22)	1:B:184:LYS:NZ	5:B:210:7Q9:N	20	3.37	2.89	2.05
(1,22)	1:B:184:LYS:NZ	5:B:211:7Q9:N	20	3.37	2.89	2.05
(1,22)	1:B:184:LYS:NZ	5:B:212:7Q9:N	20	3.37	2.89	2.05
(1,22)	1:B:184:LYS:NZ	5:B:213:7Q9:N	20	3.37	2.89	2.05
(1,22)	1:B:184:LYS:NZ	6:B:214:17F:N1	20	3.37	2.89	2.05
(1,22)	1:B:184:LYS:NZ	6:B:215:17F:N1	20	3.37	2.89	2.05
(1,22)	1:B:184:LYS:NZ	5:B:216:7Q9:N	20	3.37	2.89	2.05
(1,22)	1:B:184:LYS:NZ	5:B:217:7Q9:N	20	3.37	2.89	2.05
(1,22)	1:B:184:LYS:NZ	5:B:218:7Q9:N	20	3.37	2.89	2.05
(1,22)	1:B:184:LYS:NZ	6:B:219:17F:N1	20	3.37	2.89	2.05
(1,22)	1:B:184:LYS:NZ	5:B:220:7Q9:N	20	3.37	2.89	2.05
(1,22)	1:B:184:LYS:O	1:B:2:THR:N	20	3.37	2.89	2.05
(1,22)	1:B:184:LYS:O	1:B:3:GLU:N	20	3.37	2.89	2.05
(1,22)	1:B:184:LYS:O	1:B:4:TYR:N	20	3.37	2.89	2.05
(1,22)	1:B:184:LYS:O	1:B:5:LYS:N	20	3.37	2.89	2.05
(1,22)	1:B:184:LYS:O	1:B:6:LEU:N	20	3.37	2.89	2.05
(1,22)	1:B:184:LYS:O	1:B:7:VAL:N	20	3.37	2.89	2.05
(1,22)	1:B:184:LYS:O	1:B:8:VAL:N	20	3.37	2.89	2.05
(1,22)	1:B:184:LYS:O	1:B:9:VAL:N	20	3.37	2.89	2.05
(1,22)	1:B:184:LYS:O	1:B:10:GLY:N	20	3.37	2.89	2.05
(1,22)	1:B:184:LYS:O	1:B:11:ALA:N	20	3.37	2.89	2.05
(1,22)	1:B:184:LYS:O	1:B:12:ASP:N	20	3.37	2.89	2.05
(1,22)	1:B:184:LYS:O	1:B:13:GLY:N	20	3.37	2.89	2.05
(1,22)	1:B:184:LYS:O	1:B:14:VAL:N	20	3.37	2.89	2.05
(1,22)	1:B:184:LYS:O	1:B:15:GLY:N	20	3.37	2.89	2.05
(1,22)	1:B:184:LYS:O	1:B:16:LYS:N	20	3.37	2.89	2.05
(1,22)	1:B:184:LYS:O	1:B:17:SER:N	20	3.37	2.89	2.05
(1,22)	1:B:184:LYS:O	1:B:18:ALA:N	20	3.37	2.89	2.05
(1,22)	1:B:184:LYS:O	1:B:19:LEU:N	20	3.37	2.89	2.05
(1,22)	1:B:184:LYS:O	1:B:20:THR:N	20	3.37	2.89	2.05
(1,22)	1:B:184:LYS:O	1:B:21:ILE:N	20	3.37	2.89	2.05
(1,22)	1:B:184:LYS:O	1:B:22:GLN:N	20	3.37	2.89	2.05

Continued on next page...

Continued from previous page...

Key	Atom-1	Atom-2	Models ¹	Mean (Å)	SD ¹ (Å)	Median (Å)
(1,22)	1:B:184:LYS:O	1:B:23:LEU:N	20	3.37	2.89	2.05
(1,22)	1:B:184:LYS:O	1:B:24:ILE:N	20	3.37	2.89	2.05
(1,22)	1:B:184:LYS:O	1:B:25:GLN:N	20	3.37	2.89	2.05
(1,22)	1:B:184:LYS:O	1:B:26:ASN:N	20	3.37	2.89	2.05
(1,22)	1:B:184:LYS:O	1:B:27:HIS:N	20	3.37	2.89	2.05
(1,22)	1:B:184:LYS:O	1:B:28:PHE:N	20	3.37	2.89	2.05
(1,22)	1:B:184:LYS:O	1:B:29:VAL:N	20	3.37	2.89	2.05
(1,22)	1:B:184:LYS:O	1:B:30:ASP:N	20	3.37	2.89	2.05
(1,22)	1:B:184:LYS:O	1:B:31:GLU:N	20	3.37	2.89	2.05
(1,22)	1:B:184:LYS:O	1:B:32:TYR:N	20	3.37	2.89	2.05
(1,22)	1:B:184:LYS:O	1:B:33:ASP:N	20	3.37	2.89	2.05
(1,22)	1:B:184:LYS:O	1:B:34:PRO:N	20	3.37	2.89	2.05
(1,22)	1:B:184:LYS:O	1:B:35:THR:N	20	3.37	2.89	2.05
(1,22)	1:B:184:LYS:O	1:B:36:ILE:N	20	3.37	2.89	2.05
(1,22)	1:B:184:LYS:O	1:B:37:GLU:N	20	3.37	2.89	2.05
(1,22)	1:B:184:LYS:O	1:B:38:ASP:N	20	3.37	2.89	2.05
(1,22)	1:B:184:LYS:O	1:B:39:SER:N	20	3.37	2.89	2.05
(1,22)	1:B:184:LYS:O	1:B:40:TYR:N	20	3.37	2.89	2.05
(1,22)	1:B:184:LYS:O	1:B:41:ARG:N	20	3.37	2.89	2.05
(1,22)	1:B:184:LYS:O	1:B:42:LYS:N	20	3.37	2.89	2.05
(1,22)	1:B:184:LYS:O	1:B:43:GLN:N	20	3.37	2.89	2.05
(1,22)	1:B:184:LYS:O	1:B:44:VAL:N	20	3.37	2.89	2.05
(1,22)	1:B:184:LYS:O	1:B:45:VAL:N	20	3.37	2.89	2.05
(1,22)	1:B:184:LYS:O	1:B:46:ILE:N	20	3.37	2.89	2.05
(1,22)	1:B:184:LYS:O	1:B:47:ASP:N	20	3.37	2.89	2.05
(1,22)	1:B:184:LYS:O	1:B:48:GLY:N	20	3.37	2.89	2.05
(1,22)	1:B:184:LYS:O	1:B:49:GLU:N	20	3.37	2.89	2.05
(1,22)	1:B:184:LYS:O	1:B:50:THR:N	20	3.37	2.89	2.05
(1,22)	1:B:184:LYS:O	1:B:51:CYS:N	20	3.37	2.89	2.05
(1,22)	1:B:184:LYS:O	1:B:52:LEU:N	20	3.37	2.89	2.05
(1,22)	1:B:184:LYS:O	1:B:53:LEU:N	20	3.37	2.89	2.05
(1,22)	1:B:184:LYS:O	1:B:54:ASP:N	20	3.37	2.89	2.05
(1,22)	1:B:184:LYS:O	1:B:55:ILE:N	20	3.37	2.89	2.05
(1,22)	1:B:184:LYS:O	1:B:56:LEU:N	20	3.37	2.89	2.05
(1,22)	1:B:184:LYS:O	1:B:57:ASP:N	20	3.37	2.89	2.05
(1,22)	1:B:184:LYS:O	1:B:58:THR:N	20	3.37	2.89	2.05
(1,22)	1:B:184:LYS:O	1:B:59:ALA:N	20	3.37	2.89	2.05
(1,22)	1:B:184:LYS:O	1:B:60:GLY:N	20	3.37	2.89	2.05
(1,22)	1:B:184:LYS:O	1:B:61:GLN:N	20	3.37	2.89	2.05
(1,22)	1:B:184:LYS:O	1:B:62:GLU:N	20	3.37	2.89	2.05
(1,22)	1:B:184:LYS:O	1:B:63:GLU:N	20	3.37	2.89	2.05
(1,22)	1:B:184:LYS:O	1:B:64:TYR:N	20	3.37	2.89	2.05

Continued on next page...

Continued from previous page...

Key	Atom-1	Atom-2	Models ¹	Mean (Å)	SD ¹ (Å)	Median (Å)
(1,22)	1:B:184:LYS:O	1:B:65:SER:N	20	3.37	2.89	2.05
(1,22)	1:B:184:LYS:O	1:B:66:ALA:N	20	3.37	2.89	2.05
(1,22)	1:B:184:LYS:O	1:B:67:MET:N	20	3.37	2.89	2.05
(1,22)	1:B:184:LYS:O	1:B:68:ARG:N	20	3.37	2.89	2.05
(1,22)	1:B:184:LYS:O	1:B:69:ASP:N	20	3.37	2.89	2.05
(1,22)	1:B:184:LYS:O	1:B:70:GLN:N	20	3.37	2.89	2.05
(1,22)	1:B:184:LYS:O	1:B:71:TYR:N	20	3.37	2.89	2.05
(1,22)	1:B:184:LYS:O	1:B:72:MET:N	20	3.37	2.89	2.05
(1,22)	1:B:184:LYS:O	1:B:73:ARG:N	20	3.37	2.89	2.05
(1,22)	1:B:184:LYS:O	1:B:74:THR:N	20	3.37	2.89	2.05
(1,22)	1:B:184:LYS:O	1:B:75:GLY:N	20	3.37	2.89	2.05
(1,22)	1:B:184:LYS:O	1:B:76:GLU:N	20	3.37	2.89	2.05
(1,22)	1:B:184:LYS:O	1:B:77:GLY:N	20	3.37	2.89	2.05
(1,22)	1:B:184:LYS:O	1:B:78:PHE:N	20	3.37	2.89	2.05
(1,22)	1:B:184:LYS:O	1:B:79:LEU:N	20	3.37	2.89	2.05
(1,22)	1:B:184:LYS:O	1:B:80:CYS:N	20	3.37	2.89	2.05
(1,22)	1:B:184:LYS:O	5:B:203:7Q9:N	20	3.37	2.89	2.05
(1,22)	1:B:184:LYS:O	5:B:204:7Q9:N	20	3.37	2.89	2.05
(1,22)	1:B:184:LYS:O	5:B:205:7Q9:N	20	3.37	2.89	2.05
(1,22)	1:B:184:LYS:O	5:B:206:7Q9:N	20	3.37	2.89	2.05
(1,22)	1:B:184:LYS:O	5:B:207:7Q9:N	20	3.37	2.89	2.05
(1,22)	1:B:184:LYS:O	6:B:208:17F:N1	20	3.37	2.89	2.05
(1,22)	1:B:184:LYS:O	5:B:209:7Q9:N	20	3.37	2.89	2.05
(1,22)	1:B:184:LYS:O	5:B:210:7Q9:N	20	3.37	2.89	2.05
(1,22)	1:B:184:LYS:O	5:B:211:7Q9:N	20	3.37	2.89	2.05
(1,22)	1:B:184:LYS:O	5:B:212:7Q9:N	20	3.37	2.89	2.05
(1,22)	1:B:184:LYS:O	5:B:213:7Q9:N	20	3.37	2.89	2.05
(1,22)	1:B:184:LYS:O	6:B:214:17F:N1	20	3.37	2.89	2.05
(1,22)	1:B:184:LYS:O	6:B:215:17F:N1	20	3.37	2.89	2.05
(1,22)	1:B:184:LYS:O	5:B:216:7Q9:N	20	3.37	2.89	2.05
(1,22)	1:B:184:LYS:O	5:B:217:7Q9:N	20	3.37	2.89	2.05
(1,22)	1:B:184:LYS:O	5:B:218:7Q9:N	20	3.37	2.89	2.05
(1,22)	1:B:184:LYS:O	6:B:219:17F:N1	20	3.37	2.89	2.05
(1,22)	1:B:184:LYS:O	5:B:220:7Q9:N	20	3.37	2.89	2.05
(3,4)	1:A:23:LEU:CD1	1:B:2:THR:N	20	3.32	0.61	3.38
(3,4)	1:A:23:LEU:CD1	1:B:3:GLU:N	20	3.32	0.61	3.38
(3,4)	1:A:23:LEU:CD1	1:B:4:TYR:N	20	3.32	0.61	3.38
(3,4)	1:A:23:LEU:CD1	1:B:5:LYS:N	20	3.32	0.61	3.38
(3,4)	1:A:23:LEU:CD1	1:B:6:LEU:N	20	3.32	0.61	3.38
(3,4)	1:A:23:LEU:CD1	1:B:7:VAL:N	20	3.32	0.61	3.38
(3,4)	1:A:23:LEU:CD1	1:B:8:VAL:N	20	3.32	0.61	3.38
(3,4)	1:A:23:LEU:CD1	1:B:9:VAL:N	20	3.32	0.61	3.38

Continued on next page...

Continued from previous page...

Key	Atom-1	Atom-2	Models ¹	Mean (Å)	SD ¹ (Å)	Median (Å)
(3,4)	1:A:23:LEU:CD1	1:B:10:GLY:N	20	3.32	0.61	3.38
(3,4)	1:A:23:LEU:CD1	1:B:11:ALA:N	20	3.32	0.61	3.38
(3,4)	1:A:23:LEU:CD1	1:B:12:ASP:N	20	3.32	0.61	3.38
(3,4)	1:A:23:LEU:CD1	1:B:13:GLY:N	20	3.32	0.61	3.38
(3,4)	1:A:23:LEU:CD1	1:B:14:VAL:N	20	3.32	0.61	3.38
(3,4)	1:A:23:LEU:CD1	1:B:15:GLY:N	20	3.32	0.61	3.38
(3,4)	1:A:23:LEU:CD1	1:B:16:LYS:N	20	3.32	0.61	3.38
(3,4)	1:A:23:LEU:CD1	1:B:17:SER:N	20	3.32	0.61	3.38
(3,4)	1:A:23:LEU:CD1	1:B:18:ALA:N	20	3.32	0.61	3.38
(3,4)	1:A:23:LEU:CD1	1:B:19:LEU:N	20	3.32	0.61	3.38
(3,4)	1:A:23:LEU:CD1	1:B:20:THR:N	20	3.32	0.61	3.38
(3,4)	1:A:23:LEU:CD1	1:B:21:ILE:N	20	3.32	0.61	3.38
(3,4)	1:A:23:LEU:CD1	1:B:22:GLN:N	20	3.32	0.61	3.38
(3,4)	1:A:23:LEU:CD1	1:B:23:LEU:N	20	3.32	0.61	3.38
(3,4)	1:A:23:LEU:CD1	1:B:24:ILE:N	20	3.32	0.61	3.38
(3,4)	1:A:23:LEU:CD1	1:B:25:GLN:N	20	3.32	0.61	3.38
(3,4)	1:A:23:LEU:CD1	1:B:26:ASN:N	20	3.32	0.61	3.38
(3,4)	1:A:23:LEU:CD1	1:B:27:HIS:N	20	3.32	0.61	3.38
(3,4)	1:A:23:LEU:CD1	1:B:28:PHE:N	20	3.32	0.61	3.38
(3,4)	1:A:23:LEU:CD1	1:B:29:VAL:N	20	3.32	0.61	3.38
(3,4)	1:A:23:LEU:CD1	1:B:30:ASP:N	20	3.32	0.61	3.38
(3,4)	1:A:23:LEU:CD1	1:B:31:GLU:N	20	3.32	0.61	3.38
(3,4)	1:A:23:LEU:CD1	1:B:32:TYR:N	20	3.32	0.61	3.38
(3,4)	1:A:23:LEU:CD1	1:B:33:ASP:N	20	3.32	0.61	3.38
(3,4)	1:A:23:LEU:CD1	1:B:34:PRO:N	20	3.32	0.61	3.38
(3,4)	1:A:23:LEU:CD1	1:B:35:THR:N	20	3.32	0.61	3.38
(3,4)	1:A:23:LEU:CD1	1:B:36:ILE:N	20	3.32	0.61	3.38
(3,4)	1:A:23:LEU:CD1	1:B:37:GLU:N	20	3.32	0.61	3.38
(3,4)	1:A:23:LEU:CD1	1:B:38:ASP:N	20	3.32	0.61	3.38
(3,4)	1:A:23:LEU:CD1	1:B:39:SER:N	20	3.32	0.61	3.38
(3,4)	1:A:23:LEU:CD1	1:B:40:TYR:N	20	3.32	0.61	3.38
(3,4)	1:A:23:LEU:CD1	1:B:41:ARG:N	20	3.32	0.61	3.38
(3,4)	1:A:23:LEU:CD1	1:B:42:LYS:N	20	3.32	0.61	3.38
(3,4)	1:A:23:LEU:CD1	1:B:43:GLN:N	20	3.32	0.61	3.38
(3,4)	1:A:23:LEU:CD1	1:B:44:VAL:N	20	3.32	0.61	3.38
(3,4)	1:A:23:LEU:CD1	1:B:45:VAL:N	20	3.32	0.61	3.38
(3,4)	1:A:23:LEU:CD1	1:B:46:ILE:N	20	3.32	0.61	3.38
(3,4)	1:A:23:LEU:CD1	1:B:47:ASP:N	20	3.32	0.61	3.38
(3,4)	1:A:23:LEU:CD1	1:B:48:GLY:N	20	3.32	0.61	3.38
(3,4)	1:A:23:LEU:CD1	1:B:49:GLU:N	20	3.32	0.61	3.38
(3,4)	1:A:23:LEU:CD1	1:B:50:THR:N	20	3.32	0.61	3.38
(3,4)	1:A:23:LEU:CD1	1:B:51:CYS:N	20	3.32	0.61	3.38

Continued on next page...

Continued from previous page...

Key	Atom-1	Atom-2	Models ¹	Mean (Å)	SD ¹ (Å)	Median (Å)
(3,4)	1:A:23:LEU:CD1	1:B:52:LEU:N	20	3.32	0.61	3.38
(3,4)	1:A:23:LEU:CD1	1:B:53:LEU:N	20	3.32	0.61	3.38
(3,4)	1:A:23:LEU:CD1	1:B:54:ASP:N	20	3.32	0.61	3.38
(3,4)	1:A:23:LEU:CD1	1:B:55:ILE:N	20	3.32	0.61	3.38
(3,4)	1:A:23:LEU:CD1	1:B:56:LEU:N	20	3.32	0.61	3.38
(3,4)	1:A:23:LEU:CD1	1:B:57:ASP:N	20	3.32	0.61	3.38
(3,4)	1:A:23:LEU:CD1	1:B:58:THR:N	20	3.32	0.61	3.38
(3,4)	1:A:23:LEU:CD1	1:B:59:ALA:N	20	3.32	0.61	3.38
(3,4)	1:A:23:LEU:CD1	1:B:60:GLY:N	20	3.32	0.61	3.38
(3,4)	1:A:23:LEU:CD1	1:B:61:GLN:N	20	3.32	0.61	3.38
(3,4)	1:A:23:LEU:CD1	1:B:62:GLU:N	20	3.32	0.61	3.38
(3,4)	1:A:23:LEU:CD1	1:B:63:GLU:N	20	3.32	0.61	3.38
(3,4)	1:A:23:LEU:CD1	1:B:64:TYR:N	20	3.32	0.61	3.38
(3,4)	1:A:23:LEU:CD1	1:B:65:SER:N	20	3.32	0.61	3.38
(3,4)	1:A:23:LEU:CD1	1:B:66:ALA:N	20	3.32	0.61	3.38
(3,4)	1:A:23:LEU:CD1	1:B:67:MET:N	20	3.32	0.61	3.38
(3,4)	1:A:23:LEU:CD1	1:B:68:ARG:N	20	3.32	0.61	3.38
(3,4)	1:A:23:LEU:CD1	1:B:69:ASP:N	20	3.32	0.61	3.38
(3,4)	1:A:23:LEU:CD1	1:B:70:GLN:N	20	3.32	0.61	3.38
(3,4)	1:A:23:LEU:CD1	1:B:71:TYR:N	20	3.32	0.61	3.38
(3,4)	1:A:23:LEU:CD1	1:B:72:MET:N	20	3.32	0.61	3.38
(3,4)	1:A:23:LEU:CD1	1:B:73:ARG:N	20	3.32	0.61	3.38
(3,4)	1:A:23:LEU:CD1	1:B:74:THR:N	20	3.32	0.61	3.38
(3,4)	1:A:23:LEU:CD1	1:B:75:GLY:N	20	3.32	0.61	3.38
(3,4)	1:A:23:LEU:CD1	1:B:76:GLU:N	20	3.32	0.61	3.38
(3,4)	1:A:23:LEU:CD1	1:B:77:GLY:N	20	3.32	0.61	3.38
(3,4)	1:A:23:LEU:CD1	1:B:78:PHE:N	20	3.32	0.61	3.38
(3,4)	1:A:23:LEU:CD1	1:B:79:LEU:N	20	3.32	0.61	3.38
(3,4)	1:A:23:LEU:CD1	1:B:80:CYS:N	20	3.32	0.61	3.38
(3,4)	1:A:23:LEU:CD1	5:B:203:7Q9:N	20	3.32	0.61	3.38
(3,4)	1:A:23:LEU:CD1	5:B:204:7Q9:N	20	3.32	0.61	3.38
(3,4)	1:A:23:LEU:CD1	5:B:205:7Q9:N	20	3.32	0.61	3.38
(3,4)	1:A:23:LEU:CD1	5:B:206:7Q9:N	20	3.32	0.61	3.38
(3,4)	1:A:23:LEU:CD1	5:B:207:7Q9:N	20	3.32	0.61	3.38
(3,4)	1:A:23:LEU:CD1	6:B:208:17F:N1	20	3.32	0.61	3.38
(3,4)	1:A:23:LEU:CD1	5:B:209:7Q9:N	20	3.32	0.61	3.38
(3,4)	1:A:23:LEU:CD1	5:B:210:7Q9:N	20	3.32	0.61	3.38
(3,4)	1:A:23:LEU:CD1	5:B:211:7Q9:N	20	3.32	0.61	3.38
(3,4)	1:A:23:LEU:CD1	5:B:212:7Q9:N	20	3.32	0.61	3.38
(3,4)	1:A:23:LEU:CD1	5:B:213:7Q9:N	20	3.32	0.61	3.38
(3,4)	1:A:23:LEU:CD1	6:B:214:17F:N1	20	3.32	0.61	3.38
(3,4)	1:A:23:LEU:CD1	6:B:215:17F:N1	20	3.32	0.61	3.38

Continued on next page...

Continued from previous page...

Key	Atom-1	Atom-2	Models ¹	Mean (Å)	SD ¹ (Å)	Median (Å)
(3,4)	1:A:23:LEU:CD1	5:B:216:7Q9:N	20	3.32	0.61	3.38
(3,4)	1:A:23:LEU:CD1	5:B:217:7Q9:N	20	3.32	0.61	3.38
(3,4)	1:A:23:LEU:CD1	5:B:218:7Q9:N	20	3.32	0.61	3.38
(3,4)	1:A:23:LEU:CD1	6:B:219:17F:N1	20	3.32	0.61	3.38
(3,4)	1:A:23:LEU:CD1	5:B:220:7Q9:N	20	3.32	0.61	3.38
(3,4)	1:A:23:LEU:CD2	1:B:2:THR:N	20	3.32	0.61	3.38
(3,4)	1:A:23:LEU:CD2	1:B:3:GLU:N	20	3.32	0.61	3.38
(3,4)	1:A:23:LEU:CD2	1:B:4:TYR:N	20	3.32	0.61	3.38
(3,4)	1:A:23:LEU:CD2	1:B:5:LYS:N	20	3.32	0.61	3.38
(3,4)	1:A:23:LEU:CD2	1:B:6:LEU:N	20	3.32	0.61	3.38
(3,4)	1:A:23:LEU:CD2	1:B:7:VAL:N	20	3.32	0.61	3.38
(3,4)	1:A:23:LEU:CD2	1:B:8:VAL:N	20	3.32	0.61	3.38
(3,4)	1:A:23:LEU:CD2	1:B:9:VAL:N	20	3.32	0.61	3.38
(3,4)	1:A:23:LEU:CD2	1:B:10:GLY:N	20	3.32	0.61	3.38
(3,4)	1:A:23:LEU:CD2	1:B:11:ALA:N	20	3.32	0.61	3.38
(3,4)	1:A:23:LEU:CD2	1:B:12:ASP:N	20	3.32	0.61	3.38
(3,4)	1:A:23:LEU:CD2	1:B:13:GLY:N	20	3.32	0.61	3.38
(3,4)	1:A:23:LEU:CD2	1:B:14:VAL:N	20	3.32	0.61	3.38
(3,4)	1:A:23:LEU:CD2	1:B:15:GLY:N	20	3.32	0.61	3.38
(3,4)	1:A:23:LEU:CD2	1:B:16:LYS:N	20	3.32	0.61	3.38
(3,4)	1:A:23:LEU:CD2	1:B:17:SER:N	20	3.32	0.61	3.38
(3,4)	1:A:23:LEU:CD2	1:B:18:ALA:N	20	3.32	0.61	3.38
(3,4)	1:A:23:LEU:CD2	1:B:19:LEU:N	20	3.32	0.61	3.38
(3,4)	1:A:23:LEU:CD2	1:B:20:THR:N	20	3.32	0.61	3.38
(3,4)	1:A:23:LEU:CD2	1:B:21:ILE:N	20	3.32	0.61	3.38
(3,4)	1:A:23:LEU:CD2	1:B:22:GLN:N	20	3.32	0.61	3.38
(3,4)	1:A:23:LEU:CD2	1:B:23:LEU:N	20	3.32	0.61	3.38
(3,4)	1:A:23:LEU:CD2	1:B:24:ILE:N	20	3.32	0.61	3.38
(3,4)	1:A:23:LEU:CD2	1:B:25:GLN:N	20	3.32	0.61	3.38
(3,4)	1:A:23:LEU:CD2	1:B:26:ASN:N	20	3.32	0.61	3.38
(3,4)	1:A:23:LEU:CD2	1:B:27:HIS:N	20	3.32	0.61	3.38
(3,4)	1:A:23:LEU:CD2	1:B:28:PHE:N	20	3.32	0.61	3.38
(3,4)	1:A:23:LEU:CD2	1:B:29:VAL:N	20	3.32	0.61	3.38
(3,4)	1:A:23:LEU:CD2	1:B:30:ASP:N	20	3.32	0.61	3.38
(3,4)	1:A:23:LEU:CD2	1:B:31:GLU:N	20	3.32	0.61	3.38
(3,4)	1:A:23:LEU:CD2	1:B:32:TYR:N	20	3.32	0.61	3.38
(3,4)	1:A:23:LEU:CD2	1:B:33:ASP:N	20	3.32	0.61	3.38
(3,4)	1:A:23:LEU:CD2	1:B:34:PRO:N	20	3.32	0.61	3.38
(3,4)	1:A:23:LEU:CD2	1:B:35:THR:N	20	3.32	0.61	3.38
(3,4)	1:A:23:LEU:CD2	1:B:36:ILE:N	20	3.32	0.61	3.38
(3,4)	1:A:23:LEU:CD2	1:B:37:GLU:N	20	3.32	0.61	3.38
(3,4)	1:A:23:LEU:CD2	1:B:38:ASP:N	20	3.32	0.61	3.38

Continued on next page...

Continued from previous page...

Key	Atom-1	Atom-2	Models ¹	Mean (Å)	SD ¹ (Å)	Median (Å)
(3,4)	1:A:23:LEU:CD2	1:B:39:SER:N	20	3.32	0.61	3.38
(3,4)	1:A:23:LEU:CD2	1:B:40:TYR:N	20	3.32	0.61	3.38
(3,4)	1:A:23:LEU:CD2	1:B:41:ARG:N	20	3.32	0.61	3.38
(3,4)	1:A:23:LEU:CD2	1:B:42:LYS:N	20	3.32	0.61	3.38
(3,4)	1:A:23:LEU:CD2	1:B:43:GLN:N	20	3.32	0.61	3.38
(3,4)	1:A:23:LEU:CD2	1:B:44:VAL:N	20	3.32	0.61	3.38
(3,4)	1:A:23:LEU:CD2	1:B:45:VAL:N	20	3.32	0.61	3.38
(3,4)	1:A:23:LEU:CD2	1:B:46:ILE:N	20	3.32	0.61	3.38
(3,4)	1:A:23:LEU:CD2	1:B:47:ASP:N	20	3.32	0.61	3.38
(3,4)	1:A:23:LEU:CD2	1:B:48:GLY:N	20	3.32	0.61	3.38
(3,4)	1:A:23:LEU:CD2	1:B:49:GLU:N	20	3.32	0.61	3.38
(3,4)	1:A:23:LEU:CD2	1:B:50:THR:N	20	3.32	0.61	3.38
(3,4)	1:A:23:LEU:CD2	1:B:51:CYS:N	20	3.32	0.61	3.38
(3,4)	1:A:23:LEU:CD2	1:B:52:LEU:N	20	3.32	0.61	3.38
(3,4)	1:A:23:LEU:CD2	1:B:53:LEU:N	20	3.32	0.61	3.38
(3,4)	1:A:23:LEU:CD2	1:B:54:ASP:N	20	3.32	0.61	3.38
(3,4)	1:A:23:LEU:CD2	1:B:55:ILE:N	20	3.32	0.61	3.38
(3,4)	1:A:23:LEU:CD2	1:B:56:LEU:N	20	3.32	0.61	3.38
(3,4)	1:A:23:LEU:CD2	1:B:57:ASP:N	20	3.32	0.61	3.38
(3,4)	1:A:23:LEU:CD2	1:B:58:THR:N	20	3.32	0.61	3.38
(3,4)	1:A:23:LEU:CD2	1:B:59:ALA:N	20	3.32	0.61	3.38
(3,4)	1:A:23:LEU:CD2	1:B:60:GLY:N	20	3.32	0.61	3.38
(3,4)	1:A:23:LEU:CD2	1:B:61:GLN:N	20	3.32	0.61	3.38
(3,4)	1:A:23:LEU:CD2	1:B:62:GLU:N	20	3.32	0.61	3.38
(3,4)	1:A:23:LEU:CD2	1:B:63:GLU:N	20	3.32	0.61	3.38
(3,4)	1:A:23:LEU:CD2	1:B:64:TYR:N	20	3.32	0.61	3.38
(3,4)	1:A:23:LEU:CD2	1:B:65:SER:N	20	3.32	0.61	3.38
(3,4)	1:A:23:LEU:CD2	1:B:66:ALA:N	20	3.32	0.61	3.38
(3,4)	1:A:23:LEU:CD2	1:B:67:MET:N	20	3.32	0.61	3.38
(3,4)	1:A:23:LEU:CD2	1:B:68:ARG:N	20	3.32	0.61	3.38
(3,4)	1:A:23:LEU:CD2	1:B:69:ASP:N	20	3.32	0.61	3.38
(3,4)	1:A:23:LEU:CD2	1:B:70:GLN:N	20	3.32	0.61	3.38
(3,4)	1:A:23:LEU:CD2	1:B:71:TYR:N	20	3.32	0.61	3.38
(3,4)	1:A:23:LEU:CD2	1:B:72:MET:N	20	3.32	0.61	3.38
(3,4)	1:A:23:LEU:CD2	1:B:73:ARG:N	20	3.32	0.61	3.38
(3,4)	1:A:23:LEU:CD2	1:B:74:THR:N	20	3.32	0.61	3.38
(3,4)	1:A:23:LEU:CD2	1:B:75:GLY:N	20	3.32	0.61	3.38
(3,4)	1:A:23:LEU:CD2	1:B:76:GLU:N	20	3.32	0.61	3.38
(3,4)	1:A:23:LEU:CD2	1:B:77:GLY:N	20	3.32	0.61	3.38
(3,4)	1:A:23:LEU:CD2	1:B:78:PHE:N	20	3.32	0.61	3.38
(3,4)	1:A:23:LEU:CD2	1:B:79:LEU:N	20	3.32	0.61	3.38
(3,4)	1:A:23:LEU:CD2	1:B:80:CYS:N	20	3.32	0.61	3.38

Continued on next page...

Continued from previous page...

Key	Atom-1	Atom-2	Models ¹	Mean (Å)	SD ¹ (Å)	Median (Å)
(3,4)	1:A:23:LEU:CD2	5:B:203:7Q9:N	20	3.32	0.61	3.38
(3,4)	1:A:23:LEU:CD2	5:B:204:7Q9:N	20	3.32	0.61	3.38
(3,4)	1:A:23:LEU:CD2	5:B:205:7Q9:N	20	3.32	0.61	3.38
(3,4)	1:A:23:LEU:CD2	5:B:206:7Q9:N	20	3.32	0.61	3.38
(3,4)	1:A:23:LEU:CD2	5:B:207:7Q9:N	20	3.32	0.61	3.38
(3,4)	1:A:23:LEU:CD2	6:B:208:17F:N1	20	3.32	0.61	3.38
(3,4)	1:A:23:LEU:CD2	5:B:209:7Q9:N	20	3.32	0.61	3.38
(3,4)	1:A:23:LEU:CD2	5:B:210:7Q9:N	20	3.32	0.61	3.38
(3,4)	1:A:23:LEU:CD2	5:B:211:7Q9:N	20	3.32	0.61	3.38
(3,4)	1:A:23:LEU:CD2	5:B:212:7Q9:N	20	3.32	0.61	3.38
(3,4)	1:A:23:LEU:CD2	5:B:213:7Q9:N	20	3.32	0.61	3.38
(3,4)	1:A:23:LEU:CD2	6:B:214:17F:N1	20	3.32	0.61	3.38
(3,4)	1:A:23:LEU:CD2	6:B:215:17F:N1	20	3.32	0.61	3.38
(3,4)	1:A:23:LEU:CD2	5:B:216:7Q9:N	20	3.32	0.61	3.38
(3,4)	1:A:23:LEU:CD2	5:B:217:7Q9:N	20	3.32	0.61	3.38
(3,4)	1:A:23:LEU:CD2	5:B:218:7Q9:N	20	3.32	0.61	3.38
(3,4)	1:A:23:LEU:CD2	6:B:219:17F:N1	20	3.32	0.61	3.38
(3,4)	1:A:23:LEU:CD2	5:B:220:7Q9:N	20	3.32	0.61	3.38
(3,5)	1:A:24:ILE:CD1	1:B:2:THR:N	20	3.24	0.46	3.26
(3,5)	1:A:24:ILE:CD1	1:B:3:GLU:N	20	3.24	0.46	3.26
(3,5)	1:A:24:ILE:CD1	1:B:4:TYR:N	20	3.24	0.46	3.26
(3,5)	1:A:24:ILE:CD1	1:B:5:LYS:N	20	3.24	0.46	3.26
(3,5)	1:A:24:ILE:CD1	1:B:6:LEU:N	20	3.24	0.46	3.26
(3,5)	1:A:24:ILE:CD1	1:B:7:VAL:N	20	3.24	0.46	3.26
(3,5)	1:A:24:ILE:CD1	1:B:8:VAL:N	20	3.24	0.46	3.26
(3,5)	1:A:24:ILE:CD1	1:B:9:VAL:N	20	3.24	0.46	3.26
(3,5)	1:A:24:ILE:CD1	1:B:10:GLY:N	20	3.24	0.46	3.26
(3,5)	1:A:24:ILE:CD1	1:B:11:ALA:N	20	3.24	0.46	3.26
(3,5)	1:A:24:ILE:CD1	1:B:12:ASP:N	20	3.24	0.46	3.26
(3,5)	1:A:24:ILE:CD1	1:B:13:GLY:N	20	3.24	0.46	3.26
(3,5)	1:A:24:ILE:CD1	1:B:14:VAL:N	20	3.24	0.46	3.26
(3,5)	1:A:24:ILE:CD1	1:B:15:GLY:N	20	3.24	0.46	3.26
(3,5)	1:A:24:ILE:CD1	1:B:16:LYS:N	20	3.24	0.46	3.26
(3,5)	1:A:24:ILE:CD1	1:B:17:SER:N	20	3.24	0.46	3.26
(3,5)	1:A:24:ILE:CD1	1:B:18:ALA:N	20	3.24	0.46	3.26
(3,5)	1:A:24:ILE:CD1	1:B:19:LEU:N	20	3.24	0.46	3.26
(3,5)	1:A:24:ILE:CD1	1:B:20:THR:N	20	3.24	0.46	3.26
(3,5)	1:A:24:ILE:CD1	1:B:21:ILE:N	20	3.24	0.46	3.26
(3,5)	1:A:24:ILE:CD1	1:B:22:GLN:N	20	3.24	0.46	3.26
(3,5)	1:A:24:ILE:CD1	1:B:23:LEU:N	20	3.24	0.46	3.26
(3,5)	1:A:24:ILE:CD1	1:B:24:ILE:N	20	3.24	0.46	3.26
(3,5)	1:A:24:ILE:CD1	1:B:25:GLN:N	20	3.24	0.46	3.26

Continued on next page...

Continued from previous page...

Key	Atom-1	Atom-2	Models ¹	Mean (Å)	SD ¹ (Å)	Median (Å)
(3,5)	1:A:24:ILE:CD1	1:B:26:ASN:N	20	3.24	0.46	3.26
(3,5)	1:A:24:ILE:CD1	1:B:27:HIS:N	20	3.24	0.46	3.26
(3,5)	1:A:24:ILE:CD1	1:B:28:PHE:N	20	3.24	0.46	3.26
(3,5)	1:A:24:ILE:CD1	1:B:29:VAL:N	20	3.24	0.46	3.26
(3,5)	1:A:24:ILE:CD1	1:B:30:ASP:N	20	3.24	0.46	3.26
(3,5)	1:A:24:ILE:CD1	1:B:31:GLU:N	20	3.24	0.46	3.26
(3,5)	1:A:24:ILE:CD1	1:B:32:TYR:N	20	3.24	0.46	3.26
(3,5)	1:A:24:ILE:CD1	1:B:33:ASP:N	20	3.24	0.46	3.26
(3,5)	1:A:24:ILE:CD1	1:B:34:PRO:N	20	3.24	0.46	3.26
(3,5)	1:A:24:ILE:CD1	1:B:35:THR:N	20	3.24	0.46	3.26
(3,5)	1:A:24:ILE:CD1	1:B:36:ILE:N	20	3.24	0.46	3.26
(3,5)	1:A:24:ILE:CD1	1:B:37:GLU:N	20	3.24	0.46	3.26
(3,5)	1:A:24:ILE:CD1	1:B:38:ASP:N	20	3.24	0.46	3.26
(3,5)	1:A:24:ILE:CD1	1:B:39:SER:N	20	3.24	0.46	3.26
(3,5)	1:A:24:ILE:CD1	1:B:40:TYR:N	20	3.24	0.46	3.26
(3,5)	1:A:24:ILE:CD1	1:B:41:ARG:N	20	3.24	0.46	3.26
(3,5)	1:A:24:ILE:CD1	1:B:42:LYS:N	20	3.24	0.46	3.26
(3,5)	1:A:24:ILE:CD1	1:B:43:GLN:N	20	3.24	0.46	3.26
(3,5)	1:A:24:ILE:CD1	1:B:44:VAL:N	20	3.24	0.46	3.26
(3,5)	1:A:24:ILE:CD1	1:B:45:VAL:N	20	3.24	0.46	3.26
(3,5)	1:A:24:ILE:CD1	1:B:46:ILE:N	20	3.24	0.46	3.26
(3,5)	1:A:24:ILE:CD1	1:B:47:ASP:N	20	3.24	0.46	3.26
(3,5)	1:A:24:ILE:CD1	1:B:48:GLY:N	20	3.24	0.46	3.26
(3,5)	1:A:24:ILE:CD1	1:B:49:GLU:N	20	3.24	0.46	3.26
(3,5)	1:A:24:ILE:CD1	1:B:50:THR:N	20	3.24	0.46	3.26
(3,5)	1:A:24:ILE:CD1	1:B:51:CYS:N	20	3.24	0.46	3.26
(3,5)	1:A:24:ILE:CD1	1:B:52:LEU:N	20	3.24	0.46	3.26
(3,5)	1:A:24:ILE:CD1	1:B:53:LEU:N	20	3.24	0.46	3.26
(3,5)	1:A:24:ILE:CD1	1:B:54:ASP:N	20	3.24	0.46	3.26
(3,5)	1:A:24:ILE:CD1	1:B:55:ILE:N	20	3.24	0.46	3.26
(3,5)	1:A:24:ILE:CD1	1:B:56:LEU:N	20	3.24	0.46	3.26
(3,5)	1:A:24:ILE:CD1	1:B:57:ASP:N	20	3.24	0.46	3.26
(3,5)	1:A:24:ILE:CD1	1:B:58:THR:N	20	3.24	0.46	3.26
(3,5)	1:A:24:ILE:CD1	1:B:59:ALA:N	20	3.24	0.46	3.26
(3,5)	1:A:24:ILE:CD1	1:B:60:GLY:N	20	3.24	0.46	3.26
(3,5)	1:A:24:ILE:CD1	1:B:61:GLN:N	20	3.24	0.46	3.26
(3,5)	1:A:24:ILE:CD1	1:B:62:GLU:N	20	3.24	0.46	3.26
(3,5)	1:A:24:ILE:CD1	1:B:63:GLU:N	20	3.24	0.46	3.26
(3,5)	1:A:24:ILE:CD1	1:B:64:TYR:N	20	3.24	0.46	3.26
(3,5)	1:A:24:ILE:CD1	1:B:65:SER:N	20	3.24	0.46	3.26
(3,5)	1:A:24:ILE:CD1	1:B:66:ALA:N	20	3.24	0.46	3.26
(3,5)	1:A:24:ILE:CD1	1:B:67:MET:N	20	3.24	0.46	3.26

Continued on next page...

Continued from previous page...

Key	Atom-1	Atom-2	Models ¹	Mean (Å)	SD ¹ (Å)	Median (Å)
(3,5)	1:A:24:ILE:CD1	1:B:68:ARG:N	20	3.24	0.46	3.26
(3,5)	1:A:24:ILE:CD1	1:B:69:ASP:N	20	3.24	0.46	3.26
(3,5)	1:A:24:ILE:CD1	1:B:70:GLN:N	20	3.24	0.46	3.26
(3,5)	1:A:24:ILE:CD1	1:B:71:TYR:N	20	3.24	0.46	3.26
(3,5)	1:A:24:ILE:CD1	1:B:72:MET:N	20	3.24	0.46	3.26
(3,5)	1:A:24:ILE:CD1	1:B:73:ARG:N	20	3.24	0.46	3.26
(3,5)	1:A:24:ILE:CD1	1:B:74:THR:N	20	3.24	0.46	3.26
(3,5)	1:A:24:ILE:CD1	1:B:75:GLY:N	20	3.24	0.46	3.26
(3,5)	1:A:24:ILE:CD1	1:B:76:GLU:N	20	3.24	0.46	3.26
(3,5)	1:A:24:ILE:CD1	1:B:77:GLY:N	20	3.24	0.46	3.26
(3,5)	1:A:24:ILE:CD1	1:B:78:PHE:N	20	3.24	0.46	3.26
(3,5)	1:A:24:ILE:CD1	1:B:79:LEU:N	20	3.24	0.46	3.26
(3,5)	1:A:24:ILE:CD1	1:B:80:CYS:N	20	3.24	0.46	3.26
(3,5)	1:A:24:ILE:CD1	5:B:203:7Q9:N	20	3.24	0.46	3.26
(3,5)	1:A:24:ILE:CD1	5:B:204:7Q9:N	20	3.24	0.46	3.26
(3,5)	1:A:24:ILE:CD1	5:B:205:7Q9:N	20	3.24	0.46	3.26
(3,5)	1:A:24:ILE:CD1	5:B:206:7Q9:N	20	3.24	0.46	3.26
(3,5)	1:A:24:ILE:CD1	5:B:207:7Q9:N	20	3.24	0.46	3.26
(3,5)	1:A:24:ILE:CD1	6:B:208:17F:N1	20	3.24	0.46	3.26
(3,5)	1:A:24:ILE:CD1	5:B:209:7Q9:N	20	3.24	0.46	3.26
(3,5)	1:A:24:ILE:CD1	5:B:210:7Q9:N	20	3.24	0.46	3.26
(3,5)	1:A:24:ILE:CD1	5:B:211:7Q9:N	20	3.24	0.46	3.26
(3,5)	1:A:24:ILE:CD1	5:B:212:7Q9:N	20	3.24	0.46	3.26
(3,5)	1:A:24:ILE:CD1	5:B:213:7Q9:N	20	3.24	0.46	3.26
(3,5)	1:A:24:ILE:CD1	6:B:214:17F:N1	20	3.24	0.46	3.26
(3,5)	1:A:24:ILE:CD1	6:B:215:17F:N1	20	3.24	0.46	3.26
(3,5)	1:A:24:ILE:CD1	5:B:216:7Q9:N	20	3.24	0.46	3.26
(3,5)	1:A:24:ILE:CD1	5:B:217:7Q9:N	20	3.24	0.46	3.26
(3,5)	1:A:24:ILE:CD1	5:B:218:7Q9:N	20	3.24	0.46	3.26
(3,5)	1:A:24:ILE:CD1	6:B:219:17F:N1	20	3.24	0.46	3.26
(3,5)	1:A:24:ILE:CD1	5:B:220:7Q9:N	20	3.24	0.46	3.26
(3,10)	1:A:55:ILE:CD1	1:B:2:THR:N	20	2.36	0.49	2.44
(3,10)	1:A:55:ILE:CD1	1:B:3:GLU:N	20	2.36	0.49	2.44
(3,10)	1:A:55:ILE:CD1	1:B:4:TYR:N	20	2.36	0.49	2.44
(3,10)	1:A:55:ILE:CD1	1:B:5:LYS:N	20	2.36	0.49	2.44
(3,10)	1:A:55:ILE:CD1	1:B:6:LEU:N	20	2.36	0.49	2.44
(3,10)	1:A:55:ILE:CD1	1:B:7:VAL:N	20	2.36	0.49	2.44
(3,10)	1:A:55:ILE:CD1	1:B:8:VAL:N	20	2.36	0.49	2.44
(3,10)	1:A:55:ILE:CD1	1:B:9:VAL:N	20	2.36	0.49	2.44
(3,10)	1:A:55:ILE:CD1	1:B:10:GLY:N	20	2.36	0.49	2.44
(3,10)	1:A:55:ILE:CD1	1:B:11:ALA:N	20	2.36	0.49	2.44
(3,10)	1:A:55:ILE:CD1	1:B:12:ASP:N	20	2.36	0.49	2.44

Continued on next page...

Continued from previous page...

Key	Atom-1	Atom-2	Models ¹	Mean (Å)	SD ¹ (Å)	Median (Å)
(3,10)	1:A:55:ILE:CD1	1:B:13:GLY:N	20	2.36	0.49	2.44
(3,10)	1:A:55:ILE:CD1	1:B:14:VAL:N	20	2.36	0.49	2.44
(3,10)	1:A:55:ILE:CD1	1:B:15:GLY:N	20	2.36	0.49	2.44
(3,10)	1:A:55:ILE:CD1	1:B:16:LYS:N	20	2.36	0.49	2.44
(3,10)	1:A:55:ILE:CD1	1:B:17:SER:N	20	2.36	0.49	2.44
(3,10)	1:A:55:ILE:CD1	1:B:18:ALA:N	20	2.36	0.49	2.44
(3,10)	1:A:55:ILE:CD1	1:B:19:LEU:N	20	2.36	0.49	2.44
(3,10)	1:A:55:ILE:CD1	1:B:20:THR:N	20	2.36	0.49	2.44
(3,10)	1:A:55:ILE:CD1	1:B:21:ILE:N	20	2.36	0.49	2.44
(3,10)	1:A:55:ILE:CD1	1:B:22:GLN:N	20	2.36	0.49	2.44
(3,10)	1:A:55:ILE:CD1	1:B:23:LEU:N	20	2.36	0.49	2.44
(3,10)	1:A:55:ILE:CD1	1:B:24:ILE:N	20	2.36	0.49	2.44
(3,10)	1:A:55:ILE:CD1	1:B:25:GLN:N	20	2.36	0.49	2.44
(3,10)	1:A:55:ILE:CD1	1:B:26:ASN:N	20	2.36	0.49	2.44
(3,10)	1:A:55:ILE:CD1	1:B:27:HIS:N	20	2.36	0.49	2.44
(3,10)	1:A:55:ILE:CD1	1:B:28:PHE:N	20	2.36	0.49	2.44
(3,10)	1:A:55:ILE:CD1	1:B:29:VAL:N	20	2.36	0.49	2.44
(3,10)	1:A:55:ILE:CD1	1:B:30:ASP:N	20	2.36	0.49	2.44
(3,10)	1:A:55:ILE:CD1	1:B:31:GLU:N	20	2.36	0.49	2.44
(3,10)	1:A:55:ILE:CD1	1:B:32:TYR:N	20	2.36	0.49	2.44
(3,10)	1:A:55:ILE:CD1	1:B:33:ASP:N	20	2.36	0.49	2.44
(3,10)	1:A:55:ILE:CD1	1:B:34:PRO:N	20	2.36	0.49	2.44
(3,10)	1:A:55:ILE:CD1	1:B:35:THR:N	20	2.36	0.49	2.44
(3,10)	1:A:55:ILE:CD1	1:B:36:ILE:N	20	2.36	0.49	2.44
(3,10)	1:A:55:ILE:CD1	1:B:37:GLU:N	20	2.36	0.49	2.44
(3,10)	1:A:55:ILE:CD1	1:B:38:ASP:N	20	2.36	0.49	2.44
(3,10)	1:A:55:ILE:CD1	1:B:39:SER:N	20	2.36	0.49	2.44
(3,10)	1:A:55:ILE:CD1	1:B:40:TYR:N	20	2.36	0.49	2.44
(3,10)	1:A:55:ILE:CD1	1:B:41:ARG:N	20	2.36	0.49	2.44
(3,10)	1:A:55:ILE:CD1	1:B:42:LYS:N	20	2.36	0.49	2.44
(3,10)	1:A:55:ILE:CD1	1:B:43:GLN:N	20	2.36	0.49	2.44
(3,10)	1:A:55:ILE:CD1	1:B:44:VAL:N	20	2.36	0.49	2.44
(3,10)	1:A:55:ILE:CD1	1:B:45:VAL:N	20	2.36	0.49	2.44
(3,10)	1:A:55:ILE:CD1	1:B:46:ILE:N	20	2.36	0.49	2.44
(3,10)	1:A:55:ILE:CD1	1:B:47:ASP:N	20	2.36	0.49	2.44
(3,10)	1:A:55:ILE:CD1	1:B:48:GLY:N	20	2.36	0.49	2.44
(3,10)	1:A:55:ILE:CD1	1:B:49:GLU:N	20	2.36	0.49	2.44
(3,10)	1:A:55:ILE:CD1	1:B:50:THR:N	20	2.36	0.49	2.44
(3,10)	1:A:55:ILE:CD1	1:B:51:CYS:N	20	2.36	0.49	2.44
(3,10)	1:A:55:ILE:CD1	1:B:52:LEU:N	20	2.36	0.49	2.44
(3,10)	1:A:55:ILE:CD1	1:B:53:LEU:N	20	2.36	0.49	2.44
(3,10)	1:A:55:ILE:CD1	1:B:54:ASP:N	20	2.36	0.49	2.44

Continued on next page...

Continued from previous page...

Key	Atom-1	Atom-2	Models ¹	Mean (Å)	SD ¹ (Å)	Median (Å)
(3,10)	1:A:55:ILE:CD1	1:B:55:ILE:N	20	2.36	0.49	2.44
(3,10)	1:A:55:ILE:CD1	1:B:56:LEU:N	20	2.36	0.49	2.44
(3,10)	1:A:55:ILE:CD1	1:B:57:ASP:N	20	2.36	0.49	2.44
(3,10)	1:A:55:ILE:CD1	1:B:58:THR:N	20	2.36	0.49	2.44
(3,10)	1:A:55:ILE:CD1	1:B:59:ALA:N	20	2.36	0.49	2.44
(3,10)	1:A:55:ILE:CD1	1:B:60:GLY:N	20	2.36	0.49	2.44
(3,10)	1:A:55:ILE:CD1	1:B:61:GLN:N	20	2.36	0.49	2.44
(3,10)	1:A:55:ILE:CD1	1:B:62:GLU:N	20	2.36	0.49	2.44
(3,10)	1:A:55:ILE:CD1	1:B:63:GLU:N	20	2.36	0.49	2.44
(3,10)	1:A:55:ILE:CD1	1:B:64:TYR:N	20	2.36	0.49	2.44
(3,10)	1:A:55:ILE:CD1	1:B:65:SER:N	20	2.36	0.49	2.44
(3,10)	1:A:55:ILE:CD1	1:B:66:ALA:N	20	2.36	0.49	2.44
(3,10)	1:A:55:ILE:CD1	1:B:67:MET:N	20	2.36	0.49	2.44
(3,10)	1:A:55:ILE:CD1	1:B:68:ARG:N	20	2.36	0.49	2.44
(3,10)	1:A:55:ILE:CD1	1:B:69:ASP:N	20	2.36	0.49	2.44
(3,10)	1:A:55:ILE:CD1	1:B:70:GLN:N	20	2.36	0.49	2.44
(3,10)	1:A:55:ILE:CD1	1:B:71:TYR:N	20	2.36	0.49	2.44
(3,10)	1:A:55:ILE:CD1	1:B:72:MET:N	20	2.36	0.49	2.44
(3,10)	1:A:55:ILE:CD1	1:B:73:ARG:N	20	2.36	0.49	2.44
(3,10)	1:A:55:ILE:CD1	1:B:74:THR:N	20	2.36	0.49	2.44
(3,10)	1:A:55:ILE:CD1	1:B:75:GLY:N	20	2.36	0.49	2.44
(3,10)	1:A:55:ILE:CD1	1:B:76:GLU:N	20	2.36	0.49	2.44
(3,10)	1:A:55:ILE:CD1	1:B:77:GLY:N	20	2.36	0.49	2.44
(3,10)	1:A:55:ILE:CD1	1:B:78:PHE:N	20	2.36	0.49	2.44
(3,10)	1:A:55:ILE:CD1	1:B:79:LEU:N	20	2.36	0.49	2.44
(3,10)	1:A:55:ILE:CD1	1:B:80:CYS:N	20	2.36	0.49	2.44
(3,10)	1:A:55:ILE:CD1	5:B:203:7Q9:N	20	2.36	0.49	2.44
(3,10)	1:A:55:ILE:CD1	5:B:204:7Q9:N	20	2.36	0.49	2.44
(3,10)	1:A:55:ILE:CD1	5:B:205:7Q9:N	20	2.36	0.49	2.44
(3,10)	1:A:55:ILE:CD1	5:B:206:7Q9:N	20	2.36	0.49	2.44
(3,10)	1:A:55:ILE:CD1	5:B:207:7Q9:N	20	2.36	0.49	2.44
(3,10)	1:A:55:ILE:CD1	6:B:208:17F:N1	20	2.36	0.49	2.44
(3,10)	1:A:55:ILE:CD1	5:B:209:7Q9:N	20	2.36	0.49	2.44
(3,10)	1:A:55:ILE:CD1	5:B:210:7Q9:N	20	2.36	0.49	2.44
(3,10)	1:A:55:ILE:CD1	5:B:211:7Q9:N	20	2.36	0.49	2.44
(3,10)	1:A:55:ILE:CD1	5:B:212:7Q9:N	20	2.36	0.49	2.44
(3,10)	1:A:55:ILE:CD1	5:B:213:7Q9:N	20	2.36	0.49	2.44
(3,10)	1:A:55:ILE:CD1	6:B:214:17F:N1	20	2.36	0.49	2.44
(3,10)	1:A:55:ILE:CD1	6:B:215:17F:N1	20	2.36	0.49	2.44
(3,10)	1:A:55:ILE:CD1	5:B:216:7Q9:N	20	2.36	0.49	2.44
(3,10)	1:A:55:ILE:CD1	5:B:217:7Q9:N	20	2.36	0.49	2.44
(3,10)	1:A:55:ILE:CD1	5:B:218:7Q9:N	20	2.36	0.49	2.44

Continued on next page...

Continued from previous page...

Key	Atom-1	Atom-2	Models ¹	Mean (Å)	SD ¹ (Å)	Median (Å)
(3,10)	1:A:55:ILE:CD1	6:B:219:17F:N1	20	2.36	0.49	2.44
(3,10)	1:A:55:ILE:CD1	5:B:220:7Q9:N	20	2.36	0.49	2.44
(3,1)	1:A:6:LEU:CD1	1:B:2:THR:N	20	2.23	0.44	2.36
(3,1)	1:A:6:LEU:CD1	1:B:3:GLU:N	20	2.23	0.44	2.36
(3,1)	1:A:6:LEU:CD1	1:B:4:TYR:N	20	2.23	0.44	2.36
(3,1)	1:A:6:LEU:CD1	1:B:5:LYS:N	20	2.23	0.44	2.36
(3,1)	1:A:6:LEU:CD1	1:B:6:LEU:N	20	2.23	0.44	2.36
(3,1)	1:A:6:LEU:CD1	1:B:7:VAL:N	20	2.23	0.44	2.36
(3,1)	1:A:6:LEU:CD1	1:B:8:VAL:N	20	2.23	0.44	2.36
(3,1)	1:A:6:LEU:CD1	1:B:9:VAL:N	20	2.23	0.44	2.36
(3,1)	1:A:6:LEU:CD1	1:B:10:GLY:N	20	2.23	0.44	2.36
(3,1)	1:A:6:LEU:CD1	1:B:11:ALA:N	20	2.23	0.44	2.36
(3,1)	1:A:6:LEU:CD1	1:B:12:ASP:N	20	2.23	0.44	2.36
(3,1)	1:A:6:LEU:CD1	1:B:13:GLY:N	20	2.23	0.44	2.36
(3,1)	1:A:6:LEU:CD1	1:B:14:VAL:N	20	2.23	0.44	2.36
(3,1)	1:A:6:LEU:CD1	1:B:15:GLY:N	20	2.23	0.44	2.36
(3,1)	1:A:6:LEU:CD1	1:B:16:LYS:N	20	2.23	0.44	2.36
(3,1)	1:A:6:LEU:CD1	1:B:17:SER:N	20	2.23	0.44	2.36
(3,1)	1:A:6:LEU:CD1	1:B:18:ALA:N	20	2.23	0.44	2.36
(3,1)	1:A:6:LEU:CD1	1:B:19:LEU:N	20	2.23	0.44	2.36
(3,1)	1:A:6:LEU:CD1	1:B:20:THR:N	20	2.23	0.44	2.36
(3,1)	1:A:6:LEU:CD1	1:B:21:ILE:N	20	2.23	0.44	2.36
(3,1)	1:A:6:LEU:CD1	1:B:22:GLN:N	20	2.23	0.44	2.36
(3,1)	1:A:6:LEU:CD1	1:B:23:LEU:N	20	2.23	0.44	2.36
(3,1)	1:A:6:LEU:CD1	1:B:24:ILE:N	20	2.23	0.44	2.36
(3,1)	1:A:6:LEU:CD1	1:B:25:GLN:N	20	2.23	0.44	2.36
(3,1)	1:A:6:LEU:CD1	1:B:26:ASN:N	20	2.23	0.44	2.36
(3,1)	1:A:6:LEU:CD1	1:B:27:HIS:N	20	2.23	0.44	2.36
(3,1)	1:A:6:LEU:CD1	1:B:28:PHE:N	20	2.23	0.44	2.36
(3,1)	1:A:6:LEU:CD1	1:B:29:VAL:N	20	2.23	0.44	2.36
(3,1)	1:A:6:LEU:CD1	1:B:30:ASP:N	20	2.23	0.44	2.36
(3,1)	1:A:6:LEU:CD1	1:B:31:GLU:N	20	2.23	0.44	2.36
(3,1)	1:A:6:LEU:CD1	1:B:32:TYR:N	20	2.23	0.44	2.36
(3,1)	1:A:6:LEU:CD1	1:B:33:ASP:N	20	2.23	0.44	2.36
(3,1)	1:A:6:LEU:CD1	1:B:34:PRO:N	20	2.23	0.44	2.36
(3,1)	1:A:6:LEU:CD1	1:B:35:THR:N	20	2.23	0.44	2.36
(3,1)	1:A:6:LEU:CD1	1:B:36:ILE:N	20	2.23	0.44	2.36
(3,1)	1:A:6:LEU:CD1	1:B:37:GLU:N	20	2.23	0.44	2.36
(3,1)	1:A:6:LEU:CD1	1:B:38:ASP:N	20	2.23	0.44	2.36
(3,1)	1:A:6:LEU:CD1	1:B:39:SER:N	20	2.23	0.44	2.36
(3,1)	1:A:6:LEU:CD1	1:B:40:TYR:N	20	2.23	0.44	2.36
(3,1)	1:A:6:LEU:CD1	1:B:41:ARG:N	20	2.23	0.44	2.36

Continued on next page...

Continued from previous page...

Key	Atom-1	Atom-2	Models ¹	Mean (Å)	SD ¹ (Å)	Median (Å)
(3,1)	1:A:6:LEU:CD1	1:B:42:LYS:N	20	2.23	0.44	2.36
(3,1)	1:A:6:LEU:CD1	1:B:43:GLN:N	20	2.23	0.44	2.36
(3,1)	1:A:6:LEU:CD1	1:B:44:VAL:N	20	2.23	0.44	2.36
(3,1)	1:A:6:LEU:CD1	1:B:45:VAL:N	20	2.23	0.44	2.36
(3,1)	1:A:6:LEU:CD1	1:B:46:ILE:N	20	2.23	0.44	2.36
(3,1)	1:A:6:LEU:CD1	1:B:47:ASP:N	20	2.23	0.44	2.36
(3,1)	1:A:6:LEU:CD1	1:B:48:GLY:N	20	2.23	0.44	2.36
(3,1)	1:A:6:LEU:CD1	1:B:49:GLU:N	20	2.23	0.44	2.36
(3,1)	1:A:6:LEU:CD1	1:B:50:THR:N	20	2.23	0.44	2.36
(3,1)	1:A:6:LEU:CD1	1:B:51:CYS:N	20	2.23	0.44	2.36
(3,1)	1:A:6:LEU:CD1	1:B:52:LEU:N	20	2.23	0.44	2.36
(3,1)	1:A:6:LEU:CD1	1:B:53:LEU:N	20	2.23	0.44	2.36
(3,1)	1:A:6:LEU:CD1	1:B:54:ASP:N	20	2.23	0.44	2.36
(3,1)	1:A:6:LEU:CD1	1:B:55:ILE:N	20	2.23	0.44	2.36
(3,1)	1:A:6:LEU:CD1	1:B:56:LEU:N	20	2.23	0.44	2.36
(3,1)	1:A:6:LEU:CD1	1:B:57:ASP:N	20	2.23	0.44	2.36
(3,1)	1:A:6:LEU:CD1	1:B:58:THR:N	20	2.23	0.44	2.36
(3,1)	1:A:6:LEU:CD1	1:B:59:ALA:N	20	2.23	0.44	2.36
(3,1)	1:A:6:LEU:CD1	1:B:60:GLY:N	20	2.23	0.44	2.36
(3,1)	1:A:6:LEU:CD1	1:B:61:GLN:N	20	2.23	0.44	2.36
(3,1)	1:A:6:LEU:CD1	1:B:62:GLU:N	20	2.23	0.44	2.36
(3,1)	1:A:6:LEU:CD1	1:B:63:GLU:N	20	2.23	0.44	2.36
(3,1)	1:A:6:LEU:CD1	1:B:64:TYR:N	20	2.23	0.44	2.36
(3,1)	1:A:6:LEU:CD1	1:B:65:SER:N	20	2.23	0.44	2.36
(3,1)	1:A:6:LEU:CD1	1:B:66:ALA:N	20	2.23	0.44	2.36
(3,1)	1:A:6:LEU:CD1	1:B:67:MET:N	20	2.23	0.44	2.36
(3,1)	1:A:6:LEU:CD1	1:B:68:ARG:N	20	2.23	0.44	2.36
(3,1)	1:A:6:LEU:CD1	1:B:69:ASP:N	20	2.23	0.44	2.36
(3,1)	1:A:6:LEU:CD1	1:B:70:GLN:N	20	2.23	0.44	2.36
(3,1)	1:A:6:LEU:CD1	1:B:71:TYR:N	20	2.23	0.44	2.36
(3,1)	1:A:6:LEU:CD1	1:B:72:MET:N	20	2.23	0.44	2.36
(3,1)	1:A:6:LEU:CD1	1:B:73:ARG:N	20	2.23	0.44	2.36
(3,1)	1:A:6:LEU:CD1	1:B:74:THR:N	20	2.23	0.44	2.36
(3,1)	1:A:6:LEU:CD1	1:B:75:GLY:N	20	2.23	0.44	2.36
(3,1)	1:A:6:LEU:CD1	1:B:76:GLU:N	20	2.23	0.44	2.36
(3,1)	1:A:6:LEU:CD1	1:B:77:GLY:N	20	2.23	0.44	2.36
(3,1)	1:A:6:LEU:CD1	1:B:78:PHE:N	20	2.23	0.44	2.36
(3,1)	1:A:6:LEU:CD1	1:B:79:LEU:N	20	2.23	0.44	2.36
(3,1)	1:A:6:LEU:CD1	1:B:80:CYS:N	20	2.23	0.44	2.36
(3,1)	1:A:6:LEU:CD1	5:B:203:7Q9:N	20	2.23	0.44	2.36
(3,1)	1:A:6:LEU:CD1	5:B:204:7Q9:N	20	2.23	0.44	2.36
(3,1)	1:A:6:LEU:CD1	5:B:205:7Q9:N	20	2.23	0.44	2.36

Continued on next page...

Continued from previous page...

Key	Atom-1	Atom-2	Models ¹	Mean (Å)	SD ¹ (Å)	Median (Å)
(3,1)	1:A:6:LEU:CD1	5:B:206:7Q9:N	20	2.23	0.44	2.36
(3,1)	1:A:6:LEU:CD1	5:B:207:7Q9:N	20	2.23	0.44	2.36
(3,1)	1:A:6:LEU:CD1	6:B:208:17F:N1	20	2.23	0.44	2.36
(3,1)	1:A:6:LEU:CD1	5:B:209:7Q9:N	20	2.23	0.44	2.36
(3,1)	1:A:6:LEU:CD1	5:B:210:7Q9:N	20	2.23	0.44	2.36
(3,1)	1:A:6:LEU:CD1	5:B:211:7Q9:N	20	2.23	0.44	2.36
(3,1)	1:A:6:LEU:CD1	5:B:212:7Q9:N	20	2.23	0.44	2.36
(3,1)	1:A:6:LEU:CD1	5:B:213:7Q9:N	20	2.23	0.44	2.36
(3,1)	1:A:6:LEU:CD1	6:B:214:17F:N1	20	2.23	0.44	2.36
(3,1)	1:A:6:LEU:CD1	6:B:215:17F:N1	20	2.23	0.44	2.36
(3,1)	1:A:6:LEU:CD1	5:B:216:7Q9:N	20	2.23	0.44	2.36
(3,1)	1:A:6:LEU:CD1	5:B:217:7Q9:N	20	2.23	0.44	2.36
(3,1)	1:A:6:LEU:CD1	5:B:218:7Q9:N	20	2.23	0.44	2.36
(3,1)	1:A:6:LEU:CD1	6:B:219:17F:N1	20	2.23	0.44	2.36
(3,1)	1:A:6:LEU:CD1	5:B:220:7Q9:N	20	2.23	0.44	2.36
(3,1)	1:A:6:LEU:CD2	1:B:2:THR:N	20	2.23	0.44	2.36
(3,1)	1:A:6:LEU:CD2	1:B:3:GLU:N	20	2.23	0.44	2.36
(3,1)	1:A:6:LEU:CD2	1:B:4:TYR:N	20	2.23	0.44	2.36
(3,1)	1:A:6:LEU:CD2	1:B:5:LYS:N	20	2.23	0.44	2.36
(3,1)	1:A:6:LEU:CD2	1:B:6:LEU:N	20	2.23	0.44	2.36
(3,1)	1:A:6:LEU:CD2	1:B:7:VAL:N	20	2.23	0.44	2.36
(3,1)	1:A:6:LEU:CD2	1:B:8:VAL:N	20	2.23	0.44	2.36
(3,1)	1:A:6:LEU:CD2	1:B:9:VAL:N	20	2.23	0.44	2.36
(3,1)	1:A:6:LEU:CD2	1:B:10:GLY:N	20	2.23	0.44	2.36
(3,1)	1:A:6:LEU:CD2	1:B:11:ALA:N	20	2.23	0.44	2.36
(3,1)	1:A:6:LEU:CD2	1:B:12:ASP:N	20	2.23	0.44	2.36
(3,1)	1:A:6:LEU:CD2	1:B:13:GLY:N	20	2.23	0.44	2.36
(3,1)	1:A:6:LEU:CD2	1:B:14:VAL:N	20	2.23	0.44	2.36
(3,1)	1:A:6:LEU:CD2	1:B:15:GLY:N	20	2.23	0.44	2.36
(3,1)	1:A:6:LEU:CD2	1:B:16:LYS:N	20	2.23	0.44	2.36
(3,1)	1:A:6:LEU:CD2	1:B:17:SER:N	20	2.23	0.44	2.36
(3,1)	1:A:6:LEU:CD2	1:B:18:ALA:N	20	2.23	0.44	2.36
(3,1)	1:A:6:LEU:CD2	1:B:19:LEU:N	20	2.23	0.44	2.36
(3,1)	1:A:6:LEU:CD2	1:B:20:THR:N	20	2.23	0.44	2.36
(3,1)	1:A:6:LEU:CD2	1:B:21:ILE:N	20	2.23	0.44	2.36
(3,1)	1:A:6:LEU:CD2	1:B:22:GLN:N	20	2.23	0.44	2.36
(3,1)	1:A:6:LEU:CD2	1:B:23:LEU:N	20	2.23	0.44	2.36
(3,1)	1:A:6:LEU:CD2	1:B:24:ILE:N	20	2.23	0.44	2.36
(3,1)	1:A:6:LEU:CD2	1:B:25:GLN:N	20	2.23	0.44	2.36
(3,1)	1:A:6:LEU:CD2	1:B:26:ASN:N	20	2.23	0.44	2.36
(3,1)	1:A:6:LEU:CD2	1:B:27:HIS:N	20	2.23	0.44	2.36
(3,1)	1:A:6:LEU:CD2	1:B:28:PHE:N	20	2.23	0.44	2.36

Continued on next page...

Continued from previous page...

Key	Atom-1	Atom-2	Models ¹	Mean (Å)	SD ¹ (Å)	Median (Å)
(3,1)	1:A:6:LEU:CD2	1:B:29:VAL:N	20	2.23	0.44	2.36
(3,1)	1:A:6:LEU:CD2	1:B:30:ASP:N	20	2.23	0.44	2.36
(3,1)	1:A:6:LEU:CD2	1:B:31:GLU:N	20	2.23	0.44	2.36
(3,1)	1:A:6:LEU:CD2	1:B:32:TYR:N	20	2.23	0.44	2.36
(3,1)	1:A:6:LEU:CD2	1:B:33:ASP:N	20	2.23	0.44	2.36
(3,1)	1:A:6:LEU:CD2	1:B:34:PRO:N	20	2.23	0.44	2.36
(3,1)	1:A:6:LEU:CD2	1:B:35:THR:N	20	2.23	0.44	2.36
(3,1)	1:A:6:LEU:CD2	1:B:36:ILE:N	20	2.23	0.44	2.36
(3,1)	1:A:6:LEU:CD2	1:B:37:GLU:N	20	2.23	0.44	2.36
(3,1)	1:A:6:LEU:CD2	1:B:38:ASP:N	20	2.23	0.44	2.36
(3,1)	1:A:6:LEU:CD2	1:B:39:SER:N	20	2.23	0.44	2.36
(3,1)	1:A:6:LEU:CD2	1:B:40:TYR:N	20	2.23	0.44	2.36
(3,1)	1:A:6:LEU:CD2	1:B:41:ARG:N	20	2.23	0.44	2.36
(3,1)	1:A:6:LEU:CD2	1:B:42:LYS:N	20	2.23	0.44	2.36
(3,1)	1:A:6:LEU:CD2	1:B:43:GLN:N	20	2.23	0.44	2.36
(3,1)	1:A:6:LEU:CD2	1:B:44:VAL:N	20	2.23	0.44	2.36
(3,1)	1:A:6:LEU:CD2	1:B:45:VAL:N	20	2.23	0.44	2.36
(3,1)	1:A:6:LEU:CD2	1:B:46:ILE:N	20	2.23	0.44	2.36
(3,1)	1:A:6:LEU:CD2	1:B:47:ASP:N	20	2.23	0.44	2.36
(3,1)	1:A:6:LEU:CD2	1:B:48:GLY:N	20	2.23	0.44	2.36
(3,1)	1:A:6:LEU:CD2	1:B:49:GLU:N	20	2.23	0.44	2.36
(3,1)	1:A:6:LEU:CD2	1:B:50:THR:N	20	2.23	0.44	2.36
(3,1)	1:A:6:LEU:CD2	1:B:51:CYS:N	20	2.23	0.44	2.36
(3,1)	1:A:6:LEU:CD2	1:B:52:LEU:N	20	2.23	0.44	2.36
(3,1)	1:A:6:LEU:CD2	1:B:53:LEU:N	20	2.23	0.44	2.36
(3,1)	1:A:6:LEU:CD2	1:B:54:ASP:N	20	2.23	0.44	2.36
(3,1)	1:A:6:LEU:CD2	1:B:55:ILE:N	20	2.23	0.44	2.36
(3,1)	1:A:6:LEU:CD2	1:B:56:LEU:N	20	2.23	0.44	2.36
(3,1)	1:A:6:LEU:CD2	1:B:57:ASP:N	20	2.23	0.44	2.36
(3,1)	1:A:6:LEU:CD2	1:B:58:THR:N	20	2.23	0.44	2.36
(3,1)	1:A:6:LEU:CD2	1:B:59:ALA:N	20	2.23	0.44	2.36
(3,1)	1:A:6:LEU:CD2	1:B:60:GLY:N	20	2.23	0.44	2.36
(3,1)	1:A:6:LEU:CD2	1:B:61:GLN:N	20	2.23	0.44	2.36
(3,1)	1:A:6:LEU:CD2	1:B:62:GLU:N	20	2.23	0.44	2.36
(3,1)	1:A:6:LEU:CD2	1:B:63:GLU:N	20	2.23	0.44	2.36
(3,1)	1:A:6:LEU:CD2	1:B:64:TYR:N	20	2.23	0.44	2.36
(3,1)	1:A:6:LEU:CD2	1:B:65:SER:N	20	2.23	0.44	2.36
(3,1)	1:A:6:LEU:CD2	1:B:66:ALA:N	20	2.23	0.44	2.36
(3,1)	1:A:6:LEU:CD2	1:B:67:MET:N	20	2.23	0.44	2.36
(3,1)	1:A:6:LEU:CD2	1:B:68:ARG:N	20	2.23	0.44	2.36
(3,1)	1:A:6:LEU:CD2	1:B:69:ASP:N	20	2.23	0.44	2.36
(3,1)	1:A:6:LEU:CD2	1:B:70:GLN:N	20	2.23	0.44	2.36

Continued on next page...

Continued from previous page...

Key	Atom-1	Atom-2	Models ¹	Mean (Å)	SD ¹ (Å)	Median (Å)
(3,1)	1:A:6:LEU:CD2	1:B:71:TYR:N	20	2.23	0.44	2.36
(3,1)	1:A:6:LEU:CD2	1:B:72:MET:N	20	2.23	0.44	2.36
(3,1)	1:A:6:LEU:CD2	1:B:73:ARG:N	20	2.23	0.44	2.36
(3,1)	1:A:6:LEU:CD2	1:B:74:THR:N	20	2.23	0.44	2.36
(3,1)	1:A:6:LEU:CD2	1:B:75:GLY:N	20	2.23	0.44	2.36
(3,1)	1:A:6:LEU:CD2	1:B:76:GLU:N	20	2.23	0.44	2.36
(3,1)	1:A:6:LEU:CD2	1:B:77:GLY:N	20	2.23	0.44	2.36
(3,1)	1:A:6:LEU:CD2	1:B:78:PHE:N	20	2.23	0.44	2.36
(3,1)	1:A:6:LEU:CD2	1:B:79:LEU:N	20	2.23	0.44	2.36
(3,1)	1:A:6:LEU:CD2	1:B:80:CYS:N	20	2.23	0.44	2.36
(3,1)	1:A:6:LEU:CD2	5:B:203:7Q9:N	20	2.23	0.44	2.36
(3,1)	1:A:6:LEU:CD2	5:B:204:7Q9:N	20	2.23	0.44	2.36
(3,1)	1:A:6:LEU:CD2	5:B:205:7Q9:N	20	2.23	0.44	2.36
(3,1)	1:A:6:LEU:CD2	5:B:206:7Q9:N	20	2.23	0.44	2.36
(3,1)	1:A:6:LEU:CD2	5:B:207:7Q9:N	20	2.23	0.44	2.36
(3,1)	1:A:6:LEU:CD2	6:B:208:17F:N1	20	2.23	0.44	2.36
(3,1)	1:A:6:LEU:CD2	5:B:209:7Q9:N	20	2.23	0.44	2.36
(3,1)	1:A:6:LEU:CD2	5:B:210:7Q9:N	20	2.23	0.44	2.36
(3,1)	1:A:6:LEU:CD2	5:B:211:7Q9:N	20	2.23	0.44	2.36
(3,1)	1:A:6:LEU:CD2	5:B:212:7Q9:N	20	2.23	0.44	2.36
(3,1)	1:A:6:LEU:CD2	5:B:213:7Q9:N	20	2.23	0.44	2.36
(3,1)	1:A:6:LEU:CD2	6:B:214:17F:N1	20	2.23	0.44	2.36
(3,1)	1:A:6:LEU:CD2	6:B:215:17F:N1	20	2.23	0.44	2.36
(3,1)	1:A:6:LEU:CD2	5:B:216:7Q9:N	20	2.23	0.44	2.36
(3,1)	1:A:6:LEU:CD2	5:B:217:7Q9:N	20	2.23	0.44	2.36
(3,1)	1:A:6:LEU:CD2	5:B:218:7Q9:N	20	2.23	0.44	2.36
(3,1)	1:A:6:LEU:CD2	6:B:219:17F:N1	20	2.23	0.44	2.36
(3,1)	1:A:6:LEU:CD2	5:B:220:7Q9:N	20	2.23	0.44	2.36
(3,13)	1:A:160:VAL:CG1	1:B:2:THR:N	20	2.04	0.57	1.92
(3,13)	1:A:160:VAL:CG1	1:B:3:GLU:N	20	2.04	0.57	1.92
(3,13)	1:A:160:VAL:CG1	1:B:4:TYR:N	20	2.04	0.57	1.92
(3,13)	1:A:160:VAL:CG1	1:B:5:LYS:N	20	2.04	0.57	1.92
(3,13)	1:A:160:VAL:CG1	1:B:6:LEU:N	20	2.04	0.57	1.92
(3,13)	1:A:160:VAL:CG1	1:B:7:VAL:N	20	2.04	0.57	1.92
(3,13)	1:A:160:VAL:CG1	1:B:8:VAL:N	20	2.04	0.57	1.92
(3,13)	1:A:160:VAL:CG1	1:B:9:VAL:N	20	2.04	0.57	1.92
(3,13)	1:A:160:VAL:CG1	1:B:10:GLY:N	20	2.04	0.57	1.92
(3,13)	1:A:160:VAL:CG1	1:B:11:ALA:N	20	2.04	0.57	1.92
(3,13)	1:A:160:VAL:CG1	1:B:12:ASP:N	20	2.04	0.57	1.92
(3,13)	1:A:160:VAL:CG1	1:B:13:GLY:N	20	2.04	0.57	1.92
(3,13)	1:A:160:VAL:CG1	1:B:14:VAL:N	20	2.04	0.57	1.92
(3,13)	1:A:160:VAL:CG1	1:B:15:GLY:N	20	2.04	0.57	1.92

Continued on next page...

Continued from previous page...

Key	Atom-1	Atom-2	Models ¹	Mean (Å)	SD ¹ (Å)	Median (Å)
(3,13)	1:A:160:VAL:CG1	1:B:16:LYS:N	20	2.04	0.57	1.92
(3,13)	1:A:160:VAL:CG1	1:B:17:SER:N	20	2.04	0.57	1.92
(3,13)	1:A:160:VAL:CG1	1:B:18:ALA:N	20	2.04	0.57	1.92
(3,13)	1:A:160:VAL:CG1	1:B:19:LEU:N	20	2.04	0.57	1.92
(3,13)	1:A:160:VAL:CG1	1:B:20:THR:N	20	2.04	0.57	1.92
(3,13)	1:A:160:VAL:CG1	1:B:21:ILE:N	20	2.04	0.57	1.92
(3,13)	1:A:160:VAL:CG1	1:B:22:GLN:N	20	2.04	0.57	1.92
(3,13)	1:A:160:VAL:CG1	1:B:23:LEU:N	20	2.04	0.57	1.92
(3,13)	1:A:160:VAL:CG1	1:B:24:ILE:N	20	2.04	0.57	1.92
(3,13)	1:A:160:VAL:CG1	1:B:25:GLN:N	20	2.04	0.57	1.92
(3,13)	1:A:160:VAL:CG1	1:B:26:ASN:N	20	2.04	0.57	1.92
(3,13)	1:A:160:VAL:CG1	1:B:27:HIS:N	20	2.04	0.57	1.92
(3,13)	1:A:160:VAL:CG1	1:B:28:PHE:N	20	2.04	0.57	1.92
(3,13)	1:A:160:VAL:CG1	1:B:29:VAL:N	20	2.04	0.57	1.92
(3,13)	1:A:160:VAL:CG1	1:B:30:ASP:N	20	2.04	0.57	1.92
(3,13)	1:A:160:VAL:CG1	1:B:31:GLU:N	20	2.04	0.57	1.92
(3,13)	1:A:160:VAL:CG1	1:B:32:TYR:N	20	2.04	0.57	1.92
(3,13)	1:A:160:VAL:CG1	1:B:33:ASP:N	20	2.04	0.57	1.92
(3,13)	1:A:160:VAL:CG1	1:B:34:PRO:N	20	2.04	0.57	1.92
(3,13)	1:A:160:VAL:CG1	1:B:35:THR:N	20	2.04	0.57	1.92
(3,13)	1:A:160:VAL:CG1	1:B:36:ILE:N	20	2.04	0.57	1.92
(3,13)	1:A:160:VAL:CG1	1:B:37:GLU:N	20	2.04	0.57	1.92
(3,13)	1:A:160:VAL:CG1	1:B:38:ASP:N	20	2.04	0.57	1.92
(3,13)	1:A:160:VAL:CG1	1:B:39:SER:N	20	2.04	0.57	1.92
(3,13)	1:A:160:VAL:CG1	1:B:40:TYR:N	20	2.04	0.57	1.92
(3,13)	1:A:160:VAL:CG1	1:B:41:ARG:N	20	2.04	0.57	1.92
(3,13)	1:A:160:VAL:CG1	1:B:42:LYS:N	20	2.04	0.57	1.92
(3,13)	1:A:160:VAL:CG1	1:B:43:GLN:N	20	2.04	0.57	1.92
(3,13)	1:A:160:VAL:CG1	1:B:44:VAL:N	20	2.04	0.57	1.92
(3,13)	1:A:160:VAL:CG1	1:B:45:VAL:N	20	2.04	0.57	1.92
(3,13)	1:A:160:VAL:CG1	1:B:46:ILE:N	20	2.04	0.57	1.92
(3,13)	1:A:160:VAL:CG1	1:B:47:ASP:N	20	2.04	0.57	1.92
(3,13)	1:A:160:VAL:CG1	1:B:48:GLY:N	20	2.04	0.57	1.92
(3,13)	1:A:160:VAL:CG1	1:B:49:GLU:N	20	2.04	0.57	1.92
(3,13)	1:A:160:VAL:CG1	1:B:50:THR:N	20	2.04	0.57	1.92
(3,13)	1:A:160:VAL:CG1	1:B:51:CYS:N	20	2.04	0.57	1.92
(3,13)	1:A:160:VAL:CG1	1:B:52:LEU:N	20	2.04	0.57	1.92
(3,13)	1:A:160:VAL:CG1	1:B:53:LEU:N	20	2.04	0.57	1.92
(3,13)	1:A:160:VAL:CG1	1:B:54:ASP:N	20	2.04	0.57	1.92
(3,13)	1:A:160:VAL:CG1	1:B:55:ILE:N	20	2.04	0.57	1.92
(3,13)	1:A:160:VAL:CG1	1:B:56:LEU:N	20	2.04	0.57	1.92
(3,13)	1:A:160:VAL:CG1	1:B:57:ASP:N	20	2.04	0.57	1.92

Continued on next page...

Continued from previous page...

Key	Atom-1	Atom-2	Models ¹	Mean (Å)	SD ¹ (Å)	Median (Å)
(3,13)	1:A:160:VAL:CG1	1:B:58:THR:N	20	2.04	0.57	1.92
(3,13)	1:A:160:VAL:CG1	1:B:59:ALA:N	20	2.04	0.57	1.92
(3,13)	1:A:160:VAL:CG1	1:B:60:GLY:N	20	2.04	0.57	1.92
(3,13)	1:A:160:VAL:CG1	1:B:61:GLN:N	20	2.04	0.57	1.92
(3,13)	1:A:160:VAL:CG1	1:B:62:GLU:N	20	2.04	0.57	1.92
(3,13)	1:A:160:VAL:CG1	1:B:63:GLU:N	20	2.04	0.57	1.92
(3,13)	1:A:160:VAL:CG1	1:B:64:TYR:N	20	2.04	0.57	1.92
(3,13)	1:A:160:VAL:CG1	1:B:65:SER:N	20	2.04	0.57	1.92
(3,13)	1:A:160:VAL:CG1	1:B:66:ALA:N	20	2.04	0.57	1.92
(3,13)	1:A:160:VAL:CG1	1:B:67:MET:N	20	2.04	0.57	1.92
(3,13)	1:A:160:VAL:CG1	1:B:68:ARG:N	20	2.04	0.57	1.92
(3,13)	1:A:160:VAL:CG1	1:B:69:ASP:N	20	2.04	0.57	1.92
(3,13)	1:A:160:VAL:CG1	1:B:70:GLN:N	20	2.04	0.57	1.92
(3,13)	1:A:160:VAL:CG1	1:B:71:TYR:N	20	2.04	0.57	1.92
(3,13)	1:A:160:VAL:CG1	1:B:72:MET:N	20	2.04	0.57	1.92
(3,13)	1:A:160:VAL:CG1	1:B:73:ARG:N	20	2.04	0.57	1.92
(3,13)	1:A:160:VAL:CG1	1:B:74:THR:N	20	2.04	0.57	1.92
(3,13)	1:A:160:VAL:CG1	1:B:75:GLY:N	20	2.04	0.57	1.92
(3,13)	1:A:160:VAL:CG1	1:B:76:GLU:N	20	2.04	0.57	1.92
(3,13)	1:A:160:VAL:CG1	1:B:77:GLY:N	20	2.04	0.57	1.92
(3,13)	1:A:160:VAL:CG1	1:B:78:PHE:N	20	2.04	0.57	1.92
(3,13)	1:A:160:VAL:CG1	1:B:79:LEU:N	20	2.04	0.57	1.92
(3,13)	1:A:160:VAL:CG1	1:B:80:CYS:N	20	2.04	0.57	1.92
(3,13)	1:A:160:VAL:CG1	5:B:203:7Q9:N	20	2.04	0.57	1.92
(3,13)	1:A:160:VAL:CG1	5:B:204:7Q9:N	20	2.04	0.57	1.92
(3,13)	1:A:160:VAL:CG1	5:B:205:7Q9:N	20	2.04	0.57	1.92
(3,13)	1:A:160:VAL:CG1	5:B:206:7Q9:N	20	2.04	0.57	1.92
(3,13)	1:A:160:VAL:CG1	5:B:207:7Q9:N	20	2.04	0.57	1.92
(3,13)	1:A:160:VAL:CG1	6:B:208:17F:N1	20	2.04	0.57	1.92
(3,13)	1:A:160:VAL:CG1	5:B:209:7Q9:N	20	2.04	0.57	1.92
(3,13)	1:A:160:VAL:CG1	5:B:210:7Q9:N	20	2.04	0.57	1.92
(3,13)	1:A:160:VAL:CG1	5:B:211:7Q9:N	20	2.04	0.57	1.92
(3,13)	1:A:160:VAL:CG1	5:B:212:7Q9:N	20	2.04	0.57	1.92
(3,13)	1:A:160:VAL:CG1	5:B:213:7Q9:N	20	2.04	0.57	1.92
(3,13)	1:A:160:VAL:CG1	6:B:214:17F:N1	20	2.04	0.57	1.92
(3,13)	1:A:160:VAL:CG1	6:B:215:17F:N1	20	2.04	0.57	1.92
(3,13)	1:A:160:VAL:CG1	5:B:216:7Q9:N	20	2.04	0.57	1.92
(3,13)	1:A:160:VAL:CG1	5:B:217:7Q9:N	20	2.04	0.57	1.92
(3,13)	1:A:160:VAL:CG1	5:B:218:7Q9:N	20	2.04	0.57	1.92
(3,13)	1:A:160:VAL:CG1	6:B:219:17F:N1	20	2.04	0.57	1.92
(3,13)	1:A:160:VAL:CG1	5:B:220:7Q9:N	20	2.04	0.57	1.92
(3,13)	1:A:160:VAL:CG2	1:B:2:THR:N	20	2.04	0.57	1.92

Continued on next page...

Continued from previous page...

Key	Atom-1	Atom-2	Models ¹	Mean (Å)	SD ¹ (Å)	Median (Å)
(3,13)	1:A:160:VAL:CG2	1:B:3:GLU:N	20	2.04	0.57	1.92
(3,13)	1:A:160:VAL:CG2	1:B:4:TYR:N	20	2.04	0.57	1.92
(3,13)	1:A:160:VAL:CG2	1:B:5:LYS:N	20	2.04	0.57	1.92
(3,13)	1:A:160:VAL:CG2	1:B:6:LEU:N	20	2.04	0.57	1.92
(3,13)	1:A:160:VAL:CG2	1:B:7:VAL:N	20	2.04	0.57	1.92
(3,13)	1:A:160:VAL:CG2	1:B:8:VAL:N	20	2.04	0.57	1.92
(3,13)	1:A:160:VAL:CG2	1:B:9:VAL:N	20	2.04	0.57	1.92
(3,13)	1:A:160:VAL:CG2	1:B:10:GLY:N	20	2.04	0.57	1.92
(3,13)	1:A:160:VAL:CG2	1:B:11:ALA:N	20	2.04	0.57	1.92
(3,13)	1:A:160:VAL:CG2	1:B:12:ASP:N	20	2.04	0.57	1.92
(3,13)	1:A:160:VAL:CG2	1:B:13:GLY:N	20	2.04	0.57	1.92
(3,13)	1:A:160:VAL:CG2	1:B:14:VAL:N	20	2.04	0.57	1.92
(3,13)	1:A:160:VAL:CG2	1:B:15:GLY:N	20	2.04	0.57	1.92
(3,13)	1:A:160:VAL:CG2	1:B:16:LYS:N	20	2.04	0.57	1.92
(3,13)	1:A:160:VAL:CG2	1:B:17:SER:N	20	2.04	0.57	1.92
(3,13)	1:A:160:VAL:CG2	1:B:18:ALA:N	20	2.04	0.57	1.92
(3,13)	1:A:160:VAL:CG2	1:B:19:LEU:N	20	2.04	0.57	1.92
(3,13)	1:A:160:VAL:CG2	1:B:20:THR:N	20	2.04	0.57	1.92
(3,13)	1:A:160:VAL:CG2	1:B:21:ILE:N	20	2.04	0.57	1.92
(3,13)	1:A:160:VAL:CG2	1:B:22:GLN:N	20	2.04	0.57	1.92
(3,13)	1:A:160:VAL:CG2	1:B:23:LEU:N	20	2.04	0.57	1.92
(3,13)	1:A:160:VAL:CG2	1:B:24:ILE:N	20	2.04	0.57	1.92
(3,13)	1:A:160:VAL:CG2	1:B:25:GLN:N	20	2.04	0.57	1.92
(3,13)	1:A:160:VAL:CG2	1:B:26:ASN:N	20	2.04	0.57	1.92
(3,13)	1:A:160:VAL:CG2	1:B:27:HIS:N	20	2.04	0.57	1.92
(3,13)	1:A:160:VAL:CG2	1:B:28:PHE:N	20	2.04	0.57	1.92
(3,13)	1:A:160:VAL:CG2	1:B:29:VAL:N	20	2.04	0.57	1.92
(3,13)	1:A:160:VAL:CG2	1:B:30:ASP:N	20	2.04	0.57	1.92
(3,13)	1:A:160:VAL:CG2	1:B:31:GLU:N	20	2.04	0.57	1.92
(3,13)	1:A:160:VAL:CG2	1:B:32:TYR:N	20	2.04	0.57	1.92
(3,13)	1:A:160:VAL:CG2	1:B:33:ASP:N	20	2.04	0.57	1.92
(3,13)	1:A:160:VAL:CG2	1:B:34:PRO:N	20	2.04	0.57	1.92
(3,13)	1:A:160:VAL:CG2	1:B:35:THR:N	20	2.04	0.57	1.92
(3,13)	1:A:160:VAL:CG2	1:B:36:ILE:N	20	2.04	0.57	1.92
(3,13)	1:A:160:VAL:CG2	1:B:37:GLU:N	20	2.04	0.57	1.92
(3,13)	1:A:160:VAL:CG2	1:B:38:ASP:N	20	2.04	0.57	1.92
(3,13)	1:A:160:VAL:CG2	1:B:39:SER:N	20	2.04	0.57	1.92
(3,13)	1:A:160:VAL:CG2	1:B:40:TYR:N	20	2.04	0.57	1.92
(3,13)	1:A:160:VAL:CG2	1:B:41:ARG:N	20	2.04	0.57	1.92
(3,13)	1:A:160:VAL:CG2	1:B:42:LYS:N	20	2.04	0.57	1.92
(3,13)	1:A:160:VAL:CG2	1:B:43:GLN:N	20	2.04	0.57	1.92
(3,13)	1:A:160:VAL:CG2	1:B:44:VAL:N	20	2.04	0.57	1.92

Continued on next page...

Continued from previous page...

Key	Atom-1	Atom-2	Models ¹	Mean (Å)	SD ¹ (Å)	Median (Å)
(3,13)	1:A:160:VAL:CG2	1:B:45:VAL:N	20	2.04	0.57	1.92
(3,13)	1:A:160:VAL:CG2	1:B:46:ILE:N	20	2.04	0.57	1.92
(3,13)	1:A:160:VAL:CG2	1:B:47:ASP:N	20	2.04	0.57	1.92
(3,13)	1:A:160:VAL:CG2	1:B:48:GLY:N	20	2.04	0.57	1.92
(3,13)	1:A:160:VAL:CG2	1:B:49:GLU:N	20	2.04	0.57	1.92
(3,13)	1:A:160:VAL:CG2	1:B:50:THR:N	20	2.04	0.57	1.92
(3,13)	1:A:160:VAL:CG2	1:B:51:CYS:N	20	2.04	0.57	1.92
(3,13)	1:A:160:VAL:CG2	1:B:52:LEU:N	20	2.04	0.57	1.92
(3,13)	1:A:160:VAL:CG2	1:B:53:LEU:N	20	2.04	0.57	1.92
(3,13)	1:A:160:VAL:CG2	1:B:54:ASP:N	20	2.04	0.57	1.92
(3,13)	1:A:160:VAL:CG2	1:B:55:ILE:N	20	2.04	0.57	1.92
(3,13)	1:A:160:VAL:CG2	1:B:56:LEU:N	20	2.04	0.57	1.92
(3,13)	1:A:160:VAL:CG2	1:B:57:ASP:N	20	2.04	0.57	1.92
(3,13)	1:A:160:VAL:CG2	1:B:58:THR:N	20	2.04	0.57	1.92
(3,13)	1:A:160:VAL:CG2	1:B:59:ALA:N	20	2.04	0.57	1.92
(3,13)	1:A:160:VAL:CG2	1:B:60:GLY:N	20	2.04	0.57	1.92
(3,13)	1:A:160:VAL:CG2	1:B:61:GLN:N	20	2.04	0.57	1.92
(3,13)	1:A:160:VAL:CG2	1:B:62:GLU:N	20	2.04	0.57	1.92
(3,13)	1:A:160:VAL:CG2	1:B:63:GLU:N	20	2.04	0.57	1.92
(3,13)	1:A:160:VAL:CG2	1:B:64:TYR:N	20	2.04	0.57	1.92
(3,13)	1:A:160:VAL:CG2	1:B:65:SER:N	20	2.04	0.57	1.92
(3,13)	1:A:160:VAL:CG2	1:B:66:ALA:N	20	2.04	0.57	1.92
(3,13)	1:A:160:VAL:CG2	1:B:67:MET:N	20	2.04	0.57	1.92
(3,13)	1:A:160:VAL:CG2	1:B:68:ARG:N	20	2.04	0.57	1.92
(3,13)	1:A:160:VAL:CG2	1:B:69:ASP:N	20	2.04	0.57	1.92
(3,13)	1:A:160:VAL:CG2	1:B:70:GLN:N	20	2.04	0.57	1.92
(3,13)	1:A:160:VAL:CG2	1:B:71:TYR:N	20	2.04	0.57	1.92
(3,13)	1:A:160:VAL:CG2	1:B:72:MET:N	20	2.04	0.57	1.92
(3,13)	1:A:160:VAL:CG2	1:B:73:ARG:N	20	2.04	0.57	1.92
(3,13)	1:A:160:VAL:CG2	1:B:74:THR:N	20	2.04	0.57	1.92
(3,13)	1:A:160:VAL:CG2	1:B:75:GLY:N	20	2.04	0.57	1.92
(3,13)	1:A:160:VAL:CG2	1:B:76:GLU:N	20	2.04	0.57	1.92
(3,13)	1:A:160:VAL:CG2	1:B:77:GLY:N	20	2.04	0.57	1.92
(3,13)	1:A:160:VAL:CG2	1:B:78:PHE:N	20	2.04	0.57	1.92
(3,13)	1:A:160:VAL:CG2	1:B:79:LEU:N	20	2.04	0.57	1.92
(3,13)	1:A:160:VAL:CG2	1:B:80:CYS:N	20	2.04	0.57	1.92
(3,13)	1:A:160:VAL:CG2	5:B:203:7Q9:N	20	2.04	0.57	1.92
(3,13)	1:A:160:VAL:CG2	5:B:204:7Q9:N	20	2.04	0.57	1.92
(3,13)	1:A:160:VAL:CG2	5:B:205:7Q9:N	20	2.04	0.57	1.92
(3,13)	1:A:160:VAL:CG2	5:B:206:7Q9:N	20	2.04	0.57	1.92
(3,13)	1:A:160:VAL:CG2	5:B:207:7Q9:N	20	2.04	0.57	1.92
(3,13)	1:A:160:VAL:CG2	6:B:208:17F:N1	20	2.04	0.57	1.92

Continued on next page...

Continued from previous page...

Key	Atom-1	Atom-2	Models ¹	Mean (Å)	SD ¹ (Å)	Median (Å)
(3,13)	1:A:160:VAL:CG2	5:B:209:7Q9:N	20	2.04	0.57	1.92
(3,13)	1:A:160:VAL:CG2	5:B:210:7Q9:N	20	2.04	0.57	1.92
(3,13)	1:A:160:VAL:CG2	5:B:211:7Q9:N	20	2.04	0.57	1.92
(3,13)	1:A:160:VAL:CG2	5:B:212:7Q9:N	20	2.04	0.57	1.92
(3,13)	1:A:160:VAL:CG2	5:B:213:7Q9:N	20	2.04	0.57	1.92
(3,13)	1:A:160:VAL:CG2	6:B:214:17F:N1	20	2.04	0.57	1.92
(3,13)	1:A:160:VAL:CG2	6:B:215:17F:N1	20	2.04	0.57	1.92
(3,13)	1:A:160:VAL:CG2	5:B:216:7Q9:N	20	2.04	0.57	1.92
(3,13)	1:A:160:VAL:CG2	5:B:217:7Q9:N	20	2.04	0.57	1.92
(3,13)	1:A:160:VAL:CG2	5:B:218:7Q9:N	20	2.04	0.57	1.92
(3,13)	1:A:160:VAL:CG2	6:B:219:17F:N1	20	2.04	0.57	1.92
(3,13)	1:A:160:VAL:CG2	5:B:220:7Q9:N	20	2.04	0.57	1.92
(3,6)	1:A:36:ILE:CD1	1:B:2:THR:N	20	1.58	0.52	1.74
(3,6)	1:A:36:ILE:CD1	1:B:3:GLU:N	20	1.58	0.52	1.74
(3,6)	1:A:36:ILE:CD1	1:B:4:TYR:N	20	1.58	0.52	1.74
(3,6)	1:A:36:ILE:CD1	1:B:5:LYS:N	20	1.58	0.52	1.74
(3,6)	1:A:36:ILE:CD1	1:B:6:LEU:N	20	1.58	0.52	1.74
(3,6)	1:A:36:ILE:CD1	1:B:7:VAL:N	20	1.58	0.52	1.74
(3,6)	1:A:36:ILE:CD1	1:B:8:VAL:N	20	1.58	0.52	1.74
(3,6)	1:A:36:ILE:CD1	1:B:9:VAL:N	20	1.58	0.52	1.74
(3,6)	1:A:36:ILE:CD1	1:B:10:GLY:N	20	1.58	0.52	1.74
(3,6)	1:A:36:ILE:CD1	1:B:11:ALA:N	20	1.58	0.52	1.74
(3,6)	1:A:36:ILE:CD1	1:B:12:ASP:N	20	1.58	0.52	1.74
(3,6)	1:A:36:ILE:CD1	1:B:13:GLY:N	20	1.58	0.52	1.74
(3,6)	1:A:36:ILE:CD1	1:B:14:VAL:N	20	1.58	0.52	1.74
(3,6)	1:A:36:ILE:CD1	1:B:15:GLY:N	20	1.58	0.52	1.74
(3,6)	1:A:36:ILE:CD1	1:B:16:LYS:N	20	1.58	0.52	1.74
(3,6)	1:A:36:ILE:CD1	1:B:17:SER:N	20	1.58	0.52	1.74
(3,6)	1:A:36:ILE:CD1	1:B:18:ALA:N	20	1.58	0.52	1.74
(3,6)	1:A:36:ILE:CD1	1:B:19:LEU:N	20	1.58	0.52	1.74
(3,6)	1:A:36:ILE:CD1	1:B:20:THR:N	20	1.58	0.52	1.74
(3,6)	1:A:36:ILE:CD1	1:B:21:ILE:N	20	1.58	0.52	1.74
(3,6)	1:A:36:ILE:CD1	1:B:22:GLN:N	20	1.58	0.52	1.74
(3,6)	1:A:36:ILE:CD1	1:B:23:LEU:N	20	1.58	0.52	1.74
(3,6)	1:A:36:ILE:CD1	1:B:24:ILE:N	20	1.58	0.52	1.74
(3,6)	1:A:36:ILE:CD1	1:B:25:GLN:N	20	1.58	0.52	1.74
(3,6)	1:A:36:ILE:CD1	1:B:26:ASN:N	20	1.58	0.52	1.74
(3,6)	1:A:36:ILE:CD1	1:B:27:HIS:N	20	1.58	0.52	1.74
(3,6)	1:A:36:ILE:CD1	1:B:28:PHE:N	20	1.58	0.52	1.74
(3,6)	1:A:36:ILE:CD1	1:B:29:VAL:N	20	1.58	0.52	1.74
(3,6)	1:A:36:ILE:CD1	1:B:30:ASP:N	20	1.58	0.52	1.74
(3,6)	1:A:36:ILE:CD1	1:B:31:GLU:N	20	1.58	0.52	1.74

Continued on next page...

Continued from previous page...

Key	Atom-1	Atom-2	Models ¹	Mean (Å)	SD ¹ (Å)	Median (Å)
(3,6)	1:A:36:ILE:CD1	1:B:32:TYR:N	20	1.58	0.52	1.74
(3,6)	1:A:36:ILE:CD1	1:B:33:ASP:N	20	1.58	0.52	1.74
(3,6)	1:A:36:ILE:CD1	1:B:34:PRO:N	20	1.58	0.52	1.74
(3,6)	1:A:36:ILE:CD1	1:B:35:THR:N	20	1.58	0.52	1.74
(3,6)	1:A:36:ILE:CD1	1:B:36:ILE:N	20	1.58	0.52	1.74
(3,6)	1:A:36:ILE:CD1	1:B:37:GLU:N	20	1.58	0.52	1.74
(3,6)	1:A:36:ILE:CD1	1:B:38:ASP:N	20	1.58	0.52	1.74
(3,6)	1:A:36:ILE:CD1	1:B:39:SER:N	20	1.58	0.52	1.74
(3,6)	1:A:36:ILE:CD1	1:B:40:TYR:N	20	1.58	0.52	1.74
(3,6)	1:A:36:ILE:CD1	1:B:41:ARG:N	20	1.58	0.52	1.74
(3,6)	1:A:36:ILE:CD1	1:B:42:LYS:N	20	1.58	0.52	1.74
(3,6)	1:A:36:ILE:CD1	1:B:43:GLN:N	20	1.58	0.52	1.74
(3,6)	1:A:36:ILE:CD1	1:B:44:VAL:N	20	1.58	0.52	1.74
(3,6)	1:A:36:ILE:CD1	1:B:45:VAL:N	20	1.58	0.52	1.74
(3,6)	1:A:36:ILE:CD1	1:B:46:ILE:N	20	1.58	0.52	1.74
(3,6)	1:A:36:ILE:CD1	1:B:47:ASP:N	20	1.58	0.52	1.74
(3,6)	1:A:36:ILE:CD1	1:B:48:GLY:N	20	1.58	0.52	1.74
(3,6)	1:A:36:ILE:CD1	1:B:49:GLU:N	20	1.58	0.52	1.74
(3,6)	1:A:36:ILE:CD1	1:B:50:THR:N	20	1.58	0.52	1.74
(3,6)	1:A:36:ILE:CD1	1:B:51:CYS:N	20	1.58	0.52	1.74
(3,6)	1:A:36:ILE:CD1	1:B:52:LEU:N	20	1.58	0.52	1.74
(3,6)	1:A:36:ILE:CD1	1:B:53:LEU:N	20	1.58	0.52	1.74
(3,6)	1:A:36:ILE:CD1	1:B:54:ASP:N	20	1.58	0.52	1.74
(3,6)	1:A:36:ILE:CD1	1:B:55:ILE:N	20	1.58	0.52	1.74
(3,6)	1:A:36:ILE:CD1	1:B:56:LEU:N	20	1.58	0.52	1.74
(3,6)	1:A:36:ILE:CD1	1:B:57:ASP:N	20	1.58	0.52	1.74
(3,6)	1:A:36:ILE:CD1	1:B:58:THR:N	20	1.58	0.52	1.74
(3,6)	1:A:36:ILE:CD1	1:B:59:ALA:N	20	1.58	0.52	1.74
(3,6)	1:A:36:ILE:CD1	1:B:60:GLY:N	20	1.58	0.52	1.74
(3,6)	1:A:36:ILE:CD1	1:B:61:GLN:N	20	1.58	0.52	1.74
(3,6)	1:A:36:ILE:CD1	1:B:62:GLU:N	20	1.58	0.52	1.74
(3,6)	1:A:36:ILE:CD1	1:B:63:GLU:N	20	1.58	0.52	1.74
(3,6)	1:A:36:ILE:CD1	1:B:64:TYR:N	20	1.58	0.52	1.74
(3,6)	1:A:36:ILE:CD1	1:B:65:SER:N	20	1.58	0.52	1.74
(3,6)	1:A:36:ILE:CD1	1:B:66:ALA:N	20	1.58	0.52	1.74
(3,6)	1:A:36:ILE:CD1	1:B:67:MET:N	20	1.58	0.52	1.74
(3,6)	1:A:36:ILE:CD1	1:B:68:ARG:N	20	1.58	0.52	1.74
(3,6)	1:A:36:ILE:CD1	1:B:69:ASP:N	20	1.58	0.52	1.74
(3,6)	1:A:36:ILE:CD1	1:B:70:GLN:N	20	1.58	0.52	1.74
(3,6)	1:A:36:ILE:CD1	1:B:71:TYR:N	20	1.58	0.52	1.74
(3,6)	1:A:36:ILE:CD1	1:B:72:MET:N	20	1.58	0.52	1.74
(3,6)	1:A:36:ILE:CD1	1:B:73:ARG:N	20	1.58	0.52	1.74

Continued on next page...

Continued from previous page...

Key	Atom-1	Atom-2	Models ¹	Mean (Å)	SD ¹ (Å)	Median (Å)
(3,6)	1:A:36:ILE:CD1	1:B:74:THR:N	20	1.58	0.52	1.74
(3,6)	1:A:36:ILE:CD1	1:B:75:GLY:N	20	1.58	0.52	1.74
(3,6)	1:A:36:ILE:CD1	1:B:76:GLU:N	20	1.58	0.52	1.74
(3,6)	1:A:36:ILE:CD1	1:B:77:GLY:N	20	1.58	0.52	1.74
(3,6)	1:A:36:ILE:CD1	1:B:78:PHE:N	20	1.58	0.52	1.74
(3,6)	1:A:36:ILE:CD1	1:B:79:LEU:N	20	1.58	0.52	1.74
(3,6)	1:A:36:ILE:CD1	1:B:80:CYS:N	20	1.58	0.52	1.74
(3,6)	1:A:36:ILE:CD1	5:B:203:7Q9:N	20	1.58	0.52	1.74
(3,6)	1:A:36:ILE:CD1	5:B:204:7Q9:N	20	1.58	0.52	1.74
(3,6)	1:A:36:ILE:CD1	5:B:205:7Q9:N	20	1.58	0.52	1.74
(3,6)	1:A:36:ILE:CD1	5:B:206:7Q9:N	20	1.58	0.52	1.74
(3,6)	1:A:36:ILE:CD1	5:B:207:7Q9:N	20	1.58	0.52	1.74
(3,6)	1:A:36:ILE:CD1	6:B:208:17F:N1	20	1.58	0.52	1.74
(3,6)	1:A:36:ILE:CD1	5:B:209:7Q9:N	20	1.58	0.52	1.74
(3,6)	1:A:36:ILE:CD1	5:B:210:7Q9:N	20	1.58	0.52	1.74
(3,6)	1:A:36:ILE:CD1	5:B:211:7Q9:N	20	1.58	0.52	1.74
(3,6)	1:A:36:ILE:CD1	5:B:212:7Q9:N	20	1.58	0.52	1.74
(3,6)	1:A:36:ILE:CD1	5:B:213:7Q9:N	20	1.58	0.52	1.74
(3,6)	1:A:36:ILE:CD1	6:B:214:17F:N1	20	1.58	0.52	1.74
(3,6)	1:A:36:ILE:CD1	6:B:215:17F:N1	20	1.58	0.52	1.74
(3,6)	1:A:36:ILE:CD1	5:B:216:7Q9:N	20	1.58	0.52	1.74
(3,6)	1:A:36:ILE:CD1	5:B:217:7Q9:N	20	1.58	0.52	1.74
(3,6)	1:A:36:ILE:CD1	5:B:218:7Q9:N	20	1.58	0.52	1.74
(3,6)	1:A:36:ILE:CD1	6:B:219:17F:N1	20	1.58	0.52	1.74
(3,6)	1:A:36:ILE:CD1	5:B:220:7Q9:N	20	1.58	0.52	1.74
(3,9)	1:A:46:ILE:CD1	1:B:2:THR:N	19	1.32	0.81	1.11
(3,9)	1:A:46:ILE:CD1	1:B:3:GLU:N	19	1.32	0.81	1.11
(3,9)	1:A:46:ILE:CD1	1:B:4:TYR:N	19	1.32	0.81	1.11
(3,9)	1:A:46:ILE:CD1	1:B:5:LYS:N	19	1.32	0.81	1.11
(3,9)	1:A:46:ILE:CD1	1:B:6:LEU:N	19	1.32	0.81	1.11
(3,9)	1:A:46:ILE:CD1	1:B:7:VAL:N	19	1.32	0.81	1.11
(3,9)	1:A:46:ILE:CD1	1:B:8:VAL:N	19	1.32	0.81	1.11
(3,9)	1:A:46:ILE:CD1	1:B:9:VAL:N	19	1.32	0.81	1.11
(3,9)	1:A:46:ILE:CD1	1:B:10:GLY:N	19	1.32	0.81	1.11
(3,9)	1:A:46:ILE:CD1	1:B:11:ALA:N	19	1.32	0.81	1.11
(3,9)	1:A:46:ILE:CD1	1:B:12:ASP:N	19	1.32	0.81	1.11
(3,9)	1:A:46:ILE:CD1	1:B:13:GLY:N	19	1.32	0.81	1.11
(3,9)	1:A:46:ILE:CD1	1:B:14:VAL:N	19	1.32	0.81	1.11
(3,9)	1:A:46:ILE:CD1	1:B:15:GLY:N	19	1.32	0.81	1.11
(3,9)	1:A:46:ILE:CD1	1:B:16:LYS:N	19	1.32	0.81	1.11
(3,9)	1:A:46:ILE:CD1	1:B:17:SER:N	19	1.32	0.81	1.11
(3,9)	1:A:46:ILE:CD1	1:B:18:ALA:N	19	1.32	0.81	1.11

Continued on next page...

Continued from previous page...

Key	Atom-1	Atom-2	Models ¹	Mean (Å)	SD ¹ (Å)	Median (Å)
(3,9)	1:A:46:ILE:CD1	1:B:19:LEU:N	19	1.32	0.81	1.11
(3,9)	1:A:46:ILE:CD1	1:B:20:THR:N	19	1.32	0.81	1.11
(3,9)	1:A:46:ILE:CD1	1:B:21:ILE:N	19	1.32	0.81	1.11
(3,9)	1:A:46:ILE:CD1	1:B:22:GLN:N	19	1.32	0.81	1.11
(3,9)	1:A:46:ILE:CD1	1:B:23:LEU:N	19	1.32	0.81	1.11
(3,9)	1:A:46:ILE:CD1	1:B:24:ILE:N	19	1.32	0.81	1.11
(3,9)	1:A:46:ILE:CD1	1:B:25:GLN:N	19	1.32	0.81	1.11
(3,9)	1:A:46:ILE:CD1	1:B:26:ASN:N	19	1.32	0.81	1.11
(3,9)	1:A:46:ILE:CD1	1:B:27:HIS:N	19	1.32	0.81	1.11
(3,9)	1:A:46:ILE:CD1	1:B:28:PHE:N	19	1.32	0.81	1.11
(3,9)	1:A:46:ILE:CD1	1:B:29:VAL:N	19	1.32	0.81	1.11
(3,9)	1:A:46:ILE:CD1	1:B:30:ASP:N	19	1.32	0.81	1.11
(3,9)	1:A:46:ILE:CD1	1:B:31:GLU:N	19	1.32	0.81	1.11
(3,9)	1:A:46:ILE:CD1	1:B:32:TYR:N	19	1.32	0.81	1.11
(3,9)	1:A:46:ILE:CD1	1:B:33:ASP:N	19	1.32	0.81	1.11
(3,9)	1:A:46:ILE:CD1	1:B:34:PRO:N	19	1.32	0.81	1.11
(3,9)	1:A:46:ILE:CD1	1:B:35:THR:N	19	1.32	0.81	1.11
(3,9)	1:A:46:ILE:CD1	1:B:36:ILE:N	19	1.32	0.81	1.11
(3,9)	1:A:46:ILE:CD1	1:B:37:GLU:N	19	1.32	0.81	1.11
(3,9)	1:A:46:ILE:CD1	1:B:38:ASP:N	19	1.32	0.81	1.11
(3,9)	1:A:46:ILE:CD1	1:B:39:SER:N	19	1.32	0.81	1.11
(3,9)	1:A:46:ILE:CD1	1:B:40:TYR:N	19	1.32	0.81	1.11
(3,9)	1:A:46:ILE:CD1	1:B:41:ARG:N	19	1.32	0.81	1.11
(3,9)	1:A:46:ILE:CD1	1:B:42:LYS:N	19	1.32	0.81	1.11
(3,9)	1:A:46:ILE:CD1	1:B:43:GLN:N	19	1.32	0.81	1.11
(3,9)	1:A:46:ILE:CD1	1:B:44:VAL:N	19	1.32	0.81	1.11
(3,9)	1:A:46:ILE:CD1	1:B:45:VAL:N	19	1.32	0.81	1.11
(3,9)	1:A:46:ILE:CD1	1:B:46:ILE:N	19	1.32	0.81	1.11
(3,9)	1:A:46:ILE:CD1	1:B:47:ASP:N	19	1.32	0.81	1.11
(3,9)	1:A:46:ILE:CD1	1:B:48:GLY:N	19	1.32	0.81	1.11
(3,9)	1:A:46:ILE:CD1	1:B:49:GLU:N	19	1.32	0.81	1.11
(3,9)	1:A:46:ILE:CD1	1:B:50:THR:N	19	1.32	0.81	1.11
(3,9)	1:A:46:ILE:CD1	1:B:51:CYS:N	19	1.32	0.81	1.11
(3,9)	1:A:46:ILE:CD1	1:B:52:LEU:N	19	1.32	0.81	1.11
(3,9)	1:A:46:ILE:CD1	1:B:53:LEU:N	19	1.32	0.81	1.11
(3,9)	1:A:46:ILE:CD1	1:B:54:ASP:N	19	1.32	0.81	1.11
(3,9)	1:A:46:ILE:CD1	1:B:55:ILE:N	19	1.32	0.81	1.11
(3,9)	1:A:46:ILE:CD1	1:B:56:LEU:N	19	1.32	0.81	1.11
(3,9)	1:A:46:ILE:CD1	1:B:57:ASP:N	19	1.32	0.81	1.11
(3,9)	1:A:46:ILE:CD1	1:B:58:THR:N	19	1.32	0.81	1.11
(3,9)	1:A:46:ILE:CD1	1:B:59:ALA:N	19	1.32	0.81	1.11
(3,9)	1:A:46:ILE:CD1	1:B:60:GLY:N	19	1.32	0.81	1.11

Continued on next page...

Continued from previous page...

Key	Atom-1	Atom-2	Models ¹	Mean (Å)	SD ¹ (Å)	Median (Å)
(3,9)	1:A:46:ILE:CD1	1:B:61:GLN:N	19	1.32	0.81	1.11
(3,9)	1:A:46:ILE:CD1	1:B:62:GLU:N	19	1.32	0.81	1.11
(3,9)	1:A:46:ILE:CD1	1:B:63:GLU:N	19	1.32	0.81	1.11
(3,9)	1:A:46:ILE:CD1	1:B:64:TYR:N	19	1.32	0.81	1.11
(3,9)	1:A:46:ILE:CD1	1:B:65:SER:N	19	1.32	0.81	1.11
(3,9)	1:A:46:ILE:CD1	1:B:66:ALA:N	19	1.32	0.81	1.11
(3,9)	1:A:46:ILE:CD1	1:B:67:MET:N	19	1.32	0.81	1.11
(3,9)	1:A:46:ILE:CD1	1:B:68:ARG:N	19	1.32	0.81	1.11
(3,9)	1:A:46:ILE:CD1	1:B:69:ASP:N	19	1.32	0.81	1.11
(3,9)	1:A:46:ILE:CD1	1:B:70:GLN:N	19	1.32	0.81	1.11
(3,9)	1:A:46:ILE:CD1	1:B:71:TYR:N	19	1.32	0.81	1.11
(3,9)	1:A:46:ILE:CD1	1:B:72:MET:N	19	1.32	0.81	1.11
(3,9)	1:A:46:ILE:CD1	1:B:73:ARG:N	19	1.32	0.81	1.11
(3,9)	1:A:46:ILE:CD1	1:B:74:THR:N	19	1.32	0.81	1.11
(3,9)	1:A:46:ILE:CD1	1:B:75:GLY:N	19	1.32	0.81	1.11
(3,9)	1:A:46:ILE:CD1	1:B:76:GLU:N	19	1.32	0.81	1.11
(3,9)	1:A:46:ILE:CD1	1:B:77:GLY:N	19	1.32	0.81	1.11
(3,9)	1:A:46:ILE:CD1	1:B:78:PHE:N	19	1.32	0.81	1.11
(3,9)	1:A:46:ILE:CD1	1:B:79:LEU:N	19	1.32	0.81	1.11
(3,9)	1:A:46:ILE:CD1	1:B:80:CYS:N	19	1.32	0.81	1.11
(3,9)	1:A:46:ILE:CD1	5:B:203:7Q9:N	19	1.32	0.81	1.11
(3,9)	1:A:46:ILE:CD1	5:B:204:7Q9:N	19	1.32	0.81	1.11
(3,9)	1:A:46:ILE:CD1	5:B:205:7Q9:N	19	1.32	0.81	1.11
(3,9)	1:A:46:ILE:CD1	5:B:206:7Q9:N	19	1.32	0.81	1.11
(3,9)	1:A:46:ILE:CD1	5:B:207:7Q9:N	19	1.32	0.81	1.11
(3,9)	1:A:46:ILE:CD1	6:B:208:17F:N1	19	1.32	0.81	1.11
(3,9)	1:A:46:ILE:CD1	5:B:209:7Q9:N	19	1.32	0.81	1.11
(3,9)	1:A:46:ILE:CD1	5:B:210:7Q9:N	19	1.32	0.81	1.11
(3,9)	1:A:46:ILE:CD1	5:B:211:7Q9:N	19	1.32	0.81	1.11
(3,9)	1:A:46:ILE:CD1	5:B:212:7Q9:N	19	1.32	0.81	1.11
(3,9)	1:A:46:ILE:CD1	5:B:213:7Q9:N	19	1.32	0.81	1.11
(3,9)	1:A:46:ILE:CD1	6:B:214:17F:N1	19	1.32	0.81	1.11
(3,9)	1:A:46:ILE:CD1	6:B:215:17F:N1	19	1.32	0.81	1.11
(3,9)	1:A:46:ILE:CD1	5:B:216:7Q9:N	19	1.32	0.81	1.11
(3,9)	1:A:46:ILE:CD1	5:B:217:7Q9:N	19	1.32	0.81	1.11
(3,9)	1:A:46:ILE:CD1	5:B:218:7Q9:N	19	1.32	0.81	1.11
(3,9)	1:A:46:ILE:CD1	6:B:219:17F:N1	19	1.32	0.81	1.11
(3,9)	1:A:46:ILE:CD1	5:B:220:7Q9:N	19	1.32	0.81	1.11
(3,2)	1:A:8:VAL:CG1	1:B:2:THR:N	18	0.72	0.21	0.74
(3,2)	1:A:8:VAL:CG1	1:B:3:GLU:N	18	0.72	0.21	0.74
(3,2)	1:A:8:VAL:CG1	1:B:4:TYR:N	18	0.72	0.21	0.74
(3,2)	1:A:8:VAL:CG1	1:B:5:LYS:N	18	0.72	0.21	0.74

Continued on next page...

Continued from previous page...

Key	Atom-1	Atom-2	Models ¹	Mean (Å)	SD ¹ (Å)	Median (Å)
(3,2)	1:A:8:VAL:CG1	1:B:6:LEU:N	18	0.72	0.21	0.74
(3,2)	1:A:8:VAL:CG1	1:B:7:VAL:N	18	0.72	0.21	0.74
(3,2)	1:A:8:VAL:CG1	1:B:8:VAL:N	18	0.72	0.21	0.74
(3,2)	1:A:8:VAL:CG1	1:B:9:VAL:N	18	0.72	0.21	0.74
(3,2)	1:A:8:VAL:CG1	1:B:10:GLY:N	18	0.72	0.21	0.74
(3,2)	1:A:8:VAL:CG1	1:B:11:ALA:N	18	0.72	0.21	0.74
(3,2)	1:A:8:VAL:CG1	1:B:12:ASP:N	18	0.72	0.21	0.74
(3,2)	1:A:8:VAL:CG1	1:B:13:GLY:N	18	0.72	0.21	0.74
(3,2)	1:A:8:VAL:CG1	1:B:14:VAL:N	18	0.72	0.21	0.74
(3,2)	1:A:8:VAL:CG1	1:B:15:GLY:N	18	0.72	0.21	0.74
(3,2)	1:A:8:VAL:CG1	1:B:16:LYS:N	18	0.72	0.21	0.74
(3,2)	1:A:8:VAL:CG1	1:B:17:SER:N	18	0.72	0.21	0.74
(3,2)	1:A:8:VAL:CG1	1:B:18:ALA:N	18	0.72	0.21	0.74
(3,2)	1:A:8:VAL:CG1	1:B:19:LEU:N	18	0.72	0.21	0.74
(3,2)	1:A:8:VAL:CG1	1:B:20:THR:N	18	0.72	0.21	0.74
(3,2)	1:A:8:VAL:CG1	1:B:21:ILE:N	18	0.72	0.21	0.74
(3,2)	1:A:8:VAL:CG1	1:B:22:GLN:N	18	0.72	0.21	0.74
(3,2)	1:A:8:VAL:CG1	1:B:23:LEU:N	18	0.72	0.21	0.74
(3,2)	1:A:8:VAL:CG1	1:B:24:ILE:N	18	0.72	0.21	0.74
(3,2)	1:A:8:VAL:CG1	1:B:25:GLN:N	18	0.72	0.21	0.74
(3,2)	1:A:8:VAL:CG1	1:B:26:ASN:N	18	0.72	0.21	0.74
(3,2)	1:A:8:VAL:CG1	1:B:27:HIS:N	18	0.72	0.21	0.74
(3,2)	1:A:8:VAL:CG1	1:B:28:PHE:N	18	0.72	0.21	0.74
(3,2)	1:A:8:VAL:CG1	1:B:29:VAL:N	18	0.72	0.21	0.74
(3,2)	1:A:8:VAL:CG1	1:B:30:ASP:N	18	0.72	0.21	0.74
(3,2)	1:A:8:VAL:CG1	1:B:31:GLU:N	18	0.72	0.21	0.74
(3,2)	1:A:8:VAL:CG1	1:B:32:TYR:N	18	0.72	0.21	0.74
(3,2)	1:A:8:VAL:CG1	1:B:33:ASP:N	18	0.72	0.21	0.74
(3,2)	1:A:8:VAL:CG1	1:B:34:PRO:N	18	0.72	0.21	0.74
(3,2)	1:A:8:VAL:CG1	1:B:35:THR:N	18	0.72	0.21	0.74
(3,2)	1:A:8:VAL:CG1	1:B:36:ILE:N	18	0.72	0.21	0.74
(3,2)	1:A:8:VAL:CG1	1:B:37:GLU:N	18	0.72	0.21	0.74
(3,2)	1:A:8:VAL:CG1	1:B:38:ASP:N	18	0.72	0.21	0.74
(3,2)	1:A:8:VAL:CG1	1:B:39:SER:N	18	0.72	0.21	0.74
(3,2)	1:A:8:VAL:CG1	1:B:40:TYR:N	18	0.72	0.21	0.74
(3,2)	1:A:8:VAL:CG1	1:B:41:ARG:N	18	0.72	0.21	0.74
(3,2)	1:A:8:VAL:CG1	1:B:42:LYS:N	18	0.72	0.21	0.74
(3,2)	1:A:8:VAL:CG1	1:B:43:GLN:N	18	0.72	0.21	0.74
(3,2)	1:A:8:VAL:CG1	1:B:44:VAL:N	18	0.72	0.21	0.74
(3,2)	1:A:8:VAL:CG1	1:B:45:VAL:N	18	0.72	0.21	0.74
(3,2)	1:A:8:VAL:CG1	1:B:46:ILE:N	18	0.72	0.21	0.74
(3,2)	1:A:8:VAL:CG1	1:B:47:ASP:N	18	0.72	0.21	0.74

Continued on next page...

Continued from previous page...

Key	Atom-1	Atom-2	Models ¹	Mean (Å)	SD ¹ (Å)	Median (Å)
(3,2)	1:A:8:VAL:CG1	1:B:48:GLY:N	18	0.72	0.21	0.74
(3,2)	1:A:8:VAL:CG1	1:B:49:GLU:N	18	0.72	0.21	0.74
(3,2)	1:A:8:VAL:CG1	1:B:50:THR:N	18	0.72	0.21	0.74
(3,2)	1:A:8:VAL:CG1	1:B:51:CYS:N	18	0.72	0.21	0.74
(3,2)	1:A:8:VAL:CG1	1:B:52:LEU:N	18	0.72	0.21	0.74
(3,2)	1:A:8:VAL:CG1	1:B:53:LEU:N	18	0.72	0.21	0.74
(3,2)	1:A:8:VAL:CG1	1:B:54:ASP:N	18	0.72	0.21	0.74
(3,2)	1:A:8:VAL:CG1	1:B:55:ILE:N	18	0.72	0.21	0.74
(3,2)	1:A:8:VAL:CG1	1:B:56:LEU:N	18	0.72	0.21	0.74
(3,2)	1:A:8:VAL:CG1	1:B:57:ASP:N	18	0.72	0.21	0.74
(3,2)	1:A:8:VAL:CG1	1:B:58:THR:N	18	0.72	0.21	0.74
(3,2)	1:A:8:VAL:CG1	1:B:59:ALA:N	18	0.72	0.21	0.74
(3,2)	1:A:8:VAL:CG1	1:B:60:GLY:N	18	0.72	0.21	0.74
(3,2)	1:A:8:VAL:CG1	1:B:61:GLN:N	18	0.72	0.21	0.74
(3,2)	1:A:8:VAL:CG1	1:B:62:GLU:N	18	0.72	0.21	0.74
(3,2)	1:A:8:VAL:CG1	1:B:63:GLU:N	18	0.72	0.21	0.74
(3,2)	1:A:8:VAL:CG1	1:B:64:TYR:N	18	0.72	0.21	0.74
(3,2)	1:A:8:VAL:CG1	1:B:65:SER:N	18	0.72	0.21	0.74
(3,2)	1:A:8:VAL:CG1	1:B:66:ALA:N	18	0.72	0.21	0.74
(3,2)	1:A:8:VAL:CG1	1:B:67:MET:N	18	0.72	0.21	0.74
(3,2)	1:A:8:VAL:CG1	1:B:68:ARG:N	18	0.72	0.21	0.74
(3,2)	1:A:8:VAL:CG1	1:B:69:ASP:N	18	0.72	0.21	0.74
(3,2)	1:A:8:VAL:CG1	1:B:70:GLN:N	18	0.72	0.21	0.74
(3,2)	1:A:8:VAL:CG1	1:B:71:TYR:N	18	0.72	0.21	0.74
(3,2)	1:A:8:VAL:CG1	1:B:72:MET:N	18	0.72	0.21	0.74
(3,2)	1:A:8:VAL:CG1	1:B:73:ARG:N	18	0.72	0.21	0.74
(3,2)	1:A:8:VAL:CG1	1:B:74:THR:N	18	0.72	0.21	0.74
(3,2)	1:A:8:VAL:CG1	1:B:75:GLY:N	18	0.72	0.21	0.74
(3,2)	1:A:8:VAL:CG1	1:B:76:GLU:N	18	0.72	0.21	0.74
(3,2)	1:A:8:VAL:CG1	1:B:77:GLY:N	18	0.72	0.21	0.74
(3,2)	1:A:8:VAL:CG1	1:B:78:PHE:N	18	0.72	0.21	0.74
(3,2)	1:A:8:VAL:CG1	1:B:79:LEU:N	18	0.72	0.21	0.74
(3,2)	1:A:8:VAL:CG1	1:B:80:CYS:N	18	0.72	0.21	0.74
(3,2)	1:A:8:VAL:CG1	5:B:203:7Q9:N	18	0.72	0.21	0.74
(3,2)	1:A:8:VAL:CG1	5:B:204:7Q9:N	18	0.72	0.21	0.74
(3,2)	1:A:8:VAL:CG1	5:B:205:7Q9:N	18	0.72	0.21	0.74
(3,2)	1:A:8:VAL:CG1	5:B:206:7Q9:N	18	0.72	0.21	0.74
(3,2)	1:A:8:VAL:CG1	5:B:207:7Q9:N	18	0.72	0.21	0.74
(3,2)	1:A:8:VAL:CG1	6:B:208:17F:N1	18	0.72	0.21	0.74
(3,2)	1:A:8:VAL:CG1	5:B:209:7Q9:N	18	0.72	0.21	0.74
(3,2)	1:A:8:VAL:CG1	5:B:210:7Q9:N	18	0.72	0.21	0.74
(3,2)	1:A:8:VAL:CG1	5:B:211:7Q9:N	18	0.72	0.21	0.74

Continued on next page...

Continued from previous page...

Key	Atom-1	Atom-2	Models ¹	Mean (Å)	SD ¹ (Å)	Median (Å)
(3,2)	1:A:8:VAL:CG1	5:B:212:7Q9:N	18	0.72	0.21	0.74
(3,2)	1:A:8:VAL:CG1	5:B:213:7Q9:N	18	0.72	0.21	0.74
(3,2)	1:A:8:VAL:CG1	6:B:214:17F:N1	18	0.72	0.21	0.74
(3,2)	1:A:8:VAL:CG1	6:B:215:17F:N1	18	0.72	0.21	0.74
(3,2)	1:A:8:VAL:CG1	5:B:216:7Q9:N	18	0.72	0.21	0.74
(3,2)	1:A:8:VAL:CG1	5:B:217:7Q9:N	18	0.72	0.21	0.74
(3,2)	1:A:8:VAL:CG1	5:B:218:7Q9:N	18	0.72	0.21	0.74
(3,2)	1:A:8:VAL:CG1	6:B:219:17F:N1	18	0.72	0.21	0.74
(3,2)	1:A:8:VAL:CG1	5:B:220:7Q9:N	18	0.72	0.21	0.74
(3,2)	1:A:8:VAL:CG2	1:B:2:THR:N	18	0.72	0.21	0.74
(3,2)	1:A:8:VAL:CG2	1:B:3:GLU:N	18	0.72	0.21	0.74
(3,2)	1:A:8:VAL:CG2	1:B:4:TYR:N	18	0.72	0.21	0.74
(3,2)	1:A:8:VAL:CG2	1:B:5:LYS:N	18	0.72	0.21	0.74
(3,2)	1:A:8:VAL:CG2	1:B:6:LEU:N	18	0.72	0.21	0.74
(3,2)	1:A:8:VAL:CG2	1:B:7:VAL:N	18	0.72	0.21	0.74
(3,2)	1:A:8:VAL:CG2	1:B:8:VAL:N	18	0.72	0.21	0.74
(3,2)	1:A:8:VAL:CG2	1:B:9:VAL:N	18	0.72	0.21	0.74
(3,2)	1:A:8:VAL:CG2	1:B:10:GLY:N	18	0.72	0.21	0.74
(3,2)	1:A:8:VAL:CG2	1:B:11:ALA:N	18	0.72	0.21	0.74
(3,2)	1:A:8:VAL:CG2	1:B:12:ASP:N	18	0.72	0.21	0.74
(3,2)	1:A:8:VAL:CG2	1:B:13:GLY:N	18	0.72	0.21	0.74
(3,2)	1:A:8:VAL:CG2	1:B:14:VAL:N	18	0.72	0.21	0.74
(3,2)	1:A:8:VAL:CG2	1:B:15:GLY:N	18	0.72	0.21	0.74
(3,2)	1:A:8:VAL:CG2	1:B:16:LYS:N	18	0.72	0.21	0.74
(3,2)	1:A:8:VAL:CG2	1:B:17:SER:N	18	0.72	0.21	0.74
(3,2)	1:A:8:VAL:CG2	1:B:18:ALA:N	18	0.72	0.21	0.74
(3,2)	1:A:8:VAL:CG2	1:B:19:LEU:N	18	0.72	0.21	0.74
(3,2)	1:A:8:VAL:CG2	1:B:20:THR:N	18	0.72	0.21	0.74
(3,2)	1:A:8:VAL:CG2	1:B:21:ILE:N	18	0.72	0.21	0.74
(3,2)	1:A:8:VAL:CG2	1:B:22:GLN:N	18	0.72	0.21	0.74
(3,2)	1:A:8:VAL:CG2	1:B:23:LEU:N	18	0.72	0.21	0.74
(3,2)	1:A:8:VAL:CG2	1:B:24:ILE:N	18	0.72	0.21	0.74
(3,2)	1:A:8:VAL:CG2	1:B:25:GLN:N	18	0.72	0.21	0.74
(3,2)	1:A:8:VAL:CG2	1:B:26:ASN:N	18	0.72	0.21	0.74
(3,2)	1:A:8:VAL:CG2	1:B:27:HIS:N	18	0.72	0.21	0.74
(3,2)	1:A:8:VAL:CG2	1:B:28:PHE:N	18	0.72	0.21	0.74
(3,2)	1:A:8:VAL:CG2	1:B:29:VAL:N	18	0.72	0.21	0.74
(3,2)	1:A:8:VAL:CG2	1:B:30:ASP:N	18	0.72	0.21	0.74
(3,2)	1:A:8:VAL:CG2	1:B:31:GLU:N	18	0.72	0.21	0.74
(3,2)	1:A:8:VAL:CG2	1:B:32:TYR:N	18	0.72	0.21	0.74
(3,2)	1:A:8:VAL:CG2	1:B:33:ASP:N	18	0.72	0.21	0.74
(3,2)	1:A:8:VAL:CG2	1:B:34:PRO:N	18	0.72	0.21	0.74

Continued on next page...

Continued from previous page...

Key	Atom-1	Atom-2	Models ¹	Mean (Å)	SD ¹ (Å)	Median (Å)
(3,2)	1:A:8:VAL:CG2	1:B:35:THR:N	18	0.72	0.21	0.74
(3,2)	1:A:8:VAL:CG2	1:B:36:ILE:N	18	0.72	0.21	0.74
(3,2)	1:A:8:VAL:CG2	1:B:37:GLU:N	18	0.72	0.21	0.74
(3,2)	1:A:8:VAL:CG2	1:B:38:ASP:N	18	0.72	0.21	0.74
(3,2)	1:A:8:VAL:CG2	1:B:39:SER:N	18	0.72	0.21	0.74
(3,2)	1:A:8:VAL:CG2	1:B:40:TYR:N	18	0.72	0.21	0.74
(3,2)	1:A:8:VAL:CG2	1:B:41:ARG:N	18	0.72	0.21	0.74
(3,2)	1:A:8:VAL:CG2	1:B:42:LYS:N	18	0.72	0.21	0.74
(3,2)	1:A:8:VAL:CG2	1:B:43:GLN:N	18	0.72	0.21	0.74
(3,2)	1:A:8:VAL:CG2	1:B:44:VAL:N	18	0.72	0.21	0.74
(3,2)	1:A:8:VAL:CG2	1:B:45:VAL:N	18	0.72	0.21	0.74
(3,2)	1:A:8:VAL:CG2	1:B:46:ILE:N	18	0.72	0.21	0.74
(3,2)	1:A:8:VAL:CG2	1:B:47:ASP:N	18	0.72	0.21	0.74
(3,2)	1:A:8:VAL:CG2	1:B:48:GLY:N	18	0.72	0.21	0.74
(3,2)	1:A:8:VAL:CG2	1:B:49:GLU:N	18	0.72	0.21	0.74
(3,2)	1:A:8:VAL:CG2	1:B:50:THR:N	18	0.72	0.21	0.74
(3,2)	1:A:8:VAL:CG2	1:B:51:CYS:N	18	0.72	0.21	0.74
(3,2)	1:A:8:VAL:CG2	1:B:52:LEU:N	18	0.72	0.21	0.74
(3,2)	1:A:8:VAL:CG2	1:B:53:LEU:N	18	0.72	0.21	0.74
(3,2)	1:A:8:VAL:CG2	1:B:54:ASP:N	18	0.72	0.21	0.74
(3,2)	1:A:8:VAL:CG2	1:B:55:ILE:N	18	0.72	0.21	0.74
(3,2)	1:A:8:VAL:CG2	1:B:56:LEU:N	18	0.72	0.21	0.74
(3,2)	1:A:8:VAL:CG2	1:B:57:ASP:N	18	0.72	0.21	0.74
(3,2)	1:A:8:VAL:CG2	1:B:58:THR:N	18	0.72	0.21	0.74
(3,2)	1:A:8:VAL:CG2	1:B:59:ALA:N	18	0.72	0.21	0.74
(3,2)	1:A:8:VAL:CG2	1:B:60:GLY:N	18	0.72	0.21	0.74
(3,2)	1:A:8:VAL:CG2	1:B:61:GLN:N	18	0.72	0.21	0.74
(3,2)	1:A:8:VAL:CG2	1:B:62:GLU:N	18	0.72	0.21	0.74
(3,2)	1:A:8:VAL:CG2	1:B:63:GLU:N	18	0.72	0.21	0.74
(3,2)	1:A:8:VAL:CG2	1:B:64:TYR:N	18	0.72	0.21	0.74
(3,2)	1:A:8:VAL:CG2	1:B:65:SER:N	18	0.72	0.21	0.74
(3,2)	1:A:8:VAL:CG2	1:B:66:ALA:N	18	0.72	0.21	0.74
(3,2)	1:A:8:VAL:CG2	1:B:67:MET:N	18	0.72	0.21	0.74
(3,2)	1:A:8:VAL:CG2	1:B:68:ARG:N	18	0.72	0.21	0.74
(3,2)	1:A:8:VAL:CG2	1:B:69:ASP:N	18	0.72	0.21	0.74
(3,2)	1:A:8:VAL:CG2	1:B:70:GLN:N	18	0.72	0.21	0.74
(3,2)	1:A:8:VAL:CG2	1:B:71:TYR:N	18	0.72	0.21	0.74
(3,2)	1:A:8:VAL:CG2	1:B:72:MET:N	18	0.72	0.21	0.74
(3,2)	1:A:8:VAL:CG2	1:B:73:ARG:N	18	0.72	0.21	0.74
(3,2)	1:A:8:VAL:CG2	1:B:74:THR:N	18	0.72	0.21	0.74
(3,2)	1:A:8:VAL:CG2	1:B:75:GLY:N	18	0.72	0.21	0.74
(3,2)	1:A:8:VAL:CG2	1:B:76:GLU:N	18	0.72	0.21	0.74

Continued on next page...

Continued from previous page...

Key	Atom-1	Atom-2	Models ¹	Mean (Å)	SD ¹ (Å)	Median (Å)
(3,2)	1:A:8:VAL:CG2	1:B:77:GLY:N	18	0.72	0.21	0.74
(3,2)	1:A:8:VAL:CG2	1:B:78:PHE:N	18	0.72	0.21	0.74
(3,2)	1:A:8:VAL:CG2	1:B:79:LEU:N	18	0.72	0.21	0.74
(3,2)	1:A:8:VAL:CG2	1:B:80:CYS:N	18	0.72	0.21	0.74
(3,2)	1:A:8:VAL:CG2	5:B:203:7Q9:N	18	0.72	0.21	0.74
(3,2)	1:A:8:VAL:CG2	5:B:204:7Q9:N	18	0.72	0.21	0.74
(3,2)	1:A:8:VAL:CG2	5:B:205:7Q9:N	18	0.72	0.21	0.74
(3,2)	1:A:8:VAL:CG2	5:B:206:7Q9:N	18	0.72	0.21	0.74
(3,2)	1:A:8:VAL:CG2	5:B:207:7Q9:N	18	0.72	0.21	0.74
(3,2)	1:A:8:VAL:CG2	6:B:208:17F:N1	18	0.72	0.21	0.74
(3,2)	1:A:8:VAL:CG2	5:B:209:7Q9:N	18	0.72	0.21	0.74
(3,2)	1:A:8:VAL:CG2	5:B:210:7Q9:N	18	0.72	0.21	0.74
(3,2)	1:A:8:VAL:CG2	5:B:211:7Q9:N	18	0.72	0.21	0.74
(3,2)	1:A:8:VAL:CG2	5:B:212:7Q9:N	18	0.72	0.21	0.74
(3,2)	1:A:8:VAL:CG2	5:B:213:7Q9:N	18	0.72	0.21	0.74
(3,2)	1:A:8:VAL:CG2	6:B:214:17F:N1	18	0.72	0.21	0.74
(3,2)	1:A:8:VAL:CG2	6:B:215:17F:N1	18	0.72	0.21	0.74
(3,2)	1:A:8:VAL:CG2	5:B:216:7Q9:N	18	0.72	0.21	0.74
(3,2)	1:A:8:VAL:CG2	5:B:217:7Q9:N	18	0.72	0.21	0.74
(3,2)	1:A:8:VAL:CG2	5:B:218:7Q9:N	18	0.72	0.21	0.74
(3,2)	1:A:8:VAL:CG2	6:B:219:17F:N1	18	0.72	0.21	0.74
(3,2)	1:A:8:VAL:CG2	5:B:220:7Q9:N	18	0.72	0.21	0.74
(3,11)	1:A:56:LEU:CD1	1:B:2:THR:N	11	0.49	0.21	0.45
(3,11)	1:A:56:LEU:CD1	1:B:3:GLU:N	11	0.49	0.21	0.45
(3,11)	1:A:56:LEU:CD1	1:B:4:TYR:N	11	0.49	0.21	0.45
(3,11)	1:A:56:LEU:CD1	1:B:5:LYS:N	11	0.49	0.21	0.45
(3,11)	1:A:56:LEU:CD1	1:B:6:LEU:N	11	0.49	0.21	0.45
(3,11)	1:A:56:LEU:CD1	1:B:7:VAL:N	11	0.49	0.21	0.45
(3,11)	1:A:56:LEU:CD1	1:B:8:VAL:N	11	0.49	0.21	0.45
(3,11)	1:A:56:LEU:CD1	1:B:9:VAL:N	11	0.49	0.21	0.45
(3,11)	1:A:56:LEU:CD1	1:B:10:GLY:N	11	0.49	0.21	0.45
(3,11)	1:A:56:LEU:CD1	1:B:11:ALA:N	11	0.49	0.21	0.45
(3,11)	1:A:56:LEU:CD1	1:B:12:ASP:N	11	0.49	0.21	0.45
(3,11)	1:A:56:LEU:CD1	1:B:13:GLY:N	11	0.49	0.21	0.45
(3,11)	1:A:56:LEU:CD1	1:B:14:VAL:N	11	0.49	0.21	0.45
(3,11)	1:A:56:LEU:CD1	1:B:15:GLY:N	11	0.49	0.21	0.45
(3,11)	1:A:56:LEU:CD1	1:B:16:LYS:N	11	0.49	0.21	0.45
(3,11)	1:A:56:LEU:CD1	1:B:17:SER:N	11	0.49	0.21	0.45
(3,11)	1:A:56:LEU:CD1	1:B:18:ALA:N	11	0.49	0.21	0.45
(3,11)	1:A:56:LEU:CD1	1:B:19:LEU:N	11	0.49	0.21	0.45
(3,11)	1:A:56:LEU:CD1	1:B:20:THR:N	11	0.49	0.21	0.45
(3,11)	1:A:56:LEU:CD1	1:B:21:ILE:N	11	0.49	0.21	0.45

Continued on next page...

Continued from previous page...

Key	Atom-1	Atom-2	Models ¹	Mean (Å)	SD ¹ (Å)	Median (Å)
(3,11)	1:A:56:LEU:CD1	1:B:22:GLN:N	11	0.49	0.21	0.45
(3,11)	1:A:56:LEU:CD1	1:B:23:LEU:N	11	0.49	0.21	0.45
(3,11)	1:A:56:LEU:CD1	1:B:24:ILE:N	11	0.49	0.21	0.45
(3,11)	1:A:56:LEU:CD1	1:B:25:GLN:N	11	0.49	0.21	0.45
(3,11)	1:A:56:LEU:CD1	1:B:26:ASN:N	11	0.49	0.21	0.45
(3,11)	1:A:56:LEU:CD1	1:B:27:HIS:N	11	0.49	0.21	0.45
(3,11)	1:A:56:LEU:CD1	1:B:28:PHE:N	11	0.49	0.21	0.45
(3,11)	1:A:56:LEU:CD1	1:B:29:VAL:N	11	0.49	0.21	0.45
(3,11)	1:A:56:LEU:CD1	1:B:30:ASP:N	11	0.49	0.21	0.45
(3,11)	1:A:56:LEU:CD1	1:B:31:GLU:N	11	0.49	0.21	0.45
(3,11)	1:A:56:LEU:CD1	1:B:32:TYR:N	11	0.49	0.21	0.45
(3,11)	1:A:56:LEU:CD1	1:B:33:ASP:N	11	0.49	0.21	0.45
(3,11)	1:A:56:LEU:CD1	1:B:34:PRO:N	11	0.49	0.21	0.45
(3,11)	1:A:56:LEU:CD1	1:B:35:THR:N	11	0.49	0.21	0.45
(3,11)	1:A:56:LEU:CD1	1:B:36:ILE:N	11	0.49	0.21	0.45
(3,11)	1:A:56:LEU:CD1	1:B:37:GLU:N	11	0.49	0.21	0.45
(3,11)	1:A:56:LEU:CD1	1:B:38:ASP:N	11	0.49	0.21	0.45
(3,11)	1:A:56:LEU:CD1	1:B:39:SER:N	11	0.49	0.21	0.45
(3,11)	1:A:56:LEU:CD1	1:B:40:TYR:N	11	0.49	0.21	0.45
(3,11)	1:A:56:LEU:CD1	1:B:41:ARG:N	11	0.49	0.21	0.45
(3,11)	1:A:56:LEU:CD1	1:B:42:LYS:N	11	0.49	0.21	0.45
(3,11)	1:A:56:LEU:CD1	1:B:43:GLN:N	11	0.49	0.21	0.45
(3,11)	1:A:56:LEU:CD1	1:B:44:VAL:N	11	0.49	0.21	0.45
(3,11)	1:A:56:LEU:CD1	1:B:45:VAL:N	11	0.49	0.21	0.45
(3,11)	1:A:56:LEU:CD1	1:B:46:ILE:N	11	0.49	0.21	0.45
(3,11)	1:A:56:LEU:CD1	1:B:47:ASP:N	11	0.49	0.21	0.45
(3,11)	1:A:56:LEU:CD1	1:B:48:GLY:N	11	0.49	0.21	0.45
(3,11)	1:A:56:LEU:CD1	1:B:49:GLU:N	11	0.49	0.21	0.45
(3,11)	1:A:56:LEU:CD1	1:B:50:THR:N	11	0.49	0.21	0.45
(3,11)	1:A:56:LEU:CD1	1:B:51:CYS:N	11	0.49	0.21	0.45
(3,11)	1:A:56:LEU:CD1	1:B:52:LEU:N	11	0.49	0.21	0.45
(3,11)	1:A:56:LEU:CD1	1:B:53:LEU:N	11	0.49	0.21	0.45
(3,11)	1:A:56:LEU:CD1	1:B:54:ASP:N	11	0.49	0.21	0.45
(3,11)	1:A:56:LEU:CD1	1:B:55:ILE:N	11	0.49	0.21	0.45
(3,11)	1:A:56:LEU:CD1	1:B:56:LEU:N	11	0.49	0.21	0.45
(3,11)	1:A:56:LEU:CD1	1:B:57:ASP:N	11	0.49	0.21	0.45
(3,11)	1:A:56:LEU:CD1	1:B:58:THR:N	11	0.49	0.21	0.45
(3,11)	1:A:56:LEU:CD1	1:B:59:ALA:N	11	0.49	0.21	0.45
(3,11)	1:A:56:LEU:CD1	1:B:60:GLY:N	11	0.49	0.21	0.45
(3,11)	1:A:56:LEU:CD1	1:B:61:GLN:N	11	0.49	0.21	0.45
(3,11)	1:A:56:LEU:CD1	1:B:62:GLU:N	11	0.49	0.21	0.45
(3,11)	1:A:56:LEU:CD1	1:B:63:GLU:N	11	0.49	0.21	0.45

Continued on next page...

Continued from previous page...

Key	Atom-1	Atom-2	Models ¹	Mean (Å)	SD ¹ (Å)	Median (Å)
(3,11)	1:A:56:LEU:CD1	1:B:64:TYR:N	11	0.49	0.21	0.45
(3,11)	1:A:56:LEU:CD1	1:B:65:SER:N	11	0.49	0.21	0.45
(3,11)	1:A:56:LEU:CD1	1:B:66:ALA:N	11	0.49	0.21	0.45
(3,11)	1:A:56:LEU:CD1	1:B:67:MET:N	11	0.49	0.21	0.45
(3,11)	1:A:56:LEU:CD1	1:B:68:ARG:N	11	0.49	0.21	0.45
(3,11)	1:A:56:LEU:CD1	1:B:69:ASP:N	11	0.49	0.21	0.45
(3,11)	1:A:56:LEU:CD1	1:B:70:GLN:N	11	0.49	0.21	0.45
(3,11)	1:A:56:LEU:CD1	1:B:71:TYR:N	11	0.49	0.21	0.45
(3,11)	1:A:56:LEU:CD1	1:B:72:MET:N	11	0.49	0.21	0.45
(3,11)	1:A:56:LEU:CD1	1:B:73:ARG:N	11	0.49	0.21	0.45
(3,11)	1:A:56:LEU:CD1	1:B:74:THR:N	11	0.49	0.21	0.45
(3,11)	1:A:56:LEU:CD1	1:B:75:GLY:N	11	0.49	0.21	0.45
(3,11)	1:A:56:LEU:CD1	1:B:76:GLU:N	11	0.49	0.21	0.45
(3,11)	1:A:56:LEU:CD1	1:B:77:GLY:N	11	0.49	0.21	0.45
(3,11)	1:A:56:LEU:CD1	1:B:78:PHE:N	11	0.49	0.21	0.45
(3,11)	1:A:56:LEU:CD1	1:B:79:LEU:N	11	0.49	0.21	0.45
(3,11)	1:A:56:LEU:CD1	1:B:80:CYS:N	11	0.49	0.21	0.45
(3,11)	1:A:56:LEU:CD1	5:B:203:7Q9:N	11	0.49	0.21	0.45
(3,11)	1:A:56:LEU:CD1	5:B:204:7Q9:N	11	0.49	0.21	0.45
(3,11)	1:A:56:LEU:CD1	5:B:205:7Q9:N	11	0.49	0.21	0.45
(3,11)	1:A:56:LEU:CD1	5:B:206:7Q9:N	11	0.49	0.21	0.45
(3,11)	1:A:56:LEU:CD1	5:B:207:7Q9:N	11	0.49	0.21	0.45
(3,11)	1:A:56:LEU:CD1	6:B:208:17F:N1	11	0.49	0.21	0.45
(3,11)	1:A:56:LEU:CD1	5:B:209:7Q9:N	11	0.49	0.21	0.45
(3,11)	1:A:56:LEU:CD1	5:B:210:7Q9:N	11	0.49	0.21	0.45
(3,11)	1:A:56:LEU:CD1	5:B:211:7Q9:N	11	0.49	0.21	0.45
(3,11)	1:A:56:LEU:CD1	5:B:212:7Q9:N	11	0.49	0.21	0.45
(3,11)	1:A:56:LEU:CD1	5:B:213:7Q9:N	11	0.49	0.21	0.45
(3,11)	1:A:56:LEU:CD1	6:B:214:17F:N1	11	0.49	0.21	0.45
(3,11)	1:A:56:LEU:CD1	6:B:215:17F:N1	11	0.49	0.21	0.45
(3,11)	1:A:56:LEU:CD1	5:B:216:7Q9:N	11	0.49	0.21	0.45
(3,11)	1:A:56:LEU:CD1	5:B:217:7Q9:N	11	0.49	0.21	0.45
(3,11)	1:A:56:LEU:CD1	5:B:218:7Q9:N	11	0.49	0.21	0.45
(3,11)	1:A:56:LEU:CD1	6:B:219:17F:N1	11	0.49	0.21	0.45
(3,11)	1:A:56:LEU:CD1	5:B:220:7Q9:N	11	0.49	0.21	0.45
(3,11)	1:A:56:LEU:CD2	1:B:2:THR:N	11	0.49	0.21	0.45
(3,11)	1:A:56:LEU:CD2	1:B:3:GLU:N	11	0.49	0.21	0.45
(3,11)	1:A:56:LEU:CD2	1:B:4:TYR:N	11	0.49	0.21	0.45
(3,11)	1:A:56:LEU:CD2	1:B:5:LYS:N	11	0.49	0.21	0.45
(3,11)	1:A:56:LEU:CD2	1:B:6:LEU:N	11	0.49	0.21	0.45
(3,11)	1:A:56:LEU:CD2	1:B:7:VAL:N	11	0.49	0.21	0.45
(3,11)	1:A:56:LEU:CD2	1:B:8:VAL:N	11	0.49	0.21	0.45

Continued on next page...

Continued from previous page...

Key	Atom-1	Atom-2	Models ¹	Mean (Å)	SD ¹ (Å)	Median (Å)
(3,11)	1:A:56:LEU:CD2	1:B:9:VAL:N	11	0.49	0.21	0.45
(3,11)	1:A:56:LEU:CD2	1:B:10:GLY:N	11	0.49	0.21	0.45
(3,11)	1:A:56:LEU:CD2	1:B:11:ALA:N	11	0.49	0.21	0.45
(3,11)	1:A:56:LEU:CD2	1:B:12:ASP:N	11	0.49	0.21	0.45
(3,11)	1:A:56:LEU:CD2	1:B:13:GLY:N	11	0.49	0.21	0.45
(3,11)	1:A:56:LEU:CD2	1:B:14:VAL:N	11	0.49	0.21	0.45
(3,11)	1:A:56:LEU:CD2	1:B:15:GLY:N	11	0.49	0.21	0.45
(3,11)	1:A:56:LEU:CD2	1:B:16:LYS:N	11	0.49	0.21	0.45
(3,11)	1:A:56:LEU:CD2	1:B:17:SER:N	11	0.49	0.21	0.45
(3,11)	1:A:56:LEU:CD2	1:B:18:ALA:N	11	0.49	0.21	0.45
(3,11)	1:A:56:LEU:CD2	1:B:19:LEU:N	11	0.49	0.21	0.45
(3,11)	1:A:56:LEU:CD2	1:B:20:THR:N	11	0.49	0.21	0.45
(3,11)	1:A:56:LEU:CD2	1:B:21:ILE:N	11	0.49	0.21	0.45
(3,11)	1:A:56:LEU:CD2	1:B:22:GLN:N	11	0.49	0.21	0.45
(3,11)	1:A:56:LEU:CD2	1:B:23:LEU:N	11	0.49	0.21	0.45
(3,11)	1:A:56:LEU:CD2	1:B:24:ILE:N	11	0.49	0.21	0.45
(3,11)	1:A:56:LEU:CD2	1:B:25:GLN:N	11	0.49	0.21	0.45
(3,11)	1:A:56:LEU:CD2	1:B:26:ASN:N	11	0.49	0.21	0.45
(3,11)	1:A:56:LEU:CD2	1:B:27:HIS:N	11	0.49	0.21	0.45
(3,11)	1:A:56:LEU:CD2	1:B:28:PHE:N	11	0.49	0.21	0.45
(3,11)	1:A:56:LEU:CD2	1:B:29:VAL:N	11	0.49	0.21	0.45
(3,11)	1:A:56:LEU:CD2	1:B:30:ASP:N	11	0.49	0.21	0.45
(3,11)	1:A:56:LEU:CD2	1:B:31:GLU:N	11	0.49	0.21	0.45
(3,11)	1:A:56:LEU:CD2	1:B:32:TYR:N	11	0.49	0.21	0.45
(3,11)	1:A:56:LEU:CD2	1:B:33:ASP:N	11	0.49	0.21	0.45
(3,11)	1:A:56:LEU:CD2	1:B:34:PRO:N	11	0.49	0.21	0.45
(3,11)	1:A:56:LEU:CD2	1:B:35:THR:N	11	0.49	0.21	0.45
(3,11)	1:A:56:LEU:CD2	1:B:36:ILE:N	11	0.49	0.21	0.45
(3,11)	1:A:56:LEU:CD2	1:B:37:GLU:N	11	0.49	0.21	0.45
(3,11)	1:A:56:LEU:CD2	1:B:38:ASP:N	11	0.49	0.21	0.45
(3,11)	1:A:56:LEU:CD2	1:B:39:SER:N	11	0.49	0.21	0.45
(3,11)	1:A:56:LEU:CD2	1:B:40:TYR:N	11	0.49	0.21	0.45
(3,11)	1:A:56:LEU:CD2	1:B:41:ARG:N	11	0.49	0.21	0.45
(3,11)	1:A:56:LEU:CD2	1:B:42:LYS:N	11	0.49	0.21	0.45
(3,11)	1:A:56:LEU:CD2	1:B:43:GLN:N	11	0.49	0.21	0.45
(3,11)	1:A:56:LEU:CD2	1:B:44:VAL:N	11	0.49	0.21	0.45
(3,11)	1:A:56:LEU:CD2	1:B:45:VAL:N	11	0.49	0.21	0.45
(3,11)	1:A:56:LEU:CD2	1:B:46:ILE:N	11	0.49	0.21	0.45
(3,11)	1:A:56:LEU:CD2	1:B:47:ASP:N	11	0.49	0.21	0.45
(3,11)	1:A:56:LEU:CD2	1:B:48:GLY:N	11	0.49	0.21	0.45
(3,11)	1:A:56:LEU:CD2	1:B:49:GLU:N	11	0.49	0.21	0.45
(3,11)	1:A:56:LEU:CD2	1:B:50:THR:N	11	0.49	0.21	0.45

Continued on next page...

Continued from previous page...

Key	Atom-1	Atom-2	Models ¹	Mean (Å)	SD ¹ (Å)	Median (Å)
(3,11)	1:A:56:LEU:CD2	1:B:51:CYS:N	11	0.49	0.21	0.45
(3,11)	1:A:56:LEU:CD2	1:B:52:LEU:N	11	0.49	0.21	0.45
(3,11)	1:A:56:LEU:CD2	1:B:53:LEU:N	11	0.49	0.21	0.45
(3,11)	1:A:56:LEU:CD2	1:B:54:ASP:N	11	0.49	0.21	0.45
(3,11)	1:A:56:LEU:CD2	1:B:55:ILE:N	11	0.49	0.21	0.45
(3,11)	1:A:56:LEU:CD2	1:B:56:LEU:N	11	0.49	0.21	0.45
(3,11)	1:A:56:LEU:CD2	1:B:57:ASP:N	11	0.49	0.21	0.45
(3,11)	1:A:56:LEU:CD2	1:B:58:THR:N	11	0.49	0.21	0.45
(3,11)	1:A:56:LEU:CD2	1:B:59:ALA:N	11	0.49	0.21	0.45
(3,11)	1:A:56:LEU:CD2	1:B:60:GLY:N	11	0.49	0.21	0.45
(3,11)	1:A:56:LEU:CD2	1:B:61:GLN:N	11	0.49	0.21	0.45
(3,11)	1:A:56:LEU:CD2	1:B:62:GLU:N	11	0.49	0.21	0.45
(3,11)	1:A:56:LEU:CD2	1:B:63:GLU:N	11	0.49	0.21	0.45
(3,11)	1:A:56:LEU:CD2	1:B:64:TYR:N	11	0.49	0.21	0.45
(3,11)	1:A:56:LEU:CD2	1:B:65:SER:N	11	0.49	0.21	0.45
(3,11)	1:A:56:LEU:CD2	1:B:66:ALA:N	11	0.49	0.21	0.45
(3,11)	1:A:56:LEU:CD2	1:B:67:MET:N	11	0.49	0.21	0.45
(3,11)	1:A:56:LEU:CD2	1:B:68:ARG:N	11	0.49	0.21	0.45
(3,11)	1:A:56:LEU:CD2	1:B:69:ASP:N	11	0.49	0.21	0.45
(3,11)	1:A:56:LEU:CD2	1:B:70:GLN:N	11	0.49	0.21	0.45
(3,11)	1:A:56:LEU:CD2	1:B:71:TYR:N	11	0.49	0.21	0.45
(3,11)	1:A:56:LEU:CD2	1:B:72:MET:N	11	0.49	0.21	0.45
(3,11)	1:A:56:LEU:CD2	1:B:73:ARG:N	11	0.49	0.21	0.45
(3,11)	1:A:56:LEU:CD2	1:B:74:THR:N	11	0.49	0.21	0.45
(3,11)	1:A:56:LEU:CD2	1:B:75:GLY:N	11	0.49	0.21	0.45
(3,11)	1:A:56:LEU:CD2	1:B:76:GLU:N	11	0.49	0.21	0.45
(3,11)	1:A:56:LEU:CD2	1:B:77:GLY:N	11	0.49	0.21	0.45
(3,11)	1:A:56:LEU:CD2	1:B:78:PHE:N	11	0.49	0.21	0.45
(3,11)	1:A:56:LEU:CD2	1:B:79:LEU:N	11	0.49	0.21	0.45
(3,11)	1:A:56:LEU:CD2	1:B:80:CYS:N	11	0.49	0.21	0.45
(3,11)	1:A:56:LEU:CD2	5:B:203:7Q9:N	11	0.49	0.21	0.45
(3,11)	1:A:56:LEU:CD2	5:B:204:7Q9:N	11	0.49	0.21	0.45
(3,11)	1:A:56:LEU:CD2	5:B:205:7Q9:N	11	0.49	0.21	0.45
(3,11)	1:A:56:LEU:CD2	5:B:206:7Q9:N	11	0.49	0.21	0.45
(3,11)	1:A:56:LEU:CD2	5:B:207:7Q9:N	11	0.49	0.21	0.45
(3,11)	1:A:56:LEU:CD2	6:B:208:17F:N1	11	0.49	0.21	0.45
(3,11)	1:A:56:LEU:CD2	5:B:209:7Q9:N	11	0.49	0.21	0.45
(3,11)	1:A:56:LEU:CD2	5:B:210:7Q9:N	11	0.49	0.21	0.45
(3,11)	1:A:56:LEU:CD2	5:B:211:7Q9:N	11	0.49	0.21	0.45
(3,11)	1:A:56:LEU:CD2	5:B:212:7Q9:N	11	0.49	0.21	0.45
(3,11)	1:A:56:LEU:CD2	5:B:213:7Q9:N	11	0.49	0.21	0.45
(3,11)	1:A:56:LEU:CD2	6:B:214:17F:N1	11	0.49	0.21	0.45

Continued on next page...

Continued from previous page...

Key	Atom-1	Atom-2	Models ¹	Mean (Å)	SD ¹ (Å)	Median (Å)
(3,11)	1:A:56:LEU:CD2	6:B:215:17F:N1	11	0.49	0.21	0.45
(3,11)	1:A:56:LEU:CD2	5:B:216:7Q9:N	11	0.49	0.21	0.45
(3,11)	1:A:56:LEU:CD2	5:B:217:7Q9:N	11	0.49	0.21	0.45
(3,11)	1:A:56:LEU:CD2	5:B:218:7Q9:N	11	0.49	0.21	0.45
(3,11)	1:A:56:LEU:CD2	6:B:219:17F:N1	11	0.49	0.21	0.45
(3,11)	1:A:56:LEU:CD2	5:B:220:7Q9:N	11	0.49	0.21	0.45
(1,20)	1:A:21:ILE:CD1	1:A:44:VAL:CG1	6	0.57	0.26	0.5
(1,20)	1:A:21:ILE:CD1	1:A:44:VAL:CG2	6	0.57	0.26	0.5
(1,20)	1:A:21:ILE:CD1	1:A:45:VAL:CG1	6	0.57	0.26	0.5
(1,20)	1:A:21:ILE:CD1	1:A:45:VAL:CG2	6	0.57	0.26	0.5
(1,20)	1:A:21:ILE:CD1	1:A:46:ILE:CD1	6	0.57	0.26	0.5
(1,20)	1:A:21:ILE:CD1	1:A:142:ILE:CD1	6	0.57	0.26	0.5
(1,20)	1:A:21:ILE:CD1	1:A:160:VAL:CG1	6	0.57	0.26	0.5
(1,20)	1:A:21:ILE:CD1	1:A:160:VAL:CG2	6	0.57	0.26	0.5
(1,20)	1:A:21:ILE:CD1	1:B:44:VAL:CG1	6	0.57	0.26	0.5
(1,20)	1:A:21:ILE:CD1	1:B:44:VAL:CG2	6	0.57	0.26	0.5
(1,20)	1:A:21:ILE:CD1	1:B:45:VAL:CG1	6	0.57	0.26	0.5
(1,20)	1:A:21:ILE:CD1	1:B:45:VAL:CG2	6	0.57	0.26	0.5
(1,20)	1:A:21:ILE:CD1	1:B:160:VAL:CG1	6	0.57	0.26	0.5
(1,20)	1:A:21:ILE:CD1	1:B:160:VAL:CG2	6	0.57	0.26	0.5
(1,20)	1:A:23:LEU:CD1	1:A:44:VAL:CG1	6	0.57	0.26	0.5
(1,20)	1:A:23:LEU:CD1	1:A:44:VAL:CG2	6	0.57	0.26	0.5
(1,20)	1:A:23:LEU:CD1	1:A:45:VAL:CG1	6	0.57	0.26	0.5
(1,20)	1:A:23:LEU:CD1	1:A:45:VAL:CG2	6	0.57	0.26	0.5
(1,20)	1:A:23:LEU:CD1	1:A:46:ILE:CD1	6	0.57	0.26	0.5
(1,20)	1:A:23:LEU:CD1	1:A:142:ILE:CD1	6	0.57	0.26	0.5
(1,20)	1:A:23:LEU:CD1	1:A:160:VAL:CG1	6	0.57	0.26	0.5
(1,20)	1:A:23:LEU:CD1	1:A:160:VAL:CG2	6	0.57	0.26	0.5
(1,20)	1:A:23:LEU:CD1	1:B:44:VAL:CG1	6	0.57	0.26	0.5
(1,20)	1:A:23:LEU:CD1	1:B:44:VAL:CG2	6	0.57	0.26	0.5
(1,20)	1:A:23:LEU:CD1	1:B:45:VAL:CG1	6	0.57	0.26	0.5
(1,20)	1:A:23:LEU:CD1	1:B:45:VAL:CG2	6	0.57	0.26	0.5
(1,20)	1:A:23:LEU:CD1	1:B:160:VAL:CG1	6	0.57	0.26	0.5
(1,20)	1:A:23:LEU:CD1	1:B:160:VAL:CG2	6	0.57	0.26	0.5
(1,20)	1:A:23:LEU:CD2	1:A:44:VAL:CG1	6	0.57	0.26	0.5
(1,20)	1:A:23:LEU:CD2	1:A:44:VAL:CG2	6	0.57	0.26	0.5
(1,20)	1:A:23:LEU:CD2	1:A:45:VAL:CG1	6	0.57	0.26	0.5
(1,20)	1:A:23:LEU:CD2	1:A:45:VAL:CG2	6	0.57	0.26	0.5
(1,20)	1:A:23:LEU:CD2	1:A:46:ILE:CD1	6	0.57	0.26	0.5
(1,20)	1:A:23:LEU:CD2	1:A:142:ILE:CD1	6	0.57	0.26	0.5
(1,20)	1:A:23:LEU:CD2	1:A:160:VAL:CG1	6	0.57	0.26	0.5
(1,20)	1:A:23:LEU:CD2	1:A:160:VAL:CG2	6	0.57	0.26	0.5

Continued on next page...

Continued from previous page...

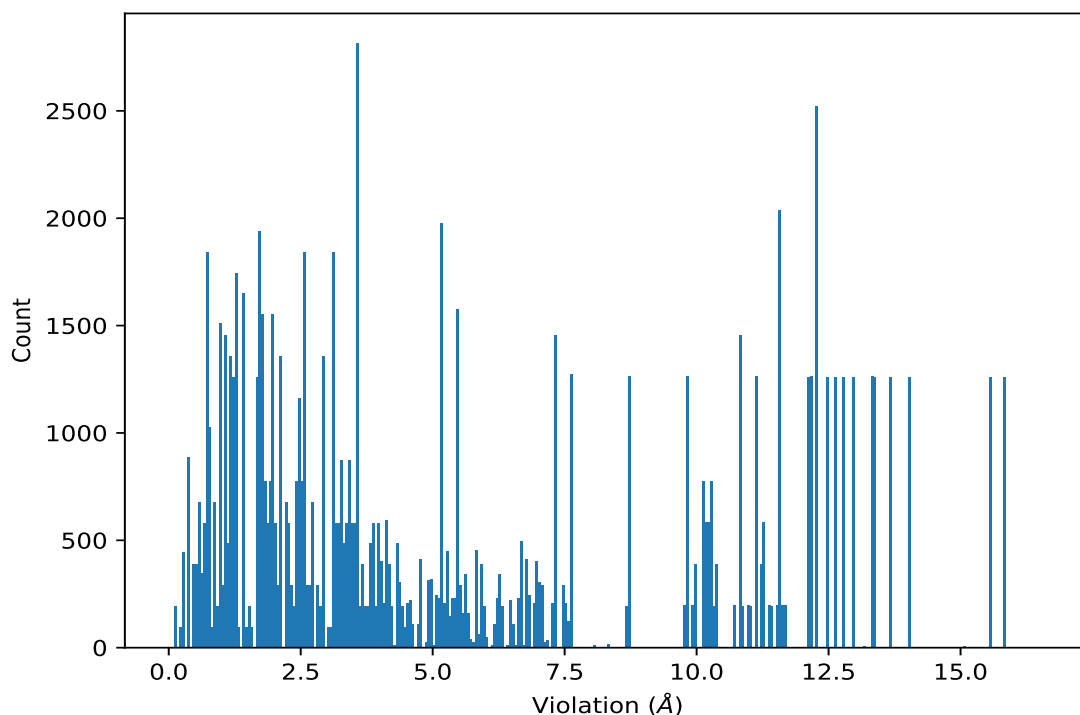
Key	Atom-1	Atom-2	Models ¹	Mean (Å)	SD ¹ (Å)	Median (Å)
(1,20)	1:A:23:LEU:CD2	1:B:44:VAL:CG1	6	0.57	0.26	0.5
(1,20)	1:A:23:LEU:CD2	1:B:44:VAL:CG2	6	0.57	0.26	0.5
(1,20)	1:A:23:LEU:CD2	1:B:45:VAL:CG1	6	0.57	0.26	0.5
(1,20)	1:A:23:LEU:CD2	1:B:45:VAL:CG2	6	0.57	0.26	0.5
(1,20)	1:A:23:LEU:CD2	1:B:160:VAL:CG1	6	0.57	0.26	0.5
(1,20)	1:A:23:LEU:CD2	1:B:160:VAL:CG2	6	0.57	0.26	0.5
(1,20)	1:A:24:ILE:CD1	1:A:44:VAL:CG1	6	0.57	0.26	0.5
(1,20)	1:A:24:ILE:CD1	1:A:44:VAL:CG2	6	0.57	0.26	0.5
(1,20)	1:A:24:ILE:CD1	1:A:45:VAL:CG1	6	0.57	0.26	0.5
(1,20)	1:A:24:ILE:CD1	1:A:45:VAL:CG2	6	0.57	0.26	0.5
(1,20)	1:A:24:ILE:CD1	1:A:46:ILE:CD1	6	0.57	0.26	0.5
(1,20)	1:A:24:ILE:CD1	1:A:142:ILE:CD1	6	0.57	0.26	0.5
(1,20)	1:A:24:ILE:CD1	1:A:160:VAL:CG1	6	0.57	0.26	0.5
(1,20)	1:A:24:ILE:CD1	1:A:160:VAL:CG2	6	0.57	0.26	0.5
(1,20)	1:A:24:ILE:CD1	1:B:44:VAL:CG1	6	0.57	0.26	0.5
(1,20)	1:A:24:ILE:CD1	1:B:44:VAL:CG2	6	0.57	0.26	0.5
(1,20)	1:A:24:ILE:CD1	1:B:45:VAL:CG1	6	0.57	0.26	0.5
(1,20)	1:A:24:ILE:CD1	1:B:45:VAL:CG2	6	0.57	0.26	0.5
(1,20)	1:A:24:ILE:CD1	1:B:160:VAL:CG1	6	0.57	0.26	0.5
(1,20)	1:A:24:ILE:CD1	1:B:160:VAL:CG2	6	0.57	0.26	0.5

¹Number of violated models, ²Standard deviation

9.5 All violated distance restraints [i](#)

9.5.1 Histogram : Distribution of distance violations [i](#)

The following histogram shows the distribution of the absolute value of the violation for all violated restraints in the ensemble.



9.5.2 Table : All distance violations [i](#)

The following table lists the absolute value of the violation for each restraint in the ensemble sorted by its value. The Key (restraint list ID, restraint ID) is the unique identifier for a given restraint. Rows with same key represent combinatorial or ambiguous restraints and are counted as a single restraint.

Key	Atom-1	Atom-2	Model ID	Violation (Å)
(1,8)	1:B:169:LYS:CG	1:A:42:LYS:N	3	16.61
(1,21)	1:A:184:LYS:C	1:B:2:THR:N	4	15.82
(1,21)	1:A:184:LYS:C	1:B:3:GLU:N	4	15.82
(1,21)	1:A:184:LYS:C	1:B:4:TYR:N	4	15.82
(1,21)	1:A:184:LYS:C	1:B:5:LYS:N	4	15.82
(1,21)	1:A:184:LYS:C	1:B:6:LEU:N	4	15.82
(1,21)	1:A:184:LYS:C	1:B:7:VAL:N	4	15.82
(1,21)	1:A:184:LYS:C	1:B:8:VAL:N	4	15.82
(1,21)	1:A:184:LYS:C	1:B:9:VAL:N	4	15.82
(1,21)	1:A:184:LYS:C	1:B:10:GLY:N	4	15.82
(1,21)	1:A:184:LYS:C	1:B:11:ALA:N	4	15.82
(1,21)	1:A:184:LYS:C	1:B:12:ASP:N	4	15.82
(1,21)	1:A:184:LYS:C	1:B:13:GLY:N	4	15.82
(1,21)	1:A:184:LYS:C	1:B:14:VAL:N	4	15.82
(1,21)	1:A:184:LYS:C	1:B:15:GLY:N	4	15.82
(1,21)	1:A:184:LYS:C	1:B:16:LYS:N	4	15.82

Continued on next page...

Continued from previous page...

Key	Atom-1	Atom-2	Model ID	Violation (Å)
(1,21)	1:A:184:LYS:C	1:B:17:SER:N	4	15.82
(1,21)	1:A:184:LYS:C	1:B:18:ALA:N	4	15.82
(1,21)	1:A:184:LYS:C	1:B:19:LEU:N	4	15.82
(1,21)	1:A:184:LYS:C	1:B:20:THR:N	4	15.82
(1,21)	1:A:184:LYS:C	1:B:21:ILE:N	4	15.82
(1,21)	1:A:184:LYS:C	1:B:22:GLN:N	4	15.82
(1,21)	1:A:184:LYS:C	1:B:23:LEU:N	4	15.82
(1,21)	1:A:184:LYS:C	1:B:24:ILE:N	4	15.82
(1,21)	1:A:184:LYS:C	1:B:25:GLN:N	4	15.82
(1,21)	1:A:184:LYS:C	1:B:26:ASN:N	4	15.82
(1,21)	1:A:184:LYS:C	1:B:27:HIS:N	4	15.82
(1,21)	1:A:184:LYS:C	1:B:28:PHE:N	4	15.82
(1,21)	1:A:184:LYS:C	1:B:29:VAL:N	4	15.82
(1,21)	1:A:184:LYS:C	1:B:30:ASP:N	4	15.82
(1,21)	1:A:184:LYS:C	1:B:31:GLU:N	4	15.82
(1,21)	1:A:184:LYS:C	1:B:32:TYR:N	4	15.82
(1,21)	1:A:184:LYS:C	1:B:33:ASP:N	4	15.82
(1,21)	1:A:184:LYS:C	1:B:34:PRO:N	4	15.82
(1,21)	1:A:184:LYS:C	1:B:35:THR:N	4	15.82
(1,21)	1:A:184:LYS:C	1:B:36:ILE:N	4	15.82
(1,21)	1:A:184:LYS:C	1:B:37:GLU:N	4	15.82
(1,21)	1:A:184:LYS:C	1:B:38:ASP:N	4	15.82
(1,21)	1:A:184:LYS:C	1:B:39:SER:N	4	15.82
(1,21)	1:A:184:LYS:C	1:B:40:TYR:N	4	15.82
(1,21)	1:A:184:LYS:C	1:B:41:ARG:N	4	15.82
(1,21)	1:A:184:LYS:C	1:B:42:LYS:N	4	15.82
(1,21)	1:A:184:LYS:C	1:B:43:GLN:N	4	15.82
(1,21)	1:A:184:LYS:C	1:B:44:VAL:N	4	15.82
(1,21)	1:A:184:LYS:C	1:B:45:VAL:N	4	15.82
(1,21)	1:A:184:LYS:C	1:B:46:ILE:N	4	15.82
(1,21)	1:A:184:LYS:C	1:B:47:ASP:N	4	15.82
(1,21)	1:A:184:LYS:C	1:B:48:GLY:N	4	15.82
(1,21)	1:A:184:LYS:C	1:B:49:GLU:N	4	15.82
(1,21)	1:A:184:LYS:C	1:B:50:THR:N	4	15.82
(1,21)	1:A:184:LYS:C	1:B:51:CYS:N	4	15.82
(1,21)	1:A:184:LYS:C	1:B:52:LEU:N	4	15.82
(1,21)	1:A:184:LYS:C	1:B:53:LEU:N	4	15.82
(1,21)	1:A:184:LYS:C	1:B:54:ASP:N	4	15.82
(1,21)	1:A:184:LYS:C	1:B:55:ILE:N	4	15.82
(1,21)	1:A:184:LYS:C	1:B:56:LEU:N	4	15.82
(1,21)	1:A:184:LYS:C	1:B:57:ASP:N	4	15.82
(1,21)	1:A:184:LYS:C	1:B:58:THR:N	4	15.82

Continued on next page...

Continued from previous page...

Key	Atom-1	Atom-2	Model ID	Violation (Å)
(1,21)	1:A:184:LYS:C	1:B:59:ALA:N	4	15.82
(1,21)	1:A:184:LYS:C	1:B:60:GLY:N	4	15.82
(1,21)	1:A:184:LYS:C	1:B:61:GLN:N	4	15.82
(1,21)	1:A:184:LYS:C	1:B:62:GLU:N	4	15.82
(1,21)	1:A:184:LYS:C	1:B:63:GLU:N	4	15.82
(1,21)	1:A:184:LYS:C	1:B:64:TYR:N	4	15.82
(1,21)	1:A:184:LYS:C	1:B:65:SER:N	4	15.82
(1,21)	1:A:184:LYS:C	1:B:66:ALA:N	4	15.82
(1,21)	1:A:184:LYS:C	1:B:67:MET:N	4	15.82
(1,21)	1:A:184:LYS:C	1:B:68:ARG:N	4	15.82
(1,21)	1:A:184:LYS:C	1:B:69:ASP:N	4	15.82
(1,21)	1:A:184:LYS:C	1:B:70:GLN:N	4	15.82
(1,21)	1:A:184:LYS:C	1:B:71:TYR:N	4	15.82
(1,21)	1:A:184:LYS:C	1:B:72:MET:N	4	15.82
(1,21)	1:A:184:LYS:C	1:B:73:ARG:N	4	15.82
(1,21)	1:A:184:LYS:C	1:B:74:THR:N	4	15.82
(1,21)	1:A:184:LYS:C	1:B:75:GLY:N	4	15.82
(1,21)	1:A:184:LYS:C	1:B:76:GLU:N	4	15.82
(1,21)	1:A:184:LYS:C	1:B:77:GLY:N	4	15.82
(1,21)	1:A:184:LYS:C	1:B:78:PHE:N	4	15.82
(1,21)	1:A:184:LYS:C	1:B:79:LEU:N	4	15.82
(1,21)	1:A:184:LYS:C	1:B:80:CYS:N	4	15.82
(1,21)	1:A:184:LYS:C	5:B:203:7Q9:N	4	15.82
(1,21)	1:A:184:LYS:C	5:B:204:7Q9:N	4	15.82
(1,21)	1:A:184:LYS:C	5:B:205:7Q9:N	4	15.82
(1,21)	1:A:184:LYS:C	5:B:206:7Q9:N	4	15.82
(1,21)	1:A:184:LYS:C	5:B:207:7Q9:N	4	15.82
(1,21)	1:A:184:LYS:C	6:B:208:17F:N1	4	15.82
(1,21)	1:A:184:LYS:C	5:B:209:7Q9:N	4	15.82
(1,21)	1:A:184:LYS:C	5:B:210:7Q9:N	4	15.82
(1,21)	1:A:184:LYS:C	5:B:211:7Q9:N	4	15.82
(1,21)	1:A:184:LYS:C	5:B:212:7Q9:N	4	15.82
(1,21)	1:A:184:LYS:C	5:B:213:7Q9:N	4	15.82
(1,21)	1:A:184:LYS:C	6:B:214:17F:N1	4	15.82
(1,21)	1:A:184:LYS:C	6:B:215:17F:N1	4	15.82
(1,21)	1:A:184:LYS:C	5:B:216:7Q9:N	4	15.82
(1,21)	1:A:184:LYS:C	5:B:217:7Q9:N	4	15.82
(1,21)	1:A:184:LYS:C	5:B:218:7Q9:N	4	15.82
(1,21)	1:A:184:LYS:C	6:B:219:17F:N1	4	15.82
(1,21)	1:A:184:LYS:C	5:B:220:7Q9:N	4	15.82
(1,21)	1:A:184:LYS:CA	1:B:2:THR:N	4	15.82
(1,21)	1:A:184:LYS:CA	1:B:3:GLU:N	4	15.82

Continued on next page...

Continued from previous page...

Key	Atom-1	Atom-2	Model ID	Violation (Å)
(1,21)	1:A:184:LYS:CA	1:B:4:TYR:N	4	15.82
(1,21)	1:A:184:LYS:CA	1:B:5:LYS:N	4	15.82
(1,21)	1:A:184:LYS:CA	1:B:6:LEU:N	4	15.82
(1,21)	1:A:184:LYS:CA	1:B:7:VAL:N	4	15.82
(1,21)	1:A:184:LYS:CA	1:B:8:VAL:N	4	15.82
(1,21)	1:A:184:LYS:CA	1:B:9:VAL:N	4	15.82
(1,21)	1:A:184:LYS:CA	1:B:10:GLY:N	4	15.82
(1,21)	1:A:184:LYS:CA	1:B:11:ALA:N	4	15.82
(1,21)	1:A:184:LYS:CA	1:B:12:ASP:N	4	15.82
(1,21)	1:A:184:LYS:CA	1:B:13:GLY:N	4	15.82
(1,21)	1:A:184:LYS:CA	1:B:14:VAL:N	4	15.82
(1,21)	1:A:184:LYS:CA	1:B:15:GLY:N	4	15.82
(1,21)	1:A:184:LYS:CA	1:B:16:LYS:N	4	15.82
(1,21)	1:A:184:LYS:CA	1:B:17:SER:N	4	15.82
(1,21)	1:A:184:LYS:CA	1:B:18:ALA:N	4	15.82
(1,21)	1:A:184:LYS:CA	1:B:19:LEU:N	4	15.82
(1,21)	1:A:184:LYS:CA	1:B:20:THR:N	4	15.82
(1,21)	1:A:184:LYS:CA	1:B:21:ILE:N	4	15.82
(1,21)	1:A:184:LYS:CA	1:B:22:GLN:N	4	15.82
(1,21)	1:A:184:LYS:CA	1:B:23:LEU:N	4	15.82
(1,21)	1:A:184:LYS:CA	1:B:24:ILE:N	4	15.82
(1,21)	1:A:184:LYS:CA	1:B:25:GLN:N	4	15.82
(1,21)	1:A:184:LYS:CA	1:B:26:ASN:N	4	15.82
(1,21)	1:A:184:LYS:CA	1:B:27:HIS:N	4	15.82
(1,21)	1:A:184:LYS:CA	1:B:28:PHE:N	4	15.82
(1,21)	1:A:184:LYS:CA	1:B:29:VAL:N	4	15.82
(1,21)	1:A:184:LYS:CA	1:B:30:ASP:N	4	15.82
(1,21)	1:A:184:LYS:CA	1:B:31:GLU:N	4	15.82
(1,21)	1:A:184:LYS:CA	1:B:32:TYR:N	4	15.82
(1,21)	1:A:184:LYS:CA	1:B:33:ASP:N	4	15.82
(1,21)	1:A:184:LYS:CA	1:B:34:PRO:N	4	15.82
(1,21)	1:A:184:LYS:CA	1:B:35:THR:N	4	15.82
(1,21)	1:A:184:LYS:CA	1:B:36:ILE:N	4	15.82
(1,21)	1:A:184:LYS:CA	1:B:37:GLU:N	4	15.82
(1,21)	1:A:184:LYS:CA	1:B:38:ASP:N	4	15.82
(1,21)	1:A:184:LYS:CA	1:B:39:SER:N	4	15.82
(1,21)	1:A:184:LYS:CA	1:B:40:TYR:N	4	15.82
(1,21)	1:A:184:LYS:CA	1:B:41:ARG:N	4	15.82
(1,21)	1:A:184:LYS:CA	1:B:42:LYS:N	4	15.82
(1,21)	1:A:184:LYS:CA	1:B:43:GLN:N	4	15.82
(1,21)	1:A:184:LYS:CA	1:B:44:VAL:N	4	15.82
(1,21)	1:A:184:LYS:CA	1:B:45:VAL:N	4	15.82

Continued on next page...

Continued from previous page...

Key	Atom-1	Atom-2	Model ID	Violation (Å)
(1,21)	1:A:184:LYS:CA	1:B:46:ILE:N	4	15.82
(1,21)	1:A:184:LYS:CA	1:B:47:ASP:N	4	15.82
(1,21)	1:A:184:LYS:CA	1:B:48:GLY:N	4	15.82
(1,21)	1:A:184:LYS:CA	1:B:49:GLU:N	4	15.82
(1,21)	1:A:184:LYS:CA	1:B:50:THR:N	4	15.82
(1,21)	1:A:184:LYS:CA	1:B:51:CYS:N	4	15.82
(1,21)	1:A:184:LYS:CA	1:B:52:LEU:N	4	15.82
(1,21)	1:A:184:LYS:CA	1:B:53:LEU:N	4	15.82
(1,21)	1:A:184:LYS:CA	1:B:54:ASP:N	4	15.82
(1,21)	1:A:184:LYS:CA	1:B:55:ILE:N	4	15.82
(1,21)	1:A:184:LYS:CA	1:B:56:LEU:N	4	15.82
(1,21)	1:A:184:LYS:CA	1:B:57:ASP:N	4	15.82
(1,21)	1:A:184:LYS:CA	1:B:58:THR:N	4	15.82
(1,21)	1:A:184:LYS:CA	1:B:59:ALA:N	4	15.82
(1,21)	1:A:184:LYS:CA	1:B:60:GLY:N	4	15.82
(1,21)	1:A:184:LYS:CA	1:B:61:GLN:N	4	15.82
(1,21)	1:A:184:LYS:CA	1:B:62:GLU:N	4	15.82
(1,21)	1:A:184:LYS:CA	1:B:63:GLU:N	4	15.82
(1,21)	1:A:184:LYS:CA	1:B:64:TYR:N	4	15.82
(1,21)	1:A:184:LYS:CA	1:B:65:SER:N	4	15.82
(1,21)	1:A:184:LYS:CA	1:B:66:ALA:N	4	15.82
(1,21)	1:A:184:LYS:CA	1:B:67:MET:N	4	15.82
(1,21)	1:A:184:LYS:CA	1:B:68:ARG:N	4	15.82
(1,21)	1:A:184:LYS:CA	1:B:69:ASP:N	4	15.82
(1,21)	1:A:184:LYS:CA	1:B:70:GLN:N	4	15.82
(1,21)	1:A:184:LYS:CA	1:B:71:TYR:N	4	15.82
(1,21)	1:A:184:LYS:CA	1:B:72:MET:N	4	15.82
(1,21)	1:A:184:LYS:CA	1:B:73:ARG:N	4	15.82
(1,21)	1:A:184:LYS:CA	1:B:74:THR:N	4	15.82
(1,21)	1:A:184:LYS:CA	1:B:75:GLY:N	4	15.82
(1,21)	1:A:184:LYS:CA	1:B:76:GLU:N	4	15.82
(1,21)	1:A:184:LYS:CA	1:B:77:GLY:N	4	15.82
(1,21)	1:A:184:LYS:CA	1:B:78:PHE:N	4	15.82
(1,21)	1:A:184:LYS:CA	1:B:79:LEU:N	4	15.82
(1,21)	1:A:184:LYS:CA	1:B:80:CYS:N	4	15.82
(1,21)	1:A:184:LYS:CA	5:B:203:7Q9:N	4	15.82
(1,21)	1:A:184:LYS:CA	5:B:204:7Q9:N	4	15.82
(1,21)	1:A:184:LYS:CA	5:B:205:7Q9:N	4	15.82
(1,21)	1:A:184:LYS:CA	5:B:206:7Q9:N	4	15.82
(1,21)	1:A:184:LYS:CA	5:B:207:7Q9:N	4	15.82
(1,21)	1:A:184:LYS:CA	6:B:208:17F:N1	4	15.82
(1,21)	1:A:184:LYS:CA	5:B:209:7Q9:N	4	15.82

Continued on next page...

Continued from previous page...

Key	Atom-1	Atom-2	Model ID	Violation (Å)
(1,21)	1:A:184:LYS:CA	5:B:210:7Q9:N	4	15.82
(1,21)	1:A:184:LYS:CA	5:B:211:7Q9:N	4	15.82
(1,21)	1:A:184:LYS:CA	5:B:212:7Q9:N	4	15.82
(1,21)	1:A:184:LYS:CA	5:B:213:7Q9:N	4	15.82
(1,21)	1:A:184:LYS:CA	6:B:214:17F:N1	4	15.82
(1,21)	1:A:184:LYS:CA	6:B:215:17F:N1	4	15.82
(1,21)	1:A:184:LYS:CA	5:B:216:7Q9:N	4	15.82
(1,21)	1:A:184:LYS:CA	5:B:217:7Q9:N	4	15.82
(1,21)	1:A:184:LYS:CA	5:B:218:7Q9:N	4	15.82
(1,21)	1:A:184:LYS:CA	6:B:219:17F:N1	4	15.82
(1,21)	1:A:184:LYS:CA	5:B:220:7Q9:N	4	15.82
(1,21)	1:A:184:LYS:CB	1:B:2:THR:N	4	15.82
(1,21)	1:A:184:LYS:CB	1:B:3:GLU:N	4	15.82
(1,21)	1:A:184:LYS:CB	1:B:4:TYR:N	4	15.82
(1,21)	1:A:184:LYS:CB	1:B:5:LYS:N	4	15.82
(1,21)	1:A:184:LYS:CB	1:B:6:LEU:N	4	15.82
(1,21)	1:A:184:LYS:CB	1:B:7:VAL:N	4	15.82
(1,21)	1:A:184:LYS:CB	1:B:8:VAL:N	4	15.82
(1,21)	1:A:184:LYS:CB	1:B:9:VAL:N	4	15.82
(1,21)	1:A:184:LYS:CB	1:B:10:GLY:N	4	15.82
(1,21)	1:A:184:LYS:CB	1:B:11:ALA:N	4	15.82
(1,21)	1:A:184:LYS:CB	1:B:12:ASP:N	4	15.82
(1,21)	1:A:184:LYS:CB	1:B:13:GLY:N	4	15.82
(1,21)	1:A:184:LYS:CB	1:B:14:VAL:N	4	15.82
(1,21)	1:A:184:LYS:CB	1:B:15:GLY:N	4	15.82
(1,21)	1:A:184:LYS:CB	1:B:16:LYS:N	4	15.82
(1,21)	1:A:184:LYS:CB	1:B:17:SER:N	4	15.82
(1,21)	1:A:184:LYS:CB	1:B:18:ALA:N	4	15.82
(1,21)	1:A:184:LYS:CB	1:B:19:LEU:N	4	15.82
(1,21)	1:A:184:LYS:CB	1:B:20:THR:N	4	15.82
(1,21)	1:A:184:LYS:CB	1:B:21:ILE:N	4	15.82
(1,21)	1:A:184:LYS:CB	1:B:22:GLN:N	4	15.82
(1,21)	1:A:184:LYS:CB	1:B:23:LEU:N	4	15.82
(1,21)	1:A:184:LYS:CB	1:B:24:ILE:N	4	15.82
(1,21)	1:A:184:LYS:CB	1:B:25:GLN:N	4	15.82
(1,21)	1:A:184:LYS:CB	1:B:26:ASN:N	4	15.82
(1,21)	1:A:184:LYS:CB	1:B:27:HIS:N	4	15.82
(1,21)	1:A:184:LYS:CB	1:B:28:PHE:N	4	15.82
(1,21)	1:A:184:LYS:CB	1:B:29:VAL:N	4	15.82
(1,21)	1:A:184:LYS:CB	1:B:30:ASP:N	4	15.82
(1,21)	1:A:184:LYS:CB	1:B:31:GLU:N	4	15.82
(1,21)	1:A:184:LYS:CB	1:B:32:TYR:N	4	15.82

Continued on next page...

Continued from previous page...

Key	Atom-1	Atom-2	Model ID	Violation (Å)
(1,21)	1:A:184:LYS:CB	1:B:33:ASP:N	4	15.82
(1,21)	1:A:184:LYS:CB	1:B:34:PRO:N	4	15.82
(1,21)	1:A:184:LYS:CB	1:B:35:THR:N	4	15.82
(1,21)	1:A:184:LYS:CB	1:B:36:ILE:N	4	15.82
(1,21)	1:A:184:LYS:CB	1:B:37:GLU:N	4	15.82
(1,21)	1:A:184:LYS:CB	1:B:38:ASP:N	4	15.82
(1,21)	1:A:184:LYS:CB	1:B:39:SER:N	4	15.82
(1,21)	1:A:184:LYS:CB	1:B:40:TYR:N	4	15.82
(1,21)	1:A:184:LYS:CB	1:B:41:ARG:N	4	15.82
(1,21)	1:A:184:LYS:CB	1:B:42:LYS:N	4	15.82
(1,21)	1:A:184:LYS:CB	1:B:43:GLN:N	4	15.82
(1,21)	1:A:184:LYS:CB	1:B:44:VAL:N	4	15.82
(1,21)	1:A:184:LYS:CB	1:B:45:VAL:N	4	15.82
(1,21)	1:A:184:LYS:CB	1:B:46:ILE:N	4	15.82
(1,21)	1:A:184:LYS:CB	1:B:47:ASP:N	4	15.82
(1,21)	1:A:184:LYS:CB	1:B:48:GLY:N	4	15.82
(1,21)	1:A:184:LYS:CB	1:B:49:GLU:N	4	15.82
(1,21)	1:A:184:LYS:CB	1:B:50:THR:N	4	15.82
(1,21)	1:A:184:LYS:CB	1:B:51:CYS:N	4	15.82
(1,21)	1:A:184:LYS:CB	1:B:52:LEU:N	4	15.82
(1,21)	1:A:184:LYS:CB	1:B:53:LEU:N	4	15.82
(1,21)	1:A:184:LYS:CB	1:B:54:ASP:N	4	15.82
(1,21)	1:A:184:LYS:CB	1:B:55:ILE:N	4	15.82
(1,21)	1:A:184:LYS:CB	1:B:56:LEU:N	4	15.82
(1,21)	1:A:184:LYS:CB	1:B:57:ASP:N	4	15.82
(1,21)	1:A:184:LYS:CB	1:B:58:THR:N	4	15.82
(1,21)	1:A:184:LYS:CB	1:B:59:ALA:N	4	15.82
(1,21)	1:A:184:LYS:CB	1:B:60:GLY:N	4	15.82
(1,21)	1:A:184:LYS:CB	1:B:61:GLN:N	4	15.82
(1,21)	1:A:184:LYS:CB	1:B:62:GLU:N	4	15.82
(1,21)	1:A:184:LYS:CB	1:B:63:GLU:N	4	15.82
(1,21)	1:A:184:LYS:CB	1:B:64:TYR:N	4	15.82
(1,21)	1:A:184:LYS:CB	1:B:65:SER:N	4	15.82
(1,21)	1:A:184:LYS:CB	1:B:66:ALA:N	4	15.82
(1,21)	1:A:184:LYS:CB	1:B:67:MET:N	4	15.82
(1,21)	1:A:184:LYS:CB	1:B:68:ARG:N	4	15.82
(1,21)	1:A:184:LYS:CB	1:B:69:ASP:N	4	15.82
(1,21)	1:A:184:LYS:CB	1:B:70:GLN:N	4	15.82
(1,21)	1:A:184:LYS:CB	1:B:71:TYR:N	4	15.82
(1,21)	1:A:184:LYS:CB	1:B:72:MET:N	4	15.82
(1,21)	1:A:184:LYS:CB	1:B:73:ARG:N	4	15.82
(1,21)	1:A:184:LYS:CB	1:B:74:THR:N	4	15.82

Continued on next page...

Continued from previous page...

Key	Atom-1	Atom-2	Model ID	Violation (Å)
(1,21)	1:A:184:LYS:CB	1:B:75:GLY:N	4	15.82
(1,21)	1:A:184:LYS:CB	1:B:76:GLU:N	4	15.82
(1,21)	1:A:184:LYS:CB	1:B:77:GLY:N	4	15.82
(1,21)	1:A:184:LYS:CB	1:B:78:PHE:N	4	15.82
(1,21)	1:A:184:LYS:CB	1:B:79:LEU:N	4	15.82
(1,21)	1:A:184:LYS:CB	1:B:80:CYS:N	4	15.82
(1,21)	1:A:184:LYS:CB	5:B:203:7Q9:N	4	15.82
(1,21)	1:A:184:LYS:CB	5:B:204:7Q9:N	4	15.82
(1,21)	1:A:184:LYS:CB	5:B:205:7Q9:N	4	15.82
(1,21)	1:A:184:LYS:CB	5:B:206:7Q9:N	4	15.82
(1,21)	1:A:184:LYS:CB	5:B:207:7Q9:N	4	15.82
(1,21)	1:A:184:LYS:CB	6:B:208:17F:N1	4	15.82
(1,21)	1:A:184:LYS:CB	5:B:209:7Q9:N	4	15.82
(1,21)	1:A:184:LYS:CB	5:B:210:7Q9:N	4	15.82
(1,21)	1:A:184:LYS:CB	5:B:211:7Q9:N	4	15.82
(1,21)	1:A:184:LYS:CB	5:B:212:7Q9:N	4	15.82
(1,21)	1:A:184:LYS:CB	5:B:213:7Q9:N	4	15.82
(1,21)	1:A:184:LYS:CB	6:B:214:17F:N1	4	15.82
(1,21)	1:A:184:LYS:CB	6:B:215:17F:N1	4	15.82
(1,21)	1:A:184:LYS:CB	5:B:216:7Q9:N	4	15.82
(1,21)	1:A:184:LYS:CB	5:B:217:7Q9:N	4	15.82
(1,21)	1:A:184:LYS:CB	5:B:218:7Q9:N	4	15.82
(1,21)	1:A:184:LYS:CB	6:B:219:17F:N1	4	15.82
(1,21)	1:A:184:LYS:CB	5:B:220:7Q9:N	4	15.82
(1,21)	1:A:184:LYS:CD	1:B:2:THR:N	4	15.82
(1,21)	1:A:184:LYS:CD	1:B:3:GLU:N	4	15.82
(1,21)	1:A:184:LYS:CD	1:B:4:TYR:N	4	15.82
(1,21)	1:A:184:LYS:CD	1:B:5:LYS:N	4	15.82
(1,21)	1:A:184:LYS:CD	1:B:6:LEU:N	4	15.82
(1,21)	1:A:184:LYS:CD	1:B:7:VAL:N	4	15.82
(1,21)	1:A:184:LYS:CD	1:B:8:VAL:N	4	15.82
(1,21)	1:A:184:LYS:CD	1:B:9:VAL:N	4	15.82
(1,21)	1:A:184:LYS:CD	1:B:10:GLY:N	4	15.82
(1,21)	1:A:184:LYS:CD	1:B:11:ALA:N	4	15.82
(1,21)	1:A:184:LYS:CD	1:B:12:ASP:N	4	15.82
(1,21)	1:A:184:LYS:CD	1:B:13:GLY:N	4	15.82
(1,21)	1:A:184:LYS:CD	1:B:14:VAL:N	4	15.82
(1,21)	1:A:184:LYS:CD	1:B:15:GLY:N	4	15.82
(1,21)	1:A:184:LYS:CD	1:B:16:LYS:N	4	15.82
(1,21)	1:A:184:LYS:CD	1:B:17:SER:N	4	15.82
(1,21)	1:A:184:LYS:CD	1:B:18:ALA:N	4	15.82
(1,21)	1:A:184:LYS:CD	1:B:19:LEU:N	4	15.82

Continued on next page...

Continued from previous page...

Key	Atom-1	Atom-2	Model ID	Violation (Å)
(1,21)	1:A:184:LYS:CD	1:B:20:THR:N	4	15.82
(1,21)	1:A:184:LYS:CD	1:B:21:ILE:N	4	15.82
(1,21)	1:A:184:LYS:CD	1:B:22:GLN:N	4	15.82
(1,21)	1:A:184:LYS:CD	1:B:23:LEU:N	4	15.82
(1,21)	1:A:184:LYS:CD	1:B:24:ILE:N	4	15.82
(1,21)	1:A:184:LYS:CD	1:B:25:GLN:N	4	15.82
(1,21)	1:A:184:LYS:CD	1:B:26:ASN:N	4	15.82
(1,21)	1:A:184:LYS:CD	1:B:27:HIS:N	4	15.82
(1,21)	1:A:184:LYS:CD	1:B:28:PHE:N	4	15.82
(1,21)	1:A:184:LYS:CD	1:B:29:VAL:N	4	15.82
(1,21)	1:A:184:LYS:CD	1:B:30:ASP:N	4	15.82
(1,21)	1:A:184:LYS:CD	1:B:31:GLU:N	4	15.82
(1,21)	1:A:184:LYS:CD	1:B:32:TYR:N	4	15.82
(1,21)	1:A:184:LYS:CD	1:B:33:ASP:N	4	15.82
(1,21)	1:A:184:LYS:CD	1:B:34:PRO:N	4	15.82
(1,21)	1:A:184:LYS:CD	1:B:35:THR:N	4	15.82
(1,21)	1:A:184:LYS:CD	1:B:36:ILE:N	4	15.82
(1,21)	1:A:184:LYS:CD	1:B:37:GLU:N	4	15.82
(1,21)	1:A:184:LYS:CD	1:B:38:ASP:N	4	15.82
(1,21)	1:A:184:LYS:CD	1:B:39:SER:N	4	15.82
(1,21)	1:A:184:LYS:CD	1:B:40:TYR:N	4	15.82
(1,21)	1:A:184:LYS:CD	1:B:41:ARG:N	4	15.82
(1,21)	1:A:184:LYS:CD	1:B:42:LYS:N	4	15.82
(1,21)	1:A:184:LYS:CD	1:B:43:GLN:N	4	15.82
(1,21)	1:A:184:LYS:CD	1:B:44:VAL:N	4	15.82
(1,21)	1:A:184:LYS:CD	1:B:45:VAL:N	4	15.82
(1,21)	1:A:184:LYS:CD	1:B:46:ILE:N	4	15.82
(1,21)	1:A:184:LYS:CD	1:B:47:ASP:N	4	15.82
(1,21)	1:A:184:LYS:CD	1:B:48:GLY:N	4	15.82
(1,21)	1:A:184:LYS:CD	1:B:49:GLU:N	4	15.82
(1,21)	1:A:184:LYS:CD	1:B:50:THR:N	4	15.82
(1,21)	1:A:184:LYS:CD	1:B:51:CYS:N	4	15.82
(1,21)	1:A:184:LYS:CD	1:B:52:LEU:N	4	15.82
(1,21)	1:A:184:LYS:CD	1:B:53:LEU:N	4	15.82
(1,21)	1:A:184:LYS:CD	1:B:54:ASP:N	4	15.82
(1,21)	1:A:184:LYS:CD	1:B:55:ILE:N	4	15.82
(1,21)	1:A:184:LYS:CD	1:B:56:LEU:N	4	15.82
(1,21)	1:A:184:LYS:CD	1:B:57:ASP:N	4	15.82
(1,21)	1:A:184:LYS:CD	1:B:58:THR:N	4	15.82
(1,21)	1:A:184:LYS:CD	1:B:59:ALA:N	4	15.82
(1,21)	1:A:184:LYS:CD	1:B:60:GLY:N	4	15.82
(1,21)	1:A:184:LYS:CD	1:B:61:GLN:N	4	15.82

Continued on next page...

Continued from previous page...

Key	Atom-1	Atom-2	Model ID	Violation (Å)
(1,21)	1:A:184:LYS:CD	1:B:62:GLU:N	4	15.82
(1,21)	1:A:184:LYS:CD	1:B:63:GLU:N	4	15.82
(1,21)	1:A:184:LYS:CD	1:B:64:TYR:N	4	15.82
(1,21)	1:A:184:LYS:CD	1:B:65:SER:N	4	15.82
(1,21)	1:A:184:LYS:CD	1:B:66:ALA:N	4	15.82
(1,21)	1:A:184:LYS:CD	1:B:67:MET:N	4	15.82
(1,21)	1:A:184:LYS:CD	1:B:68:ARG:N	4	15.82
(1,21)	1:A:184:LYS:CD	1:B:69:ASP:N	4	15.82
(1,21)	1:A:184:LYS:CD	1:B:70:GLN:N	4	15.82
(1,21)	1:A:184:LYS:CD	1:B:71:TYR:N	4	15.82
(1,21)	1:A:184:LYS:CD	1:B:72:MET:N	4	15.82
(1,21)	1:A:184:LYS:CD	1:B:73:ARG:N	4	15.82
(1,21)	1:A:184:LYS:CD	1:B:74:THR:N	4	15.82
(1,21)	1:A:184:LYS:CD	1:B:75:GLY:N	4	15.82
(1,21)	1:A:184:LYS:CD	1:B:76:GLU:N	4	15.82
(1,21)	1:A:184:LYS:CD	1:B:77:GLY:N	4	15.82
(1,21)	1:A:184:LYS:CD	1:B:78:PHE:N	4	15.82
(1,21)	1:A:184:LYS:CD	1:B:79:LEU:N	4	15.82
(1,21)	1:A:184:LYS:CD	1:B:80:CYS:N	4	15.82
(1,21)	1:A:184:LYS:CD	5:B:203:7Q9:N	4	15.82
(1,21)	1:A:184:LYS:CD	5:B:204:7Q9:N	4	15.82
(1,21)	1:A:184:LYS:CD	5:B:205:7Q9:N	4	15.82
(1,21)	1:A:184:LYS:CD	5:B:206:7Q9:N	4	15.82
(1,21)	1:A:184:LYS:CD	5:B:207:7Q9:N	4	15.82
(1,21)	1:A:184:LYS:CD	6:B:208:17F:N1	4	15.82
(1,21)	1:A:184:LYS:CD	5:B:209:7Q9:N	4	15.82
(1,21)	1:A:184:LYS:CD	5:B:210:7Q9:N	4	15.82
(1,21)	1:A:184:LYS:CD	5:B:211:7Q9:N	4	15.82
(1,21)	1:A:184:LYS:CD	5:B:212:7Q9:N	4	15.82
(1,21)	1:A:184:LYS:CD	5:B:213:7Q9:N	4	15.82
(1,21)	1:A:184:LYS:CD	6:B:214:17F:N1	4	15.82
(1,21)	1:A:184:LYS:CD	6:B:215:17F:N1	4	15.82
(1,21)	1:A:184:LYS:CD	5:B:216:7Q9:N	4	15.82
(1,21)	1:A:184:LYS:CD	5:B:217:7Q9:N	4	15.82
(1,21)	1:A:184:LYS:CD	5:B:218:7Q9:N	4	15.82
(1,21)	1:A:184:LYS:CD	6:B:219:17F:N1	4	15.82
(1,21)	1:A:184:LYS:CD	5:B:220:7Q9:N	4	15.82
(1,21)	1:A:184:LYS:CE	1:B:2:THR:N	4	15.82
(1,21)	1:A:184:LYS:CE	1:B:3:GLU:N	4	15.82
(1,21)	1:A:184:LYS:CE	1:B:4:TYR:N	4	15.82
(1,21)	1:A:184:LYS:CE	1:B:5:LYS:N	4	15.82
(1,21)	1:A:184:LYS:CE	1:B:6:LEU:N	4	15.82

Continued on next page...

Continued from previous page...

Key	Atom-1	Atom-2	Model ID	Violation (Å)
(1,21)	1:A:184:LYS:CE	1:B:7:VAL:N	4	15.82
(1,21)	1:A:184:LYS:CE	1:B:8:VAL:N	4	15.82
(1,21)	1:A:184:LYS:CE	1:B:9:VAL:N	4	15.82
(1,21)	1:A:184:LYS:CE	1:B:10:GLY:N	4	15.82
(1,21)	1:A:184:LYS:CE	1:B:11:ALA:N	4	15.82
(1,21)	1:A:184:LYS:CE	1:B:12:ASP:N	4	15.82
(1,21)	1:A:184:LYS:CE	1:B:13:GLY:N	4	15.82
(1,21)	1:A:184:LYS:CE	1:B:14:VAL:N	4	15.82
(1,21)	1:A:184:LYS:CE	1:B:15:GLY:N	4	15.82
(1,21)	1:A:184:LYS:CE	1:B:16:LYS:N	4	15.82
(1,21)	1:A:184:LYS:CE	1:B:17:SER:N	4	15.82
(1,21)	1:A:184:LYS:CE	1:B:18:ALA:N	4	15.82
(1,21)	1:A:184:LYS:CE	1:B:19:LEU:N	4	15.82
(1,21)	1:A:184:LYS:CE	1:B:20:THR:N	4	15.82
(1,21)	1:A:184:LYS:CE	1:B:21:ILE:N	4	15.82
(1,21)	1:A:184:LYS:CE	1:B:22:GLN:N	4	15.82
(1,21)	1:A:184:LYS:CE	1:B:23:LEU:N	4	15.82
(1,21)	1:A:184:LYS:CE	1:B:24:ILE:N	4	15.82
(1,21)	1:A:184:LYS:CE	1:B:25:GLN:N	4	15.82
(1,21)	1:A:184:LYS:CE	1:B:26:ASN:N	4	15.82
(1,21)	1:A:184:LYS:CE	1:B:27:HIS:N	4	15.82
(1,21)	1:A:184:LYS:CE	1:B:28:PHE:N	4	15.82
(1,21)	1:A:184:LYS:CE	1:B:29:VAL:N	4	15.82
(1,21)	1:A:184:LYS:CE	1:B:30:ASP:N	4	15.82
(1,21)	1:A:184:LYS:CE	1:B:31:GLU:N	4	15.82
(1,21)	1:A:184:LYS:CE	1:B:32:TYR:N	4	15.82
(1,21)	1:A:184:LYS:CE	1:B:33:ASP:N	4	15.82
(1,21)	1:A:184:LYS:CE	1:B:34:PRO:N	4	15.82
(1,21)	1:A:184:LYS:CE	1:B:35:THR:N	4	15.82
(1,21)	1:A:184:LYS:CE	1:B:36:ILE:N	4	15.82
(1,21)	1:A:184:LYS:CE	1:B:37:GLU:N	4	15.82
(1,21)	1:A:184:LYS:CE	1:B:38:ASP:N	4	15.82
(1,21)	1:A:184:LYS:CE	1:B:39:SER:N	4	15.82
(1,21)	1:A:184:LYS:CE	1:B:40:TYR:N	4	15.82
(1,21)	1:A:184:LYS:CE	1:B:41:ARG:N	4	15.82
(1,21)	1:A:184:LYS:CE	1:B:42:LYS:N	4	15.82
(1,21)	1:A:184:LYS:CE	1:B:43:GLN:N	4	15.82
(1,21)	1:A:184:LYS:CE	1:B:44:VAL:N	4	15.82
(1,21)	1:A:184:LYS:CE	1:B:45:VAL:N	4	15.82
(1,21)	1:A:184:LYS:CE	1:B:46:ILE:N	4	15.82
(1,21)	1:A:184:LYS:CE	1:B:47:ASP:N	4	15.82
(1,21)	1:A:184:LYS:CE	1:B:48:GLY:N	4	15.82

Continued on next page...

Continued from previous page...

Key	Atom-1	Atom-2	Model ID	Violation (Å)
(1,21)	1:A:184:LYS:CE	1:B:49:GLU:N	4	15.82
(1,21)	1:A:184:LYS:CE	1:B:50:THR:N	4	15.82
(1,21)	1:A:184:LYS:CE	1:B:51:CYS:N	4	15.82
(1,21)	1:A:184:LYS:CE	1:B:52:LEU:N	4	15.82
(1,21)	1:A:184:LYS:CE	1:B:53:LEU:N	4	15.82
(1,21)	1:A:184:LYS:CE	1:B:54:ASP:N	4	15.82
(1,21)	1:A:184:LYS:CE	1:B:55:ILE:N	4	15.82
(1,21)	1:A:184:LYS:CE	1:B:56:LEU:N	4	15.82
(1,21)	1:A:184:LYS:CE	1:B:57:ASP:N	4	15.82
(1,21)	1:A:184:LYS:CE	1:B:58:THR:N	4	15.82
(1,21)	1:A:184:LYS:CE	1:B:59:ALA:N	4	15.82
(1,21)	1:A:184:LYS:CE	1:B:60:GLY:N	4	15.82
(1,21)	1:A:184:LYS:CE	1:B:61:GLN:N	4	15.82
(1,21)	1:A:184:LYS:CE	1:B:62:GLU:N	4	15.82
(1,21)	1:A:184:LYS:CE	1:B:63:GLU:N	4	15.82
(1,21)	1:A:184:LYS:CE	1:B:64:TYR:N	4	15.82
(1,21)	1:A:184:LYS:CE	1:B:65:SER:N	4	15.82
(1,21)	1:A:184:LYS:CE	1:B:66:ALA:N	4	15.82
(1,21)	1:A:184:LYS:CE	1:B:67:MET:N	4	15.82
(1,21)	1:A:184:LYS:CE	1:B:68:ARG:N	4	15.82
(1,21)	1:A:184:LYS:CE	1:B:69:ASP:N	4	15.82
(1,21)	1:A:184:LYS:CE	1:B:70:GLN:N	4	15.82
(1,21)	1:A:184:LYS:CE	1:B:71:TYR:N	4	15.82
(1,21)	1:A:184:LYS:CE	1:B:72:MET:N	4	15.82
(1,21)	1:A:184:LYS:CE	1:B:73:ARG:N	4	15.82
(1,21)	1:A:184:LYS:CE	1:B:74:THR:N	4	15.82
(1,21)	1:A:184:LYS:CE	1:B:75:GLY:N	4	15.82
(1,21)	1:A:184:LYS:CE	1:B:76:GLU:N	4	15.82
(1,21)	1:A:184:LYS:CE	1:B:77:GLY:N	4	15.82
(1,21)	1:A:184:LYS:CE	1:B:78:PHE:N	4	15.82
(1,21)	1:A:184:LYS:CE	1:B:79:LEU:N	4	15.82
(1,21)	1:A:184:LYS:CE	1:B:80:CYS:N	4	15.82
(1,21)	1:A:184:LYS:CE	5:B:203:7Q9:N	4	15.82
(1,21)	1:A:184:LYS:CE	5:B:204:7Q9:N	4	15.82
(1,21)	1:A:184:LYS:CE	5:B:205:7Q9:N	4	15.82
(1,21)	1:A:184:LYS:CE	5:B:206:7Q9:N	4	15.82
(1,21)	1:A:184:LYS:CE	5:B:207:7Q9:N	4	15.82
(1,21)	1:A:184:LYS:CE	6:B:208:17F:N1	4	15.82
(1,21)	1:A:184:LYS:CE	5:B:209:7Q9:N	4	15.82
(1,21)	1:A:184:LYS:CE	5:B:210:7Q9:N	4	15.82
(1,21)	1:A:184:LYS:CE	5:B:211:7Q9:N	4	15.82
(1,21)	1:A:184:LYS:CE	5:B:212:7Q9:N	4	15.82

Continued on next page...

Continued from previous page...

Key	Atom-1	Atom-2	Model ID	Violation (Å)
(1,21)	1:A:184:LYS:CE	5:B:213:7Q9:N	4	15.82
(1,21)	1:A:184:LYS:CE	6:B:214:17F:N1	4	15.82
(1,21)	1:A:184:LYS:CE	6:B:215:17F:N1	4	15.82
(1,21)	1:A:184:LYS:CE	5:B:216:7Q9:N	4	15.82
(1,21)	1:A:184:LYS:CE	5:B:217:7Q9:N	4	15.82
(1,21)	1:A:184:LYS:CE	5:B:218:7Q9:N	4	15.82
(1,21)	1:A:184:LYS:CE	6:B:219:17F:N1	4	15.82
(1,21)	1:A:184:LYS:CE	5:B:220:7Q9:N	4	15.82
(1,21)	1:A:184:LYS:CG	1:B:2:THR:N	4	15.82
(1,21)	1:A:184:LYS:CG	1:B:3:GLU:N	4	15.82
(1,21)	1:A:184:LYS:CG	1:B:4:TYR:N	4	15.82
(1,21)	1:A:184:LYS:CG	1:B:5:LYS:N	4	15.82
(1,21)	1:A:184:LYS:CG	1:B:6:LEU:N	4	15.82
(1,21)	1:A:184:LYS:CG	1:B:7:VAL:N	4	15.82
(1,21)	1:A:184:LYS:CG	1:B:8:VAL:N	4	15.82
(1,21)	1:A:184:LYS:CG	1:B:9:VAL:N	4	15.82
(1,21)	1:A:184:LYS:CG	1:B:10:GLY:N	4	15.82
(1,21)	1:A:184:LYS:CG	1:B:11:ALA:N	4	15.82
(1,21)	1:A:184:LYS:CG	1:B:12:ASP:N	4	15.82
(1,21)	1:A:184:LYS:CG	1:B:13:GLY:N	4	15.82
(1,21)	1:A:184:LYS:CG	1:B:14:VAL:N	4	15.82
(1,21)	1:A:184:LYS:CG	1:B:15:GLY:N	4	15.82
(1,21)	1:A:184:LYS:CG	1:B:16:LYS:N	4	15.82
(1,21)	1:A:184:LYS:CG	1:B:17:SER:N	4	15.82
(1,21)	1:A:184:LYS:CG	1:B:18:ALA:N	4	15.82
(1,21)	1:A:184:LYS:CG	1:B:19:LEU:N	4	15.82
(1,21)	1:A:184:LYS:CG	1:B:20:THR:N	4	15.82
(1,21)	1:A:184:LYS:CG	1:B:21:ILE:N	4	15.82
(1,21)	1:A:184:LYS:CG	1:B:22:GLN:N	4	15.82
(1,21)	1:A:184:LYS:CG	1:B:23:LEU:N	4	15.82
(1,21)	1:A:184:LYS:CG	1:B:24:ILE:N	4	15.82
(1,21)	1:A:184:LYS:CG	1:B:25:GLN:N	4	15.82
(1,21)	1:A:184:LYS:CG	1:B:26:ASN:N	4	15.82
(1,21)	1:A:184:LYS:CG	1:B:27:HIS:N	4	15.82
(1,21)	1:A:184:LYS:CG	1:B:28:PHE:N	4	15.82
(1,21)	1:A:184:LYS:CG	1:B:29:VAL:N	4	15.82
(1,21)	1:A:184:LYS:CG	1:B:30:ASP:N	4	15.82
(1,21)	1:A:184:LYS:CG	1:B:31:GLU:N	4	15.82
(1,21)	1:A:184:LYS:CG	1:B:32:TYR:N	4	15.82
(1,21)	1:A:184:LYS:CG	1:B:33:ASP:N	4	15.82
(1,21)	1:A:184:LYS:CG	1:B:34:PRO:N	4	15.82
(1,21)	1:A:184:LYS:CG	1:B:35:THR:N	4	15.82

Continued on next page...

Continued from previous page...

Key	Atom-1	Atom-2	Model ID	Violation (Å)
(1,21)	1:A:184:LYS:CG	1:B:36:ILE:N	4	15.82
(1,21)	1:A:184:LYS:CG	1:B:37:GLU:N	4	15.82
(1,21)	1:A:184:LYS:CG	1:B:38:ASP:N	4	15.82
(1,21)	1:A:184:LYS:CG	1:B:39:SER:N	4	15.82
(1,21)	1:A:184:LYS:CG	1:B:40:TYR:N	4	15.82
(1,21)	1:A:184:LYS:CG	1:B:41:ARG:N	4	15.82
(1,21)	1:A:184:LYS:CG	1:B:42:LYS:N	4	15.82
(1,21)	1:A:184:LYS:CG	1:B:43:GLN:N	4	15.82
(1,21)	1:A:184:LYS:CG	1:B:44:VAL:N	4	15.82
(1,21)	1:A:184:LYS:CG	1:B:45:VAL:N	4	15.82
(1,21)	1:A:184:LYS:CG	1:B:46:ILE:N	4	15.82
(1,21)	1:A:184:LYS:CG	1:B:47:ASP:N	4	15.82
(1,21)	1:A:184:LYS:CG	1:B:48:GLY:N	4	15.82
(1,21)	1:A:184:LYS:CG	1:B:49:GLU:N	4	15.82
(1,21)	1:A:184:LYS:CG	1:B:50:THR:N	4	15.82
(1,21)	1:A:184:LYS:CG	1:B:51:CYS:N	4	15.82
(1,21)	1:A:184:LYS:CG	1:B:52:LEU:N	4	15.82
(1,21)	1:A:184:LYS:CG	1:B:53:LEU:N	4	15.82
(1,21)	1:A:184:LYS:CG	1:B:54:ASP:N	4	15.82
(1,21)	1:A:184:LYS:CG	1:B:55:ILE:N	4	15.82
(1,21)	1:A:184:LYS:CG	1:B:56:LEU:N	4	15.82
(1,21)	1:A:184:LYS:CG	1:B:57:ASP:N	4	15.82
(1,21)	1:A:184:LYS:CG	1:B:58:THR:N	4	15.82
(1,21)	1:A:184:LYS:CG	1:B:59:ALA:N	4	15.82
(1,21)	1:A:184:LYS:CG	1:B:60:GLY:N	4	15.82
(1,21)	1:A:184:LYS:CG	1:B:61:GLN:N	4	15.82
(1,21)	1:A:184:LYS:CG	1:B:62:GLU:N	4	15.82
(1,21)	1:A:184:LYS:CG	1:B:63:GLU:N	4	15.82
(1,21)	1:A:184:LYS:CG	1:B:64:TYR:N	4	15.82
(1,21)	1:A:184:LYS:CG	1:B:65:SER:N	4	15.82
(1,21)	1:A:184:LYS:CG	1:B:66:ALA:N	4	15.82
(1,21)	1:A:184:LYS:CG	1:B:67:MET:N	4	15.82
(1,21)	1:A:184:LYS:CG	1:B:68:ARG:N	4	15.82
(1,21)	1:A:184:LYS:CG	1:B:69:ASP:N	4	15.82
(1,21)	1:A:184:LYS:CG	1:B:70:GLN:N	4	15.82
(1,21)	1:A:184:LYS:CG	1:B:71:TYR:N	4	15.82
(1,21)	1:A:184:LYS:CG	1:B:72:MET:N	4	15.82
(1,21)	1:A:184:LYS:CG	1:B:73:ARG:N	4	15.82
(1,21)	1:A:184:LYS:CG	1:B:74:THR:N	4	15.82
(1,21)	1:A:184:LYS:CG	1:B:75:GLY:N	4	15.82
(1,21)	1:A:184:LYS:CG	1:B:76:GLU:N	4	15.82
(1,21)	1:A:184:LYS:CG	1:B:77:GLY:N	4	15.82

Continued on next page...

Continued from previous page...

Key	Atom-1	Atom-2	Model ID	Violation (Å)
(1,21)	1:A:184:LYS:CG	1:B:78:PHE:N	4	15.82
(1,21)	1:A:184:LYS:CG	1:B:79:LEU:N	4	15.82
(1,21)	1:A:184:LYS:CG	1:B:80:CYS:N	4	15.82
(1,21)	1:A:184:LYS:CG	5:B:203:7Q9:N	4	15.82
(1,21)	1:A:184:LYS:CG	5:B:204:7Q9:N	4	15.82
(1,21)	1:A:184:LYS:CG	5:B:205:7Q9:N	4	15.82
(1,21)	1:A:184:LYS:CG	5:B:206:7Q9:N	4	15.82
(1,21)	1:A:184:LYS:CG	5:B:207:7Q9:N	4	15.82
(1,21)	1:A:184:LYS:CG	6:B:208:17F:N1	4	15.82
(1,21)	1:A:184:LYS:CG	5:B:209:7Q9:N	4	15.82
(1,21)	1:A:184:LYS:CG	5:B:210:7Q9:N	4	15.82
(1,21)	1:A:184:LYS:CG	5:B:211:7Q9:N	4	15.82
(1,21)	1:A:184:LYS:CG	5:B:212:7Q9:N	4	15.82
(1,21)	1:A:184:LYS:CG	5:B:213:7Q9:N	4	15.82
(1,21)	1:A:184:LYS:CG	6:B:214:17F:N1	4	15.82
(1,21)	1:A:184:LYS:CG	6:B:215:17F:N1	4	15.82
(1,21)	1:A:184:LYS:CG	5:B:216:7Q9:N	4	15.82
(1,21)	1:A:184:LYS:CG	5:B:217:7Q9:N	4	15.82
(1,21)	1:A:184:LYS:CG	5:B:218:7Q9:N	4	15.82
(1,21)	1:A:184:LYS:CG	6:B:219:17F:N1	4	15.82
(1,21)	1:A:184:LYS:CG	5:B:220:7Q9:N	4	15.82
(1,21)	1:A:184:LYS:H	1:B:2:THR:N	4	15.82
(1,21)	1:A:184:LYS:H	1:B:3:GLU:N	4	15.82
(1,21)	1:A:184:LYS:H	1:B:4:TYR:N	4	15.82
(1,21)	1:A:184:LYS:H	1:B:5:LYS:N	4	15.82
(1,21)	1:A:184:LYS:H	1:B:6:LEU:N	4	15.82
(1,21)	1:A:184:LYS:H	1:B:7:VAL:N	4	15.82
(1,21)	1:A:184:LYS:H	1:B:8:VAL:N	4	15.82
(1,21)	1:A:184:LYS:H	1:B:9:VAL:N	4	15.82
(1,21)	1:A:184:LYS:H	1:B:10:GLY:N	4	15.82
(1,21)	1:A:184:LYS:H	1:B:11:ALA:N	4	15.82
(1,21)	1:A:184:LYS:H	1:B:12:ASP:N	4	15.82
(1,21)	1:A:184:LYS:H	1:B:13:GLY:N	4	15.82
(1,21)	1:A:184:LYS:H	1:B:14:VAL:N	4	15.82
(1,21)	1:A:184:LYS:H	1:B:15:GLY:N	4	15.82
(1,21)	1:A:184:LYS:H	1:B:16:LYS:N	4	15.82
(1,21)	1:A:184:LYS:H	1:B:17:SER:N	4	15.82
(1,21)	1:A:184:LYS:H	1:B:18:ALA:N	4	15.82
(1,21)	1:A:184:LYS:H	1:B:19:LEU:N	4	15.82
(1,21)	1:A:184:LYS:H	1:B:20:THR:N	4	15.82
(1,21)	1:A:184:LYS:H	1:B:21:ILE:N	4	15.82
(1,21)	1:A:184:LYS:H	1:B:22:GLN:N	4	15.82

Continued on next page...

Continued from previous page...

Key	Atom-1	Atom-2	Model ID	Violation (Å)
(1,21)	1:A:184:LYS:H	1:B:23:LEU:N	4	15.82
(1,21)	1:A:184:LYS:H	1:B:24:ILE:N	4	15.82
(1,21)	1:A:184:LYS:H	1:B:25:GLN:N	4	15.82
(1,21)	1:A:184:LYS:H	1:B:26:ASN:N	4	15.82
(1,21)	1:A:184:LYS:H	1:B:27:HIS:N	4	15.82
(1,21)	1:A:184:LYS:H	1:B:28:PHE:N	4	15.82
(1,21)	1:A:184:LYS:H	1:B:29:VAL:N	4	15.82
(1,21)	1:A:184:LYS:H	1:B:30:ASP:N	4	15.82
(1,21)	1:A:184:LYS:H	1:B:31:GLU:N	4	15.82
(1,21)	1:A:184:LYS:H	1:B:32:TYR:N	4	15.82
(1,21)	1:A:184:LYS:H	1:B:33:ASP:N	4	15.82
(1,21)	1:A:184:LYS:H	1:B:34:PRO:N	4	15.82
(1,21)	1:A:184:LYS:H	1:B:35:THR:N	4	15.82
(1,21)	1:A:184:LYS:H	1:B:36:ILE:N	4	15.82
(1,21)	1:A:184:LYS:H	1:B:37:GLU:N	4	15.82
(1,21)	1:A:184:LYS:H	1:B:38:ASP:N	4	15.82
(1,21)	1:A:184:LYS:H	1:B:39:SER:N	4	15.82
(1,21)	1:A:184:LYS:H	1:B:40:TYR:N	4	15.82
(1,21)	1:A:184:LYS:H	1:B:41:ARG:N	4	15.82
(1,21)	1:A:184:LYS:H	1:B:42:LYS:N	4	15.82
(1,21)	1:A:184:LYS:H	1:B:43:GLN:N	4	15.82
(1,21)	1:A:184:LYS:H	1:B:44:VAL:N	4	15.82
(1,21)	1:A:184:LYS:H	1:B:45:VAL:N	4	15.82
(1,21)	1:A:184:LYS:H	1:B:46:ILE:N	4	15.82
(1,21)	1:A:184:LYS:H	1:B:47:ASP:N	4	15.82
(1,21)	1:A:184:LYS:H	1:B:48:GLY:N	4	15.82
(1,21)	1:A:184:LYS:H	1:B:49:GLU:N	4	15.82
(1,21)	1:A:184:LYS:H	1:B:50:THR:N	4	15.82
(1,21)	1:A:184:LYS:H	1:B:51:CYS:N	4	15.82
(1,21)	1:A:184:LYS:H	1:B:52:LEU:N	4	15.82
(1,21)	1:A:184:LYS:H	1:B:53:LEU:N	4	15.82
(1,21)	1:A:184:LYS:H	1:B:54:ASP:N	4	15.82
(1,21)	1:A:184:LYS:H	1:B:55:ILE:N	4	15.82
(1,21)	1:A:184:LYS:H	1:B:56:LEU:N	4	15.82
(1,21)	1:A:184:LYS:H	1:B:57:ASP:N	4	15.82
(1,21)	1:A:184:LYS:H	1:B:58:THR:N	4	15.82
(1,21)	1:A:184:LYS:H	1:B:59:ALA:N	4	15.82
(1,21)	1:A:184:LYS:H	1:B:60:GLY:N	4	15.82
(1,21)	1:A:184:LYS:H	1:B:61:GLN:N	4	15.82
(1,21)	1:A:184:LYS:H	1:B:62:GLU:N	4	15.82
(1,21)	1:A:184:LYS:H	1:B:63:GLU:N	4	15.82
(1,21)	1:A:184:LYS:H	1:B:64:TYR:N	4	15.82

Continued on next page...

Continued from previous page...

Key	Atom-1	Atom-2	Model ID	Violation (Å)
(1,21)	1:A:184:LYS:H	1:B:65:SER:N	4	15.82
(1,21)	1:A:184:LYS:H	1:B:66:ALA:N	4	15.82
(1,21)	1:A:184:LYS:H	1:B:67:MET:N	4	15.82
(1,21)	1:A:184:LYS:H	1:B:68:ARG:N	4	15.82
(1,21)	1:A:184:LYS:H	1:B:69:ASP:N	4	15.82
(1,21)	1:A:184:LYS:H	1:B:70:GLN:N	4	15.82
(1,21)	1:A:184:LYS:H	1:B:71:TYR:N	4	15.82
(1,21)	1:A:184:LYS:H	1:B:72:MET:N	4	15.82
(1,21)	1:A:184:LYS:H	1:B:73:ARG:N	4	15.82
(1,21)	1:A:184:LYS:H	1:B:74:THR:N	4	15.82
(1,21)	1:A:184:LYS:H	1:B:75:GLY:N	4	15.82
(1,21)	1:A:184:LYS:H	1:B:76:GLU:N	4	15.82
(1,21)	1:A:184:LYS:H	1:B:77:GLY:N	4	15.82
(1,21)	1:A:184:LYS:H	1:B:78:PHE:N	4	15.82
(1,21)	1:A:184:LYS:H	1:B:79:LEU:N	4	15.82
(1,21)	1:A:184:LYS:H	1:B:80:CYS:N	4	15.82
(1,21)	1:A:184:LYS:H	5:B:203:7Q9:N	4	15.82
(1,21)	1:A:184:LYS:H	5:B:204:7Q9:N	4	15.82
(1,21)	1:A:184:LYS:H	5:B:205:7Q9:N	4	15.82
(1,21)	1:A:184:LYS:H	5:B:206:7Q9:N	4	15.82
(1,21)	1:A:184:LYS:H	5:B:207:7Q9:N	4	15.82
(1,21)	1:A:184:LYS:H	6:B:208:17F:N1	4	15.82
(1,21)	1:A:184:LYS:H	5:B:209:7Q9:N	4	15.82
(1,21)	1:A:184:LYS:H	5:B:210:7Q9:N	4	15.82
(1,21)	1:A:184:LYS:H	5:B:211:7Q9:N	4	15.82
(1,21)	1:A:184:LYS:H	5:B:212:7Q9:N	4	15.82
(1,21)	1:A:184:LYS:H	5:B:213:7Q9:N	4	15.82
(1,21)	1:A:184:LYS:H	6:B:214:17F:N1	4	15.82
(1,21)	1:A:184:LYS:H	6:B:215:17F:N1	4	15.82
(1,21)	1:A:184:LYS:H	5:B:216:7Q9:N	4	15.82
(1,21)	1:A:184:LYS:H	5:B:217:7Q9:N	4	15.82
(1,21)	1:A:184:LYS:H	5:B:218:7Q9:N	4	15.82
(1,21)	1:A:184:LYS:H	6:B:219:17F:N1	4	15.82
(1,21)	1:A:184:LYS:H	5:B:220:7Q9:N	4	15.82
(1,21)	1:A:184:LYS:HZ1	1:B:2:THR:N	4	15.82
(1,21)	1:A:184:LYS:HZ1	1:B:3:GLU:N	4	15.82
(1,21)	1:A:184:LYS:HZ1	1:B:4:TYR:N	4	15.82
(1,21)	1:A:184:LYS:HZ1	1:B:5:LYS:N	4	15.82
(1,21)	1:A:184:LYS:HZ1	1:B:6:LEU:N	4	15.82
(1,21)	1:A:184:LYS:HZ1	1:B:7:VAL:N	4	15.82
(1,21)	1:A:184:LYS:HZ1	1:B:8:VAL:N	4	15.82
(1,21)	1:A:184:LYS:HZ1	1:B:9:VAL:N	4	15.82

Continued on next page...

Continued from previous page...

Key	Atom-1	Atom-2	Model ID	Violation (Å)
(1,21)	1:A:184:LYS:HZ1	1:B:10:GLY:N	4	15.82
(1,21)	1:A:184:LYS:HZ1	1:B:11:ALA:N	4	15.82
(1,21)	1:A:184:LYS:HZ1	1:B:12:ASP:N	4	15.82
(1,21)	1:A:184:LYS:HZ1	1:B:13:GLY:N	4	15.82
(1,21)	1:A:184:LYS:HZ1	1:B:14:VAL:N	4	15.82
(1,21)	1:A:184:LYS:HZ1	1:B:15:GLY:N	4	15.82
(1,21)	1:A:184:LYS:HZ1	1:B:16:LYS:N	4	15.82
(1,21)	1:A:184:LYS:HZ1	1:B:17:SER:N	4	15.82
(1,21)	1:A:184:LYS:HZ1	1:B:18:ALA:N	4	15.82
(1,21)	1:A:184:LYS:HZ1	1:B:19:LEU:N	4	15.82
(1,21)	1:A:184:LYS:HZ1	1:B:20:THR:N	4	15.82
(1,21)	1:A:184:LYS:HZ1	1:B:21:ILE:N	4	15.82
(1,21)	1:A:184:LYS:HZ1	1:B:22:GLN:N	4	15.82
(1,21)	1:A:184:LYS:HZ1	1:B:23:LEU:N	4	15.82
(1,21)	1:A:184:LYS:HZ1	1:B:24:ILE:N	4	15.82
(1,21)	1:A:184:LYS:HZ1	1:B:25:GLN:N	4	15.82
(1,21)	1:A:184:LYS:HZ1	1:B:26:ASN:N	4	15.82
(1,21)	1:A:184:LYS:HZ1	1:B:27:HIS:N	4	15.82
(1,21)	1:A:184:LYS:HZ1	1:B:28:PHE:N	4	15.82
(1,21)	1:A:184:LYS:HZ1	1:B:29:VAL:N	4	15.82
(1,21)	1:A:184:LYS:HZ1	1:B:30:ASP:N	4	15.82
(1,21)	1:A:184:LYS:HZ1	1:B:31:GLU:N	4	15.82
(1,21)	1:A:184:LYS:HZ1	1:B:32:TYR:N	4	15.82
(1,21)	1:A:184:LYS:HZ1	1:B:33:ASP:N	4	15.82
(1,21)	1:A:184:LYS:HZ1	1:B:34:PRO:N	4	15.82
(1,21)	1:A:184:LYS:HZ1	1:B:35:THR:N	4	15.82
(1,21)	1:A:184:LYS:HZ1	1:B:36:ILE:N	4	15.82
(1,21)	1:A:184:LYS:HZ1	1:B:37:GLU:N	4	15.82
(1,21)	1:A:184:LYS:HZ1	1:B:38:ASP:N	4	15.82
(1,21)	1:A:184:LYS:HZ1	1:B:39:SER:N	4	15.82
(1,21)	1:A:184:LYS:HZ1	1:B:40:TYR:N	4	15.82
(1,21)	1:A:184:LYS:HZ1	1:B:41:ARG:N	4	15.82
(1,21)	1:A:184:LYS:HZ1	1:B:42:LYS:N	4	15.82
(1,21)	1:A:184:LYS:HZ1	1:B:43:GLN:N	4	15.82
(1,21)	1:A:184:LYS:HZ1	1:B:44:VAL:N	4	15.82
(1,21)	1:A:184:LYS:HZ1	1:B:45:VAL:N	4	15.82
(1,21)	1:A:184:LYS:HZ1	1:B:46:ILE:N	4	15.82
(1,21)	1:A:184:LYS:HZ1	1:B:47:ASP:N	4	15.82
(1,21)	1:A:184:LYS:HZ1	1:B:48:GLY:N	4	15.82
(1,21)	1:A:184:LYS:HZ1	1:B:49:GLU:N	4	15.82
(1,21)	1:A:184:LYS:HZ1	1:B:50:THR:N	4	15.82
(1,21)	1:A:184:LYS:HZ1	1:B:51:CYS:N	4	15.82

Continued on next page...

Continued from previous page...

Key	Atom-1	Atom-2	Model ID	Violation (Å)
(1,21)	1:A:184:LYS:HZ1	1:B:52:LEU:N	4	15.82
(1,21)	1:A:184:LYS:HZ1	1:B:53:LEU:N	4	15.82
(1,21)	1:A:184:LYS:HZ1	1:B:54:ASP:N	4	15.82
(1,21)	1:A:184:LYS:HZ1	1:B:55:ILE:N	4	15.82
(1,21)	1:A:184:LYS:HZ1	1:B:56:LEU:N	4	15.82
(1,21)	1:A:184:LYS:HZ1	1:B:57:ASP:N	4	15.82
(1,21)	1:A:184:LYS:HZ1	1:B:58:THR:N	4	15.82
(1,21)	1:A:184:LYS:HZ1	1:B:59:ALA:N	4	15.82
(1,21)	1:A:184:LYS:HZ1	1:B:60:GLY:N	4	15.82
(1,21)	1:A:184:LYS:HZ1	1:B:61:GLN:N	4	15.82
(1,21)	1:A:184:LYS:HZ1	1:B:62:GLU:N	4	15.82
(1,21)	1:A:184:LYS:HZ1	1:B:63:GLU:N	4	15.82
(1,21)	1:A:184:LYS:HZ1	1:B:64:TYR:N	4	15.82
(1,21)	1:A:184:LYS:HZ1	1:B:65:SER:N	4	15.82
(1,21)	1:A:184:LYS:HZ1	1:B:66:ALA:N	4	15.82
(1,21)	1:A:184:LYS:HZ1	1:B:67:MET:N	4	15.82
(1,21)	1:A:184:LYS:HZ1	1:B:68:ARG:N	4	15.82
(1,21)	1:A:184:LYS:HZ1	1:B:69:ASP:N	4	15.82
(1,21)	1:A:184:LYS:HZ1	1:B:70:GLN:N	4	15.82
(1,21)	1:A:184:LYS:HZ1	1:B:71:TYR:N	4	15.82
(1,21)	1:A:184:LYS:HZ1	1:B:72:MET:N	4	15.82
(1,21)	1:A:184:LYS:HZ1	1:B:73:ARG:N	4	15.82
(1,21)	1:A:184:LYS:HZ1	1:B:74:THR:N	4	15.82
(1,21)	1:A:184:LYS:HZ1	1:B:75:GLY:N	4	15.82
(1,21)	1:A:184:LYS:HZ1	1:B:76:GLU:N	4	15.82
(1,21)	1:A:184:LYS:HZ1	1:B:77:GLY:N	4	15.82
(1,21)	1:A:184:LYS:HZ1	1:B:78:PHE:N	4	15.82
(1,21)	1:A:184:LYS:HZ1	1:B:79:LEU:N	4	15.82
(1,21)	1:A:184:LYS:HZ1	1:B:80:CYS:N	4	15.82
(1,21)	1:A:184:LYS:HZ1	5:B:203:7Q9:N	4	15.82
(1,21)	1:A:184:LYS:HZ1	5:B:204:7Q9:N	4	15.82
(1,21)	1:A:184:LYS:HZ1	5:B:205:7Q9:N	4	15.82
(1,21)	1:A:184:LYS:HZ1	5:B:206:7Q9:N	4	15.82
(1,21)	1:A:184:LYS:HZ1	5:B:207:7Q9:N	4	15.82
(1,21)	1:A:184:LYS:HZ1	6:B:208:17F:N1	4	15.82
(1,21)	1:A:184:LYS:HZ1	5:B:209:7Q9:N	4	15.82
(1,21)	1:A:184:LYS:HZ1	5:B:210:7Q9:N	4	15.82
(1,21)	1:A:184:LYS:HZ1	5:B:211:7Q9:N	4	15.82
(1,21)	1:A:184:LYS:HZ1	5:B:212:7Q9:N	4	15.82
(1,21)	1:A:184:LYS:HZ1	5:B:213:7Q9:N	4	15.82
(1,21)	1:A:184:LYS:HZ1	6:B:214:17F:N1	4	15.82
(1,21)	1:A:184:LYS:HZ1	6:B:215:17F:N1	4	15.82

Continued on next page...

Continued from previous page...

Key	Atom-1	Atom-2	Model ID	Violation (Å)
(1,21)	1:A:184:LYS:HZ1	5:B:216:7Q9:N	4	15.82
(1,21)	1:A:184:LYS:HZ1	5:B:217:7Q9:N	4	15.82
(1,21)	1:A:184:LYS:HZ1	5:B:218:7Q9:N	4	15.82
(1,21)	1:A:184:LYS:HZ1	6:B:219:17F:N1	4	15.82
(1,21)	1:A:184:LYS:HZ1	5:B:220:7Q9:N	4	15.82
(1,21)	1:A:184:LYS:HZ2	1:B:2:THR:N	4	15.82
(1,21)	1:A:184:LYS:HZ2	1:B:3:GLU:N	4	15.82
(1,21)	1:A:184:LYS:HZ2	1:B:4:TYR:N	4	15.82
(1,21)	1:A:184:LYS:HZ2	1:B:5:LYS:N	4	15.82
(1,21)	1:A:184:LYS:HZ2	1:B:6:LEU:N	4	15.82
(1,21)	1:A:184:LYS:HZ2	1:B:7:VAL:N	4	15.82
(1,21)	1:A:184:LYS:HZ2	1:B:8:VAL:N	4	15.82
(1,21)	1:A:184:LYS:HZ2	1:B:9:VAL:N	4	15.82
(1,21)	1:A:184:LYS:HZ2	1:B:10:GLY:N	4	15.82
(1,21)	1:A:184:LYS:HZ2	1:B:11:ALA:N	4	15.82
(1,21)	1:A:184:LYS:HZ2	1:B:12:ASP:N	4	15.82
(1,21)	1:A:184:LYS:HZ2	1:B:13:GLY:N	4	15.82
(1,21)	1:A:184:LYS:HZ2	1:B:14:VAL:N	4	15.82
(1,21)	1:A:184:LYS:HZ2	1:B:15:GLY:N	4	15.82
(1,21)	1:A:184:LYS:HZ2	1:B:16:LYS:N	4	15.82
(1,21)	1:A:184:LYS:HZ2	1:B:17:SER:N	4	15.82
(1,21)	1:A:184:LYS:HZ2	1:B:18:ALA:N	4	15.82
(1,21)	1:A:184:LYS:HZ2	1:B:19:LEU:N	4	15.82
(1,21)	1:A:184:LYS:HZ2	1:B:20:THR:N	4	15.82
(1,21)	1:A:184:LYS:HZ2	1:B:21:ILE:N	4	15.82
(1,21)	1:A:184:LYS:HZ2	1:B:22:GLN:N	4	15.82
(1,21)	1:A:184:LYS:HZ2	1:B:23:LEU:N	4	15.82
(1,21)	1:A:184:LYS:HZ2	1:B:24:ILE:N	4	15.82
(1,21)	1:A:184:LYS:HZ2	1:B:25:GLN:N	4	15.82
(1,21)	1:A:184:LYS:HZ2	1:B:26:ASN:N	4	15.82
(1,21)	1:A:184:LYS:HZ2	1:B:27:HIS:N	4	15.82
(1,21)	1:A:184:LYS:HZ2	1:B:28:PHE:N	4	15.82
(1,21)	1:A:184:LYS:HZ2	1:B:29:VAL:N	4	15.82
(1,21)	1:A:184:LYS:HZ2	1:B:30:ASP:N	4	15.82
(1,21)	1:A:184:LYS:HZ2	1:B:31:GLU:N	4	15.82
(1,21)	1:A:184:LYS:HZ2	1:B:32:TYR:N	4	15.82
(1,21)	1:A:184:LYS:HZ2	1:B:33:ASP:N	4	15.82
(1,21)	1:A:184:LYS:HZ2	1:B:34:PRO:N	4	15.82
(1,21)	1:A:184:LYS:HZ2	1:B:35:THR:N	4	15.82
(1,21)	1:A:184:LYS:HZ2	1:B:36:ILE:N	4	15.82
(1,21)	1:A:184:LYS:HZ2	1:B:37:GLU:N	4	15.82
(1,21)	1:A:184:LYS:HZ2	1:B:38:ASP:N	4	15.82

Continued on next page...

Continued from previous page...

Key	Atom-1	Atom-2	Model ID	Violation (Å)
(1,21)	1:A:184:LYS:HZ2	1:B:39:SER:N	4	15.82
(1,21)	1:A:184:LYS:HZ2	1:B:40:TYR:N	4	15.82
(1,21)	1:A:184:LYS:HZ2	1:B:41:ARG:N	4	15.82
(1,21)	1:A:184:LYS:HZ2	1:B:42:LYS:N	4	15.82
(1,21)	1:A:184:LYS:HZ2	1:B:43:GLN:N	4	15.82
(1,21)	1:A:184:LYS:HZ2	1:B:44:VAL:N	4	15.82
(1,21)	1:A:184:LYS:HZ2	1:B:45:VAL:N	4	15.82
(1,21)	1:A:184:LYS:HZ2	1:B:46:ILE:N	4	15.82
(1,21)	1:A:184:LYS:HZ2	1:B:47:ASP:N	4	15.82
(1,21)	1:A:184:LYS:HZ2	1:B:48:GLY:N	4	15.82
(1,21)	1:A:184:LYS:HZ2	1:B:49:GLU:N	4	15.82
(1,21)	1:A:184:LYS:HZ2	1:B:50:THR:N	4	15.82
(1,21)	1:A:184:LYS:HZ2	1:B:51:CYS:N	4	15.82
(1,21)	1:A:184:LYS:HZ2	1:B:52:LEU:N	4	15.82
(1,21)	1:A:184:LYS:HZ2	1:B:53:LEU:N	4	15.82
(1,21)	1:A:184:LYS:HZ2	1:B:54:ASP:N	4	15.82
(1,21)	1:A:184:LYS:HZ2	1:B:55:ILE:N	4	15.82
(1,21)	1:A:184:LYS:HZ2	1:B:56:LEU:N	4	15.82
(1,21)	1:A:184:LYS:HZ2	1:B:57:ASP:N	4	15.82
(1,21)	1:A:184:LYS:HZ2	1:B:58:THR:N	4	15.82
(1,21)	1:A:184:LYS:HZ2	1:B:59:ALA:N	4	15.82
(1,21)	1:A:184:LYS:HZ2	1:B:60:GLY:N	4	15.82
(1,21)	1:A:184:LYS:HZ2	1:B:61:GLN:N	4	15.82
(1,21)	1:A:184:LYS:HZ2	1:B:62:GLU:N	4	15.82
(1,21)	1:A:184:LYS:HZ2	1:B:63:GLU:N	4	15.82
(1,21)	1:A:184:LYS:HZ2	1:B:64:TYR:N	4	15.82
(1,21)	1:A:184:LYS:HZ2	1:B:65:SER:N	4	15.82
(1,21)	1:A:184:LYS:HZ2	1:B:66:ALA:N	4	15.82
(1,21)	1:A:184:LYS:HZ2	1:B:67:MET:N	4	15.82
(1,21)	1:A:184:LYS:HZ2	1:B:68:ARG:N	4	15.82
(1,21)	1:A:184:LYS:HZ2	1:B:69:ASP:N	4	15.82
(1,21)	1:A:184:LYS:HZ2	1:B:70:GLN:N	4	15.82
(1,21)	1:A:184:LYS:HZ2	1:B:71:TYR:N	4	15.82
(1,21)	1:A:184:LYS:HZ2	1:B:72:MET:N	4	15.82
(1,21)	1:A:184:LYS:HZ2	1:B:73:ARG:N	4	15.82
(1,21)	1:A:184:LYS:HZ2	1:B:74:THR:N	4	15.82
(1,21)	1:A:184:LYS:HZ2	1:B:75:GLY:N	4	15.82
(1,21)	1:A:184:LYS:HZ2	1:B:76:GLU:N	4	15.82
(1,21)	1:A:184:LYS:HZ2	1:B:77:GLY:N	4	15.82
(1,21)	1:A:184:LYS:HZ2	1:B:78:PHE:N	4	15.82
(1,21)	1:A:184:LYS:HZ2	1:B:79:LEU:N	4	15.82
(1,21)	1:A:184:LYS:HZ2	1:B:80:CYS:N	4	15.82

Continued on next page...

Continued from previous page...

Key	Atom-1	Atom-2	Model ID	Violation (Å)
(1,21)	1:A:184:LYS:HZ2	5:B:203:7Q9:N	4	15.82
(1,21)	1:A:184:LYS:HZ2	5:B:204:7Q9:N	4	15.82
(1,21)	1:A:184:LYS:HZ2	5:B:205:7Q9:N	4	15.82
(1,21)	1:A:184:LYS:HZ2	5:B:206:7Q9:N	4	15.82
(1,21)	1:A:184:LYS:HZ2	5:B:207:7Q9:N	4	15.82
(1,21)	1:A:184:LYS:HZ2	6:B:208:17F:N1	4	15.82
(1,21)	1:A:184:LYS:HZ2	5:B:209:7Q9:N	4	15.82
(1,21)	1:A:184:LYS:HZ2	5:B:210:7Q9:N	4	15.82
(1,21)	1:A:184:LYS:HZ2	5:B:211:7Q9:N	4	15.82
(1,21)	1:A:184:LYS:HZ2	5:B:212:7Q9:N	4	15.82
(1,21)	1:A:184:LYS:HZ2	5:B:213:7Q9:N	4	15.82
(1,21)	1:A:184:LYS:HZ2	6:B:214:17F:N1	4	15.82
(1,21)	1:A:184:LYS:HZ2	6:B:215:17F:N1	4	15.82
(1,21)	1:A:184:LYS:HZ2	5:B:216:7Q9:N	4	15.82
(1,21)	1:A:184:LYS:HZ2	5:B:217:7Q9:N	4	15.82
(1,21)	1:A:184:LYS:HZ2	5:B:218:7Q9:N	4	15.82
(1,21)	1:A:184:LYS:HZ2	6:B:219:17F:N1	4	15.82
(1,21)	1:A:184:LYS:HZ2	5:B:220:7Q9:N	4	15.82
(1,21)	1:A:184:LYS:HZ3	1:B:2:THR:N	4	15.82
(1,21)	1:A:184:LYS:HZ3	1:B:3:GLU:N	4	15.82
(1,21)	1:A:184:LYS:HZ3	1:B:4:TYR:N	4	15.82
(1,21)	1:A:184:LYS:HZ3	1:B:5:LYS:N	4	15.82
(1,21)	1:A:184:LYS:HZ3	1:B:6:LEU:N	4	15.82
(1,21)	1:A:184:LYS:HZ3	1:B:7:VAL:N	4	15.82
(1,21)	1:A:184:LYS:HZ3	1:B:8:VAL:N	4	15.82
(1,21)	1:A:184:LYS:HZ3	1:B:9:VAL:N	4	15.82
(1,21)	1:A:184:LYS:HZ3	1:B:10:GLY:N	4	15.82
(1,21)	1:A:184:LYS:HZ3	1:B:11:ALA:N	4	15.82
(1,21)	1:A:184:LYS:HZ3	1:B:12:ASP:N	4	15.82
(1,21)	1:A:184:LYS:HZ3	1:B:13:GLY:N	4	15.82
(1,21)	1:A:184:LYS:HZ3	1:B:14:VAL:N	4	15.82
(1,21)	1:A:184:LYS:HZ3	1:B:15:GLY:N	4	15.82
(1,21)	1:A:184:LYS:HZ3	1:B:16:LYS:N	4	15.82
(1,21)	1:A:184:LYS:HZ3	1:B:17:SER:N	4	15.82
(1,21)	1:A:184:LYS:HZ3	1:B:18:ALA:N	4	15.82
(1,21)	1:A:184:LYS:HZ3	1:B:19:LEU:N	4	15.82
(1,21)	1:A:184:LYS:HZ3	1:B:20:THR:N	4	15.82
(1,21)	1:A:184:LYS:HZ3	1:B:21:ILE:N	4	15.82
(1,21)	1:A:184:LYS:HZ3	1:B:22:GLN:N	4	15.82
(1,21)	1:A:184:LYS:HZ3	1:B:23:LEU:N	4	15.82
(1,21)	1:A:184:LYS:HZ3	1:B:24:ILE:N	4	15.82
(1,21)	1:A:184:LYS:HZ3	1:B:25:GLN:N	4	15.82

Continued on next page...

Continued from previous page...

Key	Atom-1	Atom-2	Model ID	Violation (Å)
(1,21)	1:A:184:LYS:HZ3	1:B:26:ASN:N	4	15.82
(1,21)	1:A:184:LYS:HZ3	1:B:27:HIS:N	4	15.82
(1,21)	1:A:184:LYS:HZ3	1:B:28:PHE:N	4	15.82
(1,21)	1:A:184:LYS:HZ3	1:B:29:VAL:N	4	15.82
(1,21)	1:A:184:LYS:HZ3	1:B:30:ASP:N	4	15.82
(1,21)	1:A:184:LYS:HZ3	1:B:31:GLU:N	4	15.82
(1,21)	1:A:184:LYS:HZ3	1:B:32:TYR:N	4	15.82
(1,21)	1:A:184:LYS:HZ3	1:B:33:ASP:N	4	15.82
(1,21)	1:A:184:LYS:HZ3	1:B:34:PRO:N	4	15.82
(1,21)	1:A:184:LYS:HZ3	1:B:35:THR:N	4	15.82
(1,21)	1:A:184:LYS:HZ3	1:B:36:ILE:N	4	15.82
(1,21)	1:A:184:LYS:HZ3	1:B:37:GLU:N	4	15.82
(1,21)	1:A:184:LYS:HZ3	1:B:38:ASP:N	4	15.82
(1,21)	1:A:184:LYS:HZ3	1:B:39:SER:N	4	15.82
(1,21)	1:A:184:LYS:HZ3	1:B:40:TYR:N	4	15.82
(1,21)	1:A:184:LYS:HZ3	1:B:41:ARG:N	4	15.82
(1,21)	1:A:184:LYS:HZ3	1:B:42:LYS:N	4	15.82
(1,21)	1:A:184:LYS:HZ3	1:B:43:GLN:N	4	15.82
(1,21)	1:A:184:LYS:HZ3	1:B:44:VAL:N	4	15.82
(1,21)	1:A:184:LYS:HZ3	1:B:45:VAL:N	4	15.82
(1,21)	1:A:184:LYS:HZ3	1:B:46:ILE:N	4	15.82
(1,21)	1:A:184:LYS:HZ3	1:B:47:ASP:N	4	15.82
(1,21)	1:A:184:LYS:HZ3	1:B:48:GLY:N	4	15.82
(1,21)	1:A:184:LYS:HZ3	1:B:49:GLU:N	4	15.82
(1,21)	1:A:184:LYS:HZ3	1:B:50:THR:N	4	15.82
(1,21)	1:A:184:LYS:HZ3	1:B:51:CYS:N	4	15.82
(1,21)	1:A:184:LYS:HZ3	1:B:52:LEU:N	4	15.82
(1,21)	1:A:184:LYS:HZ3	1:B:53:LEU:N	4	15.82
(1,21)	1:A:184:LYS:HZ3	1:B:54:ASP:N	4	15.82
(1,21)	1:A:184:LYS:HZ3	1:B:55:ILE:N	4	15.82
(1,21)	1:A:184:LYS:HZ3	1:B:56:LEU:N	4	15.82
(1,21)	1:A:184:LYS:HZ3	1:B:57:ASP:N	4	15.82
(1,21)	1:A:184:LYS:HZ3	1:B:58:THR:N	4	15.82
(1,21)	1:A:184:LYS:HZ3	1:B:59:ALA:N	4	15.82
(1,21)	1:A:184:LYS:HZ3	1:B:60:GLY:N	4	15.82
(1,21)	1:A:184:LYS:HZ3	1:B:61:GLN:N	4	15.82
(1,21)	1:A:184:LYS:HZ3	1:B:62:GLU:N	4	15.82
(1,21)	1:A:184:LYS:HZ3	1:B:63:GLU:N	4	15.82
(1,21)	1:A:184:LYS:HZ3	1:B:64:TYR:N	4	15.82
(1,21)	1:A:184:LYS:HZ3	1:B:65:SER:N	4	15.82
(1,21)	1:A:184:LYS:HZ3	1:B:66:ALA:N	4	15.82
(1,21)	1:A:184:LYS:HZ3	1:B:67:MET:N	4	15.82

Continued on next page...

Continued from previous page...

Key	Atom-1	Atom-2	Model ID	Violation (Å)
(1,21)	1:A:184:LYS:HZ3	1:B:68:ARG:N	4	15.82
(1,21)	1:A:184:LYS:HZ3	1:B:69:ASP:N	4	15.82
(1,21)	1:A:184:LYS:HZ3	1:B:70:GLN:N	4	15.82
(1,21)	1:A:184:LYS:HZ3	1:B:71:TYR:N	4	15.82
(1,21)	1:A:184:LYS:HZ3	1:B:72:MET:N	4	15.82
(1,21)	1:A:184:LYS:HZ3	1:B:73:ARG:N	4	15.82
(1,21)	1:A:184:LYS:HZ3	1:B:74:THR:N	4	15.82
(1,21)	1:A:184:LYS:HZ3	1:B:75:GLY:N	4	15.82
(1,21)	1:A:184:LYS:HZ3	1:B:76:GLU:N	4	15.82
(1,21)	1:A:184:LYS:HZ3	1:B:77:GLY:N	4	15.82
(1,21)	1:A:184:LYS:HZ3	1:B:78:PHE:N	4	15.82
(1,21)	1:A:184:LYS:HZ3	1:B:79:LEU:N	4	15.82
(1,21)	1:A:184:LYS:HZ3	1:B:80:CYS:N	4	15.82
(1,21)	1:A:184:LYS:HZ3	5:B:203:7Q9:N	4	15.82
(1,21)	1:A:184:LYS:HZ3	5:B:204:7Q9:N	4	15.82
(1,21)	1:A:184:LYS:HZ3	5:B:205:7Q9:N	4	15.82
(1,21)	1:A:184:LYS:HZ3	5:B:206:7Q9:N	4	15.82
(1,21)	1:A:184:LYS:HZ3	5:B:207:7Q9:N	4	15.82
(1,21)	1:A:184:LYS:HZ3	6:B:208:17F:N1	4	15.82
(1,21)	1:A:184:LYS:HZ3	5:B:209:7Q9:N	4	15.82
(1,21)	1:A:184:LYS:HZ3	5:B:210:7Q9:N	4	15.82
(1,21)	1:A:184:LYS:HZ3	5:B:211:7Q9:N	4	15.82
(1,21)	1:A:184:LYS:HZ3	5:B:212:7Q9:N	4	15.82
(1,21)	1:A:184:LYS:HZ3	5:B:213:7Q9:N	4	15.82
(1,21)	1:A:184:LYS:HZ3	6:B:214:17F:N1	4	15.82
(1,21)	1:A:184:LYS:HZ3	6:B:215:17F:N1	4	15.82
(1,21)	1:A:184:LYS:HZ3	5:B:216:7Q9:N	4	15.82
(1,21)	1:A:184:LYS:HZ3	5:B:217:7Q9:N	4	15.82
(1,21)	1:A:184:LYS:HZ3	5:B:218:7Q9:N	4	15.82
(1,21)	1:A:184:LYS:HZ3	6:B:219:17F:N1	4	15.82
(1,21)	1:A:184:LYS:HZ3	5:B:220:7Q9:N	4	15.82
(1,21)	1:A:184:LYS:N	1:B:2:THR:N	4	15.82
(1,21)	1:A:184:LYS:N	1:B:3:GLU:N	4	15.82
(1,21)	1:A:184:LYS:N	1:B:4:TYR:N	4	15.82
(1,21)	1:A:184:LYS:N	1:B:5:LYS:N	4	15.82
(1,21)	1:A:184:LYS:N	1:B:6:LEU:N	4	15.82
(1,21)	1:A:184:LYS:N	1:B:7:VAL:N	4	15.82
(1,21)	1:A:184:LYS:N	1:B:8:VAL:N	4	15.82
(1,21)	1:A:184:LYS:N	1:B:9:VAL:N	4	15.82
(1,21)	1:A:184:LYS:N	1:B:10:GLY:N	4	15.82
(1,21)	1:A:184:LYS:N	1:B:11:ALA:N	4	15.82
(1,21)	1:A:184:LYS:N	1:B:12:ASP:N	4	15.82

Continued on next page...

Continued from previous page...

Key	Atom-1	Atom-2	Model ID	Violation (Å)
(1,21)	1:A:184:LYS:N	1:B:13:GLY:N	4	15.82
(1,21)	1:A:184:LYS:N	1:B:14:VAL:N	4	15.82
(1,21)	1:A:184:LYS:N	1:B:15:GLY:N	4	15.82
(1,21)	1:A:184:LYS:N	1:B:16:LYS:N	4	15.82
(1,21)	1:A:184:LYS:N	1:B:17:SER:N	4	15.82
(1,21)	1:A:184:LYS:N	1:B:18:ALA:N	4	15.82
(1,21)	1:A:184:LYS:N	1:B:19:LEU:N	4	15.82
(1,21)	1:A:184:LYS:N	1:B:20:THR:N	4	15.82
(1,21)	1:A:184:LYS:N	1:B:21:ILE:N	4	15.82
(1,21)	1:A:184:LYS:N	1:B:22:GLN:N	4	15.82
(1,21)	1:A:184:LYS:N	1:B:23:LEU:N	4	15.82
(1,21)	1:A:184:LYS:N	1:B:24:ILE:N	4	15.82
(1,21)	1:A:184:LYS:N	1:B:25:GLN:N	4	15.82
(1,21)	1:A:184:LYS:N	1:B:26:ASN:N	4	15.82
(1,21)	1:A:184:LYS:N	1:B:27:HIS:N	4	15.82
(1,21)	1:A:184:LYS:N	1:B:28:PHE:N	4	15.82
(1,21)	1:A:184:LYS:N	1:B:29:VAL:N	4	15.82
(1,21)	1:A:184:LYS:N	1:B:30:ASP:N	4	15.82
(1,21)	1:A:184:LYS:N	1:B:31:GLU:N	4	15.82
(1,21)	1:A:184:LYS:N	1:B:32:TYR:N	4	15.82
(1,21)	1:A:184:LYS:N	1:B:33:ASP:N	4	15.82
(1,21)	1:A:184:LYS:N	1:B:34:PRO:N	4	15.82
(1,21)	1:A:184:LYS:N	1:B:35:THR:N	4	15.82
(1,21)	1:A:184:LYS:N	1:B:36:ILE:N	4	15.82
(1,21)	1:A:184:LYS:N	1:B:37:GLU:N	4	15.82
(1,21)	1:A:184:LYS:N	1:B:38:ASP:N	4	15.82
(1,21)	1:A:184:LYS:N	1:B:39:SER:N	4	15.82
(1,21)	1:A:184:LYS:N	1:B:40:TYR:N	4	15.82
(1,21)	1:A:184:LYS:N	1:B:41:ARG:N	4	15.82
(1,21)	1:A:184:LYS:N	1:B:42:LYS:N	4	15.82
(1,21)	1:A:184:LYS:N	1:B:43:GLN:N	4	15.82
(1,21)	1:A:184:LYS:N	1:B:44:VAL:N	4	15.82
(1,21)	1:A:184:LYS:N	1:B:45:VAL:N	4	15.82
(1,21)	1:A:184:LYS:N	1:B:46:ILE:N	4	15.82
(1,21)	1:A:184:LYS:N	1:B:47:ASP:N	4	15.82
(1,21)	1:A:184:LYS:N	1:B:48:GLY:N	4	15.82
(1,21)	1:A:184:LYS:N	1:B:49:GLU:N	4	15.82
(1,21)	1:A:184:LYS:N	1:B:50:THR:N	4	15.82
(1,21)	1:A:184:LYS:N	1:B:51:CYS:N	4	15.82
(1,21)	1:A:184:LYS:N	1:B:52:LEU:N	4	15.82
(1,21)	1:A:184:LYS:N	1:B:53:LEU:N	4	15.82
(1,21)	1:A:184:LYS:N	1:B:54:ASP:N	4	15.82

Continued on next page...

Continued from previous page...

Key	Atom-1	Atom-2	Model ID	Violation (Å)
(1,21)	1:A:184:LYS:N	1:B:55:ILE:N	4	15.82
(1,21)	1:A:184:LYS:N	1:B:56:LEU:N	4	15.82
(1,21)	1:A:184:LYS:N	1:B:57:ASP:N	4	15.82
(1,21)	1:A:184:LYS:N	1:B:58:THR:N	4	15.82
(1,21)	1:A:184:LYS:N	1:B:59:ALA:N	4	15.82
(1,21)	1:A:184:LYS:N	1:B:60:GLY:N	4	15.82
(1,21)	1:A:184:LYS:N	1:B:61:GLN:N	4	15.82
(1,21)	1:A:184:LYS:N	1:B:62:GLU:N	4	15.82
(1,21)	1:A:184:LYS:N	1:B:63:GLU:N	4	15.82
(1,21)	1:A:184:LYS:N	1:B:64:TYR:N	4	15.82
(1,21)	1:A:184:LYS:N	1:B:65:SER:N	4	15.82
(1,21)	1:A:184:LYS:N	1:B:66:ALA:N	4	15.82
(1,21)	1:A:184:LYS:N	1:B:67:MET:N	4	15.82
(1,21)	1:A:184:LYS:N	1:B:68:ARG:N	4	15.82
(1,21)	1:A:184:LYS:N	1:B:69:ASP:N	4	15.82
(1,21)	1:A:184:LYS:N	1:B:70:GLN:N	4	15.82
(1,21)	1:A:184:LYS:N	1:B:71:TYR:N	4	15.82
(1,21)	1:A:184:LYS:N	1:B:72:MET:N	4	15.82
(1,21)	1:A:184:LYS:N	1:B:73:ARG:N	4	15.82
(1,21)	1:A:184:LYS:N	1:B:74:THR:N	4	15.82
(1,21)	1:A:184:LYS:N	1:B:75:GLY:N	4	15.82
(1,21)	1:A:184:LYS:N	1:B:76:GLU:N	4	15.82
(1,21)	1:A:184:LYS:N	1:B:77:GLY:N	4	15.82
(1,21)	1:A:184:LYS:N	1:B:78:PHE:N	4	15.82
(1,21)	1:A:184:LYS:N	1:B:79:LEU:N	4	15.82
(1,21)	1:A:184:LYS:N	1:B:80:CYS:N	4	15.82
(1,21)	1:A:184:LYS:N	5:B:203:7Q9:N	4	15.82
(1,21)	1:A:184:LYS:N	5:B:204:7Q9:N	4	15.82
(1,21)	1:A:184:LYS:N	5:B:205:7Q9:N	4	15.82
(1,21)	1:A:184:LYS:N	5:B:206:7Q9:N	4	15.82
(1,21)	1:A:184:LYS:N	5:B:207:7Q9:N	4	15.82
(1,21)	1:A:184:LYS:N	6:B:208:17F:N1	4	15.82
(1,21)	1:A:184:LYS:N	5:B:209:7Q9:N	4	15.82
(1,21)	1:A:184:LYS:N	5:B:210:7Q9:N	4	15.82
(1,21)	1:A:184:LYS:N	5:B:211:7Q9:N	4	15.82
(1,21)	1:A:184:LYS:N	5:B:212:7Q9:N	4	15.82
(1,21)	1:A:184:LYS:N	5:B:213:7Q9:N	4	15.82
(1,21)	1:A:184:LYS:N	6:B:214:17F:N1	4	15.82
(1,21)	1:A:184:LYS:N	6:B:215:17F:N1	4	15.82
(1,21)	1:A:184:LYS:N	5:B:216:7Q9:N	4	15.82
(1,21)	1:A:184:LYS:N	5:B:217:7Q9:N	4	15.82
(1,21)	1:A:184:LYS:N	5:B:218:7Q9:N	4	15.82

Continued on next page...

Continued from previous page...

Key	Atom-1	Atom-2	Model ID	Violation (Å)
(1,21)	1:A:184:LYS:N	6:B:219:17F:N1	4	15.82
(1,21)	1:A:184:LYS:N	5:B:220:7Q9:N	4	15.82
(1,21)	1:A:184:LYS:NZ	1:B:2:THR:N	4	15.82
(1,21)	1:A:184:LYS:NZ	1:B:3:GLU:N	4	15.82
(1,21)	1:A:184:LYS:NZ	1:B:4:TYR:N	4	15.82
(1,21)	1:A:184:LYS:NZ	1:B:5:LYS:N	4	15.82
(1,21)	1:A:184:LYS:NZ	1:B:6:LEU:N	4	15.82
(1,21)	1:A:184:LYS:NZ	1:B:7:VAL:N	4	15.82
(1,21)	1:A:184:LYS:NZ	1:B:8:VAL:N	4	15.82
(1,21)	1:A:184:LYS:NZ	1:B:9:VAL:N	4	15.82
(1,21)	1:A:184:LYS:NZ	1:B:10:GLY:N	4	15.82
(1,21)	1:A:184:LYS:NZ	1:B:11:ALA:N	4	15.82
(1,21)	1:A:184:LYS:NZ	1:B:12:ASP:N	4	15.82
(1,21)	1:A:184:LYS:NZ	1:B:13:GLY:N	4	15.82
(1,21)	1:A:184:LYS:NZ	1:B:14:VAL:N	4	15.82
(1,21)	1:A:184:LYS:NZ	1:B:15:GLY:N	4	15.82
(1,21)	1:A:184:LYS:NZ	1:B:16:LYS:N	4	15.82
(1,21)	1:A:184:LYS:NZ	1:B:17:SER:N	4	15.82
(1,21)	1:A:184:LYS:NZ	1:B:18:ALA:N	4	15.82
(1,21)	1:A:184:LYS:NZ	1:B:19:LEU:N	4	15.82
(1,21)	1:A:184:LYS:NZ	1:B:20:THR:N	4	15.82
(1,21)	1:A:184:LYS:NZ	1:B:21:ILE:N	4	15.82
(1,21)	1:A:184:LYS:NZ	1:B:22:GLN:N	4	15.82
(1,21)	1:A:184:LYS:NZ	1:B:23:LEU:N	4	15.82
(1,21)	1:A:184:LYS:NZ	1:B:24:ILE:N	4	15.82
(1,21)	1:A:184:LYS:NZ	1:B:25:GLN:N	4	15.82
(1,21)	1:A:184:LYS:NZ	1:B:26:ASN:N	4	15.82
(1,21)	1:A:184:LYS:NZ	1:B:27:HIS:N	4	15.82
(1,21)	1:A:184:LYS:NZ	1:B:28:PHE:N	4	15.82
(1,21)	1:A:184:LYS:NZ	1:B:29:VAL:N	4	15.82
(1,21)	1:A:184:LYS:NZ	1:B:30:ASP:N	4	15.82
(1,21)	1:A:184:LYS:NZ	1:B:31:GLU:N	4	15.82
(1,21)	1:A:184:LYS:NZ	1:B:32:TYR:N	4	15.82
(1,21)	1:A:184:LYS:NZ	1:B:33:ASP:N	4	15.82
(1,21)	1:A:184:LYS:NZ	1:B:34:PRO:N	4	15.82
(1,21)	1:A:184:LYS:NZ	1:B:35:THR:N	4	15.82
(1,21)	1:A:184:LYS:NZ	1:B:36:ILE:N	4	15.82
(1,21)	1:A:184:LYS:NZ	1:B:37:GLU:N	4	15.82
(1,21)	1:A:184:LYS:NZ	1:B:38:ASP:N	4	15.82
(1,21)	1:A:184:LYS:NZ	1:B:39:SER:N	4	15.82
(1,21)	1:A:184:LYS:NZ	1:B:40:TYR:N	4	15.82
(1,21)	1:A:184:LYS:NZ	1:B:41:ARG:N	4	15.82

Continued on next page...

Continued from previous page...

Key	Atom-1	Atom-2	Model ID	Violation (Å)
(1,21)	1:A:184:LYS:NZ	1:B:42:LYS:N	4	15.82
(1,21)	1:A:184:LYS:NZ	1:B:43:GLN:N	4	15.82
(1,21)	1:A:184:LYS:NZ	1:B:44:VAL:N	4	15.82
(1,21)	1:A:184:LYS:NZ	1:B:45:VAL:N	4	15.82
(1,21)	1:A:184:LYS:NZ	1:B:46:ILE:N	4	15.82
(1,21)	1:A:184:LYS:NZ	1:B:47:ASP:N	4	15.82
(1,21)	1:A:184:LYS:NZ	1:B:48:GLY:N	4	15.82
(1,21)	1:A:184:LYS:NZ	1:B:49:GLU:N	4	15.82
(1,21)	1:A:184:LYS:NZ	1:B:50:THR:N	4	15.82
(1,21)	1:A:184:LYS:NZ	1:B:51:CYS:N	4	15.82
(1,21)	1:A:184:LYS:NZ	1:B:52:LEU:N	4	15.82
(1,21)	1:A:184:LYS:NZ	1:B:53:LEU:N	4	15.82
(1,21)	1:A:184:LYS:NZ	1:B:54:ASP:N	4	15.82
(1,21)	1:A:184:LYS:NZ	1:B:55:ILE:N	4	15.82
(1,21)	1:A:184:LYS:NZ	1:B:56:LEU:N	4	15.82
(1,21)	1:A:184:LYS:NZ	1:B:57:ASP:N	4	15.82
(1,21)	1:A:184:LYS:NZ	1:B:58:THR:N	4	15.82
(1,21)	1:A:184:LYS:NZ	1:B:59:ALA:N	4	15.82
(1,21)	1:A:184:LYS:NZ	1:B:60:GLY:N	4	15.82
(1,21)	1:A:184:LYS:NZ	1:B:61:GLN:N	4	15.82
(1,21)	1:A:184:LYS:NZ	1:B:62:GLU:N	4	15.82
(1,21)	1:A:184:LYS:NZ	1:B:63:GLU:N	4	15.82
(1,21)	1:A:184:LYS:NZ	1:B:64:TYR:N	4	15.82
(1,21)	1:A:184:LYS:NZ	1:B:65:SER:N	4	15.82
(1,21)	1:A:184:LYS:NZ	1:B:66:ALA:N	4	15.82
(1,21)	1:A:184:LYS:NZ	1:B:67:MET:N	4	15.82
(1,21)	1:A:184:LYS:NZ	1:B:68:ARG:N	4	15.82
(1,21)	1:A:184:LYS:NZ	1:B:69:ASP:N	4	15.82
(1,21)	1:A:184:LYS:NZ	1:B:70:GLN:N	4	15.82
(1,21)	1:A:184:LYS:NZ	1:B:71:TYR:N	4	15.82
(1,21)	1:A:184:LYS:NZ	1:B:72:MET:N	4	15.82
(1,21)	1:A:184:LYS:NZ	1:B:73:ARG:N	4	15.82
(1,21)	1:A:184:LYS:NZ	1:B:74:THR:N	4	15.82
(1,21)	1:A:184:LYS:NZ	1:B:75:GLY:N	4	15.82
(1,21)	1:A:184:LYS:NZ	1:B:76:GLU:N	4	15.82
(1,21)	1:A:184:LYS:NZ	1:B:77:GLY:N	4	15.82
(1,21)	1:A:184:LYS:NZ	1:B:78:PHE:N	4	15.82
(1,21)	1:A:184:LYS:NZ	1:B:79:LEU:N	4	15.82
(1,21)	1:A:184:LYS:NZ	1:B:80:CYS:N	4	15.82
(1,21)	1:A:184:LYS:NZ	5:B:203:7Q9:N	4	15.82
(1,21)	1:A:184:LYS:NZ	5:B:204:7Q9:N	4	15.82
(1,21)	1:A:184:LYS:NZ	5:B:205:7Q9:N	4	15.82

Continued on next page...

Continued from previous page...

Key	Atom-1	Atom-2	Model ID	Violation (Å)
(1,21)	1:A:184:LYS:NZ	5:B:206:7Q9:N	4	15.82
(1,21)	1:A:184:LYS:NZ	5:B:207:7Q9:N	4	15.82
(1,21)	1:A:184:LYS:NZ	6:B:208:17F:N1	4	15.82
(1,21)	1:A:184:LYS:NZ	5:B:209:7Q9:N	4	15.82
(1,21)	1:A:184:LYS:NZ	5:B:210:7Q9:N	4	15.82
(1,21)	1:A:184:LYS:NZ	5:B:211:7Q9:N	4	15.82
(1,21)	1:A:184:LYS:NZ	5:B:212:7Q9:N	4	15.82
(1,21)	1:A:184:LYS:NZ	5:B:213:7Q9:N	4	15.82
(1,21)	1:A:184:LYS:NZ	6:B:214:17F:N1	4	15.82
(1,21)	1:A:184:LYS:NZ	6:B:215:17F:N1	4	15.82
(1,21)	1:A:184:LYS:NZ	5:B:216:7Q9:N	4	15.82
(1,21)	1:A:184:LYS:NZ	5:B:217:7Q9:N	4	15.82
(1,21)	1:A:184:LYS:NZ	5:B:218:7Q9:N	4	15.82
(1,21)	1:A:184:LYS:NZ	6:B:219:17F:N1	4	15.82
(1,21)	1:A:184:LYS:NZ	5:B:220:7Q9:N	4	15.82
(1,21)	1:A:184:LYS:O	1:B:2:THR:N	4	15.82
(1,21)	1:A:184:LYS:O	1:B:3:GLU:N	4	15.82
(1,21)	1:A:184:LYS:O	1:B:4:TYR:N	4	15.82
(1,21)	1:A:184:LYS:O	1:B:5:LYS:N	4	15.82
(1,21)	1:A:184:LYS:O	1:B:6:LEU:N	4	15.82
(1,21)	1:A:184:LYS:O	1:B:7:VAL:N	4	15.82
(1,21)	1:A:184:LYS:O	1:B:8:VAL:N	4	15.82
(1,21)	1:A:184:LYS:O	1:B:9:VAL:N	4	15.82
(1,21)	1:A:184:LYS:O	1:B:10:GLY:N	4	15.82
(1,21)	1:A:184:LYS:O	1:B:11:ALA:N	4	15.82
(1,21)	1:A:184:LYS:O	1:B:12:ASP:N	4	15.82
(1,21)	1:A:184:LYS:O	1:B:13:GLY:N	4	15.82
(1,21)	1:A:184:LYS:O	1:B:14:VAL:N	4	15.82
(1,21)	1:A:184:LYS:O	1:B:15:GLY:N	4	15.82
(1,21)	1:A:184:LYS:O	1:B:16:LYS:N	4	15.82
(1,21)	1:A:184:LYS:O	1:B:17:SER:N	4	15.82
(1,21)	1:A:184:LYS:O	1:B:18:ALA:N	4	15.82
(1,21)	1:A:184:LYS:O	1:B:19:LEU:N	4	15.82
(1,21)	1:A:184:LYS:O	1:B:20:THR:N	4	15.82
(1,21)	1:A:184:LYS:O	1:B:21:ILE:N	4	15.82
(1,21)	1:A:184:LYS:O	1:B:22:GLN:N	4	15.82
(1,21)	1:A:184:LYS:O	1:B:23:LEU:N	4	15.82
(1,21)	1:A:184:LYS:O	1:B:24:ILE:N	4	15.82
(1,21)	1:A:184:LYS:O	1:B:25:GLN:N	4	15.82
(1,21)	1:A:184:LYS:O	1:B:26:ASN:N	4	15.82
(1,21)	1:A:184:LYS:O	1:B:27:HIS:N	4	15.82
(1,21)	1:A:184:LYS:O	1:B:28:PHE:N	4	15.82

Continued on next page...

Continued from previous page...

Key	Atom-1	Atom-2	Model ID	Violation (Å)
(1,21)	1:A:184:LYS:O	1:B:29:VAL:N	4	15.82
(1,21)	1:A:184:LYS:O	1:B:30:ASP:N	4	15.82
(1,21)	1:A:184:LYS:O	1:B:31:GLU:N	4	15.82
(1,21)	1:A:184:LYS:O	1:B:32:TYR:N	4	15.82
(1,21)	1:A:184:LYS:O	1:B:33:ASP:N	4	15.82
(1,21)	1:A:184:LYS:O	1:B:34:PRO:N	4	15.82
(1,21)	1:A:184:LYS:O	1:B:35:THR:N	4	15.82
(1,21)	1:A:184:LYS:O	1:B:36:ILE:N	4	15.82
(1,21)	1:A:184:LYS:O	1:B:37:GLU:N	4	15.82
(1,21)	1:A:184:LYS:O	1:B:38:ASP:N	4	15.82
(1,21)	1:A:184:LYS:O	1:B:39:SER:N	4	15.82
(1,21)	1:A:184:LYS:O	1:B:40:TYR:N	4	15.82
(1,21)	1:A:184:LYS:O	1:B:41:ARG:N	4	15.82
(1,21)	1:A:184:LYS:O	1:B:42:LYS:N	4	15.82
(1,21)	1:A:184:LYS:O	1:B:43:GLN:N	4	15.82
(1,21)	1:A:184:LYS:O	1:B:44:VAL:N	4	15.82
(1,21)	1:A:184:LYS:O	1:B:45:VAL:N	4	15.82
(1,21)	1:A:184:LYS:O	1:B:46:ILE:N	4	15.82
(1,21)	1:A:184:LYS:O	1:B:47:ASP:N	4	15.82
(1,21)	1:A:184:LYS:O	1:B:48:GLY:N	4	15.82
(1,21)	1:A:184:LYS:O	1:B:49:GLU:N	4	15.82
(1,21)	1:A:184:LYS:O	1:B:50:THR:N	4	15.82
(1,21)	1:A:184:LYS:O	1:B:51:CYS:N	4	15.82
(1,21)	1:A:184:LYS:O	1:B:52:LEU:N	4	15.82
(1,21)	1:A:184:LYS:O	1:B:53:LEU:N	4	15.82
(1,21)	1:A:184:LYS:O	1:B:54:ASP:N	4	15.82
(1,21)	1:A:184:LYS:O	1:B:55:ILE:N	4	15.82
(1,21)	1:A:184:LYS:O	1:B:56:LEU:N	4	15.82
(1,21)	1:A:184:LYS:O	1:B:57:ASP:N	4	15.82
(1,21)	1:A:184:LYS:O	1:B:58:THR:N	4	15.82
(1,21)	1:A:184:LYS:O	1:B:59:ALA:N	4	15.82
(1,21)	1:A:184:LYS:O	1:B:60:GLY:N	4	15.82
(1,21)	1:A:184:LYS:O	1:B:61:GLN:N	4	15.82
(1,21)	1:A:184:LYS:O	1:B:62:GLU:N	4	15.82
(1,21)	1:A:184:LYS:O	1:B:63:GLU:N	4	15.82
(1,21)	1:A:184:LYS:O	1:B:64:TYR:N	4	15.82
(1,21)	1:A:184:LYS:O	1:B:65:SER:N	4	15.82
(1,21)	1:A:184:LYS:O	1:B:66:ALA:N	4	15.82
(1,21)	1:A:184:LYS:O	1:B:67:MET:N	4	15.82
(1,21)	1:A:184:LYS:O	1:B:68:ARG:N	4	15.82
(1,21)	1:A:184:LYS:O	1:B:69:ASP:N	4	15.82
(1,21)	1:A:184:LYS:O	1:B:70:GLN:N	4	15.82

Continued on next page...

Continued from previous page...

Key	Atom-1	Atom-2	Model ID	Violation (Å)
(1,21)	1:A:184:LYS:O	1:B:71:TYR:N	4	15.82
(1,21)	1:A:184:LYS:O	1:B:72:MET:N	4	15.82
(1,21)	1:A:184:LYS:O	1:B:73:ARG:N	4	15.82
(1,21)	1:A:184:LYS:O	1:B:74:THR:N	4	15.82
(1,21)	1:A:184:LYS:O	1:B:75:GLY:N	4	15.82
(1,21)	1:A:184:LYS:O	1:B:76:GLU:N	4	15.82
(1,21)	1:A:184:LYS:O	1:B:77:GLY:N	4	15.82
(1,21)	1:A:184:LYS:O	1:B:78:PHE:N	4	15.82
(1,21)	1:A:184:LYS:O	1:B:79:LEU:N	4	15.82
(1,21)	1:A:184:LYS:O	1:B:80:CYS:N	4	15.82
(1,21)	1:A:184:LYS:O	5:B:203:7Q9:N	4	15.82
(1,21)	1:A:184:LYS:O	5:B:204:7Q9:N	4	15.82
(1,21)	1:A:184:LYS:O	5:B:205:7Q9:N	4	15.82
(1,21)	1:A:184:LYS:O	5:B:206:7Q9:N	4	15.82
(1,21)	1:A:184:LYS:O	5:B:207:7Q9:N	4	15.82
(1,21)	1:A:184:LYS:O	6:B:208:17F:N1	4	15.82
(1,21)	1:A:184:LYS:O	5:B:209:7Q9:N	4	15.82
(1,21)	1:A:184:LYS:O	5:B:210:7Q9:N	4	15.82
(1,21)	1:A:184:LYS:O	5:B:211:7Q9:N	4	15.82
(1,21)	1:A:184:LYS:O	5:B:212:7Q9:N	4	15.82
(1,21)	1:A:184:LYS:O	5:B:213:7Q9:N	4	15.82
(1,21)	1:A:184:LYS:O	6:B:214:17F:N1	4	15.82
(1,21)	1:A:184:LYS:O	6:B:215:17F:N1	4	15.82
(1,21)	1:A:184:LYS:O	5:B:216:7Q9:N	4	15.82
(1,21)	1:A:184:LYS:O	5:B:217:7Q9:N	4	15.82
(1,21)	1:A:184:LYS:O	5:B:218:7Q9:N	4	15.82
(1,21)	1:A:184:LYS:O	6:B:219:17F:N1	4	15.82
(1,21)	1:A:184:LYS:O	5:B:220:7Q9:N	4	15.82
(1,21)	1:A:184:LYS:C	1:B:2:THR:N	8	15.55
(1,21)	1:A:184:LYS:C	1:B:3:GLU:N	8	15.55
(1,21)	1:A:184:LYS:C	1:B:4:TYR:N	8	15.55
(1,21)	1:A:184:LYS:C	1:B:5:LYS:N	8	15.55
(1,21)	1:A:184:LYS:C	1:B:6:LEU:N	8	15.55
(1,21)	1:A:184:LYS:C	1:B:7:VAL:N	8	15.55
(1,21)	1:A:184:LYS:C	1:B:8:VAL:N	8	15.55
(1,21)	1:A:184:LYS:C	1:B:9:VAL:N	8	15.55
(1,21)	1:A:184:LYS:C	1:B:10:GLY:N	8	15.55
(1,21)	1:A:184:LYS:C	1:B:11:ALA:N	8	15.55
(1,21)	1:A:184:LYS:C	1:B:12:ASP:N	8	15.55
(1,21)	1:A:184:LYS:C	1:B:13:GLY:N	8	15.55
(1,21)	1:A:184:LYS:C	1:B:14:VAL:N	8	15.55
(1,21)	1:A:184:LYS:C	1:B:15:GLY:N	8	15.55

Continued on next page...

Continued from previous page...

Key	Atom-1	Atom-2	Model ID	Violation (Å)
(1,21)	1:A:184:LYS:C	1:B:16:LYS:N	8	15.55
(1,21)	1:A:184:LYS:C	1:B:17:SER:N	8	15.55
(1,21)	1:A:184:LYS:C	1:B:18:ALA:N	8	15.55
(1,21)	1:A:184:LYS:C	1:B:19:LEU:N	8	15.55
(1,21)	1:A:184:LYS:C	1:B:20:THR:N	8	15.55
(1,21)	1:A:184:LYS:C	1:B:21:ILE:N	8	15.55
(1,21)	1:A:184:LYS:C	1:B:22:GLN:N	8	15.55
(1,21)	1:A:184:LYS:C	1:B:23:LEU:N	8	15.55
(1,21)	1:A:184:LYS:C	1:B:24:ILE:N	8	15.55
(1,21)	1:A:184:LYS:C	1:B:25:GLN:N	8	15.55
(1,21)	1:A:184:LYS:C	1:B:26:ASN:N	8	15.55
(1,21)	1:A:184:LYS:C	1:B:27:HIS:N	8	15.55
(1,21)	1:A:184:LYS:C	1:B:28:PHE:N	8	15.55
(1,21)	1:A:184:LYS:C	1:B:29:VAL:N	8	15.55
(1,21)	1:A:184:LYS:C	1:B:30:ASP:N	8	15.55
(1,21)	1:A:184:LYS:C	1:B:31:GLU:N	8	15.55
(1,21)	1:A:184:LYS:C	1:B:32:TYR:N	8	15.55
(1,21)	1:A:184:LYS:C	1:B:33:ASP:N	8	15.55
(1,21)	1:A:184:LYS:C	1:B:34:PRO:N	8	15.55
(1,21)	1:A:184:LYS:C	1:B:35:THR:N	8	15.55
(1,21)	1:A:184:LYS:C	1:B:36:ILE:N	8	15.55
(1,21)	1:A:184:LYS:C	1:B:37:GLU:N	8	15.55
(1,21)	1:A:184:LYS:C	1:B:38:ASP:N	8	15.55
(1,21)	1:A:184:LYS:C	1:B:39:SER:N	8	15.55
(1,21)	1:A:184:LYS:C	1:B:40:TYR:N	8	15.55
(1,21)	1:A:184:LYS:C	1:B:41:ARG:N	8	15.55
(1,21)	1:A:184:LYS:C	1:B:42:LYS:N	8	15.55
(1,21)	1:A:184:LYS:C	1:B:43:GLN:N	8	15.55
(1,21)	1:A:184:LYS:C	1:B:44:VAL:N	8	15.55
(1,21)	1:A:184:LYS:C	1:B:45:VAL:N	8	15.55
(1,21)	1:A:184:LYS:C	1:B:46:ILE:N	8	15.55
(1,21)	1:A:184:LYS:C	1:B:47:ASP:N	8	15.55
(1,21)	1:A:184:LYS:C	1:B:48:GLY:N	8	15.55
(1,21)	1:A:184:LYS:C	1:B:49:GLU:N	8	15.55
(1,21)	1:A:184:LYS:C	1:B:50:THR:N	8	15.55
(1,21)	1:A:184:LYS:C	1:B:51:CYS:N	8	15.55
(1,21)	1:A:184:LYS:C	1:B:52:LEU:N	8	15.55
(1,21)	1:A:184:LYS:C	1:B:53:LEU:N	8	15.55
(1,21)	1:A:184:LYS:C	1:B:54:ASP:N	8	15.55
(1,21)	1:A:184:LYS:C	1:B:55:ILE:N	8	15.55
(1,21)	1:A:184:LYS:C	1:B:56:LEU:N	8	15.55
(1,21)	1:A:184:LYS:C	1:B:57:ASP:N	8	15.55

Continued on next page...

Continued from previous page...

Key	Atom-1	Atom-2	Model ID	Violation (Å)
(1,21)	1:A:184:LYS:C	1:B:58:THR:N	8	15.55
(1,21)	1:A:184:LYS:C	1:B:59:ALA:N	8	15.55
(1,21)	1:A:184:LYS:C	1:B:60:GLY:N	8	15.55
(1,21)	1:A:184:LYS:C	1:B:61:GLN:N	8	15.55
(1,21)	1:A:184:LYS:C	1:B:62:GLU:N	8	15.55
(1,21)	1:A:184:LYS:C	1:B:63:GLU:N	8	15.55
(1,21)	1:A:184:LYS:C	1:B:64:TYR:N	8	15.55
(1,21)	1:A:184:LYS:C	1:B:65:SER:N	8	15.55
(1,21)	1:A:184:LYS:C	1:B:66:ALA:N	8	15.55
(1,21)	1:A:184:LYS:C	1:B:67:MET:N	8	15.55
(1,21)	1:A:184:LYS:C	1:B:68:ARG:N	8	15.55
(1,21)	1:A:184:LYS:C	1:B:69:ASP:N	8	15.55
(1,21)	1:A:184:LYS:C	1:B:70:GLN:N	8	15.55
(1,21)	1:A:184:LYS:C	1:B:71:TYR:N	8	15.55
(1,21)	1:A:184:LYS:C	1:B:72:MET:N	8	15.55
(1,21)	1:A:184:LYS:C	1:B:73:ARG:N	8	15.55
(1,21)	1:A:184:LYS:C	1:B:74:THR:N	8	15.55
(1,21)	1:A:184:LYS:C	1:B:75:GLY:N	8	15.55
(1,21)	1:A:184:LYS:C	1:B:76:GLU:N	8	15.55
(1,21)	1:A:184:LYS:C	1:B:77:GLY:N	8	15.55
(1,21)	1:A:184:LYS:C	1:B:78:PHE:N	8	15.55
(1,21)	1:A:184:LYS:C	1:B:79:LEU:N	8	15.55
(1,21)	1:A:184:LYS:C	1:B:80:CYS:N	8	15.55
(1,21)	1:A:184:LYS:C	5:B:203:7Q9:N	8	15.55
(1,21)	1:A:184:LYS:C	5:B:204:7Q9:N	8	15.55
(1,21)	1:A:184:LYS:C	5:B:205:7Q9:N	8	15.55
(1,21)	1:A:184:LYS:C	5:B:206:7Q9:N	8	15.55
(1,21)	1:A:184:LYS:C	5:B:207:7Q9:N	8	15.55
(1,21)	1:A:184:LYS:C	6:B:208:17F:N1	8	15.55
(1,21)	1:A:184:LYS:C	5:B:209:7Q9:N	8	15.55
(1,21)	1:A:184:LYS:C	5:B:210:7Q9:N	8	15.55
(1,21)	1:A:184:LYS:C	5:B:211:7Q9:N	8	15.55
(1,21)	1:A:184:LYS:C	5:B:212:7Q9:N	8	15.55
(1,21)	1:A:184:LYS:C	5:B:213:7Q9:N	8	15.55
(1,21)	1:A:184:LYS:C	6:B:214:17F:N1	8	15.55
(1,21)	1:A:184:LYS:C	6:B:215:17F:N1	8	15.55
(1,21)	1:A:184:LYS:C	5:B:216:7Q9:N	8	15.55
(1,21)	1:A:184:LYS:C	5:B:217:7Q9:N	8	15.55
(1,21)	1:A:184:LYS:C	5:B:218:7Q9:N	8	15.55
(1,21)	1:A:184:LYS:C	6:B:219:17F:N1	8	15.55
(1,21)	1:A:184:LYS:C	5:B:220:7Q9:N	8	15.55
(1,21)	1:A:184:LYS:CA	1:B:2:THR:N	8	15.55

Continued on next page...

Continued from previous page...

Key	Atom-1	Atom-2	Model ID	Violation (Å)
(1,21)	1:A:184:LYS:CA	1:B:3:GLU:N	8	15.55
(1,21)	1:A:184:LYS:CA	1:B:4:TYR:N	8	15.55
(1,21)	1:A:184:LYS:CA	1:B:5:LYS:N	8	15.55
(1,21)	1:A:184:LYS:CA	1:B:6:LEU:N	8	15.55
(1,21)	1:A:184:LYS:CA	1:B:7:VAL:N	8	15.55
(1,21)	1:A:184:LYS:CA	1:B:8:VAL:N	8	15.55
(1,21)	1:A:184:LYS:CA	1:B:9:VAL:N	8	15.55
(1,21)	1:A:184:LYS:CA	1:B:10:GLY:N	8	15.55
(1,21)	1:A:184:LYS:CA	1:B:11:ALA:N	8	15.55
(1,21)	1:A:184:LYS:CA	1:B:12:ASP:N	8	15.55
(1,21)	1:A:184:LYS:CA	1:B:13:GLY:N	8	15.55
(1,21)	1:A:184:LYS:CA	1:B:14:VAL:N	8	15.55
(1,21)	1:A:184:LYS:CA	1:B:15:GLY:N	8	15.55
(1,21)	1:A:184:LYS:CA	1:B:16:LYS:N	8	15.55
(1,21)	1:A:184:LYS:CA	1:B:17:SER:N	8	15.55
(1,21)	1:A:184:LYS:CA	1:B:18:ALA:N	8	15.55
(1,21)	1:A:184:LYS:CA	1:B:19:LEU:N	8	15.55
(1,21)	1:A:184:LYS:CA	1:B:20:THR:N	8	15.55
(1,21)	1:A:184:LYS:CA	1:B:21:ILE:N	8	15.55
(1,21)	1:A:184:LYS:CA	1:B:22:GLN:N	8	15.55
(1,21)	1:A:184:LYS:CA	1:B:23:LEU:N	8	15.55
(1,21)	1:A:184:LYS:CA	1:B:24:ILE:N	8	15.55
(1,21)	1:A:184:LYS:CA	1:B:25:GLN:N	8	15.55
(1,21)	1:A:184:LYS:CA	1:B:26:ASN:N	8	15.55
(1,21)	1:A:184:LYS:CA	1:B:27:HIS:N	8	15.55
(1,21)	1:A:184:LYS:CA	1:B:28:PHE:N	8	15.55
(1,21)	1:A:184:LYS:CA	1:B:29:VAL:N	8	15.55
(1,21)	1:A:184:LYS:CA	1:B:30:ASP:N	8	15.55
(1,21)	1:A:184:LYS:CA	1:B:31:GLU:N	8	15.55
(1,21)	1:A:184:LYS:CA	1:B:32:TYR:N	8	15.55
(1,21)	1:A:184:LYS:CA	1:B:33:ASP:N	8	15.55
(1,21)	1:A:184:LYS:CA	1:B:34:PRO:N	8	15.55
(1,21)	1:A:184:LYS:CA	1:B:35:THR:N	8	15.55
(1,21)	1:A:184:LYS:CA	1:B:36:ILE:N	8	15.55
(1,21)	1:A:184:LYS:CA	1:B:37:GLU:N	8	15.55
(1,21)	1:A:184:LYS:CA	1:B:38:ASP:N	8	15.55
(1,21)	1:A:184:LYS:CA	1:B:39:SER:N	8	15.55
(1,21)	1:A:184:LYS:CA	1:B:40:TYR:N	8	15.55
(1,21)	1:A:184:LYS:CA	1:B:41:ARG:N	8	15.55
(1,21)	1:A:184:LYS:CA	1:B:42:LYS:N	8	15.55
(1,21)	1:A:184:LYS:CA	1:B:43:GLN:N	8	15.55
(1,21)	1:A:184:LYS:CA	1:B:44:VAL:N	8	15.55

Continued on next page...

Continued from previous page...

Key	Atom-1	Atom-2	Model ID	Violation (Å)
(1,21)	1:A:184:LYS:CA	1:B:45:VAL:N	8	15.55
(1,21)	1:A:184:LYS:CA	1:B:46:ILE:N	8	15.55
(1,21)	1:A:184:LYS:CA	1:B:47:ASP:N	8	15.55
(1,21)	1:A:184:LYS:CA	1:B:48:GLY:N	8	15.55
(1,21)	1:A:184:LYS:CA	1:B:49:GLU:N	8	15.55
(1,21)	1:A:184:LYS:CA	1:B:50:THR:N	8	15.55
(1,21)	1:A:184:LYS:CA	1:B:51:CYS:N	8	15.55
(1,21)	1:A:184:LYS:CA	1:B:52:LEU:N	8	15.55
(1,21)	1:A:184:LYS:CA	1:B:53:LEU:N	8	15.55
(1,21)	1:A:184:LYS:CA	1:B:54:ASP:N	8	15.55
(1,21)	1:A:184:LYS:CA	1:B:55:ILE:N	8	15.55
(1,21)	1:A:184:LYS:CA	1:B:56:LEU:N	8	15.55
(1,21)	1:A:184:LYS:CA	1:B:57:ASP:N	8	15.55
(1,21)	1:A:184:LYS:CA	1:B:58:THR:N	8	15.55
(1,21)	1:A:184:LYS:CA	1:B:59:ALA:N	8	15.55
(1,21)	1:A:184:LYS:CA	1:B:60:GLY:N	8	15.55
(1,21)	1:A:184:LYS:CA	1:B:61:GLN:N	8	15.55
(1,21)	1:A:184:LYS:CA	1:B:62:GLU:N	8	15.55
(1,21)	1:A:184:LYS:CA	1:B:63:GLU:N	8	15.55
(1,21)	1:A:184:LYS:CA	1:B:64:TYR:N	8	15.55
(1,21)	1:A:184:LYS:CA	1:B:65:SER:N	8	15.55
(1,21)	1:A:184:LYS:CA	1:B:66:ALA:N	8	15.55
(1,21)	1:A:184:LYS:CA	1:B:67:MET:N	8	15.55
(1,21)	1:A:184:LYS:CA	1:B:68:ARG:N	8	15.55
(1,21)	1:A:184:LYS:CA	1:B:69:ASP:N	8	15.55
(1,21)	1:A:184:LYS:CA	1:B:70:GLN:N	8	15.55
(1,21)	1:A:184:LYS:CA	1:B:71:TYR:N	8	15.55
(1,21)	1:A:184:LYS:CA	1:B:72:MET:N	8	15.55
(1,21)	1:A:184:LYS:CA	1:B:73:ARG:N	8	15.55
(1,21)	1:A:184:LYS:CA	1:B:74:THR:N	8	15.55
(1,21)	1:A:184:LYS:CA	1:B:75:GLY:N	8	15.55
(1,21)	1:A:184:LYS:CA	1:B:76:GLU:N	8	15.55
(1,21)	1:A:184:LYS:CA	1:B:77:GLY:N	8	15.55
(1,21)	1:A:184:LYS:CA	1:B:78:PHE:N	8	15.55
(1,21)	1:A:184:LYS:CA	1:B:79:LEU:N	8	15.55
(1,21)	1:A:184:LYS:CA	1:B:80:CYS:N	8	15.55
(1,21)	1:A:184:LYS:CA	5:B:203:7Q9:N	8	15.55
(1,21)	1:A:184:LYS:CA	5:B:204:7Q9:N	8	15.55
(1,21)	1:A:184:LYS:CA	5:B:205:7Q9:N	8	15.55
(1,21)	1:A:184:LYS:CA	5:B:206:7Q9:N	8	15.55
(1,21)	1:A:184:LYS:CA	5:B:207:7Q9:N	8	15.55
(1,21)	1:A:184:LYS:CA	6:B:208:17F:N1	8	15.55

Continued on next page...

Continued from previous page...

Key	Atom-1	Atom-2	Model ID	Violation (Å)
(1,21)	1:A:184:LYS:CA	5:B:209:7Q9:N	8	15.55
(1,21)	1:A:184:LYS:CA	5:B:210:7Q9:N	8	15.55
(1,21)	1:A:184:LYS:CA	5:B:211:7Q9:N	8	15.55
(1,21)	1:A:184:LYS:CA	5:B:212:7Q9:N	8	15.55
(1,21)	1:A:184:LYS:CA	5:B:213:7Q9:N	8	15.55
(1,21)	1:A:184:LYS:CA	6:B:214:17F:N1	8	15.55
(1,21)	1:A:184:LYS:CA	6:B:215:17F:N1	8	15.55
(1,21)	1:A:184:LYS:CA	5:B:216:7Q9:N	8	15.55
(1,21)	1:A:184:LYS:CA	5:B:217:7Q9:N	8	15.55
(1,21)	1:A:184:LYS:CA	5:B:218:7Q9:N	8	15.55
(1,21)	1:A:184:LYS:CA	6:B:219:17F:N1	8	15.55
(1,21)	1:A:184:LYS:CA	5:B:220:7Q9:N	8	15.55
(1,21)	1:A:184:LYS:CB	1:B:2:THR:N	8	15.55
(1,21)	1:A:184:LYS:CB	1:B:3:GLU:N	8	15.55
(1,21)	1:A:184:LYS:CB	1:B:4:TYR:N	8	15.55
(1,21)	1:A:184:LYS:CB	1:B:5:LYS:N	8	15.55
(1,21)	1:A:184:LYS:CB	1:B:6:LEU:N	8	15.55
(1,21)	1:A:184:LYS:CB	1:B:7:VAL:N	8	15.55
(1,21)	1:A:184:LYS:CB	1:B:8:VAL:N	8	15.55
(1,21)	1:A:184:LYS:CB	1:B:9:VAL:N	8	15.55
(1,21)	1:A:184:LYS:CB	1:B:10:GLY:N	8	15.55
(1,21)	1:A:184:LYS:CB	1:B:11:ALA:N	8	15.55
(1,21)	1:A:184:LYS:CB	1:B:12:ASP:N	8	15.55
(1,21)	1:A:184:LYS:CB	1:B:13:GLY:N	8	15.55
(1,21)	1:A:184:LYS:CB	1:B:14:VAL:N	8	15.55
(1,21)	1:A:184:LYS:CB	1:B:15:GLY:N	8	15.55
(1,21)	1:A:184:LYS:CB	1:B:16:LYS:N	8	15.55
(1,21)	1:A:184:LYS:CB	1:B:17:SER:N	8	15.55
(1,21)	1:A:184:LYS:CB	1:B:18:ALA:N	8	15.55
(1,21)	1:A:184:LYS:CB	1:B:19:LEU:N	8	15.55
(1,21)	1:A:184:LYS:CB	1:B:20:THR:N	8	15.55
(1,21)	1:A:184:LYS:CB	1:B:21:ILE:N	8	15.55
(1,21)	1:A:184:LYS:CB	1:B:22:GLN:N	8	15.55
(1,21)	1:A:184:LYS:CB	1:B:23:LEU:N	8	15.55
(1,21)	1:A:184:LYS:CB	1:B:24:ILE:N	8	15.55
(1,21)	1:A:184:LYS:CB	1:B:25:GLN:N	8	15.55
(1,21)	1:A:184:LYS:CB	1:B:26:ASN:N	8	15.55
(1,21)	1:A:184:LYS:CB	1:B:27:HIS:N	8	15.55
(1,21)	1:A:184:LYS:CB	1:B:28:PHE:N	8	15.55
(1,21)	1:A:184:LYS:CB	1:B:29:VAL:N	8	15.55
(1,21)	1:A:184:LYS:CB	1:B:30:ASP:N	8	15.55
(1,21)	1:A:184:LYS:CB	1:B:31:GLU:N	8	15.55

Continued on next page...

Continued from previous page...

Key	Atom-1	Atom-2	Model ID	Violation (Å)
(1,21)	1:A:184:LYS:CB	1:B:32:TYR:N	8	15.55
(1,21)	1:A:184:LYS:CB	1:B:33:ASP:N	8	15.55
(1,21)	1:A:184:LYS:CB	1:B:34:PRO:N	8	15.55
(1,21)	1:A:184:LYS:CB	1:B:35:THR:N	8	15.55
(1,21)	1:A:184:LYS:CB	1:B:36:ILE:N	8	15.55
(1,21)	1:A:184:LYS:CB	1:B:37:GLU:N	8	15.55
(1,21)	1:A:184:LYS:CB	1:B:38:ASP:N	8	15.55
(1,21)	1:A:184:LYS:CB	1:B:39:SER:N	8	15.55
(1,21)	1:A:184:LYS:CB	1:B:40:TYR:N	8	15.55
(1,21)	1:A:184:LYS:CB	1:B:41:ARG:N	8	15.55
(1,21)	1:A:184:LYS:CB	1:B:42:LYS:N	8	15.55
(1,21)	1:A:184:LYS:CB	1:B:43:GLN:N	8	15.55
(1,21)	1:A:184:LYS:CB	1:B:44:VAL:N	8	15.55
(1,21)	1:A:184:LYS:CB	1:B:45:VAL:N	8	15.55
(1,21)	1:A:184:LYS:CB	1:B:46:ILE:N	8	15.55
(1,21)	1:A:184:LYS:CB	1:B:47:ASP:N	8	15.55
(1,21)	1:A:184:LYS:CB	1:B:48:GLY:N	8	15.55
(1,21)	1:A:184:LYS:CB	1:B:49:GLU:N	8	15.55
(1,21)	1:A:184:LYS:CB	1:B:50:THR:N	8	15.55
(1,21)	1:A:184:LYS:CB	1:B:51:CYS:N	8	15.55
(1,21)	1:A:184:LYS:CB	1:B:52:LEU:N	8	15.55
(1,21)	1:A:184:LYS:CB	1:B:53:LEU:N	8	15.55
(1,21)	1:A:184:LYS:CB	1:B:54:ASP:N	8	15.55
(1,21)	1:A:184:LYS:CB	1:B:55:ILE:N	8	15.55
(1,21)	1:A:184:LYS:CB	1:B:56:LEU:N	8	15.55
(1,21)	1:A:184:LYS:CB	1:B:57:ASP:N	8	15.55
(1,21)	1:A:184:LYS:CB	1:B:58:THR:N	8	15.55
(1,21)	1:A:184:LYS:CB	1:B:59:ALA:N	8	15.55
(1,21)	1:A:184:LYS:CB	1:B:60:GLY:N	8	15.55
(1,21)	1:A:184:LYS:CB	1:B:61:GLN:N	8	15.55
(1,21)	1:A:184:LYS:CB	1:B:62:GLU:N	8	15.55
(1,21)	1:A:184:LYS:CB	1:B:63:GLU:N	8	15.55
(1,21)	1:A:184:LYS:CB	1:B:64:TYR:N	8	15.55
(1,21)	1:A:184:LYS:CB	1:B:65:SER:N	8	15.55
(1,21)	1:A:184:LYS:CB	1:B:66:ALA:N	8	15.55
(1,21)	1:A:184:LYS:CB	1:B:67:MET:N	8	15.55
(1,21)	1:A:184:LYS:CB	1:B:68:ARG:N	8	15.55
(1,21)	1:A:184:LYS:CB	1:B:69:ASP:N	8	15.55
(1,21)	1:A:184:LYS:CB	1:B:70:GLN:N	8	15.55
(1,21)	1:A:184:LYS:CB	1:B:71:TYR:N	8	15.55
(1,21)	1:A:184:LYS:CB	1:B:72:MET:N	8	15.55
(1,21)	1:A:184:LYS:CB	1:B:73:ARG:N	8	15.55

Continued on next page...

Continued from previous page...

Key	Atom-1	Atom-2	Model ID	Violation (Å)
(1,21)	1:A:184:LYS:CB	1:B:74:THR:N	8	15.55
(1,21)	1:A:184:LYS:CB	1:B:75:GLY:N	8	15.55
(1,21)	1:A:184:LYS:CB	1:B:76:GLU:N	8	15.55
(1,21)	1:A:184:LYS:CB	1:B:77:GLY:N	8	15.55
(1,21)	1:A:184:LYS:CB	1:B:78:PHE:N	8	15.55
(1,21)	1:A:184:LYS:CB	1:B:79:LEU:N	8	15.55
(1,21)	1:A:184:LYS:CB	1:B:80:CYS:N	8	15.55
(1,21)	1:A:184:LYS:CB	5:B:203:7Q9:N	8	15.55
(1,21)	1:A:184:LYS:CB	5:B:204:7Q9:N	8	15.55
(1,21)	1:A:184:LYS:CB	5:B:205:7Q9:N	8	15.55
(1,21)	1:A:184:LYS:CB	5:B:206:7Q9:N	8	15.55
(1,21)	1:A:184:LYS:CB	5:B:207:7Q9:N	8	15.55
(1,21)	1:A:184:LYS:CB	6:B:208:17F:N1	8	15.55
(1,21)	1:A:184:LYS:CB	5:B:209:7Q9:N	8	15.55
(1,21)	1:A:184:LYS:CB	5:B:210:7Q9:N	8	15.55
(1,21)	1:A:184:LYS:CB	5:B:211:7Q9:N	8	15.55
(1,21)	1:A:184:LYS:CB	5:B:212:7Q9:N	8	15.55
(1,21)	1:A:184:LYS:CB	5:B:213:7Q9:N	8	15.55
(1,21)	1:A:184:LYS:CB	6:B:214:17F:N1	8	15.55
(1,21)	1:A:184:LYS:CB	6:B:215:17F:N1	8	15.55
(1,21)	1:A:184:LYS:CB	5:B:216:7Q9:N	8	15.55
(1,21)	1:A:184:LYS:CB	5:B:217:7Q9:N	8	15.55
(1,21)	1:A:184:LYS:CB	5:B:218:7Q9:N	8	15.55
(1,21)	1:A:184:LYS:CB	6:B:219:17F:N1	8	15.55
(1,21)	1:A:184:LYS:CB	5:B:220:7Q9:N	8	15.55
(1,21)	1:A:184:LYS:CD	1:B:2:THR:N	8	15.55
(1,21)	1:A:184:LYS:CD	1:B:3:GLU:N	8	15.55
(1,21)	1:A:184:LYS:CD	1:B:4:TYR:N	8	15.55
(1,21)	1:A:184:LYS:CD	1:B:5:LYS:N	8	15.55
(1,21)	1:A:184:LYS:CD	1:B:6:LEU:N	8	15.55
(1,21)	1:A:184:LYS:CD	1:B:7:VAL:N	8	15.55
(1,21)	1:A:184:LYS:CD	1:B:8:VAL:N	8	15.55
(1,21)	1:A:184:LYS:CD	1:B:9:VAL:N	8	15.55
(1,21)	1:A:184:LYS:CD	1:B:10:GLY:N	8	15.55
(1,21)	1:A:184:LYS:CD	1:B:11:ALA:N	8	15.55
(1,21)	1:A:184:LYS:CD	1:B:12:ASP:N	8	15.55
(1,21)	1:A:184:LYS:CD	1:B:13:GLY:N	8	15.55
(1,21)	1:A:184:LYS:CD	1:B:14:VAL:N	8	15.55
(1,21)	1:A:184:LYS:CD	1:B:15:GLY:N	8	15.55
(1,21)	1:A:184:LYS:CD	1:B:16:LYS:N	8	15.55
(1,21)	1:A:184:LYS:CD	1:B:17:SER:N	8	15.55
(1,21)	1:A:184:LYS:CD	1:B:18:ALA:N	8	15.55

Continued on next page...

Continued from previous page...

Key	Atom-1	Atom-2	Model ID	Violation (Å)
(1,21)	1:A:184:LYS:CD	1:B:19:LEU:N	8	15.55
(1,21)	1:A:184:LYS:CD	1:B:20:THR:N	8	15.55
(1,21)	1:A:184:LYS:CD	1:B:21:ILE:N	8	15.55
(1,21)	1:A:184:LYS:CD	1:B:22:GLN:N	8	15.55
(1,21)	1:A:184:LYS:CD	1:B:23:LEU:N	8	15.55
(1,21)	1:A:184:LYS:CD	1:B:24:ILE:N	8	15.55
(1,21)	1:A:184:LYS:CD	1:B:25:GLN:N	8	15.55
(1,21)	1:A:184:LYS:CD	1:B:26:ASN:N	8	15.55
(1,21)	1:A:184:LYS:CD	1:B:27:HIS:N	8	15.55
(1,21)	1:A:184:LYS:CD	1:B:28:PHE:N	8	15.55
(1,21)	1:A:184:LYS:CD	1:B:29:VAL:N	8	15.55
(1,21)	1:A:184:LYS:CD	1:B:30:ASP:N	8	15.55
(1,21)	1:A:184:LYS:CD	1:B:31:GLU:N	8	15.55
(1,21)	1:A:184:LYS:CD	1:B:32:TYR:N	8	15.55
(1,21)	1:A:184:LYS:CD	1:B:33:ASP:N	8	15.55
(1,21)	1:A:184:LYS:CD	1:B:34:PRO:N	8	15.55
(1,21)	1:A:184:LYS:CD	1:B:35:THR:N	8	15.55
(1,21)	1:A:184:LYS:CD	1:B:36:ILE:N	8	15.55
(1,21)	1:A:184:LYS:CD	1:B:37:GLU:N	8	15.55
(1,21)	1:A:184:LYS:CD	1:B:38:ASP:N	8	15.55
(1,21)	1:A:184:LYS:CD	1:B:39:SER:N	8	15.55
(1,21)	1:A:184:LYS:CD	1:B:40:TYR:N	8	15.55
(1,21)	1:A:184:LYS:CD	1:B:41:ARG:N	8	15.55
(1,21)	1:A:184:LYS:CD	1:B:42:LYS:N	8	15.55
(1,21)	1:A:184:LYS:CD	1:B:43:GLN:N	8	15.55
(1,21)	1:A:184:LYS:CD	1:B:44:VAL:N	8	15.55
(1,21)	1:A:184:LYS:CD	1:B:45:VAL:N	8	15.55
(1,21)	1:A:184:LYS:CD	1:B:46:ILE:N	8	15.55
(1,21)	1:A:184:LYS:CD	1:B:47:ASP:N	8	15.55
(1,21)	1:A:184:LYS:CD	1:B:48:GLY:N	8	15.55
(1,21)	1:A:184:LYS:CD	1:B:49:GLU:N	8	15.55
(1,21)	1:A:184:LYS:CD	1:B:50:THR:N	8	15.55
(1,21)	1:A:184:LYS:CD	1:B:51:CYS:N	8	15.55
(1,21)	1:A:184:LYS:CD	1:B:52:LEU:N	8	15.55
(1,21)	1:A:184:LYS:CD	1:B:53:LEU:N	8	15.55
(1,21)	1:A:184:LYS:CD	1:B:54:ASP:N	8	15.55
(1,21)	1:A:184:LYS:CD	1:B:55:ILE:N	8	15.55
(1,21)	1:A:184:LYS:CD	1:B:56:LEU:N	8	15.55
(1,21)	1:A:184:LYS:CD	1:B:57:ASP:N	8	15.55
(1,21)	1:A:184:LYS:CD	1:B:58:THR:N	8	15.55
(1,21)	1:A:184:LYS:CD	1:B:59:ALA:N	8	15.55
(1,21)	1:A:184:LYS:CD	1:B:60:GLY:N	8	15.55

Continued on next page...

Continued from previous page...

Key	Atom-1	Atom-2	Model ID	Violation (Å)
(1,21)	1:A:184:LYS:CD	1:B:61:GLN:N	8	15.55
(1,21)	1:A:184:LYS:CD	1:B:62:GLU:N	8	15.55
(1,21)	1:A:184:LYS:CD	1:B:63:GLU:N	8	15.55
(1,21)	1:A:184:LYS:CD	1:B:64:TYR:N	8	15.55
(1,21)	1:A:184:LYS:CD	1:B:65:SER:N	8	15.55
(1,21)	1:A:184:LYS:CD	1:B:66:ALA:N	8	15.55
(1,21)	1:A:184:LYS:CD	1:B:67:MET:N	8	15.55
(1,21)	1:A:184:LYS:CD	1:B:68:ARG:N	8	15.55
(1,21)	1:A:184:LYS:CD	1:B:69:ASP:N	8	15.55
(1,21)	1:A:184:LYS:CD	1:B:70:GLN:N	8	15.55
(1,21)	1:A:184:LYS:CD	1:B:71:TYR:N	8	15.55
(1,21)	1:A:184:LYS:CD	1:B:72:MET:N	8	15.55
(1,21)	1:A:184:LYS:CD	1:B:73:ARG:N	8	15.55
(1,21)	1:A:184:LYS:CD	1:B:74:THR:N	8	15.55
(1,21)	1:A:184:LYS:CD	1:B:75:GLY:N	8	15.55
(1,21)	1:A:184:LYS:CD	1:B:76:GLU:N	8	15.55
(1,21)	1:A:184:LYS:CD	1:B:77:GLY:N	8	15.55
(1,21)	1:A:184:LYS:CD	1:B:78:PHE:N	8	15.55
(1,21)	1:A:184:LYS:CD	1:B:79:LEU:N	8	15.55
(1,21)	1:A:184:LYS:CD	1:B:80:CYS:N	8	15.55
(1,21)	1:A:184:LYS:CD	5:B:203:7Q9:N	8	15.55
(1,21)	1:A:184:LYS:CD	5:B:204:7Q9:N	8	15.55
(1,21)	1:A:184:LYS:CD	5:B:205:7Q9:N	8	15.55
(1,21)	1:A:184:LYS:CD	5:B:206:7Q9:N	8	15.55
(1,21)	1:A:184:LYS:CD	5:B:207:7Q9:N	8	15.55
(1,21)	1:A:184:LYS:CD	6:B:208:17F:N1	8	15.55
(1,21)	1:A:184:LYS:CD	5:B:209:7Q9:N	8	15.55
(1,21)	1:A:184:LYS:CD	5:B:210:7Q9:N	8	15.55
(1,21)	1:A:184:LYS:CD	5:B:211:7Q9:N	8	15.55
(1,21)	1:A:184:LYS:CD	5:B:212:7Q9:N	8	15.55
(1,21)	1:A:184:LYS:CD	5:B:213:7Q9:N	8	15.55
(1,21)	1:A:184:LYS:CD	6:B:214:17F:N1	8	15.55
(1,21)	1:A:184:LYS:CD	6:B:215:17F:N1	8	15.55
(1,21)	1:A:184:LYS:CD	5:B:216:7Q9:N	8	15.55
(1,21)	1:A:184:LYS:CD	5:B:217:7Q9:N	8	15.55
(1,21)	1:A:184:LYS:CD	5:B:218:7Q9:N	8	15.55
(1,21)	1:A:184:LYS:CD	6:B:219:17F:N1	8	15.55
(1,21)	1:A:184:LYS:CD	5:B:220:7Q9:N	8	15.55
(1,21)	1:A:184:LYS:CE	1:B:2:THR:N	8	15.55
(1,21)	1:A:184:LYS:CE	1:B:3:GLU:N	8	15.55
(1,21)	1:A:184:LYS:CE	1:B:4:TYR:N	8	15.55
(1,21)	1:A:184:LYS:CE	1:B:5:LYS:N	8	15.55

Continued on next page...

Continued from previous page...

Key	Atom-1	Atom-2	Model ID	Violation (Å)
(1,21)	1:A:184:LYS:CE	1:B:6:LEU:N	8	15.55
(1,21)	1:A:184:LYS:CE	1:B:7:VAL:N	8	15.55
(1,21)	1:A:184:LYS:CE	1:B:8:VAL:N	8	15.55
(1,21)	1:A:184:LYS:CE	1:B:9:VAL:N	8	15.55
(1,21)	1:A:184:LYS:CE	1:B:10:GLY:N	8	15.55
(1,21)	1:A:184:LYS:CE	1:B:11:ALA:N	8	15.55
(1,21)	1:A:184:LYS:CE	1:B:12:ASP:N	8	15.55
(1,21)	1:A:184:LYS:CE	1:B:13:GLY:N	8	15.55
(1,21)	1:A:184:LYS:CE	1:B:14:VAL:N	8	15.55
(1,21)	1:A:184:LYS:CE	1:B:15:GLY:N	8	15.55
(1,21)	1:A:184:LYS:CE	1:B:16:LYS:N	8	15.55
(1,21)	1:A:184:LYS:CE	1:B:17:SER:N	8	15.55
(1,21)	1:A:184:LYS:CE	1:B:18:ALA:N	8	15.55
(1,21)	1:A:184:LYS:CE	1:B:19:LEU:N	8	15.55
(1,21)	1:A:184:LYS:CE	1:B:20:THR:N	8	15.55
(1,21)	1:A:184:LYS:CE	1:B:21:ILE:N	8	15.55
(1,21)	1:A:184:LYS:CE	1:B:22:GLN:N	8	15.55
(1,21)	1:A:184:LYS:CE	1:B:23:LEU:N	8	15.55
(1,21)	1:A:184:LYS:CE	1:B:24:ILE:N	8	15.55
(1,21)	1:A:184:LYS:CE	1:B:25:GLN:N	8	15.55
(1,21)	1:A:184:LYS:CE	1:B:26:ASN:N	8	15.55
(1,21)	1:A:184:LYS:CE	1:B:27:HIS:N	8	15.55
(1,21)	1:A:184:LYS:CE	1:B:28:PHE:N	8	15.55
(1,21)	1:A:184:LYS:CE	1:B:29:VAL:N	8	15.55
(1,21)	1:A:184:LYS:CE	1:B:30:ASP:N	8	15.55
(1,21)	1:A:184:LYS:CE	1:B:31:GLU:N	8	15.55
(1,21)	1:A:184:LYS:CE	1:B:32:TYR:N	8	15.55
(1,21)	1:A:184:LYS:CE	1:B:33:ASP:N	8	15.55
(1,21)	1:A:184:LYS:CE	1:B:34:PRO:N	8	15.55
(1,21)	1:A:184:LYS:CE	1:B:35:THR:N	8	15.55
(1,21)	1:A:184:LYS:CE	1:B:36:ILE:N	8	15.55
(1,21)	1:A:184:LYS:CE	1:B:37:GLU:N	8	15.55
(1,21)	1:A:184:LYS:CE	1:B:38:ASP:N	8	15.55
(1,21)	1:A:184:LYS:CE	1:B:39:SER:N	8	15.55
(1,21)	1:A:184:LYS:CE	1:B:40:TYR:N	8	15.55
(1,21)	1:A:184:LYS:CE	1:B:41:ARG:N	8	15.55
(1,21)	1:A:184:LYS:CE	1:B:42:LYS:N	8	15.55
(1,21)	1:A:184:LYS:CE	1:B:43:GLN:N	8	15.55
(1,21)	1:A:184:LYS:CE	1:B:44:VAL:N	8	15.55
(1,21)	1:A:184:LYS:CE	1:B:45:VAL:N	8	15.55
(1,21)	1:A:184:LYS:CE	1:B:46:ILE:N	8	15.55
(1,21)	1:A:184:LYS:CE	1:B:47:ASP:N	8	15.55

Continued on next page...

Continued from previous page...

Key	Atom-1	Atom-2	Model ID	Violation (Å)
(1,21)	1:A:184:LYS:CE	1:B:48:GLY:N	8	15.55
(1,21)	1:A:184:LYS:CE	1:B:49:GLU:N	8	15.55
(1,21)	1:A:184:LYS:CE	1:B:50:THR:N	8	15.55
(1,21)	1:A:184:LYS:CE	1:B:51:CYS:N	8	15.55
(1,21)	1:A:184:LYS:CE	1:B:52:LEU:N	8	15.55
(1,21)	1:A:184:LYS:CE	1:B:53:LEU:N	8	15.55
(1,21)	1:A:184:LYS:CE	1:B:54:ASP:N	8	15.55
(1,21)	1:A:184:LYS:CE	1:B:55:ILE:N	8	15.55
(1,21)	1:A:184:LYS:CE	1:B:56:LEU:N	8	15.55
(1,21)	1:A:184:LYS:CE	1:B:57:ASP:N	8	15.55
(1,21)	1:A:184:LYS:CE	1:B:58:THR:N	8	15.55
(1,21)	1:A:184:LYS:CE	1:B:59:ALA:N	8	15.55
(1,21)	1:A:184:LYS:CE	1:B:60:GLY:N	8	15.55
(1,21)	1:A:184:LYS:CE	1:B:61:GLN:N	8	15.55
(1,21)	1:A:184:LYS:CE	1:B:62:GLU:N	8	15.55
(1,21)	1:A:184:LYS:CE	1:B:63:GLU:N	8	15.55
(1,21)	1:A:184:LYS:CE	1:B:64:TYR:N	8	15.55
(1,21)	1:A:184:LYS:CE	1:B:65:SER:N	8	15.55
(1,21)	1:A:184:LYS:CE	1:B:66:ALA:N	8	15.55
(1,21)	1:A:184:LYS:CE	1:B:67:MET:N	8	15.55
(1,21)	1:A:184:LYS:CE	1:B:68:ARG:N	8	15.55
(1,21)	1:A:184:LYS:CE	1:B:69:ASP:N	8	15.55
(1,21)	1:A:184:LYS:CE	1:B:70:GLN:N	8	15.55
(1,21)	1:A:184:LYS:CE	1:B:71:TYR:N	8	15.55
(1,21)	1:A:184:LYS:CE	1:B:72:MET:N	8	15.55
(1,21)	1:A:184:LYS:CE	1:B:73:ARG:N	8	15.55
(1,21)	1:A:184:LYS:CE	1:B:74:THR:N	8	15.55
(1,21)	1:A:184:LYS:CE	1:B:75:GLY:N	8	15.55
(1,21)	1:A:184:LYS:CE	1:B:76:GLU:N	8	15.55
(1,21)	1:A:184:LYS:CE	1:B:77:GLY:N	8	15.55
(1,21)	1:A:184:LYS:CE	1:B:78:PHE:N	8	15.55
(1,21)	1:A:184:LYS:CE	1:B:79:LEU:N	8	15.55
(1,21)	1:A:184:LYS:CE	1:B:80:CYS:N	8	15.55
(1,21)	1:A:184:LYS:CE	5:B:203:7Q9:N	8	15.55
(1,21)	1:A:184:LYS:CE	5:B:204:7Q9:N	8	15.55
(1,21)	1:A:184:LYS:CE	5:B:205:7Q9:N	8	15.55
(1,21)	1:A:184:LYS:CE	5:B:206:7Q9:N	8	15.55
(1,21)	1:A:184:LYS:CE	5:B:207:7Q9:N	8	15.55
(1,21)	1:A:184:LYS:CE	6:B:208:17F:N1	8	15.55
(1,21)	1:A:184:LYS:CE	5:B:209:7Q9:N	8	15.55
(1,21)	1:A:184:LYS:CE	5:B:210:7Q9:N	8	15.55
(1,21)	1:A:184:LYS:CE	5:B:211:7Q9:N	8	15.55

Continued on next page...

Continued from previous page...

Key	Atom-1	Atom-2	Model ID	Violation (Å)
(1,21)	1:A:184:LYS:CE	5:B:212:7Q9:N	8	15.55
(1,21)	1:A:184:LYS:CE	5:B:213:7Q9:N	8	15.55
(1,21)	1:A:184:LYS:CE	6:B:214:17F:N1	8	15.55
(1,21)	1:A:184:LYS:CE	6:B:215:17F:N1	8	15.55
(1,21)	1:A:184:LYS:CE	5:B:216:7Q9:N	8	15.55
(1,21)	1:A:184:LYS:CE	5:B:217:7Q9:N	8	15.55
(1,21)	1:A:184:LYS:CE	5:B:218:7Q9:N	8	15.55
(1,21)	1:A:184:LYS:CE	6:B:219:17F:N1	8	15.55
(1,21)	1:A:184:LYS:CE	5:B:220:7Q9:N	8	15.55
(1,21)	1:A:184:LYS:CG	1:B:2:THR:N	8	15.55
(1,21)	1:A:184:LYS:CG	1:B:3:GLU:N	8	15.55
(1,21)	1:A:184:LYS:CG	1:B:4:TYR:N	8	15.55
(1,21)	1:A:184:LYS:CG	1:B:5:LYS:N	8	15.55
(1,21)	1:A:184:LYS:CG	1:B:6:LEU:N	8	15.55
(1,21)	1:A:184:LYS:CG	1:B:7:VAL:N	8	15.55
(1,21)	1:A:184:LYS:CG	1:B:8:VAL:N	8	15.55
(1,21)	1:A:184:LYS:CG	1:B:9:VAL:N	8	15.55
(1,21)	1:A:184:LYS:CG	1:B:10:GLY:N	8	15.55
(1,21)	1:A:184:LYS:CG	1:B:11:ALA:N	8	15.55
(1,21)	1:A:184:LYS:CG	1:B:12:ASP:N	8	15.55
(1,21)	1:A:184:LYS:CG	1:B:13:GLY:N	8	15.55
(1,21)	1:A:184:LYS:CG	1:B:14:VAL:N	8	15.55
(1,21)	1:A:184:LYS:CG	1:B:15:GLY:N	8	15.55
(1,21)	1:A:184:LYS:CG	1:B:16:LYS:N	8	15.55
(1,21)	1:A:184:LYS:CG	1:B:17:SER:N	8	15.55
(1,21)	1:A:184:LYS:CG	1:B:18:ALA:N	8	15.55
(1,21)	1:A:184:LYS:CG	1:B:19:LEU:N	8	15.55
(1,21)	1:A:184:LYS:CG	1:B:20:THR:N	8	15.55
(1,21)	1:A:184:LYS:CG	1:B:21:ILE:N	8	15.55
(1,21)	1:A:184:LYS:CG	1:B:22:GLN:N	8	15.55
(1,21)	1:A:184:LYS:CG	1:B:23:LEU:N	8	15.55
(1,21)	1:A:184:LYS:CG	1:B:24:ILE:N	8	15.55
(1,21)	1:A:184:LYS:CG	1:B:25:GLN:N	8	15.55
(1,21)	1:A:184:LYS:CG	1:B:26:ASN:N	8	15.55
(1,21)	1:A:184:LYS:CG	1:B:27:HIS:N	8	15.55
(1,21)	1:A:184:LYS:CG	1:B:28:PHE:N	8	15.55
(1,21)	1:A:184:LYS:CG	1:B:29:VAL:N	8	15.55
(1,21)	1:A:184:LYS:CG	1:B:30:ASP:N	8	15.55
(1,21)	1:A:184:LYS:CG	1:B:31:GLU:N	8	15.55
(1,21)	1:A:184:LYS:CG	1:B:32:TYR:N	8	15.55
(1,21)	1:A:184:LYS:CG	1:B:33:ASP:N	8	15.55
(1,21)	1:A:184:LYS:CG	1:B:34:PRO:N	8	15.55

Continued on next page...

Continued from previous page...

Key	Atom-1	Atom-2	Model ID	Violation (Å)
(1,21)	1:A:184:LYS:CG	1:B:35:THR:N	8	15.55
(1,21)	1:A:184:LYS:CG	1:B:36:ILE:N	8	15.55
(1,21)	1:A:184:LYS:CG	1:B:37:GLU:N	8	15.55
(1,21)	1:A:184:LYS:CG	1:B:38:ASP:N	8	15.55
(1,21)	1:A:184:LYS:CG	1:B:39:SER:N	8	15.55
(1,21)	1:A:184:LYS:CG	1:B:40:TYR:N	8	15.55
(1,21)	1:A:184:LYS:CG	1:B:41:ARG:N	8	15.55
(1,21)	1:A:184:LYS:CG	1:B:42:LYS:N	8	15.55
(1,21)	1:A:184:LYS:CG	1:B:43:GLN:N	8	15.55
(1,21)	1:A:184:LYS:CG	1:B:44:VAL:N	8	15.55
(1,21)	1:A:184:LYS:CG	1:B:45:VAL:N	8	15.55
(1,21)	1:A:184:LYS:CG	1:B:46:ILE:N	8	15.55
(1,21)	1:A:184:LYS:CG	1:B:47:ASP:N	8	15.55
(1,21)	1:A:184:LYS:CG	1:B:48:GLY:N	8	15.55
(1,21)	1:A:184:LYS:CG	1:B:49:GLU:N	8	15.55
(1,21)	1:A:184:LYS:CG	1:B:50:THR:N	8	15.55
(1,21)	1:A:184:LYS:CG	1:B:51:CYS:N	8	15.55
(1,21)	1:A:184:LYS:CG	1:B:52:LEU:N	8	15.55
(1,21)	1:A:184:LYS:CG	1:B:53:LEU:N	8	15.55
(1,21)	1:A:184:LYS:CG	1:B:54:ASP:N	8	15.55
(1,21)	1:A:184:LYS:CG	1:B:55:ILE:N	8	15.55
(1,21)	1:A:184:LYS:CG	1:B:56:LEU:N	8	15.55
(1,21)	1:A:184:LYS:CG	1:B:57:ASP:N	8	15.55
(1,21)	1:A:184:LYS:CG	1:B:58:THR:N	8	15.55
(1,21)	1:A:184:LYS:CG	1:B:59:ALA:N	8	15.55
(1,21)	1:A:184:LYS:CG	1:B:60:GLY:N	8	15.55
(1,21)	1:A:184:LYS:CG	1:B:61:GLN:N	8	15.55
(1,21)	1:A:184:LYS:CG	1:B:62:GLU:N	8	15.55
(1,21)	1:A:184:LYS:CG	1:B:63:GLU:N	8	15.55
(1,21)	1:A:184:LYS:CG	1:B:64:TYR:N	8	15.55
(1,21)	1:A:184:LYS:CG	1:B:65:SER:N	8	15.55
(1,21)	1:A:184:LYS:CG	1:B:66:ALA:N	8	15.55
(1,21)	1:A:184:LYS:CG	1:B:67:MET:N	8	15.55
(1,21)	1:A:184:LYS:CG	1:B:68:ARG:N	8	15.55
(1,21)	1:A:184:LYS:CG	1:B:69:ASP:N	8	15.55
(1,21)	1:A:184:LYS:CG	1:B:70:GLN:N	8	15.55
(1,21)	1:A:184:LYS:CG	1:B:71:TYR:N	8	15.55
(1,21)	1:A:184:LYS:CG	1:B:72:MET:N	8	15.55
(1,21)	1:A:184:LYS:CG	1:B:73:ARG:N	8	15.55
(1,21)	1:A:184:LYS:CG	1:B:74:THR:N	8	15.55
(1,21)	1:A:184:LYS:CG	1:B:75:GLY:N	8	15.55
(1,21)	1:A:184:LYS:CG	1:B:76:GLU:N	8	15.55

Continued on next page...

Continued from previous page...

Key	Atom-1	Atom-2	Model ID	Violation (Å)
(1,21)	1:A:184:LYS:CG	1:B:77:GLY:N	8	15.55
(1,21)	1:A:184:LYS:CG	1:B:78:PHE:N	8	15.55
(1,21)	1:A:184:LYS:CG	1:B:79:LEU:N	8	15.55
(1,21)	1:A:184:LYS:CG	1:B:80:CYS:N	8	15.55
(1,21)	1:A:184:LYS:CG	5:B:203:7Q9:N	8	15.55
(1,21)	1:A:184:LYS:CG	5:B:204:7Q9:N	8	15.55
(1,21)	1:A:184:LYS:CG	5:B:205:7Q9:N	8	15.55
(1,21)	1:A:184:LYS:CG	5:B:206:7Q9:N	8	15.55
(1,21)	1:A:184:LYS:CG	5:B:207:7Q9:N	8	15.55
(1,21)	1:A:184:LYS:CG	6:B:208:17F:N1	8	15.55
(1,21)	1:A:184:LYS:CG	5:B:209:7Q9:N	8	15.55
(1,21)	1:A:184:LYS:CG	5:B:210:7Q9:N	8	15.55
(1,21)	1:A:184:LYS:CG	5:B:211:7Q9:N	8	15.55
(1,21)	1:A:184:LYS:CG	5:B:212:7Q9:N	8	15.55
(1,21)	1:A:184:LYS:CG	5:B:213:7Q9:N	8	15.55
(1,21)	1:A:184:LYS:CG	6:B:214:17F:N1	8	15.55
(1,21)	1:A:184:LYS:CG	6:B:215:17F:N1	8	15.55
(1,21)	1:A:184:LYS:CG	5:B:216:7Q9:N	8	15.55
(1,21)	1:A:184:LYS:CG	5:B:217:7Q9:N	8	15.55
(1,21)	1:A:184:LYS:CG	5:B:218:7Q9:N	8	15.55
(1,21)	1:A:184:LYS:CG	6:B:219:17F:N1	8	15.55
(1,21)	1:A:184:LYS:CG	5:B:220:7Q9:N	8	15.55
(1,21)	1:A:184:LYS:H	1:B:2:THR:N	8	15.55
(1,21)	1:A:184:LYS:H	1:B:3:GLU:N	8	15.55
(1,21)	1:A:184:LYS:H	1:B:4:TYR:N	8	15.55
(1,21)	1:A:184:LYS:H	1:B:5:LYS:N	8	15.55
(1,21)	1:A:184:LYS:H	1:B:6:LEU:N	8	15.55
(1,21)	1:A:184:LYS:H	1:B:7:VAL:N	8	15.55
(1,21)	1:A:184:LYS:H	1:B:8:VAL:N	8	15.55
(1,21)	1:A:184:LYS:H	1:B:9:VAL:N	8	15.55
(1,21)	1:A:184:LYS:H	1:B:10:GLY:N	8	15.55
(1,21)	1:A:184:LYS:H	1:B:11:ALA:N	8	15.55
(1,21)	1:A:184:LYS:H	1:B:12:ASP:N	8	15.55
(1,21)	1:A:184:LYS:H	1:B:13:GLY:N	8	15.55
(1,21)	1:A:184:LYS:H	1:B:14:VAL:N	8	15.55
(1,21)	1:A:184:LYS:H	1:B:15:GLY:N	8	15.55
(1,21)	1:A:184:LYS:H	1:B:16:LYS:N	8	15.55
(1,21)	1:A:184:LYS:H	1:B:17:SER:N	8	15.55
(1,21)	1:A:184:LYS:H	1:B:18:ALA:N	8	15.55
(1,21)	1:A:184:LYS:H	1:B:19:LEU:N	8	15.55
(1,21)	1:A:184:LYS:H	1:B:20:THR:N	8	15.55
(1,21)	1:A:184:LYS:H	1:B:21:ILE:N	8	15.55

Continued on next page...

Continued from previous page...

Key	Atom-1	Atom-2	Model ID	Violation (Å)
(1,21)	1:A:184:LYS:H	1:B:22:GLN:N	8	15.55
(1,21)	1:A:184:LYS:H	1:B:23:LEU:N	8	15.55
(1,21)	1:A:184:LYS:H	1:B:24:ILE:N	8	15.55
(1,21)	1:A:184:LYS:H	1:B:25:GLN:N	8	15.55
(1,21)	1:A:184:LYS:H	1:B:26:ASN:N	8	15.55
(1,21)	1:A:184:LYS:H	1:B:27:HIS:N	8	15.55
(1,21)	1:A:184:LYS:H	1:B:28:PHE:N	8	15.55
(1,21)	1:A:184:LYS:H	1:B:29:VAL:N	8	15.55
(1,21)	1:A:184:LYS:H	1:B:30:ASP:N	8	15.55
(1,21)	1:A:184:LYS:H	1:B:31:GLU:N	8	15.55
(1,21)	1:A:184:LYS:H	1:B:32:TYR:N	8	15.55
(1,21)	1:A:184:LYS:H	1:B:33:ASP:N	8	15.55
(1,21)	1:A:184:LYS:H	1:B:34:PRO:N	8	15.55
(1,21)	1:A:184:LYS:H	1:B:35:THR:N	8	15.55
(1,21)	1:A:184:LYS:H	1:B:36:ILE:N	8	15.55
(1,21)	1:A:184:LYS:H	1:B:37:GLU:N	8	15.55
(1,21)	1:A:184:LYS:H	1:B:38:ASP:N	8	15.55
(1,21)	1:A:184:LYS:H	1:B:39:SER:N	8	15.55
(1,21)	1:A:184:LYS:H	1:B:40:TYR:N	8	15.55
(1,21)	1:A:184:LYS:H	1:B:41:ARG:N	8	15.55
(1,21)	1:A:184:LYS:H	1:B:42:LYS:N	8	15.55
(1,21)	1:A:184:LYS:H	1:B:43:GLN:N	8	15.55
(1,21)	1:A:184:LYS:H	1:B:44:VAL:N	8	15.55
(1,21)	1:A:184:LYS:H	1:B:45:VAL:N	8	15.55
(1,21)	1:A:184:LYS:H	1:B:46:ILE:N	8	15.55
(1,21)	1:A:184:LYS:H	1:B:47:ASP:N	8	15.55
(1,21)	1:A:184:LYS:H	1:B:48:GLY:N	8	15.55
(1,21)	1:A:184:LYS:H	1:B:49:GLU:N	8	15.55
(1,21)	1:A:184:LYS:H	1:B:50:THR:N	8	15.55
(1,21)	1:A:184:LYS:H	1:B:51:CYS:N	8	15.55
(1,21)	1:A:184:LYS:H	1:B:52:LEU:N	8	15.55
(1,21)	1:A:184:LYS:H	1:B:53:LEU:N	8	15.55
(1,21)	1:A:184:LYS:H	1:B:54:ASP:N	8	15.55
(1,21)	1:A:184:LYS:H	1:B:55:ILE:N	8	15.55
(1,21)	1:A:184:LYS:H	1:B:56:LEU:N	8	15.55
(1,21)	1:A:184:LYS:H	1:B:57:ASP:N	8	15.55
(1,21)	1:A:184:LYS:H	1:B:58:THR:N	8	15.55
(1,21)	1:A:184:LYS:H	1:B:59:ALA:N	8	15.55
(1,21)	1:A:184:LYS:H	1:B:60:GLY:N	8	15.55
(1,21)	1:A:184:LYS:H	1:B:61:GLN:N	8	15.55
(1,21)	1:A:184:LYS:H	1:B:62:GLU:N	8	15.55
(1,21)	1:A:184:LYS:H	1:B:63:GLU:N	8	15.55

Continued on next page...

Continued from previous page...

Key	Atom-1	Atom-2	Model ID	Violation (Å)
(1,21)	1:A:184:LYS:H	1:B:64:TYR:N	8	15.55
(1,21)	1:A:184:LYS:H	1:B:65:SER:N	8	15.55
(1,21)	1:A:184:LYS:H	1:B:66:ALA:N	8	15.55
(1,21)	1:A:184:LYS:H	1:B:67:MET:N	8	15.55
(1,21)	1:A:184:LYS:H	1:B:68:ARG:N	8	15.55
(1,21)	1:A:184:LYS:H	1:B:69:ASP:N	8	15.55
(1,21)	1:A:184:LYS:H	1:B:70:GLN:N	8	15.55
(1,21)	1:A:184:LYS:H	1:B:71:TYR:N	8	15.55
(1,21)	1:A:184:LYS:H	1:B:72:MET:N	8	15.55
(1,21)	1:A:184:LYS:H	1:B:73:ARG:N	8	15.55
(1,21)	1:A:184:LYS:H	1:B:74:THR:N	8	15.55
(1,21)	1:A:184:LYS:H	1:B:75:GLY:N	8	15.55
(1,21)	1:A:184:LYS:H	1:B:76:GLU:N	8	15.55
(1,21)	1:A:184:LYS:H	1:B:77:GLY:N	8	15.55
(1,21)	1:A:184:LYS:H	1:B:78:PHE:N	8	15.55
(1,21)	1:A:184:LYS:H	1:B:79:LEU:N	8	15.55
(1,21)	1:A:184:LYS:H	1:B:80:CYS:N	8	15.55
(1,21)	1:A:184:LYS:H	5:B:203:7Q9:N	8	15.55
(1,21)	1:A:184:LYS:H	5:B:204:7Q9:N	8	15.55
(1,21)	1:A:184:LYS:H	5:B:205:7Q9:N	8	15.55
(1,21)	1:A:184:LYS:H	5:B:206:7Q9:N	8	15.55
(1,21)	1:A:184:LYS:H	5:B:207:7Q9:N	8	15.55
(1,21)	1:A:184:LYS:H	6:B:208:17F:N1	8	15.55
(1,21)	1:A:184:LYS:H	5:B:209:7Q9:N	8	15.55
(1,21)	1:A:184:LYS:H	5:B:210:7Q9:N	8	15.55
(1,21)	1:A:184:LYS:H	5:B:211:7Q9:N	8	15.55
(1,21)	1:A:184:LYS:H	5:B:212:7Q9:N	8	15.55
(1,21)	1:A:184:LYS:H	5:B:213:7Q9:N	8	15.55
(1,21)	1:A:184:LYS:H	6:B:214:17F:N1	8	15.55
(1,21)	1:A:184:LYS:H	6:B:215:17F:N1	8	15.55
(1,21)	1:A:184:LYS:H	5:B:216:7Q9:N	8	15.55
(1,21)	1:A:184:LYS:H	5:B:217:7Q9:N	8	15.55
(1,21)	1:A:184:LYS:H	5:B:218:7Q9:N	8	15.55
(1,21)	1:A:184:LYS:H	6:B:219:17F:N1	8	15.55
(1,21)	1:A:184:LYS:H	5:B:220:7Q9:N	8	15.55
(1,21)	1:A:184:LYS:HZ1	1:B:2:THR:N	8	15.55
(1,21)	1:A:184:LYS:HZ1	1:B:3:GLU:N	8	15.55
(1,21)	1:A:184:LYS:HZ1	1:B:4:TYR:N	8	15.55
(1,21)	1:A:184:LYS:HZ1	1:B:5:LYS:N	8	15.55
(1,21)	1:A:184:LYS:HZ1	1:B:6:LEU:N	8	15.55
(1,21)	1:A:184:LYS:HZ1	1:B:7:VAL:N	8	15.55
(1,21)	1:A:184:LYS:HZ1	1:B:8:VAL:N	8	15.55

Continued on next page...

Continued from previous page...

Key	Atom-1	Atom-2	Model ID	Violation (Å)
(1,21)	1:A:184:LYS:HZ1	1:B:9:VAL:N	8	15.55
(1,21)	1:A:184:LYS:HZ1	1:B:10:GLY:N	8	15.55
(1,21)	1:A:184:LYS:HZ1	1:B:11:ALA:N	8	15.55
(1,21)	1:A:184:LYS:HZ1	1:B:12:ASP:N	8	15.55
(1,21)	1:A:184:LYS:HZ1	1:B:13:GLY:N	8	15.55
(1,21)	1:A:184:LYS:HZ1	1:B:14:VAL:N	8	15.55
(1,21)	1:A:184:LYS:HZ1	1:B:15:GLY:N	8	15.55
(1,21)	1:A:184:LYS:HZ1	1:B:16:LYS:N	8	15.55
(1,21)	1:A:184:LYS:HZ1	1:B:17:SER:N	8	15.55
(1,21)	1:A:184:LYS:HZ1	1:B:18:ALA:N	8	15.55
(1,21)	1:A:184:LYS:HZ1	1:B:19:LEU:N	8	15.55
(1,21)	1:A:184:LYS:HZ1	1:B:20:THR:N	8	15.55
(1,21)	1:A:184:LYS:HZ1	1:B:21:ILE:N	8	15.55
(1,21)	1:A:184:LYS:HZ1	1:B:22:GLN:N	8	15.55
(1,21)	1:A:184:LYS:HZ1	1:B:23:LEU:N	8	15.55
(1,21)	1:A:184:LYS:HZ1	1:B:24:ILE:N	8	15.55
(1,21)	1:A:184:LYS:HZ1	1:B:25:GLN:N	8	15.55
(1,21)	1:A:184:LYS:HZ1	1:B:26:ASN:N	8	15.55
(1,21)	1:A:184:LYS:HZ1	1:B:27:HIS:N	8	15.55
(1,21)	1:A:184:LYS:HZ1	1:B:28:PHE:N	8	15.55
(1,21)	1:A:184:LYS:HZ1	1:B:29:VAL:N	8	15.55
(1,21)	1:A:184:LYS:HZ1	1:B:30:ASP:N	8	15.55
(1,21)	1:A:184:LYS:HZ1	1:B:31:GLU:N	8	15.55
(1,21)	1:A:184:LYS:HZ1	1:B:32:TYR:N	8	15.55
(1,21)	1:A:184:LYS:HZ1	1:B:33:ASP:N	8	15.55
(1,21)	1:A:184:LYS:HZ1	1:B:34:PRO:N	8	15.55
(1,21)	1:A:184:LYS:HZ1	1:B:35:THR:N	8	15.55
(1,21)	1:A:184:LYS:HZ1	1:B:36:ILE:N	8	15.55
(1,21)	1:A:184:LYS:HZ1	1:B:37:GLU:N	8	15.55
(1,21)	1:A:184:LYS:HZ1	1:B:38:ASP:N	8	15.55
(1,21)	1:A:184:LYS:HZ1	1:B:39:SER:N	8	15.55
(1,21)	1:A:184:LYS:HZ1	1:B:40:TYR:N	8	15.55
(1,21)	1:A:184:LYS:HZ1	1:B:41:ARG:N	8	15.55
(1,21)	1:A:184:LYS:HZ1	1:B:42:LYS:N	8	15.55
(1,21)	1:A:184:LYS:HZ1	1:B:43:GLN:N	8	15.55
(1,21)	1:A:184:LYS:HZ1	1:B:44:VAL:N	8	15.55
(1,21)	1:A:184:LYS:HZ1	1:B:45:VAL:N	8	15.55
(1,21)	1:A:184:LYS:HZ1	1:B:46:ILE:N	8	15.55
(1,21)	1:A:184:LYS:HZ1	1:B:47:ASP:N	8	15.55
(1,21)	1:A:184:LYS:HZ1	1:B:48:GLY:N	8	15.55
(1,21)	1:A:184:LYS:HZ1	1:B:49:GLU:N	8	15.55
(1,21)	1:A:184:LYS:HZ1	1:B:50:THR:N	8	15.55

Continued on next page...

Continued from previous page...

Key	Atom-1	Atom-2	Model ID	Violation (Å)
(1,21)	1:A:184:LYS:HZ1	1:B:51:CYS:N	8	15.55
(1,21)	1:A:184:LYS:HZ1	1:B:52:LEU:N	8	15.55
(1,21)	1:A:184:LYS:HZ1	1:B:53:LEU:N	8	15.55
(1,21)	1:A:184:LYS:HZ1	1:B:54:ASP:N	8	15.55
(1,21)	1:A:184:LYS:HZ1	1:B:55:ILE:N	8	15.55
(1,21)	1:A:184:LYS:HZ1	1:B:56:LEU:N	8	15.55
(1,21)	1:A:184:LYS:HZ1	1:B:57:ASP:N	8	15.55
(1,21)	1:A:184:LYS:HZ1	1:B:58:THR:N	8	15.55
(1,21)	1:A:184:LYS:HZ1	1:B:59:ALA:N	8	15.55
(1,21)	1:A:184:LYS:HZ1	1:B:60:GLY:N	8	15.55
(1,21)	1:A:184:LYS:HZ1	1:B:61:GLN:N	8	15.55
(1,21)	1:A:184:LYS:HZ1	1:B:62:GLU:N	8	15.55
(1,21)	1:A:184:LYS:HZ1	1:B:63:GLU:N	8	15.55
(1,21)	1:A:184:LYS:HZ1	1:B:64:TYR:N	8	15.55
(1,21)	1:A:184:LYS:HZ1	1:B:65:SER:N	8	15.55
(1,21)	1:A:184:LYS:HZ1	1:B:66:ALA:N	8	15.55
(1,21)	1:A:184:LYS:HZ1	1:B:67:MET:N	8	15.55
(1,21)	1:A:184:LYS:HZ1	1:B:68:ARG:N	8	15.55
(1,21)	1:A:184:LYS:HZ1	1:B:69:ASP:N	8	15.55
(1,21)	1:A:184:LYS:HZ1	1:B:70:GLN:N	8	15.55
(1,21)	1:A:184:LYS:HZ1	1:B:71:TYR:N	8	15.55
(1,21)	1:A:184:LYS:HZ1	1:B:72:MET:N	8	15.55
(1,21)	1:A:184:LYS:HZ1	1:B:73:ARG:N	8	15.55
(1,21)	1:A:184:LYS:HZ1	1:B:74:THR:N	8	15.55
(1,21)	1:A:184:LYS:HZ1	1:B:75:GLY:N	8	15.55
(1,21)	1:A:184:LYS:HZ1	1:B:76:GLU:N	8	15.55
(1,21)	1:A:184:LYS:HZ1	1:B:77:GLY:N	8	15.55
(1,21)	1:A:184:LYS:HZ1	1:B:78:PHE:N	8	15.55
(1,21)	1:A:184:LYS:HZ1	1:B:79:LEU:N	8	15.55
(1,21)	1:A:184:LYS:HZ1	1:B:80:CYS:N	8	15.55
(1,21)	1:A:184:LYS:HZ1	5:B:203:7Q9:N	8	15.55
(1,21)	1:A:184:LYS:HZ1	5:B:204:7Q9:N	8	15.55
(1,21)	1:A:184:LYS:HZ1	5:B:205:7Q9:N	8	15.55
(1,21)	1:A:184:LYS:HZ1	5:B:206:7Q9:N	8	15.55
(1,21)	1:A:184:LYS:HZ1	5:B:207:7Q9:N	8	15.55
(1,21)	1:A:184:LYS:HZ1	6:B:208:17F:N1	8	15.55
(1,21)	1:A:184:LYS:HZ1	5:B:209:7Q9:N	8	15.55
(1,21)	1:A:184:LYS:HZ1	5:B:210:7Q9:N	8	15.55
(1,21)	1:A:184:LYS:HZ1	5:B:211:7Q9:N	8	15.55
(1,21)	1:A:184:LYS:HZ1	5:B:212:7Q9:N	8	15.55
(1,21)	1:A:184:LYS:HZ1	5:B:213:7Q9:N	8	15.55
(1,21)	1:A:184:LYS:HZ1	6:B:214:17F:N1	8	15.55

Continued on next page...

Continued from previous page...

Key	Atom-1	Atom-2	Model ID	Violation (Å)
(1,21)	1:A:184:LYS:HZ1	6:B:215:17F:N1	8	15.55
(1,21)	1:A:184:LYS:HZ1	5:B:216:7Q9:N	8	15.55
(1,21)	1:A:184:LYS:HZ1	5:B:217:7Q9:N	8	15.55
(1,21)	1:A:184:LYS:HZ1	5:B:218:7Q9:N	8	15.55
(1,21)	1:A:184:LYS:HZ1	6:B:219:17F:N1	8	15.55
(1,21)	1:A:184:LYS:HZ1	5:B:220:7Q9:N	8	15.55
(1,21)	1:A:184:LYS:HZ2	1:B:2:THR:N	8	15.55
(1,21)	1:A:184:LYS:HZ2	1:B:3:GLU:N	8	15.55
(1,21)	1:A:184:LYS:HZ2	1:B:4:TYR:N	8	15.55
(1,21)	1:A:184:LYS:HZ2	1:B:5:LYS:N	8	15.55
(1,21)	1:A:184:LYS:HZ2	1:B:6:LEU:N	8	15.55
(1,21)	1:A:184:LYS:HZ2	1:B:7:VAL:N	8	15.55
(1,21)	1:A:184:LYS:HZ2	1:B:8:VAL:N	8	15.55
(1,21)	1:A:184:LYS:HZ2	1:B:9:VAL:N	8	15.55
(1,21)	1:A:184:LYS:HZ2	1:B:10:GLY:N	8	15.55
(1,21)	1:A:184:LYS:HZ2	1:B:11:ALA:N	8	15.55
(1,21)	1:A:184:LYS:HZ2	1:B:12:ASP:N	8	15.55
(1,21)	1:A:184:LYS:HZ2	1:B:13:GLY:N	8	15.55
(1,21)	1:A:184:LYS:HZ2	1:B:14:VAL:N	8	15.55
(1,21)	1:A:184:LYS:HZ2	1:B:15:GLY:N	8	15.55
(1,21)	1:A:184:LYS:HZ2	1:B:16:LYS:N	8	15.55
(1,21)	1:A:184:LYS:HZ2	1:B:17:SER:N	8	15.55
(1,21)	1:A:184:LYS:HZ2	1:B:18:ALA:N	8	15.55
(1,21)	1:A:184:LYS:HZ2	1:B:19:LEU:N	8	15.55
(1,21)	1:A:184:LYS:HZ2	1:B:20:THR:N	8	15.55
(1,21)	1:A:184:LYS:HZ2	1:B:21:ILE:N	8	15.55
(1,21)	1:A:184:LYS:HZ2	1:B:22:GLN:N	8	15.55
(1,21)	1:A:184:LYS:HZ2	1:B:23:LEU:N	8	15.55
(1,21)	1:A:184:LYS:HZ2	1:B:24:ILE:N	8	15.55
(1,21)	1:A:184:LYS:HZ2	1:B:25:GLN:N	8	15.55
(1,21)	1:A:184:LYS:HZ2	1:B:26:ASN:N	8	15.55
(1,21)	1:A:184:LYS:HZ2	1:B:27:HIS:N	8	15.55
(1,21)	1:A:184:LYS:HZ2	1:B:28:PHE:N	8	15.55
(1,21)	1:A:184:LYS:HZ2	1:B:29:VAL:N	8	15.55
(1,21)	1:A:184:LYS:HZ2	1:B:30:ASP:N	8	15.55
(1,21)	1:A:184:LYS:HZ2	1:B:31:GLU:N	8	15.55
(1,21)	1:A:184:LYS:HZ2	1:B:32:TYR:N	8	15.55
(1,21)	1:A:184:LYS:HZ2	1:B:33:ASP:N	8	15.55
(1,21)	1:A:184:LYS:HZ2	1:B:34:PRO:N	8	15.55
(1,21)	1:A:184:LYS:HZ2	1:B:35:THR:N	8	15.55
(1,21)	1:A:184:LYS:HZ2	1:B:36:ILE:N	8	15.55
(1,21)	1:A:184:LYS:HZ2	1:B:37:GLU:N	8	15.55

Continued on next page...

Continued from previous page...

Key	Atom-1	Atom-2	Model ID	Violation (Å)
(1,21)	1:A:184:LYS:HZ2	1:B:38:ASP:N	8	15.55
(1,21)	1:A:184:LYS:HZ2	1:B:39:SER:N	8	15.55
(1,21)	1:A:184:LYS:HZ2	1:B:40:TYR:N	8	15.55
(1,21)	1:A:184:LYS:HZ2	1:B:41:ARG:N	8	15.55
(1,21)	1:A:184:LYS:HZ2	1:B:42:LYS:N	8	15.55
(1,21)	1:A:184:LYS:HZ2	1:B:43:GLN:N	8	15.55
(1,21)	1:A:184:LYS:HZ2	1:B:44:VAL:N	8	15.55
(1,21)	1:A:184:LYS:HZ2	1:B:45:VAL:N	8	15.55
(1,21)	1:A:184:LYS:HZ2	1:B:46:ILE:N	8	15.55
(1,21)	1:A:184:LYS:HZ2	1:B:47:ASP:N	8	15.55
(1,21)	1:A:184:LYS:HZ2	1:B:48:GLY:N	8	15.55
(1,21)	1:A:184:LYS:HZ2	1:B:49:GLU:N	8	15.55
(1,21)	1:A:184:LYS:HZ2	1:B:50:THR:N	8	15.55
(1,21)	1:A:184:LYS:HZ2	1:B:51:CYS:N	8	15.55
(1,21)	1:A:184:LYS:HZ2	1:B:52:LEU:N	8	15.55
(1,21)	1:A:184:LYS:HZ2	1:B:53:LEU:N	8	15.55
(1,21)	1:A:184:LYS:HZ2	1:B:54:ASP:N	8	15.55
(1,21)	1:A:184:LYS:HZ2	1:B:55:ILE:N	8	15.55
(1,21)	1:A:184:LYS:HZ2	1:B:56:LEU:N	8	15.55
(1,21)	1:A:184:LYS:HZ2	1:B:57:ASP:N	8	15.55
(1,21)	1:A:184:LYS:HZ2	1:B:58:THR:N	8	15.55
(1,21)	1:A:184:LYS:HZ2	1:B:59:ALA:N	8	15.55
(1,21)	1:A:184:LYS:HZ2	1:B:60:GLY:N	8	15.55
(1,21)	1:A:184:LYS:HZ2	1:B:61:GLN:N	8	15.55
(1,21)	1:A:184:LYS:HZ2	1:B:62:GLU:N	8	15.55
(1,21)	1:A:184:LYS:HZ2	1:B:63:GLU:N	8	15.55
(1,21)	1:A:184:LYS:HZ2	1:B:64:TYR:N	8	15.55
(1,21)	1:A:184:LYS:HZ2	1:B:65:SER:N	8	15.55
(1,21)	1:A:184:LYS:HZ2	1:B:66:ALA:N	8	15.55
(1,21)	1:A:184:LYS:HZ2	1:B:67:MET:N	8	15.55
(1,21)	1:A:184:LYS:HZ2	1:B:68:ARG:N	8	15.55
(1,21)	1:A:184:LYS:HZ2	1:B:69:ASP:N	8	15.55
(1,21)	1:A:184:LYS:HZ2	1:B:70:GLN:N	8	15.55
(1,21)	1:A:184:LYS:HZ2	1:B:71:TYR:N	8	15.55
(1,21)	1:A:184:LYS:HZ2	1:B:72:MET:N	8	15.55
(1,21)	1:A:184:LYS:HZ2	1:B:73:ARG:N	8	15.55
(1,21)	1:A:184:LYS:HZ2	1:B:74:THR:N	8	15.55
(1,21)	1:A:184:LYS:HZ2	1:B:75:GLY:N	8	15.55
(1,21)	1:A:184:LYS:HZ2	1:B:76:GLU:N	8	15.55
(1,21)	1:A:184:LYS:HZ2	1:B:77:GLY:N	8	15.55
(1,21)	1:A:184:LYS:HZ2	1:B:78:PHE:N	8	15.55
(1,21)	1:A:184:LYS:HZ2	1:B:79:LEU:N	8	15.55

Continued on next page...

Continued from previous page...

Key	Atom-1	Atom-2	Model ID	Violation (Å)
(1,21)	1:A:184:LYS:HZ2	1:B:80:CYS:N	8	15.55
(1,21)	1:A:184:LYS:HZ2	5:B:203:7Q9:N	8	15.55
(1,21)	1:A:184:LYS:HZ2	5:B:204:7Q9:N	8	15.55
(1,21)	1:A:184:LYS:HZ2	5:B:205:7Q9:N	8	15.55
(1,21)	1:A:184:LYS:HZ2	5:B:206:7Q9:N	8	15.55
(1,21)	1:A:184:LYS:HZ2	5:B:207:7Q9:N	8	15.55
(1,21)	1:A:184:LYS:HZ2	6:B:208:17F:N1	8	15.55
(1,21)	1:A:184:LYS:HZ2	5:B:209:7Q9:N	8	15.55
(1,21)	1:A:184:LYS:HZ2	5:B:210:7Q9:N	8	15.55
(1,21)	1:A:184:LYS:HZ2	5:B:211:7Q9:N	8	15.55
(1,21)	1:A:184:LYS:HZ2	5:B:212:7Q9:N	8	15.55
(1,21)	1:A:184:LYS:HZ2	5:B:213:7Q9:N	8	15.55
(1,21)	1:A:184:LYS:HZ2	6:B:214:17F:N1	8	15.55
(1,21)	1:A:184:LYS:HZ2	6:B:215:17F:N1	8	15.55
(1,21)	1:A:184:LYS:HZ2	5:B:216:7Q9:N	8	15.55
(1,21)	1:A:184:LYS:HZ2	5:B:217:7Q9:N	8	15.55
(1,21)	1:A:184:LYS:HZ2	5:B:218:7Q9:N	8	15.55
(1,21)	1:A:184:LYS:HZ2	6:B:219:17F:N1	8	15.55
(1,21)	1:A:184:LYS:HZ2	5:B:220:7Q9:N	8	15.55
(1,21)	1:A:184:LYS:HZ3	1:B:2:THR:N	8	15.55
(1,21)	1:A:184:LYS:HZ3	1:B:3:GLU:N	8	15.55
(1,21)	1:A:184:LYS:HZ3	1:B:4:TYR:N	8	15.55
(1,21)	1:A:184:LYS:HZ3	1:B:5:LYS:N	8	15.55
(1,21)	1:A:184:LYS:HZ3	1:B:6:LEU:N	8	15.55
(1,21)	1:A:184:LYS:HZ3	1:B:7:VAL:N	8	15.55
(1,21)	1:A:184:LYS:HZ3	1:B:8:VAL:N	8	15.55
(1,21)	1:A:184:LYS:HZ3	1:B:9:VAL:N	8	15.55
(1,21)	1:A:184:LYS:HZ3	1:B:10:GLY:N	8	15.55
(1,21)	1:A:184:LYS:HZ3	1:B:11:ALA:N	8	15.55
(1,21)	1:A:184:LYS:HZ3	1:B:12:ASP:N	8	15.55
(1,21)	1:A:184:LYS:HZ3	1:B:13:GLY:N	8	15.55
(1,21)	1:A:184:LYS:HZ3	1:B:14:VAL:N	8	15.55
(1,21)	1:A:184:LYS:HZ3	1:B:15:GLY:N	8	15.55
(1,21)	1:A:184:LYS:HZ3	1:B:16:LYS:N	8	15.55
(1,21)	1:A:184:LYS:HZ3	1:B:17:SER:N	8	15.55
(1,21)	1:A:184:LYS:HZ3	1:B:18:ALA:N	8	15.55
(1,21)	1:A:184:LYS:HZ3	1:B:19:LEU:N	8	15.55
(1,21)	1:A:184:LYS:HZ3	1:B:20:THR:N	8	15.55
(1,21)	1:A:184:LYS:HZ3	1:B:21:ILE:N	8	15.55
(1,21)	1:A:184:LYS:HZ3	1:B:22:GLN:N	8	15.55
(1,21)	1:A:184:LYS:HZ3	1:B:23:LEU:N	8	15.55
(1,21)	1:A:184:LYS:HZ3	1:B:24:ILE:N	8	15.55

Continued on next page...

Continued from previous page...

Key	Atom-1	Atom-2	Model ID	Violation (Å)
(1,21)	1:A:184:LYS:HZ3	1:B:25:GLN:N	8	15.55
(1,21)	1:A:184:LYS:HZ3	1:B:26:ASN:N	8	15.55
(1,21)	1:A:184:LYS:HZ3	1:B:27:HIS:N	8	15.55
(1,21)	1:A:184:LYS:HZ3	1:B:28:PHE:N	8	15.55
(1,21)	1:A:184:LYS:HZ3	1:B:29:VAL:N	8	15.55
(1,21)	1:A:184:LYS:HZ3	1:B:30:ASP:N	8	15.55
(1,21)	1:A:184:LYS:HZ3	1:B:31:GLU:N	8	15.55
(1,21)	1:A:184:LYS:HZ3	1:B:32:TYR:N	8	15.55
(1,21)	1:A:184:LYS:HZ3	1:B:33:ASP:N	8	15.55
(1,21)	1:A:184:LYS:HZ3	1:B:34:PRO:N	8	15.55
(1,21)	1:A:184:LYS:HZ3	1:B:35:THR:N	8	15.55
(1,21)	1:A:184:LYS:HZ3	1:B:36:ILE:N	8	15.55
(1,21)	1:A:184:LYS:HZ3	1:B:37:GLU:N	8	15.55
(1,21)	1:A:184:LYS:HZ3	1:B:38:ASP:N	8	15.55
(1,21)	1:A:184:LYS:HZ3	1:B:39:SER:N	8	15.55
(1,21)	1:A:184:LYS:HZ3	1:B:40:TYR:N	8	15.55
(1,21)	1:A:184:LYS:HZ3	1:B:41:ARG:N	8	15.55
(1,21)	1:A:184:LYS:HZ3	1:B:42:LYS:N	8	15.55
(1,21)	1:A:184:LYS:HZ3	1:B:43:GLN:N	8	15.55
(1,21)	1:A:184:LYS:HZ3	1:B:44:VAL:N	8	15.55
(1,21)	1:A:184:LYS:HZ3	1:B:45:VAL:N	8	15.55
(1,21)	1:A:184:LYS:HZ3	1:B:46:ILE:N	8	15.55
(1,21)	1:A:184:LYS:HZ3	1:B:47:ASP:N	8	15.55
(1,21)	1:A:184:LYS:HZ3	1:B:48:GLY:N	8	15.55
(1,21)	1:A:184:LYS:HZ3	1:B:49:GLU:N	8	15.55
(1,21)	1:A:184:LYS:HZ3	1:B:50:THR:N	8	15.55
(1,21)	1:A:184:LYS:HZ3	1:B:51:CYS:N	8	15.55
(1,21)	1:A:184:LYS:HZ3	1:B:52:LEU:N	8	15.55
(1,21)	1:A:184:LYS:HZ3	1:B:53:LEU:N	8	15.55
(1,21)	1:A:184:LYS:HZ3	1:B:54:ASP:N	8	15.55
(1,21)	1:A:184:LYS:HZ3	1:B:55:ILE:N	8	15.55
(1,21)	1:A:184:LYS:HZ3	1:B:56:LEU:N	8	15.55
(1,21)	1:A:184:LYS:HZ3	1:B:57:ASP:N	8	15.55
(1,21)	1:A:184:LYS:HZ3	1:B:58:THR:N	8	15.55
(1,21)	1:A:184:LYS:HZ3	1:B:59:ALA:N	8	15.55
(1,21)	1:A:184:LYS:HZ3	1:B:60:GLY:N	8	15.55
(1,21)	1:A:184:LYS:HZ3	1:B:61:GLN:N	8	15.55
(1,21)	1:A:184:LYS:HZ3	1:B:62:GLU:N	8	15.55
(1,21)	1:A:184:LYS:HZ3	1:B:63:GLU:N	8	15.55
(1,21)	1:A:184:LYS:HZ3	1:B:64:TYR:N	8	15.55
(1,21)	1:A:184:LYS:HZ3	1:B:65:SER:N	8	15.55
(1,21)	1:A:184:LYS:HZ3	1:B:66:ALA:N	8	15.55

Continued on next page...

Continued from previous page...

Key	Atom-1	Atom-2	Model ID	Violation (Å)
(1,21)	1:A:184:LYS:HZ3	1:B:67:MET:N	8	15.55
(1,21)	1:A:184:LYS:HZ3	1:B:68:ARG:N	8	15.55
(1,21)	1:A:184:LYS:HZ3	1:B:69:ASP:N	8	15.55
(1,21)	1:A:184:LYS:HZ3	1:B:70:GLN:N	8	15.55
(1,21)	1:A:184:LYS:HZ3	1:B:71:TYR:N	8	15.55
(1,21)	1:A:184:LYS:HZ3	1:B:72:MET:N	8	15.55
(1,21)	1:A:184:LYS:HZ3	1:B:73:ARG:N	8	15.55
(1,21)	1:A:184:LYS:HZ3	1:B:74:THR:N	8	15.55
(1,21)	1:A:184:LYS:HZ3	1:B:75:GLY:N	8	15.55
(1,21)	1:A:184:LYS:HZ3	1:B:76:GLU:N	8	15.55
(1,21)	1:A:184:LYS:HZ3	1:B:77:GLY:N	8	15.55
(1,21)	1:A:184:LYS:HZ3	1:B:78:PHE:N	8	15.55
(1,21)	1:A:184:LYS:HZ3	1:B:79:LEU:N	8	15.55
(1,21)	1:A:184:LYS:HZ3	1:B:80:CYS:N	8	15.55
(1,21)	1:A:184:LYS:HZ3	5:B:203:7Q9:N	8	15.55
(1,21)	1:A:184:LYS:HZ3	5:B:204:7Q9:N	8	15.55
(1,21)	1:A:184:LYS:HZ3	5:B:205:7Q9:N	8	15.55
(1,21)	1:A:184:LYS:HZ3	5:B:206:7Q9:N	8	15.55
(1,21)	1:A:184:LYS:HZ3	5:B:207:7Q9:N	8	15.55
(1,21)	1:A:184:LYS:HZ3	6:B:208:17F:N1	8	15.55
(1,21)	1:A:184:LYS:HZ3	5:B:209:7Q9:N	8	15.55
(1,21)	1:A:184:LYS:HZ3	5:B:210:7Q9:N	8	15.55
(1,21)	1:A:184:LYS:HZ3	5:B:211:7Q9:N	8	15.55
(1,21)	1:A:184:LYS:HZ3	5:B:212:7Q9:N	8	15.55
(1,21)	1:A:184:LYS:HZ3	5:B:213:7Q9:N	8	15.55
(1,21)	1:A:184:LYS:HZ3	6:B:214:17F:N1	8	15.55
(1,21)	1:A:184:LYS:HZ3	6:B:215:17F:N1	8	15.55
(1,21)	1:A:184:LYS:HZ3	5:B:216:7Q9:N	8	15.55
(1,21)	1:A:184:LYS:HZ3	5:B:217:7Q9:N	8	15.55
(1,21)	1:A:184:LYS:HZ3	5:B:218:7Q9:N	8	15.55
(1,21)	1:A:184:LYS:HZ3	6:B:219:17F:N1	8	15.55
(1,21)	1:A:184:LYS:HZ3	5:B:220:7Q9:N	8	15.55
(1,21)	1:A:184:LYS:N	1:B:2:THR:N	8	15.55
(1,21)	1:A:184:LYS:N	1:B:3:GLU:N	8	15.55
(1,21)	1:A:184:LYS:N	1:B:4:TYR:N	8	15.55
(1,21)	1:A:184:LYS:N	1:B:5:LYS:N	8	15.55
(1,21)	1:A:184:LYS:N	1:B:6:LEU:N	8	15.55
(1,21)	1:A:184:LYS:N	1:B:7:VAL:N	8	15.55
(1,21)	1:A:184:LYS:N	1:B:8:VAL:N	8	15.55
(1,21)	1:A:184:LYS:N	1:B:9:VAL:N	8	15.55
(1,21)	1:A:184:LYS:N	1:B:10:GLY:N	8	15.55
(1,21)	1:A:184:LYS:N	1:B:11:ALA:N	8	15.55

Continued on next page...

Continued from previous page...

Key	Atom-1	Atom-2	Model ID	Violation (Å)
(1,21)	1:A:184:LYS:N	1:B:12:ASP:N	8	15.55
(1,21)	1:A:184:LYS:N	1:B:13:GLY:N	8	15.55
(1,21)	1:A:184:LYS:N	1:B:14:VAL:N	8	15.55
(1,21)	1:A:184:LYS:N	1:B:15:GLY:N	8	15.55
(1,21)	1:A:184:LYS:N	1:B:16:LYS:N	8	15.55
(1,21)	1:A:184:LYS:N	1:B:17:SER:N	8	15.55
(1,21)	1:A:184:LYS:N	1:B:18:ALA:N	8	15.55
(1,21)	1:A:184:LYS:N	1:B:19:LEU:N	8	15.55
(1,21)	1:A:184:LYS:N	1:B:20:THR:N	8	15.55
(1,21)	1:A:184:LYS:N	1:B:21:ILE:N	8	15.55
(1,21)	1:A:184:LYS:N	1:B:22:GLN:N	8	15.55
(1,21)	1:A:184:LYS:N	1:B:23:LEU:N	8	15.55
(1,21)	1:A:184:LYS:N	1:B:24:ILE:N	8	15.55
(1,21)	1:A:184:LYS:N	1:B:25:GLN:N	8	15.55
(1,21)	1:A:184:LYS:N	1:B:26:ASN:N	8	15.55
(1,21)	1:A:184:LYS:N	1:B:27:HIS:N	8	15.55
(1,21)	1:A:184:LYS:N	1:B:28:PHE:N	8	15.55
(1,21)	1:A:184:LYS:N	1:B:29:VAL:N	8	15.55
(1,21)	1:A:184:LYS:N	1:B:30:ASP:N	8	15.55
(1,21)	1:A:184:LYS:N	1:B:31:GLU:N	8	15.55
(1,21)	1:A:184:LYS:N	1:B:32:TYR:N	8	15.55
(1,21)	1:A:184:LYS:N	1:B:33:ASP:N	8	15.55
(1,21)	1:A:184:LYS:N	1:B:34:PRO:N	8	15.55
(1,21)	1:A:184:LYS:N	1:B:35:THR:N	8	15.55
(1,21)	1:A:184:LYS:N	1:B:36:ILE:N	8	15.55
(1,21)	1:A:184:LYS:N	1:B:37:GLU:N	8	15.55
(1,21)	1:A:184:LYS:N	1:B:38:ASP:N	8	15.55
(1,21)	1:A:184:LYS:N	1:B:39:SER:N	8	15.55
(1,21)	1:A:184:LYS:N	1:B:40:TYR:N	8	15.55
(1,21)	1:A:184:LYS:N	1:B:41:ARG:N	8	15.55
(1,21)	1:A:184:LYS:N	1:B:42:LYS:N	8	15.55
(1,21)	1:A:184:LYS:N	1:B:43:GLN:N	8	15.55
(1,21)	1:A:184:LYS:N	1:B:44:VAL:N	8	15.55
(1,21)	1:A:184:LYS:N	1:B:45:VAL:N	8	15.55
(1,21)	1:A:184:LYS:N	1:B:46:ILE:N	8	15.55
(1,21)	1:A:184:LYS:N	1:B:47:ASP:N	8	15.55
(1,21)	1:A:184:LYS:N	1:B:48:GLY:N	8	15.55
(1,21)	1:A:184:LYS:N	1:B:49:GLU:N	8	15.55
(1,21)	1:A:184:LYS:N	1:B:50:THR:N	8	15.55
(1,21)	1:A:184:LYS:N	1:B:51:CYS:N	8	15.55
(1,21)	1:A:184:LYS:N	1:B:52:LEU:N	8	15.55
(1,21)	1:A:184:LYS:N	1:B:53:LEU:N	8	15.55

Continued on next page...

Continued from previous page...

Key	Atom-1	Atom-2	Model ID	Violation (Å)
(1,21)	1:A:184:LYS:N	1:B:54:ASP:N	8	15.55
(1,21)	1:A:184:LYS:N	1:B:55:ILE:N	8	15.55
(1,21)	1:A:184:LYS:N	1:B:56:LEU:N	8	15.55
(1,21)	1:A:184:LYS:N	1:B:57:ASP:N	8	15.55
(1,21)	1:A:184:LYS:N	1:B:58:THR:N	8	15.55
(1,21)	1:A:184:LYS:N	1:B:59:ALA:N	8	15.55
(1,21)	1:A:184:LYS:N	1:B:60:GLY:N	8	15.55
(1,21)	1:A:184:LYS:N	1:B:61:GLN:N	8	15.55
(1,21)	1:A:184:LYS:N	1:B:62:GLU:N	8	15.55
(1,21)	1:A:184:LYS:N	1:B:63:GLU:N	8	15.55
(1,21)	1:A:184:LYS:N	1:B:64:TYR:N	8	15.55
(1,21)	1:A:184:LYS:N	1:B:65:SER:N	8	15.55
(1,21)	1:A:184:LYS:N	1:B:66:ALA:N	8	15.55
(1,21)	1:A:184:LYS:N	1:B:67:MET:N	8	15.55
(1,21)	1:A:184:LYS:N	1:B:68:ARG:N	8	15.55
(1,21)	1:A:184:LYS:N	1:B:69:ASP:N	8	15.55
(1,21)	1:A:184:LYS:N	1:B:70:GLN:N	8	15.55
(1,21)	1:A:184:LYS:N	1:B:71:TYR:N	8	15.55
(1,21)	1:A:184:LYS:N	1:B:72:MET:N	8	15.55
(1,21)	1:A:184:LYS:N	1:B:73:ARG:N	8	15.55
(1,21)	1:A:184:LYS:N	1:B:74:THR:N	8	15.55
(1,21)	1:A:184:LYS:N	1:B:75:GLY:N	8	15.55
(1,21)	1:A:184:LYS:N	1:B:76:GLU:N	8	15.55
(1,21)	1:A:184:LYS:N	1:B:77:GLY:N	8	15.55
(1,21)	1:A:184:LYS:N	1:B:78:PHE:N	8	15.55
(1,21)	1:A:184:LYS:N	1:B:79:LEU:N	8	15.55
(1,21)	1:A:184:LYS:N	1:B:80:CYS:N	8	15.55
(1,21)	1:A:184:LYS:N	5:B:203:7Q9:N	8	15.55
(1,21)	1:A:184:LYS:N	5:B:204:7Q9:N	8	15.55
(1,21)	1:A:184:LYS:N	5:B:205:7Q9:N	8	15.55
(1,21)	1:A:184:LYS:N	5:B:206:7Q9:N	8	15.55
(1,21)	1:A:184:LYS:N	5:B:207:7Q9:N	8	15.55
(1,21)	1:A:184:LYS:N	6:B:208:17F:N1	8	15.55
(1,21)	1:A:184:LYS:N	5:B:209:7Q9:N	8	15.55
(1,21)	1:A:184:LYS:N	5:B:210:7Q9:N	8	15.55
(1,21)	1:A:184:LYS:N	5:B:211:7Q9:N	8	15.55
(1,21)	1:A:184:LYS:N	5:B:212:7Q9:N	8	15.55
(1,21)	1:A:184:LYS:N	5:B:213:7Q9:N	8	15.55
(1,21)	1:A:184:LYS:N	6:B:214:17F:N1	8	15.55
(1,21)	1:A:184:LYS:N	6:B:215:17F:N1	8	15.55
(1,21)	1:A:184:LYS:N	5:B:216:7Q9:N	8	15.55
(1,21)	1:A:184:LYS:N	5:B:217:7Q9:N	8	15.55

Continued on next page...

Continued from previous page...

Key	Atom-1	Atom-2	Model ID	Violation (Å)
(1,21)	1:A:184:LYS:N	5:B:218:7Q9:N	8	15.55
(1,21)	1:A:184:LYS:N	6:B:219:17F:N1	8	15.55
(1,21)	1:A:184:LYS:N	5:B:220:7Q9:N	8	15.55
(1,21)	1:A:184:LYS:NZ	1:B:2:THR:N	8	15.55
(1,21)	1:A:184:LYS:NZ	1:B:3:GLU:N	8	15.55
(1,21)	1:A:184:LYS:NZ	1:B:4:TYR:N	8	15.55
(1,21)	1:A:184:LYS:NZ	1:B:5:LYS:N	8	15.55
(1,21)	1:A:184:LYS:NZ	1:B:6:LEU:N	8	15.55
(1,21)	1:A:184:LYS:NZ	1:B:7:VAL:N	8	15.55
(1,21)	1:A:184:LYS:NZ	1:B:8:VAL:N	8	15.55
(1,21)	1:A:184:LYS:NZ	1:B:9:VAL:N	8	15.55
(1,21)	1:A:184:LYS:NZ	1:B:10:GLY:N	8	15.55
(1,21)	1:A:184:LYS:NZ	1:B:11:ALA:N	8	15.55
(1,21)	1:A:184:LYS:NZ	1:B:12:ASP:N	8	15.55
(1,21)	1:A:184:LYS:NZ	1:B:13:GLY:N	8	15.55
(1,21)	1:A:184:LYS:NZ	1:B:14:VAL:N	8	15.55
(1,21)	1:A:184:LYS:NZ	1:B:15:GLY:N	8	15.55
(1,21)	1:A:184:LYS:NZ	1:B:16:LYS:N	8	15.55
(1,21)	1:A:184:LYS:NZ	1:B:17:SER:N	8	15.55
(1,21)	1:A:184:LYS:NZ	1:B:18:ALA:N	8	15.55
(1,21)	1:A:184:LYS:NZ	1:B:19:LEU:N	8	15.55
(1,21)	1:A:184:LYS:NZ	1:B:20:THR:N	8	15.55
(1,21)	1:A:184:LYS:NZ	1:B:21:ILE:N	8	15.55
(1,21)	1:A:184:LYS:NZ	1:B:22:GLN:N	8	15.55
(1,21)	1:A:184:LYS:NZ	1:B:23:LEU:N	8	15.55
(1,21)	1:A:184:LYS:NZ	1:B:24:ILE:N	8	15.55
(1,21)	1:A:184:LYS:NZ	1:B:25:GLN:N	8	15.55
(1,21)	1:A:184:LYS:NZ	1:B:26:ASN:N	8	15.55
(1,21)	1:A:184:LYS:NZ	1:B:27:HIS:N	8	15.55
(1,21)	1:A:184:LYS:NZ	1:B:28:PHE:N	8	15.55
(1,21)	1:A:184:LYS:NZ	1:B:29:VAL:N	8	15.55
(1,21)	1:A:184:LYS:NZ	1:B:30:ASP:N	8	15.55
(1,21)	1:A:184:LYS:NZ	1:B:31:GLU:N	8	15.55
(1,21)	1:A:184:LYS:NZ	1:B:32:TYR:N	8	15.55
(1,21)	1:A:184:LYS:NZ	1:B:33:ASP:N	8	15.55
(1,21)	1:A:184:LYS:NZ	1:B:34:PRO:N	8	15.55
(1,21)	1:A:184:LYS:NZ	1:B:35:THR:N	8	15.55
(1,21)	1:A:184:LYS:NZ	1:B:36:ILE:N	8	15.55
(1,21)	1:A:184:LYS:NZ	1:B:37:GLU:N	8	15.55
(1,21)	1:A:184:LYS:NZ	1:B:38:ASP:N	8	15.55
(1,21)	1:A:184:LYS:NZ	1:B:39:SER:N	8	15.55
(1,21)	1:A:184:LYS:NZ	1:B:40:TYR:N	8	15.55

Continued on next page...

Continued from previous page...

Key	Atom-1	Atom-2	Model ID	Violation (Å)
(1,21)	1:A:184:LYS:NZ	1:B:41:ARG:N	8	15.55
(1,21)	1:A:184:LYS:NZ	1:B:42:LYS:N	8	15.55
(1,21)	1:A:184:LYS:NZ	1:B:43:GLN:N	8	15.55
(1,21)	1:A:184:LYS:NZ	1:B:44:VAL:N	8	15.55
(1,21)	1:A:184:LYS:NZ	1:B:45:VAL:N	8	15.55
(1,21)	1:A:184:LYS:NZ	1:B:46:ILE:N	8	15.55
(1,21)	1:A:184:LYS:NZ	1:B:47:ASP:N	8	15.55
(1,21)	1:A:184:LYS:NZ	1:B:48:GLY:N	8	15.55
(1,21)	1:A:184:LYS:NZ	1:B:49:GLU:N	8	15.55
(1,21)	1:A:184:LYS:NZ	1:B:50:THR:N	8	15.55
(1,21)	1:A:184:LYS:NZ	1:B:51:CYS:N	8	15.55
(1,21)	1:A:184:LYS:NZ	1:B:52:LEU:N	8	15.55
(1,21)	1:A:184:LYS:NZ	1:B:53:LEU:N	8	15.55
(1,21)	1:A:184:LYS:NZ	1:B:54:ASP:N	8	15.55
(1,21)	1:A:184:LYS:NZ	1:B:55:ILE:N	8	15.55
(1,21)	1:A:184:LYS:NZ	1:B:56:LEU:N	8	15.55
(1,21)	1:A:184:LYS:NZ	1:B:57:ASP:N	8	15.55
(1,21)	1:A:184:LYS:NZ	1:B:58:THR:N	8	15.55
(1,21)	1:A:184:LYS:NZ	1:B:59:ALA:N	8	15.55
(1,21)	1:A:184:LYS:NZ	1:B:60:GLY:N	8	15.55
(1,21)	1:A:184:LYS:NZ	1:B:61:GLN:N	8	15.55
(1,21)	1:A:184:LYS:NZ	1:B:62:GLU:N	8	15.55
(1,21)	1:A:184:LYS:NZ	1:B:63:GLU:N	8	15.55
(1,21)	1:A:184:LYS:NZ	1:B:64:TYR:N	8	15.55
(1,21)	1:A:184:LYS:NZ	1:B:65:SER:N	8	15.55
(1,21)	1:A:184:LYS:NZ	1:B:66:ALA:N	8	15.55
(1,21)	1:A:184:LYS:NZ	1:B:67:MET:N	8	15.55
(1,21)	1:A:184:LYS:NZ	1:B:68:ARG:N	8	15.55
(1,21)	1:A:184:LYS:NZ	1:B:69:ASP:N	8	15.55
(1,21)	1:A:184:LYS:NZ	1:B:70:GLN:N	8	15.55
(1,21)	1:A:184:LYS:NZ	1:B:71:TYR:N	8	15.55
(1,21)	1:A:184:LYS:NZ	1:B:72:MET:N	8	15.55
(1,21)	1:A:184:LYS:NZ	1:B:73:ARG:N	8	15.55
(1,21)	1:A:184:LYS:NZ	1:B:74:THR:N	8	15.55
(1,21)	1:A:184:LYS:NZ	1:B:75:GLY:N	8	15.55
(1,21)	1:A:184:LYS:NZ	1:B:76:GLU:N	8	15.55
(1,21)	1:A:184:LYS:NZ	1:B:77:GLY:N	8	15.55
(1,21)	1:A:184:LYS:NZ	1:B:78:PHE:N	8	15.55
(1,21)	1:A:184:LYS:NZ	1:B:79:LEU:N	8	15.55
(1,21)	1:A:184:LYS:NZ	1:B:80:CYS:N	8	15.55
(1,21)	1:A:184:LYS:NZ	5:B:203:7Q9:N	8	15.55
(1,21)	1:A:184:LYS:NZ	5:B:204:7Q9:N	8	15.55

Continued on next page...

Continued from previous page...

Key	Atom-1	Atom-2	Model ID	Violation (Å)
(1,21)	1:A:184:LYS:NZ	5:B:205:7Q9:N	8	15.55
(1,21)	1:A:184:LYS:NZ	5:B:206:7Q9:N	8	15.55
(1,21)	1:A:184:LYS:NZ	5:B:207:7Q9:N	8	15.55
(1,21)	1:A:184:LYS:NZ	6:B:208:17F:N1	8	15.55
(1,21)	1:A:184:LYS:NZ	5:B:209:7Q9:N	8	15.55
(1,21)	1:A:184:LYS:NZ	5:B:210:7Q9:N	8	15.55
(1,21)	1:A:184:LYS:NZ	5:B:211:7Q9:N	8	15.55
(1,21)	1:A:184:LYS:NZ	5:B:212:7Q9:N	8	15.55
(1,21)	1:A:184:LYS:NZ	5:B:213:7Q9:N	8	15.55
(1,21)	1:A:184:LYS:NZ	6:B:214:17F:N1	8	15.55
(1,21)	1:A:184:LYS:NZ	6:B:215:17F:N1	8	15.55
(1,21)	1:A:184:LYS:NZ	5:B:216:7Q9:N	8	15.55
(1,21)	1:A:184:LYS:NZ	5:B:217:7Q9:N	8	15.55
(1,21)	1:A:184:LYS:NZ	5:B:218:7Q9:N	8	15.55
(1,21)	1:A:184:LYS:NZ	6:B:219:17F:N1	8	15.55
(1,21)	1:A:184:LYS:NZ	5:B:220:7Q9:N	8	15.55
(1,21)	1:A:184:LYS:O	1:B:2:THR:N	8	15.55
(1,21)	1:A:184:LYS:O	1:B:3:GLU:N	8	15.55
(1,21)	1:A:184:LYS:O	1:B:4:TYR:N	8	15.55
(1,21)	1:A:184:LYS:O	1:B:5:LYS:N	8	15.55
(1,21)	1:A:184:LYS:O	1:B:6:LEU:N	8	15.55
(1,21)	1:A:184:LYS:O	1:B:7:VAL:N	8	15.55
(1,21)	1:A:184:LYS:O	1:B:8:VAL:N	8	15.55
(1,21)	1:A:184:LYS:O	1:B:9:VAL:N	8	15.55
(1,21)	1:A:184:LYS:O	1:B:10:GLY:N	8	15.55
(1,21)	1:A:184:LYS:O	1:B:11:ALA:N	8	15.55
(1,21)	1:A:184:LYS:O	1:B:12:ASP:N	8	15.55
(1,21)	1:A:184:LYS:O	1:B:13:GLY:N	8	15.55
(1,21)	1:A:184:LYS:O	1:B:14:VAL:N	8	15.55
(1,21)	1:A:184:LYS:O	1:B:15:GLY:N	8	15.55
(1,21)	1:A:184:LYS:O	1:B:16:LYS:N	8	15.55
(1,21)	1:A:184:LYS:O	1:B:17:SER:N	8	15.55
(1,21)	1:A:184:LYS:O	1:B:18:ALA:N	8	15.55
(1,21)	1:A:184:LYS:O	1:B:19:LEU:N	8	15.55
(1,21)	1:A:184:LYS:O	1:B:20:THR:N	8	15.55
(1,21)	1:A:184:LYS:O	1:B:21:ILE:N	8	15.55
(1,21)	1:A:184:LYS:O	1:B:22:GLN:N	8	15.55
(1,21)	1:A:184:LYS:O	1:B:23:LEU:N	8	15.55
(1,21)	1:A:184:LYS:O	1:B:24:ILE:N	8	15.55
(1,21)	1:A:184:LYS:O	1:B:25:GLN:N	8	15.55
(1,21)	1:A:184:LYS:O	1:B:26:ASN:N	8	15.55
(1,21)	1:A:184:LYS:O	1:B:27:HIS:N	8	15.55

Continued on next page...

Continued from previous page...

Key	Atom-1	Atom-2	Model ID	Violation (Å)
(1,21)	1:A:184:LYS:O	1:B:28:PHE:N	8	15.55
(1,21)	1:A:184:LYS:O	1:B:29:VAL:N	8	15.55
(1,21)	1:A:184:LYS:O	1:B:30:ASP:N	8	15.55
(1,21)	1:A:184:LYS:O	1:B:31:GLU:N	8	15.55
(1,21)	1:A:184:LYS:O	1:B:32:TYR:N	8	15.55
(1,21)	1:A:184:LYS:O	1:B:33:ASP:N	8	15.55
(1,21)	1:A:184:LYS:O	1:B:34:PRO:N	8	15.55
(1,21)	1:A:184:LYS:O	1:B:35:THR:N	8	15.55
(1,21)	1:A:184:LYS:O	1:B:36:ILE:N	8	15.55
(1,21)	1:A:184:LYS:O	1:B:37:GLU:N	8	15.55
(1,21)	1:A:184:LYS:O	1:B:38:ASP:N	8	15.55
(1,21)	1:A:184:LYS:O	1:B:39:SER:N	8	15.55
(1,21)	1:A:184:LYS:O	1:B:40:TYR:N	8	15.55
(1,21)	1:A:184:LYS:O	1:B:41:ARG:N	8	15.55
(1,21)	1:A:184:LYS:O	1:B:42:LYS:N	8	15.55
(1,21)	1:A:184:LYS:O	1:B:43:GLN:N	8	15.55
(1,21)	1:A:184:LYS:O	1:B:44:VAL:N	8	15.55
(1,21)	1:A:184:LYS:O	1:B:45:VAL:N	8	15.55
(1,21)	1:A:184:LYS:O	1:B:46:ILE:N	8	15.55
(1,21)	1:A:184:LYS:O	1:B:47:ASP:N	8	15.55
(1,21)	1:A:184:LYS:O	1:B:48:GLY:N	8	15.55
(1,21)	1:A:184:LYS:O	1:B:49:GLU:N	8	15.55
(1,21)	1:A:184:LYS:O	1:B:50:THR:N	8	15.55
(1,21)	1:A:184:LYS:O	1:B:51:CYS:N	8	15.55
(1,21)	1:A:184:LYS:O	1:B:52:LEU:N	8	15.55
(1,21)	1:A:184:LYS:O	1:B:53:LEU:N	8	15.55
(1,21)	1:A:184:LYS:O	1:B:54:ASP:N	8	15.55
(1,21)	1:A:184:LYS:O	1:B:55:ILE:N	8	15.55
(1,21)	1:A:184:LYS:O	1:B:56:LEU:N	8	15.55
(1,21)	1:A:184:LYS:O	1:B:57:ASP:N	8	15.55
(1,21)	1:A:184:LYS:O	1:B:58:THR:N	8	15.55
(1,21)	1:A:184:LYS:O	1:B:59:ALA:N	8	15.55
(1,21)	1:A:184:LYS:O	1:B:60:GLY:N	8	15.55
(1,21)	1:A:184:LYS:O	1:B:61:GLN:N	8	15.55
(1,21)	1:A:184:LYS:O	1:B:62:GLU:N	8	15.55
(1,21)	1:A:184:LYS:O	1:B:63:GLU:N	8	15.55
(1,21)	1:A:184:LYS:O	1:B:64:TYR:N	8	15.55
(1,21)	1:A:184:LYS:O	1:B:65:SER:N	8	15.55
(1,21)	1:A:184:LYS:O	1:B:66:ALA:N	8	15.55
(1,21)	1:A:184:LYS:O	1:B:67:MET:N	8	15.55
(1,21)	1:A:184:LYS:O	1:B:68:ARG:N	8	15.55
(1,21)	1:A:184:LYS:O	1:B:69:ASP:N	8	15.55

Continued on next page...

Continued from previous page...

Key	Atom-1	Atom-2	Model ID	Violation (Å)
(1,21)	1:A:184:LYS:O	1:B:70:GLN:N	8	15.55
(1,21)	1:A:184:LYS:O	1:B:71:TYR:N	8	15.55
(1,21)	1:A:184:LYS:O	1:B:72:MET:N	8	15.55
(1,21)	1:A:184:LYS:O	1:B:73:ARG:N	8	15.55
(1,21)	1:A:184:LYS:O	1:B:74:THR:N	8	15.55
(1,21)	1:A:184:LYS:O	1:B:75:GLY:N	8	15.55
(1,21)	1:A:184:LYS:O	1:B:76:GLU:N	8	15.55
(1,21)	1:A:184:LYS:O	1:B:77:GLY:N	8	15.55
(1,21)	1:A:184:LYS:O	1:B:78:PHE:N	8	15.55
(1,21)	1:A:184:LYS:O	1:B:79:LEU:N	8	15.55
(1,21)	1:A:184:LYS:O	1:B:80:CYS:N	8	15.55
(1,21)	1:A:184:LYS:O	5:B:203:7Q9:N	8	15.55
(1,21)	1:A:184:LYS:O	5:B:204:7Q9:N	8	15.55
(1,21)	1:A:184:LYS:O	5:B:205:7Q9:N	8	15.55
(1,21)	1:A:184:LYS:O	5:B:206:7Q9:N	8	15.55
(1,21)	1:A:184:LYS:O	5:B:207:7Q9:N	8	15.55
(1,21)	1:A:184:LYS:O	6:B:208:17F:N1	8	15.55
(1,21)	1:A:184:LYS:O	5:B:209:7Q9:N	8	15.55
(1,21)	1:A:184:LYS:O	5:B:210:7Q9:N	8	15.55
(1,21)	1:A:184:LYS:O	5:B:211:7Q9:N	8	15.55
(1,21)	1:A:184:LYS:O	5:B:212:7Q9:N	8	15.55
(1,21)	1:A:184:LYS:O	5:B:213:7Q9:N	8	15.55
(1,21)	1:A:184:LYS:O	6:B:214:17F:N1	8	15.55
(1,21)	1:A:184:LYS:O	6:B:215:17F:N1	8	15.55
(1,21)	1:A:184:LYS:O	5:B:216:7Q9:N	8	15.55
(1,21)	1:A:184:LYS:O	5:B:217:7Q9:N	8	15.55
(1,21)	1:A:184:LYS:O	5:B:218:7Q9:N	8	15.55
(1,21)	1:A:184:LYS:O	6:B:219:17F:N1	8	15.55
(1,21)	1:A:184:LYS:O	5:B:220:7Q9:N	8	15.55
(1,19)	1:A:39:SER:OG	1:B:163:ILE:CD1	10	15.37
(1,7)	1:B:169:LYS:CG	1:A:5:LYS:N	3	15.35
(1,19)	1:A:39:SER:OG	1:B:163:ILE:CD1	14	15.21
(1,7)	1:B:169:LYS:CG	1:A:5:LYS:N	15	15.2
(1,4)	1:B:118:CYS:SG	1:A:42:LYS:N	2	15.2
(1,4)	1:B:118:CYS:SG	1:A:42:LYS:N	12	15.13
(1,5)	1:B:169:LYS:CG	1:A:36:ILE:CD1	7	15.12
(1,19)	1:A:39:SER:OG	1:B:163:ILE:CD1	2	15.11
(1,5)	1:B:169:LYS:CG	1:A:36:ILE:CD1	10	15.1
(1,5)	1:B:169:LYS:CG	1:A:36:ILE:CD1	15	15.09
(1,5)	1:B:169:LYS:CG	1:A:36:ILE:CD1	16	15.09
(1,19)	1:A:39:SER:OG	1:B:163:ILE:CD1	20	15.08
(1,5)	1:B:169:LYS:CG	1:A:36:ILE:CD1	2	15.07

Continued on next page...

Continued from previous page...

Key	Atom-1	Atom-2	Model ID	Violation (Å)
(1,5)	1:B:169:LYS:CG	1:A:36:ILE:CD1	8	15.07
(1,5)	1:B:169:LYS:CG	1:A:36:ILE:CD1	9	15.07
(1,5)	1:B:169:LYS:CG	1:A:36:ILE:CD1	14	15.07
(1,5)	1:B:169:LYS:CG	1:A:36:ILE:CD1	11	15.06
(1,5)	1:B:169:LYS:CG	1:A:36:ILE:CD1	12	15.06
(1,5)	1:B:169:LYS:CG	1:A:36:ILE:CD1	1	15.03
(1,5)	1:B:169:LYS:CG	1:A:36:ILE:CD1	13	15.03
(1,7)	1:B:169:LYS:CG	1:A:5:LYS:N	20	15.02
(1,5)	1:B:169:LYS:CG	1:A:36:ILE:CD1	20	15.02
(1,4)	1:B:118:CYS:SG	1:A:42:LYS:N	11	14.96
(1,7)	1:B:169:LYS:CG	1:A:5:LYS:N	17	14.92
(1,7)	1:B:169:LYS:CG	1:A:5:LYS:N	13	14.88
(1,7)	1:B:169:LYS:CG	1:A:5:LYS:N	12	14.8
(1,19)	1:A:39:SER:OG	1:B:163:ILE:CD1	17	14.73
(1,5)	1:B:169:LYS:CG	1:A:36:ILE:CD1	19	14.6
(1,4)	1:B:118:CYS:SG	1:A:42:LYS:N	14	14.59
(1,8)	1:B:169:LYS:CG	1:A:42:LYS:N	5	14.55
(1,8)	1:B:169:LYS:CG	1:A:42:LYS:N	6	14.55
(1,7)	1:B:169:LYS:CG	1:A:5:LYS:N	9	14.55
(1,8)	1:B:169:LYS:CG	1:A:42:LYS:N	18	14.53
(1,8)	1:B:169:LYS:CG	1:A:42:LYS:N	15	14.52
(1,8)	1:B:169:LYS:CG	1:A:42:LYS:N	19	14.46
(1,19)	1:A:39:SER:OG	1:B:163:ILE:CD1	11	14.46
(1,19)	1:A:39:SER:OG	1:B:163:ILE:CD1	16	14.46
(1,19)	1:A:39:SER:OG	1:B:163:ILE:CD1	6	14.44
(1,19)	1:A:39:SER:OG	1:B:163:ILE:CD1	19	14.43
(1,8)	1:B:169:LYS:CG	1:A:42:LYS:N	13	14.42
(1,7)	1:B:169:LYS:CG	1:A:5:LYS:N	16	14.4
(1,19)	1:A:39:SER:OG	1:B:163:ILE:CD1	7	14.35
(1,5)	1:B:169:LYS:CG	1:A:36:ILE:CD1	18	14.34
(1,5)	1:B:169:LYS:CG	1:A:36:ILE:CD1	6	14.33
(1,4)	1:B:118:CYS:SG	1:A:42:LYS:N	6	14.33
(1,7)	1:B:169:LYS:CG	1:A:5:LYS:N	10	14.32
(1,8)	1:B:169:LYS:CG	1:A:42:LYS:N	4	14.28
(1,19)	1:A:39:SER:OG	1:B:163:ILE:CD1	15	14.25
(1,19)	1:A:39:SER:OG	1:B:163:ILE:CD1	4	14.24
(1,19)	1:A:39:SER:OG	1:B:163:ILE:CD1	13	14.23
(1,8)	1:B:169:LYS:CG	1:A:42:LYS:N	16	14.22
(1,8)	1:B:169:LYS:CG	1:A:42:LYS:N	9	14.2
(1,5)	1:B:169:LYS:CG	1:A:36:ILE:CD1	5	14.19
(1,8)	1:B:169:LYS:CG	1:A:42:LYS:N	12	14.18
(1,5)	1:B:169:LYS:CG	1:A:36:ILE:CD1	17	14.15

Continued on next page...

Continued from previous page...

Key	Atom-1	Atom-2	Model ID	Violation (Å)
(1,8)	1:B:169:LYS:CG	1:A:42:LYS:N	1	14.14
(1,21)	1:A:184:LYS:C	1:B:2:THR:N	14	14.02
(1,21)	1:A:184:LYS:C	1:B:3:GLU:N	14	14.02
(1,21)	1:A:184:LYS:C	1:B:4:TYR:N	14	14.02
(1,21)	1:A:184:LYS:C	1:B:5:LYS:N	14	14.02
(1,21)	1:A:184:LYS:C	1:B:6:LEU:N	14	14.02
(1,21)	1:A:184:LYS:C	1:B:7:VAL:N	14	14.02
(1,21)	1:A:184:LYS:C	1:B:8:VAL:N	14	14.02
(1,21)	1:A:184:LYS:C	1:B:9:VAL:N	14	14.02
(1,21)	1:A:184:LYS:C	1:B:10:GLY:N	14	14.02
(1,21)	1:A:184:LYS:C	1:B:11:ALA:N	14	14.02
(1,21)	1:A:184:LYS:C	1:B:12:ASP:N	14	14.02
(1,21)	1:A:184:LYS:C	1:B:13:GLY:N	14	14.02
(1,21)	1:A:184:LYS:C	1:B:14:VAL:N	14	14.02
(1,21)	1:A:184:LYS:C	1:B:15:GLY:N	14	14.02
(1,21)	1:A:184:LYS:C	1:B:16:LYS:N	14	14.02
(1,21)	1:A:184:LYS:C	1:B:17:SER:N	14	14.02
(1,21)	1:A:184:LYS:C	1:B:18:ALA:N	14	14.02
(1,21)	1:A:184:LYS:C	1:B:19:LEU:N	14	14.02
(1,21)	1:A:184:LYS:C	1:B:20:THR:N	14	14.02
(1,21)	1:A:184:LYS:C	1:B:21:ILE:N	14	14.02
(1,21)	1:A:184:LYS:C	1:B:22:GLN:N	14	14.02
(1,21)	1:A:184:LYS:C	1:B:23:LEU:N	14	14.02
(1,21)	1:A:184:LYS:C	1:B:24:ILE:N	14	14.02
(1,21)	1:A:184:LYS:C	1:B:25:GLN:N	14	14.02
(1,21)	1:A:184:LYS:C	1:B:26:ASN:N	14	14.02
(1,21)	1:A:184:LYS:C	1:B:27:HIS:N	14	14.02
(1,21)	1:A:184:LYS:C	1:B:28:PHE:N	14	14.02
(1,21)	1:A:184:LYS:C	1:B:29:VAL:N	14	14.02
(1,21)	1:A:184:LYS:C	1:B:30:ASP:N	14	14.02
(1,21)	1:A:184:LYS:C	1:B:31:GLU:N	14	14.02
(1,21)	1:A:184:LYS:C	1:B:32:TYR:N	14	14.02
(1,21)	1:A:184:LYS:C	1:B:33:ASP:N	14	14.02
(1,21)	1:A:184:LYS:C	1:B:34:PRO:N	14	14.02
(1,21)	1:A:184:LYS:C	1:B:35:THR:N	14	14.02
(1,21)	1:A:184:LYS:C	1:B:36:ILE:N	14	14.02
(1,21)	1:A:184:LYS:C	1:B:37:GLU:N	14	14.02
(1,21)	1:A:184:LYS:C	1:B:38:ASP:N	14	14.02
(1,21)	1:A:184:LYS:C	1:B:39:SER:N	14	14.02
(1,21)	1:A:184:LYS:C	1:B:40:TYR:N	14	14.02
(1,21)	1:A:184:LYS:C	1:B:41:ARG:N	14	14.02
(1,21)	1:A:184:LYS:C	1:B:42:LYS:N	14	14.02

Continued on next page...

Continued from previous page...

Key	Atom-1	Atom-2	Model ID	Violation (Å)
(1,21)	1:A:184:LYS:C	1:B:43:GLN:N	14	14.02
(1,21)	1:A:184:LYS:C	1:B:44:VAL:N	14	14.02
(1,21)	1:A:184:LYS:C	1:B:45:VAL:N	14	14.02
(1,21)	1:A:184:LYS:C	1:B:46:ILE:N	14	14.02
(1,21)	1:A:184:LYS:C	1:B:47:ASP:N	14	14.02
(1,21)	1:A:184:LYS:C	1:B:48:GLY:N	14	14.02
(1,21)	1:A:184:LYS:C	1:B:49:GLU:N	14	14.02
(1,21)	1:A:184:LYS:C	1:B:50:THR:N	14	14.02
(1,21)	1:A:184:LYS:C	1:B:51:CYS:N	14	14.02
(1,21)	1:A:184:LYS:C	1:B:52:LEU:N	14	14.02
(1,21)	1:A:184:LYS:C	1:B:53:LEU:N	14	14.02
(1,21)	1:A:184:LYS:C	1:B:54:ASP:N	14	14.02
(1,21)	1:A:184:LYS:C	1:B:55:ILE:N	14	14.02
(1,21)	1:A:184:LYS:C	1:B:56:LEU:N	14	14.02
(1,21)	1:A:184:LYS:C	1:B:57:ASP:N	14	14.02
(1,21)	1:A:184:LYS:C	1:B:58:THR:N	14	14.02
(1,21)	1:A:184:LYS:C	1:B:59:ALA:N	14	14.02
(1,21)	1:A:184:LYS:C	1:B:60:GLY:N	14	14.02
(1,21)	1:A:184:LYS:C	1:B:61:GLN:N	14	14.02
(1,21)	1:A:184:LYS:C	1:B:62:GLU:N	14	14.02
(1,21)	1:A:184:LYS:C	1:B:63:GLU:N	14	14.02
(1,21)	1:A:184:LYS:C	1:B:64:TYR:N	14	14.02
(1,21)	1:A:184:LYS:C	1:B:65:SER:N	14	14.02
(1,21)	1:A:184:LYS:C	1:B:66:ALA:N	14	14.02
(1,21)	1:A:184:LYS:C	1:B:67:MET:N	14	14.02
(1,21)	1:A:184:LYS:C	1:B:68:ARG:N	14	14.02
(1,21)	1:A:184:LYS:C	1:B:69:ASP:N	14	14.02
(1,21)	1:A:184:LYS:C	1:B:70:GLN:N	14	14.02
(1,21)	1:A:184:LYS:C	1:B:71:TYR:N	14	14.02
(1,21)	1:A:184:LYS:C	1:B:72:MET:N	14	14.02
(1,21)	1:A:184:LYS:C	1:B:73:ARG:N	14	14.02
(1,21)	1:A:184:LYS:C	1:B:74:THR:N	14	14.02
(1,21)	1:A:184:LYS:C	1:B:75:GLY:N	14	14.02
(1,21)	1:A:184:LYS:C	1:B:76:GLU:N	14	14.02
(1,21)	1:A:184:LYS:C	1:B:77:GLY:N	14	14.02
(1,21)	1:A:184:LYS:C	1:B:78:PHE:N	14	14.02
(1,21)	1:A:184:LYS:C	1:B:79:LEU:N	14	14.02
(1,21)	1:A:184:LYS:C	1:B:80:CYS:N	14	14.02
(1,21)	1:A:184:LYS:C	5:B:203:7Q9:N	14	14.02
(1,21)	1:A:184:LYS:C	5:B:204:7Q9:N	14	14.02
(1,21)	1:A:184:LYS:C	5:B:205:7Q9:N	14	14.02
(1,21)	1:A:184:LYS:C	5:B:206:7Q9:N	14	14.02

Continued on next page...

Continued from previous page...

Key	Atom-1	Atom-2	Model ID	Violation (Å)
(1,21)	1:A:184:LYS:C	5:B:207:7Q9:N	14	14.02
(1,21)	1:A:184:LYS:C	6:B:208:17F:N1	14	14.02
(1,21)	1:A:184:LYS:C	5:B:209:7Q9:N	14	14.02
(1,21)	1:A:184:LYS:C	5:B:210:7Q9:N	14	14.02
(1,21)	1:A:184:LYS:C	5:B:211:7Q9:N	14	14.02
(1,21)	1:A:184:LYS:C	5:B:212:7Q9:N	14	14.02
(1,21)	1:A:184:LYS:C	5:B:213:7Q9:N	14	14.02
(1,21)	1:A:184:LYS:C	6:B:214:17F:N1	14	14.02
(1,21)	1:A:184:LYS:C	6:B:215:17F:N1	14	14.02
(1,21)	1:A:184:LYS:C	5:B:216:7Q9:N	14	14.02
(1,21)	1:A:184:LYS:C	5:B:217:7Q9:N	14	14.02
(1,21)	1:A:184:LYS:C	5:B:218:7Q9:N	14	14.02
(1,21)	1:A:184:LYS:C	6:B:219:17F:N1	14	14.02
(1,21)	1:A:184:LYS:C	5:B:220:7Q9:N	14	14.02
(1,21)	1:A:184:LYS:CA	1:B:2:THR:N	14	14.02
(1,21)	1:A:184:LYS:CA	1:B:3:GLU:N	14	14.02
(1,21)	1:A:184:LYS:CA	1:B:4:TYR:N	14	14.02
(1,21)	1:A:184:LYS:CA	1:B:5:LYS:N	14	14.02
(1,21)	1:A:184:LYS:CA	1:B:6:LEU:N	14	14.02
(1,21)	1:A:184:LYS:CA	1:B:7:VAL:N	14	14.02
(1,21)	1:A:184:LYS:CA	1:B:8:VAL:N	14	14.02
(1,21)	1:A:184:LYS:CA	1:B:9:VAL:N	14	14.02
(1,21)	1:A:184:LYS:CA	1:B:10:GLY:N	14	14.02
(1,21)	1:A:184:LYS:CA	1:B:11:ALA:N	14	14.02
(1,21)	1:A:184:LYS:CA	1:B:12:ASP:N	14	14.02
(1,21)	1:A:184:LYS:CA	1:B:13:GLY:N	14	14.02
(1,21)	1:A:184:LYS:CA	1:B:14:VAL:N	14	14.02
(1,21)	1:A:184:LYS:CA	1:B:15:GLY:N	14	14.02
(1,21)	1:A:184:LYS:CA	1:B:16:LYS:N	14	14.02
(1,21)	1:A:184:LYS:CA	1:B:17:SER:N	14	14.02
(1,21)	1:A:184:LYS:CA	1:B:18:ALA:N	14	14.02
(1,21)	1:A:184:LYS:CA	1:B:19:LEU:N	14	14.02
(1,21)	1:A:184:LYS:CA	1:B:20:THR:N	14	14.02
(1,21)	1:A:184:LYS:CA	1:B:21:ILE:N	14	14.02
(1,21)	1:A:184:LYS:CA	1:B:22:GLN:N	14	14.02
(1,21)	1:A:184:LYS:CA	1:B:23:LEU:N	14	14.02
(1,21)	1:A:184:LYS:CA	1:B:24:ILE:N	14	14.02
(1,21)	1:A:184:LYS:CA	1:B:25:GLN:N	14	14.02
(1,21)	1:A:184:LYS:CA	1:B:26:ASN:N	14	14.02
(1,21)	1:A:184:LYS:CA	1:B:27:HIS:N	14	14.02
(1,21)	1:A:184:LYS:CA	1:B:28:PHE:N	14	14.02
(1,21)	1:A:184:LYS:CA	1:B:29:VAL:N	14	14.02

Continued on next page...

Continued from previous page...

Key	Atom-1	Atom-2	Model ID	Violation (Å)
(1,21)	1:A:184:LYS:CA	1:B:30:ASP:N	14	14.02
(1,21)	1:A:184:LYS:CA	1:B:31:GLU:N	14	14.02
(1,21)	1:A:184:LYS:CA	1:B:32:TYR:N	14	14.02
(1,21)	1:A:184:LYS:CA	1:B:33:ASP:N	14	14.02
(1,21)	1:A:184:LYS:CA	1:B:34:PRO:N	14	14.02
(1,21)	1:A:184:LYS:CA	1:B:35:THR:N	14	14.02
(1,21)	1:A:184:LYS:CA	1:B:36:ILE:N	14	14.02
(1,21)	1:A:184:LYS:CA	1:B:37:GLU:N	14	14.02
(1,21)	1:A:184:LYS:CA	1:B:38:ASP:N	14	14.02
(1,21)	1:A:184:LYS:CA	1:B:39:SER:N	14	14.02
(1,21)	1:A:184:LYS:CA	1:B:40:TYR:N	14	14.02
(1,21)	1:A:184:LYS:CA	1:B:41:ARG:N	14	14.02
(1,21)	1:A:184:LYS:CA	1:B:42:LYS:N	14	14.02
(1,21)	1:A:184:LYS:CA	1:B:43:GLN:N	14	14.02
(1,21)	1:A:184:LYS:CA	1:B:44:VAL:N	14	14.02
(1,21)	1:A:184:LYS:CA	1:B:45:VAL:N	14	14.02
(1,21)	1:A:184:LYS:CA	1:B:46:ILE:N	14	14.02
(1,21)	1:A:184:LYS:CA	1:B:47:ASP:N	14	14.02
(1,21)	1:A:184:LYS:CA	1:B:48:GLY:N	14	14.02
(1,21)	1:A:184:LYS:CA	1:B:49:GLU:N	14	14.02
(1,21)	1:A:184:LYS:CA	1:B:50:THR:N	14	14.02
(1,21)	1:A:184:LYS:CA	1:B:51:CYS:N	14	14.02
(1,21)	1:A:184:LYS:CA	1:B:52:LEU:N	14	14.02
(1,21)	1:A:184:LYS:CA	1:B:53:LEU:N	14	14.02
(1,21)	1:A:184:LYS:CA	1:B:54:ASP:N	14	14.02
(1,21)	1:A:184:LYS:CA	1:B:55:ILE:N	14	14.02
(1,21)	1:A:184:LYS:CA	1:B:56:LEU:N	14	14.02
(1,21)	1:A:184:LYS:CA	1:B:57:ASP:N	14	14.02
(1,21)	1:A:184:LYS:CA	1:B:58:THR:N	14	14.02
(1,21)	1:A:184:LYS:CA	1:B:59:ALA:N	14	14.02
(1,21)	1:A:184:LYS:CA	1:B:60:GLY:N	14	14.02
(1,21)	1:A:184:LYS:CA	1:B:61:GLN:N	14	14.02
(1,21)	1:A:184:LYS:CA	1:B:62:GLU:N	14	14.02
(1,21)	1:A:184:LYS:CA	1:B:63:GLU:N	14	14.02
(1,21)	1:A:184:LYS:CA	1:B:64:TYR:N	14	14.02
(1,21)	1:A:184:LYS:CA	1:B:65:SER:N	14	14.02
(1,21)	1:A:184:LYS:CA	1:B:66:ALA:N	14	14.02
(1,21)	1:A:184:LYS:CA	1:B:67:MET:N	14	14.02
(1,21)	1:A:184:LYS:CA	1:B:68:ARG:N	14	14.02
(1,21)	1:A:184:LYS:CA	1:B:69:ASP:N	14	14.02
(1,21)	1:A:184:LYS:CA	1:B:70:GLN:N	14	14.02
(1,21)	1:A:184:LYS:CA	1:B:71:TYR:N	14	14.02

Continued on next page...

Continued from previous page...

Key	Atom-1	Atom-2	Model ID	Violation (Å)
(1,21)	1:A:184:LYS:CA	1:B:72:MET:N	14	14.02
(1,21)	1:A:184:LYS:CA	1:B:73:ARG:N	14	14.02
(1,21)	1:A:184:LYS:CA	1:B:74:THR:N	14	14.02
(1,21)	1:A:184:LYS:CA	1:B:75:GLY:N	14	14.02
(1,21)	1:A:184:LYS:CA	1:B:76:GLU:N	14	14.02
(1,21)	1:A:184:LYS:CA	1:B:77:GLY:N	14	14.02
(1,21)	1:A:184:LYS:CA	1:B:78:PHE:N	14	14.02
(1,21)	1:A:184:LYS:CA	1:B:79:LEU:N	14	14.02
(1,21)	1:A:184:LYS:CA	1:B:80:CYS:N	14	14.02
(1,21)	1:A:184:LYS:CA	5:B:203:7Q9:N	14	14.02
(1,21)	1:A:184:LYS:CA	5:B:204:7Q9:N	14	14.02
(1,21)	1:A:184:LYS:CA	5:B:205:7Q9:N	14	14.02
(1,21)	1:A:184:LYS:CA	5:B:206:7Q9:N	14	14.02
(1,21)	1:A:184:LYS:CA	5:B:207:7Q9:N	14	14.02
(1,21)	1:A:184:LYS:CA	6:B:208:17F:N1	14	14.02
(1,21)	1:A:184:LYS:CA	5:B:209:7Q9:N	14	14.02
(1,21)	1:A:184:LYS:CA	5:B:210:7Q9:N	14	14.02
(1,21)	1:A:184:LYS:CA	5:B:211:7Q9:N	14	14.02
(1,21)	1:A:184:LYS:CA	5:B:212:7Q9:N	14	14.02
(1,21)	1:A:184:LYS:CA	5:B:213:7Q9:N	14	14.02
(1,21)	1:A:184:LYS:CA	6:B:214:17F:N1	14	14.02
(1,21)	1:A:184:LYS:CA	6:B:215:17F:N1	14	14.02
(1,21)	1:A:184:LYS:CA	5:B:216:7Q9:N	14	14.02
(1,21)	1:A:184:LYS:CA	5:B:217:7Q9:N	14	14.02
(1,21)	1:A:184:LYS:CA	5:B:218:7Q9:N	14	14.02
(1,21)	1:A:184:LYS:CA	6:B:219:17F:N1	14	14.02
(1,21)	1:A:184:LYS:CA	5:B:220:7Q9:N	14	14.02
(1,21)	1:A:184:LYS:CB	1:B:2:THR:N	14	14.02
(1,21)	1:A:184:LYS:CB	1:B:3:GLU:N	14	14.02
(1,21)	1:A:184:LYS:CB	1:B:4:TYR:N	14	14.02
(1,21)	1:A:184:LYS:CB	1:B:5:LYS:N	14	14.02
(1,21)	1:A:184:LYS:CB	1:B:6:LEU:N	14	14.02
(1,21)	1:A:184:LYS:CB	1:B:7:VAL:N	14	14.02
(1,21)	1:A:184:LYS:CB	1:B:8:VAL:N	14	14.02
(1,21)	1:A:184:LYS:CB	1:B:9:VAL:N	14	14.02
(1,21)	1:A:184:LYS:CB	1:B:10:GLY:N	14	14.02
(1,21)	1:A:184:LYS:CB	1:B:11:ALA:N	14	14.02
(1,21)	1:A:184:LYS:CB	1:B:12:ASP:N	14	14.02
(1,21)	1:A:184:LYS:CB	1:B:13:GLY:N	14	14.02
(1,21)	1:A:184:LYS:CB	1:B:14:VAL:N	14	14.02
(1,21)	1:A:184:LYS:CB	1:B:15:GLY:N	14	14.02
(1,21)	1:A:184:LYS:CB	1:B:16:LYS:N	14	14.02

Continued on next page...

Continued from previous page...

Key	Atom-1	Atom-2	Model ID	Violation (Å)
(1,21)	1:A:184:LYS:CB	1:B:17:SER:N	14	14.02
(1,21)	1:A:184:LYS:CB	1:B:18:ALA:N	14	14.02
(1,21)	1:A:184:LYS:CB	1:B:19:LEU:N	14	14.02
(1,21)	1:A:184:LYS:CB	1:B:20:THR:N	14	14.02
(1,21)	1:A:184:LYS:CB	1:B:21:ILE:N	14	14.02
(1,21)	1:A:184:LYS:CB	1:B:22:GLN:N	14	14.02
(1,21)	1:A:184:LYS:CB	1:B:23:LEU:N	14	14.02
(1,21)	1:A:184:LYS:CB	1:B:24:ILE:N	14	14.02
(1,21)	1:A:184:LYS:CB	1:B:25:GLN:N	14	14.02
(1,21)	1:A:184:LYS:CB	1:B:26:ASN:N	14	14.02
(1,21)	1:A:184:LYS:CB	1:B:27:HIS:N	14	14.02
(1,21)	1:A:184:LYS:CB	1:B:28:PHE:N	14	14.02
(1,21)	1:A:184:LYS:CB	1:B:29:VAL:N	14	14.02
(1,21)	1:A:184:LYS:CB	1:B:30:ASP:N	14	14.02
(1,21)	1:A:184:LYS:CB	1:B:31:GLU:N	14	14.02
(1,21)	1:A:184:LYS:CB	1:B:32:TYR:N	14	14.02
(1,21)	1:A:184:LYS:CB	1:B:33:ASP:N	14	14.02
(1,21)	1:A:184:LYS:CB	1:B:34:PRO:N	14	14.02
(1,21)	1:A:184:LYS:CB	1:B:35:THR:N	14	14.02
(1,21)	1:A:184:LYS:CB	1:B:36:ILE:N	14	14.02
(1,21)	1:A:184:LYS:CB	1:B:37:GLU:N	14	14.02
(1,21)	1:A:184:LYS:CB	1:B:38:ASP:N	14	14.02
(1,21)	1:A:184:LYS:CB	1:B:39:SER:N	14	14.02
(1,21)	1:A:184:LYS:CB	1:B:40:TYR:N	14	14.02
(1,21)	1:A:184:LYS:CB	1:B:41:ARG:N	14	14.02
(1,21)	1:A:184:LYS:CB	1:B:42:LYS:N	14	14.02
(1,21)	1:A:184:LYS:CB	1:B:43:GLN:N	14	14.02
(1,21)	1:A:184:LYS:CB	1:B:44:VAL:N	14	14.02
(1,21)	1:A:184:LYS:CB	1:B:45:VAL:N	14	14.02
(1,21)	1:A:184:LYS:CB	1:B:46:ILE:N	14	14.02
(1,21)	1:A:184:LYS:CB	1:B:47:ASP:N	14	14.02
(1,21)	1:A:184:LYS:CB	1:B:48:GLY:N	14	14.02
(1,21)	1:A:184:LYS:CB	1:B:49:GLU:N	14	14.02
(1,21)	1:A:184:LYS:CB	1:B:50:THR:N	14	14.02
(1,21)	1:A:184:LYS:CB	1:B:51:CYS:N	14	14.02
(1,21)	1:A:184:LYS:CB	1:B:52:LEU:N	14	14.02
(1,21)	1:A:184:LYS:CB	1:B:53:LEU:N	14	14.02
(1,21)	1:A:184:LYS:CB	1:B:54:ASP:N	14	14.02
(1,21)	1:A:184:LYS:CB	1:B:55:ILE:N	14	14.02
(1,21)	1:A:184:LYS:CB	1:B:56:LEU:N	14	14.02
(1,21)	1:A:184:LYS:CB	1:B:57:ASP:N	14	14.02
(1,21)	1:A:184:LYS:CB	1:B:58:THR:N	14	14.02

Continued on next page...

Continued from previous page...

Key	Atom-1	Atom-2	Model ID	Violation (Å)
(1,21)	1:A:184:LYS:CB	1:B:59:ALA:N	14	14.02
(1,21)	1:A:184:LYS:CB	1:B:60:GLY:N	14	14.02
(1,21)	1:A:184:LYS:CB	1:B:61:GLN:N	14	14.02
(1,21)	1:A:184:LYS:CB	1:B:62:GLU:N	14	14.02
(1,21)	1:A:184:LYS:CB	1:B:63:GLU:N	14	14.02
(1,21)	1:A:184:LYS:CB	1:B:64:TYR:N	14	14.02
(1,21)	1:A:184:LYS:CB	1:B:65:SER:N	14	14.02
(1,21)	1:A:184:LYS:CB	1:B:66:ALA:N	14	14.02
(1,21)	1:A:184:LYS:CB	1:B:67:MET:N	14	14.02
(1,21)	1:A:184:LYS:CB	1:B:68:ARG:N	14	14.02
(1,21)	1:A:184:LYS:CB	1:B:69:ASP:N	14	14.02
(1,21)	1:A:184:LYS:CB	1:B:70:GLN:N	14	14.02
(1,21)	1:A:184:LYS:CB	1:B:71:TYR:N	14	14.02
(1,21)	1:A:184:LYS:CB	1:B:72:MET:N	14	14.02
(1,21)	1:A:184:LYS:CB	1:B:73:ARG:N	14	14.02
(1,21)	1:A:184:LYS:CB	1:B:74:THR:N	14	14.02
(1,21)	1:A:184:LYS:CB	1:B:75:GLY:N	14	14.02
(1,21)	1:A:184:LYS:CB	1:B:76:GLU:N	14	14.02
(1,21)	1:A:184:LYS:CB	1:B:77:GLY:N	14	14.02
(1,21)	1:A:184:LYS:CB	1:B:78:PHE:N	14	14.02
(1,21)	1:A:184:LYS:CB	1:B:79:LEU:N	14	14.02
(1,21)	1:A:184:LYS:CB	1:B:80:CYS:N	14	14.02
(1,21)	1:A:184:LYS:CB	5:B:203:7Q9:N	14	14.02
(1,21)	1:A:184:LYS:CB	5:B:204:7Q9:N	14	14.02
(1,21)	1:A:184:LYS:CB	5:B:205:7Q9:N	14	14.02
(1,21)	1:A:184:LYS:CB	5:B:206:7Q9:N	14	14.02
(1,21)	1:A:184:LYS:CB	5:B:207:7Q9:N	14	14.02
(1,21)	1:A:184:LYS:CB	6:B:208:17F:N1	14	14.02
(1,21)	1:A:184:LYS:CB	5:B:209:7Q9:N	14	14.02
(1,21)	1:A:184:LYS:CB	5:B:210:7Q9:N	14	14.02
(1,21)	1:A:184:LYS:CB	5:B:211:7Q9:N	14	14.02
(1,21)	1:A:184:LYS:CB	5:B:212:7Q9:N	14	14.02
(1,21)	1:A:184:LYS:CB	5:B:213:7Q9:N	14	14.02
(1,21)	1:A:184:LYS:CB	6:B:214:17F:N1	14	14.02
(1,21)	1:A:184:LYS:CB	6:B:215:17F:N1	14	14.02
(1,21)	1:A:184:LYS:CB	5:B:216:7Q9:N	14	14.02
(1,21)	1:A:184:LYS:CB	5:B:217:7Q9:N	14	14.02
(1,21)	1:A:184:LYS:CB	5:B:218:7Q9:N	14	14.02
(1,21)	1:A:184:LYS:CB	6:B:219:17F:N1	14	14.02
(1,21)	1:A:184:LYS:CB	5:B:220:7Q9:N	14	14.02
(1,21)	1:A:184:LYS:CD	1:B:2:THR:N	14	14.02
(1,21)	1:A:184:LYS:CD	1:B:3:GLU:N	14	14.02

Continued on next page...

Continued from previous page...

Key	Atom-1	Atom-2	Model ID	Violation (Å)
(1,21)	1:A:184:LYS:CD	1:B:4:TYR:N	14	14.02
(1,21)	1:A:184:LYS:CD	1:B:5:LYS:N	14	14.02
(1,21)	1:A:184:LYS:CD	1:B:6:LEU:N	14	14.02
(1,21)	1:A:184:LYS:CD	1:B:7:VAL:N	14	14.02
(1,21)	1:A:184:LYS:CD	1:B:8:VAL:N	14	14.02
(1,21)	1:A:184:LYS:CD	1:B:9:VAL:N	14	14.02
(1,21)	1:A:184:LYS:CD	1:B:10:GLY:N	14	14.02
(1,21)	1:A:184:LYS:CD	1:B:11:ALA:N	14	14.02
(1,21)	1:A:184:LYS:CD	1:B:12:ASP:N	14	14.02
(1,21)	1:A:184:LYS:CD	1:B:13:GLY:N	14	14.02
(1,21)	1:A:184:LYS:CD	1:B:14:VAL:N	14	14.02
(1,21)	1:A:184:LYS:CD	1:B:15:GLY:N	14	14.02
(1,21)	1:A:184:LYS:CD	1:B:16:LYS:N	14	14.02
(1,21)	1:A:184:LYS:CD	1:B:17:SER:N	14	14.02
(1,21)	1:A:184:LYS:CD	1:B:18:ALA:N	14	14.02
(1,21)	1:A:184:LYS:CD	1:B:19:LEU:N	14	14.02
(1,21)	1:A:184:LYS:CD	1:B:20:THR:N	14	14.02
(1,21)	1:A:184:LYS:CD	1:B:21:ILE:N	14	14.02
(1,21)	1:A:184:LYS:CD	1:B:22:GLN:N	14	14.02
(1,21)	1:A:184:LYS:CD	1:B:23:LEU:N	14	14.02
(1,21)	1:A:184:LYS:CD	1:B:24:ILE:N	14	14.02
(1,21)	1:A:184:LYS:CD	1:B:25:GLN:N	14	14.02
(1,21)	1:A:184:LYS:CD	1:B:26:ASN:N	14	14.02
(1,21)	1:A:184:LYS:CD	1:B:27:HIS:N	14	14.02
(1,21)	1:A:184:LYS:CD	1:B:28:PHE:N	14	14.02
(1,21)	1:A:184:LYS:CD	1:B:29:VAL:N	14	14.02
(1,21)	1:A:184:LYS:CD	1:B:30:ASP:N	14	14.02
(1,21)	1:A:184:LYS:CD	1:B:31:GLU:N	14	14.02
(1,21)	1:A:184:LYS:CD	1:B:32:TYR:N	14	14.02
(1,21)	1:A:184:LYS:CD	1:B:33:ASP:N	14	14.02
(1,21)	1:A:184:LYS:CD	1:B:34:PRO:N	14	14.02
(1,21)	1:A:184:LYS:CD	1:B:35:THR:N	14	14.02
(1,21)	1:A:184:LYS:CD	1:B:36:ILE:N	14	14.02
(1,21)	1:A:184:LYS:CD	1:B:37:GLU:N	14	14.02
(1,21)	1:A:184:LYS:CD	1:B:38:ASP:N	14	14.02
(1,21)	1:A:184:LYS:CD	1:B:39:SER:N	14	14.02
(1,21)	1:A:184:LYS:CD	1:B:40:TYR:N	14	14.02
(1,21)	1:A:184:LYS:CD	1:B:41:ARG:N	14	14.02
(1,21)	1:A:184:LYS:CD	1:B:42:LYS:N	14	14.02
(1,21)	1:A:184:LYS:CD	1:B:43:GLN:N	14	14.02
(1,21)	1:A:184:LYS:CD	1:B:44:VAL:N	14	14.02
(1,21)	1:A:184:LYS:CD	1:B:45:VAL:N	14	14.02

Continued on next page...

Continued from previous page...

Key	Atom-1	Atom-2	Model ID	Violation (Å)
(1,21)	1:A:184:LYS:CD	1:B:46:ILE:N	14	14.02
(1,21)	1:A:184:LYS:CD	1:B:47:ASP:N	14	14.02
(1,21)	1:A:184:LYS:CD	1:B:48:GLY:N	14	14.02
(1,21)	1:A:184:LYS:CD	1:B:49:GLU:N	14	14.02
(1,21)	1:A:184:LYS:CD	1:B:50:THR:N	14	14.02
(1,21)	1:A:184:LYS:CD	1:B:51:CYS:N	14	14.02
(1,21)	1:A:184:LYS:CD	1:B:52:LEU:N	14	14.02
(1,21)	1:A:184:LYS:CD	1:B:53:LEU:N	14	14.02
(1,21)	1:A:184:LYS:CD	1:B:54:ASP:N	14	14.02
(1,21)	1:A:184:LYS:CD	1:B:55:ILE:N	14	14.02
(1,21)	1:A:184:LYS:CD	1:B:56:LEU:N	14	14.02
(1,21)	1:A:184:LYS:CD	1:B:57:ASP:N	14	14.02
(1,21)	1:A:184:LYS:CD	1:B:58:THR:N	14	14.02
(1,21)	1:A:184:LYS:CD	1:B:59:ALA:N	14	14.02
(1,21)	1:A:184:LYS:CD	1:B:60:GLY:N	14	14.02
(1,21)	1:A:184:LYS:CD	1:B:61:GLN:N	14	14.02
(1,21)	1:A:184:LYS:CD	1:B:62:GLU:N	14	14.02
(1,21)	1:A:184:LYS:CD	1:B:63:GLU:N	14	14.02
(1,21)	1:A:184:LYS:CD	1:B:64:TYR:N	14	14.02
(1,21)	1:A:184:LYS:CD	1:B:65:SER:N	14	14.02
(1,21)	1:A:184:LYS:CD	1:B:66:ALA:N	14	14.02
(1,21)	1:A:184:LYS:CD	1:B:67:MET:N	14	14.02
(1,21)	1:A:184:LYS:CD	1:B:68:ARG:N	14	14.02
(1,21)	1:A:184:LYS:CD	1:B:69:ASP:N	14	14.02
(1,21)	1:A:184:LYS:CD	1:B:70:GLN:N	14	14.02
(1,21)	1:A:184:LYS:CD	1:B:71:TYR:N	14	14.02
(1,21)	1:A:184:LYS:CD	1:B:72:MET:N	14	14.02
(1,21)	1:A:184:LYS:CD	1:B:73:ARG:N	14	14.02
(1,21)	1:A:184:LYS:CD	1:B:74:THR:N	14	14.02
(1,21)	1:A:184:LYS:CD	1:B:75:GLY:N	14	14.02
(1,21)	1:A:184:LYS:CD	1:B:76:GLU:N	14	14.02
(1,21)	1:A:184:LYS:CD	1:B:77:GLY:N	14	14.02
(1,21)	1:A:184:LYS:CD	1:B:78:PHE:N	14	14.02
(1,21)	1:A:184:LYS:CD	1:B:79:LEU:N	14	14.02
(1,21)	1:A:184:LYS:CD	1:B:80:CYS:N	14	14.02
(1,21)	1:A:184:LYS:CD	5:B:203:7Q9:N	14	14.02
(1,21)	1:A:184:LYS:CD	5:B:204:7Q9:N	14	14.02
(1,21)	1:A:184:LYS:CD	5:B:205:7Q9:N	14	14.02
(1,21)	1:A:184:LYS:CD	5:B:206:7Q9:N	14	14.02
(1,21)	1:A:184:LYS:CD	5:B:207:7Q9:N	14	14.02
(1,21)	1:A:184:LYS:CD	6:B:208:17F:N1	14	14.02
(1,21)	1:A:184:LYS:CD	5:B:209:7Q9:N	14	14.02

Continued on next page...

Continued from previous page...

Key	Atom-1	Atom-2	Model ID	Violation (Å)
(1,21)	1:A:184:LYS:CD	5:B:210:7Q9:N	14	14.02
(1,21)	1:A:184:LYS:CD	5:B:211:7Q9:N	14	14.02
(1,21)	1:A:184:LYS:CD	5:B:212:7Q9:N	14	14.02
(1,21)	1:A:184:LYS:CD	5:B:213:7Q9:N	14	14.02
(1,21)	1:A:184:LYS:CD	6:B:214:17F:N1	14	14.02
(1,21)	1:A:184:LYS:CD	6:B:215:17F:N1	14	14.02
(1,21)	1:A:184:LYS:CD	5:B:216:7Q9:N	14	14.02
(1,21)	1:A:184:LYS:CD	5:B:217:7Q9:N	14	14.02
(1,21)	1:A:184:LYS:CD	5:B:218:7Q9:N	14	14.02
(1,21)	1:A:184:LYS:CD	6:B:219:17F:N1	14	14.02
(1,21)	1:A:184:LYS:CD	5:B:220:7Q9:N	14	14.02
(1,21)	1:A:184:LYS:CE	1:B:2:THR:N	14	14.02
(1,21)	1:A:184:LYS:CE	1:B:3:GLU:N	14	14.02
(1,21)	1:A:184:LYS:CE	1:B:4:TYR:N	14	14.02
(1,21)	1:A:184:LYS:CE	1:B:5:LYS:N	14	14.02
(1,21)	1:A:184:LYS:CE	1:B:6:LEU:N	14	14.02
(1,21)	1:A:184:LYS:CE	1:B:7:VAL:N	14	14.02
(1,21)	1:A:184:LYS:CE	1:B:8:VAL:N	14	14.02
(1,21)	1:A:184:LYS:CE	1:B:9:VAL:N	14	14.02
(1,21)	1:A:184:LYS:CE	1:B:10:GLY:N	14	14.02
(1,21)	1:A:184:LYS:CE	1:B:11:ALA:N	14	14.02
(1,21)	1:A:184:LYS:CE	1:B:12:ASP:N	14	14.02
(1,21)	1:A:184:LYS:CE	1:B:13:GLY:N	14	14.02
(1,21)	1:A:184:LYS:CE	1:B:14:VAL:N	14	14.02
(1,21)	1:A:184:LYS:CE	1:B:15:GLY:N	14	14.02
(1,21)	1:A:184:LYS:CE	1:B:16:LYS:N	14	14.02
(1,21)	1:A:184:LYS:CE	1:B:17:SER:N	14	14.02
(1,21)	1:A:184:LYS:CE	1:B:18:ALA:N	14	14.02
(1,21)	1:A:184:LYS:CE	1:B:19:LEU:N	14	14.02
(1,21)	1:A:184:LYS:CE	1:B:20:THR:N	14	14.02
(1,21)	1:A:184:LYS:CE	1:B:21:ILE:N	14	14.02
(1,21)	1:A:184:LYS:CE	1:B:22:GLN:N	14	14.02
(1,21)	1:A:184:LYS:CE	1:B:23:LEU:N	14	14.02
(1,21)	1:A:184:LYS:CE	1:B:24:ILE:N	14	14.02
(1,21)	1:A:184:LYS:CE	1:B:25:GLN:N	14	14.02
(1,21)	1:A:184:LYS:CE	1:B:26:ASN:N	14	14.02
(1,21)	1:A:184:LYS:CE	1:B:27:HIS:N	14	14.02
(1,21)	1:A:184:LYS:CE	1:B:28:PHE:N	14	14.02
(1,21)	1:A:184:LYS:CE	1:B:29:VAL:N	14	14.02
(1,21)	1:A:184:LYS:CE	1:B:30:ASP:N	14	14.02
(1,21)	1:A:184:LYS:CE	1:B:31:GLU:N	14	14.02
(1,21)	1:A:184:LYS:CE	1:B:32:TYR:N	14	14.02

Continued on next page...

Continued from previous page...

Key	Atom-1	Atom-2	Model ID	Violation (Å)
(1,21)	1:A:184:LYS:CE	1:B:33:ASP:N	14	14.02
(1,21)	1:A:184:LYS:CE	1:B:34:PRO:N	14	14.02
(1,21)	1:A:184:LYS:CE	1:B:35:THR:N	14	14.02
(1,21)	1:A:184:LYS:CE	1:B:36:ILE:N	14	14.02
(1,21)	1:A:184:LYS:CE	1:B:37:GLU:N	14	14.02
(1,21)	1:A:184:LYS:CE	1:B:38:ASP:N	14	14.02
(1,21)	1:A:184:LYS:CE	1:B:39:SER:N	14	14.02
(1,21)	1:A:184:LYS:CE	1:B:40:TYR:N	14	14.02
(1,21)	1:A:184:LYS:CE	1:B:41:ARG:N	14	14.02
(1,21)	1:A:184:LYS:CE	1:B:42:LYS:N	14	14.02
(1,21)	1:A:184:LYS:CE	1:B:43:GLN:N	14	14.02
(1,21)	1:A:184:LYS:CE	1:B:44:VAL:N	14	14.02
(1,21)	1:A:184:LYS:CE	1:B:45:VAL:N	14	14.02
(1,21)	1:A:184:LYS:CE	1:B:46:ILE:N	14	14.02
(1,21)	1:A:184:LYS:CE	1:B:47:ASP:N	14	14.02
(1,21)	1:A:184:LYS:CE	1:B:48:GLY:N	14	14.02
(1,21)	1:A:184:LYS:CE	1:B:49:GLU:N	14	14.02
(1,21)	1:A:184:LYS:CE	1:B:50:THR:N	14	14.02
(1,21)	1:A:184:LYS:CE	1:B:51:CYS:N	14	14.02
(1,21)	1:A:184:LYS:CE	1:B:52:LEU:N	14	14.02
(1,21)	1:A:184:LYS:CE	1:B:53:LEU:N	14	14.02
(1,21)	1:A:184:LYS:CE	1:B:54:ASP:N	14	14.02
(1,21)	1:A:184:LYS:CE	1:B:55:ILE:N	14	14.02
(1,21)	1:A:184:LYS:CE	1:B:56:LEU:N	14	14.02
(1,21)	1:A:184:LYS:CE	1:B:57:ASP:N	14	14.02
(1,21)	1:A:184:LYS:CE	1:B:58:THR:N	14	14.02
(1,21)	1:A:184:LYS:CE	1:B:59:ALA:N	14	14.02
(1,21)	1:A:184:LYS:CE	1:B:60:GLY:N	14	14.02
(1,21)	1:A:184:LYS:CE	1:B:61:GLN:N	14	14.02
(1,21)	1:A:184:LYS:CE	1:B:62:GLU:N	14	14.02
(1,21)	1:A:184:LYS:CE	1:B:63:GLU:N	14	14.02
(1,21)	1:A:184:LYS:CE	1:B:64:TYR:N	14	14.02
(1,21)	1:A:184:LYS:CE	1:B:65:SER:N	14	14.02
(1,21)	1:A:184:LYS:CE	1:B:66:ALA:N	14	14.02
(1,21)	1:A:184:LYS:CE	1:B:67:MET:N	14	14.02
(1,21)	1:A:184:LYS:CE	1:B:68:ARG:N	14	14.02
(1,21)	1:A:184:LYS:CE	1:B:69:ASP:N	14	14.02
(1,21)	1:A:184:LYS:CE	1:B:70:GLN:N	14	14.02
(1,21)	1:A:184:LYS:CE	1:B:71:TYR:N	14	14.02
(1,21)	1:A:184:LYS:CE	1:B:72:MET:N	14	14.02
(1,21)	1:A:184:LYS:CE	1:B:73:ARG:N	14	14.02
(1,21)	1:A:184:LYS:CE	1:B:74:THR:N	14	14.02

Continued on next page...

Continued from previous page...

Key	Atom-1	Atom-2	Model ID	Violation (Å)
(1,21)	1:A:184:LYS:CE	1:B:75:GLY:N	14	14.02
(1,21)	1:A:184:LYS:CE	1:B:76:GLU:N	14	14.02
(1,21)	1:A:184:LYS:CE	1:B:77:GLY:N	14	14.02
(1,21)	1:A:184:LYS:CE	1:B:78:PHE:N	14	14.02
(1,21)	1:A:184:LYS:CE	1:B:79:LEU:N	14	14.02
(1,21)	1:A:184:LYS:CE	1:B:80:CYS:N	14	14.02
(1,21)	1:A:184:LYS:CE	5:B:203:7Q9:N	14	14.02
(1,21)	1:A:184:LYS:CE	5:B:204:7Q9:N	14	14.02
(1,21)	1:A:184:LYS:CE	5:B:205:7Q9:N	14	14.02
(1,21)	1:A:184:LYS:CE	5:B:206:7Q9:N	14	14.02
(1,21)	1:A:184:LYS:CE	5:B:207:7Q9:N	14	14.02
(1,21)	1:A:184:LYS:CE	6:B:208:17F:N1	14	14.02
(1,21)	1:A:184:LYS:CE	5:B:209:7Q9:N	14	14.02
(1,21)	1:A:184:LYS:CE	5:B:210:7Q9:N	14	14.02
(1,21)	1:A:184:LYS:CE	5:B:211:7Q9:N	14	14.02
(1,21)	1:A:184:LYS:CE	5:B:212:7Q9:N	14	14.02
(1,21)	1:A:184:LYS:CE	5:B:213:7Q9:N	14	14.02
(1,21)	1:A:184:LYS:CE	6:B:214:17F:N1	14	14.02
(1,21)	1:A:184:LYS:CE	6:B:215:17F:N1	14	14.02
(1,21)	1:A:184:LYS:CE	5:B:216:7Q9:N	14	14.02
(1,21)	1:A:184:LYS:CE	5:B:217:7Q9:N	14	14.02
(1,21)	1:A:184:LYS:CE	5:B:218:7Q9:N	14	14.02
(1,21)	1:A:184:LYS:CE	6:B:219:17F:N1	14	14.02
(1,21)	1:A:184:LYS:CE	5:B:220:7Q9:N	14	14.02
(1,21)	1:A:184:LYS:CG	1:B:2:THR:N	14	14.02
(1,21)	1:A:184:LYS:CG	1:B:3:GLU:N	14	14.02
(1,21)	1:A:184:LYS:CG	1:B:4:TYR:N	14	14.02
(1,21)	1:A:184:LYS:CG	1:B:5:LYS:N	14	14.02
(1,21)	1:A:184:LYS:CG	1:B:6:LEU:N	14	14.02
(1,21)	1:A:184:LYS:CG	1:B:7:VAL:N	14	14.02
(1,21)	1:A:184:LYS:CG	1:B:8:VAL:N	14	14.02
(1,21)	1:A:184:LYS:CG	1:B:9:VAL:N	14	14.02
(1,21)	1:A:184:LYS:CG	1:B:10:GLY:N	14	14.02
(1,21)	1:A:184:LYS:CG	1:B:11:ALA:N	14	14.02
(1,21)	1:A:184:LYS:CG	1:B:12:ASP:N	14	14.02
(1,21)	1:A:184:LYS:CG	1:B:13:GLY:N	14	14.02
(1,21)	1:A:184:LYS:CG	1:B:14:VAL:N	14	14.02
(1,21)	1:A:184:LYS:CG	1:B:15:GLY:N	14	14.02
(1,21)	1:A:184:LYS:CG	1:B:16:LYS:N	14	14.02
(1,21)	1:A:184:LYS:CG	1:B:17:SER:N	14	14.02
(1,21)	1:A:184:LYS:CG	1:B:18:ALA:N	14	14.02
(1,21)	1:A:184:LYS:CG	1:B:19:LEU:N	14	14.02

Continued on next page...

Continued from previous page...

Key	Atom-1	Atom-2	Model ID	Violation (Å)
(1,21)	1:A:184:LYS:CG	1:B:20:THR:N	14	14.02
(1,21)	1:A:184:LYS:CG	1:B:21:ILE:N	14	14.02
(1,21)	1:A:184:LYS:CG	1:B:22:GLN:N	14	14.02
(1,21)	1:A:184:LYS:CG	1:B:23:LEU:N	14	14.02
(1,21)	1:A:184:LYS:CG	1:B:24:ILE:N	14	14.02
(1,21)	1:A:184:LYS:CG	1:B:25:GLN:N	14	14.02
(1,21)	1:A:184:LYS:CG	1:B:26:ASN:N	14	14.02
(1,21)	1:A:184:LYS:CG	1:B:27:HIS:N	14	14.02
(1,21)	1:A:184:LYS:CG	1:B:28:PHE:N	14	14.02
(1,21)	1:A:184:LYS:CG	1:B:29:VAL:N	14	14.02
(1,21)	1:A:184:LYS:CG	1:B:30:ASP:N	14	14.02
(1,21)	1:A:184:LYS:CG	1:B:31:GLU:N	14	14.02
(1,21)	1:A:184:LYS:CG	1:B:32:TYR:N	14	14.02
(1,21)	1:A:184:LYS:CG	1:B:33:ASP:N	14	14.02
(1,21)	1:A:184:LYS:CG	1:B:34:PRO:N	14	14.02
(1,21)	1:A:184:LYS:CG	1:B:35:THR:N	14	14.02
(1,21)	1:A:184:LYS:CG	1:B:36:ILE:N	14	14.02
(1,21)	1:A:184:LYS:CG	1:B:37:GLU:N	14	14.02
(1,21)	1:A:184:LYS:CG	1:B:38:ASP:N	14	14.02
(1,21)	1:A:184:LYS:CG	1:B:39:SER:N	14	14.02
(1,21)	1:A:184:LYS:CG	1:B:40:TYR:N	14	14.02
(1,21)	1:A:184:LYS:CG	1:B:41:ARG:N	14	14.02
(1,21)	1:A:184:LYS:CG	1:B:42:LYS:N	14	14.02
(1,21)	1:A:184:LYS:CG	1:B:43:GLN:N	14	14.02
(1,21)	1:A:184:LYS:CG	1:B:44:VAL:N	14	14.02
(1,21)	1:A:184:LYS:CG	1:B:45:VAL:N	14	14.02
(1,21)	1:A:184:LYS:CG	1:B:46:ILE:N	14	14.02
(1,21)	1:A:184:LYS:CG	1:B:47:ASP:N	14	14.02
(1,21)	1:A:184:LYS:CG	1:B:48:GLY:N	14	14.02
(1,21)	1:A:184:LYS:CG	1:B:49:GLU:N	14	14.02
(1,21)	1:A:184:LYS:CG	1:B:50:THR:N	14	14.02
(1,21)	1:A:184:LYS:CG	1:B:51:CYS:N	14	14.02
(1,21)	1:A:184:LYS:CG	1:B:52:LEU:N	14	14.02
(1,21)	1:A:184:LYS:CG	1:B:53:LEU:N	14	14.02
(1,21)	1:A:184:LYS:CG	1:B:54:ASP:N	14	14.02
(1,21)	1:A:184:LYS:CG	1:B:55:ILE:N	14	14.02
(1,21)	1:A:184:LYS:CG	1:B:56:LEU:N	14	14.02
(1,21)	1:A:184:LYS:CG	1:B:57:ASP:N	14	14.02
(1,21)	1:A:184:LYS:CG	1:B:58:THR:N	14	14.02
(1,21)	1:A:184:LYS:CG	1:B:59:ALA:N	14	14.02
(1,21)	1:A:184:LYS:CG	1:B:60:GLY:N	14	14.02
(1,21)	1:A:184:LYS:CG	1:B:61:GLN:N	14	14.02

Continued on next page...

Continued from previous page...

Key	Atom-1	Atom-2	Model ID	Violation (Å)
(1,21)	1:A:184:LYS:CG	1:B:62:GLU:N	14	14.02
(1,21)	1:A:184:LYS:CG	1:B:63:GLU:N	14	14.02
(1,21)	1:A:184:LYS:CG	1:B:64:TYR:N	14	14.02
(1,21)	1:A:184:LYS:CG	1:B:65:SER:N	14	14.02
(1,21)	1:A:184:LYS:CG	1:B:66:ALA:N	14	14.02
(1,21)	1:A:184:LYS:CG	1:B:67:MET:N	14	14.02
(1,21)	1:A:184:LYS:CG	1:B:68:ARG:N	14	14.02
(1,21)	1:A:184:LYS:CG	1:B:69:ASP:N	14	14.02
(1,21)	1:A:184:LYS:CG	1:B:70:GLN:N	14	14.02
(1,21)	1:A:184:LYS:CG	1:B:71:TYR:N	14	14.02
(1,21)	1:A:184:LYS:CG	1:B:72:MET:N	14	14.02
(1,21)	1:A:184:LYS:CG	1:B:73:ARG:N	14	14.02
(1,21)	1:A:184:LYS:CG	1:B:74:THR:N	14	14.02
(1,21)	1:A:184:LYS:CG	1:B:75:GLY:N	14	14.02
(1,21)	1:A:184:LYS:CG	1:B:76:GLU:N	14	14.02
(1,21)	1:A:184:LYS:CG	1:B:77:GLY:N	14	14.02
(1,21)	1:A:184:LYS:CG	1:B:78:PHE:N	14	14.02
(1,21)	1:A:184:LYS:CG	1:B:79:LEU:N	14	14.02
(1,21)	1:A:184:LYS:CG	1:B:80:CYS:N	14	14.02
(1,21)	1:A:184:LYS:CG	5:B:203:7Q9:N	14	14.02
(1,21)	1:A:184:LYS:CG	5:B:204:7Q9:N	14	14.02
(1,21)	1:A:184:LYS:CG	5:B:205:7Q9:N	14	14.02
(1,21)	1:A:184:LYS:CG	5:B:206:7Q9:N	14	14.02
(1,21)	1:A:184:LYS:CG	5:B:207:7Q9:N	14	14.02
(1,21)	1:A:184:LYS:CG	6:B:208:17F:N1	14	14.02
(1,21)	1:A:184:LYS:CG	5:B:209:7Q9:N	14	14.02
(1,21)	1:A:184:LYS:CG	5:B:210:7Q9:N	14	14.02
(1,21)	1:A:184:LYS:CG	5:B:211:7Q9:N	14	14.02
(1,21)	1:A:184:LYS:CG	5:B:212:7Q9:N	14	14.02
(1,21)	1:A:184:LYS:CG	5:B:213:7Q9:N	14	14.02
(1,21)	1:A:184:LYS:CG	6:B:214:17F:N1	14	14.02
(1,21)	1:A:184:LYS:CG	6:B:215:17F:N1	14	14.02
(1,21)	1:A:184:LYS:CG	5:B:216:7Q9:N	14	14.02
(1,21)	1:A:184:LYS:CG	5:B:217:7Q9:N	14	14.02
(1,21)	1:A:184:LYS:CG	5:B:218:7Q9:N	14	14.02
(1,21)	1:A:184:LYS:CG	6:B:219:17F:N1	14	14.02
(1,21)	1:A:184:LYS:CG	5:B:220:7Q9:N	14	14.02
(1,21)	1:A:184:LYS:H	1:B:2:THR:N	14	14.02
(1,21)	1:A:184:LYS:H	1:B:3:GLU:N	14	14.02
(1,21)	1:A:184:LYS:H	1:B:4:TYR:N	14	14.02
(1,21)	1:A:184:LYS:H	1:B:5:LYS:N	14	14.02
(1,21)	1:A:184:LYS:H	1:B:6:LEU:N	14	14.02

Continued on next page...

Continued from previous page...

Key	Atom-1	Atom-2	Model ID	Violation (Å)
(1,21)	1:A:184:LYS:H	1:B:7:VAL:N	14	14.02
(1,21)	1:A:184:LYS:H	1:B:8:VAL:N	14	14.02
(1,21)	1:A:184:LYS:H	1:B:9:VAL:N	14	14.02
(1,21)	1:A:184:LYS:H	1:B:10:GLY:N	14	14.02
(1,21)	1:A:184:LYS:H	1:B:11:ALA:N	14	14.02
(1,21)	1:A:184:LYS:H	1:B:12:ASP:N	14	14.02
(1,21)	1:A:184:LYS:H	1:B:13:GLY:N	14	14.02
(1,21)	1:A:184:LYS:H	1:B:14:VAL:N	14	14.02
(1,21)	1:A:184:LYS:H	1:B:15:GLY:N	14	14.02
(1,21)	1:A:184:LYS:H	1:B:16:LYS:N	14	14.02
(1,21)	1:A:184:LYS:H	1:B:17:SER:N	14	14.02
(1,21)	1:A:184:LYS:H	1:B:18:ALA:N	14	14.02
(1,21)	1:A:184:LYS:H	1:B:19:LEU:N	14	14.02
(1,21)	1:A:184:LYS:H	1:B:20:THR:N	14	14.02
(1,21)	1:A:184:LYS:H	1:B:21:ILE:N	14	14.02
(1,21)	1:A:184:LYS:H	1:B:22:GLN:N	14	14.02
(1,21)	1:A:184:LYS:H	1:B:23:LEU:N	14	14.02
(1,21)	1:A:184:LYS:H	1:B:24:ILE:N	14	14.02
(1,21)	1:A:184:LYS:H	1:B:25:GLN:N	14	14.02
(1,21)	1:A:184:LYS:H	1:B:26:ASN:N	14	14.02
(1,21)	1:A:184:LYS:H	1:B:27:HIS:N	14	14.02
(1,21)	1:A:184:LYS:H	1:B:28:PHE:N	14	14.02
(1,21)	1:A:184:LYS:H	1:B:29:VAL:N	14	14.02
(1,21)	1:A:184:LYS:H	1:B:30:ASP:N	14	14.02
(1,21)	1:A:184:LYS:H	1:B:31:GLU:N	14	14.02
(1,21)	1:A:184:LYS:H	1:B:32:TYR:N	14	14.02
(1,21)	1:A:184:LYS:H	1:B:33:ASP:N	14	14.02
(1,21)	1:A:184:LYS:H	1:B:34:PRO:N	14	14.02
(1,21)	1:A:184:LYS:H	1:B:35:THR:N	14	14.02
(1,21)	1:A:184:LYS:H	1:B:36:ILE:N	14	14.02
(1,21)	1:A:184:LYS:H	1:B:37:GLU:N	14	14.02
(1,21)	1:A:184:LYS:H	1:B:38:ASP:N	14	14.02
(1,21)	1:A:184:LYS:H	1:B:39:SER:N	14	14.02
(1,21)	1:A:184:LYS:H	1:B:40:TYR:N	14	14.02
(1,21)	1:A:184:LYS:H	1:B:41:ARG:N	14	14.02
(1,21)	1:A:184:LYS:H	1:B:42:LYS:N	14	14.02
(1,21)	1:A:184:LYS:H	1:B:43:GLN:N	14	14.02
(1,21)	1:A:184:LYS:H	1:B:44:VAL:N	14	14.02
(1,21)	1:A:184:LYS:H	1:B:45:VAL:N	14	14.02
(1,21)	1:A:184:LYS:H	1:B:46:ILE:N	14	14.02
(1,21)	1:A:184:LYS:H	1:B:47:ASP:N	14	14.02
(1,21)	1:A:184:LYS:H	1:B:48:GLY:N	14	14.02

Continued on next page...

Continued from previous page...

Key	Atom-1	Atom-2	Model ID	Violation (Å)
(1,21)	1:A:184:LYS:H	1:B:49:GLU:N	14	14.02
(1,21)	1:A:184:LYS:H	1:B:50:THR:N	14	14.02
(1,21)	1:A:184:LYS:H	1:B:51:CYS:N	14	14.02
(1,21)	1:A:184:LYS:H	1:B:52:LEU:N	14	14.02
(1,21)	1:A:184:LYS:H	1:B:53:LEU:N	14	14.02
(1,21)	1:A:184:LYS:H	1:B:54:ASP:N	14	14.02
(1,21)	1:A:184:LYS:H	1:B:55:ILE:N	14	14.02
(1,21)	1:A:184:LYS:H	1:B:56:LEU:N	14	14.02
(1,21)	1:A:184:LYS:H	1:B:57:ASP:N	14	14.02
(1,21)	1:A:184:LYS:H	1:B:58:THR:N	14	14.02
(1,21)	1:A:184:LYS:H	1:B:59:ALA:N	14	14.02
(1,21)	1:A:184:LYS:H	1:B:60:GLY:N	14	14.02
(1,21)	1:A:184:LYS:H	1:B:61:GLN:N	14	14.02
(1,21)	1:A:184:LYS:H	1:B:62:GLU:N	14	14.02
(1,21)	1:A:184:LYS:H	1:B:63:GLU:N	14	14.02
(1,21)	1:A:184:LYS:H	1:B:64:TYR:N	14	14.02
(1,21)	1:A:184:LYS:H	1:B:65:SER:N	14	14.02
(1,21)	1:A:184:LYS:H	1:B:66:ALA:N	14	14.02
(1,21)	1:A:184:LYS:H	1:B:67:MET:N	14	14.02
(1,21)	1:A:184:LYS:H	1:B:68:ARG:N	14	14.02
(1,21)	1:A:184:LYS:H	1:B:69:ASP:N	14	14.02
(1,21)	1:A:184:LYS:H	1:B:70:GLN:N	14	14.02
(1,21)	1:A:184:LYS:H	1:B:71:TYR:N	14	14.02
(1,21)	1:A:184:LYS:H	1:B:72:MET:N	14	14.02
(1,21)	1:A:184:LYS:H	1:B:73:ARG:N	14	14.02
(1,21)	1:A:184:LYS:H	1:B:74:THR:N	14	14.02
(1,21)	1:A:184:LYS:H	1:B:75:GLY:N	14	14.02
(1,21)	1:A:184:LYS:H	1:B:76:GLU:N	14	14.02
(1,21)	1:A:184:LYS:H	1:B:77:GLY:N	14	14.02
(1,21)	1:A:184:LYS:H	1:B:78:PHE:N	14	14.02
(1,21)	1:A:184:LYS:H	1:B:79:LEU:N	14	14.02
(1,21)	1:A:184:LYS:H	1:B:80:CYS:N	14	14.02
(1,21)	1:A:184:LYS:H	5:B:203:7Q9:N	14	14.02
(1,21)	1:A:184:LYS:H	5:B:204:7Q9:N	14	14.02
(1,21)	1:A:184:LYS:H	5:B:205:7Q9:N	14	14.02
(1,21)	1:A:184:LYS:H	5:B:206:7Q9:N	14	14.02
(1,21)	1:A:184:LYS:H	5:B:207:7Q9:N	14	14.02
(1,21)	1:A:184:LYS:H	6:B:208:17F:N1	14	14.02
(1,21)	1:A:184:LYS:H	5:B:209:7Q9:N	14	14.02
(1,21)	1:A:184:LYS:H	5:B:210:7Q9:N	14	14.02
(1,21)	1:A:184:LYS:H	5:B:211:7Q9:N	14	14.02
(1,21)	1:A:184:LYS:H	5:B:212:7Q9:N	14	14.02

Continued on next page...

Continued from previous page...

Key	Atom-1	Atom-2	Model ID	Violation (Å)
(1,21)	1:A:184:LYS:H	5:B:213:7Q9:N	14	14.02
(1,21)	1:A:184:LYS:H	6:B:214:17F:N1	14	14.02
(1,21)	1:A:184:LYS:H	6:B:215:17F:N1	14	14.02
(1,21)	1:A:184:LYS:H	5:B:216:7Q9:N	14	14.02
(1,21)	1:A:184:LYS:H	5:B:217:7Q9:N	14	14.02
(1,21)	1:A:184:LYS:H	5:B:218:7Q9:N	14	14.02
(1,21)	1:A:184:LYS:H	6:B:219:17F:N1	14	14.02
(1,21)	1:A:184:LYS:H	5:B:220:7Q9:N	14	14.02
(1,21)	1:A:184:LYS:HZ1	1:B:2:THR:N	14	14.02
(1,21)	1:A:184:LYS:HZ1	1:B:3:GLU:N	14	14.02
(1,21)	1:A:184:LYS:HZ1	1:B:4:TYR:N	14	14.02
(1,21)	1:A:184:LYS:HZ1	1:B:5:LYS:N	14	14.02
(1,21)	1:A:184:LYS:HZ1	1:B:6:LEU:N	14	14.02
(1,21)	1:A:184:LYS:HZ1	1:B:7:VAL:N	14	14.02
(1,21)	1:A:184:LYS:HZ1	1:B:8:VAL:N	14	14.02
(1,21)	1:A:184:LYS:HZ1	1:B:9:VAL:N	14	14.02
(1,21)	1:A:184:LYS:HZ1	1:B:10:GLY:N	14	14.02
(1,21)	1:A:184:LYS:HZ1	1:B:11:ALA:N	14	14.02
(1,21)	1:A:184:LYS:HZ1	1:B:12:ASP:N	14	14.02
(1,21)	1:A:184:LYS:HZ1	1:B:13:GLY:N	14	14.02
(1,21)	1:A:184:LYS:HZ1	1:B:14:VAL:N	14	14.02
(1,21)	1:A:184:LYS:HZ1	1:B:15:GLY:N	14	14.02
(1,21)	1:A:184:LYS:HZ1	1:B:16:LYS:N	14	14.02
(1,21)	1:A:184:LYS:HZ1	1:B:17:SER:N	14	14.02
(1,21)	1:A:184:LYS:HZ1	1:B:18:ALA:N	14	14.02
(1,21)	1:A:184:LYS:HZ1	1:B:19:LEU:N	14	14.02
(1,21)	1:A:184:LYS:HZ1	1:B:20:THR:N	14	14.02
(1,21)	1:A:184:LYS:HZ1	1:B:21:ILE:N	14	14.02
(1,21)	1:A:184:LYS:HZ1	1:B:22:GLN:N	14	14.02
(1,21)	1:A:184:LYS:HZ1	1:B:23:LEU:N	14	14.02
(1,21)	1:A:184:LYS:HZ1	1:B:24:ILE:N	14	14.02
(1,21)	1:A:184:LYS:HZ1	1:B:25:GLN:N	14	14.02
(1,21)	1:A:184:LYS:HZ1	1:B:26:ASN:N	14	14.02
(1,21)	1:A:184:LYS:HZ1	1:B:27:HIS:N	14	14.02
(1,21)	1:A:184:LYS:HZ1	1:B:28:PHE:N	14	14.02
(1,21)	1:A:184:LYS:HZ1	1:B:29:VAL:N	14	14.02
(1,21)	1:A:184:LYS:HZ1	1:B:30:ASP:N	14	14.02
(1,21)	1:A:184:LYS:HZ1	1:B:31:GLU:N	14	14.02
(1,21)	1:A:184:LYS:HZ1	1:B:32:TYR:N	14	14.02
(1,21)	1:A:184:LYS:HZ1	1:B:33:ASP:N	14	14.02
(1,21)	1:A:184:LYS:HZ1	1:B:34:PRO:N	14	14.02
(1,21)	1:A:184:LYS:HZ1	1:B:35:THR:N	14	14.02

Continued on next page...

Continued from previous page...

Key	Atom-1	Atom-2	Model ID	Violation (Å)
(1,21)	1:A:184:LYS:HZ1	1:B:36:ILE:N	14	14.02
(1,21)	1:A:184:LYS:HZ1	1:B:37:GLU:N	14	14.02
(1,21)	1:A:184:LYS:HZ1	1:B:38:ASP:N	14	14.02
(1,21)	1:A:184:LYS:HZ1	1:B:39:SER:N	14	14.02
(1,21)	1:A:184:LYS:HZ1	1:B:40:TYR:N	14	14.02
(1,21)	1:A:184:LYS:HZ1	1:B:41:ARG:N	14	14.02
(1,21)	1:A:184:LYS:HZ1	1:B:42:LYS:N	14	14.02
(1,21)	1:A:184:LYS:HZ1	1:B:43:GLN:N	14	14.02
(1,21)	1:A:184:LYS:HZ1	1:B:44:VAL:N	14	14.02
(1,21)	1:A:184:LYS:HZ1	1:B:45:VAL:N	14	14.02
(1,21)	1:A:184:LYS:HZ1	1:B:46:ILE:N	14	14.02
(1,21)	1:A:184:LYS:HZ1	1:B:47:ASP:N	14	14.02
(1,21)	1:A:184:LYS:HZ1	1:B:48:GLY:N	14	14.02
(1,21)	1:A:184:LYS:HZ1	1:B:49:GLU:N	14	14.02
(1,21)	1:A:184:LYS:HZ1	1:B:50:THR:N	14	14.02
(1,21)	1:A:184:LYS:HZ1	1:B:51:CYS:N	14	14.02
(1,21)	1:A:184:LYS:HZ1	1:B:52:LEU:N	14	14.02
(1,21)	1:A:184:LYS:HZ1	1:B:53:LEU:N	14	14.02
(1,21)	1:A:184:LYS:HZ1	1:B:54:ASP:N	14	14.02
(1,21)	1:A:184:LYS:HZ1	1:B:55:ILE:N	14	14.02
(1,21)	1:A:184:LYS:HZ1	1:B:56:LEU:N	14	14.02
(1,21)	1:A:184:LYS:HZ1	1:B:57:ASP:N	14	14.02
(1,21)	1:A:184:LYS:HZ1	1:B:58:THR:N	14	14.02
(1,21)	1:A:184:LYS:HZ1	1:B:59:ALA:N	14	14.02
(1,21)	1:A:184:LYS:HZ1	1:B:60:GLY:N	14	14.02
(1,21)	1:A:184:LYS:HZ1	1:B:61:GLN:N	14	14.02
(1,21)	1:A:184:LYS:HZ1	1:B:62:GLU:N	14	14.02
(1,21)	1:A:184:LYS:HZ1	1:B:63:GLU:N	14	14.02
(1,21)	1:A:184:LYS:HZ1	1:B:64:TYR:N	14	14.02
(1,21)	1:A:184:LYS:HZ1	1:B:65:SER:N	14	14.02
(1,21)	1:A:184:LYS:HZ1	1:B:66:ALA:N	14	14.02
(1,21)	1:A:184:LYS:HZ1	1:B:67:MET:N	14	14.02
(1,21)	1:A:184:LYS:HZ1	1:B:68:ARG:N	14	14.02
(1,21)	1:A:184:LYS:HZ1	1:B:69:ASP:N	14	14.02
(1,21)	1:A:184:LYS:HZ1	1:B:70:GLN:N	14	14.02
(1,21)	1:A:184:LYS:HZ1	1:B:71:TYR:N	14	14.02
(1,21)	1:A:184:LYS:HZ1	1:B:72:MET:N	14	14.02
(1,21)	1:A:184:LYS:HZ1	1:B:73:ARG:N	14	14.02
(1,21)	1:A:184:LYS:HZ1	1:B:74:THR:N	14	14.02
(1,21)	1:A:184:LYS:HZ1	1:B:75:GLY:N	14	14.02
(1,21)	1:A:184:LYS:HZ1	1:B:76:GLU:N	14	14.02
(1,21)	1:A:184:LYS:HZ1	1:B:77:GLY:N	14	14.02

Continued on next page...

Continued from previous page...

Key	Atom-1	Atom-2	Model ID	Violation (Å)
(1,21)	1:A:184:LYS:HZ1	1:B:78:PHE:N	14	14.02
(1,21)	1:A:184:LYS:HZ1	1:B:79:LEU:N	14	14.02
(1,21)	1:A:184:LYS:HZ1	1:B:80:CYS:N	14	14.02
(1,21)	1:A:184:LYS:HZ1	5:B:203:7Q9:N	14	14.02
(1,21)	1:A:184:LYS:HZ1	5:B:204:7Q9:N	14	14.02
(1,21)	1:A:184:LYS:HZ1	5:B:205:7Q9:N	14	14.02
(1,21)	1:A:184:LYS:HZ1	5:B:206:7Q9:N	14	14.02
(1,21)	1:A:184:LYS:HZ1	5:B:207:7Q9:N	14	14.02
(1,21)	1:A:184:LYS:HZ1	6:B:208:17F:N1	14	14.02
(1,21)	1:A:184:LYS:HZ1	5:B:209:7Q9:N	14	14.02
(1,21)	1:A:184:LYS:HZ1	5:B:210:7Q9:N	14	14.02
(1,21)	1:A:184:LYS:HZ1	5:B:211:7Q9:N	14	14.02
(1,21)	1:A:184:LYS:HZ1	5:B:212:7Q9:N	14	14.02
(1,21)	1:A:184:LYS:HZ1	5:B:213:7Q9:N	14	14.02
(1,21)	1:A:184:LYS:HZ1	6:B:214:17F:N1	14	14.02
(1,21)	1:A:184:LYS:HZ1	6:B:215:17F:N1	14	14.02
(1,21)	1:A:184:LYS:HZ1	5:B:216:7Q9:N	14	14.02
(1,21)	1:A:184:LYS:HZ1	5:B:217:7Q9:N	14	14.02
(1,21)	1:A:184:LYS:HZ1	5:B:218:7Q9:N	14	14.02
(1,21)	1:A:184:LYS:HZ1	6:B:219:17F:N1	14	14.02
(1,21)	1:A:184:LYS:HZ1	5:B:220:7Q9:N	14	14.02
(1,21)	1:A:184:LYS:HZ2	1:B:2:THR:N	14	14.02
(1,21)	1:A:184:LYS:HZ2	1:B:3:GLU:N	14	14.02
(1,21)	1:A:184:LYS:HZ2	1:B:4:TYR:N	14	14.02
(1,21)	1:A:184:LYS:HZ2	1:B:5:LYS:N	14	14.02
(1,21)	1:A:184:LYS:HZ2	1:B:6:LEU:N	14	14.02
(1,21)	1:A:184:LYS:HZ2	1:B:7:VAL:N	14	14.02
(1,21)	1:A:184:LYS:HZ2	1:B:8:VAL:N	14	14.02
(1,21)	1:A:184:LYS:HZ2	1:B:9:VAL:N	14	14.02
(1,21)	1:A:184:LYS:HZ2	1:B:10:GLY:N	14	14.02
(1,21)	1:A:184:LYS:HZ2	1:B:11:ALA:N	14	14.02
(1,21)	1:A:184:LYS:HZ2	1:B:12:ASP:N	14	14.02
(1,21)	1:A:184:LYS:HZ2	1:B:13:GLY:N	14	14.02
(1,21)	1:A:184:LYS:HZ2	1:B:14:VAL:N	14	14.02
(1,21)	1:A:184:LYS:HZ2	1:B:15:GLY:N	14	14.02
(1,21)	1:A:184:LYS:HZ2	1:B:16:LYS:N	14	14.02
(1,21)	1:A:184:LYS:HZ2	1:B:17:SER:N	14	14.02
(1,21)	1:A:184:LYS:HZ2	1:B:18:ALA:N	14	14.02
(1,21)	1:A:184:LYS:HZ2	1:B:19:LEU:N	14	14.02
(1,21)	1:A:184:LYS:HZ2	1:B:20:THR:N	14	14.02
(1,21)	1:A:184:LYS:HZ2	1:B:21:ILE:N	14	14.02
(1,21)	1:A:184:LYS:HZ2	1:B:22:GLN:N	14	14.02

Continued on next page...

Continued from previous page...

Key	Atom-1	Atom-2	Model ID	Violation (Å)
(1,21)	1:A:184:LYS:HZ2	1:B:23:LEU:N	14	14.02
(1,21)	1:A:184:LYS:HZ2	1:B:24:ILE:N	14	14.02
(1,21)	1:A:184:LYS:HZ2	1:B:25:GLN:N	14	14.02
(1,21)	1:A:184:LYS:HZ2	1:B:26:ASN:N	14	14.02
(1,21)	1:A:184:LYS:HZ2	1:B:27:HIS:N	14	14.02
(1,21)	1:A:184:LYS:HZ2	1:B:28:PHE:N	14	14.02
(1,21)	1:A:184:LYS:HZ2	1:B:29:VAL:N	14	14.02
(1,21)	1:A:184:LYS:HZ2	1:B:30:ASP:N	14	14.02
(1,21)	1:A:184:LYS:HZ2	1:B:31:GLU:N	14	14.02
(1,21)	1:A:184:LYS:HZ2	1:B:32:TYR:N	14	14.02
(1,21)	1:A:184:LYS:HZ2	1:B:33:ASP:N	14	14.02
(1,21)	1:A:184:LYS:HZ2	1:B:34:PRO:N	14	14.02
(1,21)	1:A:184:LYS:HZ2	1:B:35:THR:N	14	14.02
(1,21)	1:A:184:LYS:HZ2	1:B:36:ILE:N	14	14.02
(1,21)	1:A:184:LYS:HZ2	1:B:37:GLU:N	14	14.02
(1,21)	1:A:184:LYS:HZ2	1:B:38:ASP:N	14	14.02
(1,21)	1:A:184:LYS:HZ2	1:B:39:SER:N	14	14.02
(1,21)	1:A:184:LYS:HZ2	1:B:40:TYR:N	14	14.02
(1,21)	1:A:184:LYS:HZ2	1:B:41:ARG:N	14	14.02
(1,21)	1:A:184:LYS:HZ2	1:B:42:LYS:N	14	14.02
(1,21)	1:A:184:LYS:HZ2	1:B:43:GLN:N	14	14.02
(1,21)	1:A:184:LYS:HZ2	1:B:44:VAL:N	14	14.02
(1,21)	1:A:184:LYS:HZ2	1:B:45:VAL:N	14	14.02
(1,21)	1:A:184:LYS:HZ2	1:B:46:ILE:N	14	14.02
(1,21)	1:A:184:LYS:HZ2	1:B:47:ASP:N	14	14.02
(1,21)	1:A:184:LYS:HZ2	1:B:48:GLY:N	14	14.02
(1,21)	1:A:184:LYS:HZ2	1:B:49:GLU:N	14	14.02
(1,21)	1:A:184:LYS:HZ2	1:B:50:THR:N	14	14.02
(1,21)	1:A:184:LYS:HZ2	1:B:51:CYS:N	14	14.02
(1,21)	1:A:184:LYS:HZ2	1:B:52:LEU:N	14	14.02
(1,21)	1:A:184:LYS:HZ2	1:B:53:LEU:N	14	14.02
(1,21)	1:A:184:LYS:HZ2	1:B:54:ASP:N	14	14.02
(1,21)	1:A:184:LYS:HZ2	1:B:55:ILE:N	14	14.02
(1,21)	1:A:184:LYS:HZ2	1:B:56:LEU:N	14	14.02
(1,21)	1:A:184:LYS:HZ2	1:B:57:ASP:N	14	14.02
(1,21)	1:A:184:LYS:HZ2	1:B:58:THR:N	14	14.02
(1,21)	1:A:184:LYS:HZ2	1:B:59:ALA:N	14	14.02
(1,21)	1:A:184:LYS:HZ2	1:B:60:GLY:N	14	14.02
(1,21)	1:A:184:LYS:HZ2	1:B:61:GLN:N	14	14.02
(1,21)	1:A:184:LYS:HZ2	1:B:62:GLU:N	14	14.02
(1,21)	1:A:184:LYS:HZ2	1:B:63:GLU:N	14	14.02
(1,21)	1:A:184:LYS:HZ2	1:B:64:TYR:N	14	14.02

Continued on next page...

Continued from previous page...

Key	Atom-1	Atom-2	Model ID	Violation (Å)
(1,21)	1:A:184:LYS:HZ2	1:B:65:SER:N	14	14.02
(1,21)	1:A:184:LYS:HZ2	1:B:66:ALA:N	14	14.02
(1,21)	1:A:184:LYS:HZ2	1:B:67:MET:N	14	14.02
(1,21)	1:A:184:LYS:HZ2	1:B:68:ARG:N	14	14.02
(1,21)	1:A:184:LYS:HZ2	1:B:69:ASP:N	14	14.02
(1,21)	1:A:184:LYS:HZ2	1:B:70:GLN:N	14	14.02
(1,21)	1:A:184:LYS:HZ2	1:B:71:TYR:N	14	14.02
(1,21)	1:A:184:LYS:HZ2	1:B:72:MET:N	14	14.02
(1,21)	1:A:184:LYS:HZ2	1:B:73:ARG:N	14	14.02
(1,21)	1:A:184:LYS:HZ2	1:B:74:THR:N	14	14.02
(1,21)	1:A:184:LYS:HZ2	1:B:75:GLY:N	14	14.02
(1,21)	1:A:184:LYS:HZ2	1:B:76:GLU:N	14	14.02
(1,21)	1:A:184:LYS:HZ2	1:B:77:GLY:N	14	14.02
(1,21)	1:A:184:LYS:HZ2	1:B:78:PHE:N	14	14.02
(1,21)	1:A:184:LYS:HZ2	1:B:79:LEU:N	14	14.02
(1,21)	1:A:184:LYS:HZ2	1:B:80:CYS:N	14	14.02
(1,21)	1:A:184:LYS:HZ2	5:B:203:7Q9:N	14	14.02
(1,21)	1:A:184:LYS:HZ2	5:B:204:7Q9:N	14	14.02
(1,21)	1:A:184:LYS:HZ2	5:B:205:7Q9:N	14	14.02
(1,21)	1:A:184:LYS:HZ2	5:B:206:7Q9:N	14	14.02
(1,21)	1:A:184:LYS:HZ2	5:B:207:7Q9:N	14	14.02
(1,21)	1:A:184:LYS:HZ2	6:B:208:17F:N1	14	14.02
(1,21)	1:A:184:LYS:HZ2	5:B:209:7Q9:N	14	14.02
(1,21)	1:A:184:LYS:HZ2	5:B:210:7Q9:N	14	14.02
(1,21)	1:A:184:LYS:HZ2	5:B:211:7Q9:N	14	14.02
(1,21)	1:A:184:LYS:HZ2	5:B:212:7Q9:N	14	14.02
(1,21)	1:A:184:LYS:HZ2	5:B:213:7Q9:N	14	14.02
(1,21)	1:A:184:LYS:HZ2	6:B:214:17F:N1	14	14.02
(1,21)	1:A:184:LYS:HZ2	6:B:215:17F:N1	14	14.02
(1,21)	1:A:184:LYS:HZ2	5:B:216:7Q9:N	14	14.02
(1,21)	1:A:184:LYS:HZ2	5:B:217:7Q9:N	14	14.02
(1,21)	1:A:184:LYS:HZ2	5:B:218:7Q9:N	14	14.02
(1,21)	1:A:184:LYS:HZ2	6:B:219:17F:N1	14	14.02
(1,21)	1:A:184:LYS:HZ2	5:B:220:7Q9:N	14	14.02
(1,21)	1:A:184:LYS:HZ3	1:B:2:THR:N	14	14.02
(1,21)	1:A:184:LYS:HZ3	1:B:3:GLU:N	14	14.02
(1,21)	1:A:184:LYS:HZ3	1:B:4:TYR:N	14	14.02
(1,21)	1:A:184:LYS:HZ3	1:B:5:LYS:N	14	14.02
(1,21)	1:A:184:LYS:HZ3	1:B:6:LEU:N	14	14.02
(1,21)	1:A:184:LYS:HZ3	1:B:7:VAL:N	14	14.02
(1,21)	1:A:184:LYS:HZ3	1:B:8:VAL:N	14	14.02
(1,21)	1:A:184:LYS:HZ3	1:B:9:VAL:N	14	14.02

Continued on next page...

Continued from previous page...

Key	Atom-1	Atom-2	Model ID	Violation (Å)
(1,21)	1:A:184:LYS:HZ3	1:B:10:GLY:N	14	14.02
(1,21)	1:A:184:LYS:HZ3	1:B:11:ALA:N	14	14.02
(1,21)	1:A:184:LYS:HZ3	1:B:12:ASP:N	14	14.02
(1,21)	1:A:184:LYS:HZ3	1:B:13:GLY:N	14	14.02
(1,21)	1:A:184:LYS:HZ3	1:B:14:VAL:N	14	14.02
(1,21)	1:A:184:LYS:HZ3	1:B:15:GLY:N	14	14.02
(1,21)	1:A:184:LYS:HZ3	1:B:16:LYS:N	14	14.02
(1,21)	1:A:184:LYS:HZ3	1:B:17:SER:N	14	14.02
(1,21)	1:A:184:LYS:HZ3	1:B:18:ALA:N	14	14.02
(1,21)	1:A:184:LYS:HZ3	1:B:19:LEU:N	14	14.02
(1,21)	1:A:184:LYS:HZ3	1:B:20:THR:N	14	14.02
(1,21)	1:A:184:LYS:HZ3	1:B:21:ILE:N	14	14.02
(1,21)	1:A:184:LYS:HZ3	1:B:22:GLN:N	14	14.02
(1,21)	1:A:184:LYS:HZ3	1:B:23:LEU:N	14	14.02
(1,21)	1:A:184:LYS:HZ3	1:B:24:ILE:N	14	14.02
(1,21)	1:A:184:LYS:HZ3	1:B:25:GLN:N	14	14.02
(1,21)	1:A:184:LYS:HZ3	1:B:26:ASN:N	14	14.02
(1,21)	1:A:184:LYS:HZ3	1:B:27:HIS:N	14	14.02
(1,21)	1:A:184:LYS:HZ3	1:B:28:PHE:N	14	14.02
(1,21)	1:A:184:LYS:HZ3	1:B:29:VAL:N	14	14.02
(1,21)	1:A:184:LYS:HZ3	1:B:30:ASP:N	14	14.02
(1,21)	1:A:184:LYS:HZ3	1:B:31:GLU:N	14	14.02
(1,21)	1:A:184:LYS:HZ3	1:B:32:TYR:N	14	14.02
(1,21)	1:A:184:LYS:HZ3	1:B:33:ASP:N	14	14.02
(1,21)	1:A:184:LYS:HZ3	1:B:34:PRO:N	14	14.02
(1,21)	1:A:184:LYS:HZ3	1:B:35:THR:N	14	14.02
(1,21)	1:A:184:LYS:HZ3	1:B:36:ILE:N	14	14.02
(1,21)	1:A:184:LYS:HZ3	1:B:37:GLU:N	14	14.02
(1,21)	1:A:184:LYS:HZ3	1:B:38:ASP:N	14	14.02
(1,21)	1:A:184:LYS:HZ3	1:B:39:SER:N	14	14.02
(1,21)	1:A:184:LYS:HZ3	1:B:40:TYR:N	14	14.02
(1,21)	1:A:184:LYS:HZ3	1:B:41:ARG:N	14	14.02
(1,21)	1:A:184:LYS:HZ3	1:B:42:LYS:N	14	14.02
(1,21)	1:A:184:LYS:HZ3	1:B:43:GLN:N	14	14.02
(1,21)	1:A:184:LYS:HZ3	1:B:44:VAL:N	14	14.02
(1,21)	1:A:184:LYS:HZ3	1:B:45:VAL:N	14	14.02
(1,21)	1:A:184:LYS:HZ3	1:B:46:ILE:N	14	14.02
(1,21)	1:A:184:LYS:HZ3	1:B:47:ASP:N	14	14.02
(1,21)	1:A:184:LYS:HZ3	1:B:48:GLY:N	14	14.02
(1,21)	1:A:184:LYS:HZ3	1:B:49:GLU:N	14	14.02
(1,21)	1:A:184:LYS:HZ3	1:B:50:THR:N	14	14.02
(1,21)	1:A:184:LYS:HZ3	1:B:51:CYS:N	14	14.02

Continued on next page...

Continued from previous page...

Key	Atom-1	Atom-2	Model ID	Violation (Å)
(1,21)	1:A:184:LYS:HZ3	1:B:52:LEU:N	14	14.02
(1,21)	1:A:184:LYS:HZ3	1:B:53:LEU:N	14	14.02
(1,21)	1:A:184:LYS:HZ3	1:B:54:ASP:N	14	14.02
(1,21)	1:A:184:LYS:HZ3	1:B:55:ILE:N	14	14.02
(1,21)	1:A:184:LYS:HZ3	1:B:56:LEU:N	14	14.02
(1,21)	1:A:184:LYS:HZ3	1:B:57:ASP:N	14	14.02
(1,21)	1:A:184:LYS:HZ3	1:B:58:THR:N	14	14.02
(1,21)	1:A:184:LYS:HZ3	1:B:59:ALA:N	14	14.02
(1,21)	1:A:184:LYS:HZ3	1:B:60:GLY:N	14	14.02
(1,21)	1:A:184:LYS:HZ3	1:B:61:GLN:N	14	14.02
(1,21)	1:A:184:LYS:HZ3	1:B:62:GLU:N	14	14.02
(1,21)	1:A:184:LYS:HZ3	1:B:63:GLU:N	14	14.02
(1,21)	1:A:184:LYS:HZ3	1:B:64:TYR:N	14	14.02
(1,21)	1:A:184:LYS:HZ3	1:B:65:SER:N	14	14.02
(1,21)	1:A:184:LYS:HZ3	1:B:66:ALA:N	14	14.02
(1,21)	1:A:184:LYS:HZ3	1:B:67:MET:N	14	14.02
(1,21)	1:A:184:LYS:HZ3	1:B:68:ARG:N	14	14.02
(1,21)	1:A:184:LYS:HZ3	1:B:69:ASP:N	14	14.02
(1,21)	1:A:184:LYS:HZ3	1:B:70:GLN:N	14	14.02
(1,21)	1:A:184:LYS:HZ3	1:B:71:TYR:N	14	14.02
(1,21)	1:A:184:LYS:HZ3	1:B:72:MET:N	14	14.02
(1,21)	1:A:184:LYS:HZ3	1:B:73:ARG:N	14	14.02
(1,21)	1:A:184:LYS:HZ3	1:B:74:THR:N	14	14.02
(1,21)	1:A:184:LYS:HZ3	1:B:75:GLY:N	14	14.02
(1,21)	1:A:184:LYS:HZ3	1:B:76:GLU:N	14	14.02
(1,21)	1:A:184:LYS:HZ3	1:B:77:GLY:N	14	14.02
(1,21)	1:A:184:LYS:HZ3	1:B:78:PHE:N	14	14.02
(1,21)	1:A:184:LYS:HZ3	1:B:79:LEU:N	14	14.02
(1,21)	1:A:184:LYS:HZ3	1:B:80:CYS:N	14	14.02
(1,21)	1:A:184:LYS:HZ3	5:B:203:7Q9:N	14	14.02
(1,21)	1:A:184:LYS:HZ3	5:B:204:7Q9:N	14	14.02
(1,21)	1:A:184:LYS:HZ3	5:B:205:7Q9:N	14	14.02
(1,21)	1:A:184:LYS:HZ3	5:B:206:7Q9:N	14	14.02
(1,21)	1:A:184:LYS:HZ3	5:B:207:7Q9:N	14	14.02
(1,21)	1:A:184:LYS:HZ3	6:B:208:17F:N1	14	14.02
(1,21)	1:A:184:LYS:HZ3	5:B:209:7Q9:N	14	14.02
(1,21)	1:A:184:LYS:HZ3	5:B:210:7Q9:N	14	14.02
(1,21)	1:A:184:LYS:HZ3	5:B:211:7Q9:N	14	14.02
(1,21)	1:A:184:LYS:HZ3	5:B:212:7Q9:N	14	14.02
(1,21)	1:A:184:LYS:HZ3	5:B:213:7Q9:N	14	14.02
(1,21)	1:A:184:LYS:HZ3	6:B:214:17F:N1	14	14.02
(1,21)	1:A:184:LYS:HZ3	6:B:215:17F:N1	14	14.02

Continued on next page...

Continued from previous page...

Key	Atom-1	Atom-2	Model ID	Violation (Å)
(1,21)	1:A:184:LYS:HZ3	5:B:216:7Q9:N	14	14.02
(1,21)	1:A:184:LYS:HZ3	5:B:217:7Q9:N	14	14.02
(1,21)	1:A:184:LYS:HZ3	5:B:218:7Q9:N	14	14.02
(1,21)	1:A:184:LYS:HZ3	6:B:219:17F:N1	14	14.02
(1,21)	1:A:184:LYS:HZ3	5:B:220:7Q9:N	14	14.02
(1,21)	1:A:184:LYS:N	1:B:2:THR:N	14	14.02
(1,21)	1:A:184:LYS:N	1:B:3:GLU:N	14	14.02
(1,21)	1:A:184:LYS:N	1:B:4:TYR:N	14	14.02
(1,21)	1:A:184:LYS:N	1:B:5:LYS:N	14	14.02
(1,21)	1:A:184:LYS:N	1:B:6:LEU:N	14	14.02
(1,21)	1:A:184:LYS:N	1:B:7:VAL:N	14	14.02
(1,21)	1:A:184:LYS:N	1:B:8:VAL:N	14	14.02
(1,21)	1:A:184:LYS:N	1:B:9:VAL:N	14	14.02
(1,21)	1:A:184:LYS:N	1:B:10:GLY:N	14	14.02
(1,21)	1:A:184:LYS:N	1:B:11:ALA:N	14	14.02
(1,21)	1:A:184:LYS:N	1:B:12:ASP:N	14	14.02
(1,21)	1:A:184:LYS:N	1:B:13:GLY:N	14	14.02
(1,21)	1:A:184:LYS:N	1:B:14:VAL:N	14	14.02
(1,21)	1:A:184:LYS:N	1:B:15:GLY:N	14	14.02
(1,21)	1:A:184:LYS:N	1:B:16:LYS:N	14	14.02
(1,21)	1:A:184:LYS:N	1:B:17:SER:N	14	14.02
(1,21)	1:A:184:LYS:N	1:B:18:ALA:N	14	14.02
(1,21)	1:A:184:LYS:N	1:B:19:LEU:N	14	14.02
(1,21)	1:A:184:LYS:N	1:B:20:THR:N	14	14.02
(1,21)	1:A:184:LYS:N	1:B:21:ILE:N	14	14.02
(1,21)	1:A:184:LYS:N	1:B:22:GLN:N	14	14.02
(1,21)	1:A:184:LYS:N	1:B:23:LEU:N	14	14.02
(1,21)	1:A:184:LYS:N	1:B:24:ILE:N	14	14.02
(1,21)	1:A:184:LYS:N	1:B:25:GLN:N	14	14.02
(1,21)	1:A:184:LYS:N	1:B:26:ASN:N	14	14.02
(1,21)	1:A:184:LYS:N	1:B:27:HIS:N	14	14.02
(1,21)	1:A:184:LYS:N	1:B:28:PHE:N	14	14.02
(1,21)	1:A:184:LYS:N	1:B:29:VAL:N	14	14.02
(1,21)	1:A:184:LYS:N	1:B:30:ASP:N	14	14.02
(1,21)	1:A:184:LYS:N	1:B:31:GLU:N	14	14.02
(1,21)	1:A:184:LYS:N	1:B:32:TYR:N	14	14.02
(1,21)	1:A:184:LYS:N	1:B:33:ASP:N	14	14.02
(1,21)	1:A:184:LYS:N	1:B:34:PRO:N	14	14.02
(1,21)	1:A:184:LYS:N	1:B:35:THR:N	14	14.02
(1,21)	1:A:184:LYS:N	1:B:36:ILE:N	14	14.02
(1,21)	1:A:184:LYS:N	1:B:37:GLU:N	14	14.02
(1,21)	1:A:184:LYS:N	1:B:38:ASP:N	14	14.02

Continued on next page...

Continued from previous page...

Key	Atom-1	Atom-2	Model ID	Violation (Å)
(1,21)	1:A:184:LYS:N	1:B:39:SER:N	14	14.02
(1,21)	1:A:184:LYS:N	1:B:40:TYR:N	14	14.02
(1,21)	1:A:184:LYS:N	1:B:41:ARG:N	14	14.02
(1,21)	1:A:184:LYS:N	1:B:42:LYS:N	14	14.02
(1,21)	1:A:184:LYS:N	1:B:43:GLN:N	14	14.02
(1,21)	1:A:184:LYS:N	1:B:44:VAL:N	14	14.02
(1,21)	1:A:184:LYS:N	1:B:45:VAL:N	14	14.02
(1,21)	1:A:184:LYS:N	1:B:46:ILE:N	14	14.02
(1,21)	1:A:184:LYS:N	1:B:47:ASP:N	14	14.02
(1,21)	1:A:184:LYS:N	1:B:48:GLY:N	14	14.02
(1,21)	1:A:184:LYS:N	1:B:49:GLU:N	14	14.02
(1,21)	1:A:184:LYS:N	1:B:50:THR:N	14	14.02
(1,21)	1:A:184:LYS:N	1:B:51:CYS:N	14	14.02
(1,21)	1:A:184:LYS:N	1:B:52:LEU:N	14	14.02
(1,21)	1:A:184:LYS:N	1:B:53:LEU:N	14	14.02
(1,21)	1:A:184:LYS:N	1:B:54:ASP:N	14	14.02
(1,21)	1:A:184:LYS:N	1:B:55:ILE:N	14	14.02
(1,21)	1:A:184:LYS:N	1:B:56:LEU:N	14	14.02
(1,21)	1:A:184:LYS:N	1:B:57:ASP:N	14	14.02
(1,21)	1:A:184:LYS:N	1:B:58:THR:N	14	14.02
(1,21)	1:A:184:LYS:N	1:B:59:ALA:N	14	14.02
(1,21)	1:A:184:LYS:N	1:B:60:GLY:N	14	14.02
(1,21)	1:A:184:LYS:N	1:B:61:GLN:N	14	14.02
(1,21)	1:A:184:LYS:N	1:B:62:GLU:N	14	14.02
(1,21)	1:A:184:LYS:N	1:B:63:GLU:N	14	14.02
(1,21)	1:A:184:LYS:N	1:B:64:TYR:N	14	14.02
(1,21)	1:A:184:LYS:N	1:B:65:SER:N	14	14.02
(1,21)	1:A:184:LYS:N	1:B:66:ALA:N	14	14.02
(1,21)	1:A:184:LYS:N	1:B:67:MET:N	14	14.02
(1,21)	1:A:184:LYS:N	1:B:68:ARG:N	14	14.02
(1,21)	1:A:184:LYS:N	1:B:69:ASP:N	14	14.02
(1,21)	1:A:184:LYS:N	1:B:70:GLN:N	14	14.02
(1,21)	1:A:184:LYS:N	1:B:71:TYR:N	14	14.02
(1,21)	1:A:184:LYS:N	1:B:72:MET:N	14	14.02
(1,21)	1:A:184:LYS:N	1:B:73:ARG:N	14	14.02
(1,21)	1:A:184:LYS:N	1:B:74:THR:N	14	14.02
(1,21)	1:A:184:LYS:N	1:B:75:GLY:N	14	14.02
(1,21)	1:A:184:LYS:N	1:B:76:GLU:N	14	14.02
(1,21)	1:A:184:LYS:N	1:B:77:GLY:N	14	14.02
(1,21)	1:A:184:LYS:N	1:B:78:PHE:N	14	14.02
(1,21)	1:A:184:LYS:N	1:B:79:LEU:N	14	14.02
(1,21)	1:A:184:LYS:N	1:B:80:CYS:N	14	14.02

Continued on next page...

Continued from previous page...

Key	Atom-1	Atom-2	Model ID	Violation (Å)
(1,21)	1:A:184:LYS:N	5:B:203:7Q9:N	14	14.02
(1,21)	1:A:184:LYS:N	5:B:204:7Q9:N	14	14.02
(1,21)	1:A:184:LYS:N	5:B:205:7Q9:N	14	14.02
(1,21)	1:A:184:LYS:N	5:B:206:7Q9:N	14	14.02
(1,21)	1:A:184:LYS:N	5:B:207:7Q9:N	14	14.02
(1,21)	1:A:184:LYS:N	6:B:208:17F:N1	14	14.02
(1,21)	1:A:184:LYS:N	5:B:209:7Q9:N	14	14.02
(1,21)	1:A:184:LYS:N	5:B:210:7Q9:N	14	14.02
(1,21)	1:A:184:LYS:N	5:B:211:7Q9:N	14	14.02
(1,21)	1:A:184:LYS:N	5:B:212:7Q9:N	14	14.02
(1,21)	1:A:184:LYS:N	5:B:213:7Q9:N	14	14.02
(1,21)	1:A:184:LYS:N	6:B:214:17F:N1	14	14.02
(1,21)	1:A:184:LYS:N	6:B:215:17F:N1	14	14.02
(1,21)	1:A:184:LYS:N	5:B:216:7Q9:N	14	14.02
(1,21)	1:A:184:LYS:N	5:B:217:7Q9:N	14	14.02
(1,21)	1:A:184:LYS:N	5:B:218:7Q9:N	14	14.02
(1,21)	1:A:184:LYS:N	6:B:219:17F:N1	14	14.02
(1,21)	1:A:184:LYS:N	5:B:220:7Q9:N	14	14.02
(1,21)	1:A:184:LYS:NZ	1:B:2:THR:N	14	14.02
(1,21)	1:A:184:LYS:NZ	1:B:3:GLU:N	14	14.02
(1,21)	1:A:184:LYS:NZ	1:B:4:TYR:N	14	14.02
(1,21)	1:A:184:LYS:NZ	1:B:5:LYS:N	14	14.02
(1,21)	1:A:184:LYS:NZ	1:B:6:LEU:N	14	14.02
(1,21)	1:A:184:LYS:NZ	1:B:7:VAL:N	14	14.02
(1,21)	1:A:184:LYS:NZ	1:B:8:VAL:N	14	14.02
(1,21)	1:A:184:LYS:NZ	1:B:9:VAL:N	14	14.02
(1,21)	1:A:184:LYS:NZ	1:B:10:GLY:N	14	14.02
(1,21)	1:A:184:LYS:NZ	1:B:11:ALA:N	14	14.02
(1,21)	1:A:184:LYS:NZ	1:B:12:ASP:N	14	14.02
(1,21)	1:A:184:LYS:NZ	1:B:13:GLY:N	14	14.02
(1,21)	1:A:184:LYS:NZ	1:B:14:VAL:N	14	14.02
(1,21)	1:A:184:LYS:NZ	1:B:15:GLY:N	14	14.02
(1,21)	1:A:184:LYS:NZ	1:B:16:LYS:N	14	14.02
(1,21)	1:A:184:LYS:NZ	1:B:17:SER:N	14	14.02
(1,21)	1:A:184:LYS:NZ	1:B:18:ALA:N	14	14.02
(1,21)	1:A:184:LYS:NZ	1:B:19:LEU:N	14	14.02
(1,21)	1:A:184:LYS:NZ	1:B:20:THR:N	14	14.02
(1,21)	1:A:184:LYS:NZ	1:B:21:ILE:N	14	14.02
(1,21)	1:A:184:LYS:NZ	1:B:22:GLN:N	14	14.02
(1,21)	1:A:184:LYS:NZ	1:B:23:LEU:N	14	14.02
(1,21)	1:A:184:LYS:NZ	1:B:24:ILE:N	14	14.02
(1,21)	1:A:184:LYS:NZ	1:B:25:GLN:N	14	14.02

Continued on next page...

Continued from previous page...

Key	Atom-1	Atom-2	Model ID	Violation (Å)
(1,21)	1:A:184:LYS:NZ	1:B:26:ASN:N	14	14.02
(1,21)	1:A:184:LYS:NZ	1:B:27:HIS:N	14	14.02
(1,21)	1:A:184:LYS:NZ	1:B:28:PHE:N	14	14.02
(1,21)	1:A:184:LYS:NZ	1:B:29:VAL:N	14	14.02
(1,21)	1:A:184:LYS:NZ	1:B:30:ASP:N	14	14.02
(1,21)	1:A:184:LYS:NZ	1:B:31:GLU:N	14	14.02
(1,21)	1:A:184:LYS:NZ	1:B:32:TYR:N	14	14.02
(1,21)	1:A:184:LYS:NZ	1:B:33:ASP:N	14	14.02
(1,21)	1:A:184:LYS:NZ	1:B:34:PRO:N	14	14.02
(1,21)	1:A:184:LYS:NZ	1:B:35:THR:N	14	14.02
(1,21)	1:A:184:LYS:NZ	1:B:36:ILE:N	14	14.02
(1,21)	1:A:184:LYS:NZ	1:B:37:GLU:N	14	14.02
(1,21)	1:A:184:LYS:NZ	1:B:38:ASP:N	14	14.02
(1,21)	1:A:184:LYS:NZ	1:B:39:SER:N	14	14.02
(1,21)	1:A:184:LYS:NZ	1:B:40:TYR:N	14	14.02
(1,21)	1:A:184:LYS:NZ	1:B:41:ARG:N	14	14.02
(1,21)	1:A:184:LYS:NZ	1:B:42:LYS:N	14	14.02
(1,21)	1:A:184:LYS:NZ	1:B:43:GLN:N	14	14.02
(1,21)	1:A:184:LYS:NZ	1:B:44:VAL:N	14	14.02
(1,21)	1:A:184:LYS:NZ	1:B:45:VAL:N	14	14.02
(1,21)	1:A:184:LYS:NZ	1:B:46:ILE:N	14	14.02
(1,21)	1:A:184:LYS:NZ	1:B:47:ASP:N	14	14.02
(1,21)	1:A:184:LYS:NZ	1:B:48:GLY:N	14	14.02
(1,21)	1:A:184:LYS:NZ	1:B:49:GLU:N	14	14.02
(1,21)	1:A:184:LYS:NZ	1:B:50:THR:N	14	14.02
(1,21)	1:A:184:LYS:NZ	1:B:51:CYS:N	14	14.02
(1,21)	1:A:184:LYS:NZ	1:B:52:LEU:N	14	14.02
(1,21)	1:A:184:LYS:NZ	1:B:53:LEU:N	14	14.02
(1,21)	1:A:184:LYS:NZ	1:B:54:ASP:N	14	14.02
(1,21)	1:A:184:LYS:NZ	1:B:55:ILE:N	14	14.02
(1,21)	1:A:184:LYS:NZ	1:B:56:LEU:N	14	14.02
(1,21)	1:A:184:LYS:NZ	1:B:57:ASP:N	14	14.02
(1,21)	1:A:184:LYS:NZ	1:B:58:THR:N	14	14.02
(1,21)	1:A:184:LYS:NZ	1:B:59:ALA:N	14	14.02
(1,21)	1:A:184:LYS:NZ	1:B:60:GLY:N	14	14.02
(1,21)	1:A:184:LYS:NZ	1:B:61:GLN:N	14	14.02
(1,21)	1:A:184:LYS:NZ	1:B:62:GLU:N	14	14.02
(1,21)	1:A:184:LYS:NZ	1:B:63:GLU:N	14	14.02
(1,21)	1:A:184:LYS:NZ	1:B:64:TYR:N	14	14.02
(1,21)	1:A:184:LYS:NZ	1:B:65:SER:N	14	14.02
(1,21)	1:A:184:LYS:NZ	1:B:66:ALA:N	14	14.02
(1,21)	1:A:184:LYS:NZ	1:B:67:MET:N	14	14.02

Continued on next page...

Continued from previous page...

Key	Atom-1	Atom-2	Model ID	Violation (Å)
(1,21)	1:A:184:LYS:NZ	1:B:68:ARG:N	14	14.02
(1,21)	1:A:184:LYS:NZ	1:B:69:ASP:N	14	14.02
(1,21)	1:A:184:LYS:NZ	1:B:70:GLN:N	14	14.02
(1,21)	1:A:184:LYS:NZ	1:B:71:TYR:N	14	14.02
(1,21)	1:A:184:LYS:NZ	1:B:72:MET:N	14	14.02
(1,21)	1:A:184:LYS:NZ	1:B:73:ARG:N	14	14.02
(1,21)	1:A:184:LYS:NZ	1:B:74:THR:N	14	14.02
(1,21)	1:A:184:LYS:NZ	1:B:75:GLY:N	14	14.02
(1,21)	1:A:184:LYS:NZ	1:B:76:GLU:N	14	14.02
(1,21)	1:A:184:LYS:NZ	1:B:77:GLY:N	14	14.02
(1,21)	1:A:184:LYS:NZ	1:B:78:PHE:N	14	14.02
(1,21)	1:A:184:LYS:NZ	1:B:79:LEU:N	14	14.02
(1,21)	1:A:184:LYS:NZ	1:B:80:CYS:N	14	14.02
(1,21)	1:A:184:LYS:NZ	5:B:203:7Q9:N	14	14.02
(1,21)	1:A:184:LYS:NZ	5:B:204:7Q9:N	14	14.02
(1,21)	1:A:184:LYS:NZ	5:B:205:7Q9:N	14	14.02
(1,21)	1:A:184:LYS:NZ	5:B:206:7Q9:N	14	14.02
(1,21)	1:A:184:LYS:NZ	5:B:207:7Q9:N	14	14.02
(1,21)	1:A:184:LYS:NZ	6:B:208:17F:N1	14	14.02
(1,21)	1:A:184:LYS:NZ	5:B:209:7Q9:N	14	14.02
(1,21)	1:A:184:LYS:NZ	5:B:210:7Q9:N	14	14.02
(1,21)	1:A:184:LYS:NZ	5:B:211:7Q9:N	14	14.02
(1,21)	1:A:184:LYS:NZ	5:B:212:7Q9:N	14	14.02
(1,21)	1:A:184:LYS:NZ	5:B:213:7Q9:N	14	14.02
(1,21)	1:A:184:LYS:NZ	6:B:214:17F:N1	14	14.02
(1,21)	1:A:184:LYS:NZ	6:B:215:17F:N1	14	14.02
(1,21)	1:A:184:LYS:NZ	5:B:216:7Q9:N	14	14.02
(1,21)	1:A:184:LYS:NZ	5:B:217:7Q9:N	14	14.02
(1,21)	1:A:184:LYS:NZ	5:B:218:7Q9:N	14	14.02
(1,21)	1:A:184:LYS:NZ	6:B:219:17F:N1	14	14.02
(1,21)	1:A:184:LYS:NZ	5:B:220:7Q9:N	14	14.02
(1,21)	1:A:184:LYS:O	1:B:2:THR:N	14	14.02
(1,21)	1:A:184:LYS:O	1:B:3:GLU:N	14	14.02
(1,21)	1:A:184:LYS:O	1:B:4:TYR:N	14	14.02
(1,21)	1:A:184:LYS:O	1:B:5:LYS:N	14	14.02
(1,21)	1:A:184:LYS:O	1:B:6:LEU:N	14	14.02
(1,21)	1:A:184:LYS:O	1:B:7:VAL:N	14	14.02
(1,21)	1:A:184:LYS:O	1:B:8:VAL:N	14	14.02
(1,21)	1:A:184:LYS:O	1:B:9:VAL:N	14	14.02
(1,21)	1:A:184:LYS:O	1:B:10:GLY:N	14	14.02
(1,21)	1:A:184:LYS:O	1:B:11:ALA:N	14	14.02
(1,21)	1:A:184:LYS:O	1:B:12:ASP:N	14	14.02

Continued on next page...

Continued from previous page...

Key	Atom-1	Atom-2	Model ID	Violation (Å)
(1,21)	1:A:184:LYS:O	1:B:13:GLY:N	14	14.02
(1,21)	1:A:184:LYS:O	1:B:14:VAL:N	14	14.02
(1,21)	1:A:184:LYS:O	1:B:15:GLY:N	14	14.02
(1,21)	1:A:184:LYS:O	1:B:16:LYS:N	14	14.02
(1,21)	1:A:184:LYS:O	1:B:17:SER:N	14	14.02
(1,21)	1:A:184:LYS:O	1:B:18:ALA:N	14	14.02
(1,21)	1:A:184:LYS:O	1:B:19:LEU:N	14	14.02
(1,21)	1:A:184:LYS:O	1:B:20:THR:N	14	14.02
(1,21)	1:A:184:LYS:O	1:B:21:ILE:N	14	14.02
(1,21)	1:A:184:LYS:O	1:B:22:GLN:N	14	14.02
(1,21)	1:A:184:LYS:O	1:B:23:LEU:N	14	14.02
(1,21)	1:A:184:LYS:O	1:B:24:ILE:N	14	14.02
(1,21)	1:A:184:LYS:O	1:B:25:GLN:N	14	14.02
(1,21)	1:A:184:LYS:O	1:B:26:ASN:N	14	14.02
(1,21)	1:A:184:LYS:O	1:B:27:HIS:N	14	14.02
(1,21)	1:A:184:LYS:O	1:B:28:PHE:N	14	14.02
(1,21)	1:A:184:LYS:O	1:B:29:VAL:N	14	14.02
(1,21)	1:A:184:LYS:O	1:B:30:ASP:N	14	14.02
(1,21)	1:A:184:LYS:O	1:B:31:GLU:N	14	14.02
(1,21)	1:A:184:LYS:O	1:B:32:TYR:N	14	14.02
(1,21)	1:A:184:LYS:O	1:B:33:ASP:N	14	14.02
(1,21)	1:A:184:LYS:O	1:B:34:PRO:N	14	14.02
(1,21)	1:A:184:LYS:O	1:B:35:THR:N	14	14.02
(1,21)	1:A:184:LYS:O	1:B:36:ILE:N	14	14.02
(1,21)	1:A:184:LYS:O	1:B:37:GLU:N	14	14.02
(1,21)	1:A:184:LYS:O	1:B:38:ASP:N	14	14.02
(1,21)	1:A:184:LYS:O	1:B:39:SER:N	14	14.02
(1,21)	1:A:184:LYS:O	1:B:40:TYR:N	14	14.02
(1,21)	1:A:184:LYS:O	1:B:41:ARG:N	14	14.02
(1,21)	1:A:184:LYS:O	1:B:42:LYS:N	14	14.02
(1,21)	1:A:184:LYS:O	1:B:43:GLN:N	14	14.02
(1,21)	1:A:184:LYS:O	1:B:44:VAL:N	14	14.02
(1,21)	1:A:184:LYS:O	1:B:45:VAL:N	14	14.02
(1,21)	1:A:184:LYS:O	1:B:46:ILE:N	14	14.02
(1,21)	1:A:184:LYS:O	1:B:47:ASP:N	14	14.02
(1,21)	1:A:184:LYS:O	1:B:48:GLY:N	14	14.02
(1,21)	1:A:184:LYS:O	1:B:49:GLU:N	14	14.02
(1,21)	1:A:184:LYS:O	1:B:50:THR:N	14	14.02
(1,21)	1:A:184:LYS:O	1:B:51:CYS:N	14	14.02
(1,21)	1:A:184:LYS:O	1:B:52:LEU:N	14	14.02
(1,21)	1:A:184:LYS:O	1:B:53:LEU:N	14	14.02
(1,21)	1:A:184:LYS:O	1:B:54:ASP:N	14	14.02

Continued on next page...

Continued from previous page...

Key	Atom-1	Atom-2	Model ID	Violation (Å)
(1,21)	1:A:184:LYS:O	1:B:55:ILE:N	14	14.02
(1,21)	1:A:184:LYS:O	1:B:56:LEU:N	14	14.02
(1,21)	1:A:184:LYS:O	1:B:57:ASP:N	14	14.02
(1,21)	1:A:184:LYS:O	1:B:58:THR:N	14	14.02
(1,21)	1:A:184:LYS:O	1:B:59:ALA:N	14	14.02
(1,21)	1:A:184:LYS:O	1:B:60:GLY:N	14	14.02
(1,21)	1:A:184:LYS:O	1:B:61:GLN:N	14	14.02
(1,21)	1:A:184:LYS:O	1:B:62:GLU:N	14	14.02
(1,21)	1:A:184:LYS:O	1:B:63:GLU:N	14	14.02
(1,21)	1:A:184:LYS:O	1:B:64:TYR:N	14	14.02
(1,21)	1:A:184:LYS:O	1:B:65:SER:N	14	14.02
(1,21)	1:A:184:LYS:O	1:B:66:ALA:N	14	14.02
(1,21)	1:A:184:LYS:O	1:B:67:MET:N	14	14.02
(1,21)	1:A:184:LYS:O	1:B:68:ARG:N	14	14.02
(1,21)	1:A:184:LYS:O	1:B:69:ASP:N	14	14.02
(1,21)	1:A:184:LYS:O	1:B:70:GLN:N	14	14.02
(1,21)	1:A:184:LYS:O	1:B:71:TYR:N	14	14.02
(1,21)	1:A:184:LYS:O	1:B:72:MET:N	14	14.02
(1,21)	1:A:184:LYS:O	1:B:73:ARG:N	14	14.02
(1,21)	1:A:184:LYS:O	1:B:74:THR:N	14	14.02
(1,21)	1:A:184:LYS:O	1:B:75:GLY:N	14	14.02
(1,21)	1:A:184:LYS:O	1:B:76:GLU:N	14	14.02
(1,21)	1:A:184:LYS:O	1:B:77:GLY:N	14	14.02
(1,21)	1:A:184:LYS:O	1:B:78:PHE:N	14	14.02
(1,21)	1:A:184:LYS:O	1:B:79:LEU:N	14	14.02
(1,21)	1:A:184:LYS:O	1:B:80:CYS:N	14	14.02
(1,21)	1:A:184:LYS:O	5:B:203:7Q9:N	14	14.02
(1,21)	1:A:184:LYS:O	5:B:204:7Q9:N	14	14.02
(1,21)	1:A:184:LYS:O	5:B:205:7Q9:N	14	14.02
(1,21)	1:A:184:LYS:O	5:B:206:7Q9:N	14	14.02
(1,21)	1:A:184:LYS:O	5:B:207:7Q9:N	14	14.02
(1,21)	1:A:184:LYS:O	6:B:208:17F:N1	14	14.02
(1,21)	1:A:184:LYS:O	5:B:209:7Q9:N	14	14.02
(1,21)	1:A:184:LYS:O	5:B:210:7Q9:N	14	14.02
(1,21)	1:A:184:LYS:O	5:B:211:7Q9:N	14	14.02
(1,21)	1:A:184:LYS:O	5:B:212:7Q9:N	14	14.02
(1,21)	1:A:184:LYS:O	5:B:213:7Q9:N	14	14.02
(1,21)	1:A:184:LYS:O	6:B:214:17F:N1	14	14.02
(1,21)	1:A:184:LYS:O	6:B:215:17F:N1	14	14.02
(1,21)	1:A:184:LYS:O	5:B:216:7Q9:N	14	14.02
(1,21)	1:A:184:LYS:O	5:B:217:7Q9:N	14	14.02
(1,21)	1:A:184:LYS:O	5:B:218:7Q9:N	14	14.02

Continued on next page...

Continued from previous page...

Key	Atom-1	Atom-2	Model ID	Violation (Å)
(1,21)	1:A:184:LYS:O	6:B:219:17F:N1	14	14.02
(1,21)	1:A:184:LYS:O	5:B:220:7Q9:N	14	14.02
(1,8)	1:B:169:LYS:CG	1:A:42:LYS:N	20	13.99
(2,4)	1:A:39:SER:OG	1:B:167:LYS:N	10	13.96
(1,8)	1:B:169:LYS:CG	1:A:42:LYS:N	7	13.96
(1,7)	1:B:169:LYS:CG	1:A:5:LYS:N	1	13.95
(1,7)	1:B:169:LYS:CG	1:A:5:LYS:N	19	13.93
(1,4)	1:B:118:CYS:SG	1:A:42:LYS:N	13	13.93
(1,7)	1:B:169:LYS:CG	1:A:5:LYS:N	6	13.87
(1,8)	1:B:169:LYS:CG	1:A:42:LYS:N	17	13.8
(1,19)	1:A:39:SER:OG	1:B:163:ILE:CD1	1	13.79
(1,7)	1:B:169:LYS:CG	1:A:5:LYS:N	14	13.76
(1,19)	1:A:39:SER:OG	1:B:163:ILE:CD1	3	13.73
(1,21)	1:A:184:LYS:C	1:B:2:THR:N	16	13.66
(1,21)	1:A:184:LYS:C	1:B:3:GLU:N	16	13.66
(1,21)	1:A:184:LYS:C	1:B:4:TYR:N	16	13.66
(1,21)	1:A:184:LYS:C	1:B:5:LYS:N	16	13.66
(1,21)	1:A:184:LYS:C	1:B:6:LEU:N	16	13.66
(1,21)	1:A:184:LYS:C	1:B:7:VAL:N	16	13.66
(1,21)	1:A:184:LYS:C	1:B:8:VAL:N	16	13.66
(1,21)	1:A:184:LYS:C	1:B:9:VAL:N	16	13.66
(1,21)	1:A:184:LYS:C	1:B:10:GLY:N	16	13.66
(1,21)	1:A:184:LYS:C	1:B:11:ALA:N	16	13.66
(1,21)	1:A:184:LYS:C	1:B:12:ASP:N	16	13.66
(1,21)	1:A:184:LYS:C	1:B:13:GLY:N	16	13.66
(1,21)	1:A:184:LYS:C	1:B:14:VAL:N	16	13.66
(1,21)	1:A:184:LYS:C	1:B:15:GLY:N	16	13.66
(1,21)	1:A:184:LYS:C	1:B:16:LYS:N	16	13.66
(1,21)	1:A:184:LYS:C	1:B:17:SER:N	16	13.66
(1,21)	1:A:184:LYS:C	1:B:18:ALA:N	16	13.66
(1,21)	1:A:184:LYS:C	1:B:19:LEU:N	16	13.66
(1,21)	1:A:184:LYS:C	1:B:20:THR:N	16	13.66
(1,21)	1:A:184:LYS:C	1:B:21:ILE:N	16	13.66
(1,21)	1:A:184:LYS:C	1:B:22:GLN:N	16	13.66
(1,21)	1:A:184:LYS:C	1:B:23:LEU:N	16	13.66
(1,21)	1:A:184:LYS:C	1:B:24:ILE:N	16	13.66
(1,21)	1:A:184:LYS:C	1:B:25:GLN:N	16	13.66
(1,21)	1:A:184:LYS:C	1:B:26:ASN:N	16	13.66
(1,21)	1:A:184:LYS:C	1:B:27:HIS:N	16	13.66
(1,21)	1:A:184:LYS:C	1:B:28:PHE:N	16	13.66
(1,21)	1:A:184:LYS:C	1:B:29:VAL:N	16	13.66
(1,21)	1:A:184:LYS:C	1:B:30:ASP:N	16	13.66

Continued on next page...

Continued from previous page...

Key	Atom-1	Atom-2	Model ID	Violation (Å)
(1,21)	1:A:184:LYS:C	1:B:31:GLU:N	16	13.66
(1,21)	1:A:184:LYS:C	1:B:32:TYR:N	16	13.66
(1,21)	1:A:184:LYS:C	1:B:33:ASP:N	16	13.66
(1,21)	1:A:184:LYS:C	1:B:34:PRO:N	16	13.66
(1,21)	1:A:184:LYS:C	1:B:35:THR:N	16	13.66
(1,21)	1:A:184:LYS:C	1:B:36:ILE:N	16	13.66
(1,21)	1:A:184:LYS:C	1:B:37:GLU:N	16	13.66
(1,21)	1:A:184:LYS:C	1:B:38:ASP:N	16	13.66
(1,21)	1:A:184:LYS:C	1:B:39:SER:N	16	13.66
(1,21)	1:A:184:LYS:C	1:B:40:TYR:N	16	13.66
(1,21)	1:A:184:LYS:C	1:B:41:ARG:N	16	13.66
(1,21)	1:A:184:LYS:C	1:B:42:LYS:N	16	13.66
(1,21)	1:A:184:LYS:C	1:B:43:GLN:N	16	13.66
(1,21)	1:A:184:LYS:C	1:B:44:VAL:N	16	13.66
(1,21)	1:A:184:LYS:C	1:B:45:VAL:N	16	13.66
(1,21)	1:A:184:LYS:C	1:B:46:ILE:N	16	13.66
(1,21)	1:A:184:LYS:C	1:B:47:ASP:N	16	13.66
(1,21)	1:A:184:LYS:C	1:B:48:GLY:N	16	13.66
(1,21)	1:A:184:LYS:C	1:B:49:GLU:N	16	13.66
(1,21)	1:A:184:LYS:C	1:B:50:THR:N	16	13.66
(1,21)	1:A:184:LYS:C	1:B:51:CYS:N	16	13.66
(1,21)	1:A:184:LYS:C	1:B:52:LEU:N	16	13.66
(1,21)	1:A:184:LYS:C	1:B:53:LEU:N	16	13.66
(1,21)	1:A:184:LYS:C	1:B:54:ASP:N	16	13.66
(1,21)	1:A:184:LYS:C	1:B:55:ILE:N	16	13.66
(1,21)	1:A:184:LYS:C	1:B:56:LEU:N	16	13.66
(1,21)	1:A:184:LYS:C	1:B:57:ASP:N	16	13.66
(1,21)	1:A:184:LYS:C	1:B:58:THR:N	16	13.66
(1,21)	1:A:184:LYS:C	1:B:59:ALA:N	16	13.66
(1,21)	1:A:184:LYS:C	1:B:60:GLY:N	16	13.66
(1,21)	1:A:184:LYS:C	1:B:61:GLN:N	16	13.66
(1,21)	1:A:184:LYS:C	1:B:62:GLU:N	16	13.66
(1,21)	1:A:184:LYS:C	1:B:63:GLU:N	16	13.66
(1,21)	1:A:184:LYS:C	1:B:64:TYR:N	16	13.66
(1,21)	1:A:184:LYS:C	1:B:65:SER:N	16	13.66
(1,21)	1:A:184:LYS:C	1:B:66:ALA:N	16	13.66
(1,21)	1:A:184:LYS:C	1:B:67:MET:N	16	13.66
(1,21)	1:A:184:LYS:C	1:B:68:ARG:N	16	13.66
(1,21)	1:A:184:LYS:C	1:B:69:ASP:N	16	13.66
(1,21)	1:A:184:LYS:C	1:B:70:GLN:N	16	13.66
(1,21)	1:A:184:LYS:C	1:B:71:TYR:N	16	13.66
(1,21)	1:A:184:LYS:C	1:B:72:MET:N	16	13.66

Continued on next page...

Continued from previous page...

Key	Atom-1	Atom-2	Model ID	Violation (Å)
(1,21)	1:A:184:LYS:C	1:B:73:ARG:N	16	13.66
(1,21)	1:A:184:LYS:C	1:B:74:THR:N	16	13.66
(1,21)	1:A:184:LYS:C	1:B:75:GLY:N	16	13.66
(1,21)	1:A:184:LYS:C	1:B:76:GLU:N	16	13.66
(1,21)	1:A:184:LYS:C	1:B:77:GLY:N	16	13.66
(1,21)	1:A:184:LYS:C	1:B:78:PHE:N	16	13.66
(1,21)	1:A:184:LYS:C	1:B:79:LEU:N	16	13.66
(1,21)	1:A:184:LYS:C	1:B:80:CYS:N	16	13.66
(1,21)	1:A:184:LYS:C	5:B:203:7Q9:N	16	13.66
(1,21)	1:A:184:LYS:C	5:B:204:7Q9:N	16	13.66
(1,21)	1:A:184:LYS:C	5:B:205:7Q9:N	16	13.66
(1,21)	1:A:184:LYS:C	5:B:206:7Q9:N	16	13.66
(1,21)	1:A:184:LYS:C	5:B:207:7Q9:N	16	13.66
(1,21)	1:A:184:LYS:C	6:B:208:17F:N1	16	13.66
(1,21)	1:A:184:LYS:C	5:B:209:7Q9:N	16	13.66
(1,21)	1:A:184:LYS:C	5:B:210:7Q9:N	16	13.66
(1,21)	1:A:184:LYS:C	5:B:211:7Q9:N	16	13.66
(1,21)	1:A:184:LYS:C	5:B:212:7Q9:N	16	13.66
(1,21)	1:A:184:LYS:C	5:B:213:7Q9:N	16	13.66
(1,21)	1:A:184:LYS:C	6:B:214:17F:N1	16	13.66
(1,21)	1:A:184:LYS:C	6:B:215:17F:N1	16	13.66
(1,21)	1:A:184:LYS:C	5:B:216:7Q9:N	16	13.66
(1,21)	1:A:184:LYS:C	5:B:217:7Q9:N	16	13.66
(1,21)	1:A:184:LYS:C	5:B:218:7Q9:N	16	13.66
(1,21)	1:A:184:LYS:C	6:B:219:17F:N1	16	13.66
(1,21)	1:A:184:LYS:C	5:B:220:7Q9:N	16	13.66
(1,21)	1:A:184:LYS:CA	1:B:2:THR:N	16	13.66
(1,21)	1:A:184:LYS:CA	1:B:3:GLU:N	16	13.66
(1,21)	1:A:184:LYS:CA	1:B:4:TYR:N	16	13.66
(1,21)	1:A:184:LYS:CA	1:B:5:LYS:N	16	13.66
(1,21)	1:A:184:LYS:CA	1:B:6:LEU:N	16	13.66
(1,21)	1:A:184:LYS:CA	1:B:7:VAL:N	16	13.66
(1,21)	1:A:184:LYS:CA	1:B:8:VAL:N	16	13.66
(1,21)	1:A:184:LYS:CA	1:B:9:VAL:N	16	13.66
(1,21)	1:A:184:LYS:CA	1:B:10:GLY:N	16	13.66
(1,21)	1:A:184:LYS:CA	1:B:11:ALA:N	16	13.66
(1,21)	1:A:184:LYS:CA	1:B:12:ASP:N	16	13.66
(1,21)	1:A:184:LYS:CA	1:B:13:GLY:N	16	13.66
(1,21)	1:A:184:LYS:CA	1:B:14:VAL:N	16	13.66
(1,21)	1:A:184:LYS:CA	1:B:15:GLY:N	16	13.66
(1,21)	1:A:184:LYS:CA	1:B:16:LYS:N	16	13.66
(1,21)	1:A:184:LYS:CA	1:B:17:SER:N	16	13.66

Continued on next page...

Continued from previous page...

Key	Atom-1	Atom-2	Model ID	Violation (Å)
(1,21)	1:A:184:LYS:CA	1:B:18:ALA:N	16	13.66
(1,21)	1:A:184:LYS:CA	1:B:19:LEU:N	16	13.66
(1,21)	1:A:184:LYS:CA	1:B:20:THR:N	16	13.66
(1,21)	1:A:184:LYS:CA	1:B:21:ILE:N	16	13.66
(1,21)	1:A:184:LYS:CA	1:B:22:GLN:N	16	13.66
(1,21)	1:A:184:LYS:CA	1:B:23:LEU:N	16	13.66
(1,21)	1:A:184:LYS:CA	1:B:24:ILE:N	16	13.66
(1,21)	1:A:184:LYS:CA	1:B:25:GLN:N	16	13.66
(1,21)	1:A:184:LYS:CA	1:B:26:ASN:N	16	13.66
(1,21)	1:A:184:LYS:CA	1:B:27:HIS:N	16	13.66
(1,21)	1:A:184:LYS:CA	1:B:28:PHE:N	16	13.66
(1,21)	1:A:184:LYS:CA	1:B:29:VAL:N	16	13.66
(1,21)	1:A:184:LYS:CA	1:B:30:ASP:N	16	13.66
(1,21)	1:A:184:LYS:CA	1:B:31:GLU:N	16	13.66
(1,21)	1:A:184:LYS:CA	1:B:32:TYR:N	16	13.66
(1,21)	1:A:184:LYS:CA	1:B:33:ASP:N	16	13.66
(1,21)	1:A:184:LYS:CA	1:B:34:PRO:N	16	13.66
(1,21)	1:A:184:LYS:CA	1:B:35:THR:N	16	13.66
(1,21)	1:A:184:LYS:CA	1:B:36:ILE:N	16	13.66
(1,21)	1:A:184:LYS:CA	1:B:37:GLU:N	16	13.66
(1,21)	1:A:184:LYS:CA	1:B:38:ASP:N	16	13.66
(1,21)	1:A:184:LYS:CA	1:B:39:SER:N	16	13.66
(1,21)	1:A:184:LYS:CA	1:B:40:TYR:N	16	13.66
(1,21)	1:A:184:LYS:CA	1:B:41:ARG:N	16	13.66
(1,21)	1:A:184:LYS:CA	1:B:42:LYS:N	16	13.66
(1,21)	1:A:184:LYS:CA	1:B:43:GLN:N	16	13.66
(1,21)	1:A:184:LYS:CA	1:B:44:VAL:N	16	13.66
(1,21)	1:A:184:LYS:CA	1:B:45:VAL:N	16	13.66
(1,21)	1:A:184:LYS:CA	1:B:46:ILE:N	16	13.66
(1,21)	1:A:184:LYS:CA	1:B:47:ASP:N	16	13.66
(1,21)	1:A:184:LYS:CA	1:B:48:GLY:N	16	13.66
(1,21)	1:A:184:LYS:CA	1:B:49:GLU:N	16	13.66
(1,21)	1:A:184:LYS:CA	1:B:50:THR:N	16	13.66
(1,21)	1:A:184:LYS:CA	1:B:51:CYS:N	16	13.66
(1,21)	1:A:184:LYS:CA	1:B:52:LEU:N	16	13.66
(1,21)	1:A:184:LYS:CA	1:B:53:LEU:N	16	13.66
(1,21)	1:A:184:LYS:CA	1:B:54:ASP:N	16	13.66
(1,21)	1:A:184:LYS:CA	1:B:55:ILE:N	16	13.66
(1,21)	1:A:184:LYS:CA	1:B:56:LEU:N	16	13.66
(1,21)	1:A:184:LYS:CA	1:B:57:ASP:N	16	13.66
(1,21)	1:A:184:LYS:CA	1:B:58:THR:N	16	13.66
(1,21)	1:A:184:LYS:CA	1:B:59:ALA:N	16	13.66

Continued on next page...

Continued from previous page...

Key	Atom-1	Atom-2	Model ID	Violation (Å)
(1,21)	1:A:184:LYS:CA	1:B:60:GLY:N	16	13.66
(1,21)	1:A:184:LYS:CA	1:B:61:GLN:N	16	13.66
(1,21)	1:A:184:LYS:CA	1:B:62:GLU:N	16	13.66
(1,21)	1:A:184:LYS:CA	1:B:63:GLU:N	16	13.66
(1,21)	1:A:184:LYS:CA	1:B:64:TYR:N	16	13.66
(1,21)	1:A:184:LYS:CA	1:B:65:SER:N	16	13.66
(1,21)	1:A:184:LYS:CA	1:B:66:ALA:N	16	13.66
(1,21)	1:A:184:LYS:CA	1:B:67:MET:N	16	13.66
(1,21)	1:A:184:LYS:CA	1:B:68:ARG:N	16	13.66
(1,21)	1:A:184:LYS:CA	1:B:69:ASP:N	16	13.66
(1,21)	1:A:184:LYS:CA	1:B:70:GLN:N	16	13.66
(1,21)	1:A:184:LYS:CA	1:B:71:TYR:N	16	13.66
(1,21)	1:A:184:LYS:CA	1:B:72:MET:N	16	13.66
(1,21)	1:A:184:LYS:CA	1:B:73:ARG:N	16	13.66
(1,21)	1:A:184:LYS:CA	1:B:74:THR:N	16	13.66
(1,21)	1:A:184:LYS:CA	1:B:75:GLY:N	16	13.66
(1,21)	1:A:184:LYS:CA	1:B:76:GLU:N	16	13.66
(1,21)	1:A:184:LYS:CA	1:B:77:GLY:N	16	13.66
(1,21)	1:A:184:LYS:CA	1:B:78:PHE:N	16	13.66
(1,21)	1:A:184:LYS:CA	1:B:79:LEU:N	16	13.66
(1,21)	1:A:184:LYS:CA	1:B:80:CYS:N	16	13.66
(1,21)	1:A:184:LYS:CA	5:B:203:7Q9:N	16	13.66
(1,21)	1:A:184:LYS:CA	5:B:204:7Q9:N	16	13.66
(1,21)	1:A:184:LYS:CA	5:B:205:7Q9:N	16	13.66
(1,21)	1:A:184:LYS:CA	5:B:206:7Q9:N	16	13.66
(1,21)	1:A:184:LYS:CA	5:B:207:7Q9:N	16	13.66
(1,21)	1:A:184:LYS:CA	6:B:208:17F:N1	16	13.66
(1,21)	1:A:184:LYS:CA	5:B:209:7Q9:N	16	13.66
(1,21)	1:A:184:LYS:CA	5:B:210:7Q9:N	16	13.66
(1,21)	1:A:184:LYS:CA	5:B:211:7Q9:N	16	13.66
(1,21)	1:A:184:LYS:CA	5:B:212:7Q9:N	16	13.66
(1,21)	1:A:184:LYS:CA	5:B:213:7Q9:N	16	13.66
(1,21)	1:A:184:LYS:CA	6:B:214:17F:N1	16	13.66
(1,21)	1:A:184:LYS:CA	6:B:215:17F:N1	16	13.66
(1,21)	1:A:184:LYS:CA	5:B:216:7Q9:N	16	13.66
(1,21)	1:A:184:LYS:CA	5:B:217:7Q9:N	16	13.66
(1,21)	1:A:184:LYS:CA	5:B:218:7Q9:N	16	13.66
(1,21)	1:A:184:LYS:CA	6:B:219:17F:N1	16	13.66
(1,21)	1:A:184:LYS:CA	5:B:220:7Q9:N	16	13.66
(1,21)	1:A:184:LYS:CB	1:B:2:THR:N	16	13.66
(1,21)	1:A:184:LYS:CB	1:B:3:GLU:N	16	13.66
(1,21)	1:A:184:LYS:CB	1:B:4:TYR:N	16	13.66

Continued on next page...

Continued from previous page...

Key	Atom-1	Atom-2	Model ID	Violation (Å)
(1,21)	1:A:184:LYS:CB	1:B:5:LYS:N	16	13.66
(1,21)	1:A:184:LYS:CB	1:B:6:LEU:N	16	13.66
(1,21)	1:A:184:LYS:CB	1:B:7:VAL:N	16	13.66
(1,21)	1:A:184:LYS:CB	1:B:8:VAL:N	16	13.66
(1,21)	1:A:184:LYS:CB	1:B:9:VAL:N	16	13.66
(1,21)	1:A:184:LYS:CB	1:B:10:GLY:N	16	13.66
(1,21)	1:A:184:LYS:CB	1:B:11:ALA:N	16	13.66
(1,21)	1:A:184:LYS:CB	1:B:12:ASP:N	16	13.66
(1,21)	1:A:184:LYS:CB	1:B:13:GLY:N	16	13.66
(1,21)	1:A:184:LYS:CB	1:B:14:VAL:N	16	13.66
(1,21)	1:A:184:LYS:CB	1:B:15:GLY:N	16	13.66
(1,21)	1:A:184:LYS:CB	1:B:16:LYS:N	16	13.66
(1,21)	1:A:184:LYS:CB	1:B:17:SER:N	16	13.66
(1,21)	1:A:184:LYS:CB	1:B:18:ALA:N	16	13.66
(1,21)	1:A:184:LYS:CB	1:B:19:LEU:N	16	13.66
(1,21)	1:A:184:LYS:CB	1:B:20:THR:N	16	13.66
(1,21)	1:A:184:LYS:CB	1:B:21:ILE:N	16	13.66
(1,21)	1:A:184:LYS:CB	1:B:22:GLN:N	16	13.66
(1,21)	1:A:184:LYS:CB	1:B:23:LEU:N	16	13.66
(1,21)	1:A:184:LYS:CB	1:B:24:ILE:N	16	13.66
(1,21)	1:A:184:LYS:CB	1:B:25:GLN:N	16	13.66
(1,21)	1:A:184:LYS:CB	1:B:26:ASN:N	16	13.66
(1,21)	1:A:184:LYS:CB	1:B:27:HIS:N	16	13.66
(1,21)	1:A:184:LYS:CB	1:B:28:PHE:N	16	13.66
(1,21)	1:A:184:LYS:CB	1:B:29:VAL:N	16	13.66
(1,21)	1:A:184:LYS:CB	1:B:30:ASP:N	16	13.66
(1,21)	1:A:184:LYS:CB	1:B:31:GLU:N	16	13.66
(1,21)	1:A:184:LYS:CB	1:B:32:TYR:N	16	13.66
(1,21)	1:A:184:LYS:CB	1:B:33:ASP:N	16	13.66
(1,21)	1:A:184:LYS:CB	1:B:34:PRO:N	16	13.66
(1,21)	1:A:184:LYS:CB	1:B:35:THR:N	16	13.66
(1,21)	1:A:184:LYS:CB	1:B:36:ILE:N	16	13.66
(1,21)	1:A:184:LYS:CB	1:B:37:GLU:N	16	13.66
(1,21)	1:A:184:LYS:CB	1:B:38:ASP:N	16	13.66
(1,21)	1:A:184:LYS:CB	1:B:39:SER:N	16	13.66
(1,21)	1:A:184:LYS:CB	1:B:40:TYR:N	16	13.66
(1,21)	1:A:184:LYS:CB	1:B:41:ARG:N	16	13.66
(1,21)	1:A:184:LYS:CB	1:B:42:LYS:N	16	13.66
(1,21)	1:A:184:LYS:CB	1:B:43:GLN:N	16	13.66
(1,21)	1:A:184:LYS:CB	1:B:44:VAL:N	16	13.66
(1,21)	1:A:184:LYS:CB	1:B:45:VAL:N	16	13.66
(1,21)	1:A:184:LYS:CB	1:B:46:ILE:N	16	13.66

Continued on next page...

Continued from previous page...

Key	Atom-1	Atom-2	Model ID	Violation (Å)
(1,21)	1:A:184:LYS:CB	1:B:47:ASP:N	16	13.66
(1,21)	1:A:184:LYS:CB	1:B:48:GLY:N	16	13.66
(1,21)	1:A:184:LYS:CB	1:B:49:GLU:N	16	13.66
(1,21)	1:A:184:LYS:CB	1:B:50:THR:N	16	13.66
(1,21)	1:A:184:LYS:CB	1:B:51:CYS:N	16	13.66
(1,21)	1:A:184:LYS:CB	1:B:52:LEU:N	16	13.66
(1,21)	1:A:184:LYS:CB	1:B:53:LEU:N	16	13.66
(1,21)	1:A:184:LYS:CB	1:B:54:ASP:N	16	13.66
(1,21)	1:A:184:LYS:CB	1:B:55:ILE:N	16	13.66
(1,21)	1:A:184:LYS:CB	1:B:56:LEU:N	16	13.66
(1,21)	1:A:184:LYS:CB	1:B:57:ASP:N	16	13.66
(1,21)	1:A:184:LYS:CB	1:B:58:THR:N	16	13.66
(1,21)	1:A:184:LYS:CB	1:B:59:ALA:N	16	13.66
(1,21)	1:A:184:LYS:CB	1:B:60:GLY:N	16	13.66
(1,21)	1:A:184:LYS:CB	1:B:61:GLN:N	16	13.66
(1,21)	1:A:184:LYS:CB	1:B:62:GLU:N	16	13.66
(1,21)	1:A:184:LYS:CB	1:B:63:GLU:N	16	13.66
(1,21)	1:A:184:LYS:CB	1:B:64:TYR:N	16	13.66
(1,21)	1:A:184:LYS:CB	1:B:65:SER:N	16	13.66
(1,21)	1:A:184:LYS:CB	1:B:66:ALA:N	16	13.66
(1,21)	1:A:184:LYS:CB	1:B:67:MET:N	16	13.66
(1,21)	1:A:184:LYS:CB	1:B:68:ARG:N	16	13.66
(1,21)	1:A:184:LYS:CB	1:B:69:ASP:N	16	13.66
(1,21)	1:A:184:LYS:CB	1:B:70:GLN:N	16	13.66
(1,21)	1:A:184:LYS:CB	1:B:71:TYR:N	16	13.66
(1,21)	1:A:184:LYS:CB	1:B:72:MET:N	16	13.66
(1,21)	1:A:184:LYS:CB	1:B:73:ARG:N	16	13.66
(1,21)	1:A:184:LYS:CB	1:B:74:THR:N	16	13.66
(1,21)	1:A:184:LYS:CB	1:B:75:GLY:N	16	13.66
(1,21)	1:A:184:LYS:CB	1:B:76:GLU:N	16	13.66
(1,21)	1:A:184:LYS:CB	1:B:77:GLY:N	16	13.66
(1,21)	1:A:184:LYS:CB	1:B:78:PHE:N	16	13.66
(1,21)	1:A:184:LYS:CB	1:B:79:LEU:N	16	13.66
(1,21)	1:A:184:LYS:CB	1:B:80:CYS:N	16	13.66
(1,21)	1:A:184:LYS:CB	5:B:203:7Q9:N	16	13.66
(1,21)	1:A:184:LYS:CB	5:B:204:7Q9:N	16	13.66
(1,21)	1:A:184:LYS:CB	5:B:205:7Q9:N	16	13.66
(1,21)	1:A:184:LYS:CB	5:B:206:7Q9:N	16	13.66
(1,21)	1:A:184:LYS:CB	5:B:207:7Q9:N	16	13.66
(1,21)	1:A:184:LYS:CB	6:B:208:17F:N1	16	13.66
(1,21)	1:A:184:LYS:CB	5:B:209:7Q9:N	16	13.66
(1,21)	1:A:184:LYS:CB	5:B:210:7Q9:N	16	13.66

Continued on next page...

Continued from previous page...

Key	Atom-1	Atom-2	Model ID	Violation (Å)
(1,21)	1:A:184:LYS:CB	5:B:211:7Q9:N	16	13.66
(1,21)	1:A:184:LYS:CB	5:B:212:7Q9:N	16	13.66
(1,21)	1:A:184:LYS:CB	5:B:213:7Q9:N	16	13.66
(1,21)	1:A:184:LYS:CB	6:B:214:17F:N1	16	13.66
(1,21)	1:A:184:LYS:CB	6:B:215:17F:N1	16	13.66
(1,21)	1:A:184:LYS:CB	5:B:216:7Q9:N	16	13.66
(1,21)	1:A:184:LYS:CB	5:B:217:7Q9:N	16	13.66
(1,21)	1:A:184:LYS:CB	5:B:218:7Q9:N	16	13.66
(1,21)	1:A:184:LYS:CB	6:B:219:17F:N1	16	13.66
(1,21)	1:A:184:LYS:CB	5:B:220:7Q9:N	16	13.66
(1,21)	1:A:184:LYS:CD	1:B:2:THR:N	16	13.66
(1,21)	1:A:184:LYS:CD	1:B:3:GLU:N	16	13.66
(1,21)	1:A:184:LYS:CD	1:B:4:TYR:N	16	13.66
(1,21)	1:A:184:LYS:CD	1:B:5:LYS:N	16	13.66
(1,21)	1:A:184:LYS:CD	1:B:6:LEU:N	16	13.66
(1,21)	1:A:184:LYS:CD	1:B:7:VAL:N	16	13.66
(1,21)	1:A:184:LYS:CD	1:B:8:VAL:N	16	13.66
(1,21)	1:A:184:LYS:CD	1:B:9:VAL:N	16	13.66
(1,21)	1:A:184:LYS:CD	1:B:10:GLY:N	16	13.66
(1,21)	1:A:184:LYS:CD	1:B:11:ALA:N	16	13.66
(1,21)	1:A:184:LYS:CD	1:B:12:ASP:N	16	13.66
(1,21)	1:A:184:LYS:CD	1:B:13:GLY:N	16	13.66
(1,21)	1:A:184:LYS:CD	1:B:14:VAL:N	16	13.66
(1,21)	1:A:184:LYS:CD	1:B:15:GLY:N	16	13.66
(1,21)	1:A:184:LYS:CD	1:B:16:LYS:N	16	13.66
(1,21)	1:A:184:LYS:CD	1:B:17:SER:N	16	13.66
(1,21)	1:A:184:LYS:CD	1:B:18:ALA:N	16	13.66
(1,21)	1:A:184:LYS:CD	1:B:19:LEU:N	16	13.66
(1,21)	1:A:184:LYS:CD	1:B:20:THR:N	16	13.66
(1,21)	1:A:184:LYS:CD	1:B:21:ILE:N	16	13.66
(1,21)	1:A:184:LYS:CD	1:B:22:GLN:N	16	13.66
(1,21)	1:A:184:LYS:CD	1:B:23:LEU:N	16	13.66
(1,21)	1:A:184:LYS:CD	1:B:24:ILE:N	16	13.66
(1,21)	1:A:184:LYS:CD	1:B:25:GLN:N	16	13.66
(1,21)	1:A:184:LYS:CD	1:B:26:ASN:N	16	13.66
(1,21)	1:A:184:LYS:CD	1:B:27:HIS:N	16	13.66
(1,21)	1:A:184:LYS:CD	1:B:28:PHE:N	16	13.66
(1,21)	1:A:184:LYS:CD	1:B:29:VAL:N	16	13.66
(1,21)	1:A:184:LYS:CD	1:B:30:ASP:N	16	13.66
(1,21)	1:A:184:LYS:CD	1:B:31:GLU:N	16	13.66
(1,21)	1:A:184:LYS:CD	1:B:32:TYR:N	16	13.66
(1,21)	1:A:184:LYS:CD	1:B:33:ASP:N	16	13.66

Continued on next page...

Continued from previous page...

Key	Atom-1	Atom-2	Model ID	Violation (Å)
(1,21)	1:A:184:LYS:CD	1:B:34:PRO:N	16	13.66
(1,21)	1:A:184:LYS:CD	1:B:35:THR:N	16	13.66
(1,21)	1:A:184:LYS:CD	1:B:36:ILE:N	16	13.66
(1,21)	1:A:184:LYS:CD	1:B:37:GLU:N	16	13.66
(1,21)	1:A:184:LYS:CD	1:B:38:ASP:N	16	13.66
(1,21)	1:A:184:LYS:CD	1:B:39:SER:N	16	13.66
(1,21)	1:A:184:LYS:CD	1:B:40:TYR:N	16	13.66
(1,21)	1:A:184:LYS:CD	1:B:41:ARG:N	16	13.66
(1,21)	1:A:184:LYS:CD	1:B:42:LYS:N	16	13.66
(1,21)	1:A:184:LYS:CD	1:B:43:GLN:N	16	13.66
(1,21)	1:A:184:LYS:CD	1:B:44:VAL:N	16	13.66
(1,21)	1:A:184:LYS:CD	1:B:45:VAL:N	16	13.66
(1,21)	1:A:184:LYS:CD	1:B:46:ILE:N	16	13.66
(1,21)	1:A:184:LYS:CD	1:B:47:ASP:N	16	13.66
(1,21)	1:A:184:LYS:CD	1:B:48:GLY:N	16	13.66
(1,21)	1:A:184:LYS:CD	1:B:49:GLU:N	16	13.66
(1,21)	1:A:184:LYS:CD	1:B:50:THR:N	16	13.66
(1,21)	1:A:184:LYS:CD	1:B:51:CYS:N	16	13.66
(1,21)	1:A:184:LYS:CD	1:B:52:LEU:N	16	13.66
(1,21)	1:A:184:LYS:CD	1:B:53:LEU:N	16	13.66
(1,21)	1:A:184:LYS:CD	1:B:54:ASP:N	16	13.66
(1,21)	1:A:184:LYS:CD	1:B:55:ILE:N	16	13.66
(1,21)	1:A:184:LYS:CD	1:B:56:LEU:N	16	13.66
(1,21)	1:A:184:LYS:CD	1:B:57:ASP:N	16	13.66
(1,21)	1:A:184:LYS:CD	1:B:58:THR:N	16	13.66
(1,21)	1:A:184:LYS:CD	1:B:59:ALA:N	16	13.66
(1,21)	1:A:184:LYS:CD	1:B:60:GLY:N	16	13.66
(1,21)	1:A:184:LYS:CD	1:B:61:GLN:N	16	13.66
(1,21)	1:A:184:LYS:CD	1:B:62:GLU:N	16	13.66
(1,21)	1:A:184:LYS:CD	1:B:63:GLU:N	16	13.66
(1,21)	1:A:184:LYS:CD	1:B:64:TYR:N	16	13.66
(1,21)	1:A:184:LYS:CD	1:B:65:SER:N	16	13.66
(1,21)	1:A:184:LYS:CD	1:B:66:ALA:N	16	13.66
(1,21)	1:A:184:LYS:CD	1:B:67:MET:N	16	13.66
(1,21)	1:A:184:LYS:CD	1:B:68:ARG:N	16	13.66
(1,21)	1:A:184:LYS:CD	1:B:69:ASP:N	16	13.66
(1,21)	1:A:184:LYS:CD	1:B:70:GLN:N	16	13.66
(1,21)	1:A:184:LYS:CD	1:B:71:TYR:N	16	13.66
(1,21)	1:A:184:LYS:CD	1:B:72:MET:N	16	13.66
(1,21)	1:A:184:LYS:CD	1:B:73:ARG:N	16	13.66
(1,21)	1:A:184:LYS:CD	1:B:74:THR:N	16	13.66
(1,21)	1:A:184:LYS:CD	1:B:75:GLY:N	16	13.66

Continued on next page...

Continued from previous page...

Key	Atom-1	Atom-2	Model ID	Violation (Å)
(1,21)	1:A:184:LYS:CD	1:B:76:GLU:N	16	13.66
(1,21)	1:A:184:LYS:CD	1:B:77:GLY:N	16	13.66
(1,21)	1:A:184:LYS:CD	1:B:78:PHE:N	16	13.66
(1,21)	1:A:184:LYS:CD	1:B:79:LEU:N	16	13.66
(1,21)	1:A:184:LYS:CD	1:B:80:CYS:N	16	13.66
(1,21)	1:A:184:LYS:CD	5:B:203:7Q9:N	16	13.66
(1,21)	1:A:184:LYS:CD	5:B:204:7Q9:N	16	13.66
(1,21)	1:A:184:LYS:CD	5:B:205:7Q9:N	16	13.66
(1,21)	1:A:184:LYS:CD	5:B:206:7Q9:N	16	13.66
(1,21)	1:A:184:LYS:CD	5:B:207:7Q9:N	16	13.66
(1,21)	1:A:184:LYS:CD	6:B:208:17F:N1	16	13.66
(1,21)	1:A:184:LYS:CD	5:B:209:7Q9:N	16	13.66
(1,21)	1:A:184:LYS:CD	5:B:210:7Q9:N	16	13.66
(1,21)	1:A:184:LYS:CD	5:B:211:7Q9:N	16	13.66
(1,21)	1:A:184:LYS:CD	5:B:212:7Q9:N	16	13.66
(1,21)	1:A:184:LYS:CD	5:B:213:7Q9:N	16	13.66
(1,21)	1:A:184:LYS:CD	6:B:214:17F:N1	16	13.66
(1,21)	1:A:184:LYS:CD	6:B:215:17F:N1	16	13.66
(1,21)	1:A:184:LYS:CD	5:B:216:7Q9:N	16	13.66
(1,21)	1:A:184:LYS:CD	5:B:217:7Q9:N	16	13.66
(1,21)	1:A:184:LYS:CD	5:B:218:7Q9:N	16	13.66
(1,21)	1:A:184:LYS:CD	6:B:219:17F:N1	16	13.66
(1,21)	1:A:184:LYS:CD	5:B:220:7Q9:N	16	13.66
(1,21)	1:A:184:LYS:CE	1:B:2:THR:N	16	13.66
(1,21)	1:A:184:LYS:CE	1:B:3:GLU:N	16	13.66
(1,21)	1:A:184:LYS:CE	1:B:4:TYR:N	16	13.66
(1,21)	1:A:184:LYS:CE	1:B:5:LYS:N	16	13.66
(1,21)	1:A:184:LYS:CE	1:B:6:LEU:N	16	13.66
(1,21)	1:A:184:LYS:CE	1:B:7:VAL:N	16	13.66
(1,21)	1:A:184:LYS:CE	1:B:8:VAL:N	16	13.66
(1,21)	1:A:184:LYS:CE	1:B:9:VAL:N	16	13.66
(1,21)	1:A:184:LYS:CE	1:B:10:GLY:N	16	13.66
(1,21)	1:A:184:LYS:CE	1:B:11:ALA:N	16	13.66
(1,21)	1:A:184:LYS:CE	1:B:12:ASP:N	16	13.66
(1,21)	1:A:184:LYS:CE	1:B:13:GLY:N	16	13.66
(1,21)	1:A:184:LYS:CE	1:B:14:VAL:N	16	13.66
(1,21)	1:A:184:LYS:CE	1:B:15:GLY:N	16	13.66
(1,21)	1:A:184:LYS:CE	1:B:16:LYS:N	16	13.66
(1,21)	1:A:184:LYS:CE	1:B:17:SER:N	16	13.66
(1,21)	1:A:184:LYS:CE	1:B:18:ALA:N	16	13.66
(1,21)	1:A:184:LYS:CE	1:B:19:LEU:N	16	13.66
(1,21)	1:A:184:LYS:CE	1:B:20:THR:N	16	13.66

Continued on next page...

Continued from previous page...

Key	Atom-1	Atom-2	Model ID	Violation (Å)
(1,21)	1:A:184:LYS:CE	1:B:21:ILE:N	16	13.66
(1,21)	1:A:184:LYS:CE	1:B:22:GLN:N	16	13.66
(1,21)	1:A:184:LYS:CE	1:B:23:LEU:N	16	13.66
(1,21)	1:A:184:LYS:CE	1:B:24:ILE:N	16	13.66
(1,21)	1:A:184:LYS:CE	1:B:25:GLN:N	16	13.66
(1,21)	1:A:184:LYS:CE	1:B:26:ASN:N	16	13.66
(1,21)	1:A:184:LYS:CE	1:B:27:HIS:N	16	13.66
(1,21)	1:A:184:LYS:CE	1:B:28:PHE:N	16	13.66
(1,21)	1:A:184:LYS:CE	1:B:29:VAL:N	16	13.66
(1,21)	1:A:184:LYS:CE	1:B:30:ASP:N	16	13.66
(1,21)	1:A:184:LYS:CE	1:B:31:GLU:N	16	13.66
(1,21)	1:A:184:LYS:CE	1:B:32:TYR:N	16	13.66
(1,21)	1:A:184:LYS:CE	1:B:33:ASP:N	16	13.66
(1,21)	1:A:184:LYS:CE	1:B:34:PRO:N	16	13.66
(1,21)	1:A:184:LYS:CE	1:B:35:THR:N	16	13.66
(1,21)	1:A:184:LYS:CE	1:B:36:ILE:N	16	13.66
(1,21)	1:A:184:LYS:CE	1:B:37:GLU:N	16	13.66
(1,21)	1:A:184:LYS:CE	1:B:38:ASP:N	16	13.66
(1,21)	1:A:184:LYS:CE	1:B:39:SER:N	16	13.66
(1,21)	1:A:184:LYS:CE	1:B:40:TYR:N	16	13.66
(1,21)	1:A:184:LYS:CE	1:B:41:ARG:N	16	13.66
(1,21)	1:A:184:LYS:CE	1:B:42:LYS:N	16	13.66
(1,21)	1:A:184:LYS:CE	1:B:43:GLN:N	16	13.66
(1,21)	1:A:184:LYS:CE	1:B:44:VAL:N	16	13.66
(1,21)	1:A:184:LYS:CE	1:B:45:VAL:N	16	13.66
(1,21)	1:A:184:LYS:CE	1:B:46:ILE:N	16	13.66
(1,21)	1:A:184:LYS:CE	1:B:47:ASP:N	16	13.66
(1,21)	1:A:184:LYS:CE	1:B:48:GLY:N	16	13.66
(1,21)	1:A:184:LYS:CE	1:B:49:GLU:N	16	13.66
(1,21)	1:A:184:LYS:CE	1:B:50:THR:N	16	13.66
(1,21)	1:A:184:LYS:CE	1:B:51:CYS:N	16	13.66
(1,21)	1:A:184:LYS:CE	1:B:52:LEU:N	16	13.66
(1,21)	1:A:184:LYS:CE	1:B:53:LEU:N	16	13.66
(1,21)	1:A:184:LYS:CE	1:B:54:ASP:N	16	13.66
(1,21)	1:A:184:LYS:CE	1:B:55:ILE:N	16	13.66
(1,21)	1:A:184:LYS:CE	1:B:56:LEU:N	16	13.66
(1,21)	1:A:184:LYS:CE	1:B:57:ASP:N	16	13.66
(1,21)	1:A:184:LYS:CE	1:B:58:THR:N	16	13.66
(1,21)	1:A:184:LYS:CE	1:B:59:ALA:N	16	13.66
(1,21)	1:A:184:LYS:CE	1:B:60:GLY:N	16	13.66
(1,21)	1:A:184:LYS:CE	1:B:61:GLN:N	16	13.66
(1,21)	1:A:184:LYS:CE	1:B:62:GLU:N	16	13.66

Continued on next page...

Continued from previous page...

Key	Atom-1	Atom-2	Model ID	Violation (Å)
(1,21)	1:A:184:LYS:CE	1:B:63:GLU:N	16	13.66
(1,21)	1:A:184:LYS:CE	1:B:64:TYR:N	16	13.66
(1,21)	1:A:184:LYS:CE	1:B:65:SER:N	16	13.66
(1,21)	1:A:184:LYS:CE	1:B:66:ALA:N	16	13.66
(1,21)	1:A:184:LYS:CE	1:B:67:MET:N	16	13.66
(1,21)	1:A:184:LYS:CE	1:B:68:ARG:N	16	13.66
(1,21)	1:A:184:LYS:CE	1:B:69:ASP:N	16	13.66
(1,21)	1:A:184:LYS:CE	1:B:70:GLN:N	16	13.66
(1,21)	1:A:184:LYS:CE	1:B:71:TYR:N	16	13.66
(1,21)	1:A:184:LYS:CE	1:B:72:MET:N	16	13.66
(1,21)	1:A:184:LYS:CE	1:B:73:ARG:N	16	13.66
(1,21)	1:A:184:LYS:CE	1:B:74:THR:N	16	13.66
(1,21)	1:A:184:LYS:CE	1:B:75:GLY:N	16	13.66
(1,21)	1:A:184:LYS:CE	1:B:76:GLU:N	16	13.66
(1,21)	1:A:184:LYS:CE	1:B:77:GLY:N	16	13.66
(1,21)	1:A:184:LYS:CE	1:B:78:PHE:N	16	13.66
(1,21)	1:A:184:LYS:CE	1:B:79:LEU:N	16	13.66
(1,21)	1:A:184:LYS:CE	1:B:80:CYS:N	16	13.66
(1,21)	1:A:184:LYS:CE	5:B:203:7Q9:N	16	13.66
(1,21)	1:A:184:LYS:CE	5:B:204:7Q9:N	16	13.66
(1,21)	1:A:184:LYS:CE	5:B:205:7Q9:N	16	13.66
(1,21)	1:A:184:LYS:CE	5:B:206:7Q9:N	16	13.66
(1,21)	1:A:184:LYS:CE	5:B:207:7Q9:N	16	13.66
(1,21)	1:A:184:LYS:CE	6:B:208:17F:N1	16	13.66
(1,21)	1:A:184:LYS:CE	5:B:209:7Q9:N	16	13.66
(1,21)	1:A:184:LYS:CE	5:B:210:7Q9:N	16	13.66
(1,21)	1:A:184:LYS:CE	5:B:211:7Q9:N	16	13.66
(1,21)	1:A:184:LYS:CE	5:B:212:7Q9:N	16	13.66
(1,21)	1:A:184:LYS:CE	5:B:213:7Q9:N	16	13.66
(1,21)	1:A:184:LYS:CE	6:B:214:17F:N1	16	13.66
(1,21)	1:A:184:LYS:CE	6:B:215:17F:N1	16	13.66
(1,21)	1:A:184:LYS:CE	5:B:216:7Q9:N	16	13.66
(1,21)	1:A:184:LYS:CE	5:B:217:7Q9:N	16	13.66
(1,21)	1:A:184:LYS:CE	5:B:218:7Q9:N	16	13.66
(1,21)	1:A:184:LYS:CE	6:B:219:17F:N1	16	13.66
(1,21)	1:A:184:LYS:CE	5:B:220:7Q9:N	16	13.66
(1,21)	1:A:184:LYS:CG	1:B:2:THR:N	16	13.66
(1,21)	1:A:184:LYS:CG	1:B:3:GLU:N	16	13.66
(1,21)	1:A:184:LYS:CG	1:B:4:TYR:N	16	13.66
(1,21)	1:A:184:LYS:CG	1:B:5:LYS:N	16	13.66
(1,21)	1:A:184:LYS:CG	1:B:6:LEU:N	16	13.66
(1,21)	1:A:184:LYS:CG	1:B:7:VAL:N	16	13.66

Continued on next page...

Continued from previous page...

Key	Atom-1	Atom-2	Model ID	Violation (Å)
(1,21)	1:A:184:LYS:CG	1:B:8:VAL:N	16	13.66
(1,21)	1:A:184:LYS:CG	1:B:9:VAL:N	16	13.66
(1,21)	1:A:184:LYS:CG	1:B:10:GLY:N	16	13.66
(1,21)	1:A:184:LYS:CG	1:B:11:ALA:N	16	13.66
(1,21)	1:A:184:LYS:CG	1:B:12:ASP:N	16	13.66
(1,21)	1:A:184:LYS:CG	1:B:13:GLY:N	16	13.66
(1,21)	1:A:184:LYS:CG	1:B:14:VAL:N	16	13.66
(1,21)	1:A:184:LYS:CG	1:B:15:GLY:N	16	13.66
(1,21)	1:A:184:LYS:CG	1:B:16:LYS:N	16	13.66
(1,21)	1:A:184:LYS:CG	1:B:17:SER:N	16	13.66
(1,21)	1:A:184:LYS:CG	1:B:18:ALA:N	16	13.66
(1,21)	1:A:184:LYS:CG	1:B:19:LEU:N	16	13.66
(1,21)	1:A:184:LYS:CG	1:B:20:THR:N	16	13.66
(1,21)	1:A:184:LYS:CG	1:B:21:ILE:N	16	13.66
(1,21)	1:A:184:LYS:CG	1:B:22:GLN:N	16	13.66
(1,21)	1:A:184:LYS:CG	1:B:23:LEU:N	16	13.66
(1,21)	1:A:184:LYS:CG	1:B:24:ILE:N	16	13.66
(1,21)	1:A:184:LYS:CG	1:B:25:GLN:N	16	13.66
(1,21)	1:A:184:LYS:CG	1:B:26:ASN:N	16	13.66
(1,21)	1:A:184:LYS:CG	1:B:27:HIS:N	16	13.66
(1,21)	1:A:184:LYS:CG	1:B:28:PHE:N	16	13.66
(1,21)	1:A:184:LYS:CG	1:B:29:VAL:N	16	13.66
(1,21)	1:A:184:LYS:CG	1:B:30:ASP:N	16	13.66
(1,21)	1:A:184:LYS:CG	1:B:31:GLU:N	16	13.66
(1,21)	1:A:184:LYS:CG	1:B:32:TYR:N	16	13.66
(1,21)	1:A:184:LYS:CG	1:B:33:ASP:N	16	13.66
(1,21)	1:A:184:LYS:CG	1:B:34:PRO:N	16	13.66
(1,21)	1:A:184:LYS:CG	1:B:35:THR:N	16	13.66
(1,21)	1:A:184:LYS:CG	1:B:36:ILE:N	16	13.66
(1,21)	1:A:184:LYS:CG	1:B:37:GLU:N	16	13.66
(1,21)	1:A:184:LYS:CG	1:B:38:ASP:N	16	13.66
(1,21)	1:A:184:LYS:CG	1:B:39:SER:N	16	13.66
(1,21)	1:A:184:LYS:CG	1:B:40:TYR:N	16	13.66
(1,21)	1:A:184:LYS:CG	1:B:41:ARG:N	16	13.66
(1,21)	1:A:184:LYS:CG	1:B:42:LYS:N	16	13.66
(1,21)	1:A:184:LYS:CG	1:B:43:GLN:N	16	13.66
(1,21)	1:A:184:LYS:CG	1:B:44:VAL:N	16	13.66
(1,21)	1:A:184:LYS:CG	1:B:45:VAL:N	16	13.66
(1,21)	1:A:184:LYS:CG	1:B:46:ILE:N	16	13.66
(1,21)	1:A:184:LYS:CG	1:B:47:ASP:N	16	13.66
(1,21)	1:A:184:LYS:CG	1:B:48:GLY:N	16	13.66
(1,21)	1:A:184:LYS:CG	1:B:49:GLU:N	16	13.66

Continued on next page...

Continued from previous page...

Key	Atom-1	Atom-2	Model ID	Violation (Å)
(1,21)	1:A:184:LYS:CG	1:B:50:THR:N	16	13.66
(1,21)	1:A:184:LYS:CG	1:B:51:CYS:N	16	13.66
(1,21)	1:A:184:LYS:CG	1:B:52:LEU:N	16	13.66
(1,21)	1:A:184:LYS:CG	1:B:53:LEU:N	16	13.66
(1,21)	1:A:184:LYS:CG	1:B:54:ASP:N	16	13.66
(1,21)	1:A:184:LYS:CG	1:B:55:ILE:N	16	13.66
(1,21)	1:A:184:LYS:CG	1:B:56:LEU:N	16	13.66
(1,21)	1:A:184:LYS:CG	1:B:57:ASP:N	16	13.66
(1,21)	1:A:184:LYS:CG	1:B:58:THR:N	16	13.66
(1,21)	1:A:184:LYS:CG	1:B:59:ALA:N	16	13.66
(1,21)	1:A:184:LYS:CG	1:B:60:GLY:N	16	13.66
(1,21)	1:A:184:LYS:CG	1:B:61:GLN:N	16	13.66
(1,21)	1:A:184:LYS:CG	1:B:62:GLU:N	16	13.66
(1,21)	1:A:184:LYS:CG	1:B:63:GLU:N	16	13.66
(1,21)	1:A:184:LYS:CG	1:B:64:TYR:N	16	13.66
(1,21)	1:A:184:LYS:CG	1:B:65:SER:N	16	13.66
(1,21)	1:A:184:LYS:CG	1:B:66:ALA:N	16	13.66
(1,21)	1:A:184:LYS:CG	1:B:67:MET:N	16	13.66
(1,21)	1:A:184:LYS:CG	1:B:68:ARG:N	16	13.66
(1,21)	1:A:184:LYS:CG	1:B:69:ASP:N	16	13.66
(1,21)	1:A:184:LYS:CG	1:B:70:GLN:N	16	13.66
(1,21)	1:A:184:LYS:CG	1:B:71:TYR:N	16	13.66
(1,21)	1:A:184:LYS:CG	1:B:72:MET:N	16	13.66
(1,21)	1:A:184:LYS:CG	1:B:73:ARG:N	16	13.66
(1,21)	1:A:184:LYS:CG	1:B:74:THR:N	16	13.66
(1,21)	1:A:184:LYS:CG	1:B:75:GLY:N	16	13.66
(1,21)	1:A:184:LYS:CG	1:B:76:GLU:N	16	13.66
(1,21)	1:A:184:LYS:CG	1:B:77:GLY:N	16	13.66
(1,21)	1:A:184:LYS:CG	1:B:78:PHE:N	16	13.66
(1,21)	1:A:184:LYS:CG	1:B:79:LEU:N	16	13.66
(1,21)	1:A:184:LYS:CG	1:B:80:CYS:N	16	13.66
(1,21)	1:A:184:LYS:CG	5:B:203:7Q9:N	16	13.66
(1,21)	1:A:184:LYS:CG	5:B:204:7Q9:N	16	13.66
(1,21)	1:A:184:LYS:CG	5:B:205:7Q9:N	16	13.66
(1,21)	1:A:184:LYS:CG	5:B:206:7Q9:N	16	13.66
(1,21)	1:A:184:LYS:CG	5:B:207:7Q9:N	16	13.66
(1,21)	1:A:184:LYS:CG	6:B:208:17F:N1	16	13.66
(1,21)	1:A:184:LYS:CG	5:B:209:7Q9:N	16	13.66
(1,21)	1:A:184:LYS:CG	5:B:210:7Q9:N	16	13.66
(1,21)	1:A:184:LYS:CG	5:B:211:7Q9:N	16	13.66
(1,21)	1:A:184:LYS:CG	5:B:212:7Q9:N	16	13.66
(1,21)	1:A:184:LYS:CG	5:B:213:7Q9:N	16	13.66

Continued on next page...

Continued from previous page...

Key	Atom-1	Atom-2	Model ID	Violation (Å)
(1,21)	1:A:184:LYS:CG	6:B:214:17F:N1	16	13.66
(1,21)	1:A:184:LYS:CG	6:B:215:17F:N1	16	13.66
(1,21)	1:A:184:LYS:CG	5:B:216:7Q9:N	16	13.66
(1,21)	1:A:184:LYS:CG	5:B:217:7Q9:N	16	13.66
(1,21)	1:A:184:LYS:CG	5:B:218:7Q9:N	16	13.66
(1,21)	1:A:184:LYS:CG	6:B:219:17F:N1	16	13.66
(1,21)	1:A:184:LYS:CG	5:B:220:7Q9:N	16	13.66
(1,21)	1:A:184:LYS:H	1:B:2:THR:N	16	13.66
(1,21)	1:A:184:LYS:H	1:B:3:GLU:N	16	13.66
(1,21)	1:A:184:LYS:H	1:B:4:TYR:N	16	13.66
(1,21)	1:A:184:LYS:H	1:B:5:LYS:N	16	13.66
(1,21)	1:A:184:LYS:H	1:B:6:LEU:N	16	13.66
(1,21)	1:A:184:LYS:H	1:B:7:VAL:N	16	13.66
(1,21)	1:A:184:LYS:H	1:B:8:VAL:N	16	13.66
(1,21)	1:A:184:LYS:H	1:B:9:VAL:N	16	13.66
(1,21)	1:A:184:LYS:H	1:B:10:GLY:N	16	13.66
(1,21)	1:A:184:LYS:H	1:B:11:ALA:N	16	13.66
(1,21)	1:A:184:LYS:H	1:B:12:ASP:N	16	13.66
(1,21)	1:A:184:LYS:H	1:B:13:GLY:N	16	13.66
(1,21)	1:A:184:LYS:H	1:B:14:VAL:N	16	13.66
(1,21)	1:A:184:LYS:H	1:B:15:GLY:N	16	13.66
(1,21)	1:A:184:LYS:H	1:B:16:LYS:N	16	13.66
(1,21)	1:A:184:LYS:H	1:B:17:SER:N	16	13.66
(1,21)	1:A:184:LYS:H	1:B:18:ALA:N	16	13.66
(1,21)	1:A:184:LYS:H	1:B:19:LEU:N	16	13.66
(1,21)	1:A:184:LYS:H	1:B:20:THR:N	16	13.66
(1,21)	1:A:184:LYS:H	1:B:21:ILE:N	16	13.66
(1,21)	1:A:184:LYS:H	1:B:22:GLN:N	16	13.66
(1,21)	1:A:184:LYS:H	1:B:23:LEU:N	16	13.66
(1,21)	1:A:184:LYS:H	1:B:24:ILE:N	16	13.66
(1,21)	1:A:184:LYS:H	1:B:25:GLN:N	16	13.66
(1,21)	1:A:184:LYS:H	1:B:26:ASN:N	16	13.66
(1,21)	1:A:184:LYS:H	1:B:27:HIS:N	16	13.66
(1,21)	1:A:184:LYS:H	1:B:28:PHE:N	16	13.66
(1,21)	1:A:184:LYS:H	1:B:29:VAL:N	16	13.66
(1,21)	1:A:184:LYS:H	1:B:30:ASP:N	16	13.66
(1,21)	1:A:184:LYS:H	1:B:31:GLU:N	16	13.66
(1,21)	1:A:184:LYS:H	1:B:32:TYR:N	16	13.66
(1,21)	1:A:184:LYS:H	1:B:33:ASP:N	16	13.66
(1,21)	1:A:184:LYS:H	1:B:34:PRO:N	16	13.66
(1,21)	1:A:184:LYS:H	1:B:35:THR:N	16	13.66
(1,21)	1:A:184:LYS:H	1:B:36:ILE:N	16	13.66

Continued on next page...

Continued from previous page...

Key	Atom-1	Atom-2	Model ID	Violation (Å)
(1,21)	1:A:184:LYS:H	1:B:37:GLU:N	16	13.66
(1,21)	1:A:184:LYS:H	1:B:38:ASP:N	16	13.66
(1,21)	1:A:184:LYS:H	1:B:39:SER:N	16	13.66
(1,21)	1:A:184:LYS:H	1:B:40:TYR:N	16	13.66
(1,21)	1:A:184:LYS:H	1:B:41:ARG:N	16	13.66
(1,21)	1:A:184:LYS:H	1:B:42:LYS:N	16	13.66
(1,21)	1:A:184:LYS:H	1:B:43:GLN:N	16	13.66
(1,21)	1:A:184:LYS:H	1:B:44:VAL:N	16	13.66
(1,21)	1:A:184:LYS:H	1:B:45:VAL:N	16	13.66
(1,21)	1:A:184:LYS:H	1:B:46:ILE:N	16	13.66
(1,21)	1:A:184:LYS:H	1:B:47:ASP:N	16	13.66
(1,21)	1:A:184:LYS:H	1:B:48:GLY:N	16	13.66
(1,21)	1:A:184:LYS:H	1:B:49:GLU:N	16	13.66
(1,21)	1:A:184:LYS:H	1:B:50:THR:N	16	13.66
(1,21)	1:A:184:LYS:H	1:B:51:CYS:N	16	13.66
(1,21)	1:A:184:LYS:H	1:B:52:LEU:N	16	13.66
(1,21)	1:A:184:LYS:H	1:B:53:LEU:N	16	13.66
(1,21)	1:A:184:LYS:H	1:B:54:ASP:N	16	13.66
(1,21)	1:A:184:LYS:H	1:B:55:ILE:N	16	13.66
(1,21)	1:A:184:LYS:H	1:B:56:LEU:N	16	13.66
(1,21)	1:A:184:LYS:H	1:B:57:ASP:N	16	13.66
(1,21)	1:A:184:LYS:H	1:B:58:THR:N	16	13.66
(1,21)	1:A:184:LYS:H	1:B:59:ALA:N	16	13.66
(1,21)	1:A:184:LYS:H	1:B:60:GLY:N	16	13.66
(1,21)	1:A:184:LYS:H	1:B:61:GLN:N	16	13.66
(1,21)	1:A:184:LYS:H	1:B:62:GLU:N	16	13.66
(1,21)	1:A:184:LYS:H	1:B:63:GLU:N	16	13.66
(1,21)	1:A:184:LYS:H	1:B:64:TYR:N	16	13.66
(1,21)	1:A:184:LYS:H	1:B:65:SER:N	16	13.66
(1,21)	1:A:184:LYS:H	1:B:66:ALA:N	16	13.66
(1,21)	1:A:184:LYS:H	1:B:67:MET:N	16	13.66
(1,21)	1:A:184:LYS:H	1:B:68:ARG:N	16	13.66
(1,21)	1:A:184:LYS:H	1:B:69:ASP:N	16	13.66
(1,21)	1:A:184:LYS:H	1:B:70:GLN:N	16	13.66
(1,21)	1:A:184:LYS:H	1:B:71:TYR:N	16	13.66
(1,21)	1:A:184:LYS:H	1:B:72:MET:N	16	13.66
(1,21)	1:A:184:LYS:H	1:B:73:ARG:N	16	13.66
(1,21)	1:A:184:LYS:H	1:B:74:THR:N	16	13.66
(1,21)	1:A:184:LYS:H	1:B:75:GLY:N	16	13.66
(1,21)	1:A:184:LYS:H	1:B:76:GLU:N	16	13.66
(1,21)	1:A:184:LYS:H	1:B:77:GLY:N	16	13.66
(1,21)	1:A:184:LYS:H	1:B:78:PHE:N	16	13.66

Continued on next page...

Continued from previous page...

Key	Atom-1	Atom-2	Model ID	Violation (Å)
(1,21)	1:A:184:LYS:H	1:B:79:LEU:N	16	13.66
(1,21)	1:A:184:LYS:H	1:B:80:CYS:N	16	13.66
(1,21)	1:A:184:LYS:H	5:B:203:7Q9:N	16	13.66
(1,21)	1:A:184:LYS:H	5:B:204:7Q9:N	16	13.66
(1,21)	1:A:184:LYS:H	5:B:205:7Q9:N	16	13.66
(1,21)	1:A:184:LYS:H	5:B:206:7Q9:N	16	13.66
(1,21)	1:A:184:LYS:H	5:B:207:7Q9:N	16	13.66
(1,21)	1:A:184:LYS:H	6:B:208:17F:N1	16	13.66
(1,21)	1:A:184:LYS:H	5:B:209:7Q9:N	16	13.66
(1,21)	1:A:184:LYS:H	5:B:210:7Q9:N	16	13.66
(1,21)	1:A:184:LYS:H	5:B:211:7Q9:N	16	13.66
(1,21)	1:A:184:LYS:H	5:B:212:7Q9:N	16	13.66
(1,21)	1:A:184:LYS:H	5:B:213:7Q9:N	16	13.66
(1,21)	1:A:184:LYS:H	6:B:214:17F:N1	16	13.66
(1,21)	1:A:184:LYS:H	6:B:215:17F:N1	16	13.66
(1,21)	1:A:184:LYS:H	5:B:216:7Q9:N	16	13.66
(1,21)	1:A:184:LYS:H	5:B:217:7Q9:N	16	13.66
(1,21)	1:A:184:LYS:H	5:B:218:7Q9:N	16	13.66
(1,21)	1:A:184:LYS:H	6:B:219:17F:N1	16	13.66
(1,21)	1:A:184:LYS:H	5:B:220:7Q9:N	16	13.66
(1,21)	1:A:184:LYS:HZ1	1:B:2:THR:N	16	13.66
(1,21)	1:A:184:LYS:HZ1	1:B:3:GLU:N	16	13.66
(1,21)	1:A:184:LYS:HZ1	1:B:4:TYR:N	16	13.66
(1,21)	1:A:184:LYS:HZ1	1:B:5:LYS:N	16	13.66
(1,21)	1:A:184:LYS:HZ1	1:B:6:LEU:N	16	13.66
(1,21)	1:A:184:LYS:HZ1	1:B:7:VAL:N	16	13.66
(1,21)	1:A:184:LYS:HZ1	1:B:8:VAL:N	16	13.66
(1,21)	1:A:184:LYS:HZ1	1:B:9:VAL:N	16	13.66
(1,21)	1:A:184:LYS:HZ1	1:B:10:GLY:N	16	13.66
(1,21)	1:A:184:LYS:HZ1	1:B:11:ALA:N	16	13.66
(1,21)	1:A:184:LYS:HZ1	1:B:12:ASP:N	16	13.66
(1,21)	1:A:184:LYS:HZ1	1:B:13:GLY:N	16	13.66
(1,21)	1:A:184:LYS:HZ1	1:B:14:VAL:N	16	13.66
(1,21)	1:A:184:LYS:HZ1	1:B:15:GLY:N	16	13.66
(1,21)	1:A:184:LYS:HZ1	1:B:16:LYS:N	16	13.66
(1,21)	1:A:184:LYS:HZ1	1:B:17:SER:N	16	13.66
(1,21)	1:A:184:LYS:HZ1	1:B:18:ALA:N	16	13.66
(1,21)	1:A:184:LYS:HZ1	1:B:19:LEU:N	16	13.66
(1,21)	1:A:184:LYS:HZ1	1:B:20:THR:N	16	13.66
(1,21)	1:A:184:LYS:HZ1	1:B:21:ILE:N	16	13.66
(1,21)	1:A:184:LYS:HZ1	1:B:22:GLN:N	16	13.66
(1,21)	1:A:184:LYS:HZ1	1:B:23:LEU:N	16	13.66

Continued on next page...

Continued from previous page...

Key	Atom-1	Atom-2	Model ID	Violation (Å)
(1,21)	1:A:184:LYS:HZ1	1:B:24:ILE:N	16	13.66
(1,21)	1:A:184:LYS:HZ1	1:B:25:GLN:N	16	13.66
(1,21)	1:A:184:LYS:HZ1	1:B:26:ASN:N	16	13.66
(1,21)	1:A:184:LYS:HZ1	1:B:27:HIS:N	16	13.66
(1,21)	1:A:184:LYS:HZ1	1:B:28:PHE:N	16	13.66
(1,21)	1:A:184:LYS:HZ1	1:B:29:VAL:N	16	13.66
(1,21)	1:A:184:LYS:HZ1	1:B:30:ASP:N	16	13.66
(1,21)	1:A:184:LYS:HZ1	1:B:31:GLU:N	16	13.66
(1,21)	1:A:184:LYS:HZ1	1:B:32:TYR:N	16	13.66
(1,21)	1:A:184:LYS:HZ1	1:B:33:ASP:N	16	13.66
(1,21)	1:A:184:LYS:HZ1	1:B:34:PRO:N	16	13.66
(1,21)	1:A:184:LYS:HZ1	1:B:35:THR:N	16	13.66
(1,21)	1:A:184:LYS:HZ1	1:B:36:ILE:N	16	13.66
(1,21)	1:A:184:LYS:HZ1	1:B:37:GLU:N	16	13.66
(1,21)	1:A:184:LYS:HZ1	1:B:38:ASP:N	16	13.66
(1,21)	1:A:184:LYS:HZ1	1:B:39:SER:N	16	13.66
(1,21)	1:A:184:LYS:HZ1	1:B:40:TYR:N	16	13.66
(1,21)	1:A:184:LYS:HZ1	1:B:41:ARG:N	16	13.66
(1,21)	1:A:184:LYS:HZ1	1:B:42:LYS:N	16	13.66
(1,21)	1:A:184:LYS:HZ1	1:B:43:GLN:N	16	13.66
(1,21)	1:A:184:LYS:HZ1	1:B:44:VAL:N	16	13.66
(1,21)	1:A:184:LYS:HZ1	1:B:45:VAL:N	16	13.66
(1,21)	1:A:184:LYS:HZ1	1:B:46:ILE:N	16	13.66
(1,21)	1:A:184:LYS:HZ1	1:B:47:ASP:N	16	13.66
(1,21)	1:A:184:LYS:HZ1	1:B:48:GLY:N	16	13.66
(1,21)	1:A:184:LYS:HZ1	1:B:49:GLU:N	16	13.66
(1,21)	1:A:184:LYS:HZ1	1:B:50:THR:N	16	13.66
(1,21)	1:A:184:LYS:HZ1	1:B:51:CYS:N	16	13.66
(1,21)	1:A:184:LYS:HZ1	1:B:52:LEU:N	16	13.66
(1,21)	1:A:184:LYS:HZ1	1:B:53:LEU:N	16	13.66
(1,21)	1:A:184:LYS:HZ1	1:B:54:ASP:N	16	13.66
(1,21)	1:A:184:LYS:HZ1	1:B:55:ILE:N	16	13.66
(1,21)	1:A:184:LYS:HZ1	1:B:56:LEU:N	16	13.66
(1,21)	1:A:184:LYS:HZ1	1:B:57:ASP:N	16	13.66
(1,21)	1:A:184:LYS:HZ1	1:B:58:THR:N	16	13.66
(1,21)	1:A:184:LYS:HZ1	1:B:59:ALA:N	16	13.66
(1,21)	1:A:184:LYS:HZ1	1:B:60:GLY:N	16	13.66
(1,21)	1:A:184:LYS:HZ1	1:B:61:GLN:N	16	13.66
(1,21)	1:A:184:LYS:HZ1	1:B:62:GLU:N	16	13.66
(1,21)	1:A:184:LYS:HZ1	1:B:63:GLU:N	16	13.66
(1,21)	1:A:184:LYS:HZ1	1:B:64:TYR:N	16	13.66
(1,21)	1:A:184:LYS:HZ1	1:B:65:SER:N	16	13.66

Continued on next page...

Continued from previous page...

Key	Atom-1	Atom-2	Model ID	Violation (Å)
(1,21)	1:A:184:LYS:HZ1	1:B:66:ALA:N	16	13.66
(1,21)	1:A:184:LYS:HZ1	1:B:67:MET:N	16	13.66
(1,21)	1:A:184:LYS:HZ1	1:B:68:ARG:N	16	13.66
(1,21)	1:A:184:LYS:HZ1	1:B:69:ASP:N	16	13.66
(1,21)	1:A:184:LYS:HZ1	1:B:70:GLN:N	16	13.66
(1,21)	1:A:184:LYS:HZ1	1:B:71:TYR:N	16	13.66
(1,21)	1:A:184:LYS:HZ1	1:B:72:MET:N	16	13.66
(1,21)	1:A:184:LYS:HZ1	1:B:73:ARG:N	16	13.66
(1,21)	1:A:184:LYS:HZ1	1:B:74:THR:N	16	13.66
(1,21)	1:A:184:LYS:HZ1	1:B:75:GLY:N	16	13.66
(1,21)	1:A:184:LYS:HZ1	1:B:76:GLU:N	16	13.66
(1,21)	1:A:184:LYS:HZ1	1:B:77:GLY:N	16	13.66
(1,21)	1:A:184:LYS:HZ1	1:B:78:PHE:N	16	13.66
(1,21)	1:A:184:LYS:HZ1	1:B:79:LEU:N	16	13.66
(1,21)	1:A:184:LYS:HZ1	1:B:80:CYS:N	16	13.66
(1,21)	1:A:184:LYS:HZ1	5:B:203:7Q9:N	16	13.66
(1,21)	1:A:184:LYS:HZ1	5:B:204:7Q9:N	16	13.66
(1,21)	1:A:184:LYS:HZ1	5:B:205:7Q9:N	16	13.66
(1,21)	1:A:184:LYS:HZ1	5:B:206:7Q9:N	16	13.66
(1,21)	1:A:184:LYS:HZ1	5:B:207:7Q9:N	16	13.66
(1,21)	1:A:184:LYS:HZ1	6:B:208:17F:N1	16	13.66
(1,21)	1:A:184:LYS:HZ1	5:B:209:7Q9:N	16	13.66
(1,21)	1:A:184:LYS:HZ1	5:B:210:7Q9:N	16	13.66
(1,21)	1:A:184:LYS:HZ1	5:B:211:7Q9:N	16	13.66
(1,21)	1:A:184:LYS:HZ1	5:B:212:7Q9:N	16	13.66
(1,21)	1:A:184:LYS:HZ1	5:B:213:7Q9:N	16	13.66
(1,21)	1:A:184:LYS:HZ1	6:B:214:17F:N1	16	13.66
(1,21)	1:A:184:LYS:HZ1	6:B:215:17F:N1	16	13.66
(1,21)	1:A:184:LYS:HZ1	5:B:216:7Q9:N	16	13.66
(1,21)	1:A:184:LYS:HZ1	5:B:217:7Q9:N	16	13.66
(1,21)	1:A:184:LYS:HZ1	5:B:218:7Q9:N	16	13.66
(1,21)	1:A:184:LYS:HZ1	6:B:219:17F:N1	16	13.66
(1,21)	1:A:184:LYS:HZ1	5:B:220:7Q9:N	16	13.66
(1,21)	1:A:184:LYS:HZ2	1:B:2:THR:N	16	13.66
(1,21)	1:A:184:LYS:HZ2	1:B:3:GLU:N	16	13.66
(1,21)	1:A:184:LYS:HZ2	1:B:4:TYR:N	16	13.66
(1,21)	1:A:184:LYS:HZ2	1:B:5:LYS:N	16	13.66
(1,21)	1:A:184:LYS:HZ2	1:B:6:LEU:N	16	13.66
(1,21)	1:A:184:LYS:HZ2	1:B:7:VAL:N	16	13.66
(1,21)	1:A:184:LYS:HZ2	1:B:8:VAL:N	16	13.66
(1,21)	1:A:184:LYS:HZ2	1:B:9:VAL:N	16	13.66
(1,21)	1:A:184:LYS:HZ2	1:B:10:GLY:N	16	13.66

Continued on next page...

Continued from previous page...

Key	Atom-1	Atom-2	Model ID	Violation (Å)
(1,21)	1:A:184:LYS:HZ2	1:B:11:ALA:N	16	13.66
(1,21)	1:A:184:LYS:HZ2	1:B:12:ASP:N	16	13.66
(1,21)	1:A:184:LYS:HZ2	1:B:13:GLY:N	16	13.66
(1,21)	1:A:184:LYS:HZ2	1:B:14:VAL:N	16	13.66
(1,21)	1:A:184:LYS:HZ2	1:B:15:GLY:N	16	13.66
(1,21)	1:A:184:LYS:HZ2	1:B:16:LYS:N	16	13.66
(1,21)	1:A:184:LYS:HZ2	1:B:17:SER:N	16	13.66
(1,21)	1:A:184:LYS:HZ2	1:B:18:ALA:N	16	13.66
(1,21)	1:A:184:LYS:HZ2	1:B:19:LEU:N	16	13.66
(1,21)	1:A:184:LYS:HZ2	1:B:20:THR:N	16	13.66
(1,21)	1:A:184:LYS:HZ2	1:B:21:ILE:N	16	13.66
(1,21)	1:A:184:LYS:HZ2	1:B:22:GLN:N	16	13.66
(1,21)	1:A:184:LYS:HZ2	1:B:23:LEU:N	16	13.66
(1,21)	1:A:184:LYS:HZ2	1:B:24:ILE:N	16	13.66
(1,21)	1:A:184:LYS:HZ2	1:B:25:GLN:N	16	13.66
(1,21)	1:A:184:LYS:HZ2	1:B:26:ASN:N	16	13.66
(1,21)	1:A:184:LYS:HZ2	1:B:27:HIS:N	16	13.66
(1,21)	1:A:184:LYS:HZ2	1:B:28:PHE:N	16	13.66
(1,21)	1:A:184:LYS:HZ2	1:B:29:VAL:N	16	13.66
(1,21)	1:A:184:LYS:HZ2	1:B:30:ASP:N	16	13.66
(1,21)	1:A:184:LYS:HZ2	1:B:31:GLU:N	16	13.66
(1,21)	1:A:184:LYS:HZ2	1:B:32:TYR:N	16	13.66
(1,21)	1:A:184:LYS:HZ2	1:B:33:ASP:N	16	13.66
(1,21)	1:A:184:LYS:HZ2	1:B:34:PRO:N	16	13.66
(1,21)	1:A:184:LYS:HZ2	1:B:35:THR:N	16	13.66
(1,21)	1:A:184:LYS:HZ2	1:B:36:ILE:N	16	13.66
(1,21)	1:A:184:LYS:HZ2	1:B:37:GLU:N	16	13.66
(1,21)	1:A:184:LYS:HZ2	1:B:38:ASP:N	16	13.66
(1,21)	1:A:184:LYS:HZ2	1:B:39:SER:N	16	13.66
(1,21)	1:A:184:LYS:HZ2	1:B:40:TYR:N	16	13.66
(1,21)	1:A:184:LYS:HZ2	1:B:41:ARG:N	16	13.66
(1,21)	1:A:184:LYS:HZ2	1:B:42:LYS:N	16	13.66
(1,21)	1:A:184:LYS:HZ2	1:B:43:GLN:N	16	13.66
(1,21)	1:A:184:LYS:HZ2	1:B:44:VAL:N	16	13.66
(1,21)	1:A:184:LYS:HZ2	1:B:45:VAL:N	16	13.66
(1,21)	1:A:184:LYS:HZ2	1:B:46:ILE:N	16	13.66
(1,21)	1:A:184:LYS:HZ2	1:B:47:ASP:N	16	13.66
(1,21)	1:A:184:LYS:HZ2	1:B:48:GLY:N	16	13.66
(1,21)	1:A:184:LYS:HZ2	1:B:49:GLU:N	16	13.66
(1,21)	1:A:184:LYS:HZ2	1:B:50:THR:N	16	13.66
(1,21)	1:A:184:LYS:HZ2	1:B:51:CYS:N	16	13.66
(1,21)	1:A:184:LYS:HZ2	1:B:52:LEU:N	16	13.66

Continued on next page...

Continued from previous page...

Key	Atom-1	Atom-2	Model ID	Violation (Å)
(1,21)	1:A:184:LYS:HZ2	1:B:53:LEU:N	16	13.66
(1,21)	1:A:184:LYS:HZ2	1:B:54:ASP:N	16	13.66
(1,21)	1:A:184:LYS:HZ2	1:B:55:ILE:N	16	13.66
(1,21)	1:A:184:LYS:HZ2	1:B:56:LEU:N	16	13.66
(1,21)	1:A:184:LYS:HZ2	1:B:57:ASP:N	16	13.66
(1,21)	1:A:184:LYS:HZ2	1:B:58:THR:N	16	13.66
(1,21)	1:A:184:LYS:HZ2	1:B:59:ALA:N	16	13.66
(1,21)	1:A:184:LYS:HZ2	1:B:60:GLY:N	16	13.66
(1,21)	1:A:184:LYS:HZ2	1:B:61:GLN:N	16	13.66
(1,21)	1:A:184:LYS:HZ2	1:B:62:GLU:N	16	13.66
(1,21)	1:A:184:LYS:HZ2	1:B:63:GLU:N	16	13.66
(1,21)	1:A:184:LYS:HZ2	1:B:64:TYR:N	16	13.66
(1,21)	1:A:184:LYS:HZ2	1:B:65:SER:N	16	13.66
(1,21)	1:A:184:LYS:HZ2	1:B:66:ALA:N	16	13.66
(1,21)	1:A:184:LYS:HZ2	1:B:67:MET:N	16	13.66
(1,21)	1:A:184:LYS:HZ2	1:B:68:ARG:N	16	13.66
(1,21)	1:A:184:LYS:HZ2	1:B:69:ASP:N	16	13.66
(1,21)	1:A:184:LYS:HZ2	1:B:70:GLN:N	16	13.66
(1,21)	1:A:184:LYS:HZ2	1:B:71:TYR:N	16	13.66
(1,21)	1:A:184:LYS:HZ2	1:B:72:MET:N	16	13.66
(1,21)	1:A:184:LYS:HZ2	1:B:73:ARG:N	16	13.66
(1,21)	1:A:184:LYS:HZ2	1:B:74:THR:N	16	13.66
(1,21)	1:A:184:LYS:HZ2	1:B:75:GLY:N	16	13.66
(1,21)	1:A:184:LYS:HZ2	1:B:76:GLU:N	16	13.66
(1,21)	1:A:184:LYS:HZ2	1:B:77:GLY:N	16	13.66
(1,21)	1:A:184:LYS:HZ2	1:B:78:PHE:N	16	13.66
(1,21)	1:A:184:LYS:HZ2	1:B:79:LEU:N	16	13.66
(1,21)	1:A:184:LYS:HZ2	1:B:80:CYS:N	16	13.66
(1,21)	1:A:184:LYS:HZ2	5:B:203:7Q9:N	16	13.66
(1,21)	1:A:184:LYS:HZ2	5:B:204:7Q9:N	16	13.66
(1,21)	1:A:184:LYS:HZ2	5:B:205:7Q9:N	16	13.66
(1,21)	1:A:184:LYS:HZ2	5:B:206:7Q9:N	16	13.66
(1,21)	1:A:184:LYS:HZ2	5:B:207:7Q9:N	16	13.66
(1,21)	1:A:184:LYS:HZ2	6:B:208:17F:N1	16	13.66
(1,21)	1:A:184:LYS:HZ2	5:B:209:7Q9:N	16	13.66
(1,21)	1:A:184:LYS:HZ2	5:B:210:7Q9:N	16	13.66
(1,21)	1:A:184:LYS:HZ2	5:B:211:7Q9:N	16	13.66
(1,21)	1:A:184:LYS:HZ2	5:B:212:7Q9:N	16	13.66
(1,21)	1:A:184:LYS:HZ2	5:B:213:7Q9:N	16	13.66
(1,21)	1:A:184:LYS:HZ2	6:B:214:17F:N1	16	13.66
(1,21)	1:A:184:LYS:HZ2	6:B:215:17F:N1	16	13.66
(1,21)	1:A:184:LYS:HZ2	5:B:216:7Q9:N	16	13.66

Continued on next page...

Continued from previous page...

Key	Atom-1	Atom-2	Model ID	Violation (Å)
(1,21)	1:A:184:LYS:HZ2	5:B:217:7Q9:N	16	13.66
(1,21)	1:A:184:LYS:HZ2	5:B:218:7Q9:N	16	13.66
(1,21)	1:A:184:LYS:HZ2	6:B:219:17F:N1	16	13.66
(1,21)	1:A:184:LYS:HZ2	5:B:220:7Q9:N	16	13.66
(1,21)	1:A:184:LYS:HZ3	1:B:2:THR:N	16	13.66
(1,21)	1:A:184:LYS:HZ3	1:B:3:GLU:N	16	13.66
(1,21)	1:A:184:LYS:HZ3	1:B:4:TYR:N	16	13.66
(1,21)	1:A:184:LYS:HZ3	1:B:5:LYS:N	16	13.66
(1,21)	1:A:184:LYS:HZ3	1:B:6:LEU:N	16	13.66
(1,21)	1:A:184:LYS:HZ3	1:B:7:VAL:N	16	13.66
(1,21)	1:A:184:LYS:HZ3	1:B:8:VAL:N	16	13.66
(1,21)	1:A:184:LYS:HZ3	1:B:9:VAL:N	16	13.66
(1,21)	1:A:184:LYS:HZ3	1:B:10:GLY:N	16	13.66
(1,21)	1:A:184:LYS:HZ3	1:B:11:ALA:N	16	13.66
(1,21)	1:A:184:LYS:HZ3	1:B:12:ASP:N	16	13.66
(1,21)	1:A:184:LYS:HZ3	1:B:13:GLY:N	16	13.66
(1,21)	1:A:184:LYS:HZ3	1:B:14:VAL:N	16	13.66
(1,21)	1:A:184:LYS:HZ3	1:B:15:GLY:N	16	13.66
(1,21)	1:A:184:LYS:HZ3	1:B:16:LYS:N	16	13.66
(1,21)	1:A:184:LYS:HZ3	1:B:17:SER:N	16	13.66
(1,21)	1:A:184:LYS:HZ3	1:B:18:ALA:N	16	13.66
(1,21)	1:A:184:LYS:HZ3	1:B:19:LEU:N	16	13.66
(1,21)	1:A:184:LYS:HZ3	1:B:20:THR:N	16	13.66
(1,21)	1:A:184:LYS:HZ3	1:B:21:ILE:N	16	13.66
(1,21)	1:A:184:LYS:HZ3	1:B:22:GLN:N	16	13.66
(1,21)	1:A:184:LYS:HZ3	1:B:23:LEU:N	16	13.66
(1,21)	1:A:184:LYS:HZ3	1:B:24:ILE:N	16	13.66
(1,21)	1:A:184:LYS:HZ3	1:B:25:GLN:N	16	13.66
(1,21)	1:A:184:LYS:HZ3	1:B:26:ASN:N	16	13.66
(1,21)	1:A:184:LYS:HZ3	1:B:27:HIS:N	16	13.66
(1,21)	1:A:184:LYS:HZ3	1:B:28:PHE:N	16	13.66
(1,21)	1:A:184:LYS:HZ3	1:B:29:VAL:N	16	13.66
(1,21)	1:A:184:LYS:HZ3	1:B:30:ASP:N	16	13.66
(1,21)	1:A:184:LYS:HZ3	1:B:31:GLU:N	16	13.66
(1,21)	1:A:184:LYS:HZ3	1:B:32:TYR:N	16	13.66
(1,21)	1:A:184:LYS:HZ3	1:B:33:ASP:N	16	13.66
(1,21)	1:A:184:LYS:HZ3	1:B:34:PRO:N	16	13.66
(1,21)	1:A:184:LYS:HZ3	1:B:35:THR:N	16	13.66
(1,21)	1:A:184:LYS:HZ3	1:B:36:ILE:N	16	13.66
(1,21)	1:A:184:LYS:HZ3	1:B:37:GLU:N	16	13.66
(1,21)	1:A:184:LYS:HZ3	1:B:38:ASP:N	16	13.66
(1,21)	1:A:184:LYS:HZ3	1:B:39:SER:N	16	13.66

Continued on next page...

Continued from previous page...

Key	Atom-1	Atom-2	Model ID	Violation (Å)
(1,21)	1:A:184:LYS:HZ3	1:B:40:TYR:N	16	13.66
(1,21)	1:A:184:LYS:HZ3	1:B:41:ARG:N	16	13.66
(1,21)	1:A:184:LYS:HZ3	1:B:42:LYS:N	16	13.66
(1,21)	1:A:184:LYS:HZ3	1:B:43:GLN:N	16	13.66
(1,21)	1:A:184:LYS:HZ3	1:B:44:VAL:N	16	13.66
(1,21)	1:A:184:LYS:HZ3	1:B:45:VAL:N	16	13.66
(1,21)	1:A:184:LYS:HZ3	1:B:46:ILE:N	16	13.66
(1,21)	1:A:184:LYS:HZ3	1:B:47:ASP:N	16	13.66
(1,21)	1:A:184:LYS:HZ3	1:B:48:GLY:N	16	13.66
(1,21)	1:A:184:LYS:HZ3	1:B:49:GLU:N	16	13.66
(1,21)	1:A:184:LYS:HZ3	1:B:50:THR:N	16	13.66
(1,21)	1:A:184:LYS:HZ3	1:B:51:CYS:N	16	13.66
(1,21)	1:A:184:LYS:HZ3	1:B:52:LEU:N	16	13.66
(1,21)	1:A:184:LYS:HZ3	1:B:53:LEU:N	16	13.66
(1,21)	1:A:184:LYS:HZ3	1:B:54:ASP:N	16	13.66
(1,21)	1:A:184:LYS:HZ3	1:B:55:ILE:N	16	13.66
(1,21)	1:A:184:LYS:HZ3	1:B:56:LEU:N	16	13.66
(1,21)	1:A:184:LYS:HZ3	1:B:57:ASP:N	16	13.66
(1,21)	1:A:184:LYS:HZ3	1:B:58:THR:N	16	13.66
(1,21)	1:A:184:LYS:HZ3	1:B:59:ALA:N	16	13.66
(1,21)	1:A:184:LYS:HZ3	1:B:60:GLY:N	16	13.66
(1,21)	1:A:184:LYS:HZ3	1:B:61:GLN:N	16	13.66
(1,21)	1:A:184:LYS:HZ3	1:B:62:GLU:N	16	13.66
(1,21)	1:A:184:LYS:HZ3	1:B:63:GLU:N	16	13.66
(1,21)	1:A:184:LYS:HZ3	1:B:64:TYR:N	16	13.66
(1,21)	1:A:184:LYS:HZ3	1:B:65:SER:N	16	13.66
(1,21)	1:A:184:LYS:HZ3	1:B:66:ALA:N	16	13.66
(1,21)	1:A:184:LYS:HZ3	1:B:67:MET:N	16	13.66
(1,21)	1:A:184:LYS:HZ3	1:B:68:ARG:N	16	13.66
(1,21)	1:A:184:LYS:HZ3	1:B:69:ASP:N	16	13.66
(1,21)	1:A:184:LYS:HZ3	1:B:70:GLN:N	16	13.66
(1,21)	1:A:184:LYS:HZ3	1:B:71:TYR:N	16	13.66
(1,21)	1:A:184:LYS:HZ3	1:B:72:MET:N	16	13.66
(1,21)	1:A:184:LYS:HZ3	1:B:73:ARG:N	16	13.66
(1,21)	1:A:184:LYS:HZ3	1:B:74:THR:N	16	13.66
(1,21)	1:A:184:LYS:HZ3	1:B:75:GLY:N	16	13.66
(1,21)	1:A:184:LYS:HZ3	1:B:76:GLU:N	16	13.66
(1,21)	1:A:184:LYS:HZ3	1:B:77:GLY:N	16	13.66
(1,21)	1:A:184:LYS:HZ3	1:B:78:PHE:N	16	13.66
(1,21)	1:A:184:LYS:HZ3	1:B:79:LEU:N	16	13.66
(1,21)	1:A:184:LYS:HZ3	1:B:80:CYS:N	16	13.66
(1,21)	1:A:184:LYS:HZ3	5:B:203:7Q9:N	16	13.66

Continued on next page...

Continued from previous page...

Key	Atom-1	Atom-2	Model ID	Violation (Å)
(1,21)	1:A:184:LYS:HZ3	5:B:204:7Q9:N	16	13.66
(1,21)	1:A:184:LYS:HZ3	5:B:205:7Q9:N	16	13.66
(1,21)	1:A:184:LYS:HZ3	5:B:206:7Q9:N	16	13.66
(1,21)	1:A:184:LYS:HZ3	5:B:207:7Q9:N	16	13.66
(1,21)	1:A:184:LYS:HZ3	6:B:208:17F:N1	16	13.66
(1,21)	1:A:184:LYS:HZ3	5:B:209:7Q9:N	16	13.66
(1,21)	1:A:184:LYS:HZ3	5:B:210:7Q9:N	16	13.66
(1,21)	1:A:184:LYS:HZ3	5:B:211:7Q9:N	16	13.66
(1,21)	1:A:184:LYS:HZ3	5:B:212:7Q9:N	16	13.66
(1,21)	1:A:184:LYS:HZ3	5:B:213:7Q9:N	16	13.66
(1,21)	1:A:184:LYS:HZ3	6:B:214:17F:N1	16	13.66
(1,21)	1:A:184:LYS:HZ3	6:B:215:17F:N1	16	13.66
(1,21)	1:A:184:LYS:HZ3	5:B:216:7Q9:N	16	13.66
(1,21)	1:A:184:LYS:HZ3	5:B:217:7Q9:N	16	13.66
(1,21)	1:A:184:LYS:HZ3	5:B:218:7Q9:N	16	13.66
(1,21)	1:A:184:LYS:HZ3	6:B:219:17F:N1	16	13.66
(1,21)	1:A:184:LYS:HZ3	5:B:220:7Q9:N	16	13.66
(1,21)	1:A:184:LYS:N	1:B:2:THR:N	16	13.66
(1,21)	1:A:184:LYS:N	1:B:3:GLU:N	16	13.66
(1,21)	1:A:184:LYS:N	1:B:4:TYR:N	16	13.66
(1,21)	1:A:184:LYS:N	1:B:5:LYS:N	16	13.66
(1,21)	1:A:184:LYS:N	1:B:6:LEU:N	16	13.66
(1,21)	1:A:184:LYS:N	1:B:7:VAL:N	16	13.66
(1,21)	1:A:184:LYS:N	1:B:8:VAL:N	16	13.66
(1,21)	1:A:184:LYS:N	1:B:9:VAL:N	16	13.66
(1,21)	1:A:184:LYS:N	1:B:10:GLY:N	16	13.66
(1,21)	1:A:184:LYS:N	1:B:11:ALA:N	16	13.66
(1,21)	1:A:184:LYS:N	1:B:12:ASP:N	16	13.66
(1,21)	1:A:184:LYS:N	1:B:13:GLY:N	16	13.66
(1,21)	1:A:184:LYS:N	1:B:14:VAL:N	16	13.66
(1,21)	1:A:184:LYS:N	1:B:15:GLY:N	16	13.66
(1,21)	1:A:184:LYS:N	1:B:16:LYS:N	16	13.66
(1,21)	1:A:184:LYS:N	1:B:17:SER:N	16	13.66
(1,21)	1:A:184:LYS:N	1:B:18:ALA:N	16	13.66
(1,21)	1:A:184:LYS:N	1:B:19:LEU:N	16	13.66
(1,21)	1:A:184:LYS:N	1:B:20:THR:N	16	13.66
(1,21)	1:A:184:LYS:N	1:B:21:ILE:N	16	13.66
(1,21)	1:A:184:LYS:N	1:B:22:GLN:N	16	13.66
(1,21)	1:A:184:LYS:N	1:B:23:LEU:N	16	13.66
(1,21)	1:A:184:LYS:N	1:B:24:ILE:N	16	13.66
(1,21)	1:A:184:LYS:N	1:B:25:GLN:N	16	13.66
(1,21)	1:A:184:LYS:N	1:B:26:ASN:N	16	13.66

Continued on next page...

Continued from previous page...

Key	Atom-1	Atom-2	Model ID	Violation (Å)
(1,21)	1:A:184:LYS:N	1:B:27:HIS:N	16	13.66
(1,21)	1:A:184:LYS:N	1:B:28:PHE:N	16	13.66
(1,21)	1:A:184:LYS:N	1:B:29:VAL:N	16	13.66
(1,21)	1:A:184:LYS:N	1:B:30:ASP:N	16	13.66
(1,21)	1:A:184:LYS:N	1:B:31:GLU:N	16	13.66
(1,21)	1:A:184:LYS:N	1:B:32:TYR:N	16	13.66
(1,21)	1:A:184:LYS:N	1:B:33:ASP:N	16	13.66
(1,21)	1:A:184:LYS:N	1:B:34:PRO:N	16	13.66
(1,21)	1:A:184:LYS:N	1:B:35:THR:N	16	13.66
(1,21)	1:A:184:LYS:N	1:B:36:ILE:N	16	13.66
(1,21)	1:A:184:LYS:N	1:B:37:GLU:N	16	13.66
(1,21)	1:A:184:LYS:N	1:B:38:ASP:N	16	13.66
(1,21)	1:A:184:LYS:N	1:B:39:SER:N	16	13.66
(1,21)	1:A:184:LYS:N	1:B:40:TYR:N	16	13.66
(1,21)	1:A:184:LYS:N	1:B:41:ARG:N	16	13.66
(1,21)	1:A:184:LYS:N	1:B:42:LYS:N	16	13.66
(1,21)	1:A:184:LYS:N	1:B:43:GLN:N	16	13.66
(1,21)	1:A:184:LYS:N	1:B:44:VAL:N	16	13.66
(1,21)	1:A:184:LYS:N	1:B:45:VAL:N	16	13.66
(1,21)	1:A:184:LYS:N	1:B:46:ILE:N	16	13.66
(1,21)	1:A:184:LYS:N	1:B:47:ASP:N	16	13.66
(1,21)	1:A:184:LYS:N	1:B:48:GLY:N	16	13.66
(1,21)	1:A:184:LYS:N	1:B:49:GLU:N	16	13.66
(1,21)	1:A:184:LYS:N	1:B:50:THR:N	16	13.66
(1,21)	1:A:184:LYS:N	1:B:51:CYS:N	16	13.66
(1,21)	1:A:184:LYS:N	1:B:52:LEU:N	16	13.66
(1,21)	1:A:184:LYS:N	1:B:53:LEU:N	16	13.66
(1,21)	1:A:184:LYS:N	1:B:54:ASP:N	16	13.66
(1,21)	1:A:184:LYS:N	1:B:55:ILE:N	16	13.66
(1,21)	1:A:184:LYS:N	1:B:56:LEU:N	16	13.66
(1,21)	1:A:184:LYS:N	1:B:57:ASP:N	16	13.66
(1,21)	1:A:184:LYS:N	1:B:58:THR:N	16	13.66
(1,21)	1:A:184:LYS:N	1:B:59:ALA:N	16	13.66
(1,21)	1:A:184:LYS:N	1:B:60:GLY:N	16	13.66
(1,21)	1:A:184:LYS:N	1:B:61:GLN:N	16	13.66
(1,21)	1:A:184:LYS:N	1:B:62:GLU:N	16	13.66
(1,21)	1:A:184:LYS:N	1:B:63:GLU:N	16	13.66
(1,21)	1:A:184:LYS:N	1:B:64:TYR:N	16	13.66
(1,21)	1:A:184:LYS:N	1:B:65:SER:N	16	13.66
(1,21)	1:A:184:LYS:N	1:B:66:ALA:N	16	13.66
(1,21)	1:A:184:LYS:N	1:B:67:MET:N	16	13.66
(1,21)	1:A:184:LYS:N	1:B:68:ARG:N	16	13.66

Continued on next page...

Continued from previous page...

Key	Atom-1	Atom-2	Model ID	Violation (Å)
(1,21)	1:A:184:LYS:N	1:B:69:ASP:N	16	13.66
(1,21)	1:A:184:LYS:N	1:B:70:GLN:N	16	13.66
(1,21)	1:A:184:LYS:N	1:B:71:TYR:N	16	13.66
(1,21)	1:A:184:LYS:N	1:B:72:MET:N	16	13.66
(1,21)	1:A:184:LYS:N	1:B:73:ARG:N	16	13.66
(1,21)	1:A:184:LYS:N	1:B:74:THR:N	16	13.66
(1,21)	1:A:184:LYS:N	1:B:75:GLY:N	16	13.66
(1,21)	1:A:184:LYS:N	1:B:76:GLU:N	16	13.66
(1,21)	1:A:184:LYS:N	1:B:77:GLY:N	16	13.66
(1,21)	1:A:184:LYS:N	1:B:78:PHE:N	16	13.66
(1,21)	1:A:184:LYS:N	1:B:79:LEU:N	16	13.66
(1,21)	1:A:184:LYS:N	1:B:80:CYS:N	16	13.66
(1,21)	1:A:184:LYS:N	5:B:203:7Q9:N	16	13.66
(1,21)	1:A:184:LYS:N	5:B:204:7Q9:N	16	13.66
(1,21)	1:A:184:LYS:N	5:B:205:7Q9:N	16	13.66
(1,21)	1:A:184:LYS:N	5:B:206:7Q9:N	16	13.66
(1,21)	1:A:184:LYS:N	5:B:207:7Q9:N	16	13.66
(1,21)	1:A:184:LYS:N	6:B:208:17F:N1	16	13.66
(1,21)	1:A:184:LYS:N	5:B:209:7Q9:N	16	13.66
(1,21)	1:A:184:LYS:N	5:B:210:7Q9:N	16	13.66
(1,21)	1:A:184:LYS:N	5:B:211:7Q9:N	16	13.66
(1,21)	1:A:184:LYS:N	5:B:212:7Q9:N	16	13.66
(1,21)	1:A:184:LYS:N	5:B:213:7Q9:N	16	13.66
(1,21)	1:A:184:LYS:N	6:B:214:17F:N1	16	13.66
(1,21)	1:A:184:LYS:N	6:B:215:17F:N1	16	13.66
(1,21)	1:A:184:LYS:N	5:B:216:7Q9:N	16	13.66
(1,21)	1:A:184:LYS:N	5:B:217:7Q9:N	16	13.66
(1,21)	1:A:184:LYS:N	5:B:218:7Q9:N	16	13.66
(1,21)	1:A:184:LYS:N	6:B:219:17F:N1	16	13.66
(1,21)	1:A:184:LYS:N	5:B:220:7Q9:N	16	13.66
(1,21)	1:A:184:LYS:NZ	1:B:2:THR:N	16	13.66
(1,21)	1:A:184:LYS:NZ	1:B:3:GLU:N	16	13.66
(1,21)	1:A:184:LYS:NZ	1:B:4:TYR:N	16	13.66
(1,21)	1:A:184:LYS:NZ	1:B:5:LYS:N	16	13.66
(1,21)	1:A:184:LYS:NZ	1:B:6:LEU:N	16	13.66
(1,21)	1:A:184:LYS:NZ	1:B:7:VAL:N	16	13.66
(1,21)	1:A:184:LYS:NZ	1:B:8:VAL:N	16	13.66
(1,21)	1:A:184:LYS:NZ	1:B:9:VAL:N	16	13.66
(1,21)	1:A:184:LYS:NZ	1:B:10:GLY:N	16	13.66
(1,21)	1:A:184:LYS:NZ	1:B:11:ALA:N	16	13.66
(1,21)	1:A:184:LYS:NZ	1:B:12:ASP:N	16	13.66
(1,21)	1:A:184:LYS:NZ	1:B:13:GLY:N	16	13.66

Continued on next page...

Continued from previous page...

Key	Atom-1	Atom-2	Model ID	Violation (Å)
(1,21)	1:A:184:LYS:NZ	1:B:14:VAL:N	16	13.66
(1,21)	1:A:184:LYS:NZ	1:B:15:GLY:N	16	13.66
(1,21)	1:A:184:LYS:NZ	1:B:16:LYS:N	16	13.66
(1,21)	1:A:184:LYS:NZ	1:B:17:SER:N	16	13.66
(1,21)	1:A:184:LYS:NZ	1:B:18:ALA:N	16	13.66
(1,21)	1:A:184:LYS:NZ	1:B:19:LEU:N	16	13.66
(1,21)	1:A:184:LYS:NZ	1:B:20:THR:N	16	13.66
(1,21)	1:A:184:LYS:NZ	1:B:21:ILE:N	16	13.66
(1,21)	1:A:184:LYS:NZ	1:B:22:GLN:N	16	13.66
(1,21)	1:A:184:LYS:NZ	1:B:23:LEU:N	16	13.66
(1,21)	1:A:184:LYS:NZ	1:B:24:ILE:N	16	13.66
(1,21)	1:A:184:LYS:NZ	1:B:25:GLN:N	16	13.66
(1,21)	1:A:184:LYS:NZ	1:B:26:ASN:N	16	13.66
(1,21)	1:A:184:LYS:NZ	1:B:27:HIS:N	16	13.66
(1,21)	1:A:184:LYS:NZ	1:B:28:PHE:N	16	13.66
(1,21)	1:A:184:LYS:NZ	1:B:29:VAL:N	16	13.66
(1,21)	1:A:184:LYS:NZ	1:B:30:ASP:N	16	13.66
(1,21)	1:A:184:LYS:NZ	1:B:31:GLU:N	16	13.66
(1,21)	1:A:184:LYS:NZ	1:B:32:TYR:N	16	13.66
(1,21)	1:A:184:LYS:NZ	1:B:33:ASP:N	16	13.66
(1,21)	1:A:184:LYS:NZ	1:B:34:PRO:N	16	13.66
(1,21)	1:A:184:LYS:NZ	1:B:35:THR:N	16	13.66
(1,21)	1:A:184:LYS:NZ	1:B:36:ILE:N	16	13.66
(1,21)	1:A:184:LYS:NZ	1:B:37:GLU:N	16	13.66
(1,21)	1:A:184:LYS:NZ	1:B:38:ASP:N	16	13.66
(1,21)	1:A:184:LYS:NZ	1:B:39:SER:N	16	13.66
(1,21)	1:A:184:LYS:NZ	1:B:40:TYR:N	16	13.66
(1,21)	1:A:184:LYS:NZ	1:B:41:ARG:N	16	13.66
(1,21)	1:A:184:LYS:NZ	1:B:42:LYS:N	16	13.66
(1,21)	1:A:184:LYS:NZ	1:B:43:GLN:N	16	13.66
(1,21)	1:A:184:LYS:NZ	1:B:44:VAL:N	16	13.66
(1,21)	1:A:184:LYS:NZ	1:B:45:VAL:N	16	13.66
(1,21)	1:A:184:LYS:NZ	1:B:46:ILE:N	16	13.66
(1,21)	1:A:184:LYS:NZ	1:B:47:ASP:N	16	13.66
(1,21)	1:A:184:LYS:NZ	1:B:48:GLY:N	16	13.66
(1,21)	1:A:184:LYS:NZ	1:B:49:GLU:N	16	13.66
(1,21)	1:A:184:LYS:NZ	1:B:50:THR:N	16	13.66
(1,21)	1:A:184:LYS:NZ	1:B:51:CYS:N	16	13.66
(1,21)	1:A:184:LYS:NZ	1:B:52:LEU:N	16	13.66
(1,21)	1:A:184:LYS:NZ	1:B:53:LEU:N	16	13.66
(1,21)	1:A:184:LYS:NZ	1:B:54:ASP:N	16	13.66
(1,21)	1:A:184:LYS:NZ	1:B:55:ILE:N	16	13.66

Continued on next page...

Continued from previous page...

Key	Atom-1	Atom-2	Model ID	Violation (Å)
(1,21)	1:A:184:LYS:NZ	1:B:56:LEU:N	16	13.66
(1,21)	1:A:184:LYS:NZ	1:B:57:ASP:N	16	13.66
(1,21)	1:A:184:LYS:NZ	1:B:58:THR:N	16	13.66
(1,21)	1:A:184:LYS:NZ	1:B:59:ALA:N	16	13.66
(1,21)	1:A:184:LYS:NZ	1:B:60:GLY:N	16	13.66
(1,21)	1:A:184:LYS:NZ	1:B:61:GLN:N	16	13.66
(1,21)	1:A:184:LYS:NZ	1:B:62:GLU:N	16	13.66
(1,21)	1:A:184:LYS:NZ	1:B:63:GLU:N	16	13.66
(1,21)	1:A:184:LYS:NZ	1:B:64:TYR:N	16	13.66
(1,21)	1:A:184:LYS:NZ	1:B:65:SER:N	16	13.66
(1,21)	1:A:184:LYS:NZ	1:B:66:ALA:N	16	13.66
(1,21)	1:A:184:LYS:NZ	1:B:67:MET:N	16	13.66
(1,21)	1:A:184:LYS:NZ	1:B:68:ARG:N	16	13.66
(1,21)	1:A:184:LYS:NZ	1:B:69:ASP:N	16	13.66
(1,21)	1:A:184:LYS:NZ	1:B:70:GLN:N	16	13.66
(1,21)	1:A:184:LYS:NZ	1:B:71:TYR:N	16	13.66
(1,21)	1:A:184:LYS:NZ	1:B:72:MET:N	16	13.66
(1,21)	1:A:184:LYS:NZ	1:B:73:ARG:N	16	13.66
(1,21)	1:A:184:LYS:NZ	1:B:74:THR:N	16	13.66
(1,21)	1:A:184:LYS:NZ	1:B:75:GLY:N	16	13.66
(1,21)	1:A:184:LYS:NZ	1:B:76:GLU:N	16	13.66
(1,21)	1:A:184:LYS:NZ	1:B:77:GLY:N	16	13.66
(1,21)	1:A:184:LYS:NZ	1:B:78:PHE:N	16	13.66
(1,21)	1:A:184:LYS:NZ	1:B:79:LEU:N	16	13.66
(1,21)	1:A:184:LYS:NZ	1:B:80:CYS:N	16	13.66
(1,21)	1:A:184:LYS:NZ	5:B:203:7Q9:N	16	13.66
(1,21)	1:A:184:LYS:NZ	5:B:204:7Q9:N	16	13.66
(1,21)	1:A:184:LYS:NZ	5:B:205:7Q9:N	16	13.66
(1,21)	1:A:184:LYS:NZ	5:B:206:7Q9:N	16	13.66
(1,21)	1:A:184:LYS:NZ	5:B:207:7Q9:N	16	13.66
(1,21)	1:A:184:LYS:NZ	6:B:208:17F:N1	16	13.66
(1,21)	1:A:184:LYS:NZ	5:B:209:7Q9:N	16	13.66
(1,21)	1:A:184:LYS:NZ	5:B:210:7Q9:N	16	13.66
(1,21)	1:A:184:LYS:NZ	5:B:211:7Q9:N	16	13.66
(1,21)	1:A:184:LYS:NZ	5:B:212:7Q9:N	16	13.66
(1,21)	1:A:184:LYS:NZ	5:B:213:7Q9:N	16	13.66
(1,21)	1:A:184:LYS:NZ	6:B:214:17F:N1	16	13.66
(1,21)	1:A:184:LYS:NZ	6:B:215:17F:N1	16	13.66
(1,21)	1:A:184:LYS:NZ	5:B:216:7Q9:N	16	13.66
(1,21)	1:A:184:LYS:NZ	5:B:217:7Q9:N	16	13.66
(1,21)	1:A:184:LYS:NZ	5:B:218:7Q9:N	16	13.66
(1,21)	1:A:184:LYS:NZ	6:B:219:17F:N1	16	13.66

Continued on next page...

Continued from previous page...

Key	Atom-1	Atom-2	Model ID	Violation (Å)
(1,21)	1:A:184:LYS:NZ	5:B:220:7Q9:N	16	13.66
(1,21)	1:A:184:LYS:O	1:B:2:THR:N	16	13.66
(1,21)	1:A:184:LYS:O	1:B:3:GLU:N	16	13.66
(1,21)	1:A:184:LYS:O	1:B:4:TYR:N	16	13.66
(1,21)	1:A:184:LYS:O	1:B:5:LYS:N	16	13.66
(1,21)	1:A:184:LYS:O	1:B:6:LEU:N	16	13.66
(1,21)	1:A:184:LYS:O	1:B:7:VAL:N	16	13.66
(1,21)	1:A:184:LYS:O	1:B:8:VAL:N	16	13.66
(1,21)	1:A:184:LYS:O	1:B:9:VAL:N	16	13.66
(1,21)	1:A:184:LYS:O	1:B:10:GLY:N	16	13.66
(1,21)	1:A:184:LYS:O	1:B:11:ALA:N	16	13.66
(1,21)	1:A:184:LYS:O	1:B:12:ASP:N	16	13.66
(1,21)	1:A:184:LYS:O	1:B:13:GLY:N	16	13.66
(1,21)	1:A:184:LYS:O	1:B:14:VAL:N	16	13.66
(1,21)	1:A:184:LYS:O	1:B:15:GLY:N	16	13.66
(1,21)	1:A:184:LYS:O	1:B:16:LYS:N	16	13.66
(1,21)	1:A:184:LYS:O	1:B:17:SER:N	16	13.66
(1,21)	1:A:184:LYS:O	1:B:18:ALA:N	16	13.66
(1,21)	1:A:184:LYS:O	1:B:19:LEU:N	16	13.66
(1,21)	1:A:184:LYS:O	1:B:20:THR:N	16	13.66
(1,21)	1:A:184:LYS:O	1:B:21:ILE:N	16	13.66
(1,21)	1:A:184:LYS:O	1:B:22:GLN:N	16	13.66
(1,21)	1:A:184:LYS:O	1:B:23:LEU:N	16	13.66
(1,21)	1:A:184:LYS:O	1:B:24:ILE:N	16	13.66
(1,21)	1:A:184:LYS:O	1:B:25:GLN:N	16	13.66
(1,21)	1:A:184:LYS:O	1:B:26:ASN:N	16	13.66
(1,21)	1:A:184:LYS:O	1:B:27:HIS:N	16	13.66
(1,21)	1:A:184:LYS:O	1:B:28:PHE:N	16	13.66
(1,21)	1:A:184:LYS:O	1:B:29:VAL:N	16	13.66
(1,21)	1:A:184:LYS:O	1:B:30:ASP:N	16	13.66
(1,21)	1:A:184:LYS:O	1:B:31:GLU:N	16	13.66
(1,21)	1:A:184:LYS:O	1:B:32:TYR:N	16	13.66
(1,21)	1:A:184:LYS:O	1:B:33:ASP:N	16	13.66
(1,21)	1:A:184:LYS:O	1:B:34:PRO:N	16	13.66
(1,21)	1:A:184:LYS:O	1:B:35:THR:N	16	13.66
(1,21)	1:A:184:LYS:O	1:B:36:ILE:N	16	13.66
(1,21)	1:A:184:LYS:O	1:B:37:GLU:N	16	13.66
(1,21)	1:A:184:LYS:O	1:B:38:ASP:N	16	13.66
(1,21)	1:A:184:LYS:O	1:B:39:SER:N	16	13.66
(1,21)	1:A:184:LYS:O	1:B:40:TYR:N	16	13.66
(1,21)	1:A:184:LYS:O	1:B:41:ARG:N	16	13.66
(1,21)	1:A:184:LYS:O	1:B:42:LYS:N	16	13.66

Continued on next page...

Continued from previous page...

Key	Atom-1	Atom-2	Model ID	Violation (Å)
(1,21)	1:A:184:LYS:O	1:B:43:GLN:N	16	13.66
(1,21)	1:A:184:LYS:O	1:B:44:VAL:N	16	13.66
(1,21)	1:A:184:LYS:O	1:B:45:VAL:N	16	13.66
(1,21)	1:A:184:LYS:O	1:B:46:ILE:N	16	13.66
(1,21)	1:A:184:LYS:O	1:B:47:ASP:N	16	13.66
(1,21)	1:A:184:LYS:O	1:B:48:GLY:N	16	13.66
(1,21)	1:A:184:LYS:O	1:B:49:GLU:N	16	13.66
(1,21)	1:A:184:LYS:O	1:B:50:THR:N	16	13.66
(1,21)	1:A:184:LYS:O	1:B:51:CYS:N	16	13.66
(1,21)	1:A:184:LYS:O	1:B:52:LEU:N	16	13.66
(1,21)	1:A:184:LYS:O	1:B:53:LEU:N	16	13.66
(1,21)	1:A:184:LYS:O	1:B:54:ASP:N	16	13.66
(1,21)	1:A:184:LYS:O	1:B:55:ILE:N	16	13.66
(1,21)	1:A:184:LYS:O	1:B:56:LEU:N	16	13.66
(1,21)	1:A:184:LYS:O	1:B:57:ASP:N	16	13.66
(1,21)	1:A:184:LYS:O	1:B:58:THR:N	16	13.66
(1,21)	1:A:184:LYS:O	1:B:59:ALA:N	16	13.66
(1,21)	1:A:184:LYS:O	1:B:60:GLY:N	16	13.66
(1,21)	1:A:184:LYS:O	1:B:61:GLN:N	16	13.66
(1,21)	1:A:184:LYS:O	1:B:62:GLU:N	16	13.66
(1,21)	1:A:184:LYS:O	1:B:63:GLU:N	16	13.66
(1,21)	1:A:184:LYS:O	1:B:64:TYR:N	16	13.66
(1,21)	1:A:184:LYS:O	1:B:65:SER:N	16	13.66
(1,21)	1:A:184:LYS:O	1:B:66:ALA:N	16	13.66
(1,21)	1:A:184:LYS:O	1:B:67:MET:N	16	13.66
(1,21)	1:A:184:LYS:O	1:B:68:ARG:N	16	13.66
(1,21)	1:A:184:LYS:O	1:B:69:ASP:N	16	13.66
(1,21)	1:A:184:LYS:O	1:B:70:GLN:N	16	13.66
(1,21)	1:A:184:LYS:O	1:B:71:TYR:N	16	13.66
(1,21)	1:A:184:LYS:O	1:B:72:MET:N	16	13.66
(1,21)	1:A:184:LYS:O	1:B:73:ARG:N	16	13.66
(1,21)	1:A:184:LYS:O	1:B:74:THR:N	16	13.66
(1,21)	1:A:184:LYS:O	1:B:75:GLY:N	16	13.66
(1,21)	1:A:184:LYS:O	1:B:76:GLU:N	16	13.66
(1,21)	1:A:184:LYS:O	1:B:77:GLY:N	16	13.66
(1,21)	1:A:184:LYS:O	1:B:78:PHE:N	16	13.66
(1,21)	1:A:184:LYS:O	1:B:79:LEU:N	16	13.66
(1,21)	1:A:184:LYS:O	1:B:80:CYS:N	16	13.66
(1,21)	1:A:184:LYS:O	5:B:203:7Q9:N	16	13.66
(1,21)	1:A:184:LYS:O	5:B:204:7Q9:N	16	13.66
(1,21)	1:A:184:LYS:O	5:B:205:7Q9:N	16	13.66
(1,21)	1:A:184:LYS:O	5:B:206:7Q9:N	16	13.66

Continued on next page...

Continued from previous page...

Key	Atom-1	Atom-2	Model ID	Violation (Å)
(1,21)	1:A:184:LYS:O	5:B:207:7Q9:N	16	13.66
(1,21)	1:A:184:LYS:O	6:B:208:17F:N1	16	13.66
(1,21)	1:A:184:LYS:O	5:B:209:7Q9:N	16	13.66
(1,21)	1:A:184:LYS:O	5:B:210:7Q9:N	16	13.66
(1,21)	1:A:184:LYS:O	5:B:211:7Q9:N	16	13.66
(1,21)	1:A:184:LYS:O	5:B:212:7Q9:N	16	13.66
(1,21)	1:A:184:LYS:O	5:B:213:7Q9:N	16	13.66
(1,21)	1:A:184:LYS:O	6:B:214:17F:N1	16	13.66
(1,21)	1:A:184:LYS:O	6:B:215:17F:N1	16	13.66
(1,21)	1:A:184:LYS:O	5:B:216:7Q9:N	16	13.66
(1,21)	1:A:184:LYS:O	5:B:217:7Q9:N	16	13.66
(1,21)	1:A:184:LYS:O	5:B:218:7Q9:N	16	13.66
(1,21)	1:A:184:LYS:O	6:B:219:17F:N1	16	13.66
(1,21)	1:A:184:LYS:O	5:B:220:7Q9:N	16	13.66
(1,19)	1:A:39:SER:OG	1:B:163:ILE:CD1	9	13.62
(1,7)	1:B:169:LYS:CG	1:A:5:LYS:N	7	13.6
(1,19)	1:A:39:SER:OG	1:B:163:ILE:CD1	12	13.6
(2,2)	1:A:39:SER:OG	1:B:128:LYS:N	12	13.59
(1,8)	1:B:169:LYS:CG	1:A:42:LYS:N	8	13.54
(1,19)	1:A:39:SER:OG	1:B:163:ILE:CD1	18	13.45
(1,19)	1:A:39:SER:OG	1:B:163:ILE:CD1	5	13.41
(1,4)	1:B:118:CYS:SG	1:A:42:LYS:N	16	13.4
(1,21)	1:A:184:LYS:C	1:B:2:THR:N	20	13.38
(1,21)	1:A:184:LYS:C	1:B:3:GLU:N	20	13.38
(1,21)	1:A:184:LYS:C	1:B:4:TYR:N	20	13.38
(1,21)	1:A:184:LYS:C	1:B:5:LYS:N	20	13.38
(1,21)	1:A:184:LYS:C	1:B:6:LEU:N	20	13.38
(1,21)	1:A:184:LYS:C	1:B:7:VAL:N	20	13.38
(1,21)	1:A:184:LYS:C	1:B:8:VAL:N	20	13.38
(1,21)	1:A:184:LYS:C	1:B:9:VAL:N	20	13.38
(1,21)	1:A:184:LYS:C	1:B:10:GLY:N	20	13.38
(1,21)	1:A:184:LYS:C	1:B:11:ALA:N	20	13.38
(1,21)	1:A:184:LYS:C	1:B:12:ASP:N	20	13.38
(1,21)	1:A:184:LYS:C	1:B:13:GLY:N	20	13.38
(1,21)	1:A:184:LYS:C	1:B:14:VAL:N	20	13.38
(1,21)	1:A:184:LYS:C	1:B:15:GLY:N	20	13.38
(1,21)	1:A:184:LYS:C	1:B:16:LYS:N	20	13.38
(1,21)	1:A:184:LYS:C	1:B:17:SER:N	20	13.38
(1,21)	1:A:184:LYS:C	1:B:18:ALA:N	20	13.38
(1,21)	1:A:184:LYS:C	1:B:19:LEU:N	20	13.38
(1,21)	1:A:184:LYS:C	1:B:20:THR:N	20	13.38
(1,21)	1:A:184:LYS:C	1:B:21:ILE:N	20	13.38

Continued on next page...

Continued from previous page...

Key	Atom-1	Atom-2	Model ID	Violation (Å)
(1,21)	1:A:184:LYS:C	1:B:22:GLN:N	20	13.38
(1,21)	1:A:184:LYS:C	1:B:23:LEU:N	20	13.38
(1,21)	1:A:184:LYS:C	1:B:24:ILE:N	20	13.38
(1,21)	1:A:184:LYS:C	1:B:25:GLN:N	20	13.38
(1,21)	1:A:184:LYS:C	1:B:26:ASN:N	20	13.38
(1,21)	1:A:184:LYS:C	1:B:27:HIS:N	20	13.38
(1,21)	1:A:184:LYS:C	1:B:28:PHE:N	20	13.38
(1,21)	1:A:184:LYS:C	1:B:29:VAL:N	20	13.38
(1,21)	1:A:184:LYS:C	1:B:30:ASP:N	20	13.38
(1,21)	1:A:184:LYS:C	1:B:31:GLU:N	20	13.38
(1,21)	1:A:184:LYS:C	1:B:32:TYR:N	20	13.38
(1,21)	1:A:184:LYS:C	1:B:33:ASP:N	20	13.38
(1,21)	1:A:184:LYS:C	1:B:34:PRO:N	20	13.38
(1,21)	1:A:184:LYS:C	1:B:35:THR:N	20	13.38
(1,21)	1:A:184:LYS:C	1:B:36:ILE:N	20	13.38
(1,21)	1:A:184:LYS:C	1:B:37:GLU:N	20	13.38
(1,21)	1:A:184:LYS:C	1:B:38:ASP:N	20	13.38
(1,21)	1:A:184:LYS:C	1:B:39:SER:N	20	13.38
(1,21)	1:A:184:LYS:C	1:B:40:TYR:N	20	13.38
(1,21)	1:A:184:LYS:C	1:B:41:ARG:N	20	13.38
(1,21)	1:A:184:LYS:C	1:B:42:LYS:N	20	13.38
(1,21)	1:A:184:LYS:C	1:B:43:GLN:N	20	13.38
(1,21)	1:A:184:LYS:C	1:B:44:VAL:N	20	13.38
(1,21)	1:A:184:LYS:C	1:B:45:VAL:N	20	13.38
(1,21)	1:A:184:LYS:C	1:B:46:ILE:N	20	13.38
(1,21)	1:A:184:LYS:C	1:B:47:ASP:N	20	13.38
(1,21)	1:A:184:LYS:C	1:B:48:GLY:N	20	13.38
(1,21)	1:A:184:LYS:C	1:B:49:GLU:N	20	13.38
(1,21)	1:A:184:LYS:C	1:B:50:THR:N	20	13.38
(1,21)	1:A:184:LYS:C	1:B:51:CYS:N	20	13.38
(1,21)	1:A:184:LYS:C	1:B:52:LEU:N	20	13.38
(1,21)	1:A:184:LYS:C	1:B:53:LEU:N	20	13.38
(1,21)	1:A:184:LYS:C	1:B:54:ASP:N	20	13.38
(1,21)	1:A:184:LYS:C	1:B:55:ILE:N	20	13.38
(1,21)	1:A:184:LYS:C	1:B:56:LEU:N	20	13.38
(1,21)	1:A:184:LYS:C	1:B:57:ASP:N	20	13.38
(1,21)	1:A:184:LYS:C	1:B:58:THR:N	20	13.38
(1,21)	1:A:184:LYS:C	1:B:59:ALA:N	20	13.38
(1,21)	1:A:184:LYS:C	1:B:60:GLY:N	20	13.38
(1,21)	1:A:184:LYS:C	1:B:61:GLN:N	20	13.38
(1,21)	1:A:184:LYS:C	1:B:62:GLU:N	20	13.38
(1,21)	1:A:184:LYS:C	1:B:63:GLU:N	20	13.38

Continued on next page...

Continued from previous page...

Key	Atom-1	Atom-2	Model ID	Violation (Å)
(1,21)	1:A:184:LYS:C	1:B:64:TYR:N	20	13.38
(1,21)	1:A:184:LYS:C	1:B:65:SER:N	20	13.38
(1,21)	1:A:184:LYS:C	1:B:66:ALA:N	20	13.38
(1,21)	1:A:184:LYS:C	1:B:67:MET:N	20	13.38
(1,21)	1:A:184:LYS:C	1:B:68:ARG:N	20	13.38
(1,21)	1:A:184:LYS:C	1:B:69:ASP:N	20	13.38
(1,21)	1:A:184:LYS:C	1:B:70:GLN:N	20	13.38
(1,21)	1:A:184:LYS:C	1:B:71:TYR:N	20	13.38
(1,21)	1:A:184:LYS:C	1:B:72:MET:N	20	13.38
(1,21)	1:A:184:LYS:C	1:B:73:ARG:N	20	13.38
(1,21)	1:A:184:LYS:C	1:B:74:THR:N	20	13.38
(1,21)	1:A:184:LYS:C	1:B:75:GLY:N	20	13.38
(1,21)	1:A:184:LYS:C	1:B:76:GLU:N	20	13.38
(1,21)	1:A:184:LYS:C	1:B:77:GLY:N	20	13.38
(1,21)	1:A:184:LYS:C	1:B:78:PHE:N	20	13.38
(1,21)	1:A:184:LYS:C	1:B:79:LEU:N	20	13.38
(1,21)	1:A:184:LYS:C	1:B:80:CYS:N	20	13.38
(1,21)	1:A:184:LYS:C	5:B:203:7Q9:N	20	13.38
(1,21)	1:A:184:LYS:C	5:B:204:7Q9:N	20	13.38
(1,21)	1:A:184:LYS:C	5:B:205:7Q9:N	20	13.38
(1,21)	1:A:184:LYS:C	5:B:206:7Q9:N	20	13.38
(1,21)	1:A:184:LYS:C	5:B:207:7Q9:N	20	13.38
(1,21)	1:A:184:LYS:C	6:B:208:17F:N1	20	13.38
(1,21)	1:A:184:LYS:C	5:B:209:7Q9:N	20	13.38
(1,21)	1:A:184:LYS:C	5:B:210:7Q9:N	20	13.38
(1,21)	1:A:184:LYS:C	5:B:211:7Q9:N	20	13.38
(1,21)	1:A:184:LYS:C	5:B:212:7Q9:N	20	13.38
(1,21)	1:A:184:LYS:C	5:B:213:7Q9:N	20	13.38
(1,21)	1:A:184:LYS:C	6:B:214:17F:N1	20	13.38
(1,21)	1:A:184:LYS:C	6:B:215:17F:N1	20	13.38
(1,21)	1:A:184:LYS:C	5:B:216:7Q9:N	20	13.38
(1,21)	1:A:184:LYS:C	5:B:217:7Q9:N	20	13.38
(1,21)	1:A:184:LYS:C	5:B:218:7Q9:N	20	13.38
(1,21)	1:A:184:LYS:C	6:B:219:17F:N1	20	13.38
(1,21)	1:A:184:LYS:C	5:B:220:7Q9:N	20	13.38
(1,21)	1:A:184:LYS:CA	1:B:2:THR:N	20	13.38
(1,21)	1:A:184:LYS:CA	1:B:3:GLU:N	20	13.38
(1,21)	1:A:184:LYS:CA	1:B:4:TYR:N	20	13.38
(1,21)	1:A:184:LYS:CA	1:B:5:LYS:N	20	13.38
(1,21)	1:A:184:LYS:CA	1:B:6:LEU:N	20	13.38
(1,21)	1:A:184:LYS:CA	1:B:7:VAL:N	20	13.38
(1,21)	1:A:184:LYS:CA	1:B:8:VAL:N	20	13.38

Continued on next page...

Continued from previous page...

Key	Atom-1	Atom-2	Model ID	Violation (Å)
(1,21)	1:A:184:LYS:CA	1:B:9:VAL:N	20	13.38
(1,21)	1:A:184:LYS:CA	1:B:10:GLY:N	20	13.38
(1,21)	1:A:184:LYS:CA	1:B:11:ALA:N	20	13.38
(1,21)	1:A:184:LYS:CA	1:B:12:ASP:N	20	13.38
(1,21)	1:A:184:LYS:CA	1:B:13:GLY:N	20	13.38
(1,21)	1:A:184:LYS:CA	1:B:14:VAL:N	20	13.38
(1,21)	1:A:184:LYS:CA	1:B:15:GLY:N	20	13.38
(1,21)	1:A:184:LYS:CA	1:B:16:LYS:N	20	13.38
(1,21)	1:A:184:LYS:CA	1:B:17:SER:N	20	13.38
(1,21)	1:A:184:LYS:CA	1:B:18:ALA:N	20	13.38
(1,21)	1:A:184:LYS:CA	1:B:19:LEU:N	20	13.38
(1,21)	1:A:184:LYS:CA	1:B:20:THR:N	20	13.38
(1,21)	1:A:184:LYS:CA	1:B:21:ILE:N	20	13.38
(1,21)	1:A:184:LYS:CA	1:B:22:GLN:N	20	13.38
(1,21)	1:A:184:LYS:CA	1:B:23:LEU:N	20	13.38
(1,21)	1:A:184:LYS:CA	1:B:24:ILE:N	20	13.38
(1,21)	1:A:184:LYS:CA	1:B:25:GLN:N	20	13.38
(1,21)	1:A:184:LYS:CA	1:B:26:ASN:N	20	13.38
(1,21)	1:A:184:LYS:CA	1:B:27:HIS:N	20	13.38
(1,21)	1:A:184:LYS:CA	1:B:28:PHE:N	20	13.38
(1,21)	1:A:184:LYS:CA	1:B:29:VAL:N	20	13.38
(1,21)	1:A:184:LYS:CA	1:B:30:ASP:N	20	13.38
(1,21)	1:A:184:LYS:CA	1:B:31:GLU:N	20	13.38
(1,21)	1:A:184:LYS:CA	1:B:32:TYR:N	20	13.38
(1,21)	1:A:184:LYS:CA	1:B:33:ASP:N	20	13.38
(1,21)	1:A:184:LYS:CA	1:B:34:PRO:N	20	13.38
(1,21)	1:A:184:LYS:CA	1:B:35:THR:N	20	13.38
(1,21)	1:A:184:LYS:CA	1:B:36:ILE:N	20	13.38
(1,21)	1:A:184:LYS:CA	1:B:37:GLU:N	20	13.38
(1,21)	1:A:184:LYS:CA	1:B:38:ASP:N	20	13.38
(1,21)	1:A:184:LYS:CA	1:B:39:SER:N	20	13.38
(1,21)	1:A:184:LYS:CA	1:B:40:TYR:N	20	13.38
(1,21)	1:A:184:LYS:CA	1:B:41:ARG:N	20	13.38
(1,21)	1:A:184:LYS:CA	1:B:42:LYS:N	20	13.38
(1,21)	1:A:184:LYS:CA	1:B:43:GLN:N	20	13.38
(1,21)	1:A:184:LYS:CA	1:B:44:VAL:N	20	13.38
(1,21)	1:A:184:LYS:CA	1:B:45:VAL:N	20	13.38
(1,21)	1:A:184:LYS:CA	1:B:46:ILE:N	20	13.38
(1,21)	1:A:184:LYS:CA	1:B:47:ASP:N	20	13.38
(1,21)	1:A:184:LYS:CA	1:B:48:GLY:N	20	13.38
(1,21)	1:A:184:LYS:CA	1:B:49:GLU:N	20	13.38
(1,21)	1:A:184:LYS:CA	1:B:50:THR:N	20	13.38

Continued on next page...

Continued from previous page...

Key	Atom-1	Atom-2	Model ID	Violation (Å)
(1,21)	1:A:184:LYS:CA	1:B:51:CYS:N	20	13.38
(1,21)	1:A:184:LYS:CA	1:B:52:LEU:N	20	13.38
(1,21)	1:A:184:LYS:CA	1:B:53:LEU:N	20	13.38
(1,21)	1:A:184:LYS:CA	1:B:54:ASP:N	20	13.38
(1,21)	1:A:184:LYS:CA	1:B:55:ILE:N	20	13.38
(1,21)	1:A:184:LYS:CA	1:B:56:LEU:N	20	13.38
(1,21)	1:A:184:LYS:CA	1:B:57:ASP:N	20	13.38
(1,21)	1:A:184:LYS:CA	1:B:58:THR:N	20	13.38
(1,21)	1:A:184:LYS:CA	1:B:59:ALA:N	20	13.38
(1,21)	1:A:184:LYS:CA	1:B:60:GLY:N	20	13.38
(1,21)	1:A:184:LYS:CA	1:B:61:GLN:N	20	13.38
(1,21)	1:A:184:LYS:CA	1:B:62:GLU:N	20	13.38
(1,21)	1:A:184:LYS:CA	1:B:63:GLU:N	20	13.38
(1,21)	1:A:184:LYS:CA	1:B:64:TYR:N	20	13.38
(1,21)	1:A:184:LYS:CA	1:B:65:SER:N	20	13.38
(1,21)	1:A:184:LYS:CA	1:B:66:ALA:N	20	13.38
(1,21)	1:A:184:LYS:CA	1:B:67:MET:N	20	13.38
(1,21)	1:A:184:LYS:CA	1:B:68:ARG:N	20	13.38
(1,21)	1:A:184:LYS:CA	1:B:69:ASP:N	20	13.38
(1,21)	1:A:184:LYS:CA	1:B:70:GLN:N	20	13.38
(1,21)	1:A:184:LYS:CA	1:B:71:TYR:N	20	13.38
(1,21)	1:A:184:LYS:CA	1:B:72:MET:N	20	13.38
(1,21)	1:A:184:LYS:CA	1:B:73:ARG:N	20	13.38
(1,21)	1:A:184:LYS:CA	1:B:74:THR:N	20	13.38
(1,21)	1:A:184:LYS:CA	1:B:75:GLY:N	20	13.38
(1,21)	1:A:184:LYS:CA	1:B:76:GLU:N	20	13.38
(1,21)	1:A:184:LYS:CA	1:B:77:GLY:N	20	13.38
(1,21)	1:A:184:LYS:CA	1:B:78:PHE:N	20	13.38
(1,21)	1:A:184:LYS:CA	1:B:79:LEU:N	20	13.38
(1,21)	1:A:184:LYS:CA	1:B:80:CYS:N	20	13.38
(1,21)	1:A:184:LYS:CA	5:B:203:7Q9:N	20	13.38
(1,21)	1:A:184:LYS:CA	5:B:204:7Q9:N	20	13.38
(1,21)	1:A:184:LYS:CA	5:B:205:7Q9:N	20	13.38
(1,21)	1:A:184:LYS:CA	5:B:206:7Q9:N	20	13.38
(1,21)	1:A:184:LYS:CA	5:B:207:7Q9:N	20	13.38
(1,21)	1:A:184:LYS:CA	6:B:208:17F:N1	20	13.38
(1,21)	1:A:184:LYS:CA	5:B:209:7Q9:N	20	13.38
(1,21)	1:A:184:LYS:CA	5:B:210:7Q9:N	20	13.38
(1,21)	1:A:184:LYS:CA	5:B:211:7Q9:N	20	13.38
(1,21)	1:A:184:LYS:CA	5:B:212:7Q9:N	20	13.38
(1,21)	1:A:184:LYS:CA	5:B:213:7Q9:N	20	13.38
(1,21)	1:A:184:LYS:CA	6:B:214:17F:N1	20	13.38

Continued on next page...

Continued from previous page...

Key	Atom-1	Atom-2	Model ID	Violation (Å)
(1,21)	1:A:184:LYS:CA	6:B:215:17F:N1	20	13.38
(1,21)	1:A:184:LYS:CA	5:B:216:7Q9:N	20	13.38
(1,21)	1:A:184:LYS:CA	5:B:217:7Q9:N	20	13.38
(1,21)	1:A:184:LYS:CA	5:B:218:7Q9:N	20	13.38
(1,21)	1:A:184:LYS:CA	6:B:219:17F:N1	20	13.38
(1,21)	1:A:184:LYS:CA	5:B:220:7Q9:N	20	13.38
(1,21)	1:A:184:LYS:CB	1:B:2:THR:N	20	13.38
(1,21)	1:A:184:LYS:CB	1:B:3:GLU:N	20	13.38
(1,21)	1:A:184:LYS:CB	1:B:4:TYR:N	20	13.38
(1,21)	1:A:184:LYS:CB	1:B:5:LYS:N	20	13.38
(1,21)	1:A:184:LYS:CB	1:B:6:LEU:N	20	13.38
(1,21)	1:A:184:LYS:CB	1:B:7:VAL:N	20	13.38
(1,21)	1:A:184:LYS:CB	1:B:8:VAL:N	20	13.38
(1,21)	1:A:184:LYS:CB	1:B:9:VAL:N	20	13.38
(1,21)	1:A:184:LYS:CB	1:B:10:GLY:N	20	13.38
(1,21)	1:A:184:LYS:CB	1:B:11:ALA:N	20	13.38
(1,21)	1:A:184:LYS:CB	1:B:12:ASP:N	20	13.38
(1,21)	1:A:184:LYS:CB	1:B:13:GLY:N	20	13.38
(1,21)	1:A:184:LYS:CB	1:B:14:VAL:N	20	13.38
(1,21)	1:A:184:LYS:CB	1:B:15:GLY:N	20	13.38
(1,21)	1:A:184:LYS:CB	1:B:16:LYS:N	20	13.38
(1,21)	1:A:184:LYS:CB	1:B:17:SER:N	20	13.38
(1,21)	1:A:184:LYS:CB	1:B:18:ALA:N	20	13.38
(1,21)	1:A:184:LYS:CB	1:B:19:LEU:N	20	13.38
(1,21)	1:A:184:LYS:CB	1:B:20:THR:N	20	13.38
(1,21)	1:A:184:LYS:CB	1:B:21:ILE:N	20	13.38
(1,21)	1:A:184:LYS:CB	1:B:22:GLN:N	20	13.38
(1,21)	1:A:184:LYS:CB	1:B:23:LEU:N	20	13.38
(1,21)	1:A:184:LYS:CB	1:B:24:ILE:N	20	13.38
(1,21)	1:A:184:LYS:CB	1:B:25:GLN:N	20	13.38
(1,21)	1:A:184:LYS:CB	1:B:26:ASN:N	20	13.38
(1,21)	1:A:184:LYS:CB	1:B:27:HIS:N	20	13.38
(1,21)	1:A:184:LYS:CB	1:B:28:PHE:N	20	13.38
(1,21)	1:A:184:LYS:CB	1:B:29:VAL:N	20	13.38
(1,21)	1:A:184:LYS:CB	1:B:30:ASP:N	20	13.38
(1,21)	1:A:184:LYS:CB	1:B:31:GLU:N	20	13.38
(1,21)	1:A:184:LYS:CB	1:B:32:TYR:N	20	13.38
(1,21)	1:A:184:LYS:CB	1:B:33:ASP:N	20	13.38
(1,21)	1:A:184:LYS:CB	1:B:34:PRO:N	20	13.38
(1,21)	1:A:184:LYS:CB	1:B:35:THR:N	20	13.38
(1,21)	1:A:184:LYS:CB	1:B:36:ILE:N	20	13.38
(1,21)	1:A:184:LYS:CB	1:B:37:GLU:N	20	13.38

Continued on next page...

Continued from previous page...

Key	Atom-1	Atom-2	Model ID	Violation (Å)
(1,21)	1:A:184:LYS:CB	1:B:38:ASP:N	20	13.38
(1,21)	1:A:184:LYS:CB	1:B:39:SER:N	20	13.38
(1,21)	1:A:184:LYS:CB	1:B:40:TYR:N	20	13.38
(1,21)	1:A:184:LYS:CB	1:B:41:ARG:N	20	13.38
(1,21)	1:A:184:LYS:CB	1:B:42:LYS:N	20	13.38
(1,21)	1:A:184:LYS:CB	1:B:43:GLN:N	20	13.38
(1,21)	1:A:184:LYS:CB	1:B:44:VAL:N	20	13.38
(1,21)	1:A:184:LYS:CB	1:B:45:VAL:N	20	13.38
(1,21)	1:A:184:LYS:CB	1:B:46:ILE:N	20	13.38
(1,21)	1:A:184:LYS:CB	1:B:47:ASP:N	20	13.38
(1,21)	1:A:184:LYS:CB	1:B:48:GLY:N	20	13.38
(1,21)	1:A:184:LYS:CB	1:B:49:GLU:N	20	13.38
(1,21)	1:A:184:LYS:CB	1:B:50:THR:N	20	13.38
(1,21)	1:A:184:LYS:CB	1:B:51:CYS:N	20	13.38
(1,21)	1:A:184:LYS:CB	1:B:52:LEU:N	20	13.38
(1,21)	1:A:184:LYS:CB	1:B:53:LEU:N	20	13.38
(1,21)	1:A:184:LYS:CB	1:B:54:ASP:N	20	13.38
(1,21)	1:A:184:LYS:CB	1:B:55:ILE:N	20	13.38
(1,21)	1:A:184:LYS:CB	1:B:56:LEU:N	20	13.38
(1,21)	1:A:184:LYS:CB	1:B:57:ASP:N	20	13.38
(1,21)	1:A:184:LYS:CB	1:B:58:THR:N	20	13.38
(1,21)	1:A:184:LYS:CB	1:B:59:ALA:N	20	13.38
(1,21)	1:A:184:LYS:CB	1:B:60:GLY:N	20	13.38
(1,21)	1:A:184:LYS:CB	1:B:61:GLN:N	20	13.38
(1,21)	1:A:184:LYS:CB	1:B:62:GLU:N	20	13.38
(1,21)	1:A:184:LYS:CB	1:B:63:GLU:N	20	13.38
(1,21)	1:A:184:LYS:CB	1:B:64:TYR:N	20	13.38
(1,21)	1:A:184:LYS:CB	1:B:65:SER:N	20	13.38
(1,21)	1:A:184:LYS:CB	1:B:66:ALA:N	20	13.38
(1,21)	1:A:184:LYS:CB	1:B:67:MET:N	20	13.38
(1,21)	1:A:184:LYS:CB	1:B:68:ARG:N	20	13.38
(1,21)	1:A:184:LYS:CB	1:B:69:ASP:N	20	13.38
(1,21)	1:A:184:LYS:CB	1:B:70:GLN:N	20	13.38
(1,21)	1:A:184:LYS:CB	1:B:71:TYR:N	20	13.38
(1,21)	1:A:184:LYS:CB	1:B:72:MET:N	20	13.38
(1,21)	1:A:184:LYS:CB	1:B:73:ARG:N	20	13.38
(1,21)	1:A:184:LYS:CB	1:B:74:THR:N	20	13.38
(1,21)	1:A:184:LYS:CB	1:B:75:GLY:N	20	13.38
(1,21)	1:A:184:LYS:CB	1:B:76:GLU:N	20	13.38
(1,21)	1:A:184:LYS:CB	1:B:77:GLY:N	20	13.38
(1,21)	1:A:184:LYS:CB	1:B:78:PHE:N	20	13.38
(1,21)	1:A:184:LYS:CB	1:B:79:LEU:N	20	13.38

Continued on next page...

Continued from previous page...

Key	Atom-1	Atom-2	Model ID	Violation (Å)
(1,21)	1:A:184:LYS:CB	1:B:80:CYS:N	20	13.38
(1,21)	1:A:184:LYS:CB	5:B:203:7Q9:N	20	13.38
(1,21)	1:A:184:LYS:CB	5:B:204:7Q9:N	20	13.38
(1,21)	1:A:184:LYS:CB	5:B:205:7Q9:N	20	13.38
(1,21)	1:A:184:LYS:CB	5:B:206:7Q9:N	20	13.38
(1,21)	1:A:184:LYS:CB	5:B:207:7Q9:N	20	13.38
(1,21)	1:A:184:LYS:CB	6:B:208:17F:N1	20	13.38
(1,21)	1:A:184:LYS:CB	5:B:209:7Q9:N	20	13.38
(1,21)	1:A:184:LYS:CB	5:B:210:7Q9:N	20	13.38
(1,21)	1:A:184:LYS:CB	5:B:211:7Q9:N	20	13.38
(1,21)	1:A:184:LYS:CB	5:B:212:7Q9:N	20	13.38
(1,21)	1:A:184:LYS:CB	5:B:213:7Q9:N	20	13.38
(1,21)	1:A:184:LYS:CB	6:B:214:17F:N1	20	13.38
(1,21)	1:A:184:LYS:CB	6:B:215:17F:N1	20	13.38
(1,21)	1:A:184:LYS:CB	5:B:216:7Q9:N	20	13.38
(1,21)	1:A:184:LYS:CB	5:B:217:7Q9:N	20	13.38
(1,21)	1:A:184:LYS:CB	5:B:218:7Q9:N	20	13.38
(1,21)	1:A:184:LYS:CB	6:B:219:17F:N1	20	13.38
(1,21)	1:A:184:LYS:CB	5:B:220:7Q9:N	20	13.38
(1,21)	1:A:184:LYS:CD	1:B:2:THR:N	20	13.38
(1,21)	1:A:184:LYS:CD	1:B:3:GLU:N	20	13.38
(1,21)	1:A:184:LYS:CD	1:B:4:TYR:N	20	13.38
(1,21)	1:A:184:LYS:CD	1:B:5:LYS:N	20	13.38
(1,21)	1:A:184:LYS:CD	1:B:6:LEU:N	20	13.38
(1,21)	1:A:184:LYS:CD	1:B:7:VAL:N	20	13.38
(1,21)	1:A:184:LYS:CD	1:B:8:VAL:N	20	13.38
(1,21)	1:A:184:LYS:CD	1:B:9:VAL:N	20	13.38
(1,21)	1:A:184:LYS:CD	1:B:10:GLY:N	20	13.38
(1,21)	1:A:184:LYS:CD	1:B:11:ALA:N	20	13.38
(1,21)	1:A:184:LYS:CD	1:B:12:ASP:N	20	13.38
(1,21)	1:A:184:LYS:CD	1:B:13:GLY:N	20	13.38
(1,21)	1:A:184:LYS:CD	1:B:14:VAL:N	20	13.38
(1,21)	1:A:184:LYS:CD	1:B:15:GLY:N	20	13.38
(1,21)	1:A:184:LYS:CD	1:B:16:LYS:N	20	13.38
(1,21)	1:A:184:LYS:CD	1:B:17:SER:N	20	13.38
(1,21)	1:A:184:LYS:CD	1:B:18:ALA:N	20	13.38
(1,21)	1:A:184:LYS:CD	1:B:19:LEU:N	20	13.38
(1,21)	1:A:184:LYS:CD	1:B:20:THR:N	20	13.38
(1,21)	1:A:184:LYS:CD	1:B:21:ILE:N	20	13.38
(1,21)	1:A:184:LYS:CD	1:B:22:GLN:N	20	13.38
(1,21)	1:A:184:LYS:CD	1:B:23:LEU:N	20	13.38
(1,21)	1:A:184:LYS:CD	1:B:24:ILE:N	20	13.38

Continued on next page...

Continued from previous page...

Key	Atom-1	Atom-2	Model ID	Violation (Å)
(1,21)	1:A:184:LYS:CD	1:B:25:GLN:N	20	13.38
(1,21)	1:A:184:LYS:CD	1:B:26:ASN:N	20	13.38
(1,21)	1:A:184:LYS:CD	1:B:27:HIS:N	20	13.38
(1,21)	1:A:184:LYS:CD	1:B:28:PHE:N	20	13.38
(1,21)	1:A:184:LYS:CD	1:B:29:VAL:N	20	13.38
(1,21)	1:A:184:LYS:CD	1:B:30:ASP:N	20	13.38
(1,21)	1:A:184:LYS:CD	1:B:31:GLU:N	20	13.38
(1,21)	1:A:184:LYS:CD	1:B:32:TYR:N	20	13.38
(1,21)	1:A:184:LYS:CD	1:B:33:ASP:N	20	13.38
(1,21)	1:A:184:LYS:CD	1:B:34:PRO:N	20	13.38
(1,21)	1:A:184:LYS:CD	1:B:35:THR:N	20	13.38
(1,21)	1:A:184:LYS:CD	1:B:36:ILE:N	20	13.38
(1,21)	1:A:184:LYS:CD	1:B:37:GLU:N	20	13.38
(1,21)	1:A:184:LYS:CD	1:B:38:ASP:N	20	13.38
(1,21)	1:A:184:LYS:CD	1:B:39:SER:N	20	13.38
(1,21)	1:A:184:LYS:CD	1:B:40:TYR:N	20	13.38
(1,21)	1:A:184:LYS:CD	1:B:41:ARG:N	20	13.38
(1,21)	1:A:184:LYS:CD	1:B:42:LYS:N	20	13.38
(1,21)	1:A:184:LYS:CD	1:B:43:GLN:N	20	13.38
(1,21)	1:A:184:LYS:CD	1:B:44:VAL:N	20	13.38
(1,21)	1:A:184:LYS:CD	1:B:45:VAL:N	20	13.38
(1,21)	1:A:184:LYS:CD	1:B:46:ILE:N	20	13.38
(1,21)	1:A:184:LYS:CD	1:B:47:ASP:N	20	13.38
(1,21)	1:A:184:LYS:CD	1:B:48:GLY:N	20	13.38
(1,21)	1:A:184:LYS:CD	1:B:49:GLU:N	20	13.38
(1,21)	1:A:184:LYS:CD	1:B:50:THR:N	20	13.38
(1,21)	1:A:184:LYS:CD	1:B:51:CYS:N	20	13.38
(1,21)	1:A:184:LYS:CD	1:B:52:LEU:N	20	13.38
(1,21)	1:A:184:LYS:CD	1:B:53:LEU:N	20	13.38
(1,21)	1:A:184:LYS:CD	1:B:54:ASP:N	20	13.38
(1,21)	1:A:184:LYS:CD	1:B:55:ILE:N	20	13.38
(1,21)	1:A:184:LYS:CD	1:B:56:LEU:N	20	13.38
(1,21)	1:A:184:LYS:CD	1:B:57:ASP:N	20	13.38
(1,21)	1:A:184:LYS:CD	1:B:58:THR:N	20	13.38
(1,21)	1:A:184:LYS:CD	1:B:59:ALA:N	20	13.38
(1,21)	1:A:184:LYS:CD	1:B:60:GLY:N	20	13.38
(1,21)	1:A:184:LYS:CD	1:B:61:GLN:N	20	13.38
(1,21)	1:A:184:LYS:CD	1:B:62:GLU:N	20	13.38
(1,21)	1:A:184:LYS:CD	1:B:63:GLU:N	20	13.38
(1,21)	1:A:184:LYS:CD	1:B:64:TYR:N	20	13.38
(1,21)	1:A:184:LYS:CD	1:B:65:SER:N	20	13.38
(1,21)	1:A:184:LYS:CD	1:B:66:ALA:N	20	13.38

Continued on next page...

Continued from previous page...

Key	Atom-1	Atom-2	Model ID	Violation (Å)
(1,21)	1:A:184:LYS:CD	1:B:67:MET:N	20	13.38
(1,21)	1:A:184:LYS:CD	1:B:68:ARG:N	20	13.38
(1,21)	1:A:184:LYS:CD	1:B:69:ASP:N	20	13.38
(1,21)	1:A:184:LYS:CD	1:B:70:GLN:N	20	13.38
(1,21)	1:A:184:LYS:CD	1:B:71:TYR:N	20	13.38
(1,21)	1:A:184:LYS:CD	1:B:72:MET:N	20	13.38
(1,21)	1:A:184:LYS:CD	1:B:73:ARG:N	20	13.38
(1,21)	1:A:184:LYS:CD	1:B:74:THR:N	20	13.38
(1,21)	1:A:184:LYS:CD	1:B:75:GLY:N	20	13.38
(1,21)	1:A:184:LYS:CD	1:B:76:GLU:N	20	13.38
(1,21)	1:A:184:LYS:CD	1:B:77:GLY:N	20	13.38
(1,21)	1:A:184:LYS:CD	1:B:78:PHE:N	20	13.38
(1,21)	1:A:184:LYS:CD	1:B:79:LEU:N	20	13.38
(1,21)	1:A:184:LYS:CD	1:B:80:CYS:N	20	13.38
(1,21)	1:A:184:LYS:CD	5:B:203:7Q9:N	20	13.38
(1,21)	1:A:184:LYS:CD	5:B:204:7Q9:N	20	13.38
(1,21)	1:A:184:LYS:CD	5:B:205:7Q9:N	20	13.38
(1,21)	1:A:184:LYS:CD	5:B:206:7Q9:N	20	13.38
(1,21)	1:A:184:LYS:CD	5:B:207:7Q9:N	20	13.38
(1,21)	1:A:184:LYS:CD	6:B:208:17F:N1	20	13.38
(1,21)	1:A:184:LYS:CD	5:B:209:7Q9:N	20	13.38
(1,21)	1:A:184:LYS:CD	5:B:210:7Q9:N	20	13.38
(1,21)	1:A:184:LYS:CD	5:B:211:7Q9:N	20	13.38
(1,21)	1:A:184:LYS:CD	5:B:212:7Q9:N	20	13.38
(1,21)	1:A:184:LYS:CD	5:B:213:7Q9:N	20	13.38
(1,21)	1:A:184:LYS:CD	6:B:214:17F:N1	20	13.38
(1,21)	1:A:184:LYS:CD	6:B:215:17F:N1	20	13.38
(1,21)	1:A:184:LYS:CD	5:B:216:7Q9:N	20	13.38
(1,21)	1:A:184:LYS:CD	5:B:217:7Q9:N	20	13.38
(1,21)	1:A:184:LYS:CD	5:B:218:7Q9:N	20	13.38
(1,21)	1:A:184:LYS:CD	6:B:219:17F:N1	20	13.38
(1,21)	1:A:184:LYS:CD	5:B:220:7Q9:N	20	13.38
(1,21)	1:A:184:LYS:CE	1:B:2:THR:N	20	13.38
(1,21)	1:A:184:LYS:CE	1:B:3:GLU:N	20	13.38
(1,21)	1:A:184:LYS:CE	1:B:4:TYR:N	20	13.38
(1,21)	1:A:184:LYS:CE	1:B:5:LYS:N	20	13.38
(1,21)	1:A:184:LYS:CE	1:B:6:LEU:N	20	13.38
(1,21)	1:A:184:LYS:CE	1:B:7:VAL:N	20	13.38
(1,21)	1:A:184:LYS:CE	1:B:8:VAL:N	20	13.38
(1,21)	1:A:184:LYS:CE	1:B:9:VAL:N	20	13.38
(1,21)	1:A:184:LYS:CE	1:B:10:GLY:N	20	13.38
(1,21)	1:A:184:LYS:CE	1:B:11:ALA:N	20	13.38

Continued on next page...

Continued from previous page...

Key	Atom-1	Atom-2	Model ID	Violation (Å)
(1,21)	1:A:184:LYS:CE	1:B:12:ASP:N	20	13.38
(1,21)	1:A:184:LYS:CE	1:B:13:GLY:N	20	13.38
(1,21)	1:A:184:LYS:CE	1:B:14:VAL:N	20	13.38
(1,21)	1:A:184:LYS:CE	1:B:15:GLY:N	20	13.38
(1,21)	1:A:184:LYS:CE	1:B:16:LYS:N	20	13.38
(1,21)	1:A:184:LYS:CE	1:B:17:SER:N	20	13.38
(1,21)	1:A:184:LYS:CE	1:B:18:ALA:N	20	13.38
(1,21)	1:A:184:LYS:CE	1:B:19:LEU:N	20	13.38
(1,21)	1:A:184:LYS:CE	1:B:20:THR:N	20	13.38
(1,21)	1:A:184:LYS:CE	1:B:21:ILE:N	20	13.38
(1,21)	1:A:184:LYS:CE	1:B:22:GLN:N	20	13.38
(1,21)	1:A:184:LYS:CE	1:B:23:LEU:N	20	13.38
(1,21)	1:A:184:LYS:CE	1:B:24:ILE:N	20	13.38
(1,21)	1:A:184:LYS:CE	1:B:25:GLN:N	20	13.38
(1,21)	1:A:184:LYS:CE	1:B:26:ASN:N	20	13.38
(1,21)	1:A:184:LYS:CE	1:B:27:HIS:N	20	13.38
(1,21)	1:A:184:LYS:CE	1:B:28:PHE:N	20	13.38
(1,21)	1:A:184:LYS:CE	1:B:29:VAL:N	20	13.38
(1,21)	1:A:184:LYS:CE	1:B:30:ASP:N	20	13.38
(1,21)	1:A:184:LYS:CE	1:B:31:GLU:N	20	13.38
(1,21)	1:A:184:LYS:CE	1:B:32:TYR:N	20	13.38
(1,21)	1:A:184:LYS:CE	1:B:33:ASP:N	20	13.38
(1,21)	1:A:184:LYS:CE	1:B:34:PRO:N	20	13.38
(1,21)	1:A:184:LYS:CE	1:B:35:THR:N	20	13.38
(1,21)	1:A:184:LYS:CE	1:B:36:ILE:N	20	13.38
(1,21)	1:A:184:LYS:CE	1:B:37:GLU:N	20	13.38
(1,21)	1:A:184:LYS:CE	1:B:38:ASP:N	20	13.38
(1,21)	1:A:184:LYS:CE	1:B:39:SER:N	20	13.38
(1,21)	1:A:184:LYS:CE	1:B:40:TYR:N	20	13.38
(1,21)	1:A:184:LYS:CE	1:B:41:ARG:N	20	13.38
(1,21)	1:A:184:LYS:CE	1:B:42:LYS:N	20	13.38
(1,21)	1:A:184:LYS:CE	1:B:43:GLN:N	20	13.38
(1,21)	1:A:184:LYS:CE	1:B:44:VAL:N	20	13.38
(1,21)	1:A:184:LYS:CE	1:B:45:VAL:N	20	13.38
(1,21)	1:A:184:LYS:CE	1:B:46:ILE:N	20	13.38
(1,21)	1:A:184:LYS:CE	1:B:47:ASP:N	20	13.38
(1,21)	1:A:184:LYS:CE	1:B:48:GLY:N	20	13.38
(1,21)	1:A:184:LYS:CE	1:B:49:GLU:N	20	13.38
(1,21)	1:A:184:LYS:CE	1:B:50:THR:N	20	13.38
(1,21)	1:A:184:LYS:CE	1:B:51:CYS:N	20	13.38
(1,21)	1:A:184:LYS:CE	1:B:52:LEU:N	20	13.38
(1,21)	1:A:184:LYS:CE	1:B:53:LEU:N	20	13.38

Continued on next page...

Continued from previous page...

Key	Atom-1	Atom-2	Model ID	Violation (Å)
(1,21)	1:A:184:LYS:CE	1:B:54:ASP:N	20	13.38
(1,21)	1:A:184:LYS:CE	1:B:55:ILE:N	20	13.38
(1,21)	1:A:184:LYS:CE	1:B:56:LEU:N	20	13.38
(1,21)	1:A:184:LYS:CE	1:B:57:ASP:N	20	13.38
(1,21)	1:A:184:LYS:CE	1:B:58:THR:N	20	13.38
(1,21)	1:A:184:LYS:CE	1:B:59:ALA:N	20	13.38
(1,21)	1:A:184:LYS:CE	1:B:60:GLY:N	20	13.38
(1,21)	1:A:184:LYS:CE	1:B:61:GLN:N	20	13.38
(1,21)	1:A:184:LYS:CE	1:B:62:GLU:N	20	13.38
(1,21)	1:A:184:LYS:CE	1:B:63:GLU:N	20	13.38
(1,21)	1:A:184:LYS:CE	1:B:64:TYR:N	20	13.38
(1,21)	1:A:184:LYS:CE	1:B:65:SER:N	20	13.38
(1,21)	1:A:184:LYS:CE	1:B:66:ALA:N	20	13.38
(1,21)	1:A:184:LYS:CE	1:B:67:MET:N	20	13.38
(1,21)	1:A:184:LYS:CE	1:B:68:ARG:N	20	13.38
(1,21)	1:A:184:LYS:CE	1:B:69:ASP:N	20	13.38
(1,21)	1:A:184:LYS:CE	1:B:70:GLN:N	20	13.38
(1,21)	1:A:184:LYS:CE	1:B:71:TYR:N	20	13.38
(1,21)	1:A:184:LYS:CE	1:B:72:MET:N	20	13.38
(1,21)	1:A:184:LYS:CE	1:B:73:ARG:N	20	13.38
(1,21)	1:A:184:LYS:CE	1:B:74:THR:N	20	13.38
(1,21)	1:A:184:LYS:CE	1:B:75:GLY:N	20	13.38
(1,21)	1:A:184:LYS:CE	1:B:76:GLU:N	20	13.38
(1,21)	1:A:184:LYS:CE	1:B:77:GLY:N	20	13.38
(1,21)	1:A:184:LYS:CE	1:B:78:PHE:N	20	13.38
(1,21)	1:A:184:LYS:CE	1:B:79:LEU:N	20	13.38
(1,21)	1:A:184:LYS:CE	1:B:80:CYS:N	20	13.38
(1,21)	1:A:184:LYS:CE	5:B:203:7Q9:N	20	13.38
(1,21)	1:A:184:LYS:CE	5:B:204:7Q9:N	20	13.38
(1,21)	1:A:184:LYS:CE	5:B:205:7Q9:N	20	13.38
(1,21)	1:A:184:LYS:CE	5:B:206:7Q9:N	20	13.38
(1,21)	1:A:184:LYS:CE	5:B:207:7Q9:N	20	13.38
(1,21)	1:A:184:LYS:CE	6:B:208:17F:N1	20	13.38
(1,21)	1:A:184:LYS:CE	5:B:209:7Q9:N	20	13.38
(1,21)	1:A:184:LYS:CE	5:B:210:7Q9:N	20	13.38
(1,21)	1:A:184:LYS:CE	5:B:211:7Q9:N	20	13.38
(1,21)	1:A:184:LYS:CE	5:B:212:7Q9:N	20	13.38
(1,21)	1:A:184:LYS:CE	5:B:213:7Q9:N	20	13.38
(1,21)	1:A:184:LYS:CE	6:B:214:17F:N1	20	13.38
(1,21)	1:A:184:LYS:CE	6:B:215:17F:N1	20	13.38
(1,21)	1:A:184:LYS:CE	5:B:216:7Q9:N	20	13.38
(1,21)	1:A:184:LYS:CE	5:B:217:7Q9:N	20	13.38

Continued on next page...

Continued from previous page...

Key	Atom-1	Atom-2	Model ID	Violation (Å)
(1,21)	1:A:184:LYS:CE	5:B:218:7Q9:N	20	13.38
(1,21)	1:A:184:LYS:CE	6:B:219:17F:N1	20	13.38
(1,21)	1:A:184:LYS:CE	5:B:220:7Q9:N	20	13.38
(1,21)	1:A:184:LYS:CG	1:B:2:THR:N	20	13.38
(1,21)	1:A:184:LYS:CG	1:B:3:GLU:N	20	13.38
(1,21)	1:A:184:LYS:CG	1:B:4:TYR:N	20	13.38
(1,21)	1:A:184:LYS:CG	1:B:5:LYS:N	20	13.38
(1,21)	1:A:184:LYS:CG	1:B:6:LEU:N	20	13.38
(1,21)	1:A:184:LYS:CG	1:B:7:VAL:N	20	13.38
(1,21)	1:A:184:LYS:CG	1:B:8:VAL:N	20	13.38
(1,21)	1:A:184:LYS:CG	1:B:9:VAL:N	20	13.38
(1,21)	1:A:184:LYS:CG	1:B:10:GLY:N	20	13.38
(1,21)	1:A:184:LYS:CG	1:B:11:ALA:N	20	13.38
(1,21)	1:A:184:LYS:CG	1:B:12:ASP:N	20	13.38
(1,21)	1:A:184:LYS:CG	1:B:13:GLY:N	20	13.38
(1,21)	1:A:184:LYS:CG	1:B:14:VAL:N	20	13.38
(1,21)	1:A:184:LYS:CG	1:B:15:GLY:N	20	13.38
(1,21)	1:A:184:LYS:CG	1:B:16:LYS:N	20	13.38
(1,21)	1:A:184:LYS:CG	1:B:17:SER:N	20	13.38
(1,21)	1:A:184:LYS:CG	1:B:18:ALA:N	20	13.38
(1,21)	1:A:184:LYS:CG	1:B:19:LEU:N	20	13.38
(1,21)	1:A:184:LYS:CG	1:B:20:THR:N	20	13.38
(1,21)	1:A:184:LYS:CG	1:B:21:ILE:N	20	13.38
(1,21)	1:A:184:LYS:CG	1:B:22:GLN:N	20	13.38
(1,21)	1:A:184:LYS:CG	1:B:23:LEU:N	20	13.38
(1,21)	1:A:184:LYS:CG	1:B:24:ILE:N	20	13.38
(1,21)	1:A:184:LYS:CG	1:B:25:GLN:N	20	13.38
(1,21)	1:A:184:LYS:CG	1:B:26:ASN:N	20	13.38
(1,21)	1:A:184:LYS:CG	1:B:27:HIS:N	20	13.38
(1,21)	1:A:184:LYS:CG	1:B:28:PHE:N	20	13.38
(1,21)	1:A:184:LYS:CG	1:B:29:VAL:N	20	13.38
(1,21)	1:A:184:LYS:CG	1:B:30:ASP:N	20	13.38
(1,21)	1:A:184:LYS:CG	1:B:31:GLU:N	20	13.38
(1,21)	1:A:184:LYS:CG	1:B:32:TYR:N	20	13.38
(1,21)	1:A:184:LYS:CG	1:B:33:ASP:N	20	13.38
(1,21)	1:A:184:LYS:CG	1:B:34:PRO:N	20	13.38
(1,21)	1:A:184:LYS:CG	1:B:35:THR:N	20	13.38
(1,21)	1:A:184:LYS:CG	1:B:36:ILE:N	20	13.38
(1,21)	1:A:184:LYS:CG	1:B:37:GLU:N	20	13.38
(1,21)	1:A:184:LYS:CG	1:B:38:ASP:N	20	13.38
(1,21)	1:A:184:LYS:CG	1:B:39:SER:N	20	13.38
(1,21)	1:A:184:LYS:CG	1:B:40:TYR:N	20	13.38

Continued on next page...

Continued from previous page...

Key	Atom-1	Atom-2	Model ID	Violation (Å)
(1,21)	1:A:184:LYS:CG	1:B:41:ARG:N	20	13.38
(1,21)	1:A:184:LYS:CG	1:B:42:LYS:N	20	13.38
(1,21)	1:A:184:LYS:CG	1:B:43:GLN:N	20	13.38
(1,21)	1:A:184:LYS:CG	1:B:44:VAL:N	20	13.38
(1,21)	1:A:184:LYS:CG	1:B:45:VAL:N	20	13.38
(1,21)	1:A:184:LYS:CG	1:B:46:ILE:N	20	13.38
(1,21)	1:A:184:LYS:CG	1:B:47:ASP:N	20	13.38
(1,21)	1:A:184:LYS:CG	1:B:48:GLY:N	20	13.38
(1,21)	1:A:184:LYS:CG	1:B:49:GLU:N	20	13.38
(1,21)	1:A:184:LYS:CG	1:B:50:THR:N	20	13.38
(1,21)	1:A:184:LYS:CG	1:B:51:CYS:N	20	13.38
(1,21)	1:A:184:LYS:CG	1:B:52:LEU:N	20	13.38
(1,21)	1:A:184:LYS:CG	1:B:53:LEU:N	20	13.38
(1,21)	1:A:184:LYS:CG	1:B:54:ASP:N	20	13.38
(1,21)	1:A:184:LYS:CG	1:B:55:ILE:N	20	13.38
(1,21)	1:A:184:LYS:CG	1:B:56:LEU:N	20	13.38
(1,21)	1:A:184:LYS:CG	1:B:57:ASP:N	20	13.38
(1,21)	1:A:184:LYS:CG	1:B:58:THR:N	20	13.38
(1,21)	1:A:184:LYS:CG	1:B:59:ALA:N	20	13.38
(1,21)	1:A:184:LYS:CG	1:B:60:GLY:N	20	13.38
(1,21)	1:A:184:LYS:CG	1:B:61:GLN:N	20	13.38
(1,21)	1:A:184:LYS:CG	1:B:62:GLU:N	20	13.38
(1,21)	1:A:184:LYS:CG	1:B:63:GLU:N	20	13.38
(1,21)	1:A:184:LYS:CG	1:B:64:TYR:N	20	13.38
(1,21)	1:A:184:LYS:CG	1:B:65:SER:N	20	13.38
(1,21)	1:A:184:LYS:CG	1:B:66:ALA:N	20	13.38
(1,21)	1:A:184:LYS:CG	1:B:67:MET:N	20	13.38
(1,21)	1:A:184:LYS:CG	1:B:68:ARG:N	20	13.38
(1,21)	1:A:184:LYS:CG	1:B:69:ASP:N	20	13.38
(1,21)	1:A:184:LYS:CG	1:B:70:GLN:N	20	13.38
(1,21)	1:A:184:LYS:CG	1:B:71:TYR:N	20	13.38
(1,21)	1:A:184:LYS:CG	1:B:72:MET:N	20	13.38
(1,21)	1:A:184:LYS:CG	1:B:73:ARG:N	20	13.38
(1,21)	1:A:184:LYS:CG	1:B:74:THR:N	20	13.38
(1,21)	1:A:184:LYS:CG	1:B:75:GLY:N	20	13.38
(1,21)	1:A:184:LYS:CG	1:B:76:GLU:N	20	13.38
(1,21)	1:A:184:LYS:CG	1:B:77:GLY:N	20	13.38
(1,21)	1:A:184:LYS:CG	1:B:78:PHE:N	20	13.38
(1,21)	1:A:184:LYS:CG	1:B:79:LEU:N	20	13.38
(1,21)	1:A:184:LYS:CG	1:B:80:CYS:N	20	13.38
(1,21)	1:A:184:LYS:CG	5:B:203:7Q9:N	20	13.38
(1,21)	1:A:184:LYS:CG	5:B:204:7Q9:N	20	13.38

Continued on next page...

Continued from previous page...

Key	Atom-1	Atom-2	Model ID	Violation (Å)
(1,21)	1:A:184:LYS:CG	5:B:205:7Q9:N	20	13.38
(1,21)	1:A:184:LYS:CG	5:B:206:7Q9:N	20	13.38
(1,21)	1:A:184:LYS:CG	5:B:207:7Q9:N	20	13.38
(1,21)	1:A:184:LYS:CG	6:B:208:17F:N1	20	13.38
(1,21)	1:A:184:LYS:CG	5:B:209:7Q9:N	20	13.38
(1,21)	1:A:184:LYS:CG	5:B:210:7Q9:N	20	13.38
(1,21)	1:A:184:LYS:CG	5:B:211:7Q9:N	20	13.38
(1,21)	1:A:184:LYS:CG	5:B:212:7Q9:N	20	13.38
(1,21)	1:A:184:LYS:CG	5:B:213:7Q9:N	20	13.38
(1,21)	1:A:184:LYS:CG	6:B:214:17F:N1	20	13.38
(1,21)	1:A:184:LYS:CG	6:B:215:17F:N1	20	13.38
(1,21)	1:A:184:LYS:CG	5:B:216:7Q9:N	20	13.38
(1,21)	1:A:184:LYS:CG	5:B:217:7Q9:N	20	13.38
(1,21)	1:A:184:LYS:CG	5:B:218:7Q9:N	20	13.38
(1,21)	1:A:184:LYS:CG	6:B:219:17F:N1	20	13.38
(1,21)	1:A:184:LYS:CG	5:B:220:7Q9:N	20	13.38
(1,21)	1:A:184:LYS:H	1:B:2:THR:N	20	13.38
(1,21)	1:A:184:LYS:H	1:B:3:GLU:N	20	13.38
(1,21)	1:A:184:LYS:H	1:B:4:TYR:N	20	13.38
(1,21)	1:A:184:LYS:H	1:B:5:LYS:N	20	13.38
(1,21)	1:A:184:LYS:H	1:B:6:LEU:N	20	13.38
(1,21)	1:A:184:LYS:H	1:B:7:VAL:N	20	13.38
(1,21)	1:A:184:LYS:H	1:B:8:VAL:N	20	13.38
(1,21)	1:A:184:LYS:H	1:B:9:VAL:N	20	13.38
(1,21)	1:A:184:LYS:H	1:B:10:GLY:N	20	13.38
(1,21)	1:A:184:LYS:H	1:B:11:ALA:N	20	13.38
(1,21)	1:A:184:LYS:H	1:B:12:ASP:N	20	13.38
(1,21)	1:A:184:LYS:H	1:B:13:GLY:N	20	13.38
(1,21)	1:A:184:LYS:H	1:B:14:VAL:N	20	13.38
(1,21)	1:A:184:LYS:H	1:B:15:GLY:N	20	13.38
(1,21)	1:A:184:LYS:H	1:B:16:LYS:N	20	13.38
(1,21)	1:A:184:LYS:H	1:B:17:SER:N	20	13.38
(1,21)	1:A:184:LYS:H	1:B:18:ALA:N	20	13.38
(1,21)	1:A:184:LYS:H	1:B:19:LEU:N	20	13.38
(1,21)	1:A:184:LYS:H	1:B:20:THR:N	20	13.38
(1,21)	1:A:184:LYS:H	1:B:21:ILE:N	20	13.38
(1,21)	1:A:184:LYS:H	1:B:22:GLN:N	20	13.38
(1,21)	1:A:184:LYS:H	1:B:23:LEU:N	20	13.38
(1,21)	1:A:184:LYS:H	1:B:24:ILE:N	20	13.38
(1,21)	1:A:184:LYS:H	1:B:25:GLN:N	20	13.38
(1,21)	1:A:184:LYS:H	1:B:26:ASN:N	20	13.38
(1,21)	1:A:184:LYS:H	1:B:27:HIS:N	20	13.38

Continued on next page...

Continued from previous page...

Key	Atom-1	Atom-2	Model ID	Violation (Å)
(1,21)	1:A:184:LYS:H	1:B:28:PHE:N	20	13.38
(1,21)	1:A:184:LYS:H	1:B:29:VAL:N	20	13.38
(1,21)	1:A:184:LYS:H	1:B:30:ASP:N	20	13.38
(1,21)	1:A:184:LYS:H	1:B:31:GLU:N	20	13.38
(1,21)	1:A:184:LYS:H	1:B:32:TYR:N	20	13.38
(1,21)	1:A:184:LYS:H	1:B:33:ASP:N	20	13.38
(1,21)	1:A:184:LYS:H	1:B:34:PRO:N	20	13.38
(1,21)	1:A:184:LYS:H	1:B:35:THR:N	20	13.38
(1,21)	1:A:184:LYS:H	1:B:36:ILE:N	20	13.38
(1,21)	1:A:184:LYS:H	1:B:37:GLU:N	20	13.38
(1,21)	1:A:184:LYS:H	1:B:38:ASP:N	20	13.38
(1,21)	1:A:184:LYS:H	1:B:39:SER:N	20	13.38
(1,21)	1:A:184:LYS:H	1:B:40:TYR:N	20	13.38
(1,21)	1:A:184:LYS:H	1:B:41:ARG:N	20	13.38
(1,21)	1:A:184:LYS:H	1:B:42:LYS:N	20	13.38
(1,21)	1:A:184:LYS:H	1:B:43:GLN:N	20	13.38
(1,21)	1:A:184:LYS:H	1:B:44:VAL:N	20	13.38
(1,21)	1:A:184:LYS:H	1:B:45:VAL:N	20	13.38
(1,21)	1:A:184:LYS:H	1:B:46:ILE:N	20	13.38
(1,21)	1:A:184:LYS:H	1:B:47:ASP:N	20	13.38
(1,21)	1:A:184:LYS:H	1:B:48:GLY:N	20	13.38
(1,21)	1:A:184:LYS:H	1:B:49:GLU:N	20	13.38
(1,21)	1:A:184:LYS:H	1:B:50:THR:N	20	13.38
(1,21)	1:A:184:LYS:H	1:B:51:CYS:N	20	13.38
(1,21)	1:A:184:LYS:H	1:B:52:LEU:N	20	13.38
(1,21)	1:A:184:LYS:H	1:B:53:LEU:N	20	13.38
(1,21)	1:A:184:LYS:H	1:B:54:ASP:N	20	13.38
(1,21)	1:A:184:LYS:H	1:B:55:ILE:N	20	13.38
(1,21)	1:A:184:LYS:H	1:B:56:LEU:N	20	13.38
(1,21)	1:A:184:LYS:H	1:B:57:ASP:N	20	13.38
(1,21)	1:A:184:LYS:H	1:B:58:THR:N	20	13.38
(1,21)	1:A:184:LYS:H	1:B:59:ALA:N	20	13.38
(1,21)	1:A:184:LYS:H	1:B:60:GLY:N	20	13.38
(1,21)	1:A:184:LYS:H	1:B:61:GLN:N	20	13.38
(1,21)	1:A:184:LYS:H	1:B:62:GLU:N	20	13.38
(1,21)	1:A:184:LYS:H	1:B:63:GLU:N	20	13.38
(1,21)	1:A:184:LYS:H	1:B:64:TYR:N	20	13.38
(1,21)	1:A:184:LYS:H	1:B:65:SER:N	20	13.38
(1,21)	1:A:184:LYS:H	1:B:66:ALA:N	20	13.38
(1,21)	1:A:184:LYS:H	1:B:67:MET:N	20	13.38
(1,21)	1:A:184:LYS:H	1:B:68:ARG:N	20	13.38
(1,21)	1:A:184:LYS:H	1:B:69:ASP:N	20	13.38

Continued on next page...

Continued from previous page...

Key	Atom-1	Atom-2	Model ID	Violation (Å)
(1,21)	1:A:184:LYS:H	1:B:70:GLN:N	20	13.38
(1,21)	1:A:184:LYS:H	1:B:71:TYR:N	20	13.38
(1,21)	1:A:184:LYS:H	1:B:72:MET:N	20	13.38
(1,21)	1:A:184:LYS:H	1:B:73:ARG:N	20	13.38
(1,21)	1:A:184:LYS:H	1:B:74:THR:N	20	13.38
(1,21)	1:A:184:LYS:H	1:B:75:GLY:N	20	13.38
(1,21)	1:A:184:LYS:H	1:B:76:GLU:N	20	13.38
(1,21)	1:A:184:LYS:H	1:B:77:GLY:N	20	13.38
(1,21)	1:A:184:LYS:H	1:B:78:PHE:N	20	13.38
(1,21)	1:A:184:LYS:H	1:B:79:LEU:N	20	13.38
(1,21)	1:A:184:LYS:H	1:B:80:CYS:N	20	13.38
(1,21)	1:A:184:LYS:H	5:B:203:7Q9:N	20	13.38
(1,21)	1:A:184:LYS:H	5:B:204:7Q9:N	20	13.38
(1,21)	1:A:184:LYS:H	5:B:205:7Q9:N	20	13.38
(1,21)	1:A:184:LYS:H	5:B:206:7Q9:N	20	13.38
(1,21)	1:A:184:LYS:H	5:B:207:7Q9:N	20	13.38
(1,21)	1:A:184:LYS:H	6:B:208:17F:N1	20	13.38
(1,21)	1:A:184:LYS:H	5:B:209:7Q9:N	20	13.38
(1,21)	1:A:184:LYS:H	5:B:210:7Q9:N	20	13.38
(1,21)	1:A:184:LYS:H	5:B:211:7Q9:N	20	13.38
(1,21)	1:A:184:LYS:H	5:B:212:7Q9:N	20	13.38
(1,21)	1:A:184:LYS:H	5:B:213:7Q9:N	20	13.38
(1,21)	1:A:184:LYS:H	6:B:214:17F:N1	20	13.38
(1,21)	1:A:184:LYS:H	6:B:215:17F:N1	20	13.38
(1,21)	1:A:184:LYS:H	5:B:216:7Q9:N	20	13.38
(1,21)	1:A:184:LYS:H	5:B:217:7Q9:N	20	13.38
(1,21)	1:A:184:LYS:H	5:B:218:7Q9:N	20	13.38
(1,21)	1:A:184:LYS:H	6:B:219:17F:N1	20	13.38
(1,21)	1:A:184:LYS:H	5:B:220:7Q9:N	20	13.38
(1,21)	1:A:184:LYS:HZ1	1:B:2:THR:N	20	13.38
(1,21)	1:A:184:LYS:HZ1	1:B:3:GLU:N	20	13.38
(1,21)	1:A:184:LYS:HZ1	1:B:4:TYR:N	20	13.38
(1,21)	1:A:184:LYS:HZ1	1:B:5:LYS:N	20	13.38
(1,21)	1:A:184:LYS:HZ1	1:B:6:LEU:N	20	13.38
(1,21)	1:A:184:LYS:HZ1	1:B:7:VAL:N	20	13.38
(1,21)	1:A:184:LYS:HZ1	1:B:8:VAL:N	20	13.38
(1,21)	1:A:184:LYS:HZ1	1:B:9:VAL:N	20	13.38
(1,21)	1:A:184:LYS:HZ1	1:B:10:GLY:N	20	13.38
(1,21)	1:A:184:LYS:HZ1	1:B:11:ALA:N	20	13.38
(1,21)	1:A:184:LYS:HZ1	1:B:12:ASP:N	20	13.38
(1,21)	1:A:184:LYS:HZ1	1:B:13:GLY:N	20	13.38
(1,21)	1:A:184:LYS:HZ1	1:B:14:VAL:N	20	13.38

Continued on next page...

Continued from previous page...

Key	Atom-1	Atom-2	Model ID	Violation (Å)
(1,21)	1:A:184:LYS:HZ1	1:B:15:GLY:N	20	13.38
(1,21)	1:A:184:LYS:HZ1	1:B:16:LYS:N	20	13.38
(1,21)	1:A:184:LYS:HZ1	1:B:17:SER:N	20	13.38
(1,21)	1:A:184:LYS:HZ1	1:B:18:ALA:N	20	13.38
(1,21)	1:A:184:LYS:HZ1	1:B:19:LEU:N	20	13.38
(1,21)	1:A:184:LYS:HZ1	1:B:20:THR:N	20	13.38
(1,21)	1:A:184:LYS:HZ1	1:B:21:ILE:N	20	13.38
(1,21)	1:A:184:LYS:HZ1	1:B:22:GLN:N	20	13.38
(1,21)	1:A:184:LYS:HZ1	1:B:23:LEU:N	20	13.38
(1,21)	1:A:184:LYS:HZ1	1:B:24:ILE:N	20	13.38
(1,21)	1:A:184:LYS:HZ1	1:B:25:GLN:N	20	13.38
(1,21)	1:A:184:LYS:HZ1	1:B:26:ASN:N	20	13.38
(1,21)	1:A:184:LYS:HZ1	1:B:27:HIS:N	20	13.38
(1,21)	1:A:184:LYS:HZ1	1:B:28:PHE:N	20	13.38
(1,21)	1:A:184:LYS:HZ1	1:B:29:VAL:N	20	13.38
(1,21)	1:A:184:LYS:HZ1	1:B:30:ASP:N	20	13.38
(1,21)	1:A:184:LYS:HZ1	1:B:31:GLU:N	20	13.38
(1,21)	1:A:184:LYS:HZ1	1:B:32:TYR:N	20	13.38
(1,21)	1:A:184:LYS:HZ1	1:B:33:ASP:N	20	13.38
(1,21)	1:A:184:LYS:HZ1	1:B:34:PRO:N	20	13.38
(1,21)	1:A:184:LYS:HZ1	1:B:35:THR:N	20	13.38
(1,21)	1:A:184:LYS:HZ1	1:B:36:ILE:N	20	13.38
(1,21)	1:A:184:LYS:HZ1	1:B:37:GLU:N	20	13.38
(1,21)	1:A:184:LYS:HZ1	1:B:38:ASP:N	20	13.38
(1,21)	1:A:184:LYS:HZ1	1:B:39:SER:N	20	13.38
(1,21)	1:A:184:LYS:HZ1	1:B:40:TYR:N	20	13.38
(1,21)	1:A:184:LYS:HZ1	1:B:41:ARG:N	20	13.38
(1,21)	1:A:184:LYS:HZ1	1:B:42:LYS:N	20	13.38
(1,21)	1:A:184:LYS:HZ1	1:B:43:GLN:N	20	13.38
(1,21)	1:A:184:LYS:HZ1	1:B:44:VAL:N	20	13.38
(1,21)	1:A:184:LYS:HZ1	1:B:45:VAL:N	20	13.38
(1,21)	1:A:184:LYS:HZ1	1:B:46:ILE:N	20	13.38
(1,21)	1:A:184:LYS:HZ1	1:B:47:ASP:N	20	13.38
(1,21)	1:A:184:LYS:HZ1	1:B:48:GLY:N	20	13.38
(1,21)	1:A:184:LYS:HZ1	1:B:49:GLU:N	20	13.38
(1,21)	1:A:184:LYS:HZ1	1:B:50:THR:N	20	13.38
(1,21)	1:A:184:LYS:HZ1	1:B:51:CYS:N	20	13.38
(1,21)	1:A:184:LYS:HZ1	1:B:52:LEU:N	20	13.38
(1,21)	1:A:184:LYS:HZ1	1:B:53:LEU:N	20	13.38
(1,21)	1:A:184:LYS:HZ1	1:B:54:ASP:N	20	13.38
(1,21)	1:A:184:LYS:HZ1	1:B:55:ILE:N	20	13.38
(1,21)	1:A:184:LYS:HZ1	1:B:56:LEU:N	20	13.38

Continued on next page...

Continued from previous page...

Key	Atom-1	Atom-2	Model ID	Violation (Å)
(1,21)	1:A:184:LYS:HZ1	1:B:57:ASP:N	20	13.38
(1,21)	1:A:184:LYS:HZ1	1:B:58:THR:N	20	13.38
(1,21)	1:A:184:LYS:HZ1	1:B:59:ALA:N	20	13.38
(1,21)	1:A:184:LYS:HZ1	1:B:60:GLY:N	20	13.38
(1,21)	1:A:184:LYS:HZ1	1:B:61:GLN:N	20	13.38
(1,21)	1:A:184:LYS:HZ1	1:B:62:GLU:N	20	13.38
(1,21)	1:A:184:LYS:HZ1	1:B:63:GLU:N	20	13.38
(1,21)	1:A:184:LYS:HZ1	1:B:64:TYR:N	20	13.38
(1,21)	1:A:184:LYS:HZ1	1:B:65:SER:N	20	13.38
(1,21)	1:A:184:LYS:HZ1	1:B:66:ALA:N	20	13.38
(1,21)	1:A:184:LYS:HZ1	1:B:67:MET:N	20	13.38
(1,21)	1:A:184:LYS:HZ1	1:B:68:ARG:N	20	13.38
(1,21)	1:A:184:LYS:HZ1	1:B:69:ASP:N	20	13.38
(1,21)	1:A:184:LYS:HZ1	1:B:70:GLN:N	20	13.38
(1,21)	1:A:184:LYS:HZ1	1:B:71:TYR:N	20	13.38
(1,21)	1:A:184:LYS:HZ1	1:B:72:MET:N	20	13.38
(1,21)	1:A:184:LYS:HZ1	1:B:73:ARG:N	20	13.38
(1,21)	1:A:184:LYS:HZ1	1:B:74:THR:N	20	13.38
(1,21)	1:A:184:LYS:HZ1	1:B:75:GLY:N	20	13.38
(1,21)	1:A:184:LYS:HZ1	1:B:76:GLU:N	20	13.38
(1,21)	1:A:184:LYS:HZ1	1:B:77:GLY:N	20	13.38
(1,21)	1:A:184:LYS:HZ1	1:B:78:PHE:N	20	13.38
(1,21)	1:A:184:LYS:HZ1	1:B:79:LEU:N	20	13.38
(1,21)	1:A:184:LYS:HZ1	1:B:80:CYS:N	20	13.38
(1,21)	1:A:184:LYS:HZ1	5:B:203:7Q9:N	20	13.38
(1,21)	1:A:184:LYS:HZ1	5:B:204:7Q9:N	20	13.38
(1,21)	1:A:184:LYS:HZ1	5:B:205:7Q9:N	20	13.38
(1,21)	1:A:184:LYS:HZ1	5:B:206:7Q9:N	20	13.38
(1,21)	1:A:184:LYS:HZ1	5:B:207:7Q9:N	20	13.38
(1,21)	1:A:184:LYS:HZ1	6:B:208:17F:N1	20	13.38
(1,21)	1:A:184:LYS:HZ1	5:B:209:7Q9:N	20	13.38
(1,21)	1:A:184:LYS:HZ1	5:B:210:7Q9:N	20	13.38
(1,21)	1:A:184:LYS:HZ1	5:B:211:7Q9:N	20	13.38
(1,21)	1:A:184:LYS:HZ1	5:B:212:7Q9:N	20	13.38
(1,21)	1:A:184:LYS:HZ1	5:B:213:7Q9:N	20	13.38
(1,21)	1:A:184:LYS:HZ1	6:B:214:17F:N1	20	13.38
(1,21)	1:A:184:LYS:HZ1	6:B:215:17F:N1	20	13.38
(1,21)	1:A:184:LYS:HZ1	5:B:216:7Q9:N	20	13.38
(1,21)	1:A:184:LYS:HZ1	5:B:217:7Q9:N	20	13.38
(1,21)	1:A:184:LYS:HZ1	5:B:218:7Q9:N	20	13.38
(1,21)	1:A:184:LYS:HZ1	6:B:219:17F:N1	20	13.38
(1,21)	1:A:184:LYS:HZ1	5:B:220:7Q9:N	20	13.38

Continued on next page...

Continued from previous page...

Key	Atom-1	Atom-2	Model ID	Violation (Å)
(1,21)	1:A:184:LYS:HZ2	1:B:2:THR:N	20	13.38
(1,21)	1:A:184:LYS:HZ2	1:B:3:GLU:N	20	13.38
(1,21)	1:A:184:LYS:HZ2	1:B:4:TYR:N	20	13.38
(1,21)	1:A:184:LYS:HZ2	1:B:5:LYS:N	20	13.38
(1,21)	1:A:184:LYS:HZ2	1:B:6:LEU:N	20	13.38
(1,21)	1:A:184:LYS:HZ2	1:B:7:VAL:N	20	13.38
(1,21)	1:A:184:LYS:HZ2	1:B:8:VAL:N	20	13.38
(1,21)	1:A:184:LYS:HZ2	1:B:9:VAL:N	20	13.38
(1,21)	1:A:184:LYS:HZ2	1:B:10:GLY:N	20	13.38
(1,21)	1:A:184:LYS:HZ2	1:B:11:ALA:N	20	13.38
(1,21)	1:A:184:LYS:HZ2	1:B:12:ASP:N	20	13.38
(1,21)	1:A:184:LYS:HZ2	1:B:13:GLY:N	20	13.38
(1,21)	1:A:184:LYS:HZ2	1:B:14:VAL:N	20	13.38
(1,21)	1:A:184:LYS:HZ2	1:B:15:GLY:N	20	13.38
(1,21)	1:A:184:LYS:HZ2	1:B:16:LYS:N	20	13.38
(1,21)	1:A:184:LYS:HZ2	1:B:17:SER:N	20	13.38
(1,21)	1:A:184:LYS:HZ2	1:B:18:ALA:N	20	13.38
(1,21)	1:A:184:LYS:HZ2	1:B:19:LEU:N	20	13.38
(1,21)	1:A:184:LYS:HZ2	1:B:20:THR:N	20	13.38
(1,21)	1:A:184:LYS:HZ2	1:B:21:ILE:N	20	13.38
(1,21)	1:A:184:LYS:HZ2	1:B:22:GLN:N	20	13.38
(1,21)	1:A:184:LYS:HZ2	1:B:23:LEU:N	20	13.38
(1,21)	1:A:184:LYS:HZ2	1:B:24:ILE:N	20	13.38
(1,21)	1:A:184:LYS:HZ2	1:B:25:GLN:N	20	13.38
(1,21)	1:A:184:LYS:HZ2	1:B:26:ASN:N	20	13.38
(1,21)	1:A:184:LYS:HZ2	1:B:27:HIS:N	20	13.38
(1,21)	1:A:184:LYS:HZ2	1:B:28:PHE:N	20	13.38
(1,21)	1:A:184:LYS:HZ2	1:B:29:VAL:N	20	13.38
(1,21)	1:A:184:LYS:HZ2	1:B:30:ASP:N	20	13.38
(1,21)	1:A:184:LYS:HZ2	1:B:31:GLU:N	20	13.38
(1,21)	1:A:184:LYS:HZ2	1:B:32:TYR:N	20	13.38
(1,21)	1:A:184:LYS:HZ2	1:B:33:ASP:N	20	13.38
(1,21)	1:A:184:LYS:HZ2	1:B:34:PRO:N	20	13.38
(1,21)	1:A:184:LYS:HZ2	1:B:35:THR:N	20	13.38
(1,21)	1:A:184:LYS:HZ2	1:B:36:ILE:N	20	13.38
(1,21)	1:A:184:LYS:HZ2	1:B:37:GLU:N	20	13.38
(1,21)	1:A:184:LYS:HZ2	1:B:38:ASP:N	20	13.38
(1,21)	1:A:184:LYS:HZ2	1:B:39:SER:N	20	13.38
(1,21)	1:A:184:LYS:HZ2	1:B:40:TYR:N	20	13.38
(1,21)	1:A:184:LYS:HZ2	1:B:41:ARG:N	20	13.38
(1,21)	1:A:184:LYS:HZ2	1:B:42:LYS:N	20	13.38
(1,21)	1:A:184:LYS:HZ2	1:B:43:GLN:N	20	13.38

Continued on next page...

Continued from previous page...

Key	Atom-1	Atom-2	Model ID	Violation (Å)
(1,21)	1:A:184:LYS:HZ2	1:B:44:VAL:N	20	13.38
(1,21)	1:A:184:LYS:HZ2	1:B:45:VAL:N	20	13.38
(1,21)	1:A:184:LYS:HZ2	1:B:46:ILE:N	20	13.38
(1,21)	1:A:184:LYS:HZ2	1:B:47:ASP:N	20	13.38
(1,21)	1:A:184:LYS:HZ2	1:B:48:GLY:N	20	13.38
(1,21)	1:A:184:LYS:HZ2	1:B:49:GLU:N	20	13.38
(1,21)	1:A:184:LYS:HZ2	1:B:50:THR:N	20	13.38
(1,21)	1:A:184:LYS:HZ2	1:B:51:CYS:N	20	13.38
(1,21)	1:A:184:LYS:HZ2	1:B:52:LEU:N	20	13.38
(1,21)	1:A:184:LYS:HZ2	1:B:53:LEU:N	20	13.38
(1,21)	1:A:184:LYS:HZ2	1:B:54:ASP:N	20	13.38
(1,21)	1:A:184:LYS:HZ2	1:B:55:ILE:N	20	13.38
(1,21)	1:A:184:LYS:HZ2	1:B:56:LEU:N	20	13.38
(1,21)	1:A:184:LYS:HZ2	1:B:57:ASP:N	20	13.38
(1,21)	1:A:184:LYS:HZ2	1:B:58:THR:N	20	13.38
(1,21)	1:A:184:LYS:HZ2	1:B:59:ALA:N	20	13.38
(1,21)	1:A:184:LYS:HZ2	1:B:60:GLY:N	20	13.38
(1,21)	1:A:184:LYS:HZ2	1:B:61:GLN:N	20	13.38
(1,21)	1:A:184:LYS:HZ2	1:B:62:GLU:N	20	13.38
(1,21)	1:A:184:LYS:HZ2	1:B:63:GLU:N	20	13.38
(1,21)	1:A:184:LYS:HZ2	1:B:64:TYR:N	20	13.38
(1,21)	1:A:184:LYS:HZ2	1:B:65:SER:N	20	13.38
(1,21)	1:A:184:LYS:HZ2	1:B:66:ALA:N	20	13.38
(1,21)	1:A:184:LYS:HZ2	1:B:67:MET:N	20	13.38
(1,21)	1:A:184:LYS:HZ2	1:B:68:ARG:N	20	13.38
(1,21)	1:A:184:LYS:HZ2	1:B:69:ASP:N	20	13.38
(1,21)	1:A:184:LYS:HZ2	1:B:70:GLN:N	20	13.38
(1,21)	1:A:184:LYS:HZ2	1:B:71:TYR:N	20	13.38
(1,21)	1:A:184:LYS:HZ2	1:B:72:MET:N	20	13.38
(1,21)	1:A:184:LYS:HZ2	1:B:73:ARG:N	20	13.38
(1,21)	1:A:184:LYS:HZ2	1:B:74:THR:N	20	13.38
(1,21)	1:A:184:LYS:HZ2	1:B:75:GLY:N	20	13.38
(1,21)	1:A:184:LYS:HZ2	1:B:76:GLU:N	20	13.38
(1,21)	1:A:184:LYS:HZ2	1:B:77:GLY:N	20	13.38
(1,21)	1:A:184:LYS:HZ2	1:B:78:PHE:N	20	13.38
(1,21)	1:A:184:LYS:HZ2	1:B:79:LEU:N	20	13.38
(1,21)	1:A:184:LYS:HZ2	1:B:80:CYS:N	20	13.38
(1,21)	1:A:184:LYS:HZ2	5:B:203:7Q9:N	20	13.38
(1,21)	1:A:184:LYS:HZ2	5:B:204:7Q9:N	20	13.38
(1,21)	1:A:184:LYS:HZ2	5:B:205:7Q9:N	20	13.38
(1,21)	1:A:184:LYS:HZ2	5:B:206:7Q9:N	20	13.38
(1,21)	1:A:184:LYS:HZ2	5:B:207:7Q9:N	20	13.38

Continued on next page...

Continued from previous page...

Key	Atom-1	Atom-2	Model ID	Violation (Å)
(1,21)	1:A:184:LYS:HZ2	6:B:208:17F:N1	20	13.38
(1,21)	1:A:184:LYS:HZ2	5:B:209:7Q9:N	20	13.38
(1,21)	1:A:184:LYS:HZ2	5:B:210:7Q9:N	20	13.38
(1,21)	1:A:184:LYS:HZ2	5:B:211:7Q9:N	20	13.38
(1,21)	1:A:184:LYS:HZ2	5:B:212:7Q9:N	20	13.38
(1,21)	1:A:184:LYS:HZ2	5:B:213:7Q9:N	20	13.38
(1,21)	1:A:184:LYS:HZ2	6:B:214:17F:N1	20	13.38
(1,21)	1:A:184:LYS:HZ2	6:B:215:17F:N1	20	13.38
(1,21)	1:A:184:LYS:HZ2	5:B:216:7Q9:N	20	13.38
(1,21)	1:A:184:LYS:HZ2	5:B:217:7Q9:N	20	13.38
(1,21)	1:A:184:LYS:HZ2	5:B:218:7Q9:N	20	13.38
(1,21)	1:A:184:LYS:HZ2	6:B:219:17F:N1	20	13.38
(1,21)	1:A:184:LYS:HZ2	5:B:220:7Q9:N	20	13.38
(1,21)	1:A:184:LYS:HZ3	1:B:2:THR:N	20	13.38
(1,21)	1:A:184:LYS:HZ3	1:B:3:GLU:N	20	13.38
(1,21)	1:A:184:LYS:HZ3	1:B:4:TYR:N	20	13.38
(1,21)	1:A:184:LYS:HZ3	1:B:5:LYS:N	20	13.38
(1,21)	1:A:184:LYS:HZ3	1:B:6:LEU:N	20	13.38
(1,21)	1:A:184:LYS:HZ3	1:B:7:VAL:N	20	13.38
(1,21)	1:A:184:LYS:HZ3	1:B:8:VAL:N	20	13.38
(1,21)	1:A:184:LYS:HZ3	1:B:9:VAL:N	20	13.38
(1,21)	1:A:184:LYS:HZ3	1:B:10:GLY:N	20	13.38
(1,21)	1:A:184:LYS:HZ3	1:B:11:ALA:N	20	13.38
(1,21)	1:A:184:LYS:HZ3	1:B:12:ASP:N	20	13.38
(1,21)	1:A:184:LYS:HZ3	1:B:13:GLY:N	20	13.38
(1,21)	1:A:184:LYS:HZ3	1:B:14:VAL:N	20	13.38
(1,21)	1:A:184:LYS:HZ3	1:B:15:GLY:N	20	13.38
(1,21)	1:A:184:LYS:HZ3	1:B:16:LYS:N	20	13.38
(1,21)	1:A:184:LYS:HZ3	1:B:17:SER:N	20	13.38
(1,21)	1:A:184:LYS:HZ3	1:B:18:ALA:N	20	13.38
(1,21)	1:A:184:LYS:HZ3	1:B:19:LEU:N	20	13.38
(1,21)	1:A:184:LYS:HZ3	1:B:20:THR:N	20	13.38
(1,21)	1:A:184:LYS:HZ3	1:B:21:ILE:N	20	13.38
(1,21)	1:A:184:LYS:HZ3	1:B:22:GLN:N	20	13.38
(1,21)	1:A:184:LYS:HZ3	1:B:23:LEU:N	20	13.38
(1,21)	1:A:184:LYS:HZ3	1:B:24:ILE:N	20	13.38
(1,21)	1:A:184:LYS:HZ3	1:B:25:GLN:N	20	13.38
(1,21)	1:A:184:LYS:HZ3	1:B:26:ASN:N	20	13.38
(1,21)	1:A:184:LYS:HZ3	1:B:27:HIS:N	20	13.38
(1,21)	1:A:184:LYS:HZ3	1:B:28:PHE:N	20	13.38
(1,21)	1:A:184:LYS:HZ3	1:B:29:VAL:N	20	13.38
(1,21)	1:A:184:LYS:HZ3	1:B:30:ASP:N	20	13.38

Continued on next page...

Continued from previous page...

Key	Atom-1	Atom-2	Model ID	Violation (Å)
(1,21)	1:A:184:LYS:HZ3	1:B:31:GLU:N	20	13.38
(1,21)	1:A:184:LYS:HZ3	1:B:32:TYR:N	20	13.38
(1,21)	1:A:184:LYS:HZ3	1:B:33:ASP:N	20	13.38
(1,21)	1:A:184:LYS:HZ3	1:B:34:PRO:N	20	13.38
(1,21)	1:A:184:LYS:HZ3	1:B:35:THR:N	20	13.38
(1,21)	1:A:184:LYS:HZ3	1:B:36:ILE:N	20	13.38
(1,21)	1:A:184:LYS:HZ3	1:B:37:GLU:N	20	13.38
(1,21)	1:A:184:LYS:HZ3	1:B:38:ASP:N	20	13.38
(1,21)	1:A:184:LYS:HZ3	1:B:39:SER:N	20	13.38
(1,21)	1:A:184:LYS:HZ3	1:B:40:TYR:N	20	13.38
(1,21)	1:A:184:LYS:HZ3	1:B:41:ARG:N	20	13.38
(1,21)	1:A:184:LYS:HZ3	1:B:42:LYS:N	20	13.38
(1,21)	1:A:184:LYS:HZ3	1:B:43:GLN:N	20	13.38
(1,21)	1:A:184:LYS:HZ3	1:B:44:VAL:N	20	13.38
(1,21)	1:A:184:LYS:HZ3	1:B:45:VAL:N	20	13.38
(1,21)	1:A:184:LYS:HZ3	1:B:46:ILE:N	20	13.38
(1,21)	1:A:184:LYS:HZ3	1:B:47:ASP:N	20	13.38
(1,21)	1:A:184:LYS:HZ3	1:B:48:GLY:N	20	13.38
(1,21)	1:A:184:LYS:HZ3	1:B:49:GLU:N	20	13.38
(1,21)	1:A:184:LYS:HZ3	1:B:50:THR:N	20	13.38
(1,21)	1:A:184:LYS:HZ3	1:B:51:CYS:N	20	13.38
(1,21)	1:A:184:LYS:HZ3	1:B:52:LEU:N	20	13.38
(1,21)	1:A:184:LYS:HZ3	1:B:53:LEU:N	20	13.38
(1,21)	1:A:184:LYS:HZ3	1:B:54:ASP:N	20	13.38
(1,21)	1:A:184:LYS:HZ3	1:B:55:ILE:N	20	13.38
(1,21)	1:A:184:LYS:HZ3	1:B:56:LEU:N	20	13.38
(1,21)	1:A:184:LYS:HZ3	1:B:57:ASP:N	20	13.38
(1,21)	1:A:184:LYS:HZ3	1:B:58:THR:N	20	13.38
(1,21)	1:A:184:LYS:HZ3	1:B:59:ALA:N	20	13.38
(1,21)	1:A:184:LYS:HZ3	1:B:60:GLY:N	20	13.38
(1,21)	1:A:184:LYS:HZ3	1:B:61:GLN:N	20	13.38
(1,21)	1:A:184:LYS:HZ3	1:B:62:GLU:N	20	13.38
(1,21)	1:A:184:LYS:HZ3	1:B:63:GLU:N	20	13.38
(1,21)	1:A:184:LYS:HZ3	1:B:64:TYR:N	20	13.38
(1,21)	1:A:184:LYS:HZ3	1:B:65:SER:N	20	13.38
(1,21)	1:A:184:LYS:HZ3	1:B:66:ALA:N	20	13.38
(1,21)	1:A:184:LYS:HZ3	1:B:67:MET:N	20	13.38
(1,21)	1:A:184:LYS:HZ3	1:B:68:ARG:N	20	13.38
(1,21)	1:A:184:LYS:HZ3	1:B:69:ASP:N	20	13.38
(1,21)	1:A:184:LYS:HZ3	1:B:70:GLN:N	20	13.38
(1,21)	1:A:184:LYS:HZ3	1:B:71:TYR:N	20	13.38
(1,21)	1:A:184:LYS:HZ3	1:B:72:MET:N	20	13.38

Continued on next page...

Continued from previous page...

Key	Atom-1	Atom-2	Model ID	Violation (Å)
(1,21)	1:A:184:LYS:HZ3	1:B:73:ARG:N	20	13.38
(1,21)	1:A:184:LYS:HZ3	1:B:74:THR:N	20	13.38
(1,21)	1:A:184:LYS:HZ3	1:B:75:GLY:N	20	13.38
(1,21)	1:A:184:LYS:HZ3	1:B:76:GLU:N	20	13.38
(1,21)	1:A:184:LYS:HZ3	1:B:77:GLY:N	20	13.38
(1,21)	1:A:184:LYS:HZ3	1:B:78:PHE:N	20	13.38
(1,21)	1:A:184:LYS:HZ3	1:B:79:LEU:N	20	13.38
(1,21)	1:A:184:LYS:HZ3	1:B:80:CYS:N	20	13.38
(1,21)	1:A:184:LYS:HZ3	5:B:203:7Q9:N	20	13.38
(1,21)	1:A:184:LYS:HZ3	5:B:204:7Q9:N	20	13.38
(1,21)	1:A:184:LYS:HZ3	5:B:205:7Q9:N	20	13.38
(1,21)	1:A:184:LYS:HZ3	5:B:206:7Q9:N	20	13.38
(1,21)	1:A:184:LYS:HZ3	5:B:207:7Q9:N	20	13.38
(1,21)	1:A:184:LYS:HZ3	6:B:208:17F:N1	20	13.38
(1,21)	1:A:184:LYS:HZ3	5:B:209:7Q9:N	20	13.38
(1,21)	1:A:184:LYS:HZ3	5:B:210:7Q9:N	20	13.38
(1,21)	1:A:184:LYS:HZ3	5:B:211:7Q9:N	20	13.38
(1,21)	1:A:184:LYS:HZ3	5:B:212:7Q9:N	20	13.38
(1,21)	1:A:184:LYS:HZ3	5:B:213:7Q9:N	20	13.38
(1,21)	1:A:184:LYS:HZ3	6:B:214:17F:N1	20	13.38
(1,21)	1:A:184:LYS:HZ3	6:B:215:17F:N1	20	13.38
(1,21)	1:A:184:LYS:HZ3	5:B:216:7Q9:N	20	13.38
(1,21)	1:A:184:LYS:HZ3	5:B:217:7Q9:N	20	13.38
(1,21)	1:A:184:LYS:HZ3	5:B:218:7Q9:N	20	13.38
(1,21)	1:A:184:LYS:HZ3	6:B:219:17F:N1	20	13.38
(1,21)	1:A:184:LYS:HZ3	5:B:220:7Q9:N	20	13.38
(1,21)	1:A:184:LYS:N	1:B:2:THR:N	20	13.38
(1,21)	1:A:184:LYS:N	1:B:3:GLU:N	20	13.38
(1,21)	1:A:184:LYS:N	1:B:4:TYR:N	20	13.38
(1,21)	1:A:184:LYS:N	1:B:5:LYS:N	20	13.38
(1,21)	1:A:184:LYS:N	1:B:6:LEU:N	20	13.38
(1,21)	1:A:184:LYS:N	1:B:7:VAL:N	20	13.38
(1,21)	1:A:184:LYS:N	1:B:8:VAL:N	20	13.38
(1,21)	1:A:184:LYS:N	1:B:9:VAL:N	20	13.38
(1,21)	1:A:184:LYS:N	1:B:10:GLY:N	20	13.38
(1,21)	1:A:184:LYS:N	1:B:11:ALA:N	20	13.38
(1,21)	1:A:184:LYS:N	1:B:12:ASP:N	20	13.38
(1,21)	1:A:184:LYS:N	1:B:13:GLY:N	20	13.38
(1,21)	1:A:184:LYS:N	1:B:14:VAL:N	20	13.38
(1,21)	1:A:184:LYS:N	1:B:15:GLY:N	20	13.38
(1,21)	1:A:184:LYS:N	1:B:16:LYS:N	20	13.38
(1,21)	1:A:184:LYS:N	1:B:17:SER:N	20	13.38

Continued on next page...

Continued from previous page...

Key	Atom-1	Atom-2	Model ID	Violation (Å)
(1,21)	1:A:184:LYS:N	1:B:18:ALA:N	20	13.38
(1,21)	1:A:184:LYS:N	1:B:19:LEU:N	20	13.38
(1,21)	1:A:184:LYS:N	1:B:20:THR:N	20	13.38
(1,21)	1:A:184:LYS:N	1:B:21:ILE:N	20	13.38
(1,21)	1:A:184:LYS:N	1:B:22:GLN:N	20	13.38
(1,21)	1:A:184:LYS:N	1:B:23:LEU:N	20	13.38
(1,21)	1:A:184:LYS:N	1:B:24:ILE:N	20	13.38
(1,21)	1:A:184:LYS:N	1:B:25:GLN:N	20	13.38
(1,21)	1:A:184:LYS:N	1:B:26:ASN:N	20	13.38
(1,21)	1:A:184:LYS:N	1:B:27:HIS:N	20	13.38
(1,21)	1:A:184:LYS:N	1:B:28:PHE:N	20	13.38
(1,21)	1:A:184:LYS:N	1:B:29:VAL:N	20	13.38
(1,21)	1:A:184:LYS:N	1:B:30:ASP:N	20	13.38
(1,21)	1:A:184:LYS:N	1:B:31:GLU:N	20	13.38
(1,21)	1:A:184:LYS:N	1:B:32:TYR:N	20	13.38
(1,21)	1:A:184:LYS:N	1:B:33:ASP:N	20	13.38
(1,21)	1:A:184:LYS:N	1:B:34:PRO:N	20	13.38
(1,21)	1:A:184:LYS:N	1:B:35:THR:N	20	13.38
(1,21)	1:A:184:LYS:N	1:B:36:ILE:N	20	13.38
(1,21)	1:A:184:LYS:N	1:B:37:GLU:N	20	13.38
(1,21)	1:A:184:LYS:N	1:B:38:ASP:N	20	13.38
(1,21)	1:A:184:LYS:N	1:B:39:SER:N	20	13.38
(1,21)	1:A:184:LYS:N	1:B:40:TYR:N	20	13.38
(1,21)	1:A:184:LYS:N	1:B:41:ARG:N	20	13.38
(1,21)	1:A:184:LYS:N	1:B:42:LYS:N	20	13.38
(1,21)	1:A:184:LYS:N	1:B:43:GLN:N	20	13.38
(1,21)	1:A:184:LYS:N	1:B:44:VAL:N	20	13.38
(1,21)	1:A:184:LYS:N	1:B:45:VAL:N	20	13.38
(1,21)	1:A:184:LYS:N	1:B:46:ILE:N	20	13.38
(1,21)	1:A:184:LYS:N	1:B:47:ASP:N	20	13.38
(1,21)	1:A:184:LYS:N	1:B:48:GLY:N	20	13.38
(1,21)	1:A:184:LYS:N	1:B:49:GLU:N	20	13.38
(1,21)	1:A:184:LYS:N	1:B:50:THR:N	20	13.38
(1,21)	1:A:184:LYS:N	1:B:51:CYS:N	20	13.38
(1,21)	1:A:184:LYS:N	1:B:52:LEU:N	20	13.38
(1,21)	1:A:184:LYS:N	1:B:53:LEU:N	20	13.38
(1,21)	1:A:184:LYS:N	1:B:54:ASP:N	20	13.38
(1,21)	1:A:184:LYS:N	1:B:55:ILE:N	20	13.38
(1,21)	1:A:184:LYS:N	1:B:56:LEU:N	20	13.38
(1,21)	1:A:184:LYS:N	1:B:57:ASP:N	20	13.38
(1,21)	1:A:184:LYS:N	1:B:58:THR:N	20	13.38
(1,21)	1:A:184:LYS:N	1:B:59:ALA:N	20	13.38

Continued on next page...

Continued from previous page...

Key	Atom-1	Atom-2	Model ID	Violation (Å)
(1,21)	1:A:184:LYS:N	1:B:60:GLY:N	20	13.38
(1,21)	1:A:184:LYS:N	1:B:61:GLN:N	20	13.38
(1,21)	1:A:184:LYS:N	1:B:62:GLU:N	20	13.38
(1,21)	1:A:184:LYS:N	1:B:63:GLU:N	20	13.38
(1,21)	1:A:184:LYS:N	1:B:64:TYR:N	20	13.38
(1,21)	1:A:184:LYS:N	1:B:65:SER:N	20	13.38
(1,21)	1:A:184:LYS:N	1:B:66:ALA:N	20	13.38
(1,21)	1:A:184:LYS:N	1:B:67:MET:N	20	13.38
(1,21)	1:A:184:LYS:N	1:B:68:ARG:N	20	13.38
(1,21)	1:A:184:LYS:N	1:B:69:ASP:N	20	13.38
(1,21)	1:A:184:LYS:N	1:B:70:GLN:N	20	13.38
(1,21)	1:A:184:LYS:N	1:B:71:TYR:N	20	13.38
(1,21)	1:A:184:LYS:N	1:B:72:MET:N	20	13.38
(1,21)	1:A:184:LYS:N	1:B:73:ARG:N	20	13.38
(1,21)	1:A:184:LYS:N	1:B:74:THR:N	20	13.38
(1,21)	1:A:184:LYS:N	1:B:75:GLY:N	20	13.38
(1,21)	1:A:184:LYS:N	1:B:76:GLU:N	20	13.38
(1,21)	1:A:184:LYS:N	1:B:77:GLY:N	20	13.38
(1,21)	1:A:184:LYS:N	1:B:78:PHE:N	20	13.38
(1,21)	1:A:184:LYS:N	1:B:79:LEU:N	20	13.38
(1,21)	1:A:184:LYS:N	1:B:80:CYS:N	20	13.38
(1,21)	1:A:184:LYS:N	5:B:203:7Q9:N	20	13.38
(1,21)	1:A:184:LYS:N	5:B:204:7Q9:N	20	13.38
(1,21)	1:A:184:LYS:N	5:B:205:7Q9:N	20	13.38
(1,21)	1:A:184:LYS:N	5:B:206:7Q9:N	20	13.38
(1,21)	1:A:184:LYS:N	5:B:207:7Q9:N	20	13.38
(1,21)	1:A:184:LYS:N	6:B:208:17F:N1	20	13.38
(1,21)	1:A:184:LYS:N	5:B:209:7Q9:N	20	13.38
(1,21)	1:A:184:LYS:N	5:B:210:7Q9:N	20	13.38
(1,21)	1:A:184:LYS:N	5:B:211:7Q9:N	20	13.38
(1,21)	1:A:184:LYS:N	5:B:212:7Q9:N	20	13.38
(1,21)	1:A:184:LYS:N	5:B:213:7Q9:N	20	13.38
(1,21)	1:A:184:LYS:N	6:B:214:17F:N1	20	13.38
(1,21)	1:A:184:LYS:N	6:B:215:17F:N1	20	13.38
(1,21)	1:A:184:LYS:N	5:B:216:7Q9:N	20	13.38
(1,21)	1:A:184:LYS:N	5:B:217:7Q9:N	20	13.38
(1,21)	1:A:184:LYS:N	5:B:218:7Q9:N	20	13.38
(1,21)	1:A:184:LYS:N	6:B:219:17F:N1	20	13.38
(1,21)	1:A:184:LYS:N	5:B:220:7Q9:N	20	13.38
(1,21)	1:A:184:LYS:NZ	1:B:2:THR:N	20	13.38
(1,21)	1:A:184:LYS:NZ	1:B:3:GLU:N	20	13.38
(1,21)	1:A:184:LYS:NZ	1:B:4:TYR:N	20	13.38

Continued on next page...

Continued from previous page...

Key	Atom-1	Atom-2	Model ID	Violation (Å)
(1,21)	1:A:184:LYS:NZ	1:B:5:LYS:N	20	13.38
(1,21)	1:A:184:LYS:NZ	1:B:6:LEU:N	20	13.38
(1,21)	1:A:184:LYS:NZ	1:B:7:VAL:N	20	13.38
(1,21)	1:A:184:LYS:NZ	1:B:8:VAL:N	20	13.38
(1,21)	1:A:184:LYS:NZ	1:B:9:VAL:N	20	13.38
(1,21)	1:A:184:LYS:NZ	1:B:10:GLY:N	20	13.38
(1,21)	1:A:184:LYS:NZ	1:B:11:ALA:N	20	13.38
(1,21)	1:A:184:LYS:NZ	1:B:12:ASP:N	20	13.38
(1,21)	1:A:184:LYS:NZ	1:B:13:GLY:N	20	13.38
(1,21)	1:A:184:LYS:NZ	1:B:14:VAL:N	20	13.38
(1,21)	1:A:184:LYS:NZ	1:B:15:GLY:N	20	13.38
(1,21)	1:A:184:LYS:NZ	1:B:16:LYS:N	20	13.38
(1,21)	1:A:184:LYS:NZ	1:B:17:SER:N	20	13.38
(1,21)	1:A:184:LYS:NZ	1:B:18:ALA:N	20	13.38
(1,21)	1:A:184:LYS:NZ	1:B:19:LEU:N	20	13.38
(1,21)	1:A:184:LYS:NZ	1:B:20:THR:N	20	13.38
(1,21)	1:A:184:LYS:NZ	1:B:21:ILE:N	20	13.38
(1,21)	1:A:184:LYS:NZ	1:B:22:GLN:N	20	13.38
(1,21)	1:A:184:LYS:NZ	1:B:23:LEU:N	20	13.38
(1,21)	1:A:184:LYS:NZ	1:B:24:ILE:N	20	13.38
(1,21)	1:A:184:LYS:NZ	1:B:25:GLN:N	20	13.38
(1,21)	1:A:184:LYS:NZ	1:B:26:ASN:N	20	13.38
(1,21)	1:A:184:LYS:NZ	1:B:27:HIS:N	20	13.38
(1,21)	1:A:184:LYS:NZ	1:B:28:PHE:N	20	13.38
(1,21)	1:A:184:LYS:NZ	1:B:29:VAL:N	20	13.38
(1,21)	1:A:184:LYS:NZ	1:B:30:ASP:N	20	13.38
(1,21)	1:A:184:LYS:NZ	1:B:31:GLU:N	20	13.38
(1,21)	1:A:184:LYS:NZ	1:B:32:TYR:N	20	13.38
(1,21)	1:A:184:LYS:NZ	1:B:33:ASP:N	20	13.38
(1,21)	1:A:184:LYS:NZ	1:B:34:PRO:N	20	13.38
(1,21)	1:A:184:LYS:NZ	1:B:35:THR:N	20	13.38
(1,21)	1:A:184:LYS:NZ	1:B:36:ILE:N	20	13.38
(1,21)	1:A:184:LYS:NZ	1:B:37:GLU:N	20	13.38
(1,21)	1:A:184:LYS:NZ	1:B:38:ASP:N	20	13.38
(1,21)	1:A:184:LYS:NZ	1:B:39:SER:N	20	13.38
(1,21)	1:A:184:LYS:NZ	1:B:40:TYR:N	20	13.38
(1,21)	1:A:184:LYS:NZ	1:B:41:ARG:N	20	13.38
(1,21)	1:A:184:LYS:NZ	1:B:42:LYS:N	20	13.38
(1,21)	1:A:184:LYS:NZ	1:B:43:GLN:N	20	13.38
(1,21)	1:A:184:LYS:NZ	1:B:44:VAL:N	20	13.38
(1,21)	1:A:184:LYS:NZ	1:B:45:VAL:N	20	13.38
(1,21)	1:A:184:LYS:NZ	1:B:46:ILE:N	20	13.38

Continued on next page...

Continued from previous page...

Key	Atom-1	Atom-2	Model ID	Violation (Å)
(1,21)	1:A:184:LYS:NZ	1:B:47:ASP:N	20	13.38
(1,21)	1:A:184:LYS:NZ	1:B:48:GLY:N	20	13.38
(1,21)	1:A:184:LYS:NZ	1:B:49:GLU:N	20	13.38
(1,21)	1:A:184:LYS:NZ	1:B:50:THR:N	20	13.38
(1,21)	1:A:184:LYS:NZ	1:B:51:CYS:N	20	13.38
(1,21)	1:A:184:LYS:NZ	1:B:52:LEU:N	20	13.38
(1,21)	1:A:184:LYS:NZ	1:B:53:LEU:N	20	13.38
(1,21)	1:A:184:LYS:NZ	1:B:54:ASP:N	20	13.38
(1,21)	1:A:184:LYS:NZ	1:B:55:ILE:N	20	13.38
(1,21)	1:A:184:LYS:NZ	1:B:56:LEU:N	20	13.38
(1,21)	1:A:184:LYS:NZ	1:B:57:ASP:N	20	13.38
(1,21)	1:A:184:LYS:NZ	1:B:58:THR:N	20	13.38
(1,21)	1:A:184:LYS:NZ	1:B:59:ALA:N	20	13.38
(1,21)	1:A:184:LYS:NZ	1:B:60:GLY:N	20	13.38
(1,21)	1:A:184:LYS:NZ	1:B:61:GLN:N	20	13.38
(1,21)	1:A:184:LYS:NZ	1:B:62:GLU:N	20	13.38
(1,21)	1:A:184:LYS:NZ	1:B:63:GLU:N	20	13.38
(1,21)	1:A:184:LYS:NZ	1:B:64:TYR:N	20	13.38
(1,21)	1:A:184:LYS:NZ	1:B:65:SER:N	20	13.38
(1,21)	1:A:184:LYS:NZ	1:B:66:ALA:N	20	13.38
(1,21)	1:A:184:LYS:NZ	1:B:67:MET:N	20	13.38
(1,21)	1:A:184:LYS:NZ	1:B:68:ARG:N	20	13.38
(1,21)	1:A:184:LYS:NZ	1:B:69:ASP:N	20	13.38
(1,21)	1:A:184:LYS:NZ	1:B:70:GLN:N	20	13.38
(1,21)	1:A:184:LYS:NZ	1:B:71:TYR:N	20	13.38
(1,21)	1:A:184:LYS:NZ	1:B:72:MET:N	20	13.38
(1,21)	1:A:184:LYS:NZ	1:B:73:ARG:N	20	13.38
(1,21)	1:A:184:LYS:NZ	1:B:74:THR:N	20	13.38
(1,21)	1:A:184:LYS:NZ	1:B:75:GLY:N	20	13.38
(1,21)	1:A:184:LYS:NZ	1:B:76:GLU:N	20	13.38
(1,21)	1:A:184:LYS:NZ	1:B:77:GLY:N	20	13.38
(1,21)	1:A:184:LYS:NZ	1:B:78:PHE:N	20	13.38
(1,21)	1:A:184:LYS:NZ	1:B:79:LEU:N	20	13.38
(1,21)	1:A:184:LYS:NZ	1:B:80:CYS:N	20	13.38
(1,21)	1:A:184:LYS:NZ	5:B:203:7Q9:N	20	13.38
(1,21)	1:A:184:LYS:NZ	5:B:204:7Q9:N	20	13.38
(1,21)	1:A:184:LYS:NZ	5:B:205:7Q9:N	20	13.38
(1,21)	1:A:184:LYS:NZ	5:B:206:7Q9:N	20	13.38
(1,21)	1:A:184:LYS:NZ	5:B:207:7Q9:N	20	13.38
(1,21)	1:A:184:LYS:NZ	6:B:208:17F:N1	20	13.38
(1,21)	1:A:184:LYS:NZ	5:B:209:7Q9:N	20	13.38
(1,21)	1:A:184:LYS:NZ	5:B:210:7Q9:N	20	13.38

Continued on next page...

Continued from previous page...

Key	Atom-1	Atom-2	Model ID	Violation (Å)
(1,21)	1:A:184:LYS:NZ	5:B:211:7Q9:N	20	13.38
(1,21)	1:A:184:LYS:NZ	5:B:212:7Q9:N	20	13.38
(1,21)	1:A:184:LYS:NZ	5:B:213:7Q9:N	20	13.38
(1,21)	1:A:184:LYS:NZ	6:B:214:17F:N1	20	13.38
(1,21)	1:A:184:LYS:NZ	6:B:215:17F:N1	20	13.38
(1,21)	1:A:184:LYS:NZ	5:B:216:7Q9:N	20	13.38
(1,21)	1:A:184:LYS:NZ	5:B:217:7Q9:N	20	13.38
(1,21)	1:A:184:LYS:NZ	5:B:218:7Q9:N	20	13.38
(1,21)	1:A:184:LYS:NZ	6:B:219:17F:N1	20	13.38
(1,21)	1:A:184:LYS:NZ	5:B:220:7Q9:N	20	13.38
(1,21)	1:A:184:LYS:O	1:B:2:THR:N	20	13.38
(1,21)	1:A:184:LYS:O	1:B:3:GLU:N	20	13.38
(1,21)	1:A:184:LYS:O	1:B:4:TYR:N	20	13.38
(1,21)	1:A:184:LYS:O	1:B:5:LYS:N	20	13.38
(1,21)	1:A:184:LYS:O	1:B:6:LEU:N	20	13.38
(1,21)	1:A:184:LYS:O	1:B:7:VAL:N	20	13.38
(1,21)	1:A:184:LYS:O	1:B:8:VAL:N	20	13.38
(1,21)	1:A:184:LYS:O	1:B:9:VAL:N	20	13.38
(1,21)	1:A:184:LYS:O	1:B:10:GLY:N	20	13.38
(1,21)	1:A:184:LYS:O	1:B:11:ALA:N	20	13.38
(1,21)	1:A:184:LYS:O	1:B:12:ASP:N	20	13.38
(1,21)	1:A:184:LYS:O	1:B:13:GLY:N	20	13.38
(1,21)	1:A:184:LYS:O	1:B:14:VAL:N	20	13.38
(1,21)	1:A:184:LYS:O	1:B:15:GLY:N	20	13.38
(1,21)	1:A:184:LYS:O	1:B:16:LYS:N	20	13.38
(1,21)	1:A:184:LYS:O	1:B:17:SER:N	20	13.38
(1,21)	1:A:184:LYS:O	1:B:18:ALA:N	20	13.38
(1,21)	1:A:184:LYS:O	1:B:19:LEU:N	20	13.38
(1,21)	1:A:184:LYS:O	1:B:20:THR:N	20	13.38
(1,21)	1:A:184:LYS:O	1:B:21:ILE:N	20	13.38
(1,21)	1:A:184:LYS:O	1:B:22:GLN:N	20	13.38
(1,21)	1:A:184:LYS:O	1:B:23:LEU:N	20	13.38
(1,21)	1:A:184:LYS:O	1:B:24:ILE:N	20	13.38
(1,21)	1:A:184:LYS:O	1:B:25:GLN:N	20	13.38
(1,21)	1:A:184:LYS:O	1:B:26:ASN:N	20	13.38
(1,21)	1:A:184:LYS:O	1:B:27:HIS:N	20	13.38
(1,21)	1:A:184:LYS:O	1:B:28:PHE:N	20	13.38
(1,21)	1:A:184:LYS:O	1:B:29:VAL:N	20	13.38
(1,21)	1:A:184:LYS:O	1:B:30:ASP:N	20	13.38
(1,21)	1:A:184:LYS:O	1:B:31:GLU:N	20	13.38
(1,21)	1:A:184:LYS:O	1:B:32:TYR:N	20	13.38
(1,21)	1:A:184:LYS:O	1:B:33:ASP:N	20	13.38

Continued on next page...

Continued from previous page...

Key	Atom-1	Atom-2	Model ID	Violation (Å)
(1,21)	1:A:184:LYS:O	1:B:34:PRO:N	20	13.38
(1,21)	1:A:184:LYS:O	1:B:35:THR:N	20	13.38
(1,21)	1:A:184:LYS:O	1:B:36:ILE:N	20	13.38
(1,21)	1:A:184:LYS:O	1:B:37:GLU:N	20	13.38
(1,21)	1:A:184:LYS:O	1:B:38:ASP:N	20	13.38
(1,21)	1:A:184:LYS:O	1:B:39:SER:N	20	13.38
(1,21)	1:A:184:LYS:O	1:B:40:TYR:N	20	13.38
(1,21)	1:A:184:LYS:O	1:B:41:ARG:N	20	13.38
(1,21)	1:A:184:LYS:O	1:B:42:LYS:N	20	13.38
(1,21)	1:A:184:LYS:O	1:B:43:GLN:N	20	13.38
(1,21)	1:A:184:LYS:O	1:B:44:VAL:N	20	13.38
(1,21)	1:A:184:LYS:O	1:B:45:VAL:N	20	13.38
(1,21)	1:A:184:LYS:O	1:B:46:ILE:N	20	13.38
(1,21)	1:A:184:LYS:O	1:B:47:ASP:N	20	13.38
(1,21)	1:A:184:LYS:O	1:B:48:GLY:N	20	13.38
(1,21)	1:A:184:LYS:O	1:B:49:GLU:N	20	13.38
(1,21)	1:A:184:LYS:O	1:B:50:THR:N	20	13.38
(1,21)	1:A:184:LYS:O	1:B:51:CYS:N	20	13.38
(1,21)	1:A:184:LYS:O	1:B:52:LEU:N	20	13.38
(1,21)	1:A:184:LYS:O	1:B:53:LEU:N	20	13.38
(1,21)	1:A:184:LYS:O	1:B:54:ASP:N	20	13.38
(1,21)	1:A:184:LYS:O	1:B:55:ILE:N	20	13.38
(1,21)	1:A:184:LYS:O	1:B:56:LEU:N	20	13.38
(1,21)	1:A:184:LYS:O	1:B:57:ASP:N	20	13.38
(1,21)	1:A:184:LYS:O	1:B:58:THR:N	20	13.38
(1,21)	1:A:184:LYS:O	1:B:59:ALA:N	20	13.38
(1,21)	1:A:184:LYS:O	1:B:60:GLY:N	20	13.38
(1,21)	1:A:184:LYS:O	1:B:61:GLN:N	20	13.38
(1,21)	1:A:184:LYS:O	1:B:62:GLU:N	20	13.38
(1,21)	1:A:184:LYS:O	1:B:63:GLU:N	20	13.38
(1,21)	1:A:184:LYS:O	1:B:64:TYR:N	20	13.38
(1,21)	1:A:184:LYS:O	1:B:65:SER:N	20	13.38
(1,21)	1:A:184:LYS:O	1:B:66:ALA:N	20	13.38
(1,21)	1:A:184:LYS:O	1:B:67:MET:N	20	13.38
(1,21)	1:A:184:LYS:O	1:B:68:ARG:N	20	13.38
(1,21)	1:A:184:LYS:O	1:B:69:ASP:N	20	13.38
(1,21)	1:A:184:LYS:O	1:B:70:GLN:N	20	13.38
(1,21)	1:A:184:LYS:O	1:B:71:TYR:N	20	13.38
(1,21)	1:A:184:LYS:O	1:B:72:MET:N	20	13.38
(1,21)	1:A:184:LYS:O	1:B:73:ARG:N	20	13.38
(1,21)	1:A:184:LYS:O	1:B:74:THR:N	20	13.38
(1,21)	1:A:184:LYS:O	1:B:75:GLY:N	20	13.38

Continued on next page...

Continued from previous page...

Key	Atom-1	Atom-2	Model ID	Violation (Å)
(1,21)	1:A:184:LYS:O	1:B:76:GLU:N	20	13.38
(1,21)	1:A:184:LYS:O	1:B:77:GLY:N	20	13.38
(1,21)	1:A:184:LYS:O	1:B:78:PHE:N	20	13.38
(1,21)	1:A:184:LYS:O	1:B:79:LEU:N	20	13.38
(1,21)	1:A:184:LYS:O	1:B:80:CYS:N	20	13.38
(1,21)	1:A:184:LYS:O	5:B:203:7Q9:N	20	13.38
(1,21)	1:A:184:LYS:O	5:B:204:7Q9:N	20	13.38
(1,21)	1:A:184:LYS:O	5:B:205:7Q9:N	20	13.38
(1,21)	1:A:184:LYS:O	5:B:206:7Q9:N	20	13.38
(1,21)	1:A:184:LYS:O	5:B:207:7Q9:N	20	13.38
(1,21)	1:A:184:LYS:O	6:B:208:17F:N1	20	13.38
(1,21)	1:A:184:LYS:O	5:B:209:7Q9:N	20	13.38
(1,21)	1:A:184:LYS:O	5:B:210:7Q9:N	20	13.38
(1,21)	1:A:184:LYS:O	5:B:211:7Q9:N	20	13.38
(1,21)	1:A:184:LYS:O	5:B:212:7Q9:N	20	13.38
(1,21)	1:A:184:LYS:O	5:B:213:7Q9:N	20	13.38
(1,21)	1:A:184:LYS:O	6:B:214:17F:N1	20	13.38
(1,21)	1:A:184:LYS:O	6:B:215:17F:N1	20	13.38
(1,21)	1:A:184:LYS:O	5:B:216:7Q9:N	20	13.38
(1,21)	1:A:184:LYS:O	5:B:217:7Q9:N	20	13.38
(1,21)	1:A:184:LYS:O	5:B:218:7Q9:N	20	13.38
(1,21)	1:A:184:LYS:O	6:B:219:17F:N1	20	13.38
(1,21)	1:A:184:LYS:O	5:B:220:7Q9:N	20	13.38
(2,2)	1:A:39:SER:OG	1:B:128:LYS:N	20	13.34
(1,4)	1:B:118:CYS:SG	1:A:42:LYS:N	1	13.33
(1,21)	1:A:184:LYS:C	1:B:2:THR:N	9	13.33
(1,21)	1:A:184:LYS:C	1:B:3:GLU:N	9	13.33
(1,21)	1:A:184:LYS:C	1:B:4:TYR:N	9	13.33
(1,21)	1:A:184:LYS:C	1:B:5:LYS:N	9	13.33
(1,21)	1:A:184:LYS:C	1:B:6:LEU:N	9	13.33
(1,21)	1:A:184:LYS:C	1:B:7:VAL:N	9	13.33
(1,21)	1:A:184:LYS:C	1:B:8:VAL:N	9	13.33
(1,21)	1:A:184:LYS:C	1:B:9:VAL:N	9	13.33
(1,21)	1:A:184:LYS:C	1:B:10:GLY:N	9	13.33
(1,21)	1:A:184:LYS:C	1:B:11:ALA:N	9	13.33
(1,21)	1:A:184:LYS:C	1:B:12:ASP:N	9	13.33
(1,21)	1:A:184:LYS:C	1:B:13:GLY:N	9	13.33
(1,21)	1:A:184:LYS:C	1:B:14:VAL:N	9	13.33
(1,21)	1:A:184:LYS:C	1:B:15:GLY:N	9	13.33
(1,21)	1:A:184:LYS:C	1:B:16:LYS:N	9	13.33
(1,21)	1:A:184:LYS:C	1:B:17:SER:N	9	13.33
(1,21)	1:A:184:LYS:C	1:B:18:ALA:N	9	13.33

Continued on next page...

Continued from previous page...

Key	Atom-1	Atom-2	Model ID	Violation (Å)
(1,21)	1:A:184:LYS:C	1:B:19:LEU:N	9	13.33
(1,21)	1:A:184:LYS:C	1:B:20:THR:N	9	13.33
(1,21)	1:A:184:LYS:C	1:B:21:ILE:N	9	13.33
(1,21)	1:A:184:LYS:C	1:B:22:GLN:N	9	13.33
(1,21)	1:A:184:LYS:C	1:B:23:LEU:N	9	13.33
(1,21)	1:A:184:LYS:C	1:B:24:ILE:N	9	13.33
(1,21)	1:A:184:LYS:C	1:B:25:GLN:N	9	13.33
(1,21)	1:A:184:LYS:C	1:B:26:ASN:N	9	13.33
(1,21)	1:A:184:LYS:C	1:B:27:HIS:N	9	13.33
(1,21)	1:A:184:LYS:C	1:B:28:PHE:N	9	13.33
(1,21)	1:A:184:LYS:C	1:B:29:VAL:N	9	13.33
(1,21)	1:A:184:LYS:C	1:B:30:ASP:N	9	13.33
(1,21)	1:A:184:LYS:C	1:B:31:GLU:N	9	13.33
(1,21)	1:A:184:LYS:C	1:B:32:TYR:N	9	13.33
(1,21)	1:A:184:LYS:C	1:B:33:ASP:N	9	13.33
(1,21)	1:A:184:LYS:C	1:B:34:PRO:N	9	13.33
(1,21)	1:A:184:LYS:C	1:B:35:THR:N	9	13.33
(1,21)	1:A:184:LYS:C	1:B:36:ILE:N	9	13.33
(1,21)	1:A:184:LYS:C	1:B:37:GLU:N	9	13.33
(1,21)	1:A:184:LYS:C	1:B:38:ASP:N	9	13.33
(1,21)	1:A:184:LYS:C	1:B:39:SER:N	9	13.33
(1,21)	1:A:184:LYS:C	1:B:40:TYR:N	9	13.33
(1,21)	1:A:184:LYS:C	1:B:41:ARG:N	9	13.33
(1,21)	1:A:184:LYS:C	1:B:42:LYS:N	9	13.33
(1,21)	1:A:184:LYS:C	1:B:43:GLN:N	9	13.33
(1,21)	1:A:184:LYS:C	1:B:44:VAL:N	9	13.33
(1,21)	1:A:184:LYS:C	1:B:45:VAL:N	9	13.33
(1,21)	1:A:184:LYS:C	1:B:46:ILE:N	9	13.33
(1,21)	1:A:184:LYS:C	1:B:47:ASP:N	9	13.33
(1,21)	1:A:184:LYS:C	1:B:48:GLY:N	9	13.33
(1,21)	1:A:184:LYS:C	1:B:49:GLU:N	9	13.33
(1,21)	1:A:184:LYS:C	1:B:50:THR:N	9	13.33
(1,21)	1:A:184:LYS:C	1:B:51:CYS:N	9	13.33
(1,21)	1:A:184:LYS:C	1:B:52:LEU:N	9	13.33
(1,21)	1:A:184:LYS:C	1:B:53:LEU:N	9	13.33
(1,21)	1:A:184:LYS:C	1:B:54:ASP:N	9	13.33
(1,21)	1:A:184:LYS:C	1:B:55:ILE:N	9	13.33
(1,21)	1:A:184:LYS:C	1:B:56:LEU:N	9	13.33
(1,21)	1:A:184:LYS:C	1:B:57:ASP:N	9	13.33
(1,21)	1:A:184:LYS:C	1:B:58:THR:N	9	13.33
(1,21)	1:A:184:LYS:C	1:B:59:ALA:N	9	13.33
(1,21)	1:A:184:LYS:C	1:B:60:GLY:N	9	13.33

Continued on next page...

Continued from previous page...

Key	Atom-1	Atom-2	Model ID	Violation (Å)
(1,21)	1:A:184:LYS:C	1:B:61:GLN:N	9	13.33
(1,21)	1:A:184:LYS:C	1:B:62:GLU:N	9	13.33
(1,21)	1:A:184:LYS:C	1:B:63:GLU:N	9	13.33
(1,21)	1:A:184:LYS:C	1:B:64:TYR:N	9	13.33
(1,21)	1:A:184:LYS:C	1:B:65:SER:N	9	13.33
(1,21)	1:A:184:LYS:C	1:B:66:ALA:N	9	13.33
(1,21)	1:A:184:LYS:C	1:B:67:MET:N	9	13.33
(1,21)	1:A:184:LYS:C	1:B:68:ARG:N	9	13.33
(1,21)	1:A:184:LYS:C	1:B:69:ASP:N	9	13.33
(1,21)	1:A:184:LYS:C	1:B:70:GLN:N	9	13.33
(1,21)	1:A:184:LYS:C	1:B:71:TYR:N	9	13.33
(1,21)	1:A:184:LYS:C	1:B:72:MET:N	9	13.33
(1,21)	1:A:184:LYS:C	1:B:73:ARG:N	9	13.33
(1,21)	1:A:184:LYS:C	1:B:74:THR:N	9	13.33
(1,21)	1:A:184:LYS:C	1:B:75:GLY:N	9	13.33
(1,21)	1:A:184:LYS:C	1:B:76:GLU:N	9	13.33
(1,21)	1:A:184:LYS:C	1:B:77:GLY:N	9	13.33
(1,21)	1:A:184:LYS:C	1:B:78:PHE:N	9	13.33
(1,21)	1:A:184:LYS:C	1:B:79:LEU:N	9	13.33
(1,21)	1:A:184:LYS:C	1:B:80:CYS:N	9	13.33
(1,21)	1:A:184:LYS:C	5:B:203:7Q9:N	9	13.33
(1,21)	1:A:184:LYS:C	5:B:204:7Q9:N	9	13.33
(1,21)	1:A:184:LYS:C	5:B:205:7Q9:N	9	13.33
(1,21)	1:A:184:LYS:C	5:B:206:7Q9:N	9	13.33
(1,21)	1:A:184:LYS:C	5:B:207:7Q9:N	9	13.33
(1,21)	1:A:184:LYS:C	6:B:208:17F:N1	9	13.33
(1,21)	1:A:184:LYS:C	5:B:209:7Q9:N	9	13.33
(1,21)	1:A:184:LYS:C	5:B:210:7Q9:N	9	13.33
(1,21)	1:A:184:LYS:C	5:B:211:7Q9:N	9	13.33
(1,21)	1:A:184:LYS:C	5:B:212:7Q9:N	9	13.33
(1,21)	1:A:184:LYS:C	5:B:213:7Q9:N	9	13.33
(1,21)	1:A:184:LYS:C	6:B:214:17F:N1	9	13.33
(1,21)	1:A:184:LYS:C	6:B:215:17F:N1	9	13.33
(1,21)	1:A:184:LYS:C	5:B:216:7Q9:N	9	13.33
(1,21)	1:A:184:LYS:C	5:B:217:7Q9:N	9	13.33
(1,21)	1:A:184:LYS:C	5:B:218:7Q9:N	9	13.33
(1,21)	1:A:184:LYS:C	6:B:219:17F:N1	9	13.33
(1,21)	1:A:184:LYS:C	5:B:220:7Q9:N	9	13.33
(1,21)	1:A:184:LYS:CA	1:B:2:THR:N	9	13.33
(1,21)	1:A:184:LYS:CA	1:B:3:GLU:N	9	13.33
(1,21)	1:A:184:LYS:CA	1:B:4:TYR:N	9	13.33
(1,21)	1:A:184:LYS:CA	1:B:5:LYS:N	9	13.33

Continued on next page...

Continued from previous page...

Key	Atom-1	Atom-2	Model ID	Violation (Å)
(1,21)	1:A:184:LYS:CA	1:B:6:LEU:N	9	13.33
(1,21)	1:A:184:LYS:CA	1:B:7:VAL:N	9	13.33
(1,21)	1:A:184:LYS:CA	1:B:8:VAL:N	9	13.33
(1,21)	1:A:184:LYS:CA	1:B:9:VAL:N	9	13.33
(1,21)	1:A:184:LYS:CA	1:B:10:GLY:N	9	13.33
(1,21)	1:A:184:LYS:CA	1:B:11:ALA:N	9	13.33
(1,21)	1:A:184:LYS:CA	1:B:12:ASP:N	9	13.33
(1,21)	1:A:184:LYS:CA	1:B:13:GLY:N	9	13.33
(1,21)	1:A:184:LYS:CA	1:B:14:VAL:N	9	13.33
(1,21)	1:A:184:LYS:CA	1:B:15:GLY:N	9	13.33
(1,21)	1:A:184:LYS:CA	1:B:16:LYS:N	9	13.33
(1,21)	1:A:184:LYS:CA	1:B:17:SER:N	9	13.33
(1,21)	1:A:184:LYS:CA	1:B:18:ALA:N	9	13.33
(1,21)	1:A:184:LYS:CA	1:B:19:LEU:N	9	13.33
(1,21)	1:A:184:LYS:CA	1:B:20:THR:N	9	13.33
(1,21)	1:A:184:LYS:CA	1:B:21:ILE:N	9	13.33
(1,21)	1:A:184:LYS:CA	1:B:22:GLN:N	9	13.33
(1,21)	1:A:184:LYS:CA	1:B:23:LEU:N	9	13.33
(1,21)	1:A:184:LYS:CA	1:B:24:ILE:N	9	13.33
(1,21)	1:A:184:LYS:CA	1:B:25:GLN:N	9	13.33
(1,21)	1:A:184:LYS:CA	1:B:26:ASN:N	9	13.33
(1,21)	1:A:184:LYS:CA	1:B:27:HIS:N	9	13.33
(1,21)	1:A:184:LYS:CA	1:B:28:PHE:N	9	13.33
(1,21)	1:A:184:LYS:CA	1:B:29:VAL:N	9	13.33
(1,21)	1:A:184:LYS:CA	1:B:30:ASP:N	9	13.33
(1,21)	1:A:184:LYS:CA	1:B:31:GLU:N	9	13.33
(1,21)	1:A:184:LYS:CA	1:B:32:TYR:N	9	13.33
(1,21)	1:A:184:LYS:CA	1:B:33:ASP:N	9	13.33
(1,21)	1:A:184:LYS:CA	1:B:34:PRO:N	9	13.33
(1,21)	1:A:184:LYS:CA	1:B:35:THR:N	9	13.33
(1,21)	1:A:184:LYS:CA	1:B:36:ILE:N	9	13.33
(1,21)	1:A:184:LYS:CA	1:B:37:GLU:N	9	13.33
(1,21)	1:A:184:LYS:CA	1:B:38:ASP:N	9	13.33
(1,21)	1:A:184:LYS:CA	1:B:39:SER:N	9	13.33
(1,21)	1:A:184:LYS:CA	1:B:40:TYR:N	9	13.33
(1,21)	1:A:184:LYS:CA	1:B:41:ARG:N	9	13.33
(1,21)	1:A:184:LYS:CA	1:B:42:LYS:N	9	13.33
(1,21)	1:A:184:LYS:CA	1:B:43:GLN:N	9	13.33
(1,21)	1:A:184:LYS:CA	1:B:44:VAL:N	9	13.33
(1,21)	1:A:184:LYS:CA	1:B:45:VAL:N	9	13.33
(1,21)	1:A:184:LYS:CA	1:B:46:ILE:N	9	13.33
(1,21)	1:A:184:LYS:CA	1:B:47:ASP:N	9	13.33

Continued on next page...

Continued from previous page...

Key	Atom-1	Atom-2	Model ID	Violation (Å)
(1,21)	1:A:184:LYS:CA	1:B:48:GLY:N	9	13.33
(1,21)	1:A:184:LYS:CA	1:B:49:GLU:N	9	13.33
(1,21)	1:A:184:LYS:CA	1:B:50:THR:N	9	13.33
(1,21)	1:A:184:LYS:CA	1:B:51:CYS:N	9	13.33
(1,21)	1:A:184:LYS:CA	1:B:52:LEU:N	9	13.33
(1,21)	1:A:184:LYS:CA	1:B:53:LEU:N	9	13.33
(1,21)	1:A:184:LYS:CA	1:B:54:ASP:N	9	13.33
(1,21)	1:A:184:LYS:CA	1:B:55:ILE:N	9	13.33
(1,21)	1:A:184:LYS:CA	1:B:56:LEU:N	9	13.33
(1,21)	1:A:184:LYS:CA	1:B:57:ASP:N	9	13.33
(1,21)	1:A:184:LYS:CA	1:B:58:THR:N	9	13.33
(1,21)	1:A:184:LYS:CA	1:B:59:ALA:N	9	13.33
(1,21)	1:A:184:LYS:CA	1:B:60:GLY:N	9	13.33
(1,21)	1:A:184:LYS:CA	1:B:61:GLN:N	9	13.33
(1,21)	1:A:184:LYS:CA	1:B:62:GLU:N	9	13.33
(1,21)	1:A:184:LYS:CA	1:B:63:GLU:N	9	13.33
(1,21)	1:A:184:LYS:CA	1:B:64:TYR:N	9	13.33
(1,21)	1:A:184:LYS:CA	1:B:65:SER:N	9	13.33
(1,21)	1:A:184:LYS:CA	1:B:66:ALA:N	9	13.33
(1,21)	1:A:184:LYS:CA	1:B:67:MET:N	9	13.33
(1,21)	1:A:184:LYS:CA	1:B:68:ARG:N	9	13.33
(1,21)	1:A:184:LYS:CA	1:B:69:ASP:N	9	13.33
(1,21)	1:A:184:LYS:CA	1:B:70:GLN:N	9	13.33
(1,21)	1:A:184:LYS:CA	1:B:71:TYR:N	9	13.33
(1,21)	1:A:184:LYS:CA	1:B:72:MET:N	9	13.33
(1,21)	1:A:184:LYS:CA	1:B:73:ARG:N	9	13.33
(1,21)	1:A:184:LYS:CA	1:B:74:THR:N	9	13.33
(1,21)	1:A:184:LYS:CA	1:B:75:GLY:N	9	13.33
(1,21)	1:A:184:LYS:CA	1:B:76:GLU:N	9	13.33
(1,21)	1:A:184:LYS:CA	1:B:77:GLY:N	9	13.33
(1,21)	1:A:184:LYS:CA	1:B:78:PHE:N	9	13.33
(1,21)	1:A:184:LYS:CA	1:B:79:LEU:N	9	13.33
(1,21)	1:A:184:LYS:CA	1:B:80:CYS:N	9	13.33
(1,21)	1:A:184:LYS:CA	5:B:203:7Q9:N	9	13.33
(1,21)	1:A:184:LYS:CA	5:B:204:7Q9:N	9	13.33
(1,21)	1:A:184:LYS:CA	5:B:205:7Q9:N	9	13.33
(1,21)	1:A:184:LYS:CA	5:B:206:7Q9:N	9	13.33
(1,21)	1:A:184:LYS:CA	5:B:207:7Q9:N	9	13.33
(1,21)	1:A:184:LYS:CA	6:B:208:17F:N1	9	13.33
(1,21)	1:A:184:LYS:CA	5:B:209:7Q9:N	9	13.33
(1,21)	1:A:184:LYS:CA	5:B:210:7Q9:N	9	13.33
(1,21)	1:A:184:LYS:CA	5:B:211:7Q9:N	9	13.33

Continued on next page...

Continued from previous page...

Key	Atom-1	Atom-2	Model ID	Violation (Å)
(1,21)	1:A:184:LYS:CA	5:B:212:7Q9:N	9	13.33
(1,21)	1:A:184:LYS:CA	5:B:213:7Q9:N	9	13.33
(1,21)	1:A:184:LYS:CA	6:B:214:17F:N1	9	13.33
(1,21)	1:A:184:LYS:CA	6:B:215:17F:N1	9	13.33
(1,21)	1:A:184:LYS:CA	5:B:216:7Q9:N	9	13.33
(1,21)	1:A:184:LYS:CA	5:B:217:7Q9:N	9	13.33
(1,21)	1:A:184:LYS:CA	5:B:218:7Q9:N	9	13.33
(1,21)	1:A:184:LYS:CA	6:B:219:17F:N1	9	13.33
(1,21)	1:A:184:LYS:CA	5:B:220:7Q9:N	9	13.33
(1,21)	1:A:184:LYS:CB	1:B:2:THR:N	9	13.33
(1,21)	1:A:184:LYS:CB	1:B:3:GLU:N	9	13.33
(1,21)	1:A:184:LYS:CB	1:B:4:TYR:N	9	13.33
(1,21)	1:A:184:LYS:CB	1:B:5:LYS:N	9	13.33
(1,21)	1:A:184:LYS:CB	1:B:6:LEU:N	9	13.33
(1,21)	1:A:184:LYS:CB	1:B:7:VAL:N	9	13.33
(1,21)	1:A:184:LYS:CB	1:B:8:VAL:N	9	13.33
(1,21)	1:A:184:LYS:CB	1:B:9:VAL:N	9	13.33
(1,21)	1:A:184:LYS:CB	1:B:10:GLY:N	9	13.33
(1,21)	1:A:184:LYS:CB	1:B:11:ALA:N	9	13.33
(1,21)	1:A:184:LYS:CB	1:B:12:ASP:N	9	13.33
(1,21)	1:A:184:LYS:CB	1:B:13:GLY:N	9	13.33
(1,21)	1:A:184:LYS:CB	1:B:14:VAL:N	9	13.33
(1,21)	1:A:184:LYS:CB	1:B:15:GLY:N	9	13.33
(1,21)	1:A:184:LYS:CB	1:B:16:LYS:N	9	13.33
(1,21)	1:A:184:LYS:CB	1:B:17:SER:N	9	13.33
(1,21)	1:A:184:LYS:CB	1:B:18:ALA:N	9	13.33
(1,21)	1:A:184:LYS:CB	1:B:19:LEU:N	9	13.33
(1,21)	1:A:184:LYS:CB	1:B:20:THR:N	9	13.33
(1,21)	1:A:184:LYS:CB	1:B:21:ILE:N	9	13.33
(1,21)	1:A:184:LYS:CB	1:B:22:GLN:N	9	13.33
(1,21)	1:A:184:LYS:CB	1:B:23:LEU:N	9	13.33
(1,21)	1:A:184:LYS:CB	1:B:24:ILE:N	9	13.33
(1,21)	1:A:184:LYS:CB	1:B:25:GLN:N	9	13.33
(1,21)	1:A:184:LYS:CB	1:B:26:ASN:N	9	13.33
(1,21)	1:A:184:LYS:CB	1:B:27:HIS:N	9	13.33
(1,21)	1:A:184:LYS:CB	1:B:28:PHE:N	9	13.33
(1,21)	1:A:184:LYS:CB	1:B:29:VAL:N	9	13.33
(1,21)	1:A:184:LYS:CB	1:B:30:ASP:N	9	13.33
(1,21)	1:A:184:LYS:CB	1:B:31:GLU:N	9	13.33
(1,21)	1:A:184:LYS:CB	1:B:32:TYR:N	9	13.33
(1,21)	1:A:184:LYS:CB	1:B:33:ASP:N	9	13.33
(1,21)	1:A:184:LYS:CB	1:B:34:PRO:N	9	13.33

Continued on next page...

Continued from previous page...

Key	Atom-1	Atom-2	Model ID	Violation (Å)
(1,21)	1:A:184:LYS:CB	1:B:35:THR:N	9	13.33
(1,21)	1:A:184:LYS:CB	1:B:36:ILE:N	9	13.33
(1,21)	1:A:184:LYS:CB	1:B:37:GLU:N	9	13.33
(1,21)	1:A:184:LYS:CB	1:B:38:ASP:N	9	13.33
(1,21)	1:A:184:LYS:CB	1:B:39:SER:N	9	13.33
(1,21)	1:A:184:LYS:CB	1:B:40:TYR:N	9	13.33
(1,21)	1:A:184:LYS:CB	1:B:41:ARG:N	9	13.33
(1,21)	1:A:184:LYS:CB	1:B:42:LYS:N	9	13.33
(1,21)	1:A:184:LYS:CB	1:B:43:GLN:N	9	13.33
(1,21)	1:A:184:LYS:CB	1:B:44:VAL:N	9	13.33
(1,21)	1:A:184:LYS:CB	1:B:45:VAL:N	9	13.33
(1,21)	1:A:184:LYS:CB	1:B:46:ILE:N	9	13.33
(1,21)	1:A:184:LYS:CB	1:B:47:ASP:N	9	13.33
(1,21)	1:A:184:LYS:CB	1:B:48:GLY:N	9	13.33
(1,21)	1:A:184:LYS:CB	1:B:49:GLU:N	9	13.33
(1,21)	1:A:184:LYS:CB	1:B:50:THR:N	9	13.33
(1,21)	1:A:184:LYS:CB	1:B:51:CYS:N	9	13.33
(1,21)	1:A:184:LYS:CB	1:B:52:LEU:N	9	13.33
(1,21)	1:A:184:LYS:CB	1:B:53:LEU:N	9	13.33
(1,21)	1:A:184:LYS:CB	1:B:54:ASP:N	9	13.33
(1,21)	1:A:184:LYS:CB	1:B:55:ILE:N	9	13.33
(1,21)	1:A:184:LYS:CB	1:B:56:LEU:N	9	13.33
(1,21)	1:A:184:LYS:CB	1:B:57:ASP:N	9	13.33
(1,21)	1:A:184:LYS:CB	1:B:58:THR:N	9	13.33
(1,21)	1:A:184:LYS:CB	1:B:59:ALA:N	9	13.33
(1,21)	1:A:184:LYS:CB	1:B:60:GLY:N	9	13.33
(1,21)	1:A:184:LYS:CB	1:B:61:GLN:N	9	13.33
(1,21)	1:A:184:LYS:CB	1:B:62:GLU:N	9	13.33
(1,21)	1:A:184:LYS:CB	1:B:63:GLU:N	9	13.33
(1,21)	1:A:184:LYS:CB	1:B:64:TYR:N	9	13.33
(1,21)	1:A:184:LYS:CB	1:B:65:SER:N	9	13.33
(1,21)	1:A:184:LYS:CB	1:B:66:ALA:N	9	13.33
(1,21)	1:A:184:LYS:CB	1:B:67:MET:N	9	13.33
(1,21)	1:A:184:LYS:CB	1:B:68:ARG:N	9	13.33
(1,21)	1:A:184:LYS:CB	1:B:69:ASP:N	9	13.33
(1,21)	1:A:184:LYS:CB	1:B:70:GLN:N	9	13.33
(1,21)	1:A:184:LYS:CB	1:B:71:TYR:N	9	13.33
(1,21)	1:A:184:LYS:CB	1:B:72:MET:N	9	13.33
(1,21)	1:A:184:LYS:CB	1:B:73:ARG:N	9	13.33
(1,21)	1:A:184:LYS:CB	1:B:74:THR:N	9	13.33
(1,21)	1:A:184:LYS:CB	1:B:75:GLY:N	9	13.33
(1,21)	1:A:184:LYS:CB	1:B:76:GLU:N	9	13.33

Continued on next page...

Continued from previous page...

Key	Atom-1	Atom-2	Model ID	Violation (Å)
(1,21)	1:A:184:LYS:CB	1:B:77:GLY:N	9	13.33
(1,21)	1:A:184:LYS:CB	1:B:78:PHE:N	9	13.33
(1,21)	1:A:184:LYS:CB	1:B:79:LEU:N	9	13.33
(1,21)	1:A:184:LYS:CB	1:B:80:CYS:N	9	13.33
(1,21)	1:A:184:LYS:CB	5:B:203:7Q9:N	9	13.33
(1,21)	1:A:184:LYS:CB	5:B:204:7Q9:N	9	13.33
(1,21)	1:A:184:LYS:CB	5:B:205:7Q9:N	9	13.33
(1,21)	1:A:184:LYS:CB	5:B:206:7Q9:N	9	13.33
(1,21)	1:A:184:LYS:CB	5:B:207:7Q9:N	9	13.33
(1,21)	1:A:184:LYS:CB	6:B:208:17F:N1	9	13.33
(1,21)	1:A:184:LYS:CB	5:B:209:7Q9:N	9	13.33
(1,21)	1:A:184:LYS:CB	5:B:210:7Q9:N	9	13.33
(1,21)	1:A:184:LYS:CB	5:B:211:7Q9:N	9	13.33
(1,21)	1:A:184:LYS:CB	5:B:212:7Q9:N	9	13.33
(1,21)	1:A:184:LYS:CB	5:B:213:7Q9:N	9	13.33
(1,21)	1:A:184:LYS:CB	6:B:214:17F:N1	9	13.33
(1,21)	1:A:184:LYS:CB	6:B:215:17F:N1	9	13.33
(1,21)	1:A:184:LYS:CB	5:B:216:7Q9:N	9	13.33
(1,21)	1:A:184:LYS:CB	5:B:217:7Q9:N	9	13.33
(1,21)	1:A:184:LYS:CB	5:B:218:7Q9:N	9	13.33
(1,21)	1:A:184:LYS:CB	6:B:219:17F:N1	9	13.33
(1,21)	1:A:184:LYS:CB	5:B:220:7Q9:N	9	13.33
(1,21)	1:A:184:LYS:CD	1:B:2:THR:N	9	13.33
(1,21)	1:A:184:LYS:CD	1:B:3:GLU:N	9	13.33
(1,21)	1:A:184:LYS:CD	1:B:4:TYR:N	9	13.33
(1,21)	1:A:184:LYS:CD	1:B:5:LYS:N	9	13.33
(1,21)	1:A:184:LYS:CD	1:B:6:LEU:N	9	13.33
(1,21)	1:A:184:LYS:CD	1:B:7:VAL:N	9	13.33
(1,21)	1:A:184:LYS:CD	1:B:8:VAL:N	9	13.33
(1,21)	1:A:184:LYS:CD	1:B:9:VAL:N	9	13.33
(1,21)	1:A:184:LYS:CD	1:B:10:GLY:N	9	13.33
(1,21)	1:A:184:LYS:CD	1:B:11:ALA:N	9	13.33
(1,21)	1:A:184:LYS:CD	1:B:12:ASP:N	9	13.33
(1,21)	1:A:184:LYS:CD	1:B:13:GLY:N	9	13.33
(1,21)	1:A:184:LYS:CD	1:B:14:VAL:N	9	13.33
(1,21)	1:A:184:LYS:CD	1:B:15:GLY:N	9	13.33
(1,21)	1:A:184:LYS:CD	1:B:16:LYS:N	9	13.33
(1,21)	1:A:184:LYS:CD	1:B:17:SER:N	9	13.33
(1,21)	1:A:184:LYS:CD	1:B:18:ALA:N	9	13.33
(1,21)	1:A:184:LYS:CD	1:B:19:LEU:N	9	13.33
(1,21)	1:A:184:LYS:CD	1:B:20:THR:N	9	13.33
(1,21)	1:A:184:LYS:CD	1:B:21:ILE:N	9	13.33

Continued on next page...

Continued from previous page...

Key	Atom-1	Atom-2	Model ID	Violation (Å)
(1,21)	1:A:184:LYS:CD	1:B:22:GLN:N	9	13.33
(1,21)	1:A:184:LYS:CD	1:B:23:LEU:N	9	13.33
(1,21)	1:A:184:LYS:CD	1:B:24:ILE:N	9	13.33
(1,21)	1:A:184:LYS:CD	1:B:25:GLN:N	9	13.33
(1,21)	1:A:184:LYS:CD	1:B:26:ASN:N	9	13.33
(1,21)	1:A:184:LYS:CD	1:B:27:HIS:N	9	13.33
(1,21)	1:A:184:LYS:CD	1:B:28:PHE:N	9	13.33
(1,21)	1:A:184:LYS:CD	1:B:29:VAL:N	9	13.33
(1,21)	1:A:184:LYS:CD	1:B:30:ASP:N	9	13.33
(1,21)	1:A:184:LYS:CD	1:B:31:GLU:N	9	13.33
(1,21)	1:A:184:LYS:CD	1:B:32:TYR:N	9	13.33
(1,21)	1:A:184:LYS:CD	1:B:33:ASP:N	9	13.33
(1,21)	1:A:184:LYS:CD	1:B:34:PRO:N	9	13.33
(1,21)	1:A:184:LYS:CD	1:B:35:THR:N	9	13.33
(1,21)	1:A:184:LYS:CD	1:B:36:ILE:N	9	13.33
(1,21)	1:A:184:LYS:CD	1:B:37:GLU:N	9	13.33
(1,21)	1:A:184:LYS:CD	1:B:38:ASP:N	9	13.33
(1,21)	1:A:184:LYS:CD	1:B:39:SER:N	9	13.33
(1,21)	1:A:184:LYS:CD	1:B:40:TYR:N	9	13.33
(1,21)	1:A:184:LYS:CD	1:B:41:ARG:N	9	13.33
(1,21)	1:A:184:LYS:CD	1:B:42:LYS:N	9	13.33
(1,21)	1:A:184:LYS:CD	1:B:43:GLN:N	9	13.33
(1,21)	1:A:184:LYS:CD	1:B:44:VAL:N	9	13.33
(1,21)	1:A:184:LYS:CD	1:B:45:VAL:N	9	13.33
(1,21)	1:A:184:LYS:CD	1:B:46:ILE:N	9	13.33
(1,21)	1:A:184:LYS:CD	1:B:47:ASP:N	9	13.33
(1,21)	1:A:184:LYS:CD	1:B:48:GLY:N	9	13.33
(1,21)	1:A:184:LYS:CD	1:B:49:GLU:N	9	13.33
(1,21)	1:A:184:LYS:CD	1:B:50:THR:N	9	13.33
(1,21)	1:A:184:LYS:CD	1:B:51:CYS:N	9	13.33
(1,21)	1:A:184:LYS:CD	1:B:52:LEU:N	9	13.33
(1,21)	1:A:184:LYS:CD	1:B:53:LEU:N	9	13.33
(1,21)	1:A:184:LYS:CD	1:B:54:ASP:N	9	13.33
(1,21)	1:A:184:LYS:CD	1:B:55:ILE:N	9	13.33
(1,21)	1:A:184:LYS:CD	1:B:56:LEU:N	9	13.33
(1,21)	1:A:184:LYS:CD	1:B:57:ASP:N	9	13.33
(1,21)	1:A:184:LYS:CD	1:B:58:THR:N	9	13.33
(1,21)	1:A:184:LYS:CD	1:B:59:ALA:N	9	13.33
(1,21)	1:A:184:LYS:CD	1:B:60:GLY:N	9	13.33
(1,21)	1:A:184:LYS:CD	1:B:61:GLN:N	9	13.33
(1,21)	1:A:184:LYS:CD	1:B:62:GLU:N	9	13.33
(1,21)	1:A:184:LYS:CD	1:B:63:GLU:N	9	13.33

Continued on next page...

Continued from previous page...

Key	Atom-1	Atom-2	Model ID	Violation (Å)
(1,21)	1:A:184:LYS:CD	1:B:64:TYR:N	9	13.33
(1,21)	1:A:184:LYS:CD	1:B:65:SER:N	9	13.33
(1,21)	1:A:184:LYS:CD	1:B:66:ALA:N	9	13.33
(1,21)	1:A:184:LYS:CD	1:B:67:MET:N	9	13.33
(1,21)	1:A:184:LYS:CD	1:B:68:ARG:N	9	13.33
(1,21)	1:A:184:LYS:CD	1:B:69:ASP:N	9	13.33
(1,21)	1:A:184:LYS:CD	1:B:70:GLN:N	9	13.33
(1,21)	1:A:184:LYS:CD	1:B:71:TYR:N	9	13.33
(1,21)	1:A:184:LYS:CD	1:B:72:MET:N	9	13.33
(1,21)	1:A:184:LYS:CD	1:B:73:ARG:N	9	13.33
(1,21)	1:A:184:LYS:CD	1:B:74:THR:N	9	13.33
(1,21)	1:A:184:LYS:CD	1:B:75:GLY:N	9	13.33
(1,21)	1:A:184:LYS:CD	1:B:76:GLU:N	9	13.33
(1,21)	1:A:184:LYS:CD	1:B:77:GLY:N	9	13.33
(1,21)	1:A:184:LYS:CD	1:B:78:PHE:N	9	13.33
(1,21)	1:A:184:LYS:CD	1:B:79:LEU:N	9	13.33
(1,21)	1:A:184:LYS:CD	1:B:80:CYS:N	9	13.33
(1,21)	1:A:184:LYS:CD	5:B:203:7Q9:N	9	13.33
(1,21)	1:A:184:LYS:CD	5:B:204:7Q9:N	9	13.33
(1,21)	1:A:184:LYS:CD	5:B:205:7Q9:N	9	13.33
(1,21)	1:A:184:LYS:CD	5:B:206:7Q9:N	9	13.33
(1,21)	1:A:184:LYS:CD	5:B:207:7Q9:N	9	13.33
(1,21)	1:A:184:LYS:CD	6:B:208:17F:N1	9	13.33
(1,21)	1:A:184:LYS:CD	5:B:209:7Q9:N	9	13.33
(1,21)	1:A:184:LYS:CD	5:B:210:7Q9:N	9	13.33
(1,21)	1:A:184:LYS:CD	5:B:211:7Q9:N	9	13.33
(1,21)	1:A:184:LYS:CD	5:B:212:7Q9:N	9	13.33
(1,21)	1:A:184:LYS:CD	5:B:213:7Q9:N	9	13.33
(1,21)	1:A:184:LYS:CD	6:B:214:17F:N1	9	13.33
(1,21)	1:A:184:LYS:CD	6:B:215:17F:N1	9	13.33
(1,21)	1:A:184:LYS:CD	5:B:216:7Q9:N	9	13.33
(1,21)	1:A:184:LYS:CD	5:B:217:7Q9:N	9	13.33
(1,21)	1:A:184:LYS:CD	5:B:218:7Q9:N	9	13.33
(1,21)	1:A:184:LYS:CD	6:B:219:17F:N1	9	13.33
(1,21)	1:A:184:LYS:CD	5:B:220:7Q9:N	9	13.33
(1,21)	1:A:184:LYS:CE	1:B:2:THR:N	9	13.33
(1,21)	1:A:184:LYS:CE	1:B:3:GLU:N	9	13.33
(1,21)	1:A:184:LYS:CE	1:B:4:TYR:N	9	13.33
(1,21)	1:A:184:LYS:CE	1:B:5:LYS:N	9	13.33
(1,21)	1:A:184:LYS:CE	1:B:6:LEU:N	9	13.33
(1,21)	1:A:184:LYS:CE	1:B:7:VAL:N	9	13.33
(1,21)	1:A:184:LYS:CE	1:B:8:VAL:N	9	13.33

Continued on next page...

Continued from previous page...

Key	Atom-1	Atom-2	Model ID	Violation (Å)
(1,21)	1:A:184:LYS:CE	1:B:9:VAL:N	9	13.33
(1,21)	1:A:184:LYS:CE	1:B:10:GLY:N	9	13.33
(1,21)	1:A:184:LYS:CE	1:B:11:ALA:N	9	13.33
(1,21)	1:A:184:LYS:CE	1:B:12:ASP:N	9	13.33
(1,21)	1:A:184:LYS:CE	1:B:13:GLY:N	9	13.33
(1,21)	1:A:184:LYS:CE	1:B:14:VAL:N	9	13.33
(1,21)	1:A:184:LYS:CE	1:B:15:GLY:N	9	13.33
(1,21)	1:A:184:LYS:CE	1:B:16:LYS:N	9	13.33
(1,21)	1:A:184:LYS:CE	1:B:17:SER:N	9	13.33
(1,21)	1:A:184:LYS:CE	1:B:18:ALA:N	9	13.33
(1,21)	1:A:184:LYS:CE	1:B:19:LEU:N	9	13.33
(1,21)	1:A:184:LYS:CE	1:B:20:THR:N	9	13.33
(1,21)	1:A:184:LYS:CE	1:B:21:ILE:N	9	13.33
(1,21)	1:A:184:LYS:CE	1:B:22:GLN:N	9	13.33
(1,21)	1:A:184:LYS:CE	1:B:23:LEU:N	9	13.33
(1,21)	1:A:184:LYS:CE	1:B:24:ILE:N	9	13.33
(1,21)	1:A:184:LYS:CE	1:B:25:GLN:N	9	13.33
(1,21)	1:A:184:LYS:CE	1:B:26:ASN:N	9	13.33
(1,21)	1:A:184:LYS:CE	1:B:27:HIS:N	9	13.33
(1,21)	1:A:184:LYS:CE	1:B:28:PHE:N	9	13.33
(1,21)	1:A:184:LYS:CE	1:B:29:VAL:N	9	13.33
(1,21)	1:A:184:LYS:CE	1:B:30:ASP:N	9	13.33
(1,21)	1:A:184:LYS:CE	1:B:31:GLU:N	9	13.33
(1,21)	1:A:184:LYS:CE	1:B:32:TYR:N	9	13.33
(1,21)	1:A:184:LYS:CE	1:B:33:ASP:N	9	13.33
(1,21)	1:A:184:LYS:CE	1:B:34:PRO:N	9	13.33
(1,21)	1:A:184:LYS:CE	1:B:35:THR:N	9	13.33
(1,21)	1:A:184:LYS:CE	1:B:36:ILE:N	9	13.33
(1,21)	1:A:184:LYS:CE	1:B:37:GLU:N	9	13.33
(1,21)	1:A:184:LYS:CE	1:B:38:ASP:N	9	13.33
(1,21)	1:A:184:LYS:CE	1:B:39:SER:N	9	13.33
(1,21)	1:A:184:LYS:CE	1:B:40:TYR:N	9	13.33
(1,21)	1:A:184:LYS:CE	1:B:41:ARG:N	9	13.33
(1,21)	1:A:184:LYS:CE	1:B:42:LYS:N	9	13.33
(1,21)	1:A:184:LYS:CE	1:B:43:GLN:N	9	13.33
(1,21)	1:A:184:LYS:CE	1:B:44:VAL:N	9	13.33
(1,21)	1:A:184:LYS:CE	1:B:45:VAL:N	9	13.33
(1,21)	1:A:184:LYS:CE	1:B:46:ILE:N	9	13.33
(1,21)	1:A:184:LYS:CE	1:B:47:ASP:N	9	13.33
(1,21)	1:A:184:LYS:CE	1:B:48:GLY:N	9	13.33
(1,21)	1:A:184:LYS:CE	1:B:49:GLU:N	9	13.33
(1,21)	1:A:184:LYS:CE	1:B:50:THR:N	9	13.33

Continued on next page...

Continued from previous page...

Key	Atom-1	Atom-2	Model ID	Violation (Å)
(1,21)	1:A:184:LYS:CE	1:B:51:CYS:N	9	13.33
(1,21)	1:A:184:LYS:CE	1:B:52:LEU:N	9	13.33
(1,21)	1:A:184:LYS:CE	1:B:53:LEU:N	9	13.33
(1,21)	1:A:184:LYS:CE	1:B:54:ASP:N	9	13.33
(1,21)	1:A:184:LYS:CE	1:B:55:ILE:N	9	13.33
(1,21)	1:A:184:LYS:CE	1:B:56:LEU:N	9	13.33
(1,21)	1:A:184:LYS:CE	1:B:57:ASP:N	9	13.33
(1,21)	1:A:184:LYS:CE	1:B:58:THR:N	9	13.33
(1,21)	1:A:184:LYS:CE	1:B:59:ALA:N	9	13.33
(1,21)	1:A:184:LYS:CE	1:B:60:GLY:N	9	13.33
(1,21)	1:A:184:LYS:CE	1:B:61:GLN:N	9	13.33
(1,21)	1:A:184:LYS:CE	1:B:62:GLU:N	9	13.33
(1,21)	1:A:184:LYS:CE	1:B:63:GLU:N	9	13.33
(1,21)	1:A:184:LYS:CE	1:B:64:TYR:N	9	13.33
(1,21)	1:A:184:LYS:CE	1:B:65:SER:N	9	13.33
(1,21)	1:A:184:LYS:CE	1:B:66:ALA:N	9	13.33
(1,21)	1:A:184:LYS:CE	1:B:67:MET:N	9	13.33
(1,21)	1:A:184:LYS:CE	1:B:68:ARG:N	9	13.33
(1,21)	1:A:184:LYS:CE	1:B:69:ASP:N	9	13.33
(1,21)	1:A:184:LYS:CE	1:B:70:GLN:N	9	13.33
(1,21)	1:A:184:LYS:CE	1:B:71:TYR:N	9	13.33
(1,21)	1:A:184:LYS:CE	1:B:72:MET:N	9	13.33
(1,21)	1:A:184:LYS:CE	1:B:73:ARG:N	9	13.33
(1,21)	1:A:184:LYS:CE	1:B:74:THR:N	9	13.33
(1,21)	1:A:184:LYS:CE	1:B:75:GLY:N	9	13.33
(1,21)	1:A:184:LYS:CE	1:B:76:GLU:N	9	13.33
(1,21)	1:A:184:LYS:CE	1:B:77:GLY:N	9	13.33
(1,21)	1:A:184:LYS:CE	1:B:78:PHE:N	9	13.33
(1,21)	1:A:184:LYS:CE	1:B:79:LEU:N	9	13.33
(1,21)	1:A:184:LYS:CE	1:B:80:CYS:N	9	13.33
(1,21)	1:A:184:LYS:CE	5:B:203:7Q9:N	9	13.33
(1,21)	1:A:184:LYS:CE	5:B:204:7Q9:N	9	13.33
(1,21)	1:A:184:LYS:CE	5:B:205:7Q9:N	9	13.33
(1,21)	1:A:184:LYS:CE	5:B:206:7Q9:N	9	13.33
(1,21)	1:A:184:LYS:CE	5:B:207:7Q9:N	9	13.33
(1,21)	1:A:184:LYS:CE	6:B:208:17F:N1	9	13.33
(1,21)	1:A:184:LYS:CE	5:B:209:7Q9:N	9	13.33
(1,21)	1:A:184:LYS:CE	5:B:210:7Q9:N	9	13.33
(1,21)	1:A:184:LYS:CE	5:B:211:7Q9:N	9	13.33
(1,21)	1:A:184:LYS:CE	5:B:212:7Q9:N	9	13.33
(1,21)	1:A:184:LYS:CE	5:B:213:7Q9:N	9	13.33
(1,21)	1:A:184:LYS:CE	6:B:214:17F:N1	9	13.33

Continued on next page...

Continued from previous page...

Key	Atom-1	Atom-2	Model ID	Violation (Å)
(1,21)	1:A:184:LYS:CE	6:B:215:17F:N1	9	13.33
(1,21)	1:A:184:LYS:CE	5:B:216:7Q9:N	9	13.33
(1,21)	1:A:184:LYS:CE	5:B:217:7Q9:N	9	13.33
(1,21)	1:A:184:LYS:CE	5:B:218:7Q9:N	9	13.33
(1,21)	1:A:184:LYS:CE	6:B:219:17F:N1	9	13.33
(1,21)	1:A:184:LYS:CE	5:B:220:7Q9:N	9	13.33
(1,21)	1:A:184:LYS:CG	1:B:2:THR:N	9	13.33
(1,21)	1:A:184:LYS:CG	1:B:3:GLU:N	9	13.33
(1,21)	1:A:184:LYS:CG	1:B:4:TYR:N	9	13.33
(1,21)	1:A:184:LYS:CG	1:B:5:LYS:N	9	13.33
(1,21)	1:A:184:LYS:CG	1:B:6:LEU:N	9	13.33
(1,21)	1:A:184:LYS:CG	1:B:7:VAL:N	9	13.33
(1,21)	1:A:184:LYS:CG	1:B:8:VAL:N	9	13.33
(1,21)	1:A:184:LYS:CG	1:B:9:VAL:N	9	13.33
(1,21)	1:A:184:LYS:CG	1:B:10:GLY:N	9	13.33
(1,21)	1:A:184:LYS:CG	1:B:11:ALA:N	9	13.33
(1,21)	1:A:184:LYS:CG	1:B:12:ASP:N	9	13.33
(1,21)	1:A:184:LYS:CG	1:B:13:GLY:N	9	13.33
(1,21)	1:A:184:LYS:CG	1:B:14:VAL:N	9	13.33
(1,21)	1:A:184:LYS:CG	1:B:15:GLY:N	9	13.33
(1,21)	1:A:184:LYS:CG	1:B:16:LYS:N	9	13.33
(1,21)	1:A:184:LYS:CG	1:B:17:SER:N	9	13.33
(1,21)	1:A:184:LYS:CG	1:B:18:ALA:N	9	13.33
(1,21)	1:A:184:LYS:CG	1:B:19:LEU:N	9	13.33
(1,21)	1:A:184:LYS:CG	1:B:20:THR:N	9	13.33
(1,21)	1:A:184:LYS:CG	1:B:21:ILE:N	9	13.33
(1,21)	1:A:184:LYS:CG	1:B:22:GLN:N	9	13.33
(1,21)	1:A:184:LYS:CG	1:B:23:LEU:N	9	13.33
(1,21)	1:A:184:LYS:CG	1:B:24:ILE:N	9	13.33
(1,21)	1:A:184:LYS:CG	1:B:25:GLN:N	9	13.33
(1,21)	1:A:184:LYS:CG	1:B:26:ASN:N	9	13.33
(1,21)	1:A:184:LYS:CG	1:B:27:HIS:N	9	13.33
(1,21)	1:A:184:LYS:CG	1:B:28:PHE:N	9	13.33
(1,21)	1:A:184:LYS:CG	1:B:29:VAL:N	9	13.33
(1,21)	1:A:184:LYS:CG	1:B:30:ASP:N	9	13.33
(1,21)	1:A:184:LYS:CG	1:B:31:GLU:N	9	13.33
(1,21)	1:A:184:LYS:CG	1:B:32:TYR:N	9	13.33
(1,21)	1:A:184:LYS:CG	1:B:33:ASP:N	9	13.33
(1,21)	1:A:184:LYS:CG	1:B:34:PRO:N	9	13.33
(1,21)	1:A:184:LYS:CG	1:B:35:THR:N	9	13.33
(1,21)	1:A:184:LYS:CG	1:B:36:ILE:N	9	13.33
(1,21)	1:A:184:LYS:CG	1:B:37:GLU:N	9	13.33

Continued on next page...

Continued from previous page...

Key	Atom-1	Atom-2	Model ID	Violation (Å)
(1,21)	1:A:184:LYS:CG	1:B:38:ASP:N	9	13.33
(1,21)	1:A:184:LYS:CG	1:B:39:SER:N	9	13.33
(1,21)	1:A:184:LYS:CG	1:B:40:TYR:N	9	13.33
(1,21)	1:A:184:LYS:CG	1:B:41:ARG:N	9	13.33
(1,21)	1:A:184:LYS:CG	1:B:42:LYS:N	9	13.33
(1,21)	1:A:184:LYS:CG	1:B:43:GLN:N	9	13.33
(1,21)	1:A:184:LYS:CG	1:B:44:VAL:N	9	13.33
(1,21)	1:A:184:LYS:CG	1:B:45:VAL:N	9	13.33
(1,21)	1:A:184:LYS:CG	1:B:46:ILE:N	9	13.33
(1,21)	1:A:184:LYS:CG	1:B:47:ASP:N	9	13.33
(1,21)	1:A:184:LYS:CG	1:B:48:GLY:N	9	13.33
(1,21)	1:A:184:LYS:CG	1:B:49:GLU:N	9	13.33
(1,21)	1:A:184:LYS:CG	1:B:50:THR:N	9	13.33
(1,21)	1:A:184:LYS:CG	1:B:51:CYS:N	9	13.33
(1,21)	1:A:184:LYS:CG	1:B:52:LEU:N	9	13.33
(1,21)	1:A:184:LYS:CG	1:B:53:LEU:N	9	13.33
(1,21)	1:A:184:LYS:CG	1:B:54:ASP:N	9	13.33
(1,21)	1:A:184:LYS:CG	1:B:55:ILE:N	9	13.33
(1,21)	1:A:184:LYS:CG	1:B:56:LEU:N	9	13.33
(1,21)	1:A:184:LYS:CG	1:B:57:ASP:N	9	13.33
(1,21)	1:A:184:LYS:CG	1:B:58:THR:N	9	13.33
(1,21)	1:A:184:LYS:CG	1:B:59:ALA:N	9	13.33
(1,21)	1:A:184:LYS:CG	1:B:60:GLY:N	9	13.33
(1,21)	1:A:184:LYS:CG	1:B:61:GLN:N	9	13.33
(1,21)	1:A:184:LYS:CG	1:B:62:GLU:N	9	13.33
(1,21)	1:A:184:LYS:CG	1:B:63:GLU:N	9	13.33
(1,21)	1:A:184:LYS:CG	1:B:64:TYR:N	9	13.33
(1,21)	1:A:184:LYS:CG	1:B:65:SER:N	9	13.33
(1,21)	1:A:184:LYS:CG	1:B:66:ALA:N	9	13.33
(1,21)	1:A:184:LYS:CG	1:B:67:MET:N	9	13.33
(1,21)	1:A:184:LYS:CG	1:B:68:ARG:N	9	13.33
(1,21)	1:A:184:LYS:CG	1:B:69:ASP:N	9	13.33
(1,21)	1:A:184:LYS:CG	1:B:70:GLN:N	9	13.33
(1,21)	1:A:184:LYS:CG	1:B:71:TYR:N	9	13.33
(1,21)	1:A:184:LYS:CG	1:B:72:MET:N	9	13.33
(1,21)	1:A:184:LYS:CG	1:B:73:ARG:N	9	13.33
(1,21)	1:A:184:LYS:CG	1:B:74:THR:N	9	13.33
(1,21)	1:A:184:LYS:CG	1:B:75:GLY:N	9	13.33
(1,21)	1:A:184:LYS:CG	1:B:76:GLU:N	9	13.33
(1,21)	1:A:184:LYS:CG	1:B:77:GLY:N	9	13.33
(1,21)	1:A:184:LYS:CG	1:B:78:PHE:N	9	13.33
(1,21)	1:A:184:LYS:CG	1:B:79:LEU:N	9	13.33

Continued on next page...

Continued from previous page...

Key	Atom-1	Atom-2	Model ID	Violation (Å)
(1,21)	1:A:184:LYS:CG	1:B:80:CYS:N	9	13.33
(1,21)	1:A:184:LYS:CG	5:B:203:7Q9:N	9	13.33
(1,21)	1:A:184:LYS:CG	5:B:204:7Q9:N	9	13.33
(1,21)	1:A:184:LYS:CG	5:B:205:7Q9:N	9	13.33
(1,21)	1:A:184:LYS:CG	5:B:206:7Q9:N	9	13.33
(1,21)	1:A:184:LYS:CG	5:B:207:7Q9:N	9	13.33
(1,21)	1:A:184:LYS:CG	6:B:208:17F:N1	9	13.33
(1,21)	1:A:184:LYS:CG	5:B:209:7Q9:N	9	13.33
(1,21)	1:A:184:LYS:CG	5:B:210:7Q9:N	9	13.33
(1,21)	1:A:184:LYS:CG	5:B:211:7Q9:N	9	13.33
(1,21)	1:A:184:LYS:CG	5:B:212:7Q9:N	9	13.33
(1,21)	1:A:184:LYS:CG	5:B:213:7Q9:N	9	13.33
(1,21)	1:A:184:LYS:CG	6:B:214:17F:N1	9	13.33
(1,21)	1:A:184:LYS:CG	6:B:215:17F:N1	9	13.33
(1,21)	1:A:184:LYS:CG	5:B:216:7Q9:N	9	13.33
(1,21)	1:A:184:LYS:CG	5:B:217:7Q9:N	9	13.33
(1,21)	1:A:184:LYS:CG	5:B:218:7Q9:N	9	13.33
(1,21)	1:A:184:LYS:CG	6:B:219:17F:N1	9	13.33
(1,21)	1:A:184:LYS:CG	5:B:220:7Q9:N	9	13.33
(1,21)	1:A:184:LYS:H	1:B:2:THR:N	9	13.33
(1,21)	1:A:184:LYS:H	1:B:3:GLU:N	9	13.33
(1,21)	1:A:184:LYS:H	1:B:4:TYR:N	9	13.33
(1,21)	1:A:184:LYS:H	1:B:5:LYS:N	9	13.33
(1,21)	1:A:184:LYS:H	1:B:6:LEU:N	9	13.33
(1,21)	1:A:184:LYS:H	1:B:7:VAL:N	9	13.33
(1,21)	1:A:184:LYS:H	1:B:8:VAL:N	9	13.33
(1,21)	1:A:184:LYS:H	1:B:9:VAL:N	9	13.33
(1,21)	1:A:184:LYS:H	1:B:10:GLY:N	9	13.33
(1,21)	1:A:184:LYS:H	1:B:11:ALA:N	9	13.33
(1,21)	1:A:184:LYS:H	1:B:12:ASP:N	9	13.33
(1,21)	1:A:184:LYS:H	1:B:13:GLY:N	9	13.33
(1,21)	1:A:184:LYS:H	1:B:14:VAL:N	9	13.33
(1,21)	1:A:184:LYS:H	1:B:15:GLY:N	9	13.33
(1,21)	1:A:184:LYS:H	1:B:16:LYS:N	9	13.33
(1,21)	1:A:184:LYS:H	1:B:17:SER:N	9	13.33
(1,21)	1:A:184:LYS:H	1:B:18:ALA:N	9	13.33
(1,21)	1:A:184:LYS:H	1:B:19:LEU:N	9	13.33
(1,21)	1:A:184:LYS:H	1:B:20:THR:N	9	13.33
(1,21)	1:A:184:LYS:H	1:B:21:ILE:N	9	13.33
(1,21)	1:A:184:LYS:H	1:B:22:GLN:N	9	13.33
(1,21)	1:A:184:LYS:H	1:B:23:LEU:N	9	13.33
(1,21)	1:A:184:LYS:H	1:B:24:ILE:N	9	13.33

Continued on next page...

Continued from previous page...

Key	Atom-1	Atom-2	Model ID	Violation (Å)
(1,21)	1:A:184:LYS:H	1:B:25:GLN:N	9	13.33
(1,21)	1:A:184:LYS:H	1:B:26:ASN:N	9	13.33
(1,21)	1:A:184:LYS:H	1:B:27:HIS:N	9	13.33
(1,21)	1:A:184:LYS:H	1:B:28:PHE:N	9	13.33
(1,21)	1:A:184:LYS:H	1:B:29:VAL:N	9	13.33
(1,21)	1:A:184:LYS:H	1:B:30:ASP:N	9	13.33
(1,21)	1:A:184:LYS:H	1:B:31:GLU:N	9	13.33
(1,21)	1:A:184:LYS:H	1:B:32:TYR:N	9	13.33
(1,21)	1:A:184:LYS:H	1:B:33:ASP:N	9	13.33
(1,21)	1:A:184:LYS:H	1:B:34:PRO:N	9	13.33
(1,21)	1:A:184:LYS:H	1:B:35:THR:N	9	13.33
(1,21)	1:A:184:LYS:H	1:B:36:ILE:N	9	13.33
(1,21)	1:A:184:LYS:H	1:B:37:GLU:N	9	13.33
(1,21)	1:A:184:LYS:H	1:B:38:ASP:N	9	13.33
(1,21)	1:A:184:LYS:H	1:B:39:SER:N	9	13.33
(1,21)	1:A:184:LYS:H	1:B:40:TYR:N	9	13.33
(1,21)	1:A:184:LYS:H	1:B:41:ARG:N	9	13.33
(1,21)	1:A:184:LYS:H	1:B:42:LYS:N	9	13.33
(1,21)	1:A:184:LYS:H	1:B:43:GLN:N	9	13.33
(1,21)	1:A:184:LYS:H	1:B:44:VAL:N	9	13.33
(1,21)	1:A:184:LYS:H	1:B:45:VAL:N	9	13.33
(1,21)	1:A:184:LYS:H	1:B:46:ILE:N	9	13.33
(1,21)	1:A:184:LYS:H	1:B:47:ASP:N	9	13.33
(1,21)	1:A:184:LYS:H	1:B:48:GLY:N	9	13.33
(1,21)	1:A:184:LYS:H	1:B:49:GLU:N	9	13.33
(1,21)	1:A:184:LYS:H	1:B:50:THR:N	9	13.33
(1,21)	1:A:184:LYS:H	1:B:51:CYS:N	9	13.33
(1,21)	1:A:184:LYS:H	1:B:52:LEU:N	9	13.33
(1,21)	1:A:184:LYS:H	1:B:53:LEU:N	9	13.33
(1,21)	1:A:184:LYS:H	1:B:54:ASP:N	9	13.33
(1,21)	1:A:184:LYS:H	1:B:55:ILE:N	9	13.33
(1,21)	1:A:184:LYS:H	1:B:56:LEU:N	9	13.33
(1,21)	1:A:184:LYS:H	1:B:57:ASP:N	9	13.33
(1,21)	1:A:184:LYS:H	1:B:58:THR:N	9	13.33
(1,21)	1:A:184:LYS:H	1:B:59:ALA:N	9	13.33
(1,21)	1:A:184:LYS:H	1:B:60:GLY:N	9	13.33
(1,21)	1:A:184:LYS:H	1:B:61:GLN:N	9	13.33
(1,21)	1:A:184:LYS:H	1:B:62:GLU:N	9	13.33
(1,21)	1:A:184:LYS:H	1:B:63:GLU:N	9	13.33
(1,21)	1:A:184:LYS:H	1:B:64:TYR:N	9	13.33
(1,21)	1:A:184:LYS:H	1:B:65:SER:N	9	13.33
(1,21)	1:A:184:LYS:H	1:B:66:ALA:N	9	13.33

Continued on next page...

Continued from previous page...

Key	Atom-1	Atom-2	Model ID	Violation (Å)
(1,21)	1:A:184:LYS:H	1:B:67:MET:N	9	13.33
(1,21)	1:A:184:LYS:H	1:B:68:ARG:N	9	13.33
(1,21)	1:A:184:LYS:H	1:B:69:ASP:N	9	13.33
(1,21)	1:A:184:LYS:H	1:B:70:GLN:N	9	13.33
(1,21)	1:A:184:LYS:H	1:B:71:TYR:N	9	13.33
(1,21)	1:A:184:LYS:H	1:B:72:MET:N	9	13.33
(1,21)	1:A:184:LYS:H	1:B:73:ARG:N	9	13.33
(1,21)	1:A:184:LYS:H	1:B:74:THR:N	9	13.33
(1,21)	1:A:184:LYS:H	1:B:75:GLY:N	9	13.33
(1,21)	1:A:184:LYS:H	1:B:76:GLU:N	9	13.33
(1,21)	1:A:184:LYS:H	1:B:77:GLY:N	9	13.33
(1,21)	1:A:184:LYS:H	1:B:78:PHE:N	9	13.33
(1,21)	1:A:184:LYS:H	1:B:79:LEU:N	9	13.33
(1,21)	1:A:184:LYS:H	1:B:80:CYS:N	9	13.33
(1,21)	1:A:184:LYS:H	5:B:203:7Q9:N	9	13.33
(1,21)	1:A:184:LYS:H	5:B:204:7Q9:N	9	13.33
(1,21)	1:A:184:LYS:H	5:B:205:7Q9:N	9	13.33
(1,21)	1:A:184:LYS:H	5:B:206:7Q9:N	9	13.33
(1,21)	1:A:184:LYS:H	5:B:207:7Q9:N	9	13.33
(1,21)	1:A:184:LYS:H	6:B:208:17F:N1	9	13.33
(1,21)	1:A:184:LYS:H	5:B:209:7Q9:N	9	13.33
(1,21)	1:A:184:LYS:H	5:B:210:7Q9:N	9	13.33
(1,21)	1:A:184:LYS:H	5:B:211:7Q9:N	9	13.33
(1,21)	1:A:184:LYS:H	5:B:212:7Q9:N	9	13.33
(1,21)	1:A:184:LYS:H	5:B:213:7Q9:N	9	13.33
(1,21)	1:A:184:LYS:H	6:B:214:17F:N1	9	13.33
(1,21)	1:A:184:LYS:H	6:B:215:17F:N1	9	13.33
(1,21)	1:A:184:LYS:H	5:B:216:7Q9:N	9	13.33
(1,21)	1:A:184:LYS:H	5:B:217:7Q9:N	9	13.33
(1,21)	1:A:184:LYS:H	5:B:218:7Q9:N	9	13.33
(1,21)	1:A:184:LYS:H	6:B:219:17F:N1	9	13.33
(1,21)	1:A:184:LYS:H	5:B:220:7Q9:N	9	13.33
(1,21)	1:A:184:LYS:HZ1	1:B:2:THR:N	9	13.33
(1,21)	1:A:184:LYS:HZ1	1:B:3:GLU:N	9	13.33
(1,21)	1:A:184:LYS:HZ1	1:B:4:TYR:N	9	13.33
(1,21)	1:A:184:LYS:HZ1	1:B:5:LYS:N	9	13.33
(1,21)	1:A:184:LYS:HZ1	1:B:6:LEU:N	9	13.33
(1,21)	1:A:184:LYS:HZ1	1:B:7:VAL:N	9	13.33
(1,21)	1:A:184:LYS:HZ1	1:B:8:VAL:N	9	13.33
(1,21)	1:A:184:LYS:HZ1	1:B:9:VAL:N	9	13.33
(1,21)	1:A:184:LYS:HZ1	1:B:10:GLY:N	9	13.33
(1,21)	1:A:184:LYS:HZ1	1:B:11:ALA:N	9	13.33

Continued on next page...

Continued from previous page...

Key	Atom-1	Atom-2	Model ID	Violation (Å)
(1,21)	1:A:184:LYS:HZ1	1:B:12:ASP:N	9	13.33
(1,21)	1:A:184:LYS:HZ1	1:B:13:GLY:N	9	13.33
(1,21)	1:A:184:LYS:HZ1	1:B:14:VAL:N	9	13.33
(1,21)	1:A:184:LYS:HZ1	1:B:15:GLY:N	9	13.33
(1,21)	1:A:184:LYS:HZ1	1:B:16:LYS:N	9	13.33
(1,21)	1:A:184:LYS:HZ1	1:B:17:SER:N	9	13.33
(1,21)	1:A:184:LYS:HZ1	1:B:18:ALA:N	9	13.33
(1,21)	1:A:184:LYS:HZ1	1:B:19:LEU:N	9	13.33
(1,21)	1:A:184:LYS:HZ1	1:B:20:THR:N	9	13.33
(1,21)	1:A:184:LYS:HZ1	1:B:21:ILE:N	9	13.33
(1,21)	1:A:184:LYS:HZ1	1:B:22:GLN:N	9	13.33
(1,21)	1:A:184:LYS:HZ1	1:B:23:LEU:N	9	13.33
(1,21)	1:A:184:LYS:HZ1	1:B:24:ILE:N	9	13.33
(1,21)	1:A:184:LYS:HZ1	1:B:25:GLN:N	9	13.33
(1,21)	1:A:184:LYS:HZ1	1:B:26:ASN:N	9	13.33
(1,21)	1:A:184:LYS:HZ1	1:B:27:HIS:N	9	13.33
(1,21)	1:A:184:LYS:HZ1	1:B:28:PHE:N	9	13.33
(1,21)	1:A:184:LYS:HZ1	1:B:29:VAL:N	9	13.33
(1,21)	1:A:184:LYS:HZ1	1:B:30:ASP:N	9	13.33
(1,21)	1:A:184:LYS:HZ1	1:B:31:GLU:N	9	13.33
(1,21)	1:A:184:LYS:HZ1	1:B:32:TYR:N	9	13.33
(1,21)	1:A:184:LYS:HZ1	1:B:33:ASP:N	9	13.33
(1,21)	1:A:184:LYS:HZ1	1:B:34:PRO:N	9	13.33
(1,21)	1:A:184:LYS:HZ1	1:B:35:THR:N	9	13.33
(1,21)	1:A:184:LYS:HZ1	1:B:36:ILE:N	9	13.33
(1,21)	1:A:184:LYS:HZ1	1:B:37:GLU:N	9	13.33
(1,21)	1:A:184:LYS:HZ1	1:B:38:ASP:N	9	13.33
(1,21)	1:A:184:LYS:HZ1	1:B:39:SER:N	9	13.33
(1,21)	1:A:184:LYS:HZ1	1:B:40:TYR:N	9	13.33
(1,21)	1:A:184:LYS:HZ1	1:B:41:ARG:N	9	13.33
(1,21)	1:A:184:LYS:HZ1	1:B:42:LYS:N	9	13.33
(1,21)	1:A:184:LYS:HZ1	1:B:43:GLN:N	9	13.33
(1,21)	1:A:184:LYS:HZ1	1:B:44:VAL:N	9	13.33
(1,21)	1:A:184:LYS:HZ1	1:B:45:VAL:N	9	13.33
(1,21)	1:A:184:LYS:HZ1	1:B:46:ILE:N	9	13.33
(1,21)	1:A:184:LYS:HZ1	1:B:47:ASP:N	9	13.33
(1,21)	1:A:184:LYS:HZ1	1:B:48:GLY:N	9	13.33
(1,21)	1:A:184:LYS:HZ1	1:B:49:GLU:N	9	13.33
(1,21)	1:A:184:LYS:HZ1	1:B:50:THR:N	9	13.33
(1,21)	1:A:184:LYS:HZ1	1:B:51:CYS:N	9	13.33
(1,21)	1:A:184:LYS:HZ1	1:B:52:LEU:N	9	13.33
(1,21)	1:A:184:LYS:HZ1	1:B:53:LEU:N	9	13.33

Continued on next page...

Continued from previous page...

Key	Atom-1	Atom-2	Model ID	Violation (Å)
(1,21)	1:A:184:LYS:HZ1	1:B:54:ASP:N	9	13.33
(1,21)	1:A:184:LYS:HZ1	1:B:55:ILE:N	9	13.33
(1,21)	1:A:184:LYS:HZ1	1:B:56:LEU:N	9	13.33
(1,21)	1:A:184:LYS:HZ1	1:B:57:ASP:N	9	13.33
(1,21)	1:A:184:LYS:HZ1	1:B:58:THR:N	9	13.33
(1,21)	1:A:184:LYS:HZ1	1:B:59:ALA:N	9	13.33
(1,21)	1:A:184:LYS:HZ1	1:B:60:GLY:N	9	13.33
(1,21)	1:A:184:LYS:HZ1	1:B:61:GLN:N	9	13.33
(1,21)	1:A:184:LYS:HZ1	1:B:62:GLU:N	9	13.33
(1,21)	1:A:184:LYS:HZ1	1:B:63:GLU:N	9	13.33
(1,21)	1:A:184:LYS:HZ1	1:B:64:TYR:N	9	13.33
(1,21)	1:A:184:LYS:HZ1	1:B:65:SER:N	9	13.33
(1,21)	1:A:184:LYS:HZ1	1:B:66:ALA:N	9	13.33
(1,21)	1:A:184:LYS:HZ1	1:B:67:MET:N	9	13.33
(1,21)	1:A:184:LYS:HZ1	1:B:68:ARG:N	9	13.33
(1,21)	1:A:184:LYS:HZ1	1:B:69:ASP:N	9	13.33
(1,21)	1:A:184:LYS:HZ1	1:B:70:GLN:N	9	13.33
(1,21)	1:A:184:LYS:HZ1	1:B:71:TYR:N	9	13.33
(1,21)	1:A:184:LYS:HZ1	1:B:72:MET:N	9	13.33
(1,21)	1:A:184:LYS:HZ1	1:B:73:ARG:N	9	13.33
(1,21)	1:A:184:LYS:HZ1	1:B:74:THR:N	9	13.33
(1,21)	1:A:184:LYS:HZ1	1:B:75:GLY:N	9	13.33
(1,21)	1:A:184:LYS:HZ1	1:B:76:GLU:N	9	13.33
(1,21)	1:A:184:LYS:HZ1	1:B:77:GLY:N	9	13.33
(1,21)	1:A:184:LYS:HZ1	1:B:78:PHE:N	9	13.33
(1,21)	1:A:184:LYS:HZ1	1:B:79:LEU:N	9	13.33
(1,21)	1:A:184:LYS:HZ1	1:B:80:CYS:N	9	13.33
(1,21)	1:A:184:LYS:HZ1	5:B:203:7Q9:N	9	13.33
(1,21)	1:A:184:LYS:HZ1	5:B:204:7Q9:N	9	13.33
(1,21)	1:A:184:LYS:HZ1	5:B:205:7Q9:N	9	13.33
(1,21)	1:A:184:LYS:HZ1	5:B:206:7Q9:N	9	13.33
(1,21)	1:A:184:LYS:HZ1	5:B:207:7Q9:N	9	13.33
(1,21)	1:A:184:LYS:HZ1	6:B:208:17F:N1	9	13.33
(1,21)	1:A:184:LYS:HZ1	5:B:209:7Q9:N	9	13.33
(1,21)	1:A:184:LYS:HZ1	5:B:210:7Q9:N	9	13.33
(1,21)	1:A:184:LYS:HZ1	5:B:211:7Q9:N	9	13.33
(1,21)	1:A:184:LYS:HZ1	5:B:212:7Q9:N	9	13.33
(1,21)	1:A:184:LYS:HZ1	5:B:213:7Q9:N	9	13.33
(1,21)	1:A:184:LYS:HZ1	6:B:214:17F:N1	9	13.33
(1,21)	1:A:184:LYS:HZ1	6:B:215:17F:N1	9	13.33
(1,21)	1:A:184:LYS:HZ1	5:B:216:7Q9:N	9	13.33
(1,21)	1:A:184:LYS:HZ1	5:B:217:7Q9:N	9	13.33

Continued on next page...

Continued from previous page...

Key	Atom-1	Atom-2	Model ID	Violation (Å)
(1,21)	1:A:184:LYS:HZ1	5:B:218:7Q9:N	9	13.33
(1,21)	1:A:184:LYS:HZ1	6:B:219:17F:N1	9	13.33
(1,21)	1:A:184:LYS:HZ1	5:B:220:7Q9:N	9	13.33
(1,21)	1:A:184:LYS:HZ2	1:B:2:THR:N	9	13.33
(1,21)	1:A:184:LYS:HZ2	1:B:3:GLU:N	9	13.33
(1,21)	1:A:184:LYS:HZ2	1:B:4:TYR:N	9	13.33
(1,21)	1:A:184:LYS:HZ2	1:B:5:LYS:N	9	13.33
(1,21)	1:A:184:LYS:HZ2	1:B:6:LEU:N	9	13.33
(1,21)	1:A:184:LYS:HZ2	1:B:7:VAL:N	9	13.33
(1,21)	1:A:184:LYS:HZ2	1:B:8:VAL:N	9	13.33
(1,21)	1:A:184:LYS:HZ2	1:B:9:VAL:N	9	13.33
(1,21)	1:A:184:LYS:HZ2	1:B:10:GLY:N	9	13.33
(1,21)	1:A:184:LYS:HZ2	1:B:11:ALA:N	9	13.33
(1,21)	1:A:184:LYS:HZ2	1:B:12:ASP:N	9	13.33
(1,21)	1:A:184:LYS:HZ2	1:B:13:GLY:N	9	13.33
(1,21)	1:A:184:LYS:HZ2	1:B:14:VAL:N	9	13.33
(1,21)	1:A:184:LYS:HZ2	1:B:15:GLY:N	9	13.33
(1,21)	1:A:184:LYS:HZ2	1:B:16:LYS:N	9	13.33
(1,21)	1:A:184:LYS:HZ2	1:B:17:SER:N	9	13.33
(1,21)	1:A:184:LYS:HZ2	1:B:18:ALA:N	9	13.33
(1,21)	1:A:184:LYS:HZ2	1:B:19:LEU:N	9	13.33
(1,21)	1:A:184:LYS:HZ2	1:B:20:THR:N	9	13.33
(1,21)	1:A:184:LYS:HZ2	1:B:21:ILE:N	9	13.33
(1,21)	1:A:184:LYS:HZ2	1:B:22:GLN:N	9	13.33
(1,21)	1:A:184:LYS:HZ2	1:B:23:LEU:N	9	13.33
(1,21)	1:A:184:LYS:HZ2	1:B:24:ILE:N	9	13.33
(1,21)	1:A:184:LYS:HZ2	1:B:25:GLN:N	9	13.33
(1,21)	1:A:184:LYS:HZ2	1:B:26:ASN:N	9	13.33
(1,21)	1:A:184:LYS:HZ2	1:B:27:HIS:N	9	13.33
(1,21)	1:A:184:LYS:HZ2	1:B:28:PHE:N	9	13.33
(1,21)	1:A:184:LYS:HZ2	1:B:29:VAL:N	9	13.33
(1,21)	1:A:184:LYS:HZ2	1:B:30:ASP:N	9	13.33
(1,21)	1:A:184:LYS:HZ2	1:B:31:GLU:N	9	13.33
(1,21)	1:A:184:LYS:HZ2	1:B:32:TYR:N	9	13.33
(1,21)	1:A:184:LYS:HZ2	1:B:33:ASP:N	9	13.33
(1,21)	1:A:184:LYS:HZ2	1:B:34:PRO:N	9	13.33
(1,21)	1:A:184:LYS:HZ2	1:B:35:THR:N	9	13.33
(1,21)	1:A:184:LYS:HZ2	1:B:36:ILE:N	9	13.33
(1,21)	1:A:184:LYS:HZ2	1:B:37:GLU:N	9	13.33
(1,21)	1:A:184:LYS:HZ2	1:B:38:ASP:N	9	13.33
(1,21)	1:A:184:LYS:HZ2	1:B:39:SER:N	9	13.33
(1,21)	1:A:184:LYS:HZ2	1:B:40:TYR:N	9	13.33

Continued on next page...

Continued from previous page...

Key	Atom-1	Atom-2	Model ID	Violation (Å)
(1,21)	1:A:184:LYS:HZ2	1:B:41:ARG:N	9	13.33
(1,21)	1:A:184:LYS:HZ2	1:B:42:LYS:N	9	13.33
(1,21)	1:A:184:LYS:HZ2	1:B:43:GLN:N	9	13.33
(1,21)	1:A:184:LYS:HZ2	1:B:44:VAL:N	9	13.33
(1,21)	1:A:184:LYS:HZ2	1:B:45:VAL:N	9	13.33
(1,21)	1:A:184:LYS:HZ2	1:B:46:ILE:N	9	13.33
(1,21)	1:A:184:LYS:HZ2	1:B:47:ASP:N	9	13.33
(1,21)	1:A:184:LYS:HZ2	1:B:48:GLY:N	9	13.33
(1,21)	1:A:184:LYS:HZ2	1:B:49:GLU:N	9	13.33
(1,21)	1:A:184:LYS:HZ2	1:B:50:THR:N	9	13.33
(1,21)	1:A:184:LYS:HZ2	1:B:51:CYS:N	9	13.33
(1,21)	1:A:184:LYS:HZ2	1:B:52:LEU:N	9	13.33
(1,21)	1:A:184:LYS:HZ2	1:B:53:LEU:N	9	13.33
(1,21)	1:A:184:LYS:HZ2	1:B:54:ASP:N	9	13.33
(1,21)	1:A:184:LYS:HZ2	1:B:55:ILE:N	9	13.33
(1,21)	1:A:184:LYS:HZ2	1:B:56:LEU:N	9	13.33
(1,21)	1:A:184:LYS:HZ2	1:B:57:ASP:N	9	13.33
(1,21)	1:A:184:LYS:HZ2	1:B:58:THR:N	9	13.33
(1,21)	1:A:184:LYS:HZ2	1:B:59:ALA:N	9	13.33
(1,21)	1:A:184:LYS:HZ2	1:B:60:GLY:N	9	13.33
(1,21)	1:A:184:LYS:HZ2	1:B:61:GLN:N	9	13.33
(1,21)	1:A:184:LYS:HZ2	1:B:62:GLU:N	9	13.33
(1,21)	1:A:184:LYS:HZ2	1:B:63:GLU:N	9	13.33
(1,21)	1:A:184:LYS:HZ2	1:B:64:TYR:N	9	13.33
(1,21)	1:A:184:LYS:HZ2	1:B:65:SER:N	9	13.33
(1,21)	1:A:184:LYS:HZ2	1:B:66:ALA:N	9	13.33
(1,21)	1:A:184:LYS:HZ2	1:B:67:MET:N	9	13.33
(1,21)	1:A:184:LYS:HZ2	1:B:68:ARG:N	9	13.33
(1,21)	1:A:184:LYS:HZ2	1:B:69:ASP:N	9	13.33
(1,21)	1:A:184:LYS:HZ2	1:B:70:GLN:N	9	13.33
(1,21)	1:A:184:LYS:HZ2	1:B:71:TYR:N	9	13.33
(1,21)	1:A:184:LYS:HZ2	1:B:72:MET:N	9	13.33
(1,21)	1:A:184:LYS:HZ2	1:B:73:ARG:N	9	13.33
(1,21)	1:A:184:LYS:HZ2	1:B:74:THR:N	9	13.33
(1,21)	1:A:184:LYS:HZ2	1:B:75:GLY:N	9	13.33
(1,21)	1:A:184:LYS:HZ2	1:B:76:GLU:N	9	13.33
(1,21)	1:A:184:LYS:HZ2	1:B:77:GLY:N	9	13.33
(1,21)	1:A:184:LYS:HZ2	1:B:78:PHE:N	9	13.33
(1,21)	1:A:184:LYS:HZ2	1:B:79:LEU:N	9	13.33
(1,21)	1:A:184:LYS:HZ2	1:B:80:CYS:N	9	13.33
(1,21)	1:A:184:LYS:HZ2	5:B:203:7Q9:N	9	13.33
(1,21)	1:A:184:LYS:HZ2	5:B:204:7Q9:N	9	13.33

Continued on next page...

Continued from previous page...

Key	Atom-1	Atom-2	Model ID	Violation (Å)
(1,21)	1:A:184:LYS:HZ2	5:B:205:7Q9:N	9	13.33
(1,21)	1:A:184:LYS:HZ2	5:B:206:7Q9:N	9	13.33
(1,21)	1:A:184:LYS:HZ2	5:B:207:7Q9:N	9	13.33
(1,21)	1:A:184:LYS:HZ2	6:B:208:17F:N1	9	13.33
(1,21)	1:A:184:LYS:HZ2	5:B:209:7Q9:N	9	13.33
(1,21)	1:A:184:LYS:HZ2	5:B:210:7Q9:N	9	13.33
(1,21)	1:A:184:LYS:HZ2	5:B:211:7Q9:N	9	13.33
(1,21)	1:A:184:LYS:HZ2	5:B:212:7Q9:N	9	13.33
(1,21)	1:A:184:LYS:HZ2	5:B:213:7Q9:N	9	13.33
(1,21)	1:A:184:LYS:HZ2	6:B:214:17F:N1	9	13.33
(1,21)	1:A:184:LYS:HZ2	6:B:215:17F:N1	9	13.33
(1,21)	1:A:184:LYS:HZ2	5:B:216:7Q9:N	9	13.33
(1,21)	1:A:184:LYS:HZ2	5:B:217:7Q9:N	9	13.33
(1,21)	1:A:184:LYS:HZ2	5:B:218:7Q9:N	9	13.33
(1,21)	1:A:184:LYS:HZ2	6:B:219:17F:N1	9	13.33
(1,21)	1:A:184:LYS:HZ2	5:B:220:7Q9:N	9	13.33
(1,21)	1:A:184:LYS:HZ3	1:B:2:THR:N	9	13.33
(1,21)	1:A:184:LYS:HZ3	1:B:3:GLU:N	9	13.33
(1,21)	1:A:184:LYS:HZ3	1:B:4:TYR:N	9	13.33
(1,21)	1:A:184:LYS:HZ3	1:B:5:LYS:N	9	13.33
(1,21)	1:A:184:LYS:HZ3	1:B:6:LEU:N	9	13.33
(1,21)	1:A:184:LYS:HZ3	1:B:7:VAL:N	9	13.33
(1,21)	1:A:184:LYS:HZ3	1:B:8:VAL:N	9	13.33
(1,21)	1:A:184:LYS:HZ3	1:B:9:VAL:N	9	13.33
(1,21)	1:A:184:LYS:HZ3	1:B:10:GLY:N	9	13.33
(1,21)	1:A:184:LYS:HZ3	1:B:11:ALA:N	9	13.33
(1,21)	1:A:184:LYS:HZ3	1:B:12:ASP:N	9	13.33
(1,21)	1:A:184:LYS:HZ3	1:B:13:GLY:N	9	13.33
(1,21)	1:A:184:LYS:HZ3	1:B:14:VAL:N	9	13.33
(1,21)	1:A:184:LYS:HZ3	1:B:15:GLY:N	9	13.33
(1,21)	1:A:184:LYS:HZ3	1:B:16:LYS:N	9	13.33
(1,21)	1:A:184:LYS:HZ3	1:B:17:SER:N	9	13.33
(1,21)	1:A:184:LYS:HZ3	1:B:18:ALA:N	9	13.33
(1,21)	1:A:184:LYS:HZ3	1:B:19:LEU:N	9	13.33
(1,21)	1:A:184:LYS:HZ3	1:B:20:THR:N	9	13.33
(1,21)	1:A:184:LYS:HZ3	1:B:21:ILE:N	9	13.33
(1,21)	1:A:184:LYS:HZ3	1:B:22:GLN:N	9	13.33
(1,21)	1:A:184:LYS:HZ3	1:B:23:LEU:N	9	13.33
(1,21)	1:A:184:LYS:HZ3	1:B:24:ILE:N	9	13.33
(1,21)	1:A:184:LYS:HZ3	1:B:25:GLN:N	9	13.33
(1,21)	1:A:184:LYS:HZ3	1:B:26:ASN:N	9	13.33
(1,21)	1:A:184:LYS:HZ3	1:B:27:HIS:N	9	13.33

Continued on next page...

Continued from previous page...

Key	Atom-1	Atom-2	Model ID	Violation (Å)
(1,21)	1:A:184:LYS:HZ3	1:B:28:PHE:N	9	13.33
(1,21)	1:A:184:LYS:HZ3	1:B:29:VAL:N	9	13.33
(1,21)	1:A:184:LYS:HZ3	1:B:30:ASP:N	9	13.33
(1,21)	1:A:184:LYS:HZ3	1:B:31:GLU:N	9	13.33
(1,21)	1:A:184:LYS:HZ3	1:B:32:TYR:N	9	13.33
(1,21)	1:A:184:LYS:HZ3	1:B:33:ASP:N	9	13.33
(1,21)	1:A:184:LYS:HZ3	1:B:34:PRO:N	9	13.33
(1,21)	1:A:184:LYS:HZ3	1:B:35:THR:N	9	13.33
(1,21)	1:A:184:LYS:HZ3	1:B:36:ILE:N	9	13.33
(1,21)	1:A:184:LYS:HZ3	1:B:37:GLU:N	9	13.33
(1,21)	1:A:184:LYS:HZ3	1:B:38:ASP:N	9	13.33
(1,21)	1:A:184:LYS:HZ3	1:B:39:SER:N	9	13.33
(1,21)	1:A:184:LYS:HZ3	1:B:40:TYR:N	9	13.33
(1,21)	1:A:184:LYS:HZ3	1:B:41:ARG:N	9	13.33
(1,21)	1:A:184:LYS:HZ3	1:B:42:LYS:N	9	13.33
(1,21)	1:A:184:LYS:HZ3	1:B:43:GLN:N	9	13.33
(1,21)	1:A:184:LYS:HZ3	1:B:44:VAL:N	9	13.33
(1,21)	1:A:184:LYS:HZ3	1:B:45:VAL:N	9	13.33
(1,21)	1:A:184:LYS:HZ3	1:B:46:ILE:N	9	13.33
(1,21)	1:A:184:LYS:HZ3	1:B:47:ASP:N	9	13.33
(1,21)	1:A:184:LYS:HZ3	1:B:48:GLY:N	9	13.33
(1,21)	1:A:184:LYS:HZ3	1:B:49:GLU:N	9	13.33
(1,21)	1:A:184:LYS:HZ3	1:B:50:THR:N	9	13.33
(1,21)	1:A:184:LYS:HZ3	1:B:51:CYS:N	9	13.33
(1,21)	1:A:184:LYS:HZ3	1:B:52:LEU:N	9	13.33
(1,21)	1:A:184:LYS:HZ3	1:B:53:LEU:N	9	13.33
(1,21)	1:A:184:LYS:HZ3	1:B:54:ASP:N	9	13.33
(1,21)	1:A:184:LYS:HZ3	1:B:55:ILE:N	9	13.33
(1,21)	1:A:184:LYS:HZ3	1:B:56:LEU:N	9	13.33
(1,21)	1:A:184:LYS:HZ3	1:B:57:ASP:N	9	13.33
(1,21)	1:A:184:LYS:HZ3	1:B:58:THR:N	9	13.33
(1,21)	1:A:184:LYS:HZ3	1:B:59:ALA:N	9	13.33
(1,21)	1:A:184:LYS:HZ3	1:B:60:GLY:N	9	13.33
(1,21)	1:A:184:LYS:HZ3	1:B:61:GLN:N	9	13.33
(1,21)	1:A:184:LYS:HZ3	1:B:62:GLU:N	9	13.33
(1,21)	1:A:184:LYS:HZ3	1:B:63:GLU:N	9	13.33
(1,21)	1:A:184:LYS:HZ3	1:B:64:TYR:N	9	13.33
(1,21)	1:A:184:LYS:HZ3	1:B:65:SER:N	9	13.33
(1,21)	1:A:184:LYS:HZ3	1:B:66:ALA:N	9	13.33
(1,21)	1:A:184:LYS:HZ3	1:B:67:MET:N	9	13.33
(1,21)	1:A:184:LYS:HZ3	1:B:68:ARG:N	9	13.33
(1,21)	1:A:184:LYS:HZ3	1:B:69:ASP:N	9	13.33

Continued on next page...

Continued from previous page...

Key	Atom-1	Atom-2	Model ID	Violation (Å)
(1,21)	1:A:184:LYS:HZ3	1:B:70:GLN:N	9	13.33
(1,21)	1:A:184:LYS:HZ3	1:B:71:TYR:N	9	13.33
(1,21)	1:A:184:LYS:HZ3	1:B:72:MET:N	9	13.33
(1,21)	1:A:184:LYS:HZ3	1:B:73:ARG:N	9	13.33
(1,21)	1:A:184:LYS:HZ3	1:B:74:THR:N	9	13.33
(1,21)	1:A:184:LYS:HZ3	1:B:75:GLY:N	9	13.33
(1,21)	1:A:184:LYS:HZ3	1:B:76:GLU:N	9	13.33
(1,21)	1:A:184:LYS:HZ3	1:B:77:GLY:N	9	13.33
(1,21)	1:A:184:LYS:HZ3	1:B:78:PHE:N	9	13.33
(1,21)	1:A:184:LYS:HZ3	1:B:79:LEU:N	9	13.33
(1,21)	1:A:184:LYS:HZ3	1:B:80:CYS:N	9	13.33
(1,21)	1:A:184:LYS:HZ3	5:B:203:7Q9:N	9	13.33
(1,21)	1:A:184:LYS:HZ3	5:B:204:7Q9:N	9	13.33
(1,21)	1:A:184:LYS:HZ3	5:B:205:7Q9:N	9	13.33
(1,21)	1:A:184:LYS:HZ3	5:B:206:7Q9:N	9	13.33
(1,21)	1:A:184:LYS:HZ3	5:B:207:7Q9:N	9	13.33
(1,21)	1:A:184:LYS:HZ3	6:B:208:17F:N1	9	13.33
(1,21)	1:A:184:LYS:HZ3	5:B:209:7Q9:N	9	13.33
(1,21)	1:A:184:LYS:HZ3	5:B:210:7Q9:N	9	13.33
(1,21)	1:A:184:LYS:HZ3	5:B:211:7Q9:N	9	13.33
(1,21)	1:A:184:LYS:HZ3	5:B:212:7Q9:N	9	13.33
(1,21)	1:A:184:LYS:HZ3	5:B:213:7Q9:N	9	13.33
(1,21)	1:A:184:LYS:HZ3	6:B:214:17F:N1	9	13.33
(1,21)	1:A:184:LYS:HZ3	6:B:215:17F:N1	9	13.33
(1,21)	1:A:184:LYS:HZ3	5:B:216:7Q9:N	9	13.33
(1,21)	1:A:184:LYS:HZ3	5:B:217:7Q9:N	9	13.33
(1,21)	1:A:184:LYS:HZ3	5:B:218:7Q9:N	9	13.33
(1,21)	1:A:184:LYS:HZ3	6:B:219:17F:N1	9	13.33
(1,21)	1:A:184:LYS:HZ3	5:B:220:7Q9:N	9	13.33
(1,21)	1:A:184:LYS:N	1:B:2:THR:N	9	13.33
(1,21)	1:A:184:LYS:N	1:B:3:GLU:N	9	13.33
(1,21)	1:A:184:LYS:N	1:B:4:TYR:N	9	13.33
(1,21)	1:A:184:LYS:N	1:B:5:LYS:N	9	13.33
(1,21)	1:A:184:LYS:N	1:B:6:LEU:N	9	13.33
(1,21)	1:A:184:LYS:N	1:B:7:VAL:N	9	13.33
(1,21)	1:A:184:LYS:N	1:B:8:VAL:N	9	13.33
(1,21)	1:A:184:LYS:N	1:B:9:VAL:N	9	13.33
(1,21)	1:A:184:LYS:N	1:B:10:GLY:N	9	13.33
(1,21)	1:A:184:LYS:N	1:B:11:ALA:N	9	13.33
(1,21)	1:A:184:LYS:N	1:B:12:ASP:N	9	13.33
(1,21)	1:A:184:LYS:N	1:B:13:GLY:N	9	13.33
(1,21)	1:A:184:LYS:N	1:B:14:VAL:N	9	13.33

Continued on next page...

Continued from previous page...

Key	Atom-1	Atom-2	Model ID	Violation (Å)
(1,21)	1:A:184:LYS:N	1:B:15:GLY:N	9	13.33
(1,21)	1:A:184:LYS:N	1:B:16:LYS:N	9	13.33
(1,21)	1:A:184:LYS:N	1:B:17:SER:N	9	13.33
(1,21)	1:A:184:LYS:N	1:B:18:ALA:N	9	13.33
(1,21)	1:A:184:LYS:N	1:B:19:LEU:N	9	13.33
(1,21)	1:A:184:LYS:N	1:B:20:THR:N	9	13.33
(1,21)	1:A:184:LYS:N	1:B:21:ILE:N	9	13.33
(1,21)	1:A:184:LYS:N	1:B:22:GLN:N	9	13.33
(1,21)	1:A:184:LYS:N	1:B:23:LEU:N	9	13.33
(1,21)	1:A:184:LYS:N	1:B:24:ILE:N	9	13.33
(1,21)	1:A:184:LYS:N	1:B:25:GLN:N	9	13.33
(1,21)	1:A:184:LYS:N	1:B:26:ASN:N	9	13.33
(1,21)	1:A:184:LYS:N	1:B:27:HIS:N	9	13.33
(1,21)	1:A:184:LYS:N	1:B:28:PHE:N	9	13.33
(1,21)	1:A:184:LYS:N	1:B:29:VAL:N	9	13.33
(1,21)	1:A:184:LYS:N	1:B:30:ASP:N	9	13.33
(1,21)	1:A:184:LYS:N	1:B:31:GLU:N	9	13.33
(1,21)	1:A:184:LYS:N	1:B:32:TYR:N	9	13.33
(1,21)	1:A:184:LYS:N	1:B:33:ASP:N	9	13.33
(1,21)	1:A:184:LYS:N	1:B:34:PRO:N	9	13.33
(1,21)	1:A:184:LYS:N	1:B:35:THR:N	9	13.33
(1,21)	1:A:184:LYS:N	1:B:36:ILE:N	9	13.33
(1,21)	1:A:184:LYS:N	1:B:37:GLU:N	9	13.33
(1,21)	1:A:184:LYS:N	1:B:38:ASP:N	9	13.33
(1,21)	1:A:184:LYS:N	1:B:39:SER:N	9	13.33
(1,21)	1:A:184:LYS:N	1:B:40:TYR:N	9	13.33
(1,21)	1:A:184:LYS:N	1:B:41:ARG:N	9	13.33
(1,21)	1:A:184:LYS:N	1:B:42:LYS:N	9	13.33
(1,21)	1:A:184:LYS:N	1:B:43:GLN:N	9	13.33
(1,21)	1:A:184:LYS:N	1:B:44:VAL:N	9	13.33
(1,21)	1:A:184:LYS:N	1:B:45:VAL:N	9	13.33
(1,21)	1:A:184:LYS:N	1:B:46:ILE:N	9	13.33
(1,21)	1:A:184:LYS:N	1:B:47:ASP:N	9	13.33
(1,21)	1:A:184:LYS:N	1:B:48:GLY:N	9	13.33
(1,21)	1:A:184:LYS:N	1:B:49:GLU:N	9	13.33
(1,21)	1:A:184:LYS:N	1:B:50:THR:N	9	13.33
(1,21)	1:A:184:LYS:N	1:B:51:CYS:N	9	13.33
(1,21)	1:A:184:LYS:N	1:B:52:LEU:N	9	13.33
(1,21)	1:A:184:LYS:N	1:B:53:LEU:N	9	13.33
(1,21)	1:A:184:LYS:N	1:B:54:ASP:N	9	13.33
(1,21)	1:A:184:LYS:N	1:B:55:ILE:N	9	13.33
(1,21)	1:A:184:LYS:N	1:B:56:LEU:N	9	13.33

Continued on next page...

Continued from previous page...

Key	Atom-1	Atom-2	Model ID	Violation (Å)
(1,21)	1:A:184:LYS:N	1:B:57:ASP:N	9	13.33
(1,21)	1:A:184:LYS:N	1:B:58:THR:N	9	13.33
(1,21)	1:A:184:LYS:N	1:B:59:ALA:N	9	13.33
(1,21)	1:A:184:LYS:N	1:B:60:GLY:N	9	13.33
(1,21)	1:A:184:LYS:N	1:B:61:GLN:N	9	13.33
(1,21)	1:A:184:LYS:N	1:B:62:GLU:N	9	13.33
(1,21)	1:A:184:LYS:N	1:B:63:GLU:N	9	13.33
(1,21)	1:A:184:LYS:N	1:B:64:TYR:N	9	13.33
(1,21)	1:A:184:LYS:N	1:B:65:SER:N	9	13.33
(1,21)	1:A:184:LYS:N	1:B:66:ALA:N	9	13.33
(1,21)	1:A:184:LYS:N	1:B:67:MET:N	9	13.33
(1,21)	1:A:184:LYS:N	1:B:68:ARG:N	9	13.33
(1,21)	1:A:184:LYS:N	1:B:69:ASP:N	9	13.33
(1,21)	1:A:184:LYS:N	1:B:70:GLN:N	9	13.33
(1,21)	1:A:184:LYS:N	1:B:71:TYR:N	9	13.33
(1,21)	1:A:184:LYS:N	1:B:72:MET:N	9	13.33
(1,21)	1:A:184:LYS:N	1:B:73:ARG:N	9	13.33
(1,21)	1:A:184:LYS:N	1:B:74:THR:N	9	13.33
(1,21)	1:A:184:LYS:N	1:B:75:GLY:N	9	13.33
(1,21)	1:A:184:LYS:N	1:B:76:GLU:N	9	13.33
(1,21)	1:A:184:LYS:N	1:B:77:GLY:N	9	13.33
(1,21)	1:A:184:LYS:N	1:B:78:PHE:N	9	13.33
(1,21)	1:A:184:LYS:N	1:B:79:LEU:N	9	13.33
(1,21)	1:A:184:LYS:N	1:B:80:CYS:N	9	13.33
(1,21)	1:A:184:LYS:N	5:B:203:7Q9:N	9	13.33
(1,21)	1:A:184:LYS:N	5:B:204:7Q9:N	9	13.33
(1,21)	1:A:184:LYS:N	5:B:205:7Q9:N	9	13.33
(1,21)	1:A:184:LYS:N	5:B:206:7Q9:N	9	13.33
(1,21)	1:A:184:LYS:N	5:B:207:7Q9:N	9	13.33
(1,21)	1:A:184:LYS:N	6:B:208:17F:N1	9	13.33
(1,21)	1:A:184:LYS:N	5:B:209:7Q9:N	9	13.33
(1,21)	1:A:184:LYS:N	5:B:210:7Q9:N	9	13.33
(1,21)	1:A:184:LYS:N	5:B:211:7Q9:N	9	13.33
(1,21)	1:A:184:LYS:N	5:B:212:7Q9:N	9	13.33
(1,21)	1:A:184:LYS:N	5:B:213:7Q9:N	9	13.33
(1,21)	1:A:184:LYS:N	6:B:214:17F:N1	9	13.33
(1,21)	1:A:184:LYS:N	6:B:215:17F:N1	9	13.33
(1,21)	1:A:184:LYS:N	5:B:216:7Q9:N	9	13.33
(1,21)	1:A:184:LYS:N	5:B:217:7Q9:N	9	13.33
(1,21)	1:A:184:LYS:N	5:B:218:7Q9:N	9	13.33
(1,21)	1:A:184:LYS:N	6:B:219:17F:N1	9	13.33
(1,21)	1:A:184:LYS:N	5:B:220:7Q9:N	9	13.33

Continued on next page...

Continued from previous page...

Key	Atom-1	Atom-2	Model ID	Violation (Å)
(1,21)	1:A:184:LYS:NZ	1:B:2:THR:N	9	13.33
(1,21)	1:A:184:LYS:NZ	1:B:3:GLU:N	9	13.33
(1,21)	1:A:184:LYS:NZ	1:B:4:TYR:N	9	13.33
(1,21)	1:A:184:LYS:NZ	1:B:5:LYS:N	9	13.33
(1,21)	1:A:184:LYS:NZ	1:B:6:LEU:N	9	13.33
(1,21)	1:A:184:LYS:NZ	1:B:7:VAL:N	9	13.33
(1,21)	1:A:184:LYS:NZ	1:B:8:VAL:N	9	13.33
(1,21)	1:A:184:LYS:NZ	1:B:9:VAL:N	9	13.33
(1,21)	1:A:184:LYS:NZ	1:B:10:GLY:N	9	13.33
(1,21)	1:A:184:LYS:NZ	1:B:11:ALA:N	9	13.33
(1,21)	1:A:184:LYS:NZ	1:B:12:ASP:N	9	13.33
(1,21)	1:A:184:LYS:NZ	1:B:13:GLY:N	9	13.33
(1,21)	1:A:184:LYS:NZ	1:B:14:VAL:N	9	13.33
(1,21)	1:A:184:LYS:NZ	1:B:15:GLY:N	9	13.33
(1,21)	1:A:184:LYS:NZ	1:B:16:LYS:N	9	13.33
(1,21)	1:A:184:LYS:NZ	1:B:17:SER:N	9	13.33
(1,21)	1:A:184:LYS:NZ	1:B:18:ALA:N	9	13.33
(1,21)	1:A:184:LYS:NZ	1:B:19:LEU:N	9	13.33
(1,21)	1:A:184:LYS:NZ	1:B:20:THR:N	9	13.33
(1,21)	1:A:184:LYS:NZ	1:B:21:ILE:N	9	13.33
(1,21)	1:A:184:LYS:NZ	1:B:22:GLN:N	9	13.33
(1,21)	1:A:184:LYS:NZ	1:B:23:LEU:N	9	13.33
(1,21)	1:A:184:LYS:NZ	1:B:24:ILE:N	9	13.33
(1,21)	1:A:184:LYS:NZ	1:B:25:GLN:N	9	13.33
(1,21)	1:A:184:LYS:NZ	1:B:26:ASN:N	9	13.33
(1,21)	1:A:184:LYS:NZ	1:B:27:HIS:N	9	13.33
(1,21)	1:A:184:LYS:NZ	1:B:28:PHE:N	9	13.33
(1,21)	1:A:184:LYS:NZ	1:B:29:VAL:N	9	13.33
(1,21)	1:A:184:LYS:NZ	1:B:30:ASP:N	9	13.33
(1,21)	1:A:184:LYS:NZ	1:B:31:GLU:N	9	13.33
(1,21)	1:A:184:LYS:NZ	1:B:32:TYR:N	9	13.33
(1,21)	1:A:184:LYS:NZ	1:B:33:ASP:N	9	13.33
(1,21)	1:A:184:LYS:NZ	1:B:34:PRO:N	9	13.33
(1,21)	1:A:184:LYS:NZ	1:B:35:THR:N	9	13.33
(1,21)	1:A:184:LYS:NZ	1:B:36:ILE:N	9	13.33
(1,21)	1:A:184:LYS:NZ	1:B:37:GLU:N	9	13.33
(1,21)	1:A:184:LYS:NZ	1:B:38:ASP:N	9	13.33
(1,21)	1:A:184:LYS:NZ	1:B:39:SER:N	9	13.33
(1,21)	1:A:184:LYS:NZ	1:B:40:TYR:N	9	13.33
(1,21)	1:A:184:LYS:NZ	1:B:41:ARG:N	9	13.33
(1,21)	1:A:184:LYS:NZ	1:B:42:LYS:N	9	13.33
(1,21)	1:A:184:LYS:NZ	1:B:43:GLN:N	9	13.33

Continued on next page...

Continued from previous page...

Key	Atom-1	Atom-2	Model ID	Violation (Å)
(1,21)	1:A:184:LYS:NZ	1:B:44:VAL:N	9	13.33
(1,21)	1:A:184:LYS:NZ	1:B:45:VAL:N	9	13.33
(1,21)	1:A:184:LYS:NZ	1:B:46:ILE:N	9	13.33
(1,21)	1:A:184:LYS:NZ	1:B:47:ASP:N	9	13.33
(1,21)	1:A:184:LYS:NZ	1:B:48:GLY:N	9	13.33
(1,21)	1:A:184:LYS:NZ	1:B:49:GLU:N	9	13.33
(1,21)	1:A:184:LYS:NZ	1:B:50:THR:N	9	13.33
(1,21)	1:A:184:LYS:NZ	1:B:51:CYS:N	9	13.33
(1,21)	1:A:184:LYS:NZ	1:B:52:LEU:N	9	13.33
(1,21)	1:A:184:LYS:NZ	1:B:53:LEU:N	9	13.33
(1,21)	1:A:184:LYS:NZ	1:B:54:ASP:N	9	13.33
(1,21)	1:A:184:LYS:NZ	1:B:55:ILE:N	9	13.33
(1,21)	1:A:184:LYS:NZ	1:B:56:LEU:N	9	13.33
(1,21)	1:A:184:LYS:NZ	1:B:57:ASP:N	9	13.33
(1,21)	1:A:184:LYS:NZ	1:B:58:THR:N	9	13.33
(1,21)	1:A:184:LYS:NZ	1:B:59:ALA:N	9	13.33
(1,21)	1:A:184:LYS:NZ	1:B:60:GLY:N	9	13.33
(1,21)	1:A:184:LYS:NZ	1:B:61:GLN:N	9	13.33
(1,21)	1:A:184:LYS:NZ	1:B:62:GLU:N	9	13.33
(1,21)	1:A:184:LYS:NZ	1:B:63:GLU:N	9	13.33
(1,21)	1:A:184:LYS:NZ	1:B:64:TYR:N	9	13.33
(1,21)	1:A:184:LYS:NZ	1:B:65:SER:N	9	13.33
(1,21)	1:A:184:LYS:NZ	1:B:66:ALA:N	9	13.33
(1,21)	1:A:184:LYS:NZ	1:B:67:MET:N	9	13.33
(1,21)	1:A:184:LYS:NZ	1:B:68:ARG:N	9	13.33
(1,21)	1:A:184:LYS:NZ	1:B:69:ASP:N	9	13.33
(1,21)	1:A:184:LYS:NZ	1:B:70:GLN:N	9	13.33
(1,21)	1:A:184:LYS:NZ	1:B:71:TYR:N	9	13.33
(1,21)	1:A:184:LYS:NZ	1:B:72:MET:N	9	13.33
(1,21)	1:A:184:LYS:NZ	1:B:73:ARG:N	9	13.33
(1,21)	1:A:184:LYS:NZ	1:B:74:THR:N	9	13.33
(1,21)	1:A:184:LYS:NZ	1:B:75:GLY:N	9	13.33
(1,21)	1:A:184:LYS:NZ	1:B:76:GLU:N	9	13.33
(1,21)	1:A:184:LYS:NZ	1:B:77:GLY:N	9	13.33
(1,21)	1:A:184:LYS:NZ	1:B:78:PHE:N	9	13.33
(1,21)	1:A:184:LYS:NZ	1:B:79:LEU:N	9	13.33
(1,21)	1:A:184:LYS:NZ	1:B:80:CYS:N	9	13.33
(1,21)	1:A:184:LYS:NZ	5:B:203:7Q9:N	9	13.33
(1,21)	1:A:184:LYS:NZ	5:B:204:7Q9:N	9	13.33
(1,21)	1:A:184:LYS:NZ	5:B:205:7Q9:N	9	13.33
(1,21)	1:A:184:LYS:NZ	5:B:206:7Q9:N	9	13.33
(1,21)	1:A:184:LYS:NZ	5:B:207:7Q9:N	9	13.33

Continued on next page...

Continued from previous page...

Key	Atom-1	Atom-2	Model ID	Violation (Å)
(1,21)	1:A:184:LYS:NZ	6:B:208:17F:N1	9	13.33
(1,21)	1:A:184:LYS:NZ	5:B:209:7Q9:N	9	13.33
(1,21)	1:A:184:LYS:NZ	5:B:210:7Q9:N	9	13.33
(1,21)	1:A:184:LYS:NZ	5:B:211:7Q9:N	9	13.33
(1,21)	1:A:184:LYS:NZ	5:B:212:7Q9:N	9	13.33
(1,21)	1:A:184:LYS:NZ	5:B:213:7Q9:N	9	13.33
(1,21)	1:A:184:LYS:NZ	6:B:214:17F:N1	9	13.33
(1,21)	1:A:184:LYS:NZ	6:B:215:17F:N1	9	13.33
(1,21)	1:A:184:LYS:NZ	5:B:216:7Q9:N	9	13.33
(1,21)	1:A:184:LYS:NZ	5:B:217:7Q9:N	9	13.33
(1,21)	1:A:184:LYS:NZ	5:B:218:7Q9:N	9	13.33
(1,21)	1:A:184:LYS:NZ	6:B:219:17F:N1	9	13.33
(1,21)	1:A:184:LYS:NZ	5:B:220:7Q9:N	9	13.33
(1,21)	1:A:184:LYS:O	1:B:2:THR:N	9	13.33
(1,21)	1:A:184:LYS:O	1:B:3:GLU:N	9	13.33
(1,21)	1:A:184:LYS:O	1:B:4:TYR:N	9	13.33
(1,21)	1:A:184:LYS:O	1:B:5:LYS:N	9	13.33
(1,21)	1:A:184:LYS:O	1:B:6:LEU:N	9	13.33
(1,21)	1:A:184:LYS:O	1:B:7:VAL:N	9	13.33
(1,21)	1:A:184:LYS:O	1:B:8:VAL:N	9	13.33
(1,21)	1:A:184:LYS:O	1:B:9:VAL:N	9	13.33
(1,21)	1:A:184:LYS:O	1:B:10:GLY:N	9	13.33
(1,21)	1:A:184:LYS:O	1:B:11:ALA:N	9	13.33
(1,21)	1:A:184:LYS:O	1:B:12:ASP:N	9	13.33
(1,21)	1:A:184:LYS:O	1:B:13:GLY:N	9	13.33
(1,21)	1:A:184:LYS:O	1:B:14:VAL:N	9	13.33
(1,21)	1:A:184:LYS:O	1:B:15:GLY:N	9	13.33
(1,21)	1:A:184:LYS:O	1:B:16:LYS:N	9	13.33
(1,21)	1:A:184:LYS:O	1:B:17:SER:N	9	13.33
(1,21)	1:A:184:LYS:O	1:B:18:ALA:N	9	13.33
(1,21)	1:A:184:LYS:O	1:B:19:LEU:N	9	13.33
(1,21)	1:A:184:LYS:O	1:B:20:THR:N	9	13.33
(1,21)	1:A:184:LYS:O	1:B:21:ILE:N	9	13.33
(1,21)	1:A:184:LYS:O	1:B:22:GLN:N	9	13.33
(1,21)	1:A:184:LYS:O	1:B:23:LEU:N	9	13.33
(1,21)	1:A:184:LYS:O	1:B:24:ILE:N	9	13.33
(1,21)	1:A:184:LYS:O	1:B:25:GLN:N	9	13.33
(1,21)	1:A:184:LYS:O	1:B:26:ASN:N	9	13.33
(1,21)	1:A:184:LYS:O	1:B:27:HIS:N	9	13.33
(1,21)	1:A:184:LYS:O	1:B:28:PHE:N	9	13.33
(1,21)	1:A:184:LYS:O	1:B:29:VAL:N	9	13.33
(1,21)	1:A:184:LYS:O	1:B:30:ASP:N	9	13.33

Continued on next page...

Continued from previous page...

Key	Atom-1	Atom-2	Model ID	Violation (Å)
(1,21)	1:A:184:LYS:O	1:B:31:GLU:N	9	13.33
(1,21)	1:A:184:LYS:O	1:B:32:TYR:N	9	13.33
(1,21)	1:A:184:LYS:O	1:B:33:ASP:N	9	13.33
(1,21)	1:A:184:LYS:O	1:B:34:PRO:N	9	13.33
(1,21)	1:A:184:LYS:O	1:B:35:THR:N	9	13.33
(1,21)	1:A:184:LYS:O	1:B:36:ILE:N	9	13.33
(1,21)	1:A:184:LYS:O	1:B:37:GLU:N	9	13.33
(1,21)	1:A:184:LYS:O	1:B:38:ASP:N	9	13.33
(1,21)	1:A:184:LYS:O	1:B:39:SER:N	9	13.33
(1,21)	1:A:184:LYS:O	1:B:40:TYR:N	9	13.33
(1,21)	1:A:184:LYS:O	1:B:41:ARG:N	9	13.33
(1,21)	1:A:184:LYS:O	1:B:42:LYS:N	9	13.33
(1,21)	1:A:184:LYS:O	1:B:43:GLN:N	9	13.33
(1,21)	1:A:184:LYS:O	1:B:44:VAL:N	9	13.33
(1,21)	1:A:184:LYS:O	1:B:45:VAL:N	9	13.33
(1,21)	1:A:184:LYS:O	1:B:46:ILE:N	9	13.33
(1,21)	1:A:184:LYS:O	1:B:47:ASP:N	9	13.33
(1,21)	1:A:184:LYS:O	1:B:48:GLY:N	9	13.33
(1,21)	1:A:184:LYS:O	1:B:49:GLU:N	9	13.33
(1,21)	1:A:184:LYS:O	1:B:50:THR:N	9	13.33
(1,21)	1:A:184:LYS:O	1:B:51:CYS:N	9	13.33
(1,21)	1:A:184:LYS:O	1:B:52:LEU:N	9	13.33
(1,21)	1:A:184:LYS:O	1:B:53:LEU:N	9	13.33
(1,21)	1:A:184:LYS:O	1:B:54:ASP:N	9	13.33
(1,21)	1:A:184:LYS:O	1:B:55:ILE:N	9	13.33
(1,21)	1:A:184:LYS:O	1:B:56:LEU:N	9	13.33
(1,21)	1:A:184:LYS:O	1:B:57:ASP:N	9	13.33
(1,21)	1:A:184:LYS:O	1:B:58:THR:N	9	13.33
(1,21)	1:A:184:LYS:O	1:B:59:ALA:N	9	13.33
(1,21)	1:A:184:LYS:O	1:B:60:GLY:N	9	13.33
(1,21)	1:A:184:LYS:O	1:B:61:GLN:N	9	13.33
(1,21)	1:A:184:LYS:O	1:B:62:GLU:N	9	13.33
(1,21)	1:A:184:LYS:O	1:B:63:GLU:N	9	13.33
(1,21)	1:A:184:LYS:O	1:B:64:TYR:N	9	13.33
(1,21)	1:A:184:LYS:O	1:B:65:SER:N	9	13.33
(1,21)	1:A:184:LYS:O	1:B:66:ALA:N	9	13.33
(1,21)	1:A:184:LYS:O	1:B:67:MET:N	9	13.33
(1,21)	1:A:184:LYS:O	1:B:68:ARG:N	9	13.33
(1,21)	1:A:184:LYS:O	1:B:69:ASP:N	9	13.33
(1,21)	1:A:184:LYS:O	1:B:70:GLN:N	9	13.33
(1,21)	1:A:184:LYS:O	1:B:71:TYR:N	9	13.33
(1,21)	1:A:184:LYS:O	1:B:72:MET:N	9	13.33

Continued on next page...

Continued from previous page...

Key	Atom-1	Atom-2	Model ID	Violation (Å)
(1,21)	1:A:184:LYS:O	1:B:73:ARG:N	9	13.33
(1,21)	1:A:184:LYS:O	1:B:74:THR:N	9	13.33
(1,21)	1:A:184:LYS:O	1:B:75:GLY:N	9	13.33
(1,21)	1:A:184:LYS:O	1:B:76:GLU:N	9	13.33
(1,21)	1:A:184:LYS:O	1:B:77:GLY:N	9	13.33
(1,21)	1:A:184:LYS:O	1:B:78:PHE:N	9	13.33
(1,21)	1:A:184:LYS:O	1:B:79:LEU:N	9	13.33
(1,21)	1:A:184:LYS:O	1:B:80:CYS:N	9	13.33
(1,21)	1:A:184:LYS:O	5:B:203:7Q9:N	9	13.33
(1,21)	1:A:184:LYS:O	5:B:204:7Q9:N	9	13.33
(1,21)	1:A:184:LYS:O	5:B:205:7Q9:N	9	13.33
(1,21)	1:A:184:LYS:O	5:B:206:7Q9:N	9	13.33
(1,21)	1:A:184:LYS:O	5:B:207:7Q9:N	9	13.33
(1,21)	1:A:184:LYS:O	6:B:208:17F:N1	9	13.33
(1,21)	1:A:184:LYS:O	5:B:209:7Q9:N	9	13.33
(1,21)	1:A:184:LYS:O	5:B:210:7Q9:N	9	13.33
(1,21)	1:A:184:LYS:O	5:B:211:7Q9:N	9	13.33
(1,21)	1:A:184:LYS:O	5:B:212:7Q9:N	9	13.33
(1,21)	1:A:184:LYS:O	5:B:213:7Q9:N	9	13.33
(1,21)	1:A:184:LYS:O	6:B:214:17F:N1	9	13.33
(1,21)	1:A:184:LYS:O	6:B:215:17F:N1	9	13.33
(1,21)	1:A:184:LYS:O	5:B:216:7Q9:N	9	13.33
(1,21)	1:A:184:LYS:O	5:B:217:7Q9:N	9	13.33
(1,21)	1:A:184:LYS:O	5:B:218:7Q9:N	9	13.33
(1,21)	1:A:184:LYS:O	6:B:219:17F:N1	9	13.33
(1,21)	1:A:184:LYS:O	5:B:220:7Q9:N	9	13.33
(2,4)	1:A:39:SER:OG	1:B:167:LYS:N	6	13.3
(1,4)	1:B:118:CYS:SG	1:A:42:LYS:N	15	13.25
(1,4)	1:B:118:CYS:SG	1:A:42:LYS:N	9	13.22
(1,8)	1:B:169:LYS:CG	1:A:42:LYS:N	14	13.19
(2,4)	1:A:39:SER:OG	1:B:167:LYS:N	7	13.17
(2,4)	1:A:39:SER:OG	1:B:167:LYS:N	12	13.17
(2,4)	1:A:39:SER:OG	1:B:167:LYS:N	17	13.17
(1,4)	1:B:118:CYS:SG	1:A:42:LYS:N	20	13.15
(1,4)	1:B:118:CYS:SG	1:A:42:LYS:N	4	13.07
(1,5)	1:B:169:LYS:CG	1:A:36:ILE:CD1	4	13.05
(2,4)	1:A:39:SER:OG	1:B:167:LYS:N	19	13.04
(2,4)	1:A:39:SER:OG	1:B:167:LYS:N	3	13.01
(1,21)	1:A:184:LYS:C	1:B:2:THR:N	6	12.96
(1,21)	1:A:184:LYS:C	1:B:3:GLU:N	6	12.96
(1,21)	1:A:184:LYS:C	1:B:4:TYR:N	6	12.96
(1,21)	1:A:184:LYS:C	1:B:5:LYS:N	6	12.96

Continued on next page...

Continued from previous page...

Key	Atom-1	Atom-2	Model ID	Violation (Å)
(1,21)	1:A:184:LYS:C	1:B:6:LEU:N	6	12.96
(1,21)	1:A:184:LYS:C	1:B:7:VAL:N	6	12.96
(1,21)	1:A:184:LYS:C	1:B:8:VAL:N	6	12.96
(1,21)	1:A:184:LYS:C	1:B:9:VAL:N	6	12.96
(1,21)	1:A:184:LYS:C	1:B:10:GLY:N	6	12.96
(1,21)	1:A:184:LYS:C	1:B:11:ALA:N	6	12.96
(1,21)	1:A:184:LYS:C	1:B:12:ASP:N	6	12.96
(1,21)	1:A:184:LYS:C	1:B:13:GLY:N	6	12.96
(1,21)	1:A:184:LYS:C	1:B:14:VAL:N	6	12.96
(1,21)	1:A:184:LYS:C	1:B:15:GLY:N	6	12.96
(1,21)	1:A:184:LYS:C	1:B:16:LYS:N	6	12.96
(1,21)	1:A:184:LYS:C	1:B:17:SER:N	6	12.96
(1,21)	1:A:184:LYS:C	1:B:18:ALA:N	6	12.96
(1,21)	1:A:184:LYS:C	1:B:19:LEU:N	6	12.96
(1,21)	1:A:184:LYS:C	1:B:20:THR:N	6	12.96
(1,21)	1:A:184:LYS:C	1:B:21:ILE:N	6	12.96
(1,21)	1:A:184:LYS:C	1:B:22:GLN:N	6	12.96
(1,21)	1:A:184:LYS:C	1:B:23:LEU:N	6	12.96
(1,21)	1:A:184:LYS:C	1:B:24:ILE:N	6	12.96
(1,21)	1:A:184:LYS:C	1:B:25:GLN:N	6	12.96
(1,21)	1:A:184:LYS:C	1:B:26:ASN:N	6	12.96
(1,21)	1:A:184:LYS:C	1:B:27:HIS:N	6	12.96
(1,21)	1:A:184:LYS:C	1:B:28:PHE:N	6	12.96
(1,21)	1:A:184:LYS:C	1:B:29:VAL:N	6	12.96
(1,21)	1:A:184:LYS:C	1:B:30:ASP:N	6	12.96
(1,21)	1:A:184:LYS:C	1:B:31:GLU:N	6	12.96
(1,21)	1:A:184:LYS:C	1:B:32:TYR:N	6	12.96
(1,21)	1:A:184:LYS:C	1:B:33:ASP:N	6	12.96
(1,21)	1:A:184:LYS:C	1:B:34:PRO:N	6	12.96
(1,21)	1:A:184:LYS:C	1:B:35:THR:N	6	12.96
(1,21)	1:A:184:LYS:C	1:B:36:ILE:N	6	12.96
(1,21)	1:A:184:LYS:C	1:B:37:GLU:N	6	12.96
(1,21)	1:A:184:LYS:C	1:B:38:ASP:N	6	12.96
(1,21)	1:A:184:LYS:C	1:B:39:SER:N	6	12.96
(1,21)	1:A:184:LYS:C	1:B:40:TYR:N	6	12.96
(1,21)	1:A:184:LYS:C	1:B:41:ARG:N	6	12.96
(1,21)	1:A:184:LYS:C	1:B:42:LYS:N	6	12.96
(1,21)	1:A:184:LYS:C	1:B:43:GLN:N	6	12.96
(1,21)	1:A:184:LYS:C	1:B:44:VAL:N	6	12.96
(1,21)	1:A:184:LYS:C	1:B:45:VAL:N	6	12.96
(1,21)	1:A:184:LYS:C	1:B:46:ILE:N	6	12.96
(1,21)	1:A:184:LYS:C	1:B:47:ASP:N	6	12.96

Continued on next page...

Continued from previous page...

Key	Atom-1	Atom-2	Model ID	Violation (Å)
(1,21)	1:A:184:LYS:C	1:B:48:GLY:N	6	12.96
(1,21)	1:A:184:LYS:C	1:B:49:GLU:N	6	12.96
(1,21)	1:A:184:LYS:C	1:B:50:THR:N	6	12.96
(1,21)	1:A:184:LYS:C	1:B:51:CYS:N	6	12.96
(1,21)	1:A:184:LYS:C	1:B:52:LEU:N	6	12.96
(1,21)	1:A:184:LYS:C	1:B:53:LEU:N	6	12.96
(1,21)	1:A:184:LYS:C	1:B:54:ASP:N	6	12.96
(1,21)	1:A:184:LYS:C	1:B:55:ILE:N	6	12.96
(1,21)	1:A:184:LYS:C	1:B:56:LEU:N	6	12.96
(1,21)	1:A:184:LYS:C	1:B:57:ASP:N	6	12.96
(1,21)	1:A:184:LYS:C	1:B:58:THR:N	6	12.96
(1,21)	1:A:184:LYS:C	1:B:59:ALA:N	6	12.96
(1,21)	1:A:184:LYS:C	1:B:60:GLY:N	6	12.96
(1,21)	1:A:184:LYS:C	1:B:61:GLN:N	6	12.96
(1,21)	1:A:184:LYS:C	1:B:62:GLU:N	6	12.96
(1,21)	1:A:184:LYS:C	1:B:63:GLU:N	6	12.96
(1,21)	1:A:184:LYS:C	1:B:64:TYR:N	6	12.96
(1,21)	1:A:184:LYS:C	1:B:65:SER:N	6	12.96
(1,21)	1:A:184:LYS:C	1:B:66:ALA:N	6	12.96
(1,21)	1:A:184:LYS:C	1:B:67:MET:N	6	12.96
(1,21)	1:A:184:LYS:C	1:B:68:ARG:N	6	12.96
(1,21)	1:A:184:LYS:C	1:B:69:ASP:N	6	12.96
(1,21)	1:A:184:LYS:C	1:B:70:GLN:N	6	12.96
(1,21)	1:A:184:LYS:C	1:B:71:TYR:N	6	12.96
(1,21)	1:A:184:LYS:C	1:B:72:MET:N	6	12.96
(1,21)	1:A:184:LYS:C	1:B:73:ARG:N	6	12.96
(1,21)	1:A:184:LYS:C	1:B:74:THR:N	6	12.96
(1,21)	1:A:184:LYS:C	1:B:75:GLY:N	6	12.96
(1,21)	1:A:184:LYS:C	1:B:76:GLU:N	6	12.96
(1,21)	1:A:184:LYS:C	1:B:77:GLY:N	6	12.96
(1,21)	1:A:184:LYS:C	1:B:78:PHE:N	6	12.96
(1,21)	1:A:184:LYS:C	1:B:79:LEU:N	6	12.96
(1,21)	1:A:184:LYS:C	1:B:80:CYS:N	6	12.96
(1,21)	1:A:184:LYS:C	5:B:203:7Q9:N	6	12.96
(1,21)	1:A:184:LYS:C	5:B:204:7Q9:N	6	12.96
(1,21)	1:A:184:LYS:C	5:B:205:7Q9:N	6	12.96
(1,21)	1:A:184:LYS:C	5:B:206:7Q9:N	6	12.96
(1,21)	1:A:184:LYS:C	5:B:207:7Q9:N	6	12.96
(1,21)	1:A:184:LYS:C	6:B:208:17F:N1	6	12.96
(1,21)	1:A:184:LYS:C	5:B:209:7Q9:N	6	12.96
(1,21)	1:A:184:LYS:C	5:B:210:7Q9:N	6	12.96
(1,21)	1:A:184:LYS:C	5:B:211:7Q9:N	6	12.96

Continued on next page...

Continued from previous page...

Key	Atom-1	Atom-2	Model ID	Violation (Å)
(1,21)	1:A:184:LYS:C	5:B:212:7Q9:N	6	12.96
(1,21)	1:A:184:LYS:C	5:B:213:7Q9:N	6	12.96
(1,21)	1:A:184:LYS:C	6:B:214:17F:N1	6	12.96
(1,21)	1:A:184:LYS:C	6:B:215:17F:N1	6	12.96
(1,21)	1:A:184:LYS:C	5:B:216:7Q9:N	6	12.96
(1,21)	1:A:184:LYS:C	5:B:217:7Q9:N	6	12.96
(1,21)	1:A:184:LYS:C	5:B:218:7Q9:N	6	12.96
(1,21)	1:A:184:LYS:C	6:B:219:17F:N1	6	12.96
(1,21)	1:A:184:LYS:C	5:B:220:7Q9:N	6	12.96
(1,21)	1:A:184:LYS:CA	1:B:2:THR:N	6	12.96
(1,21)	1:A:184:LYS:CA	1:B:3:GLU:N	6	12.96
(1,21)	1:A:184:LYS:CA	1:B:4:TYR:N	6	12.96
(1,21)	1:A:184:LYS:CA	1:B:5:LYS:N	6	12.96
(1,21)	1:A:184:LYS:CA	1:B:6:LEU:N	6	12.96
(1,21)	1:A:184:LYS:CA	1:B:7:VAL:N	6	12.96
(1,21)	1:A:184:LYS:CA	1:B:8:VAL:N	6	12.96
(1,21)	1:A:184:LYS:CA	1:B:9:VAL:N	6	12.96
(1,21)	1:A:184:LYS:CA	1:B:10:GLY:N	6	12.96
(1,21)	1:A:184:LYS:CA	1:B:11:ALA:N	6	12.96
(1,21)	1:A:184:LYS:CA	1:B:12:ASP:N	6	12.96
(1,21)	1:A:184:LYS:CA	1:B:13:GLY:N	6	12.96
(1,21)	1:A:184:LYS:CA	1:B:14:VAL:N	6	12.96
(1,21)	1:A:184:LYS:CA	1:B:15:GLY:N	6	12.96
(1,21)	1:A:184:LYS:CA	1:B:16:LYS:N	6	12.96
(1,21)	1:A:184:LYS:CA	1:B:17:SER:N	6	12.96
(1,21)	1:A:184:LYS:CA	1:B:18:ALA:N	6	12.96
(1,21)	1:A:184:LYS:CA	1:B:19:LEU:N	6	12.96
(1,21)	1:A:184:LYS:CA	1:B:20:THR:N	6	12.96
(1,21)	1:A:184:LYS:CA	1:B:21:ILE:N	6	12.96
(1,21)	1:A:184:LYS:CA	1:B:22:GLN:N	6	12.96
(1,21)	1:A:184:LYS:CA	1:B:23:LEU:N	6	12.96
(1,21)	1:A:184:LYS:CA	1:B:24:ILE:N	6	12.96
(1,21)	1:A:184:LYS:CA	1:B:25:GLN:N	6	12.96
(1,21)	1:A:184:LYS:CA	1:B:26:ASN:N	6	12.96
(1,21)	1:A:184:LYS:CA	1:B:27:HIS:N	6	12.96
(1,21)	1:A:184:LYS:CA	1:B:28:PHE:N	6	12.96
(1,21)	1:A:184:LYS:CA	1:B:29:VAL:N	6	12.96
(1,21)	1:A:184:LYS:CA	1:B:30:ASP:N	6	12.96
(1,21)	1:A:184:LYS:CA	1:B:31:GLU:N	6	12.96
(1,21)	1:A:184:LYS:CA	1:B:32:TYR:N	6	12.96
(1,21)	1:A:184:LYS:CA	1:B:33:ASP:N	6	12.96
(1,21)	1:A:184:LYS:CA	1:B:34:PRO:N	6	12.96

Continued on next page...

Continued from previous page...

Key	Atom-1	Atom-2	Model ID	Violation (Å)
(1,21)	1:A:184:LYS:CA	1:B:35:THR:N	6	12.96
(1,21)	1:A:184:LYS:CA	1:B:36:ILE:N	6	12.96
(1,21)	1:A:184:LYS:CA	1:B:37:GLU:N	6	12.96
(1,21)	1:A:184:LYS:CA	1:B:38:ASP:N	6	12.96
(1,21)	1:A:184:LYS:CA	1:B:39:SER:N	6	12.96
(1,21)	1:A:184:LYS:CA	1:B:40:TYR:N	6	12.96
(1,21)	1:A:184:LYS:CA	1:B:41:ARG:N	6	12.96
(1,21)	1:A:184:LYS:CA	1:B:42:LYS:N	6	12.96
(1,21)	1:A:184:LYS:CA	1:B:43:GLN:N	6	12.96
(1,21)	1:A:184:LYS:CA	1:B:44:VAL:N	6	12.96
(1,21)	1:A:184:LYS:CA	1:B:45:VAL:N	6	12.96
(1,21)	1:A:184:LYS:CA	1:B:46:ILE:N	6	12.96
(1,21)	1:A:184:LYS:CA	1:B:47:ASP:N	6	12.96
(1,21)	1:A:184:LYS:CA	1:B:48:GLY:N	6	12.96
(1,21)	1:A:184:LYS:CA	1:B:49:GLU:N	6	12.96
(1,21)	1:A:184:LYS:CA	1:B:50:THR:N	6	12.96
(1,21)	1:A:184:LYS:CA	1:B:51:CYS:N	6	12.96
(1,21)	1:A:184:LYS:CA	1:B:52:LEU:N	6	12.96
(1,21)	1:A:184:LYS:CA	1:B:53:LEU:N	6	12.96
(1,21)	1:A:184:LYS:CA	1:B:54:ASP:N	6	12.96
(1,21)	1:A:184:LYS:CA	1:B:55:ILE:N	6	12.96
(1,21)	1:A:184:LYS:CA	1:B:56:LEU:N	6	12.96
(1,21)	1:A:184:LYS:CA	1:B:57:ASP:N	6	12.96
(1,21)	1:A:184:LYS:CA	1:B:58:THR:N	6	12.96
(1,21)	1:A:184:LYS:CA	1:B:59:ALA:N	6	12.96
(1,21)	1:A:184:LYS:CA	1:B:60:GLY:N	6	12.96
(1,21)	1:A:184:LYS:CA	1:B:61:GLN:N	6	12.96
(1,21)	1:A:184:LYS:CA	1:B:62:GLU:N	6	12.96
(1,21)	1:A:184:LYS:CA	1:B:63:GLU:N	6	12.96
(1,21)	1:A:184:LYS:CA	1:B:64:TYR:N	6	12.96
(1,21)	1:A:184:LYS:CA	1:B:65:SER:N	6	12.96
(1,21)	1:A:184:LYS:CA	1:B:66:ALA:N	6	12.96
(1,21)	1:A:184:LYS:CA	1:B:67:MET:N	6	12.96
(1,21)	1:A:184:LYS:CA	1:B:68:ARG:N	6	12.96
(1,21)	1:A:184:LYS:CA	1:B:69:ASP:N	6	12.96
(1,21)	1:A:184:LYS:CA	1:B:70:GLN:N	6	12.96
(1,21)	1:A:184:LYS:CA	1:B:71:TYR:N	6	12.96
(1,21)	1:A:184:LYS:CA	1:B:72:MET:N	6	12.96
(1,21)	1:A:184:LYS:CA	1:B:73:ARG:N	6	12.96
(1,21)	1:A:184:LYS:CA	1:B:74:THR:N	6	12.96
(1,21)	1:A:184:LYS:CA	1:B:75:GLY:N	6	12.96
(1,21)	1:A:184:LYS:CA	1:B:76:GLU:N	6	12.96

Continued on next page...

Continued from previous page...

Key	Atom-1	Atom-2	Model ID	Violation (Å)
(1,21)	1:A:184:LYS:CA	1:B:77:GLY:N	6	12.96
(1,21)	1:A:184:LYS:CA	1:B:78:PHE:N	6	12.96
(1,21)	1:A:184:LYS:CA	1:B:79:LEU:N	6	12.96
(1,21)	1:A:184:LYS:CA	1:B:80:CYS:N	6	12.96
(1,21)	1:A:184:LYS:CA	5:B:203:7Q9:N	6	12.96
(1,21)	1:A:184:LYS:CA	5:B:204:7Q9:N	6	12.96
(1,21)	1:A:184:LYS:CA	5:B:205:7Q9:N	6	12.96
(1,21)	1:A:184:LYS:CA	5:B:206:7Q9:N	6	12.96
(1,21)	1:A:184:LYS:CA	5:B:207:7Q9:N	6	12.96
(1,21)	1:A:184:LYS:CA	6:B:208:17F:N1	6	12.96
(1,21)	1:A:184:LYS:CA	5:B:209:7Q9:N	6	12.96
(1,21)	1:A:184:LYS:CA	5:B:210:7Q9:N	6	12.96
(1,21)	1:A:184:LYS:CA	5:B:211:7Q9:N	6	12.96
(1,21)	1:A:184:LYS:CA	5:B:212:7Q9:N	6	12.96
(1,21)	1:A:184:LYS:CA	5:B:213:7Q9:N	6	12.96
(1,21)	1:A:184:LYS:CA	6:B:214:17F:N1	6	12.96
(1,21)	1:A:184:LYS:CA	6:B:215:17F:N1	6	12.96
(1,21)	1:A:184:LYS:CA	5:B:216:7Q9:N	6	12.96
(1,21)	1:A:184:LYS:CA	5:B:217:7Q9:N	6	12.96
(1,21)	1:A:184:LYS:CA	5:B:218:7Q9:N	6	12.96
(1,21)	1:A:184:LYS:CA	6:B:219:17F:N1	6	12.96
(1,21)	1:A:184:LYS:CA	5:B:220:7Q9:N	6	12.96
(1,21)	1:A:184:LYS:CB	1:B:2:THR:N	6	12.96
(1,21)	1:A:184:LYS:CB	1:B:3:GLU:N	6	12.96
(1,21)	1:A:184:LYS:CB	1:B:4:TYR:N	6	12.96
(1,21)	1:A:184:LYS:CB	1:B:5:LYS:N	6	12.96
(1,21)	1:A:184:LYS:CB	1:B:6:LEU:N	6	12.96
(1,21)	1:A:184:LYS:CB	1:B:7:VAL:N	6	12.96
(1,21)	1:A:184:LYS:CB	1:B:8:VAL:N	6	12.96
(1,21)	1:A:184:LYS:CB	1:B:9:VAL:N	6	12.96
(1,21)	1:A:184:LYS:CB	1:B:10:GLY:N	6	12.96
(1,21)	1:A:184:LYS:CB	1:B:11:ALA:N	6	12.96
(1,21)	1:A:184:LYS:CB	1:B:12:ASP:N	6	12.96
(1,21)	1:A:184:LYS:CB	1:B:13:GLY:N	6	12.96
(1,21)	1:A:184:LYS:CB	1:B:14:VAL:N	6	12.96
(1,21)	1:A:184:LYS:CB	1:B:15:GLY:N	6	12.96
(1,21)	1:A:184:LYS:CB	1:B:16:LYS:N	6	12.96
(1,21)	1:A:184:LYS:CB	1:B:17:SER:N	6	12.96
(1,21)	1:A:184:LYS:CB	1:B:18:ALA:N	6	12.96
(1,21)	1:A:184:LYS:CB	1:B:19:LEU:N	6	12.96
(1,21)	1:A:184:LYS:CB	1:B:20:THR:N	6	12.96
(1,21)	1:A:184:LYS:CB	1:B:21:ILE:N	6	12.96

Continued on next page...

Continued from previous page...

Key	Atom-1	Atom-2	Model ID	Violation (Å)
(1,21)	1:A:184:LYS:CB	1:B:22:GLN:N	6	12.96
(1,21)	1:A:184:LYS:CB	1:B:23:LEU:N	6	12.96
(1,21)	1:A:184:LYS:CB	1:B:24:ILE:N	6	12.96
(1,21)	1:A:184:LYS:CB	1:B:25:GLN:N	6	12.96
(1,21)	1:A:184:LYS:CB	1:B:26:ASN:N	6	12.96
(1,21)	1:A:184:LYS:CB	1:B:27:HIS:N	6	12.96
(1,21)	1:A:184:LYS:CB	1:B:28:PHE:N	6	12.96
(1,21)	1:A:184:LYS:CB	1:B:29:VAL:N	6	12.96
(1,21)	1:A:184:LYS:CB	1:B:30:ASP:N	6	12.96
(1,21)	1:A:184:LYS:CB	1:B:31:GLU:N	6	12.96
(1,21)	1:A:184:LYS:CB	1:B:32:TYR:N	6	12.96
(1,21)	1:A:184:LYS:CB	1:B:33:ASP:N	6	12.96
(1,21)	1:A:184:LYS:CB	1:B:34:PRO:N	6	12.96
(1,21)	1:A:184:LYS:CB	1:B:35:THR:N	6	12.96
(1,21)	1:A:184:LYS:CB	1:B:36:ILE:N	6	12.96
(1,21)	1:A:184:LYS:CB	1:B:37:GLU:N	6	12.96
(1,21)	1:A:184:LYS:CB	1:B:38:ASP:N	6	12.96
(1,21)	1:A:184:LYS:CB	1:B:39:SER:N	6	12.96
(1,21)	1:A:184:LYS:CB	1:B:40:TYR:N	6	12.96
(1,21)	1:A:184:LYS:CB	1:B:41:ARG:N	6	12.96
(1,21)	1:A:184:LYS:CB	1:B:42:LYS:N	6	12.96
(1,21)	1:A:184:LYS:CB	1:B:43:GLN:N	6	12.96
(1,21)	1:A:184:LYS:CB	1:B:44:VAL:N	6	12.96
(1,21)	1:A:184:LYS:CB	1:B:45:VAL:N	6	12.96
(1,21)	1:A:184:LYS:CB	1:B:46:ILE:N	6	12.96
(1,21)	1:A:184:LYS:CB	1:B:47:ASP:N	6	12.96
(1,21)	1:A:184:LYS:CB	1:B:48:GLY:N	6	12.96
(1,21)	1:A:184:LYS:CB	1:B:49:GLU:N	6	12.96
(1,21)	1:A:184:LYS:CB	1:B:50:THR:N	6	12.96
(1,21)	1:A:184:LYS:CB	1:B:51:CYS:N	6	12.96
(1,21)	1:A:184:LYS:CB	1:B:52:LEU:N	6	12.96
(1,21)	1:A:184:LYS:CB	1:B:53:LEU:N	6	12.96
(1,21)	1:A:184:LYS:CB	1:B:54:ASP:N	6	12.96
(1,21)	1:A:184:LYS:CB	1:B:55:ILE:N	6	12.96
(1,21)	1:A:184:LYS:CB	1:B:56:LEU:N	6	12.96
(1,21)	1:A:184:LYS:CB	1:B:57:ASP:N	6	12.96
(1,21)	1:A:184:LYS:CB	1:B:58:THR:N	6	12.96
(1,21)	1:A:184:LYS:CB	1:B:59:ALA:N	6	12.96
(1,21)	1:A:184:LYS:CB	1:B:60:GLY:N	6	12.96
(1,21)	1:A:184:LYS:CB	1:B:61:GLN:N	6	12.96
(1,21)	1:A:184:LYS:CB	1:B:62:GLU:N	6	12.96
(1,21)	1:A:184:LYS:CB	1:B:63:GLU:N	6	12.96

Continued on next page...

Continued from previous page...

Key	Atom-1	Atom-2	Model ID	Violation (Å)
(1,21)	1:A:184:LYS:CB	1:B:64:TYR:N	6	12.96
(1,21)	1:A:184:LYS:CB	1:B:65:SER:N	6	12.96
(1,21)	1:A:184:LYS:CB	1:B:66:ALA:N	6	12.96
(1,21)	1:A:184:LYS:CB	1:B:67:MET:N	6	12.96
(1,21)	1:A:184:LYS:CB	1:B:68:ARG:N	6	12.96
(1,21)	1:A:184:LYS:CB	1:B:69:ASP:N	6	12.96
(1,21)	1:A:184:LYS:CB	1:B:70:GLN:N	6	12.96
(1,21)	1:A:184:LYS:CB	1:B:71:TYR:N	6	12.96
(1,21)	1:A:184:LYS:CB	1:B:72:MET:N	6	12.96
(1,21)	1:A:184:LYS:CB	1:B:73:ARG:N	6	12.96
(1,21)	1:A:184:LYS:CB	1:B:74:THR:N	6	12.96
(1,21)	1:A:184:LYS:CB	1:B:75:GLY:N	6	12.96
(1,21)	1:A:184:LYS:CB	1:B:76:GLU:N	6	12.96
(1,21)	1:A:184:LYS:CB	1:B:77:GLY:N	6	12.96
(1,21)	1:A:184:LYS:CB	1:B:78:PHE:N	6	12.96
(1,21)	1:A:184:LYS:CB	1:B:79:LEU:N	6	12.96
(1,21)	1:A:184:LYS:CB	1:B:80:CYS:N	6	12.96
(1,21)	1:A:184:LYS:CB	5:B:203:7Q9:N	6	12.96
(1,21)	1:A:184:LYS:CB	5:B:204:7Q9:N	6	12.96
(1,21)	1:A:184:LYS:CB	5:B:205:7Q9:N	6	12.96
(1,21)	1:A:184:LYS:CB	5:B:206:7Q9:N	6	12.96
(1,21)	1:A:184:LYS:CB	5:B:207:7Q9:N	6	12.96
(1,21)	1:A:184:LYS:CB	6:B:208:17F:N1	6	12.96
(1,21)	1:A:184:LYS:CB	5:B:209:7Q9:N	6	12.96
(1,21)	1:A:184:LYS:CB	5:B:210:7Q9:N	6	12.96
(1,21)	1:A:184:LYS:CB	5:B:211:7Q9:N	6	12.96
(1,21)	1:A:184:LYS:CB	5:B:212:7Q9:N	6	12.96
(1,21)	1:A:184:LYS:CB	5:B:213:7Q9:N	6	12.96
(1,21)	1:A:184:LYS:CB	6:B:214:17F:N1	6	12.96
(1,21)	1:A:184:LYS:CB	6:B:215:17F:N1	6	12.96
(1,21)	1:A:184:LYS:CB	5:B:216:7Q9:N	6	12.96
(1,21)	1:A:184:LYS:CB	5:B:217:7Q9:N	6	12.96
(1,21)	1:A:184:LYS:CB	5:B:218:7Q9:N	6	12.96
(1,21)	1:A:184:LYS:CB	6:B:219:17F:N1	6	12.96
(1,21)	1:A:184:LYS:CB	5:B:220:7Q9:N	6	12.96
(1,21)	1:A:184:LYS:CD	1:B:2:THR:N	6	12.96
(1,21)	1:A:184:LYS:CD	1:B:3:GLU:N	6	12.96
(1,21)	1:A:184:LYS:CD	1:B:4:TYR:N	6	12.96
(1,21)	1:A:184:LYS:CD	1:B:5:LYS:N	6	12.96
(1,21)	1:A:184:LYS:CD	1:B:6:LEU:N	6	12.96
(1,21)	1:A:184:LYS:CD	1:B:7:VAL:N	6	12.96
(1,21)	1:A:184:LYS:CD	1:B:8:VAL:N	6	12.96

Continued on next page...

Continued from previous page...

Key	Atom-1	Atom-2	Model ID	Violation (Å)
(1,21)	1:A:184:LYS:CD	1:B:9:VAL:N	6	12.96
(1,21)	1:A:184:LYS:CD	1:B:10:GLY:N	6	12.96
(1,21)	1:A:184:LYS:CD	1:B:11:ALA:N	6	12.96
(1,21)	1:A:184:LYS:CD	1:B:12:ASP:N	6	12.96
(1,21)	1:A:184:LYS:CD	1:B:13:GLY:N	6	12.96
(1,21)	1:A:184:LYS:CD	1:B:14:VAL:N	6	12.96
(1,21)	1:A:184:LYS:CD	1:B:15:GLY:N	6	12.96
(1,21)	1:A:184:LYS:CD	1:B:16:LYS:N	6	12.96
(1,21)	1:A:184:LYS:CD	1:B:17:SER:N	6	12.96
(1,21)	1:A:184:LYS:CD	1:B:18:ALA:N	6	12.96
(1,21)	1:A:184:LYS:CD	1:B:19:LEU:N	6	12.96
(1,21)	1:A:184:LYS:CD	1:B:20:THR:N	6	12.96
(1,21)	1:A:184:LYS:CD	1:B:21:ILE:N	6	12.96
(1,21)	1:A:184:LYS:CD	1:B:22:GLN:N	6	12.96
(1,21)	1:A:184:LYS:CD	1:B:23:LEU:N	6	12.96
(1,21)	1:A:184:LYS:CD	1:B:24:ILE:N	6	12.96
(1,21)	1:A:184:LYS:CD	1:B:25:GLN:N	6	12.96
(1,21)	1:A:184:LYS:CD	1:B:26:ASN:N	6	12.96
(1,21)	1:A:184:LYS:CD	1:B:27:HIS:N	6	12.96
(1,21)	1:A:184:LYS:CD	1:B:28:PHE:N	6	12.96
(1,21)	1:A:184:LYS:CD	1:B:29:VAL:N	6	12.96
(1,21)	1:A:184:LYS:CD	1:B:30:ASP:N	6	12.96
(1,21)	1:A:184:LYS:CD	1:B:31:GLU:N	6	12.96
(1,21)	1:A:184:LYS:CD	1:B:32:TYR:N	6	12.96
(1,21)	1:A:184:LYS:CD	1:B:33:ASP:N	6	12.96
(1,21)	1:A:184:LYS:CD	1:B:34:PRO:N	6	12.96
(1,21)	1:A:184:LYS:CD	1:B:35:THR:N	6	12.96
(1,21)	1:A:184:LYS:CD	1:B:36:ILE:N	6	12.96
(1,21)	1:A:184:LYS:CD	1:B:37:GLU:N	6	12.96
(1,21)	1:A:184:LYS:CD	1:B:38:ASP:N	6	12.96
(1,21)	1:A:184:LYS:CD	1:B:39:SER:N	6	12.96
(1,21)	1:A:184:LYS:CD	1:B:40:TYR:N	6	12.96
(1,21)	1:A:184:LYS:CD	1:B:41:ARG:N	6	12.96
(1,21)	1:A:184:LYS:CD	1:B:42:LYS:N	6	12.96
(1,21)	1:A:184:LYS:CD	1:B:43:GLN:N	6	12.96
(1,21)	1:A:184:LYS:CD	1:B:44:VAL:N	6	12.96
(1,21)	1:A:184:LYS:CD	1:B:45:VAL:N	6	12.96
(1,21)	1:A:184:LYS:CD	1:B:46:ILE:N	6	12.96
(1,21)	1:A:184:LYS:CD	1:B:47:ASP:N	6	12.96
(1,21)	1:A:184:LYS:CD	1:B:48:GLY:N	6	12.96
(1,21)	1:A:184:LYS:CD	1:B:49:GLU:N	6	12.96
(1,21)	1:A:184:LYS:CD	1:B:50:THR:N	6	12.96

Continued on next page...

Continued from previous page...

Key	Atom-1	Atom-2	Model ID	Violation (Å)
(1,21)	1:A:184:LYS:CD	1:B:51:CYS:N	6	12.96
(1,21)	1:A:184:LYS:CD	1:B:52:LEU:N	6	12.96
(1,21)	1:A:184:LYS:CD	1:B:53:LEU:N	6	12.96
(1,21)	1:A:184:LYS:CD	1:B:54:ASP:N	6	12.96
(1,21)	1:A:184:LYS:CD	1:B:55:ILE:N	6	12.96
(1,21)	1:A:184:LYS:CD	1:B:56:LEU:N	6	12.96
(1,21)	1:A:184:LYS:CD	1:B:57:ASP:N	6	12.96
(1,21)	1:A:184:LYS:CD	1:B:58:THR:N	6	12.96
(1,21)	1:A:184:LYS:CD	1:B:59:ALA:N	6	12.96
(1,21)	1:A:184:LYS:CD	1:B:60:GLY:N	6	12.96
(1,21)	1:A:184:LYS:CD	1:B:61:GLN:N	6	12.96
(1,21)	1:A:184:LYS:CD	1:B:62:GLU:N	6	12.96
(1,21)	1:A:184:LYS:CD	1:B:63:GLU:N	6	12.96
(1,21)	1:A:184:LYS:CD	1:B:64:TYR:N	6	12.96
(1,21)	1:A:184:LYS:CD	1:B:65:SER:N	6	12.96
(1,21)	1:A:184:LYS:CD	1:B:66:ALA:N	6	12.96
(1,21)	1:A:184:LYS:CD	1:B:67:MET:N	6	12.96
(1,21)	1:A:184:LYS:CD	1:B:68:ARG:N	6	12.96
(1,21)	1:A:184:LYS:CD	1:B:69:ASP:N	6	12.96
(1,21)	1:A:184:LYS:CD	1:B:70:GLN:N	6	12.96
(1,21)	1:A:184:LYS:CD	1:B:71:TYR:N	6	12.96
(1,21)	1:A:184:LYS:CD	1:B:72:MET:N	6	12.96
(1,21)	1:A:184:LYS:CD	1:B:73:ARG:N	6	12.96
(1,21)	1:A:184:LYS:CD	1:B:74:THR:N	6	12.96
(1,21)	1:A:184:LYS:CD	1:B:75:GLY:N	6	12.96
(1,21)	1:A:184:LYS:CD	1:B:76:GLU:N	6	12.96
(1,21)	1:A:184:LYS:CD	1:B:77:GLY:N	6	12.96
(1,21)	1:A:184:LYS:CD	1:B:78:PHE:N	6	12.96
(1,21)	1:A:184:LYS:CD	1:B:79:LEU:N	6	12.96
(1,21)	1:A:184:LYS:CD	1:B:80:CYS:N	6	12.96
(1,21)	1:A:184:LYS:CD	5:B:203:7Q9:N	6	12.96
(1,21)	1:A:184:LYS:CD	5:B:204:7Q9:N	6	12.96
(1,21)	1:A:184:LYS:CD	5:B:205:7Q9:N	6	12.96
(1,21)	1:A:184:LYS:CD	5:B:206:7Q9:N	6	12.96
(1,21)	1:A:184:LYS:CD	5:B:207:7Q9:N	6	12.96
(1,21)	1:A:184:LYS:CD	6:B:208:17F:N1	6	12.96
(1,21)	1:A:184:LYS:CD	5:B:209:7Q9:N	6	12.96
(1,21)	1:A:184:LYS:CD	5:B:210:7Q9:N	6	12.96
(1,21)	1:A:184:LYS:CD	5:B:211:7Q9:N	6	12.96
(1,21)	1:A:184:LYS:CD	5:B:212:7Q9:N	6	12.96
(1,21)	1:A:184:LYS:CD	5:B:213:7Q9:N	6	12.96
(1,21)	1:A:184:LYS:CD	6:B:214:17F:N1	6	12.96

Continued on next page...

Continued from previous page...

Key	Atom-1	Atom-2	Model ID	Violation (Å)
(1,21)	1:A:184:LYS:CD	6:B:215:17F:N1	6	12.96
(1,21)	1:A:184:LYS:CD	5:B:216:7Q9:N	6	12.96
(1,21)	1:A:184:LYS:CD	5:B:217:7Q9:N	6	12.96
(1,21)	1:A:184:LYS:CD	5:B:218:7Q9:N	6	12.96
(1,21)	1:A:184:LYS:CD	6:B:219:17F:N1	6	12.96
(1,21)	1:A:184:LYS:CD	5:B:220:7Q9:N	6	12.96
(1,21)	1:A:184:LYS:CE	1:B:2:THR:N	6	12.96
(1,21)	1:A:184:LYS:CE	1:B:3:GLU:N	6	12.96
(1,21)	1:A:184:LYS:CE	1:B:4:TYR:N	6	12.96
(1,21)	1:A:184:LYS:CE	1:B:5:LYS:N	6	12.96
(1,21)	1:A:184:LYS:CE	1:B:6:LEU:N	6	12.96
(1,21)	1:A:184:LYS:CE	1:B:7:VAL:N	6	12.96
(1,21)	1:A:184:LYS:CE	1:B:8:VAL:N	6	12.96
(1,21)	1:A:184:LYS:CE	1:B:9:VAL:N	6	12.96
(1,21)	1:A:184:LYS:CE	1:B:10:GLY:N	6	12.96
(1,21)	1:A:184:LYS:CE	1:B:11:ALA:N	6	12.96
(1,21)	1:A:184:LYS:CE	1:B:12:ASP:N	6	12.96
(1,21)	1:A:184:LYS:CE	1:B:13:GLY:N	6	12.96
(1,21)	1:A:184:LYS:CE	1:B:14:VAL:N	6	12.96
(1,21)	1:A:184:LYS:CE	1:B:15:GLY:N	6	12.96
(1,21)	1:A:184:LYS:CE	1:B:16:LYS:N	6	12.96
(1,21)	1:A:184:LYS:CE	1:B:17:SER:N	6	12.96
(1,21)	1:A:184:LYS:CE	1:B:18:ALA:N	6	12.96
(1,21)	1:A:184:LYS:CE	1:B:19:LEU:N	6	12.96
(1,21)	1:A:184:LYS:CE	1:B:20:THR:N	6	12.96
(1,21)	1:A:184:LYS:CE	1:B:21:ILE:N	6	12.96
(1,21)	1:A:184:LYS:CE	1:B:22:GLN:N	6	12.96
(1,21)	1:A:184:LYS:CE	1:B:23:LEU:N	6	12.96
(1,21)	1:A:184:LYS:CE	1:B:24:ILE:N	6	12.96
(1,21)	1:A:184:LYS:CE	1:B:25:GLN:N	6	12.96
(1,21)	1:A:184:LYS:CE	1:B:26:ASN:N	6	12.96
(1,21)	1:A:184:LYS:CE	1:B:27:HIS:N	6	12.96
(1,21)	1:A:184:LYS:CE	1:B:28:PHE:N	6	12.96
(1,21)	1:A:184:LYS:CE	1:B:29:VAL:N	6	12.96
(1,21)	1:A:184:LYS:CE	1:B:30:ASP:N	6	12.96
(1,21)	1:A:184:LYS:CE	1:B:31:GLU:N	6	12.96
(1,21)	1:A:184:LYS:CE	1:B:32:TYR:N	6	12.96
(1,21)	1:A:184:LYS:CE	1:B:33:ASP:N	6	12.96
(1,21)	1:A:184:LYS:CE	1:B:34:PRO:N	6	12.96
(1,21)	1:A:184:LYS:CE	1:B:35:THR:N	6	12.96
(1,21)	1:A:184:LYS:CE	1:B:36:ILE:N	6	12.96
(1,21)	1:A:184:LYS:CE	1:B:37:GLU:N	6	12.96

Continued on next page...

Continued from previous page...

Key	Atom-1	Atom-2	Model ID	Violation (Å)
(1,21)	1:A:184:LYS:CE	1:B:38:ASP:N	6	12.96
(1,21)	1:A:184:LYS:CE	1:B:39:SER:N	6	12.96
(1,21)	1:A:184:LYS:CE	1:B:40:TYR:N	6	12.96
(1,21)	1:A:184:LYS:CE	1:B:41:ARG:N	6	12.96
(1,21)	1:A:184:LYS:CE	1:B:42:LYS:N	6	12.96
(1,21)	1:A:184:LYS:CE	1:B:43:GLN:N	6	12.96
(1,21)	1:A:184:LYS:CE	1:B:44:VAL:N	6	12.96
(1,21)	1:A:184:LYS:CE	1:B:45:VAL:N	6	12.96
(1,21)	1:A:184:LYS:CE	1:B:46:ILE:N	6	12.96
(1,21)	1:A:184:LYS:CE	1:B:47:ASP:N	6	12.96
(1,21)	1:A:184:LYS:CE	1:B:48:GLY:N	6	12.96
(1,21)	1:A:184:LYS:CE	1:B:49:GLU:N	6	12.96
(1,21)	1:A:184:LYS:CE	1:B:50:THR:N	6	12.96
(1,21)	1:A:184:LYS:CE	1:B:51:CYS:N	6	12.96
(1,21)	1:A:184:LYS:CE	1:B:52:LEU:N	6	12.96
(1,21)	1:A:184:LYS:CE	1:B:53:LEU:N	6	12.96
(1,21)	1:A:184:LYS:CE	1:B:54:ASP:N	6	12.96
(1,21)	1:A:184:LYS:CE	1:B:55:ILE:N	6	12.96
(1,21)	1:A:184:LYS:CE	1:B:56:LEU:N	6	12.96
(1,21)	1:A:184:LYS:CE	1:B:57:ASP:N	6	12.96
(1,21)	1:A:184:LYS:CE	1:B:58:THR:N	6	12.96
(1,21)	1:A:184:LYS:CE	1:B:59:ALA:N	6	12.96
(1,21)	1:A:184:LYS:CE	1:B:60:GLY:N	6	12.96
(1,21)	1:A:184:LYS:CE	1:B:61:GLN:N	6	12.96
(1,21)	1:A:184:LYS:CE	1:B:62:GLU:N	6	12.96
(1,21)	1:A:184:LYS:CE	1:B:63:GLU:N	6	12.96
(1,21)	1:A:184:LYS:CE	1:B:64:TYR:N	6	12.96
(1,21)	1:A:184:LYS:CE	1:B:65:SER:N	6	12.96
(1,21)	1:A:184:LYS:CE	1:B:66:ALA:N	6	12.96
(1,21)	1:A:184:LYS:CE	1:B:67:MET:N	6	12.96
(1,21)	1:A:184:LYS:CE	1:B:68:ARG:N	6	12.96
(1,21)	1:A:184:LYS:CE	1:B:69:ASP:N	6	12.96
(1,21)	1:A:184:LYS:CE	1:B:70:GLN:N	6	12.96
(1,21)	1:A:184:LYS:CE	1:B:71:TYR:N	6	12.96
(1,21)	1:A:184:LYS:CE	1:B:72:MET:N	6	12.96
(1,21)	1:A:184:LYS:CE	1:B:73:ARG:N	6	12.96
(1,21)	1:A:184:LYS:CE	1:B:74:THR:N	6	12.96
(1,21)	1:A:184:LYS:CE	1:B:75:GLY:N	6	12.96
(1,21)	1:A:184:LYS:CE	1:B:76:GLU:N	6	12.96
(1,21)	1:A:184:LYS:CE	1:B:77:GLY:N	6	12.96
(1,21)	1:A:184:LYS:CE	1:B:78:PHE:N	6	12.96
(1,21)	1:A:184:LYS:CE	1:B:79:LEU:N	6	12.96

Continued on next page...

Continued from previous page...

Key	Atom-1	Atom-2	Model ID	Violation (Å)
(1,21)	1:A:184:LYS:CE	1:B:80:CYS:N	6	12.96
(1,21)	1:A:184:LYS:CE	5:B:203:7Q9:N	6	12.96
(1,21)	1:A:184:LYS:CE	5:B:204:7Q9:N	6	12.96
(1,21)	1:A:184:LYS:CE	5:B:205:7Q9:N	6	12.96
(1,21)	1:A:184:LYS:CE	5:B:206:7Q9:N	6	12.96
(1,21)	1:A:184:LYS:CE	5:B:207:7Q9:N	6	12.96
(1,21)	1:A:184:LYS:CE	6:B:208:17F:N1	6	12.96
(1,21)	1:A:184:LYS:CE	5:B:209:7Q9:N	6	12.96
(1,21)	1:A:184:LYS:CE	5:B:210:7Q9:N	6	12.96
(1,21)	1:A:184:LYS:CE	5:B:211:7Q9:N	6	12.96
(1,21)	1:A:184:LYS:CE	5:B:212:7Q9:N	6	12.96
(1,21)	1:A:184:LYS:CE	5:B:213:7Q9:N	6	12.96
(1,21)	1:A:184:LYS:CE	6:B:214:17F:N1	6	12.96
(1,21)	1:A:184:LYS:CE	6:B:215:17F:N1	6	12.96
(1,21)	1:A:184:LYS:CE	5:B:216:7Q9:N	6	12.96
(1,21)	1:A:184:LYS:CE	5:B:217:7Q9:N	6	12.96
(1,21)	1:A:184:LYS:CE	5:B:218:7Q9:N	6	12.96
(1,21)	1:A:184:LYS:CE	6:B:219:17F:N1	6	12.96
(1,21)	1:A:184:LYS:CE	5:B:220:7Q9:N	6	12.96
(1,21)	1:A:184:LYS:CG	1:B:2:THR:N	6	12.96
(1,21)	1:A:184:LYS:CG	1:B:3:GLU:N	6	12.96
(1,21)	1:A:184:LYS:CG	1:B:4:TYR:N	6	12.96
(1,21)	1:A:184:LYS:CG	1:B:5:LYS:N	6	12.96
(1,21)	1:A:184:LYS:CG	1:B:6:LEU:N	6	12.96
(1,21)	1:A:184:LYS:CG	1:B:7:VAL:N	6	12.96
(1,21)	1:A:184:LYS:CG	1:B:8:VAL:N	6	12.96
(1,21)	1:A:184:LYS:CG	1:B:9:VAL:N	6	12.96
(1,21)	1:A:184:LYS:CG	1:B:10:GLY:N	6	12.96
(1,21)	1:A:184:LYS:CG	1:B:11:ALA:N	6	12.96
(1,21)	1:A:184:LYS:CG	1:B:12:ASP:N	6	12.96
(1,21)	1:A:184:LYS:CG	1:B:13:GLY:N	6	12.96
(1,21)	1:A:184:LYS:CG	1:B:14:VAL:N	6	12.96
(1,21)	1:A:184:LYS:CG	1:B:15:GLY:N	6	12.96
(1,21)	1:A:184:LYS:CG	1:B:16:LYS:N	6	12.96
(1,21)	1:A:184:LYS:CG	1:B:17:SER:N	6	12.96
(1,21)	1:A:184:LYS:CG	1:B:18:ALA:N	6	12.96
(1,21)	1:A:184:LYS:CG	1:B:19:LEU:N	6	12.96
(1,21)	1:A:184:LYS:CG	1:B:20:THR:N	6	12.96
(1,21)	1:A:184:LYS:CG	1:B:21:ILE:N	6	12.96
(1,21)	1:A:184:LYS:CG	1:B:22:GLN:N	6	12.96
(1,21)	1:A:184:LYS:CG	1:B:23:LEU:N	6	12.96
(1,21)	1:A:184:LYS:CG	1:B:24:ILE:N	6	12.96

Continued on next page...

Continued from previous page...

Key	Atom-1	Atom-2	Model ID	Violation (Å)
(1,21)	1:A:184:LYS:CG	1:B:25:GLN:N	6	12.96
(1,21)	1:A:184:LYS:CG	1:B:26:ASN:N	6	12.96
(1,21)	1:A:184:LYS:CG	1:B:27:HIS:N	6	12.96
(1,21)	1:A:184:LYS:CG	1:B:28:PHE:N	6	12.96
(1,21)	1:A:184:LYS:CG	1:B:29:VAL:N	6	12.96
(1,21)	1:A:184:LYS:CG	1:B:30:ASP:N	6	12.96
(1,21)	1:A:184:LYS:CG	1:B:31:GLU:N	6	12.96
(1,21)	1:A:184:LYS:CG	1:B:32:TYR:N	6	12.96
(1,21)	1:A:184:LYS:CG	1:B:33:ASP:N	6	12.96
(1,21)	1:A:184:LYS:CG	1:B:34:PRO:N	6	12.96
(1,21)	1:A:184:LYS:CG	1:B:35:THR:N	6	12.96
(1,21)	1:A:184:LYS:CG	1:B:36:ILE:N	6	12.96
(1,21)	1:A:184:LYS:CG	1:B:37:GLU:N	6	12.96
(1,21)	1:A:184:LYS:CG	1:B:38:ASP:N	6	12.96
(1,21)	1:A:184:LYS:CG	1:B:39:SER:N	6	12.96
(1,21)	1:A:184:LYS:CG	1:B:40:TYR:N	6	12.96
(1,21)	1:A:184:LYS:CG	1:B:41:ARG:N	6	12.96
(1,21)	1:A:184:LYS:CG	1:B:42:LYS:N	6	12.96
(1,21)	1:A:184:LYS:CG	1:B:43:GLN:N	6	12.96
(1,21)	1:A:184:LYS:CG	1:B:44:VAL:N	6	12.96
(1,21)	1:A:184:LYS:CG	1:B:45:VAL:N	6	12.96
(1,21)	1:A:184:LYS:CG	1:B:46:ILE:N	6	12.96
(1,21)	1:A:184:LYS:CG	1:B:47:ASP:N	6	12.96
(1,21)	1:A:184:LYS:CG	1:B:48:GLY:N	6	12.96
(1,21)	1:A:184:LYS:CG	1:B:49:GLU:N	6	12.96
(1,21)	1:A:184:LYS:CG	1:B:50:THR:N	6	12.96
(1,21)	1:A:184:LYS:CG	1:B:51:CYS:N	6	12.96
(1,21)	1:A:184:LYS:CG	1:B:52:LEU:N	6	12.96
(1,21)	1:A:184:LYS:CG	1:B:53:LEU:N	6	12.96
(1,21)	1:A:184:LYS:CG	1:B:54:ASP:N	6	12.96
(1,21)	1:A:184:LYS:CG	1:B:55:ILE:N	6	12.96
(1,21)	1:A:184:LYS:CG	1:B:56:LEU:N	6	12.96
(1,21)	1:A:184:LYS:CG	1:B:57:ASP:N	6	12.96
(1,21)	1:A:184:LYS:CG	1:B:58:THR:N	6	12.96
(1,21)	1:A:184:LYS:CG	1:B:59:ALA:N	6	12.96
(1,21)	1:A:184:LYS:CG	1:B:60:GLY:N	6	12.96
(1,21)	1:A:184:LYS:CG	1:B:61:GLN:N	6	12.96
(1,21)	1:A:184:LYS:CG	1:B:62:GLU:N	6	12.96
(1,21)	1:A:184:LYS:CG	1:B:63:GLU:N	6	12.96
(1,21)	1:A:184:LYS:CG	1:B:64:TYR:N	6	12.96
(1,21)	1:A:184:LYS:CG	1:B:65:SER:N	6	12.96
(1,21)	1:A:184:LYS:CG	1:B:66:ALA:N	6	12.96

Continued on next page...

Continued from previous page...

Key	Atom-1	Atom-2	Model ID	Violation (Å)
(1,21)	1:A:184:LYS:CG	1:B:67:MET:N	6	12.96
(1,21)	1:A:184:LYS:CG	1:B:68:ARG:N	6	12.96
(1,21)	1:A:184:LYS:CG	1:B:69:ASP:N	6	12.96
(1,21)	1:A:184:LYS:CG	1:B:70:GLN:N	6	12.96
(1,21)	1:A:184:LYS:CG	1:B:71:TYR:N	6	12.96
(1,21)	1:A:184:LYS:CG	1:B:72:MET:N	6	12.96
(1,21)	1:A:184:LYS:CG	1:B:73:ARG:N	6	12.96
(1,21)	1:A:184:LYS:CG	1:B:74:THR:N	6	12.96
(1,21)	1:A:184:LYS:CG	1:B:75:GLY:N	6	12.96
(1,21)	1:A:184:LYS:CG	1:B:76:GLU:N	6	12.96
(1,21)	1:A:184:LYS:CG	1:B:77:GLY:N	6	12.96
(1,21)	1:A:184:LYS:CG	1:B:78:PHE:N	6	12.96
(1,21)	1:A:184:LYS:CG	1:B:79:LEU:N	6	12.96
(1,21)	1:A:184:LYS:CG	1:B:80:CYS:N	6	12.96
(1,21)	1:A:184:LYS:CG	5:B:203:7Q9:N	6	12.96
(1,21)	1:A:184:LYS:CG	5:B:204:7Q9:N	6	12.96
(1,21)	1:A:184:LYS:CG	5:B:205:7Q9:N	6	12.96
(1,21)	1:A:184:LYS:CG	5:B:206:7Q9:N	6	12.96
(1,21)	1:A:184:LYS:CG	5:B:207:7Q9:N	6	12.96
(1,21)	1:A:184:LYS:CG	6:B:208:17F:N1	6	12.96
(1,21)	1:A:184:LYS:CG	5:B:209:7Q9:N	6	12.96
(1,21)	1:A:184:LYS:CG	5:B:210:7Q9:N	6	12.96
(1,21)	1:A:184:LYS:CG	5:B:211:7Q9:N	6	12.96
(1,21)	1:A:184:LYS:CG	5:B:212:7Q9:N	6	12.96
(1,21)	1:A:184:LYS:CG	5:B:213:7Q9:N	6	12.96
(1,21)	1:A:184:LYS:CG	6:B:214:17F:N1	6	12.96
(1,21)	1:A:184:LYS:CG	6:B:215:17F:N1	6	12.96
(1,21)	1:A:184:LYS:CG	5:B:216:7Q9:N	6	12.96
(1,21)	1:A:184:LYS:CG	5:B:217:7Q9:N	6	12.96
(1,21)	1:A:184:LYS:CG	5:B:218:7Q9:N	6	12.96
(1,21)	1:A:184:LYS:CG	6:B:219:17F:N1	6	12.96
(1,21)	1:A:184:LYS:CG	5:B:220:7Q9:N	6	12.96
(1,21)	1:A:184:LYS:H	1:B:2:THR:N	6	12.96
(1,21)	1:A:184:LYS:H	1:B:3:GLU:N	6	12.96
(1,21)	1:A:184:LYS:H	1:B:4:TYR:N	6	12.96
(1,21)	1:A:184:LYS:H	1:B:5:LYS:N	6	12.96
(1,21)	1:A:184:LYS:H	1:B:6:LEU:N	6	12.96
(1,21)	1:A:184:LYS:H	1:B:7:VAL:N	6	12.96
(1,21)	1:A:184:LYS:H	1:B:8:VAL:N	6	12.96
(1,21)	1:A:184:LYS:H	1:B:9:VAL:N	6	12.96
(1,21)	1:A:184:LYS:H	1:B:10:GLY:N	6	12.96
(1,21)	1:A:184:LYS:H	1:B:11:ALA:N	6	12.96

Continued on next page...

Continued from previous page...

Key	Atom-1	Atom-2	Model ID	Violation (Å)
(1,21)	1:A:184:LYS:H	1:B:12:ASP:N	6	12.96
(1,21)	1:A:184:LYS:H	1:B:13:GLY:N	6	12.96
(1,21)	1:A:184:LYS:H	1:B:14:VAL:N	6	12.96
(1,21)	1:A:184:LYS:H	1:B:15:GLY:N	6	12.96
(1,21)	1:A:184:LYS:H	1:B:16:LYS:N	6	12.96
(1,21)	1:A:184:LYS:H	1:B:17:SER:N	6	12.96
(1,21)	1:A:184:LYS:H	1:B:18:ALA:N	6	12.96
(1,21)	1:A:184:LYS:H	1:B:19:LEU:N	6	12.96
(1,21)	1:A:184:LYS:H	1:B:20:THR:N	6	12.96
(1,21)	1:A:184:LYS:H	1:B:21:ILE:N	6	12.96
(1,21)	1:A:184:LYS:H	1:B:22:GLN:N	6	12.96
(1,21)	1:A:184:LYS:H	1:B:23:LEU:N	6	12.96
(1,21)	1:A:184:LYS:H	1:B:24:ILE:N	6	12.96
(1,21)	1:A:184:LYS:H	1:B:25:GLN:N	6	12.96
(1,21)	1:A:184:LYS:H	1:B:26:ASN:N	6	12.96
(1,21)	1:A:184:LYS:H	1:B:27:HIS:N	6	12.96
(1,21)	1:A:184:LYS:H	1:B:28:PHE:N	6	12.96
(1,21)	1:A:184:LYS:H	1:B:29:VAL:N	6	12.96
(1,21)	1:A:184:LYS:H	1:B:30:ASP:N	6	12.96
(1,21)	1:A:184:LYS:H	1:B:31:GLU:N	6	12.96
(1,21)	1:A:184:LYS:H	1:B:32:TYR:N	6	12.96
(1,21)	1:A:184:LYS:H	1:B:33:ASP:N	6	12.96
(1,21)	1:A:184:LYS:H	1:B:34:PRO:N	6	12.96
(1,21)	1:A:184:LYS:H	1:B:35:THR:N	6	12.96
(1,21)	1:A:184:LYS:H	1:B:36:ILE:N	6	12.96
(1,21)	1:A:184:LYS:H	1:B:37:GLU:N	6	12.96
(1,21)	1:A:184:LYS:H	1:B:38:ASP:N	6	12.96
(1,21)	1:A:184:LYS:H	1:B:39:SER:N	6	12.96
(1,21)	1:A:184:LYS:H	1:B:40:TYR:N	6	12.96
(1,21)	1:A:184:LYS:H	1:B:41:ARG:N	6	12.96
(1,21)	1:A:184:LYS:H	1:B:42:LYS:N	6	12.96
(1,21)	1:A:184:LYS:H	1:B:43:GLN:N	6	12.96
(1,21)	1:A:184:LYS:H	1:B:44:VAL:N	6	12.96
(1,21)	1:A:184:LYS:H	1:B:45:VAL:N	6	12.96
(1,21)	1:A:184:LYS:H	1:B:46:ILE:N	6	12.96
(1,21)	1:A:184:LYS:H	1:B:47:ASP:N	6	12.96
(1,21)	1:A:184:LYS:H	1:B:48:GLY:N	6	12.96
(1,21)	1:A:184:LYS:H	1:B:49:GLU:N	6	12.96
(1,21)	1:A:184:LYS:H	1:B:50:THR:N	6	12.96
(1,21)	1:A:184:LYS:H	1:B:51:CYS:N	6	12.96
(1,21)	1:A:184:LYS:H	1:B:52:LEU:N	6	12.96
(1,21)	1:A:184:LYS:H	1:B:53:LEU:N	6	12.96

Continued on next page...

Continued from previous page...

Key	Atom-1	Atom-2	Model ID	Violation (Å)
(1,21)	1:A:184:LYS:H	1:B:54:ASP:N	6	12.96
(1,21)	1:A:184:LYS:H	1:B:55:ILE:N	6	12.96
(1,21)	1:A:184:LYS:H	1:B:56:LEU:N	6	12.96
(1,21)	1:A:184:LYS:H	1:B:57:ASP:N	6	12.96
(1,21)	1:A:184:LYS:H	1:B:58:THR:N	6	12.96
(1,21)	1:A:184:LYS:H	1:B:59:ALA:N	6	12.96
(1,21)	1:A:184:LYS:H	1:B:60:GLY:N	6	12.96
(1,21)	1:A:184:LYS:H	1:B:61:GLN:N	6	12.96
(1,21)	1:A:184:LYS:H	1:B:62:GLU:N	6	12.96
(1,21)	1:A:184:LYS:H	1:B:63:GLU:N	6	12.96
(1,21)	1:A:184:LYS:H	1:B:64:TYR:N	6	12.96
(1,21)	1:A:184:LYS:H	1:B:65:SER:N	6	12.96
(1,21)	1:A:184:LYS:H	1:B:66:ALA:N	6	12.96
(1,21)	1:A:184:LYS:H	1:B:67:MET:N	6	12.96
(1,21)	1:A:184:LYS:H	1:B:68:ARG:N	6	12.96
(1,21)	1:A:184:LYS:H	1:B:69:ASP:N	6	12.96
(1,21)	1:A:184:LYS:H	1:B:70:GLN:N	6	12.96
(1,21)	1:A:184:LYS:H	1:B:71:TYR:N	6	12.96
(1,21)	1:A:184:LYS:H	1:B:72:MET:N	6	12.96
(1,21)	1:A:184:LYS:H	1:B:73:ARG:N	6	12.96
(1,21)	1:A:184:LYS:H	1:B:74:THR:N	6	12.96
(1,21)	1:A:184:LYS:H	1:B:75:GLY:N	6	12.96
(1,21)	1:A:184:LYS:H	1:B:76:GLU:N	6	12.96
(1,21)	1:A:184:LYS:H	1:B:77:GLY:N	6	12.96
(1,21)	1:A:184:LYS:H	1:B:78:PHE:N	6	12.96
(1,21)	1:A:184:LYS:H	1:B:79:LEU:N	6	12.96
(1,21)	1:A:184:LYS:H	1:B:80:CYS:N	6	12.96
(1,21)	1:A:184:LYS:H	5:B:203:7Q9:N	6	12.96
(1,21)	1:A:184:LYS:H	5:B:204:7Q9:N	6	12.96
(1,21)	1:A:184:LYS:H	5:B:205:7Q9:N	6	12.96
(1,21)	1:A:184:LYS:H	5:B:206:7Q9:N	6	12.96
(1,21)	1:A:184:LYS:H	5:B:207:7Q9:N	6	12.96
(1,21)	1:A:184:LYS:H	6:B:208:17F:N1	6	12.96
(1,21)	1:A:184:LYS:H	5:B:209:7Q9:N	6	12.96
(1,21)	1:A:184:LYS:H	5:B:210:7Q9:N	6	12.96
(1,21)	1:A:184:LYS:H	5:B:211:7Q9:N	6	12.96
(1,21)	1:A:184:LYS:H	5:B:212:7Q9:N	6	12.96
(1,21)	1:A:184:LYS:H	5:B:213:7Q9:N	6	12.96
(1,21)	1:A:184:LYS:H	6:B:214:17F:N1	6	12.96
(1,21)	1:A:184:LYS:H	6:B:215:17F:N1	6	12.96
(1,21)	1:A:184:LYS:H	5:B:216:7Q9:N	6	12.96
(1,21)	1:A:184:LYS:H	5:B:217:7Q9:N	6	12.96

Continued on next page...

Continued from previous page...

Key	Atom-1	Atom-2	Model ID	Violation (Å)
(1,21)	1:A:184:LYS:H	5:B:218:7Q9:N	6	12.96
(1,21)	1:A:184:LYS:H	6:B:219:17F:N1	6	12.96
(1,21)	1:A:184:LYS:H	5:B:220:7Q9:N	6	12.96
(1,21)	1:A:184:LYS:HZ1	1:B:2:THR:N	6	12.96
(1,21)	1:A:184:LYS:HZ1	1:B:3:GLU:N	6	12.96
(1,21)	1:A:184:LYS:HZ1	1:B:4:TYR:N	6	12.96
(1,21)	1:A:184:LYS:HZ1	1:B:5:LYS:N	6	12.96
(1,21)	1:A:184:LYS:HZ1	1:B:6:LEU:N	6	12.96
(1,21)	1:A:184:LYS:HZ1	1:B:7:VAL:N	6	12.96
(1,21)	1:A:184:LYS:HZ1	1:B:8:VAL:N	6	12.96
(1,21)	1:A:184:LYS:HZ1	1:B:9:VAL:N	6	12.96
(1,21)	1:A:184:LYS:HZ1	1:B:10:GLY:N	6	12.96
(1,21)	1:A:184:LYS:HZ1	1:B:11:ALA:N	6	12.96
(1,21)	1:A:184:LYS:HZ1	1:B:12:ASP:N	6	12.96
(1,21)	1:A:184:LYS:HZ1	1:B:13:GLY:N	6	12.96
(1,21)	1:A:184:LYS:HZ1	1:B:14:VAL:N	6	12.96
(1,21)	1:A:184:LYS:HZ1	1:B:15:GLY:N	6	12.96
(1,21)	1:A:184:LYS:HZ1	1:B:16:LYS:N	6	12.96
(1,21)	1:A:184:LYS:HZ1	1:B:17:SER:N	6	12.96
(1,21)	1:A:184:LYS:HZ1	1:B:18:ALA:N	6	12.96
(1,21)	1:A:184:LYS:HZ1	1:B:19:LEU:N	6	12.96
(1,21)	1:A:184:LYS:HZ1	1:B:20:THR:N	6	12.96
(1,21)	1:A:184:LYS:HZ1	1:B:21:ILE:N	6	12.96
(1,21)	1:A:184:LYS:HZ1	1:B:22:GLN:N	6	12.96
(1,21)	1:A:184:LYS:HZ1	1:B:23:LEU:N	6	12.96
(1,21)	1:A:184:LYS:HZ1	1:B:24:ILE:N	6	12.96
(1,21)	1:A:184:LYS:HZ1	1:B:25:GLN:N	6	12.96
(1,21)	1:A:184:LYS:HZ1	1:B:26:ASN:N	6	12.96
(1,21)	1:A:184:LYS:HZ1	1:B:27:HIS:N	6	12.96
(1,21)	1:A:184:LYS:HZ1	1:B:28:PHE:N	6	12.96
(1,21)	1:A:184:LYS:HZ1	1:B:29:VAL:N	6	12.96
(1,21)	1:A:184:LYS:HZ1	1:B:30:ASP:N	6	12.96
(1,21)	1:A:184:LYS:HZ1	1:B:31:GLU:N	6	12.96
(1,21)	1:A:184:LYS:HZ1	1:B:32:TYR:N	6	12.96
(1,21)	1:A:184:LYS:HZ1	1:B:33:ASP:N	6	12.96
(1,21)	1:A:184:LYS:HZ1	1:B:34:PRO:N	6	12.96
(1,21)	1:A:184:LYS:HZ1	1:B:35:THR:N	6	12.96
(1,21)	1:A:184:LYS:HZ1	1:B:36:ILE:N	6	12.96
(1,21)	1:A:184:LYS:HZ1	1:B:37:GLU:N	6	12.96
(1,21)	1:A:184:LYS:HZ1	1:B:38:ASP:N	6	12.96
(1,21)	1:A:184:LYS:HZ1	1:B:39:SER:N	6	12.96
(1,21)	1:A:184:LYS:HZ1	1:B:40:TYR:N	6	12.96

Continued on next page...

Continued from previous page...

Key	Atom-1	Atom-2	Model ID	Violation (Å)
(1,21)	1:A:184:LYS:HZ1	1:B:41:ARG:N	6	12.96
(1,21)	1:A:184:LYS:HZ1	1:B:42:LYS:N	6	12.96
(1,21)	1:A:184:LYS:HZ1	1:B:43:GLN:N	6	12.96
(1,21)	1:A:184:LYS:HZ1	1:B:44:VAL:N	6	12.96
(1,21)	1:A:184:LYS:HZ1	1:B:45:VAL:N	6	12.96
(1,21)	1:A:184:LYS:HZ1	1:B:46:ILE:N	6	12.96
(1,21)	1:A:184:LYS:HZ1	1:B:47:ASP:N	6	12.96
(1,21)	1:A:184:LYS:HZ1	1:B:48:GLY:N	6	12.96
(1,21)	1:A:184:LYS:HZ1	1:B:49:GLU:N	6	12.96
(1,21)	1:A:184:LYS:HZ1	1:B:50:THR:N	6	12.96
(1,21)	1:A:184:LYS:HZ1	1:B:51:CYS:N	6	12.96
(1,21)	1:A:184:LYS:HZ1	1:B:52:LEU:N	6	12.96
(1,21)	1:A:184:LYS:HZ1	1:B:53:LEU:N	6	12.96
(1,21)	1:A:184:LYS:HZ1	1:B:54:ASP:N	6	12.96
(1,21)	1:A:184:LYS:HZ1	1:B:55:ILE:N	6	12.96
(1,21)	1:A:184:LYS:HZ1	1:B:56:LEU:N	6	12.96
(1,21)	1:A:184:LYS:HZ1	1:B:57:ASP:N	6	12.96
(1,21)	1:A:184:LYS:HZ1	1:B:58:THR:N	6	12.96
(1,21)	1:A:184:LYS:HZ1	1:B:59:ALA:N	6	12.96
(1,21)	1:A:184:LYS:HZ1	1:B:60:GLY:N	6	12.96
(1,21)	1:A:184:LYS:HZ1	1:B:61:GLN:N	6	12.96
(1,21)	1:A:184:LYS:HZ1	1:B:62:GLU:N	6	12.96
(1,21)	1:A:184:LYS:HZ1	1:B:63:GLU:N	6	12.96
(1,21)	1:A:184:LYS:HZ1	1:B:64:TYR:N	6	12.96
(1,21)	1:A:184:LYS:HZ1	1:B:65:SER:N	6	12.96
(1,21)	1:A:184:LYS:HZ1	1:B:66:ALA:N	6	12.96
(1,21)	1:A:184:LYS:HZ1	1:B:67:MET:N	6	12.96
(1,21)	1:A:184:LYS:HZ1	1:B:68:ARG:N	6	12.96
(1,21)	1:A:184:LYS:HZ1	1:B:69:ASP:N	6	12.96
(1,21)	1:A:184:LYS:HZ1	1:B:70:GLN:N	6	12.96
(1,21)	1:A:184:LYS:HZ1	1:B:71:TYR:N	6	12.96
(1,21)	1:A:184:LYS:HZ1	1:B:72:MET:N	6	12.96
(1,21)	1:A:184:LYS:HZ1	1:B:73:ARG:N	6	12.96
(1,21)	1:A:184:LYS:HZ1	1:B:74:THR:N	6	12.96
(1,21)	1:A:184:LYS:HZ1	1:B:75:GLY:N	6	12.96
(1,21)	1:A:184:LYS:HZ1	1:B:76:GLU:N	6	12.96
(1,21)	1:A:184:LYS:HZ1	1:B:77:GLY:N	6	12.96
(1,21)	1:A:184:LYS:HZ1	1:B:78:PHE:N	6	12.96
(1,21)	1:A:184:LYS:HZ1	1:B:79:LEU:N	6	12.96
(1,21)	1:A:184:LYS:HZ1	1:B:80:CYS:N	6	12.96
(1,21)	1:A:184:LYS:HZ1	5:B:203:7Q9:N	6	12.96
(1,21)	1:A:184:LYS:HZ1	5:B:204:7Q9:N	6	12.96

Continued on next page...

Continued from previous page...

Key	Atom-1	Atom-2	Model ID	Violation (Å)
(1,21)	1:A:184:LYS:HZ1	5:B:205:7Q9:N	6	12.96
(1,21)	1:A:184:LYS:HZ1	5:B:206:7Q9:N	6	12.96
(1,21)	1:A:184:LYS:HZ1	5:B:207:7Q9:N	6	12.96
(1,21)	1:A:184:LYS:HZ1	6:B:208:17F:N1	6	12.96
(1,21)	1:A:184:LYS:HZ1	5:B:209:7Q9:N	6	12.96
(1,21)	1:A:184:LYS:HZ1	5:B:210:7Q9:N	6	12.96
(1,21)	1:A:184:LYS:HZ1	5:B:211:7Q9:N	6	12.96
(1,21)	1:A:184:LYS:HZ1	5:B:212:7Q9:N	6	12.96
(1,21)	1:A:184:LYS:HZ1	5:B:213:7Q9:N	6	12.96
(1,21)	1:A:184:LYS:HZ1	6:B:214:17F:N1	6	12.96
(1,21)	1:A:184:LYS:HZ1	6:B:215:17F:N1	6	12.96
(1,21)	1:A:184:LYS:HZ1	5:B:216:7Q9:N	6	12.96
(1,21)	1:A:184:LYS:HZ1	5:B:217:7Q9:N	6	12.96
(1,21)	1:A:184:LYS:HZ1	5:B:218:7Q9:N	6	12.96
(1,21)	1:A:184:LYS:HZ1	6:B:219:17F:N1	6	12.96
(1,21)	1:A:184:LYS:HZ1	5:B:220:7Q9:N	6	12.96
(1,21)	1:A:184:LYS:HZ2	1:B:2:THR:N	6	12.96
(1,21)	1:A:184:LYS:HZ2	1:B:3:GLU:N	6	12.96
(1,21)	1:A:184:LYS:HZ2	1:B:4:TYR:N	6	12.96
(1,21)	1:A:184:LYS:HZ2	1:B:5:LYS:N	6	12.96
(1,21)	1:A:184:LYS:HZ2	1:B:6:LEU:N	6	12.96
(1,21)	1:A:184:LYS:HZ2	1:B:7:VAL:N	6	12.96
(1,21)	1:A:184:LYS:HZ2	1:B:8:VAL:N	6	12.96
(1,21)	1:A:184:LYS:HZ2	1:B:9:VAL:N	6	12.96
(1,21)	1:A:184:LYS:HZ2	1:B:10:GLY:N	6	12.96
(1,21)	1:A:184:LYS:HZ2	1:B:11:ALA:N	6	12.96
(1,21)	1:A:184:LYS:HZ2	1:B:12:ASP:N	6	12.96
(1,21)	1:A:184:LYS:HZ2	1:B:13:GLY:N	6	12.96
(1,21)	1:A:184:LYS:HZ2	1:B:14:VAL:N	6	12.96
(1,21)	1:A:184:LYS:HZ2	1:B:15:GLY:N	6	12.96
(1,21)	1:A:184:LYS:HZ2	1:B:16:LYS:N	6	12.96
(1,21)	1:A:184:LYS:HZ2	1:B:17:SER:N	6	12.96
(1,21)	1:A:184:LYS:HZ2	1:B:18:ALA:N	6	12.96
(1,21)	1:A:184:LYS:HZ2	1:B:19:LEU:N	6	12.96
(1,21)	1:A:184:LYS:HZ2	1:B:20:THR:N	6	12.96
(1,21)	1:A:184:LYS:HZ2	1:B:21:ILE:N	6	12.96
(1,21)	1:A:184:LYS:HZ2	1:B:22:GLN:N	6	12.96
(1,21)	1:A:184:LYS:HZ2	1:B:23:LEU:N	6	12.96
(1,21)	1:A:184:LYS:HZ2	1:B:24:ILE:N	6	12.96
(1,21)	1:A:184:LYS:HZ2	1:B:25:GLN:N	6	12.96
(1,21)	1:A:184:LYS:HZ2	1:B:26:ASN:N	6	12.96
(1,21)	1:A:184:LYS:HZ2	1:B:27:HIS:N	6	12.96

Continued on next page...

Continued from previous page...

Key	Atom-1	Atom-2	Model ID	Violation (Å)
(1,21)	1:A:184:LYS:HZ2	1:B:28:PHE:N	6	12.96
(1,21)	1:A:184:LYS:HZ2	1:B:29:VAL:N	6	12.96
(1,21)	1:A:184:LYS:HZ2	1:B:30:ASP:N	6	12.96
(1,21)	1:A:184:LYS:HZ2	1:B:31:GLU:N	6	12.96
(1,21)	1:A:184:LYS:HZ2	1:B:32:TYR:N	6	12.96
(1,21)	1:A:184:LYS:HZ2	1:B:33:ASP:N	6	12.96
(1,21)	1:A:184:LYS:HZ2	1:B:34:PRO:N	6	12.96
(1,21)	1:A:184:LYS:HZ2	1:B:35:THR:N	6	12.96
(1,21)	1:A:184:LYS:HZ2	1:B:36:ILE:N	6	12.96
(1,21)	1:A:184:LYS:HZ2	1:B:37:GLU:N	6	12.96
(1,21)	1:A:184:LYS:HZ2	1:B:38:ASP:N	6	12.96
(1,21)	1:A:184:LYS:HZ2	1:B:39:SER:N	6	12.96
(1,21)	1:A:184:LYS:HZ2	1:B:40:TYR:N	6	12.96
(1,21)	1:A:184:LYS:HZ2	1:B:41:ARG:N	6	12.96
(1,21)	1:A:184:LYS:HZ2	1:B:42:LYS:N	6	12.96
(1,21)	1:A:184:LYS:HZ2	1:B:43:GLN:N	6	12.96
(1,21)	1:A:184:LYS:HZ2	1:B:44:VAL:N	6	12.96
(1,21)	1:A:184:LYS:HZ2	1:B:45:VAL:N	6	12.96
(1,21)	1:A:184:LYS:HZ2	1:B:46:ILE:N	6	12.96
(1,21)	1:A:184:LYS:HZ2	1:B:47:ASP:N	6	12.96
(1,21)	1:A:184:LYS:HZ2	1:B:48:GLY:N	6	12.96
(1,21)	1:A:184:LYS:HZ2	1:B:49:GLU:N	6	12.96
(1,21)	1:A:184:LYS:HZ2	1:B:50:THR:N	6	12.96
(1,21)	1:A:184:LYS:HZ2	1:B:51:CYS:N	6	12.96
(1,21)	1:A:184:LYS:HZ2	1:B:52:LEU:N	6	12.96
(1,21)	1:A:184:LYS:HZ2	1:B:53:LEU:N	6	12.96
(1,21)	1:A:184:LYS:HZ2	1:B:54:ASP:N	6	12.96
(1,21)	1:A:184:LYS:HZ2	1:B:55:ILE:N	6	12.96
(1,21)	1:A:184:LYS:HZ2	1:B:56:LEU:N	6	12.96
(1,21)	1:A:184:LYS:HZ2	1:B:57:ASP:N	6	12.96
(1,21)	1:A:184:LYS:HZ2	1:B:58:THR:N	6	12.96
(1,21)	1:A:184:LYS:HZ2	1:B:59:ALA:N	6	12.96
(1,21)	1:A:184:LYS:HZ2	1:B:60:GLY:N	6	12.96
(1,21)	1:A:184:LYS:HZ2	1:B:61:GLN:N	6	12.96
(1,21)	1:A:184:LYS:HZ2	1:B:62:GLU:N	6	12.96
(1,21)	1:A:184:LYS:HZ2	1:B:63:GLU:N	6	12.96
(1,21)	1:A:184:LYS:HZ2	1:B:64:TYR:N	6	12.96
(1,21)	1:A:184:LYS:HZ2	1:B:65:SER:N	6	12.96
(1,21)	1:A:184:LYS:HZ2	1:B:66:ALA:N	6	12.96
(1,21)	1:A:184:LYS:HZ2	1:B:67:MET:N	6	12.96
(1,21)	1:A:184:LYS:HZ2	1:B:68:ARG:N	6	12.96
(1,21)	1:A:184:LYS:HZ2	1:B:69:ASP:N	6	12.96

Continued on next page...

Continued from previous page...

Key	Atom-1	Atom-2	Model ID	Violation (Å)
(1,21)	1:A:184:LYS:HZ2	1:B:70:GLN:N	6	12.96
(1,21)	1:A:184:LYS:HZ2	1:B:71:TYR:N	6	12.96
(1,21)	1:A:184:LYS:HZ2	1:B:72:MET:N	6	12.96
(1,21)	1:A:184:LYS:HZ2	1:B:73:ARG:N	6	12.96
(1,21)	1:A:184:LYS:HZ2	1:B:74:THR:N	6	12.96
(1,21)	1:A:184:LYS:HZ2	1:B:75:GLY:N	6	12.96
(1,21)	1:A:184:LYS:HZ2	1:B:76:GLU:N	6	12.96
(1,21)	1:A:184:LYS:HZ2	1:B:77:GLY:N	6	12.96
(1,21)	1:A:184:LYS:HZ2	1:B:78:PHE:N	6	12.96
(1,21)	1:A:184:LYS:HZ2	1:B:79:LEU:N	6	12.96
(1,21)	1:A:184:LYS:HZ2	1:B:80:CYS:N	6	12.96
(1,21)	1:A:184:LYS:HZ2	5:B:203:7Q9:N	6	12.96
(1,21)	1:A:184:LYS:HZ2	5:B:204:7Q9:N	6	12.96
(1,21)	1:A:184:LYS:HZ2	5:B:205:7Q9:N	6	12.96
(1,21)	1:A:184:LYS:HZ2	5:B:206:7Q9:N	6	12.96
(1,21)	1:A:184:LYS:HZ2	5:B:207:7Q9:N	6	12.96
(1,21)	1:A:184:LYS:HZ2	6:B:208:17F:N1	6	12.96
(1,21)	1:A:184:LYS:HZ2	5:B:209:7Q9:N	6	12.96
(1,21)	1:A:184:LYS:HZ2	5:B:210:7Q9:N	6	12.96
(1,21)	1:A:184:LYS:HZ2	5:B:211:7Q9:N	6	12.96
(1,21)	1:A:184:LYS:HZ2	5:B:212:7Q9:N	6	12.96
(1,21)	1:A:184:LYS:HZ2	5:B:213:7Q9:N	6	12.96
(1,21)	1:A:184:LYS:HZ2	6:B:214:17F:N1	6	12.96
(1,21)	1:A:184:LYS:HZ2	6:B:215:17F:N1	6	12.96
(1,21)	1:A:184:LYS:HZ2	5:B:216:7Q9:N	6	12.96
(1,21)	1:A:184:LYS:HZ2	5:B:217:7Q9:N	6	12.96
(1,21)	1:A:184:LYS:HZ2	5:B:218:7Q9:N	6	12.96
(1,21)	1:A:184:LYS:HZ2	6:B:219:17F:N1	6	12.96
(1,21)	1:A:184:LYS:HZ2	5:B:220:7Q9:N	6	12.96
(1,21)	1:A:184:LYS:HZ3	1:B:2:THR:N	6	12.96
(1,21)	1:A:184:LYS:HZ3	1:B:3:GLU:N	6	12.96
(1,21)	1:A:184:LYS:HZ3	1:B:4:TYR:N	6	12.96
(1,21)	1:A:184:LYS:HZ3	1:B:5:LYS:N	6	12.96
(1,21)	1:A:184:LYS:HZ3	1:B:6:LEU:N	6	12.96
(1,21)	1:A:184:LYS:HZ3	1:B:7:VAL:N	6	12.96
(1,21)	1:A:184:LYS:HZ3	1:B:8:VAL:N	6	12.96
(1,21)	1:A:184:LYS:HZ3	1:B:9:VAL:N	6	12.96
(1,21)	1:A:184:LYS:HZ3	1:B:10:GLY:N	6	12.96
(1,21)	1:A:184:LYS:HZ3	1:B:11:ALA:N	6	12.96
(1,21)	1:A:184:LYS:HZ3	1:B:12:ASP:N	6	12.96
(1,21)	1:A:184:LYS:HZ3	1:B:13:GLY:N	6	12.96
(1,21)	1:A:184:LYS:HZ3	1:B:14:VAL:N	6	12.96

Continued on next page...

Continued from previous page...

Key	Atom-1	Atom-2	Model ID	Violation (Å)
(1,21)	1:A:184:LYS:HZ3	1:B:15:GLY:N	6	12.96
(1,21)	1:A:184:LYS:HZ3	1:B:16:LYS:N	6	12.96
(1,21)	1:A:184:LYS:HZ3	1:B:17:SER:N	6	12.96
(1,21)	1:A:184:LYS:HZ3	1:B:18:ALA:N	6	12.96
(1,21)	1:A:184:LYS:HZ3	1:B:19:LEU:N	6	12.96
(1,21)	1:A:184:LYS:HZ3	1:B:20:THR:N	6	12.96
(1,21)	1:A:184:LYS:HZ3	1:B:21:ILE:N	6	12.96
(1,21)	1:A:184:LYS:HZ3	1:B:22:GLN:N	6	12.96
(1,21)	1:A:184:LYS:HZ3	1:B:23:LEU:N	6	12.96
(1,21)	1:A:184:LYS:HZ3	1:B:24:ILE:N	6	12.96
(1,21)	1:A:184:LYS:HZ3	1:B:25:GLN:N	6	12.96
(1,21)	1:A:184:LYS:HZ3	1:B:26:ASN:N	6	12.96
(1,21)	1:A:184:LYS:HZ3	1:B:27:HIS:N	6	12.96
(1,21)	1:A:184:LYS:HZ3	1:B:28:PHE:N	6	12.96
(1,21)	1:A:184:LYS:HZ3	1:B:29:VAL:N	6	12.96
(1,21)	1:A:184:LYS:HZ3	1:B:30:ASP:N	6	12.96
(1,21)	1:A:184:LYS:HZ3	1:B:31:GLU:N	6	12.96
(1,21)	1:A:184:LYS:HZ3	1:B:32:TYR:N	6	12.96
(1,21)	1:A:184:LYS:HZ3	1:B:33:ASP:N	6	12.96
(1,21)	1:A:184:LYS:HZ3	1:B:34:PRO:N	6	12.96
(1,21)	1:A:184:LYS:HZ3	1:B:35:THR:N	6	12.96
(1,21)	1:A:184:LYS:HZ3	1:B:36:ILE:N	6	12.96
(1,21)	1:A:184:LYS:HZ3	1:B:37:GLU:N	6	12.96
(1,21)	1:A:184:LYS:HZ3	1:B:38:ASP:N	6	12.96
(1,21)	1:A:184:LYS:HZ3	1:B:39:SER:N	6	12.96
(1,21)	1:A:184:LYS:HZ3	1:B:40:TYR:N	6	12.96
(1,21)	1:A:184:LYS:HZ3	1:B:41:ARG:N	6	12.96
(1,21)	1:A:184:LYS:HZ3	1:B:42:LYS:N	6	12.96
(1,21)	1:A:184:LYS:HZ3	1:B:43:GLN:N	6	12.96
(1,21)	1:A:184:LYS:HZ3	1:B:44:VAL:N	6	12.96
(1,21)	1:A:184:LYS:HZ3	1:B:45:VAL:N	6	12.96
(1,21)	1:A:184:LYS:HZ3	1:B:46:ILE:N	6	12.96
(1,21)	1:A:184:LYS:HZ3	1:B:47:ASP:N	6	12.96
(1,21)	1:A:184:LYS:HZ3	1:B:48:GLY:N	6	12.96
(1,21)	1:A:184:LYS:HZ3	1:B:49:GLU:N	6	12.96
(1,21)	1:A:184:LYS:HZ3	1:B:50:THR:N	6	12.96
(1,21)	1:A:184:LYS:HZ3	1:B:51:CYS:N	6	12.96
(1,21)	1:A:184:LYS:HZ3	1:B:52:LEU:N	6	12.96
(1,21)	1:A:184:LYS:HZ3	1:B:53:LEU:N	6	12.96
(1,21)	1:A:184:LYS:HZ3	1:B:54:ASP:N	6	12.96
(1,21)	1:A:184:LYS:HZ3	1:B:55:ILE:N	6	12.96
(1,21)	1:A:184:LYS:HZ3	1:B:56:LEU:N	6	12.96

Continued on next page...

Continued from previous page...

Key	Atom-1	Atom-2	Model ID	Violation (Å)
(1,21)	1:A:184:LYS:HZ3	1:B:57:ASP:N	6	12.96
(1,21)	1:A:184:LYS:HZ3	1:B:58:THR:N	6	12.96
(1,21)	1:A:184:LYS:HZ3	1:B:59:ALA:N	6	12.96
(1,21)	1:A:184:LYS:HZ3	1:B:60:GLY:N	6	12.96
(1,21)	1:A:184:LYS:HZ3	1:B:61:GLN:N	6	12.96
(1,21)	1:A:184:LYS:HZ3	1:B:62:GLU:N	6	12.96
(1,21)	1:A:184:LYS:HZ3	1:B:63:GLU:N	6	12.96
(1,21)	1:A:184:LYS:HZ3	1:B:64:TYR:N	6	12.96
(1,21)	1:A:184:LYS:HZ3	1:B:65:SER:N	6	12.96
(1,21)	1:A:184:LYS:HZ3	1:B:66:ALA:N	6	12.96
(1,21)	1:A:184:LYS:HZ3	1:B:67:MET:N	6	12.96
(1,21)	1:A:184:LYS:HZ3	1:B:68:ARG:N	6	12.96
(1,21)	1:A:184:LYS:HZ3	1:B:69:ASP:N	6	12.96
(1,21)	1:A:184:LYS:HZ3	1:B:70:GLN:N	6	12.96
(1,21)	1:A:184:LYS:HZ3	1:B:71:TYR:N	6	12.96
(1,21)	1:A:184:LYS:HZ3	1:B:72:MET:N	6	12.96
(1,21)	1:A:184:LYS:HZ3	1:B:73:ARG:N	6	12.96
(1,21)	1:A:184:LYS:HZ3	1:B:74:THR:N	6	12.96
(1,21)	1:A:184:LYS:HZ3	1:B:75:GLY:N	6	12.96
(1,21)	1:A:184:LYS:HZ3	1:B:76:GLU:N	6	12.96
(1,21)	1:A:184:LYS:HZ3	1:B:77:GLY:N	6	12.96
(1,21)	1:A:184:LYS:HZ3	1:B:78:PHE:N	6	12.96
(1,21)	1:A:184:LYS:HZ3	1:B:79:LEU:N	6	12.96
(1,21)	1:A:184:LYS:HZ3	1:B:80:CYS:N	6	12.96
(1,21)	1:A:184:LYS:HZ3	5:B:203:7Q9:N	6	12.96
(1,21)	1:A:184:LYS:HZ3	5:B:204:7Q9:N	6	12.96
(1,21)	1:A:184:LYS:HZ3	5:B:205:7Q9:N	6	12.96
(1,21)	1:A:184:LYS:HZ3	5:B:206:7Q9:N	6	12.96
(1,21)	1:A:184:LYS:HZ3	5:B:207:7Q9:N	6	12.96
(1,21)	1:A:184:LYS:HZ3	6:B:208:17F:N1	6	12.96
(1,21)	1:A:184:LYS:HZ3	5:B:209:7Q9:N	6	12.96
(1,21)	1:A:184:LYS:HZ3	5:B:210:7Q9:N	6	12.96
(1,21)	1:A:184:LYS:HZ3	5:B:211:7Q9:N	6	12.96
(1,21)	1:A:184:LYS:HZ3	5:B:212:7Q9:N	6	12.96
(1,21)	1:A:184:LYS:HZ3	5:B:213:7Q9:N	6	12.96
(1,21)	1:A:184:LYS:HZ3	6:B:214:17F:N1	6	12.96
(1,21)	1:A:184:LYS:HZ3	6:B:215:17F:N1	6	12.96
(1,21)	1:A:184:LYS:HZ3	5:B:216:7Q9:N	6	12.96
(1,21)	1:A:184:LYS:HZ3	5:B:217:7Q9:N	6	12.96
(1,21)	1:A:184:LYS:HZ3	5:B:218:7Q9:N	6	12.96
(1,21)	1:A:184:LYS:HZ3	6:B:219:17F:N1	6	12.96
(1,21)	1:A:184:LYS:HZ3	5:B:220:7Q9:N	6	12.96

Continued on next page...

Continued from previous page...

Key	Atom-1	Atom-2	Model ID	Violation (Å)
(1,21)	1:A:184:LYS:N	1:B:2:THR:N	6	12.96
(1,21)	1:A:184:LYS:N	1:B:3:GLU:N	6	12.96
(1,21)	1:A:184:LYS:N	1:B:4:TYR:N	6	12.96
(1,21)	1:A:184:LYS:N	1:B:5:LYS:N	6	12.96
(1,21)	1:A:184:LYS:N	1:B:6:LEU:N	6	12.96
(1,21)	1:A:184:LYS:N	1:B:7:VAL:N	6	12.96
(1,21)	1:A:184:LYS:N	1:B:8:VAL:N	6	12.96
(1,21)	1:A:184:LYS:N	1:B:9:VAL:N	6	12.96
(1,21)	1:A:184:LYS:N	1:B:10:GLY:N	6	12.96
(1,21)	1:A:184:LYS:N	1:B:11:ALA:N	6	12.96
(1,21)	1:A:184:LYS:N	1:B:12:ASP:N	6	12.96
(1,21)	1:A:184:LYS:N	1:B:13:GLY:N	6	12.96
(1,21)	1:A:184:LYS:N	1:B:14:VAL:N	6	12.96
(1,21)	1:A:184:LYS:N	1:B:15:GLY:N	6	12.96
(1,21)	1:A:184:LYS:N	1:B:16:LYS:N	6	12.96
(1,21)	1:A:184:LYS:N	1:B:17:SER:N	6	12.96
(1,21)	1:A:184:LYS:N	1:B:18:ALA:N	6	12.96
(1,21)	1:A:184:LYS:N	1:B:19:LEU:N	6	12.96
(1,21)	1:A:184:LYS:N	1:B:20:THR:N	6	12.96
(1,21)	1:A:184:LYS:N	1:B:21:ILE:N	6	12.96
(1,21)	1:A:184:LYS:N	1:B:22:GLN:N	6	12.96
(1,21)	1:A:184:LYS:N	1:B:23:LEU:N	6	12.96
(1,21)	1:A:184:LYS:N	1:B:24:ILE:N	6	12.96
(1,21)	1:A:184:LYS:N	1:B:25:GLN:N	6	12.96
(1,21)	1:A:184:LYS:N	1:B:26:ASN:N	6	12.96
(1,21)	1:A:184:LYS:N	1:B:27:HIS:N	6	12.96
(1,21)	1:A:184:LYS:N	1:B:28:PHE:N	6	12.96
(1,21)	1:A:184:LYS:N	1:B:29:VAL:N	6	12.96
(1,21)	1:A:184:LYS:N	1:B:30:ASP:N	6	12.96
(1,21)	1:A:184:LYS:N	1:B:31:GLU:N	6	12.96
(1,21)	1:A:184:LYS:N	1:B:32:TYR:N	6	12.96
(1,21)	1:A:184:LYS:N	1:B:33:ASP:N	6	12.96
(1,21)	1:A:184:LYS:N	1:B:34:PRO:N	6	12.96
(1,21)	1:A:184:LYS:N	1:B:35:THR:N	6	12.96
(1,21)	1:A:184:LYS:N	1:B:36:ILE:N	6	12.96
(1,21)	1:A:184:LYS:N	1:B:37:GLU:N	6	12.96
(1,21)	1:A:184:LYS:N	1:B:38:ASP:N	6	12.96
(1,21)	1:A:184:LYS:N	1:B:39:SER:N	6	12.96
(1,21)	1:A:184:LYS:N	1:B:40:TYR:N	6	12.96
(1,21)	1:A:184:LYS:N	1:B:41:ARG:N	6	12.96
(1,21)	1:A:184:LYS:N	1:B:42:LYS:N	6	12.96
(1,21)	1:A:184:LYS:N	1:B:43:GLN:N	6	12.96

Continued on next page...

Continued from previous page...

Key	Atom-1	Atom-2	Model ID	Violation (Å)
(1,21)	1:A:184:LYS:N	1:B:44:VAL:N	6	12.96
(1,21)	1:A:184:LYS:N	1:B:45:VAL:N	6	12.96
(1,21)	1:A:184:LYS:N	1:B:46:ILE:N	6	12.96
(1,21)	1:A:184:LYS:N	1:B:47:ASP:N	6	12.96
(1,21)	1:A:184:LYS:N	1:B:48:GLY:N	6	12.96
(1,21)	1:A:184:LYS:N	1:B:49:GLU:N	6	12.96
(1,21)	1:A:184:LYS:N	1:B:50:THR:N	6	12.96
(1,21)	1:A:184:LYS:N	1:B:51:CYS:N	6	12.96
(1,21)	1:A:184:LYS:N	1:B:52:LEU:N	6	12.96
(1,21)	1:A:184:LYS:N	1:B:53:LEU:N	6	12.96
(1,21)	1:A:184:LYS:N	1:B:54:ASP:N	6	12.96
(1,21)	1:A:184:LYS:N	1:B:55:ILE:N	6	12.96
(1,21)	1:A:184:LYS:N	1:B:56:LEU:N	6	12.96
(1,21)	1:A:184:LYS:N	1:B:57:ASP:N	6	12.96
(1,21)	1:A:184:LYS:N	1:B:58:THR:N	6	12.96
(1,21)	1:A:184:LYS:N	1:B:59:ALA:N	6	12.96
(1,21)	1:A:184:LYS:N	1:B:60:GLY:N	6	12.96
(1,21)	1:A:184:LYS:N	1:B:61:GLN:N	6	12.96
(1,21)	1:A:184:LYS:N	1:B:62:GLU:N	6	12.96
(1,21)	1:A:184:LYS:N	1:B:63:GLU:N	6	12.96
(1,21)	1:A:184:LYS:N	1:B:64:TYR:N	6	12.96
(1,21)	1:A:184:LYS:N	1:B:65:SER:N	6	12.96
(1,21)	1:A:184:LYS:N	1:B:66:ALA:N	6	12.96
(1,21)	1:A:184:LYS:N	1:B:67:MET:N	6	12.96
(1,21)	1:A:184:LYS:N	1:B:68:ARG:N	6	12.96
(1,21)	1:A:184:LYS:N	1:B:69:ASP:N	6	12.96
(1,21)	1:A:184:LYS:N	1:B:70:GLN:N	6	12.96
(1,21)	1:A:184:LYS:N	1:B:71:TYR:N	6	12.96
(1,21)	1:A:184:LYS:N	1:B:72:MET:N	6	12.96
(1,21)	1:A:184:LYS:N	1:B:73:ARG:N	6	12.96
(1,21)	1:A:184:LYS:N	1:B:74:THR:N	6	12.96
(1,21)	1:A:184:LYS:N	1:B:75:GLY:N	6	12.96
(1,21)	1:A:184:LYS:N	1:B:76:GLU:N	6	12.96
(1,21)	1:A:184:LYS:N	1:B:77:GLY:N	6	12.96
(1,21)	1:A:184:LYS:N	1:B:78:PHE:N	6	12.96
(1,21)	1:A:184:LYS:N	1:B:79:LEU:N	6	12.96
(1,21)	1:A:184:LYS:N	1:B:80:CYS:N	6	12.96
(1,21)	1:A:184:LYS:N	5:B:203:7Q9:N	6	12.96
(1,21)	1:A:184:LYS:N	5:B:204:7Q9:N	6	12.96
(1,21)	1:A:184:LYS:N	5:B:205:7Q9:N	6	12.96
(1,21)	1:A:184:LYS:N	5:B:206:7Q9:N	6	12.96
(1,21)	1:A:184:LYS:N	5:B:207:7Q9:N	6	12.96

Continued on next page...

Continued from previous page...

Key	Atom-1	Atom-2	Model ID	Violation (Å)
(1,21)	1:A:184:LYS:N	6:B:208:17F:N1	6	12.96
(1,21)	1:A:184:LYS:N	5:B:209:7Q9:N	6	12.96
(1,21)	1:A:184:LYS:N	5:B:210:7Q9:N	6	12.96
(1,21)	1:A:184:LYS:N	5:B:211:7Q9:N	6	12.96
(1,21)	1:A:184:LYS:N	5:B:212:7Q9:N	6	12.96
(1,21)	1:A:184:LYS:N	5:B:213:7Q9:N	6	12.96
(1,21)	1:A:184:LYS:N	6:B:214:17F:N1	6	12.96
(1,21)	1:A:184:LYS:N	6:B:215:17F:N1	6	12.96
(1,21)	1:A:184:LYS:N	5:B:216:7Q9:N	6	12.96
(1,21)	1:A:184:LYS:N	5:B:217:7Q9:N	6	12.96
(1,21)	1:A:184:LYS:N	5:B:218:7Q9:N	6	12.96
(1,21)	1:A:184:LYS:N	6:B:219:17F:N1	6	12.96
(1,21)	1:A:184:LYS:N	5:B:220:7Q9:N	6	12.96
(1,21)	1:A:184:LYS:NZ	1:B:2:THR:N	6	12.96
(1,21)	1:A:184:LYS:NZ	1:B:3:GLU:N	6	12.96
(1,21)	1:A:184:LYS:NZ	1:B:4:TYR:N	6	12.96
(1,21)	1:A:184:LYS:NZ	1:B:5:LYS:N	6	12.96
(1,21)	1:A:184:LYS:NZ	1:B:6:LEU:N	6	12.96
(1,21)	1:A:184:LYS:NZ	1:B:7:VAL:N	6	12.96
(1,21)	1:A:184:LYS:NZ	1:B:8:VAL:N	6	12.96
(1,21)	1:A:184:LYS:NZ	1:B:9:VAL:N	6	12.96
(1,21)	1:A:184:LYS:NZ	1:B:10:GLY:N	6	12.96
(1,21)	1:A:184:LYS:NZ	1:B:11:ALA:N	6	12.96
(1,21)	1:A:184:LYS:NZ	1:B:12:ASP:N	6	12.96
(1,21)	1:A:184:LYS:NZ	1:B:13:GLY:N	6	12.96
(1,21)	1:A:184:LYS:NZ	1:B:14:VAL:N	6	12.96
(1,21)	1:A:184:LYS:NZ	1:B:15:GLY:N	6	12.96
(1,21)	1:A:184:LYS:NZ	1:B:16:LYS:N	6	12.96
(1,21)	1:A:184:LYS:NZ	1:B:17:SER:N	6	12.96
(1,21)	1:A:184:LYS:NZ	1:B:18:ALA:N	6	12.96
(1,21)	1:A:184:LYS:NZ	1:B:19:LEU:N	6	12.96
(1,21)	1:A:184:LYS:NZ	1:B:20:THR:N	6	12.96
(1,21)	1:A:184:LYS:NZ	1:B:21:ILE:N	6	12.96
(1,21)	1:A:184:LYS:NZ	1:B:22:GLN:N	6	12.96
(1,21)	1:A:184:LYS:NZ	1:B:23:LEU:N	6	12.96
(1,21)	1:A:184:LYS:NZ	1:B:24:ILE:N	6	12.96
(1,21)	1:A:184:LYS:NZ	1:B:25:GLN:N	6	12.96
(1,21)	1:A:184:LYS:NZ	1:B:26:ASN:N	6	12.96
(1,21)	1:A:184:LYS:NZ	1:B:27:HIS:N	6	12.96
(1,21)	1:A:184:LYS:NZ	1:B:28:PHE:N	6	12.96
(1,21)	1:A:184:LYS:NZ	1:B:29:VAL:N	6	12.96
(1,21)	1:A:184:LYS:NZ	1:B:30:ASP:N	6	12.96

Continued on next page...

Continued from previous page...

Key	Atom-1	Atom-2	Model ID	Violation (Å)
(1,21)	1:A:184:LYS:NZ	1:B:31:GLU:N	6	12.96
(1,21)	1:A:184:LYS:NZ	1:B:32:TYR:N	6	12.96
(1,21)	1:A:184:LYS:NZ	1:B:33:ASP:N	6	12.96
(1,21)	1:A:184:LYS:NZ	1:B:34:PRO:N	6	12.96
(1,21)	1:A:184:LYS:NZ	1:B:35:THR:N	6	12.96
(1,21)	1:A:184:LYS:NZ	1:B:36:ILE:N	6	12.96
(1,21)	1:A:184:LYS:NZ	1:B:37:GLU:N	6	12.96
(1,21)	1:A:184:LYS:NZ	1:B:38:ASP:N	6	12.96
(1,21)	1:A:184:LYS:NZ	1:B:39:SER:N	6	12.96
(1,21)	1:A:184:LYS:NZ	1:B:40:TYR:N	6	12.96
(1,21)	1:A:184:LYS:NZ	1:B:41:ARG:N	6	12.96
(1,21)	1:A:184:LYS:NZ	1:B:42:LYS:N	6	12.96
(1,21)	1:A:184:LYS:NZ	1:B:43:GLN:N	6	12.96
(1,21)	1:A:184:LYS:NZ	1:B:44:VAL:N	6	12.96
(1,21)	1:A:184:LYS:NZ	1:B:45:VAL:N	6	12.96
(1,21)	1:A:184:LYS:NZ	1:B:46:ILE:N	6	12.96
(1,21)	1:A:184:LYS:NZ	1:B:47:ASP:N	6	12.96
(1,21)	1:A:184:LYS:NZ	1:B:48:GLY:N	6	12.96
(1,21)	1:A:184:LYS:NZ	1:B:49:GLU:N	6	12.96
(1,21)	1:A:184:LYS:NZ	1:B:50:THR:N	6	12.96
(1,21)	1:A:184:LYS:NZ	1:B:51:CYS:N	6	12.96
(1,21)	1:A:184:LYS:NZ	1:B:52:LEU:N	6	12.96
(1,21)	1:A:184:LYS:NZ	1:B:53:LEU:N	6	12.96
(1,21)	1:A:184:LYS:NZ	1:B:54:ASP:N	6	12.96
(1,21)	1:A:184:LYS:NZ	1:B:55:ILE:N	6	12.96
(1,21)	1:A:184:LYS:NZ	1:B:56:LEU:N	6	12.96
(1,21)	1:A:184:LYS:NZ	1:B:57:ASP:N	6	12.96
(1,21)	1:A:184:LYS:NZ	1:B:58:THR:N	6	12.96
(1,21)	1:A:184:LYS:NZ	1:B:59:ALA:N	6	12.96
(1,21)	1:A:184:LYS:NZ	1:B:60:GLY:N	6	12.96
(1,21)	1:A:184:LYS:NZ	1:B:61:GLN:N	6	12.96
(1,21)	1:A:184:LYS:NZ	1:B:62:GLU:N	6	12.96
(1,21)	1:A:184:LYS:NZ	1:B:63:GLU:N	6	12.96
(1,21)	1:A:184:LYS:NZ	1:B:64:TYR:N	6	12.96
(1,21)	1:A:184:LYS:NZ	1:B:65:SER:N	6	12.96
(1,21)	1:A:184:LYS:NZ	1:B:66:ALA:N	6	12.96
(1,21)	1:A:184:LYS:NZ	1:B:67:MET:N	6	12.96
(1,21)	1:A:184:LYS:NZ	1:B:68:ARG:N	6	12.96
(1,21)	1:A:184:LYS:NZ	1:B:69:ASP:N	6	12.96
(1,21)	1:A:184:LYS:NZ	1:B:70:GLN:N	6	12.96
(1,21)	1:A:184:LYS:NZ	1:B:71:TYR:N	6	12.96
(1,21)	1:A:184:LYS:NZ	1:B:72:MET:N	6	12.96

Continued on next page...

Continued from previous page...

Key	Atom-1	Atom-2	Model ID	Violation (Å)
(1,21)	1:A:184:LYS:NZ	1:B:73:ARG:N	6	12.96
(1,21)	1:A:184:LYS:NZ	1:B:74:THR:N	6	12.96
(1,21)	1:A:184:LYS:NZ	1:B:75:GLY:N	6	12.96
(1,21)	1:A:184:LYS:NZ	1:B:76:GLU:N	6	12.96
(1,21)	1:A:184:LYS:NZ	1:B:77:GLY:N	6	12.96
(1,21)	1:A:184:LYS:NZ	1:B:78:PHE:N	6	12.96
(1,21)	1:A:184:LYS:NZ	1:B:79:LEU:N	6	12.96
(1,21)	1:A:184:LYS:NZ	1:B:80:CYS:N	6	12.96
(1,21)	1:A:184:LYS:NZ	5:B:203:7Q9:N	6	12.96
(1,21)	1:A:184:LYS:NZ	5:B:204:7Q9:N	6	12.96
(1,21)	1:A:184:LYS:NZ	5:B:205:7Q9:N	6	12.96
(1,21)	1:A:184:LYS:NZ	5:B:206:7Q9:N	6	12.96
(1,21)	1:A:184:LYS:NZ	5:B:207:7Q9:N	6	12.96
(1,21)	1:A:184:LYS:NZ	6:B:208:17F:N1	6	12.96
(1,21)	1:A:184:LYS:NZ	5:B:209:7Q9:N	6	12.96
(1,21)	1:A:184:LYS:NZ	5:B:210:7Q9:N	6	12.96
(1,21)	1:A:184:LYS:NZ	5:B:211:7Q9:N	6	12.96
(1,21)	1:A:184:LYS:NZ	5:B:212:7Q9:N	6	12.96
(1,21)	1:A:184:LYS:NZ	5:B:213:7Q9:N	6	12.96
(1,21)	1:A:184:LYS:NZ	6:B:214:17F:N1	6	12.96
(1,21)	1:A:184:LYS:NZ	6:B:215:17F:N1	6	12.96
(1,21)	1:A:184:LYS:NZ	5:B:216:7Q9:N	6	12.96
(1,21)	1:A:184:LYS:NZ	5:B:217:7Q9:N	6	12.96
(1,21)	1:A:184:LYS:NZ	5:B:218:7Q9:N	6	12.96
(1,21)	1:A:184:LYS:NZ	6:B:219:17F:N1	6	12.96
(1,21)	1:A:184:LYS:NZ	5:B:220:7Q9:N	6	12.96
(1,21)	1:A:184:LYS:O	1:B:2:THR:N	6	12.96
(1,21)	1:A:184:LYS:O	1:B:3:GLU:N	6	12.96
(1,21)	1:A:184:LYS:O	1:B:4:TYR:N	6	12.96
(1,21)	1:A:184:LYS:O	1:B:5:LYS:N	6	12.96
(1,21)	1:A:184:LYS:O	1:B:6:LEU:N	6	12.96
(1,21)	1:A:184:LYS:O	1:B:7:VAL:N	6	12.96
(1,21)	1:A:184:LYS:O	1:B:8:VAL:N	6	12.96
(1,21)	1:A:184:LYS:O	1:B:9:VAL:N	6	12.96
(1,21)	1:A:184:LYS:O	1:B:10:GLY:N	6	12.96
(1,21)	1:A:184:LYS:O	1:B:11:ALA:N	6	12.96
(1,21)	1:A:184:LYS:O	1:B:12:ASP:N	6	12.96
(1,21)	1:A:184:LYS:O	1:B:13:GLY:N	6	12.96
(1,21)	1:A:184:LYS:O	1:B:14:VAL:N	6	12.96
(1,21)	1:A:184:LYS:O	1:B:15:GLY:N	6	12.96
(1,21)	1:A:184:LYS:O	1:B:16:LYS:N	6	12.96
(1,21)	1:A:184:LYS:O	1:B:17:SER:N	6	12.96

Continued on next page...

Continued from previous page...

Key	Atom-1	Atom-2	Model ID	Violation (Å)
(1,21)	1:A:184:LYS:O	1:B:18:ALA:N	6	12.96
(1,21)	1:A:184:LYS:O	1:B:19:LEU:N	6	12.96
(1,21)	1:A:184:LYS:O	1:B:20:THR:N	6	12.96
(1,21)	1:A:184:LYS:O	1:B:21:ILE:N	6	12.96
(1,21)	1:A:184:LYS:O	1:B:22:GLN:N	6	12.96
(1,21)	1:A:184:LYS:O	1:B:23:LEU:N	6	12.96
(1,21)	1:A:184:LYS:O	1:B:24:ILE:N	6	12.96
(1,21)	1:A:184:LYS:O	1:B:25:GLN:N	6	12.96
(1,21)	1:A:184:LYS:O	1:B:26:ASN:N	6	12.96
(1,21)	1:A:184:LYS:O	1:B:27:HIS:N	6	12.96
(1,21)	1:A:184:LYS:O	1:B:28:PHE:N	6	12.96
(1,21)	1:A:184:LYS:O	1:B:29:VAL:N	6	12.96
(1,21)	1:A:184:LYS:O	1:B:30:ASP:N	6	12.96
(1,21)	1:A:184:LYS:O	1:B:31:GLU:N	6	12.96
(1,21)	1:A:184:LYS:O	1:B:32:TYR:N	6	12.96
(1,21)	1:A:184:LYS:O	1:B:33:ASP:N	6	12.96
(1,21)	1:A:184:LYS:O	1:B:34:PRO:N	6	12.96
(1,21)	1:A:184:LYS:O	1:B:35:THR:N	6	12.96
(1,21)	1:A:184:LYS:O	1:B:36:ILE:N	6	12.96
(1,21)	1:A:184:LYS:O	1:B:37:GLU:N	6	12.96
(1,21)	1:A:184:LYS:O	1:B:38:ASP:N	6	12.96
(1,21)	1:A:184:LYS:O	1:B:39:SER:N	6	12.96
(1,21)	1:A:184:LYS:O	1:B:40:TYR:N	6	12.96
(1,21)	1:A:184:LYS:O	1:B:41:ARG:N	6	12.96
(1,21)	1:A:184:LYS:O	1:B:42:LYS:N	6	12.96
(1,21)	1:A:184:LYS:O	1:B:43:GLN:N	6	12.96
(1,21)	1:A:184:LYS:O	1:B:44:VAL:N	6	12.96
(1,21)	1:A:184:LYS:O	1:B:45:VAL:N	6	12.96
(1,21)	1:A:184:LYS:O	1:B:46:ILE:N	6	12.96
(1,21)	1:A:184:LYS:O	1:B:47:ASP:N	6	12.96
(1,21)	1:A:184:LYS:O	1:B:48:GLY:N	6	12.96
(1,21)	1:A:184:LYS:O	1:B:49:GLU:N	6	12.96
(1,21)	1:A:184:LYS:O	1:B:50:THR:N	6	12.96
(1,21)	1:A:184:LYS:O	1:B:51:CYS:N	6	12.96
(1,21)	1:A:184:LYS:O	1:B:52:LEU:N	6	12.96
(1,21)	1:A:184:LYS:O	1:B:53:LEU:N	6	12.96
(1,21)	1:A:184:LYS:O	1:B:54:ASP:N	6	12.96
(1,21)	1:A:184:LYS:O	1:B:55:ILE:N	6	12.96
(1,21)	1:A:184:LYS:O	1:B:56:LEU:N	6	12.96
(1,21)	1:A:184:LYS:O	1:B:57:ASP:N	6	12.96
(1,21)	1:A:184:LYS:O	1:B:58:THR:N	6	12.96
(1,21)	1:A:184:LYS:O	1:B:59:ALA:N	6	12.96

Continued on next page...

Continued from previous page...

Key	Atom-1	Atom-2	Model ID	Violation (Å)
(1,21)	1:A:184:LYS:O	1:B:60:GLY:N	6	12.96
(1,21)	1:A:184:LYS:O	1:B:61:GLN:N	6	12.96
(1,21)	1:A:184:LYS:O	1:B:62:GLU:N	6	12.96
(1,21)	1:A:184:LYS:O	1:B:63:GLU:N	6	12.96
(1,21)	1:A:184:LYS:O	1:B:64:TYR:N	6	12.96
(1,21)	1:A:184:LYS:O	1:B:65:SER:N	6	12.96
(1,21)	1:A:184:LYS:O	1:B:66:ALA:N	6	12.96
(1,21)	1:A:184:LYS:O	1:B:67:MET:N	6	12.96
(1,21)	1:A:184:LYS:O	1:B:68:ARG:N	6	12.96
(1,21)	1:A:184:LYS:O	1:B:69:ASP:N	6	12.96
(1,21)	1:A:184:LYS:O	1:B:70:GLN:N	6	12.96
(1,21)	1:A:184:LYS:O	1:B:71:TYR:N	6	12.96
(1,21)	1:A:184:LYS:O	1:B:72:MET:N	6	12.96
(1,21)	1:A:184:LYS:O	1:B:73:ARG:N	6	12.96
(1,21)	1:A:184:LYS:O	1:B:74:THR:N	6	12.96
(1,21)	1:A:184:LYS:O	1:B:75:GLY:N	6	12.96
(1,21)	1:A:184:LYS:O	1:B:76:GLU:N	6	12.96
(1,21)	1:A:184:LYS:O	1:B:77:GLY:N	6	12.96
(1,21)	1:A:184:LYS:O	1:B:78:PHE:N	6	12.96
(1,21)	1:A:184:LYS:O	1:B:79:LEU:N	6	12.96
(1,21)	1:A:184:LYS:O	1:B:80:CYS:N	6	12.96
(1,21)	1:A:184:LYS:O	5:B:203:7Q9:N	6	12.96
(1,21)	1:A:184:LYS:O	5:B:204:7Q9:N	6	12.96
(1,21)	1:A:184:LYS:O	5:B:205:7Q9:N	6	12.96
(1,21)	1:A:184:LYS:O	5:B:206:7Q9:N	6	12.96
(1,21)	1:A:184:LYS:O	5:B:207:7Q9:N	6	12.96
(1,21)	1:A:184:LYS:O	6:B:208:17F:N1	6	12.96
(1,21)	1:A:184:LYS:O	5:B:209:7Q9:N	6	12.96
(1,21)	1:A:184:LYS:O	5:B:210:7Q9:N	6	12.96
(1,21)	1:A:184:LYS:O	5:B:211:7Q9:N	6	12.96
(1,21)	1:A:184:LYS:O	5:B:212:7Q9:N	6	12.96
(1,21)	1:A:184:LYS:O	5:B:213:7Q9:N	6	12.96
(1,21)	1:A:184:LYS:O	6:B:214:17F:N1	6	12.96
(1,21)	1:A:184:LYS:O	6:B:215:17F:N1	6	12.96
(1,21)	1:A:184:LYS:O	5:B:216:7Q9:N	6	12.96
(1,21)	1:A:184:LYS:O	5:B:217:7Q9:N	6	12.96
(1,21)	1:A:184:LYS:O	5:B:218:7Q9:N	6	12.96
(1,21)	1:A:184:LYS:O	6:B:219:17F:N1	6	12.96
(1,21)	1:A:184:LYS:O	5:B:220:7Q9:N	6	12.96
(2,2)	1:A:39:SER:OG	1:B:128:LYS:N	13	12.94
(2,4)	1:A:39:SER:OG	1:B:167:LYS:N	2	12.9
(1,7)	1:B:169:LYS:CG	1:A:5:LYS:N	18	12.87

Continued on next page...

Continued from previous page...

Key	Atom-1	Atom-2	Model ID	Violation (Å)
(1,7)	1:B:169:LYS:CG	1:A:5:LYS:N	4	12.86
(2,2)	1:A:39:SER:OG	1:B:128:LYS:N	15	12.8
(1,21)	1:A:184:LYS:C	1:B:2:THR:N	7	12.78
(1,21)	1:A:184:LYS:C	1:B:3:GLU:N	7	12.78
(1,21)	1:A:184:LYS:C	1:B:4:TYR:N	7	12.78
(1,21)	1:A:184:LYS:C	1:B:5:LYS:N	7	12.78
(1,21)	1:A:184:LYS:C	1:B:6:LEU:N	7	12.78
(1,21)	1:A:184:LYS:C	1:B:7:VAL:N	7	12.78
(1,21)	1:A:184:LYS:C	1:B:8:VAL:N	7	12.78
(1,21)	1:A:184:LYS:C	1:B:9:VAL:N	7	12.78
(1,21)	1:A:184:LYS:C	1:B:10:GLY:N	7	12.78
(1,21)	1:A:184:LYS:C	1:B:11:ALA:N	7	12.78
(1,21)	1:A:184:LYS:C	1:B:12:ASP:N	7	12.78
(1,21)	1:A:184:LYS:C	1:B:13:GLY:N	7	12.78
(1,21)	1:A:184:LYS:C	1:B:14:VAL:N	7	12.78
(1,21)	1:A:184:LYS:C	1:B:15:GLY:N	7	12.78
(1,21)	1:A:184:LYS:C	1:B:16:LYS:N	7	12.78
(1,21)	1:A:184:LYS:C	1:B:17:SER:N	7	12.78
(1,21)	1:A:184:LYS:C	1:B:18:ALA:N	7	12.78
(1,21)	1:A:184:LYS:C	1:B:19:LEU:N	7	12.78
(1,21)	1:A:184:LYS:C	1:B:20:THR:N	7	12.78
(1,21)	1:A:184:LYS:C	1:B:21:ILE:N	7	12.78
(1,21)	1:A:184:LYS:C	1:B:22:GLN:N	7	12.78
(1,21)	1:A:184:LYS:C	1:B:23:LEU:N	7	12.78
(1,21)	1:A:184:LYS:C	1:B:24:ILE:N	7	12.78
(1,21)	1:A:184:LYS:C	1:B:25:GLN:N	7	12.78
(1,21)	1:A:184:LYS:C	1:B:26:ASN:N	7	12.78
(1,21)	1:A:184:LYS:C	1:B:27:HIS:N	7	12.78
(1,21)	1:A:184:LYS:C	1:B:28:PHE:N	7	12.78
(1,21)	1:A:184:LYS:C	1:B:29:VAL:N	7	12.78
(1,21)	1:A:184:LYS:C	1:B:30:ASP:N	7	12.78
(1,21)	1:A:184:LYS:C	1:B:31:GLU:N	7	12.78
(1,21)	1:A:184:LYS:C	1:B:32:TYR:N	7	12.78
(1,21)	1:A:184:LYS:C	1:B:33:ASP:N	7	12.78
(1,21)	1:A:184:LYS:C	1:B:34:PRO:N	7	12.78
(1,21)	1:A:184:LYS:C	1:B:35:THR:N	7	12.78
(1,21)	1:A:184:LYS:C	1:B:36:ILE:N	7	12.78
(1,21)	1:A:184:LYS:C	1:B:37:GLU:N	7	12.78
(1,21)	1:A:184:LYS:C	1:B:38:ASP:N	7	12.78
(1,21)	1:A:184:LYS:C	1:B:39:SER:N	7	12.78
(1,21)	1:A:184:LYS:C	1:B:40:TYR:N	7	12.78
(1,21)	1:A:184:LYS:C	1:B:41:ARG:N	7	12.78

Continued on next page...

Continued from previous page...

Key	Atom-1	Atom-2	Model ID	Violation (Å)
(1,21)	1:A:184:LYS:C	1:B:42:LYS:N	7	12.78
(1,21)	1:A:184:LYS:C	1:B:43:GLN:N	7	12.78
(1,21)	1:A:184:LYS:C	1:B:44:VAL:N	7	12.78
(1,21)	1:A:184:LYS:C	1:B:45:VAL:N	7	12.78
(1,21)	1:A:184:LYS:C	1:B:46:ILE:N	7	12.78
(1,21)	1:A:184:LYS:C	1:B:47:ASP:N	7	12.78
(1,21)	1:A:184:LYS:C	1:B:48:GLY:N	7	12.78
(1,21)	1:A:184:LYS:C	1:B:49:GLU:N	7	12.78
(1,21)	1:A:184:LYS:C	1:B:50:THR:N	7	12.78
(1,21)	1:A:184:LYS:C	1:B:51:CYS:N	7	12.78
(1,21)	1:A:184:LYS:C	1:B:52:LEU:N	7	12.78
(1,21)	1:A:184:LYS:C	1:B:53:LEU:N	7	12.78
(1,21)	1:A:184:LYS:C	1:B:54:ASP:N	7	12.78
(1,21)	1:A:184:LYS:C	1:B:55:ILE:N	7	12.78
(1,21)	1:A:184:LYS:C	1:B:56:LEU:N	7	12.78
(1,21)	1:A:184:LYS:C	1:B:57:ASP:N	7	12.78
(1,21)	1:A:184:LYS:C	1:B:58:THR:N	7	12.78
(1,21)	1:A:184:LYS:C	1:B:59:ALA:N	7	12.78
(1,21)	1:A:184:LYS:C	1:B:60:GLY:N	7	12.78
(1,21)	1:A:184:LYS:C	1:B:61:GLN:N	7	12.78
(1,21)	1:A:184:LYS:C	1:B:62:GLU:N	7	12.78
(1,21)	1:A:184:LYS:C	1:B:63:GLU:N	7	12.78
(1,21)	1:A:184:LYS:C	1:B:64:TYR:N	7	12.78
(1,21)	1:A:184:LYS:C	1:B:65:SER:N	7	12.78
(1,21)	1:A:184:LYS:C	1:B:66:ALA:N	7	12.78
(1,21)	1:A:184:LYS:C	1:B:67:MET:N	7	12.78
(1,21)	1:A:184:LYS:C	1:B:68:ARG:N	7	12.78
(1,21)	1:A:184:LYS:C	1:B:69:ASP:N	7	12.78
(1,21)	1:A:184:LYS:C	1:B:70:GLN:N	7	12.78
(1,21)	1:A:184:LYS:C	1:B:71:TYR:N	7	12.78
(1,21)	1:A:184:LYS:C	1:B:72:MET:N	7	12.78
(1,21)	1:A:184:LYS:C	1:B:73:ARG:N	7	12.78
(1,21)	1:A:184:LYS:C	1:B:74:THR:N	7	12.78
(1,21)	1:A:184:LYS:C	1:B:75:GLY:N	7	12.78
(1,21)	1:A:184:LYS:C	1:B:76:GLU:N	7	12.78
(1,21)	1:A:184:LYS:C	1:B:77:GLY:N	7	12.78
(1,21)	1:A:184:LYS:C	1:B:78:PHE:N	7	12.78
(1,21)	1:A:184:LYS:C	1:B:79:LEU:N	7	12.78
(1,21)	1:A:184:LYS:C	1:B:80:CYS:N	7	12.78
(1,21)	1:A:184:LYS:C	5:B:203:7Q9:N	7	12.78
(1,21)	1:A:184:LYS:C	5:B:204:7Q9:N	7	12.78
(1,21)	1:A:184:LYS:C	5:B:205:7Q9:N	7	12.78

Continued on next page...

Continued from previous page...

Key	Atom-1	Atom-2	Model ID	Violation (Å)
(1,21)	1:A:184:LYS:C	5:B:206:7Q9:N	7	12.78
(1,21)	1:A:184:LYS:C	5:B:207:7Q9:N	7	12.78
(1,21)	1:A:184:LYS:C	6:B:208:17F:N1	7	12.78
(1,21)	1:A:184:LYS:C	5:B:209:7Q9:N	7	12.78
(1,21)	1:A:184:LYS:C	5:B:210:7Q9:N	7	12.78
(1,21)	1:A:184:LYS:C	5:B:211:7Q9:N	7	12.78
(1,21)	1:A:184:LYS:C	5:B:212:7Q9:N	7	12.78
(1,21)	1:A:184:LYS:C	5:B:213:7Q9:N	7	12.78
(1,21)	1:A:184:LYS:C	6:B:214:17F:N1	7	12.78
(1,21)	1:A:184:LYS:C	6:B:215:17F:N1	7	12.78
(1,21)	1:A:184:LYS:C	5:B:216:7Q9:N	7	12.78
(1,21)	1:A:184:LYS:C	5:B:217:7Q9:N	7	12.78
(1,21)	1:A:184:LYS:C	5:B:218:7Q9:N	7	12.78
(1,21)	1:A:184:LYS:C	6:B:219:17F:N1	7	12.78
(1,21)	1:A:184:LYS:C	5:B:220:7Q9:N	7	12.78
(1,21)	1:A:184:LYS:CA	1:B:2:THR:N	7	12.78
(1,21)	1:A:184:LYS:CA	1:B:3:GLU:N	7	12.78
(1,21)	1:A:184:LYS:CA	1:B:4:TYR:N	7	12.78
(1,21)	1:A:184:LYS:CA	1:B:5:LYS:N	7	12.78
(1,21)	1:A:184:LYS:CA	1:B:6:LEU:N	7	12.78
(1,21)	1:A:184:LYS:CA	1:B:7:VAL:N	7	12.78
(1,21)	1:A:184:LYS:CA	1:B:8:VAL:N	7	12.78
(1,21)	1:A:184:LYS:CA	1:B:9:VAL:N	7	12.78
(1,21)	1:A:184:LYS:CA	1:B:10:GLY:N	7	12.78
(1,21)	1:A:184:LYS:CA	1:B:11:ALA:N	7	12.78
(1,21)	1:A:184:LYS:CA	1:B:12:ASP:N	7	12.78
(1,21)	1:A:184:LYS:CA	1:B:13:GLY:N	7	12.78
(1,21)	1:A:184:LYS:CA	1:B:14:VAL:N	7	12.78
(1,21)	1:A:184:LYS:CA	1:B:15:GLY:N	7	12.78
(1,21)	1:A:184:LYS:CA	1:B:16:LYS:N	7	12.78
(1,21)	1:A:184:LYS:CA	1:B:17:SER:N	7	12.78
(1,21)	1:A:184:LYS:CA	1:B:18:ALA:N	7	12.78
(1,21)	1:A:184:LYS:CA	1:B:19:LEU:N	7	12.78
(1,21)	1:A:184:LYS:CA	1:B:20:THR:N	7	12.78
(1,21)	1:A:184:LYS:CA	1:B:21:ILE:N	7	12.78
(1,21)	1:A:184:LYS:CA	1:B:22:GLN:N	7	12.78
(1,21)	1:A:184:LYS:CA	1:B:23:LEU:N	7	12.78
(1,21)	1:A:184:LYS:CA	1:B:24:ILE:N	7	12.78
(1,21)	1:A:184:LYS:CA	1:B:25:GLN:N	7	12.78
(1,21)	1:A:184:LYS:CA	1:B:26:ASN:N	7	12.78
(1,21)	1:A:184:LYS:CA	1:B:27:HIS:N	7	12.78
(1,21)	1:A:184:LYS:CA	1:B:28:PHE:N	7	12.78

Continued on next page...

Continued from previous page...

Key	Atom-1	Atom-2	Model ID	Violation (Å)
(1,21)	1:A:184:LYS:CA	1:B:29:VAL:N	7	12.78
(1,21)	1:A:184:LYS:CA	1:B:30:ASP:N	7	12.78
(1,21)	1:A:184:LYS:CA	1:B:31:GLU:N	7	12.78
(1,21)	1:A:184:LYS:CA	1:B:32:TYR:N	7	12.78
(1,21)	1:A:184:LYS:CA	1:B:33:ASP:N	7	12.78
(1,21)	1:A:184:LYS:CA	1:B:34:PRO:N	7	12.78
(1,21)	1:A:184:LYS:CA	1:B:35:THR:N	7	12.78
(1,21)	1:A:184:LYS:CA	1:B:36:ILE:N	7	12.78
(1,21)	1:A:184:LYS:CA	1:B:37:GLU:N	7	12.78
(1,21)	1:A:184:LYS:CA	1:B:38:ASP:N	7	12.78
(1,21)	1:A:184:LYS:CA	1:B:39:SER:N	7	12.78
(1,21)	1:A:184:LYS:CA	1:B:40:TYR:N	7	12.78
(1,21)	1:A:184:LYS:CA	1:B:41:ARG:N	7	12.78
(1,21)	1:A:184:LYS:CA	1:B:42:LYS:N	7	12.78
(1,21)	1:A:184:LYS:CA	1:B:43:GLN:N	7	12.78
(1,21)	1:A:184:LYS:CA	1:B:44:VAL:N	7	12.78
(1,21)	1:A:184:LYS:CA	1:B:45:VAL:N	7	12.78
(1,21)	1:A:184:LYS:CA	1:B:46:ILE:N	7	12.78
(1,21)	1:A:184:LYS:CA	1:B:47:ASP:N	7	12.78
(1,21)	1:A:184:LYS:CA	1:B:48:GLY:N	7	12.78
(1,21)	1:A:184:LYS:CA	1:B:49:GLU:N	7	12.78
(1,21)	1:A:184:LYS:CA	1:B:50:THR:N	7	12.78
(1,21)	1:A:184:LYS:CA	1:B:51:CYS:N	7	12.78
(1,21)	1:A:184:LYS:CA	1:B:52:LEU:N	7	12.78
(1,21)	1:A:184:LYS:CA	1:B:53:LEU:N	7	12.78
(1,21)	1:A:184:LYS:CA	1:B:54:ASP:N	7	12.78
(1,21)	1:A:184:LYS:CA	1:B:55:ILE:N	7	12.78
(1,21)	1:A:184:LYS:CA	1:B:56:LEU:N	7	12.78
(1,21)	1:A:184:LYS:CA	1:B:57:ASP:N	7	12.78
(1,21)	1:A:184:LYS:CA	1:B:58:THR:N	7	12.78
(1,21)	1:A:184:LYS:CA	1:B:59:ALA:N	7	12.78
(1,21)	1:A:184:LYS:CA	1:B:60:GLY:N	7	12.78
(1,21)	1:A:184:LYS:CA	1:B:61:GLN:N	7	12.78
(1,21)	1:A:184:LYS:CA	1:B:62:GLU:N	7	12.78
(1,21)	1:A:184:LYS:CA	1:B:63:GLU:N	7	12.78
(1,21)	1:A:184:LYS:CA	1:B:64:TYR:N	7	12.78
(1,21)	1:A:184:LYS:CA	1:B:65:SER:N	7	12.78
(1,21)	1:A:184:LYS:CA	1:B:66:ALA:N	7	12.78
(1,21)	1:A:184:LYS:CA	1:B:67:MET:N	7	12.78
(1,21)	1:A:184:LYS:CA	1:B:68:ARG:N	7	12.78
(1,21)	1:A:184:LYS:CA	1:B:69:ASP:N	7	12.78
(1,21)	1:A:184:LYS:CA	1:B:70:GLN:N	7	12.78

Continued on next page...

Continued from previous page...

Key	Atom-1	Atom-2	Model ID	Violation (Å)
(1,21)	1:A:184:LYS:CA	1:B:71:TYR:N	7	12.78
(1,21)	1:A:184:LYS:CA	1:B:72:MET:N	7	12.78
(1,21)	1:A:184:LYS:CA	1:B:73:ARG:N	7	12.78
(1,21)	1:A:184:LYS:CA	1:B:74:THR:N	7	12.78
(1,21)	1:A:184:LYS:CA	1:B:75:GLY:N	7	12.78
(1,21)	1:A:184:LYS:CA	1:B:76:GLU:N	7	12.78
(1,21)	1:A:184:LYS:CA	1:B:77:GLY:N	7	12.78
(1,21)	1:A:184:LYS:CA	1:B:78:PHE:N	7	12.78
(1,21)	1:A:184:LYS:CA	1:B:79:LEU:N	7	12.78
(1,21)	1:A:184:LYS:CA	1:B:80:CYS:N	7	12.78
(1,21)	1:A:184:LYS:CA	5:B:203:7Q9:N	7	12.78
(1,21)	1:A:184:LYS:CA	5:B:204:7Q9:N	7	12.78
(1,21)	1:A:184:LYS:CA	5:B:205:7Q9:N	7	12.78
(1,21)	1:A:184:LYS:CA	5:B:206:7Q9:N	7	12.78
(1,21)	1:A:184:LYS:CA	5:B:207:7Q9:N	7	12.78
(1,21)	1:A:184:LYS:CA	6:B:208:17F:N1	7	12.78
(1,21)	1:A:184:LYS:CA	5:B:209:7Q9:N	7	12.78
(1,21)	1:A:184:LYS:CA	5:B:210:7Q9:N	7	12.78
(1,21)	1:A:184:LYS:CA	5:B:211:7Q9:N	7	12.78
(1,21)	1:A:184:LYS:CA	5:B:212:7Q9:N	7	12.78
(1,21)	1:A:184:LYS:CA	5:B:213:7Q9:N	7	12.78
(1,21)	1:A:184:LYS:CA	6:B:214:17F:N1	7	12.78
(1,21)	1:A:184:LYS:CA	6:B:215:17F:N1	7	12.78
(1,21)	1:A:184:LYS:CA	5:B:216:7Q9:N	7	12.78
(1,21)	1:A:184:LYS:CA	5:B:217:7Q9:N	7	12.78
(1,21)	1:A:184:LYS:CA	5:B:218:7Q9:N	7	12.78
(1,21)	1:A:184:LYS:CA	6:B:219:17F:N1	7	12.78
(1,21)	1:A:184:LYS:CA	5:B:220:7Q9:N	7	12.78
(1,21)	1:A:184:LYS:CB	1:B:2:THR:N	7	12.78
(1,21)	1:A:184:LYS:CB	1:B:3:GLU:N	7	12.78
(1,21)	1:A:184:LYS:CB	1:B:4:TYR:N	7	12.78
(1,21)	1:A:184:LYS:CB	1:B:5:LYS:N	7	12.78
(1,21)	1:A:184:LYS:CB	1:B:6:LEU:N	7	12.78
(1,21)	1:A:184:LYS:CB	1:B:7:VAL:N	7	12.78
(1,21)	1:A:184:LYS:CB	1:B:8:VAL:N	7	12.78
(1,21)	1:A:184:LYS:CB	1:B:9:VAL:N	7	12.78
(1,21)	1:A:184:LYS:CB	1:B:10:GLY:N	7	12.78
(1,21)	1:A:184:LYS:CB	1:B:11:ALA:N	7	12.78
(1,21)	1:A:184:LYS:CB	1:B:12:ASP:N	7	12.78
(1,21)	1:A:184:LYS:CB	1:B:13:GLY:N	7	12.78
(1,21)	1:A:184:LYS:CB	1:B:14:VAL:N	7	12.78
(1,21)	1:A:184:LYS:CB	1:B:15:GLY:N	7	12.78

Continued on next page...

Continued from previous page...

Key	Atom-1	Atom-2	Model ID	Violation (Å)
(1,21)	1:A:184:LYS:CB	1:B:16:LYS:N	7	12.78
(1,21)	1:A:184:LYS:CB	1:B:17:SER:N	7	12.78
(1,21)	1:A:184:LYS:CB	1:B:18:ALA:N	7	12.78
(1,21)	1:A:184:LYS:CB	1:B:19:LEU:N	7	12.78
(1,21)	1:A:184:LYS:CB	1:B:20:THR:N	7	12.78
(1,21)	1:A:184:LYS:CB	1:B:21:ILE:N	7	12.78
(1,21)	1:A:184:LYS:CB	1:B:22:GLN:N	7	12.78
(1,21)	1:A:184:LYS:CB	1:B:23:LEU:N	7	12.78
(1,21)	1:A:184:LYS:CB	1:B:24:ILE:N	7	12.78
(1,21)	1:A:184:LYS:CB	1:B:25:GLN:N	7	12.78
(1,21)	1:A:184:LYS:CB	1:B:26:ASN:N	7	12.78
(1,21)	1:A:184:LYS:CB	1:B:27:HIS:N	7	12.78
(1,21)	1:A:184:LYS:CB	1:B:28:PHE:N	7	12.78
(1,21)	1:A:184:LYS:CB	1:B:29:VAL:N	7	12.78
(1,21)	1:A:184:LYS:CB	1:B:30:ASP:N	7	12.78
(1,21)	1:A:184:LYS:CB	1:B:31:GLU:N	7	12.78
(1,21)	1:A:184:LYS:CB	1:B:32:TYR:N	7	12.78
(1,21)	1:A:184:LYS:CB	1:B:33:ASP:N	7	12.78
(1,21)	1:A:184:LYS:CB	1:B:34:PRO:N	7	12.78
(1,21)	1:A:184:LYS:CB	1:B:35:THR:N	7	12.78
(1,21)	1:A:184:LYS:CB	1:B:36:ILE:N	7	12.78
(1,21)	1:A:184:LYS:CB	1:B:37:GLU:N	7	12.78
(1,21)	1:A:184:LYS:CB	1:B:38:ASP:N	7	12.78
(1,21)	1:A:184:LYS:CB	1:B:39:SER:N	7	12.78
(1,21)	1:A:184:LYS:CB	1:B:40:TYR:N	7	12.78
(1,21)	1:A:184:LYS:CB	1:B:41:ARG:N	7	12.78
(1,21)	1:A:184:LYS:CB	1:B:42:LYS:N	7	12.78
(1,21)	1:A:184:LYS:CB	1:B:43:GLN:N	7	12.78
(1,21)	1:A:184:LYS:CB	1:B:44:VAL:N	7	12.78
(1,21)	1:A:184:LYS:CB	1:B:45:VAL:N	7	12.78
(1,21)	1:A:184:LYS:CB	1:B:46:ILE:N	7	12.78
(1,21)	1:A:184:LYS:CB	1:B:47:ASP:N	7	12.78
(1,21)	1:A:184:LYS:CB	1:B:48:GLY:N	7	12.78
(1,21)	1:A:184:LYS:CB	1:B:49:GLU:N	7	12.78
(1,21)	1:A:184:LYS:CB	1:B:50:THR:N	7	12.78
(1,21)	1:A:184:LYS:CB	1:B:51:CYS:N	7	12.78
(1,21)	1:A:184:LYS:CB	1:B:52:LEU:N	7	12.78
(1,21)	1:A:184:LYS:CB	1:B:53:LEU:N	7	12.78
(1,21)	1:A:184:LYS:CB	1:B:54:ASP:N	7	12.78
(1,21)	1:A:184:LYS:CB	1:B:55:ILE:N	7	12.78
(1,21)	1:A:184:LYS:CB	1:B:56:LEU:N	7	12.78
(1,21)	1:A:184:LYS:CB	1:B:57:ASP:N	7	12.78

Continued on next page...

Continued from previous page...

Key	Atom-1	Atom-2	Model ID	Violation (Å)
(1,21)	1:A:184:LYS:CB	1:B:58:THR:N	7	12.78
(1,21)	1:A:184:LYS:CB	1:B:59:ALA:N	7	12.78
(1,21)	1:A:184:LYS:CB	1:B:60:GLY:N	7	12.78
(1,21)	1:A:184:LYS:CB	1:B:61:GLN:N	7	12.78
(1,21)	1:A:184:LYS:CB	1:B:62:GLU:N	7	12.78
(1,21)	1:A:184:LYS:CB	1:B:63:GLU:N	7	12.78
(1,21)	1:A:184:LYS:CB	1:B:64:TYR:N	7	12.78
(1,21)	1:A:184:LYS:CB	1:B:65:SER:N	7	12.78
(1,21)	1:A:184:LYS:CB	1:B:66:ALA:N	7	12.78
(1,21)	1:A:184:LYS:CB	1:B:67:MET:N	7	12.78
(1,21)	1:A:184:LYS:CB	1:B:68:ARG:N	7	12.78
(1,21)	1:A:184:LYS:CB	1:B:69:ASP:N	7	12.78
(1,21)	1:A:184:LYS:CB	1:B:70:GLN:N	7	12.78
(1,21)	1:A:184:LYS:CB	1:B:71:TYR:N	7	12.78
(1,21)	1:A:184:LYS:CB	1:B:72:MET:N	7	12.78
(1,21)	1:A:184:LYS:CB	1:B:73:ARG:N	7	12.78
(1,21)	1:A:184:LYS:CB	1:B:74:THR:N	7	12.78
(1,21)	1:A:184:LYS:CB	1:B:75:GLY:N	7	12.78
(1,21)	1:A:184:LYS:CB	1:B:76:GLU:N	7	12.78
(1,21)	1:A:184:LYS:CB	1:B:77:GLY:N	7	12.78
(1,21)	1:A:184:LYS:CB	1:B:78:PHE:N	7	12.78
(1,21)	1:A:184:LYS:CB	1:B:79:LEU:N	7	12.78
(1,21)	1:A:184:LYS:CB	1:B:80:CYS:N	7	12.78
(1,21)	1:A:184:LYS:CB	5:B:203:7Q9:N	7	12.78
(1,21)	1:A:184:LYS:CB	5:B:204:7Q9:N	7	12.78
(1,21)	1:A:184:LYS:CB	5:B:205:7Q9:N	7	12.78
(1,21)	1:A:184:LYS:CB	5:B:206:7Q9:N	7	12.78
(1,21)	1:A:184:LYS:CB	5:B:207:7Q9:N	7	12.78
(1,21)	1:A:184:LYS:CB	6:B:208:17F:N1	7	12.78
(1,21)	1:A:184:LYS:CB	5:B:209:7Q9:N	7	12.78
(1,21)	1:A:184:LYS:CB	5:B:210:7Q9:N	7	12.78
(1,21)	1:A:184:LYS:CB	5:B:211:7Q9:N	7	12.78
(1,21)	1:A:184:LYS:CB	5:B:212:7Q9:N	7	12.78
(1,21)	1:A:184:LYS:CB	5:B:213:7Q9:N	7	12.78
(1,21)	1:A:184:LYS:CB	6:B:214:17F:N1	7	12.78
(1,21)	1:A:184:LYS:CB	6:B:215:17F:N1	7	12.78
(1,21)	1:A:184:LYS:CB	5:B:216:7Q9:N	7	12.78
(1,21)	1:A:184:LYS:CB	5:B:217:7Q9:N	7	12.78
(1,21)	1:A:184:LYS:CB	5:B:218:7Q9:N	7	12.78
(1,21)	1:A:184:LYS:CB	6:B:219:17F:N1	7	12.78
(1,21)	1:A:184:LYS:CB	5:B:220:7Q9:N	7	12.78
(1,21)	1:A:184:LYS:CD	1:B:2:THR:N	7	12.78

Continued on next page...

Continued from previous page...

Key	Atom-1	Atom-2	Model ID	Violation (Å)
(1,21)	1:A:184:LYS:CD	1:B:3:GLU:N	7	12.78
(1,21)	1:A:184:LYS:CD	1:B:4:TYR:N	7	12.78
(1,21)	1:A:184:LYS:CD	1:B:5:LYS:N	7	12.78
(1,21)	1:A:184:LYS:CD	1:B:6:LEU:N	7	12.78
(1,21)	1:A:184:LYS:CD	1:B:7:VAL:N	7	12.78
(1,21)	1:A:184:LYS:CD	1:B:8:VAL:N	7	12.78
(1,21)	1:A:184:LYS:CD	1:B:9:VAL:N	7	12.78
(1,21)	1:A:184:LYS:CD	1:B:10:GLY:N	7	12.78
(1,21)	1:A:184:LYS:CD	1:B:11:ALA:N	7	12.78
(1,21)	1:A:184:LYS:CD	1:B:12:ASP:N	7	12.78
(1,21)	1:A:184:LYS:CD	1:B:13:GLY:N	7	12.78
(1,21)	1:A:184:LYS:CD	1:B:14:VAL:N	7	12.78
(1,21)	1:A:184:LYS:CD	1:B:15:GLY:N	7	12.78
(1,21)	1:A:184:LYS:CD	1:B:16:LYS:N	7	12.78
(1,21)	1:A:184:LYS:CD	1:B:17:SER:N	7	12.78
(1,21)	1:A:184:LYS:CD	1:B:18:ALA:N	7	12.78
(1,21)	1:A:184:LYS:CD	1:B:19:LEU:N	7	12.78
(1,21)	1:A:184:LYS:CD	1:B:20:THR:N	7	12.78
(1,21)	1:A:184:LYS:CD	1:B:21:ILE:N	7	12.78
(1,21)	1:A:184:LYS:CD	1:B:22:GLN:N	7	12.78
(1,21)	1:A:184:LYS:CD	1:B:23:LEU:N	7	12.78
(1,21)	1:A:184:LYS:CD	1:B:24:ILE:N	7	12.78
(1,21)	1:A:184:LYS:CD	1:B:25:GLN:N	7	12.78
(1,21)	1:A:184:LYS:CD	1:B:26:ASN:N	7	12.78
(1,21)	1:A:184:LYS:CD	1:B:27:HIS:N	7	12.78
(1,21)	1:A:184:LYS:CD	1:B:28:PHE:N	7	12.78
(1,21)	1:A:184:LYS:CD	1:B:29:VAL:N	7	12.78
(1,21)	1:A:184:LYS:CD	1:B:30:ASP:N	7	12.78
(1,21)	1:A:184:LYS:CD	1:B:31:GLU:N	7	12.78
(1,21)	1:A:184:LYS:CD	1:B:32:TYR:N	7	12.78
(1,21)	1:A:184:LYS:CD	1:B:33:ASP:N	7	12.78
(1,21)	1:A:184:LYS:CD	1:B:34:PRO:N	7	12.78
(1,21)	1:A:184:LYS:CD	1:B:35:THR:N	7	12.78
(1,21)	1:A:184:LYS:CD	1:B:36:ILE:N	7	12.78
(1,21)	1:A:184:LYS:CD	1:B:37:GLU:N	7	12.78
(1,21)	1:A:184:LYS:CD	1:B:38:ASP:N	7	12.78
(1,21)	1:A:184:LYS:CD	1:B:39:SER:N	7	12.78
(1,21)	1:A:184:LYS:CD	1:B:40:TYR:N	7	12.78
(1,21)	1:A:184:LYS:CD	1:B:41:ARG:N	7	12.78
(1,21)	1:A:184:LYS:CD	1:B:42:LYS:N	7	12.78
(1,21)	1:A:184:LYS:CD	1:B:43:GLN:N	7	12.78
(1,21)	1:A:184:LYS:CD	1:B:44:VAL:N	7	12.78

Continued on next page...

Continued from previous page...

Key	Atom-1	Atom-2	Model ID	Violation (Å)
(1,21)	1:A:184:LYS:CD	1:B:45:VAL:N	7	12.78
(1,21)	1:A:184:LYS:CD	1:B:46:ILE:N	7	12.78
(1,21)	1:A:184:LYS:CD	1:B:47:ASP:N	7	12.78
(1,21)	1:A:184:LYS:CD	1:B:48:GLY:N	7	12.78
(1,21)	1:A:184:LYS:CD	1:B:49:GLU:N	7	12.78
(1,21)	1:A:184:LYS:CD	1:B:50:THR:N	7	12.78
(1,21)	1:A:184:LYS:CD	1:B:51:CYS:N	7	12.78
(1,21)	1:A:184:LYS:CD	1:B:52:LEU:N	7	12.78
(1,21)	1:A:184:LYS:CD	1:B:53:LEU:N	7	12.78
(1,21)	1:A:184:LYS:CD	1:B:54:ASP:N	7	12.78
(1,21)	1:A:184:LYS:CD	1:B:55:ILE:N	7	12.78
(1,21)	1:A:184:LYS:CD	1:B:56:LEU:N	7	12.78
(1,21)	1:A:184:LYS:CD	1:B:57:ASP:N	7	12.78
(1,21)	1:A:184:LYS:CD	1:B:58:THR:N	7	12.78
(1,21)	1:A:184:LYS:CD	1:B:59:ALA:N	7	12.78
(1,21)	1:A:184:LYS:CD	1:B:60:GLY:N	7	12.78
(1,21)	1:A:184:LYS:CD	1:B:61:GLN:N	7	12.78
(1,21)	1:A:184:LYS:CD	1:B:62:GLU:N	7	12.78
(1,21)	1:A:184:LYS:CD	1:B:63:GLU:N	7	12.78
(1,21)	1:A:184:LYS:CD	1:B:64:TYR:N	7	12.78
(1,21)	1:A:184:LYS:CD	1:B:65:SER:N	7	12.78
(1,21)	1:A:184:LYS:CD	1:B:66:ALA:N	7	12.78
(1,21)	1:A:184:LYS:CD	1:B:67:MET:N	7	12.78
(1,21)	1:A:184:LYS:CD	1:B:68:ARG:N	7	12.78
(1,21)	1:A:184:LYS:CD	1:B:69:ASP:N	7	12.78
(1,21)	1:A:184:LYS:CD	1:B:70:GLN:N	7	12.78
(1,21)	1:A:184:LYS:CD	1:B:71:TYR:N	7	12.78
(1,21)	1:A:184:LYS:CD	1:B:72:MET:N	7	12.78
(1,21)	1:A:184:LYS:CD	1:B:73:ARG:N	7	12.78
(1,21)	1:A:184:LYS:CD	1:B:74:THR:N	7	12.78
(1,21)	1:A:184:LYS:CD	1:B:75:GLY:N	7	12.78
(1,21)	1:A:184:LYS:CD	1:B:76:GLU:N	7	12.78
(1,21)	1:A:184:LYS:CD	1:B:77:GLY:N	7	12.78
(1,21)	1:A:184:LYS:CD	1:B:78:PHE:N	7	12.78
(1,21)	1:A:184:LYS:CD	1:B:79:LEU:N	7	12.78
(1,21)	1:A:184:LYS:CD	1:B:80:CYS:N	7	12.78
(1,21)	1:A:184:LYS:CD	5:B:203:7Q9:N	7	12.78
(1,21)	1:A:184:LYS:CD	5:B:204:7Q9:N	7	12.78
(1,21)	1:A:184:LYS:CD	5:B:205:7Q9:N	7	12.78
(1,21)	1:A:184:LYS:CD	5:B:206:7Q9:N	7	12.78
(1,21)	1:A:184:LYS:CD	5:B:207:7Q9:N	7	12.78
(1,21)	1:A:184:LYS:CD	6:B:208:17F:N1	7	12.78

Continued on next page...

Continued from previous page...

Key	Atom-1	Atom-2	Model ID	Violation (Å)
(1,21)	1:A:184:LYS:CD	5:B:209:7Q9:N	7	12.78
(1,21)	1:A:184:LYS:CD	5:B:210:7Q9:N	7	12.78
(1,21)	1:A:184:LYS:CD	5:B:211:7Q9:N	7	12.78
(1,21)	1:A:184:LYS:CD	5:B:212:7Q9:N	7	12.78
(1,21)	1:A:184:LYS:CD	5:B:213:7Q9:N	7	12.78
(1,21)	1:A:184:LYS:CD	6:B:214:17F:N1	7	12.78
(1,21)	1:A:184:LYS:CD	6:B:215:17F:N1	7	12.78
(1,21)	1:A:184:LYS:CD	5:B:216:7Q9:N	7	12.78
(1,21)	1:A:184:LYS:CD	5:B:217:7Q9:N	7	12.78
(1,21)	1:A:184:LYS:CD	5:B:218:7Q9:N	7	12.78
(1,21)	1:A:184:LYS:CD	6:B:219:17F:N1	7	12.78
(1,21)	1:A:184:LYS:CD	5:B:220:7Q9:N	7	12.78
(1,21)	1:A:184:LYS:CE	1:B:2:THR:N	7	12.78
(1,21)	1:A:184:LYS:CE	1:B:3:GLU:N	7	12.78
(1,21)	1:A:184:LYS:CE	1:B:4:TYR:N	7	12.78
(1,21)	1:A:184:LYS:CE	1:B:5:LYS:N	7	12.78
(1,21)	1:A:184:LYS:CE	1:B:6:LEU:N	7	12.78
(1,21)	1:A:184:LYS:CE	1:B:7:VAL:N	7	12.78
(1,21)	1:A:184:LYS:CE	1:B:8:VAL:N	7	12.78
(1,21)	1:A:184:LYS:CE	1:B:9:VAL:N	7	12.78
(1,21)	1:A:184:LYS:CE	1:B:10:GLY:N	7	12.78
(1,21)	1:A:184:LYS:CE	1:B:11:ALA:N	7	12.78
(1,21)	1:A:184:LYS:CE	1:B:12:ASP:N	7	12.78
(1,21)	1:A:184:LYS:CE	1:B:13:GLY:N	7	12.78
(1,21)	1:A:184:LYS:CE	1:B:14:VAL:N	7	12.78
(1,21)	1:A:184:LYS:CE	1:B:15:GLY:N	7	12.78
(1,21)	1:A:184:LYS:CE	1:B:16:LYS:N	7	12.78
(1,21)	1:A:184:LYS:CE	1:B:17:SER:N	7	12.78
(1,21)	1:A:184:LYS:CE	1:B:18:ALA:N	7	12.78
(1,21)	1:A:184:LYS:CE	1:B:19:LEU:N	7	12.78
(1,21)	1:A:184:LYS:CE	1:B:20:THR:N	7	12.78
(1,21)	1:A:184:LYS:CE	1:B:21:ILE:N	7	12.78
(1,21)	1:A:184:LYS:CE	1:B:22:GLN:N	7	12.78
(1,21)	1:A:184:LYS:CE	1:B:23:LEU:N	7	12.78
(1,21)	1:A:184:LYS:CE	1:B:24:ILE:N	7	12.78
(1,21)	1:A:184:LYS:CE	1:B:25:GLN:N	7	12.78
(1,21)	1:A:184:LYS:CE	1:B:26:ASN:N	7	12.78
(1,21)	1:A:184:LYS:CE	1:B:27:HIS:N	7	12.78
(1,21)	1:A:184:LYS:CE	1:B:28:PHE:N	7	12.78
(1,21)	1:A:184:LYS:CE	1:B:29:VAL:N	7	12.78
(1,21)	1:A:184:LYS:CE	1:B:30:ASP:N	7	12.78
(1,21)	1:A:184:LYS:CE	1:B:31:GLU:N	7	12.78

Continued on next page...

Continued from previous page...

Key	Atom-1	Atom-2	Model ID	Violation (Å)
(1,21)	1:A:184:LYS:CE	1:B:32:TYR:N	7	12.78
(1,21)	1:A:184:LYS:CE	1:B:33:ASP:N	7	12.78
(1,21)	1:A:184:LYS:CE	1:B:34:PRO:N	7	12.78
(1,21)	1:A:184:LYS:CE	1:B:35:THR:N	7	12.78
(1,21)	1:A:184:LYS:CE	1:B:36:ILE:N	7	12.78
(1,21)	1:A:184:LYS:CE	1:B:37:GLU:N	7	12.78
(1,21)	1:A:184:LYS:CE	1:B:38:ASP:N	7	12.78
(1,21)	1:A:184:LYS:CE	1:B:39:SER:N	7	12.78
(1,21)	1:A:184:LYS:CE	1:B:40:TYR:N	7	12.78
(1,21)	1:A:184:LYS:CE	1:B:41:ARG:N	7	12.78
(1,21)	1:A:184:LYS:CE	1:B:42:LYS:N	7	12.78
(1,21)	1:A:184:LYS:CE	1:B:43:GLN:N	7	12.78
(1,21)	1:A:184:LYS:CE	1:B:44:VAL:N	7	12.78
(1,21)	1:A:184:LYS:CE	1:B:45:VAL:N	7	12.78
(1,21)	1:A:184:LYS:CE	1:B:46:ILE:N	7	12.78
(1,21)	1:A:184:LYS:CE	1:B:47:ASP:N	7	12.78
(1,21)	1:A:184:LYS:CE	1:B:48:GLY:N	7	12.78
(1,21)	1:A:184:LYS:CE	1:B:49:GLU:N	7	12.78
(1,21)	1:A:184:LYS:CE	1:B:50:THR:N	7	12.78
(1,21)	1:A:184:LYS:CE	1:B:51:CYS:N	7	12.78
(1,21)	1:A:184:LYS:CE	1:B:52:LEU:N	7	12.78
(1,21)	1:A:184:LYS:CE	1:B:53:LEU:N	7	12.78
(1,21)	1:A:184:LYS:CE	1:B:54:ASP:N	7	12.78
(1,21)	1:A:184:LYS:CE	1:B:55:ILE:N	7	12.78
(1,21)	1:A:184:LYS:CE	1:B:56:LEU:N	7	12.78
(1,21)	1:A:184:LYS:CE	1:B:57:ASP:N	7	12.78
(1,21)	1:A:184:LYS:CE	1:B:58:THR:N	7	12.78
(1,21)	1:A:184:LYS:CE	1:B:59:ALA:N	7	12.78
(1,21)	1:A:184:LYS:CE	1:B:60:GLY:N	7	12.78
(1,21)	1:A:184:LYS:CE	1:B:61:GLN:N	7	12.78
(1,21)	1:A:184:LYS:CE	1:B:62:GLU:N	7	12.78
(1,21)	1:A:184:LYS:CE	1:B:63:GLU:N	7	12.78
(1,21)	1:A:184:LYS:CE	1:B:64:TYR:N	7	12.78
(1,21)	1:A:184:LYS:CE	1:B:65:SER:N	7	12.78
(1,21)	1:A:184:LYS:CE	1:B:66:ALA:N	7	12.78
(1,21)	1:A:184:LYS:CE	1:B:67:MET:N	7	12.78
(1,21)	1:A:184:LYS:CE	1:B:68:ARG:N	7	12.78
(1,21)	1:A:184:LYS:CE	1:B:69:ASP:N	7	12.78
(1,21)	1:A:184:LYS:CE	1:B:70:GLN:N	7	12.78
(1,21)	1:A:184:LYS:CE	1:B:71:TYR:N	7	12.78
(1,21)	1:A:184:LYS:CE	1:B:72:MET:N	7	12.78
(1,21)	1:A:184:LYS:CE	1:B:73:ARG:N	7	12.78

Continued on next page...

Continued from previous page...

Key	Atom-1	Atom-2	Model ID	Violation (Å)
(1,21)	1:A:184:LYS:CE	1:B:74:THR:N	7	12.78
(1,21)	1:A:184:LYS:CE	1:B:75:GLY:N	7	12.78
(1,21)	1:A:184:LYS:CE	1:B:76:GLU:N	7	12.78
(1,21)	1:A:184:LYS:CE	1:B:77:GLY:N	7	12.78
(1,21)	1:A:184:LYS:CE	1:B:78:PHE:N	7	12.78
(1,21)	1:A:184:LYS:CE	1:B:79:LEU:N	7	12.78
(1,21)	1:A:184:LYS:CE	1:B:80:CYS:N	7	12.78
(1,21)	1:A:184:LYS:CE	5:B:203:7Q9:N	7	12.78
(1,21)	1:A:184:LYS:CE	5:B:204:7Q9:N	7	12.78
(1,21)	1:A:184:LYS:CE	5:B:205:7Q9:N	7	12.78
(1,21)	1:A:184:LYS:CE	5:B:206:7Q9:N	7	12.78
(1,21)	1:A:184:LYS:CE	5:B:207:7Q9:N	7	12.78
(1,21)	1:A:184:LYS:CE	6:B:208:17F:N1	7	12.78
(1,21)	1:A:184:LYS:CE	5:B:209:7Q9:N	7	12.78
(1,21)	1:A:184:LYS:CE	5:B:210:7Q9:N	7	12.78
(1,21)	1:A:184:LYS:CE	5:B:211:7Q9:N	7	12.78
(1,21)	1:A:184:LYS:CE	5:B:212:7Q9:N	7	12.78
(1,21)	1:A:184:LYS:CE	5:B:213:7Q9:N	7	12.78
(1,21)	1:A:184:LYS:CE	6:B:214:17F:N1	7	12.78
(1,21)	1:A:184:LYS:CE	6:B:215:17F:N1	7	12.78
(1,21)	1:A:184:LYS:CE	5:B:216:7Q9:N	7	12.78
(1,21)	1:A:184:LYS:CE	5:B:217:7Q9:N	7	12.78
(1,21)	1:A:184:LYS:CE	5:B:218:7Q9:N	7	12.78
(1,21)	1:A:184:LYS:CE	6:B:219:17F:N1	7	12.78
(1,21)	1:A:184:LYS:CE	5:B:220:7Q9:N	7	12.78
(1,21)	1:A:184:LYS:CG	1:B:2:THR:N	7	12.78
(1,21)	1:A:184:LYS:CG	1:B:3:GLU:N	7	12.78
(1,21)	1:A:184:LYS:CG	1:B:4:TYR:N	7	12.78
(1,21)	1:A:184:LYS:CG	1:B:5:LYS:N	7	12.78
(1,21)	1:A:184:LYS:CG	1:B:6:LEU:N	7	12.78
(1,21)	1:A:184:LYS:CG	1:B:7:VAL:N	7	12.78
(1,21)	1:A:184:LYS:CG	1:B:8:VAL:N	7	12.78
(1,21)	1:A:184:LYS:CG	1:B:9:VAL:N	7	12.78
(1,21)	1:A:184:LYS:CG	1:B:10:GLY:N	7	12.78
(1,21)	1:A:184:LYS:CG	1:B:11:ALA:N	7	12.78
(1,21)	1:A:184:LYS:CG	1:B:12:ASP:N	7	12.78
(1,21)	1:A:184:LYS:CG	1:B:13:GLY:N	7	12.78
(1,21)	1:A:184:LYS:CG	1:B:14:VAL:N	7	12.78
(1,21)	1:A:184:LYS:CG	1:B:15:GLY:N	7	12.78
(1,21)	1:A:184:LYS:CG	1:B:16:LYS:N	7	12.78
(1,21)	1:A:184:LYS:CG	1:B:17:SER:N	7	12.78
(1,21)	1:A:184:LYS:CG	1:B:18:ALA:N	7	12.78

Continued on next page...

Continued from previous page...

Key	Atom-1	Atom-2	Model ID	Violation (Å)
(1,21)	1:A:184:LYS:CG	1:B:19:LEU:N	7	12.78
(1,21)	1:A:184:LYS:CG	1:B:20:THR:N	7	12.78
(1,21)	1:A:184:LYS:CG	1:B:21:ILE:N	7	12.78
(1,21)	1:A:184:LYS:CG	1:B:22:GLN:N	7	12.78
(1,21)	1:A:184:LYS:CG	1:B:23:LEU:N	7	12.78
(1,21)	1:A:184:LYS:CG	1:B:24:ILE:N	7	12.78
(1,21)	1:A:184:LYS:CG	1:B:25:GLN:N	7	12.78
(1,21)	1:A:184:LYS:CG	1:B:26:ASN:N	7	12.78
(1,21)	1:A:184:LYS:CG	1:B:27:HIS:N	7	12.78
(1,21)	1:A:184:LYS:CG	1:B:28:PHE:N	7	12.78
(1,21)	1:A:184:LYS:CG	1:B:29:VAL:N	7	12.78
(1,21)	1:A:184:LYS:CG	1:B:30:ASP:N	7	12.78
(1,21)	1:A:184:LYS:CG	1:B:31:GLU:N	7	12.78
(1,21)	1:A:184:LYS:CG	1:B:32:TYR:N	7	12.78
(1,21)	1:A:184:LYS:CG	1:B:33:ASP:N	7	12.78
(1,21)	1:A:184:LYS:CG	1:B:34:PRO:N	7	12.78
(1,21)	1:A:184:LYS:CG	1:B:35:THR:N	7	12.78
(1,21)	1:A:184:LYS:CG	1:B:36:ILE:N	7	12.78
(1,21)	1:A:184:LYS:CG	1:B:37:GLU:N	7	12.78
(1,21)	1:A:184:LYS:CG	1:B:38:ASP:N	7	12.78
(1,21)	1:A:184:LYS:CG	1:B:39:SER:N	7	12.78
(1,21)	1:A:184:LYS:CG	1:B:40:TYR:N	7	12.78
(1,21)	1:A:184:LYS:CG	1:B:41:ARG:N	7	12.78
(1,21)	1:A:184:LYS:CG	1:B:42:LYS:N	7	12.78
(1,21)	1:A:184:LYS:CG	1:B:43:GLN:N	7	12.78
(1,21)	1:A:184:LYS:CG	1:B:44:VAL:N	7	12.78
(1,21)	1:A:184:LYS:CG	1:B:45:VAL:N	7	12.78
(1,21)	1:A:184:LYS:CG	1:B:46:ILE:N	7	12.78
(1,21)	1:A:184:LYS:CG	1:B:47:ASP:N	7	12.78
(1,21)	1:A:184:LYS:CG	1:B:48:GLY:N	7	12.78
(1,21)	1:A:184:LYS:CG	1:B:49:GLU:N	7	12.78
(1,21)	1:A:184:LYS:CG	1:B:50:THR:N	7	12.78
(1,21)	1:A:184:LYS:CG	1:B:51:CYS:N	7	12.78
(1,21)	1:A:184:LYS:CG	1:B:52:LEU:N	7	12.78
(1,21)	1:A:184:LYS:CG	1:B:53:LEU:N	7	12.78
(1,21)	1:A:184:LYS:CG	1:B:54:ASP:N	7	12.78
(1,21)	1:A:184:LYS:CG	1:B:55:ILE:N	7	12.78
(1,21)	1:A:184:LYS:CG	1:B:56:LEU:N	7	12.78
(1,21)	1:A:184:LYS:CG	1:B:57:ASP:N	7	12.78
(1,21)	1:A:184:LYS:CG	1:B:58:THR:N	7	12.78
(1,21)	1:A:184:LYS:CG	1:B:59:ALA:N	7	12.78
(1,21)	1:A:184:LYS:CG	1:B:60:GLY:N	7	12.78

Continued on next page...

Continued from previous page...

Key	Atom-1	Atom-2	Model ID	Violation (Å)
(1,21)	1:A:184:LYS:CG	1:B:61:GLN:N	7	12.78
(1,21)	1:A:184:LYS:CG	1:B:62:GLU:N	7	12.78
(1,21)	1:A:184:LYS:CG	1:B:63:GLU:N	7	12.78
(1,21)	1:A:184:LYS:CG	1:B:64:TYR:N	7	12.78
(1,21)	1:A:184:LYS:CG	1:B:65:SER:N	7	12.78
(1,21)	1:A:184:LYS:CG	1:B:66:ALA:N	7	12.78
(1,21)	1:A:184:LYS:CG	1:B:67:MET:N	7	12.78
(1,21)	1:A:184:LYS:CG	1:B:68:ARG:N	7	12.78
(1,21)	1:A:184:LYS:CG	1:B:69:ASP:N	7	12.78
(1,21)	1:A:184:LYS:CG	1:B:70:GLN:N	7	12.78
(1,21)	1:A:184:LYS:CG	1:B:71:TYR:N	7	12.78
(1,21)	1:A:184:LYS:CG	1:B:72:MET:N	7	12.78
(1,21)	1:A:184:LYS:CG	1:B:73:ARG:N	7	12.78
(1,21)	1:A:184:LYS:CG	1:B:74:THR:N	7	12.78
(1,21)	1:A:184:LYS:CG	1:B:75:GLY:N	7	12.78
(1,21)	1:A:184:LYS:CG	1:B:76:GLU:N	7	12.78
(1,21)	1:A:184:LYS:CG	1:B:77:GLY:N	7	12.78
(1,21)	1:A:184:LYS:CG	1:B:78:PHE:N	7	12.78
(1,21)	1:A:184:LYS:CG	1:B:79:LEU:N	7	12.78
(1,21)	1:A:184:LYS:CG	1:B:80:CYS:N	7	12.78
(1,21)	1:A:184:LYS:CG	5:B:203:7Q9:N	7	12.78
(1,21)	1:A:184:LYS:CG	5:B:204:7Q9:N	7	12.78
(1,21)	1:A:184:LYS:CG	5:B:205:7Q9:N	7	12.78
(1,21)	1:A:184:LYS:CG	5:B:206:7Q9:N	7	12.78
(1,21)	1:A:184:LYS:CG	5:B:207:7Q9:N	7	12.78
(1,21)	1:A:184:LYS:CG	6:B:208:17F:N1	7	12.78
(1,21)	1:A:184:LYS:CG	5:B:209:7Q9:N	7	12.78
(1,21)	1:A:184:LYS:CG	5:B:210:7Q9:N	7	12.78
(1,21)	1:A:184:LYS:CG	5:B:211:7Q9:N	7	12.78
(1,21)	1:A:184:LYS:CG	5:B:212:7Q9:N	7	12.78
(1,21)	1:A:184:LYS:CG	5:B:213:7Q9:N	7	12.78
(1,21)	1:A:184:LYS:CG	6:B:214:17F:N1	7	12.78
(1,21)	1:A:184:LYS:CG	6:B:215:17F:N1	7	12.78
(1,21)	1:A:184:LYS:CG	5:B:216:7Q9:N	7	12.78
(1,21)	1:A:184:LYS:CG	5:B:217:7Q9:N	7	12.78
(1,21)	1:A:184:LYS:CG	5:B:218:7Q9:N	7	12.78
(1,21)	1:A:184:LYS:CG	6:B:219:17F:N1	7	12.78
(1,21)	1:A:184:LYS:CG	5:B:220:7Q9:N	7	12.78
(1,21)	1:A:184:LYS:H	1:B:2:THR:N	7	12.78
(1,21)	1:A:184:LYS:H	1:B:3:GLU:N	7	12.78
(1,21)	1:A:184:LYS:H	1:B:4:TYR:N	7	12.78
(1,21)	1:A:184:LYS:H	1:B:5:LYS:N	7	12.78

Continued on next page...

Continued from previous page...

Key	Atom-1	Atom-2	Model ID	Violation (Å)
(1,21)	1:A:184:LYS:H	1:B:6:LEU:N	7	12.78
(1,21)	1:A:184:LYS:H	1:B:7:VAL:N	7	12.78
(1,21)	1:A:184:LYS:H	1:B:8:VAL:N	7	12.78
(1,21)	1:A:184:LYS:H	1:B:9:VAL:N	7	12.78
(1,21)	1:A:184:LYS:H	1:B:10:GLY:N	7	12.78
(1,21)	1:A:184:LYS:H	1:B:11:ALA:N	7	12.78
(1,21)	1:A:184:LYS:H	1:B:12:ASP:N	7	12.78
(1,21)	1:A:184:LYS:H	1:B:13:GLY:N	7	12.78
(1,21)	1:A:184:LYS:H	1:B:14:VAL:N	7	12.78
(1,21)	1:A:184:LYS:H	1:B:15:GLY:N	7	12.78
(1,21)	1:A:184:LYS:H	1:B:16:LYS:N	7	12.78
(1,21)	1:A:184:LYS:H	1:B:17:SER:N	7	12.78
(1,21)	1:A:184:LYS:H	1:B:18:ALA:N	7	12.78
(1,21)	1:A:184:LYS:H	1:B:19:LEU:N	7	12.78
(1,21)	1:A:184:LYS:H	1:B:20:THR:N	7	12.78
(1,21)	1:A:184:LYS:H	1:B:21:ILE:N	7	12.78
(1,21)	1:A:184:LYS:H	1:B:22:GLN:N	7	12.78
(1,21)	1:A:184:LYS:H	1:B:23:LEU:N	7	12.78
(1,21)	1:A:184:LYS:H	1:B:24:ILE:N	7	12.78
(1,21)	1:A:184:LYS:H	1:B:25:GLN:N	7	12.78
(1,21)	1:A:184:LYS:H	1:B:26:ASN:N	7	12.78
(1,21)	1:A:184:LYS:H	1:B:27:HIS:N	7	12.78
(1,21)	1:A:184:LYS:H	1:B:28:PHE:N	7	12.78
(1,21)	1:A:184:LYS:H	1:B:29:VAL:N	7	12.78
(1,21)	1:A:184:LYS:H	1:B:30:ASP:N	7	12.78
(1,21)	1:A:184:LYS:H	1:B:31:GLU:N	7	12.78
(1,21)	1:A:184:LYS:H	1:B:32:TYR:N	7	12.78
(1,21)	1:A:184:LYS:H	1:B:33:ASP:N	7	12.78
(1,21)	1:A:184:LYS:H	1:B:34:PRO:N	7	12.78
(1,21)	1:A:184:LYS:H	1:B:35:THR:N	7	12.78
(1,21)	1:A:184:LYS:H	1:B:36:ILE:N	7	12.78
(1,21)	1:A:184:LYS:H	1:B:37:GLU:N	7	12.78
(1,21)	1:A:184:LYS:H	1:B:38:ASP:N	7	12.78
(1,21)	1:A:184:LYS:H	1:B:39:SER:N	7	12.78
(1,21)	1:A:184:LYS:H	1:B:40:TYR:N	7	12.78
(1,21)	1:A:184:LYS:H	1:B:41:ARG:N	7	12.78
(1,21)	1:A:184:LYS:H	1:B:42:LYS:N	7	12.78
(1,21)	1:A:184:LYS:H	1:B:43:GLN:N	7	12.78
(1,21)	1:A:184:LYS:H	1:B:44:VAL:N	7	12.78
(1,21)	1:A:184:LYS:H	1:B:45:VAL:N	7	12.78
(1,21)	1:A:184:LYS:H	1:B:46:ILE:N	7	12.78
(1,21)	1:A:184:LYS:H	1:B:47:ASP:N	7	12.78

Continued on next page...

Continued from previous page...

Key	Atom-1	Atom-2	Model ID	Violation (Å)
(1,21)	1:A:184:LYS:H	1:B:48:GLY:N	7	12.78
(1,21)	1:A:184:LYS:H	1:B:49:GLU:N	7	12.78
(1,21)	1:A:184:LYS:H	1:B:50:THR:N	7	12.78
(1,21)	1:A:184:LYS:H	1:B:51:CYS:N	7	12.78
(1,21)	1:A:184:LYS:H	1:B:52:LEU:N	7	12.78
(1,21)	1:A:184:LYS:H	1:B:53:LEU:N	7	12.78
(1,21)	1:A:184:LYS:H	1:B:54:ASP:N	7	12.78
(1,21)	1:A:184:LYS:H	1:B:55:ILE:N	7	12.78
(1,21)	1:A:184:LYS:H	1:B:56:LEU:N	7	12.78
(1,21)	1:A:184:LYS:H	1:B:57:ASP:N	7	12.78
(1,21)	1:A:184:LYS:H	1:B:58:THR:N	7	12.78
(1,21)	1:A:184:LYS:H	1:B:59:ALA:N	7	12.78
(1,21)	1:A:184:LYS:H	1:B:60:GLY:N	7	12.78
(1,21)	1:A:184:LYS:H	1:B:61:GLN:N	7	12.78
(1,21)	1:A:184:LYS:H	1:B:62:GLU:N	7	12.78
(1,21)	1:A:184:LYS:H	1:B:63:GLU:N	7	12.78
(1,21)	1:A:184:LYS:H	1:B:64:TYR:N	7	12.78
(1,21)	1:A:184:LYS:H	1:B:65:SER:N	7	12.78
(1,21)	1:A:184:LYS:H	1:B:66:ALA:N	7	12.78
(1,21)	1:A:184:LYS:H	1:B:67:MET:N	7	12.78
(1,21)	1:A:184:LYS:H	1:B:68:ARG:N	7	12.78
(1,21)	1:A:184:LYS:H	1:B:69:ASP:N	7	12.78
(1,21)	1:A:184:LYS:H	1:B:70:GLN:N	7	12.78
(1,21)	1:A:184:LYS:H	1:B:71:TYR:N	7	12.78
(1,21)	1:A:184:LYS:H	1:B:72:MET:N	7	12.78
(1,21)	1:A:184:LYS:H	1:B:73:ARG:N	7	12.78
(1,21)	1:A:184:LYS:H	1:B:74:THR:N	7	12.78
(1,21)	1:A:184:LYS:H	1:B:75:GLY:N	7	12.78
(1,21)	1:A:184:LYS:H	1:B:76:GLU:N	7	12.78
(1,21)	1:A:184:LYS:H	1:B:77:GLY:N	7	12.78
(1,21)	1:A:184:LYS:H	1:B:78:PHE:N	7	12.78
(1,21)	1:A:184:LYS:H	1:B:79:LEU:N	7	12.78
(1,21)	1:A:184:LYS:H	1:B:80:CYS:N	7	12.78
(1,21)	1:A:184:LYS:H	5:B:203:7Q9:N	7	12.78
(1,21)	1:A:184:LYS:H	5:B:204:7Q9:N	7	12.78
(1,21)	1:A:184:LYS:H	5:B:205:7Q9:N	7	12.78
(1,21)	1:A:184:LYS:H	5:B:206:7Q9:N	7	12.78
(1,21)	1:A:184:LYS:H	5:B:207:7Q9:N	7	12.78
(1,21)	1:A:184:LYS:H	6:B:208:17F:N1	7	12.78
(1,21)	1:A:184:LYS:H	5:B:209:7Q9:N	7	12.78
(1,21)	1:A:184:LYS:H	5:B:210:7Q9:N	7	12.78
(1,21)	1:A:184:LYS:H	5:B:211:7Q9:N	7	12.78

Continued on next page...

Continued from previous page...

Key	Atom-1	Atom-2	Model ID	Violation (Å)
(1,21)	1:A:184:LYS:H	5:B:212:7Q9:N	7	12.78
(1,21)	1:A:184:LYS:H	5:B:213:7Q9:N	7	12.78
(1,21)	1:A:184:LYS:H	6:B:214:17F:N1	7	12.78
(1,21)	1:A:184:LYS:H	6:B:215:17F:N1	7	12.78
(1,21)	1:A:184:LYS:H	5:B:216:7Q9:N	7	12.78
(1,21)	1:A:184:LYS:H	5:B:217:7Q9:N	7	12.78
(1,21)	1:A:184:LYS:H	5:B:218:7Q9:N	7	12.78
(1,21)	1:A:184:LYS:H	6:B:219:17F:N1	7	12.78
(1,21)	1:A:184:LYS:H	5:B:220:7Q9:N	7	12.78
(1,21)	1:A:184:LYS:HZ1	1:B:2:THR:N	7	12.78
(1,21)	1:A:184:LYS:HZ1	1:B:3:GLU:N	7	12.78
(1,21)	1:A:184:LYS:HZ1	1:B:4:TYR:N	7	12.78
(1,21)	1:A:184:LYS:HZ1	1:B:5:LYS:N	7	12.78
(1,21)	1:A:184:LYS:HZ1	1:B:6:LEU:N	7	12.78
(1,21)	1:A:184:LYS:HZ1	1:B:7:VAL:N	7	12.78
(1,21)	1:A:184:LYS:HZ1	1:B:8:VAL:N	7	12.78
(1,21)	1:A:184:LYS:HZ1	1:B:9:VAL:N	7	12.78
(1,21)	1:A:184:LYS:HZ1	1:B:10:GLY:N	7	12.78
(1,21)	1:A:184:LYS:HZ1	1:B:11:ALA:N	7	12.78
(1,21)	1:A:184:LYS:HZ1	1:B:12:ASP:N	7	12.78
(1,21)	1:A:184:LYS:HZ1	1:B:13:GLY:N	7	12.78
(1,21)	1:A:184:LYS:HZ1	1:B:14:VAL:N	7	12.78
(1,21)	1:A:184:LYS:HZ1	1:B:15:GLY:N	7	12.78
(1,21)	1:A:184:LYS:HZ1	1:B:16:LYS:N	7	12.78
(1,21)	1:A:184:LYS:HZ1	1:B:17:SER:N	7	12.78
(1,21)	1:A:184:LYS:HZ1	1:B:18:ALA:N	7	12.78
(1,21)	1:A:184:LYS:HZ1	1:B:19:LEU:N	7	12.78
(1,21)	1:A:184:LYS:HZ1	1:B:20:THR:N	7	12.78
(1,21)	1:A:184:LYS:HZ1	1:B:21:ILE:N	7	12.78
(1,21)	1:A:184:LYS:HZ1	1:B:22:GLN:N	7	12.78
(1,21)	1:A:184:LYS:HZ1	1:B:23:LEU:N	7	12.78
(1,21)	1:A:184:LYS:HZ1	1:B:24:ILE:N	7	12.78
(1,21)	1:A:184:LYS:HZ1	1:B:25:GLN:N	7	12.78
(1,21)	1:A:184:LYS:HZ1	1:B:26:ASN:N	7	12.78
(1,21)	1:A:184:LYS:HZ1	1:B:27:HIS:N	7	12.78
(1,21)	1:A:184:LYS:HZ1	1:B:28:PHE:N	7	12.78
(1,21)	1:A:184:LYS:HZ1	1:B:29:VAL:N	7	12.78
(1,21)	1:A:184:LYS:HZ1	1:B:30:ASP:N	7	12.78
(1,21)	1:A:184:LYS:HZ1	1:B:31:GLU:N	7	12.78
(1,21)	1:A:184:LYS:HZ1	1:B:32:TYR:N	7	12.78
(1,21)	1:A:184:LYS:HZ1	1:B:33:ASP:N	7	12.78
(1,21)	1:A:184:LYS:HZ1	1:B:34:PRO:N	7	12.78

Continued on next page...

Continued from previous page...

Key	Atom-1	Atom-2	Model ID	Violation (Å)
(1,21)	1:A:184:LYS:HZ1	1:B:35:THR:N	7	12.78
(1,21)	1:A:184:LYS:HZ1	1:B:36:ILE:N	7	12.78
(1,21)	1:A:184:LYS:HZ1	1:B:37:GLU:N	7	12.78
(1,21)	1:A:184:LYS:HZ1	1:B:38:ASP:N	7	12.78
(1,21)	1:A:184:LYS:HZ1	1:B:39:SER:N	7	12.78
(1,21)	1:A:184:LYS:HZ1	1:B:40:TYR:N	7	12.78
(1,21)	1:A:184:LYS:HZ1	1:B:41:ARG:N	7	12.78
(1,21)	1:A:184:LYS:HZ1	1:B:42:LYS:N	7	12.78
(1,21)	1:A:184:LYS:HZ1	1:B:43:GLN:N	7	12.78
(1,21)	1:A:184:LYS:HZ1	1:B:44:VAL:N	7	12.78
(1,21)	1:A:184:LYS:HZ1	1:B:45:VAL:N	7	12.78
(1,21)	1:A:184:LYS:HZ1	1:B:46:ILE:N	7	12.78
(1,21)	1:A:184:LYS:HZ1	1:B:47:ASP:N	7	12.78
(1,21)	1:A:184:LYS:HZ1	1:B:48:GLY:N	7	12.78
(1,21)	1:A:184:LYS:HZ1	1:B:49:GLU:N	7	12.78
(1,21)	1:A:184:LYS:HZ1	1:B:50:THR:N	7	12.78
(1,21)	1:A:184:LYS:HZ1	1:B:51:CYS:N	7	12.78
(1,21)	1:A:184:LYS:HZ1	1:B:52:LEU:N	7	12.78
(1,21)	1:A:184:LYS:HZ1	1:B:53:LEU:N	7	12.78
(1,21)	1:A:184:LYS:HZ1	1:B:54:ASP:N	7	12.78
(1,21)	1:A:184:LYS:HZ1	1:B:55:ILE:N	7	12.78
(1,21)	1:A:184:LYS:HZ1	1:B:56:LEU:N	7	12.78
(1,21)	1:A:184:LYS:HZ1	1:B:57:ASP:N	7	12.78
(1,21)	1:A:184:LYS:HZ1	1:B:58:THR:N	7	12.78
(1,21)	1:A:184:LYS:HZ1	1:B:59:ALA:N	7	12.78
(1,21)	1:A:184:LYS:HZ1	1:B:60:GLY:N	7	12.78
(1,21)	1:A:184:LYS:HZ1	1:B:61:GLN:N	7	12.78
(1,21)	1:A:184:LYS:HZ1	1:B:62:GLU:N	7	12.78
(1,21)	1:A:184:LYS:HZ1	1:B:63:GLU:N	7	12.78
(1,21)	1:A:184:LYS:HZ1	1:B:64:TYR:N	7	12.78
(1,21)	1:A:184:LYS:HZ1	1:B:65:SER:N	7	12.78
(1,21)	1:A:184:LYS:HZ1	1:B:66:ALA:N	7	12.78
(1,21)	1:A:184:LYS:HZ1	1:B:67:MET:N	7	12.78
(1,21)	1:A:184:LYS:HZ1	1:B:68:ARG:N	7	12.78
(1,21)	1:A:184:LYS:HZ1	1:B:69:ASP:N	7	12.78
(1,21)	1:A:184:LYS:HZ1	1:B:70:GLN:N	7	12.78
(1,21)	1:A:184:LYS:HZ1	1:B:71:TYR:N	7	12.78
(1,21)	1:A:184:LYS:HZ1	1:B:72:MET:N	7	12.78
(1,21)	1:A:184:LYS:HZ1	1:B:73:ARG:N	7	12.78
(1,21)	1:A:184:LYS:HZ1	1:B:74:THR:N	7	12.78
(1,21)	1:A:184:LYS:HZ1	1:B:75:GLY:N	7	12.78
(1,21)	1:A:184:LYS:HZ1	1:B:76:GLU:N	7	12.78

Continued on next page...

Continued from previous page...

Key	Atom-1	Atom-2	Model ID	Violation (Å)
(1,21)	1:A:184:LYS:HZ1	1:B:77:GLY:N	7	12.78
(1,21)	1:A:184:LYS:HZ1	1:B:78:PHE:N	7	12.78
(1,21)	1:A:184:LYS:HZ1	1:B:79:LEU:N	7	12.78
(1,21)	1:A:184:LYS:HZ1	1:B:80:CYS:N	7	12.78
(1,21)	1:A:184:LYS:HZ1	5:B:203:7Q9:N	7	12.78
(1,21)	1:A:184:LYS:HZ1	5:B:204:7Q9:N	7	12.78
(1,21)	1:A:184:LYS:HZ1	5:B:205:7Q9:N	7	12.78
(1,21)	1:A:184:LYS:HZ1	5:B:206:7Q9:N	7	12.78
(1,21)	1:A:184:LYS:HZ1	5:B:207:7Q9:N	7	12.78
(1,21)	1:A:184:LYS:HZ1	6:B:208:17F:N1	7	12.78
(1,21)	1:A:184:LYS:HZ1	5:B:209:7Q9:N	7	12.78
(1,21)	1:A:184:LYS:HZ1	5:B:210:7Q9:N	7	12.78
(1,21)	1:A:184:LYS:HZ1	5:B:211:7Q9:N	7	12.78
(1,21)	1:A:184:LYS:HZ1	5:B:212:7Q9:N	7	12.78
(1,21)	1:A:184:LYS:HZ1	5:B:213:7Q9:N	7	12.78
(1,21)	1:A:184:LYS:HZ1	6:B:214:17F:N1	7	12.78
(1,21)	1:A:184:LYS:HZ1	6:B:215:17F:N1	7	12.78
(1,21)	1:A:184:LYS:HZ1	5:B:216:7Q9:N	7	12.78
(1,21)	1:A:184:LYS:HZ1	5:B:217:7Q9:N	7	12.78
(1,21)	1:A:184:LYS:HZ1	5:B:218:7Q9:N	7	12.78
(1,21)	1:A:184:LYS:HZ1	6:B:219:17F:N1	7	12.78
(1,21)	1:A:184:LYS:HZ1	5:B:220:7Q9:N	7	12.78
(1,21)	1:A:184:LYS:HZ2	1:B:2:THR:N	7	12.78
(1,21)	1:A:184:LYS:HZ2	1:B:3:GLU:N	7	12.78
(1,21)	1:A:184:LYS:HZ2	1:B:4:TYR:N	7	12.78
(1,21)	1:A:184:LYS:HZ2	1:B:5:LYS:N	7	12.78
(1,21)	1:A:184:LYS:HZ2	1:B:6:LEU:N	7	12.78
(1,21)	1:A:184:LYS:HZ2	1:B:7:VAL:N	7	12.78
(1,21)	1:A:184:LYS:HZ2	1:B:8:VAL:N	7	12.78
(1,21)	1:A:184:LYS:HZ2	1:B:9:VAL:N	7	12.78
(1,21)	1:A:184:LYS:HZ2	1:B:10:GLY:N	7	12.78
(1,21)	1:A:184:LYS:HZ2	1:B:11:ALA:N	7	12.78
(1,21)	1:A:184:LYS:HZ2	1:B:12:ASP:N	7	12.78
(1,21)	1:A:184:LYS:HZ2	1:B:13:GLY:N	7	12.78
(1,21)	1:A:184:LYS:HZ2	1:B:14:VAL:N	7	12.78
(1,21)	1:A:184:LYS:HZ2	1:B:15:GLY:N	7	12.78
(1,21)	1:A:184:LYS:HZ2	1:B:16:LYS:N	7	12.78
(1,21)	1:A:184:LYS:HZ2	1:B:17:SER:N	7	12.78
(1,21)	1:A:184:LYS:HZ2	1:B:18:ALA:N	7	12.78
(1,21)	1:A:184:LYS:HZ2	1:B:19:LEU:N	7	12.78
(1,21)	1:A:184:LYS:HZ2	1:B:20:THR:N	7	12.78
(1,21)	1:A:184:LYS:HZ2	1:B:21:ILE:N	7	12.78

Continued on next page...

Continued from previous page...

Key	Atom-1	Atom-2	Model ID	Violation (Å)
(1,21)	1:A:184:LYS:HZ2	1:B:22:GLN:N	7	12.78
(1,21)	1:A:184:LYS:HZ2	1:B:23:LEU:N	7	12.78
(1,21)	1:A:184:LYS:HZ2	1:B:24:ILE:N	7	12.78
(1,21)	1:A:184:LYS:HZ2	1:B:25:GLN:N	7	12.78
(1,21)	1:A:184:LYS:HZ2	1:B:26:ASN:N	7	12.78
(1,21)	1:A:184:LYS:HZ2	1:B:27:HIS:N	7	12.78
(1,21)	1:A:184:LYS:HZ2	1:B:28:PHE:N	7	12.78
(1,21)	1:A:184:LYS:HZ2	1:B:29:VAL:N	7	12.78
(1,21)	1:A:184:LYS:HZ2	1:B:30:ASP:N	7	12.78
(1,21)	1:A:184:LYS:HZ2	1:B:31:GLU:N	7	12.78
(1,21)	1:A:184:LYS:HZ2	1:B:32:TYR:N	7	12.78
(1,21)	1:A:184:LYS:HZ2	1:B:33:ASP:N	7	12.78
(1,21)	1:A:184:LYS:HZ2	1:B:34:PRO:N	7	12.78
(1,21)	1:A:184:LYS:HZ2	1:B:35:THR:N	7	12.78
(1,21)	1:A:184:LYS:HZ2	1:B:36:ILE:N	7	12.78
(1,21)	1:A:184:LYS:HZ2	1:B:37:GLU:N	7	12.78
(1,21)	1:A:184:LYS:HZ2	1:B:38:ASP:N	7	12.78
(1,21)	1:A:184:LYS:HZ2	1:B:39:SER:N	7	12.78
(1,21)	1:A:184:LYS:HZ2	1:B:40:TYR:N	7	12.78
(1,21)	1:A:184:LYS:HZ2	1:B:41:ARG:N	7	12.78
(1,21)	1:A:184:LYS:HZ2	1:B:42:LYS:N	7	12.78
(1,21)	1:A:184:LYS:HZ2	1:B:43:GLN:N	7	12.78
(1,21)	1:A:184:LYS:HZ2	1:B:44:VAL:N	7	12.78
(1,21)	1:A:184:LYS:HZ2	1:B:45:VAL:N	7	12.78
(1,21)	1:A:184:LYS:HZ2	1:B:46:ILE:N	7	12.78
(1,21)	1:A:184:LYS:HZ2	1:B:47:ASP:N	7	12.78
(1,21)	1:A:184:LYS:HZ2	1:B:48:GLY:N	7	12.78
(1,21)	1:A:184:LYS:HZ2	1:B:49:GLU:N	7	12.78
(1,21)	1:A:184:LYS:HZ2	1:B:50:THR:N	7	12.78
(1,21)	1:A:184:LYS:HZ2	1:B:51:CYS:N	7	12.78
(1,21)	1:A:184:LYS:HZ2	1:B:52:LEU:N	7	12.78
(1,21)	1:A:184:LYS:HZ2	1:B:53:LEU:N	7	12.78
(1,21)	1:A:184:LYS:HZ2	1:B:54:ASP:N	7	12.78
(1,21)	1:A:184:LYS:HZ2	1:B:55:ILE:N	7	12.78
(1,21)	1:A:184:LYS:HZ2	1:B:56:LEU:N	7	12.78
(1,21)	1:A:184:LYS:HZ2	1:B:57:ASP:N	7	12.78
(1,21)	1:A:184:LYS:HZ2	1:B:58:THR:N	7	12.78
(1,21)	1:A:184:LYS:HZ2	1:B:59:ALA:N	7	12.78
(1,21)	1:A:184:LYS:HZ2	1:B:60:GLY:N	7	12.78
(1,21)	1:A:184:LYS:HZ2	1:B:61:GLN:N	7	12.78
(1,21)	1:A:184:LYS:HZ2	1:B:62:GLU:N	7	12.78
(1,21)	1:A:184:LYS:HZ2	1:B:63:GLU:N	7	12.78

Continued on next page...

Continued from previous page...

Key	Atom-1	Atom-2	Model ID	Violation (Å)
(1,21)	1:A:184:LYS:HZ2	1:B:64:TYR:N	7	12.78
(1,21)	1:A:184:LYS:HZ2	1:B:65:SER:N	7	12.78
(1,21)	1:A:184:LYS:HZ2	1:B:66:ALA:N	7	12.78
(1,21)	1:A:184:LYS:HZ2	1:B:67:MET:N	7	12.78
(1,21)	1:A:184:LYS:HZ2	1:B:68:ARG:N	7	12.78
(1,21)	1:A:184:LYS:HZ2	1:B:69:ASP:N	7	12.78
(1,21)	1:A:184:LYS:HZ2	1:B:70:GLN:N	7	12.78
(1,21)	1:A:184:LYS:HZ2	1:B:71:TYR:N	7	12.78
(1,21)	1:A:184:LYS:HZ2	1:B:72:MET:N	7	12.78
(1,21)	1:A:184:LYS:HZ2	1:B:73:ARG:N	7	12.78
(1,21)	1:A:184:LYS:HZ2	1:B:74:THR:N	7	12.78
(1,21)	1:A:184:LYS:HZ2	1:B:75:GLY:N	7	12.78
(1,21)	1:A:184:LYS:HZ2	1:B:76:GLU:N	7	12.78
(1,21)	1:A:184:LYS:HZ2	1:B:77:GLY:N	7	12.78
(1,21)	1:A:184:LYS:HZ2	1:B:78:PHE:N	7	12.78
(1,21)	1:A:184:LYS:HZ2	1:B:79:LEU:N	7	12.78
(1,21)	1:A:184:LYS:HZ2	1:B:80:CYS:N	7	12.78
(1,21)	1:A:184:LYS:HZ2	5:B:203:7Q9:N	7	12.78
(1,21)	1:A:184:LYS:HZ2	5:B:204:7Q9:N	7	12.78
(1,21)	1:A:184:LYS:HZ2	5:B:205:7Q9:N	7	12.78
(1,21)	1:A:184:LYS:HZ2	5:B:206:7Q9:N	7	12.78
(1,21)	1:A:184:LYS:HZ2	5:B:207:7Q9:N	7	12.78
(1,21)	1:A:184:LYS:HZ2	6:B:208:17F:N1	7	12.78
(1,21)	1:A:184:LYS:HZ2	5:B:209:7Q9:N	7	12.78
(1,21)	1:A:184:LYS:HZ2	5:B:210:7Q9:N	7	12.78
(1,21)	1:A:184:LYS:HZ2	5:B:211:7Q9:N	7	12.78
(1,21)	1:A:184:LYS:HZ2	5:B:212:7Q9:N	7	12.78
(1,21)	1:A:184:LYS:HZ2	5:B:213:7Q9:N	7	12.78
(1,21)	1:A:184:LYS:HZ2	6:B:214:17F:N1	7	12.78
(1,21)	1:A:184:LYS:HZ2	6:B:215:17F:N1	7	12.78
(1,21)	1:A:184:LYS:HZ2	5:B:216:7Q9:N	7	12.78
(1,21)	1:A:184:LYS:HZ2	5:B:217:7Q9:N	7	12.78
(1,21)	1:A:184:LYS:HZ2	5:B:218:7Q9:N	7	12.78
(1,21)	1:A:184:LYS:HZ2	6:B:219:17F:N1	7	12.78
(1,21)	1:A:184:LYS:HZ2	5:B:220:7Q9:N	7	12.78
(1,21)	1:A:184:LYS:HZ3	1:B:2:THR:N	7	12.78
(1,21)	1:A:184:LYS:HZ3	1:B:3:GLU:N	7	12.78
(1,21)	1:A:184:LYS:HZ3	1:B:4:TYR:N	7	12.78
(1,21)	1:A:184:LYS:HZ3	1:B:5:LYS:N	7	12.78
(1,21)	1:A:184:LYS:HZ3	1:B:6:LEU:N	7	12.78
(1,21)	1:A:184:LYS:HZ3	1:B:7:VAL:N	7	12.78
(1,21)	1:A:184:LYS:HZ3	1:B:8:VAL:N	7	12.78

Continued on next page...

Continued from previous page...

Key	Atom-1	Atom-2	Model ID	Violation (Å)
(1,21)	1:A:184:LYS:HZ3	1:B:9:VAL:N	7	12.78
(1,21)	1:A:184:LYS:HZ3	1:B:10:GLY:N	7	12.78
(1,21)	1:A:184:LYS:HZ3	1:B:11:ALA:N	7	12.78
(1,21)	1:A:184:LYS:HZ3	1:B:12:ASP:N	7	12.78
(1,21)	1:A:184:LYS:HZ3	1:B:13:GLY:N	7	12.78
(1,21)	1:A:184:LYS:HZ3	1:B:14:VAL:N	7	12.78
(1,21)	1:A:184:LYS:HZ3	1:B:15:GLY:N	7	12.78
(1,21)	1:A:184:LYS:HZ3	1:B:16:LYS:N	7	12.78
(1,21)	1:A:184:LYS:HZ3	1:B:17:SER:N	7	12.78
(1,21)	1:A:184:LYS:HZ3	1:B:18:ALA:N	7	12.78
(1,21)	1:A:184:LYS:HZ3	1:B:19:LEU:N	7	12.78
(1,21)	1:A:184:LYS:HZ3	1:B:20:THR:N	7	12.78
(1,21)	1:A:184:LYS:HZ3	1:B:21:ILE:N	7	12.78
(1,21)	1:A:184:LYS:HZ3	1:B:22:GLN:N	7	12.78
(1,21)	1:A:184:LYS:HZ3	1:B:23:LEU:N	7	12.78
(1,21)	1:A:184:LYS:HZ3	1:B:24:ILE:N	7	12.78
(1,21)	1:A:184:LYS:HZ3	1:B:25:GLN:N	7	12.78
(1,21)	1:A:184:LYS:HZ3	1:B:26:ASN:N	7	12.78
(1,21)	1:A:184:LYS:HZ3	1:B:27:HIS:N	7	12.78
(1,21)	1:A:184:LYS:HZ3	1:B:28:PHE:N	7	12.78
(1,21)	1:A:184:LYS:HZ3	1:B:29:VAL:N	7	12.78
(1,21)	1:A:184:LYS:HZ3	1:B:30:ASP:N	7	12.78
(1,21)	1:A:184:LYS:HZ3	1:B:31:GLU:N	7	12.78
(1,21)	1:A:184:LYS:HZ3	1:B:32:TYR:N	7	12.78
(1,21)	1:A:184:LYS:HZ3	1:B:33:ASP:N	7	12.78
(1,21)	1:A:184:LYS:HZ3	1:B:34:PRO:N	7	12.78
(1,21)	1:A:184:LYS:HZ3	1:B:35:THR:N	7	12.78
(1,21)	1:A:184:LYS:HZ3	1:B:36:ILE:N	7	12.78
(1,21)	1:A:184:LYS:HZ3	1:B:37:GLU:N	7	12.78
(1,21)	1:A:184:LYS:HZ3	1:B:38:ASP:N	7	12.78
(1,21)	1:A:184:LYS:HZ3	1:B:39:SER:N	7	12.78
(1,21)	1:A:184:LYS:HZ3	1:B:40:TYR:N	7	12.78
(1,21)	1:A:184:LYS:HZ3	1:B:41:ARG:N	7	12.78
(1,21)	1:A:184:LYS:HZ3	1:B:42:LYS:N	7	12.78
(1,21)	1:A:184:LYS:HZ3	1:B:43:GLN:N	7	12.78
(1,21)	1:A:184:LYS:HZ3	1:B:44:VAL:N	7	12.78
(1,21)	1:A:184:LYS:HZ3	1:B:45:VAL:N	7	12.78
(1,21)	1:A:184:LYS:HZ3	1:B:46:ILE:N	7	12.78
(1,21)	1:A:184:LYS:HZ3	1:B:47:ASP:N	7	12.78
(1,21)	1:A:184:LYS:HZ3	1:B:48:GLY:N	7	12.78
(1,21)	1:A:184:LYS:HZ3	1:B:49:GLU:N	7	12.78
(1,21)	1:A:184:LYS:HZ3	1:B:50:THR:N	7	12.78

Continued on next page...

Continued from previous page...

Key	Atom-1	Atom-2	Model ID	Violation (Å)
(1,21)	1:A:184:LYS:HZ3	1:B:51:CYS:N	7	12.78
(1,21)	1:A:184:LYS:HZ3	1:B:52:LEU:N	7	12.78
(1,21)	1:A:184:LYS:HZ3	1:B:53:LEU:N	7	12.78
(1,21)	1:A:184:LYS:HZ3	1:B:54:ASP:N	7	12.78
(1,21)	1:A:184:LYS:HZ3	1:B:55:ILE:N	7	12.78
(1,21)	1:A:184:LYS:HZ3	1:B:56:LEU:N	7	12.78
(1,21)	1:A:184:LYS:HZ3	1:B:57:ASP:N	7	12.78
(1,21)	1:A:184:LYS:HZ3	1:B:58:THR:N	7	12.78
(1,21)	1:A:184:LYS:HZ3	1:B:59:ALA:N	7	12.78
(1,21)	1:A:184:LYS:HZ3	1:B:60:GLY:N	7	12.78
(1,21)	1:A:184:LYS:HZ3	1:B:61:GLN:N	7	12.78
(1,21)	1:A:184:LYS:HZ3	1:B:62:GLU:N	7	12.78
(1,21)	1:A:184:LYS:HZ3	1:B:63:GLU:N	7	12.78
(1,21)	1:A:184:LYS:HZ3	1:B:64:TYR:N	7	12.78
(1,21)	1:A:184:LYS:HZ3	1:B:65:SER:N	7	12.78
(1,21)	1:A:184:LYS:HZ3	1:B:66:ALA:N	7	12.78
(1,21)	1:A:184:LYS:HZ3	1:B:67:MET:N	7	12.78
(1,21)	1:A:184:LYS:HZ3	1:B:68:ARG:N	7	12.78
(1,21)	1:A:184:LYS:HZ3	1:B:69:ASP:N	7	12.78
(1,21)	1:A:184:LYS:HZ3	1:B:70:GLN:N	7	12.78
(1,21)	1:A:184:LYS:HZ3	1:B:71:TYR:N	7	12.78
(1,21)	1:A:184:LYS:HZ3	1:B:72:MET:N	7	12.78
(1,21)	1:A:184:LYS:HZ3	1:B:73:ARG:N	7	12.78
(1,21)	1:A:184:LYS:HZ3	1:B:74:THR:N	7	12.78
(1,21)	1:A:184:LYS:HZ3	1:B:75:GLY:N	7	12.78
(1,21)	1:A:184:LYS:HZ3	1:B:76:GLU:N	7	12.78
(1,21)	1:A:184:LYS:HZ3	1:B:77:GLY:N	7	12.78
(1,21)	1:A:184:LYS:HZ3	1:B:78:PHE:N	7	12.78
(1,21)	1:A:184:LYS:HZ3	1:B:79:LEU:N	7	12.78
(1,21)	1:A:184:LYS:HZ3	1:B:80:CYS:N	7	12.78
(1,21)	1:A:184:LYS:HZ3	5:B:203:7Q9:N	7	12.78
(1,21)	1:A:184:LYS:HZ3	5:B:204:7Q9:N	7	12.78
(1,21)	1:A:184:LYS:HZ3	5:B:205:7Q9:N	7	12.78
(1,21)	1:A:184:LYS:HZ3	5:B:206:7Q9:N	7	12.78
(1,21)	1:A:184:LYS:HZ3	5:B:207:7Q9:N	7	12.78
(1,21)	1:A:184:LYS:HZ3	6:B:208:17F:N1	7	12.78
(1,21)	1:A:184:LYS:HZ3	5:B:209:7Q9:N	7	12.78
(1,21)	1:A:184:LYS:HZ3	5:B:210:7Q9:N	7	12.78
(1,21)	1:A:184:LYS:HZ3	5:B:211:7Q9:N	7	12.78
(1,21)	1:A:184:LYS:HZ3	5:B:212:7Q9:N	7	12.78
(1,21)	1:A:184:LYS:HZ3	5:B:213:7Q9:N	7	12.78
(1,21)	1:A:184:LYS:HZ3	6:B:214:17F:N1	7	12.78

Continued on next page...

Continued from previous page...

Key	Atom-1	Atom-2	Model ID	Violation (Å)
(1,21)	1:A:184:LYS:HZ3	6:B:215:17F:N1	7	12.78
(1,21)	1:A:184:LYS:HZ3	5:B:216:7Q9:N	7	12.78
(1,21)	1:A:184:LYS:HZ3	5:B:217:7Q9:N	7	12.78
(1,21)	1:A:184:LYS:HZ3	5:B:218:7Q9:N	7	12.78
(1,21)	1:A:184:LYS:HZ3	6:B:219:17F:N1	7	12.78
(1,21)	1:A:184:LYS:HZ3	5:B:220:7Q9:N	7	12.78
(1,21)	1:A:184:LYS:N	1:B:2:THR:N	7	12.78
(1,21)	1:A:184:LYS:N	1:B:3:GLU:N	7	12.78
(1,21)	1:A:184:LYS:N	1:B:4:TYR:N	7	12.78
(1,21)	1:A:184:LYS:N	1:B:5:LYS:N	7	12.78
(1,21)	1:A:184:LYS:N	1:B:6:LEU:N	7	12.78
(1,21)	1:A:184:LYS:N	1:B:7:VAL:N	7	12.78
(1,21)	1:A:184:LYS:N	1:B:8:VAL:N	7	12.78
(1,21)	1:A:184:LYS:N	1:B:9:VAL:N	7	12.78
(1,21)	1:A:184:LYS:N	1:B:10:GLY:N	7	12.78
(1,21)	1:A:184:LYS:N	1:B:11:ALA:N	7	12.78
(1,21)	1:A:184:LYS:N	1:B:12:ASP:N	7	12.78
(1,21)	1:A:184:LYS:N	1:B:13:GLY:N	7	12.78
(1,21)	1:A:184:LYS:N	1:B:14:VAL:N	7	12.78
(1,21)	1:A:184:LYS:N	1:B:15:GLY:N	7	12.78
(1,21)	1:A:184:LYS:N	1:B:16:LYS:N	7	12.78
(1,21)	1:A:184:LYS:N	1:B:17:SER:N	7	12.78
(1,21)	1:A:184:LYS:N	1:B:18:ALA:N	7	12.78
(1,21)	1:A:184:LYS:N	1:B:19:LEU:N	7	12.78
(1,21)	1:A:184:LYS:N	1:B:20:THR:N	7	12.78
(1,21)	1:A:184:LYS:N	1:B:21:ILE:N	7	12.78
(1,21)	1:A:184:LYS:N	1:B:22:GLN:N	7	12.78
(1,21)	1:A:184:LYS:N	1:B:23:LEU:N	7	12.78
(1,21)	1:A:184:LYS:N	1:B:24:ILE:N	7	12.78
(1,21)	1:A:184:LYS:N	1:B:25:GLN:N	7	12.78
(1,21)	1:A:184:LYS:N	1:B:26:ASN:N	7	12.78
(1,21)	1:A:184:LYS:N	1:B:27:HIS:N	7	12.78
(1,21)	1:A:184:LYS:N	1:B:28:PHE:N	7	12.78
(1,21)	1:A:184:LYS:N	1:B:29:VAL:N	7	12.78
(1,21)	1:A:184:LYS:N	1:B:30:ASP:N	7	12.78
(1,21)	1:A:184:LYS:N	1:B:31:GLU:N	7	12.78
(1,21)	1:A:184:LYS:N	1:B:32:TYR:N	7	12.78
(1,21)	1:A:184:LYS:N	1:B:33:ASP:N	7	12.78
(1,21)	1:A:184:LYS:N	1:B:34:PRO:N	7	12.78
(1,21)	1:A:184:LYS:N	1:B:35:THR:N	7	12.78
(1,21)	1:A:184:LYS:N	1:B:36:ILE:N	7	12.78
(1,21)	1:A:184:LYS:N	1:B:37:GLU:N	7	12.78

Continued on next page...

Continued from previous page...

Key	Atom-1	Atom-2	Model ID	Violation (Å)
(1,21)	1:A:184:LYS:N	1:B:38:ASP:N	7	12.78
(1,21)	1:A:184:LYS:N	1:B:39:SER:N	7	12.78
(1,21)	1:A:184:LYS:N	1:B:40:TYR:N	7	12.78
(1,21)	1:A:184:LYS:N	1:B:41:ARG:N	7	12.78
(1,21)	1:A:184:LYS:N	1:B:42:LYS:N	7	12.78
(1,21)	1:A:184:LYS:N	1:B:43:GLN:N	7	12.78
(1,21)	1:A:184:LYS:N	1:B:44:VAL:N	7	12.78
(1,21)	1:A:184:LYS:N	1:B:45:VAL:N	7	12.78
(1,21)	1:A:184:LYS:N	1:B:46:ILE:N	7	12.78
(1,21)	1:A:184:LYS:N	1:B:47:ASP:N	7	12.78
(1,21)	1:A:184:LYS:N	1:B:48:GLY:N	7	12.78
(1,21)	1:A:184:LYS:N	1:B:49:GLU:N	7	12.78
(1,21)	1:A:184:LYS:N	1:B:50:THR:N	7	12.78
(1,21)	1:A:184:LYS:N	1:B:51:CYS:N	7	12.78
(1,21)	1:A:184:LYS:N	1:B:52:LEU:N	7	12.78
(1,21)	1:A:184:LYS:N	1:B:53:LEU:N	7	12.78
(1,21)	1:A:184:LYS:N	1:B:54:ASP:N	7	12.78
(1,21)	1:A:184:LYS:N	1:B:55:ILE:N	7	12.78
(1,21)	1:A:184:LYS:N	1:B:56:LEU:N	7	12.78
(1,21)	1:A:184:LYS:N	1:B:57:ASP:N	7	12.78
(1,21)	1:A:184:LYS:N	1:B:58:THR:N	7	12.78
(1,21)	1:A:184:LYS:N	1:B:59:ALA:N	7	12.78
(1,21)	1:A:184:LYS:N	1:B:60:GLY:N	7	12.78
(1,21)	1:A:184:LYS:N	1:B:61:GLN:N	7	12.78
(1,21)	1:A:184:LYS:N	1:B:62:GLU:N	7	12.78
(1,21)	1:A:184:LYS:N	1:B:63:GLU:N	7	12.78
(1,21)	1:A:184:LYS:N	1:B:64:TYR:N	7	12.78
(1,21)	1:A:184:LYS:N	1:B:65:SER:N	7	12.78
(1,21)	1:A:184:LYS:N	1:B:66:ALA:N	7	12.78
(1,21)	1:A:184:LYS:N	1:B:67:MET:N	7	12.78
(1,21)	1:A:184:LYS:N	1:B:68:ARG:N	7	12.78
(1,21)	1:A:184:LYS:N	1:B:69:ASP:N	7	12.78
(1,21)	1:A:184:LYS:N	1:B:70:GLN:N	7	12.78
(1,21)	1:A:184:LYS:N	1:B:71:TYR:N	7	12.78
(1,21)	1:A:184:LYS:N	1:B:72:MET:N	7	12.78
(1,21)	1:A:184:LYS:N	1:B:73:ARG:N	7	12.78
(1,21)	1:A:184:LYS:N	1:B:74:THR:N	7	12.78
(1,21)	1:A:184:LYS:N	1:B:75:GLY:N	7	12.78
(1,21)	1:A:184:LYS:N	1:B:76:GLU:N	7	12.78
(1,21)	1:A:184:LYS:N	1:B:77:GLY:N	7	12.78
(1,21)	1:A:184:LYS:N	1:B:78:PHE:N	7	12.78
(1,21)	1:A:184:LYS:N	1:B:79:LEU:N	7	12.78

Continued on next page...

Continued from previous page...

Key	Atom-1	Atom-2	Model ID	Violation (Å)
(1,21)	1:A:184:LYS:N	1:B:80:CYS:N	7	12.78
(1,21)	1:A:184:LYS:N	5:B:203:7Q9:N	7	12.78
(1,21)	1:A:184:LYS:N	5:B:204:7Q9:N	7	12.78
(1,21)	1:A:184:LYS:N	5:B:205:7Q9:N	7	12.78
(1,21)	1:A:184:LYS:N	5:B:206:7Q9:N	7	12.78
(1,21)	1:A:184:LYS:N	5:B:207:7Q9:N	7	12.78
(1,21)	1:A:184:LYS:N	6:B:208:17F:N1	7	12.78
(1,21)	1:A:184:LYS:N	5:B:209:7Q9:N	7	12.78
(1,21)	1:A:184:LYS:N	5:B:210:7Q9:N	7	12.78
(1,21)	1:A:184:LYS:N	5:B:211:7Q9:N	7	12.78
(1,21)	1:A:184:LYS:N	5:B:212:7Q9:N	7	12.78
(1,21)	1:A:184:LYS:N	5:B:213:7Q9:N	7	12.78
(1,21)	1:A:184:LYS:N	6:B:214:17F:N1	7	12.78
(1,21)	1:A:184:LYS:N	6:B:215:17F:N1	7	12.78
(1,21)	1:A:184:LYS:N	5:B:216:7Q9:N	7	12.78
(1,21)	1:A:184:LYS:N	5:B:217:7Q9:N	7	12.78
(1,21)	1:A:184:LYS:N	5:B:218:7Q9:N	7	12.78
(1,21)	1:A:184:LYS:N	6:B:219:17F:N1	7	12.78
(1,21)	1:A:184:LYS:N	5:B:220:7Q9:N	7	12.78
(1,21)	1:A:184:LYS:NZ	1:B:2:THR:N	7	12.78
(1,21)	1:A:184:LYS:NZ	1:B:3:GLU:N	7	12.78
(1,21)	1:A:184:LYS:NZ	1:B:4:TYR:N	7	12.78
(1,21)	1:A:184:LYS:NZ	1:B:5:LYS:N	7	12.78
(1,21)	1:A:184:LYS:NZ	1:B:6:LEU:N	7	12.78
(1,21)	1:A:184:LYS:NZ	1:B:7:VAL:N	7	12.78
(1,21)	1:A:184:LYS:NZ	1:B:8:VAL:N	7	12.78
(1,21)	1:A:184:LYS:NZ	1:B:9:VAL:N	7	12.78
(1,21)	1:A:184:LYS:NZ	1:B:10:GLY:N	7	12.78
(1,21)	1:A:184:LYS:NZ	1:B:11:ALA:N	7	12.78
(1,21)	1:A:184:LYS:NZ	1:B:12:ASP:N	7	12.78
(1,21)	1:A:184:LYS:NZ	1:B:13:GLY:N	7	12.78
(1,21)	1:A:184:LYS:NZ	1:B:14:VAL:N	7	12.78
(1,21)	1:A:184:LYS:NZ	1:B:15:GLY:N	7	12.78
(1,21)	1:A:184:LYS:NZ	1:B:16:LYS:N	7	12.78
(1,21)	1:A:184:LYS:NZ	1:B:17:SER:N	7	12.78
(1,21)	1:A:184:LYS:NZ	1:B:18:ALA:N	7	12.78
(1,21)	1:A:184:LYS:NZ	1:B:19:LEU:N	7	12.78
(1,21)	1:A:184:LYS:NZ	1:B:20:THR:N	7	12.78
(1,21)	1:A:184:LYS:NZ	1:B:21:ILE:N	7	12.78
(1,21)	1:A:184:LYS:NZ	1:B:22:GLN:N	7	12.78
(1,21)	1:A:184:LYS:NZ	1:B:23:LEU:N	7	12.78
(1,21)	1:A:184:LYS:NZ	1:B:24:ILE:N	7	12.78

Continued on next page...

Continued from previous page...

Key	Atom-1	Atom-2	Model ID	Violation (Å)
(1,21)	1:A:184:LYS:NZ	1:B:25:GLN:N	7	12.78
(1,21)	1:A:184:LYS:NZ	1:B:26:ASN:N	7	12.78
(1,21)	1:A:184:LYS:NZ	1:B:27:HIS:N	7	12.78
(1,21)	1:A:184:LYS:NZ	1:B:28:PHE:N	7	12.78
(1,21)	1:A:184:LYS:NZ	1:B:29:VAL:N	7	12.78
(1,21)	1:A:184:LYS:NZ	1:B:30:ASP:N	7	12.78
(1,21)	1:A:184:LYS:NZ	1:B:31:GLU:N	7	12.78
(1,21)	1:A:184:LYS:NZ	1:B:32:TYR:N	7	12.78
(1,21)	1:A:184:LYS:NZ	1:B:33:ASP:N	7	12.78
(1,21)	1:A:184:LYS:NZ	1:B:34:PRO:N	7	12.78
(1,21)	1:A:184:LYS:NZ	1:B:35:THR:N	7	12.78
(1,21)	1:A:184:LYS:NZ	1:B:36:ILE:N	7	12.78
(1,21)	1:A:184:LYS:NZ	1:B:37:GLU:N	7	12.78
(1,21)	1:A:184:LYS:NZ	1:B:38:ASP:N	7	12.78
(1,21)	1:A:184:LYS:NZ	1:B:39:SER:N	7	12.78
(1,21)	1:A:184:LYS:NZ	1:B:40:TYR:N	7	12.78
(1,21)	1:A:184:LYS:NZ	1:B:41:ARG:N	7	12.78
(1,21)	1:A:184:LYS:NZ	1:B:42:LYS:N	7	12.78
(1,21)	1:A:184:LYS:NZ	1:B:43:GLN:N	7	12.78
(1,21)	1:A:184:LYS:NZ	1:B:44:VAL:N	7	12.78
(1,21)	1:A:184:LYS:NZ	1:B:45:VAL:N	7	12.78
(1,21)	1:A:184:LYS:NZ	1:B:46:ILE:N	7	12.78
(1,21)	1:A:184:LYS:NZ	1:B:47:ASP:N	7	12.78
(1,21)	1:A:184:LYS:NZ	1:B:48:GLY:N	7	12.78
(1,21)	1:A:184:LYS:NZ	1:B:49:GLU:N	7	12.78
(1,21)	1:A:184:LYS:NZ	1:B:50:THR:N	7	12.78
(1,21)	1:A:184:LYS:NZ	1:B:51:CYS:N	7	12.78
(1,21)	1:A:184:LYS:NZ	1:B:52:LEU:N	7	12.78
(1,21)	1:A:184:LYS:NZ	1:B:53:LEU:N	7	12.78
(1,21)	1:A:184:LYS:NZ	1:B:54:ASP:N	7	12.78
(1,21)	1:A:184:LYS:NZ	1:B:55:ILE:N	7	12.78
(1,21)	1:A:184:LYS:NZ	1:B:56:LEU:N	7	12.78
(1,21)	1:A:184:LYS:NZ	1:B:57:ASP:N	7	12.78
(1,21)	1:A:184:LYS:NZ	1:B:58:THR:N	7	12.78
(1,21)	1:A:184:LYS:NZ	1:B:59:ALA:N	7	12.78
(1,21)	1:A:184:LYS:NZ	1:B:60:GLY:N	7	12.78
(1,21)	1:A:184:LYS:NZ	1:B:61:GLN:N	7	12.78
(1,21)	1:A:184:LYS:NZ	1:B:62:GLU:N	7	12.78
(1,21)	1:A:184:LYS:NZ	1:B:63:GLU:N	7	12.78
(1,21)	1:A:184:LYS:NZ	1:B:64:TYR:N	7	12.78
(1,21)	1:A:184:LYS:NZ	1:B:65:SER:N	7	12.78
(1,21)	1:A:184:LYS:NZ	1:B:66:ALA:N	7	12.78

Continued on next page...

Continued from previous page...

Key	Atom-1	Atom-2	Model ID	Violation (Å)
(1,21)	1:A:184:LYS:NZ	1:B:67:MET:N	7	12.78
(1,21)	1:A:184:LYS:NZ	1:B:68:ARG:N	7	12.78
(1,21)	1:A:184:LYS:NZ	1:B:69:ASP:N	7	12.78
(1,21)	1:A:184:LYS:NZ	1:B:70:GLN:N	7	12.78
(1,21)	1:A:184:LYS:NZ	1:B:71:TYR:N	7	12.78
(1,21)	1:A:184:LYS:NZ	1:B:72:MET:N	7	12.78
(1,21)	1:A:184:LYS:NZ	1:B:73:ARG:N	7	12.78
(1,21)	1:A:184:LYS:NZ	1:B:74:THR:N	7	12.78
(1,21)	1:A:184:LYS:NZ	1:B:75:GLY:N	7	12.78
(1,21)	1:A:184:LYS:NZ	1:B:76:GLU:N	7	12.78
(1,21)	1:A:184:LYS:NZ	1:B:77:GLY:N	7	12.78
(1,21)	1:A:184:LYS:NZ	1:B:78:PHE:N	7	12.78
(1,21)	1:A:184:LYS:NZ	1:B:79:LEU:N	7	12.78
(1,21)	1:A:184:LYS:NZ	1:B:80:CYS:N	7	12.78
(1,21)	1:A:184:LYS:NZ	5:B:203:7Q9:N	7	12.78
(1,21)	1:A:184:LYS:NZ	5:B:204:7Q9:N	7	12.78
(1,21)	1:A:184:LYS:NZ	5:B:205:7Q9:N	7	12.78
(1,21)	1:A:184:LYS:NZ	5:B:206:7Q9:N	7	12.78
(1,21)	1:A:184:LYS:NZ	5:B:207:7Q9:N	7	12.78
(1,21)	1:A:184:LYS:NZ	6:B:208:17F:N1	7	12.78
(1,21)	1:A:184:LYS:NZ	5:B:209:7Q9:N	7	12.78
(1,21)	1:A:184:LYS:NZ	5:B:210:7Q9:N	7	12.78
(1,21)	1:A:184:LYS:NZ	5:B:211:7Q9:N	7	12.78
(1,21)	1:A:184:LYS:NZ	5:B:212:7Q9:N	7	12.78
(1,21)	1:A:184:LYS:NZ	5:B:213:7Q9:N	7	12.78
(1,21)	1:A:184:LYS:NZ	6:B:214:17F:N1	7	12.78
(1,21)	1:A:184:LYS:NZ	6:B:215:17F:N1	7	12.78
(1,21)	1:A:184:LYS:NZ	5:B:216:7Q9:N	7	12.78
(1,21)	1:A:184:LYS:NZ	5:B:217:7Q9:N	7	12.78
(1,21)	1:A:184:LYS:NZ	5:B:218:7Q9:N	7	12.78
(1,21)	1:A:184:LYS:NZ	6:B:219:17F:N1	7	12.78
(1,21)	1:A:184:LYS:NZ	5:B:220:7Q9:N	7	12.78
(1,21)	1:A:184:LYS:O	1:B:2:THR:N	7	12.78
(1,21)	1:A:184:LYS:O	1:B:3:GLU:N	7	12.78
(1,21)	1:A:184:LYS:O	1:B:4:TYR:N	7	12.78
(1,21)	1:A:184:LYS:O	1:B:5:LYS:N	7	12.78
(1,21)	1:A:184:LYS:O	1:B:6:LEU:N	7	12.78
(1,21)	1:A:184:LYS:O	1:B:7:VAL:N	7	12.78
(1,21)	1:A:184:LYS:O	1:B:8:VAL:N	7	12.78
(1,21)	1:A:184:LYS:O	1:B:9:VAL:N	7	12.78
(1,21)	1:A:184:LYS:O	1:B:10:GLY:N	7	12.78
(1,21)	1:A:184:LYS:O	1:B:11:ALA:N	7	12.78

Continued on next page...

Continued from previous page...

Key	Atom-1	Atom-2	Model ID	Violation (Å)
(1,21)	1:A:184:LYS:O	1:B:12:ASP:N	7	12.78
(1,21)	1:A:184:LYS:O	1:B:13:GLY:N	7	12.78
(1,21)	1:A:184:LYS:O	1:B:14:VAL:N	7	12.78
(1,21)	1:A:184:LYS:O	1:B:15:GLY:N	7	12.78
(1,21)	1:A:184:LYS:O	1:B:16:LYS:N	7	12.78
(1,21)	1:A:184:LYS:O	1:B:17:SER:N	7	12.78
(1,21)	1:A:184:LYS:O	1:B:18:ALA:N	7	12.78
(1,21)	1:A:184:LYS:O	1:B:19:LEU:N	7	12.78
(1,21)	1:A:184:LYS:O	1:B:20:THR:N	7	12.78
(1,21)	1:A:184:LYS:O	1:B:21:ILE:N	7	12.78
(1,21)	1:A:184:LYS:O	1:B:22:GLN:N	7	12.78
(1,21)	1:A:184:LYS:O	1:B:23:LEU:N	7	12.78
(1,21)	1:A:184:LYS:O	1:B:24:ILE:N	7	12.78
(1,21)	1:A:184:LYS:O	1:B:25:GLN:N	7	12.78
(1,21)	1:A:184:LYS:O	1:B:26:ASN:N	7	12.78
(1,21)	1:A:184:LYS:O	1:B:27:HIS:N	7	12.78
(1,21)	1:A:184:LYS:O	1:B:28:PHE:N	7	12.78
(1,21)	1:A:184:LYS:O	1:B:29:VAL:N	7	12.78
(1,21)	1:A:184:LYS:O	1:B:30:ASP:N	7	12.78
(1,21)	1:A:184:LYS:O	1:B:31:GLU:N	7	12.78
(1,21)	1:A:184:LYS:O	1:B:32:TYR:N	7	12.78
(1,21)	1:A:184:LYS:O	1:B:33:ASP:N	7	12.78
(1,21)	1:A:184:LYS:O	1:B:34:PRO:N	7	12.78
(1,21)	1:A:184:LYS:O	1:B:35:THR:N	7	12.78
(1,21)	1:A:184:LYS:O	1:B:36:ILE:N	7	12.78
(1,21)	1:A:184:LYS:O	1:B:37:GLU:N	7	12.78
(1,21)	1:A:184:LYS:O	1:B:38:ASP:N	7	12.78
(1,21)	1:A:184:LYS:O	1:B:39:SER:N	7	12.78
(1,21)	1:A:184:LYS:O	1:B:40:TYR:N	7	12.78
(1,21)	1:A:184:LYS:O	1:B:41:ARG:N	7	12.78
(1,21)	1:A:184:LYS:O	1:B:42:LYS:N	7	12.78
(1,21)	1:A:184:LYS:O	1:B:43:GLN:N	7	12.78
(1,21)	1:A:184:LYS:O	1:B:44:VAL:N	7	12.78
(1,21)	1:A:184:LYS:O	1:B:45:VAL:N	7	12.78
(1,21)	1:A:184:LYS:O	1:B:46:ILE:N	7	12.78
(1,21)	1:A:184:LYS:O	1:B:47:ASP:N	7	12.78
(1,21)	1:A:184:LYS:O	1:B:48:GLY:N	7	12.78
(1,21)	1:A:184:LYS:O	1:B:49:GLU:N	7	12.78
(1,21)	1:A:184:LYS:O	1:B:50:THR:N	7	12.78
(1,21)	1:A:184:LYS:O	1:B:51:CYS:N	7	12.78
(1,21)	1:A:184:LYS:O	1:B:52:LEU:N	7	12.78
(1,21)	1:A:184:LYS:O	1:B:53:LEU:N	7	12.78

Continued on next page...

Continued from previous page...

Key	Atom-1	Atom-2	Model ID	Violation (Å)
(1,21)	1:A:184:LYS:O	1:B:54:ASP:N	7	12.78
(1,21)	1:A:184:LYS:O	1:B:55:ILE:N	7	12.78
(1,21)	1:A:184:LYS:O	1:B:56:LEU:N	7	12.78
(1,21)	1:A:184:LYS:O	1:B:57:ASP:N	7	12.78
(1,21)	1:A:184:LYS:O	1:B:58:THR:N	7	12.78
(1,21)	1:A:184:LYS:O	1:B:59:ALA:N	7	12.78
(1,21)	1:A:184:LYS:O	1:B:60:GLY:N	7	12.78
(1,21)	1:A:184:LYS:O	1:B:61:GLN:N	7	12.78
(1,21)	1:A:184:LYS:O	1:B:62:GLU:N	7	12.78
(1,21)	1:A:184:LYS:O	1:B:63:GLU:N	7	12.78
(1,21)	1:A:184:LYS:O	1:B:64:TYR:N	7	12.78
(1,21)	1:A:184:LYS:O	1:B:65:SER:N	7	12.78
(1,21)	1:A:184:LYS:O	1:B:66:ALA:N	7	12.78
(1,21)	1:A:184:LYS:O	1:B:67:MET:N	7	12.78
(1,21)	1:A:184:LYS:O	1:B:68:ARG:N	7	12.78
(1,21)	1:A:184:LYS:O	1:B:69:ASP:N	7	12.78
(1,21)	1:A:184:LYS:O	1:B:70:GLN:N	7	12.78
(1,21)	1:A:184:LYS:O	1:B:71:TYR:N	7	12.78
(1,21)	1:A:184:LYS:O	1:B:72:MET:N	7	12.78
(1,21)	1:A:184:LYS:O	1:B:73:ARG:N	7	12.78
(1,21)	1:A:184:LYS:O	1:B:74:THR:N	7	12.78
(1,21)	1:A:184:LYS:O	1:B:75:GLY:N	7	12.78
(1,21)	1:A:184:LYS:O	1:B:76:GLU:N	7	12.78
(1,21)	1:A:184:LYS:O	1:B:77:GLY:N	7	12.78
(1,21)	1:A:184:LYS:O	1:B:78:PHE:N	7	12.78
(1,21)	1:A:184:LYS:O	1:B:79:LEU:N	7	12.78
(1,21)	1:A:184:LYS:O	1:B:80:CYS:N	7	12.78
(1,21)	1:A:184:LYS:O	5:B:203:7Q9:N	7	12.78
(1,21)	1:A:184:LYS:O	5:B:204:7Q9:N	7	12.78
(1,21)	1:A:184:LYS:O	5:B:205:7Q9:N	7	12.78
(1,21)	1:A:184:LYS:O	5:B:206:7Q9:N	7	12.78
(1,21)	1:A:184:LYS:O	5:B:207:7Q9:N	7	12.78
(1,21)	1:A:184:LYS:O	6:B:208:17F:N1	7	12.78
(1,21)	1:A:184:LYS:O	5:B:209:7Q9:N	7	12.78
(1,21)	1:A:184:LYS:O	5:B:210:7Q9:N	7	12.78
(1,21)	1:A:184:LYS:O	5:B:211:7Q9:N	7	12.78
(1,21)	1:A:184:LYS:O	5:B:212:7Q9:N	7	12.78
(1,21)	1:A:184:LYS:O	5:B:213:7Q9:N	7	12.78
(1,21)	1:A:184:LYS:O	6:B:214:17F:N1	7	12.78
(1,21)	1:A:184:LYS:O	6:B:215:17F:N1	7	12.78
(1,21)	1:A:184:LYS:O	5:B:216:7Q9:N	7	12.78
(1,21)	1:A:184:LYS:O	5:B:217:7Q9:N	7	12.78

Continued on next page...

Continued from previous page...

Key	Atom-1	Atom-2	Model ID	Violation (Å)
(1,21)	1:A:184:LYS:O	5:B:218:7Q9:N	7	12.78
(1,21)	1:A:184:LYS:O	6:B:219:17F:N1	7	12.78
(1,21)	1:A:184:LYS:O	5:B:220:7Q9:N	7	12.78
(2,2)	1:A:39:SER:OG	1:B:128:LYS:N	9	12.76
(1,5)	1:B:169:LYS:CG	1:A:36:ILE:CD1	3	12.72
(2,4)	1:A:39:SER:OG	1:B:167:LYS:N	11	12.67
(2,4)	1:A:39:SER:OG	1:B:167:LYS:N	14	12.65
(1,8)	1:B:169:LYS:CG	1:A:42:LYS:N	10	12.65
(1,21)	1:A:184:LYS:C	1:B:2:THR:N	10	12.62
(1,21)	1:A:184:LYS:C	1:B:3:GLU:N	10	12.62
(1,21)	1:A:184:LYS:C	1:B:4:TYR:N	10	12.62
(1,21)	1:A:184:LYS:C	1:B:5:LYS:N	10	12.62
(1,21)	1:A:184:LYS:C	1:B:6:LEU:N	10	12.62
(1,21)	1:A:184:LYS:C	1:B:7:VAL:N	10	12.62
(1,21)	1:A:184:LYS:C	1:B:8:VAL:N	10	12.62
(1,21)	1:A:184:LYS:C	1:B:9:VAL:N	10	12.62
(1,21)	1:A:184:LYS:C	1:B:10:GLY:N	10	12.62
(1,21)	1:A:184:LYS:C	1:B:11:ALA:N	10	12.62
(1,21)	1:A:184:LYS:C	1:B:12:ASP:N	10	12.62
(1,21)	1:A:184:LYS:C	1:B:13:GLY:N	10	12.62
(1,21)	1:A:184:LYS:C	1:B:14:VAL:N	10	12.62
(1,21)	1:A:184:LYS:C	1:B:15:GLY:N	10	12.62
(1,21)	1:A:184:LYS:C	1:B:16:LYS:N	10	12.62
(1,21)	1:A:184:LYS:C	1:B:17:SER:N	10	12.62
(1,21)	1:A:184:LYS:C	1:B:18:ALA:N	10	12.62
(1,21)	1:A:184:LYS:C	1:B:19:LEU:N	10	12.62
(1,21)	1:A:184:LYS:C	1:B:20:THR:N	10	12.62
(1,21)	1:A:184:LYS:C	1:B:21:ILE:N	10	12.62
(1,21)	1:A:184:LYS:C	1:B:22:GLN:N	10	12.62
(1,21)	1:A:184:LYS:C	1:B:23:LEU:N	10	12.62
(1,21)	1:A:184:LYS:C	1:B:24:ILE:N	10	12.62
(1,21)	1:A:184:LYS:C	1:B:25:GLN:N	10	12.62
(1,21)	1:A:184:LYS:C	1:B:26:ASN:N	10	12.62
(1,21)	1:A:184:LYS:C	1:B:27:HIS:N	10	12.62
(1,21)	1:A:184:LYS:C	1:B:28:PHE:N	10	12.62
(1,21)	1:A:184:LYS:C	1:B:29:VAL:N	10	12.62
(1,21)	1:A:184:LYS:C	1:B:30:ASP:N	10	12.62
(1,21)	1:A:184:LYS:C	1:B:31:GLU:N	10	12.62
(1,21)	1:A:184:LYS:C	1:B:32:TYR:N	10	12.62
(1,21)	1:A:184:LYS:C	1:B:33:ASP:N	10	12.62
(1,21)	1:A:184:LYS:C	1:B:34:PRO:N	10	12.62
(1,21)	1:A:184:LYS:C	1:B:35:THR:N	10	12.62

Continued on next page...

Continued from previous page...

Key	Atom-1	Atom-2	Model ID	Violation (Å)
(1,21)	1:A:184:LYS:C	1:B:36:ILE:N	10	12.62
(1,21)	1:A:184:LYS:C	1:B:37:GLU:N	10	12.62
(1,21)	1:A:184:LYS:C	1:B:38:ASP:N	10	12.62
(1,21)	1:A:184:LYS:C	1:B:39:SER:N	10	12.62
(1,21)	1:A:184:LYS:C	1:B:40:TYR:N	10	12.62
(1,21)	1:A:184:LYS:C	1:B:41:ARG:N	10	12.62
(1,21)	1:A:184:LYS:C	1:B:42:LYS:N	10	12.62
(1,21)	1:A:184:LYS:C	1:B:43:GLN:N	10	12.62
(1,21)	1:A:184:LYS:C	1:B:44:VAL:N	10	12.62
(1,21)	1:A:184:LYS:C	1:B:45:VAL:N	10	12.62
(1,21)	1:A:184:LYS:C	1:B:46:ILE:N	10	12.62
(1,21)	1:A:184:LYS:C	1:B:47:ASP:N	10	12.62
(1,21)	1:A:184:LYS:C	1:B:48:GLY:N	10	12.62
(1,21)	1:A:184:LYS:C	1:B:49:GLU:N	10	12.62
(1,21)	1:A:184:LYS:C	1:B:50:THR:N	10	12.62
(1,21)	1:A:184:LYS:C	1:B:51:CYS:N	10	12.62
(1,21)	1:A:184:LYS:C	1:B:52:LEU:N	10	12.62
(1,21)	1:A:184:LYS:C	1:B:53:LEU:N	10	12.62
(1,21)	1:A:184:LYS:C	1:B:54:ASP:N	10	12.62
(1,21)	1:A:184:LYS:C	1:B:55:ILE:N	10	12.62
(1,21)	1:A:184:LYS:C	1:B:56:LEU:N	10	12.62
(1,21)	1:A:184:LYS:C	1:B:57:ASP:N	10	12.62
(1,21)	1:A:184:LYS:C	1:B:58:THR:N	10	12.62
(1,21)	1:A:184:LYS:C	1:B:59:ALA:N	10	12.62
(1,21)	1:A:184:LYS:C	1:B:60:GLY:N	10	12.62
(1,21)	1:A:184:LYS:C	1:B:61:GLN:N	10	12.62
(1,21)	1:A:184:LYS:C	1:B:62:GLU:N	10	12.62
(1,21)	1:A:184:LYS:C	1:B:63:GLU:N	10	12.62
(1,21)	1:A:184:LYS:C	1:B:64:TYR:N	10	12.62
(1,21)	1:A:184:LYS:C	1:B:65:SER:N	10	12.62
(1,21)	1:A:184:LYS:C	1:B:66:ALA:N	10	12.62
(1,21)	1:A:184:LYS:C	1:B:67:MET:N	10	12.62
(1,21)	1:A:184:LYS:C	1:B:68:ARG:N	10	12.62
(1,21)	1:A:184:LYS:C	1:B:69:ASP:N	10	12.62
(1,21)	1:A:184:LYS:C	1:B:70:GLN:N	10	12.62
(1,21)	1:A:184:LYS:C	1:B:71:TYR:N	10	12.62
(1,21)	1:A:184:LYS:C	1:B:72:MET:N	10	12.62
(1,21)	1:A:184:LYS:C	1:B:73:ARG:N	10	12.62
(1,21)	1:A:184:LYS:C	1:B:74:THR:N	10	12.62
(1,21)	1:A:184:LYS:C	1:B:75:GLY:N	10	12.62
(1,21)	1:A:184:LYS:C	1:B:76:GLU:N	10	12.62
(1,21)	1:A:184:LYS:C	1:B:77:GLY:N	10	12.62

Continued on next page...

Continued from previous page...

Key	Atom-1	Atom-2	Model ID	Violation (Å)
(1,21)	1:A:184:LYS:C	1:B:78:PHE:N	10	12.62
(1,21)	1:A:184:LYS:C	1:B:79:LEU:N	10	12.62
(1,21)	1:A:184:LYS:C	1:B:80:CYS:N	10	12.62
(1,21)	1:A:184:LYS:C	5:B:203:7Q9:N	10	12.62
(1,21)	1:A:184:LYS:C	5:B:204:7Q9:N	10	12.62
(1,21)	1:A:184:LYS:C	5:B:205:7Q9:N	10	12.62
(1,21)	1:A:184:LYS:C	5:B:206:7Q9:N	10	12.62
(1,21)	1:A:184:LYS:C	5:B:207:7Q9:N	10	12.62
(1,21)	1:A:184:LYS:C	6:B:208:17F:N1	10	12.62
(1,21)	1:A:184:LYS:C	5:B:209:7Q9:N	10	12.62
(1,21)	1:A:184:LYS:C	5:B:210:7Q9:N	10	12.62
(1,21)	1:A:184:LYS:C	5:B:211:7Q9:N	10	12.62
(1,21)	1:A:184:LYS:C	5:B:212:7Q9:N	10	12.62
(1,21)	1:A:184:LYS:C	5:B:213:7Q9:N	10	12.62
(1,21)	1:A:184:LYS:C	6:B:214:17F:N1	10	12.62
(1,21)	1:A:184:LYS:C	6:B:215:17F:N1	10	12.62
(1,21)	1:A:184:LYS:C	5:B:216:7Q9:N	10	12.62
(1,21)	1:A:184:LYS:C	5:B:217:7Q9:N	10	12.62
(1,21)	1:A:184:LYS:C	5:B:218:7Q9:N	10	12.62
(1,21)	1:A:184:LYS:C	6:B:219:17F:N1	10	12.62
(1,21)	1:A:184:LYS:C	5:B:220:7Q9:N	10	12.62
(1,21)	1:A:184:LYS:CA	1:B:2:THR:N	10	12.62
(1,21)	1:A:184:LYS:CA	1:B:3:GLU:N	10	12.62
(1,21)	1:A:184:LYS:CA	1:B:4:TYR:N	10	12.62
(1,21)	1:A:184:LYS:CA	1:B:5:LYS:N	10	12.62
(1,21)	1:A:184:LYS:CA	1:B:6:LEU:N	10	12.62
(1,21)	1:A:184:LYS:CA	1:B:7:VAL:N	10	12.62
(1,21)	1:A:184:LYS:CA	1:B:8:VAL:N	10	12.62
(1,21)	1:A:184:LYS:CA	1:B:9:VAL:N	10	12.62
(1,21)	1:A:184:LYS:CA	1:B:10:GLY:N	10	12.62
(1,21)	1:A:184:LYS:CA	1:B:11:ALA:N	10	12.62
(1,21)	1:A:184:LYS:CA	1:B:12:ASP:N	10	12.62
(1,21)	1:A:184:LYS:CA	1:B:13:GLY:N	10	12.62
(1,21)	1:A:184:LYS:CA	1:B:14:VAL:N	10	12.62
(1,21)	1:A:184:LYS:CA	1:B:15:GLY:N	10	12.62
(1,21)	1:A:184:LYS:CA	1:B:16:LYS:N	10	12.62
(1,21)	1:A:184:LYS:CA	1:B:17:SER:N	10	12.62
(1,21)	1:A:184:LYS:CA	1:B:18:ALA:N	10	12.62
(1,21)	1:A:184:LYS:CA	1:B:19:LEU:N	10	12.62
(1,21)	1:A:184:LYS:CA	1:B:20:THR:N	10	12.62
(1,21)	1:A:184:LYS:CA	1:B:21:ILE:N	10	12.62
(1,21)	1:A:184:LYS:CA	1:B:22:GLN:N	10	12.62

Continued on next page...

Continued from previous page...

Key	Atom-1	Atom-2	Model ID	Violation (Å)
(1,21)	1:A:184:LYS:CA	1:B:23:LEU:N	10	12.62
(1,21)	1:A:184:LYS:CA	1:B:24:ILE:N	10	12.62
(1,21)	1:A:184:LYS:CA	1:B:25:GLN:N	10	12.62
(1,21)	1:A:184:LYS:CA	1:B:26:ASN:N	10	12.62
(1,21)	1:A:184:LYS:CA	1:B:27:HIS:N	10	12.62
(1,21)	1:A:184:LYS:CA	1:B:28:PHE:N	10	12.62
(1,21)	1:A:184:LYS:CA	1:B:29:VAL:N	10	12.62
(1,21)	1:A:184:LYS:CA	1:B:30:ASP:N	10	12.62
(1,21)	1:A:184:LYS:CA	1:B:31:GLU:N	10	12.62
(1,21)	1:A:184:LYS:CA	1:B:32:TYR:N	10	12.62
(1,21)	1:A:184:LYS:CA	1:B:33:ASP:N	10	12.62
(1,21)	1:A:184:LYS:CA	1:B:34:PRO:N	10	12.62
(1,21)	1:A:184:LYS:CA	1:B:35:THR:N	10	12.62
(1,21)	1:A:184:LYS:CA	1:B:36:ILE:N	10	12.62
(1,21)	1:A:184:LYS:CA	1:B:37:GLU:N	10	12.62
(1,21)	1:A:184:LYS:CA	1:B:38:ASP:N	10	12.62
(1,21)	1:A:184:LYS:CA	1:B:39:SER:N	10	12.62
(1,21)	1:A:184:LYS:CA	1:B:40:TYR:N	10	12.62
(1,21)	1:A:184:LYS:CA	1:B:41:ARG:N	10	12.62
(1,21)	1:A:184:LYS:CA	1:B:42:LYS:N	10	12.62
(1,21)	1:A:184:LYS:CA	1:B:43:GLN:N	10	12.62
(1,21)	1:A:184:LYS:CA	1:B:44:VAL:N	10	12.62
(1,21)	1:A:184:LYS:CA	1:B:45:VAL:N	10	12.62
(1,21)	1:A:184:LYS:CA	1:B:46:ILE:N	10	12.62
(1,21)	1:A:184:LYS:CA	1:B:47:ASP:N	10	12.62
(1,21)	1:A:184:LYS:CA	1:B:48:GLY:N	10	12.62
(1,21)	1:A:184:LYS:CA	1:B:49:GLU:N	10	12.62
(1,21)	1:A:184:LYS:CA	1:B:50:THR:N	10	12.62
(1,21)	1:A:184:LYS:CA	1:B:51:CYS:N	10	12.62
(1,21)	1:A:184:LYS:CA	1:B:52:LEU:N	10	12.62
(1,21)	1:A:184:LYS:CA	1:B:53:LEU:N	10	12.62
(1,21)	1:A:184:LYS:CA	1:B:54:ASP:N	10	12.62
(1,21)	1:A:184:LYS:CA	1:B:55:ILE:N	10	12.62
(1,21)	1:A:184:LYS:CA	1:B:56:LEU:N	10	12.62
(1,21)	1:A:184:LYS:CA	1:B:57:ASP:N	10	12.62
(1,21)	1:A:184:LYS:CA	1:B:58:THR:N	10	12.62
(1,21)	1:A:184:LYS:CA	1:B:59:ALA:N	10	12.62
(1,21)	1:A:184:LYS:CA	1:B:60:GLY:N	10	12.62
(1,21)	1:A:184:LYS:CA	1:B:61:GLN:N	10	12.62
(1,21)	1:A:184:LYS:CA	1:B:62:GLU:N	10	12.62
(1,21)	1:A:184:LYS:CA	1:B:63:GLU:N	10	12.62
(1,21)	1:A:184:LYS:CA	1:B:64:TYR:N	10	12.62

Continued on next page...

Continued from previous page...

Key	Atom-1	Atom-2	Model ID	Violation (Å)
(1,21)	1:A:184:LYS:CA	1:B:65:SER:N	10	12.62
(1,21)	1:A:184:LYS:CA	1:B:66:ALA:N	10	12.62
(1,21)	1:A:184:LYS:CA	1:B:67:MET:N	10	12.62
(1,21)	1:A:184:LYS:CA	1:B:68:ARG:N	10	12.62
(1,21)	1:A:184:LYS:CA	1:B:69:ASP:N	10	12.62
(1,21)	1:A:184:LYS:CA	1:B:70:GLN:N	10	12.62
(1,21)	1:A:184:LYS:CA	1:B:71:TYR:N	10	12.62
(1,21)	1:A:184:LYS:CA	1:B:72:MET:N	10	12.62
(1,21)	1:A:184:LYS:CA	1:B:73:ARG:N	10	12.62
(1,21)	1:A:184:LYS:CA	1:B:74:THR:N	10	12.62
(1,21)	1:A:184:LYS:CA	1:B:75:GLY:N	10	12.62
(1,21)	1:A:184:LYS:CA	1:B:76:GLU:N	10	12.62
(1,21)	1:A:184:LYS:CA	1:B:77:GLY:N	10	12.62
(1,21)	1:A:184:LYS:CA	1:B:78:PHE:N	10	12.62
(1,21)	1:A:184:LYS:CA	1:B:79:LEU:N	10	12.62
(1,21)	1:A:184:LYS:CA	1:B:80:CYS:N	10	12.62
(1,21)	1:A:184:LYS:CA	5:B:203:7Q9:N	10	12.62
(1,21)	1:A:184:LYS:CA	5:B:204:7Q9:N	10	12.62
(1,21)	1:A:184:LYS:CA	5:B:205:7Q9:N	10	12.62
(1,21)	1:A:184:LYS:CA	5:B:206:7Q9:N	10	12.62
(1,21)	1:A:184:LYS:CA	5:B:207:7Q9:N	10	12.62
(1,21)	1:A:184:LYS:CA	6:B:208:17F:N1	10	12.62
(1,21)	1:A:184:LYS:CA	5:B:209:7Q9:N	10	12.62
(1,21)	1:A:184:LYS:CA	5:B:210:7Q9:N	10	12.62
(1,21)	1:A:184:LYS:CA	5:B:211:7Q9:N	10	12.62
(1,21)	1:A:184:LYS:CA	5:B:212:7Q9:N	10	12.62
(1,21)	1:A:184:LYS:CA	5:B:213:7Q9:N	10	12.62
(1,21)	1:A:184:LYS:CA	6:B:214:17F:N1	10	12.62
(1,21)	1:A:184:LYS:CA	6:B:215:17F:N1	10	12.62
(1,21)	1:A:184:LYS:CA	5:B:216:7Q9:N	10	12.62
(1,21)	1:A:184:LYS:CA	5:B:217:7Q9:N	10	12.62
(1,21)	1:A:184:LYS:CA	5:B:218:7Q9:N	10	12.62
(1,21)	1:A:184:LYS:CA	6:B:219:17F:N1	10	12.62
(1,21)	1:A:184:LYS:CA	5:B:220:7Q9:N	10	12.62
(1,21)	1:A:184:LYS:CB	1:B:2:THR:N	10	12.62
(1,21)	1:A:184:LYS:CB	1:B:3:GLU:N	10	12.62
(1,21)	1:A:184:LYS:CB	1:B:4:TYR:N	10	12.62
(1,21)	1:A:184:LYS:CB	1:B:5:LYS:N	10	12.62
(1,21)	1:A:184:LYS:CB	1:B:6:LEU:N	10	12.62
(1,21)	1:A:184:LYS:CB	1:B:7:VAL:N	10	12.62
(1,21)	1:A:184:LYS:CB	1:B:8:VAL:N	10	12.62
(1,21)	1:A:184:LYS:CB	1:B:9:VAL:N	10	12.62

Continued on next page...

Continued from previous page...

Key	Atom-1	Atom-2	Model ID	Violation (Å)
(1,21)	1:A:184:LYS:CB	1:B:10:GLY:N	10	12.62
(1,21)	1:A:184:LYS:CB	1:B:11:ALA:N	10	12.62
(1,21)	1:A:184:LYS:CB	1:B:12:ASP:N	10	12.62
(1,21)	1:A:184:LYS:CB	1:B:13:GLY:N	10	12.62
(1,21)	1:A:184:LYS:CB	1:B:14:VAL:N	10	12.62
(1,21)	1:A:184:LYS:CB	1:B:15:GLY:N	10	12.62
(1,21)	1:A:184:LYS:CB	1:B:16:LYS:N	10	12.62
(1,21)	1:A:184:LYS:CB	1:B:17:SER:N	10	12.62
(1,21)	1:A:184:LYS:CB	1:B:18:ALA:N	10	12.62
(1,21)	1:A:184:LYS:CB	1:B:19:LEU:N	10	12.62
(1,21)	1:A:184:LYS:CB	1:B:20:THR:N	10	12.62
(1,21)	1:A:184:LYS:CB	1:B:21:ILE:N	10	12.62
(1,21)	1:A:184:LYS:CB	1:B:22:GLN:N	10	12.62
(1,21)	1:A:184:LYS:CB	1:B:23:LEU:N	10	12.62
(1,21)	1:A:184:LYS:CB	1:B:24:ILE:N	10	12.62
(1,21)	1:A:184:LYS:CB	1:B:25:GLN:N	10	12.62
(1,21)	1:A:184:LYS:CB	1:B:26:ASN:N	10	12.62
(1,21)	1:A:184:LYS:CB	1:B:27:HIS:N	10	12.62
(1,21)	1:A:184:LYS:CB	1:B:28:PHE:N	10	12.62
(1,21)	1:A:184:LYS:CB	1:B:29:VAL:N	10	12.62
(1,21)	1:A:184:LYS:CB	1:B:30:ASP:N	10	12.62
(1,21)	1:A:184:LYS:CB	1:B:31:GLU:N	10	12.62
(1,21)	1:A:184:LYS:CB	1:B:32:TYR:N	10	12.62
(1,21)	1:A:184:LYS:CB	1:B:33:ASP:N	10	12.62
(1,21)	1:A:184:LYS:CB	1:B:34:PRO:N	10	12.62
(1,21)	1:A:184:LYS:CB	1:B:35:THR:N	10	12.62
(1,21)	1:A:184:LYS:CB	1:B:36:ILE:N	10	12.62
(1,21)	1:A:184:LYS:CB	1:B:37:GLU:N	10	12.62
(1,21)	1:A:184:LYS:CB	1:B:38:ASP:N	10	12.62
(1,21)	1:A:184:LYS:CB	1:B:39:SER:N	10	12.62
(1,21)	1:A:184:LYS:CB	1:B:40:TYR:N	10	12.62
(1,21)	1:A:184:LYS:CB	1:B:41:ARG:N	10	12.62
(1,21)	1:A:184:LYS:CB	1:B:42:LYS:N	10	12.62
(1,21)	1:A:184:LYS:CB	1:B:43:GLN:N	10	12.62
(1,21)	1:A:184:LYS:CB	1:B:44:VAL:N	10	12.62
(1,21)	1:A:184:LYS:CB	1:B:45:VAL:N	10	12.62
(1,21)	1:A:184:LYS:CB	1:B:46:ILE:N	10	12.62
(1,21)	1:A:184:LYS:CB	1:B:47:ASP:N	10	12.62
(1,21)	1:A:184:LYS:CB	1:B:48:GLY:N	10	12.62
(1,21)	1:A:184:LYS:CB	1:B:49:GLU:N	10	12.62
(1,21)	1:A:184:LYS:CB	1:B:50:THR:N	10	12.62
(1,21)	1:A:184:LYS:CB	1:B:51:CYS:N	10	12.62

Continued on next page...

Continued from previous page...

Key	Atom-1	Atom-2	Model ID	Violation (Å)
(1,21)	1:A:184:LYS:CB	1:B:52:LEU:N	10	12.62
(1,21)	1:A:184:LYS:CB	1:B:53:LEU:N	10	12.62
(1,21)	1:A:184:LYS:CB	1:B:54:ASP:N	10	12.62
(1,21)	1:A:184:LYS:CB	1:B:55:ILE:N	10	12.62
(1,21)	1:A:184:LYS:CB	1:B:56:LEU:N	10	12.62
(1,21)	1:A:184:LYS:CB	1:B:57:ASP:N	10	12.62
(1,21)	1:A:184:LYS:CB	1:B:58:THR:N	10	12.62
(1,21)	1:A:184:LYS:CB	1:B:59:ALA:N	10	12.62
(1,21)	1:A:184:LYS:CB	1:B:60:GLY:N	10	12.62
(1,21)	1:A:184:LYS:CB	1:B:61:GLN:N	10	12.62
(1,21)	1:A:184:LYS:CB	1:B:62:GLU:N	10	12.62
(1,21)	1:A:184:LYS:CB	1:B:63:GLU:N	10	12.62
(1,21)	1:A:184:LYS:CB	1:B:64:TYR:N	10	12.62
(1,21)	1:A:184:LYS:CB	1:B:65:SER:N	10	12.62
(1,21)	1:A:184:LYS:CB	1:B:66:ALA:N	10	12.62
(1,21)	1:A:184:LYS:CB	1:B:67:MET:N	10	12.62
(1,21)	1:A:184:LYS:CB	1:B:68:ARG:N	10	12.62
(1,21)	1:A:184:LYS:CB	1:B:69:ASP:N	10	12.62
(1,21)	1:A:184:LYS:CB	1:B:70:GLN:N	10	12.62
(1,21)	1:A:184:LYS:CB	1:B:71:TYR:N	10	12.62
(1,21)	1:A:184:LYS:CB	1:B:72:MET:N	10	12.62
(1,21)	1:A:184:LYS:CB	1:B:73:ARG:N	10	12.62
(1,21)	1:A:184:LYS:CB	1:B:74:THR:N	10	12.62
(1,21)	1:A:184:LYS:CB	1:B:75:GLY:N	10	12.62
(1,21)	1:A:184:LYS:CB	1:B:76:GLU:N	10	12.62
(1,21)	1:A:184:LYS:CB	1:B:77:GLY:N	10	12.62
(1,21)	1:A:184:LYS:CB	1:B:78:PHE:N	10	12.62
(1,21)	1:A:184:LYS:CB	1:B:79:LEU:N	10	12.62
(1,21)	1:A:184:LYS:CB	1:B:80:CYS:N	10	12.62
(1,21)	1:A:184:LYS:CB	5:B:203:7Q9:N	10	12.62
(1,21)	1:A:184:LYS:CB	5:B:204:7Q9:N	10	12.62
(1,21)	1:A:184:LYS:CB	5:B:205:7Q9:N	10	12.62
(1,21)	1:A:184:LYS:CB	5:B:206:7Q9:N	10	12.62
(1,21)	1:A:184:LYS:CB	5:B:207:7Q9:N	10	12.62
(1,21)	1:A:184:LYS:CB	6:B:208:17F:N1	10	12.62
(1,21)	1:A:184:LYS:CB	5:B:209:7Q9:N	10	12.62
(1,21)	1:A:184:LYS:CB	5:B:210:7Q9:N	10	12.62
(1,21)	1:A:184:LYS:CB	5:B:211:7Q9:N	10	12.62
(1,21)	1:A:184:LYS:CB	5:B:212:7Q9:N	10	12.62
(1,21)	1:A:184:LYS:CB	5:B:213:7Q9:N	10	12.62
(1,21)	1:A:184:LYS:CB	6:B:214:17F:N1	10	12.62
(1,21)	1:A:184:LYS:CB	6:B:215:17F:N1	10	12.62

Continued on next page...

Continued from previous page...

Key	Atom-1	Atom-2	Model ID	Violation (Å)
(1,21)	1:A:184:LYS:CB	5:B:216:7Q9:N	10	12.62
(1,21)	1:A:184:LYS:CB	5:B:217:7Q9:N	10	12.62
(1,21)	1:A:184:LYS:CB	5:B:218:7Q9:N	10	12.62
(1,21)	1:A:184:LYS:CB	6:B:219:17F:N1	10	12.62
(1,21)	1:A:184:LYS:CB	5:B:220:7Q9:N	10	12.62
(1,21)	1:A:184:LYS:CD	1:B:2:THR:N	10	12.62
(1,21)	1:A:184:LYS:CD	1:B:3:GLU:N	10	12.62
(1,21)	1:A:184:LYS:CD	1:B:4:TYR:N	10	12.62
(1,21)	1:A:184:LYS:CD	1:B:5:LYS:N	10	12.62
(1,21)	1:A:184:LYS:CD	1:B:6:LEU:N	10	12.62
(1,21)	1:A:184:LYS:CD	1:B:7:VAL:N	10	12.62
(1,21)	1:A:184:LYS:CD	1:B:8:VAL:N	10	12.62
(1,21)	1:A:184:LYS:CD	1:B:9:VAL:N	10	12.62
(1,21)	1:A:184:LYS:CD	1:B:10:GLY:N	10	12.62
(1,21)	1:A:184:LYS:CD	1:B:11:ALA:N	10	12.62
(1,21)	1:A:184:LYS:CD	1:B:12:ASP:N	10	12.62
(1,21)	1:A:184:LYS:CD	1:B:13:GLY:N	10	12.62
(1,21)	1:A:184:LYS:CD	1:B:14:VAL:N	10	12.62
(1,21)	1:A:184:LYS:CD	1:B:15:GLY:N	10	12.62
(1,21)	1:A:184:LYS:CD	1:B:16:LYS:N	10	12.62
(1,21)	1:A:184:LYS:CD	1:B:17:SER:N	10	12.62
(1,21)	1:A:184:LYS:CD	1:B:18:ALA:N	10	12.62
(1,21)	1:A:184:LYS:CD	1:B:19:LEU:N	10	12.62
(1,21)	1:A:184:LYS:CD	1:B:20:THR:N	10	12.62
(1,21)	1:A:184:LYS:CD	1:B:21:ILE:N	10	12.62
(1,21)	1:A:184:LYS:CD	1:B:22:GLN:N	10	12.62
(1,21)	1:A:184:LYS:CD	1:B:23:LEU:N	10	12.62
(1,21)	1:A:184:LYS:CD	1:B:24:ILE:N	10	12.62
(1,21)	1:A:184:LYS:CD	1:B:25:GLN:N	10	12.62
(1,21)	1:A:184:LYS:CD	1:B:26:ASN:N	10	12.62
(1,21)	1:A:184:LYS:CD	1:B:27:HIS:N	10	12.62
(1,21)	1:A:184:LYS:CD	1:B:28:PHE:N	10	12.62
(1,21)	1:A:184:LYS:CD	1:B:29:VAL:N	10	12.62
(1,21)	1:A:184:LYS:CD	1:B:30:ASP:N	10	12.62
(1,21)	1:A:184:LYS:CD	1:B:31:GLU:N	10	12.62
(1,21)	1:A:184:LYS:CD	1:B:32:TYR:N	10	12.62
(1,21)	1:A:184:LYS:CD	1:B:33:ASP:N	10	12.62
(1,21)	1:A:184:LYS:CD	1:B:34:PRO:N	10	12.62
(1,21)	1:A:184:LYS:CD	1:B:35:THR:N	10	12.62
(1,21)	1:A:184:LYS:CD	1:B:36:ILE:N	10	12.62
(1,21)	1:A:184:LYS:CD	1:B:37:GLU:N	10	12.62
(1,21)	1:A:184:LYS:CD	1:B:38:ASP:N	10	12.62

Continued on next page...

Continued from previous page...

Key	Atom-1	Atom-2	Model ID	Violation (Å)
(1,21)	1:A:184:LYS:CD	1:B:39:SER:N	10	12.62
(1,21)	1:A:184:LYS:CD	1:B:40:TYR:N	10	12.62
(1,21)	1:A:184:LYS:CD	1:B:41:ARG:N	10	12.62
(1,21)	1:A:184:LYS:CD	1:B:42:LYS:N	10	12.62
(1,21)	1:A:184:LYS:CD	1:B:43:GLN:N	10	12.62
(1,21)	1:A:184:LYS:CD	1:B:44:VAL:N	10	12.62
(1,21)	1:A:184:LYS:CD	1:B:45:VAL:N	10	12.62
(1,21)	1:A:184:LYS:CD	1:B:46:ILE:N	10	12.62
(1,21)	1:A:184:LYS:CD	1:B:47:ASP:N	10	12.62
(1,21)	1:A:184:LYS:CD	1:B:48:GLY:N	10	12.62
(1,21)	1:A:184:LYS:CD	1:B:49:GLU:N	10	12.62
(1,21)	1:A:184:LYS:CD	1:B:50:THR:N	10	12.62
(1,21)	1:A:184:LYS:CD	1:B:51:CYS:N	10	12.62
(1,21)	1:A:184:LYS:CD	1:B:52:LEU:N	10	12.62
(1,21)	1:A:184:LYS:CD	1:B:53:LEU:N	10	12.62
(1,21)	1:A:184:LYS:CD	1:B:54:ASP:N	10	12.62
(1,21)	1:A:184:LYS:CD	1:B:55:ILE:N	10	12.62
(1,21)	1:A:184:LYS:CD	1:B:56:LEU:N	10	12.62
(1,21)	1:A:184:LYS:CD	1:B:57:ASP:N	10	12.62
(1,21)	1:A:184:LYS:CD	1:B:58:THR:N	10	12.62
(1,21)	1:A:184:LYS:CD	1:B:59:ALA:N	10	12.62
(1,21)	1:A:184:LYS:CD	1:B:60:GLY:N	10	12.62
(1,21)	1:A:184:LYS:CD	1:B:61:GLN:N	10	12.62
(1,21)	1:A:184:LYS:CD	1:B:62:GLU:N	10	12.62
(1,21)	1:A:184:LYS:CD	1:B:63:GLU:N	10	12.62
(1,21)	1:A:184:LYS:CD	1:B:64:TYR:N	10	12.62
(1,21)	1:A:184:LYS:CD	1:B:65:SER:N	10	12.62
(1,21)	1:A:184:LYS:CD	1:B:66:ALA:N	10	12.62
(1,21)	1:A:184:LYS:CD	1:B:67:MET:N	10	12.62
(1,21)	1:A:184:LYS:CD	1:B:68:ARG:N	10	12.62
(1,21)	1:A:184:LYS:CD	1:B:69:ASP:N	10	12.62
(1,21)	1:A:184:LYS:CD	1:B:70:GLN:N	10	12.62
(1,21)	1:A:184:LYS:CD	1:B:71:TYR:N	10	12.62
(1,21)	1:A:184:LYS:CD	1:B:72:MET:N	10	12.62
(1,21)	1:A:184:LYS:CD	1:B:73:ARG:N	10	12.62
(1,21)	1:A:184:LYS:CD	1:B:74:THR:N	10	12.62
(1,21)	1:A:184:LYS:CD	1:B:75:GLY:N	10	12.62
(1,21)	1:A:184:LYS:CD	1:B:76:GLU:N	10	12.62
(1,21)	1:A:184:LYS:CD	1:B:77:GLY:N	10	12.62
(1,21)	1:A:184:LYS:CD	1:B:78:PHE:N	10	12.62
(1,21)	1:A:184:LYS:CD	1:B:79:LEU:N	10	12.62
(1,21)	1:A:184:LYS:CD	1:B:80:CYS:N	10	12.62

Continued on next page...

Continued from previous page...

Key	Atom-1	Atom-2	Model ID	Violation (Å)
(1,21)	1:A:184:LYS:CD	5:B:203:7Q9:N	10	12.62
(1,21)	1:A:184:LYS:CD	5:B:204:7Q9:N	10	12.62
(1,21)	1:A:184:LYS:CD	5:B:205:7Q9:N	10	12.62
(1,21)	1:A:184:LYS:CD	5:B:206:7Q9:N	10	12.62
(1,21)	1:A:184:LYS:CD	5:B:207:7Q9:N	10	12.62
(1,21)	1:A:184:LYS:CD	6:B:208:17F:N1	10	12.62
(1,21)	1:A:184:LYS:CD	5:B:209:7Q9:N	10	12.62
(1,21)	1:A:184:LYS:CD	5:B:210:7Q9:N	10	12.62
(1,21)	1:A:184:LYS:CD	5:B:211:7Q9:N	10	12.62
(1,21)	1:A:184:LYS:CD	5:B:212:7Q9:N	10	12.62
(1,21)	1:A:184:LYS:CD	5:B:213:7Q9:N	10	12.62
(1,21)	1:A:184:LYS:CD	6:B:214:17F:N1	10	12.62
(1,21)	1:A:184:LYS:CD	6:B:215:17F:N1	10	12.62
(1,21)	1:A:184:LYS:CD	5:B:216:7Q9:N	10	12.62
(1,21)	1:A:184:LYS:CD	5:B:217:7Q9:N	10	12.62
(1,21)	1:A:184:LYS:CD	5:B:218:7Q9:N	10	12.62
(1,21)	1:A:184:LYS:CD	6:B:219:17F:N1	10	12.62
(1,21)	1:A:184:LYS:CD	5:B:220:7Q9:N	10	12.62
(1,21)	1:A:184:LYS:CE	1:B:2:THR:N	10	12.62
(1,21)	1:A:184:LYS:CE	1:B:3:GLU:N	10	12.62
(1,21)	1:A:184:LYS:CE	1:B:4:TYR:N	10	12.62
(1,21)	1:A:184:LYS:CE	1:B:5:LYS:N	10	12.62
(1,21)	1:A:184:LYS:CE	1:B:6:LEU:N	10	12.62
(1,21)	1:A:184:LYS:CE	1:B:7:VAL:N	10	12.62
(1,21)	1:A:184:LYS:CE	1:B:8:VAL:N	10	12.62
(1,21)	1:A:184:LYS:CE	1:B:9:VAL:N	10	12.62
(1,21)	1:A:184:LYS:CE	1:B:10:GLY:N	10	12.62
(1,21)	1:A:184:LYS:CE	1:B:11:ALA:N	10	12.62
(1,21)	1:A:184:LYS:CE	1:B:12:ASP:N	10	12.62
(1,21)	1:A:184:LYS:CE	1:B:13:GLY:N	10	12.62
(1,21)	1:A:184:LYS:CE	1:B:14:VAL:N	10	12.62
(1,21)	1:A:184:LYS:CE	1:B:15:GLY:N	10	12.62
(1,21)	1:A:184:LYS:CE	1:B:16:LYS:N	10	12.62
(1,21)	1:A:184:LYS:CE	1:B:17:SER:N	10	12.62
(1,21)	1:A:184:LYS:CE	1:B:18:ALA:N	10	12.62
(1,21)	1:A:184:LYS:CE	1:B:19:LEU:N	10	12.62
(1,21)	1:A:184:LYS:CE	1:B:20:THR:N	10	12.62
(1,21)	1:A:184:LYS:CE	1:B:21:ILE:N	10	12.62
(1,21)	1:A:184:LYS:CE	1:B:22:GLN:N	10	12.62
(1,21)	1:A:184:LYS:CE	1:B:23:LEU:N	10	12.62
(1,21)	1:A:184:LYS:CE	1:B:24:ILE:N	10	12.62
(1,21)	1:A:184:LYS:CE	1:B:25:GLN:N	10	12.62

Continued on next page...

Continued from previous page...

Key	Atom-1	Atom-2	Model ID	Violation (Å)
(1,21)	1:A:184:LYS:CE	1:B:26:ASN:N	10	12.62
(1,21)	1:A:184:LYS:CE	1:B:27:HIS:N	10	12.62
(1,21)	1:A:184:LYS:CE	1:B:28:PHE:N	10	12.62
(1,21)	1:A:184:LYS:CE	1:B:29:VAL:N	10	12.62
(1,21)	1:A:184:LYS:CE	1:B:30:ASP:N	10	12.62
(1,21)	1:A:184:LYS:CE	1:B:31:GLU:N	10	12.62
(1,21)	1:A:184:LYS:CE	1:B:32:TYR:N	10	12.62
(1,21)	1:A:184:LYS:CE	1:B:33:ASP:N	10	12.62
(1,21)	1:A:184:LYS:CE	1:B:34:PRO:N	10	12.62
(1,21)	1:A:184:LYS:CE	1:B:35:THR:N	10	12.62
(1,21)	1:A:184:LYS:CE	1:B:36:ILE:N	10	12.62
(1,21)	1:A:184:LYS:CE	1:B:37:GLU:N	10	12.62
(1,21)	1:A:184:LYS:CE	1:B:38:ASP:N	10	12.62
(1,21)	1:A:184:LYS:CE	1:B:39:SER:N	10	12.62
(1,21)	1:A:184:LYS:CE	1:B:40:TYR:N	10	12.62
(1,21)	1:A:184:LYS:CE	1:B:41:ARG:N	10	12.62
(1,21)	1:A:184:LYS:CE	1:B:42:LYS:N	10	12.62
(1,21)	1:A:184:LYS:CE	1:B:43:GLN:N	10	12.62
(1,21)	1:A:184:LYS:CE	1:B:44:VAL:N	10	12.62
(1,21)	1:A:184:LYS:CE	1:B:45:VAL:N	10	12.62
(1,21)	1:A:184:LYS:CE	1:B:46:ILE:N	10	12.62
(1,21)	1:A:184:LYS:CE	1:B:47:ASP:N	10	12.62
(1,21)	1:A:184:LYS:CE	1:B:48:GLY:N	10	12.62
(1,21)	1:A:184:LYS:CE	1:B:49:GLU:N	10	12.62
(1,21)	1:A:184:LYS:CE	1:B:50:THR:N	10	12.62
(1,21)	1:A:184:LYS:CE	1:B:51:CYS:N	10	12.62
(1,21)	1:A:184:LYS:CE	1:B:52:LEU:N	10	12.62
(1,21)	1:A:184:LYS:CE	1:B:53:LEU:N	10	12.62
(1,21)	1:A:184:LYS:CE	1:B:54:ASP:N	10	12.62
(1,21)	1:A:184:LYS:CE	1:B:55:ILE:N	10	12.62
(1,21)	1:A:184:LYS:CE	1:B:56:LEU:N	10	12.62
(1,21)	1:A:184:LYS:CE	1:B:57:ASP:N	10	12.62
(1,21)	1:A:184:LYS:CE	1:B:58:THR:N	10	12.62
(1,21)	1:A:184:LYS:CE	1:B:59:ALA:N	10	12.62
(1,21)	1:A:184:LYS:CE	1:B:60:GLY:N	10	12.62
(1,21)	1:A:184:LYS:CE	1:B:61:GLN:N	10	12.62
(1,21)	1:A:184:LYS:CE	1:B:62:GLU:N	10	12.62
(1,21)	1:A:184:LYS:CE	1:B:63:GLU:N	10	12.62
(1,21)	1:A:184:LYS:CE	1:B:64:TYR:N	10	12.62
(1,21)	1:A:184:LYS:CE	1:B:65:SER:N	10	12.62
(1,21)	1:A:184:LYS:CE	1:B:66:ALA:N	10	12.62
(1,21)	1:A:184:LYS:CE	1:B:67:MET:N	10	12.62

Continued on next page...

Continued from previous page...

Key	Atom-1	Atom-2	Model ID	Violation (Å)
(1,21)	1:A:184:LYS:CE	1:B:68:ARG:N	10	12.62
(1,21)	1:A:184:LYS:CE	1:B:69:ASP:N	10	12.62
(1,21)	1:A:184:LYS:CE	1:B:70:GLN:N	10	12.62
(1,21)	1:A:184:LYS:CE	1:B:71:TYR:N	10	12.62
(1,21)	1:A:184:LYS:CE	1:B:72:MET:N	10	12.62
(1,21)	1:A:184:LYS:CE	1:B:73:ARG:N	10	12.62
(1,21)	1:A:184:LYS:CE	1:B:74:THR:N	10	12.62
(1,21)	1:A:184:LYS:CE	1:B:75:GLY:N	10	12.62
(1,21)	1:A:184:LYS:CE	1:B:76:GLU:N	10	12.62
(1,21)	1:A:184:LYS:CE	1:B:77:GLY:N	10	12.62
(1,21)	1:A:184:LYS:CE	1:B:78:PHE:N	10	12.62
(1,21)	1:A:184:LYS:CE	1:B:79:LEU:N	10	12.62
(1,21)	1:A:184:LYS:CE	1:B:80:CYS:N	10	12.62
(1,21)	1:A:184:LYS:CE	5:B:203:7Q9:N	10	12.62
(1,21)	1:A:184:LYS:CE	5:B:204:7Q9:N	10	12.62
(1,21)	1:A:184:LYS:CE	5:B:205:7Q9:N	10	12.62
(1,21)	1:A:184:LYS:CE	5:B:206:7Q9:N	10	12.62
(1,21)	1:A:184:LYS:CE	5:B:207:7Q9:N	10	12.62
(1,21)	1:A:184:LYS:CE	6:B:208:17F:N1	10	12.62
(1,21)	1:A:184:LYS:CE	5:B:209:7Q9:N	10	12.62
(1,21)	1:A:184:LYS:CE	5:B:210:7Q9:N	10	12.62
(1,21)	1:A:184:LYS:CE	5:B:211:7Q9:N	10	12.62
(1,21)	1:A:184:LYS:CE	5:B:212:7Q9:N	10	12.62
(1,21)	1:A:184:LYS:CE	5:B:213:7Q9:N	10	12.62
(1,21)	1:A:184:LYS:CE	6:B:214:17F:N1	10	12.62
(1,21)	1:A:184:LYS:CE	6:B:215:17F:N1	10	12.62
(1,21)	1:A:184:LYS:CE	5:B:216:7Q9:N	10	12.62
(1,21)	1:A:184:LYS:CE	5:B:217:7Q9:N	10	12.62
(1,21)	1:A:184:LYS:CE	5:B:218:7Q9:N	10	12.62
(1,21)	1:A:184:LYS:CE	6:B:219:17F:N1	10	12.62
(1,21)	1:A:184:LYS:CE	5:B:220:7Q9:N	10	12.62
(1,21)	1:A:184:LYS:CG	1:B:2:THR:N	10	12.62
(1,21)	1:A:184:LYS:CG	1:B:3:GLU:N	10	12.62
(1,21)	1:A:184:LYS:CG	1:B:4:TYR:N	10	12.62
(1,21)	1:A:184:LYS:CG	1:B:5:LYS:N	10	12.62
(1,21)	1:A:184:LYS:CG	1:B:6:LEU:N	10	12.62
(1,21)	1:A:184:LYS:CG	1:B:7:VAL:N	10	12.62
(1,21)	1:A:184:LYS:CG	1:B:8:VAL:N	10	12.62
(1,21)	1:A:184:LYS:CG	1:B:9:VAL:N	10	12.62
(1,21)	1:A:184:LYS:CG	1:B:10:GLY:N	10	12.62
(1,21)	1:A:184:LYS:CG	1:B:11:ALA:N	10	12.62
(1,21)	1:A:184:LYS:CG	1:B:12:ASP:N	10	12.62

Continued on next page...

Continued from previous page...

Key	Atom-1	Atom-2	Model ID	Violation (Å)
(1,21)	1:A:184:LYS:CG	1:B:13:GLY:N	10	12.62
(1,21)	1:A:184:LYS:CG	1:B:14:VAL:N	10	12.62
(1,21)	1:A:184:LYS:CG	1:B:15:GLY:N	10	12.62
(1,21)	1:A:184:LYS:CG	1:B:16:LYS:N	10	12.62
(1,21)	1:A:184:LYS:CG	1:B:17:SER:N	10	12.62
(1,21)	1:A:184:LYS:CG	1:B:18:ALA:N	10	12.62
(1,21)	1:A:184:LYS:CG	1:B:19:LEU:N	10	12.62
(1,21)	1:A:184:LYS:CG	1:B:20:THR:N	10	12.62
(1,21)	1:A:184:LYS:CG	1:B:21:ILE:N	10	12.62
(1,21)	1:A:184:LYS:CG	1:B:22:GLN:N	10	12.62
(1,21)	1:A:184:LYS:CG	1:B:23:LEU:N	10	12.62
(1,21)	1:A:184:LYS:CG	1:B:24:ILE:N	10	12.62
(1,21)	1:A:184:LYS:CG	1:B:25:GLN:N	10	12.62
(1,21)	1:A:184:LYS:CG	1:B:26:ASN:N	10	12.62
(1,21)	1:A:184:LYS:CG	1:B:27:HIS:N	10	12.62
(1,21)	1:A:184:LYS:CG	1:B:28:PHE:N	10	12.62
(1,21)	1:A:184:LYS:CG	1:B:29:VAL:N	10	12.62
(1,21)	1:A:184:LYS:CG	1:B:30:ASP:N	10	12.62
(1,21)	1:A:184:LYS:CG	1:B:31:GLU:N	10	12.62
(1,21)	1:A:184:LYS:CG	1:B:32:TYR:N	10	12.62
(1,21)	1:A:184:LYS:CG	1:B:33:ASP:N	10	12.62
(1,21)	1:A:184:LYS:CG	1:B:34:PRO:N	10	12.62
(1,21)	1:A:184:LYS:CG	1:B:35:THR:N	10	12.62
(1,21)	1:A:184:LYS:CG	1:B:36:ILE:N	10	12.62
(1,21)	1:A:184:LYS:CG	1:B:37:GLU:N	10	12.62
(1,21)	1:A:184:LYS:CG	1:B:38:ASP:N	10	12.62
(1,21)	1:A:184:LYS:CG	1:B:39:SER:N	10	12.62
(1,21)	1:A:184:LYS:CG	1:B:40:TYR:N	10	12.62
(1,21)	1:A:184:LYS:CG	1:B:41:ARG:N	10	12.62
(1,21)	1:A:184:LYS:CG	1:B:42:LYS:N	10	12.62
(1,21)	1:A:184:LYS:CG	1:B:43:GLN:N	10	12.62
(1,21)	1:A:184:LYS:CG	1:B:44:VAL:N	10	12.62
(1,21)	1:A:184:LYS:CG	1:B:45:VAL:N	10	12.62
(1,21)	1:A:184:LYS:CG	1:B:46:ILE:N	10	12.62
(1,21)	1:A:184:LYS:CG	1:B:47:ASP:N	10	12.62
(1,21)	1:A:184:LYS:CG	1:B:48:GLY:N	10	12.62
(1,21)	1:A:184:LYS:CG	1:B:49:GLU:N	10	12.62
(1,21)	1:A:184:LYS:CG	1:B:50:THR:N	10	12.62
(1,21)	1:A:184:LYS:CG	1:B:51:CYS:N	10	12.62
(1,21)	1:A:184:LYS:CG	1:B:52:LEU:N	10	12.62
(1,21)	1:A:184:LYS:CG	1:B:53:LEU:N	10	12.62
(1,21)	1:A:184:LYS:CG	1:B:54:ASP:N	10	12.62

Continued on next page...

Continued from previous page...

Key	Atom-1	Atom-2	Model ID	Violation (Å)
(1,21)	1:A:184:LYS:CG	1:B:55:ILE:N	10	12.62
(1,21)	1:A:184:LYS:CG	1:B:56:LEU:N	10	12.62
(1,21)	1:A:184:LYS:CG	1:B:57:ASP:N	10	12.62
(1,21)	1:A:184:LYS:CG	1:B:58:THR:N	10	12.62
(1,21)	1:A:184:LYS:CG	1:B:59:ALA:N	10	12.62
(1,21)	1:A:184:LYS:CG	1:B:60:GLY:N	10	12.62
(1,21)	1:A:184:LYS:CG	1:B:61:GLN:N	10	12.62
(1,21)	1:A:184:LYS:CG	1:B:62:GLU:N	10	12.62
(1,21)	1:A:184:LYS:CG	1:B:63:GLU:N	10	12.62
(1,21)	1:A:184:LYS:CG	1:B:64:TYR:N	10	12.62
(1,21)	1:A:184:LYS:CG	1:B:65:SER:N	10	12.62
(1,21)	1:A:184:LYS:CG	1:B:66:ALA:N	10	12.62
(1,21)	1:A:184:LYS:CG	1:B:67:MET:N	10	12.62
(1,21)	1:A:184:LYS:CG	1:B:68:ARG:N	10	12.62
(1,21)	1:A:184:LYS:CG	1:B:69:ASP:N	10	12.62
(1,21)	1:A:184:LYS:CG	1:B:70:GLN:N	10	12.62
(1,21)	1:A:184:LYS:CG	1:B:71:TYR:N	10	12.62
(1,21)	1:A:184:LYS:CG	1:B:72:MET:N	10	12.62
(1,21)	1:A:184:LYS:CG	1:B:73:ARG:N	10	12.62
(1,21)	1:A:184:LYS:CG	1:B:74:THR:N	10	12.62
(1,21)	1:A:184:LYS:CG	1:B:75:GLY:N	10	12.62
(1,21)	1:A:184:LYS:CG	1:B:76:GLU:N	10	12.62
(1,21)	1:A:184:LYS:CG	1:B:77:GLY:N	10	12.62
(1,21)	1:A:184:LYS:CG	1:B:78:PHE:N	10	12.62
(1,21)	1:A:184:LYS:CG	1:B:79:LEU:N	10	12.62
(1,21)	1:A:184:LYS:CG	1:B:80:CYS:N	10	12.62
(1,21)	1:A:184:LYS:CG	5:B:203:7Q9:N	10	12.62
(1,21)	1:A:184:LYS:CG	5:B:204:7Q9:N	10	12.62
(1,21)	1:A:184:LYS:CG	5:B:205:7Q9:N	10	12.62
(1,21)	1:A:184:LYS:CG	5:B:206:7Q9:N	10	12.62
(1,21)	1:A:184:LYS:CG	5:B:207:7Q9:N	10	12.62
(1,21)	1:A:184:LYS:CG	6:B:208:17F:N1	10	12.62
(1,21)	1:A:184:LYS:CG	5:B:209:7Q9:N	10	12.62
(1,21)	1:A:184:LYS:CG	5:B:210:7Q9:N	10	12.62
(1,21)	1:A:184:LYS:CG	5:B:211:7Q9:N	10	12.62
(1,21)	1:A:184:LYS:CG	5:B:212:7Q9:N	10	12.62
(1,21)	1:A:184:LYS:CG	5:B:213:7Q9:N	10	12.62
(1,21)	1:A:184:LYS:CG	6:B:214:17F:N1	10	12.62
(1,21)	1:A:184:LYS:CG	6:B:215:17F:N1	10	12.62
(1,21)	1:A:184:LYS:CG	5:B:216:7Q9:N	10	12.62
(1,21)	1:A:184:LYS:CG	5:B:217:7Q9:N	10	12.62
(1,21)	1:A:184:LYS:CG	5:B:218:7Q9:N	10	12.62

Continued on next page...

Continued from previous page...

Key	Atom-1	Atom-2	Model ID	Violation (Å)
(1,21)	1:A:184:LYS:CG	6:B:219:17F:N1	10	12.62
(1,21)	1:A:184:LYS:CG	5:B:220:7Q9:N	10	12.62
(1,21)	1:A:184:LYS:H	1:B:2:THR:N	10	12.62
(1,21)	1:A:184:LYS:H	1:B:3:GLU:N	10	12.62
(1,21)	1:A:184:LYS:H	1:B:4:TYR:N	10	12.62
(1,21)	1:A:184:LYS:H	1:B:5:LYS:N	10	12.62
(1,21)	1:A:184:LYS:H	1:B:6:LEU:N	10	12.62
(1,21)	1:A:184:LYS:H	1:B:7:VAL:N	10	12.62
(1,21)	1:A:184:LYS:H	1:B:8:VAL:N	10	12.62
(1,21)	1:A:184:LYS:H	1:B:9:VAL:N	10	12.62
(1,21)	1:A:184:LYS:H	1:B:10:GLY:N	10	12.62
(1,21)	1:A:184:LYS:H	1:B:11:ALA:N	10	12.62
(1,21)	1:A:184:LYS:H	1:B:12:ASP:N	10	12.62
(1,21)	1:A:184:LYS:H	1:B:13:GLY:N	10	12.62
(1,21)	1:A:184:LYS:H	1:B:14:VAL:N	10	12.62
(1,21)	1:A:184:LYS:H	1:B:15:GLY:N	10	12.62
(1,21)	1:A:184:LYS:H	1:B:16:LYS:N	10	12.62
(1,21)	1:A:184:LYS:H	1:B:17:SER:N	10	12.62
(1,21)	1:A:184:LYS:H	1:B:18:ALA:N	10	12.62
(1,21)	1:A:184:LYS:H	1:B:19:LEU:N	10	12.62
(1,21)	1:A:184:LYS:H	1:B:20:THR:N	10	12.62
(1,21)	1:A:184:LYS:H	1:B:21:ILE:N	10	12.62
(1,21)	1:A:184:LYS:H	1:B:22:GLN:N	10	12.62
(1,21)	1:A:184:LYS:H	1:B:23:LEU:N	10	12.62
(1,21)	1:A:184:LYS:H	1:B:24:ILE:N	10	12.62
(1,21)	1:A:184:LYS:H	1:B:25:GLN:N	10	12.62
(1,21)	1:A:184:LYS:H	1:B:26:ASN:N	10	12.62
(1,21)	1:A:184:LYS:H	1:B:27:HIS:N	10	12.62
(1,21)	1:A:184:LYS:H	1:B:28:PHE:N	10	12.62
(1,21)	1:A:184:LYS:H	1:B:29:VAL:N	10	12.62
(1,21)	1:A:184:LYS:H	1:B:30:ASP:N	10	12.62
(1,21)	1:A:184:LYS:H	1:B:31:GLU:N	10	12.62
(1,21)	1:A:184:LYS:H	1:B:32:TYR:N	10	12.62
(1,21)	1:A:184:LYS:H	1:B:33:ASP:N	10	12.62
(1,21)	1:A:184:LYS:H	1:B:34:PRO:N	10	12.62
(1,21)	1:A:184:LYS:H	1:B:35:THR:N	10	12.62
(1,21)	1:A:184:LYS:H	1:B:36:ILE:N	10	12.62
(1,21)	1:A:184:LYS:H	1:B:37:GLU:N	10	12.62
(1,21)	1:A:184:LYS:H	1:B:38:ASP:N	10	12.62
(1,21)	1:A:184:LYS:H	1:B:39:SER:N	10	12.62
(1,21)	1:A:184:LYS:H	1:B:40:TYR:N	10	12.62
(1,21)	1:A:184:LYS:H	1:B:41:ARG:N	10	12.62

Continued on next page...

Continued from previous page...

Key	Atom-1	Atom-2	Model ID	Violation (Å)
(1,21)	1:A:184:LYS:H	1:B:42:LYS:N	10	12.62
(1,21)	1:A:184:LYS:H	1:B:43:GLN:N	10	12.62
(1,21)	1:A:184:LYS:H	1:B:44:VAL:N	10	12.62
(1,21)	1:A:184:LYS:H	1:B:45:VAL:N	10	12.62
(1,21)	1:A:184:LYS:H	1:B:46:ILE:N	10	12.62
(1,21)	1:A:184:LYS:H	1:B:47:ASP:N	10	12.62
(1,21)	1:A:184:LYS:H	1:B:48:GLY:N	10	12.62
(1,21)	1:A:184:LYS:H	1:B:49:GLU:N	10	12.62
(1,21)	1:A:184:LYS:H	1:B:50:THR:N	10	12.62
(1,21)	1:A:184:LYS:H	1:B:51:CYS:N	10	12.62
(1,21)	1:A:184:LYS:H	1:B:52:LEU:N	10	12.62
(1,21)	1:A:184:LYS:H	1:B:53:LEU:N	10	12.62
(1,21)	1:A:184:LYS:H	1:B:54:ASP:N	10	12.62
(1,21)	1:A:184:LYS:H	1:B:55:ILE:N	10	12.62
(1,21)	1:A:184:LYS:H	1:B:56:LEU:N	10	12.62
(1,21)	1:A:184:LYS:H	1:B:57:ASP:N	10	12.62
(1,21)	1:A:184:LYS:H	1:B:58:THR:N	10	12.62
(1,21)	1:A:184:LYS:H	1:B:59:ALA:N	10	12.62
(1,21)	1:A:184:LYS:H	1:B:60:GLY:N	10	12.62
(1,21)	1:A:184:LYS:H	1:B:61:GLN:N	10	12.62
(1,21)	1:A:184:LYS:H	1:B:62:GLU:N	10	12.62
(1,21)	1:A:184:LYS:H	1:B:63:GLU:N	10	12.62
(1,21)	1:A:184:LYS:H	1:B:64:TYR:N	10	12.62
(1,21)	1:A:184:LYS:H	1:B:65:SER:N	10	12.62
(1,21)	1:A:184:LYS:H	1:B:66:ALA:N	10	12.62
(1,21)	1:A:184:LYS:H	1:B:67:MET:N	10	12.62
(1,21)	1:A:184:LYS:H	1:B:68:ARG:N	10	12.62
(1,21)	1:A:184:LYS:H	1:B:69:ASP:N	10	12.62
(1,21)	1:A:184:LYS:H	1:B:70:GLN:N	10	12.62
(1,21)	1:A:184:LYS:H	1:B:71:TYR:N	10	12.62
(1,21)	1:A:184:LYS:H	1:B:72:MET:N	10	12.62
(1,21)	1:A:184:LYS:H	1:B:73:ARG:N	10	12.62
(1,21)	1:A:184:LYS:H	1:B:74:THR:N	10	12.62
(1,21)	1:A:184:LYS:H	1:B:75:GLY:N	10	12.62
(1,21)	1:A:184:LYS:H	1:B:76:GLU:N	10	12.62
(1,21)	1:A:184:LYS:H	1:B:77:GLY:N	10	12.62
(1,21)	1:A:184:LYS:H	1:B:78:PHE:N	10	12.62
(1,21)	1:A:184:LYS:H	1:B:79:LEU:N	10	12.62
(1,21)	1:A:184:LYS:H	1:B:80:CYS:N	10	12.62
(1,21)	1:A:184:LYS:H	5:B:203:7Q9:N	10	12.62
(1,21)	1:A:184:LYS:H	5:B:204:7Q9:N	10	12.62
(1,21)	1:A:184:LYS:H	5:B:205:7Q9:N	10	12.62

Continued on next page...

Continued from previous page...

Key	Atom-1	Atom-2	Model ID	Violation (Å)
(1,21)	1:A:184:LYS:H	5:B:206:7Q9:N	10	12.62
(1,21)	1:A:184:LYS:H	5:B:207:7Q9:N	10	12.62
(1,21)	1:A:184:LYS:H	6:B:208:17F:N1	10	12.62
(1,21)	1:A:184:LYS:H	5:B:209:7Q9:N	10	12.62
(1,21)	1:A:184:LYS:H	5:B:210:7Q9:N	10	12.62
(1,21)	1:A:184:LYS:H	5:B:211:7Q9:N	10	12.62
(1,21)	1:A:184:LYS:H	5:B:212:7Q9:N	10	12.62
(1,21)	1:A:184:LYS:H	5:B:213:7Q9:N	10	12.62
(1,21)	1:A:184:LYS:H	6:B:214:17F:N1	10	12.62
(1,21)	1:A:184:LYS:H	6:B:215:17F:N1	10	12.62
(1,21)	1:A:184:LYS:H	5:B:216:7Q9:N	10	12.62
(1,21)	1:A:184:LYS:H	5:B:217:7Q9:N	10	12.62
(1,21)	1:A:184:LYS:H	5:B:218:7Q9:N	10	12.62
(1,21)	1:A:184:LYS:H	6:B:219:17F:N1	10	12.62
(1,21)	1:A:184:LYS:H	5:B:220:7Q9:N	10	12.62
(1,21)	1:A:184:LYS:HZ1	1:B:2:THR:N	10	12.62
(1,21)	1:A:184:LYS:HZ1	1:B:3:GLU:N	10	12.62
(1,21)	1:A:184:LYS:HZ1	1:B:4:TYR:N	10	12.62
(1,21)	1:A:184:LYS:HZ1	1:B:5:LYS:N	10	12.62
(1,21)	1:A:184:LYS:HZ1	1:B:6:LEU:N	10	12.62
(1,21)	1:A:184:LYS:HZ1	1:B:7:VAL:N	10	12.62
(1,21)	1:A:184:LYS:HZ1	1:B:8:VAL:N	10	12.62
(1,21)	1:A:184:LYS:HZ1	1:B:9:VAL:N	10	12.62
(1,21)	1:A:184:LYS:HZ1	1:B:10:GLY:N	10	12.62
(1,21)	1:A:184:LYS:HZ1	1:B:11:ALA:N	10	12.62
(1,21)	1:A:184:LYS:HZ1	1:B:12:ASP:N	10	12.62
(1,21)	1:A:184:LYS:HZ1	1:B:13:GLY:N	10	12.62
(1,21)	1:A:184:LYS:HZ1	1:B:14:VAL:N	10	12.62
(1,21)	1:A:184:LYS:HZ1	1:B:15:GLY:N	10	12.62
(1,21)	1:A:184:LYS:HZ1	1:B:16:LYS:N	10	12.62
(1,21)	1:A:184:LYS:HZ1	1:B:17:SER:N	10	12.62
(1,21)	1:A:184:LYS:HZ1	1:B:18:ALA:N	10	12.62
(1,21)	1:A:184:LYS:HZ1	1:B:19:LEU:N	10	12.62
(1,21)	1:A:184:LYS:HZ1	1:B:20:THR:N	10	12.62
(1,21)	1:A:184:LYS:HZ1	1:B:21:ILE:N	10	12.62
(1,21)	1:A:184:LYS:HZ1	1:B:22:GLN:N	10	12.62
(1,21)	1:A:184:LYS:HZ1	1:B:23:LEU:N	10	12.62
(1,21)	1:A:184:LYS:HZ1	1:B:24:ILE:N	10	12.62
(1,21)	1:A:184:LYS:HZ1	1:B:25:GLN:N	10	12.62
(1,21)	1:A:184:LYS:HZ1	1:B:26:ASN:N	10	12.62
(1,21)	1:A:184:LYS:HZ1	1:B:27:HIS:N	10	12.62
(1,21)	1:A:184:LYS:HZ1	1:B:28:PHE:N	10	12.62

Continued on next page...

Continued from previous page...

Key	Atom-1	Atom-2	Model ID	Violation (Å)
(1,21)	1:A:184:LYS:HZ1	1:B:29:VAL:N	10	12.62
(1,21)	1:A:184:LYS:HZ1	1:B:30:ASP:N	10	12.62
(1,21)	1:A:184:LYS:HZ1	1:B:31:GLU:N	10	12.62
(1,21)	1:A:184:LYS:HZ1	1:B:32:TYR:N	10	12.62
(1,21)	1:A:184:LYS:HZ1	1:B:33:ASP:N	10	12.62
(1,21)	1:A:184:LYS:HZ1	1:B:34:PRO:N	10	12.62
(1,21)	1:A:184:LYS:HZ1	1:B:35:THR:N	10	12.62
(1,21)	1:A:184:LYS:HZ1	1:B:36:ILE:N	10	12.62
(1,21)	1:A:184:LYS:HZ1	1:B:37:GLU:N	10	12.62
(1,21)	1:A:184:LYS:HZ1	1:B:38:ASP:N	10	12.62
(1,21)	1:A:184:LYS:HZ1	1:B:39:SER:N	10	12.62
(1,21)	1:A:184:LYS:HZ1	1:B:40:TYR:N	10	12.62
(1,21)	1:A:184:LYS:HZ1	1:B:41:ARG:N	10	12.62
(1,21)	1:A:184:LYS:HZ1	1:B:42:LYS:N	10	12.62
(1,21)	1:A:184:LYS:HZ1	1:B:43:GLN:N	10	12.62
(1,21)	1:A:184:LYS:HZ1	1:B:44:VAL:N	10	12.62
(1,21)	1:A:184:LYS:HZ1	1:B:45:VAL:N	10	12.62
(1,21)	1:A:184:LYS:HZ1	1:B:46:ILE:N	10	12.62
(1,21)	1:A:184:LYS:HZ1	1:B:47:ASP:N	10	12.62
(1,21)	1:A:184:LYS:HZ1	1:B:48:GLY:N	10	12.62
(1,21)	1:A:184:LYS:HZ1	1:B:49:GLU:N	10	12.62
(1,21)	1:A:184:LYS:HZ1	1:B:50:THR:N	10	12.62
(1,21)	1:A:184:LYS:HZ1	1:B:51:CYS:N	10	12.62
(1,21)	1:A:184:LYS:HZ1	1:B:52:LEU:N	10	12.62
(1,21)	1:A:184:LYS:HZ1	1:B:53:LEU:N	10	12.62
(1,21)	1:A:184:LYS:HZ1	1:B:54:ASP:N	10	12.62
(1,21)	1:A:184:LYS:HZ1	1:B:55:ILE:N	10	12.62
(1,21)	1:A:184:LYS:HZ1	1:B:56:LEU:N	10	12.62
(1,21)	1:A:184:LYS:HZ1	1:B:57:ASP:N	10	12.62
(1,21)	1:A:184:LYS:HZ1	1:B:58:THR:N	10	12.62
(1,21)	1:A:184:LYS:HZ1	1:B:59:ALA:N	10	12.62
(1,21)	1:A:184:LYS:HZ1	1:B:60:GLY:N	10	12.62
(1,21)	1:A:184:LYS:HZ1	1:B:61:GLN:N	10	12.62
(1,21)	1:A:184:LYS:HZ1	1:B:62:GLU:N	10	12.62
(1,21)	1:A:184:LYS:HZ1	1:B:63:GLU:N	10	12.62
(1,21)	1:A:184:LYS:HZ1	1:B:64:TYR:N	10	12.62
(1,21)	1:A:184:LYS:HZ1	1:B:65:SER:N	10	12.62
(1,21)	1:A:184:LYS:HZ1	1:B:66:ALA:N	10	12.62
(1,21)	1:A:184:LYS:HZ1	1:B:67:MET:N	10	12.62
(1,21)	1:A:184:LYS:HZ1	1:B:68:ARG:N	10	12.62
(1,21)	1:A:184:LYS:HZ1	1:B:69:ASP:N	10	12.62
(1,21)	1:A:184:LYS:HZ1	1:B:70:GLN:N	10	12.62

Continued on next page...

Continued from previous page...

Key	Atom-1	Atom-2	Model ID	Violation (Å)
(1,21)	1:A:184:LYS:HZ1	1:B:71:TYR:N	10	12.62
(1,21)	1:A:184:LYS:HZ1	1:B:72:MET:N	10	12.62
(1,21)	1:A:184:LYS:HZ1	1:B:73:ARG:N	10	12.62
(1,21)	1:A:184:LYS:HZ1	1:B:74:THR:N	10	12.62
(1,21)	1:A:184:LYS:HZ1	1:B:75:GLY:N	10	12.62
(1,21)	1:A:184:LYS:HZ1	1:B:76:GLU:N	10	12.62
(1,21)	1:A:184:LYS:HZ1	1:B:77:GLY:N	10	12.62
(1,21)	1:A:184:LYS:HZ1	1:B:78:PHE:N	10	12.62
(1,21)	1:A:184:LYS:HZ1	1:B:79:LEU:N	10	12.62
(1,21)	1:A:184:LYS:HZ1	1:B:80:CYS:N	10	12.62
(1,21)	1:A:184:LYS:HZ1	5:B:203:7Q9:N	10	12.62
(1,21)	1:A:184:LYS:HZ1	5:B:204:7Q9:N	10	12.62
(1,21)	1:A:184:LYS:HZ1	5:B:205:7Q9:N	10	12.62
(1,21)	1:A:184:LYS:HZ1	5:B:206:7Q9:N	10	12.62
(1,21)	1:A:184:LYS:HZ1	5:B:207:7Q9:N	10	12.62
(1,21)	1:A:184:LYS:HZ1	6:B:208:17F:N1	10	12.62
(1,21)	1:A:184:LYS:HZ1	5:B:209:7Q9:N	10	12.62
(1,21)	1:A:184:LYS:HZ1	5:B:210:7Q9:N	10	12.62
(1,21)	1:A:184:LYS:HZ1	5:B:211:7Q9:N	10	12.62
(1,21)	1:A:184:LYS:HZ1	5:B:212:7Q9:N	10	12.62
(1,21)	1:A:184:LYS:HZ1	5:B:213:7Q9:N	10	12.62
(1,21)	1:A:184:LYS:HZ1	6:B:214:17F:N1	10	12.62
(1,21)	1:A:184:LYS:HZ1	6:B:215:17F:N1	10	12.62
(1,21)	1:A:184:LYS:HZ1	5:B:216:7Q9:N	10	12.62
(1,21)	1:A:184:LYS:HZ1	5:B:217:7Q9:N	10	12.62
(1,21)	1:A:184:LYS:HZ1	5:B:218:7Q9:N	10	12.62
(1,21)	1:A:184:LYS:HZ1	6:B:219:17F:N1	10	12.62
(1,21)	1:A:184:LYS:HZ1	5:B:220:7Q9:N	10	12.62
(1,21)	1:A:184:LYS:HZ2	1:B:2:THR:N	10	12.62
(1,21)	1:A:184:LYS:HZ2	1:B:3:GLU:N	10	12.62
(1,21)	1:A:184:LYS:HZ2	1:B:4:TYR:N	10	12.62
(1,21)	1:A:184:LYS:HZ2	1:B:5:LYS:N	10	12.62
(1,21)	1:A:184:LYS:HZ2	1:B:6:LEU:N	10	12.62
(1,21)	1:A:184:LYS:HZ2	1:B:7:VAL:N	10	12.62
(1,21)	1:A:184:LYS:HZ2	1:B:8:VAL:N	10	12.62
(1,21)	1:A:184:LYS:HZ2	1:B:9:VAL:N	10	12.62
(1,21)	1:A:184:LYS:HZ2	1:B:10:GLY:N	10	12.62
(1,21)	1:A:184:LYS:HZ2	1:B:11:ALA:N	10	12.62
(1,21)	1:A:184:LYS:HZ2	1:B:12:ASP:N	10	12.62
(1,21)	1:A:184:LYS:HZ2	1:B:13:GLY:N	10	12.62
(1,21)	1:A:184:LYS:HZ2	1:B:14:VAL:N	10	12.62
(1,21)	1:A:184:LYS:HZ2	1:B:15:GLY:N	10	12.62

Continued on next page...

Continued from previous page...

Key	Atom-1	Atom-2	Model ID	Violation (Å)
(1,21)	1:A:184:LYS:HZ2	1:B:16:LYS:N	10	12.62
(1,21)	1:A:184:LYS:HZ2	1:B:17:SER:N	10	12.62
(1,21)	1:A:184:LYS:HZ2	1:B:18:ALA:N	10	12.62
(1,21)	1:A:184:LYS:HZ2	1:B:19:LEU:N	10	12.62
(1,21)	1:A:184:LYS:HZ2	1:B:20:THR:N	10	12.62
(1,21)	1:A:184:LYS:HZ2	1:B:21:ILE:N	10	12.62
(1,21)	1:A:184:LYS:HZ2	1:B:22:GLN:N	10	12.62
(1,21)	1:A:184:LYS:HZ2	1:B:23:LEU:N	10	12.62
(1,21)	1:A:184:LYS:HZ2	1:B:24:ILE:N	10	12.62
(1,21)	1:A:184:LYS:HZ2	1:B:25:GLN:N	10	12.62
(1,21)	1:A:184:LYS:HZ2	1:B:26:ASN:N	10	12.62
(1,21)	1:A:184:LYS:HZ2	1:B:27:HIS:N	10	12.62
(1,21)	1:A:184:LYS:HZ2	1:B:28:PHE:N	10	12.62
(1,21)	1:A:184:LYS:HZ2	1:B:29:VAL:N	10	12.62
(1,21)	1:A:184:LYS:HZ2	1:B:30:ASP:N	10	12.62
(1,21)	1:A:184:LYS:HZ2	1:B:31:GLU:N	10	12.62
(1,21)	1:A:184:LYS:HZ2	1:B:32:TYR:N	10	12.62
(1,21)	1:A:184:LYS:HZ2	1:B:33:ASP:N	10	12.62
(1,21)	1:A:184:LYS:HZ2	1:B:34:PRO:N	10	12.62
(1,21)	1:A:184:LYS:HZ2	1:B:35:THR:N	10	12.62
(1,21)	1:A:184:LYS:HZ2	1:B:36:ILE:N	10	12.62
(1,21)	1:A:184:LYS:HZ2	1:B:37:GLU:N	10	12.62
(1,21)	1:A:184:LYS:HZ2	1:B:38:ASP:N	10	12.62
(1,21)	1:A:184:LYS:HZ2	1:B:39:SER:N	10	12.62
(1,21)	1:A:184:LYS:HZ2	1:B:40:TYR:N	10	12.62
(1,21)	1:A:184:LYS:HZ2	1:B:41:ARG:N	10	12.62
(1,21)	1:A:184:LYS:HZ2	1:B:42:LYS:N	10	12.62
(1,21)	1:A:184:LYS:HZ2	1:B:43:GLN:N	10	12.62
(1,21)	1:A:184:LYS:HZ2	1:B:44:VAL:N	10	12.62
(1,21)	1:A:184:LYS:HZ2	1:B:45:VAL:N	10	12.62
(1,21)	1:A:184:LYS:HZ2	1:B:46:ILE:N	10	12.62
(1,21)	1:A:184:LYS:HZ2	1:B:47:ASP:N	10	12.62
(1,21)	1:A:184:LYS:HZ2	1:B:48:GLY:N	10	12.62
(1,21)	1:A:184:LYS:HZ2	1:B:49:GLU:N	10	12.62
(1,21)	1:A:184:LYS:HZ2	1:B:50:THR:N	10	12.62
(1,21)	1:A:184:LYS:HZ2	1:B:51:CYS:N	10	12.62
(1,21)	1:A:184:LYS:HZ2	1:B:52:LEU:N	10	12.62
(1,21)	1:A:184:LYS:HZ2	1:B:53:LEU:N	10	12.62
(1,21)	1:A:184:LYS:HZ2	1:B:54:ASP:N	10	12.62
(1,21)	1:A:184:LYS:HZ2	1:B:55:ILE:N	10	12.62
(1,21)	1:A:184:LYS:HZ2	1:B:56:LEU:N	10	12.62
(1,21)	1:A:184:LYS:HZ2	1:B:57:ASP:N	10	12.62

Continued on next page...

Continued from previous page...

Key	Atom-1	Atom-2	Model ID	Violation (Å)
(1,21)	1:A:184:LYS:HZ2	1:B:58:THR:N	10	12.62
(1,21)	1:A:184:LYS:HZ2	1:B:59:ALA:N	10	12.62
(1,21)	1:A:184:LYS:HZ2	1:B:60:GLY:N	10	12.62
(1,21)	1:A:184:LYS:HZ2	1:B:61:GLN:N	10	12.62
(1,21)	1:A:184:LYS:HZ2	1:B:62:GLU:N	10	12.62
(1,21)	1:A:184:LYS:HZ2	1:B:63:GLU:N	10	12.62
(1,21)	1:A:184:LYS:HZ2	1:B:64:TYR:N	10	12.62
(1,21)	1:A:184:LYS:HZ2	1:B:65:SER:N	10	12.62
(1,21)	1:A:184:LYS:HZ2	1:B:66:ALA:N	10	12.62
(1,21)	1:A:184:LYS:HZ2	1:B:67:MET:N	10	12.62
(1,21)	1:A:184:LYS:HZ2	1:B:68:ARG:N	10	12.62
(1,21)	1:A:184:LYS:HZ2	1:B:69:ASP:N	10	12.62
(1,21)	1:A:184:LYS:HZ2	1:B:70:GLN:N	10	12.62
(1,21)	1:A:184:LYS:HZ2	1:B:71:TYR:N	10	12.62
(1,21)	1:A:184:LYS:HZ2	1:B:72:MET:N	10	12.62
(1,21)	1:A:184:LYS:HZ2	1:B:73:ARG:N	10	12.62
(1,21)	1:A:184:LYS:HZ2	1:B:74:THR:N	10	12.62
(1,21)	1:A:184:LYS:HZ2	1:B:75:GLY:N	10	12.62
(1,21)	1:A:184:LYS:HZ2	1:B:76:GLU:N	10	12.62
(1,21)	1:A:184:LYS:HZ2	1:B:77:GLY:N	10	12.62
(1,21)	1:A:184:LYS:HZ2	1:B:78:PHE:N	10	12.62
(1,21)	1:A:184:LYS:HZ2	1:B:79:LEU:N	10	12.62
(1,21)	1:A:184:LYS:HZ2	1:B:80:CYS:N	10	12.62
(1,21)	1:A:184:LYS:HZ2	5:B:203:7Q9:N	10	12.62
(1,21)	1:A:184:LYS:HZ2	5:B:204:7Q9:N	10	12.62
(1,21)	1:A:184:LYS:HZ2	5:B:205:7Q9:N	10	12.62
(1,21)	1:A:184:LYS:HZ2	5:B:206:7Q9:N	10	12.62
(1,21)	1:A:184:LYS:HZ2	5:B:207:7Q9:N	10	12.62
(1,21)	1:A:184:LYS:HZ2	6:B:208:17F:N1	10	12.62
(1,21)	1:A:184:LYS:HZ2	5:B:209:7Q9:N	10	12.62
(1,21)	1:A:184:LYS:HZ2	5:B:210:7Q9:N	10	12.62
(1,21)	1:A:184:LYS:HZ2	5:B:211:7Q9:N	10	12.62
(1,21)	1:A:184:LYS:HZ2	5:B:212:7Q9:N	10	12.62
(1,21)	1:A:184:LYS:HZ2	5:B:213:7Q9:N	10	12.62
(1,21)	1:A:184:LYS:HZ2	6:B:214:17F:N1	10	12.62
(1,21)	1:A:184:LYS:HZ2	6:B:215:17F:N1	10	12.62
(1,21)	1:A:184:LYS:HZ2	5:B:216:7Q9:N	10	12.62
(1,21)	1:A:184:LYS:HZ2	5:B:217:7Q9:N	10	12.62
(1,21)	1:A:184:LYS:HZ2	5:B:218:7Q9:N	10	12.62
(1,21)	1:A:184:LYS:HZ2	6:B:219:17F:N1	10	12.62
(1,21)	1:A:184:LYS:HZ2	5:B:220:7Q9:N	10	12.62
(1,21)	1:A:184:LYS:HZ3	1:B:2:THR:N	10	12.62

Continued on next page...

Continued from previous page...

Key	Atom-1	Atom-2	Model ID	Violation (Å)
(1,21)	1:A:184:LYS:HZ3	1:B:3:GLU:N	10	12.62
(1,21)	1:A:184:LYS:HZ3	1:B:4:TYR:N	10	12.62
(1,21)	1:A:184:LYS:HZ3	1:B:5:LYS:N	10	12.62
(1,21)	1:A:184:LYS:HZ3	1:B:6:LEU:N	10	12.62
(1,21)	1:A:184:LYS:HZ3	1:B:7:VAL:N	10	12.62
(1,21)	1:A:184:LYS:HZ3	1:B:8:VAL:N	10	12.62
(1,21)	1:A:184:LYS:HZ3	1:B:9:VAL:N	10	12.62
(1,21)	1:A:184:LYS:HZ3	1:B:10:GLY:N	10	12.62
(1,21)	1:A:184:LYS:HZ3	1:B:11:ALA:N	10	12.62
(1,21)	1:A:184:LYS:HZ3	1:B:12:ASP:N	10	12.62
(1,21)	1:A:184:LYS:HZ3	1:B:13:GLY:N	10	12.62
(1,21)	1:A:184:LYS:HZ3	1:B:14:VAL:N	10	12.62
(1,21)	1:A:184:LYS:HZ3	1:B:15:GLY:N	10	12.62
(1,21)	1:A:184:LYS:HZ3	1:B:16:LYS:N	10	12.62
(1,21)	1:A:184:LYS:HZ3	1:B:17:SER:N	10	12.62
(1,21)	1:A:184:LYS:HZ3	1:B:18:ALA:N	10	12.62
(1,21)	1:A:184:LYS:HZ3	1:B:19:LEU:N	10	12.62
(1,21)	1:A:184:LYS:HZ3	1:B:20:THR:N	10	12.62
(1,21)	1:A:184:LYS:HZ3	1:B:21:ILE:N	10	12.62
(1,21)	1:A:184:LYS:HZ3	1:B:22:GLN:N	10	12.62
(1,21)	1:A:184:LYS:HZ3	1:B:23:LEU:N	10	12.62
(1,21)	1:A:184:LYS:HZ3	1:B:24:ILE:N	10	12.62
(1,21)	1:A:184:LYS:HZ3	1:B:25:GLN:N	10	12.62
(1,21)	1:A:184:LYS:HZ3	1:B:26:ASN:N	10	12.62
(1,21)	1:A:184:LYS:HZ3	1:B:27:HIS:N	10	12.62
(1,21)	1:A:184:LYS:HZ3	1:B:28:PHE:N	10	12.62
(1,21)	1:A:184:LYS:HZ3	1:B:29:VAL:N	10	12.62
(1,21)	1:A:184:LYS:HZ3	1:B:30:ASP:N	10	12.62
(1,21)	1:A:184:LYS:HZ3	1:B:31:GLU:N	10	12.62
(1,21)	1:A:184:LYS:HZ3	1:B:32:TYR:N	10	12.62
(1,21)	1:A:184:LYS:HZ3	1:B:33:ASP:N	10	12.62
(1,21)	1:A:184:LYS:HZ3	1:B:34:PRO:N	10	12.62
(1,21)	1:A:184:LYS:HZ3	1:B:35:THR:N	10	12.62
(1,21)	1:A:184:LYS:HZ3	1:B:36:ILE:N	10	12.62
(1,21)	1:A:184:LYS:HZ3	1:B:37:GLU:N	10	12.62
(1,21)	1:A:184:LYS:HZ3	1:B:38:ASP:N	10	12.62
(1,21)	1:A:184:LYS:HZ3	1:B:39:SER:N	10	12.62
(1,21)	1:A:184:LYS:HZ3	1:B:40:TYR:N	10	12.62
(1,21)	1:A:184:LYS:HZ3	1:B:41:ARG:N	10	12.62
(1,21)	1:A:184:LYS:HZ3	1:B:42:LYS:N	10	12.62
(1,21)	1:A:184:LYS:HZ3	1:B:43:GLN:N	10	12.62
(1,21)	1:A:184:LYS:HZ3	1:B:44:VAL:N	10	12.62

Continued on next page...

Continued from previous page...

Key	Atom-1	Atom-2	Model ID	Violation (Å)
(1,21)	1:A:184:LYS:HZ3	1:B:45:VAL:N	10	12.62
(1,21)	1:A:184:LYS:HZ3	1:B:46:ILE:N	10	12.62
(1,21)	1:A:184:LYS:HZ3	1:B:47:ASP:N	10	12.62
(1,21)	1:A:184:LYS:HZ3	1:B:48:GLY:N	10	12.62
(1,21)	1:A:184:LYS:HZ3	1:B:49:GLU:N	10	12.62
(1,21)	1:A:184:LYS:HZ3	1:B:50:THR:N	10	12.62
(1,21)	1:A:184:LYS:HZ3	1:B:51:CYS:N	10	12.62
(1,21)	1:A:184:LYS:HZ3	1:B:52:LEU:N	10	12.62
(1,21)	1:A:184:LYS:HZ3	1:B:53:LEU:N	10	12.62
(1,21)	1:A:184:LYS:HZ3	1:B:54:ASP:N	10	12.62
(1,21)	1:A:184:LYS:HZ3	1:B:55:ILE:N	10	12.62
(1,21)	1:A:184:LYS:HZ3	1:B:56:LEU:N	10	12.62
(1,21)	1:A:184:LYS:HZ3	1:B:57:ASP:N	10	12.62
(1,21)	1:A:184:LYS:HZ3	1:B:58:THR:N	10	12.62
(1,21)	1:A:184:LYS:HZ3	1:B:59:ALA:N	10	12.62
(1,21)	1:A:184:LYS:HZ3	1:B:60:GLY:N	10	12.62
(1,21)	1:A:184:LYS:HZ3	1:B:61:GLN:N	10	12.62
(1,21)	1:A:184:LYS:HZ3	1:B:62:GLU:N	10	12.62
(1,21)	1:A:184:LYS:HZ3	1:B:63:GLU:N	10	12.62
(1,21)	1:A:184:LYS:HZ3	1:B:64:TYR:N	10	12.62
(1,21)	1:A:184:LYS:HZ3	1:B:65:SER:N	10	12.62
(1,21)	1:A:184:LYS:HZ3	1:B:66:ALA:N	10	12.62
(1,21)	1:A:184:LYS:HZ3	1:B:67:MET:N	10	12.62
(1,21)	1:A:184:LYS:HZ3	1:B:68:ARG:N	10	12.62
(1,21)	1:A:184:LYS:HZ3	1:B:69:ASP:N	10	12.62
(1,21)	1:A:184:LYS:HZ3	1:B:70:GLN:N	10	12.62
(1,21)	1:A:184:LYS:HZ3	1:B:71:TYR:N	10	12.62
(1,21)	1:A:184:LYS:HZ3	1:B:72:MET:N	10	12.62
(1,21)	1:A:184:LYS:HZ3	1:B:73:ARG:N	10	12.62
(1,21)	1:A:184:LYS:HZ3	1:B:74:THR:N	10	12.62
(1,21)	1:A:184:LYS:HZ3	1:B:75:GLY:N	10	12.62
(1,21)	1:A:184:LYS:HZ3	1:B:76:GLU:N	10	12.62
(1,21)	1:A:184:LYS:HZ3	1:B:77:GLY:N	10	12.62
(1,21)	1:A:184:LYS:HZ3	1:B:78:PHE:N	10	12.62
(1,21)	1:A:184:LYS:HZ3	1:B:79:LEU:N	10	12.62
(1,21)	1:A:184:LYS:HZ3	1:B:80:CYS:N	10	12.62
(1,21)	1:A:184:LYS:HZ3	5:B:203:7Q9:N	10	12.62
(1,21)	1:A:184:LYS:HZ3	5:B:204:7Q9:N	10	12.62
(1,21)	1:A:184:LYS:HZ3	5:B:205:7Q9:N	10	12.62
(1,21)	1:A:184:LYS:HZ3	5:B:206:7Q9:N	10	12.62
(1,21)	1:A:184:LYS:HZ3	5:B:207:7Q9:N	10	12.62
(1,21)	1:A:184:LYS:HZ3	6:B:208:17F:N1	10	12.62

Continued on next page...

Continued from previous page...

Key	Atom-1	Atom-2	Model ID	Violation (Å)
(1,21)	1:A:184:LYS:HZ3	5:B:209:7Q9:N	10	12.62
(1,21)	1:A:184:LYS:HZ3	5:B:210:7Q9:N	10	12.62
(1,21)	1:A:184:LYS:HZ3	5:B:211:7Q9:N	10	12.62
(1,21)	1:A:184:LYS:HZ3	5:B:212:7Q9:N	10	12.62
(1,21)	1:A:184:LYS:HZ3	5:B:213:7Q9:N	10	12.62
(1,21)	1:A:184:LYS:HZ3	6:B:214:17F:N1	10	12.62
(1,21)	1:A:184:LYS:HZ3	6:B:215:17F:N1	10	12.62
(1,21)	1:A:184:LYS:HZ3	5:B:216:7Q9:N	10	12.62
(1,21)	1:A:184:LYS:HZ3	5:B:217:7Q9:N	10	12.62
(1,21)	1:A:184:LYS:HZ3	5:B:218:7Q9:N	10	12.62
(1,21)	1:A:184:LYS:HZ3	6:B:219:17F:N1	10	12.62
(1,21)	1:A:184:LYS:HZ3	5:B:220:7Q9:N	10	12.62
(1,21)	1:A:184:LYS:N	1:B:2:THR:N	10	12.62
(1,21)	1:A:184:LYS:N	1:B:3:GLU:N	10	12.62
(1,21)	1:A:184:LYS:N	1:B:4:TYR:N	10	12.62
(1,21)	1:A:184:LYS:N	1:B:5:LYS:N	10	12.62
(1,21)	1:A:184:LYS:N	1:B:6:LEU:N	10	12.62
(1,21)	1:A:184:LYS:N	1:B:7:VAL:N	10	12.62
(1,21)	1:A:184:LYS:N	1:B:8:VAL:N	10	12.62
(1,21)	1:A:184:LYS:N	1:B:9:VAL:N	10	12.62
(1,21)	1:A:184:LYS:N	1:B:10:GLY:N	10	12.62
(1,21)	1:A:184:LYS:N	1:B:11:ALA:N	10	12.62
(1,21)	1:A:184:LYS:N	1:B:12:ASP:N	10	12.62
(1,21)	1:A:184:LYS:N	1:B:13:GLY:N	10	12.62
(1,21)	1:A:184:LYS:N	1:B:14:VAL:N	10	12.62
(1,21)	1:A:184:LYS:N	1:B:15:GLY:N	10	12.62
(1,21)	1:A:184:LYS:N	1:B:16:LYS:N	10	12.62
(1,21)	1:A:184:LYS:N	1:B:17:SER:N	10	12.62
(1,21)	1:A:184:LYS:N	1:B:18:ALA:N	10	12.62
(1,21)	1:A:184:LYS:N	1:B:19:LEU:N	10	12.62
(1,21)	1:A:184:LYS:N	1:B:20:THR:N	10	12.62
(1,21)	1:A:184:LYS:N	1:B:21:ILE:N	10	12.62
(1,21)	1:A:184:LYS:N	1:B:22:GLN:N	10	12.62
(1,21)	1:A:184:LYS:N	1:B:23:LEU:N	10	12.62
(1,21)	1:A:184:LYS:N	1:B:24:ILE:N	10	12.62
(1,21)	1:A:184:LYS:N	1:B:25:GLN:N	10	12.62
(1,21)	1:A:184:LYS:N	1:B:26:ASN:N	10	12.62
(1,21)	1:A:184:LYS:N	1:B:27:HIS:N	10	12.62
(1,21)	1:A:184:LYS:N	1:B:28:PHE:N	10	12.62
(1,21)	1:A:184:LYS:N	1:B:29:VAL:N	10	12.62
(1,21)	1:A:184:LYS:N	1:B:30:ASP:N	10	12.62
(1,21)	1:A:184:LYS:N	1:B:31:GLU:N	10	12.62

Continued on next page...

Continued from previous page...

Key	Atom-1	Atom-2	Model ID	Violation (Å)
(1,21)	1:A:184:LYS:N	1:B:32:TYR:N	10	12.62
(1,21)	1:A:184:LYS:N	1:B:33:ASP:N	10	12.62
(1,21)	1:A:184:LYS:N	1:B:34:PRO:N	10	12.62
(1,21)	1:A:184:LYS:N	1:B:35:THR:N	10	12.62
(1,21)	1:A:184:LYS:N	1:B:36:ILE:N	10	12.62
(1,21)	1:A:184:LYS:N	1:B:37:GLU:N	10	12.62
(1,21)	1:A:184:LYS:N	1:B:38:ASP:N	10	12.62
(1,21)	1:A:184:LYS:N	1:B:39:SER:N	10	12.62
(1,21)	1:A:184:LYS:N	1:B:40:TYR:N	10	12.62
(1,21)	1:A:184:LYS:N	1:B:41:ARG:N	10	12.62
(1,21)	1:A:184:LYS:N	1:B:42:LYS:N	10	12.62
(1,21)	1:A:184:LYS:N	1:B:43:GLN:N	10	12.62
(1,21)	1:A:184:LYS:N	1:B:44:VAL:N	10	12.62
(1,21)	1:A:184:LYS:N	1:B:45:VAL:N	10	12.62
(1,21)	1:A:184:LYS:N	1:B:46:ILE:N	10	12.62
(1,21)	1:A:184:LYS:N	1:B:47:ASP:N	10	12.62
(1,21)	1:A:184:LYS:N	1:B:48:GLY:N	10	12.62
(1,21)	1:A:184:LYS:N	1:B:49:GLU:N	10	12.62
(1,21)	1:A:184:LYS:N	1:B:50:THR:N	10	12.62
(1,21)	1:A:184:LYS:N	1:B:51:CYS:N	10	12.62
(1,21)	1:A:184:LYS:N	1:B:52:LEU:N	10	12.62
(1,21)	1:A:184:LYS:N	1:B:53:LEU:N	10	12.62
(1,21)	1:A:184:LYS:N	1:B:54:ASP:N	10	12.62
(1,21)	1:A:184:LYS:N	1:B:55:ILE:N	10	12.62
(1,21)	1:A:184:LYS:N	1:B:56:LEU:N	10	12.62
(1,21)	1:A:184:LYS:N	1:B:57:ASP:N	10	12.62
(1,21)	1:A:184:LYS:N	1:B:58:THR:N	10	12.62
(1,21)	1:A:184:LYS:N	1:B:59:ALA:N	10	12.62
(1,21)	1:A:184:LYS:N	1:B:60:GLY:N	10	12.62
(1,21)	1:A:184:LYS:N	1:B:61:GLN:N	10	12.62
(1,21)	1:A:184:LYS:N	1:B:62:GLU:N	10	12.62
(1,21)	1:A:184:LYS:N	1:B:63:GLU:N	10	12.62
(1,21)	1:A:184:LYS:N	1:B:64:TYR:N	10	12.62
(1,21)	1:A:184:LYS:N	1:B:65:SER:N	10	12.62
(1,21)	1:A:184:LYS:N	1:B:66:ALA:N	10	12.62
(1,21)	1:A:184:LYS:N	1:B:67:MET:N	10	12.62
(1,21)	1:A:184:LYS:N	1:B:68:ARG:N	10	12.62
(1,21)	1:A:184:LYS:N	1:B:69:ASP:N	10	12.62
(1,21)	1:A:184:LYS:N	1:B:70:GLN:N	10	12.62
(1,21)	1:A:184:LYS:N	1:B:71:TYR:N	10	12.62
(1,21)	1:A:184:LYS:N	1:B:72:MET:N	10	12.62
(1,21)	1:A:184:LYS:N	1:B:73:ARG:N	10	12.62

Continued on next page...

Continued from previous page...

Key	Atom-1	Atom-2	Model ID	Violation (Å)
(1,21)	1:A:184:LYS:N	1:B:74:THR:N	10	12.62
(1,21)	1:A:184:LYS:N	1:B:75:GLY:N	10	12.62
(1,21)	1:A:184:LYS:N	1:B:76:GLU:N	10	12.62
(1,21)	1:A:184:LYS:N	1:B:77:GLY:N	10	12.62
(1,21)	1:A:184:LYS:N	1:B:78:PHE:N	10	12.62
(1,21)	1:A:184:LYS:N	1:B:79:LEU:N	10	12.62
(1,21)	1:A:184:LYS:N	1:B:80:CYS:N	10	12.62
(1,21)	1:A:184:LYS:N	5:B:203:7Q9:N	10	12.62
(1,21)	1:A:184:LYS:N	5:B:204:7Q9:N	10	12.62
(1,21)	1:A:184:LYS:N	5:B:205:7Q9:N	10	12.62
(1,21)	1:A:184:LYS:N	5:B:206:7Q9:N	10	12.62
(1,21)	1:A:184:LYS:N	5:B:207:7Q9:N	10	12.62
(1,21)	1:A:184:LYS:N	6:B:208:17F:N1	10	12.62
(1,21)	1:A:184:LYS:N	5:B:209:7Q9:N	10	12.62
(1,21)	1:A:184:LYS:N	5:B:210:7Q9:N	10	12.62
(1,21)	1:A:184:LYS:N	5:B:211:7Q9:N	10	12.62
(1,21)	1:A:184:LYS:N	5:B:212:7Q9:N	10	12.62
(1,21)	1:A:184:LYS:N	5:B:213:7Q9:N	10	12.62
(1,21)	1:A:184:LYS:N	6:B:214:17F:N1	10	12.62
(1,21)	1:A:184:LYS:N	6:B:215:17F:N1	10	12.62
(1,21)	1:A:184:LYS:N	5:B:216:7Q9:N	10	12.62
(1,21)	1:A:184:LYS:N	5:B:217:7Q9:N	10	12.62
(1,21)	1:A:184:LYS:N	5:B:218:7Q9:N	10	12.62
(1,21)	1:A:184:LYS:N	6:B:219:17F:N1	10	12.62
(1,21)	1:A:184:LYS:N	5:B:220:7Q9:N	10	12.62
(1,21)	1:A:184:LYS:NZ	1:B:2:THR:N	10	12.62
(1,21)	1:A:184:LYS:NZ	1:B:3:GLU:N	10	12.62
(1,21)	1:A:184:LYS:NZ	1:B:4:TYR:N	10	12.62
(1,21)	1:A:184:LYS:NZ	1:B:5:LYS:N	10	12.62
(1,21)	1:A:184:LYS:NZ	1:B:6:LEU:N	10	12.62
(1,21)	1:A:184:LYS:NZ	1:B:7:VAL:N	10	12.62
(1,21)	1:A:184:LYS:NZ	1:B:8:VAL:N	10	12.62
(1,21)	1:A:184:LYS:NZ	1:B:9:VAL:N	10	12.62
(1,21)	1:A:184:LYS:NZ	1:B:10:GLY:N	10	12.62
(1,21)	1:A:184:LYS:NZ	1:B:11:ALA:N	10	12.62
(1,21)	1:A:184:LYS:NZ	1:B:12:ASP:N	10	12.62
(1,21)	1:A:184:LYS:NZ	1:B:13:GLY:N	10	12.62
(1,21)	1:A:184:LYS:NZ	1:B:14:VAL:N	10	12.62
(1,21)	1:A:184:LYS:NZ	1:B:15:GLY:N	10	12.62
(1,21)	1:A:184:LYS:NZ	1:B:16:LYS:N	10	12.62
(1,21)	1:A:184:LYS:NZ	1:B:17:SER:N	10	12.62
(1,21)	1:A:184:LYS:NZ	1:B:18:ALA:N	10	12.62

Continued on next page...

Continued from previous page...

Key	Atom-1	Atom-2	Model ID	Violation (Å)
(1,21)	1:A:184:LYS:NZ	1:B:19:LEU:N	10	12.62
(1,21)	1:A:184:LYS:NZ	1:B:20:THR:N	10	12.62
(1,21)	1:A:184:LYS:NZ	1:B:21:ILE:N	10	12.62
(1,21)	1:A:184:LYS:NZ	1:B:22:GLN:N	10	12.62
(1,21)	1:A:184:LYS:NZ	1:B:23:LEU:N	10	12.62
(1,21)	1:A:184:LYS:NZ	1:B:24:ILE:N	10	12.62
(1,21)	1:A:184:LYS:NZ	1:B:25:GLN:N	10	12.62
(1,21)	1:A:184:LYS:NZ	1:B:26:ASN:N	10	12.62
(1,21)	1:A:184:LYS:NZ	1:B:27:HIS:N	10	12.62
(1,21)	1:A:184:LYS:NZ	1:B:28:PHE:N	10	12.62
(1,21)	1:A:184:LYS:NZ	1:B:29:VAL:N	10	12.62
(1,21)	1:A:184:LYS:NZ	1:B:30:ASP:N	10	12.62
(1,21)	1:A:184:LYS:NZ	1:B:31:GLU:N	10	12.62
(1,21)	1:A:184:LYS:NZ	1:B:32:TYR:N	10	12.62
(1,21)	1:A:184:LYS:NZ	1:B:33:ASP:N	10	12.62
(1,21)	1:A:184:LYS:NZ	1:B:34:PRO:N	10	12.62
(1,21)	1:A:184:LYS:NZ	1:B:35:THR:N	10	12.62
(1,21)	1:A:184:LYS:NZ	1:B:36:ILE:N	10	12.62
(1,21)	1:A:184:LYS:NZ	1:B:37:GLU:N	10	12.62
(1,21)	1:A:184:LYS:NZ	1:B:38:ASP:N	10	12.62
(1,21)	1:A:184:LYS:NZ	1:B:39:SER:N	10	12.62
(1,21)	1:A:184:LYS:NZ	1:B:40:TYR:N	10	12.62
(1,21)	1:A:184:LYS:NZ	1:B:41:ARG:N	10	12.62
(1,21)	1:A:184:LYS:NZ	1:B:42:LYS:N	10	12.62
(1,21)	1:A:184:LYS:NZ	1:B:43:GLN:N	10	12.62
(1,21)	1:A:184:LYS:NZ	1:B:44:VAL:N	10	12.62
(1,21)	1:A:184:LYS:NZ	1:B:45:VAL:N	10	12.62
(1,21)	1:A:184:LYS:NZ	1:B:46:ILE:N	10	12.62
(1,21)	1:A:184:LYS:NZ	1:B:47:ASP:N	10	12.62
(1,21)	1:A:184:LYS:NZ	1:B:48:GLY:N	10	12.62
(1,21)	1:A:184:LYS:NZ	1:B:49:GLU:N	10	12.62
(1,21)	1:A:184:LYS:NZ	1:B:50:THR:N	10	12.62
(1,21)	1:A:184:LYS:NZ	1:B:51:CYS:N	10	12.62
(1,21)	1:A:184:LYS:NZ	1:B:52:LEU:N	10	12.62
(1,21)	1:A:184:LYS:NZ	1:B:53:LEU:N	10	12.62
(1,21)	1:A:184:LYS:NZ	1:B:54:ASP:N	10	12.62
(1,21)	1:A:184:LYS:NZ	1:B:55:ILE:N	10	12.62
(1,21)	1:A:184:LYS:NZ	1:B:56:LEU:N	10	12.62
(1,21)	1:A:184:LYS:NZ	1:B:57:ASP:N	10	12.62
(1,21)	1:A:184:LYS:NZ	1:B:58:THR:N	10	12.62
(1,21)	1:A:184:LYS:NZ	1:B:59:ALA:N	10	12.62
(1,21)	1:A:184:LYS:NZ	1:B:60:GLY:N	10	12.62

Continued on next page...

Continued from previous page...

Key	Atom-1	Atom-2	Model ID	Violation (Å)
(1,21)	1:A:184:LYS:NZ	1:B:61:GLN:N	10	12.62
(1,21)	1:A:184:LYS:NZ	1:B:62:GLU:N	10	12.62
(1,21)	1:A:184:LYS:NZ	1:B:63:GLU:N	10	12.62
(1,21)	1:A:184:LYS:NZ	1:B:64:TYR:N	10	12.62
(1,21)	1:A:184:LYS:NZ	1:B:65:SER:N	10	12.62
(1,21)	1:A:184:LYS:NZ	1:B:66:ALA:N	10	12.62
(1,21)	1:A:184:LYS:NZ	1:B:67:MET:N	10	12.62
(1,21)	1:A:184:LYS:NZ	1:B:68:ARG:N	10	12.62
(1,21)	1:A:184:LYS:NZ	1:B:69:ASP:N	10	12.62
(1,21)	1:A:184:LYS:NZ	1:B:70:GLN:N	10	12.62
(1,21)	1:A:184:LYS:NZ	1:B:71:TYR:N	10	12.62
(1,21)	1:A:184:LYS:NZ	1:B:72:MET:N	10	12.62
(1,21)	1:A:184:LYS:NZ	1:B:73:ARG:N	10	12.62
(1,21)	1:A:184:LYS:NZ	1:B:74:THR:N	10	12.62
(1,21)	1:A:184:LYS:NZ	1:B:75:GLY:N	10	12.62
(1,21)	1:A:184:LYS:NZ	1:B:76:GLU:N	10	12.62
(1,21)	1:A:184:LYS:NZ	1:B:77:GLY:N	10	12.62
(1,21)	1:A:184:LYS:NZ	1:B:78:PHE:N	10	12.62
(1,21)	1:A:184:LYS:NZ	1:B:79:LEU:N	10	12.62
(1,21)	1:A:184:LYS:NZ	1:B:80:CYS:N	10	12.62
(1,21)	1:A:184:LYS:NZ	5:B:203:7Q9:N	10	12.62
(1,21)	1:A:184:LYS:NZ	5:B:204:7Q9:N	10	12.62
(1,21)	1:A:184:LYS:NZ	5:B:205:7Q9:N	10	12.62
(1,21)	1:A:184:LYS:NZ	5:B:206:7Q9:N	10	12.62
(1,21)	1:A:184:LYS:NZ	5:B:207:7Q9:N	10	12.62
(1,21)	1:A:184:LYS:NZ	6:B:208:17F:N1	10	12.62
(1,21)	1:A:184:LYS:NZ	5:B:209:7Q9:N	10	12.62
(1,21)	1:A:184:LYS:NZ	5:B:210:7Q9:N	10	12.62
(1,21)	1:A:184:LYS:NZ	5:B:211:7Q9:N	10	12.62
(1,21)	1:A:184:LYS:NZ	5:B:212:7Q9:N	10	12.62
(1,21)	1:A:184:LYS:NZ	5:B:213:7Q9:N	10	12.62
(1,21)	1:A:184:LYS:NZ	6:B:214:17F:N1	10	12.62
(1,21)	1:A:184:LYS:NZ	6:B:215:17F:N1	10	12.62
(1,21)	1:A:184:LYS:NZ	5:B:216:7Q9:N	10	12.62
(1,21)	1:A:184:LYS:NZ	5:B:217:7Q9:N	10	12.62
(1,21)	1:A:184:LYS:NZ	5:B:218:7Q9:N	10	12.62
(1,21)	1:A:184:LYS:NZ	6:B:219:17F:N1	10	12.62
(1,21)	1:A:184:LYS:NZ	5:B:220:7Q9:N	10	12.62
(1,21)	1:A:184:LYS:O	1:B:2:THR:N	10	12.62
(1,21)	1:A:184:LYS:O	1:B:3:GLU:N	10	12.62
(1,21)	1:A:184:LYS:O	1:B:4:TYR:N	10	12.62
(1,21)	1:A:184:LYS:O	1:B:5:LYS:N	10	12.62

Continued on next page...

Continued from previous page...

Key	Atom-1	Atom-2	Model ID	Violation (Å)
(1,21)	1:A:184:LYS:O	1:B:6:LEU:N	10	12.62
(1,21)	1:A:184:LYS:O	1:B:7:VAL:N	10	12.62
(1,21)	1:A:184:LYS:O	1:B:8:VAL:N	10	12.62
(1,21)	1:A:184:LYS:O	1:B:9:VAL:N	10	12.62
(1,21)	1:A:184:LYS:O	1:B:10:GLY:N	10	12.62
(1,21)	1:A:184:LYS:O	1:B:11:ALA:N	10	12.62
(1,21)	1:A:184:LYS:O	1:B:12:ASP:N	10	12.62
(1,21)	1:A:184:LYS:O	1:B:13:GLY:N	10	12.62
(1,21)	1:A:184:LYS:O	1:B:14:VAL:N	10	12.62
(1,21)	1:A:184:LYS:O	1:B:15:GLY:N	10	12.62
(1,21)	1:A:184:LYS:O	1:B:16:LYS:N	10	12.62
(1,21)	1:A:184:LYS:O	1:B:17:SER:N	10	12.62
(1,21)	1:A:184:LYS:O	1:B:18:ALA:N	10	12.62
(1,21)	1:A:184:LYS:O	1:B:19:LEU:N	10	12.62
(1,21)	1:A:184:LYS:O	1:B:20:THR:N	10	12.62
(1,21)	1:A:184:LYS:O	1:B:21:ILE:N	10	12.62
(1,21)	1:A:184:LYS:O	1:B:22:GLN:N	10	12.62
(1,21)	1:A:184:LYS:O	1:B:23:LEU:N	10	12.62
(1,21)	1:A:184:LYS:O	1:B:24:ILE:N	10	12.62
(1,21)	1:A:184:LYS:O	1:B:25:GLN:N	10	12.62
(1,21)	1:A:184:LYS:O	1:B:26:ASN:N	10	12.62
(1,21)	1:A:184:LYS:O	1:B:27:HIS:N	10	12.62
(1,21)	1:A:184:LYS:O	1:B:28:PHE:N	10	12.62
(1,21)	1:A:184:LYS:O	1:B:29:VAL:N	10	12.62
(1,21)	1:A:184:LYS:O	1:B:30:ASP:N	10	12.62
(1,21)	1:A:184:LYS:O	1:B:31:GLU:N	10	12.62
(1,21)	1:A:184:LYS:O	1:B:32:TYR:N	10	12.62
(1,21)	1:A:184:LYS:O	1:B:33:ASP:N	10	12.62
(1,21)	1:A:184:LYS:O	1:B:34:PRO:N	10	12.62
(1,21)	1:A:184:LYS:O	1:B:35:THR:N	10	12.62
(1,21)	1:A:184:LYS:O	1:B:36:ILE:N	10	12.62
(1,21)	1:A:184:LYS:O	1:B:37:GLU:N	10	12.62
(1,21)	1:A:184:LYS:O	1:B:38:ASP:N	10	12.62
(1,21)	1:A:184:LYS:O	1:B:39:SER:N	10	12.62
(1,21)	1:A:184:LYS:O	1:B:40:TYR:N	10	12.62
(1,21)	1:A:184:LYS:O	1:B:41:ARG:N	10	12.62
(1,21)	1:A:184:LYS:O	1:B:42:LYS:N	10	12.62
(1,21)	1:A:184:LYS:O	1:B:43:GLN:N	10	12.62
(1,21)	1:A:184:LYS:O	1:B:44:VAL:N	10	12.62
(1,21)	1:A:184:LYS:O	1:B:45:VAL:N	10	12.62
(1,21)	1:A:184:LYS:O	1:B:46:ILE:N	10	12.62
(1,21)	1:A:184:LYS:O	1:B:47:ASP:N	10	12.62

Continued on next page...

Continued from previous page...

Key	Atom-1	Atom-2	Model ID	Violation (Å)
(1,21)	1:A:184:LYS:O	1:B:48:GLY:N	10	12.62
(1,21)	1:A:184:LYS:O	1:B:49:GLU:N	10	12.62
(1,21)	1:A:184:LYS:O	1:B:50:THR:N	10	12.62
(1,21)	1:A:184:LYS:O	1:B:51:CYS:N	10	12.62
(1,21)	1:A:184:LYS:O	1:B:52:LEU:N	10	12.62
(1,21)	1:A:184:LYS:O	1:B:53:LEU:N	10	12.62
(1,21)	1:A:184:LYS:O	1:B:54:ASP:N	10	12.62
(1,21)	1:A:184:LYS:O	1:B:55:ILE:N	10	12.62
(1,21)	1:A:184:LYS:O	1:B:56:LEU:N	10	12.62
(1,21)	1:A:184:LYS:O	1:B:57:ASP:N	10	12.62
(1,21)	1:A:184:LYS:O	1:B:58:THR:N	10	12.62
(1,21)	1:A:184:LYS:O	1:B:59:ALA:N	10	12.62
(1,21)	1:A:184:LYS:O	1:B:60:GLY:N	10	12.62
(1,21)	1:A:184:LYS:O	1:B:61:GLN:N	10	12.62
(1,21)	1:A:184:LYS:O	1:B:62:GLU:N	10	12.62
(1,21)	1:A:184:LYS:O	1:B:63:GLU:N	10	12.62
(1,21)	1:A:184:LYS:O	1:B:64:TYR:N	10	12.62
(1,21)	1:A:184:LYS:O	1:B:65:SER:N	10	12.62
(1,21)	1:A:184:LYS:O	1:B:66:ALA:N	10	12.62
(1,21)	1:A:184:LYS:O	1:B:67:MET:N	10	12.62
(1,21)	1:A:184:LYS:O	1:B:68:ARG:N	10	12.62
(1,21)	1:A:184:LYS:O	1:B:69:ASP:N	10	12.62
(1,21)	1:A:184:LYS:O	1:B:70:GLN:N	10	12.62
(1,21)	1:A:184:LYS:O	1:B:71:TYR:N	10	12.62
(1,21)	1:A:184:LYS:O	1:B:72:MET:N	10	12.62
(1,21)	1:A:184:LYS:O	1:B:73:ARG:N	10	12.62
(1,21)	1:A:184:LYS:O	1:B:74:THR:N	10	12.62
(1,21)	1:A:184:LYS:O	1:B:75:GLY:N	10	12.62
(1,21)	1:A:184:LYS:O	1:B:76:GLU:N	10	12.62
(1,21)	1:A:184:LYS:O	1:B:77:GLY:N	10	12.62
(1,21)	1:A:184:LYS:O	1:B:78:PHE:N	10	12.62
(1,21)	1:A:184:LYS:O	1:B:79:LEU:N	10	12.62
(1,21)	1:A:184:LYS:O	1:B:80:CYS:N	10	12.62
(1,21)	1:A:184:LYS:O	5:B:203:7Q9:N	10	12.62
(1,21)	1:A:184:LYS:O	5:B:204:7Q9:N	10	12.62
(1,21)	1:A:184:LYS:O	5:B:205:7Q9:N	10	12.62
(1,21)	1:A:184:LYS:O	5:B:206:7Q9:N	10	12.62
(1,21)	1:A:184:LYS:O	5:B:207:7Q9:N	10	12.62
(1,21)	1:A:184:LYS:O	6:B:208:17F:N1	10	12.62
(1,21)	1:A:184:LYS:O	5:B:209:7Q9:N	10	12.62
(1,21)	1:A:184:LYS:O	5:B:210:7Q9:N	10	12.62
(1,21)	1:A:184:LYS:O	5:B:211:7Q9:N	10	12.62

Continued on next page...

Continued from previous page...

Key	Atom-1	Atom-2	Model ID	Violation (Å)
(1,21)	1:A:184:LYS:O	5:B:212:7Q9:N	10	12.62
(1,21)	1:A:184:LYS:O	5:B:213:7Q9:N	10	12.62
(1,21)	1:A:184:LYS:O	6:B:214:17F:N1	10	12.62
(1,21)	1:A:184:LYS:O	6:B:215:17F:N1	10	12.62
(1,21)	1:A:184:LYS:O	5:B:216:7Q9:N	10	12.62
(1,21)	1:A:184:LYS:O	5:B:217:7Q9:N	10	12.62
(1,21)	1:A:184:LYS:O	5:B:218:7Q9:N	10	12.62
(1,21)	1:A:184:LYS:O	6:B:219:17F:N1	10	12.62
(1,21)	1:A:184:LYS:O	5:B:220:7Q9:N	10	12.62
(2,2)	1:A:39:SER:OG	1:B:128:LYS:N	7	12.59
(2,2)	1:A:39:SER:OG	1:B:128:LYS:N	16	12.59
(2,5)	1:A:39:SER:OG	1:B:169:LYS:N	12	12.55
(1,3)	1:B:118:CYS:SG	1:A:24:ILE:CD1	6	12.52
(1,21)	1:A:184:LYS:C	1:B:2:THR:N	15	12.48
(1,21)	1:A:184:LYS:C	1:B:3:GLU:N	15	12.48
(1,21)	1:A:184:LYS:C	1:B:4:TYR:N	15	12.48
(1,21)	1:A:184:LYS:C	1:B:5:LYS:N	15	12.48
(1,21)	1:A:184:LYS:C	1:B:6:LEU:N	15	12.48
(1,21)	1:A:184:LYS:C	1:B:7:VAL:N	15	12.48
(1,21)	1:A:184:LYS:C	1:B:8:VAL:N	15	12.48
(1,21)	1:A:184:LYS:C	1:B:9:VAL:N	15	12.48
(1,21)	1:A:184:LYS:C	1:B:10:GLY:N	15	12.48
(1,21)	1:A:184:LYS:C	1:B:11:ALA:N	15	12.48
(1,21)	1:A:184:LYS:C	1:B:12:ASP:N	15	12.48
(1,21)	1:A:184:LYS:C	1:B:13:GLY:N	15	12.48
(1,21)	1:A:184:LYS:C	1:B:14:VAL:N	15	12.48
(1,21)	1:A:184:LYS:C	1:B:15:GLY:N	15	12.48
(1,21)	1:A:184:LYS:C	1:B:16:LYS:N	15	12.48
(1,21)	1:A:184:LYS:C	1:B:17:SER:N	15	12.48
(1,21)	1:A:184:LYS:C	1:B:18:ALA:N	15	12.48
(1,21)	1:A:184:LYS:C	1:B:19:LEU:N	15	12.48
(1,21)	1:A:184:LYS:C	1:B:20:THR:N	15	12.48
(1,21)	1:A:184:LYS:C	1:B:21:ILE:N	15	12.48
(1,21)	1:A:184:LYS:C	1:B:22:GLN:N	15	12.48
(1,21)	1:A:184:LYS:C	1:B:23:LEU:N	15	12.48
(1,21)	1:A:184:LYS:C	1:B:24:ILE:N	15	12.48
(1,21)	1:A:184:LYS:C	1:B:25:GLN:N	15	12.48
(1,21)	1:A:184:LYS:C	1:B:26:ASN:N	15	12.48
(1,21)	1:A:184:LYS:C	1:B:27:HIS:N	15	12.48
(1,21)	1:A:184:LYS:C	1:B:28:PHE:N	15	12.48
(1,21)	1:A:184:LYS:C	1:B:29:VAL:N	15	12.48
(1,21)	1:A:184:LYS:C	1:B:30:ASP:N	15	12.48

Continued on next page...

Continued from previous page...

Key	Atom-1	Atom-2	Model ID	Violation (Å)
(1,21)	1:A:184:LYS:C	1:B:31:GLU:N	15	12.48
(1,21)	1:A:184:LYS:C	1:B:32:TYR:N	15	12.48
(1,21)	1:A:184:LYS:C	1:B:33:ASP:N	15	12.48
(1,21)	1:A:184:LYS:C	1:B:34:PRO:N	15	12.48
(1,21)	1:A:184:LYS:C	1:B:35:THR:N	15	12.48
(1,21)	1:A:184:LYS:C	1:B:36:ILE:N	15	12.48
(1,21)	1:A:184:LYS:C	1:B:37:GLU:N	15	12.48
(1,21)	1:A:184:LYS:C	1:B:38:ASP:N	15	12.48
(1,21)	1:A:184:LYS:C	1:B:39:SER:N	15	12.48
(1,21)	1:A:184:LYS:C	1:B:40:TYR:N	15	12.48
(1,21)	1:A:184:LYS:C	1:B:41:ARG:N	15	12.48
(1,21)	1:A:184:LYS:C	1:B:42:LYS:N	15	12.48
(1,21)	1:A:184:LYS:C	1:B:43:GLN:N	15	12.48
(1,21)	1:A:184:LYS:C	1:B:44:VAL:N	15	12.48
(1,21)	1:A:184:LYS:C	1:B:45:VAL:N	15	12.48
(1,21)	1:A:184:LYS:C	1:B:46:ILE:N	15	12.48
(1,21)	1:A:184:LYS:C	1:B:47:ASP:N	15	12.48
(1,21)	1:A:184:LYS:C	1:B:48:GLY:N	15	12.48
(1,21)	1:A:184:LYS:C	1:B:49:GLU:N	15	12.48
(1,21)	1:A:184:LYS:C	1:B:50:THR:N	15	12.48
(1,21)	1:A:184:LYS:C	1:B:51:CYS:N	15	12.48
(1,21)	1:A:184:LYS:C	1:B:52:LEU:N	15	12.48
(1,21)	1:A:184:LYS:C	1:B:53:LEU:N	15	12.48
(1,21)	1:A:184:LYS:C	1:B:54:ASP:N	15	12.48
(1,21)	1:A:184:LYS:C	1:B:55:ILE:N	15	12.48
(1,21)	1:A:184:LYS:C	1:B:56:LEU:N	15	12.48
(1,21)	1:A:184:LYS:C	1:B:57:ASP:N	15	12.48
(1,21)	1:A:184:LYS:C	1:B:58:THR:N	15	12.48
(1,21)	1:A:184:LYS:C	1:B:59:ALA:N	15	12.48
(1,21)	1:A:184:LYS:C	1:B:60:GLY:N	15	12.48
(1,21)	1:A:184:LYS:C	1:B:61:GLN:N	15	12.48
(1,21)	1:A:184:LYS:C	1:B:62:GLU:N	15	12.48
(1,21)	1:A:184:LYS:C	1:B:63:GLU:N	15	12.48
(1,21)	1:A:184:LYS:C	1:B:64:TYR:N	15	12.48
(1,21)	1:A:184:LYS:C	1:B:65:SER:N	15	12.48
(1,21)	1:A:184:LYS:C	1:B:66:ALA:N	15	12.48
(1,21)	1:A:184:LYS:C	1:B:67:MET:N	15	12.48
(1,21)	1:A:184:LYS:C	1:B:68:ARG:N	15	12.48
(1,21)	1:A:184:LYS:C	1:B:69:ASP:N	15	12.48
(1,21)	1:A:184:LYS:C	1:B:70:GLN:N	15	12.48
(1,21)	1:A:184:LYS:C	1:B:71:TYR:N	15	12.48
(1,21)	1:A:184:LYS:C	1:B:72:MET:N	15	12.48

Continued on next page...

Continued from previous page...

Key	Atom-1	Atom-2	Model ID	Violation (Å)
(1,21)	1:A:184:LYS:C	1:B:73:ARG:N	15	12.48
(1,21)	1:A:184:LYS:C	1:B:74:THR:N	15	12.48
(1,21)	1:A:184:LYS:C	1:B:75:GLY:N	15	12.48
(1,21)	1:A:184:LYS:C	1:B:76:GLU:N	15	12.48
(1,21)	1:A:184:LYS:C	1:B:77:GLY:N	15	12.48
(1,21)	1:A:184:LYS:C	1:B:78:PHE:N	15	12.48
(1,21)	1:A:184:LYS:C	1:B:79:LEU:N	15	12.48
(1,21)	1:A:184:LYS:C	1:B:80:CYS:N	15	12.48
(1,21)	1:A:184:LYS:C	5:B:203:7Q9:N	15	12.48
(1,21)	1:A:184:LYS:C	5:B:204:7Q9:N	15	12.48
(1,21)	1:A:184:LYS:C	5:B:205:7Q9:N	15	12.48
(1,21)	1:A:184:LYS:C	5:B:206:7Q9:N	15	12.48
(1,21)	1:A:184:LYS:C	5:B:207:7Q9:N	15	12.48
(1,21)	1:A:184:LYS:C	6:B:208:17F:N1	15	12.48
(1,21)	1:A:184:LYS:C	5:B:209:7Q9:N	15	12.48
(1,21)	1:A:184:LYS:C	5:B:210:7Q9:N	15	12.48
(1,21)	1:A:184:LYS:C	5:B:211:7Q9:N	15	12.48
(1,21)	1:A:184:LYS:C	5:B:212:7Q9:N	15	12.48
(1,21)	1:A:184:LYS:C	5:B:213:7Q9:N	15	12.48
(1,21)	1:A:184:LYS:C	6:B:214:17F:N1	15	12.48
(1,21)	1:A:184:LYS:C	6:B:215:17F:N1	15	12.48
(1,21)	1:A:184:LYS:C	5:B:216:7Q9:N	15	12.48
(1,21)	1:A:184:LYS:C	5:B:217:7Q9:N	15	12.48
(1,21)	1:A:184:LYS:C	5:B:218:7Q9:N	15	12.48
(1,21)	1:A:184:LYS:C	6:B:219:17F:N1	15	12.48
(1,21)	1:A:184:LYS:C	5:B:220:7Q9:N	15	12.48
(1,21)	1:A:184:LYS:CA	1:B:2:THR:N	15	12.48
(1,21)	1:A:184:LYS:CA	1:B:3:GLU:N	15	12.48
(1,21)	1:A:184:LYS:CA	1:B:4:TYR:N	15	12.48
(1,21)	1:A:184:LYS:CA	1:B:5:LYS:N	15	12.48
(1,21)	1:A:184:LYS:CA	1:B:6:LEU:N	15	12.48
(1,21)	1:A:184:LYS:CA	1:B:7:VAL:N	15	12.48
(1,21)	1:A:184:LYS:CA	1:B:8:VAL:N	15	12.48
(1,21)	1:A:184:LYS:CA	1:B:9:VAL:N	15	12.48
(1,21)	1:A:184:LYS:CA	1:B:10:GLY:N	15	12.48
(1,21)	1:A:184:LYS:CA	1:B:11:ALA:N	15	12.48
(1,21)	1:A:184:LYS:CA	1:B:12:ASP:N	15	12.48
(1,21)	1:A:184:LYS:CA	1:B:13:GLY:N	15	12.48
(1,21)	1:A:184:LYS:CA	1:B:14:VAL:N	15	12.48
(1,21)	1:A:184:LYS:CA	1:B:15:GLY:N	15	12.48
(1,21)	1:A:184:LYS:CA	1:B:16:LYS:N	15	12.48
(1,21)	1:A:184:LYS:CA	1:B:17:SER:N	15	12.48

Continued on next page...

Continued from previous page...

Key	Atom-1	Atom-2	Model ID	Violation (Å)
(1,21)	1:A:184:LYS:CA	1:B:18:ALA:N	15	12.48
(1,21)	1:A:184:LYS:CA	1:B:19:LEU:N	15	12.48
(1,21)	1:A:184:LYS:CA	1:B:20:THR:N	15	12.48
(1,21)	1:A:184:LYS:CA	1:B:21:ILE:N	15	12.48
(1,21)	1:A:184:LYS:CA	1:B:22:GLN:N	15	12.48
(1,21)	1:A:184:LYS:CA	1:B:23:LEU:N	15	12.48
(1,21)	1:A:184:LYS:CA	1:B:24:ILE:N	15	12.48
(1,21)	1:A:184:LYS:CA	1:B:25:GLN:N	15	12.48
(1,21)	1:A:184:LYS:CA	1:B:26:ASN:N	15	12.48
(1,21)	1:A:184:LYS:CA	1:B:27:HIS:N	15	12.48
(1,21)	1:A:184:LYS:CA	1:B:28:PHE:N	15	12.48
(1,21)	1:A:184:LYS:CA	1:B:29:VAL:N	15	12.48
(1,21)	1:A:184:LYS:CA	1:B:30:ASP:N	15	12.48
(1,21)	1:A:184:LYS:CA	1:B:31:GLU:N	15	12.48
(1,21)	1:A:184:LYS:CA	1:B:32:TYR:N	15	12.48
(1,21)	1:A:184:LYS:CA	1:B:33:ASP:N	15	12.48
(1,21)	1:A:184:LYS:CA	1:B:34:PRO:N	15	12.48
(1,21)	1:A:184:LYS:CA	1:B:35:THR:N	15	12.48
(1,21)	1:A:184:LYS:CA	1:B:36:ILE:N	15	12.48
(1,21)	1:A:184:LYS:CA	1:B:37:GLU:N	15	12.48
(1,21)	1:A:184:LYS:CA	1:B:38:ASP:N	15	12.48
(1,21)	1:A:184:LYS:CA	1:B:39:SER:N	15	12.48
(1,21)	1:A:184:LYS:CA	1:B:40:TYR:N	15	12.48
(1,21)	1:A:184:LYS:CA	1:B:41:ARG:N	15	12.48
(1,21)	1:A:184:LYS:CA	1:B:42:LYS:N	15	12.48
(1,21)	1:A:184:LYS:CA	1:B:43:GLN:N	15	12.48
(1,21)	1:A:184:LYS:CA	1:B:44:VAL:N	15	12.48
(1,21)	1:A:184:LYS:CA	1:B:45:VAL:N	15	12.48
(1,21)	1:A:184:LYS:CA	1:B:46:ILE:N	15	12.48
(1,21)	1:A:184:LYS:CA	1:B:47:ASP:N	15	12.48
(1,21)	1:A:184:LYS:CA	1:B:48:GLY:N	15	12.48
(1,21)	1:A:184:LYS:CA	1:B:49:GLU:N	15	12.48
(1,21)	1:A:184:LYS:CA	1:B:50:THR:N	15	12.48
(1,21)	1:A:184:LYS:CA	1:B:51:CYS:N	15	12.48
(1,21)	1:A:184:LYS:CA	1:B:52:LEU:N	15	12.48
(1,21)	1:A:184:LYS:CA	1:B:53:LEU:N	15	12.48
(1,21)	1:A:184:LYS:CA	1:B:54:ASP:N	15	12.48
(1,21)	1:A:184:LYS:CA	1:B:55:ILE:N	15	12.48
(1,21)	1:A:184:LYS:CA	1:B:56:LEU:N	15	12.48
(1,21)	1:A:184:LYS:CA	1:B:57:ASP:N	15	12.48
(1,21)	1:A:184:LYS:CA	1:B:58:THR:N	15	12.48
(1,21)	1:A:184:LYS:CA	1:B:59:ALA:N	15	12.48

Continued on next page...

Continued from previous page...

Key	Atom-1	Atom-2	Model ID	Violation (Å)
(1,21)	1:A:184:LYS:CA	1:B:60:GLY:N	15	12.48
(1,21)	1:A:184:LYS:CA	1:B:61:GLN:N	15	12.48
(1,21)	1:A:184:LYS:CA	1:B:62:GLU:N	15	12.48
(1,21)	1:A:184:LYS:CA	1:B:63:GLU:N	15	12.48
(1,21)	1:A:184:LYS:CA	1:B:64:TYR:N	15	12.48
(1,21)	1:A:184:LYS:CA	1:B:65:SER:N	15	12.48
(1,21)	1:A:184:LYS:CA	1:B:66:ALA:N	15	12.48
(1,21)	1:A:184:LYS:CA	1:B:67:MET:N	15	12.48
(1,21)	1:A:184:LYS:CA	1:B:68:ARG:N	15	12.48
(1,21)	1:A:184:LYS:CA	1:B:69:ASP:N	15	12.48
(1,21)	1:A:184:LYS:CA	1:B:70:GLN:N	15	12.48
(1,21)	1:A:184:LYS:CA	1:B:71:TYR:N	15	12.48
(1,21)	1:A:184:LYS:CA	1:B:72:MET:N	15	12.48
(1,21)	1:A:184:LYS:CA	1:B:73:ARG:N	15	12.48
(1,21)	1:A:184:LYS:CA	1:B:74:THR:N	15	12.48
(1,21)	1:A:184:LYS:CA	1:B:75:GLY:N	15	12.48
(1,21)	1:A:184:LYS:CA	1:B:76:GLU:N	15	12.48
(1,21)	1:A:184:LYS:CA	1:B:77:GLY:N	15	12.48
(1,21)	1:A:184:LYS:CA	1:B:78:PHE:N	15	12.48
(1,21)	1:A:184:LYS:CA	1:B:79:LEU:N	15	12.48
(1,21)	1:A:184:LYS:CA	1:B:80:CYS:N	15	12.48
(1,21)	1:A:184:LYS:CA	5:B:203:7Q9:N	15	12.48
(1,21)	1:A:184:LYS:CA	5:B:204:7Q9:N	15	12.48
(1,21)	1:A:184:LYS:CA	5:B:205:7Q9:N	15	12.48
(1,21)	1:A:184:LYS:CA	5:B:206:7Q9:N	15	12.48
(1,21)	1:A:184:LYS:CA	5:B:207:7Q9:N	15	12.48
(1,21)	1:A:184:LYS:CA	6:B:208:17F:N1	15	12.48
(1,21)	1:A:184:LYS:CA	5:B:209:7Q9:N	15	12.48
(1,21)	1:A:184:LYS:CA	5:B:210:7Q9:N	15	12.48
(1,21)	1:A:184:LYS:CA	5:B:211:7Q9:N	15	12.48
(1,21)	1:A:184:LYS:CA	5:B:212:7Q9:N	15	12.48
(1,21)	1:A:184:LYS:CA	5:B:213:7Q9:N	15	12.48
(1,21)	1:A:184:LYS:CA	6:B:214:17F:N1	15	12.48
(1,21)	1:A:184:LYS:CA	6:B:215:17F:N1	15	12.48
(1,21)	1:A:184:LYS:CA	5:B:216:7Q9:N	15	12.48
(1,21)	1:A:184:LYS:CA	5:B:217:7Q9:N	15	12.48
(1,21)	1:A:184:LYS:CA	5:B:218:7Q9:N	15	12.48
(1,21)	1:A:184:LYS:CA	6:B:219:17F:N1	15	12.48
(1,21)	1:A:184:LYS:CA	5:B:220:7Q9:N	15	12.48
(1,21)	1:A:184:LYS:CB	1:B:2:THR:N	15	12.48
(1,21)	1:A:184:LYS:CB	1:B:3:GLU:N	15	12.48
(1,21)	1:A:184:LYS:CB	1:B:4:TYR:N	15	12.48

Continued on next page...

Continued from previous page...

Key	Atom-1	Atom-2	Model ID	Violation (Å)
(1,21)	1:A:184:LYS:CB	1:B:5:LYS:N	15	12.48
(1,21)	1:A:184:LYS:CB	1:B:6:LEU:N	15	12.48
(1,21)	1:A:184:LYS:CB	1:B:7:VAL:N	15	12.48
(1,21)	1:A:184:LYS:CB	1:B:8:VAL:N	15	12.48
(1,21)	1:A:184:LYS:CB	1:B:9:VAL:N	15	12.48
(1,21)	1:A:184:LYS:CB	1:B:10:GLY:N	15	12.48
(1,21)	1:A:184:LYS:CB	1:B:11:ALA:N	15	12.48
(1,21)	1:A:184:LYS:CB	1:B:12:ASP:N	15	12.48
(1,21)	1:A:184:LYS:CB	1:B:13:GLY:N	15	12.48
(1,21)	1:A:184:LYS:CB	1:B:14:VAL:N	15	12.48
(1,21)	1:A:184:LYS:CB	1:B:15:GLY:N	15	12.48
(1,21)	1:A:184:LYS:CB	1:B:16:LYS:N	15	12.48
(1,21)	1:A:184:LYS:CB	1:B:17:SER:N	15	12.48
(1,21)	1:A:184:LYS:CB	1:B:18:ALA:N	15	12.48
(1,21)	1:A:184:LYS:CB	1:B:19:LEU:N	15	12.48
(1,21)	1:A:184:LYS:CB	1:B:20:THR:N	15	12.48
(1,21)	1:A:184:LYS:CB	1:B:21:ILE:N	15	12.48
(1,21)	1:A:184:LYS:CB	1:B:22:GLN:N	15	12.48
(1,21)	1:A:184:LYS:CB	1:B:23:LEU:N	15	12.48
(1,21)	1:A:184:LYS:CB	1:B:24:ILE:N	15	12.48
(1,21)	1:A:184:LYS:CB	1:B:25:GLN:N	15	12.48
(1,21)	1:A:184:LYS:CB	1:B:26:ASN:N	15	12.48
(1,21)	1:A:184:LYS:CB	1:B:27:HIS:N	15	12.48
(1,21)	1:A:184:LYS:CB	1:B:28:PHE:N	15	12.48
(1,21)	1:A:184:LYS:CB	1:B:29:VAL:N	15	12.48
(1,21)	1:A:184:LYS:CB	1:B:30:ASP:N	15	12.48
(1,21)	1:A:184:LYS:CB	1:B:31:GLU:N	15	12.48
(1,21)	1:A:184:LYS:CB	1:B:32:TYR:N	15	12.48
(1,21)	1:A:184:LYS:CB	1:B:33:ASP:N	15	12.48
(1,21)	1:A:184:LYS:CB	1:B:34:PRO:N	15	12.48
(1,21)	1:A:184:LYS:CB	1:B:35:THR:N	15	12.48
(1,21)	1:A:184:LYS:CB	1:B:36:ILE:N	15	12.48
(1,21)	1:A:184:LYS:CB	1:B:37:GLU:N	15	12.48
(1,21)	1:A:184:LYS:CB	1:B:38:ASP:N	15	12.48
(1,21)	1:A:184:LYS:CB	1:B:39:SER:N	15	12.48
(1,21)	1:A:184:LYS:CB	1:B:40:TYR:N	15	12.48
(1,21)	1:A:184:LYS:CB	1:B:41:ARG:N	15	12.48
(1,21)	1:A:184:LYS:CB	1:B:42:LYS:N	15	12.48
(1,21)	1:A:184:LYS:CB	1:B:43:GLN:N	15	12.48
(1,21)	1:A:184:LYS:CB	1:B:44:VAL:N	15	12.48
(1,21)	1:A:184:LYS:CB	1:B:45:VAL:N	15	12.48
(1,21)	1:A:184:LYS:CB	1:B:46:ILE:N	15	12.48

Continued on next page...

Continued from previous page...

Key	Atom-1	Atom-2	Model ID	Violation (Å)
(1,21)	1:A:184:LYS:CB	1:B:47:ASP:N	15	12.48
(1,21)	1:A:184:LYS:CB	1:B:48:GLY:N	15	12.48
(1,21)	1:A:184:LYS:CB	1:B:49:GLU:N	15	12.48
(1,21)	1:A:184:LYS:CB	1:B:50:THR:N	15	12.48
(1,21)	1:A:184:LYS:CB	1:B:51:CYS:N	15	12.48
(1,21)	1:A:184:LYS:CB	1:B:52:LEU:N	15	12.48
(1,21)	1:A:184:LYS:CB	1:B:53:LEU:N	15	12.48
(1,21)	1:A:184:LYS:CB	1:B:54:ASP:N	15	12.48
(1,21)	1:A:184:LYS:CB	1:B:55:ILE:N	15	12.48
(1,21)	1:A:184:LYS:CB	1:B:56:LEU:N	15	12.48
(1,21)	1:A:184:LYS:CB	1:B:57:ASP:N	15	12.48
(1,21)	1:A:184:LYS:CB	1:B:58:THR:N	15	12.48
(1,21)	1:A:184:LYS:CB	1:B:59:ALA:N	15	12.48
(1,21)	1:A:184:LYS:CB	1:B:60:GLY:N	15	12.48
(1,21)	1:A:184:LYS:CB	1:B:61:GLN:N	15	12.48
(1,21)	1:A:184:LYS:CB	1:B:62:GLU:N	15	12.48
(1,21)	1:A:184:LYS:CB	1:B:63:GLU:N	15	12.48
(1,21)	1:A:184:LYS:CB	1:B:64:TYR:N	15	12.48
(1,21)	1:A:184:LYS:CB	1:B:65:SER:N	15	12.48
(1,21)	1:A:184:LYS:CB	1:B:66:ALA:N	15	12.48
(1,21)	1:A:184:LYS:CB	1:B:67:MET:N	15	12.48
(1,21)	1:A:184:LYS:CB	1:B:68:ARG:N	15	12.48
(1,21)	1:A:184:LYS:CB	1:B:69:ASP:N	15	12.48
(1,21)	1:A:184:LYS:CB	1:B:70:GLN:N	15	12.48
(1,21)	1:A:184:LYS:CB	1:B:71:TYR:N	15	12.48
(1,21)	1:A:184:LYS:CB	1:B:72:MET:N	15	12.48
(1,21)	1:A:184:LYS:CB	1:B:73:ARG:N	15	12.48
(1,21)	1:A:184:LYS:CB	1:B:74:THR:N	15	12.48
(1,21)	1:A:184:LYS:CB	1:B:75:GLY:N	15	12.48
(1,21)	1:A:184:LYS:CB	1:B:76:GLU:N	15	12.48
(1,21)	1:A:184:LYS:CB	1:B:77:GLY:N	15	12.48
(1,21)	1:A:184:LYS:CB	1:B:78:PHE:N	15	12.48
(1,21)	1:A:184:LYS:CB	1:B:79:LEU:N	15	12.48
(1,21)	1:A:184:LYS:CB	1:B:80:CYS:N	15	12.48
(1,21)	1:A:184:LYS:CB	5:B:203:7Q9:N	15	12.48
(1,21)	1:A:184:LYS:CB	5:B:204:7Q9:N	15	12.48
(1,21)	1:A:184:LYS:CB	5:B:205:7Q9:N	15	12.48
(1,21)	1:A:184:LYS:CB	5:B:206:7Q9:N	15	12.48
(1,21)	1:A:184:LYS:CB	5:B:207:7Q9:N	15	12.48
(1,21)	1:A:184:LYS:CB	6:B:208:17F:N1	15	12.48
(1,21)	1:A:184:LYS:CB	5:B:209:7Q9:N	15	12.48
(1,21)	1:A:184:LYS:CB	5:B:210:7Q9:N	15	12.48

Continued on next page...

Continued from previous page...

Key	Atom-1	Atom-2	Model ID	Violation (Å)
(1,21)	1:A:184:LYS:CB	5:B:211:7Q9:N	15	12.48
(1,21)	1:A:184:LYS:CB	5:B:212:7Q9:N	15	12.48
(1,21)	1:A:184:LYS:CB	5:B:213:7Q9:N	15	12.48
(1,21)	1:A:184:LYS:CB	6:B:214:17F:N1	15	12.48
(1,21)	1:A:184:LYS:CB	6:B:215:17F:N1	15	12.48
(1,21)	1:A:184:LYS:CB	5:B:216:7Q9:N	15	12.48
(1,21)	1:A:184:LYS:CB	5:B:217:7Q9:N	15	12.48
(1,21)	1:A:184:LYS:CB	5:B:218:7Q9:N	15	12.48
(1,21)	1:A:184:LYS:CB	6:B:219:17F:N1	15	12.48
(1,21)	1:A:184:LYS:CB	5:B:220:7Q9:N	15	12.48
(1,21)	1:A:184:LYS:CD	1:B:2:THR:N	15	12.48
(1,21)	1:A:184:LYS:CD	1:B:3:GLU:N	15	12.48
(1,21)	1:A:184:LYS:CD	1:B:4:TYR:N	15	12.48
(1,21)	1:A:184:LYS:CD	1:B:5:LYS:N	15	12.48
(1,21)	1:A:184:LYS:CD	1:B:6:LEU:N	15	12.48
(1,21)	1:A:184:LYS:CD	1:B:7:VAL:N	15	12.48
(1,21)	1:A:184:LYS:CD	1:B:8:VAL:N	15	12.48
(1,21)	1:A:184:LYS:CD	1:B:9:VAL:N	15	12.48
(1,21)	1:A:184:LYS:CD	1:B:10:GLY:N	15	12.48
(1,21)	1:A:184:LYS:CD	1:B:11:ALA:N	15	12.48
(1,21)	1:A:184:LYS:CD	1:B:12:ASP:N	15	12.48
(1,21)	1:A:184:LYS:CD	1:B:13:GLY:N	15	12.48
(1,21)	1:A:184:LYS:CD	1:B:14:VAL:N	15	12.48
(1,21)	1:A:184:LYS:CD	1:B:15:GLY:N	15	12.48
(1,21)	1:A:184:LYS:CD	1:B:16:LYS:N	15	12.48
(1,21)	1:A:184:LYS:CD	1:B:17:SER:N	15	12.48
(1,21)	1:A:184:LYS:CD	1:B:18:ALA:N	15	12.48
(1,21)	1:A:184:LYS:CD	1:B:19:LEU:N	15	12.48
(1,21)	1:A:184:LYS:CD	1:B:20:THR:N	15	12.48
(1,21)	1:A:184:LYS:CD	1:B:21:ILE:N	15	12.48
(1,21)	1:A:184:LYS:CD	1:B:22:GLN:N	15	12.48
(1,21)	1:A:184:LYS:CD	1:B:23:LEU:N	15	12.48
(1,21)	1:A:184:LYS:CD	1:B:24:ILE:N	15	12.48
(1,21)	1:A:184:LYS:CD	1:B:25:GLN:N	15	12.48
(1,21)	1:A:184:LYS:CD	1:B:26:ASN:N	15	12.48
(1,21)	1:A:184:LYS:CD	1:B:27:HIS:N	15	12.48
(1,21)	1:A:184:LYS:CD	1:B:28:PHE:N	15	12.48
(1,21)	1:A:184:LYS:CD	1:B:29:VAL:N	15	12.48
(1,21)	1:A:184:LYS:CD	1:B:30:ASP:N	15	12.48
(1,21)	1:A:184:LYS:CD	1:B:31:GLU:N	15	12.48
(1,21)	1:A:184:LYS:CD	1:B:32:TYR:N	15	12.48
(1,21)	1:A:184:LYS:CD	1:B:33:ASP:N	15	12.48

Continued on next page...

Continued from previous page...

Key	Atom-1	Atom-2	Model ID	Violation (Å)
(1,21)	1:A:184:LYS:CD	1:B:34:PRO:N	15	12.48
(1,21)	1:A:184:LYS:CD	1:B:35:THR:N	15	12.48
(1,21)	1:A:184:LYS:CD	1:B:36:ILE:N	15	12.48
(1,21)	1:A:184:LYS:CD	1:B:37:GLU:N	15	12.48
(1,21)	1:A:184:LYS:CD	1:B:38:ASP:N	15	12.48
(1,21)	1:A:184:LYS:CD	1:B:39:SER:N	15	12.48
(1,21)	1:A:184:LYS:CD	1:B:40:TYR:N	15	12.48
(1,21)	1:A:184:LYS:CD	1:B:41:ARG:N	15	12.48
(1,21)	1:A:184:LYS:CD	1:B:42:LYS:N	15	12.48
(1,21)	1:A:184:LYS:CD	1:B:43:GLN:N	15	12.48
(1,21)	1:A:184:LYS:CD	1:B:44:VAL:N	15	12.48
(1,21)	1:A:184:LYS:CD	1:B:45:VAL:N	15	12.48
(1,21)	1:A:184:LYS:CD	1:B:46:ILE:N	15	12.48
(1,21)	1:A:184:LYS:CD	1:B:47:ASP:N	15	12.48
(1,21)	1:A:184:LYS:CD	1:B:48:GLY:N	15	12.48
(1,21)	1:A:184:LYS:CD	1:B:49:GLU:N	15	12.48
(1,21)	1:A:184:LYS:CD	1:B:50:THR:N	15	12.48
(1,21)	1:A:184:LYS:CD	1:B:51:CYS:N	15	12.48
(1,21)	1:A:184:LYS:CD	1:B:52:LEU:N	15	12.48
(1,21)	1:A:184:LYS:CD	1:B:53:LEU:N	15	12.48
(1,21)	1:A:184:LYS:CD	1:B:54:ASP:N	15	12.48
(1,21)	1:A:184:LYS:CD	1:B:55:ILE:N	15	12.48
(1,21)	1:A:184:LYS:CD	1:B:56:LEU:N	15	12.48
(1,21)	1:A:184:LYS:CD	1:B:57:ASP:N	15	12.48
(1,21)	1:A:184:LYS:CD	1:B:58:THR:N	15	12.48
(1,21)	1:A:184:LYS:CD	1:B:59:ALA:N	15	12.48
(1,21)	1:A:184:LYS:CD	1:B:60:GLY:N	15	12.48
(1,21)	1:A:184:LYS:CD	1:B:61:GLN:N	15	12.48
(1,21)	1:A:184:LYS:CD	1:B:62:GLU:N	15	12.48
(1,21)	1:A:184:LYS:CD	1:B:63:GLU:N	15	12.48
(1,21)	1:A:184:LYS:CD	1:B:64:TYR:N	15	12.48
(1,21)	1:A:184:LYS:CD	1:B:65:SER:N	15	12.48
(1,21)	1:A:184:LYS:CD	1:B:66:ALA:N	15	12.48
(1,21)	1:A:184:LYS:CD	1:B:67:MET:N	15	12.48
(1,21)	1:A:184:LYS:CD	1:B:68:ARG:N	15	12.48
(1,21)	1:A:184:LYS:CD	1:B:69:ASP:N	15	12.48
(1,21)	1:A:184:LYS:CD	1:B:70:GLN:N	15	12.48
(1,21)	1:A:184:LYS:CD	1:B:71:TYR:N	15	12.48
(1,21)	1:A:184:LYS:CD	1:B:72:MET:N	15	12.48
(1,21)	1:A:184:LYS:CD	1:B:73:ARG:N	15	12.48
(1,21)	1:A:184:LYS:CD	1:B:74:THR:N	15	12.48
(1,21)	1:A:184:LYS:CD	1:B:75:GLY:N	15	12.48

Continued on next page...

Continued from previous page...

Key	Atom-1	Atom-2	Model ID	Violation (Å)
(1,21)	1:A:184:LYS:CD	1:B:76:GLU:N	15	12.48
(1,21)	1:A:184:LYS:CD	1:B:77:GLY:N	15	12.48
(1,21)	1:A:184:LYS:CD	1:B:78:PHE:N	15	12.48
(1,21)	1:A:184:LYS:CD	1:B:79:LEU:N	15	12.48
(1,21)	1:A:184:LYS:CD	1:B:80:CYS:N	15	12.48
(1,21)	1:A:184:LYS:CD	5:B:203:7Q9:N	15	12.48
(1,21)	1:A:184:LYS:CD	5:B:204:7Q9:N	15	12.48
(1,21)	1:A:184:LYS:CD	5:B:205:7Q9:N	15	12.48
(1,21)	1:A:184:LYS:CD	5:B:206:7Q9:N	15	12.48
(1,21)	1:A:184:LYS:CD	5:B:207:7Q9:N	15	12.48
(1,21)	1:A:184:LYS:CD	6:B:208:17F:N1	15	12.48
(1,21)	1:A:184:LYS:CD	5:B:209:7Q9:N	15	12.48
(1,21)	1:A:184:LYS:CD	5:B:210:7Q9:N	15	12.48
(1,21)	1:A:184:LYS:CD	5:B:211:7Q9:N	15	12.48
(1,21)	1:A:184:LYS:CD	5:B:212:7Q9:N	15	12.48
(1,21)	1:A:184:LYS:CD	5:B:213:7Q9:N	15	12.48
(1,21)	1:A:184:LYS:CD	6:B:214:17F:N1	15	12.48
(1,21)	1:A:184:LYS:CD	6:B:215:17F:N1	15	12.48
(1,21)	1:A:184:LYS:CD	5:B:216:7Q9:N	15	12.48
(1,21)	1:A:184:LYS:CD	5:B:217:7Q9:N	15	12.48
(1,21)	1:A:184:LYS:CD	5:B:218:7Q9:N	15	12.48
(1,21)	1:A:184:LYS:CD	6:B:219:17F:N1	15	12.48
(1,21)	1:A:184:LYS:CD	5:B:220:7Q9:N	15	12.48
(1,21)	1:A:184:LYS:CE	1:B:2:THR:N	15	12.48
(1,21)	1:A:184:LYS:CE	1:B:3:GLU:N	15	12.48
(1,21)	1:A:184:LYS:CE	1:B:4:TYR:N	15	12.48
(1,21)	1:A:184:LYS:CE	1:B:5:LYS:N	15	12.48
(1,21)	1:A:184:LYS:CE	1:B:6:LEU:N	15	12.48
(1,21)	1:A:184:LYS:CE	1:B:7:VAL:N	15	12.48
(1,21)	1:A:184:LYS:CE	1:B:8:VAL:N	15	12.48
(1,21)	1:A:184:LYS:CE	1:B:9:VAL:N	15	12.48
(1,21)	1:A:184:LYS:CE	1:B:10:GLY:N	15	12.48
(1,21)	1:A:184:LYS:CE	1:B:11:ALA:N	15	12.48
(1,21)	1:A:184:LYS:CE	1:B:12:ASP:N	15	12.48
(1,21)	1:A:184:LYS:CE	1:B:13:GLY:N	15	12.48
(1,21)	1:A:184:LYS:CE	1:B:14:VAL:N	15	12.48
(1,21)	1:A:184:LYS:CE	1:B:15:GLY:N	15	12.48
(1,21)	1:A:184:LYS:CE	1:B:16:LYS:N	15	12.48
(1,21)	1:A:184:LYS:CE	1:B:17:SER:N	15	12.48
(1,21)	1:A:184:LYS:CE	1:B:18:ALA:N	15	12.48
(1,21)	1:A:184:LYS:CE	1:B:19:LEU:N	15	12.48
(1,21)	1:A:184:LYS:CE	1:B:20:THR:N	15	12.48

Continued on next page...

Continued from previous page...

Key	Atom-1	Atom-2	Model ID	Violation (Å)
(1,21)	1:A:184:LYS:CE	1:B:21:ILE:N	15	12.48
(1,21)	1:A:184:LYS:CE	1:B:22:GLN:N	15	12.48
(1,21)	1:A:184:LYS:CE	1:B:23:LEU:N	15	12.48
(1,21)	1:A:184:LYS:CE	1:B:24:ILE:N	15	12.48
(1,21)	1:A:184:LYS:CE	1:B:25:GLN:N	15	12.48
(1,21)	1:A:184:LYS:CE	1:B:26:ASN:N	15	12.48
(1,21)	1:A:184:LYS:CE	1:B:27:HIS:N	15	12.48
(1,21)	1:A:184:LYS:CE	1:B:28:PHE:N	15	12.48
(1,21)	1:A:184:LYS:CE	1:B:29:VAL:N	15	12.48
(1,21)	1:A:184:LYS:CE	1:B:30:ASP:N	15	12.48
(1,21)	1:A:184:LYS:CE	1:B:31:GLU:N	15	12.48
(1,21)	1:A:184:LYS:CE	1:B:32:TYR:N	15	12.48
(1,21)	1:A:184:LYS:CE	1:B:33:ASP:N	15	12.48
(1,21)	1:A:184:LYS:CE	1:B:34:PRO:N	15	12.48
(1,21)	1:A:184:LYS:CE	1:B:35:THR:N	15	12.48
(1,21)	1:A:184:LYS:CE	1:B:36:ILE:N	15	12.48
(1,21)	1:A:184:LYS:CE	1:B:37:GLU:N	15	12.48
(1,21)	1:A:184:LYS:CE	1:B:38:ASP:N	15	12.48
(1,21)	1:A:184:LYS:CE	1:B:39:SER:N	15	12.48
(1,21)	1:A:184:LYS:CE	1:B:40:TYR:N	15	12.48
(1,21)	1:A:184:LYS:CE	1:B:41:ARG:N	15	12.48
(1,21)	1:A:184:LYS:CE	1:B:42:LYS:N	15	12.48
(1,21)	1:A:184:LYS:CE	1:B:43:GLN:N	15	12.48
(1,21)	1:A:184:LYS:CE	1:B:44:VAL:N	15	12.48
(1,21)	1:A:184:LYS:CE	1:B:45:VAL:N	15	12.48
(1,21)	1:A:184:LYS:CE	1:B:46:ILE:N	15	12.48
(1,21)	1:A:184:LYS:CE	1:B:47:ASP:N	15	12.48
(1,21)	1:A:184:LYS:CE	1:B:48:GLY:N	15	12.48
(1,21)	1:A:184:LYS:CE	1:B:49:GLU:N	15	12.48
(1,21)	1:A:184:LYS:CE	1:B:50:THR:N	15	12.48
(1,21)	1:A:184:LYS:CE	1:B:51:CYS:N	15	12.48
(1,21)	1:A:184:LYS:CE	1:B:52:LEU:N	15	12.48
(1,21)	1:A:184:LYS:CE	1:B:53:LEU:N	15	12.48
(1,21)	1:A:184:LYS:CE	1:B:54:ASP:N	15	12.48
(1,21)	1:A:184:LYS:CE	1:B:55:ILE:N	15	12.48
(1,21)	1:A:184:LYS:CE	1:B:56:LEU:N	15	12.48
(1,21)	1:A:184:LYS:CE	1:B:57:ASP:N	15	12.48
(1,21)	1:A:184:LYS:CE	1:B:58:THR:N	15	12.48
(1,21)	1:A:184:LYS:CE	1:B:59:ALA:N	15	12.48
(1,21)	1:A:184:LYS:CE	1:B:60:GLY:N	15	12.48
(1,21)	1:A:184:LYS:CE	1:B:61:GLN:N	15	12.48
(1,21)	1:A:184:LYS:CE	1:B:62:GLU:N	15	12.48

Continued on next page...

Continued from previous page...

Key	Atom-1	Atom-2	Model ID	Violation (Å)
(1,21)	1:A:184:LYS:CE	1:B:63:GLU:N	15	12.48
(1,21)	1:A:184:LYS:CE	1:B:64:TYR:N	15	12.48
(1,21)	1:A:184:LYS:CE	1:B:65:SER:N	15	12.48
(1,21)	1:A:184:LYS:CE	1:B:66:ALA:N	15	12.48
(1,21)	1:A:184:LYS:CE	1:B:67:MET:N	15	12.48
(1,21)	1:A:184:LYS:CE	1:B:68:ARG:N	15	12.48
(1,21)	1:A:184:LYS:CE	1:B:69:ASP:N	15	12.48
(1,21)	1:A:184:LYS:CE	1:B:70:GLN:N	15	12.48
(1,21)	1:A:184:LYS:CE	1:B:71:TYR:N	15	12.48
(1,21)	1:A:184:LYS:CE	1:B:72:MET:N	15	12.48
(1,21)	1:A:184:LYS:CE	1:B:73:ARG:N	15	12.48
(1,21)	1:A:184:LYS:CE	1:B:74:THR:N	15	12.48
(1,21)	1:A:184:LYS:CE	1:B:75:GLY:N	15	12.48
(1,21)	1:A:184:LYS:CE	1:B:76:GLU:N	15	12.48
(1,21)	1:A:184:LYS:CE	1:B:77:GLY:N	15	12.48
(1,21)	1:A:184:LYS:CE	1:B:78:PHE:N	15	12.48
(1,21)	1:A:184:LYS:CE	1:B:79:LEU:N	15	12.48
(1,21)	1:A:184:LYS:CE	1:B:80:CYS:N	15	12.48
(1,21)	1:A:184:LYS:CE	5:B:203:7Q9:N	15	12.48
(1,21)	1:A:184:LYS:CE	5:B:204:7Q9:N	15	12.48
(1,21)	1:A:184:LYS:CE	5:B:205:7Q9:N	15	12.48
(1,21)	1:A:184:LYS:CE	5:B:206:7Q9:N	15	12.48
(1,21)	1:A:184:LYS:CE	5:B:207:7Q9:N	15	12.48
(1,21)	1:A:184:LYS:CE	6:B:208:17F:N1	15	12.48
(1,21)	1:A:184:LYS:CE	5:B:209:7Q9:N	15	12.48
(1,21)	1:A:184:LYS:CE	5:B:210:7Q9:N	15	12.48
(1,21)	1:A:184:LYS:CE	5:B:211:7Q9:N	15	12.48
(1,21)	1:A:184:LYS:CE	5:B:212:7Q9:N	15	12.48
(1,21)	1:A:184:LYS:CE	5:B:213:7Q9:N	15	12.48
(1,21)	1:A:184:LYS:CE	6:B:214:17F:N1	15	12.48
(1,21)	1:A:184:LYS:CE	6:B:215:17F:N1	15	12.48
(1,21)	1:A:184:LYS:CE	5:B:216:7Q9:N	15	12.48
(1,21)	1:A:184:LYS:CE	5:B:217:7Q9:N	15	12.48
(1,21)	1:A:184:LYS:CE	5:B:218:7Q9:N	15	12.48
(1,21)	1:A:184:LYS:CE	6:B:219:17F:N1	15	12.48
(1,21)	1:A:184:LYS:CE	5:B:220:7Q9:N	15	12.48
(1,21)	1:A:184:LYS:CG	1:B:2:THR:N	15	12.48
(1,21)	1:A:184:LYS:CG	1:B:3:GLU:N	15	12.48
(1,21)	1:A:184:LYS:CG	1:B:4:TYR:N	15	12.48
(1,21)	1:A:184:LYS:CG	1:B:5:LYS:N	15	12.48
(1,21)	1:A:184:LYS:CG	1:B:6:LEU:N	15	12.48
(1,21)	1:A:184:LYS:CG	1:B:7:VAL:N	15	12.48

Continued on next page...

Continued from previous page...

Key	Atom-1	Atom-2	Model ID	Violation (Å)
(1,21)	1:A:184:LYS:CG	1:B:8:VAL:N	15	12.48
(1,21)	1:A:184:LYS:CG	1:B:9:VAL:N	15	12.48
(1,21)	1:A:184:LYS:CG	1:B:10:GLY:N	15	12.48
(1,21)	1:A:184:LYS:CG	1:B:11:ALA:N	15	12.48
(1,21)	1:A:184:LYS:CG	1:B:12:ASP:N	15	12.48
(1,21)	1:A:184:LYS:CG	1:B:13:GLY:N	15	12.48
(1,21)	1:A:184:LYS:CG	1:B:14:VAL:N	15	12.48
(1,21)	1:A:184:LYS:CG	1:B:15:GLY:N	15	12.48
(1,21)	1:A:184:LYS:CG	1:B:16:LYS:N	15	12.48
(1,21)	1:A:184:LYS:CG	1:B:17:SER:N	15	12.48
(1,21)	1:A:184:LYS:CG	1:B:18:ALA:N	15	12.48
(1,21)	1:A:184:LYS:CG	1:B:19:LEU:N	15	12.48
(1,21)	1:A:184:LYS:CG	1:B:20:THR:N	15	12.48
(1,21)	1:A:184:LYS:CG	1:B:21:ILE:N	15	12.48
(1,21)	1:A:184:LYS:CG	1:B:22:GLN:N	15	12.48
(1,21)	1:A:184:LYS:CG	1:B:23:LEU:N	15	12.48
(1,21)	1:A:184:LYS:CG	1:B:24:ILE:N	15	12.48
(1,21)	1:A:184:LYS:CG	1:B:25:GLN:N	15	12.48
(1,21)	1:A:184:LYS:CG	1:B:26:ASN:N	15	12.48
(1,21)	1:A:184:LYS:CG	1:B:27:HIS:N	15	12.48
(1,21)	1:A:184:LYS:CG	1:B:28:PHE:N	15	12.48
(1,21)	1:A:184:LYS:CG	1:B:29:VAL:N	15	12.48
(1,21)	1:A:184:LYS:CG	1:B:30:ASP:N	15	12.48
(1,21)	1:A:184:LYS:CG	1:B:31:GLU:N	15	12.48
(1,21)	1:A:184:LYS:CG	1:B:32:TYR:N	15	12.48
(1,21)	1:A:184:LYS:CG	1:B:33:ASP:N	15	12.48
(1,21)	1:A:184:LYS:CG	1:B:34:PRO:N	15	12.48
(1,21)	1:A:184:LYS:CG	1:B:35:THR:N	15	12.48
(1,21)	1:A:184:LYS:CG	1:B:36:ILE:N	15	12.48
(1,21)	1:A:184:LYS:CG	1:B:37:GLU:N	15	12.48
(1,21)	1:A:184:LYS:CG	1:B:38:ASP:N	15	12.48
(1,21)	1:A:184:LYS:CG	1:B:39:SER:N	15	12.48
(1,21)	1:A:184:LYS:CG	1:B:40:TYR:N	15	12.48
(1,21)	1:A:184:LYS:CG	1:B:41:ARG:N	15	12.48
(1,21)	1:A:184:LYS:CG	1:B:42:LYS:N	15	12.48
(1,21)	1:A:184:LYS:CG	1:B:43:GLN:N	15	12.48
(1,21)	1:A:184:LYS:CG	1:B:44:VAL:N	15	12.48
(1,21)	1:A:184:LYS:CG	1:B:45:VAL:N	15	12.48
(1,21)	1:A:184:LYS:CG	1:B:46:ILE:N	15	12.48
(1,21)	1:A:184:LYS:CG	1:B:47:ASP:N	15	12.48
(1,21)	1:A:184:LYS:CG	1:B:48:GLY:N	15	12.48
(1,21)	1:A:184:LYS:CG	1:B:49:GLU:N	15	12.48

Continued on next page...

Continued from previous page...

Key	Atom-1	Atom-2	Model ID	Violation (Å)
(1,21)	1:A:184:LYS:CG	1:B:50:THR:N	15	12.48
(1,21)	1:A:184:LYS:CG	1:B:51:CYS:N	15	12.48
(1,21)	1:A:184:LYS:CG	1:B:52:LEU:N	15	12.48
(1,21)	1:A:184:LYS:CG	1:B:53:LEU:N	15	12.48
(1,21)	1:A:184:LYS:CG	1:B:54:ASP:N	15	12.48
(1,21)	1:A:184:LYS:CG	1:B:55:ILE:N	15	12.48
(1,21)	1:A:184:LYS:CG	1:B:56:LEU:N	15	12.48
(1,21)	1:A:184:LYS:CG	1:B:57:ASP:N	15	12.48
(1,21)	1:A:184:LYS:CG	1:B:58:THR:N	15	12.48
(1,21)	1:A:184:LYS:CG	1:B:59:ALA:N	15	12.48
(1,21)	1:A:184:LYS:CG	1:B:60:GLY:N	15	12.48
(1,21)	1:A:184:LYS:CG	1:B:61:GLN:N	15	12.48
(1,21)	1:A:184:LYS:CG	1:B:62:GLU:N	15	12.48
(1,21)	1:A:184:LYS:CG	1:B:63:GLU:N	15	12.48
(1,21)	1:A:184:LYS:CG	1:B:64:TYR:N	15	12.48
(1,21)	1:A:184:LYS:CG	1:B:65:SER:N	15	12.48
(1,21)	1:A:184:LYS:CG	1:B:66:ALA:N	15	12.48
(1,21)	1:A:184:LYS:CG	1:B:67:MET:N	15	12.48
(1,21)	1:A:184:LYS:CG	1:B:68:ARG:N	15	12.48
(1,21)	1:A:184:LYS:CG	1:B:69:ASP:N	15	12.48
(1,21)	1:A:184:LYS:CG	1:B:70:GLN:N	15	12.48
(1,21)	1:A:184:LYS:CG	1:B:71:TYR:N	15	12.48
(1,21)	1:A:184:LYS:CG	1:B:72:MET:N	15	12.48
(1,21)	1:A:184:LYS:CG	1:B:73:ARG:N	15	12.48
(1,21)	1:A:184:LYS:CG	1:B:74:THR:N	15	12.48
(1,21)	1:A:184:LYS:CG	1:B:75:GLY:N	15	12.48
(1,21)	1:A:184:LYS:CG	1:B:76:GLU:N	15	12.48
(1,21)	1:A:184:LYS:CG	1:B:77:GLY:N	15	12.48
(1,21)	1:A:184:LYS:CG	1:B:78:PHE:N	15	12.48
(1,21)	1:A:184:LYS:CG	1:B:79:LEU:N	15	12.48
(1,21)	1:A:184:LYS:CG	1:B:80:CYS:N	15	12.48
(1,21)	1:A:184:LYS:CG	5:B:203:7Q9:N	15	12.48
(1,21)	1:A:184:LYS:CG	5:B:204:7Q9:N	15	12.48
(1,21)	1:A:184:LYS:CG	5:B:205:7Q9:N	15	12.48
(1,21)	1:A:184:LYS:CG	5:B:206:7Q9:N	15	12.48
(1,21)	1:A:184:LYS:CG	5:B:207:7Q9:N	15	12.48
(1,21)	1:A:184:LYS:CG	6:B:208:17F:N1	15	12.48
(1,21)	1:A:184:LYS:CG	5:B:209:7Q9:N	15	12.48
(1,21)	1:A:184:LYS:CG	5:B:210:7Q9:N	15	12.48
(1,21)	1:A:184:LYS:CG	5:B:211:7Q9:N	15	12.48
(1,21)	1:A:184:LYS:CG	5:B:212:7Q9:N	15	12.48
(1,21)	1:A:184:LYS:CG	5:B:213:7Q9:N	15	12.48

Continued on next page...

Continued from previous page...

Key	Atom-1	Atom-2	Model ID	Violation (Å)
(1,21)	1:A:184:LYS:CG	6:B:214:17F:N1	15	12.48
(1,21)	1:A:184:LYS:CG	6:B:215:17F:N1	15	12.48
(1,21)	1:A:184:LYS:CG	5:B:216:7Q9:N	15	12.48
(1,21)	1:A:184:LYS:CG	5:B:217:7Q9:N	15	12.48
(1,21)	1:A:184:LYS:CG	5:B:218:7Q9:N	15	12.48
(1,21)	1:A:184:LYS:CG	6:B:219:17F:N1	15	12.48
(1,21)	1:A:184:LYS:CG	5:B:220:7Q9:N	15	12.48
(1,21)	1:A:184:LYS:H	1:B:2:THR:N	15	12.48
(1,21)	1:A:184:LYS:H	1:B:3:GLU:N	15	12.48
(1,21)	1:A:184:LYS:H	1:B:4:TYR:N	15	12.48
(1,21)	1:A:184:LYS:H	1:B:5:LYS:N	15	12.48
(1,21)	1:A:184:LYS:H	1:B:6:LEU:N	15	12.48
(1,21)	1:A:184:LYS:H	1:B:7:VAL:N	15	12.48
(1,21)	1:A:184:LYS:H	1:B:8:VAL:N	15	12.48
(1,21)	1:A:184:LYS:H	1:B:9:VAL:N	15	12.48
(1,21)	1:A:184:LYS:H	1:B:10:GLY:N	15	12.48
(1,21)	1:A:184:LYS:H	1:B:11:ALA:N	15	12.48
(1,21)	1:A:184:LYS:H	1:B:12:ASP:N	15	12.48
(1,21)	1:A:184:LYS:H	1:B:13:GLY:N	15	12.48
(1,21)	1:A:184:LYS:H	1:B:14:VAL:N	15	12.48
(1,21)	1:A:184:LYS:H	1:B:15:GLY:N	15	12.48
(1,21)	1:A:184:LYS:H	1:B:16:LYS:N	15	12.48
(1,21)	1:A:184:LYS:H	1:B:17:SER:N	15	12.48
(1,21)	1:A:184:LYS:H	1:B:18:ALA:N	15	12.48
(1,21)	1:A:184:LYS:H	1:B:19:LEU:N	15	12.48
(1,21)	1:A:184:LYS:H	1:B:20:THR:N	15	12.48
(1,21)	1:A:184:LYS:H	1:B:21:ILE:N	15	12.48
(1,21)	1:A:184:LYS:H	1:B:22:GLN:N	15	12.48
(1,21)	1:A:184:LYS:H	1:B:23:LEU:N	15	12.48
(1,21)	1:A:184:LYS:H	1:B:24:ILE:N	15	12.48
(1,21)	1:A:184:LYS:H	1:B:25:GLN:N	15	12.48
(1,21)	1:A:184:LYS:H	1:B:26:ASN:N	15	12.48
(1,21)	1:A:184:LYS:H	1:B:27:HIS:N	15	12.48
(1,21)	1:A:184:LYS:H	1:B:28:PHE:N	15	12.48
(1,21)	1:A:184:LYS:H	1:B:29:VAL:N	15	12.48
(1,21)	1:A:184:LYS:H	1:B:30:ASP:N	15	12.48
(1,21)	1:A:184:LYS:H	1:B:31:GLU:N	15	12.48
(1,21)	1:A:184:LYS:H	1:B:32:TYR:N	15	12.48
(1,21)	1:A:184:LYS:H	1:B:33:ASP:N	15	12.48
(1,21)	1:A:184:LYS:H	1:B:34:PRO:N	15	12.48
(1,21)	1:A:184:LYS:H	1:B:35:THR:N	15	12.48
(1,21)	1:A:184:LYS:H	1:B:36:ILE:N	15	12.48

Continued on next page...

Continued from previous page...

Key	Atom-1	Atom-2	Model ID	Violation (Å)
(1,21)	1:A:184:LYS:H	1:B:37:GLU:N	15	12.48
(1,21)	1:A:184:LYS:H	1:B:38:ASP:N	15	12.48
(1,21)	1:A:184:LYS:H	1:B:39:SER:N	15	12.48
(1,21)	1:A:184:LYS:H	1:B:40:TYR:N	15	12.48
(1,21)	1:A:184:LYS:H	1:B:41:ARG:N	15	12.48
(1,21)	1:A:184:LYS:H	1:B:42:LYS:N	15	12.48
(1,21)	1:A:184:LYS:H	1:B:43:GLN:N	15	12.48
(1,21)	1:A:184:LYS:H	1:B:44:VAL:N	15	12.48
(1,21)	1:A:184:LYS:H	1:B:45:VAL:N	15	12.48
(1,21)	1:A:184:LYS:H	1:B:46:ILE:N	15	12.48
(1,21)	1:A:184:LYS:H	1:B:47:ASP:N	15	12.48
(1,21)	1:A:184:LYS:H	1:B:48:GLY:N	15	12.48
(1,21)	1:A:184:LYS:H	1:B:49:GLU:N	15	12.48
(1,21)	1:A:184:LYS:H	1:B:50:THR:N	15	12.48
(1,21)	1:A:184:LYS:H	1:B:51:CYS:N	15	12.48
(1,21)	1:A:184:LYS:H	1:B:52:LEU:N	15	12.48
(1,21)	1:A:184:LYS:H	1:B:53:LEU:N	15	12.48
(1,21)	1:A:184:LYS:H	1:B:54:ASP:N	15	12.48
(1,21)	1:A:184:LYS:H	1:B:55:ILE:N	15	12.48
(1,21)	1:A:184:LYS:H	1:B:56:LEU:N	15	12.48
(1,21)	1:A:184:LYS:H	1:B:57:ASP:N	15	12.48
(1,21)	1:A:184:LYS:H	1:B:58:THR:N	15	12.48
(1,21)	1:A:184:LYS:H	1:B:59:ALA:N	15	12.48
(1,21)	1:A:184:LYS:H	1:B:60:GLY:N	15	12.48
(1,21)	1:A:184:LYS:H	1:B:61:GLN:N	15	12.48
(1,21)	1:A:184:LYS:H	1:B:62:GLU:N	15	12.48
(1,21)	1:A:184:LYS:H	1:B:63:GLU:N	15	12.48
(1,21)	1:A:184:LYS:H	1:B:64:TYR:N	15	12.48
(1,21)	1:A:184:LYS:H	1:B:65:SER:N	15	12.48
(1,21)	1:A:184:LYS:H	1:B:66:ALA:N	15	12.48
(1,21)	1:A:184:LYS:H	1:B:67:MET:N	15	12.48
(1,21)	1:A:184:LYS:H	1:B:68:ARG:N	15	12.48
(1,21)	1:A:184:LYS:H	1:B:69:ASP:N	15	12.48
(1,21)	1:A:184:LYS:H	1:B:70:GLN:N	15	12.48
(1,21)	1:A:184:LYS:H	1:B:71:TYR:N	15	12.48
(1,21)	1:A:184:LYS:H	1:B:72:MET:N	15	12.48
(1,21)	1:A:184:LYS:H	1:B:73:ARG:N	15	12.48
(1,21)	1:A:184:LYS:H	1:B:74:THR:N	15	12.48
(1,21)	1:A:184:LYS:H	1:B:75:GLY:N	15	12.48
(1,21)	1:A:184:LYS:H	1:B:76:GLU:N	15	12.48
(1,21)	1:A:184:LYS:H	1:B:77:GLY:N	15	12.48
(1,21)	1:A:184:LYS:H	1:B:78:PHE:N	15	12.48

Continued on next page...

Continued from previous page...

Key	Atom-1	Atom-2	Model ID	Violation (Å)
(1,21)	1:A:184:LYS:H	1:B:79:LEU:N	15	12.48
(1,21)	1:A:184:LYS:H	1:B:80:CYS:N	15	12.48
(1,21)	1:A:184:LYS:H	5:B:203:7Q9:N	15	12.48
(1,21)	1:A:184:LYS:H	5:B:204:7Q9:N	15	12.48
(1,21)	1:A:184:LYS:H	5:B:205:7Q9:N	15	12.48
(1,21)	1:A:184:LYS:H	5:B:206:7Q9:N	15	12.48
(1,21)	1:A:184:LYS:H	5:B:207:7Q9:N	15	12.48
(1,21)	1:A:184:LYS:H	6:B:208:17F:N1	15	12.48
(1,21)	1:A:184:LYS:H	5:B:209:7Q9:N	15	12.48
(1,21)	1:A:184:LYS:H	5:B:210:7Q9:N	15	12.48
(1,21)	1:A:184:LYS:H	5:B:211:7Q9:N	15	12.48
(1,21)	1:A:184:LYS:H	5:B:212:7Q9:N	15	12.48
(1,21)	1:A:184:LYS:H	5:B:213:7Q9:N	15	12.48
(1,21)	1:A:184:LYS:H	6:B:214:17F:N1	15	12.48
(1,21)	1:A:184:LYS:H	6:B:215:17F:N1	15	12.48
(1,21)	1:A:184:LYS:H	5:B:216:7Q9:N	15	12.48
(1,21)	1:A:184:LYS:H	5:B:217:7Q9:N	15	12.48
(1,21)	1:A:184:LYS:H	5:B:218:7Q9:N	15	12.48
(1,21)	1:A:184:LYS:H	6:B:219:17F:N1	15	12.48
(1,21)	1:A:184:LYS:H	5:B:220:7Q9:N	15	12.48
(1,21)	1:A:184:LYS:HZ1	1:B:2:THR:N	15	12.48
(1,21)	1:A:184:LYS:HZ1	1:B:3:GLU:N	15	12.48
(1,21)	1:A:184:LYS:HZ1	1:B:4:TYR:N	15	12.48
(1,21)	1:A:184:LYS:HZ1	1:B:5:LYS:N	15	12.48
(1,21)	1:A:184:LYS:HZ1	1:B:6:LEU:N	15	12.48
(1,21)	1:A:184:LYS:HZ1	1:B:7:VAL:N	15	12.48
(1,21)	1:A:184:LYS:HZ1	1:B:8:VAL:N	15	12.48
(1,21)	1:A:184:LYS:HZ1	1:B:9:VAL:N	15	12.48
(1,21)	1:A:184:LYS:HZ1	1:B:10:GLY:N	15	12.48
(1,21)	1:A:184:LYS:HZ1	1:B:11:ALA:N	15	12.48
(1,21)	1:A:184:LYS:HZ1	1:B:12:ASP:N	15	12.48
(1,21)	1:A:184:LYS:HZ1	1:B:13:GLY:N	15	12.48
(1,21)	1:A:184:LYS:HZ1	1:B:14:VAL:N	15	12.48
(1,21)	1:A:184:LYS:HZ1	1:B:15:GLY:N	15	12.48
(1,21)	1:A:184:LYS:HZ1	1:B:16:LYS:N	15	12.48
(1,21)	1:A:184:LYS:HZ1	1:B:17:SER:N	15	12.48
(1,21)	1:A:184:LYS:HZ1	1:B:18:ALA:N	15	12.48
(1,21)	1:A:184:LYS:HZ1	1:B:19:LEU:N	15	12.48
(1,21)	1:A:184:LYS:HZ1	1:B:20:THR:N	15	12.48
(1,21)	1:A:184:LYS:HZ1	1:B:21:ILE:N	15	12.48
(1,21)	1:A:184:LYS:HZ1	1:B:22:GLN:N	15	12.48
(1,21)	1:A:184:LYS:HZ1	1:B:23:LEU:N	15	12.48

Continued on next page...

Continued from previous page...

Key	Atom-1	Atom-2	Model ID	Violation (Å)
(1,21)	1:A:184:LYS:HZ1	1:B:24:ILE:N	15	12.48
(1,21)	1:A:184:LYS:HZ1	1:B:25:GLN:N	15	12.48
(1,21)	1:A:184:LYS:HZ1	1:B:26:ASN:N	15	12.48
(1,21)	1:A:184:LYS:HZ1	1:B:27:HIS:N	15	12.48
(1,21)	1:A:184:LYS:HZ1	1:B:28:PHE:N	15	12.48
(1,21)	1:A:184:LYS:HZ1	1:B:29:VAL:N	15	12.48
(1,21)	1:A:184:LYS:HZ1	1:B:30:ASP:N	15	12.48
(1,21)	1:A:184:LYS:HZ1	1:B:31:GLU:N	15	12.48
(1,21)	1:A:184:LYS:HZ1	1:B:32:TYR:N	15	12.48
(1,21)	1:A:184:LYS:HZ1	1:B:33:ASP:N	15	12.48
(1,21)	1:A:184:LYS:HZ1	1:B:34:PRO:N	15	12.48
(1,21)	1:A:184:LYS:HZ1	1:B:35:THR:N	15	12.48
(1,21)	1:A:184:LYS:HZ1	1:B:36:ILE:N	15	12.48
(1,21)	1:A:184:LYS:HZ1	1:B:37:GLU:N	15	12.48
(1,21)	1:A:184:LYS:HZ1	1:B:38:ASP:N	15	12.48
(1,21)	1:A:184:LYS:HZ1	1:B:39:SER:N	15	12.48
(1,21)	1:A:184:LYS:HZ1	1:B:40:TYR:N	15	12.48
(1,21)	1:A:184:LYS:HZ1	1:B:41:ARG:N	15	12.48
(1,21)	1:A:184:LYS:HZ1	1:B:42:LYS:N	15	12.48
(1,21)	1:A:184:LYS:HZ1	1:B:43:GLN:N	15	12.48
(1,21)	1:A:184:LYS:HZ1	1:B:44:VAL:N	15	12.48
(1,21)	1:A:184:LYS:HZ1	1:B:45:VAL:N	15	12.48
(1,21)	1:A:184:LYS:HZ1	1:B:46:ILE:N	15	12.48
(1,21)	1:A:184:LYS:HZ1	1:B:47:ASP:N	15	12.48
(1,21)	1:A:184:LYS:HZ1	1:B:48:GLY:N	15	12.48
(1,21)	1:A:184:LYS:HZ1	1:B:49:GLU:N	15	12.48
(1,21)	1:A:184:LYS:HZ1	1:B:50:THR:N	15	12.48
(1,21)	1:A:184:LYS:HZ1	1:B:51:CYS:N	15	12.48
(1,21)	1:A:184:LYS:HZ1	1:B:52:LEU:N	15	12.48
(1,21)	1:A:184:LYS:HZ1	1:B:53:LEU:N	15	12.48
(1,21)	1:A:184:LYS:HZ1	1:B:54:ASP:N	15	12.48
(1,21)	1:A:184:LYS:HZ1	1:B:55:ILE:N	15	12.48
(1,21)	1:A:184:LYS:HZ1	1:B:56:LEU:N	15	12.48
(1,21)	1:A:184:LYS:HZ1	1:B:57:ASP:N	15	12.48
(1,21)	1:A:184:LYS:HZ1	1:B:58:THR:N	15	12.48
(1,21)	1:A:184:LYS:HZ1	1:B:59:ALA:N	15	12.48
(1,21)	1:A:184:LYS:HZ1	1:B:60:GLY:N	15	12.48
(1,21)	1:A:184:LYS:HZ1	1:B:61:GLN:N	15	12.48
(1,21)	1:A:184:LYS:HZ1	1:B:62:GLU:N	15	12.48
(1,21)	1:A:184:LYS:HZ1	1:B:63:GLU:N	15	12.48
(1,21)	1:A:184:LYS:HZ1	1:B:64:TYR:N	15	12.48
(1,21)	1:A:184:LYS:HZ1	1:B:65:SER:N	15	12.48

Continued on next page...

Continued from previous page...

Key	Atom-1	Atom-2	Model ID	Violation (Å)
(1,21)	1:A:184:LYS:HZ1	1:B:66:ALA:N	15	12.48
(1,21)	1:A:184:LYS:HZ1	1:B:67:MET:N	15	12.48
(1,21)	1:A:184:LYS:HZ1	1:B:68:ARG:N	15	12.48
(1,21)	1:A:184:LYS:HZ1	1:B:69:ASP:N	15	12.48
(1,21)	1:A:184:LYS:HZ1	1:B:70:GLN:N	15	12.48
(1,21)	1:A:184:LYS:HZ1	1:B:71:TYR:N	15	12.48
(1,21)	1:A:184:LYS:HZ1	1:B:72:MET:N	15	12.48
(1,21)	1:A:184:LYS:HZ1	1:B:73:ARG:N	15	12.48
(1,21)	1:A:184:LYS:HZ1	1:B:74:THR:N	15	12.48
(1,21)	1:A:184:LYS:HZ1	1:B:75:GLY:N	15	12.48
(1,21)	1:A:184:LYS:HZ1	1:B:76:GLU:N	15	12.48
(1,21)	1:A:184:LYS:HZ1	1:B:77:GLY:N	15	12.48
(1,21)	1:A:184:LYS:HZ1	1:B:78:PHE:N	15	12.48
(1,21)	1:A:184:LYS:HZ1	1:B:79:LEU:N	15	12.48
(1,21)	1:A:184:LYS:HZ1	1:B:80:CYS:N	15	12.48
(1,21)	1:A:184:LYS:HZ1	5:B:203:7Q9:N	15	12.48
(1,21)	1:A:184:LYS:HZ1	5:B:204:7Q9:N	15	12.48
(1,21)	1:A:184:LYS:HZ1	5:B:205:7Q9:N	15	12.48
(1,21)	1:A:184:LYS:HZ1	5:B:206:7Q9:N	15	12.48
(1,21)	1:A:184:LYS:HZ1	5:B:207:7Q9:N	15	12.48
(1,21)	1:A:184:LYS:HZ1	6:B:208:17F:N1	15	12.48
(1,21)	1:A:184:LYS:HZ1	5:B:209:7Q9:N	15	12.48
(1,21)	1:A:184:LYS:HZ1	5:B:210:7Q9:N	15	12.48
(1,21)	1:A:184:LYS:HZ1	5:B:211:7Q9:N	15	12.48
(1,21)	1:A:184:LYS:HZ1	5:B:212:7Q9:N	15	12.48
(1,21)	1:A:184:LYS:HZ1	5:B:213:7Q9:N	15	12.48
(1,21)	1:A:184:LYS:HZ1	6:B:214:17F:N1	15	12.48
(1,21)	1:A:184:LYS:HZ1	6:B:215:17F:N1	15	12.48
(1,21)	1:A:184:LYS:HZ1	5:B:216:7Q9:N	15	12.48
(1,21)	1:A:184:LYS:HZ1	5:B:217:7Q9:N	15	12.48
(1,21)	1:A:184:LYS:HZ1	5:B:218:7Q9:N	15	12.48
(1,21)	1:A:184:LYS:HZ1	6:B:219:17F:N1	15	12.48
(1,21)	1:A:184:LYS:HZ1	5:B:220:7Q9:N	15	12.48
(1,21)	1:A:184:LYS:HZ2	1:B:2:THR:N	15	12.48
(1,21)	1:A:184:LYS:HZ2	1:B:3:GLU:N	15	12.48
(1,21)	1:A:184:LYS:HZ2	1:B:4:TYR:N	15	12.48
(1,21)	1:A:184:LYS:HZ2	1:B:5:LYS:N	15	12.48
(1,21)	1:A:184:LYS:HZ2	1:B:6:LEU:N	15	12.48
(1,21)	1:A:184:LYS:HZ2	1:B:7:VAL:N	15	12.48
(1,21)	1:A:184:LYS:HZ2	1:B:8:VAL:N	15	12.48
(1,21)	1:A:184:LYS:HZ2	1:B:9:VAL:N	15	12.48
(1,21)	1:A:184:LYS:HZ2	1:B:10:GLY:N	15	12.48

Continued on next page...

Continued from previous page...

Key	Atom-1	Atom-2	Model ID	Violation (Å)
(1,21)	1:A:184:LYS:HZ2	1:B:11:ALA:N	15	12.48
(1,21)	1:A:184:LYS:HZ2	1:B:12:ASP:N	15	12.48
(1,21)	1:A:184:LYS:HZ2	1:B:13:GLY:N	15	12.48
(1,21)	1:A:184:LYS:HZ2	1:B:14:VAL:N	15	12.48
(1,21)	1:A:184:LYS:HZ2	1:B:15:GLY:N	15	12.48
(1,21)	1:A:184:LYS:HZ2	1:B:16:LYS:N	15	12.48
(1,21)	1:A:184:LYS:HZ2	1:B:17:SER:N	15	12.48
(1,21)	1:A:184:LYS:HZ2	1:B:18:ALA:N	15	12.48
(1,21)	1:A:184:LYS:HZ2	1:B:19:LEU:N	15	12.48
(1,21)	1:A:184:LYS:HZ2	1:B:20:THR:N	15	12.48
(1,21)	1:A:184:LYS:HZ2	1:B:21:ILE:N	15	12.48
(1,21)	1:A:184:LYS:HZ2	1:B:22:GLN:N	15	12.48
(1,21)	1:A:184:LYS:HZ2	1:B:23:LEU:N	15	12.48
(1,21)	1:A:184:LYS:HZ2	1:B:24:ILE:N	15	12.48
(1,21)	1:A:184:LYS:HZ2	1:B:25:GLN:N	15	12.48
(1,21)	1:A:184:LYS:HZ2	1:B:26:ASN:N	15	12.48
(1,21)	1:A:184:LYS:HZ2	1:B:27:HIS:N	15	12.48
(1,21)	1:A:184:LYS:HZ2	1:B:28:PHE:N	15	12.48
(1,21)	1:A:184:LYS:HZ2	1:B:29:VAL:N	15	12.48
(1,21)	1:A:184:LYS:HZ2	1:B:30:ASP:N	15	12.48
(1,21)	1:A:184:LYS:HZ2	1:B:31:GLU:N	15	12.48
(1,21)	1:A:184:LYS:HZ2	1:B:32:TYR:N	15	12.48
(1,21)	1:A:184:LYS:HZ2	1:B:33:ASP:N	15	12.48
(1,21)	1:A:184:LYS:HZ2	1:B:34:PRO:N	15	12.48
(1,21)	1:A:184:LYS:HZ2	1:B:35:THR:N	15	12.48
(1,21)	1:A:184:LYS:HZ2	1:B:36:ILE:N	15	12.48
(1,21)	1:A:184:LYS:HZ2	1:B:37:GLU:N	15	12.48
(1,21)	1:A:184:LYS:HZ2	1:B:38:ASP:N	15	12.48
(1,21)	1:A:184:LYS:HZ2	1:B:39:SER:N	15	12.48
(1,21)	1:A:184:LYS:HZ2	1:B:40:TYR:N	15	12.48
(1,21)	1:A:184:LYS:HZ2	1:B:41:ARG:N	15	12.48
(1,21)	1:A:184:LYS:HZ2	1:B:42:LYS:N	15	12.48
(1,21)	1:A:184:LYS:HZ2	1:B:43:GLN:N	15	12.48
(1,21)	1:A:184:LYS:HZ2	1:B:44:VAL:N	15	12.48
(1,21)	1:A:184:LYS:HZ2	1:B:45:VAL:N	15	12.48
(1,21)	1:A:184:LYS:HZ2	1:B:46:ILE:N	15	12.48
(1,21)	1:A:184:LYS:HZ2	1:B:47:ASP:N	15	12.48
(1,21)	1:A:184:LYS:HZ2	1:B:48:GLY:N	15	12.48
(1,21)	1:A:184:LYS:HZ2	1:B:49:GLU:N	15	12.48
(1,21)	1:A:184:LYS:HZ2	1:B:50:THR:N	15	12.48
(1,21)	1:A:184:LYS:HZ2	1:B:51:CYS:N	15	12.48
(1,21)	1:A:184:LYS:HZ2	1:B:52:LEU:N	15	12.48

Continued on next page...

Continued from previous page...

Key	Atom-1	Atom-2	Model ID	Violation (Å)
(1,21)	1:A:184:LYS:HZ2	1:B:53:LEU:N	15	12.48
(1,21)	1:A:184:LYS:HZ2	1:B:54:ASP:N	15	12.48
(1,21)	1:A:184:LYS:HZ2	1:B:55:ILE:N	15	12.48
(1,21)	1:A:184:LYS:HZ2	1:B:56:LEU:N	15	12.48
(1,21)	1:A:184:LYS:HZ2	1:B:57:ASP:N	15	12.48
(1,21)	1:A:184:LYS:HZ2	1:B:58:THR:N	15	12.48
(1,21)	1:A:184:LYS:HZ2	1:B:59:ALA:N	15	12.48
(1,21)	1:A:184:LYS:HZ2	1:B:60:GLY:N	15	12.48
(1,21)	1:A:184:LYS:HZ2	1:B:61:GLN:N	15	12.48
(1,21)	1:A:184:LYS:HZ2	1:B:62:GLU:N	15	12.48
(1,21)	1:A:184:LYS:HZ2	1:B:63:GLU:N	15	12.48
(1,21)	1:A:184:LYS:HZ2	1:B:64:TYR:N	15	12.48
(1,21)	1:A:184:LYS:HZ2	1:B:65:SER:N	15	12.48
(1,21)	1:A:184:LYS:HZ2	1:B:66:ALA:N	15	12.48
(1,21)	1:A:184:LYS:HZ2	1:B:67:MET:N	15	12.48
(1,21)	1:A:184:LYS:HZ2	1:B:68:ARG:N	15	12.48
(1,21)	1:A:184:LYS:HZ2	1:B:69:ASP:N	15	12.48
(1,21)	1:A:184:LYS:HZ2	1:B:70:GLN:N	15	12.48
(1,21)	1:A:184:LYS:HZ2	1:B:71:TYR:N	15	12.48
(1,21)	1:A:184:LYS:HZ2	1:B:72:MET:N	15	12.48
(1,21)	1:A:184:LYS:HZ2	1:B:73:ARG:N	15	12.48
(1,21)	1:A:184:LYS:HZ2	1:B:74:THR:N	15	12.48
(1,21)	1:A:184:LYS:HZ2	1:B:75:GLY:N	15	12.48
(1,21)	1:A:184:LYS:HZ2	1:B:76:GLU:N	15	12.48
(1,21)	1:A:184:LYS:HZ2	1:B:77:GLY:N	15	12.48
(1,21)	1:A:184:LYS:HZ2	1:B:78:PHE:N	15	12.48
(1,21)	1:A:184:LYS:HZ2	1:B:79:LEU:N	15	12.48
(1,21)	1:A:184:LYS:HZ2	1:B:80:CYS:N	15	12.48
(1,21)	1:A:184:LYS:HZ2	5:B:203:7Q9:N	15	12.48
(1,21)	1:A:184:LYS:HZ2	5:B:204:7Q9:N	15	12.48
(1,21)	1:A:184:LYS:HZ2	5:B:205:7Q9:N	15	12.48
(1,21)	1:A:184:LYS:HZ2	5:B:206:7Q9:N	15	12.48
(1,21)	1:A:184:LYS:HZ2	5:B:207:7Q9:N	15	12.48
(1,21)	1:A:184:LYS:HZ2	6:B:208:17F:N1	15	12.48
(1,21)	1:A:184:LYS:HZ2	5:B:209:7Q9:N	15	12.48
(1,21)	1:A:184:LYS:HZ2	5:B:210:7Q9:N	15	12.48
(1,21)	1:A:184:LYS:HZ2	5:B:211:7Q9:N	15	12.48
(1,21)	1:A:184:LYS:HZ2	5:B:212:7Q9:N	15	12.48
(1,21)	1:A:184:LYS:HZ2	5:B:213:7Q9:N	15	12.48
(1,21)	1:A:184:LYS:HZ2	6:B:214:17F:N1	15	12.48
(1,21)	1:A:184:LYS:HZ2	6:B:215:17F:N1	15	12.48
(1,21)	1:A:184:LYS:HZ2	5:B:216:7Q9:N	15	12.48

Continued on next page...

Continued from previous page...

Key	Atom-1	Atom-2	Model ID	Violation (Å)
(1,21)	1:A:184:LYS:HZ2	5:B:217:7Q9:N	15	12.48
(1,21)	1:A:184:LYS:HZ2	5:B:218:7Q9:N	15	12.48
(1,21)	1:A:184:LYS:HZ2	6:B:219:17F:N1	15	12.48
(1,21)	1:A:184:LYS:HZ2	5:B:220:7Q9:N	15	12.48
(1,21)	1:A:184:LYS:HZ3	1:B:2:THR:N	15	12.48
(1,21)	1:A:184:LYS:HZ3	1:B:3:GLU:N	15	12.48
(1,21)	1:A:184:LYS:HZ3	1:B:4:TYR:N	15	12.48
(1,21)	1:A:184:LYS:HZ3	1:B:5:LYS:N	15	12.48
(1,21)	1:A:184:LYS:HZ3	1:B:6:LEU:N	15	12.48
(1,21)	1:A:184:LYS:HZ3	1:B:7:VAL:N	15	12.48
(1,21)	1:A:184:LYS:HZ3	1:B:8:VAL:N	15	12.48
(1,21)	1:A:184:LYS:HZ3	1:B:9:VAL:N	15	12.48
(1,21)	1:A:184:LYS:HZ3	1:B:10:GLY:N	15	12.48
(1,21)	1:A:184:LYS:HZ3	1:B:11:ALA:N	15	12.48
(1,21)	1:A:184:LYS:HZ3	1:B:12:ASP:N	15	12.48
(1,21)	1:A:184:LYS:HZ3	1:B:13:GLY:N	15	12.48
(1,21)	1:A:184:LYS:HZ3	1:B:14:VAL:N	15	12.48
(1,21)	1:A:184:LYS:HZ3	1:B:15:GLY:N	15	12.48
(1,21)	1:A:184:LYS:HZ3	1:B:16:LYS:N	15	12.48
(1,21)	1:A:184:LYS:HZ3	1:B:17:SER:N	15	12.48
(1,21)	1:A:184:LYS:HZ3	1:B:18:ALA:N	15	12.48
(1,21)	1:A:184:LYS:HZ3	1:B:19:LEU:N	15	12.48
(1,21)	1:A:184:LYS:HZ3	1:B:20:THR:N	15	12.48
(1,21)	1:A:184:LYS:HZ3	1:B:21:ILE:N	15	12.48
(1,21)	1:A:184:LYS:HZ3	1:B:22:GLN:N	15	12.48
(1,21)	1:A:184:LYS:HZ3	1:B:23:LEU:N	15	12.48
(1,21)	1:A:184:LYS:HZ3	1:B:24:ILE:N	15	12.48
(1,21)	1:A:184:LYS:HZ3	1:B:25:GLN:N	15	12.48
(1,21)	1:A:184:LYS:HZ3	1:B:26:ASN:N	15	12.48
(1,21)	1:A:184:LYS:HZ3	1:B:27:HIS:N	15	12.48
(1,21)	1:A:184:LYS:HZ3	1:B:28:PHE:N	15	12.48
(1,21)	1:A:184:LYS:HZ3	1:B:29:VAL:N	15	12.48
(1,21)	1:A:184:LYS:HZ3	1:B:30:ASP:N	15	12.48
(1,21)	1:A:184:LYS:HZ3	1:B:31:GLU:N	15	12.48
(1,21)	1:A:184:LYS:HZ3	1:B:32:TYR:N	15	12.48
(1,21)	1:A:184:LYS:HZ3	1:B:33:ASP:N	15	12.48
(1,21)	1:A:184:LYS:HZ3	1:B:34:PRO:N	15	12.48
(1,21)	1:A:184:LYS:HZ3	1:B:35:THR:N	15	12.48
(1,21)	1:A:184:LYS:HZ3	1:B:36:ILE:N	15	12.48
(1,21)	1:A:184:LYS:HZ3	1:B:37:GLU:N	15	12.48
(1,21)	1:A:184:LYS:HZ3	1:B:38:ASP:N	15	12.48
(1,21)	1:A:184:LYS:HZ3	1:B:39:SER:N	15	12.48

Continued on next page...

Continued from previous page...

Key	Atom-1	Atom-2	Model ID	Violation (Å)
(1,21)	1:A:184:LYS:HZ3	1:B:40:TYR:N	15	12.48
(1,21)	1:A:184:LYS:HZ3	1:B:41:ARG:N	15	12.48
(1,21)	1:A:184:LYS:HZ3	1:B:42:LYS:N	15	12.48
(1,21)	1:A:184:LYS:HZ3	1:B:43:GLN:N	15	12.48
(1,21)	1:A:184:LYS:HZ3	1:B:44:VAL:N	15	12.48
(1,21)	1:A:184:LYS:HZ3	1:B:45:VAL:N	15	12.48
(1,21)	1:A:184:LYS:HZ3	1:B:46:ILE:N	15	12.48
(1,21)	1:A:184:LYS:HZ3	1:B:47:ASP:N	15	12.48
(1,21)	1:A:184:LYS:HZ3	1:B:48:GLY:N	15	12.48
(1,21)	1:A:184:LYS:HZ3	1:B:49:GLU:N	15	12.48
(1,21)	1:A:184:LYS:HZ3	1:B:50:THR:N	15	12.48
(1,21)	1:A:184:LYS:HZ3	1:B:51:CYS:N	15	12.48
(1,21)	1:A:184:LYS:HZ3	1:B:52:LEU:N	15	12.48
(1,21)	1:A:184:LYS:HZ3	1:B:53:LEU:N	15	12.48
(1,21)	1:A:184:LYS:HZ3	1:B:54:ASP:N	15	12.48
(1,21)	1:A:184:LYS:HZ3	1:B:55:ILE:N	15	12.48
(1,21)	1:A:184:LYS:HZ3	1:B:56:LEU:N	15	12.48
(1,21)	1:A:184:LYS:HZ3	1:B:57:ASP:N	15	12.48
(1,21)	1:A:184:LYS:HZ3	1:B:58:THR:N	15	12.48
(1,21)	1:A:184:LYS:HZ3	1:B:59:ALA:N	15	12.48
(1,21)	1:A:184:LYS:HZ3	1:B:60:GLY:N	15	12.48
(1,21)	1:A:184:LYS:HZ3	1:B:61:GLN:N	15	12.48
(1,21)	1:A:184:LYS:HZ3	1:B:62:GLU:N	15	12.48
(1,21)	1:A:184:LYS:HZ3	1:B:63:GLU:N	15	12.48
(1,21)	1:A:184:LYS:HZ3	1:B:64:TYR:N	15	12.48
(1,21)	1:A:184:LYS:HZ3	1:B:65:SER:N	15	12.48
(1,21)	1:A:184:LYS:HZ3	1:B:66:ALA:N	15	12.48
(1,21)	1:A:184:LYS:HZ3	1:B:67:MET:N	15	12.48
(1,21)	1:A:184:LYS:HZ3	1:B:68:ARG:N	15	12.48
(1,21)	1:A:184:LYS:HZ3	1:B:69:ASP:N	15	12.48
(1,21)	1:A:184:LYS:HZ3	1:B:70:GLN:N	15	12.48
(1,21)	1:A:184:LYS:HZ3	1:B:71:TYR:N	15	12.48
(1,21)	1:A:184:LYS:HZ3	1:B:72:MET:N	15	12.48
(1,21)	1:A:184:LYS:HZ3	1:B:73:ARG:N	15	12.48
(1,21)	1:A:184:LYS:HZ3	1:B:74:THR:N	15	12.48
(1,21)	1:A:184:LYS:HZ3	1:B:75:GLY:N	15	12.48
(1,21)	1:A:184:LYS:HZ3	1:B:76:GLU:N	15	12.48
(1,21)	1:A:184:LYS:HZ3	1:B:77:GLY:N	15	12.48
(1,21)	1:A:184:LYS:HZ3	1:B:78:PHE:N	15	12.48
(1,21)	1:A:184:LYS:HZ3	1:B:79:LEU:N	15	12.48
(1,21)	1:A:184:LYS:HZ3	1:B:80:CYS:N	15	12.48
(1,21)	1:A:184:LYS:HZ3	5:B:203:7Q9:N	15	12.48

Continued on next page...

Continued from previous page...

Key	Atom-1	Atom-2	Model ID	Violation (Å)
(1,21)	1:A:184:LYS:HZ3	5:B:204:7Q9:N	15	12.48
(1,21)	1:A:184:LYS:HZ3	5:B:205:7Q9:N	15	12.48
(1,21)	1:A:184:LYS:HZ3	5:B:206:7Q9:N	15	12.48
(1,21)	1:A:184:LYS:HZ3	5:B:207:7Q9:N	15	12.48
(1,21)	1:A:184:LYS:HZ3	6:B:208:17F:N1	15	12.48
(1,21)	1:A:184:LYS:HZ3	5:B:209:7Q9:N	15	12.48
(1,21)	1:A:184:LYS:HZ3	5:B:210:7Q9:N	15	12.48
(1,21)	1:A:184:LYS:HZ3	5:B:211:7Q9:N	15	12.48
(1,21)	1:A:184:LYS:HZ3	5:B:212:7Q9:N	15	12.48
(1,21)	1:A:184:LYS:HZ3	5:B:213:7Q9:N	15	12.48
(1,21)	1:A:184:LYS:HZ3	6:B:214:17F:N1	15	12.48
(1,21)	1:A:184:LYS:HZ3	6:B:215:17F:N1	15	12.48
(1,21)	1:A:184:LYS:HZ3	5:B:216:7Q9:N	15	12.48
(1,21)	1:A:184:LYS:HZ3	5:B:217:7Q9:N	15	12.48
(1,21)	1:A:184:LYS:HZ3	5:B:218:7Q9:N	15	12.48
(1,21)	1:A:184:LYS:HZ3	6:B:219:17F:N1	15	12.48
(1,21)	1:A:184:LYS:HZ3	5:B:220:7Q9:N	15	12.48
(1,21)	1:A:184:LYS:N	1:B:2:THR:N	15	12.48
(1,21)	1:A:184:LYS:N	1:B:3:GLU:N	15	12.48
(1,21)	1:A:184:LYS:N	1:B:4:TYR:N	15	12.48
(1,21)	1:A:184:LYS:N	1:B:5:LYS:N	15	12.48
(1,21)	1:A:184:LYS:N	1:B:6:LEU:N	15	12.48
(1,21)	1:A:184:LYS:N	1:B:7:VAL:N	15	12.48
(1,21)	1:A:184:LYS:N	1:B:8:VAL:N	15	12.48
(1,21)	1:A:184:LYS:N	1:B:9:VAL:N	15	12.48
(1,21)	1:A:184:LYS:N	1:B:10:GLY:N	15	12.48
(1,21)	1:A:184:LYS:N	1:B:11:ALA:N	15	12.48
(1,21)	1:A:184:LYS:N	1:B:12:ASP:N	15	12.48
(1,21)	1:A:184:LYS:N	1:B:13:GLY:N	15	12.48
(1,21)	1:A:184:LYS:N	1:B:14:VAL:N	15	12.48
(1,21)	1:A:184:LYS:N	1:B:15:GLY:N	15	12.48
(1,21)	1:A:184:LYS:N	1:B:16:LYS:N	15	12.48
(1,21)	1:A:184:LYS:N	1:B:17:SER:N	15	12.48
(1,21)	1:A:184:LYS:N	1:B:18:ALA:N	15	12.48
(1,21)	1:A:184:LYS:N	1:B:19:LEU:N	15	12.48
(1,21)	1:A:184:LYS:N	1:B:20:THR:N	15	12.48
(1,21)	1:A:184:LYS:N	1:B:21:ILE:N	15	12.48
(1,21)	1:A:184:LYS:N	1:B:22:GLN:N	15	12.48
(1,21)	1:A:184:LYS:N	1:B:23:LEU:N	15	12.48
(1,21)	1:A:184:LYS:N	1:B:24:ILE:N	15	12.48
(1,21)	1:A:184:LYS:N	1:B:25:GLN:N	15	12.48
(1,21)	1:A:184:LYS:N	1:B:26:ASN:N	15	12.48

Continued on next page...

Continued from previous page...

Key	Atom-1	Atom-2	Model ID	Violation (Å)
(1,21)	1:A:184:LYS:N	1:B:27:HIS:N	15	12.48
(1,21)	1:A:184:LYS:N	1:B:28:PHE:N	15	12.48
(1,21)	1:A:184:LYS:N	1:B:29:VAL:N	15	12.48
(1,21)	1:A:184:LYS:N	1:B:30:ASP:N	15	12.48
(1,21)	1:A:184:LYS:N	1:B:31:GLU:N	15	12.48
(1,21)	1:A:184:LYS:N	1:B:32:TYR:N	15	12.48
(1,21)	1:A:184:LYS:N	1:B:33:ASP:N	15	12.48
(1,21)	1:A:184:LYS:N	1:B:34:PRO:N	15	12.48
(1,21)	1:A:184:LYS:N	1:B:35:THR:N	15	12.48
(1,21)	1:A:184:LYS:N	1:B:36:ILE:N	15	12.48
(1,21)	1:A:184:LYS:N	1:B:37:GLU:N	15	12.48
(1,21)	1:A:184:LYS:N	1:B:38:ASP:N	15	12.48
(1,21)	1:A:184:LYS:N	1:B:39:SER:N	15	12.48
(1,21)	1:A:184:LYS:N	1:B:40:TYR:N	15	12.48
(1,21)	1:A:184:LYS:N	1:B:41:ARG:N	15	12.48
(1,21)	1:A:184:LYS:N	1:B:42:LYS:N	15	12.48
(1,21)	1:A:184:LYS:N	1:B:43:GLN:N	15	12.48
(1,21)	1:A:184:LYS:N	1:B:44:VAL:N	15	12.48
(1,21)	1:A:184:LYS:N	1:B:45:VAL:N	15	12.48
(1,21)	1:A:184:LYS:N	1:B:46:ILE:N	15	12.48
(1,21)	1:A:184:LYS:N	1:B:47:ASP:N	15	12.48
(1,21)	1:A:184:LYS:N	1:B:48:GLY:N	15	12.48
(1,21)	1:A:184:LYS:N	1:B:49:GLU:N	15	12.48
(1,21)	1:A:184:LYS:N	1:B:50:THR:N	15	12.48
(1,21)	1:A:184:LYS:N	1:B:51:CYS:N	15	12.48
(1,21)	1:A:184:LYS:N	1:B:52:LEU:N	15	12.48
(1,21)	1:A:184:LYS:N	1:B:53:LEU:N	15	12.48
(1,21)	1:A:184:LYS:N	1:B:54:ASP:N	15	12.48
(1,21)	1:A:184:LYS:N	1:B:55:ILE:N	15	12.48
(1,21)	1:A:184:LYS:N	1:B:56:LEU:N	15	12.48
(1,21)	1:A:184:LYS:N	1:B:57:ASP:N	15	12.48
(1,21)	1:A:184:LYS:N	1:B:58:THR:N	15	12.48
(1,21)	1:A:184:LYS:N	1:B:59:ALA:N	15	12.48
(1,21)	1:A:184:LYS:N	1:B:60:GLY:N	15	12.48
(1,21)	1:A:184:LYS:N	1:B:61:GLN:N	15	12.48
(1,21)	1:A:184:LYS:N	1:B:62:GLU:N	15	12.48
(1,21)	1:A:184:LYS:N	1:B:63:GLU:N	15	12.48
(1,21)	1:A:184:LYS:N	1:B:64:TYR:N	15	12.48
(1,21)	1:A:184:LYS:N	1:B:65:SER:N	15	12.48
(1,21)	1:A:184:LYS:N	1:B:66:ALA:N	15	12.48
(1,21)	1:A:184:LYS:N	1:B:67:MET:N	15	12.48
(1,21)	1:A:184:LYS:N	1:B:68:ARG:N	15	12.48

Continued on next page...

Continued from previous page...

Key	Atom-1	Atom-2	Model ID	Violation (Å)
(1,21)	1:A:184:LYS:N	1:B:69:ASP:N	15	12.48
(1,21)	1:A:184:LYS:N	1:B:70:GLN:N	15	12.48
(1,21)	1:A:184:LYS:N	1:B:71:TYR:N	15	12.48
(1,21)	1:A:184:LYS:N	1:B:72:MET:N	15	12.48
(1,21)	1:A:184:LYS:N	1:B:73:ARG:N	15	12.48
(1,21)	1:A:184:LYS:N	1:B:74:THR:N	15	12.48
(1,21)	1:A:184:LYS:N	1:B:75:GLY:N	15	12.48
(1,21)	1:A:184:LYS:N	1:B:76:GLU:N	15	12.48
(1,21)	1:A:184:LYS:N	1:B:77:GLY:N	15	12.48
(1,21)	1:A:184:LYS:N	1:B:78:PHE:N	15	12.48
(1,21)	1:A:184:LYS:N	1:B:79:LEU:N	15	12.48
(1,21)	1:A:184:LYS:N	1:B:80:CYS:N	15	12.48
(1,21)	1:A:184:LYS:N	5:B:203:7Q9:N	15	12.48
(1,21)	1:A:184:LYS:N	5:B:204:7Q9:N	15	12.48
(1,21)	1:A:184:LYS:N	5:B:205:7Q9:N	15	12.48
(1,21)	1:A:184:LYS:N	5:B:206:7Q9:N	15	12.48
(1,21)	1:A:184:LYS:N	5:B:207:7Q9:N	15	12.48
(1,21)	1:A:184:LYS:N	6:B:208:17F:N1	15	12.48
(1,21)	1:A:184:LYS:N	5:B:209:7Q9:N	15	12.48
(1,21)	1:A:184:LYS:N	5:B:210:7Q9:N	15	12.48
(1,21)	1:A:184:LYS:N	5:B:211:7Q9:N	15	12.48
(1,21)	1:A:184:LYS:N	5:B:212:7Q9:N	15	12.48
(1,21)	1:A:184:LYS:N	5:B:213:7Q9:N	15	12.48
(1,21)	1:A:184:LYS:N	6:B:214:17F:N1	15	12.48
(1,21)	1:A:184:LYS:N	6:B:215:17F:N1	15	12.48
(1,21)	1:A:184:LYS:N	5:B:216:7Q9:N	15	12.48
(1,21)	1:A:184:LYS:N	5:B:217:7Q9:N	15	12.48
(1,21)	1:A:184:LYS:N	5:B:218:7Q9:N	15	12.48
(1,21)	1:A:184:LYS:N	6:B:219:17F:N1	15	12.48
(1,21)	1:A:184:LYS:N	5:B:220:7Q9:N	15	12.48
(1,21)	1:A:184:LYS:NZ	1:B:2:THR:N	15	12.48
(1,21)	1:A:184:LYS:NZ	1:B:3:GLU:N	15	12.48
(1,21)	1:A:184:LYS:NZ	1:B:4:TYR:N	15	12.48
(1,21)	1:A:184:LYS:NZ	1:B:5:LYS:N	15	12.48
(1,21)	1:A:184:LYS:NZ	1:B:6:LEU:N	15	12.48
(1,21)	1:A:184:LYS:NZ	1:B:7:VAL:N	15	12.48
(1,21)	1:A:184:LYS:NZ	1:B:8:VAL:N	15	12.48
(1,21)	1:A:184:LYS:NZ	1:B:9:VAL:N	15	12.48
(1,21)	1:A:184:LYS:NZ	1:B:10:GLY:N	15	12.48
(1,21)	1:A:184:LYS:NZ	1:B:11:ALA:N	15	12.48
(1,21)	1:A:184:LYS:NZ	1:B:12:ASP:N	15	12.48
(1,21)	1:A:184:LYS:NZ	1:B:13:GLY:N	15	12.48

Continued on next page...

Continued from previous page...

Key	Atom-1	Atom-2	Model ID	Violation (Å)
(1,21)	1:A:184:LYS:NZ	1:B:14:VAL:N	15	12.48
(1,21)	1:A:184:LYS:NZ	1:B:15:GLY:N	15	12.48
(1,21)	1:A:184:LYS:NZ	1:B:16:LYS:N	15	12.48
(1,21)	1:A:184:LYS:NZ	1:B:17:SER:N	15	12.48
(1,21)	1:A:184:LYS:NZ	1:B:18:ALA:N	15	12.48
(1,21)	1:A:184:LYS:NZ	1:B:19:LEU:N	15	12.48
(1,21)	1:A:184:LYS:NZ	1:B:20:THR:N	15	12.48
(1,21)	1:A:184:LYS:NZ	1:B:21:ILE:N	15	12.48
(1,21)	1:A:184:LYS:NZ	1:B:22:GLN:N	15	12.48
(1,21)	1:A:184:LYS:NZ	1:B:23:LEU:N	15	12.48
(1,21)	1:A:184:LYS:NZ	1:B:24:ILE:N	15	12.48
(1,21)	1:A:184:LYS:NZ	1:B:25:GLN:N	15	12.48
(1,21)	1:A:184:LYS:NZ	1:B:26:ASN:N	15	12.48
(1,21)	1:A:184:LYS:NZ	1:B:27:HIS:N	15	12.48
(1,21)	1:A:184:LYS:NZ	1:B:28:PHE:N	15	12.48
(1,21)	1:A:184:LYS:NZ	1:B:29:VAL:N	15	12.48
(1,21)	1:A:184:LYS:NZ	1:B:30:ASP:N	15	12.48
(1,21)	1:A:184:LYS:NZ	1:B:31:GLU:N	15	12.48
(1,21)	1:A:184:LYS:NZ	1:B:32:TYR:N	15	12.48
(1,21)	1:A:184:LYS:NZ	1:B:33:ASP:N	15	12.48
(1,21)	1:A:184:LYS:NZ	1:B:34:PRO:N	15	12.48
(1,21)	1:A:184:LYS:NZ	1:B:35:THR:N	15	12.48
(1,21)	1:A:184:LYS:NZ	1:B:36:ILE:N	15	12.48
(1,21)	1:A:184:LYS:NZ	1:B:37:GLU:N	15	12.48
(1,21)	1:A:184:LYS:NZ	1:B:38:ASP:N	15	12.48
(1,21)	1:A:184:LYS:NZ	1:B:39:SER:N	15	12.48
(1,21)	1:A:184:LYS:NZ	1:B:40:TYR:N	15	12.48
(1,21)	1:A:184:LYS:NZ	1:B:41:ARG:N	15	12.48
(1,21)	1:A:184:LYS:NZ	1:B:42:LYS:N	15	12.48
(1,21)	1:A:184:LYS:NZ	1:B:43:GLN:N	15	12.48
(1,21)	1:A:184:LYS:NZ	1:B:44:VAL:N	15	12.48
(1,21)	1:A:184:LYS:NZ	1:B:45:VAL:N	15	12.48
(1,21)	1:A:184:LYS:NZ	1:B:46:ILE:N	15	12.48
(1,21)	1:A:184:LYS:NZ	1:B:47:ASP:N	15	12.48
(1,21)	1:A:184:LYS:NZ	1:B:48:GLY:N	15	12.48
(1,21)	1:A:184:LYS:NZ	1:B:49:GLU:N	15	12.48
(1,21)	1:A:184:LYS:NZ	1:B:50:THR:N	15	12.48
(1,21)	1:A:184:LYS:NZ	1:B:51:CYS:N	15	12.48
(1,21)	1:A:184:LYS:NZ	1:B:52:LEU:N	15	12.48
(1,21)	1:A:184:LYS:NZ	1:B:53:LEU:N	15	12.48
(1,21)	1:A:184:LYS:NZ	1:B:54:ASP:N	15	12.48
(1,21)	1:A:184:LYS:NZ	1:B:55:ILE:N	15	12.48

Continued on next page...

Continued from previous page...

Key	Atom-1	Atom-2	Model ID	Violation (Å)
(1,21)	1:A:184:LYS:NZ	1:B:56:LEU:N	15	12.48
(1,21)	1:A:184:LYS:NZ	1:B:57:ASP:N	15	12.48
(1,21)	1:A:184:LYS:NZ	1:B:58:THR:N	15	12.48
(1,21)	1:A:184:LYS:NZ	1:B:59:ALA:N	15	12.48
(1,21)	1:A:184:LYS:NZ	1:B:60:GLY:N	15	12.48
(1,21)	1:A:184:LYS:NZ	1:B:61:GLN:N	15	12.48
(1,21)	1:A:184:LYS:NZ	1:B:62:GLU:N	15	12.48
(1,21)	1:A:184:LYS:NZ	1:B:63:GLU:N	15	12.48
(1,21)	1:A:184:LYS:NZ	1:B:64:TYR:N	15	12.48
(1,21)	1:A:184:LYS:NZ	1:B:65:SER:N	15	12.48
(1,21)	1:A:184:LYS:NZ	1:B:66:ALA:N	15	12.48
(1,21)	1:A:184:LYS:NZ	1:B:67:MET:N	15	12.48
(1,21)	1:A:184:LYS:NZ	1:B:68:ARG:N	15	12.48
(1,21)	1:A:184:LYS:NZ	1:B:69:ASP:N	15	12.48
(1,21)	1:A:184:LYS:NZ	1:B:70:GLN:N	15	12.48
(1,21)	1:A:184:LYS:NZ	1:B:71:TYR:N	15	12.48
(1,21)	1:A:184:LYS:NZ	1:B:72:MET:N	15	12.48
(1,21)	1:A:184:LYS:NZ	1:B:73:ARG:N	15	12.48
(1,21)	1:A:184:LYS:NZ	1:B:74:THR:N	15	12.48
(1,21)	1:A:184:LYS:NZ	1:B:75:GLY:N	15	12.48
(1,21)	1:A:184:LYS:NZ	1:B:76:GLU:N	15	12.48
(1,21)	1:A:184:LYS:NZ	1:B:77:GLY:N	15	12.48
(1,21)	1:A:184:LYS:NZ	1:B:78:PHE:N	15	12.48
(1,21)	1:A:184:LYS:NZ	1:B:79:LEU:N	15	12.48
(1,21)	1:A:184:LYS:NZ	1:B:80:CYS:N	15	12.48
(1,21)	1:A:184:LYS:NZ	5:B:203:7Q9:N	15	12.48
(1,21)	1:A:184:LYS:NZ	5:B:204:7Q9:N	15	12.48
(1,21)	1:A:184:LYS:NZ	5:B:205:7Q9:N	15	12.48
(1,21)	1:A:184:LYS:NZ	5:B:206:7Q9:N	15	12.48
(1,21)	1:A:184:LYS:NZ	5:B:207:7Q9:N	15	12.48
(1,21)	1:A:184:LYS:NZ	6:B:208:17F:N1	15	12.48
(1,21)	1:A:184:LYS:NZ	5:B:209:7Q9:N	15	12.48
(1,21)	1:A:184:LYS:NZ	5:B:210:7Q9:N	15	12.48
(1,21)	1:A:184:LYS:NZ	5:B:211:7Q9:N	15	12.48
(1,21)	1:A:184:LYS:NZ	5:B:212:7Q9:N	15	12.48
(1,21)	1:A:184:LYS:NZ	5:B:213:7Q9:N	15	12.48
(1,21)	1:A:184:LYS:NZ	6:B:214:17F:N1	15	12.48
(1,21)	1:A:184:LYS:NZ	6:B:215:17F:N1	15	12.48
(1,21)	1:A:184:LYS:NZ	5:B:216:7Q9:N	15	12.48
(1,21)	1:A:184:LYS:NZ	5:B:217:7Q9:N	15	12.48
(1,21)	1:A:184:LYS:NZ	5:B:218:7Q9:N	15	12.48
(1,21)	1:A:184:LYS:NZ	6:B:219:17F:N1	15	12.48

Continued on next page...

Continued from previous page...

Key	Atom-1	Atom-2	Model ID	Violation (Å)
(1,21)	1:A:184:LYS:NZ	5:B:220:7Q9:N	15	12.48
(1,21)	1:A:184:LYS:O	1:B:2:THR:N	15	12.48
(1,21)	1:A:184:LYS:O	1:B:3:GLU:N	15	12.48
(1,21)	1:A:184:LYS:O	1:B:4:TYR:N	15	12.48
(1,21)	1:A:184:LYS:O	1:B:5:LYS:N	15	12.48
(1,21)	1:A:184:LYS:O	1:B:6:LEU:N	15	12.48
(1,21)	1:A:184:LYS:O	1:B:7:VAL:N	15	12.48
(1,21)	1:A:184:LYS:O	1:B:8:VAL:N	15	12.48
(1,21)	1:A:184:LYS:O	1:B:9:VAL:N	15	12.48
(1,21)	1:A:184:LYS:O	1:B:10:GLY:N	15	12.48
(1,21)	1:A:184:LYS:O	1:B:11:ALA:N	15	12.48
(1,21)	1:A:184:LYS:O	1:B:12:ASP:N	15	12.48
(1,21)	1:A:184:LYS:O	1:B:13:GLY:N	15	12.48
(1,21)	1:A:184:LYS:O	1:B:14:VAL:N	15	12.48
(1,21)	1:A:184:LYS:O	1:B:15:GLY:N	15	12.48
(1,21)	1:A:184:LYS:O	1:B:16:LYS:N	15	12.48
(1,21)	1:A:184:LYS:O	1:B:17:SER:N	15	12.48
(1,21)	1:A:184:LYS:O	1:B:18:ALA:N	15	12.48
(1,21)	1:A:184:LYS:O	1:B:19:LEU:N	15	12.48
(1,21)	1:A:184:LYS:O	1:B:20:THR:N	15	12.48
(1,21)	1:A:184:LYS:O	1:B:21:ILE:N	15	12.48
(1,21)	1:A:184:LYS:O	1:B:22:GLN:N	15	12.48
(1,21)	1:A:184:LYS:O	1:B:23:LEU:N	15	12.48
(1,21)	1:A:184:LYS:O	1:B:24:ILE:N	15	12.48
(1,21)	1:A:184:LYS:O	1:B:25:GLN:N	15	12.48
(1,21)	1:A:184:LYS:O	1:B:26:ASN:N	15	12.48
(1,21)	1:A:184:LYS:O	1:B:27:HIS:N	15	12.48
(1,21)	1:A:184:LYS:O	1:B:28:PHE:N	15	12.48
(1,21)	1:A:184:LYS:O	1:B:29:VAL:N	15	12.48
(1,21)	1:A:184:LYS:O	1:B:30:ASP:N	15	12.48
(1,21)	1:A:184:LYS:O	1:B:31:GLU:N	15	12.48
(1,21)	1:A:184:LYS:O	1:B:32:TYR:N	15	12.48
(1,21)	1:A:184:LYS:O	1:B:33:ASP:N	15	12.48
(1,21)	1:A:184:LYS:O	1:B:34:PRO:N	15	12.48
(1,21)	1:A:184:LYS:O	1:B:35:THR:N	15	12.48
(1,21)	1:A:184:LYS:O	1:B:36:ILE:N	15	12.48
(1,21)	1:A:184:LYS:O	1:B:37:GLU:N	15	12.48
(1,21)	1:A:184:LYS:O	1:B:38:ASP:N	15	12.48
(1,21)	1:A:184:LYS:O	1:B:39:SER:N	15	12.48
(1,21)	1:A:184:LYS:O	1:B:40:TYR:N	15	12.48
(1,21)	1:A:184:LYS:O	1:B:41:ARG:N	15	12.48
(1,21)	1:A:184:LYS:O	1:B:42:LYS:N	15	12.48

Continued on next page...

Continued from previous page...

Key	Atom-1	Atom-2	Model ID	Violation (Å)
(1,21)	1:A:184:LYS:O	1:B:43:GLN:N	15	12.48
(1,21)	1:A:184:LYS:O	1:B:44:VAL:N	15	12.48
(1,21)	1:A:184:LYS:O	1:B:45:VAL:N	15	12.48
(1,21)	1:A:184:LYS:O	1:B:46:ILE:N	15	12.48
(1,21)	1:A:184:LYS:O	1:B:47:ASP:N	15	12.48
(1,21)	1:A:184:LYS:O	1:B:48:GLY:N	15	12.48
(1,21)	1:A:184:LYS:O	1:B:49:GLU:N	15	12.48
(1,21)	1:A:184:LYS:O	1:B:50:THR:N	15	12.48
(1,21)	1:A:184:LYS:O	1:B:51:CYS:N	15	12.48
(1,21)	1:A:184:LYS:O	1:B:52:LEU:N	15	12.48
(1,21)	1:A:184:LYS:O	1:B:53:LEU:N	15	12.48
(1,21)	1:A:184:LYS:O	1:B:54:ASP:N	15	12.48
(1,21)	1:A:184:LYS:O	1:B:55:ILE:N	15	12.48
(1,21)	1:A:184:LYS:O	1:B:56:LEU:N	15	12.48
(1,21)	1:A:184:LYS:O	1:B:57:ASP:N	15	12.48
(1,21)	1:A:184:LYS:O	1:B:58:THR:N	15	12.48
(1,21)	1:A:184:LYS:O	1:B:59:ALA:N	15	12.48
(1,21)	1:A:184:LYS:O	1:B:60:GLY:N	15	12.48
(1,21)	1:A:184:LYS:O	1:B:61:GLN:N	15	12.48
(1,21)	1:A:184:LYS:O	1:B:62:GLU:N	15	12.48
(1,21)	1:A:184:LYS:O	1:B:63:GLU:N	15	12.48
(1,21)	1:A:184:LYS:O	1:B:64:TYR:N	15	12.48
(1,21)	1:A:184:LYS:O	1:B:65:SER:N	15	12.48
(1,21)	1:A:184:LYS:O	1:B:66:ALA:N	15	12.48
(1,21)	1:A:184:LYS:O	1:B:67:MET:N	15	12.48
(1,21)	1:A:184:LYS:O	1:B:68:ARG:N	15	12.48
(1,21)	1:A:184:LYS:O	1:B:69:ASP:N	15	12.48
(1,21)	1:A:184:LYS:O	1:B:70:GLN:N	15	12.48
(1,21)	1:A:184:LYS:O	1:B:71:TYR:N	15	12.48
(1,21)	1:A:184:LYS:O	1:B:72:MET:N	15	12.48
(1,21)	1:A:184:LYS:O	1:B:73:ARG:N	15	12.48
(1,21)	1:A:184:LYS:O	1:B:74:THR:N	15	12.48
(1,21)	1:A:184:LYS:O	1:B:75:GLY:N	15	12.48
(1,21)	1:A:184:LYS:O	1:B:76:GLU:N	15	12.48
(1,21)	1:A:184:LYS:O	1:B:77:GLY:N	15	12.48
(1,21)	1:A:184:LYS:O	1:B:78:PHE:N	15	12.48
(1,21)	1:A:184:LYS:O	1:B:79:LEU:N	15	12.48
(1,21)	1:A:184:LYS:O	1:B:80:CYS:N	15	12.48
(1,21)	1:A:184:LYS:O	5:B:203:7Q9:N	15	12.48
(1,21)	1:A:184:LYS:O	5:B:204:7Q9:N	15	12.48
(1,21)	1:A:184:LYS:O	5:B:205:7Q9:N	15	12.48
(1,21)	1:A:184:LYS:O	5:B:206:7Q9:N	15	12.48

Continued on next page...

Continued from previous page...

Key	Atom-1	Atom-2	Model ID	Violation (Å)
(1,21)	1:A:184:LYS:O	5:B:207:7Q9:N	15	12.48
(1,21)	1:A:184:LYS:O	6:B:208:17F:N1	15	12.48
(1,21)	1:A:184:LYS:O	5:B:209:7Q9:N	15	12.48
(1,21)	1:A:184:LYS:O	5:B:210:7Q9:N	15	12.48
(1,21)	1:A:184:LYS:O	5:B:211:7Q9:N	15	12.48
(1,21)	1:A:184:LYS:O	5:B:212:7Q9:N	15	12.48
(1,21)	1:A:184:LYS:O	5:B:213:7Q9:N	15	12.48
(1,21)	1:A:184:LYS:O	6:B:214:17F:N1	15	12.48
(1,21)	1:A:184:LYS:O	6:B:215:17F:N1	15	12.48
(1,21)	1:A:184:LYS:O	5:B:216:7Q9:N	15	12.48
(1,21)	1:A:184:LYS:O	5:B:217:7Q9:N	15	12.48
(1,21)	1:A:184:LYS:O	5:B:218:7Q9:N	15	12.48
(1,21)	1:A:184:LYS:O	6:B:219:17F:N1	15	12.48
(1,21)	1:A:184:LYS:O	5:B:220:7Q9:N	15	12.48
(2,2)	1:A:39:SER:OG	1:B:128:LYS:N	1	12.43
(1,3)	1:B:118:CYS:SG	1:A:24:ILE:CD1	12	12.42
(2,5)	1:A:39:SER:OG	1:B:169:LYS:N	10	12.39
(2,2)	1:A:39:SER:OG	1:B:128:LYS:N	11	12.38
(2,4)	1:A:39:SER:OG	1:B:167:LYS:N	1	12.37
(1,4)	1:B:118:CYS:SG	1:A:42:LYS:N	19	12.3
(1,21)	1:A:184:LYS:C	1:B:2:THR:N	3	12.29
(1,21)	1:A:184:LYS:C	1:B:3:GLU:N	3	12.29
(1,21)	1:A:184:LYS:C	1:B:4:TYR:N	3	12.29
(1,21)	1:A:184:LYS:C	1:B:5:LYS:N	3	12.29
(1,21)	1:A:184:LYS:C	1:B:6:LEU:N	3	12.29
(1,21)	1:A:184:LYS:C	1:B:7:VAL:N	3	12.29
(1,21)	1:A:184:LYS:C	1:B:8:VAL:N	3	12.29
(1,21)	1:A:184:LYS:C	1:B:9:VAL:N	3	12.29
(1,21)	1:A:184:LYS:C	1:B:10:GLY:N	3	12.29
(1,21)	1:A:184:LYS:C	1:B:11:ALA:N	3	12.29
(1,21)	1:A:184:LYS:C	1:B:12:ASP:N	3	12.29
(1,21)	1:A:184:LYS:C	1:B:13:GLY:N	3	12.29
(1,21)	1:A:184:LYS:C	1:B:14:VAL:N	3	12.29
(1,21)	1:A:184:LYS:C	1:B:15:GLY:N	3	12.29
(1,21)	1:A:184:LYS:C	1:B:16:LYS:N	3	12.29
(1,21)	1:A:184:LYS:C	1:B:17:SER:N	3	12.29
(1,21)	1:A:184:LYS:C	1:B:18:ALA:N	3	12.29
(1,21)	1:A:184:LYS:C	1:B:19:LEU:N	3	12.29
(1,21)	1:A:184:LYS:C	1:B:20:THR:N	3	12.29
(1,21)	1:A:184:LYS:C	1:B:21:ILE:N	3	12.29
(1,21)	1:A:184:LYS:C	1:B:22:GLN:N	3	12.29
(1,21)	1:A:184:LYS:C	1:B:23:LEU:N	3	12.29

Continued on next page...

Continued from previous page...

Key	Atom-1	Atom-2	Model ID	Violation (Å)
(1,21)	1:A:184:LYS:C	1:B:24:ILE:N	3	12.29
(1,21)	1:A:184:LYS:C	1:B:25:GLN:N	3	12.29
(1,21)	1:A:184:LYS:C	1:B:26:ASN:N	3	12.29
(1,21)	1:A:184:LYS:C	1:B:27:HIS:N	3	12.29
(1,21)	1:A:184:LYS:C	1:B:28:PHE:N	3	12.29
(1,21)	1:A:184:LYS:C	1:B:29:VAL:N	3	12.29
(1,21)	1:A:184:LYS:C	1:B:30:ASP:N	3	12.29
(1,21)	1:A:184:LYS:C	1:B:31:GLU:N	3	12.29
(1,21)	1:A:184:LYS:C	1:B:32:TYR:N	3	12.29
(1,21)	1:A:184:LYS:C	1:B:33:ASP:N	3	12.29
(1,21)	1:A:184:LYS:C	1:B:34:PRO:N	3	12.29
(1,21)	1:A:184:LYS:C	1:B:35:THR:N	3	12.29
(1,21)	1:A:184:LYS:C	1:B:36:ILE:N	3	12.29
(1,21)	1:A:184:LYS:C	1:B:37:GLU:N	3	12.29
(1,21)	1:A:184:LYS:C	1:B:38:ASP:N	3	12.29
(1,21)	1:A:184:LYS:C	1:B:39:SER:N	3	12.29
(1,21)	1:A:184:LYS:C	1:B:40:TYR:N	3	12.29
(1,21)	1:A:184:LYS:C	1:B:41:ARG:N	3	12.29
(1,21)	1:A:184:LYS:C	1:B:42:LYS:N	3	12.29
(1,21)	1:A:184:LYS:C	1:B:43:GLN:N	3	12.29
(1,21)	1:A:184:LYS:C	1:B:44:VAL:N	3	12.29
(1,21)	1:A:184:LYS:C	1:B:45:VAL:N	3	12.29
(1,21)	1:A:184:LYS:C	1:B:46:ILE:N	3	12.29
(1,21)	1:A:184:LYS:C	1:B:47:ASP:N	3	12.29
(1,21)	1:A:184:LYS:C	1:B:48:GLY:N	3	12.29
(1,21)	1:A:184:LYS:C	1:B:49:GLU:N	3	12.29
(1,21)	1:A:184:LYS:C	1:B:50:THR:N	3	12.29
(1,21)	1:A:184:LYS:C	1:B:51:CYS:N	3	12.29
(1,21)	1:A:184:LYS:C	1:B:52:LEU:N	3	12.29
(1,21)	1:A:184:LYS:C	1:B:53:LEU:N	3	12.29
(1,21)	1:A:184:LYS:C	1:B:54:ASP:N	3	12.29
(1,21)	1:A:184:LYS:C	1:B:55:ILE:N	3	12.29
(1,21)	1:A:184:LYS:C	1:B:56:LEU:N	3	12.29
(1,21)	1:A:184:LYS:C	1:B:57:ASP:N	3	12.29
(1,21)	1:A:184:LYS:C	1:B:58:THR:N	3	12.29
(1,21)	1:A:184:LYS:C	1:B:59:ALA:N	3	12.29
(1,21)	1:A:184:LYS:C	1:B:60:GLY:N	3	12.29
(1,21)	1:A:184:LYS:C	1:B:61:GLN:N	3	12.29
(1,21)	1:A:184:LYS:C	1:B:62:GLU:N	3	12.29
(1,21)	1:A:184:LYS:C	1:B:63:GLU:N	3	12.29
(1,21)	1:A:184:LYS:C	1:B:64:TYR:N	3	12.29
(1,21)	1:A:184:LYS:C	1:B:65:SER:N	3	12.29

Continued on next page...

Continued from previous page...

Key	Atom-1	Atom-2	Model ID	Violation (Å)
(1,21)	1:A:184:LYS:C	1:B:66:ALA:N	3	12.29
(1,21)	1:A:184:LYS:C	1:B:67:MET:N	3	12.29
(1,21)	1:A:184:LYS:C	1:B:68:ARG:N	3	12.29
(1,21)	1:A:184:LYS:C	1:B:69:ASP:N	3	12.29
(1,21)	1:A:184:LYS:C	1:B:70:GLN:N	3	12.29
(1,21)	1:A:184:LYS:C	1:B:71:TYR:N	3	12.29
(1,21)	1:A:184:LYS:C	1:B:72:MET:N	3	12.29
(1,21)	1:A:184:LYS:C	1:B:73:ARG:N	3	12.29
(1,21)	1:A:184:LYS:C	1:B:74:THR:N	3	12.29
(1,21)	1:A:184:LYS:C	1:B:75:GLY:N	3	12.29
(1,21)	1:A:184:LYS:C	1:B:76:GLU:N	3	12.29
(1,21)	1:A:184:LYS:C	1:B:77:GLY:N	3	12.29
(1,21)	1:A:184:LYS:C	1:B:78:PHE:N	3	12.29
(1,21)	1:A:184:LYS:C	1:B:79:LEU:N	3	12.29
(1,21)	1:A:184:LYS:C	1:B:80:CYS:N	3	12.29
(1,21)	1:A:184:LYS:C	5:B:203:7Q9:N	3	12.29
(1,21)	1:A:184:LYS:C	5:B:204:7Q9:N	3	12.29
(1,21)	1:A:184:LYS:C	5:B:205:7Q9:N	3	12.29
(1,21)	1:A:184:LYS:C	5:B:206:7Q9:N	3	12.29
(1,21)	1:A:184:LYS:C	5:B:207:7Q9:N	3	12.29
(1,21)	1:A:184:LYS:C	6:B:208:17F:N1	3	12.29
(1,21)	1:A:184:LYS:C	5:B:209:7Q9:N	3	12.29
(1,21)	1:A:184:LYS:C	5:B:210:7Q9:N	3	12.29
(1,21)	1:A:184:LYS:C	5:B:211:7Q9:N	3	12.29
(1,21)	1:A:184:LYS:C	5:B:212:7Q9:N	3	12.29
(1,21)	1:A:184:LYS:C	5:B:213:7Q9:N	3	12.29
(1,21)	1:A:184:LYS:C	6:B:214:17F:N1	3	12.29
(1,21)	1:A:184:LYS:C	6:B:215:17F:N1	3	12.29
(1,21)	1:A:184:LYS:C	5:B:216:7Q9:N	3	12.29
(1,21)	1:A:184:LYS:C	5:B:217:7Q9:N	3	12.29
(1,21)	1:A:184:LYS:C	5:B:218:7Q9:N	3	12.29
(1,21)	1:A:184:LYS:C	6:B:219:17F:N1	3	12.29
(1,21)	1:A:184:LYS:C	5:B:220:7Q9:N	3	12.29
(1,21)	1:A:184:LYS:CA	1:B:2:THR:N	3	12.29
(1,21)	1:A:184:LYS:CA	1:B:3:GLU:N	3	12.29
(1,21)	1:A:184:LYS:CA	1:B:4:TYR:N	3	12.29
(1,21)	1:A:184:LYS:CA	1:B:5:LYS:N	3	12.29
(1,21)	1:A:184:LYS:CA	1:B:6:LEU:N	3	12.29
(1,21)	1:A:184:LYS:CA	1:B:7:VAL:N	3	12.29
(1,21)	1:A:184:LYS:CA	1:B:8:VAL:N	3	12.29
(1,21)	1:A:184:LYS:CA	1:B:9:VAL:N	3	12.29
(1,21)	1:A:184:LYS:CA	1:B:10:GLY:N	3	12.29

Continued on next page...

Continued from previous page...

Key	Atom-1	Atom-2	Model ID	Violation (Å)
(1,21)	1:A:184:LYS:CA	1:B:11:ALA:N	3	12.29
(1,21)	1:A:184:LYS:CA	1:B:12:ASP:N	3	12.29
(1,21)	1:A:184:LYS:CA	1:B:13:GLY:N	3	12.29
(1,21)	1:A:184:LYS:CA	1:B:14:VAL:N	3	12.29
(1,21)	1:A:184:LYS:CA	1:B:15:GLY:N	3	12.29
(1,21)	1:A:184:LYS:CA	1:B:16:LYS:N	3	12.29
(1,21)	1:A:184:LYS:CA	1:B:17:SER:N	3	12.29
(1,21)	1:A:184:LYS:CA	1:B:18:ALA:N	3	12.29
(1,21)	1:A:184:LYS:CA	1:B:19:LEU:N	3	12.29
(1,21)	1:A:184:LYS:CA	1:B:20:THR:N	3	12.29
(1,21)	1:A:184:LYS:CA	1:B:21:ILE:N	3	12.29
(1,21)	1:A:184:LYS:CA	1:B:22:GLN:N	3	12.29
(1,21)	1:A:184:LYS:CA	1:B:23:LEU:N	3	12.29
(1,21)	1:A:184:LYS:CA	1:B:24:ILE:N	3	12.29
(1,21)	1:A:184:LYS:CA	1:B:25:GLN:N	3	12.29
(1,21)	1:A:184:LYS:CA	1:B:26:ASN:N	3	12.29
(1,21)	1:A:184:LYS:CA	1:B:27:HIS:N	3	12.29
(1,21)	1:A:184:LYS:CA	1:B:28:PHE:N	3	12.29
(1,21)	1:A:184:LYS:CA	1:B:29:VAL:N	3	12.29
(1,21)	1:A:184:LYS:CA	1:B:30:ASP:N	3	12.29
(1,21)	1:A:184:LYS:CA	1:B:31:GLU:N	3	12.29
(1,21)	1:A:184:LYS:CA	1:B:32:TYR:N	3	12.29
(1,21)	1:A:184:LYS:CA	1:B:33:ASP:N	3	12.29
(1,21)	1:A:184:LYS:CA	1:B:34:PRO:N	3	12.29
(1,21)	1:A:184:LYS:CA	1:B:35:THR:N	3	12.29
(1,21)	1:A:184:LYS:CA	1:B:36:ILE:N	3	12.29
(1,21)	1:A:184:LYS:CA	1:B:37:GLU:N	3	12.29
(1,21)	1:A:184:LYS:CA	1:B:38:ASP:N	3	12.29
(1,21)	1:A:184:LYS:CA	1:B:39:SER:N	3	12.29
(1,21)	1:A:184:LYS:CA	1:B:40:TYR:N	3	12.29
(1,21)	1:A:184:LYS:CA	1:B:41:ARG:N	3	12.29
(1,21)	1:A:184:LYS:CA	1:B:42:LYS:N	3	12.29
(1,21)	1:A:184:LYS:CA	1:B:43:GLN:N	3	12.29
(1,21)	1:A:184:LYS:CA	1:B:44:VAL:N	3	12.29
(1,21)	1:A:184:LYS:CA	1:B:45:VAL:N	3	12.29
(1,21)	1:A:184:LYS:CA	1:B:46:ILE:N	3	12.29
(1,21)	1:A:184:LYS:CA	1:B:47:ASP:N	3	12.29
(1,21)	1:A:184:LYS:CA	1:B:48:GLY:N	3	12.29
(1,21)	1:A:184:LYS:CA	1:B:49:GLU:N	3	12.29
(1,21)	1:A:184:LYS:CA	1:B:50:THR:N	3	12.29
(1,21)	1:A:184:LYS:CA	1:B:51:CYS:N	3	12.29
(1,21)	1:A:184:LYS:CA	1:B:52:LEU:N	3	12.29

Continued on next page...

Continued from previous page...

Key	Atom-1	Atom-2	Model ID	Violation (Å)
(1,21)	1:A:184:LYS:CA	1:B:53:LEU:N	3	12.29
(1,21)	1:A:184:LYS:CA	1:B:54:ASP:N	3	12.29
(1,21)	1:A:184:LYS:CA	1:B:55:ILE:N	3	12.29
(1,21)	1:A:184:LYS:CA	1:B:56:LEU:N	3	12.29
(1,21)	1:A:184:LYS:CA	1:B:57:ASP:N	3	12.29
(1,21)	1:A:184:LYS:CA	1:B:58:THR:N	3	12.29
(1,21)	1:A:184:LYS:CA	1:B:59:ALA:N	3	12.29
(1,21)	1:A:184:LYS:CA	1:B:60:GLY:N	3	12.29
(1,21)	1:A:184:LYS:CA	1:B:61:GLN:N	3	12.29
(1,21)	1:A:184:LYS:CA	1:B:62:GLU:N	3	12.29
(1,21)	1:A:184:LYS:CA	1:B:63:GLU:N	3	12.29
(1,21)	1:A:184:LYS:CA	1:B:64:TYR:N	3	12.29
(1,21)	1:A:184:LYS:CA	1:B:65:SER:N	3	12.29
(1,21)	1:A:184:LYS:CA	1:B:66:ALA:N	3	12.29
(1,21)	1:A:184:LYS:CA	1:B:67:MET:N	3	12.29
(1,21)	1:A:184:LYS:CA	1:B:68:ARG:N	3	12.29
(1,21)	1:A:184:LYS:CA	1:B:69:ASP:N	3	12.29
(1,21)	1:A:184:LYS:CA	1:B:70:GLN:N	3	12.29
(1,21)	1:A:184:LYS:CA	1:B:71:TYR:N	3	12.29
(1,21)	1:A:184:LYS:CA	1:B:72:MET:N	3	12.29
(1,21)	1:A:184:LYS:CA	1:B:73:ARG:N	3	12.29
(1,21)	1:A:184:LYS:CA	1:B:74:THR:N	3	12.29
(1,21)	1:A:184:LYS:CA	1:B:75:GLY:N	3	12.29
(1,21)	1:A:184:LYS:CA	1:B:76:GLU:N	3	12.29
(1,21)	1:A:184:LYS:CA	1:B:77:GLY:N	3	12.29
(1,21)	1:A:184:LYS:CA	1:B:78:PHE:N	3	12.29
(1,21)	1:A:184:LYS:CA	1:B:79:LEU:N	3	12.29
(1,21)	1:A:184:LYS:CA	1:B:80:CYS:N	3	12.29
(1,21)	1:A:184:LYS:CA	5:B:203:7Q9:N	3	12.29
(1,21)	1:A:184:LYS:CA	5:B:204:7Q9:N	3	12.29
(1,21)	1:A:184:LYS:CA	5:B:205:7Q9:N	3	12.29
(1,21)	1:A:184:LYS:CA	5:B:206:7Q9:N	3	12.29
(1,21)	1:A:184:LYS:CA	5:B:207:7Q9:N	3	12.29
(1,21)	1:A:184:LYS:CA	6:B:208:17F:N1	3	12.29
(1,21)	1:A:184:LYS:CA	5:B:209:7Q9:N	3	12.29
(1,21)	1:A:184:LYS:CA	5:B:210:7Q9:N	3	12.29
(1,21)	1:A:184:LYS:CA	5:B:211:7Q9:N	3	12.29
(1,21)	1:A:184:LYS:CA	5:B:212:7Q9:N	3	12.29
(1,21)	1:A:184:LYS:CA	5:B:213:7Q9:N	3	12.29
(1,21)	1:A:184:LYS:CA	6:B:214:17F:N1	3	12.29
(1,21)	1:A:184:LYS:CA	6:B:215:17F:N1	3	12.29
(1,21)	1:A:184:LYS:CA	5:B:216:7Q9:N	3	12.29

Continued on next page...

Continued from previous page...

Key	Atom-1	Atom-2	Model ID	Violation (Å)
(1,21)	1:A:184:LYS:CA	5:B:217:7Q9:N	3	12.29
(1,21)	1:A:184:LYS:CA	5:B:218:7Q9:N	3	12.29
(1,21)	1:A:184:LYS:CA	6:B:219:17F:N1	3	12.29
(1,21)	1:A:184:LYS:CA	5:B:220:7Q9:N	3	12.29
(1,21)	1:A:184:LYS:CB	1:B:2:THR:N	3	12.29
(1,21)	1:A:184:LYS:CB	1:B:3:GLU:N	3	12.29
(1,21)	1:A:184:LYS:CB	1:B:4:TYR:N	3	12.29
(1,21)	1:A:184:LYS:CB	1:B:5:LYS:N	3	12.29
(1,21)	1:A:184:LYS:CB	1:B:6:LEU:N	3	12.29
(1,21)	1:A:184:LYS:CB	1:B:7:VAL:N	3	12.29
(1,21)	1:A:184:LYS:CB	1:B:8:VAL:N	3	12.29
(1,21)	1:A:184:LYS:CB	1:B:9:VAL:N	3	12.29
(1,21)	1:A:184:LYS:CB	1:B:10:GLY:N	3	12.29
(1,21)	1:A:184:LYS:CB	1:B:11:ALA:N	3	12.29
(1,21)	1:A:184:LYS:CB	1:B:12:ASP:N	3	12.29
(1,21)	1:A:184:LYS:CB	1:B:13:GLY:N	3	12.29
(1,21)	1:A:184:LYS:CB	1:B:14:VAL:N	3	12.29
(1,21)	1:A:184:LYS:CB	1:B:15:GLY:N	3	12.29
(1,21)	1:A:184:LYS:CB	1:B:16:LYS:N	3	12.29
(1,21)	1:A:184:LYS:CB	1:B:17:SER:N	3	12.29
(1,21)	1:A:184:LYS:CB	1:B:18:ALA:N	3	12.29
(1,21)	1:A:184:LYS:CB	1:B:19:LEU:N	3	12.29
(1,21)	1:A:184:LYS:CB	1:B:20:THR:N	3	12.29
(1,21)	1:A:184:LYS:CB	1:B:21:ILE:N	3	12.29
(1,21)	1:A:184:LYS:CB	1:B:22:GLN:N	3	12.29
(1,21)	1:A:184:LYS:CB	1:B:23:LEU:N	3	12.29
(1,21)	1:A:184:LYS:CB	1:B:24:ILE:N	3	12.29
(1,21)	1:A:184:LYS:CB	1:B:25:GLN:N	3	12.29
(1,21)	1:A:184:LYS:CB	1:B:26:ASN:N	3	12.29
(1,21)	1:A:184:LYS:CB	1:B:27:HIS:N	3	12.29
(1,21)	1:A:184:LYS:CB	1:B:28:PHE:N	3	12.29
(1,21)	1:A:184:LYS:CB	1:B:29:VAL:N	3	12.29
(1,21)	1:A:184:LYS:CB	1:B:30:ASP:N	3	12.29
(1,21)	1:A:184:LYS:CB	1:B:31:GLU:N	3	12.29
(1,21)	1:A:184:LYS:CB	1:B:32:TYR:N	3	12.29
(1,21)	1:A:184:LYS:CB	1:B:33:ASP:N	3	12.29
(1,21)	1:A:184:LYS:CB	1:B:34:PRO:N	3	12.29
(1,21)	1:A:184:LYS:CB	1:B:35:THR:N	3	12.29
(1,21)	1:A:184:LYS:CB	1:B:36:ILE:N	3	12.29
(1,21)	1:A:184:LYS:CB	1:B:37:GLU:N	3	12.29
(1,21)	1:A:184:LYS:CB	1:B:38:ASP:N	3	12.29
(1,21)	1:A:184:LYS:CB	1:B:39:SER:N	3	12.29

Continued on next page...

Continued from previous page...

Key	Atom-1	Atom-2	Model ID	Violation (Å)
(1,21)	1:A:184:LYS:CB	1:B:40:TYR:N	3	12.29
(1,21)	1:A:184:LYS:CB	1:B:41:ARG:N	3	12.29
(1,21)	1:A:184:LYS:CB	1:B:42:LYS:N	3	12.29
(1,21)	1:A:184:LYS:CB	1:B:43:GLN:N	3	12.29
(1,21)	1:A:184:LYS:CB	1:B:44:VAL:N	3	12.29
(1,21)	1:A:184:LYS:CB	1:B:45:VAL:N	3	12.29
(1,21)	1:A:184:LYS:CB	1:B:46:ILE:N	3	12.29
(1,21)	1:A:184:LYS:CB	1:B:47:ASP:N	3	12.29
(1,21)	1:A:184:LYS:CB	1:B:48:GLY:N	3	12.29
(1,21)	1:A:184:LYS:CB	1:B:49:GLU:N	3	12.29
(1,21)	1:A:184:LYS:CB	1:B:50:THR:N	3	12.29
(1,21)	1:A:184:LYS:CB	1:B:51:CYS:N	3	12.29
(1,21)	1:A:184:LYS:CB	1:B:52:LEU:N	3	12.29
(1,21)	1:A:184:LYS:CB	1:B:53:LEU:N	3	12.29
(1,21)	1:A:184:LYS:CB	1:B:54:ASP:N	3	12.29
(1,21)	1:A:184:LYS:CB	1:B:55:ILE:N	3	12.29
(1,21)	1:A:184:LYS:CB	1:B:56:LEU:N	3	12.29
(1,21)	1:A:184:LYS:CB	1:B:57:ASP:N	3	12.29
(1,21)	1:A:184:LYS:CB	1:B:58:THR:N	3	12.29
(1,21)	1:A:184:LYS:CB	1:B:59:ALA:N	3	12.29
(1,21)	1:A:184:LYS:CB	1:B:60:GLY:N	3	12.29
(1,21)	1:A:184:LYS:CB	1:B:61:GLN:N	3	12.29
(1,21)	1:A:184:LYS:CB	1:B:62:GLU:N	3	12.29
(1,21)	1:A:184:LYS:CB	1:B:63:GLU:N	3	12.29
(1,21)	1:A:184:LYS:CB	1:B:64:TYR:N	3	12.29
(1,21)	1:A:184:LYS:CB	1:B:65:SER:N	3	12.29
(1,21)	1:A:184:LYS:CB	1:B:66:ALA:N	3	12.29
(1,21)	1:A:184:LYS:CB	1:B:67:MET:N	3	12.29
(1,21)	1:A:184:LYS:CB	1:B:68:ARG:N	3	12.29
(1,21)	1:A:184:LYS:CB	1:B:69:ASP:N	3	12.29
(1,21)	1:A:184:LYS:CB	1:B:70:GLN:N	3	12.29
(1,21)	1:A:184:LYS:CB	1:B:71:TYR:N	3	12.29
(1,21)	1:A:184:LYS:CB	1:B:72:MET:N	3	12.29
(1,21)	1:A:184:LYS:CB	1:B:73:ARG:N	3	12.29
(1,21)	1:A:184:LYS:CB	1:B:74:THR:N	3	12.29
(1,21)	1:A:184:LYS:CB	1:B:75:GLY:N	3	12.29
(1,21)	1:A:184:LYS:CB	1:B:76:GLU:N	3	12.29
(1,21)	1:A:184:LYS:CB	1:B:77:GLY:N	3	12.29
(1,21)	1:A:184:LYS:CB	1:B:78:PHE:N	3	12.29
(1,21)	1:A:184:LYS:CB	1:B:79:LEU:N	3	12.29
(1,21)	1:A:184:LYS:CB	1:B:80:CYS:N	3	12.29
(1,21)	1:A:184:LYS:CB	5:B:203:7Q9:N	3	12.29

Continued on next page...

Continued from previous page...

Key	Atom-1	Atom-2	Model ID	Violation (Å)
(1,21)	1:A:184:LYS:CB	5:B:204:7Q9:N	3	12.29
(1,21)	1:A:184:LYS:CB	5:B:205:7Q9:N	3	12.29
(1,21)	1:A:184:LYS:CB	5:B:206:7Q9:N	3	12.29
(1,21)	1:A:184:LYS:CB	5:B:207:7Q9:N	3	12.29
(1,21)	1:A:184:LYS:CB	6:B:208:17F:N1	3	12.29
(1,21)	1:A:184:LYS:CB	5:B:209:7Q9:N	3	12.29
(1,21)	1:A:184:LYS:CB	5:B:210:7Q9:N	3	12.29
(1,21)	1:A:184:LYS:CB	5:B:211:7Q9:N	3	12.29
(1,21)	1:A:184:LYS:CB	5:B:212:7Q9:N	3	12.29
(1,21)	1:A:184:LYS:CB	5:B:213:7Q9:N	3	12.29
(1,21)	1:A:184:LYS:CB	6:B:214:17F:N1	3	12.29
(1,21)	1:A:184:LYS:CB	6:B:215:17F:N1	3	12.29
(1,21)	1:A:184:LYS:CB	5:B:216:7Q9:N	3	12.29
(1,21)	1:A:184:LYS:CB	5:B:217:7Q9:N	3	12.29
(1,21)	1:A:184:LYS:CB	5:B:218:7Q9:N	3	12.29
(1,21)	1:A:184:LYS:CB	6:B:219:17F:N1	3	12.29
(1,21)	1:A:184:LYS:CB	5:B:220:7Q9:N	3	12.29
(1,21)	1:A:184:LYS:CD	1:B:2:THR:N	3	12.29
(1,21)	1:A:184:LYS:CD	1:B:3:GLU:N	3	12.29
(1,21)	1:A:184:LYS:CD	1:B:4:TYR:N	3	12.29
(1,21)	1:A:184:LYS:CD	1:B:5:LYS:N	3	12.29
(1,21)	1:A:184:LYS:CD	1:B:6:LEU:N	3	12.29
(1,21)	1:A:184:LYS:CD	1:B:7:VAL:N	3	12.29
(1,21)	1:A:184:LYS:CD	1:B:8:VAL:N	3	12.29
(1,21)	1:A:184:LYS:CD	1:B:9:VAL:N	3	12.29
(1,21)	1:A:184:LYS:CD	1:B:10:GLY:N	3	12.29
(1,21)	1:A:184:LYS:CD	1:B:11:ALA:N	3	12.29
(1,21)	1:A:184:LYS:CD	1:B:12:ASP:N	3	12.29
(1,21)	1:A:184:LYS:CD	1:B:13:GLY:N	3	12.29
(1,21)	1:A:184:LYS:CD	1:B:14:VAL:N	3	12.29
(1,21)	1:A:184:LYS:CD	1:B:15:GLY:N	3	12.29
(1,21)	1:A:184:LYS:CD	1:B:16:LYS:N	3	12.29
(1,21)	1:A:184:LYS:CD	1:B:17:SER:N	3	12.29
(1,21)	1:A:184:LYS:CD	1:B:18:ALA:N	3	12.29
(1,21)	1:A:184:LYS:CD	1:B:19:LEU:N	3	12.29
(1,21)	1:A:184:LYS:CD	1:B:20:THR:N	3	12.29
(1,21)	1:A:184:LYS:CD	1:B:21:ILE:N	3	12.29
(1,21)	1:A:184:LYS:CD	1:B:22:GLN:N	3	12.29
(1,21)	1:A:184:LYS:CD	1:B:23:LEU:N	3	12.29
(1,21)	1:A:184:LYS:CD	1:B:24:ILE:N	3	12.29
(1,21)	1:A:184:LYS:CD	1:B:25:GLN:N	3	12.29
(1,21)	1:A:184:LYS:CD	1:B:26:ASN:N	3	12.29

Continued on next page...

Continued from previous page...

Key	Atom-1	Atom-2	Model ID	Violation (Å)
(1,21)	1:A:184:LYS:CD	1:B:27:HIS:N	3	12.29
(1,21)	1:A:184:LYS:CD	1:B:28:PHE:N	3	12.29
(1,21)	1:A:184:LYS:CD	1:B:29:VAL:N	3	12.29
(1,21)	1:A:184:LYS:CD	1:B:30:ASP:N	3	12.29
(1,21)	1:A:184:LYS:CD	1:B:31:GLU:N	3	12.29
(1,21)	1:A:184:LYS:CD	1:B:32:TYR:N	3	12.29
(1,21)	1:A:184:LYS:CD	1:B:33:ASP:N	3	12.29
(1,21)	1:A:184:LYS:CD	1:B:34:PRO:N	3	12.29
(1,21)	1:A:184:LYS:CD	1:B:35:THR:N	3	12.29
(1,21)	1:A:184:LYS:CD	1:B:36:ILE:N	3	12.29
(1,21)	1:A:184:LYS:CD	1:B:37:GLU:N	3	12.29
(1,21)	1:A:184:LYS:CD	1:B:38:ASP:N	3	12.29
(1,21)	1:A:184:LYS:CD	1:B:39:SER:N	3	12.29
(1,21)	1:A:184:LYS:CD	1:B:40:TYR:N	3	12.29
(1,21)	1:A:184:LYS:CD	1:B:41:ARG:N	3	12.29
(1,21)	1:A:184:LYS:CD	1:B:42:LYS:N	3	12.29
(1,21)	1:A:184:LYS:CD	1:B:43:GLN:N	3	12.29
(1,21)	1:A:184:LYS:CD	1:B:44:VAL:N	3	12.29
(1,21)	1:A:184:LYS:CD	1:B:45:VAL:N	3	12.29
(1,21)	1:A:184:LYS:CD	1:B:46:ILE:N	3	12.29
(1,21)	1:A:184:LYS:CD	1:B:47:ASP:N	3	12.29
(1,21)	1:A:184:LYS:CD	1:B:48:GLY:N	3	12.29
(1,21)	1:A:184:LYS:CD	1:B:49:GLU:N	3	12.29
(1,21)	1:A:184:LYS:CD	1:B:50:THR:N	3	12.29
(1,21)	1:A:184:LYS:CD	1:B:51:CYS:N	3	12.29
(1,21)	1:A:184:LYS:CD	1:B:52:LEU:N	3	12.29
(1,21)	1:A:184:LYS:CD	1:B:53:LEU:N	3	12.29
(1,21)	1:A:184:LYS:CD	1:B:54:ASP:N	3	12.29
(1,21)	1:A:184:LYS:CD	1:B:55:ILE:N	3	12.29
(1,21)	1:A:184:LYS:CD	1:B:56:LEU:N	3	12.29
(1,21)	1:A:184:LYS:CD	1:B:57:ASP:N	3	12.29
(1,21)	1:A:184:LYS:CD	1:B:58:THR:N	3	12.29
(1,21)	1:A:184:LYS:CD	1:B:59:ALA:N	3	12.29
(1,21)	1:A:184:LYS:CD	1:B:60:GLY:N	3	12.29
(1,21)	1:A:184:LYS:CD	1:B:61:GLN:N	3	12.29
(1,21)	1:A:184:LYS:CD	1:B:62:GLU:N	3	12.29
(1,21)	1:A:184:LYS:CD	1:B:63:GLU:N	3	12.29
(1,21)	1:A:184:LYS:CD	1:B:64:TYR:N	3	12.29
(1,21)	1:A:184:LYS:CD	1:B:65:SER:N	3	12.29
(1,21)	1:A:184:LYS:CD	1:B:66:ALA:N	3	12.29
(1,21)	1:A:184:LYS:CD	1:B:67:MET:N	3	12.29
(1,21)	1:A:184:LYS:CD	1:B:68:ARG:N	3	12.29

Continued on next page...

Continued from previous page...

Key	Atom-1	Atom-2	Model ID	Violation (Å)
(1,21)	1:A:184:LYS:CD	1:B:69:ASP:N	3	12.29
(1,21)	1:A:184:LYS:CD	1:B:70:GLN:N	3	12.29
(1,21)	1:A:184:LYS:CD	1:B:71:TYR:N	3	12.29
(1,21)	1:A:184:LYS:CD	1:B:72:MET:N	3	12.29
(1,21)	1:A:184:LYS:CD	1:B:73:ARG:N	3	12.29
(1,21)	1:A:184:LYS:CD	1:B:74:THR:N	3	12.29
(1,21)	1:A:184:LYS:CD	1:B:75:GLY:N	3	12.29
(1,21)	1:A:184:LYS:CD	1:B:76:GLU:N	3	12.29
(1,21)	1:A:184:LYS:CD	1:B:77:GLY:N	3	12.29
(1,21)	1:A:184:LYS:CD	1:B:78:PHE:N	3	12.29
(1,21)	1:A:184:LYS:CD	1:B:79:LEU:N	3	12.29
(1,21)	1:A:184:LYS:CD	1:B:80:CYS:N	3	12.29
(1,21)	1:A:184:LYS:CD	5:B:203:7Q9:N	3	12.29
(1,21)	1:A:184:LYS:CD	5:B:204:7Q9:N	3	12.29
(1,21)	1:A:184:LYS:CD	5:B:205:7Q9:N	3	12.29
(1,21)	1:A:184:LYS:CD	5:B:206:7Q9:N	3	12.29
(1,21)	1:A:184:LYS:CD	5:B:207:7Q9:N	3	12.29
(1,21)	1:A:184:LYS:CD	6:B:208:17F:N1	3	12.29
(1,21)	1:A:184:LYS:CD	5:B:209:7Q9:N	3	12.29
(1,21)	1:A:184:LYS:CD	5:B:210:7Q9:N	3	12.29
(1,21)	1:A:184:LYS:CD	5:B:211:7Q9:N	3	12.29
(1,21)	1:A:184:LYS:CD	5:B:212:7Q9:N	3	12.29
(1,21)	1:A:184:LYS:CD	5:B:213:7Q9:N	3	12.29
(1,21)	1:A:184:LYS:CD	6:B:214:17F:N1	3	12.29
(1,21)	1:A:184:LYS:CD	6:B:215:17F:N1	3	12.29
(1,21)	1:A:184:LYS:CD	5:B:216:7Q9:N	3	12.29
(1,21)	1:A:184:LYS:CD	5:B:217:7Q9:N	3	12.29
(1,21)	1:A:184:LYS:CD	5:B:218:7Q9:N	3	12.29
(1,21)	1:A:184:LYS:CD	6:B:219:17F:N1	3	12.29
(1,21)	1:A:184:LYS:CD	5:B:220:7Q9:N	3	12.29
(1,21)	1:A:184:LYS:CE	1:B:2:THR:N	3	12.29
(1,21)	1:A:184:LYS:CE	1:B:3:GLU:N	3	12.29
(1,21)	1:A:184:LYS:CE	1:B:4:TYR:N	3	12.29
(1,21)	1:A:184:LYS:CE	1:B:5:LYS:N	3	12.29
(1,21)	1:A:184:LYS:CE	1:B:6:LEU:N	3	12.29
(1,21)	1:A:184:LYS:CE	1:B:7:VAL:N	3	12.29
(1,21)	1:A:184:LYS:CE	1:B:8:VAL:N	3	12.29
(1,21)	1:A:184:LYS:CE	1:B:9:VAL:N	3	12.29
(1,21)	1:A:184:LYS:CE	1:B:10:GLY:N	3	12.29
(1,21)	1:A:184:LYS:CE	1:B:11:ALA:N	3	12.29
(1,21)	1:A:184:LYS:CE	1:B:12:ASP:N	3	12.29
(1,21)	1:A:184:LYS:CE	1:B:13:GLY:N	3	12.29

Continued on next page...

Continued from previous page...

Key	Atom-1	Atom-2	Model ID	Violation (Å)
(1,21)	1:A:184:LYS:CE	1:B:14:VAL:N	3	12.29
(1,21)	1:A:184:LYS:CE	1:B:15:GLY:N	3	12.29
(1,21)	1:A:184:LYS:CE	1:B:16:LYS:N	3	12.29
(1,21)	1:A:184:LYS:CE	1:B:17:SER:N	3	12.29
(1,21)	1:A:184:LYS:CE	1:B:18:ALA:N	3	12.29
(1,21)	1:A:184:LYS:CE	1:B:19:LEU:N	3	12.29
(1,21)	1:A:184:LYS:CE	1:B:20:THR:N	3	12.29
(1,21)	1:A:184:LYS:CE	1:B:21:ILE:N	3	12.29
(1,21)	1:A:184:LYS:CE	1:B:22:GLN:N	3	12.29
(1,21)	1:A:184:LYS:CE	1:B:23:LEU:N	3	12.29
(1,21)	1:A:184:LYS:CE	1:B:24:ILE:N	3	12.29
(1,21)	1:A:184:LYS:CE	1:B:25:GLN:N	3	12.29
(1,21)	1:A:184:LYS:CE	1:B:26:ASN:N	3	12.29
(1,21)	1:A:184:LYS:CE	1:B:27:HIS:N	3	12.29
(1,21)	1:A:184:LYS:CE	1:B:28:PHE:N	3	12.29
(1,21)	1:A:184:LYS:CE	1:B:29:VAL:N	3	12.29
(1,21)	1:A:184:LYS:CE	1:B:30:ASP:N	3	12.29
(1,21)	1:A:184:LYS:CE	1:B:31:GLU:N	3	12.29
(1,21)	1:A:184:LYS:CE	1:B:32:TYR:N	3	12.29
(1,21)	1:A:184:LYS:CE	1:B:33:ASP:N	3	12.29
(1,21)	1:A:184:LYS:CE	1:B:34:PRO:N	3	12.29
(1,21)	1:A:184:LYS:CE	1:B:35:THR:N	3	12.29
(1,21)	1:A:184:LYS:CE	1:B:36:ILE:N	3	12.29
(1,21)	1:A:184:LYS:CE	1:B:37:GLU:N	3	12.29
(1,21)	1:A:184:LYS:CE	1:B:38:ASP:N	3	12.29
(1,21)	1:A:184:LYS:CE	1:B:39:SER:N	3	12.29
(1,21)	1:A:184:LYS:CE	1:B:40:TYR:N	3	12.29
(1,21)	1:A:184:LYS:CE	1:B:41:ARG:N	3	12.29
(1,21)	1:A:184:LYS:CE	1:B:42:LYS:N	3	12.29
(1,21)	1:A:184:LYS:CE	1:B:43:GLN:N	3	12.29
(1,21)	1:A:184:LYS:CE	1:B:44:VAL:N	3	12.29
(1,21)	1:A:184:LYS:CE	1:B:45:VAL:N	3	12.29
(1,21)	1:A:184:LYS:CE	1:B:46:ILE:N	3	12.29
(1,21)	1:A:184:LYS:CE	1:B:47:ASP:N	3	12.29
(1,21)	1:A:184:LYS:CE	1:B:48:GLY:N	3	12.29
(1,21)	1:A:184:LYS:CE	1:B:49:GLU:N	3	12.29
(1,21)	1:A:184:LYS:CE	1:B:50:THR:N	3	12.29
(1,21)	1:A:184:LYS:CE	1:B:51:CYS:N	3	12.29
(1,21)	1:A:184:LYS:CE	1:B:52:LEU:N	3	12.29
(1,21)	1:A:184:LYS:CE	1:B:53:LEU:N	3	12.29
(1,21)	1:A:184:LYS:CE	1:B:54:ASP:N	3	12.29
(1,21)	1:A:184:LYS:CE	1:B:55:ILE:N	3	12.29

Continued on next page...

Continued from previous page...

Key	Atom-1	Atom-2	Model ID	Violation (Å)
(1,21)	1:A:184:LYS:CE	1:B:56:LEU:N	3	12.29
(1,21)	1:A:184:LYS:CE	1:B:57:ASP:N	3	12.29
(1,21)	1:A:184:LYS:CE	1:B:58:THR:N	3	12.29
(1,21)	1:A:184:LYS:CE	1:B:59:ALA:N	3	12.29
(1,21)	1:A:184:LYS:CE	1:B:60:GLY:N	3	12.29
(1,21)	1:A:184:LYS:CE	1:B:61:GLN:N	3	12.29
(1,21)	1:A:184:LYS:CE	1:B:62:GLU:N	3	12.29
(1,21)	1:A:184:LYS:CE	1:B:63:GLU:N	3	12.29
(1,21)	1:A:184:LYS:CE	1:B:64:TYR:N	3	12.29
(1,21)	1:A:184:LYS:CE	1:B:65:SER:N	3	12.29
(1,21)	1:A:184:LYS:CE	1:B:66:ALA:N	3	12.29
(1,21)	1:A:184:LYS:CE	1:B:67:MET:N	3	12.29
(1,21)	1:A:184:LYS:CE	1:B:68:ARG:N	3	12.29
(1,21)	1:A:184:LYS:CE	1:B:69:ASP:N	3	12.29
(1,21)	1:A:184:LYS:CE	1:B:70:GLN:N	3	12.29
(1,21)	1:A:184:LYS:CE	1:B:71:TYR:N	3	12.29
(1,21)	1:A:184:LYS:CE	1:B:72:MET:N	3	12.29
(1,21)	1:A:184:LYS:CE	1:B:73:ARG:N	3	12.29
(1,21)	1:A:184:LYS:CE	1:B:74:THR:N	3	12.29
(1,21)	1:A:184:LYS:CE	1:B:75:GLY:N	3	12.29
(1,21)	1:A:184:LYS:CE	1:B:76:GLU:N	3	12.29
(1,21)	1:A:184:LYS:CE	1:B:77:GLY:N	3	12.29
(1,21)	1:A:184:LYS:CE	1:B:78:PHE:N	3	12.29
(1,21)	1:A:184:LYS:CE	1:B:79:LEU:N	3	12.29
(1,21)	1:A:184:LYS:CE	1:B:80:CYS:N	3	12.29
(1,21)	1:A:184:LYS:CE	5:B:203:7Q9:N	3	12.29
(1,21)	1:A:184:LYS:CE	5:B:204:7Q9:N	3	12.29
(1,21)	1:A:184:LYS:CE	5:B:205:7Q9:N	3	12.29
(1,21)	1:A:184:LYS:CE	5:B:206:7Q9:N	3	12.29
(1,21)	1:A:184:LYS:CE	5:B:207:7Q9:N	3	12.29
(1,21)	1:A:184:LYS:CE	6:B:208:17F:N1	3	12.29
(1,21)	1:A:184:LYS:CE	5:B:209:7Q9:N	3	12.29
(1,21)	1:A:184:LYS:CE	5:B:210:7Q9:N	3	12.29
(1,21)	1:A:184:LYS:CE	5:B:211:7Q9:N	3	12.29
(1,21)	1:A:184:LYS:CE	5:B:212:7Q9:N	3	12.29
(1,21)	1:A:184:LYS:CE	5:B:213:7Q9:N	3	12.29
(1,21)	1:A:184:LYS:CE	6:B:214:17F:N1	3	12.29
(1,21)	1:A:184:LYS:CE	6:B:215:17F:N1	3	12.29
(1,21)	1:A:184:LYS:CE	5:B:216:7Q9:N	3	12.29
(1,21)	1:A:184:LYS:CE	5:B:217:7Q9:N	3	12.29
(1,21)	1:A:184:LYS:CE	5:B:218:7Q9:N	3	12.29
(1,21)	1:A:184:LYS:CE	6:B:219:17F:N1	3	12.29

Continued on next page...

Continued from previous page...

Key	Atom-1	Atom-2	Model ID	Violation (Å)
(1,21)	1:A:184:LYS:CE	5:B:220:7Q9:N	3	12.29
(1,21)	1:A:184:LYS:CG	1:B:2:THR:N	3	12.29
(1,21)	1:A:184:LYS:CG	1:B:3:GLU:N	3	12.29
(1,21)	1:A:184:LYS:CG	1:B:4:TYR:N	3	12.29
(1,21)	1:A:184:LYS:CG	1:B:5:LYS:N	3	12.29
(1,21)	1:A:184:LYS:CG	1:B:6:LEU:N	3	12.29
(1,21)	1:A:184:LYS:CG	1:B:7:VAL:N	3	12.29
(1,21)	1:A:184:LYS:CG	1:B:8:VAL:N	3	12.29
(1,21)	1:A:184:LYS:CG	1:B:9:VAL:N	3	12.29
(1,21)	1:A:184:LYS:CG	1:B:10:GLY:N	3	12.29
(1,21)	1:A:184:LYS:CG	1:B:11:ALA:N	3	12.29
(1,21)	1:A:184:LYS:CG	1:B:12:ASP:N	3	12.29
(1,21)	1:A:184:LYS:CG	1:B:13:GLY:N	3	12.29
(1,21)	1:A:184:LYS:CG	1:B:14:VAL:N	3	12.29
(1,21)	1:A:184:LYS:CG	1:B:15:GLY:N	3	12.29
(1,21)	1:A:184:LYS:CG	1:B:16:LYS:N	3	12.29
(1,21)	1:A:184:LYS:CG	1:B:17:SER:N	3	12.29
(1,21)	1:A:184:LYS:CG	1:B:18:ALA:N	3	12.29
(1,21)	1:A:184:LYS:CG	1:B:19:LEU:N	3	12.29
(1,21)	1:A:184:LYS:CG	1:B:20:THR:N	3	12.29
(1,21)	1:A:184:LYS:CG	1:B:21:ILE:N	3	12.29
(1,21)	1:A:184:LYS:CG	1:B:22:GLN:N	3	12.29
(1,21)	1:A:184:LYS:CG	1:B:23:LEU:N	3	12.29
(1,21)	1:A:184:LYS:CG	1:B:24:ILE:N	3	12.29
(1,21)	1:A:184:LYS:CG	1:B:25:GLN:N	3	12.29
(1,21)	1:A:184:LYS:CG	1:B:26:ASN:N	3	12.29
(1,21)	1:A:184:LYS:CG	1:B:27:HIS:N	3	12.29
(1,21)	1:A:184:LYS:CG	1:B:28:PHE:N	3	12.29
(1,21)	1:A:184:LYS:CG	1:B:29:VAL:N	3	12.29
(1,21)	1:A:184:LYS:CG	1:B:30:ASP:N	3	12.29
(1,21)	1:A:184:LYS:CG	1:B:31:GLU:N	3	12.29
(1,21)	1:A:184:LYS:CG	1:B:32:TYR:N	3	12.29
(1,21)	1:A:184:LYS:CG	1:B:33:ASP:N	3	12.29
(1,21)	1:A:184:LYS:CG	1:B:34:PRO:N	3	12.29
(1,21)	1:A:184:LYS:CG	1:B:35:THR:N	3	12.29
(1,21)	1:A:184:LYS:CG	1:B:36:ILE:N	3	12.29
(1,21)	1:A:184:LYS:CG	1:B:37:GLU:N	3	12.29
(1,21)	1:A:184:LYS:CG	1:B:38:ASP:N	3	12.29
(1,21)	1:A:184:LYS:CG	1:B:39:SER:N	3	12.29
(1,21)	1:A:184:LYS:CG	1:B:40:TYR:N	3	12.29
(1,21)	1:A:184:LYS:CG	1:B:41:ARG:N	3	12.29
(1,21)	1:A:184:LYS:CG	1:B:42:LYS:N	3	12.29

Continued on next page...

Continued from previous page...

Key	Atom-1	Atom-2	Model ID	Violation (Å)
(1,21)	1:A:184:LYS:CG	1:B:43:GLN:N	3	12.29
(1,21)	1:A:184:LYS:CG	1:B:44:VAL:N	3	12.29
(1,21)	1:A:184:LYS:CG	1:B:45:VAL:N	3	12.29
(1,21)	1:A:184:LYS:CG	1:B:46:ILE:N	3	12.29
(1,21)	1:A:184:LYS:CG	1:B:47:ASP:N	3	12.29
(1,21)	1:A:184:LYS:CG	1:B:48:GLY:N	3	12.29
(1,21)	1:A:184:LYS:CG	1:B:49:GLU:N	3	12.29
(1,21)	1:A:184:LYS:CG	1:B:50:THR:N	3	12.29
(1,21)	1:A:184:LYS:CG	1:B:51:CYS:N	3	12.29
(1,21)	1:A:184:LYS:CG	1:B:52:LEU:N	3	12.29
(1,21)	1:A:184:LYS:CG	1:B:53:LEU:N	3	12.29
(1,21)	1:A:184:LYS:CG	1:B:54:ASP:N	3	12.29
(1,21)	1:A:184:LYS:CG	1:B:55:ILE:N	3	12.29
(1,21)	1:A:184:LYS:CG	1:B:56:LEU:N	3	12.29
(1,21)	1:A:184:LYS:CG	1:B:57:ASP:N	3	12.29
(1,21)	1:A:184:LYS:CG	1:B:58:THR:N	3	12.29
(1,21)	1:A:184:LYS:CG	1:B:59:ALA:N	3	12.29
(1,21)	1:A:184:LYS:CG	1:B:60:GLY:N	3	12.29
(1,21)	1:A:184:LYS:CG	1:B:61:GLN:N	3	12.29
(1,21)	1:A:184:LYS:CG	1:B:62:GLU:N	3	12.29
(1,21)	1:A:184:LYS:CG	1:B:63:GLU:N	3	12.29
(1,21)	1:A:184:LYS:CG	1:B:64:TYR:N	3	12.29
(1,21)	1:A:184:LYS:CG	1:B:65:SER:N	3	12.29
(1,21)	1:A:184:LYS:CG	1:B:66:ALA:N	3	12.29
(1,21)	1:A:184:LYS:CG	1:B:67:MET:N	3	12.29
(1,21)	1:A:184:LYS:CG	1:B:68:ARG:N	3	12.29
(1,21)	1:A:184:LYS:CG	1:B:69:ASP:N	3	12.29
(1,21)	1:A:184:LYS:CG	1:B:70:GLN:N	3	12.29
(1,21)	1:A:184:LYS:CG	1:B:71:TYR:N	3	12.29
(1,21)	1:A:184:LYS:CG	1:B:72:MET:N	3	12.29
(1,21)	1:A:184:LYS:CG	1:B:73:ARG:N	3	12.29
(1,21)	1:A:184:LYS:CG	1:B:74:THR:N	3	12.29
(1,21)	1:A:184:LYS:CG	1:B:75:GLY:N	3	12.29
(1,21)	1:A:184:LYS:CG	1:B:76:GLU:N	3	12.29
(1,21)	1:A:184:LYS:CG	1:B:77:GLY:N	3	12.29
(1,21)	1:A:184:LYS:CG	1:B:78:PHE:N	3	12.29
(1,21)	1:A:184:LYS:CG	1:B:79:LEU:N	3	12.29
(1,21)	1:A:184:LYS:CG	1:B:80:CYS:N	3	12.29
(1,21)	1:A:184:LYS:CG	5:B:203:7Q9:N	3	12.29
(1,21)	1:A:184:LYS:CG	5:B:204:7Q9:N	3	12.29
(1,21)	1:A:184:LYS:CG	5:B:205:7Q9:N	3	12.29
(1,21)	1:A:184:LYS:CG	5:B:206:7Q9:N	3	12.29

Continued on next page...

Continued from previous page...

Key	Atom-1	Atom-2	Model ID	Violation (Å)
(1,21)	1:A:184:LYS:CG	5:B:207:7Q9:N	3	12.29
(1,21)	1:A:184:LYS:CG	6:B:208:17F:N1	3	12.29
(1,21)	1:A:184:LYS:CG	5:B:209:7Q9:N	3	12.29
(1,21)	1:A:184:LYS:CG	5:B:210:7Q9:N	3	12.29
(1,21)	1:A:184:LYS:CG	5:B:211:7Q9:N	3	12.29
(1,21)	1:A:184:LYS:CG	5:B:212:7Q9:N	3	12.29
(1,21)	1:A:184:LYS:CG	5:B:213:7Q9:N	3	12.29
(1,21)	1:A:184:LYS:CG	6:B:214:17F:N1	3	12.29
(1,21)	1:A:184:LYS:CG	6:B:215:17F:N1	3	12.29
(1,21)	1:A:184:LYS:CG	5:B:216:7Q9:N	3	12.29
(1,21)	1:A:184:LYS:CG	5:B:217:7Q9:N	3	12.29
(1,21)	1:A:184:LYS:CG	5:B:218:7Q9:N	3	12.29
(1,21)	1:A:184:LYS:CG	6:B:219:17F:N1	3	12.29
(1,21)	1:A:184:LYS:CG	5:B:220:7Q9:N	3	12.29
(1,21)	1:A:184:LYS:H	1:B:2:THR:N	3	12.29
(1,21)	1:A:184:LYS:H	1:B:3:GLU:N	3	12.29
(1,21)	1:A:184:LYS:H	1:B:4:TYR:N	3	12.29
(1,21)	1:A:184:LYS:H	1:B:5:LYS:N	3	12.29
(1,21)	1:A:184:LYS:H	1:B:6:LEU:N	3	12.29
(1,21)	1:A:184:LYS:H	1:B:7:VAL:N	3	12.29
(1,21)	1:A:184:LYS:H	1:B:8:VAL:N	3	12.29
(1,21)	1:A:184:LYS:H	1:B:9:VAL:N	3	12.29
(1,21)	1:A:184:LYS:H	1:B:10:GLY:N	3	12.29
(1,21)	1:A:184:LYS:H	1:B:11:ALA:N	3	12.29
(1,21)	1:A:184:LYS:H	1:B:12:ASP:N	3	12.29
(1,21)	1:A:184:LYS:H	1:B:13:GLY:N	3	12.29
(1,21)	1:A:184:LYS:H	1:B:14:VAL:N	3	12.29
(1,21)	1:A:184:LYS:H	1:B:15:GLY:N	3	12.29
(1,21)	1:A:184:LYS:H	1:B:16:LYS:N	3	12.29
(1,21)	1:A:184:LYS:H	1:B:17:SER:N	3	12.29
(1,21)	1:A:184:LYS:H	1:B:18:ALA:N	3	12.29
(1,21)	1:A:184:LYS:H	1:B:19:LEU:N	3	12.29
(1,21)	1:A:184:LYS:H	1:B:20:THR:N	3	12.29
(1,21)	1:A:184:LYS:H	1:B:21:ILE:N	3	12.29
(1,21)	1:A:184:LYS:H	1:B:22:GLN:N	3	12.29
(1,21)	1:A:184:LYS:H	1:B:23:LEU:N	3	12.29
(1,21)	1:A:184:LYS:H	1:B:24:ILE:N	3	12.29
(1,21)	1:A:184:LYS:H	1:B:25:GLN:N	3	12.29
(1,21)	1:A:184:LYS:H	1:B:26:ASN:N	3	12.29
(1,21)	1:A:184:LYS:H	1:B:27:HIS:N	3	12.29
(1,21)	1:A:184:LYS:H	1:B:28:PHE:N	3	12.29
(1,21)	1:A:184:LYS:H	1:B:29:VAL:N	3	12.29

Continued on next page...

Continued from previous page...

Key	Atom-1	Atom-2	Model ID	Violation (Å)
(1,21)	1:A:184:LYS:H	1:B:30:ASP:N	3	12.29
(1,21)	1:A:184:LYS:H	1:B:31:GLU:N	3	12.29
(1,21)	1:A:184:LYS:H	1:B:32:TYR:N	3	12.29
(1,21)	1:A:184:LYS:H	1:B:33:ASP:N	3	12.29
(1,21)	1:A:184:LYS:H	1:B:34:PRO:N	3	12.29
(1,21)	1:A:184:LYS:H	1:B:35:THR:N	3	12.29
(1,21)	1:A:184:LYS:H	1:B:36:ILE:N	3	12.29
(1,21)	1:A:184:LYS:H	1:B:37:GLU:N	3	12.29
(1,21)	1:A:184:LYS:H	1:B:38:ASP:N	3	12.29
(1,21)	1:A:184:LYS:H	1:B:39:SER:N	3	12.29
(1,21)	1:A:184:LYS:H	1:B:40:TYR:N	3	12.29
(1,21)	1:A:184:LYS:H	1:B:41:ARG:N	3	12.29
(1,21)	1:A:184:LYS:H	1:B:42:LYS:N	3	12.29
(1,21)	1:A:184:LYS:H	1:B:43:GLN:N	3	12.29
(1,21)	1:A:184:LYS:H	1:B:44:VAL:N	3	12.29
(1,21)	1:A:184:LYS:H	1:B:45:VAL:N	3	12.29
(1,21)	1:A:184:LYS:H	1:B:46:ILE:N	3	12.29
(1,21)	1:A:184:LYS:H	1:B:47:ASP:N	3	12.29
(1,21)	1:A:184:LYS:H	1:B:48:GLY:N	3	12.29
(1,21)	1:A:184:LYS:H	1:B:49:GLU:N	3	12.29
(1,21)	1:A:184:LYS:H	1:B:50:THR:N	3	12.29
(1,21)	1:A:184:LYS:H	1:B:51:CYS:N	3	12.29
(1,21)	1:A:184:LYS:H	1:B:52:LEU:N	3	12.29
(1,21)	1:A:184:LYS:H	1:B:53:LEU:N	3	12.29
(1,21)	1:A:184:LYS:H	1:B:54:ASP:N	3	12.29
(1,21)	1:A:184:LYS:H	1:B:55:ILE:N	3	12.29
(1,21)	1:A:184:LYS:H	1:B:56:LEU:N	3	12.29
(1,21)	1:A:184:LYS:H	1:B:57:ASP:N	3	12.29
(1,21)	1:A:184:LYS:H	1:B:58:THR:N	3	12.29
(1,21)	1:A:184:LYS:H	1:B:59:ALA:N	3	12.29
(1,21)	1:A:184:LYS:H	1:B:60:GLY:N	3	12.29
(1,21)	1:A:184:LYS:H	1:B:61:GLN:N	3	12.29
(1,21)	1:A:184:LYS:H	1:B:62:GLU:N	3	12.29
(1,21)	1:A:184:LYS:H	1:B:63:GLU:N	3	12.29
(1,21)	1:A:184:LYS:H	1:B:64:TYR:N	3	12.29
(1,21)	1:A:184:LYS:H	1:B:65:SER:N	3	12.29
(1,21)	1:A:184:LYS:H	1:B:66:ALA:N	3	12.29
(1,21)	1:A:184:LYS:H	1:B:67:MET:N	3	12.29
(1,21)	1:A:184:LYS:H	1:B:68:ARG:N	3	12.29
(1,21)	1:A:184:LYS:H	1:B:69:ASP:N	3	12.29
(1,21)	1:A:184:LYS:H	1:B:70:GLN:N	3	12.29
(1,21)	1:A:184:LYS:H	1:B:71:TYR:N	3	12.29

Continued on next page...

Continued from previous page...

Key	Atom-1	Atom-2	Model ID	Violation (Å)
(1,21)	1:A:184:LYS:H	1:B:72:MET:N	3	12.29
(1,21)	1:A:184:LYS:H	1:B:73:ARG:N	3	12.29
(1,21)	1:A:184:LYS:H	1:B:74:THR:N	3	12.29
(1,21)	1:A:184:LYS:H	1:B:75:GLY:N	3	12.29
(1,21)	1:A:184:LYS:H	1:B:76:GLU:N	3	12.29
(1,21)	1:A:184:LYS:H	1:B:77:GLY:N	3	12.29
(1,21)	1:A:184:LYS:H	1:B:78:PHE:N	3	12.29
(1,21)	1:A:184:LYS:H	1:B:79:LEU:N	3	12.29
(1,21)	1:A:184:LYS:H	1:B:80:CYS:N	3	12.29
(1,21)	1:A:184:LYS:H	5:B:203:7Q9:N	3	12.29
(1,21)	1:A:184:LYS:H	5:B:204:7Q9:N	3	12.29
(1,21)	1:A:184:LYS:H	5:B:205:7Q9:N	3	12.29
(1,21)	1:A:184:LYS:H	5:B:206:7Q9:N	3	12.29
(1,21)	1:A:184:LYS:H	5:B:207:7Q9:N	3	12.29
(1,21)	1:A:184:LYS:H	6:B:208:17F:N1	3	12.29
(1,21)	1:A:184:LYS:H	5:B:209:7Q9:N	3	12.29
(1,21)	1:A:184:LYS:H	5:B:210:7Q9:N	3	12.29
(1,21)	1:A:184:LYS:H	5:B:211:7Q9:N	3	12.29
(1,21)	1:A:184:LYS:H	5:B:212:7Q9:N	3	12.29
(1,21)	1:A:184:LYS:H	5:B:213:7Q9:N	3	12.29
(1,21)	1:A:184:LYS:H	6:B:214:17F:N1	3	12.29
(1,21)	1:A:184:LYS:H	6:B:215:17F:N1	3	12.29
(1,21)	1:A:184:LYS:H	5:B:216:7Q9:N	3	12.29
(1,21)	1:A:184:LYS:H	5:B:217:7Q9:N	3	12.29
(1,21)	1:A:184:LYS:H	5:B:218:7Q9:N	3	12.29
(1,21)	1:A:184:LYS:H	6:B:219:17F:N1	3	12.29
(1,21)	1:A:184:LYS:H	5:B:220:7Q9:N	3	12.29
(1,21)	1:A:184:LYS:HZ1	1:B:2:THR:N	3	12.29
(1,21)	1:A:184:LYS:HZ1	1:B:3:GLU:N	3	12.29
(1,21)	1:A:184:LYS:HZ1	1:B:4:TYR:N	3	12.29
(1,21)	1:A:184:LYS:HZ1	1:B:5:LYS:N	3	12.29
(1,21)	1:A:184:LYS:HZ1	1:B:6:LEU:N	3	12.29
(1,21)	1:A:184:LYS:HZ1	1:B:7:VAL:N	3	12.29
(1,21)	1:A:184:LYS:HZ1	1:B:8:VAL:N	3	12.29
(1,21)	1:A:184:LYS:HZ1	1:B:9:VAL:N	3	12.29
(1,21)	1:A:184:LYS:HZ1	1:B:10:GLY:N	3	12.29
(1,21)	1:A:184:LYS:HZ1	1:B:11:ALA:N	3	12.29
(1,21)	1:A:184:LYS:HZ1	1:B:12:ASP:N	3	12.29
(1,21)	1:A:184:LYS:HZ1	1:B:13:GLY:N	3	12.29
(1,21)	1:A:184:LYS:HZ1	1:B:14:VAL:N	3	12.29
(1,21)	1:A:184:LYS:HZ1	1:B:15:GLY:N	3	12.29
(1,21)	1:A:184:LYS:HZ1	1:B:16:LYS:N	3	12.29

Continued on next page...

Continued from previous page...

Key	Atom-1	Atom-2	Model ID	Violation (Å)
(1,21)	1:A:184:LYS:HZ1	1:B:17:SER:N	3	12.29
(1,21)	1:A:184:LYS:HZ1	1:B:18:ALA:N	3	12.29
(1,21)	1:A:184:LYS:HZ1	1:B:19:LEU:N	3	12.29
(1,21)	1:A:184:LYS:HZ1	1:B:20:THR:N	3	12.29
(1,21)	1:A:184:LYS:HZ1	1:B:21:ILE:N	3	12.29
(1,21)	1:A:184:LYS:HZ1	1:B:22:GLN:N	3	12.29
(1,21)	1:A:184:LYS:HZ1	1:B:23:LEU:N	3	12.29
(1,21)	1:A:184:LYS:HZ1	1:B:24:ILE:N	3	12.29
(1,21)	1:A:184:LYS:HZ1	1:B:25:GLN:N	3	12.29
(1,21)	1:A:184:LYS:HZ1	1:B:26:ASN:N	3	12.29
(1,21)	1:A:184:LYS:HZ1	1:B:27:HIS:N	3	12.29
(1,21)	1:A:184:LYS:HZ1	1:B:28:PHE:N	3	12.29
(1,21)	1:A:184:LYS:HZ1	1:B:29:VAL:N	3	12.29
(1,21)	1:A:184:LYS:HZ1	1:B:30:ASP:N	3	12.29
(1,21)	1:A:184:LYS:HZ1	1:B:31:GLU:N	3	12.29
(1,21)	1:A:184:LYS:HZ1	1:B:32:TYR:N	3	12.29
(1,21)	1:A:184:LYS:HZ1	1:B:33:ASP:N	3	12.29
(1,21)	1:A:184:LYS:HZ1	1:B:34:PRO:N	3	12.29
(1,21)	1:A:184:LYS:HZ1	1:B:35:THR:N	3	12.29
(1,21)	1:A:184:LYS:HZ1	1:B:36:ILE:N	3	12.29
(1,21)	1:A:184:LYS:HZ1	1:B:37:GLU:N	3	12.29
(1,21)	1:A:184:LYS:HZ1	1:B:38:ASP:N	3	12.29
(1,21)	1:A:184:LYS:HZ1	1:B:39:SER:N	3	12.29
(1,21)	1:A:184:LYS:HZ1	1:B:40:TYR:N	3	12.29
(1,21)	1:A:184:LYS:HZ1	1:B:41:ARG:N	3	12.29
(1,21)	1:A:184:LYS:HZ1	1:B:42:LYS:N	3	12.29
(1,21)	1:A:184:LYS:HZ1	1:B:43:GLN:N	3	12.29
(1,21)	1:A:184:LYS:HZ1	1:B:44:VAL:N	3	12.29
(1,21)	1:A:184:LYS:HZ1	1:B:45:VAL:N	3	12.29
(1,21)	1:A:184:LYS:HZ1	1:B:46:ILE:N	3	12.29
(1,21)	1:A:184:LYS:HZ1	1:B:47:ASP:N	3	12.29
(1,21)	1:A:184:LYS:HZ1	1:B:48:GLY:N	3	12.29
(1,21)	1:A:184:LYS:HZ1	1:B:49:GLU:N	3	12.29
(1,21)	1:A:184:LYS:HZ1	1:B:50:THR:N	3	12.29
(1,21)	1:A:184:LYS:HZ1	1:B:51:CYS:N	3	12.29
(1,21)	1:A:184:LYS:HZ1	1:B:52:LEU:N	3	12.29
(1,21)	1:A:184:LYS:HZ1	1:B:53:LEU:N	3	12.29
(1,21)	1:A:184:LYS:HZ1	1:B:54:ASP:N	3	12.29
(1,21)	1:A:184:LYS:HZ1	1:B:55:ILE:N	3	12.29
(1,21)	1:A:184:LYS:HZ1	1:B:56:LEU:N	3	12.29
(1,21)	1:A:184:LYS:HZ1	1:B:57:ASP:N	3	12.29
(1,21)	1:A:184:LYS:HZ1	1:B:58:THR:N	3	12.29

Continued on next page...

Continued from previous page...

Key	Atom-1	Atom-2	Model ID	Violation (Å)
(1,21)	1:A:184:LYS:HZ1	1:B:59:ALA:N	3	12.29
(1,21)	1:A:184:LYS:HZ1	1:B:60:GLY:N	3	12.29
(1,21)	1:A:184:LYS:HZ1	1:B:61:GLN:N	3	12.29
(1,21)	1:A:184:LYS:HZ1	1:B:62:GLU:N	3	12.29
(1,21)	1:A:184:LYS:HZ1	1:B:63:GLU:N	3	12.29
(1,21)	1:A:184:LYS:HZ1	1:B:64:TYR:N	3	12.29
(1,21)	1:A:184:LYS:HZ1	1:B:65:SER:N	3	12.29
(1,21)	1:A:184:LYS:HZ1	1:B:66:ALA:N	3	12.29
(1,21)	1:A:184:LYS:HZ1	1:B:67:MET:N	3	12.29
(1,21)	1:A:184:LYS:HZ1	1:B:68:ARG:N	3	12.29
(1,21)	1:A:184:LYS:HZ1	1:B:69:ASP:N	3	12.29
(1,21)	1:A:184:LYS:HZ1	1:B:70:GLN:N	3	12.29
(1,21)	1:A:184:LYS:HZ1	1:B:71:TYR:N	3	12.29
(1,21)	1:A:184:LYS:HZ1	1:B:72:MET:N	3	12.29
(1,21)	1:A:184:LYS:HZ1	1:B:73:ARG:N	3	12.29
(1,21)	1:A:184:LYS:HZ1	1:B:74:THR:N	3	12.29
(1,21)	1:A:184:LYS:HZ1	1:B:75:GLY:N	3	12.29
(1,21)	1:A:184:LYS:HZ1	1:B:76:GLU:N	3	12.29
(1,21)	1:A:184:LYS:HZ1	1:B:77:GLY:N	3	12.29
(1,21)	1:A:184:LYS:HZ1	1:B:78:PHE:N	3	12.29
(1,21)	1:A:184:LYS:HZ1	1:B:79:LEU:N	3	12.29
(1,21)	1:A:184:LYS:HZ1	1:B:80:CYS:N	3	12.29
(1,21)	1:A:184:LYS:HZ1	5:B:203:7Q9:N	3	12.29
(1,21)	1:A:184:LYS:HZ1	5:B:204:7Q9:N	3	12.29
(1,21)	1:A:184:LYS:HZ1	5:B:205:7Q9:N	3	12.29
(1,21)	1:A:184:LYS:HZ1	5:B:206:7Q9:N	3	12.29
(1,21)	1:A:184:LYS:HZ1	5:B:207:7Q9:N	3	12.29
(1,21)	1:A:184:LYS:HZ1	6:B:208:17F:N1	3	12.29
(1,21)	1:A:184:LYS:HZ1	5:B:209:7Q9:N	3	12.29
(1,21)	1:A:184:LYS:HZ1	5:B:210:7Q9:N	3	12.29
(1,21)	1:A:184:LYS:HZ1	5:B:211:7Q9:N	3	12.29
(1,21)	1:A:184:LYS:HZ1	5:B:212:7Q9:N	3	12.29
(1,21)	1:A:184:LYS:HZ1	5:B:213:7Q9:N	3	12.29
(1,21)	1:A:184:LYS:HZ1	6:B:214:17F:N1	3	12.29
(1,21)	1:A:184:LYS:HZ1	6:B:215:17F:N1	3	12.29
(1,21)	1:A:184:LYS:HZ1	5:B:216:7Q9:N	3	12.29
(1,21)	1:A:184:LYS:HZ1	5:B:217:7Q9:N	3	12.29
(1,21)	1:A:184:LYS:HZ1	5:B:218:7Q9:N	3	12.29
(1,21)	1:A:184:LYS:HZ1	6:B:219:17F:N1	3	12.29
(1,21)	1:A:184:LYS:HZ1	5:B:220:7Q9:N	3	12.29
(1,21)	1:A:184:LYS:HZ2	1:B:2:THR:N	3	12.29
(1,21)	1:A:184:LYS:HZ2	1:B:3:GLU:N	3	12.29

Continued on next page...

Continued from previous page...

Key	Atom-1	Atom-2	Model ID	Violation (Å)
(1,21)	1:A:184:LYS:HZ2	1:B:4:TYR:N	3	12.29
(1,21)	1:A:184:LYS:HZ2	1:B:5:LYS:N	3	12.29
(1,21)	1:A:184:LYS:HZ2	1:B:6:LEU:N	3	12.29
(1,21)	1:A:184:LYS:HZ2	1:B:7:VAL:N	3	12.29
(1,21)	1:A:184:LYS:HZ2	1:B:8:VAL:N	3	12.29
(1,21)	1:A:184:LYS:HZ2	1:B:9:VAL:N	3	12.29
(1,21)	1:A:184:LYS:HZ2	1:B:10:GLY:N	3	12.29
(1,21)	1:A:184:LYS:HZ2	1:B:11:ALA:N	3	12.29
(1,21)	1:A:184:LYS:HZ2	1:B:12:ASP:N	3	12.29
(1,21)	1:A:184:LYS:HZ2	1:B:13:GLY:N	3	12.29
(1,21)	1:A:184:LYS:HZ2	1:B:14:VAL:N	3	12.29
(1,21)	1:A:184:LYS:HZ2	1:B:15:GLY:N	3	12.29
(1,21)	1:A:184:LYS:HZ2	1:B:16:LYS:N	3	12.29
(1,21)	1:A:184:LYS:HZ2	1:B:17:SER:N	3	12.29
(1,21)	1:A:184:LYS:HZ2	1:B:18:ALA:N	3	12.29
(1,21)	1:A:184:LYS:HZ2	1:B:19:LEU:N	3	12.29
(1,21)	1:A:184:LYS:HZ2	1:B:20:THR:N	3	12.29
(1,21)	1:A:184:LYS:HZ2	1:B:21:ILE:N	3	12.29
(1,21)	1:A:184:LYS:HZ2	1:B:22:GLN:N	3	12.29
(1,21)	1:A:184:LYS:HZ2	1:B:23:LEU:N	3	12.29
(1,21)	1:A:184:LYS:HZ2	1:B:24:ILE:N	3	12.29
(1,21)	1:A:184:LYS:HZ2	1:B:25:GLN:N	3	12.29
(1,21)	1:A:184:LYS:HZ2	1:B:26:ASN:N	3	12.29
(1,21)	1:A:184:LYS:HZ2	1:B:27:HIS:N	3	12.29
(1,21)	1:A:184:LYS:HZ2	1:B:28:PHE:N	3	12.29
(1,21)	1:A:184:LYS:HZ2	1:B:29:VAL:N	3	12.29
(1,21)	1:A:184:LYS:HZ2	1:B:30:ASP:N	3	12.29
(1,21)	1:A:184:LYS:HZ2	1:B:31:GLU:N	3	12.29
(1,21)	1:A:184:LYS:HZ2	1:B:32:TYR:N	3	12.29
(1,21)	1:A:184:LYS:HZ2	1:B:33:ASP:N	3	12.29
(1,21)	1:A:184:LYS:HZ2	1:B:34:PRO:N	3	12.29
(1,21)	1:A:184:LYS:HZ2	1:B:35:THR:N	3	12.29
(1,21)	1:A:184:LYS:HZ2	1:B:36:ILE:N	3	12.29
(1,21)	1:A:184:LYS:HZ2	1:B:37:GLU:N	3	12.29
(1,21)	1:A:184:LYS:HZ2	1:B:38:ASP:N	3	12.29
(1,21)	1:A:184:LYS:HZ2	1:B:39:SER:N	3	12.29
(1,21)	1:A:184:LYS:HZ2	1:B:40:TYR:N	3	12.29
(1,21)	1:A:184:LYS:HZ2	1:B:41:ARG:N	3	12.29
(1,21)	1:A:184:LYS:HZ2	1:B:42:LYS:N	3	12.29
(1,21)	1:A:184:LYS:HZ2	1:B:43:GLN:N	3	12.29
(1,21)	1:A:184:LYS:HZ2	1:B:44:VAL:N	3	12.29
(1,21)	1:A:184:LYS:HZ2	1:B:45:VAL:N	3	12.29

Continued on next page...

Continued from previous page...

Key	Atom-1	Atom-2	Model ID	Violation (Å)
(1,21)	1:A:184:LYS:HZ2	1:B:46:ILE:N	3	12.29
(1,21)	1:A:184:LYS:HZ2	1:B:47:ASP:N	3	12.29
(1,21)	1:A:184:LYS:HZ2	1:B:48:GLY:N	3	12.29
(1,21)	1:A:184:LYS:HZ2	1:B:49:GLU:N	3	12.29
(1,21)	1:A:184:LYS:HZ2	1:B:50:THR:N	3	12.29
(1,21)	1:A:184:LYS:HZ2	1:B:51:CYS:N	3	12.29
(1,21)	1:A:184:LYS:HZ2	1:B:52:LEU:N	3	12.29
(1,21)	1:A:184:LYS:HZ2	1:B:53:LEU:N	3	12.29
(1,21)	1:A:184:LYS:HZ2	1:B:54:ASP:N	3	12.29
(1,21)	1:A:184:LYS:HZ2	1:B:55:ILE:N	3	12.29
(1,21)	1:A:184:LYS:HZ2	1:B:56:LEU:N	3	12.29
(1,21)	1:A:184:LYS:HZ2	1:B:57:ASP:N	3	12.29
(1,21)	1:A:184:LYS:HZ2	1:B:58:THR:N	3	12.29
(1,21)	1:A:184:LYS:HZ2	1:B:59:ALA:N	3	12.29
(1,21)	1:A:184:LYS:HZ2	1:B:60:GLY:N	3	12.29
(1,21)	1:A:184:LYS:HZ2	1:B:61:GLN:N	3	12.29
(1,21)	1:A:184:LYS:HZ2	1:B:62:GLU:N	3	12.29
(1,21)	1:A:184:LYS:HZ2	1:B:63:GLU:N	3	12.29
(1,21)	1:A:184:LYS:HZ2	1:B:64:TYR:N	3	12.29
(1,21)	1:A:184:LYS:HZ2	1:B:65:SER:N	3	12.29
(1,21)	1:A:184:LYS:HZ2	1:B:66:ALA:N	3	12.29
(1,21)	1:A:184:LYS:HZ2	1:B:67:MET:N	3	12.29
(1,21)	1:A:184:LYS:HZ2	1:B:68:ARG:N	3	12.29
(1,21)	1:A:184:LYS:HZ2	1:B:69:ASP:N	3	12.29
(1,21)	1:A:184:LYS:HZ2	1:B:70:GLN:N	3	12.29
(1,21)	1:A:184:LYS:HZ2	1:B:71:TYR:N	3	12.29
(1,21)	1:A:184:LYS:HZ2	1:B:72:MET:N	3	12.29
(1,21)	1:A:184:LYS:HZ2	1:B:73:ARG:N	3	12.29
(1,21)	1:A:184:LYS:HZ2	1:B:74:THR:N	3	12.29
(1,21)	1:A:184:LYS:HZ2	1:B:75:GLY:N	3	12.29
(1,21)	1:A:184:LYS:HZ2	1:B:76:GLU:N	3	12.29
(1,21)	1:A:184:LYS:HZ2	1:B:77:GLY:N	3	12.29
(1,21)	1:A:184:LYS:HZ2	1:B:78:PHE:N	3	12.29
(1,21)	1:A:184:LYS:HZ2	1:B:79:LEU:N	3	12.29
(1,21)	1:A:184:LYS:HZ2	1:B:80:CYS:N	3	12.29
(1,21)	1:A:184:LYS:HZ2	5:B:203:7Q9:N	3	12.29
(1,21)	1:A:184:LYS:HZ2	5:B:204:7Q9:N	3	12.29
(1,21)	1:A:184:LYS:HZ2	5:B:205:7Q9:N	3	12.29
(1,21)	1:A:184:LYS:HZ2	5:B:206:7Q9:N	3	12.29
(1,21)	1:A:184:LYS:HZ2	5:B:207:7Q9:N	3	12.29
(1,21)	1:A:184:LYS:HZ2	6:B:208:17F:N1	3	12.29
(1,21)	1:A:184:LYS:HZ2	5:B:209:7Q9:N	3	12.29

Continued on next page...

Continued from previous page...

Key	Atom-1	Atom-2	Model ID	Violation (Å)
(1,21)	1:A:184:LYS:HZ2	5:B:210:7Q9:N	3	12.29
(1,21)	1:A:184:LYS:HZ2	5:B:211:7Q9:N	3	12.29
(1,21)	1:A:184:LYS:HZ2	5:B:212:7Q9:N	3	12.29
(1,21)	1:A:184:LYS:HZ2	5:B:213:7Q9:N	3	12.29
(1,21)	1:A:184:LYS:HZ2	6:B:214:17F:N1	3	12.29
(1,21)	1:A:184:LYS:HZ2	6:B:215:17F:N1	3	12.29
(1,21)	1:A:184:LYS:HZ2	5:B:216:7Q9:N	3	12.29
(1,21)	1:A:184:LYS:HZ2	5:B:217:7Q9:N	3	12.29
(1,21)	1:A:184:LYS:HZ2	5:B:218:7Q9:N	3	12.29
(1,21)	1:A:184:LYS:HZ2	6:B:219:17F:N1	3	12.29
(1,21)	1:A:184:LYS:HZ2	5:B:220:7Q9:N	3	12.29
(1,21)	1:A:184:LYS:HZ3	1:B:2:THR:N	3	12.29
(1,21)	1:A:184:LYS:HZ3	1:B:3:GLU:N	3	12.29
(1,21)	1:A:184:LYS:HZ3	1:B:4:TYR:N	3	12.29
(1,21)	1:A:184:LYS:HZ3	1:B:5:LYS:N	3	12.29
(1,21)	1:A:184:LYS:HZ3	1:B:6:LEU:N	3	12.29
(1,21)	1:A:184:LYS:HZ3	1:B:7:VAL:N	3	12.29
(1,21)	1:A:184:LYS:HZ3	1:B:8:VAL:N	3	12.29
(1,21)	1:A:184:LYS:HZ3	1:B:9:VAL:N	3	12.29
(1,21)	1:A:184:LYS:HZ3	1:B:10:GLY:N	3	12.29
(1,21)	1:A:184:LYS:HZ3	1:B:11:ALA:N	3	12.29
(1,21)	1:A:184:LYS:HZ3	1:B:12:ASP:N	3	12.29
(1,21)	1:A:184:LYS:HZ3	1:B:13:GLY:N	3	12.29
(1,21)	1:A:184:LYS:HZ3	1:B:14:VAL:N	3	12.29
(1,21)	1:A:184:LYS:HZ3	1:B:15:GLY:N	3	12.29
(1,21)	1:A:184:LYS:HZ3	1:B:16:LYS:N	3	12.29
(1,21)	1:A:184:LYS:HZ3	1:B:17:SER:N	3	12.29
(1,21)	1:A:184:LYS:HZ3	1:B:18:ALA:N	3	12.29
(1,21)	1:A:184:LYS:HZ3	1:B:19:LEU:N	3	12.29
(1,21)	1:A:184:LYS:HZ3	1:B:20:THR:N	3	12.29
(1,21)	1:A:184:LYS:HZ3	1:B:21:ILE:N	3	12.29
(1,21)	1:A:184:LYS:HZ3	1:B:22:GLN:N	3	12.29
(1,21)	1:A:184:LYS:HZ3	1:B:23:LEU:N	3	12.29
(1,21)	1:A:184:LYS:HZ3	1:B:24:ILE:N	3	12.29
(1,21)	1:A:184:LYS:HZ3	1:B:25:GLN:N	3	12.29
(1,21)	1:A:184:LYS:HZ3	1:B:26:ASN:N	3	12.29
(1,21)	1:A:184:LYS:HZ3	1:B:27:HIS:N	3	12.29
(1,21)	1:A:184:LYS:HZ3	1:B:28:PHE:N	3	12.29
(1,21)	1:A:184:LYS:HZ3	1:B:29:VAL:N	3	12.29
(1,21)	1:A:184:LYS:HZ3	1:B:30:ASP:N	3	12.29
(1,21)	1:A:184:LYS:HZ3	1:B:31:GLU:N	3	12.29
(1,21)	1:A:184:LYS:HZ3	1:B:32:TYR:N	3	12.29

Continued on next page...

Continued from previous page...

Key	Atom-1	Atom-2	Model ID	Violation (Å)
(1,21)	1:A:184:LYS:HZ3	1:B:33:ASP:N	3	12.29
(1,21)	1:A:184:LYS:HZ3	1:B:34:PRO:N	3	12.29
(1,21)	1:A:184:LYS:HZ3	1:B:35:THR:N	3	12.29
(1,21)	1:A:184:LYS:HZ3	1:B:36:ILE:N	3	12.29
(1,21)	1:A:184:LYS:HZ3	1:B:37:GLU:N	3	12.29
(1,21)	1:A:184:LYS:HZ3	1:B:38:ASP:N	3	12.29
(1,21)	1:A:184:LYS:HZ3	1:B:39:SER:N	3	12.29
(1,21)	1:A:184:LYS:HZ3	1:B:40:TYR:N	3	12.29
(1,21)	1:A:184:LYS:HZ3	1:B:41:ARG:N	3	12.29
(1,21)	1:A:184:LYS:HZ3	1:B:42:LYS:N	3	12.29
(1,21)	1:A:184:LYS:HZ3	1:B:43:GLN:N	3	12.29
(1,21)	1:A:184:LYS:HZ3	1:B:44:VAL:N	3	12.29
(1,21)	1:A:184:LYS:HZ3	1:B:45:VAL:N	3	12.29
(1,21)	1:A:184:LYS:HZ3	1:B:46:ILE:N	3	12.29
(1,21)	1:A:184:LYS:HZ3	1:B:47:ASP:N	3	12.29
(1,21)	1:A:184:LYS:HZ3	1:B:48:GLY:N	3	12.29
(1,21)	1:A:184:LYS:HZ3	1:B:49:GLU:N	3	12.29
(1,21)	1:A:184:LYS:HZ3	1:B:50:THR:N	3	12.29
(1,21)	1:A:184:LYS:HZ3	1:B:51:CYS:N	3	12.29
(1,21)	1:A:184:LYS:HZ3	1:B:52:LEU:N	3	12.29
(1,21)	1:A:184:LYS:HZ3	1:B:53:LEU:N	3	12.29
(1,21)	1:A:184:LYS:HZ3	1:B:54:ASP:N	3	12.29
(1,21)	1:A:184:LYS:HZ3	1:B:55:ILE:N	3	12.29
(1,21)	1:A:184:LYS:HZ3	1:B:56:LEU:N	3	12.29
(1,21)	1:A:184:LYS:HZ3	1:B:57:ASP:N	3	12.29
(1,21)	1:A:184:LYS:HZ3	1:B:58:THR:N	3	12.29
(1,21)	1:A:184:LYS:HZ3	1:B:59:ALA:N	3	12.29
(1,21)	1:A:184:LYS:HZ3	1:B:60:GLY:N	3	12.29
(1,21)	1:A:184:LYS:HZ3	1:B:61:GLN:N	3	12.29
(1,21)	1:A:184:LYS:HZ3	1:B:62:GLU:N	3	12.29
(1,21)	1:A:184:LYS:HZ3	1:B:63:GLU:N	3	12.29
(1,21)	1:A:184:LYS:HZ3	1:B:64:TYR:N	3	12.29
(1,21)	1:A:184:LYS:HZ3	1:B:65:SER:N	3	12.29
(1,21)	1:A:184:LYS:HZ3	1:B:66:ALA:N	3	12.29
(1,21)	1:A:184:LYS:HZ3	1:B:67:MET:N	3	12.29
(1,21)	1:A:184:LYS:HZ3	1:B:68:ARG:N	3	12.29
(1,21)	1:A:184:LYS:HZ3	1:B:69:ASP:N	3	12.29
(1,21)	1:A:184:LYS:HZ3	1:B:70:GLN:N	3	12.29
(1,21)	1:A:184:LYS:HZ3	1:B:71:TYR:N	3	12.29
(1,21)	1:A:184:LYS:HZ3	1:B:72:MET:N	3	12.29
(1,21)	1:A:184:LYS:HZ3	1:B:73:ARG:N	3	12.29
(1,21)	1:A:184:LYS:HZ3	1:B:74:THR:N	3	12.29

Continued on next page...

Continued from previous page...

Key	Atom-1	Atom-2	Model ID	Violation (Å)
(1,21)	1:A:184:LYS:HZ3	1:B:75:GLY:N	3	12.29
(1,21)	1:A:184:LYS:HZ3	1:B:76:GLU:N	3	12.29
(1,21)	1:A:184:LYS:HZ3	1:B:77:GLY:N	3	12.29
(1,21)	1:A:184:LYS:HZ3	1:B:78:PHE:N	3	12.29
(1,21)	1:A:184:LYS:HZ3	1:B:79:LEU:N	3	12.29
(1,21)	1:A:184:LYS:HZ3	1:B:80:CYS:N	3	12.29
(1,21)	1:A:184:LYS:HZ3	5:B:203:7Q9:N	3	12.29
(1,21)	1:A:184:LYS:HZ3	5:B:204:7Q9:N	3	12.29
(1,21)	1:A:184:LYS:HZ3	5:B:205:7Q9:N	3	12.29
(1,21)	1:A:184:LYS:HZ3	5:B:206:7Q9:N	3	12.29
(1,21)	1:A:184:LYS:HZ3	5:B:207:7Q9:N	3	12.29
(1,21)	1:A:184:LYS:HZ3	6:B:208:17F:N1	3	12.29
(1,21)	1:A:184:LYS:HZ3	5:B:209:7Q9:N	3	12.29
(1,21)	1:A:184:LYS:HZ3	5:B:210:7Q9:N	3	12.29
(1,21)	1:A:184:LYS:HZ3	5:B:211:7Q9:N	3	12.29
(1,21)	1:A:184:LYS:HZ3	5:B:212:7Q9:N	3	12.29
(1,21)	1:A:184:LYS:HZ3	5:B:213:7Q9:N	3	12.29
(1,21)	1:A:184:LYS:HZ3	6:B:214:17F:N1	3	12.29
(1,21)	1:A:184:LYS:HZ3	6:B:215:17F:N1	3	12.29
(1,21)	1:A:184:LYS:HZ3	5:B:216:7Q9:N	3	12.29
(1,21)	1:A:184:LYS:HZ3	5:B:217:7Q9:N	3	12.29
(1,21)	1:A:184:LYS:HZ3	5:B:218:7Q9:N	3	12.29
(1,21)	1:A:184:LYS:HZ3	6:B:219:17F:N1	3	12.29
(1,21)	1:A:184:LYS:HZ3	5:B:220:7Q9:N	3	12.29
(1,21)	1:A:184:LYS:N	1:B:2:THR:N	3	12.29
(1,21)	1:A:184:LYS:N	1:B:3:GLU:N	3	12.29
(1,21)	1:A:184:LYS:N	1:B:4:TYR:N	3	12.29
(1,21)	1:A:184:LYS:N	1:B:5:LYS:N	3	12.29
(1,21)	1:A:184:LYS:N	1:B:6:LEU:N	3	12.29
(1,21)	1:A:184:LYS:N	1:B:7:VAL:N	3	12.29
(1,21)	1:A:184:LYS:N	1:B:8:VAL:N	3	12.29
(1,21)	1:A:184:LYS:N	1:B:9:VAL:N	3	12.29
(1,21)	1:A:184:LYS:N	1:B:10:GLY:N	3	12.29
(1,21)	1:A:184:LYS:N	1:B:11:ALA:N	3	12.29
(1,21)	1:A:184:LYS:N	1:B:12:ASP:N	3	12.29
(1,21)	1:A:184:LYS:N	1:B:13:GLY:N	3	12.29
(1,21)	1:A:184:LYS:N	1:B:14:VAL:N	3	12.29
(1,21)	1:A:184:LYS:N	1:B:15:GLY:N	3	12.29
(1,21)	1:A:184:LYS:N	1:B:16:LYS:N	3	12.29
(1,21)	1:A:184:LYS:N	1:B:17:SER:N	3	12.29
(1,21)	1:A:184:LYS:N	1:B:18:ALA:N	3	12.29
(1,21)	1:A:184:LYS:N	1:B:19:LEU:N	3	12.29

Continued on next page...

Continued from previous page...

Key	Atom-1	Atom-2	Model ID	Violation (Å)
(1,21)	1:A:184:LYS:N	1:B:20:THR:N	3	12.29
(1,21)	1:A:184:LYS:N	1:B:21:ILE:N	3	12.29
(1,21)	1:A:184:LYS:N	1:B:22:GLN:N	3	12.29
(1,21)	1:A:184:LYS:N	1:B:23:LEU:N	3	12.29
(1,21)	1:A:184:LYS:N	1:B:24:ILE:N	3	12.29
(1,21)	1:A:184:LYS:N	1:B:25:GLN:N	3	12.29
(1,21)	1:A:184:LYS:N	1:B:26:ASN:N	3	12.29
(1,21)	1:A:184:LYS:N	1:B:27:HIS:N	3	12.29
(1,21)	1:A:184:LYS:N	1:B:28:PHE:N	3	12.29
(1,21)	1:A:184:LYS:N	1:B:29:VAL:N	3	12.29
(1,21)	1:A:184:LYS:N	1:B:30:ASP:N	3	12.29
(1,21)	1:A:184:LYS:N	1:B:31:GLU:N	3	12.29
(1,21)	1:A:184:LYS:N	1:B:32:TYR:N	3	12.29
(1,21)	1:A:184:LYS:N	1:B:33:ASP:N	3	12.29
(1,21)	1:A:184:LYS:N	1:B:34:PRO:N	3	12.29
(1,21)	1:A:184:LYS:N	1:B:35:THR:N	3	12.29
(1,21)	1:A:184:LYS:N	1:B:36:ILE:N	3	12.29
(1,21)	1:A:184:LYS:N	1:B:37:GLU:N	3	12.29
(1,21)	1:A:184:LYS:N	1:B:38:ASP:N	3	12.29
(1,21)	1:A:184:LYS:N	1:B:39:SER:N	3	12.29
(1,21)	1:A:184:LYS:N	1:B:40:TYR:N	3	12.29
(1,21)	1:A:184:LYS:N	1:B:41:ARG:N	3	12.29
(1,21)	1:A:184:LYS:N	1:B:42:LYS:N	3	12.29
(1,21)	1:A:184:LYS:N	1:B:43:GLN:N	3	12.29
(1,21)	1:A:184:LYS:N	1:B:44:VAL:N	3	12.29
(1,21)	1:A:184:LYS:N	1:B:45:VAL:N	3	12.29
(1,21)	1:A:184:LYS:N	1:B:46:ILE:N	3	12.29
(1,21)	1:A:184:LYS:N	1:B:47:ASP:N	3	12.29
(1,21)	1:A:184:LYS:N	1:B:48:GLY:N	3	12.29
(1,21)	1:A:184:LYS:N	1:B:49:GLU:N	3	12.29
(1,21)	1:A:184:LYS:N	1:B:50:THR:N	3	12.29
(1,21)	1:A:184:LYS:N	1:B:51:CYS:N	3	12.29
(1,21)	1:A:184:LYS:N	1:B:52:LEU:N	3	12.29
(1,21)	1:A:184:LYS:N	1:B:53:LEU:N	3	12.29
(1,21)	1:A:184:LYS:N	1:B:54:ASP:N	3	12.29
(1,21)	1:A:184:LYS:N	1:B:55:ILE:N	3	12.29
(1,21)	1:A:184:LYS:N	1:B:56:LEU:N	3	12.29
(1,21)	1:A:184:LYS:N	1:B:57:ASP:N	3	12.29
(1,21)	1:A:184:LYS:N	1:B:58:THR:N	3	12.29
(1,21)	1:A:184:LYS:N	1:B:59:ALA:N	3	12.29
(1,21)	1:A:184:LYS:N	1:B:60:GLY:N	3	12.29
(1,21)	1:A:184:LYS:N	1:B:61:GLN:N	3	12.29

Continued on next page...

Continued from previous page...

Key	Atom-1	Atom-2	Model ID	Violation (Å)
(1,21)	1:A:184:LYS:N	1:B:62:GLU:N	3	12.29
(1,21)	1:A:184:LYS:N	1:B:63:GLU:N	3	12.29
(1,21)	1:A:184:LYS:N	1:B:64:TYR:N	3	12.29
(1,21)	1:A:184:LYS:N	1:B:65:SER:N	3	12.29
(1,21)	1:A:184:LYS:N	1:B:66:ALA:N	3	12.29
(1,21)	1:A:184:LYS:N	1:B:67:MET:N	3	12.29
(1,21)	1:A:184:LYS:N	1:B:68:ARG:N	3	12.29
(1,21)	1:A:184:LYS:N	1:B:69:ASP:N	3	12.29
(1,21)	1:A:184:LYS:N	1:B:70:GLN:N	3	12.29
(1,21)	1:A:184:LYS:N	1:B:71:TYR:N	3	12.29
(1,21)	1:A:184:LYS:N	1:B:72:MET:N	3	12.29
(1,21)	1:A:184:LYS:N	1:B:73:ARG:N	3	12.29
(1,21)	1:A:184:LYS:N	1:B:74:THR:N	3	12.29
(1,21)	1:A:184:LYS:N	1:B:75:GLY:N	3	12.29
(1,21)	1:A:184:LYS:N	1:B:76:GLU:N	3	12.29
(1,21)	1:A:184:LYS:N	1:B:77:GLY:N	3	12.29
(1,21)	1:A:184:LYS:N	1:B:78:PHE:N	3	12.29
(1,21)	1:A:184:LYS:N	1:B:79:LEU:N	3	12.29
(1,21)	1:A:184:LYS:N	1:B:80:CYS:N	3	12.29
(1,21)	1:A:184:LYS:N	5:B:203:7Q9:N	3	12.29
(1,21)	1:A:184:LYS:N	5:B:204:7Q9:N	3	12.29
(1,21)	1:A:184:LYS:N	5:B:205:7Q9:N	3	12.29
(1,21)	1:A:184:LYS:N	5:B:206:7Q9:N	3	12.29
(1,21)	1:A:184:LYS:N	5:B:207:7Q9:N	3	12.29
(1,21)	1:A:184:LYS:N	6:B:208:17F:N1	3	12.29
(1,21)	1:A:184:LYS:N	5:B:209:7Q9:N	3	12.29
(1,21)	1:A:184:LYS:N	5:B:210:7Q9:N	3	12.29
(1,21)	1:A:184:LYS:N	5:B:211:7Q9:N	3	12.29
(1,21)	1:A:184:LYS:N	5:B:212:7Q9:N	3	12.29
(1,21)	1:A:184:LYS:N	5:B:213:7Q9:N	3	12.29
(1,21)	1:A:184:LYS:N	6:B:214:17F:N1	3	12.29
(1,21)	1:A:184:LYS:N	6:B:215:17F:N1	3	12.29
(1,21)	1:A:184:LYS:N	5:B:216:7Q9:N	3	12.29
(1,21)	1:A:184:LYS:N	5:B:217:7Q9:N	3	12.29
(1,21)	1:A:184:LYS:N	5:B:218:7Q9:N	3	12.29
(1,21)	1:A:184:LYS:N	6:B:219:17F:N1	3	12.29
(1,21)	1:A:184:LYS:N	5:B:220:7Q9:N	3	12.29
(1,21)	1:A:184:LYS:NZ	1:B:2:THR:N	3	12.29
(1,21)	1:A:184:LYS:NZ	1:B:3:GLU:N	3	12.29
(1,21)	1:A:184:LYS:NZ	1:B:4:TYR:N	3	12.29
(1,21)	1:A:184:LYS:NZ	1:B:5:LYS:N	3	12.29
(1,21)	1:A:184:LYS:NZ	1:B:6:LEU:N	3	12.29

Continued on next page...

Continued from previous page...

Key	Atom-1	Atom-2	Model ID	Violation (Å)
(1,21)	1:A:184:LYS:NZ	1:B:7:VAL:N	3	12.29
(1,21)	1:A:184:LYS:NZ	1:B:8:VAL:N	3	12.29
(1,21)	1:A:184:LYS:NZ	1:B:9:VAL:N	3	12.29
(1,21)	1:A:184:LYS:NZ	1:B:10:GLY:N	3	12.29
(1,21)	1:A:184:LYS:NZ	1:B:11:ALA:N	3	12.29
(1,21)	1:A:184:LYS:NZ	1:B:12:ASP:N	3	12.29
(1,21)	1:A:184:LYS:NZ	1:B:13:GLY:N	3	12.29
(1,21)	1:A:184:LYS:NZ	1:B:14:VAL:N	3	12.29
(1,21)	1:A:184:LYS:NZ	1:B:15:GLY:N	3	12.29
(1,21)	1:A:184:LYS:NZ	1:B:16:LYS:N	3	12.29
(1,21)	1:A:184:LYS:NZ	1:B:17:SER:N	3	12.29
(1,21)	1:A:184:LYS:NZ	1:B:18:ALA:N	3	12.29
(1,21)	1:A:184:LYS:NZ	1:B:19:LEU:N	3	12.29
(1,21)	1:A:184:LYS:NZ	1:B:20:THR:N	3	12.29
(1,21)	1:A:184:LYS:NZ	1:B:21:ILE:N	3	12.29
(1,21)	1:A:184:LYS:NZ	1:B:22:GLN:N	3	12.29
(1,21)	1:A:184:LYS:NZ	1:B:23:LEU:N	3	12.29
(1,21)	1:A:184:LYS:NZ	1:B:24:ILE:N	3	12.29
(1,21)	1:A:184:LYS:NZ	1:B:25:GLN:N	3	12.29
(1,21)	1:A:184:LYS:NZ	1:B:26:ASN:N	3	12.29
(1,21)	1:A:184:LYS:NZ	1:B:27:HIS:N	3	12.29
(1,21)	1:A:184:LYS:NZ	1:B:28:PHE:N	3	12.29
(1,21)	1:A:184:LYS:NZ	1:B:29:VAL:N	3	12.29
(1,21)	1:A:184:LYS:NZ	1:B:30:ASP:N	3	12.29
(1,21)	1:A:184:LYS:NZ	1:B:31:GLU:N	3	12.29
(1,21)	1:A:184:LYS:NZ	1:B:32:TYR:N	3	12.29
(1,21)	1:A:184:LYS:NZ	1:B:33:ASP:N	3	12.29
(1,21)	1:A:184:LYS:NZ	1:B:34:PRO:N	3	12.29
(1,21)	1:A:184:LYS:NZ	1:B:35:THR:N	3	12.29
(1,21)	1:A:184:LYS:NZ	1:B:36:ILE:N	3	12.29
(1,21)	1:A:184:LYS:NZ	1:B:37:GLU:N	3	12.29
(1,21)	1:A:184:LYS:NZ	1:B:38:ASP:N	3	12.29
(1,21)	1:A:184:LYS:NZ	1:B:39:SER:N	3	12.29
(1,21)	1:A:184:LYS:NZ	1:B:40:TYR:N	3	12.29
(1,21)	1:A:184:LYS:NZ	1:B:41:ARG:N	3	12.29
(1,21)	1:A:184:LYS:NZ	1:B:42:LYS:N	3	12.29
(1,21)	1:A:184:LYS:NZ	1:B:43:GLN:N	3	12.29
(1,21)	1:A:184:LYS:NZ	1:B:44:VAL:N	3	12.29
(1,21)	1:A:184:LYS:NZ	1:B:45:VAL:N	3	12.29
(1,21)	1:A:184:LYS:NZ	1:B:46:ILE:N	3	12.29
(1,21)	1:A:184:LYS:NZ	1:B:47:ASP:N	3	12.29
(1,21)	1:A:184:LYS:NZ	1:B:48:GLY:N	3	12.29

Continued on next page...

Continued from previous page...

Key	Atom-1	Atom-2	Model ID	Violation (Å)
(1,21)	1:A:184:LYS:NZ	1:B:49:GLU:N	3	12.29
(1,21)	1:A:184:LYS:NZ	1:B:50:THR:N	3	12.29
(1,21)	1:A:184:LYS:NZ	1:B:51:CYS:N	3	12.29
(1,21)	1:A:184:LYS:NZ	1:B:52:LEU:N	3	12.29
(1,21)	1:A:184:LYS:NZ	1:B:53:LEU:N	3	12.29
(1,21)	1:A:184:LYS:NZ	1:B:54:ASP:N	3	12.29
(1,21)	1:A:184:LYS:NZ	1:B:55:ILE:N	3	12.29
(1,21)	1:A:184:LYS:NZ	1:B:56:LEU:N	3	12.29
(1,21)	1:A:184:LYS:NZ	1:B:57:ASP:N	3	12.29
(1,21)	1:A:184:LYS:NZ	1:B:58:THR:N	3	12.29
(1,21)	1:A:184:LYS:NZ	1:B:59:ALA:N	3	12.29
(1,21)	1:A:184:LYS:NZ	1:B:60:GLY:N	3	12.29
(1,21)	1:A:184:LYS:NZ	1:B:61:GLN:N	3	12.29
(1,21)	1:A:184:LYS:NZ	1:B:62:GLU:N	3	12.29
(1,21)	1:A:184:LYS:NZ	1:B:63:GLU:N	3	12.29
(1,21)	1:A:184:LYS:NZ	1:B:64:TYR:N	3	12.29
(1,21)	1:A:184:LYS:NZ	1:B:65:SER:N	3	12.29
(1,21)	1:A:184:LYS:NZ	1:B:66:ALA:N	3	12.29
(1,21)	1:A:184:LYS:NZ	1:B:67:MET:N	3	12.29
(1,21)	1:A:184:LYS:NZ	1:B:68:ARG:N	3	12.29
(1,21)	1:A:184:LYS:NZ	1:B:69:ASP:N	3	12.29
(1,21)	1:A:184:LYS:NZ	1:B:70:GLN:N	3	12.29
(1,21)	1:A:184:LYS:NZ	1:B:71:TYR:N	3	12.29
(1,21)	1:A:184:LYS:NZ	1:B:72:MET:N	3	12.29
(1,21)	1:A:184:LYS:NZ	1:B:73:ARG:N	3	12.29
(1,21)	1:A:184:LYS:NZ	1:B:74:THR:N	3	12.29
(1,21)	1:A:184:LYS:NZ	1:B:75:GLY:N	3	12.29
(1,21)	1:A:184:LYS:NZ	1:B:76:GLU:N	3	12.29
(1,21)	1:A:184:LYS:NZ	1:B:77:GLY:N	3	12.29
(1,21)	1:A:184:LYS:NZ	1:B:78:PHE:N	3	12.29
(1,21)	1:A:184:LYS:NZ	1:B:79:LEU:N	3	12.29
(1,21)	1:A:184:LYS:NZ	1:B:80:CYS:N	3	12.29
(1,21)	1:A:184:LYS:NZ	5:B:203:7Q9:N	3	12.29
(1,21)	1:A:184:LYS:NZ	5:B:204:7Q9:N	3	12.29
(1,21)	1:A:184:LYS:NZ	5:B:205:7Q9:N	3	12.29
(1,21)	1:A:184:LYS:NZ	5:B:206:7Q9:N	3	12.29
(1,21)	1:A:184:LYS:NZ	5:B:207:7Q9:N	3	12.29
(1,21)	1:A:184:LYS:NZ	6:B:208:17F:N1	3	12.29
(1,21)	1:A:184:LYS:NZ	5:B:209:7Q9:N	3	12.29
(1,21)	1:A:184:LYS:NZ	5:B:210:7Q9:N	3	12.29
(1,21)	1:A:184:LYS:NZ	5:B:211:7Q9:N	3	12.29
(1,21)	1:A:184:LYS:NZ	5:B:212:7Q9:N	3	12.29

Continued on next page...

Continued from previous page...

Key	Atom-1	Atom-2	Model ID	Violation (Å)
(1,21)	1:A:184:LYS:NZ	5:B:213:7Q9:N	3	12.29
(1,21)	1:A:184:LYS:NZ	6:B:214:17F:N1	3	12.29
(1,21)	1:A:184:LYS:NZ	6:B:215:17F:N1	3	12.29
(1,21)	1:A:184:LYS:NZ	5:B:216:7Q9:N	3	12.29
(1,21)	1:A:184:LYS:NZ	5:B:217:7Q9:N	3	12.29
(1,21)	1:A:184:LYS:NZ	5:B:218:7Q9:N	3	12.29
(1,21)	1:A:184:LYS:NZ	6:B:219:17F:N1	3	12.29
(1,21)	1:A:184:LYS:NZ	5:B:220:7Q9:N	3	12.29
(1,21)	1:A:184:LYS:O	1:B:2:THR:N	3	12.29
(1,21)	1:A:184:LYS:O	1:B:3:GLU:N	3	12.29
(1,21)	1:A:184:LYS:O	1:B:4:TYR:N	3	12.29
(1,21)	1:A:184:LYS:O	1:B:5:LYS:N	3	12.29
(1,21)	1:A:184:LYS:O	1:B:6:LEU:N	3	12.29
(1,21)	1:A:184:LYS:O	1:B:7:VAL:N	3	12.29
(1,21)	1:A:184:LYS:O	1:B:8:VAL:N	3	12.29
(1,21)	1:A:184:LYS:O	1:B:9:VAL:N	3	12.29
(1,21)	1:A:184:LYS:O	1:B:10:GLY:N	3	12.29
(1,21)	1:A:184:LYS:O	1:B:11:ALA:N	3	12.29
(1,21)	1:A:184:LYS:O	1:B:12:ASP:N	3	12.29
(1,21)	1:A:184:LYS:O	1:B:13:GLY:N	3	12.29
(1,21)	1:A:184:LYS:O	1:B:14:VAL:N	3	12.29
(1,21)	1:A:184:LYS:O	1:B:15:GLY:N	3	12.29
(1,21)	1:A:184:LYS:O	1:B:16:LYS:N	3	12.29
(1,21)	1:A:184:LYS:O	1:B:17:SER:N	3	12.29
(1,21)	1:A:184:LYS:O	1:B:18:ALA:N	3	12.29
(1,21)	1:A:184:LYS:O	1:B:19:LEU:N	3	12.29
(1,21)	1:A:184:LYS:O	1:B:20:THR:N	3	12.29
(1,21)	1:A:184:LYS:O	1:B:21:ILE:N	3	12.29
(1,21)	1:A:184:LYS:O	1:B:22:GLN:N	3	12.29
(1,21)	1:A:184:LYS:O	1:B:23:LEU:N	3	12.29
(1,21)	1:A:184:LYS:O	1:B:24:ILE:N	3	12.29
(1,21)	1:A:184:LYS:O	1:B:25:GLN:N	3	12.29
(1,21)	1:A:184:LYS:O	1:B:26:ASN:N	3	12.29
(1,21)	1:A:184:LYS:O	1:B:27:HIS:N	3	12.29
(1,21)	1:A:184:LYS:O	1:B:28:PHE:N	3	12.29
(1,21)	1:A:184:LYS:O	1:B:29:VAL:N	3	12.29
(1,21)	1:A:184:LYS:O	1:B:30:ASP:N	3	12.29
(1,21)	1:A:184:LYS:O	1:B:31:GLU:N	3	12.29
(1,21)	1:A:184:LYS:O	1:B:32:TYR:N	3	12.29
(1,21)	1:A:184:LYS:O	1:B:33:ASP:N	3	12.29
(1,21)	1:A:184:LYS:O	1:B:34:PRO:N	3	12.29
(1,21)	1:A:184:LYS:O	1:B:35:THR:N	3	12.29

Continued on next page...

Continued from previous page...

Key	Atom-1	Atom-2	Model ID	Violation (Å)
(1,21)	1:A:184:LYS:O	1:B:36:ILE:N	3	12.29
(1,21)	1:A:184:LYS:O	1:B:37:GLU:N	3	12.29
(1,21)	1:A:184:LYS:O	1:B:38:ASP:N	3	12.29
(1,21)	1:A:184:LYS:O	1:B:39:SER:N	3	12.29
(1,21)	1:A:184:LYS:O	1:B:40:TYR:N	3	12.29
(1,21)	1:A:184:LYS:O	1:B:41:ARG:N	3	12.29
(1,21)	1:A:184:LYS:O	1:B:42:LYS:N	3	12.29
(1,21)	1:A:184:LYS:O	1:B:43:GLN:N	3	12.29
(1,21)	1:A:184:LYS:O	1:B:44:VAL:N	3	12.29
(1,21)	1:A:184:LYS:O	1:B:45:VAL:N	3	12.29
(1,21)	1:A:184:LYS:O	1:B:46:ILE:N	3	12.29
(1,21)	1:A:184:LYS:O	1:B:47:ASP:N	3	12.29
(1,21)	1:A:184:LYS:O	1:B:48:GLY:N	3	12.29
(1,21)	1:A:184:LYS:O	1:B:49:GLU:N	3	12.29
(1,21)	1:A:184:LYS:O	1:B:50:THR:N	3	12.29
(1,21)	1:A:184:LYS:O	1:B:51:CYS:N	3	12.29
(1,21)	1:A:184:LYS:O	1:B:52:LEU:N	3	12.29
(1,21)	1:A:184:LYS:O	1:B:53:LEU:N	3	12.29
(1,21)	1:A:184:LYS:O	1:B:54:ASP:N	3	12.29
(1,21)	1:A:184:LYS:O	1:B:55:ILE:N	3	12.29
(1,21)	1:A:184:LYS:O	1:B:56:LEU:N	3	12.29
(1,21)	1:A:184:LYS:O	1:B:57:ASP:N	3	12.29
(1,21)	1:A:184:LYS:O	1:B:58:THR:N	3	12.29
(1,21)	1:A:184:LYS:O	1:B:59:ALA:N	3	12.29
(1,21)	1:A:184:LYS:O	1:B:60:GLY:N	3	12.29
(1,21)	1:A:184:LYS:O	1:B:61:GLN:N	3	12.29
(1,21)	1:A:184:LYS:O	1:B:62:GLU:N	3	12.29
(1,21)	1:A:184:LYS:O	1:B:63:GLU:N	3	12.29
(1,21)	1:A:184:LYS:O	1:B:64:TYR:N	3	12.29
(1,21)	1:A:184:LYS:O	1:B:65:SER:N	3	12.29
(1,21)	1:A:184:LYS:O	1:B:66:ALA:N	3	12.29
(1,21)	1:A:184:LYS:O	1:B:67:MET:N	3	12.29
(1,21)	1:A:184:LYS:O	1:B:68:ARG:N	3	12.29
(1,21)	1:A:184:LYS:O	1:B:69:ASP:N	3	12.29
(1,21)	1:A:184:LYS:O	1:B:70:GLN:N	3	12.29
(1,21)	1:A:184:LYS:O	1:B:71:TYR:N	3	12.29
(1,21)	1:A:184:LYS:O	1:B:72:MET:N	3	12.29
(1,21)	1:A:184:LYS:O	1:B:73:ARG:N	3	12.29
(1,21)	1:A:184:LYS:O	1:B:74:THR:N	3	12.29
(1,21)	1:A:184:LYS:O	1:B:75:GLY:N	3	12.29
(1,21)	1:A:184:LYS:O	1:B:76:GLU:N	3	12.29
(1,21)	1:A:184:LYS:O	1:B:77:GLY:N	3	12.29

Continued on next page...

Continued from previous page...

Key	Atom-1	Atom-2	Model ID	Violation (Å)
(1,21)	1:A:184:LYS:O	1:B:78:PHE:N	3	12.29
(1,21)	1:A:184:LYS:O	1:B:79:LEU:N	3	12.29
(1,21)	1:A:184:LYS:O	1:B:80:CYS:N	3	12.29
(1,21)	1:A:184:LYS:O	5:B:203:7Q9:N	3	12.29
(1,21)	1:A:184:LYS:O	5:B:204:7Q9:N	3	12.29
(1,21)	1:A:184:LYS:O	5:B:205:7Q9:N	3	12.29
(1,21)	1:A:184:LYS:O	5:B:206:7Q9:N	3	12.29
(1,21)	1:A:184:LYS:O	5:B:207:7Q9:N	3	12.29
(1,21)	1:A:184:LYS:O	6:B:208:17F:N1	3	12.29
(1,21)	1:A:184:LYS:O	5:B:209:7Q9:N	3	12.29
(1,21)	1:A:184:LYS:O	5:B:210:7Q9:N	3	12.29
(1,21)	1:A:184:LYS:O	5:B:211:7Q9:N	3	12.29
(1,21)	1:A:184:LYS:O	5:B:212:7Q9:N	3	12.29
(1,21)	1:A:184:LYS:O	5:B:213:7Q9:N	3	12.29
(1,21)	1:A:184:LYS:O	6:B:214:17F:N1	3	12.29
(1,21)	1:A:184:LYS:O	6:B:215:17F:N1	3	12.29
(1,21)	1:A:184:LYS:O	5:B:216:7Q9:N	3	12.29
(1,21)	1:A:184:LYS:O	5:B:217:7Q9:N	3	12.29
(1,21)	1:A:184:LYS:O	5:B:218:7Q9:N	3	12.29
(1,21)	1:A:184:LYS:O	6:B:219:17F:N1	3	12.29
(1,21)	1:A:184:LYS:O	5:B:220:7Q9:N	3	12.29
(1,21)	1:A:184:LYS:C	1:B:2:THR:N	18	12.25
(1,21)	1:A:184:LYS:C	1:B:3:GLU:N	18	12.25
(1,21)	1:A:184:LYS:C	1:B:4:TYR:N	18	12.25
(1,21)	1:A:184:LYS:C	1:B:5:LYS:N	18	12.25
(1,21)	1:A:184:LYS:C	1:B:6:LEU:N	18	12.25
(1,21)	1:A:184:LYS:C	1:B:7:VAL:N	18	12.25
(1,21)	1:A:184:LYS:C	1:B:8:VAL:N	18	12.25
(1,21)	1:A:184:LYS:C	1:B:9:VAL:N	18	12.25
(1,21)	1:A:184:LYS:C	1:B:10:GLY:N	18	12.25
(1,21)	1:A:184:LYS:C	1:B:11:ALA:N	18	12.25
(1,21)	1:A:184:LYS:C	1:B:12:ASP:N	18	12.25
(1,21)	1:A:184:LYS:C	1:B:13:GLY:N	18	12.25
(1,21)	1:A:184:LYS:C	1:B:14:VAL:N	18	12.25
(1,21)	1:A:184:LYS:C	1:B:15:GLY:N	18	12.25
(1,21)	1:A:184:LYS:C	1:B:16:LYS:N	18	12.25
(1,21)	1:A:184:LYS:C	1:B:17:SER:N	18	12.25
(1,21)	1:A:184:LYS:C	1:B:18:ALA:N	18	12.25
(1,21)	1:A:184:LYS:C	1:B:19:LEU:N	18	12.25
(1,21)	1:A:184:LYS:C	1:B:20:THR:N	18	12.25
(1,21)	1:A:184:LYS:C	1:B:21:ILE:N	18	12.25
(1,21)	1:A:184:LYS:C	1:B:22:GLN:N	18	12.25

Continued on next page...

Continued from previous page...

Key	Atom-1	Atom-2	Model ID	Violation (Å)
(1,21)	1:A:184:LYS:C	1:B:23:LEU:N	18	12.25
(1,21)	1:A:184:LYS:C	1:B:24:ILE:N	18	12.25
(1,21)	1:A:184:LYS:C	1:B:25:GLN:N	18	12.25
(1,21)	1:A:184:LYS:C	1:B:26:ASN:N	18	12.25
(1,21)	1:A:184:LYS:C	1:B:27:HIS:N	18	12.25
(1,21)	1:A:184:LYS:C	1:B:28:PHE:N	18	12.25
(1,21)	1:A:184:LYS:C	1:B:29:VAL:N	18	12.25
(1,21)	1:A:184:LYS:C	1:B:30:ASP:N	18	12.25
(1,21)	1:A:184:LYS:C	1:B:31:GLU:N	18	12.25
(1,21)	1:A:184:LYS:C	1:B:32:TYR:N	18	12.25
(1,21)	1:A:184:LYS:C	1:B:33:ASP:N	18	12.25
(1,21)	1:A:184:LYS:C	1:B:34:PRO:N	18	12.25
(1,21)	1:A:184:LYS:C	1:B:35:THR:N	18	12.25
(1,21)	1:A:184:LYS:C	1:B:36:ILE:N	18	12.25
(1,21)	1:A:184:LYS:C	1:B:37:GLU:N	18	12.25
(1,21)	1:A:184:LYS:C	1:B:38:ASP:N	18	12.25
(1,21)	1:A:184:LYS:C	1:B:39:SER:N	18	12.25
(1,21)	1:A:184:LYS:C	1:B:40:TYR:N	18	12.25
(1,21)	1:A:184:LYS:C	1:B:41:ARG:N	18	12.25
(1,21)	1:A:184:LYS:C	1:B:42:LYS:N	18	12.25
(1,21)	1:A:184:LYS:C	1:B:43:GLN:N	18	12.25
(1,21)	1:A:184:LYS:C	1:B:44:VAL:N	18	12.25
(1,21)	1:A:184:LYS:C	1:B:45:VAL:N	18	12.25
(1,21)	1:A:184:LYS:C	1:B:46:ILE:N	18	12.25
(1,21)	1:A:184:LYS:C	1:B:47:ASP:N	18	12.25
(1,21)	1:A:184:LYS:C	1:B:48:GLY:N	18	12.25
(1,21)	1:A:184:LYS:C	1:B:49:GLU:N	18	12.25
(1,21)	1:A:184:LYS:C	1:B:50:THR:N	18	12.25
(1,21)	1:A:184:LYS:C	1:B:51:CYS:N	18	12.25
(1,21)	1:A:184:LYS:C	1:B:52:LEU:N	18	12.25
(1,21)	1:A:184:LYS:C	1:B:53:LEU:N	18	12.25
(1,21)	1:A:184:LYS:C	1:B:54:ASP:N	18	12.25
(1,21)	1:A:184:LYS:C	1:B:55:ILE:N	18	12.25
(1,21)	1:A:184:LYS:C	1:B:56:LEU:N	18	12.25
(1,21)	1:A:184:LYS:C	1:B:57:ASP:N	18	12.25
(1,21)	1:A:184:LYS:C	1:B:58:THR:N	18	12.25
(1,21)	1:A:184:LYS:C	1:B:59:ALA:N	18	12.25
(1,21)	1:A:184:LYS:C	1:B:60:GLY:N	18	12.25
(1,21)	1:A:184:LYS:C	1:B:61:GLN:N	18	12.25
(1,21)	1:A:184:LYS:C	1:B:62:GLU:N	18	12.25
(1,21)	1:A:184:LYS:C	1:B:63:GLU:N	18	12.25
(1,21)	1:A:184:LYS:C	1:B:64:TYR:N	18	12.25

Continued on next page...

Continued from previous page...

Key	Atom-1	Atom-2	Model ID	Violation (Å)
(1,21)	1:A:184:LYS:C	1:B:65:SER:N	18	12.25
(1,21)	1:A:184:LYS:C	1:B:66:ALA:N	18	12.25
(1,21)	1:A:184:LYS:C	1:B:67:MET:N	18	12.25
(1,21)	1:A:184:LYS:C	1:B:68:ARG:N	18	12.25
(1,21)	1:A:184:LYS:C	1:B:69:ASP:N	18	12.25
(1,21)	1:A:184:LYS:C	1:B:70:GLN:N	18	12.25
(1,21)	1:A:184:LYS:C	1:B:71:TYR:N	18	12.25
(1,21)	1:A:184:LYS:C	1:B:72:MET:N	18	12.25
(1,21)	1:A:184:LYS:C	1:B:73:ARG:N	18	12.25
(1,21)	1:A:184:LYS:C	1:B:74:THR:N	18	12.25
(1,21)	1:A:184:LYS:C	1:B:75:GLY:N	18	12.25
(1,21)	1:A:184:LYS:C	1:B:76:GLU:N	18	12.25
(1,21)	1:A:184:LYS:C	1:B:77:GLY:N	18	12.25
(1,21)	1:A:184:LYS:C	1:B:78:PHE:N	18	12.25
(1,21)	1:A:184:LYS:C	1:B:79:LEU:N	18	12.25
(1,21)	1:A:184:LYS:C	1:B:80:CYS:N	18	12.25
(1,21)	1:A:184:LYS:C	5:B:203:7Q9:N	18	12.25
(1,21)	1:A:184:LYS:C	5:B:204:7Q9:N	18	12.25
(1,21)	1:A:184:LYS:C	5:B:205:7Q9:N	18	12.25
(1,21)	1:A:184:LYS:C	5:B:206:7Q9:N	18	12.25
(1,21)	1:A:184:LYS:C	5:B:207:7Q9:N	18	12.25
(1,21)	1:A:184:LYS:C	6:B:208:17F:N1	18	12.25
(1,21)	1:A:184:LYS:C	5:B:209:7Q9:N	18	12.25
(1,21)	1:A:184:LYS:C	5:B:210:7Q9:N	18	12.25
(1,21)	1:A:184:LYS:C	5:B:211:7Q9:N	18	12.25
(1,21)	1:A:184:LYS:C	5:B:212:7Q9:N	18	12.25
(1,21)	1:A:184:LYS:C	5:B:213:7Q9:N	18	12.25
(1,21)	1:A:184:LYS:C	6:B:214:17F:N1	18	12.25
(1,21)	1:A:184:LYS:C	6:B:215:17F:N1	18	12.25
(1,21)	1:A:184:LYS:C	5:B:216:7Q9:N	18	12.25
(1,21)	1:A:184:LYS:C	5:B:217:7Q9:N	18	12.25
(1,21)	1:A:184:LYS:C	5:B:218:7Q9:N	18	12.25
(1,21)	1:A:184:LYS:C	6:B:219:17F:N1	18	12.25
(1,21)	1:A:184:LYS:C	5:B:220:7Q9:N	18	12.25
(1,21)	1:A:184:LYS:CA	1:B:2:THR:N	18	12.25
(1,21)	1:A:184:LYS:CA	1:B:3:GLU:N	18	12.25
(1,21)	1:A:184:LYS:CA	1:B:4:TYR:N	18	12.25
(1,21)	1:A:184:LYS:CA	1:B:5:LYS:N	18	12.25
(1,21)	1:A:184:LYS:CA	1:B:6:LEU:N	18	12.25
(1,21)	1:A:184:LYS:CA	1:B:7:VAL:N	18	12.25
(1,21)	1:A:184:LYS:CA	1:B:8:VAL:N	18	12.25
(1,21)	1:A:184:LYS:CA	1:B:9:VAL:N	18	12.25

Continued on next page...

Continued from previous page...

Key	Atom-1	Atom-2	Model ID	Violation (Å)
(1,21)	1:A:184:LYS:CA	1:B:10:GLY:N	18	12.25
(1,21)	1:A:184:LYS:CA	1:B:11:ALA:N	18	12.25
(1,21)	1:A:184:LYS:CA	1:B:12:ASP:N	18	12.25
(1,21)	1:A:184:LYS:CA	1:B:13:GLY:N	18	12.25
(1,21)	1:A:184:LYS:CA	1:B:14:VAL:N	18	12.25
(1,21)	1:A:184:LYS:CA	1:B:15:GLY:N	18	12.25
(1,21)	1:A:184:LYS:CA	1:B:16:LYS:N	18	12.25
(1,21)	1:A:184:LYS:CA	1:B:17:SER:N	18	12.25
(1,21)	1:A:184:LYS:CA	1:B:18:ALA:N	18	12.25
(1,21)	1:A:184:LYS:CA	1:B:19:LEU:N	18	12.25
(1,21)	1:A:184:LYS:CA	1:B:20:THR:N	18	12.25
(1,21)	1:A:184:LYS:CA	1:B:21:ILE:N	18	12.25
(1,21)	1:A:184:LYS:CA	1:B:22:GLN:N	18	12.25
(1,21)	1:A:184:LYS:CA	1:B:23:LEU:N	18	12.25
(1,21)	1:A:184:LYS:CA	1:B:24:ILE:N	18	12.25
(1,21)	1:A:184:LYS:CA	1:B:25:GLN:N	18	12.25
(1,21)	1:A:184:LYS:CA	1:B:26:ASN:N	18	12.25
(1,21)	1:A:184:LYS:CA	1:B:27:HIS:N	18	12.25
(1,21)	1:A:184:LYS:CA	1:B:28:PHE:N	18	12.25
(1,21)	1:A:184:LYS:CA	1:B:29:VAL:N	18	12.25
(1,21)	1:A:184:LYS:CA	1:B:30:ASP:N	18	12.25
(1,21)	1:A:184:LYS:CA	1:B:31:GLU:N	18	12.25
(1,21)	1:A:184:LYS:CA	1:B:32:TYR:N	18	12.25
(1,21)	1:A:184:LYS:CA	1:B:33:ASP:N	18	12.25
(1,21)	1:A:184:LYS:CA	1:B:34:PRO:N	18	12.25
(1,21)	1:A:184:LYS:CA	1:B:35:THR:N	18	12.25
(1,21)	1:A:184:LYS:CA	1:B:36:ILE:N	18	12.25
(1,21)	1:A:184:LYS:CA	1:B:37:GLU:N	18	12.25
(1,21)	1:A:184:LYS:CA	1:B:38:ASP:N	18	12.25
(1,21)	1:A:184:LYS:CA	1:B:39:SER:N	18	12.25
(1,21)	1:A:184:LYS:CA	1:B:40:TYR:N	18	12.25
(1,21)	1:A:184:LYS:CA	1:B:41:ARG:N	18	12.25
(1,21)	1:A:184:LYS:CA	1:B:42:LYS:N	18	12.25
(1,21)	1:A:184:LYS:CA	1:B:43:GLN:N	18	12.25
(1,21)	1:A:184:LYS:CA	1:B:44:VAL:N	18	12.25
(1,21)	1:A:184:LYS:CA	1:B:45:VAL:N	18	12.25
(1,21)	1:A:184:LYS:CA	1:B:46:ILE:N	18	12.25
(1,21)	1:A:184:LYS:CA	1:B:47:ASP:N	18	12.25
(1,21)	1:A:184:LYS:CA	1:B:48:GLY:N	18	12.25
(1,21)	1:A:184:LYS:CA	1:B:49:GLU:N	18	12.25
(1,21)	1:A:184:LYS:CA	1:B:50:THR:N	18	12.25
(1,21)	1:A:184:LYS:CA	1:B:51:CYS:N	18	12.25

Continued on next page...

Continued from previous page...

Key	Atom-1	Atom-2	Model ID	Violation (Å)
(1,21)	1:A:184:LYS:CA	1:B:52:LEU:N	18	12.25
(1,21)	1:A:184:LYS:CA	1:B:53:LEU:N	18	12.25
(1,21)	1:A:184:LYS:CA	1:B:54:ASP:N	18	12.25
(1,21)	1:A:184:LYS:CA	1:B:55:ILE:N	18	12.25
(1,21)	1:A:184:LYS:CA	1:B:56:LEU:N	18	12.25
(1,21)	1:A:184:LYS:CA	1:B:57:ASP:N	18	12.25
(1,21)	1:A:184:LYS:CA	1:B:58:THR:N	18	12.25
(1,21)	1:A:184:LYS:CA	1:B:59:ALA:N	18	12.25
(1,21)	1:A:184:LYS:CA	1:B:60:GLY:N	18	12.25
(1,21)	1:A:184:LYS:CA	1:B:61:GLN:N	18	12.25
(1,21)	1:A:184:LYS:CA	1:B:62:GLU:N	18	12.25
(1,21)	1:A:184:LYS:CA	1:B:63:GLU:N	18	12.25
(1,21)	1:A:184:LYS:CA	1:B:64:TYR:N	18	12.25
(1,21)	1:A:184:LYS:CA	1:B:65:SER:N	18	12.25
(1,21)	1:A:184:LYS:CA	1:B:66:ALA:N	18	12.25
(1,21)	1:A:184:LYS:CA	1:B:67:MET:N	18	12.25
(1,21)	1:A:184:LYS:CA	1:B:68:ARG:N	18	12.25
(1,21)	1:A:184:LYS:CA	1:B:69:ASP:N	18	12.25
(1,21)	1:A:184:LYS:CA	1:B:70:GLN:N	18	12.25
(1,21)	1:A:184:LYS:CA	1:B:71:TYR:N	18	12.25
(1,21)	1:A:184:LYS:CA	1:B:72:MET:N	18	12.25
(1,21)	1:A:184:LYS:CA	1:B:73:ARG:N	18	12.25
(1,21)	1:A:184:LYS:CA	1:B:74:THR:N	18	12.25
(1,21)	1:A:184:LYS:CA	1:B:75:GLY:N	18	12.25
(1,21)	1:A:184:LYS:CA	1:B:76:GLU:N	18	12.25
(1,21)	1:A:184:LYS:CA	1:B:77:GLY:N	18	12.25
(1,21)	1:A:184:LYS:CA	1:B:78:PHE:N	18	12.25
(1,21)	1:A:184:LYS:CA	1:B:79:LEU:N	18	12.25
(1,21)	1:A:184:LYS:CA	1:B:80:CYS:N	18	12.25
(1,21)	1:A:184:LYS:CA	5:B:203:7Q9:N	18	12.25
(1,21)	1:A:184:LYS:CA	5:B:204:7Q9:N	18	12.25
(1,21)	1:A:184:LYS:CA	5:B:205:7Q9:N	18	12.25
(1,21)	1:A:184:LYS:CA	5:B:206:7Q9:N	18	12.25
(1,21)	1:A:184:LYS:CA	5:B:207:7Q9:N	18	12.25
(1,21)	1:A:184:LYS:CA	6:B:208:17F:N1	18	12.25
(1,21)	1:A:184:LYS:CA	5:B:209:7Q9:N	18	12.25
(1,21)	1:A:184:LYS:CA	5:B:210:7Q9:N	18	12.25
(1,21)	1:A:184:LYS:CA	5:B:211:7Q9:N	18	12.25
(1,21)	1:A:184:LYS:CA	5:B:212:7Q9:N	18	12.25
(1,21)	1:A:184:LYS:CA	5:B:213:7Q9:N	18	12.25
(1,21)	1:A:184:LYS:CA	6:B:214:17F:N1	18	12.25
(1,21)	1:A:184:LYS:CA	6:B:215:17F:N1	18	12.25

Continued on next page...

Continued from previous page...

Key	Atom-1	Atom-2	Model ID	Violation (Å)
(1,21)	1:A:184:LYS:CA	5:B:216:7Q9:N	18	12.25
(1,21)	1:A:184:LYS:CA	5:B:217:7Q9:N	18	12.25
(1,21)	1:A:184:LYS:CA	5:B:218:7Q9:N	18	12.25
(1,21)	1:A:184:LYS:CA	6:B:219:17F:N1	18	12.25
(1,21)	1:A:184:LYS:CA	5:B:220:7Q9:N	18	12.25
(1,21)	1:A:184:LYS:CB	1:B:2:THR:N	18	12.25
(1,21)	1:A:184:LYS:CB	1:B:3:GLU:N	18	12.25
(1,21)	1:A:184:LYS:CB	1:B:4:TYR:N	18	12.25
(1,21)	1:A:184:LYS:CB	1:B:5:LYS:N	18	12.25
(1,21)	1:A:184:LYS:CB	1:B:6:LEU:N	18	12.25
(1,21)	1:A:184:LYS:CB	1:B:7:VAL:N	18	12.25
(1,21)	1:A:184:LYS:CB	1:B:8:VAL:N	18	12.25
(1,21)	1:A:184:LYS:CB	1:B:9:VAL:N	18	12.25
(1,21)	1:A:184:LYS:CB	1:B:10:GLY:N	18	12.25
(1,21)	1:A:184:LYS:CB	1:B:11:ALA:N	18	12.25
(1,21)	1:A:184:LYS:CB	1:B:12:ASP:N	18	12.25
(1,21)	1:A:184:LYS:CB	1:B:13:GLY:N	18	12.25
(1,21)	1:A:184:LYS:CB	1:B:14:VAL:N	18	12.25
(1,21)	1:A:184:LYS:CB	1:B:15:GLY:N	18	12.25
(1,21)	1:A:184:LYS:CB	1:B:16:LYS:N	18	12.25
(1,21)	1:A:184:LYS:CB	1:B:17:SER:N	18	12.25
(1,21)	1:A:184:LYS:CB	1:B:18:ALA:N	18	12.25
(1,21)	1:A:184:LYS:CB	1:B:19:LEU:N	18	12.25
(1,21)	1:A:184:LYS:CB	1:B:20:THR:N	18	12.25
(1,21)	1:A:184:LYS:CB	1:B:21:ILE:N	18	12.25
(1,21)	1:A:184:LYS:CB	1:B:22:GLN:N	18	12.25
(1,21)	1:A:184:LYS:CB	1:B:23:LEU:N	18	12.25
(1,21)	1:A:184:LYS:CB	1:B:24:ILE:N	18	12.25
(1,21)	1:A:184:LYS:CB	1:B:25:GLN:N	18	12.25
(1,21)	1:A:184:LYS:CB	1:B:26:ASN:N	18	12.25
(1,21)	1:A:184:LYS:CB	1:B:27:HIS:N	18	12.25
(1,21)	1:A:184:LYS:CB	1:B:28:PHE:N	18	12.25
(1,21)	1:A:184:LYS:CB	1:B:29:VAL:N	18	12.25
(1,21)	1:A:184:LYS:CB	1:B:30:ASP:N	18	12.25
(1,21)	1:A:184:LYS:CB	1:B:31:GLU:N	18	12.25
(1,21)	1:A:184:LYS:CB	1:B:32:TYR:N	18	12.25
(1,21)	1:A:184:LYS:CB	1:B:33:ASP:N	18	12.25
(1,21)	1:A:184:LYS:CB	1:B:34:PRO:N	18	12.25
(1,21)	1:A:184:LYS:CB	1:B:35:THR:N	18	12.25
(1,21)	1:A:184:LYS:CB	1:B:36:ILE:N	18	12.25
(1,21)	1:A:184:LYS:CB	1:B:37:GLU:N	18	12.25
(1,21)	1:A:184:LYS:CB	1:B:38:ASP:N	18	12.25

Continued on next page...

Continued from previous page...

Key	Atom-1	Atom-2	Model ID	Violation (Å)
(1,21)	1:A:184:LYS:CB	1:B:39:SER:N	18	12.25
(1,21)	1:A:184:LYS:CB	1:B:40:TYR:N	18	12.25
(1,21)	1:A:184:LYS:CB	1:B:41:ARG:N	18	12.25
(1,21)	1:A:184:LYS:CB	1:B:42:LYS:N	18	12.25
(1,21)	1:A:184:LYS:CB	1:B:43:GLN:N	18	12.25
(1,21)	1:A:184:LYS:CB	1:B:44:VAL:N	18	12.25
(1,21)	1:A:184:LYS:CB	1:B:45:VAL:N	18	12.25
(1,21)	1:A:184:LYS:CB	1:B:46:ILE:N	18	12.25
(1,21)	1:A:184:LYS:CB	1:B:47:ASP:N	18	12.25
(1,21)	1:A:184:LYS:CB	1:B:48:GLY:N	18	12.25
(1,21)	1:A:184:LYS:CB	1:B:49:GLU:N	18	12.25
(1,21)	1:A:184:LYS:CB	1:B:50:THR:N	18	12.25
(1,21)	1:A:184:LYS:CB	1:B:51:CYS:N	18	12.25
(1,21)	1:A:184:LYS:CB	1:B:52:LEU:N	18	12.25
(1,21)	1:A:184:LYS:CB	1:B:53:LEU:N	18	12.25
(1,21)	1:A:184:LYS:CB	1:B:54:ASP:N	18	12.25
(1,21)	1:A:184:LYS:CB	1:B:55:ILE:N	18	12.25
(1,21)	1:A:184:LYS:CB	1:B:56:LEU:N	18	12.25
(1,21)	1:A:184:LYS:CB	1:B:57:ASP:N	18	12.25
(1,21)	1:A:184:LYS:CB	1:B:58:THR:N	18	12.25
(1,21)	1:A:184:LYS:CB	1:B:59:ALA:N	18	12.25
(1,21)	1:A:184:LYS:CB	1:B:60:GLY:N	18	12.25
(1,21)	1:A:184:LYS:CB	1:B:61:GLN:N	18	12.25
(1,21)	1:A:184:LYS:CB	1:B:62:GLU:N	18	12.25
(1,21)	1:A:184:LYS:CB	1:B:63:GLU:N	18	12.25
(1,21)	1:A:184:LYS:CB	1:B:64:TYR:N	18	12.25
(1,21)	1:A:184:LYS:CB	1:B:65:SER:N	18	12.25
(1,21)	1:A:184:LYS:CB	1:B:66:ALA:N	18	12.25
(1,21)	1:A:184:LYS:CB	1:B:67:MET:N	18	12.25
(1,21)	1:A:184:LYS:CB	1:B:68:ARG:N	18	12.25
(1,21)	1:A:184:LYS:CB	1:B:69:ASP:N	18	12.25
(1,21)	1:A:184:LYS:CB	1:B:70:GLN:N	18	12.25
(1,21)	1:A:184:LYS:CB	1:B:71:TYR:N	18	12.25
(1,21)	1:A:184:LYS:CB	1:B:72:MET:N	18	12.25
(1,21)	1:A:184:LYS:CB	1:B:73:ARG:N	18	12.25
(1,21)	1:A:184:LYS:CB	1:B:74:THR:N	18	12.25
(1,21)	1:A:184:LYS:CB	1:B:75:GLY:N	18	12.25
(1,21)	1:A:184:LYS:CB	1:B:76:GLU:N	18	12.25
(1,21)	1:A:184:LYS:CB	1:B:77:GLY:N	18	12.25
(1,21)	1:A:184:LYS:CB	1:B:78:PHE:N	18	12.25
(1,21)	1:A:184:LYS:CB	1:B:79:LEU:N	18	12.25
(1,21)	1:A:184:LYS:CB	1:B:80:CYS:N	18	12.25

Continued on next page...

Continued from previous page...

Key	Atom-1	Atom-2	Model ID	Violation (Å)
(1,21)	1:A:184:LYS:CB	5:B:203:7Q9:N	18	12.25
(1,21)	1:A:184:LYS:CB	5:B:204:7Q9:N	18	12.25
(1,21)	1:A:184:LYS:CB	5:B:205:7Q9:N	18	12.25
(1,21)	1:A:184:LYS:CB	5:B:206:7Q9:N	18	12.25
(1,21)	1:A:184:LYS:CB	5:B:207:7Q9:N	18	12.25
(1,21)	1:A:184:LYS:CB	6:B:208:17F:N1	18	12.25
(1,21)	1:A:184:LYS:CB	5:B:209:7Q9:N	18	12.25
(1,21)	1:A:184:LYS:CB	5:B:210:7Q9:N	18	12.25
(1,21)	1:A:184:LYS:CB	5:B:211:7Q9:N	18	12.25
(1,21)	1:A:184:LYS:CB	5:B:212:7Q9:N	18	12.25
(1,21)	1:A:184:LYS:CB	5:B:213:7Q9:N	18	12.25
(1,21)	1:A:184:LYS:CB	6:B:214:17F:N1	18	12.25
(1,21)	1:A:184:LYS:CB	6:B:215:17F:N1	18	12.25
(1,21)	1:A:184:LYS:CB	5:B:216:7Q9:N	18	12.25
(1,21)	1:A:184:LYS:CB	5:B:217:7Q9:N	18	12.25
(1,21)	1:A:184:LYS:CB	5:B:218:7Q9:N	18	12.25
(1,21)	1:A:184:LYS:CB	6:B:219:17F:N1	18	12.25
(1,21)	1:A:184:LYS:CB	5:B:220:7Q9:N	18	12.25
(1,21)	1:A:184:LYS:CD	1:B:2:THR:N	18	12.25
(1,21)	1:A:184:LYS:CD	1:B:3:GLU:N	18	12.25
(1,21)	1:A:184:LYS:CD	1:B:4:TYR:N	18	12.25
(1,21)	1:A:184:LYS:CD	1:B:5:LYS:N	18	12.25
(1,21)	1:A:184:LYS:CD	1:B:6:LEU:N	18	12.25
(1,21)	1:A:184:LYS:CD	1:B:7:VAL:N	18	12.25
(1,21)	1:A:184:LYS:CD	1:B:8:VAL:N	18	12.25
(1,21)	1:A:184:LYS:CD	1:B:9:VAL:N	18	12.25
(1,21)	1:A:184:LYS:CD	1:B:10:GLY:N	18	12.25
(1,21)	1:A:184:LYS:CD	1:B:11:ALA:N	18	12.25
(1,21)	1:A:184:LYS:CD	1:B:12:ASP:N	18	12.25
(1,21)	1:A:184:LYS:CD	1:B:13:GLY:N	18	12.25
(1,21)	1:A:184:LYS:CD	1:B:14:VAL:N	18	12.25
(1,21)	1:A:184:LYS:CD	1:B:15:GLY:N	18	12.25
(1,21)	1:A:184:LYS:CD	1:B:16:LYS:N	18	12.25
(1,21)	1:A:184:LYS:CD	1:B:17:SER:N	18	12.25
(1,21)	1:A:184:LYS:CD	1:B:18:ALA:N	18	12.25
(1,21)	1:A:184:LYS:CD	1:B:19:LEU:N	18	12.25
(1,21)	1:A:184:LYS:CD	1:B:20:THR:N	18	12.25
(1,21)	1:A:184:LYS:CD	1:B:21:ILE:N	18	12.25
(1,21)	1:A:184:LYS:CD	1:B:22:GLN:N	18	12.25
(1,21)	1:A:184:LYS:CD	1:B:23:LEU:N	18	12.25
(1,21)	1:A:184:LYS:CD	1:B:24:ILE:N	18	12.25
(1,21)	1:A:184:LYS:CD	1:B:25:GLN:N	18	12.25

Continued on next page...

Continued from previous page...

Key	Atom-1	Atom-2	Model ID	Violation (Å)
(1,21)	1:A:184:LYS:CD	1:B:26:ASN:N	18	12.25
(1,21)	1:A:184:LYS:CD	1:B:27:HIS:N	18	12.25
(1,21)	1:A:184:LYS:CD	1:B:28:PHE:N	18	12.25
(1,21)	1:A:184:LYS:CD	1:B:29:VAL:N	18	12.25
(1,21)	1:A:184:LYS:CD	1:B:30:ASP:N	18	12.25
(1,21)	1:A:184:LYS:CD	1:B:31:GLU:N	18	12.25
(1,21)	1:A:184:LYS:CD	1:B:32:TYR:N	18	12.25
(1,21)	1:A:184:LYS:CD	1:B:33:ASP:N	18	12.25
(1,21)	1:A:184:LYS:CD	1:B:34:PRO:N	18	12.25
(1,21)	1:A:184:LYS:CD	1:B:35:THR:N	18	12.25
(1,21)	1:A:184:LYS:CD	1:B:36:ILE:N	18	12.25
(1,21)	1:A:184:LYS:CD	1:B:37:GLU:N	18	12.25
(1,21)	1:A:184:LYS:CD	1:B:38:ASP:N	18	12.25
(1,21)	1:A:184:LYS:CD	1:B:39:SER:N	18	12.25
(1,21)	1:A:184:LYS:CD	1:B:40:TYR:N	18	12.25
(1,21)	1:A:184:LYS:CD	1:B:41:ARG:N	18	12.25
(1,21)	1:A:184:LYS:CD	1:B:42:LYS:N	18	12.25
(1,21)	1:A:184:LYS:CD	1:B:43:GLN:N	18	12.25
(1,21)	1:A:184:LYS:CD	1:B:44:VAL:N	18	12.25
(1,21)	1:A:184:LYS:CD	1:B:45:VAL:N	18	12.25
(1,21)	1:A:184:LYS:CD	1:B:46:ILE:N	18	12.25
(1,21)	1:A:184:LYS:CD	1:B:47:ASP:N	18	12.25
(1,21)	1:A:184:LYS:CD	1:B:48:GLY:N	18	12.25
(1,21)	1:A:184:LYS:CD	1:B:49:GLU:N	18	12.25
(1,21)	1:A:184:LYS:CD	1:B:50:THR:N	18	12.25
(1,21)	1:A:184:LYS:CD	1:B:51:CYS:N	18	12.25
(1,21)	1:A:184:LYS:CD	1:B:52:LEU:N	18	12.25
(1,21)	1:A:184:LYS:CD	1:B:53:LEU:N	18	12.25
(1,21)	1:A:184:LYS:CD	1:B:54:ASP:N	18	12.25
(1,21)	1:A:184:LYS:CD	1:B:55:ILE:N	18	12.25
(1,21)	1:A:184:LYS:CD	1:B:56:LEU:N	18	12.25
(1,21)	1:A:184:LYS:CD	1:B:57:ASP:N	18	12.25
(1,21)	1:A:184:LYS:CD	1:B:58:THR:N	18	12.25
(1,21)	1:A:184:LYS:CD	1:B:59:ALA:N	18	12.25
(1,21)	1:A:184:LYS:CD	1:B:60:GLY:N	18	12.25
(1,21)	1:A:184:LYS:CD	1:B:61:GLN:N	18	12.25
(1,21)	1:A:184:LYS:CD	1:B:62:GLU:N	18	12.25
(1,21)	1:A:184:LYS:CD	1:B:63:GLU:N	18	12.25
(1,21)	1:A:184:LYS:CD	1:B:64:TYR:N	18	12.25
(1,21)	1:A:184:LYS:CD	1:B:65:SER:N	18	12.25
(1,21)	1:A:184:LYS:CD	1:B:66:ALA:N	18	12.25
(1,21)	1:A:184:LYS:CD	1:B:67:MET:N	18	12.25

Continued on next page...

Continued from previous page...

Key	Atom-1	Atom-2	Model ID	Violation (Å)
(1,21)	1:A:184:LYS:CD	1:B:68:ARG:N	18	12.25
(1,21)	1:A:184:LYS:CD	1:B:69:ASP:N	18	12.25
(1,21)	1:A:184:LYS:CD	1:B:70:GLN:N	18	12.25
(1,21)	1:A:184:LYS:CD	1:B:71:TYR:N	18	12.25
(1,21)	1:A:184:LYS:CD	1:B:72:MET:N	18	12.25
(1,21)	1:A:184:LYS:CD	1:B:73:ARG:N	18	12.25
(1,21)	1:A:184:LYS:CD	1:B:74:THR:N	18	12.25
(1,21)	1:A:184:LYS:CD	1:B:75:GLY:N	18	12.25
(1,21)	1:A:184:LYS:CD	1:B:76:GLU:N	18	12.25
(1,21)	1:A:184:LYS:CD	1:B:77:GLY:N	18	12.25
(1,21)	1:A:184:LYS:CD	1:B:78:PHE:N	18	12.25
(1,21)	1:A:184:LYS:CD	1:B:79:LEU:N	18	12.25
(1,21)	1:A:184:LYS:CD	1:B:80:CYS:N	18	12.25
(1,21)	1:A:184:LYS:CD	5:B:203:7Q9:N	18	12.25
(1,21)	1:A:184:LYS:CD	5:B:204:7Q9:N	18	12.25
(1,21)	1:A:184:LYS:CD	5:B:205:7Q9:N	18	12.25
(1,21)	1:A:184:LYS:CD	5:B:206:7Q9:N	18	12.25
(1,21)	1:A:184:LYS:CD	5:B:207:7Q9:N	18	12.25
(1,21)	1:A:184:LYS:CD	6:B:208:17F:N1	18	12.25
(1,21)	1:A:184:LYS:CD	5:B:209:7Q9:N	18	12.25
(1,21)	1:A:184:LYS:CD	5:B:210:7Q9:N	18	12.25
(1,21)	1:A:184:LYS:CD	5:B:211:7Q9:N	18	12.25
(1,21)	1:A:184:LYS:CD	5:B:212:7Q9:N	18	12.25
(1,21)	1:A:184:LYS:CD	5:B:213:7Q9:N	18	12.25
(1,21)	1:A:184:LYS:CD	6:B:214:17F:N1	18	12.25
(1,21)	1:A:184:LYS:CD	6:B:215:17F:N1	18	12.25
(1,21)	1:A:184:LYS:CD	5:B:216:7Q9:N	18	12.25
(1,21)	1:A:184:LYS:CD	5:B:217:7Q9:N	18	12.25
(1,21)	1:A:184:LYS:CD	5:B:218:7Q9:N	18	12.25
(1,21)	1:A:184:LYS:CD	6:B:219:17F:N1	18	12.25
(1,21)	1:A:184:LYS:CD	5:B:220:7Q9:N	18	12.25
(1,21)	1:A:184:LYS:CE	1:B:2:THR:N	18	12.25
(1,21)	1:A:184:LYS:CE	1:B:3:GLU:N	18	12.25
(1,21)	1:A:184:LYS:CE	1:B:4:TYR:N	18	12.25
(1,21)	1:A:184:LYS:CE	1:B:5:LYS:N	18	12.25
(1,21)	1:A:184:LYS:CE	1:B:6:LEU:N	18	12.25
(1,21)	1:A:184:LYS:CE	1:B:7:VAL:N	18	12.25
(1,21)	1:A:184:LYS:CE	1:B:8:VAL:N	18	12.25
(1,21)	1:A:184:LYS:CE	1:B:9:VAL:N	18	12.25
(1,21)	1:A:184:LYS:CE	1:B:10:GLY:N	18	12.25
(1,21)	1:A:184:LYS:CE	1:B:11:ALA:N	18	12.25
(1,21)	1:A:184:LYS:CE	1:B:12:ASP:N	18	12.25

Continued on next page...

Continued from previous page...

Key	Atom-1	Atom-2	Model ID	Violation (Å)
(1,21)	1:A:184:LYS:CE	1:B:13:GLY:N	18	12.25
(1,21)	1:A:184:LYS:CE	1:B:14:VAL:N	18	12.25
(1,21)	1:A:184:LYS:CE	1:B:15:GLY:N	18	12.25
(1,21)	1:A:184:LYS:CE	1:B:16:LYS:N	18	12.25
(1,21)	1:A:184:LYS:CE	1:B:17:SER:N	18	12.25
(1,21)	1:A:184:LYS:CE	1:B:18:ALA:N	18	12.25
(1,21)	1:A:184:LYS:CE	1:B:19:LEU:N	18	12.25
(1,21)	1:A:184:LYS:CE	1:B:20:THR:N	18	12.25
(1,21)	1:A:184:LYS:CE	1:B:21:ILE:N	18	12.25
(1,21)	1:A:184:LYS:CE	1:B:22:GLN:N	18	12.25
(1,21)	1:A:184:LYS:CE	1:B:23:LEU:N	18	12.25
(1,21)	1:A:184:LYS:CE	1:B:24:ILE:N	18	12.25
(1,21)	1:A:184:LYS:CE	1:B:25:GLN:N	18	12.25
(1,21)	1:A:184:LYS:CE	1:B:26:ASN:N	18	12.25
(1,21)	1:A:184:LYS:CE	1:B:27:HIS:N	18	12.25
(1,21)	1:A:184:LYS:CE	1:B:28:PHE:N	18	12.25
(1,21)	1:A:184:LYS:CE	1:B:29:VAL:N	18	12.25
(1,21)	1:A:184:LYS:CE	1:B:30:ASP:N	18	12.25
(1,21)	1:A:184:LYS:CE	1:B:31:GLU:N	18	12.25
(1,21)	1:A:184:LYS:CE	1:B:32:TYR:N	18	12.25
(1,21)	1:A:184:LYS:CE	1:B:33:ASP:N	18	12.25
(1,21)	1:A:184:LYS:CE	1:B:34:PRO:N	18	12.25
(1,21)	1:A:184:LYS:CE	1:B:35:THR:N	18	12.25
(1,21)	1:A:184:LYS:CE	1:B:36:ILE:N	18	12.25
(1,21)	1:A:184:LYS:CE	1:B:37:GLU:N	18	12.25
(1,21)	1:A:184:LYS:CE	1:B:38:ASP:N	18	12.25
(1,21)	1:A:184:LYS:CE	1:B:39:SER:N	18	12.25
(1,21)	1:A:184:LYS:CE	1:B:40:TYR:N	18	12.25
(1,21)	1:A:184:LYS:CE	1:B:41:ARG:N	18	12.25
(1,21)	1:A:184:LYS:CE	1:B:42:LYS:N	18	12.25
(1,21)	1:A:184:LYS:CE	1:B:43:GLN:N	18	12.25
(1,21)	1:A:184:LYS:CE	1:B:44:VAL:N	18	12.25
(1,21)	1:A:184:LYS:CE	1:B:45:VAL:N	18	12.25
(1,21)	1:A:184:LYS:CE	1:B:46:ILE:N	18	12.25
(1,21)	1:A:184:LYS:CE	1:B:47:ASP:N	18	12.25
(1,21)	1:A:184:LYS:CE	1:B:48:GLY:N	18	12.25
(1,21)	1:A:184:LYS:CE	1:B:49:GLU:N	18	12.25
(1,21)	1:A:184:LYS:CE	1:B:50:THR:N	18	12.25
(1,21)	1:A:184:LYS:CE	1:B:51:CYS:N	18	12.25
(1,21)	1:A:184:LYS:CE	1:B:52:LEU:N	18	12.25
(1,21)	1:A:184:LYS:CE	1:B:53:LEU:N	18	12.25
(1,21)	1:A:184:LYS:CE	1:B:54:ASP:N	18	12.25

Continued on next page...

Continued from previous page...

Key	Atom-1	Atom-2	Model ID	Violation (Å)
(1,21)	1:A:184:LYS:CE	1:B:55:ILE:N	18	12.25
(1,21)	1:A:184:LYS:CE	1:B:56:LEU:N	18	12.25
(1,21)	1:A:184:LYS:CE	1:B:57:ASP:N	18	12.25
(1,21)	1:A:184:LYS:CE	1:B:58:THR:N	18	12.25
(1,21)	1:A:184:LYS:CE	1:B:59:ALA:N	18	12.25
(1,21)	1:A:184:LYS:CE	1:B:60:GLY:N	18	12.25
(1,21)	1:A:184:LYS:CE	1:B:61:GLN:N	18	12.25
(1,21)	1:A:184:LYS:CE	1:B:62:GLU:N	18	12.25
(1,21)	1:A:184:LYS:CE	1:B:63:GLU:N	18	12.25
(1,21)	1:A:184:LYS:CE	1:B:64:TYR:N	18	12.25
(1,21)	1:A:184:LYS:CE	1:B:65:SER:N	18	12.25
(1,21)	1:A:184:LYS:CE	1:B:66:ALA:N	18	12.25
(1,21)	1:A:184:LYS:CE	1:B:67:MET:N	18	12.25
(1,21)	1:A:184:LYS:CE	1:B:68:ARG:N	18	12.25
(1,21)	1:A:184:LYS:CE	1:B:69:ASP:N	18	12.25
(1,21)	1:A:184:LYS:CE	1:B:70:GLN:N	18	12.25
(1,21)	1:A:184:LYS:CE	1:B:71:TYR:N	18	12.25
(1,21)	1:A:184:LYS:CE	1:B:72:MET:N	18	12.25
(1,21)	1:A:184:LYS:CE	1:B:73:ARG:N	18	12.25
(1,21)	1:A:184:LYS:CE	1:B:74:THR:N	18	12.25
(1,21)	1:A:184:LYS:CE	1:B:75:GLY:N	18	12.25
(1,21)	1:A:184:LYS:CE	1:B:76:GLU:N	18	12.25
(1,21)	1:A:184:LYS:CE	1:B:77:GLY:N	18	12.25
(1,21)	1:A:184:LYS:CE	1:B:78:PHE:N	18	12.25
(1,21)	1:A:184:LYS:CE	1:B:79:LEU:N	18	12.25
(1,21)	1:A:184:LYS:CE	1:B:80:CYS:N	18	12.25
(1,21)	1:A:184:LYS:CE	5:B:203:7Q9:N	18	12.25
(1,21)	1:A:184:LYS:CE	5:B:204:7Q9:N	18	12.25
(1,21)	1:A:184:LYS:CE	5:B:205:7Q9:N	18	12.25
(1,21)	1:A:184:LYS:CE	5:B:206:7Q9:N	18	12.25
(1,21)	1:A:184:LYS:CE	5:B:207:7Q9:N	18	12.25
(1,21)	1:A:184:LYS:CE	6:B:208:17F:N1	18	12.25
(1,21)	1:A:184:LYS:CE	5:B:209:7Q9:N	18	12.25
(1,21)	1:A:184:LYS:CE	5:B:210:7Q9:N	18	12.25
(1,21)	1:A:184:LYS:CE	5:B:211:7Q9:N	18	12.25
(1,21)	1:A:184:LYS:CE	5:B:212:7Q9:N	18	12.25
(1,21)	1:A:184:LYS:CE	5:B:213:7Q9:N	18	12.25
(1,21)	1:A:184:LYS:CE	6:B:214:17F:N1	18	12.25
(1,21)	1:A:184:LYS:CE	6:B:215:17F:N1	18	12.25
(1,21)	1:A:184:LYS:CE	5:B:216:7Q9:N	18	12.25
(1,21)	1:A:184:LYS:CE	5:B:217:7Q9:N	18	12.25
(1,21)	1:A:184:LYS:CE	5:B:218:7Q9:N	18	12.25

Continued on next page...

Continued from previous page...

Key	Atom-1	Atom-2	Model ID	Violation (Å)
(1,21)	1:A:184:LYS:CE	6:B:219:17F:N1	18	12.25
(1,21)	1:A:184:LYS:CE	5:B:220:7Q9:N	18	12.25
(1,21)	1:A:184:LYS:CG	1:B:2:THR:N	18	12.25
(1,21)	1:A:184:LYS:CG	1:B:3:GLU:N	18	12.25
(1,21)	1:A:184:LYS:CG	1:B:4:TYR:N	18	12.25
(1,21)	1:A:184:LYS:CG	1:B:5:LYS:N	18	12.25
(1,21)	1:A:184:LYS:CG	1:B:6:LEU:N	18	12.25
(1,21)	1:A:184:LYS:CG	1:B:7:VAL:N	18	12.25
(1,21)	1:A:184:LYS:CG	1:B:8:VAL:N	18	12.25
(1,21)	1:A:184:LYS:CG	1:B:9:VAL:N	18	12.25
(1,21)	1:A:184:LYS:CG	1:B:10:GLY:N	18	12.25
(1,21)	1:A:184:LYS:CG	1:B:11:ALA:N	18	12.25
(1,21)	1:A:184:LYS:CG	1:B:12:ASP:N	18	12.25
(1,21)	1:A:184:LYS:CG	1:B:13:GLY:N	18	12.25
(1,21)	1:A:184:LYS:CG	1:B:14:VAL:N	18	12.25
(1,21)	1:A:184:LYS:CG	1:B:15:GLY:N	18	12.25
(1,21)	1:A:184:LYS:CG	1:B:16:LYS:N	18	12.25
(1,21)	1:A:184:LYS:CG	1:B:17:SER:N	18	12.25
(1,21)	1:A:184:LYS:CG	1:B:18:ALA:N	18	12.25
(1,21)	1:A:184:LYS:CG	1:B:19:LEU:N	18	12.25
(1,21)	1:A:184:LYS:CG	1:B:20:THR:N	18	12.25
(1,21)	1:A:184:LYS:CG	1:B:21:ILE:N	18	12.25
(1,21)	1:A:184:LYS:CG	1:B:22:GLN:N	18	12.25
(1,21)	1:A:184:LYS:CG	1:B:23:LEU:N	18	12.25
(1,21)	1:A:184:LYS:CG	1:B:24:ILE:N	18	12.25
(1,21)	1:A:184:LYS:CG	1:B:25:GLN:N	18	12.25
(1,21)	1:A:184:LYS:CG	1:B:26:ASN:N	18	12.25
(1,21)	1:A:184:LYS:CG	1:B:27:HIS:N	18	12.25
(1,21)	1:A:184:LYS:CG	1:B:28:PHE:N	18	12.25
(1,21)	1:A:184:LYS:CG	1:B:29:VAL:N	18	12.25
(1,21)	1:A:184:LYS:CG	1:B:30:ASP:N	18	12.25
(1,21)	1:A:184:LYS:CG	1:B:31:GLU:N	18	12.25
(1,21)	1:A:184:LYS:CG	1:B:32:TYR:N	18	12.25
(1,21)	1:A:184:LYS:CG	1:B:33:ASP:N	18	12.25
(1,21)	1:A:184:LYS:CG	1:B:34:PRO:N	18	12.25
(1,21)	1:A:184:LYS:CG	1:B:35:THR:N	18	12.25
(1,21)	1:A:184:LYS:CG	1:B:36:ILE:N	18	12.25
(1,21)	1:A:184:LYS:CG	1:B:37:GLU:N	18	12.25
(1,21)	1:A:184:LYS:CG	1:B:38:ASP:N	18	12.25
(1,21)	1:A:184:LYS:CG	1:B:39:SER:N	18	12.25
(1,21)	1:A:184:LYS:CG	1:B:40:TYR:N	18	12.25
(1,21)	1:A:184:LYS:CG	1:B:41:ARG:N	18	12.25

Continued on next page...

Continued from previous page...

Key	Atom-1	Atom-2	Model ID	Violation (Å)
(1,21)	1:A:184:LYS:CG	1:B:42:LYS:N	18	12.25
(1,21)	1:A:184:LYS:CG	1:B:43:GLN:N	18	12.25
(1,21)	1:A:184:LYS:CG	1:B:44:VAL:N	18	12.25
(1,21)	1:A:184:LYS:CG	1:B:45:VAL:N	18	12.25
(1,21)	1:A:184:LYS:CG	1:B:46:ILE:N	18	12.25
(1,21)	1:A:184:LYS:CG	1:B:47:ASP:N	18	12.25
(1,21)	1:A:184:LYS:CG	1:B:48:GLY:N	18	12.25
(1,21)	1:A:184:LYS:CG	1:B:49:GLU:N	18	12.25
(1,21)	1:A:184:LYS:CG	1:B:50:THR:N	18	12.25
(1,21)	1:A:184:LYS:CG	1:B:51:CYS:N	18	12.25
(1,21)	1:A:184:LYS:CG	1:B:52:LEU:N	18	12.25
(1,21)	1:A:184:LYS:CG	1:B:53:LEU:N	18	12.25
(1,21)	1:A:184:LYS:CG	1:B:54:ASP:N	18	12.25
(1,21)	1:A:184:LYS:CG	1:B:55:ILE:N	18	12.25
(1,21)	1:A:184:LYS:CG	1:B:56:LEU:N	18	12.25
(1,21)	1:A:184:LYS:CG	1:B:57:ASP:N	18	12.25
(1,21)	1:A:184:LYS:CG	1:B:58:THR:N	18	12.25
(1,21)	1:A:184:LYS:CG	1:B:59:ALA:N	18	12.25
(1,21)	1:A:184:LYS:CG	1:B:60:GLY:N	18	12.25
(1,21)	1:A:184:LYS:CG	1:B:61:GLN:N	18	12.25
(1,21)	1:A:184:LYS:CG	1:B:62:GLU:N	18	12.25
(1,21)	1:A:184:LYS:CG	1:B:63:GLU:N	18	12.25
(1,21)	1:A:184:LYS:CG	1:B:64:TYR:N	18	12.25
(1,21)	1:A:184:LYS:CG	1:B:65:SER:N	18	12.25
(1,21)	1:A:184:LYS:CG	1:B:66:ALA:N	18	12.25
(1,21)	1:A:184:LYS:CG	1:B:67:MET:N	18	12.25
(1,21)	1:A:184:LYS:CG	1:B:68:ARG:N	18	12.25
(1,21)	1:A:184:LYS:CG	1:B:69:ASP:N	18	12.25
(1,21)	1:A:184:LYS:CG	1:B:70:GLN:N	18	12.25
(1,21)	1:A:184:LYS:CG	1:B:71:TYR:N	18	12.25
(1,21)	1:A:184:LYS:CG	1:B:72:MET:N	18	12.25
(1,21)	1:A:184:LYS:CG	1:B:73:ARG:N	18	12.25
(1,21)	1:A:184:LYS:CG	1:B:74:THR:N	18	12.25
(1,21)	1:A:184:LYS:CG	1:B:75:GLY:N	18	12.25
(1,21)	1:A:184:LYS:CG	1:B:76:GLU:N	18	12.25
(1,21)	1:A:184:LYS:CG	1:B:77:GLY:N	18	12.25
(1,21)	1:A:184:LYS:CG	1:B:78:PHE:N	18	12.25
(1,21)	1:A:184:LYS:CG	1:B:79:LEU:N	18	12.25
(1,21)	1:A:184:LYS:CG	1:B:80:CYS:N	18	12.25
(1,21)	1:A:184:LYS:CG	5:B:203:7Q9:N	18	12.25
(1,21)	1:A:184:LYS:CG	5:B:204:7Q9:N	18	12.25
(1,21)	1:A:184:LYS:CG	5:B:205:7Q9:N	18	12.25

Continued on next page...

Continued from previous page...

Key	Atom-1	Atom-2	Model ID	Violation (Å)
(1,21)	1:A:184:LYS:CG	5:B:206:7Q9:N	18	12.25
(1,21)	1:A:184:LYS:CG	5:B:207:7Q9:N	18	12.25
(1,21)	1:A:184:LYS:CG	6:B:208:17F:N1	18	12.25
(1,21)	1:A:184:LYS:CG	5:B:209:7Q9:N	18	12.25
(1,21)	1:A:184:LYS:CG	5:B:210:7Q9:N	18	12.25
(1,21)	1:A:184:LYS:CG	5:B:211:7Q9:N	18	12.25
(1,21)	1:A:184:LYS:CG	5:B:212:7Q9:N	18	12.25
(1,21)	1:A:184:LYS:CG	5:B:213:7Q9:N	18	12.25
(1,21)	1:A:184:LYS:CG	6:B:214:17F:N1	18	12.25
(1,21)	1:A:184:LYS:CG	6:B:215:17F:N1	18	12.25
(1,21)	1:A:184:LYS:CG	5:B:216:7Q9:N	18	12.25
(1,21)	1:A:184:LYS:CG	5:B:217:7Q9:N	18	12.25
(1,21)	1:A:184:LYS:CG	5:B:218:7Q9:N	18	12.25
(1,21)	1:A:184:LYS:CG	6:B:219:17F:N1	18	12.25
(1,21)	1:A:184:LYS:CG	5:B:220:7Q9:N	18	12.25
(1,21)	1:A:184:LYS:H	1:B:2:THR:N	18	12.25
(1,21)	1:A:184:LYS:H	1:B:3:GLU:N	18	12.25
(1,21)	1:A:184:LYS:H	1:B:4:TYR:N	18	12.25
(1,21)	1:A:184:LYS:H	1:B:5:LYS:N	18	12.25
(1,21)	1:A:184:LYS:H	1:B:6:LEU:N	18	12.25
(1,21)	1:A:184:LYS:H	1:B:7:VAL:N	18	12.25
(1,21)	1:A:184:LYS:H	1:B:8:VAL:N	18	12.25
(1,21)	1:A:184:LYS:H	1:B:9:VAL:N	18	12.25
(1,21)	1:A:184:LYS:H	1:B:10:GLY:N	18	12.25
(1,21)	1:A:184:LYS:H	1:B:11:ALA:N	18	12.25
(1,21)	1:A:184:LYS:H	1:B:12:ASP:N	18	12.25
(1,21)	1:A:184:LYS:H	1:B:13:GLY:N	18	12.25
(1,21)	1:A:184:LYS:H	1:B:14:VAL:N	18	12.25
(1,21)	1:A:184:LYS:H	1:B:15:GLY:N	18	12.25
(1,21)	1:A:184:LYS:H	1:B:16:LYS:N	18	12.25
(1,21)	1:A:184:LYS:H	1:B:17:SER:N	18	12.25
(1,21)	1:A:184:LYS:H	1:B:18:ALA:N	18	12.25
(1,21)	1:A:184:LYS:H	1:B:19:LEU:N	18	12.25
(1,21)	1:A:184:LYS:H	1:B:20:THR:N	18	12.25
(1,21)	1:A:184:LYS:H	1:B:21:ILE:N	18	12.25
(1,21)	1:A:184:LYS:H	1:B:22:GLN:N	18	12.25
(1,21)	1:A:184:LYS:H	1:B:23:LEU:N	18	12.25
(1,21)	1:A:184:LYS:H	1:B:24:ILE:N	18	12.25
(1,21)	1:A:184:LYS:H	1:B:25:GLN:N	18	12.25
(1,21)	1:A:184:LYS:H	1:B:26:ASN:N	18	12.25
(1,21)	1:A:184:LYS:H	1:B:27:HIS:N	18	12.25
(1,21)	1:A:184:LYS:H	1:B:28:PHE:N	18	12.25

Continued on next page...

Continued from previous page...

Key	Atom-1	Atom-2	Model ID	Violation (Å)
(1,21)	1:A:184:LYS:H	1:B:29:VAL:N	18	12.25
(1,21)	1:A:184:LYS:H	1:B:30:ASP:N	18	12.25
(1,21)	1:A:184:LYS:H	1:B:31:GLU:N	18	12.25
(1,21)	1:A:184:LYS:H	1:B:32:TYR:N	18	12.25
(1,21)	1:A:184:LYS:H	1:B:33:ASP:N	18	12.25
(1,21)	1:A:184:LYS:H	1:B:34:PRO:N	18	12.25
(1,21)	1:A:184:LYS:H	1:B:35:THR:N	18	12.25
(1,21)	1:A:184:LYS:H	1:B:36:ILE:N	18	12.25
(1,21)	1:A:184:LYS:H	1:B:37:GLU:N	18	12.25
(1,21)	1:A:184:LYS:H	1:B:38:ASP:N	18	12.25
(1,21)	1:A:184:LYS:H	1:B:39:SER:N	18	12.25
(1,21)	1:A:184:LYS:H	1:B:40:TYR:N	18	12.25
(1,21)	1:A:184:LYS:H	1:B:41:ARG:N	18	12.25
(1,21)	1:A:184:LYS:H	1:B:42:LYS:N	18	12.25
(1,21)	1:A:184:LYS:H	1:B:43:GLN:N	18	12.25
(1,21)	1:A:184:LYS:H	1:B:44:VAL:N	18	12.25
(1,21)	1:A:184:LYS:H	1:B:45:VAL:N	18	12.25
(1,21)	1:A:184:LYS:H	1:B:46:ILE:N	18	12.25
(1,21)	1:A:184:LYS:H	1:B:47:ASP:N	18	12.25
(1,21)	1:A:184:LYS:H	1:B:48:GLY:N	18	12.25
(1,21)	1:A:184:LYS:H	1:B:49:GLU:N	18	12.25
(1,21)	1:A:184:LYS:H	1:B:50:THR:N	18	12.25
(1,21)	1:A:184:LYS:H	1:B:51:CYS:N	18	12.25
(1,21)	1:A:184:LYS:H	1:B:52:LEU:N	18	12.25
(1,21)	1:A:184:LYS:H	1:B:53:LEU:N	18	12.25
(1,21)	1:A:184:LYS:H	1:B:54:ASP:N	18	12.25
(1,21)	1:A:184:LYS:H	1:B:55:ILE:N	18	12.25
(1,21)	1:A:184:LYS:H	1:B:56:LEU:N	18	12.25
(1,21)	1:A:184:LYS:H	1:B:57:ASP:N	18	12.25
(1,21)	1:A:184:LYS:H	1:B:58:THR:N	18	12.25
(1,21)	1:A:184:LYS:H	1:B:59:ALA:N	18	12.25
(1,21)	1:A:184:LYS:H	1:B:60:GLY:N	18	12.25
(1,21)	1:A:184:LYS:H	1:B:61:GLN:N	18	12.25
(1,21)	1:A:184:LYS:H	1:B:62:GLU:N	18	12.25
(1,21)	1:A:184:LYS:H	1:B:63:GLU:N	18	12.25
(1,21)	1:A:184:LYS:H	1:B:64:TYR:N	18	12.25
(1,21)	1:A:184:LYS:H	1:B:65:SER:N	18	12.25
(1,21)	1:A:184:LYS:H	1:B:66:ALA:N	18	12.25
(1,21)	1:A:184:LYS:H	1:B:67:MET:N	18	12.25
(1,21)	1:A:184:LYS:H	1:B:68:ARG:N	18	12.25
(1,21)	1:A:184:LYS:H	1:B:69:ASP:N	18	12.25
(1,21)	1:A:184:LYS:H	1:B:70:GLN:N	18	12.25

Continued on next page...

Continued from previous page...

Key	Atom-1	Atom-2	Model ID	Violation (Å)
(1,21)	1:A:184:LYS:H	1:B:71:TYR:N	18	12.25
(1,21)	1:A:184:LYS:H	1:B:72:MET:N	18	12.25
(1,21)	1:A:184:LYS:H	1:B:73:ARG:N	18	12.25
(1,21)	1:A:184:LYS:H	1:B:74:THR:N	18	12.25
(1,21)	1:A:184:LYS:H	1:B:75:GLY:N	18	12.25
(1,21)	1:A:184:LYS:H	1:B:76:GLU:N	18	12.25
(1,21)	1:A:184:LYS:H	1:B:77:GLY:N	18	12.25
(1,21)	1:A:184:LYS:H	1:B:78:PHE:N	18	12.25
(1,21)	1:A:184:LYS:H	1:B:79:LEU:N	18	12.25
(1,21)	1:A:184:LYS:H	1:B:80:CYS:N	18	12.25
(1,21)	1:A:184:LYS:H	5:B:203:7Q9:N	18	12.25
(1,21)	1:A:184:LYS:H	5:B:204:7Q9:N	18	12.25
(1,21)	1:A:184:LYS:H	5:B:205:7Q9:N	18	12.25
(1,21)	1:A:184:LYS:H	5:B:206:7Q9:N	18	12.25
(1,21)	1:A:184:LYS:H	5:B:207:7Q9:N	18	12.25
(1,21)	1:A:184:LYS:H	6:B:208:17F:N1	18	12.25
(1,21)	1:A:184:LYS:H	5:B:209:7Q9:N	18	12.25
(1,21)	1:A:184:LYS:H	5:B:210:7Q9:N	18	12.25
(1,21)	1:A:184:LYS:H	5:B:211:7Q9:N	18	12.25
(1,21)	1:A:184:LYS:H	5:B:212:7Q9:N	18	12.25
(1,21)	1:A:184:LYS:H	5:B:213:7Q9:N	18	12.25
(1,21)	1:A:184:LYS:H	6:B:214:17F:N1	18	12.25
(1,21)	1:A:184:LYS:H	6:B:215:17F:N1	18	12.25
(1,21)	1:A:184:LYS:H	5:B:216:7Q9:N	18	12.25
(1,21)	1:A:184:LYS:H	5:B:217:7Q9:N	18	12.25
(1,21)	1:A:184:LYS:H	5:B:218:7Q9:N	18	12.25
(1,21)	1:A:184:LYS:H	6:B:219:17F:N1	18	12.25
(1,21)	1:A:184:LYS:H	5:B:220:7Q9:N	18	12.25
(1,21)	1:A:184:LYS:HZ1	1:B:2:THR:N	18	12.25
(1,21)	1:A:184:LYS:HZ1	1:B:3:GLU:N	18	12.25
(1,21)	1:A:184:LYS:HZ1	1:B:4:TYR:N	18	12.25
(1,21)	1:A:184:LYS:HZ1	1:B:5:LYS:N	18	12.25
(1,21)	1:A:184:LYS:HZ1	1:B:6:LEU:N	18	12.25
(1,21)	1:A:184:LYS:HZ1	1:B:7:VAL:N	18	12.25
(1,21)	1:A:184:LYS:HZ1	1:B:8:VAL:N	18	12.25
(1,21)	1:A:184:LYS:HZ1	1:B:9:VAL:N	18	12.25
(1,21)	1:A:184:LYS:HZ1	1:B:10:GLY:N	18	12.25
(1,21)	1:A:184:LYS:HZ1	1:B:11:ALA:N	18	12.25
(1,21)	1:A:184:LYS:HZ1	1:B:12:ASP:N	18	12.25
(1,21)	1:A:184:LYS:HZ1	1:B:13:GLY:N	18	12.25
(1,21)	1:A:184:LYS:HZ1	1:B:14:VAL:N	18	12.25
(1,21)	1:A:184:LYS:HZ1	1:B:15:GLY:N	18	12.25

Continued on next page...

Continued from previous page...

Key	Atom-1	Atom-2	Model ID	Violation (Å)
(1,21)	1:A:184:LYS:HZ1	1:B:16:LYS:N	18	12.25
(1,21)	1:A:184:LYS:HZ1	1:B:17:SER:N	18	12.25
(1,21)	1:A:184:LYS:HZ1	1:B:18:ALA:N	18	12.25
(1,21)	1:A:184:LYS:HZ1	1:B:19:LEU:N	18	12.25
(1,21)	1:A:184:LYS:HZ1	1:B:20:THR:N	18	12.25
(1,21)	1:A:184:LYS:HZ1	1:B:21:ILE:N	18	12.25
(1,21)	1:A:184:LYS:HZ1	1:B:22:GLN:N	18	12.25
(1,21)	1:A:184:LYS:HZ1	1:B:23:LEU:N	18	12.25
(1,21)	1:A:184:LYS:HZ1	1:B:24:ILE:N	18	12.25
(1,21)	1:A:184:LYS:HZ1	1:B:25:GLN:N	18	12.25
(1,21)	1:A:184:LYS:HZ1	1:B:26:ASN:N	18	12.25
(1,21)	1:A:184:LYS:HZ1	1:B:27:HIS:N	18	12.25
(1,21)	1:A:184:LYS:HZ1	1:B:28:PHE:N	18	12.25
(1,21)	1:A:184:LYS:HZ1	1:B:29:VAL:N	18	12.25
(1,21)	1:A:184:LYS:HZ1	1:B:30:ASP:N	18	12.25
(1,21)	1:A:184:LYS:HZ1	1:B:31:GLU:N	18	12.25
(1,21)	1:A:184:LYS:HZ1	1:B:32:TYR:N	18	12.25
(1,21)	1:A:184:LYS:HZ1	1:B:33:ASP:N	18	12.25
(1,21)	1:A:184:LYS:HZ1	1:B:34:PRO:N	18	12.25
(1,21)	1:A:184:LYS:HZ1	1:B:35:THR:N	18	12.25
(1,21)	1:A:184:LYS:HZ1	1:B:36:ILE:N	18	12.25
(1,21)	1:A:184:LYS:HZ1	1:B:37:GLU:N	18	12.25
(1,21)	1:A:184:LYS:HZ1	1:B:38:ASP:N	18	12.25
(1,21)	1:A:184:LYS:HZ1	1:B:39:SER:N	18	12.25
(1,21)	1:A:184:LYS:HZ1	1:B:40:TYR:N	18	12.25
(1,21)	1:A:184:LYS:HZ1	1:B:41:ARG:N	18	12.25
(1,21)	1:A:184:LYS:HZ1	1:B:42:LYS:N	18	12.25
(1,21)	1:A:184:LYS:HZ1	1:B:43:GLN:N	18	12.25
(1,21)	1:A:184:LYS:HZ1	1:B:44:VAL:N	18	12.25
(1,21)	1:A:184:LYS:HZ1	1:B:45:VAL:N	18	12.25
(1,21)	1:A:184:LYS:HZ1	1:B:46:ILE:N	18	12.25
(1,21)	1:A:184:LYS:HZ1	1:B:47:ASP:N	18	12.25
(1,21)	1:A:184:LYS:HZ1	1:B:48:GLY:N	18	12.25
(1,21)	1:A:184:LYS:HZ1	1:B:49:GLU:N	18	12.25
(1,21)	1:A:184:LYS:HZ1	1:B:50:THR:N	18	12.25
(1,21)	1:A:184:LYS:HZ1	1:B:51:CYS:N	18	12.25
(1,21)	1:A:184:LYS:HZ1	1:B:52:LEU:N	18	12.25
(1,21)	1:A:184:LYS:HZ1	1:B:53:LEU:N	18	12.25
(1,21)	1:A:184:LYS:HZ1	1:B:54:ASP:N	18	12.25
(1,21)	1:A:184:LYS:HZ1	1:B:55:ILE:N	18	12.25
(1,21)	1:A:184:LYS:HZ1	1:B:56:LEU:N	18	12.25
(1,21)	1:A:184:LYS:HZ1	1:B:57:ASP:N	18	12.25

Continued on next page...

Continued from previous page...

Key	Atom-1	Atom-2	Model ID	Violation (Å)
(1,21)	1:A:184:LYS:HZ1	1:B:58:THR:N	18	12.25
(1,21)	1:A:184:LYS:HZ1	1:B:59:ALA:N	18	12.25
(1,21)	1:A:184:LYS:HZ1	1:B:60:GLY:N	18	12.25
(1,21)	1:A:184:LYS:HZ1	1:B:61:GLN:N	18	12.25
(1,21)	1:A:184:LYS:HZ1	1:B:62:GLU:N	18	12.25
(1,21)	1:A:184:LYS:HZ1	1:B:63:GLU:N	18	12.25
(1,21)	1:A:184:LYS:HZ1	1:B:64:TYR:N	18	12.25
(1,21)	1:A:184:LYS:HZ1	1:B:65:SER:N	18	12.25
(1,21)	1:A:184:LYS:HZ1	1:B:66:ALA:N	18	12.25
(1,21)	1:A:184:LYS:HZ1	1:B:67:MET:N	18	12.25
(1,21)	1:A:184:LYS:HZ1	1:B:68:ARG:N	18	12.25
(1,21)	1:A:184:LYS:HZ1	1:B:69:ASP:N	18	12.25
(1,21)	1:A:184:LYS:HZ1	1:B:70:GLN:N	18	12.25
(1,21)	1:A:184:LYS:HZ1	1:B:71:TYR:N	18	12.25
(1,21)	1:A:184:LYS:HZ1	1:B:72:MET:N	18	12.25
(1,21)	1:A:184:LYS:HZ1	1:B:73:ARG:N	18	12.25
(1,21)	1:A:184:LYS:HZ1	1:B:74:THR:N	18	12.25
(1,21)	1:A:184:LYS:HZ1	1:B:75:GLY:N	18	12.25
(1,21)	1:A:184:LYS:HZ1	1:B:76:GLU:N	18	12.25
(1,21)	1:A:184:LYS:HZ1	1:B:77:GLY:N	18	12.25
(1,21)	1:A:184:LYS:HZ1	1:B:78:PHE:N	18	12.25
(1,21)	1:A:184:LYS:HZ1	1:B:79:LEU:N	18	12.25
(1,21)	1:A:184:LYS:HZ1	1:B:80:CYS:N	18	12.25
(1,21)	1:A:184:LYS:HZ1	5:B:203:7Q9:N	18	12.25
(1,21)	1:A:184:LYS:HZ1	5:B:204:7Q9:N	18	12.25
(1,21)	1:A:184:LYS:HZ1	5:B:205:7Q9:N	18	12.25
(1,21)	1:A:184:LYS:HZ1	5:B:206:7Q9:N	18	12.25
(1,21)	1:A:184:LYS:HZ1	5:B:207:7Q9:N	18	12.25
(1,21)	1:A:184:LYS:HZ1	6:B:208:17F:N1	18	12.25
(1,21)	1:A:184:LYS:HZ1	5:B:209:7Q9:N	18	12.25
(1,21)	1:A:184:LYS:HZ1	5:B:210:7Q9:N	18	12.25
(1,21)	1:A:184:LYS:HZ1	5:B:211:7Q9:N	18	12.25
(1,21)	1:A:184:LYS:HZ1	5:B:212:7Q9:N	18	12.25
(1,21)	1:A:184:LYS:HZ1	5:B:213:7Q9:N	18	12.25
(1,21)	1:A:184:LYS:HZ1	6:B:214:17F:N1	18	12.25
(1,21)	1:A:184:LYS:HZ1	6:B:215:17F:N1	18	12.25
(1,21)	1:A:184:LYS:HZ1	5:B:216:7Q9:N	18	12.25
(1,21)	1:A:184:LYS:HZ1	5:B:217:7Q9:N	18	12.25
(1,21)	1:A:184:LYS:HZ1	5:B:218:7Q9:N	18	12.25
(1,21)	1:A:184:LYS:HZ1	6:B:219:17F:N1	18	12.25
(1,21)	1:A:184:LYS:HZ1	5:B:220:7Q9:N	18	12.25
(1,21)	1:A:184:LYS:HZ2	1:B:2:THR:N	18	12.25

Continued on next page...

Continued from previous page...

Key	Atom-1	Atom-2	Model ID	Violation (Å)
(1,21)	1:A:184:LYS:HZ2	1:B:3:GLU:N	18	12.25
(1,21)	1:A:184:LYS:HZ2	1:B:4:TYR:N	18	12.25
(1,21)	1:A:184:LYS:HZ2	1:B:5:LYS:N	18	12.25
(1,21)	1:A:184:LYS:HZ2	1:B:6:LEU:N	18	12.25
(1,21)	1:A:184:LYS:HZ2	1:B:7:VAL:N	18	12.25
(1,21)	1:A:184:LYS:HZ2	1:B:8:VAL:N	18	12.25
(1,21)	1:A:184:LYS:HZ2	1:B:9:VAL:N	18	12.25
(1,21)	1:A:184:LYS:HZ2	1:B:10:GLY:N	18	12.25
(1,21)	1:A:184:LYS:HZ2	1:B:11:ALA:N	18	12.25
(1,21)	1:A:184:LYS:HZ2	1:B:12:ASP:N	18	12.25
(1,21)	1:A:184:LYS:HZ2	1:B:13:GLY:N	18	12.25
(1,21)	1:A:184:LYS:HZ2	1:B:14:VAL:N	18	12.25
(1,21)	1:A:184:LYS:HZ2	1:B:15:GLY:N	18	12.25
(1,21)	1:A:184:LYS:HZ2	1:B:16:LYS:N	18	12.25
(1,21)	1:A:184:LYS:HZ2	1:B:17:SER:N	18	12.25
(1,21)	1:A:184:LYS:HZ2	1:B:18:ALA:N	18	12.25
(1,21)	1:A:184:LYS:HZ2	1:B:19:LEU:N	18	12.25
(1,21)	1:A:184:LYS:HZ2	1:B:20:THR:N	18	12.25
(1,21)	1:A:184:LYS:HZ2	1:B:21:ILE:N	18	12.25
(1,21)	1:A:184:LYS:HZ2	1:B:22:GLN:N	18	12.25
(1,21)	1:A:184:LYS:HZ2	1:B:23:LEU:N	18	12.25
(1,21)	1:A:184:LYS:HZ2	1:B:24:ILE:N	18	12.25
(1,21)	1:A:184:LYS:HZ2	1:B:25:GLN:N	18	12.25
(1,21)	1:A:184:LYS:HZ2	1:B:26:ASN:N	18	12.25
(1,21)	1:A:184:LYS:HZ2	1:B:27:HIS:N	18	12.25
(1,21)	1:A:184:LYS:HZ2	1:B:28:PHE:N	18	12.25
(1,21)	1:A:184:LYS:HZ2	1:B:29:VAL:N	18	12.25
(1,21)	1:A:184:LYS:HZ2	1:B:30:ASP:N	18	12.25
(1,21)	1:A:184:LYS:HZ2	1:B:31:GLU:N	18	12.25
(1,21)	1:A:184:LYS:HZ2	1:B:32:TYR:N	18	12.25
(1,21)	1:A:184:LYS:HZ2	1:B:33:ASP:N	18	12.25
(1,21)	1:A:184:LYS:HZ2	1:B:34:PRO:N	18	12.25
(1,21)	1:A:184:LYS:HZ2	1:B:35:THR:N	18	12.25
(1,21)	1:A:184:LYS:HZ2	1:B:36:ILE:N	18	12.25
(1,21)	1:A:184:LYS:HZ2	1:B:37:GLU:N	18	12.25
(1,21)	1:A:184:LYS:HZ2	1:B:38:ASP:N	18	12.25
(1,21)	1:A:184:LYS:HZ2	1:B:39:SER:N	18	12.25
(1,21)	1:A:184:LYS:HZ2	1:B:40:TYR:N	18	12.25
(1,21)	1:A:184:LYS:HZ2	1:B:41:ARG:N	18	12.25
(1,21)	1:A:184:LYS:HZ2	1:B:42:LYS:N	18	12.25
(1,21)	1:A:184:LYS:HZ2	1:B:43:GLN:N	18	12.25
(1,21)	1:A:184:LYS:HZ2	1:B:44:VAL:N	18	12.25

Continued on next page...

Continued from previous page...

Key	Atom-1	Atom-2	Model ID	Violation (Å)
(1,21)	1:A:184:LYS:HZ2	1:B:45:VAL:N	18	12.25
(1,21)	1:A:184:LYS:HZ2	1:B:46:ILE:N	18	12.25
(1,21)	1:A:184:LYS:HZ2	1:B:47:ASP:N	18	12.25
(1,21)	1:A:184:LYS:HZ2	1:B:48:GLY:N	18	12.25
(1,21)	1:A:184:LYS:HZ2	1:B:49:GLU:N	18	12.25
(1,21)	1:A:184:LYS:HZ2	1:B:50:THR:N	18	12.25
(1,21)	1:A:184:LYS:HZ2	1:B:51:CYS:N	18	12.25
(1,21)	1:A:184:LYS:HZ2	1:B:52:LEU:N	18	12.25
(1,21)	1:A:184:LYS:HZ2	1:B:53:LEU:N	18	12.25
(1,21)	1:A:184:LYS:HZ2	1:B:54:ASP:N	18	12.25
(1,21)	1:A:184:LYS:HZ2	1:B:55:ILE:N	18	12.25
(1,21)	1:A:184:LYS:HZ2	1:B:56:LEU:N	18	12.25
(1,21)	1:A:184:LYS:HZ2	1:B:57:ASP:N	18	12.25
(1,21)	1:A:184:LYS:HZ2	1:B:58:THR:N	18	12.25
(1,21)	1:A:184:LYS:HZ2	1:B:59:ALA:N	18	12.25
(1,21)	1:A:184:LYS:HZ2	1:B:60:GLY:N	18	12.25
(1,21)	1:A:184:LYS:HZ2	1:B:61:GLN:N	18	12.25
(1,21)	1:A:184:LYS:HZ2	1:B:62:GLU:N	18	12.25
(1,21)	1:A:184:LYS:HZ2	1:B:63:GLU:N	18	12.25
(1,21)	1:A:184:LYS:HZ2	1:B:64:TYR:N	18	12.25
(1,21)	1:A:184:LYS:HZ2	1:B:65:SER:N	18	12.25
(1,21)	1:A:184:LYS:HZ2	1:B:66:ALA:N	18	12.25
(1,21)	1:A:184:LYS:HZ2	1:B:67:MET:N	18	12.25
(1,21)	1:A:184:LYS:HZ2	1:B:68:ARG:N	18	12.25
(1,21)	1:A:184:LYS:HZ2	1:B:69:ASP:N	18	12.25
(1,21)	1:A:184:LYS:HZ2	1:B:70:GLN:N	18	12.25
(1,21)	1:A:184:LYS:HZ2	1:B:71:TYR:N	18	12.25
(1,21)	1:A:184:LYS:HZ2	1:B:72:MET:N	18	12.25
(1,21)	1:A:184:LYS:HZ2	1:B:73:ARG:N	18	12.25
(1,21)	1:A:184:LYS:HZ2	1:B:74:THR:N	18	12.25
(1,21)	1:A:184:LYS:HZ2	1:B:75:GLY:N	18	12.25
(1,21)	1:A:184:LYS:HZ2	1:B:76:GLU:N	18	12.25
(1,21)	1:A:184:LYS:HZ2	1:B:77:GLY:N	18	12.25
(1,21)	1:A:184:LYS:HZ2	1:B:78:PHE:N	18	12.25
(1,21)	1:A:184:LYS:HZ2	1:B:79:LEU:N	18	12.25
(1,21)	1:A:184:LYS:HZ2	1:B:80:CYS:N	18	12.25
(1,21)	1:A:184:LYS:HZ2	5:B:203:7Q9:N	18	12.25
(1,21)	1:A:184:LYS:HZ2	5:B:204:7Q9:N	18	12.25
(1,21)	1:A:184:LYS:HZ2	5:B:205:7Q9:N	18	12.25
(1,21)	1:A:184:LYS:HZ2	5:B:206:7Q9:N	18	12.25
(1,21)	1:A:184:LYS:HZ2	5:B:207:7Q9:N	18	12.25
(1,21)	1:A:184:LYS:HZ2	6:B:208:17F:N1	18	12.25

Continued on next page...

Continued from previous page...

Key	Atom-1	Atom-2	Model ID	Violation (Å)
(1,21)	1:A:184:LYS:HZ2	5:B:209:7Q9:N	18	12.25
(1,21)	1:A:184:LYS:HZ2	5:B:210:7Q9:N	18	12.25
(1,21)	1:A:184:LYS:HZ2	5:B:211:7Q9:N	18	12.25
(1,21)	1:A:184:LYS:HZ2	5:B:212:7Q9:N	18	12.25
(1,21)	1:A:184:LYS:HZ2	5:B:213:7Q9:N	18	12.25
(1,21)	1:A:184:LYS:HZ2	6:B:214:17F:N1	18	12.25
(1,21)	1:A:184:LYS:HZ2	6:B:215:17F:N1	18	12.25
(1,21)	1:A:184:LYS:HZ2	5:B:216:7Q9:N	18	12.25
(1,21)	1:A:184:LYS:HZ2	5:B:217:7Q9:N	18	12.25
(1,21)	1:A:184:LYS:HZ2	5:B:218:7Q9:N	18	12.25
(1,21)	1:A:184:LYS:HZ2	6:B:219:17F:N1	18	12.25
(1,21)	1:A:184:LYS:HZ2	5:B:220:7Q9:N	18	12.25
(1,21)	1:A:184:LYS:HZ3	1:B:2:THR:N	18	12.25
(1,21)	1:A:184:LYS:HZ3	1:B:3:GLU:N	18	12.25
(1,21)	1:A:184:LYS:HZ3	1:B:4:TYR:N	18	12.25
(1,21)	1:A:184:LYS:HZ3	1:B:5:LYS:N	18	12.25
(1,21)	1:A:184:LYS:HZ3	1:B:6:LEU:N	18	12.25
(1,21)	1:A:184:LYS:HZ3	1:B:7:VAL:N	18	12.25
(1,21)	1:A:184:LYS:HZ3	1:B:8:VAL:N	18	12.25
(1,21)	1:A:184:LYS:HZ3	1:B:9:VAL:N	18	12.25
(1,21)	1:A:184:LYS:HZ3	1:B:10:GLY:N	18	12.25
(1,21)	1:A:184:LYS:HZ3	1:B:11:ALA:N	18	12.25
(1,21)	1:A:184:LYS:HZ3	1:B:12:ASP:N	18	12.25
(1,21)	1:A:184:LYS:HZ3	1:B:13:GLY:N	18	12.25
(1,21)	1:A:184:LYS:HZ3	1:B:14:VAL:N	18	12.25
(1,21)	1:A:184:LYS:HZ3	1:B:15:GLY:N	18	12.25
(1,21)	1:A:184:LYS:HZ3	1:B:16:LYS:N	18	12.25
(1,21)	1:A:184:LYS:HZ3	1:B:17:SER:N	18	12.25
(1,21)	1:A:184:LYS:HZ3	1:B:18:ALA:N	18	12.25
(1,21)	1:A:184:LYS:HZ3	1:B:19:LEU:N	18	12.25
(1,21)	1:A:184:LYS:HZ3	1:B:20:THR:N	18	12.25
(1,21)	1:A:184:LYS:HZ3	1:B:21:ILE:N	18	12.25
(1,21)	1:A:184:LYS:HZ3	1:B:22:GLN:N	18	12.25
(1,21)	1:A:184:LYS:HZ3	1:B:23:LEU:N	18	12.25
(1,21)	1:A:184:LYS:HZ3	1:B:24:ILE:N	18	12.25
(1,21)	1:A:184:LYS:HZ3	1:B:25:GLN:N	18	12.25
(1,21)	1:A:184:LYS:HZ3	1:B:26:ASN:N	18	12.25
(1,21)	1:A:184:LYS:HZ3	1:B:27:HIS:N	18	12.25
(1,21)	1:A:184:LYS:HZ3	1:B:28:PHE:N	18	12.25
(1,21)	1:A:184:LYS:HZ3	1:B:29:VAL:N	18	12.25
(1,21)	1:A:184:LYS:HZ3	1:B:30:ASP:N	18	12.25
(1,21)	1:A:184:LYS:HZ3	1:B:31:GLU:N	18	12.25

Continued on next page...

Continued from previous page...

Key	Atom-1	Atom-2	Model ID	Violation (Å)
(1,21)	1:A:184:LYS:HZ3	1:B:32:TYR:N	18	12.25
(1,21)	1:A:184:LYS:HZ3	1:B:33:ASP:N	18	12.25
(1,21)	1:A:184:LYS:HZ3	1:B:34:PRO:N	18	12.25
(1,21)	1:A:184:LYS:HZ3	1:B:35:THR:N	18	12.25
(1,21)	1:A:184:LYS:HZ3	1:B:36:ILE:N	18	12.25
(1,21)	1:A:184:LYS:HZ3	1:B:37:GLU:N	18	12.25
(1,21)	1:A:184:LYS:HZ3	1:B:38:ASP:N	18	12.25
(1,21)	1:A:184:LYS:HZ3	1:B:39:SER:N	18	12.25
(1,21)	1:A:184:LYS:HZ3	1:B:40:TYR:N	18	12.25
(1,21)	1:A:184:LYS:HZ3	1:B:41:ARG:N	18	12.25
(1,21)	1:A:184:LYS:HZ3	1:B:42:LYS:N	18	12.25
(1,21)	1:A:184:LYS:HZ3	1:B:43:GLN:N	18	12.25
(1,21)	1:A:184:LYS:HZ3	1:B:44:VAL:N	18	12.25
(1,21)	1:A:184:LYS:HZ3	1:B:45:VAL:N	18	12.25
(1,21)	1:A:184:LYS:HZ3	1:B:46:ILE:N	18	12.25
(1,21)	1:A:184:LYS:HZ3	1:B:47:ASP:N	18	12.25
(1,21)	1:A:184:LYS:HZ3	1:B:48:GLY:N	18	12.25
(1,21)	1:A:184:LYS:HZ3	1:B:49:GLU:N	18	12.25
(1,21)	1:A:184:LYS:HZ3	1:B:50:THR:N	18	12.25
(1,21)	1:A:184:LYS:HZ3	1:B:51:CYS:N	18	12.25
(1,21)	1:A:184:LYS:HZ3	1:B:52:LEU:N	18	12.25
(1,21)	1:A:184:LYS:HZ3	1:B:53:LEU:N	18	12.25
(1,21)	1:A:184:LYS:HZ3	1:B:54:ASP:N	18	12.25
(1,21)	1:A:184:LYS:HZ3	1:B:55:ILE:N	18	12.25
(1,21)	1:A:184:LYS:HZ3	1:B:56:LEU:N	18	12.25
(1,21)	1:A:184:LYS:HZ3	1:B:57:ASP:N	18	12.25
(1,21)	1:A:184:LYS:HZ3	1:B:58:THR:N	18	12.25
(1,21)	1:A:184:LYS:HZ3	1:B:59:ALA:N	18	12.25
(1,21)	1:A:184:LYS:HZ3	1:B:60:GLY:N	18	12.25
(1,21)	1:A:184:LYS:HZ3	1:B:61:GLN:N	18	12.25
(1,21)	1:A:184:LYS:HZ3	1:B:62:GLU:N	18	12.25
(1,21)	1:A:184:LYS:HZ3	1:B:63:GLU:N	18	12.25
(1,21)	1:A:184:LYS:HZ3	1:B:64:TYR:N	18	12.25
(1,21)	1:A:184:LYS:HZ3	1:B:65:SER:N	18	12.25
(1,21)	1:A:184:LYS:HZ3	1:B:66:ALA:N	18	12.25
(1,21)	1:A:184:LYS:HZ3	1:B:67:MET:N	18	12.25
(1,21)	1:A:184:LYS:HZ3	1:B:68:ARG:N	18	12.25
(1,21)	1:A:184:LYS:HZ3	1:B:69:ASP:N	18	12.25
(1,21)	1:A:184:LYS:HZ3	1:B:70:GLN:N	18	12.25
(1,21)	1:A:184:LYS:HZ3	1:B:71:TYR:N	18	12.25
(1,21)	1:A:184:LYS:HZ3	1:B:72:MET:N	18	12.25
(1,21)	1:A:184:LYS:HZ3	1:B:73:ARG:N	18	12.25

Continued on next page...

Continued from previous page...

Key	Atom-1	Atom-2	Model ID	Violation (Å)
(1,21)	1:A:184:LYS:HZ3	1:B:74:THR:N	18	12.25
(1,21)	1:A:184:LYS:HZ3	1:B:75:GLY:N	18	12.25
(1,21)	1:A:184:LYS:HZ3	1:B:76:GLU:N	18	12.25
(1,21)	1:A:184:LYS:HZ3	1:B:77:GLY:N	18	12.25
(1,21)	1:A:184:LYS:HZ3	1:B:78:PHE:N	18	12.25
(1,21)	1:A:184:LYS:HZ3	1:B:79:LEU:N	18	12.25
(1,21)	1:A:184:LYS:HZ3	1:B:80:CYS:N	18	12.25
(1,21)	1:A:184:LYS:HZ3	5:B:203:7Q9:N	18	12.25
(1,21)	1:A:184:LYS:HZ3	5:B:204:7Q9:N	18	12.25
(1,21)	1:A:184:LYS:HZ3	5:B:205:7Q9:N	18	12.25
(1,21)	1:A:184:LYS:HZ3	5:B:206:7Q9:N	18	12.25
(1,21)	1:A:184:LYS:HZ3	5:B:207:7Q9:N	18	12.25
(1,21)	1:A:184:LYS:HZ3	6:B:208:17F:N1	18	12.25
(1,21)	1:A:184:LYS:HZ3	5:B:209:7Q9:N	18	12.25
(1,21)	1:A:184:LYS:HZ3	5:B:210:7Q9:N	18	12.25
(1,21)	1:A:184:LYS:HZ3	5:B:211:7Q9:N	18	12.25
(1,21)	1:A:184:LYS:HZ3	5:B:212:7Q9:N	18	12.25
(1,21)	1:A:184:LYS:HZ3	5:B:213:7Q9:N	18	12.25
(1,21)	1:A:184:LYS:HZ3	6:B:214:17F:N1	18	12.25
(1,21)	1:A:184:LYS:HZ3	6:B:215:17F:N1	18	12.25
(1,21)	1:A:184:LYS:HZ3	5:B:216:7Q9:N	18	12.25
(1,21)	1:A:184:LYS:HZ3	5:B:217:7Q9:N	18	12.25
(1,21)	1:A:184:LYS:HZ3	5:B:218:7Q9:N	18	12.25
(1,21)	1:A:184:LYS:HZ3	6:B:219:17F:N1	18	12.25
(1,21)	1:A:184:LYS:HZ3	5:B:220:7Q9:N	18	12.25
(1,21)	1:A:184:LYS:N	1:B:2:THR:N	18	12.25
(1,21)	1:A:184:LYS:N	1:B:3:GLU:N	18	12.25
(1,21)	1:A:184:LYS:N	1:B:4:TYR:N	18	12.25
(1,21)	1:A:184:LYS:N	1:B:5:LYS:N	18	12.25
(1,21)	1:A:184:LYS:N	1:B:6:LEU:N	18	12.25
(1,21)	1:A:184:LYS:N	1:B:7:VAL:N	18	12.25
(1,21)	1:A:184:LYS:N	1:B:8:VAL:N	18	12.25
(1,21)	1:A:184:LYS:N	1:B:9:VAL:N	18	12.25
(1,21)	1:A:184:LYS:N	1:B:10:GLY:N	18	12.25
(1,21)	1:A:184:LYS:N	1:B:11:ALA:N	18	12.25
(1,21)	1:A:184:LYS:N	1:B:12:ASP:N	18	12.25
(1,21)	1:A:184:LYS:N	1:B:13:GLY:N	18	12.25
(1,21)	1:A:184:LYS:N	1:B:14:VAL:N	18	12.25
(1,21)	1:A:184:LYS:N	1:B:15:GLY:N	18	12.25
(1,21)	1:A:184:LYS:N	1:B:16:LYS:N	18	12.25
(1,21)	1:A:184:LYS:N	1:B:17:SER:N	18	12.25
(1,21)	1:A:184:LYS:N	1:B:18:ALA:N	18	12.25

Continued on next page...

Continued from previous page...

Key	Atom-1	Atom-2	Model ID	Violation (Å)
(1,21)	1:A:184:LYS:N	1:B:19:LEU:N	18	12.25
(1,21)	1:A:184:LYS:N	1:B:20:THR:N	18	12.25
(1,21)	1:A:184:LYS:N	1:B:21:ILE:N	18	12.25
(1,21)	1:A:184:LYS:N	1:B:22:GLN:N	18	12.25
(1,21)	1:A:184:LYS:N	1:B:23:LEU:N	18	12.25
(1,21)	1:A:184:LYS:N	1:B:24:ILE:N	18	12.25
(1,21)	1:A:184:LYS:N	1:B:25:GLN:N	18	12.25
(1,21)	1:A:184:LYS:N	1:B:26:ASN:N	18	12.25
(1,21)	1:A:184:LYS:N	1:B:27:HIS:N	18	12.25
(1,21)	1:A:184:LYS:N	1:B:28:PHE:N	18	12.25
(1,21)	1:A:184:LYS:N	1:B:29:VAL:N	18	12.25
(1,21)	1:A:184:LYS:N	1:B:30:ASP:N	18	12.25
(1,21)	1:A:184:LYS:N	1:B:31:GLU:N	18	12.25
(1,21)	1:A:184:LYS:N	1:B:32:TYR:N	18	12.25
(1,21)	1:A:184:LYS:N	1:B:33:ASP:N	18	12.25
(1,21)	1:A:184:LYS:N	1:B:34:PRO:N	18	12.25
(1,21)	1:A:184:LYS:N	1:B:35:THR:N	18	12.25
(1,21)	1:A:184:LYS:N	1:B:36:ILE:N	18	12.25
(1,21)	1:A:184:LYS:N	1:B:37:GLU:N	18	12.25
(1,21)	1:A:184:LYS:N	1:B:38:ASP:N	18	12.25
(1,21)	1:A:184:LYS:N	1:B:39:SER:N	18	12.25
(1,21)	1:A:184:LYS:N	1:B:40:TYR:N	18	12.25
(1,21)	1:A:184:LYS:N	1:B:41:ARG:N	18	12.25
(1,21)	1:A:184:LYS:N	1:B:42:LYS:N	18	12.25
(1,21)	1:A:184:LYS:N	1:B:43:GLN:N	18	12.25
(1,21)	1:A:184:LYS:N	1:B:44:VAL:N	18	12.25
(1,21)	1:A:184:LYS:N	1:B:45:VAL:N	18	12.25
(1,21)	1:A:184:LYS:N	1:B:46:ILE:N	18	12.25
(1,21)	1:A:184:LYS:N	1:B:47:ASP:N	18	12.25
(1,21)	1:A:184:LYS:N	1:B:48:GLY:N	18	12.25
(1,21)	1:A:184:LYS:N	1:B:49:GLU:N	18	12.25
(1,21)	1:A:184:LYS:N	1:B:50:THR:N	18	12.25
(1,21)	1:A:184:LYS:N	1:B:51:CYS:N	18	12.25
(1,21)	1:A:184:LYS:N	1:B:52:LEU:N	18	12.25
(1,21)	1:A:184:LYS:N	1:B:53:LEU:N	18	12.25
(1,21)	1:A:184:LYS:N	1:B:54:ASP:N	18	12.25
(1,21)	1:A:184:LYS:N	1:B:55:ILE:N	18	12.25
(1,21)	1:A:184:LYS:N	1:B:56:LEU:N	18	12.25
(1,21)	1:A:184:LYS:N	1:B:57:ASP:N	18	12.25
(1,21)	1:A:184:LYS:N	1:B:58:THR:N	18	12.25
(1,21)	1:A:184:LYS:N	1:B:59:ALA:N	18	12.25
(1,21)	1:A:184:LYS:N	1:B:60:GLY:N	18	12.25

Continued on next page...

Continued from previous page...

Key	Atom-1	Atom-2	Model ID	Violation (Å)
(1,21)	1:A:184:LYS:N	1:B:61:GLN:N	18	12.25
(1,21)	1:A:184:LYS:N	1:B:62:GLU:N	18	12.25
(1,21)	1:A:184:LYS:N	1:B:63:GLU:N	18	12.25
(1,21)	1:A:184:LYS:N	1:B:64:TYR:N	18	12.25
(1,21)	1:A:184:LYS:N	1:B:65:SER:N	18	12.25
(1,21)	1:A:184:LYS:N	1:B:66:ALA:N	18	12.25
(1,21)	1:A:184:LYS:N	1:B:67:MET:N	18	12.25
(1,21)	1:A:184:LYS:N	1:B:68:ARG:N	18	12.25
(1,21)	1:A:184:LYS:N	1:B:69:ASP:N	18	12.25
(1,21)	1:A:184:LYS:N	1:B:70:GLN:N	18	12.25
(1,21)	1:A:184:LYS:N	1:B:71:TYR:N	18	12.25
(1,21)	1:A:184:LYS:N	1:B:72:MET:N	18	12.25
(1,21)	1:A:184:LYS:N	1:B:73:ARG:N	18	12.25
(1,21)	1:A:184:LYS:N	1:B:74:THR:N	18	12.25
(1,21)	1:A:184:LYS:N	1:B:75:GLY:N	18	12.25
(1,21)	1:A:184:LYS:N	1:B:76:GLU:N	18	12.25
(1,21)	1:A:184:LYS:N	1:B:77:GLY:N	18	12.25
(1,21)	1:A:184:LYS:N	1:B:78:PHE:N	18	12.25
(1,21)	1:A:184:LYS:N	1:B:79:LEU:N	18	12.25
(1,21)	1:A:184:LYS:N	1:B:80:CYS:N	18	12.25
(1,21)	1:A:184:LYS:N	5:B:203:7Q9:N	18	12.25
(1,21)	1:A:184:LYS:N	5:B:204:7Q9:N	18	12.25
(1,21)	1:A:184:LYS:N	5:B:205:7Q9:N	18	12.25
(1,21)	1:A:184:LYS:N	5:B:206:7Q9:N	18	12.25
(1,21)	1:A:184:LYS:N	5:B:207:7Q9:N	18	12.25
(1,21)	1:A:184:LYS:N	6:B:208:17F:N1	18	12.25
(1,21)	1:A:184:LYS:N	5:B:209:7Q9:N	18	12.25
(1,21)	1:A:184:LYS:N	5:B:210:7Q9:N	18	12.25
(1,21)	1:A:184:LYS:N	5:B:211:7Q9:N	18	12.25
(1,21)	1:A:184:LYS:N	5:B:212:7Q9:N	18	12.25
(1,21)	1:A:184:LYS:N	5:B:213:7Q9:N	18	12.25
(1,21)	1:A:184:LYS:N	6:B:214:17F:N1	18	12.25
(1,21)	1:A:184:LYS:N	6:B:215:17F:N1	18	12.25
(1,21)	1:A:184:LYS:N	5:B:216:7Q9:N	18	12.25
(1,21)	1:A:184:LYS:N	5:B:217:7Q9:N	18	12.25
(1,21)	1:A:184:LYS:N	5:B:218:7Q9:N	18	12.25
(1,21)	1:A:184:LYS:N	6:B:219:17F:N1	18	12.25
(1,21)	1:A:184:LYS:N	5:B:220:7Q9:N	18	12.25
(1,21)	1:A:184:LYS:NZ	1:B:2:THR:N	18	12.25
(1,21)	1:A:184:LYS:NZ	1:B:3:GLU:N	18	12.25
(1,21)	1:A:184:LYS:NZ	1:B:4:TYR:N	18	12.25
(1,21)	1:A:184:LYS:NZ	1:B:5:LYS:N	18	12.25

Continued on next page...

Continued from previous page...

Key	Atom-1	Atom-2	Model ID	Violation (Å)
(1,21)	1:A:184:LYS:NZ	1:B:6:LEU:N	18	12.25
(1,21)	1:A:184:LYS:NZ	1:B:7:VAL:N	18	12.25
(1,21)	1:A:184:LYS:NZ	1:B:8:VAL:N	18	12.25
(1,21)	1:A:184:LYS:NZ	1:B:9:VAL:N	18	12.25
(1,21)	1:A:184:LYS:NZ	1:B:10:GLY:N	18	12.25
(1,21)	1:A:184:LYS:NZ	1:B:11:ALA:N	18	12.25
(1,21)	1:A:184:LYS:NZ	1:B:12:ASP:N	18	12.25
(1,21)	1:A:184:LYS:NZ	1:B:13:GLY:N	18	12.25
(1,21)	1:A:184:LYS:NZ	1:B:14:VAL:N	18	12.25
(1,21)	1:A:184:LYS:NZ	1:B:15:GLY:N	18	12.25
(1,21)	1:A:184:LYS:NZ	1:B:16:LYS:N	18	12.25
(1,21)	1:A:184:LYS:NZ	1:B:17:SER:N	18	12.25
(1,21)	1:A:184:LYS:NZ	1:B:18:ALA:N	18	12.25
(1,21)	1:A:184:LYS:NZ	1:B:19:LEU:N	18	12.25
(1,21)	1:A:184:LYS:NZ	1:B:20:THR:N	18	12.25
(1,21)	1:A:184:LYS:NZ	1:B:21:ILE:N	18	12.25
(1,21)	1:A:184:LYS:NZ	1:B:22:GLN:N	18	12.25
(1,21)	1:A:184:LYS:NZ	1:B:23:LEU:N	18	12.25
(1,21)	1:A:184:LYS:NZ	1:B:24:ILE:N	18	12.25
(1,21)	1:A:184:LYS:NZ	1:B:25:GLN:N	18	12.25
(1,21)	1:A:184:LYS:NZ	1:B:26:ASN:N	18	12.25
(1,21)	1:A:184:LYS:NZ	1:B:27:HIS:N	18	12.25
(1,21)	1:A:184:LYS:NZ	1:B:28:PHE:N	18	12.25
(1,21)	1:A:184:LYS:NZ	1:B:29:VAL:N	18	12.25
(1,21)	1:A:184:LYS:NZ	1:B:30:ASP:N	18	12.25
(1,21)	1:A:184:LYS:NZ	1:B:31:GLU:N	18	12.25
(1,21)	1:A:184:LYS:NZ	1:B:32:TYR:N	18	12.25
(1,21)	1:A:184:LYS:NZ	1:B:33:ASP:N	18	12.25
(1,21)	1:A:184:LYS:NZ	1:B:34:PRO:N	18	12.25
(1,21)	1:A:184:LYS:NZ	1:B:35:THR:N	18	12.25
(1,21)	1:A:184:LYS:NZ	1:B:36:ILE:N	18	12.25
(1,21)	1:A:184:LYS:NZ	1:B:37:GLU:N	18	12.25
(1,21)	1:A:184:LYS:NZ	1:B:38:ASP:N	18	12.25
(1,21)	1:A:184:LYS:NZ	1:B:39:SER:N	18	12.25
(1,21)	1:A:184:LYS:NZ	1:B:40:TYR:N	18	12.25
(1,21)	1:A:184:LYS:NZ	1:B:41:ARG:N	18	12.25
(1,21)	1:A:184:LYS:NZ	1:B:42:LYS:N	18	12.25
(1,21)	1:A:184:LYS:NZ	1:B:43:GLN:N	18	12.25
(1,21)	1:A:184:LYS:NZ	1:B:44:VAL:N	18	12.25
(1,21)	1:A:184:LYS:NZ	1:B:45:VAL:N	18	12.25
(1,21)	1:A:184:LYS:NZ	1:B:46:ILE:N	18	12.25
(1,21)	1:A:184:LYS:NZ	1:B:47:ASP:N	18	12.25

Continued on next page...

Continued from previous page...

Key	Atom-1	Atom-2	Model ID	Violation (Å)
(1,21)	1:A:184:LYS:NZ	1:B:48:GLY:N	18	12.25
(1,21)	1:A:184:LYS:NZ	1:B:49:GLU:N	18	12.25
(1,21)	1:A:184:LYS:NZ	1:B:50:THR:N	18	12.25
(1,21)	1:A:184:LYS:NZ	1:B:51:CYS:N	18	12.25
(1,21)	1:A:184:LYS:NZ	1:B:52:LEU:N	18	12.25
(1,21)	1:A:184:LYS:NZ	1:B:53:LEU:N	18	12.25
(1,21)	1:A:184:LYS:NZ	1:B:54:ASP:N	18	12.25
(1,21)	1:A:184:LYS:NZ	1:B:55:ILE:N	18	12.25
(1,21)	1:A:184:LYS:NZ	1:B:56:LEU:N	18	12.25
(1,21)	1:A:184:LYS:NZ	1:B:57:ASP:N	18	12.25
(1,21)	1:A:184:LYS:NZ	1:B:58:THR:N	18	12.25
(1,21)	1:A:184:LYS:NZ	1:B:59:ALA:N	18	12.25
(1,21)	1:A:184:LYS:NZ	1:B:60:GLY:N	18	12.25
(1,21)	1:A:184:LYS:NZ	1:B:61:GLN:N	18	12.25
(1,21)	1:A:184:LYS:NZ	1:B:62:GLU:N	18	12.25
(1,21)	1:A:184:LYS:NZ	1:B:63:GLU:N	18	12.25
(1,21)	1:A:184:LYS:NZ	1:B:64:TYR:N	18	12.25
(1,21)	1:A:184:LYS:NZ	1:B:65:SER:N	18	12.25
(1,21)	1:A:184:LYS:NZ	1:B:66:ALA:N	18	12.25
(1,21)	1:A:184:LYS:NZ	1:B:67:MET:N	18	12.25
(1,21)	1:A:184:LYS:NZ	1:B:68:ARG:N	18	12.25
(1,21)	1:A:184:LYS:NZ	1:B:69:ASP:N	18	12.25
(1,21)	1:A:184:LYS:NZ	1:B:70:GLN:N	18	12.25
(1,21)	1:A:184:LYS:NZ	1:B:71:TYR:N	18	12.25
(1,21)	1:A:184:LYS:NZ	1:B:72:MET:N	18	12.25
(1,21)	1:A:184:LYS:NZ	1:B:73:ARG:N	18	12.25
(1,21)	1:A:184:LYS:NZ	1:B:74:THR:N	18	12.25
(1,21)	1:A:184:LYS:NZ	1:B:75:GLY:N	18	12.25
(1,21)	1:A:184:LYS:NZ	1:B:76:GLU:N	18	12.25
(1,21)	1:A:184:LYS:NZ	1:B:77:GLY:N	18	12.25
(1,21)	1:A:184:LYS:NZ	1:B:78:PHE:N	18	12.25
(1,21)	1:A:184:LYS:NZ	1:B:79:LEU:N	18	12.25
(1,21)	1:A:184:LYS:NZ	1:B:80:CYS:N	18	12.25
(1,21)	1:A:184:LYS:NZ	5:B:203:7Q9:N	18	12.25
(1,21)	1:A:184:LYS:NZ	5:B:204:7Q9:N	18	12.25
(1,21)	1:A:184:LYS:NZ	5:B:205:7Q9:N	18	12.25
(1,21)	1:A:184:LYS:NZ	5:B:206:7Q9:N	18	12.25
(1,21)	1:A:184:LYS:NZ	5:B:207:7Q9:N	18	12.25
(1,21)	1:A:184:LYS:NZ	6:B:208:17F:N1	18	12.25
(1,21)	1:A:184:LYS:NZ	5:B:209:7Q9:N	18	12.25
(1,21)	1:A:184:LYS:NZ	5:B:210:7Q9:N	18	12.25
(1,21)	1:A:184:LYS:NZ	5:B:211:7Q9:N	18	12.25

Continued on next page...

Continued from previous page...

Key	Atom-1	Atom-2	Model ID	Violation (Å)
(1,21)	1:A:184:LYS:NZ	5:B:212:7Q9:N	18	12.25
(1,21)	1:A:184:LYS:NZ	5:B:213:7Q9:N	18	12.25
(1,21)	1:A:184:LYS:NZ	6:B:214:17F:N1	18	12.25
(1,21)	1:A:184:LYS:NZ	6:B:215:17F:N1	18	12.25
(1,21)	1:A:184:LYS:NZ	5:B:216:7Q9:N	18	12.25
(1,21)	1:A:184:LYS:NZ	5:B:217:7Q9:N	18	12.25
(1,21)	1:A:184:LYS:NZ	5:B:218:7Q9:N	18	12.25
(1,21)	1:A:184:LYS:NZ	6:B:219:17F:N1	18	12.25
(1,21)	1:A:184:LYS:NZ	5:B:220:7Q9:N	18	12.25
(1,21)	1:A:184:LYS:O	1:B:2:THR:N	18	12.25
(1,21)	1:A:184:LYS:O	1:B:3:GLU:N	18	12.25
(1,21)	1:A:184:LYS:O	1:B:4:TYR:N	18	12.25
(1,21)	1:A:184:LYS:O	1:B:5:LYS:N	18	12.25
(1,21)	1:A:184:LYS:O	1:B:6:LEU:N	18	12.25
(1,21)	1:A:184:LYS:O	1:B:7:VAL:N	18	12.25
(1,21)	1:A:184:LYS:O	1:B:8:VAL:N	18	12.25
(1,21)	1:A:184:LYS:O	1:B:9:VAL:N	18	12.25
(1,21)	1:A:184:LYS:O	1:B:10:GLY:N	18	12.25
(1,21)	1:A:184:LYS:O	1:B:11:ALA:N	18	12.25
(1,21)	1:A:184:LYS:O	1:B:12:ASP:N	18	12.25
(1,21)	1:A:184:LYS:O	1:B:13:GLY:N	18	12.25
(1,21)	1:A:184:LYS:O	1:B:14:VAL:N	18	12.25
(1,21)	1:A:184:LYS:O	1:B:15:GLY:N	18	12.25
(1,21)	1:A:184:LYS:O	1:B:16:LYS:N	18	12.25
(1,21)	1:A:184:LYS:O	1:B:17:SER:N	18	12.25
(1,21)	1:A:184:LYS:O	1:B:18:ALA:N	18	12.25
(1,21)	1:A:184:LYS:O	1:B:19:LEU:N	18	12.25
(1,21)	1:A:184:LYS:O	1:B:20:THR:N	18	12.25
(1,21)	1:A:184:LYS:O	1:B:21:ILE:N	18	12.25
(1,21)	1:A:184:LYS:O	1:B:22:GLN:N	18	12.25
(1,21)	1:A:184:LYS:O	1:B:23:LEU:N	18	12.25
(1,21)	1:A:184:LYS:O	1:B:24:ILE:N	18	12.25
(1,21)	1:A:184:LYS:O	1:B:25:GLN:N	18	12.25
(1,21)	1:A:184:LYS:O	1:B:26:ASN:N	18	12.25
(1,21)	1:A:184:LYS:O	1:B:27:HIS:N	18	12.25
(1,21)	1:A:184:LYS:O	1:B:28:PHE:N	18	12.25
(1,21)	1:A:184:LYS:O	1:B:29:VAL:N	18	12.25
(1,21)	1:A:184:LYS:O	1:B:30:ASP:N	18	12.25
(1,21)	1:A:184:LYS:O	1:B:31:GLU:N	18	12.25
(1,21)	1:A:184:LYS:O	1:B:32:TYR:N	18	12.25
(1,21)	1:A:184:LYS:O	1:B:33:ASP:N	18	12.25
(1,21)	1:A:184:LYS:O	1:B:34:PRO:N	18	12.25

Continued on next page...

Continued from previous page...

Key	Atom-1	Atom-2	Model ID	Violation (Å)
(1,21)	1:A:184:LYS:O	1:B:35:THR:N	18	12.25
(1,21)	1:A:184:LYS:O	1:B:36:ILE:N	18	12.25
(1,21)	1:A:184:LYS:O	1:B:37:GLU:N	18	12.25
(1,21)	1:A:184:LYS:O	1:B:38:ASP:N	18	12.25
(1,21)	1:A:184:LYS:O	1:B:39:SER:N	18	12.25
(1,21)	1:A:184:LYS:O	1:B:40:TYR:N	18	12.25
(1,21)	1:A:184:LYS:O	1:B:41:ARG:N	18	12.25
(1,21)	1:A:184:LYS:O	1:B:42:LYS:N	18	12.25
(1,21)	1:A:184:LYS:O	1:B:43:GLN:N	18	12.25
(1,21)	1:A:184:LYS:O	1:B:44:VAL:N	18	12.25
(1,21)	1:A:184:LYS:O	1:B:45:VAL:N	18	12.25
(1,21)	1:A:184:LYS:O	1:B:46:ILE:N	18	12.25
(1,21)	1:A:184:LYS:O	1:B:47:ASP:N	18	12.25
(1,21)	1:A:184:LYS:O	1:B:48:GLY:N	18	12.25
(1,21)	1:A:184:LYS:O	1:B:49:GLU:N	18	12.25
(1,21)	1:A:184:LYS:O	1:B:50:THR:N	18	12.25
(1,21)	1:A:184:LYS:O	1:B:51:CYS:N	18	12.25
(1,21)	1:A:184:LYS:O	1:B:52:LEU:N	18	12.25
(1,21)	1:A:184:LYS:O	1:B:53:LEU:N	18	12.25
(1,21)	1:A:184:LYS:O	1:B:54:ASP:N	18	12.25
(1,21)	1:A:184:LYS:O	1:B:55:ILE:N	18	12.25
(1,21)	1:A:184:LYS:O	1:B:56:LEU:N	18	12.25
(1,21)	1:A:184:LYS:O	1:B:57:ASP:N	18	12.25
(1,21)	1:A:184:LYS:O	1:B:58:THR:N	18	12.25
(1,21)	1:A:184:LYS:O	1:B:59:ALA:N	18	12.25
(1,21)	1:A:184:LYS:O	1:B:60:GLY:N	18	12.25
(1,21)	1:A:184:LYS:O	1:B:61:GLN:N	18	12.25
(1,21)	1:A:184:LYS:O	1:B:62:GLU:N	18	12.25
(1,21)	1:A:184:LYS:O	1:B:63:GLU:N	18	12.25
(1,21)	1:A:184:LYS:O	1:B:64:TYR:N	18	12.25
(1,21)	1:A:184:LYS:O	1:B:65:SER:N	18	12.25
(1,21)	1:A:184:LYS:O	1:B:66:ALA:N	18	12.25
(1,21)	1:A:184:LYS:O	1:B:67:MET:N	18	12.25
(1,21)	1:A:184:LYS:O	1:B:68:ARG:N	18	12.25
(1,21)	1:A:184:LYS:O	1:B:69:ASP:N	18	12.25
(1,21)	1:A:184:LYS:O	1:B:70:GLN:N	18	12.25
(1,21)	1:A:184:LYS:O	1:B:71:TYR:N	18	12.25
(1,21)	1:A:184:LYS:O	1:B:72:MET:N	18	12.25
(1,21)	1:A:184:LYS:O	1:B:73:ARG:N	18	12.25
(1,21)	1:A:184:LYS:O	1:B:74:THR:N	18	12.25
(1,21)	1:A:184:LYS:O	1:B:75:GLY:N	18	12.25
(1,21)	1:A:184:LYS:O	1:B:76:GLU:N	18	12.25

Continued on next page...

Continued from previous page...

Key	Atom-1	Atom-2	Model ID	Violation (Å)
(1,21)	1:A:184:LYS:O	1:B:77:GLY:N	18	12.25
(1,21)	1:A:184:LYS:O	1:B:78:PHE:N	18	12.25
(1,21)	1:A:184:LYS:O	1:B:79:LEU:N	18	12.25
(1,21)	1:A:184:LYS:O	1:B:80:CYS:N	18	12.25
(1,21)	1:A:184:LYS:O	5:B:203:7Q9:N	18	12.25
(1,21)	1:A:184:LYS:O	5:B:204:7Q9:N	18	12.25
(1,21)	1:A:184:LYS:O	5:B:205:7Q9:N	18	12.25
(1,21)	1:A:184:LYS:O	5:B:206:7Q9:N	18	12.25
(1,21)	1:A:184:LYS:O	5:B:207:7Q9:N	18	12.25
(1,21)	1:A:184:LYS:O	6:B:208:17F:N1	18	12.25
(1,21)	1:A:184:LYS:O	5:B:209:7Q9:N	18	12.25
(1,21)	1:A:184:LYS:O	5:B:210:7Q9:N	18	12.25
(1,21)	1:A:184:LYS:O	5:B:211:7Q9:N	18	12.25
(1,21)	1:A:184:LYS:O	5:B:212:7Q9:N	18	12.25
(1,21)	1:A:184:LYS:O	5:B:213:7Q9:N	18	12.25
(1,21)	1:A:184:LYS:O	6:B:214:17F:N1	18	12.25
(1,21)	1:A:184:LYS:O	6:B:215:17F:N1	18	12.25
(1,21)	1:A:184:LYS:O	5:B:216:7Q9:N	18	12.25
(1,21)	1:A:184:LYS:O	5:B:217:7Q9:N	18	12.25
(1,21)	1:A:184:LYS:O	5:B:218:7Q9:N	18	12.25
(1,21)	1:A:184:LYS:O	6:B:219:17F:N1	18	12.25
(1,21)	1:A:184:LYS:O	5:B:220:7Q9:N	18	12.25
(1,19)	1:A:39:SER:OG	1:B:163:ILE:CD1	8	12.25
(2,5)	1:A:39:SER:OG	1:B:169:LYS:N	17	12.23
(2,5)	1:A:39:SER:OG	1:B:169:LYS:N	7	12.22
(1,4)	1:B:118:CYS:SG	1:A:42:LYS:N	17	12.21
(1,3)	1:B:118:CYS:SG	1:A:24:ILE:CD1	11	12.17
(1,21)	1:A:184:LYS:C	1:B:2:THR:N	11	12.17
(1,21)	1:A:184:LYS:C	1:B:3:GLU:N	11	12.17
(1,21)	1:A:184:LYS:C	1:B:4:TYR:N	11	12.17
(1,21)	1:A:184:LYS:C	1:B:5:LYS:N	11	12.17
(1,21)	1:A:184:LYS:C	1:B:6:LEU:N	11	12.17
(1,21)	1:A:184:LYS:C	1:B:7:VAL:N	11	12.17
(1,21)	1:A:184:LYS:C	1:B:8:VAL:N	11	12.17
(1,21)	1:A:184:LYS:C	1:B:9:VAL:N	11	12.17
(1,21)	1:A:184:LYS:C	1:B:10:GLY:N	11	12.17
(1,21)	1:A:184:LYS:C	1:B:11:ALA:N	11	12.17
(1,21)	1:A:184:LYS:C	1:B:12:ASP:N	11	12.17
(1,21)	1:A:184:LYS:C	1:B:13:GLY:N	11	12.17
(1,21)	1:A:184:LYS:C	1:B:14:VAL:N	11	12.17
(1,21)	1:A:184:LYS:C	1:B:15:GLY:N	11	12.17
(1,21)	1:A:184:LYS:C	1:B:16:LYS:N	11	12.17

Continued on next page...

Continued from previous page...

Key	Atom-1	Atom-2	Model ID	Violation (Å)
(1,21)	1:A:184:LYS:C	1:B:17:SER:N	11	12.17
(1,21)	1:A:184:LYS:C	1:B:18:ALA:N	11	12.17
(1,21)	1:A:184:LYS:C	1:B:19:LEU:N	11	12.17
(1,21)	1:A:184:LYS:C	1:B:20:THR:N	11	12.17
(1,21)	1:A:184:LYS:C	1:B:21:ILE:N	11	12.17
(1,21)	1:A:184:LYS:C	1:B:22:GLN:N	11	12.17
(1,21)	1:A:184:LYS:C	1:B:23:LEU:N	11	12.17
(1,21)	1:A:184:LYS:C	1:B:24:ILE:N	11	12.17
(1,21)	1:A:184:LYS:C	1:B:25:GLN:N	11	12.17
(1,21)	1:A:184:LYS:C	1:B:26:ASN:N	11	12.17
(1,21)	1:A:184:LYS:C	1:B:27:HIS:N	11	12.17
(1,21)	1:A:184:LYS:C	1:B:28:PHE:N	11	12.17
(1,21)	1:A:184:LYS:C	1:B:29:VAL:N	11	12.17
(1,21)	1:A:184:LYS:C	1:B:30:ASP:N	11	12.17
(1,21)	1:A:184:LYS:C	1:B:31:GLU:N	11	12.17
(1,21)	1:A:184:LYS:C	1:B:32:TYR:N	11	12.17
(1,21)	1:A:184:LYS:C	1:B:33:ASP:N	11	12.17
(1,21)	1:A:184:LYS:C	1:B:34:PRO:N	11	12.17
(1,21)	1:A:184:LYS:C	1:B:35:THR:N	11	12.17
(1,21)	1:A:184:LYS:C	1:B:36:ILE:N	11	12.17
(1,21)	1:A:184:LYS:C	1:B:37:GLU:N	11	12.17
(1,21)	1:A:184:LYS:C	1:B:38:ASP:N	11	12.17
(1,21)	1:A:184:LYS:C	1:B:39:SER:N	11	12.17
(1,21)	1:A:184:LYS:C	1:B:40:TYR:N	11	12.17
(1,21)	1:A:184:LYS:C	1:B:41:ARG:N	11	12.17
(1,21)	1:A:184:LYS:C	1:B:42:LYS:N	11	12.17
(1,21)	1:A:184:LYS:C	1:B:43:GLN:N	11	12.17
(1,21)	1:A:184:LYS:C	1:B:44:VAL:N	11	12.17
(1,21)	1:A:184:LYS:C	1:B:45:VAL:N	11	12.17
(1,21)	1:A:184:LYS:C	1:B:46:ILE:N	11	12.17
(1,21)	1:A:184:LYS:C	1:B:47:ASP:N	11	12.17
(1,21)	1:A:184:LYS:C	1:B:48:GLY:N	11	12.17
(1,21)	1:A:184:LYS:C	1:B:49:GLU:N	11	12.17
(1,21)	1:A:184:LYS:C	1:B:50:THR:N	11	12.17
(1,21)	1:A:184:LYS:C	1:B:51:CYS:N	11	12.17
(1,21)	1:A:184:LYS:C	1:B:52:LEU:N	11	12.17
(1,21)	1:A:184:LYS:C	1:B:53:LEU:N	11	12.17
(1,21)	1:A:184:LYS:C	1:B:54:ASP:N	11	12.17
(1,21)	1:A:184:LYS:C	1:B:55:ILE:N	11	12.17
(1,21)	1:A:184:LYS:C	1:B:56:LEU:N	11	12.17
(1,21)	1:A:184:LYS:C	1:B:57:ASP:N	11	12.17
(1,21)	1:A:184:LYS:C	1:B:58:THR:N	11	12.17

Continued on next page...

Continued from previous page...

Key	Atom-1	Atom-2	Model ID	Violation (Å)
(1,21)	1:A:184:LYS:C	1:B:59:ALA:N	11	12.17
(1,21)	1:A:184:LYS:C	1:B:60:GLY:N	11	12.17
(1,21)	1:A:184:LYS:C	1:B:61:GLN:N	11	12.17
(1,21)	1:A:184:LYS:C	1:B:62:GLU:N	11	12.17
(1,21)	1:A:184:LYS:C	1:B:63:GLU:N	11	12.17
(1,21)	1:A:184:LYS:C	1:B:64:TYR:N	11	12.17
(1,21)	1:A:184:LYS:C	1:B:65:SER:N	11	12.17
(1,21)	1:A:184:LYS:C	1:B:66:ALA:N	11	12.17
(1,21)	1:A:184:LYS:C	1:B:67:MET:N	11	12.17
(1,21)	1:A:184:LYS:C	1:B:68:ARG:N	11	12.17
(1,21)	1:A:184:LYS:C	1:B:69:ASP:N	11	12.17
(1,21)	1:A:184:LYS:C	1:B:70:GLN:N	11	12.17
(1,21)	1:A:184:LYS:C	1:B:71:TYR:N	11	12.17
(1,21)	1:A:184:LYS:C	1:B:72:MET:N	11	12.17
(1,21)	1:A:184:LYS:C	1:B:73:ARG:N	11	12.17
(1,21)	1:A:184:LYS:C	1:B:74:THR:N	11	12.17
(1,21)	1:A:184:LYS:C	1:B:75:GLY:N	11	12.17
(1,21)	1:A:184:LYS:C	1:B:76:GLU:N	11	12.17
(1,21)	1:A:184:LYS:C	1:B:77:GLY:N	11	12.17
(1,21)	1:A:184:LYS:C	1:B:78:PHE:N	11	12.17
(1,21)	1:A:184:LYS:C	1:B:79:LEU:N	11	12.17
(1,21)	1:A:184:LYS:C	1:B:80:CYS:N	11	12.17
(1,21)	1:A:184:LYS:C	5:B:203:7Q9:N	11	12.17
(1,21)	1:A:184:LYS:C	5:B:204:7Q9:N	11	12.17
(1,21)	1:A:184:LYS:C	5:B:205:7Q9:N	11	12.17
(1,21)	1:A:184:LYS:C	5:B:206:7Q9:N	11	12.17
(1,21)	1:A:184:LYS:C	5:B:207:7Q9:N	11	12.17
(1,21)	1:A:184:LYS:C	6:B:208:17F:N1	11	12.17
(1,21)	1:A:184:LYS:C	5:B:209:7Q9:N	11	12.17
(1,21)	1:A:184:LYS:C	5:B:210:7Q9:N	11	12.17
(1,21)	1:A:184:LYS:C	5:B:211:7Q9:N	11	12.17
(1,21)	1:A:184:LYS:C	5:B:212:7Q9:N	11	12.17
(1,21)	1:A:184:LYS:C	5:B:213:7Q9:N	11	12.17
(1,21)	1:A:184:LYS:C	6:B:214:17F:N1	11	12.17
(1,21)	1:A:184:LYS:C	6:B:215:17F:N1	11	12.17
(1,21)	1:A:184:LYS:C	5:B:216:7Q9:N	11	12.17
(1,21)	1:A:184:LYS:C	5:B:217:7Q9:N	11	12.17
(1,21)	1:A:184:LYS:C	5:B:218:7Q9:N	11	12.17
(1,21)	1:A:184:LYS:C	6:B:219:17F:N1	11	12.17
(1,21)	1:A:184:LYS:C	5:B:220:7Q9:N	11	12.17
(1,21)	1:A:184:LYS:CA	1:B:2:THR:N	11	12.17
(1,21)	1:A:184:LYS:CA	1:B:3:GLU:N	11	12.17

Continued on next page...

Continued from previous page...

Key	Atom-1	Atom-2	Model ID	Violation (Å)
(1,21)	1:A:184:LYS:CA	1:B:4:TYR:N	11	12.17
(1,21)	1:A:184:LYS:CA	1:B:5:LYS:N	11	12.17
(1,21)	1:A:184:LYS:CA	1:B:6:LEU:N	11	12.17
(1,21)	1:A:184:LYS:CA	1:B:7:VAL:N	11	12.17
(1,21)	1:A:184:LYS:CA	1:B:8:VAL:N	11	12.17
(1,21)	1:A:184:LYS:CA	1:B:9:VAL:N	11	12.17
(1,21)	1:A:184:LYS:CA	1:B:10:GLY:N	11	12.17
(1,21)	1:A:184:LYS:CA	1:B:11:ALA:N	11	12.17
(1,21)	1:A:184:LYS:CA	1:B:12:ASP:N	11	12.17
(1,21)	1:A:184:LYS:CA	1:B:13:GLY:N	11	12.17
(1,21)	1:A:184:LYS:CA	1:B:14:VAL:N	11	12.17
(1,21)	1:A:184:LYS:CA	1:B:15:GLY:N	11	12.17
(1,21)	1:A:184:LYS:CA	1:B:16:LYS:N	11	12.17
(1,21)	1:A:184:LYS:CA	1:B:17:SER:N	11	12.17
(1,21)	1:A:184:LYS:CA	1:B:18:ALA:N	11	12.17
(1,21)	1:A:184:LYS:CA	1:B:19:LEU:N	11	12.17
(1,21)	1:A:184:LYS:CA	1:B:20:THR:N	11	12.17
(1,21)	1:A:184:LYS:CA	1:B:21:ILE:N	11	12.17
(1,21)	1:A:184:LYS:CA	1:B:22:GLN:N	11	12.17
(1,21)	1:A:184:LYS:CA	1:B:23:LEU:N	11	12.17
(1,21)	1:A:184:LYS:CA	1:B:24:ILE:N	11	12.17
(1,21)	1:A:184:LYS:CA	1:B:25:GLN:N	11	12.17
(1,21)	1:A:184:LYS:CA	1:B:26:ASN:N	11	12.17
(1,21)	1:A:184:LYS:CA	1:B:27:HIS:N	11	12.17
(1,21)	1:A:184:LYS:CA	1:B:28:PHE:N	11	12.17
(1,21)	1:A:184:LYS:CA	1:B:29:VAL:N	11	12.17
(1,21)	1:A:184:LYS:CA	1:B:30:ASP:N	11	12.17
(1,21)	1:A:184:LYS:CA	1:B:31:GLU:N	11	12.17
(1,21)	1:A:184:LYS:CA	1:B:32:TYR:N	11	12.17
(1,21)	1:A:184:LYS:CA	1:B:33:ASP:N	11	12.17
(1,21)	1:A:184:LYS:CA	1:B:34:PRO:N	11	12.17
(1,21)	1:A:184:LYS:CA	1:B:35:THR:N	11	12.17
(1,21)	1:A:184:LYS:CA	1:B:36:ILE:N	11	12.17
(1,21)	1:A:184:LYS:CA	1:B:37:GLU:N	11	12.17
(1,21)	1:A:184:LYS:CA	1:B:38:ASP:N	11	12.17
(1,21)	1:A:184:LYS:CA	1:B:39:SER:N	11	12.17
(1,21)	1:A:184:LYS:CA	1:B:40:TYR:N	11	12.17
(1,21)	1:A:184:LYS:CA	1:B:41:ARG:N	11	12.17
(1,21)	1:A:184:LYS:CA	1:B:42:LYS:N	11	12.17
(1,21)	1:A:184:LYS:CA	1:B:43:GLN:N	11	12.17
(1,21)	1:A:184:LYS:CA	1:B:44:VAL:N	11	12.17
(1,21)	1:A:184:LYS:CA	1:B:45:VAL:N	11	12.17

Continued on next page...

Continued from previous page...

Key	Atom-1	Atom-2	Model ID	Violation (Å)
(1,21)	1:A:184:LYS:CA	1:B:46:ILE:N	11	12.17
(1,21)	1:A:184:LYS:CA	1:B:47:ASP:N	11	12.17
(1,21)	1:A:184:LYS:CA	1:B:48:GLY:N	11	12.17
(1,21)	1:A:184:LYS:CA	1:B:49:GLU:N	11	12.17
(1,21)	1:A:184:LYS:CA	1:B:50:THR:N	11	12.17
(1,21)	1:A:184:LYS:CA	1:B:51:CYS:N	11	12.17
(1,21)	1:A:184:LYS:CA	1:B:52:LEU:N	11	12.17
(1,21)	1:A:184:LYS:CA	1:B:53:LEU:N	11	12.17
(1,21)	1:A:184:LYS:CA	1:B:54:ASP:N	11	12.17
(1,21)	1:A:184:LYS:CA	1:B:55:ILE:N	11	12.17
(1,21)	1:A:184:LYS:CA	1:B:56:LEU:N	11	12.17
(1,21)	1:A:184:LYS:CA	1:B:57:ASP:N	11	12.17
(1,21)	1:A:184:LYS:CA	1:B:58:THR:N	11	12.17
(1,21)	1:A:184:LYS:CA	1:B:59:ALA:N	11	12.17
(1,21)	1:A:184:LYS:CA	1:B:60:GLY:N	11	12.17
(1,21)	1:A:184:LYS:CA	1:B:61:GLN:N	11	12.17
(1,21)	1:A:184:LYS:CA	1:B:62:GLU:N	11	12.17
(1,21)	1:A:184:LYS:CA	1:B:63:GLU:N	11	12.17
(1,21)	1:A:184:LYS:CA	1:B:64:TYR:N	11	12.17
(1,21)	1:A:184:LYS:CA	1:B:65:SER:N	11	12.17
(1,21)	1:A:184:LYS:CA	1:B:66:ALA:N	11	12.17
(1,21)	1:A:184:LYS:CA	1:B:67:MET:N	11	12.17
(1,21)	1:A:184:LYS:CA	1:B:68:ARG:N	11	12.17
(1,21)	1:A:184:LYS:CA	1:B:69:ASP:N	11	12.17
(1,21)	1:A:184:LYS:CA	1:B:70:GLN:N	11	12.17
(1,21)	1:A:184:LYS:CA	1:B:71:TYR:N	11	12.17
(1,21)	1:A:184:LYS:CA	1:B:72:MET:N	11	12.17
(1,21)	1:A:184:LYS:CA	1:B:73:ARG:N	11	12.17
(1,21)	1:A:184:LYS:CA	1:B:74:THR:N	11	12.17
(1,21)	1:A:184:LYS:CA	1:B:75:GLY:N	11	12.17
(1,21)	1:A:184:LYS:CA	1:B:76:GLU:N	11	12.17
(1,21)	1:A:184:LYS:CA	1:B:77:GLY:N	11	12.17
(1,21)	1:A:184:LYS:CA	1:B:78:PHE:N	11	12.17
(1,21)	1:A:184:LYS:CA	1:B:79:LEU:N	11	12.17
(1,21)	1:A:184:LYS:CA	1:B:80:CYS:N	11	12.17
(1,21)	1:A:184:LYS:CA	5:B:203:7Q9:N	11	12.17
(1,21)	1:A:184:LYS:CA	5:B:204:7Q9:N	11	12.17
(1,21)	1:A:184:LYS:CA	5:B:205:7Q9:N	11	12.17
(1,21)	1:A:184:LYS:CA	5:B:206:7Q9:N	11	12.17
(1,21)	1:A:184:LYS:CA	5:B:207:7Q9:N	11	12.17
(1,21)	1:A:184:LYS:CA	6:B:208:17F:N1	11	12.17
(1,21)	1:A:184:LYS:CA	5:B:209:7Q9:N	11	12.17

Continued on next page...

Continued from previous page...

Key	Atom-1	Atom-2	Model ID	Violation (Å)
(1,21)	1:A:184:LYS:CA	5:B:210:7Q9:N	11	12.17
(1,21)	1:A:184:LYS:CA	5:B:211:7Q9:N	11	12.17
(1,21)	1:A:184:LYS:CA	5:B:212:7Q9:N	11	12.17
(1,21)	1:A:184:LYS:CA	5:B:213:7Q9:N	11	12.17
(1,21)	1:A:184:LYS:CA	6:B:214:17F:N1	11	12.17
(1,21)	1:A:184:LYS:CA	6:B:215:17F:N1	11	12.17
(1,21)	1:A:184:LYS:CA	5:B:216:7Q9:N	11	12.17
(1,21)	1:A:184:LYS:CA	5:B:217:7Q9:N	11	12.17
(1,21)	1:A:184:LYS:CA	5:B:218:7Q9:N	11	12.17
(1,21)	1:A:184:LYS:CA	6:B:219:17F:N1	11	12.17
(1,21)	1:A:184:LYS:CA	5:B:220:7Q9:N	11	12.17
(1,21)	1:A:184:LYS:CB	1:B:2:THR:N	11	12.17
(1,21)	1:A:184:LYS:CB	1:B:3:GLU:N	11	12.17
(1,21)	1:A:184:LYS:CB	1:B:4:TYR:N	11	12.17
(1,21)	1:A:184:LYS:CB	1:B:5:LYS:N	11	12.17
(1,21)	1:A:184:LYS:CB	1:B:6:LEU:N	11	12.17
(1,21)	1:A:184:LYS:CB	1:B:7:VAL:N	11	12.17
(1,21)	1:A:184:LYS:CB	1:B:8:VAL:N	11	12.17
(1,21)	1:A:184:LYS:CB	1:B:9:VAL:N	11	12.17
(1,21)	1:A:184:LYS:CB	1:B:10:GLY:N	11	12.17
(1,21)	1:A:184:LYS:CB	1:B:11:ALA:N	11	12.17
(1,21)	1:A:184:LYS:CB	1:B:12:ASP:N	11	12.17
(1,21)	1:A:184:LYS:CB	1:B:13:GLY:N	11	12.17
(1,21)	1:A:184:LYS:CB	1:B:14:VAL:N	11	12.17
(1,21)	1:A:184:LYS:CB	1:B:15:GLY:N	11	12.17
(1,21)	1:A:184:LYS:CB	1:B:16:LYS:N	11	12.17
(1,21)	1:A:184:LYS:CB	1:B:17:SER:N	11	12.17
(1,21)	1:A:184:LYS:CB	1:B:18:ALA:N	11	12.17
(1,21)	1:A:184:LYS:CB	1:B:19:LEU:N	11	12.17
(1,21)	1:A:184:LYS:CB	1:B:20:THR:N	11	12.17
(1,21)	1:A:184:LYS:CB	1:B:21:ILE:N	11	12.17
(1,21)	1:A:184:LYS:CB	1:B:22:GLN:N	11	12.17
(1,21)	1:A:184:LYS:CB	1:B:23:LEU:N	11	12.17
(1,21)	1:A:184:LYS:CB	1:B:24:ILE:N	11	12.17
(1,21)	1:A:184:LYS:CB	1:B:25:GLN:N	11	12.17
(1,21)	1:A:184:LYS:CB	1:B:26:ASN:N	11	12.17
(1,21)	1:A:184:LYS:CB	1:B:27:HIS:N	11	12.17
(1,21)	1:A:184:LYS:CB	1:B:28:PHE:N	11	12.17
(1,21)	1:A:184:LYS:CB	1:B:29:VAL:N	11	12.17
(1,21)	1:A:184:LYS:CB	1:B:30:ASP:N	11	12.17
(1,21)	1:A:184:LYS:CB	1:B:31:GLU:N	11	12.17
(1,21)	1:A:184:LYS:CB	1:B:32:TYR:N	11	12.17

Continued on next page...

Continued from previous page...

Key	Atom-1	Atom-2	Model ID	Violation (Å)
(1,21)	1:A:184:LYS:CB	1:B:33:ASP:N	11	12.17
(1,21)	1:A:184:LYS:CB	1:B:34:PRO:N	11	12.17
(1,21)	1:A:184:LYS:CB	1:B:35:THR:N	11	12.17
(1,21)	1:A:184:LYS:CB	1:B:36:ILE:N	11	12.17
(1,21)	1:A:184:LYS:CB	1:B:37:GLU:N	11	12.17
(1,21)	1:A:184:LYS:CB	1:B:38:ASP:N	11	12.17
(1,21)	1:A:184:LYS:CB	1:B:39:SER:N	11	12.17
(1,21)	1:A:184:LYS:CB	1:B:40:TYR:N	11	12.17
(1,21)	1:A:184:LYS:CB	1:B:41:ARG:N	11	12.17
(1,21)	1:A:184:LYS:CB	1:B:42:LYS:N	11	12.17
(1,21)	1:A:184:LYS:CB	1:B:43:GLN:N	11	12.17
(1,21)	1:A:184:LYS:CB	1:B:44:VAL:N	11	12.17
(1,21)	1:A:184:LYS:CB	1:B:45:VAL:N	11	12.17
(1,21)	1:A:184:LYS:CB	1:B:46:ILE:N	11	12.17
(1,21)	1:A:184:LYS:CB	1:B:47:ASP:N	11	12.17
(1,21)	1:A:184:LYS:CB	1:B:48:GLY:N	11	12.17
(1,21)	1:A:184:LYS:CB	1:B:49:GLU:N	11	12.17
(1,21)	1:A:184:LYS:CB	1:B:50:THR:N	11	12.17
(1,21)	1:A:184:LYS:CB	1:B:51:CYS:N	11	12.17
(1,21)	1:A:184:LYS:CB	1:B:52:LEU:N	11	12.17
(1,21)	1:A:184:LYS:CB	1:B:53:LEU:N	11	12.17
(1,21)	1:A:184:LYS:CB	1:B:54:ASP:N	11	12.17
(1,21)	1:A:184:LYS:CB	1:B:55:ILE:N	11	12.17
(1,21)	1:A:184:LYS:CB	1:B:56:LEU:N	11	12.17
(1,21)	1:A:184:LYS:CB	1:B:57:ASP:N	11	12.17
(1,21)	1:A:184:LYS:CB	1:B:58:THR:N	11	12.17
(1,21)	1:A:184:LYS:CB	1:B:59:ALA:N	11	12.17
(1,21)	1:A:184:LYS:CB	1:B:60:GLY:N	11	12.17
(1,21)	1:A:184:LYS:CB	1:B:61:GLN:N	11	12.17
(1,21)	1:A:184:LYS:CB	1:B:62:GLU:N	11	12.17
(1,21)	1:A:184:LYS:CB	1:B:63:GLU:N	11	12.17
(1,21)	1:A:184:LYS:CB	1:B:64:TYR:N	11	12.17
(1,21)	1:A:184:LYS:CB	1:B:65:SER:N	11	12.17
(1,21)	1:A:184:LYS:CB	1:B:66:ALA:N	11	12.17
(1,21)	1:A:184:LYS:CB	1:B:67:MET:N	11	12.17
(1,21)	1:A:184:LYS:CB	1:B:68:ARG:N	11	12.17
(1,21)	1:A:184:LYS:CB	1:B:69:ASP:N	11	12.17
(1,21)	1:A:184:LYS:CB	1:B:70:GLN:N	11	12.17
(1,21)	1:A:184:LYS:CB	1:B:71:TYR:N	11	12.17
(1,21)	1:A:184:LYS:CB	1:B:72:MET:N	11	12.17
(1,21)	1:A:184:LYS:CB	1:B:73:ARG:N	11	12.17
(1,21)	1:A:184:LYS:CB	1:B:74:THR:N	11	12.17

Continued on next page...

Continued from previous page...

Key	Atom-1	Atom-2	Model ID	Violation (Å)
(1,21)	1:A:184:LYS:CB	1:B:75:GLY:N	11	12.17
(1,21)	1:A:184:LYS:CB	1:B:76:GLU:N	11	12.17
(1,21)	1:A:184:LYS:CB	1:B:77:GLY:N	11	12.17
(1,21)	1:A:184:LYS:CB	1:B:78:PHE:N	11	12.17
(1,21)	1:A:184:LYS:CB	1:B:79:LEU:N	11	12.17
(1,21)	1:A:184:LYS:CB	1:B:80:CYS:N	11	12.17
(1,21)	1:A:184:LYS:CB	5:B:203:7Q9:N	11	12.17
(1,21)	1:A:184:LYS:CB	5:B:204:7Q9:N	11	12.17
(1,21)	1:A:184:LYS:CB	5:B:205:7Q9:N	11	12.17
(1,21)	1:A:184:LYS:CB	5:B:206:7Q9:N	11	12.17
(1,21)	1:A:184:LYS:CB	5:B:207:7Q9:N	11	12.17
(1,21)	1:A:184:LYS:CB	6:B:208:17F:N1	11	12.17
(1,21)	1:A:184:LYS:CB	5:B:209:7Q9:N	11	12.17
(1,21)	1:A:184:LYS:CB	5:B:210:7Q9:N	11	12.17
(1,21)	1:A:184:LYS:CB	5:B:211:7Q9:N	11	12.17
(1,21)	1:A:184:LYS:CB	5:B:212:7Q9:N	11	12.17
(1,21)	1:A:184:LYS:CB	5:B:213:7Q9:N	11	12.17
(1,21)	1:A:184:LYS:CB	6:B:214:17F:N1	11	12.17
(1,21)	1:A:184:LYS:CB	6:B:215:17F:N1	11	12.17
(1,21)	1:A:184:LYS:CB	5:B:216:7Q9:N	11	12.17
(1,21)	1:A:184:LYS:CB	5:B:217:7Q9:N	11	12.17
(1,21)	1:A:184:LYS:CB	5:B:218:7Q9:N	11	12.17
(1,21)	1:A:184:LYS:CB	6:B:219:17F:N1	11	12.17
(1,21)	1:A:184:LYS:CB	5:B:220:7Q9:N	11	12.17
(1,21)	1:A:184:LYS:CD	1:B:2:THR:N	11	12.17
(1,21)	1:A:184:LYS:CD	1:B:3:GLU:N	11	12.17
(1,21)	1:A:184:LYS:CD	1:B:4:TYR:N	11	12.17
(1,21)	1:A:184:LYS:CD	1:B:5:LYS:N	11	12.17
(1,21)	1:A:184:LYS:CD	1:B:6:LEU:N	11	12.17
(1,21)	1:A:184:LYS:CD	1:B:7:VAL:N	11	12.17
(1,21)	1:A:184:LYS:CD	1:B:8:VAL:N	11	12.17
(1,21)	1:A:184:LYS:CD	1:B:9:VAL:N	11	12.17
(1,21)	1:A:184:LYS:CD	1:B:10:GLY:N	11	12.17
(1,21)	1:A:184:LYS:CD	1:B:11:ALA:N	11	12.17
(1,21)	1:A:184:LYS:CD	1:B:12:ASP:N	11	12.17
(1,21)	1:A:184:LYS:CD	1:B:13:GLY:N	11	12.17
(1,21)	1:A:184:LYS:CD	1:B:14:VAL:N	11	12.17
(1,21)	1:A:184:LYS:CD	1:B:15:GLY:N	11	12.17
(1,21)	1:A:184:LYS:CD	1:B:16:LYS:N	11	12.17
(1,21)	1:A:184:LYS:CD	1:B:17:SER:N	11	12.17
(1,21)	1:A:184:LYS:CD	1:B:18:ALA:N	11	12.17
(1,21)	1:A:184:LYS:CD	1:B:19:LEU:N	11	12.17

Continued on next page...

Continued from previous page...

Key	Atom-1	Atom-2	Model ID	Violation (Å)
(1,21)	1:A:184:LYS:CD	1:B:20:THR:N	11	12.17
(1,21)	1:A:184:LYS:CD	1:B:21:ILE:N	11	12.17
(1,21)	1:A:184:LYS:CD	1:B:22:GLN:N	11	12.17
(1,21)	1:A:184:LYS:CD	1:B:23:LEU:N	11	12.17
(1,21)	1:A:184:LYS:CD	1:B:24:ILE:N	11	12.17
(1,21)	1:A:184:LYS:CD	1:B:25:GLN:N	11	12.17
(1,21)	1:A:184:LYS:CD	1:B:26:ASN:N	11	12.17
(1,21)	1:A:184:LYS:CD	1:B:27:HIS:N	11	12.17
(1,21)	1:A:184:LYS:CD	1:B:28:PHE:N	11	12.17
(1,21)	1:A:184:LYS:CD	1:B:29:VAL:N	11	12.17
(1,21)	1:A:184:LYS:CD	1:B:30:ASP:N	11	12.17
(1,21)	1:A:184:LYS:CD	1:B:31:GLU:N	11	12.17
(1,21)	1:A:184:LYS:CD	1:B:32:TYR:N	11	12.17
(1,21)	1:A:184:LYS:CD	1:B:33:ASP:N	11	12.17
(1,21)	1:A:184:LYS:CD	1:B:34:PRO:N	11	12.17
(1,21)	1:A:184:LYS:CD	1:B:35:THR:N	11	12.17
(1,21)	1:A:184:LYS:CD	1:B:36:ILE:N	11	12.17
(1,21)	1:A:184:LYS:CD	1:B:37:GLU:N	11	12.17
(1,21)	1:A:184:LYS:CD	1:B:38:ASP:N	11	12.17
(1,21)	1:A:184:LYS:CD	1:B:39:SER:N	11	12.17
(1,21)	1:A:184:LYS:CD	1:B:40:TYR:N	11	12.17
(1,21)	1:A:184:LYS:CD	1:B:41:ARG:N	11	12.17
(1,21)	1:A:184:LYS:CD	1:B:42:LYS:N	11	12.17
(1,21)	1:A:184:LYS:CD	1:B:43:GLN:N	11	12.17
(1,21)	1:A:184:LYS:CD	1:B:44:VAL:N	11	12.17
(1,21)	1:A:184:LYS:CD	1:B:45:VAL:N	11	12.17
(1,21)	1:A:184:LYS:CD	1:B:46:ILE:N	11	12.17
(1,21)	1:A:184:LYS:CD	1:B:47:ASP:N	11	12.17
(1,21)	1:A:184:LYS:CD	1:B:48:GLY:N	11	12.17
(1,21)	1:A:184:LYS:CD	1:B:49:GLU:N	11	12.17
(1,21)	1:A:184:LYS:CD	1:B:50:THR:N	11	12.17
(1,21)	1:A:184:LYS:CD	1:B:51:CYS:N	11	12.17
(1,21)	1:A:184:LYS:CD	1:B:52:LEU:N	11	12.17
(1,21)	1:A:184:LYS:CD	1:B:53:LEU:N	11	12.17
(1,21)	1:A:184:LYS:CD	1:B:54:ASP:N	11	12.17
(1,21)	1:A:184:LYS:CD	1:B:55:ILE:N	11	12.17
(1,21)	1:A:184:LYS:CD	1:B:56:LEU:N	11	12.17
(1,21)	1:A:184:LYS:CD	1:B:57:ASP:N	11	12.17
(1,21)	1:A:184:LYS:CD	1:B:58:THR:N	11	12.17
(1,21)	1:A:184:LYS:CD	1:B:59:ALA:N	11	12.17
(1,21)	1:A:184:LYS:CD	1:B:60:GLY:N	11	12.17
(1,21)	1:A:184:LYS:CD	1:B:61:GLN:N	11	12.17

Continued on next page...

Continued from previous page...

Key	Atom-1	Atom-2	Model ID	Violation (Å)
(1,21)	1:A:184:LYS:CD	1:B:62:GLU:N	11	12.17
(1,21)	1:A:184:LYS:CD	1:B:63:GLU:N	11	12.17
(1,21)	1:A:184:LYS:CD	1:B:64:TYR:N	11	12.17
(1,21)	1:A:184:LYS:CD	1:B:65:SER:N	11	12.17
(1,21)	1:A:184:LYS:CD	1:B:66:ALA:N	11	12.17
(1,21)	1:A:184:LYS:CD	1:B:67:MET:N	11	12.17
(1,21)	1:A:184:LYS:CD	1:B:68:ARG:N	11	12.17
(1,21)	1:A:184:LYS:CD	1:B:69:ASP:N	11	12.17
(1,21)	1:A:184:LYS:CD	1:B:70:GLN:N	11	12.17
(1,21)	1:A:184:LYS:CD	1:B:71:TYR:N	11	12.17
(1,21)	1:A:184:LYS:CD	1:B:72:MET:N	11	12.17
(1,21)	1:A:184:LYS:CD	1:B:73:ARG:N	11	12.17
(1,21)	1:A:184:LYS:CD	1:B:74:THR:N	11	12.17
(1,21)	1:A:184:LYS:CD	1:B:75:GLY:N	11	12.17
(1,21)	1:A:184:LYS:CD	1:B:76:GLU:N	11	12.17
(1,21)	1:A:184:LYS:CD	1:B:77:GLY:N	11	12.17
(1,21)	1:A:184:LYS:CD	1:B:78:PHE:N	11	12.17
(1,21)	1:A:184:LYS:CD	1:B:79:LEU:N	11	12.17
(1,21)	1:A:184:LYS:CD	1:B:80:CYS:N	11	12.17
(1,21)	1:A:184:LYS:CD	5:B:203:7Q9:N	11	12.17
(1,21)	1:A:184:LYS:CD	5:B:204:7Q9:N	11	12.17
(1,21)	1:A:184:LYS:CD	5:B:205:7Q9:N	11	12.17
(1,21)	1:A:184:LYS:CD	5:B:206:7Q9:N	11	12.17
(1,21)	1:A:184:LYS:CD	5:B:207:7Q9:N	11	12.17
(1,21)	1:A:184:LYS:CD	6:B:208:17F:N1	11	12.17
(1,21)	1:A:184:LYS:CD	5:B:209:7Q9:N	11	12.17
(1,21)	1:A:184:LYS:CD	5:B:210:7Q9:N	11	12.17
(1,21)	1:A:184:LYS:CD	5:B:211:7Q9:N	11	12.17
(1,21)	1:A:184:LYS:CD	5:B:212:7Q9:N	11	12.17
(1,21)	1:A:184:LYS:CD	5:B:213:7Q9:N	11	12.17
(1,21)	1:A:184:LYS:CD	6:B:214:17F:N1	11	12.17
(1,21)	1:A:184:LYS:CD	6:B:215:17F:N1	11	12.17
(1,21)	1:A:184:LYS:CD	5:B:216:7Q9:N	11	12.17
(1,21)	1:A:184:LYS:CD	5:B:217:7Q9:N	11	12.17
(1,21)	1:A:184:LYS:CD	5:B:218:7Q9:N	11	12.17
(1,21)	1:A:184:LYS:CD	6:B:219:17F:N1	11	12.17
(1,21)	1:A:184:LYS:CD	5:B:220:7Q9:N	11	12.17
(1,21)	1:A:184:LYS:CE	1:B:2:THR:N	11	12.17
(1,21)	1:A:184:LYS:CE	1:B:3:GLU:N	11	12.17
(1,21)	1:A:184:LYS:CE	1:B:4:TYR:N	11	12.17
(1,21)	1:A:184:LYS:CE	1:B:5:LYS:N	11	12.17
(1,21)	1:A:184:LYS:CE	1:B:6:LEU:N	11	12.17

Continued on next page...

Continued from previous page...

Key	Atom-1	Atom-2	Model ID	Violation (Å)
(1,21)	1:A:184:LYS:CE	1:B:7:VAL:N	11	12.17
(1,21)	1:A:184:LYS:CE	1:B:8:VAL:N	11	12.17
(1,21)	1:A:184:LYS:CE	1:B:9:VAL:N	11	12.17
(1,21)	1:A:184:LYS:CE	1:B:10:GLY:N	11	12.17
(1,21)	1:A:184:LYS:CE	1:B:11:ALA:N	11	12.17
(1,21)	1:A:184:LYS:CE	1:B:12:ASP:N	11	12.17
(1,21)	1:A:184:LYS:CE	1:B:13:GLY:N	11	12.17
(1,21)	1:A:184:LYS:CE	1:B:14:VAL:N	11	12.17
(1,21)	1:A:184:LYS:CE	1:B:15:GLY:N	11	12.17
(1,21)	1:A:184:LYS:CE	1:B:16:LYS:N	11	12.17
(1,21)	1:A:184:LYS:CE	1:B:17:SER:N	11	12.17
(1,21)	1:A:184:LYS:CE	1:B:18:ALA:N	11	12.17
(1,21)	1:A:184:LYS:CE	1:B:19:LEU:N	11	12.17
(1,21)	1:A:184:LYS:CE	1:B:20:THR:N	11	12.17
(1,21)	1:A:184:LYS:CE	1:B:21:ILE:N	11	12.17
(1,21)	1:A:184:LYS:CE	1:B:22:GLN:N	11	12.17
(1,21)	1:A:184:LYS:CE	1:B:23:LEU:N	11	12.17
(1,21)	1:A:184:LYS:CE	1:B:24:ILE:N	11	12.17
(1,21)	1:A:184:LYS:CE	1:B:25:GLN:N	11	12.17
(1,21)	1:A:184:LYS:CE	1:B:26:ASN:N	11	12.17
(1,21)	1:A:184:LYS:CE	1:B:27:HIS:N	11	12.17
(1,21)	1:A:184:LYS:CE	1:B:28:PHE:N	11	12.17
(1,21)	1:A:184:LYS:CE	1:B:29:VAL:N	11	12.17
(1,21)	1:A:184:LYS:CE	1:B:30:ASP:N	11	12.17
(1,21)	1:A:184:LYS:CE	1:B:31:GLU:N	11	12.17
(1,21)	1:A:184:LYS:CE	1:B:32:TYR:N	11	12.17
(1,21)	1:A:184:LYS:CE	1:B:33:ASP:N	11	12.17
(1,21)	1:A:184:LYS:CE	1:B:34:PRO:N	11	12.17
(1,21)	1:A:184:LYS:CE	1:B:35:THR:N	11	12.17
(1,21)	1:A:184:LYS:CE	1:B:36:ILE:N	11	12.17
(1,21)	1:A:184:LYS:CE	1:B:37:GLU:N	11	12.17
(1,21)	1:A:184:LYS:CE	1:B:38:ASP:N	11	12.17
(1,21)	1:A:184:LYS:CE	1:B:39:SER:N	11	12.17
(1,21)	1:A:184:LYS:CE	1:B:40:TYR:N	11	12.17
(1,21)	1:A:184:LYS:CE	1:B:41:ARG:N	11	12.17
(1,21)	1:A:184:LYS:CE	1:B:42:LYS:N	11	12.17
(1,21)	1:A:184:LYS:CE	1:B:43:GLN:N	11	12.17
(1,21)	1:A:184:LYS:CE	1:B:44:VAL:N	11	12.17
(1,21)	1:A:184:LYS:CE	1:B:45:VAL:N	11	12.17
(1,21)	1:A:184:LYS:CE	1:B:46:ILE:N	11	12.17
(1,21)	1:A:184:LYS:CE	1:B:47:ASP:N	11	12.17
(1,21)	1:A:184:LYS:CE	1:B:48:GLY:N	11	12.17

Continued on next page...

Continued from previous page...

Key	Atom-1	Atom-2	Model ID	Violation (Å)
(1,21)	1:A:184:LYS:CE	1:B:49:GLU:N	11	12.17
(1,21)	1:A:184:LYS:CE	1:B:50:THR:N	11	12.17
(1,21)	1:A:184:LYS:CE	1:B:51:CYS:N	11	12.17
(1,21)	1:A:184:LYS:CE	1:B:52:LEU:N	11	12.17
(1,21)	1:A:184:LYS:CE	1:B:53:LEU:N	11	12.17
(1,21)	1:A:184:LYS:CE	1:B:54:ASP:N	11	12.17
(1,21)	1:A:184:LYS:CE	1:B:55:ILE:N	11	12.17
(1,21)	1:A:184:LYS:CE	1:B:56:LEU:N	11	12.17
(1,21)	1:A:184:LYS:CE	1:B:57:ASP:N	11	12.17
(1,21)	1:A:184:LYS:CE	1:B:58:THR:N	11	12.17
(1,21)	1:A:184:LYS:CE	1:B:59:ALA:N	11	12.17
(1,21)	1:A:184:LYS:CE	1:B:60:GLY:N	11	12.17
(1,21)	1:A:184:LYS:CE	1:B:61:GLN:N	11	12.17
(1,21)	1:A:184:LYS:CE	1:B:62:GLU:N	11	12.17
(1,21)	1:A:184:LYS:CE	1:B:63:GLU:N	11	12.17
(1,21)	1:A:184:LYS:CE	1:B:64:TYR:N	11	12.17
(1,21)	1:A:184:LYS:CE	1:B:65:SER:N	11	12.17
(1,21)	1:A:184:LYS:CE	1:B:66:ALA:N	11	12.17
(1,21)	1:A:184:LYS:CE	1:B:67:MET:N	11	12.17
(1,21)	1:A:184:LYS:CE	1:B:68:ARG:N	11	12.17
(1,21)	1:A:184:LYS:CE	1:B:69:ASP:N	11	12.17
(1,21)	1:A:184:LYS:CE	1:B:70:GLN:N	11	12.17
(1,21)	1:A:184:LYS:CE	1:B:71:TYR:N	11	12.17
(1,21)	1:A:184:LYS:CE	1:B:72:MET:N	11	12.17
(1,21)	1:A:184:LYS:CE	1:B:73:ARG:N	11	12.17
(1,21)	1:A:184:LYS:CE	1:B:74:THR:N	11	12.17
(1,21)	1:A:184:LYS:CE	1:B:75:GLY:N	11	12.17
(1,21)	1:A:184:LYS:CE	1:B:76:GLU:N	11	12.17
(1,21)	1:A:184:LYS:CE	1:B:77:GLY:N	11	12.17
(1,21)	1:A:184:LYS:CE	1:B:78:PHE:N	11	12.17
(1,21)	1:A:184:LYS:CE	1:B:79:LEU:N	11	12.17
(1,21)	1:A:184:LYS:CE	1:B:80:CYS:N	11	12.17
(1,21)	1:A:184:LYS:CE	5:B:203:7Q9:N	11	12.17
(1,21)	1:A:184:LYS:CE	5:B:204:7Q9:N	11	12.17
(1,21)	1:A:184:LYS:CE	5:B:205:7Q9:N	11	12.17
(1,21)	1:A:184:LYS:CE	5:B:206:7Q9:N	11	12.17
(1,21)	1:A:184:LYS:CE	5:B:207:7Q9:N	11	12.17
(1,21)	1:A:184:LYS:CE	6:B:208:17F:N1	11	12.17
(1,21)	1:A:184:LYS:CE	5:B:209:7Q9:N	11	12.17
(1,21)	1:A:184:LYS:CE	5:B:210:7Q9:N	11	12.17
(1,21)	1:A:184:LYS:CE	5:B:211:7Q9:N	11	12.17
(1,21)	1:A:184:LYS:CE	5:B:212:7Q9:N	11	12.17

Continued on next page...

Continued from previous page...

Key	Atom-1	Atom-2	Model ID	Violation (Å)
(1,21)	1:A:184:LYS:CE	5:B:213:7Q9:N	11	12.17
(1,21)	1:A:184:LYS:CE	6:B:214:17F:N1	11	12.17
(1,21)	1:A:184:LYS:CE	6:B:215:17F:N1	11	12.17
(1,21)	1:A:184:LYS:CE	5:B:216:7Q9:N	11	12.17
(1,21)	1:A:184:LYS:CE	5:B:217:7Q9:N	11	12.17
(1,21)	1:A:184:LYS:CE	5:B:218:7Q9:N	11	12.17
(1,21)	1:A:184:LYS:CE	6:B:219:17F:N1	11	12.17
(1,21)	1:A:184:LYS:CE	5:B:220:7Q9:N	11	12.17
(1,21)	1:A:184:LYS:CG	1:B:2:THR:N	11	12.17
(1,21)	1:A:184:LYS:CG	1:B:3:GLU:N	11	12.17
(1,21)	1:A:184:LYS:CG	1:B:4:TYR:N	11	12.17
(1,21)	1:A:184:LYS:CG	1:B:5:LYS:N	11	12.17
(1,21)	1:A:184:LYS:CG	1:B:6:LEU:N	11	12.17
(1,21)	1:A:184:LYS:CG	1:B:7:VAL:N	11	12.17
(1,21)	1:A:184:LYS:CG	1:B:8:VAL:N	11	12.17
(1,21)	1:A:184:LYS:CG	1:B:9:VAL:N	11	12.17
(1,21)	1:A:184:LYS:CG	1:B:10:GLY:N	11	12.17
(1,21)	1:A:184:LYS:CG	1:B:11:ALA:N	11	12.17
(1,21)	1:A:184:LYS:CG	1:B:12:ASP:N	11	12.17
(1,21)	1:A:184:LYS:CG	1:B:13:GLY:N	11	12.17
(1,21)	1:A:184:LYS:CG	1:B:14:VAL:N	11	12.17
(1,21)	1:A:184:LYS:CG	1:B:15:GLY:N	11	12.17
(1,21)	1:A:184:LYS:CG	1:B:16:LYS:N	11	12.17
(1,21)	1:A:184:LYS:CG	1:B:17:SER:N	11	12.17
(1,21)	1:A:184:LYS:CG	1:B:18:ALA:N	11	12.17
(1,21)	1:A:184:LYS:CG	1:B:19:LEU:N	11	12.17
(1,21)	1:A:184:LYS:CG	1:B:20:THR:N	11	12.17
(1,21)	1:A:184:LYS:CG	1:B:21:ILE:N	11	12.17
(1,21)	1:A:184:LYS:CG	1:B:22:GLN:N	11	12.17
(1,21)	1:A:184:LYS:CG	1:B:23:LEU:N	11	12.17
(1,21)	1:A:184:LYS:CG	1:B:24:ILE:N	11	12.17
(1,21)	1:A:184:LYS:CG	1:B:25:GLN:N	11	12.17
(1,21)	1:A:184:LYS:CG	1:B:26:ASN:N	11	12.17
(1,21)	1:A:184:LYS:CG	1:B:27:HIS:N	11	12.17
(1,21)	1:A:184:LYS:CG	1:B:28:PHE:N	11	12.17
(1,21)	1:A:184:LYS:CG	1:B:29:VAL:N	11	12.17
(1,21)	1:A:184:LYS:CG	1:B:30:ASP:N	11	12.17
(1,21)	1:A:184:LYS:CG	1:B:31:GLU:N	11	12.17
(1,21)	1:A:184:LYS:CG	1:B:32:TYR:N	11	12.17
(1,21)	1:A:184:LYS:CG	1:B:33:ASP:N	11	12.17
(1,21)	1:A:184:LYS:CG	1:B:34:PRO:N	11	12.17
(1,21)	1:A:184:LYS:CG	1:B:35:THR:N	11	12.17

Continued on next page...

Continued from previous page...

Key	Atom-1	Atom-2	Model ID	Violation (Å)
(1,21)	1:A:184:LYS:CG	1:B:36:ILE:N	11	12.17
(1,21)	1:A:184:LYS:CG	1:B:37:GLU:N	11	12.17
(1,21)	1:A:184:LYS:CG	1:B:38:ASP:N	11	12.17
(1,21)	1:A:184:LYS:CG	1:B:39:SER:N	11	12.17
(1,21)	1:A:184:LYS:CG	1:B:40:TYR:N	11	12.17
(1,21)	1:A:184:LYS:CG	1:B:41:ARG:N	11	12.17
(1,21)	1:A:184:LYS:CG	1:B:42:LYS:N	11	12.17
(1,21)	1:A:184:LYS:CG	1:B:43:GLN:N	11	12.17
(1,21)	1:A:184:LYS:CG	1:B:44:VAL:N	11	12.17
(1,21)	1:A:184:LYS:CG	1:B:45:VAL:N	11	12.17
(1,21)	1:A:184:LYS:CG	1:B:46:ILE:N	11	12.17
(1,21)	1:A:184:LYS:CG	1:B:47:ASP:N	11	12.17
(1,21)	1:A:184:LYS:CG	1:B:48:GLY:N	11	12.17
(1,21)	1:A:184:LYS:CG	1:B:49:GLU:N	11	12.17
(1,21)	1:A:184:LYS:CG	1:B:50:THR:N	11	12.17
(1,21)	1:A:184:LYS:CG	1:B:51:CYS:N	11	12.17
(1,21)	1:A:184:LYS:CG	1:B:52:LEU:N	11	12.17
(1,21)	1:A:184:LYS:CG	1:B:53:LEU:N	11	12.17
(1,21)	1:A:184:LYS:CG	1:B:54:ASP:N	11	12.17
(1,21)	1:A:184:LYS:CG	1:B:55:ILE:N	11	12.17
(1,21)	1:A:184:LYS:CG	1:B:56:LEU:N	11	12.17
(1,21)	1:A:184:LYS:CG	1:B:57:ASP:N	11	12.17
(1,21)	1:A:184:LYS:CG	1:B:58:THR:N	11	12.17
(1,21)	1:A:184:LYS:CG	1:B:59:ALA:N	11	12.17
(1,21)	1:A:184:LYS:CG	1:B:60:GLY:N	11	12.17
(1,21)	1:A:184:LYS:CG	1:B:61:GLN:N	11	12.17
(1,21)	1:A:184:LYS:CG	1:B:62:GLU:N	11	12.17
(1,21)	1:A:184:LYS:CG	1:B:63:GLU:N	11	12.17
(1,21)	1:A:184:LYS:CG	1:B:64:TYR:N	11	12.17
(1,21)	1:A:184:LYS:CG	1:B:65:SER:N	11	12.17
(1,21)	1:A:184:LYS:CG	1:B:66:ALA:N	11	12.17
(1,21)	1:A:184:LYS:CG	1:B:67:MET:N	11	12.17
(1,21)	1:A:184:LYS:CG	1:B:68:ARG:N	11	12.17
(1,21)	1:A:184:LYS:CG	1:B:69:ASP:N	11	12.17
(1,21)	1:A:184:LYS:CG	1:B:70:GLN:N	11	12.17
(1,21)	1:A:184:LYS:CG	1:B:71:TYR:N	11	12.17
(1,21)	1:A:184:LYS:CG	1:B:72:MET:N	11	12.17
(1,21)	1:A:184:LYS:CG	1:B:73:ARG:N	11	12.17
(1,21)	1:A:184:LYS:CG	1:B:74:THR:N	11	12.17
(1,21)	1:A:184:LYS:CG	1:B:75:GLY:N	11	12.17
(1,21)	1:A:184:LYS:CG	1:B:76:GLU:N	11	12.17
(1,21)	1:A:184:LYS:CG	1:B:77:GLY:N	11	12.17

Continued on next page...

Continued from previous page...

Key	Atom-1	Atom-2	Model ID	Violation (Å)
(1,21)	1:A:184:LYS:CG	1:B:78:PHE:N	11	12.17
(1,21)	1:A:184:LYS:CG	1:B:79:LEU:N	11	12.17
(1,21)	1:A:184:LYS:CG	1:B:80:CYS:N	11	12.17
(1,21)	1:A:184:LYS:CG	5:B:203:7Q9:N	11	12.17
(1,21)	1:A:184:LYS:CG	5:B:204:7Q9:N	11	12.17
(1,21)	1:A:184:LYS:CG	5:B:205:7Q9:N	11	12.17
(1,21)	1:A:184:LYS:CG	5:B:206:7Q9:N	11	12.17
(1,21)	1:A:184:LYS:CG	5:B:207:7Q9:N	11	12.17
(1,21)	1:A:184:LYS:CG	6:B:208:17F:N1	11	12.17
(1,21)	1:A:184:LYS:CG	5:B:209:7Q9:N	11	12.17
(1,21)	1:A:184:LYS:CG	5:B:210:7Q9:N	11	12.17
(1,21)	1:A:184:LYS:CG	5:B:211:7Q9:N	11	12.17
(1,21)	1:A:184:LYS:CG	5:B:212:7Q9:N	11	12.17
(1,21)	1:A:184:LYS:CG	5:B:213:7Q9:N	11	12.17
(1,21)	1:A:184:LYS:CG	6:B:214:17F:N1	11	12.17
(1,21)	1:A:184:LYS:CG	6:B:215:17F:N1	11	12.17
(1,21)	1:A:184:LYS:CG	5:B:216:7Q9:N	11	12.17
(1,21)	1:A:184:LYS:CG	5:B:217:7Q9:N	11	12.17
(1,21)	1:A:184:LYS:CG	5:B:218:7Q9:N	11	12.17
(1,21)	1:A:184:LYS:CG	6:B:219:17F:N1	11	12.17
(1,21)	1:A:184:LYS:CG	5:B:220:7Q9:N	11	12.17
(1,21)	1:A:184:LYS:H	1:B:2:THR:N	11	12.17
(1,21)	1:A:184:LYS:H	1:B:3:GLU:N	11	12.17
(1,21)	1:A:184:LYS:H	1:B:4:TYR:N	11	12.17
(1,21)	1:A:184:LYS:H	1:B:5:LYS:N	11	12.17
(1,21)	1:A:184:LYS:H	1:B:6:LEU:N	11	12.17
(1,21)	1:A:184:LYS:H	1:B:7:VAL:N	11	12.17
(1,21)	1:A:184:LYS:H	1:B:8:VAL:N	11	12.17
(1,21)	1:A:184:LYS:H	1:B:9:VAL:N	11	12.17
(1,21)	1:A:184:LYS:H	1:B:10:GLY:N	11	12.17
(1,21)	1:A:184:LYS:H	1:B:11:ALA:N	11	12.17
(1,21)	1:A:184:LYS:H	1:B:12:ASP:N	11	12.17
(1,21)	1:A:184:LYS:H	1:B:13:GLY:N	11	12.17
(1,21)	1:A:184:LYS:H	1:B:14:VAL:N	11	12.17
(1,21)	1:A:184:LYS:H	1:B:15:GLY:N	11	12.17
(1,21)	1:A:184:LYS:H	1:B:16:LYS:N	11	12.17
(1,21)	1:A:184:LYS:H	1:B:17:SER:N	11	12.17
(1,21)	1:A:184:LYS:H	1:B:18:ALA:N	11	12.17
(1,21)	1:A:184:LYS:H	1:B:19:LEU:N	11	12.17
(1,21)	1:A:184:LYS:H	1:B:20:THR:N	11	12.17
(1,21)	1:A:184:LYS:H	1:B:21:ILE:N	11	12.17
(1,21)	1:A:184:LYS:H	1:B:22:GLN:N	11	12.17

Continued on next page...

Continued from previous page...

Key	Atom-1	Atom-2	Model ID	Violation (Å)
(1,21)	1:A:184:LYS:H	1:B:23:LEU:N	11	12.17
(1,21)	1:A:184:LYS:H	1:B:24:ILE:N	11	12.17
(1,21)	1:A:184:LYS:H	1:B:25:GLN:N	11	12.17
(1,21)	1:A:184:LYS:H	1:B:26:ASN:N	11	12.17
(1,21)	1:A:184:LYS:H	1:B:27:HIS:N	11	12.17
(1,21)	1:A:184:LYS:H	1:B:28:PHE:N	11	12.17
(1,21)	1:A:184:LYS:H	1:B:29:VAL:N	11	12.17
(1,21)	1:A:184:LYS:H	1:B:30:ASP:N	11	12.17
(1,21)	1:A:184:LYS:H	1:B:31:GLU:N	11	12.17
(1,21)	1:A:184:LYS:H	1:B:32:TYR:N	11	12.17
(1,21)	1:A:184:LYS:H	1:B:33:ASP:N	11	12.17
(1,21)	1:A:184:LYS:H	1:B:34:PRO:N	11	12.17
(1,21)	1:A:184:LYS:H	1:B:35:THR:N	11	12.17
(1,21)	1:A:184:LYS:H	1:B:36:ILE:N	11	12.17
(1,21)	1:A:184:LYS:H	1:B:37:GLU:N	11	12.17
(1,21)	1:A:184:LYS:H	1:B:38:ASP:N	11	12.17
(1,21)	1:A:184:LYS:H	1:B:39:SER:N	11	12.17
(1,21)	1:A:184:LYS:H	1:B:40:TYR:N	11	12.17
(1,21)	1:A:184:LYS:H	1:B:41:ARG:N	11	12.17
(1,21)	1:A:184:LYS:H	1:B:42:LYS:N	11	12.17
(1,21)	1:A:184:LYS:H	1:B:43:GLN:N	11	12.17
(1,21)	1:A:184:LYS:H	1:B:44:VAL:N	11	12.17
(1,21)	1:A:184:LYS:H	1:B:45:VAL:N	11	12.17
(1,21)	1:A:184:LYS:H	1:B:46:ILE:N	11	12.17
(1,21)	1:A:184:LYS:H	1:B:47:ASP:N	11	12.17
(1,21)	1:A:184:LYS:H	1:B:48:GLY:N	11	12.17
(1,21)	1:A:184:LYS:H	1:B:49:GLU:N	11	12.17
(1,21)	1:A:184:LYS:H	1:B:50:THR:N	11	12.17
(1,21)	1:A:184:LYS:H	1:B:51:CYS:N	11	12.17
(1,21)	1:A:184:LYS:H	1:B:52:LEU:N	11	12.17
(1,21)	1:A:184:LYS:H	1:B:53:LEU:N	11	12.17
(1,21)	1:A:184:LYS:H	1:B:54:ASP:N	11	12.17
(1,21)	1:A:184:LYS:H	1:B:55:ILE:N	11	12.17
(1,21)	1:A:184:LYS:H	1:B:56:LEU:N	11	12.17
(1,21)	1:A:184:LYS:H	1:B:57:ASP:N	11	12.17
(1,21)	1:A:184:LYS:H	1:B:58:THR:N	11	12.17
(1,21)	1:A:184:LYS:H	1:B:59:ALA:N	11	12.17
(1,21)	1:A:184:LYS:H	1:B:60:GLY:N	11	12.17
(1,21)	1:A:184:LYS:H	1:B:61:GLN:N	11	12.17
(1,21)	1:A:184:LYS:H	1:B:62:GLU:N	11	12.17
(1,21)	1:A:184:LYS:H	1:B:63:GLU:N	11	12.17
(1,21)	1:A:184:LYS:H	1:B:64:TYR:N	11	12.17

Continued on next page...

Continued from previous page...

Key	Atom-1	Atom-2	Model ID	Violation (Å)
(1,21)	1:A:184:LYS:H	1:B:65:SER:N	11	12.17
(1,21)	1:A:184:LYS:H	1:B:66:ALA:N	11	12.17
(1,21)	1:A:184:LYS:H	1:B:67:MET:N	11	12.17
(1,21)	1:A:184:LYS:H	1:B:68:ARG:N	11	12.17
(1,21)	1:A:184:LYS:H	1:B:69:ASP:N	11	12.17
(1,21)	1:A:184:LYS:H	1:B:70:GLN:N	11	12.17
(1,21)	1:A:184:LYS:H	1:B:71:TYR:N	11	12.17
(1,21)	1:A:184:LYS:H	1:B:72:MET:N	11	12.17
(1,21)	1:A:184:LYS:H	1:B:73:ARG:N	11	12.17
(1,21)	1:A:184:LYS:H	1:B:74:THR:N	11	12.17
(1,21)	1:A:184:LYS:H	1:B:75:GLY:N	11	12.17
(1,21)	1:A:184:LYS:H	1:B:76:GLU:N	11	12.17
(1,21)	1:A:184:LYS:H	1:B:77:GLY:N	11	12.17
(1,21)	1:A:184:LYS:H	1:B:78:PHE:N	11	12.17
(1,21)	1:A:184:LYS:H	1:B:79:LEU:N	11	12.17
(1,21)	1:A:184:LYS:H	1:B:80:CYS:N	11	12.17
(1,21)	1:A:184:LYS:H	5:B:203:7Q9:N	11	12.17
(1,21)	1:A:184:LYS:H	5:B:204:7Q9:N	11	12.17
(1,21)	1:A:184:LYS:H	5:B:205:7Q9:N	11	12.17
(1,21)	1:A:184:LYS:H	5:B:206:7Q9:N	11	12.17
(1,21)	1:A:184:LYS:H	5:B:207:7Q9:N	11	12.17
(1,21)	1:A:184:LYS:H	6:B:208:17F:N1	11	12.17
(1,21)	1:A:184:LYS:H	5:B:209:7Q9:N	11	12.17
(1,21)	1:A:184:LYS:H	5:B:210:7Q9:N	11	12.17
(1,21)	1:A:184:LYS:H	5:B:211:7Q9:N	11	12.17
(1,21)	1:A:184:LYS:H	5:B:212:7Q9:N	11	12.17
(1,21)	1:A:184:LYS:H	5:B:213:7Q9:N	11	12.17
(1,21)	1:A:184:LYS:H	6:B:214:17F:N1	11	12.17
(1,21)	1:A:184:LYS:H	6:B:215:17F:N1	11	12.17
(1,21)	1:A:184:LYS:H	5:B:216:7Q9:N	11	12.17
(1,21)	1:A:184:LYS:H	5:B:217:7Q9:N	11	12.17
(1,21)	1:A:184:LYS:H	5:B:218:7Q9:N	11	12.17
(1,21)	1:A:184:LYS:H	6:B:219:17F:N1	11	12.17
(1,21)	1:A:184:LYS:H	5:B:220:7Q9:N	11	12.17
(1,21)	1:A:184:LYS:HZ1	1:B:2:THR:N	11	12.17
(1,21)	1:A:184:LYS:HZ1	1:B:3:GLU:N	11	12.17
(1,21)	1:A:184:LYS:HZ1	1:B:4:TYR:N	11	12.17
(1,21)	1:A:184:LYS:HZ1	1:B:5:LYS:N	11	12.17
(1,21)	1:A:184:LYS:HZ1	1:B:6:LEU:N	11	12.17
(1,21)	1:A:184:LYS:HZ1	1:B:7:VAL:N	11	12.17
(1,21)	1:A:184:LYS:HZ1	1:B:8:VAL:N	11	12.17
(1,21)	1:A:184:LYS:HZ1	1:B:9:VAL:N	11	12.17

Continued on next page...

Continued from previous page...

Key	Atom-1	Atom-2	Model ID	Violation (Å)
(1,21)	1:A:184:LYS:HZ1	1:B:10:GLY:N	11	12.17
(1,21)	1:A:184:LYS:HZ1	1:B:11:ALA:N	11	12.17
(1,21)	1:A:184:LYS:HZ1	1:B:12:ASP:N	11	12.17
(1,21)	1:A:184:LYS:HZ1	1:B:13:GLY:N	11	12.17
(1,21)	1:A:184:LYS:HZ1	1:B:14:VAL:N	11	12.17
(1,21)	1:A:184:LYS:HZ1	1:B:15:GLY:N	11	12.17
(1,21)	1:A:184:LYS:HZ1	1:B:16:LYS:N	11	12.17
(1,21)	1:A:184:LYS:HZ1	1:B:17:SER:N	11	12.17
(1,21)	1:A:184:LYS:HZ1	1:B:18:ALA:N	11	12.17
(1,21)	1:A:184:LYS:HZ1	1:B:19:LEU:N	11	12.17
(1,21)	1:A:184:LYS:HZ1	1:B:20:THR:N	11	12.17
(1,21)	1:A:184:LYS:HZ1	1:B:21:ILE:N	11	12.17
(1,21)	1:A:184:LYS:HZ1	1:B:22:GLN:N	11	12.17
(1,21)	1:A:184:LYS:HZ1	1:B:23:LEU:N	11	12.17
(1,21)	1:A:184:LYS:HZ1	1:B:24:ILE:N	11	12.17
(1,21)	1:A:184:LYS:HZ1	1:B:25:GLN:N	11	12.17
(1,21)	1:A:184:LYS:HZ1	1:B:26:ASN:N	11	12.17
(1,21)	1:A:184:LYS:HZ1	1:B:27:HIS:N	11	12.17
(1,21)	1:A:184:LYS:HZ1	1:B:28:PHE:N	11	12.17
(1,21)	1:A:184:LYS:HZ1	1:B:29:VAL:N	11	12.17
(1,21)	1:A:184:LYS:HZ1	1:B:30:ASP:N	11	12.17
(1,21)	1:A:184:LYS:HZ1	1:B:31:GLU:N	11	12.17
(1,21)	1:A:184:LYS:HZ1	1:B:32:TYR:N	11	12.17
(1,21)	1:A:184:LYS:HZ1	1:B:33:ASP:N	11	12.17
(1,21)	1:A:184:LYS:HZ1	1:B:34:PRO:N	11	12.17
(1,21)	1:A:184:LYS:HZ1	1:B:35:THR:N	11	12.17
(1,21)	1:A:184:LYS:HZ1	1:B:36:ILE:N	11	12.17
(1,21)	1:A:184:LYS:HZ1	1:B:37:GLU:N	11	12.17
(1,21)	1:A:184:LYS:HZ1	1:B:38:ASP:N	11	12.17
(1,21)	1:A:184:LYS:HZ1	1:B:39:SER:N	11	12.17
(1,21)	1:A:184:LYS:HZ1	1:B:40:TYR:N	11	12.17
(1,21)	1:A:184:LYS:HZ1	1:B:41:ARG:N	11	12.17
(1,21)	1:A:184:LYS:HZ1	1:B:42:LYS:N	11	12.17
(1,21)	1:A:184:LYS:HZ1	1:B:43:GLN:N	11	12.17
(1,21)	1:A:184:LYS:HZ1	1:B:44:VAL:N	11	12.17
(1,21)	1:A:184:LYS:HZ1	1:B:45:VAL:N	11	12.17
(1,21)	1:A:184:LYS:HZ1	1:B:46:ILE:N	11	12.17
(1,21)	1:A:184:LYS:HZ1	1:B:47:ASP:N	11	12.17
(1,21)	1:A:184:LYS:HZ1	1:B:48:GLY:N	11	12.17
(1,21)	1:A:184:LYS:HZ1	1:B:49:GLU:N	11	12.17
(1,21)	1:A:184:LYS:HZ1	1:B:50:THR:N	11	12.17
(1,21)	1:A:184:LYS:HZ1	1:B:51:CYS:N	11	12.17

Continued on next page...

Continued from previous page...

Key	Atom-1	Atom-2	Model ID	Violation (Å)
(1,21)	1:A:184:LYS:HZ1	1:B:52:LEU:N	11	12.17
(1,21)	1:A:184:LYS:HZ1	1:B:53:LEU:N	11	12.17
(1,21)	1:A:184:LYS:HZ1	1:B:54:ASP:N	11	12.17
(1,21)	1:A:184:LYS:HZ1	1:B:55:ILE:N	11	12.17
(1,21)	1:A:184:LYS:HZ1	1:B:56:LEU:N	11	12.17
(1,21)	1:A:184:LYS:HZ1	1:B:57:ASP:N	11	12.17
(1,21)	1:A:184:LYS:HZ1	1:B:58:THR:N	11	12.17
(1,21)	1:A:184:LYS:HZ1	1:B:59:ALA:N	11	12.17
(1,21)	1:A:184:LYS:HZ1	1:B:60:GLY:N	11	12.17
(1,21)	1:A:184:LYS:HZ1	1:B:61:GLN:N	11	12.17
(1,21)	1:A:184:LYS:HZ1	1:B:62:GLU:N	11	12.17
(1,21)	1:A:184:LYS:HZ1	1:B:63:GLU:N	11	12.17
(1,21)	1:A:184:LYS:HZ1	1:B:64:TYR:N	11	12.17
(1,21)	1:A:184:LYS:HZ1	1:B:65:SER:N	11	12.17
(1,21)	1:A:184:LYS:HZ1	1:B:66:ALA:N	11	12.17
(1,21)	1:A:184:LYS:HZ1	1:B:67:MET:N	11	12.17
(1,21)	1:A:184:LYS:HZ1	1:B:68:ARG:N	11	12.17
(1,21)	1:A:184:LYS:HZ1	1:B:69:ASP:N	11	12.17
(1,21)	1:A:184:LYS:HZ1	1:B:70:GLN:N	11	12.17
(1,21)	1:A:184:LYS:HZ1	1:B:71:TYR:N	11	12.17
(1,21)	1:A:184:LYS:HZ1	1:B:72:MET:N	11	12.17
(1,21)	1:A:184:LYS:HZ1	1:B:73:ARG:N	11	12.17
(1,21)	1:A:184:LYS:HZ1	1:B:74:THR:N	11	12.17
(1,21)	1:A:184:LYS:HZ1	1:B:75:GLY:N	11	12.17
(1,21)	1:A:184:LYS:HZ1	1:B:76:GLU:N	11	12.17
(1,21)	1:A:184:LYS:HZ1	1:B:77:GLY:N	11	12.17
(1,21)	1:A:184:LYS:HZ1	1:B:78:PHE:N	11	12.17
(1,21)	1:A:184:LYS:HZ1	1:B:79:LEU:N	11	12.17
(1,21)	1:A:184:LYS:HZ1	1:B:80:CYS:N	11	12.17
(1,21)	1:A:184:LYS:HZ1	5:B:203:7Q9:N	11	12.17
(1,21)	1:A:184:LYS:HZ1	5:B:204:7Q9:N	11	12.17
(1,21)	1:A:184:LYS:HZ1	5:B:205:7Q9:N	11	12.17
(1,21)	1:A:184:LYS:HZ1	5:B:206:7Q9:N	11	12.17
(1,21)	1:A:184:LYS:HZ1	5:B:207:7Q9:N	11	12.17
(1,21)	1:A:184:LYS:HZ1	6:B:208:17F:N1	11	12.17
(1,21)	1:A:184:LYS:HZ1	5:B:209:7Q9:N	11	12.17
(1,21)	1:A:184:LYS:HZ1	5:B:210:7Q9:N	11	12.17
(1,21)	1:A:184:LYS:HZ1	5:B:211:7Q9:N	11	12.17
(1,21)	1:A:184:LYS:HZ1	5:B:212:7Q9:N	11	12.17
(1,21)	1:A:184:LYS:HZ1	5:B:213:7Q9:N	11	12.17
(1,21)	1:A:184:LYS:HZ1	6:B:214:17F:N1	11	12.17
(1,21)	1:A:184:LYS:HZ1	6:B:215:17F:N1	11	12.17

Continued on next page...

Continued from previous page...

Key	Atom-1	Atom-2	Model ID	Violation (Å)
(1,21)	1:A:184:LYS:HZ1	5:B:216:7Q9:N	11	12.17
(1,21)	1:A:184:LYS:HZ1	5:B:217:7Q9:N	11	12.17
(1,21)	1:A:184:LYS:HZ1	5:B:218:7Q9:N	11	12.17
(1,21)	1:A:184:LYS:HZ1	6:B:219:17F:N1	11	12.17
(1,21)	1:A:184:LYS:HZ1	5:B:220:7Q9:N	11	12.17
(1,21)	1:A:184:LYS:HZ2	1:B:2:THR:N	11	12.17
(1,21)	1:A:184:LYS:HZ2	1:B:3:GLU:N	11	12.17
(1,21)	1:A:184:LYS:HZ2	1:B:4:TYR:N	11	12.17
(1,21)	1:A:184:LYS:HZ2	1:B:5:LYS:N	11	12.17
(1,21)	1:A:184:LYS:HZ2	1:B:6:LEU:N	11	12.17
(1,21)	1:A:184:LYS:HZ2	1:B:7:VAL:N	11	12.17
(1,21)	1:A:184:LYS:HZ2	1:B:8:VAL:N	11	12.17
(1,21)	1:A:184:LYS:HZ2	1:B:9:VAL:N	11	12.17
(1,21)	1:A:184:LYS:HZ2	1:B:10:GLY:N	11	12.17
(1,21)	1:A:184:LYS:HZ2	1:B:11:ALA:N	11	12.17
(1,21)	1:A:184:LYS:HZ2	1:B:12:ASP:N	11	12.17
(1,21)	1:A:184:LYS:HZ2	1:B:13:GLY:N	11	12.17
(1,21)	1:A:184:LYS:HZ2	1:B:14:VAL:N	11	12.17
(1,21)	1:A:184:LYS:HZ2	1:B:15:GLY:N	11	12.17
(1,21)	1:A:184:LYS:HZ2	1:B:16:LYS:N	11	12.17
(1,21)	1:A:184:LYS:HZ2	1:B:17:SER:N	11	12.17
(1,21)	1:A:184:LYS:HZ2	1:B:18:ALA:N	11	12.17
(1,21)	1:A:184:LYS:HZ2	1:B:19:LEU:N	11	12.17
(1,21)	1:A:184:LYS:HZ2	1:B:20:THR:N	11	12.17
(1,21)	1:A:184:LYS:HZ2	1:B:21:ILE:N	11	12.17
(1,21)	1:A:184:LYS:HZ2	1:B:22:GLN:N	11	12.17
(1,21)	1:A:184:LYS:HZ2	1:B:23:LEU:N	11	12.17
(1,21)	1:A:184:LYS:HZ2	1:B:24:ILE:N	11	12.17
(1,21)	1:A:184:LYS:HZ2	1:B:25:GLN:N	11	12.17
(1,21)	1:A:184:LYS:HZ2	1:B:26:ASN:N	11	12.17
(1,21)	1:A:184:LYS:HZ2	1:B:27:HIS:N	11	12.17
(1,21)	1:A:184:LYS:HZ2	1:B:28:PHE:N	11	12.17
(1,21)	1:A:184:LYS:HZ2	1:B:29:VAL:N	11	12.17
(1,21)	1:A:184:LYS:HZ2	1:B:30:ASP:N	11	12.17
(1,21)	1:A:184:LYS:HZ2	1:B:31:GLU:N	11	12.17
(1,21)	1:A:184:LYS:HZ2	1:B:32:TYR:N	11	12.17
(1,21)	1:A:184:LYS:HZ2	1:B:33:ASP:N	11	12.17
(1,21)	1:A:184:LYS:HZ2	1:B:34:PRO:N	11	12.17
(1,21)	1:A:184:LYS:HZ2	1:B:35:THR:N	11	12.17
(1,21)	1:A:184:LYS:HZ2	1:B:36:ILE:N	11	12.17
(1,21)	1:A:184:LYS:HZ2	1:B:37:GLU:N	11	12.17
(1,21)	1:A:184:LYS:HZ2	1:B:38:ASP:N	11	12.17

Continued on next page...

Continued from previous page...

Key	Atom-1	Atom-2	Model ID	Violation (Å)
(1,21)	1:A:184:LYS:HZ2	1:B:39:SER:N	11	12.17
(1,21)	1:A:184:LYS:HZ2	1:B:40:TYR:N	11	12.17
(1,21)	1:A:184:LYS:HZ2	1:B:41:ARG:N	11	12.17
(1,21)	1:A:184:LYS:HZ2	1:B:42:LYS:N	11	12.17
(1,21)	1:A:184:LYS:HZ2	1:B:43:GLN:N	11	12.17
(1,21)	1:A:184:LYS:HZ2	1:B:44:VAL:N	11	12.17
(1,21)	1:A:184:LYS:HZ2	1:B:45:VAL:N	11	12.17
(1,21)	1:A:184:LYS:HZ2	1:B:46:ILE:N	11	12.17
(1,21)	1:A:184:LYS:HZ2	1:B:47:ASP:N	11	12.17
(1,21)	1:A:184:LYS:HZ2	1:B:48:GLY:N	11	12.17
(1,21)	1:A:184:LYS:HZ2	1:B:49:GLU:N	11	12.17
(1,21)	1:A:184:LYS:HZ2	1:B:50:THR:N	11	12.17
(1,21)	1:A:184:LYS:HZ2	1:B:51:CYS:N	11	12.17
(1,21)	1:A:184:LYS:HZ2	1:B:52:LEU:N	11	12.17
(1,21)	1:A:184:LYS:HZ2	1:B:53:LEU:N	11	12.17
(1,21)	1:A:184:LYS:HZ2	1:B:54:ASP:N	11	12.17
(1,21)	1:A:184:LYS:HZ2	1:B:55:ILE:N	11	12.17
(1,21)	1:A:184:LYS:HZ2	1:B:56:LEU:N	11	12.17
(1,21)	1:A:184:LYS:HZ2	1:B:57:ASP:N	11	12.17
(1,21)	1:A:184:LYS:HZ2	1:B:58:THR:N	11	12.17
(1,21)	1:A:184:LYS:HZ2	1:B:59:ALA:N	11	12.17
(1,21)	1:A:184:LYS:HZ2	1:B:60:GLY:N	11	12.17
(1,21)	1:A:184:LYS:HZ2	1:B:61:GLN:N	11	12.17
(1,21)	1:A:184:LYS:HZ2	1:B:62:GLU:N	11	12.17
(1,21)	1:A:184:LYS:HZ2	1:B:63:GLU:N	11	12.17
(1,21)	1:A:184:LYS:HZ2	1:B:64:TYR:N	11	12.17
(1,21)	1:A:184:LYS:HZ2	1:B:65:SER:N	11	12.17
(1,21)	1:A:184:LYS:HZ2	1:B:66:ALA:N	11	12.17
(1,21)	1:A:184:LYS:HZ2	1:B:67:MET:N	11	12.17
(1,21)	1:A:184:LYS:HZ2	1:B:68:ARG:N	11	12.17
(1,21)	1:A:184:LYS:HZ2	1:B:69:ASP:N	11	12.17
(1,21)	1:A:184:LYS:HZ2	1:B:70:GLN:N	11	12.17
(1,21)	1:A:184:LYS:HZ2	1:B:71:TYR:N	11	12.17
(1,21)	1:A:184:LYS:HZ2	1:B:72:MET:N	11	12.17
(1,21)	1:A:184:LYS:HZ2	1:B:73:ARG:N	11	12.17
(1,21)	1:A:184:LYS:HZ2	1:B:74:THR:N	11	12.17
(1,21)	1:A:184:LYS:HZ2	1:B:75:GLY:N	11	12.17
(1,21)	1:A:184:LYS:HZ2	1:B:76:GLU:N	11	12.17
(1,21)	1:A:184:LYS:HZ2	1:B:77:GLY:N	11	12.17
(1,21)	1:A:184:LYS:HZ2	1:B:78:PHE:N	11	12.17
(1,21)	1:A:184:LYS:HZ2	1:B:79:LEU:N	11	12.17
(1,21)	1:A:184:LYS:HZ2	1:B:80:CYS:N	11	12.17

Continued on next page...

Continued from previous page...

Key	Atom-1	Atom-2	Model ID	Violation (Å)
(1,21)	1:A:184:LYS:HZ2	5:B:203:7Q9:N	11	12.17
(1,21)	1:A:184:LYS:HZ2	5:B:204:7Q9:N	11	12.17
(1,21)	1:A:184:LYS:HZ2	5:B:205:7Q9:N	11	12.17
(1,21)	1:A:184:LYS:HZ2	5:B:206:7Q9:N	11	12.17
(1,21)	1:A:184:LYS:HZ2	5:B:207:7Q9:N	11	12.17
(1,21)	1:A:184:LYS:HZ2	6:B:208:17F:N1	11	12.17
(1,21)	1:A:184:LYS:HZ2	5:B:209:7Q9:N	11	12.17
(1,21)	1:A:184:LYS:HZ2	5:B:210:7Q9:N	11	12.17
(1,21)	1:A:184:LYS:HZ2	5:B:211:7Q9:N	11	12.17
(1,21)	1:A:184:LYS:HZ2	5:B:212:7Q9:N	11	12.17
(1,21)	1:A:184:LYS:HZ2	5:B:213:7Q9:N	11	12.17
(1,21)	1:A:184:LYS:HZ2	6:B:214:17F:N1	11	12.17
(1,21)	1:A:184:LYS:HZ2	6:B:215:17F:N1	11	12.17
(1,21)	1:A:184:LYS:HZ2	5:B:216:7Q9:N	11	12.17
(1,21)	1:A:184:LYS:HZ2	5:B:217:7Q9:N	11	12.17
(1,21)	1:A:184:LYS:HZ2	5:B:218:7Q9:N	11	12.17
(1,21)	1:A:184:LYS:HZ2	6:B:219:17F:N1	11	12.17
(1,21)	1:A:184:LYS:HZ2	5:B:220:7Q9:N	11	12.17
(1,21)	1:A:184:LYS:HZ3	1:B:2:THR:N	11	12.17
(1,21)	1:A:184:LYS:HZ3	1:B:3:GLU:N	11	12.17
(1,21)	1:A:184:LYS:HZ3	1:B:4:TYR:N	11	12.17
(1,21)	1:A:184:LYS:HZ3	1:B:5:LYS:N	11	12.17
(1,21)	1:A:184:LYS:HZ3	1:B:6:LEU:N	11	12.17
(1,21)	1:A:184:LYS:HZ3	1:B:7:VAL:N	11	12.17
(1,21)	1:A:184:LYS:HZ3	1:B:8:VAL:N	11	12.17
(1,21)	1:A:184:LYS:HZ3	1:B:9:VAL:N	11	12.17
(1,21)	1:A:184:LYS:HZ3	1:B:10:GLY:N	11	12.17
(1,21)	1:A:184:LYS:HZ3	1:B:11:ALA:N	11	12.17
(1,21)	1:A:184:LYS:HZ3	1:B:12:ASP:N	11	12.17
(1,21)	1:A:184:LYS:HZ3	1:B:13:GLY:N	11	12.17
(1,21)	1:A:184:LYS:HZ3	1:B:14:VAL:N	11	12.17
(1,21)	1:A:184:LYS:HZ3	1:B:15:GLY:N	11	12.17
(1,21)	1:A:184:LYS:HZ3	1:B:16:LYS:N	11	12.17
(1,21)	1:A:184:LYS:HZ3	1:B:17:SER:N	11	12.17
(1,21)	1:A:184:LYS:HZ3	1:B:18:ALA:N	11	12.17
(1,21)	1:A:184:LYS:HZ3	1:B:19:LEU:N	11	12.17
(1,21)	1:A:184:LYS:HZ3	1:B:20:THR:N	11	12.17
(1,21)	1:A:184:LYS:HZ3	1:B:21:ILE:N	11	12.17
(1,21)	1:A:184:LYS:HZ3	1:B:22:GLN:N	11	12.17
(1,21)	1:A:184:LYS:HZ3	1:B:23:LEU:N	11	12.17
(1,21)	1:A:184:LYS:HZ3	1:B:24:ILE:N	11	12.17
(1,21)	1:A:184:LYS:HZ3	1:B:25:GLN:N	11	12.17

Continued on next page...

Continued from previous page...

Key	Atom-1	Atom-2	Model ID	Violation (Å)
(1,21)	1:A:184:LYS:HZ3	1:B:26:ASN:N	11	12.17
(1,21)	1:A:184:LYS:HZ3	1:B:27:HIS:N	11	12.17
(1,21)	1:A:184:LYS:HZ3	1:B:28:PHE:N	11	12.17
(1,21)	1:A:184:LYS:HZ3	1:B:29:VAL:N	11	12.17
(1,21)	1:A:184:LYS:HZ3	1:B:30:ASP:N	11	12.17
(1,21)	1:A:184:LYS:HZ3	1:B:31:GLU:N	11	12.17
(1,21)	1:A:184:LYS:HZ3	1:B:32:TYR:N	11	12.17
(1,21)	1:A:184:LYS:HZ3	1:B:33:ASP:N	11	12.17
(1,21)	1:A:184:LYS:HZ3	1:B:34:PRO:N	11	12.17
(1,21)	1:A:184:LYS:HZ3	1:B:35:THR:N	11	12.17
(1,21)	1:A:184:LYS:HZ3	1:B:36:ILE:N	11	12.17
(1,21)	1:A:184:LYS:HZ3	1:B:37:GLU:N	11	12.17
(1,21)	1:A:184:LYS:HZ3	1:B:38:ASP:N	11	12.17
(1,21)	1:A:184:LYS:HZ3	1:B:39:SER:N	11	12.17
(1,21)	1:A:184:LYS:HZ3	1:B:40:TYR:N	11	12.17
(1,21)	1:A:184:LYS:HZ3	1:B:41:ARG:N	11	12.17
(1,21)	1:A:184:LYS:HZ3	1:B:42:LYS:N	11	12.17
(1,21)	1:A:184:LYS:HZ3	1:B:43:GLN:N	11	12.17
(1,21)	1:A:184:LYS:HZ3	1:B:44:VAL:N	11	12.17
(1,21)	1:A:184:LYS:HZ3	1:B:45:VAL:N	11	12.17
(1,21)	1:A:184:LYS:HZ3	1:B:46:ILE:N	11	12.17
(1,21)	1:A:184:LYS:HZ3	1:B:47:ASP:N	11	12.17
(1,21)	1:A:184:LYS:HZ3	1:B:48:GLY:N	11	12.17
(1,21)	1:A:184:LYS:HZ3	1:B:49:GLU:N	11	12.17
(1,21)	1:A:184:LYS:HZ3	1:B:50:THR:N	11	12.17
(1,21)	1:A:184:LYS:HZ3	1:B:51:CYS:N	11	12.17
(1,21)	1:A:184:LYS:HZ3	1:B:52:LEU:N	11	12.17
(1,21)	1:A:184:LYS:HZ3	1:B:53:LEU:N	11	12.17
(1,21)	1:A:184:LYS:HZ3	1:B:54:ASP:N	11	12.17
(1,21)	1:A:184:LYS:HZ3	1:B:55:ILE:N	11	12.17
(1,21)	1:A:184:LYS:HZ3	1:B:56:LEU:N	11	12.17
(1,21)	1:A:184:LYS:HZ3	1:B:57:ASP:N	11	12.17
(1,21)	1:A:184:LYS:HZ3	1:B:58:THR:N	11	12.17
(1,21)	1:A:184:LYS:HZ3	1:B:59:ALA:N	11	12.17
(1,21)	1:A:184:LYS:HZ3	1:B:60:GLY:N	11	12.17
(1,21)	1:A:184:LYS:HZ3	1:B:61:GLN:N	11	12.17
(1,21)	1:A:184:LYS:HZ3	1:B:62:GLU:N	11	12.17
(1,21)	1:A:184:LYS:HZ3	1:B:63:GLU:N	11	12.17
(1,21)	1:A:184:LYS:HZ3	1:B:64:TYR:N	11	12.17
(1,21)	1:A:184:LYS:HZ3	1:B:65:SER:N	11	12.17
(1,21)	1:A:184:LYS:HZ3	1:B:66:ALA:N	11	12.17
(1,21)	1:A:184:LYS:HZ3	1:B:67:MET:N	11	12.17

Continued on next page...

Continued from previous page...

Key	Atom-1	Atom-2	Model ID	Violation (Å)
(1,21)	1:A:184:LYS:HZ3	1:B:68:ARG:N	11	12.17
(1,21)	1:A:184:LYS:HZ3	1:B:69:ASP:N	11	12.17
(1,21)	1:A:184:LYS:HZ3	1:B:70:GLN:N	11	12.17
(1,21)	1:A:184:LYS:HZ3	1:B:71:TYR:N	11	12.17
(1,21)	1:A:184:LYS:HZ3	1:B:72:MET:N	11	12.17
(1,21)	1:A:184:LYS:HZ3	1:B:73:ARG:N	11	12.17
(1,21)	1:A:184:LYS:HZ3	1:B:74:THR:N	11	12.17
(1,21)	1:A:184:LYS:HZ3	1:B:75:GLY:N	11	12.17
(1,21)	1:A:184:LYS:HZ3	1:B:76:GLU:N	11	12.17
(1,21)	1:A:184:LYS:HZ3	1:B:77:GLY:N	11	12.17
(1,21)	1:A:184:LYS:HZ3	1:B:78:PHE:N	11	12.17
(1,21)	1:A:184:LYS:HZ3	1:B:79:LEU:N	11	12.17
(1,21)	1:A:184:LYS:HZ3	1:B:80:CYS:N	11	12.17
(1,21)	1:A:184:LYS:HZ3	5:B:203:7Q9:N	11	12.17
(1,21)	1:A:184:LYS:HZ3	5:B:204:7Q9:N	11	12.17
(1,21)	1:A:184:LYS:HZ3	5:B:205:7Q9:N	11	12.17
(1,21)	1:A:184:LYS:HZ3	5:B:206:7Q9:N	11	12.17
(1,21)	1:A:184:LYS:HZ3	5:B:207:7Q9:N	11	12.17
(1,21)	1:A:184:LYS:HZ3	6:B:208:17F:N1	11	12.17
(1,21)	1:A:184:LYS:HZ3	5:B:209:7Q9:N	11	12.17
(1,21)	1:A:184:LYS:HZ3	5:B:210:7Q9:N	11	12.17
(1,21)	1:A:184:LYS:HZ3	5:B:211:7Q9:N	11	12.17
(1,21)	1:A:184:LYS:HZ3	5:B:212:7Q9:N	11	12.17
(1,21)	1:A:184:LYS:HZ3	5:B:213:7Q9:N	11	12.17
(1,21)	1:A:184:LYS:HZ3	6:B:214:17F:N1	11	12.17
(1,21)	1:A:184:LYS:HZ3	6:B:215:17F:N1	11	12.17
(1,21)	1:A:184:LYS:HZ3	5:B:216:7Q9:N	11	12.17
(1,21)	1:A:184:LYS:HZ3	5:B:217:7Q9:N	11	12.17
(1,21)	1:A:184:LYS:HZ3	5:B:218:7Q9:N	11	12.17
(1,21)	1:A:184:LYS:HZ3	6:B:219:17F:N1	11	12.17
(1,21)	1:A:184:LYS:HZ3	5:B:220:7Q9:N	11	12.17
(1,21)	1:A:184:LYS:N	1:B:2:THR:N	11	12.17
(1,21)	1:A:184:LYS:N	1:B:3:GLU:N	11	12.17
(1,21)	1:A:184:LYS:N	1:B:4:TYR:N	11	12.17
(1,21)	1:A:184:LYS:N	1:B:5:LYS:N	11	12.17
(1,21)	1:A:184:LYS:N	1:B:6:LEU:N	11	12.17
(1,21)	1:A:184:LYS:N	1:B:7:VAL:N	11	12.17
(1,21)	1:A:184:LYS:N	1:B:8:VAL:N	11	12.17
(1,21)	1:A:184:LYS:N	1:B:9:VAL:N	11	12.17
(1,21)	1:A:184:LYS:N	1:B:10:GLY:N	11	12.17
(1,21)	1:A:184:LYS:N	1:B:11:ALA:N	11	12.17
(1,21)	1:A:184:LYS:N	1:B:12:ASP:N	11	12.17

Continued on next page...

Continued from previous page...

Key	Atom-1	Atom-2	Model ID	Violation (Å)
(1,21)	1:A:184:LYS:N	1:B:13:GLY:N	11	12.17
(1,21)	1:A:184:LYS:N	1:B:14:VAL:N	11	12.17
(1,21)	1:A:184:LYS:N	1:B:15:GLY:N	11	12.17
(1,21)	1:A:184:LYS:N	1:B:16:LYS:N	11	12.17
(1,21)	1:A:184:LYS:N	1:B:17:SER:N	11	12.17
(1,21)	1:A:184:LYS:N	1:B:18:ALA:N	11	12.17
(1,21)	1:A:184:LYS:N	1:B:19:LEU:N	11	12.17
(1,21)	1:A:184:LYS:N	1:B:20:THR:N	11	12.17
(1,21)	1:A:184:LYS:N	1:B:21:ILE:N	11	12.17
(1,21)	1:A:184:LYS:N	1:B:22:GLN:N	11	12.17
(1,21)	1:A:184:LYS:N	1:B:23:LEU:N	11	12.17
(1,21)	1:A:184:LYS:N	1:B:24:ILE:N	11	12.17
(1,21)	1:A:184:LYS:N	1:B:25:GLN:N	11	12.17
(1,21)	1:A:184:LYS:N	1:B:26:ASN:N	11	12.17
(1,21)	1:A:184:LYS:N	1:B:27:HIS:N	11	12.17
(1,21)	1:A:184:LYS:N	1:B:28:PHE:N	11	12.17
(1,21)	1:A:184:LYS:N	1:B:29:VAL:N	11	12.17
(1,21)	1:A:184:LYS:N	1:B:30:ASP:N	11	12.17
(1,21)	1:A:184:LYS:N	1:B:31:GLU:N	11	12.17
(1,21)	1:A:184:LYS:N	1:B:32:TYR:N	11	12.17
(1,21)	1:A:184:LYS:N	1:B:33:ASP:N	11	12.17
(1,21)	1:A:184:LYS:N	1:B:34:PRO:N	11	12.17
(1,21)	1:A:184:LYS:N	1:B:35:THR:N	11	12.17
(1,21)	1:A:184:LYS:N	1:B:36:ILE:N	11	12.17
(1,21)	1:A:184:LYS:N	1:B:37:GLU:N	11	12.17
(1,21)	1:A:184:LYS:N	1:B:38:ASP:N	11	12.17
(1,21)	1:A:184:LYS:N	1:B:39:SER:N	11	12.17
(1,21)	1:A:184:LYS:N	1:B:40:TYR:N	11	12.17
(1,21)	1:A:184:LYS:N	1:B:41:ARG:N	11	12.17
(1,21)	1:A:184:LYS:N	1:B:42:LYS:N	11	12.17
(1,21)	1:A:184:LYS:N	1:B:43:GLN:N	11	12.17
(1,21)	1:A:184:LYS:N	1:B:44:VAL:N	11	12.17
(1,21)	1:A:184:LYS:N	1:B:45:VAL:N	11	12.17
(1,21)	1:A:184:LYS:N	1:B:46:ILE:N	11	12.17
(1,21)	1:A:184:LYS:N	1:B:47:ASP:N	11	12.17
(1,21)	1:A:184:LYS:N	1:B:48:GLY:N	11	12.17
(1,21)	1:A:184:LYS:N	1:B:49:GLU:N	11	12.17
(1,21)	1:A:184:LYS:N	1:B:50:THR:N	11	12.17
(1,21)	1:A:184:LYS:N	1:B:51:CYS:N	11	12.17
(1,21)	1:A:184:LYS:N	1:B:52:LEU:N	11	12.17
(1,21)	1:A:184:LYS:N	1:B:53:LEU:N	11	12.17
(1,21)	1:A:184:LYS:N	1:B:54:ASP:N	11	12.17

Continued on next page...

Continued from previous page...

Key	Atom-1	Atom-2	Model ID	Violation (Å)
(1,21)	1:A:184:LYS:N	1:B:55:ILE:N	11	12.17
(1,21)	1:A:184:LYS:N	1:B:56:LEU:N	11	12.17
(1,21)	1:A:184:LYS:N	1:B:57:ASP:N	11	12.17
(1,21)	1:A:184:LYS:N	1:B:58:THR:N	11	12.17
(1,21)	1:A:184:LYS:N	1:B:59:ALA:N	11	12.17
(1,21)	1:A:184:LYS:N	1:B:60:GLY:N	11	12.17
(1,21)	1:A:184:LYS:N	1:B:61:GLN:N	11	12.17
(1,21)	1:A:184:LYS:N	1:B:62:GLU:N	11	12.17
(1,21)	1:A:184:LYS:N	1:B:63:GLU:N	11	12.17
(1,21)	1:A:184:LYS:N	1:B:64:TYR:N	11	12.17
(1,21)	1:A:184:LYS:N	1:B:65:SER:N	11	12.17
(1,21)	1:A:184:LYS:N	1:B:66:ALA:N	11	12.17
(1,21)	1:A:184:LYS:N	1:B:67:MET:N	11	12.17
(1,21)	1:A:184:LYS:N	1:B:68:ARG:N	11	12.17
(1,21)	1:A:184:LYS:N	1:B:69:ASP:N	11	12.17
(1,21)	1:A:184:LYS:N	1:B:70:GLN:N	11	12.17
(1,21)	1:A:184:LYS:N	1:B:71:TYR:N	11	12.17
(1,21)	1:A:184:LYS:N	1:B:72:MET:N	11	12.17
(1,21)	1:A:184:LYS:N	1:B:73:ARG:N	11	12.17
(1,21)	1:A:184:LYS:N	1:B:74:THR:N	11	12.17
(1,21)	1:A:184:LYS:N	1:B:75:GLY:N	11	12.17
(1,21)	1:A:184:LYS:N	1:B:76:GLU:N	11	12.17
(1,21)	1:A:184:LYS:N	1:B:77:GLY:N	11	12.17
(1,21)	1:A:184:LYS:N	1:B:78:PHE:N	11	12.17
(1,21)	1:A:184:LYS:N	1:B:79:LEU:N	11	12.17
(1,21)	1:A:184:LYS:N	1:B:80:CYS:N	11	12.17
(1,21)	1:A:184:LYS:N	5:B:203:7Q9:N	11	12.17
(1,21)	1:A:184:LYS:N	5:B:204:7Q9:N	11	12.17
(1,21)	1:A:184:LYS:N	5:B:205:7Q9:N	11	12.17
(1,21)	1:A:184:LYS:N	5:B:206:7Q9:N	11	12.17
(1,21)	1:A:184:LYS:N	5:B:207:7Q9:N	11	12.17
(1,21)	1:A:184:LYS:N	6:B:208:17F:N1	11	12.17
(1,21)	1:A:184:LYS:N	5:B:209:7Q9:N	11	12.17
(1,21)	1:A:184:LYS:N	5:B:210:7Q9:N	11	12.17
(1,21)	1:A:184:LYS:N	5:B:211:7Q9:N	11	12.17
(1,21)	1:A:184:LYS:N	5:B:212:7Q9:N	11	12.17
(1,21)	1:A:184:LYS:N	5:B:213:7Q9:N	11	12.17
(1,21)	1:A:184:LYS:N	6:B:214:17F:N1	11	12.17
(1,21)	1:A:184:LYS:N	6:B:215:17F:N1	11	12.17
(1,21)	1:A:184:LYS:N	5:B:216:7Q9:N	11	12.17
(1,21)	1:A:184:LYS:N	5:B:217:7Q9:N	11	12.17
(1,21)	1:A:184:LYS:N	5:B:218:7Q9:N	11	12.17

Continued on next page...

Continued from previous page...

Key	Atom-1	Atom-2	Model ID	Violation (Å)
(1,21)	1:A:184:LYS:N	6:B:219:17F:N1	11	12.17
(1,21)	1:A:184:LYS:N	5:B:220:7Q9:N	11	12.17
(1,21)	1:A:184:LYS:NZ	1:B:2:THR:N	11	12.17
(1,21)	1:A:184:LYS:NZ	1:B:3:GLU:N	11	12.17
(1,21)	1:A:184:LYS:NZ	1:B:4:TYR:N	11	12.17
(1,21)	1:A:184:LYS:NZ	1:B:5:LYS:N	11	12.17
(1,21)	1:A:184:LYS:NZ	1:B:6:LEU:N	11	12.17
(1,21)	1:A:184:LYS:NZ	1:B:7:VAL:N	11	12.17
(1,21)	1:A:184:LYS:NZ	1:B:8:VAL:N	11	12.17
(1,21)	1:A:184:LYS:NZ	1:B:9:VAL:N	11	12.17
(1,21)	1:A:184:LYS:NZ	1:B:10:GLY:N	11	12.17
(1,21)	1:A:184:LYS:NZ	1:B:11:ALA:N	11	12.17
(1,21)	1:A:184:LYS:NZ	1:B:12:ASP:N	11	12.17
(1,21)	1:A:184:LYS:NZ	1:B:13:GLY:N	11	12.17
(1,21)	1:A:184:LYS:NZ	1:B:14:VAL:N	11	12.17
(1,21)	1:A:184:LYS:NZ	1:B:15:GLY:N	11	12.17
(1,21)	1:A:184:LYS:NZ	1:B:16:LYS:N	11	12.17
(1,21)	1:A:184:LYS:NZ	1:B:17:SER:N	11	12.17
(1,21)	1:A:184:LYS:NZ	1:B:18:ALA:N	11	12.17
(1,21)	1:A:184:LYS:NZ	1:B:19:LEU:N	11	12.17
(1,21)	1:A:184:LYS:NZ	1:B:20:THR:N	11	12.17
(1,21)	1:A:184:LYS:NZ	1:B:21:ILE:N	11	12.17
(1,21)	1:A:184:LYS:NZ	1:B:22:GLN:N	11	12.17
(1,21)	1:A:184:LYS:NZ	1:B:23:LEU:N	11	12.17
(1,21)	1:A:184:LYS:NZ	1:B:24:ILE:N	11	12.17
(1,21)	1:A:184:LYS:NZ	1:B:25:GLN:N	11	12.17
(1,21)	1:A:184:LYS:NZ	1:B:26:ASN:N	11	12.17
(1,21)	1:A:184:LYS:NZ	1:B:27:HIS:N	11	12.17
(1,21)	1:A:184:LYS:NZ	1:B:28:PHE:N	11	12.17
(1,21)	1:A:184:LYS:NZ	1:B:29:VAL:N	11	12.17
(1,21)	1:A:184:LYS:NZ	1:B:30:ASP:N	11	12.17
(1,21)	1:A:184:LYS:NZ	1:B:31:GLU:N	11	12.17
(1,21)	1:A:184:LYS:NZ	1:B:32:TYR:N	11	12.17
(1,21)	1:A:184:LYS:NZ	1:B:33:ASP:N	11	12.17
(1,21)	1:A:184:LYS:NZ	1:B:34:PRO:N	11	12.17
(1,21)	1:A:184:LYS:NZ	1:B:35:THR:N	11	12.17
(1,21)	1:A:184:LYS:NZ	1:B:36:ILE:N	11	12.17
(1,21)	1:A:184:LYS:NZ	1:B:37:GLU:N	11	12.17
(1,21)	1:A:184:LYS:NZ	1:B:38:ASP:N	11	12.17
(1,21)	1:A:184:LYS:NZ	1:B:39:SER:N	11	12.17
(1,21)	1:A:184:LYS:NZ	1:B:40:TYR:N	11	12.17
(1,21)	1:A:184:LYS:NZ	1:B:41:ARG:N	11	12.17

Continued on next page...

Continued from previous page...

Key	Atom-1	Atom-2	Model ID	Violation (Å)
(1,21)	1:A:184:LYS:NZ	1:B:42:LYS:N	11	12.17
(1,21)	1:A:184:LYS:NZ	1:B:43:GLN:N	11	12.17
(1,21)	1:A:184:LYS:NZ	1:B:44:VAL:N	11	12.17
(1,21)	1:A:184:LYS:NZ	1:B:45:VAL:N	11	12.17
(1,21)	1:A:184:LYS:NZ	1:B:46:ILE:N	11	12.17
(1,21)	1:A:184:LYS:NZ	1:B:47:ASP:N	11	12.17
(1,21)	1:A:184:LYS:NZ	1:B:48:GLY:N	11	12.17
(1,21)	1:A:184:LYS:NZ	1:B:49:GLU:N	11	12.17
(1,21)	1:A:184:LYS:NZ	1:B:50:THR:N	11	12.17
(1,21)	1:A:184:LYS:NZ	1:B:51:CYS:N	11	12.17
(1,21)	1:A:184:LYS:NZ	1:B:52:LEU:N	11	12.17
(1,21)	1:A:184:LYS:NZ	1:B:53:LEU:N	11	12.17
(1,21)	1:A:184:LYS:NZ	1:B:54:ASP:N	11	12.17
(1,21)	1:A:184:LYS:NZ	1:B:55:ILE:N	11	12.17
(1,21)	1:A:184:LYS:NZ	1:B:56:LEU:N	11	12.17
(1,21)	1:A:184:LYS:NZ	1:B:57:ASP:N	11	12.17
(1,21)	1:A:184:LYS:NZ	1:B:58:THR:N	11	12.17
(1,21)	1:A:184:LYS:NZ	1:B:59:ALA:N	11	12.17
(1,21)	1:A:184:LYS:NZ	1:B:60:GLY:N	11	12.17
(1,21)	1:A:184:LYS:NZ	1:B:61:GLN:N	11	12.17
(1,21)	1:A:184:LYS:NZ	1:B:62:GLU:N	11	12.17
(1,21)	1:A:184:LYS:NZ	1:B:63:GLU:N	11	12.17
(1,21)	1:A:184:LYS:NZ	1:B:64:TYR:N	11	12.17
(1,21)	1:A:184:LYS:NZ	1:B:65:SER:N	11	12.17
(1,21)	1:A:184:LYS:NZ	1:B:66:ALA:N	11	12.17
(1,21)	1:A:184:LYS:NZ	1:B:67:MET:N	11	12.17
(1,21)	1:A:184:LYS:NZ	1:B:68:ARG:N	11	12.17
(1,21)	1:A:184:LYS:NZ	1:B:69:ASP:N	11	12.17
(1,21)	1:A:184:LYS:NZ	1:B:70:GLN:N	11	12.17
(1,21)	1:A:184:LYS:NZ	1:B:71:TYR:N	11	12.17
(1,21)	1:A:184:LYS:NZ	1:B:72:MET:N	11	12.17
(1,21)	1:A:184:LYS:NZ	1:B:73:ARG:N	11	12.17
(1,21)	1:A:184:LYS:NZ	1:B:74:THR:N	11	12.17
(1,21)	1:A:184:LYS:NZ	1:B:75:GLY:N	11	12.17
(1,21)	1:A:184:LYS:NZ	1:B:76:GLU:N	11	12.17
(1,21)	1:A:184:LYS:NZ	1:B:77:GLY:N	11	12.17
(1,21)	1:A:184:LYS:NZ	1:B:78:PHE:N	11	12.17
(1,21)	1:A:184:LYS:NZ	1:B:79:LEU:N	11	12.17
(1,21)	1:A:184:LYS:NZ	1:B:80:CYS:N	11	12.17
(1,21)	1:A:184:LYS:NZ	5:B:203:7Q9:N	11	12.17
(1,21)	1:A:184:LYS:NZ	5:B:204:7Q9:N	11	12.17
(1,21)	1:A:184:LYS:NZ	5:B:205:7Q9:N	11	12.17

Continued on next page...

Continued from previous page...

Key	Atom-1	Atom-2	Model ID	Violation (Å)
(1,21)	1:A:184:LYS:NZ	5:B:206:7Q9:N	11	12.17
(1,21)	1:A:184:LYS:NZ	5:B:207:7Q9:N	11	12.17
(1,21)	1:A:184:LYS:NZ	6:B:208:17F:N1	11	12.17
(1,21)	1:A:184:LYS:NZ	5:B:209:7Q9:N	11	12.17
(1,21)	1:A:184:LYS:NZ	5:B:210:7Q9:N	11	12.17
(1,21)	1:A:184:LYS:NZ	5:B:211:7Q9:N	11	12.17
(1,21)	1:A:184:LYS:NZ	5:B:212:7Q9:N	11	12.17
(1,21)	1:A:184:LYS:NZ	5:B:213:7Q9:N	11	12.17
(1,21)	1:A:184:LYS:NZ	6:B:214:17F:N1	11	12.17
(1,21)	1:A:184:LYS:NZ	6:B:215:17F:N1	11	12.17
(1,21)	1:A:184:LYS:NZ	5:B:216:7Q9:N	11	12.17
(1,21)	1:A:184:LYS:NZ	5:B:217:7Q9:N	11	12.17
(1,21)	1:A:184:LYS:NZ	5:B:218:7Q9:N	11	12.17
(1,21)	1:A:184:LYS:NZ	6:B:219:17F:N1	11	12.17
(1,21)	1:A:184:LYS:NZ	5:B:220:7Q9:N	11	12.17
(1,21)	1:A:184:LYS:O	1:B:2:THR:N	11	12.17
(1,21)	1:A:184:LYS:O	1:B:3:GLU:N	11	12.17
(1,21)	1:A:184:LYS:O	1:B:4:TYR:N	11	12.17
(1,21)	1:A:184:LYS:O	1:B:5:LYS:N	11	12.17
(1,21)	1:A:184:LYS:O	1:B:6:LEU:N	11	12.17
(1,21)	1:A:184:LYS:O	1:B:7:VAL:N	11	12.17
(1,21)	1:A:184:LYS:O	1:B:8:VAL:N	11	12.17
(1,21)	1:A:184:LYS:O	1:B:9:VAL:N	11	12.17
(1,21)	1:A:184:LYS:O	1:B:10:GLY:N	11	12.17
(1,21)	1:A:184:LYS:O	1:B:11:ALA:N	11	12.17
(1,21)	1:A:184:LYS:O	1:B:12:ASP:N	11	12.17
(1,21)	1:A:184:LYS:O	1:B:13:GLY:N	11	12.17
(1,21)	1:A:184:LYS:O	1:B:14:VAL:N	11	12.17
(1,21)	1:A:184:LYS:O	1:B:15:GLY:N	11	12.17
(1,21)	1:A:184:LYS:O	1:B:16:LYS:N	11	12.17
(1,21)	1:A:184:LYS:O	1:B:17:SER:N	11	12.17
(1,21)	1:A:184:LYS:O	1:B:18:ALA:N	11	12.17
(1,21)	1:A:184:LYS:O	1:B:19:LEU:N	11	12.17
(1,21)	1:A:184:LYS:O	1:B:20:THR:N	11	12.17
(1,21)	1:A:184:LYS:O	1:B:21:ILE:N	11	12.17
(1,21)	1:A:184:LYS:O	1:B:22:GLN:N	11	12.17
(1,21)	1:A:184:LYS:O	1:B:23:LEU:N	11	12.17
(1,21)	1:A:184:LYS:O	1:B:24:ILE:N	11	12.17
(1,21)	1:A:184:LYS:O	1:B:25:GLN:N	11	12.17
(1,21)	1:A:184:LYS:O	1:B:26:ASN:N	11	12.17
(1,21)	1:A:184:LYS:O	1:B:27:HIS:N	11	12.17
(1,21)	1:A:184:LYS:O	1:B:28:PHE:N	11	12.17

Continued on next page...

Continued from previous page...

Key	Atom-1	Atom-2	Model ID	Violation (Å)
(1,21)	1:A:184:LYS:O	1:B:29:VAL:N	11	12.17
(1,21)	1:A:184:LYS:O	1:B:30:ASP:N	11	12.17
(1,21)	1:A:184:LYS:O	1:B:31:GLU:N	11	12.17
(1,21)	1:A:184:LYS:O	1:B:32:TYR:N	11	12.17
(1,21)	1:A:184:LYS:O	1:B:33:ASP:N	11	12.17
(1,21)	1:A:184:LYS:O	1:B:34:PRO:N	11	12.17
(1,21)	1:A:184:LYS:O	1:B:35:THR:N	11	12.17
(1,21)	1:A:184:LYS:O	1:B:36:ILE:N	11	12.17
(1,21)	1:A:184:LYS:O	1:B:37:GLU:N	11	12.17
(1,21)	1:A:184:LYS:O	1:B:38:ASP:N	11	12.17
(1,21)	1:A:184:LYS:O	1:B:39:SER:N	11	12.17
(1,21)	1:A:184:LYS:O	1:B:40:TYR:N	11	12.17
(1,21)	1:A:184:LYS:O	1:B:41:ARG:N	11	12.17
(1,21)	1:A:184:LYS:O	1:B:42:LYS:N	11	12.17
(1,21)	1:A:184:LYS:O	1:B:43:GLN:N	11	12.17
(1,21)	1:A:184:LYS:O	1:B:44:VAL:N	11	12.17
(1,21)	1:A:184:LYS:O	1:B:45:VAL:N	11	12.17
(1,21)	1:A:184:LYS:O	1:B:46:ILE:N	11	12.17
(1,21)	1:A:184:LYS:O	1:B:47:ASP:N	11	12.17
(1,21)	1:A:184:LYS:O	1:B:48:GLY:N	11	12.17
(1,21)	1:A:184:LYS:O	1:B:49:GLU:N	11	12.17
(1,21)	1:A:184:LYS:O	1:B:50:THR:N	11	12.17
(1,21)	1:A:184:LYS:O	1:B:51:CYS:N	11	12.17
(1,21)	1:A:184:LYS:O	1:B:52:LEU:N	11	12.17
(1,21)	1:A:184:LYS:O	1:B:53:LEU:N	11	12.17
(1,21)	1:A:184:LYS:O	1:B:54:ASP:N	11	12.17
(1,21)	1:A:184:LYS:O	1:B:55:ILE:N	11	12.17
(1,21)	1:A:184:LYS:O	1:B:56:LEU:N	11	12.17
(1,21)	1:A:184:LYS:O	1:B:57:ASP:N	11	12.17
(1,21)	1:A:184:LYS:O	1:B:58:THR:N	11	12.17
(1,21)	1:A:184:LYS:O	1:B:59:ALA:N	11	12.17
(1,21)	1:A:184:LYS:O	1:B:60:GLY:N	11	12.17
(1,21)	1:A:184:LYS:O	1:B:61:GLN:N	11	12.17
(1,21)	1:A:184:LYS:O	1:B:62:GLU:N	11	12.17
(1,21)	1:A:184:LYS:O	1:B:63:GLU:N	11	12.17
(1,21)	1:A:184:LYS:O	1:B:64:TYR:N	11	12.17
(1,21)	1:A:184:LYS:O	1:B:65:SER:N	11	12.17
(1,21)	1:A:184:LYS:O	1:B:66:ALA:N	11	12.17
(1,21)	1:A:184:LYS:O	1:B:67:MET:N	11	12.17
(1,21)	1:A:184:LYS:O	1:B:68:ARG:N	11	12.17
(1,21)	1:A:184:LYS:O	1:B:69:ASP:N	11	12.17
(1,21)	1:A:184:LYS:O	1:B:70:GLN:N	11	12.17

Continued on next page...

Continued from previous page...

Key	Atom-1	Atom-2	Model ID	Violation (Å)
(1,21)	1:A:184:LYS:O	1:B:71:TYR:N	11	12.17
(1,21)	1:A:184:LYS:O	1:B:72:MET:N	11	12.17
(1,21)	1:A:184:LYS:O	1:B:73:ARG:N	11	12.17
(1,21)	1:A:184:LYS:O	1:B:74:THR:N	11	12.17
(1,21)	1:A:184:LYS:O	1:B:75:GLY:N	11	12.17
(1,21)	1:A:184:LYS:O	1:B:76:GLU:N	11	12.17
(1,21)	1:A:184:LYS:O	1:B:77:GLY:N	11	12.17
(1,21)	1:A:184:LYS:O	1:B:78:PHE:N	11	12.17
(1,21)	1:A:184:LYS:O	1:B:79:LEU:N	11	12.17
(1,21)	1:A:184:LYS:O	1:B:80:CYS:N	11	12.17
(1,21)	1:A:184:LYS:O	5:B:203:7Q9:N	11	12.17
(1,21)	1:A:184:LYS:O	5:B:204:7Q9:N	11	12.17
(1,21)	1:A:184:LYS:O	5:B:205:7Q9:N	11	12.17
(1,21)	1:A:184:LYS:O	5:B:206:7Q9:N	11	12.17
(1,21)	1:A:184:LYS:O	5:B:207:7Q9:N	11	12.17
(1,21)	1:A:184:LYS:O	6:B:208:17F:N1	11	12.17
(1,21)	1:A:184:LYS:O	5:B:209:7Q9:N	11	12.17
(1,21)	1:A:184:LYS:O	5:B:210:7Q9:N	11	12.17
(1,21)	1:A:184:LYS:O	5:B:211:7Q9:N	11	12.17
(1,21)	1:A:184:LYS:O	5:B:212:7Q9:N	11	12.17
(1,21)	1:A:184:LYS:O	5:B:213:7Q9:N	11	12.17
(1,21)	1:A:184:LYS:O	6:B:214:17F:N1	11	12.17
(1,21)	1:A:184:LYS:O	6:B:215:17F:N1	11	12.17
(1,21)	1:A:184:LYS:O	5:B:216:7Q9:N	11	12.17
(1,21)	1:A:184:LYS:O	5:B:217:7Q9:N	11	12.17
(1,21)	1:A:184:LYS:O	5:B:218:7Q9:N	11	12.17
(1,21)	1:A:184:LYS:O	6:B:219:17F:N1	11	12.17
(1,21)	1:A:184:LYS:O	5:B:220:7Q9:N	11	12.17
(1,4)	1:B:118:CYS:SG	1:A:42:LYS:N	18	12.15
(2,4)	1:A:39:SER:OG	1:B:167:LYS:N	15	12.12
(1,21)	1:A:184:LYS:C	1:B:2:THR:N	12	12.1
(1,21)	1:A:184:LYS:C	1:B:3:GLU:N	12	12.1
(1,21)	1:A:184:LYS:C	1:B:4:TYR:N	12	12.1
(1,21)	1:A:184:LYS:C	1:B:5:LYS:N	12	12.1
(1,21)	1:A:184:LYS:C	1:B:6:LEU:N	12	12.1
(1,21)	1:A:184:LYS:C	1:B:7:VAL:N	12	12.1
(1,21)	1:A:184:LYS:C	1:B:8:VAL:N	12	12.1
(1,21)	1:A:184:LYS:C	1:B:9:VAL:N	12	12.1
(1,21)	1:A:184:LYS:C	1:B:10:GLY:N	12	12.1
(1,21)	1:A:184:LYS:C	1:B:11:ALA:N	12	12.1
(1,21)	1:A:184:LYS:C	1:B:12:ASP:N	12	12.1
(1,21)	1:A:184:LYS:C	1:B:13:GLY:N	12	12.1

Continued on next page...

Continued from previous page...

Key	Atom-1	Atom-2	Model ID	Violation (Å)
(1,21)	1:A:184:LYS:C	1:B:14:VAL:N	12	12.1
(1,21)	1:A:184:LYS:C	1:B:15:GLY:N	12	12.1
(1,21)	1:A:184:LYS:C	1:B:16:LYS:N	12	12.1
(1,21)	1:A:184:LYS:C	1:B:17:SER:N	12	12.1
(1,21)	1:A:184:LYS:C	1:B:18:ALA:N	12	12.1
(1,21)	1:A:184:LYS:C	1:B:19:LEU:N	12	12.1
(1,21)	1:A:184:LYS:C	1:B:20:THR:N	12	12.1
(1,21)	1:A:184:LYS:C	1:B:21:ILE:N	12	12.1
(1,21)	1:A:184:LYS:C	1:B:22:GLN:N	12	12.1
(1,21)	1:A:184:LYS:C	1:B:23:LEU:N	12	12.1
(1,21)	1:A:184:LYS:C	1:B:24:ILE:N	12	12.1
(1,21)	1:A:184:LYS:C	1:B:25:GLN:N	12	12.1
(1,21)	1:A:184:LYS:C	1:B:26:ASN:N	12	12.1
(1,21)	1:A:184:LYS:C	1:B:27:HIS:N	12	12.1
(1,21)	1:A:184:LYS:C	1:B:28:PHE:N	12	12.1
(1,21)	1:A:184:LYS:C	1:B:29:VAL:N	12	12.1
(1,21)	1:A:184:LYS:C	1:B:30:ASP:N	12	12.1
(1,21)	1:A:184:LYS:C	1:B:31:GLU:N	12	12.1
(1,21)	1:A:184:LYS:C	1:B:32:TYR:N	12	12.1
(1,21)	1:A:184:LYS:C	1:B:33:ASP:N	12	12.1
(1,21)	1:A:184:LYS:C	1:B:34:PRO:N	12	12.1
(1,21)	1:A:184:LYS:C	1:B:35:THR:N	12	12.1
(1,21)	1:A:184:LYS:C	1:B:36:ILE:N	12	12.1
(1,21)	1:A:184:LYS:C	1:B:37:GLU:N	12	12.1
(1,21)	1:A:184:LYS:C	1:B:38:ASP:N	12	12.1
(1,21)	1:A:184:LYS:C	1:B:39:SER:N	12	12.1
(1,21)	1:A:184:LYS:C	1:B:40:TYR:N	12	12.1
(1,21)	1:A:184:LYS:C	1:B:41:ARG:N	12	12.1
(1,21)	1:A:184:LYS:C	1:B:42:LYS:N	12	12.1
(1,21)	1:A:184:LYS:C	1:B:43:GLN:N	12	12.1
(1,21)	1:A:184:LYS:C	1:B:44:VAL:N	12	12.1
(1,21)	1:A:184:LYS:C	1:B:45:VAL:N	12	12.1
(1,21)	1:A:184:LYS:C	1:B:46:ILE:N	12	12.1
(1,21)	1:A:184:LYS:C	1:B:47:ASP:N	12	12.1
(1,21)	1:A:184:LYS:C	1:B:48:GLY:N	12	12.1
(1,21)	1:A:184:LYS:C	1:B:49:GLU:N	12	12.1
(1,21)	1:A:184:LYS:C	1:B:50:THR:N	12	12.1
(1,21)	1:A:184:LYS:C	1:B:51:CYS:N	12	12.1
(1,21)	1:A:184:LYS:C	1:B:52:LEU:N	12	12.1
(1,21)	1:A:184:LYS:C	1:B:53:LEU:N	12	12.1
(1,21)	1:A:184:LYS:C	1:B:54:ASP:N	12	12.1
(1,21)	1:A:184:LYS:C	1:B:55:ILE:N	12	12.1

Continued on next page...

Continued from previous page...

Key	Atom-1	Atom-2	Model ID	Violation (Å)
(1,21)	1:A:184:LYS:C	1:B:56:LEU:N	12	12.1
(1,21)	1:A:184:LYS:C	1:B:57:ASP:N	12	12.1
(1,21)	1:A:184:LYS:C	1:B:58:THR:N	12	12.1
(1,21)	1:A:184:LYS:C	1:B:59:ALA:N	12	12.1
(1,21)	1:A:184:LYS:C	1:B:60:GLY:N	12	12.1
(1,21)	1:A:184:LYS:C	1:B:61:GLN:N	12	12.1
(1,21)	1:A:184:LYS:C	1:B:62:GLU:N	12	12.1
(1,21)	1:A:184:LYS:C	1:B:63:GLU:N	12	12.1
(1,21)	1:A:184:LYS:C	1:B:64:TYR:N	12	12.1
(1,21)	1:A:184:LYS:C	1:B:65:SER:N	12	12.1
(1,21)	1:A:184:LYS:C	1:B:66:ALA:N	12	12.1
(1,21)	1:A:184:LYS:C	1:B:67:MET:N	12	12.1
(1,21)	1:A:184:LYS:C	1:B:68:ARG:N	12	12.1
(1,21)	1:A:184:LYS:C	1:B:69:ASP:N	12	12.1
(1,21)	1:A:184:LYS:C	1:B:70:GLN:N	12	12.1
(1,21)	1:A:184:LYS:C	1:B:71:TYR:N	12	12.1
(1,21)	1:A:184:LYS:C	1:B:72:MET:N	12	12.1
(1,21)	1:A:184:LYS:C	1:B:73:ARG:N	12	12.1
(1,21)	1:A:184:LYS:C	1:B:74:THR:N	12	12.1
(1,21)	1:A:184:LYS:C	1:B:75:GLY:N	12	12.1
(1,21)	1:A:184:LYS:C	1:B:76:GLU:N	12	12.1
(1,21)	1:A:184:LYS:C	1:B:77:GLY:N	12	12.1
(1,21)	1:A:184:LYS:C	1:B:78:PHE:N	12	12.1
(1,21)	1:A:184:LYS:C	1:B:79:LEU:N	12	12.1
(1,21)	1:A:184:LYS:C	1:B:80:CYS:N	12	12.1
(1,21)	1:A:184:LYS:C	5:B:203:7Q9:N	12	12.1
(1,21)	1:A:184:LYS:C	5:B:204:7Q9:N	12	12.1
(1,21)	1:A:184:LYS:C	5:B:205:7Q9:N	12	12.1
(1,21)	1:A:184:LYS:C	5:B:206:7Q9:N	12	12.1
(1,21)	1:A:184:LYS:C	5:B:207:7Q9:N	12	12.1
(1,21)	1:A:184:LYS:C	6:B:208:17F:N1	12	12.1
(1,21)	1:A:184:LYS:C	5:B:209:7Q9:N	12	12.1
(1,21)	1:A:184:LYS:C	5:B:210:7Q9:N	12	12.1
(1,21)	1:A:184:LYS:C	5:B:211:7Q9:N	12	12.1
(1,21)	1:A:184:LYS:C	5:B:212:7Q9:N	12	12.1
(1,21)	1:A:184:LYS:C	5:B:213:7Q9:N	12	12.1
(1,21)	1:A:184:LYS:C	6:B:214:17F:N1	12	12.1
(1,21)	1:A:184:LYS:C	6:B:215:17F:N1	12	12.1
(1,21)	1:A:184:LYS:C	5:B:216:7Q9:N	12	12.1
(1,21)	1:A:184:LYS:C	5:B:217:7Q9:N	12	12.1
(1,21)	1:A:184:LYS:C	5:B:218:7Q9:N	12	12.1
(1,21)	1:A:184:LYS:C	6:B:219:17F:N1	12	12.1

Continued on next page...

Continued from previous page...

Key	Atom-1	Atom-2	Model ID	Violation (Å)
(1,21)	1:A:184:LYS:C	5:B:220:7Q9:N	12	12.1
(1,21)	1:A:184:LYS:CA	1:B:2:THR:N	12	12.1
(1,21)	1:A:184:LYS:CA	1:B:3:GLU:N	12	12.1
(1,21)	1:A:184:LYS:CA	1:B:4:TYR:N	12	12.1
(1,21)	1:A:184:LYS:CA	1:B:5:LYS:N	12	12.1
(1,21)	1:A:184:LYS:CA	1:B:6:LEU:N	12	12.1
(1,21)	1:A:184:LYS:CA	1:B:7:VAL:N	12	12.1
(1,21)	1:A:184:LYS:CA	1:B:8:VAL:N	12	12.1
(1,21)	1:A:184:LYS:CA	1:B:9:VAL:N	12	12.1
(1,21)	1:A:184:LYS:CA	1:B:10:GLY:N	12	12.1
(1,21)	1:A:184:LYS:CA	1:B:11:ALA:N	12	12.1
(1,21)	1:A:184:LYS:CA	1:B:12:ASP:N	12	12.1
(1,21)	1:A:184:LYS:CA	1:B:13:GLY:N	12	12.1
(1,21)	1:A:184:LYS:CA	1:B:14:VAL:N	12	12.1
(1,21)	1:A:184:LYS:CA	1:B:15:GLY:N	12	12.1
(1,21)	1:A:184:LYS:CA	1:B:16:LYS:N	12	12.1
(1,21)	1:A:184:LYS:CA	1:B:17:SER:N	12	12.1
(1,21)	1:A:184:LYS:CA	1:B:18:ALA:N	12	12.1
(1,21)	1:A:184:LYS:CA	1:B:19:LEU:N	12	12.1
(1,21)	1:A:184:LYS:CA	1:B:20:THR:N	12	12.1
(1,21)	1:A:184:LYS:CA	1:B:21:ILE:N	12	12.1
(1,21)	1:A:184:LYS:CA	1:B:22:GLN:N	12	12.1
(1,21)	1:A:184:LYS:CA	1:B:23:LEU:N	12	12.1
(1,21)	1:A:184:LYS:CA	1:B:24:ILE:N	12	12.1
(1,21)	1:A:184:LYS:CA	1:B:25:GLN:N	12	12.1
(1,21)	1:A:184:LYS:CA	1:B:26:ASN:N	12	12.1
(1,21)	1:A:184:LYS:CA	1:B:27:HIS:N	12	12.1
(1,21)	1:A:184:LYS:CA	1:B:28:PHE:N	12	12.1
(1,21)	1:A:184:LYS:CA	1:B:29:VAL:N	12	12.1
(1,21)	1:A:184:LYS:CA	1:B:30:ASP:N	12	12.1
(1,21)	1:A:184:LYS:CA	1:B:31:GLU:N	12	12.1
(1,21)	1:A:184:LYS:CA	1:B:32:TYR:N	12	12.1
(1,21)	1:A:184:LYS:CA	1:B:33:ASP:N	12	12.1
(1,21)	1:A:184:LYS:CA	1:B:34:PRO:N	12	12.1
(1,21)	1:A:184:LYS:CA	1:B:35:THR:N	12	12.1
(1,21)	1:A:184:LYS:CA	1:B:36:ILE:N	12	12.1
(1,21)	1:A:184:LYS:CA	1:B:37:GLU:N	12	12.1
(1,21)	1:A:184:LYS:CA	1:B:38:ASP:N	12	12.1
(1,21)	1:A:184:LYS:CA	1:B:39:SER:N	12	12.1
(1,21)	1:A:184:LYS:CA	1:B:40:TYR:N	12	12.1
(1,21)	1:A:184:LYS:CA	1:B:41:ARG:N	12	12.1
(1,21)	1:A:184:LYS:CA	1:B:42:LYS:N	12	12.1

Continued on next page...

Continued from previous page...

Key	Atom-1	Atom-2	Model ID	Violation (Å)
(1,21)	1:A:184:LYS:CA	1:B:43:GLN:N	12	12.1
(1,21)	1:A:184:LYS:CA	1:B:44:VAL:N	12	12.1
(1,21)	1:A:184:LYS:CA	1:B:45:VAL:N	12	12.1
(1,21)	1:A:184:LYS:CA	1:B:46:ILE:N	12	12.1
(1,21)	1:A:184:LYS:CA	1:B:47:ASP:N	12	12.1
(1,21)	1:A:184:LYS:CA	1:B:48:GLY:N	12	12.1
(1,21)	1:A:184:LYS:CA	1:B:49:GLU:N	12	12.1
(1,21)	1:A:184:LYS:CA	1:B:50:THR:N	12	12.1
(1,21)	1:A:184:LYS:CA	1:B:51:CYS:N	12	12.1
(1,21)	1:A:184:LYS:CA	1:B:52:LEU:N	12	12.1
(1,21)	1:A:184:LYS:CA	1:B:53:LEU:N	12	12.1
(1,21)	1:A:184:LYS:CA	1:B:54:ASP:N	12	12.1
(1,21)	1:A:184:LYS:CA	1:B:55:ILE:N	12	12.1
(1,21)	1:A:184:LYS:CA	1:B:56:LEU:N	12	12.1
(1,21)	1:A:184:LYS:CA	1:B:57:ASP:N	12	12.1
(1,21)	1:A:184:LYS:CA	1:B:58:THR:N	12	12.1
(1,21)	1:A:184:LYS:CA	1:B:59:ALA:N	12	12.1
(1,21)	1:A:184:LYS:CA	1:B:60:GLY:N	12	12.1
(1,21)	1:A:184:LYS:CA	1:B:61:GLN:N	12	12.1
(1,21)	1:A:184:LYS:CA	1:B:62:GLU:N	12	12.1
(1,21)	1:A:184:LYS:CA	1:B:63:GLU:N	12	12.1
(1,21)	1:A:184:LYS:CA	1:B:64:TYR:N	12	12.1
(1,21)	1:A:184:LYS:CA	1:B:65:SER:N	12	12.1
(1,21)	1:A:184:LYS:CA	1:B:66:ALA:N	12	12.1
(1,21)	1:A:184:LYS:CA	1:B:67:MET:N	12	12.1
(1,21)	1:A:184:LYS:CA	1:B:68:ARG:N	12	12.1
(1,21)	1:A:184:LYS:CA	1:B:69:ASP:N	12	12.1
(1,21)	1:A:184:LYS:CA	1:B:70:GLN:N	12	12.1
(1,21)	1:A:184:LYS:CA	1:B:71:TYR:N	12	12.1
(1,21)	1:A:184:LYS:CA	1:B:72:MET:N	12	12.1
(1,21)	1:A:184:LYS:CA	1:B:73:ARG:N	12	12.1
(1,21)	1:A:184:LYS:CA	1:B:74:THR:N	12	12.1
(1,21)	1:A:184:LYS:CA	1:B:75:GLY:N	12	12.1
(1,21)	1:A:184:LYS:CA	1:B:76:GLU:N	12	12.1
(1,21)	1:A:184:LYS:CA	1:B:77:GLY:N	12	12.1
(1,21)	1:A:184:LYS:CA	1:B:78:PHE:N	12	12.1
(1,21)	1:A:184:LYS:CA	1:B:79:LEU:N	12	12.1
(1,21)	1:A:184:LYS:CA	1:B:80:CYS:N	12	12.1
(1,21)	1:A:184:LYS:CA	5:B:203:7Q9:N	12	12.1
(1,21)	1:A:184:LYS:CA	5:B:204:7Q9:N	12	12.1
(1,21)	1:A:184:LYS:CA	5:B:205:7Q9:N	12	12.1
(1,21)	1:A:184:LYS:CA	5:B:206:7Q9:N	12	12.1

Continued on next page...

Continued from previous page...

Key	Atom-1	Atom-2	Model ID	Violation (Å)
(1,21)	1:A:184:LYS:CA	5:B:207:7Q9:N	12	12.1
(1,21)	1:A:184:LYS:CA	6:B:208:17F:N1	12	12.1
(1,21)	1:A:184:LYS:CA	5:B:209:7Q9:N	12	12.1
(1,21)	1:A:184:LYS:CA	5:B:210:7Q9:N	12	12.1
(1,21)	1:A:184:LYS:CA	5:B:211:7Q9:N	12	12.1
(1,21)	1:A:184:LYS:CA	5:B:212:7Q9:N	12	12.1
(1,21)	1:A:184:LYS:CA	5:B:213:7Q9:N	12	12.1
(1,21)	1:A:184:LYS:CA	6:B:214:17F:N1	12	12.1
(1,21)	1:A:184:LYS:CA	6:B:215:17F:N1	12	12.1
(1,21)	1:A:184:LYS:CA	5:B:216:7Q9:N	12	12.1
(1,21)	1:A:184:LYS:CA	5:B:217:7Q9:N	12	12.1
(1,21)	1:A:184:LYS:CA	5:B:218:7Q9:N	12	12.1
(1,21)	1:A:184:LYS:CA	6:B:219:17F:N1	12	12.1
(1,21)	1:A:184:LYS:CA	5:B:220:7Q9:N	12	12.1
(1,21)	1:A:184:LYS:CB	1:B:2:THR:N	12	12.1
(1,21)	1:A:184:LYS:CB	1:B:3:GLU:N	12	12.1
(1,21)	1:A:184:LYS:CB	1:B:4:TYR:N	12	12.1
(1,21)	1:A:184:LYS:CB	1:B:5:LYS:N	12	12.1
(1,21)	1:A:184:LYS:CB	1:B:6:LEU:N	12	12.1
(1,21)	1:A:184:LYS:CB	1:B:7:VAL:N	12	12.1
(1,21)	1:A:184:LYS:CB	1:B:8:VAL:N	12	12.1
(1,21)	1:A:184:LYS:CB	1:B:9:VAL:N	12	12.1
(1,21)	1:A:184:LYS:CB	1:B:10:GLY:N	12	12.1
(1,21)	1:A:184:LYS:CB	1:B:11:ALA:N	12	12.1
(1,21)	1:A:184:LYS:CB	1:B:12:ASP:N	12	12.1
(1,21)	1:A:184:LYS:CB	1:B:13:GLY:N	12	12.1
(1,21)	1:A:184:LYS:CB	1:B:14:VAL:N	12	12.1
(1,21)	1:A:184:LYS:CB	1:B:15:GLY:N	12	12.1
(1,21)	1:A:184:LYS:CB	1:B:16:LYS:N	12	12.1
(1,21)	1:A:184:LYS:CB	1:B:17:SER:N	12	12.1
(1,21)	1:A:184:LYS:CB	1:B:18:ALA:N	12	12.1
(1,21)	1:A:184:LYS:CB	1:B:19:LEU:N	12	12.1
(1,21)	1:A:184:LYS:CB	1:B:20:THR:N	12	12.1
(1,21)	1:A:184:LYS:CB	1:B:21:ILE:N	12	12.1
(1,21)	1:A:184:LYS:CB	1:B:22:GLN:N	12	12.1
(1,21)	1:A:184:LYS:CB	1:B:23:LEU:N	12	12.1
(1,21)	1:A:184:LYS:CB	1:B:24:ILE:N	12	12.1
(1,21)	1:A:184:LYS:CB	1:B:25:GLN:N	12	12.1
(1,21)	1:A:184:LYS:CB	1:B:26:ASN:N	12	12.1
(1,21)	1:A:184:LYS:CB	1:B:27:HIS:N	12	12.1
(1,21)	1:A:184:LYS:CB	1:B:28:PHE:N	12	12.1
(1,21)	1:A:184:LYS:CB	1:B:29:VAL:N	12	12.1

Continued on next page...

Continued from previous page...

Key	Atom-1	Atom-2	Model ID	Violation (Å)
(1,21)	1:A:184:LYS:CB	1:B:30:ASP:N	12	12.1
(1,21)	1:A:184:LYS:CB	1:B:31:GLU:N	12	12.1
(1,21)	1:A:184:LYS:CB	1:B:32:TYR:N	12	12.1
(1,21)	1:A:184:LYS:CB	1:B:33:ASP:N	12	12.1
(1,21)	1:A:184:LYS:CB	1:B:34:PRO:N	12	12.1
(1,21)	1:A:184:LYS:CB	1:B:35:THR:N	12	12.1
(1,21)	1:A:184:LYS:CB	1:B:36:ILE:N	12	12.1
(1,21)	1:A:184:LYS:CB	1:B:37:GLU:N	12	12.1
(1,21)	1:A:184:LYS:CB	1:B:38:ASP:N	12	12.1
(1,21)	1:A:184:LYS:CB	1:B:39:SER:N	12	12.1
(1,21)	1:A:184:LYS:CB	1:B:40:TYR:N	12	12.1
(1,21)	1:A:184:LYS:CB	1:B:41:ARG:N	12	12.1
(1,21)	1:A:184:LYS:CB	1:B:42:LYS:N	12	12.1
(1,21)	1:A:184:LYS:CB	1:B:43:GLN:N	12	12.1
(1,21)	1:A:184:LYS:CB	1:B:44:VAL:N	12	12.1
(1,21)	1:A:184:LYS:CB	1:B:45:VAL:N	12	12.1
(1,21)	1:A:184:LYS:CB	1:B:46:ILE:N	12	12.1
(1,21)	1:A:184:LYS:CB	1:B:47:ASP:N	12	12.1
(1,21)	1:A:184:LYS:CB	1:B:48:GLY:N	12	12.1
(1,21)	1:A:184:LYS:CB	1:B:49:GLU:N	12	12.1
(1,21)	1:A:184:LYS:CB	1:B:50:THR:N	12	12.1
(1,21)	1:A:184:LYS:CB	1:B:51:CYS:N	12	12.1
(1,21)	1:A:184:LYS:CB	1:B:52:LEU:N	12	12.1
(1,21)	1:A:184:LYS:CB	1:B:53:LEU:N	12	12.1
(1,21)	1:A:184:LYS:CB	1:B:54:ASP:N	12	12.1
(1,21)	1:A:184:LYS:CB	1:B:55:ILE:N	12	12.1
(1,21)	1:A:184:LYS:CB	1:B:56:LEU:N	12	12.1
(1,21)	1:A:184:LYS:CB	1:B:57:ASP:N	12	12.1
(1,21)	1:A:184:LYS:CB	1:B:58:THR:N	12	12.1
(1,21)	1:A:184:LYS:CB	1:B:59:ALA:N	12	12.1
(1,21)	1:A:184:LYS:CB	1:B:60:GLY:N	12	12.1
(1,21)	1:A:184:LYS:CB	1:B:61:GLN:N	12	12.1
(1,21)	1:A:184:LYS:CB	1:B:62:GLU:N	12	12.1
(1,21)	1:A:184:LYS:CB	1:B:63:GLU:N	12	12.1
(1,21)	1:A:184:LYS:CB	1:B:64:TYR:N	12	12.1
(1,21)	1:A:184:LYS:CB	1:B:65:SER:N	12	12.1
(1,21)	1:A:184:LYS:CB	1:B:66:ALA:N	12	12.1
(1,21)	1:A:184:LYS:CB	1:B:67:MET:N	12	12.1
(1,21)	1:A:184:LYS:CB	1:B:68:ARG:N	12	12.1
(1,21)	1:A:184:LYS:CB	1:B:69:ASP:N	12	12.1
(1,21)	1:A:184:LYS:CB	1:B:70:GLN:N	12	12.1
(1,21)	1:A:184:LYS:CB	1:B:71:TYR:N	12	12.1

Continued on next page...

Continued from previous page...

Key	Atom-1	Atom-2	Model ID	Violation (Å)
(1,21)	1:A:184:LYS:CB	1:B:72:MET:N	12	12.1
(1,21)	1:A:184:LYS:CB	1:B:73:ARG:N	12	12.1
(1,21)	1:A:184:LYS:CB	1:B:74:THR:N	12	12.1
(1,21)	1:A:184:LYS:CB	1:B:75:GLY:N	12	12.1
(1,21)	1:A:184:LYS:CB	1:B:76:GLU:N	12	12.1
(1,21)	1:A:184:LYS:CB	1:B:77:GLY:N	12	12.1
(1,21)	1:A:184:LYS:CB	1:B:78:PHE:N	12	12.1
(1,21)	1:A:184:LYS:CB	1:B:79:LEU:N	12	12.1
(1,21)	1:A:184:LYS:CB	1:B:80:CYS:N	12	12.1
(1,21)	1:A:184:LYS:CB	5:B:203:7Q9:N	12	12.1
(1,21)	1:A:184:LYS:CB	5:B:204:7Q9:N	12	12.1
(1,21)	1:A:184:LYS:CB	5:B:205:7Q9:N	12	12.1
(1,21)	1:A:184:LYS:CB	5:B:206:7Q9:N	12	12.1
(1,21)	1:A:184:LYS:CB	5:B:207:7Q9:N	12	12.1
(1,21)	1:A:184:LYS:CB	6:B:208:17F:N1	12	12.1
(1,21)	1:A:184:LYS:CB	5:B:209:7Q9:N	12	12.1
(1,21)	1:A:184:LYS:CB	5:B:210:7Q9:N	12	12.1
(1,21)	1:A:184:LYS:CB	5:B:211:7Q9:N	12	12.1
(1,21)	1:A:184:LYS:CB	5:B:212:7Q9:N	12	12.1
(1,21)	1:A:184:LYS:CB	5:B:213:7Q9:N	12	12.1
(1,21)	1:A:184:LYS:CB	6:B:214:17F:N1	12	12.1
(1,21)	1:A:184:LYS:CB	6:B:215:17F:N1	12	12.1
(1,21)	1:A:184:LYS:CB	5:B:216:7Q9:N	12	12.1
(1,21)	1:A:184:LYS:CB	5:B:217:7Q9:N	12	12.1
(1,21)	1:A:184:LYS:CB	5:B:218:7Q9:N	12	12.1
(1,21)	1:A:184:LYS:CB	6:B:219:17F:N1	12	12.1
(1,21)	1:A:184:LYS:CB	5:B:220:7Q9:N	12	12.1
(1,21)	1:A:184:LYS:CD	1:B:2:THR:N	12	12.1
(1,21)	1:A:184:LYS:CD	1:B:3:GLU:N	12	12.1
(1,21)	1:A:184:LYS:CD	1:B:4:TYR:N	12	12.1
(1,21)	1:A:184:LYS:CD	1:B:5:LYS:N	12	12.1
(1,21)	1:A:184:LYS:CD	1:B:6:LEU:N	12	12.1
(1,21)	1:A:184:LYS:CD	1:B:7:VAL:N	12	12.1
(1,21)	1:A:184:LYS:CD	1:B:8:VAL:N	12	12.1
(1,21)	1:A:184:LYS:CD	1:B:9:VAL:N	12	12.1
(1,21)	1:A:184:LYS:CD	1:B:10:GLY:N	12	12.1
(1,21)	1:A:184:LYS:CD	1:B:11:ALA:N	12	12.1
(1,21)	1:A:184:LYS:CD	1:B:12:ASP:N	12	12.1
(1,21)	1:A:184:LYS:CD	1:B:13:GLY:N	12	12.1
(1,21)	1:A:184:LYS:CD	1:B:14:VAL:N	12	12.1
(1,21)	1:A:184:LYS:CD	1:B:15:GLY:N	12	12.1
(1,21)	1:A:184:LYS:CD	1:B:16:LYS:N	12	12.1

Continued on next page...

Continued from previous page...

Key	Atom-1	Atom-2	Model ID	Violation (Å)
(1,21)	1:A:184:LYS:CD	1:B:17:SER:N	12	12.1
(1,21)	1:A:184:LYS:CD	1:B:18:ALA:N	12	12.1
(1,21)	1:A:184:LYS:CD	1:B:19:LEU:N	12	12.1
(1,21)	1:A:184:LYS:CD	1:B:20:THR:N	12	12.1
(1,21)	1:A:184:LYS:CD	1:B:21:ILE:N	12	12.1
(1,21)	1:A:184:LYS:CD	1:B:22:GLN:N	12	12.1
(1,21)	1:A:184:LYS:CD	1:B:23:LEU:N	12	12.1
(1,21)	1:A:184:LYS:CD	1:B:24:ILE:N	12	12.1
(1,21)	1:A:184:LYS:CD	1:B:25:GLN:N	12	12.1
(1,21)	1:A:184:LYS:CD	1:B:26:ASN:N	12	12.1
(1,21)	1:A:184:LYS:CD	1:B:27:HIS:N	12	12.1
(1,21)	1:A:184:LYS:CD	1:B:28:PHE:N	12	12.1
(1,21)	1:A:184:LYS:CD	1:B:29:VAL:N	12	12.1
(1,21)	1:A:184:LYS:CD	1:B:30:ASP:N	12	12.1
(1,21)	1:A:184:LYS:CD	1:B:31:GLU:N	12	12.1
(1,21)	1:A:184:LYS:CD	1:B:32:TYR:N	12	12.1
(1,21)	1:A:184:LYS:CD	1:B:33:ASP:N	12	12.1
(1,21)	1:A:184:LYS:CD	1:B:34:PRO:N	12	12.1
(1,21)	1:A:184:LYS:CD	1:B:35:THR:N	12	12.1
(1,21)	1:A:184:LYS:CD	1:B:36:ILE:N	12	12.1
(1,21)	1:A:184:LYS:CD	1:B:37:GLU:N	12	12.1
(1,21)	1:A:184:LYS:CD	1:B:38:ASP:N	12	12.1
(1,21)	1:A:184:LYS:CD	1:B:39:SER:N	12	12.1
(1,21)	1:A:184:LYS:CD	1:B:40:TYR:N	12	12.1
(1,21)	1:A:184:LYS:CD	1:B:41:ARG:N	12	12.1
(1,21)	1:A:184:LYS:CD	1:B:42:LYS:N	12	12.1
(1,21)	1:A:184:LYS:CD	1:B:43:GLN:N	12	12.1
(1,21)	1:A:184:LYS:CD	1:B:44:VAL:N	12	12.1
(1,21)	1:A:184:LYS:CD	1:B:45:VAL:N	12	12.1
(1,21)	1:A:184:LYS:CD	1:B:46:ILE:N	12	12.1
(1,21)	1:A:184:LYS:CD	1:B:47:ASP:N	12	12.1
(1,21)	1:A:184:LYS:CD	1:B:48:GLY:N	12	12.1
(1,21)	1:A:184:LYS:CD	1:B:49:GLU:N	12	12.1
(1,21)	1:A:184:LYS:CD	1:B:50:THR:N	12	12.1
(1,21)	1:A:184:LYS:CD	1:B:51:CYS:N	12	12.1
(1,21)	1:A:184:LYS:CD	1:B:52:LEU:N	12	12.1
(1,21)	1:A:184:LYS:CD	1:B:53:LEU:N	12	12.1
(1,21)	1:A:184:LYS:CD	1:B:54:ASP:N	12	12.1
(1,21)	1:A:184:LYS:CD	1:B:55:ILE:N	12	12.1
(1,21)	1:A:184:LYS:CD	1:B:56:LEU:N	12	12.1
(1,21)	1:A:184:LYS:CD	1:B:57:ASP:N	12	12.1
(1,21)	1:A:184:LYS:CD	1:B:58:THR:N	12	12.1

Continued on next page...

Continued from previous page...

Key	Atom-1	Atom-2	Model ID	Violation (Å)
(1,21)	1:A:184:LYS:CD	1:B:59:ALA:N	12	12.1
(1,21)	1:A:184:LYS:CD	1:B:60:GLY:N	12	12.1
(1,21)	1:A:184:LYS:CD	1:B:61:GLN:N	12	12.1
(1,21)	1:A:184:LYS:CD	1:B:62:GLU:N	12	12.1
(1,21)	1:A:184:LYS:CD	1:B:63:GLU:N	12	12.1
(1,21)	1:A:184:LYS:CD	1:B:64:TYR:N	12	12.1
(1,21)	1:A:184:LYS:CD	1:B:65:SER:N	12	12.1
(1,21)	1:A:184:LYS:CD	1:B:66:ALA:N	12	12.1
(1,21)	1:A:184:LYS:CD	1:B:67:MET:N	12	12.1
(1,21)	1:A:184:LYS:CD	1:B:68:ARG:N	12	12.1
(1,21)	1:A:184:LYS:CD	1:B:69:ASP:N	12	12.1
(1,21)	1:A:184:LYS:CD	1:B:70:GLN:N	12	12.1
(1,21)	1:A:184:LYS:CD	1:B:71:TYR:N	12	12.1
(1,21)	1:A:184:LYS:CD	1:B:72:MET:N	12	12.1
(1,21)	1:A:184:LYS:CD	1:B:73:ARG:N	12	12.1
(1,21)	1:A:184:LYS:CD	1:B:74:THR:N	12	12.1
(1,21)	1:A:184:LYS:CD	1:B:75:GLY:N	12	12.1
(1,21)	1:A:184:LYS:CD	1:B:76:GLU:N	12	12.1
(1,21)	1:A:184:LYS:CD	1:B:77:GLY:N	12	12.1
(1,21)	1:A:184:LYS:CD	1:B:78:PHE:N	12	12.1
(1,21)	1:A:184:LYS:CD	1:B:79:LEU:N	12	12.1
(1,21)	1:A:184:LYS:CD	1:B:80:CYS:N	12	12.1
(1,21)	1:A:184:LYS:CD	5:B:203:7Q9:N	12	12.1
(1,21)	1:A:184:LYS:CD	5:B:204:7Q9:N	12	12.1
(1,21)	1:A:184:LYS:CD	5:B:205:7Q9:N	12	12.1
(1,21)	1:A:184:LYS:CD	5:B:206:7Q9:N	12	12.1
(1,21)	1:A:184:LYS:CD	5:B:207:7Q9:N	12	12.1
(1,21)	1:A:184:LYS:CD	6:B:208:17F:N1	12	12.1
(1,21)	1:A:184:LYS:CD	5:B:209:7Q9:N	12	12.1
(1,21)	1:A:184:LYS:CD	5:B:210:7Q9:N	12	12.1
(1,21)	1:A:184:LYS:CD	5:B:211:7Q9:N	12	12.1
(1,21)	1:A:184:LYS:CD	5:B:212:7Q9:N	12	12.1
(1,21)	1:A:184:LYS:CD	5:B:213:7Q9:N	12	12.1
(1,21)	1:A:184:LYS:CD	6:B:214:17F:N1	12	12.1
(1,21)	1:A:184:LYS:CD	6:B:215:17F:N1	12	12.1
(1,21)	1:A:184:LYS:CD	5:B:216:7Q9:N	12	12.1
(1,21)	1:A:184:LYS:CD	5:B:217:7Q9:N	12	12.1
(1,21)	1:A:184:LYS:CD	5:B:218:7Q9:N	12	12.1
(1,21)	1:A:184:LYS:CD	6:B:219:17F:N1	12	12.1
(1,21)	1:A:184:LYS:CD	5:B:220:7Q9:N	12	12.1
(1,21)	1:A:184:LYS:CE	1:B:2:THR:N	12	12.1
(1,21)	1:A:184:LYS:CE	1:B:3:GLU:N	12	12.1

Continued on next page...

Continued from previous page...

Key	Atom-1	Atom-2	Model ID	Violation (Å)
(1,21)	1:A:184:LYS:CE	1:B:4:TYR:N	12	12.1
(1,21)	1:A:184:LYS:CE	1:B:5:LYS:N	12	12.1
(1,21)	1:A:184:LYS:CE	1:B:6:LEU:N	12	12.1
(1,21)	1:A:184:LYS:CE	1:B:7:VAL:N	12	12.1
(1,21)	1:A:184:LYS:CE	1:B:8:VAL:N	12	12.1
(1,21)	1:A:184:LYS:CE	1:B:9:VAL:N	12	12.1
(1,21)	1:A:184:LYS:CE	1:B:10:GLY:N	12	12.1
(1,21)	1:A:184:LYS:CE	1:B:11:ALA:N	12	12.1
(1,21)	1:A:184:LYS:CE	1:B:12:ASP:N	12	12.1
(1,21)	1:A:184:LYS:CE	1:B:13:GLY:N	12	12.1
(1,21)	1:A:184:LYS:CE	1:B:14:VAL:N	12	12.1
(1,21)	1:A:184:LYS:CE	1:B:15:GLY:N	12	12.1
(1,21)	1:A:184:LYS:CE	1:B:16:LYS:N	12	12.1
(1,21)	1:A:184:LYS:CE	1:B:17:SER:N	12	12.1
(1,21)	1:A:184:LYS:CE	1:B:18:ALA:N	12	12.1
(1,21)	1:A:184:LYS:CE	1:B:19:LEU:N	12	12.1
(1,21)	1:A:184:LYS:CE	1:B:20:THR:N	12	12.1
(1,21)	1:A:184:LYS:CE	1:B:21:ILE:N	12	12.1
(1,21)	1:A:184:LYS:CE	1:B:22:GLN:N	12	12.1
(1,21)	1:A:184:LYS:CE	1:B:23:LEU:N	12	12.1
(1,21)	1:A:184:LYS:CE	1:B:24:ILE:N	12	12.1
(1,21)	1:A:184:LYS:CE	1:B:25:GLN:N	12	12.1
(1,21)	1:A:184:LYS:CE	1:B:26:ASN:N	12	12.1
(1,21)	1:A:184:LYS:CE	1:B:27:HIS:N	12	12.1
(1,21)	1:A:184:LYS:CE	1:B:28:PHE:N	12	12.1
(1,21)	1:A:184:LYS:CE	1:B:29:VAL:N	12	12.1
(1,21)	1:A:184:LYS:CE	1:B:30:ASP:N	12	12.1
(1,21)	1:A:184:LYS:CE	1:B:31:GLU:N	12	12.1
(1,21)	1:A:184:LYS:CE	1:B:32:TYR:N	12	12.1
(1,21)	1:A:184:LYS:CE	1:B:33:ASP:N	12	12.1
(1,21)	1:A:184:LYS:CE	1:B:34:PRO:N	12	12.1
(1,21)	1:A:184:LYS:CE	1:B:35:THR:N	12	12.1
(1,21)	1:A:184:LYS:CE	1:B:36:ILE:N	12	12.1
(1,21)	1:A:184:LYS:CE	1:B:37:GLU:N	12	12.1
(1,21)	1:A:184:LYS:CE	1:B:38:ASP:N	12	12.1
(1,21)	1:A:184:LYS:CE	1:B:39:SER:N	12	12.1
(1,21)	1:A:184:LYS:CE	1:B:40:TYR:N	12	12.1
(1,21)	1:A:184:LYS:CE	1:B:41:ARG:N	12	12.1
(1,21)	1:A:184:LYS:CE	1:B:42:LYS:N	12	12.1
(1,21)	1:A:184:LYS:CE	1:B:43:GLN:N	12	12.1
(1,21)	1:A:184:LYS:CE	1:B:44:VAL:N	12	12.1
(1,21)	1:A:184:LYS:CE	1:B:45:VAL:N	12	12.1

Continued on next page...

Continued from previous page...

Key	Atom-1	Atom-2	Model ID	Violation (Å)
(1,21)	1:A:184:LYS:CE	1:B:46:ILE:N	12	12.1
(1,21)	1:A:184:LYS:CE	1:B:47:ASP:N	12	12.1
(1,21)	1:A:184:LYS:CE	1:B:48:GLY:N	12	12.1
(1,21)	1:A:184:LYS:CE	1:B:49:GLU:N	12	12.1
(1,21)	1:A:184:LYS:CE	1:B:50:THR:N	12	12.1
(1,21)	1:A:184:LYS:CE	1:B:51:CYS:N	12	12.1
(1,21)	1:A:184:LYS:CE	1:B:52:LEU:N	12	12.1
(1,21)	1:A:184:LYS:CE	1:B:53:LEU:N	12	12.1
(1,21)	1:A:184:LYS:CE	1:B:54:ASP:N	12	12.1
(1,21)	1:A:184:LYS:CE	1:B:55:ILE:N	12	12.1
(1,21)	1:A:184:LYS:CE	1:B:56:LEU:N	12	12.1
(1,21)	1:A:184:LYS:CE	1:B:57:ASP:N	12	12.1
(1,21)	1:A:184:LYS:CE	1:B:58:THR:N	12	12.1
(1,21)	1:A:184:LYS:CE	1:B:59:ALA:N	12	12.1
(1,21)	1:A:184:LYS:CE	1:B:60:GLY:N	12	12.1
(1,21)	1:A:184:LYS:CE	1:B:61:GLN:N	12	12.1
(1,21)	1:A:184:LYS:CE	1:B:62:GLU:N	12	12.1
(1,21)	1:A:184:LYS:CE	1:B:63:GLU:N	12	12.1
(1,21)	1:A:184:LYS:CE	1:B:64:TYR:N	12	12.1
(1,21)	1:A:184:LYS:CE	1:B:65:SER:N	12	12.1
(1,21)	1:A:184:LYS:CE	1:B:66:ALA:N	12	12.1
(1,21)	1:A:184:LYS:CE	1:B:67:MET:N	12	12.1
(1,21)	1:A:184:LYS:CE	1:B:68:ARG:N	12	12.1
(1,21)	1:A:184:LYS:CE	1:B:69:ASP:N	12	12.1
(1,21)	1:A:184:LYS:CE	1:B:70:GLN:N	12	12.1
(1,21)	1:A:184:LYS:CE	1:B:71:TYR:N	12	12.1
(1,21)	1:A:184:LYS:CE	1:B:72:MET:N	12	12.1
(1,21)	1:A:184:LYS:CE	1:B:73:ARG:N	12	12.1
(1,21)	1:A:184:LYS:CE	1:B:74:THR:N	12	12.1
(1,21)	1:A:184:LYS:CE	1:B:75:GLY:N	12	12.1
(1,21)	1:A:184:LYS:CE	1:B:76:GLU:N	12	12.1
(1,21)	1:A:184:LYS:CE	1:B:77:GLY:N	12	12.1
(1,21)	1:A:184:LYS:CE	1:B:78:PHE:N	12	12.1
(1,21)	1:A:184:LYS:CE	1:B:79:LEU:N	12	12.1
(1,21)	1:A:184:LYS:CE	1:B:80:CYS:N	12	12.1
(1,21)	1:A:184:LYS:CE	5:B:203:7Q9:N	12	12.1
(1,21)	1:A:184:LYS:CE	5:B:204:7Q9:N	12	12.1
(1,21)	1:A:184:LYS:CE	5:B:205:7Q9:N	12	12.1
(1,21)	1:A:184:LYS:CE	5:B:206:7Q9:N	12	12.1
(1,21)	1:A:184:LYS:CE	5:B:207:7Q9:N	12	12.1
(1,21)	1:A:184:LYS:CE	6:B:208:17F:N1	12	12.1
(1,21)	1:A:184:LYS:CE	5:B:209:7Q9:N	12	12.1

Continued on next page...

Continued from previous page...

Key	Atom-1	Atom-2	Model ID	Violation (Å)
(1,21)	1:A:184:LYS:CE	5:B:210:7Q9:N	12	12.1
(1,21)	1:A:184:LYS:CE	5:B:211:7Q9:N	12	12.1
(1,21)	1:A:184:LYS:CE	5:B:212:7Q9:N	12	12.1
(1,21)	1:A:184:LYS:CE	5:B:213:7Q9:N	12	12.1
(1,21)	1:A:184:LYS:CE	6:B:214:17F:N1	12	12.1
(1,21)	1:A:184:LYS:CE	6:B:215:17F:N1	12	12.1
(1,21)	1:A:184:LYS:CE	5:B:216:7Q9:N	12	12.1
(1,21)	1:A:184:LYS:CE	5:B:217:7Q9:N	12	12.1
(1,21)	1:A:184:LYS:CE	5:B:218:7Q9:N	12	12.1
(1,21)	1:A:184:LYS:CE	6:B:219:17F:N1	12	12.1
(1,21)	1:A:184:LYS:CE	5:B:220:7Q9:N	12	12.1
(1,21)	1:A:184:LYS:CG	1:B:2:THR:N	12	12.1
(1,21)	1:A:184:LYS:CG	1:B:3:GLU:N	12	12.1
(1,21)	1:A:184:LYS:CG	1:B:4:TYR:N	12	12.1
(1,21)	1:A:184:LYS:CG	1:B:5:LYS:N	12	12.1
(1,21)	1:A:184:LYS:CG	1:B:6:LEU:N	12	12.1
(1,21)	1:A:184:LYS:CG	1:B:7:VAL:N	12	12.1
(1,21)	1:A:184:LYS:CG	1:B:8:VAL:N	12	12.1
(1,21)	1:A:184:LYS:CG	1:B:9:VAL:N	12	12.1
(1,21)	1:A:184:LYS:CG	1:B:10:GLY:N	12	12.1
(1,21)	1:A:184:LYS:CG	1:B:11:ALA:N	12	12.1
(1,21)	1:A:184:LYS:CG	1:B:12:ASP:N	12	12.1
(1,21)	1:A:184:LYS:CG	1:B:13:GLY:N	12	12.1
(1,21)	1:A:184:LYS:CG	1:B:14:VAL:N	12	12.1
(1,21)	1:A:184:LYS:CG	1:B:15:GLY:N	12	12.1
(1,21)	1:A:184:LYS:CG	1:B:16:LYS:N	12	12.1
(1,21)	1:A:184:LYS:CG	1:B:17:SER:N	12	12.1
(1,21)	1:A:184:LYS:CG	1:B:18:ALA:N	12	12.1
(1,21)	1:A:184:LYS:CG	1:B:19:LEU:N	12	12.1
(1,21)	1:A:184:LYS:CG	1:B:20:THR:N	12	12.1
(1,21)	1:A:184:LYS:CG	1:B:21:ILE:N	12	12.1
(1,21)	1:A:184:LYS:CG	1:B:22:GLN:N	12	12.1
(1,21)	1:A:184:LYS:CG	1:B:23:LEU:N	12	12.1
(1,21)	1:A:184:LYS:CG	1:B:24:ILE:N	12	12.1
(1,21)	1:A:184:LYS:CG	1:B:25:GLN:N	12	12.1
(1,21)	1:A:184:LYS:CG	1:B:26:ASN:N	12	12.1
(1,21)	1:A:184:LYS:CG	1:B:27:HIS:N	12	12.1
(1,21)	1:A:184:LYS:CG	1:B:28:PHE:N	12	12.1
(1,21)	1:A:184:LYS:CG	1:B:29:VAL:N	12	12.1
(1,21)	1:A:184:LYS:CG	1:B:30:ASP:N	12	12.1
(1,21)	1:A:184:LYS:CG	1:B:31:GLU:N	12	12.1
(1,21)	1:A:184:LYS:CG	1:B:32:TYR:N	12	12.1

Continued on next page...

Continued from previous page...

Key	Atom-1	Atom-2	Model ID	Violation (Å)
(1,21)	1:A:184:LYS:CG	1:B:33:ASP:N	12	12.1
(1,21)	1:A:184:LYS:CG	1:B:34:PRO:N	12	12.1
(1,21)	1:A:184:LYS:CG	1:B:35:THR:N	12	12.1
(1,21)	1:A:184:LYS:CG	1:B:36:ILE:N	12	12.1
(1,21)	1:A:184:LYS:CG	1:B:37:GLU:N	12	12.1
(1,21)	1:A:184:LYS:CG	1:B:38:ASP:N	12	12.1
(1,21)	1:A:184:LYS:CG	1:B:39:SER:N	12	12.1
(1,21)	1:A:184:LYS:CG	1:B:40:TYR:N	12	12.1
(1,21)	1:A:184:LYS:CG	1:B:41:ARG:N	12	12.1
(1,21)	1:A:184:LYS:CG	1:B:42:LYS:N	12	12.1
(1,21)	1:A:184:LYS:CG	1:B:43:GLN:N	12	12.1
(1,21)	1:A:184:LYS:CG	1:B:44:VAL:N	12	12.1
(1,21)	1:A:184:LYS:CG	1:B:45:VAL:N	12	12.1
(1,21)	1:A:184:LYS:CG	1:B:46:ILE:N	12	12.1
(1,21)	1:A:184:LYS:CG	1:B:47:ASP:N	12	12.1
(1,21)	1:A:184:LYS:CG	1:B:48:GLY:N	12	12.1
(1,21)	1:A:184:LYS:CG	1:B:49:GLU:N	12	12.1
(1,21)	1:A:184:LYS:CG	1:B:50:THR:N	12	12.1
(1,21)	1:A:184:LYS:CG	1:B:51:CYS:N	12	12.1
(1,21)	1:A:184:LYS:CG	1:B:52:LEU:N	12	12.1
(1,21)	1:A:184:LYS:CG	1:B:53:LEU:N	12	12.1
(1,21)	1:A:184:LYS:CG	1:B:54:ASP:N	12	12.1
(1,21)	1:A:184:LYS:CG	1:B:55:ILE:N	12	12.1
(1,21)	1:A:184:LYS:CG	1:B:56:LEU:N	12	12.1
(1,21)	1:A:184:LYS:CG	1:B:57:ASP:N	12	12.1
(1,21)	1:A:184:LYS:CG	1:B:58:THR:N	12	12.1
(1,21)	1:A:184:LYS:CG	1:B:59:ALA:N	12	12.1
(1,21)	1:A:184:LYS:CG	1:B:60:GLY:N	12	12.1
(1,21)	1:A:184:LYS:CG	1:B:61:GLN:N	12	12.1
(1,21)	1:A:184:LYS:CG	1:B:62:GLU:N	12	12.1
(1,21)	1:A:184:LYS:CG	1:B:63:GLU:N	12	12.1
(1,21)	1:A:184:LYS:CG	1:B:64:TYR:N	12	12.1
(1,21)	1:A:184:LYS:CG	1:B:65:SER:N	12	12.1
(1,21)	1:A:184:LYS:CG	1:B:66:ALA:N	12	12.1
(1,21)	1:A:184:LYS:CG	1:B:67:MET:N	12	12.1
(1,21)	1:A:184:LYS:CG	1:B:68:ARG:N	12	12.1
(1,21)	1:A:184:LYS:CG	1:B:69:ASP:N	12	12.1
(1,21)	1:A:184:LYS:CG	1:B:70:GLN:N	12	12.1
(1,21)	1:A:184:LYS:CG	1:B:71:TYR:N	12	12.1
(1,21)	1:A:184:LYS:CG	1:B:72:MET:N	12	12.1
(1,21)	1:A:184:LYS:CG	1:B:73:ARG:N	12	12.1
(1,21)	1:A:184:LYS:CG	1:B:74:THR:N	12	12.1

Continued on next page...

Continued from previous page...

Key	Atom-1	Atom-2	Model ID	Violation (Å)
(1,21)	1:A:184:LYS:CG	1:B:75:GLY:N	12	12.1
(1,21)	1:A:184:LYS:CG	1:B:76:GLU:N	12	12.1
(1,21)	1:A:184:LYS:CG	1:B:77:GLY:N	12	12.1
(1,21)	1:A:184:LYS:CG	1:B:78:PHE:N	12	12.1
(1,21)	1:A:184:LYS:CG	1:B:79:LEU:N	12	12.1
(1,21)	1:A:184:LYS:CG	1:B:80:CYS:N	12	12.1
(1,21)	1:A:184:LYS:CG	5:B:203:7Q9:N	12	12.1
(1,21)	1:A:184:LYS:CG	5:B:204:7Q9:N	12	12.1
(1,21)	1:A:184:LYS:CG	5:B:205:7Q9:N	12	12.1
(1,21)	1:A:184:LYS:CG	5:B:206:7Q9:N	12	12.1
(1,21)	1:A:184:LYS:CG	5:B:207:7Q9:N	12	12.1
(1,21)	1:A:184:LYS:CG	6:B:208:17F:N1	12	12.1
(1,21)	1:A:184:LYS:CG	5:B:209:7Q9:N	12	12.1
(1,21)	1:A:184:LYS:CG	5:B:210:7Q9:N	12	12.1
(1,21)	1:A:184:LYS:CG	5:B:211:7Q9:N	12	12.1
(1,21)	1:A:184:LYS:CG	5:B:212:7Q9:N	12	12.1
(1,21)	1:A:184:LYS:CG	5:B:213:7Q9:N	12	12.1
(1,21)	1:A:184:LYS:CG	6:B:214:17F:N1	12	12.1
(1,21)	1:A:184:LYS:CG	6:B:215:17F:N1	12	12.1
(1,21)	1:A:184:LYS:CG	5:B:216:7Q9:N	12	12.1
(1,21)	1:A:184:LYS:CG	5:B:217:7Q9:N	12	12.1
(1,21)	1:A:184:LYS:CG	5:B:218:7Q9:N	12	12.1
(1,21)	1:A:184:LYS:CG	6:B:219:17F:N1	12	12.1
(1,21)	1:A:184:LYS:CG	5:B:220:7Q9:N	12	12.1
(1,21)	1:A:184:LYS:H	1:B:2:THR:N	12	12.1
(1,21)	1:A:184:LYS:H	1:B:3:GLU:N	12	12.1
(1,21)	1:A:184:LYS:H	1:B:4:TYR:N	12	12.1
(1,21)	1:A:184:LYS:H	1:B:5:LYS:N	12	12.1
(1,21)	1:A:184:LYS:H	1:B:6:LEU:N	12	12.1
(1,21)	1:A:184:LYS:H	1:B:7:VAL:N	12	12.1
(1,21)	1:A:184:LYS:H	1:B:8:VAL:N	12	12.1
(1,21)	1:A:184:LYS:H	1:B:9:VAL:N	12	12.1
(1,21)	1:A:184:LYS:H	1:B:10:GLY:N	12	12.1
(1,21)	1:A:184:LYS:H	1:B:11:ALA:N	12	12.1
(1,21)	1:A:184:LYS:H	1:B:12:ASP:N	12	12.1
(1,21)	1:A:184:LYS:H	1:B:13:GLY:N	12	12.1
(1,21)	1:A:184:LYS:H	1:B:14:VAL:N	12	12.1
(1,21)	1:A:184:LYS:H	1:B:15:GLY:N	12	12.1
(1,21)	1:A:184:LYS:H	1:B:16:LYS:N	12	12.1
(1,21)	1:A:184:LYS:H	1:B:17:SER:N	12	12.1
(1,21)	1:A:184:LYS:H	1:B:18:ALA:N	12	12.1
(1,21)	1:A:184:LYS:H	1:B:19:LEU:N	12	12.1

Continued on next page...

Continued from previous page...

Key	Atom-1	Atom-2	Model ID	Violation (Å)
(1,21)	1:A:184:LYS:H	1:B:20:THR:N	12	12.1
(1,21)	1:A:184:LYS:H	1:B:21:ILE:N	12	12.1
(1,21)	1:A:184:LYS:H	1:B:22:GLN:N	12	12.1
(1,21)	1:A:184:LYS:H	1:B:23:LEU:N	12	12.1
(1,21)	1:A:184:LYS:H	1:B:24:ILE:N	12	12.1
(1,21)	1:A:184:LYS:H	1:B:25:GLN:N	12	12.1
(1,21)	1:A:184:LYS:H	1:B:26:ASN:N	12	12.1
(1,21)	1:A:184:LYS:H	1:B:27:HIS:N	12	12.1
(1,21)	1:A:184:LYS:H	1:B:28:PHE:N	12	12.1
(1,21)	1:A:184:LYS:H	1:B:29:VAL:N	12	12.1
(1,21)	1:A:184:LYS:H	1:B:30:ASP:N	12	12.1
(1,21)	1:A:184:LYS:H	1:B:31:GLU:N	12	12.1
(1,21)	1:A:184:LYS:H	1:B:32:TYR:N	12	12.1
(1,21)	1:A:184:LYS:H	1:B:33:ASP:N	12	12.1
(1,21)	1:A:184:LYS:H	1:B:34:PRO:N	12	12.1
(1,21)	1:A:184:LYS:H	1:B:35:THR:N	12	12.1
(1,21)	1:A:184:LYS:H	1:B:36:ILE:N	12	12.1
(1,21)	1:A:184:LYS:H	1:B:37:GLU:N	12	12.1
(1,21)	1:A:184:LYS:H	1:B:38:ASP:N	12	12.1
(1,21)	1:A:184:LYS:H	1:B:39:SER:N	12	12.1
(1,21)	1:A:184:LYS:H	1:B:40:TYR:N	12	12.1
(1,21)	1:A:184:LYS:H	1:B:41:ARG:N	12	12.1
(1,21)	1:A:184:LYS:H	1:B:42:LYS:N	12	12.1
(1,21)	1:A:184:LYS:H	1:B:43:GLN:N	12	12.1
(1,21)	1:A:184:LYS:H	1:B:44:VAL:N	12	12.1
(1,21)	1:A:184:LYS:H	1:B:45:VAL:N	12	12.1
(1,21)	1:A:184:LYS:H	1:B:46:ILE:N	12	12.1
(1,21)	1:A:184:LYS:H	1:B:47:ASP:N	12	12.1
(1,21)	1:A:184:LYS:H	1:B:48:GLY:N	12	12.1
(1,21)	1:A:184:LYS:H	1:B:49:GLU:N	12	12.1
(1,21)	1:A:184:LYS:H	1:B:50:THR:N	12	12.1
(1,21)	1:A:184:LYS:H	1:B:51:CYS:N	12	12.1
(1,21)	1:A:184:LYS:H	1:B:52:LEU:N	12	12.1
(1,21)	1:A:184:LYS:H	1:B:53:LEU:N	12	12.1
(1,21)	1:A:184:LYS:H	1:B:54:ASP:N	12	12.1
(1,21)	1:A:184:LYS:H	1:B:55:ILE:N	12	12.1
(1,21)	1:A:184:LYS:H	1:B:56:LEU:N	12	12.1
(1,21)	1:A:184:LYS:H	1:B:57:ASP:N	12	12.1
(1,21)	1:A:184:LYS:H	1:B:58:THR:N	12	12.1
(1,21)	1:A:184:LYS:H	1:B:59:ALA:N	12	12.1
(1,21)	1:A:184:LYS:H	1:B:60:GLY:N	12	12.1
(1,21)	1:A:184:LYS:H	1:B:61:GLN:N	12	12.1

Continued on next page...

Continued from previous page...

Key	Atom-1	Atom-2	Model ID	Violation (Å)
(1,21)	1:A:184:LYS:H	1:B:62:GLU:N	12	12.1
(1,21)	1:A:184:LYS:H	1:B:63:GLU:N	12	12.1
(1,21)	1:A:184:LYS:H	1:B:64:TYR:N	12	12.1
(1,21)	1:A:184:LYS:H	1:B:65:SER:N	12	12.1
(1,21)	1:A:184:LYS:H	1:B:66:ALA:N	12	12.1
(1,21)	1:A:184:LYS:H	1:B:67:MET:N	12	12.1
(1,21)	1:A:184:LYS:H	1:B:68:ARG:N	12	12.1
(1,21)	1:A:184:LYS:H	1:B:69:ASP:N	12	12.1
(1,21)	1:A:184:LYS:H	1:B:70:GLN:N	12	12.1
(1,21)	1:A:184:LYS:H	1:B:71:TYR:N	12	12.1
(1,21)	1:A:184:LYS:H	1:B:72:MET:N	12	12.1
(1,21)	1:A:184:LYS:H	1:B:73:ARG:N	12	12.1
(1,21)	1:A:184:LYS:H	1:B:74:THR:N	12	12.1
(1,21)	1:A:184:LYS:H	1:B:75:GLY:N	12	12.1
(1,21)	1:A:184:LYS:H	1:B:76:GLU:N	12	12.1
(1,21)	1:A:184:LYS:H	1:B:77:GLY:N	12	12.1
(1,21)	1:A:184:LYS:H	1:B:78:PHE:N	12	12.1
(1,21)	1:A:184:LYS:H	1:B:79:LEU:N	12	12.1
(1,21)	1:A:184:LYS:H	1:B:80:CYS:N	12	12.1
(1,21)	1:A:184:LYS:H	5:B:203:7Q9:N	12	12.1
(1,21)	1:A:184:LYS:H	5:B:204:7Q9:N	12	12.1
(1,21)	1:A:184:LYS:H	5:B:205:7Q9:N	12	12.1
(1,21)	1:A:184:LYS:H	5:B:206:7Q9:N	12	12.1
(1,21)	1:A:184:LYS:H	5:B:207:7Q9:N	12	12.1
(1,21)	1:A:184:LYS:H	6:B:208:17F:N1	12	12.1
(1,21)	1:A:184:LYS:H	5:B:209:7Q9:N	12	12.1
(1,21)	1:A:184:LYS:H	5:B:210:7Q9:N	12	12.1
(1,21)	1:A:184:LYS:H	5:B:211:7Q9:N	12	12.1
(1,21)	1:A:184:LYS:H	5:B:212:7Q9:N	12	12.1
(1,21)	1:A:184:LYS:H	5:B:213:7Q9:N	12	12.1
(1,21)	1:A:184:LYS:H	6:B:214:17F:N1	12	12.1
(1,21)	1:A:184:LYS:H	6:B:215:17F:N1	12	12.1
(1,21)	1:A:184:LYS:H	5:B:216:7Q9:N	12	12.1
(1,21)	1:A:184:LYS:H	5:B:217:7Q9:N	12	12.1
(1,21)	1:A:184:LYS:H	5:B:218:7Q9:N	12	12.1
(1,21)	1:A:184:LYS:H	6:B:219:17F:N1	12	12.1
(1,21)	1:A:184:LYS:H	5:B:220:7Q9:N	12	12.1
(1,21)	1:A:184:LYS:HZ1	1:B:2:THR:N	12	12.1
(1,21)	1:A:184:LYS:HZ1	1:B:3:GLU:N	12	12.1
(1,21)	1:A:184:LYS:HZ1	1:B:4:TYR:N	12	12.1
(1,21)	1:A:184:LYS:HZ1	1:B:5:LYS:N	12	12.1
(1,21)	1:A:184:LYS:HZ1	1:B:6:LEU:N	12	12.1

Continued on next page...

Continued from previous page...

Key	Atom-1	Atom-2	Model ID	Violation (Å)
(1,21)	1:A:184:LYS:HZ1	1:B:7:VAL:N	12	12.1
(1,21)	1:A:184:LYS:HZ1	1:B:8:VAL:N	12	12.1
(1,21)	1:A:184:LYS:HZ1	1:B:9:VAL:N	12	12.1
(1,21)	1:A:184:LYS:HZ1	1:B:10:GLY:N	12	12.1
(1,21)	1:A:184:LYS:HZ1	1:B:11:ALA:N	12	12.1
(1,21)	1:A:184:LYS:HZ1	1:B:12:ASP:N	12	12.1
(1,21)	1:A:184:LYS:HZ1	1:B:13:GLY:N	12	12.1
(1,21)	1:A:184:LYS:HZ1	1:B:14:VAL:N	12	12.1
(1,21)	1:A:184:LYS:HZ1	1:B:15:GLY:N	12	12.1
(1,21)	1:A:184:LYS:HZ1	1:B:16:LYS:N	12	12.1
(1,21)	1:A:184:LYS:HZ1	1:B:17:SER:N	12	12.1
(1,21)	1:A:184:LYS:HZ1	1:B:18:ALA:N	12	12.1
(1,21)	1:A:184:LYS:HZ1	1:B:19:LEU:N	12	12.1
(1,21)	1:A:184:LYS:HZ1	1:B:20:THR:N	12	12.1
(1,21)	1:A:184:LYS:HZ1	1:B:21:ILE:N	12	12.1
(1,21)	1:A:184:LYS:HZ1	1:B:22:GLN:N	12	12.1
(1,21)	1:A:184:LYS:HZ1	1:B:23:LEU:N	12	12.1
(1,21)	1:A:184:LYS:HZ1	1:B:24:ILE:N	12	12.1
(1,21)	1:A:184:LYS:HZ1	1:B:25:GLN:N	12	12.1
(1,21)	1:A:184:LYS:HZ1	1:B:26:ASN:N	12	12.1
(1,21)	1:A:184:LYS:HZ1	1:B:27:HIS:N	12	12.1
(1,21)	1:A:184:LYS:HZ1	1:B:28:PHE:N	12	12.1
(1,21)	1:A:184:LYS:HZ1	1:B:29:VAL:N	12	12.1
(1,21)	1:A:184:LYS:HZ1	1:B:30:ASP:N	12	12.1
(1,21)	1:A:184:LYS:HZ1	1:B:31:GLU:N	12	12.1
(1,21)	1:A:184:LYS:HZ1	1:B:32:TYR:N	12	12.1
(1,21)	1:A:184:LYS:HZ1	1:B:33:ASP:N	12	12.1
(1,21)	1:A:184:LYS:HZ1	1:B:34:PRO:N	12	12.1
(1,21)	1:A:184:LYS:HZ1	1:B:35:THR:N	12	12.1
(1,21)	1:A:184:LYS:HZ1	1:B:36:ILE:N	12	12.1
(1,21)	1:A:184:LYS:HZ1	1:B:37:GLU:N	12	12.1
(1,21)	1:A:184:LYS:HZ1	1:B:38:ASP:N	12	12.1
(1,21)	1:A:184:LYS:HZ1	1:B:39:SER:N	12	12.1
(1,21)	1:A:184:LYS:HZ1	1:B:40:TYR:N	12	12.1
(1,21)	1:A:184:LYS:HZ1	1:B:41:ARG:N	12	12.1
(1,21)	1:A:184:LYS:HZ1	1:B:42:LYS:N	12	12.1
(1,21)	1:A:184:LYS:HZ1	1:B:43:GLN:N	12	12.1
(1,21)	1:A:184:LYS:HZ1	1:B:44:VAL:N	12	12.1
(1,21)	1:A:184:LYS:HZ1	1:B:45:VAL:N	12	12.1
(1,21)	1:A:184:LYS:HZ1	1:B:46:ILE:N	12	12.1
(1,21)	1:A:184:LYS:HZ1	1:B:47:ASP:N	12	12.1
(1,21)	1:A:184:LYS:HZ1	1:B:48:GLY:N	12	12.1

Continued on next page...

Continued from previous page...

Key	Atom-1	Atom-2	Model ID	Violation (Å)
(1,21)	1:A:184:LYS:HZ1	1:B:49:GLU:N	12	12.1
(1,21)	1:A:184:LYS:HZ1	1:B:50:THR:N	12	12.1
(1,21)	1:A:184:LYS:HZ1	1:B:51:CYS:N	12	12.1
(1,21)	1:A:184:LYS:HZ1	1:B:52:LEU:N	12	12.1
(1,21)	1:A:184:LYS:HZ1	1:B:53:LEU:N	12	12.1
(1,21)	1:A:184:LYS:HZ1	1:B:54:ASP:N	12	12.1
(1,21)	1:A:184:LYS:HZ1	1:B:55:ILE:N	12	12.1
(1,21)	1:A:184:LYS:HZ1	1:B:56:LEU:N	12	12.1
(1,21)	1:A:184:LYS:HZ1	1:B:57:ASP:N	12	12.1
(1,21)	1:A:184:LYS:HZ1	1:B:58:THR:N	12	12.1
(1,21)	1:A:184:LYS:HZ1	1:B:59:ALA:N	12	12.1
(1,21)	1:A:184:LYS:HZ1	1:B:60:GLY:N	12	12.1
(1,21)	1:A:184:LYS:HZ1	1:B:61:GLN:N	12	12.1
(1,21)	1:A:184:LYS:HZ1	1:B:62:GLU:N	12	12.1
(1,21)	1:A:184:LYS:HZ1	1:B:63:GLU:N	12	12.1
(1,21)	1:A:184:LYS:HZ1	1:B:64:TYR:N	12	12.1
(1,21)	1:A:184:LYS:HZ1	1:B:65:SER:N	12	12.1
(1,21)	1:A:184:LYS:HZ1	1:B:66:ALA:N	12	12.1
(1,21)	1:A:184:LYS:HZ1	1:B:67:MET:N	12	12.1
(1,21)	1:A:184:LYS:HZ1	1:B:68:ARG:N	12	12.1
(1,21)	1:A:184:LYS:HZ1	1:B:69:ASP:N	12	12.1
(1,21)	1:A:184:LYS:HZ1	1:B:70:GLN:N	12	12.1
(1,21)	1:A:184:LYS:HZ1	1:B:71:TYR:N	12	12.1
(1,21)	1:A:184:LYS:HZ1	1:B:72:MET:N	12	12.1
(1,21)	1:A:184:LYS:HZ1	1:B:73:ARG:N	12	12.1
(1,21)	1:A:184:LYS:HZ1	1:B:74:THR:N	12	12.1
(1,21)	1:A:184:LYS:HZ1	1:B:75:GLY:N	12	12.1
(1,21)	1:A:184:LYS:HZ1	1:B:76:GLU:N	12	12.1
(1,21)	1:A:184:LYS:HZ1	1:B:77:GLY:N	12	12.1
(1,21)	1:A:184:LYS:HZ1	1:B:78:PHE:N	12	12.1
(1,21)	1:A:184:LYS:HZ1	1:B:79:LEU:N	12	12.1
(1,21)	1:A:184:LYS:HZ1	1:B:80:CYS:N	12	12.1
(1,21)	1:A:184:LYS:HZ1	5:B:203:7Q9:N	12	12.1
(1,21)	1:A:184:LYS:HZ1	5:B:204:7Q9:N	12	12.1
(1,21)	1:A:184:LYS:HZ1	5:B:205:7Q9:N	12	12.1
(1,21)	1:A:184:LYS:HZ1	5:B:206:7Q9:N	12	12.1
(1,21)	1:A:184:LYS:HZ1	5:B:207:7Q9:N	12	12.1
(1,21)	1:A:184:LYS:HZ1	6:B:208:17F:N1	12	12.1
(1,21)	1:A:184:LYS:HZ1	5:B:209:7Q9:N	12	12.1
(1,21)	1:A:184:LYS:HZ1	5:B:210:7Q9:N	12	12.1
(1,21)	1:A:184:LYS:HZ1	5:B:211:7Q9:N	12	12.1
(1,21)	1:A:184:LYS:HZ1	5:B:212:7Q9:N	12	12.1

Continued on next page...

Continued from previous page...

Key	Atom-1	Atom-2	Model ID	Violation (Å)
(1,21)	1:A:184:LYS:HZ1	5:B:213:7Q9:N	12	12.1
(1,21)	1:A:184:LYS:HZ1	6:B:214:17F:N1	12	12.1
(1,21)	1:A:184:LYS:HZ1	6:B:215:17F:N1	12	12.1
(1,21)	1:A:184:LYS:HZ1	5:B:216:7Q9:N	12	12.1
(1,21)	1:A:184:LYS:HZ1	5:B:217:7Q9:N	12	12.1
(1,21)	1:A:184:LYS:HZ1	5:B:218:7Q9:N	12	12.1
(1,21)	1:A:184:LYS:HZ1	6:B:219:17F:N1	12	12.1
(1,21)	1:A:184:LYS:HZ1	5:B:220:7Q9:N	12	12.1
(1,21)	1:A:184:LYS:HZ2	1:B:2:THR:N	12	12.1
(1,21)	1:A:184:LYS:HZ2	1:B:3:GLU:N	12	12.1
(1,21)	1:A:184:LYS:HZ2	1:B:4:TYR:N	12	12.1
(1,21)	1:A:184:LYS:HZ2	1:B:5:LYS:N	12	12.1
(1,21)	1:A:184:LYS:HZ2	1:B:6:LEU:N	12	12.1
(1,21)	1:A:184:LYS:HZ2	1:B:7:VAL:N	12	12.1
(1,21)	1:A:184:LYS:HZ2	1:B:8:VAL:N	12	12.1
(1,21)	1:A:184:LYS:HZ2	1:B:9:VAL:N	12	12.1
(1,21)	1:A:184:LYS:HZ2	1:B:10:GLY:N	12	12.1
(1,21)	1:A:184:LYS:HZ2	1:B:11:ALA:N	12	12.1
(1,21)	1:A:184:LYS:HZ2	1:B:12:ASP:N	12	12.1
(1,21)	1:A:184:LYS:HZ2	1:B:13:GLY:N	12	12.1
(1,21)	1:A:184:LYS:HZ2	1:B:14:VAL:N	12	12.1
(1,21)	1:A:184:LYS:HZ2	1:B:15:GLY:N	12	12.1
(1,21)	1:A:184:LYS:HZ2	1:B:16:LYS:N	12	12.1
(1,21)	1:A:184:LYS:HZ2	1:B:17:SER:N	12	12.1
(1,21)	1:A:184:LYS:HZ2	1:B:18:ALA:N	12	12.1
(1,21)	1:A:184:LYS:HZ2	1:B:19:LEU:N	12	12.1
(1,21)	1:A:184:LYS:HZ2	1:B:20:THR:N	12	12.1
(1,21)	1:A:184:LYS:HZ2	1:B:21:ILE:N	12	12.1
(1,21)	1:A:184:LYS:HZ2	1:B:22:GLN:N	12	12.1
(1,21)	1:A:184:LYS:HZ2	1:B:23:LEU:N	12	12.1
(1,21)	1:A:184:LYS:HZ2	1:B:24:ILE:N	12	12.1
(1,21)	1:A:184:LYS:HZ2	1:B:25:GLN:N	12	12.1
(1,21)	1:A:184:LYS:HZ2	1:B:26:ASN:N	12	12.1
(1,21)	1:A:184:LYS:HZ2	1:B:27:HIS:N	12	12.1
(1,21)	1:A:184:LYS:HZ2	1:B:28:PHE:N	12	12.1
(1,21)	1:A:184:LYS:HZ2	1:B:29:VAL:N	12	12.1
(1,21)	1:A:184:LYS:HZ2	1:B:30:ASP:N	12	12.1
(1,21)	1:A:184:LYS:HZ2	1:B:31:GLU:N	12	12.1
(1,21)	1:A:184:LYS:HZ2	1:B:32:TYR:N	12	12.1
(1,21)	1:A:184:LYS:HZ2	1:B:33:ASP:N	12	12.1
(1,21)	1:A:184:LYS:HZ2	1:B:34:PRO:N	12	12.1
(1,21)	1:A:184:LYS:HZ2	1:B:35:THR:N	12	12.1

Continued on next page...

Continued from previous page...

Key	Atom-1	Atom-2	Model ID	Violation (Å)
(1,21)	1:A:184:LYS:HZ2	1:B:36:ILE:N	12	12.1
(1,21)	1:A:184:LYS:HZ2	1:B:37:GLU:N	12	12.1
(1,21)	1:A:184:LYS:HZ2	1:B:38:ASP:N	12	12.1
(1,21)	1:A:184:LYS:HZ2	1:B:39:SER:N	12	12.1
(1,21)	1:A:184:LYS:HZ2	1:B:40:TYR:N	12	12.1
(1,21)	1:A:184:LYS:HZ2	1:B:41:ARG:N	12	12.1
(1,21)	1:A:184:LYS:HZ2	1:B:42:LYS:N	12	12.1
(1,21)	1:A:184:LYS:HZ2	1:B:43:GLN:N	12	12.1
(1,21)	1:A:184:LYS:HZ2	1:B:44:VAL:N	12	12.1
(1,21)	1:A:184:LYS:HZ2	1:B:45:VAL:N	12	12.1
(1,21)	1:A:184:LYS:HZ2	1:B:46:ILE:N	12	12.1
(1,21)	1:A:184:LYS:HZ2	1:B:47:ASP:N	12	12.1
(1,21)	1:A:184:LYS:HZ2	1:B:48:GLY:N	12	12.1
(1,21)	1:A:184:LYS:HZ2	1:B:49:GLU:N	12	12.1
(1,21)	1:A:184:LYS:HZ2	1:B:50:THR:N	12	12.1
(1,21)	1:A:184:LYS:HZ2	1:B:51:CYS:N	12	12.1
(1,21)	1:A:184:LYS:HZ2	1:B:52:LEU:N	12	12.1
(1,21)	1:A:184:LYS:HZ2	1:B:53:LEU:N	12	12.1
(1,21)	1:A:184:LYS:HZ2	1:B:54:ASP:N	12	12.1
(1,21)	1:A:184:LYS:HZ2	1:B:55:ILE:N	12	12.1
(1,21)	1:A:184:LYS:HZ2	1:B:56:LEU:N	12	12.1
(1,21)	1:A:184:LYS:HZ2	1:B:57:ASP:N	12	12.1
(1,21)	1:A:184:LYS:HZ2	1:B:58:THR:N	12	12.1
(1,21)	1:A:184:LYS:HZ2	1:B:59:ALA:N	12	12.1
(1,21)	1:A:184:LYS:HZ2	1:B:60:GLY:N	12	12.1
(1,21)	1:A:184:LYS:HZ2	1:B:61:GLN:N	12	12.1
(1,21)	1:A:184:LYS:HZ2	1:B:62:GLU:N	12	12.1
(1,21)	1:A:184:LYS:HZ2	1:B:63:GLU:N	12	12.1
(1,21)	1:A:184:LYS:HZ2	1:B:64:TYR:N	12	12.1
(1,21)	1:A:184:LYS:HZ2	1:B:65:SER:N	12	12.1
(1,21)	1:A:184:LYS:HZ2	1:B:66:ALA:N	12	12.1
(1,21)	1:A:184:LYS:HZ2	1:B:67:MET:N	12	12.1
(1,21)	1:A:184:LYS:HZ2	1:B:68:ARG:N	12	12.1
(1,21)	1:A:184:LYS:HZ2	1:B:69:ASP:N	12	12.1
(1,21)	1:A:184:LYS:HZ2	1:B:70:GLN:N	12	12.1
(1,21)	1:A:184:LYS:HZ2	1:B:71:TYR:N	12	12.1
(1,21)	1:A:184:LYS:HZ2	1:B:72:MET:N	12	12.1
(1,21)	1:A:184:LYS:HZ2	1:B:73:ARG:N	12	12.1
(1,21)	1:A:184:LYS:HZ2	1:B:74:THR:N	12	12.1
(1,21)	1:A:184:LYS:HZ2	1:B:75:GLY:N	12	12.1
(1,21)	1:A:184:LYS:HZ2	1:B:76:GLU:N	12	12.1
(1,21)	1:A:184:LYS:HZ2	1:B:77:GLY:N	12	12.1

Continued on next page...

Continued from previous page...

Key	Atom-1	Atom-2	Model ID	Violation (Å)
(1,21)	1:A:184:LYS:HZ2	1:B:78:PHE:N	12	12.1
(1,21)	1:A:184:LYS:HZ2	1:B:79:LEU:N	12	12.1
(1,21)	1:A:184:LYS:HZ2	1:B:80:CYS:N	12	12.1
(1,21)	1:A:184:LYS:HZ2	5:B:203:7Q9:N	12	12.1
(1,21)	1:A:184:LYS:HZ2	5:B:204:7Q9:N	12	12.1
(1,21)	1:A:184:LYS:HZ2	5:B:205:7Q9:N	12	12.1
(1,21)	1:A:184:LYS:HZ2	5:B:206:7Q9:N	12	12.1
(1,21)	1:A:184:LYS:HZ2	5:B:207:7Q9:N	12	12.1
(1,21)	1:A:184:LYS:HZ2	6:B:208:17F:N1	12	12.1
(1,21)	1:A:184:LYS:HZ2	5:B:209:7Q9:N	12	12.1
(1,21)	1:A:184:LYS:HZ2	5:B:210:7Q9:N	12	12.1
(1,21)	1:A:184:LYS:HZ2	5:B:211:7Q9:N	12	12.1
(1,21)	1:A:184:LYS:HZ2	5:B:212:7Q9:N	12	12.1
(1,21)	1:A:184:LYS:HZ2	5:B:213:7Q9:N	12	12.1
(1,21)	1:A:184:LYS:HZ2	6:B:214:17F:N1	12	12.1
(1,21)	1:A:184:LYS:HZ2	6:B:215:17F:N1	12	12.1
(1,21)	1:A:184:LYS:HZ2	5:B:216:7Q9:N	12	12.1
(1,21)	1:A:184:LYS:HZ2	5:B:217:7Q9:N	12	12.1
(1,21)	1:A:184:LYS:HZ2	5:B:218:7Q9:N	12	12.1
(1,21)	1:A:184:LYS:HZ2	6:B:219:17F:N1	12	12.1
(1,21)	1:A:184:LYS:HZ2	5:B:220:7Q9:N	12	12.1
(1,21)	1:A:184:LYS:HZ3	1:B:2:THR:N	12	12.1
(1,21)	1:A:184:LYS:HZ3	1:B:3:GLU:N	12	12.1
(1,21)	1:A:184:LYS:HZ3	1:B:4:TYR:N	12	12.1
(1,21)	1:A:184:LYS:HZ3	1:B:5:LYS:N	12	12.1
(1,21)	1:A:184:LYS:HZ3	1:B:6:LEU:N	12	12.1
(1,21)	1:A:184:LYS:HZ3	1:B:7:VAL:N	12	12.1
(1,21)	1:A:184:LYS:HZ3	1:B:8:VAL:N	12	12.1
(1,21)	1:A:184:LYS:HZ3	1:B:9:VAL:N	12	12.1
(1,21)	1:A:184:LYS:HZ3	1:B:10:GLY:N	12	12.1
(1,21)	1:A:184:LYS:HZ3	1:B:11:ALA:N	12	12.1
(1,21)	1:A:184:LYS:HZ3	1:B:12:ASP:N	12	12.1
(1,21)	1:A:184:LYS:HZ3	1:B:13:GLY:N	12	12.1
(1,21)	1:A:184:LYS:HZ3	1:B:14:VAL:N	12	12.1
(1,21)	1:A:184:LYS:HZ3	1:B:15:GLY:N	12	12.1
(1,21)	1:A:184:LYS:HZ3	1:B:16:LYS:N	12	12.1
(1,21)	1:A:184:LYS:HZ3	1:B:17:SER:N	12	12.1
(1,21)	1:A:184:LYS:HZ3	1:B:18:ALA:N	12	12.1
(1,21)	1:A:184:LYS:HZ3	1:B:19:LEU:N	12	12.1
(1,21)	1:A:184:LYS:HZ3	1:B:20:THR:N	12	12.1
(1,21)	1:A:184:LYS:HZ3	1:B:21:ILE:N	12	12.1
(1,21)	1:A:184:LYS:HZ3	1:B:22:GLN:N	12	12.1

Continued on next page...

Continued from previous page...

Key	Atom-1	Atom-2	Model ID	Violation (Å)
(1,21)	1:A:184:LYS:HZ3	1:B:23:LEU:N	12	12.1
(1,21)	1:A:184:LYS:HZ3	1:B:24:ILE:N	12	12.1
(1,21)	1:A:184:LYS:HZ3	1:B:25:GLN:N	12	12.1
(1,21)	1:A:184:LYS:HZ3	1:B:26:ASN:N	12	12.1
(1,21)	1:A:184:LYS:HZ3	1:B:27:HIS:N	12	12.1
(1,21)	1:A:184:LYS:HZ3	1:B:28:PHE:N	12	12.1
(1,21)	1:A:184:LYS:HZ3	1:B:29:VAL:N	12	12.1
(1,21)	1:A:184:LYS:HZ3	1:B:30:ASP:N	12	12.1
(1,21)	1:A:184:LYS:HZ3	1:B:31:GLU:N	12	12.1
(1,21)	1:A:184:LYS:HZ3	1:B:32:TYR:N	12	12.1
(1,21)	1:A:184:LYS:HZ3	1:B:33:ASP:N	12	12.1
(1,21)	1:A:184:LYS:HZ3	1:B:34:PRO:N	12	12.1
(1,21)	1:A:184:LYS:HZ3	1:B:35:THR:N	12	12.1
(1,21)	1:A:184:LYS:HZ3	1:B:36:ILE:N	12	12.1
(1,21)	1:A:184:LYS:HZ3	1:B:37:GLU:N	12	12.1
(1,21)	1:A:184:LYS:HZ3	1:B:38:ASP:N	12	12.1
(1,21)	1:A:184:LYS:HZ3	1:B:39:SER:N	12	12.1
(1,21)	1:A:184:LYS:HZ3	1:B:40:TYR:N	12	12.1
(1,21)	1:A:184:LYS:HZ3	1:B:41:ARG:N	12	12.1
(1,21)	1:A:184:LYS:HZ3	1:B:42:LYS:N	12	12.1
(1,21)	1:A:184:LYS:HZ3	1:B:43:GLN:N	12	12.1
(1,21)	1:A:184:LYS:HZ3	1:B:44:VAL:N	12	12.1
(1,21)	1:A:184:LYS:HZ3	1:B:45:VAL:N	12	12.1
(1,21)	1:A:184:LYS:HZ3	1:B:46:ILE:N	12	12.1
(1,21)	1:A:184:LYS:HZ3	1:B:47:ASP:N	12	12.1
(1,21)	1:A:184:LYS:HZ3	1:B:48:GLY:N	12	12.1
(1,21)	1:A:184:LYS:HZ3	1:B:49:GLU:N	12	12.1
(1,21)	1:A:184:LYS:HZ3	1:B:50:THR:N	12	12.1
(1,21)	1:A:184:LYS:HZ3	1:B:51:CYS:N	12	12.1
(1,21)	1:A:184:LYS:HZ3	1:B:52:LEU:N	12	12.1
(1,21)	1:A:184:LYS:HZ3	1:B:53:LEU:N	12	12.1
(1,21)	1:A:184:LYS:HZ3	1:B:54:ASP:N	12	12.1
(1,21)	1:A:184:LYS:HZ3	1:B:55:ILE:N	12	12.1
(1,21)	1:A:184:LYS:HZ3	1:B:56:LEU:N	12	12.1
(1,21)	1:A:184:LYS:HZ3	1:B:57:ASP:N	12	12.1
(1,21)	1:A:184:LYS:HZ3	1:B:58:THR:N	12	12.1
(1,21)	1:A:184:LYS:HZ3	1:B:59:ALA:N	12	12.1
(1,21)	1:A:184:LYS:HZ3	1:B:60:GLY:N	12	12.1
(1,21)	1:A:184:LYS:HZ3	1:B:61:GLN:N	12	12.1
(1,21)	1:A:184:LYS:HZ3	1:B:62:GLU:N	12	12.1
(1,21)	1:A:184:LYS:HZ3	1:B:63:GLU:N	12	12.1
(1,21)	1:A:184:LYS:HZ3	1:B:64:TYR:N	12	12.1

Continued on next page...

Continued from previous page...

Key	Atom-1	Atom-2	Model ID	Violation (Å)
(1,21)	1:A:184:LYS:HZ3	1:B:65:SER:N	12	12.1
(1,21)	1:A:184:LYS:HZ3	1:B:66:ALA:N	12	12.1
(1,21)	1:A:184:LYS:HZ3	1:B:67:MET:N	12	12.1
(1,21)	1:A:184:LYS:HZ3	1:B:68:ARG:N	12	12.1
(1,21)	1:A:184:LYS:HZ3	1:B:69:ASP:N	12	12.1
(1,21)	1:A:184:LYS:HZ3	1:B:70:GLN:N	12	12.1
(1,21)	1:A:184:LYS:HZ3	1:B:71:TYR:N	12	12.1
(1,21)	1:A:184:LYS:HZ3	1:B:72:MET:N	12	12.1
(1,21)	1:A:184:LYS:HZ3	1:B:73:ARG:N	12	12.1
(1,21)	1:A:184:LYS:HZ3	1:B:74:THR:N	12	12.1
(1,21)	1:A:184:LYS:HZ3	1:B:75:GLY:N	12	12.1
(1,21)	1:A:184:LYS:HZ3	1:B:76:GLU:N	12	12.1
(1,21)	1:A:184:LYS:HZ3	1:B:77:GLY:N	12	12.1
(1,21)	1:A:184:LYS:HZ3	1:B:78:PHE:N	12	12.1
(1,21)	1:A:184:LYS:HZ3	1:B:79:LEU:N	12	12.1
(1,21)	1:A:184:LYS:HZ3	1:B:80:CYS:N	12	12.1
(1,21)	1:A:184:LYS:HZ3	5:B:203:7Q9:N	12	12.1
(1,21)	1:A:184:LYS:HZ3	5:B:204:7Q9:N	12	12.1
(1,21)	1:A:184:LYS:HZ3	5:B:205:7Q9:N	12	12.1
(1,21)	1:A:184:LYS:HZ3	5:B:206:7Q9:N	12	12.1
(1,21)	1:A:184:LYS:HZ3	5:B:207:7Q9:N	12	12.1
(1,21)	1:A:184:LYS:HZ3	6:B:208:17F:N1	12	12.1
(1,21)	1:A:184:LYS:HZ3	5:B:209:7Q9:N	12	12.1
(1,21)	1:A:184:LYS:HZ3	5:B:210:7Q9:N	12	12.1
(1,21)	1:A:184:LYS:HZ3	5:B:211:7Q9:N	12	12.1
(1,21)	1:A:184:LYS:HZ3	5:B:212:7Q9:N	12	12.1
(1,21)	1:A:184:LYS:HZ3	5:B:213:7Q9:N	12	12.1
(1,21)	1:A:184:LYS:HZ3	6:B:214:17F:N1	12	12.1
(1,21)	1:A:184:LYS:HZ3	6:B:215:17F:N1	12	12.1
(1,21)	1:A:184:LYS:HZ3	5:B:216:7Q9:N	12	12.1
(1,21)	1:A:184:LYS:HZ3	5:B:217:7Q9:N	12	12.1
(1,21)	1:A:184:LYS:HZ3	5:B:218:7Q9:N	12	12.1
(1,21)	1:A:184:LYS:HZ3	6:B:219:17F:N1	12	12.1
(1,21)	1:A:184:LYS:HZ3	5:B:220:7Q9:N	12	12.1
(1,21)	1:A:184:LYS:N	1:B:2:THR:N	12	12.1
(1,21)	1:A:184:LYS:N	1:B:3:GLU:N	12	12.1
(1,21)	1:A:184:LYS:N	1:B:4:TYR:N	12	12.1
(1,21)	1:A:184:LYS:N	1:B:5:LYS:N	12	12.1
(1,21)	1:A:184:LYS:N	1:B:6:LEU:N	12	12.1
(1,21)	1:A:184:LYS:N	1:B:7:VAL:N	12	12.1
(1,21)	1:A:184:LYS:N	1:B:8:VAL:N	12	12.1
(1,21)	1:A:184:LYS:N	1:B:9:VAL:N	12	12.1

Continued on next page...

Continued from previous page...

Key	Atom-1	Atom-2	Model ID	Violation (Å)
(1,21)	1:A:184:LYS:N	1:B:10:GLY:N	12	12.1
(1,21)	1:A:184:LYS:N	1:B:11:ALA:N	12	12.1
(1,21)	1:A:184:LYS:N	1:B:12:ASP:N	12	12.1
(1,21)	1:A:184:LYS:N	1:B:13:GLY:N	12	12.1
(1,21)	1:A:184:LYS:N	1:B:14:VAL:N	12	12.1
(1,21)	1:A:184:LYS:N	1:B:15:GLY:N	12	12.1
(1,21)	1:A:184:LYS:N	1:B:16:LYS:N	12	12.1
(1,21)	1:A:184:LYS:N	1:B:17:SER:N	12	12.1
(1,21)	1:A:184:LYS:N	1:B:18:ALA:N	12	12.1
(1,21)	1:A:184:LYS:N	1:B:19:LEU:N	12	12.1
(1,21)	1:A:184:LYS:N	1:B:20:THR:N	12	12.1
(1,21)	1:A:184:LYS:N	1:B:21:ILE:N	12	12.1
(1,21)	1:A:184:LYS:N	1:B:22:GLN:N	12	12.1
(1,21)	1:A:184:LYS:N	1:B:23:LEU:N	12	12.1
(1,21)	1:A:184:LYS:N	1:B:24:ILE:N	12	12.1
(1,21)	1:A:184:LYS:N	1:B:25:GLN:N	12	12.1
(1,21)	1:A:184:LYS:N	1:B:26:ASN:N	12	12.1
(1,21)	1:A:184:LYS:N	1:B:27:HIS:N	12	12.1
(1,21)	1:A:184:LYS:N	1:B:28:PHE:N	12	12.1
(1,21)	1:A:184:LYS:N	1:B:29:VAL:N	12	12.1
(1,21)	1:A:184:LYS:N	1:B:30:ASP:N	12	12.1
(1,21)	1:A:184:LYS:N	1:B:31:GLU:N	12	12.1
(1,21)	1:A:184:LYS:N	1:B:32:TYR:N	12	12.1
(1,21)	1:A:184:LYS:N	1:B:33:ASP:N	12	12.1
(1,21)	1:A:184:LYS:N	1:B:34:PRO:N	12	12.1
(1,21)	1:A:184:LYS:N	1:B:35:THR:N	12	12.1
(1,21)	1:A:184:LYS:N	1:B:36:ILE:N	12	12.1
(1,21)	1:A:184:LYS:N	1:B:37:GLU:N	12	12.1
(1,21)	1:A:184:LYS:N	1:B:38:ASP:N	12	12.1
(1,21)	1:A:184:LYS:N	1:B:39:SER:N	12	12.1
(1,21)	1:A:184:LYS:N	1:B:40:TYR:N	12	12.1
(1,21)	1:A:184:LYS:N	1:B:41:ARG:N	12	12.1
(1,21)	1:A:184:LYS:N	1:B:42:LYS:N	12	12.1
(1,21)	1:A:184:LYS:N	1:B:43:GLN:N	12	12.1
(1,21)	1:A:184:LYS:N	1:B:44:VAL:N	12	12.1
(1,21)	1:A:184:LYS:N	1:B:45:VAL:N	12	12.1
(1,21)	1:A:184:LYS:N	1:B:46:ILE:N	12	12.1
(1,21)	1:A:184:LYS:N	1:B:47:ASP:N	12	12.1
(1,21)	1:A:184:LYS:N	1:B:48:GLY:N	12	12.1
(1,21)	1:A:184:LYS:N	1:B:49:GLU:N	12	12.1
(1,21)	1:A:184:LYS:N	1:B:50:THR:N	12	12.1
(1,21)	1:A:184:LYS:N	1:B:51:CYS:N	12	12.1

Continued on next page...

Continued from previous page...

Key	Atom-1	Atom-2	Model ID	Violation (Å)
(1,21)	1:A:184:LYS:N	1:B:52:LEU:N	12	12.1
(1,21)	1:A:184:LYS:N	1:B:53:LEU:N	12	12.1
(1,21)	1:A:184:LYS:N	1:B:54:ASP:N	12	12.1
(1,21)	1:A:184:LYS:N	1:B:55:ILE:N	12	12.1
(1,21)	1:A:184:LYS:N	1:B:56:LEU:N	12	12.1
(1,21)	1:A:184:LYS:N	1:B:57:ASP:N	12	12.1
(1,21)	1:A:184:LYS:N	1:B:58:THR:N	12	12.1
(1,21)	1:A:184:LYS:N	1:B:59:ALA:N	12	12.1
(1,21)	1:A:184:LYS:N	1:B:60:GLY:N	12	12.1
(1,21)	1:A:184:LYS:N	1:B:61:GLN:N	12	12.1
(1,21)	1:A:184:LYS:N	1:B:62:GLU:N	12	12.1
(1,21)	1:A:184:LYS:N	1:B:63:GLU:N	12	12.1
(1,21)	1:A:184:LYS:N	1:B:64:TYR:N	12	12.1
(1,21)	1:A:184:LYS:N	1:B:65:SER:N	12	12.1
(1,21)	1:A:184:LYS:N	1:B:66:ALA:N	12	12.1
(1,21)	1:A:184:LYS:N	1:B:67:MET:N	12	12.1
(1,21)	1:A:184:LYS:N	1:B:68:ARG:N	12	12.1
(1,21)	1:A:184:LYS:N	1:B:69:ASP:N	12	12.1
(1,21)	1:A:184:LYS:N	1:B:70:GLN:N	12	12.1
(1,21)	1:A:184:LYS:N	1:B:71:TYR:N	12	12.1
(1,21)	1:A:184:LYS:N	1:B:72:MET:N	12	12.1
(1,21)	1:A:184:LYS:N	1:B:73:ARG:N	12	12.1
(1,21)	1:A:184:LYS:N	1:B:74:THR:N	12	12.1
(1,21)	1:A:184:LYS:N	1:B:75:GLY:N	12	12.1
(1,21)	1:A:184:LYS:N	1:B:76:GLU:N	12	12.1
(1,21)	1:A:184:LYS:N	1:B:77:GLY:N	12	12.1
(1,21)	1:A:184:LYS:N	1:B:78:PHE:N	12	12.1
(1,21)	1:A:184:LYS:N	1:B:79:LEU:N	12	12.1
(1,21)	1:A:184:LYS:N	1:B:80:CYS:N	12	12.1
(1,21)	1:A:184:LYS:N	5:B:203:7Q9:N	12	12.1
(1,21)	1:A:184:LYS:N	5:B:204:7Q9:N	12	12.1
(1,21)	1:A:184:LYS:N	5:B:205:7Q9:N	12	12.1
(1,21)	1:A:184:LYS:N	5:B:206:7Q9:N	12	12.1
(1,21)	1:A:184:LYS:N	5:B:207:7Q9:N	12	12.1
(1,21)	1:A:184:LYS:N	6:B:208:17F:N1	12	12.1
(1,21)	1:A:184:LYS:N	5:B:209:7Q9:N	12	12.1
(1,21)	1:A:184:LYS:N	5:B:210:7Q9:N	12	12.1
(1,21)	1:A:184:LYS:N	5:B:211:7Q9:N	12	12.1
(1,21)	1:A:184:LYS:N	5:B:212:7Q9:N	12	12.1
(1,21)	1:A:184:LYS:N	5:B:213:7Q9:N	12	12.1
(1,21)	1:A:184:LYS:N	6:B:214:17F:N1	12	12.1
(1,21)	1:A:184:LYS:N	6:B:215:17F:N1	12	12.1

Continued on next page...

Continued from previous page...

Key	Atom-1	Atom-2	Model ID	Violation (Å)
(1,21)	1:A:184:LYS:N	5:B:216:7Q9:N	12	12.1
(1,21)	1:A:184:LYS:N	5:B:217:7Q9:N	12	12.1
(1,21)	1:A:184:LYS:N	5:B:218:7Q9:N	12	12.1
(1,21)	1:A:184:LYS:N	6:B:219:17F:N1	12	12.1
(1,21)	1:A:184:LYS:N	5:B:220:7Q9:N	12	12.1
(1,21)	1:A:184:LYS:NZ	1:B:2:THR:N	12	12.1
(1,21)	1:A:184:LYS:NZ	1:B:3:GLU:N	12	12.1
(1,21)	1:A:184:LYS:NZ	1:B:4:TYR:N	12	12.1
(1,21)	1:A:184:LYS:NZ	1:B:5:LYS:N	12	12.1
(1,21)	1:A:184:LYS:NZ	1:B:6:LEU:N	12	12.1
(1,21)	1:A:184:LYS:NZ	1:B:7:VAL:N	12	12.1
(1,21)	1:A:184:LYS:NZ	1:B:8:VAL:N	12	12.1
(1,21)	1:A:184:LYS:NZ	1:B:9:VAL:N	12	12.1
(1,21)	1:A:184:LYS:NZ	1:B:10:GLY:N	12	12.1
(1,21)	1:A:184:LYS:NZ	1:B:11:ALA:N	12	12.1
(1,21)	1:A:184:LYS:NZ	1:B:12:ASP:N	12	12.1
(1,21)	1:A:184:LYS:NZ	1:B:13:GLY:N	12	12.1
(1,21)	1:A:184:LYS:NZ	1:B:14:VAL:N	12	12.1
(1,21)	1:A:184:LYS:NZ	1:B:15:GLY:N	12	12.1
(1,21)	1:A:184:LYS:NZ	1:B:16:LYS:N	12	12.1
(1,21)	1:A:184:LYS:NZ	1:B:17:SER:N	12	12.1
(1,21)	1:A:184:LYS:NZ	1:B:18:ALA:N	12	12.1
(1,21)	1:A:184:LYS:NZ	1:B:19:LEU:N	12	12.1
(1,21)	1:A:184:LYS:NZ	1:B:20:THR:N	12	12.1
(1,21)	1:A:184:LYS:NZ	1:B:21:ILE:N	12	12.1
(1,21)	1:A:184:LYS:NZ	1:B:22:GLN:N	12	12.1
(1,21)	1:A:184:LYS:NZ	1:B:23:LEU:N	12	12.1
(1,21)	1:A:184:LYS:NZ	1:B:24:ILE:N	12	12.1
(1,21)	1:A:184:LYS:NZ	1:B:25:GLN:N	12	12.1
(1,21)	1:A:184:LYS:NZ	1:B:26:ASN:N	12	12.1
(1,21)	1:A:184:LYS:NZ	1:B:27:HIS:N	12	12.1
(1,21)	1:A:184:LYS:NZ	1:B:28:PHE:N	12	12.1
(1,21)	1:A:184:LYS:NZ	1:B:29:VAL:N	12	12.1
(1,21)	1:A:184:LYS:NZ	1:B:30:ASP:N	12	12.1
(1,21)	1:A:184:LYS:NZ	1:B:31:GLU:N	12	12.1
(1,21)	1:A:184:LYS:NZ	1:B:32:TYR:N	12	12.1
(1,21)	1:A:184:LYS:NZ	1:B:33:ASP:N	12	12.1
(1,21)	1:A:184:LYS:NZ	1:B:34:PRO:N	12	12.1
(1,21)	1:A:184:LYS:NZ	1:B:35:THR:N	12	12.1
(1,21)	1:A:184:LYS:NZ	1:B:36:ILE:N	12	12.1
(1,21)	1:A:184:LYS:NZ	1:B:37:GLU:N	12	12.1
(1,21)	1:A:184:LYS:NZ	1:B:38:ASP:N	12	12.1

Continued on next page...

Continued from previous page...

Key	Atom-1	Atom-2	Model ID	Violation (Å)
(1,21)	1:A:184:LYS:NZ	1:B:39:SER:N	12	12.1
(1,21)	1:A:184:LYS:NZ	1:B:40:TYR:N	12	12.1
(1,21)	1:A:184:LYS:NZ	1:B:41:ARG:N	12	12.1
(1,21)	1:A:184:LYS:NZ	1:B:42:LYS:N	12	12.1
(1,21)	1:A:184:LYS:NZ	1:B:43:GLN:N	12	12.1
(1,21)	1:A:184:LYS:NZ	1:B:44:VAL:N	12	12.1
(1,21)	1:A:184:LYS:NZ	1:B:45:VAL:N	12	12.1
(1,21)	1:A:184:LYS:NZ	1:B:46:ILE:N	12	12.1
(1,21)	1:A:184:LYS:NZ	1:B:47:ASP:N	12	12.1
(1,21)	1:A:184:LYS:NZ	1:B:48:GLY:N	12	12.1
(1,21)	1:A:184:LYS:NZ	1:B:49:GLU:N	12	12.1
(1,21)	1:A:184:LYS:NZ	1:B:50:THR:N	12	12.1
(1,21)	1:A:184:LYS:NZ	1:B:51:CYS:N	12	12.1
(1,21)	1:A:184:LYS:NZ	1:B:52:LEU:N	12	12.1
(1,21)	1:A:184:LYS:NZ	1:B:53:LEU:N	12	12.1
(1,21)	1:A:184:LYS:NZ	1:B:54:ASP:N	12	12.1
(1,21)	1:A:184:LYS:NZ	1:B:55:ILE:N	12	12.1
(1,21)	1:A:184:LYS:NZ	1:B:56:LEU:N	12	12.1
(1,21)	1:A:184:LYS:NZ	1:B:57:ASP:N	12	12.1
(1,21)	1:A:184:LYS:NZ	1:B:58:THR:N	12	12.1
(1,21)	1:A:184:LYS:NZ	1:B:59:ALA:N	12	12.1
(1,21)	1:A:184:LYS:NZ	1:B:60:GLY:N	12	12.1
(1,21)	1:A:184:LYS:NZ	1:B:61:GLN:N	12	12.1
(1,21)	1:A:184:LYS:NZ	1:B:62:GLU:N	12	12.1
(1,21)	1:A:184:LYS:NZ	1:B:63:GLU:N	12	12.1
(1,21)	1:A:184:LYS:NZ	1:B:64:TYR:N	12	12.1
(1,21)	1:A:184:LYS:NZ	1:B:65:SER:N	12	12.1
(1,21)	1:A:184:LYS:NZ	1:B:66:ALA:N	12	12.1
(1,21)	1:A:184:LYS:NZ	1:B:67:MET:N	12	12.1
(1,21)	1:A:184:LYS:NZ	1:B:68:ARG:N	12	12.1
(1,21)	1:A:184:LYS:NZ	1:B:69:ASP:N	12	12.1
(1,21)	1:A:184:LYS:NZ	1:B:70:GLN:N	12	12.1
(1,21)	1:A:184:LYS:NZ	1:B:71:TYR:N	12	12.1
(1,21)	1:A:184:LYS:NZ	1:B:72:MET:N	12	12.1
(1,21)	1:A:184:LYS:NZ	1:B:73:ARG:N	12	12.1
(1,21)	1:A:184:LYS:NZ	1:B:74:THR:N	12	12.1
(1,21)	1:A:184:LYS:NZ	1:B:75:GLY:N	12	12.1
(1,21)	1:A:184:LYS:NZ	1:B:76:GLU:N	12	12.1
(1,21)	1:A:184:LYS:NZ	1:B:77:GLY:N	12	12.1
(1,21)	1:A:184:LYS:NZ	1:B:78:PHE:N	12	12.1
(1,21)	1:A:184:LYS:NZ	1:B:79:LEU:N	12	12.1
(1,21)	1:A:184:LYS:NZ	1:B:80:CYS:N	12	12.1

Continued on next page...

Continued from previous page...

Key	Atom-1	Atom-2	Model ID	Violation (Å)
(1,21)	1:A:184:LYS:NZ	5:B:203:7Q9:N	12	12.1
(1,21)	1:A:184:LYS:NZ	5:B:204:7Q9:N	12	12.1
(1,21)	1:A:184:LYS:NZ	5:B:205:7Q9:N	12	12.1
(1,21)	1:A:184:LYS:NZ	5:B:206:7Q9:N	12	12.1
(1,21)	1:A:184:LYS:NZ	5:B:207:7Q9:N	12	12.1
(1,21)	1:A:184:LYS:NZ	6:B:208:17F:N1	12	12.1
(1,21)	1:A:184:LYS:NZ	5:B:209:7Q9:N	12	12.1
(1,21)	1:A:184:LYS:NZ	5:B:210:7Q9:N	12	12.1
(1,21)	1:A:184:LYS:NZ	5:B:211:7Q9:N	12	12.1
(1,21)	1:A:184:LYS:NZ	5:B:212:7Q9:N	12	12.1
(1,21)	1:A:184:LYS:NZ	5:B:213:7Q9:N	12	12.1
(1,21)	1:A:184:LYS:NZ	6:B:214:17F:N1	12	12.1
(1,21)	1:A:184:LYS:NZ	6:B:215:17F:N1	12	12.1
(1,21)	1:A:184:LYS:NZ	5:B:216:7Q9:N	12	12.1
(1,21)	1:A:184:LYS:NZ	5:B:217:7Q9:N	12	12.1
(1,21)	1:A:184:LYS:NZ	5:B:218:7Q9:N	12	12.1
(1,21)	1:A:184:LYS:NZ	6:B:219:17F:N1	12	12.1
(1,21)	1:A:184:LYS:NZ	5:B:220:7Q9:N	12	12.1
(1,21)	1:A:184:LYS:O	1:B:2:THR:N	12	12.1
(1,21)	1:A:184:LYS:O	1:B:3:GLU:N	12	12.1
(1,21)	1:A:184:LYS:O	1:B:4:TYR:N	12	12.1
(1,21)	1:A:184:LYS:O	1:B:5:LYS:N	12	12.1
(1,21)	1:A:184:LYS:O	1:B:6:LEU:N	12	12.1
(1,21)	1:A:184:LYS:O	1:B:7:VAL:N	12	12.1
(1,21)	1:A:184:LYS:O	1:B:8:VAL:N	12	12.1
(1,21)	1:A:184:LYS:O	1:B:9:VAL:N	12	12.1
(1,21)	1:A:184:LYS:O	1:B:10:GLY:N	12	12.1
(1,21)	1:A:184:LYS:O	1:B:11:ALA:N	12	12.1
(1,21)	1:A:184:LYS:O	1:B:12:ASP:N	12	12.1
(1,21)	1:A:184:LYS:O	1:B:13:GLY:N	12	12.1
(1,21)	1:A:184:LYS:O	1:B:14:VAL:N	12	12.1
(1,21)	1:A:184:LYS:O	1:B:15:GLY:N	12	12.1
(1,21)	1:A:184:LYS:O	1:B:16:LYS:N	12	12.1
(1,21)	1:A:184:LYS:O	1:B:17:SER:N	12	12.1
(1,21)	1:A:184:LYS:O	1:B:18:ALA:N	12	12.1
(1,21)	1:A:184:LYS:O	1:B:19:LEU:N	12	12.1
(1,21)	1:A:184:LYS:O	1:B:20:THR:N	12	12.1
(1,21)	1:A:184:LYS:O	1:B:21:ILE:N	12	12.1
(1,21)	1:A:184:LYS:O	1:B:22:GLN:N	12	12.1
(1,21)	1:A:184:LYS:O	1:B:23:LEU:N	12	12.1
(1,21)	1:A:184:LYS:O	1:B:24:ILE:N	12	12.1
(1,21)	1:A:184:LYS:O	1:B:25:GLN:N	12	12.1

Continued on next page...

Continued from previous page...

Key	Atom-1	Atom-2	Model ID	Violation (Å)
(1,21)	1:A:184:LYS:O	1:B:26:ASN:N	12	12.1
(1,21)	1:A:184:LYS:O	1:B:27:HIS:N	12	12.1
(1,21)	1:A:184:LYS:O	1:B:28:PHE:N	12	12.1
(1,21)	1:A:184:LYS:O	1:B:29:VAL:N	12	12.1
(1,21)	1:A:184:LYS:O	1:B:30:ASP:N	12	12.1
(1,21)	1:A:184:LYS:O	1:B:31:GLU:N	12	12.1
(1,21)	1:A:184:LYS:O	1:B:32:TYR:N	12	12.1
(1,21)	1:A:184:LYS:O	1:B:33:ASP:N	12	12.1
(1,21)	1:A:184:LYS:O	1:B:34:PRO:N	12	12.1
(1,21)	1:A:184:LYS:O	1:B:35:THR:N	12	12.1
(1,21)	1:A:184:LYS:O	1:B:36:ILE:N	12	12.1
(1,21)	1:A:184:LYS:O	1:B:37:GLU:N	12	12.1
(1,21)	1:A:184:LYS:O	1:B:38:ASP:N	12	12.1
(1,21)	1:A:184:LYS:O	1:B:39:SER:N	12	12.1
(1,21)	1:A:184:LYS:O	1:B:40:TYR:N	12	12.1
(1,21)	1:A:184:LYS:O	1:B:41:ARG:N	12	12.1
(1,21)	1:A:184:LYS:O	1:B:42:LYS:N	12	12.1
(1,21)	1:A:184:LYS:O	1:B:43:GLN:N	12	12.1
(1,21)	1:A:184:LYS:O	1:B:44:VAL:N	12	12.1
(1,21)	1:A:184:LYS:O	1:B:45:VAL:N	12	12.1
(1,21)	1:A:184:LYS:O	1:B:46:ILE:N	12	12.1
(1,21)	1:A:184:LYS:O	1:B:47:ASP:N	12	12.1
(1,21)	1:A:184:LYS:O	1:B:48:GLY:N	12	12.1
(1,21)	1:A:184:LYS:O	1:B:49:GLU:N	12	12.1
(1,21)	1:A:184:LYS:O	1:B:50:THR:N	12	12.1
(1,21)	1:A:184:LYS:O	1:B:51:CYS:N	12	12.1
(1,21)	1:A:184:LYS:O	1:B:52:LEU:N	12	12.1
(1,21)	1:A:184:LYS:O	1:B:53:LEU:N	12	12.1
(1,21)	1:A:184:LYS:O	1:B:54:ASP:N	12	12.1
(1,21)	1:A:184:LYS:O	1:B:55:ILE:N	12	12.1
(1,21)	1:A:184:LYS:O	1:B:56:LEU:N	12	12.1
(1,21)	1:A:184:LYS:O	1:B:57:ASP:N	12	12.1
(1,21)	1:A:184:LYS:O	1:B:58:THR:N	12	12.1
(1,21)	1:A:184:LYS:O	1:B:59:ALA:N	12	12.1
(1,21)	1:A:184:LYS:O	1:B:60:GLY:N	12	12.1
(1,21)	1:A:184:LYS:O	1:B:61:GLN:N	12	12.1
(1,21)	1:A:184:LYS:O	1:B:62:GLU:N	12	12.1
(1,21)	1:A:184:LYS:O	1:B:63:GLU:N	12	12.1
(1,21)	1:A:184:LYS:O	1:B:64:TYR:N	12	12.1
(1,21)	1:A:184:LYS:O	1:B:65:SER:N	12	12.1
(1,21)	1:A:184:LYS:O	1:B:66:ALA:N	12	12.1
(1,21)	1:A:184:LYS:O	1:B:67:MET:N	12	12.1

Continued on next page...

Continued from previous page...

Key	Atom-1	Atom-2	Model ID	Violation (Å)
(1,21)	1:A:184:LYS:O	1:B:68:ARG:N	12	12.1
(1,21)	1:A:184:LYS:O	1:B:69:ASP:N	12	12.1
(1,21)	1:A:184:LYS:O	1:B:70:GLN:N	12	12.1
(1,21)	1:A:184:LYS:O	1:B:71:TYR:N	12	12.1
(1,21)	1:A:184:LYS:O	1:B:72:MET:N	12	12.1
(1,21)	1:A:184:LYS:O	1:B:73:ARG:N	12	12.1
(1,21)	1:A:184:LYS:O	1:B:74:THR:N	12	12.1
(1,21)	1:A:184:LYS:O	1:B:75:GLY:N	12	12.1
(1,21)	1:A:184:LYS:O	1:B:76:GLU:N	12	12.1
(1,21)	1:A:184:LYS:O	1:B:77:GLY:N	12	12.1
(1,21)	1:A:184:LYS:O	1:B:78:PHE:N	12	12.1
(1,21)	1:A:184:LYS:O	1:B:79:LEU:N	12	12.1
(1,21)	1:A:184:LYS:O	1:B:80:CYS:N	12	12.1
(1,21)	1:A:184:LYS:O	5:B:203:7Q9:N	12	12.1
(1,21)	1:A:184:LYS:O	5:B:204:7Q9:N	12	12.1
(1,21)	1:A:184:LYS:O	5:B:205:7Q9:N	12	12.1
(1,21)	1:A:184:LYS:O	5:B:206:7Q9:N	12	12.1
(1,21)	1:A:184:LYS:O	5:B:207:7Q9:N	12	12.1
(1,21)	1:A:184:LYS:O	6:B:208:17F:N1	12	12.1
(1,21)	1:A:184:LYS:O	5:B:209:7Q9:N	12	12.1
(1,21)	1:A:184:LYS:O	5:B:210:7Q9:N	12	12.1
(1,21)	1:A:184:LYS:O	5:B:211:7Q9:N	12	12.1
(1,21)	1:A:184:LYS:O	5:B:212:7Q9:N	12	12.1
(1,21)	1:A:184:LYS:O	5:B:213:7Q9:N	12	12.1
(1,21)	1:A:184:LYS:O	6:B:214:17F:N1	12	12.1
(1,21)	1:A:184:LYS:O	6:B:215:17F:N1	12	12.1
(1,21)	1:A:184:LYS:O	5:B:216:7Q9:N	12	12.1
(1,21)	1:A:184:LYS:O	5:B:217:7Q9:N	12	12.1
(1,21)	1:A:184:LYS:O	5:B:218:7Q9:N	12	12.1
(1,21)	1:A:184:LYS:O	6:B:219:17F:N1	12	12.1
(1,21)	1:A:184:LYS:O	5:B:220:7Q9:N	12	12.1
(2,5)	1:A:39:SER:OG	1:B:169:LYS:N	3	12.04
(2,2)	1:A:39:SER:OG	1:B:128:LYS:N	18	12.04
(1,3)	1:B:118:CYS:SG	1:A:24:ILE:CD1	2	12.04
(2,2)	1:A:39:SER:OG	1:B:128:LYS:N	14	11.93
(2,4)	1:A:39:SER:OG	1:B:167:LYS:N	20	11.92
(1,3)	1:B:118:CYS:SG	1:A:24:ILE:CD1	14	11.91
(2,4)	1:A:39:SER:OG	1:B:167:LYS:N	18	11.88
(2,5)	1:A:39:SER:OG	1:B:169:LYS:N	19	11.87
(2,5)	1:A:39:SER:OG	1:B:169:LYS:N	6	11.82
(2,4)	1:A:39:SER:OG	1:B:167:LYS:N	16	11.79
(1,4)	1:B:118:CYS:SG	1:A:42:LYS:N	10	11.79

Continued on next page...

Continued from previous page...

Key	Atom-1	Atom-2	Model ID	Violation (Å)
(2,4)	1:A:39:SER:OG	1:B:167:LYS:N	4	11.77
(2,4)	1:A:39:SER:OG	1:B:167:LYS:N	5	11.74
(1,17)	1:A:39:SER:OG	1:B:142:ILE:CD1	2	11.71
(2,4)	1:A:39:SER:OG	1:B:167:LYS:N	13	11.7
(2,2)	1:A:39:SER:OG	1:B:128:LYS:N	2	11.7
(3,17)	1:B:159:LEU:CD1	1:B:2:THR:N	15	11.68
(3,17)	1:B:159:LEU:CD1	1:B:3:GLU:N	15	11.68
(3,17)	1:B:159:LEU:CD1	1:B:4:TYR:N	15	11.68
(3,17)	1:B:159:LEU:CD1	1:B:5:LYS:N	15	11.68
(3,17)	1:B:159:LEU:CD1	1:B:6:LEU:N	15	11.68
(3,17)	1:B:159:LEU:CD1	1:B:7:VAL:N	15	11.68
(3,17)	1:B:159:LEU:CD1	1:B:8:VAL:N	15	11.68
(3,17)	1:B:159:LEU:CD1	1:B:9:VAL:N	15	11.68
(3,17)	1:B:159:LEU:CD1	1:B:10:GLY:N	15	11.68
(3,17)	1:B:159:LEU:CD1	1:B:11:ALA:N	15	11.68
(3,17)	1:B:159:LEU:CD1	1:B:12:ASP:N	15	11.68
(3,17)	1:B:159:LEU:CD1	1:B:13:GLY:N	15	11.68
(3,17)	1:B:159:LEU:CD1	1:B:14:VAL:N	15	11.68
(3,17)	1:B:159:LEU:CD1	1:B:15:GLY:N	15	11.68
(3,17)	1:B:159:LEU:CD1	1:B:16:LYS:N	15	11.68
(3,17)	1:B:159:LEU:CD1	1:B:17:SER:N	15	11.68
(3,17)	1:B:159:LEU:CD1	1:B:18:ALA:N	15	11.68
(3,17)	1:B:159:LEU:CD1	1:B:19:LEU:N	15	11.68
(3,17)	1:B:159:LEU:CD1	1:B:20:THR:N	15	11.68
(3,17)	1:B:159:LEU:CD1	1:B:21:ILE:N	15	11.68
(3,17)	1:B:159:LEU:CD1	1:B:22:GLN:N	15	11.68
(3,17)	1:B:159:LEU:CD1	1:B:23:LEU:N	15	11.68
(3,17)	1:B:159:LEU:CD1	1:B:24:ILE:N	15	11.68
(3,17)	1:B:159:LEU:CD1	1:B:25:GLN:N	15	11.68
(3,17)	1:B:159:LEU:CD1	1:B:26:ASN:N	15	11.68
(3,17)	1:B:159:LEU:CD1	1:B:27:HIS:N	15	11.68
(3,17)	1:B:159:LEU:CD1	1:B:28:PHE:N	15	11.68
(3,17)	1:B:159:LEU:CD1	1:B:29:VAL:N	15	11.68
(3,17)	1:B:159:LEU:CD1	1:B:30:ASP:N	15	11.68
(3,17)	1:B:159:LEU:CD1	1:B:31:GLU:N	15	11.68
(3,17)	1:B:159:LEU:CD1	1:B:32:TYR:N	15	11.68
(3,17)	1:B:159:LEU:CD1	1:B:33:ASP:N	15	11.68
(3,17)	1:B:159:LEU:CD1	1:B:34:PRO:N	15	11.68
(3,17)	1:B:159:LEU:CD1	1:B:35:THR:N	15	11.68
(3,17)	1:B:159:LEU:CD1	1:B:36:ILE:N	15	11.68
(3,17)	1:B:159:LEU:CD1	1:B:37:GLU:N	15	11.68
(3,17)	1:B:159:LEU:CD1	1:B:38:ASP:N	15	11.68

Continued on next page...

Continued from previous page...

Key	Atom-1	Atom-2	Model ID	Violation (Å)
(3,17)	1:B:159:LEU:CD1	1:B:39:SER:N	15	11.68
(3,17)	1:B:159:LEU:CD1	1:B:40:TYR:N	15	11.68
(3,17)	1:B:159:LEU:CD1	1:B:41:ARG:N	15	11.68
(3,17)	1:B:159:LEU:CD1	1:B:42:LYS:N	15	11.68
(3,17)	1:B:159:LEU:CD1	1:B:43:GLN:N	15	11.68
(3,17)	1:B:159:LEU:CD1	1:B:44:VAL:N	15	11.68
(3,17)	1:B:159:LEU:CD1	1:B:45:VAL:N	15	11.68
(3,17)	1:B:159:LEU:CD1	1:B:46:ILE:N	15	11.68
(3,17)	1:B:159:LEU:CD1	1:B:47:ASP:N	15	11.68
(3,17)	1:B:159:LEU:CD1	1:B:48:GLY:N	15	11.68
(3,17)	1:B:159:LEU:CD1	1:B:49:GLU:N	15	11.68
(3,17)	1:B:159:LEU:CD1	1:B:50:THR:N	15	11.68
(3,17)	1:B:159:LEU:CD1	1:B:51:CYS:N	15	11.68
(3,17)	1:B:159:LEU:CD1	1:B:52:LEU:N	15	11.68
(3,17)	1:B:159:LEU:CD1	1:B:53:LEU:N	15	11.68
(3,17)	1:B:159:LEU:CD1	1:B:54:ASP:N	15	11.68
(3,17)	1:B:159:LEU:CD1	1:B:55:ILE:N	15	11.68
(3,17)	1:B:159:LEU:CD1	1:B:56:LEU:N	15	11.68
(3,17)	1:B:159:LEU:CD1	1:B:57:ASP:N	15	11.68
(3,17)	1:B:159:LEU:CD1	1:B:58:THR:N	15	11.68
(3,17)	1:B:159:LEU:CD1	1:B:59:ALA:N	15	11.68
(3,17)	1:B:159:LEU:CD1	1:B:60:GLY:N	15	11.68
(3,17)	1:B:159:LEU:CD1	1:B:61:GLN:N	15	11.68
(3,17)	1:B:159:LEU:CD1	1:B:62:GLU:N	15	11.68
(3,17)	1:B:159:LEU:CD1	1:B:63:GLU:N	15	11.68
(3,17)	1:B:159:LEU:CD1	1:B:64:TYR:N	15	11.68
(3,17)	1:B:159:LEU:CD1	1:B:65:SER:N	15	11.68
(3,17)	1:B:159:LEU:CD1	1:B:66:ALA:N	15	11.68
(3,17)	1:B:159:LEU:CD1	1:B:67:MET:N	15	11.68
(3,17)	1:B:159:LEU:CD1	1:B:68:ARG:N	15	11.68
(3,17)	1:B:159:LEU:CD1	1:B:69:ASP:N	15	11.68
(3,17)	1:B:159:LEU:CD1	1:B:70:GLN:N	15	11.68
(3,17)	1:B:159:LEU:CD1	1:B:71:TYR:N	15	11.68
(3,17)	1:B:159:LEU:CD1	1:B:72:MET:N	15	11.68
(3,17)	1:B:159:LEU:CD1	1:B:73:ARG:N	15	11.68
(3,17)	1:B:159:LEU:CD1	1:B:74:THR:N	15	11.68
(3,17)	1:B:159:LEU:CD1	1:B:75:GLY:N	15	11.68
(3,17)	1:B:159:LEU:CD1	1:B:76:GLU:N	15	11.68
(3,17)	1:B:159:LEU:CD1	1:B:77:GLY:N	15	11.68
(3,17)	1:B:159:LEU:CD1	1:B:78:PHE:N	15	11.68
(3,17)	1:B:159:LEU:CD1	1:B:79:LEU:N	15	11.68
(3,17)	1:B:159:LEU:CD1	1:B:80:CYS:N	15	11.68

Continued on next page...

Continued from previous page...

Key	Atom-1	Atom-2	Model ID	Violation (Å)
(3,17)	1:B:159:LEU:CD1	5:B:203:7Q9:N	15	11.68
(3,17)	1:B:159:LEU:CD1	5:B:204:7Q9:N	15	11.68
(3,17)	1:B:159:LEU:CD1	5:B:205:7Q9:N	15	11.68
(3,17)	1:B:159:LEU:CD1	5:B:206:7Q9:N	15	11.68
(3,17)	1:B:159:LEU:CD1	5:B:207:7Q9:N	15	11.68
(3,17)	1:B:159:LEU:CD1	6:B:208:17F:N1	15	11.68
(3,17)	1:B:159:LEU:CD1	5:B:209:7Q9:N	15	11.68
(3,17)	1:B:159:LEU:CD1	5:B:210:7Q9:N	15	11.68
(3,17)	1:B:159:LEU:CD1	5:B:211:7Q9:N	15	11.68
(3,17)	1:B:159:LEU:CD1	5:B:212:7Q9:N	15	11.68
(3,17)	1:B:159:LEU:CD1	5:B:213:7Q9:N	15	11.68
(3,17)	1:B:159:LEU:CD1	6:B:214:17F:N1	15	11.68
(3,17)	1:B:159:LEU:CD1	6:B:215:17F:N1	15	11.68
(3,17)	1:B:159:LEU:CD1	5:B:216:7Q9:N	15	11.68
(3,17)	1:B:159:LEU:CD1	5:B:217:7Q9:N	15	11.68
(3,17)	1:B:159:LEU:CD1	5:B:218:7Q9:N	15	11.68
(3,17)	1:B:159:LEU:CD1	6:B:219:17F:N1	15	11.68
(3,17)	1:B:159:LEU:CD1	5:B:220:7Q9:N	15	11.68
(3,17)	1:B:159:LEU:CD2	1:B:2:THR:N	15	11.68
(3,17)	1:B:159:LEU:CD2	1:B:3:GLU:N	15	11.68
(3,17)	1:B:159:LEU:CD2	1:B:4:TYR:N	15	11.68
(3,17)	1:B:159:LEU:CD2	1:B:5:LYS:N	15	11.68
(3,17)	1:B:159:LEU:CD2	1:B:6:LEU:N	15	11.68
(3,17)	1:B:159:LEU:CD2	1:B:7:VAL:N	15	11.68
(3,17)	1:B:159:LEU:CD2	1:B:8:VAL:N	15	11.68
(3,17)	1:B:159:LEU:CD2	1:B:9:VAL:N	15	11.68
(3,17)	1:B:159:LEU:CD2	1:B:10:GLY:N	15	11.68
(3,17)	1:B:159:LEU:CD2	1:B:11:ALA:N	15	11.68
(3,17)	1:B:159:LEU:CD2	1:B:12:ASP:N	15	11.68
(3,17)	1:B:159:LEU:CD2	1:B:13:GLY:N	15	11.68
(3,17)	1:B:159:LEU:CD2	1:B:14:VAL:N	15	11.68
(3,17)	1:B:159:LEU:CD2	1:B:15:GLY:N	15	11.68
(3,17)	1:B:159:LEU:CD2	1:B:16:LYS:N	15	11.68
(3,17)	1:B:159:LEU:CD2	1:B:17:SER:N	15	11.68
(3,17)	1:B:159:LEU:CD2	1:B:18:ALA:N	15	11.68
(3,17)	1:B:159:LEU:CD2	1:B:19:LEU:N	15	11.68
(3,17)	1:B:159:LEU:CD2	1:B:20:THR:N	15	11.68
(3,17)	1:B:159:LEU:CD2	1:B:21:ILE:N	15	11.68
(3,17)	1:B:159:LEU:CD2	1:B:22:GLN:N	15	11.68
(3,17)	1:B:159:LEU:CD2	1:B:23:LEU:N	15	11.68
(3,17)	1:B:159:LEU:CD2	1:B:24:ILE:N	15	11.68
(3,17)	1:B:159:LEU:CD2	1:B:25:GLN:N	15	11.68

Continued on next page...

Continued from previous page...

Key	Atom-1	Atom-2	Model ID	Violation (Å)
(3,17)	1:B:159:LEU:CD2	1:B:26:ASN:N	15	11.68
(3,17)	1:B:159:LEU:CD2	1:B:27:HIS:N	15	11.68
(3,17)	1:B:159:LEU:CD2	1:B:28:PHE:N	15	11.68
(3,17)	1:B:159:LEU:CD2	1:B:29:VAL:N	15	11.68
(3,17)	1:B:159:LEU:CD2	1:B:30:ASP:N	15	11.68
(3,17)	1:B:159:LEU:CD2	1:B:31:GLU:N	15	11.68
(3,17)	1:B:159:LEU:CD2	1:B:32:TYR:N	15	11.68
(3,17)	1:B:159:LEU:CD2	1:B:33:ASP:N	15	11.68
(3,17)	1:B:159:LEU:CD2	1:B:34:PRO:N	15	11.68
(3,17)	1:B:159:LEU:CD2	1:B:35:THR:N	15	11.68
(3,17)	1:B:159:LEU:CD2	1:B:36:ILE:N	15	11.68
(3,17)	1:B:159:LEU:CD2	1:B:37:GLU:N	15	11.68
(3,17)	1:B:159:LEU:CD2	1:B:38:ASP:N	15	11.68
(3,17)	1:B:159:LEU:CD2	1:B:39:SER:N	15	11.68
(3,17)	1:B:159:LEU:CD2	1:B:40:TYR:N	15	11.68
(3,17)	1:B:159:LEU:CD2	1:B:41:ARG:N	15	11.68
(3,17)	1:B:159:LEU:CD2	1:B:42:LYS:N	15	11.68
(3,17)	1:B:159:LEU:CD2	1:B:43:GLN:N	15	11.68
(3,17)	1:B:159:LEU:CD2	1:B:44:VAL:N	15	11.68
(3,17)	1:B:159:LEU:CD2	1:B:45:VAL:N	15	11.68
(3,17)	1:B:159:LEU:CD2	1:B:46:ILE:N	15	11.68
(3,17)	1:B:159:LEU:CD2	1:B:47:ASP:N	15	11.68
(3,17)	1:B:159:LEU:CD2	1:B:48:GLY:N	15	11.68
(3,17)	1:B:159:LEU:CD2	1:B:49:GLU:N	15	11.68
(3,17)	1:B:159:LEU:CD2	1:B:50:THR:N	15	11.68
(3,17)	1:B:159:LEU:CD2	1:B:51:CYS:N	15	11.68
(3,17)	1:B:159:LEU:CD2	1:B:52:LEU:N	15	11.68
(3,17)	1:B:159:LEU:CD2	1:B:53:LEU:N	15	11.68
(3,17)	1:B:159:LEU:CD2	1:B:54:ASP:N	15	11.68
(3,17)	1:B:159:LEU:CD2	1:B:55:ILE:N	15	11.68
(3,17)	1:B:159:LEU:CD2	1:B:56:LEU:N	15	11.68
(3,17)	1:B:159:LEU:CD2	1:B:57:ASP:N	15	11.68
(3,17)	1:B:159:LEU:CD2	1:B:58:THR:N	15	11.68
(3,17)	1:B:159:LEU:CD2	1:B:59:ALA:N	15	11.68
(3,17)	1:B:159:LEU:CD2	1:B:60:GLY:N	15	11.68
(3,17)	1:B:159:LEU:CD2	1:B:61:GLN:N	15	11.68
(3,17)	1:B:159:LEU:CD2	1:B:62:GLU:N	15	11.68
(3,17)	1:B:159:LEU:CD2	1:B:63:GLU:N	15	11.68
(3,17)	1:B:159:LEU:CD2	1:B:64:TYR:N	15	11.68
(3,17)	1:B:159:LEU:CD2	1:B:65:SER:N	15	11.68
(3,17)	1:B:159:LEU:CD2	1:B:66:ALA:N	15	11.68
(3,17)	1:B:159:LEU:CD2	1:B:67:MET:N	15	11.68

Continued on next page...

Continued from previous page...

Key	Atom-1	Atom-2	Model ID	Violation (Å)
(3,17)	1:B:159:LEU:CD2	1:B:68:ARG:N	15	11.68
(3,17)	1:B:159:LEU:CD2	1:B:69:ASP:N	15	11.68
(3,17)	1:B:159:LEU:CD2	1:B:70:GLN:N	15	11.68
(3,17)	1:B:159:LEU:CD2	1:B:71:TYR:N	15	11.68
(3,17)	1:B:159:LEU:CD2	1:B:72:MET:N	15	11.68
(3,17)	1:B:159:LEU:CD2	1:B:73:ARG:N	15	11.68
(3,17)	1:B:159:LEU:CD2	1:B:74:THR:N	15	11.68
(3,17)	1:B:159:LEU:CD2	1:B:75:GLY:N	15	11.68
(3,17)	1:B:159:LEU:CD2	1:B:76:GLU:N	15	11.68
(3,17)	1:B:159:LEU:CD2	1:B:77:GLY:N	15	11.68
(3,17)	1:B:159:LEU:CD2	1:B:78:PHE:N	15	11.68
(3,17)	1:B:159:LEU:CD2	1:B:79:LEU:N	15	11.68
(3,17)	1:B:159:LEU:CD2	1:B:80:CYS:N	15	11.68
(3,17)	1:B:159:LEU:CD2	5:B:203:7Q9:N	15	11.68
(3,17)	1:B:159:LEU:CD2	5:B:204:7Q9:N	15	11.68
(3,17)	1:B:159:LEU:CD2	5:B:205:7Q9:N	15	11.68
(3,17)	1:B:159:LEU:CD2	5:B:206:7Q9:N	15	11.68
(3,17)	1:B:159:LEU:CD2	5:B:207:7Q9:N	15	11.68
(3,17)	1:B:159:LEU:CD2	6:B:208:17F:N1	15	11.68
(3,17)	1:B:159:LEU:CD2	5:B:209:7Q9:N	15	11.68
(3,17)	1:B:159:LEU:CD2	5:B:210:7Q9:N	15	11.68
(3,17)	1:B:159:LEU:CD2	5:B:211:7Q9:N	15	11.68
(3,17)	1:B:159:LEU:CD2	5:B:212:7Q9:N	15	11.68
(3,17)	1:B:159:LEU:CD2	5:B:213:7Q9:N	15	11.68
(3,17)	1:B:159:LEU:CD2	6:B:214:17F:N1	15	11.68
(3,17)	1:B:159:LEU:CD2	6:B:215:17F:N1	15	11.68
(3,17)	1:B:159:LEU:CD2	5:B:216:7Q9:N	15	11.68
(3,17)	1:B:159:LEU:CD2	5:B:217:7Q9:N	15	11.68
(3,17)	1:B:159:LEU:CD2	5:B:218:7Q9:N	15	11.68
(3,17)	1:B:159:LEU:CD2	6:B:219:17F:N1	15	11.68
(3,17)	1:B:159:LEU:CD2	5:B:220:7Q9:N	15	11.68
(2,2)	1:A:39:SER:OG	1:B:128:LYS:N	8	11.68
(2,2)	1:A:39:SER:OG	1:B:128:LYS:N	6	11.67
(1,4)	1:B:118:CYS:SG	1:A:42:LYS:N	8	11.65
(1,1)	1:B:118:CYS:SG	1:A:21:ILE:CD1	12	11.63
(3,17)	1:B:159:LEU:CD1	1:B:2:THR:N	9	11.6
(3,17)	1:B:159:LEU:CD1	1:B:3:GLU:N	9	11.6
(3,17)	1:B:159:LEU:CD1	1:B:4:TYR:N	9	11.6
(3,17)	1:B:159:LEU:CD1	1:B:5:LYS:N	9	11.6
(3,17)	1:B:159:LEU:CD1	1:B:6:LEU:N	9	11.6
(3,17)	1:B:159:LEU:CD1	1:B:7:VAL:N	9	11.6
(3,17)	1:B:159:LEU:CD1	1:B:8:VAL:N	9	11.6

Continued on next page...

Continued from previous page...

Key	Atom-1	Atom-2	Model ID	Violation (Å)
(3,17)	1:B:159:LEU:CD1	1:B:9:VAL:N	9	11.6
(3,17)	1:B:159:LEU:CD1	1:B:10:GLY:N	9	11.6
(3,17)	1:B:159:LEU:CD1	1:B:11:ALA:N	9	11.6
(3,17)	1:B:159:LEU:CD1	1:B:12:ASP:N	9	11.6
(3,17)	1:B:159:LEU:CD1	1:B:13:GLY:N	9	11.6
(3,17)	1:B:159:LEU:CD1	1:B:14:VAL:N	9	11.6
(3,17)	1:B:159:LEU:CD1	1:B:15:GLY:N	9	11.6
(3,17)	1:B:159:LEU:CD1	1:B:16:LYS:N	9	11.6
(3,17)	1:B:159:LEU:CD1	1:B:17:SER:N	9	11.6
(3,17)	1:B:159:LEU:CD1	1:B:18:ALA:N	9	11.6
(3,17)	1:B:159:LEU:CD1	1:B:19:LEU:N	9	11.6
(3,17)	1:B:159:LEU:CD1	1:B:20:THR:N	9	11.6
(3,17)	1:B:159:LEU:CD1	1:B:21:ILE:N	9	11.6
(3,17)	1:B:159:LEU:CD1	1:B:22:GLN:N	9	11.6
(3,17)	1:B:159:LEU:CD1	1:B:23:LEU:N	9	11.6
(3,17)	1:B:159:LEU:CD1	1:B:24:ILE:N	9	11.6
(3,17)	1:B:159:LEU:CD1	1:B:25:GLN:N	9	11.6
(3,17)	1:B:159:LEU:CD1	1:B:26:ASN:N	9	11.6
(3,17)	1:B:159:LEU:CD1	1:B:27:HIS:N	9	11.6
(3,17)	1:B:159:LEU:CD1	1:B:28:PHE:N	9	11.6
(3,17)	1:B:159:LEU:CD1	1:B:29:VAL:N	9	11.6
(3,17)	1:B:159:LEU:CD1	1:B:30:ASP:N	9	11.6
(3,17)	1:B:159:LEU:CD1	1:B:31:GLU:N	9	11.6
(3,17)	1:B:159:LEU:CD1	1:B:32:TYR:N	9	11.6
(3,17)	1:B:159:LEU:CD1	1:B:33:ASP:N	9	11.6
(3,17)	1:B:159:LEU:CD1	1:B:34:PRO:N	9	11.6
(3,17)	1:B:159:LEU:CD1	1:B:35:THR:N	9	11.6
(3,17)	1:B:159:LEU:CD1	1:B:36:ILE:N	9	11.6
(3,17)	1:B:159:LEU:CD1	1:B:37:GLU:N	9	11.6
(3,17)	1:B:159:LEU:CD1	1:B:38:ASP:N	9	11.6
(3,17)	1:B:159:LEU:CD1	1:B:39:SER:N	9	11.6
(3,17)	1:B:159:LEU:CD1	1:B:40:TYR:N	9	11.6
(3,17)	1:B:159:LEU:CD1	1:B:41:ARG:N	9	11.6
(3,17)	1:B:159:LEU:CD1	1:B:42:LYS:N	9	11.6
(3,17)	1:B:159:LEU:CD1	1:B:43:GLN:N	9	11.6
(3,17)	1:B:159:LEU:CD1	1:B:44:VAL:N	9	11.6
(3,17)	1:B:159:LEU:CD1	1:B:45:VAL:N	9	11.6
(3,17)	1:B:159:LEU:CD1	1:B:46:ILE:N	9	11.6
(3,17)	1:B:159:LEU:CD1	1:B:47:ASP:N	9	11.6
(3,17)	1:B:159:LEU:CD1	1:B:48:GLY:N	9	11.6
(3,17)	1:B:159:LEU:CD1	1:B:49:GLU:N	9	11.6
(3,17)	1:B:159:LEU:CD1	1:B:50:THR:N	9	11.6

Continued on next page...

Continued from previous page...

Key	Atom-1	Atom-2	Model ID	Violation (Å)
(3,17)	1:B:159:LEU:CD1	1:B:51:CYS:N	9	11.6
(3,17)	1:B:159:LEU:CD1	1:B:52:LEU:N	9	11.6
(3,17)	1:B:159:LEU:CD1	1:B:53:LEU:N	9	11.6
(3,17)	1:B:159:LEU:CD1	1:B:54:ASP:N	9	11.6
(3,17)	1:B:159:LEU:CD1	1:B:55:ILE:N	9	11.6
(3,17)	1:B:159:LEU:CD1	1:B:56:LEU:N	9	11.6
(3,17)	1:B:159:LEU:CD1	1:B:57:ASP:N	9	11.6
(3,17)	1:B:159:LEU:CD1	1:B:58:THR:N	9	11.6
(3,17)	1:B:159:LEU:CD1	1:B:59:ALA:N	9	11.6
(3,17)	1:B:159:LEU:CD1	1:B:60:GLY:N	9	11.6
(3,17)	1:B:159:LEU:CD1	1:B:61:GLN:N	9	11.6
(3,17)	1:B:159:LEU:CD1	1:B:62:GLU:N	9	11.6
(3,17)	1:B:159:LEU:CD1	1:B:63:GLU:N	9	11.6
(3,17)	1:B:159:LEU:CD1	1:B:64:TYR:N	9	11.6
(3,17)	1:B:159:LEU:CD1	1:B:65:SER:N	9	11.6
(3,17)	1:B:159:LEU:CD1	1:B:66:ALA:N	9	11.6
(3,17)	1:B:159:LEU:CD1	1:B:67:MET:N	9	11.6
(3,17)	1:B:159:LEU:CD1	1:B:68:ARG:N	9	11.6
(3,17)	1:B:159:LEU:CD1	1:B:69:ASP:N	9	11.6
(3,17)	1:B:159:LEU:CD1	1:B:70:GLN:N	9	11.6
(3,17)	1:B:159:LEU:CD1	1:B:71:TYR:N	9	11.6
(3,17)	1:B:159:LEU:CD1	1:B:72:MET:N	9	11.6
(3,17)	1:B:159:LEU:CD1	1:B:73:ARG:N	9	11.6
(3,17)	1:B:159:LEU:CD1	1:B:74:THR:N	9	11.6
(3,17)	1:B:159:LEU:CD1	1:B:75:GLY:N	9	11.6
(3,17)	1:B:159:LEU:CD1	1:B:76:GLU:N	9	11.6
(3,17)	1:B:159:LEU:CD1	1:B:77:GLY:N	9	11.6
(3,17)	1:B:159:LEU:CD1	1:B:78:PHE:N	9	11.6
(3,17)	1:B:159:LEU:CD1	1:B:79:LEU:N	9	11.6
(3,17)	1:B:159:LEU:CD1	1:B:80:CYS:N	9	11.6
(3,17)	1:B:159:LEU:CD1	5:B:203:7Q9:N	9	11.6
(3,17)	1:B:159:LEU:CD1	5:B:204:7Q9:N	9	11.6
(3,17)	1:B:159:LEU:CD1	5:B:205:7Q9:N	9	11.6
(3,17)	1:B:159:LEU:CD1	5:B:206:7Q9:N	9	11.6
(3,17)	1:B:159:LEU:CD1	5:B:207:7Q9:N	9	11.6
(3,17)	1:B:159:LEU:CD1	6:B:208:17F:N1	9	11.6
(3,17)	1:B:159:LEU:CD1	5:B:209:7Q9:N	9	11.6
(3,17)	1:B:159:LEU:CD1	5:B:210:7Q9:N	9	11.6
(3,17)	1:B:159:LEU:CD1	5:B:211:7Q9:N	9	11.6
(3,17)	1:B:159:LEU:CD1	5:B:212:7Q9:N	9	11.6
(3,17)	1:B:159:LEU:CD1	5:B:213:7Q9:N	9	11.6
(3,17)	1:B:159:LEU:CD1	6:B:214:17F:N1	9	11.6

Continued on next page...

Continued from previous page...

Key	Atom-1	Atom-2	Model ID	Violation (Å)
(3,17)	1:B:159:LEU:CD1	6:B:215:17F:N1	9	11.6
(3,17)	1:B:159:LEU:CD1	5:B:216:7Q9:N	9	11.6
(3,17)	1:B:159:LEU:CD1	5:B:217:7Q9:N	9	11.6
(3,17)	1:B:159:LEU:CD1	5:B:218:7Q9:N	9	11.6
(3,17)	1:B:159:LEU:CD1	6:B:219:17F:N1	9	11.6
(3,17)	1:B:159:LEU:CD1	5:B:220:7Q9:N	9	11.6
(3,17)	1:B:159:LEU:CD2	1:B:2:THR:N	9	11.6
(3,17)	1:B:159:LEU:CD2	1:B:3:GLU:N	9	11.6
(3,17)	1:B:159:LEU:CD2	1:B:4:TYR:N	9	11.6
(3,17)	1:B:159:LEU:CD2	1:B:5:LYS:N	9	11.6
(3,17)	1:B:159:LEU:CD2	1:B:6:LEU:N	9	11.6
(3,17)	1:B:159:LEU:CD2	1:B:7:VAL:N	9	11.6
(3,17)	1:B:159:LEU:CD2	1:B:8:VAL:N	9	11.6
(3,17)	1:B:159:LEU:CD2	1:B:9:VAL:N	9	11.6
(3,17)	1:B:159:LEU:CD2	1:B:10:GLY:N	9	11.6
(3,17)	1:B:159:LEU:CD2	1:B:11:ALA:N	9	11.6
(3,17)	1:B:159:LEU:CD2	1:B:12:ASP:N	9	11.6
(3,17)	1:B:159:LEU:CD2	1:B:13:GLY:N	9	11.6
(3,17)	1:B:159:LEU:CD2	1:B:14:VAL:N	9	11.6
(3,17)	1:B:159:LEU:CD2	1:B:15:GLY:N	9	11.6
(3,17)	1:B:159:LEU:CD2	1:B:16:LYS:N	9	11.6
(3,17)	1:B:159:LEU:CD2	1:B:17:SER:N	9	11.6
(3,17)	1:B:159:LEU:CD2	1:B:18:ALA:N	9	11.6
(3,17)	1:B:159:LEU:CD2	1:B:19:LEU:N	9	11.6
(3,17)	1:B:159:LEU:CD2	1:B:20:THR:N	9	11.6
(3,17)	1:B:159:LEU:CD2	1:B:21:ILE:N	9	11.6
(3,17)	1:B:159:LEU:CD2	1:B:22:GLN:N	9	11.6
(3,17)	1:B:159:LEU:CD2	1:B:23:LEU:N	9	11.6
(3,17)	1:B:159:LEU:CD2	1:B:24:ILE:N	9	11.6
(3,17)	1:B:159:LEU:CD2	1:B:25:GLN:N	9	11.6
(3,17)	1:B:159:LEU:CD2	1:B:26:ASN:N	9	11.6
(3,17)	1:B:159:LEU:CD2	1:B:27:HIS:N	9	11.6
(3,17)	1:B:159:LEU:CD2	1:B:28:PHE:N	9	11.6
(3,17)	1:B:159:LEU:CD2	1:B:29:VAL:N	9	11.6
(3,17)	1:B:159:LEU:CD2	1:B:30:ASP:N	9	11.6
(3,17)	1:B:159:LEU:CD2	1:B:31:GLU:N	9	11.6
(3,17)	1:B:159:LEU:CD2	1:B:32:TYR:N	9	11.6
(3,17)	1:B:159:LEU:CD2	1:B:33:ASP:N	9	11.6
(3,17)	1:B:159:LEU:CD2	1:B:34:PRO:N	9	11.6
(3,17)	1:B:159:LEU:CD2	1:B:35:THR:N	9	11.6
(3,17)	1:B:159:LEU:CD2	1:B:36:ILE:N	9	11.6
(3,17)	1:B:159:LEU:CD2	1:B:37:GLU:N	9	11.6

Continued on next page...

Continued from previous page...

Key	Atom-1	Atom-2	Model ID	Violation (Å)
(3,17)	1:B:159:LEU:CD2	1:B:38:ASP:N	9	11.6
(3,17)	1:B:159:LEU:CD2	1:B:39:SER:N	9	11.6
(3,17)	1:B:159:LEU:CD2	1:B:40:TYR:N	9	11.6
(3,17)	1:B:159:LEU:CD2	1:B:41:ARG:N	9	11.6
(3,17)	1:B:159:LEU:CD2	1:B:42:LYS:N	9	11.6
(3,17)	1:B:159:LEU:CD2	1:B:43:GLN:N	9	11.6
(3,17)	1:B:159:LEU:CD2	1:B:44:VAL:N	9	11.6
(3,17)	1:B:159:LEU:CD2	1:B:45:VAL:N	9	11.6
(3,17)	1:B:159:LEU:CD2	1:B:46:ILE:N	9	11.6
(3,17)	1:B:159:LEU:CD2	1:B:47:ASP:N	9	11.6
(3,17)	1:B:159:LEU:CD2	1:B:48:GLY:N	9	11.6
(3,17)	1:B:159:LEU:CD2	1:B:49:GLU:N	9	11.6
(3,17)	1:B:159:LEU:CD2	1:B:50:THR:N	9	11.6
(3,17)	1:B:159:LEU:CD2	1:B:51:CYS:N	9	11.6
(3,17)	1:B:159:LEU:CD2	1:B:52:LEU:N	9	11.6
(3,17)	1:B:159:LEU:CD2	1:B:53:LEU:N	9	11.6
(3,17)	1:B:159:LEU:CD2	1:B:54:ASP:N	9	11.6
(3,17)	1:B:159:LEU:CD2	1:B:55:ILE:N	9	11.6
(3,17)	1:B:159:LEU:CD2	1:B:56:LEU:N	9	11.6
(3,17)	1:B:159:LEU:CD2	1:B:57:ASP:N	9	11.6
(3,17)	1:B:159:LEU:CD2	1:B:58:THR:N	9	11.6
(3,17)	1:B:159:LEU:CD2	1:B:59:ALA:N	9	11.6
(3,17)	1:B:159:LEU:CD2	1:B:60:GLY:N	9	11.6
(3,17)	1:B:159:LEU:CD2	1:B:61:GLN:N	9	11.6
(3,17)	1:B:159:LEU:CD2	1:B:62:GLU:N	9	11.6
(3,17)	1:B:159:LEU:CD2	1:B:63:GLU:N	9	11.6
(3,17)	1:B:159:LEU:CD2	1:B:64:TYR:N	9	11.6
(3,17)	1:B:159:LEU:CD2	1:B:65:SER:N	9	11.6
(3,17)	1:B:159:LEU:CD2	1:B:66:ALA:N	9	11.6
(3,17)	1:B:159:LEU:CD2	1:B:67:MET:N	9	11.6
(3,17)	1:B:159:LEU:CD2	1:B:68:ARG:N	9	11.6
(3,17)	1:B:159:LEU:CD2	1:B:69:ASP:N	9	11.6
(3,17)	1:B:159:LEU:CD2	1:B:70:GLN:N	9	11.6
(3,17)	1:B:159:LEU:CD2	1:B:71:TYR:N	9	11.6
(3,17)	1:B:159:LEU:CD2	1:B:72:MET:N	9	11.6
(3,17)	1:B:159:LEU:CD2	1:B:73:ARG:N	9	11.6
(3,17)	1:B:159:LEU:CD2	1:B:74:THR:N	9	11.6
(3,17)	1:B:159:LEU:CD2	1:B:75:GLY:N	9	11.6
(3,17)	1:B:159:LEU:CD2	1:B:76:GLU:N	9	11.6
(3,17)	1:B:159:LEU:CD2	1:B:77:GLY:N	9	11.6
(3,17)	1:B:159:LEU:CD2	1:B:78:PHE:N	9	11.6
(3,17)	1:B:159:LEU:CD2	1:B:79:LEU:N	9	11.6

Continued on next page...

Continued from previous page...

Key	Atom-1	Atom-2	Model ID	Violation (Å)
(3,17)	1:B:159:LEU:CD2	1:B:80:CYS:N	9	11.6
(3,17)	1:B:159:LEU:CD2	5:B:203:7Q9:N	9	11.6
(3,17)	1:B:159:LEU:CD2	5:B:204:7Q9:N	9	11.6
(3,17)	1:B:159:LEU:CD2	5:B:205:7Q9:N	9	11.6
(3,17)	1:B:159:LEU:CD2	5:B:206:7Q9:N	9	11.6
(3,17)	1:B:159:LEU:CD2	5:B:207:7Q9:N	9	11.6
(3,17)	1:B:159:LEU:CD2	6:B:208:17F:N1	9	11.6
(3,17)	1:B:159:LEU:CD2	5:B:209:7Q9:N	9	11.6
(3,17)	1:B:159:LEU:CD2	5:B:210:7Q9:N	9	11.6
(3,17)	1:B:159:LEU:CD2	5:B:211:7Q9:N	9	11.6
(3,17)	1:B:159:LEU:CD2	5:B:212:7Q9:N	9	11.6
(3,17)	1:B:159:LEU:CD2	5:B:213:7Q9:N	9	11.6
(3,17)	1:B:159:LEU:CD2	6:B:214:17F:N1	9	11.6
(3,17)	1:B:159:LEU:CD2	6:B:215:17F:N1	9	11.6
(3,17)	1:B:159:LEU:CD2	5:B:216:7Q9:N	9	11.6
(3,17)	1:B:159:LEU:CD2	5:B:217:7Q9:N	9	11.6
(3,17)	1:B:159:LEU:CD2	5:B:218:7Q9:N	9	11.6
(3,17)	1:B:159:LEU:CD2	6:B:219:17F:N1	9	11.6
(3,17)	1:B:159:LEU:CD2	5:B:220:7Q9:N	9	11.6
(2,2)	1:A:39:SER:OG	1:B:128:LYS:N	3	11.6
(1,21)	1:A:184:LYS:C	1:B:2:THR:N	17	11.59
(1,21)	1:A:184:LYS:C	1:B:3:GLU:N	17	11.59
(1,21)	1:A:184:LYS:C	1:B:4:TYR:N	17	11.59
(1,21)	1:A:184:LYS:C	1:B:5:LYS:N	17	11.59
(1,21)	1:A:184:LYS:C	1:B:6:LEU:N	17	11.59
(1,21)	1:A:184:LYS:C	1:B:7:VAL:N	17	11.59
(1,21)	1:A:184:LYS:C	1:B:8:VAL:N	17	11.59
(1,21)	1:A:184:LYS:C	1:B:9:VAL:N	17	11.59
(1,21)	1:A:184:LYS:C	1:B:10:GLY:N	17	11.59
(1,21)	1:A:184:LYS:C	1:B:11:ALA:N	17	11.59
(1,21)	1:A:184:LYS:C	1:B:12:ASP:N	17	11.59
(1,21)	1:A:184:LYS:C	1:B:13:GLY:N	17	11.59
(1,21)	1:A:184:LYS:C	1:B:14:VAL:N	17	11.59
(1,21)	1:A:184:LYS:C	1:B:15:GLY:N	17	11.59
(1,21)	1:A:184:LYS:C	1:B:16:LYS:N	17	11.59
(1,21)	1:A:184:LYS:C	1:B:17:SER:N	17	11.59
(1,21)	1:A:184:LYS:C	1:B:18:ALA:N	17	11.59
(1,21)	1:A:184:LYS:C	1:B:19:LEU:N	17	11.59
(1,21)	1:A:184:LYS:C	1:B:20:THR:N	17	11.59
(1,21)	1:A:184:LYS:C	1:B:21:ILE:N	17	11.59
(1,21)	1:A:184:LYS:C	1:B:22:GLN:N	17	11.59
(1,21)	1:A:184:LYS:C	1:B:23:LEU:N	17	11.59

Continued on next page...

Continued from previous page...

Key	Atom-1	Atom-2	Model ID	Violation (Å)
(1,21)	1:A:184:LYS:C	1:B:24:ILE:N	17	11.59
(1,21)	1:A:184:LYS:C	1:B:25:GLN:N	17	11.59
(1,21)	1:A:184:LYS:C	1:B:26:ASN:N	17	11.59
(1,21)	1:A:184:LYS:C	1:B:27:HIS:N	17	11.59
(1,21)	1:A:184:LYS:C	1:B:28:PHE:N	17	11.59
(1,21)	1:A:184:LYS:C	1:B:29:VAL:N	17	11.59
(1,21)	1:A:184:LYS:C	1:B:30:ASP:N	17	11.59
(1,21)	1:A:184:LYS:C	1:B:31:GLU:N	17	11.59
(1,21)	1:A:184:LYS:C	1:B:32:TYR:N	17	11.59
(1,21)	1:A:184:LYS:C	1:B:33:ASP:N	17	11.59
(1,21)	1:A:184:LYS:C	1:B:34:PRO:N	17	11.59
(1,21)	1:A:184:LYS:C	1:B:35:THR:N	17	11.59
(1,21)	1:A:184:LYS:C	1:B:36:ILE:N	17	11.59
(1,21)	1:A:184:LYS:C	1:B:37:GLU:N	17	11.59
(1,21)	1:A:184:LYS:C	1:B:38:ASP:N	17	11.59
(1,21)	1:A:184:LYS:C	1:B:39:SER:N	17	11.59
(1,21)	1:A:184:LYS:C	1:B:40:TYR:N	17	11.59
(1,21)	1:A:184:LYS:C	1:B:41:ARG:N	17	11.59
(1,21)	1:A:184:LYS:C	1:B:42:LYS:N	17	11.59
(1,21)	1:A:184:LYS:C	1:B:43:GLN:N	17	11.59
(1,21)	1:A:184:LYS:C	1:B:44:VAL:N	17	11.59
(1,21)	1:A:184:LYS:C	1:B:45:VAL:N	17	11.59
(1,21)	1:A:184:LYS:C	1:B:46:ILE:N	17	11.59
(1,21)	1:A:184:LYS:C	1:B:47:ASP:N	17	11.59
(1,21)	1:A:184:LYS:C	1:B:48:GLY:N	17	11.59
(1,21)	1:A:184:LYS:C	1:B:49:GLU:N	17	11.59
(1,21)	1:A:184:LYS:C	1:B:50:THR:N	17	11.59
(1,21)	1:A:184:LYS:C	1:B:51:CYS:N	17	11.59
(1,21)	1:A:184:LYS:C	1:B:52:LEU:N	17	11.59
(1,21)	1:A:184:LYS:C	1:B:53:LEU:N	17	11.59
(1,21)	1:A:184:LYS:C	1:B:54:ASP:N	17	11.59
(1,21)	1:A:184:LYS:C	1:B:55:ILE:N	17	11.59
(1,21)	1:A:184:LYS:C	1:B:56:LEU:N	17	11.59
(1,21)	1:A:184:LYS:C	1:B:57:ASP:N	17	11.59
(1,21)	1:A:184:LYS:C	1:B:58:THR:N	17	11.59
(1,21)	1:A:184:LYS:C	1:B:59:ALA:N	17	11.59
(1,21)	1:A:184:LYS:C	1:B:60:GLY:N	17	11.59
(1,21)	1:A:184:LYS:C	1:B:61:GLN:N	17	11.59
(1,21)	1:A:184:LYS:C	1:B:62:GLU:N	17	11.59
(1,21)	1:A:184:LYS:C	1:B:63:GLU:N	17	11.59
(1,21)	1:A:184:LYS:C	1:B:64:TYR:N	17	11.59
(1,21)	1:A:184:LYS:C	1:B:65:SER:N	17	11.59

Continued on next page...

Continued from previous page...

Key	Atom-1	Atom-2	Model ID	Violation (Å)
(1,21)	1:A:184:LYS:C	1:B:66:ALA:N	17	11.59
(1,21)	1:A:184:LYS:C	1:B:67:MET:N	17	11.59
(1,21)	1:A:184:LYS:C	1:B:68:ARG:N	17	11.59
(1,21)	1:A:184:LYS:C	1:B:69:ASP:N	17	11.59
(1,21)	1:A:184:LYS:C	1:B:70:GLN:N	17	11.59
(1,21)	1:A:184:LYS:C	1:B:71:TYR:N	17	11.59
(1,21)	1:A:184:LYS:C	1:B:72:MET:N	17	11.59
(1,21)	1:A:184:LYS:C	1:B:73:ARG:N	17	11.59
(1,21)	1:A:184:LYS:C	1:B:74:THR:N	17	11.59
(1,21)	1:A:184:LYS:C	1:B:75:GLY:N	17	11.59
(1,21)	1:A:184:LYS:C	1:B:76:GLU:N	17	11.59
(1,21)	1:A:184:LYS:C	1:B:77:GLY:N	17	11.59
(1,21)	1:A:184:LYS:C	1:B:78:PHE:N	17	11.59
(1,21)	1:A:184:LYS:C	1:B:79:LEU:N	17	11.59
(1,21)	1:A:184:LYS:C	1:B:80:CYS:N	17	11.59
(1,21)	1:A:184:LYS:C	5:B:203:7Q9:N	17	11.59
(1,21)	1:A:184:LYS:C	5:B:204:7Q9:N	17	11.59
(1,21)	1:A:184:LYS:C	5:B:205:7Q9:N	17	11.59
(1,21)	1:A:184:LYS:C	5:B:206:7Q9:N	17	11.59
(1,21)	1:A:184:LYS:C	5:B:207:7Q9:N	17	11.59
(1,21)	1:A:184:LYS:C	6:B:208:17F:N1	17	11.59
(1,21)	1:A:184:LYS:C	5:B:209:7Q9:N	17	11.59
(1,21)	1:A:184:LYS:C	5:B:210:7Q9:N	17	11.59
(1,21)	1:A:184:LYS:C	5:B:211:7Q9:N	17	11.59
(1,21)	1:A:184:LYS:C	5:B:212:7Q9:N	17	11.59
(1,21)	1:A:184:LYS:C	5:B:213:7Q9:N	17	11.59
(1,21)	1:A:184:LYS:C	6:B:214:17F:N1	17	11.59
(1,21)	1:A:184:LYS:C	6:B:215:17F:N1	17	11.59
(1,21)	1:A:184:LYS:C	5:B:216:7Q9:N	17	11.59
(1,21)	1:A:184:LYS:C	5:B:217:7Q9:N	17	11.59
(1,21)	1:A:184:LYS:C	5:B:218:7Q9:N	17	11.59
(1,21)	1:A:184:LYS:C	6:B:219:17F:N1	17	11.59
(1,21)	1:A:184:LYS:C	5:B:220:7Q9:N	17	11.59
(1,21)	1:A:184:LYS:CA	1:B:2:THR:N	17	11.59
(1,21)	1:A:184:LYS:CA	1:B:3:GLU:N	17	11.59
(1,21)	1:A:184:LYS:CA	1:B:4:TYR:N	17	11.59
(1,21)	1:A:184:LYS:CA	1:B:5:LYS:N	17	11.59
(1,21)	1:A:184:LYS:CA	1:B:6:LEU:N	17	11.59
(1,21)	1:A:184:LYS:CA	1:B:7:VAL:N	17	11.59
(1,21)	1:A:184:LYS:CA	1:B:8:VAL:N	17	11.59
(1,21)	1:A:184:LYS:CA	1:B:9:VAL:N	17	11.59
(1,21)	1:A:184:LYS:CA	1:B:10:GLY:N	17	11.59

Continued on next page...

Continued from previous page...

Key	Atom-1	Atom-2	Model ID	Violation (Å)
(1,21)	1:A:184:LYS:CA	1:B:11:ALA:N	17	11.59
(1,21)	1:A:184:LYS:CA	1:B:12:ASP:N	17	11.59
(1,21)	1:A:184:LYS:CA	1:B:13:GLY:N	17	11.59
(1,21)	1:A:184:LYS:CA	1:B:14:VAL:N	17	11.59
(1,21)	1:A:184:LYS:CA	1:B:15:GLY:N	17	11.59
(1,21)	1:A:184:LYS:CA	1:B:16:LYS:N	17	11.59
(1,21)	1:A:184:LYS:CA	1:B:17:SER:N	17	11.59
(1,21)	1:A:184:LYS:CA	1:B:18:ALA:N	17	11.59
(1,21)	1:A:184:LYS:CA	1:B:19:LEU:N	17	11.59
(1,21)	1:A:184:LYS:CA	1:B:20:THR:N	17	11.59
(1,21)	1:A:184:LYS:CA	1:B:21:ILE:N	17	11.59
(1,21)	1:A:184:LYS:CA	1:B:22:GLN:N	17	11.59
(1,21)	1:A:184:LYS:CA	1:B:23:LEU:N	17	11.59
(1,21)	1:A:184:LYS:CA	1:B:24:ILE:N	17	11.59
(1,21)	1:A:184:LYS:CA	1:B:25:GLN:N	17	11.59
(1,21)	1:A:184:LYS:CA	1:B:26:ASN:N	17	11.59
(1,21)	1:A:184:LYS:CA	1:B:27:HIS:N	17	11.59
(1,21)	1:A:184:LYS:CA	1:B:28:PHE:N	17	11.59
(1,21)	1:A:184:LYS:CA	1:B:29:VAL:N	17	11.59
(1,21)	1:A:184:LYS:CA	1:B:30:ASP:N	17	11.59
(1,21)	1:A:184:LYS:CA	1:B:31:GLU:N	17	11.59
(1,21)	1:A:184:LYS:CA	1:B:32:TYR:N	17	11.59
(1,21)	1:A:184:LYS:CA	1:B:33:ASP:N	17	11.59
(1,21)	1:A:184:LYS:CA	1:B:34:PRO:N	17	11.59
(1,21)	1:A:184:LYS:CA	1:B:35:THR:N	17	11.59
(1,21)	1:A:184:LYS:CA	1:B:36:ILE:N	17	11.59
(1,21)	1:A:184:LYS:CA	1:B:37:GLU:N	17	11.59
(1,21)	1:A:184:LYS:CA	1:B:38:ASP:N	17	11.59
(1,21)	1:A:184:LYS:CA	1:B:39:SER:N	17	11.59
(1,21)	1:A:184:LYS:CA	1:B:40:TYR:N	17	11.59
(1,21)	1:A:184:LYS:CA	1:B:41:ARG:N	17	11.59
(1,21)	1:A:184:LYS:CA	1:B:42:LYS:N	17	11.59
(1,21)	1:A:184:LYS:CA	1:B:43:GLN:N	17	11.59
(1,21)	1:A:184:LYS:CA	1:B:44:VAL:N	17	11.59
(1,21)	1:A:184:LYS:CA	1:B:45:VAL:N	17	11.59
(1,21)	1:A:184:LYS:CA	1:B:46:ILE:N	17	11.59
(1,21)	1:A:184:LYS:CA	1:B:47:ASP:N	17	11.59
(1,21)	1:A:184:LYS:CA	1:B:48:GLY:N	17	11.59
(1,21)	1:A:184:LYS:CA	1:B:49:GLU:N	17	11.59
(1,21)	1:A:184:LYS:CA	1:B:50:THR:N	17	11.59
(1,21)	1:A:184:LYS:CA	1:B:51:CYS:N	17	11.59
(1,21)	1:A:184:LYS:CA	1:B:52:LEU:N	17	11.59

Continued on next page...

Continued from previous page...

Key	Atom-1	Atom-2	Model ID	Violation (Å)
(1,21)	1:A:184:LYS:CA	1:B:53:LEU:N	17	11.59
(1,21)	1:A:184:LYS:CA	1:B:54:ASP:N	17	11.59
(1,21)	1:A:184:LYS:CA	1:B:55:ILE:N	17	11.59
(1,21)	1:A:184:LYS:CA	1:B:56:LEU:N	17	11.59
(1,21)	1:A:184:LYS:CA	1:B:57:ASP:N	17	11.59
(1,21)	1:A:184:LYS:CA	1:B:58:THR:N	17	11.59
(1,21)	1:A:184:LYS:CA	1:B:59:ALA:N	17	11.59
(1,21)	1:A:184:LYS:CA	1:B:60:GLY:N	17	11.59
(1,21)	1:A:184:LYS:CA	1:B:61:GLN:N	17	11.59
(1,21)	1:A:184:LYS:CA	1:B:62:GLU:N	17	11.59
(1,21)	1:A:184:LYS:CA	1:B:63:GLU:N	17	11.59
(1,21)	1:A:184:LYS:CA	1:B:64:TYR:N	17	11.59
(1,21)	1:A:184:LYS:CA	1:B:65:SER:N	17	11.59
(1,21)	1:A:184:LYS:CA	1:B:66:ALA:N	17	11.59
(1,21)	1:A:184:LYS:CA	1:B:67:MET:N	17	11.59
(1,21)	1:A:184:LYS:CA	1:B:68:ARG:N	17	11.59
(1,21)	1:A:184:LYS:CA	1:B:69:ASP:N	17	11.59
(1,21)	1:A:184:LYS:CA	1:B:70:GLN:N	17	11.59
(1,21)	1:A:184:LYS:CA	1:B:71:TYR:N	17	11.59
(1,21)	1:A:184:LYS:CA	1:B:72:MET:N	17	11.59
(1,21)	1:A:184:LYS:CA	1:B:73:ARG:N	17	11.59
(1,21)	1:A:184:LYS:CA	1:B:74:THR:N	17	11.59
(1,21)	1:A:184:LYS:CA	1:B:75:GLY:N	17	11.59
(1,21)	1:A:184:LYS:CA	1:B:76:GLU:N	17	11.59
(1,21)	1:A:184:LYS:CA	1:B:77:GLY:N	17	11.59
(1,21)	1:A:184:LYS:CA	1:B:78:PHE:N	17	11.59
(1,21)	1:A:184:LYS:CA	1:B:79:LEU:N	17	11.59
(1,21)	1:A:184:LYS:CA	1:B:80:CYS:N	17	11.59
(1,21)	1:A:184:LYS:CA	5:B:203:7Q9:N	17	11.59
(1,21)	1:A:184:LYS:CA	5:B:204:7Q9:N	17	11.59
(1,21)	1:A:184:LYS:CA	5:B:205:7Q9:N	17	11.59
(1,21)	1:A:184:LYS:CA	5:B:206:7Q9:N	17	11.59
(1,21)	1:A:184:LYS:CA	5:B:207:7Q9:N	17	11.59
(1,21)	1:A:184:LYS:CA	6:B:208:17F:N1	17	11.59
(1,21)	1:A:184:LYS:CA	5:B:209:7Q9:N	17	11.59
(1,21)	1:A:184:LYS:CA	5:B:210:7Q9:N	17	11.59
(1,21)	1:A:184:LYS:CA	5:B:211:7Q9:N	17	11.59
(1,21)	1:A:184:LYS:CA	5:B:212:7Q9:N	17	11.59
(1,21)	1:A:184:LYS:CA	5:B:213:7Q9:N	17	11.59
(1,21)	1:A:184:LYS:CA	6:B:214:17F:N1	17	11.59
(1,21)	1:A:184:LYS:CA	6:B:215:17F:N1	17	11.59
(1,21)	1:A:184:LYS:CA	5:B:216:7Q9:N	17	11.59

Continued on next page...

Continued from previous page...

Key	Atom-1	Atom-2	Model ID	Violation (Å)
(1,21)	1:A:184:LYS:CA	5:B:217:7Q9:N	17	11.59
(1,21)	1:A:184:LYS:CA	5:B:218:7Q9:N	17	11.59
(1,21)	1:A:184:LYS:CA	6:B:219:17F:N1	17	11.59
(1,21)	1:A:184:LYS:CA	5:B:220:7Q9:N	17	11.59
(1,21)	1:A:184:LYS:CB	1:B:2:THR:N	17	11.59
(1,21)	1:A:184:LYS:CB	1:B:3:GLU:N	17	11.59
(1,21)	1:A:184:LYS:CB	1:B:4:TYR:N	17	11.59
(1,21)	1:A:184:LYS:CB	1:B:5:LYS:N	17	11.59
(1,21)	1:A:184:LYS:CB	1:B:6:LEU:N	17	11.59
(1,21)	1:A:184:LYS:CB	1:B:7:VAL:N	17	11.59
(1,21)	1:A:184:LYS:CB	1:B:8:VAL:N	17	11.59
(1,21)	1:A:184:LYS:CB	1:B:9:VAL:N	17	11.59
(1,21)	1:A:184:LYS:CB	1:B:10:GLY:N	17	11.59
(1,21)	1:A:184:LYS:CB	1:B:11:ALA:N	17	11.59
(1,21)	1:A:184:LYS:CB	1:B:12:ASP:N	17	11.59
(1,21)	1:A:184:LYS:CB	1:B:13:GLY:N	17	11.59
(1,21)	1:A:184:LYS:CB	1:B:14:VAL:N	17	11.59
(1,21)	1:A:184:LYS:CB	1:B:15:GLY:N	17	11.59
(1,21)	1:A:184:LYS:CB	1:B:16:LYS:N	17	11.59
(1,21)	1:A:184:LYS:CB	1:B:17:SER:N	17	11.59
(1,21)	1:A:184:LYS:CB	1:B:18:ALA:N	17	11.59
(1,21)	1:A:184:LYS:CB	1:B:19:LEU:N	17	11.59
(1,21)	1:A:184:LYS:CB	1:B:20:THR:N	17	11.59
(1,21)	1:A:184:LYS:CB	1:B:21:ILE:N	17	11.59
(1,21)	1:A:184:LYS:CB	1:B:22:GLN:N	17	11.59
(1,21)	1:A:184:LYS:CB	1:B:23:LEU:N	17	11.59
(1,21)	1:A:184:LYS:CB	1:B:24:ILE:N	17	11.59
(1,21)	1:A:184:LYS:CB	1:B:25:GLN:N	17	11.59
(1,21)	1:A:184:LYS:CB	1:B:26:ASN:N	17	11.59
(1,21)	1:A:184:LYS:CB	1:B:27:HIS:N	17	11.59
(1,21)	1:A:184:LYS:CB	1:B:28:PHE:N	17	11.59
(1,21)	1:A:184:LYS:CB	1:B:29:VAL:N	17	11.59
(1,21)	1:A:184:LYS:CB	1:B:30:ASP:N	17	11.59
(1,21)	1:A:184:LYS:CB	1:B:31:GLU:N	17	11.59
(1,21)	1:A:184:LYS:CB	1:B:32:TYR:N	17	11.59
(1,21)	1:A:184:LYS:CB	1:B:33:ASP:N	17	11.59
(1,21)	1:A:184:LYS:CB	1:B:34:PRO:N	17	11.59
(1,21)	1:A:184:LYS:CB	1:B:35:THR:N	17	11.59
(1,21)	1:A:184:LYS:CB	1:B:36:ILE:N	17	11.59
(1,21)	1:A:184:LYS:CB	1:B:37:GLU:N	17	11.59
(1,21)	1:A:184:LYS:CB	1:B:38:ASP:N	17	11.59
(1,21)	1:A:184:LYS:CB	1:B:39:SER:N	17	11.59

Continued on next page...

Continued from previous page...

Key	Atom-1	Atom-2	Model ID	Violation (Å)
(1,21)	1:A:184:LYS:CB	1:B:40:TYR:N	17	11.59
(1,21)	1:A:184:LYS:CB	1:B:41:ARG:N	17	11.59
(1,21)	1:A:184:LYS:CB	1:B:42:LYS:N	17	11.59
(1,21)	1:A:184:LYS:CB	1:B:43:GLN:N	17	11.59
(1,21)	1:A:184:LYS:CB	1:B:44:VAL:N	17	11.59
(1,21)	1:A:184:LYS:CB	1:B:45:VAL:N	17	11.59
(1,21)	1:A:184:LYS:CB	1:B:46:ILE:N	17	11.59
(1,21)	1:A:184:LYS:CB	1:B:47:ASP:N	17	11.59
(1,21)	1:A:184:LYS:CB	1:B:48:GLY:N	17	11.59
(1,21)	1:A:184:LYS:CB	1:B:49:GLU:N	17	11.59
(1,21)	1:A:184:LYS:CB	1:B:50:THR:N	17	11.59
(1,21)	1:A:184:LYS:CB	1:B:51:CYS:N	17	11.59
(1,21)	1:A:184:LYS:CB	1:B:52:LEU:N	17	11.59
(1,21)	1:A:184:LYS:CB	1:B:53:LEU:N	17	11.59
(1,21)	1:A:184:LYS:CB	1:B:54:ASP:N	17	11.59
(1,21)	1:A:184:LYS:CB	1:B:55:ILE:N	17	11.59
(1,21)	1:A:184:LYS:CB	1:B:56:LEU:N	17	11.59
(1,21)	1:A:184:LYS:CB	1:B:57:ASP:N	17	11.59
(1,21)	1:A:184:LYS:CB	1:B:58:THR:N	17	11.59
(1,21)	1:A:184:LYS:CB	1:B:59:ALA:N	17	11.59
(1,21)	1:A:184:LYS:CB	1:B:60:GLY:N	17	11.59
(1,21)	1:A:184:LYS:CB	1:B:61:GLN:N	17	11.59
(1,21)	1:A:184:LYS:CB	1:B:62:GLU:N	17	11.59
(1,21)	1:A:184:LYS:CB	1:B:63:GLU:N	17	11.59
(1,21)	1:A:184:LYS:CB	1:B:64:TYR:N	17	11.59
(1,21)	1:A:184:LYS:CB	1:B:65:SER:N	17	11.59
(1,21)	1:A:184:LYS:CB	1:B:66:ALA:N	17	11.59
(1,21)	1:A:184:LYS:CB	1:B:67:MET:N	17	11.59
(1,21)	1:A:184:LYS:CB	1:B:68:ARG:N	17	11.59
(1,21)	1:A:184:LYS:CB	1:B:69:ASP:N	17	11.59
(1,21)	1:A:184:LYS:CB	1:B:70:GLN:N	17	11.59
(1,21)	1:A:184:LYS:CB	1:B:71:TYR:N	17	11.59
(1,21)	1:A:184:LYS:CB	1:B:72:MET:N	17	11.59
(1,21)	1:A:184:LYS:CB	1:B:73:ARG:N	17	11.59
(1,21)	1:A:184:LYS:CB	1:B:74:THR:N	17	11.59
(1,21)	1:A:184:LYS:CB	1:B:75:GLY:N	17	11.59
(1,21)	1:A:184:LYS:CB	1:B:76:GLU:N	17	11.59
(1,21)	1:A:184:LYS:CB	1:B:77:GLY:N	17	11.59
(1,21)	1:A:184:LYS:CB	1:B:78:PHE:N	17	11.59
(1,21)	1:A:184:LYS:CB	1:B:79:LEU:N	17	11.59
(1,21)	1:A:184:LYS:CB	1:B:80:CYS:N	17	11.59
(1,21)	1:A:184:LYS:CB	5:B:203:7Q9:N	17	11.59

Continued on next page...

Continued from previous page...

Key	Atom-1	Atom-2	Model ID	Violation (Å)
(1,21)	1:A:184:LYS:CB	5:B:204:7Q9:N	17	11.59
(1,21)	1:A:184:LYS:CB	5:B:205:7Q9:N	17	11.59
(1,21)	1:A:184:LYS:CB	5:B:206:7Q9:N	17	11.59
(1,21)	1:A:184:LYS:CB	5:B:207:7Q9:N	17	11.59
(1,21)	1:A:184:LYS:CB	6:B:208:17F:N1	17	11.59
(1,21)	1:A:184:LYS:CB	5:B:209:7Q9:N	17	11.59
(1,21)	1:A:184:LYS:CB	5:B:210:7Q9:N	17	11.59
(1,21)	1:A:184:LYS:CB	5:B:211:7Q9:N	17	11.59
(1,21)	1:A:184:LYS:CB	5:B:212:7Q9:N	17	11.59
(1,21)	1:A:184:LYS:CB	5:B:213:7Q9:N	17	11.59
(1,21)	1:A:184:LYS:CB	6:B:214:17F:N1	17	11.59
(1,21)	1:A:184:LYS:CB	6:B:215:17F:N1	17	11.59
(1,21)	1:A:184:LYS:CB	5:B:216:7Q9:N	17	11.59
(1,21)	1:A:184:LYS:CB	5:B:217:7Q9:N	17	11.59
(1,21)	1:A:184:LYS:CB	5:B:218:7Q9:N	17	11.59
(1,21)	1:A:184:LYS:CB	6:B:219:17F:N1	17	11.59
(1,21)	1:A:184:LYS:CB	5:B:220:7Q9:N	17	11.59
(1,21)	1:A:184:LYS:CD	1:B:2:THR:N	17	11.59
(1,21)	1:A:184:LYS:CD	1:B:3:GLU:N	17	11.59
(1,21)	1:A:184:LYS:CD	1:B:4:TYR:N	17	11.59
(1,21)	1:A:184:LYS:CD	1:B:5:LYS:N	17	11.59
(1,21)	1:A:184:LYS:CD	1:B:6:LEU:N	17	11.59
(1,21)	1:A:184:LYS:CD	1:B:7:VAL:N	17	11.59
(1,21)	1:A:184:LYS:CD	1:B:8:VAL:N	17	11.59
(1,21)	1:A:184:LYS:CD	1:B:9:VAL:N	17	11.59
(1,21)	1:A:184:LYS:CD	1:B:10:GLY:N	17	11.59
(1,21)	1:A:184:LYS:CD	1:B:11:ALA:N	17	11.59
(1,21)	1:A:184:LYS:CD	1:B:12:ASP:N	17	11.59
(1,21)	1:A:184:LYS:CD	1:B:13:GLY:N	17	11.59
(1,21)	1:A:184:LYS:CD	1:B:14:VAL:N	17	11.59
(1,21)	1:A:184:LYS:CD	1:B:15:GLY:N	17	11.59
(1,21)	1:A:184:LYS:CD	1:B:16:LYS:N	17	11.59
(1,21)	1:A:184:LYS:CD	1:B:17:SER:N	17	11.59
(1,21)	1:A:184:LYS:CD	1:B:18:ALA:N	17	11.59
(1,21)	1:A:184:LYS:CD	1:B:19:LEU:N	17	11.59
(1,21)	1:A:184:LYS:CD	1:B:20:THR:N	17	11.59
(1,21)	1:A:184:LYS:CD	1:B:21:ILE:N	17	11.59
(1,21)	1:A:184:LYS:CD	1:B:22:GLN:N	17	11.59
(1,21)	1:A:184:LYS:CD	1:B:23:LEU:N	17	11.59
(1,21)	1:A:184:LYS:CD	1:B:24:ILE:N	17	11.59
(1,21)	1:A:184:LYS:CD	1:B:25:GLN:N	17	11.59
(1,21)	1:A:184:LYS:CD	1:B:26:ASN:N	17	11.59

Continued on next page...

Continued from previous page...

Key	Atom-1	Atom-2	Model ID	Violation (Å)
(1,21)	1:A:184:LYS:CD	1:B:27:HIS:N	17	11.59
(1,21)	1:A:184:LYS:CD	1:B:28:PHE:N	17	11.59
(1,21)	1:A:184:LYS:CD	1:B:29:VAL:N	17	11.59
(1,21)	1:A:184:LYS:CD	1:B:30:ASP:N	17	11.59
(1,21)	1:A:184:LYS:CD	1:B:31:GLU:N	17	11.59
(1,21)	1:A:184:LYS:CD	1:B:32:TYR:N	17	11.59
(1,21)	1:A:184:LYS:CD	1:B:33:ASP:N	17	11.59
(1,21)	1:A:184:LYS:CD	1:B:34:PRO:N	17	11.59
(1,21)	1:A:184:LYS:CD	1:B:35:THR:N	17	11.59
(1,21)	1:A:184:LYS:CD	1:B:36:ILE:N	17	11.59
(1,21)	1:A:184:LYS:CD	1:B:37:GLU:N	17	11.59
(1,21)	1:A:184:LYS:CD	1:B:38:ASP:N	17	11.59
(1,21)	1:A:184:LYS:CD	1:B:39:SER:N	17	11.59
(1,21)	1:A:184:LYS:CD	1:B:40:TYR:N	17	11.59
(1,21)	1:A:184:LYS:CD	1:B:41:ARG:N	17	11.59
(1,21)	1:A:184:LYS:CD	1:B:42:LYS:N	17	11.59
(1,21)	1:A:184:LYS:CD	1:B:43:GLN:N	17	11.59
(1,21)	1:A:184:LYS:CD	1:B:44:VAL:N	17	11.59
(1,21)	1:A:184:LYS:CD	1:B:45:VAL:N	17	11.59
(1,21)	1:A:184:LYS:CD	1:B:46:ILE:N	17	11.59
(1,21)	1:A:184:LYS:CD	1:B:47:ASP:N	17	11.59
(1,21)	1:A:184:LYS:CD	1:B:48:GLY:N	17	11.59
(1,21)	1:A:184:LYS:CD	1:B:49:GLU:N	17	11.59
(1,21)	1:A:184:LYS:CD	1:B:50:THR:N	17	11.59
(1,21)	1:A:184:LYS:CD	1:B:51:CYS:N	17	11.59
(1,21)	1:A:184:LYS:CD	1:B:52:LEU:N	17	11.59
(1,21)	1:A:184:LYS:CD	1:B:53:LEU:N	17	11.59
(1,21)	1:A:184:LYS:CD	1:B:54:ASP:N	17	11.59
(1,21)	1:A:184:LYS:CD	1:B:55:ILE:N	17	11.59
(1,21)	1:A:184:LYS:CD	1:B:56:LEU:N	17	11.59
(1,21)	1:A:184:LYS:CD	1:B:57:ASP:N	17	11.59
(1,21)	1:A:184:LYS:CD	1:B:58:THR:N	17	11.59
(1,21)	1:A:184:LYS:CD	1:B:59:ALA:N	17	11.59
(1,21)	1:A:184:LYS:CD	1:B:60:GLY:N	17	11.59
(1,21)	1:A:184:LYS:CD	1:B:61:GLN:N	17	11.59
(1,21)	1:A:184:LYS:CD	1:B:62:GLU:N	17	11.59
(1,21)	1:A:184:LYS:CD	1:B:63:GLU:N	17	11.59
(1,21)	1:A:184:LYS:CD	1:B:64:TYR:N	17	11.59
(1,21)	1:A:184:LYS:CD	1:B:65:SER:N	17	11.59
(1,21)	1:A:184:LYS:CD	1:B:66:ALA:N	17	11.59
(1,21)	1:A:184:LYS:CD	1:B:67:MET:N	17	11.59
(1,21)	1:A:184:LYS:CD	1:B:68:ARG:N	17	11.59

Continued on next page...

Continued from previous page...

Key	Atom-1	Atom-2	Model ID	Violation (Å)
(1,21)	1:A:184:LYS:CD	1:B:69:ASP:N	17	11.59
(1,21)	1:A:184:LYS:CD	1:B:70:GLN:N	17	11.59
(1,21)	1:A:184:LYS:CD	1:B:71:TYR:N	17	11.59
(1,21)	1:A:184:LYS:CD	1:B:72:MET:N	17	11.59
(1,21)	1:A:184:LYS:CD	1:B:73:ARG:N	17	11.59
(1,21)	1:A:184:LYS:CD	1:B:74:THR:N	17	11.59
(1,21)	1:A:184:LYS:CD	1:B:75:GLY:N	17	11.59
(1,21)	1:A:184:LYS:CD	1:B:76:GLU:N	17	11.59
(1,21)	1:A:184:LYS:CD	1:B:77:GLY:N	17	11.59
(1,21)	1:A:184:LYS:CD	1:B:78:PHE:N	17	11.59
(1,21)	1:A:184:LYS:CD	1:B:79:LEU:N	17	11.59
(1,21)	1:A:184:LYS:CD	1:B:80:CYS:N	17	11.59
(1,21)	1:A:184:LYS:CD	5:B:203:7Q9:N	17	11.59
(1,21)	1:A:184:LYS:CD	5:B:204:7Q9:N	17	11.59
(1,21)	1:A:184:LYS:CD	5:B:205:7Q9:N	17	11.59
(1,21)	1:A:184:LYS:CD	5:B:206:7Q9:N	17	11.59
(1,21)	1:A:184:LYS:CD	5:B:207:7Q9:N	17	11.59
(1,21)	1:A:184:LYS:CD	6:B:208:17F:N1	17	11.59
(1,21)	1:A:184:LYS:CD	5:B:209:7Q9:N	17	11.59
(1,21)	1:A:184:LYS:CD	5:B:210:7Q9:N	17	11.59
(1,21)	1:A:184:LYS:CD	5:B:211:7Q9:N	17	11.59
(1,21)	1:A:184:LYS:CD	5:B:212:7Q9:N	17	11.59
(1,21)	1:A:184:LYS:CD	5:B:213:7Q9:N	17	11.59
(1,21)	1:A:184:LYS:CD	6:B:214:17F:N1	17	11.59
(1,21)	1:A:184:LYS:CD	6:B:215:17F:N1	17	11.59
(1,21)	1:A:184:LYS:CD	5:B:216:7Q9:N	17	11.59
(1,21)	1:A:184:LYS:CD	5:B:217:7Q9:N	17	11.59
(1,21)	1:A:184:LYS:CD	5:B:218:7Q9:N	17	11.59
(1,21)	1:A:184:LYS:CD	6:B:219:17F:N1	17	11.59
(1,21)	1:A:184:LYS:CD	5:B:220:7Q9:N	17	11.59
(1,21)	1:A:184:LYS:CE	1:B:2:THR:N	17	11.59
(1,21)	1:A:184:LYS:CE	1:B:3:GLU:N	17	11.59
(1,21)	1:A:184:LYS:CE	1:B:4:TYR:N	17	11.59
(1,21)	1:A:184:LYS:CE	1:B:5:LYS:N	17	11.59
(1,21)	1:A:184:LYS:CE	1:B:6:LEU:N	17	11.59
(1,21)	1:A:184:LYS:CE	1:B:7:VAL:N	17	11.59
(1,21)	1:A:184:LYS:CE	1:B:8:VAL:N	17	11.59
(1,21)	1:A:184:LYS:CE	1:B:9:VAL:N	17	11.59
(1,21)	1:A:184:LYS:CE	1:B:10:GLY:N	17	11.59
(1,21)	1:A:184:LYS:CE	1:B:11:ALA:N	17	11.59
(1,21)	1:A:184:LYS:CE	1:B:12:ASP:N	17	11.59
(1,21)	1:A:184:LYS:CE	1:B:13:GLY:N	17	11.59

Continued on next page...

Continued from previous page...

Key	Atom-1	Atom-2	Model ID	Violation (Å)
(1,21)	1:A:184:LYS:CE	1:B:14:VAL:N	17	11.59
(1,21)	1:A:184:LYS:CE	1:B:15:GLY:N	17	11.59
(1,21)	1:A:184:LYS:CE	1:B:16:LYS:N	17	11.59
(1,21)	1:A:184:LYS:CE	1:B:17:SER:N	17	11.59
(1,21)	1:A:184:LYS:CE	1:B:18:ALA:N	17	11.59
(1,21)	1:A:184:LYS:CE	1:B:19:LEU:N	17	11.59
(1,21)	1:A:184:LYS:CE	1:B:20:THR:N	17	11.59
(1,21)	1:A:184:LYS:CE	1:B:21:ILE:N	17	11.59
(1,21)	1:A:184:LYS:CE	1:B:22:GLN:N	17	11.59
(1,21)	1:A:184:LYS:CE	1:B:23:LEU:N	17	11.59
(1,21)	1:A:184:LYS:CE	1:B:24:ILE:N	17	11.59
(1,21)	1:A:184:LYS:CE	1:B:25:GLN:N	17	11.59
(1,21)	1:A:184:LYS:CE	1:B:26:ASN:N	17	11.59
(1,21)	1:A:184:LYS:CE	1:B:27:HIS:N	17	11.59
(1,21)	1:A:184:LYS:CE	1:B:28:PHE:N	17	11.59
(1,21)	1:A:184:LYS:CE	1:B:29:VAL:N	17	11.59
(1,21)	1:A:184:LYS:CE	1:B:30:ASP:N	17	11.59
(1,21)	1:A:184:LYS:CE	1:B:31:GLU:N	17	11.59
(1,21)	1:A:184:LYS:CE	1:B:32:TYR:N	17	11.59
(1,21)	1:A:184:LYS:CE	1:B:33:ASP:N	17	11.59
(1,21)	1:A:184:LYS:CE	1:B:34:PRO:N	17	11.59
(1,21)	1:A:184:LYS:CE	1:B:35:THR:N	17	11.59
(1,21)	1:A:184:LYS:CE	1:B:36:ILE:N	17	11.59
(1,21)	1:A:184:LYS:CE	1:B:37:GLU:N	17	11.59
(1,21)	1:A:184:LYS:CE	1:B:38:ASP:N	17	11.59
(1,21)	1:A:184:LYS:CE	1:B:39:SER:N	17	11.59
(1,21)	1:A:184:LYS:CE	1:B:40:TYR:N	17	11.59
(1,21)	1:A:184:LYS:CE	1:B:41:ARG:N	17	11.59
(1,21)	1:A:184:LYS:CE	1:B:42:LYS:N	17	11.59
(1,21)	1:A:184:LYS:CE	1:B:43:GLN:N	17	11.59
(1,21)	1:A:184:LYS:CE	1:B:44:VAL:N	17	11.59
(1,21)	1:A:184:LYS:CE	1:B:45:VAL:N	17	11.59
(1,21)	1:A:184:LYS:CE	1:B:46:ILE:N	17	11.59
(1,21)	1:A:184:LYS:CE	1:B:47:ASP:N	17	11.59
(1,21)	1:A:184:LYS:CE	1:B:48:GLY:N	17	11.59
(1,21)	1:A:184:LYS:CE	1:B:49:GLU:N	17	11.59
(1,21)	1:A:184:LYS:CE	1:B:50:THR:N	17	11.59
(1,21)	1:A:184:LYS:CE	1:B:51:CYS:N	17	11.59
(1,21)	1:A:184:LYS:CE	1:B:52:LEU:N	17	11.59
(1,21)	1:A:184:LYS:CE	1:B:53:LEU:N	17	11.59
(1,21)	1:A:184:LYS:CE	1:B:54:ASP:N	17	11.59
(1,21)	1:A:184:LYS:CE	1:B:55:ILE:N	17	11.59

Continued on next page...

Continued from previous page...

Key	Atom-1	Atom-2	Model ID	Violation (Å)
(1,21)	1:A:184:LYS:CE	1:B:56:LEU:N	17	11.59
(1,21)	1:A:184:LYS:CE	1:B:57:ASP:N	17	11.59
(1,21)	1:A:184:LYS:CE	1:B:58:THR:N	17	11.59
(1,21)	1:A:184:LYS:CE	1:B:59:ALA:N	17	11.59
(1,21)	1:A:184:LYS:CE	1:B:60:GLY:N	17	11.59
(1,21)	1:A:184:LYS:CE	1:B:61:GLN:N	17	11.59
(1,21)	1:A:184:LYS:CE	1:B:62:GLU:N	17	11.59
(1,21)	1:A:184:LYS:CE	1:B:63:GLU:N	17	11.59
(1,21)	1:A:184:LYS:CE	1:B:64:TYR:N	17	11.59
(1,21)	1:A:184:LYS:CE	1:B:65:SER:N	17	11.59
(1,21)	1:A:184:LYS:CE	1:B:66:ALA:N	17	11.59
(1,21)	1:A:184:LYS:CE	1:B:67:MET:N	17	11.59
(1,21)	1:A:184:LYS:CE	1:B:68:ARG:N	17	11.59
(1,21)	1:A:184:LYS:CE	1:B:69:ASP:N	17	11.59
(1,21)	1:A:184:LYS:CE	1:B:70:GLN:N	17	11.59
(1,21)	1:A:184:LYS:CE	1:B:71:TYR:N	17	11.59
(1,21)	1:A:184:LYS:CE	1:B:72:MET:N	17	11.59
(1,21)	1:A:184:LYS:CE	1:B:73:ARG:N	17	11.59
(1,21)	1:A:184:LYS:CE	1:B:74:THR:N	17	11.59
(1,21)	1:A:184:LYS:CE	1:B:75:GLY:N	17	11.59
(1,21)	1:A:184:LYS:CE	1:B:76:GLU:N	17	11.59
(1,21)	1:A:184:LYS:CE	1:B:77:GLY:N	17	11.59
(1,21)	1:A:184:LYS:CE	1:B:78:PHE:N	17	11.59
(1,21)	1:A:184:LYS:CE	1:B:79:LEU:N	17	11.59
(1,21)	1:A:184:LYS:CE	1:B:80:CYS:N	17	11.59
(1,21)	1:A:184:LYS:CE	5:B:203:7Q9:N	17	11.59
(1,21)	1:A:184:LYS:CE	5:B:204:7Q9:N	17	11.59
(1,21)	1:A:184:LYS:CE	5:B:205:7Q9:N	17	11.59
(1,21)	1:A:184:LYS:CE	5:B:206:7Q9:N	17	11.59
(1,21)	1:A:184:LYS:CE	5:B:207:7Q9:N	17	11.59
(1,21)	1:A:184:LYS:CE	6:B:208:17F:N1	17	11.59
(1,21)	1:A:184:LYS:CE	5:B:209:7Q9:N	17	11.59
(1,21)	1:A:184:LYS:CE	5:B:210:7Q9:N	17	11.59
(1,21)	1:A:184:LYS:CE	5:B:211:7Q9:N	17	11.59
(1,21)	1:A:184:LYS:CE	5:B:212:7Q9:N	17	11.59
(1,21)	1:A:184:LYS:CE	5:B:213:7Q9:N	17	11.59
(1,21)	1:A:184:LYS:CE	6:B:214:17F:N1	17	11.59
(1,21)	1:A:184:LYS:CE	6:B:215:17F:N1	17	11.59
(1,21)	1:A:184:LYS:CE	5:B:216:7Q9:N	17	11.59
(1,21)	1:A:184:LYS:CE	5:B:217:7Q9:N	17	11.59
(1,21)	1:A:184:LYS:CE	5:B:218:7Q9:N	17	11.59
(1,21)	1:A:184:LYS:CE	6:B:219:17F:N1	17	11.59

Continued on next page...

Continued from previous page...

Key	Atom-1	Atom-2	Model ID	Violation (Å)
(1,21)	1:A:184:LYS:CE	5:B:220:7Q9:N	17	11.59
(1,21)	1:A:184:LYS:CG	1:B:2:THR:N	17	11.59
(1,21)	1:A:184:LYS:CG	1:B:3:GLU:N	17	11.59
(1,21)	1:A:184:LYS:CG	1:B:4:TYR:N	17	11.59
(1,21)	1:A:184:LYS:CG	1:B:5:LYS:N	17	11.59
(1,21)	1:A:184:LYS:CG	1:B:6:LEU:N	17	11.59
(1,21)	1:A:184:LYS:CG	1:B:7:VAL:N	17	11.59
(1,21)	1:A:184:LYS:CG	1:B:8:VAL:N	17	11.59
(1,21)	1:A:184:LYS:CG	1:B:9:VAL:N	17	11.59
(1,21)	1:A:184:LYS:CG	1:B:10:GLY:N	17	11.59
(1,21)	1:A:184:LYS:CG	1:B:11:ALA:N	17	11.59
(1,21)	1:A:184:LYS:CG	1:B:12:ASP:N	17	11.59
(1,21)	1:A:184:LYS:CG	1:B:13:GLY:N	17	11.59
(1,21)	1:A:184:LYS:CG	1:B:14:VAL:N	17	11.59
(1,21)	1:A:184:LYS:CG	1:B:15:GLY:N	17	11.59
(1,21)	1:A:184:LYS:CG	1:B:16:LYS:N	17	11.59
(1,21)	1:A:184:LYS:CG	1:B:17:SER:N	17	11.59
(1,21)	1:A:184:LYS:CG	1:B:18:ALA:N	17	11.59
(1,21)	1:A:184:LYS:CG	1:B:19:LEU:N	17	11.59
(1,21)	1:A:184:LYS:CG	1:B:20:THR:N	17	11.59
(1,21)	1:A:184:LYS:CG	1:B:21:ILE:N	17	11.59
(1,21)	1:A:184:LYS:CG	1:B:22:GLN:N	17	11.59
(1,21)	1:A:184:LYS:CG	1:B:23:LEU:N	17	11.59
(1,21)	1:A:184:LYS:CG	1:B:24:ILE:N	17	11.59
(1,21)	1:A:184:LYS:CG	1:B:25:GLN:N	17	11.59
(1,21)	1:A:184:LYS:CG	1:B:26:ASN:N	17	11.59
(1,21)	1:A:184:LYS:CG	1:B:27:HIS:N	17	11.59
(1,21)	1:A:184:LYS:CG	1:B:28:PHE:N	17	11.59
(1,21)	1:A:184:LYS:CG	1:B:29:VAL:N	17	11.59
(1,21)	1:A:184:LYS:CG	1:B:30:ASP:N	17	11.59
(1,21)	1:A:184:LYS:CG	1:B:31:GLU:N	17	11.59
(1,21)	1:A:184:LYS:CG	1:B:32:TYR:N	17	11.59
(1,21)	1:A:184:LYS:CG	1:B:33:ASP:N	17	11.59
(1,21)	1:A:184:LYS:CG	1:B:34:PRO:N	17	11.59
(1,21)	1:A:184:LYS:CG	1:B:35:THR:N	17	11.59
(1,21)	1:A:184:LYS:CG	1:B:36:ILE:N	17	11.59
(1,21)	1:A:184:LYS:CG	1:B:37:GLU:N	17	11.59
(1,21)	1:A:184:LYS:CG	1:B:38:ASP:N	17	11.59
(1,21)	1:A:184:LYS:CG	1:B:39:SER:N	17	11.59
(1,21)	1:A:184:LYS:CG	1:B:40:TYR:N	17	11.59
(1,21)	1:A:184:LYS:CG	1:B:41:ARG:N	17	11.59
(1,21)	1:A:184:LYS:CG	1:B:42:LYS:N	17	11.59

Continued on next page...

Continued from previous page...

Key	Atom-1	Atom-2	Model ID	Violation (Å)
(1,21)	1:A:184:LYS:CG	1:B:43:GLN:N	17	11.59
(1,21)	1:A:184:LYS:CG	1:B:44:VAL:N	17	11.59
(1,21)	1:A:184:LYS:CG	1:B:45:VAL:N	17	11.59
(1,21)	1:A:184:LYS:CG	1:B:46:ILE:N	17	11.59
(1,21)	1:A:184:LYS:CG	1:B:47:ASP:N	17	11.59
(1,21)	1:A:184:LYS:CG	1:B:48:GLY:N	17	11.59
(1,21)	1:A:184:LYS:CG	1:B:49:GLU:N	17	11.59
(1,21)	1:A:184:LYS:CG	1:B:50:THR:N	17	11.59
(1,21)	1:A:184:LYS:CG	1:B:51:CYS:N	17	11.59
(1,21)	1:A:184:LYS:CG	1:B:52:LEU:N	17	11.59
(1,21)	1:A:184:LYS:CG	1:B:53:LEU:N	17	11.59
(1,21)	1:A:184:LYS:CG	1:B:54:ASP:N	17	11.59
(1,21)	1:A:184:LYS:CG	1:B:55:ILE:N	17	11.59
(1,21)	1:A:184:LYS:CG	1:B:56:LEU:N	17	11.59
(1,21)	1:A:184:LYS:CG	1:B:57:ASP:N	17	11.59
(1,21)	1:A:184:LYS:CG	1:B:58:THR:N	17	11.59
(1,21)	1:A:184:LYS:CG	1:B:59:ALA:N	17	11.59
(1,21)	1:A:184:LYS:CG	1:B:60:GLY:N	17	11.59
(1,21)	1:A:184:LYS:CG	1:B:61:GLN:N	17	11.59
(1,21)	1:A:184:LYS:CG	1:B:62:GLU:N	17	11.59
(1,21)	1:A:184:LYS:CG	1:B:63:GLU:N	17	11.59
(1,21)	1:A:184:LYS:CG	1:B:64:TYR:N	17	11.59
(1,21)	1:A:184:LYS:CG	1:B:65:SER:N	17	11.59
(1,21)	1:A:184:LYS:CG	1:B:66:ALA:N	17	11.59
(1,21)	1:A:184:LYS:CG	1:B:67:MET:N	17	11.59
(1,21)	1:A:184:LYS:CG	1:B:68:ARG:N	17	11.59
(1,21)	1:A:184:LYS:CG	1:B:69:ASP:N	17	11.59
(1,21)	1:A:184:LYS:CG	1:B:70:GLN:N	17	11.59
(1,21)	1:A:184:LYS:CG	1:B:71:TYR:N	17	11.59
(1,21)	1:A:184:LYS:CG	1:B:72:MET:N	17	11.59
(1,21)	1:A:184:LYS:CG	1:B:73:ARG:N	17	11.59
(1,21)	1:A:184:LYS:CG	1:B:74:THR:N	17	11.59
(1,21)	1:A:184:LYS:CG	1:B:75:GLY:N	17	11.59
(1,21)	1:A:184:LYS:CG	1:B:76:GLU:N	17	11.59
(1,21)	1:A:184:LYS:CG	1:B:77:GLY:N	17	11.59
(1,21)	1:A:184:LYS:CG	1:B:78:PHE:N	17	11.59
(1,21)	1:A:184:LYS:CG	1:B:79:LEU:N	17	11.59
(1,21)	1:A:184:LYS:CG	1:B:80:CYS:N	17	11.59
(1,21)	1:A:184:LYS:CG	5:B:203:7Q9:N	17	11.59
(1,21)	1:A:184:LYS:CG	5:B:204:7Q9:N	17	11.59
(1,21)	1:A:184:LYS:CG	5:B:205:7Q9:N	17	11.59
(1,21)	1:A:184:LYS:CG	5:B:206:7Q9:N	17	11.59

Continued on next page...

Continued from previous page...

Key	Atom-1	Atom-2	Model ID	Violation (Å)
(1,21)	1:A:184:LYS:CG	5:B:207:7Q9:N	17	11.59
(1,21)	1:A:184:LYS:CG	6:B:208:17F:N1	17	11.59
(1,21)	1:A:184:LYS:CG	5:B:209:7Q9:N	17	11.59
(1,21)	1:A:184:LYS:CG	5:B:210:7Q9:N	17	11.59
(1,21)	1:A:184:LYS:CG	5:B:211:7Q9:N	17	11.59
(1,21)	1:A:184:LYS:CG	5:B:212:7Q9:N	17	11.59
(1,21)	1:A:184:LYS:CG	5:B:213:7Q9:N	17	11.59
(1,21)	1:A:184:LYS:CG	6:B:214:17F:N1	17	11.59
(1,21)	1:A:184:LYS:CG	6:B:215:17F:N1	17	11.59
(1,21)	1:A:184:LYS:CG	5:B:216:7Q9:N	17	11.59
(1,21)	1:A:184:LYS:CG	5:B:217:7Q9:N	17	11.59
(1,21)	1:A:184:LYS:CG	5:B:218:7Q9:N	17	11.59
(1,21)	1:A:184:LYS:CG	6:B:219:17F:N1	17	11.59
(1,21)	1:A:184:LYS:CG	5:B:220:7Q9:N	17	11.59
(1,21)	1:A:184:LYS:H	1:B:2:THR:N	17	11.59
(1,21)	1:A:184:LYS:H	1:B:3:GLU:N	17	11.59
(1,21)	1:A:184:LYS:H	1:B:4:TYR:N	17	11.59
(1,21)	1:A:184:LYS:H	1:B:5:LYS:N	17	11.59
(1,21)	1:A:184:LYS:H	1:B:6:LEU:N	17	11.59
(1,21)	1:A:184:LYS:H	1:B:7:VAL:N	17	11.59
(1,21)	1:A:184:LYS:H	1:B:8:VAL:N	17	11.59
(1,21)	1:A:184:LYS:H	1:B:9:VAL:N	17	11.59
(1,21)	1:A:184:LYS:H	1:B:10:GLY:N	17	11.59
(1,21)	1:A:184:LYS:H	1:B:11:ALA:N	17	11.59
(1,21)	1:A:184:LYS:H	1:B:12:ASP:N	17	11.59
(1,21)	1:A:184:LYS:H	1:B:13:GLY:N	17	11.59
(1,21)	1:A:184:LYS:H	1:B:14:VAL:N	17	11.59
(1,21)	1:A:184:LYS:H	1:B:15:GLY:N	17	11.59
(1,21)	1:A:184:LYS:H	1:B:16:LYS:N	17	11.59
(1,21)	1:A:184:LYS:H	1:B:17:SER:N	17	11.59
(1,21)	1:A:184:LYS:H	1:B:18:ALA:N	17	11.59
(1,21)	1:A:184:LYS:H	1:B:19:LEU:N	17	11.59
(1,21)	1:A:184:LYS:H	1:B:20:THR:N	17	11.59
(1,21)	1:A:184:LYS:H	1:B:21:ILE:N	17	11.59
(1,21)	1:A:184:LYS:H	1:B:22:GLN:N	17	11.59
(1,21)	1:A:184:LYS:H	1:B:23:LEU:N	17	11.59
(1,21)	1:A:184:LYS:H	1:B:24:ILE:N	17	11.59
(1,21)	1:A:184:LYS:H	1:B:25:GLN:N	17	11.59
(1,21)	1:A:184:LYS:H	1:B:26:ASN:N	17	11.59
(1,21)	1:A:184:LYS:H	1:B:27:HIS:N	17	11.59
(1,21)	1:A:184:LYS:H	1:B:28:PHE:N	17	11.59
(1,21)	1:A:184:LYS:H	1:B:29:VAL:N	17	11.59

Continued on next page...

Continued from previous page...

Key	Atom-1	Atom-2	Model ID	Violation (Å)
(1,21)	1:A:184:LYS:H	1:B:30:ASP:N	17	11.59
(1,21)	1:A:184:LYS:H	1:B:31:GLU:N	17	11.59
(1,21)	1:A:184:LYS:H	1:B:32:TYR:N	17	11.59
(1,21)	1:A:184:LYS:H	1:B:33:ASP:N	17	11.59
(1,21)	1:A:184:LYS:H	1:B:34:PRO:N	17	11.59
(1,21)	1:A:184:LYS:H	1:B:35:THR:N	17	11.59
(1,21)	1:A:184:LYS:H	1:B:36:ILE:N	17	11.59
(1,21)	1:A:184:LYS:H	1:B:37:GLU:N	17	11.59
(1,21)	1:A:184:LYS:H	1:B:38:ASP:N	17	11.59
(1,21)	1:A:184:LYS:H	1:B:39:SER:N	17	11.59
(1,21)	1:A:184:LYS:H	1:B:40:TYR:N	17	11.59
(1,21)	1:A:184:LYS:H	1:B:41:ARG:N	17	11.59
(1,21)	1:A:184:LYS:H	1:B:42:LYS:N	17	11.59
(1,21)	1:A:184:LYS:H	1:B:43:GLN:N	17	11.59
(1,21)	1:A:184:LYS:H	1:B:44:VAL:N	17	11.59
(1,21)	1:A:184:LYS:H	1:B:45:VAL:N	17	11.59
(1,21)	1:A:184:LYS:H	1:B:46:ILE:N	17	11.59
(1,21)	1:A:184:LYS:H	1:B:47:ASP:N	17	11.59
(1,21)	1:A:184:LYS:H	1:B:48:GLY:N	17	11.59
(1,21)	1:A:184:LYS:H	1:B:49:GLU:N	17	11.59
(1,21)	1:A:184:LYS:H	1:B:50:THR:N	17	11.59
(1,21)	1:A:184:LYS:H	1:B:51:CYS:N	17	11.59
(1,21)	1:A:184:LYS:H	1:B:52:LEU:N	17	11.59
(1,21)	1:A:184:LYS:H	1:B:53:LEU:N	17	11.59
(1,21)	1:A:184:LYS:H	1:B:54:ASP:N	17	11.59
(1,21)	1:A:184:LYS:H	1:B:55:ILE:N	17	11.59
(1,21)	1:A:184:LYS:H	1:B:56:LEU:N	17	11.59
(1,21)	1:A:184:LYS:H	1:B:57:ASP:N	17	11.59
(1,21)	1:A:184:LYS:H	1:B:58:THR:N	17	11.59
(1,21)	1:A:184:LYS:H	1:B:59:ALA:N	17	11.59
(1,21)	1:A:184:LYS:H	1:B:60:GLY:N	17	11.59
(1,21)	1:A:184:LYS:H	1:B:61:GLN:N	17	11.59
(1,21)	1:A:184:LYS:H	1:B:62:GLU:N	17	11.59
(1,21)	1:A:184:LYS:H	1:B:63:GLU:N	17	11.59
(1,21)	1:A:184:LYS:H	1:B:64:TYR:N	17	11.59
(1,21)	1:A:184:LYS:H	1:B:65:SER:N	17	11.59
(1,21)	1:A:184:LYS:H	1:B:66:ALA:N	17	11.59
(1,21)	1:A:184:LYS:H	1:B:67:MET:N	17	11.59
(1,21)	1:A:184:LYS:H	1:B:68:ARG:N	17	11.59
(1,21)	1:A:184:LYS:H	1:B:69:ASP:N	17	11.59
(1,21)	1:A:184:LYS:H	1:B:70:GLN:N	17	11.59
(1,21)	1:A:184:LYS:H	1:B:71:TYR:N	17	11.59

Continued on next page...

Continued from previous page...

Key	Atom-1	Atom-2	Model ID	Violation (Å)
(1,21)	1:A:184:LYS:H	1:B:72:MET:N	17	11.59
(1,21)	1:A:184:LYS:H	1:B:73:ARG:N	17	11.59
(1,21)	1:A:184:LYS:H	1:B:74:THR:N	17	11.59
(1,21)	1:A:184:LYS:H	1:B:75:GLY:N	17	11.59
(1,21)	1:A:184:LYS:H	1:B:76:GLU:N	17	11.59
(1,21)	1:A:184:LYS:H	1:B:77:GLY:N	17	11.59
(1,21)	1:A:184:LYS:H	1:B:78:PHE:N	17	11.59
(1,21)	1:A:184:LYS:H	1:B:79:LEU:N	17	11.59
(1,21)	1:A:184:LYS:H	1:B:80:CYS:N	17	11.59
(1,21)	1:A:184:LYS:H	5:B:203:7Q9:N	17	11.59
(1,21)	1:A:184:LYS:H	5:B:204:7Q9:N	17	11.59
(1,21)	1:A:184:LYS:H	5:B:205:7Q9:N	17	11.59
(1,21)	1:A:184:LYS:H	5:B:206:7Q9:N	17	11.59
(1,21)	1:A:184:LYS:H	5:B:207:7Q9:N	17	11.59
(1,21)	1:A:184:LYS:H	6:B:208:17F:N1	17	11.59
(1,21)	1:A:184:LYS:H	5:B:209:7Q9:N	17	11.59
(1,21)	1:A:184:LYS:H	5:B:210:7Q9:N	17	11.59
(1,21)	1:A:184:LYS:H	5:B:211:7Q9:N	17	11.59
(1,21)	1:A:184:LYS:H	5:B:212:7Q9:N	17	11.59
(1,21)	1:A:184:LYS:H	5:B:213:7Q9:N	17	11.59
(1,21)	1:A:184:LYS:H	6:B:214:17F:N1	17	11.59
(1,21)	1:A:184:LYS:H	6:B:215:17F:N1	17	11.59
(1,21)	1:A:184:LYS:H	5:B:216:7Q9:N	17	11.59
(1,21)	1:A:184:LYS:H	5:B:217:7Q9:N	17	11.59
(1,21)	1:A:184:LYS:H	5:B:218:7Q9:N	17	11.59
(1,21)	1:A:184:LYS:H	6:B:219:17F:N1	17	11.59
(1,21)	1:A:184:LYS:H	5:B:220:7Q9:N	17	11.59
(1,21)	1:A:184:LYS:HZ1	1:B:2:THR:N	17	11.59
(1,21)	1:A:184:LYS:HZ1	1:B:3:GLU:N	17	11.59
(1,21)	1:A:184:LYS:HZ1	1:B:4:TYR:N	17	11.59
(1,21)	1:A:184:LYS:HZ1	1:B:5:LYS:N	17	11.59
(1,21)	1:A:184:LYS:HZ1	1:B:6:LEU:N	17	11.59
(1,21)	1:A:184:LYS:HZ1	1:B:7:VAL:N	17	11.59
(1,21)	1:A:184:LYS:HZ1	1:B:8:VAL:N	17	11.59
(1,21)	1:A:184:LYS:HZ1	1:B:9:VAL:N	17	11.59
(1,21)	1:A:184:LYS:HZ1	1:B:10:GLY:N	17	11.59
(1,21)	1:A:184:LYS:HZ1	1:B:11:ALA:N	17	11.59
(1,21)	1:A:184:LYS:HZ1	1:B:12:ASP:N	17	11.59
(1,21)	1:A:184:LYS:HZ1	1:B:13:GLY:N	17	11.59
(1,21)	1:A:184:LYS:HZ1	1:B:14:VAL:N	17	11.59
(1,21)	1:A:184:LYS:HZ1	1:B:15:GLY:N	17	11.59
(1,21)	1:A:184:LYS:HZ1	1:B:16:LYS:N	17	11.59

Continued on next page...

Continued from previous page...

Key	Atom-1	Atom-2	Model ID	Violation (Å)
(1,21)	1:A:184:LYS:HZ1	1:B:17:SER:N	17	11.59
(1,21)	1:A:184:LYS:HZ1	1:B:18:ALA:N	17	11.59
(1,21)	1:A:184:LYS:HZ1	1:B:19:LEU:N	17	11.59
(1,21)	1:A:184:LYS:HZ1	1:B:20:THR:N	17	11.59
(1,21)	1:A:184:LYS:HZ1	1:B:21:ILE:N	17	11.59
(1,21)	1:A:184:LYS:HZ1	1:B:22:GLN:N	17	11.59
(1,21)	1:A:184:LYS:HZ1	1:B:23:LEU:N	17	11.59
(1,21)	1:A:184:LYS:HZ1	1:B:24:ILE:N	17	11.59
(1,21)	1:A:184:LYS:HZ1	1:B:25:GLN:N	17	11.59
(1,21)	1:A:184:LYS:HZ1	1:B:26:ASN:N	17	11.59
(1,21)	1:A:184:LYS:HZ1	1:B:27:HIS:N	17	11.59
(1,21)	1:A:184:LYS:HZ1	1:B:28:PHE:N	17	11.59
(1,21)	1:A:184:LYS:HZ1	1:B:29:VAL:N	17	11.59
(1,21)	1:A:184:LYS:HZ1	1:B:30:ASP:N	17	11.59
(1,21)	1:A:184:LYS:HZ1	1:B:31:GLU:N	17	11.59
(1,21)	1:A:184:LYS:HZ1	1:B:32:TYR:N	17	11.59
(1,21)	1:A:184:LYS:HZ1	1:B:33:ASP:N	17	11.59
(1,21)	1:A:184:LYS:HZ1	1:B:34:PRO:N	17	11.59
(1,21)	1:A:184:LYS:HZ1	1:B:35:THR:N	17	11.59
(1,21)	1:A:184:LYS:HZ1	1:B:36:ILE:N	17	11.59
(1,21)	1:A:184:LYS:HZ1	1:B:37:GLU:N	17	11.59
(1,21)	1:A:184:LYS:HZ1	1:B:38:ASP:N	17	11.59
(1,21)	1:A:184:LYS:HZ1	1:B:39:SER:N	17	11.59
(1,21)	1:A:184:LYS:HZ1	1:B:40:TYR:N	17	11.59
(1,21)	1:A:184:LYS:HZ1	1:B:41:ARG:N	17	11.59
(1,21)	1:A:184:LYS:HZ1	1:B:42:LYS:N	17	11.59
(1,21)	1:A:184:LYS:HZ1	1:B:43:GLN:N	17	11.59
(1,21)	1:A:184:LYS:HZ1	1:B:44:VAL:N	17	11.59
(1,21)	1:A:184:LYS:HZ1	1:B:45:VAL:N	17	11.59
(1,21)	1:A:184:LYS:HZ1	1:B:46:ILE:N	17	11.59
(1,21)	1:A:184:LYS:HZ1	1:B:47:ASP:N	17	11.59
(1,21)	1:A:184:LYS:HZ1	1:B:48:GLY:N	17	11.59
(1,21)	1:A:184:LYS:HZ1	1:B:49:GLU:N	17	11.59
(1,21)	1:A:184:LYS:HZ1	1:B:50:THR:N	17	11.59
(1,21)	1:A:184:LYS:HZ1	1:B:51:CYS:N	17	11.59
(1,21)	1:A:184:LYS:HZ1	1:B:52:LEU:N	17	11.59
(1,21)	1:A:184:LYS:HZ1	1:B:53:LEU:N	17	11.59
(1,21)	1:A:184:LYS:HZ1	1:B:54:ASP:N	17	11.59
(1,21)	1:A:184:LYS:HZ1	1:B:55:ILE:N	17	11.59
(1,21)	1:A:184:LYS:HZ1	1:B:56:LEU:N	17	11.59
(1,21)	1:A:184:LYS:HZ1	1:B:57:ASP:N	17	11.59
(1,21)	1:A:184:LYS:HZ1	1:B:58:THR:N	17	11.59

Continued on next page...

Continued from previous page...

Key	Atom-1	Atom-2	Model ID	Violation (Å)
(1,21)	1:A:184:LYS:HZ1	1:B:59:ALA:N	17	11.59
(1,21)	1:A:184:LYS:HZ1	1:B:60:GLY:N	17	11.59
(1,21)	1:A:184:LYS:HZ1	1:B:61:GLN:N	17	11.59
(1,21)	1:A:184:LYS:HZ1	1:B:62:GLU:N	17	11.59
(1,21)	1:A:184:LYS:HZ1	1:B:63:GLU:N	17	11.59
(1,21)	1:A:184:LYS:HZ1	1:B:64:TYR:N	17	11.59
(1,21)	1:A:184:LYS:HZ1	1:B:65:SER:N	17	11.59
(1,21)	1:A:184:LYS:HZ1	1:B:66:ALA:N	17	11.59
(1,21)	1:A:184:LYS:HZ1	1:B:67:MET:N	17	11.59
(1,21)	1:A:184:LYS:HZ1	1:B:68:ARG:N	17	11.59
(1,21)	1:A:184:LYS:HZ1	1:B:69:ASP:N	17	11.59
(1,21)	1:A:184:LYS:HZ1	1:B:70:GLN:N	17	11.59
(1,21)	1:A:184:LYS:HZ1	1:B:71:TYR:N	17	11.59
(1,21)	1:A:184:LYS:HZ1	1:B:72:MET:N	17	11.59
(1,21)	1:A:184:LYS:HZ1	1:B:73:ARG:N	17	11.59
(1,21)	1:A:184:LYS:HZ1	1:B:74:THR:N	17	11.59
(1,21)	1:A:184:LYS:HZ1	1:B:75:GLY:N	17	11.59
(1,21)	1:A:184:LYS:HZ1	1:B:76:GLU:N	17	11.59
(1,21)	1:A:184:LYS:HZ1	1:B:77:GLY:N	17	11.59
(1,21)	1:A:184:LYS:HZ1	1:B:78:PHE:N	17	11.59
(1,21)	1:A:184:LYS:HZ1	1:B:79:LEU:N	17	11.59
(1,21)	1:A:184:LYS:HZ1	1:B:80:CYS:N	17	11.59
(1,21)	1:A:184:LYS:HZ1	5:B:203:7Q9:N	17	11.59
(1,21)	1:A:184:LYS:HZ1	5:B:204:7Q9:N	17	11.59
(1,21)	1:A:184:LYS:HZ1	5:B:205:7Q9:N	17	11.59
(1,21)	1:A:184:LYS:HZ1	5:B:206:7Q9:N	17	11.59
(1,21)	1:A:184:LYS:HZ1	5:B:207:7Q9:N	17	11.59
(1,21)	1:A:184:LYS:HZ1	6:B:208:17F:N1	17	11.59
(1,21)	1:A:184:LYS:HZ1	5:B:209:7Q9:N	17	11.59
(1,21)	1:A:184:LYS:HZ1	5:B:210:7Q9:N	17	11.59
(1,21)	1:A:184:LYS:HZ1	5:B:211:7Q9:N	17	11.59
(1,21)	1:A:184:LYS:HZ1	5:B:212:7Q9:N	17	11.59
(1,21)	1:A:184:LYS:HZ1	5:B:213:7Q9:N	17	11.59
(1,21)	1:A:184:LYS:HZ1	6:B:214:17F:N1	17	11.59
(1,21)	1:A:184:LYS:HZ1	6:B:215:17F:N1	17	11.59
(1,21)	1:A:184:LYS:HZ1	5:B:216:7Q9:N	17	11.59
(1,21)	1:A:184:LYS:HZ1	5:B:217:7Q9:N	17	11.59
(1,21)	1:A:184:LYS:HZ1	5:B:218:7Q9:N	17	11.59
(1,21)	1:A:184:LYS:HZ1	6:B:219:17F:N1	17	11.59
(1,21)	1:A:184:LYS:HZ1	5:B:220:7Q9:N	17	11.59
(1,21)	1:A:184:LYS:HZ2	1:B:2:THR:N	17	11.59
(1,21)	1:A:184:LYS:HZ2	1:B:3:GLU:N	17	11.59

Continued on next page...

Continued from previous page...

Key	Atom-1	Atom-2	Model ID	Violation (Å)
(1,21)	1:A:184:LYS:HZ2	1:B:4:TYR:N	17	11.59
(1,21)	1:A:184:LYS:HZ2	1:B:5:LYS:N	17	11.59
(1,21)	1:A:184:LYS:HZ2	1:B:6:LEU:N	17	11.59
(1,21)	1:A:184:LYS:HZ2	1:B:7:VAL:N	17	11.59
(1,21)	1:A:184:LYS:HZ2	1:B:8:VAL:N	17	11.59
(1,21)	1:A:184:LYS:HZ2	1:B:9:VAL:N	17	11.59
(1,21)	1:A:184:LYS:HZ2	1:B:10:GLY:N	17	11.59
(1,21)	1:A:184:LYS:HZ2	1:B:11:ALA:N	17	11.59
(1,21)	1:A:184:LYS:HZ2	1:B:12:ASP:N	17	11.59
(1,21)	1:A:184:LYS:HZ2	1:B:13:GLY:N	17	11.59
(1,21)	1:A:184:LYS:HZ2	1:B:14:VAL:N	17	11.59
(1,21)	1:A:184:LYS:HZ2	1:B:15:GLY:N	17	11.59
(1,21)	1:A:184:LYS:HZ2	1:B:16:LYS:N	17	11.59
(1,21)	1:A:184:LYS:HZ2	1:B:17:SER:N	17	11.59
(1,21)	1:A:184:LYS:HZ2	1:B:18:ALA:N	17	11.59
(1,21)	1:A:184:LYS:HZ2	1:B:19:LEU:N	17	11.59
(1,21)	1:A:184:LYS:HZ2	1:B:20:THR:N	17	11.59
(1,21)	1:A:184:LYS:HZ2	1:B:21:ILE:N	17	11.59
(1,21)	1:A:184:LYS:HZ2	1:B:22:GLN:N	17	11.59
(1,21)	1:A:184:LYS:HZ2	1:B:23:LEU:N	17	11.59
(1,21)	1:A:184:LYS:HZ2	1:B:24:ILE:N	17	11.59
(1,21)	1:A:184:LYS:HZ2	1:B:25:GLN:N	17	11.59
(1,21)	1:A:184:LYS:HZ2	1:B:26:ASN:N	17	11.59
(1,21)	1:A:184:LYS:HZ2	1:B:27:HIS:N	17	11.59
(1,21)	1:A:184:LYS:HZ2	1:B:28:PHE:N	17	11.59
(1,21)	1:A:184:LYS:HZ2	1:B:29:VAL:N	17	11.59
(1,21)	1:A:184:LYS:HZ2	1:B:30:ASP:N	17	11.59
(1,21)	1:A:184:LYS:HZ2	1:B:31:GLU:N	17	11.59
(1,21)	1:A:184:LYS:HZ2	1:B:32:TYR:N	17	11.59
(1,21)	1:A:184:LYS:HZ2	1:B:33:ASP:N	17	11.59
(1,21)	1:A:184:LYS:HZ2	1:B:34:PRO:N	17	11.59
(1,21)	1:A:184:LYS:HZ2	1:B:35:THR:N	17	11.59
(1,21)	1:A:184:LYS:HZ2	1:B:36:ILE:N	17	11.59
(1,21)	1:A:184:LYS:HZ2	1:B:37:GLU:N	17	11.59
(1,21)	1:A:184:LYS:HZ2	1:B:38:ASP:N	17	11.59
(1,21)	1:A:184:LYS:HZ2	1:B:39:SER:N	17	11.59
(1,21)	1:A:184:LYS:HZ2	1:B:40:TYR:N	17	11.59
(1,21)	1:A:184:LYS:HZ2	1:B:41:ARG:N	17	11.59
(1,21)	1:A:184:LYS:HZ2	1:B:42:LYS:N	17	11.59
(1,21)	1:A:184:LYS:HZ2	1:B:43:GLN:N	17	11.59
(1,21)	1:A:184:LYS:HZ2	1:B:44:VAL:N	17	11.59
(1,21)	1:A:184:LYS:HZ2	1:B:45:VAL:N	17	11.59

Continued on next page...

Continued from previous page...

Key	Atom-1	Atom-2	Model ID	Violation (Å)
(1,21)	1:A:184:LYS:HZ2	1:B:46:ILE:N	17	11.59
(1,21)	1:A:184:LYS:HZ2	1:B:47:ASP:N	17	11.59
(1,21)	1:A:184:LYS:HZ2	1:B:48:GLY:N	17	11.59
(1,21)	1:A:184:LYS:HZ2	1:B:49:GLU:N	17	11.59
(1,21)	1:A:184:LYS:HZ2	1:B:50:THR:N	17	11.59
(1,21)	1:A:184:LYS:HZ2	1:B:51:CYS:N	17	11.59
(1,21)	1:A:184:LYS:HZ2	1:B:52:LEU:N	17	11.59
(1,21)	1:A:184:LYS:HZ2	1:B:53:LEU:N	17	11.59
(1,21)	1:A:184:LYS:HZ2	1:B:54:ASP:N	17	11.59
(1,21)	1:A:184:LYS:HZ2	1:B:55:ILE:N	17	11.59
(1,21)	1:A:184:LYS:HZ2	1:B:56:LEU:N	17	11.59
(1,21)	1:A:184:LYS:HZ2	1:B:57:ASP:N	17	11.59
(1,21)	1:A:184:LYS:HZ2	1:B:58:THR:N	17	11.59
(1,21)	1:A:184:LYS:HZ2	1:B:59:ALA:N	17	11.59
(1,21)	1:A:184:LYS:HZ2	1:B:60:GLY:N	17	11.59
(1,21)	1:A:184:LYS:HZ2	1:B:61:GLN:N	17	11.59
(1,21)	1:A:184:LYS:HZ2	1:B:62:GLU:N	17	11.59
(1,21)	1:A:184:LYS:HZ2	1:B:63:GLU:N	17	11.59
(1,21)	1:A:184:LYS:HZ2	1:B:64:TYR:N	17	11.59
(1,21)	1:A:184:LYS:HZ2	1:B:65:SER:N	17	11.59
(1,21)	1:A:184:LYS:HZ2	1:B:66:ALA:N	17	11.59
(1,21)	1:A:184:LYS:HZ2	1:B:67:MET:N	17	11.59
(1,21)	1:A:184:LYS:HZ2	1:B:68:ARG:N	17	11.59
(1,21)	1:A:184:LYS:HZ2	1:B:69:ASP:N	17	11.59
(1,21)	1:A:184:LYS:HZ2	1:B:70:GLN:N	17	11.59
(1,21)	1:A:184:LYS:HZ2	1:B:71:TYR:N	17	11.59
(1,21)	1:A:184:LYS:HZ2	1:B:72:MET:N	17	11.59
(1,21)	1:A:184:LYS:HZ2	1:B:73:ARG:N	17	11.59
(1,21)	1:A:184:LYS:HZ2	1:B:74:THR:N	17	11.59
(1,21)	1:A:184:LYS:HZ2	1:B:75:GLY:N	17	11.59
(1,21)	1:A:184:LYS:HZ2	1:B:76:GLU:N	17	11.59
(1,21)	1:A:184:LYS:HZ2	1:B:77:GLY:N	17	11.59
(1,21)	1:A:184:LYS:HZ2	1:B:78:PHE:N	17	11.59
(1,21)	1:A:184:LYS:HZ2	1:B:79:LEU:N	17	11.59
(1,21)	1:A:184:LYS:HZ2	1:B:80:CYS:N	17	11.59
(1,21)	1:A:184:LYS:HZ2	5:B:203:7Q9:N	17	11.59
(1,21)	1:A:184:LYS:HZ2	5:B:204:7Q9:N	17	11.59
(1,21)	1:A:184:LYS:HZ2	5:B:205:7Q9:N	17	11.59
(1,21)	1:A:184:LYS:HZ2	5:B:206:7Q9:N	17	11.59
(1,21)	1:A:184:LYS:HZ2	5:B:207:7Q9:N	17	11.59
(1,21)	1:A:184:LYS:HZ2	6:B:208:17F:N1	17	11.59
(1,21)	1:A:184:LYS:HZ2	5:B:209:7Q9:N	17	11.59

Continued on next page...

Continued from previous page...

Key	Atom-1	Atom-2	Model ID	Violation (Å)
(1,21)	1:A:184:LYS:HZ2	5:B:210:7Q9:N	17	11.59
(1,21)	1:A:184:LYS:HZ2	5:B:211:7Q9:N	17	11.59
(1,21)	1:A:184:LYS:HZ2	5:B:212:7Q9:N	17	11.59
(1,21)	1:A:184:LYS:HZ2	5:B:213:7Q9:N	17	11.59
(1,21)	1:A:184:LYS:HZ2	6:B:214:17F:N1	17	11.59
(1,21)	1:A:184:LYS:HZ2	6:B:215:17F:N1	17	11.59
(1,21)	1:A:184:LYS:HZ2	5:B:216:7Q9:N	17	11.59
(1,21)	1:A:184:LYS:HZ2	5:B:217:7Q9:N	17	11.59
(1,21)	1:A:184:LYS:HZ2	5:B:218:7Q9:N	17	11.59
(1,21)	1:A:184:LYS:HZ2	6:B:219:17F:N1	17	11.59
(1,21)	1:A:184:LYS:HZ2	5:B:220:7Q9:N	17	11.59
(1,21)	1:A:184:LYS:HZ3	1:B:2:THR:N	17	11.59
(1,21)	1:A:184:LYS:HZ3	1:B:3:GLU:N	17	11.59
(1,21)	1:A:184:LYS:HZ3	1:B:4:TYR:N	17	11.59
(1,21)	1:A:184:LYS:HZ3	1:B:5:LYS:N	17	11.59
(1,21)	1:A:184:LYS:HZ3	1:B:6:LEU:N	17	11.59
(1,21)	1:A:184:LYS:HZ3	1:B:7:VAL:N	17	11.59
(1,21)	1:A:184:LYS:HZ3	1:B:8:VAL:N	17	11.59
(1,21)	1:A:184:LYS:HZ3	1:B:9:VAL:N	17	11.59
(1,21)	1:A:184:LYS:HZ3	1:B:10:GLY:N	17	11.59
(1,21)	1:A:184:LYS:HZ3	1:B:11:ALA:N	17	11.59
(1,21)	1:A:184:LYS:HZ3	1:B:12:ASP:N	17	11.59
(1,21)	1:A:184:LYS:HZ3	1:B:13:GLY:N	17	11.59
(1,21)	1:A:184:LYS:HZ3	1:B:14:VAL:N	17	11.59
(1,21)	1:A:184:LYS:HZ3	1:B:15:GLY:N	17	11.59
(1,21)	1:A:184:LYS:HZ3	1:B:16:LYS:N	17	11.59
(1,21)	1:A:184:LYS:HZ3	1:B:17:SER:N	17	11.59
(1,21)	1:A:184:LYS:HZ3	1:B:18:ALA:N	17	11.59
(1,21)	1:A:184:LYS:HZ3	1:B:19:LEU:N	17	11.59
(1,21)	1:A:184:LYS:HZ3	1:B:20:THR:N	17	11.59
(1,21)	1:A:184:LYS:HZ3	1:B:21:ILE:N	17	11.59
(1,21)	1:A:184:LYS:HZ3	1:B:22:GLN:N	17	11.59
(1,21)	1:A:184:LYS:HZ3	1:B:23:LEU:N	17	11.59
(1,21)	1:A:184:LYS:HZ3	1:B:24:ILE:N	17	11.59
(1,21)	1:A:184:LYS:HZ3	1:B:25:GLN:N	17	11.59
(1,21)	1:A:184:LYS:HZ3	1:B:26:ASN:N	17	11.59
(1,21)	1:A:184:LYS:HZ3	1:B:27:HIS:N	17	11.59
(1,21)	1:A:184:LYS:HZ3	1:B:28:PHE:N	17	11.59
(1,21)	1:A:184:LYS:HZ3	1:B:29:VAL:N	17	11.59
(1,21)	1:A:184:LYS:HZ3	1:B:30:ASP:N	17	11.59
(1,21)	1:A:184:LYS:HZ3	1:B:31:GLU:N	17	11.59
(1,21)	1:A:184:LYS:HZ3	1:B:32:TYR:N	17	11.59

Continued on next page...

Continued from previous page...

Key	Atom-1	Atom-2	Model ID	Violation (Å)
(1,21)	1:A:184:LYS:HZ3	1:B:33:ASP:N	17	11.59
(1,21)	1:A:184:LYS:HZ3	1:B:34:PRO:N	17	11.59
(1,21)	1:A:184:LYS:HZ3	1:B:35:THR:N	17	11.59
(1,21)	1:A:184:LYS:HZ3	1:B:36:ILE:N	17	11.59
(1,21)	1:A:184:LYS:HZ3	1:B:37:GLU:N	17	11.59
(1,21)	1:A:184:LYS:HZ3	1:B:38:ASP:N	17	11.59
(1,21)	1:A:184:LYS:HZ3	1:B:39:SER:N	17	11.59
(1,21)	1:A:184:LYS:HZ3	1:B:40:TYR:N	17	11.59
(1,21)	1:A:184:LYS:HZ3	1:B:41:ARG:N	17	11.59
(1,21)	1:A:184:LYS:HZ3	1:B:42:LYS:N	17	11.59
(1,21)	1:A:184:LYS:HZ3	1:B:43:GLN:N	17	11.59
(1,21)	1:A:184:LYS:HZ3	1:B:44:VAL:N	17	11.59
(1,21)	1:A:184:LYS:HZ3	1:B:45:VAL:N	17	11.59
(1,21)	1:A:184:LYS:HZ3	1:B:46:ILE:N	17	11.59
(1,21)	1:A:184:LYS:HZ3	1:B:47:ASP:N	17	11.59
(1,21)	1:A:184:LYS:HZ3	1:B:48:GLY:N	17	11.59
(1,21)	1:A:184:LYS:HZ3	1:B:49:GLU:N	17	11.59
(1,21)	1:A:184:LYS:HZ3	1:B:50:THR:N	17	11.59
(1,21)	1:A:184:LYS:HZ3	1:B:51:CYS:N	17	11.59
(1,21)	1:A:184:LYS:HZ3	1:B:52:LEU:N	17	11.59
(1,21)	1:A:184:LYS:HZ3	1:B:53:LEU:N	17	11.59
(1,21)	1:A:184:LYS:HZ3	1:B:54:ASP:N	17	11.59
(1,21)	1:A:184:LYS:HZ3	1:B:55:ILE:N	17	11.59
(1,21)	1:A:184:LYS:HZ3	1:B:56:LEU:N	17	11.59
(1,21)	1:A:184:LYS:HZ3	1:B:57:ASP:N	17	11.59
(1,21)	1:A:184:LYS:HZ3	1:B:58:THR:N	17	11.59
(1,21)	1:A:184:LYS:HZ3	1:B:59:ALA:N	17	11.59
(1,21)	1:A:184:LYS:HZ3	1:B:60:GLY:N	17	11.59
(1,21)	1:A:184:LYS:HZ3	1:B:61:GLN:N	17	11.59
(1,21)	1:A:184:LYS:HZ3	1:B:62:GLU:N	17	11.59
(1,21)	1:A:184:LYS:HZ3	1:B:63:GLU:N	17	11.59
(1,21)	1:A:184:LYS:HZ3	1:B:64:TYR:N	17	11.59
(1,21)	1:A:184:LYS:HZ3	1:B:65:SER:N	17	11.59
(1,21)	1:A:184:LYS:HZ3	1:B:66:ALA:N	17	11.59
(1,21)	1:A:184:LYS:HZ3	1:B:67:MET:N	17	11.59
(1,21)	1:A:184:LYS:HZ3	1:B:68:ARG:N	17	11.59
(1,21)	1:A:184:LYS:HZ3	1:B:69:ASP:N	17	11.59
(1,21)	1:A:184:LYS:HZ3	1:B:70:GLN:N	17	11.59
(1,21)	1:A:184:LYS:HZ3	1:B:71:TYR:N	17	11.59
(1,21)	1:A:184:LYS:HZ3	1:B:72:MET:N	17	11.59
(1,21)	1:A:184:LYS:HZ3	1:B:73:ARG:N	17	11.59
(1,21)	1:A:184:LYS:HZ3	1:B:74:THR:N	17	11.59

Continued on next page...

Continued from previous page...

Key	Atom-1	Atom-2	Model ID	Violation (Å)
(1,21)	1:A:184:LYS:HZ3	1:B:75:GLY:N	17	11.59
(1,21)	1:A:184:LYS:HZ3	1:B:76:GLU:N	17	11.59
(1,21)	1:A:184:LYS:HZ3	1:B:77:GLY:N	17	11.59
(1,21)	1:A:184:LYS:HZ3	1:B:78:PHE:N	17	11.59
(1,21)	1:A:184:LYS:HZ3	1:B:79:LEU:N	17	11.59
(1,21)	1:A:184:LYS:HZ3	1:B:80:CYS:N	17	11.59
(1,21)	1:A:184:LYS:HZ3	5:B:203:7Q9:N	17	11.59
(1,21)	1:A:184:LYS:HZ3	5:B:204:7Q9:N	17	11.59
(1,21)	1:A:184:LYS:HZ3	5:B:205:7Q9:N	17	11.59
(1,21)	1:A:184:LYS:HZ3	5:B:206:7Q9:N	17	11.59
(1,21)	1:A:184:LYS:HZ3	5:B:207:7Q9:N	17	11.59
(1,21)	1:A:184:LYS:HZ3	6:B:208:17F:N1	17	11.59
(1,21)	1:A:184:LYS:HZ3	5:B:209:7Q9:N	17	11.59
(1,21)	1:A:184:LYS:HZ3	5:B:210:7Q9:N	17	11.59
(1,21)	1:A:184:LYS:HZ3	5:B:211:7Q9:N	17	11.59
(1,21)	1:A:184:LYS:HZ3	5:B:212:7Q9:N	17	11.59
(1,21)	1:A:184:LYS:HZ3	5:B:213:7Q9:N	17	11.59
(1,21)	1:A:184:LYS:HZ3	6:B:214:17F:N1	17	11.59
(1,21)	1:A:184:LYS:HZ3	6:B:215:17F:N1	17	11.59
(1,21)	1:A:184:LYS:HZ3	5:B:216:7Q9:N	17	11.59
(1,21)	1:A:184:LYS:HZ3	5:B:217:7Q9:N	17	11.59
(1,21)	1:A:184:LYS:HZ3	5:B:218:7Q9:N	17	11.59
(1,21)	1:A:184:LYS:HZ3	6:B:219:17F:N1	17	11.59
(1,21)	1:A:184:LYS:HZ3	5:B:220:7Q9:N	17	11.59
(1,21)	1:A:184:LYS:N	1:B:2:THR:N	17	11.59
(1,21)	1:A:184:LYS:N	1:B:3:GLU:N	17	11.59
(1,21)	1:A:184:LYS:N	1:B:4:TYR:N	17	11.59
(1,21)	1:A:184:LYS:N	1:B:5:LYS:N	17	11.59
(1,21)	1:A:184:LYS:N	1:B:6:LEU:N	17	11.59
(1,21)	1:A:184:LYS:N	1:B:7:VAL:N	17	11.59
(1,21)	1:A:184:LYS:N	1:B:8:VAL:N	17	11.59
(1,21)	1:A:184:LYS:N	1:B:9:VAL:N	17	11.59
(1,21)	1:A:184:LYS:N	1:B:10:GLY:N	17	11.59
(1,21)	1:A:184:LYS:N	1:B:11:ALA:N	17	11.59
(1,21)	1:A:184:LYS:N	1:B:12:ASP:N	17	11.59
(1,21)	1:A:184:LYS:N	1:B:13:GLY:N	17	11.59
(1,21)	1:A:184:LYS:N	1:B:14:VAL:N	17	11.59
(1,21)	1:A:184:LYS:N	1:B:15:GLY:N	17	11.59
(1,21)	1:A:184:LYS:N	1:B:16:LYS:N	17	11.59
(1,21)	1:A:184:LYS:N	1:B:17:SER:N	17	11.59
(1,21)	1:A:184:LYS:N	1:B:18:ALA:N	17	11.59
(1,21)	1:A:184:LYS:N	1:B:19:LEU:N	17	11.59

Continued on next page...

Continued from previous page...

Key	Atom-1	Atom-2	Model ID	Violation (Å)
(1,21)	1:A:184:LYS:N	1:B:20:THR:N	17	11.59
(1,21)	1:A:184:LYS:N	1:B:21:ILE:N	17	11.59
(1,21)	1:A:184:LYS:N	1:B:22:GLN:N	17	11.59
(1,21)	1:A:184:LYS:N	1:B:23:LEU:N	17	11.59
(1,21)	1:A:184:LYS:N	1:B:24:ILE:N	17	11.59
(1,21)	1:A:184:LYS:N	1:B:25:GLN:N	17	11.59
(1,21)	1:A:184:LYS:N	1:B:26:ASN:N	17	11.59
(1,21)	1:A:184:LYS:N	1:B:27:HIS:N	17	11.59
(1,21)	1:A:184:LYS:N	1:B:28:PHE:N	17	11.59
(1,21)	1:A:184:LYS:N	1:B:29:VAL:N	17	11.59
(1,21)	1:A:184:LYS:N	1:B:30:ASP:N	17	11.59
(1,21)	1:A:184:LYS:N	1:B:31:GLU:N	17	11.59
(1,21)	1:A:184:LYS:N	1:B:32:TYR:N	17	11.59
(1,21)	1:A:184:LYS:N	1:B:33:ASP:N	17	11.59
(1,21)	1:A:184:LYS:N	1:B:34:PRO:N	17	11.59
(1,21)	1:A:184:LYS:N	1:B:35:THR:N	17	11.59
(1,21)	1:A:184:LYS:N	1:B:36:ILE:N	17	11.59
(1,21)	1:A:184:LYS:N	1:B:37:GLU:N	17	11.59
(1,21)	1:A:184:LYS:N	1:B:38:ASP:N	17	11.59
(1,21)	1:A:184:LYS:N	1:B:39:SER:N	17	11.59
(1,21)	1:A:184:LYS:N	1:B:40:TYR:N	17	11.59
(1,21)	1:A:184:LYS:N	1:B:41:ARG:N	17	11.59
(1,21)	1:A:184:LYS:N	1:B:42:LYS:N	17	11.59
(1,21)	1:A:184:LYS:N	1:B:43:GLN:N	17	11.59
(1,21)	1:A:184:LYS:N	1:B:44:VAL:N	17	11.59
(1,21)	1:A:184:LYS:N	1:B:45:VAL:N	17	11.59
(1,21)	1:A:184:LYS:N	1:B:46:ILE:N	17	11.59
(1,21)	1:A:184:LYS:N	1:B:47:ASP:N	17	11.59
(1,21)	1:A:184:LYS:N	1:B:48:GLY:N	17	11.59
(1,21)	1:A:184:LYS:N	1:B:49:GLU:N	17	11.59
(1,21)	1:A:184:LYS:N	1:B:50:THR:N	17	11.59
(1,21)	1:A:184:LYS:N	1:B:51:CYS:N	17	11.59
(1,21)	1:A:184:LYS:N	1:B:52:LEU:N	17	11.59
(1,21)	1:A:184:LYS:N	1:B:53:LEU:N	17	11.59
(1,21)	1:A:184:LYS:N	1:B:54:ASP:N	17	11.59
(1,21)	1:A:184:LYS:N	1:B:55:ILE:N	17	11.59
(1,21)	1:A:184:LYS:N	1:B:56:LEU:N	17	11.59
(1,21)	1:A:184:LYS:N	1:B:57:ASP:N	17	11.59
(1,21)	1:A:184:LYS:N	1:B:58:THR:N	17	11.59
(1,21)	1:A:184:LYS:N	1:B:59:ALA:N	17	11.59
(1,21)	1:A:184:LYS:N	1:B:60:GLY:N	17	11.59
(1,21)	1:A:184:LYS:N	1:B:61:GLN:N	17	11.59

Continued on next page...

Continued from previous page...

Key	Atom-1	Atom-2	Model ID	Violation (Å)
(1,21)	1:A:184:LYS:N	1:B:62:GLU:N	17	11.59
(1,21)	1:A:184:LYS:N	1:B:63:GLU:N	17	11.59
(1,21)	1:A:184:LYS:N	1:B:64:TYR:N	17	11.59
(1,21)	1:A:184:LYS:N	1:B:65:SER:N	17	11.59
(1,21)	1:A:184:LYS:N	1:B:66:ALA:N	17	11.59
(1,21)	1:A:184:LYS:N	1:B:67:MET:N	17	11.59
(1,21)	1:A:184:LYS:N	1:B:68:ARG:N	17	11.59
(1,21)	1:A:184:LYS:N	1:B:69:ASP:N	17	11.59
(1,21)	1:A:184:LYS:N	1:B:70:GLN:N	17	11.59
(1,21)	1:A:184:LYS:N	1:B:71:TYR:N	17	11.59
(1,21)	1:A:184:LYS:N	1:B:72:MET:N	17	11.59
(1,21)	1:A:184:LYS:N	1:B:73:ARG:N	17	11.59
(1,21)	1:A:184:LYS:N	1:B:74:THR:N	17	11.59
(1,21)	1:A:184:LYS:N	1:B:75:GLY:N	17	11.59
(1,21)	1:A:184:LYS:N	1:B:76:GLU:N	17	11.59
(1,21)	1:A:184:LYS:N	1:B:77:GLY:N	17	11.59
(1,21)	1:A:184:LYS:N	1:B:78:PHE:N	17	11.59
(1,21)	1:A:184:LYS:N	1:B:79:LEU:N	17	11.59
(1,21)	1:A:184:LYS:N	1:B:80:CYS:N	17	11.59
(1,21)	1:A:184:LYS:N	5:B:203:7Q9:N	17	11.59
(1,21)	1:A:184:LYS:N	5:B:204:7Q9:N	17	11.59
(1,21)	1:A:184:LYS:N	5:B:205:7Q9:N	17	11.59
(1,21)	1:A:184:LYS:N	5:B:206:7Q9:N	17	11.59
(1,21)	1:A:184:LYS:N	5:B:207:7Q9:N	17	11.59
(1,21)	1:A:184:LYS:N	6:B:208:17F:N1	17	11.59
(1,21)	1:A:184:LYS:N	5:B:209:7Q9:N	17	11.59
(1,21)	1:A:184:LYS:N	5:B:210:7Q9:N	17	11.59
(1,21)	1:A:184:LYS:N	5:B:211:7Q9:N	17	11.59
(1,21)	1:A:184:LYS:N	5:B:212:7Q9:N	17	11.59
(1,21)	1:A:184:LYS:N	5:B:213:7Q9:N	17	11.59
(1,21)	1:A:184:LYS:N	6:B:214:17F:N1	17	11.59
(1,21)	1:A:184:LYS:N	6:B:215:17F:N1	17	11.59
(1,21)	1:A:184:LYS:N	5:B:216:7Q9:N	17	11.59
(1,21)	1:A:184:LYS:N	5:B:217:7Q9:N	17	11.59
(1,21)	1:A:184:LYS:N	5:B:218:7Q9:N	17	11.59
(1,21)	1:A:184:LYS:N	6:B:219:17F:N1	17	11.59
(1,21)	1:A:184:LYS:N	5:B:220:7Q9:N	17	11.59
(1,21)	1:A:184:LYS:NZ	1:B:2:THR:N	17	11.59
(1,21)	1:A:184:LYS:NZ	1:B:3:GLU:N	17	11.59
(1,21)	1:A:184:LYS:NZ	1:B:4:TYR:N	17	11.59
(1,21)	1:A:184:LYS:NZ	1:B:5:LYS:N	17	11.59
(1,21)	1:A:184:LYS:NZ	1:B:6:LEU:N	17	11.59

Continued on next page...

Continued from previous page...

Key	Atom-1	Atom-2	Model ID	Violation (Å)
(1,21)	1:A:184:LYS:NZ	1:B:7:VAL:N	17	11.59
(1,21)	1:A:184:LYS:NZ	1:B:8:VAL:N	17	11.59
(1,21)	1:A:184:LYS:NZ	1:B:9:VAL:N	17	11.59
(1,21)	1:A:184:LYS:NZ	1:B:10:GLY:N	17	11.59
(1,21)	1:A:184:LYS:NZ	1:B:11:ALA:N	17	11.59
(1,21)	1:A:184:LYS:NZ	1:B:12:ASP:N	17	11.59
(1,21)	1:A:184:LYS:NZ	1:B:13:GLY:N	17	11.59
(1,21)	1:A:184:LYS:NZ	1:B:14:VAL:N	17	11.59
(1,21)	1:A:184:LYS:NZ	1:B:15:GLY:N	17	11.59
(1,21)	1:A:184:LYS:NZ	1:B:16:LYS:N	17	11.59
(1,21)	1:A:184:LYS:NZ	1:B:17:SER:N	17	11.59
(1,21)	1:A:184:LYS:NZ	1:B:18:ALA:N	17	11.59
(1,21)	1:A:184:LYS:NZ	1:B:19:LEU:N	17	11.59
(1,21)	1:A:184:LYS:NZ	1:B:20:THR:N	17	11.59
(1,21)	1:A:184:LYS:NZ	1:B:21:ILE:N	17	11.59
(1,21)	1:A:184:LYS:NZ	1:B:22:GLN:N	17	11.59
(1,21)	1:A:184:LYS:NZ	1:B:23:LEU:N	17	11.59
(1,21)	1:A:184:LYS:NZ	1:B:24:ILE:N	17	11.59
(1,21)	1:A:184:LYS:NZ	1:B:25:GLN:N	17	11.59
(1,21)	1:A:184:LYS:NZ	1:B:26:ASN:N	17	11.59
(1,21)	1:A:184:LYS:NZ	1:B:27:HIS:N	17	11.59
(1,21)	1:A:184:LYS:NZ	1:B:28:PHE:N	17	11.59
(1,21)	1:A:184:LYS:NZ	1:B:29:VAL:N	17	11.59
(1,21)	1:A:184:LYS:NZ	1:B:30:ASP:N	17	11.59
(1,21)	1:A:184:LYS:NZ	1:B:31:GLU:N	17	11.59
(1,21)	1:A:184:LYS:NZ	1:B:32:TYR:N	17	11.59
(1,21)	1:A:184:LYS:NZ	1:B:33:ASP:N	17	11.59
(1,21)	1:A:184:LYS:NZ	1:B:34:PRO:N	17	11.59
(1,21)	1:A:184:LYS:NZ	1:B:35:THR:N	17	11.59
(1,21)	1:A:184:LYS:NZ	1:B:36:ILE:N	17	11.59
(1,21)	1:A:184:LYS:NZ	1:B:37:GLU:N	17	11.59
(1,21)	1:A:184:LYS:NZ	1:B:38:ASP:N	17	11.59
(1,21)	1:A:184:LYS:NZ	1:B:39:SER:N	17	11.59
(1,21)	1:A:184:LYS:NZ	1:B:40:TYR:N	17	11.59
(1,21)	1:A:184:LYS:NZ	1:B:41:ARG:N	17	11.59
(1,21)	1:A:184:LYS:NZ	1:B:42:LYS:N	17	11.59
(1,21)	1:A:184:LYS:NZ	1:B:43:GLN:N	17	11.59
(1,21)	1:A:184:LYS:NZ	1:B:44:VAL:N	17	11.59
(1,21)	1:A:184:LYS:NZ	1:B:45:VAL:N	17	11.59
(1,21)	1:A:184:LYS:NZ	1:B:46:ILE:N	17	11.59
(1,21)	1:A:184:LYS:NZ	1:B:47:ASP:N	17	11.59
(1,21)	1:A:184:LYS:NZ	1:B:48:GLY:N	17	11.59

Continued on next page...

Continued from previous page...

Key	Atom-1	Atom-2	Model ID	Violation (Å)
(1,21)	1:A:184:LYS:NZ	1:B:49:GLU:N	17	11.59
(1,21)	1:A:184:LYS:NZ	1:B:50:THR:N	17	11.59
(1,21)	1:A:184:LYS:NZ	1:B:51:CYS:N	17	11.59
(1,21)	1:A:184:LYS:NZ	1:B:52:LEU:N	17	11.59
(1,21)	1:A:184:LYS:NZ	1:B:53:LEU:N	17	11.59
(1,21)	1:A:184:LYS:NZ	1:B:54:ASP:N	17	11.59
(1,21)	1:A:184:LYS:NZ	1:B:55:ILE:N	17	11.59
(1,21)	1:A:184:LYS:NZ	1:B:56:LEU:N	17	11.59
(1,21)	1:A:184:LYS:NZ	1:B:57:ASP:N	17	11.59
(1,21)	1:A:184:LYS:NZ	1:B:58:THR:N	17	11.59
(1,21)	1:A:184:LYS:NZ	1:B:59:ALA:N	17	11.59
(1,21)	1:A:184:LYS:NZ	1:B:60:GLY:N	17	11.59
(1,21)	1:A:184:LYS:NZ	1:B:61:GLN:N	17	11.59
(1,21)	1:A:184:LYS:NZ	1:B:62:GLU:N	17	11.59
(1,21)	1:A:184:LYS:NZ	1:B:63:GLU:N	17	11.59
(1,21)	1:A:184:LYS:NZ	1:B:64:TYR:N	17	11.59
(1,21)	1:A:184:LYS:NZ	1:B:65:SER:N	17	11.59
(1,21)	1:A:184:LYS:NZ	1:B:66:ALA:N	17	11.59
(1,21)	1:A:184:LYS:NZ	1:B:67:MET:N	17	11.59
(1,21)	1:A:184:LYS:NZ	1:B:68:ARG:N	17	11.59
(1,21)	1:A:184:LYS:NZ	1:B:69:ASP:N	17	11.59
(1,21)	1:A:184:LYS:NZ	1:B:70:GLN:N	17	11.59
(1,21)	1:A:184:LYS:NZ	1:B:71:TYR:N	17	11.59
(1,21)	1:A:184:LYS:NZ	1:B:72:MET:N	17	11.59
(1,21)	1:A:184:LYS:NZ	1:B:73:ARG:N	17	11.59
(1,21)	1:A:184:LYS:NZ	1:B:74:THR:N	17	11.59
(1,21)	1:A:184:LYS:NZ	1:B:75:GLY:N	17	11.59
(1,21)	1:A:184:LYS:NZ	1:B:76:GLU:N	17	11.59
(1,21)	1:A:184:LYS:NZ	1:B:77:GLY:N	17	11.59
(1,21)	1:A:184:LYS:NZ	1:B:78:PHE:N	17	11.59
(1,21)	1:A:184:LYS:NZ	1:B:79:LEU:N	17	11.59
(1,21)	1:A:184:LYS:NZ	1:B:80:CYS:N	17	11.59
(1,21)	1:A:184:LYS:NZ	5:B:203:7Q9:N	17	11.59
(1,21)	1:A:184:LYS:NZ	5:B:204:7Q9:N	17	11.59
(1,21)	1:A:184:LYS:NZ	5:B:205:7Q9:N	17	11.59
(1,21)	1:A:184:LYS:NZ	5:B:206:7Q9:N	17	11.59
(1,21)	1:A:184:LYS:NZ	5:B:207:7Q9:N	17	11.59
(1,21)	1:A:184:LYS:NZ	6:B:208:17F:N1	17	11.59
(1,21)	1:A:184:LYS:NZ	5:B:209:7Q9:N	17	11.59
(1,21)	1:A:184:LYS:NZ	5:B:210:7Q9:N	17	11.59
(1,21)	1:A:184:LYS:NZ	5:B:211:7Q9:N	17	11.59
(1,21)	1:A:184:LYS:NZ	5:B:212:7Q9:N	17	11.59

Continued on next page...

Continued from previous page...

Key	Atom-1	Atom-2	Model ID	Violation (Å)
(1,21)	1:A:184:LYS:NZ	5:B:213:7Q9:N	17	11.59
(1,21)	1:A:184:LYS:NZ	6:B:214:17F:N1	17	11.59
(1,21)	1:A:184:LYS:NZ	6:B:215:17F:N1	17	11.59
(1,21)	1:A:184:LYS:NZ	5:B:216:7Q9:N	17	11.59
(1,21)	1:A:184:LYS:NZ	5:B:217:7Q9:N	17	11.59
(1,21)	1:A:184:LYS:NZ	5:B:218:7Q9:N	17	11.59
(1,21)	1:A:184:LYS:NZ	6:B:219:17F:N1	17	11.59
(1,21)	1:A:184:LYS:NZ	5:B:220:7Q9:N	17	11.59
(1,21)	1:A:184:LYS:O	1:B:2:THR:N	17	11.59
(1,21)	1:A:184:LYS:O	1:B:3:GLU:N	17	11.59
(1,21)	1:A:184:LYS:O	1:B:4:TYR:N	17	11.59
(1,21)	1:A:184:LYS:O	1:B:5:LYS:N	17	11.59
(1,21)	1:A:184:LYS:O	1:B:6:LEU:N	17	11.59
(1,21)	1:A:184:LYS:O	1:B:7:VAL:N	17	11.59
(1,21)	1:A:184:LYS:O	1:B:8:VAL:N	17	11.59
(1,21)	1:A:184:LYS:O	1:B:9:VAL:N	17	11.59
(1,21)	1:A:184:LYS:O	1:B:10:GLY:N	17	11.59
(1,21)	1:A:184:LYS:O	1:B:11:ALA:N	17	11.59
(1,21)	1:A:184:LYS:O	1:B:12:ASP:N	17	11.59
(1,21)	1:A:184:LYS:O	1:B:13:GLY:N	17	11.59
(1,21)	1:A:184:LYS:O	1:B:14:VAL:N	17	11.59
(1,21)	1:A:184:LYS:O	1:B:15:GLY:N	17	11.59
(1,21)	1:A:184:LYS:O	1:B:16:LYS:N	17	11.59
(1,21)	1:A:184:LYS:O	1:B:17:SER:N	17	11.59
(1,21)	1:A:184:LYS:O	1:B:18:ALA:N	17	11.59
(1,21)	1:A:184:LYS:O	1:B:19:LEU:N	17	11.59
(1,21)	1:A:184:LYS:O	1:B:20:THR:N	17	11.59
(1,21)	1:A:184:LYS:O	1:B:21:ILE:N	17	11.59
(1,21)	1:A:184:LYS:O	1:B:22:GLN:N	17	11.59
(1,21)	1:A:184:LYS:O	1:B:23:LEU:N	17	11.59
(1,21)	1:A:184:LYS:O	1:B:24:ILE:N	17	11.59
(1,21)	1:A:184:LYS:O	1:B:25:GLN:N	17	11.59
(1,21)	1:A:184:LYS:O	1:B:26:ASN:N	17	11.59
(1,21)	1:A:184:LYS:O	1:B:27:HIS:N	17	11.59
(1,21)	1:A:184:LYS:O	1:B:28:PHE:N	17	11.59
(1,21)	1:A:184:LYS:O	1:B:29:VAL:N	17	11.59
(1,21)	1:A:184:LYS:O	1:B:30:ASP:N	17	11.59
(1,21)	1:A:184:LYS:O	1:B:31:GLU:N	17	11.59
(1,21)	1:A:184:LYS:O	1:B:32:TYR:N	17	11.59
(1,21)	1:A:184:LYS:O	1:B:33:ASP:N	17	11.59
(1,21)	1:A:184:LYS:O	1:B:34:PRO:N	17	11.59
(1,21)	1:A:184:LYS:O	1:B:35:THR:N	17	11.59

Continued on next page...

Continued from previous page...

Key	Atom-1	Atom-2	Model ID	Violation (Å)
(1,21)	1:A:184:LYS:O	1:B:36:ILE:N	17	11.59
(1,21)	1:A:184:LYS:O	1:B:37:GLU:N	17	11.59
(1,21)	1:A:184:LYS:O	1:B:38:ASP:N	17	11.59
(1,21)	1:A:184:LYS:O	1:B:39:SER:N	17	11.59
(1,21)	1:A:184:LYS:O	1:B:40:TYR:N	17	11.59
(1,21)	1:A:184:LYS:O	1:B:41:ARG:N	17	11.59
(1,21)	1:A:184:LYS:O	1:B:42:LYS:N	17	11.59
(1,21)	1:A:184:LYS:O	1:B:43:GLN:N	17	11.59
(1,21)	1:A:184:LYS:O	1:B:44:VAL:N	17	11.59
(1,21)	1:A:184:LYS:O	1:B:45:VAL:N	17	11.59
(1,21)	1:A:184:LYS:O	1:B:46:ILE:N	17	11.59
(1,21)	1:A:184:LYS:O	1:B:47:ASP:N	17	11.59
(1,21)	1:A:184:LYS:O	1:B:48:GLY:N	17	11.59
(1,21)	1:A:184:LYS:O	1:B:49:GLU:N	17	11.59
(1,21)	1:A:184:LYS:O	1:B:50:THR:N	17	11.59
(1,21)	1:A:184:LYS:O	1:B:51:CYS:N	17	11.59
(1,21)	1:A:184:LYS:O	1:B:52:LEU:N	17	11.59
(1,21)	1:A:184:LYS:O	1:B:53:LEU:N	17	11.59
(1,21)	1:A:184:LYS:O	1:B:54:ASP:N	17	11.59
(1,21)	1:A:184:LYS:O	1:B:55:ILE:N	17	11.59
(1,21)	1:A:184:LYS:O	1:B:56:LEU:N	17	11.59
(1,21)	1:A:184:LYS:O	1:B:57:ASP:N	17	11.59
(1,21)	1:A:184:LYS:O	1:B:58:THR:N	17	11.59
(1,21)	1:A:184:LYS:O	1:B:59:ALA:N	17	11.59
(1,21)	1:A:184:LYS:O	1:B:60:GLY:N	17	11.59
(1,21)	1:A:184:LYS:O	1:B:61:GLN:N	17	11.59
(1,21)	1:A:184:LYS:O	1:B:62:GLU:N	17	11.59
(1,21)	1:A:184:LYS:O	1:B:63:GLU:N	17	11.59
(1,21)	1:A:184:LYS:O	1:B:64:TYR:N	17	11.59
(1,21)	1:A:184:LYS:O	1:B:65:SER:N	17	11.59
(1,21)	1:A:184:LYS:O	1:B:66:ALA:N	17	11.59
(1,21)	1:A:184:LYS:O	1:B:67:MET:N	17	11.59
(1,21)	1:A:184:LYS:O	1:B:68:ARG:N	17	11.59
(1,21)	1:A:184:LYS:O	1:B:69:ASP:N	17	11.59
(1,21)	1:A:184:LYS:O	1:B:70:GLN:N	17	11.59
(1,21)	1:A:184:LYS:O	1:B:71:TYR:N	17	11.59
(1,21)	1:A:184:LYS:O	1:B:72:MET:N	17	11.59
(1,21)	1:A:184:LYS:O	1:B:73:ARG:N	17	11.59
(1,21)	1:A:184:LYS:O	1:B:74:THR:N	17	11.59
(1,21)	1:A:184:LYS:O	1:B:75:GLY:N	17	11.59
(1,21)	1:A:184:LYS:O	1:B:76:GLU:N	17	11.59
(1,21)	1:A:184:LYS:O	1:B:77:GLY:N	17	11.59

Continued on next page...

Continued from previous page...

Key	Atom-1	Atom-2	Model ID	Violation (Å)
(1,21)	1:A:184:LYS:O	1:B:78:PHE:N	17	11.59
(1,21)	1:A:184:LYS:O	1:B:79:LEU:N	17	11.59
(1,21)	1:A:184:LYS:O	1:B:80:CYS:N	17	11.59
(1,21)	1:A:184:LYS:O	5:B:203:7Q9:N	17	11.59
(1,21)	1:A:184:LYS:O	5:B:204:7Q9:N	17	11.59
(1,21)	1:A:184:LYS:O	5:B:205:7Q9:N	17	11.59
(1,21)	1:A:184:LYS:O	5:B:206:7Q9:N	17	11.59
(1,21)	1:A:184:LYS:O	5:B:207:7Q9:N	17	11.59
(1,21)	1:A:184:LYS:O	6:B:208:17F:N1	17	11.59
(1,21)	1:A:184:LYS:O	5:B:209:7Q9:N	17	11.59
(1,21)	1:A:184:LYS:O	5:B:210:7Q9:N	17	11.59
(1,21)	1:A:184:LYS:O	5:B:211:7Q9:N	17	11.59
(1,21)	1:A:184:LYS:O	5:B:212:7Q9:N	17	11.59
(1,21)	1:A:184:LYS:O	5:B:213:7Q9:N	17	11.59
(1,21)	1:A:184:LYS:O	6:B:214:17F:N1	17	11.59
(1,21)	1:A:184:LYS:O	6:B:215:17F:N1	17	11.59
(1,21)	1:A:184:LYS:O	5:B:216:7Q9:N	17	11.59
(1,21)	1:A:184:LYS:O	5:B:217:7Q9:N	17	11.59
(1,21)	1:A:184:LYS:O	5:B:218:7Q9:N	17	11.59
(1,21)	1:A:184:LYS:O	6:B:219:17F:N1	17	11.59
(1,21)	1:A:184:LYS:O	5:B:220:7Q9:N	17	11.59
(3,17)	1:B:159:LEU:CD1	1:B:2:THR:N	13	11.57
(3,17)	1:B:159:LEU:CD1	1:B:3:GLU:N	13	11.57
(3,17)	1:B:159:LEU:CD1	1:B:4:TYR:N	13	11.57
(3,17)	1:B:159:LEU:CD1	1:B:5:LYS:N	13	11.57
(3,17)	1:B:159:LEU:CD1	1:B:6:LEU:N	13	11.57
(3,17)	1:B:159:LEU:CD1	1:B:7:VAL:N	13	11.57
(3,17)	1:B:159:LEU:CD1	1:B:8:VAL:N	13	11.57
(3,17)	1:B:159:LEU:CD1	1:B:9:VAL:N	13	11.57
(3,17)	1:B:159:LEU:CD1	1:B:10:GLY:N	13	11.57
(3,17)	1:B:159:LEU:CD1	1:B:11:ALA:N	13	11.57
(3,17)	1:B:159:LEU:CD1	1:B:12:ASP:N	13	11.57
(3,17)	1:B:159:LEU:CD1	1:B:13:GLY:N	13	11.57
(3,17)	1:B:159:LEU:CD1	1:B:14:VAL:N	13	11.57
(3,17)	1:B:159:LEU:CD1	1:B:15:GLY:N	13	11.57
(3,17)	1:B:159:LEU:CD1	1:B:16:LYS:N	13	11.57
(3,17)	1:B:159:LEU:CD1	1:B:17:SER:N	13	11.57
(3,17)	1:B:159:LEU:CD1	1:B:18:ALA:N	13	11.57
(3,17)	1:B:159:LEU:CD1	1:B:19:LEU:N	13	11.57
(3,17)	1:B:159:LEU:CD1	1:B:20:THR:N	13	11.57
(3,17)	1:B:159:LEU:CD1	1:B:21:ILE:N	13	11.57
(3,17)	1:B:159:LEU:CD1	1:B:22:GLN:N	13	11.57

Continued on next page...

Continued from previous page...

Key	Atom-1	Atom-2	Model ID	Violation (Å)
(3,17)	1:B:159:LEU:CD1	1:B:23:LEU:N	13	11.57
(3,17)	1:B:159:LEU:CD1	1:B:24:ILE:N	13	11.57
(3,17)	1:B:159:LEU:CD1	1:B:25:GLN:N	13	11.57
(3,17)	1:B:159:LEU:CD1	1:B:26:ASN:N	13	11.57
(3,17)	1:B:159:LEU:CD1	1:B:27:HIS:N	13	11.57
(3,17)	1:B:159:LEU:CD1	1:B:28:PHE:N	13	11.57
(3,17)	1:B:159:LEU:CD1	1:B:29:VAL:N	13	11.57
(3,17)	1:B:159:LEU:CD1	1:B:30:ASP:N	13	11.57
(3,17)	1:B:159:LEU:CD1	1:B:31:GLU:N	13	11.57
(3,17)	1:B:159:LEU:CD1	1:B:32:TYR:N	13	11.57
(3,17)	1:B:159:LEU:CD1	1:B:33:ASP:N	13	11.57
(3,17)	1:B:159:LEU:CD1	1:B:34:PRO:N	13	11.57
(3,17)	1:B:159:LEU:CD1	1:B:35:THR:N	13	11.57
(3,17)	1:B:159:LEU:CD1	1:B:36:ILE:N	13	11.57
(3,17)	1:B:159:LEU:CD1	1:B:37:GLU:N	13	11.57
(3,17)	1:B:159:LEU:CD1	1:B:38:ASP:N	13	11.57
(3,17)	1:B:159:LEU:CD1	1:B:39:SER:N	13	11.57
(3,17)	1:B:159:LEU:CD1	1:B:40:TYR:N	13	11.57
(3,17)	1:B:159:LEU:CD1	1:B:41:ARG:N	13	11.57
(3,17)	1:B:159:LEU:CD1	1:B:42:LYS:N	13	11.57
(3,17)	1:B:159:LEU:CD1	1:B:43:GLN:N	13	11.57
(3,17)	1:B:159:LEU:CD1	1:B:44:VAL:N	13	11.57
(3,17)	1:B:159:LEU:CD1	1:B:45:VAL:N	13	11.57
(3,17)	1:B:159:LEU:CD1	1:B:46:ILE:N	13	11.57
(3,17)	1:B:159:LEU:CD1	1:B:47:ASP:N	13	11.57
(3,17)	1:B:159:LEU:CD1	1:B:48:GLY:N	13	11.57
(3,17)	1:B:159:LEU:CD1	1:B:49:GLU:N	13	11.57
(3,17)	1:B:159:LEU:CD1	1:B:50:THR:N	13	11.57
(3,17)	1:B:159:LEU:CD1	1:B:51:CYS:N	13	11.57
(3,17)	1:B:159:LEU:CD1	1:B:52:LEU:N	13	11.57
(3,17)	1:B:159:LEU:CD1	1:B:53:LEU:N	13	11.57
(3,17)	1:B:159:LEU:CD1	1:B:54:ASP:N	13	11.57
(3,17)	1:B:159:LEU:CD1	1:B:55:ILE:N	13	11.57
(3,17)	1:B:159:LEU:CD1	1:B:56:LEU:N	13	11.57
(3,17)	1:B:159:LEU:CD1	1:B:57:ASP:N	13	11.57
(3,17)	1:B:159:LEU:CD1	1:B:58:THR:N	13	11.57
(3,17)	1:B:159:LEU:CD1	1:B:59:ALA:N	13	11.57
(3,17)	1:B:159:LEU:CD1	1:B:60:GLY:N	13	11.57
(3,17)	1:B:159:LEU:CD1	1:B:61:GLN:N	13	11.57
(3,17)	1:B:159:LEU:CD1	1:B:62:GLU:N	13	11.57
(3,17)	1:B:159:LEU:CD1	1:B:63:GLU:N	13	11.57
(3,17)	1:B:159:LEU:CD1	1:B:64:TYR:N	13	11.57

Continued on next page...

Continued from previous page...

Key	Atom-1	Atom-2	Model ID	Violation (Å)
(3,17)	1:B:159:LEU:CD1	1:B:65:SER:N	13	11.57
(3,17)	1:B:159:LEU:CD1	1:B:66:ALA:N	13	11.57
(3,17)	1:B:159:LEU:CD1	1:B:67:MET:N	13	11.57
(3,17)	1:B:159:LEU:CD1	1:B:68:ARG:N	13	11.57
(3,17)	1:B:159:LEU:CD1	1:B:69:ASP:N	13	11.57
(3,17)	1:B:159:LEU:CD1	1:B:70:GLN:N	13	11.57
(3,17)	1:B:159:LEU:CD1	1:B:71:TYR:N	13	11.57
(3,17)	1:B:159:LEU:CD1	1:B:72:MET:N	13	11.57
(3,17)	1:B:159:LEU:CD1	1:B:73:ARG:N	13	11.57
(3,17)	1:B:159:LEU:CD1	1:B:74:THR:N	13	11.57
(3,17)	1:B:159:LEU:CD1	1:B:75:GLY:N	13	11.57
(3,17)	1:B:159:LEU:CD1	1:B:76:GLU:N	13	11.57
(3,17)	1:B:159:LEU:CD1	1:B:77:GLY:N	13	11.57
(3,17)	1:B:159:LEU:CD1	1:B:78:PHE:N	13	11.57
(3,17)	1:B:159:LEU:CD1	1:B:79:LEU:N	13	11.57
(3,17)	1:B:159:LEU:CD1	1:B:80:CYS:N	13	11.57
(3,17)	1:B:159:LEU:CD1	5:B:203:7Q9:N	13	11.57
(3,17)	1:B:159:LEU:CD1	5:B:204:7Q9:N	13	11.57
(3,17)	1:B:159:LEU:CD1	5:B:205:7Q9:N	13	11.57
(3,17)	1:B:159:LEU:CD1	5:B:206:7Q9:N	13	11.57
(3,17)	1:B:159:LEU:CD1	5:B:207:7Q9:N	13	11.57
(3,17)	1:B:159:LEU:CD1	6:B:208:17F:N1	13	11.57
(3,17)	1:B:159:LEU:CD1	5:B:209:7Q9:N	13	11.57
(3,17)	1:B:159:LEU:CD1	5:B:210:7Q9:N	13	11.57
(3,17)	1:B:159:LEU:CD1	5:B:211:7Q9:N	13	11.57
(3,17)	1:B:159:LEU:CD1	5:B:212:7Q9:N	13	11.57
(3,17)	1:B:159:LEU:CD1	5:B:213:7Q9:N	13	11.57
(3,17)	1:B:159:LEU:CD1	6:B:214:17F:N1	13	11.57
(3,17)	1:B:159:LEU:CD1	6:B:215:17F:N1	13	11.57
(3,17)	1:B:159:LEU:CD1	5:B:216:7Q9:N	13	11.57
(3,17)	1:B:159:LEU:CD1	5:B:217:7Q9:N	13	11.57
(3,17)	1:B:159:LEU:CD1	5:B:218:7Q9:N	13	11.57
(3,17)	1:B:159:LEU:CD1	6:B:219:17F:N1	13	11.57
(3,17)	1:B:159:LEU:CD1	5:B:220:7Q9:N	13	11.57
(3,17)	1:B:159:LEU:CD2	1:B:2:THR:N	13	11.57
(3,17)	1:B:159:LEU:CD2	1:B:3:GLU:N	13	11.57
(3,17)	1:B:159:LEU:CD2	1:B:4:TYR:N	13	11.57
(3,17)	1:B:159:LEU:CD2	1:B:5:LYS:N	13	11.57
(3,17)	1:B:159:LEU:CD2	1:B:6:LEU:N	13	11.57
(3,17)	1:B:159:LEU:CD2	1:B:7:VAL:N	13	11.57
(3,17)	1:B:159:LEU:CD2	1:B:8:VAL:N	13	11.57
(3,17)	1:B:159:LEU:CD2	1:B:9:VAL:N	13	11.57

Continued on next page...

Continued from previous page...

Key	Atom-1	Atom-2	Model ID	Violation (Å)
(3,17)	1:B:159:LEU:CD2	1:B:10:GLY:N	13	11.57
(3,17)	1:B:159:LEU:CD2	1:B:11:ALA:N	13	11.57
(3,17)	1:B:159:LEU:CD2	1:B:12:ASP:N	13	11.57
(3,17)	1:B:159:LEU:CD2	1:B:13:GLY:N	13	11.57
(3,17)	1:B:159:LEU:CD2	1:B:14:VAL:N	13	11.57
(3,17)	1:B:159:LEU:CD2	1:B:15:GLY:N	13	11.57
(3,17)	1:B:159:LEU:CD2	1:B:16:LYS:N	13	11.57
(3,17)	1:B:159:LEU:CD2	1:B:17:SER:N	13	11.57
(3,17)	1:B:159:LEU:CD2	1:B:18:ALA:N	13	11.57
(3,17)	1:B:159:LEU:CD2	1:B:19:LEU:N	13	11.57
(3,17)	1:B:159:LEU:CD2	1:B:20:THR:N	13	11.57
(3,17)	1:B:159:LEU:CD2	1:B:21:ILE:N	13	11.57
(3,17)	1:B:159:LEU:CD2	1:B:22:GLN:N	13	11.57
(3,17)	1:B:159:LEU:CD2	1:B:23:LEU:N	13	11.57
(3,17)	1:B:159:LEU:CD2	1:B:24:ILE:N	13	11.57
(3,17)	1:B:159:LEU:CD2	1:B:25:GLN:N	13	11.57
(3,17)	1:B:159:LEU:CD2	1:B:26:ASN:N	13	11.57
(3,17)	1:B:159:LEU:CD2	1:B:27:HIS:N	13	11.57
(3,17)	1:B:159:LEU:CD2	1:B:28:PHE:N	13	11.57
(3,17)	1:B:159:LEU:CD2	1:B:29:VAL:N	13	11.57
(3,17)	1:B:159:LEU:CD2	1:B:30:ASP:N	13	11.57
(3,17)	1:B:159:LEU:CD2	1:B:31:GLU:N	13	11.57
(3,17)	1:B:159:LEU:CD2	1:B:32:TYR:N	13	11.57
(3,17)	1:B:159:LEU:CD2	1:B:33:ASP:N	13	11.57
(3,17)	1:B:159:LEU:CD2	1:B:34:PRO:N	13	11.57
(3,17)	1:B:159:LEU:CD2	1:B:35:THR:N	13	11.57
(3,17)	1:B:159:LEU:CD2	1:B:36:ILE:N	13	11.57
(3,17)	1:B:159:LEU:CD2	1:B:37:GLU:N	13	11.57
(3,17)	1:B:159:LEU:CD2	1:B:38:ASP:N	13	11.57
(3,17)	1:B:159:LEU:CD2	1:B:39:SER:N	13	11.57
(3,17)	1:B:159:LEU:CD2	1:B:40:TYR:N	13	11.57
(3,17)	1:B:159:LEU:CD2	1:B:41:ARG:N	13	11.57
(3,17)	1:B:159:LEU:CD2	1:B:42:LYS:N	13	11.57
(3,17)	1:B:159:LEU:CD2	1:B:43:GLN:N	13	11.57
(3,17)	1:B:159:LEU:CD2	1:B:44:VAL:N	13	11.57
(3,17)	1:B:159:LEU:CD2	1:B:45:VAL:N	13	11.57
(3,17)	1:B:159:LEU:CD2	1:B:46:ILE:N	13	11.57
(3,17)	1:B:159:LEU:CD2	1:B:47:ASP:N	13	11.57
(3,17)	1:B:159:LEU:CD2	1:B:48:GLY:N	13	11.57
(3,17)	1:B:159:LEU:CD2	1:B:49:GLU:N	13	11.57
(3,17)	1:B:159:LEU:CD2	1:B:50:THR:N	13	11.57
(3,17)	1:B:159:LEU:CD2	1:B:51:CYS:N	13	11.57

Continued on next page...

Continued from previous page...

Key	Atom-1	Atom-2	Model ID	Violation (Å)
(3,17)	1:B:159:LEU:CD2	1:B:52:LEU:N	13	11.57
(3,17)	1:B:159:LEU:CD2	1:B:53:LEU:N	13	11.57
(3,17)	1:B:159:LEU:CD2	1:B:54:ASP:N	13	11.57
(3,17)	1:B:159:LEU:CD2	1:B:55:ILE:N	13	11.57
(3,17)	1:B:159:LEU:CD2	1:B:56:LEU:N	13	11.57
(3,17)	1:B:159:LEU:CD2	1:B:57:ASP:N	13	11.57
(3,17)	1:B:159:LEU:CD2	1:B:58:THR:N	13	11.57
(3,17)	1:B:159:LEU:CD2	1:B:59:ALA:N	13	11.57
(3,17)	1:B:159:LEU:CD2	1:B:60:GLY:N	13	11.57
(3,17)	1:B:159:LEU:CD2	1:B:61:GLN:N	13	11.57
(3,17)	1:B:159:LEU:CD2	1:B:62:GLU:N	13	11.57
(3,17)	1:B:159:LEU:CD2	1:B:63:GLU:N	13	11.57
(3,17)	1:B:159:LEU:CD2	1:B:64:TYR:N	13	11.57
(3,17)	1:B:159:LEU:CD2	1:B:65:SER:N	13	11.57
(3,17)	1:B:159:LEU:CD2	1:B:66:ALA:N	13	11.57
(3,17)	1:B:159:LEU:CD2	1:B:67:MET:N	13	11.57
(3,17)	1:B:159:LEU:CD2	1:B:68:ARG:N	13	11.57
(3,17)	1:B:159:LEU:CD2	1:B:69:ASP:N	13	11.57
(3,17)	1:B:159:LEU:CD2	1:B:70:GLN:N	13	11.57
(3,17)	1:B:159:LEU:CD2	1:B:71:TYR:N	13	11.57
(3,17)	1:B:159:LEU:CD2	1:B:72:MET:N	13	11.57
(3,17)	1:B:159:LEU:CD2	1:B:73:ARG:N	13	11.57
(3,17)	1:B:159:LEU:CD2	1:B:74:THR:N	13	11.57
(3,17)	1:B:159:LEU:CD2	1:B:75:GLY:N	13	11.57
(3,17)	1:B:159:LEU:CD2	1:B:76:GLU:N	13	11.57
(3,17)	1:B:159:LEU:CD2	1:B:77:GLY:N	13	11.57
(3,17)	1:B:159:LEU:CD2	1:B:78:PHE:N	13	11.57
(3,17)	1:B:159:LEU:CD2	1:B:79:LEU:N	13	11.57
(3,17)	1:B:159:LEU:CD2	1:B:80:CYS:N	13	11.57
(3,17)	1:B:159:LEU:CD2	5:B:203:7Q9:N	13	11.57
(3,17)	1:B:159:LEU:CD2	5:B:204:7Q9:N	13	11.57
(3,17)	1:B:159:LEU:CD2	5:B:205:7Q9:N	13	11.57
(3,17)	1:B:159:LEU:CD2	5:B:206:7Q9:N	13	11.57
(3,17)	1:B:159:LEU:CD2	5:B:207:7Q9:N	13	11.57
(3,17)	1:B:159:LEU:CD2	6:B:208:17F:N1	13	11.57
(3,17)	1:B:159:LEU:CD2	5:B:209:7Q9:N	13	11.57
(3,17)	1:B:159:LEU:CD2	5:B:210:7Q9:N	13	11.57
(3,17)	1:B:159:LEU:CD2	5:B:211:7Q9:N	13	11.57
(3,17)	1:B:159:LEU:CD2	5:B:212:7Q9:N	13	11.57
(3,17)	1:B:159:LEU:CD2	5:B:213:7Q9:N	13	11.57
(3,17)	1:B:159:LEU:CD2	6:B:214:17F:N1	13	11.57
(3,17)	1:B:159:LEU:CD2	6:B:215:17F:N1	13	11.57

Continued on next page...

Continued from previous page...

Key	Atom-1	Atom-2	Model ID	Violation (Å)
(3,17)	1:B:159:LEU:CD2	5:B:216:7Q9:N	13	11.57
(3,17)	1:B:159:LEU:CD2	5:B:217:7Q9:N	13	11.57
(3,17)	1:B:159:LEU:CD2	5:B:218:7Q9:N	13	11.57
(3,17)	1:B:159:LEU:CD2	6:B:219:17F:N1	13	11.57
(3,17)	1:B:159:LEU:CD2	5:B:220:7Q9:N	13	11.57
(3,17)	1:B:159:LEU:CD1	1:B:2:THR:N	16	11.57
(3,17)	1:B:159:LEU:CD1	1:B:3:GLU:N	16	11.57
(3,17)	1:B:159:LEU:CD1	1:B:4:TYR:N	16	11.57
(3,17)	1:B:159:LEU:CD1	1:B:5:LYS:N	16	11.57
(3,17)	1:B:159:LEU:CD1	1:B:6:LEU:N	16	11.57
(3,17)	1:B:159:LEU:CD1	1:B:7:VAL:N	16	11.57
(3,17)	1:B:159:LEU:CD1	1:B:8:VAL:N	16	11.57
(3,17)	1:B:159:LEU:CD1	1:B:9:VAL:N	16	11.57
(3,17)	1:B:159:LEU:CD1	1:B:10:GLY:N	16	11.57
(3,17)	1:B:159:LEU:CD1	1:B:11:ALA:N	16	11.57
(3,17)	1:B:159:LEU:CD1	1:B:12:ASP:N	16	11.57
(3,17)	1:B:159:LEU:CD1	1:B:13:GLY:N	16	11.57
(3,17)	1:B:159:LEU:CD1	1:B:14:VAL:N	16	11.57
(3,17)	1:B:159:LEU:CD1	1:B:15:GLY:N	16	11.57
(3,17)	1:B:159:LEU:CD1	1:B:16:LYS:N	16	11.57
(3,17)	1:B:159:LEU:CD1	1:B:17:SER:N	16	11.57
(3,17)	1:B:159:LEU:CD1	1:B:18:ALA:N	16	11.57
(3,17)	1:B:159:LEU:CD1	1:B:19:LEU:N	16	11.57
(3,17)	1:B:159:LEU:CD1	1:B:20:THR:N	16	11.57
(3,17)	1:B:159:LEU:CD1	1:B:21:ILE:N	16	11.57
(3,17)	1:B:159:LEU:CD1	1:B:22:GLN:N	16	11.57
(3,17)	1:B:159:LEU:CD1	1:B:23:LEU:N	16	11.57
(3,17)	1:B:159:LEU:CD1	1:B:24:ILE:N	16	11.57
(3,17)	1:B:159:LEU:CD1	1:B:25:GLN:N	16	11.57
(3,17)	1:B:159:LEU:CD1	1:B:26:ASN:N	16	11.57
(3,17)	1:B:159:LEU:CD1	1:B:27:HIS:N	16	11.57
(3,17)	1:B:159:LEU:CD1	1:B:28:PHE:N	16	11.57
(3,17)	1:B:159:LEU:CD1	1:B:29:VAL:N	16	11.57
(3,17)	1:B:159:LEU:CD1	1:B:30:ASP:N	16	11.57
(3,17)	1:B:159:LEU:CD1	1:B:31:GLU:N	16	11.57
(3,17)	1:B:159:LEU:CD1	1:B:32:TYR:N	16	11.57
(3,17)	1:B:159:LEU:CD1	1:B:33:ASP:N	16	11.57
(3,17)	1:B:159:LEU:CD1	1:B:34:PRO:N	16	11.57
(3,17)	1:B:159:LEU:CD1	1:B:35:THR:N	16	11.57
(3,17)	1:B:159:LEU:CD1	1:B:36:ILE:N	16	11.57
(3,17)	1:B:159:LEU:CD1	1:B:37:GLU:N	16	11.57
(3,17)	1:B:159:LEU:CD1	1:B:38:ASP:N	16	11.57

Continued on next page...

Continued from previous page...

Key	Atom-1	Atom-2	Model ID	Violation (Å)
(3,17)	1:B:159:LEU:CD1	1:B:39:SER:N	16	11.57
(3,17)	1:B:159:LEU:CD1	1:B:40:TYR:N	16	11.57
(3,17)	1:B:159:LEU:CD1	1:B:41:ARG:N	16	11.57
(3,17)	1:B:159:LEU:CD1	1:B:42:LYS:N	16	11.57
(3,17)	1:B:159:LEU:CD1	1:B:43:GLN:N	16	11.57
(3,17)	1:B:159:LEU:CD1	1:B:44:VAL:N	16	11.57
(3,17)	1:B:159:LEU:CD1	1:B:45:VAL:N	16	11.57
(3,17)	1:B:159:LEU:CD1	1:B:46:ILE:N	16	11.57
(3,17)	1:B:159:LEU:CD1	1:B:47:ASP:N	16	11.57
(3,17)	1:B:159:LEU:CD1	1:B:48:GLY:N	16	11.57
(3,17)	1:B:159:LEU:CD1	1:B:49:GLU:N	16	11.57
(3,17)	1:B:159:LEU:CD1	1:B:50:THR:N	16	11.57
(3,17)	1:B:159:LEU:CD1	1:B:51:CYS:N	16	11.57
(3,17)	1:B:159:LEU:CD1	1:B:52:LEU:N	16	11.57
(3,17)	1:B:159:LEU:CD1	1:B:53:LEU:N	16	11.57
(3,17)	1:B:159:LEU:CD1	1:B:54:ASP:N	16	11.57
(3,17)	1:B:159:LEU:CD1	1:B:55:ILE:N	16	11.57
(3,17)	1:B:159:LEU:CD1	1:B:56:LEU:N	16	11.57
(3,17)	1:B:159:LEU:CD1	1:B:57:ASP:N	16	11.57
(3,17)	1:B:159:LEU:CD1	1:B:58:THR:N	16	11.57
(3,17)	1:B:159:LEU:CD1	1:B:59:ALA:N	16	11.57
(3,17)	1:B:159:LEU:CD1	1:B:60:GLY:N	16	11.57
(3,17)	1:B:159:LEU:CD1	1:B:61:GLN:N	16	11.57
(3,17)	1:B:159:LEU:CD1	1:B:62:GLU:N	16	11.57
(3,17)	1:B:159:LEU:CD1	1:B:63:GLU:N	16	11.57
(3,17)	1:B:159:LEU:CD1	1:B:64:TYR:N	16	11.57
(3,17)	1:B:159:LEU:CD1	1:B:65:SER:N	16	11.57
(3,17)	1:B:159:LEU:CD1	1:B:66:ALA:N	16	11.57
(3,17)	1:B:159:LEU:CD1	1:B:67:MET:N	16	11.57
(3,17)	1:B:159:LEU:CD1	1:B:68:ARG:N	16	11.57
(3,17)	1:B:159:LEU:CD1	1:B:69:ASP:N	16	11.57
(3,17)	1:B:159:LEU:CD1	1:B:70:GLN:N	16	11.57
(3,17)	1:B:159:LEU:CD1	1:B:71:TYR:N	16	11.57
(3,17)	1:B:159:LEU:CD1	1:B:72:MET:N	16	11.57
(3,17)	1:B:159:LEU:CD1	1:B:73:ARG:N	16	11.57
(3,17)	1:B:159:LEU:CD1	1:B:74:THR:N	16	11.57
(3,17)	1:B:159:LEU:CD1	1:B:75:GLY:N	16	11.57
(3,17)	1:B:159:LEU:CD1	1:B:76:GLU:N	16	11.57
(3,17)	1:B:159:LEU:CD1	1:B:77:GLY:N	16	11.57
(3,17)	1:B:159:LEU:CD1	1:B:78:PHE:N	16	11.57
(3,17)	1:B:159:LEU:CD1	1:B:79:LEU:N	16	11.57
(3,17)	1:B:159:LEU:CD1	1:B:80:CYS:N	16	11.57

Continued on next page...

Continued from previous page...

Key	Atom-1	Atom-2	Model ID	Violation (Å)
(3,17)	1:B:159:LEU:CD1	5:B:203:7Q9:N	16	11.57
(3,17)	1:B:159:LEU:CD1	5:B:204:7Q9:N	16	11.57
(3,17)	1:B:159:LEU:CD1	5:B:205:7Q9:N	16	11.57
(3,17)	1:B:159:LEU:CD1	5:B:206:7Q9:N	16	11.57
(3,17)	1:B:159:LEU:CD1	5:B:207:7Q9:N	16	11.57
(3,17)	1:B:159:LEU:CD1	6:B:208:17F:N1	16	11.57
(3,17)	1:B:159:LEU:CD1	5:B:209:7Q9:N	16	11.57
(3,17)	1:B:159:LEU:CD1	5:B:210:7Q9:N	16	11.57
(3,17)	1:B:159:LEU:CD1	5:B:211:7Q9:N	16	11.57
(3,17)	1:B:159:LEU:CD1	5:B:212:7Q9:N	16	11.57
(3,17)	1:B:159:LEU:CD1	5:B:213:7Q9:N	16	11.57
(3,17)	1:B:159:LEU:CD1	6:B:214:17F:N1	16	11.57
(3,17)	1:B:159:LEU:CD1	6:B:215:17F:N1	16	11.57
(3,17)	1:B:159:LEU:CD1	5:B:216:7Q9:N	16	11.57
(3,17)	1:B:159:LEU:CD1	5:B:217:7Q9:N	16	11.57
(3,17)	1:B:159:LEU:CD1	5:B:218:7Q9:N	16	11.57
(3,17)	1:B:159:LEU:CD1	6:B:219:17F:N1	16	11.57
(3,17)	1:B:159:LEU:CD1	5:B:220:7Q9:N	16	11.57
(3,17)	1:B:159:LEU:CD2	1:B:2:THR:N	16	11.57
(3,17)	1:B:159:LEU:CD2	1:B:3:GLU:N	16	11.57
(3,17)	1:B:159:LEU:CD2	1:B:4:TYR:N	16	11.57
(3,17)	1:B:159:LEU:CD2	1:B:5:LYS:N	16	11.57
(3,17)	1:B:159:LEU:CD2	1:B:6:LEU:N	16	11.57
(3,17)	1:B:159:LEU:CD2	1:B:7:VAL:N	16	11.57
(3,17)	1:B:159:LEU:CD2	1:B:8:VAL:N	16	11.57
(3,17)	1:B:159:LEU:CD2	1:B:9:VAL:N	16	11.57
(3,17)	1:B:159:LEU:CD2	1:B:10:GLY:N	16	11.57
(3,17)	1:B:159:LEU:CD2	1:B:11:ALA:N	16	11.57
(3,17)	1:B:159:LEU:CD2	1:B:12:ASP:N	16	11.57
(3,17)	1:B:159:LEU:CD2	1:B:13:GLY:N	16	11.57
(3,17)	1:B:159:LEU:CD2	1:B:14:VAL:N	16	11.57
(3,17)	1:B:159:LEU:CD2	1:B:15:GLY:N	16	11.57
(3,17)	1:B:159:LEU:CD2	1:B:16:LYS:N	16	11.57
(3,17)	1:B:159:LEU:CD2	1:B:17:SER:N	16	11.57
(3,17)	1:B:159:LEU:CD2	1:B:18:ALA:N	16	11.57
(3,17)	1:B:159:LEU:CD2	1:B:19:LEU:N	16	11.57
(3,17)	1:B:159:LEU:CD2	1:B:20:THR:N	16	11.57
(3,17)	1:B:159:LEU:CD2	1:B:21:ILE:N	16	11.57
(3,17)	1:B:159:LEU:CD2	1:B:22:GLN:N	16	11.57
(3,17)	1:B:159:LEU:CD2	1:B:23:LEU:N	16	11.57
(3,17)	1:B:159:LEU:CD2	1:B:24:ILE:N	16	11.57
(3,17)	1:B:159:LEU:CD2	1:B:25:GLN:N	16	11.57

Continued on next page...

Continued from previous page...

Key	Atom-1	Atom-2	Model ID	Violation (Å)
(3,17)	1:B:159:LEU:CD2	1:B:26:ASN:N	16	11.57
(3,17)	1:B:159:LEU:CD2	1:B:27:HIS:N	16	11.57
(3,17)	1:B:159:LEU:CD2	1:B:28:PHE:N	16	11.57
(3,17)	1:B:159:LEU:CD2	1:B:29:VAL:N	16	11.57
(3,17)	1:B:159:LEU:CD2	1:B:30:ASP:N	16	11.57
(3,17)	1:B:159:LEU:CD2	1:B:31:GLU:N	16	11.57
(3,17)	1:B:159:LEU:CD2	1:B:32:TYR:N	16	11.57
(3,17)	1:B:159:LEU:CD2	1:B:33:ASP:N	16	11.57
(3,17)	1:B:159:LEU:CD2	1:B:34:PRO:N	16	11.57
(3,17)	1:B:159:LEU:CD2	1:B:35:THR:N	16	11.57
(3,17)	1:B:159:LEU:CD2	1:B:36:ILE:N	16	11.57
(3,17)	1:B:159:LEU:CD2	1:B:37:GLU:N	16	11.57
(3,17)	1:B:159:LEU:CD2	1:B:38:ASP:N	16	11.57
(3,17)	1:B:159:LEU:CD2	1:B:39:SER:N	16	11.57
(3,17)	1:B:159:LEU:CD2	1:B:40:TYR:N	16	11.57
(3,17)	1:B:159:LEU:CD2	1:B:41:ARG:N	16	11.57
(3,17)	1:B:159:LEU:CD2	1:B:42:LYS:N	16	11.57
(3,17)	1:B:159:LEU:CD2	1:B:43:GLN:N	16	11.57
(3,17)	1:B:159:LEU:CD2	1:B:44:VAL:N	16	11.57
(3,17)	1:B:159:LEU:CD2	1:B:45:VAL:N	16	11.57
(3,17)	1:B:159:LEU:CD2	1:B:46:ILE:N	16	11.57
(3,17)	1:B:159:LEU:CD2	1:B:47:ASP:N	16	11.57
(3,17)	1:B:159:LEU:CD2	1:B:48:GLY:N	16	11.57
(3,17)	1:B:159:LEU:CD2	1:B:49:GLU:N	16	11.57
(3,17)	1:B:159:LEU:CD2	1:B:50:THR:N	16	11.57
(3,17)	1:B:159:LEU:CD2	1:B:51:CYS:N	16	11.57
(3,17)	1:B:159:LEU:CD2	1:B:52:LEU:N	16	11.57
(3,17)	1:B:159:LEU:CD2	1:B:53:LEU:N	16	11.57
(3,17)	1:B:159:LEU:CD2	1:B:54:ASP:N	16	11.57
(3,17)	1:B:159:LEU:CD2	1:B:55:ILE:N	16	11.57
(3,17)	1:B:159:LEU:CD2	1:B:56:LEU:N	16	11.57
(3,17)	1:B:159:LEU:CD2	1:B:57:ASP:N	16	11.57
(3,17)	1:B:159:LEU:CD2	1:B:58:THR:N	16	11.57
(3,17)	1:B:159:LEU:CD2	1:B:59:ALA:N	16	11.57
(3,17)	1:B:159:LEU:CD2	1:B:60:GLY:N	16	11.57
(3,17)	1:B:159:LEU:CD2	1:B:61:GLN:N	16	11.57
(3,17)	1:B:159:LEU:CD2	1:B:62:GLU:N	16	11.57
(3,17)	1:B:159:LEU:CD2	1:B:63:GLU:N	16	11.57
(3,17)	1:B:159:LEU:CD2	1:B:64:TYR:N	16	11.57
(3,17)	1:B:159:LEU:CD2	1:B:65:SER:N	16	11.57
(3,17)	1:B:159:LEU:CD2	1:B:66:ALA:N	16	11.57
(3,17)	1:B:159:LEU:CD2	1:B:67:MET:N	16	11.57

Continued on next page...

Continued from previous page...

Key	Atom-1	Atom-2	Model ID	Violation (Å)
(3,17)	1:B:159:LEU:CD2	1:B:68:ARG:N	16	11.57
(3,17)	1:B:159:LEU:CD2	1:B:69:ASP:N	16	11.57
(3,17)	1:B:159:LEU:CD2	1:B:70:GLN:N	16	11.57
(3,17)	1:B:159:LEU:CD2	1:B:71:TYR:N	16	11.57
(3,17)	1:B:159:LEU:CD2	1:B:72:MET:N	16	11.57
(3,17)	1:B:159:LEU:CD2	1:B:73:ARG:N	16	11.57
(3,17)	1:B:159:LEU:CD2	1:B:74:THR:N	16	11.57
(3,17)	1:B:159:LEU:CD2	1:B:75:GLY:N	16	11.57
(3,17)	1:B:159:LEU:CD2	1:B:76:GLU:N	16	11.57
(3,17)	1:B:159:LEU:CD2	1:B:77:GLY:N	16	11.57
(3,17)	1:B:159:LEU:CD2	1:B:78:PHE:N	16	11.57
(3,17)	1:B:159:LEU:CD2	1:B:79:LEU:N	16	11.57
(3,17)	1:B:159:LEU:CD2	1:B:80:CYS:N	16	11.57
(3,17)	1:B:159:LEU:CD2	5:B:203:7Q9:N	16	11.57
(3,17)	1:B:159:LEU:CD2	5:B:204:7Q9:N	16	11.57
(3,17)	1:B:159:LEU:CD2	5:B:205:7Q9:N	16	11.57
(3,17)	1:B:159:LEU:CD2	5:B:206:7Q9:N	16	11.57
(3,17)	1:B:159:LEU:CD2	5:B:207:7Q9:N	16	11.57
(3,17)	1:B:159:LEU:CD2	6:B:208:17F:N1	16	11.57
(3,17)	1:B:159:LEU:CD2	5:B:209:7Q9:N	16	11.57
(3,17)	1:B:159:LEU:CD2	5:B:210:7Q9:N	16	11.57
(3,17)	1:B:159:LEU:CD2	5:B:211:7Q9:N	16	11.57
(3,17)	1:B:159:LEU:CD2	5:B:212:7Q9:N	16	11.57
(3,17)	1:B:159:LEU:CD2	5:B:213:7Q9:N	16	11.57
(3,17)	1:B:159:LEU:CD2	6:B:214:17F:N1	16	11.57
(3,17)	1:B:159:LEU:CD2	6:B:215:17F:N1	16	11.57
(3,17)	1:B:159:LEU:CD2	5:B:216:7Q9:N	16	11.57
(3,17)	1:B:159:LEU:CD2	5:B:217:7Q9:N	16	11.57
(3,17)	1:B:159:LEU:CD2	5:B:218:7Q9:N	16	11.57
(3,17)	1:B:159:LEU:CD2	6:B:219:17F:N1	16	11.57
(3,17)	1:B:159:LEU:CD2	5:B:220:7Q9:N	16	11.57
(3,17)	1:B:159:LEU:CD1	1:B:2:THR:N	11	11.55
(3,17)	1:B:159:LEU:CD1	1:B:3:GLU:N	11	11.55
(3,17)	1:B:159:LEU:CD1	1:B:4:TYR:N	11	11.55
(3,17)	1:B:159:LEU:CD1	1:B:5:LYS:N	11	11.55
(3,17)	1:B:159:LEU:CD1	1:B:6:LEU:N	11	11.55
(3,17)	1:B:159:LEU:CD1	1:B:7:VAL:N	11	11.55
(3,17)	1:B:159:LEU:CD1	1:B:8:VAL:N	11	11.55
(3,17)	1:B:159:LEU:CD1	1:B:9:VAL:N	11	11.55
(3,17)	1:B:159:LEU:CD1	1:B:10:GLY:N	11	11.55
(3,17)	1:B:159:LEU:CD1	1:B:11:ALA:N	11	11.55
(3,17)	1:B:159:LEU:CD1	1:B:12:ASP:N	11	11.55

Continued on next page...

Continued from previous page...

Key	Atom-1	Atom-2	Model ID	Violation (Å)
(3,17)	1:B:159:LEU:CD1	1:B:13:GLY:N	11	11.55
(3,17)	1:B:159:LEU:CD1	1:B:14:VAL:N	11	11.55
(3,17)	1:B:159:LEU:CD1	1:B:15:GLY:N	11	11.55
(3,17)	1:B:159:LEU:CD1	1:B:16:LYS:N	11	11.55
(3,17)	1:B:159:LEU:CD1	1:B:17:SER:N	11	11.55
(3,17)	1:B:159:LEU:CD1	1:B:18:ALA:N	11	11.55
(3,17)	1:B:159:LEU:CD1	1:B:19:LEU:N	11	11.55
(3,17)	1:B:159:LEU:CD1	1:B:20:THR:N	11	11.55
(3,17)	1:B:159:LEU:CD1	1:B:21:ILE:N	11	11.55
(3,17)	1:B:159:LEU:CD1	1:B:22:GLN:N	11	11.55
(3,17)	1:B:159:LEU:CD1	1:B:23:LEU:N	11	11.55
(3,17)	1:B:159:LEU:CD1	1:B:24:ILE:N	11	11.55
(3,17)	1:B:159:LEU:CD1	1:B:25:GLN:N	11	11.55
(3,17)	1:B:159:LEU:CD1	1:B:26:ASN:N	11	11.55
(3,17)	1:B:159:LEU:CD1	1:B:27:HIS:N	11	11.55
(3,17)	1:B:159:LEU:CD1	1:B:28:PHE:N	11	11.55
(3,17)	1:B:159:LEU:CD1	1:B:29:VAL:N	11	11.55
(3,17)	1:B:159:LEU:CD1	1:B:30:ASP:N	11	11.55
(3,17)	1:B:159:LEU:CD1	1:B:31:GLU:N	11	11.55
(3,17)	1:B:159:LEU:CD1	1:B:32:TYR:N	11	11.55
(3,17)	1:B:159:LEU:CD1	1:B:33:ASP:N	11	11.55
(3,17)	1:B:159:LEU:CD1	1:B:34:PRO:N	11	11.55
(3,17)	1:B:159:LEU:CD1	1:B:35:THR:N	11	11.55
(3,17)	1:B:159:LEU:CD1	1:B:36:ILE:N	11	11.55
(3,17)	1:B:159:LEU:CD1	1:B:37:GLU:N	11	11.55
(3,17)	1:B:159:LEU:CD1	1:B:38:ASP:N	11	11.55
(3,17)	1:B:159:LEU:CD1	1:B:39:SER:N	11	11.55
(3,17)	1:B:159:LEU:CD1	1:B:40:TYR:N	11	11.55
(3,17)	1:B:159:LEU:CD1	1:B:41:ARG:N	11	11.55
(3,17)	1:B:159:LEU:CD1	1:B:42:LYS:N	11	11.55
(3,17)	1:B:159:LEU:CD1	1:B:43:GLN:N	11	11.55
(3,17)	1:B:159:LEU:CD1	1:B:44:VAL:N	11	11.55
(3,17)	1:B:159:LEU:CD1	1:B:45:VAL:N	11	11.55
(3,17)	1:B:159:LEU:CD1	1:B:46:ILE:N	11	11.55
(3,17)	1:B:159:LEU:CD1	1:B:47:ASP:N	11	11.55
(3,17)	1:B:159:LEU:CD1	1:B:48:GLY:N	11	11.55
(3,17)	1:B:159:LEU:CD1	1:B:49:GLU:N	11	11.55
(3,17)	1:B:159:LEU:CD1	1:B:50:THR:N	11	11.55
(3,17)	1:B:159:LEU:CD1	1:B:51:CYS:N	11	11.55
(3,17)	1:B:159:LEU:CD1	1:B:52:LEU:N	11	11.55
(3,17)	1:B:159:LEU:CD1	1:B:53:LEU:N	11	11.55
(3,17)	1:B:159:LEU:CD1	1:B:54:ASP:N	11	11.55

Continued on next page...

Continued from previous page...

Key	Atom-1	Atom-2	Model ID	Violation (Å)
(3,17)	1:B:159:LEU:CD1	1:B:55:ILE:N	11	11.55
(3,17)	1:B:159:LEU:CD1	1:B:56:LEU:N	11	11.55
(3,17)	1:B:159:LEU:CD1	1:B:57:ASP:N	11	11.55
(3,17)	1:B:159:LEU:CD1	1:B:58:THR:N	11	11.55
(3,17)	1:B:159:LEU:CD1	1:B:59:ALA:N	11	11.55
(3,17)	1:B:159:LEU:CD1	1:B:60:GLY:N	11	11.55
(3,17)	1:B:159:LEU:CD1	1:B:61:GLN:N	11	11.55
(3,17)	1:B:159:LEU:CD1	1:B:62:GLU:N	11	11.55
(3,17)	1:B:159:LEU:CD1	1:B:63:GLU:N	11	11.55
(3,17)	1:B:159:LEU:CD1	1:B:64:TYR:N	11	11.55
(3,17)	1:B:159:LEU:CD1	1:B:65:SER:N	11	11.55
(3,17)	1:B:159:LEU:CD1	1:B:66:ALA:N	11	11.55
(3,17)	1:B:159:LEU:CD1	1:B:67:MET:N	11	11.55
(3,17)	1:B:159:LEU:CD1	1:B:68:ARG:N	11	11.55
(3,17)	1:B:159:LEU:CD1	1:B:69:ASP:N	11	11.55
(3,17)	1:B:159:LEU:CD1	1:B:70:GLN:N	11	11.55
(3,17)	1:B:159:LEU:CD1	1:B:71:TYR:N	11	11.55
(3,17)	1:B:159:LEU:CD1	1:B:72:MET:N	11	11.55
(3,17)	1:B:159:LEU:CD1	1:B:73:ARG:N	11	11.55
(3,17)	1:B:159:LEU:CD1	1:B:74:THR:N	11	11.55
(3,17)	1:B:159:LEU:CD1	1:B:75:GLY:N	11	11.55
(3,17)	1:B:159:LEU:CD1	1:B:76:GLU:N	11	11.55
(3,17)	1:B:159:LEU:CD1	1:B:77:GLY:N	11	11.55
(3,17)	1:B:159:LEU:CD1	1:B:78:PHE:N	11	11.55
(3,17)	1:B:159:LEU:CD1	1:B:79:LEU:N	11	11.55
(3,17)	1:B:159:LEU:CD1	1:B:80:CYS:N	11	11.55
(3,17)	1:B:159:LEU:CD1	5:B:203:7Q9:N	11	11.55
(3,17)	1:B:159:LEU:CD1	5:B:204:7Q9:N	11	11.55
(3,17)	1:B:159:LEU:CD1	5:B:205:7Q9:N	11	11.55
(3,17)	1:B:159:LEU:CD1	5:B:206:7Q9:N	11	11.55
(3,17)	1:B:159:LEU:CD1	5:B:207:7Q9:N	11	11.55
(3,17)	1:B:159:LEU:CD1	6:B:208:17F:N1	11	11.55
(3,17)	1:B:159:LEU:CD1	5:B:209:7Q9:N	11	11.55
(3,17)	1:B:159:LEU:CD1	5:B:210:7Q9:N	11	11.55
(3,17)	1:B:159:LEU:CD1	5:B:211:7Q9:N	11	11.55
(3,17)	1:B:159:LEU:CD1	5:B:212:7Q9:N	11	11.55
(3,17)	1:B:159:LEU:CD1	5:B:213:7Q9:N	11	11.55
(3,17)	1:B:159:LEU:CD1	6:B:214:17F:N1	11	11.55
(3,17)	1:B:159:LEU:CD1	6:B:215:17F:N1	11	11.55
(3,17)	1:B:159:LEU:CD1	5:B:216:7Q9:N	11	11.55
(3,17)	1:B:159:LEU:CD1	5:B:217:7Q9:N	11	11.55
(3,17)	1:B:159:LEU:CD1	5:B:218:7Q9:N	11	11.55

Continued on next page...

Continued from previous page...

Key	Atom-1	Atom-2	Model ID	Violation (Å)
(3,17)	1:B:159:LEU:CD1	6:B:219:17F:N1	11	11.55
(3,17)	1:B:159:LEU:CD1	5:B:220:7Q9:N	11	11.55
(3,17)	1:B:159:LEU:CD2	1:B:2:THR:N	11	11.55
(3,17)	1:B:159:LEU:CD2	1:B:3:GLU:N	11	11.55
(3,17)	1:B:159:LEU:CD2	1:B:4:TYR:N	11	11.55
(3,17)	1:B:159:LEU:CD2	1:B:5:LYS:N	11	11.55
(3,17)	1:B:159:LEU:CD2	1:B:6:LEU:N	11	11.55
(3,17)	1:B:159:LEU:CD2	1:B:7:VAL:N	11	11.55
(3,17)	1:B:159:LEU:CD2	1:B:8:VAL:N	11	11.55
(3,17)	1:B:159:LEU:CD2	1:B:9:VAL:N	11	11.55
(3,17)	1:B:159:LEU:CD2	1:B:10:GLY:N	11	11.55
(3,17)	1:B:159:LEU:CD2	1:B:11:ALA:N	11	11.55
(3,17)	1:B:159:LEU:CD2	1:B:12:ASP:N	11	11.55
(3,17)	1:B:159:LEU:CD2	1:B:13:GLY:N	11	11.55
(3,17)	1:B:159:LEU:CD2	1:B:14:VAL:N	11	11.55
(3,17)	1:B:159:LEU:CD2	1:B:15:GLY:N	11	11.55
(3,17)	1:B:159:LEU:CD2	1:B:16:LYS:N	11	11.55
(3,17)	1:B:159:LEU:CD2	1:B:17:SER:N	11	11.55
(3,17)	1:B:159:LEU:CD2	1:B:18:ALA:N	11	11.55
(3,17)	1:B:159:LEU:CD2	1:B:19:LEU:N	11	11.55
(3,17)	1:B:159:LEU:CD2	1:B:20:THR:N	11	11.55
(3,17)	1:B:159:LEU:CD2	1:B:21:ILE:N	11	11.55
(3,17)	1:B:159:LEU:CD2	1:B:22:GLN:N	11	11.55
(3,17)	1:B:159:LEU:CD2	1:B:23:LEU:N	11	11.55
(3,17)	1:B:159:LEU:CD2	1:B:24:ILE:N	11	11.55
(3,17)	1:B:159:LEU:CD2	1:B:25:GLN:N	11	11.55
(3,17)	1:B:159:LEU:CD2	1:B:26:ASN:N	11	11.55
(3,17)	1:B:159:LEU:CD2	1:B:27:HIS:N	11	11.55
(3,17)	1:B:159:LEU:CD2	1:B:28:PHE:N	11	11.55
(3,17)	1:B:159:LEU:CD2	1:B:29:VAL:N	11	11.55
(3,17)	1:B:159:LEU:CD2	1:B:30:ASP:N	11	11.55
(3,17)	1:B:159:LEU:CD2	1:B:31:GLU:N	11	11.55
(3,17)	1:B:159:LEU:CD2	1:B:32:TYR:N	11	11.55
(3,17)	1:B:159:LEU:CD2	1:B:33:ASP:N	11	11.55
(3,17)	1:B:159:LEU:CD2	1:B:34:PRO:N	11	11.55
(3,17)	1:B:159:LEU:CD2	1:B:35:THR:N	11	11.55
(3,17)	1:B:159:LEU:CD2	1:B:36:ILE:N	11	11.55
(3,17)	1:B:159:LEU:CD2	1:B:37:GLU:N	11	11.55
(3,17)	1:B:159:LEU:CD2	1:B:38:ASP:N	11	11.55
(3,17)	1:B:159:LEU:CD2	1:B:39:SER:N	11	11.55
(3,17)	1:B:159:LEU:CD2	1:B:40:TYR:N	11	11.55
(3,17)	1:B:159:LEU:CD2	1:B:41:ARG:N	11	11.55

Continued on next page...

Continued from previous page...

Key	Atom-1	Atom-2	Model ID	Violation (Å)
(3,17)	1:B:159:LEU:CD2	1:B:42:LYS:N	11	11.55
(3,17)	1:B:159:LEU:CD2	1:B:43:GLN:N	11	11.55
(3,17)	1:B:159:LEU:CD2	1:B:44:VAL:N	11	11.55
(3,17)	1:B:159:LEU:CD2	1:B:45:VAL:N	11	11.55
(3,17)	1:B:159:LEU:CD2	1:B:46:ILE:N	11	11.55
(3,17)	1:B:159:LEU:CD2	1:B:47:ASP:N	11	11.55
(3,17)	1:B:159:LEU:CD2	1:B:48:GLY:N	11	11.55
(3,17)	1:B:159:LEU:CD2	1:B:49:GLU:N	11	11.55
(3,17)	1:B:159:LEU:CD2	1:B:50:THR:N	11	11.55
(3,17)	1:B:159:LEU:CD2	1:B:51:CYS:N	11	11.55
(3,17)	1:B:159:LEU:CD2	1:B:52:LEU:N	11	11.55
(3,17)	1:B:159:LEU:CD2	1:B:53:LEU:N	11	11.55
(3,17)	1:B:159:LEU:CD2	1:B:54:ASP:N	11	11.55
(3,17)	1:B:159:LEU:CD2	1:B:55:ILE:N	11	11.55
(3,17)	1:B:159:LEU:CD2	1:B:56:LEU:N	11	11.55
(3,17)	1:B:159:LEU:CD2	1:B:57:ASP:N	11	11.55
(3,17)	1:B:159:LEU:CD2	1:B:58:THR:N	11	11.55
(3,17)	1:B:159:LEU:CD2	1:B:59:ALA:N	11	11.55
(3,17)	1:B:159:LEU:CD2	1:B:60:GLY:N	11	11.55
(3,17)	1:B:159:LEU:CD2	1:B:61:GLN:N	11	11.55
(3,17)	1:B:159:LEU:CD2	1:B:62:GLU:N	11	11.55
(3,17)	1:B:159:LEU:CD2	1:B:63:GLU:N	11	11.55
(3,17)	1:B:159:LEU:CD2	1:B:64:TYR:N	11	11.55
(3,17)	1:B:159:LEU:CD2	1:B:65:SER:N	11	11.55
(3,17)	1:B:159:LEU:CD2	1:B:66:ALA:N	11	11.55
(3,17)	1:B:159:LEU:CD2	1:B:67:MET:N	11	11.55
(3,17)	1:B:159:LEU:CD2	1:B:68:ARG:N	11	11.55
(3,17)	1:B:159:LEU:CD2	1:B:69:ASP:N	11	11.55
(3,17)	1:B:159:LEU:CD2	1:B:70:GLN:N	11	11.55
(3,17)	1:B:159:LEU:CD2	1:B:71:TYR:N	11	11.55
(3,17)	1:B:159:LEU:CD2	1:B:72:MET:N	11	11.55
(3,17)	1:B:159:LEU:CD2	1:B:73:ARG:N	11	11.55
(3,17)	1:B:159:LEU:CD2	1:B:74:THR:N	11	11.55
(3,17)	1:B:159:LEU:CD2	1:B:75:GLY:N	11	11.55
(3,17)	1:B:159:LEU:CD2	1:B:76:GLU:N	11	11.55
(3,17)	1:B:159:LEU:CD2	1:B:77:GLY:N	11	11.55
(3,17)	1:B:159:LEU:CD2	1:B:78:PHE:N	11	11.55
(3,17)	1:B:159:LEU:CD2	1:B:79:LEU:N	11	11.55
(3,17)	1:B:159:LEU:CD2	1:B:80:CYS:N	11	11.55
(3,17)	1:B:159:LEU:CD2	5:B:203:7Q9:N	11	11.55
(3,17)	1:B:159:LEU:CD2	5:B:204:7Q9:N	11	11.55
(3,17)	1:B:159:LEU:CD2	5:B:205:7Q9:N	11	11.55

Continued on next page...

Continued from previous page...

Key	Atom-1	Atom-2	Model ID	Violation (Å)
(3,17)	1:B:159:LEU:CD2	5:B:206:7Q9:N	11	11.55
(3,17)	1:B:159:LEU:CD2	5:B:207:7Q9:N	11	11.55
(3,17)	1:B:159:LEU:CD2	6:B:208:17F:N1	11	11.55
(3,17)	1:B:159:LEU:CD2	5:B:209:7Q9:N	11	11.55
(3,17)	1:B:159:LEU:CD2	5:B:210:7Q9:N	11	11.55
(3,17)	1:B:159:LEU:CD2	5:B:211:7Q9:N	11	11.55
(3,17)	1:B:159:LEU:CD2	5:B:212:7Q9:N	11	11.55
(3,17)	1:B:159:LEU:CD2	5:B:213:7Q9:N	11	11.55
(3,17)	1:B:159:LEU:CD2	6:B:214:17F:N1	11	11.55
(3,17)	1:B:159:LEU:CD2	6:B:215:17F:N1	11	11.55
(3,17)	1:B:159:LEU:CD2	5:B:216:7Q9:N	11	11.55
(3,17)	1:B:159:LEU:CD2	5:B:217:7Q9:N	11	11.55
(3,17)	1:B:159:LEU:CD2	5:B:218:7Q9:N	11	11.55
(3,17)	1:B:159:LEU:CD2	6:B:219:17F:N1	11	11.55
(3,17)	1:B:159:LEU:CD2	5:B:220:7Q9:N	11	11.55
(3,17)	1:B:159:LEU:CD1	1:B:2:THR:N	20	11.55
(3,17)	1:B:159:LEU:CD1	1:B:3:GLU:N	20	11.55
(3,17)	1:B:159:LEU:CD1	1:B:4:TYR:N	20	11.55
(3,17)	1:B:159:LEU:CD1	1:B:5:LYS:N	20	11.55
(3,17)	1:B:159:LEU:CD1	1:B:6:LEU:N	20	11.55
(3,17)	1:B:159:LEU:CD1	1:B:7:VAL:N	20	11.55
(3,17)	1:B:159:LEU:CD1	1:B:8:VAL:N	20	11.55
(3,17)	1:B:159:LEU:CD1	1:B:9:VAL:N	20	11.55
(3,17)	1:B:159:LEU:CD1	1:B:10:GLY:N	20	11.55
(3,17)	1:B:159:LEU:CD1	1:B:11:ALA:N	20	11.55
(3,17)	1:B:159:LEU:CD1	1:B:12:ASP:N	20	11.55
(3,17)	1:B:159:LEU:CD1	1:B:13:GLY:N	20	11.55
(3,17)	1:B:159:LEU:CD1	1:B:14:VAL:N	20	11.55
(3,17)	1:B:159:LEU:CD1	1:B:15:GLY:N	20	11.55
(3,17)	1:B:159:LEU:CD1	1:B:16:LYS:N	20	11.55
(3,17)	1:B:159:LEU:CD1	1:B:17:SER:N	20	11.55
(3,17)	1:B:159:LEU:CD1	1:B:18:ALA:N	20	11.55
(3,17)	1:B:159:LEU:CD1	1:B:19:LEU:N	20	11.55
(3,17)	1:B:159:LEU:CD1	1:B:20:THR:N	20	11.55
(3,17)	1:B:159:LEU:CD1	1:B:21:ILE:N	20	11.55
(3,17)	1:B:159:LEU:CD1	1:B:22:GLN:N	20	11.55
(3,17)	1:B:159:LEU:CD1	1:B:23:LEU:N	20	11.55
(3,17)	1:B:159:LEU:CD1	1:B:24:ILE:N	20	11.55
(3,17)	1:B:159:LEU:CD1	1:B:25:GLN:N	20	11.55
(3,17)	1:B:159:LEU:CD1	1:B:26:ASN:N	20	11.55
(3,17)	1:B:159:LEU:CD1	1:B:27:HIS:N	20	11.55
(3,17)	1:B:159:LEU:CD1	1:B:28:PHE:N	20	11.55

Continued on next page...

Continued from previous page...

Key	Atom-1	Atom-2	Model ID	Violation (Å)
(3,17)	1:B:159:LEU:CD1	1:B:29:VAL:N	20	11.55
(3,17)	1:B:159:LEU:CD1	1:B:30:ASP:N	20	11.55
(3,17)	1:B:159:LEU:CD1	1:B:31:GLU:N	20	11.55
(3,17)	1:B:159:LEU:CD1	1:B:32:TYR:N	20	11.55
(3,17)	1:B:159:LEU:CD1	1:B:33:ASP:N	20	11.55
(3,17)	1:B:159:LEU:CD1	1:B:34:PRO:N	20	11.55
(3,17)	1:B:159:LEU:CD1	1:B:35:THR:N	20	11.55
(3,17)	1:B:159:LEU:CD1	1:B:36:ILE:N	20	11.55
(3,17)	1:B:159:LEU:CD1	1:B:37:GLU:N	20	11.55
(3,17)	1:B:159:LEU:CD1	1:B:38:ASP:N	20	11.55
(3,17)	1:B:159:LEU:CD1	1:B:39:SER:N	20	11.55
(3,17)	1:B:159:LEU:CD1	1:B:40:TYR:N	20	11.55
(3,17)	1:B:159:LEU:CD1	1:B:41:ARG:N	20	11.55
(3,17)	1:B:159:LEU:CD1	1:B:42:LYS:N	20	11.55
(3,17)	1:B:159:LEU:CD1	1:B:43:GLN:N	20	11.55
(3,17)	1:B:159:LEU:CD1	1:B:44:VAL:N	20	11.55
(3,17)	1:B:159:LEU:CD1	1:B:45:VAL:N	20	11.55
(3,17)	1:B:159:LEU:CD1	1:B:46:ILE:N	20	11.55
(3,17)	1:B:159:LEU:CD1	1:B:47:ASP:N	20	11.55
(3,17)	1:B:159:LEU:CD1	1:B:48:GLY:N	20	11.55
(3,17)	1:B:159:LEU:CD1	1:B:49:GLU:N	20	11.55
(3,17)	1:B:159:LEU:CD1	1:B:50:THR:N	20	11.55
(3,17)	1:B:159:LEU:CD1	1:B:51:CYS:N	20	11.55
(3,17)	1:B:159:LEU:CD1	1:B:52:LEU:N	20	11.55
(3,17)	1:B:159:LEU:CD1	1:B:53:LEU:N	20	11.55
(3,17)	1:B:159:LEU:CD1	1:B:54:ASP:N	20	11.55
(3,17)	1:B:159:LEU:CD1	1:B:55:ILE:N	20	11.55
(3,17)	1:B:159:LEU:CD1	1:B:56:LEU:N	20	11.55
(3,17)	1:B:159:LEU:CD1	1:B:57:ASP:N	20	11.55
(3,17)	1:B:159:LEU:CD1	1:B:58:THR:N	20	11.55
(3,17)	1:B:159:LEU:CD1	1:B:59:ALA:N	20	11.55
(3,17)	1:B:159:LEU:CD1	1:B:60:GLY:N	20	11.55
(3,17)	1:B:159:LEU:CD1	1:B:61:GLN:N	20	11.55
(3,17)	1:B:159:LEU:CD1	1:B:62:GLU:N	20	11.55
(3,17)	1:B:159:LEU:CD1	1:B:63:GLU:N	20	11.55
(3,17)	1:B:159:LEU:CD1	1:B:64:TYR:N	20	11.55
(3,17)	1:B:159:LEU:CD1	1:B:65:SER:N	20	11.55
(3,17)	1:B:159:LEU:CD1	1:B:66:ALA:N	20	11.55
(3,17)	1:B:159:LEU:CD1	1:B:67:MET:N	20	11.55
(3,17)	1:B:159:LEU:CD1	1:B:68:ARG:N	20	11.55
(3,17)	1:B:159:LEU:CD1	1:B:69:ASP:N	20	11.55
(3,17)	1:B:159:LEU:CD1	1:B:70:GLN:N	20	11.55

Continued on next page...

Continued from previous page...

Key	Atom-1	Atom-2	Model ID	Violation (Å)
(3,17)	1:B:159:LEU:CD1	1:B:71:TYR:N	20	11.55
(3,17)	1:B:159:LEU:CD1	1:B:72:MET:N	20	11.55
(3,17)	1:B:159:LEU:CD1	1:B:73:ARG:N	20	11.55
(3,17)	1:B:159:LEU:CD1	1:B:74:THR:N	20	11.55
(3,17)	1:B:159:LEU:CD1	1:B:75:GLY:N	20	11.55
(3,17)	1:B:159:LEU:CD1	1:B:76:GLU:N	20	11.55
(3,17)	1:B:159:LEU:CD1	1:B:77:GLY:N	20	11.55
(3,17)	1:B:159:LEU:CD1	1:B:78:PHE:N	20	11.55
(3,17)	1:B:159:LEU:CD1	1:B:79:LEU:N	20	11.55
(3,17)	1:B:159:LEU:CD1	1:B:80:CYS:N	20	11.55
(3,17)	1:B:159:LEU:CD1	5:B:203:7Q9:N	20	11.55
(3,17)	1:B:159:LEU:CD1	5:B:204:7Q9:N	20	11.55
(3,17)	1:B:159:LEU:CD1	5:B:205:7Q9:N	20	11.55
(3,17)	1:B:159:LEU:CD1	5:B:206:7Q9:N	20	11.55
(3,17)	1:B:159:LEU:CD1	5:B:207:7Q9:N	20	11.55
(3,17)	1:B:159:LEU:CD1	6:B:208:17F:N1	20	11.55
(3,17)	1:B:159:LEU:CD1	5:B:209:7Q9:N	20	11.55
(3,17)	1:B:159:LEU:CD1	5:B:210:7Q9:N	20	11.55
(3,17)	1:B:159:LEU:CD1	5:B:211:7Q9:N	20	11.55
(3,17)	1:B:159:LEU:CD1	5:B:212:7Q9:N	20	11.55
(3,17)	1:B:159:LEU:CD1	5:B:213:7Q9:N	20	11.55
(3,17)	1:B:159:LEU:CD1	6:B:214:17F:N1	20	11.55
(3,17)	1:B:159:LEU:CD1	6:B:215:17F:N1	20	11.55
(3,17)	1:B:159:LEU:CD1	5:B:216:7Q9:N	20	11.55
(3,17)	1:B:159:LEU:CD1	5:B:217:7Q9:N	20	11.55
(3,17)	1:B:159:LEU:CD1	5:B:218:7Q9:N	20	11.55
(3,17)	1:B:159:LEU:CD1	6:B:219:17F:N1	20	11.55
(3,17)	1:B:159:LEU:CD1	5:B:220:7Q9:N	20	11.55
(3,17)	1:B:159:LEU:CD2	1:B:2:THR:N	20	11.55
(3,17)	1:B:159:LEU:CD2	1:B:3:GLU:N	20	11.55
(3,17)	1:B:159:LEU:CD2	1:B:4:TYR:N	20	11.55
(3,17)	1:B:159:LEU:CD2	1:B:5:LYS:N	20	11.55
(3,17)	1:B:159:LEU:CD2	1:B:6:LEU:N	20	11.55
(3,17)	1:B:159:LEU:CD2	1:B:7:VAL:N	20	11.55
(3,17)	1:B:159:LEU:CD2	1:B:8:VAL:N	20	11.55
(3,17)	1:B:159:LEU:CD2	1:B:9:VAL:N	20	11.55
(3,17)	1:B:159:LEU:CD2	1:B:10:GLY:N	20	11.55
(3,17)	1:B:159:LEU:CD2	1:B:11:ALA:N	20	11.55
(3,17)	1:B:159:LEU:CD2	1:B:12:ASP:N	20	11.55
(3,17)	1:B:159:LEU:CD2	1:B:13:GLY:N	20	11.55
(3,17)	1:B:159:LEU:CD2	1:B:14:VAL:N	20	11.55
(3,17)	1:B:159:LEU:CD2	1:B:15:GLY:N	20	11.55

Continued on next page...

Continued from previous page...

Key	Atom-1	Atom-2	Model ID	Violation (Å)
(3,17)	1:B:159:LEU:CD2	1:B:16:LYS:N	20	11.55
(3,17)	1:B:159:LEU:CD2	1:B:17:SER:N	20	11.55
(3,17)	1:B:159:LEU:CD2	1:B:18:ALA:N	20	11.55
(3,17)	1:B:159:LEU:CD2	1:B:19:LEU:N	20	11.55
(3,17)	1:B:159:LEU:CD2	1:B:20:THR:N	20	11.55
(3,17)	1:B:159:LEU:CD2	1:B:21:ILE:N	20	11.55
(3,17)	1:B:159:LEU:CD2	1:B:22:GLN:N	20	11.55
(3,17)	1:B:159:LEU:CD2	1:B:23:LEU:N	20	11.55
(3,17)	1:B:159:LEU:CD2	1:B:24:ILE:N	20	11.55
(3,17)	1:B:159:LEU:CD2	1:B:25:GLN:N	20	11.55
(3,17)	1:B:159:LEU:CD2	1:B:26:ASN:N	20	11.55
(3,17)	1:B:159:LEU:CD2	1:B:27:HIS:N	20	11.55
(3,17)	1:B:159:LEU:CD2	1:B:28:PHE:N	20	11.55
(3,17)	1:B:159:LEU:CD2	1:B:29:VAL:N	20	11.55
(3,17)	1:B:159:LEU:CD2	1:B:30:ASP:N	20	11.55
(3,17)	1:B:159:LEU:CD2	1:B:31:GLU:N	20	11.55
(3,17)	1:B:159:LEU:CD2	1:B:32:TYR:N	20	11.55
(3,17)	1:B:159:LEU:CD2	1:B:33:ASP:N	20	11.55
(3,17)	1:B:159:LEU:CD2	1:B:34:PRO:N	20	11.55
(3,17)	1:B:159:LEU:CD2	1:B:35:THR:N	20	11.55
(3,17)	1:B:159:LEU:CD2	1:B:36:ILE:N	20	11.55
(3,17)	1:B:159:LEU:CD2	1:B:37:GLU:N	20	11.55
(3,17)	1:B:159:LEU:CD2	1:B:38:ASP:N	20	11.55
(3,17)	1:B:159:LEU:CD2	1:B:39:SER:N	20	11.55
(3,17)	1:B:159:LEU:CD2	1:B:40:TYR:N	20	11.55
(3,17)	1:B:159:LEU:CD2	1:B:41:ARG:N	20	11.55
(3,17)	1:B:159:LEU:CD2	1:B:42:LYS:N	20	11.55
(3,17)	1:B:159:LEU:CD2	1:B:43:GLN:N	20	11.55
(3,17)	1:B:159:LEU:CD2	1:B:44:VAL:N	20	11.55
(3,17)	1:B:159:LEU:CD2	1:B:45:VAL:N	20	11.55
(3,17)	1:B:159:LEU:CD2	1:B:46:ILE:N	20	11.55
(3,17)	1:B:159:LEU:CD2	1:B:47:ASP:N	20	11.55
(3,17)	1:B:159:LEU:CD2	1:B:48:GLY:N	20	11.55
(3,17)	1:B:159:LEU:CD2	1:B:49:GLU:N	20	11.55
(3,17)	1:B:159:LEU:CD2	1:B:50:THR:N	20	11.55
(3,17)	1:B:159:LEU:CD2	1:B:51:CYS:N	20	11.55
(3,17)	1:B:159:LEU:CD2	1:B:52:LEU:N	20	11.55
(3,17)	1:B:159:LEU:CD2	1:B:53:LEU:N	20	11.55
(3,17)	1:B:159:LEU:CD2	1:B:54:ASP:N	20	11.55
(3,17)	1:B:159:LEU:CD2	1:B:55:ILE:N	20	11.55
(3,17)	1:B:159:LEU:CD2	1:B:56:LEU:N	20	11.55
(3,17)	1:B:159:LEU:CD2	1:B:57:ASP:N	20	11.55

Continued on next page...

Continued from previous page...

Key	Atom-1	Atom-2	Model ID	Violation (Å)
(3,17)	1:B:159:LEU:CD2	1:B:58:THR:N	20	11.55
(3,17)	1:B:159:LEU:CD2	1:B:59:ALA:N	20	11.55
(3,17)	1:B:159:LEU:CD2	1:B:60:GLY:N	20	11.55
(3,17)	1:B:159:LEU:CD2	1:B:61:GLN:N	20	11.55
(3,17)	1:B:159:LEU:CD2	1:B:62:GLU:N	20	11.55
(3,17)	1:B:159:LEU:CD2	1:B:63:GLU:N	20	11.55
(3,17)	1:B:159:LEU:CD2	1:B:64:TYR:N	20	11.55
(3,17)	1:B:159:LEU:CD2	1:B:65:SER:N	20	11.55
(3,17)	1:B:159:LEU:CD2	1:B:66:ALA:N	20	11.55
(3,17)	1:B:159:LEU:CD2	1:B:67:MET:N	20	11.55
(3,17)	1:B:159:LEU:CD2	1:B:68:ARG:N	20	11.55
(3,17)	1:B:159:LEU:CD2	1:B:69:ASP:N	20	11.55
(3,17)	1:B:159:LEU:CD2	1:B:70:GLN:N	20	11.55
(3,17)	1:B:159:LEU:CD2	1:B:71:TYR:N	20	11.55
(3,17)	1:B:159:LEU:CD2	1:B:72:MET:N	20	11.55
(3,17)	1:B:159:LEU:CD2	1:B:73:ARG:N	20	11.55
(3,17)	1:B:159:LEU:CD2	1:B:74:THR:N	20	11.55
(3,17)	1:B:159:LEU:CD2	1:B:75:GLY:N	20	11.55
(3,17)	1:B:159:LEU:CD2	1:B:76:GLU:N	20	11.55
(3,17)	1:B:159:LEU:CD2	1:B:77:GLY:N	20	11.55
(3,17)	1:B:159:LEU:CD2	1:B:78:PHE:N	20	11.55
(3,17)	1:B:159:LEU:CD2	1:B:79:LEU:N	20	11.55
(3,17)	1:B:159:LEU:CD2	1:B:80:CYS:N	20	11.55
(3,17)	1:B:159:LEU:CD2	5:B:203:7Q9:N	20	11.55
(3,17)	1:B:159:LEU:CD2	5:B:204:7Q9:N	20	11.55
(3,17)	1:B:159:LEU:CD2	5:B:205:7Q9:N	20	11.55
(3,17)	1:B:159:LEU:CD2	5:B:206:7Q9:N	20	11.55
(3,17)	1:B:159:LEU:CD2	5:B:207:7Q9:N	20	11.55
(3,17)	1:B:159:LEU:CD2	6:B:208:17F:N1	20	11.55
(3,17)	1:B:159:LEU:CD2	5:B:209:7Q9:N	20	11.55
(3,17)	1:B:159:LEU:CD2	5:B:210:7Q9:N	20	11.55
(3,17)	1:B:159:LEU:CD2	5:B:211:7Q9:N	20	11.55
(3,17)	1:B:159:LEU:CD2	5:B:212:7Q9:N	20	11.55
(3,17)	1:B:159:LEU:CD2	5:B:213:7Q9:N	20	11.55
(3,17)	1:B:159:LEU:CD2	6:B:214:17F:N1	20	11.55
(3,17)	1:B:159:LEU:CD2	6:B:215:17F:N1	20	11.55
(3,17)	1:B:159:LEU:CD2	5:B:216:7Q9:N	20	11.55
(3,17)	1:B:159:LEU:CD2	5:B:217:7Q9:N	20	11.55
(3,17)	1:B:159:LEU:CD2	5:B:218:7Q9:N	20	11.55
(3,17)	1:B:159:LEU:CD2	6:B:219:17F:N1	20	11.55
(3,17)	1:B:159:LEU:CD2	5:B:220:7Q9:N	20	11.55
(2,3)	1:A:39:SER:OG	1:B:165:LYS:N	10	11.52

Continued on next page...

Continued from previous page...

Key	Atom-1	Atom-2	Model ID	Violation (Å)
(2,2)	1:A:39:SER:OG	1:B:128:LYS:N	17	11.52
(3,17)	1:B:159:LEU:CD1	1:B:2:THR:N	2	11.51
(3,17)	1:B:159:LEU:CD1	1:B:3:GLU:N	2	11.51
(3,17)	1:B:159:LEU:CD1	1:B:4:TYR:N	2	11.51
(3,17)	1:B:159:LEU:CD1	1:B:5:LYS:N	2	11.51
(3,17)	1:B:159:LEU:CD1	1:B:6:LEU:N	2	11.51
(3,17)	1:B:159:LEU:CD1	1:B:7:VAL:N	2	11.51
(3,17)	1:B:159:LEU:CD1	1:B:8:VAL:N	2	11.51
(3,17)	1:B:159:LEU:CD1	1:B:9:VAL:N	2	11.51
(3,17)	1:B:159:LEU:CD1	1:B:10:GLY:N	2	11.51
(3,17)	1:B:159:LEU:CD1	1:B:11:ALA:N	2	11.51
(3,17)	1:B:159:LEU:CD1	1:B:12:ASP:N	2	11.51
(3,17)	1:B:159:LEU:CD1	1:B:13:GLY:N	2	11.51
(3,17)	1:B:159:LEU:CD1	1:B:14:VAL:N	2	11.51
(3,17)	1:B:159:LEU:CD1	1:B:15:GLY:N	2	11.51
(3,17)	1:B:159:LEU:CD1	1:B:16:LYS:N	2	11.51
(3,17)	1:B:159:LEU:CD1	1:B:17:SER:N	2	11.51
(3,17)	1:B:159:LEU:CD1	1:B:18:ALA:N	2	11.51
(3,17)	1:B:159:LEU:CD1	1:B:19:LEU:N	2	11.51
(3,17)	1:B:159:LEU:CD1	1:B:20:THR:N	2	11.51
(3,17)	1:B:159:LEU:CD1	1:B:21:ILE:N	2	11.51
(3,17)	1:B:159:LEU:CD1	1:B:22:GLN:N	2	11.51
(3,17)	1:B:159:LEU:CD1	1:B:23:LEU:N	2	11.51
(3,17)	1:B:159:LEU:CD1	1:B:24:ILE:N	2	11.51
(3,17)	1:B:159:LEU:CD1	1:B:25:GLN:N	2	11.51
(3,17)	1:B:159:LEU:CD1	1:B:26:ASN:N	2	11.51
(3,17)	1:B:159:LEU:CD1	1:B:27:HIS:N	2	11.51
(3,17)	1:B:159:LEU:CD1	1:B:28:PHE:N	2	11.51
(3,17)	1:B:159:LEU:CD1	1:B:29:VAL:N	2	11.51
(3,17)	1:B:159:LEU:CD1	1:B:30:ASP:N	2	11.51
(3,17)	1:B:159:LEU:CD1	1:B:31:GLU:N	2	11.51
(3,17)	1:B:159:LEU:CD1	1:B:32:TYR:N	2	11.51
(3,17)	1:B:159:LEU:CD1	1:B:33:ASP:N	2	11.51
(3,17)	1:B:159:LEU:CD1	1:B:34:PRO:N	2	11.51
(3,17)	1:B:159:LEU:CD1	1:B:35:THR:N	2	11.51
(3,17)	1:B:159:LEU:CD1	1:B:36:ILE:N	2	11.51
(3,17)	1:B:159:LEU:CD1	1:B:37:GLU:N	2	11.51
(3,17)	1:B:159:LEU:CD1	1:B:38:ASP:N	2	11.51
(3,17)	1:B:159:LEU:CD1	1:B:39:SER:N	2	11.51
(3,17)	1:B:159:LEU:CD1	1:B:40:TYR:N	2	11.51
(3,17)	1:B:159:LEU:CD1	1:B:41:ARG:N	2	11.51
(3,17)	1:B:159:LEU:CD1	1:B:42:LYS:N	2	11.51

Continued on next page...

Continued from previous page...

Key	Atom-1	Atom-2	Model ID	Violation (Å)
(3,17)	1:B:159:LEU:CD1	1:B:43:GLN:N	2	11.51
(3,17)	1:B:159:LEU:CD1	1:B:44:VAL:N	2	11.51
(3,17)	1:B:159:LEU:CD1	1:B:45:VAL:N	2	11.51
(3,17)	1:B:159:LEU:CD1	1:B:46:ILE:N	2	11.51
(3,17)	1:B:159:LEU:CD1	1:B:47:ASP:N	2	11.51
(3,17)	1:B:159:LEU:CD1	1:B:48:GLY:N	2	11.51
(3,17)	1:B:159:LEU:CD1	1:B:49:GLU:N	2	11.51
(3,17)	1:B:159:LEU:CD1	1:B:50:THR:N	2	11.51
(3,17)	1:B:159:LEU:CD1	1:B:51:CYS:N	2	11.51
(3,17)	1:B:159:LEU:CD1	1:B:52:LEU:N	2	11.51
(3,17)	1:B:159:LEU:CD1	1:B:53:LEU:N	2	11.51
(3,17)	1:B:159:LEU:CD1	1:B:54:ASP:N	2	11.51
(3,17)	1:B:159:LEU:CD1	1:B:55:ILE:N	2	11.51
(3,17)	1:B:159:LEU:CD1	1:B:56:LEU:N	2	11.51
(3,17)	1:B:159:LEU:CD1	1:B:57:ASP:N	2	11.51
(3,17)	1:B:159:LEU:CD1	1:B:58:THR:N	2	11.51
(3,17)	1:B:159:LEU:CD1	1:B:59:ALA:N	2	11.51
(3,17)	1:B:159:LEU:CD1	1:B:60:GLY:N	2	11.51
(3,17)	1:B:159:LEU:CD1	1:B:61:GLN:N	2	11.51
(3,17)	1:B:159:LEU:CD1	1:B:62:GLU:N	2	11.51
(3,17)	1:B:159:LEU:CD1	1:B:63:GLU:N	2	11.51
(3,17)	1:B:159:LEU:CD1	1:B:64:TYR:N	2	11.51
(3,17)	1:B:159:LEU:CD1	1:B:65:SER:N	2	11.51
(3,17)	1:B:159:LEU:CD1	1:B:66:ALA:N	2	11.51
(3,17)	1:B:159:LEU:CD1	1:B:67:MET:N	2	11.51
(3,17)	1:B:159:LEU:CD1	1:B:68:ARG:N	2	11.51
(3,17)	1:B:159:LEU:CD1	1:B:69:ASP:N	2	11.51
(3,17)	1:B:159:LEU:CD1	1:B:70:GLN:N	2	11.51
(3,17)	1:B:159:LEU:CD1	1:B:71:TYR:N	2	11.51
(3,17)	1:B:159:LEU:CD1	1:B:72:MET:N	2	11.51
(3,17)	1:B:159:LEU:CD1	1:B:73:ARG:N	2	11.51
(3,17)	1:B:159:LEU:CD1	1:B:74:THR:N	2	11.51
(3,17)	1:B:159:LEU:CD1	1:B:75:GLY:N	2	11.51
(3,17)	1:B:159:LEU:CD1	1:B:76:GLU:N	2	11.51
(3,17)	1:B:159:LEU:CD1	1:B:77:GLY:N	2	11.51
(3,17)	1:B:159:LEU:CD1	1:B:78:PHE:N	2	11.51
(3,17)	1:B:159:LEU:CD1	1:B:79:LEU:N	2	11.51
(3,17)	1:B:159:LEU:CD1	1:B:80:CYS:N	2	11.51
(3,17)	1:B:159:LEU:CD1	5:B:203:7Q9:N	2	11.51
(3,17)	1:B:159:LEU:CD1	5:B:204:7Q9:N	2	11.51
(3,17)	1:B:159:LEU:CD1	5:B:205:7Q9:N	2	11.51
(3,17)	1:B:159:LEU:CD1	5:B:206:7Q9:N	2	11.51

Continued on next page...

Continued from previous page...

Key	Atom-1	Atom-2	Model ID	Violation (Å)
(3,17)	1:B:159:LEU:CD1	5:B:207:7Q9:N	2	11.51
(3,17)	1:B:159:LEU:CD1	6:B:208:17F:N1	2	11.51
(3,17)	1:B:159:LEU:CD1	5:B:209:7Q9:N	2	11.51
(3,17)	1:B:159:LEU:CD1	5:B:210:7Q9:N	2	11.51
(3,17)	1:B:159:LEU:CD1	5:B:211:7Q9:N	2	11.51
(3,17)	1:B:159:LEU:CD1	5:B:212:7Q9:N	2	11.51
(3,17)	1:B:159:LEU:CD1	5:B:213:7Q9:N	2	11.51
(3,17)	1:B:159:LEU:CD1	6:B:214:17F:N1	2	11.51
(3,17)	1:B:159:LEU:CD1	6:B:215:17F:N1	2	11.51
(3,17)	1:B:159:LEU:CD1	5:B:216:7Q9:N	2	11.51
(3,17)	1:B:159:LEU:CD1	5:B:217:7Q9:N	2	11.51
(3,17)	1:B:159:LEU:CD1	5:B:218:7Q9:N	2	11.51
(3,17)	1:B:159:LEU:CD1	6:B:219:17F:N1	2	11.51
(3,17)	1:B:159:LEU:CD1	5:B:220:7Q9:N	2	11.51
(3,17)	1:B:159:LEU:CD2	1:B:2:THR:N	2	11.51
(3,17)	1:B:159:LEU:CD2	1:B:3:GLU:N	2	11.51
(3,17)	1:B:159:LEU:CD2	1:B:4:TYR:N	2	11.51
(3,17)	1:B:159:LEU:CD2	1:B:5:LYS:N	2	11.51
(3,17)	1:B:159:LEU:CD2	1:B:6:LEU:N	2	11.51
(3,17)	1:B:159:LEU:CD2	1:B:7:VAL:N	2	11.51
(3,17)	1:B:159:LEU:CD2	1:B:8:VAL:N	2	11.51
(3,17)	1:B:159:LEU:CD2	1:B:9:VAL:N	2	11.51
(3,17)	1:B:159:LEU:CD2	1:B:10:GLY:N	2	11.51
(3,17)	1:B:159:LEU:CD2	1:B:11:ALA:N	2	11.51
(3,17)	1:B:159:LEU:CD2	1:B:12:ASP:N	2	11.51
(3,17)	1:B:159:LEU:CD2	1:B:13:GLY:N	2	11.51
(3,17)	1:B:159:LEU:CD2	1:B:14:VAL:N	2	11.51
(3,17)	1:B:159:LEU:CD2	1:B:15:GLY:N	2	11.51
(3,17)	1:B:159:LEU:CD2	1:B:16:LYS:N	2	11.51
(3,17)	1:B:159:LEU:CD2	1:B:17:SER:N	2	11.51
(3,17)	1:B:159:LEU:CD2	1:B:18:ALA:N	2	11.51
(3,17)	1:B:159:LEU:CD2	1:B:19:LEU:N	2	11.51
(3,17)	1:B:159:LEU:CD2	1:B:20:THR:N	2	11.51
(3,17)	1:B:159:LEU:CD2	1:B:21:ILE:N	2	11.51
(3,17)	1:B:159:LEU:CD2	1:B:22:GLN:N	2	11.51
(3,17)	1:B:159:LEU:CD2	1:B:23:LEU:N	2	11.51
(3,17)	1:B:159:LEU:CD2	1:B:24:ILE:N	2	11.51
(3,17)	1:B:159:LEU:CD2	1:B:25:GLN:N	2	11.51
(3,17)	1:B:159:LEU:CD2	1:B:26:ASN:N	2	11.51
(3,17)	1:B:159:LEU:CD2	1:B:27:HIS:N	2	11.51
(3,17)	1:B:159:LEU:CD2	1:B:28:PHE:N	2	11.51
(3,17)	1:B:159:LEU:CD2	1:B:29:VAL:N	2	11.51

Continued on next page...

Continued from previous page...

Key	Atom-1	Atom-2	Model ID	Violation (Å)
(3,17)	1:B:159:LEU:CD2	1:B:30:ASP:N	2	11.51
(3,17)	1:B:159:LEU:CD2	1:B:31:GLU:N	2	11.51
(3,17)	1:B:159:LEU:CD2	1:B:32:TYR:N	2	11.51
(3,17)	1:B:159:LEU:CD2	1:B:33:ASP:N	2	11.51
(3,17)	1:B:159:LEU:CD2	1:B:34:PRO:N	2	11.51
(3,17)	1:B:159:LEU:CD2	1:B:35:THR:N	2	11.51
(3,17)	1:B:159:LEU:CD2	1:B:36:ILE:N	2	11.51
(3,17)	1:B:159:LEU:CD2	1:B:37:GLU:N	2	11.51
(3,17)	1:B:159:LEU:CD2	1:B:38:ASP:N	2	11.51
(3,17)	1:B:159:LEU:CD2	1:B:39:SER:N	2	11.51
(3,17)	1:B:159:LEU:CD2	1:B:40:TYR:N	2	11.51
(3,17)	1:B:159:LEU:CD2	1:B:41:ARG:N	2	11.51
(3,17)	1:B:159:LEU:CD2	1:B:42:LYS:N	2	11.51
(3,17)	1:B:159:LEU:CD2	1:B:43:GLN:N	2	11.51
(3,17)	1:B:159:LEU:CD2	1:B:44:VAL:N	2	11.51
(3,17)	1:B:159:LEU:CD2	1:B:45:VAL:N	2	11.51
(3,17)	1:B:159:LEU:CD2	1:B:46:ILE:N	2	11.51
(3,17)	1:B:159:LEU:CD2	1:B:47:ASP:N	2	11.51
(3,17)	1:B:159:LEU:CD2	1:B:48:GLY:N	2	11.51
(3,17)	1:B:159:LEU:CD2	1:B:49:GLU:N	2	11.51
(3,17)	1:B:159:LEU:CD2	1:B:50:THR:N	2	11.51
(3,17)	1:B:159:LEU:CD2	1:B:51:CYS:N	2	11.51
(3,17)	1:B:159:LEU:CD2	1:B:52:LEU:N	2	11.51
(3,17)	1:B:159:LEU:CD2	1:B:53:LEU:N	2	11.51
(3,17)	1:B:159:LEU:CD2	1:B:54:ASP:N	2	11.51
(3,17)	1:B:159:LEU:CD2	1:B:55:ILE:N	2	11.51
(3,17)	1:B:159:LEU:CD2	1:B:56:LEU:N	2	11.51
(3,17)	1:B:159:LEU:CD2	1:B:57:ASP:N	2	11.51
(3,17)	1:B:159:LEU:CD2	1:B:58:THR:N	2	11.51
(3,17)	1:B:159:LEU:CD2	1:B:59:ALA:N	2	11.51
(3,17)	1:B:159:LEU:CD2	1:B:60:GLY:N	2	11.51
(3,17)	1:B:159:LEU:CD2	1:B:61:GLN:N	2	11.51
(3,17)	1:B:159:LEU:CD2	1:B:62:GLU:N	2	11.51
(3,17)	1:B:159:LEU:CD2	1:B:63:GLU:N	2	11.51
(3,17)	1:B:159:LEU:CD2	1:B:64:TYR:N	2	11.51
(3,17)	1:B:159:LEU:CD2	1:B:65:SER:N	2	11.51
(3,17)	1:B:159:LEU:CD2	1:B:66:ALA:N	2	11.51
(3,17)	1:B:159:LEU:CD2	1:B:67:MET:N	2	11.51
(3,17)	1:B:159:LEU:CD2	1:B:68:ARG:N	2	11.51
(3,17)	1:B:159:LEU:CD2	1:B:69:ASP:N	2	11.51
(3,17)	1:B:159:LEU:CD2	1:B:70:GLN:N	2	11.51
(3,17)	1:B:159:LEU:CD2	1:B:71:TYR:N	2	11.51

Continued on next page...

Continued from previous page...

Key	Atom-1	Atom-2	Model ID	Violation (Å)
(3,17)	1:B:159:LEU:CD2	1:B:72:MET:N	2	11.51
(3,17)	1:B:159:LEU:CD2	1:B:73:ARG:N	2	11.51
(3,17)	1:B:159:LEU:CD2	1:B:74:THR:N	2	11.51
(3,17)	1:B:159:LEU:CD2	1:B:75:GLY:N	2	11.51
(3,17)	1:B:159:LEU:CD2	1:B:76:GLU:N	2	11.51
(3,17)	1:B:159:LEU:CD2	1:B:77:GLY:N	2	11.51
(3,17)	1:B:159:LEU:CD2	1:B:78:PHE:N	2	11.51
(3,17)	1:B:159:LEU:CD2	1:B:79:LEU:N	2	11.51
(3,17)	1:B:159:LEU:CD2	1:B:80:CYS:N	2	11.51
(3,17)	1:B:159:LEU:CD2	5:B:203:7Q9:N	2	11.51
(3,17)	1:B:159:LEU:CD2	5:B:204:7Q9:N	2	11.51
(3,17)	1:B:159:LEU:CD2	5:B:205:7Q9:N	2	11.51
(3,17)	1:B:159:LEU:CD2	5:B:206:7Q9:N	2	11.51
(3,17)	1:B:159:LEU:CD2	5:B:207:7Q9:N	2	11.51
(3,17)	1:B:159:LEU:CD2	6:B:208:17F:N1	2	11.51
(3,17)	1:B:159:LEU:CD2	5:B:209:7Q9:N	2	11.51
(3,17)	1:B:159:LEU:CD2	5:B:210:7Q9:N	2	11.51
(3,17)	1:B:159:LEU:CD2	5:B:211:7Q9:N	2	11.51
(3,17)	1:B:159:LEU:CD2	5:B:212:7Q9:N	2	11.51
(3,17)	1:B:159:LEU:CD2	5:B:213:7Q9:N	2	11.51
(3,17)	1:B:159:LEU:CD2	6:B:214:17F:N1	2	11.51
(3,17)	1:B:159:LEU:CD2	6:B:215:17F:N1	2	11.51
(3,17)	1:B:159:LEU:CD2	5:B:216:7Q9:N	2	11.51
(3,17)	1:B:159:LEU:CD2	5:B:217:7Q9:N	2	11.51
(3,17)	1:B:159:LEU:CD2	5:B:218:7Q9:N	2	11.51
(3,17)	1:B:159:LEU:CD2	6:B:219:17F:N1	2	11.51
(3,17)	1:B:159:LEU:CD2	5:B:220:7Q9:N	2	11.51
(1,4)	1:B:118:CYS:SG	1:A:42:LYS:N	7	11.51
(3,17)	1:B:159:LEU:CD1	1:B:2:THR:N	18	11.44
(3,17)	1:B:159:LEU:CD1	1:B:3:GLU:N	18	11.44
(3,17)	1:B:159:LEU:CD1	1:B:4:TYR:N	18	11.44
(3,17)	1:B:159:LEU:CD1	1:B:5:LYS:N	18	11.44
(3,17)	1:B:159:LEU:CD1	1:B:6:LEU:N	18	11.44
(3,17)	1:B:159:LEU:CD1	1:B:7:VAL:N	18	11.44
(3,17)	1:B:159:LEU:CD1	1:B:8:VAL:N	18	11.44
(3,17)	1:B:159:LEU:CD1	1:B:9:VAL:N	18	11.44
(3,17)	1:B:159:LEU:CD1	1:B:10:GLY:N	18	11.44
(3,17)	1:B:159:LEU:CD1	1:B:11:ALA:N	18	11.44
(3,17)	1:B:159:LEU:CD1	1:B:12:ASP:N	18	11.44
(3,17)	1:B:159:LEU:CD1	1:B:13:GLY:N	18	11.44
(3,17)	1:B:159:LEU:CD1	1:B:14:VAL:N	18	11.44
(3,17)	1:B:159:LEU:CD1	1:B:15:GLY:N	18	11.44

Continued on next page...

Continued from previous page...

Key	Atom-1	Atom-2	Model ID	Violation (Å)
(3,17)	1:B:159:LEU:CD1	1:B:16:LYS:N	18	11.44
(3,17)	1:B:159:LEU:CD1	1:B:17:SER:N	18	11.44
(3,17)	1:B:159:LEU:CD1	1:B:18:ALA:N	18	11.44
(3,17)	1:B:159:LEU:CD1	1:B:19:LEU:N	18	11.44
(3,17)	1:B:159:LEU:CD1	1:B:20:THR:N	18	11.44
(3,17)	1:B:159:LEU:CD1	1:B:21:ILE:N	18	11.44
(3,17)	1:B:159:LEU:CD1	1:B:22:GLN:N	18	11.44
(3,17)	1:B:159:LEU:CD1	1:B:23:LEU:N	18	11.44
(3,17)	1:B:159:LEU:CD1	1:B:24:ILE:N	18	11.44
(3,17)	1:B:159:LEU:CD1	1:B:25:GLN:N	18	11.44
(3,17)	1:B:159:LEU:CD1	1:B:26:ASN:N	18	11.44
(3,17)	1:B:159:LEU:CD1	1:B:27:HIS:N	18	11.44
(3,17)	1:B:159:LEU:CD1	1:B:28:PHE:N	18	11.44
(3,17)	1:B:159:LEU:CD1	1:B:29:VAL:N	18	11.44
(3,17)	1:B:159:LEU:CD1	1:B:30:ASP:N	18	11.44
(3,17)	1:B:159:LEU:CD1	1:B:31:GLU:N	18	11.44
(3,17)	1:B:159:LEU:CD1	1:B:32:TYR:N	18	11.44
(3,17)	1:B:159:LEU:CD1	1:B:33:ASP:N	18	11.44
(3,17)	1:B:159:LEU:CD1	1:B:34:PRO:N	18	11.44
(3,17)	1:B:159:LEU:CD1	1:B:35:THR:N	18	11.44
(3,17)	1:B:159:LEU:CD1	1:B:36:ILE:N	18	11.44
(3,17)	1:B:159:LEU:CD1	1:B:37:GLU:N	18	11.44
(3,17)	1:B:159:LEU:CD1	1:B:38:ASP:N	18	11.44
(3,17)	1:B:159:LEU:CD1	1:B:39:SER:N	18	11.44
(3,17)	1:B:159:LEU:CD1	1:B:40:TYR:N	18	11.44
(3,17)	1:B:159:LEU:CD1	1:B:41:ARG:N	18	11.44
(3,17)	1:B:159:LEU:CD1	1:B:42:LYS:N	18	11.44
(3,17)	1:B:159:LEU:CD1	1:B:43:GLN:N	18	11.44
(3,17)	1:B:159:LEU:CD1	1:B:44:VAL:N	18	11.44
(3,17)	1:B:159:LEU:CD1	1:B:45:VAL:N	18	11.44
(3,17)	1:B:159:LEU:CD1	1:B:46:ILE:N	18	11.44
(3,17)	1:B:159:LEU:CD1	1:B:47:ASP:N	18	11.44
(3,17)	1:B:159:LEU:CD1	1:B:48:GLY:N	18	11.44
(3,17)	1:B:159:LEU:CD1	1:B:49:GLU:N	18	11.44
(3,17)	1:B:159:LEU:CD1	1:B:50:THR:N	18	11.44
(3,17)	1:B:159:LEU:CD1	1:B:51:CYS:N	18	11.44
(3,17)	1:B:159:LEU:CD1	1:B:52:LEU:N	18	11.44
(3,17)	1:B:159:LEU:CD1	1:B:53:LEU:N	18	11.44
(3,17)	1:B:159:LEU:CD1	1:B:54:ASP:N	18	11.44
(3,17)	1:B:159:LEU:CD1	1:B:55:ILE:N	18	11.44
(3,17)	1:B:159:LEU:CD1	1:B:56:LEU:N	18	11.44
(3,17)	1:B:159:LEU:CD1	1:B:57:ASP:N	18	11.44

Continued on next page...

Continued from previous page...

Key	Atom-1	Atom-2	Model ID	Violation (Å)
(3,17)	1:B:159:LEU:CD1	1:B:58:THR:N	18	11.44
(3,17)	1:B:159:LEU:CD1	1:B:59:ALA:N	18	11.44
(3,17)	1:B:159:LEU:CD1	1:B:60:GLY:N	18	11.44
(3,17)	1:B:159:LEU:CD1	1:B:61:GLN:N	18	11.44
(3,17)	1:B:159:LEU:CD1	1:B:62:GLU:N	18	11.44
(3,17)	1:B:159:LEU:CD1	1:B:63:GLU:N	18	11.44
(3,17)	1:B:159:LEU:CD1	1:B:64:TYR:N	18	11.44
(3,17)	1:B:159:LEU:CD1	1:B:65:SER:N	18	11.44
(3,17)	1:B:159:LEU:CD1	1:B:66:ALA:N	18	11.44
(3,17)	1:B:159:LEU:CD1	1:B:67:MET:N	18	11.44
(3,17)	1:B:159:LEU:CD1	1:B:68:ARG:N	18	11.44
(3,17)	1:B:159:LEU:CD1	1:B:69:ASP:N	18	11.44
(3,17)	1:B:159:LEU:CD1	1:B:70:GLN:N	18	11.44
(3,17)	1:B:159:LEU:CD1	1:B:71:TYR:N	18	11.44
(3,17)	1:B:159:LEU:CD1	1:B:72:MET:N	18	11.44
(3,17)	1:B:159:LEU:CD1	1:B:73:ARG:N	18	11.44
(3,17)	1:B:159:LEU:CD1	1:B:74:THR:N	18	11.44
(3,17)	1:B:159:LEU:CD1	1:B:75:GLY:N	18	11.44
(3,17)	1:B:159:LEU:CD1	1:B:76:GLU:N	18	11.44
(3,17)	1:B:159:LEU:CD1	1:B:77:GLY:N	18	11.44
(3,17)	1:B:159:LEU:CD1	1:B:78:PHE:N	18	11.44
(3,17)	1:B:159:LEU:CD1	1:B:79:LEU:N	18	11.44
(3,17)	1:B:159:LEU:CD1	1:B:80:CYS:N	18	11.44
(3,17)	1:B:159:LEU:CD1	5:B:203:7Q9:N	18	11.44
(3,17)	1:B:159:LEU:CD1	5:B:204:7Q9:N	18	11.44
(3,17)	1:B:159:LEU:CD1	5:B:205:7Q9:N	18	11.44
(3,17)	1:B:159:LEU:CD1	5:B:206:7Q9:N	18	11.44
(3,17)	1:B:159:LEU:CD1	5:B:207:7Q9:N	18	11.44
(3,17)	1:B:159:LEU:CD1	6:B:208:17F:N1	18	11.44
(3,17)	1:B:159:LEU:CD1	5:B:209:7Q9:N	18	11.44
(3,17)	1:B:159:LEU:CD1	5:B:210:7Q9:N	18	11.44
(3,17)	1:B:159:LEU:CD1	5:B:211:7Q9:N	18	11.44
(3,17)	1:B:159:LEU:CD1	5:B:212:7Q9:N	18	11.44
(3,17)	1:B:159:LEU:CD1	5:B:213:7Q9:N	18	11.44
(3,17)	1:B:159:LEU:CD1	6:B:214:17F:N1	18	11.44
(3,17)	1:B:159:LEU:CD1	6:B:215:17F:N1	18	11.44
(3,17)	1:B:159:LEU:CD1	5:B:216:7Q9:N	18	11.44
(3,17)	1:B:159:LEU:CD1	5:B:217:7Q9:N	18	11.44
(3,17)	1:B:159:LEU:CD1	5:B:218:7Q9:N	18	11.44
(3,17)	1:B:159:LEU:CD1	6:B:219:17F:N1	18	11.44
(3,17)	1:B:159:LEU:CD1	5:B:220:7Q9:N	18	11.44
(3,17)	1:B:159:LEU:CD2	1:B:2:THR:N	18	11.44

Continued on next page...

Continued from previous page...

Key	Atom-1	Atom-2	Model ID	Violation (Å)
(3,17)	1:B:159:LEU:CD2	1:B:3:GLU:N	18	11.44
(3,17)	1:B:159:LEU:CD2	1:B:4:TYR:N	18	11.44
(3,17)	1:B:159:LEU:CD2	1:B:5:LYS:N	18	11.44
(3,17)	1:B:159:LEU:CD2	1:B:6:LEU:N	18	11.44
(3,17)	1:B:159:LEU:CD2	1:B:7:VAL:N	18	11.44
(3,17)	1:B:159:LEU:CD2	1:B:8:VAL:N	18	11.44
(3,17)	1:B:159:LEU:CD2	1:B:9:VAL:N	18	11.44
(3,17)	1:B:159:LEU:CD2	1:B:10:GLY:N	18	11.44
(3,17)	1:B:159:LEU:CD2	1:B:11:ALA:N	18	11.44
(3,17)	1:B:159:LEU:CD2	1:B:12:ASP:N	18	11.44
(3,17)	1:B:159:LEU:CD2	1:B:13:GLY:N	18	11.44
(3,17)	1:B:159:LEU:CD2	1:B:14:VAL:N	18	11.44
(3,17)	1:B:159:LEU:CD2	1:B:15:GLY:N	18	11.44
(3,17)	1:B:159:LEU:CD2	1:B:16:LYS:N	18	11.44
(3,17)	1:B:159:LEU:CD2	1:B:17:SER:N	18	11.44
(3,17)	1:B:159:LEU:CD2	1:B:18:ALA:N	18	11.44
(3,17)	1:B:159:LEU:CD2	1:B:19:LEU:N	18	11.44
(3,17)	1:B:159:LEU:CD2	1:B:20:THR:N	18	11.44
(3,17)	1:B:159:LEU:CD2	1:B:21:ILE:N	18	11.44
(3,17)	1:B:159:LEU:CD2	1:B:22:GLN:N	18	11.44
(3,17)	1:B:159:LEU:CD2	1:B:23:LEU:N	18	11.44
(3,17)	1:B:159:LEU:CD2	1:B:24:ILE:N	18	11.44
(3,17)	1:B:159:LEU:CD2	1:B:25:GLN:N	18	11.44
(3,17)	1:B:159:LEU:CD2	1:B:26:ASN:N	18	11.44
(3,17)	1:B:159:LEU:CD2	1:B:27:HIS:N	18	11.44
(3,17)	1:B:159:LEU:CD2	1:B:28:PHE:N	18	11.44
(3,17)	1:B:159:LEU:CD2	1:B:29:VAL:N	18	11.44
(3,17)	1:B:159:LEU:CD2	1:B:30:ASP:N	18	11.44
(3,17)	1:B:159:LEU:CD2	1:B:31:GLU:N	18	11.44
(3,17)	1:B:159:LEU:CD2	1:B:32:TYR:N	18	11.44
(3,17)	1:B:159:LEU:CD2	1:B:33:ASP:N	18	11.44
(3,17)	1:B:159:LEU:CD2	1:B:34:PRO:N	18	11.44
(3,17)	1:B:159:LEU:CD2	1:B:35:THR:N	18	11.44
(3,17)	1:B:159:LEU:CD2	1:B:36:ILE:N	18	11.44
(3,17)	1:B:159:LEU:CD2	1:B:37:GLU:N	18	11.44
(3,17)	1:B:159:LEU:CD2	1:B:38:ASP:N	18	11.44
(3,17)	1:B:159:LEU:CD2	1:B:39:SER:N	18	11.44
(3,17)	1:B:159:LEU:CD2	1:B:40:TYR:N	18	11.44
(3,17)	1:B:159:LEU:CD2	1:B:41:ARG:N	18	11.44
(3,17)	1:B:159:LEU:CD2	1:B:42:LYS:N	18	11.44
(3,17)	1:B:159:LEU:CD2	1:B:43:GLN:N	18	11.44
(3,17)	1:B:159:LEU:CD2	1:B:44:VAL:N	18	11.44

Continued on next page...

Continued from previous page...

Key	Atom-1	Atom-2	Model ID	Violation (Å)
(3,17)	1:B:159:LEU:CD2	1:B:45:VAL:N	18	11.44
(3,17)	1:B:159:LEU:CD2	1:B:46:ILE:N	18	11.44
(3,17)	1:B:159:LEU:CD2	1:B:47:ASP:N	18	11.44
(3,17)	1:B:159:LEU:CD2	1:B:48:GLY:N	18	11.44
(3,17)	1:B:159:LEU:CD2	1:B:49:GLU:N	18	11.44
(3,17)	1:B:159:LEU:CD2	1:B:50:THR:N	18	11.44
(3,17)	1:B:159:LEU:CD2	1:B:51:CYS:N	18	11.44
(3,17)	1:B:159:LEU:CD2	1:B:52:LEU:N	18	11.44
(3,17)	1:B:159:LEU:CD2	1:B:53:LEU:N	18	11.44
(3,17)	1:B:159:LEU:CD2	1:B:54:ASP:N	18	11.44
(3,17)	1:B:159:LEU:CD2	1:B:55:ILE:N	18	11.44
(3,17)	1:B:159:LEU:CD2	1:B:56:LEU:N	18	11.44
(3,17)	1:B:159:LEU:CD2	1:B:57:ASP:N	18	11.44
(3,17)	1:B:159:LEU:CD2	1:B:58:THR:N	18	11.44
(3,17)	1:B:159:LEU:CD2	1:B:59:ALA:N	18	11.44
(3,17)	1:B:159:LEU:CD2	1:B:60:GLY:N	18	11.44
(3,17)	1:B:159:LEU:CD2	1:B:61:GLN:N	18	11.44
(3,17)	1:B:159:LEU:CD2	1:B:62:GLU:N	18	11.44
(3,17)	1:B:159:LEU:CD2	1:B:63:GLU:N	18	11.44
(3,17)	1:B:159:LEU:CD2	1:B:64:TYR:N	18	11.44
(3,17)	1:B:159:LEU:CD2	1:B:65:SER:N	18	11.44
(3,17)	1:B:159:LEU:CD2	1:B:66:ALA:N	18	11.44
(3,17)	1:B:159:LEU:CD2	1:B:67:MET:N	18	11.44
(3,17)	1:B:159:LEU:CD2	1:B:68:ARG:N	18	11.44
(3,17)	1:B:159:LEU:CD2	1:B:69:ASP:N	18	11.44
(3,17)	1:B:159:LEU:CD2	1:B:70:GLN:N	18	11.44
(3,17)	1:B:159:LEU:CD2	1:B:71:TYR:N	18	11.44
(3,17)	1:B:159:LEU:CD2	1:B:72:MET:N	18	11.44
(3,17)	1:B:159:LEU:CD2	1:B:73:ARG:N	18	11.44
(3,17)	1:B:159:LEU:CD2	1:B:74:THR:N	18	11.44
(3,17)	1:B:159:LEU:CD2	1:B:75:GLY:N	18	11.44
(3,17)	1:B:159:LEU:CD2	1:B:76:GLU:N	18	11.44
(3,17)	1:B:159:LEU:CD2	1:B:77:GLY:N	18	11.44
(3,17)	1:B:159:LEU:CD2	1:B:78:PHE:N	18	11.44
(3,17)	1:B:159:LEU:CD2	1:B:79:LEU:N	18	11.44
(3,17)	1:B:159:LEU:CD2	1:B:80:CYS:N	18	11.44
(3,17)	1:B:159:LEU:CD2	5:B:203:7Q9:N	18	11.44
(3,17)	1:B:159:LEU:CD2	5:B:204:7Q9:N	18	11.44
(3,17)	1:B:159:LEU:CD2	5:B:205:7Q9:N	18	11.44
(3,17)	1:B:159:LEU:CD2	5:B:206:7Q9:N	18	11.44
(3,17)	1:B:159:LEU:CD2	5:B:207:7Q9:N	18	11.44
(3,17)	1:B:159:LEU:CD2	6:B:208:17F:N1	18	11.44

Continued on next page...

Continued from previous page...

Key	Atom-1	Atom-2	Model ID	Violation (Å)
(3,17)	1:B:159:LEU:CD2	5:B:209:7Q9:N	18	11.44
(3,17)	1:B:159:LEU:CD2	5:B:210:7Q9:N	18	11.44
(3,17)	1:B:159:LEU:CD2	5:B:211:7Q9:N	18	11.44
(3,17)	1:B:159:LEU:CD2	5:B:212:7Q9:N	18	11.44
(3,17)	1:B:159:LEU:CD2	5:B:213:7Q9:N	18	11.44
(3,17)	1:B:159:LEU:CD2	6:B:214:17F:N1	18	11.44
(3,17)	1:B:159:LEU:CD2	6:B:215:17F:N1	18	11.44
(3,17)	1:B:159:LEU:CD2	5:B:216:7Q9:N	18	11.44
(3,17)	1:B:159:LEU:CD2	5:B:217:7Q9:N	18	11.44
(3,17)	1:B:159:LEU:CD2	5:B:218:7Q9:N	18	11.44
(3,17)	1:B:159:LEU:CD2	6:B:219:17F:N1	18	11.44
(3,17)	1:B:159:LEU:CD2	5:B:220:7Q9:N	18	11.44
(2,5)	1:A:39:SER:OG	1:B:169:LYS:N	1	11.41
(3,17)	1:B:159:LEU:CD1	1:B:2:THR:N	17	11.39
(3,17)	1:B:159:LEU:CD1	1:B:3:GLU:N	17	11.39
(3,17)	1:B:159:LEU:CD1	1:B:4:TYR:N	17	11.39
(3,17)	1:B:159:LEU:CD1	1:B:5:LYS:N	17	11.39
(3,17)	1:B:159:LEU:CD1	1:B:6:LEU:N	17	11.39
(3,17)	1:B:159:LEU:CD1	1:B:7:VAL:N	17	11.39
(3,17)	1:B:159:LEU:CD1	1:B:8:VAL:N	17	11.39
(3,17)	1:B:159:LEU:CD1	1:B:9:VAL:N	17	11.39
(3,17)	1:B:159:LEU:CD1	1:B:10:GLY:N	17	11.39
(3,17)	1:B:159:LEU:CD1	1:B:11:ALA:N	17	11.39
(3,17)	1:B:159:LEU:CD1	1:B:12:ASP:N	17	11.39
(3,17)	1:B:159:LEU:CD1	1:B:13:GLY:N	17	11.39
(3,17)	1:B:159:LEU:CD1	1:B:14:VAL:N	17	11.39
(3,17)	1:B:159:LEU:CD1	1:B:15:GLY:N	17	11.39
(3,17)	1:B:159:LEU:CD1	1:B:16:LYS:N	17	11.39
(3,17)	1:B:159:LEU:CD1	1:B:17:SER:N	17	11.39
(3,17)	1:B:159:LEU:CD1	1:B:18:ALA:N	17	11.39
(3,17)	1:B:159:LEU:CD1	1:B:19:LEU:N	17	11.39
(3,17)	1:B:159:LEU:CD1	1:B:20:THR:N	17	11.39
(3,17)	1:B:159:LEU:CD1	1:B:21:ILE:N	17	11.39
(3,17)	1:B:159:LEU:CD1	1:B:22:GLN:N	17	11.39
(3,17)	1:B:159:LEU:CD1	1:B:23:LEU:N	17	11.39
(3,17)	1:B:159:LEU:CD1	1:B:24:ILE:N	17	11.39
(3,17)	1:B:159:LEU:CD1	1:B:25:GLN:N	17	11.39
(3,17)	1:B:159:LEU:CD1	1:B:26:ASN:N	17	11.39
(3,17)	1:B:159:LEU:CD1	1:B:27:HIS:N	17	11.39
(3,17)	1:B:159:LEU:CD1	1:B:28:PHE:N	17	11.39
(3,17)	1:B:159:LEU:CD1	1:B:29:VAL:N	17	11.39
(3,17)	1:B:159:LEU:CD1	1:B:30:ASP:N	17	11.39

Continued on next page...

Continued from previous page...

Key	Atom-1	Atom-2	Model ID	Violation (Å)
(3,17)	1:B:159:LEU:CD1	1:B:31:GLU:N	17	11.39
(3,17)	1:B:159:LEU:CD1	1:B:32:TYR:N	17	11.39
(3,17)	1:B:159:LEU:CD1	1:B:33:ASP:N	17	11.39
(3,17)	1:B:159:LEU:CD1	1:B:34:PRO:N	17	11.39
(3,17)	1:B:159:LEU:CD1	1:B:35:THR:N	17	11.39
(3,17)	1:B:159:LEU:CD1	1:B:36:ILE:N	17	11.39
(3,17)	1:B:159:LEU:CD1	1:B:37:GLU:N	17	11.39
(3,17)	1:B:159:LEU:CD1	1:B:38:ASP:N	17	11.39
(3,17)	1:B:159:LEU:CD1	1:B:39:SER:N	17	11.39
(3,17)	1:B:159:LEU:CD1	1:B:40:TYR:N	17	11.39
(3,17)	1:B:159:LEU:CD1	1:B:41:ARG:N	17	11.39
(3,17)	1:B:159:LEU:CD1	1:B:42:LYS:N	17	11.39
(3,17)	1:B:159:LEU:CD1	1:B:43:GLN:N	17	11.39
(3,17)	1:B:159:LEU:CD1	1:B:44:VAL:N	17	11.39
(3,17)	1:B:159:LEU:CD1	1:B:45:VAL:N	17	11.39
(3,17)	1:B:159:LEU:CD1	1:B:46:ILE:N	17	11.39
(3,17)	1:B:159:LEU:CD1	1:B:47:ASP:N	17	11.39
(3,17)	1:B:159:LEU:CD1	1:B:48:GLY:N	17	11.39
(3,17)	1:B:159:LEU:CD1	1:B:49:GLU:N	17	11.39
(3,17)	1:B:159:LEU:CD1	1:B:50:THR:N	17	11.39
(3,17)	1:B:159:LEU:CD1	1:B:51:CYS:N	17	11.39
(3,17)	1:B:159:LEU:CD1	1:B:52:LEU:N	17	11.39
(3,17)	1:B:159:LEU:CD1	1:B:53:LEU:N	17	11.39
(3,17)	1:B:159:LEU:CD1	1:B:54:ASP:N	17	11.39
(3,17)	1:B:159:LEU:CD1	1:B:55:ILE:N	17	11.39
(3,17)	1:B:159:LEU:CD1	1:B:56:LEU:N	17	11.39
(3,17)	1:B:159:LEU:CD1	1:B:57:ASP:N	17	11.39
(3,17)	1:B:159:LEU:CD1	1:B:58:THR:N	17	11.39
(3,17)	1:B:159:LEU:CD1	1:B:59:ALA:N	17	11.39
(3,17)	1:B:159:LEU:CD1	1:B:60:GLY:N	17	11.39
(3,17)	1:B:159:LEU:CD1	1:B:61:GLN:N	17	11.39
(3,17)	1:B:159:LEU:CD1	1:B:62:GLU:N	17	11.39
(3,17)	1:B:159:LEU:CD1	1:B:63:GLU:N	17	11.39
(3,17)	1:B:159:LEU:CD1	1:B:64:TYR:N	17	11.39
(3,17)	1:B:159:LEU:CD1	1:B:65:SER:N	17	11.39
(3,17)	1:B:159:LEU:CD1	1:B:66:ALA:N	17	11.39
(3,17)	1:B:159:LEU:CD1	1:B:67:MET:N	17	11.39
(3,17)	1:B:159:LEU:CD1	1:B:68:ARG:N	17	11.39
(3,17)	1:B:159:LEU:CD1	1:B:69:ASP:N	17	11.39
(3,17)	1:B:159:LEU:CD1	1:B:70:GLN:N	17	11.39
(3,17)	1:B:159:LEU:CD1	1:B:71:TYR:N	17	11.39
(3,17)	1:B:159:LEU:CD1	1:B:72:MET:N	17	11.39

Continued on next page...

Continued from previous page...

Key	Atom-1	Atom-2	Model ID	Violation (Å)
(3,17)	1:B:159:LEU:CD1	1:B:73:ARG:N	17	11.39
(3,17)	1:B:159:LEU:CD1	1:B:74:THR:N	17	11.39
(3,17)	1:B:159:LEU:CD1	1:B:75:GLY:N	17	11.39
(3,17)	1:B:159:LEU:CD1	1:B:76:GLU:N	17	11.39
(3,17)	1:B:159:LEU:CD1	1:B:77:GLY:N	17	11.39
(3,17)	1:B:159:LEU:CD1	1:B:78:PHE:N	17	11.39
(3,17)	1:B:159:LEU:CD1	1:B:79:LEU:N	17	11.39
(3,17)	1:B:159:LEU:CD1	1:B:80:CYS:N	17	11.39
(3,17)	1:B:159:LEU:CD1	5:B:203:7Q9:N	17	11.39
(3,17)	1:B:159:LEU:CD1	5:B:204:7Q9:N	17	11.39
(3,17)	1:B:159:LEU:CD1	5:B:205:7Q9:N	17	11.39
(3,17)	1:B:159:LEU:CD1	5:B:206:7Q9:N	17	11.39
(3,17)	1:B:159:LEU:CD1	5:B:207:7Q9:N	17	11.39
(3,17)	1:B:159:LEU:CD1	6:B:208:17F:N1	17	11.39
(3,17)	1:B:159:LEU:CD1	5:B:209:7Q9:N	17	11.39
(3,17)	1:B:159:LEU:CD1	5:B:210:7Q9:N	17	11.39
(3,17)	1:B:159:LEU:CD1	5:B:211:7Q9:N	17	11.39
(3,17)	1:B:159:LEU:CD1	5:B:212:7Q9:N	17	11.39
(3,17)	1:B:159:LEU:CD1	5:B:213:7Q9:N	17	11.39
(3,17)	1:B:159:LEU:CD1	6:B:214:17F:N1	17	11.39
(3,17)	1:B:159:LEU:CD1	6:B:215:17F:N1	17	11.39
(3,17)	1:B:159:LEU:CD1	5:B:216:7Q9:N	17	11.39
(3,17)	1:B:159:LEU:CD1	5:B:217:7Q9:N	17	11.39
(3,17)	1:B:159:LEU:CD1	5:B:218:7Q9:N	17	11.39
(3,17)	1:B:159:LEU:CD1	6:B:219:17F:N1	17	11.39
(3,17)	1:B:159:LEU:CD1	5:B:220:7Q9:N	17	11.39
(3,17)	1:B:159:LEU:CD2	1:B:2:THR:N	17	11.39
(3,17)	1:B:159:LEU:CD2	1:B:3:GLU:N	17	11.39
(3,17)	1:B:159:LEU:CD2	1:B:4:TYR:N	17	11.39
(3,17)	1:B:159:LEU:CD2	1:B:5:LYS:N	17	11.39
(3,17)	1:B:159:LEU:CD2	1:B:6:LEU:N	17	11.39
(3,17)	1:B:159:LEU:CD2	1:B:7:VAL:N	17	11.39
(3,17)	1:B:159:LEU:CD2	1:B:8:VAL:N	17	11.39
(3,17)	1:B:159:LEU:CD2	1:B:9:VAL:N	17	11.39
(3,17)	1:B:159:LEU:CD2	1:B:10:GLY:N	17	11.39
(3,17)	1:B:159:LEU:CD2	1:B:11:ALA:N	17	11.39
(3,17)	1:B:159:LEU:CD2	1:B:12:ASP:N	17	11.39
(3,17)	1:B:159:LEU:CD2	1:B:13:GLY:N	17	11.39
(3,17)	1:B:159:LEU:CD2	1:B:14:VAL:N	17	11.39
(3,17)	1:B:159:LEU:CD2	1:B:15:GLY:N	17	11.39
(3,17)	1:B:159:LEU:CD2	1:B:16:LYS:N	17	11.39
(3,17)	1:B:159:LEU:CD2	1:B:17:SER:N	17	11.39

Continued on next page...

Continued from previous page...

Key	Atom-1	Atom-2	Model ID	Violation (Å)
(3,17)	1:B:159:LEU:CD2	1:B:18:ALA:N	17	11.39
(3,17)	1:B:159:LEU:CD2	1:B:19:LEU:N	17	11.39
(3,17)	1:B:159:LEU:CD2	1:B:20:THR:N	17	11.39
(3,17)	1:B:159:LEU:CD2	1:B:21:ILE:N	17	11.39
(3,17)	1:B:159:LEU:CD2	1:B:22:GLN:N	17	11.39
(3,17)	1:B:159:LEU:CD2	1:B:23:LEU:N	17	11.39
(3,17)	1:B:159:LEU:CD2	1:B:24:ILE:N	17	11.39
(3,17)	1:B:159:LEU:CD2	1:B:25:GLN:N	17	11.39
(3,17)	1:B:159:LEU:CD2	1:B:26:ASN:N	17	11.39
(3,17)	1:B:159:LEU:CD2	1:B:27:HIS:N	17	11.39
(3,17)	1:B:159:LEU:CD2	1:B:28:PHE:N	17	11.39
(3,17)	1:B:159:LEU:CD2	1:B:29:VAL:N	17	11.39
(3,17)	1:B:159:LEU:CD2	1:B:30:ASP:N	17	11.39
(3,17)	1:B:159:LEU:CD2	1:B:31:GLU:N	17	11.39
(3,17)	1:B:159:LEU:CD2	1:B:32:TYR:N	17	11.39
(3,17)	1:B:159:LEU:CD2	1:B:33:ASP:N	17	11.39
(3,17)	1:B:159:LEU:CD2	1:B:34:PRO:N	17	11.39
(3,17)	1:B:159:LEU:CD2	1:B:35:THR:N	17	11.39
(3,17)	1:B:159:LEU:CD2	1:B:36:ILE:N	17	11.39
(3,17)	1:B:159:LEU:CD2	1:B:37:GLU:N	17	11.39
(3,17)	1:B:159:LEU:CD2	1:B:38:ASP:N	17	11.39
(3,17)	1:B:159:LEU:CD2	1:B:39:SER:N	17	11.39
(3,17)	1:B:159:LEU:CD2	1:B:40:TYR:N	17	11.39
(3,17)	1:B:159:LEU:CD2	1:B:41:ARG:N	17	11.39
(3,17)	1:B:159:LEU:CD2	1:B:42:LYS:N	17	11.39
(3,17)	1:B:159:LEU:CD2	1:B:43:GLN:N	17	11.39
(3,17)	1:B:159:LEU:CD2	1:B:44:VAL:N	17	11.39
(3,17)	1:B:159:LEU:CD2	1:B:45:VAL:N	17	11.39
(3,17)	1:B:159:LEU:CD2	1:B:46:ILE:N	17	11.39
(3,17)	1:B:159:LEU:CD2	1:B:47:ASP:N	17	11.39
(3,17)	1:B:159:LEU:CD2	1:B:48:GLY:N	17	11.39
(3,17)	1:B:159:LEU:CD2	1:B:49:GLU:N	17	11.39
(3,17)	1:B:159:LEU:CD2	1:B:50:THR:N	17	11.39
(3,17)	1:B:159:LEU:CD2	1:B:51:CYS:N	17	11.39
(3,17)	1:B:159:LEU:CD2	1:B:52:LEU:N	17	11.39
(3,17)	1:B:159:LEU:CD2	1:B:53:LEU:N	17	11.39
(3,17)	1:B:159:LEU:CD2	1:B:54:ASP:N	17	11.39
(3,17)	1:B:159:LEU:CD2	1:B:55:ILE:N	17	11.39
(3,17)	1:B:159:LEU:CD2	1:B:56:LEU:N	17	11.39
(3,17)	1:B:159:LEU:CD2	1:B:57:ASP:N	17	11.39
(3,17)	1:B:159:LEU:CD2	1:B:58:THR:N	17	11.39
(3,17)	1:B:159:LEU:CD2	1:B:59:ALA:N	17	11.39

Continued on next page...

Continued from previous page...

Key	Atom-1	Atom-2	Model ID	Violation (Å)
(3,17)	1:B:159:LEU:CD2	1:B:60:GLY:N	17	11.39
(3,17)	1:B:159:LEU:CD2	1:B:61:GLN:N	17	11.39
(3,17)	1:B:159:LEU:CD2	1:B:62:GLU:N	17	11.39
(3,17)	1:B:159:LEU:CD2	1:B:63:GLU:N	17	11.39
(3,17)	1:B:159:LEU:CD2	1:B:64:TYR:N	17	11.39
(3,17)	1:B:159:LEU:CD2	1:B:65:SER:N	17	11.39
(3,17)	1:B:159:LEU:CD2	1:B:66:ALA:N	17	11.39
(3,17)	1:B:159:LEU:CD2	1:B:67:MET:N	17	11.39
(3,17)	1:B:159:LEU:CD2	1:B:68:ARG:N	17	11.39
(3,17)	1:B:159:LEU:CD2	1:B:69:ASP:N	17	11.39
(3,17)	1:B:159:LEU:CD2	1:B:70:GLN:N	17	11.39
(3,17)	1:B:159:LEU:CD2	1:B:71:TYR:N	17	11.39
(3,17)	1:B:159:LEU:CD2	1:B:72:MET:N	17	11.39
(3,17)	1:B:159:LEU:CD2	1:B:73:ARG:N	17	11.39
(3,17)	1:B:159:LEU:CD2	1:B:74:THR:N	17	11.39
(3,17)	1:B:159:LEU:CD2	1:B:75:GLY:N	17	11.39
(3,17)	1:B:159:LEU:CD2	1:B:76:GLU:N	17	11.39
(3,17)	1:B:159:LEU:CD2	1:B:77:GLY:N	17	11.39
(3,17)	1:B:159:LEU:CD2	1:B:78:PHE:N	17	11.39
(3,17)	1:B:159:LEU:CD2	1:B:79:LEU:N	17	11.39
(3,17)	1:B:159:LEU:CD2	1:B:80:CYS:N	17	11.39
(3,17)	1:B:159:LEU:CD2	5:B:203:7Q9:N	17	11.39
(3,17)	1:B:159:LEU:CD2	5:B:204:7Q9:N	17	11.39
(3,17)	1:B:159:LEU:CD2	5:B:205:7Q9:N	17	11.39
(3,17)	1:B:159:LEU:CD2	5:B:206:7Q9:N	17	11.39
(3,17)	1:B:159:LEU:CD2	5:B:207:7Q9:N	17	11.39
(3,17)	1:B:159:LEU:CD2	6:B:208:17F:N1	17	11.39
(3,17)	1:B:159:LEU:CD2	5:B:209:7Q9:N	17	11.39
(3,17)	1:B:159:LEU:CD2	5:B:210:7Q9:N	17	11.39
(3,17)	1:B:159:LEU:CD2	5:B:211:7Q9:N	17	11.39
(3,17)	1:B:159:LEU:CD2	5:B:212:7Q9:N	17	11.39
(3,17)	1:B:159:LEU:CD2	5:B:213:7Q9:N	17	11.39
(3,17)	1:B:159:LEU:CD2	6:B:214:17F:N1	17	11.39
(3,17)	1:B:159:LEU:CD2	6:B:215:17F:N1	17	11.39
(3,17)	1:B:159:LEU:CD2	5:B:216:7Q9:N	17	11.39
(3,17)	1:B:159:LEU:CD2	5:B:217:7Q9:N	17	11.39
(3,17)	1:B:159:LEU:CD2	5:B:218:7Q9:N	17	11.39
(3,17)	1:B:159:LEU:CD2	6:B:219:17F:N1	17	11.39
(3,17)	1:B:159:LEU:CD2	5:B:220:7Q9:N	17	11.39
(1,7)	1:B:169:LYS:CG	1:A:5:LYS:N	8	11.38
(1,3)	1:B:118:CYS:SG	1:A:24:ILE:CD1	13	11.37
(3,17)	1:B:159:LEU:CD1	1:B:2:THR:N	1	11.29

Continued on next page...

Continued from previous page...

Key	Atom-1	Atom-2	Model ID	Violation (Å)
(3,17)	1:B:159:LEU:CD1	1:B:3:GLU:N	1	11.29
(3,17)	1:B:159:LEU:CD1	1:B:4:TYR:N	1	11.29
(3,17)	1:B:159:LEU:CD1	1:B:5:LYS:N	1	11.29
(3,17)	1:B:159:LEU:CD1	1:B:6:LEU:N	1	11.29
(3,17)	1:B:159:LEU:CD1	1:B:7:VAL:N	1	11.29
(3,17)	1:B:159:LEU:CD1	1:B:8:VAL:N	1	11.29
(3,17)	1:B:159:LEU:CD1	1:B:9:VAL:N	1	11.29
(3,17)	1:B:159:LEU:CD1	1:B:10:GLY:N	1	11.29
(3,17)	1:B:159:LEU:CD1	1:B:11:ALA:N	1	11.29
(3,17)	1:B:159:LEU:CD1	1:B:12:ASP:N	1	11.29
(3,17)	1:B:159:LEU:CD1	1:B:13:GLY:N	1	11.29
(3,17)	1:B:159:LEU:CD1	1:B:14:VAL:N	1	11.29
(3,17)	1:B:159:LEU:CD1	1:B:15:GLY:N	1	11.29
(3,17)	1:B:159:LEU:CD1	1:B:16:LYS:N	1	11.29
(3,17)	1:B:159:LEU:CD1	1:B:17:SER:N	1	11.29
(3,17)	1:B:159:LEU:CD1	1:B:18:ALA:N	1	11.29
(3,17)	1:B:159:LEU:CD1	1:B:19:LEU:N	1	11.29
(3,17)	1:B:159:LEU:CD1	1:B:20:THR:N	1	11.29
(3,17)	1:B:159:LEU:CD1	1:B:21:ILE:N	1	11.29
(3,17)	1:B:159:LEU:CD1	1:B:22:GLN:N	1	11.29
(3,17)	1:B:159:LEU:CD1	1:B:23:LEU:N	1	11.29
(3,17)	1:B:159:LEU:CD1	1:B:24:ILE:N	1	11.29
(3,17)	1:B:159:LEU:CD1	1:B:25:GLN:N	1	11.29
(3,17)	1:B:159:LEU:CD1	1:B:26:ASN:N	1	11.29
(3,17)	1:B:159:LEU:CD1	1:B:27:HIS:N	1	11.29
(3,17)	1:B:159:LEU:CD1	1:B:28:PHE:N	1	11.29
(3,17)	1:B:159:LEU:CD1	1:B:29:VAL:N	1	11.29
(3,17)	1:B:159:LEU:CD1	1:B:30:ASP:N	1	11.29
(3,17)	1:B:159:LEU:CD1	1:B:31:GLU:N	1	11.29
(3,17)	1:B:159:LEU:CD1	1:B:32:TYR:N	1	11.29
(3,17)	1:B:159:LEU:CD1	1:B:33:ASP:N	1	11.29
(3,17)	1:B:159:LEU:CD1	1:B:34:PRO:N	1	11.29
(3,17)	1:B:159:LEU:CD1	1:B:35:THR:N	1	11.29
(3,17)	1:B:159:LEU:CD1	1:B:36:ILE:N	1	11.29
(3,17)	1:B:159:LEU:CD1	1:B:37:GLU:N	1	11.29
(3,17)	1:B:159:LEU:CD1	1:B:38:ASP:N	1	11.29
(3,17)	1:B:159:LEU:CD1	1:B:39:SER:N	1	11.29
(3,17)	1:B:159:LEU:CD1	1:B:40:TYR:N	1	11.29
(3,17)	1:B:159:LEU:CD1	1:B:41:ARG:N	1	11.29
(3,17)	1:B:159:LEU:CD1	1:B:42:LYS:N	1	11.29
(3,17)	1:B:159:LEU:CD1	1:B:43:GLN:N	1	11.29
(3,17)	1:B:159:LEU:CD1	1:B:44:VAL:N	1	11.29

Continued on next page...

Continued from previous page...

Key	Atom-1	Atom-2	Model ID	Violation (Å)
(3,17)	1:B:159:LEU:CD1	1:B:45:VAL:N	1	11.29
(3,17)	1:B:159:LEU:CD1	1:B:46:ILE:N	1	11.29
(3,17)	1:B:159:LEU:CD1	1:B:47:ASP:N	1	11.29
(3,17)	1:B:159:LEU:CD1	1:B:48:GLY:N	1	11.29
(3,17)	1:B:159:LEU:CD1	1:B:49:GLU:N	1	11.29
(3,17)	1:B:159:LEU:CD1	1:B:50:THR:N	1	11.29
(3,17)	1:B:159:LEU:CD1	1:B:51:CYS:N	1	11.29
(3,17)	1:B:159:LEU:CD1	1:B:52:LEU:N	1	11.29
(3,17)	1:B:159:LEU:CD1	1:B:53:LEU:N	1	11.29
(3,17)	1:B:159:LEU:CD1	1:B:54:ASP:N	1	11.29
(3,17)	1:B:159:LEU:CD1	1:B:55:ILE:N	1	11.29
(3,17)	1:B:159:LEU:CD1	1:B:56:LEU:N	1	11.29
(3,17)	1:B:159:LEU:CD1	1:B:57:ASP:N	1	11.29
(3,17)	1:B:159:LEU:CD1	1:B:58:THR:N	1	11.29
(3,17)	1:B:159:LEU:CD1	1:B:59:ALA:N	1	11.29
(3,17)	1:B:159:LEU:CD1	1:B:60:GLY:N	1	11.29
(3,17)	1:B:159:LEU:CD1	1:B:61:GLN:N	1	11.29
(3,17)	1:B:159:LEU:CD1	1:B:62:GLU:N	1	11.29
(3,17)	1:B:159:LEU:CD1	1:B:63:GLU:N	1	11.29
(3,17)	1:B:159:LEU:CD1	1:B:64:TYR:N	1	11.29
(3,17)	1:B:159:LEU:CD1	1:B:65:SER:N	1	11.29
(3,17)	1:B:159:LEU:CD1	1:B:66:ALA:N	1	11.29
(3,17)	1:B:159:LEU:CD1	1:B:67:MET:N	1	11.29
(3,17)	1:B:159:LEU:CD1	1:B:68:ARG:N	1	11.29
(3,17)	1:B:159:LEU:CD1	1:B:69:ASP:N	1	11.29
(3,17)	1:B:159:LEU:CD1	1:B:70:GLN:N	1	11.29
(3,17)	1:B:159:LEU:CD1	1:B:71:TYR:N	1	11.29
(3,17)	1:B:159:LEU:CD1	1:B:72:MET:N	1	11.29
(3,17)	1:B:159:LEU:CD1	1:B:73:ARG:N	1	11.29
(3,17)	1:B:159:LEU:CD1	1:B:74:THR:N	1	11.29
(3,17)	1:B:159:LEU:CD1	1:B:75:GLY:N	1	11.29
(3,17)	1:B:159:LEU:CD1	1:B:76:GLU:N	1	11.29
(3,17)	1:B:159:LEU:CD1	1:B:77:GLY:N	1	11.29
(3,17)	1:B:159:LEU:CD1	1:B:78:PHE:N	1	11.29
(3,17)	1:B:159:LEU:CD1	1:B:79:LEU:N	1	11.29
(3,17)	1:B:159:LEU:CD1	1:B:80:CYS:N	1	11.29
(3,17)	1:B:159:LEU:CD1	5:B:203:7Q9:N	1	11.29
(3,17)	1:B:159:LEU:CD1	5:B:204:7Q9:N	1	11.29
(3,17)	1:B:159:LEU:CD1	5:B:205:7Q9:N	1	11.29
(3,17)	1:B:159:LEU:CD1	5:B:206:7Q9:N	1	11.29
(3,17)	1:B:159:LEU:CD1	5:B:207:7Q9:N	1	11.29
(3,17)	1:B:159:LEU:CD1	6:B:208:17F:N1	1	11.29

Continued on next page...

Continued from previous page...

Key	Atom-1	Atom-2	Model ID	Violation (Å)
(3,17)	1:B:159:LEU:CD1	5:B:209:7Q9:N	1	11.29
(3,17)	1:B:159:LEU:CD1	5:B:210:7Q9:N	1	11.29
(3,17)	1:B:159:LEU:CD1	5:B:211:7Q9:N	1	11.29
(3,17)	1:B:159:LEU:CD1	5:B:212:7Q9:N	1	11.29
(3,17)	1:B:159:LEU:CD1	5:B:213:7Q9:N	1	11.29
(3,17)	1:B:159:LEU:CD1	6:B:214:17F:N1	1	11.29
(3,17)	1:B:159:LEU:CD1	6:B:215:17F:N1	1	11.29
(3,17)	1:B:159:LEU:CD1	5:B:216:7Q9:N	1	11.29
(3,17)	1:B:159:LEU:CD1	5:B:217:7Q9:N	1	11.29
(3,17)	1:B:159:LEU:CD1	5:B:218:7Q9:N	1	11.29
(3,17)	1:B:159:LEU:CD1	6:B:219:17F:N1	1	11.29
(3,17)	1:B:159:LEU:CD1	5:B:220:7Q9:N	1	11.29
(3,17)	1:B:159:LEU:CD2	1:B:2:THR:N	1	11.29
(3,17)	1:B:159:LEU:CD2	1:B:3:GLU:N	1	11.29
(3,17)	1:B:159:LEU:CD2	1:B:4:TYR:N	1	11.29
(3,17)	1:B:159:LEU:CD2	1:B:5:LYS:N	1	11.29
(3,17)	1:B:159:LEU:CD2	1:B:6:LEU:N	1	11.29
(3,17)	1:B:159:LEU:CD2	1:B:7:VAL:N	1	11.29
(3,17)	1:B:159:LEU:CD2	1:B:8:VAL:N	1	11.29
(3,17)	1:B:159:LEU:CD2	1:B:9:VAL:N	1	11.29
(3,17)	1:B:159:LEU:CD2	1:B:10:GLY:N	1	11.29
(3,17)	1:B:159:LEU:CD2	1:B:11:ALA:N	1	11.29
(3,17)	1:B:159:LEU:CD2	1:B:12:ASP:N	1	11.29
(3,17)	1:B:159:LEU:CD2	1:B:13:GLY:N	1	11.29
(3,17)	1:B:159:LEU:CD2	1:B:14:VAL:N	1	11.29
(3,17)	1:B:159:LEU:CD2	1:B:15:GLY:N	1	11.29
(3,17)	1:B:159:LEU:CD2	1:B:16:LYS:N	1	11.29
(3,17)	1:B:159:LEU:CD2	1:B:17:SER:N	1	11.29
(3,17)	1:B:159:LEU:CD2	1:B:18:ALA:N	1	11.29
(3,17)	1:B:159:LEU:CD2	1:B:19:LEU:N	1	11.29
(3,17)	1:B:159:LEU:CD2	1:B:20:THR:N	1	11.29
(3,17)	1:B:159:LEU:CD2	1:B:21:ILE:N	1	11.29
(3,17)	1:B:159:LEU:CD2	1:B:22:GLN:N	1	11.29
(3,17)	1:B:159:LEU:CD2	1:B:23:LEU:N	1	11.29
(3,17)	1:B:159:LEU:CD2	1:B:24:ILE:N	1	11.29
(3,17)	1:B:159:LEU:CD2	1:B:25:GLN:N	1	11.29
(3,17)	1:B:159:LEU:CD2	1:B:26:ASN:N	1	11.29
(3,17)	1:B:159:LEU:CD2	1:B:27:HIS:N	1	11.29
(3,17)	1:B:159:LEU:CD2	1:B:28:PHE:N	1	11.29
(3,17)	1:B:159:LEU:CD2	1:B:29:VAL:N	1	11.29
(3,17)	1:B:159:LEU:CD2	1:B:30:ASP:N	1	11.29
(3,17)	1:B:159:LEU:CD2	1:B:31:GLU:N	1	11.29

Continued on next page...

Continued from previous page...

Key	Atom-1	Atom-2	Model ID	Violation (Å)
(3,17)	1:B:159:LEU:CD2	1:B:32:TYR:N	1	11.29
(3,17)	1:B:159:LEU:CD2	1:B:33:ASP:N	1	11.29
(3,17)	1:B:159:LEU:CD2	1:B:34:PRO:N	1	11.29
(3,17)	1:B:159:LEU:CD2	1:B:35:THR:N	1	11.29
(3,17)	1:B:159:LEU:CD2	1:B:36:ILE:N	1	11.29
(3,17)	1:B:159:LEU:CD2	1:B:37:GLU:N	1	11.29
(3,17)	1:B:159:LEU:CD2	1:B:38:ASP:N	1	11.29
(3,17)	1:B:159:LEU:CD2	1:B:39:SER:N	1	11.29
(3,17)	1:B:159:LEU:CD2	1:B:40:TYR:N	1	11.29
(3,17)	1:B:159:LEU:CD2	1:B:41:ARG:N	1	11.29
(3,17)	1:B:159:LEU:CD2	1:B:42:LYS:N	1	11.29
(3,17)	1:B:159:LEU:CD2	1:B:43:GLN:N	1	11.29
(3,17)	1:B:159:LEU:CD2	1:B:44:VAL:N	1	11.29
(3,17)	1:B:159:LEU:CD2	1:B:45:VAL:N	1	11.29
(3,17)	1:B:159:LEU:CD2	1:B:46:ILE:N	1	11.29
(3,17)	1:B:159:LEU:CD2	1:B:47:ASP:N	1	11.29
(3,17)	1:B:159:LEU:CD2	1:B:48:GLY:N	1	11.29
(3,17)	1:B:159:LEU:CD2	1:B:49:GLU:N	1	11.29
(3,17)	1:B:159:LEU:CD2	1:B:50:THR:N	1	11.29
(3,17)	1:B:159:LEU:CD2	1:B:51:CYS:N	1	11.29
(3,17)	1:B:159:LEU:CD2	1:B:52:LEU:N	1	11.29
(3,17)	1:B:159:LEU:CD2	1:B:53:LEU:N	1	11.29
(3,17)	1:B:159:LEU:CD2	1:B:54:ASP:N	1	11.29
(3,17)	1:B:159:LEU:CD2	1:B:55:ILE:N	1	11.29
(3,17)	1:B:159:LEU:CD2	1:B:56:LEU:N	1	11.29
(3,17)	1:B:159:LEU:CD2	1:B:57:ASP:N	1	11.29
(3,17)	1:B:159:LEU:CD2	1:B:58:THR:N	1	11.29
(3,17)	1:B:159:LEU:CD2	1:B:59:ALA:N	1	11.29
(3,17)	1:B:159:LEU:CD2	1:B:60:GLY:N	1	11.29
(3,17)	1:B:159:LEU:CD2	1:B:61:GLN:N	1	11.29
(3,17)	1:B:159:LEU:CD2	1:B:62:GLU:N	1	11.29
(3,17)	1:B:159:LEU:CD2	1:B:63:GLU:N	1	11.29
(3,17)	1:B:159:LEU:CD2	1:B:64:TYR:N	1	11.29
(3,17)	1:B:159:LEU:CD2	1:B:65:SER:N	1	11.29
(3,17)	1:B:159:LEU:CD2	1:B:66:ALA:N	1	11.29
(3,17)	1:B:159:LEU:CD2	1:B:67:MET:N	1	11.29
(3,17)	1:B:159:LEU:CD2	1:B:68:ARG:N	1	11.29
(3,17)	1:B:159:LEU:CD2	1:B:69:ASP:N	1	11.29
(3,17)	1:B:159:LEU:CD2	1:B:70:GLN:N	1	11.29
(3,17)	1:B:159:LEU:CD2	1:B:71:TYR:N	1	11.29
(3,17)	1:B:159:LEU:CD2	1:B:72:MET:N	1	11.29
(3,17)	1:B:159:LEU:CD2	1:B:73:ARG:N	1	11.29

Continued on next page...

Continued from previous page...

Key	Atom-1	Atom-2	Model ID	Violation (Å)
(3,17)	1:B:159:LEU:CD2	1:B:74:THR:N	1	11.29
(3,17)	1:B:159:LEU:CD2	1:B:75:GLY:N	1	11.29
(3,17)	1:B:159:LEU:CD2	1:B:76:GLU:N	1	11.29
(3,17)	1:B:159:LEU:CD2	1:B:77:GLY:N	1	11.29
(3,17)	1:B:159:LEU:CD2	1:B:78:PHE:N	1	11.29
(3,17)	1:B:159:LEU:CD2	1:B:79:LEU:N	1	11.29
(3,17)	1:B:159:LEU:CD2	1:B:80:CYS:N	1	11.29
(3,17)	1:B:159:LEU:CD2	5:B:203:7Q9:N	1	11.29
(3,17)	1:B:159:LEU:CD2	5:B:204:7Q9:N	1	11.29
(3,17)	1:B:159:LEU:CD2	5:B:205:7Q9:N	1	11.29
(3,17)	1:B:159:LEU:CD2	5:B:206:7Q9:N	1	11.29
(3,17)	1:B:159:LEU:CD2	5:B:207:7Q9:N	1	11.29
(3,17)	1:B:159:LEU:CD2	6:B:208:17F:N1	1	11.29
(3,17)	1:B:159:LEU:CD2	5:B:209:7Q9:N	1	11.29
(3,17)	1:B:159:LEU:CD2	5:B:210:7Q9:N	1	11.29
(3,17)	1:B:159:LEU:CD2	5:B:211:7Q9:N	1	11.29
(3,17)	1:B:159:LEU:CD2	5:B:212:7Q9:N	1	11.29
(3,17)	1:B:159:LEU:CD2	5:B:213:7Q9:N	1	11.29
(3,17)	1:B:159:LEU:CD2	6:B:214:17F:N1	1	11.29
(3,17)	1:B:159:LEU:CD2	6:B:215:17F:N1	1	11.29
(3,17)	1:B:159:LEU:CD2	5:B:216:7Q9:N	1	11.29
(3,17)	1:B:159:LEU:CD2	5:B:217:7Q9:N	1	11.29
(3,17)	1:B:159:LEU:CD2	5:B:218:7Q9:N	1	11.29
(3,17)	1:B:159:LEU:CD2	6:B:219:17F:N1	1	11.29
(3,17)	1:B:159:LEU:CD2	5:B:220:7Q9:N	1	11.29
(3,17)	1:B:159:LEU:CD1	1:B:2:THR:N	19	11.27
(3,17)	1:B:159:LEU:CD1	1:B:3:GLU:N	19	11.27
(3,17)	1:B:159:LEU:CD1	1:B:4:TYR:N	19	11.27
(3,17)	1:B:159:LEU:CD1	1:B:5:LYS:N	19	11.27
(3,17)	1:B:159:LEU:CD1	1:B:6:LEU:N	19	11.27
(3,17)	1:B:159:LEU:CD1	1:B:7:VAL:N	19	11.27
(3,17)	1:B:159:LEU:CD1	1:B:8:VAL:N	19	11.27
(3,17)	1:B:159:LEU:CD1	1:B:9:VAL:N	19	11.27
(3,17)	1:B:159:LEU:CD1	1:B:10:GLY:N	19	11.27
(3,17)	1:B:159:LEU:CD1	1:B:11:ALA:N	19	11.27
(3,17)	1:B:159:LEU:CD1	1:B:12:ASP:N	19	11.27
(3,17)	1:B:159:LEU:CD1	1:B:13:GLY:N	19	11.27
(3,17)	1:B:159:LEU:CD1	1:B:14:VAL:N	19	11.27
(3,17)	1:B:159:LEU:CD1	1:B:15:GLY:N	19	11.27
(3,17)	1:B:159:LEU:CD1	1:B:16:LYS:N	19	11.27
(3,17)	1:B:159:LEU:CD1	1:B:17:SER:N	19	11.27
(3,17)	1:B:159:LEU:CD1	1:B:18:ALA:N	19	11.27

Continued on next page...

Continued from previous page...

Key	Atom-1	Atom-2	Model ID	Violation (Å)
(3,17)	1:B:159:LEU:CD1	1:B:19:LEU:N	19	11.27
(3,17)	1:B:159:LEU:CD1	1:B:20:THR:N	19	11.27
(3,17)	1:B:159:LEU:CD1	1:B:21:ILE:N	19	11.27
(3,17)	1:B:159:LEU:CD1	1:B:22:GLN:N	19	11.27
(3,17)	1:B:159:LEU:CD1	1:B:23:LEU:N	19	11.27
(3,17)	1:B:159:LEU:CD1	1:B:24:ILE:N	19	11.27
(3,17)	1:B:159:LEU:CD1	1:B:25:GLN:N	19	11.27
(3,17)	1:B:159:LEU:CD1	1:B:26:ASN:N	19	11.27
(3,17)	1:B:159:LEU:CD1	1:B:27:HIS:N	19	11.27
(3,17)	1:B:159:LEU:CD1	1:B:28:PHE:N	19	11.27
(3,17)	1:B:159:LEU:CD1	1:B:29:VAL:N	19	11.27
(3,17)	1:B:159:LEU:CD1	1:B:30:ASP:N	19	11.27
(3,17)	1:B:159:LEU:CD1	1:B:31:GLU:N	19	11.27
(3,17)	1:B:159:LEU:CD1	1:B:32:TYR:N	19	11.27
(3,17)	1:B:159:LEU:CD1	1:B:33:ASP:N	19	11.27
(3,17)	1:B:159:LEU:CD1	1:B:34:PRO:N	19	11.27
(3,17)	1:B:159:LEU:CD1	1:B:35:THR:N	19	11.27
(3,17)	1:B:159:LEU:CD1	1:B:36:ILE:N	19	11.27
(3,17)	1:B:159:LEU:CD1	1:B:37:GLU:N	19	11.27
(3,17)	1:B:159:LEU:CD1	1:B:38:ASP:N	19	11.27
(3,17)	1:B:159:LEU:CD1	1:B:39:SER:N	19	11.27
(3,17)	1:B:159:LEU:CD1	1:B:40:TYR:N	19	11.27
(3,17)	1:B:159:LEU:CD1	1:B:41:ARG:N	19	11.27
(3,17)	1:B:159:LEU:CD1	1:B:42:LYS:N	19	11.27
(3,17)	1:B:159:LEU:CD1	1:B:43:GLN:N	19	11.27
(3,17)	1:B:159:LEU:CD1	1:B:44:VAL:N	19	11.27
(3,17)	1:B:159:LEU:CD1	1:B:45:VAL:N	19	11.27
(3,17)	1:B:159:LEU:CD1	1:B:46:ILE:N	19	11.27
(3,17)	1:B:159:LEU:CD1	1:B:47:ASP:N	19	11.27
(3,17)	1:B:159:LEU:CD1	1:B:48:GLY:N	19	11.27
(3,17)	1:B:159:LEU:CD1	1:B:49:GLU:N	19	11.27
(3,17)	1:B:159:LEU:CD1	1:B:50:THR:N	19	11.27
(3,17)	1:B:159:LEU:CD1	1:B:51:CYS:N	19	11.27
(3,17)	1:B:159:LEU:CD1	1:B:52:LEU:N	19	11.27
(3,17)	1:B:159:LEU:CD1	1:B:53:LEU:N	19	11.27
(3,17)	1:B:159:LEU:CD1	1:B:54:ASP:N	19	11.27
(3,17)	1:B:159:LEU:CD1	1:B:55:ILE:N	19	11.27
(3,17)	1:B:159:LEU:CD1	1:B:56:LEU:N	19	11.27
(3,17)	1:B:159:LEU:CD1	1:B:57:ASP:N	19	11.27
(3,17)	1:B:159:LEU:CD1	1:B:58:THR:N	19	11.27
(3,17)	1:B:159:LEU:CD1	1:B:59:ALA:N	19	11.27
(3,17)	1:B:159:LEU:CD1	1:B:60:GLY:N	19	11.27

Continued on next page...

Continued from previous page...

Key	Atom-1	Atom-2	Model ID	Violation (Å)
(3,17)	1:B:159:LEU:CD1	1:B:61:GLN:N	19	11.27
(3,17)	1:B:159:LEU:CD1	1:B:62:GLU:N	19	11.27
(3,17)	1:B:159:LEU:CD1	1:B:63:GLU:N	19	11.27
(3,17)	1:B:159:LEU:CD1	1:B:64:TYR:N	19	11.27
(3,17)	1:B:159:LEU:CD1	1:B:65:SER:N	19	11.27
(3,17)	1:B:159:LEU:CD1	1:B:66:ALA:N	19	11.27
(3,17)	1:B:159:LEU:CD1	1:B:67:MET:N	19	11.27
(3,17)	1:B:159:LEU:CD1	1:B:68:ARG:N	19	11.27
(3,17)	1:B:159:LEU:CD1	1:B:69:ASP:N	19	11.27
(3,17)	1:B:159:LEU:CD1	1:B:70:GLN:N	19	11.27
(3,17)	1:B:159:LEU:CD1	1:B:71:TYR:N	19	11.27
(3,17)	1:B:159:LEU:CD1	1:B:72:MET:N	19	11.27
(3,17)	1:B:159:LEU:CD1	1:B:73:ARG:N	19	11.27
(3,17)	1:B:159:LEU:CD1	1:B:74:THR:N	19	11.27
(3,17)	1:B:159:LEU:CD1	1:B:75:GLY:N	19	11.27
(3,17)	1:B:159:LEU:CD1	1:B:76:GLU:N	19	11.27
(3,17)	1:B:159:LEU:CD1	1:B:77:GLY:N	19	11.27
(3,17)	1:B:159:LEU:CD1	1:B:78:PHE:N	19	11.27
(3,17)	1:B:159:LEU:CD1	1:B:79:LEU:N	19	11.27
(3,17)	1:B:159:LEU:CD1	1:B:80:CYS:N	19	11.27
(3,17)	1:B:159:LEU:CD1	5:B:203:7Q9:N	19	11.27
(3,17)	1:B:159:LEU:CD1	5:B:204:7Q9:N	19	11.27
(3,17)	1:B:159:LEU:CD1	5:B:205:7Q9:N	19	11.27
(3,17)	1:B:159:LEU:CD1	5:B:206:7Q9:N	19	11.27
(3,17)	1:B:159:LEU:CD1	5:B:207:7Q9:N	19	11.27
(3,17)	1:B:159:LEU:CD1	6:B:208:17F:N1	19	11.27
(3,17)	1:B:159:LEU:CD1	5:B:209:7Q9:N	19	11.27
(3,17)	1:B:159:LEU:CD1	5:B:210:7Q9:N	19	11.27
(3,17)	1:B:159:LEU:CD1	5:B:211:7Q9:N	19	11.27
(3,17)	1:B:159:LEU:CD1	5:B:212:7Q9:N	19	11.27
(3,17)	1:B:159:LEU:CD1	5:B:213:7Q9:N	19	11.27
(3,17)	1:B:159:LEU:CD1	6:B:214:17F:N1	19	11.27
(3,17)	1:B:159:LEU:CD1	6:B:215:17F:N1	19	11.27
(3,17)	1:B:159:LEU:CD1	5:B:216:7Q9:N	19	11.27
(3,17)	1:B:159:LEU:CD1	5:B:217:7Q9:N	19	11.27
(3,17)	1:B:159:LEU:CD1	5:B:218:7Q9:N	19	11.27
(3,17)	1:B:159:LEU:CD1	6:B:219:17F:N1	19	11.27
(3,17)	1:B:159:LEU:CD1	5:B:220:7Q9:N	19	11.27
(3,17)	1:B:159:LEU:CD2	1:B:2:THR:N	19	11.27
(3,17)	1:B:159:LEU:CD2	1:B:3:GLU:N	19	11.27
(3,17)	1:B:159:LEU:CD2	1:B:4:TYR:N	19	11.27
(3,17)	1:B:159:LEU:CD2	1:B:5:LYS:N	19	11.27

Continued on next page...

Continued from previous page...

Key	Atom-1	Atom-2	Model ID	Violation (Å)
(3,17)	1:B:159:LEU:CD2	1:B:6:LEU:N	19	11.27
(3,17)	1:B:159:LEU:CD2	1:B:7:VAL:N	19	11.27
(3,17)	1:B:159:LEU:CD2	1:B:8:VAL:N	19	11.27
(3,17)	1:B:159:LEU:CD2	1:B:9:VAL:N	19	11.27
(3,17)	1:B:159:LEU:CD2	1:B:10:GLY:N	19	11.27
(3,17)	1:B:159:LEU:CD2	1:B:11:ALA:N	19	11.27
(3,17)	1:B:159:LEU:CD2	1:B:12:ASP:N	19	11.27
(3,17)	1:B:159:LEU:CD2	1:B:13:GLY:N	19	11.27
(3,17)	1:B:159:LEU:CD2	1:B:14:VAL:N	19	11.27
(3,17)	1:B:159:LEU:CD2	1:B:15:GLY:N	19	11.27
(3,17)	1:B:159:LEU:CD2	1:B:16:LYS:N	19	11.27
(3,17)	1:B:159:LEU:CD2	1:B:17:SER:N	19	11.27
(3,17)	1:B:159:LEU:CD2	1:B:18:ALA:N	19	11.27
(3,17)	1:B:159:LEU:CD2	1:B:19:LEU:N	19	11.27
(3,17)	1:B:159:LEU:CD2	1:B:20:THR:N	19	11.27
(3,17)	1:B:159:LEU:CD2	1:B:21:ILE:N	19	11.27
(3,17)	1:B:159:LEU:CD2	1:B:22:GLN:N	19	11.27
(3,17)	1:B:159:LEU:CD2	1:B:23:LEU:N	19	11.27
(3,17)	1:B:159:LEU:CD2	1:B:24:ILE:N	19	11.27
(3,17)	1:B:159:LEU:CD2	1:B:25:GLN:N	19	11.27
(3,17)	1:B:159:LEU:CD2	1:B:26:ASN:N	19	11.27
(3,17)	1:B:159:LEU:CD2	1:B:27:HIS:N	19	11.27
(3,17)	1:B:159:LEU:CD2	1:B:28:PHE:N	19	11.27
(3,17)	1:B:159:LEU:CD2	1:B:29:VAL:N	19	11.27
(3,17)	1:B:159:LEU:CD2	1:B:30:ASP:N	19	11.27
(3,17)	1:B:159:LEU:CD2	1:B:31:GLU:N	19	11.27
(3,17)	1:B:159:LEU:CD2	1:B:32:TYR:N	19	11.27
(3,17)	1:B:159:LEU:CD2	1:B:33:ASP:N	19	11.27
(3,17)	1:B:159:LEU:CD2	1:B:34:PRO:N	19	11.27
(3,17)	1:B:159:LEU:CD2	1:B:35:THR:N	19	11.27
(3,17)	1:B:159:LEU:CD2	1:B:36:ILE:N	19	11.27
(3,17)	1:B:159:LEU:CD2	1:B:37:GLU:N	19	11.27
(3,17)	1:B:159:LEU:CD2	1:B:38:ASP:N	19	11.27
(3,17)	1:B:159:LEU:CD2	1:B:39:SER:N	19	11.27
(3,17)	1:B:159:LEU:CD2	1:B:40:TYR:N	19	11.27
(3,17)	1:B:159:LEU:CD2	1:B:41:ARG:N	19	11.27
(3,17)	1:B:159:LEU:CD2	1:B:42:LYS:N	19	11.27
(3,17)	1:B:159:LEU:CD2	1:B:43:GLN:N	19	11.27
(3,17)	1:B:159:LEU:CD2	1:B:44:VAL:N	19	11.27
(3,17)	1:B:159:LEU:CD2	1:B:45:VAL:N	19	11.27
(3,17)	1:B:159:LEU:CD2	1:B:46:ILE:N	19	11.27
(3,17)	1:B:159:LEU:CD2	1:B:47:ASP:N	19	11.27

Continued on next page...

Continued from previous page...

Key	Atom-1	Atom-2	Model ID	Violation (Å)
(3,17)	1:B:159:LEU:CD2	1:B:48:GLY:N	19	11.27
(3,17)	1:B:159:LEU:CD2	1:B:49:GLU:N	19	11.27
(3,17)	1:B:159:LEU:CD2	1:B:50:THR:N	19	11.27
(3,17)	1:B:159:LEU:CD2	1:B:51:CYS:N	19	11.27
(3,17)	1:B:159:LEU:CD2	1:B:52:LEU:N	19	11.27
(3,17)	1:B:159:LEU:CD2	1:B:53:LEU:N	19	11.27
(3,17)	1:B:159:LEU:CD2	1:B:54:ASP:N	19	11.27
(3,17)	1:B:159:LEU:CD2	1:B:55:ILE:N	19	11.27
(3,17)	1:B:159:LEU:CD2	1:B:56:LEU:N	19	11.27
(3,17)	1:B:159:LEU:CD2	1:B:57:ASP:N	19	11.27
(3,17)	1:B:159:LEU:CD2	1:B:58:THR:N	19	11.27
(3,17)	1:B:159:LEU:CD2	1:B:59:ALA:N	19	11.27
(3,17)	1:B:159:LEU:CD2	1:B:60:GLY:N	19	11.27
(3,17)	1:B:159:LEU:CD2	1:B:61:GLN:N	19	11.27
(3,17)	1:B:159:LEU:CD2	1:B:62:GLU:N	19	11.27
(3,17)	1:B:159:LEU:CD2	1:B:63:GLU:N	19	11.27
(3,17)	1:B:159:LEU:CD2	1:B:64:TYR:N	19	11.27
(3,17)	1:B:159:LEU:CD2	1:B:65:SER:N	19	11.27
(3,17)	1:B:159:LEU:CD2	1:B:66:ALA:N	19	11.27
(3,17)	1:B:159:LEU:CD2	1:B:67:MET:N	19	11.27
(3,17)	1:B:159:LEU:CD2	1:B:68:ARG:N	19	11.27
(3,17)	1:B:159:LEU:CD2	1:B:69:ASP:N	19	11.27
(3,17)	1:B:159:LEU:CD2	1:B:70:GLN:N	19	11.27
(3,17)	1:B:159:LEU:CD2	1:B:71:TYR:N	19	11.27
(3,17)	1:B:159:LEU:CD2	1:B:72:MET:N	19	11.27
(3,17)	1:B:159:LEU:CD2	1:B:73:ARG:N	19	11.27
(3,17)	1:B:159:LEU:CD2	1:B:74:THR:N	19	11.27
(3,17)	1:B:159:LEU:CD2	1:B:75:GLY:N	19	11.27
(3,17)	1:B:159:LEU:CD2	1:B:76:GLU:N	19	11.27
(3,17)	1:B:159:LEU:CD2	1:B:77:GLY:N	19	11.27
(3,17)	1:B:159:LEU:CD2	1:B:78:PHE:N	19	11.27
(3,17)	1:B:159:LEU:CD2	1:B:79:LEU:N	19	11.27
(3,17)	1:B:159:LEU:CD2	1:B:80:CYS:N	19	11.27
(3,17)	1:B:159:LEU:CD2	5:B:203:7Q9:N	19	11.27
(3,17)	1:B:159:LEU:CD2	5:B:204:7Q9:N	19	11.27
(3,17)	1:B:159:LEU:CD2	5:B:205:7Q9:N	19	11.27
(3,17)	1:B:159:LEU:CD2	5:B:206:7Q9:N	19	11.27
(3,17)	1:B:159:LEU:CD2	5:B:207:7Q9:N	19	11.27
(3,17)	1:B:159:LEU:CD2	6:B:208:17F:N1	19	11.27
(3,17)	1:B:159:LEU:CD2	5:B:209:7Q9:N	19	11.27
(3,17)	1:B:159:LEU:CD2	5:B:210:7Q9:N	19	11.27
(3,17)	1:B:159:LEU:CD2	5:B:211:7Q9:N	19	11.27

Continued on next page...

Continued from previous page...

Key	Atom-1	Atom-2	Model ID	Violation (Å)
(3,17)	1:B:159:LEU:CD2	5:B:212:7Q9:N	19	11.27
(3,17)	1:B:159:LEU:CD2	5:B:213:7Q9:N	19	11.27
(3,17)	1:B:159:LEU:CD2	6:B:214:17F:N1	19	11.27
(3,17)	1:B:159:LEU:CD2	6:B:215:17F:N1	19	11.27
(3,17)	1:B:159:LEU:CD2	5:B:216:7Q9:N	19	11.27
(3,17)	1:B:159:LEU:CD2	5:B:217:7Q9:N	19	11.27
(3,17)	1:B:159:LEU:CD2	5:B:218:7Q9:N	19	11.27
(3,17)	1:B:159:LEU:CD2	6:B:219:17F:N1	19	11.27
(3,17)	1:B:159:LEU:CD2	5:B:220:7Q9:N	19	11.27
(2,4)	1:A:39:SER:OG	1:B:167:LYS:N	8	11.26
(2,4)	1:A:39:SER:OG	1:B:167:LYS:N	9	11.26
(3,17)	1:B:159:LEU:CD1	1:B:2:THR:N	10	11.25
(3,17)	1:B:159:LEU:CD1	1:B:3:GLU:N	10	11.25
(3,17)	1:B:159:LEU:CD1	1:B:4:TYR:N	10	11.25
(3,17)	1:B:159:LEU:CD1	1:B:5:LYS:N	10	11.25
(3,17)	1:B:159:LEU:CD1	1:B:6:LEU:N	10	11.25
(3,17)	1:B:159:LEU:CD1	1:B:7:VAL:N	10	11.25
(3,17)	1:B:159:LEU:CD1	1:B:8:VAL:N	10	11.25
(3,17)	1:B:159:LEU:CD1	1:B:9:VAL:N	10	11.25
(3,17)	1:B:159:LEU:CD1	1:B:10:GLY:N	10	11.25
(3,17)	1:B:159:LEU:CD1	1:B:11:ALA:N	10	11.25
(3,17)	1:B:159:LEU:CD1	1:B:12:ASP:N	10	11.25
(3,17)	1:B:159:LEU:CD1	1:B:13:GLY:N	10	11.25
(3,17)	1:B:159:LEU:CD1	1:B:14:VAL:N	10	11.25
(3,17)	1:B:159:LEU:CD1	1:B:15:GLY:N	10	11.25
(3,17)	1:B:159:LEU:CD1	1:B:16:LYS:N	10	11.25
(3,17)	1:B:159:LEU:CD1	1:B:17:SER:N	10	11.25
(3,17)	1:B:159:LEU:CD1	1:B:18:ALA:N	10	11.25
(3,17)	1:B:159:LEU:CD1	1:B:19:LEU:N	10	11.25
(3,17)	1:B:159:LEU:CD1	1:B:20:THR:N	10	11.25
(3,17)	1:B:159:LEU:CD1	1:B:21:ILE:N	10	11.25
(3,17)	1:B:159:LEU:CD1	1:B:22:GLN:N	10	11.25
(3,17)	1:B:159:LEU:CD1	1:B:23:LEU:N	10	11.25
(3,17)	1:B:159:LEU:CD1	1:B:24:ILE:N	10	11.25
(3,17)	1:B:159:LEU:CD1	1:B:25:GLN:N	10	11.25
(3,17)	1:B:159:LEU:CD1	1:B:26:ASN:N	10	11.25
(3,17)	1:B:159:LEU:CD1	1:B:27:HIS:N	10	11.25
(3,17)	1:B:159:LEU:CD1	1:B:28:PHE:N	10	11.25
(3,17)	1:B:159:LEU:CD1	1:B:29:VAL:N	10	11.25
(3,17)	1:B:159:LEU:CD1	1:B:30:ASP:N	10	11.25
(3,17)	1:B:159:LEU:CD1	1:B:31:GLU:N	10	11.25
(3,17)	1:B:159:LEU:CD1	1:B:32:TYR:N	10	11.25

Continued on next page...

Continued from previous page...

Key	Atom-1	Atom-2	Model ID	Violation (Å)
(3,17)	1:B:159:LEU:CD1	1:B:33:ASP:N	10	11.25
(3,17)	1:B:159:LEU:CD1	1:B:34:PRO:N	10	11.25
(3,17)	1:B:159:LEU:CD1	1:B:35:THR:N	10	11.25
(3,17)	1:B:159:LEU:CD1	1:B:36:ILE:N	10	11.25
(3,17)	1:B:159:LEU:CD1	1:B:37:GLU:N	10	11.25
(3,17)	1:B:159:LEU:CD1	1:B:38:ASP:N	10	11.25
(3,17)	1:B:159:LEU:CD1	1:B:39:SER:N	10	11.25
(3,17)	1:B:159:LEU:CD1	1:B:40:TYR:N	10	11.25
(3,17)	1:B:159:LEU:CD1	1:B:41:ARG:N	10	11.25
(3,17)	1:B:159:LEU:CD1	1:B:42:LYS:N	10	11.25
(3,17)	1:B:159:LEU:CD1	1:B:43:GLN:N	10	11.25
(3,17)	1:B:159:LEU:CD1	1:B:44:VAL:N	10	11.25
(3,17)	1:B:159:LEU:CD1	1:B:45:VAL:N	10	11.25
(3,17)	1:B:159:LEU:CD1	1:B:46:ILE:N	10	11.25
(3,17)	1:B:159:LEU:CD1	1:B:47:ASP:N	10	11.25
(3,17)	1:B:159:LEU:CD1	1:B:48:GLY:N	10	11.25
(3,17)	1:B:159:LEU:CD1	1:B:49:GLU:N	10	11.25
(3,17)	1:B:159:LEU:CD1	1:B:50:THR:N	10	11.25
(3,17)	1:B:159:LEU:CD1	1:B:51:CYS:N	10	11.25
(3,17)	1:B:159:LEU:CD1	1:B:52:LEU:N	10	11.25
(3,17)	1:B:159:LEU:CD1	1:B:53:LEU:N	10	11.25
(3,17)	1:B:159:LEU:CD1	1:B:54:ASP:N	10	11.25
(3,17)	1:B:159:LEU:CD1	1:B:55:ILE:N	10	11.25
(3,17)	1:B:159:LEU:CD1	1:B:56:LEU:N	10	11.25
(3,17)	1:B:159:LEU:CD1	1:B:57:ASP:N	10	11.25
(3,17)	1:B:159:LEU:CD1	1:B:58:THR:N	10	11.25
(3,17)	1:B:159:LEU:CD1	1:B:59:ALA:N	10	11.25
(3,17)	1:B:159:LEU:CD1	1:B:60:GLY:N	10	11.25
(3,17)	1:B:159:LEU:CD1	1:B:61:GLN:N	10	11.25
(3,17)	1:B:159:LEU:CD1	1:B:62:GLU:N	10	11.25
(3,17)	1:B:159:LEU:CD1	1:B:63:GLU:N	10	11.25
(3,17)	1:B:159:LEU:CD1	1:B:64:TYR:N	10	11.25
(3,17)	1:B:159:LEU:CD1	1:B:65:SER:N	10	11.25
(3,17)	1:B:159:LEU:CD1	1:B:66:ALA:N	10	11.25
(3,17)	1:B:159:LEU:CD1	1:B:67:MET:N	10	11.25
(3,17)	1:B:159:LEU:CD1	1:B:68:ARG:N	10	11.25
(3,17)	1:B:159:LEU:CD1	1:B:69:ASP:N	10	11.25
(3,17)	1:B:159:LEU:CD1	1:B:70:GLN:N	10	11.25
(3,17)	1:B:159:LEU:CD1	1:B:71:TYR:N	10	11.25
(3,17)	1:B:159:LEU:CD1	1:B:72:MET:N	10	11.25
(3,17)	1:B:159:LEU:CD1	1:B:73:ARG:N	10	11.25
(3,17)	1:B:159:LEU:CD1	1:B:74:THR:N	10	11.25

Continued on next page...

Continued from previous page...

Key	Atom-1	Atom-2	Model ID	Violation (Å)
(3,17)	1:B:159:LEU:CD1	1:B:75:GLY:N	10	11.25
(3,17)	1:B:159:LEU:CD1	1:B:76:GLU:N	10	11.25
(3,17)	1:B:159:LEU:CD1	1:B:77:GLY:N	10	11.25
(3,17)	1:B:159:LEU:CD1	1:B:78:PHE:N	10	11.25
(3,17)	1:B:159:LEU:CD1	1:B:79:LEU:N	10	11.25
(3,17)	1:B:159:LEU:CD1	1:B:80:CYS:N	10	11.25
(3,17)	1:B:159:LEU:CD1	5:B:203:7Q9:N	10	11.25
(3,17)	1:B:159:LEU:CD1	5:B:204:7Q9:N	10	11.25
(3,17)	1:B:159:LEU:CD1	5:B:205:7Q9:N	10	11.25
(3,17)	1:B:159:LEU:CD1	5:B:206:7Q9:N	10	11.25
(3,17)	1:B:159:LEU:CD1	5:B:207:7Q9:N	10	11.25
(3,17)	1:B:159:LEU:CD1	6:B:208:17F:N1	10	11.25
(3,17)	1:B:159:LEU:CD1	5:B:209:7Q9:N	10	11.25
(3,17)	1:B:159:LEU:CD1	5:B:210:7Q9:N	10	11.25
(3,17)	1:B:159:LEU:CD1	5:B:211:7Q9:N	10	11.25
(3,17)	1:B:159:LEU:CD1	5:B:212:7Q9:N	10	11.25
(3,17)	1:B:159:LEU:CD1	5:B:213:7Q9:N	10	11.25
(3,17)	1:B:159:LEU:CD1	6:B:214:17F:N1	10	11.25
(3,17)	1:B:159:LEU:CD1	6:B:215:17F:N1	10	11.25
(3,17)	1:B:159:LEU:CD1	5:B:216:7Q9:N	10	11.25
(3,17)	1:B:159:LEU:CD1	5:B:217:7Q9:N	10	11.25
(3,17)	1:B:159:LEU:CD1	5:B:218:7Q9:N	10	11.25
(3,17)	1:B:159:LEU:CD1	6:B:219:17F:N1	10	11.25
(3,17)	1:B:159:LEU:CD1	5:B:220:7Q9:N	10	11.25
(3,17)	1:B:159:LEU:CD2	1:B:2:THR:N	10	11.25
(3,17)	1:B:159:LEU:CD2	1:B:3:GLU:N	10	11.25
(3,17)	1:B:159:LEU:CD2	1:B:4:TYR:N	10	11.25
(3,17)	1:B:159:LEU:CD2	1:B:5:LYS:N	10	11.25
(3,17)	1:B:159:LEU:CD2	1:B:6:LEU:N	10	11.25
(3,17)	1:B:159:LEU:CD2	1:B:7:VAL:N	10	11.25
(3,17)	1:B:159:LEU:CD2	1:B:8:VAL:N	10	11.25
(3,17)	1:B:159:LEU:CD2	1:B:9:VAL:N	10	11.25
(3,17)	1:B:159:LEU:CD2	1:B:10:GLY:N	10	11.25
(3,17)	1:B:159:LEU:CD2	1:B:11:ALA:N	10	11.25
(3,17)	1:B:159:LEU:CD2	1:B:12:ASP:N	10	11.25
(3,17)	1:B:159:LEU:CD2	1:B:13:GLY:N	10	11.25
(3,17)	1:B:159:LEU:CD2	1:B:14:VAL:N	10	11.25
(3,17)	1:B:159:LEU:CD2	1:B:15:GLY:N	10	11.25
(3,17)	1:B:159:LEU:CD2	1:B:16:LYS:N	10	11.25
(3,17)	1:B:159:LEU:CD2	1:B:17:SER:N	10	11.25
(3,17)	1:B:159:LEU:CD2	1:B:18:ALA:N	10	11.25
(3,17)	1:B:159:LEU:CD2	1:B:19:LEU:N	10	11.25

Continued on next page...

Continued from previous page...

Key	Atom-1	Atom-2	Model ID	Violation (Å)
(3,17)	1:B:159:LEU:CD2	1:B:20:THR:N	10	11.25
(3,17)	1:B:159:LEU:CD2	1:B:21:ILE:N	10	11.25
(3,17)	1:B:159:LEU:CD2	1:B:22:GLN:N	10	11.25
(3,17)	1:B:159:LEU:CD2	1:B:23:LEU:N	10	11.25
(3,17)	1:B:159:LEU:CD2	1:B:24:ILE:N	10	11.25
(3,17)	1:B:159:LEU:CD2	1:B:25:GLN:N	10	11.25
(3,17)	1:B:159:LEU:CD2	1:B:26:ASN:N	10	11.25
(3,17)	1:B:159:LEU:CD2	1:B:27:HIS:N	10	11.25
(3,17)	1:B:159:LEU:CD2	1:B:28:PHE:N	10	11.25
(3,17)	1:B:159:LEU:CD2	1:B:29:VAL:N	10	11.25
(3,17)	1:B:159:LEU:CD2	1:B:30:ASP:N	10	11.25
(3,17)	1:B:159:LEU:CD2	1:B:31:GLU:N	10	11.25
(3,17)	1:B:159:LEU:CD2	1:B:32:TYR:N	10	11.25
(3,17)	1:B:159:LEU:CD2	1:B:33:ASP:N	10	11.25
(3,17)	1:B:159:LEU:CD2	1:B:34:PRO:N	10	11.25
(3,17)	1:B:159:LEU:CD2	1:B:35:THR:N	10	11.25
(3,17)	1:B:159:LEU:CD2	1:B:36:ILE:N	10	11.25
(3,17)	1:B:159:LEU:CD2	1:B:37:GLU:N	10	11.25
(3,17)	1:B:159:LEU:CD2	1:B:38:ASP:N	10	11.25
(3,17)	1:B:159:LEU:CD2	1:B:39:SER:N	10	11.25
(3,17)	1:B:159:LEU:CD2	1:B:40:TYR:N	10	11.25
(3,17)	1:B:159:LEU:CD2	1:B:41:ARG:N	10	11.25
(3,17)	1:B:159:LEU:CD2	1:B:42:LYS:N	10	11.25
(3,17)	1:B:159:LEU:CD2	1:B:43:GLN:N	10	11.25
(3,17)	1:B:159:LEU:CD2	1:B:44:VAL:N	10	11.25
(3,17)	1:B:159:LEU:CD2	1:B:45:VAL:N	10	11.25
(3,17)	1:B:159:LEU:CD2	1:B:46:ILE:N	10	11.25
(3,17)	1:B:159:LEU:CD2	1:B:47:ASP:N	10	11.25
(3,17)	1:B:159:LEU:CD2	1:B:48:GLY:N	10	11.25
(3,17)	1:B:159:LEU:CD2	1:B:49:GLU:N	10	11.25
(3,17)	1:B:159:LEU:CD2	1:B:50:THR:N	10	11.25
(3,17)	1:B:159:LEU:CD2	1:B:51:CYS:N	10	11.25
(3,17)	1:B:159:LEU:CD2	1:B:52:LEU:N	10	11.25
(3,17)	1:B:159:LEU:CD2	1:B:53:LEU:N	10	11.25
(3,17)	1:B:159:LEU:CD2	1:B:54:ASP:N	10	11.25
(3,17)	1:B:159:LEU:CD2	1:B:55:ILE:N	10	11.25
(3,17)	1:B:159:LEU:CD2	1:B:56:LEU:N	10	11.25
(3,17)	1:B:159:LEU:CD2	1:B:57:ASP:N	10	11.25
(3,17)	1:B:159:LEU:CD2	1:B:58:THR:N	10	11.25
(3,17)	1:B:159:LEU:CD2	1:B:59:ALA:N	10	11.25
(3,17)	1:B:159:LEU:CD2	1:B:60:GLY:N	10	11.25
(3,17)	1:B:159:LEU:CD2	1:B:61:GLN:N	10	11.25

Continued on next page...

Continued from previous page...

Key	Atom-1	Atom-2	Model ID	Violation (Å)
(3,17)	1:B:159:LEU:CD2	1:B:62:GLU:N	10	11.25
(3,17)	1:B:159:LEU:CD2	1:B:63:GLU:N	10	11.25
(3,17)	1:B:159:LEU:CD2	1:B:64:TYR:N	10	11.25
(3,17)	1:B:159:LEU:CD2	1:B:65:SER:N	10	11.25
(3,17)	1:B:159:LEU:CD2	1:B:66:ALA:N	10	11.25
(3,17)	1:B:159:LEU:CD2	1:B:67:MET:N	10	11.25
(3,17)	1:B:159:LEU:CD2	1:B:68:ARG:N	10	11.25
(3,17)	1:B:159:LEU:CD2	1:B:69:ASP:N	10	11.25
(3,17)	1:B:159:LEU:CD2	1:B:70:GLN:N	10	11.25
(3,17)	1:B:159:LEU:CD2	1:B:71:TYR:N	10	11.25
(3,17)	1:B:159:LEU:CD2	1:B:72:MET:N	10	11.25
(3,17)	1:B:159:LEU:CD2	1:B:73:ARG:N	10	11.25
(3,17)	1:B:159:LEU:CD2	1:B:74:THR:N	10	11.25
(3,17)	1:B:159:LEU:CD2	1:B:75:GLY:N	10	11.25
(3,17)	1:B:159:LEU:CD2	1:B:76:GLU:N	10	11.25
(3,17)	1:B:159:LEU:CD2	1:B:77:GLY:N	10	11.25
(3,17)	1:B:159:LEU:CD2	1:B:78:PHE:N	10	11.25
(3,17)	1:B:159:LEU:CD2	1:B:79:LEU:N	10	11.25
(3,17)	1:B:159:LEU:CD2	1:B:80:CYS:N	10	11.25
(3,17)	1:B:159:LEU:CD2	5:B:203:7Q9:N	10	11.25
(3,17)	1:B:159:LEU:CD2	5:B:204:7Q9:N	10	11.25
(3,17)	1:B:159:LEU:CD2	5:B:205:7Q9:N	10	11.25
(3,17)	1:B:159:LEU:CD2	5:B:206:7Q9:N	10	11.25
(3,17)	1:B:159:LEU:CD2	5:B:207:7Q9:N	10	11.25
(3,17)	1:B:159:LEU:CD2	6:B:208:17F:N1	10	11.25
(3,17)	1:B:159:LEU:CD2	5:B:209:7Q9:N	10	11.25
(3,17)	1:B:159:LEU:CD2	5:B:210:7Q9:N	10	11.25
(3,17)	1:B:159:LEU:CD2	5:B:211:7Q9:N	10	11.25
(3,17)	1:B:159:LEU:CD2	5:B:212:7Q9:N	10	11.25
(3,17)	1:B:159:LEU:CD2	5:B:213:7Q9:N	10	11.25
(3,17)	1:B:159:LEU:CD2	6:B:214:17F:N1	10	11.25
(3,17)	1:B:159:LEU:CD2	6:B:215:17F:N1	10	11.25
(3,17)	1:B:159:LEU:CD2	5:B:216:7Q9:N	10	11.25
(3,17)	1:B:159:LEU:CD2	5:B:217:7Q9:N	10	11.25
(3,17)	1:B:159:LEU:CD2	5:B:218:7Q9:N	10	11.25
(3,17)	1:B:159:LEU:CD2	6:B:219:17F:N1	10	11.25
(3,17)	1:B:159:LEU:CD2	5:B:220:7Q9:N	10	11.25
(3,17)	1:B:159:LEU:CD1	1:B:2:THR:N	7	11.23
(3,17)	1:B:159:LEU:CD1	1:B:3:GLU:N	7	11.23
(3,17)	1:B:159:LEU:CD1	1:B:4:TYR:N	7	11.23
(3,17)	1:B:159:LEU:CD1	1:B:5:LYS:N	7	11.23
(3,17)	1:B:159:LEU:CD1	1:B:6:LEU:N	7	11.23

Continued on next page...

Continued from previous page...

Key	Atom-1	Atom-2	Model ID	Violation (Å)
(3,17)	1:B:159:LEU:CD1	1:B:7:VAL:N	7	11.23
(3,17)	1:B:159:LEU:CD1	1:B:8:VAL:N	7	11.23
(3,17)	1:B:159:LEU:CD1	1:B:9:VAL:N	7	11.23
(3,17)	1:B:159:LEU:CD1	1:B:10:GLY:N	7	11.23
(3,17)	1:B:159:LEU:CD1	1:B:11:ALA:N	7	11.23
(3,17)	1:B:159:LEU:CD1	1:B:12:ASP:N	7	11.23
(3,17)	1:B:159:LEU:CD1	1:B:13:GLY:N	7	11.23
(3,17)	1:B:159:LEU:CD1	1:B:14:VAL:N	7	11.23
(3,17)	1:B:159:LEU:CD1	1:B:15:GLY:N	7	11.23
(3,17)	1:B:159:LEU:CD1	1:B:16:LYS:N	7	11.23
(3,17)	1:B:159:LEU:CD1	1:B:17:SER:N	7	11.23
(3,17)	1:B:159:LEU:CD1	1:B:18:ALA:N	7	11.23
(3,17)	1:B:159:LEU:CD1	1:B:19:LEU:N	7	11.23
(3,17)	1:B:159:LEU:CD1	1:B:20:THR:N	7	11.23
(3,17)	1:B:159:LEU:CD1	1:B:21:ILE:N	7	11.23
(3,17)	1:B:159:LEU:CD1	1:B:22:GLN:N	7	11.23
(3,17)	1:B:159:LEU:CD1	1:B:23:LEU:N	7	11.23
(3,17)	1:B:159:LEU:CD1	1:B:24:ILE:N	7	11.23
(3,17)	1:B:159:LEU:CD1	1:B:25:GLN:N	7	11.23
(3,17)	1:B:159:LEU:CD1	1:B:26:ASN:N	7	11.23
(3,17)	1:B:159:LEU:CD1	1:B:27:HIS:N	7	11.23
(3,17)	1:B:159:LEU:CD1	1:B:28:PHE:N	7	11.23
(3,17)	1:B:159:LEU:CD1	1:B:29:VAL:N	7	11.23
(3,17)	1:B:159:LEU:CD1	1:B:30:ASP:N	7	11.23
(3,17)	1:B:159:LEU:CD1	1:B:31:GLU:N	7	11.23
(3,17)	1:B:159:LEU:CD1	1:B:32:TYR:N	7	11.23
(3,17)	1:B:159:LEU:CD1	1:B:33:ASP:N	7	11.23
(3,17)	1:B:159:LEU:CD1	1:B:34:PRO:N	7	11.23
(3,17)	1:B:159:LEU:CD1	1:B:35:THR:N	7	11.23
(3,17)	1:B:159:LEU:CD1	1:B:36:ILE:N	7	11.23
(3,17)	1:B:159:LEU:CD1	1:B:37:GLU:N	7	11.23
(3,17)	1:B:159:LEU:CD1	1:B:38:ASP:N	7	11.23
(3,17)	1:B:159:LEU:CD1	1:B:39:SER:N	7	11.23
(3,17)	1:B:159:LEU:CD1	1:B:40:TYR:N	7	11.23
(3,17)	1:B:159:LEU:CD1	1:B:41:ARG:N	7	11.23
(3,17)	1:B:159:LEU:CD1	1:B:42:LYS:N	7	11.23
(3,17)	1:B:159:LEU:CD1	1:B:43:GLN:N	7	11.23
(3,17)	1:B:159:LEU:CD1	1:B:44:VAL:N	7	11.23
(3,17)	1:B:159:LEU:CD1	1:B:45:VAL:N	7	11.23
(3,17)	1:B:159:LEU:CD1	1:B:46:ILE:N	7	11.23
(3,17)	1:B:159:LEU:CD1	1:B:47:ASP:N	7	11.23
(3,17)	1:B:159:LEU:CD1	1:B:48:GLY:N	7	11.23

Continued on next page...

Continued from previous page...

Key	Atom-1	Atom-2	Model ID	Violation (Å)
(3,17)	1:B:159:LEU:CD1	1:B:49:GLU:N	7	11.23
(3,17)	1:B:159:LEU:CD1	1:B:50:THR:N	7	11.23
(3,17)	1:B:159:LEU:CD1	1:B:51:CYS:N	7	11.23
(3,17)	1:B:159:LEU:CD1	1:B:52:LEU:N	7	11.23
(3,17)	1:B:159:LEU:CD1	1:B:53:LEU:N	7	11.23
(3,17)	1:B:159:LEU:CD1	1:B:54:ASP:N	7	11.23
(3,17)	1:B:159:LEU:CD1	1:B:55:ILE:N	7	11.23
(3,17)	1:B:159:LEU:CD1	1:B:56:LEU:N	7	11.23
(3,17)	1:B:159:LEU:CD1	1:B:57:ASP:N	7	11.23
(3,17)	1:B:159:LEU:CD1	1:B:58:THR:N	7	11.23
(3,17)	1:B:159:LEU:CD1	1:B:59:ALA:N	7	11.23
(3,17)	1:B:159:LEU:CD1	1:B:60:GLY:N	7	11.23
(3,17)	1:B:159:LEU:CD1	1:B:61:GLN:N	7	11.23
(3,17)	1:B:159:LEU:CD1	1:B:62:GLU:N	7	11.23
(3,17)	1:B:159:LEU:CD1	1:B:63:GLU:N	7	11.23
(3,17)	1:B:159:LEU:CD1	1:B:64:TYR:N	7	11.23
(3,17)	1:B:159:LEU:CD1	1:B:65:SER:N	7	11.23
(3,17)	1:B:159:LEU:CD1	1:B:66:ALA:N	7	11.23
(3,17)	1:B:159:LEU:CD1	1:B:67:MET:N	7	11.23
(3,17)	1:B:159:LEU:CD1	1:B:68:ARG:N	7	11.23
(3,17)	1:B:159:LEU:CD1	1:B:69:ASP:N	7	11.23
(3,17)	1:B:159:LEU:CD1	1:B:70:GLN:N	7	11.23
(3,17)	1:B:159:LEU:CD1	1:B:71:TYR:N	7	11.23
(3,17)	1:B:159:LEU:CD1	1:B:72:MET:N	7	11.23
(3,17)	1:B:159:LEU:CD1	1:B:73:ARG:N	7	11.23
(3,17)	1:B:159:LEU:CD1	1:B:74:THR:N	7	11.23
(3,17)	1:B:159:LEU:CD1	1:B:75:GLY:N	7	11.23
(3,17)	1:B:159:LEU:CD1	1:B:76:GLU:N	7	11.23
(3,17)	1:B:159:LEU:CD1	1:B:77:GLY:N	7	11.23
(3,17)	1:B:159:LEU:CD1	1:B:78:PHE:N	7	11.23
(3,17)	1:B:159:LEU:CD1	1:B:79:LEU:N	7	11.23
(3,17)	1:B:159:LEU:CD1	1:B:80:CYS:N	7	11.23
(3,17)	1:B:159:LEU:CD1	5:B:203:7Q9:N	7	11.23
(3,17)	1:B:159:LEU:CD1	5:B:204:7Q9:N	7	11.23
(3,17)	1:B:159:LEU:CD1	5:B:205:7Q9:N	7	11.23
(3,17)	1:B:159:LEU:CD1	5:B:206:7Q9:N	7	11.23
(3,17)	1:B:159:LEU:CD1	5:B:207:7Q9:N	7	11.23
(3,17)	1:B:159:LEU:CD1	6:B:208:17F:N1	7	11.23
(3,17)	1:B:159:LEU:CD1	5:B:209:7Q9:N	7	11.23
(3,17)	1:B:159:LEU:CD1	5:B:210:7Q9:N	7	11.23
(3,17)	1:B:159:LEU:CD1	5:B:211:7Q9:N	7	11.23
(3,17)	1:B:159:LEU:CD1	5:B:212:7Q9:N	7	11.23

Continued on next page...

Continued from previous page...

Key	Atom-1	Atom-2	Model ID	Violation (Å)
(3,17)	1:B:159:LEU:CD1	5:B:213:7Q9:N	7	11.23
(3,17)	1:B:159:LEU:CD1	6:B:214:17F:N1	7	11.23
(3,17)	1:B:159:LEU:CD1	6:B:215:17F:N1	7	11.23
(3,17)	1:B:159:LEU:CD1	5:B:216:7Q9:N	7	11.23
(3,17)	1:B:159:LEU:CD1	5:B:217:7Q9:N	7	11.23
(3,17)	1:B:159:LEU:CD1	5:B:218:7Q9:N	7	11.23
(3,17)	1:B:159:LEU:CD1	6:B:219:17F:N1	7	11.23
(3,17)	1:B:159:LEU:CD1	5:B:220:7Q9:N	7	11.23
(3,17)	1:B:159:LEU:CD2	1:B:2:THR:N	7	11.23
(3,17)	1:B:159:LEU:CD2	1:B:3:GLU:N	7	11.23
(3,17)	1:B:159:LEU:CD2	1:B:4:TYR:N	7	11.23
(3,17)	1:B:159:LEU:CD2	1:B:5:LYS:N	7	11.23
(3,17)	1:B:159:LEU:CD2	1:B:6:LEU:N	7	11.23
(3,17)	1:B:159:LEU:CD2	1:B:7:VAL:N	7	11.23
(3,17)	1:B:159:LEU:CD2	1:B:8:VAL:N	7	11.23
(3,17)	1:B:159:LEU:CD2	1:B:9:VAL:N	7	11.23
(3,17)	1:B:159:LEU:CD2	1:B:10:GLY:N	7	11.23
(3,17)	1:B:159:LEU:CD2	1:B:11:ALA:N	7	11.23
(3,17)	1:B:159:LEU:CD2	1:B:12:ASP:N	7	11.23
(3,17)	1:B:159:LEU:CD2	1:B:13:GLY:N	7	11.23
(3,17)	1:B:159:LEU:CD2	1:B:14:VAL:N	7	11.23
(3,17)	1:B:159:LEU:CD2	1:B:15:GLY:N	7	11.23
(3,17)	1:B:159:LEU:CD2	1:B:16:LYS:N	7	11.23
(3,17)	1:B:159:LEU:CD2	1:B:17:SER:N	7	11.23
(3,17)	1:B:159:LEU:CD2	1:B:18:ALA:N	7	11.23
(3,17)	1:B:159:LEU:CD2	1:B:19:LEU:N	7	11.23
(3,17)	1:B:159:LEU:CD2	1:B:20:THR:N	7	11.23
(3,17)	1:B:159:LEU:CD2	1:B:21:ILE:N	7	11.23
(3,17)	1:B:159:LEU:CD2	1:B:22:GLN:N	7	11.23
(3,17)	1:B:159:LEU:CD2	1:B:23:LEU:N	7	11.23
(3,17)	1:B:159:LEU:CD2	1:B:24:ILE:N	7	11.23
(3,17)	1:B:159:LEU:CD2	1:B:25:GLN:N	7	11.23
(3,17)	1:B:159:LEU:CD2	1:B:26:ASN:N	7	11.23
(3,17)	1:B:159:LEU:CD2	1:B:27:HIS:N	7	11.23
(3,17)	1:B:159:LEU:CD2	1:B:28:PHE:N	7	11.23
(3,17)	1:B:159:LEU:CD2	1:B:29:VAL:N	7	11.23
(3,17)	1:B:159:LEU:CD2	1:B:30:ASP:N	7	11.23
(3,17)	1:B:159:LEU:CD2	1:B:31:GLU:N	7	11.23
(3,17)	1:B:159:LEU:CD2	1:B:32:TYR:N	7	11.23
(3,17)	1:B:159:LEU:CD2	1:B:33:ASP:N	7	11.23
(3,17)	1:B:159:LEU:CD2	1:B:34:PRO:N	7	11.23
(3,17)	1:B:159:LEU:CD2	1:B:35:THR:N	7	11.23

Continued on next page...

Continued from previous page...

Key	Atom-1	Atom-2	Model ID	Violation (Å)
(3,17)	1:B:159:LEU:CD2	1:B:36:ILE:N	7	11.23
(3,17)	1:B:159:LEU:CD2	1:B:37:GLU:N	7	11.23
(3,17)	1:B:159:LEU:CD2	1:B:38:ASP:N	7	11.23
(3,17)	1:B:159:LEU:CD2	1:B:39:SER:N	7	11.23
(3,17)	1:B:159:LEU:CD2	1:B:40:TYR:N	7	11.23
(3,17)	1:B:159:LEU:CD2	1:B:41:ARG:N	7	11.23
(3,17)	1:B:159:LEU:CD2	1:B:42:LYS:N	7	11.23
(3,17)	1:B:159:LEU:CD2	1:B:43:GLN:N	7	11.23
(3,17)	1:B:159:LEU:CD2	1:B:44:VAL:N	7	11.23
(3,17)	1:B:159:LEU:CD2	1:B:45:VAL:N	7	11.23
(3,17)	1:B:159:LEU:CD2	1:B:46:ILE:N	7	11.23
(3,17)	1:B:159:LEU:CD2	1:B:47:ASP:N	7	11.23
(3,17)	1:B:159:LEU:CD2	1:B:48:GLY:N	7	11.23
(3,17)	1:B:159:LEU:CD2	1:B:49:GLU:N	7	11.23
(3,17)	1:B:159:LEU:CD2	1:B:50:THR:N	7	11.23
(3,17)	1:B:159:LEU:CD2	1:B:51:CYS:N	7	11.23
(3,17)	1:B:159:LEU:CD2	1:B:52:LEU:N	7	11.23
(3,17)	1:B:159:LEU:CD2	1:B:53:LEU:N	7	11.23
(3,17)	1:B:159:LEU:CD2	1:B:54:ASP:N	7	11.23
(3,17)	1:B:159:LEU:CD2	1:B:55:ILE:N	7	11.23
(3,17)	1:B:159:LEU:CD2	1:B:56:LEU:N	7	11.23
(3,17)	1:B:159:LEU:CD2	1:B:57:ASP:N	7	11.23
(3,17)	1:B:159:LEU:CD2	1:B:58:THR:N	7	11.23
(3,17)	1:B:159:LEU:CD2	1:B:59:ALA:N	7	11.23
(3,17)	1:B:159:LEU:CD2	1:B:60:GLY:N	7	11.23
(3,17)	1:B:159:LEU:CD2	1:B:61:GLN:N	7	11.23
(3,17)	1:B:159:LEU:CD2	1:B:62:GLU:N	7	11.23
(3,17)	1:B:159:LEU:CD2	1:B:63:GLU:N	7	11.23
(3,17)	1:B:159:LEU:CD2	1:B:64:TYR:N	7	11.23
(3,17)	1:B:159:LEU:CD2	1:B:65:SER:N	7	11.23
(3,17)	1:B:159:LEU:CD2	1:B:66:ALA:N	7	11.23
(3,17)	1:B:159:LEU:CD2	1:B:67:MET:N	7	11.23
(3,17)	1:B:159:LEU:CD2	1:B:68:ARG:N	7	11.23
(3,17)	1:B:159:LEU:CD2	1:B:69:ASP:N	7	11.23
(3,17)	1:B:159:LEU:CD2	1:B:70:GLN:N	7	11.23
(3,17)	1:B:159:LEU:CD2	1:B:71:TYR:N	7	11.23
(3,17)	1:B:159:LEU:CD2	1:B:72:MET:N	7	11.23
(3,17)	1:B:159:LEU:CD2	1:B:73:ARG:N	7	11.23
(3,17)	1:B:159:LEU:CD2	1:B:74:THR:N	7	11.23
(3,17)	1:B:159:LEU:CD2	1:B:75:GLY:N	7	11.23
(3,17)	1:B:159:LEU:CD2	1:B:76:GLU:N	7	11.23
(3,17)	1:B:159:LEU:CD2	1:B:77:GLY:N	7	11.23

Continued on next page...

Continued from previous page...

Key	Atom-1	Atom-2	Model ID	Violation (Å)
(3,17)	1:B:159:LEU:CD2	1:B:78:PHE:N	7	11.23
(3,17)	1:B:159:LEU:CD2	1:B:79:LEU:N	7	11.23
(3,17)	1:B:159:LEU:CD2	1:B:80:CYS:N	7	11.23
(3,17)	1:B:159:LEU:CD2	5:B:203:7Q9:N	7	11.23
(3,17)	1:B:159:LEU:CD2	5:B:204:7Q9:N	7	11.23
(3,17)	1:B:159:LEU:CD2	5:B:205:7Q9:N	7	11.23
(3,17)	1:B:159:LEU:CD2	5:B:206:7Q9:N	7	11.23
(3,17)	1:B:159:LEU:CD2	5:B:207:7Q9:N	7	11.23
(3,17)	1:B:159:LEU:CD2	6:B:208:17F:N1	7	11.23
(3,17)	1:B:159:LEU:CD2	5:B:209:7Q9:N	7	11.23
(3,17)	1:B:159:LEU:CD2	5:B:210:7Q9:N	7	11.23
(3,17)	1:B:159:LEU:CD2	5:B:211:7Q9:N	7	11.23
(3,17)	1:B:159:LEU:CD2	5:B:212:7Q9:N	7	11.23
(3,17)	1:B:159:LEU:CD2	5:B:213:7Q9:N	7	11.23
(3,17)	1:B:159:LEU:CD2	6:B:214:17F:N1	7	11.23
(3,17)	1:B:159:LEU:CD2	6:B:215:17F:N1	7	11.23
(3,17)	1:B:159:LEU:CD2	5:B:216:7Q9:N	7	11.23
(3,17)	1:B:159:LEU:CD2	5:B:217:7Q9:N	7	11.23
(3,17)	1:B:159:LEU:CD2	5:B:218:7Q9:N	7	11.23
(3,17)	1:B:159:LEU:CD2	6:B:219:17F:N1	7	11.23
(3,17)	1:B:159:LEU:CD2	5:B:220:7Q9:N	7	11.23
(3,17)	1:B:159:LEU:CD1	1:B:2:THR:N	3	11.2
(3,17)	1:B:159:LEU:CD1	1:B:3:GLU:N	3	11.2
(3,17)	1:B:159:LEU:CD1	1:B:4:TYR:N	3	11.2
(3,17)	1:B:159:LEU:CD1	1:B:5:LYS:N	3	11.2
(3,17)	1:B:159:LEU:CD1	1:B:6:LEU:N	3	11.2
(3,17)	1:B:159:LEU:CD1	1:B:7:VAL:N	3	11.2
(3,17)	1:B:159:LEU:CD1	1:B:8:VAL:N	3	11.2
(3,17)	1:B:159:LEU:CD1	1:B:9:VAL:N	3	11.2
(3,17)	1:B:159:LEU:CD1	1:B:10:GLY:N	3	11.2
(3,17)	1:B:159:LEU:CD1	1:B:11:ALA:N	3	11.2
(3,17)	1:B:159:LEU:CD1	1:B:12:ASP:N	3	11.2
(3,17)	1:B:159:LEU:CD1	1:B:13:GLY:N	3	11.2
(3,17)	1:B:159:LEU:CD1	1:B:14:VAL:N	3	11.2
(3,17)	1:B:159:LEU:CD1	1:B:15:GLY:N	3	11.2
(3,17)	1:B:159:LEU:CD1	1:B:16:LYS:N	3	11.2
(3,17)	1:B:159:LEU:CD1	1:B:17:SER:N	3	11.2
(3,17)	1:B:159:LEU:CD1	1:B:18:ALA:N	3	11.2
(3,17)	1:B:159:LEU:CD1	1:B:19:LEU:N	3	11.2
(3,17)	1:B:159:LEU:CD1	1:B:20:THR:N	3	11.2
(3,17)	1:B:159:LEU:CD1	1:B:21:ILE:N	3	11.2
(3,17)	1:B:159:LEU:CD1	1:B:22:GLN:N	3	11.2

Continued on next page...

Continued from previous page...

Key	Atom-1	Atom-2	Model ID	Violation (Å)
(3,17)	1:B:159:LEU:CD1	1:B:23:LEU:N	3	11.2
(3,17)	1:B:159:LEU:CD1	1:B:24:ILE:N	3	11.2
(3,17)	1:B:159:LEU:CD1	1:B:25:GLN:N	3	11.2
(3,17)	1:B:159:LEU:CD1	1:B:26:ASN:N	3	11.2
(3,17)	1:B:159:LEU:CD1	1:B:27:HIS:N	3	11.2
(3,17)	1:B:159:LEU:CD1	1:B:28:PHE:N	3	11.2
(3,17)	1:B:159:LEU:CD1	1:B:29:VAL:N	3	11.2
(3,17)	1:B:159:LEU:CD1	1:B:30:ASP:N	3	11.2
(3,17)	1:B:159:LEU:CD1	1:B:31:GLU:N	3	11.2
(3,17)	1:B:159:LEU:CD1	1:B:32:TYR:N	3	11.2
(3,17)	1:B:159:LEU:CD1	1:B:33:ASP:N	3	11.2
(3,17)	1:B:159:LEU:CD1	1:B:34:PRO:N	3	11.2
(3,17)	1:B:159:LEU:CD1	1:B:35:THR:N	3	11.2
(3,17)	1:B:159:LEU:CD1	1:B:36:ILE:N	3	11.2
(3,17)	1:B:159:LEU:CD1	1:B:37:GLU:N	3	11.2
(3,17)	1:B:159:LEU:CD1	1:B:38:ASP:N	3	11.2
(3,17)	1:B:159:LEU:CD1	1:B:39:SER:N	3	11.2
(3,17)	1:B:159:LEU:CD1	1:B:40:TYR:N	3	11.2
(3,17)	1:B:159:LEU:CD1	1:B:41:ARG:N	3	11.2
(3,17)	1:B:159:LEU:CD1	1:B:42:LYS:N	3	11.2
(3,17)	1:B:159:LEU:CD1	1:B:43:GLN:N	3	11.2
(3,17)	1:B:159:LEU:CD1	1:B:44:VAL:N	3	11.2
(3,17)	1:B:159:LEU:CD1	1:B:45:VAL:N	3	11.2
(3,17)	1:B:159:LEU:CD1	1:B:46:ILE:N	3	11.2
(3,17)	1:B:159:LEU:CD1	1:B:47:ASP:N	3	11.2
(3,17)	1:B:159:LEU:CD1	1:B:48:GLY:N	3	11.2
(3,17)	1:B:159:LEU:CD1	1:B:49:GLU:N	3	11.2
(3,17)	1:B:159:LEU:CD1	1:B:50:THR:N	3	11.2
(3,17)	1:B:159:LEU:CD1	1:B:51:CYS:N	3	11.2
(3,17)	1:B:159:LEU:CD1	1:B:52:LEU:N	3	11.2
(3,17)	1:B:159:LEU:CD1	1:B:53:LEU:N	3	11.2
(3,17)	1:B:159:LEU:CD1	1:B:54:ASP:N	3	11.2
(3,17)	1:B:159:LEU:CD1	1:B:55:ILE:N	3	11.2
(3,17)	1:B:159:LEU:CD1	1:B:56:LEU:N	3	11.2
(3,17)	1:B:159:LEU:CD1	1:B:57:ASP:N	3	11.2
(3,17)	1:B:159:LEU:CD1	1:B:58:THR:N	3	11.2
(3,17)	1:B:159:LEU:CD1	1:B:59:ALA:N	3	11.2
(3,17)	1:B:159:LEU:CD1	1:B:60:GLY:N	3	11.2
(3,17)	1:B:159:LEU:CD1	1:B:61:GLN:N	3	11.2
(3,17)	1:B:159:LEU:CD1	1:B:62:GLU:N	3	11.2
(3,17)	1:B:159:LEU:CD1	1:B:63:GLU:N	3	11.2
(3,17)	1:B:159:LEU:CD1	1:B:64:TYR:N	3	11.2

Continued on next page...

Continued from previous page...

Key	Atom-1	Atom-2	Model ID	Violation (Å)
(3,17)	1:B:159:LEU:CD1	1:B:65:SER:N	3	11.2
(3,17)	1:B:159:LEU:CD1	1:B:66:ALA:N	3	11.2
(3,17)	1:B:159:LEU:CD1	1:B:67:MET:N	3	11.2
(3,17)	1:B:159:LEU:CD1	1:B:68:ARG:N	3	11.2
(3,17)	1:B:159:LEU:CD1	1:B:69:ASP:N	3	11.2
(3,17)	1:B:159:LEU:CD1	1:B:70:GLN:N	3	11.2
(3,17)	1:B:159:LEU:CD1	1:B:71:TYR:N	3	11.2
(3,17)	1:B:159:LEU:CD1	1:B:72:MET:N	3	11.2
(3,17)	1:B:159:LEU:CD1	1:B:73:ARG:N	3	11.2
(3,17)	1:B:159:LEU:CD1	1:B:74:THR:N	3	11.2
(3,17)	1:B:159:LEU:CD1	1:B:75:GLY:N	3	11.2
(3,17)	1:B:159:LEU:CD1	1:B:76:GLU:N	3	11.2
(3,17)	1:B:159:LEU:CD1	1:B:77:GLY:N	3	11.2
(3,17)	1:B:159:LEU:CD1	1:B:78:PHE:N	3	11.2
(3,17)	1:B:159:LEU:CD1	1:B:79:LEU:N	3	11.2
(3,17)	1:B:159:LEU:CD1	1:B:80:CYS:N	3	11.2
(3,17)	1:B:159:LEU:CD1	5:B:203:7Q9:N	3	11.2
(3,17)	1:B:159:LEU:CD1	5:B:204:7Q9:N	3	11.2
(3,17)	1:B:159:LEU:CD1	5:B:205:7Q9:N	3	11.2
(3,17)	1:B:159:LEU:CD1	5:B:206:7Q9:N	3	11.2
(3,17)	1:B:159:LEU:CD1	5:B:207:7Q9:N	3	11.2
(3,17)	1:B:159:LEU:CD1	6:B:208:17F:N1	3	11.2
(3,17)	1:B:159:LEU:CD1	5:B:209:7Q9:N	3	11.2
(3,17)	1:B:159:LEU:CD1	5:B:210:7Q9:N	3	11.2
(3,17)	1:B:159:LEU:CD1	5:B:211:7Q9:N	3	11.2
(3,17)	1:B:159:LEU:CD1	5:B:212:7Q9:N	3	11.2
(3,17)	1:B:159:LEU:CD1	5:B:213:7Q9:N	3	11.2
(3,17)	1:B:159:LEU:CD1	6:B:214:17F:N1	3	11.2
(3,17)	1:B:159:LEU:CD1	6:B:215:17F:N1	3	11.2
(3,17)	1:B:159:LEU:CD1	5:B:216:7Q9:N	3	11.2
(3,17)	1:B:159:LEU:CD1	5:B:217:7Q9:N	3	11.2
(3,17)	1:B:159:LEU:CD1	5:B:218:7Q9:N	3	11.2
(3,17)	1:B:159:LEU:CD1	6:B:219:17F:N1	3	11.2
(3,17)	1:B:159:LEU:CD1	5:B:220:7Q9:N	3	11.2
(3,17)	1:B:159:LEU:CD2	1:B:2:THR:N	3	11.2
(3,17)	1:B:159:LEU:CD2	1:B:3:GLU:N	3	11.2
(3,17)	1:B:159:LEU:CD2	1:B:4:TYR:N	3	11.2
(3,17)	1:B:159:LEU:CD2	1:B:5:LYS:N	3	11.2
(3,17)	1:B:159:LEU:CD2	1:B:6:LEU:N	3	11.2
(3,17)	1:B:159:LEU:CD2	1:B:7:VAL:N	3	11.2
(3,17)	1:B:159:LEU:CD2	1:B:8:VAL:N	3	11.2
(3,17)	1:B:159:LEU:CD2	1:B:9:VAL:N	3	11.2

Continued on next page...

Continued from previous page...

Key	Atom-1	Atom-2	Model ID	Violation (Å)
(3,17)	1:B:159:LEU:CD2	1:B:10:GLY:N	3	11.2
(3,17)	1:B:159:LEU:CD2	1:B:11:ALA:N	3	11.2
(3,17)	1:B:159:LEU:CD2	1:B:12:ASP:N	3	11.2
(3,17)	1:B:159:LEU:CD2	1:B:13:GLY:N	3	11.2
(3,17)	1:B:159:LEU:CD2	1:B:14:VAL:N	3	11.2
(3,17)	1:B:159:LEU:CD2	1:B:15:GLY:N	3	11.2
(3,17)	1:B:159:LEU:CD2	1:B:16:LYS:N	3	11.2
(3,17)	1:B:159:LEU:CD2	1:B:17:SER:N	3	11.2
(3,17)	1:B:159:LEU:CD2	1:B:18:ALA:N	3	11.2
(3,17)	1:B:159:LEU:CD2	1:B:19:LEU:N	3	11.2
(3,17)	1:B:159:LEU:CD2	1:B:20:THR:N	3	11.2
(3,17)	1:B:159:LEU:CD2	1:B:21:ILE:N	3	11.2
(3,17)	1:B:159:LEU:CD2	1:B:22:GLN:N	3	11.2
(3,17)	1:B:159:LEU:CD2	1:B:23:LEU:N	3	11.2
(3,17)	1:B:159:LEU:CD2	1:B:24:ILE:N	3	11.2
(3,17)	1:B:159:LEU:CD2	1:B:25:GLN:N	3	11.2
(3,17)	1:B:159:LEU:CD2	1:B:26:ASN:N	3	11.2
(3,17)	1:B:159:LEU:CD2	1:B:27:HIS:N	3	11.2
(3,17)	1:B:159:LEU:CD2	1:B:28:PHE:N	3	11.2
(3,17)	1:B:159:LEU:CD2	1:B:29:VAL:N	3	11.2
(3,17)	1:B:159:LEU:CD2	1:B:30:ASP:N	3	11.2
(3,17)	1:B:159:LEU:CD2	1:B:31:GLU:N	3	11.2
(3,17)	1:B:159:LEU:CD2	1:B:32:TYR:N	3	11.2
(3,17)	1:B:159:LEU:CD2	1:B:33:ASP:N	3	11.2
(3,17)	1:B:159:LEU:CD2	1:B:34:PRO:N	3	11.2
(3,17)	1:B:159:LEU:CD2	1:B:35:THR:N	3	11.2
(3,17)	1:B:159:LEU:CD2	1:B:36:ILE:N	3	11.2
(3,17)	1:B:159:LEU:CD2	1:B:37:GLU:N	3	11.2
(3,17)	1:B:159:LEU:CD2	1:B:38:ASP:N	3	11.2
(3,17)	1:B:159:LEU:CD2	1:B:39:SER:N	3	11.2
(3,17)	1:B:159:LEU:CD2	1:B:40:TYR:N	3	11.2
(3,17)	1:B:159:LEU:CD2	1:B:41:ARG:N	3	11.2
(3,17)	1:B:159:LEU:CD2	1:B:42:LYS:N	3	11.2
(3,17)	1:B:159:LEU:CD2	1:B:43:GLN:N	3	11.2
(3,17)	1:B:159:LEU:CD2	1:B:44:VAL:N	3	11.2
(3,17)	1:B:159:LEU:CD2	1:B:45:VAL:N	3	11.2
(3,17)	1:B:159:LEU:CD2	1:B:46:ILE:N	3	11.2
(3,17)	1:B:159:LEU:CD2	1:B:47:ASP:N	3	11.2
(3,17)	1:B:159:LEU:CD2	1:B:48:GLY:N	3	11.2
(3,17)	1:B:159:LEU:CD2	1:B:49:GLU:N	3	11.2
(3,17)	1:B:159:LEU:CD2	1:B:50:THR:N	3	11.2
(3,17)	1:B:159:LEU:CD2	1:B:51:CYS:N	3	11.2

Continued on next page...

Continued from previous page...

Key	Atom-1	Atom-2	Model ID	Violation (Å)
(3,17)	1:B:159:LEU:CD2	1:B:52:LEU:N	3	11.2
(3,17)	1:B:159:LEU:CD2	1:B:53:LEU:N	3	11.2
(3,17)	1:B:159:LEU:CD2	1:B:54:ASP:N	3	11.2
(3,17)	1:B:159:LEU:CD2	1:B:55:ILE:N	3	11.2
(3,17)	1:B:159:LEU:CD2	1:B:56:LEU:N	3	11.2
(3,17)	1:B:159:LEU:CD2	1:B:57:ASP:N	3	11.2
(3,17)	1:B:159:LEU:CD2	1:B:58:THR:N	3	11.2
(3,17)	1:B:159:LEU:CD2	1:B:59:ALA:N	3	11.2
(3,17)	1:B:159:LEU:CD2	1:B:60:GLY:N	3	11.2
(3,17)	1:B:159:LEU:CD2	1:B:61:GLN:N	3	11.2
(3,17)	1:B:159:LEU:CD2	1:B:62:GLU:N	3	11.2
(3,17)	1:B:159:LEU:CD2	1:B:63:GLU:N	3	11.2
(3,17)	1:B:159:LEU:CD2	1:B:64:TYR:N	3	11.2
(3,17)	1:B:159:LEU:CD2	1:B:65:SER:N	3	11.2
(3,17)	1:B:159:LEU:CD2	1:B:66:ALA:N	3	11.2
(3,17)	1:B:159:LEU:CD2	1:B:67:MET:N	3	11.2
(3,17)	1:B:159:LEU:CD2	1:B:68:ARG:N	3	11.2
(3,17)	1:B:159:LEU:CD2	1:B:69:ASP:N	3	11.2
(3,17)	1:B:159:LEU:CD2	1:B:70:GLN:N	3	11.2
(3,17)	1:B:159:LEU:CD2	1:B:71:TYR:N	3	11.2
(3,17)	1:B:159:LEU:CD2	1:B:72:MET:N	3	11.2
(3,17)	1:B:159:LEU:CD2	1:B:73:ARG:N	3	11.2
(3,17)	1:B:159:LEU:CD2	1:B:74:THR:N	3	11.2
(3,17)	1:B:159:LEU:CD2	1:B:75:GLY:N	3	11.2
(3,17)	1:B:159:LEU:CD2	1:B:76:GLU:N	3	11.2
(3,17)	1:B:159:LEU:CD2	1:B:77:GLY:N	3	11.2
(3,17)	1:B:159:LEU:CD2	1:B:78:PHE:N	3	11.2
(3,17)	1:B:159:LEU:CD2	1:B:79:LEU:N	3	11.2
(3,17)	1:B:159:LEU:CD2	1:B:80:CYS:N	3	11.2
(3,17)	1:B:159:LEU:CD2	5:B:203:7Q9:N	3	11.2
(3,17)	1:B:159:LEU:CD2	5:B:204:7Q9:N	3	11.2
(3,17)	1:B:159:LEU:CD2	5:B:205:7Q9:N	3	11.2
(3,17)	1:B:159:LEU:CD2	5:B:206:7Q9:N	3	11.2
(3,17)	1:B:159:LEU:CD2	5:B:207:7Q9:N	3	11.2
(3,17)	1:B:159:LEU:CD2	6:B:208:17F:N1	3	11.2
(3,17)	1:B:159:LEU:CD2	5:B:209:7Q9:N	3	11.2
(3,17)	1:B:159:LEU:CD2	5:B:210:7Q9:N	3	11.2
(3,17)	1:B:159:LEU:CD2	5:B:211:7Q9:N	3	11.2
(3,17)	1:B:159:LEU:CD2	5:B:212:7Q9:N	3	11.2
(3,17)	1:B:159:LEU:CD2	5:B:213:7Q9:N	3	11.2
(3,17)	1:B:159:LEU:CD2	6:B:214:17F:N1	3	11.2
(3,17)	1:B:159:LEU:CD2	6:B:215:17F:N1	3	11.2

Continued on next page...

Continued from previous page...

Key	Atom-1	Atom-2	Model ID	Violation (Å)
(3,17)	1:B:159:LEU:CD2	5:B:216:7Q9:N	3	11.2
(3,17)	1:B:159:LEU:CD2	5:B:217:7Q9:N	3	11.2
(3,17)	1:B:159:LEU:CD2	5:B:218:7Q9:N	3	11.2
(3,17)	1:B:159:LEU:CD2	6:B:219:17F:N1	3	11.2
(3,17)	1:B:159:LEU:CD2	5:B:220:7Q9:N	3	11.2
(1,7)	1:B:169:LYS:CG	1:A:5:LYS:N	2	11.17
(1,3)	1:B:118:CYS:SG	1:A:24:ILE:CD1	1	11.15
(1,21)	1:A:184:LYS:C	1:B:2:THR:N	1	11.14
(1,21)	1:A:184:LYS:C	1:B:3:GLU:N	1	11.14
(1,21)	1:A:184:LYS:C	1:B:4:TYR:N	1	11.14
(1,21)	1:A:184:LYS:C	1:B:5:LYS:N	1	11.14
(1,21)	1:A:184:LYS:C	1:B:6:LEU:N	1	11.14
(1,21)	1:A:184:LYS:C	1:B:7:VAL:N	1	11.14
(1,21)	1:A:184:LYS:C	1:B:8:VAL:N	1	11.14
(1,21)	1:A:184:LYS:C	1:B:9:VAL:N	1	11.14
(1,21)	1:A:184:LYS:C	1:B:10:GLY:N	1	11.14
(1,21)	1:A:184:LYS:C	1:B:11:ALA:N	1	11.14
(1,21)	1:A:184:LYS:C	1:B:12:ASP:N	1	11.14
(1,21)	1:A:184:LYS:C	1:B:13:GLY:N	1	11.14
(1,21)	1:A:184:LYS:C	1:B:14:VAL:N	1	11.14
(1,21)	1:A:184:LYS:C	1:B:15:GLY:N	1	11.14
(1,21)	1:A:184:LYS:C	1:B:16:LYS:N	1	11.14
(1,21)	1:A:184:LYS:C	1:B:17:SER:N	1	11.14
(1,21)	1:A:184:LYS:C	1:B:18:ALA:N	1	11.14
(1,21)	1:A:184:LYS:C	1:B:19:LEU:N	1	11.14
(1,21)	1:A:184:LYS:C	1:B:20:THR:N	1	11.14
(1,21)	1:A:184:LYS:C	1:B:21:ILE:N	1	11.14
(1,21)	1:A:184:LYS:C	1:B:22:GLN:N	1	11.14
(1,21)	1:A:184:LYS:C	1:B:23:LEU:N	1	11.14
(1,21)	1:A:184:LYS:C	1:B:24:ILE:N	1	11.14
(1,21)	1:A:184:LYS:C	1:B:25:GLN:N	1	11.14
(1,21)	1:A:184:LYS:C	1:B:26:ASN:N	1	11.14
(1,21)	1:A:184:LYS:C	1:B:27:HIS:N	1	11.14
(1,21)	1:A:184:LYS:C	1:B:28:PHE:N	1	11.14
(1,21)	1:A:184:LYS:C	1:B:29:VAL:N	1	11.14
(1,21)	1:A:184:LYS:C	1:B:30:ASP:N	1	11.14
(1,21)	1:A:184:LYS:C	1:B:31:GLU:N	1	11.14
(1,21)	1:A:184:LYS:C	1:B:32:TYR:N	1	11.14
(1,21)	1:A:184:LYS:C	1:B:33:ASP:N	1	11.14
(1,21)	1:A:184:LYS:C	1:B:34:PRO:N	1	11.14
(1,21)	1:A:184:LYS:C	1:B:35:THR:N	1	11.14
(1,21)	1:A:184:LYS:C	1:B:36:ILE:N	1	11.14

Continued on next page...

Continued from previous page...

Key	Atom-1	Atom-2	Model ID	Violation (Å)
(1,21)	1:A:184:LYS:C	1:B:37:GLU:N	1	11.14
(1,21)	1:A:184:LYS:C	1:B:38:ASP:N	1	11.14
(1,21)	1:A:184:LYS:C	1:B:39:SER:N	1	11.14
(1,21)	1:A:184:LYS:C	1:B:40:TYR:N	1	11.14
(1,21)	1:A:184:LYS:C	1:B:41:ARG:N	1	11.14
(1,21)	1:A:184:LYS:C	1:B:42:LYS:N	1	11.14
(1,21)	1:A:184:LYS:C	1:B:43:GLN:N	1	11.14
(1,21)	1:A:184:LYS:C	1:B:44:VAL:N	1	11.14
(1,21)	1:A:184:LYS:C	1:B:45:VAL:N	1	11.14
(1,21)	1:A:184:LYS:C	1:B:46:ILE:N	1	11.14
(1,21)	1:A:184:LYS:C	1:B:47:ASP:N	1	11.14
(1,21)	1:A:184:LYS:C	1:B:48:GLY:N	1	11.14
(1,21)	1:A:184:LYS:C	1:B:49:GLU:N	1	11.14
(1,21)	1:A:184:LYS:C	1:B:50:THR:N	1	11.14
(1,21)	1:A:184:LYS:C	1:B:51:CYS:N	1	11.14
(1,21)	1:A:184:LYS:C	1:B:52:LEU:N	1	11.14
(1,21)	1:A:184:LYS:C	1:B:53:LEU:N	1	11.14
(1,21)	1:A:184:LYS:C	1:B:54:ASP:N	1	11.14
(1,21)	1:A:184:LYS:C	1:B:55:ILE:N	1	11.14
(1,21)	1:A:184:LYS:C	1:B:56:LEU:N	1	11.14
(1,21)	1:A:184:LYS:C	1:B:57:ASP:N	1	11.14
(1,21)	1:A:184:LYS:C	1:B:58:THR:N	1	11.14
(1,21)	1:A:184:LYS:C	1:B:59:ALA:N	1	11.14
(1,21)	1:A:184:LYS:C	1:B:60:GLY:N	1	11.14
(1,21)	1:A:184:LYS:C	1:B:61:GLN:N	1	11.14
(1,21)	1:A:184:LYS:C	1:B:62:GLU:N	1	11.14
(1,21)	1:A:184:LYS:C	1:B:63:GLU:N	1	11.14
(1,21)	1:A:184:LYS:C	1:B:64:TYR:N	1	11.14
(1,21)	1:A:184:LYS:C	1:B:65:SER:N	1	11.14
(1,21)	1:A:184:LYS:C	1:B:66:ALA:N	1	11.14
(1,21)	1:A:184:LYS:C	1:B:67:MET:N	1	11.14
(1,21)	1:A:184:LYS:C	1:B:68:ARG:N	1	11.14
(1,21)	1:A:184:LYS:C	1:B:69:ASP:N	1	11.14
(1,21)	1:A:184:LYS:C	1:B:70:GLN:N	1	11.14
(1,21)	1:A:184:LYS:C	1:B:71:TYR:N	1	11.14
(1,21)	1:A:184:LYS:C	1:B:72:MET:N	1	11.14
(1,21)	1:A:184:LYS:C	1:B:73:ARG:N	1	11.14
(1,21)	1:A:184:LYS:C	1:B:74:THR:N	1	11.14
(1,21)	1:A:184:LYS:C	1:B:75:GLY:N	1	11.14
(1,21)	1:A:184:LYS:C	1:B:76:GLU:N	1	11.14
(1,21)	1:A:184:LYS:C	1:B:77:GLY:N	1	11.14
(1,21)	1:A:184:LYS:C	1:B:78:PHE:N	1	11.14

Continued on next page...

Continued from previous page...

Key	Atom-1	Atom-2	Model ID	Violation (Å)
(1,21)	1:A:184:LYS:C	1:B:79:LEU:N	1	11.14
(1,21)	1:A:184:LYS:C	1:B:80:CYS:N	1	11.14
(1,21)	1:A:184:LYS:C	5:B:203:7Q9:N	1	11.14
(1,21)	1:A:184:LYS:C	5:B:204:7Q9:N	1	11.14
(1,21)	1:A:184:LYS:C	5:B:205:7Q9:N	1	11.14
(1,21)	1:A:184:LYS:C	5:B:206:7Q9:N	1	11.14
(1,21)	1:A:184:LYS:C	5:B:207:7Q9:N	1	11.14
(1,21)	1:A:184:LYS:C	6:B:208:17F:N1	1	11.14
(1,21)	1:A:184:LYS:C	5:B:209:7Q9:N	1	11.14
(1,21)	1:A:184:LYS:C	5:B:210:7Q9:N	1	11.14
(1,21)	1:A:184:LYS:C	5:B:211:7Q9:N	1	11.14
(1,21)	1:A:184:LYS:C	5:B:212:7Q9:N	1	11.14
(1,21)	1:A:184:LYS:C	5:B:213:7Q9:N	1	11.14
(1,21)	1:A:184:LYS:C	6:B:214:17F:N1	1	11.14
(1,21)	1:A:184:LYS:C	6:B:215:17F:N1	1	11.14
(1,21)	1:A:184:LYS:C	5:B:216:7Q9:N	1	11.14
(1,21)	1:A:184:LYS:C	5:B:217:7Q9:N	1	11.14
(1,21)	1:A:184:LYS:C	5:B:218:7Q9:N	1	11.14
(1,21)	1:A:184:LYS:C	6:B:219:17F:N1	1	11.14
(1,21)	1:A:184:LYS:C	5:B:220:7Q9:N	1	11.14
(1,21)	1:A:184:LYS:CA	1:B:2:THR:N	1	11.14
(1,21)	1:A:184:LYS:CA	1:B:3:GLU:N	1	11.14
(1,21)	1:A:184:LYS:CA	1:B:4:TYR:N	1	11.14
(1,21)	1:A:184:LYS:CA	1:B:5:LYS:N	1	11.14
(1,21)	1:A:184:LYS:CA	1:B:6:LEU:N	1	11.14
(1,21)	1:A:184:LYS:CA	1:B:7:VAL:N	1	11.14
(1,21)	1:A:184:LYS:CA	1:B:8:VAL:N	1	11.14
(1,21)	1:A:184:LYS:CA	1:B:9:VAL:N	1	11.14
(1,21)	1:A:184:LYS:CA	1:B:10:GLY:N	1	11.14
(1,21)	1:A:184:LYS:CA	1:B:11:ALA:N	1	11.14
(1,21)	1:A:184:LYS:CA	1:B:12:ASP:N	1	11.14
(1,21)	1:A:184:LYS:CA	1:B:13:GLY:N	1	11.14
(1,21)	1:A:184:LYS:CA	1:B:14:VAL:N	1	11.14
(1,21)	1:A:184:LYS:CA	1:B:15:GLY:N	1	11.14
(1,21)	1:A:184:LYS:CA	1:B:16:LYS:N	1	11.14
(1,21)	1:A:184:LYS:CA	1:B:17:SER:N	1	11.14
(1,21)	1:A:184:LYS:CA	1:B:18:ALA:N	1	11.14
(1,21)	1:A:184:LYS:CA	1:B:19:LEU:N	1	11.14
(1,21)	1:A:184:LYS:CA	1:B:20:THR:N	1	11.14
(1,21)	1:A:184:LYS:CA	1:B:21:ILE:N	1	11.14
(1,21)	1:A:184:LYS:CA	1:B:22:GLN:N	1	11.14
(1,21)	1:A:184:LYS:CA	1:B:23:LEU:N	1	11.14

Continued on next page...

Continued from previous page...

Key	Atom-1	Atom-2	Model ID	Violation (Å)
(1,21)	1:A:184:LYS:CA	1:B:24:ILE:N	1	11.14
(1,21)	1:A:184:LYS:CA	1:B:25:GLN:N	1	11.14
(1,21)	1:A:184:LYS:CA	1:B:26:ASN:N	1	11.14
(1,21)	1:A:184:LYS:CA	1:B:27:HIS:N	1	11.14
(1,21)	1:A:184:LYS:CA	1:B:28:PHE:N	1	11.14
(1,21)	1:A:184:LYS:CA	1:B:29:VAL:N	1	11.14
(1,21)	1:A:184:LYS:CA	1:B:30:ASP:N	1	11.14
(1,21)	1:A:184:LYS:CA	1:B:31:GLU:N	1	11.14
(1,21)	1:A:184:LYS:CA	1:B:32:TYR:N	1	11.14
(1,21)	1:A:184:LYS:CA	1:B:33:ASP:N	1	11.14
(1,21)	1:A:184:LYS:CA	1:B:34:PRO:N	1	11.14
(1,21)	1:A:184:LYS:CA	1:B:35:THR:N	1	11.14
(1,21)	1:A:184:LYS:CA	1:B:36:ILE:N	1	11.14
(1,21)	1:A:184:LYS:CA	1:B:37:GLU:N	1	11.14
(1,21)	1:A:184:LYS:CA	1:B:38:ASP:N	1	11.14
(1,21)	1:A:184:LYS:CA	1:B:39:SER:N	1	11.14
(1,21)	1:A:184:LYS:CA	1:B:40:TYR:N	1	11.14
(1,21)	1:A:184:LYS:CA	1:B:41:ARG:N	1	11.14
(1,21)	1:A:184:LYS:CA	1:B:42:LYS:N	1	11.14
(1,21)	1:A:184:LYS:CA	1:B:43:GLN:N	1	11.14
(1,21)	1:A:184:LYS:CA	1:B:44:VAL:N	1	11.14
(1,21)	1:A:184:LYS:CA	1:B:45:VAL:N	1	11.14
(1,21)	1:A:184:LYS:CA	1:B:46:ILE:N	1	11.14
(1,21)	1:A:184:LYS:CA	1:B:47:ASP:N	1	11.14
(1,21)	1:A:184:LYS:CA	1:B:48:GLY:N	1	11.14
(1,21)	1:A:184:LYS:CA	1:B:49:GLU:N	1	11.14
(1,21)	1:A:184:LYS:CA	1:B:50:THR:N	1	11.14
(1,21)	1:A:184:LYS:CA	1:B:51:CYS:N	1	11.14
(1,21)	1:A:184:LYS:CA	1:B:52:LEU:N	1	11.14
(1,21)	1:A:184:LYS:CA	1:B:53:LEU:N	1	11.14
(1,21)	1:A:184:LYS:CA	1:B:54:ASP:N	1	11.14
(1,21)	1:A:184:LYS:CA	1:B:55:ILE:N	1	11.14
(1,21)	1:A:184:LYS:CA	1:B:56:LEU:N	1	11.14
(1,21)	1:A:184:LYS:CA	1:B:57:ASP:N	1	11.14
(1,21)	1:A:184:LYS:CA	1:B:58:THR:N	1	11.14
(1,21)	1:A:184:LYS:CA	1:B:59:ALA:N	1	11.14
(1,21)	1:A:184:LYS:CA	1:B:60:GLY:N	1	11.14
(1,21)	1:A:184:LYS:CA	1:B:61:GLN:N	1	11.14
(1,21)	1:A:184:LYS:CA	1:B:62:GLU:N	1	11.14
(1,21)	1:A:184:LYS:CA	1:B:63:GLU:N	1	11.14
(1,21)	1:A:184:LYS:CA	1:B:64:TYR:N	1	11.14
(1,21)	1:A:184:LYS:CA	1:B:65:SER:N	1	11.14

Continued on next page...

Continued from previous page...

Key	Atom-1	Atom-2	Model ID	Violation (Å)
(1,21)	1:A:184:LYS:CA	1:B:66:ALA:N	1	11.14
(1,21)	1:A:184:LYS:CA	1:B:67:MET:N	1	11.14
(1,21)	1:A:184:LYS:CA	1:B:68:ARG:N	1	11.14
(1,21)	1:A:184:LYS:CA	1:B:69:ASP:N	1	11.14
(1,21)	1:A:184:LYS:CA	1:B:70:GLN:N	1	11.14
(1,21)	1:A:184:LYS:CA	1:B:71:TYR:N	1	11.14
(1,21)	1:A:184:LYS:CA	1:B:72:MET:N	1	11.14
(1,21)	1:A:184:LYS:CA	1:B:73:ARG:N	1	11.14
(1,21)	1:A:184:LYS:CA	1:B:74:THR:N	1	11.14
(1,21)	1:A:184:LYS:CA	1:B:75:GLY:N	1	11.14
(1,21)	1:A:184:LYS:CA	1:B:76:GLU:N	1	11.14
(1,21)	1:A:184:LYS:CA	1:B:77:GLY:N	1	11.14
(1,21)	1:A:184:LYS:CA	1:B:78:PHE:N	1	11.14
(1,21)	1:A:184:LYS:CA	1:B:79:LEU:N	1	11.14
(1,21)	1:A:184:LYS:CA	1:B:80:CYS:N	1	11.14
(1,21)	1:A:184:LYS:CA	5:B:203:7Q9:N	1	11.14
(1,21)	1:A:184:LYS:CA	5:B:204:7Q9:N	1	11.14
(1,21)	1:A:184:LYS:CA	5:B:205:7Q9:N	1	11.14
(1,21)	1:A:184:LYS:CA	5:B:206:7Q9:N	1	11.14
(1,21)	1:A:184:LYS:CA	5:B:207:7Q9:N	1	11.14
(1,21)	1:A:184:LYS:CA	6:B:208:17F:N1	1	11.14
(1,21)	1:A:184:LYS:CA	5:B:209:7Q9:N	1	11.14
(1,21)	1:A:184:LYS:CA	5:B:210:7Q9:N	1	11.14
(1,21)	1:A:184:LYS:CA	5:B:211:7Q9:N	1	11.14
(1,21)	1:A:184:LYS:CA	5:B:212:7Q9:N	1	11.14
(1,21)	1:A:184:LYS:CA	5:B:213:7Q9:N	1	11.14
(1,21)	1:A:184:LYS:CA	6:B:214:17F:N1	1	11.14
(1,21)	1:A:184:LYS:CA	6:B:215:17F:N1	1	11.14
(1,21)	1:A:184:LYS:CA	5:B:216:7Q9:N	1	11.14
(1,21)	1:A:184:LYS:CA	5:B:217:7Q9:N	1	11.14
(1,21)	1:A:184:LYS:CA	5:B:218:7Q9:N	1	11.14
(1,21)	1:A:184:LYS:CA	6:B:219:17F:N1	1	11.14
(1,21)	1:A:184:LYS:CA	5:B:220:7Q9:N	1	11.14
(1,21)	1:A:184:LYS:CB	1:B:2:THR:N	1	11.14
(1,21)	1:A:184:LYS:CB	1:B:3:GLU:N	1	11.14
(1,21)	1:A:184:LYS:CB	1:B:4:TYR:N	1	11.14
(1,21)	1:A:184:LYS:CB	1:B:5:LYS:N	1	11.14
(1,21)	1:A:184:LYS:CB	1:B:6:LEU:N	1	11.14
(1,21)	1:A:184:LYS:CB	1:B:7:VAL:N	1	11.14
(1,21)	1:A:184:LYS:CB	1:B:8:VAL:N	1	11.14
(1,21)	1:A:184:LYS:CB	1:B:9:VAL:N	1	11.14
(1,21)	1:A:184:LYS:CB	1:B:10:GLY:N	1	11.14

Continued on next page...

Continued from previous page...

Key	Atom-1	Atom-2	Model ID	Violation (Å)
(1,21)	1:A:184:LYS:CB	1:B:11:ALA:N	1	11.14
(1,21)	1:A:184:LYS:CB	1:B:12:ASP:N	1	11.14
(1,21)	1:A:184:LYS:CB	1:B:13:GLY:N	1	11.14
(1,21)	1:A:184:LYS:CB	1:B:14:VAL:N	1	11.14
(1,21)	1:A:184:LYS:CB	1:B:15:GLY:N	1	11.14
(1,21)	1:A:184:LYS:CB	1:B:16:LYS:N	1	11.14
(1,21)	1:A:184:LYS:CB	1:B:17:SER:N	1	11.14
(1,21)	1:A:184:LYS:CB	1:B:18:ALA:N	1	11.14
(1,21)	1:A:184:LYS:CB	1:B:19:LEU:N	1	11.14
(1,21)	1:A:184:LYS:CB	1:B:20:THR:N	1	11.14
(1,21)	1:A:184:LYS:CB	1:B:21:ILE:N	1	11.14
(1,21)	1:A:184:LYS:CB	1:B:22:GLN:N	1	11.14
(1,21)	1:A:184:LYS:CB	1:B:23:LEU:N	1	11.14
(1,21)	1:A:184:LYS:CB	1:B:24:ILE:N	1	11.14
(1,21)	1:A:184:LYS:CB	1:B:25:GLN:N	1	11.14
(1,21)	1:A:184:LYS:CB	1:B:26:ASN:N	1	11.14
(1,21)	1:A:184:LYS:CB	1:B:27:HIS:N	1	11.14
(1,21)	1:A:184:LYS:CB	1:B:28:PHE:N	1	11.14
(1,21)	1:A:184:LYS:CB	1:B:29:VAL:N	1	11.14
(1,21)	1:A:184:LYS:CB	1:B:30:ASP:N	1	11.14
(1,21)	1:A:184:LYS:CB	1:B:31:GLU:N	1	11.14
(1,21)	1:A:184:LYS:CB	1:B:32:TYR:N	1	11.14
(1,21)	1:A:184:LYS:CB	1:B:33:ASP:N	1	11.14
(1,21)	1:A:184:LYS:CB	1:B:34:PRO:N	1	11.14
(1,21)	1:A:184:LYS:CB	1:B:35:THR:N	1	11.14
(1,21)	1:A:184:LYS:CB	1:B:36:ILE:N	1	11.14
(1,21)	1:A:184:LYS:CB	1:B:37:GLU:N	1	11.14
(1,21)	1:A:184:LYS:CB	1:B:38:ASP:N	1	11.14
(1,21)	1:A:184:LYS:CB	1:B:39:SER:N	1	11.14
(1,21)	1:A:184:LYS:CB	1:B:40:TYR:N	1	11.14
(1,21)	1:A:184:LYS:CB	1:B:41:ARG:N	1	11.14
(1,21)	1:A:184:LYS:CB	1:B:42:LYS:N	1	11.14
(1,21)	1:A:184:LYS:CB	1:B:43:GLN:N	1	11.14
(1,21)	1:A:184:LYS:CB	1:B:44:VAL:N	1	11.14
(1,21)	1:A:184:LYS:CB	1:B:45:VAL:N	1	11.14
(1,21)	1:A:184:LYS:CB	1:B:46:ILE:N	1	11.14
(1,21)	1:A:184:LYS:CB	1:B:47:ASP:N	1	11.14
(1,21)	1:A:184:LYS:CB	1:B:48:GLY:N	1	11.14
(1,21)	1:A:184:LYS:CB	1:B:49:GLU:N	1	11.14
(1,21)	1:A:184:LYS:CB	1:B:50:THR:N	1	11.14
(1,21)	1:A:184:LYS:CB	1:B:51:CYS:N	1	11.14
(1,21)	1:A:184:LYS:CB	1:B:52:LEU:N	1	11.14

Continued on next page...

Continued from previous page...

Key	Atom-1	Atom-2	Model ID	Violation (Å)
(1,21)	1:A:184:LYS:CB	1:B:53:LEU:N	1	11.14
(1,21)	1:A:184:LYS:CB	1:B:54:ASP:N	1	11.14
(1,21)	1:A:184:LYS:CB	1:B:55:ILE:N	1	11.14
(1,21)	1:A:184:LYS:CB	1:B:56:LEU:N	1	11.14
(1,21)	1:A:184:LYS:CB	1:B:57:ASP:N	1	11.14
(1,21)	1:A:184:LYS:CB	1:B:58:THR:N	1	11.14
(1,21)	1:A:184:LYS:CB	1:B:59:ALA:N	1	11.14
(1,21)	1:A:184:LYS:CB	1:B:60:GLY:N	1	11.14
(1,21)	1:A:184:LYS:CB	1:B:61:GLN:N	1	11.14
(1,21)	1:A:184:LYS:CB	1:B:62:GLU:N	1	11.14
(1,21)	1:A:184:LYS:CB	1:B:63:GLU:N	1	11.14
(1,21)	1:A:184:LYS:CB	1:B:64:TYR:N	1	11.14
(1,21)	1:A:184:LYS:CB	1:B:65:SER:N	1	11.14
(1,21)	1:A:184:LYS:CB	1:B:66:ALA:N	1	11.14
(1,21)	1:A:184:LYS:CB	1:B:67:MET:N	1	11.14
(1,21)	1:A:184:LYS:CB	1:B:68:ARG:N	1	11.14
(1,21)	1:A:184:LYS:CB	1:B:69:ASP:N	1	11.14
(1,21)	1:A:184:LYS:CB	1:B:70:GLN:N	1	11.14
(1,21)	1:A:184:LYS:CB	1:B:71:TYR:N	1	11.14
(1,21)	1:A:184:LYS:CB	1:B:72:MET:N	1	11.14
(1,21)	1:A:184:LYS:CB	1:B:73:ARG:N	1	11.14
(1,21)	1:A:184:LYS:CB	1:B:74:THR:N	1	11.14
(1,21)	1:A:184:LYS:CB	1:B:75:GLY:N	1	11.14
(1,21)	1:A:184:LYS:CB	1:B:76:GLU:N	1	11.14
(1,21)	1:A:184:LYS:CB	1:B:77:GLY:N	1	11.14
(1,21)	1:A:184:LYS:CB	1:B:78:PHE:N	1	11.14
(1,21)	1:A:184:LYS:CB	1:B:79:LEU:N	1	11.14
(1,21)	1:A:184:LYS:CB	1:B:80:CYS:N	1	11.14
(1,21)	1:A:184:LYS:CB	5:B:203:7Q9:N	1	11.14
(1,21)	1:A:184:LYS:CB	5:B:204:7Q9:N	1	11.14
(1,21)	1:A:184:LYS:CB	5:B:205:7Q9:N	1	11.14
(1,21)	1:A:184:LYS:CB	5:B:206:7Q9:N	1	11.14
(1,21)	1:A:184:LYS:CB	5:B:207:7Q9:N	1	11.14
(1,21)	1:A:184:LYS:CB	6:B:208:17F:N1	1	11.14
(1,21)	1:A:184:LYS:CB	5:B:209:7Q9:N	1	11.14
(1,21)	1:A:184:LYS:CB	5:B:210:7Q9:N	1	11.14
(1,21)	1:A:184:LYS:CB	5:B:211:7Q9:N	1	11.14
(1,21)	1:A:184:LYS:CB	5:B:212:7Q9:N	1	11.14
(1,21)	1:A:184:LYS:CB	5:B:213:7Q9:N	1	11.14
(1,21)	1:A:184:LYS:CB	6:B:214:17F:N1	1	11.14
(1,21)	1:A:184:LYS:CB	6:B:215:17F:N1	1	11.14
(1,21)	1:A:184:LYS:CB	5:B:216:7Q9:N	1	11.14

Continued on next page...

Continued from previous page...

Key	Atom-1	Atom-2	Model ID	Violation (Å)
(1,21)	1:A:184:LYS:CB	5:B:217:7Q9:N	1	11.14
(1,21)	1:A:184:LYS:CB	5:B:218:7Q9:N	1	11.14
(1,21)	1:A:184:LYS:CB	6:B:219:17F:N1	1	11.14
(1,21)	1:A:184:LYS:CB	5:B:220:7Q9:N	1	11.14
(1,21)	1:A:184:LYS:CD	1:B:2:THR:N	1	11.14
(1,21)	1:A:184:LYS:CD	1:B:3:GLU:N	1	11.14
(1,21)	1:A:184:LYS:CD	1:B:4:TYR:N	1	11.14
(1,21)	1:A:184:LYS:CD	1:B:5:LYS:N	1	11.14
(1,21)	1:A:184:LYS:CD	1:B:6:LEU:N	1	11.14
(1,21)	1:A:184:LYS:CD	1:B:7:VAL:N	1	11.14
(1,21)	1:A:184:LYS:CD	1:B:8:VAL:N	1	11.14
(1,21)	1:A:184:LYS:CD	1:B:9:VAL:N	1	11.14
(1,21)	1:A:184:LYS:CD	1:B:10:GLY:N	1	11.14
(1,21)	1:A:184:LYS:CD	1:B:11:ALA:N	1	11.14
(1,21)	1:A:184:LYS:CD	1:B:12:ASP:N	1	11.14
(1,21)	1:A:184:LYS:CD	1:B:13:GLY:N	1	11.14
(1,21)	1:A:184:LYS:CD	1:B:14:VAL:N	1	11.14
(1,21)	1:A:184:LYS:CD	1:B:15:GLY:N	1	11.14
(1,21)	1:A:184:LYS:CD	1:B:16:LYS:N	1	11.14
(1,21)	1:A:184:LYS:CD	1:B:17:SER:N	1	11.14
(1,21)	1:A:184:LYS:CD	1:B:18:ALA:N	1	11.14
(1,21)	1:A:184:LYS:CD	1:B:19:LEU:N	1	11.14
(1,21)	1:A:184:LYS:CD	1:B:20:THR:N	1	11.14
(1,21)	1:A:184:LYS:CD	1:B:21:ILE:N	1	11.14
(1,21)	1:A:184:LYS:CD	1:B:22:GLN:N	1	11.14
(1,21)	1:A:184:LYS:CD	1:B:23:LEU:N	1	11.14
(1,21)	1:A:184:LYS:CD	1:B:24:ILE:N	1	11.14
(1,21)	1:A:184:LYS:CD	1:B:25:GLN:N	1	11.14
(1,21)	1:A:184:LYS:CD	1:B:26:ASN:N	1	11.14
(1,21)	1:A:184:LYS:CD	1:B:27:HIS:N	1	11.14
(1,21)	1:A:184:LYS:CD	1:B:28:PHE:N	1	11.14
(1,21)	1:A:184:LYS:CD	1:B:29:VAL:N	1	11.14
(1,21)	1:A:184:LYS:CD	1:B:30:ASP:N	1	11.14
(1,21)	1:A:184:LYS:CD	1:B:31:GLU:N	1	11.14
(1,21)	1:A:184:LYS:CD	1:B:32:TYR:N	1	11.14
(1,21)	1:A:184:LYS:CD	1:B:33:ASP:N	1	11.14
(1,21)	1:A:184:LYS:CD	1:B:34:PRO:N	1	11.14
(1,21)	1:A:184:LYS:CD	1:B:35:THR:N	1	11.14
(1,21)	1:A:184:LYS:CD	1:B:36:ILE:N	1	11.14
(1,21)	1:A:184:LYS:CD	1:B:37:GLU:N	1	11.14
(1,21)	1:A:184:LYS:CD	1:B:38:ASP:N	1	11.14
(1,21)	1:A:184:LYS:CD	1:B:39:SER:N	1	11.14

Continued on next page...

Continued from previous page...

Key	Atom-1	Atom-2	Model ID	Violation (Å)
(1,21)	1:A:184:LYS:CD	1:B:40:TYR:N	1	11.14
(1,21)	1:A:184:LYS:CD	1:B:41:ARG:N	1	11.14
(1,21)	1:A:184:LYS:CD	1:B:42:LYS:N	1	11.14
(1,21)	1:A:184:LYS:CD	1:B:43:GLN:N	1	11.14
(1,21)	1:A:184:LYS:CD	1:B:44:VAL:N	1	11.14
(1,21)	1:A:184:LYS:CD	1:B:45:VAL:N	1	11.14
(1,21)	1:A:184:LYS:CD	1:B:46:ILE:N	1	11.14
(1,21)	1:A:184:LYS:CD	1:B:47:ASP:N	1	11.14
(1,21)	1:A:184:LYS:CD	1:B:48:GLY:N	1	11.14
(1,21)	1:A:184:LYS:CD	1:B:49:GLU:N	1	11.14
(1,21)	1:A:184:LYS:CD	1:B:50:THR:N	1	11.14
(1,21)	1:A:184:LYS:CD	1:B:51:CYS:N	1	11.14
(1,21)	1:A:184:LYS:CD	1:B:52:LEU:N	1	11.14
(1,21)	1:A:184:LYS:CD	1:B:53:LEU:N	1	11.14
(1,21)	1:A:184:LYS:CD	1:B:54:ASP:N	1	11.14
(1,21)	1:A:184:LYS:CD	1:B:55:ILE:N	1	11.14
(1,21)	1:A:184:LYS:CD	1:B:56:LEU:N	1	11.14
(1,21)	1:A:184:LYS:CD	1:B:57:ASP:N	1	11.14
(1,21)	1:A:184:LYS:CD	1:B:58:THR:N	1	11.14
(1,21)	1:A:184:LYS:CD	1:B:59:ALA:N	1	11.14
(1,21)	1:A:184:LYS:CD	1:B:60:GLY:N	1	11.14
(1,21)	1:A:184:LYS:CD	1:B:61:GLN:N	1	11.14
(1,21)	1:A:184:LYS:CD	1:B:62:GLU:N	1	11.14
(1,21)	1:A:184:LYS:CD	1:B:63:GLU:N	1	11.14
(1,21)	1:A:184:LYS:CD	1:B:64:TYR:N	1	11.14
(1,21)	1:A:184:LYS:CD	1:B:65:SER:N	1	11.14
(1,21)	1:A:184:LYS:CD	1:B:66:ALA:N	1	11.14
(1,21)	1:A:184:LYS:CD	1:B:67:MET:N	1	11.14
(1,21)	1:A:184:LYS:CD	1:B:68:ARG:N	1	11.14
(1,21)	1:A:184:LYS:CD	1:B:69:ASP:N	1	11.14
(1,21)	1:A:184:LYS:CD	1:B:70:GLN:N	1	11.14
(1,21)	1:A:184:LYS:CD	1:B:71:TYR:N	1	11.14
(1,21)	1:A:184:LYS:CD	1:B:72:MET:N	1	11.14
(1,21)	1:A:184:LYS:CD	1:B:73:ARG:N	1	11.14
(1,21)	1:A:184:LYS:CD	1:B:74:THR:N	1	11.14
(1,21)	1:A:184:LYS:CD	1:B:75:GLY:N	1	11.14
(1,21)	1:A:184:LYS:CD	1:B:76:GLU:N	1	11.14
(1,21)	1:A:184:LYS:CD	1:B:77:GLY:N	1	11.14
(1,21)	1:A:184:LYS:CD	1:B:78:PHE:N	1	11.14
(1,21)	1:A:184:LYS:CD	1:B:79:LEU:N	1	11.14
(1,21)	1:A:184:LYS:CD	1:B:80:CYS:N	1	11.14
(1,21)	1:A:184:LYS:CD	5:B:203:7Q9:N	1	11.14

Continued on next page...

Continued from previous page...

Key	Atom-1	Atom-2	Model ID	Violation (Å)
(1,21)	1:A:184:LYS:CD	5:B:204:7Q9:N	1	11.14
(1,21)	1:A:184:LYS:CD	5:B:205:7Q9:N	1	11.14
(1,21)	1:A:184:LYS:CD	5:B:206:7Q9:N	1	11.14
(1,21)	1:A:184:LYS:CD	5:B:207:7Q9:N	1	11.14
(1,21)	1:A:184:LYS:CD	6:B:208:17F:N1	1	11.14
(1,21)	1:A:184:LYS:CD	5:B:209:7Q9:N	1	11.14
(1,21)	1:A:184:LYS:CD	5:B:210:7Q9:N	1	11.14
(1,21)	1:A:184:LYS:CD	5:B:211:7Q9:N	1	11.14
(1,21)	1:A:184:LYS:CD	5:B:212:7Q9:N	1	11.14
(1,21)	1:A:184:LYS:CD	5:B:213:7Q9:N	1	11.14
(1,21)	1:A:184:LYS:CD	6:B:214:17F:N1	1	11.14
(1,21)	1:A:184:LYS:CD	6:B:215:17F:N1	1	11.14
(1,21)	1:A:184:LYS:CD	5:B:216:7Q9:N	1	11.14
(1,21)	1:A:184:LYS:CD	5:B:217:7Q9:N	1	11.14
(1,21)	1:A:184:LYS:CD	5:B:218:7Q9:N	1	11.14
(1,21)	1:A:184:LYS:CD	6:B:219:17F:N1	1	11.14
(1,21)	1:A:184:LYS:CD	5:B:220:7Q9:N	1	11.14
(1,21)	1:A:184:LYS:CE	1:B:2:THR:N	1	11.14
(1,21)	1:A:184:LYS:CE	1:B:3:GLU:N	1	11.14
(1,21)	1:A:184:LYS:CE	1:B:4:TYR:N	1	11.14
(1,21)	1:A:184:LYS:CE	1:B:5:LYS:N	1	11.14
(1,21)	1:A:184:LYS:CE	1:B:6:LEU:N	1	11.14
(1,21)	1:A:184:LYS:CE	1:B:7:VAL:N	1	11.14
(1,21)	1:A:184:LYS:CE	1:B:8:VAL:N	1	11.14
(1,21)	1:A:184:LYS:CE	1:B:9:VAL:N	1	11.14
(1,21)	1:A:184:LYS:CE	1:B:10:GLY:N	1	11.14
(1,21)	1:A:184:LYS:CE	1:B:11:ALA:N	1	11.14
(1,21)	1:A:184:LYS:CE	1:B:12:ASP:N	1	11.14
(1,21)	1:A:184:LYS:CE	1:B:13:GLY:N	1	11.14
(1,21)	1:A:184:LYS:CE	1:B:14:VAL:N	1	11.14
(1,21)	1:A:184:LYS:CE	1:B:15:GLY:N	1	11.14
(1,21)	1:A:184:LYS:CE	1:B:16:LYS:N	1	11.14
(1,21)	1:A:184:LYS:CE	1:B:17:SER:N	1	11.14
(1,21)	1:A:184:LYS:CE	1:B:18:ALA:N	1	11.14
(1,21)	1:A:184:LYS:CE	1:B:19:LEU:N	1	11.14
(1,21)	1:A:184:LYS:CE	1:B:20:THR:N	1	11.14
(1,21)	1:A:184:LYS:CE	1:B:21:ILE:N	1	11.14
(1,21)	1:A:184:LYS:CE	1:B:22:GLN:N	1	11.14
(1,21)	1:A:184:LYS:CE	1:B:23:LEU:N	1	11.14
(1,21)	1:A:184:LYS:CE	1:B:24:ILE:N	1	11.14
(1,21)	1:A:184:LYS:CE	1:B:25:GLN:N	1	11.14
(1,21)	1:A:184:LYS:CE	1:B:26:ASN:N	1	11.14

Continued on next page...

Continued from previous page...

Key	Atom-1	Atom-2	Model ID	Violation (Å)
(1,21)	1:A:184:LYS:CE	1:B:27:HIS:N	1	11.14
(1,21)	1:A:184:LYS:CE	1:B:28:PHE:N	1	11.14
(1,21)	1:A:184:LYS:CE	1:B:29:VAL:N	1	11.14
(1,21)	1:A:184:LYS:CE	1:B:30:ASP:N	1	11.14
(1,21)	1:A:184:LYS:CE	1:B:31:GLU:N	1	11.14
(1,21)	1:A:184:LYS:CE	1:B:32:TYR:N	1	11.14
(1,21)	1:A:184:LYS:CE	1:B:33:ASP:N	1	11.14
(1,21)	1:A:184:LYS:CE	1:B:34:PRO:N	1	11.14
(1,21)	1:A:184:LYS:CE	1:B:35:THR:N	1	11.14
(1,21)	1:A:184:LYS:CE	1:B:36:ILE:N	1	11.14
(1,21)	1:A:184:LYS:CE	1:B:37:GLU:N	1	11.14
(1,21)	1:A:184:LYS:CE	1:B:38:ASP:N	1	11.14
(1,21)	1:A:184:LYS:CE	1:B:39:SER:N	1	11.14
(1,21)	1:A:184:LYS:CE	1:B:40:TYR:N	1	11.14
(1,21)	1:A:184:LYS:CE	1:B:41:ARG:N	1	11.14
(1,21)	1:A:184:LYS:CE	1:B:42:LYS:N	1	11.14
(1,21)	1:A:184:LYS:CE	1:B:43:GLN:N	1	11.14
(1,21)	1:A:184:LYS:CE	1:B:44:VAL:N	1	11.14
(1,21)	1:A:184:LYS:CE	1:B:45:VAL:N	1	11.14
(1,21)	1:A:184:LYS:CE	1:B:46:ILE:N	1	11.14
(1,21)	1:A:184:LYS:CE	1:B:47:ASP:N	1	11.14
(1,21)	1:A:184:LYS:CE	1:B:48:GLY:N	1	11.14
(1,21)	1:A:184:LYS:CE	1:B:49:GLU:N	1	11.14
(1,21)	1:A:184:LYS:CE	1:B:50:THR:N	1	11.14
(1,21)	1:A:184:LYS:CE	1:B:51:CYS:N	1	11.14
(1,21)	1:A:184:LYS:CE	1:B:52:LEU:N	1	11.14
(1,21)	1:A:184:LYS:CE	1:B:53:LEU:N	1	11.14
(1,21)	1:A:184:LYS:CE	1:B:54:ASP:N	1	11.14
(1,21)	1:A:184:LYS:CE	1:B:55:ILE:N	1	11.14
(1,21)	1:A:184:LYS:CE	1:B:56:LEU:N	1	11.14
(1,21)	1:A:184:LYS:CE	1:B:57:ASP:N	1	11.14
(1,21)	1:A:184:LYS:CE	1:B:58:THR:N	1	11.14
(1,21)	1:A:184:LYS:CE	1:B:59:ALA:N	1	11.14
(1,21)	1:A:184:LYS:CE	1:B:60:GLY:N	1	11.14
(1,21)	1:A:184:LYS:CE	1:B:61:GLN:N	1	11.14
(1,21)	1:A:184:LYS:CE	1:B:62:GLU:N	1	11.14
(1,21)	1:A:184:LYS:CE	1:B:63:GLU:N	1	11.14
(1,21)	1:A:184:LYS:CE	1:B:64:TYR:N	1	11.14
(1,21)	1:A:184:LYS:CE	1:B:65:SER:N	1	11.14
(1,21)	1:A:184:LYS:CE	1:B:66:ALA:N	1	11.14
(1,21)	1:A:184:LYS:CE	1:B:67:MET:N	1	11.14
(1,21)	1:A:184:LYS:CE	1:B:68:ARG:N	1	11.14

Continued on next page...

Continued from previous page...

Key	Atom-1	Atom-2	Model ID	Violation (Å)
(1,21)	1:A:184:LYS:CE	1:B:69:ASP:N	1	11.14
(1,21)	1:A:184:LYS:CE	1:B:70:GLN:N	1	11.14
(1,21)	1:A:184:LYS:CE	1:B:71:TYR:N	1	11.14
(1,21)	1:A:184:LYS:CE	1:B:72:MET:N	1	11.14
(1,21)	1:A:184:LYS:CE	1:B:73:ARG:N	1	11.14
(1,21)	1:A:184:LYS:CE	1:B:74:THR:N	1	11.14
(1,21)	1:A:184:LYS:CE	1:B:75:GLY:N	1	11.14
(1,21)	1:A:184:LYS:CE	1:B:76:GLU:N	1	11.14
(1,21)	1:A:184:LYS:CE	1:B:77:GLY:N	1	11.14
(1,21)	1:A:184:LYS:CE	1:B:78:PHE:N	1	11.14
(1,21)	1:A:184:LYS:CE	1:B:79:LEU:N	1	11.14
(1,21)	1:A:184:LYS:CE	1:B:80:CYS:N	1	11.14
(1,21)	1:A:184:LYS:CE	5:B:203:7Q9:N	1	11.14
(1,21)	1:A:184:LYS:CE	5:B:204:7Q9:N	1	11.14
(1,21)	1:A:184:LYS:CE	5:B:205:7Q9:N	1	11.14
(1,21)	1:A:184:LYS:CE	5:B:206:7Q9:N	1	11.14
(1,21)	1:A:184:LYS:CE	5:B:207:7Q9:N	1	11.14
(1,21)	1:A:184:LYS:CE	6:B:208:17F:N1	1	11.14
(1,21)	1:A:184:LYS:CE	5:B:209:7Q9:N	1	11.14
(1,21)	1:A:184:LYS:CE	5:B:210:7Q9:N	1	11.14
(1,21)	1:A:184:LYS:CE	5:B:211:7Q9:N	1	11.14
(1,21)	1:A:184:LYS:CE	5:B:212:7Q9:N	1	11.14
(1,21)	1:A:184:LYS:CE	5:B:213:7Q9:N	1	11.14
(1,21)	1:A:184:LYS:CE	6:B:214:17F:N1	1	11.14
(1,21)	1:A:184:LYS:CE	6:B:215:17F:N1	1	11.14
(1,21)	1:A:184:LYS:CE	5:B:216:7Q9:N	1	11.14
(1,21)	1:A:184:LYS:CE	5:B:217:7Q9:N	1	11.14
(1,21)	1:A:184:LYS:CE	5:B:218:7Q9:N	1	11.14
(1,21)	1:A:184:LYS:CE	6:B:219:17F:N1	1	11.14
(1,21)	1:A:184:LYS:CE	5:B:220:7Q9:N	1	11.14
(1,21)	1:A:184:LYS:CG	1:B:2:THR:N	1	11.14
(1,21)	1:A:184:LYS:CG	1:B:3:GLU:N	1	11.14
(1,21)	1:A:184:LYS:CG	1:B:4:TYR:N	1	11.14
(1,21)	1:A:184:LYS:CG	1:B:5:LYS:N	1	11.14
(1,21)	1:A:184:LYS:CG	1:B:6:LEU:N	1	11.14
(1,21)	1:A:184:LYS:CG	1:B:7:VAL:N	1	11.14
(1,21)	1:A:184:LYS:CG	1:B:8:VAL:N	1	11.14
(1,21)	1:A:184:LYS:CG	1:B:9:VAL:N	1	11.14
(1,21)	1:A:184:LYS:CG	1:B:10:GLY:N	1	11.14
(1,21)	1:A:184:LYS:CG	1:B:11:ALA:N	1	11.14
(1,21)	1:A:184:LYS:CG	1:B:12:ASP:N	1	11.14
(1,21)	1:A:184:LYS:CG	1:B:13:GLY:N	1	11.14

Continued on next page...

Continued from previous page...

Key	Atom-1	Atom-2	Model ID	Violation (Å)
(1,21)	1:A:184:LYS:CG	1:B:14:VAL:N	1	11.14
(1,21)	1:A:184:LYS:CG	1:B:15:GLY:N	1	11.14
(1,21)	1:A:184:LYS:CG	1:B:16:LYS:N	1	11.14
(1,21)	1:A:184:LYS:CG	1:B:17:SER:N	1	11.14
(1,21)	1:A:184:LYS:CG	1:B:18:ALA:N	1	11.14
(1,21)	1:A:184:LYS:CG	1:B:19:LEU:N	1	11.14
(1,21)	1:A:184:LYS:CG	1:B:20:THR:N	1	11.14
(1,21)	1:A:184:LYS:CG	1:B:21:ILE:N	1	11.14
(1,21)	1:A:184:LYS:CG	1:B:22:GLN:N	1	11.14
(1,21)	1:A:184:LYS:CG	1:B:23:LEU:N	1	11.14
(1,21)	1:A:184:LYS:CG	1:B:24:ILE:N	1	11.14
(1,21)	1:A:184:LYS:CG	1:B:25:GLN:N	1	11.14
(1,21)	1:A:184:LYS:CG	1:B:26:ASN:N	1	11.14
(1,21)	1:A:184:LYS:CG	1:B:27:HIS:N	1	11.14
(1,21)	1:A:184:LYS:CG	1:B:28:PHE:N	1	11.14
(1,21)	1:A:184:LYS:CG	1:B:29:VAL:N	1	11.14
(1,21)	1:A:184:LYS:CG	1:B:30:ASP:N	1	11.14
(1,21)	1:A:184:LYS:CG	1:B:31:GLU:N	1	11.14
(1,21)	1:A:184:LYS:CG	1:B:32:TYR:N	1	11.14
(1,21)	1:A:184:LYS:CG	1:B:33:ASP:N	1	11.14
(1,21)	1:A:184:LYS:CG	1:B:34:PRO:N	1	11.14
(1,21)	1:A:184:LYS:CG	1:B:35:THR:N	1	11.14
(1,21)	1:A:184:LYS:CG	1:B:36:ILE:N	1	11.14
(1,21)	1:A:184:LYS:CG	1:B:37:GLU:N	1	11.14
(1,21)	1:A:184:LYS:CG	1:B:38:ASP:N	1	11.14
(1,21)	1:A:184:LYS:CG	1:B:39:SER:N	1	11.14
(1,21)	1:A:184:LYS:CG	1:B:40:TYR:N	1	11.14
(1,21)	1:A:184:LYS:CG	1:B:41:ARG:N	1	11.14
(1,21)	1:A:184:LYS:CG	1:B:42:LYS:N	1	11.14
(1,21)	1:A:184:LYS:CG	1:B:43:GLN:N	1	11.14
(1,21)	1:A:184:LYS:CG	1:B:44:VAL:N	1	11.14
(1,21)	1:A:184:LYS:CG	1:B:45:VAL:N	1	11.14
(1,21)	1:A:184:LYS:CG	1:B:46:ILE:N	1	11.14
(1,21)	1:A:184:LYS:CG	1:B:47:ASP:N	1	11.14
(1,21)	1:A:184:LYS:CG	1:B:48:GLY:N	1	11.14
(1,21)	1:A:184:LYS:CG	1:B:49:GLU:N	1	11.14
(1,21)	1:A:184:LYS:CG	1:B:50:THR:N	1	11.14
(1,21)	1:A:184:LYS:CG	1:B:51:CYS:N	1	11.14
(1,21)	1:A:184:LYS:CG	1:B:52:LEU:N	1	11.14
(1,21)	1:A:184:LYS:CG	1:B:53:LEU:N	1	11.14
(1,21)	1:A:184:LYS:CG	1:B:54:ASP:N	1	11.14
(1,21)	1:A:184:LYS:CG	1:B:55:ILE:N	1	11.14

Continued on next page...

Continued from previous page...

Key	Atom-1	Atom-2	Model ID	Violation (Å)
(1,21)	1:A:184:LYS:CG	1:B:56:LEU:N	1	11.14
(1,21)	1:A:184:LYS:CG	1:B:57:ASP:N	1	11.14
(1,21)	1:A:184:LYS:CG	1:B:58:THR:N	1	11.14
(1,21)	1:A:184:LYS:CG	1:B:59:ALA:N	1	11.14
(1,21)	1:A:184:LYS:CG	1:B:60:GLY:N	1	11.14
(1,21)	1:A:184:LYS:CG	1:B:61:GLN:N	1	11.14
(1,21)	1:A:184:LYS:CG	1:B:62:GLU:N	1	11.14
(1,21)	1:A:184:LYS:CG	1:B:63:GLU:N	1	11.14
(1,21)	1:A:184:LYS:CG	1:B:64:TYR:N	1	11.14
(1,21)	1:A:184:LYS:CG	1:B:65:SER:N	1	11.14
(1,21)	1:A:184:LYS:CG	1:B:66:ALA:N	1	11.14
(1,21)	1:A:184:LYS:CG	1:B:67:MET:N	1	11.14
(1,21)	1:A:184:LYS:CG	1:B:68:ARG:N	1	11.14
(1,21)	1:A:184:LYS:CG	1:B:69:ASP:N	1	11.14
(1,21)	1:A:184:LYS:CG	1:B:70:GLN:N	1	11.14
(1,21)	1:A:184:LYS:CG	1:B:71:TYR:N	1	11.14
(1,21)	1:A:184:LYS:CG	1:B:72:MET:N	1	11.14
(1,21)	1:A:184:LYS:CG	1:B:73:ARG:N	1	11.14
(1,21)	1:A:184:LYS:CG	1:B:74:THR:N	1	11.14
(1,21)	1:A:184:LYS:CG	1:B:75:GLY:N	1	11.14
(1,21)	1:A:184:LYS:CG	1:B:76:GLU:N	1	11.14
(1,21)	1:A:184:LYS:CG	1:B:77:GLY:N	1	11.14
(1,21)	1:A:184:LYS:CG	1:B:78:PHE:N	1	11.14
(1,21)	1:A:184:LYS:CG	1:B:79:LEU:N	1	11.14
(1,21)	1:A:184:LYS:CG	1:B:80:CYS:N	1	11.14
(1,21)	1:A:184:LYS:CG	5:B:203:7Q9:N	1	11.14
(1,21)	1:A:184:LYS:CG	5:B:204:7Q9:N	1	11.14
(1,21)	1:A:184:LYS:CG	5:B:205:7Q9:N	1	11.14
(1,21)	1:A:184:LYS:CG	5:B:206:7Q9:N	1	11.14
(1,21)	1:A:184:LYS:CG	5:B:207:7Q9:N	1	11.14
(1,21)	1:A:184:LYS:CG	6:B:208:17F:N1	1	11.14
(1,21)	1:A:184:LYS:CG	5:B:209:7Q9:N	1	11.14
(1,21)	1:A:184:LYS:CG	5:B:210:7Q9:N	1	11.14
(1,21)	1:A:184:LYS:CG	5:B:211:7Q9:N	1	11.14
(1,21)	1:A:184:LYS:CG	5:B:212:7Q9:N	1	11.14
(1,21)	1:A:184:LYS:CG	5:B:213:7Q9:N	1	11.14
(1,21)	1:A:184:LYS:CG	6:B:214:17F:N1	1	11.14
(1,21)	1:A:184:LYS:CG	6:B:215:17F:N1	1	11.14
(1,21)	1:A:184:LYS:CG	5:B:216:7Q9:N	1	11.14
(1,21)	1:A:184:LYS:CG	5:B:217:7Q9:N	1	11.14
(1,21)	1:A:184:LYS:CG	5:B:218:7Q9:N	1	11.14
(1,21)	1:A:184:LYS:CG	6:B:219:17F:N1	1	11.14

Continued on next page...

Continued from previous page...

Key	Atom-1	Atom-2	Model ID	Violation (Å)
(1,21)	1:A:184:LYS:CG	5:B:220:7Q9:N	1	11.14
(1,21)	1:A:184:LYS:H	1:B:2:THR:N	1	11.14
(1,21)	1:A:184:LYS:H	1:B:3:GLU:N	1	11.14
(1,21)	1:A:184:LYS:H	1:B:4:TYR:N	1	11.14
(1,21)	1:A:184:LYS:H	1:B:5:LYS:N	1	11.14
(1,21)	1:A:184:LYS:H	1:B:6:LEU:N	1	11.14
(1,21)	1:A:184:LYS:H	1:B:7:VAL:N	1	11.14
(1,21)	1:A:184:LYS:H	1:B:8:VAL:N	1	11.14
(1,21)	1:A:184:LYS:H	1:B:9:VAL:N	1	11.14
(1,21)	1:A:184:LYS:H	1:B:10:GLY:N	1	11.14
(1,21)	1:A:184:LYS:H	1:B:11:ALA:N	1	11.14
(1,21)	1:A:184:LYS:H	1:B:12:ASP:N	1	11.14
(1,21)	1:A:184:LYS:H	1:B:13:GLY:N	1	11.14
(1,21)	1:A:184:LYS:H	1:B:14:VAL:N	1	11.14
(1,21)	1:A:184:LYS:H	1:B:15:GLY:N	1	11.14
(1,21)	1:A:184:LYS:H	1:B:16:LYS:N	1	11.14
(1,21)	1:A:184:LYS:H	1:B:17:SER:N	1	11.14
(1,21)	1:A:184:LYS:H	1:B:18:ALA:N	1	11.14
(1,21)	1:A:184:LYS:H	1:B:19:LEU:N	1	11.14
(1,21)	1:A:184:LYS:H	1:B:20:THR:N	1	11.14
(1,21)	1:A:184:LYS:H	1:B:21:ILE:N	1	11.14
(1,21)	1:A:184:LYS:H	1:B:22:GLN:N	1	11.14
(1,21)	1:A:184:LYS:H	1:B:23:LEU:N	1	11.14
(1,21)	1:A:184:LYS:H	1:B:24:ILE:N	1	11.14
(1,21)	1:A:184:LYS:H	1:B:25:GLN:N	1	11.14
(1,21)	1:A:184:LYS:H	1:B:26:ASN:N	1	11.14
(1,21)	1:A:184:LYS:H	1:B:27:HIS:N	1	11.14
(1,21)	1:A:184:LYS:H	1:B:28:PHE:N	1	11.14
(1,21)	1:A:184:LYS:H	1:B:29:VAL:N	1	11.14
(1,21)	1:A:184:LYS:H	1:B:30:ASP:N	1	11.14
(1,21)	1:A:184:LYS:H	1:B:31:GLU:N	1	11.14
(1,21)	1:A:184:LYS:H	1:B:32:TYR:N	1	11.14
(1,21)	1:A:184:LYS:H	1:B:33:ASP:N	1	11.14
(1,21)	1:A:184:LYS:H	1:B:34:PRO:N	1	11.14
(1,21)	1:A:184:LYS:H	1:B:35:THR:N	1	11.14
(1,21)	1:A:184:LYS:H	1:B:36:ILE:N	1	11.14
(1,21)	1:A:184:LYS:H	1:B:37:GLU:N	1	11.14
(1,21)	1:A:184:LYS:H	1:B:38:ASP:N	1	11.14
(1,21)	1:A:184:LYS:H	1:B:39:SER:N	1	11.14
(1,21)	1:A:184:LYS:H	1:B:40:TYR:N	1	11.14
(1,21)	1:A:184:LYS:H	1:B:41:ARG:N	1	11.14
(1,21)	1:A:184:LYS:H	1:B:42:LYS:N	1	11.14

Continued on next page...

Continued from previous page...

Key	Atom-1	Atom-2	Model ID	Violation (Å)
(1,21)	1:A:184:LYS:H	1:B:43:GLN:N	1	11.14
(1,21)	1:A:184:LYS:H	1:B:44:VAL:N	1	11.14
(1,21)	1:A:184:LYS:H	1:B:45:VAL:N	1	11.14
(1,21)	1:A:184:LYS:H	1:B:46:ILE:N	1	11.14
(1,21)	1:A:184:LYS:H	1:B:47:ASP:N	1	11.14
(1,21)	1:A:184:LYS:H	1:B:48:GLY:N	1	11.14
(1,21)	1:A:184:LYS:H	1:B:49:GLU:N	1	11.14
(1,21)	1:A:184:LYS:H	1:B:50:THR:N	1	11.14
(1,21)	1:A:184:LYS:H	1:B:51:CYS:N	1	11.14
(1,21)	1:A:184:LYS:H	1:B:52:LEU:N	1	11.14
(1,21)	1:A:184:LYS:H	1:B:53:LEU:N	1	11.14
(1,21)	1:A:184:LYS:H	1:B:54:ASP:N	1	11.14
(1,21)	1:A:184:LYS:H	1:B:55:ILE:N	1	11.14
(1,21)	1:A:184:LYS:H	1:B:56:LEU:N	1	11.14
(1,21)	1:A:184:LYS:H	1:B:57:ASP:N	1	11.14
(1,21)	1:A:184:LYS:H	1:B:58:THR:N	1	11.14
(1,21)	1:A:184:LYS:H	1:B:59:ALA:N	1	11.14
(1,21)	1:A:184:LYS:H	1:B:60:GLY:N	1	11.14
(1,21)	1:A:184:LYS:H	1:B:61:GLN:N	1	11.14
(1,21)	1:A:184:LYS:H	1:B:62:GLU:N	1	11.14
(1,21)	1:A:184:LYS:H	1:B:63:GLU:N	1	11.14
(1,21)	1:A:184:LYS:H	1:B:64:TYR:N	1	11.14
(1,21)	1:A:184:LYS:H	1:B:65:SER:N	1	11.14
(1,21)	1:A:184:LYS:H	1:B:66:ALA:N	1	11.14
(1,21)	1:A:184:LYS:H	1:B:67:MET:N	1	11.14
(1,21)	1:A:184:LYS:H	1:B:68:ARG:N	1	11.14
(1,21)	1:A:184:LYS:H	1:B:69:ASP:N	1	11.14
(1,21)	1:A:184:LYS:H	1:B:70:GLN:N	1	11.14
(1,21)	1:A:184:LYS:H	1:B:71:TYR:N	1	11.14
(1,21)	1:A:184:LYS:H	1:B:72:MET:N	1	11.14
(1,21)	1:A:184:LYS:H	1:B:73:ARG:N	1	11.14
(1,21)	1:A:184:LYS:H	1:B:74:THR:N	1	11.14
(1,21)	1:A:184:LYS:H	1:B:75:GLY:N	1	11.14
(1,21)	1:A:184:LYS:H	1:B:76:GLU:N	1	11.14
(1,21)	1:A:184:LYS:H	1:B:77:GLY:N	1	11.14
(1,21)	1:A:184:LYS:H	1:B:78:PHE:N	1	11.14
(1,21)	1:A:184:LYS:H	1:B:79:LEU:N	1	11.14
(1,21)	1:A:184:LYS:H	1:B:80:CYS:N	1	11.14
(1,21)	1:A:184:LYS:H	5:B:203:7Q9:N	1	11.14
(1,21)	1:A:184:LYS:H	5:B:204:7Q9:N	1	11.14
(1,21)	1:A:184:LYS:H	5:B:205:7Q9:N	1	11.14
(1,21)	1:A:184:LYS:H	5:B:206:7Q9:N	1	11.14

Continued on next page...

Continued from previous page...

Key	Atom-1	Atom-2	Model ID	Violation (Å)
(1,21)	1:A:184:LYS:H	5:B:207:7Q9:N	1	11.14
(1,21)	1:A:184:LYS:H	6:B:208:17F:N1	1	11.14
(1,21)	1:A:184:LYS:H	5:B:209:7Q9:N	1	11.14
(1,21)	1:A:184:LYS:H	5:B:210:7Q9:N	1	11.14
(1,21)	1:A:184:LYS:H	5:B:211:7Q9:N	1	11.14
(1,21)	1:A:184:LYS:H	5:B:212:7Q9:N	1	11.14
(1,21)	1:A:184:LYS:H	5:B:213:7Q9:N	1	11.14
(1,21)	1:A:184:LYS:H	6:B:214:17F:N1	1	11.14
(1,21)	1:A:184:LYS:H	6:B:215:17F:N1	1	11.14
(1,21)	1:A:184:LYS:H	5:B:216:7Q9:N	1	11.14
(1,21)	1:A:184:LYS:H	5:B:217:7Q9:N	1	11.14
(1,21)	1:A:184:LYS:H	5:B:218:7Q9:N	1	11.14
(1,21)	1:A:184:LYS:H	6:B:219:17F:N1	1	11.14
(1,21)	1:A:184:LYS:H	5:B:220:7Q9:N	1	11.14
(1,21)	1:A:184:LYS:HZ1	1:B:2:THR:N	1	11.14
(1,21)	1:A:184:LYS:HZ1	1:B:3:GLU:N	1	11.14
(1,21)	1:A:184:LYS:HZ1	1:B:4:TYR:N	1	11.14
(1,21)	1:A:184:LYS:HZ1	1:B:5:LYS:N	1	11.14
(1,21)	1:A:184:LYS:HZ1	1:B:6:LEU:N	1	11.14
(1,21)	1:A:184:LYS:HZ1	1:B:7:VAL:N	1	11.14
(1,21)	1:A:184:LYS:HZ1	1:B:8:VAL:N	1	11.14
(1,21)	1:A:184:LYS:HZ1	1:B:9:VAL:N	1	11.14
(1,21)	1:A:184:LYS:HZ1	1:B:10:GLY:N	1	11.14
(1,21)	1:A:184:LYS:HZ1	1:B:11:ALA:N	1	11.14
(1,21)	1:A:184:LYS:HZ1	1:B:12:ASP:N	1	11.14
(1,21)	1:A:184:LYS:HZ1	1:B:13:GLY:N	1	11.14
(1,21)	1:A:184:LYS:HZ1	1:B:14:VAL:N	1	11.14
(1,21)	1:A:184:LYS:HZ1	1:B:15:GLY:N	1	11.14
(1,21)	1:A:184:LYS:HZ1	1:B:16:LYS:N	1	11.14
(1,21)	1:A:184:LYS:HZ1	1:B:17:SER:N	1	11.14
(1,21)	1:A:184:LYS:HZ1	1:B:18:ALA:N	1	11.14
(1,21)	1:A:184:LYS:HZ1	1:B:19:LEU:N	1	11.14
(1,21)	1:A:184:LYS:HZ1	1:B:20:THR:N	1	11.14
(1,21)	1:A:184:LYS:HZ1	1:B:21:ILE:N	1	11.14
(1,21)	1:A:184:LYS:HZ1	1:B:22:GLN:N	1	11.14
(1,21)	1:A:184:LYS:HZ1	1:B:23:LEU:N	1	11.14
(1,21)	1:A:184:LYS:HZ1	1:B:24:ILE:N	1	11.14
(1,21)	1:A:184:LYS:HZ1	1:B:25:GLN:N	1	11.14
(1,21)	1:A:184:LYS:HZ1	1:B:26:ASN:N	1	11.14
(1,21)	1:A:184:LYS:HZ1	1:B:27:HIS:N	1	11.14
(1,21)	1:A:184:LYS:HZ1	1:B:28:PHE:N	1	11.14
(1,21)	1:A:184:LYS:HZ1	1:B:29:VAL:N	1	11.14

Continued on next page...

Continued from previous page...

Key	Atom-1	Atom-2	Model ID	Violation (Å)
(1,21)	1:A:184:LYS:HZ1	1:B:30:ASP:N	1	11.14
(1,21)	1:A:184:LYS:HZ1	1:B:31:GLU:N	1	11.14
(1,21)	1:A:184:LYS:HZ1	1:B:32:TYR:N	1	11.14
(1,21)	1:A:184:LYS:HZ1	1:B:33:ASP:N	1	11.14
(1,21)	1:A:184:LYS:HZ1	1:B:34:PRO:N	1	11.14
(1,21)	1:A:184:LYS:HZ1	1:B:35:THR:N	1	11.14
(1,21)	1:A:184:LYS:HZ1	1:B:36:ILE:N	1	11.14
(1,21)	1:A:184:LYS:HZ1	1:B:37:GLU:N	1	11.14
(1,21)	1:A:184:LYS:HZ1	1:B:38:ASP:N	1	11.14
(1,21)	1:A:184:LYS:HZ1	1:B:39:SER:N	1	11.14
(1,21)	1:A:184:LYS:HZ1	1:B:40:TYR:N	1	11.14
(1,21)	1:A:184:LYS:HZ1	1:B:41:ARG:N	1	11.14
(1,21)	1:A:184:LYS:HZ1	1:B:42:LYS:N	1	11.14
(1,21)	1:A:184:LYS:HZ1	1:B:43:GLN:N	1	11.14
(1,21)	1:A:184:LYS:HZ1	1:B:44:VAL:N	1	11.14
(1,21)	1:A:184:LYS:HZ1	1:B:45:VAL:N	1	11.14
(1,21)	1:A:184:LYS:HZ1	1:B:46:ILE:N	1	11.14
(1,21)	1:A:184:LYS:HZ1	1:B:47:ASP:N	1	11.14
(1,21)	1:A:184:LYS:HZ1	1:B:48:GLY:N	1	11.14
(1,21)	1:A:184:LYS:HZ1	1:B:49:GLU:N	1	11.14
(1,21)	1:A:184:LYS:HZ1	1:B:50:THR:N	1	11.14
(1,21)	1:A:184:LYS:HZ1	1:B:51:CYS:N	1	11.14
(1,21)	1:A:184:LYS:HZ1	1:B:52:LEU:N	1	11.14
(1,21)	1:A:184:LYS:HZ1	1:B:53:LEU:N	1	11.14
(1,21)	1:A:184:LYS:HZ1	1:B:54:ASP:N	1	11.14
(1,21)	1:A:184:LYS:HZ1	1:B:55:ILE:N	1	11.14
(1,21)	1:A:184:LYS:HZ1	1:B:56:LEU:N	1	11.14
(1,21)	1:A:184:LYS:HZ1	1:B:57:ASP:N	1	11.14
(1,21)	1:A:184:LYS:HZ1	1:B:58:THR:N	1	11.14
(1,21)	1:A:184:LYS:HZ1	1:B:59:ALA:N	1	11.14
(1,21)	1:A:184:LYS:HZ1	1:B:60:GLY:N	1	11.14
(1,21)	1:A:184:LYS:HZ1	1:B:61:GLN:N	1	11.14
(1,21)	1:A:184:LYS:HZ1	1:B:62:GLU:N	1	11.14
(1,21)	1:A:184:LYS:HZ1	1:B:63:GLU:N	1	11.14
(1,21)	1:A:184:LYS:HZ1	1:B:64:TYR:N	1	11.14
(1,21)	1:A:184:LYS:HZ1	1:B:65:SER:N	1	11.14
(1,21)	1:A:184:LYS:HZ1	1:B:66:ALA:N	1	11.14
(1,21)	1:A:184:LYS:HZ1	1:B:67:MET:N	1	11.14
(1,21)	1:A:184:LYS:HZ1	1:B:68:ARG:N	1	11.14
(1,21)	1:A:184:LYS:HZ1	1:B:69:ASP:N	1	11.14
(1,21)	1:A:184:LYS:HZ1	1:B:70:GLN:N	1	11.14
(1,21)	1:A:184:LYS:HZ1	1:B:71:TYR:N	1	11.14

Continued on next page...

Continued from previous page...

Key	Atom-1	Atom-2	Model ID	Violation (Å)
(1,21)	1:A:184:LYS:HZ1	1:B:72:MET:N	1	11.14
(1,21)	1:A:184:LYS:HZ1	1:B:73:ARG:N	1	11.14
(1,21)	1:A:184:LYS:HZ1	1:B:74:THR:N	1	11.14
(1,21)	1:A:184:LYS:HZ1	1:B:75:GLY:N	1	11.14
(1,21)	1:A:184:LYS:HZ1	1:B:76:GLU:N	1	11.14
(1,21)	1:A:184:LYS:HZ1	1:B:77:GLY:N	1	11.14
(1,21)	1:A:184:LYS:HZ1	1:B:78:PHE:N	1	11.14
(1,21)	1:A:184:LYS:HZ1	1:B:79:LEU:N	1	11.14
(1,21)	1:A:184:LYS:HZ1	1:B:80:CYS:N	1	11.14
(1,21)	1:A:184:LYS:HZ1	5:B:203:7Q9:N	1	11.14
(1,21)	1:A:184:LYS:HZ1	5:B:204:7Q9:N	1	11.14
(1,21)	1:A:184:LYS:HZ1	5:B:205:7Q9:N	1	11.14
(1,21)	1:A:184:LYS:HZ1	5:B:206:7Q9:N	1	11.14
(1,21)	1:A:184:LYS:HZ1	5:B:207:7Q9:N	1	11.14
(1,21)	1:A:184:LYS:HZ1	6:B:208:17F:N1	1	11.14
(1,21)	1:A:184:LYS:HZ1	5:B:209:7Q9:N	1	11.14
(1,21)	1:A:184:LYS:HZ1	5:B:210:7Q9:N	1	11.14
(1,21)	1:A:184:LYS:HZ1	5:B:211:7Q9:N	1	11.14
(1,21)	1:A:184:LYS:HZ1	5:B:212:7Q9:N	1	11.14
(1,21)	1:A:184:LYS:HZ1	5:B:213:7Q9:N	1	11.14
(1,21)	1:A:184:LYS:HZ1	6:B:214:17F:N1	1	11.14
(1,21)	1:A:184:LYS:HZ1	6:B:215:17F:N1	1	11.14
(1,21)	1:A:184:LYS:HZ1	5:B:216:7Q9:N	1	11.14
(1,21)	1:A:184:LYS:HZ1	5:B:217:7Q9:N	1	11.14
(1,21)	1:A:184:LYS:HZ1	5:B:218:7Q9:N	1	11.14
(1,21)	1:A:184:LYS:HZ1	6:B:219:17F:N1	1	11.14
(1,21)	1:A:184:LYS:HZ1	5:B:220:7Q9:N	1	11.14
(1,21)	1:A:184:LYS:HZ2	1:B:2:THR:N	1	11.14
(1,21)	1:A:184:LYS:HZ2	1:B:3:GLU:N	1	11.14
(1,21)	1:A:184:LYS:HZ2	1:B:4:TYR:N	1	11.14
(1,21)	1:A:184:LYS:HZ2	1:B:5:LYS:N	1	11.14
(1,21)	1:A:184:LYS:HZ2	1:B:6:LEU:N	1	11.14
(1,21)	1:A:184:LYS:HZ2	1:B:7:VAL:N	1	11.14
(1,21)	1:A:184:LYS:HZ2	1:B:8:VAL:N	1	11.14
(1,21)	1:A:184:LYS:HZ2	1:B:9:VAL:N	1	11.14
(1,21)	1:A:184:LYS:HZ2	1:B:10:GLY:N	1	11.14
(1,21)	1:A:184:LYS:HZ2	1:B:11:ALA:N	1	11.14
(1,21)	1:A:184:LYS:HZ2	1:B:12:ASP:N	1	11.14
(1,21)	1:A:184:LYS:HZ2	1:B:13:GLY:N	1	11.14
(1,21)	1:A:184:LYS:HZ2	1:B:14:VAL:N	1	11.14
(1,21)	1:A:184:LYS:HZ2	1:B:15:GLY:N	1	11.14
(1,21)	1:A:184:LYS:HZ2	1:B:16:LYS:N	1	11.14

Continued on next page...

Continued from previous page...

Key	Atom-1	Atom-2	Model ID	Violation (Å)
(1,21)	1:A:184:LYS:HZ2	1:B:17:SER:N	1	11.14
(1,21)	1:A:184:LYS:HZ2	1:B:18:ALA:N	1	11.14
(1,21)	1:A:184:LYS:HZ2	1:B:19:LEU:N	1	11.14
(1,21)	1:A:184:LYS:HZ2	1:B:20:THR:N	1	11.14
(1,21)	1:A:184:LYS:HZ2	1:B:21:ILE:N	1	11.14
(1,21)	1:A:184:LYS:HZ2	1:B:22:GLN:N	1	11.14
(1,21)	1:A:184:LYS:HZ2	1:B:23:LEU:N	1	11.14
(1,21)	1:A:184:LYS:HZ2	1:B:24:ILE:N	1	11.14
(1,21)	1:A:184:LYS:HZ2	1:B:25:GLN:N	1	11.14
(1,21)	1:A:184:LYS:HZ2	1:B:26:ASN:N	1	11.14
(1,21)	1:A:184:LYS:HZ2	1:B:27:HIS:N	1	11.14
(1,21)	1:A:184:LYS:HZ2	1:B:28:PHE:N	1	11.14
(1,21)	1:A:184:LYS:HZ2	1:B:29:VAL:N	1	11.14
(1,21)	1:A:184:LYS:HZ2	1:B:30:ASP:N	1	11.14
(1,21)	1:A:184:LYS:HZ2	1:B:31:GLU:N	1	11.14
(1,21)	1:A:184:LYS:HZ2	1:B:32:TYR:N	1	11.14
(1,21)	1:A:184:LYS:HZ2	1:B:33:ASP:N	1	11.14
(1,21)	1:A:184:LYS:HZ2	1:B:34:PRO:N	1	11.14
(1,21)	1:A:184:LYS:HZ2	1:B:35:THR:N	1	11.14
(1,21)	1:A:184:LYS:HZ2	1:B:36:ILE:N	1	11.14
(1,21)	1:A:184:LYS:HZ2	1:B:37:GLU:N	1	11.14
(1,21)	1:A:184:LYS:HZ2	1:B:38:ASP:N	1	11.14
(1,21)	1:A:184:LYS:HZ2	1:B:39:SER:N	1	11.14
(1,21)	1:A:184:LYS:HZ2	1:B:40:TYR:N	1	11.14
(1,21)	1:A:184:LYS:HZ2	1:B:41:ARG:N	1	11.14
(1,21)	1:A:184:LYS:HZ2	1:B:42:LYS:N	1	11.14
(1,21)	1:A:184:LYS:HZ2	1:B:43:GLN:N	1	11.14
(1,21)	1:A:184:LYS:HZ2	1:B:44:VAL:N	1	11.14
(1,21)	1:A:184:LYS:HZ2	1:B:45:VAL:N	1	11.14
(1,21)	1:A:184:LYS:HZ2	1:B:46:ILE:N	1	11.14
(1,21)	1:A:184:LYS:HZ2	1:B:47:ASP:N	1	11.14
(1,21)	1:A:184:LYS:HZ2	1:B:48:GLY:N	1	11.14
(1,21)	1:A:184:LYS:HZ2	1:B:49:GLU:N	1	11.14
(1,21)	1:A:184:LYS:HZ2	1:B:50:THR:N	1	11.14
(1,21)	1:A:184:LYS:HZ2	1:B:51:CYS:N	1	11.14
(1,21)	1:A:184:LYS:HZ2	1:B:52:LEU:N	1	11.14
(1,21)	1:A:184:LYS:HZ2	1:B:53:LEU:N	1	11.14
(1,21)	1:A:184:LYS:HZ2	1:B:54:ASP:N	1	11.14
(1,21)	1:A:184:LYS:HZ2	1:B:55:ILE:N	1	11.14
(1,21)	1:A:184:LYS:HZ2	1:B:56:LEU:N	1	11.14
(1,21)	1:A:184:LYS:HZ2	1:B:57:ASP:N	1	11.14
(1,21)	1:A:184:LYS:HZ2	1:B:58:THR:N	1	11.14

Continued on next page...

Continued from previous page...

Key	Atom-1	Atom-2	Model ID	Violation (Å)
(1,21)	1:A:184:LYS:HZ2	1:B:59:ALA:N	1	11.14
(1,21)	1:A:184:LYS:HZ2	1:B:60:GLY:N	1	11.14
(1,21)	1:A:184:LYS:HZ2	1:B:61:GLN:N	1	11.14
(1,21)	1:A:184:LYS:HZ2	1:B:62:GLU:N	1	11.14
(1,21)	1:A:184:LYS:HZ2	1:B:63:GLU:N	1	11.14
(1,21)	1:A:184:LYS:HZ2	1:B:64:TYR:N	1	11.14
(1,21)	1:A:184:LYS:HZ2	1:B:65:SER:N	1	11.14
(1,21)	1:A:184:LYS:HZ2	1:B:66:ALA:N	1	11.14
(1,21)	1:A:184:LYS:HZ2	1:B:67:MET:N	1	11.14
(1,21)	1:A:184:LYS:HZ2	1:B:68:ARG:N	1	11.14
(1,21)	1:A:184:LYS:HZ2	1:B:69:ASP:N	1	11.14
(1,21)	1:A:184:LYS:HZ2	1:B:70:GLN:N	1	11.14
(1,21)	1:A:184:LYS:HZ2	1:B:71:TYR:N	1	11.14
(1,21)	1:A:184:LYS:HZ2	1:B:72:MET:N	1	11.14
(1,21)	1:A:184:LYS:HZ2	1:B:73:ARG:N	1	11.14
(1,21)	1:A:184:LYS:HZ2	1:B:74:THR:N	1	11.14
(1,21)	1:A:184:LYS:HZ2	1:B:75:GLY:N	1	11.14
(1,21)	1:A:184:LYS:HZ2	1:B:76:GLU:N	1	11.14
(1,21)	1:A:184:LYS:HZ2	1:B:77:GLY:N	1	11.14
(1,21)	1:A:184:LYS:HZ2	1:B:78:PHE:N	1	11.14
(1,21)	1:A:184:LYS:HZ2	1:B:79:LEU:N	1	11.14
(1,21)	1:A:184:LYS:HZ2	1:B:80:CYS:N	1	11.14
(1,21)	1:A:184:LYS:HZ2	5:B:203:7Q9:N	1	11.14
(1,21)	1:A:184:LYS:HZ2	5:B:204:7Q9:N	1	11.14
(1,21)	1:A:184:LYS:HZ2	5:B:205:7Q9:N	1	11.14
(1,21)	1:A:184:LYS:HZ2	5:B:206:7Q9:N	1	11.14
(1,21)	1:A:184:LYS:HZ2	5:B:207:7Q9:N	1	11.14
(1,21)	1:A:184:LYS:HZ2	6:B:208:17F:N1	1	11.14
(1,21)	1:A:184:LYS:HZ2	5:B:209:7Q9:N	1	11.14
(1,21)	1:A:184:LYS:HZ2	5:B:210:7Q9:N	1	11.14
(1,21)	1:A:184:LYS:HZ2	5:B:211:7Q9:N	1	11.14
(1,21)	1:A:184:LYS:HZ2	5:B:212:7Q9:N	1	11.14
(1,21)	1:A:184:LYS:HZ2	5:B:213:7Q9:N	1	11.14
(1,21)	1:A:184:LYS:HZ2	6:B:214:17F:N1	1	11.14
(1,21)	1:A:184:LYS:HZ2	6:B:215:17F:N1	1	11.14
(1,21)	1:A:184:LYS:HZ2	5:B:216:7Q9:N	1	11.14
(1,21)	1:A:184:LYS:HZ2	5:B:217:7Q9:N	1	11.14
(1,21)	1:A:184:LYS:HZ2	5:B:218:7Q9:N	1	11.14
(1,21)	1:A:184:LYS:HZ2	6:B:219:17F:N1	1	11.14
(1,21)	1:A:184:LYS:HZ2	5:B:220:7Q9:N	1	11.14
(1,21)	1:A:184:LYS:HZ3	1:B:2:THR:N	1	11.14
(1,21)	1:A:184:LYS:HZ3	1:B:3:GLU:N	1	11.14

Continued on next page...

Continued from previous page...

Key	Atom-1	Atom-2	Model ID	Violation (Å)
(1,21)	1:A:184:LYS:HZ3	1:B:4:TYR:N	1	11.14
(1,21)	1:A:184:LYS:HZ3	1:B:5:LYS:N	1	11.14
(1,21)	1:A:184:LYS:HZ3	1:B:6:LEU:N	1	11.14
(1,21)	1:A:184:LYS:HZ3	1:B:7:VAL:N	1	11.14
(1,21)	1:A:184:LYS:HZ3	1:B:8:VAL:N	1	11.14
(1,21)	1:A:184:LYS:HZ3	1:B:9:VAL:N	1	11.14
(1,21)	1:A:184:LYS:HZ3	1:B:10:GLY:N	1	11.14
(1,21)	1:A:184:LYS:HZ3	1:B:11:ALA:N	1	11.14
(1,21)	1:A:184:LYS:HZ3	1:B:12:ASP:N	1	11.14
(1,21)	1:A:184:LYS:HZ3	1:B:13:GLY:N	1	11.14
(1,21)	1:A:184:LYS:HZ3	1:B:14:VAL:N	1	11.14
(1,21)	1:A:184:LYS:HZ3	1:B:15:GLY:N	1	11.14
(1,21)	1:A:184:LYS:HZ3	1:B:16:LYS:N	1	11.14
(1,21)	1:A:184:LYS:HZ3	1:B:17:SER:N	1	11.14
(1,21)	1:A:184:LYS:HZ3	1:B:18:ALA:N	1	11.14
(1,21)	1:A:184:LYS:HZ3	1:B:19:LEU:N	1	11.14
(1,21)	1:A:184:LYS:HZ3	1:B:20:THR:N	1	11.14
(1,21)	1:A:184:LYS:HZ3	1:B:21:ILE:N	1	11.14
(1,21)	1:A:184:LYS:HZ3	1:B:22:GLN:N	1	11.14
(1,21)	1:A:184:LYS:HZ3	1:B:23:LEU:N	1	11.14
(1,21)	1:A:184:LYS:HZ3	1:B:24:ILE:N	1	11.14
(1,21)	1:A:184:LYS:HZ3	1:B:25:GLN:N	1	11.14
(1,21)	1:A:184:LYS:HZ3	1:B:26:ASN:N	1	11.14
(1,21)	1:A:184:LYS:HZ3	1:B:27:HIS:N	1	11.14
(1,21)	1:A:184:LYS:HZ3	1:B:28:PHE:N	1	11.14
(1,21)	1:A:184:LYS:HZ3	1:B:29:VAL:N	1	11.14
(1,21)	1:A:184:LYS:HZ3	1:B:30:ASP:N	1	11.14
(1,21)	1:A:184:LYS:HZ3	1:B:31:GLU:N	1	11.14
(1,21)	1:A:184:LYS:HZ3	1:B:32:TYR:N	1	11.14
(1,21)	1:A:184:LYS:HZ3	1:B:33:ASP:N	1	11.14
(1,21)	1:A:184:LYS:HZ3	1:B:34:PRO:N	1	11.14
(1,21)	1:A:184:LYS:HZ3	1:B:35:THR:N	1	11.14
(1,21)	1:A:184:LYS:HZ3	1:B:36:ILE:N	1	11.14
(1,21)	1:A:184:LYS:HZ3	1:B:37:GLU:N	1	11.14
(1,21)	1:A:184:LYS:HZ3	1:B:38:ASP:N	1	11.14
(1,21)	1:A:184:LYS:HZ3	1:B:39:SER:N	1	11.14
(1,21)	1:A:184:LYS:HZ3	1:B:40:TYR:N	1	11.14
(1,21)	1:A:184:LYS:HZ3	1:B:41:ARG:N	1	11.14
(1,21)	1:A:184:LYS:HZ3	1:B:42:LYS:N	1	11.14
(1,21)	1:A:184:LYS:HZ3	1:B:43:GLN:N	1	11.14
(1,21)	1:A:184:LYS:HZ3	1:B:44:VAL:N	1	11.14
(1,21)	1:A:184:LYS:HZ3	1:B:45:VAL:N	1	11.14

Continued on next page...

Continued from previous page...

Key	Atom-1	Atom-2	Model ID	Violation (Å)
(1,21)	1:A:184:LYS:HZ3	1:B:46:ILE:N	1	11.14
(1,21)	1:A:184:LYS:HZ3	1:B:47:ASP:N	1	11.14
(1,21)	1:A:184:LYS:HZ3	1:B:48:GLY:N	1	11.14
(1,21)	1:A:184:LYS:HZ3	1:B:49:GLU:N	1	11.14
(1,21)	1:A:184:LYS:HZ3	1:B:50:THR:N	1	11.14
(1,21)	1:A:184:LYS:HZ3	1:B:51:CYS:N	1	11.14
(1,21)	1:A:184:LYS:HZ3	1:B:52:LEU:N	1	11.14
(1,21)	1:A:184:LYS:HZ3	1:B:53:LEU:N	1	11.14
(1,21)	1:A:184:LYS:HZ3	1:B:54:ASP:N	1	11.14
(1,21)	1:A:184:LYS:HZ3	1:B:55:ILE:N	1	11.14
(1,21)	1:A:184:LYS:HZ3	1:B:56:LEU:N	1	11.14
(1,21)	1:A:184:LYS:HZ3	1:B:57:ASP:N	1	11.14
(1,21)	1:A:184:LYS:HZ3	1:B:58:THR:N	1	11.14
(1,21)	1:A:184:LYS:HZ3	1:B:59:ALA:N	1	11.14
(1,21)	1:A:184:LYS:HZ3	1:B:60:GLY:N	1	11.14
(1,21)	1:A:184:LYS:HZ3	1:B:61:GLN:N	1	11.14
(1,21)	1:A:184:LYS:HZ3	1:B:62:GLU:N	1	11.14
(1,21)	1:A:184:LYS:HZ3	1:B:63:GLU:N	1	11.14
(1,21)	1:A:184:LYS:HZ3	1:B:64:TYR:N	1	11.14
(1,21)	1:A:184:LYS:HZ3	1:B:65:SER:N	1	11.14
(1,21)	1:A:184:LYS:HZ3	1:B:66:ALA:N	1	11.14
(1,21)	1:A:184:LYS:HZ3	1:B:67:MET:N	1	11.14
(1,21)	1:A:184:LYS:HZ3	1:B:68:ARG:N	1	11.14
(1,21)	1:A:184:LYS:HZ3	1:B:69:ASP:N	1	11.14
(1,21)	1:A:184:LYS:HZ3	1:B:70:GLN:N	1	11.14
(1,21)	1:A:184:LYS:HZ3	1:B:71:TYR:N	1	11.14
(1,21)	1:A:184:LYS:HZ3	1:B:72:MET:N	1	11.14
(1,21)	1:A:184:LYS:HZ3	1:B:73:ARG:N	1	11.14
(1,21)	1:A:184:LYS:HZ3	1:B:74:THR:N	1	11.14
(1,21)	1:A:184:LYS:HZ3	1:B:75:GLY:N	1	11.14
(1,21)	1:A:184:LYS:HZ3	1:B:76:GLU:N	1	11.14
(1,21)	1:A:184:LYS:HZ3	1:B:77:GLY:N	1	11.14
(1,21)	1:A:184:LYS:HZ3	1:B:78:PHE:N	1	11.14
(1,21)	1:A:184:LYS:HZ3	1:B:79:LEU:N	1	11.14
(1,21)	1:A:184:LYS:HZ3	1:B:80:CYS:N	1	11.14
(1,21)	1:A:184:LYS:HZ3	5:B:203:7Q9:N	1	11.14
(1,21)	1:A:184:LYS:HZ3	5:B:204:7Q9:N	1	11.14
(1,21)	1:A:184:LYS:HZ3	5:B:205:7Q9:N	1	11.14
(1,21)	1:A:184:LYS:HZ3	5:B:206:7Q9:N	1	11.14
(1,21)	1:A:184:LYS:HZ3	5:B:207:7Q9:N	1	11.14
(1,21)	1:A:184:LYS:HZ3	6:B:208:17F:N1	1	11.14
(1,21)	1:A:184:LYS:HZ3	5:B:209:7Q9:N	1	11.14

Continued on next page...

Continued from previous page...

Key	Atom-1	Atom-2	Model ID	Violation (Å)
(1,21)	1:A:184:LYS:HZ3	5:B:210:7Q9:N	1	11.14
(1,21)	1:A:184:LYS:HZ3	5:B:211:7Q9:N	1	11.14
(1,21)	1:A:184:LYS:HZ3	5:B:212:7Q9:N	1	11.14
(1,21)	1:A:184:LYS:HZ3	5:B:213:7Q9:N	1	11.14
(1,21)	1:A:184:LYS:HZ3	6:B:214:17F:N1	1	11.14
(1,21)	1:A:184:LYS:HZ3	6:B:215:17F:N1	1	11.14
(1,21)	1:A:184:LYS:HZ3	5:B:216:7Q9:N	1	11.14
(1,21)	1:A:184:LYS:HZ3	5:B:217:7Q9:N	1	11.14
(1,21)	1:A:184:LYS:HZ3	5:B:218:7Q9:N	1	11.14
(1,21)	1:A:184:LYS:HZ3	6:B:219:17F:N1	1	11.14
(1,21)	1:A:184:LYS:HZ3	5:B:220:7Q9:N	1	11.14
(1,21)	1:A:184:LYS:N	1:B:2:THR:N	1	11.14
(1,21)	1:A:184:LYS:N	1:B:3:GLU:N	1	11.14
(1,21)	1:A:184:LYS:N	1:B:4:TYR:N	1	11.14
(1,21)	1:A:184:LYS:N	1:B:5:LYS:N	1	11.14
(1,21)	1:A:184:LYS:N	1:B:6:LEU:N	1	11.14
(1,21)	1:A:184:LYS:N	1:B:7:VAL:N	1	11.14
(1,21)	1:A:184:LYS:N	1:B:8:VAL:N	1	11.14
(1,21)	1:A:184:LYS:N	1:B:9:VAL:N	1	11.14
(1,21)	1:A:184:LYS:N	1:B:10:GLY:N	1	11.14
(1,21)	1:A:184:LYS:N	1:B:11:ALA:N	1	11.14
(1,21)	1:A:184:LYS:N	1:B:12:ASP:N	1	11.14
(1,21)	1:A:184:LYS:N	1:B:13:GLY:N	1	11.14
(1,21)	1:A:184:LYS:N	1:B:14:VAL:N	1	11.14
(1,21)	1:A:184:LYS:N	1:B:15:GLY:N	1	11.14
(1,21)	1:A:184:LYS:N	1:B:16:LYS:N	1	11.14
(1,21)	1:A:184:LYS:N	1:B:17:SER:N	1	11.14
(1,21)	1:A:184:LYS:N	1:B:18:ALA:N	1	11.14
(1,21)	1:A:184:LYS:N	1:B:19:LEU:N	1	11.14
(1,21)	1:A:184:LYS:N	1:B:20:THR:N	1	11.14
(1,21)	1:A:184:LYS:N	1:B:21:ILE:N	1	11.14
(1,21)	1:A:184:LYS:N	1:B:22:GLN:N	1	11.14
(1,21)	1:A:184:LYS:N	1:B:23:LEU:N	1	11.14
(1,21)	1:A:184:LYS:N	1:B:24:ILE:N	1	11.14
(1,21)	1:A:184:LYS:N	1:B:25:GLN:N	1	11.14
(1,21)	1:A:184:LYS:N	1:B:26:ASN:N	1	11.14
(1,21)	1:A:184:LYS:N	1:B:27:HIS:N	1	11.14
(1,21)	1:A:184:LYS:N	1:B:28:PHE:N	1	11.14
(1,21)	1:A:184:LYS:N	1:B:29:VAL:N	1	11.14
(1,21)	1:A:184:LYS:N	1:B:30:ASP:N	1	11.14
(1,21)	1:A:184:LYS:N	1:B:31:GLU:N	1	11.14
(1,21)	1:A:184:LYS:N	1:B:32:TYR:N	1	11.14

Continued on next page...

Continued from previous page...

Key	Atom-1	Atom-2	Model ID	Violation (Å)
(1,21)	1:A:184:LYS:N	1:B:33:ASP:N	1	11.14
(1,21)	1:A:184:LYS:N	1:B:34:PRO:N	1	11.14
(1,21)	1:A:184:LYS:N	1:B:35:THR:N	1	11.14
(1,21)	1:A:184:LYS:N	1:B:36:ILE:N	1	11.14
(1,21)	1:A:184:LYS:N	1:B:37:GLU:N	1	11.14
(1,21)	1:A:184:LYS:N	1:B:38:ASP:N	1	11.14
(1,21)	1:A:184:LYS:N	1:B:39:SER:N	1	11.14
(1,21)	1:A:184:LYS:N	1:B:40:TYR:N	1	11.14
(1,21)	1:A:184:LYS:N	1:B:41:ARG:N	1	11.14
(1,21)	1:A:184:LYS:N	1:B:42:LYS:N	1	11.14
(1,21)	1:A:184:LYS:N	1:B:43:GLN:N	1	11.14
(1,21)	1:A:184:LYS:N	1:B:44:VAL:N	1	11.14
(1,21)	1:A:184:LYS:N	1:B:45:VAL:N	1	11.14
(1,21)	1:A:184:LYS:N	1:B:46:ILE:N	1	11.14
(1,21)	1:A:184:LYS:N	1:B:47:ASP:N	1	11.14
(1,21)	1:A:184:LYS:N	1:B:48:GLY:N	1	11.14
(1,21)	1:A:184:LYS:N	1:B:49:GLU:N	1	11.14
(1,21)	1:A:184:LYS:N	1:B:50:THR:N	1	11.14
(1,21)	1:A:184:LYS:N	1:B:51:CYS:N	1	11.14
(1,21)	1:A:184:LYS:N	1:B:52:LEU:N	1	11.14
(1,21)	1:A:184:LYS:N	1:B:53:LEU:N	1	11.14
(1,21)	1:A:184:LYS:N	1:B:54:ASP:N	1	11.14
(1,21)	1:A:184:LYS:N	1:B:55:ILE:N	1	11.14
(1,21)	1:A:184:LYS:N	1:B:56:LEU:N	1	11.14
(1,21)	1:A:184:LYS:N	1:B:57:ASP:N	1	11.14
(1,21)	1:A:184:LYS:N	1:B:58:THR:N	1	11.14
(1,21)	1:A:184:LYS:N	1:B:59:ALA:N	1	11.14
(1,21)	1:A:184:LYS:N	1:B:60:GLY:N	1	11.14
(1,21)	1:A:184:LYS:N	1:B:61:GLN:N	1	11.14
(1,21)	1:A:184:LYS:N	1:B:62:GLU:N	1	11.14
(1,21)	1:A:184:LYS:N	1:B:63:GLU:N	1	11.14
(1,21)	1:A:184:LYS:N	1:B:64:TYR:N	1	11.14
(1,21)	1:A:184:LYS:N	1:B:65:SER:N	1	11.14
(1,21)	1:A:184:LYS:N	1:B:66:ALA:N	1	11.14
(1,21)	1:A:184:LYS:N	1:B:67:MET:N	1	11.14
(1,21)	1:A:184:LYS:N	1:B:68:ARG:N	1	11.14
(1,21)	1:A:184:LYS:N	1:B:69:ASP:N	1	11.14
(1,21)	1:A:184:LYS:N	1:B:70:GLN:N	1	11.14
(1,21)	1:A:184:LYS:N	1:B:71:TYR:N	1	11.14
(1,21)	1:A:184:LYS:N	1:B:72:MET:N	1	11.14
(1,21)	1:A:184:LYS:N	1:B:73:ARG:N	1	11.14
(1,21)	1:A:184:LYS:N	1:B:74:THR:N	1	11.14

Continued on next page...

Continued from previous page...

Key	Atom-1	Atom-2	Model ID	Violation (Å)
(1,21)	1:A:184:LYS:N	1:B:75:GLY:N	1	11.14
(1,21)	1:A:184:LYS:N	1:B:76:GLU:N	1	11.14
(1,21)	1:A:184:LYS:N	1:B:77:GLY:N	1	11.14
(1,21)	1:A:184:LYS:N	1:B:78:PHE:N	1	11.14
(1,21)	1:A:184:LYS:N	1:B:79:LEU:N	1	11.14
(1,21)	1:A:184:LYS:N	1:B:80:CYS:N	1	11.14
(1,21)	1:A:184:LYS:N	5:B:203:7Q9:N	1	11.14
(1,21)	1:A:184:LYS:N	5:B:204:7Q9:N	1	11.14
(1,21)	1:A:184:LYS:N	5:B:205:7Q9:N	1	11.14
(1,21)	1:A:184:LYS:N	5:B:206:7Q9:N	1	11.14
(1,21)	1:A:184:LYS:N	5:B:207:7Q9:N	1	11.14
(1,21)	1:A:184:LYS:N	6:B:208:17F:N1	1	11.14
(1,21)	1:A:184:LYS:N	5:B:209:7Q9:N	1	11.14
(1,21)	1:A:184:LYS:N	5:B:210:7Q9:N	1	11.14
(1,21)	1:A:184:LYS:N	5:B:211:7Q9:N	1	11.14
(1,21)	1:A:184:LYS:N	5:B:212:7Q9:N	1	11.14
(1,21)	1:A:184:LYS:N	5:B:213:7Q9:N	1	11.14
(1,21)	1:A:184:LYS:N	6:B:214:17F:N1	1	11.14
(1,21)	1:A:184:LYS:N	6:B:215:17F:N1	1	11.14
(1,21)	1:A:184:LYS:N	5:B:216:7Q9:N	1	11.14
(1,21)	1:A:184:LYS:N	5:B:217:7Q9:N	1	11.14
(1,21)	1:A:184:LYS:N	5:B:218:7Q9:N	1	11.14
(1,21)	1:A:184:LYS:N	6:B:219:17F:N1	1	11.14
(1,21)	1:A:184:LYS:N	5:B:220:7Q9:N	1	11.14
(1,21)	1:A:184:LYS:NZ	1:B:2:THR:N	1	11.14
(1,21)	1:A:184:LYS:NZ	1:B:3:GLU:N	1	11.14
(1,21)	1:A:184:LYS:NZ	1:B:4:TYR:N	1	11.14
(1,21)	1:A:184:LYS:NZ	1:B:5:LYS:N	1	11.14
(1,21)	1:A:184:LYS:NZ	1:B:6:LEU:N	1	11.14
(1,21)	1:A:184:LYS:NZ	1:B:7:VAL:N	1	11.14
(1,21)	1:A:184:LYS:NZ	1:B:8:VAL:N	1	11.14
(1,21)	1:A:184:LYS:NZ	1:B:9:VAL:N	1	11.14
(1,21)	1:A:184:LYS:NZ	1:B:10:GLY:N	1	11.14
(1,21)	1:A:184:LYS:NZ	1:B:11:ALA:N	1	11.14
(1,21)	1:A:184:LYS:NZ	1:B:12:ASP:N	1	11.14
(1,21)	1:A:184:LYS:NZ	1:B:13:GLY:N	1	11.14
(1,21)	1:A:184:LYS:NZ	1:B:14:VAL:N	1	11.14
(1,21)	1:A:184:LYS:NZ	1:B:15:GLY:N	1	11.14
(1,21)	1:A:184:LYS:NZ	1:B:16:LYS:N	1	11.14
(1,21)	1:A:184:LYS:NZ	1:B:17:SER:N	1	11.14
(1,21)	1:A:184:LYS:NZ	1:B:18:ALA:N	1	11.14
(1,21)	1:A:184:LYS:NZ	1:B:19:LEU:N	1	11.14

Continued on next page...

Continued from previous page...

Key	Atom-1	Atom-2	Model ID	Violation (Å)
(1,21)	1:A:184:LYS:NZ	1:B:20:THR:N	1	11.14
(1,21)	1:A:184:LYS:NZ	1:B:21:ILE:N	1	11.14
(1,21)	1:A:184:LYS:NZ	1:B:22:GLN:N	1	11.14
(1,21)	1:A:184:LYS:NZ	1:B:23:LEU:N	1	11.14
(1,21)	1:A:184:LYS:NZ	1:B:24:ILE:N	1	11.14
(1,21)	1:A:184:LYS:NZ	1:B:25:GLN:N	1	11.14
(1,21)	1:A:184:LYS:NZ	1:B:26:ASN:N	1	11.14
(1,21)	1:A:184:LYS:NZ	1:B:27:HIS:N	1	11.14
(1,21)	1:A:184:LYS:NZ	1:B:28:PHE:N	1	11.14
(1,21)	1:A:184:LYS:NZ	1:B:29:VAL:N	1	11.14
(1,21)	1:A:184:LYS:NZ	1:B:30:ASP:N	1	11.14
(1,21)	1:A:184:LYS:NZ	1:B:31:GLU:N	1	11.14
(1,21)	1:A:184:LYS:NZ	1:B:32:TYR:N	1	11.14
(1,21)	1:A:184:LYS:NZ	1:B:33:ASP:N	1	11.14
(1,21)	1:A:184:LYS:NZ	1:B:34:PRO:N	1	11.14
(1,21)	1:A:184:LYS:NZ	1:B:35:THR:N	1	11.14
(1,21)	1:A:184:LYS:NZ	1:B:36:ILE:N	1	11.14
(1,21)	1:A:184:LYS:NZ	1:B:37:GLU:N	1	11.14
(1,21)	1:A:184:LYS:NZ	1:B:38:ASP:N	1	11.14
(1,21)	1:A:184:LYS:NZ	1:B:39:SER:N	1	11.14
(1,21)	1:A:184:LYS:NZ	1:B:40:TYR:N	1	11.14
(1,21)	1:A:184:LYS:NZ	1:B:41:ARG:N	1	11.14
(1,21)	1:A:184:LYS:NZ	1:B:42:LYS:N	1	11.14
(1,21)	1:A:184:LYS:NZ	1:B:43:GLN:N	1	11.14
(1,21)	1:A:184:LYS:NZ	1:B:44:VAL:N	1	11.14
(1,21)	1:A:184:LYS:NZ	1:B:45:VAL:N	1	11.14
(1,21)	1:A:184:LYS:NZ	1:B:46:ILE:N	1	11.14
(1,21)	1:A:184:LYS:NZ	1:B:47:ASP:N	1	11.14
(1,21)	1:A:184:LYS:NZ	1:B:48:GLY:N	1	11.14
(1,21)	1:A:184:LYS:NZ	1:B:49:GLU:N	1	11.14
(1,21)	1:A:184:LYS:NZ	1:B:50:THR:N	1	11.14
(1,21)	1:A:184:LYS:NZ	1:B:51:CYS:N	1	11.14
(1,21)	1:A:184:LYS:NZ	1:B:52:LEU:N	1	11.14
(1,21)	1:A:184:LYS:NZ	1:B:53:LEU:N	1	11.14
(1,21)	1:A:184:LYS:NZ	1:B:54:ASP:N	1	11.14
(1,21)	1:A:184:LYS:NZ	1:B:55:ILE:N	1	11.14
(1,21)	1:A:184:LYS:NZ	1:B:56:LEU:N	1	11.14
(1,21)	1:A:184:LYS:NZ	1:B:57:ASP:N	1	11.14
(1,21)	1:A:184:LYS:NZ	1:B:58:THR:N	1	11.14
(1,21)	1:A:184:LYS:NZ	1:B:59:ALA:N	1	11.14
(1,21)	1:A:184:LYS:NZ	1:B:60:GLY:N	1	11.14
(1,21)	1:A:184:LYS:NZ	1:B:61:GLN:N	1	11.14

Continued on next page...

Continued from previous page...

Key	Atom-1	Atom-2	Model ID	Violation (Å)
(1,21)	1:A:184:LYS:NZ	1:B:62:GLU:N	1	11.14
(1,21)	1:A:184:LYS:NZ	1:B:63:GLU:N	1	11.14
(1,21)	1:A:184:LYS:NZ	1:B:64:TYR:N	1	11.14
(1,21)	1:A:184:LYS:NZ	1:B:65:SER:N	1	11.14
(1,21)	1:A:184:LYS:NZ	1:B:66:ALA:N	1	11.14
(1,21)	1:A:184:LYS:NZ	1:B:67:MET:N	1	11.14
(1,21)	1:A:184:LYS:NZ	1:B:68:ARG:N	1	11.14
(1,21)	1:A:184:LYS:NZ	1:B:69:ASP:N	1	11.14
(1,21)	1:A:184:LYS:NZ	1:B:70:GLN:N	1	11.14
(1,21)	1:A:184:LYS:NZ	1:B:71:TYR:N	1	11.14
(1,21)	1:A:184:LYS:NZ	1:B:72:MET:N	1	11.14
(1,21)	1:A:184:LYS:NZ	1:B:73:ARG:N	1	11.14
(1,21)	1:A:184:LYS:NZ	1:B:74:THR:N	1	11.14
(1,21)	1:A:184:LYS:NZ	1:B:75:GLY:N	1	11.14
(1,21)	1:A:184:LYS:NZ	1:B:76:GLU:N	1	11.14
(1,21)	1:A:184:LYS:NZ	1:B:77:GLY:N	1	11.14
(1,21)	1:A:184:LYS:NZ	1:B:78:PHE:N	1	11.14
(1,21)	1:A:184:LYS:NZ	1:B:79:LEU:N	1	11.14
(1,21)	1:A:184:LYS:NZ	1:B:80:CYS:N	1	11.14
(1,21)	1:A:184:LYS:NZ	5:B:203:7Q9:N	1	11.14
(1,21)	1:A:184:LYS:NZ	5:B:204:7Q9:N	1	11.14
(1,21)	1:A:184:LYS:NZ	5:B:205:7Q9:N	1	11.14
(1,21)	1:A:184:LYS:NZ	5:B:206:7Q9:N	1	11.14
(1,21)	1:A:184:LYS:NZ	5:B:207:7Q9:N	1	11.14
(1,21)	1:A:184:LYS:NZ	6:B:208:17F:N1	1	11.14
(1,21)	1:A:184:LYS:NZ	5:B:209:7Q9:N	1	11.14
(1,21)	1:A:184:LYS:NZ	5:B:210:7Q9:N	1	11.14
(1,21)	1:A:184:LYS:NZ	5:B:211:7Q9:N	1	11.14
(1,21)	1:A:184:LYS:NZ	5:B:212:7Q9:N	1	11.14
(1,21)	1:A:184:LYS:NZ	5:B:213:7Q9:N	1	11.14
(1,21)	1:A:184:LYS:NZ	6:B:214:17F:N1	1	11.14
(1,21)	1:A:184:LYS:NZ	6:B:215:17F:N1	1	11.14
(1,21)	1:A:184:LYS:NZ	5:B:216:7Q9:N	1	11.14
(1,21)	1:A:184:LYS:NZ	5:B:217:7Q9:N	1	11.14
(1,21)	1:A:184:LYS:NZ	5:B:218:7Q9:N	1	11.14
(1,21)	1:A:184:LYS:NZ	6:B:219:17F:N1	1	11.14
(1,21)	1:A:184:LYS:NZ	5:B:220:7Q9:N	1	11.14
(1,21)	1:A:184:LYS:O	1:B:2:THR:N	1	11.14
(1,21)	1:A:184:LYS:O	1:B:3:GLU:N	1	11.14
(1,21)	1:A:184:LYS:O	1:B:4:TYR:N	1	11.14
(1,21)	1:A:184:LYS:O	1:B:5:LYS:N	1	11.14
(1,21)	1:A:184:LYS:O	1:B:6:LEU:N	1	11.14

Continued on next page...

Continued from previous page...

Key	Atom-1	Atom-2	Model ID	Violation (Å)
(1,21)	1:A:184:LYS:O	1:B:7:VAL:N	1	11.14
(1,21)	1:A:184:LYS:O	1:B:8:VAL:N	1	11.14
(1,21)	1:A:184:LYS:O	1:B:9:VAL:N	1	11.14
(1,21)	1:A:184:LYS:O	1:B:10:GLY:N	1	11.14
(1,21)	1:A:184:LYS:O	1:B:11:ALA:N	1	11.14
(1,21)	1:A:184:LYS:O	1:B:12:ASP:N	1	11.14
(1,21)	1:A:184:LYS:O	1:B:13:GLY:N	1	11.14
(1,21)	1:A:184:LYS:O	1:B:14:VAL:N	1	11.14
(1,21)	1:A:184:LYS:O	1:B:15:GLY:N	1	11.14
(1,21)	1:A:184:LYS:O	1:B:16:LYS:N	1	11.14
(1,21)	1:A:184:LYS:O	1:B:17:SER:N	1	11.14
(1,21)	1:A:184:LYS:O	1:B:18:ALA:N	1	11.14
(1,21)	1:A:184:LYS:O	1:B:19:LEU:N	1	11.14
(1,21)	1:A:184:LYS:O	1:B:20:THR:N	1	11.14
(1,21)	1:A:184:LYS:O	1:B:21:ILE:N	1	11.14
(1,21)	1:A:184:LYS:O	1:B:22:GLN:N	1	11.14
(1,21)	1:A:184:LYS:O	1:B:23:LEU:N	1	11.14
(1,21)	1:A:184:LYS:O	1:B:24:ILE:N	1	11.14
(1,21)	1:A:184:LYS:O	1:B:25:GLN:N	1	11.14
(1,21)	1:A:184:LYS:O	1:B:26:ASN:N	1	11.14
(1,21)	1:A:184:LYS:O	1:B:27:HIS:N	1	11.14
(1,21)	1:A:184:LYS:O	1:B:28:PHE:N	1	11.14
(1,21)	1:A:184:LYS:O	1:B:29:VAL:N	1	11.14
(1,21)	1:A:184:LYS:O	1:B:30:ASP:N	1	11.14
(1,21)	1:A:184:LYS:O	1:B:31:GLU:N	1	11.14
(1,21)	1:A:184:LYS:O	1:B:32:TYR:N	1	11.14
(1,21)	1:A:184:LYS:O	1:B:33:ASP:N	1	11.14
(1,21)	1:A:184:LYS:O	1:B:34:PRO:N	1	11.14
(1,21)	1:A:184:LYS:O	1:B:35:THR:N	1	11.14
(1,21)	1:A:184:LYS:O	1:B:36:ILE:N	1	11.14
(1,21)	1:A:184:LYS:O	1:B:37:GLU:N	1	11.14
(1,21)	1:A:184:LYS:O	1:B:38:ASP:N	1	11.14
(1,21)	1:A:184:LYS:O	1:B:39:SER:N	1	11.14
(1,21)	1:A:184:LYS:O	1:B:40:TYR:N	1	11.14
(1,21)	1:A:184:LYS:O	1:B:41:ARG:N	1	11.14
(1,21)	1:A:184:LYS:O	1:B:42:LYS:N	1	11.14
(1,21)	1:A:184:LYS:O	1:B:43:GLN:N	1	11.14
(1,21)	1:A:184:LYS:O	1:B:44:VAL:N	1	11.14
(1,21)	1:A:184:LYS:O	1:B:45:VAL:N	1	11.14
(1,21)	1:A:184:LYS:O	1:B:46:ILE:N	1	11.14
(1,21)	1:A:184:LYS:O	1:B:47:ASP:N	1	11.14
(1,21)	1:A:184:LYS:O	1:B:48:GLY:N	1	11.14

Continued on next page...

Continued from previous page...

Key	Atom-1	Atom-2	Model ID	Violation (Å)
(1,21)	1:A:184:LYS:O	1:B:49:GLU:N	1	11.14
(1,21)	1:A:184:LYS:O	1:B:50:THR:N	1	11.14
(1,21)	1:A:184:LYS:O	1:B:51:CYS:N	1	11.14
(1,21)	1:A:184:LYS:O	1:B:52:LEU:N	1	11.14
(1,21)	1:A:184:LYS:O	1:B:53:LEU:N	1	11.14
(1,21)	1:A:184:LYS:O	1:B:54:ASP:N	1	11.14
(1,21)	1:A:184:LYS:O	1:B:55:ILE:N	1	11.14
(1,21)	1:A:184:LYS:O	1:B:56:LEU:N	1	11.14
(1,21)	1:A:184:LYS:O	1:B:57:ASP:N	1	11.14
(1,21)	1:A:184:LYS:O	1:B:58:THR:N	1	11.14
(1,21)	1:A:184:LYS:O	1:B:59:ALA:N	1	11.14
(1,21)	1:A:184:LYS:O	1:B:60:GLY:N	1	11.14
(1,21)	1:A:184:LYS:O	1:B:61:GLN:N	1	11.14
(1,21)	1:A:184:LYS:O	1:B:62:GLU:N	1	11.14
(1,21)	1:A:184:LYS:O	1:B:63:GLU:N	1	11.14
(1,21)	1:A:184:LYS:O	1:B:64:TYR:N	1	11.14
(1,21)	1:A:184:LYS:O	1:B:65:SER:N	1	11.14
(1,21)	1:A:184:LYS:O	1:B:66:ALA:N	1	11.14
(1,21)	1:A:184:LYS:O	1:B:67:MET:N	1	11.14
(1,21)	1:A:184:LYS:O	1:B:68:ARG:N	1	11.14
(1,21)	1:A:184:LYS:O	1:B:69:ASP:N	1	11.14
(1,21)	1:A:184:LYS:O	1:B:70:GLN:N	1	11.14
(1,21)	1:A:184:LYS:O	1:B:71:TYR:N	1	11.14
(1,21)	1:A:184:LYS:O	1:B:72:MET:N	1	11.14
(1,21)	1:A:184:LYS:O	1:B:73:ARG:N	1	11.14
(1,21)	1:A:184:LYS:O	1:B:74:THR:N	1	11.14
(1,21)	1:A:184:LYS:O	1:B:75:GLY:N	1	11.14
(1,21)	1:A:184:LYS:O	1:B:76:GLU:N	1	11.14
(1,21)	1:A:184:LYS:O	1:B:77:GLY:N	1	11.14
(1,21)	1:A:184:LYS:O	1:B:78:PHE:N	1	11.14
(1,21)	1:A:184:LYS:O	1:B:79:LEU:N	1	11.14
(1,21)	1:A:184:LYS:O	1:B:80:CYS:N	1	11.14
(1,21)	1:A:184:LYS:O	5:B:203:7Q9:N	1	11.14
(1,21)	1:A:184:LYS:O	5:B:204:7Q9:N	1	11.14
(1,21)	1:A:184:LYS:O	5:B:205:7Q9:N	1	11.14
(1,21)	1:A:184:LYS:O	5:B:206:7Q9:N	1	11.14
(1,21)	1:A:184:LYS:O	5:B:207:7Q9:N	1	11.14
(1,21)	1:A:184:LYS:O	6:B:208:17F:N1	1	11.14
(1,21)	1:A:184:LYS:O	5:B:209:7Q9:N	1	11.14
(1,21)	1:A:184:LYS:O	5:B:210:7Q9:N	1	11.14
(1,21)	1:A:184:LYS:O	5:B:211:7Q9:N	1	11.14
(1,21)	1:A:184:LYS:O	5:B:212:7Q9:N	1	11.14

Continued on next page...

Continued from previous page...

Key	Atom-1	Atom-2	Model ID	Violation (Å)
(1,21)	1:A:184:LYS:O	5:B:213:7Q9:N	1	11.14
(1,21)	1:A:184:LYS:O	6:B:214:17F:N1	1	11.14
(1,21)	1:A:184:LYS:O	6:B:215:17F:N1	1	11.14
(1,21)	1:A:184:LYS:O	5:B:216:7Q9:N	1	11.14
(1,21)	1:A:184:LYS:O	5:B:217:7Q9:N	1	11.14
(1,21)	1:A:184:LYS:O	5:B:218:7Q9:N	1	11.14
(1,21)	1:A:184:LYS:O	6:B:219:17F:N1	1	11.14
(1,21)	1:A:184:LYS:O	5:B:220:7Q9:N	1	11.14
(2,3)	1:A:39:SER:OG	1:B:165:LYS:N	12	11.13
(1,3)	1:B:118:CYS:SG	1:A:24:ILE:CD1	4	11.11
(1,3)	1:B:118:CYS:SG	1:A:24:ILE:CD1	16	11.07
(3,17)	1:B:159:LEU:CD1	1:B:2:THR:N	14	11.04
(3,17)	1:B:159:LEU:CD1	1:B:3:GLU:N	14	11.04
(3,17)	1:B:159:LEU:CD1	1:B:4:TYR:N	14	11.04
(3,17)	1:B:159:LEU:CD1	1:B:5:LYS:N	14	11.04
(3,17)	1:B:159:LEU:CD1	1:B:6:LEU:N	14	11.04
(3,17)	1:B:159:LEU:CD1	1:B:7:VAL:N	14	11.04
(3,17)	1:B:159:LEU:CD1	1:B:8:VAL:N	14	11.04
(3,17)	1:B:159:LEU:CD1	1:B:9:VAL:N	14	11.04
(3,17)	1:B:159:LEU:CD1	1:B:10:GLY:N	14	11.04
(3,17)	1:B:159:LEU:CD1	1:B:11:ALA:N	14	11.04
(3,17)	1:B:159:LEU:CD1	1:B:12:ASP:N	14	11.04
(3,17)	1:B:159:LEU:CD1	1:B:13:GLY:N	14	11.04
(3,17)	1:B:159:LEU:CD1	1:B:14:VAL:N	14	11.04
(3,17)	1:B:159:LEU:CD1	1:B:15:GLY:N	14	11.04
(3,17)	1:B:159:LEU:CD1	1:B:16:LYS:N	14	11.04
(3,17)	1:B:159:LEU:CD1	1:B:17:SER:N	14	11.04
(3,17)	1:B:159:LEU:CD1	1:B:18:ALA:N	14	11.04
(3,17)	1:B:159:LEU:CD1	1:B:19:LEU:N	14	11.04
(3,17)	1:B:159:LEU:CD1	1:B:20:THR:N	14	11.04
(3,17)	1:B:159:LEU:CD1	1:B:21:ILE:N	14	11.04
(3,17)	1:B:159:LEU:CD1	1:B:22:GLN:N	14	11.04
(3,17)	1:B:159:LEU:CD1	1:B:23:LEU:N	14	11.04
(3,17)	1:B:159:LEU:CD1	1:B:24:ILE:N	14	11.04
(3,17)	1:B:159:LEU:CD1	1:B:25:GLN:N	14	11.04
(3,17)	1:B:159:LEU:CD1	1:B:26:ASN:N	14	11.04
(3,17)	1:B:159:LEU:CD1	1:B:27:HIS:N	14	11.04
(3,17)	1:B:159:LEU:CD1	1:B:28:PHE:N	14	11.04
(3,17)	1:B:159:LEU:CD1	1:B:29:VAL:N	14	11.04
(3,17)	1:B:159:LEU:CD1	1:B:30:ASP:N	14	11.04
(3,17)	1:B:159:LEU:CD1	1:B:31:GLU:N	14	11.04
(3,17)	1:B:159:LEU:CD1	1:B:32:TYR:N	14	11.04

Continued on next page...

Continued from previous page...

Key	Atom-1	Atom-2	Model ID	Violation (Å)
(3,17)	1:B:159:LEU:CD1	1:B:33:ASP:N	14	11.04
(3,17)	1:B:159:LEU:CD1	1:B:34:PRO:N	14	11.04
(3,17)	1:B:159:LEU:CD1	1:B:35:THR:N	14	11.04
(3,17)	1:B:159:LEU:CD1	1:B:36:ILE:N	14	11.04
(3,17)	1:B:159:LEU:CD1	1:B:37:GLU:N	14	11.04
(3,17)	1:B:159:LEU:CD1	1:B:38:ASP:N	14	11.04
(3,17)	1:B:159:LEU:CD1	1:B:39:SER:N	14	11.04
(3,17)	1:B:159:LEU:CD1	1:B:40:TYR:N	14	11.04
(3,17)	1:B:159:LEU:CD1	1:B:41:ARG:N	14	11.04
(3,17)	1:B:159:LEU:CD1	1:B:42:LYS:N	14	11.04
(3,17)	1:B:159:LEU:CD1	1:B:43:GLN:N	14	11.04
(3,17)	1:B:159:LEU:CD1	1:B:44:VAL:N	14	11.04
(3,17)	1:B:159:LEU:CD1	1:B:45:VAL:N	14	11.04
(3,17)	1:B:159:LEU:CD1	1:B:46:ILE:N	14	11.04
(3,17)	1:B:159:LEU:CD1	1:B:47:ASP:N	14	11.04
(3,17)	1:B:159:LEU:CD1	1:B:48:GLY:N	14	11.04
(3,17)	1:B:159:LEU:CD1	1:B:49:GLU:N	14	11.04
(3,17)	1:B:159:LEU:CD1	1:B:50:THR:N	14	11.04
(3,17)	1:B:159:LEU:CD1	1:B:51:CYS:N	14	11.04
(3,17)	1:B:159:LEU:CD1	1:B:52:LEU:N	14	11.04
(3,17)	1:B:159:LEU:CD1	1:B:53:LEU:N	14	11.04
(3,17)	1:B:159:LEU:CD1	1:B:54:ASP:N	14	11.04
(3,17)	1:B:159:LEU:CD1	1:B:55:ILE:N	14	11.04
(3,17)	1:B:159:LEU:CD1	1:B:56:LEU:N	14	11.04
(3,17)	1:B:159:LEU:CD1	1:B:57:ASP:N	14	11.04
(3,17)	1:B:159:LEU:CD1	1:B:58:THR:N	14	11.04
(3,17)	1:B:159:LEU:CD1	1:B:59:ALA:N	14	11.04
(3,17)	1:B:159:LEU:CD1	1:B:60:GLY:N	14	11.04
(3,17)	1:B:159:LEU:CD1	1:B:61:GLN:N	14	11.04
(3,17)	1:B:159:LEU:CD1	1:B:62:GLU:N	14	11.04
(3,17)	1:B:159:LEU:CD1	1:B:63:GLU:N	14	11.04
(3,17)	1:B:159:LEU:CD1	1:B:64:TYR:N	14	11.04
(3,17)	1:B:159:LEU:CD1	1:B:65:SER:N	14	11.04
(3,17)	1:B:159:LEU:CD1	1:B:66:ALA:N	14	11.04
(3,17)	1:B:159:LEU:CD1	1:B:67:MET:N	14	11.04
(3,17)	1:B:159:LEU:CD1	1:B:68:ARG:N	14	11.04
(3,17)	1:B:159:LEU:CD1	1:B:69:ASP:N	14	11.04
(3,17)	1:B:159:LEU:CD1	1:B:70:GLN:N	14	11.04
(3,17)	1:B:159:LEU:CD1	1:B:71:TYR:N	14	11.04
(3,17)	1:B:159:LEU:CD1	1:B:72:MET:N	14	11.04
(3,17)	1:B:159:LEU:CD1	1:B:73:ARG:N	14	11.04
(3,17)	1:B:159:LEU:CD1	1:B:74:THR:N	14	11.04

Continued on next page...

Continued from previous page...

Key	Atom-1	Atom-2	Model ID	Violation (Å)
(3,17)	1:B:159:LEU:CD1	1:B:75:GLY:N	14	11.04
(3,17)	1:B:159:LEU:CD1	1:B:76:GLU:N	14	11.04
(3,17)	1:B:159:LEU:CD1	1:B:77:GLY:N	14	11.04
(3,17)	1:B:159:LEU:CD1	1:B:78:PHE:N	14	11.04
(3,17)	1:B:159:LEU:CD1	1:B:79:LEU:N	14	11.04
(3,17)	1:B:159:LEU:CD1	1:B:80:CYS:N	14	11.04
(3,17)	1:B:159:LEU:CD1	5:B:203:7Q9:N	14	11.04
(3,17)	1:B:159:LEU:CD1	5:B:204:7Q9:N	14	11.04
(3,17)	1:B:159:LEU:CD1	5:B:205:7Q9:N	14	11.04
(3,17)	1:B:159:LEU:CD1	5:B:206:7Q9:N	14	11.04
(3,17)	1:B:159:LEU:CD1	5:B:207:7Q9:N	14	11.04
(3,17)	1:B:159:LEU:CD1	6:B:208:17F:N1	14	11.04
(3,17)	1:B:159:LEU:CD1	5:B:209:7Q9:N	14	11.04
(3,17)	1:B:159:LEU:CD1	5:B:210:7Q9:N	14	11.04
(3,17)	1:B:159:LEU:CD1	5:B:211:7Q9:N	14	11.04
(3,17)	1:B:159:LEU:CD1	5:B:212:7Q9:N	14	11.04
(3,17)	1:B:159:LEU:CD1	5:B:213:7Q9:N	14	11.04
(3,17)	1:B:159:LEU:CD1	6:B:214:17F:N1	14	11.04
(3,17)	1:B:159:LEU:CD1	6:B:215:17F:N1	14	11.04
(3,17)	1:B:159:LEU:CD1	5:B:216:7Q9:N	14	11.04
(3,17)	1:B:159:LEU:CD1	5:B:217:7Q9:N	14	11.04
(3,17)	1:B:159:LEU:CD1	5:B:218:7Q9:N	14	11.04
(3,17)	1:B:159:LEU:CD1	6:B:219:17F:N1	14	11.04
(3,17)	1:B:159:LEU:CD1	5:B:220:7Q9:N	14	11.04
(3,17)	1:B:159:LEU:CD2	1:B:2:THR:N	14	11.04
(3,17)	1:B:159:LEU:CD2	1:B:3:GLU:N	14	11.04
(3,17)	1:B:159:LEU:CD2	1:B:4:TYR:N	14	11.04
(3,17)	1:B:159:LEU:CD2	1:B:5:LYS:N	14	11.04
(3,17)	1:B:159:LEU:CD2	1:B:6:LEU:N	14	11.04
(3,17)	1:B:159:LEU:CD2	1:B:7:VAL:N	14	11.04
(3,17)	1:B:159:LEU:CD2	1:B:8:VAL:N	14	11.04
(3,17)	1:B:159:LEU:CD2	1:B:9:VAL:N	14	11.04
(3,17)	1:B:159:LEU:CD2	1:B:10:GLY:N	14	11.04
(3,17)	1:B:159:LEU:CD2	1:B:11:ALA:N	14	11.04
(3,17)	1:B:159:LEU:CD2	1:B:12:ASP:N	14	11.04
(3,17)	1:B:159:LEU:CD2	1:B:13:GLY:N	14	11.04
(3,17)	1:B:159:LEU:CD2	1:B:14:VAL:N	14	11.04
(3,17)	1:B:159:LEU:CD2	1:B:15:GLY:N	14	11.04
(3,17)	1:B:159:LEU:CD2	1:B:16:LYS:N	14	11.04
(3,17)	1:B:159:LEU:CD2	1:B:17:SER:N	14	11.04
(3,17)	1:B:159:LEU:CD2	1:B:18:ALA:N	14	11.04
(3,17)	1:B:159:LEU:CD2	1:B:19:LEU:N	14	11.04

Continued on next page...

Continued from previous page...

Key	Atom-1	Atom-2	Model ID	Violation (Å)
(3,17)	1:B:159:LEU:CD2	1:B:20:THR:N	14	11.04
(3,17)	1:B:159:LEU:CD2	1:B:21:ILE:N	14	11.04
(3,17)	1:B:159:LEU:CD2	1:B:22:GLN:N	14	11.04
(3,17)	1:B:159:LEU:CD2	1:B:23:LEU:N	14	11.04
(3,17)	1:B:159:LEU:CD2	1:B:24:ILE:N	14	11.04
(3,17)	1:B:159:LEU:CD2	1:B:25:GLN:N	14	11.04
(3,17)	1:B:159:LEU:CD2	1:B:26:ASN:N	14	11.04
(3,17)	1:B:159:LEU:CD2	1:B:27:HIS:N	14	11.04
(3,17)	1:B:159:LEU:CD2	1:B:28:PHE:N	14	11.04
(3,17)	1:B:159:LEU:CD2	1:B:29:VAL:N	14	11.04
(3,17)	1:B:159:LEU:CD2	1:B:30:ASP:N	14	11.04
(3,17)	1:B:159:LEU:CD2	1:B:31:GLU:N	14	11.04
(3,17)	1:B:159:LEU:CD2	1:B:32:TYR:N	14	11.04
(3,17)	1:B:159:LEU:CD2	1:B:33:ASP:N	14	11.04
(3,17)	1:B:159:LEU:CD2	1:B:34:PRO:N	14	11.04
(3,17)	1:B:159:LEU:CD2	1:B:35:THR:N	14	11.04
(3,17)	1:B:159:LEU:CD2	1:B:36:ILE:N	14	11.04
(3,17)	1:B:159:LEU:CD2	1:B:37:GLU:N	14	11.04
(3,17)	1:B:159:LEU:CD2	1:B:38:ASP:N	14	11.04
(3,17)	1:B:159:LEU:CD2	1:B:39:SER:N	14	11.04
(3,17)	1:B:159:LEU:CD2	1:B:40:TYR:N	14	11.04
(3,17)	1:B:159:LEU:CD2	1:B:41:ARG:N	14	11.04
(3,17)	1:B:159:LEU:CD2	1:B:42:LYS:N	14	11.04
(3,17)	1:B:159:LEU:CD2	1:B:43:GLN:N	14	11.04
(3,17)	1:B:159:LEU:CD2	1:B:44:VAL:N	14	11.04
(3,17)	1:B:159:LEU:CD2	1:B:45:VAL:N	14	11.04
(3,17)	1:B:159:LEU:CD2	1:B:46:ILE:N	14	11.04
(3,17)	1:B:159:LEU:CD2	1:B:47:ASP:N	14	11.04
(3,17)	1:B:159:LEU:CD2	1:B:48:GLY:N	14	11.04
(3,17)	1:B:159:LEU:CD2	1:B:49:GLU:N	14	11.04
(3,17)	1:B:159:LEU:CD2	1:B:50:THR:N	14	11.04
(3,17)	1:B:159:LEU:CD2	1:B:51:CYS:N	14	11.04
(3,17)	1:B:159:LEU:CD2	1:B:52:LEU:N	14	11.04
(3,17)	1:B:159:LEU:CD2	1:B:53:LEU:N	14	11.04
(3,17)	1:B:159:LEU:CD2	1:B:54:ASP:N	14	11.04
(3,17)	1:B:159:LEU:CD2	1:B:55:ILE:N	14	11.04
(3,17)	1:B:159:LEU:CD2	1:B:56:LEU:N	14	11.04
(3,17)	1:B:159:LEU:CD2	1:B:57:ASP:N	14	11.04
(3,17)	1:B:159:LEU:CD2	1:B:58:THR:N	14	11.04
(3,17)	1:B:159:LEU:CD2	1:B:59:ALA:N	14	11.04
(3,17)	1:B:159:LEU:CD2	1:B:60:GLY:N	14	11.04
(3,17)	1:B:159:LEU:CD2	1:B:61:GLN:N	14	11.04

Continued on next page...

Continued from previous page...

Key	Atom-1	Atom-2	Model ID	Violation (Å)
(3,17)	1:B:159:LEU:CD2	1:B:62:GLU:N	14	11.04
(3,17)	1:B:159:LEU:CD2	1:B:63:GLU:N	14	11.04
(3,17)	1:B:159:LEU:CD2	1:B:64:TYR:N	14	11.04
(3,17)	1:B:159:LEU:CD2	1:B:65:SER:N	14	11.04
(3,17)	1:B:159:LEU:CD2	1:B:66:ALA:N	14	11.04
(3,17)	1:B:159:LEU:CD2	1:B:67:MET:N	14	11.04
(3,17)	1:B:159:LEU:CD2	1:B:68:ARG:N	14	11.04
(3,17)	1:B:159:LEU:CD2	1:B:69:ASP:N	14	11.04
(3,17)	1:B:159:LEU:CD2	1:B:70:GLN:N	14	11.04
(3,17)	1:B:159:LEU:CD2	1:B:71:TYR:N	14	11.04
(3,17)	1:B:159:LEU:CD2	1:B:72:MET:N	14	11.04
(3,17)	1:B:159:LEU:CD2	1:B:73:ARG:N	14	11.04
(3,17)	1:B:159:LEU:CD2	1:B:74:THR:N	14	11.04
(3,17)	1:B:159:LEU:CD2	1:B:75:GLY:N	14	11.04
(3,17)	1:B:159:LEU:CD2	1:B:76:GLU:N	14	11.04
(3,17)	1:B:159:LEU:CD2	1:B:77:GLY:N	14	11.04
(3,17)	1:B:159:LEU:CD2	1:B:78:PHE:N	14	11.04
(3,17)	1:B:159:LEU:CD2	1:B:79:LEU:N	14	11.04
(3,17)	1:B:159:LEU:CD2	1:B:80:CYS:N	14	11.04
(3,17)	1:B:159:LEU:CD2	5:B:203:7Q9:N	14	11.04
(3,17)	1:B:159:LEU:CD2	5:B:204:7Q9:N	14	11.04
(3,17)	1:B:159:LEU:CD2	5:B:205:7Q9:N	14	11.04
(3,17)	1:B:159:LEU:CD2	5:B:206:7Q9:N	14	11.04
(3,17)	1:B:159:LEU:CD2	5:B:207:7Q9:N	14	11.04
(3,17)	1:B:159:LEU:CD2	6:B:208:17F:N1	14	11.04
(3,17)	1:B:159:LEU:CD2	5:B:209:7Q9:N	14	11.04
(3,17)	1:B:159:LEU:CD2	5:B:210:7Q9:N	14	11.04
(3,17)	1:B:159:LEU:CD2	5:B:211:7Q9:N	14	11.04
(3,17)	1:B:159:LEU:CD2	5:B:212:7Q9:N	14	11.04
(3,17)	1:B:159:LEU:CD2	5:B:213:7Q9:N	14	11.04
(3,17)	1:B:159:LEU:CD2	6:B:214:17F:N1	14	11.04
(3,17)	1:B:159:LEU:CD2	6:B:215:17F:N1	14	11.04
(3,17)	1:B:159:LEU:CD2	5:B:216:7Q9:N	14	11.04
(3,17)	1:B:159:LEU:CD2	5:B:217:7Q9:N	14	11.04
(3,17)	1:B:159:LEU:CD2	5:B:218:7Q9:N	14	11.04
(3,17)	1:B:159:LEU:CD2	6:B:219:17F:N1	14	11.04
(3,17)	1:B:159:LEU:CD2	5:B:220:7Q9:N	14	11.04
(2,2)	1:A:39:SER:OG	1:B:128:LYS:N	4	11.04
(1,7)	1:B:169:LYS:CG	1:A:5:LYS:N	5	10.99
(1,7)	1:B:169:LYS:CG	1:A:5:LYS:N	11	10.99
(3,17)	1:B:159:LEU:CD1	1:B:2:THR:N	4	10.97
(3,17)	1:B:159:LEU:CD1	1:B:3:GLU:N	4	10.97

Continued on next page...

Continued from previous page...

Key	Atom-1	Atom-2	Model ID	Violation (Å)
(3,17)	1:B:159:LEU:CD1	1:B:4:TYR:N	4	10.97
(3,17)	1:B:159:LEU:CD1	1:B:5:LYS:N	4	10.97
(3,17)	1:B:159:LEU:CD1	1:B:6:LEU:N	4	10.97
(3,17)	1:B:159:LEU:CD1	1:B:7:VAL:N	4	10.97
(3,17)	1:B:159:LEU:CD1	1:B:8:VAL:N	4	10.97
(3,17)	1:B:159:LEU:CD1	1:B:9:VAL:N	4	10.97
(3,17)	1:B:159:LEU:CD1	1:B:10:GLY:N	4	10.97
(3,17)	1:B:159:LEU:CD1	1:B:11:ALA:N	4	10.97
(3,17)	1:B:159:LEU:CD1	1:B:12:ASP:N	4	10.97
(3,17)	1:B:159:LEU:CD1	1:B:13:GLY:N	4	10.97
(3,17)	1:B:159:LEU:CD1	1:B:14:VAL:N	4	10.97
(3,17)	1:B:159:LEU:CD1	1:B:15:GLY:N	4	10.97
(3,17)	1:B:159:LEU:CD1	1:B:16:LYS:N	4	10.97
(3,17)	1:B:159:LEU:CD1	1:B:17:SER:N	4	10.97
(3,17)	1:B:159:LEU:CD1	1:B:18:ALA:N	4	10.97
(3,17)	1:B:159:LEU:CD1	1:B:19:LEU:N	4	10.97
(3,17)	1:B:159:LEU:CD1	1:B:20:THR:N	4	10.97
(3,17)	1:B:159:LEU:CD1	1:B:21:ILE:N	4	10.97
(3,17)	1:B:159:LEU:CD1	1:B:22:GLN:N	4	10.97
(3,17)	1:B:159:LEU:CD1	1:B:23:LEU:N	4	10.97
(3,17)	1:B:159:LEU:CD1	1:B:24:ILE:N	4	10.97
(3,17)	1:B:159:LEU:CD1	1:B:25:GLN:N	4	10.97
(3,17)	1:B:159:LEU:CD1	1:B:26:ASN:N	4	10.97
(3,17)	1:B:159:LEU:CD1	1:B:27:HIS:N	4	10.97
(3,17)	1:B:159:LEU:CD1	1:B:28:PHE:N	4	10.97
(3,17)	1:B:159:LEU:CD1	1:B:29:VAL:N	4	10.97
(3,17)	1:B:159:LEU:CD1	1:B:30:ASP:N	4	10.97
(3,17)	1:B:159:LEU:CD1	1:B:31:GLU:N	4	10.97
(3,17)	1:B:159:LEU:CD1	1:B:32:TYR:N	4	10.97
(3,17)	1:B:159:LEU:CD1	1:B:33:ASP:N	4	10.97
(3,17)	1:B:159:LEU:CD1	1:B:34:PRO:N	4	10.97
(3,17)	1:B:159:LEU:CD1	1:B:35:THR:N	4	10.97
(3,17)	1:B:159:LEU:CD1	1:B:36:ILE:N	4	10.97
(3,17)	1:B:159:LEU:CD1	1:B:37:GLU:N	4	10.97
(3,17)	1:B:159:LEU:CD1	1:B:38:ASP:N	4	10.97
(3,17)	1:B:159:LEU:CD1	1:B:39:SER:N	4	10.97
(3,17)	1:B:159:LEU:CD1	1:B:40:TYR:N	4	10.97
(3,17)	1:B:159:LEU:CD1	1:B:41:ARG:N	4	10.97
(3,17)	1:B:159:LEU:CD1	1:B:42:LYS:N	4	10.97
(3,17)	1:B:159:LEU:CD1	1:B:43:GLN:N	4	10.97
(3,17)	1:B:159:LEU:CD1	1:B:44:VAL:N	4	10.97
(3,17)	1:B:159:LEU:CD1	1:B:45:VAL:N	4	10.97

Continued on next page...

Continued from previous page...

Key	Atom-1	Atom-2	Model ID	Violation (Å)
(3,17)	1:B:159:LEU:CD1	1:B:46:ILE:N	4	10.97
(3,17)	1:B:159:LEU:CD1	1:B:47:ASP:N	4	10.97
(3,17)	1:B:159:LEU:CD1	1:B:48:GLY:N	4	10.97
(3,17)	1:B:159:LEU:CD1	1:B:49:GLU:N	4	10.97
(3,17)	1:B:159:LEU:CD1	1:B:50:THR:N	4	10.97
(3,17)	1:B:159:LEU:CD1	1:B:51:CYS:N	4	10.97
(3,17)	1:B:159:LEU:CD1	1:B:52:LEU:N	4	10.97
(3,17)	1:B:159:LEU:CD1	1:B:53:LEU:N	4	10.97
(3,17)	1:B:159:LEU:CD1	1:B:54:ASP:N	4	10.97
(3,17)	1:B:159:LEU:CD1	1:B:55:ILE:N	4	10.97
(3,17)	1:B:159:LEU:CD1	1:B:56:LEU:N	4	10.97
(3,17)	1:B:159:LEU:CD1	1:B:57:ASP:N	4	10.97
(3,17)	1:B:159:LEU:CD1	1:B:58:THR:N	4	10.97
(3,17)	1:B:159:LEU:CD1	1:B:59:ALA:N	4	10.97
(3,17)	1:B:159:LEU:CD1	1:B:60:GLY:N	4	10.97
(3,17)	1:B:159:LEU:CD1	1:B:61:GLN:N	4	10.97
(3,17)	1:B:159:LEU:CD1	1:B:62:GLU:N	4	10.97
(3,17)	1:B:159:LEU:CD1	1:B:63:GLU:N	4	10.97
(3,17)	1:B:159:LEU:CD1	1:B:64:TYR:N	4	10.97
(3,17)	1:B:159:LEU:CD1	1:B:65:SER:N	4	10.97
(3,17)	1:B:159:LEU:CD1	1:B:66:ALA:N	4	10.97
(3,17)	1:B:159:LEU:CD1	1:B:67:MET:N	4	10.97
(3,17)	1:B:159:LEU:CD1	1:B:68:ARG:N	4	10.97
(3,17)	1:B:159:LEU:CD1	1:B:69:ASP:N	4	10.97
(3,17)	1:B:159:LEU:CD1	1:B:70:GLN:N	4	10.97
(3,17)	1:B:159:LEU:CD1	1:B:71:TYR:N	4	10.97
(3,17)	1:B:159:LEU:CD1	1:B:72:MET:N	4	10.97
(3,17)	1:B:159:LEU:CD1	1:B:73:ARG:N	4	10.97
(3,17)	1:B:159:LEU:CD1	1:B:74:THR:N	4	10.97
(3,17)	1:B:159:LEU:CD1	1:B:75:GLY:N	4	10.97
(3,17)	1:B:159:LEU:CD1	1:B:76:GLU:N	4	10.97
(3,17)	1:B:159:LEU:CD1	1:B:77:GLY:N	4	10.97
(3,17)	1:B:159:LEU:CD1	1:B:78:PHE:N	4	10.97
(3,17)	1:B:159:LEU:CD1	1:B:79:LEU:N	4	10.97
(3,17)	1:B:159:LEU:CD1	1:B:80:CYS:N	4	10.97
(3,17)	1:B:159:LEU:CD1	5:B:203:7Q9:N	4	10.97
(3,17)	1:B:159:LEU:CD1	5:B:204:7Q9:N	4	10.97
(3,17)	1:B:159:LEU:CD1	5:B:205:7Q9:N	4	10.97
(3,17)	1:B:159:LEU:CD1	5:B:206:7Q9:N	4	10.97
(3,17)	1:B:159:LEU:CD1	5:B:207:7Q9:N	4	10.97
(3,17)	1:B:159:LEU:CD1	6:B:208:17F:N1	4	10.97
(3,17)	1:B:159:LEU:CD1	5:B:209:7Q9:N	4	10.97

Continued on next page...

Continued from previous page...

Key	Atom-1	Atom-2	Model ID	Violation (Å)
(3,17)	1:B:159:LEU:CD1	5:B:210:7Q9:N	4	10.97
(3,17)	1:B:159:LEU:CD1	5:B:211:7Q9:N	4	10.97
(3,17)	1:B:159:LEU:CD1	5:B:212:7Q9:N	4	10.97
(3,17)	1:B:159:LEU:CD1	5:B:213:7Q9:N	4	10.97
(3,17)	1:B:159:LEU:CD1	6:B:214:17F:N1	4	10.97
(3,17)	1:B:159:LEU:CD1	6:B:215:17F:N1	4	10.97
(3,17)	1:B:159:LEU:CD1	5:B:216:7Q9:N	4	10.97
(3,17)	1:B:159:LEU:CD1	5:B:217:7Q9:N	4	10.97
(3,17)	1:B:159:LEU:CD1	5:B:218:7Q9:N	4	10.97
(3,17)	1:B:159:LEU:CD1	6:B:219:17F:N1	4	10.97
(3,17)	1:B:159:LEU:CD1	5:B:220:7Q9:N	4	10.97
(3,17)	1:B:159:LEU:CD2	1:B:2:THR:N	4	10.97
(3,17)	1:B:159:LEU:CD2	1:B:3:GLU:N	4	10.97
(3,17)	1:B:159:LEU:CD2	1:B:4:TYR:N	4	10.97
(3,17)	1:B:159:LEU:CD2	1:B:5:LYS:N	4	10.97
(3,17)	1:B:159:LEU:CD2	1:B:6:LEU:N	4	10.97
(3,17)	1:B:159:LEU:CD2	1:B:7:VAL:N	4	10.97
(3,17)	1:B:159:LEU:CD2	1:B:8:VAL:N	4	10.97
(3,17)	1:B:159:LEU:CD2	1:B:9:VAL:N	4	10.97
(3,17)	1:B:159:LEU:CD2	1:B:10:GLY:N	4	10.97
(3,17)	1:B:159:LEU:CD2	1:B:11:ALA:N	4	10.97
(3,17)	1:B:159:LEU:CD2	1:B:12:ASP:N	4	10.97
(3,17)	1:B:159:LEU:CD2	1:B:13:GLY:N	4	10.97
(3,17)	1:B:159:LEU:CD2	1:B:14:VAL:N	4	10.97
(3,17)	1:B:159:LEU:CD2	1:B:15:GLY:N	4	10.97
(3,17)	1:B:159:LEU:CD2	1:B:16:LYS:N	4	10.97
(3,17)	1:B:159:LEU:CD2	1:B:17:SER:N	4	10.97
(3,17)	1:B:159:LEU:CD2	1:B:18:ALA:N	4	10.97
(3,17)	1:B:159:LEU:CD2	1:B:19:LEU:N	4	10.97
(3,17)	1:B:159:LEU:CD2	1:B:20:THR:N	4	10.97
(3,17)	1:B:159:LEU:CD2	1:B:21:ILE:N	4	10.97
(3,17)	1:B:159:LEU:CD2	1:B:22:GLN:N	4	10.97
(3,17)	1:B:159:LEU:CD2	1:B:23:LEU:N	4	10.97
(3,17)	1:B:159:LEU:CD2	1:B:24:ILE:N	4	10.97
(3,17)	1:B:159:LEU:CD2	1:B:25:GLN:N	4	10.97
(3,17)	1:B:159:LEU:CD2	1:B:26:ASN:N	4	10.97
(3,17)	1:B:159:LEU:CD2	1:B:27:HIS:N	4	10.97
(3,17)	1:B:159:LEU:CD2	1:B:28:PHE:N	4	10.97
(3,17)	1:B:159:LEU:CD2	1:B:29:VAL:N	4	10.97
(3,17)	1:B:159:LEU:CD2	1:B:30:ASP:N	4	10.97
(3,17)	1:B:159:LEU:CD2	1:B:31:GLU:N	4	10.97
(3,17)	1:B:159:LEU:CD2	1:B:32:TYR:N	4	10.97

Continued on next page...

Continued from previous page...

Key	Atom-1	Atom-2	Model ID	Violation (Å)
(3,17)	1:B:159:LEU:CD2	1:B:33:ASP:N	4	10.97
(3,17)	1:B:159:LEU:CD2	1:B:34:PRO:N	4	10.97
(3,17)	1:B:159:LEU:CD2	1:B:35:THR:N	4	10.97
(3,17)	1:B:159:LEU:CD2	1:B:36:ILE:N	4	10.97
(3,17)	1:B:159:LEU:CD2	1:B:37:GLU:N	4	10.97
(3,17)	1:B:159:LEU:CD2	1:B:38:ASP:N	4	10.97
(3,17)	1:B:159:LEU:CD2	1:B:39:SER:N	4	10.97
(3,17)	1:B:159:LEU:CD2	1:B:40:TYR:N	4	10.97
(3,17)	1:B:159:LEU:CD2	1:B:41:ARG:N	4	10.97
(3,17)	1:B:159:LEU:CD2	1:B:42:LYS:N	4	10.97
(3,17)	1:B:159:LEU:CD2	1:B:43:GLN:N	4	10.97
(3,17)	1:B:159:LEU:CD2	1:B:44:VAL:N	4	10.97
(3,17)	1:B:159:LEU:CD2	1:B:45:VAL:N	4	10.97
(3,17)	1:B:159:LEU:CD2	1:B:46:ILE:N	4	10.97
(3,17)	1:B:159:LEU:CD2	1:B:47:ASP:N	4	10.97
(3,17)	1:B:159:LEU:CD2	1:B:48:GLY:N	4	10.97
(3,17)	1:B:159:LEU:CD2	1:B:49:GLU:N	4	10.97
(3,17)	1:B:159:LEU:CD2	1:B:50:THR:N	4	10.97
(3,17)	1:B:159:LEU:CD2	1:B:51:CYS:N	4	10.97
(3,17)	1:B:159:LEU:CD2	1:B:52:LEU:N	4	10.97
(3,17)	1:B:159:LEU:CD2	1:B:53:LEU:N	4	10.97
(3,17)	1:B:159:LEU:CD2	1:B:54:ASP:N	4	10.97
(3,17)	1:B:159:LEU:CD2	1:B:55:ILE:N	4	10.97
(3,17)	1:B:159:LEU:CD2	1:B:56:LEU:N	4	10.97
(3,17)	1:B:159:LEU:CD2	1:B:57:ASP:N	4	10.97
(3,17)	1:B:159:LEU:CD2	1:B:58:THR:N	4	10.97
(3,17)	1:B:159:LEU:CD2	1:B:59:ALA:N	4	10.97
(3,17)	1:B:159:LEU:CD2	1:B:60:GLY:N	4	10.97
(3,17)	1:B:159:LEU:CD2	1:B:61:GLN:N	4	10.97
(3,17)	1:B:159:LEU:CD2	1:B:62:GLU:N	4	10.97
(3,17)	1:B:159:LEU:CD2	1:B:63:GLU:N	4	10.97
(3,17)	1:B:159:LEU:CD2	1:B:64:TYR:N	4	10.97
(3,17)	1:B:159:LEU:CD2	1:B:65:SER:N	4	10.97
(3,17)	1:B:159:LEU:CD2	1:B:66:ALA:N	4	10.97
(3,17)	1:B:159:LEU:CD2	1:B:67:MET:N	4	10.97
(3,17)	1:B:159:LEU:CD2	1:B:68:ARG:N	4	10.97
(3,17)	1:B:159:LEU:CD2	1:B:69:ASP:N	4	10.97
(3,17)	1:B:159:LEU:CD2	1:B:70:GLN:N	4	10.97
(3,17)	1:B:159:LEU:CD2	1:B:71:TYR:N	4	10.97
(3,17)	1:B:159:LEU:CD2	1:B:72:MET:N	4	10.97
(3,17)	1:B:159:LEU:CD2	1:B:73:ARG:N	4	10.97
(3,17)	1:B:159:LEU:CD2	1:B:74:THR:N	4	10.97

Continued on next page...

Continued from previous page...

Key	Atom-1	Atom-2	Model ID	Violation (Å)
(3,17)	1:B:159:LEU:CD2	1:B:75:GLY:N	4	10.97
(3,17)	1:B:159:LEU:CD2	1:B:76:GLU:N	4	10.97
(3,17)	1:B:159:LEU:CD2	1:B:77:GLY:N	4	10.97
(3,17)	1:B:159:LEU:CD2	1:B:78:PHE:N	4	10.97
(3,17)	1:B:159:LEU:CD2	1:B:79:LEU:N	4	10.97
(3,17)	1:B:159:LEU:CD2	1:B:80:CYS:N	4	10.97
(3,17)	1:B:159:LEU:CD2	5:B:203:7Q9:N	4	10.97
(3,17)	1:B:159:LEU:CD2	5:B:204:7Q9:N	4	10.97
(3,17)	1:B:159:LEU:CD2	5:B:205:7Q9:N	4	10.97
(3,17)	1:B:159:LEU:CD2	5:B:206:7Q9:N	4	10.97
(3,17)	1:B:159:LEU:CD2	5:B:207:7Q9:N	4	10.97
(3,17)	1:B:159:LEU:CD2	6:B:208:17F:N1	4	10.97
(3,17)	1:B:159:LEU:CD2	5:B:209:7Q9:N	4	10.97
(3,17)	1:B:159:LEU:CD2	5:B:210:7Q9:N	4	10.97
(3,17)	1:B:159:LEU:CD2	5:B:211:7Q9:N	4	10.97
(3,17)	1:B:159:LEU:CD2	5:B:212:7Q9:N	4	10.97
(3,17)	1:B:159:LEU:CD2	5:B:213:7Q9:N	4	10.97
(3,17)	1:B:159:LEU:CD2	6:B:214:17F:N1	4	10.97
(3,17)	1:B:159:LEU:CD2	6:B:215:17F:N1	4	10.97
(3,17)	1:B:159:LEU:CD2	5:B:216:7Q9:N	4	10.97
(3,17)	1:B:159:LEU:CD2	5:B:217:7Q9:N	4	10.97
(3,17)	1:B:159:LEU:CD2	5:B:218:7Q9:N	4	10.97
(3,17)	1:B:159:LEU:CD2	6:B:219:17F:N1	4	10.97
(3,17)	1:B:159:LEU:CD2	5:B:220:7Q9:N	4	10.97
(2,5)	1:A:39:SER:OG	1:B:169:LYS:N	14	10.94
(2,5)	1:A:39:SER:OG	1:B:169:LYS:N	5	10.89
(3,17)	1:B:159:LEU:CD1	1:B:2:THR:N	8	10.88
(3,17)	1:B:159:LEU:CD1	1:B:3:GLU:N	8	10.88
(3,17)	1:B:159:LEU:CD1	1:B:4:TYR:N	8	10.88
(3,17)	1:B:159:LEU:CD1	1:B:5:LYS:N	8	10.88
(3,17)	1:B:159:LEU:CD1	1:B:6:LEU:N	8	10.88
(3,17)	1:B:159:LEU:CD1	1:B:7:VAL:N	8	10.88
(3,17)	1:B:159:LEU:CD1	1:B:8:VAL:N	8	10.88
(3,17)	1:B:159:LEU:CD1	1:B:9:VAL:N	8	10.88
(3,17)	1:B:159:LEU:CD1	1:B:10:GLY:N	8	10.88
(3,17)	1:B:159:LEU:CD1	1:B:11:ALA:N	8	10.88
(3,17)	1:B:159:LEU:CD1	1:B:12:ASP:N	8	10.88
(3,17)	1:B:159:LEU:CD1	1:B:13:GLY:N	8	10.88
(3,17)	1:B:159:LEU:CD1	1:B:14:VAL:N	8	10.88
(3,17)	1:B:159:LEU:CD1	1:B:15:GLY:N	8	10.88
(3,17)	1:B:159:LEU:CD1	1:B:16:LYS:N	8	10.88
(3,17)	1:B:159:LEU:CD1	1:B:17:SER:N	8	10.88

Continued on next page...

Continued from previous page...

Key	Atom-1	Atom-2	Model ID	Violation (Å)
(3,17)	1:B:159:LEU:CD1	1:B:18:ALA:N	8	10.88
(3,17)	1:B:159:LEU:CD1	1:B:19:LEU:N	8	10.88
(3,17)	1:B:159:LEU:CD1	1:B:20:THR:N	8	10.88
(3,17)	1:B:159:LEU:CD1	1:B:21:ILE:N	8	10.88
(3,17)	1:B:159:LEU:CD1	1:B:22:GLN:N	8	10.88
(3,17)	1:B:159:LEU:CD1	1:B:23:LEU:N	8	10.88
(3,17)	1:B:159:LEU:CD1	1:B:24:ILE:N	8	10.88
(3,17)	1:B:159:LEU:CD1	1:B:25:GLN:N	8	10.88
(3,17)	1:B:159:LEU:CD1	1:B:26:ASN:N	8	10.88
(3,17)	1:B:159:LEU:CD1	1:B:27:HIS:N	8	10.88
(3,17)	1:B:159:LEU:CD1	1:B:28:PHE:N	8	10.88
(3,17)	1:B:159:LEU:CD1	1:B:29:VAL:N	8	10.88
(3,17)	1:B:159:LEU:CD1	1:B:30:ASP:N	8	10.88
(3,17)	1:B:159:LEU:CD1	1:B:31:GLU:N	8	10.88
(3,17)	1:B:159:LEU:CD1	1:B:32:TYR:N	8	10.88
(3,17)	1:B:159:LEU:CD1	1:B:33:ASP:N	8	10.88
(3,17)	1:B:159:LEU:CD1	1:B:34:PRO:N	8	10.88
(3,17)	1:B:159:LEU:CD1	1:B:35:THR:N	8	10.88
(3,17)	1:B:159:LEU:CD1	1:B:36:ILE:N	8	10.88
(3,17)	1:B:159:LEU:CD1	1:B:37:GLU:N	8	10.88
(3,17)	1:B:159:LEU:CD1	1:B:38:ASP:N	8	10.88
(3,17)	1:B:159:LEU:CD1	1:B:39:SER:N	8	10.88
(3,17)	1:B:159:LEU:CD1	1:B:40:TYR:N	8	10.88
(3,17)	1:B:159:LEU:CD1	1:B:41:ARG:N	8	10.88
(3,17)	1:B:159:LEU:CD1	1:B:42:LYS:N	8	10.88
(3,17)	1:B:159:LEU:CD1	1:B:43:GLN:N	8	10.88
(3,17)	1:B:159:LEU:CD1	1:B:44:VAL:N	8	10.88
(3,17)	1:B:159:LEU:CD1	1:B:45:VAL:N	8	10.88
(3,17)	1:B:159:LEU:CD1	1:B:46:ILE:N	8	10.88
(3,17)	1:B:159:LEU:CD1	1:B:47:ASP:N	8	10.88
(3,17)	1:B:159:LEU:CD1	1:B:48:GLY:N	8	10.88
(3,17)	1:B:159:LEU:CD1	1:B:49:GLU:N	8	10.88
(3,17)	1:B:159:LEU:CD1	1:B:50:THR:N	8	10.88
(3,17)	1:B:159:LEU:CD1	1:B:51:CYS:N	8	10.88
(3,17)	1:B:159:LEU:CD1	1:B:52:LEU:N	8	10.88
(3,17)	1:B:159:LEU:CD1	1:B:53:LEU:N	8	10.88
(3,17)	1:B:159:LEU:CD1	1:B:54:ASP:N	8	10.88
(3,17)	1:B:159:LEU:CD1	1:B:55:ILE:N	8	10.88
(3,17)	1:B:159:LEU:CD1	1:B:56:LEU:N	8	10.88
(3,17)	1:B:159:LEU:CD1	1:B:57:ASP:N	8	10.88
(3,17)	1:B:159:LEU:CD1	1:B:58:THR:N	8	10.88
(3,17)	1:B:159:LEU:CD1	1:B:59:ALA:N	8	10.88

Continued on next page...

Continued from previous page...

Key	Atom-1	Atom-2	Model ID	Violation (Å)
(3,17)	1:B:159:LEU:CD1	1:B:60:GLY:N	8	10.88
(3,17)	1:B:159:LEU:CD1	1:B:61:GLN:N	8	10.88
(3,17)	1:B:159:LEU:CD1	1:B:62:GLU:N	8	10.88
(3,17)	1:B:159:LEU:CD1	1:B:63:GLU:N	8	10.88
(3,17)	1:B:159:LEU:CD1	1:B:64:TYR:N	8	10.88
(3,17)	1:B:159:LEU:CD1	1:B:65:SER:N	8	10.88
(3,17)	1:B:159:LEU:CD1	1:B:66:ALA:N	8	10.88
(3,17)	1:B:159:LEU:CD1	1:B:67:MET:N	8	10.88
(3,17)	1:B:159:LEU:CD1	1:B:68:ARG:N	8	10.88
(3,17)	1:B:159:LEU:CD1	1:B:69:ASP:N	8	10.88
(3,17)	1:B:159:LEU:CD1	1:B:70:GLN:N	8	10.88
(3,17)	1:B:159:LEU:CD1	1:B:71:TYR:N	8	10.88
(3,17)	1:B:159:LEU:CD1	1:B:72:MET:N	8	10.88
(3,17)	1:B:159:LEU:CD1	1:B:73:ARG:N	8	10.88
(3,17)	1:B:159:LEU:CD1	1:B:74:THR:N	8	10.88
(3,17)	1:B:159:LEU:CD1	1:B:75:GLY:N	8	10.88
(3,17)	1:B:159:LEU:CD1	1:B:76:GLU:N	8	10.88
(3,17)	1:B:159:LEU:CD1	1:B:77:GLY:N	8	10.88
(3,17)	1:B:159:LEU:CD1	1:B:78:PHE:N	8	10.88
(3,17)	1:B:159:LEU:CD1	1:B:79:LEU:N	8	10.88
(3,17)	1:B:159:LEU:CD1	1:B:80:CYS:N	8	10.88
(3,17)	1:B:159:LEU:CD1	5:B:203:7Q9:N	8	10.88
(3,17)	1:B:159:LEU:CD1	5:B:204:7Q9:N	8	10.88
(3,17)	1:B:159:LEU:CD1	5:B:205:7Q9:N	8	10.88
(3,17)	1:B:159:LEU:CD1	5:B:206:7Q9:N	8	10.88
(3,17)	1:B:159:LEU:CD1	5:B:207:7Q9:N	8	10.88
(3,17)	1:B:159:LEU:CD1	6:B:208:17F:N1	8	10.88
(3,17)	1:B:159:LEU:CD1	5:B:209:7Q9:N	8	10.88
(3,17)	1:B:159:LEU:CD1	5:B:210:7Q9:N	8	10.88
(3,17)	1:B:159:LEU:CD1	5:B:211:7Q9:N	8	10.88
(3,17)	1:B:159:LEU:CD1	5:B:212:7Q9:N	8	10.88
(3,17)	1:B:159:LEU:CD1	5:B:213:7Q9:N	8	10.88
(3,17)	1:B:159:LEU:CD1	6:B:214:17F:N1	8	10.88
(3,17)	1:B:159:LEU:CD1	6:B:215:17F:N1	8	10.88
(3,17)	1:B:159:LEU:CD1	5:B:216:7Q9:N	8	10.88
(3,17)	1:B:159:LEU:CD1	5:B:217:7Q9:N	8	10.88
(3,17)	1:B:159:LEU:CD1	5:B:218:7Q9:N	8	10.88
(3,17)	1:B:159:LEU:CD1	6:B:219:17F:N1	8	10.88
(3,17)	1:B:159:LEU:CD1	5:B:220:7Q9:N	8	10.88
(3,17)	1:B:159:LEU:CD2	1:B:2:THR:N	8	10.88
(3,17)	1:B:159:LEU:CD2	1:B:3:GLU:N	8	10.88
(3,17)	1:B:159:LEU:CD2	1:B:4:TYR:N	8	10.88

Continued on next page...

Continued from previous page...

Key	Atom-1	Atom-2	Model ID	Violation (Å)
(3,17)	1:B:159:LEU:CD2	1:B:5:LYS:N	8	10.88
(3,17)	1:B:159:LEU:CD2	1:B:6:LEU:N	8	10.88
(3,17)	1:B:159:LEU:CD2	1:B:7:VAL:N	8	10.88
(3,17)	1:B:159:LEU:CD2	1:B:8:VAL:N	8	10.88
(3,17)	1:B:159:LEU:CD2	1:B:9:VAL:N	8	10.88
(3,17)	1:B:159:LEU:CD2	1:B:10:GLY:N	8	10.88
(3,17)	1:B:159:LEU:CD2	1:B:11:ALA:N	8	10.88
(3,17)	1:B:159:LEU:CD2	1:B:12:ASP:N	8	10.88
(3,17)	1:B:159:LEU:CD2	1:B:13:GLY:N	8	10.88
(3,17)	1:B:159:LEU:CD2	1:B:14:VAL:N	8	10.88
(3,17)	1:B:159:LEU:CD2	1:B:15:GLY:N	8	10.88
(3,17)	1:B:159:LEU:CD2	1:B:16:LYS:N	8	10.88
(3,17)	1:B:159:LEU:CD2	1:B:17:SER:N	8	10.88
(3,17)	1:B:159:LEU:CD2	1:B:18:ALA:N	8	10.88
(3,17)	1:B:159:LEU:CD2	1:B:19:LEU:N	8	10.88
(3,17)	1:B:159:LEU:CD2	1:B:20:THR:N	8	10.88
(3,17)	1:B:159:LEU:CD2	1:B:21:ILE:N	8	10.88
(3,17)	1:B:159:LEU:CD2	1:B:22:GLN:N	8	10.88
(3,17)	1:B:159:LEU:CD2	1:B:23:LEU:N	8	10.88
(3,17)	1:B:159:LEU:CD2	1:B:24:ILE:N	8	10.88
(3,17)	1:B:159:LEU:CD2	1:B:25:GLN:N	8	10.88
(3,17)	1:B:159:LEU:CD2	1:B:26:ASN:N	8	10.88
(3,17)	1:B:159:LEU:CD2	1:B:27:HIS:N	8	10.88
(3,17)	1:B:159:LEU:CD2	1:B:28:PHE:N	8	10.88
(3,17)	1:B:159:LEU:CD2	1:B:29:VAL:N	8	10.88
(3,17)	1:B:159:LEU:CD2	1:B:30:ASP:N	8	10.88
(3,17)	1:B:159:LEU:CD2	1:B:31:GLU:N	8	10.88
(3,17)	1:B:159:LEU:CD2	1:B:32:TYR:N	8	10.88
(3,17)	1:B:159:LEU:CD2	1:B:33:ASP:N	8	10.88
(3,17)	1:B:159:LEU:CD2	1:B:34:PRO:N	8	10.88
(3,17)	1:B:159:LEU:CD2	1:B:35:THR:N	8	10.88
(3,17)	1:B:159:LEU:CD2	1:B:36:ILE:N	8	10.88
(3,17)	1:B:159:LEU:CD2	1:B:37:GLU:N	8	10.88
(3,17)	1:B:159:LEU:CD2	1:B:38:ASP:N	8	10.88
(3,17)	1:B:159:LEU:CD2	1:B:39:SER:N	8	10.88
(3,17)	1:B:159:LEU:CD2	1:B:40:TYR:N	8	10.88
(3,17)	1:B:159:LEU:CD2	1:B:41:ARG:N	8	10.88
(3,17)	1:B:159:LEU:CD2	1:B:42:LYS:N	8	10.88
(3,17)	1:B:159:LEU:CD2	1:B:43:GLN:N	8	10.88
(3,17)	1:B:159:LEU:CD2	1:B:44:VAL:N	8	10.88
(3,17)	1:B:159:LEU:CD2	1:B:45:VAL:N	8	10.88
(3,17)	1:B:159:LEU:CD2	1:B:46:ILE:N	8	10.88

Continued on next page...

Continued from previous page...

Key	Atom-1	Atom-2	Model ID	Violation (Å)
(3,17)	1:B:159:LEU:CD2	1:B:47:ASP:N	8	10.88
(3,17)	1:B:159:LEU:CD2	1:B:48:GLY:N	8	10.88
(3,17)	1:B:159:LEU:CD2	1:B:49:GLU:N	8	10.88
(3,17)	1:B:159:LEU:CD2	1:B:50:THR:N	8	10.88
(3,17)	1:B:159:LEU:CD2	1:B:51:CYS:N	8	10.88
(3,17)	1:B:159:LEU:CD2	1:B:52:LEU:N	8	10.88
(3,17)	1:B:159:LEU:CD2	1:B:53:LEU:N	8	10.88
(3,17)	1:B:159:LEU:CD2	1:B:54:ASP:N	8	10.88
(3,17)	1:B:159:LEU:CD2	1:B:55:ILE:N	8	10.88
(3,17)	1:B:159:LEU:CD2	1:B:56:LEU:N	8	10.88
(3,17)	1:B:159:LEU:CD2	1:B:57:ASP:N	8	10.88
(3,17)	1:B:159:LEU:CD2	1:B:58:THR:N	8	10.88
(3,17)	1:B:159:LEU:CD2	1:B:59:ALA:N	8	10.88
(3,17)	1:B:159:LEU:CD2	1:B:60:GLY:N	8	10.88
(3,17)	1:B:159:LEU:CD2	1:B:61:GLN:N	8	10.88
(3,17)	1:B:159:LEU:CD2	1:B:62:GLU:N	8	10.88
(3,17)	1:B:159:LEU:CD2	1:B:63:GLU:N	8	10.88
(3,17)	1:B:159:LEU:CD2	1:B:64:TYR:N	8	10.88
(3,17)	1:B:159:LEU:CD2	1:B:65:SER:N	8	10.88
(3,17)	1:B:159:LEU:CD2	1:B:66:ALA:N	8	10.88
(3,17)	1:B:159:LEU:CD2	1:B:67:MET:N	8	10.88
(3,17)	1:B:159:LEU:CD2	1:B:68:ARG:N	8	10.88
(3,17)	1:B:159:LEU:CD2	1:B:69:ASP:N	8	10.88
(3,17)	1:B:159:LEU:CD2	1:B:70:GLN:N	8	10.88
(3,17)	1:B:159:LEU:CD2	1:B:71:TYR:N	8	10.88
(3,17)	1:B:159:LEU:CD2	1:B:72:MET:N	8	10.88
(3,17)	1:B:159:LEU:CD2	1:B:73:ARG:N	8	10.88
(3,17)	1:B:159:LEU:CD2	1:B:74:THR:N	8	10.88
(3,17)	1:B:159:LEU:CD2	1:B:75:GLY:N	8	10.88
(3,17)	1:B:159:LEU:CD2	1:B:76:GLU:N	8	10.88
(3,17)	1:B:159:LEU:CD2	1:B:77:GLY:N	8	10.88
(3,17)	1:B:159:LEU:CD2	1:B:78:PHE:N	8	10.88
(3,17)	1:B:159:LEU:CD2	1:B:79:LEU:N	8	10.88
(3,17)	1:B:159:LEU:CD2	1:B:80:CYS:N	8	10.88
(3,17)	1:B:159:LEU:CD2	5:B:203:7Q9:N	8	10.88
(3,17)	1:B:159:LEU:CD2	5:B:204:7Q9:N	8	10.88
(3,17)	1:B:159:LEU:CD2	5:B:205:7Q9:N	8	10.88
(3,17)	1:B:159:LEU:CD2	5:B:206:7Q9:N	8	10.88
(3,17)	1:B:159:LEU:CD2	5:B:207:7Q9:N	8	10.88
(3,17)	1:B:159:LEU:CD2	6:B:208:17F:N1	8	10.88
(3,17)	1:B:159:LEU:CD2	5:B:209:7Q9:N	8	10.88
(3,17)	1:B:159:LEU:CD2	5:B:210:7Q9:N	8	10.88

Continued on next page...

Continued from previous page...

Key	Atom-1	Atom-2	Model ID	Violation (Å)
(3,17)	1:B:159:LEU:CD2	5:B:211:7Q9:N	8	10.88
(3,17)	1:B:159:LEU:CD2	5:B:212:7Q9:N	8	10.88
(3,17)	1:B:159:LEU:CD2	5:B:213:7Q9:N	8	10.88
(3,17)	1:B:159:LEU:CD2	6:B:214:17F:N1	8	10.88
(3,17)	1:B:159:LEU:CD2	6:B:215:17F:N1	8	10.88
(3,17)	1:B:159:LEU:CD2	5:B:216:7Q9:N	8	10.88
(3,17)	1:B:159:LEU:CD2	5:B:217:7Q9:N	8	10.88
(3,17)	1:B:159:LEU:CD2	5:B:218:7Q9:N	8	10.88
(3,17)	1:B:159:LEU:CD2	6:B:219:17F:N1	8	10.88
(3,17)	1:B:159:LEU:CD2	5:B:220:7Q9:N	8	10.88
(1,22)	1:B:184:LYS:C	1:B:2:THR:N	8	10.83
(1,22)	1:B:184:LYS:C	1:B:3:GLU:N	8	10.83
(1,22)	1:B:184:LYS:C	1:B:4:TYR:N	8	10.83
(1,22)	1:B:184:LYS:C	1:B:5:LYS:N	8	10.83
(1,22)	1:B:184:LYS:C	1:B:6:LEU:N	8	10.83
(1,22)	1:B:184:LYS:C	1:B:7:VAL:N	8	10.83
(1,22)	1:B:184:LYS:C	1:B:8:VAL:N	8	10.83
(1,22)	1:B:184:LYS:C	1:B:9:VAL:N	8	10.83
(1,22)	1:B:184:LYS:C	1:B:10:GLY:N	8	10.83
(1,22)	1:B:184:LYS:C	1:B:11:ALA:N	8	10.83
(1,22)	1:B:184:LYS:C	1:B:12:ASP:N	8	10.83
(1,22)	1:B:184:LYS:C	1:B:13:GLY:N	8	10.83
(1,22)	1:B:184:LYS:C	1:B:14:VAL:N	8	10.83
(1,22)	1:B:184:LYS:C	1:B:15:GLY:N	8	10.83
(1,22)	1:B:184:LYS:C	1:B:16:LYS:N	8	10.83
(1,22)	1:B:184:LYS:C	1:B:17:SER:N	8	10.83
(1,22)	1:B:184:LYS:C	1:B:18:ALA:N	8	10.83
(1,22)	1:B:184:LYS:C	1:B:19:LEU:N	8	10.83
(1,22)	1:B:184:LYS:C	1:B:20:THR:N	8	10.83
(1,22)	1:B:184:LYS:C	1:B:21:ILE:N	8	10.83
(1,22)	1:B:184:LYS:C	1:B:22:GLN:N	8	10.83
(1,22)	1:B:184:LYS:C	1:B:23:LEU:N	8	10.83
(1,22)	1:B:184:LYS:C	1:B:24:ILE:N	8	10.83
(1,22)	1:B:184:LYS:C	1:B:25:GLN:N	8	10.83
(1,22)	1:B:184:LYS:C	1:B:26:ASN:N	8	10.83
(1,22)	1:B:184:LYS:C	1:B:27:HIS:N	8	10.83
(1,22)	1:B:184:LYS:C	1:B:28:PHE:N	8	10.83
(1,22)	1:B:184:LYS:C	1:B:29:VAL:N	8	10.83
(1,22)	1:B:184:LYS:C	1:B:30:ASP:N	8	10.83
(1,22)	1:B:184:LYS:C	1:B:31:GLU:N	8	10.83
(1,22)	1:B:184:LYS:C	1:B:32:TYR:N	8	10.83
(1,22)	1:B:184:LYS:C	1:B:33:ASP:N	8	10.83

Continued on next page...

Continued from previous page...

Key	Atom-1	Atom-2	Model ID	Violation (Å)
(1,22)	1:B:184:LYS:C	1:B:34:PRO:N	8	10.83
(1,22)	1:B:184:LYS:C	1:B:35:THR:N	8	10.83
(1,22)	1:B:184:LYS:C	1:B:36:ILE:N	8	10.83
(1,22)	1:B:184:LYS:C	1:B:37:GLU:N	8	10.83
(1,22)	1:B:184:LYS:C	1:B:38:ASP:N	8	10.83
(1,22)	1:B:184:LYS:C	1:B:39:SER:N	8	10.83
(1,22)	1:B:184:LYS:C	1:B:40:TYR:N	8	10.83
(1,22)	1:B:184:LYS:C	1:B:41:ARG:N	8	10.83
(1,22)	1:B:184:LYS:C	1:B:42:LYS:N	8	10.83
(1,22)	1:B:184:LYS:C	1:B:43:GLN:N	8	10.83
(1,22)	1:B:184:LYS:C	1:B:44:VAL:N	8	10.83
(1,22)	1:B:184:LYS:C	1:B:45:VAL:N	8	10.83
(1,22)	1:B:184:LYS:C	1:B:46:ILE:N	8	10.83
(1,22)	1:B:184:LYS:C	1:B:47:ASP:N	8	10.83
(1,22)	1:B:184:LYS:C	1:B:48:GLY:N	8	10.83
(1,22)	1:B:184:LYS:C	1:B:49:GLU:N	8	10.83
(1,22)	1:B:184:LYS:C	1:B:50:THR:N	8	10.83
(1,22)	1:B:184:LYS:C	1:B:51:CYS:N	8	10.83
(1,22)	1:B:184:LYS:C	1:B:52:LEU:N	8	10.83
(1,22)	1:B:184:LYS:C	1:B:53:LEU:N	8	10.83
(1,22)	1:B:184:LYS:C	1:B:54:ASP:N	8	10.83
(1,22)	1:B:184:LYS:C	1:B:55:ILE:N	8	10.83
(1,22)	1:B:184:LYS:C	1:B:56:LEU:N	8	10.83
(1,22)	1:B:184:LYS:C	1:B:57:ASP:N	8	10.83
(1,22)	1:B:184:LYS:C	1:B:58:THR:N	8	10.83
(1,22)	1:B:184:LYS:C	1:B:59:ALA:N	8	10.83
(1,22)	1:B:184:LYS:C	1:B:60:GLY:N	8	10.83
(1,22)	1:B:184:LYS:C	1:B:61:GLN:N	8	10.83
(1,22)	1:B:184:LYS:C	1:B:62:GLU:N	8	10.83
(1,22)	1:B:184:LYS:C	1:B:63:GLU:N	8	10.83
(1,22)	1:B:184:LYS:C	1:B:64:TYR:N	8	10.83
(1,22)	1:B:184:LYS:C	1:B:65:SER:N	8	10.83
(1,22)	1:B:184:LYS:C	1:B:66:ALA:N	8	10.83
(1,22)	1:B:184:LYS:C	1:B:67:MET:N	8	10.83
(1,22)	1:B:184:LYS:C	1:B:68:ARG:N	8	10.83
(1,22)	1:B:184:LYS:C	1:B:69:ASP:N	8	10.83
(1,22)	1:B:184:LYS:C	1:B:70:GLN:N	8	10.83
(1,22)	1:B:184:LYS:C	1:B:71:TYR:N	8	10.83
(1,22)	1:B:184:LYS:C	1:B:72:MET:N	8	10.83
(1,22)	1:B:184:LYS:C	1:B:73:ARG:N	8	10.83
(1,22)	1:B:184:LYS:C	1:B:74:THR:N	8	10.83
(1,22)	1:B:184:LYS:C	1:B:75:GLY:N	8	10.83

Continued on next page...

Continued from previous page...

Key	Atom-1	Atom-2	Model ID	Violation (Å)
(1,22)	1:B:184:LYS:C	1:B:76:GLU:N	8	10.83
(1,22)	1:B:184:LYS:C	1:B:77:GLY:N	8	10.83
(1,22)	1:B:184:LYS:C	1:B:78:PHE:N	8	10.83
(1,22)	1:B:184:LYS:C	1:B:79:LEU:N	8	10.83
(1,22)	1:B:184:LYS:C	1:B:80:CYS:N	8	10.83
(1,22)	1:B:184:LYS:C	5:B:203:7Q9:N	8	10.83
(1,22)	1:B:184:LYS:C	5:B:204:7Q9:N	8	10.83
(1,22)	1:B:184:LYS:C	5:B:205:7Q9:N	8	10.83
(1,22)	1:B:184:LYS:C	5:B:206:7Q9:N	8	10.83
(1,22)	1:B:184:LYS:C	5:B:207:7Q9:N	8	10.83
(1,22)	1:B:184:LYS:C	6:B:208:17F:N1	8	10.83
(1,22)	1:B:184:LYS:C	5:B:209:7Q9:N	8	10.83
(1,22)	1:B:184:LYS:C	5:B:210:7Q9:N	8	10.83
(1,22)	1:B:184:LYS:C	5:B:211:7Q9:N	8	10.83
(1,22)	1:B:184:LYS:C	5:B:212:7Q9:N	8	10.83
(1,22)	1:B:184:LYS:C	5:B:213:7Q9:N	8	10.83
(1,22)	1:B:184:LYS:C	6:B:214:17F:N1	8	10.83
(1,22)	1:B:184:LYS:C	6:B:215:17F:N1	8	10.83
(1,22)	1:B:184:LYS:C	5:B:216:7Q9:N	8	10.83
(1,22)	1:B:184:LYS:C	5:B:217:7Q9:N	8	10.83
(1,22)	1:B:184:LYS:C	5:B:218:7Q9:N	8	10.83
(1,22)	1:B:184:LYS:C	6:B:219:17F:N1	8	10.83
(1,22)	1:B:184:LYS:C	5:B:220:7Q9:N	8	10.83
(1,22)	1:B:184:LYS:CA	1:B:2:THR:N	8	10.83
(1,22)	1:B:184:LYS:CA	1:B:3:GLU:N	8	10.83
(1,22)	1:B:184:LYS:CA	1:B:4:TYR:N	8	10.83
(1,22)	1:B:184:LYS:CA	1:B:5:LYS:N	8	10.83
(1,22)	1:B:184:LYS:CA	1:B:6:LEU:N	8	10.83
(1,22)	1:B:184:LYS:CA	1:B:7:VAL:N	8	10.83
(1,22)	1:B:184:LYS:CA	1:B:8:VAL:N	8	10.83
(1,22)	1:B:184:LYS:CA	1:B:9:VAL:N	8	10.83
(1,22)	1:B:184:LYS:CA	1:B:10:GLY:N	8	10.83
(1,22)	1:B:184:LYS:CA	1:B:11:ALA:N	8	10.83
(1,22)	1:B:184:LYS:CA	1:B:12:ASP:N	8	10.83
(1,22)	1:B:184:LYS:CA	1:B:13:GLY:N	8	10.83
(1,22)	1:B:184:LYS:CA	1:B:14:VAL:N	8	10.83
(1,22)	1:B:184:LYS:CA	1:B:15:GLY:N	8	10.83
(1,22)	1:B:184:LYS:CA	1:B:16:LYS:N	8	10.83
(1,22)	1:B:184:LYS:CA	1:B:17:SER:N	8	10.83
(1,22)	1:B:184:LYS:CA	1:B:18:ALA:N	8	10.83
(1,22)	1:B:184:LYS:CA	1:B:19:LEU:N	8	10.83
(1,22)	1:B:184:LYS:CA	1:B:20:THR:N	8	10.83

Continued on next page...

Continued from previous page...

Key	Atom-1	Atom-2	Model ID	Violation (Å)
(1,22)	1:B:184:LYS:CA	1:B:21:ILE:N	8	10.83
(1,22)	1:B:184:LYS:CA	1:B:22:GLN:N	8	10.83
(1,22)	1:B:184:LYS:CA	1:B:23:LEU:N	8	10.83
(1,22)	1:B:184:LYS:CA	1:B:24:ILE:N	8	10.83
(1,22)	1:B:184:LYS:CA	1:B:25:GLN:N	8	10.83
(1,22)	1:B:184:LYS:CA	1:B:26:ASN:N	8	10.83
(1,22)	1:B:184:LYS:CA	1:B:27:HIS:N	8	10.83
(1,22)	1:B:184:LYS:CA	1:B:28:PHE:N	8	10.83
(1,22)	1:B:184:LYS:CA	1:B:29:VAL:N	8	10.83
(1,22)	1:B:184:LYS:CA	1:B:30:ASP:N	8	10.83
(1,22)	1:B:184:LYS:CA	1:B:31:GLU:N	8	10.83
(1,22)	1:B:184:LYS:CA	1:B:32:TYR:N	8	10.83
(1,22)	1:B:184:LYS:CA	1:B:33:ASP:N	8	10.83
(1,22)	1:B:184:LYS:CA	1:B:34:PRO:N	8	10.83
(1,22)	1:B:184:LYS:CA	1:B:35:THR:N	8	10.83
(1,22)	1:B:184:LYS:CA	1:B:36:ILE:N	8	10.83
(1,22)	1:B:184:LYS:CA	1:B:37:GLU:N	8	10.83
(1,22)	1:B:184:LYS:CA	1:B:38:ASP:N	8	10.83
(1,22)	1:B:184:LYS:CA	1:B:39:SER:N	8	10.83
(1,22)	1:B:184:LYS:CA	1:B:40:TYR:N	8	10.83
(1,22)	1:B:184:LYS:CA	1:B:41:ARG:N	8	10.83
(1,22)	1:B:184:LYS:CA	1:B:42:LYS:N	8	10.83
(1,22)	1:B:184:LYS:CA	1:B:43:GLN:N	8	10.83
(1,22)	1:B:184:LYS:CA	1:B:44:VAL:N	8	10.83
(1,22)	1:B:184:LYS:CA	1:B:45:VAL:N	8	10.83
(1,22)	1:B:184:LYS:CA	1:B:46:ILE:N	8	10.83
(1,22)	1:B:184:LYS:CA	1:B:47:ASP:N	8	10.83
(1,22)	1:B:184:LYS:CA	1:B:48:GLY:N	8	10.83
(1,22)	1:B:184:LYS:CA	1:B:49:GLU:N	8	10.83
(1,22)	1:B:184:LYS:CA	1:B:50:THR:N	8	10.83
(1,22)	1:B:184:LYS:CA	1:B:51:CYS:N	8	10.83
(1,22)	1:B:184:LYS:CA	1:B:52:LEU:N	8	10.83
(1,22)	1:B:184:LYS:CA	1:B:53:LEU:N	8	10.83
(1,22)	1:B:184:LYS:CA	1:B:54:ASP:N	8	10.83
(1,22)	1:B:184:LYS:CA	1:B:55:ILE:N	8	10.83
(1,22)	1:B:184:LYS:CA	1:B:56:LEU:N	8	10.83
(1,22)	1:B:184:LYS:CA	1:B:57:ASP:N	8	10.83
(1,22)	1:B:184:LYS:CA	1:B:58:THR:N	8	10.83
(1,22)	1:B:184:LYS:CA	1:B:59:ALA:N	8	10.83
(1,22)	1:B:184:LYS:CA	1:B:60:GLY:N	8	10.83
(1,22)	1:B:184:LYS:CA	1:B:61:GLN:N	8	10.83
(1,22)	1:B:184:LYS:CA	1:B:62:GLU:N	8	10.83

Continued on next page...

Continued from previous page...

Key	Atom-1	Atom-2	Model ID	Violation (Å)
(1,22)	1:B:184:LYS:CA	1:B:63:GLU:N	8	10.83
(1,22)	1:B:184:LYS:CA	1:B:64:TYR:N	8	10.83
(1,22)	1:B:184:LYS:CA	1:B:65:SER:N	8	10.83
(1,22)	1:B:184:LYS:CA	1:B:66:ALA:N	8	10.83
(1,22)	1:B:184:LYS:CA	1:B:67:MET:N	8	10.83
(1,22)	1:B:184:LYS:CA	1:B:68:ARG:N	8	10.83
(1,22)	1:B:184:LYS:CA	1:B:69:ASP:N	8	10.83
(1,22)	1:B:184:LYS:CA	1:B:70:GLN:N	8	10.83
(1,22)	1:B:184:LYS:CA	1:B:71:TYR:N	8	10.83
(1,22)	1:B:184:LYS:CA	1:B:72:MET:N	8	10.83
(1,22)	1:B:184:LYS:CA	1:B:73:ARG:N	8	10.83
(1,22)	1:B:184:LYS:CA	1:B:74:THR:N	8	10.83
(1,22)	1:B:184:LYS:CA	1:B:75:GLY:N	8	10.83
(1,22)	1:B:184:LYS:CA	1:B:76:GLU:N	8	10.83
(1,22)	1:B:184:LYS:CA	1:B:77:GLY:N	8	10.83
(1,22)	1:B:184:LYS:CA	1:B:78:PHE:N	8	10.83
(1,22)	1:B:184:LYS:CA	1:B:79:LEU:N	8	10.83
(1,22)	1:B:184:LYS:CA	1:B:80:CYS:N	8	10.83
(1,22)	1:B:184:LYS:CA	5:B:203:7Q9:N	8	10.83
(1,22)	1:B:184:LYS:CA	5:B:204:7Q9:N	8	10.83
(1,22)	1:B:184:LYS:CA	5:B:205:7Q9:N	8	10.83
(1,22)	1:B:184:LYS:CA	5:B:206:7Q9:N	8	10.83
(1,22)	1:B:184:LYS:CA	5:B:207:7Q9:N	8	10.83
(1,22)	1:B:184:LYS:CA	6:B:208:17F:N1	8	10.83
(1,22)	1:B:184:LYS:CA	5:B:209:7Q9:N	8	10.83
(1,22)	1:B:184:LYS:CA	5:B:210:7Q9:N	8	10.83
(1,22)	1:B:184:LYS:CA	5:B:211:7Q9:N	8	10.83
(1,22)	1:B:184:LYS:CA	5:B:212:7Q9:N	8	10.83
(1,22)	1:B:184:LYS:CA	5:B:213:7Q9:N	8	10.83
(1,22)	1:B:184:LYS:CA	6:B:214:17F:N1	8	10.83
(1,22)	1:B:184:LYS:CA	6:B:215:17F:N1	8	10.83
(1,22)	1:B:184:LYS:CA	5:B:216:7Q9:N	8	10.83
(1,22)	1:B:184:LYS:CA	5:B:217:7Q9:N	8	10.83
(1,22)	1:B:184:LYS:CA	5:B:218:7Q9:N	8	10.83
(1,22)	1:B:184:LYS:CA	6:B:219:17F:N1	8	10.83
(1,22)	1:B:184:LYS:CA	5:B:220:7Q9:N	8	10.83
(1,22)	1:B:184:LYS:CB	1:B:2:THR:N	8	10.83
(1,22)	1:B:184:LYS:CB	1:B:3:GLU:N	8	10.83
(1,22)	1:B:184:LYS:CB	1:B:4:TYR:N	8	10.83
(1,22)	1:B:184:LYS:CB	1:B:5:LYS:N	8	10.83
(1,22)	1:B:184:LYS:CB	1:B:6:LEU:N	8	10.83
(1,22)	1:B:184:LYS:CB	1:B:7:VAL:N	8	10.83

Continued on next page...

Continued from previous page...

Key	Atom-1	Atom-2	Model ID	Violation (Å)
(1,22)	1:B:184:LYS:CB	1:B:8:VAL:N	8	10.83
(1,22)	1:B:184:LYS:CB	1:B:9:VAL:N	8	10.83
(1,22)	1:B:184:LYS:CB	1:B:10:GLY:N	8	10.83
(1,22)	1:B:184:LYS:CB	1:B:11:ALA:N	8	10.83
(1,22)	1:B:184:LYS:CB	1:B:12:ASP:N	8	10.83
(1,22)	1:B:184:LYS:CB	1:B:13:GLY:N	8	10.83
(1,22)	1:B:184:LYS:CB	1:B:14:VAL:N	8	10.83
(1,22)	1:B:184:LYS:CB	1:B:15:GLY:N	8	10.83
(1,22)	1:B:184:LYS:CB	1:B:16:LYS:N	8	10.83
(1,22)	1:B:184:LYS:CB	1:B:17:SER:N	8	10.83
(1,22)	1:B:184:LYS:CB	1:B:18:ALA:N	8	10.83
(1,22)	1:B:184:LYS:CB	1:B:19:LEU:N	8	10.83
(1,22)	1:B:184:LYS:CB	1:B:20:THR:N	8	10.83
(1,22)	1:B:184:LYS:CB	1:B:21:ILE:N	8	10.83
(1,22)	1:B:184:LYS:CB	1:B:22:GLN:N	8	10.83
(1,22)	1:B:184:LYS:CB	1:B:23:LEU:N	8	10.83
(1,22)	1:B:184:LYS:CB	1:B:24:ILE:N	8	10.83
(1,22)	1:B:184:LYS:CB	1:B:25:GLN:N	8	10.83
(1,22)	1:B:184:LYS:CB	1:B:26:ASN:N	8	10.83
(1,22)	1:B:184:LYS:CB	1:B:27:HIS:N	8	10.83
(1,22)	1:B:184:LYS:CB	1:B:28:PHE:N	8	10.83
(1,22)	1:B:184:LYS:CB	1:B:29:VAL:N	8	10.83
(1,22)	1:B:184:LYS:CB	1:B:30:ASP:N	8	10.83
(1,22)	1:B:184:LYS:CB	1:B:31:GLU:N	8	10.83
(1,22)	1:B:184:LYS:CB	1:B:32:TYR:N	8	10.83
(1,22)	1:B:184:LYS:CB	1:B:33:ASP:N	8	10.83
(1,22)	1:B:184:LYS:CB	1:B:34:PRO:N	8	10.83
(1,22)	1:B:184:LYS:CB	1:B:35:THR:N	8	10.83
(1,22)	1:B:184:LYS:CB	1:B:36:ILE:N	8	10.83
(1,22)	1:B:184:LYS:CB	1:B:37:GLU:N	8	10.83
(1,22)	1:B:184:LYS:CB	1:B:38:ASP:N	8	10.83
(1,22)	1:B:184:LYS:CB	1:B:39:SER:N	8	10.83
(1,22)	1:B:184:LYS:CB	1:B:40:TYR:N	8	10.83
(1,22)	1:B:184:LYS:CB	1:B:41:ARG:N	8	10.83
(1,22)	1:B:184:LYS:CB	1:B:42:LYS:N	8	10.83
(1,22)	1:B:184:LYS:CB	1:B:43:GLN:N	8	10.83
(1,22)	1:B:184:LYS:CB	1:B:44:VAL:N	8	10.83
(1,22)	1:B:184:LYS:CB	1:B:45:VAL:N	8	10.83
(1,22)	1:B:184:LYS:CB	1:B:46:ILE:N	8	10.83
(1,22)	1:B:184:LYS:CB	1:B:47:ASP:N	8	10.83
(1,22)	1:B:184:LYS:CB	1:B:48:GLY:N	8	10.83
(1,22)	1:B:184:LYS:CB	1:B:49:GLU:N	8	10.83

Continued on next page...

Continued from previous page...

Key	Atom-1	Atom-2	Model ID	Violation (Å)
(1,22)	1:B:184:LYS:CB	1:B:50:THR:N	8	10.83
(1,22)	1:B:184:LYS:CB	1:B:51:CYS:N	8	10.83
(1,22)	1:B:184:LYS:CB	1:B:52:LEU:N	8	10.83
(1,22)	1:B:184:LYS:CB	1:B:53:LEU:N	8	10.83
(1,22)	1:B:184:LYS:CB	1:B:54:ASP:N	8	10.83
(1,22)	1:B:184:LYS:CB	1:B:55:ILE:N	8	10.83
(1,22)	1:B:184:LYS:CB	1:B:56:LEU:N	8	10.83
(1,22)	1:B:184:LYS:CB	1:B:57:ASP:N	8	10.83
(1,22)	1:B:184:LYS:CB	1:B:58:THR:N	8	10.83
(1,22)	1:B:184:LYS:CB	1:B:59:ALA:N	8	10.83
(1,22)	1:B:184:LYS:CB	1:B:60:GLY:N	8	10.83
(1,22)	1:B:184:LYS:CB	1:B:61:GLN:N	8	10.83
(1,22)	1:B:184:LYS:CB	1:B:62:GLU:N	8	10.83
(1,22)	1:B:184:LYS:CB	1:B:63:GLU:N	8	10.83
(1,22)	1:B:184:LYS:CB	1:B:64:TYR:N	8	10.83
(1,22)	1:B:184:LYS:CB	1:B:65:SER:N	8	10.83
(1,22)	1:B:184:LYS:CB	1:B:66:ALA:N	8	10.83
(1,22)	1:B:184:LYS:CB	1:B:67:MET:N	8	10.83
(1,22)	1:B:184:LYS:CB	1:B:68:ARG:N	8	10.83
(1,22)	1:B:184:LYS:CB	1:B:69:ASP:N	8	10.83
(1,22)	1:B:184:LYS:CB	1:B:70:GLN:N	8	10.83
(1,22)	1:B:184:LYS:CB	1:B:71:TYR:N	8	10.83
(1,22)	1:B:184:LYS:CB	1:B:72:MET:N	8	10.83
(1,22)	1:B:184:LYS:CB	1:B:73:ARG:N	8	10.83
(1,22)	1:B:184:LYS:CB	1:B:74:THR:N	8	10.83
(1,22)	1:B:184:LYS:CB	1:B:75:GLY:N	8	10.83
(1,22)	1:B:184:LYS:CB	1:B:76:GLU:N	8	10.83
(1,22)	1:B:184:LYS:CB	1:B:77:GLY:N	8	10.83
(1,22)	1:B:184:LYS:CB	1:B:78:PHE:N	8	10.83
(1,22)	1:B:184:LYS:CB	1:B:79:LEU:N	8	10.83
(1,22)	1:B:184:LYS:CB	1:B:80:CYS:N	8	10.83
(1,22)	1:B:184:LYS:CB	5:B:203:7Q9:N	8	10.83
(1,22)	1:B:184:LYS:CB	5:B:204:7Q9:N	8	10.83
(1,22)	1:B:184:LYS:CB	5:B:205:7Q9:N	8	10.83
(1,22)	1:B:184:LYS:CB	5:B:206:7Q9:N	8	10.83
(1,22)	1:B:184:LYS:CB	5:B:207:7Q9:N	8	10.83
(1,22)	1:B:184:LYS:CB	6:B:208:17F:N1	8	10.83
(1,22)	1:B:184:LYS:CB	5:B:209:7Q9:N	8	10.83
(1,22)	1:B:184:LYS:CB	5:B:210:7Q9:N	8	10.83
(1,22)	1:B:184:LYS:CB	5:B:211:7Q9:N	8	10.83
(1,22)	1:B:184:LYS:CB	5:B:212:7Q9:N	8	10.83
(1,22)	1:B:184:LYS:CB	5:B:213:7Q9:N	8	10.83

Continued on next page...

Continued from previous page...

Key	Atom-1	Atom-2	Model ID	Violation (Å)
(1,22)	1:B:184:LYS:CB	6:B:214:17F:N1	8	10.83
(1,22)	1:B:184:LYS:CB	6:B:215:17F:N1	8	10.83
(1,22)	1:B:184:LYS:CB	5:B:216:7Q9:N	8	10.83
(1,22)	1:B:184:LYS:CB	5:B:217:7Q9:N	8	10.83
(1,22)	1:B:184:LYS:CB	5:B:218:7Q9:N	8	10.83
(1,22)	1:B:184:LYS:CB	6:B:219:17F:N1	8	10.83
(1,22)	1:B:184:LYS:CB	5:B:220:7Q9:N	8	10.83
(1,22)	1:B:184:LYS:CD	1:B:2:THR:N	8	10.83
(1,22)	1:B:184:LYS:CD	1:B:3:GLU:N	8	10.83
(1,22)	1:B:184:LYS:CD	1:B:4:TYR:N	8	10.83
(1,22)	1:B:184:LYS:CD	1:B:5:LYS:N	8	10.83
(1,22)	1:B:184:LYS:CD	1:B:6:LEU:N	8	10.83
(1,22)	1:B:184:LYS:CD	1:B:7:VAL:N	8	10.83
(1,22)	1:B:184:LYS:CD	1:B:8:VAL:N	8	10.83
(1,22)	1:B:184:LYS:CD	1:B:9:VAL:N	8	10.83
(1,22)	1:B:184:LYS:CD	1:B:10:GLY:N	8	10.83
(1,22)	1:B:184:LYS:CD	1:B:11:ALA:N	8	10.83
(1,22)	1:B:184:LYS:CD	1:B:12:ASP:N	8	10.83
(1,22)	1:B:184:LYS:CD	1:B:13:GLY:N	8	10.83
(1,22)	1:B:184:LYS:CD	1:B:14:VAL:N	8	10.83
(1,22)	1:B:184:LYS:CD	1:B:15:GLY:N	8	10.83
(1,22)	1:B:184:LYS:CD	1:B:16:LYS:N	8	10.83
(1,22)	1:B:184:LYS:CD	1:B:17:SER:N	8	10.83
(1,22)	1:B:184:LYS:CD	1:B:18:ALA:N	8	10.83
(1,22)	1:B:184:LYS:CD	1:B:19:LEU:N	8	10.83
(1,22)	1:B:184:LYS:CD	1:B:20:THR:N	8	10.83
(1,22)	1:B:184:LYS:CD	1:B:21:ILE:N	8	10.83
(1,22)	1:B:184:LYS:CD	1:B:22:GLN:N	8	10.83
(1,22)	1:B:184:LYS:CD	1:B:23:LEU:N	8	10.83
(1,22)	1:B:184:LYS:CD	1:B:24:ILE:N	8	10.83
(1,22)	1:B:184:LYS:CD	1:B:25:GLN:N	8	10.83
(1,22)	1:B:184:LYS:CD	1:B:26:ASN:N	8	10.83
(1,22)	1:B:184:LYS:CD	1:B:27:HIS:N	8	10.83
(1,22)	1:B:184:LYS:CD	1:B:28:PHE:N	8	10.83
(1,22)	1:B:184:LYS:CD	1:B:29:VAL:N	8	10.83
(1,22)	1:B:184:LYS:CD	1:B:30:ASP:N	8	10.83
(1,22)	1:B:184:LYS:CD	1:B:31:GLU:N	8	10.83
(1,22)	1:B:184:LYS:CD	1:B:32:TYR:N	8	10.83
(1,22)	1:B:184:LYS:CD	1:B:33:ASP:N	8	10.83
(1,22)	1:B:184:LYS:CD	1:B:34:PRO:N	8	10.83
(1,22)	1:B:184:LYS:CD	1:B:35:THR:N	8	10.83
(1,22)	1:B:184:LYS:CD	1:B:36:ILE:N	8	10.83

Continued on next page...

Continued from previous page...

Key	Atom-1	Atom-2	Model ID	Violation (Å)
(1,22)	1:B:184:LYS:CD	1:B:37:GLU:N	8	10.83
(1,22)	1:B:184:LYS:CD	1:B:38:ASP:N	8	10.83
(1,22)	1:B:184:LYS:CD	1:B:39:SER:N	8	10.83
(1,22)	1:B:184:LYS:CD	1:B:40:TYR:N	8	10.83
(1,22)	1:B:184:LYS:CD	1:B:41:ARG:N	8	10.83
(1,22)	1:B:184:LYS:CD	1:B:42:LYS:N	8	10.83
(1,22)	1:B:184:LYS:CD	1:B:43:GLN:N	8	10.83
(1,22)	1:B:184:LYS:CD	1:B:44:VAL:N	8	10.83
(1,22)	1:B:184:LYS:CD	1:B:45:VAL:N	8	10.83
(1,22)	1:B:184:LYS:CD	1:B:46:ILE:N	8	10.83
(1,22)	1:B:184:LYS:CD	1:B:47:ASP:N	8	10.83
(1,22)	1:B:184:LYS:CD	1:B:48:GLY:N	8	10.83
(1,22)	1:B:184:LYS:CD	1:B:49:GLU:N	8	10.83
(1,22)	1:B:184:LYS:CD	1:B:50:THR:N	8	10.83
(1,22)	1:B:184:LYS:CD	1:B:51:CYS:N	8	10.83
(1,22)	1:B:184:LYS:CD	1:B:52:LEU:N	8	10.83
(1,22)	1:B:184:LYS:CD	1:B:53:LEU:N	8	10.83
(1,22)	1:B:184:LYS:CD	1:B:54:ASP:N	8	10.83
(1,22)	1:B:184:LYS:CD	1:B:55:ILE:N	8	10.83
(1,22)	1:B:184:LYS:CD	1:B:56:LEU:N	8	10.83
(1,22)	1:B:184:LYS:CD	1:B:57:ASP:N	8	10.83
(1,22)	1:B:184:LYS:CD	1:B:58:THR:N	8	10.83
(1,22)	1:B:184:LYS:CD	1:B:59:ALA:N	8	10.83
(1,22)	1:B:184:LYS:CD	1:B:60:GLY:N	8	10.83
(1,22)	1:B:184:LYS:CD	1:B:61:GLN:N	8	10.83
(1,22)	1:B:184:LYS:CD	1:B:62:GLU:N	8	10.83
(1,22)	1:B:184:LYS:CD	1:B:63:GLU:N	8	10.83
(1,22)	1:B:184:LYS:CD	1:B:64:TYR:N	8	10.83
(1,22)	1:B:184:LYS:CD	1:B:65:SER:N	8	10.83
(1,22)	1:B:184:LYS:CD	1:B:66:ALA:N	8	10.83
(1,22)	1:B:184:LYS:CD	1:B:67:MET:N	8	10.83
(1,22)	1:B:184:LYS:CD	1:B:68:ARG:N	8	10.83
(1,22)	1:B:184:LYS:CD	1:B:69:ASP:N	8	10.83
(1,22)	1:B:184:LYS:CD	1:B:70:GLN:N	8	10.83
(1,22)	1:B:184:LYS:CD	1:B:71:TYR:N	8	10.83
(1,22)	1:B:184:LYS:CD	1:B:72:MET:N	8	10.83
(1,22)	1:B:184:LYS:CD	1:B:73:ARG:N	8	10.83
(1,22)	1:B:184:LYS:CD	1:B:74:THR:N	8	10.83
(1,22)	1:B:184:LYS:CD	1:B:75:GLY:N	8	10.83
(1,22)	1:B:184:LYS:CD	1:B:76:GLU:N	8	10.83
(1,22)	1:B:184:LYS:CD	1:B:77:GLY:N	8	10.83
(1,22)	1:B:184:LYS:CD	1:B:78:PHE:N	8	10.83

Continued on next page...

Continued from previous page...

Key	Atom-1	Atom-2	Model ID	Violation (Å)
(1,22)	1:B:184:LYS:CD	1:B:79:LEU:N	8	10.83
(1,22)	1:B:184:LYS:CD	1:B:80:CYS:N	8	10.83
(1,22)	1:B:184:LYS:CD	5:B:203:7Q9:N	8	10.83
(1,22)	1:B:184:LYS:CD	5:B:204:7Q9:N	8	10.83
(1,22)	1:B:184:LYS:CD	5:B:205:7Q9:N	8	10.83
(1,22)	1:B:184:LYS:CD	5:B:206:7Q9:N	8	10.83
(1,22)	1:B:184:LYS:CD	5:B:207:7Q9:N	8	10.83
(1,22)	1:B:184:LYS:CD	6:B:208:17F:N1	8	10.83
(1,22)	1:B:184:LYS:CD	5:B:209:7Q9:N	8	10.83
(1,22)	1:B:184:LYS:CD	5:B:210:7Q9:N	8	10.83
(1,22)	1:B:184:LYS:CD	5:B:211:7Q9:N	8	10.83
(1,22)	1:B:184:LYS:CD	5:B:212:7Q9:N	8	10.83
(1,22)	1:B:184:LYS:CD	5:B:213:7Q9:N	8	10.83
(1,22)	1:B:184:LYS:CD	6:B:214:17F:N1	8	10.83
(1,22)	1:B:184:LYS:CD	6:B:215:17F:N1	8	10.83
(1,22)	1:B:184:LYS:CD	5:B:216:7Q9:N	8	10.83
(1,22)	1:B:184:LYS:CD	5:B:217:7Q9:N	8	10.83
(1,22)	1:B:184:LYS:CD	5:B:218:7Q9:N	8	10.83
(1,22)	1:B:184:LYS:CD	6:B:219:17F:N1	8	10.83
(1,22)	1:B:184:LYS:CD	5:B:220:7Q9:N	8	10.83
(1,22)	1:B:184:LYS:CE	1:B:2:THR:N	8	10.83
(1,22)	1:B:184:LYS:CE	1:B:3:GLU:N	8	10.83
(1,22)	1:B:184:LYS:CE	1:B:4:TYR:N	8	10.83
(1,22)	1:B:184:LYS:CE	1:B:5:LYS:N	8	10.83
(1,22)	1:B:184:LYS:CE	1:B:6:LEU:N	8	10.83
(1,22)	1:B:184:LYS:CE	1:B:7:VAL:N	8	10.83
(1,22)	1:B:184:LYS:CE	1:B:8:VAL:N	8	10.83
(1,22)	1:B:184:LYS:CE	1:B:9:VAL:N	8	10.83
(1,22)	1:B:184:LYS:CE	1:B:10:GLY:N	8	10.83
(1,22)	1:B:184:LYS:CE	1:B:11:ALA:N	8	10.83
(1,22)	1:B:184:LYS:CE	1:B:12:ASP:N	8	10.83
(1,22)	1:B:184:LYS:CE	1:B:13:GLY:N	8	10.83
(1,22)	1:B:184:LYS:CE	1:B:14:VAL:N	8	10.83
(1,22)	1:B:184:LYS:CE	1:B:15:GLY:N	8	10.83
(1,22)	1:B:184:LYS:CE	1:B:16:LYS:N	8	10.83
(1,22)	1:B:184:LYS:CE	1:B:17:SER:N	8	10.83
(1,22)	1:B:184:LYS:CE	1:B:18:ALA:N	8	10.83
(1,22)	1:B:184:LYS:CE	1:B:19:LEU:N	8	10.83
(1,22)	1:B:184:LYS:CE	1:B:20:THR:N	8	10.83
(1,22)	1:B:184:LYS:CE	1:B:21:ILE:N	8	10.83
(1,22)	1:B:184:LYS:CE	1:B:22:GLN:N	8	10.83
(1,22)	1:B:184:LYS:CE	1:B:23:LEU:N	8	10.83

Continued on next page...

Continued from previous page...

Key	Atom-1	Atom-2	Model ID	Violation (Å)
(1,22)	1:B:184:LYS:CE	1:B:24:ILE:N	8	10.83
(1,22)	1:B:184:LYS:CE	1:B:25:GLN:N	8	10.83
(1,22)	1:B:184:LYS:CE	1:B:26:ASN:N	8	10.83
(1,22)	1:B:184:LYS:CE	1:B:27:HIS:N	8	10.83
(1,22)	1:B:184:LYS:CE	1:B:28:PHE:N	8	10.83
(1,22)	1:B:184:LYS:CE	1:B:29:VAL:N	8	10.83
(1,22)	1:B:184:LYS:CE	1:B:30:ASP:N	8	10.83
(1,22)	1:B:184:LYS:CE	1:B:31:GLU:N	8	10.83
(1,22)	1:B:184:LYS:CE	1:B:32:TYR:N	8	10.83
(1,22)	1:B:184:LYS:CE	1:B:33:ASP:N	8	10.83
(1,22)	1:B:184:LYS:CE	1:B:34:PRO:N	8	10.83
(1,22)	1:B:184:LYS:CE	1:B:35:THR:N	8	10.83
(1,22)	1:B:184:LYS:CE	1:B:36:ILE:N	8	10.83
(1,22)	1:B:184:LYS:CE	1:B:37:GLU:N	8	10.83
(1,22)	1:B:184:LYS:CE	1:B:38:ASP:N	8	10.83
(1,22)	1:B:184:LYS:CE	1:B:39:SER:N	8	10.83
(1,22)	1:B:184:LYS:CE	1:B:40:TYR:N	8	10.83
(1,22)	1:B:184:LYS:CE	1:B:41:ARG:N	8	10.83
(1,22)	1:B:184:LYS:CE	1:B:42:LYS:N	8	10.83
(1,22)	1:B:184:LYS:CE	1:B:43:GLN:N	8	10.83
(1,22)	1:B:184:LYS:CE	1:B:44:VAL:N	8	10.83
(1,22)	1:B:184:LYS:CE	1:B:45:VAL:N	8	10.83
(1,22)	1:B:184:LYS:CE	1:B:46:ILE:N	8	10.83
(1,22)	1:B:184:LYS:CE	1:B:47:ASP:N	8	10.83
(1,22)	1:B:184:LYS:CE	1:B:48:GLY:N	8	10.83
(1,22)	1:B:184:LYS:CE	1:B:49:GLU:N	8	10.83
(1,22)	1:B:184:LYS:CE	1:B:50:THR:N	8	10.83
(1,22)	1:B:184:LYS:CE	1:B:51:CYS:N	8	10.83
(1,22)	1:B:184:LYS:CE	1:B:52:LEU:N	8	10.83
(1,22)	1:B:184:LYS:CE	1:B:53:LEU:N	8	10.83
(1,22)	1:B:184:LYS:CE	1:B:54:ASP:N	8	10.83
(1,22)	1:B:184:LYS:CE	1:B:55:ILE:N	8	10.83
(1,22)	1:B:184:LYS:CE	1:B:56:LEU:N	8	10.83
(1,22)	1:B:184:LYS:CE	1:B:57:ASP:N	8	10.83
(1,22)	1:B:184:LYS:CE	1:B:58:THR:N	8	10.83
(1,22)	1:B:184:LYS:CE	1:B:59:ALA:N	8	10.83
(1,22)	1:B:184:LYS:CE	1:B:60:GLY:N	8	10.83
(1,22)	1:B:184:LYS:CE	1:B:61:GLN:N	8	10.83
(1,22)	1:B:184:LYS:CE	1:B:62:GLU:N	8	10.83
(1,22)	1:B:184:LYS:CE	1:B:63:GLU:N	8	10.83
(1,22)	1:B:184:LYS:CE	1:B:64:TYR:N	8	10.83
(1,22)	1:B:184:LYS:CE	1:B:65:SER:N	8	10.83

Continued on next page...

Continued from previous page...

Key	Atom-1	Atom-2	Model ID	Violation (Å)
(1,22)	1:B:184:LYS:CE	1:B:66:ALA:N	8	10.83
(1,22)	1:B:184:LYS:CE	1:B:67:MET:N	8	10.83
(1,22)	1:B:184:LYS:CE	1:B:68:ARG:N	8	10.83
(1,22)	1:B:184:LYS:CE	1:B:69:ASP:N	8	10.83
(1,22)	1:B:184:LYS:CE	1:B:70:GLN:N	8	10.83
(1,22)	1:B:184:LYS:CE	1:B:71:TYR:N	8	10.83
(1,22)	1:B:184:LYS:CE	1:B:72:MET:N	8	10.83
(1,22)	1:B:184:LYS:CE	1:B:73:ARG:N	8	10.83
(1,22)	1:B:184:LYS:CE	1:B:74:THR:N	8	10.83
(1,22)	1:B:184:LYS:CE	1:B:75:GLY:N	8	10.83
(1,22)	1:B:184:LYS:CE	1:B:76:GLU:N	8	10.83
(1,22)	1:B:184:LYS:CE	1:B:77:GLY:N	8	10.83
(1,22)	1:B:184:LYS:CE	1:B:78:PHE:N	8	10.83
(1,22)	1:B:184:LYS:CE	1:B:79:LEU:N	8	10.83
(1,22)	1:B:184:LYS:CE	1:B:80:CYS:N	8	10.83
(1,22)	1:B:184:LYS:CE	5:B:203:7Q9:N	8	10.83
(1,22)	1:B:184:LYS:CE	5:B:204:7Q9:N	8	10.83
(1,22)	1:B:184:LYS:CE	5:B:205:7Q9:N	8	10.83
(1,22)	1:B:184:LYS:CE	5:B:206:7Q9:N	8	10.83
(1,22)	1:B:184:LYS:CE	5:B:207:7Q9:N	8	10.83
(1,22)	1:B:184:LYS:CE	6:B:208:17F:N1	8	10.83
(1,22)	1:B:184:LYS:CE	5:B:209:7Q9:N	8	10.83
(1,22)	1:B:184:LYS:CE	5:B:210:7Q9:N	8	10.83
(1,22)	1:B:184:LYS:CE	5:B:211:7Q9:N	8	10.83
(1,22)	1:B:184:LYS:CE	5:B:212:7Q9:N	8	10.83
(1,22)	1:B:184:LYS:CE	5:B:213:7Q9:N	8	10.83
(1,22)	1:B:184:LYS:CE	6:B:214:17F:N1	8	10.83
(1,22)	1:B:184:LYS:CE	6:B:215:17F:N1	8	10.83
(1,22)	1:B:184:LYS:CE	5:B:216:7Q9:N	8	10.83
(1,22)	1:B:184:LYS:CE	5:B:217:7Q9:N	8	10.83
(1,22)	1:B:184:LYS:CE	5:B:218:7Q9:N	8	10.83
(1,22)	1:B:184:LYS:CE	6:B:219:17F:N1	8	10.83
(1,22)	1:B:184:LYS:CE	5:B:220:7Q9:N	8	10.83
(1,22)	1:B:184:LYS:CG	1:B:2:THR:N	8	10.83
(1,22)	1:B:184:LYS:CG	1:B:3:GLU:N	8	10.83
(1,22)	1:B:184:LYS:CG	1:B:4:TYR:N	8	10.83
(1,22)	1:B:184:LYS:CG	1:B:5:LYS:N	8	10.83
(1,22)	1:B:184:LYS:CG	1:B:6:LEU:N	8	10.83
(1,22)	1:B:184:LYS:CG	1:B:7:VAL:N	8	10.83
(1,22)	1:B:184:LYS:CG	1:B:8:VAL:N	8	10.83
(1,22)	1:B:184:LYS:CG	1:B:9:VAL:N	8	10.83
(1,22)	1:B:184:LYS:CG	1:B:10:GLY:N	8	10.83

Continued on next page...

Continued from previous page...

Key	Atom-1	Atom-2	Model ID	Violation (Å)
(1,22)	1:B:184:LYS:CG	1:B:11:ALA:N	8	10.83
(1,22)	1:B:184:LYS:CG	1:B:12:ASP:N	8	10.83
(1,22)	1:B:184:LYS:CG	1:B:13:GLY:N	8	10.83
(1,22)	1:B:184:LYS:CG	1:B:14:VAL:N	8	10.83
(1,22)	1:B:184:LYS:CG	1:B:15:GLY:N	8	10.83
(1,22)	1:B:184:LYS:CG	1:B:16:LYS:N	8	10.83
(1,22)	1:B:184:LYS:CG	1:B:17:SER:N	8	10.83
(1,22)	1:B:184:LYS:CG	1:B:18:ALA:N	8	10.83
(1,22)	1:B:184:LYS:CG	1:B:19:LEU:N	8	10.83
(1,22)	1:B:184:LYS:CG	1:B:20:THR:N	8	10.83
(1,22)	1:B:184:LYS:CG	1:B:21:ILE:N	8	10.83
(1,22)	1:B:184:LYS:CG	1:B:22:GLN:N	8	10.83
(1,22)	1:B:184:LYS:CG	1:B:23:LEU:N	8	10.83
(1,22)	1:B:184:LYS:CG	1:B:24:ILE:N	8	10.83
(1,22)	1:B:184:LYS:CG	1:B:25:GLN:N	8	10.83
(1,22)	1:B:184:LYS:CG	1:B:26:ASN:N	8	10.83
(1,22)	1:B:184:LYS:CG	1:B:27:HIS:N	8	10.83
(1,22)	1:B:184:LYS:CG	1:B:28:PHE:N	8	10.83
(1,22)	1:B:184:LYS:CG	1:B:29:VAL:N	8	10.83
(1,22)	1:B:184:LYS:CG	1:B:30:ASP:N	8	10.83
(1,22)	1:B:184:LYS:CG	1:B:31:GLU:N	8	10.83
(1,22)	1:B:184:LYS:CG	1:B:32:TYR:N	8	10.83
(1,22)	1:B:184:LYS:CG	1:B:33:ASP:N	8	10.83
(1,22)	1:B:184:LYS:CG	1:B:34:PRO:N	8	10.83
(1,22)	1:B:184:LYS:CG	1:B:35:THR:N	8	10.83
(1,22)	1:B:184:LYS:CG	1:B:36:ILE:N	8	10.83
(1,22)	1:B:184:LYS:CG	1:B:37:GLU:N	8	10.83
(1,22)	1:B:184:LYS:CG	1:B:38:ASP:N	8	10.83
(1,22)	1:B:184:LYS:CG	1:B:39:SER:N	8	10.83
(1,22)	1:B:184:LYS:CG	1:B:40:TYR:N	8	10.83
(1,22)	1:B:184:LYS:CG	1:B:41:ARG:N	8	10.83
(1,22)	1:B:184:LYS:CG	1:B:42:LYS:N	8	10.83
(1,22)	1:B:184:LYS:CG	1:B:43:GLN:N	8	10.83
(1,22)	1:B:184:LYS:CG	1:B:44:VAL:N	8	10.83
(1,22)	1:B:184:LYS:CG	1:B:45:VAL:N	8	10.83
(1,22)	1:B:184:LYS:CG	1:B:46:ILE:N	8	10.83
(1,22)	1:B:184:LYS:CG	1:B:47:ASP:N	8	10.83
(1,22)	1:B:184:LYS:CG	1:B:48:GLY:N	8	10.83
(1,22)	1:B:184:LYS:CG	1:B:49:GLU:N	8	10.83
(1,22)	1:B:184:LYS:CG	1:B:50:THR:N	8	10.83
(1,22)	1:B:184:LYS:CG	1:B:51:CYS:N	8	10.83
(1,22)	1:B:184:LYS:CG	1:B:52:LEU:N	8	10.83

Continued on next page...

Continued from previous page...

Key	Atom-1	Atom-2	Model ID	Violation (Å)
(1,22)	1:B:184:LYS:CG	1:B:53:LEU:N	8	10.83
(1,22)	1:B:184:LYS:CG	1:B:54:ASP:N	8	10.83
(1,22)	1:B:184:LYS:CG	1:B:55:ILE:N	8	10.83
(1,22)	1:B:184:LYS:CG	1:B:56:LEU:N	8	10.83
(1,22)	1:B:184:LYS:CG	1:B:57:ASP:N	8	10.83
(1,22)	1:B:184:LYS:CG	1:B:58:THR:N	8	10.83
(1,22)	1:B:184:LYS:CG	1:B:59:ALA:N	8	10.83
(1,22)	1:B:184:LYS:CG	1:B:60:GLY:N	8	10.83
(1,22)	1:B:184:LYS:CG	1:B:61:GLN:N	8	10.83
(1,22)	1:B:184:LYS:CG	1:B:62:GLU:N	8	10.83
(1,22)	1:B:184:LYS:CG	1:B:63:GLU:N	8	10.83
(1,22)	1:B:184:LYS:CG	1:B:64:TYR:N	8	10.83
(1,22)	1:B:184:LYS:CG	1:B:65:SER:N	8	10.83
(1,22)	1:B:184:LYS:CG	1:B:66:ALA:N	8	10.83
(1,22)	1:B:184:LYS:CG	1:B:67:MET:N	8	10.83
(1,22)	1:B:184:LYS:CG	1:B:68:ARG:N	8	10.83
(1,22)	1:B:184:LYS:CG	1:B:69:ASP:N	8	10.83
(1,22)	1:B:184:LYS:CG	1:B:70:GLN:N	8	10.83
(1,22)	1:B:184:LYS:CG	1:B:71:TYR:N	8	10.83
(1,22)	1:B:184:LYS:CG	1:B:72:MET:N	8	10.83
(1,22)	1:B:184:LYS:CG	1:B:73:ARG:N	8	10.83
(1,22)	1:B:184:LYS:CG	1:B:74:THR:N	8	10.83
(1,22)	1:B:184:LYS:CG	1:B:75:GLY:N	8	10.83
(1,22)	1:B:184:LYS:CG	1:B:76:GLU:N	8	10.83
(1,22)	1:B:184:LYS:CG	1:B:77:GLY:N	8	10.83
(1,22)	1:B:184:LYS:CG	1:B:78:PHE:N	8	10.83
(1,22)	1:B:184:LYS:CG	1:B:79:LEU:N	8	10.83
(1,22)	1:B:184:LYS:CG	1:B:80:CYS:N	8	10.83
(1,22)	1:B:184:LYS:CG	5:B:203:7Q9:N	8	10.83
(1,22)	1:B:184:LYS:CG	5:B:204:7Q9:N	8	10.83
(1,22)	1:B:184:LYS:CG	5:B:205:7Q9:N	8	10.83
(1,22)	1:B:184:LYS:CG	5:B:206:7Q9:N	8	10.83
(1,22)	1:B:184:LYS:CG	5:B:207:7Q9:N	8	10.83
(1,22)	1:B:184:LYS:CG	6:B:208:17F:N1	8	10.83
(1,22)	1:B:184:LYS:CG	5:B:209:7Q9:N	8	10.83
(1,22)	1:B:184:LYS:CG	5:B:210:7Q9:N	8	10.83
(1,22)	1:B:184:LYS:CG	5:B:211:7Q9:N	8	10.83
(1,22)	1:B:184:LYS:CG	5:B:212:7Q9:N	8	10.83
(1,22)	1:B:184:LYS:CG	5:B:213:7Q9:N	8	10.83
(1,22)	1:B:184:LYS:CG	6:B:214:17F:N1	8	10.83
(1,22)	1:B:184:LYS:CG	6:B:215:17F:N1	8	10.83
(1,22)	1:B:184:LYS:CG	5:B:216:7Q9:N	8	10.83

Continued on next page...

Continued from previous page...

Key	Atom-1	Atom-2	Model ID	Violation (Å)
(1,22)	1:B:184:LYS:CG	5:B:217:7Q9:N	8	10.83
(1,22)	1:B:184:LYS:CG	5:B:218:7Q9:N	8	10.83
(1,22)	1:B:184:LYS:CG	6:B:219:17F:N1	8	10.83
(1,22)	1:B:184:LYS:CG	5:B:220:7Q9:N	8	10.83
(1,22)	1:B:184:LYS:H	1:B:2:THR:N	8	10.83
(1,22)	1:B:184:LYS:H	1:B:3:GLU:N	8	10.83
(1,22)	1:B:184:LYS:H	1:B:4:TYR:N	8	10.83
(1,22)	1:B:184:LYS:H	1:B:5:LYS:N	8	10.83
(1,22)	1:B:184:LYS:H	1:B:6:LEU:N	8	10.83
(1,22)	1:B:184:LYS:H	1:B:7:VAL:N	8	10.83
(1,22)	1:B:184:LYS:H	1:B:8:VAL:N	8	10.83
(1,22)	1:B:184:LYS:H	1:B:9:VAL:N	8	10.83
(1,22)	1:B:184:LYS:H	1:B:10:GLY:N	8	10.83
(1,22)	1:B:184:LYS:H	1:B:11:ALA:N	8	10.83
(1,22)	1:B:184:LYS:H	1:B:12:ASP:N	8	10.83
(1,22)	1:B:184:LYS:H	1:B:13:GLY:N	8	10.83
(1,22)	1:B:184:LYS:H	1:B:14:VAL:N	8	10.83
(1,22)	1:B:184:LYS:H	1:B:15:GLY:N	8	10.83
(1,22)	1:B:184:LYS:H	1:B:16:LYS:N	8	10.83
(1,22)	1:B:184:LYS:H	1:B:17:SER:N	8	10.83
(1,22)	1:B:184:LYS:H	1:B:18:ALA:N	8	10.83
(1,22)	1:B:184:LYS:H	1:B:19:LEU:N	8	10.83
(1,22)	1:B:184:LYS:H	1:B:20:THR:N	8	10.83
(1,22)	1:B:184:LYS:H	1:B:21:ILE:N	8	10.83
(1,22)	1:B:184:LYS:H	1:B:22:GLN:N	8	10.83
(1,22)	1:B:184:LYS:H	1:B:23:LEU:N	8	10.83
(1,22)	1:B:184:LYS:H	1:B:24:ILE:N	8	10.83
(1,22)	1:B:184:LYS:H	1:B:25:GLN:N	8	10.83
(1,22)	1:B:184:LYS:H	1:B:26:ASN:N	8	10.83
(1,22)	1:B:184:LYS:H	1:B:27:HIS:N	8	10.83
(1,22)	1:B:184:LYS:H	1:B:28:PHE:N	8	10.83
(1,22)	1:B:184:LYS:H	1:B:29:VAL:N	8	10.83
(1,22)	1:B:184:LYS:H	1:B:30:ASP:N	8	10.83
(1,22)	1:B:184:LYS:H	1:B:31:GLU:N	8	10.83
(1,22)	1:B:184:LYS:H	1:B:32:TYR:N	8	10.83
(1,22)	1:B:184:LYS:H	1:B:33:ASP:N	8	10.83
(1,22)	1:B:184:LYS:H	1:B:34:PRO:N	8	10.83
(1,22)	1:B:184:LYS:H	1:B:35:THR:N	8	10.83
(1,22)	1:B:184:LYS:H	1:B:36:ILE:N	8	10.83
(1,22)	1:B:184:LYS:H	1:B:37:GLU:N	8	10.83
(1,22)	1:B:184:LYS:H	1:B:38:ASP:N	8	10.83
(1,22)	1:B:184:LYS:H	1:B:39:SER:N	8	10.83

Continued on next page...

Continued from previous page...

Key	Atom-1	Atom-2	Model ID	Violation (Å)
(1,22)	1:B:184:LYS:H	1:B:40:TYR:N	8	10.83
(1,22)	1:B:184:LYS:H	1:B:41:ARG:N	8	10.83
(1,22)	1:B:184:LYS:H	1:B:42:LYS:N	8	10.83
(1,22)	1:B:184:LYS:H	1:B:43:GLN:N	8	10.83
(1,22)	1:B:184:LYS:H	1:B:44:VAL:N	8	10.83
(1,22)	1:B:184:LYS:H	1:B:45:VAL:N	8	10.83
(1,22)	1:B:184:LYS:H	1:B:46:ILE:N	8	10.83
(1,22)	1:B:184:LYS:H	1:B:47:ASP:N	8	10.83
(1,22)	1:B:184:LYS:H	1:B:48:GLY:N	8	10.83
(1,22)	1:B:184:LYS:H	1:B:49:GLU:N	8	10.83
(1,22)	1:B:184:LYS:H	1:B:50:THR:N	8	10.83
(1,22)	1:B:184:LYS:H	1:B:51:CYS:N	8	10.83
(1,22)	1:B:184:LYS:H	1:B:52:LEU:N	8	10.83
(1,22)	1:B:184:LYS:H	1:B:53:LEU:N	8	10.83
(1,22)	1:B:184:LYS:H	1:B:54:ASP:N	8	10.83
(1,22)	1:B:184:LYS:H	1:B:55:ILE:N	8	10.83
(1,22)	1:B:184:LYS:H	1:B:56:LEU:N	8	10.83
(1,22)	1:B:184:LYS:H	1:B:57:ASP:N	8	10.83
(1,22)	1:B:184:LYS:H	1:B:58:THR:N	8	10.83
(1,22)	1:B:184:LYS:H	1:B:59:ALA:N	8	10.83
(1,22)	1:B:184:LYS:H	1:B:60:GLY:N	8	10.83
(1,22)	1:B:184:LYS:H	1:B:61:GLN:N	8	10.83
(1,22)	1:B:184:LYS:H	1:B:62:GLU:N	8	10.83
(1,22)	1:B:184:LYS:H	1:B:63:GLU:N	8	10.83
(1,22)	1:B:184:LYS:H	1:B:64:TYR:N	8	10.83
(1,22)	1:B:184:LYS:H	1:B:65:SER:N	8	10.83
(1,22)	1:B:184:LYS:H	1:B:66:ALA:N	8	10.83
(1,22)	1:B:184:LYS:H	1:B:67:MET:N	8	10.83
(1,22)	1:B:184:LYS:H	1:B:68:ARG:N	8	10.83
(1,22)	1:B:184:LYS:H	1:B:69:ASP:N	8	10.83
(1,22)	1:B:184:LYS:H	1:B:70:GLN:N	8	10.83
(1,22)	1:B:184:LYS:H	1:B:71:TYR:N	8	10.83
(1,22)	1:B:184:LYS:H	1:B:72:MET:N	8	10.83
(1,22)	1:B:184:LYS:H	1:B:73:ARG:N	8	10.83
(1,22)	1:B:184:LYS:H	1:B:74:THR:N	8	10.83
(1,22)	1:B:184:LYS:H	1:B:75:GLY:N	8	10.83
(1,22)	1:B:184:LYS:H	1:B:76:GLU:N	8	10.83
(1,22)	1:B:184:LYS:H	1:B:77:GLY:N	8	10.83
(1,22)	1:B:184:LYS:H	1:B:78:PHE:N	8	10.83
(1,22)	1:B:184:LYS:H	1:B:79:LEU:N	8	10.83
(1,22)	1:B:184:LYS:H	1:B:80:CYS:N	8	10.83
(1,22)	1:B:184:LYS:H	5:B:203:7Q9:N	8	10.83

Continued on next page...

Continued from previous page...

Key	Atom-1	Atom-2	Model ID	Violation (Å)
(1,22)	1:B:184:LYS:H	5:B:204:7Q9:N	8	10.83
(1,22)	1:B:184:LYS:H	5:B:205:7Q9:N	8	10.83
(1,22)	1:B:184:LYS:H	5:B:206:7Q9:N	8	10.83
(1,22)	1:B:184:LYS:H	5:B:207:7Q9:N	8	10.83
(1,22)	1:B:184:LYS:H	6:B:208:17F:N1	8	10.83
(1,22)	1:B:184:LYS:H	5:B:209:7Q9:N	8	10.83
(1,22)	1:B:184:LYS:H	5:B:210:7Q9:N	8	10.83
(1,22)	1:B:184:LYS:H	5:B:211:7Q9:N	8	10.83
(1,22)	1:B:184:LYS:H	5:B:212:7Q9:N	8	10.83
(1,22)	1:B:184:LYS:H	5:B:213:7Q9:N	8	10.83
(1,22)	1:B:184:LYS:H	6:B:214:17F:N1	8	10.83
(1,22)	1:B:184:LYS:H	6:B:215:17F:N1	8	10.83
(1,22)	1:B:184:LYS:H	5:B:216:7Q9:N	8	10.83
(1,22)	1:B:184:LYS:H	5:B:217:7Q9:N	8	10.83
(1,22)	1:B:184:LYS:H	5:B:218:7Q9:N	8	10.83
(1,22)	1:B:184:LYS:H	6:B:219:17F:N1	8	10.83
(1,22)	1:B:184:LYS:H	5:B:220:7Q9:N	8	10.83
(1,22)	1:B:184:LYS:HZ1	1:B:2:THR:N	8	10.83
(1,22)	1:B:184:LYS:HZ1	1:B:3:GLU:N	8	10.83
(1,22)	1:B:184:LYS:HZ1	1:B:4:TYR:N	8	10.83
(1,22)	1:B:184:LYS:HZ1	1:B:5:LYS:N	8	10.83
(1,22)	1:B:184:LYS:HZ1	1:B:6:LEU:N	8	10.83
(1,22)	1:B:184:LYS:HZ1	1:B:7:VAL:N	8	10.83
(1,22)	1:B:184:LYS:HZ1	1:B:8:VAL:N	8	10.83
(1,22)	1:B:184:LYS:HZ1	1:B:9:VAL:N	8	10.83
(1,22)	1:B:184:LYS:HZ1	1:B:10:GLY:N	8	10.83
(1,22)	1:B:184:LYS:HZ1	1:B:11:ALA:N	8	10.83
(1,22)	1:B:184:LYS:HZ1	1:B:12:ASP:N	8	10.83
(1,22)	1:B:184:LYS:HZ1	1:B:13:GLY:N	8	10.83
(1,22)	1:B:184:LYS:HZ1	1:B:14:VAL:N	8	10.83
(1,22)	1:B:184:LYS:HZ1	1:B:15:GLY:N	8	10.83
(1,22)	1:B:184:LYS:HZ1	1:B:16:LYS:N	8	10.83
(1,22)	1:B:184:LYS:HZ1	1:B:17:SER:N	8	10.83
(1,22)	1:B:184:LYS:HZ1	1:B:18:ALA:N	8	10.83
(1,22)	1:B:184:LYS:HZ1	1:B:19:LEU:N	8	10.83
(1,22)	1:B:184:LYS:HZ1	1:B:20:THR:N	8	10.83
(1,22)	1:B:184:LYS:HZ1	1:B:21:ILE:N	8	10.83
(1,22)	1:B:184:LYS:HZ1	1:B:22:GLN:N	8	10.83
(1,22)	1:B:184:LYS:HZ1	1:B:23:LEU:N	8	10.83
(1,22)	1:B:184:LYS:HZ1	1:B:24:ILE:N	8	10.83
(1,22)	1:B:184:LYS:HZ1	1:B:25:GLN:N	8	10.83
(1,22)	1:B:184:LYS:HZ1	1:B:26:ASN:N	8	10.83

Continued on next page...

Continued from previous page...

Key	Atom-1	Atom-2	Model ID	Violation (Å)
(1,22)	1:B:184:LYS:HZ1	1:B:27:HIS:N	8	10.83
(1,22)	1:B:184:LYS:HZ1	1:B:28:PHE:N	8	10.83
(1,22)	1:B:184:LYS:HZ1	1:B:29:VAL:N	8	10.83
(1,22)	1:B:184:LYS:HZ1	1:B:30:ASP:N	8	10.83
(1,22)	1:B:184:LYS:HZ1	1:B:31:GLU:N	8	10.83
(1,22)	1:B:184:LYS:HZ1	1:B:32:TYR:N	8	10.83
(1,22)	1:B:184:LYS:HZ1	1:B:33:ASP:N	8	10.83
(1,22)	1:B:184:LYS:HZ1	1:B:34:PRO:N	8	10.83
(1,22)	1:B:184:LYS:HZ1	1:B:35:THR:N	8	10.83
(1,22)	1:B:184:LYS:HZ1	1:B:36:ILE:N	8	10.83
(1,22)	1:B:184:LYS:HZ1	1:B:37:GLU:N	8	10.83
(1,22)	1:B:184:LYS:HZ1	1:B:38:ASP:N	8	10.83
(1,22)	1:B:184:LYS:HZ1	1:B:39:SER:N	8	10.83
(1,22)	1:B:184:LYS:HZ1	1:B:40:TYR:N	8	10.83
(1,22)	1:B:184:LYS:HZ1	1:B:41:ARG:N	8	10.83
(1,22)	1:B:184:LYS:HZ1	1:B:42:LYS:N	8	10.83
(1,22)	1:B:184:LYS:HZ1	1:B:43:GLN:N	8	10.83
(1,22)	1:B:184:LYS:HZ1	1:B:44:VAL:N	8	10.83
(1,22)	1:B:184:LYS:HZ1	1:B:45:VAL:N	8	10.83
(1,22)	1:B:184:LYS:HZ1	1:B:46:ILE:N	8	10.83
(1,22)	1:B:184:LYS:HZ1	1:B:47:ASP:N	8	10.83
(1,22)	1:B:184:LYS:HZ1	1:B:48:GLY:N	8	10.83
(1,22)	1:B:184:LYS:HZ1	1:B:49:GLU:N	8	10.83
(1,22)	1:B:184:LYS:HZ1	1:B:50:THR:N	8	10.83
(1,22)	1:B:184:LYS:HZ1	1:B:51:CYS:N	8	10.83
(1,22)	1:B:184:LYS:HZ1	1:B:52:LEU:N	8	10.83
(1,22)	1:B:184:LYS:HZ1	1:B:53:LEU:N	8	10.83
(1,22)	1:B:184:LYS:HZ1	1:B:54:ASP:N	8	10.83
(1,22)	1:B:184:LYS:HZ1	1:B:55:ILE:N	8	10.83
(1,22)	1:B:184:LYS:HZ1	1:B:56:LEU:N	8	10.83
(1,22)	1:B:184:LYS:HZ1	1:B:57:ASP:N	8	10.83
(1,22)	1:B:184:LYS:HZ1	1:B:58:THR:N	8	10.83
(1,22)	1:B:184:LYS:HZ1	1:B:59:ALA:N	8	10.83
(1,22)	1:B:184:LYS:HZ1	1:B:60:GLY:N	8	10.83
(1,22)	1:B:184:LYS:HZ1	1:B:61:GLN:N	8	10.83
(1,22)	1:B:184:LYS:HZ1	1:B:62:GLU:N	8	10.83
(1,22)	1:B:184:LYS:HZ1	1:B:63:GLU:N	8	10.83
(1,22)	1:B:184:LYS:HZ1	1:B:64:TYR:N	8	10.83
(1,22)	1:B:184:LYS:HZ1	1:B:65:SER:N	8	10.83
(1,22)	1:B:184:LYS:HZ1	1:B:66:ALA:N	8	10.83
(1,22)	1:B:184:LYS:HZ1	1:B:67:MET:N	8	10.83
(1,22)	1:B:184:LYS:HZ1	1:B:68:ARG:N	8	10.83

Continued on next page...

Continued from previous page...

Key	Atom-1	Atom-2	Model ID	Violation (Å)
(1,22)	1:B:184:LYS:HZ1	1:B:69:ASP:N	8	10.83
(1,22)	1:B:184:LYS:HZ1	1:B:70:GLN:N	8	10.83
(1,22)	1:B:184:LYS:HZ1	1:B:71:TYR:N	8	10.83
(1,22)	1:B:184:LYS:HZ1	1:B:72:MET:N	8	10.83
(1,22)	1:B:184:LYS:HZ1	1:B:73:ARG:N	8	10.83
(1,22)	1:B:184:LYS:HZ1	1:B:74:THR:N	8	10.83
(1,22)	1:B:184:LYS:HZ1	1:B:75:GLY:N	8	10.83
(1,22)	1:B:184:LYS:HZ1	1:B:76:GLU:N	8	10.83
(1,22)	1:B:184:LYS:HZ1	1:B:77:GLY:N	8	10.83
(1,22)	1:B:184:LYS:HZ1	1:B:78:PHE:N	8	10.83
(1,22)	1:B:184:LYS:HZ1	1:B:79:LEU:N	8	10.83
(1,22)	1:B:184:LYS:HZ1	1:B:80:CYS:N	8	10.83
(1,22)	1:B:184:LYS:HZ1	5:B:203:7Q9:N	8	10.83
(1,22)	1:B:184:LYS:HZ1	5:B:204:7Q9:N	8	10.83
(1,22)	1:B:184:LYS:HZ1	5:B:205:7Q9:N	8	10.83
(1,22)	1:B:184:LYS:HZ1	5:B:206:7Q9:N	8	10.83
(1,22)	1:B:184:LYS:HZ1	5:B:207:7Q9:N	8	10.83
(1,22)	1:B:184:LYS:HZ1	6:B:208:17F:N1	8	10.83
(1,22)	1:B:184:LYS:HZ1	5:B:209:7Q9:N	8	10.83
(1,22)	1:B:184:LYS:HZ1	5:B:210:7Q9:N	8	10.83
(1,22)	1:B:184:LYS:HZ1	5:B:211:7Q9:N	8	10.83
(1,22)	1:B:184:LYS:HZ1	5:B:212:7Q9:N	8	10.83
(1,22)	1:B:184:LYS:HZ1	5:B:213:7Q9:N	8	10.83
(1,22)	1:B:184:LYS:HZ1	6:B:214:17F:N1	8	10.83
(1,22)	1:B:184:LYS:HZ1	6:B:215:17F:N1	8	10.83
(1,22)	1:B:184:LYS:HZ1	5:B:216:7Q9:N	8	10.83
(1,22)	1:B:184:LYS:HZ1	5:B:217:7Q9:N	8	10.83
(1,22)	1:B:184:LYS:HZ1	5:B:218:7Q9:N	8	10.83
(1,22)	1:B:184:LYS:HZ1	6:B:219:17F:N1	8	10.83
(1,22)	1:B:184:LYS:HZ1	5:B:220:7Q9:N	8	10.83
(1,22)	1:B:184:LYS:HZ2	1:B:2:THR:N	8	10.83
(1,22)	1:B:184:LYS:HZ2	1:B:3:GLU:N	8	10.83
(1,22)	1:B:184:LYS:HZ2	1:B:4:TYR:N	8	10.83
(1,22)	1:B:184:LYS:HZ2	1:B:5:LYS:N	8	10.83
(1,22)	1:B:184:LYS:HZ2	1:B:6:LEU:N	8	10.83
(1,22)	1:B:184:LYS:HZ2	1:B:7:VAL:N	8	10.83
(1,22)	1:B:184:LYS:HZ2	1:B:8:VAL:N	8	10.83
(1,22)	1:B:184:LYS:HZ2	1:B:9:VAL:N	8	10.83
(1,22)	1:B:184:LYS:HZ2	1:B:10:GLY:N	8	10.83
(1,22)	1:B:184:LYS:HZ2	1:B:11:ALA:N	8	10.83
(1,22)	1:B:184:LYS:HZ2	1:B:12:ASP:N	8	10.83
(1,22)	1:B:184:LYS:HZ2	1:B:13:GLY:N	8	10.83

Continued on next page...

Continued from previous page...

Key	Atom-1	Atom-2	Model ID	Violation (Å)
(1,22)	1:B:184:LYS:HZ2	1:B:14:VAL:N	8	10.83
(1,22)	1:B:184:LYS:HZ2	1:B:15:GLY:N	8	10.83
(1,22)	1:B:184:LYS:HZ2	1:B:16:LYS:N	8	10.83
(1,22)	1:B:184:LYS:HZ2	1:B:17:SER:N	8	10.83
(1,22)	1:B:184:LYS:HZ2	1:B:18:ALA:N	8	10.83
(1,22)	1:B:184:LYS:HZ2	1:B:19:LEU:N	8	10.83
(1,22)	1:B:184:LYS:HZ2	1:B:20:THR:N	8	10.83
(1,22)	1:B:184:LYS:HZ2	1:B:21:ILE:N	8	10.83
(1,22)	1:B:184:LYS:HZ2	1:B:22:GLN:N	8	10.83
(1,22)	1:B:184:LYS:HZ2	1:B:23:LEU:N	8	10.83
(1,22)	1:B:184:LYS:HZ2	1:B:24:ILE:N	8	10.83
(1,22)	1:B:184:LYS:HZ2	1:B:25:GLN:N	8	10.83
(1,22)	1:B:184:LYS:HZ2	1:B:26:ASN:N	8	10.83
(1,22)	1:B:184:LYS:HZ2	1:B:27:HIS:N	8	10.83
(1,22)	1:B:184:LYS:HZ2	1:B:28:PHE:N	8	10.83
(1,22)	1:B:184:LYS:HZ2	1:B:29:VAL:N	8	10.83
(1,22)	1:B:184:LYS:HZ2	1:B:30:ASP:N	8	10.83
(1,22)	1:B:184:LYS:HZ2	1:B:31:GLU:N	8	10.83
(1,22)	1:B:184:LYS:HZ2	1:B:32:TYR:N	8	10.83
(1,22)	1:B:184:LYS:HZ2	1:B:33:ASP:N	8	10.83
(1,22)	1:B:184:LYS:HZ2	1:B:34:PRO:N	8	10.83
(1,22)	1:B:184:LYS:HZ2	1:B:35:THR:N	8	10.83
(1,22)	1:B:184:LYS:HZ2	1:B:36:ILE:N	8	10.83
(1,22)	1:B:184:LYS:HZ2	1:B:37:GLU:N	8	10.83
(1,22)	1:B:184:LYS:HZ2	1:B:38:ASP:N	8	10.83
(1,22)	1:B:184:LYS:HZ2	1:B:39:SER:N	8	10.83
(1,22)	1:B:184:LYS:HZ2	1:B:40:TYR:N	8	10.83
(1,22)	1:B:184:LYS:HZ2	1:B:41:ARG:N	8	10.83
(1,22)	1:B:184:LYS:HZ2	1:B:42:LYS:N	8	10.83
(1,22)	1:B:184:LYS:HZ2	1:B:43:GLN:N	8	10.83
(1,22)	1:B:184:LYS:HZ2	1:B:44:VAL:N	8	10.83
(1,22)	1:B:184:LYS:HZ2	1:B:45:VAL:N	8	10.83
(1,22)	1:B:184:LYS:HZ2	1:B:46:ILE:N	8	10.83
(1,22)	1:B:184:LYS:HZ2	1:B:47:ASP:N	8	10.83
(1,22)	1:B:184:LYS:HZ2	1:B:48:GLY:N	8	10.83
(1,22)	1:B:184:LYS:HZ2	1:B:49:GLU:N	8	10.83
(1,22)	1:B:184:LYS:HZ2	1:B:50:THR:N	8	10.83
(1,22)	1:B:184:LYS:HZ2	1:B:51:CYS:N	8	10.83
(1,22)	1:B:184:LYS:HZ2	1:B:52:LEU:N	8	10.83
(1,22)	1:B:184:LYS:HZ2	1:B:53:LEU:N	8	10.83
(1,22)	1:B:184:LYS:HZ2	1:B:54:ASP:N	8	10.83
(1,22)	1:B:184:LYS:HZ2	1:B:55:ILE:N	8	10.83

Continued on next page...

Continued from previous page...

Key	Atom-1	Atom-2	Model ID	Violation (Å)
(1,22)	1:B:184:LYS:HZ2	1:B:56:LEU:N	8	10.83
(1,22)	1:B:184:LYS:HZ2	1:B:57:ASP:N	8	10.83
(1,22)	1:B:184:LYS:HZ2	1:B:58:THR:N	8	10.83
(1,22)	1:B:184:LYS:HZ2	1:B:59:ALA:N	8	10.83
(1,22)	1:B:184:LYS:HZ2	1:B:60:GLY:N	8	10.83
(1,22)	1:B:184:LYS:HZ2	1:B:61:GLN:N	8	10.83
(1,22)	1:B:184:LYS:HZ2	1:B:62:GLU:N	8	10.83
(1,22)	1:B:184:LYS:HZ2	1:B:63:GLU:N	8	10.83
(1,22)	1:B:184:LYS:HZ2	1:B:64:TYR:N	8	10.83
(1,22)	1:B:184:LYS:HZ2	1:B:65:SER:N	8	10.83
(1,22)	1:B:184:LYS:HZ2	1:B:66:ALA:N	8	10.83
(1,22)	1:B:184:LYS:HZ2	1:B:67:MET:N	8	10.83
(1,22)	1:B:184:LYS:HZ2	1:B:68:ARG:N	8	10.83
(1,22)	1:B:184:LYS:HZ2	1:B:69:ASP:N	8	10.83
(1,22)	1:B:184:LYS:HZ2	1:B:70:GLN:N	8	10.83
(1,22)	1:B:184:LYS:HZ2	1:B:71:TYR:N	8	10.83
(1,22)	1:B:184:LYS:HZ2	1:B:72:MET:N	8	10.83
(1,22)	1:B:184:LYS:HZ2	1:B:73:ARG:N	8	10.83
(1,22)	1:B:184:LYS:HZ2	1:B:74:THR:N	8	10.83
(1,22)	1:B:184:LYS:HZ2	1:B:75:GLY:N	8	10.83
(1,22)	1:B:184:LYS:HZ2	1:B:76:GLU:N	8	10.83
(1,22)	1:B:184:LYS:HZ2	1:B:77:GLY:N	8	10.83
(1,22)	1:B:184:LYS:HZ2	1:B:78:PHE:N	8	10.83
(1,22)	1:B:184:LYS:HZ2	1:B:79:LEU:N	8	10.83
(1,22)	1:B:184:LYS:HZ2	1:B:80:CYS:N	8	10.83
(1,22)	1:B:184:LYS:HZ2	5:B:203:7Q9:N	8	10.83
(1,22)	1:B:184:LYS:HZ2	5:B:204:7Q9:N	8	10.83
(1,22)	1:B:184:LYS:HZ2	5:B:205:7Q9:N	8	10.83
(1,22)	1:B:184:LYS:HZ2	5:B:206:7Q9:N	8	10.83
(1,22)	1:B:184:LYS:HZ2	5:B:207:7Q9:N	8	10.83
(1,22)	1:B:184:LYS:HZ2	6:B:208:17F:N1	8	10.83
(1,22)	1:B:184:LYS:HZ2	5:B:209:7Q9:N	8	10.83
(1,22)	1:B:184:LYS:HZ2	5:B:210:7Q9:N	8	10.83
(1,22)	1:B:184:LYS:HZ2	5:B:211:7Q9:N	8	10.83
(1,22)	1:B:184:LYS:HZ2	5:B:212:7Q9:N	8	10.83
(1,22)	1:B:184:LYS:HZ2	5:B:213:7Q9:N	8	10.83
(1,22)	1:B:184:LYS:HZ2	6:B:214:17F:N1	8	10.83
(1,22)	1:B:184:LYS:HZ2	6:B:215:17F:N1	8	10.83
(1,22)	1:B:184:LYS:HZ2	5:B:216:7Q9:N	8	10.83
(1,22)	1:B:184:LYS:HZ2	5:B:217:7Q9:N	8	10.83
(1,22)	1:B:184:LYS:HZ2	5:B:218:7Q9:N	8	10.83
(1,22)	1:B:184:LYS:HZ2	6:B:219:17F:N1	8	10.83

Continued on next page...

Continued from previous page...

Key	Atom-1	Atom-2	Model ID	Violation (Å)
(1,22)	1:B:184:LYS:HZ2	5:B:220:7Q9:N	8	10.83
(1,22)	1:B:184:LYS:HZ3	1:B:2:THR:N	8	10.83
(1,22)	1:B:184:LYS:HZ3	1:B:3:GLU:N	8	10.83
(1,22)	1:B:184:LYS:HZ3	1:B:4:TYR:N	8	10.83
(1,22)	1:B:184:LYS:HZ3	1:B:5:LYS:N	8	10.83
(1,22)	1:B:184:LYS:HZ3	1:B:6:LEU:N	8	10.83
(1,22)	1:B:184:LYS:HZ3	1:B:7:VAL:N	8	10.83
(1,22)	1:B:184:LYS:HZ3	1:B:8:VAL:N	8	10.83
(1,22)	1:B:184:LYS:HZ3	1:B:9:VAL:N	8	10.83
(1,22)	1:B:184:LYS:HZ3	1:B:10:GLY:N	8	10.83
(1,22)	1:B:184:LYS:HZ3	1:B:11:ALA:N	8	10.83
(1,22)	1:B:184:LYS:HZ3	1:B:12:ASP:N	8	10.83
(1,22)	1:B:184:LYS:HZ3	1:B:13:GLY:N	8	10.83
(1,22)	1:B:184:LYS:HZ3	1:B:14:VAL:N	8	10.83
(1,22)	1:B:184:LYS:HZ3	1:B:15:GLY:N	8	10.83
(1,22)	1:B:184:LYS:HZ3	1:B:16:LYS:N	8	10.83
(1,22)	1:B:184:LYS:HZ3	1:B:17:SER:N	8	10.83
(1,22)	1:B:184:LYS:HZ3	1:B:18:ALA:N	8	10.83
(1,22)	1:B:184:LYS:HZ3	1:B:19:LEU:N	8	10.83
(1,22)	1:B:184:LYS:HZ3	1:B:20:THR:N	8	10.83
(1,22)	1:B:184:LYS:HZ3	1:B:21:ILE:N	8	10.83
(1,22)	1:B:184:LYS:HZ3	1:B:22:GLN:N	8	10.83
(1,22)	1:B:184:LYS:HZ3	1:B:23:LEU:N	8	10.83
(1,22)	1:B:184:LYS:HZ3	1:B:24:ILE:N	8	10.83
(1,22)	1:B:184:LYS:HZ3	1:B:25:GLN:N	8	10.83
(1,22)	1:B:184:LYS:HZ3	1:B:26:ASN:N	8	10.83
(1,22)	1:B:184:LYS:HZ3	1:B:27:HIS:N	8	10.83
(1,22)	1:B:184:LYS:HZ3	1:B:28:PHE:N	8	10.83
(1,22)	1:B:184:LYS:HZ3	1:B:29:VAL:N	8	10.83
(1,22)	1:B:184:LYS:HZ3	1:B:30:ASP:N	8	10.83
(1,22)	1:B:184:LYS:HZ3	1:B:31:GLU:N	8	10.83
(1,22)	1:B:184:LYS:HZ3	1:B:32:TYR:N	8	10.83
(1,22)	1:B:184:LYS:HZ3	1:B:33:ASP:N	8	10.83
(1,22)	1:B:184:LYS:HZ3	1:B:34:PRO:N	8	10.83
(1,22)	1:B:184:LYS:HZ3	1:B:35:THR:N	8	10.83
(1,22)	1:B:184:LYS:HZ3	1:B:36:ILE:N	8	10.83
(1,22)	1:B:184:LYS:HZ3	1:B:37:GLU:N	8	10.83
(1,22)	1:B:184:LYS:HZ3	1:B:38:ASP:N	8	10.83
(1,22)	1:B:184:LYS:HZ3	1:B:39:SER:N	8	10.83
(1,22)	1:B:184:LYS:HZ3	1:B:40:TYR:N	8	10.83
(1,22)	1:B:184:LYS:HZ3	1:B:41:ARG:N	8	10.83
(1,22)	1:B:184:LYS:HZ3	1:B:42:LYS:N	8	10.83

Continued on next page...

Continued from previous page...

Key	Atom-1	Atom-2	Model ID	Violation (Å)
(1,22)	1:B:184:LYS:HZ3	1:B:43:GLN:N	8	10.83
(1,22)	1:B:184:LYS:HZ3	1:B:44:VAL:N	8	10.83
(1,22)	1:B:184:LYS:HZ3	1:B:45:VAL:N	8	10.83
(1,22)	1:B:184:LYS:HZ3	1:B:46:ILE:N	8	10.83
(1,22)	1:B:184:LYS:HZ3	1:B:47:ASP:N	8	10.83
(1,22)	1:B:184:LYS:HZ3	1:B:48:GLY:N	8	10.83
(1,22)	1:B:184:LYS:HZ3	1:B:49:GLU:N	8	10.83
(1,22)	1:B:184:LYS:HZ3	1:B:50:THR:N	8	10.83
(1,22)	1:B:184:LYS:HZ3	1:B:51:CYS:N	8	10.83
(1,22)	1:B:184:LYS:HZ3	1:B:52:LEU:N	8	10.83
(1,22)	1:B:184:LYS:HZ3	1:B:53:LEU:N	8	10.83
(1,22)	1:B:184:LYS:HZ3	1:B:54:ASP:N	8	10.83
(1,22)	1:B:184:LYS:HZ3	1:B:55:ILE:N	8	10.83
(1,22)	1:B:184:LYS:HZ3	1:B:56:LEU:N	8	10.83
(1,22)	1:B:184:LYS:HZ3	1:B:57:ASP:N	8	10.83
(1,22)	1:B:184:LYS:HZ3	1:B:58:THR:N	8	10.83
(1,22)	1:B:184:LYS:HZ3	1:B:59:ALA:N	8	10.83
(1,22)	1:B:184:LYS:HZ3	1:B:60:GLY:N	8	10.83
(1,22)	1:B:184:LYS:HZ3	1:B:61:GLN:N	8	10.83
(1,22)	1:B:184:LYS:HZ3	1:B:62:GLU:N	8	10.83
(1,22)	1:B:184:LYS:HZ3	1:B:63:GLU:N	8	10.83
(1,22)	1:B:184:LYS:HZ3	1:B:64:TYR:N	8	10.83
(1,22)	1:B:184:LYS:HZ3	1:B:65:SER:N	8	10.83
(1,22)	1:B:184:LYS:HZ3	1:B:66:ALA:N	8	10.83
(1,22)	1:B:184:LYS:HZ3	1:B:67:MET:N	8	10.83
(1,22)	1:B:184:LYS:HZ3	1:B:68:ARG:N	8	10.83
(1,22)	1:B:184:LYS:HZ3	1:B:69:ASP:N	8	10.83
(1,22)	1:B:184:LYS:HZ3	1:B:70:GLN:N	8	10.83
(1,22)	1:B:184:LYS:HZ3	1:B:71:TYR:N	8	10.83
(1,22)	1:B:184:LYS:HZ3	1:B:72:MET:N	8	10.83
(1,22)	1:B:184:LYS:HZ3	1:B:73:ARG:N	8	10.83
(1,22)	1:B:184:LYS:HZ3	1:B:74:THR:N	8	10.83
(1,22)	1:B:184:LYS:HZ3	1:B:75:GLY:N	8	10.83
(1,22)	1:B:184:LYS:HZ3	1:B:76:GLU:N	8	10.83
(1,22)	1:B:184:LYS:HZ3	1:B:77:GLY:N	8	10.83
(1,22)	1:B:184:LYS:HZ3	1:B:78:PHE:N	8	10.83
(1,22)	1:B:184:LYS:HZ3	1:B:79:LEU:N	8	10.83
(1,22)	1:B:184:LYS:HZ3	1:B:80:CYS:N	8	10.83
(1,22)	1:B:184:LYS:HZ3	5:B:203:7Q9:N	8	10.83
(1,22)	1:B:184:LYS:HZ3	5:B:204:7Q9:N	8	10.83
(1,22)	1:B:184:LYS:HZ3	5:B:205:7Q9:N	8	10.83
(1,22)	1:B:184:LYS:HZ3	5:B:206:7Q9:N	8	10.83

Continued on next page...

Continued from previous page...

Key	Atom-1	Atom-2	Model ID	Violation (Å)
(1,22)	1:B:184:LYS:HZ3	5:B:207:7Q9:N	8	10.83
(1,22)	1:B:184:LYS:HZ3	6:B:208:17F:N1	8	10.83
(1,22)	1:B:184:LYS:HZ3	5:B:209:7Q9:N	8	10.83
(1,22)	1:B:184:LYS:HZ3	5:B:210:7Q9:N	8	10.83
(1,22)	1:B:184:LYS:HZ3	5:B:211:7Q9:N	8	10.83
(1,22)	1:B:184:LYS:HZ3	5:B:212:7Q9:N	8	10.83
(1,22)	1:B:184:LYS:HZ3	5:B:213:7Q9:N	8	10.83
(1,22)	1:B:184:LYS:HZ3	6:B:214:17F:N1	8	10.83
(1,22)	1:B:184:LYS:HZ3	6:B:215:17F:N1	8	10.83
(1,22)	1:B:184:LYS:HZ3	5:B:216:7Q9:N	8	10.83
(1,22)	1:B:184:LYS:HZ3	5:B:217:7Q9:N	8	10.83
(1,22)	1:B:184:LYS:HZ3	5:B:218:7Q9:N	8	10.83
(1,22)	1:B:184:LYS:HZ3	6:B:219:17F:N1	8	10.83
(1,22)	1:B:184:LYS:HZ3	5:B:220:7Q9:N	8	10.83
(1,22)	1:B:184:LYS:N	1:B:2:THR:N	8	10.83
(1,22)	1:B:184:LYS:N	1:B:3:GLU:N	8	10.83
(1,22)	1:B:184:LYS:N	1:B:4:TYR:N	8	10.83
(1,22)	1:B:184:LYS:N	1:B:5:LYS:N	8	10.83
(1,22)	1:B:184:LYS:N	1:B:6:LEU:N	8	10.83
(1,22)	1:B:184:LYS:N	1:B:7:VAL:N	8	10.83
(1,22)	1:B:184:LYS:N	1:B:8:VAL:N	8	10.83
(1,22)	1:B:184:LYS:N	1:B:9:VAL:N	8	10.83
(1,22)	1:B:184:LYS:N	1:B:10:GLY:N	8	10.83
(1,22)	1:B:184:LYS:N	1:B:11:ALA:N	8	10.83
(1,22)	1:B:184:LYS:N	1:B:12:ASP:N	8	10.83
(1,22)	1:B:184:LYS:N	1:B:13:GLY:N	8	10.83
(1,22)	1:B:184:LYS:N	1:B:14:VAL:N	8	10.83
(1,22)	1:B:184:LYS:N	1:B:15:GLY:N	8	10.83
(1,22)	1:B:184:LYS:N	1:B:16:LYS:N	8	10.83
(1,22)	1:B:184:LYS:N	1:B:17:SER:N	8	10.83
(1,22)	1:B:184:LYS:N	1:B:18:ALA:N	8	10.83
(1,22)	1:B:184:LYS:N	1:B:19:LEU:N	8	10.83
(1,22)	1:B:184:LYS:N	1:B:20:THR:N	8	10.83
(1,22)	1:B:184:LYS:N	1:B:21:ILE:N	8	10.83
(1,22)	1:B:184:LYS:N	1:B:22:GLN:N	8	10.83
(1,22)	1:B:184:LYS:N	1:B:23:LEU:N	8	10.83
(1,22)	1:B:184:LYS:N	1:B:24:ILE:N	8	10.83
(1,22)	1:B:184:LYS:N	1:B:25:GLN:N	8	10.83
(1,22)	1:B:184:LYS:N	1:B:26:ASN:N	8	10.83
(1,22)	1:B:184:LYS:N	1:B:27:HIS:N	8	10.83
(1,22)	1:B:184:LYS:N	1:B:28:PHE:N	8	10.83
(1,22)	1:B:184:LYS:N	1:B:29:VAL:N	8	10.83

Continued on next page...

Continued from previous page...

Key	Atom-1	Atom-2	Model ID	Violation (Å)
(1,22)	1:B:184:LYS:N	1:B:30:ASP:N	8	10.83
(1,22)	1:B:184:LYS:N	1:B:31:GLU:N	8	10.83
(1,22)	1:B:184:LYS:N	1:B:32:TYR:N	8	10.83
(1,22)	1:B:184:LYS:N	1:B:33:ASP:N	8	10.83
(1,22)	1:B:184:LYS:N	1:B:34:PRO:N	8	10.83
(1,22)	1:B:184:LYS:N	1:B:35:THR:N	8	10.83
(1,22)	1:B:184:LYS:N	1:B:36:ILE:N	8	10.83
(1,22)	1:B:184:LYS:N	1:B:37:GLU:N	8	10.83
(1,22)	1:B:184:LYS:N	1:B:38:ASP:N	8	10.83
(1,22)	1:B:184:LYS:N	1:B:39:SER:N	8	10.83
(1,22)	1:B:184:LYS:N	1:B:40:TYR:N	8	10.83
(1,22)	1:B:184:LYS:N	1:B:41:ARG:N	8	10.83
(1,22)	1:B:184:LYS:N	1:B:42:LYS:N	8	10.83
(1,22)	1:B:184:LYS:N	1:B:43:GLN:N	8	10.83
(1,22)	1:B:184:LYS:N	1:B:44:VAL:N	8	10.83
(1,22)	1:B:184:LYS:N	1:B:45:VAL:N	8	10.83
(1,22)	1:B:184:LYS:N	1:B:46:ILE:N	8	10.83
(1,22)	1:B:184:LYS:N	1:B:47:ASP:N	8	10.83
(1,22)	1:B:184:LYS:N	1:B:48:GLY:N	8	10.83
(1,22)	1:B:184:LYS:N	1:B:49:GLU:N	8	10.83
(1,22)	1:B:184:LYS:N	1:B:50:THR:N	8	10.83
(1,22)	1:B:184:LYS:N	1:B:51:CYS:N	8	10.83
(1,22)	1:B:184:LYS:N	1:B:52:LEU:N	8	10.83
(1,22)	1:B:184:LYS:N	1:B:53:LEU:N	8	10.83
(1,22)	1:B:184:LYS:N	1:B:54:ASP:N	8	10.83
(1,22)	1:B:184:LYS:N	1:B:55:ILE:N	8	10.83
(1,22)	1:B:184:LYS:N	1:B:56:LEU:N	8	10.83
(1,22)	1:B:184:LYS:N	1:B:57:ASP:N	8	10.83
(1,22)	1:B:184:LYS:N	1:B:58:THR:N	8	10.83
(1,22)	1:B:184:LYS:N	1:B:59:ALA:N	8	10.83
(1,22)	1:B:184:LYS:N	1:B:60:GLY:N	8	10.83
(1,22)	1:B:184:LYS:N	1:B:61:GLN:N	8	10.83
(1,22)	1:B:184:LYS:N	1:B:62:GLU:N	8	10.83
(1,22)	1:B:184:LYS:N	1:B:63:GLU:N	8	10.83
(1,22)	1:B:184:LYS:N	1:B:64:TYR:N	8	10.83
(1,22)	1:B:184:LYS:N	1:B:65:SER:N	8	10.83
(1,22)	1:B:184:LYS:N	1:B:66:ALA:N	8	10.83
(1,22)	1:B:184:LYS:N	1:B:67:MET:N	8	10.83
(1,22)	1:B:184:LYS:N	1:B:68:ARG:N	8	10.83
(1,22)	1:B:184:LYS:N	1:B:69:ASP:N	8	10.83
(1,22)	1:B:184:LYS:N	1:B:70:GLN:N	8	10.83
(1,22)	1:B:184:LYS:N	1:B:71:TYR:N	8	10.83

Continued on next page...

Continued from previous page...

Key	Atom-1	Atom-2	Model ID	Violation (Å)
(1,22)	1:B:184:LYS:N	1:B:72:MET:N	8	10.83
(1,22)	1:B:184:LYS:N	1:B:73:ARG:N	8	10.83
(1,22)	1:B:184:LYS:N	1:B:74:THR:N	8	10.83
(1,22)	1:B:184:LYS:N	1:B:75:GLY:N	8	10.83
(1,22)	1:B:184:LYS:N	1:B:76:GLU:N	8	10.83
(1,22)	1:B:184:LYS:N	1:B:77:GLY:N	8	10.83
(1,22)	1:B:184:LYS:N	1:B:78:PHE:N	8	10.83
(1,22)	1:B:184:LYS:N	1:B:79:LEU:N	8	10.83
(1,22)	1:B:184:LYS:N	1:B:80:CYS:N	8	10.83
(1,22)	1:B:184:LYS:N	5:B:203:7Q9:N	8	10.83
(1,22)	1:B:184:LYS:N	5:B:204:7Q9:N	8	10.83
(1,22)	1:B:184:LYS:N	5:B:205:7Q9:N	8	10.83
(1,22)	1:B:184:LYS:N	5:B:206:7Q9:N	8	10.83
(1,22)	1:B:184:LYS:N	5:B:207:7Q9:N	8	10.83
(1,22)	1:B:184:LYS:N	6:B:208:17F:N1	8	10.83
(1,22)	1:B:184:LYS:N	5:B:209:7Q9:N	8	10.83
(1,22)	1:B:184:LYS:N	5:B:210:7Q9:N	8	10.83
(1,22)	1:B:184:LYS:N	5:B:211:7Q9:N	8	10.83
(1,22)	1:B:184:LYS:N	5:B:212:7Q9:N	8	10.83
(1,22)	1:B:184:LYS:N	5:B:213:7Q9:N	8	10.83
(1,22)	1:B:184:LYS:N	6:B:214:17F:N1	8	10.83
(1,22)	1:B:184:LYS:N	6:B:215:17F:N1	8	10.83
(1,22)	1:B:184:LYS:N	5:B:216:7Q9:N	8	10.83
(1,22)	1:B:184:LYS:N	5:B:217:7Q9:N	8	10.83
(1,22)	1:B:184:LYS:N	5:B:218:7Q9:N	8	10.83
(1,22)	1:B:184:LYS:N	6:B:219:17F:N1	8	10.83
(1,22)	1:B:184:LYS:N	5:B:220:7Q9:N	8	10.83
(1,22)	1:B:184:LYS:NZ	1:B:2:THR:N	8	10.83
(1,22)	1:B:184:LYS:NZ	1:B:3:GLU:N	8	10.83
(1,22)	1:B:184:LYS:NZ	1:B:4:TYR:N	8	10.83
(1,22)	1:B:184:LYS:NZ	1:B:5:LYS:N	8	10.83
(1,22)	1:B:184:LYS:NZ	1:B:6:LEU:N	8	10.83
(1,22)	1:B:184:LYS:NZ	1:B:7:VAL:N	8	10.83
(1,22)	1:B:184:LYS:NZ	1:B:8:VAL:N	8	10.83
(1,22)	1:B:184:LYS:NZ	1:B:9:VAL:N	8	10.83
(1,22)	1:B:184:LYS:NZ	1:B:10:GLY:N	8	10.83
(1,22)	1:B:184:LYS:NZ	1:B:11:ALA:N	8	10.83
(1,22)	1:B:184:LYS:NZ	1:B:12:ASP:N	8	10.83
(1,22)	1:B:184:LYS:NZ	1:B:13:GLY:N	8	10.83
(1,22)	1:B:184:LYS:NZ	1:B:14:VAL:N	8	10.83
(1,22)	1:B:184:LYS:NZ	1:B:15:GLY:N	8	10.83
(1,22)	1:B:184:LYS:NZ	1:B:16:LYS:N	8	10.83

Continued on next page...

Continued from previous page...

Key	Atom-1	Atom-2	Model ID	Violation (Å)
(1,22)	1:B:184:LYS:NZ	1:B:17:SER:N	8	10.83
(1,22)	1:B:184:LYS:NZ	1:B:18:ALA:N	8	10.83
(1,22)	1:B:184:LYS:NZ	1:B:19:LEU:N	8	10.83
(1,22)	1:B:184:LYS:NZ	1:B:20:THR:N	8	10.83
(1,22)	1:B:184:LYS:NZ	1:B:21:ILE:N	8	10.83
(1,22)	1:B:184:LYS:NZ	1:B:22:GLN:N	8	10.83
(1,22)	1:B:184:LYS:NZ	1:B:23:LEU:N	8	10.83
(1,22)	1:B:184:LYS:NZ	1:B:24:ILE:N	8	10.83
(1,22)	1:B:184:LYS:NZ	1:B:25:GLN:N	8	10.83
(1,22)	1:B:184:LYS:NZ	1:B:26:ASN:N	8	10.83
(1,22)	1:B:184:LYS:NZ	1:B:27:HIS:N	8	10.83
(1,22)	1:B:184:LYS:NZ	1:B:28:PHE:N	8	10.83
(1,22)	1:B:184:LYS:NZ	1:B:29:VAL:N	8	10.83
(1,22)	1:B:184:LYS:NZ	1:B:30:ASP:N	8	10.83
(1,22)	1:B:184:LYS:NZ	1:B:31:GLU:N	8	10.83
(1,22)	1:B:184:LYS:NZ	1:B:32:TYR:N	8	10.83
(1,22)	1:B:184:LYS:NZ	1:B:33:ASP:N	8	10.83
(1,22)	1:B:184:LYS:NZ	1:B:34:PRO:N	8	10.83
(1,22)	1:B:184:LYS:NZ	1:B:35:THR:N	8	10.83
(1,22)	1:B:184:LYS:NZ	1:B:36:ILE:N	8	10.83
(1,22)	1:B:184:LYS:NZ	1:B:37:GLU:N	8	10.83
(1,22)	1:B:184:LYS:NZ	1:B:38:ASP:N	8	10.83
(1,22)	1:B:184:LYS:NZ	1:B:39:SER:N	8	10.83
(1,22)	1:B:184:LYS:NZ	1:B:40:TYR:N	8	10.83
(1,22)	1:B:184:LYS:NZ	1:B:41:ARG:N	8	10.83
(1,22)	1:B:184:LYS:NZ	1:B:42:LYS:N	8	10.83
(1,22)	1:B:184:LYS:NZ	1:B:43:GLN:N	8	10.83
(1,22)	1:B:184:LYS:NZ	1:B:44:VAL:N	8	10.83
(1,22)	1:B:184:LYS:NZ	1:B:45:VAL:N	8	10.83
(1,22)	1:B:184:LYS:NZ	1:B:46:ILE:N	8	10.83
(1,22)	1:B:184:LYS:NZ	1:B:47:ASP:N	8	10.83
(1,22)	1:B:184:LYS:NZ	1:B:48:GLY:N	8	10.83
(1,22)	1:B:184:LYS:NZ	1:B:49:GLU:N	8	10.83
(1,22)	1:B:184:LYS:NZ	1:B:50:THR:N	8	10.83
(1,22)	1:B:184:LYS:NZ	1:B:51:CYS:N	8	10.83
(1,22)	1:B:184:LYS:NZ	1:B:52:LEU:N	8	10.83
(1,22)	1:B:184:LYS:NZ	1:B:53:LEU:N	8	10.83
(1,22)	1:B:184:LYS:NZ	1:B:54:ASP:N	8	10.83
(1,22)	1:B:184:LYS:NZ	1:B:55:ILE:N	8	10.83
(1,22)	1:B:184:LYS:NZ	1:B:56:LEU:N	8	10.83
(1,22)	1:B:184:LYS:NZ	1:B:57:ASP:N	8	10.83
(1,22)	1:B:184:LYS:NZ	1:B:58:THR:N	8	10.83

Continued on next page...

Continued from previous page...

Key	Atom-1	Atom-2	Model ID	Violation (Å)
(1,22)	1:B:184:LYS:NZ	1:B:59:ALA:N	8	10.83
(1,22)	1:B:184:LYS:NZ	1:B:60:GLY:N	8	10.83
(1,22)	1:B:184:LYS:NZ	1:B:61:GLN:N	8	10.83
(1,22)	1:B:184:LYS:NZ	1:B:62:GLU:N	8	10.83
(1,22)	1:B:184:LYS:NZ	1:B:63:GLU:N	8	10.83
(1,22)	1:B:184:LYS:NZ	1:B:64:TYR:N	8	10.83
(1,22)	1:B:184:LYS:NZ	1:B:65:SER:N	8	10.83
(1,22)	1:B:184:LYS:NZ	1:B:66:ALA:N	8	10.83
(1,22)	1:B:184:LYS:NZ	1:B:67:MET:N	8	10.83
(1,22)	1:B:184:LYS:NZ	1:B:68:ARG:N	8	10.83
(1,22)	1:B:184:LYS:NZ	1:B:69:ASP:N	8	10.83
(1,22)	1:B:184:LYS:NZ	1:B:70:GLN:N	8	10.83
(1,22)	1:B:184:LYS:NZ	1:B:71:TYR:N	8	10.83
(1,22)	1:B:184:LYS:NZ	1:B:72:MET:N	8	10.83
(1,22)	1:B:184:LYS:NZ	1:B:73:ARG:N	8	10.83
(1,22)	1:B:184:LYS:NZ	1:B:74:THR:N	8	10.83
(1,22)	1:B:184:LYS:NZ	1:B:75:GLY:N	8	10.83
(1,22)	1:B:184:LYS:NZ	1:B:76:GLU:N	8	10.83
(1,22)	1:B:184:LYS:NZ	1:B:77:GLY:N	8	10.83
(1,22)	1:B:184:LYS:NZ	1:B:78:PHE:N	8	10.83
(1,22)	1:B:184:LYS:NZ	1:B:79:LEU:N	8	10.83
(1,22)	1:B:184:LYS:NZ	1:B:80:CYS:N	8	10.83
(1,22)	1:B:184:LYS:NZ	5:B:203:7Q9:N	8	10.83
(1,22)	1:B:184:LYS:NZ	5:B:204:7Q9:N	8	10.83
(1,22)	1:B:184:LYS:NZ	5:B:205:7Q9:N	8	10.83
(1,22)	1:B:184:LYS:NZ	5:B:206:7Q9:N	8	10.83
(1,22)	1:B:184:LYS:NZ	5:B:207:7Q9:N	8	10.83
(1,22)	1:B:184:LYS:NZ	6:B:208:17F:N1	8	10.83
(1,22)	1:B:184:LYS:NZ	5:B:209:7Q9:N	8	10.83
(1,22)	1:B:184:LYS:NZ	5:B:210:7Q9:N	8	10.83
(1,22)	1:B:184:LYS:NZ	5:B:211:7Q9:N	8	10.83
(1,22)	1:B:184:LYS:NZ	5:B:212:7Q9:N	8	10.83
(1,22)	1:B:184:LYS:NZ	5:B:213:7Q9:N	8	10.83
(1,22)	1:B:184:LYS:NZ	6:B:214:17F:N1	8	10.83
(1,22)	1:B:184:LYS:NZ	6:B:215:17F:N1	8	10.83
(1,22)	1:B:184:LYS:NZ	5:B:216:7Q9:N	8	10.83
(1,22)	1:B:184:LYS:NZ	5:B:217:7Q9:N	8	10.83
(1,22)	1:B:184:LYS:NZ	5:B:218:7Q9:N	8	10.83
(1,22)	1:B:184:LYS:NZ	6:B:219:17F:N1	8	10.83
(1,22)	1:B:184:LYS:NZ	5:B:220:7Q9:N	8	10.83
(1,22)	1:B:184:LYS:O	1:B:2:THR:N	8	10.83
(1,22)	1:B:184:LYS:O	1:B:3:GLU:N	8	10.83

Continued on next page...

Continued from previous page...

Key	Atom-1	Atom-2	Model ID	Violation (Å)
(1,22)	1:B:184:LYS:O	1:B:4:TYR:N	8	10.83
(1,22)	1:B:184:LYS:O	1:B:5:LYS:N	8	10.83
(1,22)	1:B:184:LYS:O	1:B:6:LEU:N	8	10.83
(1,22)	1:B:184:LYS:O	1:B:7:VAL:N	8	10.83
(1,22)	1:B:184:LYS:O	1:B:8:VAL:N	8	10.83
(1,22)	1:B:184:LYS:O	1:B:9:VAL:N	8	10.83
(1,22)	1:B:184:LYS:O	1:B:10:GLY:N	8	10.83
(1,22)	1:B:184:LYS:O	1:B:11:ALA:N	8	10.83
(1,22)	1:B:184:LYS:O	1:B:12:ASP:N	8	10.83
(1,22)	1:B:184:LYS:O	1:B:13:GLY:N	8	10.83
(1,22)	1:B:184:LYS:O	1:B:14:VAL:N	8	10.83
(1,22)	1:B:184:LYS:O	1:B:15:GLY:N	8	10.83
(1,22)	1:B:184:LYS:O	1:B:16:LYS:N	8	10.83
(1,22)	1:B:184:LYS:O	1:B:17:SER:N	8	10.83
(1,22)	1:B:184:LYS:O	1:B:18:ALA:N	8	10.83
(1,22)	1:B:184:LYS:O	1:B:19:LEU:N	8	10.83
(1,22)	1:B:184:LYS:O	1:B:20:THR:N	8	10.83
(1,22)	1:B:184:LYS:O	1:B:21:ILE:N	8	10.83
(1,22)	1:B:184:LYS:O	1:B:22:GLN:N	8	10.83
(1,22)	1:B:184:LYS:O	1:B:23:LEU:N	8	10.83
(1,22)	1:B:184:LYS:O	1:B:24:ILE:N	8	10.83
(1,22)	1:B:184:LYS:O	1:B:25:GLN:N	8	10.83
(1,22)	1:B:184:LYS:O	1:B:26:ASN:N	8	10.83
(1,22)	1:B:184:LYS:O	1:B:27:HIS:N	8	10.83
(1,22)	1:B:184:LYS:O	1:B:28:PHE:N	8	10.83
(1,22)	1:B:184:LYS:O	1:B:29:VAL:N	8	10.83
(1,22)	1:B:184:LYS:O	1:B:30:ASP:N	8	10.83
(1,22)	1:B:184:LYS:O	1:B:31:GLU:N	8	10.83
(1,22)	1:B:184:LYS:O	1:B:32:TYR:N	8	10.83
(1,22)	1:B:184:LYS:O	1:B:33:ASP:N	8	10.83
(1,22)	1:B:184:LYS:O	1:B:34:PRO:N	8	10.83
(1,22)	1:B:184:LYS:O	1:B:35:THR:N	8	10.83
(1,22)	1:B:184:LYS:O	1:B:36:ILE:N	8	10.83
(1,22)	1:B:184:LYS:O	1:B:37:GLU:N	8	10.83
(1,22)	1:B:184:LYS:O	1:B:38:ASP:N	8	10.83
(1,22)	1:B:184:LYS:O	1:B:39:SER:N	8	10.83
(1,22)	1:B:184:LYS:O	1:B:40:TYR:N	8	10.83
(1,22)	1:B:184:LYS:O	1:B:41:ARG:N	8	10.83
(1,22)	1:B:184:LYS:O	1:B:42:LYS:N	8	10.83
(1,22)	1:B:184:LYS:O	1:B:43:GLN:N	8	10.83
(1,22)	1:B:184:LYS:O	1:B:44:VAL:N	8	10.83
(1,22)	1:B:184:LYS:O	1:B:45:VAL:N	8	10.83

Continued on next page...

Continued from previous page...

Key	Atom-1	Atom-2	Model ID	Violation (Å)
(1,22)	1:B:184:LYS:O	1:B:46:ILE:N	8	10.83
(1,22)	1:B:184:LYS:O	1:B:47:ASP:N	8	10.83
(1,22)	1:B:184:LYS:O	1:B:48:GLY:N	8	10.83
(1,22)	1:B:184:LYS:O	1:B:49:GLU:N	8	10.83
(1,22)	1:B:184:LYS:O	1:B:50:THR:N	8	10.83
(1,22)	1:B:184:LYS:O	1:B:51:CYS:N	8	10.83
(1,22)	1:B:184:LYS:O	1:B:52:LEU:N	8	10.83
(1,22)	1:B:184:LYS:O	1:B:53:LEU:N	8	10.83
(1,22)	1:B:184:LYS:O	1:B:54:ASP:N	8	10.83
(1,22)	1:B:184:LYS:O	1:B:55:ILE:N	8	10.83
(1,22)	1:B:184:LYS:O	1:B:56:LEU:N	8	10.83
(1,22)	1:B:184:LYS:O	1:B:57:ASP:N	8	10.83
(1,22)	1:B:184:LYS:O	1:B:58:THR:N	8	10.83
(1,22)	1:B:184:LYS:O	1:B:59:ALA:N	8	10.83
(1,22)	1:B:184:LYS:O	1:B:60:GLY:N	8	10.83
(1,22)	1:B:184:LYS:O	1:B:61:GLN:N	8	10.83
(1,22)	1:B:184:LYS:O	1:B:62:GLU:N	8	10.83
(1,22)	1:B:184:LYS:O	1:B:63:GLU:N	8	10.83
(1,22)	1:B:184:LYS:O	1:B:64:TYR:N	8	10.83
(1,22)	1:B:184:LYS:O	1:B:65:SER:N	8	10.83
(1,22)	1:B:184:LYS:O	1:B:66:ALA:N	8	10.83
(1,22)	1:B:184:LYS:O	1:B:67:MET:N	8	10.83
(1,22)	1:B:184:LYS:O	1:B:68:ARG:N	8	10.83
(1,22)	1:B:184:LYS:O	1:B:69:ASP:N	8	10.83
(1,22)	1:B:184:LYS:O	1:B:70:GLN:N	8	10.83
(1,22)	1:B:184:LYS:O	1:B:71:TYR:N	8	10.83
(1,22)	1:B:184:LYS:O	1:B:72:MET:N	8	10.83
(1,22)	1:B:184:LYS:O	1:B:73:ARG:N	8	10.83
(1,22)	1:B:184:LYS:O	1:B:74:THR:N	8	10.83
(1,22)	1:B:184:LYS:O	1:B:75:GLY:N	8	10.83
(1,22)	1:B:184:LYS:O	1:B:76:GLU:N	8	10.83
(1,22)	1:B:184:LYS:O	1:B:77:GLY:N	8	10.83
(1,22)	1:B:184:LYS:O	1:B:78:PHE:N	8	10.83
(1,22)	1:B:184:LYS:O	1:B:79:LEU:N	8	10.83
(1,22)	1:B:184:LYS:O	1:B:80:CYS:N	8	10.83
(1,22)	1:B:184:LYS:O	5:B:203:7Q9:N	8	10.83
(1,22)	1:B:184:LYS:O	5:B:204:7Q9:N	8	10.83
(1,22)	1:B:184:LYS:O	5:B:205:7Q9:N	8	10.83
(1,22)	1:B:184:LYS:O	5:B:206:7Q9:N	8	10.83
(1,22)	1:B:184:LYS:O	5:B:207:7Q9:N	8	10.83
(1,22)	1:B:184:LYS:O	6:B:208:17F:N1	8	10.83
(1,22)	1:B:184:LYS:O	5:B:209:7Q9:N	8	10.83

Continued on next page...

Continued from previous page...

Key	Atom-1	Atom-2	Model ID	Violation (Å)
(1,22)	1:B:184:LYS:O	5:B:210:7Q9:N	8	10.83
(1,22)	1:B:184:LYS:O	5:B:211:7Q9:N	8	10.83
(1,22)	1:B:184:LYS:O	5:B:212:7Q9:N	8	10.83
(1,22)	1:B:184:LYS:O	5:B:213:7Q9:N	8	10.83
(1,22)	1:B:184:LYS:O	6:B:214:17F:N1	8	10.83
(1,22)	1:B:184:LYS:O	6:B:215:17F:N1	8	10.83
(1,22)	1:B:184:LYS:O	5:B:216:7Q9:N	8	10.83
(1,22)	1:B:184:LYS:O	5:B:217:7Q9:N	8	10.83
(1,22)	1:B:184:LYS:O	5:B:218:7Q9:N	8	10.83
(1,22)	1:B:184:LYS:O	6:B:219:17F:N1	8	10.83
(1,22)	1:B:184:LYS:O	5:B:220:7Q9:N	8	10.83
(3,17)	1:B:159:LEU:CD1	1:B:2:THR:N	12	10.81
(3,17)	1:B:159:LEU:CD1	1:B:3:GLU:N	12	10.81
(3,17)	1:B:159:LEU:CD1	1:B:4:TYR:N	12	10.81
(3,17)	1:B:159:LEU:CD1	1:B:5:LYS:N	12	10.81
(3,17)	1:B:159:LEU:CD1	1:B:6:LEU:N	12	10.81
(3,17)	1:B:159:LEU:CD1	1:B:7:VAL:N	12	10.81
(3,17)	1:B:159:LEU:CD1	1:B:8:VAL:N	12	10.81
(3,17)	1:B:159:LEU:CD1	1:B:9:VAL:N	12	10.81
(3,17)	1:B:159:LEU:CD1	1:B:10:GLY:N	12	10.81
(3,17)	1:B:159:LEU:CD1	1:B:11:ALA:N	12	10.81
(3,17)	1:B:159:LEU:CD1	1:B:12:ASP:N	12	10.81
(3,17)	1:B:159:LEU:CD1	1:B:13:GLY:N	12	10.81
(3,17)	1:B:159:LEU:CD1	1:B:14:VAL:N	12	10.81
(3,17)	1:B:159:LEU:CD1	1:B:15:GLY:N	12	10.81
(3,17)	1:B:159:LEU:CD1	1:B:16:LYS:N	12	10.81
(3,17)	1:B:159:LEU:CD1	1:B:17:SER:N	12	10.81
(3,17)	1:B:159:LEU:CD1	1:B:18:ALA:N	12	10.81
(3,17)	1:B:159:LEU:CD1	1:B:19:LEU:N	12	10.81
(3,17)	1:B:159:LEU:CD1	1:B:20:THR:N	12	10.81
(3,17)	1:B:159:LEU:CD1	1:B:21:ILE:N	12	10.81
(3,17)	1:B:159:LEU:CD1	1:B:22:GLN:N	12	10.81
(3,17)	1:B:159:LEU:CD1	1:B:23:LEU:N	12	10.81
(3,17)	1:B:159:LEU:CD1	1:B:24:ILE:N	12	10.81
(3,17)	1:B:159:LEU:CD1	1:B:25:GLN:N	12	10.81
(3,17)	1:B:159:LEU:CD1	1:B:26:ASN:N	12	10.81
(3,17)	1:B:159:LEU:CD1	1:B:27:HIS:N	12	10.81
(3,17)	1:B:159:LEU:CD1	1:B:28:PHE:N	12	10.81
(3,17)	1:B:159:LEU:CD1	1:B:29:VAL:N	12	10.81
(3,17)	1:B:159:LEU:CD1	1:B:30:ASP:N	12	10.81
(3,17)	1:B:159:LEU:CD1	1:B:31:GLU:N	12	10.81
(3,17)	1:B:159:LEU:CD1	1:B:32:TYR:N	12	10.81

Continued on next page...

Continued from previous page...

Key	Atom-1	Atom-2	Model ID	Violation (Å)
(3,17)	1:B:159:LEU:CD1	1:B:33:ASP:N	12	10.81
(3,17)	1:B:159:LEU:CD1	1:B:34:PRO:N	12	10.81
(3,17)	1:B:159:LEU:CD1	1:B:35:THR:N	12	10.81
(3,17)	1:B:159:LEU:CD1	1:B:36:ILE:N	12	10.81
(3,17)	1:B:159:LEU:CD1	1:B:37:GLU:N	12	10.81
(3,17)	1:B:159:LEU:CD1	1:B:38:ASP:N	12	10.81
(3,17)	1:B:159:LEU:CD1	1:B:39:SER:N	12	10.81
(3,17)	1:B:159:LEU:CD1	1:B:40:TYR:N	12	10.81
(3,17)	1:B:159:LEU:CD1	1:B:41:ARG:N	12	10.81
(3,17)	1:B:159:LEU:CD1	1:B:42:LYS:N	12	10.81
(3,17)	1:B:159:LEU:CD1	1:B:43:GLN:N	12	10.81
(3,17)	1:B:159:LEU:CD1	1:B:44:VAL:N	12	10.81
(3,17)	1:B:159:LEU:CD1	1:B:45:VAL:N	12	10.81
(3,17)	1:B:159:LEU:CD1	1:B:46:ILE:N	12	10.81
(3,17)	1:B:159:LEU:CD1	1:B:47:ASP:N	12	10.81
(3,17)	1:B:159:LEU:CD1	1:B:48:GLY:N	12	10.81
(3,17)	1:B:159:LEU:CD1	1:B:49:GLU:N	12	10.81
(3,17)	1:B:159:LEU:CD1	1:B:50:THR:N	12	10.81
(3,17)	1:B:159:LEU:CD1	1:B:51:CYS:N	12	10.81
(3,17)	1:B:159:LEU:CD1	1:B:52:LEU:N	12	10.81
(3,17)	1:B:159:LEU:CD1	1:B:53:LEU:N	12	10.81
(3,17)	1:B:159:LEU:CD1	1:B:54:ASP:N	12	10.81
(3,17)	1:B:159:LEU:CD1	1:B:55:ILE:N	12	10.81
(3,17)	1:B:159:LEU:CD1	1:B:56:LEU:N	12	10.81
(3,17)	1:B:159:LEU:CD1	1:B:57:ASP:N	12	10.81
(3,17)	1:B:159:LEU:CD1	1:B:58:THR:N	12	10.81
(3,17)	1:B:159:LEU:CD1	1:B:59:ALA:N	12	10.81
(3,17)	1:B:159:LEU:CD1	1:B:60:GLY:N	12	10.81
(3,17)	1:B:159:LEU:CD1	1:B:61:GLN:N	12	10.81
(3,17)	1:B:159:LEU:CD1	1:B:62:GLU:N	12	10.81
(3,17)	1:B:159:LEU:CD1	1:B:63:GLU:N	12	10.81
(3,17)	1:B:159:LEU:CD1	1:B:64:TYR:N	12	10.81
(3,17)	1:B:159:LEU:CD1	1:B:65:SER:N	12	10.81
(3,17)	1:B:159:LEU:CD1	1:B:66:ALA:N	12	10.81
(3,17)	1:B:159:LEU:CD1	1:B:67:MET:N	12	10.81
(3,17)	1:B:159:LEU:CD1	1:B:68:ARG:N	12	10.81
(3,17)	1:B:159:LEU:CD1	1:B:69:ASP:N	12	10.81
(3,17)	1:B:159:LEU:CD1	1:B:70:GLN:N	12	10.81
(3,17)	1:B:159:LEU:CD1	1:B:71:TYR:N	12	10.81
(3,17)	1:B:159:LEU:CD1	1:B:72:MET:N	12	10.81
(3,17)	1:B:159:LEU:CD1	1:B:73:ARG:N	12	10.81
(3,17)	1:B:159:LEU:CD1	1:B:74:THR:N	12	10.81

Continued on next page...

Continued from previous page...

Key	Atom-1	Atom-2	Model ID	Violation (Å)
(3,17)	1:B:159:LEU:CD1	1:B:75:GLY:N	12	10.81
(3,17)	1:B:159:LEU:CD1	1:B:76:GLU:N	12	10.81
(3,17)	1:B:159:LEU:CD1	1:B:77:GLY:N	12	10.81
(3,17)	1:B:159:LEU:CD1	1:B:78:PHE:N	12	10.81
(3,17)	1:B:159:LEU:CD1	1:B:79:LEU:N	12	10.81
(3,17)	1:B:159:LEU:CD1	1:B:80:CYS:N	12	10.81
(3,17)	1:B:159:LEU:CD1	5:B:203:7Q9:N	12	10.81
(3,17)	1:B:159:LEU:CD1	5:B:204:7Q9:N	12	10.81
(3,17)	1:B:159:LEU:CD1	5:B:205:7Q9:N	12	10.81
(3,17)	1:B:159:LEU:CD1	5:B:206:7Q9:N	12	10.81
(3,17)	1:B:159:LEU:CD1	5:B:207:7Q9:N	12	10.81
(3,17)	1:B:159:LEU:CD1	6:B:208:17F:N1	12	10.81
(3,17)	1:B:159:LEU:CD1	5:B:209:7Q9:N	12	10.81
(3,17)	1:B:159:LEU:CD1	5:B:210:7Q9:N	12	10.81
(3,17)	1:B:159:LEU:CD1	5:B:211:7Q9:N	12	10.81
(3,17)	1:B:159:LEU:CD1	5:B:212:7Q9:N	12	10.81
(3,17)	1:B:159:LEU:CD1	5:B:213:7Q9:N	12	10.81
(3,17)	1:B:159:LEU:CD1	6:B:214:17F:N1	12	10.81
(3,17)	1:B:159:LEU:CD1	6:B:215:17F:N1	12	10.81
(3,17)	1:B:159:LEU:CD1	5:B:216:7Q9:N	12	10.81
(3,17)	1:B:159:LEU:CD1	5:B:217:7Q9:N	12	10.81
(3,17)	1:B:159:LEU:CD1	5:B:218:7Q9:N	12	10.81
(3,17)	1:B:159:LEU:CD1	6:B:219:17F:N1	12	10.81
(3,17)	1:B:159:LEU:CD1	5:B:220:7Q9:N	12	10.81
(3,17)	1:B:159:LEU:CD2	1:B:2:THR:N	12	10.81
(3,17)	1:B:159:LEU:CD2	1:B:3:GLU:N	12	10.81
(3,17)	1:B:159:LEU:CD2	1:B:4:TYR:N	12	10.81
(3,17)	1:B:159:LEU:CD2	1:B:5:LYS:N	12	10.81
(3,17)	1:B:159:LEU:CD2	1:B:6:LEU:N	12	10.81
(3,17)	1:B:159:LEU:CD2	1:B:7:VAL:N	12	10.81
(3,17)	1:B:159:LEU:CD2	1:B:8:VAL:N	12	10.81
(3,17)	1:B:159:LEU:CD2	1:B:9:VAL:N	12	10.81
(3,17)	1:B:159:LEU:CD2	1:B:10:GLY:N	12	10.81
(3,17)	1:B:159:LEU:CD2	1:B:11:ALA:N	12	10.81
(3,17)	1:B:159:LEU:CD2	1:B:12:ASP:N	12	10.81
(3,17)	1:B:159:LEU:CD2	1:B:13:GLY:N	12	10.81
(3,17)	1:B:159:LEU:CD2	1:B:14:VAL:N	12	10.81
(3,17)	1:B:159:LEU:CD2	1:B:15:GLY:N	12	10.81
(3,17)	1:B:159:LEU:CD2	1:B:16:LYS:N	12	10.81
(3,17)	1:B:159:LEU:CD2	1:B:17:SER:N	12	10.81
(3,17)	1:B:159:LEU:CD2	1:B:18:ALA:N	12	10.81
(3,17)	1:B:159:LEU:CD2	1:B:19:LEU:N	12	10.81

Continued on next page...

Continued from previous page...

Key	Atom-1	Atom-2	Model ID	Violation (Å)
(3,17)	1:B:159:LEU:CD2	1:B:20:THR:N	12	10.81
(3,17)	1:B:159:LEU:CD2	1:B:21:ILE:N	12	10.81
(3,17)	1:B:159:LEU:CD2	1:B:22:GLN:N	12	10.81
(3,17)	1:B:159:LEU:CD2	1:B:23:LEU:N	12	10.81
(3,17)	1:B:159:LEU:CD2	1:B:24:ILE:N	12	10.81
(3,17)	1:B:159:LEU:CD2	1:B:25:GLN:N	12	10.81
(3,17)	1:B:159:LEU:CD2	1:B:26:ASN:N	12	10.81
(3,17)	1:B:159:LEU:CD2	1:B:27:HIS:N	12	10.81
(3,17)	1:B:159:LEU:CD2	1:B:28:PHE:N	12	10.81
(3,17)	1:B:159:LEU:CD2	1:B:29:VAL:N	12	10.81
(3,17)	1:B:159:LEU:CD2	1:B:30:ASP:N	12	10.81
(3,17)	1:B:159:LEU:CD2	1:B:31:GLU:N	12	10.81
(3,17)	1:B:159:LEU:CD2	1:B:32:TYR:N	12	10.81
(3,17)	1:B:159:LEU:CD2	1:B:33:ASP:N	12	10.81
(3,17)	1:B:159:LEU:CD2	1:B:34:PRO:N	12	10.81
(3,17)	1:B:159:LEU:CD2	1:B:35:THR:N	12	10.81
(3,17)	1:B:159:LEU:CD2	1:B:36:ILE:N	12	10.81
(3,17)	1:B:159:LEU:CD2	1:B:37:GLU:N	12	10.81
(3,17)	1:B:159:LEU:CD2	1:B:38:ASP:N	12	10.81
(3,17)	1:B:159:LEU:CD2	1:B:39:SER:N	12	10.81
(3,17)	1:B:159:LEU:CD2	1:B:40:TYR:N	12	10.81
(3,17)	1:B:159:LEU:CD2	1:B:41:ARG:N	12	10.81
(3,17)	1:B:159:LEU:CD2	1:B:42:LYS:N	12	10.81
(3,17)	1:B:159:LEU:CD2	1:B:43:GLN:N	12	10.81
(3,17)	1:B:159:LEU:CD2	1:B:44:VAL:N	12	10.81
(3,17)	1:B:159:LEU:CD2	1:B:45:VAL:N	12	10.81
(3,17)	1:B:159:LEU:CD2	1:B:46:ILE:N	12	10.81
(3,17)	1:B:159:LEU:CD2	1:B:47:ASP:N	12	10.81
(3,17)	1:B:159:LEU:CD2	1:B:48:GLY:N	12	10.81
(3,17)	1:B:159:LEU:CD2	1:B:49:GLU:N	12	10.81
(3,17)	1:B:159:LEU:CD2	1:B:50:THR:N	12	10.81
(3,17)	1:B:159:LEU:CD2	1:B:51:CYS:N	12	10.81
(3,17)	1:B:159:LEU:CD2	1:B:52:LEU:N	12	10.81
(3,17)	1:B:159:LEU:CD2	1:B:53:LEU:N	12	10.81
(3,17)	1:B:159:LEU:CD2	1:B:54:ASP:N	12	10.81
(3,17)	1:B:159:LEU:CD2	1:B:55:ILE:N	12	10.81
(3,17)	1:B:159:LEU:CD2	1:B:56:LEU:N	12	10.81
(3,17)	1:B:159:LEU:CD2	1:B:57:ASP:N	12	10.81
(3,17)	1:B:159:LEU:CD2	1:B:58:THR:N	12	10.81
(3,17)	1:B:159:LEU:CD2	1:B:59:ALA:N	12	10.81
(3,17)	1:B:159:LEU:CD2	1:B:60:GLY:N	12	10.81
(3,17)	1:B:159:LEU:CD2	1:B:61:GLN:N	12	10.81

Continued on next page...

Continued from previous page...

Key	Atom-1	Atom-2	Model ID	Violation (Å)
(3,17)	1:B:159:LEU:CD2	1:B:62:GLU:N	12	10.81
(3,17)	1:B:159:LEU:CD2	1:B:63:GLU:N	12	10.81
(3,17)	1:B:159:LEU:CD2	1:B:64:TYR:N	12	10.81
(3,17)	1:B:159:LEU:CD2	1:B:65:SER:N	12	10.81
(3,17)	1:B:159:LEU:CD2	1:B:66:ALA:N	12	10.81
(3,17)	1:B:159:LEU:CD2	1:B:67:MET:N	12	10.81
(3,17)	1:B:159:LEU:CD2	1:B:68:ARG:N	12	10.81
(3,17)	1:B:159:LEU:CD2	1:B:69:ASP:N	12	10.81
(3,17)	1:B:159:LEU:CD2	1:B:70:GLN:N	12	10.81
(3,17)	1:B:159:LEU:CD2	1:B:71:TYR:N	12	10.81
(3,17)	1:B:159:LEU:CD2	1:B:72:MET:N	12	10.81
(3,17)	1:B:159:LEU:CD2	1:B:73:ARG:N	12	10.81
(3,17)	1:B:159:LEU:CD2	1:B:74:THR:N	12	10.81
(3,17)	1:B:159:LEU:CD2	1:B:75:GLY:N	12	10.81
(3,17)	1:B:159:LEU:CD2	1:B:76:GLU:N	12	10.81
(3,17)	1:B:159:LEU:CD2	1:B:77:GLY:N	12	10.81
(3,17)	1:B:159:LEU:CD2	1:B:78:PHE:N	12	10.81
(3,17)	1:B:159:LEU:CD2	1:B:79:LEU:N	12	10.81
(3,17)	1:B:159:LEU:CD2	1:B:80:CYS:N	12	10.81
(3,17)	1:B:159:LEU:CD2	5:B:203:7Q9:N	12	10.81
(3,17)	1:B:159:LEU:CD2	5:B:204:7Q9:N	12	10.81
(3,17)	1:B:159:LEU:CD2	5:B:205:7Q9:N	12	10.81
(3,17)	1:B:159:LEU:CD2	5:B:206:7Q9:N	12	10.81
(3,17)	1:B:159:LEU:CD2	5:B:207:7Q9:N	12	10.81
(3,17)	1:B:159:LEU:CD2	6:B:208:17F:N1	12	10.81
(3,17)	1:B:159:LEU:CD2	5:B:209:7Q9:N	12	10.81
(3,17)	1:B:159:LEU:CD2	5:B:210:7Q9:N	12	10.81
(3,17)	1:B:159:LEU:CD2	5:B:211:7Q9:N	12	10.81
(3,17)	1:B:159:LEU:CD2	5:B:212:7Q9:N	12	10.81
(3,17)	1:B:159:LEU:CD2	5:B:213:7Q9:N	12	10.81
(3,17)	1:B:159:LEU:CD2	6:B:214:17F:N1	12	10.81
(3,17)	1:B:159:LEU:CD2	6:B:215:17F:N1	12	10.81
(3,17)	1:B:159:LEU:CD2	5:B:216:7Q9:N	12	10.81
(3,17)	1:B:159:LEU:CD2	5:B:217:7Q9:N	12	10.81
(3,17)	1:B:159:LEU:CD2	5:B:218:7Q9:N	12	10.81
(3,17)	1:B:159:LEU:CD2	6:B:219:17F:N1	12	10.81
(3,17)	1:B:159:LEU:CD2	5:B:220:7Q9:N	12	10.81
(2,5)	1:A:39:SER:OG	1:B:169:LYS:N	15	10.8
(2,2)	1:A:39:SER:OG	1:B:128:LYS:N	19	10.79
(2,5)	1:A:39:SER:OG	1:B:169:LYS:N	8	10.75
(3,17)	1:B:159:LEU:CD1	1:B:2:THR:N	6	10.74
(3,17)	1:B:159:LEU:CD1	1:B:3:GLU:N	6	10.74

Continued on next page...

Continued from previous page...

Key	Atom-1	Atom-2	Model ID	Violation (Å)
(3,17)	1:B:159:LEU:CD1	1:B:4:TYR:N	6	10.74
(3,17)	1:B:159:LEU:CD1	1:B:5:LYS:N	6	10.74
(3,17)	1:B:159:LEU:CD1	1:B:6:LEU:N	6	10.74
(3,17)	1:B:159:LEU:CD1	1:B:7:VAL:N	6	10.74
(3,17)	1:B:159:LEU:CD1	1:B:8:VAL:N	6	10.74
(3,17)	1:B:159:LEU:CD1	1:B:9:VAL:N	6	10.74
(3,17)	1:B:159:LEU:CD1	1:B:10:GLY:N	6	10.74
(3,17)	1:B:159:LEU:CD1	1:B:11:ALA:N	6	10.74
(3,17)	1:B:159:LEU:CD1	1:B:12:ASP:N	6	10.74
(3,17)	1:B:159:LEU:CD1	1:B:13:GLY:N	6	10.74
(3,17)	1:B:159:LEU:CD1	1:B:14:VAL:N	6	10.74
(3,17)	1:B:159:LEU:CD1	1:B:15:GLY:N	6	10.74
(3,17)	1:B:159:LEU:CD1	1:B:16:LYS:N	6	10.74
(3,17)	1:B:159:LEU:CD1	1:B:17:SER:N	6	10.74
(3,17)	1:B:159:LEU:CD1	1:B:18:ALA:N	6	10.74
(3,17)	1:B:159:LEU:CD1	1:B:19:LEU:N	6	10.74
(3,17)	1:B:159:LEU:CD1	1:B:20:THR:N	6	10.74
(3,17)	1:B:159:LEU:CD1	1:B:21:ILE:N	6	10.74
(3,17)	1:B:159:LEU:CD1	1:B:22:GLN:N	6	10.74
(3,17)	1:B:159:LEU:CD1	1:B:23:LEU:N	6	10.74
(3,17)	1:B:159:LEU:CD1	1:B:24:ILE:N	6	10.74
(3,17)	1:B:159:LEU:CD1	1:B:25:GLN:N	6	10.74
(3,17)	1:B:159:LEU:CD1	1:B:26:ASN:N	6	10.74
(3,17)	1:B:159:LEU:CD1	1:B:27:HIS:N	6	10.74
(3,17)	1:B:159:LEU:CD1	1:B:28:PHE:N	6	10.74
(3,17)	1:B:159:LEU:CD1	1:B:29:VAL:N	6	10.74
(3,17)	1:B:159:LEU:CD1	1:B:30:ASP:N	6	10.74
(3,17)	1:B:159:LEU:CD1	1:B:31:GLU:N	6	10.74
(3,17)	1:B:159:LEU:CD1	1:B:32:TYR:N	6	10.74
(3,17)	1:B:159:LEU:CD1	1:B:33:ASP:N	6	10.74
(3,17)	1:B:159:LEU:CD1	1:B:34:PRO:N	6	10.74
(3,17)	1:B:159:LEU:CD1	1:B:35:THR:N	6	10.74
(3,17)	1:B:159:LEU:CD1	1:B:36:ILE:N	6	10.74
(3,17)	1:B:159:LEU:CD1	1:B:37:GLU:N	6	10.74
(3,17)	1:B:159:LEU:CD1	1:B:38:ASP:N	6	10.74
(3,17)	1:B:159:LEU:CD1	1:B:39:SER:N	6	10.74
(3,17)	1:B:159:LEU:CD1	1:B:40:TYR:N	6	10.74
(3,17)	1:B:159:LEU:CD1	1:B:41:ARG:N	6	10.74
(3,17)	1:B:159:LEU:CD1	1:B:42:LYS:N	6	10.74
(3,17)	1:B:159:LEU:CD1	1:B:43:GLN:N	6	10.74
(3,17)	1:B:159:LEU:CD1	1:B:44:VAL:N	6	10.74
(3,17)	1:B:159:LEU:CD1	1:B:45:VAL:N	6	10.74

Continued on next page...

Continued from previous page...

Key	Atom-1	Atom-2	Model ID	Violation (Å)
(3,17)	1:B:159:LEU:CD1	1:B:46:ILE:N	6	10.74
(3,17)	1:B:159:LEU:CD1	1:B:47:ASP:N	6	10.74
(3,17)	1:B:159:LEU:CD1	1:B:48:GLY:N	6	10.74
(3,17)	1:B:159:LEU:CD1	1:B:49:GLU:N	6	10.74
(3,17)	1:B:159:LEU:CD1	1:B:50:THR:N	6	10.74
(3,17)	1:B:159:LEU:CD1	1:B:51:CYS:N	6	10.74
(3,17)	1:B:159:LEU:CD1	1:B:52:LEU:N	6	10.74
(3,17)	1:B:159:LEU:CD1	1:B:53:LEU:N	6	10.74
(3,17)	1:B:159:LEU:CD1	1:B:54:ASP:N	6	10.74
(3,17)	1:B:159:LEU:CD1	1:B:55:ILE:N	6	10.74
(3,17)	1:B:159:LEU:CD1	1:B:56:LEU:N	6	10.74
(3,17)	1:B:159:LEU:CD1	1:B:57:ASP:N	6	10.74
(3,17)	1:B:159:LEU:CD1	1:B:58:THR:N	6	10.74
(3,17)	1:B:159:LEU:CD1	1:B:59:ALA:N	6	10.74
(3,17)	1:B:159:LEU:CD1	1:B:60:GLY:N	6	10.74
(3,17)	1:B:159:LEU:CD1	1:B:61:GLN:N	6	10.74
(3,17)	1:B:159:LEU:CD1	1:B:62:GLU:N	6	10.74
(3,17)	1:B:159:LEU:CD1	1:B:63:GLU:N	6	10.74
(3,17)	1:B:159:LEU:CD1	1:B:64:TYR:N	6	10.74
(3,17)	1:B:159:LEU:CD1	1:B:65:SER:N	6	10.74
(3,17)	1:B:159:LEU:CD1	1:B:66:ALA:N	6	10.74
(3,17)	1:B:159:LEU:CD1	1:B:67:MET:N	6	10.74
(3,17)	1:B:159:LEU:CD1	1:B:68:ARG:N	6	10.74
(3,17)	1:B:159:LEU:CD1	1:B:69:ASP:N	6	10.74
(3,17)	1:B:159:LEU:CD1	1:B:70:GLN:N	6	10.74
(3,17)	1:B:159:LEU:CD1	1:B:71:TYR:N	6	10.74
(3,17)	1:B:159:LEU:CD1	1:B:72:MET:N	6	10.74
(3,17)	1:B:159:LEU:CD1	1:B:73:ARG:N	6	10.74
(3,17)	1:B:159:LEU:CD1	1:B:74:THR:N	6	10.74
(3,17)	1:B:159:LEU:CD1	1:B:75:GLY:N	6	10.74
(3,17)	1:B:159:LEU:CD1	1:B:76:GLU:N	6	10.74
(3,17)	1:B:159:LEU:CD1	1:B:77:GLY:N	6	10.74
(3,17)	1:B:159:LEU:CD1	1:B:78:PHE:N	6	10.74
(3,17)	1:B:159:LEU:CD1	1:B:79:LEU:N	6	10.74
(3,17)	1:B:159:LEU:CD1	1:B:80:CYS:N	6	10.74
(3,17)	1:B:159:LEU:CD1	5:B:203:7Q9:N	6	10.74
(3,17)	1:B:159:LEU:CD1	5:B:204:7Q9:N	6	10.74
(3,17)	1:B:159:LEU:CD1	5:B:205:7Q9:N	6	10.74
(3,17)	1:B:159:LEU:CD1	5:B:206:7Q9:N	6	10.74
(3,17)	1:B:159:LEU:CD1	5:B:207:7Q9:N	6	10.74
(3,17)	1:B:159:LEU:CD1	6:B:208:17F:N1	6	10.74
(3,17)	1:B:159:LEU:CD1	5:B:209:7Q9:N	6	10.74

Continued on next page...

Continued from previous page...

Key	Atom-1	Atom-2	Model ID	Violation (Å)
(3,17)	1:B:159:LEU:CD1	5:B:210:7Q9:N	6	10.74
(3,17)	1:B:159:LEU:CD1	5:B:211:7Q9:N	6	10.74
(3,17)	1:B:159:LEU:CD1	5:B:212:7Q9:N	6	10.74
(3,17)	1:B:159:LEU:CD1	5:B:213:7Q9:N	6	10.74
(3,17)	1:B:159:LEU:CD1	6:B:214:17F:N1	6	10.74
(3,17)	1:B:159:LEU:CD1	6:B:215:17F:N1	6	10.74
(3,17)	1:B:159:LEU:CD1	5:B:216:7Q9:N	6	10.74
(3,17)	1:B:159:LEU:CD1	5:B:217:7Q9:N	6	10.74
(3,17)	1:B:159:LEU:CD1	5:B:218:7Q9:N	6	10.74
(3,17)	1:B:159:LEU:CD1	6:B:219:17F:N1	6	10.74
(3,17)	1:B:159:LEU:CD1	5:B:220:7Q9:N	6	10.74
(3,17)	1:B:159:LEU:CD2	1:B:2:THR:N	6	10.74
(3,17)	1:B:159:LEU:CD2	1:B:3:GLU:N	6	10.74
(3,17)	1:B:159:LEU:CD2	1:B:4:TYR:N	6	10.74
(3,17)	1:B:159:LEU:CD2	1:B:5:LYS:N	6	10.74
(3,17)	1:B:159:LEU:CD2	1:B:6:LEU:N	6	10.74
(3,17)	1:B:159:LEU:CD2	1:B:7:VAL:N	6	10.74
(3,17)	1:B:159:LEU:CD2	1:B:8:VAL:N	6	10.74
(3,17)	1:B:159:LEU:CD2	1:B:9:VAL:N	6	10.74
(3,17)	1:B:159:LEU:CD2	1:B:10:GLY:N	6	10.74
(3,17)	1:B:159:LEU:CD2	1:B:11:ALA:N	6	10.74
(3,17)	1:B:159:LEU:CD2	1:B:12:ASP:N	6	10.74
(3,17)	1:B:159:LEU:CD2	1:B:13:GLY:N	6	10.74
(3,17)	1:B:159:LEU:CD2	1:B:14:VAL:N	6	10.74
(3,17)	1:B:159:LEU:CD2	1:B:15:GLY:N	6	10.74
(3,17)	1:B:159:LEU:CD2	1:B:16:LYS:N	6	10.74
(3,17)	1:B:159:LEU:CD2	1:B:17:SER:N	6	10.74
(3,17)	1:B:159:LEU:CD2	1:B:18:ALA:N	6	10.74
(3,17)	1:B:159:LEU:CD2	1:B:19:LEU:N	6	10.74
(3,17)	1:B:159:LEU:CD2	1:B:20:THR:N	6	10.74
(3,17)	1:B:159:LEU:CD2	1:B:21:ILE:N	6	10.74
(3,17)	1:B:159:LEU:CD2	1:B:22:GLN:N	6	10.74
(3,17)	1:B:159:LEU:CD2	1:B:23:LEU:N	6	10.74
(3,17)	1:B:159:LEU:CD2	1:B:24:ILE:N	6	10.74
(3,17)	1:B:159:LEU:CD2	1:B:25:GLN:N	6	10.74
(3,17)	1:B:159:LEU:CD2	1:B:26:ASN:N	6	10.74
(3,17)	1:B:159:LEU:CD2	1:B:27:HIS:N	6	10.74
(3,17)	1:B:159:LEU:CD2	1:B:28:PHE:N	6	10.74
(3,17)	1:B:159:LEU:CD2	1:B:29:VAL:N	6	10.74
(3,17)	1:B:159:LEU:CD2	1:B:30:ASP:N	6	10.74
(3,17)	1:B:159:LEU:CD2	1:B:31:GLU:N	6	10.74
(3,17)	1:B:159:LEU:CD2	1:B:32:TYR:N	6	10.74

Continued on next page...

Continued from previous page...

Key	Atom-1	Atom-2	Model ID	Violation (Å)
(3,17)	1:B:159:LEU:CD2	1:B:33:ASP:N	6	10.74
(3,17)	1:B:159:LEU:CD2	1:B:34:PRO:N	6	10.74
(3,17)	1:B:159:LEU:CD2	1:B:35:THR:N	6	10.74
(3,17)	1:B:159:LEU:CD2	1:B:36:ILE:N	6	10.74
(3,17)	1:B:159:LEU:CD2	1:B:37:GLU:N	6	10.74
(3,17)	1:B:159:LEU:CD2	1:B:38:ASP:N	6	10.74
(3,17)	1:B:159:LEU:CD2	1:B:39:SER:N	6	10.74
(3,17)	1:B:159:LEU:CD2	1:B:40:TYR:N	6	10.74
(3,17)	1:B:159:LEU:CD2	1:B:41:ARG:N	6	10.74
(3,17)	1:B:159:LEU:CD2	1:B:42:LYS:N	6	10.74
(3,17)	1:B:159:LEU:CD2	1:B:43:GLN:N	6	10.74
(3,17)	1:B:159:LEU:CD2	1:B:44:VAL:N	6	10.74
(3,17)	1:B:159:LEU:CD2	1:B:45:VAL:N	6	10.74
(3,17)	1:B:159:LEU:CD2	1:B:46:ILE:N	6	10.74
(3,17)	1:B:159:LEU:CD2	1:B:47:ASP:N	6	10.74
(3,17)	1:B:159:LEU:CD2	1:B:48:GLY:N	6	10.74
(3,17)	1:B:159:LEU:CD2	1:B:49:GLU:N	6	10.74
(3,17)	1:B:159:LEU:CD2	1:B:50:THR:N	6	10.74
(3,17)	1:B:159:LEU:CD2	1:B:51:CYS:N	6	10.74
(3,17)	1:B:159:LEU:CD2	1:B:52:LEU:N	6	10.74
(3,17)	1:B:159:LEU:CD2	1:B:53:LEU:N	6	10.74
(3,17)	1:B:159:LEU:CD2	1:B:54:ASP:N	6	10.74
(3,17)	1:B:159:LEU:CD2	1:B:55:ILE:N	6	10.74
(3,17)	1:B:159:LEU:CD2	1:B:56:LEU:N	6	10.74
(3,17)	1:B:159:LEU:CD2	1:B:57:ASP:N	6	10.74
(3,17)	1:B:159:LEU:CD2	1:B:58:THR:N	6	10.74
(3,17)	1:B:159:LEU:CD2	1:B:59:ALA:N	6	10.74
(3,17)	1:B:159:LEU:CD2	1:B:60:GLY:N	6	10.74
(3,17)	1:B:159:LEU:CD2	1:B:61:GLN:N	6	10.74
(3,17)	1:B:159:LEU:CD2	1:B:62:GLU:N	6	10.74
(3,17)	1:B:159:LEU:CD2	1:B:63:GLU:N	6	10.74
(3,17)	1:B:159:LEU:CD2	1:B:64:TYR:N	6	10.74
(3,17)	1:B:159:LEU:CD2	1:B:65:SER:N	6	10.74
(3,17)	1:B:159:LEU:CD2	1:B:66:ALA:N	6	10.74
(3,17)	1:B:159:LEU:CD2	1:B:67:MET:N	6	10.74
(3,17)	1:B:159:LEU:CD2	1:B:68:ARG:N	6	10.74
(3,17)	1:B:159:LEU:CD2	1:B:69:ASP:N	6	10.74
(3,17)	1:B:159:LEU:CD2	1:B:70:GLN:N	6	10.74
(3,17)	1:B:159:LEU:CD2	1:B:71:TYR:N	6	10.74
(3,17)	1:B:159:LEU:CD2	1:B:72:MET:N	6	10.74
(3,17)	1:B:159:LEU:CD2	1:B:73:ARG:N	6	10.74
(3,17)	1:B:159:LEU:CD2	1:B:74:THR:N	6	10.74

Continued on next page...

Continued from previous page...

Key	Atom-1	Atom-2	Model ID	Violation (Å)
(3,17)	1:B:159:LEU:CD2	1:B:75:GLY:N	6	10.74
(3,17)	1:B:159:LEU:CD2	1:B:76:GLU:N	6	10.74
(3,17)	1:B:159:LEU:CD2	1:B:77:GLY:N	6	10.74
(3,17)	1:B:159:LEU:CD2	1:B:78:PHE:N	6	10.74
(3,17)	1:B:159:LEU:CD2	1:B:79:LEU:N	6	10.74
(3,17)	1:B:159:LEU:CD2	1:B:80:CYS:N	6	10.74
(3,17)	1:B:159:LEU:CD2	5:B:203:7Q9:N	6	10.74
(3,17)	1:B:159:LEU:CD2	5:B:204:7Q9:N	6	10.74
(3,17)	1:B:159:LEU:CD2	5:B:205:7Q9:N	6	10.74
(3,17)	1:B:159:LEU:CD2	5:B:206:7Q9:N	6	10.74
(3,17)	1:B:159:LEU:CD2	5:B:207:7Q9:N	6	10.74
(3,17)	1:B:159:LEU:CD2	6:B:208:17F:N1	6	10.74
(3,17)	1:B:159:LEU:CD2	5:B:209:7Q9:N	6	10.74
(3,17)	1:B:159:LEU:CD2	5:B:210:7Q9:N	6	10.74
(3,17)	1:B:159:LEU:CD2	5:B:211:7Q9:N	6	10.74
(3,17)	1:B:159:LEU:CD2	5:B:212:7Q9:N	6	10.74
(3,17)	1:B:159:LEU:CD2	5:B:213:7Q9:N	6	10.74
(3,17)	1:B:159:LEU:CD2	6:B:214:17F:N1	6	10.74
(3,17)	1:B:159:LEU:CD2	6:B:215:17F:N1	6	10.74
(3,17)	1:B:159:LEU:CD2	5:B:216:7Q9:N	6	10.74
(3,17)	1:B:159:LEU:CD2	5:B:217:7Q9:N	6	10.74
(3,17)	1:B:159:LEU:CD2	5:B:218:7Q9:N	6	10.74
(3,17)	1:B:159:LEU:CD2	6:B:219:17F:N1	6	10.74
(3,17)	1:B:159:LEU:CD2	5:B:220:7Q9:N	6	10.74
(1,1)	1:B:118:CYS:SG	1:A:21:ILE:CD1	14	10.73
(2,5)	1:A:39:SER:OG	1:B:169:LYS:N	11	10.71
(2,3)	1:A:39:SER:OG	1:B:165:LYS:N	11	10.71
(2,5)	1:A:39:SER:OG	1:B:169:LYS:N	2	10.7
(2,5)	1:A:39:SER:OG	1:B:169:LYS:N	18	10.7
(1,3)	1:B:118:CYS:SG	1:A:24:ILE:CD1	15	10.7
(1,4)	1:B:118:CYS:SG	1:A:42:LYS:N	3	10.68
(1,1)	1:B:118:CYS:SG	1:A:21:ILE:CD1	4	10.59
(2,2)	1:A:39:SER:OG	1:B:128:LYS:N	10	10.53
(1,3)	1:B:118:CYS:SG	1:A:24:ILE:CD1	9	10.5
(1,1)	1:B:118:CYS:SG	1:A:21:ILE:CD1	8	10.5
(1,3)	1:B:118:CYS:SG	1:A:24:ILE:CD1	20	10.45
(2,3)	1:A:39:SER:OG	1:B:165:LYS:N	14	10.44
(1,3)	1:B:118:CYS:SG	1:A:24:ILE:CD1	8	10.41
(2,3)	1:A:39:SER:OG	1:B:165:LYS:N	19	10.4
(1,1)	1:B:118:CYS:SG	1:A:21:ILE:CD1	11	10.38
(2,2)	1:A:39:SER:OG	1:B:128:LYS:N	5	10.37
(3,18)	1:B:160:VAL:CG1	1:B:2:THR:N	16	10.36

Continued on next page...

Continued from previous page...

Key	Atom-1	Atom-2	Model ID	Violation (Å)
(3,18)	1:B:160:VAL:CG1	1:B:3:GLU:N	16	10.36
(3,18)	1:B:160:VAL:CG1	1:B:4:TYR:N	16	10.36
(3,18)	1:B:160:VAL:CG1	1:B:5:LYS:N	16	10.36
(3,18)	1:B:160:VAL:CG1	1:B:6:LEU:N	16	10.36
(3,18)	1:B:160:VAL:CG1	1:B:7:VAL:N	16	10.36
(3,18)	1:B:160:VAL:CG1	1:B:8:VAL:N	16	10.36
(3,18)	1:B:160:VAL:CG1	1:B:9:VAL:N	16	10.36
(3,18)	1:B:160:VAL:CG1	1:B:10:GLY:N	16	10.36
(3,18)	1:B:160:VAL:CG1	1:B:11:ALA:N	16	10.36
(3,18)	1:B:160:VAL:CG1	1:B:12:ASP:N	16	10.36
(3,18)	1:B:160:VAL:CG1	1:B:13:GLY:N	16	10.36
(3,18)	1:B:160:VAL:CG1	1:B:14:VAL:N	16	10.36
(3,18)	1:B:160:VAL:CG1	1:B:15:GLY:N	16	10.36
(3,18)	1:B:160:VAL:CG1	1:B:16:LYS:N	16	10.36
(3,18)	1:B:160:VAL:CG1	1:B:17:SER:N	16	10.36
(3,18)	1:B:160:VAL:CG1	1:B:18:ALA:N	16	10.36
(3,18)	1:B:160:VAL:CG1	1:B:19:LEU:N	16	10.36
(3,18)	1:B:160:VAL:CG1	1:B:20:THR:N	16	10.36
(3,18)	1:B:160:VAL:CG1	1:B:21:ILE:N	16	10.36
(3,18)	1:B:160:VAL:CG1	1:B:22:GLN:N	16	10.36
(3,18)	1:B:160:VAL:CG1	1:B:23:LEU:N	16	10.36
(3,18)	1:B:160:VAL:CG1	1:B:24:ILE:N	16	10.36
(3,18)	1:B:160:VAL:CG1	1:B:25:GLN:N	16	10.36
(3,18)	1:B:160:VAL:CG1	1:B:26:ASN:N	16	10.36
(3,18)	1:B:160:VAL:CG1	1:B:27:HIS:N	16	10.36
(3,18)	1:B:160:VAL:CG1	1:B:28:PHE:N	16	10.36
(3,18)	1:B:160:VAL:CG1	1:B:29:VAL:N	16	10.36
(3,18)	1:B:160:VAL:CG1	1:B:30:ASP:N	16	10.36
(3,18)	1:B:160:VAL:CG1	1:B:31:GLU:N	16	10.36
(3,18)	1:B:160:VAL:CG1	1:B:32:TYR:N	16	10.36
(3,18)	1:B:160:VAL:CG1	1:B:33:ASP:N	16	10.36
(3,18)	1:B:160:VAL:CG1	1:B:34:PRO:N	16	10.36
(3,18)	1:B:160:VAL:CG1	1:B:35:THR:N	16	10.36
(3,18)	1:B:160:VAL:CG1	1:B:36:ILE:N	16	10.36
(3,18)	1:B:160:VAL:CG1	1:B:37:GLU:N	16	10.36
(3,18)	1:B:160:VAL:CG1	1:B:38:ASP:N	16	10.36
(3,18)	1:B:160:VAL:CG1	1:B:39:SER:N	16	10.36
(3,18)	1:B:160:VAL:CG1	1:B:40:TYR:N	16	10.36
(3,18)	1:B:160:VAL:CG1	1:B:41:ARG:N	16	10.36
(3,18)	1:B:160:VAL:CG1	1:B:42:LYS:N	16	10.36
(3,18)	1:B:160:VAL:CG1	1:B:43:GLN:N	16	10.36
(3,18)	1:B:160:VAL:CG1	1:B:44:VAL:N	16	10.36

Continued on next page...

Continued from previous page...

Key	Atom-1	Atom-2	Model ID	Violation (Å)
(3,18)	1:B:160:VAL:CG1	1:B:45:VAL:N	16	10.36
(3,18)	1:B:160:VAL:CG1	1:B:46:ILE:N	16	10.36
(3,18)	1:B:160:VAL:CG1	1:B:47:ASP:N	16	10.36
(3,18)	1:B:160:VAL:CG1	1:B:48:GLY:N	16	10.36
(3,18)	1:B:160:VAL:CG1	1:B:49:GLU:N	16	10.36
(3,18)	1:B:160:VAL:CG1	1:B:50:THR:N	16	10.36
(3,18)	1:B:160:VAL:CG1	1:B:51:CYS:N	16	10.36
(3,18)	1:B:160:VAL:CG1	1:B:52:LEU:N	16	10.36
(3,18)	1:B:160:VAL:CG1	1:B:53:LEU:N	16	10.36
(3,18)	1:B:160:VAL:CG1	1:B:54:ASP:N	16	10.36
(3,18)	1:B:160:VAL:CG1	1:B:55:ILE:N	16	10.36
(3,18)	1:B:160:VAL:CG1	1:B:56:LEU:N	16	10.36
(3,18)	1:B:160:VAL:CG1	1:B:57:ASP:N	16	10.36
(3,18)	1:B:160:VAL:CG1	1:B:58:THR:N	16	10.36
(3,18)	1:B:160:VAL:CG1	1:B:59:ALA:N	16	10.36
(3,18)	1:B:160:VAL:CG1	1:B:60:GLY:N	16	10.36
(3,18)	1:B:160:VAL:CG1	1:B:61:GLN:N	16	10.36
(3,18)	1:B:160:VAL:CG1	1:B:62:GLU:N	16	10.36
(3,18)	1:B:160:VAL:CG1	1:B:63:GLU:N	16	10.36
(3,18)	1:B:160:VAL:CG1	1:B:64:TYR:N	16	10.36
(3,18)	1:B:160:VAL:CG1	1:B:65:SER:N	16	10.36
(3,18)	1:B:160:VAL:CG1	1:B:66:ALA:N	16	10.36
(3,18)	1:B:160:VAL:CG1	1:B:67:MET:N	16	10.36
(3,18)	1:B:160:VAL:CG1	1:B:68:ARG:N	16	10.36
(3,18)	1:B:160:VAL:CG1	1:B:69:ASP:N	16	10.36
(3,18)	1:B:160:VAL:CG1	1:B:70:GLN:N	16	10.36
(3,18)	1:B:160:VAL:CG1	1:B:71:TYR:N	16	10.36
(3,18)	1:B:160:VAL:CG1	1:B:72:MET:N	16	10.36
(3,18)	1:B:160:VAL:CG1	1:B:73:ARG:N	16	10.36
(3,18)	1:B:160:VAL:CG1	1:B:74:THR:N	16	10.36
(3,18)	1:B:160:VAL:CG1	1:B:75:GLY:N	16	10.36
(3,18)	1:B:160:VAL:CG1	1:B:76:GLU:N	16	10.36
(3,18)	1:B:160:VAL:CG1	1:B:77:GLY:N	16	10.36
(3,18)	1:B:160:VAL:CG1	1:B:78:PHE:N	16	10.36
(3,18)	1:B:160:VAL:CG1	1:B:79:LEU:N	16	10.36
(3,18)	1:B:160:VAL:CG1	1:B:80:CYS:N	16	10.36
(3,18)	1:B:160:VAL:CG1	5:B:203:7Q9:N	16	10.36
(3,18)	1:B:160:VAL:CG1	5:B:204:7Q9:N	16	10.36
(3,18)	1:B:160:VAL:CG1	5:B:205:7Q9:N	16	10.36
(3,18)	1:B:160:VAL:CG1	5:B:206:7Q9:N	16	10.36
(3,18)	1:B:160:VAL:CG1	5:B:207:7Q9:N	16	10.36
(3,18)	1:B:160:VAL:CG1	6:B:208:17F:N1	16	10.36

Continued on next page...

Continued from previous page...

Key	Atom-1	Atom-2	Model ID	Violation (Å)
(3,18)	1:B:160:VAL:CG1	5:B:209:7Q9:N	16	10.36
(3,18)	1:B:160:VAL:CG1	5:B:210:7Q9:N	16	10.36
(3,18)	1:B:160:VAL:CG1	5:B:211:7Q9:N	16	10.36
(3,18)	1:B:160:VAL:CG1	5:B:212:7Q9:N	16	10.36
(3,18)	1:B:160:VAL:CG1	5:B:213:7Q9:N	16	10.36
(3,18)	1:B:160:VAL:CG1	6:B:214:17F:N1	16	10.36
(3,18)	1:B:160:VAL:CG1	6:B:215:17F:N1	16	10.36
(3,18)	1:B:160:VAL:CG1	5:B:216:7Q9:N	16	10.36
(3,18)	1:B:160:VAL:CG1	5:B:217:7Q9:N	16	10.36
(3,18)	1:B:160:VAL:CG1	5:B:218:7Q9:N	16	10.36
(3,18)	1:B:160:VAL:CG1	6:B:219:17F:N1	16	10.36
(3,18)	1:B:160:VAL:CG1	5:B:220:7Q9:N	16	10.36
(3,18)	1:B:160:VAL:CG2	1:B:2:THR:N	16	10.36
(3,18)	1:B:160:VAL:CG2	1:B:3:GLU:N	16	10.36
(3,18)	1:B:160:VAL:CG2	1:B:4:TYR:N	16	10.36
(3,18)	1:B:160:VAL:CG2	1:B:5:LYS:N	16	10.36
(3,18)	1:B:160:VAL:CG2	1:B:6:LEU:N	16	10.36
(3,18)	1:B:160:VAL:CG2	1:B:7:VAL:N	16	10.36
(3,18)	1:B:160:VAL:CG2	1:B:8:VAL:N	16	10.36
(3,18)	1:B:160:VAL:CG2	1:B:9:VAL:N	16	10.36
(3,18)	1:B:160:VAL:CG2	1:B:10:GLY:N	16	10.36
(3,18)	1:B:160:VAL:CG2	1:B:11:ALA:N	16	10.36
(3,18)	1:B:160:VAL:CG2	1:B:12:ASP:N	16	10.36
(3,18)	1:B:160:VAL:CG2	1:B:13:GLY:N	16	10.36
(3,18)	1:B:160:VAL:CG2	1:B:14:VAL:N	16	10.36
(3,18)	1:B:160:VAL:CG2	1:B:15:GLY:N	16	10.36
(3,18)	1:B:160:VAL:CG2	1:B:16:LYS:N	16	10.36
(3,18)	1:B:160:VAL:CG2	1:B:17:SER:N	16	10.36
(3,18)	1:B:160:VAL:CG2	1:B:18:ALA:N	16	10.36
(3,18)	1:B:160:VAL:CG2	1:B:19:LEU:N	16	10.36
(3,18)	1:B:160:VAL:CG2	1:B:20:THR:N	16	10.36
(3,18)	1:B:160:VAL:CG2	1:B:21:ILE:N	16	10.36
(3,18)	1:B:160:VAL:CG2	1:B:22:GLN:N	16	10.36
(3,18)	1:B:160:VAL:CG2	1:B:23:LEU:N	16	10.36
(3,18)	1:B:160:VAL:CG2	1:B:24:ILE:N	16	10.36
(3,18)	1:B:160:VAL:CG2	1:B:25:GLN:N	16	10.36
(3,18)	1:B:160:VAL:CG2	1:B:26:ASN:N	16	10.36
(3,18)	1:B:160:VAL:CG2	1:B:27:HIS:N	16	10.36
(3,18)	1:B:160:VAL:CG2	1:B:28:PHE:N	16	10.36
(3,18)	1:B:160:VAL:CG2	1:B:29:VAL:N	16	10.36
(3,18)	1:B:160:VAL:CG2	1:B:30:ASP:N	16	10.36
(3,18)	1:B:160:VAL:CG2	1:B:31:GLU:N	16	10.36

Continued on next page...

Continued from previous page...

Key	Atom-1	Atom-2	Model ID	Violation (Å)
(3,18)	1:B:160:VAL:CG2	1:B:32:TYR:N	16	10.36
(3,18)	1:B:160:VAL:CG2	1:B:33:ASP:N	16	10.36
(3,18)	1:B:160:VAL:CG2	1:B:34:PRO:N	16	10.36
(3,18)	1:B:160:VAL:CG2	1:B:35:THR:N	16	10.36
(3,18)	1:B:160:VAL:CG2	1:B:36:ILE:N	16	10.36
(3,18)	1:B:160:VAL:CG2	1:B:37:GLU:N	16	10.36
(3,18)	1:B:160:VAL:CG2	1:B:38:ASP:N	16	10.36
(3,18)	1:B:160:VAL:CG2	1:B:39:SER:N	16	10.36
(3,18)	1:B:160:VAL:CG2	1:B:40:TYR:N	16	10.36
(3,18)	1:B:160:VAL:CG2	1:B:41:ARG:N	16	10.36
(3,18)	1:B:160:VAL:CG2	1:B:42:LYS:N	16	10.36
(3,18)	1:B:160:VAL:CG2	1:B:43:GLN:N	16	10.36
(3,18)	1:B:160:VAL:CG2	1:B:44:VAL:N	16	10.36
(3,18)	1:B:160:VAL:CG2	1:B:45:VAL:N	16	10.36
(3,18)	1:B:160:VAL:CG2	1:B:46:ILE:N	16	10.36
(3,18)	1:B:160:VAL:CG2	1:B:47:ASP:N	16	10.36
(3,18)	1:B:160:VAL:CG2	1:B:48:GLY:N	16	10.36
(3,18)	1:B:160:VAL:CG2	1:B:49:GLU:N	16	10.36
(3,18)	1:B:160:VAL:CG2	1:B:50:THR:N	16	10.36
(3,18)	1:B:160:VAL:CG2	1:B:51:CYS:N	16	10.36
(3,18)	1:B:160:VAL:CG2	1:B:52:LEU:N	16	10.36
(3,18)	1:B:160:VAL:CG2	1:B:53:LEU:N	16	10.36
(3,18)	1:B:160:VAL:CG2	1:B:54:ASP:N	16	10.36
(3,18)	1:B:160:VAL:CG2	1:B:55:ILE:N	16	10.36
(3,18)	1:B:160:VAL:CG2	1:B:56:LEU:N	16	10.36
(3,18)	1:B:160:VAL:CG2	1:B:57:ASP:N	16	10.36
(3,18)	1:B:160:VAL:CG2	1:B:58:THR:N	16	10.36
(3,18)	1:B:160:VAL:CG2	1:B:59:ALA:N	16	10.36
(3,18)	1:B:160:VAL:CG2	1:B:60:GLY:N	16	10.36
(3,18)	1:B:160:VAL:CG2	1:B:61:GLN:N	16	10.36
(3,18)	1:B:160:VAL:CG2	1:B:62:GLU:N	16	10.36
(3,18)	1:B:160:VAL:CG2	1:B:63:GLU:N	16	10.36
(3,18)	1:B:160:VAL:CG2	1:B:64:TYR:N	16	10.36
(3,18)	1:B:160:VAL:CG2	1:B:65:SER:N	16	10.36
(3,18)	1:B:160:VAL:CG2	1:B:66:ALA:N	16	10.36
(3,18)	1:B:160:VAL:CG2	1:B:67:MET:N	16	10.36
(3,18)	1:B:160:VAL:CG2	1:B:68:ARG:N	16	10.36
(3,18)	1:B:160:VAL:CG2	1:B:69:ASP:N	16	10.36
(3,18)	1:B:160:VAL:CG2	1:B:70:GLN:N	16	10.36
(3,18)	1:B:160:VAL:CG2	1:B:71:TYR:N	16	10.36
(3,18)	1:B:160:VAL:CG2	1:B:72:MET:N	16	10.36
(3,18)	1:B:160:VAL:CG2	1:B:73:ARG:N	16	10.36

Continued on next page...

Continued from previous page...

Key	Atom-1	Atom-2	Model ID	Violation (Å)
(3,18)	1:B:160:VAL:CG2	1:B:74:THR:N	16	10.36
(3,18)	1:B:160:VAL:CG2	1:B:75:GLY:N	16	10.36
(3,18)	1:B:160:VAL:CG2	1:B:76:GLU:N	16	10.36
(3,18)	1:B:160:VAL:CG2	1:B:77:GLY:N	16	10.36
(3,18)	1:B:160:VAL:CG2	1:B:78:PHE:N	16	10.36
(3,18)	1:B:160:VAL:CG2	1:B:79:LEU:N	16	10.36
(3,18)	1:B:160:VAL:CG2	1:B:80:CYS:N	16	10.36
(3,18)	1:B:160:VAL:CG2	5:B:203:7Q9:N	16	10.36
(3,18)	1:B:160:VAL:CG2	5:B:204:7Q9:N	16	10.36
(3,18)	1:B:160:VAL:CG2	5:B:205:7Q9:N	16	10.36
(3,18)	1:B:160:VAL:CG2	5:B:206:7Q9:N	16	10.36
(3,18)	1:B:160:VAL:CG2	5:B:207:7Q9:N	16	10.36
(3,18)	1:B:160:VAL:CG2	6:B:208:17F:N1	16	10.36
(3,18)	1:B:160:VAL:CG2	5:B:209:7Q9:N	16	10.36
(3,18)	1:B:160:VAL:CG2	5:B:210:7Q9:N	16	10.36
(3,18)	1:B:160:VAL:CG2	5:B:211:7Q9:N	16	10.36
(3,18)	1:B:160:VAL:CG2	5:B:212:7Q9:N	16	10.36
(3,18)	1:B:160:VAL:CG2	5:B:213:7Q9:N	16	10.36
(3,18)	1:B:160:VAL:CG2	6:B:214:17F:N1	16	10.36
(3,18)	1:B:160:VAL:CG2	6:B:215:17F:N1	16	10.36
(3,18)	1:B:160:VAL:CG2	5:B:216:7Q9:N	16	10.36
(3,18)	1:B:160:VAL:CG2	5:B:217:7Q9:N	16	10.36
(3,18)	1:B:160:VAL:CG2	5:B:218:7Q9:N	16	10.36
(3,18)	1:B:160:VAL:CG2	6:B:219:17F:N1	16	10.36
(3,18)	1:B:160:VAL:CG2	5:B:220:7Q9:N	16	10.36
(3,18)	1:B:160:VAL:CG1	1:B:2:THR:N	9	10.35
(3,18)	1:B:160:VAL:CG1	1:B:3:GLU:N	9	10.35
(3,18)	1:B:160:VAL:CG1	1:B:4:TYR:N	9	10.35
(3,18)	1:B:160:VAL:CG1	1:B:5:LYS:N	9	10.35
(3,18)	1:B:160:VAL:CG1	1:B:6:LEU:N	9	10.35
(3,18)	1:B:160:VAL:CG1	1:B:7:VAL:N	9	10.35
(3,18)	1:B:160:VAL:CG1	1:B:8:VAL:N	9	10.35
(3,18)	1:B:160:VAL:CG1	1:B:9:VAL:N	9	10.35
(3,18)	1:B:160:VAL:CG1	1:B:10:GLY:N	9	10.35
(3,18)	1:B:160:VAL:CG1	1:B:11:ALA:N	9	10.35
(3,18)	1:B:160:VAL:CG1	1:B:12:ASP:N	9	10.35
(3,18)	1:B:160:VAL:CG1	1:B:13:GLY:N	9	10.35
(3,18)	1:B:160:VAL:CG1	1:B:14:VAL:N	9	10.35
(3,18)	1:B:160:VAL:CG1	1:B:15:GLY:N	9	10.35
(3,18)	1:B:160:VAL:CG1	1:B:16:LYS:N	9	10.35
(3,18)	1:B:160:VAL:CG1	1:B:17:SER:N	9	10.35
(3,18)	1:B:160:VAL:CG1	1:B:18:ALA:N	9	10.35

Continued on next page...

Continued from previous page...

Key	Atom-1	Atom-2	Model ID	Violation (Å)
(3,18)	1:B:160:VAL:CG1	1:B:19:LEU:N	9	10.35
(3,18)	1:B:160:VAL:CG1	1:B:20:THR:N	9	10.35
(3,18)	1:B:160:VAL:CG1	1:B:21:ILE:N	9	10.35
(3,18)	1:B:160:VAL:CG1	1:B:22:GLN:N	9	10.35
(3,18)	1:B:160:VAL:CG1	1:B:23:LEU:N	9	10.35
(3,18)	1:B:160:VAL:CG1	1:B:24:ILE:N	9	10.35
(3,18)	1:B:160:VAL:CG1	1:B:25:GLN:N	9	10.35
(3,18)	1:B:160:VAL:CG1	1:B:26:ASN:N	9	10.35
(3,18)	1:B:160:VAL:CG1	1:B:27:HIS:N	9	10.35
(3,18)	1:B:160:VAL:CG1	1:B:28:PHE:N	9	10.35
(3,18)	1:B:160:VAL:CG1	1:B:29:VAL:N	9	10.35
(3,18)	1:B:160:VAL:CG1	1:B:30:ASP:N	9	10.35
(3,18)	1:B:160:VAL:CG1	1:B:31:GLU:N	9	10.35
(3,18)	1:B:160:VAL:CG1	1:B:32:TYR:N	9	10.35
(3,18)	1:B:160:VAL:CG1	1:B:33:ASP:N	9	10.35
(3,18)	1:B:160:VAL:CG1	1:B:34:PRO:N	9	10.35
(3,18)	1:B:160:VAL:CG1	1:B:35:THR:N	9	10.35
(3,18)	1:B:160:VAL:CG1	1:B:36:ILE:N	9	10.35
(3,18)	1:B:160:VAL:CG1	1:B:37:GLU:N	9	10.35
(3,18)	1:B:160:VAL:CG1	1:B:38:ASP:N	9	10.35
(3,18)	1:B:160:VAL:CG1	1:B:39:SER:N	9	10.35
(3,18)	1:B:160:VAL:CG1	1:B:40:TYR:N	9	10.35
(3,18)	1:B:160:VAL:CG1	1:B:41:ARG:N	9	10.35
(3,18)	1:B:160:VAL:CG1	1:B:42:LYS:N	9	10.35
(3,18)	1:B:160:VAL:CG1	1:B:43:GLN:N	9	10.35
(3,18)	1:B:160:VAL:CG1	1:B:44:VAL:N	9	10.35
(3,18)	1:B:160:VAL:CG1	1:B:45:VAL:N	9	10.35
(3,18)	1:B:160:VAL:CG1	1:B:46:ILE:N	9	10.35
(3,18)	1:B:160:VAL:CG1	1:B:47:ASP:N	9	10.35
(3,18)	1:B:160:VAL:CG1	1:B:48:GLY:N	9	10.35
(3,18)	1:B:160:VAL:CG1	1:B:49:GLU:N	9	10.35
(3,18)	1:B:160:VAL:CG1	1:B:50:THR:N	9	10.35
(3,18)	1:B:160:VAL:CG1	1:B:51:CYS:N	9	10.35
(3,18)	1:B:160:VAL:CG1	1:B:52:LEU:N	9	10.35
(3,18)	1:B:160:VAL:CG1	1:B:53:LEU:N	9	10.35
(3,18)	1:B:160:VAL:CG1	1:B:54:ASP:N	9	10.35
(3,18)	1:B:160:VAL:CG1	1:B:55:ILE:N	9	10.35
(3,18)	1:B:160:VAL:CG1	1:B:56:LEU:N	9	10.35
(3,18)	1:B:160:VAL:CG1	1:B:57:ASP:N	9	10.35
(3,18)	1:B:160:VAL:CG1	1:B:58:THR:N	9	10.35
(3,18)	1:B:160:VAL:CG1	1:B:59:ALA:N	9	10.35
(3,18)	1:B:160:VAL:CG1	1:B:60:GLY:N	9	10.35

Continued on next page...

Continued from previous page...

Key	Atom-1	Atom-2	Model ID	Violation (Å)
(3,18)	1:B:160:VAL:CG1	1:B:61:GLN:N	9	10.35
(3,18)	1:B:160:VAL:CG1	1:B:62:GLU:N	9	10.35
(3,18)	1:B:160:VAL:CG1	1:B:63:GLU:N	9	10.35
(3,18)	1:B:160:VAL:CG1	1:B:64:TYR:N	9	10.35
(3,18)	1:B:160:VAL:CG1	1:B:65:SER:N	9	10.35
(3,18)	1:B:160:VAL:CG1	1:B:66:ALA:N	9	10.35
(3,18)	1:B:160:VAL:CG1	1:B:67:MET:N	9	10.35
(3,18)	1:B:160:VAL:CG1	1:B:68:ARG:N	9	10.35
(3,18)	1:B:160:VAL:CG1	1:B:69:ASP:N	9	10.35
(3,18)	1:B:160:VAL:CG1	1:B:70:GLN:N	9	10.35
(3,18)	1:B:160:VAL:CG1	1:B:71:TYR:N	9	10.35
(3,18)	1:B:160:VAL:CG1	1:B:72:MET:N	9	10.35
(3,18)	1:B:160:VAL:CG1	1:B:73:ARG:N	9	10.35
(3,18)	1:B:160:VAL:CG1	1:B:74:THR:N	9	10.35
(3,18)	1:B:160:VAL:CG1	1:B:75:GLY:N	9	10.35
(3,18)	1:B:160:VAL:CG1	1:B:76:GLU:N	9	10.35
(3,18)	1:B:160:VAL:CG1	1:B:77:GLY:N	9	10.35
(3,18)	1:B:160:VAL:CG1	1:B:78:PHE:N	9	10.35
(3,18)	1:B:160:VAL:CG1	1:B:79:LEU:N	9	10.35
(3,18)	1:B:160:VAL:CG1	1:B:80:CYS:N	9	10.35
(3,18)	1:B:160:VAL:CG1	5:B:203:7Q9:N	9	10.35
(3,18)	1:B:160:VAL:CG1	5:B:204:7Q9:N	9	10.35
(3,18)	1:B:160:VAL:CG1	5:B:205:7Q9:N	9	10.35
(3,18)	1:B:160:VAL:CG1	5:B:206:7Q9:N	9	10.35
(3,18)	1:B:160:VAL:CG1	5:B:207:7Q9:N	9	10.35
(3,18)	1:B:160:VAL:CG1	6:B:208:17F:N1	9	10.35
(3,18)	1:B:160:VAL:CG1	5:B:209:7Q9:N	9	10.35
(3,18)	1:B:160:VAL:CG1	5:B:210:7Q9:N	9	10.35
(3,18)	1:B:160:VAL:CG1	5:B:211:7Q9:N	9	10.35
(3,18)	1:B:160:VAL:CG1	5:B:212:7Q9:N	9	10.35
(3,18)	1:B:160:VAL:CG1	5:B:213:7Q9:N	9	10.35
(3,18)	1:B:160:VAL:CG1	6:B:214:17F:N1	9	10.35
(3,18)	1:B:160:VAL:CG1	6:B:215:17F:N1	9	10.35
(3,18)	1:B:160:VAL:CG1	5:B:216:7Q9:N	9	10.35
(3,18)	1:B:160:VAL:CG1	5:B:217:7Q9:N	9	10.35
(3,18)	1:B:160:VAL:CG1	5:B:218:7Q9:N	9	10.35
(3,18)	1:B:160:VAL:CG1	6:B:219:17F:N1	9	10.35
(3,18)	1:B:160:VAL:CG1	5:B:220:7Q9:N	9	10.35
(3,18)	1:B:160:VAL:CG2	1:B:2:THR:N	9	10.35
(3,18)	1:B:160:VAL:CG2	1:B:3:GLU:N	9	10.35
(3,18)	1:B:160:VAL:CG2	1:B:4:TYR:N	9	10.35
(3,18)	1:B:160:VAL:CG2	1:B:5:LYS:N	9	10.35

Continued on next page...

Continued from previous page...

Key	Atom-1	Atom-2	Model ID	Violation (Å)
(3,18)	1:B:160:VAL:CG2	1:B:6:LEU:N	9	10.35
(3,18)	1:B:160:VAL:CG2	1:B:7:VAL:N	9	10.35
(3,18)	1:B:160:VAL:CG2	1:B:8:VAL:N	9	10.35
(3,18)	1:B:160:VAL:CG2	1:B:9:VAL:N	9	10.35
(3,18)	1:B:160:VAL:CG2	1:B:10:GLY:N	9	10.35
(3,18)	1:B:160:VAL:CG2	1:B:11:ALA:N	9	10.35
(3,18)	1:B:160:VAL:CG2	1:B:12:ASP:N	9	10.35
(3,18)	1:B:160:VAL:CG2	1:B:13:GLY:N	9	10.35
(3,18)	1:B:160:VAL:CG2	1:B:14:VAL:N	9	10.35
(3,18)	1:B:160:VAL:CG2	1:B:15:GLY:N	9	10.35
(3,18)	1:B:160:VAL:CG2	1:B:16:LYS:N	9	10.35
(3,18)	1:B:160:VAL:CG2	1:B:17:SER:N	9	10.35
(3,18)	1:B:160:VAL:CG2	1:B:18:ALA:N	9	10.35
(3,18)	1:B:160:VAL:CG2	1:B:19:LEU:N	9	10.35
(3,18)	1:B:160:VAL:CG2	1:B:20:THR:N	9	10.35
(3,18)	1:B:160:VAL:CG2	1:B:21:ILE:N	9	10.35
(3,18)	1:B:160:VAL:CG2	1:B:22:GLN:N	9	10.35
(3,18)	1:B:160:VAL:CG2	1:B:23:LEU:N	9	10.35
(3,18)	1:B:160:VAL:CG2	1:B:24:ILE:N	9	10.35
(3,18)	1:B:160:VAL:CG2	1:B:25:GLN:N	9	10.35
(3,18)	1:B:160:VAL:CG2	1:B:26:ASN:N	9	10.35
(3,18)	1:B:160:VAL:CG2	1:B:27:HIS:N	9	10.35
(3,18)	1:B:160:VAL:CG2	1:B:28:PHE:N	9	10.35
(3,18)	1:B:160:VAL:CG2	1:B:29:VAL:N	9	10.35
(3,18)	1:B:160:VAL:CG2	1:B:30:ASP:N	9	10.35
(3,18)	1:B:160:VAL:CG2	1:B:31:GLU:N	9	10.35
(3,18)	1:B:160:VAL:CG2	1:B:32:TYR:N	9	10.35
(3,18)	1:B:160:VAL:CG2	1:B:33:ASP:N	9	10.35
(3,18)	1:B:160:VAL:CG2	1:B:34:PRO:N	9	10.35
(3,18)	1:B:160:VAL:CG2	1:B:35:THR:N	9	10.35
(3,18)	1:B:160:VAL:CG2	1:B:36:ILE:N	9	10.35
(3,18)	1:B:160:VAL:CG2	1:B:37:GLU:N	9	10.35
(3,18)	1:B:160:VAL:CG2	1:B:38:ASP:N	9	10.35
(3,18)	1:B:160:VAL:CG2	1:B:39:SER:N	9	10.35
(3,18)	1:B:160:VAL:CG2	1:B:40:TYR:N	9	10.35
(3,18)	1:B:160:VAL:CG2	1:B:41:ARG:N	9	10.35
(3,18)	1:B:160:VAL:CG2	1:B:42:LYS:N	9	10.35
(3,18)	1:B:160:VAL:CG2	1:B:43:GLN:N	9	10.35
(3,18)	1:B:160:VAL:CG2	1:B:44:VAL:N	9	10.35
(3,18)	1:B:160:VAL:CG2	1:B:45:VAL:N	9	10.35
(3,18)	1:B:160:VAL:CG2	1:B:46:ILE:N	9	10.35
(3,18)	1:B:160:VAL:CG2	1:B:47:ASP:N	9	10.35

Continued on next page...

Continued from previous page...

Key	Atom-1	Atom-2	Model ID	Violation (Å)
(3,18)	1:B:160:VAL:CG2	1:B:48:GLY:N	9	10.35
(3,18)	1:B:160:VAL:CG2	1:B:49:GLU:N	9	10.35
(3,18)	1:B:160:VAL:CG2	1:B:50:THR:N	9	10.35
(3,18)	1:B:160:VAL:CG2	1:B:51:CYS:N	9	10.35
(3,18)	1:B:160:VAL:CG2	1:B:52:LEU:N	9	10.35
(3,18)	1:B:160:VAL:CG2	1:B:53:LEU:N	9	10.35
(3,18)	1:B:160:VAL:CG2	1:B:54:ASP:N	9	10.35
(3,18)	1:B:160:VAL:CG2	1:B:55:ILE:N	9	10.35
(3,18)	1:B:160:VAL:CG2	1:B:56:LEU:N	9	10.35
(3,18)	1:B:160:VAL:CG2	1:B:57:ASP:N	9	10.35
(3,18)	1:B:160:VAL:CG2	1:B:58:THR:N	9	10.35
(3,18)	1:B:160:VAL:CG2	1:B:59:ALA:N	9	10.35
(3,18)	1:B:160:VAL:CG2	1:B:60:GLY:N	9	10.35
(3,18)	1:B:160:VAL:CG2	1:B:61:GLN:N	9	10.35
(3,18)	1:B:160:VAL:CG2	1:B:62:GLU:N	9	10.35
(3,18)	1:B:160:VAL:CG2	1:B:63:GLU:N	9	10.35
(3,18)	1:B:160:VAL:CG2	1:B:64:TYR:N	9	10.35
(3,18)	1:B:160:VAL:CG2	1:B:65:SER:N	9	10.35
(3,18)	1:B:160:VAL:CG2	1:B:66:ALA:N	9	10.35
(3,18)	1:B:160:VAL:CG2	1:B:67:MET:N	9	10.35
(3,18)	1:B:160:VAL:CG2	1:B:68:ARG:N	9	10.35
(3,18)	1:B:160:VAL:CG2	1:B:69:ASP:N	9	10.35
(3,18)	1:B:160:VAL:CG2	1:B:70:GLN:N	9	10.35
(3,18)	1:B:160:VAL:CG2	1:B:71:TYR:N	9	10.35
(3,18)	1:B:160:VAL:CG2	1:B:72:MET:N	9	10.35
(3,18)	1:B:160:VAL:CG2	1:B:73:ARG:N	9	10.35
(3,18)	1:B:160:VAL:CG2	1:B:74:THR:N	9	10.35
(3,18)	1:B:160:VAL:CG2	1:B:75:GLY:N	9	10.35
(3,18)	1:B:160:VAL:CG2	1:B:76:GLU:N	9	10.35
(3,18)	1:B:160:VAL:CG2	1:B:77:GLY:N	9	10.35
(3,18)	1:B:160:VAL:CG2	1:B:78:PHE:N	9	10.35
(3,18)	1:B:160:VAL:CG2	1:B:79:LEU:N	9	10.35
(3,18)	1:B:160:VAL:CG2	1:B:80:CYS:N	9	10.35
(3,18)	1:B:160:VAL:CG2	5:B:203:7Q9:N	9	10.35
(3,18)	1:B:160:VAL:CG2	5:B:204:7Q9:N	9	10.35
(3,18)	1:B:160:VAL:CG2	5:B:205:7Q9:N	9	10.35
(3,18)	1:B:160:VAL:CG2	5:B:206:7Q9:N	9	10.35
(3,18)	1:B:160:VAL:CG2	5:B:207:7Q9:N	9	10.35
(3,18)	1:B:160:VAL:CG2	6:B:208:17F:N1	9	10.35
(3,18)	1:B:160:VAL:CG2	5:B:209:7Q9:N	9	10.35
(3,18)	1:B:160:VAL:CG2	5:B:210:7Q9:N	9	10.35
(3,18)	1:B:160:VAL:CG2	5:B:211:7Q9:N	9	10.35

Continued on next page...

Continued from previous page...

Key	Atom-1	Atom-2	Model ID	Violation (Å)
(3,18)	1:B:160:VAL:CG2	5:B:212:7Q9:N	9	10.35
(3,18)	1:B:160:VAL:CG2	5:B:213:7Q9:N	9	10.35
(3,18)	1:B:160:VAL:CG2	6:B:214:17F:N1	9	10.35
(3,18)	1:B:160:VAL:CG2	6:B:215:17F:N1	9	10.35
(3,18)	1:B:160:VAL:CG2	5:B:216:7Q9:N	9	10.35
(3,18)	1:B:160:VAL:CG2	5:B:217:7Q9:N	9	10.35
(3,18)	1:B:160:VAL:CG2	5:B:218:7Q9:N	9	10.35
(3,18)	1:B:160:VAL:CG2	6:B:219:17F:N1	9	10.35
(3,18)	1:B:160:VAL:CG2	5:B:220:7Q9:N	9	10.35
(3,18)	1:B:160:VAL:CG1	1:B:2:THR:N	13	10.34
(3,18)	1:B:160:VAL:CG1	1:B:3:GLU:N	13	10.34
(3,18)	1:B:160:VAL:CG1	1:B:4:TYR:N	13	10.34
(3,18)	1:B:160:VAL:CG1	1:B:5:LYS:N	13	10.34
(3,18)	1:B:160:VAL:CG1	1:B:6:LEU:N	13	10.34
(3,18)	1:B:160:VAL:CG1	1:B:7:VAL:N	13	10.34
(3,18)	1:B:160:VAL:CG1	1:B:8:VAL:N	13	10.34
(3,18)	1:B:160:VAL:CG1	1:B:9:VAL:N	13	10.34
(3,18)	1:B:160:VAL:CG1	1:B:10:GLY:N	13	10.34
(3,18)	1:B:160:VAL:CG1	1:B:11:ALA:N	13	10.34
(3,18)	1:B:160:VAL:CG1	1:B:12:ASP:N	13	10.34
(3,18)	1:B:160:VAL:CG1	1:B:13:GLY:N	13	10.34
(3,18)	1:B:160:VAL:CG1	1:B:14:VAL:N	13	10.34
(3,18)	1:B:160:VAL:CG1	1:B:15:GLY:N	13	10.34
(3,18)	1:B:160:VAL:CG1	1:B:16:LYS:N	13	10.34
(3,18)	1:B:160:VAL:CG1	1:B:17:SER:N	13	10.34
(3,18)	1:B:160:VAL:CG1	1:B:18:ALA:N	13	10.34
(3,18)	1:B:160:VAL:CG1	1:B:19:LEU:N	13	10.34
(3,18)	1:B:160:VAL:CG1	1:B:20:THR:N	13	10.34
(3,18)	1:B:160:VAL:CG1	1:B:21:ILE:N	13	10.34
(3,18)	1:B:160:VAL:CG1	1:B:22:GLN:N	13	10.34
(3,18)	1:B:160:VAL:CG1	1:B:23:LEU:N	13	10.34
(3,18)	1:B:160:VAL:CG1	1:B:24:ILE:N	13	10.34
(3,18)	1:B:160:VAL:CG1	1:B:25:GLN:N	13	10.34
(3,18)	1:B:160:VAL:CG1	1:B:26:ASN:N	13	10.34
(3,18)	1:B:160:VAL:CG1	1:B:27:HIS:N	13	10.34
(3,18)	1:B:160:VAL:CG1	1:B:28:PHE:N	13	10.34
(3,18)	1:B:160:VAL:CG1	1:B:29:VAL:N	13	10.34
(3,18)	1:B:160:VAL:CG1	1:B:30:ASP:N	13	10.34
(3,18)	1:B:160:VAL:CG1	1:B:31:GLU:N	13	10.34
(3,18)	1:B:160:VAL:CG1	1:B:32:TYR:N	13	10.34
(3,18)	1:B:160:VAL:CG1	1:B:33:ASP:N	13	10.34
(3,18)	1:B:160:VAL:CG1	1:B:34:PRO:N	13	10.34

Continued on next page...

Continued from previous page...

Key	Atom-1	Atom-2	Model ID	Violation (Å)
(3,18)	1:B:160:VAL:CG1	1:B:35:THR:N	13	10.34
(3,18)	1:B:160:VAL:CG1	1:B:36:ILE:N	13	10.34
(3,18)	1:B:160:VAL:CG1	1:B:37:GLU:N	13	10.34
(3,18)	1:B:160:VAL:CG1	1:B:38:ASP:N	13	10.34
(3,18)	1:B:160:VAL:CG1	1:B:39:SER:N	13	10.34
(3,18)	1:B:160:VAL:CG1	1:B:40:TYR:N	13	10.34
(3,18)	1:B:160:VAL:CG1	1:B:41:ARG:N	13	10.34
(3,18)	1:B:160:VAL:CG1	1:B:42:LYS:N	13	10.34
(3,18)	1:B:160:VAL:CG1	1:B:43:GLN:N	13	10.34
(3,18)	1:B:160:VAL:CG1	1:B:44:VAL:N	13	10.34
(3,18)	1:B:160:VAL:CG1	1:B:45:VAL:N	13	10.34
(3,18)	1:B:160:VAL:CG1	1:B:46:ILE:N	13	10.34
(3,18)	1:B:160:VAL:CG1	1:B:47:ASP:N	13	10.34
(3,18)	1:B:160:VAL:CG1	1:B:48:GLY:N	13	10.34
(3,18)	1:B:160:VAL:CG1	1:B:49:GLU:N	13	10.34
(3,18)	1:B:160:VAL:CG1	1:B:50:THR:N	13	10.34
(3,18)	1:B:160:VAL:CG1	1:B:51:CYS:N	13	10.34
(3,18)	1:B:160:VAL:CG1	1:B:52:LEU:N	13	10.34
(3,18)	1:B:160:VAL:CG1	1:B:53:LEU:N	13	10.34
(3,18)	1:B:160:VAL:CG1	1:B:54:ASP:N	13	10.34
(3,18)	1:B:160:VAL:CG1	1:B:55:ILE:N	13	10.34
(3,18)	1:B:160:VAL:CG1	1:B:56:LEU:N	13	10.34
(3,18)	1:B:160:VAL:CG1	1:B:57:ASP:N	13	10.34
(3,18)	1:B:160:VAL:CG1	1:B:58:THR:N	13	10.34
(3,18)	1:B:160:VAL:CG1	1:B:59:ALA:N	13	10.34
(3,18)	1:B:160:VAL:CG1	1:B:60:GLY:N	13	10.34
(3,18)	1:B:160:VAL:CG1	1:B:61:GLN:N	13	10.34
(3,18)	1:B:160:VAL:CG1	1:B:62:GLU:N	13	10.34
(3,18)	1:B:160:VAL:CG1	1:B:63:GLU:N	13	10.34
(3,18)	1:B:160:VAL:CG1	1:B:64:TYR:N	13	10.34
(3,18)	1:B:160:VAL:CG1	1:B:65:SER:N	13	10.34
(3,18)	1:B:160:VAL:CG1	1:B:66:ALA:N	13	10.34
(3,18)	1:B:160:VAL:CG1	1:B:67:MET:N	13	10.34
(3,18)	1:B:160:VAL:CG1	1:B:68:ARG:N	13	10.34
(3,18)	1:B:160:VAL:CG1	1:B:69:ASP:N	13	10.34
(3,18)	1:B:160:VAL:CG1	1:B:70:GLN:N	13	10.34
(3,18)	1:B:160:VAL:CG1	1:B:71:TYR:N	13	10.34
(3,18)	1:B:160:VAL:CG1	1:B:72:MET:N	13	10.34
(3,18)	1:B:160:VAL:CG1	1:B:73:ARG:N	13	10.34
(3,18)	1:B:160:VAL:CG1	1:B:74:THR:N	13	10.34
(3,18)	1:B:160:VAL:CG1	1:B:75:GLY:N	13	10.34
(3,18)	1:B:160:VAL:CG1	1:B:76:GLU:N	13	10.34

Continued on next page...

Continued from previous page...

Key	Atom-1	Atom-2	Model ID	Violation (Å)
(3,18)	1:B:160:VAL:CG1	1:B:77:GLY:N	13	10.34
(3,18)	1:B:160:VAL:CG1	1:B:78:PHE:N	13	10.34
(3,18)	1:B:160:VAL:CG1	1:B:79:LEU:N	13	10.34
(3,18)	1:B:160:VAL:CG1	1:B:80:CYS:N	13	10.34
(3,18)	1:B:160:VAL:CG1	5:B:203:7Q9:N	13	10.34
(3,18)	1:B:160:VAL:CG1	5:B:204:7Q9:N	13	10.34
(3,18)	1:B:160:VAL:CG1	5:B:205:7Q9:N	13	10.34
(3,18)	1:B:160:VAL:CG1	5:B:206:7Q9:N	13	10.34
(3,18)	1:B:160:VAL:CG1	5:B:207:7Q9:N	13	10.34
(3,18)	1:B:160:VAL:CG1	6:B:208:17F:N1	13	10.34
(3,18)	1:B:160:VAL:CG1	5:B:209:7Q9:N	13	10.34
(3,18)	1:B:160:VAL:CG1	5:B:210:7Q9:N	13	10.34
(3,18)	1:B:160:VAL:CG1	5:B:211:7Q9:N	13	10.34
(3,18)	1:B:160:VAL:CG1	5:B:212:7Q9:N	13	10.34
(3,18)	1:B:160:VAL:CG1	5:B:213:7Q9:N	13	10.34
(3,18)	1:B:160:VAL:CG1	6:B:214:17F:N1	13	10.34
(3,18)	1:B:160:VAL:CG1	6:B:215:17F:N1	13	10.34
(3,18)	1:B:160:VAL:CG1	5:B:216:7Q9:N	13	10.34
(3,18)	1:B:160:VAL:CG1	5:B:217:7Q9:N	13	10.34
(3,18)	1:B:160:VAL:CG1	5:B:218:7Q9:N	13	10.34
(3,18)	1:B:160:VAL:CG1	6:B:219:17F:N1	13	10.34
(3,18)	1:B:160:VAL:CG1	5:B:220:7Q9:N	13	10.34
(3,18)	1:B:160:VAL:CG2	1:B:2:THR:N	13	10.34
(3,18)	1:B:160:VAL:CG2	1:B:3:GLU:N	13	10.34
(3,18)	1:B:160:VAL:CG2	1:B:4:TYR:N	13	10.34
(3,18)	1:B:160:VAL:CG2	1:B:5:LYS:N	13	10.34
(3,18)	1:B:160:VAL:CG2	1:B:6:LEU:N	13	10.34
(3,18)	1:B:160:VAL:CG2	1:B:7:VAL:N	13	10.34
(3,18)	1:B:160:VAL:CG2	1:B:8:VAL:N	13	10.34
(3,18)	1:B:160:VAL:CG2	1:B:9:VAL:N	13	10.34
(3,18)	1:B:160:VAL:CG2	1:B:10:GLY:N	13	10.34
(3,18)	1:B:160:VAL:CG2	1:B:11:ALA:N	13	10.34
(3,18)	1:B:160:VAL:CG2	1:B:12:ASP:N	13	10.34
(3,18)	1:B:160:VAL:CG2	1:B:13:GLY:N	13	10.34
(3,18)	1:B:160:VAL:CG2	1:B:14:VAL:N	13	10.34
(3,18)	1:B:160:VAL:CG2	1:B:15:GLY:N	13	10.34
(3,18)	1:B:160:VAL:CG2	1:B:16:LYS:N	13	10.34
(3,18)	1:B:160:VAL:CG2	1:B:17:SER:N	13	10.34
(3,18)	1:B:160:VAL:CG2	1:B:18:ALA:N	13	10.34
(3,18)	1:B:160:VAL:CG2	1:B:19:LEU:N	13	10.34
(3,18)	1:B:160:VAL:CG2	1:B:20:THR:N	13	10.34
(3,18)	1:B:160:VAL:CG2	1:B:21:ILE:N	13	10.34

Continued on next page...

Continued from previous page...

Key	Atom-1	Atom-2	Model ID	Violation (Å)
(3,18)	1:B:160:VAL:CG2	1:B:22:GLN:N	13	10.34
(3,18)	1:B:160:VAL:CG2	1:B:23:LEU:N	13	10.34
(3,18)	1:B:160:VAL:CG2	1:B:24:ILE:N	13	10.34
(3,18)	1:B:160:VAL:CG2	1:B:25:GLN:N	13	10.34
(3,18)	1:B:160:VAL:CG2	1:B:26:ASN:N	13	10.34
(3,18)	1:B:160:VAL:CG2	1:B:27:HIS:N	13	10.34
(3,18)	1:B:160:VAL:CG2	1:B:28:PHE:N	13	10.34
(3,18)	1:B:160:VAL:CG2	1:B:29:VAL:N	13	10.34
(3,18)	1:B:160:VAL:CG2	1:B:30:ASP:N	13	10.34
(3,18)	1:B:160:VAL:CG2	1:B:31:GLU:N	13	10.34
(3,18)	1:B:160:VAL:CG2	1:B:32:TYR:N	13	10.34
(3,18)	1:B:160:VAL:CG2	1:B:33:ASP:N	13	10.34
(3,18)	1:B:160:VAL:CG2	1:B:34:PRO:N	13	10.34
(3,18)	1:B:160:VAL:CG2	1:B:35:THR:N	13	10.34
(3,18)	1:B:160:VAL:CG2	1:B:36:ILE:N	13	10.34
(3,18)	1:B:160:VAL:CG2	1:B:37:GLU:N	13	10.34
(3,18)	1:B:160:VAL:CG2	1:B:38:ASP:N	13	10.34
(3,18)	1:B:160:VAL:CG2	1:B:39:SER:N	13	10.34
(3,18)	1:B:160:VAL:CG2	1:B:40:TYR:N	13	10.34
(3,18)	1:B:160:VAL:CG2	1:B:41:ARG:N	13	10.34
(3,18)	1:B:160:VAL:CG2	1:B:42:LYS:N	13	10.34
(3,18)	1:B:160:VAL:CG2	1:B:43:GLN:N	13	10.34
(3,18)	1:B:160:VAL:CG2	1:B:44:VAL:N	13	10.34
(3,18)	1:B:160:VAL:CG2	1:B:45:VAL:N	13	10.34
(3,18)	1:B:160:VAL:CG2	1:B:46:ILE:N	13	10.34
(3,18)	1:B:160:VAL:CG2	1:B:47:ASP:N	13	10.34
(3,18)	1:B:160:VAL:CG2	1:B:48:GLY:N	13	10.34
(3,18)	1:B:160:VAL:CG2	1:B:49:GLU:N	13	10.34
(3,18)	1:B:160:VAL:CG2	1:B:50:THR:N	13	10.34
(3,18)	1:B:160:VAL:CG2	1:B:51:CYS:N	13	10.34
(3,18)	1:B:160:VAL:CG2	1:B:52:LEU:N	13	10.34
(3,18)	1:B:160:VAL:CG2	1:B:53:LEU:N	13	10.34
(3,18)	1:B:160:VAL:CG2	1:B:54:ASP:N	13	10.34
(3,18)	1:B:160:VAL:CG2	1:B:55:ILE:N	13	10.34
(3,18)	1:B:160:VAL:CG2	1:B:56:LEU:N	13	10.34
(3,18)	1:B:160:VAL:CG2	1:B:57:ASP:N	13	10.34
(3,18)	1:B:160:VAL:CG2	1:B:58:THR:N	13	10.34
(3,18)	1:B:160:VAL:CG2	1:B:59:ALA:N	13	10.34
(3,18)	1:B:160:VAL:CG2	1:B:60:GLY:N	13	10.34
(3,18)	1:B:160:VAL:CG2	1:B:61:GLN:N	13	10.34
(3,18)	1:B:160:VAL:CG2	1:B:62:GLU:N	13	10.34
(3,18)	1:B:160:VAL:CG2	1:B:63:GLU:N	13	10.34

Continued on next page...

Continued from previous page...

Key	Atom-1	Atom-2	Model ID	Violation (Å)
(3,18)	1:B:160:VAL:CG2	1:B:64:TYR:N	13	10.34
(3,18)	1:B:160:VAL:CG2	1:B:65:SER:N	13	10.34
(3,18)	1:B:160:VAL:CG2	1:B:66:ALA:N	13	10.34
(3,18)	1:B:160:VAL:CG2	1:B:67:MET:N	13	10.34
(3,18)	1:B:160:VAL:CG2	1:B:68:ARG:N	13	10.34
(3,18)	1:B:160:VAL:CG2	1:B:69:ASP:N	13	10.34
(3,18)	1:B:160:VAL:CG2	1:B:70:GLN:N	13	10.34
(3,18)	1:B:160:VAL:CG2	1:B:71:TYR:N	13	10.34
(3,18)	1:B:160:VAL:CG2	1:B:72:MET:N	13	10.34
(3,18)	1:B:160:VAL:CG2	1:B:73:ARG:N	13	10.34
(3,18)	1:B:160:VAL:CG2	1:B:74:THR:N	13	10.34
(3,18)	1:B:160:VAL:CG2	1:B:75:GLY:N	13	10.34
(3,18)	1:B:160:VAL:CG2	1:B:76:GLU:N	13	10.34
(3,18)	1:B:160:VAL:CG2	1:B:77:GLY:N	13	10.34
(3,18)	1:B:160:VAL:CG2	1:B:78:PHE:N	13	10.34
(3,18)	1:B:160:VAL:CG2	1:B:79:LEU:N	13	10.34
(3,18)	1:B:160:VAL:CG2	1:B:80:CYS:N	13	10.34
(3,18)	1:B:160:VAL:CG2	5:B:203:7Q9:N	13	10.34
(3,18)	1:B:160:VAL:CG2	5:B:204:7Q9:N	13	10.34
(3,18)	1:B:160:VAL:CG2	5:B:205:7Q9:N	13	10.34
(3,18)	1:B:160:VAL:CG2	5:B:206:7Q9:N	13	10.34
(3,18)	1:B:160:VAL:CG2	5:B:207:7Q9:N	13	10.34
(3,18)	1:B:160:VAL:CG2	6:B:208:17F:N1	13	10.34
(3,18)	1:B:160:VAL:CG2	5:B:209:7Q9:N	13	10.34
(3,18)	1:B:160:VAL:CG2	5:B:210:7Q9:N	13	10.34
(3,18)	1:B:160:VAL:CG2	5:B:211:7Q9:N	13	10.34
(3,18)	1:B:160:VAL:CG2	5:B:212:7Q9:N	13	10.34
(3,18)	1:B:160:VAL:CG2	5:B:213:7Q9:N	13	10.34
(3,18)	1:B:160:VAL:CG2	6:B:214:17F:N1	13	10.34
(3,18)	1:B:160:VAL:CG2	6:B:215:17F:N1	13	10.34
(3,18)	1:B:160:VAL:CG2	5:B:216:7Q9:N	13	10.34
(3,18)	1:B:160:VAL:CG2	5:B:217:7Q9:N	13	10.34
(3,18)	1:B:160:VAL:CG2	5:B:218:7Q9:N	13	10.34
(3,18)	1:B:160:VAL:CG2	6:B:219:17F:N1	13	10.34
(3,18)	1:B:160:VAL:CG2	5:B:220:7Q9:N	13	10.34
(2,5)	1:A:39:SER:OG	1:B:169:LYS:N	20	10.34
(3,17)	1:B:159:LEU:CD1	1:B:2:THR:N	5	10.29
(3,17)	1:B:159:LEU:CD1	1:B:3:GLU:N	5	10.29
(3,17)	1:B:159:LEU:CD1	1:B:4:TYR:N	5	10.29
(3,17)	1:B:159:LEU:CD1	1:B:5:LYS:N	5	10.29
(3,17)	1:B:159:LEU:CD1	1:B:6:LEU:N	5	10.29
(3,17)	1:B:159:LEU:CD1	1:B:7:VAL:N	5	10.29

Continued on next page...

Continued from previous page...

Key	Atom-1	Atom-2	Model ID	Violation (Å)
(3,17)	1:B:159:LEU:CD1	1:B:8:VAL:N	5	10.29
(3,17)	1:B:159:LEU:CD1	1:B:9:VAL:N	5	10.29
(3,17)	1:B:159:LEU:CD1	1:B:10:GLY:N	5	10.29
(3,17)	1:B:159:LEU:CD1	1:B:11:ALA:N	5	10.29
(3,17)	1:B:159:LEU:CD1	1:B:12:ASP:N	5	10.29
(3,17)	1:B:159:LEU:CD1	1:B:13:GLY:N	5	10.29
(3,17)	1:B:159:LEU:CD1	1:B:14:VAL:N	5	10.29
(3,17)	1:B:159:LEU:CD1	1:B:15:GLY:N	5	10.29
(3,17)	1:B:159:LEU:CD1	1:B:16:LYS:N	5	10.29
(3,17)	1:B:159:LEU:CD1	1:B:17:SER:N	5	10.29
(3,17)	1:B:159:LEU:CD1	1:B:18:ALA:N	5	10.29
(3,17)	1:B:159:LEU:CD1	1:B:19:LEU:N	5	10.29
(3,17)	1:B:159:LEU:CD1	1:B:20:THR:N	5	10.29
(3,17)	1:B:159:LEU:CD1	1:B:21:ILE:N	5	10.29
(3,17)	1:B:159:LEU:CD1	1:B:22:GLN:N	5	10.29
(3,17)	1:B:159:LEU:CD1	1:B:23:LEU:N	5	10.29
(3,17)	1:B:159:LEU:CD1	1:B:24:ILE:N	5	10.29
(3,17)	1:B:159:LEU:CD1	1:B:25:GLN:N	5	10.29
(3,17)	1:B:159:LEU:CD1	1:B:26:ASN:N	5	10.29
(3,17)	1:B:159:LEU:CD1	1:B:27:HIS:N	5	10.29
(3,17)	1:B:159:LEU:CD1	1:B:28:PHE:N	5	10.29
(3,17)	1:B:159:LEU:CD1	1:B:29:VAL:N	5	10.29
(3,17)	1:B:159:LEU:CD1	1:B:30:ASP:N	5	10.29
(3,17)	1:B:159:LEU:CD1	1:B:31:GLU:N	5	10.29
(3,17)	1:B:159:LEU:CD1	1:B:32:TYR:N	5	10.29
(3,17)	1:B:159:LEU:CD1	1:B:33:ASP:N	5	10.29
(3,17)	1:B:159:LEU:CD1	1:B:34:PRO:N	5	10.29
(3,17)	1:B:159:LEU:CD1	1:B:35:THR:N	5	10.29
(3,17)	1:B:159:LEU:CD1	1:B:36:ILE:N	5	10.29
(3,17)	1:B:159:LEU:CD1	1:B:37:GLU:N	5	10.29
(3,17)	1:B:159:LEU:CD1	1:B:38:ASP:N	5	10.29
(3,17)	1:B:159:LEU:CD1	1:B:39:SER:N	5	10.29
(3,17)	1:B:159:LEU:CD1	1:B:40:TYR:N	5	10.29
(3,17)	1:B:159:LEU:CD1	1:B:41:ARG:N	5	10.29
(3,17)	1:B:159:LEU:CD1	1:B:42:LYS:N	5	10.29
(3,17)	1:B:159:LEU:CD1	1:B:43:GLN:N	5	10.29
(3,17)	1:B:159:LEU:CD1	1:B:44:VAL:N	5	10.29
(3,17)	1:B:159:LEU:CD1	1:B:45:VAL:N	5	10.29
(3,17)	1:B:159:LEU:CD1	1:B:46:ILE:N	5	10.29
(3,17)	1:B:159:LEU:CD1	1:B:47:ASP:N	5	10.29
(3,17)	1:B:159:LEU:CD1	1:B:48:GLY:N	5	10.29
(3,17)	1:B:159:LEU:CD1	1:B:49:GLU:N	5	10.29

Continued on next page...

Continued from previous page...

Key	Atom-1	Atom-2	Model ID	Violation (Å)
(3,17)	1:B:159:LEU:CD1	1:B:50:THR:N	5	10.29
(3,17)	1:B:159:LEU:CD1	1:B:51:CYS:N	5	10.29
(3,17)	1:B:159:LEU:CD1	1:B:52:LEU:N	5	10.29
(3,17)	1:B:159:LEU:CD1	1:B:53:LEU:N	5	10.29
(3,17)	1:B:159:LEU:CD1	1:B:54:ASP:N	5	10.29
(3,17)	1:B:159:LEU:CD1	1:B:55:ILE:N	5	10.29
(3,17)	1:B:159:LEU:CD1	1:B:56:LEU:N	5	10.29
(3,17)	1:B:159:LEU:CD1	1:B:57:ASP:N	5	10.29
(3,17)	1:B:159:LEU:CD1	1:B:58:THR:N	5	10.29
(3,17)	1:B:159:LEU:CD1	1:B:59:ALA:N	5	10.29
(3,17)	1:B:159:LEU:CD1	1:B:60:GLY:N	5	10.29
(3,17)	1:B:159:LEU:CD1	1:B:61:GLN:N	5	10.29
(3,17)	1:B:159:LEU:CD1	1:B:62:GLU:N	5	10.29
(3,17)	1:B:159:LEU:CD1	1:B:63:GLU:N	5	10.29
(3,17)	1:B:159:LEU:CD1	1:B:64:TYR:N	5	10.29
(3,17)	1:B:159:LEU:CD1	1:B:65:SER:N	5	10.29
(3,17)	1:B:159:LEU:CD1	1:B:66:ALA:N	5	10.29
(3,17)	1:B:159:LEU:CD1	1:B:67:MET:N	5	10.29
(3,17)	1:B:159:LEU:CD1	1:B:68:ARG:N	5	10.29
(3,17)	1:B:159:LEU:CD1	1:B:69:ASP:N	5	10.29
(3,17)	1:B:159:LEU:CD1	1:B:70:GLN:N	5	10.29
(3,17)	1:B:159:LEU:CD1	1:B:71:TYR:N	5	10.29
(3,17)	1:B:159:LEU:CD1	1:B:72:MET:N	5	10.29
(3,17)	1:B:159:LEU:CD1	1:B:73:ARG:N	5	10.29
(3,17)	1:B:159:LEU:CD1	1:B:74:THR:N	5	10.29
(3,17)	1:B:159:LEU:CD1	1:B:75:GLY:N	5	10.29
(3,17)	1:B:159:LEU:CD1	1:B:76:GLU:N	5	10.29
(3,17)	1:B:159:LEU:CD1	1:B:77:GLY:N	5	10.29
(3,17)	1:B:159:LEU:CD1	1:B:78:PHE:N	5	10.29
(3,17)	1:B:159:LEU:CD1	1:B:79:LEU:N	5	10.29
(3,17)	1:B:159:LEU:CD1	1:B:80:CYS:N	5	10.29
(3,17)	1:B:159:LEU:CD1	5:B:203:7Q9:N	5	10.29
(3,17)	1:B:159:LEU:CD1	5:B:204:7Q9:N	5	10.29
(3,17)	1:B:159:LEU:CD1	5:B:205:7Q9:N	5	10.29
(3,17)	1:B:159:LEU:CD1	5:B:206:7Q9:N	5	10.29
(3,17)	1:B:159:LEU:CD1	5:B:207:7Q9:N	5	10.29
(3,17)	1:B:159:LEU:CD1	6:B:208:17F:N1	5	10.29
(3,17)	1:B:159:LEU:CD1	5:B:209:7Q9:N	5	10.29
(3,17)	1:B:159:LEU:CD1	5:B:210:7Q9:N	5	10.29
(3,17)	1:B:159:LEU:CD1	5:B:211:7Q9:N	5	10.29
(3,17)	1:B:159:LEU:CD1	5:B:212:7Q9:N	5	10.29
(3,17)	1:B:159:LEU:CD1	5:B:213:7Q9:N	5	10.29

Continued on next page...

Continued from previous page...

Key	Atom-1	Atom-2	Model ID	Violation (Å)
(3,17)	1:B:159:LEU:CD1	6:B:214:17F:N1	5	10.29
(3,17)	1:B:159:LEU:CD1	6:B:215:17F:N1	5	10.29
(3,17)	1:B:159:LEU:CD1	5:B:216:7Q9:N	5	10.29
(3,17)	1:B:159:LEU:CD1	5:B:217:7Q9:N	5	10.29
(3,17)	1:B:159:LEU:CD1	5:B:218:7Q9:N	5	10.29
(3,17)	1:B:159:LEU:CD1	6:B:219:17F:N1	5	10.29
(3,17)	1:B:159:LEU:CD1	5:B:220:7Q9:N	5	10.29
(3,17)	1:B:159:LEU:CD2	1:B:2:THR:N	5	10.29
(3,17)	1:B:159:LEU:CD2	1:B:3:GLU:N	5	10.29
(3,17)	1:B:159:LEU:CD2	1:B:4:TYR:N	5	10.29
(3,17)	1:B:159:LEU:CD2	1:B:5:LYS:N	5	10.29
(3,17)	1:B:159:LEU:CD2	1:B:6:LEU:N	5	10.29
(3,17)	1:B:159:LEU:CD2	1:B:7:VAL:N	5	10.29
(3,17)	1:B:159:LEU:CD2	1:B:8:VAL:N	5	10.29
(3,17)	1:B:159:LEU:CD2	1:B:9:VAL:N	5	10.29
(3,17)	1:B:159:LEU:CD2	1:B:10:GLY:N	5	10.29
(3,17)	1:B:159:LEU:CD2	1:B:11:ALA:N	5	10.29
(3,17)	1:B:159:LEU:CD2	1:B:12:ASP:N	5	10.29
(3,17)	1:B:159:LEU:CD2	1:B:13:GLY:N	5	10.29
(3,17)	1:B:159:LEU:CD2	1:B:14:VAL:N	5	10.29
(3,17)	1:B:159:LEU:CD2	1:B:15:GLY:N	5	10.29
(3,17)	1:B:159:LEU:CD2	1:B:16:LYS:N	5	10.29
(3,17)	1:B:159:LEU:CD2	1:B:17:SER:N	5	10.29
(3,17)	1:B:159:LEU:CD2	1:B:18:ALA:N	5	10.29
(3,17)	1:B:159:LEU:CD2	1:B:19:LEU:N	5	10.29
(3,17)	1:B:159:LEU:CD2	1:B:20:THR:N	5	10.29
(3,17)	1:B:159:LEU:CD2	1:B:21:ILE:N	5	10.29
(3,17)	1:B:159:LEU:CD2	1:B:22:GLN:N	5	10.29
(3,17)	1:B:159:LEU:CD2	1:B:23:LEU:N	5	10.29
(3,17)	1:B:159:LEU:CD2	1:B:24:ILE:N	5	10.29
(3,17)	1:B:159:LEU:CD2	1:B:25:GLN:N	5	10.29
(3,17)	1:B:159:LEU:CD2	1:B:26:ASN:N	5	10.29
(3,17)	1:B:159:LEU:CD2	1:B:27:HIS:N	5	10.29
(3,17)	1:B:159:LEU:CD2	1:B:28:PHE:N	5	10.29
(3,17)	1:B:159:LEU:CD2	1:B:29:VAL:N	5	10.29
(3,17)	1:B:159:LEU:CD2	1:B:30:ASP:N	5	10.29
(3,17)	1:B:159:LEU:CD2	1:B:31:GLU:N	5	10.29
(3,17)	1:B:159:LEU:CD2	1:B:32:TYR:N	5	10.29
(3,17)	1:B:159:LEU:CD2	1:B:33:ASP:N	5	10.29
(3,17)	1:B:159:LEU:CD2	1:B:34:PRO:N	5	10.29
(3,17)	1:B:159:LEU:CD2	1:B:35:THR:N	5	10.29
(3,17)	1:B:159:LEU:CD2	1:B:36:ILE:N	5	10.29

Continued on next page...

Continued from previous page...

Key	Atom-1	Atom-2	Model ID	Violation (Å)
(3,17)	1:B:159:LEU:CD2	1:B:37:GLU:N	5	10.29
(3,17)	1:B:159:LEU:CD2	1:B:38:ASP:N	5	10.29
(3,17)	1:B:159:LEU:CD2	1:B:39:SER:N	5	10.29
(3,17)	1:B:159:LEU:CD2	1:B:40:TYR:N	5	10.29
(3,17)	1:B:159:LEU:CD2	1:B:41:ARG:N	5	10.29
(3,17)	1:B:159:LEU:CD2	1:B:42:LYS:N	5	10.29
(3,17)	1:B:159:LEU:CD2	1:B:43:GLN:N	5	10.29
(3,17)	1:B:159:LEU:CD2	1:B:44:VAL:N	5	10.29
(3,17)	1:B:159:LEU:CD2	1:B:45:VAL:N	5	10.29
(3,17)	1:B:159:LEU:CD2	1:B:46:ILE:N	5	10.29
(3,17)	1:B:159:LEU:CD2	1:B:47:ASP:N	5	10.29
(3,17)	1:B:159:LEU:CD2	1:B:48:GLY:N	5	10.29
(3,17)	1:B:159:LEU:CD2	1:B:49:GLU:N	5	10.29
(3,17)	1:B:159:LEU:CD2	1:B:50:THR:N	5	10.29
(3,17)	1:B:159:LEU:CD2	1:B:51:CYS:N	5	10.29
(3,17)	1:B:159:LEU:CD2	1:B:52:LEU:N	5	10.29
(3,17)	1:B:159:LEU:CD2	1:B:53:LEU:N	5	10.29
(3,17)	1:B:159:LEU:CD2	1:B:54:ASP:N	5	10.29
(3,17)	1:B:159:LEU:CD2	1:B:55:ILE:N	5	10.29
(3,17)	1:B:159:LEU:CD2	1:B:56:LEU:N	5	10.29
(3,17)	1:B:159:LEU:CD2	1:B:57:ASP:N	5	10.29
(3,17)	1:B:159:LEU:CD2	1:B:58:THR:N	5	10.29
(3,17)	1:B:159:LEU:CD2	1:B:59:ALA:N	5	10.29
(3,17)	1:B:159:LEU:CD2	1:B:60:GLY:N	5	10.29
(3,17)	1:B:159:LEU:CD2	1:B:61:GLN:N	5	10.29
(3,17)	1:B:159:LEU:CD2	1:B:62:GLU:N	5	10.29
(3,17)	1:B:159:LEU:CD2	1:B:63:GLU:N	5	10.29
(3,17)	1:B:159:LEU:CD2	1:B:64:TYR:N	5	10.29
(3,17)	1:B:159:LEU:CD2	1:B:65:SER:N	5	10.29
(3,17)	1:B:159:LEU:CD2	1:B:66:ALA:N	5	10.29
(3,17)	1:B:159:LEU:CD2	1:B:67:MET:N	5	10.29
(3,17)	1:B:159:LEU:CD2	1:B:68:ARG:N	5	10.29
(3,17)	1:B:159:LEU:CD2	1:B:69:ASP:N	5	10.29
(3,17)	1:B:159:LEU:CD2	1:B:70:GLN:N	5	10.29
(3,17)	1:B:159:LEU:CD2	1:B:71:TYR:N	5	10.29
(3,17)	1:B:159:LEU:CD2	1:B:72:MET:N	5	10.29
(3,17)	1:B:159:LEU:CD2	1:B:73:ARG:N	5	10.29
(3,17)	1:B:159:LEU:CD2	1:B:74:THR:N	5	10.29
(3,17)	1:B:159:LEU:CD2	1:B:75:GLY:N	5	10.29
(3,17)	1:B:159:LEU:CD2	1:B:76:GLU:N	5	10.29
(3,17)	1:B:159:LEU:CD2	1:B:77:GLY:N	5	10.29
(3,17)	1:B:159:LEU:CD2	1:B:78:PHE:N	5	10.29

Continued on next page...

Continued from previous page...

Key	Atom-1	Atom-2	Model ID	Violation (Å)
(3,17)	1:B:159:LEU:CD2	1:B:79:LEU:N	5	10.29
(3,17)	1:B:159:LEU:CD2	1:B:80:CYS:N	5	10.29
(3,17)	1:B:159:LEU:CD2	5:B:203:7Q9:N	5	10.29
(3,17)	1:B:159:LEU:CD2	5:B:204:7Q9:N	5	10.29
(3,17)	1:B:159:LEU:CD2	5:B:205:7Q9:N	5	10.29
(3,17)	1:B:159:LEU:CD2	5:B:206:7Q9:N	5	10.29
(3,17)	1:B:159:LEU:CD2	5:B:207:7Q9:N	5	10.29
(3,17)	1:B:159:LEU:CD2	6:B:208:17F:N1	5	10.29
(3,17)	1:B:159:LEU:CD2	5:B:209:7Q9:N	5	10.29
(3,17)	1:B:159:LEU:CD2	5:B:210:7Q9:N	5	10.29
(3,17)	1:B:159:LEU:CD2	5:B:211:7Q9:N	5	10.29
(3,17)	1:B:159:LEU:CD2	5:B:212:7Q9:N	5	10.29
(3,17)	1:B:159:LEU:CD2	5:B:213:7Q9:N	5	10.29
(3,17)	1:B:159:LEU:CD2	6:B:214:17F:N1	5	10.29
(3,17)	1:B:159:LEU:CD2	6:B:215:17F:N1	5	10.29
(3,17)	1:B:159:LEU:CD2	5:B:216:7Q9:N	5	10.29
(3,17)	1:B:159:LEU:CD2	5:B:217:7Q9:N	5	10.29
(3,17)	1:B:159:LEU:CD2	5:B:218:7Q9:N	5	10.29
(3,17)	1:B:159:LEU:CD2	6:B:219:17F:N1	5	10.29
(3,17)	1:B:159:LEU:CD2	5:B:220:7Q9:N	5	10.29
(2,5)	1:A:39:SER:OG	1:B:169:LYS:N	13	10.29
(3,18)	1:B:160:VAL:CG1	1:B:2:THR:N	11	10.27
(3,18)	1:B:160:VAL:CG1	1:B:3:GLU:N	11	10.27
(3,18)	1:B:160:VAL:CG1	1:B:4:TYR:N	11	10.27
(3,18)	1:B:160:VAL:CG1	1:B:5:LYS:N	11	10.27
(3,18)	1:B:160:VAL:CG1	1:B:6:LEU:N	11	10.27
(3,18)	1:B:160:VAL:CG1	1:B:7:VAL:N	11	10.27
(3,18)	1:B:160:VAL:CG1	1:B:8:VAL:N	11	10.27
(3,18)	1:B:160:VAL:CG1	1:B:9:VAL:N	11	10.27
(3,18)	1:B:160:VAL:CG1	1:B:10:GLY:N	11	10.27
(3,18)	1:B:160:VAL:CG1	1:B:11:ALA:N	11	10.27
(3,18)	1:B:160:VAL:CG1	1:B:12:ASP:N	11	10.27
(3,18)	1:B:160:VAL:CG1	1:B:13:GLY:N	11	10.27
(3,18)	1:B:160:VAL:CG1	1:B:14:VAL:N	11	10.27
(3,18)	1:B:160:VAL:CG1	1:B:15:GLY:N	11	10.27
(3,18)	1:B:160:VAL:CG1	1:B:16:LYS:N	11	10.27
(3,18)	1:B:160:VAL:CG1	1:B:17:SER:N	11	10.27
(3,18)	1:B:160:VAL:CG1	1:B:18:ALA:N	11	10.27
(3,18)	1:B:160:VAL:CG1	1:B:19:LEU:N	11	10.27
(3,18)	1:B:160:VAL:CG1	1:B:20:THR:N	11	10.27
(3,18)	1:B:160:VAL:CG1	1:B:21:ILE:N	11	10.27
(3,18)	1:B:160:VAL:CG1	1:B:22:GLN:N	11	10.27

Continued on next page...

Continued from previous page...

Key	Atom-1	Atom-2	Model ID	Violation (Å)
(3,18)	1:B:160:VAL:CG1	1:B:23:LEU:N	11	10.27
(3,18)	1:B:160:VAL:CG1	1:B:24:ILE:N	11	10.27
(3,18)	1:B:160:VAL:CG1	1:B:25:GLN:N	11	10.27
(3,18)	1:B:160:VAL:CG1	1:B:26:ASN:N	11	10.27
(3,18)	1:B:160:VAL:CG1	1:B:27:HIS:N	11	10.27
(3,18)	1:B:160:VAL:CG1	1:B:28:PHE:N	11	10.27
(3,18)	1:B:160:VAL:CG1	1:B:29:VAL:N	11	10.27
(3,18)	1:B:160:VAL:CG1	1:B:30:ASP:N	11	10.27
(3,18)	1:B:160:VAL:CG1	1:B:31:GLU:N	11	10.27
(3,18)	1:B:160:VAL:CG1	1:B:32:TYR:N	11	10.27
(3,18)	1:B:160:VAL:CG1	1:B:33:ASP:N	11	10.27
(3,18)	1:B:160:VAL:CG1	1:B:34:PRO:N	11	10.27
(3,18)	1:B:160:VAL:CG1	1:B:35:THR:N	11	10.27
(3,18)	1:B:160:VAL:CG1	1:B:36:ILE:N	11	10.27
(3,18)	1:B:160:VAL:CG1	1:B:37:GLU:N	11	10.27
(3,18)	1:B:160:VAL:CG1	1:B:38:ASP:N	11	10.27
(3,18)	1:B:160:VAL:CG1	1:B:39:SER:N	11	10.27
(3,18)	1:B:160:VAL:CG1	1:B:40:TYR:N	11	10.27
(3,18)	1:B:160:VAL:CG1	1:B:41:ARG:N	11	10.27
(3,18)	1:B:160:VAL:CG1	1:B:42:LYS:N	11	10.27
(3,18)	1:B:160:VAL:CG1	1:B:43:GLN:N	11	10.27
(3,18)	1:B:160:VAL:CG1	1:B:44:VAL:N	11	10.27
(3,18)	1:B:160:VAL:CG1	1:B:45:VAL:N	11	10.27
(3,18)	1:B:160:VAL:CG1	1:B:46:ILE:N	11	10.27
(3,18)	1:B:160:VAL:CG1	1:B:47:ASP:N	11	10.27
(3,18)	1:B:160:VAL:CG1	1:B:48:GLY:N	11	10.27
(3,18)	1:B:160:VAL:CG1	1:B:49:GLU:N	11	10.27
(3,18)	1:B:160:VAL:CG1	1:B:50:THR:N	11	10.27
(3,18)	1:B:160:VAL:CG1	1:B:51:CYS:N	11	10.27
(3,18)	1:B:160:VAL:CG1	1:B:52:LEU:N	11	10.27
(3,18)	1:B:160:VAL:CG1	1:B:53:LEU:N	11	10.27
(3,18)	1:B:160:VAL:CG1	1:B:54:ASP:N	11	10.27
(3,18)	1:B:160:VAL:CG1	1:B:55:ILE:N	11	10.27
(3,18)	1:B:160:VAL:CG1	1:B:56:LEU:N	11	10.27
(3,18)	1:B:160:VAL:CG1	1:B:57:ASP:N	11	10.27
(3,18)	1:B:160:VAL:CG1	1:B:58:THR:N	11	10.27
(3,18)	1:B:160:VAL:CG1	1:B:59:ALA:N	11	10.27
(3,18)	1:B:160:VAL:CG1	1:B:60:GLY:N	11	10.27
(3,18)	1:B:160:VAL:CG1	1:B:61:GLN:N	11	10.27
(3,18)	1:B:160:VAL:CG1	1:B:62:GLU:N	11	10.27
(3,18)	1:B:160:VAL:CG1	1:B:63:GLU:N	11	10.27
(3,18)	1:B:160:VAL:CG1	1:B:64:TYR:N	11	10.27

Continued on next page...

Continued from previous page...

Key	Atom-1	Atom-2	Model ID	Violation (Å)
(3,18)	1:B:160:VAL:CG1	1:B:65:SER:N	11	10.27
(3,18)	1:B:160:VAL:CG1	1:B:66:ALA:N	11	10.27
(3,18)	1:B:160:VAL:CG1	1:B:67:MET:N	11	10.27
(3,18)	1:B:160:VAL:CG1	1:B:68:ARG:N	11	10.27
(3,18)	1:B:160:VAL:CG1	1:B:69:ASP:N	11	10.27
(3,18)	1:B:160:VAL:CG1	1:B:70:GLN:N	11	10.27
(3,18)	1:B:160:VAL:CG1	1:B:71:TYR:N	11	10.27
(3,18)	1:B:160:VAL:CG1	1:B:72:MET:N	11	10.27
(3,18)	1:B:160:VAL:CG1	1:B:73:ARG:N	11	10.27
(3,18)	1:B:160:VAL:CG1	1:B:74:THR:N	11	10.27
(3,18)	1:B:160:VAL:CG1	1:B:75:GLY:N	11	10.27
(3,18)	1:B:160:VAL:CG1	1:B:76:GLU:N	11	10.27
(3,18)	1:B:160:VAL:CG1	1:B:77:GLY:N	11	10.27
(3,18)	1:B:160:VAL:CG1	1:B:78:PHE:N	11	10.27
(3,18)	1:B:160:VAL:CG1	1:B:79:LEU:N	11	10.27
(3,18)	1:B:160:VAL:CG1	1:B:80:CYS:N	11	10.27
(3,18)	1:B:160:VAL:CG1	5:B:203:7Q9:N	11	10.27
(3,18)	1:B:160:VAL:CG1	5:B:204:7Q9:N	11	10.27
(3,18)	1:B:160:VAL:CG1	5:B:205:7Q9:N	11	10.27
(3,18)	1:B:160:VAL:CG1	5:B:206:7Q9:N	11	10.27
(3,18)	1:B:160:VAL:CG1	5:B:207:7Q9:N	11	10.27
(3,18)	1:B:160:VAL:CG1	6:B:208:17F:N1	11	10.27
(3,18)	1:B:160:VAL:CG1	5:B:209:7Q9:N	11	10.27
(3,18)	1:B:160:VAL:CG1	5:B:210:7Q9:N	11	10.27
(3,18)	1:B:160:VAL:CG1	5:B:211:7Q9:N	11	10.27
(3,18)	1:B:160:VAL:CG1	5:B:212:7Q9:N	11	10.27
(3,18)	1:B:160:VAL:CG1	5:B:213:7Q9:N	11	10.27
(3,18)	1:B:160:VAL:CG1	6:B:214:17F:N1	11	10.27
(3,18)	1:B:160:VAL:CG1	6:B:215:17F:N1	11	10.27
(3,18)	1:B:160:VAL:CG1	5:B:216:7Q9:N	11	10.27
(3,18)	1:B:160:VAL:CG1	5:B:217:7Q9:N	11	10.27
(3,18)	1:B:160:VAL:CG1	5:B:218:7Q9:N	11	10.27
(3,18)	1:B:160:VAL:CG1	6:B:219:17F:N1	11	10.27
(3,18)	1:B:160:VAL:CG1	5:B:220:7Q9:N	11	10.27
(3,18)	1:B:160:VAL:CG2	1:B:2:THR:N	11	10.27
(3,18)	1:B:160:VAL:CG2	1:B:3:GLU:N	11	10.27
(3,18)	1:B:160:VAL:CG2	1:B:4:TYR:N	11	10.27
(3,18)	1:B:160:VAL:CG2	1:B:5:LYS:N	11	10.27
(3,18)	1:B:160:VAL:CG2	1:B:6:LEU:N	11	10.27
(3,18)	1:B:160:VAL:CG2	1:B:7:VAL:N	11	10.27
(3,18)	1:B:160:VAL:CG2	1:B:8:VAL:N	11	10.27
(3,18)	1:B:160:VAL:CG2	1:B:9:VAL:N	11	10.27

Continued on next page...

Continued from previous page...

Key	Atom-1	Atom-2	Model ID	Violation (Å)
(3,18)	1:B:160:VAL:CG2	1:B:10:GLY:N	11	10.27
(3,18)	1:B:160:VAL:CG2	1:B:11:ALA:N	11	10.27
(3,18)	1:B:160:VAL:CG2	1:B:12:ASP:N	11	10.27
(3,18)	1:B:160:VAL:CG2	1:B:13:GLY:N	11	10.27
(3,18)	1:B:160:VAL:CG2	1:B:14:VAL:N	11	10.27
(3,18)	1:B:160:VAL:CG2	1:B:15:GLY:N	11	10.27
(3,18)	1:B:160:VAL:CG2	1:B:16:LYS:N	11	10.27
(3,18)	1:B:160:VAL:CG2	1:B:17:SER:N	11	10.27
(3,18)	1:B:160:VAL:CG2	1:B:18:ALA:N	11	10.27
(3,18)	1:B:160:VAL:CG2	1:B:19:LEU:N	11	10.27
(3,18)	1:B:160:VAL:CG2	1:B:20:THR:N	11	10.27
(3,18)	1:B:160:VAL:CG2	1:B:21:ILE:N	11	10.27
(3,18)	1:B:160:VAL:CG2	1:B:22:GLN:N	11	10.27
(3,18)	1:B:160:VAL:CG2	1:B:23:LEU:N	11	10.27
(3,18)	1:B:160:VAL:CG2	1:B:24:ILE:N	11	10.27
(3,18)	1:B:160:VAL:CG2	1:B:25:GLN:N	11	10.27
(3,18)	1:B:160:VAL:CG2	1:B:26:ASN:N	11	10.27
(3,18)	1:B:160:VAL:CG2	1:B:27:HIS:N	11	10.27
(3,18)	1:B:160:VAL:CG2	1:B:28:PHE:N	11	10.27
(3,18)	1:B:160:VAL:CG2	1:B:29:VAL:N	11	10.27
(3,18)	1:B:160:VAL:CG2	1:B:30:ASP:N	11	10.27
(3,18)	1:B:160:VAL:CG2	1:B:31:GLU:N	11	10.27
(3,18)	1:B:160:VAL:CG2	1:B:32:TYR:N	11	10.27
(3,18)	1:B:160:VAL:CG2	1:B:33:ASP:N	11	10.27
(3,18)	1:B:160:VAL:CG2	1:B:34:PRO:N	11	10.27
(3,18)	1:B:160:VAL:CG2	1:B:35:THR:N	11	10.27
(3,18)	1:B:160:VAL:CG2	1:B:36:ILE:N	11	10.27
(3,18)	1:B:160:VAL:CG2	1:B:37:GLU:N	11	10.27
(3,18)	1:B:160:VAL:CG2	1:B:38:ASP:N	11	10.27
(3,18)	1:B:160:VAL:CG2	1:B:39:SER:N	11	10.27
(3,18)	1:B:160:VAL:CG2	1:B:40:TYR:N	11	10.27
(3,18)	1:B:160:VAL:CG2	1:B:41:ARG:N	11	10.27
(3,18)	1:B:160:VAL:CG2	1:B:42:LYS:N	11	10.27
(3,18)	1:B:160:VAL:CG2	1:B:43:GLN:N	11	10.27
(3,18)	1:B:160:VAL:CG2	1:B:44:VAL:N	11	10.27
(3,18)	1:B:160:VAL:CG2	1:B:45:VAL:N	11	10.27
(3,18)	1:B:160:VAL:CG2	1:B:46:ILE:N	11	10.27
(3,18)	1:B:160:VAL:CG2	1:B:47:ASP:N	11	10.27
(3,18)	1:B:160:VAL:CG2	1:B:48:GLY:N	11	10.27
(3,18)	1:B:160:VAL:CG2	1:B:49:GLU:N	11	10.27
(3,18)	1:B:160:VAL:CG2	1:B:50:THR:N	11	10.27
(3,18)	1:B:160:VAL:CG2	1:B:51:CYS:N	11	10.27

Continued on next page...

Continued from previous page...

Key	Atom-1	Atom-2	Model ID	Violation (Å)
(3,18)	1:B:160:VAL:CG2	1:B:52:LEU:N	11	10.27
(3,18)	1:B:160:VAL:CG2	1:B:53:LEU:N	11	10.27
(3,18)	1:B:160:VAL:CG2	1:B:54:ASP:N	11	10.27
(3,18)	1:B:160:VAL:CG2	1:B:55:ILE:N	11	10.27
(3,18)	1:B:160:VAL:CG2	1:B:56:LEU:N	11	10.27
(3,18)	1:B:160:VAL:CG2	1:B:57:ASP:N	11	10.27
(3,18)	1:B:160:VAL:CG2	1:B:58:THR:N	11	10.27
(3,18)	1:B:160:VAL:CG2	1:B:59:ALA:N	11	10.27
(3,18)	1:B:160:VAL:CG2	1:B:60:GLY:N	11	10.27
(3,18)	1:B:160:VAL:CG2	1:B:61:GLN:N	11	10.27
(3,18)	1:B:160:VAL:CG2	1:B:62:GLU:N	11	10.27
(3,18)	1:B:160:VAL:CG2	1:B:63:GLU:N	11	10.27
(3,18)	1:B:160:VAL:CG2	1:B:64:TYR:N	11	10.27
(3,18)	1:B:160:VAL:CG2	1:B:65:SER:N	11	10.27
(3,18)	1:B:160:VAL:CG2	1:B:66:ALA:N	11	10.27
(3,18)	1:B:160:VAL:CG2	1:B:67:MET:N	11	10.27
(3,18)	1:B:160:VAL:CG2	1:B:68:ARG:N	11	10.27
(3,18)	1:B:160:VAL:CG2	1:B:69:ASP:N	11	10.27
(3,18)	1:B:160:VAL:CG2	1:B:70:GLN:N	11	10.27
(3,18)	1:B:160:VAL:CG2	1:B:71:TYR:N	11	10.27
(3,18)	1:B:160:VAL:CG2	1:B:72:MET:N	11	10.27
(3,18)	1:B:160:VAL:CG2	1:B:73:ARG:N	11	10.27
(3,18)	1:B:160:VAL:CG2	1:B:74:THR:N	11	10.27
(3,18)	1:B:160:VAL:CG2	1:B:75:GLY:N	11	10.27
(3,18)	1:B:160:VAL:CG2	1:B:76:GLU:N	11	10.27
(3,18)	1:B:160:VAL:CG2	1:B:77:GLY:N	11	10.27
(3,18)	1:B:160:VAL:CG2	1:B:78:PHE:N	11	10.27
(3,18)	1:B:160:VAL:CG2	1:B:79:LEU:N	11	10.27
(3,18)	1:B:160:VAL:CG2	1:B:80:CYS:N	11	10.27
(3,18)	1:B:160:VAL:CG2	5:B:203:7Q9:N	11	10.27
(3,18)	1:B:160:VAL:CG2	5:B:204:7Q9:N	11	10.27
(3,18)	1:B:160:VAL:CG2	5:B:205:7Q9:N	11	10.27
(3,18)	1:B:160:VAL:CG2	5:B:206:7Q9:N	11	10.27
(3,18)	1:B:160:VAL:CG2	5:B:207:7Q9:N	11	10.27
(3,18)	1:B:160:VAL:CG2	6:B:208:17F:N1	11	10.27
(3,18)	1:B:160:VAL:CG2	5:B:209:7Q9:N	11	10.27
(3,18)	1:B:160:VAL:CG2	5:B:210:7Q9:N	11	10.27
(3,18)	1:B:160:VAL:CG2	5:B:211:7Q9:N	11	10.27
(3,18)	1:B:160:VAL:CG2	5:B:212:7Q9:N	11	10.27
(3,18)	1:B:160:VAL:CG2	5:B:213:7Q9:N	11	10.27
(3,18)	1:B:160:VAL:CG2	6:B:214:17F:N1	11	10.27
(3,18)	1:B:160:VAL:CG2	6:B:215:17F:N1	11	10.27

Continued on next page...

Continued from previous page...

Key	Atom-1	Atom-2	Model ID	Violation (Å)
(3,18)	1:B:160:VAL:CG2	5:B:216:7Q9:N	11	10.27
(3,18)	1:B:160:VAL:CG2	5:B:217:7Q9:N	11	10.27
(3,18)	1:B:160:VAL:CG2	5:B:218:7Q9:N	11	10.27
(3,18)	1:B:160:VAL:CG2	6:B:219:17F:N1	11	10.27
(3,18)	1:B:160:VAL:CG2	5:B:220:7Q9:N	11	10.27
(3,18)	1:B:160:VAL:CG1	1:B:2:THR:N	15	10.26
(3,18)	1:B:160:VAL:CG1	1:B:3:GLU:N	15	10.26
(3,18)	1:B:160:VAL:CG1	1:B:4:TYR:N	15	10.26
(3,18)	1:B:160:VAL:CG1	1:B:5:LYS:N	15	10.26
(3,18)	1:B:160:VAL:CG1	1:B:6:LEU:N	15	10.26
(3,18)	1:B:160:VAL:CG1	1:B:7:VAL:N	15	10.26
(3,18)	1:B:160:VAL:CG1	1:B:8:VAL:N	15	10.26
(3,18)	1:B:160:VAL:CG1	1:B:9:VAL:N	15	10.26
(3,18)	1:B:160:VAL:CG1	1:B:10:GLY:N	15	10.26
(3,18)	1:B:160:VAL:CG1	1:B:11:ALA:N	15	10.26
(3,18)	1:B:160:VAL:CG1	1:B:12:ASP:N	15	10.26
(3,18)	1:B:160:VAL:CG1	1:B:13:GLY:N	15	10.26
(3,18)	1:B:160:VAL:CG1	1:B:14:VAL:N	15	10.26
(3,18)	1:B:160:VAL:CG1	1:B:15:GLY:N	15	10.26
(3,18)	1:B:160:VAL:CG1	1:B:16:LYS:N	15	10.26
(3,18)	1:B:160:VAL:CG1	1:B:17:SER:N	15	10.26
(3,18)	1:B:160:VAL:CG1	1:B:18:ALA:N	15	10.26
(3,18)	1:B:160:VAL:CG1	1:B:19:LEU:N	15	10.26
(3,18)	1:B:160:VAL:CG1	1:B:20:THR:N	15	10.26
(3,18)	1:B:160:VAL:CG1	1:B:21:ILE:N	15	10.26
(3,18)	1:B:160:VAL:CG1	1:B:22:GLN:N	15	10.26
(3,18)	1:B:160:VAL:CG1	1:B:23:LEU:N	15	10.26
(3,18)	1:B:160:VAL:CG1	1:B:24:ILE:N	15	10.26
(3,18)	1:B:160:VAL:CG1	1:B:25:GLN:N	15	10.26
(3,18)	1:B:160:VAL:CG1	1:B:26:ASN:N	15	10.26
(3,18)	1:B:160:VAL:CG1	1:B:27:HIS:N	15	10.26
(3,18)	1:B:160:VAL:CG1	1:B:28:PHE:N	15	10.26
(3,18)	1:B:160:VAL:CG1	1:B:29:VAL:N	15	10.26
(3,18)	1:B:160:VAL:CG1	1:B:30:ASP:N	15	10.26
(3,18)	1:B:160:VAL:CG1	1:B:31:GLU:N	15	10.26
(3,18)	1:B:160:VAL:CG1	1:B:32:TYR:N	15	10.26
(3,18)	1:B:160:VAL:CG1	1:B:33:ASP:N	15	10.26
(3,18)	1:B:160:VAL:CG1	1:B:34:PRO:N	15	10.26
(3,18)	1:B:160:VAL:CG1	1:B:35:THR:N	15	10.26
(3,18)	1:B:160:VAL:CG1	1:B:36:ILE:N	15	10.26
(3,18)	1:B:160:VAL:CG1	1:B:37:GLU:N	15	10.26
(3,18)	1:B:160:VAL:CG1	1:B:38:ASP:N	15	10.26

Continued on next page...

Continued from previous page...

Key	Atom-1	Atom-2	Model ID	Violation (Å)
(3,18)	1:B:160:VAL:CG1	1:B:39:SER:N	15	10.26
(3,18)	1:B:160:VAL:CG1	1:B:40:TYR:N	15	10.26
(3,18)	1:B:160:VAL:CG1	1:B:41:ARG:N	15	10.26
(3,18)	1:B:160:VAL:CG1	1:B:42:LYS:N	15	10.26
(3,18)	1:B:160:VAL:CG1	1:B:43:GLN:N	15	10.26
(3,18)	1:B:160:VAL:CG1	1:B:44:VAL:N	15	10.26
(3,18)	1:B:160:VAL:CG1	1:B:45:VAL:N	15	10.26
(3,18)	1:B:160:VAL:CG1	1:B:46:ILE:N	15	10.26
(3,18)	1:B:160:VAL:CG1	1:B:47:ASP:N	15	10.26
(3,18)	1:B:160:VAL:CG1	1:B:48:GLY:N	15	10.26
(3,18)	1:B:160:VAL:CG1	1:B:49:GLU:N	15	10.26
(3,18)	1:B:160:VAL:CG1	1:B:50:THR:N	15	10.26
(3,18)	1:B:160:VAL:CG1	1:B:51:CYS:N	15	10.26
(3,18)	1:B:160:VAL:CG1	1:B:52:LEU:N	15	10.26
(3,18)	1:B:160:VAL:CG1	1:B:53:LEU:N	15	10.26
(3,18)	1:B:160:VAL:CG1	1:B:54:ASP:N	15	10.26
(3,18)	1:B:160:VAL:CG1	1:B:55:ILE:N	15	10.26
(3,18)	1:B:160:VAL:CG1	1:B:56:LEU:N	15	10.26
(3,18)	1:B:160:VAL:CG1	1:B:57:ASP:N	15	10.26
(3,18)	1:B:160:VAL:CG1	1:B:58:THR:N	15	10.26
(3,18)	1:B:160:VAL:CG1	1:B:59:ALA:N	15	10.26
(3,18)	1:B:160:VAL:CG1	1:B:60:GLY:N	15	10.26
(3,18)	1:B:160:VAL:CG1	1:B:61:GLN:N	15	10.26
(3,18)	1:B:160:VAL:CG1	1:B:62:GLU:N	15	10.26
(3,18)	1:B:160:VAL:CG1	1:B:63:GLU:N	15	10.26
(3,18)	1:B:160:VAL:CG1	1:B:64:TYR:N	15	10.26
(3,18)	1:B:160:VAL:CG1	1:B:65:SER:N	15	10.26
(3,18)	1:B:160:VAL:CG1	1:B:66:ALA:N	15	10.26
(3,18)	1:B:160:VAL:CG1	1:B:67:MET:N	15	10.26
(3,18)	1:B:160:VAL:CG1	1:B:68:ARG:N	15	10.26
(3,18)	1:B:160:VAL:CG1	1:B:69:ASP:N	15	10.26
(3,18)	1:B:160:VAL:CG1	1:B:70:GLN:N	15	10.26
(3,18)	1:B:160:VAL:CG1	1:B:71:TYR:N	15	10.26
(3,18)	1:B:160:VAL:CG1	1:B:72:MET:N	15	10.26
(3,18)	1:B:160:VAL:CG1	1:B:73:ARG:N	15	10.26
(3,18)	1:B:160:VAL:CG1	1:B:74:THR:N	15	10.26
(3,18)	1:B:160:VAL:CG1	1:B:75:GLY:N	15	10.26
(3,18)	1:B:160:VAL:CG1	1:B:76:GLU:N	15	10.26
(3,18)	1:B:160:VAL:CG1	1:B:77:GLY:N	15	10.26
(3,18)	1:B:160:VAL:CG1	1:B:78:PHE:N	15	10.26
(3,18)	1:B:160:VAL:CG1	1:B:79:LEU:N	15	10.26
(3,18)	1:B:160:VAL:CG1	1:B:80:CYS:N	15	10.26

Continued on next page...

Continued from previous page...

Key	Atom-1	Atom-2	Model ID	Violation (Å)
(3,18)	1:B:160:VAL:CG1	5:B:203:7Q9:N	15	10.26
(3,18)	1:B:160:VAL:CG1	5:B:204:7Q9:N	15	10.26
(3,18)	1:B:160:VAL:CG1	5:B:205:7Q9:N	15	10.26
(3,18)	1:B:160:VAL:CG1	5:B:206:7Q9:N	15	10.26
(3,18)	1:B:160:VAL:CG1	5:B:207:7Q9:N	15	10.26
(3,18)	1:B:160:VAL:CG1	6:B:208:17F:N1	15	10.26
(3,18)	1:B:160:VAL:CG1	5:B:209:7Q9:N	15	10.26
(3,18)	1:B:160:VAL:CG1	5:B:210:7Q9:N	15	10.26
(3,18)	1:B:160:VAL:CG1	5:B:211:7Q9:N	15	10.26
(3,18)	1:B:160:VAL:CG1	5:B:212:7Q9:N	15	10.26
(3,18)	1:B:160:VAL:CG1	5:B:213:7Q9:N	15	10.26
(3,18)	1:B:160:VAL:CG1	6:B:214:17F:N1	15	10.26
(3,18)	1:B:160:VAL:CG1	6:B:215:17F:N1	15	10.26
(3,18)	1:B:160:VAL:CG1	5:B:216:7Q9:N	15	10.26
(3,18)	1:B:160:VAL:CG1	5:B:217:7Q9:N	15	10.26
(3,18)	1:B:160:VAL:CG1	5:B:218:7Q9:N	15	10.26
(3,18)	1:B:160:VAL:CG1	6:B:219:17F:N1	15	10.26
(3,18)	1:B:160:VAL:CG1	5:B:220:7Q9:N	15	10.26
(3,18)	1:B:160:VAL:CG2	1:B:2:THR:N	15	10.26
(3,18)	1:B:160:VAL:CG2	1:B:3:GLU:N	15	10.26
(3,18)	1:B:160:VAL:CG2	1:B:4:TYR:N	15	10.26
(3,18)	1:B:160:VAL:CG2	1:B:5:LYS:N	15	10.26
(3,18)	1:B:160:VAL:CG2	1:B:6:LEU:N	15	10.26
(3,18)	1:B:160:VAL:CG2	1:B:7:VAL:N	15	10.26
(3,18)	1:B:160:VAL:CG2	1:B:8:VAL:N	15	10.26
(3,18)	1:B:160:VAL:CG2	1:B:9:VAL:N	15	10.26
(3,18)	1:B:160:VAL:CG2	1:B:10:GLY:N	15	10.26
(3,18)	1:B:160:VAL:CG2	1:B:11:ALA:N	15	10.26
(3,18)	1:B:160:VAL:CG2	1:B:12:ASP:N	15	10.26
(3,18)	1:B:160:VAL:CG2	1:B:13:GLY:N	15	10.26
(3,18)	1:B:160:VAL:CG2	1:B:14:VAL:N	15	10.26
(3,18)	1:B:160:VAL:CG2	1:B:15:GLY:N	15	10.26
(3,18)	1:B:160:VAL:CG2	1:B:16:LYS:N	15	10.26
(3,18)	1:B:160:VAL:CG2	1:B:17:SER:N	15	10.26
(3,18)	1:B:160:VAL:CG2	1:B:18:ALA:N	15	10.26
(3,18)	1:B:160:VAL:CG2	1:B:19:LEU:N	15	10.26
(3,18)	1:B:160:VAL:CG2	1:B:20:THR:N	15	10.26
(3,18)	1:B:160:VAL:CG2	1:B:21:ILE:N	15	10.26
(3,18)	1:B:160:VAL:CG2	1:B:22:GLN:N	15	10.26
(3,18)	1:B:160:VAL:CG2	1:B:23:LEU:N	15	10.26
(3,18)	1:B:160:VAL:CG2	1:B:24:ILE:N	15	10.26
(3,18)	1:B:160:VAL:CG2	1:B:25:GLN:N	15	10.26

Continued on next page...

Continued from previous page...

Key	Atom-1	Atom-2	Model ID	Violation (Å)
(3,18)	1:B:160:VAL:CG2	1:B:26:ASN:N	15	10.26
(3,18)	1:B:160:VAL:CG2	1:B:27:HIS:N	15	10.26
(3,18)	1:B:160:VAL:CG2	1:B:28:PHE:N	15	10.26
(3,18)	1:B:160:VAL:CG2	1:B:29:VAL:N	15	10.26
(3,18)	1:B:160:VAL:CG2	1:B:30:ASP:N	15	10.26
(3,18)	1:B:160:VAL:CG2	1:B:31:GLU:N	15	10.26
(3,18)	1:B:160:VAL:CG2	1:B:32:TYR:N	15	10.26
(3,18)	1:B:160:VAL:CG2	1:B:33:ASP:N	15	10.26
(3,18)	1:B:160:VAL:CG2	1:B:34:PRO:N	15	10.26
(3,18)	1:B:160:VAL:CG2	1:B:35:THR:N	15	10.26
(3,18)	1:B:160:VAL:CG2	1:B:36:ILE:N	15	10.26
(3,18)	1:B:160:VAL:CG2	1:B:37:GLU:N	15	10.26
(3,18)	1:B:160:VAL:CG2	1:B:38:ASP:N	15	10.26
(3,18)	1:B:160:VAL:CG2	1:B:39:SER:N	15	10.26
(3,18)	1:B:160:VAL:CG2	1:B:40:TYR:N	15	10.26
(3,18)	1:B:160:VAL:CG2	1:B:41:ARG:N	15	10.26
(3,18)	1:B:160:VAL:CG2	1:B:42:LYS:N	15	10.26
(3,18)	1:B:160:VAL:CG2	1:B:43:GLN:N	15	10.26
(3,18)	1:B:160:VAL:CG2	1:B:44:VAL:N	15	10.26
(3,18)	1:B:160:VAL:CG2	1:B:45:VAL:N	15	10.26
(3,18)	1:B:160:VAL:CG2	1:B:46:ILE:N	15	10.26
(3,18)	1:B:160:VAL:CG2	1:B:47:ASP:N	15	10.26
(3,18)	1:B:160:VAL:CG2	1:B:48:GLY:N	15	10.26
(3,18)	1:B:160:VAL:CG2	1:B:49:GLU:N	15	10.26
(3,18)	1:B:160:VAL:CG2	1:B:50:THR:N	15	10.26
(3,18)	1:B:160:VAL:CG2	1:B:51:CYS:N	15	10.26
(3,18)	1:B:160:VAL:CG2	1:B:52:LEU:N	15	10.26
(3,18)	1:B:160:VAL:CG2	1:B:53:LEU:N	15	10.26
(3,18)	1:B:160:VAL:CG2	1:B:54:ASP:N	15	10.26
(3,18)	1:B:160:VAL:CG2	1:B:55:ILE:N	15	10.26
(3,18)	1:B:160:VAL:CG2	1:B:56:LEU:N	15	10.26
(3,18)	1:B:160:VAL:CG2	1:B:57:ASP:N	15	10.26
(3,18)	1:B:160:VAL:CG2	1:B:58:THR:N	15	10.26
(3,18)	1:B:160:VAL:CG2	1:B:59:ALA:N	15	10.26
(3,18)	1:B:160:VAL:CG2	1:B:60:GLY:N	15	10.26
(3,18)	1:B:160:VAL:CG2	1:B:61:GLN:N	15	10.26
(3,18)	1:B:160:VAL:CG2	1:B:62:GLU:N	15	10.26
(3,18)	1:B:160:VAL:CG2	1:B:63:GLU:N	15	10.26
(3,18)	1:B:160:VAL:CG2	1:B:64:TYR:N	15	10.26
(3,18)	1:B:160:VAL:CG2	1:B:65:SER:N	15	10.26
(3,18)	1:B:160:VAL:CG2	1:B:66:ALA:N	15	10.26
(3,18)	1:B:160:VAL:CG2	1:B:67:MET:N	15	10.26

Continued on next page...

Continued from previous page...

Key	Atom-1	Atom-2	Model ID	Violation (Å)
(3,18)	1:B:160:VAL:CG2	1:B:68:ARG:N	15	10.26
(3,18)	1:B:160:VAL:CG2	1:B:69:ASP:N	15	10.26
(3,18)	1:B:160:VAL:CG2	1:B:70:GLN:N	15	10.26
(3,18)	1:B:160:VAL:CG2	1:B:71:TYR:N	15	10.26
(3,18)	1:B:160:VAL:CG2	1:B:72:MET:N	15	10.26
(3,18)	1:B:160:VAL:CG2	1:B:73:ARG:N	15	10.26
(3,18)	1:B:160:VAL:CG2	1:B:74:THR:N	15	10.26
(3,18)	1:B:160:VAL:CG2	1:B:75:GLY:N	15	10.26
(3,18)	1:B:160:VAL:CG2	1:B:76:GLU:N	15	10.26
(3,18)	1:B:160:VAL:CG2	1:B:77:GLY:N	15	10.26
(3,18)	1:B:160:VAL:CG2	1:B:78:PHE:N	15	10.26
(3,18)	1:B:160:VAL:CG2	1:B:79:LEU:N	15	10.26
(3,18)	1:B:160:VAL:CG2	1:B:80:CYS:N	15	10.26
(3,18)	1:B:160:VAL:CG2	5:B:203:7Q9:N	15	10.26
(3,18)	1:B:160:VAL:CG2	5:B:204:7Q9:N	15	10.26
(3,18)	1:B:160:VAL:CG2	5:B:205:7Q9:N	15	10.26
(3,18)	1:B:160:VAL:CG2	5:B:206:7Q9:N	15	10.26
(3,18)	1:B:160:VAL:CG2	5:B:207:7Q9:N	15	10.26
(3,18)	1:B:160:VAL:CG2	6:B:208:17F:N1	15	10.26
(3,18)	1:B:160:VAL:CG2	5:B:209:7Q9:N	15	10.26
(3,18)	1:B:160:VAL:CG2	5:B:210:7Q9:N	15	10.26
(3,18)	1:B:160:VAL:CG2	5:B:211:7Q9:N	15	10.26
(3,18)	1:B:160:VAL:CG2	5:B:212:7Q9:N	15	10.26
(3,18)	1:B:160:VAL:CG2	5:B:213:7Q9:N	15	10.26
(3,18)	1:B:160:VAL:CG2	6:B:214:17F:N1	15	10.26
(3,18)	1:B:160:VAL:CG2	6:B:215:17F:N1	15	10.26
(3,18)	1:B:160:VAL:CG2	5:B:216:7Q9:N	15	10.26
(3,18)	1:B:160:VAL:CG2	5:B:217:7Q9:N	15	10.26
(3,18)	1:B:160:VAL:CG2	5:B:218:7Q9:N	15	10.26
(3,18)	1:B:160:VAL:CG2	6:B:219:17F:N1	15	10.26
(3,18)	1:B:160:VAL:CG2	5:B:220:7Q9:N	15	10.26
(3,18)	1:B:160:VAL:CG1	1:B:2:THR:N	20	10.25
(3,18)	1:B:160:VAL:CG1	1:B:3:GLU:N	20	10.25
(3,18)	1:B:160:VAL:CG1	1:B:4:TYR:N	20	10.25
(3,18)	1:B:160:VAL:CG1	1:B:5:LYS:N	20	10.25
(3,18)	1:B:160:VAL:CG1	1:B:6:LEU:N	20	10.25
(3,18)	1:B:160:VAL:CG1	1:B:7:VAL:N	20	10.25
(3,18)	1:B:160:VAL:CG1	1:B:8:VAL:N	20	10.25
(3,18)	1:B:160:VAL:CG1	1:B:9:VAL:N	20	10.25
(3,18)	1:B:160:VAL:CG1	1:B:10:GLY:N	20	10.25
(3,18)	1:B:160:VAL:CG1	1:B:11:ALA:N	20	10.25
(3,18)	1:B:160:VAL:CG1	1:B:12:ASP:N	20	10.25

Continued on next page...

Continued from previous page...

Key	Atom-1	Atom-2	Model ID	Violation (Å)
(3,18)	1:B:160:VAL:CG1	1:B:13:GLY:N	20	10.25
(3,18)	1:B:160:VAL:CG1	1:B:14:VAL:N	20	10.25
(3,18)	1:B:160:VAL:CG1	1:B:15:GLY:N	20	10.25
(3,18)	1:B:160:VAL:CG1	1:B:16:LYS:N	20	10.25
(3,18)	1:B:160:VAL:CG1	1:B:17:SER:N	20	10.25
(3,18)	1:B:160:VAL:CG1	1:B:18:ALA:N	20	10.25
(3,18)	1:B:160:VAL:CG1	1:B:19:LEU:N	20	10.25
(3,18)	1:B:160:VAL:CG1	1:B:20:THR:N	20	10.25
(3,18)	1:B:160:VAL:CG1	1:B:21:ILE:N	20	10.25
(3,18)	1:B:160:VAL:CG1	1:B:22:GLN:N	20	10.25
(3,18)	1:B:160:VAL:CG1	1:B:23:LEU:N	20	10.25
(3,18)	1:B:160:VAL:CG1	1:B:24:ILE:N	20	10.25
(3,18)	1:B:160:VAL:CG1	1:B:25:GLN:N	20	10.25
(3,18)	1:B:160:VAL:CG1	1:B:26:ASN:N	20	10.25
(3,18)	1:B:160:VAL:CG1	1:B:27:HIS:N	20	10.25
(3,18)	1:B:160:VAL:CG1	1:B:28:PHE:N	20	10.25
(3,18)	1:B:160:VAL:CG1	1:B:29:VAL:N	20	10.25
(3,18)	1:B:160:VAL:CG1	1:B:30:ASP:N	20	10.25
(3,18)	1:B:160:VAL:CG1	1:B:31:GLU:N	20	10.25
(3,18)	1:B:160:VAL:CG1	1:B:32:TYR:N	20	10.25
(3,18)	1:B:160:VAL:CG1	1:B:33:ASP:N	20	10.25
(3,18)	1:B:160:VAL:CG1	1:B:34:PRO:N	20	10.25
(3,18)	1:B:160:VAL:CG1	1:B:35:THR:N	20	10.25
(3,18)	1:B:160:VAL:CG1	1:B:36:ILE:N	20	10.25
(3,18)	1:B:160:VAL:CG1	1:B:37:GLU:N	20	10.25
(3,18)	1:B:160:VAL:CG1	1:B:38:ASP:N	20	10.25
(3,18)	1:B:160:VAL:CG1	1:B:39:SER:N	20	10.25
(3,18)	1:B:160:VAL:CG1	1:B:40:TYR:N	20	10.25
(3,18)	1:B:160:VAL:CG1	1:B:41:ARG:N	20	10.25
(3,18)	1:B:160:VAL:CG1	1:B:42:LYS:N	20	10.25
(3,18)	1:B:160:VAL:CG1	1:B:43:GLN:N	20	10.25
(3,18)	1:B:160:VAL:CG1	1:B:44:VAL:N	20	10.25
(3,18)	1:B:160:VAL:CG1	1:B:45:VAL:N	20	10.25
(3,18)	1:B:160:VAL:CG1	1:B:46:ILE:N	20	10.25
(3,18)	1:B:160:VAL:CG1	1:B:47:ASP:N	20	10.25
(3,18)	1:B:160:VAL:CG1	1:B:48:GLY:N	20	10.25
(3,18)	1:B:160:VAL:CG1	1:B:49:GLU:N	20	10.25
(3,18)	1:B:160:VAL:CG1	1:B:50:THR:N	20	10.25
(3,18)	1:B:160:VAL:CG1	1:B:51:CYS:N	20	10.25
(3,18)	1:B:160:VAL:CG1	1:B:52:LEU:N	20	10.25
(3,18)	1:B:160:VAL:CG1	1:B:53:LEU:N	20	10.25
(3,18)	1:B:160:VAL:CG1	1:B:54:ASP:N	20	10.25

Continued on next page...

Continued from previous page...

Key	Atom-1	Atom-2	Model ID	Violation (Å)
(3,18)	1:B:160:VAL:CG1	1:B:55:ILE:N	20	10.25
(3,18)	1:B:160:VAL:CG1	1:B:56:LEU:N	20	10.25
(3,18)	1:B:160:VAL:CG1	1:B:57:ASP:N	20	10.25
(3,18)	1:B:160:VAL:CG1	1:B:58:THR:N	20	10.25
(3,18)	1:B:160:VAL:CG1	1:B:59:ALA:N	20	10.25
(3,18)	1:B:160:VAL:CG1	1:B:60:GLY:N	20	10.25
(3,18)	1:B:160:VAL:CG1	1:B:61:GLN:N	20	10.25
(3,18)	1:B:160:VAL:CG1	1:B:62:GLU:N	20	10.25
(3,18)	1:B:160:VAL:CG1	1:B:63:GLU:N	20	10.25
(3,18)	1:B:160:VAL:CG1	1:B:64:TYR:N	20	10.25
(3,18)	1:B:160:VAL:CG1	1:B:65:SER:N	20	10.25
(3,18)	1:B:160:VAL:CG1	1:B:66:ALA:N	20	10.25
(3,18)	1:B:160:VAL:CG1	1:B:67:MET:N	20	10.25
(3,18)	1:B:160:VAL:CG1	1:B:68:ARG:N	20	10.25
(3,18)	1:B:160:VAL:CG1	1:B:69:ASP:N	20	10.25
(3,18)	1:B:160:VAL:CG1	1:B:70:GLN:N	20	10.25
(3,18)	1:B:160:VAL:CG1	1:B:71:TYR:N	20	10.25
(3,18)	1:B:160:VAL:CG1	1:B:72:MET:N	20	10.25
(3,18)	1:B:160:VAL:CG1	1:B:73:ARG:N	20	10.25
(3,18)	1:B:160:VAL:CG1	1:B:74:THR:N	20	10.25
(3,18)	1:B:160:VAL:CG1	1:B:75:GLY:N	20	10.25
(3,18)	1:B:160:VAL:CG1	1:B:76:GLU:N	20	10.25
(3,18)	1:B:160:VAL:CG1	1:B:77:GLY:N	20	10.25
(3,18)	1:B:160:VAL:CG1	1:B:78:PHE:N	20	10.25
(3,18)	1:B:160:VAL:CG1	1:B:79:LEU:N	20	10.25
(3,18)	1:B:160:VAL:CG1	1:B:80:CYS:N	20	10.25
(3,18)	1:B:160:VAL:CG1	5:B:203:7Q9:N	20	10.25
(3,18)	1:B:160:VAL:CG1	5:B:204:7Q9:N	20	10.25
(3,18)	1:B:160:VAL:CG1	5:B:205:7Q9:N	20	10.25
(3,18)	1:B:160:VAL:CG1	5:B:206:7Q9:N	20	10.25
(3,18)	1:B:160:VAL:CG1	5:B:207:7Q9:N	20	10.25
(3,18)	1:B:160:VAL:CG1	6:B:208:17F:N1	20	10.25
(3,18)	1:B:160:VAL:CG1	5:B:209:7Q9:N	20	10.25
(3,18)	1:B:160:VAL:CG1	5:B:210:7Q9:N	20	10.25
(3,18)	1:B:160:VAL:CG1	5:B:211:7Q9:N	20	10.25
(3,18)	1:B:160:VAL:CG1	5:B:212:7Q9:N	20	10.25
(3,18)	1:B:160:VAL:CG1	5:B:213:7Q9:N	20	10.25
(3,18)	1:B:160:VAL:CG1	6:B:214:17F:N1	20	10.25
(3,18)	1:B:160:VAL:CG1	6:B:215:17F:N1	20	10.25
(3,18)	1:B:160:VAL:CG1	5:B:216:7Q9:N	20	10.25
(3,18)	1:B:160:VAL:CG1	5:B:217:7Q9:N	20	10.25
(3,18)	1:B:160:VAL:CG1	5:B:218:7Q9:N	20	10.25

Continued on next page...

Continued from previous page...

Key	Atom-1	Atom-2	Model ID	Violation (Å)
(3,18)	1:B:160:VAL:CG1	6:B:219:17F:N1	20	10.25
(3,18)	1:B:160:VAL:CG1	5:B:220:7Q9:N	20	10.25
(3,18)	1:B:160:VAL:CG2	1:B:2:THR:N	20	10.25
(3,18)	1:B:160:VAL:CG2	1:B:3:GLU:N	20	10.25
(3,18)	1:B:160:VAL:CG2	1:B:4:TYR:N	20	10.25
(3,18)	1:B:160:VAL:CG2	1:B:5:LYS:N	20	10.25
(3,18)	1:B:160:VAL:CG2	1:B:6:LEU:N	20	10.25
(3,18)	1:B:160:VAL:CG2	1:B:7:VAL:N	20	10.25
(3,18)	1:B:160:VAL:CG2	1:B:8:VAL:N	20	10.25
(3,18)	1:B:160:VAL:CG2	1:B:9:VAL:N	20	10.25
(3,18)	1:B:160:VAL:CG2	1:B:10:GLY:N	20	10.25
(3,18)	1:B:160:VAL:CG2	1:B:11:ALA:N	20	10.25
(3,18)	1:B:160:VAL:CG2	1:B:12:ASP:N	20	10.25
(3,18)	1:B:160:VAL:CG2	1:B:13:GLY:N	20	10.25
(3,18)	1:B:160:VAL:CG2	1:B:14:VAL:N	20	10.25
(3,18)	1:B:160:VAL:CG2	1:B:15:GLY:N	20	10.25
(3,18)	1:B:160:VAL:CG2	1:B:16:LYS:N	20	10.25
(3,18)	1:B:160:VAL:CG2	1:B:17:SER:N	20	10.25
(3,18)	1:B:160:VAL:CG2	1:B:18:ALA:N	20	10.25
(3,18)	1:B:160:VAL:CG2	1:B:19:LEU:N	20	10.25
(3,18)	1:B:160:VAL:CG2	1:B:20:THR:N	20	10.25
(3,18)	1:B:160:VAL:CG2	1:B:21:ILE:N	20	10.25
(3,18)	1:B:160:VAL:CG2	1:B:22:GLN:N	20	10.25
(3,18)	1:B:160:VAL:CG2	1:B:23:LEU:N	20	10.25
(3,18)	1:B:160:VAL:CG2	1:B:24:ILE:N	20	10.25
(3,18)	1:B:160:VAL:CG2	1:B:25:GLN:N	20	10.25
(3,18)	1:B:160:VAL:CG2	1:B:26:ASN:N	20	10.25
(3,18)	1:B:160:VAL:CG2	1:B:27:HIS:N	20	10.25
(3,18)	1:B:160:VAL:CG2	1:B:28:PHE:N	20	10.25
(3,18)	1:B:160:VAL:CG2	1:B:29:VAL:N	20	10.25
(3,18)	1:B:160:VAL:CG2	1:B:30:ASP:N	20	10.25
(3,18)	1:B:160:VAL:CG2	1:B:31:GLU:N	20	10.25
(3,18)	1:B:160:VAL:CG2	1:B:32:TYR:N	20	10.25
(3,18)	1:B:160:VAL:CG2	1:B:33:ASP:N	20	10.25
(3,18)	1:B:160:VAL:CG2	1:B:34:PRO:N	20	10.25
(3,18)	1:B:160:VAL:CG2	1:B:35:THR:N	20	10.25
(3,18)	1:B:160:VAL:CG2	1:B:36:ILE:N	20	10.25
(3,18)	1:B:160:VAL:CG2	1:B:37:GLU:N	20	10.25
(3,18)	1:B:160:VAL:CG2	1:B:38:ASP:N	20	10.25
(3,18)	1:B:160:VAL:CG2	1:B:39:SER:N	20	10.25
(3,18)	1:B:160:VAL:CG2	1:B:40:TYR:N	20	10.25
(3,18)	1:B:160:VAL:CG2	1:B:41:ARG:N	20	10.25

Continued on next page...

Continued from previous page...

Key	Atom-1	Atom-2	Model ID	Violation (Å)
(3,18)	1:B:160:VAL:CG2	1:B:42:LYS:N	20	10.25
(3,18)	1:B:160:VAL:CG2	1:B:43:GLN:N	20	10.25
(3,18)	1:B:160:VAL:CG2	1:B:44:VAL:N	20	10.25
(3,18)	1:B:160:VAL:CG2	1:B:45:VAL:N	20	10.25
(3,18)	1:B:160:VAL:CG2	1:B:46:ILE:N	20	10.25
(3,18)	1:B:160:VAL:CG2	1:B:47:ASP:N	20	10.25
(3,18)	1:B:160:VAL:CG2	1:B:48:GLY:N	20	10.25
(3,18)	1:B:160:VAL:CG2	1:B:49:GLU:N	20	10.25
(3,18)	1:B:160:VAL:CG2	1:B:50:THR:N	20	10.25
(3,18)	1:B:160:VAL:CG2	1:B:51:CYS:N	20	10.25
(3,18)	1:B:160:VAL:CG2	1:B:52:LEU:N	20	10.25
(3,18)	1:B:160:VAL:CG2	1:B:53:LEU:N	20	10.25
(3,18)	1:B:160:VAL:CG2	1:B:54:ASP:N	20	10.25
(3,18)	1:B:160:VAL:CG2	1:B:55:ILE:N	20	10.25
(3,18)	1:B:160:VAL:CG2	1:B:56:LEU:N	20	10.25
(3,18)	1:B:160:VAL:CG2	1:B:57:ASP:N	20	10.25
(3,18)	1:B:160:VAL:CG2	1:B:58:THR:N	20	10.25
(3,18)	1:B:160:VAL:CG2	1:B:59:ALA:N	20	10.25
(3,18)	1:B:160:VAL:CG2	1:B:60:GLY:N	20	10.25
(3,18)	1:B:160:VAL:CG2	1:B:61:GLN:N	20	10.25
(3,18)	1:B:160:VAL:CG2	1:B:62:GLU:N	20	10.25
(3,18)	1:B:160:VAL:CG2	1:B:63:GLU:N	20	10.25
(3,18)	1:B:160:VAL:CG2	1:B:64:TYR:N	20	10.25
(3,18)	1:B:160:VAL:CG2	1:B:65:SER:N	20	10.25
(3,18)	1:B:160:VAL:CG2	1:B:66:ALA:N	20	10.25
(3,18)	1:B:160:VAL:CG2	1:B:67:MET:N	20	10.25
(3,18)	1:B:160:VAL:CG2	1:B:68:ARG:N	20	10.25
(3,18)	1:B:160:VAL:CG2	1:B:69:ASP:N	20	10.25
(3,18)	1:B:160:VAL:CG2	1:B:70:GLN:N	20	10.25
(3,18)	1:B:160:VAL:CG2	1:B:71:TYR:N	20	10.25
(3,18)	1:B:160:VAL:CG2	1:B:72:MET:N	20	10.25
(3,18)	1:B:160:VAL:CG2	1:B:73:ARG:N	20	10.25
(3,18)	1:B:160:VAL:CG2	1:B:74:THR:N	20	10.25
(3,18)	1:B:160:VAL:CG2	1:B:75:GLY:N	20	10.25
(3,18)	1:B:160:VAL:CG2	1:B:76:GLU:N	20	10.25
(3,18)	1:B:160:VAL:CG2	1:B:77:GLY:N	20	10.25
(3,18)	1:B:160:VAL:CG2	1:B:78:PHE:N	20	10.25
(3,18)	1:B:160:VAL:CG2	1:B:79:LEU:N	20	10.25
(3,18)	1:B:160:VAL:CG2	1:B:80:CYS:N	20	10.25
(3,18)	1:B:160:VAL:CG2	5:B:203:7Q9:N	20	10.25
(3,18)	1:B:160:VAL:CG2	5:B:204:7Q9:N	20	10.25
(3,18)	1:B:160:VAL:CG2	5:B:205:7Q9:N	20	10.25

Continued on next page...

Continued from previous page...

Key	Atom-1	Atom-2	Model ID	Violation (Å)
(3,18)	1:B:160:VAL:CG2	5:B:206:7Q9:N	20	10.25
(3,18)	1:B:160:VAL:CG2	5:B:207:7Q9:N	20	10.25
(3,18)	1:B:160:VAL:CG2	6:B:208:17F:N1	20	10.25
(3,18)	1:B:160:VAL:CG2	5:B:209:7Q9:N	20	10.25
(3,18)	1:B:160:VAL:CG2	5:B:210:7Q9:N	20	10.25
(3,18)	1:B:160:VAL:CG2	5:B:211:7Q9:N	20	10.25
(3,18)	1:B:160:VAL:CG2	5:B:212:7Q9:N	20	10.25
(3,18)	1:B:160:VAL:CG2	5:B:213:7Q9:N	20	10.25
(3,18)	1:B:160:VAL:CG2	6:B:214:17F:N1	20	10.25
(3,18)	1:B:160:VAL:CG2	6:B:215:17F:N1	20	10.25
(3,18)	1:B:160:VAL:CG2	5:B:216:7Q9:N	20	10.25
(3,18)	1:B:160:VAL:CG2	5:B:217:7Q9:N	20	10.25
(3,18)	1:B:160:VAL:CG2	5:B:218:7Q9:N	20	10.25
(3,18)	1:B:160:VAL:CG2	6:B:219:17F:N1	20	10.25
(3,18)	1:B:160:VAL:CG2	5:B:220:7Q9:N	20	10.25
(3,18)	1:B:160:VAL:CG1	1:B:2:THR:N	19	10.24
(3,18)	1:B:160:VAL:CG1	1:B:3:GLU:N	19	10.24
(3,18)	1:B:160:VAL:CG1	1:B:4:TYR:N	19	10.24
(3,18)	1:B:160:VAL:CG1	1:B:5:LYS:N	19	10.24
(3,18)	1:B:160:VAL:CG1	1:B:6:LEU:N	19	10.24
(3,18)	1:B:160:VAL:CG1	1:B:7:VAL:N	19	10.24
(3,18)	1:B:160:VAL:CG1	1:B:8:VAL:N	19	10.24
(3,18)	1:B:160:VAL:CG1	1:B:9:VAL:N	19	10.24
(3,18)	1:B:160:VAL:CG1	1:B:10:GLY:N	19	10.24
(3,18)	1:B:160:VAL:CG1	1:B:11:ALA:N	19	10.24
(3,18)	1:B:160:VAL:CG1	1:B:12:ASP:N	19	10.24
(3,18)	1:B:160:VAL:CG1	1:B:13:GLY:N	19	10.24
(3,18)	1:B:160:VAL:CG1	1:B:14:VAL:N	19	10.24
(3,18)	1:B:160:VAL:CG1	1:B:15:GLY:N	19	10.24
(3,18)	1:B:160:VAL:CG1	1:B:16:LYS:N	19	10.24
(3,18)	1:B:160:VAL:CG1	1:B:17:SER:N	19	10.24
(3,18)	1:B:160:VAL:CG1	1:B:18:ALA:N	19	10.24
(3,18)	1:B:160:VAL:CG1	1:B:19:LEU:N	19	10.24
(3,18)	1:B:160:VAL:CG1	1:B:20:THR:N	19	10.24
(3,18)	1:B:160:VAL:CG1	1:B:21:ILE:N	19	10.24
(3,18)	1:B:160:VAL:CG1	1:B:22:GLN:N	19	10.24
(3,18)	1:B:160:VAL:CG1	1:B:23:LEU:N	19	10.24
(3,18)	1:B:160:VAL:CG1	1:B:24:ILE:N	19	10.24
(3,18)	1:B:160:VAL:CG1	1:B:25:GLN:N	19	10.24
(3,18)	1:B:160:VAL:CG1	1:B:26:ASN:N	19	10.24
(3,18)	1:B:160:VAL:CG1	1:B:27:HIS:N	19	10.24
(3,18)	1:B:160:VAL:CG1	1:B:28:PHE:N	19	10.24

Continued on next page...

Continued from previous page...

Key	Atom-1	Atom-2	Model ID	Violation (Å)
(3,18)	1:B:160:VAL:CG1	1:B:29:VAL:N	19	10.24
(3,18)	1:B:160:VAL:CG1	1:B:30:ASP:N	19	10.24
(3,18)	1:B:160:VAL:CG1	1:B:31:GLU:N	19	10.24
(3,18)	1:B:160:VAL:CG1	1:B:32:TYR:N	19	10.24
(3,18)	1:B:160:VAL:CG1	1:B:33:ASP:N	19	10.24
(3,18)	1:B:160:VAL:CG1	1:B:34:PRO:N	19	10.24
(3,18)	1:B:160:VAL:CG1	1:B:35:THR:N	19	10.24
(3,18)	1:B:160:VAL:CG1	1:B:36:ILE:N	19	10.24
(3,18)	1:B:160:VAL:CG1	1:B:37:GLU:N	19	10.24
(3,18)	1:B:160:VAL:CG1	1:B:38:ASP:N	19	10.24
(3,18)	1:B:160:VAL:CG1	1:B:39:SER:N	19	10.24
(3,18)	1:B:160:VAL:CG1	1:B:40:TYR:N	19	10.24
(3,18)	1:B:160:VAL:CG1	1:B:41:ARG:N	19	10.24
(3,18)	1:B:160:VAL:CG1	1:B:42:LYS:N	19	10.24
(3,18)	1:B:160:VAL:CG1	1:B:43:GLN:N	19	10.24
(3,18)	1:B:160:VAL:CG1	1:B:44:VAL:N	19	10.24
(3,18)	1:B:160:VAL:CG1	1:B:45:VAL:N	19	10.24
(3,18)	1:B:160:VAL:CG1	1:B:46:ILE:N	19	10.24
(3,18)	1:B:160:VAL:CG1	1:B:47:ASP:N	19	10.24
(3,18)	1:B:160:VAL:CG1	1:B:48:GLY:N	19	10.24
(3,18)	1:B:160:VAL:CG1	1:B:49:GLU:N	19	10.24
(3,18)	1:B:160:VAL:CG1	1:B:50:THR:N	19	10.24
(3,18)	1:B:160:VAL:CG1	1:B:51:CYS:N	19	10.24
(3,18)	1:B:160:VAL:CG1	1:B:52:LEU:N	19	10.24
(3,18)	1:B:160:VAL:CG1	1:B:53:LEU:N	19	10.24
(3,18)	1:B:160:VAL:CG1	1:B:54:ASP:N	19	10.24
(3,18)	1:B:160:VAL:CG1	1:B:55:ILE:N	19	10.24
(3,18)	1:B:160:VAL:CG1	1:B:56:LEU:N	19	10.24
(3,18)	1:B:160:VAL:CG1	1:B:57:ASP:N	19	10.24
(3,18)	1:B:160:VAL:CG1	1:B:58:THR:N	19	10.24
(3,18)	1:B:160:VAL:CG1	1:B:59:ALA:N	19	10.24
(3,18)	1:B:160:VAL:CG1	1:B:60:GLY:N	19	10.24
(3,18)	1:B:160:VAL:CG1	1:B:61:GLN:N	19	10.24
(3,18)	1:B:160:VAL:CG1	1:B:62:GLU:N	19	10.24
(3,18)	1:B:160:VAL:CG1	1:B:63:GLU:N	19	10.24
(3,18)	1:B:160:VAL:CG1	1:B:64:TYR:N	19	10.24
(3,18)	1:B:160:VAL:CG1	1:B:65:SER:N	19	10.24
(3,18)	1:B:160:VAL:CG1	1:B:66:ALA:N	19	10.24
(3,18)	1:B:160:VAL:CG1	1:B:67:MET:N	19	10.24
(3,18)	1:B:160:VAL:CG1	1:B:68:ARG:N	19	10.24
(3,18)	1:B:160:VAL:CG1	1:B:69:ASP:N	19	10.24
(3,18)	1:B:160:VAL:CG1	1:B:70:GLN:N	19	10.24

Continued on next page...

Continued from previous page...

Key	Atom-1	Atom-2	Model ID	Violation (Å)
(3,18)	1:B:160:VAL:CG1	1:B:71:TYR:N	19	10.24
(3,18)	1:B:160:VAL:CG1	1:B:72:MET:N	19	10.24
(3,18)	1:B:160:VAL:CG1	1:B:73:ARG:N	19	10.24
(3,18)	1:B:160:VAL:CG1	1:B:74:THR:N	19	10.24
(3,18)	1:B:160:VAL:CG1	1:B:75:GLY:N	19	10.24
(3,18)	1:B:160:VAL:CG1	1:B:76:GLU:N	19	10.24
(3,18)	1:B:160:VAL:CG1	1:B:77:GLY:N	19	10.24
(3,18)	1:B:160:VAL:CG1	1:B:78:PHE:N	19	10.24
(3,18)	1:B:160:VAL:CG1	1:B:79:LEU:N	19	10.24
(3,18)	1:B:160:VAL:CG1	1:B:80:CYS:N	19	10.24
(3,18)	1:B:160:VAL:CG1	5:B:203:7Q9:N	19	10.24
(3,18)	1:B:160:VAL:CG1	5:B:204:7Q9:N	19	10.24
(3,18)	1:B:160:VAL:CG1	5:B:205:7Q9:N	19	10.24
(3,18)	1:B:160:VAL:CG1	5:B:206:7Q9:N	19	10.24
(3,18)	1:B:160:VAL:CG1	5:B:207:7Q9:N	19	10.24
(3,18)	1:B:160:VAL:CG1	6:B:208:17F:N1	19	10.24
(3,18)	1:B:160:VAL:CG1	5:B:209:7Q9:N	19	10.24
(3,18)	1:B:160:VAL:CG1	5:B:210:7Q9:N	19	10.24
(3,18)	1:B:160:VAL:CG1	5:B:211:7Q9:N	19	10.24
(3,18)	1:B:160:VAL:CG1	5:B:212:7Q9:N	19	10.24
(3,18)	1:B:160:VAL:CG1	5:B:213:7Q9:N	19	10.24
(3,18)	1:B:160:VAL:CG1	6:B:214:17F:N1	19	10.24
(3,18)	1:B:160:VAL:CG1	6:B:215:17F:N1	19	10.24
(3,18)	1:B:160:VAL:CG1	5:B:216:7Q9:N	19	10.24
(3,18)	1:B:160:VAL:CG1	5:B:217:7Q9:N	19	10.24
(3,18)	1:B:160:VAL:CG1	5:B:218:7Q9:N	19	10.24
(3,18)	1:B:160:VAL:CG1	6:B:219:17F:N1	19	10.24
(3,18)	1:B:160:VAL:CG1	5:B:220:7Q9:N	19	10.24
(3,18)	1:B:160:VAL:CG2	1:B:2:THR:N	19	10.24
(3,18)	1:B:160:VAL:CG2	1:B:3:GLU:N	19	10.24
(3,18)	1:B:160:VAL:CG2	1:B:4:TYR:N	19	10.24
(3,18)	1:B:160:VAL:CG2	1:B:5:LYS:N	19	10.24
(3,18)	1:B:160:VAL:CG2	1:B:6:LEU:N	19	10.24
(3,18)	1:B:160:VAL:CG2	1:B:7:VAL:N	19	10.24
(3,18)	1:B:160:VAL:CG2	1:B:8:VAL:N	19	10.24
(3,18)	1:B:160:VAL:CG2	1:B:9:VAL:N	19	10.24
(3,18)	1:B:160:VAL:CG2	1:B:10:GLY:N	19	10.24
(3,18)	1:B:160:VAL:CG2	1:B:11:ALA:N	19	10.24
(3,18)	1:B:160:VAL:CG2	1:B:12:ASP:N	19	10.24
(3,18)	1:B:160:VAL:CG2	1:B:13:GLY:N	19	10.24
(3,18)	1:B:160:VAL:CG2	1:B:14:VAL:N	19	10.24
(3,18)	1:B:160:VAL:CG2	1:B:15:GLY:N	19	10.24

Continued on next page...

Continued from previous page...

Key	Atom-1	Atom-2	Model ID	Violation (Å)
(3,18)	1:B:160:VAL:CG2	1:B:16:LYS:N	19	10.24
(3,18)	1:B:160:VAL:CG2	1:B:17:SER:N	19	10.24
(3,18)	1:B:160:VAL:CG2	1:B:18:ALA:N	19	10.24
(3,18)	1:B:160:VAL:CG2	1:B:19:LEU:N	19	10.24
(3,18)	1:B:160:VAL:CG2	1:B:20:THR:N	19	10.24
(3,18)	1:B:160:VAL:CG2	1:B:21:ILE:N	19	10.24
(3,18)	1:B:160:VAL:CG2	1:B:22:GLN:N	19	10.24
(3,18)	1:B:160:VAL:CG2	1:B:23:LEU:N	19	10.24
(3,18)	1:B:160:VAL:CG2	1:B:24:ILE:N	19	10.24
(3,18)	1:B:160:VAL:CG2	1:B:25:GLN:N	19	10.24
(3,18)	1:B:160:VAL:CG2	1:B:26:ASN:N	19	10.24
(3,18)	1:B:160:VAL:CG2	1:B:27:HIS:N	19	10.24
(3,18)	1:B:160:VAL:CG2	1:B:28:PHE:N	19	10.24
(3,18)	1:B:160:VAL:CG2	1:B:29:VAL:N	19	10.24
(3,18)	1:B:160:VAL:CG2	1:B:30:ASP:N	19	10.24
(3,18)	1:B:160:VAL:CG2	1:B:31:GLU:N	19	10.24
(3,18)	1:B:160:VAL:CG2	1:B:32:TYR:N	19	10.24
(3,18)	1:B:160:VAL:CG2	1:B:33:ASP:N	19	10.24
(3,18)	1:B:160:VAL:CG2	1:B:34:PRO:N	19	10.24
(3,18)	1:B:160:VAL:CG2	1:B:35:THR:N	19	10.24
(3,18)	1:B:160:VAL:CG2	1:B:36:ILE:N	19	10.24
(3,18)	1:B:160:VAL:CG2	1:B:37:GLU:N	19	10.24
(3,18)	1:B:160:VAL:CG2	1:B:38:ASP:N	19	10.24
(3,18)	1:B:160:VAL:CG2	1:B:39:SER:N	19	10.24
(3,18)	1:B:160:VAL:CG2	1:B:40:TYR:N	19	10.24
(3,18)	1:B:160:VAL:CG2	1:B:41:ARG:N	19	10.24
(3,18)	1:B:160:VAL:CG2	1:B:42:LYS:N	19	10.24
(3,18)	1:B:160:VAL:CG2	1:B:43:GLN:N	19	10.24
(3,18)	1:B:160:VAL:CG2	1:B:44:VAL:N	19	10.24
(3,18)	1:B:160:VAL:CG2	1:B:45:VAL:N	19	10.24
(3,18)	1:B:160:VAL:CG2	1:B:46:ILE:N	19	10.24
(3,18)	1:B:160:VAL:CG2	1:B:47:ASP:N	19	10.24
(3,18)	1:B:160:VAL:CG2	1:B:48:GLY:N	19	10.24
(3,18)	1:B:160:VAL:CG2	1:B:49:GLU:N	19	10.24
(3,18)	1:B:160:VAL:CG2	1:B:50:THR:N	19	10.24
(3,18)	1:B:160:VAL:CG2	1:B:51:CYS:N	19	10.24
(3,18)	1:B:160:VAL:CG2	1:B:52:LEU:N	19	10.24
(3,18)	1:B:160:VAL:CG2	1:B:53:LEU:N	19	10.24
(3,18)	1:B:160:VAL:CG2	1:B:54:ASP:N	19	10.24
(3,18)	1:B:160:VAL:CG2	1:B:55:ILE:N	19	10.24
(3,18)	1:B:160:VAL:CG2	1:B:56:LEU:N	19	10.24
(3,18)	1:B:160:VAL:CG2	1:B:57:ASP:N	19	10.24

Continued on next page...

Continued from previous page...

Key	Atom-1	Atom-2	Model ID	Violation (Å)
(3,18)	1:B:160:VAL:CG2	1:B:58:THR:N	19	10.24
(3,18)	1:B:160:VAL:CG2	1:B:59:ALA:N	19	10.24
(3,18)	1:B:160:VAL:CG2	1:B:60:GLY:N	19	10.24
(3,18)	1:B:160:VAL:CG2	1:B:61:GLN:N	19	10.24
(3,18)	1:B:160:VAL:CG2	1:B:62:GLU:N	19	10.24
(3,18)	1:B:160:VAL:CG2	1:B:63:GLU:N	19	10.24
(3,18)	1:B:160:VAL:CG2	1:B:64:TYR:N	19	10.24
(3,18)	1:B:160:VAL:CG2	1:B:65:SER:N	19	10.24
(3,18)	1:B:160:VAL:CG2	1:B:66:ALA:N	19	10.24
(3,18)	1:B:160:VAL:CG2	1:B:67:MET:N	19	10.24
(3,18)	1:B:160:VAL:CG2	1:B:68:ARG:N	19	10.24
(3,18)	1:B:160:VAL:CG2	1:B:69:ASP:N	19	10.24
(3,18)	1:B:160:VAL:CG2	1:B:70:GLN:N	19	10.24
(3,18)	1:B:160:VAL:CG2	1:B:71:TYR:N	19	10.24
(3,18)	1:B:160:VAL:CG2	1:B:72:MET:N	19	10.24
(3,18)	1:B:160:VAL:CG2	1:B:73:ARG:N	19	10.24
(3,18)	1:B:160:VAL:CG2	1:B:74:THR:N	19	10.24
(3,18)	1:B:160:VAL:CG2	1:B:75:GLY:N	19	10.24
(3,18)	1:B:160:VAL:CG2	1:B:76:GLU:N	19	10.24
(3,18)	1:B:160:VAL:CG2	1:B:77:GLY:N	19	10.24
(3,18)	1:B:160:VAL:CG2	1:B:78:PHE:N	19	10.24
(3,18)	1:B:160:VAL:CG2	1:B:79:LEU:N	19	10.24
(3,18)	1:B:160:VAL:CG2	1:B:80:CYS:N	19	10.24
(3,18)	1:B:160:VAL:CG2	5:B:203:7Q9:N	19	10.24
(3,18)	1:B:160:VAL:CG2	5:B:204:7Q9:N	19	10.24
(3,18)	1:B:160:VAL:CG2	5:B:205:7Q9:N	19	10.24
(3,18)	1:B:160:VAL:CG2	5:B:206:7Q9:N	19	10.24
(3,18)	1:B:160:VAL:CG2	5:B:207:7Q9:N	19	10.24
(3,18)	1:B:160:VAL:CG2	6:B:208:17F:N1	19	10.24
(3,18)	1:B:160:VAL:CG2	5:B:209:7Q9:N	19	10.24
(3,18)	1:B:160:VAL:CG2	5:B:210:7Q9:N	19	10.24
(3,18)	1:B:160:VAL:CG2	5:B:211:7Q9:N	19	10.24
(3,18)	1:B:160:VAL:CG2	5:B:212:7Q9:N	19	10.24
(3,18)	1:B:160:VAL:CG2	5:B:213:7Q9:N	19	10.24
(3,18)	1:B:160:VAL:CG2	6:B:214:17F:N1	19	10.24
(3,18)	1:B:160:VAL:CG2	6:B:215:17F:N1	19	10.24
(3,18)	1:B:160:VAL:CG2	5:B:216:7Q9:N	19	10.24
(3,18)	1:B:160:VAL:CG2	5:B:217:7Q9:N	19	10.24
(3,18)	1:B:160:VAL:CG2	5:B:218:7Q9:N	19	10.24
(3,18)	1:B:160:VAL:CG2	6:B:219:17F:N1	19	10.24
(3,18)	1:B:160:VAL:CG2	5:B:220:7Q9:N	19	10.24
(2,3)	1:A:39:SER:OG	1:B:165:LYS:N	17	10.24

Continued on next page...

Continued from previous page...

Key	Atom-1	Atom-2	Model ID	Violation (Å)
(3,18)	1:B:160:VAL:CG1	1:B:2:THR:N	4	10.22
(3,18)	1:B:160:VAL:CG1	1:B:3:GLU:N	4	10.22
(3,18)	1:B:160:VAL:CG1	1:B:4:TYR:N	4	10.22
(3,18)	1:B:160:VAL:CG1	1:B:5:LYS:N	4	10.22
(3,18)	1:B:160:VAL:CG1	1:B:6:LEU:N	4	10.22
(3,18)	1:B:160:VAL:CG1	1:B:7:VAL:N	4	10.22
(3,18)	1:B:160:VAL:CG1	1:B:8:VAL:N	4	10.22
(3,18)	1:B:160:VAL:CG1	1:B:9:VAL:N	4	10.22
(3,18)	1:B:160:VAL:CG1	1:B:10:GLY:N	4	10.22
(3,18)	1:B:160:VAL:CG1	1:B:11:ALA:N	4	10.22
(3,18)	1:B:160:VAL:CG1	1:B:12:ASP:N	4	10.22
(3,18)	1:B:160:VAL:CG1	1:B:13:GLY:N	4	10.22
(3,18)	1:B:160:VAL:CG1	1:B:14:VAL:N	4	10.22
(3,18)	1:B:160:VAL:CG1	1:B:15:GLY:N	4	10.22
(3,18)	1:B:160:VAL:CG1	1:B:16:LYS:N	4	10.22
(3,18)	1:B:160:VAL:CG1	1:B:17:SER:N	4	10.22
(3,18)	1:B:160:VAL:CG1	1:B:18:ALA:N	4	10.22
(3,18)	1:B:160:VAL:CG1	1:B:19:LEU:N	4	10.22
(3,18)	1:B:160:VAL:CG1	1:B:20:THR:N	4	10.22
(3,18)	1:B:160:VAL:CG1	1:B:21:ILE:N	4	10.22
(3,18)	1:B:160:VAL:CG1	1:B:22:GLN:N	4	10.22
(3,18)	1:B:160:VAL:CG1	1:B:23:LEU:N	4	10.22
(3,18)	1:B:160:VAL:CG1	1:B:24:ILE:N	4	10.22
(3,18)	1:B:160:VAL:CG1	1:B:25:GLN:N	4	10.22
(3,18)	1:B:160:VAL:CG1	1:B:26:ASN:N	4	10.22
(3,18)	1:B:160:VAL:CG1	1:B:27:HIS:N	4	10.22
(3,18)	1:B:160:VAL:CG1	1:B:28:PHE:N	4	10.22
(3,18)	1:B:160:VAL:CG1	1:B:29:VAL:N	4	10.22
(3,18)	1:B:160:VAL:CG1	1:B:30:ASP:N	4	10.22
(3,18)	1:B:160:VAL:CG1	1:B:31:GLU:N	4	10.22
(3,18)	1:B:160:VAL:CG1	1:B:32:TYR:N	4	10.22
(3,18)	1:B:160:VAL:CG1	1:B:33:ASP:N	4	10.22
(3,18)	1:B:160:VAL:CG1	1:B:34:PRO:N	4	10.22
(3,18)	1:B:160:VAL:CG1	1:B:35:THR:N	4	10.22
(3,18)	1:B:160:VAL:CG1	1:B:36:ILE:N	4	10.22
(3,18)	1:B:160:VAL:CG1	1:B:37:GLU:N	4	10.22
(3,18)	1:B:160:VAL:CG1	1:B:38:ASP:N	4	10.22
(3,18)	1:B:160:VAL:CG1	1:B:39:SER:N	4	10.22
(3,18)	1:B:160:VAL:CG1	1:B:40:TYR:N	4	10.22
(3,18)	1:B:160:VAL:CG1	1:B:41:ARG:N	4	10.22
(3,18)	1:B:160:VAL:CG1	1:B:42:LYS:N	4	10.22
(3,18)	1:B:160:VAL:CG1	1:B:43:GLN:N	4	10.22

Continued on next page...

Continued from previous page...

Key	Atom-1	Atom-2	Model ID	Violation (Å)
(3,18)	1:B:160:VAL:CG1	1:B:44:VAL:N	4	10.22
(3,18)	1:B:160:VAL:CG1	1:B:45:VAL:N	4	10.22
(3,18)	1:B:160:VAL:CG1	1:B:46:ILE:N	4	10.22
(3,18)	1:B:160:VAL:CG1	1:B:47:ASP:N	4	10.22
(3,18)	1:B:160:VAL:CG1	1:B:48:GLY:N	4	10.22
(3,18)	1:B:160:VAL:CG1	1:B:49:GLU:N	4	10.22
(3,18)	1:B:160:VAL:CG1	1:B:50:THR:N	4	10.22
(3,18)	1:B:160:VAL:CG1	1:B:51:CYS:N	4	10.22
(3,18)	1:B:160:VAL:CG1	1:B:52:LEU:N	4	10.22
(3,18)	1:B:160:VAL:CG1	1:B:53:LEU:N	4	10.22
(3,18)	1:B:160:VAL:CG1	1:B:54:ASP:N	4	10.22
(3,18)	1:B:160:VAL:CG1	1:B:55:ILE:N	4	10.22
(3,18)	1:B:160:VAL:CG1	1:B:56:LEU:N	4	10.22
(3,18)	1:B:160:VAL:CG1	1:B:57:ASP:N	4	10.22
(3,18)	1:B:160:VAL:CG1	1:B:58:THR:N	4	10.22
(3,18)	1:B:160:VAL:CG1	1:B:59:ALA:N	4	10.22
(3,18)	1:B:160:VAL:CG1	1:B:60:GLY:N	4	10.22
(3,18)	1:B:160:VAL:CG1	1:B:61:GLN:N	4	10.22
(3,18)	1:B:160:VAL:CG1	1:B:62:GLU:N	4	10.22
(3,18)	1:B:160:VAL:CG1	1:B:63:GLU:N	4	10.22
(3,18)	1:B:160:VAL:CG1	1:B:64:TYR:N	4	10.22
(3,18)	1:B:160:VAL:CG1	1:B:65:SER:N	4	10.22
(3,18)	1:B:160:VAL:CG1	1:B:66:ALA:N	4	10.22
(3,18)	1:B:160:VAL:CG1	1:B:67:MET:N	4	10.22
(3,18)	1:B:160:VAL:CG1	1:B:68:ARG:N	4	10.22
(3,18)	1:B:160:VAL:CG1	1:B:69:ASP:N	4	10.22
(3,18)	1:B:160:VAL:CG1	1:B:70:GLN:N	4	10.22
(3,18)	1:B:160:VAL:CG1	1:B:71:TYR:N	4	10.22
(3,18)	1:B:160:VAL:CG1	1:B:72:MET:N	4	10.22
(3,18)	1:B:160:VAL:CG1	1:B:73:ARG:N	4	10.22
(3,18)	1:B:160:VAL:CG1	1:B:74:THR:N	4	10.22
(3,18)	1:B:160:VAL:CG1	1:B:75:GLY:N	4	10.22
(3,18)	1:B:160:VAL:CG1	1:B:76:GLU:N	4	10.22
(3,18)	1:B:160:VAL:CG1	1:B:77:GLY:N	4	10.22
(3,18)	1:B:160:VAL:CG1	1:B:78:PHE:N	4	10.22
(3,18)	1:B:160:VAL:CG1	1:B:79:LEU:N	4	10.22
(3,18)	1:B:160:VAL:CG1	1:B:80:CYS:N	4	10.22
(3,18)	1:B:160:VAL:CG1	5:B:203:7Q9:N	4	10.22
(3,18)	1:B:160:VAL:CG1	5:B:204:7Q9:N	4	10.22
(3,18)	1:B:160:VAL:CG1	5:B:205:7Q9:N	4	10.22
(3,18)	1:B:160:VAL:CG1	5:B:206:7Q9:N	4	10.22
(3,18)	1:B:160:VAL:CG1	5:B:207:7Q9:N	4	10.22

Continued on next page...

Continued from previous page...

Key	Atom-1	Atom-2	Model ID	Violation (Å)
(3,18)	1:B:160:VAL:CG1	6:B:208:17F:N1	4	10.22
(3,18)	1:B:160:VAL:CG1	5:B:209:7Q9:N	4	10.22
(3,18)	1:B:160:VAL:CG1	5:B:210:7Q9:N	4	10.22
(3,18)	1:B:160:VAL:CG1	5:B:211:7Q9:N	4	10.22
(3,18)	1:B:160:VAL:CG1	5:B:212:7Q9:N	4	10.22
(3,18)	1:B:160:VAL:CG1	5:B:213:7Q9:N	4	10.22
(3,18)	1:B:160:VAL:CG1	6:B:214:17F:N1	4	10.22
(3,18)	1:B:160:VAL:CG1	6:B:215:17F:N1	4	10.22
(3,18)	1:B:160:VAL:CG1	5:B:216:7Q9:N	4	10.22
(3,18)	1:B:160:VAL:CG1	5:B:217:7Q9:N	4	10.22
(3,18)	1:B:160:VAL:CG1	5:B:218:7Q9:N	4	10.22
(3,18)	1:B:160:VAL:CG1	6:B:219:17F:N1	4	10.22
(3,18)	1:B:160:VAL:CG1	5:B:220:7Q9:N	4	10.22
(3,18)	1:B:160:VAL:CG2	1:B:2:THR:N	4	10.22
(3,18)	1:B:160:VAL:CG2	1:B:3:GLU:N	4	10.22
(3,18)	1:B:160:VAL:CG2	1:B:4:TYR:N	4	10.22
(3,18)	1:B:160:VAL:CG2	1:B:5:LYS:N	4	10.22
(3,18)	1:B:160:VAL:CG2	1:B:6:LEU:N	4	10.22
(3,18)	1:B:160:VAL:CG2	1:B:7:VAL:N	4	10.22
(3,18)	1:B:160:VAL:CG2	1:B:8:VAL:N	4	10.22
(3,18)	1:B:160:VAL:CG2	1:B:9:VAL:N	4	10.22
(3,18)	1:B:160:VAL:CG2	1:B:10:GLY:N	4	10.22
(3,18)	1:B:160:VAL:CG2	1:B:11:ALA:N	4	10.22
(3,18)	1:B:160:VAL:CG2	1:B:12:ASP:N	4	10.22
(3,18)	1:B:160:VAL:CG2	1:B:13:GLY:N	4	10.22
(3,18)	1:B:160:VAL:CG2	1:B:14:VAL:N	4	10.22
(3,18)	1:B:160:VAL:CG2	1:B:15:GLY:N	4	10.22
(3,18)	1:B:160:VAL:CG2	1:B:16:LYS:N	4	10.22
(3,18)	1:B:160:VAL:CG2	1:B:17:SER:N	4	10.22
(3,18)	1:B:160:VAL:CG2	1:B:18:ALA:N	4	10.22
(3,18)	1:B:160:VAL:CG2	1:B:19:LEU:N	4	10.22
(3,18)	1:B:160:VAL:CG2	1:B:20:THR:N	4	10.22
(3,18)	1:B:160:VAL:CG2	1:B:21:ILE:N	4	10.22
(3,18)	1:B:160:VAL:CG2	1:B:22:GLN:N	4	10.22
(3,18)	1:B:160:VAL:CG2	1:B:23:LEU:N	4	10.22
(3,18)	1:B:160:VAL:CG2	1:B:24:ILE:N	4	10.22
(3,18)	1:B:160:VAL:CG2	1:B:25:GLN:N	4	10.22
(3,18)	1:B:160:VAL:CG2	1:B:26:ASN:N	4	10.22
(3,18)	1:B:160:VAL:CG2	1:B:27:HIS:N	4	10.22
(3,18)	1:B:160:VAL:CG2	1:B:28:PHE:N	4	10.22
(3,18)	1:B:160:VAL:CG2	1:B:29:VAL:N	4	10.22
(3,18)	1:B:160:VAL:CG2	1:B:30:ASP:N	4	10.22

Continued on next page...

Continued from previous page...

Key	Atom-1	Atom-2	Model ID	Violation (Å)
(3,18)	1:B:160:VAL:CG2	1:B:31:GLU:N	4	10.22
(3,18)	1:B:160:VAL:CG2	1:B:32:TYR:N	4	10.22
(3,18)	1:B:160:VAL:CG2	1:B:33:ASP:N	4	10.22
(3,18)	1:B:160:VAL:CG2	1:B:34:PRO:N	4	10.22
(3,18)	1:B:160:VAL:CG2	1:B:35:THR:N	4	10.22
(3,18)	1:B:160:VAL:CG2	1:B:36:ILE:N	4	10.22
(3,18)	1:B:160:VAL:CG2	1:B:37:GLU:N	4	10.22
(3,18)	1:B:160:VAL:CG2	1:B:38:ASP:N	4	10.22
(3,18)	1:B:160:VAL:CG2	1:B:39:SER:N	4	10.22
(3,18)	1:B:160:VAL:CG2	1:B:40:TYR:N	4	10.22
(3,18)	1:B:160:VAL:CG2	1:B:41:ARG:N	4	10.22
(3,18)	1:B:160:VAL:CG2	1:B:42:LYS:N	4	10.22
(3,18)	1:B:160:VAL:CG2	1:B:43:GLN:N	4	10.22
(3,18)	1:B:160:VAL:CG2	1:B:44:VAL:N	4	10.22
(3,18)	1:B:160:VAL:CG2	1:B:45:VAL:N	4	10.22
(3,18)	1:B:160:VAL:CG2	1:B:46:ILE:N	4	10.22
(3,18)	1:B:160:VAL:CG2	1:B:47:ASP:N	4	10.22
(3,18)	1:B:160:VAL:CG2	1:B:48:GLY:N	4	10.22
(3,18)	1:B:160:VAL:CG2	1:B:49:GLU:N	4	10.22
(3,18)	1:B:160:VAL:CG2	1:B:50:THR:N	4	10.22
(3,18)	1:B:160:VAL:CG2	1:B:51:CYS:N	4	10.22
(3,18)	1:B:160:VAL:CG2	1:B:52:LEU:N	4	10.22
(3,18)	1:B:160:VAL:CG2	1:B:53:LEU:N	4	10.22
(3,18)	1:B:160:VAL:CG2	1:B:54:ASP:N	4	10.22
(3,18)	1:B:160:VAL:CG2	1:B:55:ILE:N	4	10.22
(3,18)	1:B:160:VAL:CG2	1:B:56:LEU:N	4	10.22
(3,18)	1:B:160:VAL:CG2	1:B:57:ASP:N	4	10.22
(3,18)	1:B:160:VAL:CG2	1:B:58:THR:N	4	10.22
(3,18)	1:B:160:VAL:CG2	1:B:59:ALA:N	4	10.22
(3,18)	1:B:160:VAL:CG2	1:B:60:GLY:N	4	10.22
(3,18)	1:B:160:VAL:CG2	1:B:61:GLN:N	4	10.22
(3,18)	1:B:160:VAL:CG2	1:B:62:GLU:N	4	10.22
(3,18)	1:B:160:VAL:CG2	1:B:63:GLU:N	4	10.22
(3,18)	1:B:160:VAL:CG2	1:B:64:TYR:N	4	10.22
(3,18)	1:B:160:VAL:CG2	1:B:65:SER:N	4	10.22
(3,18)	1:B:160:VAL:CG2	1:B:66:ALA:N	4	10.22
(3,18)	1:B:160:VAL:CG2	1:B:67:MET:N	4	10.22
(3,18)	1:B:160:VAL:CG2	1:B:68:ARG:N	4	10.22
(3,18)	1:B:160:VAL:CG2	1:B:69:ASP:N	4	10.22
(3,18)	1:B:160:VAL:CG2	1:B:70:GLN:N	4	10.22
(3,18)	1:B:160:VAL:CG2	1:B:71:TYR:N	4	10.22
(3,18)	1:B:160:VAL:CG2	1:B:72:MET:N	4	10.22

Continued on next page...

Continued from previous page...

Key	Atom-1	Atom-2	Model ID	Violation (Å)
(3,18)	1:B:160:VAL:CG2	1:B:73:ARG:N	4	10.22
(3,18)	1:B:160:VAL:CG2	1:B:74:THR:N	4	10.22
(3,18)	1:B:160:VAL:CG2	1:B:75:GLY:N	4	10.22
(3,18)	1:B:160:VAL:CG2	1:B:76:GLU:N	4	10.22
(3,18)	1:B:160:VAL:CG2	1:B:77:GLY:N	4	10.22
(3,18)	1:B:160:VAL:CG2	1:B:78:PHE:N	4	10.22
(3,18)	1:B:160:VAL:CG2	1:B:79:LEU:N	4	10.22
(3,18)	1:B:160:VAL:CG2	1:B:80:CYS:N	4	10.22
(3,18)	1:B:160:VAL:CG2	5:B:203:7Q9:N	4	10.22
(3,18)	1:B:160:VAL:CG2	5:B:204:7Q9:N	4	10.22
(3,18)	1:B:160:VAL:CG2	5:B:205:7Q9:N	4	10.22
(3,18)	1:B:160:VAL:CG2	5:B:206:7Q9:N	4	10.22
(3,18)	1:B:160:VAL:CG2	5:B:207:7Q9:N	4	10.22
(3,18)	1:B:160:VAL:CG2	6:B:208:17F:N1	4	10.22
(3,18)	1:B:160:VAL:CG2	5:B:209:7Q9:N	4	10.22
(3,18)	1:B:160:VAL:CG2	5:B:210:7Q9:N	4	10.22
(3,18)	1:B:160:VAL:CG2	5:B:211:7Q9:N	4	10.22
(3,18)	1:B:160:VAL:CG2	5:B:212:7Q9:N	4	10.22
(3,18)	1:B:160:VAL:CG2	5:B:213:7Q9:N	4	10.22
(3,18)	1:B:160:VAL:CG2	6:B:214:17F:N1	4	10.22
(3,18)	1:B:160:VAL:CG2	6:B:215:17F:N1	4	10.22
(3,18)	1:B:160:VAL:CG2	5:B:216:7Q9:N	4	10.22
(3,18)	1:B:160:VAL:CG2	5:B:217:7Q9:N	4	10.22
(3,18)	1:B:160:VAL:CG2	5:B:218:7Q9:N	4	10.22
(3,18)	1:B:160:VAL:CG2	6:B:219:17F:N1	4	10.22
(3,18)	1:B:160:VAL:CG2	5:B:220:7Q9:N	4	10.22
(1,3)	1:B:118:CYS:SG	1:A:24:ILE:CD1	19	10.22
(3,18)	1:B:160:VAL:CG1	1:B:2:THR:N	10	10.2
(3,18)	1:B:160:VAL:CG1	1:B:3:GLU:N	10	10.2
(3,18)	1:B:160:VAL:CG1	1:B:4:TYR:N	10	10.2
(3,18)	1:B:160:VAL:CG1	1:B:5:LYS:N	10	10.2
(3,18)	1:B:160:VAL:CG1	1:B:6:LEU:N	10	10.2
(3,18)	1:B:160:VAL:CG1	1:B:7:VAL:N	10	10.2
(3,18)	1:B:160:VAL:CG1	1:B:8:VAL:N	10	10.2
(3,18)	1:B:160:VAL:CG1	1:B:9:VAL:N	10	10.2
(3,18)	1:B:160:VAL:CG1	1:B:10:GLY:N	10	10.2
(3,18)	1:B:160:VAL:CG1	1:B:11:ALA:N	10	10.2
(3,18)	1:B:160:VAL:CG1	1:B:12:ASP:N	10	10.2
(3,18)	1:B:160:VAL:CG1	1:B:13:GLY:N	10	10.2
(3,18)	1:B:160:VAL:CG1	1:B:14:VAL:N	10	10.2
(3,18)	1:B:160:VAL:CG1	1:B:15:GLY:N	10	10.2
(3,18)	1:B:160:VAL:CG1	1:B:16:LYS:N	10	10.2

Continued on next page...

Continued from previous page...

Key	Atom-1	Atom-2	Model ID	Violation (Å)
(3,18)	1:B:160:VAL:CG1	1:B:17:SER:N	10	10.2
(3,18)	1:B:160:VAL:CG1	1:B:18:ALA:N	10	10.2
(3,18)	1:B:160:VAL:CG1	1:B:19:LEU:N	10	10.2
(3,18)	1:B:160:VAL:CG1	1:B:20:THR:N	10	10.2
(3,18)	1:B:160:VAL:CG1	1:B:21:ILE:N	10	10.2
(3,18)	1:B:160:VAL:CG1	1:B:22:GLN:N	10	10.2
(3,18)	1:B:160:VAL:CG1	1:B:23:LEU:N	10	10.2
(3,18)	1:B:160:VAL:CG1	1:B:24:ILE:N	10	10.2
(3,18)	1:B:160:VAL:CG1	1:B:25:GLN:N	10	10.2
(3,18)	1:B:160:VAL:CG1	1:B:26:ASN:N	10	10.2
(3,18)	1:B:160:VAL:CG1	1:B:27:HIS:N	10	10.2
(3,18)	1:B:160:VAL:CG1	1:B:28:PHE:N	10	10.2
(3,18)	1:B:160:VAL:CG1	1:B:29:VAL:N	10	10.2
(3,18)	1:B:160:VAL:CG1	1:B:30:ASP:N	10	10.2
(3,18)	1:B:160:VAL:CG1	1:B:31:GLU:N	10	10.2
(3,18)	1:B:160:VAL:CG1	1:B:32:TYR:N	10	10.2
(3,18)	1:B:160:VAL:CG1	1:B:33:ASP:N	10	10.2
(3,18)	1:B:160:VAL:CG1	1:B:34:PRO:N	10	10.2
(3,18)	1:B:160:VAL:CG1	1:B:35:THR:N	10	10.2
(3,18)	1:B:160:VAL:CG1	1:B:36:ILE:N	10	10.2
(3,18)	1:B:160:VAL:CG1	1:B:37:GLU:N	10	10.2
(3,18)	1:B:160:VAL:CG1	1:B:38:ASP:N	10	10.2
(3,18)	1:B:160:VAL:CG1	1:B:39:SER:N	10	10.2
(3,18)	1:B:160:VAL:CG1	1:B:40:TYR:N	10	10.2
(3,18)	1:B:160:VAL:CG1	1:B:41:ARG:N	10	10.2
(3,18)	1:B:160:VAL:CG1	1:B:42:LYS:N	10	10.2
(3,18)	1:B:160:VAL:CG1	1:B:43:GLN:N	10	10.2
(3,18)	1:B:160:VAL:CG1	1:B:44:VAL:N	10	10.2
(3,18)	1:B:160:VAL:CG1	1:B:45:VAL:N	10	10.2
(3,18)	1:B:160:VAL:CG1	1:B:46:ILE:N	10	10.2
(3,18)	1:B:160:VAL:CG1	1:B:47:ASP:N	10	10.2
(3,18)	1:B:160:VAL:CG1	1:B:48:GLY:N	10	10.2
(3,18)	1:B:160:VAL:CG1	1:B:49:GLU:N	10	10.2
(3,18)	1:B:160:VAL:CG1	1:B:50:THR:N	10	10.2
(3,18)	1:B:160:VAL:CG1	1:B:51:CYS:N	10	10.2
(3,18)	1:B:160:VAL:CG1	1:B:52:LEU:N	10	10.2
(3,18)	1:B:160:VAL:CG1	1:B:53:LEU:N	10	10.2
(3,18)	1:B:160:VAL:CG1	1:B:54:ASP:N	10	10.2
(3,18)	1:B:160:VAL:CG1	1:B:55:ILE:N	10	10.2
(3,18)	1:B:160:VAL:CG1	1:B:56:LEU:N	10	10.2
(3,18)	1:B:160:VAL:CG1	1:B:57:ASP:N	10	10.2
(3,18)	1:B:160:VAL:CG1	1:B:58:THR:N	10	10.2

Continued on next page...

Continued from previous page...

Key	Atom-1	Atom-2	Model ID	Violation (Å)
(3,18)	1:B:160:VAL:CG1	1:B:59:ALA:N	10	10.2
(3,18)	1:B:160:VAL:CG1	1:B:60:GLY:N	10	10.2
(3,18)	1:B:160:VAL:CG1	1:B:61:GLN:N	10	10.2
(3,18)	1:B:160:VAL:CG1	1:B:62:GLU:N	10	10.2
(3,18)	1:B:160:VAL:CG1	1:B:63:GLU:N	10	10.2
(3,18)	1:B:160:VAL:CG1	1:B:64:TYR:N	10	10.2
(3,18)	1:B:160:VAL:CG1	1:B:65:SER:N	10	10.2
(3,18)	1:B:160:VAL:CG1	1:B:66:ALA:N	10	10.2
(3,18)	1:B:160:VAL:CG1	1:B:67:MET:N	10	10.2
(3,18)	1:B:160:VAL:CG1	1:B:68:ARG:N	10	10.2
(3,18)	1:B:160:VAL:CG1	1:B:69:ASP:N	10	10.2
(3,18)	1:B:160:VAL:CG1	1:B:70:GLN:N	10	10.2
(3,18)	1:B:160:VAL:CG1	1:B:71:TYR:N	10	10.2
(3,18)	1:B:160:VAL:CG1	1:B:72:MET:N	10	10.2
(3,18)	1:B:160:VAL:CG1	1:B:73:ARG:N	10	10.2
(3,18)	1:B:160:VAL:CG1	1:B:74:THR:N	10	10.2
(3,18)	1:B:160:VAL:CG1	1:B:75:GLY:N	10	10.2
(3,18)	1:B:160:VAL:CG1	1:B:76:GLU:N	10	10.2
(3,18)	1:B:160:VAL:CG1	1:B:77:GLY:N	10	10.2
(3,18)	1:B:160:VAL:CG1	1:B:78:PHE:N	10	10.2
(3,18)	1:B:160:VAL:CG1	1:B:79:LEU:N	10	10.2
(3,18)	1:B:160:VAL:CG1	1:B:80:CYS:N	10	10.2
(3,18)	1:B:160:VAL:CG1	5:B:203:7Q9:N	10	10.2
(3,18)	1:B:160:VAL:CG1	5:B:204:7Q9:N	10	10.2
(3,18)	1:B:160:VAL:CG1	5:B:205:7Q9:N	10	10.2
(3,18)	1:B:160:VAL:CG1	5:B:206:7Q9:N	10	10.2
(3,18)	1:B:160:VAL:CG1	5:B:207:7Q9:N	10	10.2
(3,18)	1:B:160:VAL:CG1	6:B:208:17F:N1	10	10.2
(3,18)	1:B:160:VAL:CG1	5:B:209:7Q9:N	10	10.2
(3,18)	1:B:160:VAL:CG1	5:B:210:7Q9:N	10	10.2
(3,18)	1:B:160:VAL:CG1	5:B:211:7Q9:N	10	10.2
(3,18)	1:B:160:VAL:CG1	5:B:212:7Q9:N	10	10.2
(3,18)	1:B:160:VAL:CG1	5:B:213:7Q9:N	10	10.2
(3,18)	1:B:160:VAL:CG1	6:B:214:17F:N1	10	10.2
(3,18)	1:B:160:VAL:CG1	6:B:215:17F:N1	10	10.2
(3,18)	1:B:160:VAL:CG1	5:B:216:7Q9:N	10	10.2
(3,18)	1:B:160:VAL:CG1	5:B:217:7Q9:N	10	10.2
(3,18)	1:B:160:VAL:CG1	5:B:218:7Q9:N	10	10.2
(3,18)	1:B:160:VAL:CG1	6:B:219:17F:N1	10	10.2
(3,18)	1:B:160:VAL:CG1	5:B:220:7Q9:N	10	10.2
(3,18)	1:B:160:VAL:CG2	1:B:2:THR:N	10	10.2
(3,18)	1:B:160:VAL:CG2	1:B:3:GLU:N	10	10.2

Continued on next page...

Continued from previous page...

Key	Atom-1	Atom-2	Model ID	Violation (Å)
(3,18)	1:B:160:VAL:CG2	1:B:4:TYR:N	10	10.2
(3,18)	1:B:160:VAL:CG2	1:B:5:LYS:N	10	10.2
(3,18)	1:B:160:VAL:CG2	1:B:6:LEU:N	10	10.2
(3,18)	1:B:160:VAL:CG2	1:B:7:VAL:N	10	10.2
(3,18)	1:B:160:VAL:CG2	1:B:8:VAL:N	10	10.2
(3,18)	1:B:160:VAL:CG2	1:B:9:VAL:N	10	10.2
(3,18)	1:B:160:VAL:CG2	1:B:10:GLY:N	10	10.2
(3,18)	1:B:160:VAL:CG2	1:B:11:ALA:N	10	10.2
(3,18)	1:B:160:VAL:CG2	1:B:12:ASP:N	10	10.2
(3,18)	1:B:160:VAL:CG2	1:B:13:GLY:N	10	10.2
(3,18)	1:B:160:VAL:CG2	1:B:14:VAL:N	10	10.2
(3,18)	1:B:160:VAL:CG2	1:B:15:GLY:N	10	10.2
(3,18)	1:B:160:VAL:CG2	1:B:16:LYS:N	10	10.2
(3,18)	1:B:160:VAL:CG2	1:B:17:SER:N	10	10.2
(3,18)	1:B:160:VAL:CG2	1:B:18:ALA:N	10	10.2
(3,18)	1:B:160:VAL:CG2	1:B:19:LEU:N	10	10.2
(3,18)	1:B:160:VAL:CG2	1:B:20:THR:N	10	10.2
(3,18)	1:B:160:VAL:CG2	1:B:21:ILE:N	10	10.2
(3,18)	1:B:160:VAL:CG2	1:B:22:GLN:N	10	10.2
(3,18)	1:B:160:VAL:CG2	1:B:23:LEU:N	10	10.2
(3,18)	1:B:160:VAL:CG2	1:B:24:ILE:N	10	10.2
(3,18)	1:B:160:VAL:CG2	1:B:25:GLN:N	10	10.2
(3,18)	1:B:160:VAL:CG2	1:B:26:ASN:N	10	10.2
(3,18)	1:B:160:VAL:CG2	1:B:27:HIS:N	10	10.2
(3,18)	1:B:160:VAL:CG2	1:B:28:PHE:N	10	10.2
(3,18)	1:B:160:VAL:CG2	1:B:29:VAL:N	10	10.2
(3,18)	1:B:160:VAL:CG2	1:B:30:ASP:N	10	10.2
(3,18)	1:B:160:VAL:CG2	1:B:31:GLU:N	10	10.2
(3,18)	1:B:160:VAL:CG2	1:B:32:TYR:N	10	10.2
(3,18)	1:B:160:VAL:CG2	1:B:33:ASP:N	10	10.2
(3,18)	1:B:160:VAL:CG2	1:B:34:PRO:N	10	10.2
(3,18)	1:B:160:VAL:CG2	1:B:35:THR:N	10	10.2
(3,18)	1:B:160:VAL:CG2	1:B:36:ILE:N	10	10.2
(3,18)	1:B:160:VAL:CG2	1:B:37:GLU:N	10	10.2
(3,18)	1:B:160:VAL:CG2	1:B:38:ASP:N	10	10.2
(3,18)	1:B:160:VAL:CG2	1:B:39:SER:N	10	10.2
(3,18)	1:B:160:VAL:CG2	1:B:40:TYR:N	10	10.2
(3,18)	1:B:160:VAL:CG2	1:B:41:ARG:N	10	10.2
(3,18)	1:B:160:VAL:CG2	1:B:42:LYS:N	10	10.2
(3,18)	1:B:160:VAL:CG2	1:B:43:GLN:N	10	10.2
(3,18)	1:B:160:VAL:CG2	1:B:44:VAL:N	10	10.2
(3,18)	1:B:160:VAL:CG2	1:B:45:VAL:N	10	10.2

Continued on next page...

Continued from previous page...

Key	Atom-1	Atom-2	Model ID	Violation (Å)
(3,18)	1:B:160:VAL:CG2	1:B:46:ILE:N	10	10.2
(3,18)	1:B:160:VAL:CG2	1:B:47:ASP:N	10	10.2
(3,18)	1:B:160:VAL:CG2	1:B:48:GLY:N	10	10.2
(3,18)	1:B:160:VAL:CG2	1:B:49:GLU:N	10	10.2
(3,18)	1:B:160:VAL:CG2	1:B:50:THR:N	10	10.2
(3,18)	1:B:160:VAL:CG2	1:B:51:CYS:N	10	10.2
(3,18)	1:B:160:VAL:CG2	1:B:52:LEU:N	10	10.2
(3,18)	1:B:160:VAL:CG2	1:B:53:LEU:N	10	10.2
(3,18)	1:B:160:VAL:CG2	1:B:54:ASP:N	10	10.2
(3,18)	1:B:160:VAL:CG2	1:B:55:ILE:N	10	10.2
(3,18)	1:B:160:VAL:CG2	1:B:56:LEU:N	10	10.2
(3,18)	1:B:160:VAL:CG2	1:B:57:ASP:N	10	10.2
(3,18)	1:B:160:VAL:CG2	1:B:58:THR:N	10	10.2
(3,18)	1:B:160:VAL:CG2	1:B:59:ALA:N	10	10.2
(3,18)	1:B:160:VAL:CG2	1:B:60:GLY:N	10	10.2
(3,18)	1:B:160:VAL:CG2	1:B:61:GLN:N	10	10.2
(3,18)	1:B:160:VAL:CG2	1:B:62:GLU:N	10	10.2
(3,18)	1:B:160:VAL:CG2	1:B:63:GLU:N	10	10.2
(3,18)	1:B:160:VAL:CG2	1:B:64:TYR:N	10	10.2
(3,18)	1:B:160:VAL:CG2	1:B:65:SER:N	10	10.2
(3,18)	1:B:160:VAL:CG2	1:B:66:ALA:N	10	10.2
(3,18)	1:B:160:VAL:CG2	1:B:67:MET:N	10	10.2
(3,18)	1:B:160:VAL:CG2	1:B:68:ARG:N	10	10.2
(3,18)	1:B:160:VAL:CG2	1:B:69:ASP:N	10	10.2
(3,18)	1:B:160:VAL:CG2	1:B:70:GLN:N	10	10.2
(3,18)	1:B:160:VAL:CG2	1:B:71:TYR:N	10	10.2
(3,18)	1:B:160:VAL:CG2	1:B:72:MET:N	10	10.2
(3,18)	1:B:160:VAL:CG2	1:B:73:ARG:N	10	10.2
(3,18)	1:B:160:VAL:CG2	1:B:74:THR:N	10	10.2
(3,18)	1:B:160:VAL:CG2	1:B:75:GLY:N	10	10.2
(3,18)	1:B:160:VAL:CG2	1:B:76:GLU:N	10	10.2
(3,18)	1:B:160:VAL:CG2	1:B:77:GLY:N	10	10.2
(3,18)	1:B:160:VAL:CG2	1:B:78:PHE:N	10	10.2
(3,18)	1:B:160:VAL:CG2	1:B:79:LEU:N	10	10.2
(3,18)	1:B:160:VAL:CG2	1:B:80:CYS:N	10	10.2
(3,18)	1:B:160:VAL:CG2	5:B:203:7Q9:N	10	10.2
(3,18)	1:B:160:VAL:CG2	5:B:204:7Q9:N	10	10.2
(3,18)	1:B:160:VAL:CG2	5:B:205:7Q9:N	10	10.2
(3,18)	1:B:160:VAL:CG2	5:B:206:7Q9:N	10	10.2
(3,18)	1:B:160:VAL:CG2	5:B:207:7Q9:N	10	10.2
(3,18)	1:B:160:VAL:CG2	6:B:208:17F:N1	10	10.2
(3,18)	1:B:160:VAL:CG2	5:B:209:7Q9:N	10	10.2

Continued on next page...

Continued from previous page...

Key	Atom-1	Atom-2	Model ID	Violation (Å)
(3,18)	1:B:160:VAL:CG2	5:B:210:7Q9:N	10	10.2
(3,18)	1:B:160:VAL:CG2	5:B:211:7Q9:N	10	10.2
(3,18)	1:B:160:VAL:CG2	5:B:212:7Q9:N	10	10.2
(3,18)	1:B:160:VAL:CG2	5:B:213:7Q9:N	10	10.2
(3,18)	1:B:160:VAL:CG2	6:B:214:17F:N1	10	10.2
(3,18)	1:B:160:VAL:CG2	6:B:215:17F:N1	10	10.2
(3,18)	1:B:160:VAL:CG2	5:B:216:7Q9:N	10	10.2
(3,18)	1:B:160:VAL:CG2	5:B:217:7Q9:N	10	10.2
(3,18)	1:B:160:VAL:CG2	5:B:218:7Q9:N	10	10.2
(3,18)	1:B:160:VAL:CG2	6:B:219:17F:N1	10	10.2
(3,18)	1:B:160:VAL:CG2	5:B:220:7Q9:N	10	10.2
(2,3)	1:A:39:SER:OG	1:B:165:LYS:N	6	10.18
(3,18)	1:B:160:VAL:CG1	1:B:2:THR:N	14	10.17
(3,18)	1:B:160:VAL:CG1	1:B:3:GLU:N	14	10.17
(3,18)	1:B:160:VAL:CG1	1:B:4:TYR:N	14	10.17
(3,18)	1:B:160:VAL:CG1	1:B:5:LYS:N	14	10.17
(3,18)	1:B:160:VAL:CG1	1:B:6:LEU:N	14	10.17
(3,18)	1:B:160:VAL:CG1	1:B:7:VAL:N	14	10.17
(3,18)	1:B:160:VAL:CG1	1:B:8:VAL:N	14	10.17
(3,18)	1:B:160:VAL:CG1	1:B:9:VAL:N	14	10.17
(3,18)	1:B:160:VAL:CG1	1:B:10:GLY:N	14	10.17
(3,18)	1:B:160:VAL:CG1	1:B:11:ALA:N	14	10.17
(3,18)	1:B:160:VAL:CG1	1:B:12:ASP:N	14	10.17
(3,18)	1:B:160:VAL:CG1	1:B:13:GLY:N	14	10.17
(3,18)	1:B:160:VAL:CG1	1:B:14:VAL:N	14	10.17
(3,18)	1:B:160:VAL:CG1	1:B:15:GLY:N	14	10.17
(3,18)	1:B:160:VAL:CG1	1:B:16:LYS:N	14	10.17
(3,18)	1:B:160:VAL:CG1	1:B:17:SER:N	14	10.17
(3,18)	1:B:160:VAL:CG1	1:B:18:ALA:N	14	10.17
(3,18)	1:B:160:VAL:CG1	1:B:19:LEU:N	14	10.17
(3,18)	1:B:160:VAL:CG1	1:B:20:THR:N	14	10.17
(3,18)	1:B:160:VAL:CG1	1:B:21:ILE:N	14	10.17
(3,18)	1:B:160:VAL:CG1	1:B:22:GLN:N	14	10.17
(3,18)	1:B:160:VAL:CG1	1:B:23:LEU:N	14	10.17
(3,18)	1:B:160:VAL:CG1	1:B:24:ILE:N	14	10.17
(3,18)	1:B:160:VAL:CG1	1:B:25:GLN:N	14	10.17
(3,18)	1:B:160:VAL:CG1	1:B:26:ASN:N	14	10.17
(3,18)	1:B:160:VAL:CG1	1:B:27:HIS:N	14	10.17
(3,18)	1:B:160:VAL:CG1	1:B:28:PHE:N	14	10.17
(3,18)	1:B:160:VAL:CG1	1:B:29:VAL:N	14	10.17
(3,18)	1:B:160:VAL:CG1	1:B:30:ASP:N	14	10.17
(3,18)	1:B:160:VAL:CG1	1:B:31:GLU:N	14	10.17

Continued on next page...

Continued from previous page...

Key	Atom-1	Atom-2	Model ID	Violation (Å)
(3,18)	1:B:160:VAL:CG1	1:B:32:TYR:N	14	10.17
(3,18)	1:B:160:VAL:CG1	1:B:33:ASP:N	14	10.17
(3,18)	1:B:160:VAL:CG1	1:B:34:PRO:N	14	10.17
(3,18)	1:B:160:VAL:CG1	1:B:35:THR:N	14	10.17
(3,18)	1:B:160:VAL:CG1	1:B:36:ILE:N	14	10.17
(3,18)	1:B:160:VAL:CG1	1:B:37:GLU:N	14	10.17
(3,18)	1:B:160:VAL:CG1	1:B:38:ASP:N	14	10.17
(3,18)	1:B:160:VAL:CG1	1:B:39:SER:N	14	10.17
(3,18)	1:B:160:VAL:CG1	1:B:40:TYR:N	14	10.17
(3,18)	1:B:160:VAL:CG1	1:B:41:ARG:N	14	10.17
(3,18)	1:B:160:VAL:CG1	1:B:42:LYS:N	14	10.17
(3,18)	1:B:160:VAL:CG1	1:B:43:GLN:N	14	10.17
(3,18)	1:B:160:VAL:CG1	1:B:44:VAL:N	14	10.17
(3,18)	1:B:160:VAL:CG1	1:B:45:VAL:N	14	10.17
(3,18)	1:B:160:VAL:CG1	1:B:46:ILE:N	14	10.17
(3,18)	1:B:160:VAL:CG1	1:B:47:ASP:N	14	10.17
(3,18)	1:B:160:VAL:CG1	1:B:48:GLY:N	14	10.17
(3,18)	1:B:160:VAL:CG1	1:B:49:GLU:N	14	10.17
(3,18)	1:B:160:VAL:CG1	1:B:50:THR:N	14	10.17
(3,18)	1:B:160:VAL:CG1	1:B:51:CYS:N	14	10.17
(3,18)	1:B:160:VAL:CG1	1:B:52:LEU:N	14	10.17
(3,18)	1:B:160:VAL:CG1	1:B:53:LEU:N	14	10.17
(3,18)	1:B:160:VAL:CG1	1:B:54:ASP:N	14	10.17
(3,18)	1:B:160:VAL:CG1	1:B:55:ILE:N	14	10.17
(3,18)	1:B:160:VAL:CG1	1:B:56:LEU:N	14	10.17
(3,18)	1:B:160:VAL:CG1	1:B:57:ASP:N	14	10.17
(3,18)	1:B:160:VAL:CG1	1:B:58:THR:N	14	10.17
(3,18)	1:B:160:VAL:CG1	1:B:59:ALA:N	14	10.17
(3,18)	1:B:160:VAL:CG1	1:B:60:GLY:N	14	10.17
(3,18)	1:B:160:VAL:CG1	1:B:61:GLN:N	14	10.17
(3,18)	1:B:160:VAL:CG1	1:B:62:GLU:N	14	10.17
(3,18)	1:B:160:VAL:CG1	1:B:63:GLU:N	14	10.17
(3,18)	1:B:160:VAL:CG1	1:B:64:TYR:N	14	10.17
(3,18)	1:B:160:VAL:CG1	1:B:65:SER:N	14	10.17
(3,18)	1:B:160:VAL:CG1	1:B:66:ALA:N	14	10.17
(3,18)	1:B:160:VAL:CG1	1:B:67:MET:N	14	10.17
(3,18)	1:B:160:VAL:CG1	1:B:68:ARG:N	14	10.17
(3,18)	1:B:160:VAL:CG1	1:B:69:ASP:N	14	10.17
(3,18)	1:B:160:VAL:CG1	1:B:70:GLN:N	14	10.17
(3,18)	1:B:160:VAL:CG1	1:B:71:TYR:N	14	10.17
(3,18)	1:B:160:VAL:CG1	1:B:72:MET:N	14	10.17
(3,18)	1:B:160:VAL:CG1	1:B:73:ARG:N	14	10.17

Continued on next page...

Continued from previous page...

Key	Atom-1	Atom-2	Model ID	Violation (Å)
(3,18)	1:B:160:VAL:CG1	1:B:74:THR:N	14	10.17
(3,18)	1:B:160:VAL:CG1	1:B:75:GLY:N	14	10.17
(3,18)	1:B:160:VAL:CG1	1:B:76:GLU:N	14	10.17
(3,18)	1:B:160:VAL:CG1	1:B:77:GLY:N	14	10.17
(3,18)	1:B:160:VAL:CG1	1:B:78:PHE:N	14	10.17
(3,18)	1:B:160:VAL:CG1	1:B:79:LEU:N	14	10.17
(3,18)	1:B:160:VAL:CG1	1:B:80:CYS:N	14	10.17
(3,18)	1:B:160:VAL:CG1	5:B:203:7Q9:N	14	10.17
(3,18)	1:B:160:VAL:CG1	5:B:204:7Q9:N	14	10.17
(3,18)	1:B:160:VAL:CG1	5:B:205:7Q9:N	14	10.17
(3,18)	1:B:160:VAL:CG1	5:B:206:7Q9:N	14	10.17
(3,18)	1:B:160:VAL:CG1	5:B:207:7Q9:N	14	10.17
(3,18)	1:B:160:VAL:CG1	6:B:208:17F:N1	14	10.17
(3,18)	1:B:160:VAL:CG1	5:B:209:7Q9:N	14	10.17
(3,18)	1:B:160:VAL:CG1	5:B:210:7Q9:N	14	10.17
(3,18)	1:B:160:VAL:CG1	5:B:211:7Q9:N	14	10.17
(3,18)	1:B:160:VAL:CG1	5:B:212:7Q9:N	14	10.17
(3,18)	1:B:160:VAL:CG1	5:B:213:7Q9:N	14	10.17
(3,18)	1:B:160:VAL:CG1	6:B:214:17F:N1	14	10.17
(3,18)	1:B:160:VAL:CG1	6:B:215:17F:N1	14	10.17
(3,18)	1:B:160:VAL:CG1	5:B:216:7Q9:N	14	10.17
(3,18)	1:B:160:VAL:CG1	5:B:217:7Q9:N	14	10.17
(3,18)	1:B:160:VAL:CG1	5:B:218:7Q9:N	14	10.17
(3,18)	1:B:160:VAL:CG1	6:B:219:17F:N1	14	10.17
(3,18)	1:B:160:VAL:CG1	5:B:220:7Q9:N	14	10.17
(3,18)	1:B:160:VAL:CG2	1:B:2:THR:N	14	10.17
(3,18)	1:B:160:VAL:CG2	1:B:3:GLU:N	14	10.17
(3,18)	1:B:160:VAL:CG2	1:B:4:TYR:N	14	10.17
(3,18)	1:B:160:VAL:CG2	1:B:5:LYS:N	14	10.17
(3,18)	1:B:160:VAL:CG2	1:B:6:LEU:N	14	10.17
(3,18)	1:B:160:VAL:CG2	1:B:7:VAL:N	14	10.17
(3,18)	1:B:160:VAL:CG2	1:B:8:VAL:N	14	10.17
(3,18)	1:B:160:VAL:CG2	1:B:9:VAL:N	14	10.17
(3,18)	1:B:160:VAL:CG2	1:B:10:GLY:N	14	10.17
(3,18)	1:B:160:VAL:CG2	1:B:11:ALA:N	14	10.17
(3,18)	1:B:160:VAL:CG2	1:B:12:ASP:N	14	10.17
(3,18)	1:B:160:VAL:CG2	1:B:13:GLY:N	14	10.17
(3,18)	1:B:160:VAL:CG2	1:B:14:VAL:N	14	10.17
(3,18)	1:B:160:VAL:CG2	1:B:15:GLY:N	14	10.17
(3,18)	1:B:160:VAL:CG2	1:B:16:LYS:N	14	10.17
(3,18)	1:B:160:VAL:CG2	1:B:17:SER:N	14	10.17
(3,18)	1:B:160:VAL:CG2	1:B:18:ALA:N	14	10.17

Continued on next page...

Continued from previous page...

Key	Atom-1	Atom-2	Model ID	Violation (Å)
(3,18)	1:B:160:VAL:CG2	1:B:19:LEU:N	14	10.17
(3,18)	1:B:160:VAL:CG2	1:B:20:THR:N	14	10.17
(3,18)	1:B:160:VAL:CG2	1:B:21:ILE:N	14	10.17
(3,18)	1:B:160:VAL:CG2	1:B:22:GLN:N	14	10.17
(3,18)	1:B:160:VAL:CG2	1:B:23:LEU:N	14	10.17
(3,18)	1:B:160:VAL:CG2	1:B:24:ILE:N	14	10.17
(3,18)	1:B:160:VAL:CG2	1:B:25:GLN:N	14	10.17
(3,18)	1:B:160:VAL:CG2	1:B:26:ASN:N	14	10.17
(3,18)	1:B:160:VAL:CG2	1:B:27:HIS:N	14	10.17
(3,18)	1:B:160:VAL:CG2	1:B:28:PHE:N	14	10.17
(3,18)	1:B:160:VAL:CG2	1:B:29:VAL:N	14	10.17
(3,18)	1:B:160:VAL:CG2	1:B:30:ASP:N	14	10.17
(3,18)	1:B:160:VAL:CG2	1:B:31:GLU:N	14	10.17
(3,18)	1:B:160:VAL:CG2	1:B:32:TYR:N	14	10.17
(3,18)	1:B:160:VAL:CG2	1:B:33:ASP:N	14	10.17
(3,18)	1:B:160:VAL:CG2	1:B:34:PRO:N	14	10.17
(3,18)	1:B:160:VAL:CG2	1:B:35:THR:N	14	10.17
(3,18)	1:B:160:VAL:CG2	1:B:36:ILE:N	14	10.17
(3,18)	1:B:160:VAL:CG2	1:B:37:GLU:N	14	10.17
(3,18)	1:B:160:VAL:CG2	1:B:38:ASP:N	14	10.17
(3,18)	1:B:160:VAL:CG2	1:B:39:SER:N	14	10.17
(3,18)	1:B:160:VAL:CG2	1:B:40:TYR:N	14	10.17
(3,18)	1:B:160:VAL:CG2	1:B:41:ARG:N	14	10.17
(3,18)	1:B:160:VAL:CG2	1:B:42:LYS:N	14	10.17
(3,18)	1:B:160:VAL:CG2	1:B:43:GLN:N	14	10.17
(3,18)	1:B:160:VAL:CG2	1:B:44:VAL:N	14	10.17
(3,18)	1:B:160:VAL:CG2	1:B:45:VAL:N	14	10.17
(3,18)	1:B:160:VAL:CG2	1:B:46:ILE:N	14	10.17
(3,18)	1:B:160:VAL:CG2	1:B:47:ASP:N	14	10.17
(3,18)	1:B:160:VAL:CG2	1:B:48:GLY:N	14	10.17
(3,18)	1:B:160:VAL:CG2	1:B:49:GLU:N	14	10.17
(3,18)	1:B:160:VAL:CG2	1:B:50:THR:N	14	10.17
(3,18)	1:B:160:VAL:CG2	1:B:51:CYS:N	14	10.17
(3,18)	1:B:160:VAL:CG2	1:B:52:LEU:N	14	10.17
(3,18)	1:B:160:VAL:CG2	1:B:53:LEU:N	14	10.17
(3,18)	1:B:160:VAL:CG2	1:B:54:ASP:N	14	10.17
(3,18)	1:B:160:VAL:CG2	1:B:55:ILE:N	14	10.17
(3,18)	1:B:160:VAL:CG2	1:B:56:LEU:N	14	10.17
(3,18)	1:B:160:VAL:CG2	1:B:57:ASP:N	14	10.17
(3,18)	1:B:160:VAL:CG2	1:B:58:THR:N	14	10.17
(3,18)	1:B:160:VAL:CG2	1:B:59:ALA:N	14	10.17
(3,18)	1:B:160:VAL:CG2	1:B:60:GLY:N	14	10.17

Continued on next page...

Continued from previous page...

Key	Atom-1	Atom-2	Model ID	Violation (Å)
(3,18)	1:B:160:VAL:CG2	1:B:61:GLN:N	14	10.17
(3,18)	1:B:160:VAL:CG2	1:B:62:GLU:N	14	10.17
(3,18)	1:B:160:VAL:CG2	1:B:63:GLU:N	14	10.17
(3,18)	1:B:160:VAL:CG2	1:B:64:TYR:N	14	10.17
(3,18)	1:B:160:VAL:CG2	1:B:65:SER:N	14	10.17
(3,18)	1:B:160:VAL:CG2	1:B:66:ALA:N	14	10.17
(3,18)	1:B:160:VAL:CG2	1:B:67:MET:N	14	10.17
(3,18)	1:B:160:VAL:CG2	1:B:68:ARG:N	14	10.17
(3,18)	1:B:160:VAL:CG2	1:B:69:ASP:N	14	10.17
(3,18)	1:B:160:VAL:CG2	1:B:70:GLN:N	14	10.17
(3,18)	1:B:160:VAL:CG2	1:B:71:TYR:N	14	10.17
(3,18)	1:B:160:VAL:CG2	1:B:72:MET:N	14	10.17
(3,18)	1:B:160:VAL:CG2	1:B:73:ARG:N	14	10.17
(3,18)	1:B:160:VAL:CG2	1:B:74:THR:N	14	10.17
(3,18)	1:B:160:VAL:CG2	1:B:75:GLY:N	14	10.17
(3,18)	1:B:160:VAL:CG2	1:B:76:GLU:N	14	10.17
(3,18)	1:B:160:VAL:CG2	1:B:77:GLY:N	14	10.17
(3,18)	1:B:160:VAL:CG2	1:B:78:PHE:N	14	10.17
(3,18)	1:B:160:VAL:CG2	1:B:79:LEU:N	14	10.17
(3,18)	1:B:160:VAL:CG2	1:B:80:CYS:N	14	10.17
(3,18)	1:B:160:VAL:CG2	5:B:203:7Q9:N	14	10.17
(3,18)	1:B:160:VAL:CG2	5:B:204:7Q9:N	14	10.17
(3,18)	1:B:160:VAL:CG2	5:B:205:7Q9:N	14	10.17
(3,18)	1:B:160:VAL:CG2	5:B:206:7Q9:N	14	10.17
(3,18)	1:B:160:VAL:CG2	5:B:207:7Q9:N	14	10.17
(3,18)	1:B:160:VAL:CG2	6:B:208:17F:N1	14	10.17
(3,18)	1:B:160:VAL:CG2	5:B:209:7Q9:N	14	10.17
(3,18)	1:B:160:VAL:CG2	5:B:210:7Q9:N	14	10.17
(3,18)	1:B:160:VAL:CG2	5:B:211:7Q9:N	14	10.17
(3,18)	1:B:160:VAL:CG2	5:B:212:7Q9:N	14	10.17
(3,18)	1:B:160:VAL:CG2	5:B:213:7Q9:N	14	10.17
(3,18)	1:B:160:VAL:CG2	6:B:214:17F:N1	14	10.17
(3,18)	1:B:160:VAL:CG2	6:B:215:17F:N1	14	10.17
(3,18)	1:B:160:VAL:CG2	5:B:216:7Q9:N	14	10.17
(3,18)	1:B:160:VAL:CG2	5:B:217:7Q9:N	14	10.17
(3,18)	1:B:160:VAL:CG2	5:B:218:7Q9:N	14	10.17
(3,18)	1:B:160:VAL:CG2	6:B:219:17F:N1	14	10.17
(3,18)	1:B:160:VAL:CG2	5:B:220:7Q9:N	14	10.17
(3,18)	1:B:160:VAL:CG1	1:B:2:THR:N	17	10.17
(3,18)	1:B:160:VAL:CG1	1:B:3:GLU:N	17	10.17
(3,18)	1:B:160:VAL:CG1	1:B:4:TYR:N	17	10.17
(3,18)	1:B:160:VAL:CG1	1:B:5:LYS:N	17	10.17

Continued on next page...

Continued from previous page...

Key	Atom-1	Atom-2	Model ID	Violation (Å)
(3,18)	1:B:160:VAL:CG1	1:B:6:LEU:N	17	10.17
(3,18)	1:B:160:VAL:CG1	1:B:7:VAL:N	17	10.17
(3,18)	1:B:160:VAL:CG1	1:B:8:VAL:N	17	10.17
(3,18)	1:B:160:VAL:CG1	1:B:9:VAL:N	17	10.17
(3,18)	1:B:160:VAL:CG1	1:B:10:GLY:N	17	10.17
(3,18)	1:B:160:VAL:CG1	1:B:11:ALA:N	17	10.17
(3,18)	1:B:160:VAL:CG1	1:B:12:ASP:N	17	10.17
(3,18)	1:B:160:VAL:CG1	1:B:13:GLY:N	17	10.17
(3,18)	1:B:160:VAL:CG1	1:B:14:VAL:N	17	10.17
(3,18)	1:B:160:VAL:CG1	1:B:15:GLY:N	17	10.17
(3,18)	1:B:160:VAL:CG1	1:B:16:LYS:N	17	10.17
(3,18)	1:B:160:VAL:CG1	1:B:17:SER:N	17	10.17
(3,18)	1:B:160:VAL:CG1	1:B:18:ALA:N	17	10.17
(3,18)	1:B:160:VAL:CG1	1:B:19:LEU:N	17	10.17
(3,18)	1:B:160:VAL:CG1	1:B:20:THR:N	17	10.17
(3,18)	1:B:160:VAL:CG1	1:B:21:ILE:N	17	10.17
(3,18)	1:B:160:VAL:CG1	1:B:22:GLN:N	17	10.17
(3,18)	1:B:160:VAL:CG1	1:B:23:LEU:N	17	10.17
(3,18)	1:B:160:VAL:CG1	1:B:24:ILE:N	17	10.17
(3,18)	1:B:160:VAL:CG1	1:B:25:GLN:N	17	10.17
(3,18)	1:B:160:VAL:CG1	1:B:26:ASN:N	17	10.17
(3,18)	1:B:160:VAL:CG1	1:B:27:HIS:N	17	10.17
(3,18)	1:B:160:VAL:CG1	1:B:28:PHE:N	17	10.17
(3,18)	1:B:160:VAL:CG1	1:B:29:VAL:N	17	10.17
(3,18)	1:B:160:VAL:CG1	1:B:30:ASP:N	17	10.17
(3,18)	1:B:160:VAL:CG1	1:B:31:GLU:N	17	10.17
(3,18)	1:B:160:VAL:CG1	1:B:32:TYR:N	17	10.17
(3,18)	1:B:160:VAL:CG1	1:B:33:ASP:N	17	10.17
(3,18)	1:B:160:VAL:CG1	1:B:34:PRO:N	17	10.17
(3,18)	1:B:160:VAL:CG1	1:B:35:THR:N	17	10.17
(3,18)	1:B:160:VAL:CG1	1:B:36:ILE:N	17	10.17
(3,18)	1:B:160:VAL:CG1	1:B:37:GLU:N	17	10.17
(3,18)	1:B:160:VAL:CG1	1:B:38:ASP:N	17	10.17
(3,18)	1:B:160:VAL:CG1	1:B:39:SER:N	17	10.17
(3,18)	1:B:160:VAL:CG1	1:B:40:TYR:N	17	10.17
(3,18)	1:B:160:VAL:CG1	1:B:41:ARG:N	17	10.17
(3,18)	1:B:160:VAL:CG1	1:B:42:LYS:N	17	10.17
(3,18)	1:B:160:VAL:CG1	1:B:43:GLN:N	17	10.17
(3,18)	1:B:160:VAL:CG1	1:B:44:VAL:N	17	10.17
(3,18)	1:B:160:VAL:CG1	1:B:45:VAL:N	17	10.17
(3,18)	1:B:160:VAL:CG1	1:B:46:ILE:N	17	10.17
(3,18)	1:B:160:VAL:CG1	1:B:47:ASP:N	17	10.17

Continued on next page...

Continued from previous page...

Key	Atom-1	Atom-2	Model ID	Violation (Å)
(3,18)	1:B:160:VAL:CG1	1:B:48:GLY:N	17	10.17
(3,18)	1:B:160:VAL:CG1	1:B:49:GLU:N	17	10.17
(3,18)	1:B:160:VAL:CG1	1:B:50:THR:N	17	10.17
(3,18)	1:B:160:VAL:CG1	1:B:51:CYS:N	17	10.17
(3,18)	1:B:160:VAL:CG1	1:B:52:LEU:N	17	10.17
(3,18)	1:B:160:VAL:CG1	1:B:53:LEU:N	17	10.17
(3,18)	1:B:160:VAL:CG1	1:B:54:ASP:N	17	10.17
(3,18)	1:B:160:VAL:CG1	1:B:55:ILE:N	17	10.17
(3,18)	1:B:160:VAL:CG1	1:B:56:LEU:N	17	10.17
(3,18)	1:B:160:VAL:CG1	1:B:57:ASP:N	17	10.17
(3,18)	1:B:160:VAL:CG1	1:B:58:THR:N	17	10.17
(3,18)	1:B:160:VAL:CG1	1:B:59:ALA:N	17	10.17
(3,18)	1:B:160:VAL:CG1	1:B:60:GLY:N	17	10.17
(3,18)	1:B:160:VAL:CG1	1:B:61:GLN:N	17	10.17
(3,18)	1:B:160:VAL:CG1	1:B:62:GLU:N	17	10.17
(3,18)	1:B:160:VAL:CG1	1:B:63:GLU:N	17	10.17
(3,18)	1:B:160:VAL:CG1	1:B:64:TYR:N	17	10.17
(3,18)	1:B:160:VAL:CG1	1:B:65:SER:N	17	10.17
(3,18)	1:B:160:VAL:CG1	1:B:66:ALA:N	17	10.17
(3,18)	1:B:160:VAL:CG1	1:B:67:MET:N	17	10.17
(3,18)	1:B:160:VAL:CG1	1:B:68:ARG:N	17	10.17
(3,18)	1:B:160:VAL:CG1	1:B:69:ASP:N	17	10.17
(3,18)	1:B:160:VAL:CG1	1:B:70:GLN:N	17	10.17
(3,18)	1:B:160:VAL:CG1	1:B:71:TYR:N	17	10.17
(3,18)	1:B:160:VAL:CG1	1:B:72:MET:N	17	10.17
(3,18)	1:B:160:VAL:CG1	1:B:73:ARG:N	17	10.17
(3,18)	1:B:160:VAL:CG1	1:B:74:THR:N	17	10.17
(3,18)	1:B:160:VAL:CG1	1:B:75:GLY:N	17	10.17
(3,18)	1:B:160:VAL:CG1	1:B:76:GLU:N	17	10.17
(3,18)	1:B:160:VAL:CG1	1:B:77:GLY:N	17	10.17
(3,18)	1:B:160:VAL:CG1	1:B:78:PHE:N	17	10.17
(3,18)	1:B:160:VAL:CG1	1:B:79:LEU:N	17	10.17
(3,18)	1:B:160:VAL:CG1	1:B:80:CYS:N	17	10.17
(3,18)	1:B:160:VAL:CG1	5:B:203:7Q9:N	17	10.17
(3,18)	1:B:160:VAL:CG1	5:B:204:7Q9:N	17	10.17
(3,18)	1:B:160:VAL:CG1	5:B:205:7Q9:N	17	10.17
(3,18)	1:B:160:VAL:CG1	5:B:206:7Q9:N	17	10.17
(3,18)	1:B:160:VAL:CG1	5:B:207:7Q9:N	17	10.17
(3,18)	1:B:160:VAL:CG1	6:B:208:17F:N1	17	10.17
(3,18)	1:B:160:VAL:CG1	5:B:209:7Q9:N	17	10.17
(3,18)	1:B:160:VAL:CG1	5:B:210:7Q9:N	17	10.17
(3,18)	1:B:160:VAL:CG1	5:B:211:7Q9:N	17	10.17

Continued on next page...

Continued from previous page...

Key	Atom-1	Atom-2	Model ID	Violation (Å)
(3,18)	1:B:160:VAL:CG1	5:B:212:7Q9:N	17	10.17
(3,18)	1:B:160:VAL:CG1	5:B:213:7Q9:N	17	10.17
(3,18)	1:B:160:VAL:CG1	6:B:214:17F:N1	17	10.17
(3,18)	1:B:160:VAL:CG1	6:B:215:17F:N1	17	10.17
(3,18)	1:B:160:VAL:CG1	5:B:216:7Q9:N	17	10.17
(3,18)	1:B:160:VAL:CG1	5:B:217:7Q9:N	17	10.17
(3,18)	1:B:160:VAL:CG1	5:B:218:7Q9:N	17	10.17
(3,18)	1:B:160:VAL:CG1	6:B:219:17F:N1	17	10.17
(3,18)	1:B:160:VAL:CG1	5:B:220:7Q9:N	17	10.17
(3,18)	1:B:160:VAL:CG2	1:B:2:THR:N	17	10.17
(3,18)	1:B:160:VAL:CG2	1:B:3:GLU:N	17	10.17
(3,18)	1:B:160:VAL:CG2	1:B:4:TYR:N	17	10.17
(3,18)	1:B:160:VAL:CG2	1:B:5:LYS:N	17	10.17
(3,18)	1:B:160:VAL:CG2	1:B:6:LEU:N	17	10.17
(3,18)	1:B:160:VAL:CG2	1:B:7:VAL:N	17	10.17
(3,18)	1:B:160:VAL:CG2	1:B:8:VAL:N	17	10.17
(3,18)	1:B:160:VAL:CG2	1:B:9:VAL:N	17	10.17
(3,18)	1:B:160:VAL:CG2	1:B:10:GLY:N	17	10.17
(3,18)	1:B:160:VAL:CG2	1:B:11:ALA:N	17	10.17
(3,18)	1:B:160:VAL:CG2	1:B:12:ASP:N	17	10.17
(3,18)	1:B:160:VAL:CG2	1:B:13:GLY:N	17	10.17
(3,18)	1:B:160:VAL:CG2	1:B:14:VAL:N	17	10.17
(3,18)	1:B:160:VAL:CG2	1:B:15:GLY:N	17	10.17
(3,18)	1:B:160:VAL:CG2	1:B:16:LYS:N	17	10.17
(3,18)	1:B:160:VAL:CG2	1:B:17:SER:N	17	10.17
(3,18)	1:B:160:VAL:CG2	1:B:18:ALA:N	17	10.17
(3,18)	1:B:160:VAL:CG2	1:B:19:LEU:N	17	10.17
(3,18)	1:B:160:VAL:CG2	1:B:20:THR:N	17	10.17
(3,18)	1:B:160:VAL:CG2	1:B:21:ILE:N	17	10.17
(3,18)	1:B:160:VAL:CG2	1:B:22:GLN:N	17	10.17
(3,18)	1:B:160:VAL:CG2	1:B:23:LEU:N	17	10.17
(3,18)	1:B:160:VAL:CG2	1:B:24:ILE:N	17	10.17
(3,18)	1:B:160:VAL:CG2	1:B:25:GLN:N	17	10.17
(3,18)	1:B:160:VAL:CG2	1:B:26:ASN:N	17	10.17
(3,18)	1:B:160:VAL:CG2	1:B:27:HIS:N	17	10.17
(3,18)	1:B:160:VAL:CG2	1:B:28:PHE:N	17	10.17
(3,18)	1:B:160:VAL:CG2	1:B:29:VAL:N	17	10.17
(3,18)	1:B:160:VAL:CG2	1:B:30:ASP:N	17	10.17
(3,18)	1:B:160:VAL:CG2	1:B:31:GLU:N	17	10.17
(3,18)	1:B:160:VAL:CG2	1:B:32:TYR:N	17	10.17
(3,18)	1:B:160:VAL:CG2	1:B:33:ASP:N	17	10.17
(3,18)	1:B:160:VAL:CG2	1:B:34:PRO:N	17	10.17

Continued on next page...

Continued from previous page...

Key	Atom-1	Atom-2	Model ID	Violation (Å)
(3,18)	1:B:160:VAL:CG2	1:B:35:THR:N	17	10.17
(3,18)	1:B:160:VAL:CG2	1:B:36:ILE:N	17	10.17
(3,18)	1:B:160:VAL:CG2	1:B:37:GLU:N	17	10.17
(3,18)	1:B:160:VAL:CG2	1:B:38:ASP:N	17	10.17
(3,18)	1:B:160:VAL:CG2	1:B:39:SER:N	17	10.17
(3,18)	1:B:160:VAL:CG2	1:B:40:TYR:N	17	10.17
(3,18)	1:B:160:VAL:CG2	1:B:41:ARG:N	17	10.17
(3,18)	1:B:160:VAL:CG2	1:B:42:LYS:N	17	10.17
(3,18)	1:B:160:VAL:CG2	1:B:43:GLN:N	17	10.17
(3,18)	1:B:160:VAL:CG2	1:B:44:VAL:N	17	10.17
(3,18)	1:B:160:VAL:CG2	1:B:45:VAL:N	17	10.17
(3,18)	1:B:160:VAL:CG2	1:B:46:ILE:N	17	10.17
(3,18)	1:B:160:VAL:CG2	1:B:47:ASP:N	17	10.17
(3,18)	1:B:160:VAL:CG2	1:B:48:GLY:N	17	10.17
(3,18)	1:B:160:VAL:CG2	1:B:49:GLU:N	17	10.17
(3,18)	1:B:160:VAL:CG2	1:B:50:THR:N	17	10.17
(3,18)	1:B:160:VAL:CG2	1:B:51:CYS:N	17	10.17
(3,18)	1:B:160:VAL:CG2	1:B:52:LEU:N	17	10.17
(3,18)	1:B:160:VAL:CG2	1:B:53:LEU:N	17	10.17
(3,18)	1:B:160:VAL:CG2	1:B:54:ASP:N	17	10.17
(3,18)	1:B:160:VAL:CG2	1:B:55:ILE:N	17	10.17
(3,18)	1:B:160:VAL:CG2	1:B:56:LEU:N	17	10.17
(3,18)	1:B:160:VAL:CG2	1:B:57:ASP:N	17	10.17
(3,18)	1:B:160:VAL:CG2	1:B:58:THR:N	17	10.17
(3,18)	1:B:160:VAL:CG2	1:B:59:ALA:N	17	10.17
(3,18)	1:B:160:VAL:CG2	1:B:60:GLY:N	17	10.17
(3,18)	1:B:160:VAL:CG2	1:B:61:GLN:N	17	10.17
(3,18)	1:B:160:VAL:CG2	1:B:62:GLU:N	17	10.17
(3,18)	1:B:160:VAL:CG2	1:B:63:GLU:N	17	10.17
(3,18)	1:B:160:VAL:CG2	1:B:64:TYR:N	17	10.17
(3,18)	1:B:160:VAL:CG2	1:B:65:SER:N	17	10.17
(3,18)	1:B:160:VAL:CG2	1:B:66:ALA:N	17	10.17
(3,18)	1:B:160:VAL:CG2	1:B:67:MET:N	17	10.17
(3,18)	1:B:160:VAL:CG2	1:B:68:ARG:N	17	10.17
(3,18)	1:B:160:VAL:CG2	1:B:69:ASP:N	17	10.17
(3,18)	1:B:160:VAL:CG2	1:B:70:GLN:N	17	10.17
(3,18)	1:B:160:VAL:CG2	1:B:71:TYR:N	17	10.17
(3,18)	1:B:160:VAL:CG2	1:B:72:MET:N	17	10.17
(3,18)	1:B:160:VAL:CG2	1:B:73:ARG:N	17	10.17
(3,18)	1:B:160:VAL:CG2	1:B:74:THR:N	17	10.17
(3,18)	1:B:160:VAL:CG2	1:B:75:GLY:N	17	10.17
(3,18)	1:B:160:VAL:CG2	1:B:76:GLU:N	17	10.17

Continued on next page...

Continued from previous page...

Key	Atom-1	Atom-2	Model ID	Violation (Å)
(3,18)	1:B:160:VAL:CG2	1:B:77:GLY:N	17	10.17
(3,18)	1:B:160:VAL:CG2	1:B:78:PHE:N	17	10.17
(3,18)	1:B:160:VAL:CG2	1:B:79:LEU:N	17	10.17
(3,18)	1:B:160:VAL:CG2	1:B:80:CYS:N	17	10.17
(3,18)	1:B:160:VAL:CG2	5:B:203:7Q9:N	17	10.17
(3,18)	1:B:160:VAL:CG2	5:B:204:7Q9:N	17	10.17
(3,18)	1:B:160:VAL:CG2	5:B:205:7Q9:N	17	10.17
(3,18)	1:B:160:VAL:CG2	5:B:206:7Q9:N	17	10.17
(3,18)	1:B:160:VAL:CG2	5:B:207:7Q9:N	17	10.17
(3,18)	1:B:160:VAL:CG2	6:B:208:17F:N1	17	10.17
(3,18)	1:B:160:VAL:CG2	5:B:209:7Q9:N	17	10.17
(3,18)	1:B:160:VAL:CG2	5:B:210:7Q9:N	17	10.17
(3,18)	1:B:160:VAL:CG2	5:B:211:7Q9:N	17	10.17
(3,18)	1:B:160:VAL:CG2	5:B:212:7Q9:N	17	10.17
(3,18)	1:B:160:VAL:CG2	5:B:213:7Q9:N	17	10.17
(3,18)	1:B:160:VAL:CG2	6:B:214:17F:N1	17	10.17
(3,18)	1:B:160:VAL:CG2	6:B:215:17F:N1	17	10.17
(3,18)	1:B:160:VAL:CG2	5:B:216:7Q9:N	17	10.17
(3,18)	1:B:160:VAL:CG2	5:B:217:7Q9:N	17	10.17
(3,18)	1:B:160:VAL:CG2	5:B:218:7Q9:N	17	10.17
(3,18)	1:B:160:VAL:CG2	6:B:219:17F:N1	17	10.17
(3,18)	1:B:160:VAL:CG2	5:B:220:7Q9:N	17	10.17
(3,18)	1:B:160:VAL:CG1	1:B:2:THR:N	18	10.17
(3,18)	1:B:160:VAL:CG1	1:B:3:GLU:N	18	10.17
(3,18)	1:B:160:VAL:CG1	1:B:4:TYR:N	18	10.17
(3,18)	1:B:160:VAL:CG1	1:B:5:LYS:N	18	10.17
(3,18)	1:B:160:VAL:CG1	1:B:6:LEU:N	18	10.17
(3,18)	1:B:160:VAL:CG1	1:B:7:VAL:N	18	10.17
(3,18)	1:B:160:VAL:CG1	1:B:8:VAL:N	18	10.17
(3,18)	1:B:160:VAL:CG1	1:B:9:VAL:N	18	10.17
(3,18)	1:B:160:VAL:CG1	1:B:10:GLY:N	18	10.17
(3,18)	1:B:160:VAL:CG1	1:B:11:ALA:N	18	10.17
(3,18)	1:B:160:VAL:CG1	1:B:12:ASP:N	18	10.17
(3,18)	1:B:160:VAL:CG1	1:B:13:GLY:N	18	10.17
(3,18)	1:B:160:VAL:CG1	1:B:14:VAL:N	18	10.17
(3,18)	1:B:160:VAL:CG1	1:B:15:GLY:N	18	10.17
(3,18)	1:B:160:VAL:CG1	1:B:16:LYS:N	18	10.17
(3,18)	1:B:160:VAL:CG1	1:B:17:SER:N	18	10.17
(3,18)	1:B:160:VAL:CG1	1:B:18:ALA:N	18	10.17
(3,18)	1:B:160:VAL:CG1	1:B:19:LEU:N	18	10.17
(3,18)	1:B:160:VAL:CG1	1:B:20:THR:N	18	10.17
(3,18)	1:B:160:VAL:CG1	1:B:21:ILE:N	18	10.17

Continued on next page...

Continued from previous page...

Key	Atom-1	Atom-2	Model ID	Violation (Å)
(3,18)	1:B:160:VAL:CG1	1:B:22:GLN:N	18	10.17
(3,18)	1:B:160:VAL:CG1	1:B:23:LEU:N	18	10.17
(3,18)	1:B:160:VAL:CG1	1:B:24:ILE:N	18	10.17
(3,18)	1:B:160:VAL:CG1	1:B:25:GLN:N	18	10.17
(3,18)	1:B:160:VAL:CG1	1:B:26:ASN:N	18	10.17
(3,18)	1:B:160:VAL:CG1	1:B:27:HIS:N	18	10.17
(3,18)	1:B:160:VAL:CG1	1:B:28:PHE:N	18	10.17
(3,18)	1:B:160:VAL:CG1	1:B:29:VAL:N	18	10.17
(3,18)	1:B:160:VAL:CG1	1:B:30:ASP:N	18	10.17
(3,18)	1:B:160:VAL:CG1	1:B:31:GLU:N	18	10.17
(3,18)	1:B:160:VAL:CG1	1:B:32:TYR:N	18	10.17
(3,18)	1:B:160:VAL:CG1	1:B:33:ASP:N	18	10.17
(3,18)	1:B:160:VAL:CG1	1:B:34:PRO:N	18	10.17
(3,18)	1:B:160:VAL:CG1	1:B:35:THR:N	18	10.17
(3,18)	1:B:160:VAL:CG1	1:B:36:ILE:N	18	10.17
(3,18)	1:B:160:VAL:CG1	1:B:37:GLU:N	18	10.17
(3,18)	1:B:160:VAL:CG1	1:B:38:ASP:N	18	10.17
(3,18)	1:B:160:VAL:CG1	1:B:39:SER:N	18	10.17
(3,18)	1:B:160:VAL:CG1	1:B:40:TYR:N	18	10.17
(3,18)	1:B:160:VAL:CG1	1:B:41:ARG:N	18	10.17
(3,18)	1:B:160:VAL:CG1	1:B:42:LYS:N	18	10.17
(3,18)	1:B:160:VAL:CG1	1:B:43:GLN:N	18	10.17
(3,18)	1:B:160:VAL:CG1	1:B:44:VAL:N	18	10.17
(3,18)	1:B:160:VAL:CG1	1:B:45:VAL:N	18	10.17
(3,18)	1:B:160:VAL:CG1	1:B:46:ILE:N	18	10.17
(3,18)	1:B:160:VAL:CG1	1:B:47:ASP:N	18	10.17
(3,18)	1:B:160:VAL:CG1	1:B:48:GLY:N	18	10.17
(3,18)	1:B:160:VAL:CG1	1:B:49:GLU:N	18	10.17
(3,18)	1:B:160:VAL:CG1	1:B:50:THR:N	18	10.17
(3,18)	1:B:160:VAL:CG1	1:B:51:CYS:N	18	10.17
(3,18)	1:B:160:VAL:CG1	1:B:52:LEU:N	18	10.17
(3,18)	1:B:160:VAL:CG1	1:B:53:LEU:N	18	10.17
(3,18)	1:B:160:VAL:CG1	1:B:54:ASP:N	18	10.17
(3,18)	1:B:160:VAL:CG1	1:B:55:ILE:N	18	10.17
(3,18)	1:B:160:VAL:CG1	1:B:56:LEU:N	18	10.17
(3,18)	1:B:160:VAL:CG1	1:B:57:ASP:N	18	10.17
(3,18)	1:B:160:VAL:CG1	1:B:58:THR:N	18	10.17
(3,18)	1:B:160:VAL:CG1	1:B:59:ALA:N	18	10.17
(3,18)	1:B:160:VAL:CG1	1:B:60:GLY:N	18	10.17
(3,18)	1:B:160:VAL:CG1	1:B:61:GLN:N	18	10.17
(3,18)	1:B:160:VAL:CG1	1:B:62:GLU:N	18	10.17
(3,18)	1:B:160:VAL:CG1	1:B:63:GLU:N	18	10.17

Continued on next page...

Continued from previous page...

Key	Atom-1	Atom-2	Model ID	Violation (Å)
(3,18)	1:B:160:VAL:CG1	1:B:64:TYR:N	18	10.17
(3,18)	1:B:160:VAL:CG1	1:B:65:SER:N	18	10.17
(3,18)	1:B:160:VAL:CG1	1:B:66:ALA:N	18	10.17
(3,18)	1:B:160:VAL:CG1	1:B:67:MET:N	18	10.17
(3,18)	1:B:160:VAL:CG1	1:B:68:ARG:N	18	10.17
(3,18)	1:B:160:VAL:CG1	1:B:69:ASP:N	18	10.17
(3,18)	1:B:160:VAL:CG1	1:B:70:GLN:N	18	10.17
(3,18)	1:B:160:VAL:CG1	1:B:71:TYR:N	18	10.17
(3,18)	1:B:160:VAL:CG1	1:B:72:MET:N	18	10.17
(3,18)	1:B:160:VAL:CG1	1:B:73:ARG:N	18	10.17
(3,18)	1:B:160:VAL:CG1	1:B:74:THR:N	18	10.17
(3,18)	1:B:160:VAL:CG1	1:B:75:GLY:N	18	10.17
(3,18)	1:B:160:VAL:CG1	1:B:76:GLU:N	18	10.17
(3,18)	1:B:160:VAL:CG1	1:B:77:GLY:N	18	10.17
(3,18)	1:B:160:VAL:CG1	1:B:78:PHE:N	18	10.17
(3,18)	1:B:160:VAL:CG1	1:B:79:LEU:N	18	10.17
(3,18)	1:B:160:VAL:CG1	1:B:80:CYS:N	18	10.17
(3,18)	1:B:160:VAL:CG1	5:B:203:7Q9:N	18	10.17
(3,18)	1:B:160:VAL:CG1	5:B:204:7Q9:N	18	10.17
(3,18)	1:B:160:VAL:CG1	5:B:205:7Q9:N	18	10.17
(3,18)	1:B:160:VAL:CG1	5:B:206:7Q9:N	18	10.17
(3,18)	1:B:160:VAL:CG1	5:B:207:7Q9:N	18	10.17
(3,18)	1:B:160:VAL:CG1	6:B:208:17F:N1	18	10.17
(3,18)	1:B:160:VAL:CG1	5:B:209:7Q9:N	18	10.17
(3,18)	1:B:160:VAL:CG1	5:B:210:7Q9:N	18	10.17
(3,18)	1:B:160:VAL:CG1	5:B:211:7Q9:N	18	10.17
(3,18)	1:B:160:VAL:CG1	5:B:212:7Q9:N	18	10.17
(3,18)	1:B:160:VAL:CG1	5:B:213:7Q9:N	18	10.17
(3,18)	1:B:160:VAL:CG1	6:B:214:17F:N1	18	10.17
(3,18)	1:B:160:VAL:CG1	6:B:215:17F:N1	18	10.17
(3,18)	1:B:160:VAL:CG1	5:B:216:7Q9:N	18	10.17
(3,18)	1:B:160:VAL:CG1	5:B:217:7Q9:N	18	10.17
(3,18)	1:B:160:VAL:CG1	5:B:218:7Q9:N	18	10.17
(3,18)	1:B:160:VAL:CG1	6:B:219:17F:N1	18	10.17
(3,18)	1:B:160:VAL:CG1	5:B:220:7Q9:N	18	10.17
(3,18)	1:B:160:VAL:CG2	1:B:2:THR:N	18	10.17
(3,18)	1:B:160:VAL:CG2	1:B:3:GLU:N	18	10.17
(3,18)	1:B:160:VAL:CG2	1:B:4:TYR:N	18	10.17
(3,18)	1:B:160:VAL:CG2	1:B:5:LYS:N	18	10.17
(3,18)	1:B:160:VAL:CG2	1:B:6:LEU:N	18	10.17
(3,18)	1:B:160:VAL:CG2	1:B:7:VAL:N	18	10.17
(3,18)	1:B:160:VAL:CG2	1:B:8:VAL:N	18	10.17

Continued on next page...

Continued from previous page...

Key	Atom-1	Atom-2	Model ID	Violation (Å)
(3,18)	1:B:160:VAL:CG2	1:B:9:VAL:N	18	10.17
(3,18)	1:B:160:VAL:CG2	1:B:10:GLY:N	18	10.17
(3,18)	1:B:160:VAL:CG2	1:B:11:ALA:N	18	10.17
(3,18)	1:B:160:VAL:CG2	1:B:12:ASP:N	18	10.17
(3,18)	1:B:160:VAL:CG2	1:B:13:GLY:N	18	10.17
(3,18)	1:B:160:VAL:CG2	1:B:14:VAL:N	18	10.17
(3,18)	1:B:160:VAL:CG2	1:B:15:GLY:N	18	10.17
(3,18)	1:B:160:VAL:CG2	1:B:16:LYS:N	18	10.17
(3,18)	1:B:160:VAL:CG2	1:B:17:SER:N	18	10.17
(3,18)	1:B:160:VAL:CG2	1:B:18:ALA:N	18	10.17
(3,18)	1:B:160:VAL:CG2	1:B:19:LEU:N	18	10.17
(3,18)	1:B:160:VAL:CG2	1:B:20:THR:N	18	10.17
(3,18)	1:B:160:VAL:CG2	1:B:21:ILE:N	18	10.17
(3,18)	1:B:160:VAL:CG2	1:B:22:GLN:N	18	10.17
(3,18)	1:B:160:VAL:CG2	1:B:23:LEU:N	18	10.17
(3,18)	1:B:160:VAL:CG2	1:B:24:ILE:N	18	10.17
(3,18)	1:B:160:VAL:CG2	1:B:25:GLN:N	18	10.17
(3,18)	1:B:160:VAL:CG2	1:B:26:ASN:N	18	10.17
(3,18)	1:B:160:VAL:CG2	1:B:27:HIS:N	18	10.17
(3,18)	1:B:160:VAL:CG2	1:B:28:PHE:N	18	10.17
(3,18)	1:B:160:VAL:CG2	1:B:29:VAL:N	18	10.17
(3,18)	1:B:160:VAL:CG2	1:B:30:ASP:N	18	10.17
(3,18)	1:B:160:VAL:CG2	1:B:31:GLU:N	18	10.17
(3,18)	1:B:160:VAL:CG2	1:B:32:TYR:N	18	10.17
(3,18)	1:B:160:VAL:CG2	1:B:33:ASP:N	18	10.17
(3,18)	1:B:160:VAL:CG2	1:B:34:PRO:N	18	10.17
(3,18)	1:B:160:VAL:CG2	1:B:35:THR:N	18	10.17
(3,18)	1:B:160:VAL:CG2	1:B:36:ILE:N	18	10.17
(3,18)	1:B:160:VAL:CG2	1:B:37:GLU:N	18	10.17
(3,18)	1:B:160:VAL:CG2	1:B:38:ASP:N	18	10.17
(3,18)	1:B:160:VAL:CG2	1:B:39:SER:N	18	10.17
(3,18)	1:B:160:VAL:CG2	1:B:40:TYR:N	18	10.17
(3,18)	1:B:160:VAL:CG2	1:B:41:ARG:N	18	10.17
(3,18)	1:B:160:VAL:CG2	1:B:42:LYS:N	18	10.17
(3,18)	1:B:160:VAL:CG2	1:B:43:GLN:N	18	10.17
(3,18)	1:B:160:VAL:CG2	1:B:44:VAL:N	18	10.17
(3,18)	1:B:160:VAL:CG2	1:B:45:VAL:N	18	10.17
(3,18)	1:B:160:VAL:CG2	1:B:46:ILE:N	18	10.17
(3,18)	1:B:160:VAL:CG2	1:B:47:ASP:N	18	10.17
(3,18)	1:B:160:VAL:CG2	1:B:48:GLY:N	18	10.17
(3,18)	1:B:160:VAL:CG2	1:B:49:GLU:N	18	10.17
(3,18)	1:B:160:VAL:CG2	1:B:50:THR:N	18	10.17

Continued on next page...

Continued from previous page...

Key	Atom-1	Atom-2	Model ID	Violation (Å)
(3,18)	1:B:160:VAL:CG2	1:B:51:CYS:N	18	10.17
(3,18)	1:B:160:VAL:CG2	1:B:52:LEU:N	18	10.17
(3,18)	1:B:160:VAL:CG2	1:B:53:LEU:N	18	10.17
(3,18)	1:B:160:VAL:CG2	1:B:54:ASP:N	18	10.17
(3,18)	1:B:160:VAL:CG2	1:B:55:ILE:N	18	10.17
(3,18)	1:B:160:VAL:CG2	1:B:56:LEU:N	18	10.17
(3,18)	1:B:160:VAL:CG2	1:B:57:ASP:N	18	10.17
(3,18)	1:B:160:VAL:CG2	1:B:58:THR:N	18	10.17
(3,18)	1:B:160:VAL:CG2	1:B:59:ALA:N	18	10.17
(3,18)	1:B:160:VAL:CG2	1:B:60:GLY:N	18	10.17
(3,18)	1:B:160:VAL:CG2	1:B:61:GLN:N	18	10.17
(3,18)	1:B:160:VAL:CG2	1:B:62:GLU:N	18	10.17
(3,18)	1:B:160:VAL:CG2	1:B:63:GLU:N	18	10.17
(3,18)	1:B:160:VAL:CG2	1:B:64:TYR:N	18	10.17
(3,18)	1:B:160:VAL:CG2	1:B:65:SER:N	18	10.17
(3,18)	1:B:160:VAL:CG2	1:B:66:ALA:N	18	10.17
(3,18)	1:B:160:VAL:CG2	1:B:67:MET:N	18	10.17
(3,18)	1:B:160:VAL:CG2	1:B:68:ARG:N	18	10.17
(3,18)	1:B:160:VAL:CG2	1:B:69:ASP:N	18	10.17
(3,18)	1:B:160:VAL:CG2	1:B:70:GLN:N	18	10.17
(3,18)	1:B:160:VAL:CG2	1:B:71:TYR:N	18	10.17
(3,18)	1:B:160:VAL:CG2	1:B:72:MET:N	18	10.17
(3,18)	1:B:160:VAL:CG2	1:B:73:ARG:N	18	10.17
(3,18)	1:B:160:VAL:CG2	1:B:74:THR:N	18	10.17
(3,18)	1:B:160:VAL:CG2	1:B:75:GLY:N	18	10.17
(3,18)	1:B:160:VAL:CG2	1:B:76:GLU:N	18	10.17
(3,18)	1:B:160:VAL:CG2	1:B:77:GLY:N	18	10.17
(3,18)	1:B:160:VAL:CG2	1:B:78:PHE:N	18	10.17
(3,18)	1:B:160:VAL:CG2	1:B:79:LEU:N	18	10.17
(3,18)	1:B:160:VAL:CG2	1:B:80:CYS:N	18	10.17
(3,18)	1:B:160:VAL:CG2	5:B:203:7Q9:N	18	10.17
(3,18)	1:B:160:VAL:CG2	5:B:204:7Q9:N	18	10.17
(3,18)	1:B:160:VAL:CG2	5:B:205:7Q9:N	18	10.17
(3,18)	1:B:160:VAL:CG2	5:B:206:7Q9:N	18	10.17
(3,18)	1:B:160:VAL:CG2	5:B:207:7Q9:N	18	10.17
(3,18)	1:B:160:VAL:CG2	6:B:208:17F:N1	18	10.17
(3,18)	1:B:160:VAL:CG2	5:B:209:7Q9:N	18	10.17
(3,18)	1:B:160:VAL:CG2	5:B:210:7Q9:N	18	10.17
(3,18)	1:B:160:VAL:CG2	5:B:211:7Q9:N	18	10.17
(3,18)	1:B:160:VAL:CG2	5:B:212:7Q9:N	18	10.17
(3,18)	1:B:160:VAL:CG2	5:B:213:7Q9:N	18	10.17
(3,18)	1:B:160:VAL:CG2	6:B:214:17F:N1	18	10.17

Continued on next page...

Continued from previous page...

Key	Atom-1	Atom-2	Model ID	Violation (Å)
(3,18)	1:B:160:VAL:CG2	6:B:215:17F:N1	18	10.17
(3,18)	1:B:160:VAL:CG2	5:B:216:7Q9:N	18	10.17
(3,18)	1:B:160:VAL:CG2	5:B:217:7Q9:N	18	10.17
(3,18)	1:B:160:VAL:CG2	5:B:218:7Q9:N	18	10.17
(3,18)	1:B:160:VAL:CG2	6:B:219:17F:N1	18	10.17
(3,18)	1:B:160:VAL:CG2	5:B:220:7Q9:N	18	10.17
(2,5)	1:A:39:SER:OG	1:B:169:LYS:N	16	10.17
(1,1)	1:B:118:CYS:SG	1:A:21:ILE:CD1	19	10.15
(3,18)	1:B:160:VAL:CG1	1:B:2:THR:N	2	10.14
(3,18)	1:B:160:VAL:CG1	1:B:3:GLU:N	2	10.14
(3,18)	1:B:160:VAL:CG1	1:B:4:TYR:N	2	10.14
(3,18)	1:B:160:VAL:CG1	1:B:5:LYS:N	2	10.14
(3,18)	1:B:160:VAL:CG1	1:B:6:LEU:N	2	10.14
(3,18)	1:B:160:VAL:CG1	1:B:7:VAL:N	2	10.14
(3,18)	1:B:160:VAL:CG1	1:B:8:VAL:N	2	10.14
(3,18)	1:B:160:VAL:CG1	1:B:9:VAL:N	2	10.14
(3,18)	1:B:160:VAL:CG1	1:B:10:GLY:N	2	10.14
(3,18)	1:B:160:VAL:CG1	1:B:11:ALA:N	2	10.14
(3,18)	1:B:160:VAL:CG1	1:B:12:ASP:N	2	10.14
(3,18)	1:B:160:VAL:CG1	1:B:13:GLY:N	2	10.14
(3,18)	1:B:160:VAL:CG1	1:B:14:VAL:N	2	10.14
(3,18)	1:B:160:VAL:CG1	1:B:15:GLY:N	2	10.14
(3,18)	1:B:160:VAL:CG1	1:B:16:LYS:N	2	10.14
(3,18)	1:B:160:VAL:CG1	1:B:17:SER:N	2	10.14
(3,18)	1:B:160:VAL:CG1	1:B:18:ALA:N	2	10.14
(3,18)	1:B:160:VAL:CG1	1:B:19:LEU:N	2	10.14
(3,18)	1:B:160:VAL:CG1	1:B:20:THR:N	2	10.14
(3,18)	1:B:160:VAL:CG1	1:B:21:ILE:N	2	10.14
(3,18)	1:B:160:VAL:CG1	1:B:22:GLN:N	2	10.14
(3,18)	1:B:160:VAL:CG1	1:B:23:LEU:N	2	10.14
(3,18)	1:B:160:VAL:CG1	1:B:24:ILE:N	2	10.14
(3,18)	1:B:160:VAL:CG1	1:B:25:GLN:N	2	10.14
(3,18)	1:B:160:VAL:CG1	1:B:26:ASN:N	2	10.14
(3,18)	1:B:160:VAL:CG1	1:B:27:HIS:N	2	10.14
(3,18)	1:B:160:VAL:CG1	1:B:28:PHE:N	2	10.14
(3,18)	1:B:160:VAL:CG1	1:B:29:VAL:N	2	10.14
(3,18)	1:B:160:VAL:CG1	1:B:30:ASP:N	2	10.14
(3,18)	1:B:160:VAL:CG1	1:B:31:GLU:N	2	10.14
(3,18)	1:B:160:VAL:CG1	1:B:32:TYR:N	2	10.14
(3,18)	1:B:160:VAL:CG1	1:B:33:ASP:N	2	10.14
(3,18)	1:B:160:VAL:CG1	1:B:34:PRO:N	2	10.14
(3,18)	1:B:160:VAL:CG1	1:B:35:THR:N	2	10.14

Continued on next page...

Continued from previous page...

Key	Atom-1	Atom-2	Model ID	Violation (Å)
(3,18)	1:B:160:VAL:CG1	1:B:36:ILE:N	2	10.14
(3,18)	1:B:160:VAL:CG1	1:B:37:GLU:N	2	10.14
(3,18)	1:B:160:VAL:CG1	1:B:38:ASP:N	2	10.14
(3,18)	1:B:160:VAL:CG1	1:B:39:SER:N	2	10.14
(3,18)	1:B:160:VAL:CG1	1:B:40:TYR:N	2	10.14
(3,18)	1:B:160:VAL:CG1	1:B:41:ARG:N	2	10.14
(3,18)	1:B:160:VAL:CG1	1:B:42:LYS:N	2	10.14
(3,18)	1:B:160:VAL:CG1	1:B:43:GLN:N	2	10.14
(3,18)	1:B:160:VAL:CG1	1:B:44:VAL:N	2	10.14
(3,18)	1:B:160:VAL:CG1	1:B:45:VAL:N	2	10.14
(3,18)	1:B:160:VAL:CG1	1:B:46:ILE:N	2	10.14
(3,18)	1:B:160:VAL:CG1	1:B:47:ASP:N	2	10.14
(3,18)	1:B:160:VAL:CG1	1:B:48:GLY:N	2	10.14
(3,18)	1:B:160:VAL:CG1	1:B:49:GLU:N	2	10.14
(3,18)	1:B:160:VAL:CG1	1:B:50:THR:N	2	10.14
(3,18)	1:B:160:VAL:CG1	1:B:51:CYS:N	2	10.14
(3,18)	1:B:160:VAL:CG1	1:B:52:LEU:N	2	10.14
(3,18)	1:B:160:VAL:CG1	1:B:53:LEU:N	2	10.14
(3,18)	1:B:160:VAL:CG1	1:B:54:ASP:N	2	10.14
(3,18)	1:B:160:VAL:CG1	1:B:55:ILE:N	2	10.14
(3,18)	1:B:160:VAL:CG1	1:B:56:LEU:N	2	10.14
(3,18)	1:B:160:VAL:CG1	1:B:57:ASP:N	2	10.14
(3,18)	1:B:160:VAL:CG1	1:B:58:THR:N	2	10.14
(3,18)	1:B:160:VAL:CG1	1:B:59:ALA:N	2	10.14
(3,18)	1:B:160:VAL:CG1	1:B:60:GLY:N	2	10.14
(3,18)	1:B:160:VAL:CG1	1:B:61:GLN:N	2	10.14
(3,18)	1:B:160:VAL:CG1	1:B:62:GLU:N	2	10.14
(3,18)	1:B:160:VAL:CG1	1:B:63:GLU:N	2	10.14
(3,18)	1:B:160:VAL:CG1	1:B:64:TYR:N	2	10.14
(3,18)	1:B:160:VAL:CG1	1:B:65:SER:N	2	10.14
(3,18)	1:B:160:VAL:CG1	1:B:66:ALA:N	2	10.14
(3,18)	1:B:160:VAL:CG1	1:B:67:MET:N	2	10.14
(3,18)	1:B:160:VAL:CG1	1:B:68:ARG:N	2	10.14
(3,18)	1:B:160:VAL:CG1	1:B:69:ASP:N	2	10.14
(3,18)	1:B:160:VAL:CG1	1:B:70:GLN:N	2	10.14
(3,18)	1:B:160:VAL:CG1	1:B:71:TYR:N	2	10.14
(3,18)	1:B:160:VAL:CG1	1:B:72:MET:N	2	10.14
(3,18)	1:B:160:VAL:CG1	1:B:73:ARG:N	2	10.14
(3,18)	1:B:160:VAL:CG1	1:B:74:THR:N	2	10.14
(3,18)	1:B:160:VAL:CG1	1:B:75:GLY:N	2	10.14
(3,18)	1:B:160:VAL:CG1	1:B:76:GLU:N	2	10.14
(3,18)	1:B:160:VAL:CG1	1:B:77:GLY:N	2	10.14

Continued on next page...

Continued from previous page...

Key	Atom-1	Atom-2	Model ID	Violation (Å)
(3,18)	1:B:160:VAL:CG1	1:B:78:PHE:N	2	10.14
(3,18)	1:B:160:VAL:CG1	1:B:79:LEU:N	2	10.14
(3,18)	1:B:160:VAL:CG1	1:B:80:CYS:N	2	10.14
(3,18)	1:B:160:VAL:CG1	5:B:203:7Q9:N	2	10.14
(3,18)	1:B:160:VAL:CG1	5:B:204:7Q9:N	2	10.14
(3,18)	1:B:160:VAL:CG1	5:B:205:7Q9:N	2	10.14
(3,18)	1:B:160:VAL:CG1	5:B:206:7Q9:N	2	10.14
(3,18)	1:B:160:VAL:CG1	5:B:207:7Q9:N	2	10.14
(3,18)	1:B:160:VAL:CG1	6:B:208:17F:N1	2	10.14
(3,18)	1:B:160:VAL:CG1	5:B:209:7Q9:N	2	10.14
(3,18)	1:B:160:VAL:CG1	5:B:210:7Q9:N	2	10.14
(3,18)	1:B:160:VAL:CG1	5:B:211:7Q9:N	2	10.14
(3,18)	1:B:160:VAL:CG1	5:B:212:7Q9:N	2	10.14
(3,18)	1:B:160:VAL:CG1	5:B:213:7Q9:N	2	10.14
(3,18)	1:B:160:VAL:CG1	6:B:214:17F:N1	2	10.14
(3,18)	1:B:160:VAL:CG1	6:B:215:17F:N1	2	10.14
(3,18)	1:B:160:VAL:CG1	5:B:216:7Q9:N	2	10.14
(3,18)	1:B:160:VAL:CG1	5:B:217:7Q9:N	2	10.14
(3,18)	1:B:160:VAL:CG1	5:B:218:7Q9:N	2	10.14
(3,18)	1:B:160:VAL:CG1	6:B:219:17F:N1	2	10.14
(3,18)	1:B:160:VAL:CG1	5:B:220:7Q9:N	2	10.14
(3,18)	1:B:160:VAL:CG2	1:B:2:THR:N	2	10.14
(3,18)	1:B:160:VAL:CG2	1:B:3:GLU:N	2	10.14
(3,18)	1:B:160:VAL:CG2	1:B:4:TYR:N	2	10.14
(3,18)	1:B:160:VAL:CG2	1:B:5:LYS:N	2	10.14
(3,18)	1:B:160:VAL:CG2	1:B:6:LEU:N	2	10.14
(3,18)	1:B:160:VAL:CG2	1:B:7:VAL:N	2	10.14
(3,18)	1:B:160:VAL:CG2	1:B:8:VAL:N	2	10.14
(3,18)	1:B:160:VAL:CG2	1:B:9:VAL:N	2	10.14
(3,18)	1:B:160:VAL:CG2	1:B:10:GLY:N	2	10.14
(3,18)	1:B:160:VAL:CG2	1:B:11:ALA:N	2	10.14
(3,18)	1:B:160:VAL:CG2	1:B:12:ASP:N	2	10.14
(3,18)	1:B:160:VAL:CG2	1:B:13:GLY:N	2	10.14
(3,18)	1:B:160:VAL:CG2	1:B:14:VAL:N	2	10.14
(3,18)	1:B:160:VAL:CG2	1:B:15:GLY:N	2	10.14
(3,18)	1:B:160:VAL:CG2	1:B:16:LYS:N	2	10.14
(3,18)	1:B:160:VAL:CG2	1:B:17:SER:N	2	10.14
(3,18)	1:B:160:VAL:CG2	1:B:18:ALA:N	2	10.14
(3,18)	1:B:160:VAL:CG2	1:B:19:LEU:N	2	10.14
(3,18)	1:B:160:VAL:CG2	1:B:20:THR:N	2	10.14
(3,18)	1:B:160:VAL:CG2	1:B:21:ILE:N	2	10.14
(3,18)	1:B:160:VAL:CG2	1:B:22:GLN:N	2	10.14

Continued on next page...

Continued from previous page...

Key	Atom-1	Atom-2	Model ID	Violation (Å)
(3,18)	1:B:160:VAL:CG2	1:B:23:LEU:N	2	10.14
(3,18)	1:B:160:VAL:CG2	1:B:24:ILE:N	2	10.14
(3,18)	1:B:160:VAL:CG2	1:B:25:GLN:N	2	10.14
(3,18)	1:B:160:VAL:CG2	1:B:26:ASN:N	2	10.14
(3,18)	1:B:160:VAL:CG2	1:B:27:HIS:N	2	10.14
(3,18)	1:B:160:VAL:CG2	1:B:28:PHE:N	2	10.14
(3,18)	1:B:160:VAL:CG2	1:B:29:VAL:N	2	10.14
(3,18)	1:B:160:VAL:CG2	1:B:30:ASP:N	2	10.14
(3,18)	1:B:160:VAL:CG2	1:B:31:GLU:N	2	10.14
(3,18)	1:B:160:VAL:CG2	1:B:32:TYR:N	2	10.14
(3,18)	1:B:160:VAL:CG2	1:B:33:ASP:N	2	10.14
(3,18)	1:B:160:VAL:CG2	1:B:34:PRO:N	2	10.14
(3,18)	1:B:160:VAL:CG2	1:B:35:THR:N	2	10.14
(3,18)	1:B:160:VAL:CG2	1:B:36:ILE:N	2	10.14
(3,18)	1:B:160:VAL:CG2	1:B:37:GLU:N	2	10.14
(3,18)	1:B:160:VAL:CG2	1:B:38:ASP:N	2	10.14
(3,18)	1:B:160:VAL:CG2	1:B:39:SER:N	2	10.14
(3,18)	1:B:160:VAL:CG2	1:B:40:TYR:N	2	10.14
(3,18)	1:B:160:VAL:CG2	1:B:41:ARG:N	2	10.14
(3,18)	1:B:160:VAL:CG2	1:B:42:LYS:N	2	10.14
(3,18)	1:B:160:VAL:CG2	1:B:43:GLN:N	2	10.14
(3,18)	1:B:160:VAL:CG2	1:B:44:VAL:N	2	10.14
(3,18)	1:B:160:VAL:CG2	1:B:45:VAL:N	2	10.14
(3,18)	1:B:160:VAL:CG2	1:B:46:ILE:N	2	10.14
(3,18)	1:B:160:VAL:CG2	1:B:47:ASP:N	2	10.14
(3,18)	1:B:160:VAL:CG2	1:B:48:GLY:N	2	10.14
(3,18)	1:B:160:VAL:CG2	1:B:49:GLU:N	2	10.14
(3,18)	1:B:160:VAL:CG2	1:B:50:THR:N	2	10.14
(3,18)	1:B:160:VAL:CG2	1:B:51:CYS:N	2	10.14
(3,18)	1:B:160:VAL:CG2	1:B:52:LEU:N	2	10.14
(3,18)	1:B:160:VAL:CG2	1:B:53:LEU:N	2	10.14
(3,18)	1:B:160:VAL:CG2	1:B:54:ASP:N	2	10.14
(3,18)	1:B:160:VAL:CG2	1:B:55:ILE:N	2	10.14
(3,18)	1:B:160:VAL:CG2	1:B:56:LEU:N	2	10.14
(3,18)	1:B:160:VAL:CG2	1:B:57:ASP:N	2	10.14
(3,18)	1:B:160:VAL:CG2	1:B:58:THR:N	2	10.14
(3,18)	1:B:160:VAL:CG2	1:B:59:ALA:N	2	10.14
(3,18)	1:B:160:VAL:CG2	1:B:60:GLY:N	2	10.14
(3,18)	1:B:160:VAL:CG2	1:B:61:GLN:N	2	10.14
(3,18)	1:B:160:VAL:CG2	1:B:62:GLU:N	2	10.14
(3,18)	1:B:160:VAL:CG2	1:B:63:GLU:N	2	10.14
(3,18)	1:B:160:VAL:CG2	1:B:64:TYR:N	2	10.14

Continued on next page...

Continued from previous page...

Key	Atom-1	Atom-2	Model ID	Violation (Å)
(3,18)	1:B:160:VAL:CG2	1:B:65:SER:N	2	10.14
(3,18)	1:B:160:VAL:CG2	1:B:66:ALA:N	2	10.14
(3,18)	1:B:160:VAL:CG2	1:B:67:MET:N	2	10.14
(3,18)	1:B:160:VAL:CG2	1:B:68:ARG:N	2	10.14
(3,18)	1:B:160:VAL:CG2	1:B:69:ASP:N	2	10.14
(3,18)	1:B:160:VAL:CG2	1:B:70:GLN:N	2	10.14
(3,18)	1:B:160:VAL:CG2	1:B:71:TYR:N	2	10.14
(3,18)	1:B:160:VAL:CG2	1:B:72:MET:N	2	10.14
(3,18)	1:B:160:VAL:CG2	1:B:73:ARG:N	2	10.14
(3,18)	1:B:160:VAL:CG2	1:B:74:THR:N	2	10.14
(3,18)	1:B:160:VAL:CG2	1:B:75:GLY:N	2	10.14
(3,18)	1:B:160:VAL:CG2	1:B:76:GLU:N	2	10.14
(3,18)	1:B:160:VAL:CG2	1:B:77:GLY:N	2	10.14
(3,18)	1:B:160:VAL:CG2	1:B:78:PHE:N	2	10.14
(3,18)	1:B:160:VAL:CG2	1:B:79:LEU:N	2	10.14
(3,18)	1:B:160:VAL:CG2	1:B:80:CYS:N	2	10.14
(3,18)	1:B:160:VAL:CG2	5:B:203:7Q9:N	2	10.14
(3,18)	1:B:160:VAL:CG2	5:B:204:7Q9:N	2	10.14
(3,18)	1:B:160:VAL:CG2	5:B:205:7Q9:N	2	10.14
(3,18)	1:B:160:VAL:CG2	5:B:206:7Q9:N	2	10.14
(3,18)	1:B:160:VAL:CG2	5:B:207:7Q9:N	2	10.14
(3,18)	1:B:160:VAL:CG2	6:B:208:17F:N1	2	10.14
(3,18)	1:B:160:VAL:CG2	5:B:209:7Q9:N	2	10.14
(3,18)	1:B:160:VAL:CG2	5:B:210:7Q9:N	2	10.14
(3,18)	1:B:160:VAL:CG2	5:B:211:7Q9:N	2	10.14
(3,18)	1:B:160:VAL:CG2	5:B:212:7Q9:N	2	10.14
(3,18)	1:B:160:VAL:CG2	5:B:213:7Q9:N	2	10.14
(3,18)	1:B:160:VAL:CG2	6:B:214:17F:N1	2	10.14
(3,18)	1:B:160:VAL:CG2	6:B:215:17F:N1	2	10.14
(3,18)	1:B:160:VAL:CG2	5:B:216:7Q9:N	2	10.14
(3,18)	1:B:160:VAL:CG2	5:B:217:7Q9:N	2	10.14
(3,18)	1:B:160:VAL:CG2	5:B:218:7Q9:N	2	10.14
(3,18)	1:B:160:VAL:CG2	6:B:219:17F:N1	2	10.14
(3,18)	1:B:160:VAL:CG2	5:B:220:7Q9:N	2	10.14
(3,18)	1:B:160:VAL:CG1	1:B:2:THR:N	12	10.13
(3,18)	1:B:160:VAL:CG1	1:B:3:GLU:N	12	10.13
(3,18)	1:B:160:VAL:CG1	1:B:4:TYR:N	12	10.13
(3,18)	1:B:160:VAL:CG1	1:B:5:LYS:N	12	10.13
(3,18)	1:B:160:VAL:CG1	1:B:6:LEU:N	12	10.13
(3,18)	1:B:160:VAL:CG1	1:B:7:VAL:N	12	10.13
(3,18)	1:B:160:VAL:CG1	1:B:8:VAL:N	12	10.13
(3,18)	1:B:160:VAL:CG1	1:B:9:VAL:N	12	10.13

Continued on next page...

Continued from previous page...

Key	Atom-1	Atom-2	Model ID	Violation (Å)
(3,18)	1:B:160:VAL:CG1	1:B:10:GLY:N	12	10.13
(3,18)	1:B:160:VAL:CG1	1:B:11:ALA:N	12	10.13
(3,18)	1:B:160:VAL:CG1	1:B:12:ASP:N	12	10.13
(3,18)	1:B:160:VAL:CG1	1:B:13:GLY:N	12	10.13
(3,18)	1:B:160:VAL:CG1	1:B:14:VAL:N	12	10.13
(3,18)	1:B:160:VAL:CG1	1:B:15:GLY:N	12	10.13
(3,18)	1:B:160:VAL:CG1	1:B:16:LYS:N	12	10.13
(3,18)	1:B:160:VAL:CG1	1:B:17:SER:N	12	10.13
(3,18)	1:B:160:VAL:CG1	1:B:18:ALA:N	12	10.13
(3,18)	1:B:160:VAL:CG1	1:B:19:LEU:N	12	10.13
(3,18)	1:B:160:VAL:CG1	1:B:20:THR:N	12	10.13
(3,18)	1:B:160:VAL:CG1	1:B:21:ILE:N	12	10.13
(3,18)	1:B:160:VAL:CG1	1:B:22:GLN:N	12	10.13
(3,18)	1:B:160:VAL:CG1	1:B:23:LEU:N	12	10.13
(3,18)	1:B:160:VAL:CG1	1:B:24:ILE:N	12	10.13
(3,18)	1:B:160:VAL:CG1	1:B:25:GLN:N	12	10.13
(3,18)	1:B:160:VAL:CG1	1:B:26:ASN:N	12	10.13
(3,18)	1:B:160:VAL:CG1	1:B:27:HIS:N	12	10.13
(3,18)	1:B:160:VAL:CG1	1:B:28:PHE:N	12	10.13
(3,18)	1:B:160:VAL:CG1	1:B:29:VAL:N	12	10.13
(3,18)	1:B:160:VAL:CG1	1:B:30:ASP:N	12	10.13
(3,18)	1:B:160:VAL:CG1	1:B:31:GLU:N	12	10.13
(3,18)	1:B:160:VAL:CG1	1:B:32:TYR:N	12	10.13
(3,18)	1:B:160:VAL:CG1	1:B:33:ASP:N	12	10.13
(3,18)	1:B:160:VAL:CG1	1:B:34:PRO:N	12	10.13
(3,18)	1:B:160:VAL:CG1	1:B:35:THR:N	12	10.13
(3,18)	1:B:160:VAL:CG1	1:B:36:ILE:N	12	10.13
(3,18)	1:B:160:VAL:CG1	1:B:37:GLU:N	12	10.13
(3,18)	1:B:160:VAL:CG1	1:B:38:ASP:N	12	10.13
(3,18)	1:B:160:VAL:CG1	1:B:39:SER:N	12	10.13
(3,18)	1:B:160:VAL:CG1	1:B:40:TYR:N	12	10.13
(3,18)	1:B:160:VAL:CG1	1:B:41:ARG:N	12	10.13
(3,18)	1:B:160:VAL:CG1	1:B:42:LYS:N	12	10.13
(3,18)	1:B:160:VAL:CG1	1:B:43:GLN:N	12	10.13
(3,18)	1:B:160:VAL:CG1	1:B:44:VAL:N	12	10.13
(3,18)	1:B:160:VAL:CG1	1:B:45:VAL:N	12	10.13
(3,18)	1:B:160:VAL:CG1	1:B:46:ILE:N	12	10.13
(3,18)	1:B:160:VAL:CG1	1:B:47:ASP:N	12	10.13
(3,18)	1:B:160:VAL:CG1	1:B:48:GLY:N	12	10.13
(3,18)	1:B:160:VAL:CG1	1:B:49:GLU:N	12	10.13
(3,18)	1:B:160:VAL:CG1	1:B:50:THR:N	12	10.13
(3,18)	1:B:160:VAL:CG1	1:B:51:CYS:N	12	10.13

Continued on next page...

Continued from previous page...

Key	Atom-1	Atom-2	Model ID	Violation (Å)
(3,18)	1:B:160:VAL:CG1	1:B:52:LEU:N	12	10.13
(3,18)	1:B:160:VAL:CG1	1:B:53:LEU:N	12	10.13
(3,18)	1:B:160:VAL:CG1	1:B:54:ASP:N	12	10.13
(3,18)	1:B:160:VAL:CG1	1:B:55:ILE:N	12	10.13
(3,18)	1:B:160:VAL:CG1	1:B:56:LEU:N	12	10.13
(3,18)	1:B:160:VAL:CG1	1:B:57:ASP:N	12	10.13
(3,18)	1:B:160:VAL:CG1	1:B:58:THR:N	12	10.13
(3,18)	1:B:160:VAL:CG1	1:B:59:ALA:N	12	10.13
(3,18)	1:B:160:VAL:CG1	1:B:60:GLY:N	12	10.13
(3,18)	1:B:160:VAL:CG1	1:B:61:GLN:N	12	10.13
(3,18)	1:B:160:VAL:CG1	1:B:62:GLU:N	12	10.13
(3,18)	1:B:160:VAL:CG1	1:B:63:GLU:N	12	10.13
(3,18)	1:B:160:VAL:CG1	1:B:64:TYR:N	12	10.13
(3,18)	1:B:160:VAL:CG1	1:B:65:SER:N	12	10.13
(3,18)	1:B:160:VAL:CG1	1:B:66:ALA:N	12	10.13
(3,18)	1:B:160:VAL:CG1	1:B:67:MET:N	12	10.13
(3,18)	1:B:160:VAL:CG1	1:B:68:ARG:N	12	10.13
(3,18)	1:B:160:VAL:CG1	1:B:69:ASP:N	12	10.13
(3,18)	1:B:160:VAL:CG1	1:B:70:GLN:N	12	10.13
(3,18)	1:B:160:VAL:CG1	1:B:71:TYR:N	12	10.13
(3,18)	1:B:160:VAL:CG1	1:B:72:MET:N	12	10.13
(3,18)	1:B:160:VAL:CG1	1:B:73:ARG:N	12	10.13
(3,18)	1:B:160:VAL:CG1	1:B:74:THR:N	12	10.13
(3,18)	1:B:160:VAL:CG1	1:B:75:GLY:N	12	10.13
(3,18)	1:B:160:VAL:CG1	1:B:76:GLU:N	12	10.13
(3,18)	1:B:160:VAL:CG1	1:B:77:GLY:N	12	10.13
(3,18)	1:B:160:VAL:CG1	1:B:78:PHE:N	12	10.13
(3,18)	1:B:160:VAL:CG1	1:B:79:LEU:N	12	10.13
(3,18)	1:B:160:VAL:CG1	1:B:80:CYS:N	12	10.13
(3,18)	1:B:160:VAL:CG1	5:B:203:7Q9:N	12	10.13
(3,18)	1:B:160:VAL:CG1	5:B:204:7Q9:N	12	10.13
(3,18)	1:B:160:VAL:CG1	5:B:205:7Q9:N	12	10.13
(3,18)	1:B:160:VAL:CG1	5:B:206:7Q9:N	12	10.13
(3,18)	1:B:160:VAL:CG1	5:B:207:7Q9:N	12	10.13
(3,18)	1:B:160:VAL:CG1	6:B:208:17F:N1	12	10.13
(3,18)	1:B:160:VAL:CG1	5:B:209:7Q9:N	12	10.13
(3,18)	1:B:160:VAL:CG1	5:B:210:7Q9:N	12	10.13
(3,18)	1:B:160:VAL:CG1	5:B:211:7Q9:N	12	10.13
(3,18)	1:B:160:VAL:CG1	5:B:212:7Q9:N	12	10.13
(3,18)	1:B:160:VAL:CG1	5:B:213:7Q9:N	12	10.13
(3,18)	1:B:160:VAL:CG1	6:B:214:17F:N1	12	10.13
(3,18)	1:B:160:VAL:CG1	6:B:215:17F:N1	12	10.13

Continued on next page...

Continued from previous page...

Key	Atom-1	Atom-2	Model ID	Violation (Å)
(3,18)	1:B:160:VAL:CG1	5:B:216:7Q9:N	12	10.13
(3,18)	1:B:160:VAL:CG1	5:B:217:7Q9:N	12	10.13
(3,18)	1:B:160:VAL:CG1	5:B:218:7Q9:N	12	10.13
(3,18)	1:B:160:VAL:CG1	6:B:219:17F:N1	12	10.13
(3,18)	1:B:160:VAL:CG1	5:B:220:7Q9:N	12	10.13
(3,18)	1:B:160:VAL:CG2	1:B:2:THR:N	12	10.13
(3,18)	1:B:160:VAL:CG2	1:B:3:GLU:N	12	10.13
(3,18)	1:B:160:VAL:CG2	1:B:4:TYR:N	12	10.13
(3,18)	1:B:160:VAL:CG2	1:B:5:LYS:N	12	10.13
(3,18)	1:B:160:VAL:CG2	1:B:6:LEU:N	12	10.13
(3,18)	1:B:160:VAL:CG2	1:B:7:VAL:N	12	10.13
(3,18)	1:B:160:VAL:CG2	1:B:8:VAL:N	12	10.13
(3,18)	1:B:160:VAL:CG2	1:B:9:VAL:N	12	10.13
(3,18)	1:B:160:VAL:CG2	1:B:10:GLY:N	12	10.13
(3,18)	1:B:160:VAL:CG2	1:B:11:ALA:N	12	10.13
(3,18)	1:B:160:VAL:CG2	1:B:12:ASP:N	12	10.13
(3,18)	1:B:160:VAL:CG2	1:B:13:GLY:N	12	10.13
(3,18)	1:B:160:VAL:CG2	1:B:14:VAL:N	12	10.13
(3,18)	1:B:160:VAL:CG2	1:B:15:GLY:N	12	10.13
(3,18)	1:B:160:VAL:CG2	1:B:16:LYS:N	12	10.13
(3,18)	1:B:160:VAL:CG2	1:B:17:SER:N	12	10.13
(3,18)	1:B:160:VAL:CG2	1:B:18:ALA:N	12	10.13
(3,18)	1:B:160:VAL:CG2	1:B:19:LEU:N	12	10.13
(3,18)	1:B:160:VAL:CG2	1:B:20:THR:N	12	10.13
(3,18)	1:B:160:VAL:CG2	1:B:21:ILE:N	12	10.13
(3,18)	1:B:160:VAL:CG2	1:B:22:GLN:N	12	10.13
(3,18)	1:B:160:VAL:CG2	1:B:23:LEU:N	12	10.13
(3,18)	1:B:160:VAL:CG2	1:B:24:ILE:N	12	10.13
(3,18)	1:B:160:VAL:CG2	1:B:25:GLN:N	12	10.13
(3,18)	1:B:160:VAL:CG2	1:B:26:ASN:N	12	10.13
(3,18)	1:B:160:VAL:CG2	1:B:27:HIS:N	12	10.13
(3,18)	1:B:160:VAL:CG2	1:B:28:PHE:N	12	10.13
(3,18)	1:B:160:VAL:CG2	1:B:29:VAL:N	12	10.13
(3,18)	1:B:160:VAL:CG2	1:B:30:ASP:N	12	10.13
(3,18)	1:B:160:VAL:CG2	1:B:31:GLU:N	12	10.13
(3,18)	1:B:160:VAL:CG2	1:B:32:TYR:N	12	10.13
(3,18)	1:B:160:VAL:CG2	1:B:33:ASP:N	12	10.13
(3,18)	1:B:160:VAL:CG2	1:B:34:PRO:N	12	10.13
(3,18)	1:B:160:VAL:CG2	1:B:35:THR:N	12	10.13
(3,18)	1:B:160:VAL:CG2	1:B:36:ILE:N	12	10.13
(3,18)	1:B:160:VAL:CG2	1:B:37:GLU:N	12	10.13
(3,18)	1:B:160:VAL:CG2	1:B:38:ASP:N	12	10.13

Continued on next page...

Continued from previous page...

Key	Atom-1	Atom-2	Model ID	Violation (Å)
(3,18)	1:B:160:VAL:CG2	1:B:39:SER:N	12	10.13
(3,18)	1:B:160:VAL:CG2	1:B:40:TYR:N	12	10.13
(3,18)	1:B:160:VAL:CG2	1:B:41:ARG:N	12	10.13
(3,18)	1:B:160:VAL:CG2	1:B:42:LYS:N	12	10.13
(3,18)	1:B:160:VAL:CG2	1:B:43:GLN:N	12	10.13
(3,18)	1:B:160:VAL:CG2	1:B:44:VAL:N	12	10.13
(3,18)	1:B:160:VAL:CG2	1:B:45:VAL:N	12	10.13
(3,18)	1:B:160:VAL:CG2	1:B:46:ILE:N	12	10.13
(3,18)	1:B:160:VAL:CG2	1:B:47:ASP:N	12	10.13
(3,18)	1:B:160:VAL:CG2	1:B:48:GLY:N	12	10.13
(3,18)	1:B:160:VAL:CG2	1:B:49:GLU:N	12	10.13
(3,18)	1:B:160:VAL:CG2	1:B:50:THR:N	12	10.13
(3,18)	1:B:160:VAL:CG2	1:B:51:CYS:N	12	10.13
(3,18)	1:B:160:VAL:CG2	1:B:52:LEU:N	12	10.13
(3,18)	1:B:160:VAL:CG2	1:B:53:LEU:N	12	10.13
(3,18)	1:B:160:VAL:CG2	1:B:54:ASP:N	12	10.13
(3,18)	1:B:160:VAL:CG2	1:B:55:ILE:N	12	10.13
(3,18)	1:B:160:VAL:CG2	1:B:56:LEU:N	12	10.13
(3,18)	1:B:160:VAL:CG2	1:B:57:ASP:N	12	10.13
(3,18)	1:B:160:VAL:CG2	1:B:58:THR:N	12	10.13
(3,18)	1:B:160:VAL:CG2	1:B:59:ALA:N	12	10.13
(3,18)	1:B:160:VAL:CG2	1:B:60:GLY:N	12	10.13
(3,18)	1:B:160:VAL:CG2	1:B:61:GLN:N	12	10.13
(3,18)	1:B:160:VAL:CG2	1:B:62:GLU:N	12	10.13
(3,18)	1:B:160:VAL:CG2	1:B:63:GLU:N	12	10.13
(3,18)	1:B:160:VAL:CG2	1:B:64:TYR:N	12	10.13
(3,18)	1:B:160:VAL:CG2	1:B:65:SER:N	12	10.13
(3,18)	1:B:160:VAL:CG2	1:B:66:ALA:N	12	10.13
(3,18)	1:B:160:VAL:CG2	1:B:67:MET:N	12	10.13
(3,18)	1:B:160:VAL:CG2	1:B:68:ARG:N	12	10.13
(3,18)	1:B:160:VAL:CG2	1:B:69:ASP:N	12	10.13
(3,18)	1:B:160:VAL:CG2	1:B:70:GLN:N	12	10.13
(3,18)	1:B:160:VAL:CG2	1:B:71:TYR:N	12	10.13
(3,18)	1:B:160:VAL:CG2	1:B:72:MET:N	12	10.13
(3,18)	1:B:160:VAL:CG2	1:B:73:ARG:N	12	10.13
(3,18)	1:B:160:VAL:CG2	1:B:74:THR:N	12	10.13
(3,18)	1:B:160:VAL:CG2	1:B:75:GLY:N	12	10.13
(3,18)	1:B:160:VAL:CG2	1:B:76:GLU:N	12	10.13
(3,18)	1:B:160:VAL:CG2	1:B:77:GLY:N	12	10.13
(3,18)	1:B:160:VAL:CG2	1:B:78:PHE:N	12	10.13
(3,18)	1:B:160:VAL:CG2	1:B:79:LEU:N	12	10.13
(3,18)	1:B:160:VAL:CG2	1:B:80:CYS:N	12	10.13

Continued on next page...

Continued from previous page...

Key	Atom-1	Atom-2	Model ID	Violation (Å)
(3,18)	1:B:160:VAL:CG2	5:B:203:7Q9:N	12	10.13
(3,18)	1:B:160:VAL:CG2	5:B:204:7Q9:N	12	10.13
(3,18)	1:B:160:VAL:CG2	5:B:205:7Q9:N	12	10.13
(3,18)	1:B:160:VAL:CG2	5:B:206:7Q9:N	12	10.13
(3,18)	1:B:160:VAL:CG2	5:B:207:7Q9:N	12	10.13
(3,18)	1:B:160:VAL:CG2	6:B:208:17F:N1	12	10.13
(3,18)	1:B:160:VAL:CG2	5:B:209:7Q9:N	12	10.13
(3,18)	1:B:160:VAL:CG2	5:B:210:7Q9:N	12	10.13
(3,18)	1:B:160:VAL:CG2	5:B:211:7Q9:N	12	10.13
(3,18)	1:B:160:VAL:CG2	5:B:212:7Q9:N	12	10.13
(3,18)	1:B:160:VAL:CG2	5:B:213:7Q9:N	12	10.13
(3,18)	1:B:160:VAL:CG2	6:B:214:17F:N1	12	10.13
(3,18)	1:B:160:VAL:CG2	6:B:215:17F:N1	12	10.13
(3,18)	1:B:160:VAL:CG2	5:B:216:7Q9:N	12	10.13
(3,18)	1:B:160:VAL:CG2	5:B:217:7Q9:N	12	10.13
(3,18)	1:B:160:VAL:CG2	5:B:218:7Q9:N	12	10.13
(3,18)	1:B:160:VAL:CG2	6:B:219:17F:N1	12	10.13
(3,18)	1:B:160:VAL:CG2	5:B:220:7Q9:N	12	10.13
(1,8)	1:B:169:LYS:CG	1:A:42:LYS:N	11	10.12
(3,18)	1:B:160:VAL:CG1	1:B:2:THR:N	3	10.11
(3,18)	1:B:160:VAL:CG1	1:B:3:GLU:N	3	10.11
(3,18)	1:B:160:VAL:CG1	1:B:4:TYR:N	3	10.11
(3,18)	1:B:160:VAL:CG1	1:B:5:LYS:N	3	10.11
(3,18)	1:B:160:VAL:CG1	1:B:6:LEU:N	3	10.11
(3,18)	1:B:160:VAL:CG1	1:B:7:VAL:N	3	10.11
(3,18)	1:B:160:VAL:CG1	1:B:8:VAL:N	3	10.11
(3,18)	1:B:160:VAL:CG1	1:B:9:VAL:N	3	10.11
(3,18)	1:B:160:VAL:CG1	1:B:10:GLY:N	3	10.11
(3,18)	1:B:160:VAL:CG1	1:B:11:ALA:N	3	10.11
(3,18)	1:B:160:VAL:CG1	1:B:12:ASP:N	3	10.11
(3,18)	1:B:160:VAL:CG1	1:B:13:GLY:N	3	10.11
(3,18)	1:B:160:VAL:CG1	1:B:14:VAL:N	3	10.11
(3,18)	1:B:160:VAL:CG1	1:B:15:GLY:N	3	10.11
(3,18)	1:B:160:VAL:CG1	1:B:16:LYS:N	3	10.11
(3,18)	1:B:160:VAL:CG1	1:B:17:SER:N	3	10.11
(3,18)	1:B:160:VAL:CG1	1:B:18:ALA:N	3	10.11
(3,18)	1:B:160:VAL:CG1	1:B:19:LEU:N	3	10.11
(3,18)	1:B:160:VAL:CG1	1:B:20:THR:N	3	10.11
(3,18)	1:B:160:VAL:CG1	1:B:21:ILE:N	3	10.11
(3,18)	1:B:160:VAL:CG1	1:B:22:GLN:N	3	10.11
(3,18)	1:B:160:VAL:CG1	1:B:23:LEU:N	3	10.11
(3,18)	1:B:160:VAL:CG1	1:B:24:ILE:N	3	10.11

Continued on next page...

Continued from previous page...

Key	Atom-1	Atom-2	Model ID	Violation (Å)
(3,18)	1:B:160:VAL:CG1	1:B:25:GLN:N	3	10.11
(3,18)	1:B:160:VAL:CG1	1:B:26:ASN:N	3	10.11
(3,18)	1:B:160:VAL:CG1	1:B:27:HIS:N	3	10.11
(3,18)	1:B:160:VAL:CG1	1:B:28:PHE:N	3	10.11
(3,18)	1:B:160:VAL:CG1	1:B:29:VAL:N	3	10.11
(3,18)	1:B:160:VAL:CG1	1:B:30:ASP:N	3	10.11
(3,18)	1:B:160:VAL:CG1	1:B:31:GLU:N	3	10.11
(3,18)	1:B:160:VAL:CG1	1:B:32:TYR:N	3	10.11
(3,18)	1:B:160:VAL:CG1	1:B:33:ASP:N	3	10.11
(3,18)	1:B:160:VAL:CG1	1:B:34:PRO:N	3	10.11
(3,18)	1:B:160:VAL:CG1	1:B:35:THR:N	3	10.11
(3,18)	1:B:160:VAL:CG1	1:B:36:ILE:N	3	10.11
(3,18)	1:B:160:VAL:CG1	1:B:37:GLU:N	3	10.11
(3,18)	1:B:160:VAL:CG1	1:B:38:ASP:N	3	10.11
(3,18)	1:B:160:VAL:CG1	1:B:39:SER:N	3	10.11
(3,18)	1:B:160:VAL:CG1	1:B:40:TYR:N	3	10.11
(3,18)	1:B:160:VAL:CG1	1:B:41:ARG:N	3	10.11
(3,18)	1:B:160:VAL:CG1	1:B:42:LYS:N	3	10.11
(3,18)	1:B:160:VAL:CG1	1:B:43:GLN:N	3	10.11
(3,18)	1:B:160:VAL:CG1	1:B:44:VAL:N	3	10.11
(3,18)	1:B:160:VAL:CG1	1:B:45:VAL:N	3	10.11
(3,18)	1:B:160:VAL:CG1	1:B:46:ILE:N	3	10.11
(3,18)	1:B:160:VAL:CG1	1:B:47:ASP:N	3	10.11
(3,18)	1:B:160:VAL:CG1	1:B:48:GLY:N	3	10.11
(3,18)	1:B:160:VAL:CG1	1:B:49:GLU:N	3	10.11
(3,18)	1:B:160:VAL:CG1	1:B:50:THR:N	3	10.11
(3,18)	1:B:160:VAL:CG1	1:B:51:CYS:N	3	10.11
(3,18)	1:B:160:VAL:CG1	1:B:52:LEU:N	3	10.11
(3,18)	1:B:160:VAL:CG1	1:B:53:LEU:N	3	10.11
(3,18)	1:B:160:VAL:CG1	1:B:54:ASP:N	3	10.11
(3,18)	1:B:160:VAL:CG1	1:B:55:ILE:N	3	10.11
(3,18)	1:B:160:VAL:CG1	1:B:56:LEU:N	3	10.11
(3,18)	1:B:160:VAL:CG1	1:B:57:ASP:N	3	10.11
(3,18)	1:B:160:VAL:CG1	1:B:58:THR:N	3	10.11
(3,18)	1:B:160:VAL:CG1	1:B:59:ALA:N	3	10.11
(3,18)	1:B:160:VAL:CG1	1:B:60:GLY:N	3	10.11
(3,18)	1:B:160:VAL:CG1	1:B:61:GLN:N	3	10.11
(3,18)	1:B:160:VAL:CG1	1:B:62:GLU:N	3	10.11
(3,18)	1:B:160:VAL:CG1	1:B:63:GLU:N	3	10.11
(3,18)	1:B:160:VAL:CG1	1:B:64:TYR:N	3	10.11
(3,18)	1:B:160:VAL:CG1	1:B:65:SER:N	3	10.11
(3,18)	1:B:160:VAL:CG1	1:B:66:ALA:N	3	10.11

Continued on next page...

Continued from previous page...

Key	Atom-1	Atom-2	Model ID	Violation (Å)
(3,18)	1:B:160:VAL:CG1	1:B:67:MET:N	3	10.11
(3,18)	1:B:160:VAL:CG1	1:B:68:ARG:N	3	10.11
(3,18)	1:B:160:VAL:CG1	1:B:69:ASP:N	3	10.11
(3,18)	1:B:160:VAL:CG1	1:B:70:GLN:N	3	10.11
(3,18)	1:B:160:VAL:CG1	1:B:71:TYR:N	3	10.11
(3,18)	1:B:160:VAL:CG1	1:B:72:MET:N	3	10.11
(3,18)	1:B:160:VAL:CG1	1:B:73:ARG:N	3	10.11
(3,18)	1:B:160:VAL:CG1	1:B:74:THR:N	3	10.11
(3,18)	1:B:160:VAL:CG1	1:B:75:GLY:N	3	10.11
(3,18)	1:B:160:VAL:CG1	1:B:76:GLU:N	3	10.11
(3,18)	1:B:160:VAL:CG1	1:B:77:GLY:N	3	10.11
(3,18)	1:B:160:VAL:CG1	1:B:78:PHE:N	3	10.11
(3,18)	1:B:160:VAL:CG1	1:B:79:LEU:N	3	10.11
(3,18)	1:B:160:VAL:CG1	1:B:80:CYS:N	3	10.11
(3,18)	1:B:160:VAL:CG1	5:B:203:7Q9:N	3	10.11
(3,18)	1:B:160:VAL:CG1	5:B:204:7Q9:N	3	10.11
(3,18)	1:B:160:VAL:CG1	5:B:205:7Q9:N	3	10.11
(3,18)	1:B:160:VAL:CG1	5:B:206:7Q9:N	3	10.11
(3,18)	1:B:160:VAL:CG1	5:B:207:7Q9:N	3	10.11
(3,18)	1:B:160:VAL:CG1	6:B:208:17F:N1	3	10.11
(3,18)	1:B:160:VAL:CG1	5:B:209:7Q9:N	3	10.11
(3,18)	1:B:160:VAL:CG1	5:B:210:7Q9:N	3	10.11
(3,18)	1:B:160:VAL:CG1	5:B:211:7Q9:N	3	10.11
(3,18)	1:B:160:VAL:CG1	5:B:212:7Q9:N	3	10.11
(3,18)	1:B:160:VAL:CG1	5:B:213:7Q9:N	3	10.11
(3,18)	1:B:160:VAL:CG1	6:B:214:17F:N1	3	10.11
(3,18)	1:B:160:VAL:CG1	6:B:215:17F:N1	3	10.11
(3,18)	1:B:160:VAL:CG1	5:B:216:7Q9:N	3	10.11
(3,18)	1:B:160:VAL:CG1	5:B:217:7Q9:N	3	10.11
(3,18)	1:B:160:VAL:CG1	5:B:218:7Q9:N	3	10.11
(3,18)	1:B:160:VAL:CG1	6:B:219:17F:N1	3	10.11
(3,18)	1:B:160:VAL:CG1	5:B:220:7Q9:N	3	10.11
(3,18)	1:B:160:VAL:CG2	1:B:2:THR:N	3	10.11
(3,18)	1:B:160:VAL:CG2	1:B:3:GLU:N	3	10.11
(3,18)	1:B:160:VAL:CG2	1:B:4:TYR:N	3	10.11
(3,18)	1:B:160:VAL:CG2	1:B:5:LYS:N	3	10.11
(3,18)	1:B:160:VAL:CG2	1:B:6:LEU:N	3	10.11
(3,18)	1:B:160:VAL:CG2	1:B:7:VAL:N	3	10.11
(3,18)	1:B:160:VAL:CG2	1:B:8:VAL:N	3	10.11
(3,18)	1:B:160:VAL:CG2	1:B:9:VAL:N	3	10.11
(3,18)	1:B:160:VAL:CG2	1:B:10:GLY:N	3	10.11
(3,18)	1:B:160:VAL:CG2	1:B:11:ALA:N	3	10.11

Continued on next page...

Continued from previous page...

Key	Atom-1	Atom-2	Model ID	Violation (Å)
(3,18)	1:B:160:VAL:CG2	1:B:12:ASP:N	3	10.11
(3,18)	1:B:160:VAL:CG2	1:B:13:GLY:N	3	10.11
(3,18)	1:B:160:VAL:CG2	1:B:14:VAL:N	3	10.11
(3,18)	1:B:160:VAL:CG2	1:B:15:GLY:N	3	10.11
(3,18)	1:B:160:VAL:CG2	1:B:16:LYS:N	3	10.11
(3,18)	1:B:160:VAL:CG2	1:B:17:SER:N	3	10.11
(3,18)	1:B:160:VAL:CG2	1:B:18:ALA:N	3	10.11
(3,18)	1:B:160:VAL:CG2	1:B:19:LEU:N	3	10.11
(3,18)	1:B:160:VAL:CG2	1:B:20:THR:N	3	10.11
(3,18)	1:B:160:VAL:CG2	1:B:21:ILE:N	3	10.11
(3,18)	1:B:160:VAL:CG2	1:B:22:GLN:N	3	10.11
(3,18)	1:B:160:VAL:CG2	1:B:23:LEU:N	3	10.11
(3,18)	1:B:160:VAL:CG2	1:B:24:ILE:N	3	10.11
(3,18)	1:B:160:VAL:CG2	1:B:25:GLN:N	3	10.11
(3,18)	1:B:160:VAL:CG2	1:B:26:ASN:N	3	10.11
(3,18)	1:B:160:VAL:CG2	1:B:27:HIS:N	3	10.11
(3,18)	1:B:160:VAL:CG2	1:B:28:PHE:N	3	10.11
(3,18)	1:B:160:VAL:CG2	1:B:29:VAL:N	3	10.11
(3,18)	1:B:160:VAL:CG2	1:B:30:ASP:N	3	10.11
(3,18)	1:B:160:VAL:CG2	1:B:31:GLU:N	3	10.11
(3,18)	1:B:160:VAL:CG2	1:B:32:TYR:N	3	10.11
(3,18)	1:B:160:VAL:CG2	1:B:33:ASP:N	3	10.11
(3,18)	1:B:160:VAL:CG2	1:B:34:PRO:N	3	10.11
(3,18)	1:B:160:VAL:CG2	1:B:35:THR:N	3	10.11
(3,18)	1:B:160:VAL:CG2	1:B:36:ILE:N	3	10.11
(3,18)	1:B:160:VAL:CG2	1:B:37:GLU:N	3	10.11
(3,18)	1:B:160:VAL:CG2	1:B:38:ASP:N	3	10.11
(3,18)	1:B:160:VAL:CG2	1:B:39:SER:N	3	10.11
(3,18)	1:B:160:VAL:CG2	1:B:40:TYR:N	3	10.11
(3,18)	1:B:160:VAL:CG2	1:B:41:ARG:N	3	10.11
(3,18)	1:B:160:VAL:CG2	1:B:42:LYS:N	3	10.11
(3,18)	1:B:160:VAL:CG2	1:B:43:GLN:N	3	10.11
(3,18)	1:B:160:VAL:CG2	1:B:44:VAL:N	3	10.11
(3,18)	1:B:160:VAL:CG2	1:B:45:VAL:N	3	10.11
(3,18)	1:B:160:VAL:CG2	1:B:46:ILE:N	3	10.11
(3,18)	1:B:160:VAL:CG2	1:B:47:ASP:N	3	10.11
(3,18)	1:B:160:VAL:CG2	1:B:48:GLY:N	3	10.11
(3,18)	1:B:160:VAL:CG2	1:B:49:GLU:N	3	10.11
(3,18)	1:B:160:VAL:CG2	1:B:50:THR:N	3	10.11
(3,18)	1:B:160:VAL:CG2	1:B:51:CYS:N	3	10.11
(3,18)	1:B:160:VAL:CG2	1:B:52:LEU:N	3	10.11
(3,18)	1:B:160:VAL:CG2	1:B:53:LEU:N	3	10.11

Continued on next page...

Continued from previous page...

Key	Atom-1	Atom-2	Model ID	Violation (Å)
(3,18)	1:B:160:VAL:CG2	1:B:54:ASP:N	3	10.11
(3,18)	1:B:160:VAL:CG2	1:B:55:ILE:N	3	10.11
(3,18)	1:B:160:VAL:CG2	1:B:56:LEU:N	3	10.11
(3,18)	1:B:160:VAL:CG2	1:B:57:ASP:N	3	10.11
(3,18)	1:B:160:VAL:CG2	1:B:58:THR:N	3	10.11
(3,18)	1:B:160:VAL:CG2	1:B:59:ALA:N	3	10.11
(3,18)	1:B:160:VAL:CG2	1:B:60:GLY:N	3	10.11
(3,18)	1:B:160:VAL:CG2	1:B:61:GLN:N	3	10.11
(3,18)	1:B:160:VAL:CG2	1:B:62:GLU:N	3	10.11
(3,18)	1:B:160:VAL:CG2	1:B:63:GLU:N	3	10.11
(3,18)	1:B:160:VAL:CG2	1:B:64:TYR:N	3	10.11
(3,18)	1:B:160:VAL:CG2	1:B:65:SER:N	3	10.11
(3,18)	1:B:160:VAL:CG2	1:B:66:ALA:N	3	10.11
(3,18)	1:B:160:VAL:CG2	1:B:67:MET:N	3	10.11
(3,18)	1:B:160:VAL:CG2	1:B:68:ARG:N	3	10.11
(3,18)	1:B:160:VAL:CG2	1:B:69:ASP:N	3	10.11
(3,18)	1:B:160:VAL:CG2	1:B:70:GLN:N	3	10.11
(3,18)	1:B:160:VAL:CG2	1:B:71:TYR:N	3	10.11
(3,18)	1:B:160:VAL:CG2	1:B:72:MET:N	3	10.11
(3,18)	1:B:160:VAL:CG2	1:B:73:ARG:N	3	10.11
(3,18)	1:B:160:VAL:CG2	1:B:74:THR:N	3	10.11
(3,18)	1:B:160:VAL:CG2	1:B:75:GLY:N	3	10.11
(3,18)	1:B:160:VAL:CG2	1:B:76:GLU:N	3	10.11
(3,18)	1:B:160:VAL:CG2	1:B:77:GLY:N	3	10.11
(3,18)	1:B:160:VAL:CG2	1:B:78:PHE:N	3	10.11
(3,18)	1:B:160:VAL:CG2	1:B:79:LEU:N	3	10.11
(3,18)	1:B:160:VAL:CG2	1:B:80:CYS:N	3	10.11
(3,18)	1:B:160:VAL:CG2	5:B:203:7Q9:N	3	10.11
(3,18)	1:B:160:VAL:CG2	5:B:204:7Q9:N	3	10.11
(3,18)	1:B:160:VAL:CG2	5:B:205:7Q9:N	3	10.11
(3,18)	1:B:160:VAL:CG2	5:B:206:7Q9:N	3	10.11
(3,18)	1:B:160:VAL:CG2	5:B:207:7Q9:N	3	10.11
(3,18)	1:B:160:VAL:CG2	6:B:208:17F:N1	3	10.11
(3,18)	1:B:160:VAL:CG2	5:B:209:7Q9:N	3	10.11
(3,18)	1:B:160:VAL:CG2	5:B:210:7Q9:N	3	10.11
(3,18)	1:B:160:VAL:CG2	5:B:211:7Q9:N	3	10.11
(3,18)	1:B:160:VAL:CG2	5:B:212:7Q9:N	3	10.11
(3,18)	1:B:160:VAL:CG2	5:B:213:7Q9:N	3	10.11
(3,18)	1:B:160:VAL:CG2	6:B:214:17F:N1	3	10.11
(3,18)	1:B:160:VAL:CG2	6:B:215:17F:N1	3	10.11
(3,18)	1:B:160:VAL:CG2	5:B:216:7Q9:N	3	10.11
(3,18)	1:B:160:VAL:CG2	5:B:217:7Q9:N	3	10.11

Continued on next page...

Continued from previous page...

Key	Atom-1	Atom-2	Model ID	Violation (Å)
(3,18)	1:B:160:VAL:CG2	5:B:218:7Q9:N	3	10.11
(3,18)	1:B:160:VAL:CG2	6:B:219:17F:N1	3	10.11
(3,18)	1:B:160:VAL:CG2	5:B:220:7Q9:N	3	10.11
(3,18)	1:B:160:VAL:CG1	1:B:2:THR:N	7	10.1
(3,18)	1:B:160:VAL:CG1	1:B:3:GLU:N	7	10.1
(3,18)	1:B:160:VAL:CG1	1:B:4:TYR:N	7	10.1
(3,18)	1:B:160:VAL:CG1	1:B:5:LYS:N	7	10.1
(3,18)	1:B:160:VAL:CG1	1:B:6:LEU:N	7	10.1
(3,18)	1:B:160:VAL:CG1	1:B:7:VAL:N	7	10.1
(3,18)	1:B:160:VAL:CG1	1:B:8:VAL:N	7	10.1
(3,18)	1:B:160:VAL:CG1	1:B:9:VAL:N	7	10.1
(3,18)	1:B:160:VAL:CG1	1:B:10:GLY:N	7	10.1
(3,18)	1:B:160:VAL:CG1	1:B:11:ALA:N	7	10.1
(3,18)	1:B:160:VAL:CG1	1:B:12:ASP:N	7	10.1
(3,18)	1:B:160:VAL:CG1	1:B:13:GLY:N	7	10.1
(3,18)	1:B:160:VAL:CG1	1:B:14:VAL:N	7	10.1
(3,18)	1:B:160:VAL:CG1	1:B:15:GLY:N	7	10.1
(3,18)	1:B:160:VAL:CG1	1:B:16:LYS:N	7	10.1
(3,18)	1:B:160:VAL:CG1	1:B:17:SER:N	7	10.1
(3,18)	1:B:160:VAL:CG1	1:B:18:ALA:N	7	10.1
(3,18)	1:B:160:VAL:CG1	1:B:19:LEU:N	7	10.1
(3,18)	1:B:160:VAL:CG1	1:B:20:THR:N	7	10.1
(3,18)	1:B:160:VAL:CG1	1:B:21:ILE:N	7	10.1
(3,18)	1:B:160:VAL:CG1	1:B:22:GLN:N	7	10.1
(3,18)	1:B:160:VAL:CG1	1:B:23:LEU:N	7	10.1
(3,18)	1:B:160:VAL:CG1	1:B:24:ILE:N	7	10.1
(3,18)	1:B:160:VAL:CG1	1:B:25:GLN:N	7	10.1
(3,18)	1:B:160:VAL:CG1	1:B:26:ASN:N	7	10.1
(3,18)	1:B:160:VAL:CG1	1:B:27:HIS:N	7	10.1
(3,18)	1:B:160:VAL:CG1	1:B:28:PHE:N	7	10.1
(3,18)	1:B:160:VAL:CG1	1:B:29:VAL:N	7	10.1
(3,18)	1:B:160:VAL:CG1	1:B:30:ASP:N	7	10.1
(3,18)	1:B:160:VAL:CG1	1:B:31:GLU:N	7	10.1
(3,18)	1:B:160:VAL:CG1	1:B:32:TYR:N	7	10.1
(3,18)	1:B:160:VAL:CG1	1:B:33:ASP:N	7	10.1
(3,18)	1:B:160:VAL:CG1	1:B:34:PRO:N	7	10.1
(3,18)	1:B:160:VAL:CG1	1:B:35:THR:N	7	10.1
(3,18)	1:B:160:VAL:CG1	1:B:36:ILE:N	7	10.1
(3,18)	1:B:160:VAL:CG1	1:B:37:GLU:N	7	10.1
(3,18)	1:B:160:VAL:CG1	1:B:38:ASP:N	7	10.1
(3,18)	1:B:160:VAL:CG1	1:B:39:SER:N	7	10.1
(3,18)	1:B:160:VAL:CG1	1:B:40:TYR:N	7	10.1

Continued on next page...

Continued from previous page...

Key	Atom-1	Atom-2	Model ID	Violation (Å)
(3,18)	1:B:160:VAL:CG1	1:B:41:ARG:N	7	10.1
(3,18)	1:B:160:VAL:CG1	1:B:42:LYS:N	7	10.1
(3,18)	1:B:160:VAL:CG1	1:B:43:GLN:N	7	10.1
(3,18)	1:B:160:VAL:CG1	1:B:44:VAL:N	7	10.1
(3,18)	1:B:160:VAL:CG1	1:B:45:VAL:N	7	10.1
(3,18)	1:B:160:VAL:CG1	1:B:46:ILE:N	7	10.1
(3,18)	1:B:160:VAL:CG1	1:B:47:ASP:N	7	10.1
(3,18)	1:B:160:VAL:CG1	1:B:48:GLY:N	7	10.1
(3,18)	1:B:160:VAL:CG1	1:B:49:GLU:N	7	10.1
(3,18)	1:B:160:VAL:CG1	1:B:50:THR:N	7	10.1
(3,18)	1:B:160:VAL:CG1	1:B:51:CYS:N	7	10.1
(3,18)	1:B:160:VAL:CG1	1:B:52:LEU:N	7	10.1
(3,18)	1:B:160:VAL:CG1	1:B:53:LEU:N	7	10.1
(3,18)	1:B:160:VAL:CG1	1:B:54:ASP:N	7	10.1
(3,18)	1:B:160:VAL:CG1	1:B:55:ILE:N	7	10.1
(3,18)	1:B:160:VAL:CG1	1:B:56:LEU:N	7	10.1
(3,18)	1:B:160:VAL:CG1	1:B:57:ASP:N	7	10.1
(3,18)	1:B:160:VAL:CG1	1:B:58:THR:N	7	10.1
(3,18)	1:B:160:VAL:CG1	1:B:59:ALA:N	7	10.1
(3,18)	1:B:160:VAL:CG1	1:B:60:GLY:N	7	10.1
(3,18)	1:B:160:VAL:CG1	1:B:61:GLN:N	7	10.1
(3,18)	1:B:160:VAL:CG1	1:B:62:GLU:N	7	10.1
(3,18)	1:B:160:VAL:CG1	1:B:63:GLU:N	7	10.1
(3,18)	1:B:160:VAL:CG1	1:B:64:TYR:N	7	10.1
(3,18)	1:B:160:VAL:CG1	1:B:65:SER:N	7	10.1
(3,18)	1:B:160:VAL:CG1	1:B:66:ALA:N	7	10.1
(3,18)	1:B:160:VAL:CG1	1:B:67:MET:N	7	10.1
(3,18)	1:B:160:VAL:CG1	1:B:68:ARG:N	7	10.1
(3,18)	1:B:160:VAL:CG1	1:B:69:ASP:N	7	10.1
(3,18)	1:B:160:VAL:CG1	1:B:70:GLN:N	7	10.1
(3,18)	1:B:160:VAL:CG1	1:B:71:TYR:N	7	10.1
(3,18)	1:B:160:VAL:CG1	1:B:72:MET:N	7	10.1
(3,18)	1:B:160:VAL:CG1	1:B:73:ARG:N	7	10.1
(3,18)	1:B:160:VAL:CG1	1:B:74:THR:N	7	10.1
(3,18)	1:B:160:VAL:CG1	1:B:75:GLY:N	7	10.1
(3,18)	1:B:160:VAL:CG1	1:B:76:GLU:N	7	10.1
(3,18)	1:B:160:VAL:CG1	1:B:77:GLY:N	7	10.1
(3,18)	1:B:160:VAL:CG1	1:B:78:PHE:N	7	10.1
(3,18)	1:B:160:VAL:CG1	1:B:79:LEU:N	7	10.1
(3,18)	1:B:160:VAL:CG1	1:B:80:CYS:N	7	10.1
(3,18)	1:B:160:VAL:CG1	5:B:203:7Q9:N	7	10.1
(3,18)	1:B:160:VAL:CG1	5:B:204:7Q9:N	7	10.1

Continued on next page...

Continued from previous page...

Key	Atom-1	Atom-2	Model ID	Violation (Å)
(3,18)	1:B:160:VAL:CG1	5:B:205:7Q9:N	7	10.1
(3,18)	1:B:160:VAL:CG1	5:B:206:7Q9:N	7	10.1
(3,18)	1:B:160:VAL:CG1	5:B:207:7Q9:N	7	10.1
(3,18)	1:B:160:VAL:CG1	6:B:208:17F:N1	7	10.1
(3,18)	1:B:160:VAL:CG1	5:B:209:7Q9:N	7	10.1
(3,18)	1:B:160:VAL:CG1	5:B:210:7Q9:N	7	10.1
(3,18)	1:B:160:VAL:CG1	5:B:211:7Q9:N	7	10.1
(3,18)	1:B:160:VAL:CG1	5:B:212:7Q9:N	7	10.1
(3,18)	1:B:160:VAL:CG1	5:B:213:7Q9:N	7	10.1
(3,18)	1:B:160:VAL:CG1	6:B:214:17F:N1	7	10.1
(3,18)	1:B:160:VAL:CG1	6:B:215:17F:N1	7	10.1
(3,18)	1:B:160:VAL:CG1	5:B:216:7Q9:N	7	10.1
(3,18)	1:B:160:VAL:CG1	5:B:217:7Q9:N	7	10.1
(3,18)	1:B:160:VAL:CG1	5:B:218:7Q9:N	7	10.1
(3,18)	1:B:160:VAL:CG1	6:B:219:17F:N1	7	10.1
(3,18)	1:B:160:VAL:CG1	5:B:220:7Q9:N	7	10.1
(3,18)	1:B:160:VAL:CG2	1:B:2:THR:N	7	10.1
(3,18)	1:B:160:VAL:CG2	1:B:3:GLU:N	7	10.1
(3,18)	1:B:160:VAL:CG2	1:B:4:TYR:N	7	10.1
(3,18)	1:B:160:VAL:CG2	1:B:5:LYS:N	7	10.1
(3,18)	1:B:160:VAL:CG2	1:B:6:LEU:N	7	10.1
(3,18)	1:B:160:VAL:CG2	1:B:7:VAL:N	7	10.1
(3,18)	1:B:160:VAL:CG2	1:B:8:VAL:N	7	10.1
(3,18)	1:B:160:VAL:CG2	1:B:9:VAL:N	7	10.1
(3,18)	1:B:160:VAL:CG2	1:B:10:GLY:N	7	10.1
(3,18)	1:B:160:VAL:CG2	1:B:11:ALA:N	7	10.1
(3,18)	1:B:160:VAL:CG2	1:B:12:ASP:N	7	10.1
(3,18)	1:B:160:VAL:CG2	1:B:13:GLY:N	7	10.1
(3,18)	1:B:160:VAL:CG2	1:B:14:VAL:N	7	10.1
(3,18)	1:B:160:VAL:CG2	1:B:15:GLY:N	7	10.1
(3,18)	1:B:160:VAL:CG2	1:B:16:LYS:N	7	10.1
(3,18)	1:B:160:VAL:CG2	1:B:17:SER:N	7	10.1
(3,18)	1:B:160:VAL:CG2	1:B:18:ALA:N	7	10.1
(3,18)	1:B:160:VAL:CG2	1:B:19:LEU:N	7	10.1
(3,18)	1:B:160:VAL:CG2	1:B:20:THR:N	7	10.1
(3,18)	1:B:160:VAL:CG2	1:B:21:ILE:N	7	10.1
(3,18)	1:B:160:VAL:CG2	1:B:22:GLN:N	7	10.1
(3,18)	1:B:160:VAL:CG2	1:B:23:LEU:N	7	10.1
(3,18)	1:B:160:VAL:CG2	1:B:24:ILE:N	7	10.1
(3,18)	1:B:160:VAL:CG2	1:B:25:GLN:N	7	10.1
(3,18)	1:B:160:VAL:CG2	1:B:26:ASN:N	7	10.1
(3,18)	1:B:160:VAL:CG2	1:B:27:HIS:N	7	10.1

Continued on next page...

Continued from previous page...

Key	Atom-1	Atom-2	Model ID	Violation (Å)
(3,18)	1:B:160:VAL:CG2	1:B:28:PHE:N	7	10.1
(3,18)	1:B:160:VAL:CG2	1:B:29:VAL:N	7	10.1
(3,18)	1:B:160:VAL:CG2	1:B:30:ASP:N	7	10.1
(3,18)	1:B:160:VAL:CG2	1:B:31:GLU:N	7	10.1
(3,18)	1:B:160:VAL:CG2	1:B:32:TYR:N	7	10.1
(3,18)	1:B:160:VAL:CG2	1:B:33:ASP:N	7	10.1
(3,18)	1:B:160:VAL:CG2	1:B:34:PRO:N	7	10.1
(3,18)	1:B:160:VAL:CG2	1:B:35:THR:N	7	10.1
(3,18)	1:B:160:VAL:CG2	1:B:36:ILE:N	7	10.1
(3,18)	1:B:160:VAL:CG2	1:B:37:GLU:N	7	10.1
(3,18)	1:B:160:VAL:CG2	1:B:38:ASP:N	7	10.1
(3,18)	1:B:160:VAL:CG2	1:B:39:SER:N	7	10.1
(3,18)	1:B:160:VAL:CG2	1:B:40:TYR:N	7	10.1
(3,18)	1:B:160:VAL:CG2	1:B:41:ARG:N	7	10.1
(3,18)	1:B:160:VAL:CG2	1:B:42:LYS:N	7	10.1
(3,18)	1:B:160:VAL:CG2	1:B:43:GLN:N	7	10.1
(3,18)	1:B:160:VAL:CG2	1:B:44:VAL:N	7	10.1
(3,18)	1:B:160:VAL:CG2	1:B:45:VAL:N	7	10.1
(3,18)	1:B:160:VAL:CG2	1:B:46:ILE:N	7	10.1
(3,18)	1:B:160:VAL:CG2	1:B:47:ASP:N	7	10.1
(3,18)	1:B:160:VAL:CG2	1:B:48:GLY:N	7	10.1
(3,18)	1:B:160:VAL:CG2	1:B:49:GLU:N	7	10.1
(3,18)	1:B:160:VAL:CG2	1:B:50:THR:N	7	10.1
(3,18)	1:B:160:VAL:CG2	1:B:51:CYS:N	7	10.1
(3,18)	1:B:160:VAL:CG2	1:B:52:LEU:N	7	10.1
(3,18)	1:B:160:VAL:CG2	1:B:53:LEU:N	7	10.1
(3,18)	1:B:160:VAL:CG2	1:B:54:ASP:N	7	10.1
(3,18)	1:B:160:VAL:CG2	1:B:55:ILE:N	7	10.1
(3,18)	1:B:160:VAL:CG2	1:B:56:LEU:N	7	10.1
(3,18)	1:B:160:VAL:CG2	1:B:57:ASP:N	7	10.1
(3,18)	1:B:160:VAL:CG2	1:B:58:THR:N	7	10.1
(3,18)	1:B:160:VAL:CG2	1:B:59:ALA:N	7	10.1
(3,18)	1:B:160:VAL:CG2	1:B:60:GLY:N	7	10.1
(3,18)	1:B:160:VAL:CG2	1:B:61:GLN:N	7	10.1
(3,18)	1:B:160:VAL:CG2	1:B:62:GLU:N	7	10.1
(3,18)	1:B:160:VAL:CG2	1:B:63:GLU:N	7	10.1
(3,18)	1:B:160:VAL:CG2	1:B:64:TYR:N	7	10.1
(3,18)	1:B:160:VAL:CG2	1:B:65:SER:N	7	10.1
(3,18)	1:B:160:VAL:CG2	1:B:66:ALA:N	7	10.1
(3,18)	1:B:160:VAL:CG2	1:B:67:MET:N	7	10.1
(3,18)	1:B:160:VAL:CG2	1:B:68:ARG:N	7	10.1
(3,18)	1:B:160:VAL:CG2	1:B:69:ASP:N	7	10.1

Continued on next page...

Continued from previous page...

Key	Atom-1	Atom-2	Model ID	Violation (Å)
(3,18)	1:B:160:VAL:CG2	1:B:70:GLN:N	7	10.1
(3,18)	1:B:160:VAL:CG2	1:B:71:TYR:N	7	10.1
(3,18)	1:B:160:VAL:CG2	1:B:72:MET:N	7	10.1
(3,18)	1:B:160:VAL:CG2	1:B:73:ARG:N	7	10.1
(3,18)	1:B:160:VAL:CG2	1:B:74:THR:N	7	10.1
(3,18)	1:B:160:VAL:CG2	1:B:75:GLY:N	7	10.1
(3,18)	1:B:160:VAL:CG2	1:B:76:GLU:N	7	10.1
(3,18)	1:B:160:VAL:CG2	1:B:77:GLY:N	7	10.1
(3,18)	1:B:160:VAL:CG2	1:B:78:PHE:N	7	10.1
(3,18)	1:B:160:VAL:CG2	1:B:79:LEU:N	7	10.1
(3,18)	1:B:160:VAL:CG2	1:B:80:CYS:N	7	10.1
(3,18)	1:B:160:VAL:CG2	5:B:203:7Q9:N	7	10.1
(3,18)	1:B:160:VAL:CG2	5:B:204:7Q9:N	7	10.1
(3,18)	1:B:160:VAL:CG2	5:B:205:7Q9:N	7	10.1
(3,18)	1:B:160:VAL:CG2	5:B:206:7Q9:N	7	10.1
(3,18)	1:B:160:VAL:CG2	5:B:207:7Q9:N	7	10.1
(3,18)	1:B:160:VAL:CG2	6:B:208:17F:N1	7	10.1
(3,18)	1:B:160:VAL:CG2	5:B:209:7Q9:N	7	10.1
(3,18)	1:B:160:VAL:CG2	5:B:210:7Q9:N	7	10.1
(3,18)	1:B:160:VAL:CG2	5:B:211:7Q9:N	7	10.1
(3,18)	1:B:160:VAL:CG2	5:B:212:7Q9:N	7	10.1
(3,18)	1:B:160:VAL:CG2	5:B:213:7Q9:N	7	10.1
(3,18)	1:B:160:VAL:CG2	6:B:214:17F:N1	7	10.1
(3,18)	1:B:160:VAL:CG2	6:B:215:17F:N1	7	10.1
(3,18)	1:B:160:VAL:CG2	5:B:216:7Q9:N	7	10.1
(3,18)	1:B:160:VAL:CG2	5:B:217:7Q9:N	7	10.1
(3,18)	1:B:160:VAL:CG2	5:B:218:7Q9:N	7	10.1
(3,18)	1:B:160:VAL:CG2	6:B:219:17F:N1	7	10.1
(3,18)	1:B:160:VAL:CG2	5:B:220:7Q9:N	7	10.1
(1,16)	1:A:39:SER:OG	1:B:139:ILE:CD1	3	10.06
(2,3)	1:A:39:SER:OG	1:B:165:LYS:N	2	10.02
(1,17)	1:A:39:SER:OG	1:B:142:ILE:CD1	9	10.02
(3,18)	1:B:160:VAL:CG1	1:B:2:THR:N	1	9.98
(3,18)	1:B:160:VAL:CG1	1:B:3:GLU:N	1	9.98
(3,18)	1:B:160:VAL:CG1	1:B:4:TYR:N	1	9.98
(3,18)	1:B:160:VAL:CG1	1:B:5:LYS:N	1	9.98
(3,18)	1:B:160:VAL:CG1	1:B:6:LEU:N	1	9.98
(3,18)	1:B:160:VAL:CG1	1:B:7:VAL:N	1	9.98
(3,18)	1:B:160:VAL:CG1	1:B:8:VAL:N	1	9.98
(3,18)	1:B:160:VAL:CG1	1:B:9:VAL:N	1	9.98
(3,18)	1:B:160:VAL:CG1	1:B:10:GLY:N	1	9.98
(3,18)	1:B:160:VAL:CG1	1:B:11:ALA:N	1	9.98

Continued on next page...

Continued from previous page...

Key	Atom-1	Atom-2	Model ID	Violation (Å)
(3,18)	1:B:160:VAL:CG1	1:B:12:ASP:N	1	9.98
(3,18)	1:B:160:VAL:CG1	1:B:13:GLY:N	1	9.98
(3,18)	1:B:160:VAL:CG1	1:B:14:VAL:N	1	9.98
(3,18)	1:B:160:VAL:CG1	1:B:15:GLY:N	1	9.98
(3,18)	1:B:160:VAL:CG1	1:B:16:LYS:N	1	9.98
(3,18)	1:B:160:VAL:CG1	1:B:17:SER:N	1	9.98
(3,18)	1:B:160:VAL:CG1	1:B:18:ALA:N	1	9.98
(3,18)	1:B:160:VAL:CG1	1:B:19:LEU:N	1	9.98
(3,18)	1:B:160:VAL:CG1	1:B:20:THR:N	1	9.98
(3,18)	1:B:160:VAL:CG1	1:B:21:ILE:N	1	9.98
(3,18)	1:B:160:VAL:CG1	1:B:22:GLN:N	1	9.98
(3,18)	1:B:160:VAL:CG1	1:B:23:LEU:N	1	9.98
(3,18)	1:B:160:VAL:CG1	1:B:24:ILE:N	1	9.98
(3,18)	1:B:160:VAL:CG1	1:B:25:GLN:N	1	9.98
(3,18)	1:B:160:VAL:CG1	1:B:26:ASN:N	1	9.98
(3,18)	1:B:160:VAL:CG1	1:B:27:HIS:N	1	9.98
(3,18)	1:B:160:VAL:CG1	1:B:28:PHE:N	1	9.98
(3,18)	1:B:160:VAL:CG1	1:B:29:VAL:N	1	9.98
(3,18)	1:B:160:VAL:CG1	1:B:30:ASP:N	1	9.98
(3,18)	1:B:160:VAL:CG1	1:B:31:GLU:N	1	9.98
(3,18)	1:B:160:VAL:CG1	1:B:32:TYR:N	1	9.98
(3,18)	1:B:160:VAL:CG1	1:B:33:ASP:N	1	9.98
(3,18)	1:B:160:VAL:CG1	1:B:34:PRO:N	1	9.98
(3,18)	1:B:160:VAL:CG1	1:B:35:THR:N	1	9.98
(3,18)	1:B:160:VAL:CG1	1:B:36:ILE:N	1	9.98
(3,18)	1:B:160:VAL:CG1	1:B:37:GLU:N	1	9.98
(3,18)	1:B:160:VAL:CG1	1:B:38:ASP:N	1	9.98
(3,18)	1:B:160:VAL:CG1	1:B:39:SER:N	1	9.98
(3,18)	1:B:160:VAL:CG1	1:B:40:TYR:N	1	9.98
(3,18)	1:B:160:VAL:CG1	1:B:41:ARG:N	1	9.98
(3,18)	1:B:160:VAL:CG1	1:B:42:LYS:N	1	9.98
(3,18)	1:B:160:VAL:CG1	1:B:43:GLN:N	1	9.98
(3,18)	1:B:160:VAL:CG1	1:B:44:VAL:N	1	9.98
(3,18)	1:B:160:VAL:CG1	1:B:45:VAL:N	1	9.98
(3,18)	1:B:160:VAL:CG1	1:B:46:ILE:N	1	9.98
(3,18)	1:B:160:VAL:CG1	1:B:47:ASP:N	1	9.98
(3,18)	1:B:160:VAL:CG1	1:B:48:GLY:N	1	9.98
(3,18)	1:B:160:VAL:CG1	1:B:49:GLU:N	1	9.98
(3,18)	1:B:160:VAL:CG1	1:B:50:THR:N	1	9.98
(3,18)	1:B:160:VAL:CG1	1:B:51:CYS:N	1	9.98
(3,18)	1:B:160:VAL:CG1	1:B:52:LEU:N	1	9.98
(3,18)	1:B:160:VAL:CG1	1:B:53:LEU:N	1	9.98

Continued on next page...

Continued from previous page...

Key	Atom-1	Atom-2	Model ID	Violation (Å)
(3,18)	1:B:160:VAL:CG1	1:B:54:ASP:N	1	9.98
(3,18)	1:B:160:VAL:CG1	1:B:55:ILE:N	1	9.98
(3,18)	1:B:160:VAL:CG1	1:B:56:LEU:N	1	9.98
(3,18)	1:B:160:VAL:CG1	1:B:57:ASP:N	1	9.98
(3,18)	1:B:160:VAL:CG1	1:B:58:THR:N	1	9.98
(3,18)	1:B:160:VAL:CG1	1:B:59:ALA:N	1	9.98
(3,18)	1:B:160:VAL:CG1	1:B:60:GLY:N	1	9.98
(3,18)	1:B:160:VAL:CG1	1:B:61:GLN:N	1	9.98
(3,18)	1:B:160:VAL:CG1	1:B:62:GLU:N	1	9.98
(3,18)	1:B:160:VAL:CG1	1:B:63:GLU:N	1	9.98
(3,18)	1:B:160:VAL:CG1	1:B:64:TYR:N	1	9.98
(3,18)	1:B:160:VAL:CG1	1:B:65:SER:N	1	9.98
(3,18)	1:B:160:VAL:CG1	1:B:66:ALA:N	1	9.98
(3,18)	1:B:160:VAL:CG1	1:B:67:MET:N	1	9.98
(3,18)	1:B:160:VAL:CG1	1:B:68:ARG:N	1	9.98
(3,18)	1:B:160:VAL:CG1	1:B:69:ASP:N	1	9.98
(3,18)	1:B:160:VAL:CG1	1:B:70:GLN:N	1	9.98
(3,18)	1:B:160:VAL:CG1	1:B:71:TYR:N	1	9.98
(3,18)	1:B:160:VAL:CG1	1:B:72:MET:N	1	9.98
(3,18)	1:B:160:VAL:CG1	1:B:73:ARG:N	1	9.98
(3,18)	1:B:160:VAL:CG1	1:B:74:THR:N	1	9.98
(3,18)	1:B:160:VAL:CG1	1:B:75:GLY:N	1	9.98
(3,18)	1:B:160:VAL:CG1	1:B:76:GLU:N	1	9.98
(3,18)	1:B:160:VAL:CG1	1:B:77:GLY:N	1	9.98
(3,18)	1:B:160:VAL:CG1	1:B:78:PHE:N	1	9.98
(3,18)	1:B:160:VAL:CG1	1:B:79:LEU:N	1	9.98
(3,18)	1:B:160:VAL:CG1	1:B:80:CYS:N	1	9.98
(3,18)	1:B:160:VAL:CG1	5:B:203:7Q9:N	1	9.98
(3,18)	1:B:160:VAL:CG1	5:B:204:7Q9:N	1	9.98
(3,18)	1:B:160:VAL:CG1	5:B:205:7Q9:N	1	9.98
(3,18)	1:B:160:VAL:CG1	5:B:206:7Q9:N	1	9.98
(3,18)	1:B:160:VAL:CG1	5:B:207:7Q9:N	1	9.98
(3,18)	1:B:160:VAL:CG1	6:B:208:17F:N1	1	9.98
(3,18)	1:B:160:VAL:CG1	5:B:209:7Q9:N	1	9.98
(3,18)	1:B:160:VAL:CG1	5:B:210:7Q9:N	1	9.98
(3,18)	1:B:160:VAL:CG1	5:B:211:7Q9:N	1	9.98
(3,18)	1:B:160:VAL:CG1	5:B:212:7Q9:N	1	9.98
(3,18)	1:B:160:VAL:CG1	5:B:213:7Q9:N	1	9.98
(3,18)	1:B:160:VAL:CG1	6:B:214:17F:N1	1	9.98
(3,18)	1:B:160:VAL:CG1	6:B:215:17F:N1	1	9.98
(3,18)	1:B:160:VAL:CG1	5:B:216:7Q9:N	1	9.98
(3,18)	1:B:160:VAL:CG1	5:B:217:7Q9:N	1	9.98

Continued on next page...

Continued from previous page...

Key	Atom-1	Atom-2	Model ID	Violation (Å)
(3,18)	1:B:160:VAL:CG1	5:B:218:7Q9:N	1	9.98
(3,18)	1:B:160:VAL:CG1	6:B:219:17F:N1	1	9.98
(3,18)	1:B:160:VAL:CG1	5:B:220:7Q9:N	1	9.98
(3,18)	1:B:160:VAL:CG2	1:B:2:THR:N	1	9.98
(3,18)	1:B:160:VAL:CG2	1:B:3:GLU:N	1	9.98
(3,18)	1:B:160:VAL:CG2	1:B:4:TYR:N	1	9.98
(3,18)	1:B:160:VAL:CG2	1:B:5:LYS:N	1	9.98
(3,18)	1:B:160:VAL:CG2	1:B:6:LEU:N	1	9.98
(3,18)	1:B:160:VAL:CG2	1:B:7:VAL:N	1	9.98
(3,18)	1:B:160:VAL:CG2	1:B:8:VAL:N	1	9.98
(3,18)	1:B:160:VAL:CG2	1:B:9:VAL:N	1	9.98
(3,18)	1:B:160:VAL:CG2	1:B:10:GLY:N	1	9.98
(3,18)	1:B:160:VAL:CG2	1:B:11:ALA:N	1	9.98
(3,18)	1:B:160:VAL:CG2	1:B:12:ASP:N	1	9.98
(3,18)	1:B:160:VAL:CG2	1:B:13:GLY:N	1	9.98
(3,18)	1:B:160:VAL:CG2	1:B:14:VAL:N	1	9.98
(3,18)	1:B:160:VAL:CG2	1:B:15:GLY:N	1	9.98
(3,18)	1:B:160:VAL:CG2	1:B:16:LYS:N	1	9.98
(3,18)	1:B:160:VAL:CG2	1:B:17:SER:N	1	9.98
(3,18)	1:B:160:VAL:CG2	1:B:18:ALA:N	1	9.98
(3,18)	1:B:160:VAL:CG2	1:B:19:LEU:N	1	9.98
(3,18)	1:B:160:VAL:CG2	1:B:20:THR:N	1	9.98
(3,18)	1:B:160:VAL:CG2	1:B:21:ILE:N	1	9.98
(3,18)	1:B:160:VAL:CG2	1:B:22:GLN:N	1	9.98
(3,18)	1:B:160:VAL:CG2	1:B:23:LEU:N	1	9.98
(3,18)	1:B:160:VAL:CG2	1:B:24:ILE:N	1	9.98
(3,18)	1:B:160:VAL:CG2	1:B:25:GLN:N	1	9.98
(3,18)	1:B:160:VAL:CG2	1:B:26:ASN:N	1	9.98
(3,18)	1:B:160:VAL:CG2	1:B:27:HIS:N	1	9.98
(3,18)	1:B:160:VAL:CG2	1:B:28:PHE:N	1	9.98
(3,18)	1:B:160:VAL:CG2	1:B:29:VAL:N	1	9.98
(3,18)	1:B:160:VAL:CG2	1:B:30:ASP:N	1	9.98
(3,18)	1:B:160:VAL:CG2	1:B:31:GLU:N	1	9.98
(3,18)	1:B:160:VAL:CG2	1:B:32:TYR:N	1	9.98
(3,18)	1:B:160:VAL:CG2	1:B:33:ASP:N	1	9.98
(3,18)	1:B:160:VAL:CG2	1:B:34:PRO:N	1	9.98
(3,18)	1:B:160:VAL:CG2	1:B:35:THR:N	1	9.98
(3,18)	1:B:160:VAL:CG2	1:B:36:ILE:N	1	9.98
(3,18)	1:B:160:VAL:CG2	1:B:37:GLU:N	1	9.98
(3,18)	1:B:160:VAL:CG2	1:B:38:ASP:N	1	9.98
(3,18)	1:B:160:VAL:CG2	1:B:39:SER:N	1	9.98
(3,18)	1:B:160:VAL:CG2	1:B:40:TYR:N	1	9.98

Continued on next page...

Continued from previous page...

Key	Atom-1	Atom-2	Model ID	Violation (Å)
(3,18)	1:B:160:VAL:CG2	1:B:41:ARG:N	1	9.98
(3,18)	1:B:160:VAL:CG2	1:B:42:LYS:N	1	9.98
(3,18)	1:B:160:VAL:CG2	1:B:43:GLN:N	1	9.98
(3,18)	1:B:160:VAL:CG2	1:B:44:VAL:N	1	9.98
(3,18)	1:B:160:VAL:CG2	1:B:45:VAL:N	1	9.98
(3,18)	1:B:160:VAL:CG2	1:B:46:ILE:N	1	9.98
(3,18)	1:B:160:VAL:CG2	1:B:47:ASP:N	1	9.98
(3,18)	1:B:160:VAL:CG2	1:B:48:GLY:N	1	9.98
(3,18)	1:B:160:VAL:CG2	1:B:49:GLU:N	1	9.98
(3,18)	1:B:160:VAL:CG2	1:B:50:THR:N	1	9.98
(3,18)	1:B:160:VAL:CG2	1:B:51:CYS:N	1	9.98
(3,18)	1:B:160:VAL:CG2	1:B:52:LEU:N	1	9.98
(3,18)	1:B:160:VAL:CG2	1:B:53:LEU:N	1	9.98
(3,18)	1:B:160:VAL:CG2	1:B:54:ASP:N	1	9.98
(3,18)	1:B:160:VAL:CG2	1:B:55:ILE:N	1	9.98
(3,18)	1:B:160:VAL:CG2	1:B:56:LEU:N	1	9.98
(3,18)	1:B:160:VAL:CG2	1:B:57:ASP:N	1	9.98
(3,18)	1:B:160:VAL:CG2	1:B:58:THR:N	1	9.98
(3,18)	1:B:160:VAL:CG2	1:B:59:ALA:N	1	9.98
(3,18)	1:B:160:VAL:CG2	1:B:60:GLY:N	1	9.98
(3,18)	1:B:160:VAL:CG2	1:B:61:GLN:N	1	9.98
(3,18)	1:B:160:VAL:CG2	1:B:62:GLU:N	1	9.98
(3,18)	1:B:160:VAL:CG2	1:B:63:GLU:N	1	9.98
(3,18)	1:B:160:VAL:CG2	1:B:64:TYR:N	1	9.98
(3,18)	1:B:160:VAL:CG2	1:B:65:SER:N	1	9.98
(3,18)	1:B:160:VAL:CG2	1:B:66:ALA:N	1	9.98
(3,18)	1:B:160:VAL:CG2	1:B:67:MET:N	1	9.98
(3,18)	1:B:160:VAL:CG2	1:B:68:ARG:N	1	9.98
(3,18)	1:B:160:VAL:CG2	1:B:69:ASP:N	1	9.98
(3,18)	1:B:160:VAL:CG2	1:B:70:GLN:N	1	9.98
(3,18)	1:B:160:VAL:CG2	1:B:71:TYR:N	1	9.98
(3,18)	1:B:160:VAL:CG2	1:B:72:MET:N	1	9.98
(3,18)	1:B:160:VAL:CG2	1:B:73:ARG:N	1	9.98
(3,18)	1:B:160:VAL:CG2	1:B:74:THR:N	1	9.98
(3,18)	1:B:160:VAL:CG2	1:B:75:GLY:N	1	9.98
(3,18)	1:B:160:VAL:CG2	1:B:76:GLU:N	1	9.98
(3,18)	1:B:160:VAL:CG2	1:B:77:GLY:N	1	9.98
(3,18)	1:B:160:VAL:CG2	1:B:78:PHE:N	1	9.98
(3,18)	1:B:160:VAL:CG2	1:B:79:LEU:N	1	9.98
(3,18)	1:B:160:VAL:CG2	1:B:80:CYS:N	1	9.98
(3,18)	1:B:160:VAL:CG2	5:B:203:7Q9:N	1	9.98
(3,18)	1:B:160:VAL:CG2	5:B:204:7Q9:N	1	9.98

Continued on next page...

Continued from previous page...

Key	Atom-1	Atom-2	Model ID	Violation (Å)
(3,18)	1:B:160:VAL:CG2	5:B:205:7Q9:N	1	9.98
(3,18)	1:B:160:VAL:CG2	5:B:206:7Q9:N	1	9.98
(3,18)	1:B:160:VAL:CG2	5:B:207:7Q9:N	1	9.98
(3,18)	1:B:160:VAL:CG2	6:B:208:17F:N1	1	9.98
(3,18)	1:B:160:VAL:CG2	5:B:209:7Q9:N	1	9.98
(3,18)	1:B:160:VAL:CG2	5:B:210:7Q9:N	1	9.98
(3,18)	1:B:160:VAL:CG2	5:B:211:7Q9:N	1	9.98
(3,18)	1:B:160:VAL:CG2	5:B:212:7Q9:N	1	9.98
(3,18)	1:B:160:VAL:CG2	5:B:213:7Q9:N	1	9.98
(3,18)	1:B:160:VAL:CG2	6:B:214:17F:N1	1	9.98
(3,18)	1:B:160:VAL:CG2	6:B:215:17F:N1	1	9.98
(3,18)	1:B:160:VAL:CG2	5:B:216:7Q9:N	1	9.98
(3,18)	1:B:160:VAL:CG2	5:B:217:7Q9:N	1	9.98
(3,18)	1:B:160:VAL:CG2	5:B:218:7Q9:N	1	9.98
(3,18)	1:B:160:VAL:CG2	6:B:219:17F:N1	1	9.98
(3,18)	1:B:160:VAL:CG2	5:B:220:7Q9:N	1	9.98
(3,18)	1:B:160:VAL:CG1	1:B:2:THR:N	6	9.98
(3,18)	1:B:160:VAL:CG1	1:B:3:GLU:N	6	9.98
(3,18)	1:B:160:VAL:CG1	1:B:4:TYR:N	6	9.98
(3,18)	1:B:160:VAL:CG1	1:B:5:LYS:N	6	9.98
(3,18)	1:B:160:VAL:CG1	1:B:6:LEU:N	6	9.98
(3,18)	1:B:160:VAL:CG1	1:B:7:VAL:N	6	9.98
(3,18)	1:B:160:VAL:CG1	1:B:8:VAL:N	6	9.98
(3,18)	1:B:160:VAL:CG1	1:B:9:VAL:N	6	9.98
(3,18)	1:B:160:VAL:CG1	1:B:10:GLY:N	6	9.98
(3,18)	1:B:160:VAL:CG1	1:B:11:ALA:N	6	9.98
(3,18)	1:B:160:VAL:CG1	1:B:12:ASP:N	6	9.98
(3,18)	1:B:160:VAL:CG1	1:B:13:GLY:N	6	9.98
(3,18)	1:B:160:VAL:CG1	1:B:14:VAL:N	6	9.98
(3,18)	1:B:160:VAL:CG1	1:B:15:GLY:N	6	9.98
(3,18)	1:B:160:VAL:CG1	1:B:16:LYS:N	6	9.98
(3,18)	1:B:160:VAL:CG1	1:B:17:SER:N	6	9.98
(3,18)	1:B:160:VAL:CG1	1:B:18:ALA:N	6	9.98
(3,18)	1:B:160:VAL:CG1	1:B:19:LEU:N	6	9.98
(3,18)	1:B:160:VAL:CG1	1:B:20:THR:N	6	9.98
(3,18)	1:B:160:VAL:CG1	1:B:21:ILE:N	6	9.98
(3,18)	1:B:160:VAL:CG1	1:B:22:GLN:N	6	9.98
(3,18)	1:B:160:VAL:CG1	1:B:23:LEU:N	6	9.98
(3,18)	1:B:160:VAL:CG1	1:B:24:ILE:N	6	9.98
(3,18)	1:B:160:VAL:CG1	1:B:25:GLN:N	6	9.98
(3,18)	1:B:160:VAL:CG1	1:B:26:ASN:N	6	9.98
(3,18)	1:B:160:VAL:CG1	1:B:27:HIS:N	6	9.98

Continued on next page...

Continued from previous page...

Key	Atom-1	Atom-2	Model ID	Violation (Å)
(3,18)	1:B:160:VAL:CG1	1:B:28:PHE:N	6	9.98
(3,18)	1:B:160:VAL:CG1	1:B:29:VAL:N	6	9.98
(3,18)	1:B:160:VAL:CG1	1:B:30:ASP:N	6	9.98
(3,18)	1:B:160:VAL:CG1	1:B:31:GLU:N	6	9.98
(3,18)	1:B:160:VAL:CG1	1:B:32:TYR:N	6	9.98
(3,18)	1:B:160:VAL:CG1	1:B:33:ASP:N	6	9.98
(3,18)	1:B:160:VAL:CG1	1:B:34:PRO:N	6	9.98
(3,18)	1:B:160:VAL:CG1	1:B:35:THR:N	6	9.98
(3,18)	1:B:160:VAL:CG1	1:B:36:ILE:N	6	9.98
(3,18)	1:B:160:VAL:CG1	1:B:37:GLU:N	6	9.98
(3,18)	1:B:160:VAL:CG1	1:B:38:ASP:N	6	9.98
(3,18)	1:B:160:VAL:CG1	1:B:39:SER:N	6	9.98
(3,18)	1:B:160:VAL:CG1	1:B:40:TYR:N	6	9.98
(3,18)	1:B:160:VAL:CG1	1:B:41:ARG:N	6	9.98
(3,18)	1:B:160:VAL:CG1	1:B:42:LYS:N	6	9.98
(3,18)	1:B:160:VAL:CG1	1:B:43:GLN:N	6	9.98
(3,18)	1:B:160:VAL:CG1	1:B:44:VAL:N	6	9.98
(3,18)	1:B:160:VAL:CG1	1:B:45:VAL:N	6	9.98
(3,18)	1:B:160:VAL:CG1	1:B:46:ILE:N	6	9.98
(3,18)	1:B:160:VAL:CG1	1:B:47:ASP:N	6	9.98
(3,18)	1:B:160:VAL:CG1	1:B:48:GLY:N	6	9.98
(3,18)	1:B:160:VAL:CG1	1:B:49:GLU:N	6	9.98
(3,18)	1:B:160:VAL:CG1	1:B:50:THR:N	6	9.98
(3,18)	1:B:160:VAL:CG1	1:B:51:CYS:N	6	9.98
(3,18)	1:B:160:VAL:CG1	1:B:52:LEU:N	6	9.98
(3,18)	1:B:160:VAL:CG1	1:B:53:LEU:N	6	9.98
(3,18)	1:B:160:VAL:CG1	1:B:54:ASP:N	6	9.98
(3,18)	1:B:160:VAL:CG1	1:B:55:ILE:N	6	9.98
(3,18)	1:B:160:VAL:CG1	1:B:56:LEU:N	6	9.98
(3,18)	1:B:160:VAL:CG1	1:B:57:ASP:N	6	9.98
(3,18)	1:B:160:VAL:CG1	1:B:58:THR:N	6	9.98
(3,18)	1:B:160:VAL:CG1	1:B:59:ALA:N	6	9.98
(3,18)	1:B:160:VAL:CG1	1:B:60:GLY:N	6	9.98
(3,18)	1:B:160:VAL:CG1	1:B:61:GLN:N	6	9.98
(3,18)	1:B:160:VAL:CG1	1:B:62:GLU:N	6	9.98
(3,18)	1:B:160:VAL:CG1	1:B:63:GLU:N	6	9.98
(3,18)	1:B:160:VAL:CG1	1:B:64:TYR:N	6	9.98
(3,18)	1:B:160:VAL:CG1	1:B:65:SER:N	6	9.98
(3,18)	1:B:160:VAL:CG1	1:B:66:ALA:N	6	9.98
(3,18)	1:B:160:VAL:CG1	1:B:67:MET:N	6	9.98
(3,18)	1:B:160:VAL:CG1	1:B:68:ARG:N	6	9.98
(3,18)	1:B:160:VAL:CG1	1:B:69:ASP:N	6	9.98

Continued on next page...

Continued from previous page...

Key	Atom-1	Atom-2	Model ID	Violation (Å)
(3,18)	1:B:160:VAL:CG1	1:B:70:GLN:N	6	9.98
(3,18)	1:B:160:VAL:CG1	1:B:71:TYR:N	6	9.98
(3,18)	1:B:160:VAL:CG1	1:B:72:MET:N	6	9.98
(3,18)	1:B:160:VAL:CG1	1:B:73:ARG:N	6	9.98
(3,18)	1:B:160:VAL:CG1	1:B:74:THR:N	6	9.98
(3,18)	1:B:160:VAL:CG1	1:B:75:GLY:N	6	9.98
(3,18)	1:B:160:VAL:CG1	1:B:76:GLU:N	6	9.98
(3,18)	1:B:160:VAL:CG1	1:B:77:GLY:N	6	9.98
(3,18)	1:B:160:VAL:CG1	1:B:78:PHE:N	6	9.98
(3,18)	1:B:160:VAL:CG1	1:B:79:LEU:N	6	9.98
(3,18)	1:B:160:VAL:CG1	1:B:80:CYS:N	6	9.98
(3,18)	1:B:160:VAL:CG1	5:B:203:7Q9:N	6	9.98
(3,18)	1:B:160:VAL:CG1	5:B:204:7Q9:N	6	9.98
(3,18)	1:B:160:VAL:CG1	5:B:205:7Q9:N	6	9.98
(3,18)	1:B:160:VAL:CG1	5:B:206:7Q9:N	6	9.98
(3,18)	1:B:160:VAL:CG1	5:B:207:7Q9:N	6	9.98
(3,18)	1:B:160:VAL:CG1	6:B:208:17F:N1	6	9.98
(3,18)	1:B:160:VAL:CG1	5:B:209:7Q9:N	6	9.98
(3,18)	1:B:160:VAL:CG1	5:B:210:7Q9:N	6	9.98
(3,18)	1:B:160:VAL:CG1	5:B:211:7Q9:N	6	9.98
(3,18)	1:B:160:VAL:CG1	5:B:212:7Q9:N	6	9.98
(3,18)	1:B:160:VAL:CG1	5:B:213:7Q9:N	6	9.98
(3,18)	1:B:160:VAL:CG1	6:B:214:17F:N1	6	9.98
(3,18)	1:B:160:VAL:CG1	6:B:215:17F:N1	6	9.98
(3,18)	1:B:160:VAL:CG1	5:B:216:7Q9:N	6	9.98
(3,18)	1:B:160:VAL:CG1	5:B:217:7Q9:N	6	9.98
(3,18)	1:B:160:VAL:CG1	5:B:218:7Q9:N	6	9.98
(3,18)	1:B:160:VAL:CG1	6:B:219:17F:N1	6	9.98
(3,18)	1:B:160:VAL:CG1	5:B:220:7Q9:N	6	9.98
(3,18)	1:B:160:VAL:CG2	1:B:2:THR:N	6	9.98
(3,18)	1:B:160:VAL:CG2	1:B:3:GLU:N	6	9.98
(3,18)	1:B:160:VAL:CG2	1:B:4:TYR:N	6	9.98
(3,18)	1:B:160:VAL:CG2	1:B:5:LYS:N	6	9.98
(3,18)	1:B:160:VAL:CG2	1:B:6:LEU:N	6	9.98
(3,18)	1:B:160:VAL:CG2	1:B:7:VAL:N	6	9.98
(3,18)	1:B:160:VAL:CG2	1:B:8:VAL:N	6	9.98
(3,18)	1:B:160:VAL:CG2	1:B:9:VAL:N	6	9.98
(3,18)	1:B:160:VAL:CG2	1:B:10:GLY:N	6	9.98
(3,18)	1:B:160:VAL:CG2	1:B:11:ALA:N	6	9.98
(3,18)	1:B:160:VAL:CG2	1:B:12:ASP:N	6	9.98
(3,18)	1:B:160:VAL:CG2	1:B:13:GLY:N	6	9.98
(3,18)	1:B:160:VAL:CG2	1:B:14:VAL:N	6	9.98

Continued on next page...

Continued from previous page...

Key	Atom-1	Atom-2	Model ID	Violation (Å)
(3,18)	1:B:160:VAL:CG2	1:B:15:GLY:N	6	9.98
(3,18)	1:B:160:VAL:CG2	1:B:16:LYS:N	6	9.98
(3,18)	1:B:160:VAL:CG2	1:B:17:SER:N	6	9.98
(3,18)	1:B:160:VAL:CG2	1:B:18:ALA:N	6	9.98
(3,18)	1:B:160:VAL:CG2	1:B:19:LEU:N	6	9.98
(3,18)	1:B:160:VAL:CG2	1:B:20:THR:N	6	9.98
(3,18)	1:B:160:VAL:CG2	1:B:21:ILE:N	6	9.98
(3,18)	1:B:160:VAL:CG2	1:B:22:GLN:N	6	9.98
(3,18)	1:B:160:VAL:CG2	1:B:23:LEU:N	6	9.98
(3,18)	1:B:160:VAL:CG2	1:B:24:ILE:N	6	9.98
(3,18)	1:B:160:VAL:CG2	1:B:25:GLN:N	6	9.98
(3,18)	1:B:160:VAL:CG2	1:B:26:ASN:N	6	9.98
(3,18)	1:B:160:VAL:CG2	1:B:27:HIS:N	6	9.98
(3,18)	1:B:160:VAL:CG2	1:B:28:PHE:N	6	9.98
(3,18)	1:B:160:VAL:CG2	1:B:29:VAL:N	6	9.98
(3,18)	1:B:160:VAL:CG2	1:B:30:ASP:N	6	9.98
(3,18)	1:B:160:VAL:CG2	1:B:31:GLU:N	6	9.98
(3,18)	1:B:160:VAL:CG2	1:B:32:TYR:N	6	9.98
(3,18)	1:B:160:VAL:CG2	1:B:33:ASP:N	6	9.98
(3,18)	1:B:160:VAL:CG2	1:B:34:PRO:N	6	9.98
(3,18)	1:B:160:VAL:CG2	1:B:35:THR:N	6	9.98
(3,18)	1:B:160:VAL:CG2	1:B:36:ILE:N	6	9.98
(3,18)	1:B:160:VAL:CG2	1:B:37:GLU:N	6	9.98
(3,18)	1:B:160:VAL:CG2	1:B:38:ASP:N	6	9.98
(3,18)	1:B:160:VAL:CG2	1:B:39:SER:N	6	9.98
(3,18)	1:B:160:VAL:CG2	1:B:40:TYR:N	6	9.98
(3,18)	1:B:160:VAL:CG2	1:B:41:ARG:N	6	9.98
(3,18)	1:B:160:VAL:CG2	1:B:42:LYS:N	6	9.98
(3,18)	1:B:160:VAL:CG2	1:B:43:GLN:N	6	9.98
(3,18)	1:B:160:VAL:CG2	1:B:44:VAL:N	6	9.98
(3,18)	1:B:160:VAL:CG2	1:B:45:VAL:N	6	9.98
(3,18)	1:B:160:VAL:CG2	1:B:46:ILE:N	6	9.98
(3,18)	1:B:160:VAL:CG2	1:B:47:ASP:N	6	9.98
(3,18)	1:B:160:VAL:CG2	1:B:48:GLY:N	6	9.98
(3,18)	1:B:160:VAL:CG2	1:B:49:GLU:N	6	9.98
(3,18)	1:B:160:VAL:CG2	1:B:50:THR:N	6	9.98
(3,18)	1:B:160:VAL:CG2	1:B:51:CYS:N	6	9.98
(3,18)	1:B:160:VAL:CG2	1:B:52:LEU:N	6	9.98
(3,18)	1:B:160:VAL:CG2	1:B:53:LEU:N	6	9.98
(3,18)	1:B:160:VAL:CG2	1:B:54:ASP:N	6	9.98
(3,18)	1:B:160:VAL:CG2	1:B:55:ILE:N	6	9.98
(3,18)	1:B:160:VAL:CG2	1:B:56:LEU:N	6	9.98

Continued on next page...

Continued from previous page...

Key	Atom-1	Atom-2	Model ID	Violation (Å)
(3,18)	1:B:160:VAL:CG2	1:B:57:ASP:N	6	9.98
(3,18)	1:B:160:VAL:CG2	1:B:58:THR:N	6	9.98
(3,18)	1:B:160:VAL:CG2	1:B:59:ALA:N	6	9.98
(3,18)	1:B:160:VAL:CG2	1:B:60:GLY:N	6	9.98
(3,18)	1:B:160:VAL:CG2	1:B:61:GLN:N	6	9.98
(3,18)	1:B:160:VAL:CG2	1:B:62:GLU:N	6	9.98
(3,18)	1:B:160:VAL:CG2	1:B:63:GLU:N	6	9.98
(3,18)	1:B:160:VAL:CG2	1:B:64:TYR:N	6	9.98
(3,18)	1:B:160:VAL:CG2	1:B:65:SER:N	6	9.98
(3,18)	1:B:160:VAL:CG2	1:B:66:ALA:N	6	9.98
(3,18)	1:B:160:VAL:CG2	1:B:67:MET:N	6	9.98
(3,18)	1:B:160:VAL:CG2	1:B:68:ARG:N	6	9.98
(3,18)	1:B:160:VAL:CG2	1:B:69:ASP:N	6	9.98
(3,18)	1:B:160:VAL:CG2	1:B:70:GLN:N	6	9.98
(3,18)	1:B:160:VAL:CG2	1:B:71:TYR:N	6	9.98
(3,18)	1:B:160:VAL:CG2	1:B:72:MET:N	6	9.98
(3,18)	1:B:160:VAL:CG2	1:B:73:ARG:N	6	9.98
(3,18)	1:B:160:VAL:CG2	1:B:74:THR:N	6	9.98
(3,18)	1:B:160:VAL:CG2	1:B:75:GLY:N	6	9.98
(3,18)	1:B:160:VAL:CG2	1:B:76:GLU:N	6	9.98
(3,18)	1:B:160:VAL:CG2	1:B:77:GLY:N	6	9.98
(3,18)	1:B:160:VAL:CG2	1:B:78:PHE:N	6	9.98
(3,18)	1:B:160:VAL:CG2	1:B:79:LEU:N	6	9.98
(3,18)	1:B:160:VAL:CG2	1:B:80:CYS:N	6	9.98
(3,18)	1:B:160:VAL:CG2	5:B:203:7Q9:N	6	9.98
(3,18)	1:B:160:VAL:CG2	5:B:204:7Q9:N	6	9.98
(3,18)	1:B:160:VAL:CG2	5:B:205:7Q9:N	6	9.98
(3,18)	1:B:160:VAL:CG2	5:B:206:7Q9:N	6	9.98
(3,18)	1:B:160:VAL:CG2	5:B:207:7Q9:N	6	9.98
(3,18)	1:B:160:VAL:CG2	6:B:208:17F:N1	6	9.98
(3,18)	1:B:160:VAL:CG2	5:B:209:7Q9:N	6	9.98
(3,18)	1:B:160:VAL:CG2	5:B:210:7Q9:N	6	9.98
(3,18)	1:B:160:VAL:CG2	5:B:211:7Q9:N	6	9.98
(3,18)	1:B:160:VAL:CG2	5:B:212:7Q9:N	6	9.98
(3,18)	1:B:160:VAL:CG2	5:B:213:7Q9:N	6	9.98
(3,18)	1:B:160:VAL:CG2	6:B:214:17F:N1	6	9.98
(3,18)	1:B:160:VAL:CG2	6:B:215:17F:N1	6	9.98
(3,18)	1:B:160:VAL:CG2	5:B:216:7Q9:N	6	9.98
(3,18)	1:B:160:VAL:CG2	5:B:217:7Q9:N	6	9.98
(3,18)	1:B:160:VAL:CG2	5:B:218:7Q9:N	6	9.98
(3,18)	1:B:160:VAL:CG2	6:B:219:17F:N1	6	9.98
(3,18)	1:B:160:VAL:CG2	5:B:220:7Q9:N	6	9.98

Continued on next page...

Continued from previous page...

Key	Atom-1	Atom-2	Model ID	Violation (Å)
(1,3)	1:B:118:CYS:SG	1:A:24:ILE:CD1	17	9.97
(2,3)	1:A:39:SER:OG	1:B:165:LYS:N	7	9.93
(3,18)	1:B:160:VAL:CG1	1:B:2:THR:N	8	9.92
(3,18)	1:B:160:VAL:CG1	1:B:3:GLU:N	8	9.92
(3,18)	1:B:160:VAL:CG1	1:B:4:TYR:N	8	9.92
(3,18)	1:B:160:VAL:CG1	1:B:5:LYS:N	8	9.92
(3,18)	1:B:160:VAL:CG1	1:B:6:LEU:N	8	9.92
(3,18)	1:B:160:VAL:CG1	1:B:7:VAL:N	8	9.92
(3,18)	1:B:160:VAL:CG1	1:B:8:VAL:N	8	9.92
(3,18)	1:B:160:VAL:CG1	1:B:9:VAL:N	8	9.92
(3,18)	1:B:160:VAL:CG1	1:B:10:GLY:N	8	9.92
(3,18)	1:B:160:VAL:CG1	1:B:11:ALA:N	8	9.92
(3,18)	1:B:160:VAL:CG1	1:B:12:ASP:N	8	9.92
(3,18)	1:B:160:VAL:CG1	1:B:13:GLY:N	8	9.92
(3,18)	1:B:160:VAL:CG1	1:B:14:VAL:N	8	9.92
(3,18)	1:B:160:VAL:CG1	1:B:15:GLY:N	8	9.92
(3,18)	1:B:160:VAL:CG1	1:B:16:LYS:N	8	9.92
(3,18)	1:B:160:VAL:CG1	1:B:17:SER:N	8	9.92
(3,18)	1:B:160:VAL:CG1	1:B:18:ALA:N	8	9.92
(3,18)	1:B:160:VAL:CG1	1:B:19:LEU:N	8	9.92
(3,18)	1:B:160:VAL:CG1	1:B:20:THR:N	8	9.92
(3,18)	1:B:160:VAL:CG1	1:B:21:ILE:N	8	9.92
(3,18)	1:B:160:VAL:CG1	1:B:22:GLN:N	8	9.92
(3,18)	1:B:160:VAL:CG1	1:B:23:LEU:N	8	9.92
(3,18)	1:B:160:VAL:CG1	1:B:24:ILE:N	8	9.92
(3,18)	1:B:160:VAL:CG1	1:B:25:GLN:N	8	9.92
(3,18)	1:B:160:VAL:CG1	1:B:26:ASN:N	8	9.92
(3,18)	1:B:160:VAL:CG1	1:B:27:HIS:N	8	9.92
(3,18)	1:B:160:VAL:CG1	1:B:28:PHE:N	8	9.92
(3,18)	1:B:160:VAL:CG1	1:B:29:VAL:N	8	9.92
(3,18)	1:B:160:VAL:CG1	1:B:30:ASP:N	8	9.92
(3,18)	1:B:160:VAL:CG1	1:B:31:GLU:N	8	9.92
(3,18)	1:B:160:VAL:CG1	1:B:32:TYR:N	8	9.92
(3,18)	1:B:160:VAL:CG1	1:B:33:ASP:N	8	9.92
(3,18)	1:B:160:VAL:CG1	1:B:34:PRO:N	8	9.92
(3,18)	1:B:160:VAL:CG1	1:B:35:THR:N	8	9.92
(3,18)	1:B:160:VAL:CG1	1:B:36:ILE:N	8	9.92
(3,18)	1:B:160:VAL:CG1	1:B:37:GLU:N	8	9.92
(3,18)	1:B:160:VAL:CG1	1:B:38:ASP:N	8	9.92
(3,18)	1:B:160:VAL:CG1	1:B:39:SER:N	8	9.92
(3,18)	1:B:160:VAL:CG1	1:B:40:TYR:N	8	9.92
(3,18)	1:B:160:VAL:CG1	1:B:41:ARG:N	8	9.92

Continued on next page...

Continued from previous page...

Key	Atom-1	Atom-2	Model ID	Violation (Å)
(3,18)	1:B:160:VAL:CG1	1:B:42:LYS:N	8	9.92
(3,18)	1:B:160:VAL:CG1	1:B:43:GLN:N	8	9.92
(3,18)	1:B:160:VAL:CG1	1:B:44:VAL:N	8	9.92
(3,18)	1:B:160:VAL:CG1	1:B:45:VAL:N	8	9.92
(3,18)	1:B:160:VAL:CG1	1:B:46:ILE:N	8	9.92
(3,18)	1:B:160:VAL:CG1	1:B:47:ASP:N	8	9.92
(3,18)	1:B:160:VAL:CG1	1:B:48:GLY:N	8	9.92
(3,18)	1:B:160:VAL:CG1	1:B:49:GLU:N	8	9.92
(3,18)	1:B:160:VAL:CG1	1:B:50:THR:N	8	9.92
(3,18)	1:B:160:VAL:CG1	1:B:51:CYS:N	8	9.92
(3,18)	1:B:160:VAL:CG1	1:B:52:LEU:N	8	9.92
(3,18)	1:B:160:VAL:CG1	1:B:53:LEU:N	8	9.92
(3,18)	1:B:160:VAL:CG1	1:B:54:ASP:N	8	9.92
(3,18)	1:B:160:VAL:CG1	1:B:55:ILE:N	8	9.92
(3,18)	1:B:160:VAL:CG1	1:B:56:LEU:N	8	9.92
(3,18)	1:B:160:VAL:CG1	1:B:57:ASP:N	8	9.92
(3,18)	1:B:160:VAL:CG1	1:B:58:THR:N	8	9.92
(3,18)	1:B:160:VAL:CG1	1:B:59:ALA:N	8	9.92
(3,18)	1:B:160:VAL:CG1	1:B:60:GLY:N	8	9.92
(3,18)	1:B:160:VAL:CG1	1:B:61:GLN:N	8	9.92
(3,18)	1:B:160:VAL:CG1	1:B:62:GLU:N	8	9.92
(3,18)	1:B:160:VAL:CG1	1:B:63:GLU:N	8	9.92
(3,18)	1:B:160:VAL:CG1	1:B:64:TYR:N	8	9.92
(3,18)	1:B:160:VAL:CG1	1:B:65:SER:N	8	9.92
(3,18)	1:B:160:VAL:CG1	1:B:66:ALA:N	8	9.92
(3,18)	1:B:160:VAL:CG1	1:B:67:MET:N	8	9.92
(3,18)	1:B:160:VAL:CG1	1:B:68:ARG:N	8	9.92
(3,18)	1:B:160:VAL:CG1	1:B:69:ASP:N	8	9.92
(3,18)	1:B:160:VAL:CG1	1:B:70:GLN:N	8	9.92
(3,18)	1:B:160:VAL:CG1	1:B:71:TYR:N	8	9.92
(3,18)	1:B:160:VAL:CG1	1:B:72:MET:N	8	9.92
(3,18)	1:B:160:VAL:CG1	1:B:73:ARG:N	8	9.92
(3,18)	1:B:160:VAL:CG1	1:B:74:THR:N	8	9.92
(3,18)	1:B:160:VAL:CG1	1:B:75:GLY:N	8	9.92
(3,18)	1:B:160:VAL:CG1	1:B:76:GLU:N	8	9.92
(3,18)	1:B:160:VAL:CG1	1:B:77:GLY:N	8	9.92
(3,18)	1:B:160:VAL:CG1	1:B:78:PHE:N	8	9.92
(3,18)	1:B:160:VAL:CG1	1:B:79:LEU:N	8	9.92
(3,18)	1:B:160:VAL:CG1	1:B:80:CYS:N	8	9.92
(3,18)	1:B:160:VAL:CG1	5:B:203:7Q9:N	8	9.92
(3,18)	1:B:160:VAL:CG1	5:B:204:7Q9:N	8	9.92
(3,18)	1:B:160:VAL:CG1	5:B:205:7Q9:N	8	9.92

Continued on next page...

Continued from previous page...

Key	Atom-1	Atom-2	Model ID	Violation (Å)
(3,18)	1:B:160:VAL:CG1	5:B:206:7Q9:N	8	9.92
(3,18)	1:B:160:VAL:CG1	5:B:207:7Q9:N	8	9.92
(3,18)	1:B:160:VAL:CG1	6:B:208:17F:N1	8	9.92
(3,18)	1:B:160:VAL:CG1	5:B:209:7Q9:N	8	9.92
(3,18)	1:B:160:VAL:CG1	5:B:210:7Q9:N	8	9.92
(3,18)	1:B:160:VAL:CG1	5:B:211:7Q9:N	8	9.92
(3,18)	1:B:160:VAL:CG1	5:B:212:7Q9:N	8	9.92
(3,18)	1:B:160:VAL:CG1	5:B:213:7Q9:N	8	9.92
(3,18)	1:B:160:VAL:CG1	6:B:214:17F:N1	8	9.92
(3,18)	1:B:160:VAL:CG1	6:B:215:17F:N1	8	9.92
(3,18)	1:B:160:VAL:CG1	5:B:216:7Q9:N	8	9.92
(3,18)	1:B:160:VAL:CG1	5:B:217:7Q9:N	8	9.92
(3,18)	1:B:160:VAL:CG1	5:B:218:7Q9:N	8	9.92
(3,18)	1:B:160:VAL:CG1	6:B:219:17F:N1	8	9.92
(3,18)	1:B:160:VAL:CG1	5:B:220:7Q9:N	8	9.92
(3,18)	1:B:160:VAL:CG2	1:B:2:THR:N	8	9.92
(3,18)	1:B:160:VAL:CG2	1:B:3:GLU:N	8	9.92
(3,18)	1:B:160:VAL:CG2	1:B:4:TYR:N	8	9.92
(3,18)	1:B:160:VAL:CG2	1:B:5:LYS:N	8	9.92
(3,18)	1:B:160:VAL:CG2	1:B:6:LEU:N	8	9.92
(3,18)	1:B:160:VAL:CG2	1:B:7:VAL:N	8	9.92
(3,18)	1:B:160:VAL:CG2	1:B:8:VAL:N	8	9.92
(3,18)	1:B:160:VAL:CG2	1:B:9:VAL:N	8	9.92
(3,18)	1:B:160:VAL:CG2	1:B:10:GLY:N	8	9.92
(3,18)	1:B:160:VAL:CG2	1:B:11:ALA:N	8	9.92
(3,18)	1:B:160:VAL:CG2	1:B:12:ASP:N	8	9.92
(3,18)	1:B:160:VAL:CG2	1:B:13:GLY:N	8	9.92
(3,18)	1:B:160:VAL:CG2	1:B:14:VAL:N	8	9.92
(3,18)	1:B:160:VAL:CG2	1:B:15:GLY:N	8	9.92
(3,18)	1:B:160:VAL:CG2	1:B:16:LYS:N	8	9.92
(3,18)	1:B:160:VAL:CG2	1:B:17:SER:N	8	9.92
(3,18)	1:B:160:VAL:CG2	1:B:18:ALA:N	8	9.92
(3,18)	1:B:160:VAL:CG2	1:B:19:LEU:N	8	9.92
(3,18)	1:B:160:VAL:CG2	1:B:20:THR:N	8	9.92
(3,18)	1:B:160:VAL:CG2	1:B:21:ILE:N	8	9.92
(3,18)	1:B:160:VAL:CG2	1:B:22:GLN:N	8	9.92
(3,18)	1:B:160:VAL:CG2	1:B:23:LEU:N	8	9.92
(3,18)	1:B:160:VAL:CG2	1:B:24:ILE:N	8	9.92
(3,18)	1:B:160:VAL:CG2	1:B:25:GLN:N	8	9.92
(3,18)	1:B:160:VAL:CG2	1:B:26:ASN:N	8	9.92
(3,18)	1:B:160:VAL:CG2	1:B:27:HIS:N	8	9.92
(3,18)	1:B:160:VAL:CG2	1:B:28:PHE:N	8	9.92

Continued on next page...

Continued from previous page...

Key	Atom-1	Atom-2	Model ID	Violation (Å)
(3,18)	1:B:160:VAL:CG2	1:B:29:VAL:N	8	9.92
(3,18)	1:B:160:VAL:CG2	1:B:30:ASP:N	8	9.92
(3,18)	1:B:160:VAL:CG2	1:B:31:GLU:N	8	9.92
(3,18)	1:B:160:VAL:CG2	1:B:32:TYR:N	8	9.92
(3,18)	1:B:160:VAL:CG2	1:B:33:ASP:N	8	9.92
(3,18)	1:B:160:VAL:CG2	1:B:34:PRO:N	8	9.92
(3,18)	1:B:160:VAL:CG2	1:B:35:THR:N	8	9.92
(3,18)	1:B:160:VAL:CG2	1:B:36:ILE:N	8	9.92
(3,18)	1:B:160:VAL:CG2	1:B:37:GLU:N	8	9.92
(3,18)	1:B:160:VAL:CG2	1:B:38:ASP:N	8	9.92
(3,18)	1:B:160:VAL:CG2	1:B:39:SER:N	8	9.92
(3,18)	1:B:160:VAL:CG2	1:B:40:TYR:N	8	9.92
(3,18)	1:B:160:VAL:CG2	1:B:41:ARG:N	8	9.92
(3,18)	1:B:160:VAL:CG2	1:B:42:LYS:N	8	9.92
(3,18)	1:B:160:VAL:CG2	1:B:43:GLN:N	8	9.92
(3,18)	1:B:160:VAL:CG2	1:B:44:VAL:N	8	9.92
(3,18)	1:B:160:VAL:CG2	1:B:45:VAL:N	8	9.92
(3,18)	1:B:160:VAL:CG2	1:B:46:ILE:N	8	9.92
(3,18)	1:B:160:VAL:CG2	1:B:47:ASP:N	8	9.92
(3,18)	1:B:160:VAL:CG2	1:B:48:GLY:N	8	9.92
(3,18)	1:B:160:VAL:CG2	1:B:49:GLU:N	8	9.92
(3,18)	1:B:160:VAL:CG2	1:B:50:THR:N	8	9.92
(3,18)	1:B:160:VAL:CG2	1:B:51:CYS:N	8	9.92
(3,18)	1:B:160:VAL:CG2	1:B:52:LEU:N	8	9.92
(3,18)	1:B:160:VAL:CG2	1:B:53:LEU:N	8	9.92
(3,18)	1:B:160:VAL:CG2	1:B:54:ASP:N	8	9.92
(3,18)	1:B:160:VAL:CG2	1:B:55:ILE:N	8	9.92
(3,18)	1:B:160:VAL:CG2	1:B:56:LEU:N	8	9.92
(3,18)	1:B:160:VAL:CG2	1:B:57:ASP:N	8	9.92
(3,18)	1:B:160:VAL:CG2	1:B:58:THR:N	8	9.92
(3,18)	1:B:160:VAL:CG2	1:B:59:ALA:N	8	9.92
(3,18)	1:B:160:VAL:CG2	1:B:60:GLY:N	8	9.92
(3,18)	1:B:160:VAL:CG2	1:B:61:GLN:N	8	9.92
(3,18)	1:B:160:VAL:CG2	1:B:62:GLU:N	8	9.92
(3,18)	1:B:160:VAL:CG2	1:B:63:GLU:N	8	9.92
(3,18)	1:B:160:VAL:CG2	1:B:64:TYR:N	8	9.92
(3,18)	1:B:160:VAL:CG2	1:B:65:SER:N	8	9.92
(3,18)	1:B:160:VAL:CG2	1:B:66:ALA:N	8	9.92
(3,18)	1:B:160:VAL:CG2	1:B:67:MET:N	8	9.92
(3,18)	1:B:160:VAL:CG2	1:B:68:ARG:N	8	9.92
(3,18)	1:B:160:VAL:CG2	1:B:69:ASP:N	8	9.92
(3,18)	1:B:160:VAL:CG2	1:B:70:GLN:N	8	9.92

Continued on next page...

Continued from previous page...

Key	Atom-1	Atom-2	Model ID	Violation (Å)
(3,18)	1:B:160:VAL:CG2	1:B:71:TYR:N	8	9.92
(3,18)	1:B:160:VAL:CG2	1:B:72:MET:N	8	9.92
(3,18)	1:B:160:VAL:CG2	1:B:73:ARG:N	8	9.92
(3,18)	1:B:160:VAL:CG2	1:B:74:THR:N	8	9.92
(3,18)	1:B:160:VAL:CG2	1:B:75:GLY:N	8	9.92
(3,18)	1:B:160:VAL:CG2	1:B:76:GLU:N	8	9.92
(3,18)	1:B:160:VAL:CG2	1:B:77:GLY:N	8	9.92
(3,18)	1:B:160:VAL:CG2	1:B:78:PHE:N	8	9.92
(3,18)	1:B:160:VAL:CG2	1:B:79:LEU:N	8	9.92
(3,18)	1:B:160:VAL:CG2	1:B:80:CYS:N	8	9.92
(3,18)	1:B:160:VAL:CG2	5:B:203:7Q9:N	8	9.92
(3,18)	1:B:160:VAL:CG2	5:B:204:7Q9:N	8	9.92
(3,18)	1:B:160:VAL:CG2	5:B:205:7Q9:N	8	9.92
(3,18)	1:B:160:VAL:CG2	5:B:206:7Q9:N	8	9.92
(3,18)	1:B:160:VAL:CG2	5:B:207:7Q9:N	8	9.92
(3,18)	1:B:160:VAL:CG2	6:B:208:17F:N1	8	9.92
(3,18)	1:B:160:VAL:CG2	5:B:209:7Q9:N	8	9.92
(3,18)	1:B:160:VAL:CG2	5:B:210:7Q9:N	8	9.92
(3,18)	1:B:160:VAL:CG2	5:B:211:7Q9:N	8	9.92
(3,18)	1:B:160:VAL:CG2	5:B:212:7Q9:N	8	9.92
(3,18)	1:B:160:VAL:CG2	5:B:213:7Q9:N	8	9.92
(3,18)	1:B:160:VAL:CG2	6:B:214:17F:N1	8	9.92
(3,18)	1:B:160:VAL:CG2	6:B:215:17F:N1	8	9.92
(3,18)	1:B:160:VAL:CG2	5:B:216:7Q9:N	8	9.92
(3,18)	1:B:160:VAL:CG2	5:B:217:7Q9:N	8	9.92
(3,18)	1:B:160:VAL:CG2	5:B:218:7Q9:N	8	9.92
(3,18)	1:B:160:VAL:CG2	6:B:219:17F:N1	8	9.92
(3,18)	1:B:160:VAL:CG2	5:B:220:7Q9:N	8	9.92
(2,5)	1:A:39:SER:OG	1:B:169:LYS:N	9	9.92
(1,1)	1:B:118:CYS:SG	1:A:21:ILE:CD1	6	9.91
(1,4)	1:B:118:CYS:SG	1:A:42:LYS:N	5	9.9
(1,17)	1:A:39:SER:OG	1:B:142:ILE:CD1	11	9.85
(1,17)	1:A:39:SER:OG	1:B:142:ILE:CD1	17	9.83
(1,22)	1:B:184:LYS:C	1:B:2:THR:N	3	9.82
(1,22)	1:B:184:LYS:C	1:B:3:GLU:N	3	9.82
(1,22)	1:B:184:LYS:C	1:B:4:TYR:N	3	9.82
(1,22)	1:B:184:LYS:C	1:B:5:LYS:N	3	9.82
(1,22)	1:B:184:LYS:C	1:B:6:LEU:N	3	9.82
(1,22)	1:B:184:LYS:C	1:B:7:VAL:N	3	9.82
(1,22)	1:B:184:LYS:C	1:B:8:VAL:N	3	9.82
(1,22)	1:B:184:LYS:C	1:B:9:VAL:N	3	9.82
(1,22)	1:B:184:LYS:C	1:B:10:GLY:N	3	9.82

Continued on next page...

Continued from previous page...

Key	Atom-1	Atom-2	Model ID	Violation (Å)
(1,22)	1:B:184:LYS:C	1:B:11:ALA:N	3	9.82
(1,22)	1:B:184:LYS:C	1:B:12:ASP:N	3	9.82
(1,22)	1:B:184:LYS:C	1:B:13:GLY:N	3	9.82
(1,22)	1:B:184:LYS:C	1:B:14:VAL:N	3	9.82
(1,22)	1:B:184:LYS:C	1:B:15:GLY:N	3	9.82
(1,22)	1:B:184:LYS:C	1:B:16:LYS:N	3	9.82
(1,22)	1:B:184:LYS:C	1:B:17:SER:N	3	9.82
(1,22)	1:B:184:LYS:C	1:B:18:ALA:N	3	9.82
(1,22)	1:B:184:LYS:C	1:B:19:LEU:N	3	9.82
(1,22)	1:B:184:LYS:C	1:B:20:THR:N	3	9.82
(1,22)	1:B:184:LYS:C	1:B:21:ILE:N	3	9.82
(1,22)	1:B:184:LYS:C	1:B:22:GLN:N	3	9.82
(1,22)	1:B:184:LYS:C	1:B:23:LEU:N	3	9.82
(1,22)	1:B:184:LYS:C	1:B:24:ILE:N	3	9.82
(1,22)	1:B:184:LYS:C	1:B:25:GLN:N	3	9.82
(1,22)	1:B:184:LYS:C	1:B:26:ASN:N	3	9.82
(1,22)	1:B:184:LYS:C	1:B:27:HIS:N	3	9.82
(1,22)	1:B:184:LYS:C	1:B:28:PHE:N	3	9.82
(1,22)	1:B:184:LYS:C	1:B:29:VAL:N	3	9.82
(1,22)	1:B:184:LYS:C	1:B:30:ASP:N	3	9.82
(1,22)	1:B:184:LYS:C	1:B:31:GLU:N	3	9.82
(1,22)	1:B:184:LYS:C	1:B:32:TYR:N	3	9.82
(1,22)	1:B:184:LYS:C	1:B:33:ASP:N	3	9.82
(1,22)	1:B:184:LYS:C	1:B:34:PRO:N	3	9.82
(1,22)	1:B:184:LYS:C	1:B:35:THR:N	3	9.82
(1,22)	1:B:184:LYS:C	1:B:36:ILE:N	3	9.82
(1,22)	1:B:184:LYS:C	1:B:37:GLU:N	3	9.82
(1,22)	1:B:184:LYS:C	1:B:38:ASP:N	3	9.82
(1,22)	1:B:184:LYS:C	1:B:39:SER:N	3	9.82
(1,22)	1:B:184:LYS:C	1:B:40:TYR:N	3	9.82
(1,22)	1:B:184:LYS:C	1:B:41:ARG:N	3	9.82
(1,22)	1:B:184:LYS:C	1:B:42:LYS:N	3	9.82
(1,22)	1:B:184:LYS:C	1:B:43:GLN:N	3	9.82
(1,22)	1:B:184:LYS:C	1:B:44:VAL:N	3	9.82
(1,22)	1:B:184:LYS:C	1:B:45:VAL:N	3	9.82
(1,22)	1:B:184:LYS:C	1:B:46:ILE:N	3	9.82
(1,22)	1:B:184:LYS:C	1:B:47:ASP:N	3	9.82
(1,22)	1:B:184:LYS:C	1:B:48:GLY:N	3	9.82
(1,22)	1:B:184:LYS:C	1:B:49:GLU:N	3	9.82
(1,22)	1:B:184:LYS:C	1:B:50:THR:N	3	9.82
(1,22)	1:B:184:LYS:C	1:B:51:CYS:N	3	9.82
(1,22)	1:B:184:LYS:C	1:B:52:LEU:N	3	9.82

Continued on next page...

Continued from previous page...

Key	Atom-1	Atom-2	Model ID	Violation (Å)
(1,22)	1:B:184:LYS:C	1:B:53:LEU:N	3	9.82
(1,22)	1:B:184:LYS:C	1:B:54:ASP:N	3	9.82
(1,22)	1:B:184:LYS:C	1:B:55:ILE:N	3	9.82
(1,22)	1:B:184:LYS:C	1:B:56:LEU:N	3	9.82
(1,22)	1:B:184:LYS:C	1:B:57:ASP:N	3	9.82
(1,22)	1:B:184:LYS:C	1:B:58:THR:N	3	9.82
(1,22)	1:B:184:LYS:C	1:B:59:ALA:N	3	9.82
(1,22)	1:B:184:LYS:C	1:B:60:GLY:N	3	9.82
(1,22)	1:B:184:LYS:C	1:B:61:GLN:N	3	9.82
(1,22)	1:B:184:LYS:C	1:B:62:GLU:N	3	9.82
(1,22)	1:B:184:LYS:C	1:B:63:GLU:N	3	9.82
(1,22)	1:B:184:LYS:C	1:B:64:TYR:N	3	9.82
(1,22)	1:B:184:LYS:C	1:B:65:SER:N	3	9.82
(1,22)	1:B:184:LYS:C	1:B:66:ALA:N	3	9.82
(1,22)	1:B:184:LYS:C	1:B:67:MET:N	3	9.82
(1,22)	1:B:184:LYS:C	1:B:68:ARG:N	3	9.82
(1,22)	1:B:184:LYS:C	1:B:69:ASP:N	3	9.82
(1,22)	1:B:184:LYS:C	1:B:70:GLN:N	3	9.82
(1,22)	1:B:184:LYS:C	1:B:71:TYR:N	3	9.82
(1,22)	1:B:184:LYS:C	1:B:72:MET:N	3	9.82
(1,22)	1:B:184:LYS:C	1:B:73:ARG:N	3	9.82
(1,22)	1:B:184:LYS:C	1:B:74:THR:N	3	9.82
(1,22)	1:B:184:LYS:C	1:B:75:GLY:N	3	9.82
(1,22)	1:B:184:LYS:C	1:B:76:GLU:N	3	9.82
(1,22)	1:B:184:LYS:C	1:B:77:GLY:N	3	9.82
(1,22)	1:B:184:LYS:C	1:B:78:PHE:N	3	9.82
(1,22)	1:B:184:LYS:C	1:B:79:LEU:N	3	9.82
(1,22)	1:B:184:LYS:C	1:B:80:CYS:N	3	9.82
(1,22)	1:B:184:LYS:C	5:B:203:7Q9:N	3	9.82
(1,22)	1:B:184:LYS:C	5:B:204:7Q9:N	3	9.82
(1,22)	1:B:184:LYS:C	5:B:205:7Q9:N	3	9.82
(1,22)	1:B:184:LYS:C	5:B:206:7Q9:N	3	9.82
(1,22)	1:B:184:LYS:C	5:B:207:7Q9:N	3	9.82
(1,22)	1:B:184:LYS:C	6:B:208:17F:N1	3	9.82
(1,22)	1:B:184:LYS:C	5:B:209:7Q9:N	3	9.82
(1,22)	1:B:184:LYS:C	5:B:210:7Q9:N	3	9.82
(1,22)	1:B:184:LYS:C	5:B:211:7Q9:N	3	9.82
(1,22)	1:B:184:LYS:C	5:B:212:7Q9:N	3	9.82
(1,22)	1:B:184:LYS:C	5:B:213:7Q9:N	3	9.82
(1,22)	1:B:184:LYS:C	6:B:214:17F:N1	3	9.82
(1,22)	1:B:184:LYS:C	6:B:215:17F:N1	3	9.82
(1,22)	1:B:184:LYS:C	5:B:216:7Q9:N	3	9.82

Continued on next page...

Continued from previous page...

Key	Atom-1	Atom-2	Model ID	Violation (Å)
(1,22)	1:B:184:LYS:C	5:B:217:7Q9:N	3	9.82
(1,22)	1:B:184:LYS:C	5:B:218:7Q9:N	3	9.82
(1,22)	1:B:184:LYS:C	6:B:219:17F:N1	3	9.82
(1,22)	1:B:184:LYS:C	5:B:220:7Q9:N	3	9.82
(1,22)	1:B:184:LYS:CA	1:B:2:THR:N	3	9.82
(1,22)	1:B:184:LYS:CA	1:B:3:GLU:N	3	9.82
(1,22)	1:B:184:LYS:CA	1:B:4:TYR:N	3	9.82
(1,22)	1:B:184:LYS:CA	1:B:5:LYS:N	3	9.82
(1,22)	1:B:184:LYS:CA	1:B:6:LEU:N	3	9.82
(1,22)	1:B:184:LYS:CA	1:B:7:VAL:N	3	9.82
(1,22)	1:B:184:LYS:CA	1:B:8:VAL:N	3	9.82
(1,22)	1:B:184:LYS:CA	1:B:9:VAL:N	3	9.82
(1,22)	1:B:184:LYS:CA	1:B:10:GLY:N	3	9.82
(1,22)	1:B:184:LYS:CA	1:B:11:ALA:N	3	9.82
(1,22)	1:B:184:LYS:CA	1:B:12:ASP:N	3	9.82
(1,22)	1:B:184:LYS:CA	1:B:13:GLY:N	3	9.82
(1,22)	1:B:184:LYS:CA	1:B:14:VAL:N	3	9.82
(1,22)	1:B:184:LYS:CA	1:B:15:GLY:N	3	9.82
(1,22)	1:B:184:LYS:CA	1:B:16:LYS:N	3	9.82
(1,22)	1:B:184:LYS:CA	1:B:17:SER:N	3	9.82
(1,22)	1:B:184:LYS:CA	1:B:18:ALA:N	3	9.82
(1,22)	1:B:184:LYS:CA	1:B:19:LEU:N	3	9.82
(1,22)	1:B:184:LYS:CA	1:B:20:THR:N	3	9.82
(1,22)	1:B:184:LYS:CA	1:B:21:ILE:N	3	9.82
(1,22)	1:B:184:LYS:CA	1:B:22:GLN:N	3	9.82
(1,22)	1:B:184:LYS:CA	1:B:23:LEU:N	3	9.82
(1,22)	1:B:184:LYS:CA	1:B:24:ILE:N	3	9.82
(1,22)	1:B:184:LYS:CA	1:B:25:GLN:N	3	9.82
(1,22)	1:B:184:LYS:CA	1:B:26:ASN:N	3	9.82
(1,22)	1:B:184:LYS:CA	1:B:27:HIS:N	3	9.82
(1,22)	1:B:184:LYS:CA	1:B:28:PHE:N	3	9.82
(1,22)	1:B:184:LYS:CA	1:B:29:VAL:N	3	9.82
(1,22)	1:B:184:LYS:CA	1:B:30:ASP:N	3	9.82
(1,22)	1:B:184:LYS:CA	1:B:31:GLU:N	3	9.82
(1,22)	1:B:184:LYS:CA	1:B:32:TYR:N	3	9.82
(1,22)	1:B:184:LYS:CA	1:B:33:ASP:N	3	9.82
(1,22)	1:B:184:LYS:CA	1:B:34:PRO:N	3	9.82
(1,22)	1:B:184:LYS:CA	1:B:35:THR:N	3	9.82
(1,22)	1:B:184:LYS:CA	1:B:36:ILE:N	3	9.82
(1,22)	1:B:184:LYS:CA	1:B:37:GLU:N	3	9.82
(1,22)	1:B:184:LYS:CA	1:B:38:ASP:N	3	9.82
(1,22)	1:B:184:LYS:CA	1:B:39:SER:N	3	9.82

Continued on next page...

Continued from previous page...

Key	Atom-1	Atom-2	Model ID	Violation (Å)
(1,22)	1:B:184:LYS:CA	1:B:40:TYR:N	3	9.82
(1,22)	1:B:184:LYS:CA	1:B:41:ARG:N	3	9.82
(1,22)	1:B:184:LYS:CA	1:B:42:LYS:N	3	9.82
(1,22)	1:B:184:LYS:CA	1:B:43:GLN:N	3	9.82
(1,22)	1:B:184:LYS:CA	1:B:44:VAL:N	3	9.82
(1,22)	1:B:184:LYS:CA	1:B:45:VAL:N	3	9.82
(1,22)	1:B:184:LYS:CA	1:B:46:ILE:N	3	9.82
(1,22)	1:B:184:LYS:CA	1:B:47:ASP:N	3	9.82
(1,22)	1:B:184:LYS:CA	1:B:48:GLY:N	3	9.82
(1,22)	1:B:184:LYS:CA	1:B:49:GLU:N	3	9.82
(1,22)	1:B:184:LYS:CA	1:B:50:THR:N	3	9.82
(1,22)	1:B:184:LYS:CA	1:B:51:CYS:N	3	9.82
(1,22)	1:B:184:LYS:CA	1:B:52:LEU:N	3	9.82
(1,22)	1:B:184:LYS:CA	1:B:53:LEU:N	3	9.82
(1,22)	1:B:184:LYS:CA	1:B:54:ASP:N	3	9.82
(1,22)	1:B:184:LYS:CA	1:B:55:ILE:N	3	9.82
(1,22)	1:B:184:LYS:CA	1:B:56:LEU:N	3	9.82
(1,22)	1:B:184:LYS:CA	1:B:57:ASP:N	3	9.82
(1,22)	1:B:184:LYS:CA	1:B:58:THR:N	3	9.82
(1,22)	1:B:184:LYS:CA	1:B:59:ALA:N	3	9.82
(1,22)	1:B:184:LYS:CA	1:B:60:GLY:N	3	9.82
(1,22)	1:B:184:LYS:CA	1:B:61:GLN:N	3	9.82
(1,22)	1:B:184:LYS:CA	1:B:62:GLU:N	3	9.82
(1,22)	1:B:184:LYS:CA	1:B:63:GLU:N	3	9.82
(1,22)	1:B:184:LYS:CA	1:B:64:TYR:N	3	9.82
(1,22)	1:B:184:LYS:CA	1:B:65:SER:N	3	9.82
(1,22)	1:B:184:LYS:CA	1:B:66:ALA:N	3	9.82
(1,22)	1:B:184:LYS:CA	1:B:67:MET:N	3	9.82
(1,22)	1:B:184:LYS:CA	1:B:68:ARG:N	3	9.82
(1,22)	1:B:184:LYS:CA	1:B:69:ASP:N	3	9.82
(1,22)	1:B:184:LYS:CA	1:B:70:GLN:N	3	9.82
(1,22)	1:B:184:LYS:CA	1:B:71:TYR:N	3	9.82
(1,22)	1:B:184:LYS:CA	1:B:72:MET:N	3	9.82
(1,22)	1:B:184:LYS:CA	1:B:73:ARG:N	3	9.82
(1,22)	1:B:184:LYS:CA	1:B:74:THR:N	3	9.82
(1,22)	1:B:184:LYS:CA	1:B:75:GLY:N	3	9.82
(1,22)	1:B:184:LYS:CA	1:B:76:GLU:N	3	9.82
(1,22)	1:B:184:LYS:CA	1:B:77:GLY:N	3	9.82
(1,22)	1:B:184:LYS:CA	1:B:78:PHE:N	3	9.82
(1,22)	1:B:184:LYS:CA	1:B:79:LEU:N	3	9.82
(1,22)	1:B:184:LYS:CA	1:B:80:CYS:N	3	9.82
(1,22)	1:B:184:LYS:CA	5:B:203:7Q9:N	3	9.82

Continued on next page...

Continued from previous page...

Key	Atom-1	Atom-2	Model ID	Violation (Å)
(1,22)	1:B:184:LYS:CA	5:B:204:7Q9:N	3	9.82
(1,22)	1:B:184:LYS:CA	5:B:205:7Q9:N	3	9.82
(1,22)	1:B:184:LYS:CA	5:B:206:7Q9:N	3	9.82
(1,22)	1:B:184:LYS:CA	5:B:207:7Q9:N	3	9.82
(1,22)	1:B:184:LYS:CA	6:B:208:17F:N1	3	9.82
(1,22)	1:B:184:LYS:CA	5:B:209:7Q9:N	3	9.82
(1,22)	1:B:184:LYS:CA	5:B:210:7Q9:N	3	9.82
(1,22)	1:B:184:LYS:CA	5:B:211:7Q9:N	3	9.82
(1,22)	1:B:184:LYS:CA	5:B:212:7Q9:N	3	9.82
(1,22)	1:B:184:LYS:CA	5:B:213:7Q9:N	3	9.82
(1,22)	1:B:184:LYS:CA	6:B:214:17F:N1	3	9.82
(1,22)	1:B:184:LYS:CA	6:B:215:17F:N1	3	9.82
(1,22)	1:B:184:LYS:CA	5:B:216:7Q9:N	3	9.82
(1,22)	1:B:184:LYS:CA	5:B:217:7Q9:N	3	9.82
(1,22)	1:B:184:LYS:CA	5:B:218:7Q9:N	3	9.82
(1,22)	1:B:184:LYS:CA	6:B:219:17F:N1	3	9.82
(1,22)	1:B:184:LYS:CA	5:B:220:7Q9:N	3	9.82
(1,22)	1:B:184:LYS:CB	1:B:2:THR:N	3	9.82
(1,22)	1:B:184:LYS:CB	1:B:3:GLU:N	3	9.82
(1,22)	1:B:184:LYS:CB	1:B:4:TYR:N	3	9.82
(1,22)	1:B:184:LYS:CB	1:B:5:LYS:N	3	9.82
(1,22)	1:B:184:LYS:CB	1:B:6:LEU:N	3	9.82
(1,22)	1:B:184:LYS:CB	1:B:7:VAL:N	3	9.82
(1,22)	1:B:184:LYS:CB	1:B:8:VAL:N	3	9.82
(1,22)	1:B:184:LYS:CB	1:B:9:VAL:N	3	9.82
(1,22)	1:B:184:LYS:CB	1:B:10:GLY:N	3	9.82
(1,22)	1:B:184:LYS:CB	1:B:11:ALA:N	3	9.82
(1,22)	1:B:184:LYS:CB	1:B:12:ASP:N	3	9.82
(1,22)	1:B:184:LYS:CB	1:B:13:GLY:N	3	9.82
(1,22)	1:B:184:LYS:CB	1:B:14:VAL:N	3	9.82
(1,22)	1:B:184:LYS:CB	1:B:15:GLY:N	3	9.82
(1,22)	1:B:184:LYS:CB	1:B:16:LYS:N	3	9.82
(1,22)	1:B:184:LYS:CB	1:B:17:SER:N	3	9.82
(1,22)	1:B:184:LYS:CB	1:B:18:ALA:N	3	9.82
(1,22)	1:B:184:LYS:CB	1:B:19:LEU:N	3	9.82
(1,22)	1:B:184:LYS:CB	1:B:20:THR:N	3	9.82
(1,22)	1:B:184:LYS:CB	1:B:21:ILE:N	3	9.82
(1,22)	1:B:184:LYS:CB	1:B:22:GLN:N	3	9.82
(1,22)	1:B:184:LYS:CB	1:B:23:LEU:N	3	9.82
(1,22)	1:B:184:LYS:CB	1:B:24:ILE:N	3	9.82
(1,22)	1:B:184:LYS:CB	1:B:25:GLN:N	3	9.82
(1,22)	1:B:184:LYS:CB	1:B:26:ASN:N	3	9.82

Continued on next page...

Continued from previous page...

Key	Atom-1	Atom-2	Model ID	Violation (Å)
(1,22)	1:B:184:LYS:CB	1:B:27:HIS:N	3	9.82
(1,22)	1:B:184:LYS:CB	1:B:28:PHE:N	3	9.82
(1,22)	1:B:184:LYS:CB	1:B:29:VAL:N	3	9.82
(1,22)	1:B:184:LYS:CB	1:B:30:ASP:N	3	9.82
(1,22)	1:B:184:LYS:CB	1:B:31:GLU:N	3	9.82
(1,22)	1:B:184:LYS:CB	1:B:32:TYR:N	3	9.82
(1,22)	1:B:184:LYS:CB	1:B:33:ASP:N	3	9.82
(1,22)	1:B:184:LYS:CB	1:B:34:PRO:N	3	9.82
(1,22)	1:B:184:LYS:CB	1:B:35:THR:N	3	9.82
(1,22)	1:B:184:LYS:CB	1:B:36:ILE:N	3	9.82
(1,22)	1:B:184:LYS:CB	1:B:37:GLU:N	3	9.82
(1,22)	1:B:184:LYS:CB	1:B:38:ASP:N	3	9.82
(1,22)	1:B:184:LYS:CB	1:B:39:SER:N	3	9.82
(1,22)	1:B:184:LYS:CB	1:B:40:TYR:N	3	9.82
(1,22)	1:B:184:LYS:CB	1:B:41:ARG:N	3	9.82
(1,22)	1:B:184:LYS:CB	1:B:42:LYS:N	3	9.82
(1,22)	1:B:184:LYS:CB	1:B:43:GLN:N	3	9.82
(1,22)	1:B:184:LYS:CB	1:B:44:VAL:N	3	9.82
(1,22)	1:B:184:LYS:CB	1:B:45:VAL:N	3	9.82
(1,22)	1:B:184:LYS:CB	1:B:46:ILE:N	3	9.82
(1,22)	1:B:184:LYS:CB	1:B:47:ASP:N	3	9.82
(1,22)	1:B:184:LYS:CB	1:B:48:GLY:N	3	9.82
(1,22)	1:B:184:LYS:CB	1:B:49:GLU:N	3	9.82
(1,22)	1:B:184:LYS:CB	1:B:50:THR:N	3	9.82
(1,22)	1:B:184:LYS:CB	1:B:51:CYS:N	3	9.82
(1,22)	1:B:184:LYS:CB	1:B:52:LEU:N	3	9.82
(1,22)	1:B:184:LYS:CB	1:B:53:LEU:N	3	9.82
(1,22)	1:B:184:LYS:CB	1:B:54:ASP:N	3	9.82
(1,22)	1:B:184:LYS:CB	1:B:55:ILE:N	3	9.82
(1,22)	1:B:184:LYS:CB	1:B:56:LEU:N	3	9.82
(1,22)	1:B:184:LYS:CB	1:B:57:ASP:N	3	9.82
(1,22)	1:B:184:LYS:CB	1:B:58:THR:N	3	9.82
(1,22)	1:B:184:LYS:CB	1:B:59:ALA:N	3	9.82
(1,22)	1:B:184:LYS:CB	1:B:60:GLY:N	3	9.82
(1,22)	1:B:184:LYS:CB	1:B:61:GLN:N	3	9.82
(1,22)	1:B:184:LYS:CB	1:B:62:GLU:N	3	9.82
(1,22)	1:B:184:LYS:CB	1:B:63:GLU:N	3	9.82
(1,22)	1:B:184:LYS:CB	1:B:64:TYR:N	3	9.82
(1,22)	1:B:184:LYS:CB	1:B:65:SER:N	3	9.82
(1,22)	1:B:184:LYS:CB	1:B:66:ALA:N	3	9.82
(1,22)	1:B:184:LYS:CB	1:B:67:MET:N	3	9.82
(1,22)	1:B:184:LYS:CB	1:B:68:ARG:N	3	9.82

Continued on next page...

Continued from previous page...

Key	Atom-1	Atom-2	Model ID	Violation (Å)
(1,22)	1:B:184:LYS:CB	1:B:69:ASP:N	3	9.82
(1,22)	1:B:184:LYS:CB	1:B:70:GLN:N	3	9.82
(1,22)	1:B:184:LYS:CB	1:B:71:TYR:N	3	9.82
(1,22)	1:B:184:LYS:CB	1:B:72:MET:N	3	9.82
(1,22)	1:B:184:LYS:CB	1:B:73:ARG:N	3	9.82
(1,22)	1:B:184:LYS:CB	1:B:74:THR:N	3	9.82
(1,22)	1:B:184:LYS:CB	1:B:75:GLY:N	3	9.82
(1,22)	1:B:184:LYS:CB	1:B:76:GLU:N	3	9.82
(1,22)	1:B:184:LYS:CB	1:B:77:GLY:N	3	9.82
(1,22)	1:B:184:LYS:CB	1:B:78:PHE:N	3	9.82
(1,22)	1:B:184:LYS:CB	1:B:79:LEU:N	3	9.82
(1,22)	1:B:184:LYS:CB	1:B:80:CYS:N	3	9.82
(1,22)	1:B:184:LYS:CB	5:B:203:7Q9:N	3	9.82
(1,22)	1:B:184:LYS:CB	5:B:204:7Q9:N	3	9.82
(1,22)	1:B:184:LYS:CB	5:B:205:7Q9:N	3	9.82
(1,22)	1:B:184:LYS:CB	5:B:206:7Q9:N	3	9.82
(1,22)	1:B:184:LYS:CB	5:B:207:7Q9:N	3	9.82
(1,22)	1:B:184:LYS:CB	6:B:208:17F:N1	3	9.82
(1,22)	1:B:184:LYS:CB	5:B:209:7Q9:N	3	9.82
(1,22)	1:B:184:LYS:CB	5:B:210:7Q9:N	3	9.82
(1,22)	1:B:184:LYS:CB	5:B:211:7Q9:N	3	9.82
(1,22)	1:B:184:LYS:CB	5:B:212:7Q9:N	3	9.82
(1,22)	1:B:184:LYS:CB	5:B:213:7Q9:N	3	9.82
(1,22)	1:B:184:LYS:CB	6:B:214:17F:N1	3	9.82
(1,22)	1:B:184:LYS:CB	6:B:215:17F:N1	3	9.82
(1,22)	1:B:184:LYS:CB	5:B:216:7Q9:N	3	9.82
(1,22)	1:B:184:LYS:CB	5:B:217:7Q9:N	3	9.82
(1,22)	1:B:184:LYS:CB	5:B:218:7Q9:N	3	9.82
(1,22)	1:B:184:LYS:CB	6:B:219:17F:N1	3	9.82
(1,22)	1:B:184:LYS:CB	5:B:220:7Q9:N	3	9.82
(1,22)	1:B:184:LYS:CD	1:B:2:THR:N	3	9.82
(1,22)	1:B:184:LYS:CD	1:B:3:GLU:N	3	9.82
(1,22)	1:B:184:LYS:CD	1:B:4:TYR:N	3	9.82
(1,22)	1:B:184:LYS:CD	1:B:5:LYS:N	3	9.82
(1,22)	1:B:184:LYS:CD	1:B:6:LEU:N	3	9.82
(1,22)	1:B:184:LYS:CD	1:B:7:VAL:N	3	9.82
(1,22)	1:B:184:LYS:CD	1:B:8:VAL:N	3	9.82
(1,22)	1:B:184:LYS:CD	1:B:9:VAL:N	3	9.82
(1,22)	1:B:184:LYS:CD	1:B:10:GLY:N	3	9.82
(1,22)	1:B:184:LYS:CD	1:B:11:ALA:N	3	9.82
(1,22)	1:B:184:LYS:CD	1:B:12:ASP:N	3	9.82
(1,22)	1:B:184:LYS:CD	1:B:13:GLY:N	3	9.82

Continued on next page...

Continued from previous page...

Key	Atom-1	Atom-2	Model ID	Violation (Å)
(1,22)	1:B:184:LYS:CD	1:B:14:VAL:N	3	9.82
(1,22)	1:B:184:LYS:CD	1:B:15:GLY:N	3	9.82
(1,22)	1:B:184:LYS:CD	1:B:16:LYS:N	3	9.82
(1,22)	1:B:184:LYS:CD	1:B:17:SER:N	3	9.82
(1,22)	1:B:184:LYS:CD	1:B:18:ALA:N	3	9.82
(1,22)	1:B:184:LYS:CD	1:B:19:LEU:N	3	9.82
(1,22)	1:B:184:LYS:CD	1:B:20:THR:N	3	9.82
(1,22)	1:B:184:LYS:CD	1:B:21:ILE:N	3	9.82
(1,22)	1:B:184:LYS:CD	1:B:22:GLN:N	3	9.82
(1,22)	1:B:184:LYS:CD	1:B:23:LEU:N	3	9.82
(1,22)	1:B:184:LYS:CD	1:B:24:ILE:N	3	9.82
(1,22)	1:B:184:LYS:CD	1:B:25:GLN:N	3	9.82
(1,22)	1:B:184:LYS:CD	1:B:26:ASN:N	3	9.82
(1,22)	1:B:184:LYS:CD	1:B:27:HIS:N	3	9.82
(1,22)	1:B:184:LYS:CD	1:B:28:PHE:N	3	9.82
(1,22)	1:B:184:LYS:CD	1:B:29:VAL:N	3	9.82
(1,22)	1:B:184:LYS:CD	1:B:30:ASP:N	3	9.82
(1,22)	1:B:184:LYS:CD	1:B:31:GLU:N	3	9.82
(1,22)	1:B:184:LYS:CD	1:B:32:TYR:N	3	9.82
(1,22)	1:B:184:LYS:CD	1:B:33:ASP:N	3	9.82
(1,22)	1:B:184:LYS:CD	1:B:34:PRO:N	3	9.82
(1,22)	1:B:184:LYS:CD	1:B:35:THR:N	3	9.82
(1,22)	1:B:184:LYS:CD	1:B:36:ILE:N	3	9.82
(1,22)	1:B:184:LYS:CD	1:B:37:GLU:N	3	9.82
(1,22)	1:B:184:LYS:CD	1:B:38:ASP:N	3	9.82
(1,22)	1:B:184:LYS:CD	1:B:39:SER:N	3	9.82
(1,22)	1:B:184:LYS:CD	1:B:40:TYR:N	3	9.82
(1,22)	1:B:184:LYS:CD	1:B:41:ARG:N	3	9.82
(1,22)	1:B:184:LYS:CD	1:B:42:LYS:N	3	9.82
(1,22)	1:B:184:LYS:CD	1:B:43:GLN:N	3	9.82
(1,22)	1:B:184:LYS:CD	1:B:44:VAL:N	3	9.82
(1,22)	1:B:184:LYS:CD	1:B:45:VAL:N	3	9.82
(1,22)	1:B:184:LYS:CD	1:B:46:ILE:N	3	9.82
(1,22)	1:B:184:LYS:CD	1:B:47:ASP:N	3	9.82
(1,22)	1:B:184:LYS:CD	1:B:48:GLY:N	3	9.82
(1,22)	1:B:184:LYS:CD	1:B:49:GLU:N	3	9.82
(1,22)	1:B:184:LYS:CD	1:B:50:THR:N	3	9.82
(1,22)	1:B:184:LYS:CD	1:B:51:CYS:N	3	9.82
(1,22)	1:B:184:LYS:CD	1:B:52:LEU:N	3	9.82
(1,22)	1:B:184:LYS:CD	1:B:53:LEU:N	3	9.82
(1,22)	1:B:184:LYS:CD	1:B:54:ASP:N	3	9.82
(1,22)	1:B:184:LYS:CD	1:B:55:ILE:N	3	9.82

Continued on next page...

Continued from previous page...

Key	Atom-1	Atom-2	Model ID	Violation (Å)
(1,22)	1:B:184:LYS:CD	1:B:56:LEU:N	3	9.82
(1,22)	1:B:184:LYS:CD	1:B:57:ASP:N	3	9.82
(1,22)	1:B:184:LYS:CD	1:B:58:THR:N	3	9.82
(1,22)	1:B:184:LYS:CD	1:B:59:ALA:N	3	9.82
(1,22)	1:B:184:LYS:CD	1:B:60:GLY:N	3	9.82
(1,22)	1:B:184:LYS:CD	1:B:61:GLN:N	3	9.82
(1,22)	1:B:184:LYS:CD	1:B:62:GLU:N	3	9.82
(1,22)	1:B:184:LYS:CD	1:B:63:GLU:N	3	9.82
(1,22)	1:B:184:LYS:CD	1:B:64:TYR:N	3	9.82
(1,22)	1:B:184:LYS:CD	1:B:65:SER:N	3	9.82
(1,22)	1:B:184:LYS:CD	1:B:66:ALA:N	3	9.82
(1,22)	1:B:184:LYS:CD	1:B:67:MET:N	3	9.82
(1,22)	1:B:184:LYS:CD	1:B:68:ARG:N	3	9.82
(1,22)	1:B:184:LYS:CD	1:B:69:ASP:N	3	9.82
(1,22)	1:B:184:LYS:CD	1:B:70:GLN:N	3	9.82
(1,22)	1:B:184:LYS:CD	1:B:71:TYR:N	3	9.82
(1,22)	1:B:184:LYS:CD	1:B:72:MET:N	3	9.82
(1,22)	1:B:184:LYS:CD	1:B:73:ARG:N	3	9.82
(1,22)	1:B:184:LYS:CD	1:B:74:THR:N	3	9.82
(1,22)	1:B:184:LYS:CD	1:B:75:GLY:N	3	9.82
(1,22)	1:B:184:LYS:CD	1:B:76:GLU:N	3	9.82
(1,22)	1:B:184:LYS:CD	1:B:77:GLY:N	3	9.82
(1,22)	1:B:184:LYS:CD	1:B:78:PHE:N	3	9.82
(1,22)	1:B:184:LYS:CD	1:B:79:LEU:N	3	9.82
(1,22)	1:B:184:LYS:CD	1:B:80:CYS:N	3	9.82
(1,22)	1:B:184:LYS:CD	5:B:203:7Q9:N	3	9.82
(1,22)	1:B:184:LYS:CD	5:B:204:7Q9:N	3	9.82
(1,22)	1:B:184:LYS:CD	5:B:205:7Q9:N	3	9.82
(1,22)	1:B:184:LYS:CD	5:B:206:7Q9:N	3	9.82
(1,22)	1:B:184:LYS:CD	5:B:207:7Q9:N	3	9.82
(1,22)	1:B:184:LYS:CD	6:B:208:17F:N1	3	9.82
(1,22)	1:B:184:LYS:CD	5:B:209:7Q9:N	3	9.82
(1,22)	1:B:184:LYS:CD	5:B:210:7Q9:N	3	9.82
(1,22)	1:B:184:LYS:CD	5:B:211:7Q9:N	3	9.82
(1,22)	1:B:184:LYS:CD	5:B:212:7Q9:N	3	9.82
(1,22)	1:B:184:LYS:CD	5:B:213:7Q9:N	3	9.82
(1,22)	1:B:184:LYS:CD	6:B:214:17F:N1	3	9.82
(1,22)	1:B:184:LYS:CD	6:B:215:17F:N1	3	9.82
(1,22)	1:B:184:LYS:CD	5:B:216:7Q9:N	3	9.82
(1,22)	1:B:184:LYS:CD	5:B:217:7Q9:N	3	9.82
(1,22)	1:B:184:LYS:CD	5:B:218:7Q9:N	3	9.82
(1,22)	1:B:184:LYS:CD	6:B:219:17F:N1	3	9.82

Continued on next page...

Continued from previous page...

Key	Atom-1	Atom-2	Model ID	Violation (Å)
(1,22)	1:B:184:LYS:CD	5:B:220:7Q9:N	3	9.82
(1,22)	1:B:184:LYS:CE	1:B:2:THR:N	3	9.82
(1,22)	1:B:184:LYS:CE	1:B:3:GLU:N	3	9.82
(1,22)	1:B:184:LYS:CE	1:B:4:TYR:N	3	9.82
(1,22)	1:B:184:LYS:CE	1:B:5:LYS:N	3	9.82
(1,22)	1:B:184:LYS:CE	1:B:6:LEU:N	3	9.82
(1,22)	1:B:184:LYS:CE	1:B:7:VAL:N	3	9.82
(1,22)	1:B:184:LYS:CE	1:B:8:VAL:N	3	9.82
(1,22)	1:B:184:LYS:CE	1:B:9:VAL:N	3	9.82
(1,22)	1:B:184:LYS:CE	1:B:10:GLY:N	3	9.82
(1,22)	1:B:184:LYS:CE	1:B:11:ALA:N	3	9.82
(1,22)	1:B:184:LYS:CE	1:B:12:ASP:N	3	9.82
(1,22)	1:B:184:LYS:CE	1:B:13:GLY:N	3	9.82
(1,22)	1:B:184:LYS:CE	1:B:14:VAL:N	3	9.82
(1,22)	1:B:184:LYS:CE	1:B:15:GLY:N	3	9.82
(1,22)	1:B:184:LYS:CE	1:B:16:LYS:N	3	9.82
(1,22)	1:B:184:LYS:CE	1:B:17:SER:N	3	9.82
(1,22)	1:B:184:LYS:CE	1:B:18:ALA:N	3	9.82
(1,22)	1:B:184:LYS:CE	1:B:19:LEU:N	3	9.82
(1,22)	1:B:184:LYS:CE	1:B:20:THR:N	3	9.82
(1,22)	1:B:184:LYS:CE	1:B:21:ILE:N	3	9.82
(1,22)	1:B:184:LYS:CE	1:B:22:GLN:N	3	9.82
(1,22)	1:B:184:LYS:CE	1:B:23:LEU:N	3	9.82
(1,22)	1:B:184:LYS:CE	1:B:24:ILE:N	3	9.82
(1,22)	1:B:184:LYS:CE	1:B:25:GLN:N	3	9.82
(1,22)	1:B:184:LYS:CE	1:B:26:ASN:N	3	9.82
(1,22)	1:B:184:LYS:CE	1:B:27:HIS:N	3	9.82
(1,22)	1:B:184:LYS:CE	1:B:28:PHE:N	3	9.82
(1,22)	1:B:184:LYS:CE	1:B:29:VAL:N	3	9.82
(1,22)	1:B:184:LYS:CE	1:B:30:ASP:N	3	9.82
(1,22)	1:B:184:LYS:CE	1:B:31:GLU:N	3	9.82
(1,22)	1:B:184:LYS:CE	1:B:32:TYR:N	3	9.82
(1,22)	1:B:184:LYS:CE	1:B:33:ASP:N	3	9.82
(1,22)	1:B:184:LYS:CE	1:B:34:PRO:N	3	9.82
(1,22)	1:B:184:LYS:CE	1:B:35:THR:N	3	9.82
(1,22)	1:B:184:LYS:CE	1:B:36:ILE:N	3	9.82
(1,22)	1:B:184:LYS:CE	1:B:37:GLU:N	3	9.82
(1,22)	1:B:184:LYS:CE	1:B:38:ASP:N	3	9.82
(1,22)	1:B:184:LYS:CE	1:B:39:SER:N	3	9.82
(1,22)	1:B:184:LYS:CE	1:B:40:TYR:N	3	9.82
(1,22)	1:B:184:LYS:CE	1:B:41:ARG:N	3	9.82
(1,22)	1:B:184:LYS:CE	1:B:42:LYS:N	3	9.82

Continued on next page...

Continued from previous page...

Key	Atom-1	Atom-2	Model ID	Violation (Å)
(1,22)	1:B:184:LYS:CE	1:B:43:GLN:N	3	9.82
(1,22)	1:B:184:LYS:CE	1:B:44:VAL:N	3	9.82
(1,22)	1:B:184:LYS:CE	1:B:45:VAL:N	3	9.82
(1,22)	1:B:184:LYS:CE	1:B:46:ILE:N	3	9.82
(1,22)	1:B:184:LYS:CE	1:B:47:ASP:N	3	9.82
(1,22)	1:B:184:LYS:CE	1:B:48:GLY:N	3	9.82
(1,22)	1:B:184:LYS:CE	1:B:49:GLU:N	3	9.82
(1,22)	1:B:184:LYS:CE	1:B:50:THR:N	3	9.82
(1,22)	1:B:184:LYS:CE	1:B:51:CYS:N	3	9.82
(1,22)	1:B:184:LYS:CE	1:B:52:LEU:N	3	9.82
(1,22)	1:B:184:LYS:CE	1:B:53:LEU:N	3	9.82
(1,22)	1:B:184:LYS:CE	1:B:54:ASP:N	3	9.82
(1,22)	1:B:184:LYS:CE	1:B:55:ILE:N	3	9.82
(1,22)	1:B:184:LYS:CE	1:B:56:LEU:N	3	9.82
(1,22)	1:B:184:LYS:CE	1:B:57:ASP:N	3	9.82
(1,22)	1:B:184:LYS:CE	1:B:58:THR:N	3	9.82
(1,22)	1:B:184:LYS:CE	1:B:59:ALA:N	3	9.82
(1,22)	1:B:184:LYS:CE	1:B:60:GLY:N	3	9.82
(1,22)	1:B:184:LYS:CE	1:B:61:GLN:N	3	9.82
(1,22)	1:B:184:LYS:CE	1:B:62:GLU:N	3	9.82
(1,22)	1:B:184:LYS:CE	1:B:63:GLU:N	3	9.82
(1,22)	1:B:184:LYS:CE	1:B:64:TYR:N	3	9.82
(1,22)	1:B:184:LYS:CE	1:B:65:SER:N	3	9.82
(1,22)	1:B:184:LYS:CE	1:B:66:ALA:N	3	9.82
(1,22)	1:B:184:LYS:CE	1:B:67:MET:N	3	9.82
(1,22)	1:B:184:LYS:CE	1:B:68:ARG:N	3	9.82
(1,22)	1:B:184:LYS:CE	1:B:69:ASP:N	3	9.82
(1,22)	1:B:184:LYS:CE	1:B:70:GLN:N	3	9.82
(1,22)	1:B:184:LYS:CE	1:B:71:TYR:N	3	9.82
(1,22)	1:B:184:LYS:CE	1:B:72:MET:N	3	9.82
(1,22)	1:B:184:LYS:CE	1:B:73:ARG:N	3	9.82
(1,22)	1:B:184:LYS:CE	1:B:74:THR:N	3	9.82
(1,22)	1:B:184:LYS:CE	1:B:75:GLY:N	3	9.82
(1,22)	1:B:184:LYS:CE	1:B:76:GLU:N	3	9.82
(1,22)	1:B:184:LYS:CE	1:B:77:GLY:N	3	9.82
(1,22)	1:B:184:LYS:CE	1:B:78:PHE:N	3	9.82
(1,22)	1:B:184:LYS:CE	1:B:79:LEU:N	3	9.82
(1,22)	1:B:184:LYS:CE	1:B:80:CYS:N	3	9.82
(1,22)	1:B:184:LYS:CE	5:B:203:7Q9:N	3	9.82
(1,22)	1:B:184:LYS:CE	5:B:204:7Q9:N	3	9.82
(1,22)	1:B:184:LYS:CE	5:B:205:7Q9:N	3	9.82
(1,22)	1:B:184:LYS:CE	5:B:206:7Q9:N	3	9.82

Continued on next page...

Continued from previous page...

Key	Atom-1	Atom-2	Model ID	Violation (Å)
(1,22)	1:B:184:LYS:CE	5:B:207:7Q9:N	3	9.82
(1,22)	1:B:184:LYS:CE	6:B:208:17F:N1	3	9.82
(1,22)	1:B:184:LYS:CE	5:B:209:7Q9:N	3	9.82
(1,22)	1:B:184:LYS:CE	5:B:210:7Q9:N	3	9.82
(1,22)	1:B:184:LYS:CE	5:B:211:7Q9:N	3	9.82
(1,22)	1:B:184:LYS:CE	5:B:212:7Q9:N	3	9.82
(1,22)	1:B:184:LYS:CE	5:B:213:7Q9:N	3	9.82
(1,22)	1:B:184:LYS:CE	6:B:214:17F:N1	3	9.82
(1,22)	1:B:184:LYS:CE	6:B:215:17F:N1	3	9.82
(1,22)	1:B:184:LYS:CE	5:B:216:7Q9:N	3	9.82
(1,22)	1:B:184:LYS:CE	5:B:217:7Q9:N	3	9.82
(1,22)	1:B:184:LYS:CE	5:B:218:7Q9:N	3	9.82
(1,22)	1:B:184:LYS:CE	6:B:219:17F:N1	3	9.82
(1,22)	1:B:184:LYS:CE	5:B:220:7Q9:N	3	9.82
(1,22)	1:B:184:LYS:CG	1:B:2:THR:N	3	9.82
(1,22)	1:B:184:LYS:CG	1:B:3:GLU:N	3	9.82
(1,22)	1:B:184:LYS:CG	1:B:4:TYR:N	3	9.82
(1,22)	1:B:184:LYS:CG	1:B:5:LYS:N	3	9.82
(1,22)	1:B:184:LYS:CG	1:B:6:LEU:N	3	9.82
(1,22)	1:B:184:LYS:CG	1:B:7:VAL:N	3	9.82
(1,22)	1:B:184:LYS:CG	1:B:8:VAL:N	3	9.82
(1,22)	1:B:184:LYS:CG	1:B:9:VAL:N	3	9.82
(1,22)	1:B:184:LYS:CG	1:B:10:GLY:N	3	9.82
(1,22)	1:B:184:LYS:CG	1:B:11:ALA:N	3	9.82
(1,22)	1:B:184:LYS:CG	1:B:12:ASP:N	3	9.82
(1,22)	1:B:184:LYS:CG	1:B:13:GLY:N	3	9.82
(1,22)	1:B:184:LYS:CG	1:B:14:VAL:N	3	9.82
(1,22)	1:B:184:LYS:CG	1:B:15:GLY:N	3	9.82
(1,22)	1:B:184:LYS:CG	1:B:16:LYS:N	3	9.82
(1,22)	1:B:184:LYS:CG	1:B:17:SER:N	3	9.82
(1,22)	1:B:184:LYS:CG	1:B:18:ALA:N	3	9.82
(1,22)	1:B:184:LYS:CG	1:B:19:LEU:N	3	9.82
(1,22)	1:B:184:LYS:CG	1:B:20:THR:N	3	9.82
(1,22)	1:B:184:LYS:CG	1:B:21:ILE:N	3	9.82
(1,22)	1:B:184:LYS:CG	1:B:22:GLN:N	3	9.82
(1,22)	1:B:184:LYS:CG	1:B:23:LEU:N	3	9.82
(1,22)	1:B:184:LYS:CG	1:B:24:ILE:N	3	9.82
(1,22)	1:B:184:LYS:CG	1:B:25:GLN:N	3	9.82
(1,22)	1:B:184:LYS:CG	1:B:26:ASN:N	3	9.82
(1,22)	1:B:184:LYS:CG	1:B:27:HIS:N	3	9.82
(1,22)	1:B:184:LYS:CG	1:B:28:PHE:N	3	9.82
(1,22)	1:B:184:LYS:CG	1:B:29:VAL:N	3	9.82

Continued on next page...

Continued from previous page...

Key	Atom-1	Atom-2	Model ID	Violation (Å)
(1,22)	1:B:184:LYS:CG	1:B:30:ASP:N	3	9.82
(1,22)	1:B:184:LYS:CG	1:B:31:GLU:N	3	9.82
(1,22)	1:B:184:LYS:CG	1:B:32:TYR:N	3	9.82
(1,22)	1:B:184:LYS:CG	1:B:33:ASP:N	3	9.82
(1,22)	1:B:184:LYS:CG	1:B:34:PRO:N	3	9.82
(1,22)	1:B:184:LYS:CG	1:B:35:THR:N	3	9.82
(1,22)	1:B:184:LYS:CG	1:B:36:ILE:N	3	9.82
(1,22)	1:B:184:LYS:CG	1:B:37:GLU:N	3	9.82
(1,22)	1:B:184:LYS:CG	1:B:38:ASP:N	3	9.82
(1,22)	1:B:184:LYS:CG	1:B:39:SER:N	3	9.82
(1,22)	1:B:184:LYS:CG	1:B:40:TYR:N	3	9.82
(1,22)	1:B:184:LYS:CG	1:B:41:ARG:N	3	9.82
(1,22)	1:B:184:LYS:CG	1:B:42:LYS:N	3	9.82
(1,22)	1:B:184:LYS:CG	1:B:43:GLN:N	3	9.82
(1,22)	1:B:184:LYS:CG	1:B:44:VAL:N	3	9.82
(1,22)	1:B:184:LYS:CG	1:B:45:VAL:N	3	9.82
(1,22)	1:B:184:LYS:CG	1:B:46:ILE:N	3	9.82
(1,22)	1:B:184:LYS:CG	1:B:47:ASP:N	3	9.82
(1,22)	1:B:184:LYS:CG	1:B:48:GLY:N	3	9.82
(1,22)	1:B:184:LYS:CG	1:B:49:GLU:N	3	9.82
(1,22)	1:B:184:LYS:CG	1:B:50:THR:N	3	9.82
(1,22)	1:B:184:LYS:CG	1:B:51:CYS:N	3	9.82
(1,22)	1:B:184:LYS:CG	1:B:52:LEU:N	3	9.82
(1,22)	1:B:184:LYS:CG	1:B:53:LEU:N	3	9.82
(1,22)	1:B:184:LYS:CG	1:B:54:ASP:N	3	9.82
(1,22)	1:B:184:LYS:CG	1:B:55:ILE:N	3	9.82
(1,22)	1:B:184:LYS:CG	1:B:56:LEU:N	3	9.82
(1,22)	1:B:184:LYS:CG	1:B:57:ASP:N	3	9.82
(1,22)	1:B:184:LYS:CG	1:B:58:THR:N	3	9.82
(1,22)	1:B:184:LYS:CG	1:B:59:ALA:N	3	9.82
(1,22)	1:B:184:LYS:CG	1:B:60:GLY:N	3	9.82
(1,22)	1:B:184:LYS:CG	1:B:61:GLN:N	3	9.82
(1,22)	1:B:184:LYS:CG	1:B:62:GLU:N	3	9.82
(1,22)	1:B:184:LYS:CG	1:B:63:GLU:N	3	9.82
(1,22)	1:B:184:LYS:CG	1:B:64:TYR:N	3	9.82
(1,22)	1:B:184:LYS:CG	1:B:65:SER:N	3	9.82
(1,22)	1:B:184:LYS:CG	1:B:66:ALA:N	3	9.82
(1,22)	1:B:184:LYS:CG	1:B:67:MET:N	3	9.82
(1,22)	1:B:184:LYS:CG	1:B:68:ARG:N	3	9.82
(1,22)	1:B:184:LYS:CG	1:B:69:ASP:N	3	9.82
(1,22)	1:B:184:LYS:CG	1:B:70:GLN:N	3	9.82
(1,22)	1:B:184:LYS:CG	1:B:71:TYR:N	3	9.82

Continued on next page...

Continued from previous page...

Key	Atom-1	Atom-2	Model ID	Violation (Å)
(1,22)	1:B:184:LYS:CG	1:B:72:MET:N	3	9.82
(1,22)	1:B:184:LYS:CG	1:B:73:ARG:N	3	9.82
(1,22)	1:B:184:LYS:CG	1:B:74:THR:N	3	9.82
(1,22)	1:B:184:LYS:CG	1:B:75:GLY:N	3	9.82
(1,22)	1:B:184:LYS:CG	1:B:76:GLU:N	3	9.82
(1,22)	1:B:184:LYS:CG	1:B:77:GLY:N	3	9.82
(1,22)	1:B:184:LYS:CG	1:B:78:PHE:N	3	9.82
(1,22)	1:B:184:LYS:CG	1:B:79:LEU:N	3	9.82
(1,22)	1:B:184:LYS:CG	1:B:80:CYS:N	3	9.82
(1,22)	1:B:184:LYS:CG	5:B:203:7Q9:N	3	9.82
(1,22)	1:B:184:LYS:CG	5:B:204:7Q9:N	3	9.82
(1,22)	1:B:184:LYS:CG	5:B:205:7Q9:N	3	9.82
(1,22)	1:B:184:LYS:CG	5:B:206:7Q9:N	3	9.82
(1,22)	1:B:184:LYS:CG	5:B:207:7Q9:N	3	9.82
(1,22)	1:B:184:LYS:CG	6:B:208:17F:N1	3	9.82
(1,22)	1:B:184:LYS:CG	5:B:209:7Q9:N	3	9.82
(1,22)	1:B:184:LYS:CG	5:B:210:7Q9:N	3	9.82
(1,22)	1:B:184:LYS:CG	5:B:211:7Q9:N	3	9.82
(1,22)	1:B:184:LYS:CG	5:B:212:7Q9:N	3	9.82
(1,22)	1:B:184:LYS:CG	5:B:213:7Q9:N	3	9.82
(1,22)	1:B:184:LYS:CG	6:B:214:17F:N1	3	9.82
(1,22)	1:B:184:LYS:CG	6:B:215:17F:N1	3	9.82
(1,22)	1:B:184:LYS:CG	5:B:216:7Q9:N	3	9.82
(1,22)	1:B:184:LYS:CG	5:B:217:7Q9:N	3	9.82
(1,22)	1:B:184:LYS:CG	5:B:218:7Q9:N	3	9.82
(1,22)	1:B:184:LYS:CG	6:B:219:17F:N1	3	9.82
(1,22)	1:B:184:LYS:CG	5:B:220:7Q9:N	3	9.82
(1,22)	1:B:184:LYS:H	1:B:2:THR:N	3	9.82
(1,22)	1:B:184:LYS:H	1:B:3:GLU:N	3	9.82
(1,22)	1:B:184:LYS:H	1:B:4:TYR:N	3	9.82
(1,22)	1:B:184:LYS:H	1:B:5:LYS:N	3	9.82
(1,22)	1:B:184:LYS:H	1:B:6:LEU:N	3	9.82
(1,22)	1:B:184:LYS:H	1:B:7:VAL:N	3	9.82
(1,22)	1:B:184:LYS:H	1:B:8:VAL:N	3	9.82
(1,22)	1:B:184:LYS:H	1:B:9:VAL:N	3	9.82
(1,22)	1:B:184:LYS:H	1:B:10:GLY:N	3	9.82
(1,22)	1:B:184:LYS:H	1:B:11:ALA:N	3	9.82
(1,22)	1:B:184:LYS:H	1:B:12:ASP:N	3	9.82
(1,22)	1:B:184:LYS:H	1:B:13:GLY:N	3	9.82
(1,22)	1:B:184:LYS:H	1:B:14:VAL:N	3	9.82
(1,22)	1:B:184:LYS:H	1:B:15:GLY:N	3	9.82
(1,22)	1:B:184:LYS:H	1:B:16:LYS:N	3	9.82

Continued on next page...

Continued from previous page...

Key	Atom-1	Atom-2	Model ID	Violation (Å)
(1,22)	1:B:184:LYS:H	1:B:17:SER:N	3	9.82
(1,22)	1:B:184:LYS:H	1:B:18:ALA:N	3	9.82
(1,22)	1:B:184:LYS:H	1:B:19:LEU:N	3	9.82
(1,22)	1:B:184:LYS:H	1:B:20:THR:N	3	9.82
(1,22)	1:B:184:LYS:H	1:B:21:ILE:N	3	9.82
(1,22)	1:B:184:LYS:H	1:B:22:GLN:N	3	9.82
(1,22)	1:B:184:LYS:H	1:B:23:LEU:N	3	9.82
(1,22)	1:B:184:LYS:H	1:B:24:ILE:N	3	9.82
(1,22)	1:B:184:LYS:H	1:B:25:GLN:N	3	9.82
(1,22)	1:B:184:LYS:H	1:B:26:ASN:N	3	9.82
(1,22)	1:B:184:LYS:H	1:B:27:HIS:N	3	9.82
(1,22)	1:B:184:LYS:H	1:B:28:PHE:N	3	9.82
(1,22)	1:B:184:LYS:H	1:B:29:VAL:N	3	9.82
(1,22)	1:B:184:LYS:H	1:B:30:ASP:N	3	9.82
(1,22)	1:B:184:LYS:H	1:B:31:GLU:N	3	9.82
(1,22)	1:B:184:LYS:H	1:B:32:TYR:N	3	9.82
(1,22)	1:B:184:LYS:H	1:B:33:ASP:N	3	9.82
(1,22)	1:B:184:LYS:H	1:B:34:PRO:N	3	9.82
(1,22)	1:B:184:LYS:H	1:B:35:THR:N	3	9.82
(1,22)	1:B:184:LYS:H	1:B:36:ILE:N	3	9.82
(1,22)	1:B:184:LYS:H	1:B:37:GLU:N	3	9.82
(1,22)	1:B:184:LYS:H	1:B:38:ASP:N	3	9.82
(1,22)	1:B:184:LYS:H	1:B:39:SER:N	3	9.82
(1,22)	1:B:184:LYS:H	1:B:40:TYR:N	3	9.82
(1,22)	1:B:184:LYS:H	1:B:41:ARG:N	3	9.82
(1,22)	1:B:184:LYS:H	1:B:42:LYS:N	3	9.82
(1,22)	1:B:184:LYS:H	1:B:43:GLN:N	3	9.82
(1,22)	1:B:184:LYS:H	1:B:44:VAL:N	3	9.82
(1,22)	1:B:184:LYS:H	1:B:45:VAL:N	3	9.82
(1,22)	1:B:184:LYS:H	1:B:46:ILE:N	3	9.82
(1,22)	1:B:184:LYS:H	1:B:47:ASP:N	3	9.82
(1,22)	1:B:184:LYS:H	1:B:48:GLY:N	3	9.82
(1,22)	1:B:184:LYS:H	1:B:49:GLU:N	3	9.82
(1,22)	1:B:184:LYS:H	1:B:50:THR:N	3	9.82
(1,22)	1:B:184:LYS:H	1:B:51:CYS:N	3	9.82
(1,22)	1:B:184:LYS:H	1:B:52:LEU:N	3	9.82
(1,22)	1:B:184:LYS:H	1:B:53:LEU:N	3	9.82
(1,22)	1:B:184:LYS:H	1:B:54:ASP:N	3	9.82
(1,22)	1:B:184:LYS:H	1:B:55:ILE:N	3	9.82
(1,22)	1:B:184:LYS:H	1:B:56:LEU:N	3	9.82
(1,22)	1:B:184:LYS:H	1:B:57:ASP:N	3	9.82
(1,22)	1:B:184:LYS:H	1:B:58:THR:N	3	9.82

Continued on next page...

Continued from previous page...

Key	Atom-1	Atom-2	Model ID	Violation (Å)
(1,22)	1:B:184:LYS:H	1:B:59:ALA:N	3	9.82
(1,22)	1:B:184:LYS:H	1:B:60:GLY:N	3	9.82
(1,22)	1:B:184:LYS:H	1:B:61:GLN:N	3	9.82
(1,22)	1:B:184:LYS:H	1:B:62:GLU:N	3	9.82
(1,22)	1:B:184:LYS:H	1:B:63:GLU:N	3	9.82
(1,22)	1:B:184:LYS:H	1:B:64:TYR:N	3	9.82
(1,22)	1:B:184:LYS:H	1:B:65:SER:N	3	9.82
(1,22)	1:B:184:LYS:H	1:B:66:ALA:N	3	9.82
(1,22)	1:B:184:LYS:H	1:B:67:MET:N	3	9.82
(1,22)	1:B:184:LYS:H	1:B:68:ARG:N	3	9.82
(1,22)	1:B:184:LYS:H	1:B:69:ASP:N	3	9.82
(1,22)	1:B:184:LYS:H	1:B:70:GLN:N	3	9.82
(1,22)	1:B:184:LYS:H	1:B:71:TYR:N	3	9.82
(1,22)	1:B:184:LYS:H	1:B:72:MET:N	3	9.82
(1,22)	1:B:184:LYS:H	1:B:73:ARG:N	3	9.82
(1,22)	1:B:184:LYS:H	1:B:74:THR:N	3	9.82
(1,22)	1:B:184:LYS:H	1:B:75:GLY:N	3	9.82
(1,22)	1:B:184:LYS:H	1:B:76:GLU:N	3	9.82
(1,22)	1:B:184:LYS:H	1:B:77:GLY:N	3	9.82
(1,22)	1:B:184:LYS:H	1:B:78:PHE:N	3	9.82
(1,22)	1:B:184:LYS:H	1:B:79:LEU:N	3	9.82
(1,22)	1:B:184:LYS:H	1:B:80:CYS:N	3	9.82
(1,22)	1:B:184:LYS:H	5:B:203:7Q9:N	3	9.82
(1,22)	1:B:184:LYS:H	5:B:204:7Q9:N	3	9.82
(1,22)	1:B:184:LYS:H	5:B:205:7Q9:N	3	9.82
(1,22)	1:B:184:LYS:H	5:B:206:7Q9:N	3	9.82
(1,22)	1:B:184:LYS:H	5:B:207:7Q9:N	3	9.82
(1,22)	1:B:184:LYS:H	6:B:208:17F:N1	3	9.82
(1,22)	1:B:184:LYS:H	5:B:209:7Q9:N	3	9.82
(1,22)	1:B:184:LYS:H	5:B:210:7Q9:N	3	9.82
(1,22)	1:B:184:LYS:H	5:B:211:7Q9:N	3	9.82
(1,22)	1:B:184:LYS:H	5:B:212:7Q9:N	3	9.82
(1,22)	1:B:184:LYS:H	5:B:213:7Q9:N	3	9.82
(1,22)	1:B:184:LYS:H	6:B:214:17F:N1	3	9.82
(1,22)	1:B:184:LYS:H	6:B:215:17F:N1	3	9.82
(1,22)	1:B:184:LYS:H	5:B:216:7Q9:N	3	9.82
(1,22)	1:B:184:LYS:H	5:B:217:7Q9:N	3	9.82
(1,22)	1:B:184:LYS:H	5:B:218:7Q9:N	3	9.82
(1,22)	1:B:184:LYS:H	6:B:219:17F:N1	3	9.82
(1,22)	1:B:184:LYS:H	5:B:220:7Q9:N	3	9.82
(1,22)	1:B:184:LYS:HZ1	1:B:2:THR:N	3	9.82
(1,22)	1:B:184:LYS:HZ1	1:B:3:GLU:N	3	9.82

Continued on next page...

Continued from previous page...

Key	Atom-1	Atom-2	Model ID	Violation (Å)
(1,22)	1:B:184:LYS:HZ1	1:B:4:TYR:N	3	9.82
(1,22)	1:B:184:LYS:HZ1	1:B:5:LYS:N	3	9.82
(1,22)	1:B:184:LYS:HZ1	1:B:6:LEU:N	3	9.82
(1,22)	1:B:184:LYS:HZ1	1:B:7:VAL:N	3	9.82
(1,22)	1:B:184:LYS:HZ1	1:B:8:VAL:N	3	9.82
(1,22)	1:B:184:LYS:HZ1	1:B:9:VAL:N	3	9.82
(1,22)	1:B:184:LYS:HZ1	1:B:10:GLY:N	3	9.82
(1,22)	1:B:184:LYS:HZ1	1:B:11:ALA:N	3	9.82
(1,22)	1:B:184:LYS:HZ1	1:B:12:ASP:N	3	9.82
(1,22)	1:B:184:LYS:HZ1	1:B:13:GLY:N	3	9.82
(1,22)	1:B:184:LYS:HZ1	1:B:14:VAL:N	3	9.82
(1,22)	1:B:184:LYS:HZ1	1:B:15:GLY:N	3	9.82
(1,22)	1:B:184:LYS:HZ1	1:B:16:LYS:N	3	9.82
(1,22)	1:B:184:LYS:HZ1	1:B:17:SER:N	3	9.82
(1,22)	1:B:184:LYS:HZ1	1:B:18:ALA:N	3	9.82
(1,22)	1:B:184:LYS:HZ1	1:B:19:LEU:N	3	9.82
(1,22)	1:B:184:LYS:HZ1	1:B:20:THR:N	3	9.82
(1,22)	1:B:184:LYS:HZ1	1:B:21:ILE:N	3	9.82
(1,22)	1:B:184:LYS:HZ1	1:B:22:GLN:N	3	9.82
(1,22)	1:B:184:LYS:HZ1	1:B:23:LEU:N	3	9.82
(1,22)	1:B:184:LYS:HZ1	1:B:24:ILE:N	3	9.82
(1,22)	1:B:184:LYS:HZ1	1:B:25:GLN:N	3	9.82
(1,22)	1:B:184:LYS:HZ1	1:B:26:ASN:N	3	9.82
(1,22)	1:B:184:LYS:HZ1	1:B:27:HIS:N	3	9.82
(1,22)	1:B:184:LYS:HZ1	1:B:28:PHE:N	3	9.82
(1,22)	1:B:184:LYS:HZ1	1:B:29:VAL:N	3	9.82
(1,22)	1:B:184:LYS:HZ1	1:B:30:ASP:N	3	9.82
(1,22)	1:B:184:LYS:HZ1	1:B:31:GLU:N	3	9.82
(1,22)	1:B:184:LYS:HZ1	1:B:32:TYR:N	3	9.82
(1,22)	1:B:184:LYS:HZ1	1:B:33:ASP:N	3	9.82
(1,22)	1:B:184:LYS:HZ1	1:B:34:PRO:N	3	9.82
(1,22)	1:B:184:LYS:HZ1	1:B:35:THR:N	3	9.82
(1,22)	1:B:184:LYS:HZ1	1:B:36:ILE:N	3	9.82
(1,22)	1:B:184:LYS:HZ1	1:B:37:GLU:N	3	9.82
(1,22)	1:B:184:LYS:HZ1	1:B:38:ASP:N	3	9.82
(1,22)	1:B:184:LYS:HZ1	1:B:39:SER:N	3	9.82
(1,22)	1:B:184:LYS:HZ1	1:B:40:TYR:N	3	9.82
(1,22)	1:B:184:LYS:HZ1	1:B:41:ARG:N	3	9.82
(1,22)	1:B:184:LYS:HZ1	1:B:42:LYS:N	3	9.82
(1,22)	1:B:184:LYS:HZ1	1:B:43:GLN:N	3	9.82
(1,22)	1:B:184:LYS:HZ1	1:B:44:VAL:N	3	9.82
(1,22)	1:B:184:LYS:HZ1	1:B:45:VAL:N	3	9.82

Continued on next page...

Continued from previous page...

Key	Atom-1	Atom-2	Model ID	Violation (Å)
(1,22)	1:B:184:LYS:HZ1	1:B:46:ILE:N	3	9.82
(1,22)	1:B:184:LYS:HZ1	1:B:47:ASP:N	3	9.82
(1,22)	1:B:184:LYS:HZ1	1:B:48:GLY:N	3	9.82
(1,22)	1:B:184:LYS:HZ1	1:B:49:GLU:N	3	9.82
(1,22)	1:B:184:LYS:HZ1	1:B:50:THR:N	3	9.82
(1,22)	1:B:184:LYS:HZ1	1:B:51:CYS:N	3	9.82
(1,22)	1:B:184:LYS:HZ1	1:B:52:LEU:N	3	9.82
(1,22)	1:B:184:LYS:HZ1	1:B:53:LEU:N	3	9.82
(1,22)	1:B:184:LYS:HZ1	1:B:54:ASP:N	3	9.82
(1,22)	1:B:184:LYS:HZ1	1:B:55:ILE:N	3	9.82
(1,22)	1:B:184:LYS:HZ1	1:B:56:LEU:N	3	9.82
(1,22)	1:B:184:LYS:HZ1	1:B:57:ASP:N	3	9.82
(1,22)	1:B:184:LYS:HZ1	1:B:58:THR:N	3	9.82
(1,22)	1:B:184:LYS:HZ1	1:B:59:ALA:N	3	9.82
(1,22)	1:B:184:LYS:HZ1	1:B:60:GLY:N	3	9.82
(1,22)	1:B:184:LYS:HZ1	1:B:61:GLN:N	3	9.82
(1,22)	1:B:184:LYS:HZ1	1:B:62:GLU:N	3	9.82
(1,22)	1:B:184:LYS:HZ1	1:B:63:GLU:N	3	9.82
(1,22)	1:B:184:LYS:HZ1	1:B:64:TYR:N	3	9.82
(1,22)	1:B:184:LYS:HZ1	1:B:65:SER:N	3	9.82
(1,22)	1:B:184:LYS:HZ1	1:B:66:ALA:N	3	9.82
(1,22)	1:B:184:LYS:HZ1	1:B:67:MET:N	3	9.82
(1,22)	1:B:184:LYS:HZ1	1:B:68:ARG:N	3	9.82
(1,22)	1:B:184:LYS:HZ1	1:B:69:ASP:N	3	9.82
(1,22)	1:B:184:LYS:HZ1	1:B:70:GLN:N	3	9.82
(1,22)	1:B:184:LYS:HZ1	1:B:71:TYR:N	3	9.82
(1,22)	1:B:184:LYS:HZ1	1:B:72:MET:N	3	9.82
(1,22)	1:B:184:LYS:HZ1	1:B:73:ARG:N	3	9.82
(1,22)	1:B:184:LYS:HZ1	1:B:74:THR:N	3	9.82
(1,22)	1:B:184:LYS:HZ1	1:B:75:GLY:N	3	9.82
(1,22)	1:B:184:LYS:HZ1	1:B:76:GLU:N	3	9.82
(1,22)	1:B:184:LYS:HZ1	1:B:77:GLY:N	3	9.82
(1,22)	1:B:184:LYS:HZ1	1:B:78:PHE:N	3	9.82
(1,22)	1:B:184:LYS:HZ1	1:B:79:LEU:N	3	9.82
(1,22)	1:B:184:LYS:HZ1	1:B:80:CYS:N	3	9.82
(1,22)	1:B:184:LYS:HZ1	5:B:203:7Q9:N	3	9.82
(1,22)	1:B:184:LYS:HZ1	5:B:204:7Q9:N	3	9.82
(1,22)	1:B:184:LYS:HZ1	5:B:205:7Q9:N	3	9.82
(1,22)	1:B:184:LYS:HZ1	5:B:206:7Q9:N	3	9.82
(1,22)	1:B:184:LYS:HZ1	5:B:207:7Q9:N	3	9.82
(1,22)	1:B:184:LYS:HZ1	6:B:208:17F:N1	3	9.82
(1,22)	1:B:184:LYS:HZ1	5:B:209:7Q9:N	3	9.82

Continued on next page...

Continued from previous page...

Key	Atom-1	Atom-2	Model ID	Violation (Å)
(1,22)	1:B:184:LYS:HZ1	5:B:210:7Q9:N	3	9.82
(1,22)	1:B:184:LYS:HZ1	5:B:211:7Q9:N	3	9.82
(1,22)	1:B:184:LYS:HZ1	5:B:212:7Q9:N	3	9.82
(1,22)	1:B:184:LYS:HZ1	5:B:213:7Q9:N	3	9.82
(1,22)	1:B:184:LYS:HZ1	6:B:214:17F:N1	3	9.82
(1,22)	1:B:184:LYS:HZ1	6:B:215:17F:N1	3	9.82
(1,22)	1:B:184:LYS:HZ1	5:B:216:7Q9:N	3	9.82
(1,22)	1:B:184:LYS:HZ1	5:B:217:7Q9:N	3	9.82
(1,22)	1:B:184:LYS:HZ1	5:B:218:7Q9:N	3	9.82
(1,22)	1:B:184:LYS:HZ1	6:B:219:17F:N1	3	9.82
(1,22)	1:B:184:LYS:HZ1	5:B:220:7Q9:N	3	9.82
(1,22)	1:B:184:LYS:HZ2	1:B:2:THR:N	3	9.82
(1,22)	1:B:184:LYS:HZ2	1:B:3:GLU:N	3	9.82
(1,22)	1:B:184:LYS:HZ2	1:B:4:TYR:N	3	9.82
(1,22)	1:B:184:LYS:HZ2	1:B:5:LYS:N	3	9.82
(1,22)	1:B:184:LYS:HZ2	1:B:6:LEU:N	3	9.82
(1,22)	1:B:184:LYS:HZ2	1:B:7:VAL:N	3	9.82
(1,22)	1:B:184:LYS:HZ2	1:B:8:VAL:N	3	9.82
(1,22)	1:B:184:LYS:HZ2	1:B:9:VAL:N	3	9.82
(1,22)	1:B:184:LYS:HZ2	1:B:10:GLY:N	3	9.82
(1,22)	1:B:184:LYS:HZ2	1:B:11:ALA:N	3	9.82
(1,22)	1:B:184:LYS:HZ2	1:B:12:ASP:N	3	9.82
(1,22)	1:B:184:LYS:HZ2	1:B:13:GLY:N	3	9.82
(1,22)	1:B:184:LYS:HZ2	1:B:14:VAL:N	3	9.82
(1,22)	1:B:184:LYS:HZ2	1:B:15:GLY:N	3	9.82
(1,22)	1:B:184:LYS:HZ2	1:B:16:LYS:N	3	9.82
(1,22)	1:B:184:LYS:HZ2	1:B:17:SER:N	3	9.82
(1,22)	1:B:184:LYS:HZ2	1:B:18:ALA:N	3	9.82
(1,22)	1:B:184:LYS:HZ2	1:B:19:LEU:N	3	9.82
(1,22)	1:B:184:LYS:HZ2	1:B:20:THR:N	3	9.82
(1,22)	1:B:184:LYS:HZ2	1:B:21:ILE:N	3	9.82
(1,22)	1:B:184:LYS:HZ2	1:B:22:GLN:N	3	9.82
(1,22)	1:B:184:LYS:HZ2	1:B:23:LEU:N	3	9.82
(1,22)	1:B:184:LYS:HZ2	1:B:24:ILE:N	3	9.82
(1,22)	1:B:184:LYS:HZ2	1:B:25:GLN:N	3	9.82
(1,22)	1:B:184:LYS:HZ2	1:B:26:ASN:N	3	9.82
(1,22)	1:B:184:LYS:HZ2	1:B:27:HIS:N	3	9.82
(1,22)	1:B:184:LYS:HZ2	1:B:28:PHE:N	3	9.82
(1,22)	1:B:184:LYS:HZ2	1:B:29:VAL:N	3	9.82
(1,22)	1:B:184:LYS:HZ2	1:B:30:ASP:N	3	9.82
(1,22)	1:B:184:LYS:HZ2	1:B:31:GLU:N	3	9.82
(1,22)	1:B:184:LYS:HZ2	1:B:32:TYR:N	3	9.82

Continued on next page...

Continued from previous page...

Key	Atom-1	Atom-2	Model ID	Violation (Å)
(1,22)	1:B:184:LYS:HZ2	1:B:33:ASP:N	3	9.82
(1,22)	1:B:184:LYS:HZ2	1:B:34:PRO:N	3	9.82
(1,22)	1:B:184:LYS:HZ2	1:B:35:THR:N	3	9.82
(1,22)	1:B:184:LYS:HZ2	1:B:36:ILE:N	3	9.82
(1,22)	1:B:184:LYS:HZ2	1:B:37:GLU:N	3	9.82
(1,22)	1:B:184:LYS:HZ2	1:B:38:ASP:N	3	9.82
(1,22)	1:B:184:LYS:HZ2	1:B:39:SER:N	3	9.82
(1,22)	1:B:184:LYS:HZ2	1:B:40:TYR:N	3	9.82
(1,22)	1:B:184:LYS:HZ2	1:B:41:ARG:N	3	9.82
(1,22)	1:B:184:LYS:HZ2	1:B:42:LYS:N	3	9.82
(1,22)	1:B:184:LYS:HZ2	1:B:43:GLN:N	3	9.82
(1,22)	1:B:184:LYS:HZ2	1:B:44:VAL:N	3	9.82
(1,22)	1:B:184:LYS:HZ2	1:B:45:VAL:N	3	9.82
(1,22)	1:B:184:LYS:HZ2	1:B:46:ILE:N	3	9.82
(1,22)	1:B:184:LYS:HZ2	1:B:47:ASP:N	3	9.82
(1,22)	1:B:184:LYS:HZ2	1:B:48:GLY:N	3	9.82
(1,22)	1:B:184:LYS:HZ2	1:B:49:GLU:N	3	9.82
(1,22)	1:B:184:LYS:HZ2	1:B:50:THR:N	3	9.82
(1,22)	1:B:184:LYS:HZ2	1:B:51:CYS:N	3	9.82
(1,22)	1:B:184:LYS:HZ2	1:B:52:LEU:N	3	9.82
(1,22)	1:B:184:LYS:HZ2	1:B:53:LEU:N	3	9.82
(1,22)	1:B:184:LYS:HZ2	1:B:54:ASP:N	3	9.82
(1,22)	1:B:184:LYS:HZ2	1:B:55:ILE:N	3	9.82
(1,22)	1:B:184:LYS:HZ2	1:B:56:LEU:N	3	9.82
(1,22)	1:B:184:LYS:HZ2	1:B:57:ASP:N	3	9.82
(1,22)	1:B:184:LYS:HZ2	1:B:58:THR:N	3	9.82
(1,22)	1:B:184:LYS:HZ2	1:B:59:ALA:N	3	9.82
(1,22)	1:B:184:LYS:HZ2	1:B:60:GLY:N	3	9.82
(1,22)	1:B:184:LYS:HZ2	1:B:61:GLN:N	3	9.82
(1,22)	1:B:184:LYS:HZ2	1:B:62:GLU:N	3	9.82
(1,22)	1:B:184:LYS:HZ2	1:B:63:GLU:N	3	9.82
(1,22)	1:B:184:LYS:HZ2	1:B:64:TYR:N	3	9.82
(1,22)	1:B:184:LYS:HZ2	1:B:65:SER:N	3	9.82
(1,22)	1:B:184:LYS:HZ2	1:B:66:ALA:N	3	9.82
(1,22)	1:B:184:LYS:HZ2	1:B:67:MET:N	3	9.82
(1,22)	1:B:184:LYS:HZ2	1:B:68:ARG:N	3	9.82
(1,22)	1:B:184:LYS:HZ2	1:B:69:ASP:N	3	9.82
(1,22)	1:B:184:LYS:HZ2	1:B:70:GLN:N	3	9.82
(1,22)	1:B:184:LYS:HZ2	1:B:71:TYR:N	3	9.82
(1,22)	1:B:184:LYS:HZ2	1:B:72:MET:N	3	9.82
(1,22)	1:B:184:LYS:HZ2	1:B:73:ARG:N	3	9.82
(1,22)	1:B:184:LYS:HZ2	1:B:74:THR:N	3	9.82

Continued on next page...

Continued from previous page...

Key	Atom-1	Atom-2	Model ID	Violation (Å)
(1,22)	1:B:184:LYS:HZ2	1:B:75:GLY:N	3	9.82
(1,22)	1:B:184:LYS:HZ2	1:B:76:GLU:N	3	9.82
(1,22)	1:B:184:LYS:HZ2	1:B:77:GLY:N	3	9.82
(1,22)	1:B:184:LYS:HZ2	1:B:78:PHE:N	3	9.82
(1,22)	1:B:184:LYS:HZ2	1:B:79:LEU:N	3	9.82
(1,22)	1:B:184:LYS:HZ2	1:B:80:CYS:N	3	9.82
(1,22)	1:B:184:LYS:HZ2	5:B:203:7Q9:N	3	9.82
(1,22)	1:B:184:LYS:HZ2	5:B:204:7Q9:N	3	9.82
(1,22)	1:B:184:LYS:HZ2	5:B:205:7Q9:N	3	9.82
(1,22)	1:B:184:LYS:HZ2	5:B:206:7Q9:N	3	9.82
(1,22)	1:B:184:LYS:HZ2	5:B:207:7Q9:N	3	9.82
(1,22)	1:B:184:LYS:HZ2	6:B:208:17F:N1	3	9.82
(1,22)	1:B:184:LYS:HZ2	5:B:209:7Q9:N	3	9.82
(1,22)	1:B:184:LYS:HZ2	5:B:210:7Q9:N	3	9.82
(1,22)	1:B:184:LYS:HZ2	5:B:211:7Q9:N	3	9.82
(1,22)	1:B:184:LYS:HZ2	5:B:212:7Q9:N	3	9.82
(1,22)	1:B:184:LYS:HZ2	5:B:213:7Q9:N	3	9.82
(1,22)	1:B:184:LYS:HZ2	6:B:214:17F:N1	3	9.82
(1,22)	1:B:184:LYS:HZ2	6:B:215:17F:N1	3	9.82
(1,22)	1:B:184:LYS:HZ2	5:B:216:7Q9:N	3	9.82
(1,22)	1:B:184:LYS:HZ2	5:B:217:7Q9:N	3	9.82
(1,22)	1:B:184:LYS:HZ2	5:B:218:7Q9:N	3	9.82
(1,22)	1:B:184:LYS:HZ2	6:B:219:17F:N1	3	9.82
(1,22)	1:B:184:LYS:HZ2	5:B:220:7Q9:N	3	9.82
(1,22)	1:B:184:LYS:HZ3	1:B:2:THR:N	3	9.82
(1,22)	1:B:184:LYS:HZ3	1:B:3:GLU:N	3	9.82
(1,22)	1:B:184:LYS:HZ3	1:B:4:TYR:N	3	9.82
(1,22)	1:B:184:LYS:HZ3	1:B:5:LYS:N	3	9.82
(1,22)	1:B:184:LYS:HZ3	1:B:6:LEU:N	3	9.82
(1,22)	1:B:184:LYS:HZ3	1:B:7:VAL:N	3	9.82
(1,22)	1:B:184:LYS:HZ3	1:B:8:VAL:N	3	9.82
(1,22)	1:B:184:LYS:HZ3	1:B:9:VAL:N	3	9.82
(1,22)	1:B:184:LYS:HZ3	1:B:10:GLY:N	3	9.82
(1,22)	1:B:184:LYS:HZ3	1:B:11:ALA:N	3	9.82
(1,22)	1:B:184:LYS:HZ3	1:B:12:ASP:N	3	9.82
(1,22)	1:B:184:LYS:HZ3	1:B:13:GLY:N	3	9.82
(1,22)	1:B:184:LYS:HZ3	1:B:14:VAL:N	3	9.82
(1,22)	1:B:184:LYS:HZ3	1:B:15:GLY:N	3	9.82
(1,22)	1:B:184:LYS:HZ3	1:B:16:LYS:N	3	9.82
(1,22)	1:B:184:LYS:HZ3	1:B:17:SER:N	3	9.82
(1,22)	1:B:184:LYS:HZ3	1:B:18:ALA:N	3	9.82
(1,22)	1:B:184:LYS:HZ3	1:B:19:LEU:N	3	9.82

Continued on next page...

Continued from previous page...

Key	Atom-1	Atom-2	Model ID	Violation (Å)
(1,22)	1:B:184:LYS:HZ3	1:B:20:THR:N	3	9.82
(1,22)	1:B:184:LYS:HZ3	1:B:21:ILE:N	3	9.82
(1,22)	1:B:184:LYS:HZ3	1:B:22:GLN:N	3	9.82
(1,22)	1:B:184:LYS:HZ3	1:B:23:LEU:N	3	9.82
(1,22)	1:B:184:LYS:HZ3	1:B:24:ILE:N	3	9.82
(1,22)	1:B:184:LYS:HZ3	1:B:25:GLN:N	3	9.82
(1,22)	1:B:184:LYS:HZ3	1:B:26:ASN:N	3	9.82
(1,22)	1:B:184:LYS:HZ3	1:B:27:HIS:N	3	9.82
(1,22)	1:B:184:LYS:HZ3	1:B:28:PHE:N	3	9.82
(1,22)	1:B:184:LYS:HZ3	1:B:29:VAL:N	3	9.82
(1,22)	1:B:184:LYS:HZ3	1:B:30:ASP:N	3	9.82
(1,22)	1:B:184:LYS:HZ3	1:B:31:GLU:N	3	9.82
(1,22)	1:B:184:LYS:HZ3	1:B:32:TYR:N	3	9.82
(1,22)	1:B:184:LYS:HZ3	1:B:33:ASP:N	3	9.82
(1,22)	1:B:184:LYS:HZ3	1:B:34:PRO:N	3	9.82
(1,22)	1:B:184:LYS:HZ3	1:B:35:THR:N	3	9.82
(1,22)	1:B:184:LYS:HZ3	1:B:36:ILE:N	3	9.82
(1,22)	1:B:184:LYS:HZ3	1:B:37:GLU:N	3	9.82
(1,22)	1:B:184:LYS:HZ3	1:B:38:ASP:N	3	9.82
(1,22)	1:B:184:LYS:HZ3	1:B:39:SER:N	3	9.82
(1,22)	1:B:184:LYS:HZ3	1:B:40:TYR:N	3	9.82
(1,22)	1:B:184:LYS:HZ3	1:B:41:ARG:N	3	9.82
(1,22)	1:B:184:LYS:HZ3	1:B:42:LYS:N	3	9.82
(1,22)	1:B:184:LYS:HZ3	1:B:43:GLN:N	3	9.82
(1,22)	1:B:184:LYS:HZ3	1:B:44:VAL:N	3	9.82
(1,22)	1:B:184:LYS:HZ3	1:B:45:VAL:N	3	9.82
(1,22)	1:B:184:LYS:HZ3	1:B:46:ILE:N	3	9.82
(1,22)	1:B:184:LYS:HZ3	1:B:47:ASP:N	3	9.82
(1,22)	1:B:184:LYS:HZ3	1:B:48:GLY:N	3	9.82
(1,22)	1:B:184:LYS:HZ3	1:B:49:GLU:N	3	9.82
(1,22)	1:B:184:LYS:HZ3	1:B:50:THR:N	3	9.82
(1,22)	1:B:184:LYS:HZ3	1:B:51:CYS:N	3	9.82
(1,22)	1:B:184:LYS:HZ3	1:B:52:LEU:N	3	9.82
(1,22)	1:B:184:LYS:HZ3	1:B:53:LEU:N	3	9.82
(1,22)	1:B:184:LYS:HZ3	1:B:54:ASP:N	3	9.82
(1,22)	1:B:184:LYS:HZ3	1:B:55:ILE:N	3	9.82
(1,22)	1:B:184:LYS:HZ3	1:B:56:LEU:N	3	9.82
(1,22)	1:B:184:LYS:HZ3	1:B:57:ASP:N	3	9.82
(1,22)	1:B:184:LYS:HZ3	1:B:58:THR:N	3	9.82
(1,22)	1:B:184:LYS:HZ3	1:B:59:ALA:N	3	9.82
(1,22)	1:B:184:LYS:HZ3	1:B:60:GLY:N	3	9.82
(1,22)	1:B:184:LYS:HZ3	1:B:61:GLN:N	3	9.82

Continued on next page...

Continued from previous page...

Key	Atom-1	Atom-2	Model ID	Violation (Å)
(1,22)	1:B:184:LYS:HZ3	1:B:62:GLU:N	3	9.82
(1,22)	1:B:184:LYS:HZ3	1:B:63:GLU:N	3	9.82
(1,22)	1:B:184:LYS:HZ3	1:B:64:TYR:N	3	9.82
(1,22)	1:B:184:LYS:HZ3	1:B:65:SER:N	3	9.82
(1,22)	1:B:184:LYS:HZ3	1:B:66:ALA:N	3	9.82
(1,22)	1:B:184:LYS:HZ3	1:B:67:MET:N	3	9.82
(1,22)	1:B:184:LYS:HZ3	1:B:68:ARG:N	3	9.82
(1,22)	1:B:184:LYS:HZ3	1:B:69:ASP:N	3	9.82
(1,22)	1:B:184:LYS:HZ3	1:B:70:GLN:N	3	9.82
(1,22)	1:B:184:LYS:HZ3	1:B:71:TYR:N	3	9.82
(1,22)	1:B:184:LYS:HZ3	1:B:72:MET:N	3	9.82
(1,22)	1:B:184:LYS:HZ3	1:B:73:ARG:N	3	9.82
(1,22)	1:B:184:LYS:HZ3	1:B:74:THR:N	3	9.82
(1,22)	1:B:184:LYS:HZ3	1:B:75:GLY:N	3	9.82
(1,22)	1:B:184:LYS:HZ3	1:B:76:GLU:N	3	9.82
(1,22)	1:B:184:LYS:HZ3	1:B:77:GLY:N	3	9.82
(1,22)	1:B:184:LYS:HZ3	1:B:78:PHE:N	3	9.82
(1,22)	1:B:184:LYS:HZ3	1:B:79:LEU:N	3	9.82
(1,22)	1:B:184:LYS:HZ3	1:B:80:CYS:N	3	9.82
(1,22)	1:B:184:LYS:HZ3	5:B:203:7Q9:N	3	9.82
(1,22)	1:B:184:LYS:HZ3	5:B:204:7Q9:N	3	9.82
(1,22)	1:B:184:LYS:HZ3	5:B:205:7Q9:N	3	9.82
(1,22)	1:B:184:LYS:HZ3	5:B:206:7Q9:N	3	9.82
(1,22)	1:B:184:LYS:HZ3	5:B:207:7Q9:N	3	9.82
(1,22)	1:B:184:LYS:HZ3	6:B:208:17F:N1	3	9.82
(1,22)	1:B:184:LYS:HZ3	5:B:209:7Q9:N	3	9.82
(1,22)	1:B:184:LYS:HZ3	5:B:210:7Q9:N	3	9.82
(1,22)	1:B:184:LYS:HZ3	5:B:211:7Q9:N	3	9.82
(1,22)	1:B:184:LYS:HZ3	5:B:212:7Q9:N	3	9.82
(1,22)	1:B:184:LYS:HZ3	5:B:213:7Q9:N	3	9.82
(1,22)	1:B:184:LYS:HZ3	6:B:214:17F:N1	3	9.82
(1,22)	1:B:184:LYS:HZ3	6:B:215:17F:N1	3	9.82
(1,22)	1:B:184:LYS:HZ3	5:B:216:7Q9:N	3	9.82
(1,22)	1:B:184:LYS:HZ3	5:B:217:7Q9:N	3	9.82
(1,22)	1:B:184:LYS:HZ3	5:B:218:7Q9:N	3	9.82
(1,22)	1:B:184:LYS:HZ3	6:B:219:17F:N1	3	9.82
(1,22)	1:B:184:LYS:HZ3	5:B:220:7Q9:N	3	9.82
(1,22)	1:B:184:LYS:N	1:B:2:THR:N	3	9.82
(1,22)	1:B:184:LYS:N	1:B:3:GLU:N	3	9.82
(1,22)	1:B:184:LYS:N	1:B:4:TYR:N	3	9.82
(1,22)	1:B:184:LYS:N	1:B:5:LYS:N	3	9.82
(1,22)	1:B:184:LYS:N	1:B:6:LEU:N	3	9.82

Continued on next page...

Continued from previous page...

Key	Atom-1	Atom-2	Model ID	Violation (Å)
(1,22)	1:B:184:LYS:N	1:B:7:VAL:N	3	9.82
(1,22)	1:B:184:LYS:N	1:B:8:VAL:N	3	9.82
(1,22)	1:B:184:LYS:N	1:B:9:VAL:N	3	9.82
(1,22)	1:B:184:LYS:N	1:B:10:GLY:N	3	9.82
(1,22)	1:B:184:LYS:N	1:B:11:ALA:N	3	9.82
(1,22)	1:B:184:LYS:N	1:B:12:ASP:N	3	9.82
(1,22)	1:B:184:LYS:N	1:B:13:GLY:N	3	9.82
(1,22)	1:B:184:LYS:N	1:B:14:VAL:N	3	9.82
(1,22)	1:B:184:LYS:N	1:B:15:GLY:N	3	9.82
(1,22)	1:B:184:LYS:N	1:B:16:LYS:N	3	9.82
(1,22)	1:B:184:LYS:N	1:B:17:SER:N	3	9.82
(1,22)	1:B:184:LYS:N	1:B:18:ALA:N	3	9.82
(1,22)	1:B:184:LYS:N	1:B:19:LEU:N	3	9.82
(1,22)	1:B:184:LYS:N	1:B:20:THR:N	3	9.82
(1,22)	1:B:184:LYS:N	1:B:21:ILE:N	3	9.82
(1,22)	1:B:184:LYS:N	1:B:22:GLN:N	3	9.82
(1,22)	1:B:184:LYS:N	1:B:23:LEU:N	3	9.82
(1,22)	1:B:184:LYS:N	1:B:24:ILE:N	3	9.82
(1,22)	1:B:184:LYS:N	1:B:25:GLN:N	3	9.82
(1,22)	1:B:184:LYS:N	1:B:26:ASN:N	3	9.82
(1,22)	1:B:184:LYS:N	1:B:27:HIS:N	3	9.82
(1,22)	1:B:184:LYS:N	1:B:28:PHE:N	3	9.82
(1,22)	1:B:184:LYS:N	1:B:29:VAL:N	3	9.82
(1,22)	1:B:184:LYS:N	1:B:30:ASP:N	3	9.82
(1,22)	1:B:184:LYS:N	1:B:31:GLU:N	3	9.82
(1,22)	1:B:184:LYS:N	1:B:32:TYR:N	3	9.82
(1,22)	1:B:184:LYS:N	1:B:33:ASP:N	3	9.82
(1,22)	1:B:184:LYS:N	1:B:34:PRO:N	3	9.82
(1,22)	1:B:184:LYS:N	1:B:35:THR:N	3	9.82
(1,22)	1:B:184:LYS:N	1:B:36:ILE:N	3	9.82
(1,22)	1:B:184:LYS:N	1:B:37:GLU:N	3	9.82
(1,22)	1:B:184:LYS:N	1:B:38:ASP:N	3	9.82
(1,22)	1:B:184:LYS:N	1:B:39:SER:N	3	9.82
(1,22)	1:B:184:LYS:N	1:B:40:TYR:N	3	9.82
(1,22)	1:B:184:LYS:N	1:B:41:ARG:N	3	9.82
(1,22)	1:B:184:LYS:N	1:B:42:LYS:N	3	9.82
(1,22)	1:B:184:LYS:N	1:B:43:GLN:N	3	9.82
(1,22)	1:B:184:LYS:N	1:B:44:VAL:N	3	9.82
(1,22)	1:B:184:LYS:N	1:B:45:VAL:N	3	9.82
(1,22)	1:B:184:LYS:N	1:B:46:ILE:N	3	9.82
(1,22)	1:B:184:LYS:N	1:B:47:ASP:N	3	9.82
(1,22)	1:B:184:LYS:N	1:B:48:GLY:N	3	9.82

Continued on next page...

Continued from previous page...

Key	Atom-1	Atom-2	Model ID	Violation (Å)
(1,22)	1:B:184:LYS:N	1:B:49:GLU:N	3	9.82
(1,22)	1:B:184:LYS:N	1:B:50:THR:N	3	9.82
(1,22)	1:B:184:LYS:N	1:B:51:CYS:N	3	9.82
(1,22)	1:B:184:LYS:N	1:B:52:LEU:N	3	9.82
(1,22)	1:B:184:LYS:N	1:B:53:LEU:N	3	9.82
(1,22)	1:B:184:LYS:N	1:B:54:ASP:N	3	9.82
(1,22)	1:B:184:LYS:N	1:B:55:ILE:N	3	9.82
(1,22)	1:B:184:LYS:N	1:B:56:LEU:N	3	9.82
(1,22)	1:B:184:LYS:N	1:B:57:ASP:N	3	9.82
(1,22)	1:B:184:LYS:N	1:B:58:THR:N	3	9.82
(1,22)	1:B:184:LYS:N	1:B:59:ALA:N	3	9.82
(1,22)	1:B:184:LYS:N	1:B:60:GLY:N	3	9.82
(1,22)	1:B:184:LYS:N	1:B:61:GLN:N	3	9.82
(1,22)	1:B:184:LYS:N	1:B:62:GLU:N	3	9.82
(1,22)	1:B:184:LYS:N	1:B:63:GLU:N	3	9.82
(1,22)	1:B:184:LYS:N	1:B:64:TYR:N	3	9.82
(1,22)	1:B:184:LYS:N	1:B:65:SER:N	3	9.82
(1,22)	1:B:184:LYS:N	1:B:66:ALA:N	3	9.82
(1,22)	1:B:184:LYS:N	1:B:67:MET:N	3	9.82
(1,22)	1:B:184:LYS:N	1:B:68:ARG:N	3	9.82
(1,22)	1:B:184:LYS:N	1:B:69:ASP:N	3	9.82
(1,22)	1:B:184:LYS:N	1:B:70:GLN:N	3	9.82
(1,22)	1:B:184:LYS:N	1:B:71:TYR:N	3	9.82
(1,22)	1:B:184:LYS:N	1:B:72:MET:N	3	9.82
(1,22)	1:B:184:LYS:N	1:B:73:ARG:N	3	9.82
(1,22)	1:B:184:LYS:N	1:B:74:THR:N	3	9.82
(1,22)	1:B:184:LYS:N	1:B:75:GLY:N	3	9.82
(1,22)	1:B:184:LYS:N	1:B:76:GLU:N	3	9.82
(1,22)	1:B:184:LYS:N	1:B:77:GLY:N	3	9.82
(1,22)	1:B:184:LYS:N	1:B:78:PHE:N	3	9.82
(1,22)	1:B:184:LYS:N	1:B:79:LEU:N	3	9.82
(1,22)	1:B:184:LYS:N	1:B:80:CYS:N	3	9.82
(1,22)	1:B:184:LYS:N	5:B:203:7Q9:N	3	9.82
(1,22)	1:B:184:LYS:N	5:B:204:7Q9:N	3	9.82
(1,22)	1:B:184:LYS:N	5:B:205:7Q9:N	3	9.82
(1,22)	1:B:184:LYS:N	5:B:206:7Q9:N	3	9.82
(1,22)	1:B:184:LYS:N	5:B:207:7Q9:N	3	9.82
(1,22)	1:B:184:LYS:N	6:B:208:17F:N1	3	9.82
(1,22)	1:B:184:LYS:N	5:B:209:7Q9:N	3	9.82
(1,22)	1:B:184:LYS:N	5:B:210:7Q9:N	3	9.82
(1,22)	1:B:184:LYS:N	5:B:211:7Q9:N	3	9.82
(1,22)	1:B:184:LYS:N	5:B:212:7Q9:N	3	9.82

Continued on next page...

Continued from previous page...

Key	Atom-1	Atom-2	Model ID	Violation (Å)
(1,22)	1:B:184:LYS:N	5:B:213:7Q9:N	3	9.82
(1,22)	1:B:184:LYS:N	6:B:214:17F:N1	3	9.82
(1,22)	1:B:184:LYS:N	6:B:215:17F:N1	3	9.82
(1,22)	1:B:184:LYS:N	5:B:216:7Q9:N	3	9.82
(1,22)	1:B:184:LYS:N	5:B:217:7Q9:N	3	9.82
(1,22)	1:B:184:LYS:N	5:B:218:7Q9:N	3	9.82
(1,22)	1:B:184:LYS:N	6:B:219:17F:N1	3	9.82
(1,22)	1:B:184:LYS:N	5:B:220:7Q9:N	3	9.82
(1,22)	1:B:184:LYS:NZ	1:B:2:THR:N	3	9.82
(1,22)	1:B:184:LYS:NZ	1:B:3:GLU:N	3	9.82
(1,22)	1:B:184:LYS:NZ	1:B:4:TYR:N	3	9.82
(1,22)	1:B:184:LYS:NZ	1:B:5:LYS:N	3	9.82
(1,22)	1:B:184:LYS:NZ	1:B:6:LEU:N	3	9.82
(1,22)	1:B:184:LYS:NZ	1:B:7:VAL:N	3	9.82
(1,22)	1:B:184:LYS:NZ	1:B:8:VAL:N	3	9.82
(1,22)	1:B:184:LYS:NZ	1:B:9:VAL:N	3	9.82
(1,22)	1:B:184:LYS:NZ	1:B:10:GLY:N	3	9.82
(1,22)	1:B:184:LYS:NZ	1:B:11:ALA:N	3	9.82
(1,22)	1:B:184:LYS:NZ	1:B:12:ASP:N	3	9.82
(1,22)	1:B:184:LYS:NZ	1:B:13:GLY:N	3	9.82
(1,22)	1:B:184:LYS:NZ	1:B:14:VAL:N	3	9.82
(1,22)	1:B:184:LYS:NZ	1:B:15:GLY:N	3	9.82
(1,22)	1:B:184:LYS:NZ	1:B:16:LYS:N	3	9.82
(1,22)	1:B:184:LYS:NZ	1:B:17:SER:N	3	9.82
(1,22)	1:B:184:LYS:NZ	1:B:18:ALA:N	3	9.82
(1,22)	1:B:184:LYS:NZ	1:B:19:LEU:N	3	9.82
(1,22)	1:B:184:LYS:NZ	1:B:20:THR:N	3	9.82
(1,22)	1:B:184:LYS:NZ	1:B:21:ILE:N	3	9.82
(1,22)	1:B:184:LYS:NZ	1:B:22:GLN:N	3	9.82
(1,22)	1:B:184:LYS:NZ	1:B:23:LEU:N	3	9.82
(1,22)	1:B:184:LYS:NZ	1:B:24:ILE:N	3	9.82
(1,22)	1:B:184:LYS:NZ	1:B:25:GLN:N	3	9.82
(1,22)	1:B:184:LYS:NZ	1:B:26:ASN:N	3	9.82
(1,22)	1:B:184:LYS:NZ	1:B:27:HIS:N	3	9.82
(1,22)	1:B:184:LYS:NZ	1:B:28:PHE:N	3	9.82
(1,22)	1:B:184:LYS:NZ	1:B:29:VAL:N	3	9.82
(1,22)	1:B:184:LYS:NZ	1:B:30:ASP:N	3	9.82
(1,22)	1:B:184:LYS:NZ	1:B:31:GLU:N	3	9.82
(1,22)	1:B:184:LYS:NZ	1:B:32:TYR:N	3	9.82
(1,22)	1:B:184:LYS:NZ	1:B:33:ASP:N	3	9.82
(1,22)	1:B:184:LYS:NZ	1:B:34:PRO:N	3	9.82
(1,22)	1:B:184:LYS:NZ	1:B:35:THR:N	3	9.82

Continued on next page...

Continued from previous page...

Key	Atom-1	Atom-2	Model ID	Violation (Å)
(1,22)	1:B:184:LYS:NZ	1:B:36:ILE:N	3	9.82
(1,22)	1:B:184:LYS:NZ	1:B:37:GLU:N	3	9.82
(1,22)	1:B:184:LYS:NZ	1:B:38:ASP:N	3	9.82
(1,22)	1:B:184:LYS:NZ	1:B:39:SER:N	3	9.82
(1,22)	1:B:184:LYS:NZ	1:B:40:TYR:N	3	9.82
(1,22)	1:B:184:LYS:NZ	1:B:41:ARG:N	3	9.82
(1,22)	1:B:184:LYS:NZ	1:B:42:LYS:N	3	9.82
(1,22)	1:B:184:LYS:NZ	1:B:43:GLN:N	3	9.82
(1,22)	1:B:184:LYS:NZ	1:B:44:VAL:N	3	9.82
(1,22)	1:B:184:LYS:NZ	1:B:45:VAL:N	3	9.82
(1,22)	1:B:184:LYS:NZ	1:B:46:ILE:N	3	9.82
(1,22)	1:B:184:LYS:NZ	1:B:47:ASP:N	3	9.82
(1,22)	1:B:184:LYS:NZ	1:B:48:GLY:N	3	9.82
(1,22)	1:B:184:LYS:NZ	1:B:49:GLU:N	3	9.82
(1,22)	1:B:184:LYS:NZ	1:B:50:THR:N	3	9.82
(1,22)	1:B:184:LYS:NZ	1:B:51:CYS:N	3	9.82
(1,22)	1:B:184:LYS:NZ	1:B:52:LEU:N	3	9.82
(1,22)	1:B:184:LYS:NZ	1:B:53:LEU:N	3	9.82
(1,22)	1:B:184:LYS:NZ	1:B:54:ASP:N	3	9.82
(1,22)	1:B:184:LYS:NZ	1:B:55:ILE:N	3	9.82
(1,22)	1:B:184:LYS:NZ	1:B:56:LEU:N	3	9.82
(1,22)	1:B:184:LYS:NZ	1:B:57:ASP:N	3	9.82
(1,22)	1:B:184:LYS:NZ	1:B:58:THR:N	3	9.82
(1,22)	1:B:184:LYS:NZ	1:B:59:ALA:N	3	9.82
(1,22)	1:B:184:LYS:NZ	1:B:60:GLY:N	3	9.82
(1,22)	1:B:184:LYS:NZ	1:B:61:GLN:N	3	9.82
(1,22)	1:B:184:LYS:NZ	1:B:62:GLU:N	3	9.82
(1,22)	1:B:184:LYS:NZ	1:B:63:GLU:N	3	9.82
(1,22)	1:B:184:LYS:NZ	1:B:64:TYR:N	3	9.82
(1,22)	1:B:184:LYS:NZ	1:B:65:SER:N	3	9.82
(1,22)	1:B:184:LYS:NZ	1:B:66:ALA:N	3	9.82
(1,22)	1:B:184:LYS:NZ	1:B:67:MET:N	3	9.82
(1,22)	1:B:184:LYS:NZ	1:B:68:ARG:N	3	9.82
(1,22)	1:B:184:LYS:NZ	1:B:69:ASP:N	3	9.82
(1,22)	1:B:184:LYS:NZ	1:B:70:GLN:N	3	9.82
(1,22)	1:B:184:LYS:NZ	1:B:71:TYR:N	3	9.82
(1,22)	1:B:184:LYS:NZ	1:B:72:MET:N	3	9.82
(1,22)	1:B:184:LYS:NZ	1:B:73:ARG:N	3	9.82
(1,22)	1:B:184:LYS:NZ	1:B:74:THR:N	3	9.82
(1,22)	1:B:184:LYS:NZ	1:B:75:GLY:N	3	9.82
(1,22)	1:B:184:LYS:NZ	1:B:76:GLU:N	3	9.82
(1,22)	1:B:184:LYS:NZ	1:B:77:GLY:N	3	9.82

Continued on next page...

Continued from previous page...

Key	Atom-1	Atom-2	Model ID	Violation (Å)
(1,22)	1:B:184:LYS:NZ	1:B:78:PHE:N	3	9.82
(1,22)	1:B:184:LYS:NZ	1:B:79:LEU:N	3	9.82
(1,22)	1:B:184:LYS:NZ	1:B:80:CYS:N	3	9.82
(1,22)	1:B:184:LYS:NZ	5:B:203:7Q9:N	3	9.82
(1,22)	1:B:184:LYS:NZ	5:B:204:7Q9:N	3	9.82
(1,22)	1:B:184:LYS:NZ	5:B:205:7Q9:N	3	9.82
(1,22)	1:B:184:LYS:NZ	5:B:206:7Q9:N	3	9.82
(1,22)	1:B:184:LYS:NZ	5:B:207:7Q9:N	3	9.82
(1,22)	1:B:184:LYS:NZ	6:B:208:17F:N1	3	9.82
(1,22)	1:B:184:LYS:NZ	5:B:209:7Q9:N	3	9.82
(1,22)	1:B:184:LYS:NZ	5:B:210:7Q9:N	3	9.82
(1,22)	1:B:184:LYS:NZ	5:B:211:7Q9:N	3	9.82
(1,22)	1:B:184:LYS:NZ	5:B:212:7Q9:N	3	9.82
(1,22)	1:B:184:LYS:NZ	5:B:213:7Q9:N	3	9.82
(1,22)	1:B:184:LYS:NZ	6:B:214:17F:N1	3	9.82
(1,22)	1:B:184:LYS:NZ	6:B:215:17F:N1	3	9.82
(1,22)	1:B:184:LYS:NZ	5:B:216:7Q9:N	3	9.82
(1,22)	1:B:184:LYS:NZ	5:B:217:7Q9:N	3	9.82
(1,22)	1:B:184:LYS:NZ	5:B:218:7Q9:N	3	9.82
(1,22)	1:B:184:LYS:NZ	6:B:219:17F:N1	3	9.82
(1,22)	1:B:184:LYS:NZ	5:B:220:7Q9:N	3	9.82
(1,22)	1:B:184:LYS:O	1:B:2:THR:N	3	9.82
(1,22)	1:B:184:LYS:O	1:B:3:GLU:N	3	9.82
(1,22)	1:B:184:LYS:O	1:B:4:TYR:N	3	9.82
(1,22)	1:B:184:LYS:O	1:B:5:LYS:N	3	9.82
(1,22)	1:B:184:LYS:O	1:B:6:LEU:N	3	9.82
(1,22)	1:B:184:LYS:O	1:B:7:VAL:N	3	9.82
(1,22)	1:B:184:LYS:O	1:B:8:VAL:N	3	9.82
(1,22)	1:B:184:LYS:O	1:B:9:VAL:N	3	9.82
(1,22)	1:B:184:LYS:O	1:B:10:GLY:N	3	9.82
(1,22)	1:B:184:LYS:O	1:B:11:ALA:N	3	9.82
(1,22)	1:B:184:LYS:O	1:B:12:ASP:N	3	9.82
(1,22)	1:B:184:LYS:O	1:B:13:GLY:N	3	9.82
(1,22)	1:B:184:LYS:O	1:B:14:VAL:N	3	9.82
(1,22)	1:B:184:LYS:O	1:B:15:GLY:N	3	9.82
(1,22)	1:B:184:LYS:O	1:B:16:LYS:N	3	9.82
(1,22)	1:B:184:LYS:O	1:B:17:SER:N	3	9.82
(1,22)	1:B:184:LYS:O	1:B:18:ALA:N	3	9.82
(1,22)	1:B:184:LYS:O	1:B:19:LEU:N	3	9.82
(1,22)	1:B:184:LYS:O	1:B:20:THR:N	3	9.82
(1,22)	1:B:184:LYS:O	1:B:21:ILE:N	3	9.82
(1,22)	1:B:184:LYS:O	1:B:22:GLN:N	3	9.82

Continued on next page...

Continued from previous page...

Key	Atom-1	Atom-2	Model ID	Violation (Å)
(1,22)	1:B:184:LYS:O	1:B:23:LEU:N	3	9.82
(1,22)	1:B:184:LYS:O	1:B:24:ILE:N	3	9.82
(1,22)	1:B:184:LYS:O	1:B:25:GLN:N	3	9.82
(1,22)	1:B:184:LYS:O	1:B:26:ASN:N	3	9.82
(1,22)	1:B:184:LYS:O	1:B:27:HIS:N	3	9.82
(1,22)	1:B:184:LYS:O	1:B:28:PHE:N	3	9.82
(1,22)	1:B:184:LYS:O	1:B:29:VAL:N	3	9.82
(1,22)	1:B:184:LYS:O	1:B:30:ASP:N	3	9.82
(1,22)	1:B:184:LYS:O	1:B:31:GLU:N	3	9.82
(1,22)	1:B:184:LYS:O	1:B:32:TYR:N	3	9.82
(1,22)	1:B:184:LYS:O	1:B:33:ASP:N	3	9.82
(1,22)	1:B:184:LYS:O	1:B:34:PRO:N	3	9.82
(1,22)	1:B:184:LYS:O	1:B:35:THR:N	3	9.82
(1,22)	1:B:184:LYS:O	1:B:36:ILE:N	3	9.82
(1,22)	1:B:184:LYS:O	1:B:37:GLU:N	3	9.82
(1,22)	1:B:184:LYS:O	1:B:38:ASP:N	3	9.82
(1,22)	1:B:184:LYS:O	1:B:39:SER:N	3	9.82
(1,22)	1:B:184:LYS:O	1:B:40:TYR:N	3	9.82
(1,22)	1:B:184:LYS:O	1:B:41:ARG:N	3	9.82
(1,22)	1:B:184:LYS:O	1:B:42:LYS:N	3	9.82
(1,22)	1:B:184:LYS:O	1:B:43:GLN:N	3	9.82
(1,22)	1:B:184:LYS:O	1:B:44:VAL:N	3	9.82
(1,22)	1:B:184:LYS:O	1:B:45:VAL:N	3	9.82
(1,22)	1:B:184:LYS:O	1:B:46:ILE:N	3	9.82
(1,22)	1:B:184:LYS:O	1:B:47:ASP:N	3	9.82
(1,22)	1:B:184:LYS:O	1:B:48:GLY:N	3	9.82
(1,22)	1:B:184:LYS:O	1:B:49:GLU:N	3	9.82
(1,22)	1:B:184:LYS:O	1:B:50:THR:N	3	9.82
(1,22)	1:B:184:LYS:O	1:B:51:CYS:N	3	9.82
(1,22)	1:B:184:LYS:O	1:B:52:LEU:N	3	9.82
(1,22)	1:B:184:LYS:O	1:B:53:LEU:N	3	9.82
(1,22)	1:B:184:LYS:O	1:B:54:ASP:N	3	9.82
(1,22)	1:B:184:LYS:O	1:B:55:ILE:N	3	9.82
(1,22)	1:B:184:LYS:O	1:B:56:LEU:N	3	9.82
(1,22)	1:B:184:LYS:O	1:B:57:ASP:N	3	9.82
(1,22)	1:B:184:LYS:O	1:B:58:THR:N	3	9.82
(1,22)	1:B:184:LYS:O	1:B:59:ALA:N	3	9.82
(1,22)	1:B:184:LYS:O	1:B:60:GLY:N	3	9.82
(1,22)	1:B:184:LYS:O	1:B:61:GLN:N	3	9.82
(1,22)	1:B:184:LYS:O	1:B:62:GLU:N	3	9.82
(1,22)	1:B:184:LYS:O	1:B:63:GLU:N	3	9.82
(1,22)	1:B:184:LYS:O	1:B:64:TYR:N	3	9.82

Continued on next page...

Continued from previous page...

Key	Atom-1	Atom-2	Model ID	Violation (Å)
(1,22)	1:B:184:LYS:O	1:B:65:SER:N	3	9.82
(1,22)	1:B:184:LYS:O	1:B:66:ALA:N	3	9.82
(1,22)	1:B:184:LYS:O	1:B:67:MET:N	3	9.82
(1,22)	1:B:184:LYS:O	1:B:68:ARG:N	3	9.82
(1,22)	1:B:184:LYS:O	1:B:69:ASP:N	3	9.82
(1,22)	1:B:184:LYS:O	1:B:70:GLN:N	3	9.82
(1,22)	1:B:184:LYS:O	1:B:71:TYR:N	3	9.82
(1,22)	1:B:184:LYS:O	1:B:72:MET:N	3	9.82
(1,22)	1:B:184:LYS:O	1:B:73:ARG:N	3	9.82
(1,22)	1:B:184:LYS:O	1:B:74:THR:N	3	9.82
(1,22)	1:B:184:LYS:O	1:B:75:GLY:N	3	9.82
(1,22)	1:B:184:LYS:O	1:B:76:GLU:N	3	9.82
(1,22)	1:B:184:LYS:O	1:B:77:GLY:N	3	9.82
(1,22)	1:B:184:LYS:O	1:B:78:PHE:N	3	9.82
(1,22)	1:B:184:LYS:O	1:B:79:LEU:N	3	9.82
(1,22)	1:B:184:LYS:O	1:B:80:CYS:N	3	9.82
(1,22)	1:B:184:LYS:O	5:B:203:7Q9:N	3	9.82
(1,22)	1:B:184:LYS:O	5:B:204:7Q9:N	3	9.82
(1,22)	1:B:184:LYS:O	5:B:205:7Q9:N	3	9.82
(1,22)	1:B:184:LYS:O	5:B:206:7Q9:N	3	9.82
(1,22)	1:B:184:LYS:O	5:B:207:7Q9:N	3	9.82
(1,22)	1:B:184:LYS:O	6:B:208:17F:N1	3	9.82
(1,22)	1:B:184:LYS:O	5:B:209:7Q9:N	3	9.82
(1,22)	1:B:184:LYS:O	5:B:210:7Q9:N	3	9.82
(1,22)	1:B:184:LYS:O	5:B:211:7Q9:N	3	9.82
(1,22)	1:B:184:LYS:O	5:B:212:7Q9:N	3	9.82
(1,22)	1:B:184:LYS:O	5:B:213:7Q9:N	3	9.82
(1,22)	1:B:184:LYS:O	6:B:214:17F:N1	3	9.82
(1,22)	1:B:184:LYS:O	6:B:215:17F:N1	3	9.82
(1,22)	1:B:184:LYS:O	5:B:216:7Q9:N	3	9.82
(1,22)	1:B:184:LYS:O	5:B:217:7Q9:N	3	9.82
(1,22)	1:B:184:LYS:O	5:B:218:7Q9:N	3	9.82
(1,22)	1:B:184:LYS:O	6:B:219:17F:N1	3	9.82
(1,22)	1:B:184:LYS:O	5:B:220:7Q9:N	3	9.82
(1,1)	1:B:118:CYS:SG	1:A:21:ILE:CD1	17	9.81
(3,18)	1:B:160:VAL:CG1	1:B:2:THR:N	5	9.78
(3,18)	1:B:160:VAL:CG1	1:B:3:GLU:N	5	9.78
(3,18)	1:B:160:VAL:CG1	1:B:4:TYR:N	5	9.78
(3,18)	1:B:160:VAL:CG1	1:B:5:LYS:N	5	9.78
(3,18)	1:B:160:VAL:CG1	1:B:6:LEU:N	5	9.78
(3,18)	1:B:160:VAL:CG1	1:B:7:VAL:N	5	9.78
(3,18)	1:B:160:VAL:CG1	1:B:8:VAL:N	5	9.78

Continued on next page...

Continued from previous page...

Key	Atom-1	Atom-2	Model ID	Violation (Å)
(3,18)	1:B:160:VAL:CG1	1:B:9:VAL:N	5	9.78
(3,18)	1:B:160:VAL:CG1	1:B:10:GLY:N	5	9.78
(3,18)	1:B:160:VAL:CG1	1:B:11:ALA:N	5	9.78
(3,18)	1:B:160:VAL:CG1	1:B:12:ASP:N	5	9.78
(3,18)	1:B:160:VAL:CG1	1:B:13:GLY:N	5	9.78
(3,18)	1:B:160:VAL:CG1	1:B:14:VAL:N	5	9.78
(3,18)	1:B:160:VAL:CG1	1:B:15:GLY:N	5	9.78
(3,18)	1:B:160:VAL:CG1	1:B:16:LYS:N	5	9.78
(3,18)	1:B:160:VAL:CG1	1:B:17:SER:N	5	9.78
(3,18)	1:B:160:VAL:CG1	1:B:18:ALA:N	5	9.78
(3,18)	1:B:160:VAL:CG1	1:B:19:LEU:N	5	9.78
(3,18)	1:B:160:VAL:CG1	1:B:20:THR:N	5	9.78
(3,18)	1:B:160:VAL:CG1	1:B:21:ILE:N	5	9.78
(3,18)	1:B:160:VAL:CG1	1:B:22:GLN:N	5	9.78
(3,18)	1:B:160:VAL:CG1	1:B:23:LEU:N	5	9.78
(3,18)	1:B:160:VAL:CG1	1:B:24:ILE:N	5	9.78
(3,18)	1:B:160:VAL:CG1	1:B:25:GLN:N	5	9.78
(3,18)	1:B:160:VAL:CG1	1:B:26:ASN:N	5	9.78
(3,18)	1:B:160:VAL:CG1	1:B:27:HIS:N	5	9.78
(3,18)	1:B:160:VAL:CG1	1:B:28:PHE:N	5	9.78
(3,18)	1:B:160:VAL:CG1	1:B:29:VAL:N	5	9.78
(3,18)	1:B:160:VAL:CG1	1:B:30:ASP:N	5	9.78
(3,18)	1:B:160:VAL:CG1	1:B:31:GLU:N	5	9.78
(3,18)	1:B:160:VAL:CG1	1:B:32:TYR:N	5	9.78
(3,18)	1:B:160:VAL:CG1	1:B:33:ASP:N	5	9.78
(3,18)	1:B:160:VAL:CG1	1:B:34:PRO:N	5	9.78
(3,18)	1:B:160:VAL:CG1	1:B:35:THR:N	5	9.78
(3,18)	1:B:160:VAL:CG1	1:B:36:ILE:N	5	9.78
(3,18)	1:B:160:VAL:CG1	1:B:37:GLU:N	5	9.78
(3,18)	1:B:160:VAL:CG1	1:B:38:ASP:N	5	9.78
(3,18)	1:B:160:VAL:CG1	1:B:39:SER:N	5	9.78
(3,18)	1:B:160:VAL:CG1	1:B:40:TYR:N	5	9.78
(3,18)	1:B:160:VAL:CG1	1:B:41:ARG:N	5	9.78
(3,18)	1:B:160:VAL:CG1	1:B:42:LYS:N	5	9.78
(3,18)	1:B:160:VAL:CG1	1:B:43:GLN:N	5	9.78
(3,18)	1:B:160:VAL:CG1	1:B:44:VAL:N	5	9.78
(3,18)	1:B:160:VAL:CG1	1:B:45:VAL:N	5	9.78
(3,18)	1:B:160:VAL:CG1	1:B:46:ILE:N	5	9.78
(3,18)	1:B:160:VAL:CG1	1:B:47:ASP:N	5	9.78
(3,18)	1:B:160:VAL:CG1	1:B:48:GLY:N	5	9.78
(3,18)	1:B:160:VAL:CG1	1:B:49:GLU:N	5	9.78
(3,18)	1:B:160:VAL:CG1	1:B:50:THR:N	5	9.78

Continued on next page...

Continued from previous page...

Key	Atom-1	Atom-2	Model ID	Violation (Å)
(3,18)	1:B:160:VAL:CG1	1:B:51:CYS:N	5	9.78
(3,18)	1:B:160:VAL:CG1	1:B:52:LEU:N	5	9.78
(3,18)	1:B:160:VAL:CG1	1:B:53:LEU:N	5	9.78
(3,18)	1:B:160:VAL:CG1	1:B:54:ASP:N	5	9.78
(3,18)	1:B:160:VAL:CG1	1:B:55:ILE:N	5	9.78
(3,18)	1:B:160:VAL:CG1	1:B:56:LEU:N	5	9.78
(3,18)	1:B:160:VAL:CG1	1:B:57:ASP:N	5	9.78
(3,18)	1:B:160:VAL:CG1	1:B:58:THR:N	5	9.78
(3,18)	1:B:160:VAL:CG1	1:B:59:ALA:N	5	9.78
(3,18)	1:B:160:VAL:CG1	1:B:60:GLY:N	5	9.78
(3,18)	1:B:160:VAL:CG1	1:B:61:GLN:N	5	9.78
(3,18)	1:B:160:VAL:CG1	1:B:62:GLU:N	5	9.78
(3,18)	1:B:160:VAL:CG1	1:B:63:GLU:N	5	9.78
(3,18)	1:B:160:VAL:CG1	1:B:64:TYR:N	5	9.78
(3,18)	1:B:160:VAL:CG1	1:B:65:SER:N	5	9.78
(3,18)	1:B:160:VAL:CG1	1:B:66:ALA:N	5	9.78
(3,18)	1:B:160:VAL:CG1	1:B:67:MET:N	5	9.78
(3,18)	1:B:160:VAL:CG1	1:B:68:ARG:N	5	9.78
(3,18)	1:B:160:VAL:CG1	1:B:69:ASP:N	5	9.78
(3,18)	1:B:160:VAL:CG1	1:B:70:GLN:N	5	9.78
(3,18)	1:B:160:VAL:CG1	1:B:71:TYR:N	5	9.78
(3,18)	1:B:160:VAL:CG1	1:B:72:MET:N	5	9.78
(3,18)	1:B:160:VAL:CG1	1:B:73:ARG:N	5	9.78
(3,18)	1:B:160:VAL:CG1	1:B:74:THR:N	5	9.78
(3,18)	1:B:160:VAL:CG1	1:B:75:GLY:N	5	9.78
(3,18)	1:B:160:VAL:CG1	1:B:76:GLU:N	5	9.78
(3,18)	1:B:160:VAL:CG1	1:B:77:GLY:N	5	9.78
(3,18)	1:B:160:VAL:CG1	1:B:78:PHE:N	5	9.78
(3,18)	1:B:160:VAL:CG1	1:B:79:LEU:N	5	9.78
(3,18)	1:B:160:VAL:CG1	1:B:80:CYS:N	5	9.78
(3,18)	1:B:160:VAL:CG1	5:B:203:7Q9:N	5	9.78
(3,18)	1:B:160:VAL:CG1	5:B:204:7Q9:N	5	9.78
(3,18)	1:B:160:VAL:CG1	5:B:205:7Q9:N	5	9.78
(3,18)	1:B:160:VAL:CG1	5:B:206:7Q9:N	5	9.78
(3,18)	1:B:160:VAL:CG1	5:B:207:7Q9:N	5	9.78
(3,18)	1:B:160:VAL:CG1	6:B:208:17F:N1	5	9.78
(3,18)	1:B:160:VAL:CG1	5:B:209:7Q9:N	5	9.78
(3,18)	1:B:160:VAL:CG1	5:B:210:7Q9:N	5	9.78
(3,18)	1:B:160:VAL:CG1	5:B:211:7Q9:N	5	9.78
(3,18)	1:B:160:VAL:CG1	5:B:212:7Q9:N	5	9.78
(3,18)	1:B:160:VAL:CG1	5:B:213:7Q9:N	5	9.78
(3,18)	1:B:160:VAL:CG1	6:B:214:17F:N1	5	9.78

Continued on next page...

Continued from previous page...

Key	Atom-1	Atom-2	Model ID	Violation (Å)
(3,18)	1:B:160:VAL:CG1	6:B:215:17F:N1	5	9.78
(3,18)	1:B:160:VAL:CG1	5:B:216:7Q9:N	5	9.78
(3,18)	1:B:160:VAL:CG1	5:B:217:7Q9:N	5	9.78
(3,18)	1:B:160:VAL:CG1	5:B:218:7Q9:N	5	9.78
(3,18)	1:B:160:VAL:CG1	6:B:219:17F:N1	5	9.78
(3,18)	1:B:160:VAL:CG1	5:B:220:7Q9:N	5	9.78
(3,18)	1:B:160:VAL:CG2	1:B:2:THR:N	5	9.78
(3,18)	1:B:160:VAL:CG2	1:B:3:GLU:N	5	9.78
(3,18)	1:B:160:VAL:CG2	1:B:4:TYR:N	5	9.78
(3,18)	1:B:160:VAL:CG2	1:B:5:LYS:N	5	9.78
(3,18)	1:B:160:VAL:CG2	1:B:6:LEU:N	5	9.78
(3,18)	1:B:160:VAL:CG2	1:B:7:VAL:N	5	9.78
(3,18)	1:B:160:VAL:CG2	1:B:8:VAL:N	5	9.78
(3,18)	1:B:160:VAL:CG2	1:B:9:VAL:N	5	9.78
(3,18)	1:B:160:VAL:CG2	1:B:10:GLY:N	5	9.78
(3,18)	1:B:160:VAL:CG2	1:B:11:ALA:N	5	9.78
(3,18)	1:B:160:VAL:CG2	1:B:12:ASP:N	5	9.78
(3,18)	1:B:160:VAL:CG2	1:B:13:GLY:N	5	9.78
(3,18)	1:B:160:VAL:CG2	1:B:14:VAL:N	5	9.78
(3,18)	1:B:160:VAL:CG2	1:B:15:GLY:N	5	9.78
(3,18)	1:B:160:VAL:CG2	1:B:16:LYS:N	5	9.78
(3,18)	1:B:160:VAL:CG2	1:B:17:SER:N	5	9.78
(3,18)	1:B:160:VAL:CG2	1:B:18:ALA:N	5	9.78
(3,18)	1:B:160:VAL:CG2	1:B:19:LEU:N	5	9.78
(3,18)	1:B:160:VAL:CG2	1:B:20:THR:N	5	9.78
(3,18)	1:B:160:VAL:CG2	1:B:21:ILE:N	5	9.78
(3,18)	1:B:160:VAL:CG2	1:B:22:GLN:N	5	9.78
(3,18)	1:B:160:VAL:CG2	1:B:23:LEU:N	5	9.78
(3,18)	1:B:160:VAL:CG2	1:B:24:ILE:N	5	9.78
(3,18)	1:B:160:VAL:CG2	1:B:25:GLN:N	5	9.78
(3,18)	1:B:160:VAL:CG2	1:B:26:ASN:N	5	9.78
(3,18)	1:B:160:VAL:CG2	1:B:27:HIS:N	5	9.78
(3,18)	1:B:160:VAL:CG2	1:B:28:PHE:N	5	9.78
(3,18)	1:B:160:VAL:CG2	1:B:29:VAL:N	5	9.78
(3,18)	1:B:160:VAL:CG2	1:B:30:ASP:N	5	9.78
(3,18)	1:B:160:VAL:CG2	1:B:31:GLU:N	5	9.78
(3,18)	1:B:160:VAL:CG2	1:B:32:TYR:N	5	9.78
(3,18)	1:B:160:VAL:CG2	1:B:33:ASP:N	5	9.78
(3,18)	1:B:160:VAL:CG2	1:B:34:PRO:N	5	9.78
(3,18)	1:B:160:VAL:CG2	1:B:35:THR:N	5	9.78
(3,18)	1:B:160:VAL:CG2	1:B:36:ILE:N	5	9.78
(3,18)	1:B:160:VAL:CG2	1:B:37:GLU:N	5	9.78

Continued on next page...

Continued from previous page...

Key	Atom-1	Atom-2	Model ID	Violation (Å)
(3,18)	1:B:160:VAL:CG2	1:B:38:ASP:N	5	9.78
(3,18)	1:B:160:VAL:CG2	1:B:39:SER:N	5	9.78
(3,18)	1:B:160:VAL:CG2	1:B:40:TYR:N	5	9.78
(3,18)	1:B:160:VAL:CG2	1:B:41:ARG:N	5	9.78
(3,18)	1:B:160:VAL:CG2	1:B:42:LYS:N	5	9.78
(3,18)	1:B:160:VAL:CG2	1:B:43:GLN:N	5	9.78
(3,18)	1:B:160:VAL:CG2	1:B:44:VAL:N	5	9.78
(3,18)	1:B:160:VAL:CG2	1:B:45:VAL:N	5	9.78
(3,18)	1:B:160:VAL:CG2	1:B:46:ILE:N	5	9.78
(3,18)	1:B:160:VAL:CG2	1:B:47:ASP:N	5	9.78
(3,18)	1:B:160:VAL:CG2	1:B:48:GLY:N	5	9.78
(3,18)	1:B:160:VAL:CG2	1:B:49:GLU:N	5	9.78
(3,18)	1:B:160:VAL:CG2	1:B:50:THR:N	5	9.78
(3,18)	1:B:160:VAL:CG2	1:B:51:CYS:N	5	9.78
(3,18)	1:B:160:VAL:CG2	1:B:52:LEU:N	5	9.78
(3,18)	1:B:160:VAL:CG2	1:B:53:LEU:N	5	9.78
(3,18)	1:B:160:VAL:CG2	1:B:54:ASP:N	5	9.78
(3,18)	1:B:160:VAL:CG2	1:B:55:ILE:N	5	9.78
(3,18)	1:B:160:VAL:CG2	1:B:56:LEU:N	5	9.78
(3,18)	1:B:160:VAL:CG2	1:B:57:ASP:N	5	9.78
(3,18)	1:B:160:VAL:CG2	1:B:58:THR:N	5	9.78
(3,18)	1:B:160:VAL:CG2	1:B:59:ALA:N	5	9.78
(3,18)	1:B:160:VAL:CG2	1:B:60:GLY:N	5	9.78
(3,18)	1:B:160:VAL:CG2	1:B:61:GLN:N	5	9.78
(3,18)	1:B:160:VAL:CG2	1:B:62:GLU:N	5	9.78
(3,18)	1:B:160:VAL:CG2	1:B:63:GLU:N	5	9.78
(3,18)	1:B:160:VAL:CG2	1:B:64:TYR:N	5	9.78
(3,18)	1:B:160:VAL:CG2	1:B:65:SER:N	5	9.78
(3,18)	1:B:160:VAL:CG2	1:B:66:ALA:N	5	9.78
(3,18)	1:B:160:VAL:CG2	1:B:67:MET:N	5	9.78
(3,18)	1:B:160:VAL:CG2	1:B:68:ARG:N	5	9.78
(3,18)	1:B:160:VAL:CG2	1:B:69:ASP:N	5	9.78
(3,18)	1:B:160:VAL:CG2	1:B:70:GLN:N	5	9.78
(3,18)	1:B:160:VAL:CG2	1:B:71:TYR:N	5	9.78
(3,18)	1:B:160:VAL:CG2	1:B:72:MET:N	5	9.78
(3,18)	1:B:160:VAL:CG2	1:B:73:ARG:N	5	9.78
(3,18)	1:B:160:VAL:CG2	1:B:74:THR:N	5	9.78
(3,18)	1:B:160:VAL:CG2	1:B:75:GLY:N	5	9.78
(3,18)	1:B:160:VAL:CG2	1:B:76:GLU:N	5	9.78
(3,18)	1:B:160:VAL:CG2	1:B:77:GLY:N	5	9.78
(3,18)	1:B:160:VAL:CG2	1:B:78:PHE:N	5	9.78
(3,18)	1:B:160:VAL:CG2	1:B:79:LEU:N	5	9.78

Continued on next page...

Continued from previous page...

Key	Atom-1	Atom-2	Model ID	Violation (Å)
(3,18)	1:B:160:VAL:CG2	1:B:80:CYS:N	5	9.78
(3,18)	1:B:160:VAL:CG2	5:B:203:7Q9:N	5	9.78
(3,18)	1:B:160:VAL:CG2	5:B:204:7Q9:N	5	9.78
(3,18)	1:B:160:VAL:CG2	5:B:205:7Q9:N	5	9.78
(3,18)	1:B:160:VAL:CG2	5:B:206:7Q9:N	5	9.78
(3,18)	1:B:160:VAL:CG2	5:B:207:7Q9:N	5	9.78
(3,18)	1:B:160:VAL:CG2	6:B:208:17F:N1	5	9.78
(3,18)	1:B:160:VAL:CG2	5:B:209:7Q9:N	5	9.78
(3,18)	1:B:160:VAL:CG2	5:B:210:7Q9:N	5	9.78
(3,18)	1:B:160:VAL:CG2	5:B:211:7Q9:N	5	9.78
(3,18)	1:B:160:VAL:CG2	5:B:212:7Q9:N	5	9.78
(3,18)	1:B:160:VAL:CG2	5:B:213:7Q9:N	5	9.78
(3,18)	1:B:160:VAL:CG2	6:B:214:17F:N1	5	9.78
(3,18)	1:B:160:VAL:CG2	6:B:215:17F:N1	5	9.78
(3,18)	1:B:160:VAL:CG2	5:B:216:7Q9:N	5	9.78
(3,18)	1:B:160:VAL:CG2	5:B:217:7Q9:N	5	9.78
(3,18)	1:B:160:VAL:CG2	5:B:218:7Q9:N	5	9.78
(3,18)	1:B:160:VAL:CG2	6:B:219:17F:N1	5	9.78
(3,18)	1:B:160:VAL:CG2	5:B:220:7Q9:N	5	9.78
(1,17)	1:A:39:SER:OG	1:B:142:ILE:CD1	15	9.78
(1,1)	1:B:118:CYS:SG	1:A:21:ILE:CD1	13	9.78
(1,16)	1:A:39:SER:OG	1:B:139:ILE:CD1	7	9.77
(1,16)	1:A:39:SER:OG	1:B:139:ILE:CD1	12	9.77
(1,17)	1:A:39:SER:OG	1:B:142:ILE:CD1	10	9.74
(1,1)	1:B:118:CYS:SG	1:A:21:ILE:CD1	7	9.69
(2,5)	1:A:39:SER:OG	1:B:169:LYS:N	4	9.68
(1,16)	1:A:39:SER:OG	1:B:139:ILE:CD1	4	9.66
(1,1)	1:B:118:CYS:SG	1:A:21:ILE:CD1	20	9.63
(1,17)	1:A:39:SER:OG	1:B:142:ILE:CD1	20	9.62
(2,3)	1:A:39:SER:OG	1:B:165:LYS:N	1	9.58
(1,1)	1:B:118:CYS:SG	1:A:21:ILE:CD1	5	9.56
(1,1)	1:B:118:CYS:SG	1:A:21:ILE:CD1	2	9.53
(1,17)	1:A:39:SER:OG	1:B:142:ILE:CD1	4	9.5
(1,17)	1:A:39:SER:OG	1:B:142:ILE:CD1	13	9.48
(1,3)	1:B:118:CYS:SG	1:A:24:ILE:CD1	7	9.4
(2,3)	1:A:39:SER:OG	1:B:165:LYS:N	3	9.38
(1,16)	1:A:39:SER:OG	1:B:139:ILE:CD1	16	9.33
(1,1)	1:B:118:CYS:SG	1:A:21:ILE:CD1	15	9.29
(1,16)	1:A:39:SER:OG	1:B:139:ILE:CD1	20	9.28
(1,3)	1:B:118:CYS:SG	1:A:24:ILE:CD1	18	9.26
(1,16)	1:A:39:SER:OG	1:B:139:ILE:CD1	11	9.25
(1,1)	1:B:118:CYS:SG	1:A:21:ILE:CD1	9	9.23

Continued on next page...

Continued from previous page...

Key	Atom-1	Atom-2	Model ID	Violation (Å)
(2,3)	1:A:39:SER:OG	1:B:165:LYS:N	15	9.2
(1,1)	1:B:118:CYS:SG	1:A:21:ILE:CD1	16	9.18
(1,16)	1:A:39:SER:OG	1:B:139:ILE:CD1	5	9.14
(2,3)	1:A:39:SER:OG	1:B:165:LYS:N	5	9.12
(1,17)	1:A:39:SER:OG	1:B:142:ILE:CD1	16	9.1
(1,8)	1:B:169:LYS:CG	1:A:42:LYS:N	2	9.05
(2,3)	1:A:39:SER:OG	1:B:165:LYS:N	18	9.0
(2,3)	1:A:39:SER:OG	1:B:165:LYS:N	16	8.96
(1,16)	1:A:39:SER:OG	1:B:139:ILE:CD1	6	8.95
(2,3)	1:A:39:SER:OG	1:B:165:LYS:N	20	8.93
(1,1)	1:B:118:CYS:SG	1:A:21:ILE:CD1	1	8.91
(1,17)	1:A:39:SER:OG	1:B:142:ILE:CD1	7	8.88
(1,16)	1:A:39:SER:OG	1:B:139:ILE:CD1	15	8.87
(1,16)	1:A:39:SER:OG	1:B:139:ILE:CD1	17	8.87
(2,3)	1:A:39:SER:OG	1:B:165:LYS:N	8	8.85
(2,3)	1:A:39:SER:OG	1:B:165:LYS:N	4	8.82
(1,17)	1:A:39:SER:OG	1:B:142:ILE:CD1	19	8.82
(1,16)	1:A:39:SER:OG	1:B:139:ILE:CD1	19	8.82
(2,3)	1:A:39:SER:OG	1:B:165:LYS:N	13	8.81
(1,16)	1:A:39:SER:OG	1:B:139:ILE:CD1	13	8.72
(1,21)	1:A:184:LYS:C	1:B:2:THR:N	19	8.71
(1,21)	1:A:184:LYS:C	1:B:3:GLU:N	19	8.71
(1,21)	1:A:184:LYS:C	1:B:4:TYR:N	19	8.71
(1,21)	1:A:184:LYS:C	1:B:5:LYS:N	19	8.71
(1,21)	1:A:184:LYS:C	1:B:6:LEU:N	19	8.71
(1,21)	1:A:184:LYS:C	1:B:7:VAL:N	19	8.71
(1,21)	1:A:184:LYS:C	1:B:8:VAL:N	19	8.71
(1,21)	1:A:184:LYS:C	1:B:9:VAL:N	19	8.71
(1,21)	1:A:184:LYS:C	1:B:10:GLY:N	19	8.71
(1,21)	1:A:184:LYS:C	1:B:11:ALA:N	19	8.71
(1,21)	1:A:184:LYS:C	1:B:12:ASP:N	19	8.71
(1,21)	1:A:184:LYS:C	1:B:13:GLY:N	19	8.71
(1,21)	1:A:184:LYS:C	1:B:14:VAL:N	19	8.71
(1,21)	1:A:184:LYS:C	1:B:15:GLY:N	19	8.71
(1,21)	1:A:184:LYS:C	1:B:16:LYS:N	19	8.71
(1,21)	1:A:184:LYS:C	1:B:17:SER:N	19	8.71
(1,21)	1:A:184:LYS:C	1:B:18:ALA:N	19	8.71
(1,21)	1:A:184:LYS:C	1:B:19:LEU:N	19	8.71
(1,21)	1:A:184:LYS:C	1:B:20:THR:N	19	8.71
(1,21)	1:A:184:LYS:C	1:B:21:ILE:N	19	8.71
(1,21)	1:A:184:LYS:C	1:B:22:GLN:N	19	8.71
(1,21)	1:A:184:LYS:C	1:B:23:LEU:N	19	8.71

Continued on next page...

Continued from previous page...

Key	Atom-1	Atom-2	Model ID	Violation (Å)
(1,21)	1:A:184:LYS:C	1:B:24:ILE:N	19	8.71
(1,21)	1:A:184:LYS:C	1:B:25:GLN:N	19	8.71
(1,21)	1:A:184:LYS:C	1:B:26:ASN:N	19	8.71
(1,21)	1:A:184:LYS:C	1:B:27:HIS:N	19	8.71
(1,21)	1:A:184:LYS:C	1:B:28:PHE:N	19	8.71
(1,21)	1:A:184:LYS:C	1:B:29:VAL:N	19	8.71
(1,21)	1:A:184:LYS:C	1:B:30:ASP:N	19	8.71
(1,21)	1:A:184:LYS:C	1:B:31:GLU:N	19	8.71
(1,21)	1:A:184:LYS:C	1:B:32:TYR:N	19	8.71
(1,21)	1:A:184:LYS:C	1:B:33:ASP:N	19	8.71
(1,21)	1:A:184:LYS:C	1:B:34:PRO:N	19	8.71
(1,21)	1:A:184:LYS:C	1:B:35:THR:N	19	8.71
(1,21)	1:A:184:LYS:C	1:B:36:ILE:N	19	8.71
(1,21)	1:A:184:LYS:C	1:B:37:GLU:N	19	8.71
(1,21)	1:A:184:LYS:C	1:B:38:ASP:N	19	8.71
(1,21)	1:A:184:LYS:C	1:B:39:SER:N	19	8.71
(1,21)	1:A:184:LYS:C	1:B:40:TYR:N	19	8.71
(1,21)	1:A:184:LYS:C	1:B:41:ARG:N	19	8.71
(1,21)	1:A:184:LYS:C	1:B:42:LYS:N	19	8.71
(1,21)	1:A:184:LYS:C	1:B:43:GLN:N	19	8.71
(1,21)	1:A:184:LYS:C	1:B:44:VAL:N	19	8.71
(1,21)	1:A:184:LYS:C	1:B:45:VAL:N	19	8.71
(1,21)	1:A:184:LYS:C	1:B:46:ILE:N	19	8.71
(1,21)	1:A:184:LYS:C	1:B:47:ASP:N	19	8.71
(1,21)	1:A:184:LYS:C	1:B:48:GLY:N	19	8.71
(1,21)	1:A:184:LYS:C	1:B:49:GLU:N	19	8.71
(1,21)	1:A:184:LYS:C	1:B:50:THR:N	19	8.71
(1,21)	1:A:184:LYS:C	1:B:51:CYS:N	19	8.71
(1,21)	1:A:184:LYS:C	1:B:52:LEU:N	19	8.71
(1,21)	1:A:184:LYS:C	1:B:53:LEU:N	19	8.71
(1,21)	1:A:184:LYS:C	1:B:54:ASP:N	19	8.71
(1,21)	1:A:184:LYS:C	1:B:55:ILE:N	19	8.71
(1,21)	1:A:184:LYS:C	1:B:56:LEU:N	19	8.71
(1,21)	1:A:184:LYS:C	1:B:57:ASP:N	19	8.71
(1,21)	1:A:184:LYS:C	1:B:58:THR:N	19	8.71
(1,21)	1:A:184:LYS:C	1:B:59:ALA:N	19	8.71
(1,21)	1:A:184:LYS:C	1:B:60:GLY:N	19	8.71
(1,21)	1:A:184:LYS:C	1:B:61:GLN:N	19	8.71
(1,21)	1:A:184:LYS:C	1:B:62:GLU:N	19	8.71
(1,21)	1:A:184:LYS:C	1:B:63:GLU:N	19	8.71
(1,21)	1:A:184:LYS:C	1:B:64:TYR:N	19	8.71
(1,21)	1:A:184:LYS:C	1:B:65:SER:N	19	8.71

Continued on next page...

Continued from previous page...

Key	Atom-1	Atom-2	Model ID	Violation (Å)
(1,21)	1:A:184:LYS:C	1:B:66:ALA:N	19	8.71
(1,21)	1:A:184:LYS:C	1:B:67:MET:N	19	8.71
(1,21)	1:A:184:LYS:C	1:B:68:ARG:N	19	8.71
(1,21)	1:A:184:LYS:C	1:B:69:ASP:N	19	8.71
(1,21)	1:A:184:LYS:C	1:B:70:GLN:N	19	8.71
(1,21)	1:A:184:LYS:C	1:B:71:TYR:N	19	8.71
(1,21)	1:A:184:LYS:C	1:B:72:MET:N	19	8.71
(1,21)	1:A:184:LYS:C	1:B:73:ARG:N	19	8.71
(1,21)	1:A:184:LYS:C	1:B:74:THR:N	19	8.71
(1,21)	1:A:184:LYS:C	1:B:75:GLY:N	19	8.71
(1,21)	1:A:184:LYS:C	1:B:76:GLU:N	19	8.71
(1,21)	1:A:184:LYS:C	1:B:77:GLY:N	19	8.71
(1,21)	1:A:184:LYS:C	1:B:78:PHE:N	19	8.71
(1,21)	1:A:184:LYS:C	1:B:79:LEU:N	19	8.71
(1,21)	1:A:184:LYS:C	1:B:80:CYS:N	19	8.71
(1,21)	1:A:184:LYS:C	5:B:203:7Q9:N	19	8.71
(1,21)	1:A:184:LYS:C	5:B:204:7Q9:N	19	8.71
(1,21)	1:A:184:LYS:C	5:B:205:7Q9:N	19	8.71
(1,21)	1:A:184:LYS:C	5:B:206:7Q9:N	19	8.71
(1,21)	1:A:184:LYS:C	5:B:207:7Q9:N	19	8.71
(1,21)	1:A:184:LYS:C	6:B:208:17F:N1	19	8.71
(1,21)	1:A:184:LYS:C	5:B:209:7Q9:N	19	8.71
(1,21)	1:A:184:LYS:C	5:B:210:7Q9:N	19	8.71
(1,21)	1:A:184:LYS:C	5:B:211:7Q9:N	19	8.71
(1,21)	1:A:184:LYS:C	5:B:212:7Q9:N	19	8.71
(1,21)	1:A:184:LYS:C	5:B:213:7Q9:N	19	8.71
(1,21)	1:A:184:LYS:C	6:B:214:17F:N1	19	8.71
(1,21)	1:A:184:LYS:C	6:B:215:17F:N1	19	8.71
(1,21)	1:A:184:LYS:C	5:B:216:7Q9:N	19	8.71
(1,21)	1:A:184:LYS:C	5:B:217:7Q9:N	19	8.71
(1,21)	1:A:184:LYS:C	5:B:218:7Q9:N	19	8.71
(1,21)	1:A:184:LYS:C	6:B:219:17F:N1	19	8.71
(1,21)	1:A:184:LYS:C	5:B:220:7Q9:N	19	8.71
(1,21)	1:A:184:LYS:CA	1:B:2:THR:N	19	8.71
(1,21)	1:A:184:LYS:CA	1:B:3:GLU:N	19	8.71
(1,21)	1:A:184:LYS:CA	1:B:4:TYR:N	19	8.71
(1,21)	1:A:184:LYS:CA	1:B:5:LYS:N	19	8.71
(1,21)	1:A:184:LYS:CA	1:B:6:LEU:N	19	8.71
(1,21)	1:A:184:LYS:CA	1:B:7:VAL:N	19	8.71
(1,21)	1:A:184:LYS:CA	1:B:8:VAL:N	19	8.71
(1,21)	1:A:184:LYS:CA	1:B:9:VAL:N	19	8.71
(1,21)	1:A:184:LYS:CA	1:B:10:GLY:N	19	8.71

Continued on next page...

Continued from previous page...

Key	Atom-1	Atom-2	Model ID	Violation (Å)
(1,21)	1:A:184:LYS:CA	1:B:11:ALA:N	19	8.71
(1,21)	1:A:184:LYS:CA	1:B:12:ASP:N	19	8.71
(1,21)	1:A:184:LYS:CA	1:B:13:GLY:N	19	8.71
(1,21)	1:A:184:LYS:CA	1:B:14:VAL:N	19	8.71
(1,21)	1:A:184:LYS:CA	1:B:15:GLY:N	19	8.71
(1,21)	1:A:184:LYS:CA	1:B:16:LYS:N	19	8.71
(1,21)	1:A:184:LYS:CA	1:B:17:SER:N	19	8.71
(1,21)	1:A:184:LYS:CA	1:B:18:ALA:N	19	8.71
(1,21)	1:A:184:LYS:CA	1:B:19:LEU:N	19	8.71
(1,21)	1:A:184:LYS:CA	1:B:20:THR:N	19	8.71
(1,21)	1:A:184:LYS:CA	1:B:21:ILE:N	19	8.71
(1,21)	1:A:184:LYS:CA	1:B:22:GLN:N	19	8.71
(1,21)	1:A:184:LYS:CA	1:B:23:LEU:N	19	8.71
(1,21)	1:A:184:LYS:CA	1:B:24:ILE:N	19	8.71
(1,21)	1:A:184:LYS:CA	1:B:25:GLN:N	19	8.71
(1,21)	1:A:184:LYS:CA	1:B:26:ASN:N	19	8.71
(1,21)	1:A:184:LYS:CA	1:B:27:HIS:N	19	8.71
(1,21)	1:A:184:LYS:CA	1:B:28:PHE:N	19	8.71
(1,21)	1:A:184:LYS:CA	1:B:29:VAL:N	19	8.71
(1,21)	1:A:184:LYS:CA	1:B:30:ASP:N	19	8.71
(1,21)	1:A:184:LYS:CA	1:B:31:GLU:N	19	8.71
(1,21)	1:A:184:LYS:CA	1:B:32:TYR:N	19	8.71
(1,21)	1:A:184:LYS:CA	1:B:33:ASP:N	19	8.71
(1,21)	1:A:184:LYS:CA	1:B:34:PRO:N	19	8.71
(1,21)	1:A:184:LYS:CA	1:B:35:THR:N	19	8.71
(1,21)	1:A:184:LYS:CA	1:B:36:ILE:N	19	8.71
(1,21)	1:A:184:LYS:CA	1:B:37:GLU:N	19	8.71
(1,21)	1:A:184:LYS:CA	1:B:38:ASP:N	19	8.71
(1,21)	1:A:184:LYS:CA	1:B:39:SER:N	19	8.71
(1,21)	1:A:184:LYS:CA	1:B:40:TYR:N	19	8.71
(1,21)	1:A:184:LYS:CA	1:B:41:ARG:N	19	8.71
(1,21)	1:A:184:LYS:CA	1:B:42:LYS:N	19	8.71
(1,21)	1:A:184:LYS:CA	1:B:43:GLN:N	19	8.71
(1,21)	1:A:184:LYS:CA	1:B:44:VAL:N	19	8.71
(1,21)	1:A:184:LYS:CA	1:B:45:VAL:N	19	8.71
(1,21)	1:A:184:LYS:CA	1:B:46:ILE:N	19	8.71
(1,21)	1:A:184:LYS:CA	1:B:47:ASP:N	19	8.71
(1,21)	1:A:184:LYS:CA	1:B:48:GLY:N	19	8.71
(1,21)	1:A:184:LYS:CA	1:B:49:GLU:N	19	8.71
(1,21)	1:A:184:LYS:CA	1:B:50:THR:N	19	8.71
(1,21)	1:A:184:LYS:CA	1:B:51:CYS:N	19	8.71
(1,21)	1:A:184:LYS:CA	1:B:52:LEU:N	19	8.71

Continued on next page...

Continued from previous page...

Key	Atom-1	Atom-2	Model ID	Violation (Å)
(1,21)	1:A:184:LYS:CA	1:B:53:LEU:N	19	8.71
(1,21)	1:A:184:LYS:CA	1:B:54:ASP:N	19	8.71
(1,21)	1:A:184:LYS:CA	1:B:55:ILE:N	19	8.71
(1,21)	1:A:184:LYS:CA	1:B:56:LEU:N	19	8.71
(1,21)	1:A:184:LYS:CA	1:B:57:ASP:N	19	8.71
(1,21)	1:A:184:LYS:CA	1:B:58:THR:N	19	8.71
(1,21)	1:A:184:LYS:CA	1:B:59:ALA:N	19	8.71
(1,21)	1:A:184:LYS:CA	1:B:60:GLY:N	19	8.71
(1,21)	1:A:184:LYS:CA	1:B:61:GLN:N	19	8.71
(1,21)	1:A:184:LYS:CA	1:B:62:GLU:N	19	8.71
(1,21)	1:A:184:LYS:CA	1:B:63:GLU:N	19	8.71
(1,21)	1:A:184:LYS:CA	1:B:64:TYR:N	19	8.71
(1,21)	1:A:184:LYS:CA	1:B:65:SER:N	19	8.71
(1,21)	1:A:184:LYS:CA	1:B:66:ALA:N	19	8.71
(1,21)	1:A:184:LYS:CA	1:B:67:MET:N	19	8.71
(1,21)	1:A:184:LYS:CA	1:B:68:ARG:N	19	8.71
(1,21)	1:A:184:LYS:CA	1:B:69:ASP:N	19	8.71
(1,21)	1:A:184:LYS:CA	1:B:70:GLN:N	19	8.71
(1,21)	1:A:184:LYS:CA	1:B:71:TYR:N	19	8.71
(1,21)	1:A:184:LYS:CA	1:B:72:MET:N	19	8.71
(1,21)	1:A:184:LYS:CA	1:B:73:ARG:N	19	8.71
(1,21)	1:A:184:LYS:CA	1:B:74:THR:N	19	8.71
(1,21)	1:A:184:LYS:CA	1:B:75:GLY:N	19	8.71
(1,21)	1:A:184:LYS:CA	1:B:76:GLU:N	19	8.71
(1,21)	1:A:184:LYS:CA	1:B:77:GLY:N	19	8.71
(1,21)	1:A:184:LYS:CA	1:B:78:PHE:N	19	8.71
(1,21)	1:A:184:LYS:CA	1:B:79:LEU:N	19	8.71
(1,21)	1:A:184:LYS:CA	1:B:80:CYS:N	19	8.71
(1,21)	1:A:184:LYS:CA	5:B:203:7Q9:N	19	8.71
(1,21)	1:A:184:LYS:CA	5:B:204:7Q9:N	19	8.71
(1,21)	1:A:184:LYS:CA	5:B:205:7Q9:N	19	8.71
(1,21)	1:A:184:LYS:CA	5:B:206:7Q9:N	19	8.71
(1,21)	1:A:184:LYS:CA	5:B:207:7Q9:N	19	8.71
(1,21)	1:A:184:LYS:CA	6:B:208:17F:N1	19	8.71
(1,21)	1:A:184:LYS:CA	5:B:209:7Q9:N	19	8.71
(1,21)	1:A:184:LYS:CA	5:B:210:7Q9:N	19	8.71
(1,21)	1:A:184:LYS:CA	5:B:211:7Q9:N	19	8.71
(1,21)	1:A:184:LYS:CA	5:B:212:7Q9:N	19	8.71
(1,21)	1:A:184:LYS:CA	5:B:213:7Q9:N	19	8.71
(1,21)	1:A:184:LYS:CA	6:B:214:17F:N1	19	8.71
(1,21)	1:A:184:LYS:CA	6:B:215:17F:N1	19	8.71
(1,21)	1:A:184:LYS:CA	5:B:216:7Q9:N	19	8.71

Continued on next page...

Continued from previous page...

Key	Atom-1	Atom-2	Model ID	Violation (Å)
(1,21)	1:A:184:LYS:CA	5:B:217:7Q9:N	19	8.71
(1,21)	1:A:184:LYS:CA	5:B:218:7Q9:N	19	8.71
(1,21)	1:A:184:LYS:CA	6:B:219:17F:N1	19	8.71
(1,21)	1:A:184:LYS:CA	5:B:220:7Q9:N	19	8.71
(1,21)	1:A:184:LYS:CB	1:B:2:THR:N	19	8.71
(1,21)	1:A:184:LYS:CB	1:B:3:GLU:N	19	8.71
(1,21)	1:A:184:LYS:CB	1:B:4:TYR:N	19	8.71
(1,21)	1:A:184:LYS:CB	1:B:5:LYS:N	19	8.71
(1,21)	1:A:184:LYS:CB	1:B:6:LEU:N	19	8.71
(1,21)	1:A:184:LYS:CB	1:B:7:VAL:N	19	8.71
(1,21)	1:A:184:LYS:CB	1:B:8:VAL:N	19	8.71
(1,21)	1:A:184:LYS:CB	1:B:9:VAL:N	19	8.71
(1,21)	1:A:184:LYS:CB	1:B:10:GLY:N	19	8.71
(1,21)	1:A:184:LYS:CB	1:B:11:ALA:N	19	8.71
(1,21)	1:A:184:LYS:CB	1:B:12:ASP:N	19	8.71
(1,21)	1:A:184:LYS:CB	1:B:13:GLY:N	19	8.71
(1,21)	1:A:184:LYS:CB	1:B:14:VAL:N	19	8.71
(1,21)	1:A:184:LYS:CB	1:B:15:GLY:N	19	8.71
(1,21)	1:A:184:LYS:CB	1:B:16:LYS:N	19	8.71
(1,21)	1:A:184:LYS:CB	1:B:17:SER:N	19	8.71
(1,21)	1:A:184:LYS:CB	1:B:18:ALA:N	19	8.71
(1,21)	1:A:184:LYS:CB	1:B:19:LEU:N	19	8.71
(1,21)	1:A:184:LYS:CB	1:B:20:THR:N	19	8.71
(1,21)	1:A:184:LYS:CB	1:B:21:ILE:N	19	8.71
(1,21)	1:A:184:LYS:CB	1:B:22:GLN:N	19	8.71
(1,21)	1:A:184:LYS:CB	1:B:23:LEU:N	19	8.71
(1,21)	1:A:184:LYS:CB	1:B:24:ILE:N	19	8.71
(1,21)	1:A:184:LYS:CB	1:B:25:GLN:N	19	8.71
(1,21)	1:A:184:LYS:CB	1:B:26:ASN:N	19	8.71
(1,21)	1:A:184:LYS:CB	1:B:27:HIS:N	19	8.71
(1,21)	1:A:184:LYS:CB	1:B:28:PHE:N	19	8.71
(1,21)	1:A:184:LYS:CB	1:B:29:VAL:N	19	8.71
(1,21)	1:A:184:LYS:CB	1:B:30:ASP:N	19	8.71
(1,21)	1:A:184:LYS:CB	1:B:31:GLU:N	19	8.71
(1,21)	1:A:184:LYS:CB	1:B:32:TYR:N	19	8.71
(1,21)	1:A:184:LYS:CB	1:B:33:ASP:N	19	8.71
(1,21)	1:A:184:LYS:CB	1:B:34:PRO:N	19	8.71
(1,21)	1:A:184:LYS:CB	1:B:35:THR:N	19	8.71
(1,21)	1:A:184:LYS:CB	1:B:36:ILE:N	19	8.71
(1,21)	1:A:184:LYS:CB	1:B:37:GLU:N	19	8.71
(1,21)	1:A:184:LYS:CB	1:B:38:ASP:N	19	8.71
(1,21)	1:A:184:LYS:CB	1:B:39:SER:N	19	8.71

Continued on next page...

Continued from previous page...

Key	Atom-1	Atom-2	Model ID	Violation (Å)
(1,21)	1:A:184:LYS:CB	1:B:40:TYR:N	19	8.71
(1,21)	1:A:184:LYS:CB	1:B:41:ARG:N	19	8.71
(1,21)	1:A:184:LYS:CB	1:B:42:LYS:N	19	8.71
(1,21)	1:A:184:LYS:CB	1:B:43:GLN:N	19	8.71
(1,21)	1:A:184:LYS:CB	1:B:44:VAL:N	19	8.71
(1,21)	1:A:184:LYS:CB	1:B:45:VAL:N	19	8.71
(1,21)	1:A:184:LYS:CB	1:B:46:ILE:N	19	8.71
(1,21)	1:A:184:LYS:CB	1:B:47:ASP:N	19	8.71
(1,21)	1:A:184:LYS:CB	1:B:48:GLY:N	19	8.71
(1,21)	1:A:184:LYS:CB	1:B:49:GLU:N	19	8.71
(1,21)	1:A:184:LYS:CB	1:B:50:THR:N	19	8.71
(1,21)	1:A:184:LYS:CB	1:B:51:CYS:N	19	8.71
(1,21)	1:A:184:LYS:CB	1:B:52:LEU:N	19	8.71
(1,21)	1:A:184:LYS:CB	1:B:53:LEU:N	19	8.71
(1,21)	1:A:184:LYS:CB	1:B:54:ASP:N	19	8.71
(1,21)	1:A:184:LYS:CB	1:B:55:ILE:N	19	8.71
(1,21)	1:A:184:LYS:CB	1:B:56:LEU:N	19	8.71
(1,21)	1:A:184:LYS:CB	1:B:57:ASP:N	19	8.71
(1,21)	1:A:184:LYS:CB	1:B:58:THR:N	19	8.71
(1,21)	1:A:184:LYS:CB	1:B:59:ALA:N	19	8.71
(1,21)	1:A:184:LYS:CB	1:B:60:GLY:N	19	8.71
(1,21)	1:A:184:LYS:CB	1:B:61:GLN:N	19	8.71
(1,21)	1:A:184:LYS:CB	1:B:62:GLU:N	19	8.71
(1,21)	1:A:184:LYS:CB	1:B:63:GLU:N	19	8.71
(1,21)	1:A:184:LYS:CB	1:B:64:TYR:N	19	8.71
(1,21)	1:A:184:LYS:CB	1:B:65:SER:N	19	8.71
(1,21)	1:A:184:LYS:CB	1:B:66:ALA:N	19	8.71
(1,21)	1:A:184:LYS:CB	1:B:67:MET:N	19	8.71
(1,21)	1:A:184:LYS:CB	1:B:68:ARG:N	19	8.71
(1,21)	1:A:184:LYS:CB	1:B:69:ASP:N	19	8.71
(1,21)	1:A:184:LYS:CB	1:B:70:GLN:N	19	8.71
(1,21)	1:A:184:LYS:CB	1:B:71:TYR:N	19	8.71
(1,21)	1:A:184:LYS:CB	1:B:72:MET:N	19	8.71
(1,21)	1:A:184:LYS:CB	1:B:73:ARG:N	19	8.71
(1,21)	1:A:184:LYS:CB	1:B:74:THR:N	19	8.71
(1,21)	1:A:184:LYS:CB	1:B:75:GLY:N	19	8.71
(1,21)	1:A:184:LYS:CB	1:B:76:GLU:N	19	8.71
(1,21)	1:A:184:LYS:CB	1:B:77:GLY:N	19	8.71
(1,21)	1:A:184:LYS:CB	1:B:78:PHE:N	19	8.71
(1,21)	1:A:184:LYS:CB	1:B:79:LEU:N	19	8.71
(1,21)	1:A:184:LYS:CB	1:B:80:CYS:N	19	8.71
(1,21)	1:A:184:LYS:CB	5:B:203:7Q9:N	19	8.71

Continued on next page...

Continued from previous page...

Key	Atom-1	Atom-2	Model ID	Violation (Å)
(1,21)	1:A:184:LYS:CB	5:B:204:7Q9:N	19	8.71
(1,21)	1:A:184:LYS:CB	5:B:205:7Q9:N	19	8.71
(1,21)	1:A:184:LYS:CB	5:B:206:7Q9:N	19	8.71
(1,21)	1:A:184:LYS:CB	5:B:207:7Q9:N	19	8.71
(1,21)	1:A:184:LYS:CB	6:B:208:17F:N1	19	8.71
(1,21)	1:A:184:LYS:CB	5:B:209:7Q9:N	19	8.71
(1,21)	1:A:184:LYS:CB	5:B:210:7Q9:N	19	8.71
(1,21)	1:A:184:LYS:CB	5:B:211:7Q9:N	19	8.71
(1,21)	1:A:184:LYS:CB	5:B:212:7Q9:N	19	8.71
(1,21)	1:A:184:LYS:CB	5:B:213:7Q9:N	19	8.71
(1,21)	1:A:184:LYS:CB	6:B:214:17F:N1	19	8.71
(1,21)	1:A:184:LYS:CB	6:B:215:17F:N1	19	8.71
(1,21)	1:A:184:LYS:CB	5:B:216:7Q9:N	19	8.71
(1,21)	1:A:184:LYS:CB	5:B:217:7Q9:N	19	8.71
(1,21)	1:A:184:LYS:CB	5:B:218:7Q9:N	19	8.71
(1,21)	1:A:184:LYS:CB	6:B:219:17F:N1	19	8.71
(1,21)	1:A:184:LYS:CB	5:B:220:7Q9:N	19	8.71
(1,21)	1:A:184:LYS:CD	1:B:2:THR:N	19	8.71
(1,21)	1:A:184:LYS:CD	1:B:3:GLU:N	19	8.71
(1,21)	1:A:184:LYS:CD	1:B:4:TYR:N	19	8.71
(1,21)	1:A:184:LYS:CD	1:B:5:LYS:N	19	8.71
(1,21)	1:A:184:LYS:CD	1:B:6:LEU:N	19	8.71
(1,21)	1:A:184:LYS:CD	1:B:7:VAL:N	19	8.71
(1,21)	1:A:184:LYS:CD	1:B:8:VAL:N	19	8.71
(1,21)	1:A:184:LYS:CD	1:B:9:VAL:N	19	8.71
(1,21)	1:A:184:LYS:CD	1:B:10:GLY:N	19	8.71
(1,21)	1:A:184:LYS:CD	1:B:11:ALA:N	19	8.71
(1,21)	1:A:184:LYS:CD	1:B:12:ASP:N	19	8.71
(1,21)	1:A:184:LYS:CD	1:B:13:GLY:N	19	8.71
(1,21)	1:A:184:LYS:CD	1:B:14:VAL:N	19	8.71
(1,21)	1:A:184:LYS:CD	1:B:15:GLY:N	19	8.71
(1,21)	1:A:184:LYS:CD	1:B:16:LYS:N	19	8.71
(1,21)	1:A:184:LYS:CD	1:B:17:SER:N	19	8.71
(1,21)	1:A:184:LYS:CD	1:B:18:ALA:N	19	8.71
(1,21)	1:A:184:LYS:CD	1:B:19:LEU:N	19	8.71
(1,21)	1:A:184:LYS:CD	1:B:20:THR:N	19	8.71
(1,21)	1:A:184:LYS:CD	1:B:21:ILE:N	19	8.71
(1,21)	1:A:184:LYS:CD	1:B:22:GLN:N	19	8.71
(1,21)	1:A:184:LYS:CD	1:B:23:LEU:N	19	8.71
(1,21)	1:A:184:LYS:CD	1:B:24:ILE:N	19	8.71
(1,21)	1:A:184:LYS:CD	1:B:25:GLN:N	19	8.71
(1,21)	1:A:184:LYS:CD	1:B:26:ASN:N	19	8.71

Continued on next page...

Continued from previous page...

Key	Atom-1	Atom-2	Model ID	Violation (Å)
(1,21)	1:A:184:LYS:CD	1:B:27:HIS:N	19	8.71
(1,21)	1:A:184:LYS:CD	1:B:28:PHE:N	19	8.71
(1,21)	1:A:184:LYS:CD	1:B:29:VAL:N	19	8.71
(1,21)	1:A:184:LYS:CD	1:B:30:ASP:N	19	8.71
(1,21)	1:A:184:LYS:CD	1:B:31:GLU:N	19	8.71
(1,21)	1:A:184:LYS:CD	1:B:32:TYR:N	19	8.71
(1,21)	1:A:184:LYS:CD	1:B:33:ASP:N	19	8.71
(1,21)	1:A:184:LYS:CD	1:B:34:PRO:N	19	8.71
(1,21)	1:A:184:LYS:CD	1:B:35:THR:N	19	8.71
(1,21)	1:A:184:LYS:CD	1:B:36:ILE:N	19	8.71
(1,21)	1:A:184:LYS:CD	1:B:37:GLU:N	19	8.71
(1,21)	1:A:184:LYS:CD	1:B:38:ASP:N	19	8.71
(1,21)	1:A:184:LYS:CD	1:B:39:SER:N	19	8.71
(1,21)	1:A:184:LYS:CD	1:B:40:TYR:N	19	8.71
(1,21)	1:A:184:LYS:CD	1:B:41:ARG:N	19	8.71
(1,21)	1:A:184:LYS:CD	1:B:42:LYS:N	19	8.71
(1,21)	1:A:184:LYS:CD	1:B:43:GLN:N	19	8.71
(1,21)	1:A:184:LYS:CD	1:B:44:VAL:N	19	8.71
(1,21)	1:A:184:LYS:CD	1:B:45:VAL:N	19	8.71
(1,21)	1:A:184:LYS:CD	1:B:46:ILE:N	19	8.71
(1,21)	1:A:184:LYS:CD	1:B:47:ASP:N	19	8.71
(1,21)	1:A:184:LYS:CD	1:B:48:GLY:N	19	8.71
(1,21)	1:A:184:LYS:CD	1:B:49:GLU:N	19	8.71
(1,21)	1:A:184:LYS:CD	1:B:50:THR:N	19	8.71
(1,21)	1:A:184:LYS:CD	1:B:51:CYS:N	19	8.71
(1,21)	1:A:184:LYS:CD	1:B:52:LEU:N	19	8.71
(1,21)	1:A:184:LYS:CD	1:B:53:LEU:N	19	8.71
(1,21)	1:A:184:LYS:CD	1:B:54:ASP:N	19	8.71
(1,21)	1:A:184:LYS:CD	1:B:55:ILE:N	19	8.71
(1,21)	1:A:184:LYS:CD	1:B:56:LEU:N	19	8.71
(1,21)	1:A:184:LYS:CD	1:B:57:ASP:N	19	8.71
(1,21)	1:A:184:LYS:CD	1:B:58:THR:N	19	8.71
(1,21)	1:A:184:LYS:CD	1:B:59:ALA:N	19	8.71
(1,21)	1:A:184:LYS:CD	1:B:60:GLY:N	19	8.71
(1,21)	1:A:184:LYS:CD	1:B:61:GLN:N	19	8.71
(1,21)	1:A:184:LYS:CD	1:B:62:GLU:N	19	8.71
(1,21)	1:A:184:LYS:CD	1:B:63:GLU:N	19	8.71
(1,21)	1:A:184:LYS:CD	1:B:64:TYR:N	19	8.71
(1,21)	1:A:184:LYS:CD	1:B:65:SER:N	19	8.71
(1,21)	1:A:184:LYS:CD	1:B:66:ALA:N	19	8.71
(1,21)	1:A:184:LYS:CD	1:B:67:MET:N	19	8.71
(1,21)	1:A:184:LYS:CD	1:B:68:ARG:N	19	8.71

Continued on next page...

Continued from previous page...

Key	Atom-1	Atom-2	Model ID	Violation (Å)
(1,21)	1:A:184:LYS:CD	1:B:69:ASP:N	19	8.71
(1,21)	1:A:184:LYS:CD	1:B:70:GLN:N	19	8.71
(1,21)	1:A:184:LYS:CD	1:B:71:TYR:N	19	8.71
(1,21)	1:A:184:LYS:CD	1:B:72:MET:N	19	8.71
(1,21)	1:A:184:LYS:CD	1:B:73:ARG:N	19	8.71
(1,21)	1:A:184:LYS:CD	1:B:74:THR:N	19	8.71
(1,21)	1:A:184:LYS:CD	1:B:75:GLY:N	19	8.71
(1,21)	1:A:184:LYS:CD	1:B:76:GLU:N	19	8.71
(1,21)	1:A:184:LYS:CD	1:B:77:GLY:N	19	8.71
(1,21)	1:A:184:LYS:CD	1:B:78:PHE:N	19	8.71
(1,21)	1:A:184:LYS:CD	1:B:79:LEU:N	19	8.71
(1,21)	1:A:184:LYS:CD	1:B:80:CYS:N	19	8.71
(1,21)	1:A:184:LYS:CD	5:B:203:7Q9:N	19	8.71
(1,21)	1:A:184:LYS:CD	5:B:204:7Q9:N	19	8.71
(1,21)	1:A:184:LYS:CD	5:B:205:7Q9:N	19	8.71
(1,21)	1:A:184:LYS:CD	5:B:206:7Q9:N	19	8.71
(1,21)	1:A:184:LYS:CD	5:B:207:7Q9:N	19	8.71
(1,21)	1:A:184:LYS:CD	6:B:208:17F:N1	19	8.71
(1,21)	1:A:184:LYS:CD	5:B:209:7Q9:N	19	8.71
(1,21)	1:A:184:LYS:CD	5:B:210:7Q9:N	19	8.71
(1,21)	1:A:184:LYS:CD	5:B:211:7Q9:N	19	8.71
(1,21)	1:A:184:LYS:CD	5:B:212:7Q9:N	19	8.71
(1,21)	1:A:184:LYS:CD	5:B:213:7Q9:N	19	8.71
(1,21)	1:A:184:LYS:CD	6:B:214:17F:N1	19	8.71
(1,21)	1:A:184:LYS:CD	6:B:215:17F:N1	19	8.71
(1,21)	1:A:184:LYS:CD	5:B:216:7Q9:N	19	8.71
(1,21)	1:A:184:LYS:CD	5:B:217:7Q9:N	19	8.71
(1,21)	1:A:184:LYS:CD	5:B:218:7Q9:N	19	8.71
(1,21)	1:A:184:LYS:CD	6:B:219:17F:N1	19	8.71
(1,21)	1:A:184:LYS:CD	5:B:220:7Q9:N	19	8.71
(1,21)	1:A:184:LYS:CE	1:B:2:THR:N	19	8.71
(1,21)	1:A:184:LYS:CE	1:B:3:GLU:N	19	8.71
(1,21)	1:A:184:LYS:CE	1:B:4:TYR:N	19	8.71
(1,21)	1:A:184:LYS:CE	1:B:5:LYS:N	19	8.71
(1,21)	1:A:184:LYS:CE	1:B:6:LEU:N	19	8.71
(1,21)	1:A:184:LYS:CE	1:B:7:VAL:N	19	8.71
(1,21)	1:A:184:LYS:CE	1:B:8:VAL:N	19	8.71
(1,21)	1:A:184:LYS:CE	1:B:9:VAL:N	19	8.71
(1,21)	1:A:184:LYS:CE	1:B:10:GLY:N	19	8.71
(1,21)	1:A:184:LYS:CE	1:B:11:ALA:N	19	8.71
(1,21)	1:A:184:LYS:CE	1:B:12:ASP:N	19	8.71
(1,21)	1:A:184:LYS:CE	1:B:13:GLY:N	19	8.71

Continued on next page...

Continued from previous page...

Key	Atom-1	Atom-2	Model ID	Violation (Å)
(1,21)	1:A:184:LYS:CE	1:B:14:VAL:N	19	8.71
(1,21)	1:A:184:LYS:CE	1:B:15:GLY:N	19	8.71
(1,21)	1:A:184:LYS:CE	1:B:16:LYS:N	19	8.71
(1,21)	1:A:184:LYS:CE	1:B:17:SER:N	19	8.71
(1,21)	1:A:184:LYS:CE	1:B:18:ALA:N	19	8.71
(1,21)	1:A:184:LYS:CE	1:B:19:LEU:N	19	8.71
(1,21)	1:A:184:LYS:CE	1:B:20:THR:N	19	8.71
(1,21)	1:A:184:LYS:CE	1:B:21:ILE:N	19	8.71
(1,21)	1:A:184:LYS:CE	1:B:22:GLN:N	19	8.71
(1,21)	1:A:184:LYS:CE	1:B:23:LEU:N	19	8.71
(1,21)	1:A:184:LYS:CE	1:B:24:ILE:N	19	8.71
(1,21)	1:A:184:LYS:CE	1:B:25:GLN:N	19	8.71
(1,21)	1:A:184:LYS:CE	1:B:26:ASN:N	19	8.71
(1,21)	1:A:184:LYS:CE	1:B:27:HIS:N	19	8.71
(1,21)	1:A:184:LYS:CE	1:B:28:PHE:N	19	8.71
(1,21)	1:A:184:LYS:CE	1:B:29:VAL:N	19	8.71
(1,21)	1:A:184:LYS:CE	1:B:30:ASP:N	19	8.71
(1,21)	1:A:184:LYS:CE	1:B:31:GLU:N	19	8.71
(1,21)	1:A:184:LYS:CE	1:B:32:TYR:N	19	8.71
(1,21)	1:A:184:LYS:CE	1:B:33:ASP:N	19	8.71
(1,21)	1:A:184:LYS:CE	1:B:34:PRO:N	19	8.71
(1,21)	1:A:184:LYS:CE	1:B:35:THR:N	19	8.71
(1,21)	1:A:184:LYS:CE	1:B:36:ILE:N	19	8.71
(1,21)	1:A:184:LYS:CE	1:B:37:GLU:N	19	8.71
(1,21)	1:A:184:LYS:CE	1:B:38:ASP:N	19	8.71
(1,21)	1:A:184:LYS:CE	1:B:39:SER:N	19	8.71
(1,21)	1:A:184:LYS:CE	1:B:40:TYR:N	19	8.71
(1,21)	1:A:184:LYS:CE	1:B:41:ARG:N	19	8.71
(1,21)	1:A:184:LYS:CE	1:B:42:LYS:N	19	8.71
(1,21)	1:A:184:LYS:CE	1:B:43:GLN:N	19	8.71
(1,21)	1:A:184:LYS:CE	1:B:44:VAL:N	19	8.71
(1,21)	1:A:184:LYS:CE	1:B:45:VAL:N	19	8.71
(1,21)	1:A:184:LYS:CE	1:B:46:ILE:N	19	8.71
(1,21)	1:A:184:LYS:CE	1:B:47:ASP:N	19	8.71
(1,21)	1:A:184:LYS:CE	1:B:48:GLY:N	19	8.71
(1,21)	1:A:184:LYS:CE	1:B:49:GLU:N	19	8.71
(1,21)	1:A:184:LYS:CE	1:B:50:THR:N	19	8.71
(1,21)	1:A:184:LYS:CE	1:B:51:CYS:N	19	8.71
(1,21)	1:A:184:LYS:CE	1:B:52:LEU:N	19	8.71
(1,21)	1:A:184:LYS:CE	1:B:53:LEU:N	19	8.71
(1,21)	1:A:184:LYS:CE	1:B:54:ASP:N	19	8.71
(1,21)	1:A:184:LYS:CE	1:B:55:ILE:N	19	8.71

Continued on next page...

Continued from previous page...

Key	Atom-1	Atom-2	Model ID	Violation (Å)
(1,21)	1:A:184:LYS:CE	1:B:56:LEU:N	19	8.71
(1,21)	1:A:184:LYS:CE	1:B:57:ASP:N	19	8.71
(1,21)	1:A:184:LYS:CE	1:B:58:THR:N	19	8.71
(1,21)	1:A:184:LYS:CE	1:B:59:ALA:N	19	8.71
(1,21)	1:A:184:LYS:CE	1:B:60:GLY:N	19	8.71
(1,21)	1:A:184:LYS:CE	1:B:61:GLN:N	19	8.71
(1,21)	1:A:184:LYS:CE	1:B:62:GLU:N	19	8.71
(1,21)	1:A:184:LYS:CE	1:B:63:GLU:N	19	8.71
(1,21)	1:A:184:LYS:CE	1:B:64:TYR:N	19	8.71
(1,21)	1:A:184:LYS:CE	1:B:65:SER:N	19	8.71
(1,21)	1:A:184:LYS:CE	1:B:66:ALA:N	19	8.71
(1,21)	1:A:184:LYS:CE	1:B:67:MET:N	19	8.71
(1,21)	1:A:184:LYS:CE	1:B:68:ARG:N	19	8.71
(1,21)	1:A:184:LYS:CE	1:B:69:ASP:N	19	8.71
(1,21)	1:A:184:LYS:CE	1:B:70:GLN:N	19	8.71
(1,21)	1:A:184:LYS:CE	1:B:71:TYR:N	19	8.71
(1,21)	1:A:184:LYS:CE	1:B:72:MET:N	19	8.71
(1,21)	1:A:184:LYS:CE	1:B:73:ARG:N	19	8.71
(1,21)	1:A:184:LYS:CE	1:B:74:THR:N	19	8.71
(1,21)	1:A:184:LYS:CE	1:B:75:GLY:N	19	8.71
(1,21)	1:A:184:LYS:CE	1:B:76:GLU:N	19	8.71
(1,21)	1:A:184:LYS:CE	1:B:77:GLY:N	19	8.71
(1,21)	1:A:184:LYS:CE	1:B:78:PHE:N	19	8.71
(1,21)	1:A:184:LYS:CE	1:B:79:LEU:N	19	8.71
(1,21)	1:A:184:LYS:CE	1:B:80:CYS:N	19	8.71
(1,21)	1:A:184:LYS:CE	5:B:203:7Q9:N	19	8.71
(1,21)	1:A:184:LYS:CE	5:B:204:7Q9:N	19	8.71
(1,21)	1:A:184:LYS:CE	5:B:205:7Q9:N	19	8.71
(1,21)	1:A:184:LYS:CE	5:B:206:7Q9:N	19	8.71
(1,21)	1:A:184:LYS:CE	5:B:207:7Q9:N	19	8.71
(1,21)	1:A:184:LYS:CE	6:B:208:17F:N1	19	8.71
(1,21)	1:A:184:LYS:CE	5:B:209:7Q9:N	19	8.71
(1,21)	1:A:184:LYS:CE	5:B:210:7Q9:N	19	8.71
(1,21)	1:A:184:LYS:CE	5:B:211:7Q9:N	19	8.71
(1,21)	1:A:184:LYS:CE	5:B:212:7Q9:N	19	8.71
(1,21)	1:A:184:LYS:CE	5:B:213:7Q9:N	19	8.71
(1,21)	1:A:184:LYS:CE	6:B:214:17F:N1	19	8.71
(1,21)	1:A:184:LYS:CE	6:B:215:17F:N1	19	8.71
(1,21)	1:A:184:LYS:CE	5:B:216:7Q9:N	19	8.71
(1,21)	1:A:184:LYS:CE	5:B:217:7Q9:N	19	8.71
(1,21)	1:A:184:LYS:CE	5:B:218:7Q9:N	19	8.71
(1,21)	1:A:184:LYS:CE	6:B:219:17F:N1	19	8.71

Continued on next page...

Continued from previous page...

Key	Atom-1	Atom-2	Model ID	Violation (Å)
(1,21)	1:A:184:LYS:CE	5:B:220:7Q9:N	19	8.71
(1,21)	1:A:184:LYS:CG	1:B:2:THR:N	19	8.71
(1,21)	1:A:184:LYS:CG	1:B:3:GLU:N	19	8.71
(1,21)	1:A:184:LYS:CG	1:B:4:TYR:N	19	8.71
(1,21)	1:A:184:LYS:CG	1:B:5:LYS:N	19	8.71
(1,21)	1:A:184:LYS:CG	1:B:6:LEU:N	19	8.71
(1,21)	1:A:184:LYS:CG	1:B:7:VAL:N	19	8.71
(1,21)	1:A:184:LYS:CG	1:B:8:VAL:N	19	8.71
(1,21)	1:A:184:LYS:CG	1:B:9:VAL:N	19	8.71
(1,21)	1:A:184:LYS:CG	1:B:10:GLY:N	19	8.71
(1,21)	1:A:184:LYS:CG	1:B:11:ALA:N	19	8.71
(1,21)	1:A:184:LYS:CG	1:B:12:ASP:N	19	8.71
(1,21)	1:A:184:LYS:CG	1:B:13:GLY:N	19	8.71
(1,21)	1:A:184:LYS:CG	1:B:14:VAL:N	19	8.71
(1,21)	1:A:184:LYS:CG	1:B:15:GLY:N	19	8.71
(1,21)	1:A:184:LYS:CG	1:B:16:LYS:N	19	8.71
(1,21)	1:A:184:LYS:CG	1:B:17:SER:N	19	8.71
(1,21)	1:A:184:LYS:CG	1:B:18:ALA:N	19	8.71
(1,21)	1:A:184:LYS:CG	1:B:19:LEU:N	19	8.71
(1,21)	1:A:184:LYS:CG	1:B:20:THR:N	19	8.71
(1,21)	1:A:184:LYS:CG	1:B:21:ILE:N	19	8.71
(1,21)	1:A:184:LYS:CG	1:B:22:GLN:N	19	8.71
(1,21)	1:A:184:LYS:CG	1:B:23:LEU:N	19	8.71
(1,21)	1:A:184:LYS:CG	1:B:24:ILE:N	19	8.71
(1,21)	1:A:184:LYS:CG	1:B:25:GLN:N	19	8.71
(1,21)	1:A:184:LYS:CG	1:B:26:ASN:N	19	8.71
(1,21)	1:A:184:LYS:CG	1:B:27:HIS:N	19	8.71
(1,21)	1:A:184:LYS:CG	1:B:28:PHE:N	19	8.71
(1,21)	1:A:184:LYS:CG	1:B:29:VAL:N	19	8.71
(1,21)	1:A:184:LYS:CG	1:B:30:ASP:N	19	8.71
(1,21)	1:A:184:LYS:CG	1:B:31:GLU:N	19	8.71
(1,21)	1:A:184:LYS:CG	1:B:32:TYR:N	19	8.71
(1,21)	1:A:184:LYS:CG	1:B:33:ASP:N	19	8.71
(1,21)	1:A:184:LYS:CG	1:B:34:PRO:N	19	8.71
(1,21)	1:A:184:LYS:CG	1:B:35:THR:N	19	8.71
(1,21)	1:A:184:LYS:CG	1:B:36:ILE:N	19	8.71
(1,21)	1:A:184:LYS:CG	1:B:37:GLU:N	19	8.71
(1,21)	1:A:184:LYS:CG	1:B:38:ASP:N	19	8.71
(1,21)	1:A:184:LYS:CG	1:B:39:SER:N	19	8.71
(1,21)	1:A:184:LYS:CG	1:B:40:TYR:N	19	8.71
(1,21)	1:A:184:LYS:CG	1:B:41:ARG:N	19	8.71
(1,21)	1:A:184:LYS:CG	1:B:42:LYS:N	19	8.71

Continued on next page...

Continued from previous page...

Key	Atom-1	Atom-2	Model ID	Violation (Å)
(1,21)	1:A:184:LYS:CG	1:B:43:GLN:N	19	8.71
(1,21)	1:A:184:LYS:CG	1:B:44:VAL:N	19	8.71
(1,21)	1:A:184:LYS:CG	1:B:45:VAL:N	19	8.71
(1,21)	1:A:184:LYS:CG	1:B:46:ILE:N	19	8.71
(1,21)	1:A:184:LYS:CG	1:B:47:ASP:N	19	8.71
(1,21)	1:A:184:LYS:CG	1:B:48:GLY:N	19	8.71
(1,21)	1:A:184:LYS:CG	1:B:49:GLU:N	19	8.71
(1,21)	1:A:184:LYS:CG	1:B:50:THR:N	19	8.71
(1,21)	1:A:184:LYS:CG	1:B:51:CYS:N	19	8.71
(1,21)	1:A:184:LYS:CG	1:B:52:LEU:N	19	8.71
(1,21)	1:A:184:LYS:CG	1:B:53:LEU:N	19	8.71
(1,21)	1:A:184:LYS:CG	1:B:54:ASP:N	19	8.71
(1,21)	1:A:184:LYS:CG	1:B:55:ILE:N	19	8.71
(1,21)	1:A:184:LYS:CG	1:B:56:LEU:N	19	8.71
(1,21)	1:A:184:LYS:CG	1:B:57:ASP:N	19	8.71
(1,21)	1:A:184:LYS:CG	1:B:58:THR:N	19	8.71
(1,21)	1:A:184:LYS:CG	1:B:59:ALA:N	19	8.71
(1,21)	1:A:184:LYS:CG	1:B:60:GLY:N	19	8.71
(1,21)	1:A:184:LYS:CG	1:B:61:GLN:N	19	8.71
(1,21)	1:A:184:LYS:CG	1:B:62:GLU:N	19	8.71
(1,21)	1:A:184:LYS:CG	1:B:63:GLU:N	19	8.71
(1,21)	1:A:184:LYS:CG	1:B:64:TYR:N	19	8.71
(1,21)	1:A:184:LYS:CG	1:B:65:SER:N	19	8.71
(1,21)	1:A:184:LYS:CG	1:B:66:ALA:N	19	8.71
(1,21)	1:A:184:LYS:CG	1:B:67:MET:N	19	8.71
(1,21)	1:A:184:LYS:CG	1:B:68:ARG:N	19	8.71
(1,21)	1:A:184:LYS:CG	1:B:69:ASP:N	19	8.71
(1,21)	1:A:184:LYS:CG	1:B:70:GLN:N	19	8.71
(1,21)	1:A:184:LYS:CG	1:B:71:TYR:N	19	8.71
(1,21)	1:A:184:LYS:CG	1:B:72:MET:N	19	8.71
(1,21)	1:A:184:LYS:CG	1:B:73:ARG:N	19	8.71
(1,21)	1:A:184:LYS:CG	1:B:74:THR:N	19	8.71
(1,21)	1:A:184:LYS:CG	1:B:75:GLY:N	19	8.71
(1,21)	1:A:184:LYS:CG	1:B:76:GLU:N	19	8.71
(1,21)	1:A:184:LYS:CG	1:B:77:GLY:N	19	8.71
(1,21)	1:A:184:LYS:CG	1:B:78:PHE:N	19	8.71
(1,21)	1:A:184:LYS:CG	1:B:79:LEU:N	19	8.71
(1,21)	1:A:184:LYS:CG	1:B:80:CYS:N	19	8.71
(1,21)	1:A:184:LYS:CG	5:B:203:7Q9:N	19	8.71
(1,21)	1:A:184:LYS:CG	5:B:204:7Q9:N	19	8.71
(1,21)	1:A:184:LYS:CG	5:B:205:7Q9:N	19	8.71
(1,21)	1:A:184:LYS:CG	5:B:206:7Q9:N	19	8.71

Continued on next page...

Continued from previous page...

Key	Atom-1	Atom-2	Model ID	Violation (Å)
(1,21)	1:A:184:LYS:CG	5:B:207:7Q9:N	19	8.71
(1,21)	1:A:184:LYS:CG	6:B:208:17F:N1	19	8.71
(1,21)	1:A:184:LYS:CG	5:B:209:7Q9:N	19	8.71
(1,21)	1:A:184:LYS:CG	5:B:210:7Q9:N	19	8.71
(1,21)	1:A:184:LYS:CG	5:B:211:7Q9:N	19	8.71
(1,21)	1:A:184:LYS:CG	5:B:212:7Q9:N	19	8.71
(1,21)	1:A:184:LYS:CG	5:B:213:7Q9:N	19	8.71
(1,21)	1:A:184:LYS:CG	6:B:214:17F:N1	19	8.71
(1,21)	1:A:184:LYS:CG	6:B:215:17F:N1	19	8.71
(1,21)	1:A:184:LYS:CG	5:B:216:7Q9:N	19	8.71
(1,21)	1:A:184:LYS:CG	5:B:217:7Q9:N	19	8.71
(1,21)	1:A:184:LYS:CG	5:B:218:7Q9:N	19	8.71
(1,21)	1:A:184:LYS:CG	6:B:219:17F:N1	19	8.71
(1,21)	1:A:184:LYS:CG	5:B:220:7Q9:N	19	8.71
(1,21)	1:A:184:LYS:H	1:B:2:THR:N	19	8.71
(1,21)	1:A:184:LYS:H	1:B:3:GLU:N	19	8.71
(1,21)	1:A:184:LYS:H	1:B:4:TYR:N	19	8.71
(1,21)	1:A:184:LYS:H	1:B:5:LYS:N	19	8.71
(1,21)	1:A:184:LYS:H	1:B:6:LEU:N	19	8.71
(1,21)	1:A:184:LYS:H	1:B:7:VAL:N	19	8.71
(1,21)	1:A:184:LYS:H	1:B:8:VAL:N	19	8.71
(1,21)	1:A:184:LYS:H	1:B:9:VAL:N	19	8.71
(1,21)	1:A:184:LYS:H	1:B:10:GLY:N	19	8.71
(1,21)	1:A:184:LYS:H	1:B:11:ALA:N	19	8.71
(1,21)	1:A:184:LYS:H	1:B:12:ASP:N	19	8.71
(1,21)	1:A:184:LYS:H	1:B:13:GLY:N	19	8.71
(1,21)	1:A:184:LYS:H	1:B:14:VAL:N	19	8.71
(1,21)	1:A:184:LYS:H	1:B:15:GLY:N	19	8.71
(1,21)	1:A:184:LYS:H	1:B:16:LYS:N	19	8.71
(1,21)	1:A:184:LYS:H	1:B:17:SER:N	19	8.71
(1,21)	1:A:184:LYS:H	1:B:18:ALA:N	19	8.71
(1,21)	1:A:184:LYS:H	1:B:19:LEU:N	19	8.71
(1,21)	1:A:184:LYS:H	1:B:20:THR:N	19	8.71
(1,21)	1:A:184:LYS:H	1:B:21:ILE:N	19	8.71
(1,21)	1:A:184:LYS:H	1:B:22:GLN:N	19	8.71
(1,21)	1:A:184:LYS:H	1:B:23:LEU:N	19	8.71
(1,21)	1:A:184:LYS:H	1:B:24:ILE:N	19	8.71
(1,21)	1:A:184:LYS:H	1:B:25:GLN:N	19	8.71
(1,21)	1:A:184:LYS:H	1:B:26:ASN:N	19	8.71
(1,21)	1:A:184:LYS:H	1:B:27:HIS:N	19	8.71
(1,21)	1:A:184:LYS:H	1:B:28:PHE:N	19	8.71
(1,21)	1:A:184:LYS:H	1:B:29:VAL:N	19	8.71

Continued on next page...

Continued from previous page...

Key	Atom-1	Atom-2	Model ID	Violation (Å)
(1,21)	1:A:184:LYS:H	1:B:30:ASP:N	19	8.71
(1,21)	1:A:184:LYS:H	1:B:31:GLU:N	19	8.71
(1,21)	1:A:184:LYS:H	1:B:32:TYR:N	19	8.71
(1,21)	1:A:184:LYS:H	1:B:33:ASP:N	19	8.71
(1,21)	1:A:184:LYS:H	1:B:34:PRO:N	19	8.71
(1,21)	1:A:184:LYS:H	1:B:35:THR:N	19	8.71
(1,21)	1:A:184:LYS:H	1:B:36:ILE:N	19	8.71
(1,21)	1:A:184:LYS:H	1:B:37:GLU:N	19	8.71
(1,21)	1:A:184:LYS:H	1:B:38:ASP:N	19	8.71
(1,21)	1:A:184:LYS:H	1:B:39:SER:N	19	8.71
(1,21)	1:A:184:LYS:H	1:B:40:TYR:N	19	8.71
(1,21)	1:A:184:LYS:H	1:B:41:ARG:N	19	8.71
(1,21)	1:A:184:LYS:H	1:B:42:LYS:N	19	8.71
(1,21)	1:A:184:LYS:H	1:B:43:GLN:N	19	8.71
(1,21)	1:A:184:LYS:H	1:B:44:VAL:N	19	8.71
(1,21)	1:A:184:LYS:H	1:B:45:VAL:N	19	8.71
(1,21)	1:A:184:LYS:H	1:B:46:ILE:N	19	8.71
(1,21)	1:A:184:LYS:H	1:B:47:ASP:N	19	8.71
(1,21)	1:A:184:LYS:H	1:B:48:GLY:N	19	8.71
(1,21)	1:A:184:LYS:H	1:B:49:GLU:N	19	8.71
(1,21)	1:A:184:LYS:H	1:B:50:THR:N	19	8.71
(1,21)	1:A:184:LYS:H	1:B:51:CYS:N	19	8.71
(1,21)	1:A:184:LYS:H	1:B:52:LEU:N	19	8.71
(1,21)	1:A:184:LYS:H	1:B:53:LEU:N	19	8.71
(1,21)	1:A:184:LYS:H	1:B:54:ASP:N	19	8.71
(1,21)	1:A:184:LYS:H	1:B:55:ILE:N	19	8.71
(1,21)	1:A:184:LYS:H	1:B:56:LEU:N	19	8.71
(1,21)	1:A:184:LYS:H	1:B:57:ASP:N	19	8.71
(1,21)	1:A:184:LYS:H	1:B:58:THR:N	19	8.71
(1,21)	1:A:184:LYS:H	1:B:59:ALA:N	19	8.71
(1,21)	1:A:184:LYS:H	1:B:60:GLY:N	19	8.71
(1,21)	1:A:184:LYS:H	1:B:61:GLN:N	19	8.71
(1,21)	1:A:184:LYS:H	1:B:62:GLU:N	19	8.71
(1,21)	1:A:184:LYS:H	1:B:63:GLU:N	19	8.71
(1,21)	1:A:184:LYS:H	1:B:64:TYR:N	19	8.71
(1,21)	1:A:184:LYS:H	1:B:65:SER:N	19	8.71
(1,21)	1:A:184:LYS:H	1:B:66:ALA:N	19	8.71
(1,21)	1:A:184:LYS:H	1:B:67:MET:N	19	8.71
(1,21)	1:A:184:LYS:H	1:B:68:ARG:N	19	8.71
(1,21)	1:A:184:LYS:H	1:B:69:ASP:N	19	8.71
(1,21)	1:A:184:LYS:H	1:B:70:GLN:N	19	8.71
(1,21)	1:A:184:LYS:H	1:B:71:TYR:N	19	8.71

Continued on next page...

Continued from previous page...

Key	Atom-1	Atom-2	Model ID	Violation (Å)
(1,21)	1:A:184:LYS:H	1:B:72:MET:N	19	8.71
(1,21)	1:A:184:LYS:H	1:B:73:ARG:N	19	8.71
(1,21)	1:A:184:LYS:H	1:B:74:THR:N	19	8.71
(1,21)	1:A:184:LYS:H	1:B:75:GLY:N	19	8.71
(1,21)	1:A:184:LYS:H	1:B:76:GLU:N	19	8.71
(1,21)	1:A:184:LYS:H	1:B:77:GLY:N	19	8.71
(1,21)	1:A:184:LYS:H	1:B:78:PHE:N	19	8.71
(1,21)	1:A:184:LYS:H	1:B:79:LEU:N	19	8.71
(1,21)	1:A:184:LYS:H	1:B:80:CYS:N	19	8.71
(1,21)	1:A:184:LYS:H	5:B:203:7Q9:N	19	8.71
(1,21)	1:A:184:LYS:H	5:B:204:7Q9:N	19	8.71
(1,21)	1:A:184:LYS:H	5:B:205:7Q9:N	19	8.71
(1,21)	1:A:184:LYS:H	5:B:206:7Q9:N	19	8.71
(1,21)	1:A:184:LYS:H	5:B:207:7Q9:N	19	8.71
(1,21)	1:A:184:LYS:H	6:B:208:17F:N1	19	8.71
(1,21)	1:A:184:LYS:H	5:B:209:7Q9:N	19	8.71
(1,21)	1:A:184:LYS:H	5:B:210:7Q9:N	19	8.71
(1,21)	1:A:184:LYS:H	5:B:211:7Q9:N	19	8.71
(1,21)	1:A:184:LYS:H	5:B:212:7Q9:N	19	8.71
(1,21)	1:A:184:LYS:H	5:B:213:7Q9:N	19	8.71
(1,21)	1:A:184:LYS:H	6:B:214:17F:N1	19	8.71
(1,21)	1:A:184:LYS:H	6:B:215:17F:N1	19	8.71
(1,21)	1:A:184:LYS:H	5:B:216:7Q9:N	19	8.71
(1,21)	1:A:184:LYS:H	5:B:217:7Q9:N	19	8.71
(1,21)	1:A:184:LYS:H	5:B:218:7Q9:N	19	8.71
(1,21)	1:A:184:LYS:H	6:B:219:17F:N1	19	8.71
(1,21)	1:A:184:LYS:H	5:B:220:7Q9:N	19	8.71
(1,21)	1:A:184:LYS:HZ1	1:B:2:THR:N	19	8.71
(1,21)	1:A:184:LYS:HZ1	1:B:3:GLU:N	19	8.71
(1,21)	1:A:184:LYS:HZ1	1:B:4:TYR:N	19	8.71
(1,21)	1:A:184:LYS:HZ1	1:B:5:LYS:N	19	8.71
(1,21)	1:A:184:LYS:HZ1	1:B:6:LEU:N	19	8.71
(1,21)	1:A:184:LYS:HZ1	1:B:7:VAL:N	19	8.71
(1,21)	1:A:184:LYS:HZ1	1:B:8:VAL:N	19	8.71
(1,21)	1:A:184:LYS:HZ1	1:B:9:VAL:N	19	8.71
(1,21)	1:A:184:LYS:HZ1	1:B:10:GLY:N	19	8.71
(1,21)	1:A:184:LYS:HZ1	1:B:11:ALA:N	19	8.71
(1,21)	1:A:184:LYS:HZ1	1:B:12:ASP:N	19	8.71
(1,21)	1:A:184:LYS:HZ1	1:B:13:GLY:N	19	8.71
(1,21)	1:A:184:LYS:HZ1	1:B:14:VAL:N	19	8.71
(1,21)	1:A:184:LYS:HZ1	1:B:15:GLY:N	19	8.71
(1,21)	1:A:184:LYS:HZ1	1:B:16:LYS:N	19	8.71

Continued on next page...

Continued from previous page...

Key	Atom-1	Atom-2	Model ID	Violation (Å)
(1,21)	1:A:184:LYS:HZ1	1:B:17:SER:N	19	8.71
(1,21)	1:A:184:LYS:HZ1	1:B:18:ALA:N	19	8.71
(1,21)	1:A:184:LYS:HZ1	1:B:19:LEU:N	19	8.71
(1,21)	1:A:184:LYS:HZ1	1:B:20:THR:N	19	8.71
(1,21)	1:A:184:LYS:HZ1	1:B:21:ILE:N	19	8.71
(1,21)	1:A:184:LYS:HZ1	1:B:22:GLN:N	19	8.71
(1,21)	1:A:184:LYS:HZ1	1:B:23:LEU:N	19	8.71
(1,21)	1:A:184:LYS:HZ1	1:B:24:ILE:N	19	8.71
(1,21)	1:A:184:LYS:HZ1	1:B:25:GLN:N	19	8.71
(1,21)	1:A:184:LYS:HZ1	1:B:26:ASN:N	19	8.71
(1,21)	1:A:184:LYS:HZ1	1:B:27:HIS:N	19	8.71
(1,21)	1:A:184:LYS:HZ1	1:B:28:PHE:N	19	8.71
(1,21)	1:A:184:LYS:HZ1	1:B:29:VAL:N	19	8.71
(1,21)	1:A:184:LYS:HZ1	1:B:30:ASP:N	19	8.71
(1,21)	1:A:184:LYS:HZ1	1:B:31:GLU:N	19	8.71
(1,21)	1:A:184:LYS:HZ1	1:B:32:TYR:N	19	8.71
(1,21)	1:A:184:LYS:HZ1	1:B:33:ASP:N	19	8.71
(1,21)	1:A:184:LYS:HZ1	1:B:34:PRO:N	19	8.71
(1,21)	1:A:184:LYS:HZ1	1:B:35:THR:N	19	8.71
(1,21)	1:A:184:LYS:HZ1	1:B:36:ILE:N	19	8.71
(1,21)	1:A:184:LYS:HZ1	1:B:37:GLU:N	19	8.71
(1,21)	1:A:184:LYS:HZ1	1:B:38:ASP:N	19	8.71
(1,21)	1:A:184:LYS:HZ1	1:B:39:SER:N	19	8.71
(1,21)	1:A:184:LYS:HZ1	1:B:40:TYR:N	19	8.71
(1,21)	1:A:184:LYS:HZ1	1:B:41:ARG:N	19	8.71
(1,21)	1:A:184:LYS:HZ1	1:B:42:LYS:N	19	8.71
(1,21)	1:A:184:LYS:HZ1	1:B:43:GLN:N	19	8.71
(1,21)	1:A:184:LYS:HZ1	1:B:44:VAL:N	19	8.71
(1,21)	1:A:184:LYS:HZ1	1:B:45:VAL:N	19	8.71
(1,21)	1:A:184:LYS:HZ1	1:B:46:ILE:N	19	8.71
(1,21)	1:A:184:LYS:HZ1	1:B:47:ASP:N	19	8.71
(1,21)	1:A:184:LYS:HZ1	1:B:48:GLY:N	19	8.71
(1,21)	1:A:184:LYS:HZ1	1:B:49:GLU:N	19	8.71
(1,21)	1:A:184:LYS:HZ1	1:B:50:THR:N	19	8.71
(1,21)	1:A:184:LYS:HZ1	1:B:51:CYS:N	19	8.71
(1,21)	1:A:184:LYS:HZ1	1:B:52:LEU:N	19	8.71
(1,21)	1:A:184:LYS:HZ1	1:B:53:LEU:N	19	8.71
(1,21)	1:A:184:LYS:HZ1	1:B:54:ASP:N	19	8.71
(1,21)	1:A:184:LYS:HZ1	1:B:55:ILE:N	19	8.71
(1,21)	1:A:184:LYS:HZ1	1:B:56:LEU:N	19	8.71
(1,21)	1:A:184:LYS:HZ1	1:B:57:ASP:N	19	8.71
(1,21)	1:A:184:LYS:HZ1	1:B:58:THR:N	19	8.71

Continued on next page...

Continued from previous page...

Key	Atom-1	Atom-2	Model ID	Violation (Å)
(1,21)	1:A:184:LYS:HZ1	1:B:59:ALA:N	19	8.71
(1,21)	1:A:184:LYS:HZ1	1:B:60:GLY:N	19	8.71
(1,21)	1:A:184:LYS:HZ1	1:B:61:GLN:N	19	8.71
(1,21)	1:A:184:LYS:HZ1	1:B:62:GLU:N	19	8.71
(1,21)	1:A:184:LYS:HZ1	1:B:63:GLU:N	19	8.71
(1,21)	1:A:184:LYS:HZ1	1:B:64:TYR:N	19	8.71
(1,21)	1:A:184:LYS:HZ1	1:B:65:SER:N	19	8.71
(1,21)	1:A:184:LYS:HZ1	1:B:66:ALA:N	19	8.71
(1,21)	1:A:184:LYS:HZ1	1:B:67:MET:N	19	8.71
(1,21)	1:A:184:LYS:HZ1	1:B:68:ARG:N	19	8.71
(1,21)	1:A:184:LYS:HZ1	1:B:69:ASP:N	19	8.71
(1,21)	1:A:184:LYS:HZ1	1:B:70:GLN:N	19	8.71
(1,21)	1:A:184:LYS:HZ1	1:B:71:TYR:N	19	8.71
(1,21)	1:A:184:LYS:HZ1	1:B:72:MET:N	19	8.71
(1,21)	1:A:184:LYS:HZ1	1:B:73:ARG:N	19	8.71
(1,21)	1:A:184:LYS:HZ1	1:B:74:THR:N	19	8.71
(1,21)	1:A:184:LYS:HZ1	1:B:75:GLY:N	19	8.71
(1,21)	1:A:184:LYS:HZ1	1:B:76:GLU:N	19	8.71
(1,21)	1:A:184:LYS:HZ1	1:B:77:GLY:N	19	8.71
(1,21)	1:A:184:LYS:HZ1	1:B:78:PHE:N	19	8.71
(1,21)	1:A:184:LYS:HZ1	1:B:79:LEU:N	19	8.71
(1,21)	1:A:184:LYS:HZ1	1:B:80:CYS:N	19	8.71
(1,21)	1:A:184:LYS:HZ1	5:B:203:7Q9:N	19	8.71
(1,21)	1:A:184:LYS:HZ1	5:B:204:7Q9:N	19	8.71
(1,21)	1:A:184:LYS:HZ1	5:B:205:7Q9:N	19	8.71
(1,21)	1:A:184:LYS:HZ1	5:B:206:7Q9:N	19	8.71
(1,21)	1:A:184:LYS:HZ1	5:B:207:7Q9:N	19	8.71
(1,21)	1:A:184:LYS:HZ1	6:B:208:17F:N1	19	8.71
(1,21)	1:A:184:LYS:HZ1	5:B:209:7Q9:N	19	8.71
(1,21)	1:A:184:LYS:HZ1	5:B:210:7Q9:N	19	8.71
(1,21)	1:A:184:LYS:HZ1	5:B:211:7Q9:N	19	8.71
(1,21)	1:A:184:LYS:HZ1	5:B:212:7Q9:N	19	8.71
(1,21)	1:A:184:LYS:HZ1	5:B:213:7Q9:N	19	8.71
(1,21)	1:A:184:LYS:HZ1	6:B:214:17F:N1	19	8.71
(1,21)	1:A:184:LYS:HZ1	6:B:215:17F:N1	19	8.71
(1,21)	1:A:184:LYS:HZ1	5:B:216:7Q9:N	19	8.71
(1,21)	1:A:184:LYS:HZ1	5:B:217:7Q9:N	19	8.71
(1,21)	1:A:184:LYS:HZ1	5:B:218:7Q9:N	19	8.71
(1,21)	1:A:184:LYS:HZ1	6:B:219:17F:N1	19	8.71
(1,21)	1:A:184:LYS:HZ1	5:B:220:7Q9:N	19	8.71
(1,21)	1:A:184:LYS:HZ2	1:B:2:THR:N	19	8.71
(1,21)	1:A:184:LYS:HZ2	1:B:3:GLU:N	19	8.71

Continued on next page...

Continued from previous page...

Key	Atom-1	Atom-2	Model ID	Violation (Å)
(1,21)	1:A:184:LYS:HZ2	1:B:4:TYR:N	19	8.71
(1,21)	1:A:184:LYS:HZ2	1:B:5:LYS:N	19	8.71
(1,21)	1:A:184:LYS:HZ2	1:B:6:LEU:N	19	8.71
(1,21)	1:A:184:LYS:HZ2	1:B:7:VAL:N	19	8.71
(1,21)	1:A:184:LYS:HZ2	1:B:8:VAL:N	19	8.71
(1,21)	1:A:184:LYS:HZ2	1:B:9:VAL:N	19	8.71
(1,21)	1:A:184:LYS:HZ2	1:B:10:GLY:N	19	8.71
(1,21)	1:A:184:LYS:HZ2	1:B:11:ALA:N	19	8.71
(1,21)	1:A:184:LYS:HZ2	1:B:12:ASP:N	19	8.71
(1,21)	1:A:184:LYS:HZ2	1:B:13:GLY:N	19	8.71
(1,21)	1:A:184:LYS:HZ2	1:B:14:VAL:N	19	8.71
(1,21)	1:A:184:LYS:HZ2	1:B:15:GLY:N	19	8.71
(1,21)	1:A:184:LYS:HZ2	1:B:16:LYS:N	19	8.71
(1,21)	1:A:184:LYS:HZ2	1:B:17:SER:N	19	8.71
(1,21)	1:A:184:LYS:HZ2	1:B:18:ALA:N	19	8.71
(1,21)	1:A:184:LYS:HZ2	1:B:19:LEU:N	19	8.71
(1,21)	1:A:184:LYS:HZ2	1:B:20:THR:N	19	8.71
(1,21)	1:A:184:LYS:HZ2	1:B:21:ILE:N	19	8.71
(1,21)	1:A:184:LYS:HZ2	1:B:22:GLN:N	19	8.71
(1,21)	1:A:184:LYS:HZ2	1:B:23:LEU:N	19	8.71
(1,21)	1:A:184:LYS:HZ2	1:B:24:ILE:N	19	8.71
(1,21)	1:A:184:LYS:HZ2	1:B:25:GLN:N	19	8.71
(1,21)	1:A:184:LYS:HZ2	1:B:26:ASN:N	19	8.71
(1,21)	1:A:184:LYS:HZ2	1:B:27:HIS:N	19	8.71
(1,21)	1:A:184:LYS:HZ2	1:B:28:PHE:N	19	8.71
(1,21)	1:A:184:LYS:HZ2	1:B:29:VAL:N	19	8.71
(1,21)	1:A:184:LYS:HZ2	1:B:30:ASP:N	19	8.71
(1,21)	1:A:184:LYS:HZ2	1:B:31:GLU:N	19	8.71
(1,21)	1:A:184:LYS:HZ2	1:B:32:TYR:N	19	8.71
(1,21)	1:A:184:LYS:HZ2	1:B:33:ASP:N	19	8.71
(1,21)	1:A:184:LYS:HZ2	1:B:34:PRO:N	19	8.71
(1,21)	1:A:184:LYS:HZ2	1:B:35:THR:N	19	8.71
(1,21)	1:A:184:LYS:HZ2	1:B:36:ILE:N	19	8.71
(1,21)	1:A:184:LYS:HZ2	1:B:37:GLU:N	19	8.71
(1,21)	1:A:184:LYS:HZ2	1:B:38:ASP:N	19	8.71
(1,21)	1:A:184:LYS:HZ2	1:B:39:SER:N	19	8.71
(1,21)	1:A:184:LYS:HZ2	1:B:40:TYR:N	19	8.71
(1,21)	1:A:184:LYS:HZ2	1:B:41:ARG:N	19	8.71
(1,21)	1:A:184:LYS:HZ2	1:B:42:LYS:N	19	8.71
(1,21)	1:A:184:LYS:HZ2	1:B:43:GLN:N	19	8.71
(1,21)	1:A:184:LYS:HZ2	1:B:44:VAL:N	19	8.71
(1,21)	1:A:184:LYS:HZ2	1:B:45:VAL:N	19	8.71

Continued on next page...

Continued from previous page...

Key	Atom-1	Atom-2	Model ID	Violation (Å)
(1,21)	1:A:184:LYS:HZ2	1:B:46:ILE:N	19	8.71
(1,21)	1:A:184:LYS:HZ2	1:B:47:ASP:N	19	8.71
(1,21)	1:A:184:LYS:HZ2	1:B:48:GLY:N	19	8.71
(1,21)	1:A:184:LYS:HZ2	1:B:49:GLU:N	19	8.71
(1,21)	1:A:184:LYS:HZ2	1:B:50:THR:N	19	8.71
(1,21)	1:A:184:LYS:HZ2	1:B:51:CYS:N	19	8.71
(1,21)	1:A:184:LYS:HZ2	1:B:52:LEU:N	19	8.71
(1,21)	1:A:184:LYS:HZ2	1:B:53:LEU:N	19	8.71
(1,21)	1:A:184:LYS:HZ2	1:B:54:ASP:N	19	8.71
(1,21)	1:A:184:LYS:HZ2	1:B:55:ILE:N	19	8.71
(1,21)	1:A:184:LYS:HZ2	1:B:56:LEU:N	19	8.71
(1,21)	1:A:184:LYS:HZ2	1:B:57:ASP:N	19	8.71
(1,21)	1:A:184:LYS:HZ2	1:B:58:THR:N	19	8.71
(1,21)	1:A:184:LYS:HZ2	1:B:59:ALA:N	19	8.71
(1,21)	1:A:184:LYS:HZ2	1:B:60:GLY:N	19	8.71
(1,21)	1:A:184:LYS:HZ2	1:B:61:GLN:N	19	8.71
(1,21)	1:A:184:LYS:HZ2	1:B:62:GLU:N	19	8.71
(1,21)	1:A:184:LYS:HZ2	1:B:63:GLU:N	19	8.71
(1,21)	1:A:184:LYS:HZ2	1:B:64:TYR:N	19	8.71
(1,21)	1:A:184:LYS:HZ2	1:B:65:SER:N	19	8.71
(1,21)	1:A:184:LYS:HZ2	1:B:66:ALA:N	19	8.71
(1,21)	1:A:184:LYS:HZ2	1:B:67:MET:N	19	8.71
(1,21)	1:A:184:LYS:HZ2	1:B:68:ARG:N	19	8.71
(1,21)	1:A:184:LYS:HZ2	1:B:69:ASP:N	19	8.71
(1,21)	1:A:184:LYS:HZ2	1:B:70:GLN:N	19	8.71
(1,21)	1:A:184:LYS:HZ2	1:B:71:TYR:N	19	8.71
(1,21)	1:A:184:LYS:HZ2	1:B:72:MET:N	19	8.71
(1,21)	1:A:184:LYS:HZ2	1:B:73:ARG:N	19	8.71
(1,21)	1:A:184:LYS:HZ2	1:B:74:THR:N	19	8.71
(1,21)	1:A:184:LYS:HZ2	1:B:75:GLY:N	19	8.71
(1,21)	1:A:184:LYS:HZ2	1:B:76:GLU:N	19	8.71
(1,21)	1:A:184:LYS:HZ2	1:B:77:GLY:N	19	8.71
(1,21)	1:A:184:LYS:HZ2	1:B:78:PHE:N	19	8.71
(1,21)	1:A:184:LYS:HZ2	1:B:79:LEU:N	19	8.71
(1,21)	1:A:184:LYS:HZ2	1:B:80:CYS:N	19	8.71
(1,21)	1:A:184:LYS:HZ2	5:B:203:7Q9:N	19	8.71
(1,21)	1:A:184:LYS:HZ2	5:B:204:7Q9:N	19	8.71
(1,21)	1:A:184:LYS:HZ2	5:B:205:7Q9:N	19	8.71
(1,21)	1:A:184:LYS:HZ2	5:B:206:7Q9:N	19	8.71
(1,21)	1:A:184:LYS:HZ2	5:B:207:7Q9:N	19	8.71
(1,21)	1:A:184:LYS:HZ2	6:B:208:17F:N1	19	8.71
(1,21)	1:A:184:LYS:HZ2	5:B:209:7Q9:N	19	8.71

Continued on next page...

Continued from previous page...

Key	Atom-1	Atom-2	Model ID	Violation (Å)
(1,21)	1:A:184:LYS:HZ2	5:B:210:7Q9:N	19	8.71
(1,21)	1:A:184:LYS:HZ2	5:B:211:7Q9:N	19	8.71
(1,21)	1:A:184:LYS:HZ2	5:B:212:7Q9:N	19	8.71
(1,21)	1:A:184:LYS:HZ2	5:B:213:7Q9:N	19	8.71
(1,21)	1:A:184:LYS:HZ2	6:B:214:17F:N1	19	8.71
(1,21)	1:A:184:LYS:HZ2	6:B:215:17F:N1	19	8.71
(1,21)	1:A:184:LYS:HZ2	5:B:216:7Q9:N	19	8.71
(1,21)	1:A:184:LYS:HZ2	5:B:217:7Q9:N	19	8.71
(1,21)	1:A:184:LYS:HZ2	5:B:218:7Q9:N	19	8.71
(1,21)	1:A:184:LYS:HZ2	6:B:219:17F:N1	19	8.71
(1,21)	1:A:184:LYS:HZ2	5:B:220:7Q9:N	19	8.71
(1,21)	1:A:184:LYS:HZ3	1:B:2:THR:N	19	8.71
(1,21)	1:A:184:LYS:HZ3	1:B:3:GLU:N	19	8.71
(1,21)	1:A:184:LYS:HZ3	1:B:4:TYR:N	19	8.71
(1,21)	1:A:184:LYS:HZ3	1:B:5:LYS:N	19	8.71
(1,21)	1:A:184:LYS:HZ3	1:B:6:LEU:N	19	8.71
(1,21)	1:A:184:LYS:HZ3	1:B:7:VAL:N	19	8.71
(1,21)	1:A:184:LYS:HZ3	1:B:8:VAL:N	19	8.71
(1,21)	1:A:184:LYS:HZ3	1:B:9:VAL:N	19	8.71
(1,21)	1:A:184:LYS:HZ3	1:B:10:GLY:N	19	8.71
(1,21)	1:A:184:LYS:HZ3	1:B:11:ALA:N	19	8.71
(1,21)	1:A:184:LYS:HZ3	1:B:12:ASP:N	19	8.71
(1,21)	1:A:184:LYS:HZ3	1:B:13:GLY:N	19	8.71
(1,21)	1:A:184:LYS:HZ3	1:B:14:VAL:N	19	8.71
(1,21)	1:A:184:LYS:HZ3	1:B:15:GLY:N	19	8.71
(1,21)	1:A:184:LYS:HZ3	1:B:16:LYS:N	19	8.71
(1,21)	1:A:184:LYS:HZ3	1:B:17:SER:N	19	8.71
(1,21)	1:A:184:LYS:HZ3	1:B:18:ALA:N	19	8.71
(1,21)	1:A:184:LYS:HZ3	1:B:19:LEU:N	19	8.71
(1,21)	1:A:184:LYS:HZ3	1:B:20:THR:N	19	8.71
(1,21)	1:A:184:LYS:HZ3	1:B:21:ILE:N	19	8.71
(1,21)	1:A:184:LYS:HZ3	1:B:22:GLN:N	19	8.71
(1,21)	1:A:184:LYS:HZ3	1:B:23:LEU:N	19	8.71
(1,21)	1:A:184:LYS:HZ3	1:B:24:ILE:N	19	8.71
(1,21)	1:A:184:LYS:HZ3	1:B:25:GLN:N	19	8.71
(1,21)	1:A:184:LYS:HZ3	1:B:26:ASN:N	19	8.71
(1,21)	1:A:184:LYS:HZ3	1:B:27:HIS:N	19	8.71
(1,21)	1:A:184:LYS:HZ3	1:B:28:PHE:N	19	8.71
(1,21)	1:A:184:LYS:HZ3	1:B:29:VAL:N	19	8.71
(1,21)	1:A:184:LYS:HZ3	1:B:30:ASP:N	19	8.71
(1,21)	1:A:184:LYS:HZ3	1:B:31:GLU:N	19	8.71
(1,21)	1:A:184:LYS:HZ3	1:B:32:TYR:N	19	8.71

Continued on next page...

Continued from previous page...

Key	Atom-1	Atom-2	Model ID	Violation (Å)
(1,21)	1:A:184:LYS:HZ3	1:B:33:ASP:N	19	8.71
(1,21)	1:A:184:LYS:HZ3	1:B:34:PRO:N	19	8.71
(1,21)	1:A:184:LYS:HZ3	1:B:35:THR:N	19	8.71
(1,21)	1:A:184:LYS:HZ3	1:B:36:ILE:N	19	8.71
(1,21)	1:A:184:LYS:HZ3	1:B:37:GLU:N	19	8.71
(1,21)	1:A:184:LYS:HZ3	1:B:38:ASP:N	19	8.71
(1,21)	1:A:184:LYS:HZ3	1:B:39:SER:N	19	8.71
(1,21)	1:A:184:LYS:HZ3	1:B:40:TYR:N	19	8.71
(1,21)	1:A:184:LYS:HZ3	1:B:41:ARG:N	19	8.71
(1,21)	1:A:184:LYS:HZ3	1:B:42:LYS:N	19	8.71
(1,21)	1:A:184:LYS:HZ3	1:B:43:GLN:N	19	8.71
(1,21)	1:A:184:LYS:HZ3	1:B:44:VAL:N	19	8.71
(1,21)	1:A:184:LYS:HZ3	1:B:45:VAL:N	19	8.71
(1,21)	1:A:184:LYS:HZ3	1:B:46:ILE:N	19	8.71
(1,21)	1:A:184:LYS:HZ3	1:B:47:ASP:N	19	8.71
(1,21)	1:A:184:LYS:HZ3	1:B:48:GLY:N	19	8.71
(1,21)	1:A:184:LYS:HZ3	1:B:49:GLU:N	19	8.71
(1,21)	1:A:184:LYS:HZ3	1:B:50:THR:N	19	8.71
(1,21)	1:A:184:LYS:HZ3	1:B:51:CYS:N	19	8.71
(1,21)	1:A:184:LYS:HZ3	1:B:52:LEU:N	19	8.71
(1,21)	1:A:184:LYS:HZ3	1:B:53:LEU:N	19	8.71
(1,21)	1:A:184:LYS:HZ3	1:B:54:ASP:N	19	8.71
(1,21)	1:A:184:LYS:HZ3	1:B:55:ILE:N	19	8.71
(1,21)	1:A:184:LYS:HZ3	1:B:56:LEU:N	19	8.71
(1,21)	1:A:184:LYS:HZ3	1:B:57:ASP:N	19	8.71
(1,21)	1:A:184:LYS:HZ3	1:B:58:THR:N	19	8.71
(1,21)	1:A:184:LYS:HZ3	1:B:59:ALA:N	19	8.71
(1,21)	1:A:184:LYS:HZ3	1:B:60:GLY:N	19	8.71
(1,21)	1:A:184:LYS:HZ3	1:B:61:GLN:N	19	8.71
(1,21)	1:A:184:LYS:HZ3	1:B:62:GLU:N	19	8.71
(1,21)	1:A:184:LYS:HZ3	1:B:63:GLU:N	19	8.71
(1,21)	1:A:184:LYS:HZ3	1:B:64:TYR:N	19	8.71
(1,21)	1:A:184:LYS:HZ3	1:B:65:SER:N	19	8.71
(1,21)	1:A:184:LYS:HZ3	1:B:66:ALA:N	19	8.71
(1,21)	1:A:184:LYS:HZ3	1:B:67:MET:N	19	8.71
(1,21)	1:A:184:LYS:HZ3	1:B:68:ARG:N	19	8.71
(1,21)	1:A:184:LYS:HZ3	1:B:69:ASP:N	19	8.71
(1,21)	1:A:184:LYS:HZ3	1:B:70:GLN:N	19	8.71
(1,21)	1:A:184:LYS:HZ3	1:B:71:TYR:N	19	8.71
(1,21)	1:A:184:LYS:HZ3	1:B:72:MET:N	19	8.71
(1,21)	1:A:184:LYS:HZ3	1:B:73:ARG:N	19	8.71
(1,21)	1:A:184:LYS:HZ3	1:B:74:THR:N	19	8.71

Continued on next page...

Continued from previous page...

Key	Atom-1	Atom-2	Model ID	Violation (Å)
(1,21)	1:A:184:LYS:HZ3	1:B:75:GLY:N	19	8.71
(1,21)	1:A:184:LYS:HZ3	1:B:76:GLU:N	19	8.71
(1,21)	1:A:184:LYS:HZ3	1:B:77:GLY:N	19	8.71
(1,21)	1:A:184:LYS:HZ3	1:B:78:PHE:N	19	8.71
(1,21)	1:A:184:LYS:HZ3	1:B:79:LEU:N	19	8.71
(1,21)	1:A:184:LYS:HZ3	1:B:80:CYS:N	19	8.71
(1,21)	1:A:184:LYS:HZ3	5:B:203:7Q9:N	19	8.71
(1,21)	1:A:184:LYS:HZ3	5:B:204:7Q9:N	19	8.71
(1,21)	1:A:184:LYS:HZ3	5:B:205:7Q9:N	19	8.71
(1,21)	1:A:184:LYS:HZ3	5:B:206:7Q9:N	19	8.71
(1,21)	1:A:184:LYS:HZ3	5:B:207:7Q9:N	19	8.71
(1,21)	1:A:184:LYS:HZ3	6:B:208:17F:N1	19	8.71
(1,21)	1:A:184:LYS:HZ3	5:B:209:7Q9:N	19	8.71
(1,21)	1:A:184:LYS:HZ3	5:B:210:7Q9:N	19	8.71
(1,21)	1:A:184:LYS:HZ3	5:B:211:7Q9:N	19	8.71
(1,21)	1:A:184:LYS:HZ3	5:B:212:7Q9:N	19	8.71
(1,21)	1:A:184:LYS:HZ3	5:B:213:7Q9:N	19	8.71
(1,21)	1:A:184:LYS:HZ3	6:B:214:17F:N1	19	8.71
(1,21)	1:A:184:LYS:HZ3	6:B:215:17F:N1	19	8.71
(1,21)	1:A:184:LYS:HZ3	5:B:216:7Q9:N	19	8.71
(1,21)	1:A:184:LYS:HZ3	5:B:217:7Q9:N	19	8.71
(1,21)	1:A:184:LYS:HZ3	5:B:218:7Q9:N	19	8.71
(1,21)	1:A:184:LYS:HZ3	6:B:219:17F:N1	19	8.71
(1,21)	1:A:184:LYS:HZ3	5:B:220:7Q9:N	19	8.71
(1,21)	1:A:184:LYS:N	1:B:2:THR:N	19	8.71
(1,21)	1:A:184:LYS:N	1:B:3:GLU:N	19	8.71
(1,21)	1:A:184:LYS:N	1:B:4:TYR:N	19	8.71
(1,21)	1:A:184:LYS:N	1:B:5:LYS:N	19	8.71
(1,21)	1:A:184:LYS:N	1:B:6:LEU:N	19	8.71
(1,21)	1:A:184:LYS:N	1:B:7:VAL:N	19	8.71
(1,21)	1:A:184:LYS:N	1:B:8:VAL:N	19	8.71
(1,21)	1:A:184:LYS:N	1:B:9:VAL:N	19	8.71
(1,21)	1:A:184:LYS:N	1:B:10:GLY:N	19	8.71
(1,21)	1:A:184:LYS:N	1:B:11:ALA:N	19	8.71
(1,21)	1:A:184:LYS:N	1:B:12:ASP:N	19	8.71
(1,21)	1:A:184:LYS:N	1:B:13:GLY:N	19	8.71
(1,21)	1:A:184:LYS:N	1:B:14:VAL:N	19	8.71
(1,21)	1:A:184:LYS:N	1:B:15:GLY:N	19	8.71
(1,21)	1:A:184:LYS:N	1:B:16:LYS:N	19	8.71
(1,21)	1:A:184:LYS:N	1:B:17:SER:N	19	8.71
(1,21)	1:A:184:LYS:N	1:B:18:ALA:N	19	8.71
(1,21)	1:A:184:LYS:N	1:B:19:LEU:N	19	8.71

Continued on next page...

Continued from previous page...

Key	Atom-1	Atom-2	Model ID	Violation (Å)
(1,21)	1:A:184:LYS:N	1:B:20:THR:N	19	8.71
(1,21)	1:A:184:LYS:N	1:B:21:ILE:N	19	8.71
(1,21)	1:A:184:LYS:N	1:B:22:GLN:N	19	8.71
(1,21)	1:A:184:LYS:N	1:B:23:LEU:N	19	8.71
(1,21)	1:A:184:LYS:N	1:B:24:ILE:N	19	8.71
(1,21)	1:A:184:LYS:N	1:B:25:GLN:N	19	8.71
(1,21)	1:A:184:LYS:N	1:B:26:ASN:N	19	8.71
(1,21)	1:A:184:LYS:N	1:B:27:HIS:N	19	8.71
(1,21)	1:A:184:LYS:N	1:B:28:PHE:N	19	8.71
(1,21)	1:A:184:LYS:N	1:B:29:VAL:N	19	8.71
(1,21)	1:A:184:LYS:N	1:B:30:ASP:N	19	8.71
(1,21)	1:A:184:LYS:N	1:B:31:GLU:N	19	8.71
(1,21)	1:A:184:LYS:N	1:B:32:TYR:N	19	8.71
(1,21)	1:A:184:LYS:N	1:B:33:ASP:N	19	8.71
(1,21)	1:A:184:LYS:N	1:B:34:PRO:N	19	8.71
(1,21)	1:A:184:LYS:N	1:B:35:THR:N	19	8.71
(1,21)	1:A:184:LYS:N	1:B:36:ILE:N	19	8.71
(1,21)	1:A:184:LYS:N	1:B:37:GLU:N	19	8.71
(1,21)	1:A:184:LYS:N	1:B:38:ASP:N	19	8.71
(1,21)	1:A:184:LYS:N	1:B:39:SER:N	19	8.71
(1,21)	1:A:184:LYS:N	1:B:40:TYR:N	19	8.71
(1,21)	1:A:184:LYS:N	1:B:41:ARG:N	19	8.71
(1,21)	1:A:184:LYS:N	1:B:42:LYS:N	19	8.71
(1,21)	1:A:184:LYS:N	1:B:43:GLN:N	19	8.71
(1,21)	1:A:184:LYS:N	1:B:44:VAL:N	19	8.71
(1,21)	1:A:184:LYS:N	1:B:45:VAL:N	19	8.71
(1,21)	1:A:184:LYS:N	1:B:46:ILE:N	19	8.71
(1,21)	1:A:184:LYS:N	1:B:47:ASP:N	19	8.71
(1,21)	1:A:184:LYS:N	1:B:48:GLY:N	19	8.71
(1,21)	1:A:184:LYS:N	1:B:49:GLU:N	19	8.71
(1,21)	1:A:184:LYS:N	1:B:50:THR:N	19	8.71
(1,21)	1:A:184:LYS:N	1:B:51:CYS:N	19	8.71
(1,21)	1:A:184:LYS:N	1:B:52:LEU:N	19	8.71
(1,21)	1:A:184:LYS:N	1:B:53:LEU:N	19	8.71
(1,21)	1:A:184:LYS:N	1:B:54:ASP:N	19	8.71
(1,21)	1:A:184:LYS:N	1:B:55:ILE:N	19	8.71
(1,21)	1:A:184:LYS:N	1:B:56:LEU:N	19	8.71
(1,21)	1:A:184:LYS:N	1:B:57:ASP:N	19	8.71
(1,21)	1:A:184:LYS:N	1:B:58:THR:N	19	8.71
(1,21)	1:A:184:LYS:N	1:B:59:ALA:N	19	8.71
(1,21)	1:A:184:LYS:N	1:B:60:GLY:N	19	8.71
(1,21)	1:A:184:LYS:N	1:B:61:GLN:N	19	8.71

Continued on next page...

Continued from previous page...

Key	Atom-1	Atom-2	Model ID	Violation (Å)
(1,21)	1:A:184:LYS:N	1:B:62:GLU:N	19	8.71
(1,21)	1:A:184:LYS:N	1:B:63:GLU:N	19	8.71
(1,21)	1:A:184:LYS:N	1:B:64:TYR:N	19	8.71
(1,21)	1:A:184:LYS:N	1:B:65:SER:N	19	8.71
(1,21)	1:A:184:LYS:N	1:B:66:ALA:N	19	8.71
(1,21)	1:A:184:LYS:N	1:B:67:MET:N	19	8.71
(1,21)	1:A:184:LYS:N	1:B:68:ARG:N	19	8.71
(1,21)	1:A:184:LYS:N	1:B:69:ASP:N	19	8.71
(1,21)	1:A:184:LYS:N	1:B:70:GLN:N	19	8.71
(1,21)	1:A:184:LYS:N	1:B:71:TYR:N	19	8.71
(1,21)	1:A:184:LYS:N	1:B:72:MET:N	19	8.71
(1,21)	1:A:184:LYS:N	1:B:73:ARG:N	19	8.71
(1,21)	1:A:184:LYS:N	1:B:74:THR:N	19	8.71
(1,21)	1:A:184:LYS:N	1:B:75:GLY:N	19	8.71
(1,21)	1:A:184:LYS:N	1:B:76:GLU:N	19	8.71
(1,21)	1:A:184:LYS:N	1:B:77:GLY:N	19	8.71
(1,21)	1:A:184:LYS:N	1:B:78:PHE:N	19	8.71
(1,21)	1:A:184:LYS:N	1:B:79:LEU:N	19	8.71
(1,21)	1:A:184:LYS:N	1:B:80:CYS:N	19	8.71
(1,21)	1:A:184:LYS:N	5:B:203:7Q9:N	19	8.71
(1,21)	1:A:184:LYS:N	5:B:204:7Q9:N	19	8.71
(1,21)	1:A:184:LYS:N	5:B:205:7Q9:N	19	8.71
(1,21)	1:A:184:LYS:N	5:B:206:7Q9:N	19	8.71
(1,21)	1:A:184:LYS:N	5:B:207:7Q9:N	19	8.71
(1,21)	1:A:184:LYS:N	6:B:208:17F:N1	19	8.71
(1,21)	1:A:184:LYS:N	5:B:209:7Q9:N	19	8.71
(1,21)	1:A:184:LYS:N	5:B:210:7Q9:N	19	8.71
(1,21)	1:A:184:LYS:N	5:B:211:7Q9:N	19	8.71
(1,21)	1:A:184:LYS:N	5:B:212:7Q9:N	19	8.71
(1,21)	1:A:184:LYS:N	5:B:213:7Q9:N	19	8.71
(1,21)	1:A:184:LYS:N	6:B:214:17F:N1	19	8.71
(1,21)	1:A:184:LYS:N	6:B:215:17F:N1	19	8.71
(1,21)	1:A:184:LYS:N	5:B:216:7Q9:N	19	8.71
(1,21)	1:A:184:LYS:N	5:B:217:7Q9:N	19	8.71
(1,21)	1:A:184:LYS:N	5:B:218:7Q9:N	19	8.71
(1,21)	1:A:184:LYS:N	6:B:219:17F:N1	19	8.71
(1,21)	1:A:184:LYS:N	5:B:220:7Q9:N	19	8.71
(1,21)	1:A:184:LYS:NZ	1:B:2:THR:N	19	8.71
(1,21)	1:A:184:LYS:NZ	1:B:3:GLU:N	19	8.71
(1,21)	1:A:184:LYS:NZ	1:B:4:TYR:N	19	8.71
(1,21)	1:A:184:LYS:NZ	1:B:5:LYS:N	19	8.71
(1,21)	1:A:184:LYS:NZ	1:B:6:LEU:N	19	8.71

Continued on next page...

Continued from previous page...

Key	Atom-1	Atom-2	Model ID	Violation (Å)
(1,21)	1:A:184:LYS:NZ	1:B:7:VAL:N	19	8.71
(1,21)	1:A:184:LYS:NZ	1:B:8:VAL:N	19	8.71
(1,21)	1:A:184:LYS:NZ	1:B:9:VAL:N	19	8.71
(1,21)	1:A:184:LYS:NZ	1:B:10:GLY:N	19	8.71
(1,21)	1:A:184:LYS:NZ	1:B:11:ALA:N	19	8.71
(1,21)	1:A:184:LYS:NZ	1:B:12:ASP:N	19	8.71
(1,21)	1:A:184:LYS:NZ	1:B:13:GLY:N	19	8.71
(1,21)	1:A:184:LYS:NZ	1:B:14:VAL:N	19	8.71
(1,21)	1:A:184:LYS:NZ	1:B:15:GLY:N	19	8.71
(1,21)	1:A:184:LYS:NZ	1:B:16:LYS:N	19	8.71
(1,21)	1:A:184:LYS:NZ	1:B:17:SER:N	19	8.71
(1,21)	1:A:184:LYS:NZ	1:B:18:ALA:N	19	8.71
(1,21)	1:A:184:LYS:NZ	1:B:19:LEU:N	19	8.71
(1,21)	1:A:184:LYS:NZ	1:B:20:THR:N	19	8.71
(1,21)	1:A:184:LYS:NZ	1:B:21:ILE:N	19	8.71
(1,21)	1:A:184:LYS:NZ	1:B:22:GLN:N	19	8.71
(1,21)	1:A:184:LYS:NZ	1:B:23:LEU:N	19	8.71
(1,21)	1:A:184:LYS:NZ	1:B:24:ILE:N	19	8.71
(1,21)	1:A:184:LYS:NZ	1:B:25:GLN:N	19	8.71
(1,21)	1:A:184:LYS:NZ	1:B:26:ASN:N	19	8.71
(1,21)	1:A:184:LYS:NZ	1:B:27:HIS:N	19	8.71
(1,21)	1:A:184:LYS:NZ	1:B:28:PHE:N	19	8.71
(1,21)	1:A:184:LYS:NZ	1:B:29:VAL:N	19	8.71
(1,21)	1:A:184:LYS:NZ	1:B:30:ASP:N	19	8.71
(1,21)	1:A:184:LYS:NZ	1:B:31:GLU:N	19	8.71
(1,21)	1:A:184:LYS:NZ	1:B:32:TYR:N	19	8.71
(1,21)	1:A:184:LYS:NZ	1:B:33:ASP:N	19	8.71
(1,21)	1:A:184:LYS:NZ	1:B:34:PRO:N	19	8.71
(1,21)	1:A:184:LYS:NZ	1:B:35:THR:N	19	8.71
(1,21)	1:A:184:LYS:NZ	1:B:36:ILE:N	19	8.71
(1,21)	1:A:184:LYS:NZ	1:B:37:GLU:N	19	8.71
(1,21)	1:A:184:LYS:NZ	1:B:38:ASP:N	19	8.71
(1,21)	1:A:184:LYS:NZ	1:B:39:SER:N	19	8.71
(1,21)	1:A:184:LYS:NZ	1:B:40:TYR:N	19	8.71
(1,21)	1:A:184:LYS:NZ	1:B:41:ARG:N	19	8.71
(1,21)	1:A:184:LYS:NZ	1:B:42:LYS:N	19	8.71
(1,21)	1:A:184:LYS:NZ	1:B:43:GLN:N	19	8.71
(1,21)	1:A:184:LYS:NZ	1:B:44:VAL:N	19	8.71
(1,21)	1:A:184:LYS:NZ	1:B:45:VAL:N	19	8.71
(1,21)	1:A:184:LYS:NZ	1:B:46:ILE:N	19	8.71
(1,21)	1:A:184:LYS:NZ	1:B:47:ASP:N	19	8.71
(1,21)	1:A:184:LYS:NZ	1:B:48:GLY:N	19	8.71

Continued on next page...

Continued from previous page...

Key	Atom-1	Atom-2	Model ID	Violation (Å)
(1,21)	1:A:184:LYS:NZ	1:B:49:GLU:N	19	8.71
(1,21)	1:A:184:LYS:NZ	1:B:50:THR:N	19	8.71
(1,21)	1:A:184:LYS:NZ	1:B:51:CYS:N	19	8.71
(1,21)	1:A:184:LYS:NZ	1:B:52:LEU:N	19	8.71
(1,21)	1:A:184:LYS:NZ	1:B:53:LEU:N	19	8.71
(1,21)	1:A:184:LYS:NZ	1:B:54:ASP:N	19	8.71
(1,21)	1:A:184:LYS:NZ	1:B:55:ILE:N	19	8.71
(1,21)	1:A:184:LYS:NZ	1:B:56:LEU:N	19	8.71
(1,21)	1:A:184:LYS:NZ	1:B:57:ASP:N	19	8.71
(1,21)	1:A:184:LYS:NZ	1:B:58:THR:N	19	8.71
(1,21)	1:A:184:LYS:NZ	1:B:59:ALA:N	19	8.71
(1,21)	1:A:184:LYS:NZ	1:B:60:GLY:N	19	8.71
(1,21)	1:A:184:LYS:NZ	1:B:61:GLN:N	19	8.71
(1,21)	1:A:184:LYS:NZ	1:B:62:GLU:N	19	8.71
(1,21)	1:A:184:LYS:NZ	1:B:63:GLU:N	19	8.71
(1,21)	1:A:184:LYS:NZ	1:B:64:TYR:N	19	8.71
(1,21)	1:A:184:LYS:NZ	1:B:65:SER:N	19	8.71
(1,21)	1:A:184:LYS:NZ	1:B:66:ALA:N	19	8.71
(1,21)	1:A:184:LYS:NZ	1:B:67:MET:N	19	8.71
(1,21)	1:A:184:LYS:NZ	1:B:68:ARG:N	19	8.71
(1,21)	1:A:184:LYS:NZ	1:B:69:ASP:N	19	8.71
(1,21)	1:A:184:LYS:NZ	1:B:70:GLN:N	19	8.71
(1,21)	1:A:184:LYS:NZ	1:B:71:TYR:N	19	8.71
(1,21)	1:A:184:LYS:NZ	1:B:72:MET:N	19	8.71
(1,21)	1:A:184:LYS:NZ	1:B:73:ARG:N	19	8.71
(1,21)	1:A:184:LYS:NZ	1:B:74:THR:N	19	8.71
(1,21)	1:A:184:LYS:NZ	1:B:75:GLY:N	19	8.71
(1,21)	1:A:184:LYS:NZ	1:B:76:GLU:N	19	8.71
(1,21)	1:A:184:LYS:NZ	1:B:77:GLY:N	19	8.71
(1,21)	1:A:184:LYS:NZ	1:B:78:PHE:N	19	8.71
(1,21)	1:A:184:LYS:NZ	1:B:79:LEU:N	19	8.71
(1,21)	1:A:184:LYS:NZ	1:B:80:CYS:N	19	8.71
(1,21)	1:A:184:LYS:NZ	5:B:203:7Q9:N	19	8.71
(1,21)	1:A:184:LYS:NZ	5:B:204:7Q9:N	19	8.71
(1,21)	1:A:184:LYS:NZ	5:B:205:7Q9:N	19	8.71
(1,21)	1:A:184:LYS:NZ	5:B:206:7Q9:N	19	8.71
(1,21)	1:A:184:LYS:NZ	5:B:207:7Q9:N	19	8.71
(1,21)	1:A:184:LYS:NZ	6:B:208:17F:N1	19	8.71
(1,21)	1:A:184:LYS:NZ	5:B:209:7Q9:N	19	8.71
(1,21)	1:A:184:LYS:NZ	5:B:210:7Q9:N	19	8.71
(1,21)	1:A:184:LYS:NZ	5:B:211:7Q9:N	19	8.71
(1,21)	1:A:184:LYS:NZ	5:B:212:7Q9:N	19	8.71

Continued on next page...

Continued from previous page...

Key	Atom-1	Atom-2	Model ID	Violation (Å)
(1,21)	1:A:184:LYS:NZ	5:B:213:7Q9:N	19	8.71
(1,21)	1:A:184:LYS:NZ	6:B:214:17F:N1	19	8.71
(1,21)	1:A:184:LYS:NZ	6:B:215:17F:N1	19	8.71
(1,21)	1:A:184:LYS:NZ	5:B:216:7Q9:N	19	8.71
(1,21)	1:A:184:LYS:NZ	5:B:217:7Q9:N	19	8.71
(1,21)	1:A:184:LYS:NZ	5:B:218:7Q9:N	19	8.71
(1,21)	1:A:184:LYS:NZ	6:B:219:17F:N1	19	8.71
(1,21)	1:A:184:LYS:NZ	5:B:220:7Q9:N	19	8.71
(1,21)	1:A:184:LYS:O	1:B:2:THR:N	19	8.71
(1,21)	1:A:184:LYS:O	1:B:3:GLU:N	19	8.71
(1,21)	1:A:184:LYS:O	1:B:4:TYR:N	19	8.71
(1,21)	1:A:184:LYS:O	1:B:5:LYS:N	19	8.71
(1,21)	1:A:184:LYS:O	1:B:6:LEU:N	19	8.71
(1,21)	1:A:184:LYS:O	1:B:7:VAL:N	19	8.71
(1,21)	1:A:184:LYS:O	1:B:8:VAL:N	19	8.71
(1,21)	1:A:184:LYS:O	1:B:9:VAL:N	19	8.71
(1,21)	1:A:184:LYS:O	1:B:10:GLY:N	19	8.71
(1,21)	1:A:184:LYS:O	1:B:11:ALA:N	19	8.71
(1,21)	1:A:184:LYS:O	1:B:12:ASP:N	19	8.71
(1,21)	1:A:184:LYS:O	1:B:13:GLY:N	19	8.71
(1,21)	1:A:184:LYS:O	1:B:14:VAL:N	19	8.71
(1,21)	1:A:184:LYS:O	1:B:15:GLY:N	19	8.71
(1,21)	1:A:184:LYS:O	1:B:16:LYS:N	19	8.71
(1,21)	1:A:184:LYS:O	1:B:17:SER:N	19	8.71
(1,21)	1:A:184:LYS:O	1:B:18:ALA:N	19	8.71
(1,21)	1:A:184:LYS:O	1:B:19:LEU:N	19	8.71
(1,21)	1:A:184:LYS:O	1:B:20:THR:N	19	8.71
(1,21)	1:A:184:LYS:O	1:B:21:ILE:N	19	8.71
(1,21)	1:A:184:LYS:O	1:B:22:GLN:N	19	8.71
(1,21)	1:A:184:LYS:O	1:B:23:LEU:N	19	8.71
(1,21)	1:A:184:LYS:O	1:B:24:ILE:N	19	8.71
(1,21)	1:A:184:LYS:O	1:B:25:GLN:N	19	8.71
(1,21)	1:A:184:LYS:O	1:B:26:ASN:N	19	8.71
(1,21)	1:A:184:LYS:O	1:B:27:HIS:N	19	8.71
(1,21)	1:A:184:LYS:O	1:B:28:PHE:N	19	8.71
(1,21)	1:A:184:LYS:O	1:B:29:VAL:N	19	8.71
(1,21)	1:A:184:LYS:O	1:B:30:ASP:N	19	8.71
(1,21)	1:A:184:LYS:O	1:B:31:GLU:N	19	8.71
(1,21)	1:A:184:LYS:O	1:B:32:TYR:N	19	8.71
(1,21)	1:A:184:LYS:O	1:B:33:ASP:N	19	8.71
(1,21)	1:A:184:LYS:O	1:B:34:PRO:N	19	8.71
(1,21)	1:A:184:LYS:O	1:B:35:THR:N	19	8.71

Continued on next page...

Continued from previous page...

Key	Atom-1	Atom-2	Model ID	Violation (Å)
(1,21)	1:A:184:LYS:O	1:B:36:ILE:N	19	8.71
(1,21)	1:A:184:LYS:O	1:B:37:GLU:N	19	8.71
(1,21)	1:A:184:LYS:O	1:B:38:ASP:N	19	8.71
(1,21)	1:A:184:LYS:O	1:B:39:SER:N	19	8.71
(1,21)	1:A:184:LYS:O	1:B:40:TYR:N	19	8.71
(1,21)	1:A:184:LYS:O	1:B:41:ARG:N	19	8.71
(1,21)	1:A:184:LYS:O	1:B:42:LYS:N	19	8.71
(1,21)	1:A:184:LYS:O	1:B:43:GLN:N	19	8.71
(1,21)	1:A:184:LYS:O	1:B:44:VAL:N	19	8.71
(1,21)	1:A:184:LYS:O	1:B:45:VAL:N	19	8.71
(1,21)	1:A:184:LYS:O	1:B:46:ILE:N	19	8.71
(1,21)	1:A:184:LYS:O	1:B:47:ASP:N	19	8.71
(1,21)	1:A:184:LYS:O	1:B:48:GLY:N	19	8.71
(1,21)	1:A:184:LYS:O	1:B:49:GLU:N	19	8.71
(1,21)	1:A:184:LYS:O	1:B:50:THR:N	19	8.71
(1,21)	1:A:184:LYS:O	1:B:51:CYS:N	19	8.71
(1,21)	1:A:184:LYS:O	1:B:52:LEU:N	19	8.71
(1,21)	1:A:184:LYS:O	1:B:53:LEU:N	19	8.71
(1,21)	1:A:184:LYS:O	1:B:54:ASP:N	19	8.71
(1,21)	1:A:184:LYS:O	1:B:55:ILE:N	19	8.71
(1,21)	1:A:184:LYS:O	1:B:56:LEU:N	19	8.71
(1,21)	1:A:184:LYS:O	1:B:57:ASP:N	19	8.71
(1,21)	1:A:184:LYS:O	1:B:58:THR:N	19	8.71
(1,21)	1:A:184:LYS:O	1:B:59:ALA:N	19	8.71
(1,21)	1:A:184:LYS:O	1:B:60:GLY:N	19	8.71
(1,21)	1:A:184:LYS:O	1:B:61:GLN:N	19	8.71
(1,21)	1:A:184:LYS:O	1:B:62:GLU:N	19	8.71
(1,21)	1:A:184:LYS:O	1:B:63:GLU:N	19	8.71
(1,21)	1:A:184:LYS:O	1:B:64:TYR:N	19	8.71
(1,21)	1:A:184:LYS:O	1:B:65:SER:N	19	8.71
(1,21)	1:A:184:LYS:O	1:B:66:ALA:N	19	8.71
(1,21)	1:A:184:LYS:O	1:B:67:MET:N	19	8.71
(1,21)	1:A:184:LYS:O	1:B:68:ARG:N	19	8.71
(1,21)	1:A:184:LYS:O	1:B:69:ASP:N	19	8.71
(1,21)	1:A:184:LYS:O	1:B:70:GLN:N	19	8.71
(1,21)	1:A:184:LYS:O	1:B:71:TYR:N	19	8.71
(1,21)	1:A:184:LYS:O	1:B:72:MET:N	19	8.71
(1,21)	1:A:184:LYS:O	1:B:73:ARG:N	19	8.71
(1,21)	1:A:184:LYS:O	1:B:74:THR:N	19	8.71
(1,21)	1:A:184:LYS:O	1:B:75:GLY:N	19	8.71
(1,21)	1:A:184:LYS:O	1:B:76:GLU:N	19	8.71
(1,21)	1:A:184:LYS:O	1:B:77:GLY:N	19	8.71

Continued on next page...

Continued from previous page...

Key	Atom-1	Atom-2	Model ID	Violation (Å)
(1,21)	1:A:184:LYS:O	1:B:78:PHE:N	19	8.71
(1,21)	1:A:184:LYS:O	1:B:79:LEU:N	19	8.71
(1,21)	1:A:184:LYS:O	1:B:80:CYS:N	19	8.71
(1,21)	1:A:184:LYS:O	5:B:203:7Q9:N	19	8.71
(1,21)	1:A:184:LYS:O	5:B:204:7Q9:N	19	8.71
(1,21)	1:A:184:LYS:O	5:B:205:7Q9:N	19	8.71
(1,21)	1:A:184:LYS:O	5:B:206:7Q9:N	19	8.71
(1,21)	1:A:184:LYS:O	5:B:207:7Q9:N	19	8.71
(1,21)	1:A:184:LYS:O	6:B:208:17F:N1	19	8.71
(1,21)	1:A:184:LYS:O	5:B:209:7Q9:N	19	8.71
(1,21)	1:A:184:LYS:O	5:B:210:7Q9:N	19	8.71
(1,21)	1:A:184:LYS:O	5:B:211:7Q9:N	19	8.71
(1,21)	1:A:184:LYS:O	5:B:212:7Q9:N	19	8.71
(1,21)	1:A:184:LYS:O	5:B:213:7Q9:N	19	8.71
(1,21)	1:A:184:LYS:O	6:B:214:17F:N1	19	8.71
(1,21)	1:A:184:LYS:O	6:B:215:17F:N1	19	8.71
(1,21)	1:A:184:LYS:O	5:B:216:7Q9:N	19	8.71
(1,21)	1:A:184:LYS:O	5:B:217:7Q9:N	19	8.71
(1,21)	1:A:184:LYS:O	5:B:218:7Q9:N	19	8.71
(1,21)	1:A:184:LYS:O	6:B:219:17F:N1	19	8.71
(1,21)	1:A:184:LYS:O	5:B:220:7Q9:N	19	8.71
(1,17)	1:A:39:SER:OG	1:B:142:ILE:CD1	12	8.7
(1,16)	1:A:39:SER:OG	1:B:139:ILE:CD1	18	8.7
(3,8)	1:A:45:VAL:CG1	1:B:2:THR:N	2	8.66
(3,8)	1:A:45:VAL:CG1	1:B:3:GLU:N	2	8.66
(3,8)	1:A:45:VAL:CG1	1:B:4:TYR:N	2	8.66
(3,8)	1:A:45:VAL:CG1	1:B:5:LYS:N	2	8.66
(3,8)	1:A:45:VAL:CG1	1:B:6:LEU:N	2	8.66
(3,8)	1:A:45:VAL:CG1	1:B:7:VAL:N	2	8.66
(3,8)	1:A:45:VAL:CG1	1:B:8:VAL:N	2	8.66
(3,8)	1:A:45:VAL:CG1	1:B:9:VAL:N	2	8.66
(3,8)	1:A:45:VAL:CG1	1:B:10:GLY:N	2	8.66
(3,8)	1:A:45:VAL:CG1	1:B:11:ALA:N	2	8.66
(3,8)	1:A:45:VAL:CG1	1:B:12:ASP:N	2	8.66
(3,8)	1:A:45:VAL:CG1	1:B:13:GLY:N	2	8.66
(3,8)	1:A:45:VAL:CG1	1:B:14:VAL:N	2	8.66
(3,8)	1:A:45:VAL:CG1	1:B:15:GLY:N	2	8.66
(3,8)	1:A:45:VAL:CG1	1:B:16:LYS:N	2	8.66
(3,8)	1:A:45:VAL:CG1	1:B:17:SER:N	2	8.66
(3,8)	1:A:45:VAL:CG1	1:B:18:ALA:N	2	8.66
(3,8)	1:A:45:VAL:CG1	1:B:19:LEU:N	2	8.66
(3,8)	1:A:45:VAL:CG1	1:B:20:THR:N	2	8.66

Continued on next page...

Continued from previous page...

Key	Atom-1	Atom-2	Model ID	Violation (Å)
(3,8)	1:A:45:VAL:CG1	1:B:21:ILE:N	2	8.66
(3,8)	1:A:45:VAL:CG1	1:B:22:GLN:N	2	8.66
(3,8)	1:A:45:VAL:CG1	1:B:23:LEU:N	2	8.66
(3,8)	1:A:45:VAL:CG1	1:B:24:ILE:N	2	8.66
(3,8)	1:A:45:VAL:CG1	1:B:25:GLN:N	2	8.66
(3,8)	1:A:45:VAL:CG1	1:B:26:ASN:N	2	8.66
(3,8)	1:A:45:VAL:CG1	1:B:27:HIS:N	2	8.66
(3,8)	1:A:45:VAL:CG1	1:B:28:PHE:N	2	8.66
(3,8)	1:A:45:VAL:CG1	1:B:29:VAL:N	2	8.66
(3,8)	1:A:45:VAL:CG1	1:B:30:ASP:N	2	8.66
(3,8)	1:A:45:VAL:CG1	1:B:31:GLU:N	2	8.66
(3,8)	1:A:45:VAL:CG1	1:B:32:TYR:N	2	8.66
(3,8)	1:A:45:VAL:CG1	1:B:33:ASP:N	2	8.66
(3,8)	1:A:45:VAL:CG1	1:B:34:PRO:N	2	8.66
(3,8)	1:A:45:VAL:CG1	1:B:35:THR:N	2	8.66
(3,8)	1:A:45:VAL:CG1	1:B:36:ILE:N	2	8.66
(3,8)	1:A:45:VAL:CG1	1:B:37:GLU:N	2	8.66
(3,8)	1:A:45:VAL:CG1	1:B:38:ASP:N	2	8.66
(3,8)	1:A:45:VAL:CG1	1:B:39:SER:N	2	8.66
(3,8)	1:A:45:VAL:CG1	1:B:40:TYR:N	2	8.66
(3,8)	1:A:45:VAL:CG1	1:B:41:ARG:N	2	8.66
(3,8)	1:A:45:VAL:CG1	1:B:42:LYS:N	2	8.66
(3,8)	1:A:45:VAL:CG1	1:B:43:GLN:N	2	8.66
(3,8)	1:A:45:VAL:CG1	1:B:44:VAL:N	2	8.66
(3,8)	1:A:45:VAL:CG1	1:B:45:VAL:N	2	8.66
(3,8)	1:A:45:VAL:CG1	1:B:46:ILE:N	2	8.66
(3,8)	1:A:45:VAL:CG1	1:B:47:ASP:N	2	8.66
(3,8)	1:A:45:VAL:CG1	1:B:48:GLY:N	2	8.66
(3,8)	1:A:45:VAL:CG1	1:B:49:GLU:N	2	8.66
(3,8)	1:A:45:VAL:CG1	1:B:50:THR:N	2	8.66
(3,8)	1:A:45:VAL:CG1	1:B:51:CYS:N	2	8.66
(3,8)	1:A:45:VAL:CG1	1:B:52:LEU:N	2	8.66
(3,8)	1:A:45:VAL:CG1	1:B:53:LEU:N	2	8.66
(3,8)	1:A:45:VAL:CG1	1:B:54:ASP:N	2	8.66
(3,8)	1:A:45:VAL:CG1	1:B:55:ILE:N	2	8.66
(3,8)	1:A:45:VAL:CG1	1:B:56:LEU:N	2	8.66
(3,8)	1:A:45:VAL:CG1	1:B:57:ASP:N	2	8.66
(3,8)	1:A:45:VAL:CG1	1:B:58:THR:N	2	8.66
(3,8)	1:A:45:VAL:CG1	1:B:59:ALA:N	2	8.66
(3,8)	1:A:45:VAL:CG1	1:B:60:GLY:N	2	8.66
(3,8)	1:A:45:VAL:CG1	1:B:61:GLN:N	2	8.66
(3,8)	1:A:45:VAL:CG1	1:B:62:GLU:N	2	8.66

Continued on next page...

Continued from previous page...

Key	Atom-1	Atom-2	Model ID	Violation (Å)
(3,8)	1:A:45:VAL:CG1	1:B:63:GLU:N	2	8.66
(3,8)	1:A:45:VAL:CG1	1:B:64:TYR:N	2	8.66
(3,8)	1:A:45:VAL:CG1	1:B:65:SER:N	2	8.66
(3,8)	1:A:45:VAL:CG1	1:B:66:ALA:N	2	8.66
(3,8)	1:A:45:VAL:CG1	1:B:67:MET:N	2	8.66
(3,8)	1:A:45:VAL:CG1	1:B:68:ARG:N	2	8.66
(3,8)	1:A:45:VAL:CG1	1:B:69:ASP:N	2	8.66
(3,8)	1:A:45:VAL:CG1	1:B:70:GLN:N	2	8.66
(3,8)	1:A:45:VAL:CG1	1:B:71:TYR:N	2	8.66
(3,8)	1:A:45:VAL:CG1	1:B:72:MET:N	2	8.66
(3,8)	1:A:45:VAL:CG1	1:B:73:ARG:N	2	8.66
(3,8)	1:A:45:VAL:CG1	1:B:74:THR:N	2	8.66
(3,8)	1:A:45:VAL:CG1	1:B:75:GLY:N	2	8.66
(3,8)	1:A:45:VAL:CG1	1:B:76:GLU:N	2	8.66
(3,8)	1:A:45:VAL:CG1	1:B:77:GLY:N	2	8.66
(3,8)	1:A:45:VAL:CG1	1:B:78:PHE:N	2	8.66
(3,8)	1:A:45:VAL:CG1	1:B:79:LEU:N	2	8.66
(3,8)	1:A:45:VAL:CG1	1:B:80:CYS:N	2	8.66
(3,8)	1:A:45:VAL:CG1	5:B:203:7Q9:N	2	8.66
(3,8)	1:A:45:VAL:CG1	5:B:204:7Q9:N	2	8.66
(3,8)	1:A:45:VAL:CG1	5:B:205:7Q9:N	2	8.66
(3,8)	1:A:45:VAL:CG1	5:B:206:7Q9:N	2	8.66
(3,8)	1:A:45:VAL:CG1	5:B:207:7Q9:N	2	8.66
(3,8)	1:A:45:VAL:CG1	6:B:208:17F:N1	2	8.66
(3,8)	1:A:45:VAL:CG1	5:B:209:7Q9:N	2	8.66
(3,8)	1:A:45:VAL:CG1	5:B:210:7Q9:N	2	8.66
(3,8)	1:A:45:VAL:CG1	5:B:211:7Q9:N	2	8.66
(3,8)	1:A:45:VAL:CG1	5:B:212:7Q9:N	2	8.66
(3,8)	1:A:45:VAL:CG1	5:B:213:7Q9:N	2	8.66
(3,8)	1:A:45:VAL:CG1	6:B:214:17F:N1	2	8.66
(3,8)	1:A:45:VAL:CG1	6:B:215:17F:N1	2	8.66
(3,8)	1:A:45:VAL:CG1	5:B:216:7Q9:N	2	8.66
(3,8)	1:A:45:VAL:CG1	5:B:217:7Q9:N	2	8.66
(3,8)	1:A:45:VAL:CG1	5:B:218:7Q9:N	2	8.66
(3,8)	1:A:45:VAL:CG1	6:B:219:17F:N1	2	8.66
(3,8)	1:A:45:VAL:CG1	5:B:220:7Q9:N	2	8.66
(3,8)	1:A:45:VAL:CG2	1:B:2:THR:N	2	8.66
(3,8)	1:A:45:VAL:CG2	1:B:3:GLU:N	2	8.66
(3,8)	1:A:45:VAL:CG2	1:B:4:TYR:N	2	8.66
(3,8)	1:A:45:VAL:CG2	1:B:5:LYS:N	2	8.66
(3,8)	1:A:45:VAL:CG2	1:B:6:LEU:N	2	8.66
(3,8)	1:A:45:VAL:CG2	1:B:7:VAL:N	2	8.66

Continued on next page...

Continued from previous page...

Key	Atom-1	Atom-2	Model ID	Violation (Å)
(3,8)	1:A:45:VAL:CG2	1:B:8:VAL:N	2	8.66
(3,8)	1:A:45:VAL:CG2	1:B:9:VAL:N	2	8.66
(3,8)	1:A:45:VAL:CG2	1:B:10:GLY:N	2	8.66
(3,8)	1:A:45:VAL:CG2	1:B:11:ALA:N	2	8.66
(3,8)	1:A:45:VAL:CG2	1:B:12:ASP:N	2	8.66
(3,8)	1:A:45:VAL:CG2	1:B:13:GLY:N	2	8.66
(3,8)	1:A:45:VAL:CG2	1:B:14:VAL:N	2	8.66
(3,8)	1:A:45:VAL:CG2	1:B:15:GLY:N	2	8.66
(3,8)	1:A:45:VAL:CG2	1:B:16:LYS:N	2	8.66
(3,8)	1:A:45:VAL:CG2	1:B:17:SER:N	2	8.66
(3,8)	1:A:45:VAL:CG2	1:B:18:ALA:N	2	8.66
(3,8)	1:A:45:VAL:CG2	1:B:19:LEU:N	2	8.66
(3,8)	1:A:45:VAL:CG2	1:B:20:THR:N	2	8.66
(3,8)	1:A:45:VAL:CG2	1:B:21:ILE:N	2	8.66
(3,8)	1:A:45:VAL:CG2	1:B:22:GLN:N	2	8.66
(3,8)	1:A:45:VAL:CG2	1:B:23:LEU:N	2	8.66
(3,8)	1:A:45:VAL:CG2	1:B:24:ILE:N	2	8.66
(3,8)	1:A:45:VAL:CG2	1:B:25:GLN:N	2	8.66
(3,8)	1:A:45:VAL:CG2	1:B:26:ASN:N	2	8.66
(3,8)	1:A:45:VAL:CG2	1:B:27:HIS:N	2	8.66
(3,8)	1:A:45:VAL:CG2	1:B:28:PHE:N	2	8.66
(3,8)	1:A:45:VAL:CG2	1:B:29:VAL:N	2	8.66
(3,8)	1:A:45:VAL:CG2	1:B:30:ASP:N	2	8.66
(3,8)	1:A:45:VAL:CG2	1:B:31:GLU:N	2	8.66
(3,8)	1:A:45:VAL:CG2	1:B:32:TYR:N	2	8.66
(3,8)	1:A:45:VAL:CG2	1:B:33:ASP:N	2	8.66
(3,8)	1:A:45:VAL:CG2	1:B:34:PRO:N	2	8.66
(3,8)	1:A:45:VAL:CG2	1:B:35:THR:N	2	8.66
(3,8)	1:A:45:VAL:CG2	1:B:36:ILE:N	2	8.66
(3,8)	1:A:45:VAL:CG2	1:B:37:GLU:N	2	8.66
(3,8)	1:A:45:VAL:CG2	1:B:38:ASP:N	2	8.66
(3,8)	1:A:45:VAL:CG2	1:B:39:SER:N	2	8.66
(3,8)	1:A:45:VAL:CG2	1:B:40:TYR:N	2	8.66
(3,8)	1:A:45:VAL:CG2	1:B:41:ARG:N	2	8.66
(3,8)	1:A:45:VAL:CG2	1:B:42:LYS:N	2	8.66
(3,8)	1:A:45:VAL:CG2	1:B:43:GLN:N	2	8.66
(3,8)	1:A:45:VAL:CG2	1:B:44:VAL:N	2	8.66
(3,8)	1:A:45:VAL:CG2	1:B:45:VAL:N	2	8.66
(3,8)	1:A:45:VAL:CG2	1:B:46:ILE:N	2	8.66
(3,8)	1:A:45:VAL:CG2	1:B:47:ASP:N	2	8.66
(3,8)	1:A:45:VAL:CG2	1:B:48:GLY:N	2	8.66
(3,8)	1:A:45:VAL:CG2	1:B:49:GLU:N	2	8.66

Continued on next page...

Continued from previous page...

Key	Atom-1	Atom-2	Model ID	Violation (Å)
(3,8)	1:A:45:VAL:CG2	1:B:50:THR:N	2	8.66
(3,8)	1:A:45:VAL:CG2	1:B:51:CYS:N	2	8.66
(3,8)	1:A:45:VAL:CG2	1:B:52:LEU:N	2	8.66
(3,8)	1:A:45:VAL:CG2	1:B:53:LEU:N	2	8.66
(3,8)	1:A:45:VAL:CG2	1:B:54:ASP:N	2	8.66
(3,8)	1:A:45:VAL:CG2	1:B:55:ILE:N	2	8.66
(3,8)	1:A:45:VAL:CG2	1:B:56:LEU:N	2	8.66
(3,8)	1:A:45:VAL:CG2	1:B:57:ASP:N	2	8.66
(3,8)	1:A:45:VAL:CG2	1:B:58:THR:N	2	8.66
(3,8)	1:A:45:VAL:CG2	1:B:59:ALA:N	2	8.66
(3,8)	1:A:45:VAL:CG2	1:B:60:GLY:N	2	8.66
(3,8)	1:A:45:VAL:CG2	1:B:61:GLN:N	2	8.66
(3,8)	1:A:45:VAL:CG2	1:B:62:GLU:N	2	8.66
(3,8)	1:A:45:VAL:CG2	1:B:63:GLU:N	2	8.66
(3,8)	1:A:45:VAL:CG2	1:B:64:TYR:N	2	8.66
(3,8)	1:A:45:VAL:CG2	1:B:65:SER:N	2	8.66
(3,8)	1:A:45:VAL:CG2	1:B:66:ALA:N	2	8.66
(3,8)	1:A:45:VAL:CG2	1:B:67:MET:N	2	8.66
(3,8)	1:A:45:VAL:CG2	1:B:68:ARG:N	2	8.66
(3,8)	1:A:45:VAL:CG2	1:B:69:ASP:N	2	8.66
(3,8)	1:A:45:VAL:CG2	1:B:70:GLN:N	2	8.66
(3,8)	1:A:45:VAL:CG2	1:B:71:TYR:N	2	8.66
(3,8)	1:A:45:VAL:CG2	1:B:72:MET:N	2	8.66
(3,8)	1:A:45:VAL:CG2	1:B:73:ARG:N	2	8.66
(3,8)	1:A:45:VAL:CG2	1:B:74:THR:N	2	8.66
(3,8)	1:A:45:VAL:CG2	1:B:75:GLY:N	2	8.66
(3,8)	1:A:45:VAL:CG2	1:B:76:GLU:N	2	8.66
(3,8)	1:A:45:VAL:CG2	1:B:77:GLY:N	2	8.66
(3,8)	1:A:45:VAL:CG2	1:B:78:PHE:N	2	8.66
(3,8)	1:A:45:VAL:CG2	1:B:79:LEU:N	2	8.66
(3,8)	1:A:45:VAL:CG2	1:B:80:CYS:N	2	8.66
(3,8)	1:A:45:VAL:CG2	5:B:203:7Q9:N	2	8.66
(3,8)	1:A:45:VAL:CG2	5:B:204:7Q9:N	2	8.66
(3,8)	1:A:45:VAL:CG2	5:B:205:7Q9:N	2	8.66
(3,8)	1:A:45:VAL:CG2	5:B:206:7Q9:N	2	8.66
(3,8)	1:A:45:VAL:CG2	5:B:207:7Q9:N	2	8.66
(3,8)	1:A:45:VAL:CG2	6:B:208:17F:N1	2	8.66
(3,8)	1:A:45:VAL:CG2	5:B:209:7Q9:N	2	8.66
(3,8)	1:A:45:VAL:CG2	5:B:210:7Q9:N	2	8.66
(3,8)	1:A:45:VAL:CG2	5:B:211:7Q9:N	2	8.66
(3,8)	1:A:45:VAL:CG2	5:B:212:7Q9:N	2	8.66
(3,8)	1:A:45:VAL:CG2	5:B:213:7Q9:N	2	8.66

Continued on next page...

Continued from previous page...

Key	Atom-1	Atom-2	Model ID	Violation (Å)
(3,8)	1:A:45:VAL:CG2	6:B:214:17F:N1	2	8.66
(3,8)	1:A:45:VAL:CG2	6:B:215:17F:N1	2	8.66
(3,8)	1:A:45:VAL:CG2	5:B:216:7Q9:N	2	8.66
(3,8)	1:A:45:VAL:CG2	5:B:217:7Q9:N	2	8.66
(3,8)	1:A:45:VAL:CG2	5:B:218:7Q9:N	2	8.66
(3,8)	1:A:45:VAL:CG2	6:B:219:17F:N1	2	8.66
(3,8)	1:A:45:VAL:CG2	5:B:220:7Q9:N	2	8.66
(1,3)	1:B:118:CYS:SG	1:A:24:ILE:CD1	10	8.65
(1,16)	1:A:39:SER:OG	1:B:139:ILE:CD1	10	8.6
(1,16)	1:A:39:SER:OG	1:B:139:ILE:CD1	9	8.55
(1,17)	1:A:39:SER:OG	1:B:142:ILE:CD1	6	8.46
(1,16)	1:A:39:SER:OG	1:B:139:ILE:CD1	1	8.4
(1,16)	1:A:39:SER:OG	1:B:139:ILE:CD1	2	8.4
(1,17)	1:A:39:SER:OG	1:B:142:ILE:CD1	8	8.32
(2,3)	1:A:39:SER:OG	1:B:165:LYS:N	9	8.31
(1,6)	1:B:169:LYS:CG	1:A:56:LEU:C	17	8.3
(1,6)	1:B:169:LYS:CG	1:A:56:LEU:CA	17	8.3
(1,6)	1:B:169:LYS:CG	1:A:56:LEU:CB	17	8.3
(1,6)	1:B:169:LYS:CG	1:A:56:LEU:CD1	17	8.3
(1,6)	1:B:169:LYS:CG	1:A:56:LEU:CD1	17	8.3
(1,6)	1:B:169:LYS:CG	1:A:56:LEU:CD2	17	8.3
(1,6)	1:B:169:LYS:CG	1:A:56:LEU:CD2	17	8.3
(1,6)	1:B:169:LYS:CG	1:A:56:LEU:CG	17	8.3
(1,6)	1:B:169:LYS:CG	1:A:56:LEU:H	17	8.3
(1,6)	1:B:169:LYS:CG	1:A:56:LEU:N	17	8.3
(1,6)	1:B:169:LYS:CG	1:A:56:LEU:O	17	8.3
(1,6)	1:B:169:LYS:CG	1:B:56:LEU:CD1	17	8.3
(1,6)	1:B:169:LYS:CG	1:B:56:LEU:CD2	17	8.3
(1,17)	1:A:39:SER:OG	1:B:142:ILE:CD1	14	8.22
(1,17)	1:A:39:SER:OG	1:B:142:ILE:CD1	1	8.13
(1,16)	1:A:39:SER:OG	1:B:139:ILE:CD1	8	8.13
(1,6)	1:B:169:LYS:CG	1:A:56:LEU:C	10	8.09
(1,6)	1:B:169:LYS:CG	1:A:56:LEU:CA	10	8.09
(1,6)	1:B:169:LYS:CG	1:A:56:LEU:CB	10	8.09
(1,6)	1:B:169:LYS:CG	1:A:56:LEU:CD1	10	8.09
(1,6)	1:B:169:LYS:CG	1:A:56:LEU:CD1	10	8.09
(1,6)	1:B:169:LYS:CG	1:A:56:LEU:CD2	10	8.09
(1,6)	1:B:169:LYS:CG	1:A:56:LEU:CD2	10	8.09
(1,6)	1:B:169:LYS:CG	1:A:56:LEU:CG	10	8.09
(1,6)	1:B:169:LYS:CG	1:A:56:LEU:H	10	8.09
(1,6)	1:B:169:LYS:CG	1:A:56:LEU:N	10	8.09
(1,6)	1:B:169:LYS:CG	1:A:56:LEU:O	10	8.09

Continued on next page...

Continued from previous page...

Key	Atom-1	Atom-2	Model ID	Violation (Å)
(1,6)	1:B:169:LYS:CG	1:B:56:LEU:CD1	10	8.09
(1,6)	1:B:169:LYS:CG	1:B:56:LEU:CD2	10	8.09
(1,3)	1:B:118:CYS:SG	1:A:24:ILE:CD1	3	7.94
(1,22)	1:B:184:LYS:C	1:B:2:THR:N	19	7.64
(1,22)	1:B:184:LYS:C	1:B:3:GLU:N	19	7.64
(1,22)	1:B:184:LYS:C	1:B:4:TYR:N	19	7.64
(1,22)	1:B:184:LYS:C	1:B:5:LYS:N	19	7.64
(1,22)	1:B:184:LYS:C	1:B:6:LEU:N	19	7.64
(1,22)	1:B:184:LYS:C	1:B:7:VAL:N	19	7.64
(1,22)	1:B:184:LYS:C	1:B:8:VAL:N	19	7.64
(1,22)	1:B:184:LYS:C	1:B:9:VAL:N	19	7.64
(1,22)	1:B:184:LYS:C	1:B:10:GLY:N	19	7.64
(1,22)	1:B:184:LYS:C	1:B:11:ALA:N	19	7.64
(1,22)	1:B:184:LYS:C	1:B:12:ASP:N	19	7.64
(1,22)	1:B:184:LYS:C	1:B:13:GLY:N	19	7.64
(1,22)	1:B:184:LYS:C	1:B:14:VAL:N	19	7.64
(1,22)	1:B:184:LYS:C	1:B:15:GLY:N	19	7.64
(1,22)	1:B:184:LYS:C	1:B:16:LYS:N	19	7.64
(1,22)	1:B:184:LYS:C	1:B:17:SER:N	19	7.64
(1,22)	1:B:184:LYS:C	1:B:18:ALA:N	19	7.64
(1,22)	1:B:184:LYS:C	1:B:19:LEU:N	19	7.64
(1,22)	1:B:184:LYS:C	1:B:20:THR:N	19	7.64
(1,22)	1:B:184:LYS:C	1:B:21:ILE:N	19	7.64
(1,22)	1:B:184:LYS:C	1:B:22:GLN:N	19	7.64
(1,22)	1:B:184:LYS:C	1:B:23:LEU:N	19	7.64
(1,22)	1:B:184:LYS:C	1:B:24:ILE:N	19	7.64
(1,22)	1:B:184:LYS:C	1:B:25:GLN:N	19	7.64
(1,22)	1:B:184:LYS:C	1:B:26:ASN:N	19	7.64
(1,22)	1:B:184:LYS:C	1:B:27:HIS:N	19	7.64
(1,22)	1:B:184:LYS:C	1:B:28:PHE:N	19	7.64
(1,22)	1:B:184:LYS:C	1:B:29:VAL:N	19	7.64
(1,22)	1:B:184:LYS:C	1:B:30:ASP:N	19	7.64
(1,22)	1:B:184:LYS:C	1:B:31:GLU:N	19	7.64
(1,22)	1:B:184:LYS:C	1:B:32:TYR:N	19	7.64
(1,22)	1:B:184:LYS:C	1:B:33:ASP:N	19	7.64
(1,22)	1:B:184:LYS:C	1:B:34:PRO:N	19	7.64
(1,22)	1:B:184:LYS:C	1:B:35:THR:N	19	7.64
(1,22)	1:B:184:LYS:C	1:B:36:ILE:N	19	7.64
(1,22)	1:B:184:LYS:C	1:B:37:GLU:N	19	7.64
(1,22)	1:B:184:LYS:C	1:B:38:ASP:N	19	7.64
(1,22)	1:B:184:LYS:C	1:B:39:SER:N	19	7.64
(1,22)	1:B:184:LYS:C	1:B:40:TYR:N	19	7.64

Continued on next page...

Continued from previous page...

Key	Atom-1	Atom-2	Model ID	Violation (Å)
(1,22)	1:B:184:LYS:C	1:B:41:ARG:N	19	7.64
(1,22)	1:B:184:LYS:C	1:B:42:LYS:N	19	7.64
(1,22)	1:B:184:LYS:C	1:B:43:GLN:N	19	7.64
(1,22)	1:B:184:LYS:C	1:B:44:VAL:N	19	7.64
(1,22)	1:B:184:LYS:C	1:B:45:VAL:N	19	7.64
(1,22)	1:B:184:LYS:C	1:B:46:ILE:N	19	7.64
(1,22)	1:B:184:LYS:C	1:B:47:ASP:N	19	7.64
(1,22)	1:B:184:LYS:C	1:B:48:GLY:N	19	7.64
(1,22)	1:B:184:LYS:C	1:B:49:GLU:N	19	7.64
(1,22)	1:B:184:LYS:C	1:B:50:THR:N	19	7.64
(1,22)	1:B:184:LYS:C	1:B:51:CYS:N	19	7.64
(1,22)	1:B:184:LYS:C	1:B:52:LEU:N	19	7.64
(1,22)	1:B:184:LYS:C	1:B:53:LEU:N	19	7.64
(1,22)	1:B:184:LYS:C	1:B:54:ASP:N	19	7.64
(1,22)	1:B:184:LYS:C	1:B:55:ILE:N	19	7.64
(1,22)	1:B:184:LYS:C	1:B:56:LEU:N	19	7.64
(1,22)	1:B:184:LYS:C	1:B:57:ASP:N	19	7.64
(1,22)	1:B:184:LYS:C	1:B:58:THR:N	19	7.64
(1,22)	1:B:184:LYS:C	1:B:59:ALA:N	19	7.64
(1,22)	1:B:184:LYS:C	1:B:60:GLY:N	19	7.64
(1,22)	1:B:184:LYS:C	1:B:61:GLN:N	19	7.64
(1,22)	1:B:184:LYS:C	1:B:62:GLU:N	19	7.64
(1,22)	1:B:184:LYS:C	1:B:63:GLU:N	19	7.64
(1,22)	1:B:184:LYS:C	1:B:64:TYR:N	19	7.64
(1,22)	1:B:184:LYS:C	1:B:65:SER:N	19	7.64
(1,22)	1:B:184:LYS:C	1:B:66:ALA:N	19	7.64
(1,22)	1:B:184:LYS:C	1:B:67:MET:N	19	7.64
(1,22)	1:B:184:LYS:C	1:B:68:ARG:N	19	7.64
(1,22)	1:B:184:LYS:C	1:B:69:ASP:N	19	7.64
(1,22)	1:B:184:LYS:C	1:B:70:GLN:N	19	7.64
(1,22)	1:B:184:LYS:C	1:B:71:TYR:N	19	7.64
(1,22)	1:B:184:LYS:C	1:B:72:MET:N	19	7.64
(1,22)	1:B:184:LYS:C	1:B:73:ARG:N	19	7.64
(1,22)	1:B:184:LYS:C	1:B:74:THR:N	19	7.64
(1,22)	1:B:184:LYS:C	1:B:75:GLY:N	19	7.64
(1,22)	1:B:184:LYS:C	1:B:76:GLU:N	19	7.64
(1,22)	1:B:184:LYS:C	1:B:77:GLY:N	19	7.64
(1,22)	1:B:184:LYS:C	1:B:78:PHE:N	19	7.64
(1,22)	1:B:184:LYS:C	1:B:79:LEU:N	19	7.64
(1,22)	1:B:184:LYS:C	1:B:80:CYS:N	19	7.64
(1,22)	1:B:184:LYS:C	5:B:203:7Q9:N	19	7.64
(1,22)	1:B:184:LYS:C	5:B:204:7Q9:N	19	7.64

Continued on next page...

Continued from previous page...

Key	Atom-1	Atom-2	Model ID	Violation (Å)
(1,22)	1:B:184:LYS:C	5:B:205:7Q9:N	19	7.64
(1,22)	1:B:184:LYS:C	5:B:206:7Q9:N	19	7.64
(1,22)	1:B:184:LYS:C	5:B:207:7Q9:N	19	7.64
(1,22)	1:B:184:LYS:C	6:B:208:17F:N1	19	7.64
(1,22)	1:B:184:LYS:C	5:B:209:7Q9:N	19	7.64
(1,22)	1:B:184:LYS:C	5:B:210:7Q9:N	19	7.64
(1,22)	1:B:184:LYS:C	5:B:211:7Q9:N	19	7.64
(1,22)	1:B:184:LYS:C	5:B:212:7Q9:N	19	7.64
(1,22)	1:B:184:LYS:C	5:B:213:7Q9:N	19	7.64
(1,22)	1:B:184:LYS:C	6:B:214:17F:N1	19	7.64
(1,22)	1:B:184:LYS:C	6:B:215:17F:N1	19	7.64
(1,22)	1:B:184:LYS:C	5:B:216:7Q9:N	19	7.64
(1,22)	1:B:184:LYS:C	5:B:217:7Q9:N	19	7.64
(1,22)	1:B:184:LYS:C	5:B:218:7Q9:N	19	7.64
(1,22)	1:B:184:LYS:C	6:B:219:17F:N1	19	7.64
(1,22)	1:B:184:LYS:C	5:B:220:7Q9:N	19	7.64
(1,22)	1:B:184:LYS:CA	1:B:2:THR:N	19	7.64
(1,22)	1:B:184:LYS:CA	1:B:3:GLU:N	19	7.64
(1,22)	1:B:184:LYS:CA	1:B:4:TYR:N	19	7.64
(1,22)	1:B:184:LYS:CA	1:B:5:LYS:N	19	7.64
(1,22)	1:B:184:LYS:CA	1:B:6:LEU:N	19	7.64
(1,22)	1:B:184:LYS:CA	1:B:7:VAL:N	19	7.64
(1,22)	1:B:184:LYS:CA	1:B:8:VAL:N	19	7.64
(1,22)	1:B:184:LYS:CA	1:B:9:VAL:N	19	7.64
(1,22)	1:B:184:LYS:CA	1:B:10:GLY:N	19	7.64
(1,22)	1:B:184:LYS:CA	1:B:11:ALA:N	19	7.64
(1,22)	1:B:184:LYS:CA	1:B:12:ASP:N	19	7.64
(1,22)	1:B:184:LYS:CA	1:B:13:GLY:N	19	7.64
(1,22)	1:B:184:LYS:CA	1:B:14:VAL:N	19	7.64
(1,22)	1:B:184:LYS:CA	1:B:15:GLY:N	19	7.64
(1,22)	1:B:184:LYS:CA	1:B:16:LYS:N	19	7.64
(1,22)	1:B:184:LYS:CA	1:B:17:SER:N	19	7.64
(1,22)	1:B:184:LYS:CA	1:B:18:ALA:N	19	7.64
(1,22)	1:B:184:LYS:CA	1:B:19:LEU:N	19	7.64
(1,22)	1:B:184:LYS:CA	1:B:20:THR:N	19	7.64
(1,22)	1:B:184:LYS:CA	1:B:21:ILE:N	19	7.64
(1,22)	1:B:184:LYS:CA	1:B:22:GLN:N	19	7.64
(1,22)	1:B:184:LYS:CA	1:B:23:LEU:N	19	7.64
(1,22)	1:B:184:LYS:CA	1:B:24:ILE:N	19	7.64
(1,22)	1:B:184:LYS:CA	1:B:25:GLN:N	19	7.64
(1,22)	1:B:184:LYS:CA	1:B:26:ASN:N	19	7.64
(1,22)	1:B:184:LYS:CA	1:B:27:HIS:N	19	7.64

Continued on next page...

Continued from previous page...

Key	Atom-1	Atom-2	Model ID	Violation (Å)
(1,22)	1:B:184:LYS:CA	1:B:28:PHE:N	19	7.64
(1,22)	1:B:184:LYS:CA	1:B:29:VAL:N	19	7.64
(1,22)	1:B:184:LYS:CA	1:B:30:ASP:N	19	7.64
(1,22)	1:B:184:LYS:CA	1:B:31:GLU:N	19	7.64
(1,22)	1:B:184:LYS:CA	1:B:32:TYR:N	19	7.64
(1,22)	1:B:184:LYS:CA	1:B:33:ASP:N	19	7.64
(1,22)	1:B:184:LYS:CA	1:B:34:PRO:N	19	7.64
(1,22)	1:B:184:LYS:CA	1:B:35:THR:N	19	7.64
(1,22)	1:B:184:LYS:CA	1:B:36:ILE:N	19	7.64
(1,22)	1:B:184:LYS:CA	1:B:37:GLU:N	19	7.64
(1,22)	1:B:184:LYS:CA	1:B:38:ASP:N	19	7.64
(1,22)	1:B:184:LYS:CA	1:B:39:SER:N	19	7.64
(1,22)	1:B:184:LYS:CA	1:B:40:TYR:N	19	7.64
(1,22)	1:B:184:LYS:CA	1:B:41:ARG:N	19	7.64
(1,22)	1:B:184:LYS:CA	1:B:42:LYS:N	19	7.64
(1,22)	1:B:184:LYS:CA	1:B:43:GLN:N	19	7.64
(1,22)	1:B:184:LYS:CA	1:B:44:VAL:N	19	7.64
(1,22)	1:B:184:LYS:CA	1:B:45:VAL:N	19	7.64
(1,22)	1:B:184:LYS:CA	1:B:46:ILE:N	19	7.64
(1,22)	1:B:184:LYS:CA	1:B:47:ASP:N	19	7.64
(1,22)	1:B:184:LYS:CA	1:B:48:GLY:N	19	7.64
(1,22)	1:B:184:LYS:CA	1:B:49:GLU:N	19	7.64
(1,22)	1:B:184:LYS:CA	1:B:50:THR:N	19	7.64
(1,22)	1:B:184:LYS:CA	1:B:51:CYS:N	19	7.64
(1,22)	1:B:184:LYS:CA	1:B:52:LEU:N	19	7.64
(1,22)	1:B:184:LYS:CA	1:B:53:LEU:N	19	7.64
(1,22)	1:B:184:LYS:CA	1:B:54:ASP:N	19	7.64
(1,22)	1:B:184:LYS:CA	1:B:55:ILE:N	19	7.64
(1,22)	1:B:184:LYS:CA	1:B:56:LEU:N	19	7.64
(1,22)	1:B:184:LYS:CA	1:B:57:ASP:N	19	7.64
(1,22)	1:B:184:LYS:CA	1:B:58:THR:N	19	7.64
(1,22)	1:B:184:LYS:CA	1:B:59:ALA:N	19	7.64
(1,22)	1:B:184:LYS:CA	1:B:60:GLY:N	19	7.64
(1,22)	1:B:184:LYS:CA	1:B:61:GLN:N	19	7.64
(1,22)	1:B:184:LYS:CA	1:B:62:GLU:N	19	7.64
(1,22)	1:B:184:LYS:CA	1:B:63:GLU:N	19	7.64
(1,22)	1:B:184:LYS:CA	1:B:64:TYR:N	19	7.64
(1,22)	1:B:184:LYS:CA	1:B:65:SER:N	19	7.64
(1,22)	1:B:184:LYS:CA	1:B:66:ALA:N	19	7.64
(1,22)	1:B:184:LYS:CA	1:B:67:MET:N	19	7.64
(1,22)	1:B:184:LYS:CA	1:B:68:ARG:N	19	7.64
(1,22)	1:B:184:LYS:CA	1:B:69:ASP:N	19	7.64

Continued on next page...

Continued from previous page...

Key	Atom-1	Atom-2	Model ID	Violation (Å)
(1,22)	1:B:184:LYS:CA	1:B:70:GLN:N	19	7.64
(1,22)	1:B:184:LYS:CA	1:B:71:TYR:N	19	7.64
(1,22)	1:B:184:LYS:CA	1:B:72:MET:N	19	7.64
(1,22)	1:B:184:LYS:CA	1:B:73:ARG:N	19	7.64
(1,22)	1:B:184:LYS:CA	1:B:74:THR:N	19	7.64
(1,22)	1:B:184:LYS:CA	1:B:75:GLY:N	19	7.64
(1,22)	1:B:184:LYS:CA	1:B:76:GLU:N	19	7.64
(1,22)	1:B:184:LYS:CA	1:B:77:GLY:N	19	7.64
(1,22)	1:B:184:LYS:CA	1:B:78:PHE:N	19	7.64
(1,22)	1:B:184:LYS:CA	1:B:79:LEU:N	19	7.64
(1,22)	1:B:184:LYS:CA	1:B:80:CYS:N	19	7.64
(1,22)	1:B:184:LYS:CA	5:B:203:7Q9:N	19	7.64
(1,22)	1:B:184:LYS:CA	5:B:204:7Q9:N	19	7.64
(1,22)	1:B:184:LYS:CA	5:B:205:7Q9:N	19	7.64
(1,22)	1:B:184:LYS:CA	5:B:206:7Q9:N	19	7.64
(1,22)	1:B:184:LYS:CA	5:B:207:7Q9:N	19	7.64
(1,22)	1:B:184:LYS:CA	6:B:208:17F:N1	19	7.64
(1,22)	1:B:184:LYS:CA	5:B:209:7Q9:N	19	7.64
(1,22)	1:B:184:LYS:CA	5:B:210:7Q9:N	19	7.64
(1,22)	1:B:184:LYS:CA	5:B:211:7Q9:N	19	7.64
(1,22)	1:B:184:LYS:CA	5:B:212:7Q9:N	19	7.64
(1,22)	1:B:184:LYS:CA	5:B:213:7Q9:N	19	7.64
(1,22)	1:B:184:LYS:CA	6:B:214:17F:N1	19	7.64
(1,22)	1:B:184:LYS:CA	6:B:215:17F:N1	19	7.64
(1,22)	1:B:184:LYS:CA	5:B:216:7Q9:N	19	7.64
(1,22)	1:B:184:LYS:CA	5:B:217:7Q9:N	19	7.64
(1,22)	1:B:184:LYS:CA	5:B:218:7Q9:N	19	7.64
(1,22)	1:B:184:LYS:CA	6:B:219:17F:N1	19	7.64
(1,22)	1:B:184:LYS:CA	5:B:220:7Q9:N	19	7.64
(1,22)	1:B:184:LYS:CB	1:B:2:THR:N	19	7.64
(1,22)	1:B:184:LYS:CB	1:B:3:GLU:N	19	7.64
(1,22)	1:B:184:LYS:CB	1:B:4:TYR:N	19	7.64
(1,22)	1:B:184:LYS:CB	1:B:5:LYS:N	19	7.64
(1,22)	1:B:184:LYS:CB	1:B:6:LEU:N	19	7.64
(1,22)	1:B:184:LYS:CB	1:B:7:VAL:N	19	7.64
(1,22)	1:B:184:LYS:CB	1:B:8:VAL:N	19	7.64
(1,22)	1:B:184:LYS:CB	1:B:9:VAL:N	19	7.64
(1,22)	1:B:184:LYS:CB	1:B:10:GLY:N	19	7.64
(1,22)	1:B:184:LYS:CB	1:B:11:ALA:N	19	7.64
(1,22)	1:B:184:LYS:CB	1:B:12:ASP:N	19	7.64
(1,22)	1:B:184:LYS:CB	1:B:13:GLY:N	19	7.64
(1,22)	1:B:184:LYS:CB	1:B:14:VAL:N	19	7.64

Continued on next page...

Continued from previous page...

Key	Atom-1	Atom-2	Model ID	Violation (Å)
(1,22)	1:B:184:LYS:CB	1:B:15:GLY:N	19	7.64
(1,22)	1:B:184:LYS:CB	1:B:16:LYS:N	19	7.64
(1,22)	1:B:184:LYS:CB	1:B:17:SER:N	19	7.64
(1,22)	1:B:184:LYS:CB	1:B:18:ALA:N	19	7.64
(1,22)	1:B:184:LYS:CB	1:B:19:LEU:N	19	7.64
(1,22)	1:B:184:LYS:CB	1:B:20:THR:N	19	7.64
(1,22)	1:B:184:LYS:CB	1:B:21:ILE:N	19	7.64
(1,22)	1:B:184:LYS:CB	1:B:22:GLN:N	19	7.64
(1,22)	1:B:184:LYS:CB	1:B:23:LEU:N	19	7.64
(1,22)	1:B:184:LYS:CB	1:B:24:ILE:N	19	7.64
(1,22)	1:B:184:LYS:CB	1:B:25:GLN:N	19	7.64
(1,22)	1:B:184:LYS:CB	1:B:26:ASN:N	19	7.64
(1,22)	1:B:184:LYS:CB	1:B:27:HIS:N	19	7.64
(1,22)	1:B:184:LYS:CB	1:B:28:PHE:N	19	7.64
(1,22)	1:B:184:LYS:CB	1:B:29:VAL:N	19	7.64
(1,22)	1:B:184:LYS:CB	1:B:30:ASP:N	19	7.64
(1,22)	1:B:184:LYS:CB	1:B:31:GLU:N	19	7.64
(1,22)	1:B:184:LYS:CB	1:B:32:TYR:N	19	7.64
(1,22)	1:B:184:LYS:CB	1:B:33:ASP:N	19	7.64
(1,22)	1:B:184:LYS:CB	1:B:34:PRO:N	19	7.64
(1,22)	1:B:184:LYS:CB	1:B:35:THR:N	19	7.64
(1,22)	1:B:184:LYS:CB	1:B:36:ILE:N	19	7.64
(1,22)	1:B:184:LYS:CB	1:B:37:GLU:N	19	7.64
(1,22)	1:B:184:LYS:CB	1:B:38:ASP:N	19	7.64
(1,22)	1:B:184:LYS:CB	1:B:39:SER:N	19	7.64
(1,22)	1:B:184:LYS:CB	1:B:40:TYR:N	19	7.64
(1,22)	1:B:184:LYS:CB	1:B:41:ARG:N	19	7.64
(1,22)	1:B:184:LYS:CB	1:B:42:LYS:N	19	7.64
(1,22)	1:B:184:LYS:CB	1:B:43:GLN:N	19	7.64
(1,22)	1:B:184:LYS:CB	1:B:44:VAL:N	19	7.64
(1,22)	1:B:184:LYS:CB	1:B:45:VAL:N	19	7.64
(1,22)	1:B:184:LYS:CB	1:B:46:ILE:N	19	7.64
(1,22)	1:B:184:LYS:CB	1:B:47:ASP:N	19	7.64
(1,22)	1:B:184:LYS:CB	1:B:48:GLY:N	19	7.64
(1,22)	1:B:184:LYS:CB	1:B:49:GLU:N	19	7.64
(1,22)	1:B:184:LYS:CB	1:B:50:THR:N	19	7.64
(1,22)	1:B:184:LYS:CB	1:B:51:CYS:N	19	7.64
(1,22)	1:B:184:LYS:CB	1:B:52:LEU:N	19	7.64
(1,22)	1:B:184:LYS:CB	1:B:53:LEU:N	19	7.64
(1,22)	1:B:184:LYS:CB	1:B:54:ASP:N	19	7.64
(1,22)	1:B:184:LYS:CB	1:B:55:ILE:N	19	7.64
(1,22)	1:B:184:LYS:CB	1:B:56:LEU:N	19	7.64

Continued on next page...

Continued from previous page...

Key	Atom-1	Atom-2	Model ID	Violation (Å)
(1,22)	1:B:184:LYS:CB	1:B:57:ASP:N	19	7.64
(1,22)	1:B:184:LYS:CB	1:B:58:THR:N	19	7.64
(1,22)	1:B:184:LYS:CB	1:B:59:ALA:N	19	7.64
(1,22)	1:B:184:LYS:CB	1:B:60:GLY:N	19	7.64
(1,22)	1:B:184:LYS:CB	1:B:61:GLN:N	19	7.64
(1,22)	1:B:184:LYS:CB	1:B:62:GLU:N	19	7.64
(1,22)	1:B:184:LYS:CB	1:B:63:GLU:N	19	7.64
(1,22)	1:B:184:LYS:CB	1:B:64:TYR:N	19	7.64
(1,22)	1:B:184:LYS:CB	1:B:65:SER:N	19	7.64
(1,22)	1:B:184:LYS:CB	1:B:66:ALA:N	19	7.64
(1,22)	1:B:184:LYS:CB	1:B:67:MET:N	19	7.64
(1,22)	1:B:184:LYS:CB	1:B:68:ARG:N	19	7.64
(1,22)	1:B:184:LYS:CB	1:B:69:ASP:N	19	7.64
(1,22)	1:B:184:LYS:CB	1:B:70:GLN:N	19	7.64
(1,22)	1:B:184:LYS:CB	1:B:71:TYR:N	19	7.64
(1,22)	1:B:184:LYS:CB	1:B:72:MET:N	19	7.64
(1,22)	1:B:184:LYS:CB	1:B:73:ARG:N	19	7.64
(1,22)	1:B:184:LYS:CB	1:B:74:THR:N	19	7.64
(1,22)	1:B:184:LYS:CB	1:B:75:GLY:N	19	7.64
(1,22)	1:B:184:LYS:CB	1:B:76:GLU:N	19	7.64
(1,22)	1:B:184:LYS:CB	1:B:77:GLY:N	19	7.64
(1,22)	1:B:184:LYS:CB	1:B:78:PHE:N	19	7.64
(1,22)	1:B:184:LYS:CB	1:B:79:LEU:N	19	7.64
(1,22)	1:B:184:LYS:CB	1:B:80:CYS:N	19	7.64
(1,22)	1:B:184:LYS:CB	5:B:203:7Q9:N	19	7.64
(1,22)	1:B:184:LYS:CB	5:B:204:7Q9:N	19	7.64
(1,22)	1:B:184:LYS:CB	5:B:205:7Q9:N	19	7.64
(1,22)	1:B:184:LYS:CB	5:B:206:7Q9:N	19	7.64
(1,22)	1:B:184:LYS:CB	5:B:207:7Q9:N	19	7.64
(1,22)	1:B:184:LYS:CB	6:B:208:17F:N1	19	7.64
(1,22)	1:B:184:LYS:CB	5:B:209:7Q9:N	19	7.64
(1,22)	1:B:184:LYS:CB	5:B:210:7Q9:N	19	7.64
(1,22)	1:B:184:LYS:CB	5:B:211:7Q9:N	19	7.64
(1,22)	1:B:184:LYS:CB	5:B:212:7Q9:N	19	7.64
(1,22)	1:B:184:LYS:CB	5:B:213:7Q9:N	19	7.64
(1,22)	1:B:184:LYS:CB	6:B:214:17F:N1	19	7.64
(1,22)	1:B:184:LYS:CB	6:B:215:17F:N1	19	7.64
(1,22)	1:B:184:LYS:CB	5:B:216:7Q9:N	19	7.64
(1,22)	1:B:184:LYS:CB	5:B:217:7Q9:N	19	7.64
(1,22)	1:B:184:LYS:CB	5:B:218:7Q9:N	19	7.64
(1,22)	1:B:184:LYS:CB	6:B:219:17F:N1	19	7.64
(1,22)	1:B:184:LYS:CB	5:B:220:7Q9:N	19	7.64

Continued on next page...

Continued from previous page...

Key	Atom-1	Atom-2	Model ID	Violation (Å)
(1,22)	1:B:184:LYS:CD	1:B:2:THR:N	19	7.64
(1,22)	1:B:184:LYS:CD	1:B:3:GLU:N	19	7.64
(1,22)	1:B:184:LYS:CD	1:B:4:TYR:N	19	7.64
(1,22)	1:B:184:LYS:CD	1:B:5:LYS:N	19	7.64
(1,22)	1:B:184:LYS:CD	1:B:6:LEU:N	19	7.64
(1,22)	1:B:184:LYS:CD	1:B:7:VAL:N	19	7.64
(1,22)	1:B:184:LYS:CD	1:B:8:VAL:N	19	7.64
(1,22)	1:B:184:LYS:CD	1:B:9:VAL:N	19	7.64
(1,22)	1:B:184:LYS:CD	1:B:10:GLY:N	19	7.64
(1,22)	1:B:184:LYS:CD	1:B:11:ALA:N	19	7.64
(1,22)	1:B:184:LYS:CD	1:B:12:ASP:N	19	7.64
(1,22)	1:B:184:LYS:CD	1:B:13:GLY:N	19	7.64
(1,22)	1:B:184:LYS:CD	1:B:14:VAL:N	19	7.64
(1,22)	1:B:184:LYS:CD	1:B:15:GLY:N	19	7.64
(1,22)	1:B:184:LYS:CD	1:B:16:LYS:N	19	7.64
(1,22)	1:B:184:LYS:CD	1:B:17:SER:N	19	7.64
(1,22)	1:B:184:LYS:CD	1:B:18:ALA:N	19	7.64
(1,22)	1:B:184:LYS:CD	1:B:19:LEU:N	19	7.64
(1,22)	1:B:184:LYS:CD	1:B:20:THR:N	19	7.64
(1,22)	1:B:184:LYS:CD	1:B:21:ILE:N	19	7.64
(1,22)	1:B:184:LYS:CD	1:B:22:GLN:N	19	7.64
(1,22)	1:B:184:LYS:CD	1:B:23:LEU:N	19	7.64
(1,22)	1:B:184:LYS:CD	1:B:24:ILE:N	19	7.64
(1,22)	1:B:184:LYS:CD	1:B:25:GLN:N	19	7.64
(1,22)	1:B:184:LYS:CD	1:B:26:ASN:N	19	7.64
(1,22)	1:B:184:LYS:CD	1:B:27:HIS:N	19	7.64
(1,22)	1:B:184:LYS:CD	1:B:28:PHE:N	19	7.64
(1,22)	1:B:184:LYS:CD	1:B:29:VAL:N	19	7.64
(1,22)	1:B:184:LYS:CD	1:B:30:ASP:N	19	7.64
(1,22)	1:B:184:LYS:CD	1:B:31:GLU:N	19	7.64
(1,22)	1:B:184:LYS:CD	1:B:32:TYR:N	19	7.64
(1,22)	1:B:184:LYS:CD	1:B:33:ASP:N	19	7.64
(1,22)	1:B:184:LYS:CD	1:B:34:PRO:N	19	7.64
(1,22)	1:B:184:LYS:CD	1:B:35:THR:N	19	7.64
(1,22)	1:B:184:LYS:CD	1:B:36:ILE:N	19	7.64
(1,22)	1:B:184:LYS:CD	1:B:37:GLU:N	19	7.64
(1,22)	1:B:184:LYS:CD	1:B:38:ASP:N	19	7.64
(1,22)	1:B:184:LYS:CD	1:B:39:SER:N	19	7.64
(1,22)	1:B:184:LYS:CD	1:B:40:TYR:N	19	7.64
(1,22)	1:B:184:LYS:CD	1:B:41:ARG:N	19	7.64
(1,22)	1:B:184:LYS:CD	1:B:42:LYS:N	19	7.64
(1,22)	1:B:184:LYS:CD	1:B:43:GLN:N	19	7.64

Continued on next page...

Continued from previous page...

Key	Atom-1	Atom-2	Model ID	Violation (Å)
(1,22)	1:B:184:LYS:CD	1:B:44:VAL:N	19	7.64
(1,22)	1:B:184:LYS:CD	1:B:45:VAL:N	19	7.64
(1,22)	1:B:184:LYS:CD	1:B:46:ILE:N	19	7.64
(1,22)	1:B:184:LYS:CD	1:B:47:ASP:N	19	7.64
(1,22)	1:B:184:LYS:CD	1:B:48:GLY:N	19	7.64
(1,22)	1:B:184:LYS:CD	1:B:49:GLU:N	19	7.64
(1,22)	1:B:184:LYS:CD	1:B:50:THR:N	19	7.64
(1,22)	1:B:184:LYS:CD	1:B:51:CYS:N	19	7.64
(1,22)	1:B:184:LYS:CD	1:B:52:LEU:N	19	7.64
(1,22)	1:B:184:LYS:CD	1:B:53:LEU:N	19	7.64
(1,22)	1:B:184:LYS:CD	1:B:54:ASP:N	19	7.64
(1,22)	1:B:184:LYS:CD	1:B:55:ILE:N	19	7.64
(1,22)	1:B:184:LYS:CD	1:B:56:LEU:N	19	7.64
(1,22)	1:B:184:LYS:CD	1:B:57:ASP:N	19	7.64
(1,22)	1:B:184:LYS:CD	1:B:58:THR:N	19	7.64
(1,22)	1:B:184:LYS:CD	1:B:59:ALA:N	19	7.64
(1,22)	1:B:184:LYS:CD	1:B:60:GLY:N	19	7.64
(1,22)	1:B:184:LYS:CD	1:B:61:GLN:N	19	7.64
(1,22)	1:B:184:LYS:CD	1:B:62:GLU:N	19	7.64
(1,22)	1:B:184:LYS:CD	1:B:63:GLU:N	19	7.64
(1,22)	1:B:184:LYS:CD	1:B:64:TYR:N	19	7.64
(1,22)	1:B:184:LYS:CD	1:B:65:SER:N	19	7.64
(1,22)	1:B:184:LYS:CD	1:B:66:ALA:N	19	7.64
(1,22)	1:B:184:LYS:CD	1:B:67:MET:N	19	7.64
(1,22)	1:B:184:LYS:CD	1:B:68:ARG:N	19	7.64
(1,22)	1:B:184:LYS:CD	1:B:69:ASP:N	19	7.64
(1,22)	1:B:184:LYS:CD	1:B:70:GLN:N	19	7.64
(1,22)	1:B:184:LYS:CD	1:B:71:TYR:N	19	7.64
(1,22)	1:B:184:LYS:CD	1:B:72:MET:N	19	7.64
(1,22)	1:B:184:LYS:CD	1:B:73:ARG:N	19	7.64
(1,22)	1:B:184:LYS:CD	1:B:74:THR:N	19	7.64
(1,22)	1:B:184:LYS:CD	1:B:75:GLY:N	19	7.64
(1,22)	1:B:184:LYS:CD	1:B:76:GLU:N	19	7.64
(1,22)	1:B:184:LYS:CD	1:B:77:GLY:N	19	7.64
(1,22)	1:B:184:LYS:CD	1:B:78:PHE:N	19	7.64
(1,22)	1:B:184:LYS:CD	1:B:79:LEU:N	19	7.64
(1,22)	1:B:184:LYS:CD	1:B:80:CYS:N	19	7.64
(1,22)	1:B:184:LYS:CD	5:B:203:7Q9:N	19	7.64
(1,22)	1:B:184:LYS:CD	5:B:204:7Q9:N	19	7.64
(1,22)	1:B:184:LYS:CD	5:B:205:7Q9:N	19	7.64
(1,22)	1:B:184:LYS:CD	5:B:206:7Q9:N	19	7.64
(1,22)	1:B:184:LYS:CD	5:B:207:7Q9:N	19	7.64

Continued on next page...

Continued from previous page...

Key	Atom-1	Atom-2	Model ID	Violation (Å)
(1,22)	1:B:184:LYS:CD	6:B:208:17F:N1	19	7.64
(1,22)	1:B:184:LYS:CD	5:B:209:7Q9:N	19	7.64
(1,22)	1:B:184:LYS:CD	5:B:210:7Q9:N	19	7.64
(1,22)	1:B:184:LYS:CD	5:B:211:7Q9:N	19	7.64
(1,22)	1:B:184:LYS:CD	5:B:212:7Q9:N	19	7.64
(1,22)	1:B:184:LYS:CD	5:B:213:7Q9:N	19	7.64
(1,22)	1:B:184:LYS:CD	6:B:214:17F:N1	19	7.64
(1,22)	1:B:184:LYS:CD	6:B:215:17F:N1	19	7.64
(1,22)	1:B:184:LYS:CD	5:B:216:7Q9:N	19	7.64
(1,22)	1:B:184:LYS:CD	5:B:217:7Q9:N	19	7.64
(1,22)	1:B:184:LYS:CD	5:B:218:7Q9:N	19	7.64
(1,22)	1:B:184:LYS:CD	6:B:219:17F:N1	19	7.64
(1,22)	1:B:184:LYS:CD	5:B:220:7Q9:N	19	7.64
(1,22)	1:B:184:LYS:CE	1:B:2:THR:N	19	7.64
(1,22)	1:B:184:LYS:CE	1:B:3:GLU:N	19	7.64
(1,22)	1:B:184:LYS:CE	1:B:4:TYR:N	19	7.64
(1,22)	1:B:184:LYS:CE	1:B:5:LYS:N	19	7.64
(1,22)	1:B:184:LYS:CE	1:B:6:LEU:N	19	7.64
(1,22)	1:B:184:LYS:CE	1:B:7:VAL:N	19	7.64
(1,22)	1:B:184:LYS:CE	1:B:8:VAL:N	19	7.64
(1,22)	1:B:184:LYS:CE	1:B:9:VAL:N	19	7.64
(1,22)	1:B:184:LYS:CE	1:B:10:GLY:N	19	7.64
(1,22)	1:B:184:LYS:CE	1:B:11:ALA:N	19	7.64
(1,22)	1:B:184:LYS:CE	1:B:12:ASP:N	19	7.64
(1,22)	1:B:184:LYS:CE	1:B:13:GLY:N	19	7.64
(1,22)	1:B:184:LYS:CE	1:B:14:VAL:N	19	7.64
(1,22)	1:B:184:LYS:CE	1:B:15:GLY:N	19	7.64
(1,22)	1:B:184:LYS:CE	1:B:16:LYS:N	19	7.64
(1,22)	1:B:184:LYS:CE	1:B:17:SER:N	19	7.64
(1,22)	1:B:184:LYS:CE	1:B:18:ALA:N	19	7.64
(1,22)	1:B:184:LYS:CE	1:B:19:LEU:N	19	7.64
(1,22)	1:B:184:LYS:CE	1:B:20:THR:N	19	7.64
(1,22)	1:B:184:LYS:CE	1:B:21:ILE:N	19	7.64
(1,22)	1:B:184:LYS:CE	1:B:22:GLN:N	19	7.64
(1,22)	1:B:184:LYS:CE	1:B:23:LEU:N	19	7.64
(1,22)	1:B:184:LYS:CE	1:B:24:ILE:N	19	7.64
(1,22)	1:B:184:LYS:CE	1:B:25:GLN:N	19	7.64
(1,22)	1:B:184:LYS:CE	1:B:26:ASN:N	19	7.64
(1,22)	1:B:184:LYS:CE	1:B:27:HIS:N	19	7.64
(1,22)	1:B:184:LYS:CE	1:B:28:PHE:N	19	7.64
(1,22)	1:B:184:LYS:CE	1:B:29:VAL:N	19	7.64
(1,22)	1:B:184:LYS:CE	1:B:30:ASP:N	19	7.64

Continued on next page...

Continued from previous page...

Key	Atom-1	Atom-2	Model ID	Violation (Å)
(1,22)	1:B:184:LYS:CE	1:B:31:GLU:N	19	7.64
(1,22)	1:B:184:LYS:CE	1:B:32:TYR:N	19	7.64
(1,22)	1:B:184:LYS:CE	1:B:33:ASP:N	19	7.64
(1,22)	1:B:184:LYS:CE	1:B:34:PRO:N	19	7.64
(1,22)	1:B:184:LYS:CE	1:B:35:THR:N	19	7.64
(1,22)	1:B:184:LYS:CE	1:B:36:ILE:N	19	7.64
(1,22)	1:B:184:LYS:CE	1:B:37:GLU:N	19	7.64
(1,22)	1:B:184:LYS:CE	1:B:38:ASP:N	19	7.64
(1,22)	1:B:184:LYS:CE	1:B:39:SER:N	19	7.64
(1,22)	1:B:184:LYS:CE	1:B:40:TYR:N	19	7.64
(1,22)	1:B:184:LYS:CE	1:B:41:ARG:N	19	7.64
(1,22)	1:B:184:LYS:CE	1:B:42:LYS:N	19	7.64
(1,22)	1:B:184:LYS:CE	1:B:43:GLN:N	19	7.64
(1,22)	1:B:184:LYS:CE	1:B:44:VAL:N	19	7.64
(1,22)	1:B:184:LYS:CE	1:B:45:VAL:N	19	7.64
(1,22)	1:B:184:LYS:CE	1:B:46:ILE:N	19	7.64
(1,22)	1:B:184:LYS:CE	1:B:47:ASP:N	19	7.64
(1,22)	1:B:184:LYS:CE	1:B:48:GLY:N	19	7.64
(1,22)	1:B:184:LYS:CE	1:B:49:GLU:N	19	7.64
(1,22)	1:B:184:LYS:CE	1:B:50:THR:N	19	7.64
(1,22)	1:B:184:LYS:CE	1:B:51:CYS:N	19	7.64
(1,22)	1:B:184:LYS:CE	1:B:52:LEU:N	19	7.64
(1,22)	1:B:184:LYS:CE	1:B:53:LEU:N	19	7.64
(1,22)	1:B:184:LYS:CE	1:B:54:ASP:N	19	7.64
(1,22)	1:B:184:LYS:CE	1:B:55:ILE:N	19	7.64
(1,22)	1:B:184:LYS:CE	1:B:56:LEU:N	19	7.64
(1,22)	1:B:184:LYS:CE	1:B:57:ASP:N	19	7.64
(1,22)	1:B:184:LYS:CE	1:B:58:THR:N	19	7.64
(1,22)	1:B:184:LYS:CE	1:B:59:ALA:N	19	7.64
(1,22)	1:B:184:LYS:CE	1:B:60:GLY:N	19	7.64
(1,22)	1:B:184:LYS:CE	1:B:61:GLN:N	19	7.64
(1,22)	1:B:184:LYS:CE	1:B:62:GLU:N	19	7.64
(1,22)	1:B:184:LYS:CE	1:B:63:GLU:N	19	7.64
(1,22)	1:B:184:LYS:CE	1:B:64:TYR:N	19	7.64
(1,22)	1:B:184:LYS:CE	1:B:65:SER:N	19	7.64
(1,22)	1:B:184:LYS:CE	1:B:66:ALA:N	19	7.64
(1,22)	1:B:184:LYS:CE	1:B:67:MET:N	19	7.64
(1,22)	1:B:184:LYS:CE	1:B:68:ARG:N	19	7.64
(1,22)	1:B:184:LYS:CE	1:B:69:ASP:N	19	7.64
(1,22)	1:B:184:LYS:CE	1:B:70:GLN:N	19	7.64
(1,22)	1:B:184:LYS:CE	1:B:71:TYR:N	19	7.64
(1,22)	1:B:184:LYS:CE	1:B:72:MET:N	19	7.64

Continued on next page...

Continued from previous page...

Key	Atom-1	Atom-2	Model ID	Violation (Å)
(1,22)	1:B:184:LYS:CE	1:B:73:ARG:N	19	7.64
(1,22)	1:B:184:LYS:CE	1:B:74:THR:N	19	7.64
(1,22)	1:B:184:LYS:CE	1:B:75:GLY:N	19	7.64
(1,22)	1:B:184:LYS:CE	1:B:76:GLU:N	19	7.64
(1,22)	1:B:184:LYS:CE	1:B:77:GLY:N	19	7.64
(1,22)	1:B:184:LYS:CE	1:B:78:PHE:N	19	7.64
(1,22)	1:B:184:LYS:CE	1:B:79:LEU:N	19	7.64
(1,22)	1:B:184:LYS:CE	1:B:80:CYS:N	19	7.64
(1,22)	1:B:184:LYS:CE	5:B:203:7Q9:N	19	7.64
(1,22)	1:B:184:LYS:CE	5:B:204:7Q9:N	19	7.64
(1,22)	1:B:184:LYS:CE	5:B:205:7Q9:N	19	7.64
(1,22)	1:B:184:LYS:CE	5:B:206:7Q9:N	19	7.64
(1,22)	1:B:184:LYS:CE	5:B:207:7Q9:N	19	7.64
(1,22)	1:B:184:LYS:CE	6:B:208:17F:N1	19	7.64
(1,22)	1:B:184:LYS:CE	5:B:209:7Q9:N	19	7.64
(1,22)	1:B:184:LYS:CE	5:B:210:7Q9:N	19	7.64
(1,22)	1:B:184:LYS:CE	5:B:211:7Q9:N	19	7.64
(1,22)	1:B:184:LYS:CE	5:B:212:7Q9:N	19	7.64
(1,22)	1:B:184:LYS:CE	5:B:213:7Q9:N	19	7.64
(1,22)	1:B:184:LYS:CE	6:B:214:17F:N1	19	7.64
(1,22)	1:B:184:LYS:CE	6:B:215:17F:N1	19	7.64
(1,22)	1:B:184:LYS:CE	5:B:216:7Q9:N	19	7.64
(1,22)	1:B:184:LYS:CE	5:B:217:7Q9:N	19	7.64
(1,22)	1:B:184:LYS:CE	5:B:218:7Q9:N	19	7.64
(1,22)	1:B:184:LYS:CE	6:B:219:17F:N1	19	7.64
(1,22)	1:B:184:LYS:CE	5:B:220:7Q9:N	19	7.64
(1,22)	1:B:184:LYS:CG	1:B:2:THR:N	19	7.64
(1,22)	1:B:184:LYS:CG	1:B:3:GLU:N	19	7.64
(1,22)	1:B:184:LYS:CG	1:B:4:TYR:N	19	7.64
(1,22)	1:B:184:LYS:CG	1:B:5:LYS:N	19	7.64
(1,22)	1:B:184:LYS:CG	1:B:6:LEU:N	19	7.64
(1,22)	1:B:184:LYS:CG	1:B:7:VAL:N	19	7.64
(1,22)	1:B:184:LYS:CG	1:B:8:VAL:N	19	7.64
(1,22)	1:B:184:LYS:CG	1:B:9:VAL:N	19	7.64
(1,22)	1:B:184:LYS:CG	1:B:10:GLY:N	19	7.64
(1,22)	1:B:184:LYS:CG	1:B:11:ALA:N	19	7.64
(1,22)	1:B:184:LYS:CG	1:B:12:ASP:N	19	7.64
(1,22)	1:B:184:LYS:CG	1:B:13:GLY:N	19	7.64
(1,22)	1:B:184:LYS:CG	1:B:14:VAL:N	19	7.64
(1,22)	1:B:184:LYS:CG	1:B:15:GLY:N	19	7.64
(1,22)	1:B:184:LYS:CG	1:B:16:LYS:N	19	7.64
(1,22)	1:B:184:LYS:CG	1:B:17:SER:N	19	7.64

Continued on next page...

Continued from previous page...

Key	Atom-1	Atom-2	Model ID	Violation (Å)
(1,22)	1:B:184:LYS:CG	1:B:18:ALA:N	19	7.64
(1,22)	1:B:184:LYS:CG	1:B:19:LEU:N	19	7.64
(1,22)	1:B:184:LYS:CG	1:B:20:THR:N	19	7.64
(1,22)	1:B:184:LYS:CG	1:B:21:ILE:N	19	7.64
(1,22)	1:B:184:LYS:CG	1:B:22:GLN:N	19	7.64
(1,22)	1:B:184:LYS:CG	1:B:23:LEU:N	19	7.64
(1,22)	1:B:184:LYS:CG	1:B:24:ILE:N	19	7.64
(1,22)	1:B:184:LYS:CG	1:B:25:GLN:N	19	7.64
(1,22)	1:B:184:LYS:CG	1:B:26:ASN:N	19	7.64
(1,22)	1:B:184:LYS:CG	1:B:27:HIS:N	19	7.64
(1,22)	1:B:184:LYS:CG	1:B:28:PHE:N	19	7.64
(1,22)	1:B:184:LYS:CG	1:B:29:VAL:N	19	7.64
(1,22)	1:B:184:LYS:CG	1:B:30:ASP:N	19	7.64
(1,22)	1:B:184:LYS:CG	1:B:31:GLU:N	19	7.64
(1,22)	1:B:184:LYS:CG	1:B:32:TYR:N	19	7.64
(1,22)	1:B:184:LYS:CG	1:B:33:ASP:N	19	7.64
(1,22)	1:B:184:LYS:CG	1:B:34:PRO:N	19	7.64
(1,22)	1:B:184:LYS:CG	1:B:35:THR:N	19	7.64
(1,22)	1:B:184:LYS:CG	1:B:36:ILE:N	19	7.64
(1,22)	1:B:184:LYS:CG	1:B:37:GLU:N	19	7.64
(1,22)	1:B:184:LYS:CG	1:B:38:ASP:N	19	7.64
(1,22)	1:B:184:LYS:CG	1:B:39:SER:N	19	7.64
(1,22)	1:B:184:LYS:CG	1:B:40:TYR:N	19	7.64
(1,22)	1:B:184:LYS:CG	1:B:41:ARG:N	19	7.64
(1,22)	1:B:184:LYS:CG	1:B:42:LYS:N	19	7.64
(1,22)	1:B:184:LYS:CG	1:B:43:GLN:N	19	7.64
(1,22)	1:B:184:LYS:CG	1:B:44:VAL:N	19	7.64
(1,22)	1:B:184:LYS:CG	1:B:45:VAL:N	19	7.64
(1,22)	1:B:184:LYS:CG	1:B:46:ILE:N	19	7.64
(1,22)	1:B:184:LYS:CG	1:B:47:ASP:N	19	7.64
(1,22)	1:B:184:LYS:CG	1:B:48:GLY:N	19	7.64
(1,22)	1:B:184:LYS:CG	1:B:49:GLU:N	19	7.64
(1,22)	1:B:184:LYS:CG	1:B:50:THR:N	19	7.64
(1,22)	1:B:184:LYS:CG	1:B:51:CYS:N	19	7.64
(1,22)	1:B:184:LYS:CG	1:B:52:LEU:N	19	7.64
(1,22)	1:B:184:LYS:CG	1:B:53:LEU:N	19	7.64
(1,22)	1:B:184:LYS:CG	1:B:54:ASP:N	19	7.64
(1,22)	1:B:184:LYS:CG	1:B:55:ILE:N	19	7.64
(1,22)	1:B:184:LYS:CG	1:B:56:LEU:N	19	7.64
(1,22)	1:B:184:LYS:CG	1:B:57:ASP:N	19	7.64
(1,22)	1:B:184:LYS:CG	1:B:58:THR:N	19	7.64
(1,22)	1:B:184:LYS:CG	1:B:59:ALA:N	19	7.64

Continued on next page...

Continued from previous page...

Key	Atom-1	Atom-2	Model ID	Violation (Å)
(1,22)	1:B:184:LYS:CG	1:B:60:GLY:N	19	7.64
(1,22)	1:B:184:LYS:CG	1:B:61:GLN:N	19	7.64
(1,22)	1:B:184:LYS:CG	1:B:62:GLU:N	19	7.64
(1,22)	1:B:184:LYS:CG	1:B:63:GLU:N	19	7.64
(1,22)	1:B:184:LYS:CG	1:B:64:TYR:N	19	7.64
(1,22)	1:B:184:LYS:CG	1:B:65:SER:N	19	7.64
(1,22)	1:B:184:LYS:CG	1:B:66:ALA:N	19	7.64
(1,22)	1:B:184:LYS:CG	1:B:67:MET:N	19	7.64
(1,22)	1:B:184:LYS:CG	1:B:68:ARG:N	19	7.64
(1,22)	1:B:184:LYS:CG	1:B:69:ASP:N	19	7.64
(1,22)	1:B:184:LYS:CG	1:B:70:GLN:N	19	7.64
(1,22)	1:B:184:LYS:CG	1:B:71:TYR:N	19	7.64
(1,22)	1:B:184:LYS:CG	1:B:72:MET:N	19	7.64
(1,22)	1:B:184:LYS:CG	1:B:73:ARG:N	19	7.64
(1,22)	1:B:184:LYS:CG	1:B:74:THR:N	19	7.64
(1,22)	1:B:184:LYS:CG	1:B:75:GLY:N	19	7.64
(1,22)	1:B:184:LYS:CG	1:B:76:GLU:N	19	7.64
(1,22)	1:B:184:LYS:CG	1:B:77:GLY:N	19	7.64
(1,22)	1:B:184:LYS:CG	1:B:78:PHE:N	19	7.64
(1,22)	1:B:184:LYS:CG	1:B:79:LEU:N	19	7.64
(1,22)	1:B:184:LYS:CG	1:B:80:CYS:N	19	7.64
(1,22)	1:B:184:LYS:CG	5:B:203:7Q9:N	19	7.64
(1,22)	1:B:184:LYS:CG	5:B:204:7Q9:N	19	7.64
(1,22)	1:B:184:LYS:CG	5:B:205:7Q9:N	19	7.64
(1,22)	1:B:184:LYS:CG	5:B:206:7Q9:N	19	7.64
(1,22)	1:B:184:LYS:CG	5:B:207:7Q9:N	19	7.64
(1,22)	1:B:184:LYS:CG	6:B:208:17F:N1	19	7.64
(1,22)	1:B:184:LYS:CG	5:B:209:7Q9:N	19	7.64
(1,22)	1:B:184:LYS:CG	5:B:210:7Q9:N	19	7.64
(1,22)	1:B:184:LYS:CG	5:B:211:7Q9:N	19	7.64
(1,22)	1:B:184:LYS:CG	5:B:212:7Q9:N	19	7.64
(1,22)	1:B:184:LYS:CG	5:B:213:7Q9:N	19	7.64
(1,22)	1:B:184:LYS:CG	6:B:214:17F:N1	19	7.64
(1,22)	1:B:184:LYS:CG	6:B:215:17F:N1	19	7.64
(1,22)	1:B:184:LYS:CG	5:B:216:7Q9:N	19	7.64
(1,22)	1:B:184:LYS:CG	5:B:217:7Q9:N	19	7.64
(1,22)	1:B:184:LYS:CG	5:B:218:7Q9:N	19	7.64
(1,22)	1:B:184:LYS:CG	6:B:219:17F:N1	19	7.64
(1,22)	1:B:184:LYS:CG	5:B:220:7Q9:N	19	7.64
(1,22)	1:B:184:LYS:H	1:B:2:THR:N	19	7.64
(1,22)	1:B:184:LYS:H	1:B:3:GLU:N	19	7.64
(1,22)	1:B:184:LYS:H	1:B:4:TYR:N	19	7.64

Continued on next page...

Continued from previous page...

Key	Atom-1	Atom-2	Model ID	Violation (Å)
(1,22)	1:B:184:LYS:H	1:B:5:LYS:N	19	7.64
(1,22)	1:B:184:LYS:H	1:B:6:LEU:N	19	7.64
(1,22)	1:B:184:LYS:H	1:B:7:VAL:N	19	7.64
(1,22)	1:B:184:LYS:H	1:B:8:VAL:N	19	7.64
(1,22)	1:B:184:LYS:H	1:B:9:VAL:N	19	7.64
(1,22)	1:B:184:LYS:H	1:B:10:GLY:N	19	7.64
(1,22)	1:B:184:LYS:H	1:B:11:ALA:N	19	7.64
(1,22)	1:B:184:LYS:H	1:B:12:ASP:N	19	7.64
(1,22)	1:B:184:LYS:H	1:B:13:GLY:N	19	7.64
(1,22)	1:B:184:LYS:H	1:B:14:VAL:N	19	7.64
(1,22)	1:B:184:LYS:H	1:B:15:GLY:N	19	7.64
(1,22)	1:B:184:LYS:H	1:B:16:LYS:N	19	7.64
(1,22)	1:B:184:LYS:H	1:B:17:SER:N	19	7.64
(1,22)	1:B:184:LYS:H	1:B:18:ALA:N	19	7.64
(1,22)	1:B:184:LYS:H	1:B:19:LEU:N	19	7.64
(1,22)	1:B:184:LYS:H	1:B:20:THR:N	19	7.64
(1,22)	1:B:184:LYS:H	1:B:21:ILE:N	19	7.64
(1,22)	1:B:184:LYS:H	1:B:22:GLN:N	19	7.64
(1,22)	1:B:184:LYS:H	1:B:23:LEU:N	19	7.64
(1,22)	1:B:184:LYS:H	1:B:24:ILE:N	19	7.64
(1,22)	1:B:184:LYS:H	1:B:25:GLN:N	19	7.64
(1,22)	1:B:184:LYS:H	1:B:26:ASN:N	19	7.64
(1,22)	1:B:184:LYS:H	1:B:27:HIS:N	19	7.64
(1,22)	1:B:184:LYS:H	1:B:28:PHE:N	19	7.64
(1,22)	1:B:184:LYS:H	1:B:29:VAL:N	19	7.64
(1,22)	1:B:184:LYS:H	1:B:30:ASP:N	19	7.64
(1,22)	1:B:184:LYS:H	1:B:31:GLU:N	19	7.64
(1,22)	1:B:184:LYS:H	1:B:32:TYR:N	19	7.64
(1,22)	1:B:184:LYS:H	1:B:33:ASP:N	19	7.64
(1,22)	1:B:184:LYS:H	1:B:34:PRO:N	19	7.64
(1,22)	1:B:184:LYS:H	1:B:35:THR:N	19	7.64
(1,22)	1:B:184:LYS:H	1:B:36:ILE:N	19	7.64
(1,22)	1:B:184:LYS:H	1:B:37:GLU:N	19	7.64
(1,22)	1:B:184:LYS:H	1:B:38:ASP:N	19	7.64
(1,22)	1:B:184:LYS:H	1:B:39:SER:N	19	7.64
(1,22)	1:B:184:LYS:H	1:B:40:TYR:N	19	7.64
(1,22)	1:B:184:LYS:H	1:B:41:ARG:N	19	7.64
(1,22)	1:B:184:LYS:H	1:B:42:LYS:N	19	7.64
(1,22)	1:B:184:LYS:H	1:B:43:GLN:N	19	7.64
(1,22)	1:B:184:LYS:H	1:B:44:VAL:N	19	7.64
(1,22)	1:B:184:LYS:H	1:B:45:VAL:N	19	7.64
(1,22)	1:B:184:LYS:H	1:B:46:ILE:N	19	7.64

Continued on next page...

Continued from previous page...

Key	Atom-1	Atom-2	Model ID	Violation (Å)
(1,22)	1:B:184:LYS:H	1:B:47:ASP:N	19	7.64
(1,22)	1:B:184:LYS:H	1:B:48:GLY:N	19	7.64
(1,22)	1:B:184:LYS:H	1:B:49:GLU:N	19	7.64
(1,22)	1:B:184:LYS:H	1:B:50:THR:N	19	7.64
(1,22)	1:B:184:LYS:H	1:B:51:CYS:N	19	7.64
(1,22)	1:B:184:LYS:H	1:B:52:LEU:N	19	7.64
(1,22)	1:B:184:LYS:H	1:B:53:LEU:N	19	7.64
(1,22)	1:B:184:LYS:H	1:B:54:ASP:N	19	7.64
(1,22)	1:B:184:LYS:H	1:B:55:ILE:N	19	7.64
(1,22)	1:B:184:LYS:H	1:B:56:LEU:N	19	7.64
(1,22)	1:B:184:LYS:H	1:B:57:ASP:N	19	7.64
(1,22)	1:B:184:LYS:H	1:B:58:THR:N	19	7.64
(1,22)	1:B:184:LYS:H	1:B:59:ALA:N	19	7.64
(1,22)	1:B:184:LYS:H	1:B:60:GLY:N	19	7.64
(1,22)	1:B:184:LYS:H	1:B:61:GLN:N	19	7.64
(1,22)	1:B:184:LYS:H	1:B:62:GLU:N	19	7.64
(1,22)	1:B:184:LYS:H	1:B:63:GLU:N	19	7.64
(1,22)	1:B:184:LYS:H	1:B:64:TYR:N	19	7.64
(1,22)	1:B:184:LYS:H	1:B:65:SER:N	19	7.64
(1,22)	1:B:184:LYS:H	1:B:66:ALA:N	19	7.64
(1,22)	1:B:184:LYS:H	1:B:67:MET:N	19	7.64
(1,22)	1:B:184:LYS:H	1:B:68:ARG:N	19	7.64
(1,22)	1:B:184:LYS:H	1:B:69:ASP:N	19	7.64
(1,22)	1:B:184:LYS:H	1:B:70:GLN:N	19	7.64
(1,22)	1:B:184:LYS:H	1:B:71:TYR:N	19	7.64
(1,22)	1:B:184:LYS:H	1:B:72:MET:N	19	7.64
(1,22)	1:B:184:LYS:H	1:B:73:ARG:N	19	7.64
(1,22)	1:B:184:LYS:H	1:B:74:THR:N	19	7.64
(1,22)	1:B:184:LYS:H	1:B:75:GLY:N	19	7.64
(1,22)	1:B:184:LYS:H	1:B:76:GLU:N	19	7.64
(1,22)	1:B:184:LYS:H	1:B:77:GLY:N	19	7.64
(1,22)	1:B:184:LYS:H	1:B:78:PHE:N	19	7.64
(1,22)	1:B:184:LYS:H	1:B:79:LEU:N	19	7.64
(1,22)	1:B:184:LYS:H	1:B:80:CYS:N	19	7.64
(1,22)	1:B:184:LYS:H	5:B:203:7Q9:N	19	7.64
(1,22)	1:B:184:LYS:H	5:B:204:7Q9:N	19	7.64
(1,22)	1:B:184:LYS:H	5:B:205:7Q9:N	19	7.64
(1,22)	1:B:184:LYS:H	5:B:206:7Q9:N	19	7.64
(1,22)	1:B:184:LYS:H	5:B:207:7Q9:N	19	7.64
(1,22)	1:B:184:LYS:H	6:B:208:17F:N1	19	7.64
(1,22)	1:B:184:LYS:H	5:B:209:7Q9:N	19	7.64
(1,22)	1:B:184:LYS:H	5:B:210:7Q9:N	19	7.64

Continued on next page...

Continued from previous page...

Key	Atom-1	Atom-2	Model ID	Violation (Å)
(1,22)	1:B:184:LYS:H	5:B:211:7Q9:N	19	7.64
(1,22)	1:B:184:LYS:H	5:B:212:7Q9:N	19	7.64
(1,22)	1:B:184:LYS:H	5:B:213:7Q9:N	19	7.64
(1,22)	1:B:184:LYS:H	6:B:214:17F:N1	19	7.64
(1,22)	1:B:184:LYS:H	6:B:215:17F:N1	19	7.64
(1,22)	1:B:184:LYS:H	5:B:216:7Q9:N	19	7.64
(1,22)	1:B:184:LYS:H	5:B:217:7Q9:N	19	7.64
(1,22)	1:B:184:LYS:H	5:B:218:7Q9:N	19	7.64
(1,22)	1:B:184:LYS:H	6:B:219:17F:N1	19	7.64
(1,22)	1:B:184:LYS:H	5:B:220:7Q9:N	19	7.64
(1,22)	1:B:184:LYS:HZ1	1:B:2:THR:N	19	7.64
(1,22)	1:B:184:LYS:HZ1	1:B:3:GLU:N	19	7.64
(1,22)	1:B:184:LYS:HZ1	1:B:4:TYR:N	19	7.64
(1,22)	1:B:184:LYS:HZ1	1:B:5:LYS:N	19	7.64
(1,22)	1:B:184:LYS:HZ1	1:B:6:LEU:N	19	7.64
(1,22)	1:B:184:LYS:HZ1	1:B:7:VAL:N	19	7.64
(1,22)	1:B:184:LYS:HZ1	1:B:8:VAL:N	19	7.64
(1,22)	1:B:184:LYS:HZ1	1:B:9:VAL:N	19	7.64
(1,22)	1:B:184:LYS:HZ1	1:B:10:GLY:N	19	7.64
(1,22)	1:B:184:LYS:HZ1	1:B:11:ALA:N	19	7.64
(1,22)	1:B:184:LYS:HZ1	1:B:12:ASP:N	19	7.64
(1,22)	1:B:184:LYS:HZ1	1:B:13:GLY:N	19	7.64
(1,22)	1:B:184:LYS:HZ1	1:B:14:VAL:N	19	7.64
(1,22)	1:B:184:LYS:HZ1	1:B:15:GLY:N	19	7.64
(1,22)	1:B:184:LYS:HZ1	1:B:16:LYS:N	19	7.64
(1,22)	1:B:184:LYS:HZ1	1:B:17:SER:N	19	7.64
(1,22)	1:B:184:LYS:HZ1	1:B:18:ALA:N	19	7.64
(1,22)	1:B:184:LYS:HZ1	1:B:19:LEU:N	19	7.64
(1,22)	1:B:184:LYS:HZ1	1:B:20:THR:N	19	7.64
(1,22)	1:B:184:LYS:HZ1	1:B:21:ILE:N	19	7.64
(1,22)	1:B:184:LYS:HZ1	1:B:22:GLN:N	19	7.64
(1,22)	1:B:184:LYS:HZ1	1:B:23:LEU:N	19	7.64
(1,22)	1:B:184:LYS:HZ1	1:B:24:ILE:N	19	7.64
(1,22)	1:B:184:LYS:HZ1	1:B:25:GLN:N	19	7.64
(1,22)	1:B:184:LYS:HZ1	1:B:26:ASN:N	19	7.64
(1,22)	1:B:184:LYS:HZ1	1:B:27:HIS:N	19	7.64
(1,22)	1:B:184:LYS:HZ1	1:B:28:PHE:N	19	7.64
(1,22)	1:B:184:LYS:HZ1	1:B:29:VAL:N	19	7.64
(1,22)	1:B:184:LYS:HZ1	1:B:30:ASP:N	19	7.64
(1,22)	1:B:184:LYS:HZ1	1:B:31:GLU:N	19	7.64
(1,22)	1:B:184:LYS:HZ1	1:B:32:TYR:N	19	7.64
(1,22)	1:B:184:LYS:HZ1	1:B:33:ASP:N	19	7.64

Continued on next page...

Continued from previous page...

Key	Atom-1	Atom-2	Model ID	Violation (Å)
(1,22)	1:B:184:LYS:HZ1	1:B:34:PRO:N	19	7.64
(1,22)	1:B:184:LYS:HZ1	1:B:35:THR:N	19	7.64
(1,22)	1:B:184:LYS:HZ1	1:B:36:ILE:N	19	7.64
(1,22)	1:B:184:LYS:HZ1	1:B:37:GLU:N	19	7.64
(1,22)	1:B:184:LYS:HZ1	1:B:38:ASP:N	19	7.64
(1,22)	1:B:184:LYS:HZ1	1:B:39:SER:N	19	7.64
(1,22)	1:B:184:LYS:HZ1	1:B:40:TYR:N	19	7.64
(1,22)	1:B:184:LYS:HZ1	1:B:41:ARG:N	19	7.64
(1,22)	1:B:184:LYS:HZ1	1:B:42:LYS:N	19	7.64
(1,22)	1:B:184:LYS:HZ1	1:B:43:GLN:N	19	7.64
(1,22)	1:B:184:LYS:HZ1	1:B:44:VAL:N	19	7.64
(1,22)	1:B:184:LYS:HZ1	1:B:45:VAL:N	19	7.64
(1,22)	1:B:184:LYS:HZ1	1:B:46:ILE:N	19	7.64
(1,22)	1:B:184:LYS:HZ1	1:B:47:ASP:N	19	7.64
(1,22)	1:B:184:LYS:HZ1	1:B:48:GLY:N	19	7.64
(1,22)	1:B:184:LYS:HZ1	1:B:49:GLU:N	19	7.64
(1,22)	1:B:184:LYS:HZ1	1:B:50:THR:N	19	7.64
(1,22)	1:B:184:LYS:HZ1	1:B:51:CYS:N	19	7.64
(1,22)	1:B:184:LYS:HZ1	1:B:52:LEU:N	19	7.64
(1,22)	1:B:184:LYS:HZ1	1:B:53:LEU:N	19	7.64
(1,22)	1:B:184:LYS:HZ1	1:B:54:ASP:N	19	7.64
(1,22)	1:B:184:LYS:HZ1	1:B:55:ILE:N	19	7.64
(1,22)	1:B:184:LYS:HZ1	1:B:56:LEU:N	19	7.64
(1,22)	1:B:184:LYS:HZ1	1:B:57:ASP:N	19	7.64
(1,22)	1:B:184:LYS:HZ1	1:B:58:THR:N	19	7.64
(1,22)	1:B:184:LYS:HZ1	1:B:59:ALA:N	19	7.64
(1,22)	1:B:184:LYS:HZ1	1:B:60:GLY:N	19	7.64
(1,22)	1:B:184:LYS:HZ1	1:B:61:GLN:N	19	7.64
(1,22)	1:B:184:LYS:HZ1	1:B:62:GLU:N	19	7.64
(1,22)	1:B:184:LYS:HZ1	1:B:63:GLU:N	19	7.64
(1,22)	1:B:184:LYS:HZ1	1:B:64:TYR:N	19	7.64
(1,22)	1:B:184:LYS:HZ1	1:B:65:SER:N	19	7.64
(1,22)	1:B:184:LYS:HZ1	1:B:66:ALA:N	19	7.64
(1,22)	1:B:184:LYS:HZ1	1:B:67:MET:N	19	7.64
(1,22)	1:B:184:LYS:HZ1	1:B:68:ARG:N	19	7.64
(1,22)	1:B:184:LYS:HZ1	1:B:69:ASP:N	19	7.64
(1,22)	1:B:184:LYS:HZ1	1:B:70:GLN:N	19	7.64
(1,22)	1:B:184:LYS:HZ1	1:B:71:TYR:N	19	7.64
(1,22)	1:B:184:LYS:HZ1	1:B:72:MET:N	19	7.64
(1,22)	1:B:184:LYS:HZ1	1:B:73:ARG:N	19	7.64
(1,22)	1:B:184:LYS:HZ1	1:B:74:THR:N	19	7.64
(1,22)	1:B:184:LYS:HZ1	1:B:75:GLY:N	19	7.64

Continued on next page...

Continued from previous page...

Key	Atom-1	Atom-2	Model ID	Violation (Å)
(1,22)	1:B:184:LYS:HZ1	1:B:76:GLU:N	19	7.64
(1,22)	1:B:184:LYS:HZ1	1:B:77:GLY:N	19	7.64
(1,22)	1:B:184:LYS:HZ1	1:B:78:PHE:N	19	7.64
(1,22)	1:B:184:LYS:HZ1	1:B:79:LEU:N	19	7.64
(1,22)	1:B:184:LYS:HZ1	1:B:80:CYS:N	19	7.64
(1,22)	1:B:184:LYS:HZ1	5:B:203:7Q9:N	19	7.64
(1,22)	1:B:184:LYS:HZ1	5:B:204:7Q9:N	19	7.64
(1,22)	1:B:184:LYS:HZ1	5:B:205:7Q9:N	19	7.64
(1,22)	1:B:184:LYS:HZ1	5:B:206:7Q9:N	19	7.64
(1,22)	1:B:184:LYS:HZ1	5:B:207:7Q9:N	19	7.64
(1,22)	1:B:184:LYS:HZ1	6:B:208:17F:N1	19	7.64
(1,22)	1:B:184:LYS:HZ1	5:B:209:7Q9:N	19	7.64
(1,22)	1:B:184:LYS:HZ1	5:B:210:7Q9:N	19	7.64
(1,22)	1:B:184:LYS:HZ1	5:B:211:7Q9:N	19	7.64
(1,22)	1:B:184:LYS:HZ1	5:B:212:7Q9:N	19	7.64
(1,22)	1:B:184:LYS:HZ1	5:B:213:7Q9:N	19	7.64
(1,22)	1:B:184:LYS:HZ1	6:B:214:17F:N1	19	7.64
(1,22)	1:B:184:LYS:HZ1	6:B:215:17F:N1	19	7.64
(1,22)	1:B:184:LYS:HZ1	5:B:216:7Q9:N	19	7.64
(1,22)	1:B:184:LYS:HZ1	5:B:217:7Q9:N	19	7.64
(1,22)	1:B:184:LYS:HZ1	5:B:218:7Q9:N	19	7.64
(1,22)	1:B:184:LYS:HZ1	6:B:219:17F:N1	19	7.64
(1,22)	1:B:184:LYS:HZ1	5:B:220:7Q9:N	19	7.64
(1,22)	1:B:184:LYS:HZ2	1:B:2:THR:N	19	7.64
(1,22)	1:B:184:LYS:HZ2	1:B:3:GLU:N	19	7.64
(1,22)	1:B:184:LYS:HZ2	1:B:4:TYR:N	19	7.64
(1,22)	1:B:184:LYS:HZ2	1:B:5:LYS:N	19	7.64
(1,22)	1:B:184:LYS:HZ2	1:B:6:LEU:N	19	7.64
(1,22)	1:B:184:LYS:HZ2	1:B:7:VAL:N	19	7.64
(1,22)	1:B:184:LYS:HZ2	1:B:8:VAL:N	19	7.64
(1,22)	1:B:184:LYS:HZ2	1:B:9:VAL:N	19	7.64
(1,22)	1:B:184:LYS:HZ2	1:B:10:GLY:N	19	7.64
(1,22)	1:B:184:LYS:HZ2	1:B:11:ALA:N	19	7.64
(1,22)	1:B:184:LYS:HZ2	1:B:12:ASP:N	19	7.64
(1,22)	1:B:184:LYS:HZ2	1:B:13:GLY:N	19	7.64
(1,22)	1:B:184:LYS:HZ2	1:B:14:VAL:N	19	7.64
(1,22)	1:B:184:LYS:HZ2	1:B:15:GLY:N	19	7.64
(1,22)	1:B:184:LYS:HZ2	1:B:16:LYS:N	19	7.64
(1,22)	1:B:184:LYS:HZ2	1:B:17:SER:N	19	7.64
(1,22)	1:B:184:LYS:HZ2	1:B:18:ALA:N	19	7.64
(1,22)	1:B:184:LYS:HZ2	1:B:19:LEU:N	19	7.64
(1,22)	1:B:184:LYS:HZ2	1:B:20:THR:N	19	7.64

Continued on next page...

Continued from previous page...

Key	Atom-1	Atom-2	Model ID	Violation (Å)
(1,22)	1:B:184:LYS:HZ2	1:B:21:ILE:N	19	7.64
(1,22)	1:B:184:LYS:HZ2	1:B:22:GLN:N	19	7.64
(1,22)	1:B:184:LYS:HZ2	1:B:23:LEU:N	19	7.64
(1,22)	1:B:184:LYS:HZ2	1:B:24:ILE:N	19	7.64
(1,22)	1:B:184:LYS:HZ2	1:B:25:GLN:N	19	7.64
(1,22)	1:B:184:LYS:HZ2	1:B:26:ASN:N	19	7.64
(1,22)	1:B:184:LYS:HZ2	1:B:27:HIS:N	19	7.64
(1,22)	1:B:184:LYS:HZ2	1:B:28:PHE:N	19	7.64
(1,22)	1:B:184:LYS:HZ2	1:B:29:VAL:N	19	7.64
(1,22)	1:B:184:LYS:HZ2	1:B:30:ASP:N	19	7.64
(1,22)	1:B:184:LYS:HZ2	1:B:31:GLU:N	19	7.64
(1,22)	1:B:184:LYS:HZ2	1:B:32:TYR:N	19	7.64
(1,22)	1:B:184:LYS:HZ2	1:B:33:ASP:N	19	7.64
(1,22)	1:B:184:LYS:HZ2	1:B:34:PRO:N	19	7.64
(1,22)	1:B:184:LYS:HZ2	1:B:35:THR:N	19	7.64
(1,22)	1:B:184:LYS:HZ2	1:B:36:ILE:N	19	7.64
(1,22)	1:B:184:LYS:HZ2	1:B:37:GLU:N	19	7.64
(1,22)	1:B:184:LYS:HZ2	1:B:38:ASP:N	19	7.64
(1,22)	1:B:184:LYS:HZ2	1:B:39:SER:N	19	7.64
(1,22)	1:B:184:LYS:HZ2	1:B:40:TYR:N	19	7.64
(1,22)	1:B:184:LYS:HZ2	1:B:41:ARG:N	19	7.64
(1,22)	1:B:184:LYS:HZ2	1:B:42:LYS:N	19	7.64
(1,22)	1:B:184:LYS:HZ2	1:B:43:GLN:N	19	7.64
(1,22)	1:B:184:LYS:HZ2	1:B:44:VAL:N	19	7.64
(1,22)	1:B:184:LYS:HZ2	1:B:45:VAL:N	19	7.64
(1,22)	1:B:184:LYS:HZ2	1:B:46:ILE:N	19	7.64
(1,22)	1:B:184:LYS:HZ2	1:B:47:ASP:N	19	7.64
(1,22)	1:B:184:LYS:HZ2	1:B:48:GLY:N	19	7.64
(1,22)	1:B:184:LYS:HZ2	1:B:49:GLU:N	19	7.64
(1,22)	1:B:184:LYS:HZ2	1:B:50:THR:N	19	7.64
(1,22)	1:B:184:LYS:HZ2	1:B:51:CYS:N	19	7.64
(1,22)	1:B:184:LYS:HZ2	1:B:52:LEU:N	19	7.64
(1,22)	1:B:184:LYS:HZ2	1:B:53:LEU:N	19	7.64
(1,22)	1:B:184:LYS:HZ2	1:B:54:ASP:N	19	7.64
(1,22)	1:B:184:LYS:HZ2	1:B:55:ILE:N	19	7.64
(1,22)	1:B:184:LYS:HZ2	1:B:56:LEU:N	19	7.64
(1,22)	1:B:184:LYS:HZ2	1:B:57:ASP:N	19	7.64
(1,22)	1:B:184:LYS:HZ2	1:B:58:THR:N	19	7.64
(1,22)	1:B:184:LYS:HZ2	1:B:59:ALA:N	19	7.64
(1,22)	1:B:184:LYS:HZ2	1:B:60:GLY:N	19	7.64
(1,22)	1:B:184:LYS:HZ2	1:B:61:GLN:N	19	7.64
(1,22)	1:B:184:LYS:HZ2	1:B:62:GLU:N	19	7.64

Continued on next page...

Continued from previous page...

Key	Atom-1	Atom-2	Model ID	Violation (Å)
(1,22)	1:B:184:LYS:HZ2	1:B:63:GLU:N	19	7.64
(1,22)	1:B:184:LYS:HZ2	1:B:64:TYR:N	19	7.64
(1,22)	1:B:184:LYS:HZ2	1:B:65:SER:N	19	7.64
(1,22)	1:B:184:LYS:HZ2	1:B:66:ALA:N	19	7.64
(1,22)	1:B:184:LYS:HZ2	1:B:67:MET:N	19	7.64
(1,22)	1:B:184:LYS:HZ2	1:B:68:ARG:N	19	7.64
(1,22)	1:B:184:LYS:HZ2	1:B:69:ASP:N	19	7.64
(1,22)	1:B:184:LYS:HZ2	1:B:70:GLN:N	19	7.64
(1,22)	1:B:184:LYS:HZ2	1:B:71:TYR:N	19	7.64
(1,22)	1:B:184:LYS:HZ2	1:B:72:MET:N	19	7.64
(1,22)	1:B:184:LYS:HZ2	1:B:73:ARG:N	19	7.64
(1,22)	1:B:184:LYS:HZ2	1:B:74:THR:N	19	7.64
(1,22)	1:B:184:LYS:HZ2	1:B:75:GLY:N	19	7.64
(1,22)	1:B:184:LYS:HZ2	1:B:76:GLU:N	19	7.64
(1,22)	1:B:184:LYS:HZ2	1:B:77:GLY:N	19	7.64
(1,22)	1:B:184:LYS:HZ2	1:B:78:PHE:N	19	7.64
(1,22)	1:B:184:LYS:HZ2	1:B:79:LEU:N	19	7.64
(1,22)	1:B:184:LYS:HZ2	1:B:80:CYS:N	19	7.64
(1,22)	1:B:184:LYS:HZ2	5:B:203:7Q9:N	19	7.64
(1,22)	1:B:184:LYS:HZ2	5:B:204:7Q9:N	19	7.64
(1,22)	1:B:184:LYS:HZ2	5:B:205:7Q9:N	19	7.64
(1,22)	1:B:184:LYS:HZ2	5:B:206:7Q9:N	19	7.64
(1,22)	1:B:184:LYS:HZ2	5:B:207:7Q9:N	19	7.64
(1,22)	1:B:184:LYS:HZ2	6:B:208:17F:N1	19	7.64
(1,22)	1:B:184:LYS:HZ2	5:B:209:7Q9:N	19	7.64
(1,22)	1:B:184:LYS:HZ2	5:B:210:7Q9:N	19	7.64
(1,22)	1:B:184:LYS:HZ2	5:B:211:7Q9:N	19	7.64
(1,22)	1:B:184:LYS:HZ2	5:B:212:7Q9:N	19	7.64
(1,22)	1:B:184:LYS:HZ2	5:B:213:7Q9:N	19	7.64
(1,22)	1:B:184:LYS:HZ2	6:B:214:17F:N1	19	7.64
(1,22)	1:B:184:LYS:HZ2	6:B:215:17F:N1	19	7.64
(1,22)	1:B:184:LYS:HZ2	5:B:216:7Q9:N	19	7.64
(1,22)	1:B:184:LYS:HZ2	5:B:217:7Q9:N	19	7.64
(1,22)	1:B:184:LYS:HZ2	5:B:218:7Q9:N	19	7.64
(1,22)	1:B:184:LYS:HZ2	6:B:219:17F:N1	19	7.64
(1,22)	1:B:184:LYS:HZ2	5:B:220:7Q9:N	19	7.64
(1,22)	1:B:184:LYS:HZ3	1:B:2:THR:N	19	7.64
(1,22)	1:B:184:LYS:HZ3	1:B:3:GLU:N	19	7.64
(1,22)	1:B:184:LYS:HZ3	1:B:4:TYR:N	19	7.64
(1,22)	1:B:184:LYS:HZ3	1:B:5:LYS:N	19	7.64
(1,22)	1:B:184:LYS:HZ3	1:B:6:LEU:N	19	7.64
(1,22)	1:B:184:LYS:HZ3	1:B:7:VAL:N	19	7.64

Continued on next page...

Continued from previous page...

Key	Atom-1	Atom-2	Model ID	Violation (Å)
(1,22)	1:B:184:LYS:HZ3	1:B:8:VAL:N	19	7.64
(1,22)	1:B:184:LYS:HZ3	1:B:9:VAL:N	19	7.64
(1,22)	1:B:184:LYS:HZ3	1:B:10:GLY:N	19	7.64
(1,22)	1:B:184:LYS:HZ3	1:B:11:ALA:N	19	7.64
(1,22)	1:B:184:LYS:HZ3	1:B:12:ASP:N	19	7.64
(1,22)	1:B:184:LYS:HZ3	1:B:13:GLY:N	19	7.64
(1,22)	1:B:184:LYS:HZ3	1:B:14:VAL:N	19	7.64
(1,22)	1:B:184:LYS:HZ3	1:B:15:GLY:N	19	7.64
(1,22)	1:B:184:LYS:HZ3	1:B:16:LYS:N	19	7.64
(1,22)	1:B:184:LYS:HZ3	1:B:17:SER:N	19	7.64
(1,22)	1:B:184:LYS:HZ3	1:B:18:ALA:N	19	7.64
(1,22)	1:B:184:LYS:HZ3	1:B:19:LEU:N	19	7.64
(1,22)	1:B:184:LYS:HZ3	1:B:20:THR:N	19	7.64
(1,22)	1:B:184:LYS:HZ3	1:B:21:ILE:N	19	7.64
(1,22)	1:B:184:LYS:HZ3	1:B:22:GLN:N	19	7.64
(1,22)	1:B:184:LYS:HZ3	1:B:23:LEU:N	19	7.64
(1,22)	1:B:184:LYS:HZ3	1:B:24:ILE:N	19	7.64
(1,22)	1:B:184:LYS:HZ3	1:B:25:GLN:N	19	7.64
(1,22)	1:B:184:LYS:HZ3	1:B:26:ASN:N	19	7.64
(1,22)	1:B:184:LYS:HZ3	1:B:27:HIS:N	19	7.64
(1,22)	1:B:184:LYS:HZ3	1:B:28:PHE:N	19	7.64
(1,22)	1:B:184:LYS:HZ3	1:B:29:VAL:N	19	7.64
(1,22)	1:B:184:LYS:HZ3	1:B:30:ASP:N	19	7.64
(1,22)	1:B:184:LYS:HZ3	1:B:31:GLU:N	19	7.64
(1,22)	1:B:184:LYS:HZ3	1:B:32:TYR:N	19	7.64
(1,22)	1:B:184:LYS:HZ3	1:B:33:ASP:N	19	7.64
(1,22)	1:B:184:LYS:HZ3	1:B:34:PRO:N	19	7.64
(1,22)	1:B:184:LYS:HZ3	1:B:35:THR:N	19	7.64
(1,22)	1:B:184:LYS:HZ3	1:B:36:ILE:N	19	7.64
(1,22)	1:B:184:LYS:HZ3	1:B:37:GLU:N	19	7.64
(1,22)	1:B:184:LYS:HZ3	1:B:38:ASP:N	19	7.64
(1,22)	1:B:184:LYS:HZ3	1:B:39:SER:N	19	7.64
(1,22)	1:B:184:LYS:HZ3	1:B:40:TYR:N	19	7.64
(1,22)	1:B:184:LYS:HZ3	1:B:41:ARG:N	19	7.64
(1,22)	1:B:184:LYS:HZ3	1:B:42:LYS:N	19	7.64
(1,22)	1:B:184:LYS:HZ3	1:B:43:GLN:N	19	7.64
(1,22)	1:B:184:LYS:HZ3	1:B:44:VAL:N	19	7.64
(1,22)	1:B:184:LYS:HZ3	1:B:45:VAL:N	19	7.64
(1,22)	1:B:184:LYS:HZ3	1:B:46:ILE:N	19	7.64
(1,22)	1:B:184:LYS:HZ3	1:B:47:ASP:N	19	7.64
(1,22)	1:B:184:LYS:HZ3	1:B:48:GLY:N	19	7.64
(1,22)	1:B:184:LYS:HZ3	1:B:49:GLU:N	19	7.64

Continued on next page...

Continued from previous page...

Key	Atom-1	Atom-2	Model ID	Violation (Å)
(1,22)	1:B:184:LYS:HZ3	1:B:50:THR:N	19	7.64
(1,22)	1:B:184:LYS:HZ3	1:B:51:CYS:N	19	7.64
(1,22)	1:B:184:LYS:HZ3	1:B:52:LEU:N	19	7.64
(1,22)	1:B:184:LYS:HZ3	1:B:53:LEU:N	19	7.64
(1,22)	1:B:184:LYS:HZ3	1:B:54:ASP:N	19	7.64
(1,22)	1:B:184:LYS:HZ3	1:B:55:ILE:N	19	7.64
(1,22)	1:B:184:LYS:HZ3	1:B:56:LEU:N	19	7.64
(1,22)	1:B:184:LYS:HZ3	1:B:57:ASP:N	19	7.64
(1,22)	1:B:184:LYS:HZ3	1:B:58:THR:N	19	7.64
(1,22)	1:B:184:LYS:HZ3	1:B:59:ALA:N	19	7.64
(1,22)	1:B:184:LYS:HZ3	1:B:60:GLY:N	19	7.64
(1,22)	1:B:184:LYS:HZ3	1:B:61:GLN:N	19	7.64
(1,22)	1:B:184:LYS:HZ3	1:B:62:GLU:N	19	7.64
(1,22)	1:B:184:LYS:HZ3	1:B:63:GLU:N	19	7.64
(1,22)	1:B:184:LYS:HZ3	1:B:64:TYR:N	19	7.64
(1,22)	1:B:184:LYS:HZ3	1:B:65:SER:N	19	7.64
(1,22)	1:B:184:LYS:HZ3	1:B:66:ALA:N	19	7.64
(1,22)	1:B:184:LYS:HZ3	1:B:67:MET:N	19	7.64
(1,22)	1:B:184:LYS:HZ3	1:B:68:ARG:N	19	7.64
(1,22)	1:B:184:LYS:HZ3	1:B:69:ASP:N	19	7.64
(1,22)	1:B:184:LYS:HZ3	1:B:70:GLN:N	19	7.64
(1,22)	1:B:184:LYS:HZ3	1:B:71:TYR:N	19	7.64
(1,22)	1:B:184:LYS:HZ3	1:B:72:MET:N	19	7.64
(1,22)	1:B:184:LYS:HZ3	1:B:73:ARG:N	19	7.64
(1,22)	1:B:184:LYS:HZ3	1:B:74:THR:N	19	7.64
(1,22)	1:B:184:LYS:HZ3	1:B:75:GLY:N	19	7.64
(1,22)	1:B:184:LYS:HZ3	1:B:76:GLU:N	19	7.64
(1,22)	1:B:184:LYS:HZ3	1:B:77:GLY:N	19	7.64
(1,22)	1:B:184:LYS:HZ3	1:B:78:PHE:N	19	7.64
(1,22)	1:B:184:LYS:HZ3	1:B:79:LEU:N	19	7.64
(1,22)	1:B:184:LYS:HZ3	1:B:80:CYS:N	19	7.64
(1,22)	1:B:184:LYS:HZ3	5:B:203:7Q9:N	19	7.64
(1,22)	1:B:184:LYS:HZ3	5:B:204:7Q9:N	19	7.64
(1,22)	1:B:184:LYS:HZ3	5:B:205:7Q9:N	19	7.64
(1,22)	1:B:184:LYS:HZ3	5:B:206:7Q9:N	19	7.64
(1,22)	1:B:184:LYS:HZ3	5:B:207:7Q9:N	19	7.64
(1,22)	1:B:184:LYS:HZ3	6:B:208:17F:N1	19	7.64
(1,22)	1:B:184:LYS:HZ3	5:B:209:7Q9:N	19	7.64
(1,22)	1:B:184:LYS:HZ3	5:B:210:7Q9:N	19	7.64
(1,22)	1:B:184:LYS:HZ3	5:B:211:7Q9:N	19	7.64
(1,22)	1:B:184:LYS:HZ3	5:B:212:7Q9:N	19	7.64
(1,22)	1:B:184:LYS:HZ3	5:B:213:7Q9:N	19	7.64

Continued on next page...

Continued from previous page...

Key	Atom-1	Atom-2	Model ID	Violation (Å)
(1,22)	1:B:184:LYS:HZ3	6:B:214:17F:N1	19	7.64
(1,22)	1:B:184:LYS:HZ3	6:B:215:17F:N1	19	7.64
(1,22)	1:B:184:LYS:HZ3	5:B:216:7Q9:N	19	7.64
(1,22)	1:B:184:LYS:HZ3	5:B:217:7Q9:N	19	7.64
(1,22)	1:B:184:LYS:HZ3	5:B:218:7Q9:N	19	7.64
(1,22)	1:B:184:LYS:HZ3	6:B:219:17F:N1	19	7.64
(1,22)	1:B:184:LYS:HZ3	5:B:220:7Q9:N	19	7.64
(1,22)	1:B:184:LYS:N	1:B:2:THR:N	19	7.64
(1,22)	1:B:184:LYS:N	1:B:3:GLU:N	19	7.64
(1,22)	1:B:184:LYS:N	1:B:4:TYR:N	19	7.64
(1,22)	1:B:184:LYS:N	1:B:5:LYS:N	19	7.64
(1,22)	1:B:184:LYS:N	1:B:6:LEU:N	19	7.64
(1,22)	1:B:184:LYS:N	1:B:7:VAL:N	19	7.64
(1,22)	1:B:184:LYS:N	1:B:8:VAL:N	19	7.64
(1,22)	1:B:184:LYS:N	1:B:9:VAL:N	19	7.64
(1,22)	1:B:184:LYS:N	1:B:10:GLY:N	19	7.64
(1,22)	1:B:184:LYS:N	1:B:11:ALA:N	19	7.64
(1,22)	1:B:184:LYS:N	1:B:12:ASP:N	19	7.64
(1,22)	1:B:184:LYS:N	1:B:13:GLY:N	19	7.64
(1,22)	1:B:184:LYS:N	1:B:14:VAL:N	19	7.64
(1,22)	1:B:184:LYS:N	1:B:15:GLY:N	19	7.64
(1,22)	1:B:184:LYS:N	1:B:16:LYS:N	19	7.64
(1,22)	1:B:184:LYS:N	1:B:17:SER:N	19	7.64
(1,22)	1:B:184:LYS:N	1:B:18:ALA:N	19	7.64
(1,22)	1:B:184:LYS:N	1:B:19:LEU:N	19	7.64
(1,22)	1:B:184:LYS:N	1:B:20:THR:N	19	7.64
(1,22)	1:B:184:LYS:N	1:B:21:ILE:N	19	7.64
(1,22)	1:B:184:LYS:N	1:B:22:GLN:N	19	7.64
(1,22)	1:B:184:LYS:N	1:B:23:LEU:N	19	7.64
(1,22)	1:B:184:LYS:N	1:B:24:ILE:N	19	7.64
(1,22)	1:B:184:LYS:N	1:B:25:GLN:N	19	7.64
(1,22)	1:B:184:LYS:N	1:B:26:ASN:N	19	7.64
(1,22)	1:B:184:LYS:N	1:B:27:HIS:N	19	7.64
(1,22)	1:B:184:LYS:N	1:B:28:PHE:N	19	7.64
(1,22)	1:B:184:LYS:N	1:B:29:VAL:N	19	7.64
(1,22)	1:B:184:LYS:N	1:B:30:ASP:N	19	7.64
(1,22)	1:B:184:LYS:N	1:B:31:GLU:N	19	7.64
(1,22)	1:B:184:LYS:N	1:B:32:TYR:N	19	7.64
(1,22)	1:B:184:LYS:N	1:B:33:ASP:N	19	7.64
(1,22)	1:B:184:LYS:N	1:B:34:PRO:N	19	7.64
(1,22)	1:B:184:LYS:N	1:B:35:THR:N	19	7.64
(1,22)	1:B:184:LYS:N	1:B:36:ILE:N	19	7.64

Continued on next page...

Continued from previous page...

Key	Atom-1	Atom-2	Model ID	Violation (Å)
(1,22)	1:B:184:LYS:N	1:B:37:GLU:N	19	7.64
(1,22)	1:B:184:LYS:N	1:B:38:ASP:N	19	7.64
(1,22)	1:B:184:LYS:N	1:B:39:SER:N	19	7.64
(1,22)	1:B:184:LYS:N	1:B:40:TYR:N	19	7.64
(1,22)	1:B:184:LYS:N	1:B:41:ARG:N	19	7.64
(1,22)	1:B:184:LYS:N	1:B:42:LYS:N	19	7.64
(1,22)	1:B:184:LYS:N	1:B:43:GLN:N	19	7.64
(1,22)	1:B:184:LYS:N	1:B:44:VAL:N	19	7.64
(1,22)	1:B:184:LYS:N	1:B:45:VAL:N	19	7.64
(1,22)	1:B:184:LYS:N	1:B:46:ILE:N	19	7.64
(1,22)	1:B:184:LYS:N	1:B:47:ASP:N	19	7.64
(1,22)	1:B:184:LYS:N	1:B:48:GLY:N	19	7.64
(1,22)	1:B:184:LYS:N	1:B:49:GLU:N	19	7.64
(1,22)	1:B:184:LYS:N	1:B:50:THR:N	19	7.64
(1,22)	1:B:184:LYS:N	1:B:51:CYS:N	19	7.64
(1,22)	1:B:184:LYS:N	1:B:52:LEU:N	19	7.64
(1,22)	1:B:184:LYS:N	1:B:53:LEU:N	19	7.64
(1,22)	1:B:184:LYS:N	1:B:54:ASP:N	19	7.64
(1,22)	1:B:184:LYS:N	1:B:55:ILE:N	19	7.64
(1,22)	1:B:184:LYS:N	1:B:56:LEU:N	19	7.64
(1,22)	1:B:184:LYS:N	1:B:57:ASP:N	19	7.64
(1,22)	1:B:184:LYS:N	1:B:58:THR:N	19	7.64
(1,22)	1:B:184:LYS:N	1:B:59:ALA:N	19	7.64
(1,22)	1:B:184:LYS:N	1:B:60:GLY:N	19	7.64
(1,22)	1:B:184:LYS:N	1:B:61:GLN:N	19	7.64
(1,22)	1:B:184:LYS:N	1:B:62:GLU:N	19	7.64
(1,22)	1:B:184:LYS:N	1:B:63:GLU:N	19	7.64
(1,22)	1:B:184:LYS:N	1:B:64:TYR:N	19	7.64
(1,22)	1:B:184:LYS:N	1:B:65:SER:N	19	7.64
(1,22)	1:B:184:LYS:N	1:B:66:ALA:N	19	7.64
(1,22)	1:B:184:LYS:N	1:B:67:MET:N	19	7.64
(1,22)	1:B:184:LYS:N	1:B:68:ARG:N	19	7.64
(1,22)	1:B:184:LYS:N	1:B:69:ASP:N	19	7.64
(1,22)	1:B:184:LYS:N	1:B:70:GLN:N	19	7.64
(1,22)	1:B:184:LYS:N	1:B:71:TYR:N	19	7.64
(1,22)	1:B:184:LYS:N	1:B:72:MET:N	19	7.64
(1,22)	1:B:184:LYS:N	1:B:73:ARG:N	19	7.64
(1,22)	1:B:184:LYS:N	1:B:74:THR:N	19	7.64
(1,22)	1:B:184:LYS:N	1:B:75:GLY:N	19	7.64
(1,22)	1:B:184:LYS:N	1:B:76:GLU:N	19	7.64
(1,22)	1:B:184:LYS:N	1:B:77:GLY:N	19	7.64
(1,22)	1:B:184:LYS:N	1:B:78:PHE:N	19	7.64

Continued on next page...

Continued from previous page...

Key	Atom-1	Atom-2	Model ID	Violation (Å)
(1,22)	1:B:184:LYS:N	1:B:79:LEU:N	19	7.64
(1,22)	1:B:184:LYS:N	1:B:80:CYS:N	19	7.64
(1,22)	1:B:184:LYS:N	5:B:203:7Q9:N	19	7.64
(1,22)	1:B:184:LYS:N	5:B:204:7Q9:N	19	7.64
(1,22)	1:B:184:LYS:N	5:B:205:7Q9:N	19	7.64
(1,22)	1:B:184:LYS:N	5:B:206:7Q9:N	19	7.64
(1,22)	1:B:184:LYS:N	5:B:207:7Q9:N	19	7.64
(1,22)	1:B:184:LYS:N	6:B:208:17F:N1	19	7.64
(1,22)	1:B:184:LYS:N	5:B:209:7Q9:N	19	7.64
(1,22)	1:B:184:LYS:N	5:B:210:7Q9:N	19	7.64
(1,22)	1:B:184:LYS:N	5:B:211:7Q9:N	19	7.64
(1,22)	1:B:184:LYS:N	5:B:212:7Q9:N	19	7.64
(1,22)	1:B:184:LYS:N	5:B:213:7Q9:N	19	7.64
(1,22)	1:B:184:LYS:N	6:B:214:17F:N1	19	7.64
(1,22)	1:B:184:LYS:N	6:B:215:17F:N1	19	7.64
(1,22)	1:B:184:LYS:N	5:B:216:7Q9:N	19	7.64
(1,22)	1:B:184:LYS:N	5:B:217:7Q9:N	19	7.64
(1,22)	1:B:184:LYS:N	5:B:218:7Q9:N	19	7.64
(1,22)	1:B:184:LYS:N	6:B:219:17F:N1	19	7.64
(1,22)	1:B:184:LYS:N	5:B:220:7Q9:N	19	7.64
(1,22)	1:B:184:LYS:NZ	1:B:2:THR:N	19	7.64
(1,22)	1:B:184:LYS:NZ	1:B:3:GLU:N	19	7.64
(1,22)	1:B:184:LYS:NZ	1:B:4:TYR:N	19	7.64
(1,22)	1:B:184:LYS:NZ	1:B:5:LYS:N	19	7.64
(1,22)	1:B:184:LYS:NZ	1:B:6:LEU:N	19	7.64
(1,22)	1:B:184:LYS:NZ	1:B:7:VAL:N	19	7.64
(1,22)	1:B:184:LYS:NZ	1:B:8:VAL:N	19	7.64
(1,22)	1:B:184:LYS:NZ	1:B:9:VAL:N	19	7.64
(1,22)	1:B:184:LYS:NZ	1:B:10:GLY:N	19	7.64
(1,22)	1:B:184:LYS:NZ	1:B:11:ALA:N	19	7.64
(1,22)	1:B:184:LYS:NZ	1:B:12:ASP:N	19	7.64
(1,22)	1:B:184:LYS:NZ	1:B:13:GLY:N	19	7.64
(1,22)	1:B:184:LYS:NZ	1:B:14:VAL:N	19	7.64
(1,22)	1:B:184:LYS:NZ	1:B:15:GLY:N	19	7.64
(1,22)	1:B:184:LYS:NZ	1:B:16:LYS:N	19	7.64
(1,22)	1:B:184:LYS:NZ	1:B:17:SER:N	19	7.64
(1,22)	1:B:184:LYS:NZ	1:B:18:ALA:N	19	7.64
(1,22)	1:B:184:LYS:NZ	1:B:19:LEU:N	19	7.64
(1,22)	1:B:184:LYS:NZ	1:B:20:THR:N	19	7.64
(1,22)	1:B:184:LYS:NZ	1:B:21:ILE:N	19	7.64
(1,22)	1:B:184:LYS:NZ	1:B:22:GLN:N	19	7.64
(1,22)	1:B:184:LYS:NZ	1:B:23:LEU:N	19	7.64

Continued on next page...

Continued from previous page...

Key	Atom-1	Atom-2	Model ID	Violation (Å)
(1,22)	1:B:184:LYS:NZ	1:B:24:ILE:N	19	7.64
(1,22)	1:B:184:LYS:NZ	1:B:25:GLN:N	19	7.64
(1,22)	1:B:184:LYS:NZ	1:B:26:ASN:N	19	7.64
(1,22)	1:B:184:LYS:NZ	1:B:27:HIS:N	19	7.64
(1,22)	1:B:184:LYS:NZ	1:B:28:PHE:N	19	7.64
(1,22)	1:B:184:LYS:NZ	1:B:29:VAL:N	19	7.64
(1,22)	1:B:184:LYS:NZ	1:B:30:ASP:N	19	7.64
(1,22)	1:B:184:LYS:NZ	1:B:31:GLU:N	19	7.64
(1,22)	1:B:184:LYS:NZ	1:B:32:TYR:N	19	7.64
(1,22)	1:B:184:LYS:NZ	1:B:33:ASP:N	19	7.64
(1,22)	1:B:184:LYS:NZ	1:B:34:PRO:N	19	7.64
(1,22)	1:B:184:LYS:NZ	1:B:35:THR:N	19	7.64
(1,22)	1:B:184:LYS:NZ	1:B:36:ILE:N	19	7.64
(1,22)	1:B:184:LYS:NZ	1:B:37:GLU:N	19	7.64
(1,22)	1:B:184:LYS:NZ	1:B:38:ASP:N	19	7.64
(1,22)	1:B:184:LYS:NZ	1:B:39:SER:N	19	7.64
(1,22)	1:B:184:LYS:NZ	1:B:40:TYR:N	19	7.64
(1,22)	1:B:184:LYS:NZ	1:B:41:ARG:N	19	7.64
(1,22)	1:B:184:LYS:NZ	1:B:42:LYS:N	19	7.64
(1,22)	1:B:184:LYS:NZ	1:B:43:GLN:N	19	7.64
(1,22)	1:B:184:LYS:NZ	1:B:44:VAL:N	19	7.64
(1,22)	1:B:184:LYS:NZ	1:B:45:VAL:N	19	7.64
(1,22)	1:B:184:LYS:NZ	1:B:46:ILE:N	19	7.64
(1,22)	1:B:184:LYS:NZ	1:B:47:ASP:N	19	7.64
(1,22)	1:B:184:LYS:NZ	1:B:48:GLY:N	19	7.64
(1,22)	1:B:184:LYS:NZ	1:B:49:GLU:N	19	7.64
(1,22)	1:B:184:LYS:NZ	1:B:50:THR:N	19	7.64
(1,22)	1:B:184:LYS:NZ	1:B:51:CYS:N	19	7.64
(1,22)	1:B:184:LYS:NZ	1:B:52:LEU:N	19	7.64
(1,22)	1:B:184:LYS:NZ	1:B:53:LEU:N	19	7.64
(1,22)	1:B:184:LYS:NZ	1:B:54:ASP:N	19	7.64
(1,22)	1:B:184:LYS:NZ	1:B:55:ILE:N	19	7.64
(1,22)	1:B:184:LYS:NZ	1:B:56:LEU:N	19	7.64
(1,22)	1:B:184:LYS:NZ	1:B:57:ASP:N	19	7.64
(1,22)	1:B:184:LYS:NZ	1:B:58:THR:N	19	7.64
(1,22)	1:B:184:LYS:NZ	1:B:59:ALA:N	19	7.64
(1,22)	1:B:184:LYS:NZ	1:B:60:GLY:N	19	7.64
(1,22)	1:B:184:LYS:NZ	1:B:61:GLN:N	19	7.64
(1,22)	1:B:184:LYS:NZ	1:B:62:GLU:N	19	7.64
(1,22)	1:B:184:LYS:NZ	1:B:63:GLU:N	19	7.64
(1,22)	1:B:184:LYS:NZ	1:B:64:TYR:N	19	7.64
(1,22)	1:B:184:LYS:NZ	1:B:65:SER:N	19	7.64

Continued on next page...

Continued from previous page...

Key	Atom-1	Atom-2	Model ID	Violation (Å)
(1,22)	1:B:184:LYS:NZ	1:B:66:ALA:N	19	7.64
(1,22)	1:B:184:LYS:NZ	1:B:67:MET:N	19	7.64
(1,22)	1:B:184:LYS:NZ	1:B:68:ARG:N	19	7.64
(1,22)	1:B:184:LYS:NZ	1:B:69:ASP:N	19	7.64
(1,22)	1:B:184:LYS:NZ	1:B:70:GLN:N	19	7.64
(1,22)	1:B:184:LYS:NZ	1:B:71:TYR:N	19	7.64
(1,22)	1:B:184:LYS:NZ	1:B:72:MET:N	19	7.64
(1,22)	1:B:184:LYS:NZ	1:B:73:ARG:N	19	7.64
(1,22)	1:B:184:LYS:NZ	1:B:74:THR:N	19	7.64
(1,22)	1:B:184:LYS:NZ	1:B:75:GLY:N	19	7.64
(1,22)	1:B:184:LYS:NZ	1:B:76:GLU:N	19	7.64
(1,22)	1:B:184:LYS:NZ	1:B:77:GLY:N	19	7.64
(1,22)	1:B:184:LYS:NZ	1:B:78:PHE:N	19	7.64
(1,22)	1:B:184:LYS:NZ	1:B:79:LEU:N	19	7.64
(1,22)	1:B:184:LYS:NZ	1:B:80:CYS:N	19	7.64
(1,22)	1:B:184:LYS:NZ	5:B:203:7Q9:N	19	7.64
(1,22)	1:B:184:LYS:NZ	5:B:204:7Q9:N	19	7.64
(1,22)	1:B:184:LYS:NZ	5:B:205:7Q9:N	19	7.64
(1,22)	1:B:184:LYS:NZ	5:B:206:7Q9:N	19	7.64
(1,22)	1:B:184:LYS:NZ	5:B:207:7Q9:N	19	7.64
(1,22)	1:B:184:LYS:NZ	6:B:208:17F:N1	19	7.64
(1,22)	1:B:184:LYS:NZ	5:B:209:7Q9:N	19	7.64
(1,22)	1:B:184:LYS:NZ	5:B:210:7Q9:N	19	7.64
(1,22)	1:B:184:LYS:NZ	5:B:211:7Q9:N	19	7.64
(1,22)	1:B:184:LYS:NZ	5:B:212:7Q9:N	19	7.64
(1,22)	1:B:184:LYS:NZ	5:B:213:7Q9:N	19	7.64
(1,22)	1:B:184:LYS:NZ	6:B:214:17F:N1	19	7.64
(1,22)	1:B:184:LYS:NZ	6:B:215:17F:N1	19	7.64
(1,22)	1:B:184:LYS:NZ	5:B:216:7Q9:N	19	7.64
(1,22)	1:B:184:LYS:NZ	5:B:217:7Q9:N	19	7.64
(1,22)	1:B:184:LYS:NZ	5:B:218:7Q9:N	19	7.64
(1,22)	1:B:184:LYS:NZ	6:B:219:17F:N1	19	7.64
(1,22)	1:B:184:LYS:NZ	5:B:220:7Q9:N	19	7.64
(1,22)	1:B:184:LYS:O	1:B:2:THR:N	19	7.64
(1,22)	1:B:184:LYS:O	1:B:3:GLU:N	19	7.64
(1,22)	1:B:184:LYS:O	1:B:4:TYR:N	19	7.64
(1,22)	1:B:184:LYS:O	1:B:5:LYS:N	19	7.64
(1,22)	1:B:184:LYS:O	1:B:6:LEU:N	19	7.64
(1,22)	1:B:184:LYS:O	1:B:7:VAL:N	19	7.64
(1,22)	1:B:184:LYS:O	1:B:8:VAL:N	19	7.64
(1,22)	1:B:184:LYS:O	1:B:9:VAL:N	19	7.64
(1,22)	1:B:184:LYS:O	1:B:10:GLY:N	19	7.64

Continued on next page...

Continued from previous page...

Key	Atom-1	Atom-2	Model ID	Violation (Å)
(1,22)	1:B:184:LYS:O	1:B:11:ALA:N	19	7.64
(1,22)	1:B:184:LYS:O	1:B:12:ASP:N	19	7.64
(1,22)	1:B:184:LYS:O	1:B:13:GLY:N	19	7.64
(1,22)	1:B:184:LYS:O	1:B:14:VAL:N	19	7.64
(1,22)	1:B:184:LYS:O	1:B:15:GLY:N	19	7.64
(1,22)	1:B:184:LYS:O	1:B:16:LYS:N	19	7.64
(1,22)	1:B:184:LYS:O	1:B:17:SER:N	19	7.64
(1,22)	1:B:184:LYS:O	1:B:18:ALA:N	19	7.64
(1,22)	1:B:184:LYS:O	1:B:19:LEU:N	19	7.64
(1,22)	1:B:184:LYS:O	1:B:20:THR:N	19	7.64
(1,22)	1:B:184:LYS:O	1:B:21:ILE:N	19	7.64
(1,22)	1:B:184:LYS:O	1:B:22:GLN:N	19	7.64
(1,22)	1:B:184:LYS:O	1:B:23:LEU:N	19	7.64
(1,22)	1:B:184:LYS:O	1:B:24:ILE:N	19	7.64
(1,22)	1:B:184:LYS:O	1:B:25:GLN:N	19	7.64
(1,22)	1:B:184:LYS:O	1:B:26:ASN:N	19	7.64
(1,22)	1:B:184:LYS:O	1:B:27:HIS:N	19	7.64
(1,22)	1:B:184:LYS:O	1:B:28:PHE:N	19	7.64
(1,22)	1:B:184:LYS:O	1:B:29:VAL:N	19	7.64
(1,22)	1:B:184:LYS:O	1:B:30:ASP:N	19	7.64
(1,22)	1:B:184:LYS:O	1:B:31:GLU:N	19	7.64
(1,22)	1:B:184:LYS:O	1:B:32:TYR:N	19	7.64
(1,22)	1:B:184:LYS:O	1:B:33:ASP:N	19	7.64
(1,22)	1:B:184:LYS:O	1:B:34:PRO:N	19	7.64
(1,22)	1:B:184:LYS:O	1:B:35:THR:N	19	7.64
(1,22)	1:B:184:LYS:O	1:B:36:ILE:N	19	7.64
(1,22)	1:B:184:LYS:O	1:B:37:GLU:N	19	7.64
(1,22)	1:B:184:LYS:O	1:B:38:ASP:N	19	7.64
(1,22)	1:B:184:LYS:O	1:B:39:SER:N	19	7.64
(1,22)	1:B:184:LYS:O	1:B:40:TYR:N	19	7.64
(1,22)	1:B:184:LYS:O	1:B:41:ARG:N	19	7.64
(1,22)	1:B:184:LYS:O	1:B:42:LYS:N	19	7.64
(1,22)	1:B:184:LYS:O	1:B:43:GLN:N	19	7.64
(1,22)	1:B:184:LYS:O	1:B:44:VAL:N	19	7.64
(1,22)	1:B:184:LYS:O	1:B:45:VAL:N	19	7.64
(1,22)	1:B:184:LYS:O	1:B:46:ILE:N	19	7.64
(1,22)	1:B:184:LYS:O	1:B:47:ASP:N	19	7.64
(1,22)	1:B:184:LYS:O	1:B:48:GLY:N	19	7.64
(1,22)	1:B:184:LYS:O	1:B:49:GLU:N	19	7.64
(1,22)	1:B:184:LYS:O	1:B:50:THR:N	19	7.64
(1,22)	1:B:184:LYS:O	1:B:51:CYS:N	19	7.64
(1,22)	1:B:184:LYS:O	1:B:52:LEU:N	19	7.64

Continued on next page...

Continued from previous page...

Key	Atom-1	Atom-2	Model ID	Violation (Å)
(1,22)	1:B:184:LYS:O	1:B:53:LEU:N	19	7.64
(1,22)	1:B:184:LYS:O	1:B:54:ASP:N	19	7.64
(1,22)	1:B:184:LYS:O	1:B:55:ILE:N	19	7.64
(1,22)	1:B:184:LYS:O	1:B:56:LEU:N	19	7.64
(1,22)	1:B:184:LYS:O	1:B:57:ASP:N	19	7.64
(1,22)	1:B:184:LYS:O	1:B:58:THR:N	19	7.64
(1,22)	1:B:184:LYS:O	1:B:59:ALA:N	19	7.64
(1,22)	1:B:184:LYS:O	1:B:60:GLY:N	19	7.64
(1,22)	1:B:184:LYS:O	1:B:61:GLN:N	19	7.64
(1,22)	1:B:184:LYS:O	1:B:62:GLU:N	19	7.64
(1,22)	1:B:184:LYS:O	1:B:63:GLU:N	19	7.64
(1,22)	1:B:184:LYS:O	1:B:64:TYR:N	19	7.64
(1,22)	1:B:184:LYS:O	1:B:65:SER:N	19	7.64
(1,22)	1:B:184:LYS:O	1:B:66:ALA:N	19	7.64
(1,22)	1:B:184:LYS:O	1:B:67:MET:N	19	7.64
(1,22)	1:B:184:LYS:O	1:B:68:ARG:N	19	7.64
(1,22)	1:B:184:LYS:O	1:B:69:ASP:N	19	7.64
(1,22)	1:B:184:LYS:O	1:B:70:GLN:N	19	7.64
(1,22)	1:B:184:LYS:O	1:B:71:TYR:N	19	7.64
(1,22)	1:B:184:LYS:O	1:B:72:MET:N	19	7.64
(1,22)	1:B:184:LYS:O	1:B:73:ARG:N	19	7.64
(1,22)	1:B:184:LYS:O	1:B:74:THR:N	19	7.64
(1,22)	1:B:184:LYS:O	1:B:75:GLY:N	19	7.64
(1,22)	1:B:184:LYS:O	1:B:76:GLU:N	19	7.64
(1,22)	1:B:184:LYS:O	1:B:77:GLY:N	19	7.64
(1,22)	1:B:184:LYS:O	1:B:78:PHE:N	19	7.64
(1,22)	1:B:184:LYS:O	1:B:79:LEU:N	19	7.64
(1,22)	1:B:184:LYS:O	1:B:80:CYS:N	19	7.64
(1,22)	1:B:184:LYS:O	5:B:203:7Q9:N	19	7.64
(1,22)	1:B:184:LYS:O	5:B:204:7Q9:N	19	7.64
(1,22)	1:B:184:LYS:O	5:B:205:7Q9:N	19	7.64
(1,22)	1:B:184:LYS:O	5:B:206:7Q9:N	19	7.64
(1,22)	1:B:184:LYS:O	5:B:207:7Q9:N	19	7.64
(1,22)	1:B:184:LYS:O	6:B:208:17F:N1	19	7.64
(1,22)	1:B:184:LYS:O	5:B:209:7Q9:N	19	7.64
(1,22)	1:B:184:LYS:O	5:B:210:7Q9:N	19	7.64
(1,22)	1:B:184:LYS:O	5:B:211:7Q9:N	19	7.64
(1,22)	1:B:184:LYS:O	5:B:212:7Q9:N	19	7.64
(1,22)	1:B:184:LYS:O	5:B:213:7Q9:N	19	7.64
(1,22)	1:B:184:LYS:O	6:B:214:17F:N1	19	7.64
(1,22)	1:B:184:LYS:O	6:B:215:17F:N1	19	7.64
(1,22)	1:B:184:LYS:O	5:B:216:7Q9:N	19	7.64

Continued on next page...

Continued from previous page...

Key	Atom-1	Atom-2	Model ID	Violation (Å)
(1,22)	1:B:184:LYS:O	5:B:217:7Q9:N	19	7.64
(1,22)	1:B:184:LYS:O	5:B:218:7Q9:N	19	7.64
(1,22)	1:B:184:LYS:O	6:B:219:17F:N1	19	7.64
(1,22)	1:B:184:LYS:O	5:B:220:7Q9:N	19	7.64
(1,6)	1:B:169:LYS:CG	1:A:56:LEU:C	12	7.6
(1,6)	1:B:169:LYS:CG	1:A:56:LEU:CA	12	7.6
(1,6)	1:B:169:LYS:CG	1:A:56:LEU:CB	12	7.6
(1,6)	1:B:169:LYS:CG	1:A:56:LEU:CD1	12	7.6
(1,6)	1:B:169:LYS:CG	1:A:56:LEU:CD1	12	7.6
(1,6)	1:B:169:LYS:CG	1:A:56:LEU:CD2	12	7.6
(1,6)	1:B:169:LYS:CG	1:A:56:LEU:CD2	12	7.6
(1,6)	1:B:169:LYS:CG	1:A:56:LEU:CG	12	7.6
(1,6)	1:B:169:LYS:CG	1:A:56:LEU:H	12	7.6
(1,6)	1:B:169:LYS:CG	1:A:56:LEU:N	12	7.6
(1,6)	1:B:169:LYS:CG	1:A:56:LEU:O	12	7.6
(1,6)	1:B:169:LYS:CG	1:B:56:LEU:CD1	12	7.6
(1,6)	1:B:169:LYS:CG	1:B:56:LEU:CD2	12	7.6
(3,15)	1:B:139:ILE:CD1	1:B:2:THR:N	19	7.59
(3,15)	1:B:139:ILE:CD1	1:B:3:GLU:N	19	7.59
(3,15)	1:B:139:ILE:CD1	1:B:4:TYR:N	19	7.59
(3,15)	1:B:139:ILE:CD1	1:B:5:LYS:N	19	7.59
(3,15)	1:B:139:ILE:CD1	1:B:6:LEU:N	19	7.59
(3,15)	1:B:139:ILE:CD1	1:B:7:VAL:N	19	7.59
(3,15)	1:B:139:ILE:CD1	1:B:8:VAL:N	19	7.59
(3,15)	1:B:139:ILE:CD1	1:B:9:VAL:N	19	7.59
(3,15)	1:B:139:ILE:CD1	1:B:10:GLY:N	19	7.59
(3,15)	1:B:139:ILE:CD1	1:B:11:ALA:N	19	7.59
(3,15)	1:B:139:ILE:CD1	1:B:12:ASP:N	19	7.59
(3,15)	1:B:139:ILE:CD1	1:B:13:GLY:N	19	7.59
(3,15)	1:B:139:ILE:CD1	1:B:14:VAL:N	19	7.59
(3,15)	1:B:139:ILE:CD1	1:B:15:GLY:N	19	7.59
(3,15)	1:B:139:ILE:CD1	1:B:16:LYS:N	19	7.59
(3,15)	1:B:139:ILE:CD1	1:B:17:SER:N	19	7.59
(3,15)	1:B:139:ILE:CD1	1:B:18:ALA:N	19	7.59
(3,15)	1:B:139:ILE:CD1	1:B:19:LEU:N	19	7.59
(3,15)	1:B:139:ILE:CD1	1:B:20:THR:N	19	7.59
(3,15)	1:B:139:ILE:CD1	1:B:21:ILE:N	19	7.59
(3,15)	1:B:139:ILE:CD1	1:B:22:GLN:N	19	7.59
(3,15)	1:B:139:ILE:CD1	1:B:23:LEU:N	19	7.59
(3,15)	1:B:139:ILE:CD1	1:B:24:ILE:N	19	7.59
(3,15)	1:B:139:ILE:CD1	1:B:25:GLN:N	19	7.59
(3,15)	1:B:139:ILE:CD1	1:B:26:ASN:N	19	7.59

Continued on next page...

Continued from previous page...

Key	Atom-1	Atom-2	Model ID	Violation (Å)
(3,15)	1:B:139:ILE:CD1	1:B:27:HIS:N	19	7.59
(3,15)	1:B:139:ILE:CD1	1:B:28:PHE:N	19	7.59
(3,15)	1:B:139:ILE:CD1	1:B:29:VAL:N	19	7.59
(3,15)	1:B:139:ILE:CD1	1:B:30:ASP:N	19	7.59
(3,15)	1:B:139:ILE:CD1	1:B:31:GLU:N	19	7.59
(3,15)	1:B:139:ILE:CD1	1:B:32:TYR:N	19	7.59
(3,15)	1:B:139:ILE:CD1	1:B:33:ASP:N	19	7.59
(3,15)	1:B:139:ILE:CD1	1:B:34:PRO:N	19	7.59
(3,15)	1:B:139:ILE:CD1	1:B:35:THR:N	19	7.59
(3,15)	1:B:139:ILE:CD1	1:B:36:ILE:N	19	7.59
(3,15)	1:B:139:ILE:CD1	1:B:37:GLU:N	19	7.59
(3,15)	1:B:139:ILE:CD1	1:B:38:ASP:N	19	7.59
(3,15)	1:B:139:ILE:CD1	1:B:39:SER:N	19	7.59
(3,15)	1:B:139:ILE:CD1	1:B:40:TYR:N	19	7.59
(3,15)	1:B:139:ILE:CD1	1:B:41:ARG:N	19	7.59
(3,15)	1:B:139:ILE:CD1	1:B:42:LYS:N	19	7.59
(3,15)	1:B:139:ILE:CD1	1:B:43:GLN:N	19	7.59
(3,15)	1:B:139:ILE:CD1	1:B:44:VAL:N	19	7.59
(3,15)	1:B:139:ILE:CD1	1:B:45:VAL:N	19	7.59
(3,15)	1:B:139:ILE:CD1	1:B:46:ILE:N	19	7.59
(3,15)	1:B:139:ILE:CD1	1:B:47:ASP:N	19	7.59
(3,15)	1:B:139:ILE:CD1	1:B:48:GLY:N	19	7.59
(3,15)	1:B:139:ILE:CD1	1:B:49:GLU:N	19	7.59
(3,15)	1:B:139:ILE:CD1	1:B:50:THR:N	19	7.59
(3,15)	1:B:139:ILE:CD1	1:B:51:CYS:N	19	7.59
(3,15)	1:B:139:ILE:CD1	1:B:52:LEU:N	19	7.59
(3,15)	1:B:139:ILE:CD1	1:B:53:LEU:N	19	7.59
(3,15)	1:B:139:ILE:CD1	1:B:54:ASP:N	19	7.59
(3,15)	1:B:139:ILE:CD1	1:B:55:ILE:N	19	7.59
(3,15)	1:B:139:ILE:CD1	1:B:56:LEU:N	19	7.59
(3,15)	1:B:139:ILE:CD1	1:B:57:ASP:N	19	7.59
(3,15)	1:B:139:ILE:CD1	1:B:58:THR:N	19	7.59
(3,15)	1:B:139:ILE:CD1	1:B:59:ALA:N	19	7.59
(3,15)	1:B:139:ILE:CD1	1:B:60:GLY:N	19	7.59
(3,15)	1:B:139:ILE:CD1	1:B:61:GLN:N	19	7.59
(3,15)	1:B:139:ILE:CD1	1:B:62:GLU:N	19	7.59
(3,15)	1:B:139:ILE:CD1	1:B:63:GLU:N	19	7.59
(3,15)	1:B:139:ILE:CD1	1:B:64:TYR:N	19	7.59
(3,15)	1:B:139:ILE:CD1	1:B:65:SER:N	19	7.59
(3,15)	1:B:139:ILE:CD1	1:B:66:ALA:N	19	7.59
(3,15)	1:B:139:ILE:CD1	1:B:67:MET:N	19	7.59
(3,15)	1:B:139:ILE:CD1	1:B:68:ARG:N	19	7.59

Continued on next page...

Continued from previous page...

Key	Atom-1	Atom-2	Model ID	Violation (Å)
(3,15)	1:B:139:ILE:CD1	1:B:69:ASP:N	19	7.59
(3,15)	1:B:139:ILE:CD1	1:B:70:GLN:N	19	7.59
(3,15)	1:B:139:ILE:CD1	1:B:71:TYR:N	19	7.59
(3,15)	1:B:139:ILE:CD1	1:B:72:MET:N	19	7.59
(3,15)	1:B:139:ILE:CD1	1:B:73:ARG:N	19	7.59
(3,15)	1:B:139:ILE:CD1	1:B:74:THR:N	19	7.59
(3,15)	1:B:139:ILE:CD1	1:B:75:GLY:N	19	7.59
(3,15)	1:B:139:ILE:CD1	1:B:76:GLU:N	19	7.59
(3,15)	1:B:139:ILE:CD1	1:B:77:GLY:N	19	7.59
(3,15)	1:B:139:ILE:CD1	1:B:78:PHE:N	19	7.59
(3,15)	1:B:139:ILE:CD1	1:B:79:LEU:N	19	7.59
(3,15)	1:B:139:ILE:CD1	1:B:80:CYS:N	19	7.59
(3,15)	1:B:139:ILE:CD1	5:B:203:7Q9:N	19	7.59
(3,15)	1:B:139:ILE:CD1	5:B:204:7Q9:N	19	7.59
(3,15)	1:B:139:ILE:CD1	5:B:205:7Q9:N	19	7.59
(3,15)	1:B:139:ILE:CD1	5:B:206:7Q9:N	19	7.59
(3,15)	1:B:139:ILE:CD1	5:B:207:7Q9:N	19	7.59
(3,15)	1:B:139:ILE:CD1	6:B:208:17F:N1	19	7.59
(3,15)	1:B:139:ILE:CD1	5:B:209:7Q9:N	19	7.59
(3,15)	1:B:139:ILE:CD1	5:B:210:7Q9:N	19	7.59
(3,15)	1:B:139:ILE:CD1	5:B:211:7Q9:N	19	7.59
(3,15)	1:B:139:ILE:CD1	5:B:212:7Q9:N	19	7.59
(3,15)	1:B:139:ILE:CD1	5:B:213:7Q9:N	19	7.59
(3,15)	1:B:139:ILE:CD1	6:B:214:17F:N1	19	7.59
(3,15)	1:B:139:ILE:CD1	6:B:215:17F:N1	19	7.59
(3,15)	1:B:139:ILE:CD1	5:B:216:7Q9:N	19	7.59
(3,15)	1:B:139:ILE:CD1	5:B:217:7Q9:N	19	7.59
(3,15)	1:B:139:ILE:CD1	5:B:218:7Q9:N	19	7.59
(3,15)	1:B:139:ILE:CD1	6:B:219:17F:N1	19	7.59
(3,15)	1:B:139:ILE:CD1	5:B:220:7Q9:N	19	7.59
(1,6)	1:B:169:LYS:CG	1:A:56:LEU:C	14	7.56
(1,6)	1:B:169:LYS:CG	1:A:56:LEU:CA	14	7.56
(1,6)	1:B:169:LYS:CG	1:A:56:LEU:CB	14	7.56
(1,6)	1:B:169:LYS:CG	1:A:56:LEU:CD1	14	7.56
(1,6)	1:B:169:LYS:CG	1:A:56:LEU:CD1	14	7.56
(1,6)	1:B:169:LYS:CG	1:A:56:LEU:CD2	14	7.56
(1,6)	1:B:169:LYS:CG	1:A:56:LEU:CD2	14	7.56
(1,6)	1:B:169:LYS:CG	1:A:56:LEU:CG	14	7.56
(1,6)	1:B:169:LYS:CG	1:A:56:LEU:H	14	7.56
(1,6)	1:B:169:LYS:CG	1:A:56:LEU:N	14	7.56
(1,6)	1:B:169:LYS:CG	1:A:56:LEU:O	14	7.56
(1,6)	1:B:169:LYS:CG	1:B:56:LEU:CD1	14	7.56

Continued on next page...

Continued from previous page...

Key	Atom-1	Atom-2	Model ID	Violation (Å)
(1,6)	1:B:169:LYS:CG	1:B:56:LEU:CD2	14	7.56
(1,1)	1:B:118:CYS:SG	1:A:21:ILE:CD1	18	7.56
(1,18)	1:A:39:SER:OG	1:A:160:VAL:CG1	10	7.55
(1,18)	1:A:39:SER:OG	1:A:160:VAL:CG2	10	7.55
(1,18)	1:A:39:SER:OG	1:B:160:VAL:C	10	7.55
(1,18)	1:A:39:SER:OG	1:B:160:VAL:CA	10	7.55
(1,18)	1:A:39:SER:OG	1:B:160:VAL:CB	10	7.55
(1,18)	1:A:39:SER:OG	1:B:160:VAL:CG1	10	7.55
(1,18)	1:A:39:SER:OG	1:B:160:VAL:CG1	10	7.55
(1,18)	1:A:39:SER:OG	1:B:160:VAL:CG2	10	7.55
(1,18)	1:A:39:SER:OG	1:B:160:VAL:CG2	10	7.55
(1,18)	1:A:39:SER:OG	1:B:160:VAL:H	10	7.55
(1,18)	1:A:39:SER:OG	1:B:160:VAL:N	10	7.55
(1,18)	1:A:39:SER:OG	1:B:160:VAL:O	10	7.55
(3,15)	1:B:139:ILE:CD1	1:B:2:THR:N	11	7.53
(3,15)	1:B:139:ILE:CD1	1:B:3:GLU:N	11	7.53
(3,15)	1:B:139:ILE:CD1	1:B:4:TYR:N	11	7.53
(3,15)	1:B:139:ILE:CD1	1:B:5:LYS:N	11	7.53
(3,15)	1:B:139:ILE:CD1	1:B:6:LEU:N	11	7.53
(3,15)	1:B:139:ILE:CD1	1:B:7:VAL:N	11	7.53
(3,15)	1:B:139:ILE:CD1	1:B:8:VAL:N	11	7.53
(3,15)	1:B:139:ILE:CD1	1:B:9:VAL:N	11	7.53
(3,15)	1:B:139:ILE:CD1	1:B:10:GLY:N	11	7.53
(3,15)	1:B:139:ILE:CD1	1:B:11:ALA:N	11	7.53
(3,15)	1:B:139:ILE:CD1	1:B:12:ASP:N	11	7.53
(3,15)	1:B:139:ILE:CD1	1:B:13:GLY:N	11	7.53
(3,15)	1:B:139:ILE:CD1	1:B:14:VAL:N	11	7.53
(3,15)	1:B:139:ILE:CD1	1:B:15:GLY:N	11	7.53
(3,15)	1:B:139:ILE:CD1	1:B:16:LYS:N	11	7.53
(3,15)	1:B:139:ILE:CD1	1:B:17:SER:N	11	7.53
(3,15)	1:B:139:ILE:CD1	1:B:18:ALA:N	11	7.53
(3,15)	1:B:139:ILE:CD1	1:B:19:LEU:N	11	7.53
(3,15)	1:B:139:ILE:CD1	1:B:20:THR:N	11	7.53
(3,15)	1:B:139:ILE:CD1	1:B:21:ILE:N	11	7.53
(3,15)	1:B:139:ILE:CD1	1:B:22:GLN:N	11	7.53
(3,15)	1:B:139:ILE:CD1	1:B:23:LEU:N	11	7.53
(3,15)	1:B:139:ILE:CD1	1:B:24:ILE:N	11	7.53
(3,15)	1:B:139:ILE:CD1	1:B:25:GLN:N	11	7.53
(3,15)	1:B:139:ILE:CD1	1:B:26:ASN:N	11	7.53
(3,15)	1:B:139:ILE:CD1	1:B:27:HIS:N	11	7.53
(3,15)	1:B:139:ILE:CD1	1:B:28:PHE:N	11	7.53
(3,15)	1:B:139:ILE:CD1	1:B:29:VAL:N	11	7.53

Continued on next page...

Continued from previous page...

Key	Atom-1	Atom-2	Model ID	Violation (Å)
(3,15)	1:B:139:ILE:CD1	1:B:30:ASP:N	11	7.53
(3,15)	1:B:139:ILE:CD1	1:B:31:GLU:N	11	7.53
(3,15)	1:B:139:ILE:CD1	1:B:32:TYR:N	11	7.53
(3,15)	1:B:139:ILE:CD1	1:B:33:ASP:N	11	7.53
(3,15)	1:B:139:ILE:CD1	1:B:34:PRO:N	11	7.53
(3,15)	1:B:139:ILE:CD1	1:B:35:THR:N	11	7.53
(3,15)	1:B:139:ILE:CD1	1:B:36:ILE:N	11	7.53
(3,15)	1:B:139:ILE:CD1	1:B:37:GLU:N	11	7.53
(3,15)	1:B:139:ILE:CD1	1:B:38:ASP:N	11	7.53
(3,15)	1:B:139:ILE:CD1	1:B:39:SER:N	11	7.53
(3,15)	1:B:139:ILE:CD1	1:B:40:TYR:N	11	7.53
(3,15)	1:B:139:ILE:CD1	1:B:41:ARG:N	11	7.53
(3,15)	1:B:139:ILE:CD1	1:B:42:LYS:N	11	7.53
(3,15)	1:B:139:ILE:CD1	1:B:43:GLN:N	11	7.53
(3,15)	1:B:139:ILE:CD1	1:B:44:VAL:N	11	7.53
(3,15)	1:B:139:ILE:CD1	1:B:45:VAL:N	11	7.53
(3,15)	1:B:139:ILE:CD1	1:B:46:ILE:N	11	7.53
(3,15)	1:B:139:ILE:CD1	1:B:47:ASP:N	11	7.53
(3,15)	1:B:139:ILE:CD1	1:B:48:GLY:N	11	7.53
(3,15)	1:B:139:ILE:CD1	1:B:49:GLU:N	11	7.53
(3,15)	1:B:139:ILE:CD1	1:B:50:THR:N	11	7.53
(3,15)	1:B:139:ILE:CD1	1:B:51:CYS:N	11	7.53
(3,15)	1:B:139:ILE:CD1	1:B:52:LEU:N	11	7.53
(3,15)	1:B:139:ILE:CD1	1:B:53:LEU:N	11	7.53
(3,15)	1:B:139:ILE:CD1	1:B:54:ASP:N	11	7.53
(3,15)	1:B:139:ILE:CD1	1:B:55:ILE:N	11	7.53
(3,15)	1:B:139:ILE:CD1	1:B:56:LEU:N	11	7.53
(3,15)	1:B:139:ILE:CD1	1:B:57:ASP:N	11	7.53
(3,15)	1:B:139:ILE:CD1	1:B:58:THR:N	11	7.53
(3,15)	1:B:139:ILE:CD1	1:B:59:ALA:N	11	7.53
(3,15)	1:B:139:ILE:CD1	1:B:60:GLY:N	11	7.53
(3,15)	1:B:139:ILE:CD1	1:B:61:GLN:N	11	7.53
(3,15)	1:B:139:ILE:CD1	1:B:62:GLU:N	11	7.53
(3,15)	1:B:139:ILE:CD1	1:B:63:GLU:N	11	7.53
(3,15)	1:B:139:ILE:CD1	1:B:64:TYR:N	11	7.53
(3,15)	1:B:139:ILE:CD1	1:B:65:SER:N	11	7.53
(3,15)	1:B:139:ILE:CD1	1:B:66:ALA:N	11	7.53
(3,15)	1:B:139:ILE:CD1	1:B:67:MET:N	11	7.53
(3,15)	1:B:139:ILE:CD1	1:B:68:ARG:N	11	7.53
(3,15)	1:B:139:ILE:CD1	1:B:69:ASP:N	11	7.53
(3,15)	1:B:139:ILE:CD1	1:B:70:GLN:N	11	7.53
(3,15)	1:B:139:ILE:CD1	1:B:71:TYR:N	11	7.53

Continued on next page...

Continued from previous page...

Key	Atom-1	Atom-2	Model ID	Violation (Å)
(3,15)	1:B:139:ILE:CD1	1:B:72:MET:N	11	7.53
(3,15)	1:B:139:ILE:CD1	1:B:73:ARG:N	11	7.53
(3,15)	1:B:139:ILE:CD1	1:B:74:THR:N	11	7.53
(3,15)	1:B:139:ILE:CD1	1:B:75:GLY:N	11	7.53
(3,15)	1:B:139:ILE:CD1	1:B:76:GLU:N	11	7.53
(3,15)	1:B:139:ILE:CD1	1:B:77:GLY:N	11	7.53
(3,15)	1:B:139:ILE:CD1	1:B:78:PHE:N	11	7.53
(3,15)	1:B:139:ILE:CD1	1:B:79:LEU:N	11	7.53
(3,15)	1:B:139:ILE:CD1	1:B:80:CYS:N	11	7.53
(3,15)	1:B:139:ILE:CD1	5:B:203:7Q9:N	11	7.53
(3,15)	1:B:139:ILE:CD1	5:B:204:7Q9:N	11	7.53
(3,15)	1:B:139:ILE:CD1	5:B:205:7Q9:N	11	7.53
(3,15)	1:B:139:ILE:CD1	5:B:206:7Q9:N	11	7.53
(3,15)	1:B:139:ILE:CD1	5:B:207:7Q9:N	11	7.53
(3,15)	1:B:139:ILE:CD1	6:B:208:17F:N1	11	7.53
(3,15)	1:B:139:ILE:CD1	5:B:209:7Q9:N	11	7.53
(3,15)	1:B:139:ILE:CD1	5:B:210:7Q9:N	11	7.53
(3,15)	1:B:139:ILE:CD1	5:B:211:7Q9:N	11	7.53
(3,15)	1:B:139:ILE:CD1	5:B:212:7Q9:N	11	7.53
(3,15)	1:B:139:ILE:CD1	5:B:213:7Q9:N	11	7.53
(3,15)	1:B:139:ILE:CD1	6:B:214:17F:N1	11	7.53
(3,15)	1:B:139:ILE:CD1	6:B:215:17F:N1	11	7.53
(3,15)	1:B:139:ILE:CD1	5:B:216:7Q9:N	11	7.53
(3,15)	1:B:139:ILE:CD1	5:B:217:7Q9:N	11	7.53
(3,15)	1:B:139:ILE:CD1	5:B:218:7Q9:N	11	7.53
(3,15)	1:B:139:ILE:CD1	6:B:219:17F:N1	11	7.53
(3,15)	1:B:139:ILE:CD1	5:B:220:7Q9:N	11	7.53
(3,15)	1:B:139:ILE:CD1	1:B:2:THR:N	16	7.53
(3,15)	1:B:139:ILE:CD1	1:B:3:GLU:N	16	7.53
(3,15)	1:B:139:ILE:CD1	1:B:4:TYR:N	16	7.53
(3,15)	1:B:139:ILE:CD1	1:B:5:LYS:N	16	7.53
(3,15)	1:B:139:ILE:CD1	1:B:6:LEU:N	16	7.53
(3,15)	1:B:139:ILE:CD1	1:B:7:VAL:N	16	7.53
(3,15)	1:B:139:ILE:CD1	1:B:8:VAL:N	16	7.53
(3,15)	1:B:139:ILE:CD1	1:B:9:VAL:N	16	7.53
(3,15)	1:B:139:ILE:CD1	1:B:10:GLY:N	16	7.53
(3,15)	1:B:139:ILE:CD1	1:B:11:ALA:N	16	7.53
(3,15)	1:B:139:ILE:CD1	1:B:12:ASP:N	16	7.53
(3,15)	1:B:139:ILE:CD1	1:B:13:GLY:N	16	7.53
(3,15)	1:B:139:ILE:CD1	1:B:14:VAL:N	16	7.53
(3,15)	1:B:139:ILE:CD1	1:B:15:GLY:N	16	7.53
(3,15)	1:B:139:ILE:CD1	1:B:16:LYS:N	16	7.53

Continued on next page...

Continued from previous page...

Key	Atom-1	Atom-2	Model ID	Violation (Å)
(3,15)	1:B:139:ILE:CD1	1:B:17:SER:N	16	7.53
(3,15)	1:B:139:ILE:CD1	1:B:18:ALA:N	16	7.53
(3,15)	1:B:139:ILE:CD1	1:B:19:LEU:N	16	7.53
(3,15)	1:B:139:ILE:CD1	1:B:20:THR:N	16	7.53
(3,15)	1:B:139:ILE:CD1	1:B:21:ILE:N	16	7.53
(3,15)	1:B:139:ILE:CD1	1:B:22:GLN:N	16	7.53
(3,15)	1:B:139:ILE:CD1	1:B:23:LEU:N	16	7.53
(3,15)	1:B:139:ILE:CD1	1:B:24:ILE:N	16	7.53
(3,15)	1:B:139:ILE:CD1	1:B:25:GLN:N	16	7.53
(3,15)	1:B:139:ILE:CD1	1:B:26:ASN:N	16	7.53
(3,15)	1:B:139:ILE:CD1	1:B:27:HIS:N	16	7.53
(3,15)	1:B:139:ILE:CD1	1:B:28:PHE:N	16	7.53
(3,15)	1:B:139:ILE:CD1	1:B:29:VAL:N	16	7.53
(3,15)	1:B:139:ILE:CD1	1:B:30:ASP:N	16	7.53
(3,15)	1:B:139:ILE:CD1	1:B:31:GLU:N	16	7.53
(3,15)	1:B:139:ILE:CD1	1:B:32:TYR:N	16	7.53
(3,15)	1:B:139:ILE:CD1	1:B:33:ASP:N	16	7.53
(3,15)	1:B:139:ILE:CD1	1:B:34:PRO:N	16	7.53
(3,15)	1:B:139:ILE:CD1	1:B:35:THR:N	16	7.53
(3,15)	1:B:139:ILE:CD1	1:B:36:ILE:N	16	7.53
(3,15)	1:B:139:ILE:CD1	1:B:37:GLU:N	16	7.53
(3,15)	1:B:139:ILE:CD1	1:B:38:ASP:N	16	7.53
(3,15)	1:B:139:ILE:CD1	1:B:39:SER:N	16	7.53
(3,15)	1:B:139:ILE:CD1	1:B:40:TYR:N	16	7.53
(3,15)	1:B:139:ILE:CD1	1:B:41:ARG:N	16	7.53
(3,15)	1:B:139:ILE:CD1	1:B:42:LYS:N	16	7.53
(3,15)	1:B:139:ILE:CD1	1:B:43:GLN:N	16	7.53
(3,15)	1:B:139:ILE:CD1	1:B:44:VAL:N	16	7.53
(3,15)	1:B:139:ILE:CD1	1:B:45:VAL:N	16	7.53
(3,15)	1:B:139:ILE:CD1	1:B:46:ILE:N	16	7.53
(3,15)	1:B:139:ILE:CD1	1:B:47:ASP:N	16	7.53
(3,15)	1:B:139:ILE:CD1	1:B:48:GLY:N	16	7.53
(3,15)	1:B:139:ILE:CD1	1:B:49:GLU:N	16	7.53
(3,15)	1:B:139:ILE:CD1	1:B:50:THR:N	16	7.53
(3,15)	1:B:139:ILE:CD1	1:B:51:CYS:N	16	7.53
(3,15)	1:B:139:ILE:CD1	1:B:52:LEU:N	16	7.53
(3,15)	1:B:139:ILE:CD1	1:B:53:LEU:N	16	7.53
(3,15)	1:B:139:ILE:CD1	1:B:54:ASP:N	16	7.53
(3,15)	1:B:139:ILE:CD1	1:B:55:ILE:N	16	7.53
(3,15)	1:B:139:ILE:CD1	1:B:56:LEU:N	16	7.53
(3,15)	1:B:139:ILE:CD1	1:B:57:ASP:N	16	7.53
(3,15)	1:B:139:ILE:CD1	1:B:58:THR:N	16	7.53

Continued on next page...

Continued from previous page...

Key	Atom-1	Atom-2	Model ID	Violation (Å)
(3,15)	1:B:139:ILE:CD1	1:B:59:ALA:N	16	7.53
(3,15)	1:B:139:ILE:CD1	1:B:60:GLY:N	16	7.53
(3,15)	1:B:139:ILE:CD1	1:B:61:GLN:N	16	7.53
(3,15)	1:B:139:ILE:CD1	1:B:62:GLU:N	16	7.53
(3,15)	1:B:139:ILE:CD1	1:B:63:GLU:N	16	7.53
(3,15)	1:B:139:ILE:CD1	1:B:64:TYR:N	16	7.53
(3,15)	1:B:139:ILE:CD1	1:B:65:SER:N	16	7.53
(3,15)	1:B:139:ILE:CD1	1:B:66:ALA:N	16	7.53
(3,15)	1:B:139:ILE:CD1	1:B:67:MET:N	16	7.53
(3,15)	1:B:139:ILE:CD1	1:B:68:ARG:N	16	7.53
(3,15)	1:B:139:ILE:CD1	1:B:69:ASP:N	16	7.53
(3,15)	1:B:139:ILE:CD1	1:B:70:GLN:N	16	7.53
(3,15)	1:B:139:ILE:CD1	1:B:71:TYR:N	16	7.53
(3,15)	1:B:139:ILE:CD1	1:B:72:MET:N	16	7.53
(3,15)	1:B:139:ILE:CD1	1:B:73:ARG:N	16	7.53
(3,15)	1:B:139:ILE:CD1	1:B:74:THR:N	16	7.53
(3,15)	1:B:139:ILE:CD1	1:B:75:GLY:N	16	7.53
(3,15)	1:B:139:ILE:CD1	1:B:76:GLU:N	16	7.53
(3,15)	1:B:139:ILE:CD1	1:B:77:GLY:N	16	7.53
(3,15)	1:B:139:ILE:CD1	1:B:78:PHE:N	16	7.53
(3,15)	1:B:139:ILE:CD1	1:B:79:LEU:N	16	7.53
(3,15)	1:B:139:ILE:CD1	1:B:80:CYS:N	16	7.53
(3,15)	1:B:139:ILE:CD1	5:B:203:7Q9:N	16	7.53
(3,15)	1:B:139:ILE:CD1	5:B:204:7Q9:N	16	7.53
(3,15)	1:B:139:ILE:CD1	5:B:205:7Q9:N	16	7.53
(3,15)	1:B:139:ILE:CD1	5:B:206:7Q9:N	16	7.53
(3,15)	1:B:139:ILE:CD1	5:B:207:7Q9:N	16	7.53
(3,15)	1:B:139:ILE:CD1	6:B:208:17F:N1	16	7.53
(3,15)	1:B:139:ILE:CD1	5:B:209:7Q9:N	16	7.53
(3,15)	1:B:139:ILE:CD1	5:B:210:7Q9:N	16	7.53
(3,15)	1:B:139:ILE:CD1	5:B:211:7Q9:N	16	7.53
(3,15)	1:B:139:ILE:CD1	5:B:212:7Q9:N	16	7.53
(3,15)	1:B:139:ILE:CD1	5:B:213:7Q9:N	16	7.53
(3,15)	1:B:139:ILE:CD1	6:B:214:17F:N1	16	7.53
(3,15)	1:B:139:ILE:CD1	6:B:215:17F:N1	16	7.53
(3,15)	1:B:139:ILE:CD1	5:B:216:7Q9:N	16	7.53
(3,15)	1:B:139:ILE:CD1	5:B:217:7Q9:N	16	7.53
(3,15)	1:B:139:ILE:CD1	5:B:218:7Q9:N	16	7.53
(3,15)	1:B:139:ILE:CD1	6:B:219:17F:N1	16	7.53
(3,15)	1:B:139:ILE:CD1	5:B:220:7Q9:N	16	7.53
(1,18)	1:A:39:SER:OG	1:A:160:VAL:CG1	14	7.53
(1,18)	1:A:39:SER:OG	1:A:160:VAL:CG2	14	7.53

Continued on next page...

Continued from previous page...

Key	Atom-1	Atom-2	Model ID	Violation (Å)
(1,18)	1:A:39:SER:OG	1:B:160:VAL:C	14	7.53
(1,18)	1:A:39:SER:OG	1:B:160:VAL:CA	14	7.53
(1,18)	1:A:39:SER:OG	1:B:160:VAL:CB	14	7.53
(1,18)	1:A:39:SER:OG	1:B:160:VAL:CG1	14	7.53
(1,18)	1:A:39:SER:OG	1:B:160:VAL:CG1	14	7.53
(1,18)	1:A:39:SER:OG	1:B:160:VAL:CG2	14	7.53
(1,18)	1:A:39:SER:OG	1:B:160:VAL:CG2	14	7.53
(1,18)	1:A:39:SER:OG	1:B:160:VAL:H	14	7.53
(1,18)	1:A:39:SER:OG	1:B:160:VAL:N	14	7.53
(1,18)	1:A:39:SER:OG	1:B:160:VAL:O	14	7.53
(3,15)	1:B:139:ILE:CD1	1:B:2:THR:N	13	7.48
(3,15)	1:B:139:ILE:CD1	1:B:3:GLU:N	13	7.48
(3,15)	1:B:139:ILE:CD1	1:B:4:TYR:N	13	7.48
(3,15)	1:B:139:ILE:CD1	1:B:5:LYS:N	13	7.48
(3,15)	1:B:139:ILE:CD1	1:B:6:LEU:N	13	7.48
(3,15)	1:B:139:ILE:CD1	1:B:7:VAL:N	13	7.48
(3,15)	1:B:139:ILE:CD1	1:B:8:VAL:N	13	7.48
(3,15)	1:B:139:ILE:CD1	1:B:9:VAL:N	13	7.48
(3,15)	1:B:139:ILE:CD1	1:B:10:GLY:N	13	7.48
(3,15)	1:B:139:ILE:CD1	1:B:11:ALA:N	13	7.48
(3,15)	1:B:139:ILE:CD1	1:B:12:ASP:N	13	7.48
(3,15)	1:B:139:ILE:CD1	1:B:13:GLY:N	13	7.48
(3,15)	1:B:139:ILE:CD1	1:B:14:VAL:N	13	7.48
(3,15)	1:B:139:ILE:CD1	1:B:15:GLY:N	13	7.48
(3,15)	1:B:139:ILE:CD1	1:B:16:LYS:N	13	7.48
(3,15)	1:B:139:ILE:CD1	1:B:17:SER:N	13	7.48
(3,15)	1:B:139:ILE:CD1	1:B:18:ALA:N	13	7.48
(3,15)	1:B:139:ILE:CD1	1:B:19:LEU:N	13	7.48
(3,15)	1:B:139:ILE:CD1	1:B:20:THR:N	13	7.48
(3,15)	1:B:139:ILE:CD1	1:B:21:ILE:N	13	7.48
(3,15)	1:B:139:ILE:CD1	1:B:22:GLN:N	13	7.48
(3,15)	1:B:139:ILE:CD1	1:B:23:LEU:N	13	7.48
(3,15)	1:B:139:ILE:CD1	1:B:24:ILE:N	13	7.48
(3,15)	1:B:139:ILE:CD1	1:B:25:GLN:N	13	7.48
(3,15)	1:B:139:ILE:CD1	1:B:26:ASN:N	13	7.48
(3,15)	1:B:139:ILE:CD1	1:B:27:HIS:N	13	7.48
(3,15)	1:B:139:ILE:CD1	1:B:28:PHE:N	13	7.48
(3,15)	1:B:139:ILE:CD1	1:B:29:VAL:N	13	7.48
(3,15)	1:B:139:ILE:CD1	1:B:30:ASP:N	13	7.48
(3,15)	1:B:139:ILE:CD1	1:B:31:GLU:N	13	7.48
(3,15)	1:B:139:ILE:CD1	1:B:32:TYR:N	13	7.48
(3,15)	1:B:139:ILE:CD1	1:B:33:ASP:N	13	7.48

Continued on next page...

Continued from previous page...

Key	Atom-1	Atom-2	Model ID	Violation (Å)
(3,15)	1:B:139:ILE:CD1	1:B:34:PRO:N	13	7.48
(3,15)	1:B:139:ILE:CD1	1:B:35:THR:N	13	7.48
(3,15)	1:B:139:ILE:CD1	1:B:36:ILE:N	13	7.48
(3,15)	1:B:139:ILE:CD1	1:B:37:GLU:N	13	7.48
(3,15)	1:B:139:ILE:CD1	1:B:38:ASP:N	13	7.48
(3,15)	1:B:139:ILE:CD1	1:B:39:SER:N	13	7.48
(3,15)	1:B:139:ILE:CD1	1:B:40:TYR:N	13	7.48
(3,15)	1:B:139:ILE:CD1	1:B:41:ARG:N	13	7.48
(3,15)	1:B:139:ILE:CD1	1:B:42:LYS:N	13	7.48
(3,15)	1:B:139:ILE:CD1	1:B:43:GLN:N	13	7.48
(3,15)	1:B:139:ILE:CD1	1:B:44:VAL:N	13	7.48
(3,15)	1:B:139:ILE:CD1	1:B:45:VAL:N	13	7.48
(3,15)	1:B:139:ILE:CD1	1:B:46:ILE:N	13	7.48
(3,15)	1:B:139:ILE:CD1	1:B:47:ASP:N	13	7.48
(3,15)	1:B:139:ILE:CD1	1:B:48:GLY:N	13	7.48
(3,15)	1:B:139:ILE:CD1	1:B:49:GLU:N	13	7.48
(3,15)	1:B:139:ILE:CD1	1:B:50:THR:N	13	7.48
(3,15)	1:B:139:ILE:CD1	1:B:51:CYS:N	13	7.48
(3,15)	1:B:139:ILE:CD1	1:B:52:LEU:N	13	7.48
(3,15)	1:B:139:ILE:CD1	1:B:53:LEU:N	13	7.48
(3,15)	1:B:139:ILE:CD1	1:B:54:ASP:N	13	7.48
(3,15)	1:B:139:ILE:CD1	1:B:55:ILE:N	13	7.48
(3,15)	1:B:139:ILE:CD1	1:B:56:LEU:N	13	7.48
(3,15)	1:B:139:ILE:CD1	1:B:57:ASP:N	13	7.48
(3,15)	1:B:139:ILE:CD1	1:B:58:THR:N	13	7.48
(3,15)	1:B:139:ILE:CD1	1:B:59:ALA:N	13	7.48
(3,15)	1:B:139:ILE:CD1	1:B:60:GLY:N	13	7.48
(3,15)	1:B:139:ILE:CD1	1:B:61:GLN:N	13	7.48
(3,15)	1:B:139:ILE:CD1	1:B:62:GLU:N	13	7.48
(3,15)	1:B:139:ILE:CD1	1:B:63:GLU:N	13	7.48
(3,15)	1:B:139:ILE:CD1	1:B:64:TYR:N	13	7.48
(3,15)	1:B:139:ILE:CD1	1:B:65:SER:N	13	7.48
(3,15)	1:B:139:ILE:CD1	1:B:66:ALA:N	13	7.48
(3,15)	1:B:139:ILE:CD1	1:B:67:MET:N	13	7.48
(3,15)	1:B:139:ILE:CD1	1:B:68:ARG:N	13	7.48
(3,15)	1:B:139:ILE:CD1	1:B:69:ASP:N	13	7.48
(3,15)	1:B:139:ILE:CD1	1:B:70:GLN:N	13	7.48
(3,15)	1:B:139:ILE:CD1	1:B:71:TYR:N	13	7.48
(3,15)	1:B:139:ILE:CD1	1:B:72:MET:N	13	7.48
(3,15)	1:B:139:ILE:CD1	1:B:73:ARG:N	13	7.48
(3,15)	1:B:139:ILE:CD1	1:B:74:THR:N	13	7.48
(3,15)	1:B:139:ILE:CD1	1:B:75:GLY:N	13	7.48

Continued on next page...

Continued from previous page...

Key	Atom-1	Atom-2	Model ID	Violation (Å)
(3,15)	1:B:139:ILE:CD1	1:B:76:GLU:N	13	7.48
(3,15)	1:B:139:ILE:CD1	1:B:77:GLY:N	13	7.48
(3,15)	1:B:139:ILE:CD1	1:B:78:PHE:N	13	7.48
(3,15)	1:B:139:ILE:CD1	1:B:79:LEU:N	13	7.48
(3,15)	1:B:139:ILE:CD1	1:B:80:CYS:N	13	7.48
(3,15)	1:B:139:ILE:CD1	5:B:203:7Q9:N	13	7.48
(3,15)	1:B:139:ILE:CD1	5:B:204:7Q9:N	13	7.48
(3,15)	1:B:139:ILE:CD1	5:B:205:7Q9:N	13	7.48
(3,15)	1:B:139:ILE:CD1	5:B:206:7Q9:N	13	7.48
(3,15)	1:B:139:ILE:CD1	5:B:207:7Q9:N	13	7.48
(3,15)	1:B:139:ILE:CD1	6:B:208:17F:N1	13	7.48
(3,15)	1:B:139:ILE:CD1	5:B:209:7Q9:N	13	7.48
(3,15)	1:B:139:ILE:CD1	5:B:210:7Q9:N	13	7.48
(3,15)	1:B:139:ILE:CD1	5:B:211:7Q9:N	13	7.48
(3,15)	1:B:139:ILE:CD1	5:B:212:7Q9:N	13	7.48
(3,15)	1:B:139:ILE:CD1	5:B:213:7Q9:N	13	7.48
(3,15)	1:B:139:ILE:CD1	6:B:214:17F:N1	13	7.48
(3,15)	1:B:139:ILE:CD1	6:B:215:17F:N1	13	7.48
(3,15)	1:B:139:ILE:CD1	5:B:216:7Q9:N	13	7.48
(3,15)	1:B:139:ILE:CD1	5:B:217:7Q9:N	13	7.48
(3,15)	1:B:139:ILE:CD1	5:B:218:7Q9:N	13	7.48
(3,15)	1:B:139:ILE:CD1	6:B:219:17F:N1	13	7.48
(3,15)	1:B:139:ILE:CD1	5:B:220:7Q9:N	13	7.48
(3,15)	1:B:139:ILE:CD1	1:B:2:THR:N	17	7.48
(3,15)	1:B:139:ILE:CD1	1:B:3:GLU:N	17	7.48
(3,15)	1:B:139:ILE:CD1	1:B:4:TYR:N	17	7.48
(3,15)	1:B:139:ILE:CD1	1:B:5:LYS:N	17	7.48
(3,15)	1:B:139:ILE:CD1	1:B:6:LEU:N	17	7.48
(3,15)	1:B:139:ILE:CD1	1:B:7:VAL:N	17	7.48
(3,15)	1:B:139:ILE:CD1	1:B:8:VAL:N	17	7.48
(3,15)	1:B:139:ILE:CD1	1:B:9:VAL:N	17	7.48
(3,15)	1:B:139:ILE:CD1	1:B:10:GLY:N	17	7.48
(3,15)	1:B:139:ILE:CD1	1:B:11:ALA:N	17	7.48
(3,15)	1:B:139:ILE:CD1	1:B:12:ASP:N	17	7.48
(3,15)	1:B:139:ILE:CD1	1:B:13:GLY:N	17	7.48
(3,15)	1:B:139:ILE:CD1	1:B:14:VAL:N	17	7.48
(3,15)	1:B:139:ILE:CD1	1:B:15:GLY:N	17	7.48
(3,15)	1:B:139:ILE:CD1	1:B:16:LYS:N	17	7.48
(3,15)	1:B:139:ILE:CD1	1:B:17:SER:N	17	7.48
(3,15)	1:B:139:ILE:CD1	1:B:18:ALA:N	17	7.48
(3,15)	1:B:139:ILE:CD1	1:B:19:LEU:N	17	7.48
(3,15)	1:B:139:ILE:CD1	1:B:20:THR:N	17	7.48

Continued on next page...

Continued from previous page...

Key	Atom-1	Atom-2	Model ID	Violation (Å)
(3,15)	1:B:139:ILE:CD1	1:B:21:ILE:N	17	7.48
(3,15)	1:B:139:ILE:CD1	1:B:22:GLN:N	17	7.48
(3,15)	1:B:139:ILE:CD1	1:B:23:LEU:N	17	7.48
(3,15)	1:B:139:ILE:CD1	1:B:24:ILE:N	17	7.48
(3,15)	1:B:139:ILE:CD1	1:B:25:GLN:N	17	7.48
(3,15)	1:B:139:ILE:CD1	1:B:26:ASN:N	17	7.48
(3,15)	1:B:139:ILE:CD1	1:B:27:HIS:N	17	7.48
(3,15)	1:B:139:ILE:CD1	1:B:28:PHE:N	17	7.48
(3,15)	1:B:139:ILE:CD1	1:B:29:VAL:N	17	7.48
(3,15)	1:B:139:ILE:CD1	1:B:30:ASP:N	17	7.48
(3,15)	1:B:139:ILE:CD1	1:B:31:GLU:N	17	7.48
(3,15)	1:B:139:ILE:CD1	1:B:32:TYR:N	17	7.48
(3,15)	1:B:139:ILE:CD1	1:B:33:ASP:N	17	7.48
(3,15)	1:B:139:ILE:CD1	1:B:34:PRO:N	17	7.48
(3,15)	1:B:139:ILE:CD1	1:B:35:THR:N	17	7.48
(3,15)	1:B:139:ILE:CD1	1:B:36:ILE:N	17	7.48
(3,15)	1:B:139:ILE:CD1	1:B:37:GLU:N	17	7.48
(3,15)	1:B:139:ILE:CD1	1:B:38:ASP:N	17	7.48
(3,15)	1:B:139:ILE:CD1	1:B:39:SER:N	17	7.48
(3,15)	1:B:139:ILE:CD1	1:B:40:TYR:N	17	7.48
(3,15)	1:B:139:ILE:CD1	1:B:41:ARG:N	17	7.48
(3,15)	1:B:139:ILE:CD1	1:B:42:LYS:N	17	7.48
(3,15)	1:B:139:ILE:CD1	1:B:43:GLN:N	17	7.48
(3,15)	1:B:139:ILE:CD1	1:B:44:VAL:N	17	7.48
(3,15)	1:B:139:ILE:CD1	1:B:45:VAL:N	17	7.48
(3,15)	1:B:139:ILE:CD1	1:B:46:ILE:N	17	7.48
(3,15)	1:B:139:ILE:CD1	1:B:47:ASP:N	17	7.48
(3,15)	1:B:139:ILE:CD1	1:B:48:GLY:N	17	7.48
(3,15)	1:B:139:ILE:CD1	1:B:49:GLU:N	17	7.48
(3,15)	1:B:139:ILE:CD1	1:B:50:THR:N	17	7.48
(3,15)	1:B:139:ILE:CD1	1:B:51:CYS:N	17	7.48
(3,15)	1:B:139:ILE:CD1	1:B:52:LEU:N	17	7.48
(3,15)	1:B:139:ILE:CD1	1:B:53:LEU:N	17	7.48
(3,15)	1:B:139:ILE:CD1	1:B:54:ASP:N	17	7.48
(3,15)	1:B:139:ILE:CD1	1:B:55:ILE:N	17	7.48
(3,15)	1:B:139:ILE:CD1	1:B:56:LEU:N	17	7.48
(3,15)	1:B:139:ILE:CD1	1:B:57:ASP:N	17	7.48
(3,15)	1:B:139:ILE:CD1	1:B:58:THR:N	17	7.48
(3,15)	1:B:139:ILE:CD1	1:B:59:ALA:N	17	7.48
(3,15)	1:B:139:ILE:CD1	1:B:60:GLY:N	17	7.48
(3,15)	1:B:139:ILE:CD1	1:B:61:GLN:N	17	7.48
(3,15)	1:B:139:ILE:CD1	1:B:62:GLU:N	17	7.48

Continued on next page...

Continued from previous page...

Key	Atom-1	Atom-2	Model ID	Violation (Å)
(3,15)	1:B:139:ILE:CD1	1:B:63:GLU:N	17	7.48
(3,15)	1:B:139:ILE:CD1	1:B:64:TYR:N	17	7.48
(3,15)	1:B:139:ILE:CD1	1:B:65:SER:N	17	7.48
(3,15)	1:B:139:ILE:CD1	1:B:66:ALA:N	17	7.48
(3,15)	1:B:139:ILE:CD1	1:B:67:MET:N	17	7.48
(3,15)	1:B:139:ILE:CD1	1:B:68:ARG:N	17	7.48
(3,15)	1:B:139:ILE:CD1	1:B:69:ASP:N	17	7.48
(3,15)	1:B:139:ILE:CD1	1:B:70:GLN:N	17	7.48
(3,15)	1:B:139:ILE:CD1	1:B:71:TYR:N	17	7.48
(3,15)	1:B:139:ILE:CD1	1:B:72:MET:N	17	7.48
(3,15)	1:B:139:ILE:CD1	1:B:73:ARG:N	17	7.48
(3,15)	1:B:139:ILE:CD1	1:B:74:THR:N	17	7.48
(3,15)	1:B:139:ILE:CD1	1:B:75:GLY:N	17	7.48
(3,15)	1:B:139:ILE:CD1	1:B:76:GLU:N	17	7.48
(3,15)	1:B:139:ILE:CD1	1:B:77:GLY:N	17	7.48
(3,15)	1:B:139:ILE:CD1	1:B:78:PHE:N	17	7.48
(3,15)	1:B:139:ILE:CD1	1:B:79:LEU:N	17	7.48
(3,15)	1:B:139:ILE:CD1	1:B:80:CYS:N	17	7.48
(3,15)	1:B:139:ILE:CD1	5:B:203:7Q9:N	17	7.48
(3,15)	1:B:139:ILE:CD1	5:B:204:7Q9:N	17	7.48
(3,15)	1:B:139:ILE:CD1	5:B:205:7Q9:N	17	7.48
(3,15)	1:B:139:ILE:CD1	5:B:206:7Q9:N	17	7.48
(3,15)	1:B:139:ILE:CD1	5:B:207:7Q9:N	17	7.48
(3,15)	1:B:139:ILE:CD1	6:B:208:17F:N1	17	7.48
(3,15)	1:B:139:ILE:CD1	5:B:209:7Q9:N	17	7.48
(3,15)	1:B:139:ILE:CD1	5:B:210:7Q9:N	17	7.48
(3,15)	1:B:139:ILE:CD1	5:B:211:7Q9:N	17	7.48
(3,15)	1:B:139:ILE:CD1	5:B:212:7Q9:N	17	7.48
(3,15)	1:B:139:ILE:CD1	5:B:213:7Q9:N	17	7.48
(3,15)	1:B:139:ILE:CD1	6:B:214:17F:N1	17	7.48
(3,15)	1:B:139:ILE:CD1	6:B:215:17F:N1	17	7.48
(3,15)	1:B:139:ILE:CD1	5:B:216:7Q9:N	17	7.48
(3,15)	1:B:139:ILE:CD1	5:B:217:7Q9:N	17	7.48
(3,15)	1:B:139:ILE:CD1	5:B:218:7Q9:N	17	7.48
(3,15)	1:B:139:ILE:CD1	6:B:219:17F:N1	17	7.48
(3,15)	1:B:139:ILE:CD1	5:B:220:7Q9:N	17	7.48
(3,15)	1:B:139:ILE:CD1	1:B:2:THR:N	20	7.48
(3,15)	1:B:139:ILE:CD1	1:B:3:GLU:N	20	7.48
(3,15)	1:B:139:ILE:CD1	1:B:4:TYR:N	20	7.48
(3,15)	1:B:139:ILE:CD1	1:B:5:LYS:N	20	7.48
(3,15)	1:B:139:ILE:CD1	1:B:6:LEU:N	20	7.48
(3,15)	1:B:139:ILE:CD1	1:B:7:VAL:N	20	7.48

Continued on next page...

Continued from previous page...

Key	Atom-1	Atom-2	Model ID	Violation (Å)
(3,15)	1:B:139:ILE:CD1	1:B:8:VAL:N	20	7.48
(3,15)	1:B:139:ILE:CD1	1:B:9:VAL:N	20	7.48
(3,15)	1:B:139:ILE:CD1	1:B:10:GLY:N	20	7.48
(3,15)	1:B:139:ILE:CD1	1:B:11:ALA:N	20	7.48
(3,15)	1:B:139:ILE:CD1	1:B:12:ASP:N	20	7.48
(3,15)	1:B:139:ILE:CD1	1:B:13:GLY:N	20	7.48
(3,15)	1:B:139:ILE:CD1	1:B:14:VAL:N	20	7.48
(3,15)	1:B:139:ILE:CD1	1:B:15:GLY:N	20	7.48
(3,15)	1:B:139:ILE:CD1	1:B:16:LYS:N	20	7.48
(3,15)	1:B:139:ILE:CD1	1:B:17:SER:N	20	7.48
(3,15)	1:B:139:ILE:CD1	1:B:18:ALA:N	20	7.48
(3,15)	1:B:139:ILE:CD1	1:B:19:LEU:N	20	7.48
(3,15)	1:B:139:ILE:CD1	1:B:20:THR:N	20	7.48
(3,15)	1:B:139:ILE:CD1	1:B:21:ILE:N	20	7.48
(3,15)	1:B:139:ILE:CD1	1:B:22:GLN:N	20	7.48
(3,15)	1:B:139:ILE:CD1	1:B:23:LEU:N	20	7.48
(3,15)	1:B:139:ILE:CD1	1:B:24:ILE:N	20	7.48
(3,15)	1:B:139:ILE:CD1	1:B:25:GLN:N	20	7.48
(3,15)	1:B:139:ILE:CD1	1:B:26:ASN:N	20	7.48
(3,15)	1:B:139:ILE:CD1	1:B:27:HIS:N	20	7.48
(3,15)	1:B:139:ILE:CD1	1:B:28:PHE:N	20	7.48
(3,15)	1:B:139:ILE:CD1	1:B:29:VAL:N	20	7.48
(3,15)	1:B:139:ILE:CD1	1:B:30:ASP:N	20	7.48
(3,15)	1:B:139:ILE:CD1	1:B:31:GLU:N	20	7.48
(3,15)	1:B:139:ILE:CD1	1:B:32:TYR:N	20	7.48
(3,15)	1:B:139:ILE:CD1	1:B:33:ASP:N	20	7.48
(3,15)	1:B:139:ILE:CD1	1:B:34:PRO:N	20	7.48
(3,15)	1:B:139:ILE:CD1	1:B:35:THR:N	20	7.48
(3,15)	1:B:139:ILE:CD1	1:B:36:ILE:N	20	7.48
(3,15)	1:B:139:ILE:CD1	1:B:37:GLU:N	20	7.48
(3,15)	1:B:139:ILE:CD1	1:B:38:ASP:N	20	7.48
(3,15)	1:B:139:ILE:CD1	1:B:39:SER:N	20	7.48
(3,15)	1:B:139:ILE:CD1	1:B:40:TYR:N	20	7.48
(3,15)	1:B:139:ILE:CD1	1:B:41:ARG:N	20	7.48
(3,15)	1:B:139:ILE:CD1	1:B:42:LYS:N	20	7.48
(3,15)	1:B:139:ILE:CD1	1:B:43:GLN:N	20	7.48
(3,15)	1:B:139:ILE:CD1	1:B:44:VAL:N	20	7.48
(3,15)	1:B:139:ILE:CD1	1:B:45:VAL:N	20	7.48
(3,15)	1:B:139:ILE:CD1	1:B:46:ILE:N	20	7.48
(3,15)	1:B:139:ILE:CD1	1:B:47:ASP:N	20	7.48
(3,15)	1:B:139:ILE:CD1	1:B:48:GLY:N	20	7.48
(3,15)	1:B:139:ILE:CD1	1:B:49:GLU:N	20	7.48

Continued on next page...

Continued from previous page...

Key	Atom-1	Atom-2	Model ID	Violation (Å)
(3,15)	1:B:139:ILE:CD1	1:B:50:THR:N	20	7.48
(3,15)	1:B:139:ILE:CD1	1:B:51:CYS:N	20	7.48
(3,15)	1:B:139:ILE:CD1	1:B:52:LEU:N	20	7.48
(3,15)	1:B:139:ILE:CD1	1:B:53:LEU:N	20	7.48
(3,15)	1:B:139:ILE:CD1	1:B:54:ASP:N	20	7.48
(3,15)	1:B:139:ILE:CD1	1:B:55:ILE:N	20	7.48
(3,15)	1:B:139:ILE:CD1	1:B:56:LEU:N	20	7.48
(3,15)	1:B:139:ILE:CD1	1:B:57:ASP:N	20	7.48
(3,15)	1:B:139:ILE:CD1	1:B:58:THR:N	20	7.48
(3,15)	1:B:139:ILE:CD1	1:B:59:ALA:N	20	7.48
(3,15)	1:B:139:ILE:CD1	1:B:60:GLY:N	20	7.48
(3,15)	1:B:139:ILE:CD1	1:B:61:GLN:N	20	7.48
(3,15)	1:B:139:ILE:CD1	1:B:62:GLU:N	20	7.48
(3,15)	1:B:139:ILE:CD1	1:B:63:GLU:N	20	7.48
(3,15)	1:B:139:ILE:CD1	1:B:64:TYR:N	20	7.48
(3,15)	1:B:139:ILE:CD1	1:B:65:SER:N	20	7.48
(3,15)	1:B:139:ILE:CD1	1:B:66:ALA:N	20	7.48
(3,15)	1:B:139:ILE:CD1	1:B:67:MET:N	20	7.48
(3,15)	1:B:139:ILE:CD1	1:B:68:ARG:N	20	7.48
(3,15)	1:B:139:ILE:CD1	1:B:69:ASP:N	20	7.48
(3,15)	1:B:139:ILE:CD1	1:B:70:GLN:N	20	7.48
(3,15)	1:B:139:ILE:CD1	1:B:71:TYR:N	20	7.48
(3,15)	1:B:139:ILE:CD1	1:B:72:MET:N	20	7.48
(3,15)	1:B:139:ILE:CD1	1:B:73:ARG:N	20	7.48
(3,15)	1:B:139:ILE:CD1	1:B:74:THR:N	20	7.48
(3,15)	1:B:139:ILE:CD1	1:B:75:GLY:N	20	7.48
(3,15)	1:B:139:ILE:CD1	1:B:76:GLU:N	20	7.48
(3,15)	1:B:139:ILE:CD1	1:B:77:GLY:N	20	7.48
(3,15)	1:B:139:ILE:CD1	1:B:78:PHE:N	20	7.48
(3,15)	1:B:139:ILE:CD1	1:B:79:LEU:N	20	7.48
(3,15)	1:B:139:ILE:CD1	1:B:80:CYS:N	20	7.48
(3,15)	1:B:139:ILE:CD1	5:B:203:7Q9:N	20	7.48
(3,15)	1:B:139:ILE:CD1	5:B:204:7Q9:N	20	7.48
(3,15)	1:B:139:ILE:CD1	5:B:205:7Q9:N	20	7.48
(3,15)	1:B:139:ILE:CD1	5:B:206:7Q9:N	20	7.48
(3,15)	1:B:139:ILE:CD1	5:B:207:7Q9:N	20	7.48
(3,15)	1:B:139:ILE:CD1	6:B:208:17F:N1	20	7.48
(3,15)	1:B:139:ILE:CD1	5:B:209:7Q9:N	20	7.48
(3,15)	1:B:139:ILE:CD1	5:B:210:7Q9:N	20	7.48
(3,15)	1:B:139:ILE:CD1	5:B:211:7Q9:N	20	7.48
(3,15)	1:B:139:ILE:CD1	5:B:212:7Q9:N	20	7.48
(3,15)	1:B:139:ILE:CD1	5:B:213:7Q9:N	20	7.48

Continued on next page...

Continued from previous page...

Key	Atom-1	Atom-2	Model ID	Violation (Å)
(3,15)	1:B:139:ILE:CD1	6:B:214:17F:N1	20	7.48
(3,15)	1:B:139:ILE:CD1	6:B:215:17F:N1	20	7.48
(3,15)	1:B:139:ILE:CD1	5:B:216:7Q9:N	20	7.48
(3,15)	1:B:139:ILE:CD1	5:B:217:7Q9:N	20	7.48
(3,15)	1:B:139:ILE:CD1	5:B:218:7Q9:N	20	7.48
(3,15)	1:B:139:ILE:CD1	6:B:219:17F:N1	20	7.48
(3,15)	1:B:139:ILE:CD1	5:B:220:7Q9:N	20	7.48
(1,1)	1:B:118:CYS:SG	1:A:21:ILE:CD1	10	7.48
(1,17)	1:A:39:SER:OG	1:B:142:ILE:CD1	18	7.47
(1,3)	1:B:118:CYS:SG	1:A:24:ILE:CD1	5	7.4
(3,15)	1:B:139:ILE:CD1	1:B:2:THR:N	8	7.34
(3,15)	1:B:139:ILE:CD1	1:B:3:GLU:N	8	7.34
(3,15)	1:B:139:ILE:CD1	1:B:4:TYR:N	8	7.34
(3,15)	1:B:139:ILE:CD1	1:B:5:LYS:N	8	7.34
(3,15)	1:B:139:ILE:CD1	1:B:6:LEU:N	8	7.34
(3,15)	1:B:139:ILE:CD1	1:B:7:VAL:N	8	7.34
(3,15)	1:B:139:ILE:CD1	1:B:8:VAL:N	8	7.34
(3,15)	1:B:139:ILE:CD1	1:B:9:VAL:N	8	7.34
(3,15)	1:B:139:ILE:CD1	1:B:10:GLY:N	8	7.34
(3,15)	1:B:139:ILE:CD1	1:B:11:ALA:N	8	7.34
(3,15)	1:B:139:ILE:CD1	1:B:12:ASP:N	8	7.34
(3,15)	1:B:139:ILE:CD1	1:B:13:GLY:N	8	7.34
(3,15)	1:B:139:ILE:CD1	1:B:14:VAL:N	8	7.34
(3,15)	1:B:139:ILE:CD1	1:B:15:GLY:N	8	7.34
(3,15)	1:B:139:ILE:CD1	1:B:16:LYS:N	8	7.34
(3,15)	1:B:139:ILE:CD1	1:B:17:SER:N	8	7.34
(3,15)	1:B:139:ILE:CD1	1:B:18:ALA:N	8	7.34
(3,15)	1:B:139:ILE:CD1	1:B:19:LEU:N	8	7.34
(3,15)	1:B:139:ILE:CD1	1:B:20:THR:N	8	7.34
(3,15)	1:B:139:ILE:CD1	1:B:21:ILE:N	8	7.34
(3,15)	1:B:139:ILE:CD1	1:B:22:GLN:N	8	7.34
(3,15)	1:B:139:ILE:CD1	1:B:23:LEU:N	8	7.34
(3,15)	1:B:139:ILE:CD1	1:B:24:ILE:N	8	7.34
(3,15)	1:B:139:ILE:CD1	1:B:25:GLN:N	8	7.34
(3,15)	1:B:139:ILE:CD1	1:B:26:ASN:N	8	7.34
(3,15)	1:B:139:ILE:CD1	1:B:27:HIS:N	8	7.34
(3,15)	1:B:139:ILE:CD1	1:B:28:PHE:N	8	7.34
(3,15)	1:B:139:ILE:CD1	1:B:29:VAL:N	8	7.34
(3,15)	1:B:139:ILE:CD1	1:B:30:ASP:N	8	7.34
(3,15)	1:B:139:ILE:CD1	1:B:31:GLU:N	8	7.34
(3,15)	1:B:139:ILE:CD1	1:B:32:TYR:N	8	7.34
(3,15)	1:B:139:ILE:CD1	1:B:33:ASP:N	8	7.34

Continued on next page...

Continued from previous page...

Key	Atom-1	Atom-2	Model ID	Violation (Å)
(3,15)	1:B:139:ILE:CD1	1:B:34:PRO:N	8	7.34
(3,15)	1:B:139:ILE:CD1	1:B:35:THR:N	8	7.34
(3,15)	1:B:139:ILE:CD1	1:B:36:ILE:N	8	7.34
(3,15)	1:B:139:ILE:CD1	1:B:37:GLU:N	8	7.34
(3,15)	1:B:139:ILE:CD1	1:B:38:ASP:N	8	7.34
(3,15)	1:B:139:ILE:CD1	1:B:39:SER:N	8	7.34
(3,15)	1:B:139:ILE:CD1	1:B:40:TYR:N	8	7.34
(3,15)	1:B:139:ILE:CD1	1:B:41:ARG:N	8	7.34
(3,15)	1:B:139:ILE:CD1	1:B:42:LYS:N	8	7.34
(3,15)	1:B:139:ILE:CD1	1:B:43:GLN:N	8	7.34
(3,15)	1:B:139:ILE:CD1	1:B:44:VAL:N	8	7.34
(3,15)	1:B:139:ILE:CD1	1:B:45:VAL:N	8	7.34
(3,15)	1:B:139:ILE:CD1	1:B:46:ILE:N	8	7.34
(3,15)	1:B:139:ILE:CD1	1:B:47:ASP:N	8	7.34
(3,15)	1:B:139:ILE:CD1	1:B:48:GLY:N	8	7.34
(3,15)	1:B:139:ILE:CD1	1:B:49:GLU:N	8	7.34
(3,15)	1:B:139:ILE:CD1	1:B:50:THR:N	8	7.34
(3,15)	1:B:139:ILE:CD1	1:B:51:CYS:N	8	7.34
(3,15)	1:B:139:ILE:CD1	1:B:52:LEU:N	8	7.34
(3,15)	1:B:139:ILE:CD1	1:B:53:LEU:N	8	7.34
(3,15)	1:B:139:ILE:CD1	1:B:54:ASP:N	8	7.34
(3,15)	1:B:139:ILE:CD1	1:B:55:ILE:N	8	7.34
(3,15)	1:B:139:ILE:CD1	1:B:56:LEU:N	8	7.34
(3,15)	1:B:139:ILE:CD1	1:B:57:ASP:N	8	7.34
(3,15)	1:B:139:ILE:CD1	1:B:58:THR:N	8	7.34
(3,15)	1:B:139:ILE:CD1	1:B:59:ALA:N	8	7.34
(3,15)	1:B:139:ILE:CD1	1:B:60:GLY:N	8	7.34
(3,15)	1:B:139:ILE:CD1	1:B:61:GLN:N	8	7.34
(3,15)	1:B:139:ILE:CD1	1:B:62:GLU:N	8	7.34
(3,15)	1:B:139:ILE:CD1	1:B:63:GLU:N	8	7.34
(3,15)	1:B:139:ILE:CD1	1:B:64:TYR:N	8	7.34
(3,15)	1:B:139:ILE:CD1	1:B:65:SER:N	8	7.34
(3,15)	1:B:139:ILE:CD1	1:B:66:ALA:N	8	7.34
(3,15)	1:B:139:ILE:CD1	1:B:67:MET:N	8	7.34
(3,15)	1:B:139:ILE:CD1	1:B:68:ARG:N	8	7.34
(3,15)	1:B:139:ILE:CD1	1:B:69:ASP:N	8	7.34
(3,15)	1:B:139:ILE:CD1	1:B:70:GLN:N	8	7.34
(3,15)	1:B:139:ILE:CD1	1:B:71:TYR:N	8	7.34
(3,15)	1:B:139:ILE:CD1	1:B:72:MET:N	8	7.34
(3,15)	1:B:139:ILE:CD1	1:B:73:ARG:N	8	7.34
(3,15)	1:B:139:ILE:CD1	1:B:74:THR:N	8	7.34
(3,15)	1:B:139:ILE:CD1	1:B:75:GLY:N	8	7.34

Continued on next page...

Continued from previous page...

Key	Atom-1	Atom-2	Model ID	Violation (Å)
(3,15)	1:B:139:ILE:CD1	1:B:76:GLU:N	8	7.34
(3,15)	1:B:139:ILE:CD1	1:B:77:GLY:N	8	7.34
(3,15)	1:B:139:ILE:CD1	1:B:78:PHE:N	8	7.34
(3,15)	1:B:139:ILE:CD1	1:B:79:LEU:N	8	7.34
(3,15)	1:B:139:ILE:CD1	1:B:80:CYS:N	8	7.34
(3,15)	1:B:139:ILE:CD1	5:B:203:7Q9:N	8	7.34
(3,15)	1:B:139:ILE:CD1	5:B:204:7Q9:N	8	7.34
(3,15)	1:B:139:ILE:CD1	5:B:205:7Q9:N	8	7.34
(3,15)	1:B:139:ILE:CD1	5:B:206:7Q9:N	8	7.34
(3,15)	1:B:139:ILE:CD1	5:B:207:7Q9:N	8	7.34
(3,15)	1:B:139:ILE:CD1	6:B:208:17F:N1	8	7.34
(3,15)	1:B:139:ILE:CD1	5:B:209:7Q9:N	8	7.34
(3,15)	1:B:139:ILE:CD1	5:B:210:7Q9:N	8	7.34
(3,15)	1:B:139:ILE:CD1	5:B:211:7Q9:N	8	7.34
(3,15)	1:B:139:ILE:CD1	5:B:212:7Q9:N	8	7.34
(3,15)	1:B:139:ILE:CD1	5:B:213:7Q9:N	8	7.34
(3,15)	1:B:139:ILE:CD1	6:B:214:17F:N1	8	7.34
(3,15)	1:B:139:ILE:CD1	6:B:215:17F:N1	8	7.34
(3,15)	1:B:139:ILE:CD1	5:B:216:7Q9:N	8	7.34
(3,15)	1:B:139:ILE:CD1	5:B:217:7Q9:N	8	7.34
(3,15)	1:B:139:ILE:CD1	5:B:218:7Q9:N	8	7.34
(3,15)	1:B:139:ILE:CD1	6:B:219:17F:N1	8	7.34
(3,15)	1:B:139:ILE:CD1	5:B:220:7Q9:N	8	7.34
(3,15)	1:B:139:ILE:CD1	1:B:2:THR:N	9	7.33
(3,15)	1:B:139:ILE:CD1	1:B:3:GLU:N	9	7.33
(3,15)	1:B:139:ILE:CD1	1:B:4:TYR:N	9	7.33
(3,15)	1:B:139:ILE:CD1	1:B:5:LYS:N	9	7.33
(3,15)	1:B:139:ILE:CD1	1:B:6:LEU:N	9	7.33
(3,15)	1:B:139:ILE:CD1	1:B:7:VAL:N	9	7.33
(3,15)	1:B:139:ILE:CD1	1:B:8:VAL:N	9	7.33
(3,15)	1:B:139:ILE:CD1	1:B:9:VAL:N	9	7.33
(3,15)	1:B:139:ILE:CD1	1:B:10:GLY:N	9	7.33
(3,15)	1:B:139:ILE:CD1	1:B:11:ALA:N	9	7.33
(3,15)	1:B:139:ILE:CD1	1:B:12:ASP:N	9	7.33
(3,15)	1:B:139:ILE:CD1	1:B:13:GLY:N	9	7.33
(3,15)	1:B:139:ILE:CD1	1:B:14:VAL:N	9	7.33
(3,15)	1:B:139:ILE:CD1	1:B:15:GLY:N	9	7.33
(3,15)	1:B:139:ILE:CD1	1:B:16:LYS:N	9	7.33
(3,15)	1:B:139:ILE:CD1	1:B:17:SER:N	9	7.33
(3,15)	1:B:139:ILE:CD1	1:B:18:ALA:N	9	7.33
(3,15)	1:B:139:ILE:CD1	1:B:19:LEU:N	9	7.33
(3,15)	1:B:139:ILE:CD1	1:B:20:THR:N	9	7.33

Continued on next page...

Continued from previous page...

Key	Atom-1	Atom-2	Model ID	Violation (Å)
(3,15)	1:B:139:ILE:CD1	1:B:21:ILE:N	9	7.33
(3,15)	1:B:139:ILE:CD1	1:B:22:GLN:N	9	7.33
(3,15)	1:B:139:ILE:CD1	1:B:23:LEU:N	9	7.33
(3,15)	1:B:139:ILE:CD1	1:B:24:ILE:N	9	7.33
(3,15)	1:B:139:ILE:CD1	1:B:25:GLN:N	9	7.33
(3,15)	1:B:139:ILE:CD1	1:B:26:ASN:N	9	7.33
(3,15)	1:B:139:ILE:CD1	1:B:27:HIS:N	9	7.33
(3,15)	1:B:139:ILE:CD1	1:B:28:PHE:N	9	7.33
(3,15)	1:B:139:ILE:CD1	1:B:29:VAL:N	9	7.33
(3,15)	1:B:139:ILE:CD1	1:B:30:ASP:N	9	7.33
(3,15)	1:B:139:ILE:CD1	1:B:31:GLU:N	9	7.33
(3,15)	1:B:139:ILE:CD1	1:B:32:TYR:N	9	7.33
(3,15)	1:B:139:ILE:CD1	1:B:33:ASP:N	9	7.33
(3,15)	1:B:139:ILE:CD1	1:B:34:PRO:N	9	7.33
(3,15)	1:B:139:ILE:CD1	1:B:35:THR:N	9	7.33
(3,15)	1:B:139:ILE:CD1	1:B:36:ILE:N	9	7.33
(3,15)	1:B:139:ILE:CD1	1:B:37:GLU:N	9	7.33
(3,15)	1:B:139:ILE:CD1	1:B:38:ASP:N	9	7.33
(3,15)	1:B:139:ILE:CD1	1:B:39:SER:N	9	7.33
(3,15)	1:B:139:ILE:CD1	1:B:40:TYR:N	9	7.33
(3,15)	1:B:139:ILE:CD1	1:B:41:ARG:N	9	7.33
(3,15)	1:B:139:ILE:CD1	1:B:42:LYS:N	9	7.33
(3,15)	1:B:139:ILE:CD1	1:B:43:GLN:N	9	7.33
(3,15)	1:B:139:ILE:CD1	1:B:44:VAL:N	9	7.33
(3,15)	1:B:139:ILE:CD1	1:B:45:VAL:N	9	7.33
(3,15)	1:B:139:ILE:CD1	1:B:46:ILE:N	9	7.33
(3,15)	1:B:139:ILE:CD1	1:B:47:ASP:N	9	7.33
(3,15)	1:B:139:ILE:CD1	1:B:48:GLY:N	9	7.33
(3,15)	1:B:139:ILE:CD1	1:B:49:GLU:N	9	7.33
(3,15)	1:B:139:ILE:CD1	1:B:50:THR:N	9	7.33
(3,15)	1:B:139:ILE:CD1	1:B:51:CYS:N	9	7.33
(3,15)	1:B:139:ILE:CD1	1:B:52:LEU:N	9	7.33
(3,15)	1:B:139:ILE:CD1	1:B:53:LEU:N	9	7.33
(3,15)	1:B:139:ILE:CD1	1:B:54:ASP:N	9	7.33
(3,15)	1:B:139:ILE:CD1	1:B:55:ILE:N	9	7.33
(3,15)	1:B:139:ILE:CD1	1:B:56:LEU:N	9	7.33
(3,15)	1:B:139:ILE:CD1	1:B:57:ASP:N	9	7.33
(3,15)	1:B:139:ILE:CD1	1:B:58:THR:N	9	7.33
(3,15)	1:B:139:ILE:CD1	1:B:59:ALA:N	9	7.33
(3,15)	1:B:139:ILE:CD1	1:B:60:GLY:N	9	7.33
(3,15)	1:B:139:ILE:CD1	1:B:61:GLN:N	9	7.33
(3,15)	1:B:139:ILE:CD1	1:B:62:GLU:N	9	7.33

Continued on next page...

Continued from previous page...

Key	Atom-1	Atom-2	Model ID	Violation (Å)
(3,15)	1:B:139:ILE:CD1	1:B:63:GLU:N	9	7.33
(3,15)	1:B:139:ILE:CD1	1:B:64:TYR:N	9	7.33
(3,15)	1:B:139:ILE:CD1	1:B:65:SER:N	9	7.33
(3,15)	1:B:139:ILE:CD1	1:B:66:ALA:N	9	7.33
(3,15)	1:B:139:ILE:CD1	1:B:67:MET:N	9	7.33
(3,15)	1:B:139:ILE:CD1	1:B:68:ARG:N	9	7.33
(3,15)	1:B:139:ILE:CD1	1:B:69:ASP:N	9	7.33
(3,15)	1:B:139:ILE:CD1	1:B:70:GLN:N	9	7.33
(3,15)	1:B:139:ILE:CD1	1:B:71:TYR:N	9	7.33
(3,15)	1:B:139:ILE:CD1	1:B:72:MET:N	9	7.33
(3,15)	1:B:139:ILE:CD1	1:B:73:ARG:N	9	7.33
(3,15)	1:B:139:ILE:CD1	1:B:74:THR:N	9	7.33
(3,15)	1:B:139:ILE:CD1	1:B:75:GLY:N	9	7.33
(3,15)	1:B:139:ILE:CD1	1:B:76:GLU:N	9	7.33
(3,15)	1:B:139:ILE:CD1	1:B:77:GLY:N	9	7.33
(3,15)	1:B:139:ILE:CD1	1:B:78:PHE:N	9	7.33
(3,15)	1:B:139:ILE:CD1	1:B:79:LEU:N	9	7.33
(3,15)	1:B:139:ILE:CD1	1:B:80:CYS:N	9	7.33
(3,15)	1:B:139:ILE:CD1	5:B:203:7Q9:N	9	7.33
(3,15)	1:B:139:ILE:CD1	5:B:204:7Q9:N	9	7.33
(3,15)	1:B:139:ILE:CD1	5:B:205:7Q9:N	9	7.33
(3,15)	1:B:139:ILE:CD1	5:B:206:7Q9:N	9	7.33
(3,15)	1:B:139:ILE:CD1	5:B:207:7Q9:N	9	7.33
(3,15)	1:B:139:ILE:CD1	6:B:208:17F:N1	9	7.33
(3,15)	1:B:139:ILE:CD1	5:B:209:7Q9:N	9	7.33
(3,15)	1:B:139:ILE:CD1	5:B:210:7Q9:N	9	7.33
(3,15)	1:B:139:ILE:CD1	5:B:211:7Q9:N	9	7.33
(3,15)	1:B:139:ILE:CD1	5:B:212:7Q9:N	9	7.33
(3,15)	1:B:139:ILE:CD1	5:B:213:7Q9:N	9	7.33
(3,15)	1:B:139:ILE:CD1	6:B:214:17F:N1	9	7.33
(3,15)	1:B:139:ILE:CD1	6:B:215:17F:N1	9	7.33
(3,15)	1:B:139:ILE:CD1	5:B:216:7Q9:N	9	7.33
(3,15)	1:B:139:ILE:CD1	5:B:217:7Q9:N	9	7.33
(3,15)	1:B:139:ILE:CD1	5:B:218:7Q9:N	9	7.33
(3,15)	1:B:139:ILE:CD1	6:B:219:17F:N1	9	7.33
(3,15)	1:B:139:ILE:CD1	5:B:220:7Q9:N	9	7.33
(1,21)	1:A:184:LYS:C	1:B:2:THR:N	13	7.33
(1,21)	1:A:184:LYS:C	1:B:3:GLU:N	13	7.33
(1,21)	1:A:184:LYS:C	1:B:4:TYR:N	13	7.33
(1,21)	1:A:184:LYS:C	1:B:5:LYS:N	13	7.33
(1,21)	1:A:184:LYS:C	1:B:6:LEU:N	13	7.33
(1,21)	1:A:184:LYS:C	1:B:7:VAL:N	13	7.33

Continued on next page...

Continued from previous page...

Key	Atom-1	Atom-2	Model ID	Violation (Å)
(1,21)	1:A:184:LYS:C	1:B:8:VAL:N	13	7.33
(1,21)	1:A:184:LYS:C	1:B:9:VAL:N	13	7.33
(1,21)	1:A:184:LYS:C	1:B:10:GLY:N	13	7.33
(1,21)	1:A:184:LYS:C	1:B:11:ALA:N	13	7.33
(1,21)	1:A:184:LYS:C	1:B:12:ASP:N	13	7.33
(1,21)	1:A:184:LYS:C	1:B:13:GLY:N	13	7.33
(1,21)	1:A:184:LYS:C	1:B:14:VAL:N	13	7.33
(1,21)	1:A:184:LYS:C	1:B:15:GLY:N	13	7.33
(1,21)	1:A:184:LYS:C	1:B:16:LYS:N	13	7.33
(1,21)	1:A:184:LYS:C	1:B:17:SER:N	13	7.33
(1,21)	1:A:184:LYS:C	1:B:18:ALA:N	13	7.33
(1,21)	1:A:184:LYS:C	1:B:19:LEU:N	13	7.33
(1,21)	1:A:184:LYS:C	1:B:20:THR:N	13	7.33
(1,21)	1:A:184:LYS:C	1:B:21:ILE:N	13	7.33
(1,21)	1:A:184:LYS:C	1:B:22:GLN:N	13	7.33
(1,21)	1:A:184:LYS:C	1:B:23:LEU:N	13	7.33
(1,21)	1:A:184:LYS:C	1:B:24:ILE:N	13	7.33
(1,21)	1:A:184:LYS:C	1:B:25:GLN:N	13	7.33
(1,21)	1:A:184:LYS:C	1:B:26:ASN:N	13	7.33
(1,21)	1:A:184:LYS:C	1:B:27:HIS:N	13	7.33
(1,21)	1:A:184:LYS:C	1:B:28:PHE:N	13	7.33
(1,21)	1:A:184:LYS:C	1:B:29:VAL:N	13	7.33
(1,21)	1:A:184:LYS:C	1:B:30:ASP:N	13	7.33
(1,21)	1:A:184:LYS:C	1:B:31:GLU:N	13	7.33
(1,21)	1:A:184:LYS:C	1:B:32:TYR:N	13	7.33
(1,21)	1:A:184:LYS:C	1:B:33:ASP:N	13	7.33
(1,21)	1:A:184:LYS:C	1:B:34:PRO:N	13	7.33
(1,21)	1:A:184:LYS:C	1:B:35:THR:N	13	7.33
(1,21)	1:A:184:LYS:C	1:B:36:ILE:N	13	7.33
(1,21)	1:A:184:LYS:C	1:B:37:GLU:N	13	7.33
(1,21)	1:A:184:LYS:C	1:B:38:ASP:N	13	7.33
(1,21)	1:A:184:LYS:C	1:B:39:SER:N	13	7.33
(1,21)	1:A:184:LYS:C	1:B:40:TYR:N	13	7.33
(1,21)	1:A:184:LYS:C	1:B:41:ARG:N	13	7.33
(1,21)	1:A:184:LYS:C	1:B:42:LYS:N	13	7.33
(1,21)	1:A:184:LYS:C	1:B:43:GLN:N	13	7.33
(1,21)	1:A:184:LYS:C	1:B:44:VAL:N	13	7.33
(1,21)	1:A:184:LYS:C	1:B:45:VAL:N	13	7.33
(1,21)	1:A:184:LYS:C	1:B:46:ILE:N	13	7.33
(1,21)	1:A:184:LYS:C	1:B:47:ASP:N	13	7.33
(1,21)	1:A:184:LYS:C	1:B:48:GLY:N	13	7.33
(1,21)	1:A:184:LYS:C	1:B:49:GLU:N	13	7.33

Continued on next page...

Continued from previous page...

Key	Atom-1	Atom-2	Model ID	Violation (Å)
(1,21)	1:A:184:LYS:C	1:B:50:THR:N	13	7.33
(1,21)	1:A:184:LYS:C	1:B:51:CYS:N	13	7.33
(1,21)	1:A:184:LYS:C	1:B:52:LEU:N	13	7.33
(1,21)	1:A:184:LYS:C	1:B:53:LEU:N	13	7.33
(1,21)	1:A:184:LYS:C	1:B:54:ASP:N	13	7.33
(1,21)	1:A:184:LYS:C	1:B:55:ILE:N	13	7.33
(1,21)	1:A:184:LYS:C	1:B:56:LEU:N	13	7.33
(1,21)	1:A:184:LYS:C	1:B:57:ASP:N	13	7.33
(1,21)	1:A:184:LYS:C	1:B:58:THR:N	13	7.33
(1,21)	1:A:184:LYS:C	1:B:59:ALA:N	13	7.33
(1,21)	1:A:184:LYS:C	1:B:60:GLY:N	13	7.33
(1,21)	1:A:184:LYS:C	1:B:61:GLN:N	13	7.33
(1,21)	1:A:184:LYS:C	1:B:62:GLU:N	13	7.33
(1,21)	1:A:184:LYS:C	1:B:63:GLU:N	13	7.33
(1,21)	1:A:184:LYS:C	1:B:64:TYR:N	13	7.33
(1,21)	1:A:184:LYS:C	1:B:65:SER:N	13	7.33
(1,21)	1:A:184:LYS:C	1:B:66:ALA:N	13	7.33
(1,21)	1:A:184:LYS:C	1:B:67:MET:N	13	7.33
(1,21)	1:A:184:LYS:C	1:B:68:ARG:N	13	7.33
(1,21)	1:A:184:LYS:C	1:B:69:ASP:N	13	7.33
(1,21)	1:A:184:LYS:C	1:B:70:GLN:N	13	7.33
(1,21)	1:A:184:LYS:C	1:B:71:TYR:N	13	7.33
(1,21)	1:A:184:LYS:C	1:B:72:MET:N	13	7.33
(1,21)	1:A:184:LYS:C	1:B:73:ARG:N	13	7.33
(1,21)	1:A:184:LYS:C	1:B:74:THR:N	13	7.33
(1,21)	1:A:184:LYS:C	1:B:75:GLY:N	13	7.33
(1,21)	1:A:184:LYS:C	1:B:76:GLU:N	13	7.33
(1,21)	1:A:184:LYS:C	1:B:77:GLY:N	13	7.33
(1,21)	1:A:184:LYS:C	1:B:78:PHE:N	13	7.33
(1,21)	1:A:184:LYS:C	1:B:79:LEU:N	13	7.33
(1,21)	1:A:184:LYS:C	1:B:80:CYS:N	13	7.33
(1,21)	1:A:184:LYS:C	5:B:203:7Q9:N	13	7.33
(1,21)	1:A:184:LYS:C	5:B:204:7Q9:N	13	7.33
(1,21)	1:A:184:LYS:C	5:B:205:7Q9:N	13	7.33
(1,21)	1:A:184:LYS:C	5:B:206:7Q9:N	13	7.33
(1,21)	1:A:184:LYS:C	5:B:207:7Q9:N	13	7.33
(1,21)	1:A:184:LYS:C	6:B:208:17F:N1	13	7.33
(1,21)	1:A:184:LYS:C	5:B:209:7Q9:N	13	7.33
(1,21)	1:A:184:LYS:C	5:B:210:7Q9:N	13	7.33
(1,21)	1:A:184:LYS:C	5:B:211:7Q9:N	13	7.33
(1,21)	1:A:184:LYS:C	5:B:212:7Q9:N	13	7.33
(1,21)	1:A:184:LYS:C	5:B:213:7Q9:N	13	7.33

Continued on next page...

Continued from previous page...

Key	Atom-1	Atom-2	Model ID	Violation (Å)
(1,21)	1:A:184:LYS:C	6:B:214:17F:N1	13	7.33
(1,21)	1:A:184:LYS:C	6:B:215:17F:N1	13	7.33
(1,21)	1:A:184:LYS:C	5:B:216:7Q9:N	13	7.33
(1,21)	1:A:184:LYS:C	5:B:217:7Q9:N	13	7.33
(1,21)	1:A:184:LYS:C	5:B:218:7Q9:N	13	7.33
(1,21)	1:A:184:LYS:C	6:B:219:17F:N1	13	7.33
(1,21)	1:A:184:LYS:C	5:B:220:7Q9:N	13	7.33
(1,21)	1:A:184:LYS:CA	1:B:2:THR:N	13	7.33
(1,21)	1:A:184:LYS:CA	1:B:3:GLU:N	13	7.33
(1,21)	1:A:184:LYS:CA	1:B:4:TYR:N	13	7.33
(1,21)	1:A:184:LYS:CA	1:B:5:LYS:N	13	7.33
(1,21)	1:A:184:LYS:CA	1:B:6:LEU:N	13	7.33
(1,21)	1:A:184:LYS:CA	1:B:7:VAL:N	13	7.33
(1,21)	1:A:184:LYS:CA	1:B:8:VAL:N	13	7.33
(1,21)	1:A:184:LYS:CA	1:B:9:VAL:N	13	7.33
(1,21)	1:A:184:LYS:CA	1:B:10:GLY:N	13	7.33
(1,21)	1:A:184:LYS:CA	1:B:11:ALA:N	13	7.33
(1,21)	1:A:184:LYS:CA	1:B:12:ASP:N	13	7.33
(1,21)	1:A:184:LYS:CA	1:B:13:GLY:N	13	7.33
(1,21)	1:A:184:LYS:CA	1:B:14:VAL:N	13	7.33
(1,21)	1:A:184:LYS:CA	1:B:15:GLY:N	13	7.33
(1,21)	1:A:184:LYS:CA	1:B:16:LYS:N	13	7.33
(1,21)	1:A:184:LYS:CA	1:B:17:SER:N	13	7.33
(1,21)	1:A:184:LYS:CA	1:B:18:ALA:N	13	7.33
(1,21)	1:A:184:LYS:CA	1:B:19:LEU:N	13	7.33
(1,21)	1:A:184:LYS:CA	1:B:20:THR:N	13	7.33
(1,21)	1:A:184:LYS:CA	1:B:21:ILE:N	13	7.33
(1,21)	1:A:184:LYS:CA	1:B:22:GLN:N	13	7.33
(1,21)	1:A:184:LYS:CA	1:B:23:LEU:N	13	7.33
(1,21)	1:A:184:LYS:CA	1:B:24:ILE:N	13	7.33
(1,21)	1:A:184:LYS:CA	1:B:25:GLN:N	13	7.33
(1,21)	1:A:184:LYS:CA	1:B:26:ASN:N	13	7.33
(1,21)	1:A:184:LYS:CA	1:B:27:HIS:N	13	7.33
(1,21)	1:A:184:LYS:CA	1:B:28:PHE:N	13	7.33
(1,21)	1:A:184:LYS:CA	1:B:29:VAL:N	13	7.33
(1,21)	1:A:184:LYS:CA	1:B:30:ASP:N	13	7.33
(1,21)	1:A:184:LYS:CA	1:B:31:GLU:N	13	7.33
(1,21)	1:A:184:LYS:CA	1:B:32:TYR:N	13	7.33
(1,21)	1:A:184:LYS:CA	1:B:33:ASP:N	13	7.33
(1,21)	1:A:184:LYS:CA	1:B:34:PRO:N	13	7.33
(1,21)	1:A:184:LYS:CA	1:B:35:THR:N	13	7.33
(1,21)	1:A:184:LYS:CA	1:B:36:ILE:N	13	7.33

Continued on next page...

Continued from previous page...

Key	Atom-1	Atom-2	Model ID	Violation (Å)
(1,21)	1:A:184:LYS:CA	1:B:37:GLU:N	13	7.33
(1,21)	1:A:184:LYS:CA	1:B:38:ASP:N	13	7.33
(1,21)	1:A:184:LYS:CA	1:B:39:SER:N	13	7.33
(1,21)	1:A:184:LYS:CA	1:B:40:TYR:N	13	7.33
(1,21)	1:A:184:LYS:CA	1:B:41:ARG:N	13	7.33
(1,21)	1:A:184:LYS:CA	1:B:42:LYS:N	13	7.33
(1,21)	1:A:184:LYS:CA	1:B:43:GLN:N	13	7.33
(1,21)	1:A:184:LYS:CA	1:B:44:VAL:N	13	7.33
(1,21)	1:A:184:LYS:CA	1:B:45:VAL:N	13	7.33
(1,21)	1:A:184:LYS:CA	1:B:46:ILE:N	13	7.33
(1,21)	1:A:184:LYS:CA	1:B:47:ASP:N	13	7.33
(1,21)	1:A:184:LYS:CA	1:B:48:GLY:N	13	7.33
(1,21)	1:A:184:LYS:CA	1:B:49:GLU:N	13	7.33
(1,21)	1:A:184:LYS:CA	1:B:50:THR:N	13	7.33
(1,21)	1:A:184:LYS:CA	1:B:51:CYS:N	13	7.33
(1,21)	1:A:184:LYS:CA	1:B:52:LEU:N	13	7.33
(1,21)	1:A:184:LYS:CA	1:B:53:LEU:N	13	7.33
(1,21)	1:A:184:LYS:CA	1:B:54:ASP:N	13	7.33
(1,21)	1:A:184:LYS:CA	1:B:55:ILE:N	13	7.33
(1,21)	1:A:184:LYS:CA	1:B:56:LEU:N	13	7.33
(1,21)	1:A:184:LYS:CA	1:B:57:ASP:N	13	7.33
(1,21)	1:A:184:LYS:CA	1:B:58:THR:N	13	7.33
(1,21)	1:A:184:LYS:CA	1:B:59:ALA:N	13	7.33
(1,21)	1:A:184:LYS:CA	1:B:60:GLY:N	13	7.33
(1,21)	1:A:184:LYS:CA	1:B:61:GLN:N	13	7.33
(1,21)	1:A:184:LYS:CA	1:B:62:GLU:N	13	7.33
(1,21)	1:A:184:LYS:CA	1:B:63:GLU:N	13	7.33
(1,21)	1:A:184:LYS:CA	1:B:64:TYR:N	13	7.33
(1,21)	1:A:184:LYS:CA	1:B:65:SER:N	13	7.33
(1,21)	1:A:184:LYS:CA	1:B:66:ALA:N	13	7.33
(1,21)	1:A:184:LYS:CA	1:B:67:MET:N	13	7.33
(1,21)	1:A:184:LYS:CA	1:B:68:ARG:N	13	7.33
(1,21)	1:A:184:LYS:CA	1:B:69:ASP:N	13	7.33
(1,21)	1:A:184:LYS:CA	1:B:70:GLN:N	13	7.33
(1,21)	1:A:184:LYS:CA	1:B:71:TYR:N	13	7.33
(1,21)	1:A:184:LYS:CA	1:B:72:MET:N	13	7.33
(1,21)	1:A:184:LYS:CA	1:B:73:ARG:N	13	7.33
(1,21)	1:A:184:LYS:CA	1:B:74:THR:N	13	7.33
(1,21)	1:A:184:LYS:CA	1:B:75:GLY:N	13	7.33
(1,21)	1:A:184:LYS:CA	1:B:76:GLU:N	13	7.33
(1,21)	1:A:184:LYS:CA	1:B:77:GLY:N	13	7.33
(1,21)	1:A:184:LYS:CA	1:B:78:PHE:N	13	7.33

Continued on next page...

Continued from previous page...

Key	Atom-1	Atom-2	Model ID	Violation (Å)
(1,21)	1:A:184:LYS:CA	1:B:79:LEU:N	13	7.33
(1,21)	1:A:184:LYS:CA	1:B:80:CYS:N	13	7.33
(1,21)	1:A:184:LYS:CA	5:B:203:7Q9:N	13	7.33
(1,21)	1:A:184:LYS:CA	5:B:204:7Q9:N	13	7.33
(1,21)	1:A:184:LYS:CA	5:B:205:7Q9:N	13	7.33
(1,21)	1:A:184:LYS:CA	5:B:206:7Q9:N	13	7.33
(1,21)	1:A:184:LYS:CA	5:B:207:7Q9:N	13	7.33
(1,21)	1:A:184:LYS:CA	6:B:208:17F:N1	13	7.33
(1,21)	1:A:184:LYS:CA	5:B:209:7Q9:N	13	7.33
(1,21)	1:A:184:LYS:CA	5:B:210:7Q9:N	13	7.33
(1,21)	1:A:184:LYS:CA	5:B:211:7Q9:N	13	7.33
(1,21)	1:A:184:LYS:CA	5:B:212:7Q9:N	13	7.33
(1,21)	1:A:184:LYS:CA	5:B:213:7Q9:N	13	7.33
(1,21)	1:A:184:LYS:CA	6:B:214:17F:N1	13	7.33
(1,21)	1:A:184:LYS:CA	6:B:215:17F:N1	13	7.33
(1,21)	1:A:184:LYS:CA	5:B:216:7Q9:N	13	7.33
(1,21)	1:A:184:LYS:CA	5:B:217:7Q9:N	13	7.33
(1,21)	1:A:184:LYS:CA	5:B:218:7Q9:N	13	7.33
(1,21)	1:A:184:LYS:CA	6:B:219:17F:N1	13	7.33
(1,21)	1:A:184:LYS:CA	5:B:220:7Q9:N	13	7.33
(1,21)	1:A:184:LYS:CB	1:B:2:THR:N	13	7.33
(1,21)	1:A:184:LYS:CB	1:B:3:GLU:N	13	7.33
(1,21)	1:A:184:LYS:CB	1:B:4:TYR:N	13	7.33
(1,21)	1:A:184:LYS:CB	1:B:5:LYS:N	13	7.33
(1,21)	1:A:184:LYS:CB	1:B:6:LEU:N	13	7.33
(1,21)	1:A:184:LYS:CB	1:B:7:VAL:N	13	7.33
(1,21)	1:A:184:LYS:CB	1:B:8:VAL:N	13	7.33
(1,21)	1:A:184:LYS:CB	1:B:9:VAL:N	13	7.33
(1,21)	1:A:184:LYS:CB	1:B:10:GLY:N	13	7.33
(1,21)	1:A:184:LYS:CB	1:B:11:ALA:N	13	7.33
(1,21)	1:A:184:LYS:CB	1:B:12:ASP:N	13	7.33
(1,21)	1:A:184:LYS:CB	1:B:13:GLY:N	13	7.33
(1,21)	1:A:184:LYS:CB	1:B:14:VAL:N	13	7.33
(1,21)	1:A:184:LYS:CB	1:B:15:GLY:N	13	7.33
(1,21)	1:A:184:LYS:CB	1:B:16:LYS:N	13	7.33
(1,21)	1:A:184:LYS:CB	1:B:17:SER:N	13	7.33
(1,21)	1:A:184:LYS:CB	1:B:18:ALA:N	13	7.33
(1,21)	1:A:184:LYS:CB	1:B:19:LEU:N	13	7.33
(1,21)	1:A:184:LYS:CB	1:B:20:THR:N	13	7.33
(1,21)	1:A:184:LYS:CB	1:B:21:ILE:N	13	7.33
(1,21)	1:A:184:LYS:CB	1:B:22:GLN:N	13	7.33
(1,21)	1:A:184:LYS:CB	1:B:23:LEU:N	13	7.33

Continued on next page...

Continued from previous page...

Key	Atom-1	Atom-2	Model ID	Violation (Å)
(1,21)	1:A:184:LYS:CB	1:B:24:ILE:N	13	7.33
(1,21)	1:A:184:LYS:CB	1:B:25:GLN:N	13	7.33
(1,21)	1:A:184:LYS:CB	1:B:26:ASN:N	13	7.33
(1,21)	1:A:184:LYS:CB	1:B:27:HIS:N	13	7.33
(1,21)	1:A:184:LYS:CB	1:B:28:PHE:N	13	7.33
(1,21)	1:A:184:LYS:CB	1:B:29:VAL:N	13	7.33
(1,21)	1:A:184:LYS:CB	1:B:30:ASP:N	13	7.33
(1,21)	1:A:184:LYS:CB	1:B:31:GLU:N	13	7.33
(1,21)	1:A:184:LYS:CB	1:B:32:TYR:N	13	7.33
(1,21)	1:A:184:LYS:CB	1:B:33:ASP:N	13	7.33
(1,21)	1:A:184:LYS:CB	1:B:34:PRO:N	13	7.33
(1,21)	1:A:184:LYS:CB	1:B:35:THR:N	13	7.33
(1,21)	1:A:184:LYS:CB	1:B:36:ILE:N	13	7.33
(1,21)	1:A:184:LYS:CB	1:B:37:GLU:N	13	7.33
(1,21)	1:A:184:LYS:CB	1:B:38:ASP:N	13	7.33
(1,21)	1:A:184:LYS:CB	1:B:39:SER:N	13	7.33
(1,21)	1:A:184:LYS:CB	1:B:40:TYR:N	13	7.33
(1,21)	1:A:184:LYS:CB	1:B:41:ARG:N	13	7.33
(1,21)	1:A:184:LYS:CB	1:B:42:LYS:N	13	7.33
(1,21)	1:A:184:LYS:CB	1:B:43:GLN:N	13	7.33
(1,21)	1:A:184:LYS:CB	1:B:44:VAL:N	13	7.33
(1,21)	1:A:184:LYS:CB	1:B:45:VAL:N	13	7.33
(1,21)	1:A:184:LYS:CB	1:B:46:ILE:N	13	7.33
(1,21)	1:A:184:LYS:CB	1:B:47:ASP:N	13	7.33
(1,21)	1:A:184:LYS:CB	1:B:48:GLY:N	13	7.33
(1,21)	1:A:184:LYS:CB	1:B:49:GLU:N	13	7.33
(1,21)	1:A:184:LYS:CB	1:B:50:THR:N	13	7.33
(1,21)	1:A:184:LYS:CB	1:B:51:CYS:N	13	7.33
(1,21)	1:A:184:LYS:CB	1:B:52:LEU:N	13	7.33
(1,21)	1:A:184:LYS:CB	1:B:53:LEU:N	13	7.33
(1,21)	1:A:184:LYS:CB	1:B:54:ASP:N	13	7.33
(1,21)	1:A:184:LYS:CB	1:B:55:ILE:N	13	7.33
(1,21)	1:A:184:LYS:CB	1:B:56:LEU:N	13	7.33
(1,21)	1:A:184:LYS:CB	1:B:57:ASP:N	13	7.33
(1,21)	1:A:184:LYS:CB	1:B:58:THR:N	13	7.33
(1,21)	1:A:184:LYS:CB	1:B:59:ALA:N	13	7.33
(1,21)	1:A:184:LYS:CB	1:B:60:GLY:N	13	7.33
(1,21)	1:A:184:LYS:CB	1:B:61:GLN:N	13	7.33
(1,21)	1:A:184:LYS:CB	1:B:62:GLU:N	13	7.33
(1,21)	1:A:184:LYS:CB	1:B:63:GLU:N	13	7.33
(1,21)	1:A:184:LYS:CB	1:B:64:TYR:N	13	7.33
(1,21)	1:A:184:LYS:CB	1:B:65:SER:N	13	7.33

Continued on next page...

Continued from previous page...

Key	Atom-1	Atom-2	Model ID	Violation (Å)
(1,21)	1:A:184:LYS:CB	1:B:66:ALA:N	13	7.33
(1,21)	1:A:184:LYS:CB	1:B:67:MET:N	13	7.33
(1,21)	1:A:184:LYS:CB	1:B:68:ARG:N	13	7.33
(1,21)	1:A:184:LYS:CB	1:B:69:ASP:N	13	7.33
(1,21)	1:A:184:LYS:CB	1:B:70:GLN:N	13	7.33
(1,21)	1:A:184:LYS:CB	1:B:71:TYR:N	13	7.33
(1,21)	1:A:184:LYS:CB	1:B:72:MET:N	13	7.33
(1,21)	1:A:184:LYS:CB	1:B:73:ARG:N	13	7.33
(1,21)	1:A:184:LYS:CB	1:B:74:THR:N	13	7.33
(1,21)	1:A:184:LYS:CB	1:B:75:GLY:N	13	7.33
(1,21)	1:A:184:LYS:CB	1:B:76:GLU:N	13	7.33
(1,21)	1:A:184:LYS:CB	1:B:77:GLY:N	13	7.33
(1,21)	1:A:184:LYS:CB	1:B:78:PHE:N	13	7.33
(1,21)	1:A:184:LYS:CB	1:B:79:LEU:N	13	7.33
(1,21)	1:A:184:LYS:CB	1:B:80:CYS:N	13	7.33
(1,21)	1:A:184:LYS:CB	5:B:203:7Q9:N	13	7.33
(1,21)	1:A:184:LYS:CB	5:B:204:7Q9:N	13	7.33
(1,21)	1:A:184:LYS:CB	5:B:205:7Q9:N	13	7.33
(1,21)	1:A:184:LYS:CB	5:B:206:7Q9:N	13	7.33
(1,21)	1:A:184:LYS:CB	5:B:207:7Q9:N	13	7.33
(1,21)	1:A:184:LYS:CB	6:B:208:17F:N1	13	7.33
(1,21)	1:A:184:LYS:CB	5:B:209:7Q9:N	13	7.33
(1,21)	1:A:184:LYS:CB	5:B:210:7Q9:N	13	7.33
(1,21)	1:A:184:LYS:CB	5:B:211:7Q9:N	13	7.33
(1,21)	1:A:184:LYS:CB	5:B:212:7Q9:N	13	7.33
(1,21)	1:A:184:LYS:CB	5:B:213:7Q9:N	13	7.33
(1,21)	1:A:184:LYS:CB	6:B:214:17F:N1	13	7.33
(1,21)	1:A:184:LYS:CB	6:B:215:17F:N1	13	7.33
(1,21)	1:A:184:LYS:CB	5:B:216:7Q9:N	13	7.33
(1,21)	1:A:184:LYS:CB	5:B:217:7Q9:N	13	7.33
(1,21)	1:A:184:LYS:CB	5:B:218:7Q9:N	13	7.33
(1,21)	1:A:184:LYS:CB	6:B:219:17F:N1	13	7.33
(1,21)	1:A:184:LYS:CB	5:B:220:7Q9:N	13	7.33
(1,21)	1:A:184:LYS:CD	1:B:2:THR:N	13	7.33
(1,21)	1:A:184:LYS:CD	1:B:3:GLU:N	13	7.33
(1,21)	1:A:184:LYS:CD	1:B:4:TYR:N	13	7.33
(1,21)	1:A:184:LYS:CD	1:B:5:LYS:N	13	7.33
(1,21)	1:A:184:LYS:CD	1:B:6:LEU:N	13	7.33
(1,21)	1:A:184:LYS:CD	1:B:7:VAL:N	13	7.33
(1,21)	1:A:184:LYS:CD	1:B:8:VAL:N	13	7.33
(1,21)	1:A:184:LYS:CD	1:B:9:VAL:N	13	7.33
(1,21)	1:A:184:LYS:CD	1:B:10:GLY:N	13	7.33

Continued on next page...

Continued from previous page...

Key	Atom-1	Atom-2	Model ID	Violation (Å)
(1,21)	1:A:184:LYS:CD	1:B:11:ALA:N	13	7.33
(1,21)	1:A:184:LYS:CD	1:B:12:ASP:N	13	7.33
(1,21)	1:A:184:LYS:CD	1:B:13:GLY:N	13	7.33
(1,21)	1:A:184:LYS:CD	1:B:14:VAL:N	13	7.33
(1,21)	1:A:184:LYS:CD	1:B:15:GLY:N	13	7.33
(1,21)	1:A:184:LYS:CD	1:B:16:LYS:N	13	7.33
(1,21)	1:A:184:LYS:CD	1:B:17:SER:N	13	7.33
(1,21)	1:A:184:LYS:CD	1:B:18:ALA:N	13	7.33
(1,21)	1:A:184:LYS:CD	1:B:19:LEU:N	13	7.33
(1,21)	1:A:184:LYS:CD	1:B:20:THR:N	13	7.33
(1,21)	1:A:184:LYS:CD	1:B:21:ILE:N	13	7.33
(1,21)	1:A:184:LYS:CD	1:B:22:GLN:N	13	7.33
(1,21)	1:A:184:LYS:CD	1:B:23:LEU:N	13	7.33
(1,21)	1:A:184:LYS:CD	1:B:24:ILE:N	13	7.33
(1,21)	1:A:184:LYS:CD	1:B:25:GLN:N	13	7.33
(1,21)	1:A:184:LYS:CD	1:B:26:ASN:N	13	7.33
(1,21)	1:A:184:LYS:CD	1:B:27:HIS:N	13	7.33
(1,21)	1:A:184:LYS:CD	1:B:28:PHE:N	13	7.33
(1,21)	1:A:184:LYS:CD	1:B:29:VAL:N	13	7.33
(1,21)	1:A:184:LYS:CD	1:B:30:ASP:N	13	7.33
(1,21)	1:A:184:LYS:CD	1:B:31:GLU:N	13	7.33
(1,21)	1:A:184:LYS:CD	1:B:32:TYR:N	13	7.33
(1,21)	1:A:184:LYS:CD	1:B:33:ASP:N	13	7.33
(1,21)	1:A:184:LYS:CD	1:B:34:PRO:N	13	7.33
(1,21)	1:A:184:LYS:CD	1:B:35:THR:N	13	7.33
(1,21)	1:A:184:LYS:CD	1:B:36:ILE:N	13	7.33
(1,21)	1:A:184:LYS:CD	1:B:37:GLU:N	13	7.33
(1,21)	1:A:184:LYS:CD	1:B:38:ASP:N	13	7.33
(1,21)	1:A:184:LYS:CD	1:B:39:SER:N	13	7.33
(1,21)	1:A:184:LYS:CD	1:B:40:TYR:N	13	7.33
(1,21)	1:A:184:LYS:CD	1:B:41:ARG:N	13	7.33
(1,21)	1:A:184:LYS:CD	1:B:42:LYS:N	13	7.33
(1,21)	1:A:184:LYS:CD	1:B:43:GLN:N	13	7.33
(1,21)	1:A:184:LYS:CD	1:B:44:VAL:N	13	7.33
(1,21)	1:A:184:LYS:CD	1:B:45:VAL:N	13	7.33
(1,21)	1:A:184:LYS:CD	1:B:46:ILE:N	13	7.33
(1,21)	1:A:184:LYS:CD	1:B:47:ASP:N	13	7.33
(1,21)	1:A:184:LYS:CD	1:B:48:GLY:N	13	7.33
(1,21)	1:A:184:LYS:CD	1:B:49:GLU:N	13	7.33
(1,21)	1:A:184:LYS:CD	1:B:50:THR:N	13	7.33
(1,21)	1:A:184:LYS:CD	1:B:51:CYS:N	13	7.33
(1,21)	1:A:184:LYS:CD	1:B:52:LEU:N	13	7.33

Continued on next page...

Continued from previous page...

Key	Atom-1	Atom-2	Model ID	Violation (Å)
(1,21)	1:A:184:LYS:CD	1:B:53:LEU:N	13	7.33
(1,21)	1:A:184:LYS:CD	1:B:54:ASP:N	13	7.33
(1,21)	1:A:184:LYS:CD	1:B:55:ILE:N	13	7.33
(1,21)	1:A:184:LYS:CD	1:B:56:LEU:N	13	7.33
(1,21)	1:A:184:LYS:CD	1:B:57:ASP:N	13	7.33
(1,21)	1:A:184:LYS:CD	1:B:58:THR:N	13	7.33
(1,21)	1:A:184:LYS:CD	1:B:59:ALA:N	13	7.33
(1,21)	1:A:184:LYS:CD	1:B:60:GLY:N	13	7.33
(1,21)	1:A:184:LYS:CD	1:B:61:GLN:N	13	7.33
(1,21)	1:A:184:LYS:CD	1:B:62:GLU:N	13	7.33
(1,21)	1:A:184:LYS:CD	1:B:63:GLU:N	13	7.33
(1,21)	1:A:184:LYS:CD	1:B:64:TYR:N	13	7.33
(1,21)	1:A:184:LYS:CD	1:B:65:SER:N	13	7.33
(1,21)	1:A:184:LYS:CD	1:B:66:ALA:N	13	7.33
(1,21)	1:A:184:LYS:CD	1:B:67:MET:N	13	7.33
(1,21)	1:A:184:LYS:CD	1:B:68:ARG:N	13	7.33
(1,21)	1:A:184:LYS:CD	1:B:69:ASP:N	13	7.33
(1,21)	1:A:184:LYS:CD	1:B:70:GLN:N	13	7.33
(1,21)	1:A:184:LYS:CD	1:B:71:TYR:N	13	7.33
(1,21)	1:A:184:LYS:CD	1:B:72:MET:N	13	7.33
(1,21)	1:A:184:LYS:CD	1:B:73:ARG:N	13	7.33
(1,21)	1:A:184:LYS:CD	1:B:74:THR:N	13	7.33
(1,21)	1:A:184:LYS:CD	1:B:75:GLY:N	13	7.33
(1,21)	1:A:184:LYS:CD	1:B:76:GLU:N	13	7.33
(1,21)	1:A:184:LYS:CD	1:B:77:GLY:N	13	7.33
(1,21)	1:A:184:LYS:CD	1:B:78:PHE:N	13	7.33
(1,21)	1:A:184:LYS:CD	1:B:79:LEU:N	13	7.33
(1,21)	1:A:184:LYS:CD	1:B:80:CYS:N	13	7.33
(1,21)	1:A:184:LYS:CD	5:B:203:7Q9:N	13	7.33
(1,21)	1:A:184:LYS:CD	5:B:204:7Q9:N	13	7.33
(1,21)	1:A:184:LYS:CD	5:B:205:7Q9:N	13	7.33
(1,21)	1:A:184:LYS:CD	5:B:206:7Q9:N	13	7.33
(1,21)	1:A:184:LYS:CD	5:B:207:7Q9:N	13	7.33
(1,21)	1:A:184:LYS:CD	6:B:208:17F:N1	13	7.33
(1,21)	1:A:184:LYS:CD	5:B:209:7Q9:N	13	7.33
(1,21)	1:A:184:LYS:CD	5:B:210:7Q9:N	13	7.33
(1,21)	1:A:184:LYS:CD	5:B:211:7Q9:N	13	7.33
(1,21)	1:A:184:LYS:CD	5:B:212:7Q9:N	13	7.33
(1,21)	1:A:184:LYS:CD	5:B:213:7Q9:N	13	7.33
(1,21)	1:A:184:LYS:CD	6:B:214:17F:N1	13	7.33
(1,21)	1:A:184:LYS:CD	6:B:215:17F:N1	13	7.33
(1,21)	1:A:184:LYS:CD	5:B:216:7Q9:N	13	7.33

Continued on next page...

Continued from previous page...

Key	Atom-1	Atom-2	Model ID	Violation (Å)
(1,21)	1:A:184:LYS:CD	5:B:217:7Q9:N	13	7.33
(1,21)	1:A:184:LYS:CD	5:B:218:7Q9:N	13	7.33
(1,21)	1:A:184:LYS:CD	6:B:219:17F:N1	13	7.33
(1,21)	1:A:184:LYS:CD	5:B:220:7Q9:N	13	7.33
(1,21)	1:A:184:LYS:CE	1:B:2:THR:N	13	7.33
(1,21)	1:A:184:LYS:CE	1:B:3:GLU:N	13	7.33
(1,21)	1:A:184:LYS:CE	1:B:4:TYR:N	13	7.33
(1,21)	1:A:184:LYS:CE	1:B:5:LYS:N	13	7.33
(1,21)	1:A:184:LYS:CE	1:B:6:LEU:N	13	7.33
(1,21)	1:A:184:LYS:CE	1:B:7:VAL:N	13	7.33
(1,21)	1:A:184:LYS:CE	1:B:8:VAL:N	13	7.33
(1,21)	1:A:184:LYS:CE	1:B:9:VAL:N	13	7.33
(1,21)	1:A:184:LYS:CE	1:B:10:GLY:N	13	7.33
(1,21)	1:A:184:LYS:CE	1:B:11:ALA:N	13	7.33
(1,21)	1:A:184:LYS:CE	1:B:12:ASP:N	13	7.33
(1,21)	1:A:184:LYS:CE	1:B:13:GLY:N	13	7.33
(1,21)	1:A:184:LYS:CE	1:B:14:VAL:N	13	7.33
(1,21)	1:A:184:LYS:CE	1:B:15:GLY:N	13	7.33
(1,21)	1:A:184:LYS:CE	1:B:16:LYS:N	13	7.33
(1,21)	1:A:184:LYS:CE	1:B:17:SER:N	13	7.33
(1,21)	1:A:184:LYS:CE	1:B:18:ALA:N	13	7.33
(1,21)	1:A:184:LYS:CE	1:B:19:LEU:N	13	7.33
(1,21)	1:A:184:LYS:CE	1:B:20:THR:N	13	7.33
(1,21)	1:A:184:LYS:CE	1:B:21:ILE:N	13	7.33
(1,21)	1:A:184:LYS:CE	1:B:22:GLN:N	13	7.33
(1,21)	1:A:184:LYS:CE	1:B:23:LEU:N	13	7.33
(1,21)	1:A:184:LYS:CE	1:B:24:ILE:N	13	7.33
(1,21)	1:A:184:LYS:CE	1:B:25:GLN:N	13	7.33
(1,21)	1:A:184:LYS:CE	1:B:26:ASN:N	13	7.33
(1,21)	1:A:184:LYS:CE	1:B:27:HIS:N	13	7.33
(1,21)	1:A:184:LYS:CE	1:B:28:PHE:N	13	7.33
(1,21)	1:A:184:LYS:CE	1:B:29:VAL:N	13	7.33
(1,21)	1:A:184:LYS:CE	1:B:30:ASP:N	13	7.33
(1,21)	1:A:184:LYS:CE	1:B:31:GLU:N	13	7.33
(1,21)	1:A:184:LYS:CE	1:B:32:TYR:N	13	7.33
(1,21)	1:A:184:LYS:CE	1:B:33:ASP:N	13	7.33
(1,21)	1:A:184:LYS:CE	1:B:34:PRO:N	13	7.33
(1,21)	1:A:184:LYS:CE	1:B:35:THR:N	13	7.33
(1,21)	1:A:184:LYS:CE	1:B:36:ILE:N	13	7.33
(1,21)	1:A:184:LYS:CE	1:B:37:GLU:N	13	7.33
(1,21)	1:A:184:LYS:CE	1:B:38:ASP:N	13	7.33
(1,21)	1:A:184:LYS:CE	1:B:39:SER:N	13	7.33

Continued on next page...

Continued from previous page...

Key	Atom-1	Atom-2	Model ID	Violation (Å)
(1,21)	1:A:184:LYS:CE	1:B:40:TYR:N	13	7.33
(1,21)	1:A:184:LYS:CE	1:B:41:ARG:N	13	7.33
(1,21)	1:A:184:LYS:CE	1:B:42:LYS:N	13	7.33
(1,21)	1:A:184:LYS:CE	1:B:43:GLN:N	13	7.33
(1,21)	1:A:184:LYS:CE	1:B:44:VAL:N	13	7.33
(1,21)	1:A:184:LYS:CE	1:B:45:VAL:N	13	7.33
(1,21)	1:A:184:LYS:CE	1:B:46:ILE:N	13	7.33
(1,21)	1:A:184:LYS:CE	1:B:47:ASP:N	13	7.33
(1,21)	1:A:184:LYS:CE	1:B:48:GLY:N	13	7.33
(1,21)	1:A:184:LYS:CE	1:B:49:GLU:N	13	7.33
(1,21)	1:A:184:LYS:CE	1:B:50:THR:N	13	7.33
(1,21)	1:A:184:LYS:CE	1:B:51:CYS:N	13	7.33
(1,21)	1:A:184:LYS:CE	1:B:52:LEU:N	13	7.33
(1,21)	1:A:184:LYS:CE	1:B:53:LEU:N	13	7.33
(1,21)	1:A:184:LYS:CE	1:B:54:ASP:N	13	7.33
(1,21)	1:A:184:LYS:CE	1:B:55:ILE:N	13	7.33
(1,21)	1:A:184:LYS:CE	1:B:56:LEU:N	13	7.33
(1,21)	1:A:184:LYS:CE	1:B:57:ASP:N	13	7.33
(1,21)	1:A:184:LYS:CE	1:B:58:THR:N	13	7.33
(1,21)	1:A:184:LYS:CE	1:B:59:ALA:N	13	7.33
(1,21)	1:A:184:LYS:CE	1:B:60:GLY:N	13	7.33
(1,21)	1:A:184:LYS:CE	1:B:61:GLN:N	13	7.33
(1,21)	1:A:184:LYS:CE	1:B:62:GLU:N	13	7.33
(1,21)	1:A:184:LYS:CE	1:B:63:GLU:N	13	7.33
(1,21)	1:A:184:LYS:CE	1:B:64:TYR:N	13	7.33
(1,21)	1:A:184:LYS:CE	1:B:65:SER:N	13	7.33
(1,21)	1:A:184:LYS:CE	1:B:66:ALA:N	13	7.33
(1,21)	1:A:184:LYS:CE	1:B:67:MET:N	13	7.33
(1,21)	1:A:184:LYS:CE	1:B:68:ARG:N	13	7.33
(1,21)	1:A:184:LYS:CE	1:B:69:ASP:N	13	7.33
(1,21)	1:A:184:LYS:CE	1:B:70:GLN:N	13	7.33
(1,21)	1:A:184:LYS:CE	1:B:71:TYR:N	13	7.33
(1,21)	1:A:184:LYS:CE	1:B:72:MET:N	13	7.33
(1,21)	1:A:184:LYS:CE	1:B:73:ARG:N	13	7.33
(1,21)	1:A:184:LYS:CE	1:B:74:THR:N	13	7.33
(1,21)	1:A:184:LYS:CE	1:B:75:GLY:N	13	7.33
(1,21)	1:A:184:LYS:CE	1:B:76:GLU:N	13	7.33
(1,21)	1:A:184:LYS:CE	1:B:77:GLY:N	13	7.33
(1,21)	1:A:184:LYS:CE	1:B:78:PHE:N	13	7.33
(1,21)	1:A:184:LYS:CE	1:B:79:LEU:N	13	7.33
(1,21)	1:A:184:LYS:CE	1:B:80:CYS:N	13	7.33
(1,21)	1:A:184:LYS:CE	5:B:203:7Q9:N	13	7.33

Continued on next page...

Continued from previous page...

Key	Atom-1	Atom-2	Model ID	Violation (Å)
(1,21)	1:A:184:LYS:CE	5:B:204:7Q9:N	13	7.33
(1,21)	1:A:184:LYS:CE	5:B:205:7Q9:N	13	7.33
(1,21)	1:A:184:LYS:CE	5:B:206:7Q9:N	13	7.33
(1,21)	1:A:184:LYS:CE	5:B:207:7Q9:N	13	7.33
(1,21)	1:A:184:LYS:CE	6:B:208:17F:N1	13	7.33
(1,21)	1:A:184:LYS:CE	5:B:209:7Q9:N	13	7.33
(1,21)	1:A:184:LYS:CE	5:B:210:7Q9:N	13	7.33
(1,21)	1:A:184:LYS:CE	5:B:211:7Q9:N	13	7.33
(1,21)	1:A:184:LYS:CE	5:B:212:7Q9:N	13	7.33
(1,21)	1:A:184:LYS:CE	5:B:213:7Q9:N	13	7.33
(1,21)	1:A:184:LYS:CE	6:B:214:17F:N1	13	7.33
(1,21)	1:A:184:LYS:CE	6:B:215:17F:N1	13	7.33
(1,21)	1:A:184:LYS:CE	5:B:216:7Q9:N	13	7.33
(1,21)	1:A:184:LYS:CE	5:B:217:7Q9:N	13	7.33
(1,21)	1:A:184:LYS:CE	5:B:218:7Q9:N	13	7.33
(1,21)	1:A:184:LYS:CE	6:B:219:17F:N1	13	7.33
(1,21)	1:A:184:LYS:CE	5:B:220:7Q9:N	13	7.33
(1,21)	1:A:184:LYS:CG	1:B:2:THR:N	13	7.33
(1,21)	1:A:184:LYS:CG	1:B:3:GLU:N	13	7.33
(1,21)	1:A:184:LYS:CG	1:B:4:TYR:N	13	7.33
(1,21)	1:A:184:LYS:CG	1:B:5:LYS:N	13	7.33
(1,21)	1:A:184:LYS:CG	1:B:6:LEU:N	13	7.33
(1,21)	1:A:184:LYS:CG	1:B:7:VAL:N	13	7.33
(1,21)	1:A:184:LYS:CG	1:B:8:VAL:N	13	7.33
(1,21)	1:A:184:LYS:CG	1:B:9:VAL:N	13	7.33
(1,21)	1:A:184:LYS:CG	1:B:10:GLY:N	13	7.33
(1,21)	1:A:184:LYS:CG	1:B:11:ALA:N	13	7.33
(1,21)	1:A:184:LYS:CG	1:B:12:ASP:N	13	7.33
(1,21)	1:A:184:LYS:CG	1:B:13:GLY:N	13	7.33
(1,21)	1:A:184:LYS:CG	1:B:14:VAL:N	13	7.33
(1,21)	1:A:184:LYS:CG	1:B:15:GLY:N	13	7.33
(1,21)	1:A:184:LYS:CG	1:B:16:LYS:N	13	7.33
(1,21)	1:A:184:LYS:CG	1:B:17:SER:N	13	7.33
(1,21)	1:A:184:LYS:CG	1:B:18:ALA:N	13	7.33
(1,21)	1:A:184:LYS:CG	1:B:19:LEU:N	13	7.33
(1,21)	1:A:184:LYS:CG	1:B:20:THR:N	13	7.33
(1,21)	1:A:184:LYS:CG	1:B:21:ILE:N	13	7.33
(1,21)	1:A:184:LYS:CG	1:B:22:GLN:N	13	7.33
(1,21)	1:A:184:LYS:CG	1:B:23:LEU:N	13	7.33
(1,21)	1:A:184:LYS:CG	1:B:24:ILE:N	13	7.33
(1,21)	1:A:184:LYS:CG	1:B:25:GLN:N	13	7.33
(1,21)	1:A:184:LYS:CG	1:B:26:ASN:N	13	7.33

Continued on next page...

Continued from previous page...

Key	Atom-1	Atom-2	Model ID	Violation (Å)
(1,21)	1:A:184:LYS:CG	1:B:27:HIS:N	13	7.33
(1,21)	1:A:184:LYS:CG	1:B:28:PHE:N	13	7.33
(1,21)	1:A:184:LYS:CG	1:B:29:VAL:N	13	7.33
(1,21)	1:A:184:LYS:CG	1:B:30:ASP:N	13	7.33
(1,21)	1:A:184:LYS:CG	1:B:31:GLU:N	13	7.33
(1,21)	1:A:184:LYS:CG	1:B:32:TYR:N	13	7.33
(1,21)	1:A:184:LYS:CG	1:B:33:ASP:N	13	7.33
(1,21)	1:A:184:LYS:CG	1:B:34:PRO:N	13	7.33
(1,21)	1:A:184:LYS:CG	1:B:35:THR:N	13	7.33
(1,21)	1:A:184:LYS:CG	1:B:36:ILE:N	13	7.33
(1,21)	1:A:184:LYS:CG	1:B:37:GLU:N	13	7.33
(1,21)	1:A:184:LYS:CG	1:B:38:ASP:N	13	7.33
(1,21)	1:A:184:LYS:CG	1:B:39:SER:N	13	7.33
(1,21)	1:A:184:LYS:CG	1:B:40:TYR:N	13	7.33
(1,21)	1:A:184:LYS:CG	1:B:41:ARG:N	13	7.33
(1,21)	1:A:184:LYS:CG	1:B:42:LYS:N	13	7.33
(1,21)	1:A:184:LYS:CG	1:B:43:GLN:N	13	7.33
(1,21)	1:A:184:LYS:CG	1:B:44:VAL:N	13	7.33
(1,21)	1:A:184:LYS:CG	1:B:45:VAL:N	13	7.33
(1,21)	1:A:184:LYS:CG	1:B:46:ILE:N	13	7.33
(1,21)	1:A:184:LYS:CG	1:B:47:ASP:N	13	7.33
(1,21)	1:A:184:LYS:CG	1:B:48:GLY:N	13	7.33
(1,21)	1:A:184:LYS:CG	1:B:49:GLU:N	13	7.33
(1,21)	1:A:184:LYS:CG	1:B:50:THR:N	13	7.33
(1,21)	1:A:184:LYS:CG	1:B:51:CYS:N	13	7.33
(1,21)	1:A:184:LYS:CG	1:B:52:LEU:N	13	7.33
(1,21)	1:A:184:LYS:CG	1:B:53:LEU:N	13	7.33
(1,21)	1:A:184:LYS:CG	1:B:54:ASP:N	13	7.33
(1,21)	1:A:184:LYS:CG	1:B:55:ILE:N	13	7.33
(1,21)	1:A:184:LYS:CG	1:B:56:LEU:N	13	7.33
(1,21)	1:A:184:LYS:CG	1:B:57:ASP:N	13	7.33
(1,21)	1:A:184:LYS:CG	1:B:58:THR:N	13	7.33
(1,21)	1:A:184:LYS:CG	1:B:59:ALA:N	13	7.33
(1,21)	1:A:184:LYS:CG	1:B:60:GLY:N	13	7.33
(1,21)	1:A:184:LYS:CG	1:B:61:GLN:N	13	7.33
(1,21)	1:A:184:LYS:CG	1:B:62:GLU:N	13	7.33
(1,21)	1:A:184:LYS:CG	1:B:63:GLU:N	13	7.33
(1,21)	1:A:184:LYS:CG	1:B:64:TYR:N	13	7.33
(1,21)	1:A:184:LYS:CG	1:B:65:SER:N	13	7.33
(1,21)	1:A:184:LYS:CG	1:B:66:ALA:N	13	7.33
(1,21)	1:A:184:LYS:CG	1:B:67:MET:N	13	7.33
(1,21)	1:A:184:LYS:CG	1:B:68:ARG:N	13	7.33

Continued on next page...

Continued from previous page...

Key	Atom-1	Atom-2	Model ID	Violation (Å)
(1,21)	1:A:184:LYS:CG	1:B:69:ASP:N	13	7.33
(1,21)	1:A:184:LYS:CG	1:B:70:GLN:N	13	7.33
(1,21)	1:A:184:LYS:CG	1:B:71:TYR:N	13	7.33
(1,21)	1:A:184:LYS:CG	1:B:72:MET:N	13	7.33
(1,21)	1:A:184:LYS:CG	1:B:73:ARG:N	13	7.33
(1,21)	1:A:184:LYS:CG	1:B:74:THR:N	13	7.33
(1,21)	1:A:184:LYS:CG	1:B:75:GLY:N	13	7.33
(1,21)	1:A:184:LYS:CG	1:B:76:GLU:N	13	7.33
(1,21)	1:A:184:LYS:CG	1:B:77:GLY:N	13	7.33
(1,21)	1:A:184:LYS:CG	1:B:78:PHE:N	13	7.33
(1,21)	1:A:184:LYS:CG	1:B:79:LEU:N	13	7.33
(1,21)	1:A:184:LYS:CG	1:B:80:CYS:N	13	7.33
(1,21)	1:A:184:LYS:CG	5:B:203:7Q9:N	13	7.33
(1,21)	1:A:184:LYS:CG	5:B:204:7Q9:N	13	7.33
(1,21)	1:A:184:LYS:CG	5:B:205:7Q9:N	13	7.33
(1,21)	1:A:184:LYS:CG	5:B:206:7Q9:N	13	7.33
(1,21)	1:A:184:LYS:CG	5:B:207:7Q9:N	13	7.33
(1,21)	1:A:184:LYS:CG	6:B:208:17F:N1	13	7.33
(1,21)	1:A:184:LYS:CG	5:B:209:7Q9:N	13	7.33
(1,21)	1:A:184:LYS:CG	5:B:210:7Q9:N	13	7.33
(1,21)	1:A:184:LYS:CG	5:B:211:7Q9:N	13	7.33
(1,21)	1:A:184:LYS:CG	5:B:212:7Q9:N	13	7.33
(1,21)	1:A:184:LYS:CG	5:B:213:7Q9:N	13	7.33
(1,21)	1:A:184:LYS:CG	6:B:214:17F:N1	13	7.33
(1,21)	1:A:184:LYS:CG	6:B:215:17F:N1	13	7.33
(1,21)	1:A:184:LYS:CG	5:B:216:7Q9:N	13	7.33
(1,21)	1:A:184:LYS:CG	5:B:217:7Q9:N	13	7.33
(1,21)	1:A:184:LYS:CG	5:B:218:7Q9:N	13	7.33
(1,21)	1:A:184:LYS:CG	6:B:219:17F:N1	13	7.33
(1,21)	1:A:184:LYS:CG	5:B:220:7Q9:N	13	7.33
(1,21)	1:A:184:LYS:H	1:B:2:THR:N	13	7.33
(1,21)	1:A:184:LYS:H	1:B:3:GLU:N	13	7.33
(1,21)	1:A:184:LYS:H	1:B:4:TYR:N	13	7.33
(1,21)	1:A:184:LYS:H	1:B:5:LYS:N	13	7.33
(1,21)	1:A:184:LYS:H	1:B:6:LEU:N	13	7.33
(1,21)	1:A:184:LYS:H	1:B:7:VAL:N	13	7.33
(1,21)	1:A:184:LYS:H	1:B:8:VAL:N	13	7.33
(1,21)	1:A:184:LYS:H	1:B:9:VAL:N	13	7.33
(1,21)	1:A:184:LYS:H	1:B:10:GLY:N	13	7.33
(1,21)	1:A:184:LYS:H	1:B:11:ALA:N	13	7.33
(1,21)	1:A:184:LYS:H	1:B:12:ASP:N	13	7.33
(1,21)	1:A:184:LYS:H	1:B:13:GLY:N	13	7.33

Continued on next page...

Continued from previous page...

Key	Atom-1	Atom-2	Model ID	Violation (Å)
(1,21)	1:A:184:LYS:H	1:B:14:VAL:N	13	7.33
(1,21)	1:A:184:LYS:H	1:B:15:GLY:N	13	7.33
(1,21)	1:A:184:LYS:H	1:B:16:LYS:N	13	7.33
(1,21)	1:A:184:LYS:H	1:B:17:SER:N	13	7.33
(1,21)	1:A:184:LYS:H	1:B:18:ALA:N	13	7.33
(1,21)	1:A:184:LYS:H	1:B:19:LEU:N	13	7.33
(1,21)	1:A:184:LYS:H	1:B:20:THR:N	13	7.33
(1,21)	1:A:184:LYS:H	1:B:21:ILE:N	13	7.33
(1,21)	1:A:184:LYS:H	1:B:22:GLN:N	13	7.33
(1,21)	1:A:184:LYS:H	1:B:23:LEU:N	13	7.33
(1,21)	1:A:184:LYS:H	1:B:24:ILE:N	13	7.33
(1,21)	1:A:184:LYS:H	1:B:25:GLN:N	13	7.33
(1,21)	1:A:184:LYS:H	1:B:26:ASN:N	13	7.33
(1,21)	1:A:184:LYS:H	1:B:27:HIS:N	13	7.33
(1,21)	1:A:184:LYS:H	1:B:28:PHE:N	13	7.33
(1,21)	1:A:184:LYS:H	1:B:29:VAL:N	13	7.33
(1,21)	1:A:184:LYS:H	1:B:30:ASP:N	13	7.33
(1,21)	1:A:184:LYS:H	1:B:31:GLU:N	13	7.33
(1,21)	1:A:184:LYS:H	1:B:32:TYR:N	13	7.33
(1,21)	1:A:184:LYS:H	1:B:33:ASP:N	13	7.33
(1,21)	1:A:184:LYS:H	1:B:34:PRO:N	13	7.33
(1,21)	1:A:184:LYS:H	1:B:35:THR:N	13	7.33
(1,21)	1:A:184:LYS:H	1:B:36:ILE:N	13	7.33
(1,21)	1:A:184:LYS:H	1:B:37:GLU:N	13	7.33
(1,21)	1:A:184:LYS:H	1:B:38:ASP:N	13	7.33
(1,21)	1:A:184:LYS:H	1:B:39:SER:N	13	7.33
(1,21)	1:A:184:LYS:H	1:B:40:TYR:N	13	7.33
(1,21)	1:A:184:LYS:H	1:B:41:ARG:N	13	7.33
(1,21)	1:A:184:LYS:H	1:B:42:LYS:N	13	7.33
(1,21)	1:A:184:LYS:H	1:B:43:GLN:N	13	7.33
(1,21)	1:A:184:LYS:H	1:B:44:VAL:N	13	7.33
(1,21)	1:A:184:LYS:H	1:B:45:VAL:N	13	7.33
(1,21)	1:A:184:LYS:H	1:B:46:ILE:N	13	7.33
(1,21)	1:A:184:LYS:H	1:B:47:ASP:N	13	7.33
(1,21)	1:A:184:LYS:H	1:B:48:GLY:N	13	7.33
(1,21)	1:A:184:LYS:H	1:B:49:GLU:N	13	7.33
(1,21)	1:A:184:LYS:H	1:B:50:THR:N	13	7.33
(1,21)	1:A:184:LYS:H	1:B:51:CYS:N	13	7.33
(1,21)	1:A:184:LYS:H	1:B:52:LEU:N	13	7.33
(1,21)	1:A:184:LYS:H	1:B:53:LEU:N	13	7.33
(1,21)	1:A:184:LYS:H	1:B:54:ASP:N	13	7.33
(1,21)	1:A:184:LYS:H	1:B:55:ILE:N	13	7.33

Continued on next page...

Continued from previous page...

Key	Atom-1	Atom-2	Model ID	Violation (Å)
(1,21)	1:A:184:LYS:H	1:B:56:LEU:N	13	7.33
(1,21)	1:A:184:LYS:H	1:B:57:ASP:N	13	7.33
(1,21)	1:A:184:LYS:H	1:B:58:THR:N	13	7.33
(1,21)	1:A:184:LYS:H	1:B:59:ALA:N	13	7.33
(1,21)	1:A:184:LYS:H	1:B:60:GLY:N	13	7.33
(1,21)	1:A:184:LYS:H	1:B:61:GLN:N	13	7.33
(1,21)	1:A:184:LYS:H	1:B:62:GLU:N	13	7.33
(1,21)	1:A:184:LYS:H	1:B:63:GLU:N	13	7.33
(1,21)	1:A:184:LYS:H	1:B:64:TYR:N	13	7.33
(1,21)	1:A:184:LYS:H	1:B:65:SER:N	13	7.33
(1,21)	1:A:184:LYS:H	1:B:66:ALA:N	13	7.33
(1,21)	1:A:184:LYS:H	1:B:67:MET:N	13	7.33
(1,21)	1:A:184:LYS:H	1:B:68:ARG:N	13	7.33
(1,21)	1:A:184:LYS:H	1:B:69:ASP:N	13	7.33
(1,21)	1:A:184:LYS:H	1:B:70:GLN:N	13	7.33
(1,21)	1:A:184:LYS:H	1:B:71:TYR:N	13	7.33
(1,21)	1:A:184:LYS:H	1:B:72:MET:N	13	7.33
(1,21)	1:A:184:LYS:H	1:B:73:ARG:N	13	7.33
(1,21)	1:A:184:LYS:H	1:B:74:THR:N	13	7.33
(1,21)	1:A:184:LYS:H	1:B:75:GLY:N	13	7.33
(1,21)	1:A:184:LYS:H	1:B:76:GLU:N	13	7.33
(1,21)	1:A:184:LYS:H	1:B:77:GLY:N	13	7.33
(1,21)	1:A:184:LYS:H	1:B:78:PHE:N	13	7.33
(1,21)	1:A:184:LYS:H	1:B:79:LEU:N	13	7.33
(1,21)	1:A:184:LYS:H	1:B:80:CYS:N	13	7.33
(1,21)	1:A:184:LYS:H	5:B:203:7Q9:N	13	7.33
(1,21)	1:A:184:LYS:H	5:B:204:7Q9:N	13	7.33
(1,21)	1:A:184:LYS:H	5:B:205:7Q9:N	13	7.33
(1,21)	1:A:184:LYS:H	5:B:206:7Q9:N	13	7.33
(1,21)	1:A:184:LYS:H	5:B:207:7Q9:N	13	7.33
(1,21)	1:A:184:LYS:H	6:B:208:17F:N1	13	7.33
(1,21)	1:A:184:LYS:H	5:B:209:7Q9:N	13	7.33
(1,21)	1:A:184:LYS:H	5:B:210:7Q9:N	13	7.33
(1,21)	1:A:184:LYS:H	5:B:211:7Q9:N	13	7.33
(1,21)	1:A:184:LYS:H	5:B:212:7Q9:N	13	7.33
(1,21)	1:A:184:LYS:H	5:B:213:7Q9:N	13	7.33
(1,21)	1:A:184:LYS:H	6:B:214:17F:N1	13	7.33
(1,21)	1:A:184:LYS:H	6:B:215:17F:N1	13	7.33
(1,21)	1:A:184:LYS:H	5:B:216:7Q9:N	13	7.33
(1,21)	1:A:184:LYS:H	5:B:217:7Q9:N	13	7.33
(1,21)	1:A:184:LYS:H	5:B:218:7Q9:N	13	7.33
(1,21)	1:A:184:LYS:H	6:B:219:17F:N1	13	7.33

Continued on next page...

Continued from previous page...

Key	Atom-1	Atom-2	Model ID	Violation (Å)
(1,21)	1:A:184:LYS:H	5:B:220:7Q9:N	13	7.33
(1,21)	1:A:184:LYS:HZ1	1:B:2:THR:N	13	7.33
(1,21)	1:A:184:LYS:HZ1	1:B:3:GLU:N	13	7.33
(1,21)	1:A:184:LYS:HZ1	1:B:4:TYR:N	13	7.33
(1,21)	1:A:184:LYS:HZ1	1:B:5:LYS:N	13	7.33
(1,21)	1:A:184:LYS:HZ1	1:B:6:LEU:N	13	7.33
(1,21)	1:A:184:LYS:HZ1	1:B:7:VAL:N	13	7.33
(1,21)	1:A:184:LYS:HZ1	1:B:8:VAL:N	13	7.33
(1,21)	1:A:184:LYS:HZ1	1:B:9:VAL:N	13	7.33
(1,21)	1:A:184:LYS:HZ1	1:B:10:GLY:N	13	7.33
(1,21)	1:A:184:LYS:HZ1	1:B:11:ALA:N	13	7.33
(1,21)	1:A:184:LYS:HZ1	1:B:12:ASP:N	13	7.33
(1,21)	1:A:184:LYS:HZ1	1:B:13:GLY:N	13	7.33
(1,21)	1:A:184:LYS:HZ1	1:B:14:VAL:N	13	7.33
(1,21)	1:A:184:LYS:HZ1	1:B:15:GLY:N	13	7.33
(1,21)	1:A:184:LYS:HZ1	1:B:16:LYS:N	13	7.33
(1,21)	1:A:184:LYS:HZ1	1:B:17:SER:N	13	7.33
(1,21)	1:A:184:LYS:HZ1	1:B:18:ALA:N	13	7.33
(1,21)	1:A:184:LYS:HZ1	1:B:19:LEU:N	13	7.33
(1,21)	1:A:184:LYS:HZ1	1:B:20:THR:N	13	7.33
(1,21)	1:A:184:LYS:HZ1	1:B:21:ILE:N	13	7.33
(1,21)	1:A:184:LYS:HZ1	1:B:22:GLN:N	13	7.33
(1,21)	1:A:184:LYS:HZ1	1:B:23:LEU:N	13	7.33
(1,21)	1:A:184:LYS:HZ1	1:B:24:ILE:N	13	7.33
(1,21)	1:A:184:LYS:HZ1	1:B:25:GLN:N	13	7.33
(1,21)	1:A:184:LYS:HZ1	1:B:26:ASN:N	13	7.33
(1,21)	1:A:184:LYS:HZ1	1:B:27:HIS:N	13	7.33
(1,21)	1:A:184:LYS:HZ1	1:B:28:PHE:N	13	7.33
(1,21)	1:A:184:LYS:HZ1	1:B:29:VAL:N	13	7.33
(1,21)	1:A:184:LYS:HZ1	1:B:30:ASP:N	13	7.33
(1,21)	1:A:184:LYS:HZ1	1:B:31:GLU:N	13	7.33
(1,21)	1:A:184:LYS:HZ1	1:B:32:TYR:N	13	7.33
(1,21)	1:A:184:LYS:HZ1	1:B:33:ASP:N	13	7.33
(1,21)	1:A:184:LYS:HZ1	1:B:34:PRO:N	13	7.33
(1,21)	1:A:184:LYS:HZ1	1:B:35:THR:N	13	7.33
(1,21)	1:A:184:LYS:HZ1	1:B:36:ILE:N	13	7.33
(1,21)	1:A:184:LYS:HZ1	1:B:37:GLU:N	13	7.33
(1,21)	1:A:184:LYS:HZ1	1:B:38:ASP:N	13	7.33
(1,21)	1:A:184:LYS:HZ1	1:B:39:SER:N	13	7.33
(1,21)	1:A:184:LYS:HZ1	1:B:40:TYR:N	13	7.33
(1,21)	1:A:184:LYS:HZ1	1:B:41:ARG:N	13	7.33
(1,21)	1:A:184:LYS:HZ1	1:B:42:LYS:N	13	7.33

Continued on next page...

Continued from previous page...

Key	Atom-1	Atom-2	Model ID	Violation (Å)
(1,21)	1:A:184:LYS:HZ1	1:B:43:GLN:N	13	7.33
(1,21)	1:A:184:LYS:HZ1	1:B:44:VAL:N	13	7.33
(1,21)	1:A:184:LYS:HZ1	1:B:45:VAL:N	13	7.33
(1,21)	1:A:184:LYS:HZ1	1:B:46:ILE:N	13	7.33
(1,21)	1:A:184:LYS:HZ1	1:B:47:ASP:N	13	7.33
(1,21)	1:A:184:LYS:HZ1	1:B:48:GLY:N	13	7.33
(1,21)	1:A:184:LYS:HZ1	1:B:49:GLU:N	13	7.33
(1,21)	1:A:184:LYS:HZ1	1:B:50:THR:N	13	7.33
(1,21)	1:A:184:LYS:HZ1	1:B:51:CYS:N	13	7.33
(1,21)	1:A:184:LYS:HZ1	1:B:52:LEU:N	13	7.33
(1,21)	1:A:184:LYS:HZ1	1:B:53:LEU:N	13	7.33
(1,21)	1:A:184:LYS:HZ1	1:B:54:ASP:N	13	7.33
(1,21)	1:A:184:LYS:HZ1	1:B:55:ILE:N	13	7.33
(1,21)	1:A:184:LYS:HZ1	1:B:56:LEU:N	13	7.33
(1,21)	1:A:184:LYS:HZ1	1:B:57:ASP:N	13	7.33
(1,21)	1:A:184:LYS:HZ1	1:B:58:THR:N	13	7.33
(1,21)	1:A:184:LYS:HZ1	1:B:59:ALA:N	13	7.33
(1,21)	1:A:184:LYS:HZ1	1:B:60:GLY:N	13	7.33
(1,21)	1:A:184:LYS:HZ1	1:B:61:GLN:N	13	7.33
(1,21)	1:A:184:LYS:HZ1	1:B:62:GLU:N	13	7.33
(1,21)	1:A:184:LYS:HZ1	1:B:63:GLU:N	13	7.33
(1,21)	1:A:184:LYS:HZ1	1:B:64:TYR:N	13	7.33
(1,21)	1:A:184:LYS:HZ1	1:B:65:SER:N	13	7.33
(1,21)	1:A:184:LYS:HZ1	1:B:66:ALA:N	13	7.33
(1,21)	1:A:184:LYS:HZ1	1:B:67:MET:N	13	7.33
(1,21)	1:A:184:LYS:HZ1	1:B:68:ARG:N	13	7.33
(1,21)	1:A:184:LYS:HZ1	1:B:69:ASP:N	13	7.33
(1,21)	1:A:184:LYS:HZ1	1:B:70:GLN:N	13	7.33
(1,21)	1:A:184:LYS:HZ1	1:B:71:TYR:N	13	7.33
(1,21)	1:A:184:LYS:HZ1	1:B:72:MET:N	13	7.33
(1,21)	1:A:184:LYS:HZ1	1:B:73:ARG:N	13	7.33
(1,21)	1:A:184:LYS:HZ1	1:B:74:THR:N	13	7.33
(1,21)	1:A:184:LYS:HZ1	1:B:75:GLY:N	13	7.33
(1,21)	1:A:184:LYS:HZ1	1:B:76:GLU:N	13	7.33
(1,21)	1:A:184:LYS:HZ1	1:B:77:GLY:N	13	7.33
(1,21)	1:A:184:LYS:HZ1	1:B:78:PHE:N	13	7.33
(1,21)	1:A:184:LYS:HZ1	1:B:79:LEU:N	13	7.33
(1,21)	1:A:184:LYS:HZ1	1:B:80:CYS:N	13	7.33
(1,21)	1:A:184:LYS:HZ1	5:B:203:7Q9:N	13	7.33
(1,21)	1:A:184:LYS:HZ1	5:B:204:7Q9:N	13	7.33
(1,21)	1:A:184:LYS:HZ1	5:B:205:7Q9:N	13	7.33
(1,21)	1:A:184:LYS:HZ1	5:B:206:7Q9:N	13	7.33

Continued on next page...

Continued from previous page...

Key	Atom-1	Atom-2	Model ID	Violation (Å)
(1,21)	1:A:184:LYS:HZ1	5:B:207:7Q9:N	13	7.33
(1,21)	1:A:184:LYS:HZ1	6:B:208:17F:N1	13	7.33
(1,21)	1:A:184:LYS:HZ1	5:B:209:7Q9:N	13	7.33
(1,21)	1:A:184:LYS:HZ1	5:B:210:7Q9:N	13	7.33
(1,21)	1:A:184:LYS:HZ1	5:B:211:7Q9:N	13	7.33
(1,21)	1:A:184:LYS:HZ1	5:B:212:7Q9:N	13	7.33
(1,21)	1:A:184:LYS:HZ1	5:B:213:7Q9:N	13	7.33
(1,21)	1:A:184:LYS:HZ1	6:B:214:17F:N1	13	7.33
(1,21)	1:A:184:LYS:HZ1	6:B:215:17F:N1	13	7.33
(1,21)	1:A:184:LYS:HZ1	5:B:216:7Q9:N	13	7.33
(1,21)	1:A:184:LYS:HZ1	5:B:217:7Q9:N	13	7.33
(1,21)	1:A:184:LYS:HZ1	5:B:218:7Q9:N	13	7.33
(1,21)	1:A:184:LYS:HZ1	6:B:219:17F:N1	13	7.33
(1,21)	1:A:184:LYS:HZ1	5:B:220:7Q9:N	13	7.33
(1,21)	1:A:184:LYS:HZ2	1:B:2:THR:N	13	7.33
(1,21)	1:A:184:LYS:HZ2	1:B:3:GLU:N	13	7.33
(1,21)	1:A:184:LYS:HZ2	1:B:4:TYR:N	13	7.33
(1,21)	1:A:184:LYS:HZ2	1:B:5:LYS:N	13	7.33
(1,21)	1:A:184:LYS:HZ2	1:B:6:LEU:N	13	7.33
(1,21)	1:A:184:LYS:HZ2	1:B:7:VAL:N	13	7.33
(1,21)	1:A:184:LYS:HZ2	1:B:8:VAL:N	13	7.33
(1,21)	1:A:184:LYS:HZ2	1:B:9:VAL:N	13	7.33
(1,21)	1:A:184:LYS:HZ2	1:B:10:GLY:N	13	7.33
(1,21)	1:A:184:LYS:HZ2	1:B:11:ALA:N	13	7.33
(1,21)	1:A:184:LYS:HZ2	1:B:12:ASP:N	13	7.33
(1,21)	1:A:184:LYS:HZ2	1:B:13:GLY:N	13	7.33
(1,21)	1:A:184:LYS:HZ2	1:B:14:VAL:N	13	7.33
(1,21)	1:A:184:LYS:HZ2	1:B:15:GLY:N	13	7.33
(1,21)	1:A:184:LYS:HZ2	1:B:16:LYS:N	13	7.33
(1,21)	1:A:184:LYS:HZ2	1:B:17:SER:N	13	7.33
(1,21)	1:A:184:LYS:HZ2	1:B:18:ALA:N	13	7.33
(1,21)	1:A:184:LYS:HZ2	1:B:19:LEU:N	13	7.33
(1,21)	1:A:184:LYS:HZ2	1:B:20:THR:N	13	7.33
(1,21)	1:A:184:LYS:HZ2	1:B:21:ILE:N	13	7.33
(1,21)	1:A:184:LYS:HZ2	1:B:22:GLN:N	13	7.33
(1,21)	1:A:184:LYS:HZ2	1:B:23:LEU:N	13	7.33
(1,21)	1:A:184:LYS:HZ2	1:B:24:ILE:N	13	7.33
(1,21)	1:A:184:LYS:HZ2	1:B:25:GLN:N	13	7.33
(1,21)	1:A:184:LYS:HZ2	1:B:26:ASN:N	13	7.33
(1,21)	1:A:184:LYS:HZ2	1:B:27:HIS:N	13	7.33
(1,21)	1:A:184:LYS:HZ2	1:B:28:PHE:N	13	7.33
(1,21)	1:A:184:LYS:HZ2	1:B:29:VAL:N	13	7.33

Continued on next page...

Continued from previous page...

Key	Atom-1	Atom-2	Model ID	Violation (Å)
(1,21)	1:A:184:LYS:HZ2	1:B:30:ASP:N	13	7.33
(1,21)	1:A:184:LYS:HZ2	1:B:31:GLU:N	13	7.33
(1,21)	1:A:184:LYS:HZ2	1:B:32:TYR:N	13	7.33
(1,21)	1:A:184:LYS:HZ2	1:B:33:ASP:N	13	7.33
(1,21)	1:A:184:LYS:HZ2	1:B:34:PRO:N	13	7.33
(1,21)	1:A:184:LYS:HZ2	1:B:35:THR:N	13	7.33
(1,21)	1:A:184:LYS:HZ2	1:B:36:ILE:N	13	7.33
(1,21)	1:A:184:LYS:HZ2	1:B:37:GLU:N	13	7.33
(1,21)	1:A:184:LYS:HZ2	1:B:38:ASP:N	13	7.33
(1,21)	1:A:184:LYS:HZ2	1:B:39:SER:N	13	7.33
(1,21)	1:A:184:LYS:HZ2	1:B:40:TYR:N	13	7.33
(1,21)	1:A:184:LYS:HZ2	1:B:41:ARG:N	13	7.33
(1,21)	1:A:184:LYS:HZ2	1:B:42:LYS:N	13	7.33
(1,21)	1:A:184:LYS:HZ2	1:B:43:GLN:N	13	7.33
(1,21)	1:A:184:LYS:HZ2	1:B:44:VAL:N	13	7.33
(1,21)	1:A:184:LYS:HZ2	1:B:45:VAL:N	13	7.33
(1,21)	1:A:184:LYS:HZ2	1:B:46:ILE:N	13	7.33
(1,21)	1:A:184:LYS:HZ2	1:B:47:ASP:N	13	7.33
(1,21)	1:A:184:LYS:HZ2	1:B:48:GLY:N	13	7.33
(1,21)	1:A:184:LYS:HZ2	1:B:49:GLU:N	13	7.33
(1,21)	1:A:184:LYS:HZ2	1:B:50:THR:N	13	7.33
(1,21)	1:A:184:LYS:HZ2	1:B:51:CYS:N	13	7.33
(1,21)	1:A:184:LYS:HZ2	1:B:52:LEU:N	13	7.33
(1,21)	1:A:184:LYS:HZ2	1:B:53:LEU:N	13	7.33
(1,21)	1:A:184:LYS:HZ2	1:B:54:ASP:N	13	7.33
(1,21)	1:A:184:LYS:HZ2	1:B:55:ILE:N	13	7.33
(1,21)	1:A:184:LYS:HZ2	1:B:56:LEU:N	13	7.33
(1,21)	1:A:184:LYS:HZ2	1:B:57:ASP:N	13	7.33
(1,21)	1:A:184:LYS:HZ2	1:B:58:THR:N	13	7.33
(1,21)	1:A:184:LYS:HZ2	1:B:59:ALA:N	13	7.33
(1,21)	1:A:184:LYS:HZ2	1:B:60:GLY:N	13	7.33
(1,21)	1:A:184:LYS:HZ2	1:B:61:GLN:N	13	7.33
(1,21)	1:A:184:LYS:HZ2	1:B:62:GLU:N	13	7.33
(1,21)	1:A:184:LYS:HZ2	1:B:63:GLU:N	13	7.33
(1,21)	1:A:184:LYS:HZ2	1:B:64:TYR:N	13	7.33
(1,21)	1:A:184:LYS:HZ2	1:B:65:SER:N	13	7.33
(1,21)	1:A:184:LYS:HZ2	1:B:66:ALA:N	13	7.33
(1,21)	1:A:184:LYS:HZ2	1:B:67:MET:N	13	7.33
(1,21)	1:A:184:LYS:HZ2	1:B:68:ARG:N	13	7.33
(1,21)	1:A:184:LYS:HZ2	1:B:69:ASP:N	13	7.33
(1,21)	1:A:184:LYS:HZ2	1:B:70:GLN:N	13	7.33
(1,21)	1:A:184:LYS:HZ2	1:B:71:TYR:N	13	7.33

Continued on next page...

Continued from previous page...

Key	Atom-1	Atom-2	Model ID	Violation (Å)
(1,21)	1:A:184:LYS:HZ2	1:B:72:MET:N	13	7.33
(1,21)	1:A:184:LYS:HZ2	1:B:73:ARG:N	13	7.33
(1,21)	1:A:184:LYS:HZ2	1:B:74:THR:N	13	7.33
(1,21)	1:A:184:LYS:HZ2	1:B:75:GLY:N	13	7.33
(1,21)	1:A:184:LYS:HZ2	1:B:76:GLU:N	13	7.33
(1,21)	1:A:184:LYS:HZ2	1:B:77:GLY:N	13	7.33
(1,21)	1:A:184:LYS:HZ2	1:B:78:PHE:N	13	7.33
(1,21)	1:A:184:LYS:HZ2	1:B:79:LEU:N	13	7.33
(1,21)	1:A:184:LYS:HZ2	1:B:80:CYS:N	13	7.33
(1,21)	1:A:184:LYS:HZ2	5:B:203:7Q9:N	13	7.33
(1,21)	1:A:184:LYS:HZ2	5:B:204:7Q9:N	13	7.33
(1,21)	1:A:184:LYS:HZ2	5:B:205:7Q9:N	13	7.33
(1,21)	1:A:184:LYS:HZ2	5:B:206:7Q9:N	13	7.33
(1,21)	1:A:184:LYS:HZ2	5:B:207:7Q9:N	13	7.33
(1,21)	1:A:184:LYS:HZ2	6:B:208:17F:N1	13	7.33
(1,21)	1:A:184:LYS:HZ2	5:B:209:7Q9:N	13	7.33
(1,21)	1:A:184:LYS:HZ2	5:B:210:7Q9:N	13	7.33
(1,21)	1:A:184:LYS:HZ2	5:B:211:7Q9:N	13	7.33
(1,21)	1:A:184:LYS:HZ2	5:B:212:7Q9:N	13	7.33
(1,21)	1:A:184:LYS:HZ2	5:B:213:7Q9:N	13	7.33
(1,21)	1:A:184:LYS:HZ2	6:B:214:17F:N1	13	7.33
(1,21)	1:A:184:LYS:HZ2	6:B:215:17F:N1	13	7.33
(1,21)	1:A:184:LYS:HZ2	5:B:216:7Q9:N	13	7.33
(1,21)	1:A:184:LYS:HZ2	5:B:217:7Q9:N	13	7.33
(1,21)	1:A:184:LYS:HZ2	5:B:218:7Q9:N	13	7.33
(1,21)	1:A:184:LYS:HZ2	6:B:219:17F:N1	13	7.33
(1,21)	1:A:184:LYS:HZ2	5:B:220:7Q9:N	13	7.33
(1,21)	1:A:184:LYS:HZ3	1:B:2:THR:N	13	7.33
(1,21)	1:A:184:LYS:HZ3	1:B:3:GLU:N	13	7.33
(1,21)	1:A:184:LYS:HZ3	1:B:4:TYR:N	13	7.33
(1,21)	1:A:184:LYS:HZ3	1:B:5:LYS:N	13	7.33
(1,21)	1:A:184:LYS:HZ3	1:B:6:LEU:N	13	7.33
(1,21)	1:A:184:LYS:HZ3	1:B:7:VAL:N	13	7.33
(1,21)	1:A:184:LYS:HZ3	1:B:8:VAL:N	13	7.33
(1,21)	1:A:184:LYS:HZ3	1:B:9:VAL:N	13	7.33
(1,21)	1:A:184:LYS:HZ3	1:B:10:GLY:N	13	7.33
(1,21)	1:A:184:LYS:HZ3	1:B:11:ALA:N	13	7.33
(1,21)	1:A:184:LYS:HZ3	1:B:12:ASP:N	13	7.33
(1,21)	1:A:184:LYS:HZ3	1:B:13:GLY:N	13	7.33
(1,21)	1:A:184:LYS:HZ3	1:B:14:VAL:N	13	7.33
(1,21)	1:A:184:LYS:HZ3	1:B:15:GLY:N	13	7.33
(1,21)	1:A:184:LYS:HZ3	1:B:16:LYS:N	13	7.33

Continued on next page...

Continued from previous page...

Key	Atom-1	Atom-2	Model ID	Violation (Å)
(1,21)	1:A:184:LYS:HZ3	1:B:17:SER:N	13	7.33
(1,21)	1:A:184:LYS:HZ3	1:B:18:ALA:N	13	7.33
(1,21)	1:A:184:LYS:HZ3	1:B:19:LEU:N	13	7.33
(1,21)	1:A:184:LYS:HZ3	1:B:20:THR:N	13	7.33
(1,21)	1:A:184:LYS:HZ3	1:B:21:ILE:N	13	7.33
(1,21)	1:A:184:LYS:HZ3	1:B:22:GLN:N	13	7.33
(1,21)	1:A:184:LYS:HZ3	1:B:23:LEU:N	13	7.33
(1,21)	1:A:184:LYS:HZ3	1:B:24:ILE:N	13	7.33
(1,21)	1:A:184:LYS:HZ3	1:B:25:GLN:N	13	7.33
(1,21)	1:A:184:LYS:HZ3	1:B:26:ASN:N	13	7.33
(1,21)	1:A:184:LYS:HZ3	1:B:27:HIS:N	13	7.33
(1,21)	1:A:184:LYS:HZ3	1:B:28:PHE:N	13	7.33
(1,21)	1:A:184:LYS:HZ3	1:B:29:VAL:N	13	7.33
(1,21)	1:A:184:LYS:HZ3	1:B:30:ASP:N	13	7.33
(1,21)	1:A:184:LYS:HZ3	1:B:31:GLU:N	13	7.33
(1,21)	1:A:184:LYS:HZ3	1:B:32:TYR:N	13	7.33
(1,21)	1:A:184:LYS:HZ3	1:B:33:ASP:N	13	7.33
(1,21)	1:A:184:LYS:HZ3	1:B:34:PRO:N	13	7.33
(1,21)	1:A:184:LYS:HZ3	1:B:35:THR:N	13	7.33
(1,21)	1:A:184:LYS:HZ3	1:B:36:ILE:N	13	7.33
(1,21)	1:A:184:LYS:HZ3	1:B:37:GLU:N	13	7.33
(1,21)	1:A:184:LYS:HZ3	1:B:38:ASP:N	13	7.33
(1,21)	1:A:184:LYS:HZ3	1:B:39:SER:N	13	7.33
(1,21)	1:A:184:LYS:HZ3	1:B:40:TYR:N	13	7.33
(1,21)	1:A:184:LYS:HZ3	1:B:41:ARG:N	13	7.33
(1,21)	1:A:184:LYS:HZ3	1:B:42:LYS:N	13	7.33
(1,21)	1:A:184:LYS:HZ3	1:B:43:GLN:N	13	7.33
(1,21)	1:A:184:LYS:HZ3	1:B:44:VAL:N	13	7.33
(1,21)	1:A:184:LYS:HZ3	1:B:45:VAL:N	13	7.33
(1,21)	1:A:184:LYS:HZ3	1:B:46:ILE:N	13	7.33
(1,21)	1:A:184:LYS:HZ3	1:B:47:ASP:N	13	7.33
(1,21)	1:A:184:LYS:HZ3	1:B:48:GLY:N	13	7.33
(1,21)	1:A:184:LYS:HZ3	1:B:49:GLU:N	13	7.33
(1,21)	1:A:184:LYS:HZ3	1:B:50:THR:N	13	7.33
(1,21)	1:A:184:LYS:HZ3	1:B:51:CYS:N	13	7.33
(1,21)	1:A:184:LYS:HZ3	1:B:52:LEU:N	13	7.33
(1,21)	1:A:184:LYS:HZ3	1:B:53:LEU:N	13	7.33
(1,21)	1:A:184:LYS:HZ3	1:B:54:ASP:N	13	7.33
(1,21)	1:A:184:LYS:HZ3	1:B:55:ILE:N	13	7.33
(1,21)	1:A:184:LYS:HZ3	1:B:56:LEU:N	13	7.33
(1,21)	1:A:184:LYS:HZ3	1:B:57:ASP:N	13	7.33
(1,21)	1:A:184:LYS:HZ3	1:B:58:THR:N	13	7.33

Continued on next page...

Continued from previous page...

Key	Atom-1	Atom-2	Model ID	Violation (Å)
(1,21)	1:A:184:LYS:HZ3	1:B:59:ALA:N	13	7.33
(1,21)	1:A:184:LYS:HZ3	1:B:60:GLY:N	13	7.33
(1,21)	1:A:184:LYS:HZ3	1:B:61:GLN:N	13	7.33
(1,21)	1:A:184:LYS:HZ3	1:B:62:GLU:N	13	7.33
(1,21)	1:A:184:LYS:HZ3	1:B:63:GLU:N	13	7.33
(1,21)	1:A:184:LYS:HZ3	1:B:64:TYR:N	13	7.33
(1,21)	1:A:184:LYS:HZ3	1:B:65:SER:N	13	7.33
(1,21)	1:A:184:LYS:HZ3	1:B:66:ALA:N	13	7.33
(1,21)	1:A:184:LYS:HZ3	1:B:67:MET:N	13	7.33
(1,21)	1:A:184:LYS:HZ3	1:B:68:ARG:N	13	7.33
(1,21)	1:A:184:LYS:HZ3	1:B:69:ASP:N	13	7.33
(1,21)	1:A:184:LYS:HZ3	1:B:70:GLN:N	13	7.33
(1,21)	1:A:184:LYS:HZ3	1:B:71:TYR:N	13	7.33
(1,21)	1:A:184:LYS:HZ3	1:B:72:MET:N	13	7.33
(1,21)	1:A:184:LYS:HZ3	1:B:73:ARG:N	13	7.33
(1,21)	1:A:184:LYS:HZ3	1:B:74:THR:N	13	7.33
(1,21)	1:A:184:LYS:HZ3	1:B:75:GLY:N	13	7.33
(1,21)	1:A:184:LYS:HZ3	1:B:76:GLU:N	13	7.33
(1,21)	1:A:184:LYS:HZ3	1:B:77:GLY:N	13	7.33
(1,21)	1:A:184:LYS:HZ3	1:B:78:PHE:N	13	7.33
(1,21)	1:A:184:LYS:HZ3	1:B:79:LEU:N	13	7.33
(1,21)	1:A:184:LYS:HZ3	1:B:80:CYS:N	13	7.33
(1,21)	1:A:184:LYS:HZ3	5:B:203:7Q9:N	13	7.33
(1,21)	1:A:184:LYS:HZ3	5:B:204:7Q9:N	13	7.33
(1,21)	1:A:184:LYS:HZ3	5:B:205:7Q9:N	13	7.33
(1,21)	1:A:184:LYS:HZ3	5:B:206:7Q9:N	13	7.33
(1,21)	1:A:184:LYS:HZ3	5:B:207:7Q9:N	13	7.33
(1,21)	1:A:184:LYS:HZ3	6:B:208:17F:N1	13	7.33
(1,21)	1:A:184:LYS:HZ3	5:B:209:7Q9:N	13	7.33
(1,21)	1:A:184:LYS:HZ3	5:B:210:7Q9:N	13	7.33
(1,21)	1:A:184:LYS:HZ3	5:B:211:7Q9:N	13	7.33
(1,21)	1:A:184:LYS:HZ3	5:B:212:7Q9:N	13	7.33
(1,21)	1:A:184:LYS:HZ3	5:B:213:7Q9:N	13	7.33
(1,21)	1:A:184:LYS:HZ3	6:B:214:17F:N1	13	7.33
(1,21)	1:A:184:LYS:HZ3	6:B:215:17F:N1	13	7.33
(1,21)	1:A:184:LYS:HZ3	5:B:216:7Q9:N	13	7.33
(1,21)	1:A:184:LYS:HZ3	5:B:217:7Q9:N	13	7.33
(1,21)	1:A:184:LYS:HZ3	5:B:218:7Q9:N	13	7.33
(1,21)	1:A:184:LYS:HZ3	6:B:219:17F:N1	13	7.33
(1,21)	1:A:184:LYS:HZ3	5:B:220:7Q9:N	13	7.33
(1,21)	1:A:184:LYS:N	1:B:2:THR:N	13	7.33
(1,21)	1:A:184:LYS:N	1:B:3:GLU:N	13	7.33

Continued on next page...

Continued from previous page...

Key	Atom-1	Atom-2	Model ID	Violation (Å)
(1,21)	1:A:184:LYS:N	1:B:4:TYR:N	13	7.33
(1,21)	1:A:184:LYS:N	1:B:5:LYS:N	13	7.33
(1,21)	1:A:184:LYS:N	1:B:6:LEU:N	13	7.33
(1,21)	1:A:184:LYS:N	1:B:7:VAL:N	13	7.33
(1,21)	1:A:184:LYS:N	1:B:8:VAL:N	13	7.33
(1,21)	1:A:184:LYS:N	1:B:9:VAL:N	13	7.33
(1,21)	1:A:184:LYS:N	1:B:10:GLY:N	13	7.33
(1,21)	1:A:184:LYS:N	1:B:11:ALA:N	13	7.33
(1,21)	1:A:184:LYS:N	1:B:12:ASP:N	13	7.33
(1,21)	1:A:184:LYS:N	1:B:13:GLY:N	13	7.33
(1,21)	1:A:184:LYS:N	1:B:14:VAL:N	13	7.33
(1,21)	1:A:184:LYS:N	1:B:15:GLY:N	13	7.33
(1,21)	1:A:184:LYS:N	1:B:16:LYS:N	13	7.33
(1,21)	1:A:184:LYS:N	1:B:17:SER:N	13	7.33
(1,21)	1:A:184:LYS:N	1:B:18:ALA:N	13	7.33
(1,21)	1:A:184:LYS:N	1:B:19:LEU:N	13	7.33
(1,21)	1:A:184:LYS:N	1:B:20:THR:N	13	7.33
(1,21)	1:A:184:LYS:N	1:B:21:ILE:N	13	7.33
(1,21)	1:A:184:LYS:N	1:B:22:GLN:N	13	7.33
(1,21)	1:A:184:LYS:N	1:B:23:LEU:N	13	7.33
(1,21)	1:A:184:LYS:N	1:B:24:ILE:N	13	7.33
(1,21)	1:A:184:LYS:N	1:B:25:GLN:N	13	7.33
(1,21)	1:A:184:LYS:N	1:B:26:ASN:N	13	7.33
(1,21)	1:A:184:LYS:N	1:B:27:HIS:N	13	7.33
(1,21)	1:A:184:LYS:N	1:B:28:PHE:N	13	7.33
(1,21)	1:A:184:LYS:N	1:B:29:VAL:N	13	7.33
(1,21)	1:A:184:LYS:N	1:B:30:ASP:N	13	7.33
(1,21)	1:A:184:LYS:N	1:B:31:GLU:N	13	7.33
(1,21)	1:A:184:LYS:N	1:B:32:TYR:N	13	7.33
(1,21)	1:A:184:LYS:N	1:B:33:ASP:N	13	7.33
(1,21)	1:A:184:LYS:N	1:B:34:PRO:N	13	7.33
(1,21)	1:A:184:LYS:N	1:B:35:THR:N	13	7.33
(1,21)	1:A:184:LYS:N	1:B:36:ILE:N	13	7.33
(1,21)	1:A:184:LYS:N	1:B:37:GLU:N	13	7.33
(1,21)	1:A:184:LYS:N	1:B:38:ASP:N	13	7.33
(1,21)	1:A:184:LYS:N	1:B:39:SER:N	13	7.33
(1,21)	1:A:184:LYS:N	1:B:40:TYR:N	13	7.33
(1,21)	1:A:184:LYS:N	1:B:41:ARG:N	13	7.33
(1,21)	1:A:184:LYS:N	1:B:42:LYS:N	13	7.33
(1,21)	1:A:184:LYS:N	1:B:43:GLN:N	13	7.33
(1,21)	1:A:184:LYS:N	1:B:44:VAL:N	13	7.33
(1,21)	1:A:184:LYS:N	1:B:45:VAL:N	13	7.33

Continued on next page...

Continued from previous page...

Key	Atom-1	Atom-2	Model ID	Violation (Å)
(1,21)	1:A:184:LYS:N	1:B:46:ILE:N	13	7.33
(1,21)	1:A:184:LYS:N	1:B:47:ASP:N	13	7.33
(1,21)	1:A:184:LYS:N	1:B:48:GLY:N	13	7.33
(1,21)	1:A:184:LYS:N	1:B:49:GLU:N	13	7.33
(1,21)	1:A:184:LYS:N	1:B:50:THR:N	13	7.33
(1,21)	1:A:184:LYS:N	1:B:51:CYS:N	13	7.33
(1,21)	1:A:184:LYS:N	1:B:52:LEU:N	13	7.33
(1,21)	1:A:184:LYS:N	1:B:53:LEU:N	13	7.33
(1,21)	1:A:184:LYS:N	1:B:54:ASP:N	13	7.33
(1,21)	1:A:184:LYS:N	1:B:55:ILE:N	13	7.33
(1,21)	1:A:184:LYS:N	1:B:56:LEU:N	13	7.33
(1,21)	1:A:184:LYS:N	1:B:57:ASP:N	13	7.33
(1,21)	1:A:184:LYS:N	1:B:58:THR:N	13	7.33
(1,21)	1:A:184:LYS:N	1:B:59:ALA:N	13	7.33
(1,21)	1:A:184:LYS:N	1:B:60:GLY:N	13	7.33
(1,21)	1:A:184:LYS:N	1:B:61:GLN:N	13	7.33
(1,21)	1:A:184:LYS:N	1:B:62:GLU:N	13	7.33
(1,21)	1:A:184:LYS:N	1:B:63:GLU:N	13	7.33
(1,21)	1:A:184:LYS:N	1:B:64:TYR:N	13	7.33
(1,21)	1:A:184:LYS:N	1:B:65:SER:N	13	7.33
(1,21)	1:A:184:LYS:N	1:B:66:ALA:N	13	7.33
(1,21)	1:A:184:LYS:N	1:B:67:MET:N	13	7.33
(1,21)	1:A:184:LYS:N	1:B:68:ARG:N	13	7.33
(1,21)	1:A:184:LYS:N	1:B:69:ASP:N	13	7.33
(1,21)	1:A:184:LYS:N	1:B:70:GLN:N	13	7.33
(1,21)	1:A:184:LYS:N	1:B:71:TYR:N	13	7.33
(1,21)	1:A:184:LYS:N	1:B:72:MET:N	13	7.33
(1,21)	1:A:184:LYS:N	1:B:73:ARG:N	13	7.33
(1,21)	1:A:184:LYS:N	1:B:74:THR:N	13	7.33
(1,21)	1:A:184:LYS:N	1:B:75:GLY:N	13	7.33
(1,21)	1:A:184:LYS:N	1:B:76:GLU:N	13	7.33
(1,21)	1:A:184:LYS:N	1:B:77:GLY:N	13	7.33
(1,21)	1:A:184:LYS:N	1:B:78:PHE:N	13	7.33
(1,21)	1:A:184:LYS:N	1:B:79:LEU:N	13	7.33
(1,21)	1:A:184:LYS:N	1:B:80:CYS:N	13	7.33
(1,21)	1:A:184:LYS:N	5:B:203:7Q9:N	13	7.33
(1,21)	1:A:184:LYS:N	5:B:204:7Q9:N	13	7.33
(1,21)	1:A:184:LYS:N	5:B:205:7Q9:N	13	7.33
(1,21)	1:A:184:LYS:N	5:B:206:7Q9:N	13	7.33
(1,21)	1:A:184:LYS:N	5:B:207:7Q9:N	13	7.33
(1,21)	1:A:184:LYS:N	6:B:208:17F:N1	13	7.33
(1,21)	1:A:184:LYS:N	5:B:209:7Q9:N	13	7.33

Continued on next page...

Continued from previous page...

Key	Atom-1	Atom-2	Model ID	Violation (Å)
(1,21)	1:A:184:LYS:N	5:B:210:7Q9:N	13	7.33
(1,21)	1:A:184:LYS:N	5:B:211:7Q9:N	13	7.33
(1,21)	1:A:184:LYS:N	5:B:212:7Q9:N	13	7.33
(1,21)	1:A:184:LYS:N	5:B:213:7Q9:N	13	7.33
(1,21)	1:A:184:LYS:N	6:B:214:17F:N1	13	7.33
(1,21)	1:A:184:LYS:N	6:B:215:17F:N1	13	7.33
(1,21)	1:A:184:LYS:N	5:B:216:7Q9:N	13	7.33
(1,21)	1:A:184:LYS:N	5:B:217:7Q9:N	13	7.33
(1,21)	1:A:184:LYS:N	5:B:218:7Q9:N	13	7.33
(1,21)	1:A:184:LYS:N	6:B:219:17F:N1	13	7.33
(1,21)	1:A:184:LYS:N	5:B:220:7Q9:N	13	7.33
(1,21)	1:A:184:LYS:NZ	1:B:2:THR:N	13	7.33
(1,21)	1:A:184:LYS:NZ	1:B:3:GLU:N	13	7.33
(1,21)	1:A:184:LYS:NZ	1:B:4:TYR:N	13	7.33
(1,21)	1:A:184:LYS:NZ	1:B:5:LYS:N	13	7.33
(1,21)	1:A:184:LYS:NZ	1:B:6:LEU:N	13	7.33
(1,21)	1:A:184:LYS:NZ	1:B:7:VAL:N	13	7.33
(1,21)	1:A:184:LYS:NZ	1:B:8:VAL:N	13	7.33
(1,21)	1:A:184:LYS:NZ	1:B:9:VAL:N	13	7.33
(1,21)	1:A:184:LYS:NZ	1:B:10:GLY:N	13	7.33
(1,21)	1:A:184:LYS:NZ	1:B:11:ALA:N	13	7.33
(1,21)	1:A:184:LYS:NZ	1:B:12:ASP:N	13	7.33
(1,21)	1:A:184:LYS:NZ	1:B:13:GLY:N	13	7.33
(1,21)	1:A:184:LYS:NZ	1:B:14:VAL:N	13	7.33
(1,21)	1:A:184:LYS:NZ	1:B:15:GLY:N	13	7.33
(1,21)	1:A:184:LYS:NZ	1:B:16:LYS:N	13	7.33
(1,21)	1:A:184:LYS:NZ	1:B:17:SER:N	13	7.33
(1,21)	1:A:184:LYS:NZ	1:B:18:ALA:N	13	7.33
(1,21)	1:A:184:LYS:NZ	1:B:19:LEU:N	13	7.33
(1,21)	1:A:184:LYS:NZ	1:B:20:THR:N	13	7.33
(1,21)	1:A:184:LYS:NZ	1:B:21:ILE:N	13	7.33
(1,21)	1:A:184:LYS:NZ	1:B:22:GLN:N	13	7.33
(1,21)	1:A:184:LYS:NZ	1:B:23:LEU:N	13	7.33
(1,21)	1:A:184:LYS:NZ	1:B:24:ILE:N	13	7.33
(1,21)	1:A:184:LYS:NZ	1:B:25:GLN:N	13	7.33
(1,21)	1:A:184:LYS:NZ	1:B:26:ASN:N	13	7.33
(1,21)	1:A:184:LYS:NZ	1:B:27:HIS:N	13	7.33
(1,21)	1:A:184:LYS:NZ	1:B:28:PHE:N	13	7.33
(1,21)	1:A:184:LYS:NZ	1:B:29:VAL:N	13	7.33
(1,21)	1:A:184:LYS:NZ	1:B:30:ASP:N	13	7.33
(1,21)	1:A:184:LYS:NZ	1:B:31:GLU:N	13	7.33
(1,21)	1:A:184:LYS:NZ	1:B:32:TYR:N	13	7.33

Continued on next page...

Continued from previous page...

Key	Atom-1	Atom-2	Model ID	Violation (Å)
(1,21)	1:A:184:LYS:NZ	1:B:33:ASP:N	13	7.33
(1,21)	1:A:184:LYS:NZ	1:B:34:PRO:N	13	7.33
(1,21)	1:A:184:LYS:NZ	1:B:35:THR:N	13	7.33
(1,21)	1:A:184:LYS:NZ	1:B:36:ILE:N	13	7.33
(1,21)	1:A:184:LYS:NZ	1:B:37:GLU:N	13	7.33
(1,21)	1:A:184:LYS:NZ	1:B:38:ASP:N	13	7.33
(1,21)	1:A:184:LYS:NZ	1:B:39:SER:N	13	7.33
(1,21)	1:A:184:LYS:NZ	1:B:40:TYR:N	13	7.33
(1,21)	1:A:184:LYS:NZ	1:B:41:ARG:N	13	7.33
(1,21)	1:A:184:LYS:NZ	1:B:42:LYS:N	13	7.33
(1,21)	1:A:184:LYS:NZ	1:B:43:GLN:N	13	7.33
(1,21)	1:A:184:LYS:NZ	1:B:44:VAL:N	13	7.33
(1,21)	1:A:184:LYS:NZ	1:B:45:VAL:N	13	7.33
(1,21)	1:A:184:LYS:NZ	1:B:46:ILE:N	13	7.33
(1,21)	1:A:184:LYS:NZ	1:B:47:ASP:N	13	7.33
(1,21)	1:A:184:LYS:NZ	1:B:48:GLY:N	13	7.33
(1,21)	1:A:184:LYS:NZ	1:B:49:GLU:N	13	7.33
(1,21)	1:A:184:LYS:NZ	1:B:50:THR:N	13	7.33
(1,21)	1:A:184:LYS:NZ	1:B:51:CYS:N	13	7.33
(1,21)	1:A:184:LYS:NZ	1:B:52:LEU:N	13	7.33
(1,21)	1:A:184:LYS:NZ	1:B:53:LEU:N	13	7.33
(1,21)	1:A:184:LYS:NZ	1:B:54:ASP:N	13	7.33
(1,21)	1:A:184:LYS:NZ	1:B:55:ILE:N	13	7.33
(1,21)	1:A:184:LYS:NZ	1:B:56:LEU:N	13	7.33
(1,21)	1:A:184:LYS:NZ	1:B:57:ASP:N	13	7.33
(1,21)	1:A:184:LYS:NZ	1:B:58:THR:N	13	7.33
(1,21)	1:A:184:LYS:NZ	1:B:59:ALA:N	13	7.33
(1,21)	1:A:184:LYS:NZ	1:B:60:GLY:N	13	7.33
(1,21)	1:A:184:LYS:NZ	1:B:61:GLN:N	13	7.33
(1,21)	1:A:184:LYS:NZ	1:B:62:GLU:N	13	7.33
(1,21)	1:A:184:LYS:NZ	1:B:63:GLU:N	13	7.33
(1,21)	1:A:184:LYS:NZ	1:B:64:TYR:N	13	7.33
(1,21)	1:A:184:LYS:NZ	1:B:65:SER:N	13	7.33
(1,21)	1:A:184:LYS:NZ	1:B:66:ALA:N	13	7.33
(1,21)	1:A:184:LYS:NZ	1:B:67:MET:N	13	7.33
(1,21)	1:A:184:LYS:NZ	1:B:68:ARG:N	13	7.33
(1,21)	1:A:184:LYS:NZ	1:B:69:ASP:N	13	7.33
(1,21)	1:A:184:LYS:NZ	1:B:70:GLN:N	13	7.33
(1,21)	1:A:184:LYS:NZ	1:B:71:TYR:N	13	7.33
(1,21)	1:A:184:LYS:NZ	1:B:72:MET:N	13	7.33
(1,21)	1:A:184:LYS:NZ	1:B:73:ARG:N	13	7.33
(1,21)	1:A:184:LYS:NZ	1:B:74:THR:N	13	7.33

Continued on next page...

Continued from previous page...

Key	Atom-1	Atom-2	Model ID	Violation (Å)
(1,21)	1:A:184:LYS:NZ	1:B:75:GLY:N	13	7.33
(1,21)	1:A:184:LYS:NZ	1:B:76:GLU:N	13	7.33
(1,21)	1:A:184:LYS:NZ	1:B:77:GLY:N	13	7.33
(1,21)	1:A:184:LYS:NZ	1:B:78:PHE:N	13	7.33
(1,21)	1:A:184:LYS:NZ	1:B:79:LEU:N	13	7.33
(1,21)	1:A:184:LYS:NZ	1:B:80:CYS:N	13	7.33
(1,21)	1:A:184:LYS:NZ	5:B:203:7Q9:N	13	7.33
(1,21)	1:A:184:LYS:NZ	5:B:204:7Q9:N	13	7.33
(1,21)	1:A:184:LYS:NZ	5:B:205:7Q9:N	13	7.33
(1,21)	1:A:184:LYS:NZ	5:B:206:7Q9:N	13	7.33
(1,21)	1:A:184:LYS:NZ	5:B:207:7Q9:N	13	7.33
(1,21)	1:A:184:LYS:NZ	6:B:208:17F:N1	13	7.33
(1,21)	1:A:184:LYS:NZ	5:B:209:7Q9:N	13	7.33
(1,21)	1:A:184:LYS:NZ	5:B:210:7Q9:N	13	7.33
(1,21)	1:A:184:LYS:NZ	5:B:211:7Q9:N	13	7.33
(1,21)	1:A:184:LYS:NZ	5:B:212:7Q9:N	13	7.33
(1,21)	1:A:184:LYS:NZ	5:B:213:7Q9:N	13	7.33
(1,21)	1:A:184:LYS:NZ	6:B:214:17F:N1	13	7.33
(1,21)	1:A:184:LYS:NZ	6:B:215:17F:N1	13	7.33
(1,21)	1:A:184:LYS:NZ	5:B:216:7Q9:N	13	7.33
(1,21)	1:A:184:LYS:NZ	5:B:217:7Q9:N	13	7.33
(1,21)	1:A:184:LYS:NZ	5:B:218:7Q9:N	13	7.33
(1,21)	1:A:184:LYS:NZ	6:B:219:17F:N1	13	7.33
(1,21)	1:A:184:LYS:NZ	5:B:220:7Q9:N	13	7.33
(1,21)	1:A:184:LYS:O	1:B:2:THR:N	13	7.33
(1,21)	1:A:184:LYS:O	1:B:3:GLU:N	13	7.33
(1,21)	1:A:184:LYS:O	1:B:4:TYR:N	13	7.33
(1,21)	1:A:184:LYS:O	1:B:5:LYS:N	13	7.33
(1,21)	1:A:184:LYS:O	1:B:6:LEU:N	13	7.33
(1,21)	1:A:184:LYS:O	1:B:7:VAL:N	13	7.33
(1,21)	1:A:184:LYS:O	1:B:8:VAL:N	13	7.33
(1,21)	1:A:184:LYS:O	1:B:9:VAL:N	13	7.33
(1,21)	1:A:184:LYS:O	1:B:10:GLY:N	13	7.33
(1,21)	1:A:184:LYS:O	1:B:11:ALA:N	13	7.33
(1,21)	1:A:184:LYS:O	1:B:12:ASP:N	13	7.33
(1,21)	1:A:184:LYS:O	1:B:13:GLY:N	13	7.33
(1,21)	1:A:184:LYS:O	1:B:14:VAL:N	13	7.33
(1,21)	1:A:184:LYS:O	1:B:15:GLY:N	13	7.33
(1,21)	1:A:184:LYS:O	1:B:16:LYS:N	13	7.33
(1,21)	1:A:184:LYS:O	1:B:17:SER:N	13	7.33
(1,21)	1:A:184:LYS:O	1:B:18:ALA:N	13	7.33
(1,21)	1:A:184:LYS:O	1:B:19:LEU:N	13	7.33

Continued on next page...

Continued from previous page...

Key	Atom-1	Atom-2	Model ID	Violation (Å)
(1,21)	1:A:184:LYS:O	1:B:20:THR:N	13	7.33
(1,21)	1:A:184:LYS:O	1:B:21:ILE:N	13	7.33
(1,21)	1:A:184:LYS:O	1:B:22:GLN:N	13	7.33
(1,21)	1:A:184:LYS:O	1:B:23:LEU:N	13	7.33
(1,21)	1:A:184:LYS:O	1:B:24:ILE:N	13	7.33
(1,21)	1:A:184:LYS:O	1:B:25:GLN:N	13	7.33
(1,21)	1:A:184:LYS:O	1:B:26:ASN:N	13	7.33
(1,21)	1:A:184:LYS:O	1:B:27:HIS:N	13	7.33
(1,21)	1:A:184:LYS:O	1:B:28:PHE:N	13	7.33
(1,21)	1:A:184:LYS:O	1:B:29:VAL:N	13	7.33
(1,21)	1:A:184:LYS:O	1:B:30:ASP:N	13	7.33
(1,21)	1:A:184:LYS:O	1:B:31:GLU:N	13	7.33
(1,21)	1:A:184:LYS:O	1:B:32:TYR:N	13	7.33
(1,21)	1:A:184:LYS:O	1:B:33:ASP:N	13	7.33
(1,21)	1:A:184:LYS:O	1:B:34:PRO:N	13	7.33
(1,21)	1:A:184:LYS:O	1:B:35:THR:N	13	7.33
(1,21)	1:A:184:LYS:O	1:B:36:ILE:N	13	7.33
(1,21)	1:A:184:LYS:O	1:B:37:GLU:N	13	7.33
(1,21)	1:A:184:LYS:O	1:B:38:ASP:N	13	7.33
(1,21)	1:A:184:LYS:O	1:B:39:SER:N	13	7.33
(1,21)	1:A:184:LYS:O	1:B:40:TYR:N	13	7.33
(1,21)	1:A:184:LYS:O	1:B:41:ARG:N	13	7.33
(1,21)	1:A:184:LYS:O	1:B:42:LYS:N	13	7.33
(1,21)	1:A:184:LYS:O	1:B:43:GLN:N	13	7.33
(1,21)	1:A:184:LYS:O	1:B:44:VAL:N	13	7.33
(1,21)	1:A:184:LYS:O	1:B:45:VAL:N	13	7.33
(1,21)	1:A:184:LYS:O	1:B:46:ILE:N	13	7.33
(1,21)	1:A:184:LYS:O	1:B:47:ASP:N	13	7.33
(1,21)	1:A:184:LYS:O	1:B:48:GLY:N	13	7.33
(1,21)	1:A:184:LYS:O	1:B:49:GLU:N	13	7.33
(1,21)	1:A:184:LYS:O	1:B:50:THR:N	13	7.33
(1,21)	1:A:184:LYS:O	1:B:51:CYS:N	13	7.33
(1,21)	1:A:184:LYS:O	1:B:52:LEU:N	13	7.33
(1,21)	1:A:184:LYS:O	1:B:53:LEU:N	13	7.33
(1,21)	1:A:184:LYS:O	1:B:54:ASP:N	13	7.33
(1,21)	1:A:184:LYS:O	1:B:55:ILE:N	13	7.33
(1,21)	1:A:184:LYS:O	1:B:56:LEU:N	13	7.33
(1,21)	1:A:184:LYS:O	1:B:57:ASP:N	13	7.33
(1,21)	1:A:184:LYS:O	1:B:58:THR:N	13	7.33
(1,21)	1:A:184:LYS:O	1:B:59:ALA:N	13	7.33
(1,21)	1:A:184:LYS:O	1:B:60:GLY:N	13	7.33
(1,21)	1:A:184:LYS:O	1:B:61:GLN:N	13	7.33

Continued on next page...

Continued from previous page...

Key	Atom-1	Atom-2	Model ID	Violation (Å)
(1,21)	1:A:184:LYS:O	1:B:62:GLU:N	13	7.33
(1,21)	1:A:184:LYS:O	1:B:63:GLU:N	13	7.33
(1,21)	1:A:184:LYS:O	1:B:64:TYR:N	13	7.33
(1,21)	1:A:184:LYS:O	1:B:65:SER:N	13	7.33
(1,21)	1:A:184:LYS:O	1:B:66:ALA:N	13	7.33
(1,21)	1:A:184:LYS:O	1:B:67:MET:N	13	7.33
(1,21)	1:A:184:LYS:O	1:B:68:ARG:N	13	7.33
(1,21)	1:A:184:LYS:O	1:B:69:ASP:N	13	7.33
(1,21)	1:A:184:LYS:O	1:B:70:GLN:N	13	7.33
(1,21)	1:A:184:LYS:O	1:B:71:TYR:N	13	7.33
(1,21)	1:A:184:LYS:O	1:B:72:MET:N	13	7.33
(1,21)	1:A:184:LYS:O	1:B:73:ARG:N	13	7.33
(1,21)	1:A:184:LYS:O	1:B:74:THR:N	13	7.33
(1,21)	1:A:184:LYS:O	1:B:75:GLY:N	13	7.33
(1,21)	1:A:184:LYS:O	1:B:76:GLU:N	13	7.33
(1,21)	1:A:184:LYS:O	1:B:77:GLY:N	13	7.33
(1,21)	1:A:184:LYS:O	1:B:78:PHE:N	13	7.33
(1,21)	1:A:184:LYS:O	1:B:79:LEU:N	13	7.33
(1,21)	1:A:184:LYS:O	1:B:80:CYS:N	13	7.33
(1,21)	1:A:184:LYS:O	5:B:203:7Q9:N	13	7.33
(1,21)	1:A:184:LYS:O	5:B:204:7Q9:N	13	7.33
(1,21)	1:A:184:LYS:O	5:B:205:7Q9:N	13	7.33
(1,21)	1:A:184:LYS:O	5:B:206:7Q9:N	13	7.33
(1,21)	1:A:184:LYS:O	5:B:207:7Q9:N	13	7.33
(1,21)	1:A:184:LYS:O	6:B:208:17F:N1	13	7.33
(1,21)	1:A:184:LYS:O	5:B:209:7Q9:N	13	7.33
(1,21)	1:A:184:LYS:O	5:B:210:7Q9:N	13	7.33
(1,21)	1:A:184:LYS:O	5:B:211:7Q9:N	13	7.33
(1,21)	1:A:184:LYS:O	5:B:212:7Q9:N	13	7.33
(1,21)	1:A:184:LYS:O	5:B:213:7Q9:N	13	7.33
(1,21)	1:A:184:LYS:O	6:B:214:17F:N1	13	7.33
(1,21)	1:A:184:LYS:O	6:B:215:17F:N1	13	7.33
(1,21)	1:A:184:LYS:O	5:B:216:7Q9:N	13	7.33
(1,21)	1:A:184:LYS:O	5:B:217:7Q9:N	13	7.33
(1,21)	1:A:184:LYS:O	5:B:218:7Q9:N	13	7.33
(1,21)	1:A:184:LYS:O	6:B:219:17F:N1	13	7.33
(1,21)	1:A:184:LYS:O	5:B:220:7Q9:N	13	7.33
(1,16)	1:A:39:SER:OG	1:B:139:ILE:CD1	14	7.32
(1,18)	1:A:39:SER:OG	1:A:160:VAL:CG1	11	7.29
(1,18)	1:A:39:SER:OG	1:A:160:VAL:CG2	11	7.29
(1,18)	1:A:39:SER:OG	1:B:160:VAL:C	11	7.29
(1,18)	1:A:39:SER:OG	1:B:160:VAL:CA	11	7.29

Continued on next page...

Continued from previous page...

Key	Atom-1	Atom-2	Model ID	Violation (Å)
(1,18)	1:A:39:SER:OG	1:B:160:VAL:CB	11	7.29
(1,18)	1:A:39:SER:OG	1:B:160:VAL:CG1	11	7.29
(1,18)	1:A:39:SER:OG	1:B:160:VAL:CG1	11	7.29
(1,18)	1:A:39:SER:OG	1:B:160:VAL:CG2	11	7.29
(1,18)	1:A:39:SER:OG	1:B:160:VAL:CG2	11	7.29
(1,18)	1:A:39:SER:OG	1:B:160:VAL:H	11	7.29
(1,18)	1:A:39:SER:OG	1:B:160:VAL:N	11	7.29
(1,18)	1:A:39:SER:OG	1:B:160:VAL:O	11	7.29
(3,15)	1:B:139:ILE:CD1	1:B:2:THR:N	1	7.27
(3,15)	1:B:139:ILE:CD1	1:B:3:GLU:N	1	7.27
(3,15)	1:B:139:ILE:CD1	1:B:4:TYR:N	1	7.27
(3,15)	1:B:139:ILE:CD1	1:B:5:LYS:N	1	7.27
(3,15)	1:B:139:ILE:CD1	1:B:6:LEU:N	1	7.27
(3,15)	1:B:139:ILE:CD1	1:B:7:VAL:N	1	7.27
(3,15)	1:B:139:ILE:CD1	1:B:8:VAL:N	1	7.27
(3,15)	1:B:139:ILE:CD1	1:B:9:VAL:N	1	7.27
(3,15)	1:B:139:ILE:CD1	1:B:10:GLY:N	1	7.27
(3,15)	1:B:139:ILE:CD1	1:B:11:ALA:N	1	7.27
(3,15)	1:B:139:ILE:CD1	1:B:12:ASP:N	1	7.27
(3,15)	1:B:139:ILE:CD1	1:B:13:GLY:N	1	7.27
(3,15)	1:B:139:ILE:CD1	1:B:14:VAL:N	1	7.27
(3,15)	1:B:139:ILE:CD1	1:B:15:GLY:N	1	7.27
(3,15)	1:B:139:ILE:CD1	1:B:16:LYS:N	1	7.27
(3,15)	1:B:139:ILE:CD1	1:B:17:SER:N	1	7.27
(3,15)	1:B:139:ILE:CD1	1:B:18:ALA:N	1	7.27
(3,15)	1:B:139:ILE:CD1	1:B:19:LEU:N	1	7.27
(3,15)	1:B:139:ILE:CD1	1:B:20:THR:N	1	7.27
(3,15)	1:B:139:ILE:CD1	1:B:21:ILE:N	1	7.27
(3,15)	1:B:139:ILE:CD1	1:B:22:GLN:N	1	7.27
(3,15)	1:B:139:ILE:CD1	1:B:23:LEU:N	1	7.27
(3,15)	1:B:139:ILE:CD1	1:B:24:ILE:N	1	7.27
(3,15)	1:B:139:ILE:CD1	1:B:25:GLN:N	1	7.27
(3,15)	1:B:139:ILE:CD1	1:B:26:ASN:N	1	7.27
(3,15)	1:B:139:ILE:CD1	1:B:27:HIS:N	1	7.27
(3,15)	1:B:139:ILE:CD1	1:B:28:PHE:N	1	7.27
(3,15)	1:B:139:ILE:CD1	1:B:29:VAL:N	1	7.27
(3,15)	1:B:139:ILE:CD1	1:B:30:ASP:N	1	7.27
(3,15)	1:B:139:ILE:CD1	1:B:31:GLU:N	1	7.27
(3,15)	1:B:139:ILE:CD1	1:B:32:TYR:N	1	7.27
(3,15)	1:B:139:ILE:CD1	1:B:33:ASP:N	1	7.27
(3,15)	1:B:139:ILE:CD1	1:B:34:PRO:N	1	7.27
(3,15)	1:B:139:ILE:CD1	1:B:35:THR:N	1	7.27

Continued on next page...

Continued from previous page...

Key	Atom-1	Atom-2	Model ID	Violation (Å)
(3,15)	1:B:139:ILE:CD1	1:B:36:ILE:N	1	7.27
(3,15)	1:B:139:ILE:CD1	1:B:37:GLU:N	1	7.27
(3,15)	1:B:139:ILE:CD1	1:B:38:ASP:N	1	7.27
(3,15)	1:B:139:ILE:CD1	1:B:39:SER:N	1	7.27
(3,15)	1:B:139:ILE:CD1	1:B:40:TYR:N	1	7.27
(3,15)	1:B:139:ILE:CD1	1:B:41:ARG:N	1	7.27
(3,15)	1:B:139:ILE:CD1	1:B:42:LYS:N	1	7.27
(3,15)	1:B:139:ILE:CD1	1:B:43:GLN:N	1	7.27
(3,15)	1:B:139:ILE:CD1	1:B:44:VAL:N	1	7.27
(3,15)	1:B:139:ILE:CD1	1:B:45:VAL:N	1	7.27
(3,15)	1:B:139:ILE:CD1	1:B:46:ILE:N	1	7.27
(3,15)	1:B:139:ILE:CD1	1:B:47:ASP:N	1	7.27
(3,15)	1:B:139:ILE:CD1	1:B:48:GLY:N	1	7.27
(3,15)	1:B:139:ILE:CD1	1:B:49:GLU:N	1	7.27
(3,15)	1:B:139:ILE:CD1	1:B:50:THR:N	1	7.27
(3,15)	1:B:139:ILE:CD1	1:B:51:CYS:N	1	7.27
(3,15)	1:B:139:ILE:CD1	1:B:52:LEU:N	1	7.27
(3,15)	1:B:139:ILE:CD1	1:B:53:LEU:N	1	7.27
(3,15)	1:B:139:ILE:CD1	1:B:54:ASP:N	1	7.27
(3,15)	1:B:139:ILE:CD1	1:B:55:ILE:N	1	7.27
(3,15)	1:B:139:ILE:CD1	1:B:56:LEU:N	1	7.27
(3,15)	1:B:139:ILE:CD1	1:B:57:ASP:N	1	7.27
(3,15)	1:B:139:ILE:CD1	1:B:58:THR:N	1	7.27
(3,15)	1:B:139:ILE:CD1	1:B:59:ALA:N	1	7.27
(3,15)	1:B:139:ILE:CD1	1:B:60:GLY:N	1	7.27
(3,15)	1:B:139:ILE:CD1	1:B:61:GLN:N	1	7.27
(3,15)	1:B:139:ILE:CD1	1:B:62:GLU:N	1	7.27
(3,15)	1:B:139:ILE:CD1	1:B:63:GLU:N	1	7.27
(3,15)	1:B:139:ILE:CD1	1:B:64:TYR:N	1	7.27
(3,15)	1:B:139:ILE:CD1	1:B:65:SER:N	1	7.27
(3,15)	1:B:139:ILE:CD1	1:B:66:ALA:N	1	7.27
(3,15)	1:B:139:ILE:CD1	1:B:67:MET:N	1	7.27
(3,15)	1:B:139:ILE:CD1	1:B:68:ARG:N	1	7.27
(3,15)	1:B:139:ILE:CD1	1:B:69:ASP:N	1	7.27
(3,15)	1:B:139:ILE:CD1	1:B:70:GLN:N	1	7.27
(3,15)	1:B:139:ILE:CD1	1:B:71:TYR:N	1	7.27
(3,15)	1:B:139:ILE:CD1	1:B:72:MET:N	1	7.27
(3,15)	1:B:139:ILE:CD1	1:B:73:ARG:N	1	7.27
(3,15)	1:B:139:ILE:CD1	1:B:74:THR:N	1	7.27
(3,15)	1:B:139:ILE:CD1	1:B:75:GLY:N	1	7.27
(3,15)	1:B:139:ILE:CD1	1:B:76:GLU:N	1	7.27
(3,15)	1:B:139:ILE:CD1	1:B:77:GLY:N	1	7.27

Continued on next page...

Continued from previous page...

Key	Atom-1	Atom-2	Model ID	Violation (Å)
(3,15)	1:B:139:ILE:CD1	1:B:78:PHE:N	1	7.27
(3,15)	1:B:139:ILE:CD1	1:B:79:LEU:N	1	7.27
(3,15)	1:B:139:ILE:CD1	1:B:80:CYS:N	1	7.27
(3,15)	1:B:139:ILE:CD1	5:B:203:7Q9:N	1	7.27
(3,15)	1:B:139:ILE:CD1	5:B:204:7Q9:N	1	7.27
(3,15)	1:B:139:ILE:CD1	5:B:205:7Q9:N	1	7.27
(3,15)	1:B:139:ILE:CD1	5:B:206:7Q9:N	1	7.27
(3,15)	1:B:139:ILE:CD1	5:B:207:7Q9:N	1	7.27
(3,15)	1:B:139:ILE:CD1	6:B:208:17F:N1	1	7.27
(3,15)	1:B:139:ILE:CD1	5:B:209:7Q9:N	1	7.27
(3,15)	1:B:139:ILE:CD1	5:B:210:7Q9:N	1	7.27
(3,15)	1:B:139:ILE:CD1	5:B:211:7Q9:N	1	7.27
(3,15)	1:B:139:ILE:CD1	5:B:212:7Q9:N	1	7.27
(3,15)	1:B:139:ILE:CD1	5:B:213:7Q9:N	1	7.27
(3,15)	1:B:139:ILE:CD1	6:B:214:17F:N1	1	7.27
(3,15)	1:B:139:ILE:CD1	6:B:215:17F:N1	1	7.27
(3,15)	1:B:139:ILE:CD1	5:B:216:7Q9:N	1	7.27
(3,15)	1:B:139:ILE:CD1	5:B:217:7Q9:N	1	7.27
(3,15)	1:B:139:ILE:CD1	5:B:218:7Q9:N	1	7.27
(3,15)	1:B:139:ILE:CD1	6:B:219:17F:N1	1	7.27
(3,15)	1:B:139:ILE:CD1	5:B:220:7Q9:N	1	7.27
(3,15)	1:B:139:ILE:CD1	1:B:2:THR:N	10	7.26
(3,15)	1:B:139:ILE:CD1	1:B:3:GLU:N	10	7.26
(3,15)	1:B:139:ILE:CD1	1:B:4:TYR:N	10	7.26
(3,15)	1:B:139:ILE:CD1	1:B:5:LYS:N	10	7.26
(3,15)	1:B:139:ILE:CD1	1:B:6:LEU:N	10	7.26
(3,15)	1:B:139:ILE:CD1	1:B:7:VAL:N	10	7.26
(3,15)	1:B:139:ILE:CD1	1:B:8:VAL:N	10	7.26
(3,15)	1:B:139:ILE:CD1	1:B:9:VAL:N	10	7.26
(3,15)	1:B:139:ILE:CD1	1:B:10:GLY:N	10	7.26
(3,15)	1:B:139:ILE:CD1	1:B:11:ALA:N	10	7.26
(3,15)	1:B:139:ILE:CD1	1:B:12:ASP:N	10	7.26
(3,15)	1:B:139:ILE:CD1	1:B:13:GLY:N	10	7.26
(3,15)	1:B:139:ILE:CD1	1:B:14:VAL:N	10	7.26
(3,15)	1:B:139:ILE:CD1	1:B:15:GLY:N	10	7.26
(3,15)	1:B:139:ILE:CD1	1:B:16:LYS:N	10	7.26
(3,15)	1:B:139:ILE:CD1	1:B:17:SER:N	10	7.26
(3,15)	1:B:139:ILE:CD1	1:B:18:ALA:N	10	7.26
(3,15)	1:B:139:ILE:CD1	1:B:19:LEU:N	10	7.26
(3,15)	1:B:139:ILE:CD1	1:B:20:THR:N	10	7.26
(3,15)	1:B:139:ILE:CD1	1:B:21:ILE:N	10	7.26
(3,15)	1:B:139:ILE:CD1	1:B:22:GLN:N	10	7.26

Continued on next page...

Continued from previous page...

Key	Atom-1	Atom-2	Model ID	Violation (Å)
(3,15)	1:B:139:ILE:CD1	1:B:23:LEU:N	10	7.26
(3,15)	1:B:139:ILE:CD1	1:B:24:ILE:N	10	7.26
(3,15)	1:B:139:ILE:CD1	1:B:25:GLN:N	10	7.26
(3,15)	1:B:139:ILE:CD1	1:B:26:ASN:N	10	7.26
(3,15)	1:B:139:ILE:CD1	1:B:27:HIS:N	10	7.26
(3,15)	1:B:139:ILE:CD1	1:B:28:PHE:N	10	7.26
(3,15)	1:B:139:ILE:CD1	1:B:29:VAL:N	10	7.26
(3,15)	1:B:139:ILE:CD1	1:B:30:ASP:N	10	7.26
(3,15)	1:B:139:ILE:CD1	1:B:31:GLU:N	10	7.26
(3,15)	1:B:139:ILE:CD1	1:B:32:TYR:N	10	7.26
(3,15)	1:B:139:ILE:CD1	1:B:33:ASP:N	10	7.26
(3,15)	1:B:139:ILE:CD1	1:B:34:PRO:N	10	7.26
(3,15)	1:B:139:ILE:CD1	1:B:35:THR:N	10	7.26
(3,15)	1:B:139:ILE:CD1	1:B:36:ILE:N	10	7.26
(3,15)	1:B:139:ILE:CD1	1:B:37:GLU:N	10	7.26
(3,15)	1:B:139:ILE:CD1	1:B:38:ASP:N	10	7.26
(3,15)	1:B:139:ILE:CD1	1:B:39:SER:N	10	7.26
(3,15)	1:B:139:ILE:CD1	1:B:40:TYR:N	10	7.26
(3,15)	1:B:139:ILE:CD1	1:B:41:ARG:N	10	7.26
(3,15)	1:B:139:ILE:CD1	1:B:42:LYS:N	10	7.26
(3,15)	1:B:139:ILE:CD1	1:B:43:GLN:N	10	7.26
(3,15)	1:B:139:ILE:CD1	1:B:44:VAL:N	10	7.26
(3,15)	1:B:139:ILE:CD1	1:B:45:VAL:N	10	7.26
(3,15)	1:B:139:ILE:CD1	1:B:46:ILE:N	10	7.26
(3,15)	1:B:139:ILE:CD1	1:B:47:ASP:N	10	7.26
(3,15)	1:B:139:ILE:CD1	1:B:48:GLY:N	10	7.26
(3,15)	1:B:139:ILE:CD1	1:B:49:GLU:N	10	7.26
(3,15)	1:B:139:ILE:CD1	1:B:50:THR:N	10	7.26
(3,15)	1:B:139:ILE:CD1	1:B:51:CYS:N	10	7.26
(3,15)	1:B:139:ILE:CD1	1:B:52:LEU:N	10	7.26
(3,15)	1:B:139:ILE:CD1	1:B:53:LEU:N	10	7.26
(3,15)	1:B:139:ILE:CD1	1:B:54:ASP:N	10	7.26
(3,15)	1:B:139:ILE:CD1	1:B:55:ILE:N	10	7.26
(3,15)	1:B:139:ILE:CD1	1:B:56:LEU:N	10	7.26
(3,15)	1:B:139:ILE:CD1	1:B:57:ASP:N	10	7.26
(3,15)	1:B:139:ILE:CD1	1:B:58:THR:N	10	7.26
(3,15)	1:B:139:ILE:CD1	1:B:59:ALA:N	10	7.26
(3,15)	1:B:139:ILE:CD1	1:B:60:GLY:N	10	7.26
(3,15)	1:B:139:ILE:CD1	1:B:61:GLN:N	10	7.26
(3,15)	1:B:139:ILE:CD1	1:B:62:GLU:N	10	7.26
(3,15)	1:B:139:ILE:CD1	1:B:63:GLU:N	10	7.26
(3,15)	1:B:139:ILE:CD1	1:B:64:TYR:N	10	7.26

Continued on next page...

Continued from previous page...

Key	Atom-1	Atom-2	Model ID	Violation (Å)
(3,15)	1:B:139:ILE:CD1	1:B:65:SER:N	10	7.26
(3,15)	1:B:139:ILE:CD1	1:B:66:ALA:N	10	7.26
(3,15)	1:B:139:ILE:CD1	1:B:67:MET:N	10	7.26
(3,15)	1:B:139:ILE:CD1	1:B:68:ARG:N	10	7.26
(3,15)	1:B:139:ILE:CD1	1:B:69:ASP:N	10	7.26
(3,15)	1:B:139:ILE:CD1	1:B:70:GLN:N	10	7.26
(3,15)	1:B:139:ILE:CD1	1:B:71:TYR:N	10	7.26
(3,15)	1:B:139:ILE:CD1	1:B:72:MET:N	10	7.26
(3,15)	1:B:139:ILE:CD1	1:B:73:ARG:N	10	7.26
(3,15)	1:B:139:ILE:CD1	1:B:74:THR:N	10	7.26
(3,15)	1:B:139:ILE:CD1	1:B:75:GLY:N	10	7.26
(3,15)	1:B:139:ILE:CD1	1:B:76:GLU:N	10	7.26
(3,15)	1:B:139:ILE:CD1	1:B:77:GLY:N	10	7.26
(3,15)	1:B:139:ILE:CD1	1:B:78:PHE:N	10	7.26
(3,15)	1:B:139:ILE:CD1	1:B:79:LEU:N	10	7.26
(3,15)	1:B:139:ILE:CD1	1:B:80:CYS:N	10	7.26
(3,15)	1:B:139:ILE:CD1	5:B:203:7Q9:N	10	7.26
(3,15)	1:B:139:ILE:CD1	5:B:204:7Q9:N	10	7.26
(3,15)	1:B:139:ILE:CD1	5:B:205:7Q9:N	10	7.26
(3,15)	1:B:139:ILE:CD1	5:B:206:7Q9:N	10	7.26
(3,15)	1:B:139:ILE:CD1	5:B:207:7Q9:N	10	7.26
(3,15)	1:B:139:ILE:CD1	6:B:208:17F:N1	10	7.26
(3,15)	1:B:139:ILE:CD1	5:B:209:7Q9:N	10	7.26
(3,15)	1:B:139:ILE:CD1	5:B:210:7Q9:N	10	7.26
(3,15)	1:B:139:ILE:CD1	5:B:211:7Q9:N	10	7.26
(3,15)	1:B:139:ILE:CD1	5:B:212:7Q9:N	10	7.26
(3,15)	1:B:139:ILE:CD1	5:B:213:7Q9:N	10	7.26
(3,15)	1:B:139:ILE:CD1	6:B:214:17F:N1	10	7.26
(3,15)	1:B:139:ILE:CD1	6:B:215:17F:N1	10	7.26
(3,15)	1:B:139:ILE:CD1	5:B:216:7Q9:N	10	7.26
(3,15)	1:B:139:ILE:CD1	5:B:217:7Q9:N	10	7.26
(3,15)	1:B:139:ILE:CD1	5:B:218:7Q9:N	10	7.26
(3,15)	1:B:139:ILE:CD1	6:B:219:17F:N1	10	7.26
(3,15)	1:B:139:ILE:CD1	5:B:220:7Q9:N	10	7.26
(1,17)	1:A:39:SER:OG	1:B:142:ILE:CD1	5	7.24
(1,18)	1:A:39:SER:OG	1:A:160:VAL:CG1	17	7.19
(1,18)	1:A:39:SER:OG	1:A:160:VAL:CG2	17	7.19
(1,18)	1:A:39:SER:OG	1:B:160:VAL:C	17	7.19
(1,18)	1:A:39:SER:OG	1:B:160:VAL:CA	17	7.19
(1,18)	1:A:39:SER:OG	1:B:160:VAL:CB	17	7.19
(1,18)	1:A:39:SER:OG	1:B:160:VAL:CG1	17	7.19
(1,18)	1:A:39:SER:OG	1:B:160:VAL:CG1	17	7.19

Continued on next page...

Continued from previous page...

Key	Atom-1	Atom-2	Model ID	Violation (Å)
(1,18)	1:A:39:SER:OG	1:B:160:VAL:CG2	17	7.19
(1,18)	1:A:39:SER:OG	1:B:160:VAL:CG2	17	7.19
(1,18)	1:A:39:SER:OG	1:B:160:VAL:H	17	7.19
(1,18)	1:A:39:SER:OG	1:B:160:VAL:N	17	7.19
(1,18)	1:A:39:SER:OG	1:B:160:VAL:O	17	7.19
(1,6)	1:B:169:LYS:CG	1:A:56:LEU:C	19	7.16
(1,6)	1:B:169:LYS:CG	1:A:56:LEU:CA	19	7.16
(1,6)	1:B:169:LYS:CG	1:A:56:LEU:CB	19	7.16
(1,6)	1:B:169:LYS:CG	1:A:56:LEU:CD1	19	7.16
(1,6)	1:B:169:LYS:CG	1:A:56:LEU:CD1	19	7.16
(1,6)	1:B:169:LYS:CG	1:A:56:LEU:CD2	19	7.16
(1,6)	1:B:169:LYS:CG	1:A:56:LEU:CD2	19	7.16
(1,6)	1:B:169:LYS:CG	1:A:56:LEU:CG	19	7.16
(1,6)	1:B:169:LYS:CG	1:A:56:LEU:H	19	7.16
(1,6)	1:B:169:LYS:CG	1:A:56:LEU:N	19	7.16
(1,6)	1:B:169:LYS:CG	1:A:56:LEU:O	19	7.16
(1,6)	1:B:169:LYS:CG	1:B:56:LEU:CD1	19	7.16
(1,6)	1:B:169:LYS:CG	1:B:56:LEU:CD2	19	7.16
(1,18)	1:A:39:SER:OG	1:A:160:VAL:CG1	2	7.16
(1,18)	1:A:39:SER:OG	1:A:160:VAL:CG2	2	7.16
(1,18)	1:A:39:SER:OG	1:B:160:VAL:C	2	7.16
(1,18)	1:A:39:SER:OG	1:B:160:VAL:CA	2	7.16
(1,18)	1:A:39:SER:OG	1:B:160:VAL:CB	2	7.16
(1,18)	1:A:39:SER:OG	1:B:160:VAL:CG1	2	7.16
(1,18)	1:A:39:SER:OG	1:B:160:VAL:CG1	2	7.16
(1,18)	1:A:39:SER:OG	1:B:160:VAL:CG2	2	7.16
(1,18)	1:A:39:SER:OG	1:B:160:VAL:CG2	2	7.16
(1,18)	1:A:39:SER:OG	1:B:160:VAL:H	2	7.16
(1,18)	1:A:39:SER:OG	1:B:160:VAL:N	2	7.16
(1,18)	1:A:39:SER:OG	1:B:160:VAL:O	2	7.16
(1,6)	1:B:169:LYS:CG	1:A:56:LEU:C	7	7.14
(1,6)	1:B:169:LYS:CG	1:A:56:LEU:CA	7	7.14
(1,6)	1:B:169:LYS:CG	1:A:56:LEU:CB	7	7.14
(1,6)	1:B:169:LYS:CG	1:A:56:LEU:CD1	7	7.14
(1,6)	1:B:169:LYS:CG	1:A:56:LEU:CD1	7	7.14
(1,6)	1:B:169:LYS:CG	1:A:56:LEU:CD2	7	7.14
(1,6)	1:B:169:LYS:CG	1:A:56:LEU:CD2	7	7.14
(1,6)	1:B:169:LYS:CG	1:A:56:LEU:CG	7	7.14
(1,6)	1:B:169:LYS:CG	1:A:56:LEU:H	7	7.14
(1,6)	1:B:169:LYS:CG	1:A:56:LEU:N	7	7.14
(1,6)	1:B:169:LYS:CG	1:A:56:LEU:O	7	7.14
(1,6)	1:B:169:LYS:CG	1:B:56:LEU:CD1	7	7.14

Continued on next page...

Continued from previous page...

Key	Atom-1	Atom-2	Model ID	Violation (Å)
(1,6)	1:B:169:LYS:CG	1:B:56:LEU:CD2	7	7.14
(1,6)	1:B:169:LYS:CG	1:A:56:LEU:C	1	7.11
(1,6)	1:B:169:LYS:CG	1:A:56:LEU:CA	1	7.11
(1,6)	1:B:169:LYS:CG	1:A:56:LEU:CB	1	7.11
(1,6)	1:B:169:LYS:CG	1:A:56:LEU:CD1	1	7.11
(1,6)	1:B:169:LYS:CG	1:A:56:LEU:CD1	1	7.11
(1,6)	1:B:169:LYS:CG	1:A:56:LEU:CD2	1	7.11
(1,6)	1:B:169:LYS:CG	1:A:56:LEU:CD2	1	7.11
(1,6)	1:B:169:LYS:CG	1:A:56:LEU:CG	1	7.11
(1,6)	1:B:169:LYS:CG	1:A:56:LEU:H	1	7.11
(1,6)	1:B:169:LYS:CG	1:A:56:LEU:N	1	7.11
(1,6)	1:B:169:LYS:CG	1:A:56:LEU:O	1	7.11
(1,6)	1:B:169:LYS:CG	1:B:56:LEU:CD1	1	7.11
(1,6)	1:B:169:LYS:CG	1:B:56:LEU:CD2	1	7.11
(3,15)	1:B:139:ILE:CD1	1:B:2:THR:N	5	7.08
(3,15)	1:B:139:ILE:CD1	1:B:3:GLU:N	5	7.08
(3,15)	1:B:139:ILE:CD1	1:B:4:TYR:N	5	7.08
(3,15)	1:B:139:ILE:CD1	1:B:5:LYS:N	5	7.08
(3,15)	1:B:139:ILE:CD1	1:B:6:LEU:N	5	7.08
(3,15)	1:B:139:ILE:CD1	1:B:7:VAL:N	5	7.08
(3,15)	1:B:139:ILE:CD1	1:B:8:VAL:N	5	7.08
(3,15)	1:B:139:ILE:CD1	1:B:9:VAL:N	5	7.08
(3,15)	1:B:139:ILE:CD1	1:B:10:GLY:N	5	7.08
(3,15)	1:B:139:ILE:CD1	1:B:11:ALA:N	5	7.08
(3,15)	1:B:139:ILE:CD1	1:B:12:ASP:N	5	7.08
(3,15)	1:B:139:ILE:CD1	1:B:13:GLY:N	5	7.08
(3,15)	1:B:139:ILE:CD1	1:B:14:VAL:N	5	7.08
(3,15)	1:B:139:ILE:CD1	1:B:15:GLY:N	5	7.08
(3,15)	1:B:139:ILE:CD1	1:B:16:LYS:N	5	7.08
(3,15)	1:B:139:ILE:CD1	1:B:17:SER:N	5	7.08
(3,15)	1:B:139:ILE:CD1	1:B:18:ALA:N	5	7.08
(3,15)	1:B:139:ILE:CD1	1:B:19:LEU:N	5	7.08
(3,15)	1:B:139:ILE:CD1	1:B:20:THR:N	5	7.08
(3,15)	1:B:139:ILE:CD1	1:B:21:ILE:N	5	7.08
(3,15)	1:B:139:ILE:CD1	1:B:22:GLN:N	5	7.08
(3,15)	1:B:139:ILE:CD1	1:B:23:LEU:N	5	7.08
(3,15)	1:B:139:ILE:CD1	1:B:24:ILE:N	5	7.08
(3,15)	1:B:139:ILE:CD1	1:B:25:GLN:N	5	7.08
(3,15)	1:B:139:ILE:CD1	1:B:26:ASN:N	5	7.08
(3,15)	1:B:139:ILE:CD1	1:B:27:HIS:N	5	7.08
(3,15)	1:B:139:ILE:CD1	1:B:28:PHE:N	5	7.08
(3,15)	1:B:139:ILE:CD1	1:B:29:VAL:N	5	7.08

Continued on next page...

Continued from previous page...

Key	Atom-1	Atom-2	Model ID	Violation (Å)
(3,15)	1:B:139:ILE:CD1	1:B:30:ASP:N	5	7.08
(3,15)	1:B:139:ILE:CD1	1:B:31:GLU:N	5	7.08
(3,15)	1:B:139:ILE:CD1	1:B:32:TYR:N	5	7.08
(3,15)	1:B:139:ILE:CD1	1:B:33:ASP:N	5	7.08
(3,15)	1:B:139:ILE:CD1	1:B:34:PRO:N	5	7.08
(3,15)	1:B:139:ILE:CD1	1:B:35:THR:N	5	7.08
(3,15)	1:B:139:ILE:CD1	1:B:36:ILE:N	5	7.08
(3,15)	1:B:139:ILE:CD1	1:B:37:GLU:N	5	7.08
(3,15)	1:B:139:ILE:CD1	1:B:38:ASP:N	5	7.08
(3,15)	1:B:139:ILE:CD1	1:B:39:SER:N	5	7.08
(3,15)	1:B:139:ILE:CD1	1:B:40:TYR:N	5	7.08
(3,15)	1:B:139:ILE:CD1	1:B:41:ARG:N	5	7.08
(3,15)	1:B:139:ILE:CD1	1:B:42:LYS:N	5	7.08
(3,15)	1:B:139:ILE:CD1	1:B:43:GLN:N	5	7.08
(3,15)	1:B:139:ILE:CD1	1:B:44:VAL:N	5	7.08
(3,15)	1:B:139:ILE:CD1	1:B:45:VAL:N	5	7.08
(3,15)	1:B:139:ILE:CD1	1:B:46:ILE:N	5	7.08
(3,15)	1:B:139:ILE:CD1	1:B:47:ASP:N	5	7.08
(3,15)	1:B:139:ILE:CD1	1:B:48:GLY:N	5	7.08
(3,15)	1:B:139:ILE:CD1	1:B:49:GLU:N	5	7.08
(3,15)	1:B:139:ILE:CD1	1:B:50:THR:N	5	7.08
(3,15)	1:B:139:ILE:CD1	1:B:51:CYS:N	5	7.08
(3,15)	1:B:139:ILE:CD1	1:B:52:LEU:N	5	7.08
(3,15)	1:B:139:ILE:CD1	1:B:53:LEU:N	5	7.08
(3,15)	1:B:139:ILE:CD1	1:B:54:ASP:N	5	7.08
(3,15)	1:B:139:ILE:CD1	1:B:55:ILE:N	5	7.08
(3,15)	1:B:139:ILE:CD1	1:B:56:LEU:N	5	7.08
(3,15)	1:B:139:ILE:CD1	1:B:57:ASP:N	5	7.08
(3,15)	1:B:139:ILE:CD1	1:B:58:THR:N	5	7.08
(3,15)	1:B:139:ILE:CD1	1:B:59:ALA:N	5	7.08
(3,15)	1:B:139:ILE:CD1	1:B:60:GLY:N	5	7.08
(3,15)	1:B:139:ILE:CD1	1:B:61:GLN:N	5	7.08
(3,15)	1:B:139:ILE:CD1	1:B:62:GLU:N	5	7.08
(3,15)	1:B:139:ILE:CD1	1:B:63:GLU:N	5	7.08
(3,15)	1:B:139:ILE:CD1	1:B:64:TYR:N	5	7.08
(3,15)	1:B:139:ILE:CD1	1:B:65:SER:N	5	7.08
(3,15)	1:B:139:ILE:CD1	1:B:66:ALA:N	5	7.08
(3,15)	1:B:139:ILE:CD1	1:B:67:MET:N	5	7.08
(3,15)	1:B:139:ILE:CD1	1:B:68:ARG:N	5	7.08
(3,15)	1:B:139:ILE:CD1	1:B:69:ASP:N	5	7.08
(3,15)	1:B:139:ILE:CD1	1:B:70:GLN:N	5	7.08
(3,15)	1:B:139:ILE:CD1	1:B:71:TYR:N	5	7.08

Continued on next page...

Continued from previous page...

Key	Atom-1	Atom-2	Model ID	Violation (Å)
(3,15)	1:B:139:ILE:CD1	1:B:72:MET:N	5	7.08
(3,15)	1:B:139:ILE:CD1	1:B:73:ARG:N	5	7.08
(3,15)	1:B:139:ILE:CD1	1:B:74:THR:N	5	7.08
(3,15)	1:B:139:ILE:CD1	1:B:75:GLY:N	5	7.08
(3,15)	1:B:139:ILE:CD1	1:B:76:GLU:N	5	7.08
(3,15)	1:B:139:ILE:CD1	1:B:77:GLY:N	5	7.08
(3,15)	1:B:139:ILE:CD1	1:B:78:PHE:N	5	7.08
(3,15)	1:B:139:ILE:CD1	1:B:79:LEU:N	5	7.08
(3,15)	1:B:139:ILE:CD1	1:B:80:CYS:N	5	7.08
(3,15)	1:B:139:ILE:CD1	5:B:203:7Q9:N	5	7.08
(3,15)	1:B:139:ILE:CD1	5:B:204:7Q9:N	5	7.08
(3,15)	1:B:139:ILE:CD1	5:B:205:7Q9:N	5	7.08
(3,15)	1:B:139:ILE:CD1	5:B:206:7Q9:N	5	7.08
(3,15)	1:B:139:ILE:CD1	5:B:207:7Q9:N	5	7.08
(3,15)	1:B:139:ILE:CD1	6:B:208:17F:N1	5	7.08
(3,15)	1:B:139:ILE:CD1	5:B:209:7Q9:N	5	7.08
(3,15)	1:B:139:ILE:CD1	5:B:210:7Q9:N	5	7.08
(3,15)	1:B:139:ILE:CD1	5:B:211:7Q9:N	5	7.08
(3,15)	1:B:139:ILE:CD1	5:B:212:7Q9:N	5	7.08
(3,15)	1:B:139:ILE:CD1	5:B:213:7Q9:N	5	7.08
(3,15)	1:B:139:ILE:CD1	6:B:214:17F:N1	5	7.08
(3,15)	1:B:139:ILE:CD1	6:B:215:17F:N1	5	7.08
(3,15)	1:B:139:ILE:CD1	5:B:216:7Q9:N	5	7.08
(3,15)	1:B:139:ILE:CD1	5:B:217:7Q9:N	5	7.08
(3,15)	1:B:139:ILE:CD1	5:B:218:7Q9:N	5	7.08
(3,15)	1:B:139:ILE:CD1	6:B:219:17F:N1	5	7.08
(3,15)	1:B:139:ILE:CD1	5:B:220:7Q9:N	5	7.08
(3,14)	1:B:133:LEU:CD1	1:B:2:THR:N	13	7.07
(3,14)	1:B:133:LEU:CD1	1:B:3:GLU:N	13	7.07
(3,14)	1:B:133:LEU:CD1	1:B:4:TYR:N	13	7.07
(3,14)	1:B:133:LEU:CD1	1:B:5:LYS:N	13	7.07
(3,14)	1:B:133:LEU:CD1	1:B:6:LEU:N	13	7.07
(3,14)	1:B:133:LEU:CD1	1:B:7:VAL:N	13	7.07
(3,14)	1:B:133:LEU:CD1	1:B:8:VAL:N	13	7.07
(3,14)	1:B:133:LEU:CD1	1:B:9:VAL:N	13	7.07
(3,14)	1:B:133:LEU:CD1	1:B:10:GLY:N	13	7.07
(3,14)	1:B:133:LEU:CD1	1:B:11:ALA:N	13	7.07
(3,14)	1:B:133:LEU:CD1	1:B:12:ASP:N	13	7.07
(3,14)	1:B:133:LEU:CD1	1:B:13:GLY:N	13	7.07
(3,14)	1:B:133:LEU:CD1	1:B:14:VAL:N	13	7.07
(3,14)	1:B:133:LEU:CD1	1:B:15:GLY:N	13	7.07
(3,14)	1:B:133:LEU:CD1	1:B:16:LYS:N	13	7.07

Continued on next page...

Continued from previous page...

Key	Atom-1	Atom-2	Model ID	Violation (Å)
(3,14)	1:B:133:LEU:CD1	1:B:17:SER:N	13	7.07
(3,14)	1:B:133:LEU:CD1	1:B:18:ALA:N	13	7.07
(3,14)	1:B:133:LEU:CD1	1:B:19:LEU:N	13	7.07
(3,14)	1:B:133:LEU:CD1	1:B:20:THR:N	13	7.07
(3,14)	1:B:133:LEU:CD1	1:B:21:ILE:N	13	7.07
(3,14)	1:B:133:LEU:CD1	1:B:22:GLN:N	13	7.07
(3,14)	1:B:133:LEU:CD1	1:B:23:LEU:N	13	7.07
(3,14)	1:B:133:LEU:CD1	1:B:24:ILE:N	13	7.07
(3,14)	1:B:133:LEU:CD1	1:B:25:GLN:N	13	7.07
(3,14)	1:B:133:LEU:CD1	1:B:26:ASN:N	13	7.07
(3,14)	1:B:133:LEU:CD1	1:B:27:HIS:N	13	7.07
(3,14)	1:B:133:LEU:CD1	1:B:28:PHE:N	13	7.07
(3,14)	1:B:133:LEU:CD1	1:B:29:VAL:N	13	7.07
(3,14)	1:B:133:LEU:CD1	1:B:30:ASP:N	13	7.07
(3,14)	1:B:133:LEU:CD1	1:B:31:GLU:N	13	7.07
(3,14)	1:B:133:LEU:CD1	1:B:32:TYR:N	13	7.07
(3,14)	1:B:133:LEU:CD1	1:B:33:ASP:N	13	7.07
(3,14)	1:B:133:LEU:CD1	1:B:34:PRO:N	13	7.07
(3,14)	1:B:133:LEU:CD1	1:B:35:THR:N	13	7.07
(3,14)	1:B:133:LEU:CD1	1:B:36:ILE:N	13	7.07
(3,14)	1:B:133:LEU:CD1	1:B:37:GLU:N	13	7.07
(3,14)	1:B:133:LEU:CD1	1:B:38:ASP:N	13	7.07
(3,14)	1:B:133:LEU:CD1	1:B:39:SER:N	13	7.07
(3,14)	1:B:133:LEU:CD1	1:B:40:TYR:N	13	7.07
(3,14)	1:B:133:LEU:CD1	1:B:41:ARG:N	13	7.07
(3,14)	1:B:133:LEU:CD1	1:B:42:LYS:N	13	7.07
(3,14)	1:B:133:LEU:CD1	1:B:43:GLN:N	13	7.07
(3,14)	1:B:133:LEU:CD1	1:B:44:VAL:N	13	7.07
(3,14)	1:B:133:LEU:CD1	1:B:45:VAL:N	13	7.07
(3,14)	1:B:133:LEU:CD1	1:B:46:ILE:N	13	7.07
(3,14)	1:B:133:LEU:CD1	1:B:47:ASP:N	13	7.07
(3,14)	1:B:133:LEU:CD1	1:B:48:GLY:N	13	7.07
(3,14)	1:B:133:LEU:CD1	1:B:49:GLU:N	13	7.07
(3,14)	1:B:133:LEU:CD1	1:B:50:THR:N	13	7.07
(3,14)	1:B:133:LEU:CD1	1:B:51:CYS:N	13	7.07
(3,14)	1:B:133:LEU:CD1	1:B:52:LEU:N	13	7.07
(3,14)	1:B:133:LEU:CD1	1:B:53:LEU:N	13	7.07
(3,14)	1:B:133:LEU:CD1	1:B:54:ASP:N	13	7.07
(3,14)	1:B:133:LEU:CD1	1:B:55:ILE:N	13	7.07
(3,14)	1:B:133:LEU:CD1	1:B:56:LEU:N	13	7.07
(3,14)	1:B:133:LEU:CD1	1:B:57:ASP:N	13	7.07
(3,14)	1:B:133:LEU:CD1	1:B:58:THR:N	13	7.07

Continued on next page...

Continued from previous page...

Key	Atom-1	Atom-2	Model ID	Violation (Å)
(3,14)	1:B:133:LEU:CD1	1:B:59:ALA:N	13	7.07
(3,14)	1:B:133:LEU:CD1	1:B:60:GLY:N	13	7.07
(3,14)	1:B:133:LEU:CD1	1:B:61:GLN:N	13	7.07
(3,14)	1:B:133:LEU:CD1	1:B:62:GLU:N	13	7.07
(3,14)	1:B:133:LEU:CD1	1:B:63:GLU:N	13	7.07
(3,14)	1:B:133:LEU:CD1	1:B:64:TYR:N	13	7.07
(3,14)	1:B:133:LEU:CD1	1:B:65:SER:N	13	7.07
(3,14)	1:B:133:LEU:CD1	1:B:66:ALA:N	13	7.07
(3,14)	1:B:133:LEU:CD1	1:B:67:MET:N	13	7.07
(3,14)	1:B:133:LEU:CD1	1:B:68:ARG:N	13	7.07
(3,14)	1:B:133:LEU:CD1	1:B:69:ASP:N	13	7.07
(3,14)	1:B:133:LEU:CD1	1:B:70:GLN:N	13	7.07
(3,14)	1:B:133:LEU:CD1	1:B:71:TYR:N	13	7.07
(3,14)	1:B:133:LEU:CD1	1:B:72:MET:N	13	7.07
(3,14)	1:B:133:LEU:CD1	1:B:73:ARG:N	13	7.07
(3,14)	1:B:133:LEU:CD1	1:B:74:THR:N	13	7.07
(3,14)	1:B:133:LEU:CD1	1:B:75:GLY:N	13	7.07
(3,14)	1:B:133:LEU:CD1	1:B:76:GLU:N	13	7.07
(3,14)	1:B:133:LEU:CD1	1:B:77:GLY:N	13	7.07
(3,14)	1:B:133:LEU:CD1	1:B:78:PHE:N	13	7.07
(3,14)	1:B:133:LEU:CD1	1:B:79:LEU:N	13	7.07
(3,14)	1:B:133:LEU:CD1	1:B:80:CYS:N	13	7.07
(3,14)	1:B:133:LEU:CD1	5:B:203:7Q9:N	13	7.07
(3,14)	1:B:133:LEU:CD1	5:B:204:7Q9:N	13	7.07
(3,14)	1:B:133:LEU:CD1	5:B:205:7Q9:N	13	7.07
(3,14)	1:B:133:LEU:CD1	5:B:206:7Q9:N	13	7.07
(3,14)	1:B:133:LEU:CD1	5:B:207:7Q9:N	13	7.07
(3,14)	1:B:133:LEU:CD1	6:B:208:17F:N1	13	7.07
(3,14)	1:B:133:LEU:CD1	5:B:209:7Q9:N	13	7.07
(3,14)	1:B:133:LEU:CD1	5:B:210:7Q9:N	13	7.07
(3,14)	1:B:133:LEU:CD1	5:B:211:7Q9:N	13	7.07
(3,14)	1:B:133:LEU:CD1	5:B:212:7Q9:N	13	7.07
(3,14)	1:B:133:LEU:CD1	5:B:213:7Q9:N	13	7.07
(3,14)	1:B:133:LEU:CD1	6:B:214:17F:N1	13	7.07
(3,14)	1:B:133:LEU:CD1	6:B:215:17F:N1	13	7.07
(3,14)	1:B:133:LEU:CD1	5:B:216:7Q9:N	13	7.07
(3,14)	1:B:133:LEU:CD1	5:B:217:7Q9:N	13	7.07
(3,14)	1:B:133:LEU:CD1	5:B:218:7Q9:N	13	7.07
(3,14)	1:B:133:LEU:CD1	6:B:219:17F:N1	13	7.07
(3,14)	1:B:133:LEU:CD1	5:B:220:7Q9:N	13	7.07
(3,14)	1:B:133:LEU:CD2	1:B:2:THR:N	13	7.07
(3,14)	1:B:133:LEU:CD2	1:B:3:GLU:N	13	7.07

Continued on next page...

Continued from previous page...

Key	Atom-1	Atom-2	Model ID	Violation (Å)
(3,14)	1:B:133:LEU:CD2	1:B:4:TYR:N	13	7.07
(3,14)	1:B:133:LEU:CD2	1:B:5:LYS:N	13	7.07
(3,14)	1:B:133:LEU:CD2	1:B:6:LEU:N	13	7.07
(3,14)	1:B:133:LEU:CD2	1:B:7:VAL:N	13	7.07
(3,14)	1:B:133:LEU:CD2	1:B:8:VAL:N	13	7.07
(3,14)	1:B:133:LEU:CD2	1:B:9:VAL:N	13	7.07
(3,14)	1:B:133:LEU:CD2	1:B:10:GLY:N	13	7.07
(3,14)	1:B:133:LEU:CD2	1:B:11:ALA:N	13	7.07
(3,14)	1:B:133:LEU:CD2	1:B:12:ASP:N	13	7.07
(3,14)	1:B:133:LEU:CD2	1:B:13:GLY:N	13	7.07
(3,14)	1:B:133:LEU:CD2	1:B:14:VAL:N	13	7.07
(3,14)	1:B:133:LEU:CD2	1:B:15:GLY:N	13	7.07
(3,14)	1:B:133:LEU:CD2	1:B:16:LYS:N	13	7.07
(3,14)	1:B:133:LEU:CD2	1:B:17:SER:N	13	7.07
(3,14)	1:B:133:LEU:CD2	1:B:18:ALA:N	13	7.07
(3,14)	1:B:133:LEU:CD2	1:B:19:LEU:N	13	7.07
(3,14)	1:B:133:LEU:CD2	1:B:20:THR:N	13	7.07
(3,14)	1:B:133:LEU:CD2	1:B:21:ILE:N	13	7.07
(3,14)	1:B:133:LEU:CD2	1:B:22:GLN:N	13	7.07
(3,14)	1:B:133:LEU:CD2	1:B:23:LEU:N	13	7.07
(3,14)	1:B:133:LEU:CD2	1:B:24:ILE:N	13	7.07
(3,14)	1:B:133:LEU:CD2	1:B:25:GLN:N	13	7.07
(3,14)	1:B:133:LEU:CD2	1:B:26:ASN:N	13	7.07
(3,14)	1:B:133:LEU:CD2	1:B:27:HIS:N	13	7.07
(3,14)	1:B:133:LEU:CD2	1:B:28:PHE:N	13	7.07
(3,14)	1:B:133:LEU:CD2	1:B:29:VAL:N	13	7.07
(3,14)	1:B:133:LEU:CD2	1:B:30:ASP:N	13	7.07
(3,14)	1:B:133:LEU:CD2	1:B:31:GLU:N	13	7.07
(3,14)	1:B:133:LEU:CD2	1:B:32:TYR:N	13	7.07
(3,14)	1:B:133:LEU:CD2	1:B:33:ASP:N	13	7.07
(3,14)	1:B:133:LEU:CD2	1:B:34:PRO:N	13	7.07
(3,14)	1:B:133:LEU:CD2	1:B:35:THR:N	13	7.07
(3,14)	1:B:133:LEU:CD2	1:B:36:ILE:N	13	7.07
(3,14)	1:B:133:LEU:CD2	1:B:37:GLU:N	13	7.07
(3,14)	1:B:133:LEU:CD2	1:B:38:ASP:N	13	7.07
(3,14)	1:B:133:LEU:CD2	1:B:39:SER:N	13	7.07
(3,14)	1:B:133:LEU:CD2	1:B:40:TYR:N	13	7.07
(3,14)	1:B:133:LEU:CD2	1:B:41:ARG:N	13	7.07
(3,14)	1:B:133:LEU:CD2	1:B:42:LYS:N	13	7.07
(3,14)	1:B:133:LEU:CD2	1:B:43:GLN:N	13	7.07
(3,14)	1:B:133:LEU:CD2	1:B:44:VAL:N	13	7.07
(3,14)	1:B:133:LEU:CD2	1:B:45:VAL:N	13	7.07

Continued on next page...

Continued from previous page...

Key	Atom-1	Atom-2	Model ID	Violation (Å)
(3,14)	1:B:133:LEU:CD2	1:B:46:ILE:N	13	7.07
(3,14)	1:B:133:LEU:CD2	1:B:47:ASP:N	13	7.07
(3,14)	1:B:133:LEU:CD2	1:B:48:GLY:N	13	7.07
(3,14)	1:B:133:LEU:CD2	1:B:49:GLU:N	13	7.07
(3,14)	1:B:133:LEU:CD2	1:B:50:THR:N	13	7.07
(3,14)	1:B:133:LEU:CD2	1:B:51:CYS:N	13	7.07
(3,14)	1:B:133:LEU:CD2	1:B:52:LEU:N	13	7.07
(3,14)	1:B:133:LEU:CD2	1:B:53:LEU:N	13	7.07
(3,14)	1:B:133:LEU:CD2	1:B:54:ASP:N	13	7.07
(3,14)	1:B:133:LEU:CD2	1:B:55:ILE:N	13	7.07
(3,14)	1:B:133:LEU:CD2	1:B:56:LEU:N	13	7.07
(3,14)	1:B:133:LEU:CD2	1:B:57:ASP:N	13	7.07
(3,14)	1:B:133:LEU:CD2	1:B:58:THR:N	13	7.07
(3,14)	1:B:133:LEU:CD2	1:B:59:ALA:N	13	7.07
(3,14)	1:B:133:LEU:CD2	1:B:60:GLY:N	13	7.07
(3,14)	1:B:133:LEU:CD2	1:B:61:GLN:N	13	7.07
(3,14)	1:B:133:LEU:CD2	1:B:62:GLU:N	13	7.07
(3,14)	1:B:133:LEU:CD2	1:B:63:GLU:N	13	7.07
(3,14)	1:B:133:LEU:CD2	1:B:64:TYR:N	13	7.07
(3,14)	1:B:133:LEU:CD2	1:B:65:SER:N	13	7.07
(3,14)	1:B:133:LEU:CD2	1:B:66:ALA:N	13	7.07
(3,14)	1:B:133:LEU:CD2	1:B:67:MET:N	13	7.07
(3,14)	1:B:133:LEU:CD2	1:B:68:ARG:N	13	7.07
(3,14)	1:B:133:LEU:CD2	1:B:69:ASP:N	13	7.07
(3,14)	1:B:133:LEU:CD2	1:B:70:GLN:N	13	7.07
(3,14)	1:B:133:LEU:CD2	1:B:71:TYR:N	13	7.07
(3,14)	1:B:133:LEU:CD2	1:B:72:MET:N	13	7.07
(3,14)	1:B:133:LEU:CD2	1:B:73:ARG:N	13	7.07
(3,14)	1:B:133:LEU:CD2	1:B:74:THR:N	13	7.07
(3,14)	1:B:133:LEU:CD2	1:B:75:GLY:N	13	7.07
(3,14)	1:B:133:LEU:CD2	1:B:76:GLU:N	13	7.07
(3,14)	1:B:133:LEU:CD2	1:B:77:GLY:N	13	7.07
(3,14)	1:B:133:LEU:CD2	1:B:78:PHE:N	13	7.07
(3,14)	1:B:133:LEU:CD2	1:B:79:LEU:N	13	7.07
(3,14)	1:B:133:LEU:CD2	1:B:80:CYS:N	13	7.07
(3,14)	1:B:133:LEU:CD2	5:B:203:7Q9:N	13	7.07
(3,14)	1:B:133:LEU:CD2	5:B:204:7Q9:N	13	7.07
(3,14)	1:B:133:LEU:CD2	5:B:205:7Q9:N	13	7.07
(3,14)	1:B:133:LEU:CD2	5:B:206:7Q9:N	13	7.07
(3,14)	1:B:133:LEU:CD2	5:B:207:7Q9:N	13	7.07
(3,14)	1:B:133:LEU:CD2	6:B:208:17F:N1	13	7.07
(3,14)	1:B:133:LEU:CD2	5:B:209:7Q9:N	13	7.07

Continued on next page...

Continued from previous page...

Key	Atom-1	Atom-2	Model ID	Violation (Å)
(3,14)	1:B:133:LEU:CD2	5:B:210:7Q9:N	13	7.07
(3,14)	1:B:133:LEU:CD2	5:B:211:7Q9:N	13	7.07
(3,14)	1:B:133:LEU:CD2	5:B:212:7Q9:N	13	7.07
(3,14)	1:B:133:LEU:CD2	5:B:213:7Q9:N	13	7.07
(3,14)	1:B:133:LEU:CD2	6:B:214:17F:N1	13	7.07
(3,14)	1:B:133:LEU:CD2	6:B:215:17F:N1	13	7.07
(3,14)	1:B:133:LEU:CD2	5:B:216:7Q9:N	13	7.07
(3,14)	1:B:133:LEU:CD2	5:B:217:7Q9:N	13	7.07
(3,14)	1:B:133:LEU:CD2	5:B:218:7Q9:N	13	7.07
(3,14)	1:B:133:LEU:CD2	6:B:219:17F:N1	13	7.07
(3,14)	1:B:133:LEU:CD2	5:B:220:7Q9:N	13	7.07
(3,15)	1:B:139:ILE:CD1	1:B:2:THR:N	15	7.04
(3,15)	1:B:139:ILE:CD1	1:B:3:GLU:N	15	7.04
(3,15)	1:B:139:ILE:CD1	1:B:4:TYR:N	15	7.04
(3,15)	1:B:139:ILE:CD1	1:B:5:LYS:N	15	7.04
(3,15)	1:B:139:ILE:CD1	1:B:6:LEU:N	15	7.04
(3,15)	1:B:139:ILE:CD1	1:B:7:VAL:N	15	7.04
(3,15)	1:B:139:ILE:CD1	1:B:8:VAL:N	15	7.04
(3,15)	1:B:139:ILE:CD1	1:B:9:VAL:N	15	7.04
(3,15)	1:B:139:ILE:CD1	1:B:10:GLY:N	15	7.04
(3,15)	1:B:139:ILE:CD1	1:B:11:ALA:N	15	7.04
(3,15)	1:B:139:ILE:CD1	1:B:12:ASP:N	15	7.04
(3,15)	1:B:139:ILE:CD1	1:B:13:GLY:N	15	7.04
(3,15)	1:B:139:ILE:CD1	1:B:14:VAL:N	15	7.04
(3,15)	1:B:139:ILE:CD1	1:B:15:GLY:N	15	7.04
(3,15)	1:B:139:ILE:CD1	1:B:16:LYS:N	15	7.04
(3,15)	1:B:139:ILE:CD1	1:B:17:SER:N	15	7.04
(3,15)	1:B:139:ILE:CD1	1:B:18:ALA:N	15	7.04
(3,15)	1:B:139:ILE:CD1	1:B:19:LEU:N	15	7.04
(3,15)	1:B:139:ILE:CD1	1:B:20:THR:N	15	7.04
(3,15)	1:B:139:ILE:CD1	1:B:21:ILE:N	15	7.04
(3,15)	1:B:139:ILE:CD1	1:B:22:GLN:N	15	7.04
(3,15)	1:B:139:ILE:CD1	1:B:23:LEU:N	15	7.04
(3,15)	1:B:139:ILE:CD1	1:B:24:ILE:N	15	7.04
(3,15)	1:B:139:ILE:CD1	1:B:25:GLN:N	15	7.04
(3,15)	1:B:139:ILE:CD1	1:B:26:ASN:N	15	7.04
(3,15)	1:B:139:ILE:CD1	1:B:27:HIS:N	15	7.04
(3,15)	1:B:139:ILE:CD1	1:B:28:PHE:N	15	7.04
(3,15)	1:B:139:ILE:CD1	1:B:29:VAL:N	15	7.04
(3,15)	1:B:139:ILE:CD1	1:B:30:ASP:N	15	7.04
(3,15)	1:B:139:ILE:CD1	1:B:31:GLU:N	15	7.04
(3,15)	1:B:139:ILE:CD1	1:B:32:TYR:N	15	7.04

Continued on next page...

Continued from previous page...

Key	Atom-1	Atom-2	Model ID	Violation (Å)
(3,15)	1:B:139:ILE:CD1	1:B:33:ASP:N	15	7.04
(3,15)	1:B:139:ILE:CD1	1:B:34:PRO:N	15	7.04
(3,15)	1:B:139:ILE:CD1	1:B:35:THR:N	15	7.04
(3,15)	1:B:139:ILE:CD1	1:B:36:ILE:N	15	7.04
(3,15)	1:B:139:ILE:CD1	1:B:37:GLU:N	15	7.04
(3,15)	1:B:139:ILE:CD1	1:B:38:ASP:N	15	7.04
(3,15)	1:B:139:ILE:CD1	1:B:39:SER:N	15	7.04
(3,15)	1:B:139:ILE:CD1	1:B:40:TYR:N	15	7.04
(3,15)	1:B:139:ILE:CD1	1:B:41:ARG:N	15	7.04
(3,15)	1:B:139:ILE:CD1	1:B:42:LYS:N	15	7.04
(3,15)	1:B:139:ILE:CD1	1:B:43:GLN:N	15	7.04
(3,15)	1:B:139:ILE:CD1	1:B:44:VAL:N	15	7.04
(3,15)	1:B:139:ILE:CD1	1:B:45:VAL:N	15	7.04
(3,15)	1:B:139:ILE:CD1	1:B:46:ILE:N	15	7.04
(3,15)	1:B:139:ILE:CD1	1:B:47:ASP:N	15	7.04
(3,15)	1:B:139:ILE:CD1	1:B:48:GLY:N	15	7.04
(3,15)	1:B:139:ILE:CD1	1:B:49:GLU:N	15	7.04
(3,15)	1:B:139:ILE:CD1	1:B:50:THR:N	15	7.04
(3,15)	1:B:139:ILE:CD1	1:B:51:CYS:N	15	7.04
(3,15)	1:B:139:ILE:CD1	1:B:52:LEU:N	15	7.04
(3,15)	1:B:139:ILE:CD1	1:B:53:LEU:N	15	7.04
(3,15)	1:B:139:ILE:CD1	1:B:54:ASP:N	15	7.04
(3,15)	1:B:139:ILE:CD1	1:B:55:ILE:N	15	7.04
(3,15)	1:B:139:ILE:CD1	1:B:56:LEU:N	15	7.04
(3,15)	1:B:139:ILE:CD1	1:B:57:ASP:N	15	7.04
(3,15)	1:B:139:ILE:CD1	1:B:58:THR:N	15	7.04
(3,15)	1:B:139:ILE:CD1	1:B:59:ALA:N	15	7.04
(3,15)	1:B:139:ILE:CD1	1:B:60:GLY:N	15	7.04
(3,15)	1:B:139:ILE:CD1	1:B:61:GLN:N	15	7.04
(3,15)	1:B:139:ILE:CD1	1:B:62:GLU:N	15	7.04
(3,15)	1:B:139:ILE:CD1	1:B:63:GLU:N	15	7.04
(3,15)	1:B:139:ILE:CD1	1:B:64:TYR:N	15	7.04
(3,15)	1:B:139:ILE:CD1	1:B:65:SER:N	15	7.04
(3,15)	1:B:139:ILE:CD1	1:B:66:ALA:N	15	7.04
(3,15)	1:B:139:ILE:CD1	1:B:67:MET:N	15	7.04
(3,15)	1:B:139:ILE:CD1	1:B:68:ARG:N	15	7.04
(3,15)	1:B:139:ILE:CD1	1:B:69:ASP:N	15	7.04
(3,15)	1:B:139:ILE:CD1	1:B:70:GLN:N	15	7.04
(3,15)	1:B:139:ILE:CD1	1:B:71:TYR:N	15	7.04
(3,15)	1:B:139:ILE:CD1	1:B:72:MET:N	15	7.04
(3,15)	1:B:139:ILE:CD1	1:B:73:ARG:N	15	7.04
(3,15)	1:B:139:ILE:CD1	1:B:74:THR:N	15	7.04

Continued on next page...

Continued from previous page...

Key	Atom-1	Atom-2	Model ID	Violation (Å)
(3,15)	1:B:139:ILE:CD1	1:B:75:GLY:N	15	7.04
(3,15)	1:B:139:ILE:CD1	1:B:76:GLU:N	15	7.04
(3,15)	1:B:139:ILE:CD1	1:B:77:GLY:N	15	7.04
(3,15)	1:B:139:ILE:CD1	1:B:78:PHE:N	15	7.04
(3,15)	1:B:139:ILE:CD1	1:B:79:LEU:N	15	7.04
(3,15)	1:B:139:ILE:CD1	1:B:80:CYS:N	15	7.04
(3,15)	1:B:139:ILE:CD1	5:B:203:7Q9:N	15	7.04
(3,15)	1:B:139:ILE:CD1	5:B:204:7Q9:N	15	7.04
(3,15)	1:B:139:ILE:CD1	5:B:205:7Q9:N	15	7.04
(3,15)	1:B:139:ILE:CD1	5:B:206:7Q9:N	15	7.04
(3,15)	1:B:139:ILE:CD1	5:B:207:7Q9:N	15	7.04
(3,15)	1:B:139:ILE:CD1	6:B:208:17F:N1	15	7.04
(3,15)	1:B:139:ILE:CD1	5:B:209:7Q9:N	15	7.04
(3,15)	1:B:139:ILE:CD1	5:B:210:7Q9:N	15	7.04
(3,15)	1:B:139:ILE:CD1	5:B:211:7Q9:N	15	7.04
(3,15)	1:B:139:ILE:CD1	5:B:212:7Q9:N	15	7.04
(3,15)	1:B:139:ILE:CD1	5:B:213:7Q9:N	15	7.04
(3,15)	1:B:139:ILE:CD1	6:B:214:17F:N1	15	7.04
(3,15)	1:B:139:ILE:CD1	6:B:215:17F:N1	15	7.04
(3,15)	1:B:139:ILE:CD1	5:B:216:7Q9:N	15	7.04
(3,15)	1:B:139:ILE:CD1	5:B:217:7Q9:N	15	7.04
(3,15)	1:B:139:ILE:CD1	5:B:218:7Q9:N	15	7.04
(3,15)	1:B:139:ILE:CD1	6:B:219:17F:N1	15	7.04
(3,15)	1:B:139:ILE:CD1	5:B:220:7Q9:N	15	7.04
(3,14)	1:B:133:LEU:CD1	1:B:2:THR:N	1	7.02
(3,14)	1:B:133:LEU:CD1	1:B:3:GLU:N	1	7.02
(3,14)	1:B:133:LEU:CD1	1:B:4:TYR:N	1	7.02
(3,14)	1:B:133:LEU:CD1	1:B:5:LYS:N	1	7.02
(3,14)	1:B:133:LEU:CD1	1:B:6:LEU:N	1	7.02
(3,14)	1:B:133:LEU:CD1	1:B:7:VAL:N	1	7.02
(3,14)	1:B:133:LEU:CD1	1:B:8:VAL:N	1	7.02
(3,14)	1:B:133:LEU:CD1	1:B:9:VAL:N	1	7.02
(3,14)	1:B:133:LEU:CD1	1:B:10:GLY:N	1	7.02
(3,14)	1:B:133:LEU:CD1	1:B:11:ALA:N	1	7.02
(3,14)	1:B:133:LEU:CD1	1:B:12:ASP:N	1	7.02
(3,14)	1:B:133:LEU:CD1	1:B:13:GLY:N	1	7.02
(3,14)	1:B:133:LEU:CD1	1:B:14:VAL:N	1	7.02
(3,14)	1:B:133:LEU:CD1	1:B:15:GLY:N	1	7.02
(3,14)	1:B:133:LEU:CD1	1:B:16:LYS:N	1	7.02
(3,14)	1:B:133:LEU:CD1	1:B:17:SER:N	1	7.02
(3,14)	1:B:133:LEU:CD1	1:B:18:ALA:N	1	7.02
(3,14)	1:B:133:LEU:CD1	1:B:19:LEU:N	1	7.02

Continued on next page...

Continued from previous page...

Key	Atom-1	Atom-2	Model ID	Violation (Å)
(3,14)	1:B:133:LEU:CD1	1:B:20:THR:N	1	7.02
(3,14)	1:B:133:LEU:CD1	1:B:21:ILE:N	1	7.02
(3,14)	1:B:133:LEU:CD1	1:B:22:GLN:N	1	7.02
(3,14)	1:B:133:LEU:CD1	1:B:23:LEU:N	1	7.02
(3,14)	1:B:133:LEU:CD1	1:B:24:ILE:N	1	7.02
(3,14)	1:B:133:LEU:CD1	1:B:25:GLN:N	1	7.02
(3,14)	1:B:133:LEU:CD1	1:B:26:ASN:N	1	7.02
(3,14)	1:B:133:LEU:CD1	1:B:27:HIS:N	1	7.02
(3,14)	1:B:133:LEU:CD1	1:B:28:PHE:N	1	7.02
(3,14)	1:B:133:LEU:CD1	1:B:29:VAL:N	1	7.02
(3,14)	1:B:133:LEU:CD1	1:B:30:ASP:N	1	7.02
(3,14)	1:B:133:LEU:CD1	1:B:31:GLU:N	1	7.02
(3,14)	1:B:133:LEU:CD1	1:B:32:TYR:N	1	7.02
(3,14)	1:B:133:LEU:CD1	1:B:33:ASP:N	1	7.02
(3,14)	1:B:133:LEU:CD1	1:B:34:PRO:N	1	7.02
(3,14)	1:B:133:LEU:CD1	1:B:35:THR:N	1	7.02
(3,14)	1:B:133:LEU:CD1	1:B:36:ILE:N	1	7.02
(3,14)	1:B:133:LEU:CD1	1:B:37:GLU:N	1	7.02
(3,14)	1:B:133:LEU:CD1	1:B:38:ASP:N	1	7.02
(3,14)	1:B:133:LEU:CD1	1:B:39:SER:N	1	7.02
(3,14)	1:B:133:LEU:CD1	1:B:40:TYR:N	1	7.02
(3,14)	1:B:133:LEU:CD1	1:B:41:ARG:N	1	7.02
(3,14)	1:B:133:LEU:CD1	1:B:42:LYS:N	1	7.02
(3,14)	1:B:133:LEU:CD1	1:B:43:GLN:N	1	7.02
(3,14)	1:B:133:LEU:CD1	1:B:44:VAL:N	1	7.02
(3,14)	1:B:133:LEU:CD1	1:B:45:VAL:N	1	7.02
(3,14)	1:B:133:LEU:CD1	1:B:46:ILE:N	1	7.02
(3,14)	1:B:133:LEU:CD1	1:B:47:ASP:N	1	7.02
(3,14)	1:B:133:LEU:CD1	1:B:48:GLY:N	1	7.02
(3,14)	1:B:133:LEU:CD1	1:B:49:GLU:N	1	7.02
(3,14)	1:B:133:LEU:CD1	1:B:50:THR:N	1	7.02
(3,14)	1:B:133:LEU:CD1	1:B:51:CYS:N	1	7.02
(3,14)	1:B:133:LEU:CD1	1:B:52:LEU:N	1	7.02
(3,14)	1:B:133:LEU:CD1	1:B:53:LEU:N	1	7.02
(3,14)	1:B:133:LEU:CD1	1:B:54:ASP:N	1	7.02
(3,14)	1:B:133:LEU:CD1	1:B:55:ILE:N	1	7.02
(3,14)	1:B:133:LEU:CD1	1:B:56:LEU:N	1	7.02
(3,14)	1:B:133:LEU:CD1	1:B:57:ASP:N	1	7.02
(3,14)	1:B:133:LEU:CD1	1:B:58:THR:N	1	7.02
(3,14)	1:B:133:LEU:CD1	1:B:59:ALA:N	1	7.02
(3,14)	1:B:133:LEU:CD1	1:B:60:GLY:N	1	7.02
(3,14)	1:B:133:LEU:CD1	1:B:61:GLN:N	1	7.02

Continued on next page...

Continued from previous page...

Key	Atom-1	Atom-2	Model ID	Violation (Å)
(3,14)	1:B:133:LEU:CD1	1:B:62:GLU:N	1	7.02
(3,14)	1:B:133:LEU:CD1	1:B:63:GLU:N	1	7.02
(3,14)	1:B:133:LEU:CD1	1:B:64:TYR:N	1	7.02
(3,14)	1:B:133:LEU:CD1	1:B:65:SER:N	1	7.02
(3,14)	1:B:133:LEU:CD1	1:B:66:ALA:N	1	7.02
(3,14)	1:B:133:LEU:CD1	1:B:67:MET:N	1	7.02
(3,14)	1:B:133:LEU:CD1	1:B:68:ARG:N	1	7.02
(3,14)	1:B:133:LEU:CD1	1:B:69:ASP:N	1	7.02
(3,14)	1:B:133:LEU:CD1	1:B:70:GLN:N	1	7.02
(3,14)	1:B:133:LEU:CD1	1:B:71:TYR:N	1	7.02
(3,14)	1:B:133:LEU:CD1	1:B:72:MET:N	1	7.02
(3,14)	1:B:133:LEU:CD1	1:B:73:ARG:N	1	7.02
(3,14)	1:B:133:LEU:CD1	1:B:74:THR:N	1	7.02
(3,14)	1:B:133:LEU:CD1	1:B:75:GLY:N	1	7.02
(3,14)	1:B:133:LEU:CD1	1:B:76:GLU:N	1	7.02
(3,14)	1:B:133:LEU:CD1	1:B:77:GLY:N	1	7.02
(3,14)	1:B:133:LEU:CD1	1:B:78:PHE:N	1	7.02
(3,14)	1:B:133:LEU:CD1	1:B:79:LEU:N	1	7.02
(3,14)	1:B:133:LEU:CD1	1:B:80:CYS:N	1	7.02
(3,14)	1:B:133:LEU:CD1	5:B:203:7Q9:N	1	7.02
(3,14)	1:B:133:LEU:CD1	5:B:204:7Q9:N	1	7.02
(3,14)	1:B:133:LEU:CD1	5:B:205:7Q9:N	1	7.02
(3,14)	1:B:133:LEU:CD1	5:B:206:7Q9:N	1	7.02
(3,14)	1:B:133:LEU:CD1	5:B:207:7Q9:N	1	7.02
(3,14)	1:B:133:LEU:CD1	6:B:208:17F:N1	1	7.02
(3,14)	1:B:133:LEU:CD1	5:B:209:7Q9:N	1	7.02
(3,14)	1:B:133:LEU:CD1	5:B:210:7Q9:N	1	7.02
(3,14)	1:B:133:LEU:CD1	5:B:211:7Q9:N	1	7.02
(3,14)	1:B:133:LEU:CD1	5:B:212:7Q9:N	1	7.02
(3,14)	1:B:133:LEU:CD1	5:B:213:7Q9:N	1	7.02
(3,14)	1:B:133:LEU:CD1	6:B:214:17F:N1	1	7.02
(3,14)	1:B:133:LEU:CD1	6:B:215:17F:N1	1	7.02
(3,14)	1:B:133:LEU:CD1	5:B:216:7Q9:N	1	7.02
(3,14)	1:B:133:LEU:CD1	5:B:217:7Q9:N	1	7.02
(3,14)	1:B:133:LEU:CD1	5:B:218:7Q9:N	1	7.02
(3,14)	1:B:133:LEU:CD1	6:B:219:17F:N1	1	7.02
(3,14)	1:B:133:LEU:CD1	5:B:220:7Q9:N	1	7.02
(3,14)	1:B:133:LEU:CD2	1:B:2:THR:N	1	7.02
(3,14)	1:B:133:LEU:CD2	1:B:3:GLU:N	1	7.02
(3,14)	1:B:133:LEU:CD2	1:B:4:TYR:N	1	7.02
(3,14)	1:B:133:LEU:CD2	1:B:5:LYS:N	1	7.02
(3,14)	1:B:133:LEU:CD2	1:B:6:LEU:N	1	7.02

Continued on next page...

Continued from previous page...

Key	Atom-1	Atom-2	Model ID	Violation (Å)
(3,14)	1:B:133:LEU:CD2	1:B:7:VAL:N	1	7.02
(3,14)	1:B:133:LEU:CD2	1:B:8:VAL:N	1	7.02
(3,14)	1:B:133:LEU:CD2	1:B:9:VAL:N	1	7.02
(3,14)	1:B:133:LEU:CD2	1:B:10:GLY:N	1	7.02
(3,14)	1:B:133:LEU:CD2	1:B:11:ALA:N	1	7.02
(3,14)	1:B:133:LEU:CD2	1:B:12:ASP:N	1	7.02
(3,14)	1:B:133:LEU:CD2	1:B:13:GLY:N	1	7.02
(3,14)	1:B:133:LEU:CD2	1:B:14:VAL:N	1	7.02
(3,14)	1:B:133:LEU:CD2	1:B:15:GLY:N	1	7.02
(3,14)	1:B:133:LEU:CD2	1:B:16:LYS:N	1	7.02
(3,14)	1:B:133:LEU:CD2	1:B:17:SER:N	1	7.02
(3,14)	1:B:133:LEU:CD2	1:B:18:ALA:N	1	7.02
(3,14)	1:B:133:LEU:CD2	1:B:19:LEU:N	1	7.02
(3,14)	1:B:133:LEU:CD2	1:B:20:THR:N	1	7.02
(3,14)	1:B:133:LEU:CD2	1:B:21:ILE:N	1	7.02
(3,14)	1:B:133:LEU:CD2	1:B:22:GLN:N	1	7.02
(3,14)	1:B:133:LEU:CD2	1:B:23:LEU:N	1	7.02
(3,14)	1:B:133:LEU:CD2	1:B:24:ILE:N	1	7.02
(3,14)	1:B:133:LEU:CD2	1:B:25:GLN:N	1	7.02
(3,14)	1:B:133:LEU:CD2	1:B:26:ASN:N	1	7.02
(3,14)	1:B:133:LEU:CD2	1:B:27:HIS:N	1	7.02
(3,14)	1:B:133:LEU:CD2	1:B:28:PHE:N	1	7.02
(3,14)	1:B:133:LEU:CD2	1:B:29:VAL:N	1	7.02
(3,14)	1:B:133:LEU:CD2	1:B:30:ASP:N	1	7.02
(3,14)	1:B:133:LEU:CD2	1:B:31:GLU:N	1	7.02
(3,14)	1:B:133:LEU:CD2	1:B:32:TYR:N	1	7.02
(3,14)	1:B:133:LEU:CD2	1:B:33:ASP:N	1	7.02
(3,14)	1:B:133:LEU:CD2	1:B:34:PRO:N	1	7.02
(3,14)	1:B:133:LEU:CD2	1:B:35:THR:N	1	7.02
(3,14)	1:B:133:LEU:CD2	1:B:36:ILE:N	1	7.02
(3,14)	1:B:133:LEU:CD2	1:B:37:GLU:N	1	7.02
(3,14)	1:B:133:LEU:CD2	1:B:38:ASP:N	1	7.02
(3,14)	1:B:133:LEU:CD2	1:B:39:SER:N	1	7.02
(3,14)	1:B:133:LEU:CD2	1:B:40:TYR:N	1	7.02
(3,14)	1:B:133:LEU:CD2	1:B:41:ARG:N	1	7.02
(3,14)	1:B:133:LEU:CD2	1:B:42:LYS:N	1	7.02
(3,14)	1:B:133:LEU:CD2	1:B:43:GLN:N	1	7.02
(3,14)	1:B:133:LEU:CD2	1:B:44:VAL:N	1	7.02
(3,14)	1:B:133:LEU:CD2	1:B:45:VAL:N	1	7.02
(3,14)	1:B:133:LEU:CD2	1:B:46:ILE:N	1	7.02
(3,14)	1:B:133:LEU:CD2	1:B:47:ASP:N	1	7.02
(3,14)	1:B:133:LEU:CD2	1:B:48:GLY:N	1	7.02

Continued on next page...

Continued from previous page...

Key	Atom-1	Atom-2	Model ID	Violation (Å)
(3,14)	1:B:133:LEU:CD2	1:B:49:GLU:N	1	7.02
(3,14)	1:B:133:LEU:CD2	1:B:50:THR:N	1	7.02
(3,14)	1:B:133:LEU:CD2	1:B:51:CYS:N	1	7.02
(3,14)	1:B:133:LEU:CD2	1:B:52:LEU:N	1	7.02
(3,14)	1:B:133:LEU:CD2	1:B:53:LEU:N	1	7.02
(3,14)	1:B:133:LEU:CD2	1:B:54:ASP:N	1	7.02
(3,14)	1:B:133:LEU:CD2	1:B:55:ILE:N	1	7.02
(3,14)	1:B:133:LEU:CD2	1:B:56:LEU:N	1	7.02
(3,14)	1:B:133:LEU:CD2	1:B:57:ASP:N	1	7.02
(3,14)	1:B:133:LEU:CD2	1:B:58:THR:N	1	7.02
(3,14)	1:B:133:LEU:CD2	1:B:59:ALA:N	1	7.02
(3,14)	1:B:133:LEU:CD2	1:B:60:GLY:N	1	7.02
(3,14)	1:B:133:LEU:CD2	1:B:61:GLN:N	1	7.02
(3,14)	1:B:133:LEU:CD2	1:B:62:GLU:N	1	7.02
(3,14)	1:B:133:LEU:CD2	1:B:63:GLU:N	1	7.02
(3,14)	1:B:133:LEU:CD2	1:B:64:TYR:N	1	7.02
(3,14)	1:B:133:LEU:CD2	1:B:65:SER:N	1	7.02
(3,14)	1:B:133:LEU:CD2	1:B:66:ALA:N	1	7.02
(3,14)	1:B:133:LEU:CD2	1:B:67:MET:N	1	7.02
(3,14)	1:B:133:LEU:CD2	1:B:68:ARG:N	1	7.02
(3,14)	1:B:133:LEU:CD2	1:B:69:ASP:N	1	7.02
(3,14)	1:B:133:LEU:CD2	1:B:70:GLN:N	1	7.02
(3,14)	1:B:133:LEU:CD2	1:B:71:TYR:N	1	7.02
(3,14)	1:B:133:LEU:CD2	1:B:72:MET:N	1	7.02
(3,14)	1:B:133:LEU:CD2	1:B:73:ARG:N	1	7.02
(3,14)	1:B:133:LEU:CD2	1:B:74:THR:N	1	7.02
(3,14)	1:B:133:LEU:CD2	1:B:75:GLY:N	1	7.02
(3,14)	1:B:133:LEU:CD2	1:B:76:GLU:N	1	7.02
(3,14)	1:B:133:LEU:CD2	1:B:77:GLY:N	1	7.02
(3,14)	1:B:133:LEU:CD2	1:B:78:PHE:N	1	7.02
(3,14)	1:B:133:LEU:CD2	1:B:79:LEU:N	1	7.02
(3,14)	1:B:133:LEU:CD2	1:B:80:CYS:N	1	7.02
(3,14)	1:B:133:LEU:CD2	5:B:203:7Q9:N	1	7.02
(3,14)	1:B:133:LEU:CD2	5:B:204:7Q9:N	1	7.02
(3,14)	1:B:133:LEU:CD2	5:B:205:7Q9:N	1	7.02
(3,14)	1:B:133:LEU:CD2	5:B:206:7Q9:N	1	7.02
(3,14)	1:B:133:LEU:CD2	5:B:207:7Q9:N	1	7.02
(3,14)	1:B:133:LEU:CD2	6:B:208:17F:N1	1	7.02
(3,14)	1:B:133:LEU:CD2	5:B:209:7Q9:N	1	7.02
(3,14)	1:B:133:LEU:CD2	5:B:210:7Q9:N	1	7.02
(3,14)	1:B:133:LEU:CD2	5:B:211:7Q9:N	1	7.02
(3,14)	1:B:133:LEU:CD2	5:B:212:7Q9:N	1	7.02

Continued on next page...

Continued from previous page...

Key	Atom-1	Atom-2	Model ID	Violation (Å)
(3,14)	1:B:133:LEU:CD2	5:B:213:7Q9:N	1	7.02
(3,14)	1:B:133:LEU:CD2	6:B:214:17F:N1	1	7.02
(3,14)	1:B:133:LEU:CD2	6:B:215:17F:N1	1	7.02
(3,14)	1:B:133:LEU:CD2	5:B:216:7Q9:N	1	7.02
(3,14)	1:B:133:LEU:CD2	5:B:217:7Q9:N	1	7.02
(3,14)	1:B:133:LEU:CD2	5:B:218:7Q9:N	1	7.02
(3,14)	1:B:133:LEU:CD2	6:B:219:17F:N1	1	7.02
(3,14)	1:B:133:LEU:CD2	5:B:220:7Q9:N	1	7.02
(1,6)	1:B:169:LYS:CG	1:A:56:LEU:C	3	7.02
(1,6)	1:B:169:LYS:CG	1:A:56:LEU:CA	3	7.02
(1,6)	1:B:169:LYS:CG	1:A:56:LEU:CB	3	7.02
(1,6)	1:B:169:LYS:CG	1:A:56:LEU:CD1	3	7.02
(1,6)	1:B:169:LYS:CG	1:A:56:LEU:CD1	3	7.02
(1,6)	1:B:169:LYS:CG	1:A:56:LEU:CD2	3	7.02
(1,6)	1:B:169:LYS:CG	1:A:56:LEU:CD2	3	7.02
(1,6)	1:B:169:LYS:CG	1:A:56:LEU:CG	3	7.02
(1,6)	1:B:169:LYS:CG	1:A:56:LEU:H	3	7.02
(1,6)	1:B:169:LYS:CG	1:A:56:LEU:N	3	7.02
(1,6)	1:B:169:LYS:CG	1:A:56:LEU:O	3	7.02
(1,6)	1:B:169:LYS:CG	1:B:56:LEU:CD1	3	7.02
(1,6)	1:B:169:LYS:CG	1:B:56:LEU:CD2	3	7.02
(3,14)	1:B:133:LEU:CD1	1:B:2:THR:N	15	6.99
(3,14)	1:B:133:LEU:CD1	1:B:3:GLU:N	15	6.99
(3,14)	1:B:133:LEU:CD1	1:B:4:TYR:N	15	6.99
(3,14)	1:B:133:LEU:CD1	1:B:5:LYS:N	15	6.99
(3,14)	1:B:133:LEU:CD1	1:B:6:LEU:N	15	6.99
(3,14)	1:B:133:LEU:CD1	1:B:7:VAL:N	15	6.99
(3,14)	1:B:133:LEU:CD1	1:B:8:VAL:N	15	6.99
(3,14)	1:B:133:LEU:CD1	1:B:9:VAL:N	15	6.99
(3,14)	1:B:133:LEU:CD1	1:B:10:GLY:N	15	6.99
(3,14)	1:B:133:LEU:CD1	1:B:11:ALA:N	15	6.99
(3,14)	1:B:133:LEU:CD1	1:B:12:ASP:N	15	6.99
(3,14)	1:B:133:LEU:CD1	1:B:13:GLY:N	15	6.99
(3,14)	1:B:133:LEU:CD1	1:B:14:VAL:N	15	6.99
(3,14)	1:B:133:LEU:CD1	1:B:15:GLY:N	15	6.99
(3,14)	1:B:133:LEU:CD1	1:B:16:LYS:N	15	6.99
(3,14)	1:B:133:LEU:CD1	1:B:17:SER:N	15	6.99
(3,14)	1:B:133:LEU:CD1	1:B:18:ALA:N	15	6.99
(3,14)	1:B:133:LEU:CD1	1:B:19:LEU:N	15	6.99
(3,14)	1:B:133:LEU:CD1	1:B:20:THR:N	15	6.99
(3,14)	1:B:133:LEU:CD1	1:B:21:ILE:N	15	6.99
(3,14)	1:B:133:LEU:CD1	1:B:22:GLN:N	15	6.99

Continued on next page...

Continued from previous page...

Key	Atom-1	Atom-2	Model ID	Violation (Å)
(3,14)	1:B:133:LEU:CD1	1:B:23:LEU:N	15	6.99
(3,14)	1:B:133:LEU:CD1	1:B:24:ILE:N	15	6.99
(3,14)	1:B:133:LEU:CD1	1:B:25:GLN:N	15	6.99
(3,14)	1:B:133:LEU:CD1	1:B:26:ASN:N	15	6.99
(3,14)	1:B:133:LEU:CD1	1:B:27:HIS:N	15	6.99
(3,14)	1:B:133:LEU:CD1	1:B:28:PHE:N	15	6.99
(3,14)	1:B:133:LEU:CD1	1:B:29:VAL:N	15	6.99
(3,14)	1:B:133:LEU:CD1	1:B:30:ASP:N	15	6.99
(3,14)	1:B:133:LEU:CD1	1:B:31:GLU:N	15	6.99
(3,14)	1:B:133:LEU:CD1	1:B:32:TYR:N	15	6.99
(3,14)	1:B:133:LEU:CD1	1:B:33:ASP:N	15	6.99
(3,14)	1:B:133:LEU:CD1	1:B:34:PRO:N	15	6.99
(3,14)	1:B:133:LEU:CD1	1:B:35:THR:N	15	6.99
(3,14)	1:B:133:LEU:CD1	1:B:36:ILE:N	15	6.99
(3,14)	1:B:133:LEU:CD1	1:B:37:GLU:N	15	6.99
(3,14)	1:B:133:LEU:CD1	1:B:38:ASP:N	15	6.99
(3,14)	1:B:133:LEU:CD1	1:B:39:SER:N	15	6.99
(3,14)	1:B:133:LEU:CD1	1:B:40:TYR:N	15	6.99
(3,14)	1:B:133:LEU:CD1	1:B:41:ARG:N	15	6.99
(3,14)	1:B:133:LEU:CD1	1:B:42:LYS:N	15	6.99
(3,14)	1:B:133:LEU:CD1	1:B:43:GLN:N	15	6.99
(3,14)	1:B:133:LEU:CD1	1:B:44:VAL:N	15	6.99
(3,14)	1:B:133:LEU:CD1	1:B:45:VAL:N	15	6.99
(3,14)	1:B:133:LEU:CD1	1:B:46:ILE:N	15	6.99
(3,14)	1:B:133:LEU:CD1	1:B:47:ASP:N	15	6.99
(3,14)	1:B:133:LEU:CD1	1:B:48:GLY:N	15	6.99
(3,14)	1:B:133:LEU:CD1	1:B:49:GLU:N	15	6.99
(3,14)	1:B:133:LEU:CD1	1:B:50:THR:N	15	6.99
(3,14)	1:B:133:LEU:CD1	1:B:51:CYS:N	15	6.99
(3,14)	1:B:133:LEU:CD1	1:B:52:LEU:N	15	6.99
(3,14)	1:B:133:LEU:CD1	1:B:53:LEU:N	15	6.99
(3,14)	1:B:133:LEU:CD1	1:B:54:ASP:N	15	6.99
(3,14)	1:B:133:LEU:CD1	1:B:55:ILE:N	15	6.99
(3,14)	1:B:133:LEU:CD1	1:B:56:LEU:N	15	6.99
(3,14)	1:B:133:LEU:CD1	1:B:57:ASP:N	15	6.99
(3,14)	1:B:133:LEU:CD1	1:B:58:THR:N	15	6.99
(3,14)	1:B:133:LEU:CD1	1:B:59:ALA:N	15	6.99
(3,14)	1:B:133:LEU:CD1	1:B:60:GLY:N	15	6.99
(3,14)	1:B:133:LEU:CD1	1:B:61:GLN:N	15	6.99
(3,14)	1:B:133:LEU:CD1	1:B:62:GLU:N	15	6.99
(3,14)	1:B:133:LEU:CD1	1:B:63:GLU:N	15	6.99
(3,14)	1:B:133:LEU:CD1	1:B:64:TYR:N	15	6.99

Continued on next page...

Continued from previous page...

Key	Atom-1	Atom-2	Model ID	Violation (Å)
(3,14)	1:B:133:LEU:CD1	1:B:65:SER:N	15	6.99
(3,14)	1:B:133:LEU:CD1	1:B:66:ALA:N	15	6.99
(3,14)	1:B:133:LEU:CD1	1:B:67:MET:N	15	6.99
(3,14)	1:B:133:LEU:CD1	1:B:68:ARG:N	15	6.99
(3,14)	1:B:133:LEU:CD1	1:B:69:ASP:N	15	6.99
(3,14)	1:B:133:LEU:CD1	1:B:70:GLN:N	15	6.99
(3,14)	1:B:133:LEU:CD1	1:B:71:TYR:N	15	6.99
(3,14)	1:B:133:LEU:CD1	1:B:72:MET:N	15	6.99
(3,14)	1:B:133:LEU:CD1	1:B:73:ARG:N	15	6.99
(3,14)	1:B:133:LEU:CD1	1:B:74:THR:N	15	6.99
(3,14)	1:B:133:LEU:CD1	1:B:75:GLY:N	15	6.99
(3,14)	1:B:133:LEU:CD1	1:B:76:GLU:N	15	6.99
(3,14)	1:B:133:LEU:CD1	1:B:77:GLY:N	15	6.99
(3,14)	1:B:133:LEU:CD1	1:B:78:PHE:N	15	6.99
(3,14)	1:B:133:LEU:CD1	1:B:79:LEU:N	15	6.99
(3,14)	1:B:133:LEU:CD1	1:B:80:CYS:N	15	6.99
(3,14)	1:B:133:LEU:CD1	5:B:203:7Q9:N	15	6.99
(3,14)	1:B:133:LEU:CD1	5:B:204:7Q9:N	15	6.99
(3,14)	1:B:133:LEU:CD1	5:B:205:7Q9:N	15	6.99
(3,14)	1:B:133:LEU:CD1	5:B:206:7Q9:N	15	6.99
(3,14)	1:B:133:LEU:CD1	5:B:207:7Q9:N	15	6.99
(3,14)	1:B:133:LEU:CD1	6:B:208:17F:N1	15	6.99
(3,14)	1:B:133:LEU:CD1	5:B:209:7Q9:N	15	6.99
(3,14)	1:B:133:LEU:CD1	5:B:210:7Q9:N	15	6.99
(3,14)	1:B:133:LEU:CD1	5:B:211:7Q9:N	15	6.99
(3,14)	1:B:133:LEU:CD1	5:B:212:7Q9:N	15	6.99
(3,14)	1:B:133:LEU:CD1	5:B:213:7Q9:N	15	6.99
(3,14)	1:B:133:LEU:CD1	6:B:214:17F:N1	15	6.99
(3,14)	1:B:133:LEU:CD1	6:B:215:17F:N1	15	6.99
(3,14)	1:B:133:LEU:CD1	5:B:216:7Q9:N	15	6.99
(3,14)	1:B:133:LEU:CD1	5:B:217:7Q9:N	15	6.99
(3,14)	1:B:133:LEU:CD1	5:B:218:7Q9:N	15	6.99
(3,14)	1:B:133:LEU:CD1	6:B:219:17F:N1	15	6.99
(3,14)	1:B:133:LEU:CD1	5:B:220:7Q9:N	15	6.99
(3,14)	1:B:133:LEU:CD2	1:B:2:THR:N	15	6.99
(3,14)	1:B:133:LEU:CD2	1:B:3:GLU:N	15	6.99
(3,14)	1:B:133:LEU:CD2	1:B:4:TYR:N	15	6.99
(3,14)	1:B:133:LEU:CD2	1:B:5:LYS:N	15	6.99
(3,14)	1:B:133:LEU:CD2	1:B:6:LEU:N	15	6.99
(3,14)	1:B:133:LEU:CD2	1:B:7:VAL:N	15	6.99
(3,14)	1:B:133:LEU:CD2	1:B:8:VAL:N	15	6.99
(3,14)	1:B:133:LEU:CD2	1:B:9:VAL:N	15	6.99

Continued on next page...

Continued from previous page...

Key	Atom-1	Atom-2	Model ID	Violation (Å)
(3,14)	1:B:133:LEU:CD2	1:B:10:GLY:N	15	6.99
(3,14)	1:B:133:LEU:CD2	1:B:11:ALA:N	15	6.99
(3,14)	1:B:133:LEU:CD2	1:B:12:ASP:N	15	6.99
(3,14)	1:B:133:LEU:CD2	1:B:13:GLY:N	15	6.99
(3,14)	1:B:133:LEU:CD2	1:B:14:VAL:N	15	6.99
(3,14)	1:B:133:LEU:CD2	1:B:15:GLY:N	15	6.99
(3,14)	1:B:133:LEU:CD2	1:B:16:LYS:N	15	6.99
(3,14)	1:B:133:LEU:CD2	1:B:17:SER:N	15	6.99
(3,14)	1:B:133:LEU:CD2	1:B:18:ALA:N	15	6.99
(3,14)	1:B:133:LEU:CD2	1:B:19:LEU:N	15	6.99
(3,14)	1:B:133:LEU:CD2	1:B:20:THR:N	15	6.99
(3,14)	1:B:133:LEU:CD2	1:B:21:ILE:N	15	6.99
(3,14)	1:B:133:LEU:CD2	1:B:22:GLN:N	15	6.99
(3,14)	1:B:133:LEU:CD2	1:B:23:LEU:N	15	6.99
(3,14)	1:B:133:LEU:CD2	1:B:24:ILE:N	15	6.99
(3,14)	1:B:133:LEU:CD2	1:B:25:GLN:N	15	6.99
(3,14)	1:B:133:LEU:CD2	1:B:26:ASN:N	15	6.99
(3,14)	1:B:133:LEU:CD2	1:B:27:HIS:N	15	6.99
(3,14)	1:B:133:LEU:CD2	1:B:28:PHE:N	15	6.99
(3,14)	1:B:133:LEU:CD2	1:B:29:VAL:N	15	6.99
(3,14)	1:B:133:LEU:CD2	1:B:30:ASP:N	15	6.99
(3,14)	1:B:133:LEU:CD2	1:B:31:GLU:N	15	6.99
(3,14)	1:B:133:LEU:CD2	1:B:32:TYR:N	15	6.99
(3,14)	1:B:133:LEU:CD2	1:B:33:ASP:N	15	6.99
(3,14)	1:B:133:LEU:CD2	1:B:34:PRO:N	15	6.99
(3,14)	1:B:133:LEU:CD2	1:B:35:THR:N	15	6.99
(3,14)	1:B:133:LEU:CD2	1:B:36:ILE:N	15	6.99
(3,14)	1:B:133:LEU:CD2	1:B:37:GLU:N	15	6.99
(3,14)	1:B:133:LEU:CD2	1:B:38:ASP:N	15	6.99
(3,14)	1:B:133:LEU:CD2	1:B:39:SER:N	15	6.99
(3,14)	1:B:133:LEU:CD2	1:B:40:TYR:N	15	6.99
(3,14)	1:B:133:LEU:CD2	1:B:41:ARG:N	15	6.99
(3,14)	1:B:133:LEU:CD2	1:B:42:LYS:N	15	6.99
(3,14)	1:B:133:LEU:CD2	1:B:43:GLN:N	15	6.99
(3,14)	1:B:133:LEU:CD2	1:B:44:VAL:N	15	6.99
(3,14)	1:B:133:LEU:CD2	1:B:45:VAL:N	15	6.99
(3,14)	1:B:133:LEU:CD2	1:B:46:ILE:N	15	6.99
(3,14)	1:B:133:LEU:CD2	1:B:47:ASP:N	15	6.99
(3,14)	1:B:133:LEU:CD2	1:B:48:GLY:N	15	6.99
(3,14)	1:B:133:LEU:CD2	1:B:49:GLU:N	15	6.99
(3,14)	1:B:133:LEU:CD2	1:B:50:THR:N	15	6.99
(3,14)	1:B:133:LEU:CD2	1:B:51:CYS:N	15	6.99

Continued on next page...

Continued from previous page...

Key	Atom-1	Atom-2	Model ID	Violation (Å)
(3,14)	1:B:133:LEU:CD2	1:B:52:LEU:N	15	6.99
(3,14)	1:B:133:LEU:CD2	1:B:53:LEU:N	15	6.99
(3,14)	1:B:133:LEU:CD2	1:B:54:ASP:N	15	6.99
(3,14)	1:B:133:LEU:CD2	1:B:55:ILE:N	15	6.99
(3,14)	1:B:133:LEU:CD2	1:B:56:LEU:N	15	6.99
(3,14)	1:B:133:LEU:CD2	1:B:57:ASP:N	15	6.99
(3,14)	1:B:133:LEU:CD2	1:B:58:THR:N	15	6.99
(3,14)	1:B:133:LEU:CD2	1:B:59:ALA:N	15	6.99
(3,14)	1:B:133:LEU:CD2	1:B:60:GLY:N	15	6.99
(3,14)	1:B:133:LEU:CD2	1:B:61:GLN:N	15	6.99
(3,14)	1:B:133:LEU:CD2	1:B:62:GLU:N	15	6.99
(3,14)	1:B:133:LEU:CD2	1:B:63:GLU:N	15	6.99
(3,14)	1:B:133:LEU:CD2	1:B:64:TYR:N	15	6.99
(3,14)	1:B:133:LEU:CD2	1:B:65:SER:N	15	6.99
(3,14)	1:B:133:LEU:CD2	1:B:66:ALA:N	15	6.99
(3,14)	1:B:133:LEU:CD2	1:B:67:MET:N	15	6.99
(3,14)	1:B:133:LEU:CD2	1:B:68:ARG:N	15	6.99
(3,14)	1:B:133:LEU:CD2	1:B:69:ASP:N	15	6.99
(3,14)	1:B:133:LEU:CD2	1:B:70:GLN:N	15	6.99
(3,14)	1:B:133:LEU:CD2	1:B:71:TYR:N	15	6.99
(3,14)	1:B:133:LEU:CD2	1:B:72:MET:N	15	6.99
(3,14)	1:B:133:LEU:CD2	1:B:73:ARG:N	15	6.99
(3,14)	1:B:133:LEU:CD2	1:B:74:THR:N	15	6.99
(3,14)	1:B:133:LEU:CD2	1:B:75:GLY:N	15	6.99
(3,14)	1:B:133:LEU:CD2	1:B:76:GLU:N	15	6.99
(3,14)	1:B:133:LEU:CD2	1:B:77:GLY:N	15	6.99
(3,14)	1:B:133:LEU:CD2	1:B:78:PHE:N	15	6.99
(3,14)	1:B:133:LEU:CD2	1:B:79:LEU:N	15	6.99
(3,14)	1:B:133:LEU:CD2	1:B:80:CYS:N	15	6.99
(3,14)	1:B:133:LEU:CD2	5:B:203:7Q9:N	15	6.99
(3,14)	1:B:133:LEU:CD2	5:B:204:7Q9:N	15	6.99
(3,14)	1:B:133:LEU:CD2	5:B:205:7Q9:N	15	6.99
(3,14)	1:B:133:LEU:CD2	5:B:206:7Q9:N	15	6.99
(3,14)	1:B:133:LEU:CD2	5:B:207:7Q9:N	15	6.99
(3,14)	1:B:133:LEU:CD2	6:B:208:17F:N1	15	6.99
(3,14)	1:B:133:LEU:CD2	5:B:209:7Q9:N	15	6.99
(3,14)	1:B:133:LEU:CD2	5:B:210:7Q9:N	15	6.99
(3,14)	1:B:133:LEU:CD2	5:B:211:7Q9:N	15	6.99
(3,14)	1:B:133:LEU:CD2	5:B:212:7Q9:N	15	6.99
(3,14)	1:B:133:LEU:CD2	5:B:213:7Q9:N	15	6.99
(3,14)	1:B:133:LEU:CD2	6:B:214:17F:N1	15	6.99
(3,14)	1:B:133:LEU:CD2	6:B:215:17F:N1	15	6.99

Continued on next page...

Continued from previous page...

Key	Atom-1	Atom-2	Model ID	Violation (Å)
(3,14)	1:B:133:LEU:CD2	5:B:216:7Q9:N	15	6.99
(3,14)	1:B:133:LEU:CD2	5:B:217:7Q9:N	15	6.99
(3,14)	1:B:133:LEU:CD2	5:B:218:7Q9:N	15	6.99
(3,14)	1:B:133:LEU:CD2	6:B:219:17F:N1	15	6.99
(3,14)	1:B:133:LEU:CD2	5:B:220:7Q9:N	15	6.99
(1,14)	1:A:39:SER:OG	1:A:113:LEU:CD1	12	6.96
(1,14)	1:A:39:SER:OG	1:A:113:LEU:CD2	12	6.96
(1,14)	1:A:39:SER:OG	1:B:113:LEU:C	12	6.96
(1,14)	1:A:39:SER:OG	1:B:113:LEU:CA	12	6.96
(1,14)	1:A:39:SER:OG	1:B:113:LEU:CB	12	6.96
(1,14)	1:A:39:SER:OG	1:B:113:LEU:CD1	12	6.96
(1,14)	1:A:39:SER:OG	1:B:113:LEU:CD1	12	6.96
(1,14)	1:A:39:SER:OG	1:B:113:LEU:CD2	12	6.96
(1,14)	1:A:39:SER:OG	1:B:113:LEU:CD2	12	6.96
(1,14)	1:A:39:SER:OG	1:B:113:LEU:CG	12	6.96
(1,14)	1:A:39:SER:OG	1:B:113:LEU:H	12	6.96
(1,14)	1:A:39:SER:OG	1:B:113:LEU:N	12	6.96
(1,14)	1:A:39:SER:OG	1:B:113:LEU:O	12	6.96
(3,14)	1:B:133:LEU:CD1	1:B:2:THR:N	16	6.95
(3,14)	1:B:133:LEU:CD1	1:B:3:GLU:N	16	6.95
(3,14)	1:B:133:LEU:CD1	1:B:4:TYR:N	16	6.95
(3,14)	1:B:133:LEU:CD1	1:B:5:LYS:N	16	6.95
(3,14)	1:B:133:LEU:CD1	1:B:6:LEU:N	16	6.95
(3,14)	1:B:133:LEU:CD1	1:B:7:VAL:N	16	6.95
(3,14)	1:B:133:LEU:CD1	1:B:8:VAL:N	16	6.95
(3,14)	1:B:133:LEU:CD1	1:B:9:VAL:N	16	6.95
(3,14)	1:B:133:LEU:CD1	1:B:10:GLY:N	16	6.95
(3,14)	1:B:133:LEU:CD1	1:B:11:ALA:N	16	6.95
(3,14)	1:B:133:LEU:CD1	1:B:12:ASP:N	16	6.95
(3,14)	1:B:133:LEU:CD1	1:B:13:GLY:N	16	6.95
(3,14)	1:B:133:LEU:CD1	1:B:14:VAL:N	16	6.95
(3,14)	1:B:133:LEU:CD1	1:B:15:GLY:N	16	6.95
(3,14)	1:B:133:LEU:CD1	1:B:16:LYS:N	16	6.95
(3,14)	1:B:133:LEU:CD1	1:B:17:SER:N	16	6.95
(3,14)	1:B:133:LEU:CD1	1:B:18:ALA:N	16	6.95
(3,14)	1:B:133:LEU:CD1	1:B:19:LEU:N	16	6.95
(3,14)	1:B:133:LEU:CD1	1:B:20:THR:N	16	6.95
(3,14)	1:B:133:LEU:CD1	1:B:21:ILE:N	16	6.95
(3,14)	1:B:133:LEU:CD1	1:B:22:GLN:N	16	6.95
(3,14)	1:B:133:LEU:CD1	1:B:23:LEU:N	16	6.95
(3,14)	1:B:133:LEU:CD1	1:B:24:ILE:N	16	6.95
(3,14)	1:B:133:LEU:CD1	1:B:25:GLN:N	16	6.95

Continued on next page...

Continued from previous page...

Key	Atom-1	Atom-2	Model ID	Violation (Å)
(3,14)	1:B:133:LEU:CD1	1:B:26:ASN:N	16	6.95
(3,14)	1:B:133:LEU:CD1	1:B:27:HIS:N	16	6.95
(3,14)	1:B:133:LEU:CD1	1:B:28:PHE:N	16	6.95
(3,14)	1:B:133:LEU:CD1	1:B:29:VAL:N	16	6.95
(3,14)	1:B:133:LEU:CD1	1:B:30:ASP:N	16	6.95
(3,14)	1:B:133:LEU:CD1	1:B:31:GLU:N	16	6.95
(3,14)	1:B:133:LEU:CD1	1:B:32:TYR:N	16	6.95
(3,14)	1:B:133:LEU:CD1	1:B:33:ASP:N	16	6.95
(3,14)	1:B:133:LEU:CD1	1:B:34:PRO:N	16	6.95
(3,14)	1:B:133:LEU:CD1	1:B:35:THR:N	16	6.95
(3,14)	1:B:133:LEU:CD1	1:B:36:ILE:N	16	6.95
(3,14)	1:B:133:LEU:CD1	1:B:37:GLU:N	16	6.95
(3,14)	1:B:133:LEU:CD1	1:B:38:ASP:N	16	6.95
(3,14)	1:B:133:LEU:CD1	1:B:39:SER:N	16	6.95
(3,14)	1:B:133:LEU:CD1	1:B:40:TYR:N	16	6.95
(3,14)	1:B:133:LEU:CD1	1:B:41:ARG:N	16	6.95
(3,14)	1:B:133:LEU:CD1	1:B:42:LYS:N	16	6.95
(3,14)	1:B:133:LEU:CD1	1:B:43:GLN:N	16	6.95
(3,14)	1:B:133:LEU:CD1	1:B:44:VAL:N	16	6.95
(3,14)	1:B:133:LEU:CD1	1:B:45:VAL:N	16	6.95
(3,14)	1:B:133:LEU:CD1	1:B:46:ILE:N	16	6.95
(3,14)	1:B:133:LEU:CD1	1:B:47:ASP:N	16	6.95
(3,14)	1:B:133:LEU:CD1	1:B:48:GLY:N	16	6.95
(3,14)	1:B:133:LEU:CD1	1:B:49:GLU:N	16	6.95
(3,14)	1:B:133:LEU:CD1	1:B:50:THR:N	16	6.95
(3,14)	1:B:133:LEU:CD1	1:B:51:CYS:N	16	6.95
(3,14)	1:B:133:LEU:CD1	1:B:52:LEU:N	16	6.95
(3,14)	1:B:133:LEU:CD1	1:B:53:LEU:N	16	6.95
(3,14)	1:B:133:LEU:CD1	1:B:54:ASP:N	16	6.95
(3,14)	1:B:133:LEU:CD1	1:B:55:ILE:N	16	6.95
(3,14)	1:B:133:LEU:CD1	1:B:56:LEU:N	16	6.95
(3,14)	1:B:133:LEU:CD1	1:B:57:ASP:N	16	6.95
(3,14)	1:B:133:LEU:CD1	1:B:58:THR:N	16	6.95
(3,14)	1:B:133:LEU:CD1	1:B:59:ALA:N	16	6.95
(3,14)	1:B:133:LEU:CD1	1:B:60:GLY:N	16	6.95
(3,14)	1:B:133:LEU:CD1	1:B:61:GLN:N	16	6.95
(3,14)	1:B:133:LEU:CD1	1:B:62:GLU:N	16	6.95
(3,14)	1:B:133:LEU:CD1	1:B:63:GLU:N	16	6.95
(3,14)	1:B:133:LEU:CD1	1:B:64:TYR:N	16	6.95
(3,14)	1:B:133:LEU:CD1	1:B:65:SER:N	16	6.95
(3,14)	1:B:133:LEU:CD1	1:B:66:ALA:N	16	6.95
(3,14)	1:B:133:LEU:CD1	1:B:67:MET:N	16	6.95

Continued on next page...

Continued from previous page...

Key	Atom-1	Atom-2	Model ID	Violation (Å)
(3,14)	1:B:133:LEU:CD1	1:B:68:ARG:N	16	6.95
(3,14)	1:B:133:LEU:CD1	1:B:69:ASP:N	16	6.95
(3,14)	1:B:133:LEU:CD1	1:B:70:GLN:N	16	6.95
(3,14)	1:B:133:LEU:CD1	1:B:71:TYR:N	16	6.95
(3,14)	1:B:133:LEU:CD1	1:B:72:MET:N	16	6.95
(3,14)	1:B:133:LEU:CD1	1:B:73:ARG:N	16	6.95
(3,14)	1:B:133:LEU:CD1	1:B:74:THR:N	16	6.95
(3,14)	1:B:133:LEU:CD1	1:B:75:GLY:N	16	6.95
(3,14)	1:B:133:LEU:CD1	1:B:76:GLU:N	16	6.95
(3,14)	1:B:133:LEU:CD1	1:B:77:GLY:N	16	6.95
(3,14)	1:B:133:LEU:CD1	1:B:78:PHE:N	16	6.95
(3,14)	1:B:133:LEU:CD1	1:B:79:LEU:N	16	6.95
(3,14)	1:B:133:LEU:CD1	1:B:80:CYS:N	16	6.95
(3,14)	1:B:133:LEU:CD1	5:B:203:7Q9:N	16	6.95
(3,14)	1:B:133:LEU:CD1	5:B:204:7Q9:N	16	6.95
(3,14)	1:B:133:LEU:CD1	5:B:205:7Q9:N	16	6.95
(3,14)	1:B:133:LEU:CD1	5:B:206:7Q9:N	16	6.95
(3,14)	1:B:133:LEU:CD1	5:B:207:7Q9:N	16	6.95
(3,14)	1:B:133:LEU:CD1	6:B:208:17F:N1	16	6.95
(3,14)	1:B:133:LEU:CD1	5:B:209:7Q9:N	16	6.95
(3,14)	1:B:133:LEU:CD1	5:B:210:7Q9:N	16	6.95
(3,14)	1:B:133:LEU:CD1	5:B:211:7Q9:N	16	6.95
(3,14)	1:B:133:LEU:CD1	5:B:212:7Q9:N	16	6.95
(3,14)	1:B:133:LEU:CD1	5:B:213:7Q9:N	16	6.95
(3,14)	1:B:133:LEU:CD1	6:B:214:17F:N1	16	6.95
(3,14)	1:B:133:LEU:CD1	6:B:215:17F:N1	16	6.95
(3,14)	1:B:133:LEU:CD1	5:B:216:7Q9:N	16	6.95
(3,14)	1:B:133:LEU:CD1	5:B:217:7Q9:N	16	6.95
(3,14)	1:B:133:LEU:CD1	5:B:218:7Q9:N	16	6.95
(3,14)	1:B:133:LEU:CD1	6:B:219:17F:N1	16	6.95
(3,14)	1:B:133:LEU:CD1	5:B:220:7Q9:N	16	6.95
(3,14)	1:B:133:LEU:CD2	1:B:2:THR:N	16	6.95
(3,14)	1:B:133:LEU:CD2	1:B:3:GLU:N	16	6.95
(3,14)	1:B:133:LEU:CD2	1:B:4:TYR:N	16	6.95
(3,14)	1:B:133:LEU:CD2	1:B:5:LYS:N	16	6.95
(3,14)	1:B:133:LEU:CD2	1:B:6:LEU:N	16	6.95
(3,14)	1:B:133:LEU:CD2	1:B:7:VAL:N	16	6.95
(3,14)	1:B:133:LEU:CD2	1:B:8:VAL:N	16	6.95
(3,14)	1:B:133:LEU:CD2	1:B:9:VAL:N	16	6.95
(3,14)	1:B:133:LEU:CD2	1:B:10:GLY:N	16	6.95
(3,14)	1:B:133:LEU:CD2	1:B:11:ALA:N	16	6.95
(3,14)	1:B:133:LEU:CD2	1:B:12:ASP:N	16	6.95

Continued on next page...

Continued from previous page...

Key	Atom-1	Atom-2	Model ID	Violation (Å)
(3,14)	1:B:133:LEU:CD2	1:B:13:GLY:N	16	6.95
(3,14)	1:B:133:LEU:CD2	1:B:14:VAL:N	16	6.95
(3,14)	1:B:133:LEU:CD2	1:B:15:GLY:N	16	6.95
(3,14)	1:B:133:LEU:CD2	1:B:16:LYS:N	16	6.95
(3,14)	1:B:133:LEU:CD2	1:B:17:SER:N	16	6.95
(3,14)	1:B:133:LEU:CD2	1:B:18:ALA:N	16	6.95
(3,14)	1:B:133:LEU:CD2	1:B:19:LEU:N	16	6.95
(3,14)	1:B:133:LEU:CD2	1:B:20:THR:N	16	6.95
(3,14)	1:B:133:LEU:CD2	1:B:21:ILE:N	16	6.95
(3,14)	1:B:133:LEU:CD2	1:B:22:GLN:N	16	6.95
(3,14)	1:B:133:LEU:CD2	1:B:23:LEU:N	16	6.95
(3,14)	1:B:133:LEU:CD2	1:B:24:ILE:N	16	6.95
(3,14)	1:B:133:LEU:CD2	1:B:25:GLN:N	16	6.95
(3,14)	1:B:133:LEU:CD2	1:B:26:ASN:N	16	6.95
(3,14)	1:B:133:LEU:CD2	1:B:27:HIS:N	16	6.95
(3,14)	1:B:133:LEU:CD2	1:B:28:PHE:N	16	6.95
(3,14)	1:B:133:LEU:CD2	1:B:29:VAL:N	16	6.95
(3,14)	1:B:133:LEU:CD2	1:B:30:ASP:N	16	6.95
(3,14)	1:B:133:LEU:CD2	1:B:31:GLU:N	16	6.95
(3,14)	1:B:133:LEU:CD2	1:B:32:TYR:N	16	6.95
(3,14)	1:B:133:LEU:CD2	1:B:33:ASP:N	16	6.95
(3,14)	1:B:133:LEU:CD2	1:B:34:PRO:N	16	6.95
(3,14)	1:B:133:LEU:CD2	1:B:35:THR:N	16	6.95
(3,14)	1:B:133:LEU:CD2	1:B:36:ILE:N	16	6.95
(3,14)	1:B:133:LEU:CD2	1:B:37:GLU:N	16	6.95
(3,14)	1:B:133:LEU:CD2	1:B:38:ASP:N	16	6.95
(3,14)	1:B:133:LEU:CD2	1:B:39:SER:N	16	6.95
(3,14)	1:B:133:LEU:CD2	1:B:40:TYR:N	16	6.95
(3,14)	1:B:133:LEU:CD2	1:B:41:ARG:N	16	6.95
(3,14)	1:B:133:LEU:CD2	1:B:42:LYS:N	16	6.95
(3,14)	1:B:133:LEU:CD2	1:B:43:GLN:N	16	6.95
(3,14)	1:B:133:LEU:CD2	1:B:44:VAL:N	16	6.95
(3,14)	1:B:133:LEU:CD2	1:B:45:VAL:N	16	6.95
(3,14)	1:B:133:LEU:CD2	1:B:46:ILE:N	16	6.95
(3,14)	1:B:133:LEU:CD2	1:B:47:ASP:N	16	6.95
(3,14)	1:B:133:LEU:CD2	1:B:48:GLY:N	16	6.95
(3,14)	1:B:133:LEU:CD2	1:B:49:GLU:N	16	6.95
(3,14)	1:B:133:LEU:CD2	1:B:50:THR:N	16	6.95
(3,14)	1:B:133:LEU:CD2	1:B:51:CYS:N	16	6.95
(3,14)	1:B:133:LEU:CD2	1:B:52:LEU:N	16	6.95
(3,14)	1:B:133:LEU:CD2	1:B:53:LEU:N	16	6.95
(3,14)	1:B:133:LEU:CD2	1:B:54:ASP:N	16	6.95

Continued on next page...

Continued from previous page...

Key	Atom-1	Atom-2	Model ID	Violation (Å)
(3,14)	1:B:133:LEU:CD2	1:B:55:ILE:N	16	6.95
(3,14)	1:B:133:LEU:CD2	1:B:56:LEU:N	16	6.95
(3,14)	1:B:133:LEU:CD2	1:B:57:ASP:N	16	6.95
(3,14)	1:B:133:LEU:CD2	1:B:58:THR:N	16	6.95
(3,14)	1:B:133:LEU:CD2	1:B:59:ALA:N	16	6.95
(3,14)	1:B:133:LEU:CD2	1:B:60:GLY:N	16	6.95
(3,14)	1:B:133:LEU:CD2	1:B:61:GLN:N	16	6.95
(3,14)	1:B:133:LEU:CD2	1:B:62:GLU:N	16	6.95
(3,14)	1:B:133:LEU:CD2	1:B:63:GLU:N	16	6.95
(3,14)	1:B:133:LEU:CD2	1:B:64:TYR:N	16	6.95
(3,14)	1:B:133:LEU:CD2	1:B:65:SER:N	16	6.95
(3,14)	1:B:133:LEU:CD2	1:B:66:ALA:N	16	6.95
(3,14)	1:B:133:LEU:CD2	1:B:67:MET:N	16	6.95
(3,14)	1:B:133:LEU:CD2	1:B:68:ARG:N	16	6.95
(3,14)	1:B:133:LEU:CD2	1:B:69:ASP:N	16	6.95
(3,14)	1:B:133:LEU:CD2	1:B:70:GLN:N	16	6.95
(3,14)	1:B:133:LEU:CD2	1:B:71:TYR:N	16	6.95
(3,14)	1:B:133:LEU:CD2	1:B:72:MET:N	16	6.95
(3,14)	1:B:133:LEU:CD2	1:B:73:ARG:N	16	6.95
(3,14)	1:B:133:LEU:CD2	1:B:74:THR:N	16	6.95
(3,14)	1:B:133:LEU:CD2	1:B:75:GLY:N	16	6.95
(3,14)	1:B:133:LEU:CD2	1:B:76:GLU:N	16	6.95
(3,14)	1:B:133:LEU:CD2	1:B:77:GLY:N	16	6.95
(3,14)	1:B:133:LEU:CD2	1:B:78:PHE:N	16	6.95
(3,14)	1:B:133:LEU:CD2	1:B:79:LEU:N	16	6.95
(3,14)	1:B:133:LEU:CD2	1:B:80:CYS:N	16	6.95
(3,14)	1:B:133:LEU:CD2	5:B:203:7Q9:N	16	6.95
(3,14)	1:B:133:LEU:CD2	5:B:204:7Q9:N	16	6.95
(3,14)	1:B:133:LEU:CD2	5:B:205:7Q9:N	16	6.95
(3,14)	1:B:133:LEU:CD2	5:B:206:7Q9:N	16	6.95
(3,14)	1:B:133:LEU:CD2	5:B:207:7Q9:N	16	6.95
(3,14)	1:B:133:LEU:CD2	6:B:208:17F:N1	16	6.95
(3,14)	1:B:133:LEU:CD2	5:B:209:7Q9:N	16	6.95
(3,14)	1:B:133:LEU:CD2	5:B:210:7Q9:N	16	6.95
(3,14)	1:B:133:LEU:CD2	5:B:211:7Q9:N	16	6.95
(3,14)	1:B:133:LEU:CD2	5:B:212:7Q9:N	16	6.95
(3,14)	1:B:133:LEU:CD2	5:B:213:7Q9:N	16	6.95
(3,14)	1:B:133:LEU:CD2	6:B:214:17F:N1	16	6.95
(3,14)	1:B:133:LEU:CD2	6:B:215:17F:N1	16	6.95
(3,14)	1:B:133:LEU:CD2	5:B:216:7Q9:N	16	6.95
(3,14)	1:B:133:LEU:CD2	5:B:217:7Q9:N	16	6.95
(3,14)	1:B:133:LEU:CD2	5:B:218:7Q9:N	16	6.95

Continued on next page...

Continued from previous page...

Key	Atom-1	Atom-2	Model ID	Violation (Å)
(3,14)	1:B:133:LEU:CD2	6:B:219:17F:N1	16	6.95
(3,14)	1:B:133:LEU:CD2	5:B:220:7Q9:N	16	6.95
(3,14)	1:B:133:LEU:CD1	1:B:2:THR:N	20	6.94
(3,14)	1:B:133:LEU:CD1	1:B:3:GLU:N	20	6.94
(3,14)	1:B:133:LEU:CD1	1:B:4:TYR:N	20	6.94
(3,14)	1:B:133:LEU:CD1	1:B:5:LYS:N	20	6.94
(3,14)	1:B:133:LEU:CD1	1:B:6:LEU:N	20	6.94
(3,14)	1:B:133:LEU:CD1	1:B:7:VAL:N	20	6.94
(3,14)	1:B:133:LEU:CD1	1:B:8:VAL:N	20	6.94
(3,14)	1:B:133:LEU:CD1	1:B:9:VAL:N	20	6.94
(3,14)	1:B:133:LEU:CD1	1:B:10:GLY:N	20	6.94
(3,14)	1:B:133:LEU:CD1	1:B:11:ALA:N	20	6.94
(3,14)	1:B:133:LEU:CD1	1:B:12:ASP:N	20	6.94
(3,14)	1:B:133:LEU:CD1	1:B:13:GLY:N	20	6.94
(3,14)	1:B:133:LEU:CD1	1:B:14:VAL:N	20	6.94
(3,14)	1:B:133:LEU:CD1	1:B:15:GLY:N	20	6.94
(3,14)	1:B:133:LEU:CD1	1:B:16:LYS:N	20	6.94
(3,14)	1:B:133:LEU:CD1	1:B:17:SER:N	20	6.94
(3,14)	1:B:133:LEU:CD1	1:B:18:ALA:N	20	6.94
(3,14)	1:B:133:LEU:CD1	1:B:19:LEU:N	20	6.94
(3,14)	1:B:133:LEU:CD1	1:B:20:THR:N	20	6.94
(3,14)	1:B:133:LEU:CD1	1:B:21:ILE:N	20	6.94
(3,14)	1:B:133:LEU:CD1	1:B:22:GLN:N	20	6.94
(3,14)	1:B:133:LEU:CD1	1:B:23:LEU:N	20	6.94
(3,14)	1:B:133:LEU:CD1	1:B:24:ILE:N	20	6.94
(3,14)	1:B:133:LEU:CD1	1:B:25:GLN:N	20	6.94
(3,14)	1:B:133:LEU:CD1	1:B:26:ASN:N	20	6.94
(3,14)	1:B:133:LEU:CD1	1:B:27:HIS:N	20	6.94
(3,14)	1:B:133:LEU:CD1	1:B:28:PHE:N	20	6.94
(3,14)	1:B:133:LEU:CD1	1:B:29:VAL:N	20	6.94
(3,14)	1:B:133:LEU:CD1	1:B:30:ASP:N	20	6.94
(3,14)	1:B:133:LEU:CD1	1:B:31:GLU:N	20	6.94
(3,14)	1:B:133:LEU:CD1	1:B:32:TYR:N	20	6.94
(3,14)	1:B:133:LEU:CD1	1:B:33:ASP:N	20	6.94
(3,14)	1:B:133:LEU:CD1	1:B:34:PRO:N	20	6.94
(3,14)	1:B:133:LEU:CD1	1:B:35:THR:N	20	6.94
(3,14)	1:B:133:LEU:CD1	1:B:36:ILE:N	20	6.94
(3,14)	1:B:133:LEU:CD1	1:B:37:GLU:N	20	6.94
(3,14)	1:B:133:LEU:CD1	1:B:38:ASP:N	20	6.94
(3,14)	1:B:133:LEU:CD1	1:B:39:SER:N	20	6.94
(3,14)	1:B:133:LEU:CD1	1:B:40:TYR:N	20	6.94
(3,14)	1:B:133:LEU:CD1	1:B:41:ARG:N	20	6.94

Continued on next page...

Continued from previous page...

Key	Atom-1	Atom-2	Model ID	Violation (Å)
(3,14)	1:B:133:LEU:CD1	1:B:42:LYS:N	20	6.94
(3,14)	1:B:133:LEU:CD1	1:B:43:GLN:N	20	6.94
(3,14)	1:B:133:LEU:CD1	1:B:44:VAL:N	20	6.94
(3,14)	1:B:133:LEU:CD1	1:B:45:VAL:N	20	6.94
(3,14)	1:B:133:LEU:CD1	1:B:46:ILE:N	20	6.94
(3,14)	1:B:133:LEU:CD1	1:B:47:ASP:N	20	6.94
(3,14)	1:B:133:LEU:CD1	1:B:48:GLY:N	20	6.94
(3,14)	1:B:133:LEU:CD1	1:B:49:GLU:N	20	6.94
(3,14)	1:B:133:LEU:CD1	1:B:50:THR:N	20	6.94
(3,14)	1:B:133:LEU:CD1	1:B:51:CYS:N	20	6.94
(3,14)	1:B:133:LEU:CD1	1:B:52:LEU:N	20	6.94
(3,14)	1:B:133:LEU:CD1	1:B:53:LEU:N	20	6.94
(3,14)	1:B:133:LEU:CD1	1:B:54:ASP:N	20	6.94
(3,14)	1:B:133:LEU:CD1	1:B:55:ILE:N	20	6.94
(3,14)	1:B:133:LEU:CD1	1:B:56:LEU:N	20	6.94
(3,14)	1:B:133:LEU:CD1	1:B:57:ASP:N	20	6.94
(3,14)	1:B:133:LEU:CD1	1:B:58:THR:N	20	6.94
(3,14)	1:B:133:LEU:CD1	1:B:59:ALA:N	20	6.94
(3,14)	1:B:133:LEU:CD1	1:B:60:GLY:N	20	6.94
(3,14)	1:B:133:LEU:CD1	1:B:61:GLN:N	20	6.94
(3,14)	1:B:133:LEU:CD1	1:B:62:GLU:N	20	6.94
(3,14)	1:B:133:LEU:CD1	1:B:63:GLU:N	20	6.94
(3,14)	1:B:133:LEU:CD1	1:B:64:TYR:N	20	6.94
(3,14)	1:B:133:LEU:CD1	1:B:65:SER:N	20	6.94
(3,14)	1:B:133:LEU:CD1	1:B:66:ALA:N	20	6.94
(3,14)	1:B:133:LEU:CD1	1:B:67:MET:N	20	6.94
(3,14)	1:B:133:LEU:CD1	1:B:68:ARG:N	20	6.94
(3,14)	1:B:133:LEU:CD1	1:B:69:ASP:N	20	6.94
(3,14)	1:B:133:LEU:CD1	1:B:70:GLN:N	20	6.94
(3,14)	1:B:133:LEU:CD1	1:B:71:TYR:N	20	6.94
(3,14)	1:B:133:LEU:CD1	1:B:72:MET:N	20	6.94
(3,14)	1:B:133:LEU:CD1	1:B:73:ARG:N	20	6.94
(3,14)	1:B:133:LEU:CD1	1:B:74:THR:N	20	6.94
(3,14)	1:B:133:LEU:CD1	1:B:75:GLY:N	20	6.94
(3,14)	1:B:133:LEU:CD1	1:B:76:GLU:N	20	6.94
(3,14)	1:B:133:LEU:CD1	1:B:77:GLY:N	20	6.94
(3,14)	1:B:133:LEU:CD1	1:B:78:PHE:N	20	6.94
(3,14)	1:B:133:LEU:CD1	1:B:79:LEU:N	20	6.94
(3,14)	1:B:133:LEU:CD1	1:B:80:CYS:N	20	6.94
(3,14)	1:B:133:LEU:CD1	5:B:203:7Q9:N	20	6.94
(3,14)	1:B:133:LEU:CD1	5:B:204:7Q9:N	20	6.94
(3,14)	1:B:133:LEU:CD1	5:B:205:7Q9:N	20	6.94

Continued on next page...

Continued from previous page...

Key	Atom-1	Atom-2	Model ID	Violation (Å)
(3,14)	1:B:133:LEU:CD1	5:B:206:7Q9:N	20	6.94
(3,14)	1:B:133:LEU:CD1	5:B:207:7Q9:N	20	6.94
(3,14)	1:B:133:LEU:CD1	6:B:208:17F:N1	20	6.94
(3,14)	1:B:133:LEU:CD1	5:B:209:7Q9:N	20	6.94
(3,14)	1:B:133:LEU:CD1	5:B:210:7Q9:N	20	6.94
(3,14)	1:B:133:LEU:CD1	5:B:211:7Q9:N	20	6.94
(3,14)	1:B:133:LEU:CD1	5:B:212:7Q9:N	20	6.94
(3,14)	1:B:133:LEU:CD1	5:B:213:7Q9:N	20	6.94
(3,14)	1:B:133:LEU:CD1	6:B:214:17F:N1	20	6.94
(3,14)	1:B:133:LEU:CD1	6:B:215:17F:N1	20	6.94
(3,14)	1:B:133:LEU:CD1	5:B:216:7Q9:N	20	6.94
(3,14)	1:B:133:LEU:CD1	5:B:217:7Q9:N	20	6.94
(3,14)	1:B:133:LEU:CD1	5:B:218:7Q9:N	20	6.94
(3,14)	1:B:133:LEU:CD1	6:B:219:17F:N1	20	6.94
(3,14)	1:B:133:LEU:CD1	5:B:220:7Q9:N	20	6.94
(3,14)	1:B:133:LEU:CD2	1:B:2:THR:N	20	6.94
(3,14)	1:B:133:LEU:CD2	1:B:3:GLU:N	20	6.94
(3,14)	1:B:133:LEU:CD2	1:B:4:TYR:N	20	6.94
(3,14)	1:B:133:LEU:CD2	1:B:5:LYS:N	20	6.94
(3,14)	1:B:133:LEU:CD2	1:B:6:LEU:N	20	6.94
(3,14)	1:B:133:LEU:CD2	1:B:7:VAL:N	20	6.94
(3,14)	1:B:133:LEU:CD2	1:B:8:VAL:N	20	6.94
(3,14)	1:B:133:LEU:CD2	1:B:9:VAL:N	20	6.94
(3,14)	1:B:133:LEU:CD2	1:B:10:GLY:N	20	6.94
(3,14)	1:B:133:LEU:CD2	1:B:11:ALA:N	20	6.94
(3,14)	1:B:133:LEU:CD2	1:B:12:ASP:N	20	6.94
(3,14)	1:B:133:LEU:CD2	1:B:13:GLY:N	20	6.94
(3,14)	1:B:133:LEU:CD2	1:B:14:VAL:N	20	6.94
(3,14)	1:B:133:LEU:CD2	1:B:15:GLY:N	20	6.94
(3,14)	1:B:133:LEU:CD2	1:B:16:LYS:N	20	6.94
(3,14)	1:B:133:LEU:CD2	1:B:17:SER:N	20	6.94
(3,14)	1:B:133:LEU:CD2	1:B:18:ALA:N	20	6.94
(3,14)	1:B:133:LEU:CD2	1:B:19:LEU:N	20	6.94
(3,14)	1:B:133:LEU:CD2	1:B:20:THR:N	20	6.94
(3,14)	1:B:133:LEU:CD2	1:B:21:ILE:N	20	6.94
(3,14)	1:B:133:LEU:CD2	1:B:22:GLN:N	20	6.94
(3,14)	1:B:133:LEU:CD2	1:B:23:LEU:N	20	6.94
(3,14)	1:B:133:LEU:CD2	1:B:24:ILE:N	20	6.94
(3,14)	1:B:133:LEU:CD2	1:B:25:GLN:N	20	6.94
(3,14)	1:B:133:LEU:CD2	1:B:26:ASN:N	20	6.94
(3,14)	1:B:133:LEU:CD2	1:B:27:HIS:N	20	6.94
(3,14)	1:B:133:LEU:CD2	1:B:28:PHE:N	20	6.94

Continued on next page...

Continued from previous page...

Key	Atom-1	Atom-2	Model ID	Violation (Å)
(3,14)	1:B:133:LEU:CD2	1:B:29:VAL:N	20	6.94
(3,14)	1:B:133:LEU:CD2	1:B:30:ASP:N	20	6.94
(3,14)	1:B:133:LEU:CD2	1:B:31:GLU:N	20	6.94
(3,14)	1:B:133:LEU:CD2	1:B:32:TYR:N	20	6.94
(3,14)	1:B:133:LEU:CD2	1:B:33:ASP:N	20	6.94
(3,14)	1:B:133:LEU:CD2	1:B:34:PRO:N	20	6.94
(3,14)	1:B:133:LEU:CD2	1:B:35:THR:N	20	6.94
(3,14)	1:B:133:LEU:CD2	1:B:36:ILE:N	20	6.94
(3,14)	1:B:133:LEU:CD2	1:B:37:GLU:N	20	6.94
(3,14)	1:B:133:LEU:CD2	1:B:38:ASP:N	20	6.94
(3,14)	1:B:133:LEU:CD2	1:B:39:SER:N	20	6.94
(3,14)	1:B:133:LEU:CD2	1:B:40:TYR:N	20	6.94
(3,14)	1:B:133:LEU:CD2	1:B:41:ARG:N	20	6.94
(3,14)	1:B:133:LEU:CD2	1:B:42:LYS:N	20	6.94
(3,14)	1:B:133:LEU:CD2	1:B:43:GLN:N	20	6.94
(3,14)	1:B:133:LEU:CD2	1:B:44:VAL:N	20	6.94
(3,14)	1:B:133:LEU:CD2	1:B:45:VAL:N	20	6.94
(3,14)	1:B:133:LEU:CD2	1:B:46:ILE:N	20	6.94
(3,14)	1:B:133:LEU:CD2	1:B:47:ASP:N	20	6.94
(3,14)	1:B:133:LEU:CD2	1:B:48:GLY:N	20	6.94
(3,14)	1:B:133:LEU:CD2	1:B:49:GLU:N	20	6.94
(3,14)	1:B:133:LEU:CD2	1:B:50:THR:N	20	6.94
(3,14)	1:B:133:LEU:CD2	1:B:51:CYS:N	20	6.94
(3,14)	1:B:133:LEU:CD2	1:B:52:LEU:N	20	6.94
(3,14)	1:B:133:LEU:CD2	1:B:53:LEU:N	20	6.94
(3,14)	1:B:133:LEU:CD2	1:B:54:ASP:N	20	6.94
(3,14)	1:B:133:LEU:CD2	1:B:55:ILE:N	20	6.94
(3,14)	1:B:133:LEU:CD2	1:B:56:LEU:N	20	6.94
(3,14)	1:B:133:LEU:CD2	1:B:57:ASP:N	20	6.94
(3,14)	1:B:133:LEU:CD2	1:B:58:THR:N	20	6.94
(3,14)	1:B:133:LEU:CD2	1:B:59:ALA:N	20	6.94
(3,14)	1:B:133:LEU:CD2	1:B:60:GLY:N	20	6.94
(3,14)	1:B:133:LEU:CD2	1:B:61:GLN:N	20	6.94
(3,14)	1:B:133:LEU:CD2	1:B:62:GLU:N	20	6.94
(3,14)	1:B:133:LEU:CD2	1:B:63:GLU:N	20	6.94
(3,14)	1:B:133:LEU:CD2	1:B:64:TYR:N	20	6.94
(3,14)	1:B:133:LEU:CD2	1:B:65:SER:N	20	6.94
(3,14)	1:B:133:LEU:CD2	1:B:66:ALA:N	20	6.94
(3,14)	1:B:133:LEU:CD2	1:B:67:MET:N	20	6.94
(3,14)	1:B:133:LEU:CD2	1:B:68:ARG:N	20	6.94
(3,14)	1:B:133:LEU:CD2	1:B:69:ASP:N	20	6.94
(3,14)	1:B:133:LEU:CD2	1:B:70:GLN:N	20	6.94

Continued on next page...

Continued from previous page...

Key	Atom-1	Atom-2	Model ID	Violation (Å)
(3,14)	1:B:133:LEU:CD2	1:B:71:TYR:N	20	6.94
(3,14)	1:B:133:LEU:CD2	1:B:72:MET:N	20	6.94
(3,14)	1:B:133:LEU:CD2	1:B:73:ARG:N	20	6.94
(3,14)	1:B:133:LEU:CD2	1:B:74:THR:N	20	6.94
(3,14)	1:B:133:LEU:CD2	1:B:75:GLY:N	20	6.94
(3,14)	1:B:133:LEU:CD2	1:B:76:GLU:N	20	6.94
(3,14)	1:B:133:LEU:CD2	1:B:77:GLY:N	20	6.94
(3,14)	1:B:133:LEU:CD2	1:B:78:PHE:N	20	6.94
(3,14)	1:B:133:LEU:CD2	1:B:79:LEU:N	20	6.94
(3,14)	1:B:133:LEU:CD2	1:B:80:CYS:N	20	6.94
(3,14)	1:B:133:LEU:CD2	5:B:203:7Q9:N	20	6.94
(3,14)	1:B:133:LEU:CD2	5:B:204:7Q9:N	20	6.94
(3,14)	1:B:133:LEU:CD2	5:B:205:7Q9:N	20	6.94
(3,14)	1:B:133:LEU:CD2	5:B:206:7Q9:N	20	6.94
(3,14)	1:B:133:LEU:CD2	5:B:207:7Q9:N	20	6.94
(3,14)	1:B:133:LEU:CD2	6:B:208:17F:N1	20	6.94
(3,14)	1:B:133:LEU:CD2	5:B:209:7Q9:N	20	6.94
(3,14)	1:B:133:LEU:CD2	5:B:210:7Q9:N	20	6.94
(3,14)	1:B:133:LEU:CD2	5:B:211:7Q9:N	20	6.94
(3,14)	1:B:133:LEU:CD2	5:B:212:7Q9:N	20	6.94
(3,14)	1:B:133:LEU:CD2	5:B:213:7Q9:N	20	6.94
(3,14)	1:B:133:LEU:CD2	6:B:214:17F:N1	20	6.94
(3,14)	1:B:133:LEU:CD2	6:B:215:17F:N1	20	6.94
(3,14)	1:B:133:LEU:CD2	5:B:216:7Q9:N	20	6.94
(3,14)	1:B:133:LEU:CD2	5:B:217:7Q9:N	20	6.94
(3,14)	1:B:133:LEU:CD2	5:B:218:7Q9:N	20	6.94
(3,14)	1:B:133:LEU:CD2	6:B:219:17F:N1	20	6.94
(3,14)	1:B:133:LEU:CD2	5:B:220:7Q9:N	20	6.94
(1,6)	1:B:169:LYS:CG	1:A:56:LEU:C	6	6.91
(1,6)	1:B:169:LYS:CG	1:A:56:LEU:CA	6	6.91
(1,6)	1:B:169:LYS:CG	1:A:56:LEU:CB	6	6.91
(1,6)	1:B:169:LYS:CG	1:A:56:LEU:CD1	6	6.91
(1,6)	1:B:169:LYS:CG	1:A:56:LEU:CD1	6	6.91
(1,6)	1:B:169:LYS:CG	1:A:56:LEU:CD2	6	6.91
(1,6)	1:B:169:LYS:CG	1:A:56:LEU:CD2	6	6.91
(1,6)	1:B:169:LYS:CG	1:A:56:LEU:CG	6	6.91
(1,6)	1:B:169:LYS:CG	1:A:56:LEU:H	6	6.91
(1,6)	1:B:169:LYS:CG	1:A:56:LEU:N	6	6.91
(1,6)	1:B:169:LYS:CG	1:A:56:LEU:O	6	6.91
(1,6)	1:B:169:LYS:CG	1:B:56:LEU:CD1	6	6.91
(1,6)	1:B:169:LYS:CG	1:B:56:LEU:CD2	6	6.91
(3,15)	1:B:139:ILE:CD1	1:B:2:THR:N	2	6.84

Continued on next page...

Continued from previous page...

Key	Atom-1	Atom-2	Model ID	Violation (Å)
(3,15)	1:B:139:ILE:CD1	1:B:3:GLU:N	2	6.84
(3,15)	1:B:139:ILE:CD1	1:B:4:TYR:N	2	6.84
(3,15)	1:B:139:ILE:CD1	1:B:5:LYS:N	2	6.84
(3,15)	1:B:139:ILE:CD1	1:B:6:LEU:N	2	6.84
(3,15)	1:B:139:ILE:CD1	1:B:7:VAL:N	2	6.84
(3,15)	1:B:139:ILE:CD1	1:B:8:VAL:N	2	6.84
(3,15)	1:B:139:ILE:CD1	1:B:9:VAL:N	2	6.84
(3,15)	1:B:139:ILE:CD1	1:B:10:GLY:N	2	6.84
(3,15)	1:B:139:ILE:CD1	1:B:11:ALA:N	2	6.84
(3,15)	1:B:139:ILE:CD1	1:B:12:ASP:N	2	6.84
(3,15)	1:B:139:ILE:CD1	1:B:13:GLY:N	2	6.84
(3,15)	1:B:139:ILE:CD1	1:B:14:VAL:N	2	6.84
(3,15)	1:B:139:ILE:CD1	1:B:15:GLY:N	2	6.84
(3,15)	1:B:139:ILE:CD1	1:B:16:LYS:N	2	6.84
(3,15)	1:B:139:ILE:CD1	1:B:17:SER:N	2	6.84
(3,15)	1:B:139:ILE:CD1	1:B:18:ALA:N	2	6.84
(3,15)	1:B:139:ILE:CD1	1:B:19:LEU:N	2	6.84
(3,15)	1:B:139:ILE:CD1	1:B:20:THR:N	2	6.84
(3,15)	1:B:139:ILE:CD1	1:B:21:ILE:N	2	6.84
(3,15)	1:B:139:ILE:CD1	1:B:22:GLN:N	2	6.84
(3,15)	1:B:139:ILE:CD1	1:B:23:LEU:N	2	6.84
(3,15)	1:B:139:ILE:CD1	1:B:24:ILE:N	2	6.84
(3,15)	1:B:139:ILE:CD1	1:B:25:GLN:N	2	6.84
(3,15)	1:B:139:ILE:CD1	1:B:26:ASN:N	2	6.84
(3,15)	1:B:139:ILE:CD1	1:B:27:HIS:N	2	6.84
(3,15)	1:B:139:ILE:CD1	1:B:28:PHE:N	2	6.84
(3,15)	1:B:139:ILE:CD1	1:B:29:VAL:N	2	6.84
(3,15)	1:B:139:ILE:CD1	1:B:30:ASP:N	2	6.84
(3,15)	1:B:139:ILE:CD1	1:B:31:GLU:N	2	6.84
(3,15)	1:B:139:ILE:CD1	1:B:32:TYR:N	2	6.84
(3,15)	1:B:139:ILE:CD1	1:B:33:ASP:N	2	6.84
(3,15)	1:B:139:ILE:CD1	1:B:34:PRO:N	2	6.84
(3,15)	1:B:139:ILE:CD1	1:B:35:THR:N	2	6.84
(3,15)	1:B:139:ILE:CD1	1:B:36:ILE:N	2	6.84
(3,15)	1:B:139:ILE:CD1	1:B:37:GLU:N	2	6.84
(3,15)	1:B:139:ILE:CD1	1:B:38:ASP:N	2	6.84
(3,15)	1:B:139:ILE:CD1	1:B:39:SER:N	2	6.84
(3,15)	1:B:139:ILE:CD1	1:B:40:TYR:N	2	6.84
(3,15)	1:B:139:ILE:CD1	1:B:41:ARG:N	2	6.84
(3,15)	1:B:139:ILE:CD1	1:B:42:LYS:N	2	6.84
(3,15)	1:B:139:ILE:CD1	1:B:43:GLN:N	2	6.84
(3,15)	1:B:139:ILE:CD1	1:B:44:VAL:N	2	6.84

Continued on next page...

Continued from previous page...

Key	Atom-1	Atom-2	Model ID	Violation (Å)
(3,15)	1:B:139:ILE:CD1	1:B:45:VAL:N	2	6.84
(3,15)	1:B:139:ILE:CD1	1:B:46:ILE:N	2	6.84
(3,15)	1:B:139:ILE:CD1	1:B:47:ASP:N	2	6.84
(3,15)	1:B:139:ILE:CD1	1:B:48:GLY:N	2	6.84
(3,15)	1:B:139:ILE:CD1	1:B:49:GLU:N	2	6.84
(3,15)	1:B:139:ILE:CD1	1:B:50:THR:N	2	6.84
(3,15)	1:B:139:ILE:CD1	1:B:51:CYS:N	2	6.84
(3,15)	1:B:139:ILE:CD1	1:B:52:LEU:N	2	6.84
(3,15)	1:B:139:ILE:CD1	1:B:53:LEU:N	2	6.84
(3,15)	1:B:139:ILE:CD1	1:B:54:ASP:N	2	6.84
(3,15)	1:B:139:ILE:CD1	1:B:55:ILE:N	2	6.84
(3,15)	1:B:139:ILE:CD1	1:B:56:LEU:N	2	6.84
(3,15)	1:B:139:ILE:CD1	1:B:57:ASP:N	2	6.84
(3,15)	1:B:139:ILE:CD1	1:B:58:THR:N	2	6.84
(3,15)	1:B:139:ILE:CD1	1:B:59:ALA:N	2	6.84
(3,15)	1:B:139:ILE:CD1	1:B:60:GLY:N	2	6.84
(3,15)	1:B:139:ILE:CD1	1:B:61:GLN:N	2	6.84
(3,15)	1:B:139:ILE:CD1	1:B:62:GLU:N	2	6.84
(3,15)	1:B:139:ILE:CD1	1:B:63:GLU:N	2	6.84
(3,15)	1:B:139:ILE:CD1	1:B:64:TYR:N	2	6.84
(3,15)	1:B:139:ILE:CD1	1:B:65:SER:N	2	6.84
(3,15)	1:B:139:ILE:CD1	1:B:66:ALA:N	2	6.84
(3,15)	1:B:139:ILE:CD1	1:B:67:MET:N	2	6.84
(3,15)	1:B:139:ILE:CD1	1:B:68:ARG:N	2	6.84
(3,15)	1:B:139:ILE:CD1	1:B:69:ASP:N	2	6.84
(3,15)	1:B:139:ILE:CD1	1:B:70:GLN:N	2	6.84
(3,15)	1:B:139:ILE:CD1	1:B:71:TYR:N	2	6.84
(3,15)	1:B:139:ILE:CD1	1:B:72:MET:N	2	6.84
(3,15)	1:B:139:ILE:CD1	1:B:73:ARG:N	2	6.84
(3,15)	1:B:139:ILE:CD1	1:B:74:THR:N	2	6.84
(3,15)	1:B:139:ILE:CD1	1:B:75:GLY:N	2	6.84
(3,15)	1:B:139:ILE:CD1	1:B:76:GLU:N	2	6.84
(3,15)	1:B:139:ILE:CD1	1:B:77:GLY:N	2	6.84
(3,15)	1:B:139:ILE:CD1	1:B:78:PHE:N	2	6.84
(3,15)	1:B:139:ILE:CD1	1:B:79:LEU:N	2	6.84
(3,15)	1:B:139:ILE:CD1	1:B:80:CYS:N	2	6.84
(3,15)	1:B:139:ILE:CD1	5:B:203:7Q9:N	2	6.84
(3,15)	1:B:139:ILE:CD1	5:B:204:7Q9:N	2	6.84
(3,15)	1:B:139:ILE:CD1	5:B:205:7Q9:N	2	6.84
(3,15)	1:B:139:ILE:CD1	5:B:206:7Q9:N	2	6.84
(3,15)	1:B:139:ILE:CD1	5:B:207:7Q9:N	2	6.84
(3,15)	1:B:139:ILE:CD1	6:B:208:17F:N1	2	6.84

Continued on next page...

Continued from previous page...

Key	Atom-1	Atom-2	Model ID	Violation (Å)
(3,15)	1:B:139:ILE:CD1	5:B:209:7Q9:N	2	6.84
(3,15)	1:B:139:ILE:CD1	5:B:210:7Q9:N	2	6.84
(3,15)	1:B:139:ILE:CD1	5:B:211:7Q9:N	2	6.84
(3,15)	1:B:139:ILE:CD1	5:B:212:7Q9:N	2	6.84
(3,15)	1:B:139:ILE:CD1	5:B:213:7Q9:N	2	6.84
(3,15)	1:B:139:ILE:CD1	6:B:214:17F:N1	2	6.84
(3,15)	1:B:139:ILE:CD1	6:B:215:17F:N1	2	6.84
(3,15)	1:B:139:ILE:CD1	5:B:216:7Q9:N	2	6.84
(3,15)	1:B:139:ILE:CD1	5:B:217:7Q9:N	2	6.84
(3,15)	1:B:139:ILE:CD1	5:B:218:7Q9:N	2	6.84
(3,15)	1:B:139:ILE:CD1	6:B:219:17F:N1	2	6.84
(3,15)	1:B:139:ILE:CD1	5:B:220:7Q9:N	2	6.84
(3,15)	1:B:139:ILE:CD1	1:B:2:THR:N	18	6.84
(3,15)	1:B:139:ILE:CD1	1:B:3:GLU:N	18	6.84
(3,15)	1:B:139:ILE:CD1	1:B:4:TYR:N	18	6.84
(3,15)	1:B:139:ILE:CD1	1:B:5:LYS:N	18	6.84
(3,15)	1:B:139:ILE:CD1	1:B:6:LEU:N	18	6.84
(3,15)	1:B:139:ILE:CD1	1:B:7:VAL:N	18	6.84
(3,15)	1:B:139:ILE:CD1	1:B:8:VAL:N	18	6.84
(3,15)	1:B:139:ILE:CD1	1:B:9:VAL:N	18	6.84
(3,15)	1:B:139:ILE:CD1	1:B:10:GLY:N	18	6.84
(3,15)	1:B:139:ILE:CD1	1:B:11:ALA:N	18	6.84
(3,15)	1:B:139:ILE:CD1	1:B:12:ASP:N	18	6.84
(3,15)	1:B:139:ILE:CD1	1:B:13:GLY:N	18	6.84
(3,15)	1:B:139:ILE:CD1	1:B:14:VAL:N	18	6.84
(3,15)	1:B:139:ILE:CD1	1:B:15:GLY:N	18	6.84
(3,15)	1:B:139:ILE:CD1	1:B:16:LYS:N	18	6.84
(3,15)	1:B:139:ILE:CD1	1:B:17:SER:N	18	6.84
(3,15)	1:B:139:ILE:CD1	1:B:18:ALA:N	18	6.84
(3,15)	1:B:139:ILE:CD1	1:B:19:LEU:N	18	6.84
(3,15)	1:B:139:ILE:CD1	1:B:20:THR:N	18	6.84
(3,15)	1:B:139:ILE:CD1	1:B:21:ILE:N	18	6.84
(3,15)	1:B:139:ILE:CD1	1:B:22:GLN:N	18	6.84
(3,15)	1:B:139:ILE:CD1	1:B:23:LEU:N	18	6.84
(3,15)	1:B:139:ILE:CD1	1:B:24:ILE:N	18	6.84
(3,15)	1:B:139:ILE:CD1	1:B:25:GLN:N	18	6.84
(3,15)	1:B:139:ILE:CD1	1:B:26:ASN:N	18	6.84
(3,15)	1:B:139:ILE:CD1	1:B:27:HIS:N	18	6.84
(3,15)	1:B:139:ILE:CD1	1:B:28:PHE:N	18	6.84
(3,15)	1:B:139:ILE:CD1	1:B:29:VAL:N	18	6.84
(3,15)	1:B:139:ILE:CD1	1:B:30:ASP:N	18	6.84
(3,15)	1:B:139:ILE:CD1	1:B:31:GLU:N	18	6.84

Continued on next page...

Continued from previous page...

Key	Atom-1	Atom-2	Model ID	Violation (Å)
(3,15)	1:B:139:ILE:CD1	1:B:32:TYR:N	18	6.84
(3,15)	1:B:139:ILE:CD1	1:B:33:ASP:N	18	6.84
(3,15)	1:B:139:ILE:CD1	1:B:34:PRO:N	18	6.84
(3,15)	1:B:139:ILE:CD1	1:B:35:THR:N	18	6.84
(3,15)	1:B:139:ILE:CD1	1:B:36:ILE:N	18	6.84
(3,15)	1:B:139:ILE:CD1	1:B:37:GLU:N	18	6.84
(3,15)	1:B:139:ILE:CD1	1:B:38:ASP:N	18	6.84
(3,15)	1:B:139:ILE:CD1	1:B:39:SER:N	18	6.84
(3,15)	1:B:139:ILE:CD1	1:B:40:TYR:N	18	6.84
(3,15)	1:B:139:ILE:CD1	1:B:41:ARG:N	18	6.84
(3,15)	1:B:139:ILE:CD1	1:B:42:LYS:N	18	6.84
(3,15)	1:B:139:ILE:CD1	1:B:43:GLN:N	18	6.84
(3,15)	1:B:139:ILE:CD1	1:B:44:VAL:N	18	6.84
(3,15)	1:B:139:ILE:CD1	1:B:45:VAL:N	18	6.84
(3,15)	1:B:139:ILE:CD1	1:B:46:ILE:N	18	6.84
(3,15)	1:B:139:ILE:CD1	1:B:47:ASP:N	18	6.84
(3,15)	1:B:139:ILE:CD1	1:B:48:GLY:N	18	6.84
(3,15)	1:B:139:ILE:CD1	1:B:49:GLU:N	18	6.84
(3,15)	1:B:139:ILE:CD1	1:B:50:THR:N	18	6.84
(3,15)	1:B:139:ILE:CD1	1:B:51:CYS:N	18	6.84
(3,15)	1:B:139:ILE:CD1	1:B:52:LEU:N	18	6.84
(3,15)	1:B:139:ILE:CD1	1:B:53:LEU:N	18	6.84
(3,15)	1:B:139:ILE:CD1	1:B:54:ASP:N	18	6.84
(3,15)	1:B:139:ILE:CD1	1:B:55:ILE:N	18	6.84
(3,15)	1:B:139:ILE:CD1	1:B:56:LEU:N	18	6.84
(3,15)	1:B:139:ILE:CD1	1:B:57:ASP:N	18	6.84
(3,15)	1:B:139:ILE:CD1	1:B:58:THR:N	18	6.84
(3,15)	1:B:139:ILE:CD1	1:B:59:ALA:N	18	6.84
(3,15)	1:B:139:ILE:CD1	1:B:60:GLY:N	18	6.84
(3,15)	1:B:139:ILE:CD1	1:B:61:GLN:N	18	6.84
(3,15)	1:B:139:ILE:CD1	1:B:62:GLU:N	18	6.84
(3,15)	1:B:139:ILE:CD1	1:B:63:GLU:N	18	6.84
(3,15)	1:B:139:ILE:CD1	1:B:64:TYR:N	18	6.84
(3,15)	1:B:139:ILE:CD1	1:B:65:SER:N	18	6.84
(3,15)	1:B:139:ILE:CD1	1:B:66:ALA:N	18	6.84
(3,15)	1:B:139:ILE:CD1	1:B:67:MET:N	18	6.84
(3,15)	1:B:139:ILE:CD1	1:B:68:ARG:N	18	6.84
(3,15)	1:B:139:ILE:CD1	1:B:69:ASP:N	18	6.84
(3,15)	1:B:139:ILE:CD1	1:B:70:GLN:N	18	6.84
(3,15)	1:B:139:ILE:CD1	1:B:71:TYR:N	18	6.84
(3,15)	1:B:139:ILE:CD1	1:B:72:MET:N	18	6.84
(3,15)	1:B:139:ILE:CD1	1:B:73:ARG:N	18	6.84

Continued on next page...

Continued from previous page...

Key	Atom-1	Atom-2	Model ID	Violation (Å)
(3,15)	1:B:139:ILE:CD1	1:B:74:THR:N	18	6.84
(3,15)	1:B:139:ILE:CD1	1:B:75:GLY:N	18	6.84
(3,15)	1:B:139:ILE:CD1	1:B:76:GLU:N	18	6.84
(3,15)	1:B:139:ILE:CD1	1:B:77:GLY:N	18	6.84
(3,15)	1:B:139:ILE:CD1	1:B:78:PHE:N	18	6.84
(3,15)	1:B:139:ILE:CD1	1:B:79:LEU:N	18	6.84
(3,15)	1:B:139:ILE:CD1	1:B:80:CYS:N	18	6.84
(3,15)	1:B:139:ILE:CD1	5:B:203:7Q9:N	18	6.84
(3,15)	1:B:139:ILE:CD1	5:B:204:7Q9:N	18	6.84
(3,15)	1:B:139:ILE:CD1	5:B:205:7Q9:N	18	6.84
(3,15)	1:B:139:ILE:CD1	5:B:206:7Q9:N	18	6.84
(3,15)	1:B:139:ILE:CD1	5:B:207:7Q9:N	18	6.84
(3,15)	1:B:139:ILE:CD1	6:B:208:17F:N1	18	6.84
(3,15)	1:B:139:ILE:CD1	5:B:209:7Q9:N	18	6.84
(3,15)	1:B:139:ILE:CD1	5:B:210:7Q9:N	18	6.84
(3,15)	1:B:139:ILE:CD1	5:B:211:7Q9:N	18	6.84
(3,15)	1:B:139:ILE:CD1	5:B:212:7Q9:N	18	6.84
(3,15)	1:B:139:ILE:CD1	5:B:213:7Q9:N	18	6.84
(3,15)	1:B:139:ILE:CD1	6:B:214:17F:N1	18	6.84
(3,15)	1:B:139:ILE:CD1	6:B:215:17F:N1	18	6.84
(3,15)	1:B:139:ILE:CD1	5:B:216:7Q9:N	18	6.84
(3,15)	1:B:139:ILE:CD1	5:B:217:7Q9:N	18	6.84
(3,15)	1:B:139:ILE:CD1	5:B:218:7Q9:N	18	6.84
(3,15)	1:B:139:ILE:CD1	6:B:219:17F:N1	18	6.84
(3,15)	1:B:139:ILE:CD1	5:B:220:7Q9:N	18	6.84
(1,6)	1:B:169:LYS:CG	1:A:56:LEU:C	15	6.84
(1,6)	1:B:169:LYS:CG	1:A:56:LEU:CA	15	6.84
(1,6)	1:B:169:LYS:CG	1:A:56:LEU:CB	15	6.84
(1,6)	1:B:169:LYS:CG	1:A:56:LEU:CD1	15	6.84
(1,6)	1:B:169:LYS:CG	1:A:56:LEU:CD1	15	6.84
(1,6)	1:B:169:LYS:CG	1:A:56:LEU:CD2	15	6.84
(1,6)	1:B:169:LYS:CG	1:A:56:LEU:CD2	15	6.84
(1,6)	1:B:169:LYS:CG	1:A:56:LEU:CG	15	6.84
(1,6)	1:B:169:LYS:CG	1:A:56:LEU:H	15	6.84
(1,6)	1:B:169:LYS:CG	1:A:56:LEU:N	15	6.84
(1,6)	1:B:169:LYS:CG	1:A:56:LEU:O	15	6.84
(1,6)	1:B:169:LYS:CG	1:B:56:LEU:CD1	15	6.84
(1,6)	1:B:169:LYS:CG	1:B:56:LEU:CD2	15	6.84
(1,18)	1:A:39:SER:OG	1:A:160:VAL:CG1	12	6.81
(1,18)	1:A:39:SER:OG	1:A:160:VAL:CG2	12	6.81
(1,18)	1:A:39:SER:OG	1:B:160:VAL:C	12	6.81
(1,18)	1:A:39:SER:OG	1:B:160:VAL:CA	12	6.81

Continued on next page...

Continued from previous page...

Key	Atom-1	Atom-2	Model ID	Violation (Å)
(1,18)	1:A:39:SER:OG	1:B:160:VAL:CB	12	6.81
(1,18)	1:A:39:SER:OG	1:B:160:VAL:CG1	12	6.81
(1,18)	1:A:39:SER:OG	1:B:160:VAL:CG1	12	6.81
(1,18)	1:A:39:SER:OG	1:B:160:VAL:CG2	12	6.81
(1,18)	1:A:39:SER:OG	1:B:160:VAL:CG2	12	6.81
(1,18)	1:A:39:SER:OG	1:B:160:VAL:H	12	6.81
(1,18)	1:A:39:SER:OG	1:B:160:VAL:N	12	6.81
(1,18)	1:A:39:SER:OG	1:B:160:VAL:O	12	6.81
(1,6)	1:B:169:LYS:CG	1:A:56:LEU:C	20	6.8
(1,6)	1:B:169:LYS:CG	1:A:56:LEU:CA	20	6.8
(1,6)	1:B:169:LYS:CG	1:A:56:LEU:CB	20	6.8
(1,6)	1:B:169:LYS:CG	1:A:56:LEU:CD1	20	6.8
(1,6)	1:B:169:LYS:CG	1:A:56:LEU:CD1	20	6.8
(1,6)	1:B:169:LYS:CG	1:A:56:LEU:CD2	20	6.8
(1,6)	1:B:169:LYS:CG	1:A:56:LEU:CD2	20	6.8
(1,6)	1:B:169:LYS:CG	1:A:56:LEU:CG	20	6.8
(1,6)	1:B:169:LYS:CG	1:A:56:LEU:H	20	6.8
(1,6)	1:B:169:LYS:CG	1:A:56:LEU:N	20	6.8
(1,6)	1:B:169:LYS:CG	1:A:56:LEU:O	20	6.8
(1,6)	1:B:169:LYS:CG	1:B:56:LEU:CD1	20	6.8
(1,6)	1:B:169:LYS:CG	1:B:56:LEU:CD2	20	6.8
(1,18)	1:A:39:SER:OG	1:A:160:VAL:CG1	19	6.8
(1,18)	1:A:39:SER:OG	1:A:160:VAL:CG2	19	6.8
(1,18)	1:A:39:SER:OG	1:B:160:VAL:C	19	6.8
(1,18)	1:A:39:SER:OG	1:B:160:VAL:CA	19	6.8
(1,18)	1:A:39:SER:OG	1:B:160:VAL:CB	19	6.8
(1,18)	1:A:39:SER:OG	1:B:160:VAL:CG1	19	6.8
(1,18)	1:A:39:SER:OG	1:B:160:VAL:CG1	19	6.8
(1,18)	1:A:39:SER:OG	1:B:160:VAL:CG2	19	6.8
(1,18)	1:A:39:SER:OG	1:B:160:VAL:CG2	19	6.8
(1,18)	1:A:39:SER:OG	1:B:160:VAL:H	19	6.8
(1,18)	1:A:39:SER:OG	1:B:160:VAL:N	19	6.8
(1,18)	1:A:39:SER:OG	1:B:160:VAL:O	19	6.8
(3,7)	1:A:44:VAL:CG1	1:B:2:THR:N	2	6.77
(3,7)	1:A:44:VAL:CG1	1:B:3:GLU:N	2	6.77
(3,7)	1:A:44:VAL:CG1	1:B:4:TYR:N	2	6.77
(3,7)	1:A:44:VAL:CG1	1:B:5:LYS:N	2	6.77
(3,7)	1:A:44:VAL:CG1	1:B:6:LEU:N	2	6.77
(3,7)	1:A:44:VAL:CG1	1:B:7:VAL:N	2	6.77
(3,7)	1:A:44:VAL:CG1	1:B:8:VAL:N	2	6.77
(3,7)	1:A:44:VAL:CG1	1:B:9:VAL:N	2	6.77
(3,7)	1:A:44:VAL:CG1	1:B:10:GLY:N	2	6.77

Continued on next page...

Continued from previous page...

Key	Atom-1	Atom-2	Model ID	Violation (Å)
(3,7)	1:A:44:VAL:CG1	1:B:11:ALA:N	2	6.77
(3,7)	1:A:44:VAL:CG1	1:B:12:ASP:N	2	6.77
(3,7)	1:A:44:VAL:CG1	1:B:13:GLY:N	2	6.77
(3,7)	1:A:44:VAL:CG1	1:B:14:VAL:N	2	6.77
(3,7)	1:A:44:VAL:CG1	1:B:15:GLY:N	2	6.77
(3,7)	1:A:44:VAL:CG1	1:B:16:LYS:N	2	6.77
(3,7)	1:A:44:VAL:CG1	1:B:17:SER:N	2	6.77
(3,7)	1:A:44:VAL:CG1	1:B:18:ALA:N	2	6.77
(3,7)	1:A:44:VAL:CG1	1:B:19:LEU:N	2	6.77
(3,7)	1:A:44:VAL:CG1	1:B:20:THR:N	2	6.77
(3,7)	1:A:44:VAL:CG1	1:B:21:ILE:N	2	6.77
(3,7)	1:A:44:VAL:CG1	1:B:22:GLN:N	2	6.77
(3,7)	1:A:44:VAL:CG1	1:B:23:LEU:N	2	6.77
(3,7)	1:A:44:VAL:CG1	1:B:24:ILE:N	2	6.77
(3,7)	1:A:44:VAL:CG1	1:B:25:GLN:N	2	6.77
(3,7)	1:A:44:VAL:CG1	1:B:26:ASN:N	2	6.77
(3,7)	1:A:44:VAL:CG1	1:B:27:HIS:N	2	6.77
(3,7)	1:A:44:VAL:CG1	1:B:28:PHE:N	2	6.77
(3,7)	1:A:44:VAL:CG1	1:B:29:VAL:N	2	6.77
(3,7)	1:A:44:VAL:CG1	1:B:30:ASP:N	2	6.77
(3,7)	1:A:44:VAL:CG1	1:B:31:GLU:N	2	6.77
(3,7)	1:A:44:VAL:CG1	1:B:32:TYR:N	2	6.77
(3,7)	1:A:44:VAL:CG1	1:B:33:ASP:N	2	6.77
(3,7)	1:A:44:VAL:CG1	1:B:34:PRO:N	2	6.77
(3,7)	1:A:44:VAL:CG1	1:B:35:THR:N	2	6.77
(3,7)	1:A:44:VAL:CG1	1:B:36:ILE:N	2	6.77
(3,7)	1:A:44:VAL:CG1	1:B:37:GLU:N	2	6.77
(3,7)	1:A:44:VAL:CG1	1:B:38:ASP:N	2	6.77
(3,7)	1:A:44:VAL:CG1	1:B:39:SER:N	2	6.77
(3,7)	1:A:44:VAL:CG1	1:B:40:TYR:N	2	6.77
(3,7)	1:A:44:VAL:CG1	1:B:41:ARG:N	2	6.77
(3,7)	1:A:44:VAL:CG1	1:B:42:LYS:N	2	6.77
(3,7)	1:A:44:VAL:CG1	1:B:43:GLN:N	2	6.77
(3,7)	1:A:44:VAL:CG1	1:B:44:VAL:N	2	6.77
(3,7)	1:A:44:VAL:CG1	1:B:45:VAL:N	2	6.77
(3,7)	1:A:44:VAL:CG1	1:B:46:ILE:N	2	6.77
(3,7)	1:A:44:VAL:CG1	1:B:47:ASP:N	2	6.77
(3,7)	1:A:44:VAL:CG1	1:B:48:GLY:N	2	6.77
(3,7)	1:A:44:VAL:CG1	1:B:49:GLU:N	2	6.77
(3,7)	1:A:44:VAL:CG1	1:B:50:THR:N	2	6.77
(3,7)	1:A:44:VAL:CG1	1:B:51:CYS:N	2	6.77
(3,7)	1:A:44:VAL:CG1	1:B:52:LEU:N	2	6.77

Continued on next page...

Continued from previous page...

Key	Atom-1	Atom-2	Model ID	Violation (Å)
(3,7)	1:A:44:VAL:CG1	1:B:53:LEU:N	2	6.77
(3,7)	1:A:44:VAL:CG1	1:B:54:ASP:N	2	6.77
(3,7)	1:A:44:VAL:CG1	1:B:55:ILE:N	2	6.77
(3,7)	1:A:44:VAL:CG1	1:B:56:LEU:N	2	6.77
(3,7)	1:A:44:VAL:CG1	1:B:57:ASP:N	2	6.77
(3,7)	1:A:44:VAL:CG1	1:B:58:THR:N	2	6.77
(3,7)	1:A:44:VAL:CG1	1:B:59:ALA:N	2	6.77
(3,7)	1:A:44:VAL:CG1	1:B:60:GLY:N	2	6.77
(3,7)	1:A:44:VAL:CG1	1:B:61:GLN:N	2	6.77
(3,7)	1:A:44:VAL:CG1	1:B:62:GLU:N	2	6.77
(3,7)	1:A:44:VAL:CG1	1:B:63:GLU:N	2	6.77
(3,7)	1:A:44:VAL:CG1	1:B:64:TYR:N	2	6.77
(3,7)	1:A:44:VAL:CG1	1:B:65:SER:N	2	6.77
(3,7)	1:A:44:VAL:CG1	1:B:66:ALA:N	2	6.77
(3,7)	1:A:44:VAL:CG1	1:B:67:MET:N	2	6.77
(3,7)	1:A:44:VAL:CG1	1:B:68:ARG:N	2	6.77
(3,7)	1:A:44:VAL:CG1	1:B:69:ASP:N	2	6.77
(3,7)	1:A:44:VAL:CG1	1:B:70:GLN:N	2	6.77
(3,7)	1:A:44:VAL:CG1	1:B:71:TYR:N	2	6.77
(3,7)	1:A:44:VAL:CG1	1:B:72:MET:N	2	6.77
(3,7)	1:A:44:VAL:CG1	1:B:73:ARG:N	2	6.77
(3,7)	1:A:44:VAL:CG1	1:B:74:THR:N	2	6.77
(3,7)	1:A:44:VAL:CG1	1:B:75:GLY:N	2	6.77
(3,7)	1:A:44:VAL:CG1	1:B:76:GLU:N	2	6.77
(3,7)	1:A:44:VAL:CG1	1:B:77:GLY:N	2	6.77
(3,7)	1:A:44:VAL:CG1	1:B:78:PHE:N	2	6.77
(3,7)	1:A:44:VAL:CG1	1:B:79:LEU:N	2	6.77
(3,7)	1:A:44:VAL:CG1	1:B:80:CYS:N	2	6.77
(3,7)	1:A:44:VAL:CG1	5:B:203:7Q9:N	2	6.77
(3,7)	1:A:44:VAL:CG1	5:B:204:7Q9:N	2	6.77
(3,7)	1:A:44:VAL:CG1	5:B:205:7Q9:N	2	6.77
(3,7)	1:A:44:VAL:CG1	5:B:206:7Q9:N	2	6.77
(3,7)	1:A:44:VAL:CG1	5:B:207:7Q9:N	2	6.77
(3,7)	1:A:44:VAL:CG1	6:B:208:17F:N1	2	6.77
(3,7)	1:A:44:VAL:CG1	5:B:209:7Q9:N	2	6.77
(3,7)	1:A:44:VAL:CG1	5:B:210:7Q9:N	2	6.77
(3,7)	1:A:44:VAL:CG1	5:B:211:7Q9:N	2	6.77
(3,7)	1:A:44:VAL:CG1	5:B:212:7Q9:N	2	6.77
(3,7)	1:A:44:VAL:CG1	5:B:213:7Q9:N	2	6.77
(3,7)	1:A:44:VAL:CG1	6:B:214:17F:N1	2	6.77
(3,7)	1:A:44:VAL:CG1	6:B:215:17F:N1	2	6.77
(3,7)	1:A:44:VAL:CG1	5:B:216:7Q9:N	2	6.77

Continued on next page...

Continued from previous page...

Key	Atom-1	Atom-2	Model ID	Violation (Å)
(3,7)	1:A:44:VAL:CG1	5:B:217:7Q9:N	2	6.77
(3,7)	1:A:44:VAL:CG1	5:B:218:7Q9:N	2	6.77
(3,7)	1:A:44:VAL:CG1	6:B:219:17F:N1	2	6.77
(3,7)	1:A:44:VAL:CG1	5:B:220:7Q9:N	2	6.77
(3,7)	1:A:44:VAL:CG2	1:B:2:THR:N	2	6.77
(3,7)	1:A:44:VAL:CG2	1:B:3:GLU:N	2	6.77
(3,7)	1:A:44:VAL:CG2	1:B:4:TYR:N	2	6.77
(3,7)	1:A:44:VAL:CG2	1:B:5:LYS:N	2	6.77
(3,7)	1:A:44:VAL:CG2	1:B:6:LEU:N	2	6.77
(3,7)	1:A:44:VAL:CG2	1:B:7:VAL:N	2	6.77
(3,7)	1:A:44:VAL:CG2	1:B:8:VAL:N	2	6.77
(3,7)	1:A:44:VAL:CG2	1:B:9:VAL:N	2	6.77
(3,7)	1:A:44:VAL:CG2	1:B:10:GLY:N	2	6.77
(3,7)	1:A:44:VAL:CG2	1:B:11:ALA:N	2	6.77
(3,7)	1:A:44:VAL:CG2	1:B:12:ASP:N	2	6.77
(3,7)	1:A:44:VAL:CG2	1:B:13:GLY:N	2	6.77
(3,7)	1:A:44:VAL:CG2	1:B:14:VAL:N	2	6.77
(3,7)	1:A:44:VAL:CG2	1:B:15:GLY:N	2	6.77
(3,7)	1:A:44:VAL:CG2	1:B:16:LYS:N	2	6.77
(3,7)	1:A:44:VAL:CG2	1:B:17:SER:N	2	6.77
(3,7)	1:A:44:VAL:CG2	1:B:18:ALA:N	2	6.77
(3,7)	1:A:44:VAL:CG2	1:B:19:LEU:N	2	6.77
(3,7)	1:A:44:VAL:CG2	1:B:20:THR:N	2	6.77
(3,7)	1:A:44:VAL:CG2	1:B:21:ILE:N	2	6.77
(3,7)	1:A:44:VAL:CG2	1:B:22:GLN:N	2	6.77
(3,7)	1:A:44:VAL:CG2	1:B:23:LEU:N	2	6.77
(3,7)	1:A:44:VAL:CG2	1:B:24:ILE:N	2	6.77
(3,7)	1:A:44:VAL:CG2	1:B:25:GLN:N	2	6.77
(3,7)	1:A:44:VAL:CG2	1:B:26:ASN:N	2	6.77
(3,7)	1:A:44:VAL:CG2	1:B:27:HIS:N	2	6.77
(3,7)	1:A:44:VAL:CG2	1:B:28:PHE:N	2	6.77
(3,7)	1:A:44:VAL:CG2	1:B:29:VAL:N	2	6.77
(3,7)	1:A:44:VAL:CG2	1:B:30:ASP:N	2	6.77
(3,7)	1:A:44:VAL:CG2	1:B:31:GLU:N	2	6.77
(3,7)	1:A:44:VAL:CG2	1:B:32:TYR:N	2	6.77
(3,7)	1:A:44:VAL:CG2	1:B:33:ASP:N	2	6.77
(3,7)	1:A:44:VAL:CG2	1:B:34:PRO:N	2	6.77
(3,7)	1:A:44:VAL:CG2	1:B:35:THR:N	2	6.77
(3,7)	1:A:44:VAL:CG2	1:B:36:ILE:N	2	6.77
(3,7)	1:A:44:VAL:CG2	1:B:37:GLU:N	2	6.77
(3,7)	1:A:44:VAL:CG2	1:B:38:ASP:N	2	6.77
(3,7)	1:A:44:VAL:CG2	1:B:39:SER:N	2	6.77

Continued on next page...

Continued from previous page...

Key	Atom-1	Atom-2	Model ID	Violation (Å)
(3,7)	1:A:44:VAL:CG2	1:B:40:TYR:N	2	6.77
(3,7)	1:A:44:VAL:CG2	1:B:41:ARG:N	2	6.77
(3,7)	1:A:44:VAL:CG2	1:B:42:LYS:N	2	6.77
(3,7)	1:A:44:VAL:CG2	1:B:43:GLN:N	2	6.77
(3,7)	1:A:44:VAL:CG2	1:B:44:VAL:N	2	6.77
(3,7)	1:A:44:VAL:CG2	1:B:45:VAL:N	2	6.77
(3,7)	1:A:44:VAL:CG2	1:B:46:ILE:N	2	6.77
(3,7)	1:A:44:VAL:CG2	1:B:47:ASP:N	2	6.77
(3,7)	1:A:44:VAL:CG2	1:B:48:GLY:N	2	6.77
(3,7)	1:A:44:VAL:CG2	1:B:49:GLU:N	2	6.77
(3,7)	1:A:44:VAL:CG2	1:B:50:THR:N	2	6.77
(3,7)	1:A:44:VAL:CG2	1:B:51:CYS:N	2	6.77
(3,7)	1:A:44:VAL:CG2	1:B:52:LEU:N	2	6.77
(3,7)	1:A:44:VAL:CG2	1:B:53:LEU:N	2	6.77
(3,7)	1:A:44:VAL:CG2	1:B:54:ASP:N	2	6.77
(3,7)	1:A:44:VAL:CG2	1:B:55:ILE:N	2	6.77
(3,7)	1:A:44:VAL:CG2	1:B:56:LEU:N	2	6.77
(3,7)	1:A:44:VAL:CG2	1:B:57:ASP:N	2	6.77
(3,7)	1:A:44:VAL:CG2	1:B:58:THR:N	2	6.77
(3,7)	1:A:44:VAL:CG2	1:B:59:ALA:N	2	6.77
(3,7)	1:A:44:VAL:CG2	1:B:60:GLY:N	2	6.77
(3,7)	1:A:44:VAL:CG2	1:B:61:GLN:N	2	6.77
(3,7)	1:A:44:VAL:CG2	1:B:62:GLU:N	2	6.77
(3,7)	1:A:44:VAL:CG2	1:B:63:GLU:N	2	6.77
(3,7)	1:A:44:VAL:CG2	1:B:64:TYR:N	2	6.77
(3,7)	1:A:44:VAL:CG2	1:B:65:SER:N	2	6.77
(3,7)	1:A:44:VAL:CG2	1:B:66:ALA:N	2	6.77
(3,7)	1:A:44:VAL:CG2	1:B:67:MET:N	2	6.77
(3,7)	1:A:44:VAL:CG2	1:B:68:ARG:N	2	6.77
(3,7)	1:A:44:VAL:CG2	1:B:69:ASP:N	2	6.77
(3,7)	1:A:44:VAL:CG2	1:B:70:GLN:N	2	6.77
(3,7)	1:A:44:VAL:CG2	1:B:71:TYR:N	2	6.77
(3,7)	1:A:44:VAL:CG2	1:B:72:MET:N	2	6.77
(3,7)	1:A:44:VAL:CG2	1:B:73:ARG:N	2	6.77
(3,7)	1:A:44:VAL:CG2	1:B:74:THR:N	2	6.77
(3,7)	1:A:44:VAL:CG2	1:B:75:GLY:N	2	6.77
(3,7)	1:A:44:VAL:CG2	1:B:76:GLU:N	2	6.77
(3,7)	1:A:44:VAL:CG2	1:B:77:GLY:N	2	6.77
(3,7)	1:A:44:VAL:CG2	1:B:78:PHE:N	2	6.77
(3,7)	1:A:44:VAL:CG2	1:B:79:LEU:N	2	6.77
(3,7)	1:A:44:VAL:CG2	1:B:80:CYS:N	2	6.77
(3,7)	1:A:44:VAL:CG2	5:B:203:7Q9:N	2	6.77

Continued on next page...

Continued from previous page...

Key	Atom-1	Atom-2	Model ID	Violation (Å)
(3,7)	1:A:44:VAL:CG2	5:B:204:7Q9:N	2	6.77
(3,7)	1:A:44:VAL:CG2	5:B:205:7Q9:N	2	6.77
(3,7)	1:A:44:VAL:CG2	5:B:206:7Q9:N	2	6.77
(3,7)	1:A:44:VAL:CG2	5:B:207:7Q9:N	2	6.77
(3,7)	1:A:44:VAL:CG2	6:B:208:17F:N1	2	6.77
(3,7)	1:A:44:VAL:CG2	5:B:209:7Q9:N	2	6.77
(3,7)	1:A:44:VAL:CG2	5:B:210:7Q9:N	2	6.77
(3,7)	1:A:44:VAL:CG2	5:B:211:7Q9:N	2	6.77
(3,7)	1:A:44:VAL:CG2	5:B:212:7Q9:N	2	6.77
(3,7)	1:A:44:VAL:CG2	5:B:213:7Q9:N	2	6.77
(3,7)	1:A:44:VAL:CG2	6:B:214:17F:N1	2	6.77
(3,7)	1:A:44:VAL:CG2	6:B:215:17F:N1	2	6.77
(3,7)	1:A:44:VAL:CG2	5:B:216:7Q9:N	2	6.77
(3,7)	1:A:44:VAL:CG2	5:B:217:7Q9:N	2	6.77
(3,7)	1:A:44:VAL:CG2	5:B:218:7Q9:N	2	6.77
(3,7)	1:A:44:VAL:CG2	6:B:219:17F:N1	2	6.77
(3,7)	1:A:44:VAL:CG2	5:B:220:7Q9:N	2	6.77
(1,2)	1:B:118:CYS:SG	1:A:23:LEU:C	6	6.77
(1,2)	1:B:118:CYS:SG	1:A:23:LEU:CA	6	6.77
(1,2)	1:B:118:CYS:SG	1:A:23:LEU:CB	6	6.77
(1,2)	1:B:118:CYS:SG	1:A:23:LEU:CD1	6	6.77
(1,2)	1:B:118:CYS:SG	1:A:23:LEU:CD1	6	6.77
(1,2)	1:B:118:CYS:SG	1:A:23:LEU:CD2	6	6.77
(1,2)	1:B:118:CYS:SG	1:A:23:LEU:CD2	6	6.77
(1,2)	1:B:118:CYS:SG	1:A:23:LEU:CG	6	6.77
(1,2)	1:B:118:CYS:SG	1:A:23:LEU:H	6	6.77
(1,2)	1:B:118:CYS:SG	1:A:23:LEU:N	6	6.77
(1,2)	1:B:118:CYS:SG	1:A:23:LEU:O	6	6.77
(1,2)	1:B:118:CYS:SG	1:B:23:LEU:CD1	6	6.77
(1,2)	1:B:118:CYS:SG	1:B:23:LEU:CD2	6	6.77
(1,18)	1:A:39:SER:OG	1:A:160:VAL:CG1	20	6.77
(1,18)	1:A:39:SER:OG	1:A:160:VAL:CG2	20	6.77
(1,18)	1:A:39:SER:OG	1:B:160:VAL:C	20	6.77
(1,18)	1:A:39:SER:OG	1:B:160:VAL:CA	20	6.77
(1,18)	1:A:39:SER:OG	1:B:160:VAL:CB	20	6.77
(1,18)	1:A:39:SER:OG	1:B:160:VAL:CG1	20	6.77
(1,18)	1:A:39:SER:OG	1:B:160:VAL:CG1	20	6.77
(1,18)	1:A:39:SER:OG	1:B:160:VAL:CG2	20	6.77
(1,18)	1:A:39:SER:OG	1:B:160:VAL:CG2	20	6.77
(1,18)	1:A:39:SER:OG	1:B:160:VAL:H	20	6.77
(1,18)	1:A:39:SER:OG	1:B:160:VAL:N	20	6.77
(1,18)	1:A:39:SER:OG	1:B:160:VAL:O	20	6.77

Continued on next page...

Continued from previous page...

Key	Atom-1	Atom-2	Model ID	Violation (Å)
(3,15)	1:B:139:ILE:CD1	1:B:2:THR:N	3	6.76
(3,15)	1:B:139:ILE:CD1	1:B:3:GLU:N	3	6.76
(3,15)	1:B:139:ILE:CD1	1:B:4:TYR:N	3	6.76
(3,15)	1:B:139:ILE:CD1	1:B:5:LYS:N	3	6.76
(3,15)	1:B:139:ILE:CD1	1:B:6:LEU:N	3	6.76
(3,15)	1:B:139:ILE:CD1	1:B:7:VAL:N	3	6.76
(3,15)	1:B:139:ILE:CD1	1:B:8:VAL:N	3	6.76
(3,15)	1:B:139:ILE:CD1	1:B:9:VAL:N	3	6.76
(3,15)	1:B:139:ILE:CD1	1:B:10:GLY:N	3	6.76
(3,15)	1:B:139:ILE:CD1	1:B:11:ALA:N	3	6.76
(3,15)	1:B:139:ILE:CD1	1:B:12:ASP:N	3	6.76
(3,15)	1:B:139:ILE:CD1	1:B:13:GLY:N	3	6.76
(3,15)	1:B:139:ILE:CD1	1:B:14:VAL:N	3	6.76
(3,15)	1:B:139:ILE:CD1	1:B:15:GLY:N	3	6.76
(3,15)	1:B:139:ILE:CD1	1:B:16:LYS:N	3	6.76
(3,15)	1:B:139:ILE:CD1	1:B:17:SER:N	3	6.76
(3,15)	1:B:139:ILE:CD1	1:B:18:ALA:N	3	6.76
(3,15)	1:B:139:ILE:CD1	1:B:19:LEU:N	3	6.76
(3,15)	1:B:139:ILE:CD1	1:B:20:THR:N	3	6.76
(3,15)	1:B:139:ILE:CD1	1:B:21:ILE:N	3	6.76
(3,15)	1:B:139:ILE:CD1	1:B:22:GLN:N	3	6.76
(3,15)	1:B:139:ILE:CD1	1:B:23:LEU:N	3	6.76
(3,15)	1:B:139:ILE:CD1	1:B:24:ILE:N	3	6.76
(3,15)	1:B:139:ILE:CD1	1:B:25:GLN:N	3	6.76
(3,15)	1:B:139:ILE:CD1	1:B:26:ASN:N	3	6.76
(3,15)	1:B:139:ILE:CD1	1:B:27:HIS:N	3	6.76
(3,15)	1:B:139:ILE:CD1	1:B:28:PHE:N	3	6.76
(3,15)	1:B:139:ILE:CD1	1:B:29:VAL:N	3	6.76
(3,15)	1:B:139:ILE:CD1	1:B:30:ASP:N	3	6.76
(3,15)	1:B:139:ILE:CD1	1:B:31:GLU:N	3	6.76
(3,15)	1:B:139:ILE:CD1	1:B:32:TYR:N	3	6.76
(3,15)	1:B:139:ILE:CD1	1:B:33:ASP:N	3	6.76
(3,15)	1:B:139:ILE:CD1	1:B:34:PRO:N	3	6.76
(3,15)	1:B:139:ILE:CD1	1:B:35:THR:N	3	6.76
(3,15)	1:B:139:ILE:CD1	1:B:36:ILE:N	3	6.76
(3,15)	1:B:139:ILE:CD1	1:B:37:GLU:N	3	6.76
(3,15)	1:B:139:ILE:CD1	1:B:38:ASP:N	3	6.76
(3,15)	1:B:139:ILE:CD1	1:B:39:SER:N	3	6.76
(3,15)	1:B:139:ILE:CD1	1:B:40:TYR:N	3	6.76
(3,15)	1:B:139:ILE:CD1	1:B:41:ARG:N	3	6.76
(3,15)	1:B:139:ILE:CD1	1:B:42:LYS:N	3	6.76
(3,15)	1:B:139:ILE:CD1	1:B:43:GLN:N	3	6.76

Continued on next page...

Continued from previous page...

Key	Atom-1	Atom-2	Model ID	Violation (Å)
(3,15)	1:B:139:ILE:CD1	1:B:44:VAL:N	3	6.76
(3,15)	1:B:139:ILE:CD1	1:B:45:VAL:N	3	6.76
(3,15)	1:B:139:ILE:CD1	1:B:46:ILE:N	3	6.76
(3,15)	1:B:139:ILE:CD1	1:B:47:ASP:N	3	6.76
(3,15)	1:B:139:ILE:CD1	1:B:48:GLY:N	3	6.76
(3,15)	1:B:139:ILE:CD1	1:B:49:GLU:N	3	6.76
(3,15)	1:B:139:ILE:CD1	1:B:50:THR:N	3	6.76
(3,15)	1:B:139:ILE:CD1	1:B:51:CYS:N	3	6.76
(3,15)	1:B:139:ILE:CD1	1:B:52:LEU:N	3	6.76
(3,15)	1:B:139:ILE:CD1	1:B:53:LEU:N	3	6.76
(3,15)	1:B:139:ILE:CD1	1:B:54:ASP:N	3	6.76
(3,15)	1:B:139:ILE:CD1	1:B:55:ILE:N	3	6.76
(3,15)	1:B:139:ILE:CD1	1:B:56:LEU:N	3	6.76
(3,15)	1:B:139:ILE:CD1	1:B:57:ASP:N	3	6.76
(3,15)	1:B:139:ILE:CD1	1:B:58:THR:N	3	6.76
(3,15)	1:B:139:ILE:CD1	1:B:59:ALA:N	3	6.76
(3,15)	1:B:139:ILE:CD1	1:B:60:GLY:N	3	6.76
(3,15)	1:B:139:ILE:CD1	1:B:61:GLN:N	3	6.76
(3,15)	1:B:139:ILE:CD1	1:B:62:GLU:N	3	6.76
(3,15)	1:B:139:ILE:CD1	1:B:63:GLU:N	3	6.76
(3,15)	1:B:139:ILE:CD1	1:B:64:TYR:N	3	6.76
(3,15)	1:B:139:ILE:CD1	1:B:65:SER:N	3	6.76
(3,15)	1:B:139:ILE:CD1	1:B:66:ALA:N	3	6.76
(3,15)	1:B:139:ILE:CD1	1:B:67:MET:N	3	6.76
(3,15)	1:B:139:ILE:CD1	1:B:68:ARG:N	3	6.76
(3,15)	1:B:139:ILE:CD1	1:B:69:ASP:N	3	6.76
(3,15)	1:B:139:ILE:CD1	1:B:70:GLN:N	3	6.76
(3,15)	1:B:139:ILE:CD1	1:B:71:TYR:N	3	6.76
(3,15)	1:B:139:ILE:CD1	1:B:72:MET:N	3	6.76
(3,15)	1:B:139:ILE:CD1	1:B:73:ARG:N	3	6.76
(3,15)	1:B:139:ILE:CD1	1:B:74:THR:N	3	6.76
(3,15)	1:B:139:ILE:CD1	1:B:75:GLY:N	3	6.76
(3,15)	1:B:139:ILE:CD1	1:B:76:GLU:N	3	6.76
(3,15)	1:B:139:ILE:CD1	1:B:77:GLY:N	3	6.76
(3,15)	1:B:139:ILE:CD1	1:B:78:PHE:N	3	6.76
(3,15)	1:B:139:ILE:CD1	1:B:79:LEU:N	3	6.76
(3,15)	1:B:139:ILE:CD1	1:B:80:CYS:N	3	6.76
(3,15)	1:B:139:ILE:CD1	5:B:203:7Q9:N	3	6.76
(3,15)	1:B:139:ILE:CD1	5:B:204:7Q9:N	3	6.76
(3,15)	1:B:139:ILE:CD1	5:B:205:7Q9:N	3	6.76
(3,15)	1:B:139:ILE:CD1	5:B:206:7Q9:N	3	6.76
(3,15)	1:B:139:ILE:CD1	5:B:207:7Q9:N	3	6.76

Continued on next page...

Continued from previous page...

Key	Atom-1	Atom-2	Model ID	Violation (Å)
(3,15)	1:B:139:ILE:CD1	6:B:208:17F:N1	3	6.76
(3,15)	1:B:139:ILE:CD1	5:B:209:7Q9:N	3	6.76
(3,15)	1:B:139:ILE:CD1	5:B:210:7Q9:N	3	6.76
(3,15)	1:B:139:ILE:CD1	5:B:211:7Q9:N	3	6.76
(3,15)	1:B:139:ILE:CD1	5:B:212:7Q9:N	3	6.76
(3,15)	1:B:139:ILE:CD1	5:B:213:7Q9:N	3	6.76
(3,15)	1:B:139:ILE:CD1	6:B:214:17F:N1	3	6.76
(3,15)	1:B:139:ILE:CD1	6:B:215:17F:N1	3	6.76
(3,15)	1:B:139:ILE:CD1	5:B:216:7Q9:N	3	6.76
(3,15)	1:B:139:ILE:CD1	5:B:217:7Q9:N	3	6.76
(3,15)	1:B:139:ILE:CD1	5:B:218:7Q9:N	3	6.76
(3,15)	1:B:139:ILE:CD1	6:B:219:17F:N1	3	6.76
(3,15)	1:B:139:ILE:CD1	5:B:220:7Q9:N	3	6.76
(3,15)	1:B:139:ILE:CD1	1:B:2:THR:N	14	6.75
(3,15)	1:B:139:ILE:CD1	1:B:3:GLU:N	14	6.75
(3,15)	1:B:139:ILE:CD1	1:B:4:TYR:N	14	6.75
(3,15)	1:B:139:ILE:CD1	1:B:5:LYS:N	14	6.75
(3,15)	1:B:139:ILE:CD1	1:B:6:LEU:N	14	6.75
(3,15)	1:B:139:ILE:CD1	1:B:7:VAL:N	14	6.75
(3,15)	1:B:139:ILE:CD1	1:B:8:VAL:N	14	6.75
(3,15)	1:B:139:ILE:CD1	1:B:9:VAL:N	14	6.75
(3,15)	1:B:139:ILE:CD1	1:B:10:GLY:N	14	6.75
(3,15)	1:B:139:ILE:CD1	1:B:11:ALA:N	14	6.75
(3,15)	1:B:139:ILE:CD1	1:B:12:ASP:N	14	6.75
(3,15)	1:B:139:ILE:CD1	1:B:13:GLY:N	14	6.75
(3,15)	1:B:139:ILE:CD1	1:B:14:VAL:N	14	6.75
(3,15)	1:B:139:ILE:CD1	1:B:15:GLY:N	14	6.75
(3,15)	1:B:139:ILE:CD1	1:B:16:LYS:N	14	6.75
(3,15)	1:B:139:ILE:CD1	1:B:17:SER:N	14	6.75
(3,15)	1:B:139:ILE:CD1	1:B:18:ALA:N	14	6.75
(3,15)	1:B:139:ILE:CD1	1:B:19:LEU:N	14	6.75
(3,15)	1:B:139:ILE:CD1	1:B:20:THR:N	14	6.75
(3,15)	1:B:139:ILE:CD1	1:B:21:ILE:N	14	6.75
(3,15)	1:B:139:ILE:CD1	1:B:22:GLN:N	14	6.75
(3,15)	1:B:139:ILE:CD1	1:B:23:LEU:N	14	6.75
(3,15)	1:B:139:ILE:CD1	1:B:24:ILE:N	14	6.75
(3,15)	1:B:139:ILE:CD1	1:B:25:GLN:N	14	6.75
(3,15)	1:B:139:ILE:CD1	1:B:26:ASN:N	14	6.75
(3,15)	1:B:139:ILE:CD1	1:B:27:HIS:N	14	6.75
(3,15)	1:B:139:ILE:CD1	1:B:28:PHE:N	14	6.75
(3,15)	1:B:139:ILE:CD1	1:B:29:VAL:N	14	6.75
(3,15)	1:B:139:ILE:CD1	1:B:30:ASP:N	14	6.75

Continued on next page...

Continued from previous page...

Key	Atom-1	Atom-2	Model ID	Violation (Å)
(3,15)	1:B:139:ILE:CD1	1:B:31:GLU:N	14	6.75
(3,15)	1:B:139:ILE:CD1	1:B:32:TYR:N	14	6.75
(3,15)	1:B:139:ILE:CD1	1:B:33:ASP:N	14	6.75
(3,15)	1:B:139:ILE:CD1	1:B:34:PRO:N	14	6.75
(3,15)	1:B:139:ILE:CD1	1:B:35:THR:N	14	6.75
(3,15)	1:B:139:ILE:CD1	1:B:36:ILE:N	14	6.75
(3,15)	1:B:139:ILE:CD1	1:B:37:GLU:N	14	6.75
(3,15)	1:B:139:ILE:CD1	1:B:38:ASP:N	14	6.75
(3,15)	1:B:139:ILE:CD1	1:B:39:SER:N	14	6.75
(3,15)	1:B:139:ILE:CD1	1:B:40:TYR:N	14	6.75
(3,15)	1:B:139:ILE:CD1	1:B:41:ARG:N	14	6.75
(3,15)	1:B:139:ILE:CD1	1:B:42:LYS:N	14	6.75
(3,15)	1:B:139:ILE:CD1	1:B:43:GLN:N	14	6.75
(3,15)	1:B:139:ILE:CD1	1:B:44:VAL:N	14	6.75
(3,15)	1:B:139:ILE:CD1	1:B:45:VAL:N	14	6.75
(3,15)	1:B:139:ILE:CD1	1:B:46:ILE:N	14	6.75
(3,15)	1:B:139:ILE:CD1	1:B:47:ASP:N	14	6.75
(3,15)	1:B:139:ILE:CD1	1:B:48:GLY:N	14	6.75
(3,15)	1:B:139:ILE:CD1	1:B:49:GLU:N	14	6.75
(3,15)	1:B:139:ILE:CD1	1:B:50:THR:N	14	6.75
(3,15)	1:B:139:ILE:CD1	1:B:51:CYS:N	14	6.75
(3,15)	1:B:139:ILE:CD1	1:B:52:LEU:N	14	6.75
(3,15)	1:B:139:ILE:CD1	1:B:53:LEU:N	14	6.75
(3,15)	1:B:139:ILE:CD1	1:B:54:ASP:N	14	6.75
(3,15)	1:B:139:ILE:CD1	1:B:55:ILE:N	14	6.75
(3,15)	1:B:139:ILE:CD1	1:B:56:LEU:N	14	6.75
(3,15)	1:B:139:ILE:CD1	1:B:57:ASP:N	14	6.75
(3,15)	1:B:139:ILE:CD1	1:B:58:THR:N	14	6.75
(3,15)	1:B:139:ILE:CD1	1:B:59:ALA:N	14	6.75
(3,15)	1:B:139:ILE:CD1	1:B:60:GLY:N	14	6.75
(3,15)	1:B:139:ILE:CD1	1:B:61:GLN:N	14	6.75
(3,15)	1:B:139:ILE:CD1	1:B:62:GLU:N	14	6.75
(3,15)	1:B:139:ILE:CD1	1:B:63:GLU:N	14	6.75
(3,15)	1:B:139:ILE:CD1	1:B:64:TYR:N	14	6.75
(3,15)	1:B:139:ILE:CD1	1:B:65:SER:N	14	6.75
(3,15)	1:B:139:ILE:CD1	1:B:66:ALA:N	14	6.75
(3,15)	1:B:139:ILE:CD1	1:B:67:MET:N	14	6.75
(3,15)	1:B:139:ILE:CD1	1:B:68:ARG:N	14	6.75
(3,15)	1:B:139:ILE:CD1	1:B:69:ASP:N	14	6.75
(3,15)	1:B:139:ILE:CD1	1:B:70:GLN:N	14	6.75
(3,15)	1:B:139:ILE:CD1	1:B:71:TYR:N	14	6.75
(3,15)	1:B:139:ILE:CD1	1:B:72:MET:N	14	6.75

Continued on next page...

Continued from previous page...

Key	Atom-1	Atom-2	Model ID	Violation (Å)
(3,15)	1:B:139:ILE:CD1	1:B:73:ARG:N	14	6.75
(3,15)	1:B:139:ILE:CD1	1:B:74:THR:N	14	6.75
(3,15)	1:B:139:ILE:CD1	1:B:75:GLY:N	14	6.75
(3,15)	1:B:139:ILE:CD1	1:B:76:GLU:N	14	6.75
(3,15)	1:B:139:ILE:CD1	1:B:77:GLY:N	14	6.75
(3,15)	1:B:139:ILE:CD1	1:B:78:PHE:N	14	6.75
(3,15)	1:B:139:ILE:CD1	1:B:79:LEU:N	14	6.75
(3,15)	1:B:139:ILE:CD1	1:B:80:CYS:N	14	6.75
(3,15)	1:B:139:ILE:CD1	5:B:203:7Q9:N	14	6.75
(3,15)	1:B:139:ILE:CD1	5:B:204:7Q9:N	14	6.75
(3,15)	1:B:139:ILE:CD1	5:B:205:7Q9:N	14	6.75
(3,15)	1:B:139:ILE:CD1	5:B:206:7Q9:N	14	6.75
(3,15)	1:B:139:ILE:CD1	5:B:207:7Q9:N	14	6.75
(3,15)	1:B:139:ILE:CD1	6:B:208:17F:N1	14	6.75
(3,15)	1:B:139:ILE:CD1	5:B:209:7Q9:N	14	6.75
(3,15)	1:B:139:ILE:CD1	5:B:210:7Q9:N	14	6.75
(3,15)	1:B:139:ILE:CD1	5:B:211:7Q9:N	14	6.75
(3,15)	1:B:139:ILE:CD1	5:B:212:7Q9:N	14	6.75
(3,15)	1:B:139:ILE:CD1	5:B:213:7Q9:N	14	6.75
(3,15)	1:B:139:ILE:CD1	6:B:214:17F:N1	14	6.75
(3,15)	1:B:139:ILE:CD1	6:B:215:17F:N1	14	6.75
(3,15)	1:B:139:ILE:CD1	5:B:216:7Q9:N	14	6.75
(3,15)	1:B:139:ILE:CD1	5:B:217:7Q9:N	14	6.75
(3,15)	1:B:139:ILE:CD1	5:B:218:7Q9:N	14	6.75
(3,15)	1:B:139:ILE:CD1	6:B:219:17F:N1	14	6.75
(3,15)	1:B:139:ILE:CD1	5:B:220:7Q9:N	14	6.75
(1,6)	1:B:169:LYS:CG	1:A:56:LEU:C	9	6.7
(1,6)	1:B:169:LYS:CG	1:A:56:LEU:CA	9	6.7
(1,6)	1:B:169:LYS:CG	1:A:56:LEU:CB	9	6.7
(1,6)	1:B:169:LYS:CG	1:A:56:LEU:CD1	9	6.7
(1,6)	1:B:169:LYS:CG	1:A:56:LEU:CD1	9	6.7
(1,6)	1:B:169:LYS:CG	1:A:56:LEU:CD2	9	6.7
(1,6)	1:B:169:LYS:CG	1:A:56:LEU:CD2	9	6.7
(1,6)	1:B:169:LYS:CG	1:A:56:LEU:CG	9	6.7
(1,6)	1:B:169:LYS:CG	1:A:56:LEU:H	9	6.7
(1,6)	1:B:169:LYS:CG	1:A:56:LEU:N	9	6.7
(1,6)	1:B:169:LYS:CG	1:A:56:LEU:O	9	6.7
(1,6)	1:B:169:LYS:CG	1:B:56:LEU:CD1	9	6.7
(1,6)	1:B:169:LYS:CG	1:B:56:LEU:CD2	9	6.7
(3,14)	1:B:133:LEU:CD1	1:B:2:THR:N	9	6.69
(3,14)	1:B:133:LEU:CD1	1:B:3:GLU:N	9	6.69
(3,14)	1:B:133:LEU:CD1	1:B:4:TYR:N	9	6.69

Continued on next page...

Continued from previous page...

Key	Atom-1	Atom-2	Model ID	Violation (Å)
(3,14)	1:B:133:LEU:CD1	1:B:5:LYS:N	9	6.69
(3,14)	1:B:133:LEU:CD1	1:B:6:LEU:N	9	6.69
(3,14)	1:B:133:LEU:CD1	1:B:7:VAL:N	9	6.69
(3,14)	1:B:133:LEU:CD1	1:B:8:VAL:N	9	6.69
(3,14)	1:B:133:LEU:CD1	1:B:9:VAL:N	9	6.69
(3,14)	1:B:133:LEU:CD1	1:B:10:GLY:N	9	6.69
(3,14)	1:B:133:LEU:CD1	1:B:11:ALA:N	9	6.69
(3,14)	1:B:133:LEU:CD1	1:B:12:ASP:N	9	6.69
(3,14)	1:B:133:LEU:CD1	1:B:13:GLY:N	9	6.69
(3,14)	1:B:133:LEU:CD1	1:B:14:VAL:N	9	6.69
(3,14)	1:B:133:LEU:CD1	1:B:15:GLY:N	9	6.69
(3,14)	1:B:133:LEU:CD1	1:B:16:LYS:N	9	6.69
(3,14)	1:B:133:LEU:CD1	1:B:17:SER:N	9	6.69
(3,14)	1:B:133:LEU:CD1	1:B:18:ALA:N	9	6.69
(3,14)	1:B:133:LEU:CD1	1:B:19:LEU:N	9	6.69
(3,14)	1:B:133:LEU:CD1	1:B:20:THR:N	9	6.69
(3,14)	1:B:133:LEU:CD1	1:B:21:ILE:N	9	6.69
(3,14)	1:B:133:LEU:CD1	1:B:22:GLN:N	9	6.69
(3,14)	1:B:133:LEU:CD1	1:B:23:LEU:N	9	6.69
(3,14)	1:B:133:LEU:CD1	1:B:24:ILE:N	9	6.69
(3,14)	1:B:133:LEU:CD1	1:B:25:GLN:N	9	6.69
(3,14)	1:B:133:LEU:CD1	1:B:26:ASN:N	9	6.69
(3,14)	1:B:133:LEU:CD1	1:B:27:HIS:N	9	6.69
(3,14)	1:B:133:LEU:CD1	1:B:28:PHE:N	9	6.69
(3,14)	1:B:133:LEU:CD1	1:B:29:VAL:N	9	6.69
(3,14)	1:B:133:LEU:CD1	1:B:30:ASP:N	9	6.69
(3,14)	1:B:133:LEU:CD1	1:B:31:GLU:N	9	6.69
(3,14)	1:B:133:LEU:CD1	1:B:32:TYR:N	9	6.69
(3,14)	1:B:133:LEU:CD1	1:B:33:ASP:N	9	6.69
(3,14)	1:B:133:LEU:CD1	1:B:34:PRO:N	9	6.69
(3,14)	1:B:133:LEU:CD1	1:B:35:THR:N	9	6.69
(3,14)	1:B:133:LEU:CD1	1:B:36:ILE:N	9	6.69
(3,14)	1:B:133:LEU:CD1	1:B:37:GLU:N	9	6.69
(3,14)	1:B:133:LEU:CD1	1:B:38:ASP:N	9	6.69
(3,14)	1:B:133:LEU:CD1	1:B:39:SER:N	9	6.69
(3,14)	1:B:133:LEU:CD1	1:B:40:TYR:N	9	6.69
(3,14)	1:B:133:LEU:CD1	1:B:41:ARG:N	9	6.69
(3,14)	1:B:133:LEU:CD1	1:B:42:LYS:N	9	6.69
(3,14)	1:B:133:LEU:CD1	1:B:43:GLN:N	9	6.69
(3,14)	1:B:133:LEU:CD1	1:B:44:VAL:N	9	6.69
(3,14)	1:B:133:LEU:CD1	1:B:45:VAL:N	9	6.69
(3,14)	1:B:133:LEU:CD1	1:B:46:ILE:N	9	6.69

Continued on next page...

Continued from previous page...

Key	Atom-1	Atom-2	Model ID	Violation (Å)
(3,14)	1:B:133:LEU:CD1	1:B:47:ASP:N	9	6.69
(3,14)	1:B:133:LEU:CD1	1:B:48:GLY:N	9	6.69
(3,14)	1:B:133:LEU:CD1	1:B:49:GLU:N	9	6.69
(3,14)	1:B:133:LEU:CD1	1:B:50:THR:N	9	6.69
(3,14)	1:B:133:LEU:CD1	1:B:51:CYS:N	9	6.69
(3,14)	1:B:133:LEU:CD1	1:B:52:LEU:N	9	6.69
(3,14)	1:B:133:LEU:CD1	1:B:53:LEU:N	9	6.69
(3,14)	1:B:133:LEU:CD1	1:B:54:ASP:N	9	6.69
(3,14)	1:B:133:LEU:CD1	1:B:55:ILE:N	9	6.69
(3,14)	1:B:133:LEU:CD1	1:B:56:LEU:N	9	6.69
(3,14)	1:B:133:LEU:CD1	1:B:57:ASP:N	9	6.69
(3,14)	1:B:133:LEU:CD1	1:B:58:THR:N	9	6.69
(3,14)	1:B:133:LEU:CD1	1:B:59:ALA:N	9	6.69
(3,14)	1:B:133:LEU:CD1	1:B:60:GLY:N	9	6.69
(3,14)	1:B:133:LEU:CD1	1:B:61:GLN:N	9	6.69
(3,14)	1:B:133:LEU:CD1	1:B:62:GLU:N	9	6.69
(3,14)	1:B:133:LEU:CD1	1:B:63:GLU:N	9	6.69
(3,14)	1:B:133:LEU:CD1	1:B:64:TYR:N	9	6.69
(3,14)	1:B:133:LEU:CD1	1:B:65:SER:N	9	6.69
(3,14)	1:B:133:LEU:CD1	1:B:66:ALA:N	9	6.69
(3,14)	1:B:133:LEU:CD1	1:B:67:MET:N	9	6.69
(3,14)	1:B:133:LEU:CD1	1:B:68:ARG:N	9	6.69
(3,14)	1:B:133:LEU:CD1	1:B:69:ASP:N	9	6.69
(3,14)	1:B:133:LEU:CD1	1:B:70:GLN:N	9	6.69
(3,14)	1:B:133:LEU:CD1	1:B:71:TYR:N	9	6.69
(3,14)	1:B:133:LEU:CD1	1:B:72:MET:N	9	6.69
(3,14)	1:B:133:LEU:CD1	1:B:73:ARG:N	9	6.69
(3,14)	1:B:133:LEU:CD1	1:B:74:THR:N	9	6.69
(3,14)	1:B:133:LEU:CD1	1:B:75:GLY:N	9	6.69
(3,14)	1:B:133:LEU:CD1	1:B:76:GLU:N	9	6.69
(3,14)	1:B:133:LEU:CD1	1:B:77:GLY:N	9	6.69
(3,14)	1:B:133:LEU:CD1	1:B:78:PHE:N	9	6.69
(3,14)	1:B:133:LEU:CD1	1:B:79:LEU:N	9	6.69
(3,14)	1:B:133:LEU:CD1	1:B:80:CYS:N	9	6.69
(3,14)	1:B:133:LEU:CD1	5:B:203:7Q9:N	9	6.69
(3,14)	1:B:133:LEU:CD1	5:B:204:7Q9:N	9	6.69
(3,14)	1:B:133:LEU:CD1	5:B:205:7Q9:N	9	6.69
(3,14)	1:B:133:LEU:CD1	5:B:206:7Q9:N	9	6.69
(3,14)	1:B:133:LEU:CD1	5:B:207:7Q9:N	9	6.69
(3,14)	1:B:133:LEU:CD1	6:B:208:17F:N1	9	6.69
(3,14)	1:B:133:LEU:CD1	5:B:209:7Q9:N	9	6.69
(3,14)	1:B:133:LEU:CD1	5:B:210:7Q9:N	9	6.69

Continued on next page...

Continued from previous page...

Key	Atom-1	Atom-2	Model ID	Violation (Å)
(3,14)	1:B:133:LEU:CD1	5:B:211:7Q9:N	9	6.69
(3,14)	1:B:133:LEU:CD1	5:B:212:7Q9:N	9	6.69
(3,14)	1:B:133:LEU:CD1	5:B:213:7Q9:N	9	6.69
(3,14)	1:B:133:LEU:CD1	6:B:214:17F:N1	9	6.69
(3,14)	1:B:133:LEU:CD1	6:B:215:17F:N1	9	6.69
(3,14)	1:B:133:LEU:CD1	5:B:216:7Q9:N	9	6.69
(3,14)	1:B:133:LEU:CD1	5:B:217:7Q9:N	9	6.69
(3,14)	1:B:133:LEU:CD1	5:B:218:7Q9:N	9	6.69
(3,14)	1:B:133:LEU:CD1	6:B:219:17F:N1	9	6.69
(3,14)	1:B:133:LEU:CD1	5:B:220:7Q9:N	9	6.69
(3,14)	1:B:133:LEU:CD2	1:B:2:THR:N	9	6.69
(3,14)	1:B:133:LEU:CD2	1:B:3:GLU:N	9	6.69
(3,14)	1:B:133:LEU:CD2	1:B:4:TYR:N	9	6.69
(3,14)	1:B:133:LEU:CD2	1:B:5:LYS:N	9	6.69
(3,14)	1:B:133:LEU:CD2	1:B:6:LEU:N	9	6.69
(3,14)	1:B:133:LEU:CD2	1:B:7:VAL:N	9	6.69
(3,14)	1:B:133:LEU:CD2	1:B:8:VAL:N	9	6.69
(3,14)	1:B:133:LEU:CD2	1:B:9:VAL:N	9	6.69
(3,14)	1:B:133:LEU:CD2	1:B:10:GLY:N	9	6.69
(3,14)	1:B:133:LEU:CD2	1:B:11:ALA:N	9	6.69
(3,14)	1:B:133:LEU:CD2	1:B:12:ASP:N	9	6.69
(3,14)	1:B:133:LEU:CD2	1:B:13:GLY:N	9	6.69
(3,14)	1:B:133:LEU:CD2	1:B:14:VAL:N	9	6.69
(3,14)	1:B:133:LEU:CD2	1:B:15:GLY:N	9	6.69
(3,14)	1:B:133:LEU:CD2	1:B:16:LYS:N	9	6.69
(3,14)	1:B:133:LEU:CD2	1:B:17:SER:N	9	6.69
(3,14)	1:B:133:LEU:CD2	1:B:18:ALA:N	9	6.69
(3,14)	1:B:133:LEU:CD2	1:B:19:LEU:N	9	6.69
(3,14)	1:B:133:LEU:CD2	1:B:20:THR:N	9	6.69
(3,14)	1:B:133:LEU:CD2	1:B:21:ILE:N	9	6.69
(3,14)	1:B:133:LEU:CD2	1:B:22:GLN:N	9	6.69
(3,14)	1:B:133:LEU:CD2	1:B:23:LEU:N	9	6.69
(3,14)	1:B:133:LEU:CD2	1:B:24:ILE:N	9	6.69
(3,14)	1:B:133:LEU:CD2	1:B:25:GLN:N	9	6.69
(3,14)	1:B:133:LEU:CD2	1:B:26:ASN:N	9	6.69
(3,14)	1:B:133:LEU:CD2	1:B:27:HIS:N	9	6.69
(3,14)	1:B:133:LEU:CD2	1:B:28:PHE:N	9	6.69
(3,14)	1:B:133:LEU:CD2	1:B:29:VAL:N	9	6.69
(3,14)	1:B:133:LEU:CD2	1:B:30:ASP:N	9	6.69
(3,14)	1:B:133:LEU:CD2	1:B:31:GLU:N	9	6.69
(3,14)	1:B:133:LEU:CD2	1:B:32:TYR:N	9	6.69
(3,14)	1:B:133:LEU:CD2	1:B:33:ASP:N	9	6.69

Continued on next page...

Continued from previous page...

Key	Atom-1	Atom-2	Model ID	Violation (Å)
(3,14)	1:B:133:LEU:CD2	1:B:34:PRO:N	9	6.69
(3,14)	1:B:133:LEU:CD2	1:B:35:THR:N	9	6.69
(3,14)	1:B:133:LEU:CD2	1:B:36:ILE:N	9	6.69
(3,14)	1:B:133:LEU:CD2	1:B:37:GLU:N	9	6.69
(3,14)	1:B:133:LEU:CD2	1:B:38:ASP:N	9	6.69
(3,14)	1:B:133:LEU:CD2	1:B:39:SER:N	9	6.69
(3,14)	1:B:133:LEU:CD2	1:B:40:TYR:N	9	6.69
(3,14)	1:B:133:LEU:CD2	1:B:41:ARG:N	9	6.69
(3,14)	1:B:133:LEU:CD2	1:B:42:LYS:N	9	6.69
(3,14)	1:B:133:LEU:CD2	1:B:43:GLN:N	9	6.69
(3,14)	1:B:133:LEU:CD2	1:B:44:VAL:N	9	6.69
(3,14)	1:B:133:LEU:CD2	1:B:45:VAL:N	9	6.69
(3,14)	1:B:133:LEU:CD2	1:B:46:ILE:N	9	6.69
(3,14)	1:B:133:LEU:CD2	1:B:47:ASP:N	9	6.69
(3,14)	1:B:133:LEU:CD2	1:B:48:GLY:N	9	6.69
(3,14)	1:B:133:LEU:CD2	1:B:49:GLU:N	9	6.69
(3,14)	1:B:133:LEU:CD2	1:B:50:THR:N	9	6.69
(3,14)	1:B:133:LEU:CD2	1:B:51:CYS:N	9	6.69
(3,14)	1:B:133:LEU:CD2	1:B:52:LEU:N	9	6.69
(3,14)	1:B:133:LEU:CD2	1:B:53:LEU:N	9	6.69
(3,14)	1:B:133:LEU:CD2	1:B:54:ASP:N	9	6.69
(3,14)	1:B:133:LEU:CD2	1:B:55:ILE:N	9	6.69
(3,14)	1:B:133:LEU:CD2	1:B:56:LEU:N	9	6.69
(3,14)	1:B:133:LEU:CD2	1:B:57:ASP:N	9	6.69
(3,14)	1:B:133:LEU:CD2	1:B:58:THR:N	9	6.69
(3,14)	1:B:133:LEU:CD2	1:B:59:ALA:N	9	6.69
(3,14)	1:B:133:LEU:CD2	1:B:60:GLY:N	9	6.69
(3,14)	1:B:133:LEU:CD2	1:B:61:GLN:N	9	6.69
(3,14)	1:B:133:LEU:CD2	1:B:62:GLU:N	9	6.69
(3,14)	1:B:133:LEU:CD2	1:B:63:GLU:N	9	6.69
(3,14)	1:B:133:LEU:CD2	1:B:64:TYR:N	9	6.69
(3,14)	1:B:133:LEU:CD2	1:B:65:SER:N	9	6.69
(3,14)	1:B:133:LEU:CD2	1:B:66:ALA:N	9	6.69
(3,14)	1:B:133:LEU:CD2	1:B:67:MET:N	9	6.69
(3,14)	1:B:133:LEU:CD2	1:B:68:ARG:N	9	6.69
(3,14)	1:B:133:LEU:CD2	1:B:69:ASP:N	9	6.69
(3,14)	1:B:133:LEU:CD2	1:B:70:GLN:N	9	6.69
(3,14)	1:B:133:LEU:CD2	1:B:71:TYR:N	9	6.69
(3,14)	1:B:133:LEU:CD2	1:B:72:MET:N	9	6.69
(3,14)	1:B:133:LEU:CD2	1:B:73:ARG:N	9	6.69
(3,14)	1:B:133:LEU:CD2	1:B:74:THR:N	9	6.69
(3,14)	1:B:133:LEU:CD2	1:B:75:GLY:N	9	6.69

Continued on next page...

Continued from previous page...

Key	Atom-1	Atom-2	Model ID	Violation (Å)
(3,14)	1:B:133:LEU:CD2	1:B:76:GLU:N	9	6.69
(3,14)	1:B:133:LEU:CD2	1:B:77:GLY:N	9	6.69
(3,14)	1:B:133:LEU:CD2	1:B:78:PHE:N	9	6.69
(3,14)	1:B:133:LEU:CD2	1:B:79:LEU:N	9	6.69
(3,14)	1:B:133:LEU:CD2	1:B:80:CYS:N	9	6.69
(3,14)	1:B:133:LEU:CD2	5:B:203:7Q9:N	9	6.69
(3,14)	1:B:133:LEU:CD2	5:B:204:7Q9:N	9	6.69
(3,14)	1:B:133:LEU:CD2	5:B:205:7Q9:N	9	6.69
(3,14)	1:B:133:LEU:CD2	5:B:206:7Q9:N	9	6.69
(3,14)	1:B:133:LEU:CD2	5:B:207:7Q9:N	9	6.69
(3,14)	1:B:133:LEU:CD2	6:B:208:17F:N1	9	6.69
(3,14)	1:B:133:LEU:CD2	5:B:209:7Q9:N	9	6.69
(3,14)	1:B:133:LEU:CD2	5:B:210:7Q9:N	9	6.69
(3,14)	1:B:133:LEU:CD2	5:B:211:7Q9:N	9	6.69
(3,14)	1:B:133:LEU:CD2	5:B:212:7Q9:N	9	6.69
(3,14)	1:B:133:LEU:CD2	5:B:213:7Q9:N	9	6.69
(3,14)	1:B:133:LEU:CD2	6:B:214:17F:N1	9	6.69
(3,14)	1:B:133:LEU:CD2	6:B:215:17F:N1	9	6.69
(3,14)	1:B:133:LEU:CD2	5:B:216:7Q9:N	9	6.69
(3,14)	1:B:133:LEU:CD2	5:B:217:7Q9:N	9	6.69
(3,14)	1:B:133:LEU:CD2	5:B:218:7Q9:N	9	6.69
(3,14)	1:B:133:LEU:CD2	6:B:219:17F:N1	9	6.69
(3,14)	1:B:133:LEU:CD2	5:B:220:7Q9:N	9	6.69
(3,14)	1:B:133:LEU:CD1	1:B:2:THR:N	19	6.68
(3,14)	1:B:133:LEU:CD1	1:B:3:GLU:N	19	6.68
(3,14)	1:B:133:LEU:CD1	1:B:4:TYR:N	19	6.68
(3,14)	1:B:133:LEU:CD1	1:B:5:LYS:N	19	6.68
(3,14)	1:B:133:LEU:CD1	1:B:6:LEU:N	19	6.68
(3,14)	1:B:133:LEU:CD1	1:B:7:VAL:N	19	6.68
(3,14)	1:B:133:LEU:CD1	1:B:8:VAL:N	19	6.68
(3,14)	1:B:133:LEU:CD1	1:B:9:VAL:N	19	6.68
(3,14)	1:B:133:LEU:CD1	1:B:10:GLY:N	19	6.68
(3,14)	1:B:133:LEU:CD1	1:B:11:ALA:N	19	6.68
(3,14)	1:B:133:LEU:CD1	1:B:12:ASP:N	19	6.68
(3,14)	1:B:133:LEU:CD1	1:B:13:GLY:N	19	6.68
(3,14)	1:B:133:LEU:CD1	1:B:14:VAL:N	19	6.68
(3,14)	1:B:133:LEU:CD1	1:B:15:GLY:N	19	6.68
(3,14)	1:B:133:LEU:CD1	1:B:16:LYS:N	19	6.68
(3,14)	1:B:133:LEU:CD1	1:B:17:SER:N	19	6.68
(3,14)	1:B:133:LEU:CD1	1:B:18:ALA:N	19	6.68
(3,14)	1:B:133:LEU:CD1	1:B:19:LEU:N	19	6.68
(3,14)	1:B:133:LEU:CD1	1:B:20:THR:N	19	6.68

Continued on next page...

Continued from previous page...

Key	Atom-1	Atom-2	Model ID	Violation (Å)
(3,14)	1:B:133:LEU:CD1	1:B:21:ILE:N	19	6.68
(3,14)	1:B:133:LEU:CD1	1:B:22:GLN:N	19	6.68
(3,14)	1:B:133:LEU:CD1	1:B:23:LEU:N	19	6.68
(3,14)	1:B:133:LEU:CD1	1:B:24:ILE:N	19	6.68
(3,14)	1:B:133:LEU:CD1	1:B:25:GLN:N	19	6.68
(3,14)	1:B:133:LEU:CD1	1:B:26:ASN:N	19	6.68
(3,14)	1:B:133:LEU:CD1	1:B:27:HIS:N	19	6.68
(3,14)	1:B:133:LEU:CD1	1:B:28:PHE:N	19	6.68
(3,14)	1:B:133:LEU:CD1	1:B:29:VAL:N	19	6.68
(3,14)	1:B:133:LEU:CD1	1:B:30:ASP:N	19	6.68
(3,14)	1:B:133:LEU:CD1	1:B:31:GLU:N	19	6.68
(3,14)	1:B:133:LEU:CD1	1:B:32:TYR:N	19	6.68
(3,14)	1:B:133:LEU:CD1	1:B:33:ASP:N	19	6.68
(3,14)	1:B:133:LEU:CD1	1:B:34:PRO:N	19	6.68
(3,14)	1:B:133:LEU:CD1	1:B:35:THR:N	19	6.68
(3,14)	1:B:133:LEU:CD1	1:B:36:ILE:N	19	6.68
(3,14)	1:B:133:LEU:CD1	1:B:37:GLU:N	19	6.68
(3,14)	1:B:133:LEU:CD1	1:B:38:ASP:N	19	6.68
(3,14)	1:B:133:LEU:CD1	1:B:39:SER:N	19	6.68
(3,14)	1:B:133:LEU:CD1	1:B:40:TYR:N	19	6.68
(3,14)	1:B:133:LEU:CD1	1:B:41:ARG:N	19	6.68
(3,14)	1:B:133:LEU:CD1	1:B:42:LYS:N	19	6.68
(3,14)	1:B:133:LEU:CD1	1:B:43:GLN:N	19	6.68
(3,14)	1:B:133:LEU:CD1	1:B:44:VAL:N	19	6.68
(3,14)	1:B:133:LEU:CD1	1:B:45:VAL:N	19	6.68
(3,14)	1:B:133:LEU:CD1	1:B:46:ILE:N	19	6.68
(3,14)	1:B:133:LEU:CD1	1:B:47:ASP:N	19	6.68
(3,14)	1:B:133:LEU:CD1	1:B:48:GLY:N	19	6.68
(3,14)	1:B:133:LEU:CD1	1:B:49:GLU:N	19	6.68
(3,14)	1:B:133:LEU:CD1	1:B:50:THR:N	19	6.68
(3,14)	1:B:133:LEU:CD1	1:B:51:CYS:N	19	6.68
(3,14)	1:B:133:LEU:CD1	1:B:52:LEU:N	19	6.68
(3,14)	1:B:133:LEU:CD1	1:B:53:LEU:N	19	6.68
(3,14)	1:B:133:LEU:CD1	1:B:54:ASP:N	19	6.68
(3,14)	1:B:133:LEU:CD1	1:B:55:ILE:N	19	6.68
(3,14)	1:B:133:LEU:CD1	1:B:56:LEU:N	19	6.68
(3,14)	1:B:133:LEU:CD1	1:B:57:ASP:N	19	6.68
(3,14)	1:B:133:LEU:CD1	1:B:58:THR:N	19	6.68
(3,14)	1:B:133:LEU:CD1	1:B:59:ALA:N	19	6.68
(3,14)	1:B:133:LEU:CD1	1:B:60:GLY:N	19	6.68
(3,14)	1:B:133:LEU:CD1	1:B:61:GLN:N	19	6.68
(3,14)	1:B:133:LEU:CD1	1:B:62:GLU:N	19	6.68

Continued on next page...

Continued from previous page...

Key	Atom-1	Atom-2	Model ID	Violation (Å)
(3,14)	1:B:133:LEU:CD1	1:B:63:GLU:N	19	6.68
(3,14)	1:B:133:LEU:CD1	1:B:64:TYR:N	19	6.68
(3,14)	1:B:133:LEU:CD1	1:B:65:SER:N	19	6.68
(3,14)	1:B:133:LEU:CD1	1:B:66:ALA:N	19	6.68
(3,14)	1:B:133:LEU:CD1	1:B:67:MET:N	19	6.68
(3,14)	1:B:133:LEU:CD1	1:B:68:ARG:N	19	6.68
(3,14)	1:B:133:LEU:CD1	1:B:69:ASP:N	19	6.68
(3,14)	1:B:133:LEU:CD1	1:B:70:GLN:N	19	6.68
(3,14)	1:B:133:LEU:CD1	1:B:71:TYR:N	19	6.68
(3,14)	1:B:133:LEU:CD1	1:B:72:MET:N	19	6.68
(3,14)	1:B:133:LEU:CD1	1:B:73:ARG:N	19	6.68
(3,14)	1:B:133:LEU:CD1	1:B:74:THR:N	19	6.68
(3,14)	1:B:133:LEU:CD1	1:B:75:GLY:N	19	6.68
(3,14)	1:B:133:LEU:CD1	1:B:76:GLU:N	19	6.68
(3,14)	1:B:133:LEU:CD1	1:B:77:GLY:N	19	6.68
(3,14)	1:B:133:LEU:CD1	1:B:78:PHE:N	19	6.68
(3,14)	1:B:133:LEU:CD1	1:B:79:LEU:N	19	6.68
(3,14)	1:B:133:LEU:CD1	1:B:80:CYS:N	19	6.68
(3,14)	1:B:133:LEU:CD1	5:B:203:7Q9:N	19	6.68
(3,14)	1:B:133:LEU:CD1	5:B:204:7Q9:N	19	6.68
(3,14)	1:B:133:LEU:CD1	5:B:205:7Q9:N	19	6.68
(3,14)	1:B:133:LEU:CD1	5:B:206:7Q9:N	19	6.68
(3,14)	1:B:133:LEU:CD1	5:B:207:7Q9:N	19	6.68
(3,14)	1:B:133:LEU:CD1	6:B:208:17F:N1	19	6.68
(3,14)	1:B:133:LEU:CD1	5:B:209:7Q9:N	19	6.68
(3,14)	1:B:133:LEU:CD1	5:B:210:7Q9:N	19	6.68
(3,14)	1:B:133:LEU:CD1	5:B:211:7Q9:N	19	6.68
(3,14)	1:B:133:LEU:CD1	5:B:212:7Q9:N	19	6.68
(3,14)	1:B:133:LEU:CD1	5:B:213:7Q9:N	19	6.68
(3,14)	1:B:133:LEU:CD1	6:B:214:17F:N1	19	6.68
(3,14)	1:B:133:LEU:CD1	6:B:215:17F:N1	19	6.68
(3,14)	1:B:133:LEU:CD1	5:B:216:7Q9:N	19	6.68
(3,14)	1:B:133:LEU:CD1	5:B:217:7Q9:N	19	6.68
(3,14)	1:B:133:LEU:CD1	5:B:218:7Q9:N	19	6.68
(3,14)	1:B:133:LEU:CD1	6:B:219:17F:N1	19	6.68
(3,14)	1:B:133:LEU:CD1	5:B:220:7Q9:N	19	6.68
(3,14)	1:B:133:LEU:CD2	1:B:2:THR:N	19	6.68
(3,14)	1:B:133:LEU:CD2	1:B:3:GLU:N	19	6.68
(3,14)	1:B:133:LEU:CD2	1:B:4:TYR:N	19	6.68
(3,14)	1:B:133:LEU:CD2	1:B:5:LYS:N	19	6.68
(3,14)	1:B:133:LEU:CD2	1:B:6:LEU:N	19	6.68
(3,14)	1:B:133:LEU:CD2	1:B:7:VAL:N	19	6.68

Continued on next page...

Continued from previous page...

Key	Atom-1	Atom-2	Model ID	Violation (Å)
(3,14)	1:B:133:LEU:CD2	1:B:8:VAL:N	19	6.68
(3,14)	1:B:133:LEU:CD2	1:B:9:VAL:N	19	6.68
(3,14)	1:B:133:LEU:CD2	1:B:10:GLY:N	19	6.68
(3,14)	1:B:133:LEU:CD2	1:B:11:ALA:N	19	6.68
(3,14)	1:B:133:LEU:CD2	1:B:12:ASP:N	19	6.68
(3,14)	1:B:133:LEU:CD2	1:B:13:GLY:N	19	6.68
(3,14)	1:B:133:LEU:CD2	1:B:14:VAL:N	19	6.68
(3,14)	1:B:133:LEU:CD2	1:B:15:GLY:N	19	6.68
(3,14)	1:B:133:LEU:CD2	1:B:16:LYS:N	19	6.68
(3,14)	1:B:133:LEU:CD2	1:B:17:SER:N	19	6.68
(3,14)	1:B:133:LEU:CD2	1:B:18:ALA:N	19	6.68
(3,14)	1:B:133:LEU:CD2	1:B:19:LEU:N	19	6.68
(3,14)	1:B:133:LEU:CD2	1:B:20:THR:N	19	6.68
(3,14)	1:B:133:LEU:CD2	1:B:21:ILE:N	19	6.68
(3,14)	1:B:133:LEU:CD2	1:B:22:GLN:N	19	6.68
(3,14)	1:B:133:LEU:CD2	1:B:23:LEU:N	19	6.68
(3,14)	1:B:133:LEU:CD2	1:B:24:ILE:N	19	6.68
(3,14)	1:B:133:LEU:CD2	1:B:25:GLN:N	19	6.68
(3,14)	1:B:133:LEU:CD2	1:B:26:ASN:N	19	6.68
(3,14)	1:B:133:LEU:CD2	1:B:27:HIS:N	19	6.68
(3,14)	1:B:133:LEU:CD2	1:B:28:PHE:N	19	6.68
(3,14)	1:B:133:LEU:CD2	1:B:29:VAL:N	19	6.68
(3,14)	1:B:133:LEU:CD2	1:B:30:ASP:N	19	6.68
(3,14)	1:B:133:LEU:CD2	1:B:31:GLU:N	19	6.68
(3,14)	1:B:133:LEU:CD2	1:B:32:TYR:N	19	6.68
(3,14)	1:B:133:LEU:CD2	1:B:33:ASP:N	19	6.68
(3,14)	1:B:133:LEU:CD2	1:B:34:PRO:N	19	6.68
(3,14)	1:B:133:LEU:CD2	1:B:35:THR:N	19	6.68
(3,14)	1:B:133:LEU:CD2	1:B:36:ILE:N	19	6.68
(3,14)	1:B:133:LEU:CD2	1:B:37:GLU:N	19	6.68
(3,14)	1:B:133:LEU:CD2	1:B:38:ASP:N	19	6.68
(3,14)	1:B:133:LEU:CD2	1:B:39:SER:N	19	6.68
(3,14)	1:B:133:LEU:CD2	1:B:40:TYR:N	19	6.68
(3,14)	1:B:133:LEU:CD2	1:B:41:ARG:N	19	6.68
(3,14)	1:B:133:LEU:CD2	1:B:42:LYS:N	19	6.68
(3,14)	1:B:133:LEU:CD2	1:B:43:GLN:N	19	6.68
(3,14)	1:B:133:LEU:CD2	1:B:44:VAL:N	19	6.68
(3,14)	1:B:133:LEU:CD2	1:B:45:VAL:N	19	6.68
(3,14)	1:B:133:LEU:CD2	1:B:46:ILE:N	19	6.68
(3,14)	1:B:133:LEU:CD2	1:B:47:ASP:N	19	6.68
(3,14)	1:B:133:LEU:CD2	1:B:48:GLY:N	19	6.68
(3,14)	1:B:133:LEU:CD2	1:B:49:GLU:N	19	6.68

Continued on next page...

Continued from previous page...

Key	Atom-1	Atom-2	Model ID	Violation (Å)
(3,14)	1:B:133:LEU:CD2	1:B:50:THR:N	19	6.68
(3,14)	1:B:133:LEU:CD2	1:B:51:CYS:N	19	6.68
(3,14)	1:B:133:LEU:CD2	1:B:52:LEU:N	19	6.68
(3,14)	1:B:133:LEU:CD2	1:B:53:LEU:N	19	6.68
(3,14)	1:B:133:LEU:CD2	1:B:54:ASP:N	19	6.68
(3,14)	1:B:133:LEU:CD2	1:B:55:ILE:N	19	6.68
(3,14)	1:B:133:LEU:CD2	1:B:56:LEU:N	19	6.68
(3,14)	1:B:133:LEU:CD2	1:B:57:ASP:N	19	6.68
(3,14)	1:B:133:LEU:CD2	1:B:58:THR:N	19	6.68
(3,14)	1:B:133:LEU:CD2	1:B:59:ALA:N	19	6.68
(3,14)	1:B:133:LEU:CD2	1:B:60:GLY:N	19	6.68
(3,14)	1:B:133:LEU:CD2	1:B:61:GLN:N	19	6.68
(3,14)	1:B:133:LEU:CD2	1:B:62:GLU:N	19	6.68
(3,14)	1:B:133:LEU:CD2	1:B:63:GLU:N	19	6.68
(3,14)	1:B:133:LEU:CD2	1:B:64:TYR:N	19	6.68
(3,14)	1:B:133:LEU:CD2	1:B:65:SER:N	19	6.68
(3,14)	1:B:133:LEU:CD2	1:B:66:ALA:N	19	6.68
(3,14)	1:B:133:LEU:CD2	1:B:67:MET:N	19	6.68
(3,14)	1:B:133:LEU:CD2	1:B:68:ARG:N	19	6.68
(3,14)	1:B:133:LEU:CD2	1:B:69:ASP:N	19	6.68
(3,14)	1:B:133:LEU:CD2	1:B:70:GLN:N	19	6.68
(3,14)	1:B:133:LEU:CD2	1:B:71:TYR:N	19	6.68
(3,14)	1:B:133:LEU:CD2	1:B:72:MET:N	19	6.68
(3,14)	1:B:133:LEU:CD2	1:B:73:ARG:N	19	6.68
(3,14)	1:B:133:LEU:CD2	1:B:74:THR:N	19	6.68
(3,14)	1:B:133:LEU:CD2	1:B:75:GLY:N	19	6.68
(3,14)	1:B:133:LEU:CD2	1:B:76:GLU:N	19	6.68
(3,14)	1:B:133:LEU:CD2	1:B:77:GLY:N	19	6.68
(3,14)	1:B:133:LEU:CD2	1:B:78:PHE:N	19	6.68
(3,14)	1:B:133:LEU:CD2	1:B:79:LEU:N	19	6.68
(3,14)	1:B:133:LEU:CD2	1:B:80:CYS:N	19	6.68
(3,14)	1:B:133:LEU:CD2	5:B:203:7Q9:N	19	6.68
(3,14)	1:B:133:LEU:CD2	5:B:204:7Q9:N	19	6.68
(3,14)	1:B:133:LEU:CD2	5:B:205:7Q9:N	19	6.68
(3,14)	1:B:133:LEU:CD2	5:B:206:7Q9:N	19	6.68
(3,14)	1:B:133:LEU:CD2	5:B:207:7Q9:N	19	6.68
(3,14)	1:B:133:LEU:CD2	6:B:208:17F:N1	19	6.68
(3,14)	1:B:133:LEU:CD2	5:B:209:7Q9:N	19	6.68
(3,14)	1:B:133:LEU:CD2	5:B:210:7Q9:N	19	6.68
(3,14)	1:B:133:LEU:CD2	5:B:211:7Q9:N	19	6.68
(3,14)	1:B:133:LEU:CD2	5:B:212:7Q9:N	19	6.68
(3,14)	1:B:133:LEU:CD2	5:B:213:7Q9:N	19	6.68

Continued on next page...

Continued from previous page...

Key	Atom-1	Atom-2	Model ID	Violation (Å)
(3,14)	1:B:133:LEU:CD2	6:B:214:17F:N1	19	6.68
(3,14)	1:B:133:LEU:CD2	6:B:215:17F:N1	19	6.68
(3,14)	1:B:133:LEU:CD2	5:B:216:7Q9:N	19	6.68
(3,14)	1:B:133:LEU:CD2	5:B:217:7Q9:N	19	6.68
(3,14)	1:B:133:LEU:CD2	5:B:218:7Q9:N	19	6.68
(3,14)	1:B:133:LEU:CD2	6:B:219:17F:N1	19	6.68
(3,14)	1:B:133:LEU:CD2	5:B:220:7Q9:N	19	6.68
(3,15)	1:B:139:ILE:CD1	1:B:2:THR:N	7	6.66
(3,15)	1:B:139:ILE:CD1	1:B:3:GLU:N	7	6.66
(3,15)	1:B:139:ILE:CD1	1:B:4:TYR:N	7	6.66
(3,15)	1:B:139:ILE:CD1	1:B:5:LYS:N	7	6.66
(3,15)	1:B:139:ILE:CD1	1:B:6:LEU:N	7	6.66
(3,15)	1:B:139:ILE:CD1	1:B:7:VAL:N	7	6.66
(3,15)	1:B:139:ILE:CD1	1:B:8:VAL:N	7	6.66
(3,15)	1:B:139:ILE:CD1	1:B:9:VAL:N	7	6.66
(3,15)	1:B:139:ILE:CD1	1:B:10:GLY:N	7	6.66
(3,15)	1:B:139:ILE:CD1	1:B:11:ALA:N	7	6.66
(3,15)	1:B:139:ILE:CD1	1:B:12:ASP:N	7	6.66
(3,15)	1:B:139:ILE:CD1	1:B:13:GLY:N	7	6.66
(3,15)	1:B:139:ILE:CD1	1:B:14:VAL:N	7	6.66
(3,15)	1:B:139:ILE:CD1	1:B:15:GLY:N	7	6.66
(3,15)	1:B:139:ILE:CD1	1:B:16:LYS:N	7	6.66
(3,15)	1:B:139:ILE:CD1	1:B:17:SER:N	7	6.66
(3,15)	1:B:139:ILE:CD1	1:B:18:ALA:N	7	6.66
(3,15)	1:B:139:ILE:CD1	1:B:19:LEU:N	7	6.66
(3,15)	1:B:139:ILE:CD1	1:B:20:THR:N	7	6.66
(3,15)	1:B:139:ILE:CD1	1:B:21:ILE:N	7	6.66
(3,15)	1:B:139:ILE:CD1	1:B:22:GLN:N	7	6.66
(3,15)	1:B:139:ILE:CD1	1:B:23:LEU:N	7	6.66
(3,15)	1:B:139:ILE:CD1	1:B:24:ILE:N	7	6.66
(3,15)	1:B:139:ILE:CD1	1:B:25:GLN:N	7	6.66
(3,15)	1:B:139:ILE:CD1	1:B:26:ASN:N	7	6.66
(3,15)	1:B:139:ILE:CD1	1:B:27:HIS:N	7	6.66
(3,15)	1:B:139:ILE:CD1	1:B:28:PHE:N	7	6.66
(3,15)	1:B:139:ILE:CD1	1:B:29:VAL:N	7	6.66
(3,15)	1:B:139:ILE:CD1	1:B:30:ASP:N	7	6.66
(3,15)	1:B:139:ILE:CD1	1:B:31:GLU:N	7	6.66
(3,15)	1:B:139:ILE:CD1	1:B:32:TYR:N	7	6.66
(3,15)	1:B:139:ILE:CD1	1:B:33:ASP:N	7	6.66
(3,15)	1:B:139:ILE:CD1	1:B:34:PRO:N	7	6.66
(3,15)	1:B:139:ILE:CD1	1:B:35:THR:N	7	6.66
(3,15)	1:B:139:ILE:CD1	1:B:36:ILE:N	7	6.66

Continued on next page...

Continued from previous page...

Key	Atom-1	Atom-2	Model ID	Violation (Å)
(3,15)	1:B:139:ILE:CD1	1:B:37:GLU:N	7	6.66
(3,15)	1:B:139:ILE:CD1	1:B:38:ASP:N	7	6.66
(3,15)	1:B:139:ILE:CD1	1:B:39:SER:N	7	6.66
(3,15)	1:B:139:ILE:CD1	1:B:40:TYR:N	7	6.66
(3,15)	1:B:139:ILE:CD1	1:B:41:ARG:N	7	6.66
(3,15)	1:B:139:ILE:CD1	1:B:42:LYS:N	7	6.66
(3,15)	1:B:139:ILE:CD1	1:B:43:GLN:N	7	6.66
(3,15)	1:B:139:ILE:CD1	1:B:44:VAL:N	7	6.66
(3,15)	1:B:139:ILE:CD1	1:B:45:VAL:N	7	6.66
(3,15)	1:B:139:ILE:CD1	1:B:46:ILE:N	7	6.66
(3,15)	1:B:139:ILE:CD1	1:B:47:ASP:N	7	6.66
(3,15)	1:B:139:ILE:CD1	1:B:48:GLY:N	7	6.66
(3,15)	1:B:139:ILE:CD1	1:B:49:GLU:N	7	6.66
(3,15)	1:B:139:ILE:CD1	1:B:50:THR:N	7	6.66
(3,15)	1:B:139:ILE:CD1	1:B:51:CYS:N	7	6.66
(3,15)	1:B:139:ILE:CD1	1:B:52:LEU:N	7	6.66
(3,15)	1:B:139:ILE:CD1	1:B:53:LEU:N	7	6.66
(3,15)	1:B:139:ILE:CD1	1:B:54:ASP:N	7	6.66
(3,15)	1:B:139:ILE:CD1	1:B:55:ILE:N	7	6.66
(3,15)	1:B:139:ILE:CD1	1:B:56:LEU:N	7	6.66
(3,15)	1:B:139:ILE:CD1	1:B:57:ASP:N	7	6.66
(3,15)	1:B:139:ILE:CD1	1:B:58:THR:N	7	6.66
(3,15)	1:B:139:ILE:CD1	1:B:59:ALA:N	7	6.66
(3,15)	1:B:139:ILE:CD1	1:B:60:GLY:N	7	6.66
(3,15)	1:B:139:ILE:CD1	1:B:61:GLN:N	7	6.66
(3,15)	1:B:139:ILE:CD1	1:B:62:GLU:N	7	6.66
(3,15)	1:B:139:ILE:CD1	1:B:63:GLU:N	7	6.66
(3,15)	1:B:139:ILE:CD1	1:B:64:TYR:N	7	6.66
(3,15)	1:B:139:ILE:CD1	1:B:65:SER:N	7	6.66
(3,15)	1:B:139:ILE:CD1	1:B:66:ALA:N	7	6.66
(3,15)	1:B:139:ILE:CD1	1:B:67:MET:N	7	6.66
(3,15)	1:B:139:ILE:CD1	1:B:68:ARG:N	7	6.66
(3,15)	1:B:139:ILE:CD1	1:B:69:ASP:N	7	6.66
(3,15)	1:B:139:ILE:CD1	1:B:70:GLN:N	7	6.66
(3,15)	1:B:139:ILE:CD1	1:B:71:TYR:N	7	6.66
(3,15)	1:B:139:ILE:CD1	1:B:72:MET:N	7	6.66
(3,15)	1:B:139:ILE:CD1	1:B:73:ARG:N	7	6.66
(3,15)	1:B:139:ILE:CD1	1:B:74:THR:N	7	6.66
(3,15)	1:B:139:ILE:CD1	1:B:75:GLY:N	7	6.66
(3,15)	1:B:139:ILE:CD1	1:B:76:GLU:N	7	6.66
(3,15)	1:B:139:ILE:CD1	1:B:77:GLY:N	7	6.66
(3,15)	1:B:139:ILE:CD1	1:B:78:PHE:N	7	6.66

Continued on next page...

Continued from previous page...

Key	Atom-1	Atom-2	Model ID	Violation (Å)
(3,15)	1:B:139:ILE:CD1	1:B:79:LEU:N	7	6.66
(3,15)	1:B:139:ILE:CD1	1:B:80:CYS:N	7	6.66
(3,15)	1:B:139:ILE:CD1	5:B:203:7Q9:N	7	6.66
(3,15)	1:B:139:ILE:CD1	5:B:204:7Q9:N	7	6.66
(3,15)	1:B:139:ILE:CD1	5:B:205:7Q9:N	7	6.66
(3,15)	1:B:139:ILE:CD1	5:B:206:7Q9:N	7	6.66
(3,15)	1:B:139:ILE:CD1	5:B:207:7Q9:N	7	6.66
(3,15)	1:B:139:ILE:CD1	6:B:208:17F:N1	7	6.66
(3,15)	1:B:139:ILE:CD1	5:B:209:7Q9:N	7	6.66
(3,15)	1:B:139:ILE:CD1	5:B:210:7Q9:N	7	6.66
(3,15)	1:B:139:ILE:CD1	5:B:211:7Q9:N	7	6.66
(3,15)	1:B:139:ILE:CD1	5:B:212:7Q9:N	7	6.66
(3,15)	1:B:139:ILE:CD1	5:B:213:7Q9:N	7	6.66
(3,15)	1:B:139:ILE:CD1	6:B:214:17F:N1	7	6.66
(3,15)	1:B:139:ILE:CD1	6:B:215:17F:N1	7	6.66
(3,15)	1:B:139:ILE:CD1	5:B:216:7Q9:N	7	6.66
(3,15)	1:B:139:ILE:CD1	5:B:217:7Q9:N	7	6.66
(3,15)	1:B:139:ILE:CD1	5:B:218:7Q9:N	7	6.66
(3,15)	1:B:139:ILE:CD1	6:B:219:17F:N1	7	6.66
(3,15)	1:B:139:ILE:CD1	5:B:220:7Q9:N	7	6.66
(1,18)	1:A:39:SER:OG	1:A:160:VAL:CG1	13	6.65
(1,18)	1:A:39:SER:OG	1:A:160:VAL:CG2	13	6.65
(1,18)	1:A:39:SER:OG	1:B:160:VAL:C	13	6.65
(1,18)	1:A:39:SER:OG	1:B:160:VAL:CA	13	6.65
(1,18)	1:A:39:SER:OG	1:B:160:VAL:CB	13	6.65
(1,18)	1:A:39:SER:OG	1:B:160:VAL:CG1	13	6.65
(1,18)	1:A:39:SER:OG	1:B:160:VAL:CG1	13	6.65
(1,18)	1:A:39:SER:OG	1:B:160:VAL:CG2	13	6.65
(1,18)	1:A:39:SER:OG	1:B:160:VAL:CG2	13	6.65
(1,18)	1:A:39:SER:OG	1:B:160:VAL:H	13	6.65
(1,18)	1:A:39:SER:OG	1:B:160:VAL:N	13	6.65
(1,18)	1:A:39:SER:OG	1:B:160:VAL:O	13	6.65
(3,14)	1:B:133:LEU:CD1	1:B:2:THR:N	10	6.64
(3,14)	1:B:133:LEU:CD1	1:B:3:GLU:N	10	6.64
(3,14)	1:B:133:LEU:CD1	1:B:4:TYR:N	10	6.64
(3,14)	1:B:133:LEU:CD1	1:B:5:LYS:N	10	6.64
(3,14)	1:B:133:LEU:CD1	1:B:6:LEU:N	10	6.64
(3,14)	1:B:133:LEU:CD1	1:B:7:VAL:N	10	6.64
(3,14)	1:B:133:LEU:CD1	1:B:8:VAL:N	10	6.64
(3,14)	1:B:133:LEU:CD1	1:B:9:VAL:N	10	6.64
(3,14)	1:B:133:LEU:CD1	1:B:10:GLY:N	10	6.64
(3,14)	1:B:133:LEU:CD1	1:B:11:ALA:N	10	6.64

Continued on next page...

Continued from previous page...

Key	Atom-1	Atom-2	Model ID	Violation (Å)
(3,14)	1:B:133:LEU:CD1	1:B:12:ASP:N	10	6.64
(3,14)	1:B:133:LEU:CD1	1:B:13:GLY:N	10	6.64
(3,14)	1:B:133:LEU:CD1	1:B:14:VAL:N	10	6.64
(3,14)	1:B:133:LEU:CD1	1:B:15:GLY:N	10	6.64
(3,14)	1:B:133:LEU:CD1	1:B:16:LYS:N	10	6.64
(3,14)	1:B:133:LEU:CD1	1:B:17:SER:N	10	6.64
(3,14)	1:B:133:LEU:CD1	1:B:18:ALA:N	10	6.64
(3,14)	1:B:133:LEU:CD1	1:B:19:LEU:N	10	6.64
(3,14)	1:B:133:LEU:CD1	1:B:20:THR:N	10	6.64
(3,14)	1:B:133:LEU:CD1	1:B:21:ILE:N	10	6.64
(3,14)	1:B:133:LEU:CD1	1:B:22:GLN:N	10	6.64
(3,14)	1:B:133:LEU:CD1	1:B:23:LEU:N	10	6.64
(3,14)	1:B:133:LEU:CD1	1:B:24:ILE:N	10	6.64
(3,14)	1:B:133:LEU:CD1	1:B:25:GLN:N	10	6.64
(3,14)	1:B:133:LEU:CD1	1:B:26:ASN:N	10	6.64
(3,14)	1:B:133:LEU:CD1	1:B:27:HIS:N	10	6.64
(3,14)	1:B:133:LEU:CD1	1:B:28:PHE:N	10	6.64
(3,14)	1:B:133:LEU:CD1	1:B:29:VAL:N	10	6.64
(3,14)	1:B:133:LEU:CD1	1:B:30:ASP:N	10	6.64
(3,14)	1:B:133:LEU:CD1	1:B:31:GLU:N	10	6.64
(3,14)	1:B:133:LEU:CD1	1:B:32:TYR:N	10	6.64
(3,14)	1:B:133:LEU:CD1	1:B:33:ASP:N	10	6.64
(3,14)	1:B:133:LEU:CD1	1:B:34:PRO:N	10	6.64
(3,14)	1:B:133:LEU:CD1	1:B:35:THR:N	10	6.64
(3,14)	1:B:133:LEU:CD1	1:B:36:ILE:N	10	6.64
(3,14)	1:B:133:LEU:CD1	1:B:37:GLU:N	10	6.64
(3,14)	1:B:133:LEU:CD1	1:B:38:ASP:N	10	6.64
(3,14)	1:B:133:LEU:CD1	1:B:39:SER:N	10	6.64
(3,14)	1:B:133:LEU:CD1	1:B:40:TYR:N	10	6.64
(3,14)	1:B:133:LEU:CD1	1:B:41:ARG:N	10	6.64
(3,14)	1:B:133:LEU:CD1	1:B:42:LYS:N	10	6.64
(3,14)	1:B:133:LEU:CD1	1:B:43:GLN:N	10	6.64
(3,14)	1:B:133:LEU:CD1	1:B:44:VAL:N	10	6.64
(3,14)	1:B:133:LEU:CD1	1:B:45:VAL:N	10	6.64
(3,14)	1:B:133:LEU:CD1	1:B:46:ILE:N	10	6.64
(3,14)	1:B:133:LEU:CD1	1:B:47:ASP:N	10	6.64
(3,14)	1:B:133:LEU:CD1	1:B:48:GLY:N	10	6.64
(3,14)	1:B:133:LEU:CD1	1:B:49:GLU:N	10	6.64
(3,14)	1:B:133:LEU:CD1	1:B:50:THR:N	10	6.64
(3,14)	1:B:133:LEU:CD1	1:B:51:CYS:N	10	6.64
(3,14)	1:B:133:LEU:CD1	1:B:52:LEU:N	10	6.64
(3,14)	1:B:133:LEU:CD1	1:B:53:LEU:N	10	6.64

Continued on next page...

Continued from previous page...

Key	Atom-1	Atom-2	Model ID	Violation (Å)
(3,14)	1:B:133:LEU:CD1	1:B:54:ASP:N	10	6.64
(3,14)	1:B:133:LEU:CD1	1:B:55:ILE:N	10	6.64
(3,14)	1:B:133:LEU:CD1	1:B:56:LEU:N	10	6.64
(3,14)	1:B:133:LEU:CD1	1:B:57:ASP:N	10	6.64
(3,14)	1:B:133:LEU:CD1	1:B:58:THR:N	10	6.64
(3,14)	1:B:133:LEU:CD1	1:B:59:ALA:N	10	6.64
(3,14)	1:B:133:LEU:CD1	1:B:60:GLY:N	10	6.64
(3,14)	1:B:133:LEU:CD1	1:B:61:GLN:N	10	6.64
(3,14)	1:B:133:LEU:CD1	1:B:62:GLU:N	10	6.64
(3,14)	1:B:133:LEU:CD1	1:B:63:GLU:N	10	6.64
(3,14)	1:B:133:LEU:CD1	1:B:64:TYR:N	10	6.64
(3,14)	1:B:133:LEU:CD1	1:B:65:SER:N	10	6.64
(3,14)	1:B:133:LEU:CD1	1:B:66:ALA:N	10	6.64
(3,14)	1:B:133:LEU:CD1	1:B:67:MET:N	10	6.64
(3,14)	1:B:133:LEU:CD1	1:B:68:ARG:N	10	6.64
(3,14)	1:B:133:LEU:CD1	1:B:69:ASP:N	10	6.64
(3,14)	1:B:133:LEU:CD1	1:B:70:GLN:N	10	6.64
(3,14)	1:B:133:LEU:CD1	1:B:71:TYR:N	10	6.64
(3,14)	1:B:133:LEU:CD1	1:B:72:MET:N	10	6.64
(3,14)	1:B:133:LEU:CD1	1:B:73:ARG:N	10	6.64
(3,14)	1:B:133:LEU:CD1	1:B:74:THR:N	10	6.64
(3,14)	1:B:133:LEU:CD1	1:B:75:GLY:N	10	6.64
(3,14)	1:B:133:LEU:CD1	1:B:76:GLU:N	10	6.64
(3,14)	1:B:133:LEU:CD1	1:B:77:GLY:N	10	6.64
(3,14)	1:B:133:LEU:CD1	1:B:78:PHE:N	10	6.64
(3,14)	1:B:133:LEU:CD1	1:B:79:LEU:N	10	6.64
(3,14)	1:B:133:LEU:CD1	1:B:80:CYS:N	10	6.64
(3,14)	1:B:133:LEU:CD1	5:B:203:7Q9:N	10	6.64
(3,14)	1:B:133:LEU:CD1	5:B:204:7Q9:N	10	6.64
(3,14)	1:B:133:LEU:CD1	5:B:205:7Q9:N	10	6.64
(3,14)	1:B:133:LEU:CD1	5:B:206:7Q9:N	10	6.64
(3,14)	1:B:133:LEU:CD1	5:B:207:7Q9:N	10	6.64
(3,14)	1:B:133:LEU:CD1	6:B:208:17F:N1	10	6.64
(3,14)	1:B:133:LEU:CD1	5:B:209:7Q9:N	10	6.64
(3,14)	1:B:133:LEU:CD1	5:B:210:7Q9:N	10	6.64
(3,14)	1:B:133:LEU:CD1	5:B:211:7Q9:N	10	6.64
(3,14)	1:B:133:LEU:CD1	5:B:212:7Q9:N	10	6.64
(3,14)	1:B:133:LEU:CD1	5:B:213:7Q9:N	10	6.64
(3,14)	1:B:133:LEU:CD1	6:B:214:17F:N1	10	6.64
(3,14)	1:B:133:LEU:CD1	6:B:215:17F:N1	10	6.64
(3,14)	1:B:133:LEU:CD1	5:B:216:7Q9:N	10	6.64
(3,14)	1:B:133:LEU:CD1	5:B:217:7Q9:N	10	6.64

Continued on next page...

Continued from previous page...

Key	Atom-1	Atom-2	Model ID	Violation (Å)
(3,14)	1:B:133:LEU:CD1	5:B:218:7Q9:N	10	6.64
(3,14)	1:B:133:LEU:CD1	6:B:219:17F:N1	10	6.64
(3,14)	1:B:133:LEU:CD1	5:B:220:7Q9:N	10	6.64
(3,14)	1:B:133:LEU:CD2	1:B:2:THR:N	10	6.64
(3,14)	1:B:133:LEU:CD2	1:B:3:GLU:N	10	6.64
(3,14)	1:B:133:LEU:CD2	1:B:4:TYR:N	10	6.64
(3,14)	1:B:133:LEU:CD2	1:B:5:LYS:N	10	6.64
(3,14)	1:B:133:LEU:CD2	1:B:6:LEU:N	10	6.64
(3,14)	1:B:133:LEU:CD2	1:B:7:VAL:N	10	6.64
(3,14)	1:B:133:LEU:CD2	1:B:8:VAL:N	10	6.64
(3,14)	1:B:133:LEU:CD2	1:B:9:VAL:N	10	6.64
(3,14)	1:B:133:LEU:CD2	1:B:10:GLY:N	10	6.64
(3,14)	1:B:133:LEU:CD2	1:B:11:ALA:N	10	6.64
(3,14)	1:B:133:LEU:CD2	1:B:12:ASP:N	10	6.64
(3,14)	1:B:133:LEU:CD2	1:B:13:GLY:N	10	6.64
(3,14)	1:B:133:LEU:CD2	1:B:14:VAL:N	10	6.64
(3,14)	1:B:133:LEU:CD2	1:B:15:GLY:N	10	6.64
(3,14)	1:B:133:LEU:CD2	1:B:16:LYS:N	10	6.64
(3,14)	1:B:133:LEU:CD2	1:B:17:SER:N	10	6.64
(3,14)	1:B:133:LEU:CD2	1:B:18:ALA:N	10	6.64
(3,14)	1:B:133:LEU:CD2	1:B:19:LEU:N	10	6.64
(3,14)	1:B:133:LEU:CD2	1:B:20:THR:N	10	6.64
(3,14)	1:B:133:LEU:CD2	1:B:21:ILE:N	10	6.64
(3,14)	1:B:133:LEU:CD2	1:B:22:GLN:N	10	6.64
(3,14)	1:B:133:LEU:CD2	1:B:23:LEU:N	10	6.64
(3,14)	1:B:133:LEU:CD2	1:B:24:ILE:N	10	6.64
(3,14)	1:B:133:LEU:CD2	1:B:25:GLN:N	10	6.64
(3,14)	1:B:133:LEU:CD2	1:B:26:ASN:N	10	6.64
(3,14)	1:B:133:LEU:CD2	1:B:27:HIS:N	10	6.64
(3,14)	1:B:133:LEU:CD2	1:B:28:PHE:N	10	6.64
(3,14)	1:B:133:LEU:CD2	1:B:29:VAL:N	10	6.64
(3,14)	1:B:133:LEU:CD2	1:B:30:ASP:N	10	6.64
(3,14)	1:B:133:LEU:CD2	1:B:31:GLU:N	10	6.64
(3,14)	1:B:133:LEU:CD2	1:B:32:TYR:N	10	6.64
(3,14)	1:B:133:LEU:CD2	1:B:33:ASP:N	10	6.64
(3,14)	1:B:133:LEU:CD2	1:B:34:PRO:N	10	6.64
(3,14)	1:B:133:LEU:CD2	1:B:35:THR:N	10	6.64
(3,14)	1:B:133:LEU:CD2	1:B:36:ILE:N	10	6.64
(3,14)	1:B:133:LEU:CD2	1:B:37:GLU:N	10	6.64
(3,14)	1:B:133:LEU:CD2	1:B:38:ASP:N	10	6.64
(3,14)	1:B:133:LEU:CD2	1:B:39:SER:N	10	6.64
(3,14)	1:B:133:LEU:CD2	1:B:40:TYR:N	10	6.64

Continued on next page...

Continued from previous page...

Key	Atom-1	Atom-2	Model ID	Violation (Å)
(3,14)	1:B:133:LEU:CD2	1:B:41:ARG:N	10	6.64
(3,14)	1:B:133:LEU:CD2	1:B:42:LYS:N	10	6.64
(3,14)	1:B:133:LEU:CD2	1:B:43:GLN:N	10	6.64
(3,14)	1:B:133:LEU:CD2	1:B:44:VAL:N	10	6.64
(3,14)	1:B:133:LEU:CD2	1:B:45:VAL:N	10	6.64
(3,14)	1:B:133:LEU:CD2	1:B:46:ILE:N	10	6.64
(3,14)	1:B:133:LEU:CD2	1:B:47:ASP:N	10	6.64
(3,14)	1:B:133:LEU:CD2	1:B:48:GLY:N	10	6.64
(3,14)	1:B:133:LEU:CD2	1:B:49:GLU:N	10	6.64
(3,14)	1:B:133:LEU:CD2	1:B:50:THR:N	10	6.64
(3,14)	1:B:133:LEU:CD2	1:B:51:CYS:N	10	6.64
(3,14)	1:B:133:LEU:CD2	1:B:52:LEU:N	10	6.64
(3,14)	1:B:133:LEU:CD2	1:B:53:LEU:N	10	6.64
(3,14)	1:B:133:LEU:CD2	1:B:54:ASP:N	10	6.64
(3,14)	1:B:133:LEU:CD2	1:B:55:ILE:N	10	6.64
(3,14)	1:B:133:LEU:CD2	1:B:56:LEU:N	10	6.64
(3,14)	1:B:133:LEU:CD2	1:B:57:ASP:N	10	6.64
(3,14)	1:B:133:LEU:CD2	1:B:58:THR:N	10	6.64
(3,14)	1:B:133:LEU:CD2	1:B:59:ALA:N	10	6.64
(3,14)	1:B:133:LEU:CD2	1:B:60:GLY:N	10	6.64
(3,14)	1:B:133:LEU:CD2	1:B:61:GLN:N	10	6.64
(3,14)	1:B:133:LEU:CD2	1:B:62:GLU:N	10	6.64
(3,14)	1:B:133:LEU:CD2	1:B:63:GLU:N	10	6.64
(3,14)	1:B:133:LEU:CD2	1:B:64:TYR:N	10	6.64
(3,14)	1:B:133:LEU:CD2	1:B:65:SER:N	10	6.64
(3,14)	1:B:133:LEU:CD2	1:B:66:ALA:N	10	6.64
(3,14)	1:B:133:LEU:CD2	1:B:67:MET:N	10	6.64
(3,14)	1:B:133:LEU:CD2	1:B:68:ARG:N	10	6.64
(3,14)	1:B:133:LEU:CD2	1:B:69:ASP:N	10	6.64
(3,14)	1:B:133:LEU:CD2	1:B:70:GLN:N	10	6.64
(3,14)	1:B:133:LEU:CD2	1:B:71:TYR:N	10	6.64
(3,14)	1:B:133:LEU:CD2	1:B:72:MET:N	10	6.64
(3,14)	1:B:133:LEU:CD2	1:B:73:ARG:N	10	6.64
(3,14)	1:B:133:LEU:CD2	1:B:74:THR:N	10	6.64
(3,14)	1:B:133:LEU:CD2	1:B:75:GLY:N	10	6.64
(3,14)	1:B:133:LEU:CD2	1:B:76:GLU:N	10	6.64
(3,14)	1:B:133:LEU:CD2	1:B:77:GLY:N	10	6.64
(3,14)	1:B:133:LEU:CD2	1:B:78:PHE:N	10	6.64
(3,14)	1:B:133:LEU:CD2	1:B:79:LEU:N	10	6.64
(3,14)	1:B:133:LEU:CD2	1:B:80:CYS:N	10	6.64
(3,14)	1:B:133:LEU:CD2	5:B:203:7Q9:N	10	6.64
(3,14)	1:B:133:LEU:CD2	5:B:204:7Q9:N	10	6.64

Continued on next page...

Continued from previous page...

Key	Atom-1	Atom-2	Model ID	Violation (Å)
(3,14)	1:B:133:LEU:CD2	5:B:205:7Q9:N	10	6.64
(3,14)	1:B:133:LEU:CD2	5:B:206:7Q9:N	10	6.64
(3,14)	1:B:133:LEU:CD2	5:B:207:7Q9:N	10	6.64
(3,14)	1:B:133:LEU:CD2	6:B:208:17F:N1	10	6.64
(3,14)	1:B:133:LEU:CD2	5:B:209:7Q9:N	10	6.64
(3,14)	1:B:133:LEU:CD2	5:B:210:7Q9:N	10	6.64
(3,14)	1:B:133:LEU:CD2	5:B:211:7Q9:N	10	6.64
(3,14)	1:B:133:LEU:CD2	5:B:212:7Q9:N	10	6.64
(3,14)	1:B:133:LEU:CD2	5:B:213:7Q9:N	10	6.64
(3,14)	1:B:133:LEU:CD2	6:B:214:17F:N1	10	6.64
(3,14)	1:B:133:LEU:CD2	6:B:215:17F:N1	10	6.64
(3,14)	1:B:133:LEU:CD2	5:B:216:7Q9:N	10	6.64
(3,14)	1:B:133:LEU:CD2	5:B:217:7Q9:N	10	6.64
(3,14)	1:B:133:LEU:CD2	5:B:218:7Q9:N	10	6.64
(3,14)	1:B:133:LEU:CD2	6:B:219:17F:N1	10	6.64
(3,14)	1:B:133:LEU:CD2	5:B:220:7Q9:N	10	6.64
(1,6)	1:B:169:LYS:CG	1:A:56:LEU:C	11	6.64
(1,6)	1:B:169:LYS:CG	1:A:56:LEU:CA	11	6.64
(1,6)	1:B:169:LYS:CG	1:A:56:LEU:CB	11	6.64
(1,6)	1:B:169:LYS:CG	1:A:56:LEU:CD1	11	6.64
(1,6)	1:B:169:LYS:CG	1:A:56:LEU:CD1	11	6.64
(1,6)	1:B:169:LYS:CG	1:A:56:LEU:CD2	11	6.64
(1,6)	1:B:169:LYS:CG	1:A:56:LEU:CD2	11	6.64
(1,6)	1:B:169:LYS:CG	1:A:56:LEU:CG	11	6.64
(1,6)	1:B:169:LYS:CG	1:A:56:LEU:H	11	6.64
(1,6)	1:B:169:LYS:CG	1:A:56:LEU:N	11	6.64
(1,6)	1:B:169:LYS:CG	1:A:56:LEU:O	11	6.64
(1,6)	1:B:169:LYS:CG	1:B:56:LEU:CD1	11	6.64
(1,6)	1:B:169:LYS:CG	1:B:56:LEU:CD2	11	6.64
(1,18)	1:A:39:SER:OG	1:A:160:VAL:CG1	6	6.64
(1,18)	1:A:39:SER:OG	1:A:160:VAL:CG2	6	6.64
(1,18)	1:A:39:SER:OG	1:B:160:VAL:C	6	6.64
(1,18)	1:A:39:SER:OG	1:B:160:VAL:CA	6	6.64
(1,18)	1:A:39:SER:OG	1:B:160:VAL:CB	6	6.64
(1,18)	1:A:39:SER:OG	1:B:160:VAL:CG1	6	6.64
(1,18)	1:A:39:SER:OG	1:B:160:VAL:CG1	6	6.64
(1,18)	1:A:39:SER:OG	1:B:160:VAL:CG2	6	6.64
(1,18)	1:A:39:SER:OG	1:B:160:VAL:CG2	6	6.64
(1,18)	1:A:39:SER:OG	1:B:160:VAL:H	6	6.64
(1,18)	1:A:39:SER:OG	1:B:160:VAL:N	6	6.64
(1,18)	1:A:39:SER:OG	1:B:160:VAL:O	6	6.64
(1,1)	1:B:118:CYS:SG	1:A:21:ILE:CD1	3	6.63

Continued on next page...

Continued from previous page...

Key	Atom-1	Atom-2	Model ID	Violation (Å)
(1,18)	1:A:39:SER:OG	1:A:160:VAL:CG1	15	6.62
(1,18)	1:A:39:SER:OG	1:A:160:VAL:CG2	15	6.62
(1,18)	1:A:39:SER:OG	1:B:160:VAL:C	15	6.62
(1,18)	1:A:39:SER:OG	1:B:160:VAL:CA	15	6.62
(1,18)	1:A:39:SER:OG	1:B:160:VAL:CB	15	6.62
(1,18)	1:A:39:SER:OG	1:B:160:VAL:CG1	15	6.62
(1,18)	1:A:39:SER:OG	1:B:160:VAL:CG1	15	6.62
(1,18)	1:A:39:SER:OG	1:B:160:VAL:CG2	15	6.62
(1,18)	1:A:39:SER:OG	1:B:160:VAL:CG2	15	6.62
(1,18)	1:A:39:SER:OG	1:B:160:VAL:H	15	6.62
(1,18)	1:A:39:SER:OG	1:B:160:VAL:N	15	6.62
(1,18)	1:A:39:SER:OG	1:B:160:VAL:O	15	6.62
(1,18)	1:A:39:SER:OG	1:A:160:VAL:CG1	16	6.58
(1,18)	1:A:39:SER:OG	1:A:160:VAL:CG2	16	6.58
(1,18)	1:A:39:SER:OG	1:B:160:VAL:C	16	6.58
(1,18)	1:A:39:SER:OG	1:B:160:VAL:CA	16	6.58
(1,18)	1:A:39:SER:OG	1:B:160:VAL:CB	16	6.58
(1,18)	1:A:39:SER:OG	1:B:160:VAL:CG1	16	6.58
(1,18)	1:A:39:SER:OG	1:B:160:VAL:CG1	16	6.58
(1,18)	1:A:39:SER:OG	1:B:160:VAL:CG2	16	6.58
(1,18)	1:A:39:SER:OG	1:B:160:VAL:CG2	16	6.58
(1,18)	1:A:39:SER:OG	1:B:160:VAL:H	16	6.58
(1,18)	1:A:39:SER:OG	1:B:160:VAL:N	16	6.58
(1,18)	1:A:39:SER:OG	1:B:160:VAL:O	16	6.58
(1,6)	1:B:169:LYS:CG	1:A:56:LEU:C	13	6.52
(1,6)	1:B:169:LYS:CG	1:A:56:LEU:CA	13	6.52
(1,6)	1:B:169:LYS:CG	1:A:56:LEU:CB	13	6.52
(1,6)	1:B:169:LYS:CG	1:A:56:LEU:CD1	13	6.52
(1,6)	1:B:169:LYS:CG	1:A:56:LEU:CD1	13	6.52
(1,6)	1:B:169:LYS:CG	1:A:56:LEU:CD2	13	6.52
(1,6)	1:B:169:LYS:CG	1:A:56:LEU:CD2	13	6.52
(1,6)	1:B:169:LYS:CG	1:A:56:LEU:CG	13	6.52
(1,6)	1:B:169:LYS:CG	1:A:56:LEU:H	13	6.52
(1,6)	1:B:169:LYS:CG	1:A:56:LEU:N	13	6.52
(1,6)	1:B:169:LYS:CG	1:A:56:LEU:O	13	6.52
(1,6)	1:B:169:LYS:CG	1:B:56:LEU:CD1	13	6.52
(1,6)	1:B:169:LYS:CG	1:B:56:LEU:CD2	13	6.52
(3,15)	1:B:139:ILE:CD1	1:B:2:THR:N	12	6.51
(3,15)	1:B:139:ILE:CD1	1:B:3:GLU:N	12	6.51
(3,15)	1:B:139:ILE:CD1	1:B:4:TYR:N	12	6.51
(3,15)	1:B:139:ILE:CD1	1:B:5:LYS:N	12	6.51
(3,15)	1:B:139:ILE:CD1	1:B:6:LEU:N	12	6.51

Continued on next page...

Continued from previous page...

Key	Atom-1	Atom-2	Model ID	Violation (Å)
(3,15)	1:B:139:ILE:CD1	1:B:7:VAL:N	12	6.51
(3,15)	1:B:139:ILE:CD1	1:B:8:VAL:N	12	6.51
(3,15)	1:B:139:ILE:CD1	1:B:9:VAL:N	12	6.51
(3,15)	1:B:139:ILE:CD1	1:B:10:GLY:N	12	6.51
(3,15)	1:B:139:ILE:CD1	1:B:11:ALA:N	12	6.51
(3,15)	1:B:139:ILE:CD1	1:B:12:ASP:N	12	6.51
(3,15)	1:B:139:ILE:CD1	1:B:13:GLY:N	12	6.51
(3,15)	1:B:139:ILE:CD1	1:B:14:VAL:N	12	6.51
(3,15)	1:B:139:ILE:CD1	1:B:15:GLY:N	12	6.51
(3,15)	1:B:139:ILE:CD1	1:B:16:LYS:N	12	6.51
(3,15)	1:B:139:ILE:CD1	1:B:17:SER:N	12	6.51
(3,15)	1:B:139:ILE:CD1	1:B:18:ALA:N	12	6.51
(3,15)	1:B:139:ILE:CD1	1:B:19:LEU:N	12	6.51
(3,15)	1:B:139:ILE:CD1	1:B:20:THR:N	12	6.51
(3,15)	1:B:139:ILE:CD1	1:B:21:ILE:N	12	6.51
(3,15)	1:B:139:ILE:CD1	1:B:22:GLN:N	12	6.51
(3,15)	1:B:139:ILE:CD1	1:B:23:LEU:N	12	6.51
(3,15)	1:B:139:ILE:CD1	1:B:24:ILE:N	12	6.51
(3,15)	1:B:139:ILE:CD1	1:B:25:GLN:N	12	6.51
(3,15)	1:B:139:ILE:CD1	1:B:26:ASN:N	12	6.51
(3,15)	1:B:139:ILE:CD1	1:B:27:HIS:N	12	6.51
(3,15)	1:B:139:ILE:CD1	1:B:28:PHE:N	12	6.51
(3,15)	1:B:139:ILE:CD1	1:B:29:VAL:N	12	6.51
(3,15)	1:B:139:ILE:CD1	1:B:30:ASP:N	12	6.51
(3,15)	1:B:139:ILE:CD1	1:B:31:GLU:N	12	6.51
(3,15)	1:B:139:ILE:CD1	1:B:32:TYR:N	12	6.51
(3,15)	1:B:139:ILE:CD1	1:B:33:ASP:N	12	6.51
(3,15)	1:B:139:ILE:CD1	1:B:34:PRO:N	12	6.51
(3,15)	1:B:139:ILE:CD1	1:B:35:THR:N	12	6.51
(3,15)	1:B:139:ILE:CD1	1:B:36:ILE:N	12	6.51
(3,15)	1:B:139:ILE:CD1	1:B:37:GLU:N	12	6.51
(3,15)	1:B:139:ILE:CD1	1:B:38:ASP:N	12	6.51
(3,15)	1:B:139:ILE:CD1	1:B:39:SER:N	12	6.51
(3,15)	1:B:139:ILE:CD1	1:B:40:TYR:N	12	6.51
(3,15)	1:B:139:ILE:CD1	1:B:41:ARG:N	12	6.51
(3,15)	1:B:139:ILE:CD1	1:B:42:LYS:N	12	6.51
(3,15)	1:B:139:ILE:CD1	1:B:43:GLN:N	12	6.51
(3,15)	1:B:139:ILE:CD1	1:B:44:VAL:N	12	6.51
(3,15)	1:B:139:ILE:CD1	1:B:45:VAL:N	12	6.51
(3,15)	1:B:139:ILE:CD1	1:B:46:ILE:N	12	6.51
(3,15)	1:B:139:ILE:CD1	1:B:47:ASP:N	12	6.51
(3,15)	1:B:139:ILE:CD1	1:B:48:GLY:N	12	6.51

Continued on next page...

Continued from previous page...

Key	Atom-1	Atom-2	Model ID	Violation (Å)
(3,15)	1:B:139:ILE:CD1	1:B:49:GLU:N	12	6.51
(3,15)	1:B:139:ILE:CD1	1:B:50:THR:N	12	6.51
(3,15)	1:B:139:ILE:CD1	1:B:51:CYS:N	12	6.51
(3,15)	1:B:139:ILE:CD1	1:B:52:LEU:N	12	6.51
(3,15)	1:B:139:ILE:CD1	1:B:53:LEU:N	12	6.51
(3,15)	1:B:139:ILE:CD1	1:B:54:ASP:N	12	6.51
(3,15)	1:B:139:ILE:CD1	1:B:55:ILE:N	12	6.51
(3,15)	1:B:139:ILE:CD1	1:B:56:LEU:N	12	6.51
(3,15)	1:B:139:ILE:CD1	1:B:57:ASP:N	12	6.51
(3,15)	1:B:139:ILE:CD1	1:B:58:THR:N	12	6.51
(3,15)	1:B:139:ILE:CD1	1:B:59:ALA:N	12	6.51
(3,15)	1:B:139:ILE:CD1	1:B:60:GLY:N	12	6.51
(3,15)	1:B:139:ILE:CD1	1:B:61:GLN:N	12	6.51
(3,15)	1:B:139:ILE:CD1	1:B:62:GLU:N	12	6.51
(3,15)	1:B:139:ILE:CD1	1:B:63:GLU:N	12	6.51
(3,15)	1:B:139:ILE:CD1	1:B:64:TYR:N	12	6.51
(3,15)	1:B:139:ILE:CD1	1:B:65:SER:N	12	6.51
(3,15)	1:B:139:ILE:CD1	1:B:66:ALA:N	12	6.51
(3,15)	1:B:139:ILE:CD1	1:B:67:MET:N	12	6.51
(3,15)	1:B:139:ILE:CD1	1:B:68:ARG:N	12	6.51
(3,15)	1:B:139:ILE:CD1	1:B:69:ASP:N	12	6.51
(3,15)	1:B:139:ILE:CD1	1:B:70:GLN:N	12	6.51
(3,15)	1:B:139:ILE:CD1	1:B:71:TYR:N	12	6.51
(3,15)	1:B:139:ILE:CD1	1:B:72:MET:N	12	6.51
(3,15)	1:B:139:ILE:CD1	1:B:73:ARG:N	12	6.51
(3,15)	1:B:139:ILE:CD1	1:B:74:THR:N	12	6.51
(3,15)	1:B:139:ILE:CD1	1:B:75:GLY:N	12	6.51
(3,15)	1:B:139:ILE:CD1	1:B:76:GLU:N	12	6.51
(3,15)	1:B:139:ILE:CD1	1:B:77:GLY:N	12	6.51
(3,15)	1:B:139:ILE:CD1	1:B:78:PHE:N	12	6.51
(3,15)	1:B:139:ILE:CD1	1:B:79:LEU:N	12	6.51
(3,15)	1:B:139:ILE:CD1	1:B:80:CYS:N	12	6.51
(3,15)	1:B:139:ILE:CD1	5:B:203:7Q9:N	12	6.51
(3,15)	1:B:139:ILE:CD1	5:B:204:7Q9:N	12	6.51
(3,15)	1:B:139:ILE:CD1	5:B:205:7Q9:N	12	6.51
(3,15)	1:B:139:ILE:CD1	5:B:206:7Q9:N	12	6.51
(3,15)	1:B:139:ILE:CD1	5:B:207:7Q9:N	12	6.51
(3,15)	1:B:139:ILE:CD1	6:B:208:17F:N1	12	6.51
(3,15)	1:B:139:ILE:CD1	5:B:209:7Q9:N	12	6.51
(3,15)	1:B:139:ILE:CD1	5:B:210:7Q9:N	12	6.51
(3,15)	1:B:139:ILE:CD1	5:B:211:7Q9:N	12	6.51
(3,15)	1:B:139:ILE:CD1	5:B:212:7Q9:N	12	6.51

Continued on next page...

Continued from previous page...

Key	Atom-1	Atom-2	Model ID	Violation (Å)
(3,15)	1:B:139:ILE:CD1	5:B:213:7Q9:N	12	6.51
(3,15)	1:B:139:ILE:CD1	6:B:214:17F:N1	12	6.51
(3,15)	1:B:139:ILE:CD1	6:B:215:17F:N1	12	6.51
(3,15)	1:B:139:ILE:CD1	5:B:216:7Q9:N	12	6.51
(3,15)	1:B:139:ILE:CD1	5:B:217:7Q9:N	12	6.51
(3,15)	1:B:139:ILE:CD1	5:B:218:7Q9:N	12	6.51
(3,15)	1:B:139:ILE:CD1	6:B:219:17F:N1	12	6.51
(3,15)	1:B:139:ILE:CD1	5:B:220:7Q9:N	12	6.51
(1,17)	1:A:39:SER:OG	1:B:142:ILE:CD1	3	6.51
(1,18)	1:A:39:SER:OG	1:A:160:VAL:CG1	9	6.48
(1,18)	1:A:39:SER:OG	1:A:160:VAL:CG2	9	6.48
(1,18)	1:A:39:SER:OG	1:B:160:VAL:C	9	6.48
(1,18)	1:A:39:SER:OG	1:B:160:VAL:CA	9	6.48
(1,18)	1:A:39:SER:OG	1:B:160:VAL:CB	9	6.48
(1,18)	1:A:39:SER:OG	1:B:160:VAL:CG1	9	6.48
(1,18)	1:A:39:SER:OG	1:B:160:VAL:CG1	9	6.48
(1,18)	1:A:39:SER:OG	1:B:160:VAL:CG2	9	6.48
(1,18)	1:A:39:SER:OG	1:B:160:VAL:CG2	9	6.48
(1,18)	1:A:39:SER:OG	1:B:160:VAL:H	9	6.48
(1,18)	1:A:39:SER:OG	1:B:160:VAL:N	9	6.48
(1,18)	1:A:39:SER:OG	1:B:160:VAL:O	9	6.48
(1,6)	1:B:169:LYS:CG	1:A:56:LEU:C	16	6.47
(1,6)	1:B:169:LYS:CG	1:A:56:LEU:CA	16	6.47
(1,6)	1:B:169:LYS:CG	1:A:56:LEU:CB	16	6.47
(1,6)	1:B:169:LYS:CG	1:A:56:LEU:CD1	16	6.47
(1,6)	1:B:169:LYS:CG	1:A:56:LEU:CD1	16	6.47
(1,6)	1:B:169:LYS:CG	1:A:56:LEU:CD2	16	6.47
(1,6)	1:B:169:LYS:CG	1:A:56:LEU:CD2	16	6.47
(1,6)	1:B:169:LYS:CG	1:A:56:LEU:CG	16	6.47
(1,6)	1:B:169:LYS:CG	1:A:56:LEU:H	16	6.47
(1,6)	1:B:169:LYS:CG	1:A:56:LEU:N	16	6.47
(1,6)	1:B:169:LYS:CG	1:A:56:LEU:O	16	6.47
(1,6)	1:B:169:LYS:CG	1:B:56:LEU:CD1	16	6.47
(1,6)	1:B:169:LYS:CG	1:B:56:LEU:CD2	16	6.47
(3,14)	1:B:133:LEU:CD1	1:B:2:THR:N	18	6.45
(3,14)	1:B:133:LEU:CD1	1:B:3:GLU:N	18	6.45
(3,14)	1:B:133:LEU:CD1	1:B:4:TYR:N	18	6.45
(3,14)	1:B:133:LEU:CD1	1:B:5:LYS:N	18	6.45
(3,14)	1:B:133:LEU:CD1	1:B:6:LEU:N	18	6.45
(3,14)	1:B:133:LEU:CD1	1:B:7:VAL:N	18	6.45
(3,14)	1:B:133:LEU:CD1	1:B:8:VAL:N	18	6.45
(3,14)	1:B:133:LEU:CD1	1:B:9:VAL:N	18	6.45

Continued on next page...

Continued from previous page...

Key	Atom-1	Atom-2	Model ID	Violation (Å)
(3,14)	1:B:133:LEU:CD1	1:B:10:GLY:N	18	6.45
(3,14)	1:B:133:LEU:CD1	1:B:11:ALA:N	18	6.45
(3,14)	1:B:133:LEU:CD1	1:B:12:ASP:N	18	6.45
(3,14)	1:B:133:LEU:CD1	1:B:13:GLY:N	18	6.45
(3,14)	1:B:133:LEU:CD1	1:B:14:VAL:N	18	6.45
(3,14)	1:B:133:LEU:CD1	1:B:15:GLY:N	18	6.45
(3,14)	1:B:133:LEU:CD1	1:B:16:LYS:N	18	6.45
(3,14)	1:B:133:LEU:CD1	1:B:17:SER:N	18	6.45
(3,14)	1:B:133:LEU:CD1	1:B:18:ALA:N	18	6.45
(3,14)	1:B:133:LEU:CD1	1:B:19:LEU:N	18	6.45
(3,14)	1:B:133:LEU:CD1	1:B:20:THR:N	18	6.45
(3,14)	1:B:133:LEU:CD1	1:B:21:ILE:N	18	6.45
(3,14)	1:B:133:LEU:CD1	1:B:22:GLN:N	18	6.45
(3,14)	1:B:133:LEU:CD1	1:B:23:LEU:N	18	6.45
(3,14)	1:B:133:LEU:CD1	1:B:24:ILE:N	18	6.45
(3,14)	1:B:133:LEU:CD1	1:B:25:GLN:N	18	6.45
(3,14)	1:B:133:LEU:CD1	1:B:26:ASN:N	18	6.45
(3,14)	1:B:133:LEU:CD1	1:B:27:HIS:N	18	6.45
(3,14)	1:B:133:LEU:CD1	1:B:28:PHE:N	18	6.45
(3,14)	1:B:133:LEU:CD1	1:B:29:VAL:N	18	6.45
(3,14)	1:B:133:LEU:CD1	1:B:30:ASP:N	18	6.45
(3,14)	1:B:133:LEU:CD1	1:B:31:GLU:N	18	6.45
(3,14)	1:B:133:LEU:CD1	1:B:32:TYR:N	18	6.45
(3,14)	1:B:133:LEU:CD1	1:B:33:ASP:N	18	6.45
(3,14)	1:B:133:LEU:CD1	1:B:34:PRO:N	18	6.45
(3,14)	1:B:133:LEU:CD1	1:B:35:THR:N	18	6.45
(3,14)	1:B:133:LEU:CD1	1:B:36:ILE:N	18	6.45
(3,14)	1:B:133:LEU:CD1	1:B:37:GLU:N	18	6.45
(3,14)	1:B:133:LEU:CD1	1:B:38:ASP:N	18	6.45
(3,14)	1:B:133:LEU:CD1	1:B:39:SER:N	18	6.45
(3,14)	1:B:133:LEU:CD1	1:B:40:TYR:N	18	6.45
(3,14)	1:B:133:LEU:CD1	1:B:41:ARG:N	18	6.45
(3,14)	1:B:133:LEU:CD1	1:B:42:LYS:N	18	6.45
(3,14)	1:B:133:LEU:CD1	1:B:43:GLN:N	18	6.45
(3,14)	1:B:133:LEU:CD1	1:B:44:VAL:N	18	6.45
(3,14)	1:B:133:LEU:CD1	1:B:45:VAL:N	18	6.45
(3,14)	1:B:133:LEU:CD1	1:B:46:ILE:N	18	6.45
(3,14)	1:B:133:LEU:CD1	1:B:47:ASP:N	18	6.45
(3,14)	1:B:133:LEU:CD1	1:B:48:GLY:N	18	6.45
(3,14)	1:B:133:LEU:CD1	1:B:49:GLU:N	18	6.45
(3,14)	1:B:133:LEU:CD1	1:B:50:THR:N	18	6.45
(3,14)	1:B:133:LEU:CD1	1:B:51:CYS:N	18	6.45

Continued on next page...

Continued from previous page...

Key	Atom-1	Atom-2	Model ID	Violation (Å)
(3,14)	1:B:133:LEU:CD1	1:B:52:LEU:N	18	6.45
(3,14)	1:B:133:LEU:CD1	1:B:53:LEU:N	18	6.45
(3,14)	1:B:133:LEU:CD1	1:B:54:ASP:N	18	6.45
(3,14)	1:B:133:LEU:CD1	1:B:55:ILE:N	18	6.45
(3,14)	1:B:133:LEU:CD1	1:B:56:LEU:N	18	6.45
(3,14)	1:B:133:LEU:CD1	1:B:57:ASP:N	18	6.45
(3,14)	1:B:133:LEU:CD1	1:B:58:THR:N	18	6.45
(3,14)	1:B:133:LEU:CD1	1:B:59:ALA:N	18	6.45
(3,14)	1:B:133:LEU:CD1	1:B:60:GLY:N	18	6.45
(3,14)	1:B:133:LEU:CD1	1:B:61:GLN:N	18	6.45
(3,14)	1:B:133:LEU:CD1	1:B:62:GLU:N	18	6.45
(3,14)	1:B:133:LEU:CD1	1:B:63:GLU:N	18	6.45
(3,14)	1:B:133:LEU:CD1	1:B:64:TYR:N	18	6.45
(3,14)	1:B:133:LEU:CD1	1:B:65:SER:N	18	6.45
(3,14)	1:B:133:LEU:CD1	1:B:66:ALA:N	18	6.45
(3,14)	1:B:133:LEU:CD1	1:B:67:MET:N	18	6.45
(3,14)	1:B:133:LEU:CD1	1:B:68:ARG:N	18	6.45
(3,14)	1:B:133:LEU:CD1	1:B:69:ASP:N	18	6.45
(3,14)	1:B:133:LEU:CD1	1:B:70:GLN:N	18	6.45
(3,14)	1:B:133:LEU:CD1	1:B:71:TYR:N	18	6.45
(3,14)	1:B:133:LEU:CD1	1:B:72:MET:N	18	6.45
(3,14)	1:B:133:LEU:CD1	1:B:73:ARG:N	18	6.45
(3,14)	1:B:133:LEU:CD1	1:B:74:THR:N	18	6.45
(3,14)	1:B:133:LEU:CD1	1:B:75:GLY:N	18	6.45
(3,14)	1:B:133:LEU:CD1	1:B:76:GLU:N	18	6.45
(3,14)	1:B:133:LEU:CD1	1:B:77:GLY:N	18	6.45
(3,14)	1:B:133:LEU:CD1	1:B:78:PHE:N	18	6.45
(3,14)	1:B:133:LEU:CD1	1:B:79:LEU:N	18	6.45
(3,14)	1:B:133:LEU:CD1	1:B:80:CYS:N	18	6.45
(3,14)	1:B:133:LEU:CD1	5:B:203:7Q9:N	18	6.45
(3,14)	1:B:133:LEU:CD1	5:B:204:7Q9:N	18	6.45
(3,14)	1:B:133:LEU:CD1	5:B:205:7Q9:N	18	6.45
(3,14)	1:B:133:LEU:CD1	5:B:206:7Q9:N	18	6.45
(3,14)	1:B:133:LEU:CD1	5:B:207:7Q9:N	18	6.45
(3,14)	1:B:133:LEU:CD1	6:B:208:17F:N1	18	6.45
(3,14)	1:B:133:LEU:CD1	5:B:209:7Q9:N	18	6.45
(3,14)	1:B:133:LEU:CD1	5:B:210:7Q9:N	18	6.45
(3,14)	1:B:133:LEU:CD1	5:B:211:7Q9:N	18	6.45
(3,14)	1:B:133:LEU:CD1	5:B:212:7Q9:N	18	6.45
(3,14)	1:B:133:LEU:CD1	5:B:213:7Q9:N	18	6.45
(3,14)	1:B:133:LEU:CD1	6:B:214:17F:N1	18	6.45
(3,14)	1:B:133:LEU:CD1	6:B:215:17F:N1	18	6.45

Continued on next page...

Continued from previous page...

Key	Atom-1	Atom-2	Model ID	Violation (Å)
(3,14)	1:B:133:LEU:CD1	5:B:216:7Q9:N	18	6.45
(3,14)	1:B:133:LEU:CD1	5:B:217:7Q9:N	18	6.45
(3,14)	1:B:133:LEU:CD1	5:B:218:7Q9:N	18	6.45
(3,14)	1:B:133:LEU:CD1	6:B:219:17F:N1	18	6.45
(3,14)	1:B:133:LEU:CD1	5:B:220:7Q9:N	18	6.45
(3,14)	1:B:133:LEU:CD2	1:B:2:THR:N	18	6.45
(3,14)	1:B:133:LEU:CD2	1:B:3:GLU:N	18	6.45
(3,14)	1:B:133:LEU:CD2	1:B:4:TYR:N	18	6.45
(3,14)	1:B:133:LEU:CD2	1:B:5:LYS:N	18	6.45
(3,14)	1:B:133:LEU:CD2	1:B:6:LEU:N	18	6.45
(3,14)	1:B:133:LEU:CD2	1:B:7:VAL:N	18	6.45
(3,14)	1:B:133:LEU:CD2	1:B:8:VAL:N	18	6.45
(3,14)	1:B:133:LEU:CD2	1:B:9:VAL:N	18	6.45
(3,14)	1:B:133:LEU:CD2	1:B:10:GLY:N	18	6.45
(3,14)	1:B:133:LEU:CD2	1:B:11:ALA:N	18	6.45
(3,14)	1:B:133:LEU:CD2	1:B:12:ASP:N	18	6.45
(3,14)	1:B:133:LEU:CD2	1:B:13:GLY:N	18	6.45
(3,14)	1:B:133:LEU:CD2	1:B:14:VAL:N	18	6.45
(3,14)	1:B:133:LEU:CD2	1:B:15:GLY:N	18	6.45
(3,14)	1:B:133:LEU:CD2	1:B:16:LYS:N	18	6.45
(3,14)	1:B:133:LEU:CD2	1:B:17:SER:N	18	6.45
(3,14)	1:B:133:LEU:CD2	1:B:18:ALA:N	18	6.45
(3,14)	1:B:133:LEU:CD2	1:B:19:LEU:N	18	6.45
(3,14)	1:B:133:LEU:CD2	1:B:20:THR:N	18	6.45
(3,14)	1:B:133:LEU:CD2	1:B:21:ILE:N	18	6.45
(3,14)	1:B:133:LEU:CD2	1:B:22:GLN:N	18	6.45
(3,14)	1:B:133:LEU:CD2	1:B:23:LEU:N	18	6.45
(3,14)	1:B:133:LEU:CD2	1:B:24:ILE:N	18	6.45
(3,14)	1:B:133:LEU:CD2	1:B:25:GLN:N	18	6.45
(3,14)	1:B:133:LEU:CD2	1:B:26:ASN:N	18	6.45
(3,14)	1:B:133:LEU:CD2	1:B:27:HIS:N	18	6.45
(3,14)	1:B:133:LEU:CD2	1:B:28:PHE:N	18	6.45
(3,14)	1:B:133:LEU:CD2	1:B:29:VAL:N	18	6.45
(3,14)	1:B:133:LEU:CD2	1:B:30:ASP:N	18	6.45
(3,14)	1:B:133:LEU:CD2	1:B:31:GLU:N	18	6.45
(3,14)	1:B:133:LEU:CD2	1:B:32:TYR:N	18	6.45
(3,14)	1:B:133:LEU:CD2	1:B:33:ASP:N	18	6.45
(3,14)	1:B:133:LEU:CD2	1:B:34:PRO:N	18	6.45
(3,14)	1:B:133:LEU:CD2	1:B:35:THR:N	18	6.45
(3,14)	1:B:133:LEU:CD2	1:B:36:ILE:N	18	6.45
(3,14)	1:B:133:LEU:CD2	1:B:37:GLU:N	18	6.45
(3,14)	1:B:133:LEU:CD2	1:B:38:ASP:N	18	6.45

Continued on next page...

Continued from previous page...

Key	Atom-1	Atom-2	Model ID	Violation (Å)
(3,14)	1:B:133:LEU:CD2	1:B:39:SER:N	18	6.45
(3,14)	1:B:133:LEU:CD2	1:B:40:TYR:N	18	6.45
(3,14)	1:B:133:LEU:CD2	1:B:41:ARG:N	18	6.45
(3,14)	1:B:133:LEU:CD2	1:B:42:LYS:N	18	6.45
(3,14)	1:B:133:LEU:CD2	1:B:43:GLN:N	18	6.45
(3,14)	1:B:133:LEU:CD2	1:B:44:VAL:N	18	6.45
(3,14)	1:B:133:LEU:CD2	1:B:45:VAL:N	18	6.45
(3,14)	1:B:133:LEU:CD2	1:B:46:ILE:N	18	6.45
(3,14)	1:B:133:LEU:CD2	1:B:47:ASP:N	18	6.45
(3,14)	1:B:133:LEU:CD2	1:B:48:GLY:N	18	6.45
(3,14)	1:B:133:LEU:CD2	1:B:49:GLU:N	18	6.45
(3,14)	1:B:133:LEU:CD2	1:B:50:THR:N	18	6.45
(3,14)	1:B:133:LEU:CD2	1:B:51:CYS:N	18	6.45
(3,14)	1:B:133:LEU:CD2	1:B:52:LEU:N	18	6.45
(3,14)	1:B:133:LEU:CD2	1:B:53:LEU:N	18	6.45
(3,14)	1:B:133:LEU:CD2	1:B:54:ASP:N	18	6.45
(3,14)	1:B:133:LEU:CD2	1:B:55:ILE:N	18	6.45
(3,14)	1:B:133:LEU:CD2	1:B:56:LEU:N	18	6.45
(3,14)	1:B:133:LEU:CD2	1:B:57:ASP:N	18	6.45
(3,14)	1:B:133:LEU:CD2	1:B:58:THR:N	18	6.45
(3,14)	1:B:133:LEU:CD2	1:B:59:ALA:N	18	6.45
(3,14)	1:B:133:LEU:CD2	1:B:60:GLY:N	18	6.45
(3,14)	1:B:133:LEU:CD2	1:B:61:GLN:N	18	6.45
(3,14)	1:B:133:LEU:CD2	1:B:62:GLU:N	18	6.45
(3,14)	1:B:133:LEU:CD2	1:B:63:GLU:N	18	6.45
(3,14)	1:B:133:LEU:CD2	1:B:64:TYR:N	18	6.45
(3,14)	1:B:133:LEU:CD2	1:B:65:SER:N	18	6.45
(3,14)	1:B:133:LEU:CD2	1:B:66:ALA:N	18	6.45
(3,14)	1:B:133:LEU:CD2	1:B:67:MET:N	18	6.45
(3,14)	1:B:133:LEU:CD2	1:B:68:ARG:N	18	6.45
(3,14)	1:B:133:LEU:CD2	1:B:69:ASP:N	18	6.45
(3,14)	1:B:133:LEU:CD2	1:B:70:GLN:N	18	6.45
(3,14)	1:B:133:LEU:CD2	1:B:71:TYR:N	18	6.45
(3,14)	1:B:133:LEU:CD2	1:B:72:MET:N	18	6.45
(3,14)	1:B:133:LEU:CD2	1:B:73:ARG:N	18	6.45
(3,14)	1:B:133:LEU:CD2	1:B:74:THR:N	18	6.45
(3,14)	1:B:133:LEU:CD2	1:B:75:GLY:N	18	6.45
(3,14)	1:B:133:LEU:CD2	1:B:76:GLU:N	18	6.45
(3,14)	1:B:133:LEU:CD2	1:B:77:GLY:N	18	6.45
(3,14)	1:B:133:LEU:CD2	1:B:78:PHE:N	18	6.45
(3,14)	1:B:133:LEU:CD2	1:B:79:LEU:N	18	6.45
(3,14)	1:B:133:LEU:CD2	1:B:80:CYS:N	18	6.45

Continued on next page...

Continued from previous page...

Key	Atom-1	Atom-2	Model ID	Violation (Å)
(3,14)	1:B:133:LEU:CD2	5:B:203:7Q9:N	18	6.45
(3,14)	1:B:133:LEU:CD2	5:B:204:7Q9:N	18	6.45
(3,14)	1:B:133:LEU:CD2	5:B:205:7Q9:N	18	6.45
(3,14)	1:B:133:LEU:CD2	5:B:206:7Q9:N	18	6.45
(3,14)	1:B:133:LEU:CD2	5:B:207:7Q9:N	18	6.45
(3,14)	1:B:133:LEU:CD2	6:B:208:17F:N1	18	6.45
(3,14)	1:B:133:LEU:CD2	5:B:209:7Q9:N	18	6.45
(3,14)	1:B:133:LEU:CD2	5:B:210:7Q9:N	18	6.45
(3,14)	1:B:133:LEU:CD2	5:B:211:7Q9:N	18	6.45
(3,14)	1:B:133:LEU:CD2	5:B:212:7Q9:N	18	6.45
(3,14)	1:B:133:LEU:CD2	5:B:213:7Q9:N	18	6.45
(3,14)	1:B:133:LEU:CD2	6:B:214:17F:N1	18	6.45
(3,14)	1:B:133:LEU:CD2	6:B:215:17F:N1	18	6.45
(3,14)	1:B:133:LEU:CD2	5:B:216:7Q9:N	18	6.45
(3,14)	1:B:133:LEU:CD2	5:B:217:7Q9:N	18	6.45
(3,14)	1:B:133:LEU:CD2	5:B:218:7Q9:N	18	6.45
(3,14)	1:B:133:LEU:CD2	6:B:219:17F:N1	18	6.45
(3,14)	1:B:133:LEU:CD2	5:B:220:7Q9:N	18	6.45
(1,2)	1:B:118:CYS:SG	1:A:23:LEU:C	2	6.43
(1,2)	1:B:118:CYS:SG	1:A:23:LEU:CA	2	6.43
(1,2)	1:B:118:CYS:SG	1:A:23:LEU:CB	2	6.43
(1,2)	1:B:118:CYS:SG	1:A:23:LEU:CD1	2	6.43
(1,2)	1:B:118:CYS:SG	1:A:23:LEU:CD1	2	6.43
(1,2)	1:B:118:CYS:SG	1:A:23:LEU:CD2	2	6.43
(1,2)	1:B:118:CYS:SG	1:A:23:LEU:CD2	2	6.43
(1,2)	1:B:118:CYS:SG	1:A:23:LEU:CG	2	6.43
(1,2)	1:B:118:CYS:SG	1:A:23:LEU:H	2	6.43
(1,2)	1:B:118:CYS:SG	1:A:23:LEU:N	2	6.43
(1,2)	1:B:118:CYS:SG	1:A:23:LEU:O	2	6.43
(1,2)	1:B:118:CYS:SG	1:B:23:LEU:CD1	2	6.43
(1,2)	1:B:118:CYS:SG	1:B:23:LEU:CD2	2	6.43
(3,14)	1:B:133:LEU:CD1	1:B:2:THR:N	14	6.31
(3,14)	1:B:133:LEU:CD1	1:B:3:GLU:N	14	6.31
(3,14)	1:B:133:LEU:CD1	1:B:4:TYR:N	14	6.31
(3,14)	1:B:133:LEU:CD1	1:B:5:LYS:N	14	6.31
(3,14)	1:B:133:LEU:CD1	1:B:6:LEU:N	14	6.31
(3,14)	1:B:133:LEU:CD1	1:B:7:VAL:N	14	6.31
(3,14)	1:B:133:LEU:CD1	1:B:8:VAL:N	14	6.31
(3,14)	1:B:133:LEU:CD1	1:B:9:VAL:N	14	6.31
(3,14)	1:B:133:LEU:CD1	1:B:10:GLY:N	14	6.31
(3,14)	1:B:133:LEU:CD1	1:B:11:ALA:N	14	6.31
(3,14)	1:B:133:LEU:CD1	1:B:12:ASP:N	14	6.31

Continued on next page...

Continued from previous page...

Key	Atom-1	Atom-2	Model ID	Violation (Å)
(3,14)	1:B:133:LEU:CD1	1:B:13:GLY:N	14	6.31
(3,14)	1:B:133:LEU:CD1	1:B:14:VAL:N	14	6.31
(3,14)	1:B:133:LEU:CD1	1:B:15:GLY:N	14	6.31
(3,14)	1:B:133:LEU:CD1	1:B:16:LYS:N	14	6.31
(3,14)	1:B:133:LEU:CD1	1:B:17:SER:N	14	6.31
(3,14)	1:B:133:LEU:CD1	1:B:18:ALA:N	14	6.31
(3,14)	1:B:133:LEU:CD1	1:B:19:LEU:N	14	6.31
(3,14)	1:B:133:LEU:CD1	1:B:20:THR:N	14	6.31
(3,14)	1:B:133:LEU:CD1	1:B:21:ILE:N	14	6.31
(3,14)	1:B:133:LEU:CD1	1:B:22:GLN:N	14	6.31
(3,14)	1:B:133:LEU:CD1	1:B:23:LEU:N	14	6.31
(3,14)	1:B:133:LEU:CD1	1:B:24:ILE:N	14	6.31
(3,14)	1:B:133:LEU:CD1	1:B:25:GLN:N	14	6.31
(3,14)	1:B:133:LEU:CD1	1:B:26:ASN:N	14	6.31
(3,14)	1:B:133:LEU:CD1	1:B:27:HIS:N	14	6.31
(3,14)	1:B:133:LEU:CD1	1:B:28:PHE:N	14	6.31
(3,14)	1:B:133:LEU:CD1	1:B:29:VAL:N	14	6.31
(3,14)	1:B:133:LEU:CD1	1:B:30:ASP:N	14	6.31
(3,14)	1:B:133:LEU:CD1	1:B:31:GLU:N	14	6.31
(3,14)	1:B:133:LEU:CD1	1:B:32:TYR:N	14	6.31
(3,14)	1:B:133:LEU:CD1	1:B:33:ASP:N	14	6.31
(3,14)	1:B:133:LEU:CD1	1:B:34:PRO:N	14	6.31
(3,14)	1:B:133:LEU:CD1	1:B:35:THR:N	14	6.31
(3,14)	1:B:133:LEU:CD1	1:B:36:ILE:N	14	6.31
(3,14)	1:B:133:LEU:CD1	1:B:37:GLU:N	14	6.31
(3,14)	1:B:133:LEU:CD1	1:B:38:ASP:N	14	6.31
(3,14)	1:B:133:LEU:CD1	1:B:39:SER:N	14	6.31
(3,14)	1:B:133:LEU:CD1	1:B:40:TYR:N	14	6.31
(3,14)	1:B:133:LEU:CD1	1:B:41:ARG:N	14	6.31
(3,14)	1:B:133:LEU:CD1	1:B:42:LYS:N	14	6.31
(3,14)	1:B:133:LEU:CD1	1:B:43:GLN:N	14	6.31
(3,14)	1:B:133:LEU:CD1	1:B:44:VAL:N	14	6.31
(3,14)	1:B:133:LEU:CD1	1:B:45:VAL:N	14	6.31
(3,14)	1:B:133:LEU:CD1	1:B:46:ILE:N	14	6.31
(3,14)	1:B:133:LEU:CD1	1:B:47:ASP:N	14	6.31
(3,14)	1:B:133:LEU:CD1	1:B:48:GLY:N	14	6.31
(3,14)	1:B:133:LEU:CD1	1:B:49:GLU:N	14	6.31
(3,14)	1:B:133:LEU:CD1	1:B:50:THR:N	14	6.31
(3,14)	1:B:133:LEU:CD1	1:B:51:CYS:N	14	6.31
(3,14)	1:B:133:LEU:CD1	1:B:52:LEU:N	14	6.31
(3,14)	1:B:133:LEU:CD1	1:B:53:LEU:N	14	6.31
(3,14)	1:B:133:LEU:CD1	1:B:54:ASP:N	14	6.31

Continued on next page...

Continued from previous page...

Key	Atom-1	Atom-2	Model ID	Violation (Å)
(3,14)	1:B:133:LEU:CD1	1:B:55:ILE:N	14	6.31
(3,14)	1:B:133:LEU:CD1	1:B:56:LEU:N	14	6.31
(3,14)	1:B:133:LEU:CD1	1:B:57:ASP:N	14	6.31
(3,14)	1:B:133:LEU:CD1	1:B:58:THR:N	14	6.31
(3,14)	1:B:133:LEU:CD1	1:B:59:ALA:N	14	6.31
(3,14)	1:B:133:LEU:CD1	1:B:60:GLY:N	14	6.31
(3,14)	1:B:133:LEU:CD1	1:B:61:GLN:N	14	6.31
(3,14)	1:B:133:LEU:CD1	1:B:62:GLU:N	14	6.31
(3,14)	1:B:133:LEU:CD1	1:B:63:GLU:N	14	6.31
(3,14)	1:B:133:LEU:CD1	1:B:64:TYR:N	14	6.31
(3,14)	1:B:133:LEU:CD1	1:B:65:SER:N	14	6.31
(3,14)	1:B:133:LEU:CD1	1:B:66:ALA:N	14	6.31
(3,14)	1:B:133:LEU:CD1	1:B:67:MET:N	14	6.31
(3,14)	1:B:133:LEU:CD1	1:B:68:ARG:N	14	6.31
(3,14)	1:B:133:LEU:CD1	1:B:69:ASP:N	14	6.31
(3,14)	1:B:133:LEU:CD1	1:B:70:GLN:N	14	6.31
(3,14)	1:B:133:LEU:CD1	1:B:71:TYR:N	14	6.31
(3,14)	1:B:133:LEU:CD1	1:B:72:MET:N	14	6.31
(3,14)	1:B:133:LEU:CD1	1:B:73:ARG:N	14	6.31
(3,14)	1:B:133:LEU:CD1	1:B:74:THR:N	14	6.31
(3,14)	1:B:133:LEU:CD1	1:B:75:GLY:N	14	6.31
(3,14)	1:B:133:LEU:CD1	1:B:76:GLU:N	14	6.31
(3,14)	1:B:133:LEU:CD1	1:B:77:GLY:N	14	6.31
(3,14)	1:B:133:LEU:CD1	1:B:78:PHE:N	14	6.31
(3,14)	1:B:133:LEU:CD1	1:B:79:LEU:N	14	6.31
(3,14)	1:B:133:LEU:CD1	1:B:80:CYS:N	14	6.31
(3,14)	1:B:133:LEU:CD1	5:B:203:7Q9:N	14	6.31
(3,14)	1:B:133:LEU:CD1	5:B:204:7Q9:N	14	6.31
(3,14)	1:B:133:LEU:CD1	5:B:205:7Q9:N	14	6.31
(3,14)	1:B:133:LEU:CD1	5:B:206:7Q9:N	14	6.31
(3,14)	1:B:133:LEU:CD1	5:B:207:7Q9:N	14	6.31
(3,14)	1:B:133:LEU:CD1	6:B:208:17F:N1	14	6.31
(3,14)	1:B:133:LEU:CD1	5:B:209:7Q9:N	14	6.31
(3,14)	1:B:133:LEU:CD1	5:B:210:7Q9:N	14	6.31
(3,14)	1:B:133:LEU:CD1	5:B:211:7Q9:N	14	6.31
(3,14)	1:B:133:LEU:CD1	5:B:212:7Q9:N	14	6.31
(3,14)	1:B:133:LEU:CD1	5:B:213:7Q9:N	14	6.31
(3,14)	1:B:133:LEU:CD1	6:B:214:17F:N1	14	6.31
(3,14)	1:B:133:LEU:CD1	6:B:215:17F:N1	14	6.31
(3,14)	1:B:133:LEU:CD1	5:B:216:7Q9:N	14	6.31
(3,14)	1:B:133:LEU:CD1	5:B:217:7Q9:N	14	6.31
(3,14)	1:B:133:LEU:CD1	5:B:218:7Q9:N	14	6.31

Continued on next page...

Continued from previous page...

Key	Atom-1	Atom-2	Model ID	Violation (Å)
(3,14)	1:B:133:LEU:CD1	6:B:219:17F:N1	14	6.31
(3,14)	1:B:133:LEU:CD1	5:B:220:7Q9:N	14	6.31
(3,14)	1:B:133:LEU:CD2	1:B:2:THR:N	14	6.31
(3,14)	1:B:133:LEU:CD2	1:B:3:GLU:N	14	6.31
(3,14)	1:B:133:LEU:CD2	1:B:4:TYR:N	14	6.31
(3,14)	1:B:133:LEU:CD2	1:B:5:LYS:N	14	6.31
(3,14)	1:B:133:LEU:CD2	1:B:6:LEU:N	14	6.31
(3,14)	1:B:133:LEU:CD2	1:B:7:VAL:N	14	6.31
(3,14)	1:B:133:LEU:CD2	1:B:8:VAL:N	14	6.31
(3,14)	1:B:133:LEU:CD2	1:B:9:VAL:N	14	6.31
(3,14)	1:B:133:LEU:CD2	1:B:10:GLY:N	14	6.31
(3,14)	1:B:133:LEU:CD2	1:B:11:ALA:N	14	6.31
(3,14)	1:B:133:LEU:CD2	1:B:12:ASP:N	14	6.31
(3,14)	1:B:133:LEU:CD2	1:B:13:GLY:N	14	6.31
(3,14)	1:B:133:LEU:CD2	1:B:14:VAL:N	14	6.31
(3,14)	1:B:133:LEU:CD2	1:B:15:GLY:N	14	6.31
(3,14)	1:B:133:LEU:CD2	1:B:16:LYS:N	14	6.31
(3,14)	1:B:133:LEU:CD2	1:B:17:SER:N	14	6.31
(3,14)	1:B:133:LEU:CD2	1:B:18:ALA:N	14	6.31
(3,14)	1:B:133:LEU:CD2	1:B:19:LEU:N	14	6.31
(3,14)	1:B:133:LEU:CD2	1:B:20:THR:N	14	6.31
(3,14)	1:B:133:LEU:CD2	1:B:21:ILE:N	14	6.31
(3,14)	1:B:133:LEU:CD2	1:B:22:GLN:N	14	6.31
(3,14)	1:B:133:LEU:CD2	1:B:23:LEU:N	14	6.31
(3,14)	1:B:133:LEU:CD2	1:B:24:ILE:N	14	6.31
(3,14)	1:B:133:LEU:CD2	1:B:25:GLN:N	14	6.31
(3,14)	1:B:133:LEU:CD2	1:B:26:ASN:N	14	6.31
(3,14)	1:B:133:LEU:CD2	1:B:27:HIS:N	14	6.31
(3,14)	1:B:133:LEU:CD2	1:B:28:PHE:N	14	6.31
(3,14)	1:B:133:LEU:CD2	1:B:29:VAL:N	14	6.31
(3,14)	1:B:133:LEU:CD2	1:B:30:ASP:N	14	6.31
(3,14)	1:B:133:LEU:CD2	1:B:31:GLU:N	14	6.31
(3,14)	1:B:133:LEU:CD2	1:B:32:TYR:N	14	6.31
(3,14)	1:B:133:LEU:CD2	1:B:33:ASP:N	14	6.31
(3,14)	1:B:133:LEU:CD2	1:B:34:PRO:N	14	6.31
(3,14)	1:B:133:LEU:CD2	1:B:35:THR:N	14	6.31
(3,14)	1:B:133:LEU:CD2	1:B:36:ILE:N	14	6.31
(3,14)	1:B:133:LEU:CD2	1:B:37:GLU:N	14	6.31
(3,14)	1:B:133:LEU:CD2	1:B:38:ASP:N	14	6.31
(3,14)	1:B:133:LEU:CD2	1:B:39:SER:N	14	6.31
(3,14)	1:B:133:LEU:CD2	1:B:40:TYR:N	14	6.31
(3,14)	1:B:133:LEU:CD2	1:B:41:ARG:N	14	6.31

Continued on next page...

Continued from previous page...

Key	Atom-1	Atom-2	Model ID	Violation (Å)
(3,14)	1:B:133:LEU:CD2	1:B:42:LYS:N	14	6.31
(3,14)	1:B:133:LEU:CD2	1:B:43:GLN:N	14	6.31
(3,14)	1:B:133:LEU:CD2	1:B:44:VAL:N	14	6.31
(3,14)	1:B:133:LEU:CD2	1:B:45:VAL:N	14	6.31
(3,14)	1:B:133:LEU:CD2	1:B:46:ILE:N	14	6.31
(3,14)	1:B:133:LEU:CD2	1:B:47:ASP:N	14	6.31
(3,14)	1:B:133:LEU:CD2	1:B:48:GLY:N	14	6.31
(3,14)	1:B:133:LEU:CD2	1:B:49:GLU:N	14	6.31
(3,14)	1:B:133:LEU:CD2	1:B:50:THR:N	14	6.31
(3,14)	1:B:133:LEU:CD2	1:B:51:CYS:N	14	6.31
(3,14)	1:B:133:LEU:CD2	1:B:52:LEU:N	14	6.31
(3,14)	1:B:133:LEU:CD2	1:B:53:LEU:N	14	6.31
(3,14)	1:B:133:LEU:CD2	1:B:54:ASP:N	14	6.31
(3,14)	1:B:133:LEU:CD2	1:B:55:ILE:N	14	6.31
(3,14)	1:B:133:LEU:CD2	1:B:56:LEU:N	14	6.31
(3,14)	1:B:133:LEU:CD2	1:B:57:ASP:N	14	6.31
(3,14)	1:B:133:LEU:CD2	1:B:58:THR:N	14	6.31
(3,14)	1:B:133:LEU:CD2	1:B:59:ALA:N	14	6.31
(3,14)	1:B:133:LEU:CD2	1:B:60:GLY:N	14	6.31
(3,14)	1:B:133:LEU:CD2	1:B:61:GLN:N	14	6.31
(3,14)	1:B:133:LEU:CD2	1:B:62:GLU:N	14	6.31
(3,14)	1:B:133:LEU:CD2	1:B:63:GLU:N	14	6.31
(3,14)	1:B:133:LEU:CD2	1:B:64:TYR:N	14	6.31
(3,14)	1:B:133:LEU:CD2	1:B:65:SER:N	14	6.31
(3,14)	1:B:133:LEU:CD2	1:B:66:ALA:N	14	6.31
(3,14)	1:B:133:LEU:CD2	1:B:67:MET:N	14	6.31
(3,14)	1:B:133:LEU:CD2	1:B:68:ARG:N	14	6.31
(3,14)	1:B:133:LEU:CD2	1:B:69:ASP:N	14	6.31
(3,14)	1:B:133:LEU:CD2	1:B:70:GLN:N	14	6.31
(3,14)	1:B:133:LEU:CD2	1:B:71:TYR:N	14	6.31
(3,14)	1:B:133:LEU:CD2	1:B:72:MET:N	14	6.31
(3,14)	1:B:133:LEU:CD2	1:B:73:ARG:N	14	6.31
(3,14)	1:B:133:LEU:CD2	1:B:74:THR:N	14	6.31
(3,14)	1:B:133:LEU:CD2	1:B:75:GLY:N	14	6.31
(3,14)	1:B:133:LEU:CD2	1:B:76:GLU:N	14	6.31
(3,14)	1:B:133:LEU:CD2	1:B:77:GLY:N	14	6.31
(3,14)	1:B:133:LEU:CD2	1:B:78:PHE:N	14	6.31
(3,14)	1:B:133:LEU:CD2	1:B:79:LEU:N	14	6.31
(3,14)	1:B:133:LEU:CD2	1:B:80:CYS:N	14	6.31
(3,14)	1:B:133:LEU:CD2	5:B:203:7Q9:N	14	6.31
(3,14)	1:B:133:LEU:CD2	5:B:204:7Q9:N	14	6.31
(3,14)	1:B:133:LEU:CD2	5:B:205:7Q9:N	14	6.31

Continued on next page...

Continued from previous page...

Key	Atom-1	Atom-2	Model ID	Violation (Å)
(3,14)	1:B:133:LEU:CD2	5:B:206:7Q9:N	14	6.31
(3,14)	1:B:133:LEU:CD2	5:B:207:7Q9:N	14	6.31
(3,14)	1:B:133:LEU:CD2	6:B:208:17F:N1	14	6.31
(3,14)	1:B:133:LEU:CD2	5:B:209:7Q9:N	14	6.31
(3,14)	1:B:133:LEU:CD2	5:B:210:7Q9:N	14	6.31
(3,14)	1:B:133:LEU:CD2	5:B:211:7Q9:N	14	6.31
(3,14)	1:B:133:LEU:CD2	5:B:212:7Q9:N	14	6.31
(3,14)	1:B:133:LEU:CD2	5:B:213:7Q9:N	14	6.31
(3,14)	1:B:133:LEU:CD2	6:B:214:17F:N1	14	6.31
(3,14)	1:B:133:LEU:CD2	6:B:215:17F:N1	14	6.31
(3,14)	1:B:133:LEU:CD2	5:B:216:7Q9:N	14	6.31
(3,14)	1:B:133:LEU:CD2	5:B:217:7Q9:N	14	6.31
(3,14)	1:B:133:LEU:CD2	5:B:218:7Q9:N	14	6.31
(3,14)	1:B:133:LEU:CD2	6:B:219:17F:N1	14	6.31
(3,14)	1:B:133:LEU:CD2	5:B:220:7Q9:N	14	6.31
(3,15)	1:B:139:ILE:CD1	1:B:2:THR:N	6	6.29
(3,15)	1:B:139:ILE:CD1	1:B:3:GLU:N	6	6.29
(3,15)	1:B:139:ILE:CD1	1:B:4:TYR:N	6	6.29
(3,15)	1:B:139:ILE:CD1	1:B:5:LYS:N	6	6.29
(3,15)	1:B:139:ILE:CD1	1:B:6:LEU:N	6	6.29
(3,15)	1:B:139:ILE:CD1	1:B:7:VAL:N	6	6.29
(3,15)	1:B:139:ILE:CD1	1:B:8:VAL:N	6	6.29
(3,15)	1:B:139:ILE:CD1	1:B:9:VAL:N	6	6.29
(3,15)	1:B:139:ILE:CD1	1:B:10:GLY:N	6	6.29
(3,15)	1:B:139:ILE:CD1	1:B:11:ALA:N	6	6.29
(3,15)	1:B:139:ILE:CD1	1:B:12:ASP:N	6	6.29
(3,15)	1:B:139:ILE:CD1	1:B:13:GLY:N	6	6.29
(3,15)	1:B:139:ILE:CD1	1:B:14:VAL:N	6	6.29
(3,15)	1:B:139:ILE:CD1	1:B:15:GLY:N	6	6.29
(3,15)	1:B:139:ILE:CD1	1:B:16:LYS:N	6	6.29
(3,15)	1:B:139:ILE:CD1	1:B:17:SER:N	6	6.29
(3,15)	1:B:139:ILE:CD1	1:B:18:ALA:N	6	6.29
(3,15)	1:B:139:ILE:CD1	1:B:19:LEU:N	6	6.29
(3,15)	1:B:139:ILE:CD1	1:B:20:THR:N	6	6.29
(3,15)	1:B:139:ILE:CD1	1:B:21:ILE:N	6	6.29
(3,15)	1:B:139:ILE:CD1	1:B:22:GLN:N	6	6.29
(3,15)	1:B:139:ILE:CD1	1:B:23:LEU:N	6	6.29
(3,15)	1:B:139:ILE:CD1	1:B:24:ILE:N	6	6.29
(3,15)	1:B:139:ILE:CD1	1:B:25:GLN:N	6	6.29
(3,15)	1:B:139:ILE:CD1	1:B:26:ASN:N	6	6.29
(3,15)	1:B:139:ILE:CD1	1:B:27:HIS:N	6	6.29
(3,15)	1:B:139:ILE:CD1	1:B:28:PHE:N	6	6.29

Continued on next page...

Continued from previous page...

Key	Atom-1	Atom-2	Model ID	Violation (Å)
(3,15)	1:B:139:ILE:CD1	1:B:29:VAL:N	6	6.29
(3,15)	1:B:139:ILE:CD1	1:B:30:ASP:N	6	6.29
(3,15)	1:B:139:ILE:CD1	1:B:31:GLU:N	6	6.29
(3,15)	1:B:139:ILE:CD1	1:B:32:TYR:N	6	6.29
(3,15)	1:B:139:ILE:CD1	1:B:33:ASP:N	6	6.29
(3,15)	1:B:139:ILE:CD1	1:B:34:PRO:N	6	6.29
(3,15)	1:B:139:ILE:CD1	1:B:35:THR:N	6	6.29
(3,15)	1:B:139:ILE:CD1	1:B:36:ILE:N	6	6.29
(3,15)	1:B:139:ILE:CD1	1:B:37:GLU:N	6	6.29
(3,15)	1:B:139:ILE:CD1	1:B:38:ASP:N	6	6.29
(3,15)	1:B:139:ILE:CD1	1:B:39:SER:N	6	6.29
(3,15)	1:B:139:ILE:CD1	1:B:40:TYR:N	6	6.29
(3,15)	1:B:139:ILE:CD1	1:B:41:ARG:N	6	6.29
(3,15)	1:B:139:ILE:CD1	1:B:42:LYS:N	6	6.29
(3,15)	1:B:139:ILE:CD1	1:B:43:GLN:N	6	6.29
(3,15)	1:B:139:ILE:CD1	1:B:44:VAL:N	6	6.29
(3,15)	1:B:139:ILE:CD1	1:B:45:VAL:N	6	6.29
(3,15)	1:B:139:ILE:CD1	1:B:46:ILE:N	6	6.29
(3,15)	1:B:139:ILE:CD1	1:B:47:ASP:N	6	6.29
(3,15)	1:B:139:ILE:CD1	1:B:48:GLY:N	6	6.29
(3,15)	1:B:139:ILE:CD1	1:B:49:GLU:N	6	6.29
(3,15)	1:B:139:ILE:CD1	1:B:50:THR:N	6	6.29
(3,15)	1:B:139:ILE:CD1	1:B:51:CYS:N	6	6.29
(3,15)	1:B:139:ILE:CD1	1:B:52:LEU:N	6	6.29
(3,15)	1:B:139:ILE:CD1	1:B:53:LEU:N	6	6.29
(3,15)	1:B:139:ILE:CD1	1:B:54:ASP:N	6	6.29
(3,15)	1:B:139:ILE:CD1	1:B:55:ILE:N	6	6.29
(3,15)	1:B:139:ILE:CD1	1:B:56:LEU:N	6	6.29
(3,15)	1:B:139:ILE:CD1	1:B:57:ASP:N	6	6.29
(3,15)	1:B:139:ILE:CD1	1:B:58:THR:N	6	6.29
(3,15)	1:B:139:ILE:CD1	1:B:59:ALA:N	6	6.29
(3,15)	1:B:139:ILE:CD1	1:B:60:GLY:N	6	6.29
(3,15)	1:B:139:ILE:CD1	1:B:61:GLN:N	6	6.29
(3,15)	1:B:139:ILE:CD1	1:B:62:GLU:N	6	6.29
(3,15)	1:B:139:ILE:CD1	1:B:63:GLU:N	6	6.29
(3,15)	1:B:139:ILE:CD1	1:B:64:TYR:N	6	6.29
(3,15)	1:B:139:ILE:CD1	1:B:65:SER:N	6	6.29
(3,15)	1:B:139:ILE:CD1	1:B:66:ALA:N	6	6.29
(3,15)	1:B:139:ILE:CD1	1:B:67:MET:N	6	6.29
(3,15)	1:B:139:ILE:CD1	1:B:68:ARG:N	6	6.29
(3,15)	1:B:139:ILE:CD1	1:B:69:ASP:N	6	6.29
(3,15)	1:B:139:ILE:CD1	1:B:70:GLN:N	6	6.29

Continued on next page...

Continued from previous page...

Key	Atom-1	Atom-2	Model ID	Violation (Å)
(3,15)	1:B:139:ILE:CD1	1:B:71:TYR:N	6	6.29
(3,15)	1:B:139:ILE:CD1	1:B:72:MET:N	6	6.29
(3,15)	1:B:139:ILE:CD1	1:B:73:ARG:N	6	6.29
(3,15)	1:B:139:ILE:CD1	1:B:74:THR:N	6	6.29
(3,15)	1:B:139:ILE:CD1	1:B:75:GLY:N	6	6.29
(3,15)	1:B:139:ILE:CD1	1:B:76:GLU:N	6	6.29
(3,15)	1:B:139:ILE:CD1	1:B:77:GLY:N	6	6.29
(3,15)	1:B:139:ILE:CD1	1:B:78:PHE:N	6	6.29
(3,15)	1:B:139:ILE:CD1	1:B:79:LEU:N	6	6.29
(3,15)	1:B:139:ILE:CD1	1:B:80:CYS:N	6	6.29
(3,15)	1:B:139:ILE:CD1	5:B:203:7Q9:N	6	6.29
(3,15)	1:B:139:ILE:CD1	5:B:204:7Q9:N	6	6.29
(3,15)	1:B:139:ILE:CD1	5:B:205:7Q9:N	6	6.29
(3,15)	1:B:139:ILE:CD1	5:B:206:7Q9:N	6	6.29
(3,15)	1:B:139:ILE:CD1	5:B:207:7Q9:N	6	6.29
(3,15)	1:B:139:ILE:CD1	6:B:208:17F:N1	6	6.29
(3,15)	1:B:139:ILE:CD1	5:B:209:7Q9:N	6	6.29
(3,15)	1:B:139:ILE:CD1	5:B:210:7Q9:N	6	6.29
(3,15)	1:B:139:ILE:CD1	5:B:211:7Q9:N	6	6.29
(3,15)	1:B:139:ILE:CD1	5:B:212:7Q9:N	6	6.29
(3,15)	1:B:139:ILE:CD1	5:B:213:7Q9:N	6	6.29
(3,15)	1:B:139:ILE:CD1	6:B:214:17F:N1	6	6.29
(3,15)	1:B:139:ILE:CD1	6:B:215:17F:N1	6	6.29
(3,15)	1:B:139:ILE:CD1	5:B:216:7Q9:N	6	6.29
(3,15)	1:B:139:ILE:CD1	5:B:217:7Q9:N	6	6.29
(3,15)	1:B:139:ILE:CD1	5:B:218:7Q9:N	6	6.29
(3,15)	1:B:139:ILE:CD1	6:B:219:17F:N1	6	6.29
(3,15)	1:B:139:ILE:CD1	5:B:220:7Q9:N	6	6.29
(1,6)	1:B:169:LYS:CG	1:A:56:LEU:C	18	6.29
(1,6)	1:B:169:LYS:CG	1:A:56:LEU:CA	18	6.29
(1,6)	1:B:169:LYS:CG	1:A:56:LEU:CB	18	6.29
(1,6)	1:B:169:LYS:CG	1:A:56:LEU:CD1	18	6.29
(1,6)	1:B:169:LYS:CG	1:A:56:LEU:CD1	18	6.29
(1,6)	1:B:169:LYS:CG	1:A:56:LEU:CD2	18	6.29
(1,6)	1:B:169:LYS:CG	1:A:56:LEU:CD2	18	6.29
(1,6)	1:B:169:LYS:CG	1:A:56:LEU:CG	18	6.29
(1,6)	1:B:169:LYS:CG	1:A:56:LEU:H	18	6.29
(1,6)	1:B:169:LYS:CG	1:A:56:LEU:N	18	6.29
(1,6)	1:B:169:LYS:CG	1:A:56:LEU:O	18	6.29
(1,6)	1:B:169:LYS:CG	1:B:56:LEU:CD1	18	6.29
(1,6)	1:B:169:LYS:CG	1:B:56:LEU:CD2	18	6.29
(1,2)	1:B:118:CYS:SG	1:A:23:LEU:C	14	6.28

Continued on next page...

Continued from previous page...

Key	Atom-1	Atom-2	Model ID	Violation (Å)
(1,2)	1:B:118:CYS:SG	1:A:23:LEU:CA	14	6.28
(1,2)	1:B:118:CYS:SG	1:A:23:LEU:CB	14	6.28
(1,2)	1:B:118:CYS:SG	1:A:23:LEU:CD1	14	6.28
(1,2)	1:B:118:CYS:SG	1:A:23:LEU:CD1	14	6.28
(1,2)	1:B:118:CYS:SG	1:A:23:LEU:CD2	14	6.28
(1,2)	1:B:118:CYS:SG	1:A:23:LEU:CD2	14	6.28
(1,2)	1:B:118:CYS:SG	1:A:23:LEU:CG	14	6.28
(1,2)	1:B:118:CYS:SG	1:A:23:LEU:H	14	6.28
(1,2)	1:B:118:CYS:SG	1:A:23:LEU:N	14	6.28
(1,2)	1:B:118:CYS:SG	1:A:23:LEU:O	14	6.28
(1,2)	1:B:118:CYS:SG	1:B:23:LEU:CD1	14	6.28
(1,2)	1:B:118:CYS:SG	1:B:23:LEU:CD2	14	6.28
(1,18)	1:A:39:SER:OG	1:A:160:VAL:CG1	1	6.28
(1,18)	1:A:39:SER:OG	1:A:160:VAL:CG2	1	6.28
(1,18)	1:A:39:SER:OG	1:B:160:VAL:C	1	6.28
(1,18)	1:A:39:SER:OG	1:B:160:VAL:CA	1	6.28
(1,18)	1:A:39:SER:OG	1:B:160:VAL:CB	1	6.28
(1,18)	1:A:39:SER:OG	1:B:160:VAL:CG1	1	6.28
(1,18)	1:A:39:SER:OG	1:B:160:VAL:CG1	1	6.28
(1,18)	1:A:39:SER:OG	1:B:160:VAL:CG2	1	6.28
(1,18)	1:A:39:SER:OG	1:B:160:VAL:CG2	1	6.28
(1,18)	1:A:39:SER:OG	1:B:160:VAL:H	1	6.28
(1,18)	1:A:39:SER:OG	1:B:160:VAL:N	1	6.28
(1,18)	1:A:39:SER:OG	1:B:160:VAL:O	1	6.28
(3,14)	1:B:133:LEU:CD1	1:B:2:THR:N	5	6.26
(3,14)	1:B:133:LEU:CD1	1:B:3:GLU:N	5	6.26
(3,14)	1:B:133:LEU:CD1	1:B:4:TYR:N	5	6.26
(3,14)	1:B:133:LEU:CD1	1:B:5:LYS:N	5	6.26
(3,14)	1:B:133:LEU:CD1	1:B:6:LEU:N	5	6.26
(3,14)	1:B:133:LEU:CD1	1:B:7:VAL:N	5	6.26
(3,14)	1:B:133:LEU:CD1	1:B:8:VAL:N	5	6.26
(3,14)	1:B:133:LEU:CD1	1:B:9:VAL:N	5	6.26
(3,14)	1:B:133:LEU:CD1	1:B:10:GLY:N	5	6.26
(3,14)	1:B:133:LEU:CD1	1:B:11:ALA:N	5	6.26
(3,14)	1:B:133:LEU:CD1	1:B:12:ASP:N	5	6.26
(3,14)	1:B:133:LEU:CD1	1:B:13:GLY:N	5	6.26
(3,14)	1:B:133:LEU:CD1	1:B:14:VAL:N	5	6.26
(3,14)	1:B:133:LEU:CD1	1:B:15:GLY:N	5	6.26
(3,14)	1:B:133:LEU:CD1	1:B:16:LYS:N	5	6.26
(3,14)	1:B:133:LEU:CD1	1:B:17:SER:N	5	6.26
(3,14)	1:B:133:LEU:CD1	1:B:18:ALA:N	5	6.26
(3,14)	1:B:133:LEU:CD1	1:B:19:LEU:N	5	6.26

Continued on next page...

Continued from previous page...

Key	Atom-1	Atom-2	Model ID	Violation (Å)
(3,14)	1:B:133:LEU:CD1	1:B:20:THR:N	5	6.26
(3,14)	1:B:133:LEU:CD1	1:B:21:ILE:N	5	6.26
(3,14)	1:B:133:LEU:CD1	1:B:22:GLN:N	5	6.26
(3,14)	1:B:133:LEU:CD1	1:B:23:LEU:N	5	6.26
(3,14)	1:B:133:LEU:CD1	1:B:24:ILE:N	5	6.26
(3,14)	1:B:133:LEU:CD1	1:B:25:GLN:N	5	6.26
(3,14)	1:B:133:LEU:CD1	1:B:26:ASN:N	5	6.26
(3,14)	1:B:133:LEU:CD1	1:B:27:HIS:N	5	6.26
(3,14)	1:B:133:LEU:CD1	1:B:28:PHE:N	5	6.26
(3,14)	1:B:133:LEU:CD1	1:B:29:VAL:N	5	6.26
(3,14)	1:B:133:LEU:CD1	1:B:30:ASP:N	5	6.26
(3,14)	1:B:133:LEU:CD1	1:B:31:GLU:N	5	6.26
(3,14)	1:B:133:LEU:CD1	1:B:32:TYR:N	5	6.26
(3,14)	1:B:133:LEU:CD1	1:B:33:ASP:N	5	6.26
(3,14)	1:B:133:LEU:CD1	1:B:34:PRO:N	5	6.26
(3,14)	1:B:133:LEU:CD1	1:B:35:THR:N	5	6.26
(3,14)	1:B:133:LEU:CD1	1:B:36:ILE:N	5	6.26
(3,14)	1:B:133:LEU:CD1	1:B:37:GLU:N	5	6.26
(3,14)	1:B:133:LEU:CD1	1:B:38:ASP:N	5	6.26
(3,14)	1:B:133:LEU:CD1	1:B:39:SER:N	5	6.26
(3,14)	1:B:133:LEU:CD1	1:B:40:TYR:N	5	6.26
(3,14)	1:B:133:LEU:CD1	1:B:41:ARG:N	5	6.26
(3,14)	1:B:133:LEU:CD1	1:B:42:LYS:N	5	6.26
(3,14)	1:B:133:LEU:CD1	1:B:43:GLN:N	5	6.26
(3,14)	1:B:133:LEU:CD1	1:B:44:VAL:N	5	6.26
(3,14)	1:B:133:LEU:CD1	1:B:45:VAL:N	5	6.26
(3,14)	1:B:133:LEU:CD1	1:B:46:ILE:N	5	6.26
(3,14)	1:B:133:LEU:CD1	1:B:47:ASP:N	5	6.26
(3,14)	1:B:133:LEU:CD1	1:B:48:GLY:N	5	6.26
(3,14)	1:B:133:LEU:CD1	1:B:49:GLU:N	5	6.26
(3,14)	1:B:133:LEU:CD1	1:B:50:THR:N	5	6.26
(3,14)	1:B:133:LEU:CD1	1:B:51:CYS:N	5	6.26
(3,14)	1:B:133:LEU:CD1	1:B:52:LEU:N	5	6.26
(3,14)	1:B:133:LEU:CD1	1:B:53:LEU:N	5	6.26
(3,14)	1:B:133:LEU:CD1	1:B:54:ASP:N	5	6.26
(3,14)	1:B:133:LEU:CD1	1:B:55:ILE:N	5	6.26
(3,14)	1:B:133:LEU:CD1	1:B:56:LEU:N	5	6.26
(3,14)	1:B:133:LEU:CD1	1:B:57:ASP:N	5	6.26
(3,14)	1:B:133:LEU:CD1	1:B:58:THR:N	5	6.26
(3,14)	1:B:133:LEU:CD1	1:B:59:ALA:N	5	6.26
(3,14)	1:B:133:LEU:CD1	1:B:60:GLY:N	5	6.26
(3,14)	1:B:133:LEU:CD1	1:B:61:GLN:N	5	6.26

Continued on next page...

Continued from previous page...

Key	Atom-1	Atom-2	Model ID	Violation (Å)
(3,14)	1:B:133:LEU:CD1	1:B:62:GLU:N	5	6.26
(3,14)	1:B:133:LEU:CD1	1:B:63:GLU:N	5	6.26
(3,14)	1:B:133:LEU:CD1	1:B:64:TYR:N	5	6.26
(3,14)	1:B:133:LEU:CD1	1:B:65:SER:N	5	6.26
(3,14)	1:B:133:LEU:CD1	1:B:66:ALA:N	5	6.26
(3,14)	1:B:133:LEU:CD1	1:B:67:MET:N	5	6.26
(3,14)	1:B:133:LEU:CD1	1:B:68:ARG:N	5	6.26
(3,14)	1:B:133:LEU:CD1	1:B:69:ASP:N	5	6.26
(3,14)	1:B:133:LEU:CD1	1:B:70:GLN:N	5	6.26
(3,14)	1:B:133:LEU:CD1	1:B:71:TYR:N	5	6.26
(3,14)	1:B:133:LEU:CD1	1:B:72:MET:N	5	6.26
(3,14)	1:B:133:LEU:CD1	1:B:73:ARG:N	5	6.26
(3,14)	1:B:133:LEU:CD1	1:B:74:THR:N	5	6.26
(3,14)	1:B:133:LEU:CD1	1:B:75:GLY:N	5	6.26
(3,14)	1:B:133:LEU:CD1	1:B:76:GLU:N	5	6.26
(3,14)	1:B:133:LEU:CD1	1:B:77:GLY:N	5	6.26
(3,14)	1:B:133:LEU:CD1	1:B:78:PHE:N	5	6.26
(3,14)	1:B:133:LEU:CD1	1:B:79:LEU:N	5	6.26
(3,14)	1:B:133:LEU:CD1	1:B:80:CYS:N	5	6.26
(3,14)	1:B:133:LEU:CD1	5:B:203:7Q9:N	5	6.26
(3,14)	1:B:133:LEU:CD1	5:B:204:7Q9:N	5	6.26
(3,14)	1:B:133:LEU:CD1	5:B:205:7Q9:N	5	6.26
(3,14)	1:B:133:LEU:CD1	5:B:206:7Q9:N	5	6.26
(3,14)	1:B:133:LEU:CD1	5:B:207:7Q9:N	5	6.26
(3,14)	1:B:133:LEU:CD1	6:B:208:17F:N1	5	6.26
(3,14)	1:B:133:LEU:CD1	5:B:209:7Q9:N	5	6.26
(3,14)	1:B:133:LEU:CD1	5:B:210:7Q9:N	5	6.26
(3,14)	1:B:133:LEU:CD1	5:B:211:7Q9:N	5	6.26
(3,14)	1:B:133:LEU:CD1	5:B:212:7Q9:N	5	6.26
(3,14)	1:B:133:LEU:CD1	5:B:213:7Q9:N	5	6.26
(3,14)	1:B:133:LEU:CD1	6:B:214:17F:N1	5	6.26
(3,14)	1:B:133:LEU:CD1	6:B:215:17F:N1	5	6.26
(3,14)	1:B:133:LEU:CD1	5:B:216:7Q9:N	5	6.26
(3,14)	1:B:133:LEU:CD1	5:B:217:7Q9:N	5	6.26
(3,14)	1:B:133:LEU:CD1	5:B:218:7Q9:N	5	6.26
(3,14)	1:B:133:LEU:CD1	6:B:219:17F:N1	5	6.26
(3,14)	1:B:133:LEU:CD1	5:B:220:7Q9:N	5	6.26
(3,14)	1:B:133:LEU:CD2	1:B:2:THR:N	5	6.26
(3,14)	1:B:133:LEU:CD2	1:B:3:GLU:N	5	6.26
(3,14)	1:B:133:LEU:CD2	1:B:4:TYR:N	5	6.26
(3,14)	1:B:133:LEU:CD2	1:B:5:LYS:N	5	6.26
(3,14)	1:B:133:LEU:CD2	1:B:6:LEU:N	5	6.26

Continued on next page...

Continued from previous page...

Key	Atom-1	Atom-2	Model ID	Violation (Å)
(3,14)	1:B:133:LEU:CD2	1:B:7:VAL:N	5	6.26
(3,14)	1:B:133:LEU:CD2	1:B:8:VAL:N	5	6.26
(3,14)	1:B:133:LEU:CD2	1:B:9:VAL:N	5	6.26
(3,14)	1:B:133:LEU:CD2	1:B:10:GLY:N	5	6.26
(3,14)	1:B:133:LEU:CD2	1:B:11:ALA:N	5	6.26
(3,14)	1:B:133:LEU:CD2	1:B:12:ASP:N	5	6.26
(3,14)	1:B:133:LEU:CD2	1:B:13:GLY:N	5	6.26
(3,14)	1:B:133:LEU:CD2	1:B:14:VAL:N	5	6.26
(3,14)	1:B:133:LEU:CD2	1:B:15:GLY:N	5	6.26
(3,14)	1:B:133:LEU:CD2	1:B:16:LYS:N	5	6.26
(3,14)	1:B:133:LEU:CD2	1:B:17:SER:N	5	6.26
(3,14)	1:B:133:LEU:CD2	1:B:18:ALA:N	5	6.26
(3,14)	1:B:133:LEU:CD2	1:B:19:LEU:N	5	6.26
(3,14)	1:B:133:LEU:CD2	1:B:20:THR:N	5	6.26
(3,14)	1:B:133:LEU:CD2	1:B:21:ILE:N	5	6.26
(3,14)	1:B:133:LEU:CD2	1:B:22:GLN:N	5	6.26
(3,14)	1:B:133:LEU:CD2	1:B:23:LEU:N	5	6.26
(3,14)	1:B:133:LEU:CD2	1:B:24:ILE:N	5	6.26
(3,14)	1:B:133:LEU:CD2	1:B:25:GLN:N	5	6.26
(3,14)	1:B:133:LEU:CD2	1:B:26:ASN:N	5	6.26
(3,14)	1:B:133:LEU:CD2	1:B:27:HIS:N	5	6.26
(3,14)	1:B:133:LEU:CD2	1:B:28:PHE:N	5	6.26
(3,14)	1:B:133:LEU:CD2	1:B:29:VAL:N	5	6.26
(3,14)	1:B:133:LEU:CD2	1:B:30:ASP:N	5	6.26
(3,14)	1:B:133:LEU:CD2	1:B:31:GLU:N	5	6.26
(3,14)	1:B:133:LEU:CD2	1:B:32:TYR:N	5	6.26
(3,14)	1:B:133:LEU:CD2	1:B:33:ASP:N	5	6.26
(3,14)	1:B:133:LEU:CD2	1:B:34:PRO:N	5	6.26
(3,14)	1:B:133:LEU:CD2	1:B:35:THR:N	5	6.26
(3,14)	1:B:133:LEU:CD2	1:B:36:ILE:N	5	6.26
(3,14)	1:B:133:LEU:CD2	1:B:37:GLU:N	5	6.26
(3,14)	1:B:133:LEU:CD2	1:B:38:ASP:N	5	6.26
(3,14)	1:B:133:LEU:CD2	1:B:39:SER:N	5	6.26
(3,14)	1:B:133:LEU:CD2	1:B:40:TYR:N	5	6.26
(3,14)	1:B:133:LEU:CD2	1:B:41:ARG:N	5	6.26
(3,14)	1:B:133:LEU:CD2	1:B:42:LYS:N	5	6.26
(3,14)	1:B:133:LEU:CD2	1:B:43:GLN:N	5	6.26
(3,14)	1:B:133:LEU:CD2	1:B:44:VAL:N	5	6.26
(3,14)	1:B:133:LEU:CD2	1:B:45:VAL:N	5	6.26
(3,14)	1:B:133:LEU:CD2	1:B:46:ILE:N	5	6.26
(3,14)	1:B:133:LEU:CD2	1:B:47:ASP:N	5	6.26
(3,14)	1:B:133:LEU:CD2	1:B:48:GLY:N	5	6.26

Continued on next page...

Continued from previous page...

Key	Atom-1	Atom-2	Model ID	Violation (Å)
(3,14)	1:B:133:LEU:CD2	1:B:49:GLU:N	5	6.26
(3,14)	1:B:133:LEU:CD2	1:B:50:THR:N	5	6.26
(3,14)	1:B:133:LEU:CD2	1:B:51:CYS:N	5	6.26
(3,14)	1:B:133:LEU:CD2	1:B:52:LEU:N	5	6.26
(3,14)	1:B:133:LEU:CD2	1:B:53:LEU:N	5	6.26
(3,14)	1:B:133:LEU:CD2	1:B:54:ASP:N	5	6.26
(3,14)	1:B:133:LEU:CD2	1:B:55:ILE:N	5	6.26
(3,14)	1:B:133:LEU:CD2	1:B:56:LEU:N	5	6.26
(3,14)	1:B:133:LEU:CD2	1:B:57:ASP:N	5	6.26
(3,14)	1:B:133:LEU:CD2	1:B:58:THR:N	5	6.26
(3,14)	1:B:133:LEU:CD2	1:B:59:ALA:N	5	6.26
(3,14)	1:B:133:LEU:CD2	1:B:60:GLY:N	5	6.26
(3,14)	1:B:133:LEU:CD2	1:B:61:GLN:N	5	6.26
(3,14)	1:B:133:LEU:CD2	1:B:62:GLU:N	5	6.26
(3,14)	1:B:133:LEU:CD2	1:B:63:GLU:N	5	6.26
(3,14)	1:B:133:LEU:CD2	1:B:64:TYR:N	5	6.26
(3,14)	1:B:133:LEU:CD2	1:B:65:SER:N	5	6.26
(3,14)	1:B:133:LEU:CD2	1:B:66:ALA:N	5	6.26
(3,14)	1:B:133:LEU:CD2	1:B:67:MET:N	5	6.26
(3,14)	1:B:133:LEU:CD2	1:B:68:ARG:N	5	6.26
(3,14)	1:B:133:LEU:CD2	1:B:69:ASP:N	5	6.26
(3,14)	1:B:133:LEU:CD2	1:B:70:GLN:N	5	6.26
(3,14)	1:B:133:LEU:CD2	1:B:71:TYR:N	5	6.26
(3,14)	1:B:133:LEU:CD2	1:B:72:MET:N	5	6.26
(3,14)	1:B:133:LEU:CD2	1:B:73:ARG:N	5	6.26
(3,14)	1:B:133:LEU:CD2	1:B:74:THR:N	5	6.26
(3,14)	1:B:133:LEU:CD2	1:B:75:GLY:N	5	6.26
(3,14)	1:B:133:LEU:CD2	1:B:76:GLU:N	5	6.26
(3,14)	1:B:133:LEU:CD2	1:B:77:GLY:N	5	6.26
(3,14)	1:B:133:LEU:CD2	1:B:78:PHE:N	5	6.26
(3,14)	1:B:133:LEU:CD2	1:B:79:LEU:N	5	6.26
(3,14)	1:B:133:LEU:CD2	1:B:80:CYS:N	5	6.26
(3,14)	1:B:133:LEU:CD2	5:B:203:7Q9:N	5	6.26
(3,14)	1:B:133:LEU:CD2	5:B:204:7Q9:N	5	6.26
(3,14)	1:B:133:LEU:CD2	5:B:205:7Q9:N	5	6.26
(3,14)	1:B:133:LEU:CD2	5:B:206:7Q9:N	5	6.26
(3,14)	1:B:133:LEU:CD2	5:B:207:7Q9:N	5	6.26
(3,14)	1:B:133:LEU:CD2	6:B:208:17F:N1	5	6.26
(3,14)	1:B:133:LEU:CD2	5:B:209:7Q9:N	5	6.26
(3,14)	1:B:133:LEU:CD2	5:B:210:7Q9:N	5	6.26
(3,14)	1:B:133:LEU:CD2	5:B:211:7Q9:N	5	6.26
(3,14)	1:B:133:LEU:CD2	5:B:212:7Q9:N	5	6.26

Continued on next page...

Continued from previous page...

Key	Atom-1	Atom-2	Model ID	Violation (Å)
(3,14)	1:B:133:LEU:CD2	5:B:213:7Q9:N	5	6.26
(3,14)	1:B:133:LEU:CD2	6:B:214:17F:N1	5	6.26
(3,14)	1:B:133:LEU:CD2	6:B:215:17F:N1	5	6.26
(3,14)	1:B:133:LEU:CD2	5:B:216:7Q9:N	5	6.26
(3,14)	1:B:133:LEU:CD2	5:B:217:7Q9:N	5	6.26
(3,14)	1:B:133:LEU:CD2	5:B:218:7Q9:N	5	6.26
(3,14)	1:B:133:LEU:CD2	6:B:219:17F:N1	5	6.26
(3,14)	1:B:133:LEU:CD2	5:B:220:7Q9:N	5	6.26
(1,18)	1:A:39:SER:OG	1:A:160:VAL:CG1	7	6.26
(1,18)	1:A:39:SER:OG	1:A:160:VAL:CG2	7	6.26
(1,18)	1:A:39:SER:OG	1:B:160:VAL:C	7	6.26
(1,18)	1:A:39:SER:OG	1:B:160:VAL:CA	7	6.26
(1,18)	1:A:39:SER:OG	1:B:160:VAL:CB	7	6.26
(1,18)	1:A:39:SER:OG	1:B:160:VAL:CG1	7	6.26
(1,18)	1:A:39:SER:OG	1:B:160:VAL:CG1	7	6.26
(1,18)	1:A:39:SER:OG	1:B:160:VAL:CG2	7	6.26
(1,18)	1:A:39:SER:OG	1:B:160:VAL:CG2	7	6.26
(1,18)	1:A:39:SER:OG	1:B:160:VAL:H	7	6.26
(1,18)	1:A:39:SER:OG	1:B:160:VAL:N	7	6.26
(1,18)	1:A:39:SER:OG	1:B:160:VAL:O	7	6.26
(1,2)	1:B:118:CYS:SG	1:A:23:LEU:C	12	6.21
(1,2)	1:B:118:CYS:SG	1:A:23:LEU:CA	12	6.21
(1,2)	1:B:118:CYS:SG	1:A:23:LEU:CB	12	6.21
(1,2)	1:B:118:CYS:SG	1:A:23:LEU:CD1	12	6.21
(1,2)	1:B:118:CYS:SG	1:A:23:LEU:CD1	12	6.21
(1,2)	1:B:118:CYS:SG	1:A:23:LEU:CD2	12	6.21
(1,2)	1:B:118:CYS:SG	1:A:23:LEU:CD2	12	6.21
(1,2)	1:B:118:CYS:SG	1:A:23:LEU:CG	12	6.21
(1,2)	1:B:118:CYS:SG	1:A:23:LEU:H	12	6.21
(1,2)	1:B:118:CYS:SG	1:A:23:LEU:N	12	6.21
(1,2)	1:B:118:CYS:SG	1:A:23:LEU:O	12	6.21
(1,2)	1:B:118:CYS:SG	1:B:23:LEU:CD1	12	6.21
(1,2)	1:B:118:CYS:SG	1:B:23:LEU:CD2	12	6.21
(3,14)	1:B:133:LEU:CD1	1:B:2:THR:N	8	6.2
(3,14)	1:B:133:LEU:CD1	1:B:3:GLU:N	8	6.2
(3,14)	1:B:133:LEU:CD1	1:B:4:TYR:N	8	6.2
(3,14)	1:B:133:LEU:CD1	1:B:5:LYS:N	8	6.2
(3,14)	1:B:133:LEU:CD1	1:B:6:LEU:N	8	6.2
(3,14)	1:B:133:LEU:CD1	1:B:7:VAL:N	8	6.2
(3,14)	1:B:133:LEU:CD1	1:B:8:VAL:N	8	6.2
(3,14)	1:B:133:LEU:CD1	1:B:9:VAL:N	8	6.2
(3,14)	1:B:133:LEU:CD1	1:B:10:GLY:N	8	6.2

Continued on next page...

Continued from previous page...

Key	Atom-1	Atom-2	Model ID	Violation (Å)
(3,14)	1:B:133:LEU:CD1	1:B:11:ALA:N	8	6.2
(3,14)	1:B:133:LEU:CD1	1:B:12:ASP:N	8	6.2
(3,14)	1:B:133:LEU:CD1	1:B:13:GLY:N	8	6.2
(3,14)	1:B:133:LEU:CD1	1:B:14:VAL:N	8	6.2
(3,14)	1:B:133:LEU:CD1	1:B:15:GLY:N	8	6.2
(3,14)	1:B:133:LEU:CD1	1:B:16:LYS:N	8	6.2
(3,14)	1:B:133:LEU:CD1	1:B:17:SER:N	8	6.2
(3,14)	1:B:133:LEU:CD1	1:B:18:ALA:N	8	6.2
(3,14)	1:B:133:LEU:CD1	1:B:19:LEU:N	8	6.2
(3,14)	1:B:133:LEU:CD1	1:B:20:THR:N	8	6.2
(3,14)	1:B:133:LEU:CD1	1:B:21:ILE:N	8	6.2
(3,14)	1:B:133:LEU:CD1	1:B:22:GLN:N	8	6.2
(3,14)	1:B:133:LEU:CD1	1:B:23:LEU:N	8	6.2
(3,14)	1:B:133:LEU:CD1	1:B:24:ILE:N	8	6.2
(3,14)	1:B:133:LEU:CD1	1:B:25:GLN:N	8	6.2
(3,14)	1:B:133:LEU:CD1	1:B:26:ASN:N	8	6.2
(3,14)	1:B:133:LEU:CD1	1:B:27:HIS:N	8	6.2
(3,14)	1:B:133:LEU:CD1	1:B:28:PHE:N	8	6.2
(3,14)	1:B:133:LEU:CD1	1:B:29:VAL:N	8	6.2
(3,14)	1:B:133:LEU:CD1	1:B:30:ASP:N	8	6.2
(3,14)	1:B:133:LEU:CD1	1:B:31:GLU:N	8	6.2
(3,14)	1:B:133:LEU:CD1	1:B:32:TYR:N	8	6.2
(3,14)	1:B:133:LEU:CD1	1:B:33:ASP:N	8	6.2
(3,14)	1:B:133:LEU:CD1	1:B:34:PRO:N	8	6.2
(3,14)	1:B:133:LEU:CD1	1:B:35:THR:N	8	6.2
(3,14)	1:B:133:LEU:CD1	1:B:36:ILE:N	8	6.2
(3,14)	1:B:133:LEU:CD1	1:B:37:GLU:N	8	6.2
(3,14)	1:B:133:LEU:CD1	1:B:38:ASP:N	8	6.2
(3,14)	1:B:133:LEU:CD1	1:B:39:SER:N	8	6.2
(3,14)	1:B:133:LEU:CD1	1:B:40:TYR:N	8	6.2
(3,14)	1:B:133:LEU:CD1	1:B:41:ARG:N	8	6.2
(3,14)	1:B:133:LEU:CD1	1:B:42:LYS:N	8	6.2
(3,14)	1:B:133:LEU:CD1	1:B:43:GLN:N	8	6.2
(3,14)	1:B:133:LEU:CD1	1:B:44:VAL:N	8	6.2
(3,14)	1:B:133:LEU:CD1	1:B:45:VAL:N	8	6.2
(3,14)	1:B:133:LEU:CD1	1:B:46:ILE:N	8	6.2
(3,14)	1:B:133:LEU:CD1	1:B:47:ASP:N	8	6.2
(3,14)	1:B:133:LEU:CD1	1:B:48:GLY:N	8	6.2
(3,14)	1:B:133:LEU:CD1	1:B:49:GLU:N	8	6.2
(3,14)	1:B:133:LEU:CD1	1:B:50:THR:N	8	6.2
(3,14)	1:B:133:LEU:CD1	1:B:51:CYS:N	8	6.2
(3,14)	1:B:133:LEU:CD1	1:B:52:LEU:N	8	6.2

Continued on next page...

Continued from previous page...

Key	Atom-1	Atom-2	Model ID	Violation (Å)
(3,14)	1:B:133:LEU:CD1	1:B:53:LEU:N	8	6.2
(3,14)	1:B:133:LEU:CD1	1:B:54:ASP:N	8	6.2
(3,14)	1:B:133:LEU:CD1	1:B:55:ILE:N	8	6.2
(3,14)	1:B:133:LEU:CD1	1:B:56:LEU:N	8	6.2
(3,14)	1:B:133:LEU:CD1	1:B:57:ASP:N	8	6.2
(3,14)	1:B:133:LEU:CD1	1:B:58:THR:N	8	6.2
(3,14)	1:B:133:LEU:CD1	1:B:59:ALA:N	8	6.2
(3,14)	1:B:133:LEU:CD1	1:B:60:GLY:N	8	6.2
(3,14)	1:B:133:LEU:CD1	1:B:61:GLN:N	8	6.2
(3,14)	1:B:133:LEU:CD1	1:B:62:GLU:N	8	6.2
(3,14)	1:B:133:LEU:CD1	1:B:63:GLU:N	8	6.2
(3,14)	1:B:133:LEU:CD1	1:B:64:TYR:N	8	6.2
(3,14)	1:B:133:LEU:CD1	1:B:65:SER:N	8	6.2
(3,14)	1:B:133:LEU:CD1	1:B:66:ALA:N	8	6.2
(3,14)	1:B:133:LEU:CD1	1:B:67:MET:N	8	6.2
(3,14)	1:B:133:LEU:CD1	1:B:68:ARG:N	8	6.2
(3,14)	1:B:133:LEU:CD1	1:B:69:ASP:N	8	6.2
(3,14)	1:B:133:LEU:CD1	1:B:70:GLN:N	8	6.2
(3,14)	1:B:133:LEU:CD1	1:B:71:TYR:N	8	6.2
(3,14)	1:B:133:LEU:CD1	1:B:72:MET:N	8	6.2
(3,14)	1:B:133:LEU:CD1	1:B:73:ARG:N	8	6.2
(3,14)	1:B:133:LEU:CD1	1:B:74:THR:N	8	6.2
(3,14)	1:B:133:LEU:CD1	1:B:75:GLY:N	8	6.2
(3,14)	1:B:133:LEU:CD1	1:B:76:GLU:N	8	6.2
(3,14)	1:B:133:LEU:CD1	1:B:77:GLY:N	8	6.2
(3,14)	1:B:133:LEU:CD1	1:B:78:PHE:N	8	6.2
(3,14)	1:B:133:LEU:CD1	1:B:79:LEU:N	8	6.2
(3,14)	1:B:133:LEU:CD1	1:B:80:CYS:N	8	6.2
(3,14)	1:B:133:LEU:CD1	5:B:203:7Q9:N	8	6.2
(3,14)	1:B:133:LEU:CD1	5:B:204:7Q9:N	8	6.2
(3,14)	1:B:133:LEU:CD1	5:B:205:7Q9:N	8	6.2
(3,14)	1:B:133:LEU:CD1	5:B:206:7Q9:N	8	6.2
(3,14)	1:B:133:LEU:CD1	5:B:207:7Q9:N	8	6.2
(3,14)	1:B:133:LEU:CD1	6:B:208:17F:N1	8	6.2
(3,14)	1:B:133:LEU:CD1	5:B:209:7Q9:N	8	6.2
(3,14)	1:B:133:LEU:CD1	5:B:210:7Q9:N	8	6.2
(3,14)	1:B:133:LEU:CD1	5:B:211:7Q9:N	8	6.2
(3,14)	1:B:133:LEU:CD1	5:B:212:7Q9:N	8	6.2
(3,14)	1:B:133:LEU:CD1	5:B:213:7Q9:N	8	6.2
(3,14)	1:B:133:LEU:CD1	6:B:214:17F:N1	8	6.2
(3,14)	1:B:133:LEU:CD1	6:B:215:17F:N1	8	6.2
(3,14)	1:B:133:LEU:CD1	5:B:216:7Q9:N	8	6.2

Continued on next page...

Continued from previous page...

Key	Atom-1	Atom-2	Model ID	Violation (Å)
(3,14)	1:B:133:LEU:CD1	5:B:217:7Q9:N	8	6.2
(3,14)	1:B:133:LEU:CD1	5:B:218:7Q9:N	8	6.2
(3,14)	1:B:133:LEU:CD1	6:B:219:17F:N1	8	6.2
(3,14)	1:B:133:LEU:CD1	5:B:220:7Q9:N	8	6.2
(3,14)	1:B:133:LEU:CD2	1:B:2:THR:N	8	6.2
(3,14)	1:B:133:LEU:CD2	1:B:3:GLU:N	8	6.2
(3,14)	1:B:133:LEU:CD2	1:B:4:TYR:N	8	6.2
(3,14)	1:B:133:LEU:CD2	1:B:5:LYS:N	8	6.2
(3,14)	1:B:133:LEU:CD2	1:B:6:LEU:N	8	6.2
(3,14)	1:B:133:LEU:CD2	1:B:7:VAL:N	8	6.2
(3,14)	1:B:133:LEU:CD2	1:B:8:VAL:N	8	6.2
(3,14)	1:B:133:LEU:CD2	1:B:9:VAL:N	8	6.2
(3,14)	1:B:133:LEU:CD2	1:B:10:GLY:N	8	6.2
(3,14)	1:B:133:LEU:CD2	1:B:11:ALA:N	8	6.2
(3,14)	1:B:133:LEU:CD2	1:B:12:ASP:N	8	6.2
(3,14)	1:B:133:LEU:CD2	1:B:13:GLY:N	8	6.2
(3,14)	1:B:133:LEU:CD2	1:B:14:VAL:N	8	6.2
(3,14)	1:B:133:LEU:CD2	1:B:15:GLY:N	8	6.2
(3,14)	1:B:133:LEU:CD2	1:B:16:LYS:N	8	6.2
(3,14)	1:B:133:LEU:CD2	1:B:17:SER:N	8	6.2
(3,14)	1:B:133:LEU:CD2	1:B:18:ALA:N	8	6.2
(3,14)	1:B:133:LEU:CD2	1:B:19:LEU:N	8	6.2
(3,14)	1:B:133:LEU:CD2	1:B:20:THR:N	8	6.2
(3,14)	1:B:133:LEU:CD2	1:B:21:ILE:N	8	6.2
(3,14)	1:B:133:LEU:CD2	1:B:22:GLN:N	8	6.2
(3,14)	1:B:133:LEU:CD2	1:B:23:LEU:N	8	6.2
(3,14)	1:B:133:LEU:CD2	1:B:24:ILE:N	8	6.2
(3,14)	1:B:133:LEU:CD2	1:B:25:GLN:N	8	6.2
(3,14)	1:B:133:LEU:CD2	1:B:26:ASN:N	8	6.2
(3,14)	1:B:133:LEU:CD2	1:B:27:HIS:N	8	6.2
(3,14)	1:B:133:LEU:CD2	1:B:28:PHE:N	8	6.2
(3,14)	1:B:133:LEU:CD2	1:B:29:VAL:N	8	6.2
(3,14)	1:B:133:LEU:CD2	1:B:30:ASP:N	8	6.2
(3,14)	1:B:133:LEU:CD2	1:B:31:GLU:N	8	6.2
(3,14)	1:B:133:LEU:CD2	1:B:32:TYR:N	8	6.2
(3,14)	1:B:133:LEU:CD2	1:B:33:ASP:N	8	6.2
(3,14)	1:B:133:LEU:CD2	1:B:34:PRO:N	8	6.2
(3,14)	1:B:133:LEU:CD2	1:B:35:THR:N	8	6.2
(3,14)	1:B:133:LEU:CD2	1:B:36:ILE:N	8	6.2
(3,14)	1:B:133:LEU:CD2	1:B:37:GLU:N	8	6.2
(3,14)	1:B:133:LEU:CD2	1:B:38:ASP:N	8	6.2
(3,14)	1:B:133:LEU:CD2	1:B:39:SER:N	8	6.2

Continued on next page...

Continued from previous page...

Key	Atom-1	Atom-2	Model ID	Violation (Å)
(3,14)	1:B:133:LEU:CD2	1:B:40:TYR:N	8	6.2
(3,14)	1:B:133:LEU:CD2	1:B:41:ARG:N	8	6.2
(3,14)	1:B:133:LEU:CD2	1:B:42:LYS:N	8	6.2
(3,14)	1:B:133:LEU:CD2	1:B:43:GLN:N	8	6.2
(3,14)	1:B:133:LEU:CD2	1:B:44:VAL:N	8	6.2
(3,14)	1:B:133:LEU:CD2	1:B:45:VAL:N	8	6.2
(3,14)	1:B:133:LEU:CD2	1:B:46:ILE:N	8	6.2
(3,14)	1:B:133:LEU:CD2	1:B:47:ASP:N	8	6.2
(3,14)	1:B:133:LEU:CD2	1:B:48:GLY:N	8	6.2
(3,14)	1:B:133:LEU:CD2	1:B:49:GLU:N	8	6.2
(3,14)	1:B:133:LEU:CD2	1:B:50:THR:N	8	6.2
(3,14)	1:B:133:LEU:CD2	1:B:51:CYS:N	8	6.2
(3,14)	1:B:133:LEU:CD2	1:B:52:LEU:N	8	6.2
(3,14)	1:B:133:LEU:CD2	1:B:53:LEU:N	8	6.2
(3,14)	1:B:133:LEU:CD2	1:B:54:ASP:N	8	6.2
(3,14)	1:B:133:LEU:CD2	1:B:55:ILE:N	8	6.2
(3,14)	1:B:133:LEU:CD2	1:B:56:LEU:N	8	6.2
(3,14)	1:B:133:LEU:CD2	1:B:57:ASP:N	8	6.2
(3,14)	1:B:133:LEU:CD2	1:B:58:THR:N	8	6.2
(3,14)	1:B:133:LEU:CD2	1:B:59:ALA:N	8	6.2
(3,14)	1:B:133:LEU:CD2	1:B:60:GLY:N	8	6.2
(3,14)	1:B:133:LEU:CD2	1:B:61:GLN:N	8	6.2
(3,14)	1:B:133:LEU:CD2	1:B:62:GLU:N	8	6.2
(3,14)	1:B:133:LEU:CD2	1:B:63:GLU:N	8	6.2
(3,14)	1:B:133:LEU:CD2	1:B:64:TYR:N	8	6.2
(3,14)	1:B:133:LEU:CD2	1:B:65:SER:N	8	6.2
(3,14)	1:B:133:LEU:CD2	1:B:66:ALA:N	8	6.2
(3,14)	1:B:133:LEU:CD2	1:B:67:MET:N	8	6.2
(3,14)	1:B:133:LEU:CD2	1:B:68:ARG:N	8	6.2
(3,14)	1:B:133:LEU:CD2	1:B:69:ASP:N	8	6.2
(3,14)	1:B:133:LEU:CD2	1:B:70:GLN:N	8	6.2
(3,14)	1:B:133:LEU:CD2	1:B:71:TYR:N	8	6.2
(3,14)	1:B:133:LEU:CD2	1:B:72:MET:N	8	6.2
(3,14)	1:B:133:LEU:CD2	1:B:73:ARG:N	8	6.2
(3,14)	1:B:133:LEU:CD2	1:B:74:THR:N	8	6.2
(3,14)	1:B:133:LEU:CD2	1:B:75:GLY:N	8	6.2
(3,14)	1:B:133:LEU:CD2	1:B:76:GLU:N	8	6.2
(3,14)	1:B:133:LEU:CD2	1:B:77:GLY:N	8	6.2
(3,14)	1:B:133:LEU:CD2	1:B:78:PHE:N	8	6.2
(3,14)	1:B:133:LEU:CD2	1:B:79:LEU:N	8	6.2
(3,14)	1:B:133:LEU:CD2	1:B:80:CYS:N	8	6.2
(3,14)	1:B:133:LEU:CD2	5:B:203:7Q9:N	8	6.2

Continued on next page...

Continued from previous page...

Key	Atom-1	Atom-2	Model ID	Violation (Å)
(3,14)	1:B:133:LEU:CD2	5:B:204:7Q9:N	8	6.2
(3,14)	1:B:133:LEU:CD2	5:B:205:7Q9:N	8	6.2
(3,14)	1:B:133:LEU:CD2	5:B:206:7Q9:N	8	6.2
(3,14)	1:B:133:LEU:CD2	5:B:207:7Q9:N	8	6.2
(3,14)	1:B:133:LEU:CD2	6:B:208:17F:N1	8	6.2
(3,14)	1:B:133:LEU:CD2	5:B:209:7Q9:N	8	6.2
(3,14)	1:B:133:LEU:CD2	5:B:210:7Q9:N	8	6.2
(3,14)	1:B:133:LEU:CD2	5:B:211:7Q9:N	8	6.2
(3,14)	1:B:133:LEU:CD2	5:B:212:7Q9:N	8	6.2
(3,14)	1:B:133:LEU:CD2	5:B:213:7Q9:N	8	6.2
(3,14)	1:B:133:LEU:CD2	6:B:214:17F:N1	8	6.2
(3,14)	1:B:133:LEU:CD2	6:B:215:17F:N1	8	6.2
(3,14)	1:B:133:LEU:CD2	5:B:216:7Q9:N	8	6.2
(3,14)	1:B:133:LEU:CD2	5:B:217:7Q9:N	8	6.2
(3,14)	1:B:133:LEU:CD2	5:B:218:7Q9:N	8	6.2
(3,14)	1:B:133:LEU:CD2	6:B:219:17F:N1	8	6.2
(3,14)	1:B:133:LEU:CD2	5:B:220:7Q9:N	8	6.2
(1,18)	1:A:39:SER:OG	1:A:160:VAL:CG1	4	6.2
(1,18)	1:A:39:SER:OG	1:A:160:VAL:CG2	4	6.2
(1,18)	1:A:39:SER:OG	1:B:160:VAL:C	4	6.2
(1,18)	1:A:39:SER:OG	1:B:160:VAL:CA	4	6.2
(1,18)	1:A:39:SER:OG	1:B:160:VAL:CB	4	6.2
(1,18)	1:A:39:SER:OG	1:B:160:VAL:CG1	4	6.2
(1,18)	1:A:39:SER:OG	1:B:160:VAL:CG1	4	6.2
(1,18)	1:A:39:SER:OG	1:B:160:VAL:CG2	4	6.2
(1,18)	1:A:39:SER:OG	1:B:160:VAL:CG2	4	6.2
(1,18)	1:A:39:SER:OG	1:B:160:VAL:H	4	6.2
(1,18)	1:A:39:SER:OG	1:B:160:VAL:N	4	6.2
(1,18)	1:A:39:SER:OG	1:B:160:VAL:O	4	6.2
(1,18)	1:A:39:SER:OG	1:A:160:VAL:CG1	18	6.2
(1,18)	1:A:39:SER:OG	1:A:160:VAL:CG2	18	6.2
(1,18)	1:A:39:SER:OG	1:B:160:VAL:C	18	6.2
(1,18)	1:A:39:SER:OG	1:B:160:VAL:CA	18	6.2
(1,18)	1:A:39:SER:OG	1:B:160:VAL:CB	18	6.2
(1,18)	1:A:39:SER:OG	1:B:160:VAL:CG1	18	6.2
(1,18)	1:A:39:SER:OG	1:B:160:VAL:CG1	18	6.2
(1,18)	1:A:39:SER:OG	1:B:160:VAL:CG2	18	6.2
(1,18)	1:A:39:SER:OG	1:B:160:VAL:CG2	18	6.2
(1,18)	1:A:39:SER:OG	1:B:160:VAL:H	18	6.2
(1,18)	1:A:39:SER:OG	1:B:160:VAL:N	18	6.2
(1,18)	1:A:39:SER:OG	1:B:160:VAL:O	18	6.2
(1,18)	1:A:39:SER:OG	1:A:160:VAL:CG1	5	6.18

Continued on next page...

Continued from previous page...

Key	Atom-1	Atom-2	Model ID	Violation (Å)
(1,18)	1:A:39:SER:OG	1:A:160:VAL:CG2	5	6.18
(1,18)	1:A:39:SER:OG	1:B:160:VAL:C	5	6.18
(1,18)	1:A:39:SER:OG	1:B:160:VAL:CA	5	6.18
(1,18)	1:A:39:SER:OG	1:B:160:VAL:CB	5	6.18
(1,18)	1:A:39:SER:OG	1:B:160:VAL:CG1	5	6.18
(1,18)	1:A:39:SER:OG	1:B:160:VAL:CG1	5	6.18
(1,18)	1:A:39:SER:OG	1:B:160:VAL:CG2	5	6.18
(1,18)	1:A:39:SER:OG	1:B:160:VAL:CG2	5	6.18
(1,18)	1:A:39:SER:OG	1:B:160:VAL:H	5	6.18
(1,18)	1:A:39:SER:OG	1:B:160:VAL:N	5	6.18
(1,18)	1:A:39:SER:OG	1:B:160:VAL:O	5	6.18
(3,15)	1:B:139:ILE:CD1	1:B:2:THR:N	4	6.16
(3,15)	1:B:139:ILE:CD1	1:B:3:GLU:N	4	6.16
(3,15)	1:B:139:ILE:CD1	1:B:4:TYR:N	4	6.16
(3,15)	1:B:139:ILE:CD1	1:B:5:LYS:N	4	6.16
(3,15)	1:B:139:ILE:CD1	1:B:6:LEU:N	4	6.16
(3,15)	1:B:139:ILE:CD1	1:B:7:VAL:N	4	6.16
(3,15)	1:B:139:ILE:CD1	1:B:8:VAL:N	4	6.16
(3,15)	1:B:139:ILE:CD1	1:B:9:VAL:N	4	6.16
(3,15)	1:B:139:ILE:CD1	1:B:10:GLY:N	4	6.16
(3,15)	1:B:139:ILE:CD1	1:B:11:ALA:N	4	6.16
(3,15)	1:B:139:ILE:CD1	1:B:12:ASP:N	4	6.16
(3,15)	1:B:139:ILE:CD1	1:B:13:GLY:N	4	6.16
(3,15)	1:B:139:ILE:CD1	1:B:14:VAL:N	4	6.16
(3,15)	1:B:139:ILE:CD1	1:B:15:GLY:N	4	6.16
(3,15)	1:B:139:ILE:CD1	1:B:16:LYS:N	4	6.16
(3,15)	1:B:139:ILE:CD1	1:B:17:SER:N	4	6.16
(3,15)	1:B:139:ILE:CD1	1:B:18:ALA:N	4	6.16
(3,15)	1:B:139:ILE:CD1	1:B:19:LEU:N	4	6.16
(3,15)	1:B:139:ILE:CD1	1:B:20:THR:N	4	6.16
(3,15)	1:B:139:ILE:CD1	1:B:21:ILE:N	4	6.16
(3,15)	1:B:139:ILE:CD1	1:B:22:GLN:N	4	6.16
(3,15)	1:B:139:ILE:CD1	1:B:23:LEU:N	4	6.16
(3,15)	1:B:139:ILE:CD1	1:B:24:ILE:N	4	6.16
(3,15)	1:B:139:ILE:CD1	1:B:25:GLN:N	4	6.16
(3,15)	1:B:139:ILE:CD1	1:B:26:ASN:N	4	6.16
(3,15)	1:B:139:ILE:CD1	1:B:27:HIS:N	4	6.16
(3,15)	1:B:139:ILE:CD1	1:B:28:PHE:N	4	6.16
(3,15)	1:B:139:ILE:CD1	1:B:29:VAL:N	4	6.16
(3,15)	1:B:139:ILE:CD1	1:B:30:ASP:N	4	6.16
(3,15)	1:B:139:ILE:CD1	1:B:31:GLU:N	4	6.16
(3,15)	1:B:139:ILE:CD1	1:B:32:TYR:N	4	6.16

Continued on next page...

Continued from previous page...

Key	Atom-1	Atom-2	Model ID	Violation (Å)
(3,15)	1:B:139:ILE:CD1	1:B:33:ASP:N	4	6.16
(3,15)	1:B:139:ILE:CD1	1:B:34:PRO:N	4	6.16
(3,15)	1:B:139:ILE:CD1	1:B:35:THR:N	4	6.16
(3,15)	1:B:139:ILE:CD1	1:B:36:ILE:N	4	6.16
(3,15)	1:B:139:ILE:CD1	1:B:37:GLU:N	4	6.16
(3,15)	1:B:139:ILE:CD1	1:B:38:ASP:N	4	6.16
(3,15)	1:B:139:ILE:CD1	1:B:39:SER:N	4	6.16
(3,15)	1:B:139:ILE:CD1	1:B:40:TYR:N	4	6.16
(3,15)	1:B:139:ILE:CD1	1:B:41:ARG:N	4	6.16
(3,15)	1:B:139:ILE:CD1	1:B:42:LYS:N	4	6.16
(3,15)	1:B:139:ILE:CD1	1:B:43:GLN:N	4	6.16
(3,15)	1:B:139:ILE:CD1	1:B:44:VAL:N	4	6.16
(3,15)	1:B:139:ILE:CD1	1:B:45:VAL:N	4	6.16
(3,15)	1:B:139:ILE:CD1	1:B:46:ILE:N	4	6.16
(3,15)	1:B:139:ILE:CD1	1:B:47:ASP:N	4	6.16
(3,15)	1:B:139:ILE:CD1	1:B:48:GLY:N	4	6.16
(3,15)	1:B:139:ILE:CD1	1:B:49:GLU:N	4	6.16
(3,15)	1:B:139:ILE:CD1	1:B:50:THR:N	4	6.16
(3,15)	1:B:139:ILE:CD1	1:B:51:CYS:N	4	6.16
(3,15)	1:B:139:ILE:CD1	1:B:52:LEU:N	4	6.16
(3,15)	1:B:139:ILE:CD1	1:B:53:LEU:N	4	6.16
(3,15)	1:B:139:ILE:CD1	1:B:54:ASP:N	4	6.16
(3,15)	1:B:139:ILE:CD1	1:B:55:ILE:N	4	6.16
(3,15)	1:B:139:ILE:CD1	1:B:56:LEU:N	4	6.16
(3,15)	1:B:139:ILE:CD1	1:B:57:ASP:N	4	6.16
(3,15)	1:B:139:ILE:CD1	1:B:58:THR:N	4	6.16
(3,15)	1:B:139:ILE:CD1	1:B:59:ALA:N	4	6.16
(3,15)	1:B:139:ILE:CD1	1:B:60:GLY:N	4	6.16
(3,15)	1:B:139:ILE:CD1	1:B:61:GLN:N	4	6.16
(3,15)	1:B:139:ILE:CD1	1:B:62:GLU:N	4	6.16
(3,15)	1:B:139:ILE:CD1	1:B:63:GLU:N	4	6.16
(3,15)	1:B:139:ILE:CD1	1:B:64:TYR:N	4	6.16
(3,15)	1:B:139:ILE:CD1	1:B:65:SER:N	4	6.16
(3,15)	1:B:139:ILE:CD1	1:B:66:ALA:N	4	6.16
(3,15)	1:B:139:ILE:CD1	1:B:67:MET:N	4	6.16
(3,15)	1:B:139:ILE:CD1	1:B:68:ARG:N	4	6.16
(3,15)	1:B:139:ILE:CD1	1:B:69:ASP:N	4	6.16
(3,15)	1:B:139:ILE:CD1	1:B:70:GLN:N	4	6.16
(3,15)	1:B:139:ILE:CD1	1:B:71:TYR:N	4	6.16
(3,15)	1:B:139:ILE:CD1	1:B:72:MET:N	4	6.16
(3,15)	1:B:139:ILE:CD1	1:B:73:ARG:N	4	6.16
(3,15)	1:B:139:ILE:CD1	1:B:74:THR:N	4	6.16

Continued on next page...

Continued from previous page...

Key	Atom-1	Atom-2	Model ID	Violation (Å)
(3,15)	1:B:139:ILE:CD1	1:B:75:GLY:N	4	6.16
(3,15)	1:B:139:ILE:CD1	1:B:76:GLU:N	4	6.16
(3,15)	1:B:139:ILE:CD1	1:B:77:GLY:N	4	6.16
(3,15)	1:B:139:ILE:CD1	1:B:78:PHE:N	4	6.16
(3,15)	1:B:139:ILE:CD1	1:B:79:LEU:N	4	6.16
(3,15)	1:B:139:ILE:CD1	1:B:80:CYS:N	4	6.16
(3,15)	1:B:139:ILE:CD1	5:B:203:7Q9:N	4	6.16
(3,15)	1:B:139:ILE:CD1	5:B:204:7Q9:N	4	6.16
(3,15)	1:B:139:ILE:CD1	5:B:205:7Q9:N	4	6.16
(3,15)	1:B:139:ILE:CD1	5:B:206:7Q9:N	4	6.16
(3,15)	1:B:139:ILE:CD1	5:B:207:7Q9:N	4	6.16
(3,15)	1:B:139:ILE:CD1	6:B:208:17F:N1	4	6.16
(3,15)	1:B:139:ILE:CD1	5:B:209:7Q9:N	4	6.16
(3,15)	1:B:139:ILE:CD1	5:B:210:7Q9:N	4	6.16
(3,15)	1:B:139:ILE:CD1	5:B:211:7Q9:N	4	6.16
(3,15)	1:B:139:ILE:CD1	5:B:212:7Q9:N	4	6.16
(3,15)	1:B:139:ILE:CD1	5:B:213:7Q9:N	4	6.16
(3,15)	1:B:139:ILE:CD1	6:B:214:17F:N1	4	6.16
(3,15)	1:B:139:ILE:CD1	6:B:215:17F:N1	4	6.16
(3,15)	1:B:139:ILE:CD1	5:B:216:7Q9:N	4	6.16
(3,15)	1:B:139:ILE:CD1	5:B:217:7Q9:N	4	6.16
(3,15)	1:B:139:ILE:CD1	5:B:218:7Q9:N	4	6.16
(3,15)	1:B:139:ILE:CD1	6:B:219:17F:N1	4	6.16
(3,15)	1:B:139:ILE:CD1	5:B:220:7Q9:N	4	6.16
(1,6)	1:B:169:LYS:CG	1:A:56:LEU:C	2	6.11
(1,6)	1:B:169:LYS:CG	1:A:56:LEU:CA	2	6.11
(1,6)	1:B:169:LYS:CG	1:A:56:LEU:CB	2	6.11
(1,6)	1:B:169:LYS:CG	1:A:56:LEU:CD1	2	6.11
(1,6)	1:B:169:LYS:CG	1:A:56:LEU:CD1	2	6.11
(1,6)	1:B:169:LYS:CG	1:A:56:LEU:CD2	2	6.11
(1,6)	1:B:169:LYS:CG	1:A:56:LEU:CD2	2	6.11
(1,6)	1:B:169:LYS:CG	1:A:56:LEU:CG	2	6.11
(1,6)	1:B:169:LYS:CG	1:A:56:LEU:H	2	6.11
(1,6)	1:B:169:LYS:CG	1:A:56:LEU:N	2	6.11
(1,6)	1:B:169:LYS:CG	1:A:56:LEU:O	2	6.11
(1,6)	1:B:169:LYS:CG	1:B:56:LEU:CD1	2	6.11
(1,6)	1:B:169:LYS:CG	1:B:56:LEU:CD2	2	6.11
(1,18)	1:A:39:SER:OG	1:A:160:VAL:CG1	8	6.04
(1,18)	1:A:39:SER:OG	1:A:160:VAL:CG2	8	6.04
(1,18)	1:A:39:SER:OG	1:B:160:VAL:C	8	6.04
(1,18)	1:A:39:SER:OG	1:B:160:VAL:CA	8	6.04
(1,18)	1:A:39:SER:OG	1:B:160:VAL:CB	8	6.04

Continued on next page...

Continued from previous page...

Key	Atom-1	Atom-2	Model ID	Violation (Å)
(1,18)	1:A:39:SER:OG	1:B:160:VAL:CG1	8	6.04
(1,18)	1:A:39:SER:OG	1:B:160:VAL:CG1	8	6.04
(1,18)	1:A:39:SER:OG	1:B:160:VAL:CG2	8	6.04
(1,18)	1:A:39:SER:OG	1:B:160:VAL:CG2	8	6.04
(1,18)	1:A:39:SER:OG	1:B:160:VAL:H	8	6.04
(1,18)	1:A:39:SER:OG	1:B:160:VAL:N	8	6.04
(1,18)	1:A:39:SER:OG	1:B:160:VAL:O	8	6.04
(1,15)	1:A:39:SER:OG	1:A:133:LEU:CD1	3	6.03
(1,15)	1:A:39:SER:OG	1:A:133:LEU:CD2	3	6.03
(1,15)	1:A:39:SER:OG	1:B:133:LEU:C	3	6.03
(1,15)	1:A:39:SER:OG	1:B:133:LEU:CA	3	6.03
(1,15)	1:A:39:SER:OG	1:B:133:LEU:CB	3	6.03
(1,15)	1:A:39:SER:OG	1:B:133:LEU:CD1	3	6.03
(1,15)	1:A:39:SER:OG	1:B:133:LEU:CD1	3	6.03
(1,15)	1:A:39:SER:OG	1:B:133:LEU:CD2	3	6.03
(1,15)	1:A:39:SER:OG	1:B:133:LEU:CD2	3	6.03
(1,15)	1:A:39:SER:OG	1:B:133:LEU:CG	3	6.03
(1,15)	1:A:39:SER:OG	1:B:133:LEU:H	3	6.03
(1,15)	1:A:39:SER:OG	1:B:133:LEU:N	3	6.03
(1,15)	1:A:39:SER:OG	1:B:133:LEU:O	3	6.03
(1,14)	1:A:39:SER:OG	1:A:113:LEU:CD1	2	6.03
(1,14)	1:A:39:SER:OG	1:A:113:LEU:CD2	2	6.03
(1,14)	1:A:39:SER:OG	1:B:113:LEU:C	2	6.03
(1,14)	1:A:39:SER:OG	1:B:113:LEU:CA	2	6.03
(1,14)	1:A:39:SER:OG	1:B:113:LEU:CB	2	6.03
(1,14)	1:A:39:SER:OG	1:B:113:LEU:CD1	2	6.03
(1,14)	1:A:39:SER:OG	1:B:113:LEU:CD1	2	6.03
(1,14)	1:A:39:SER:OG	1:B:113:LEU:CD2	2	6.03
(1,14)	1:A:39:SER:OG	1:B:113:LEU:CD2	2	6.03
(1,14)	1:A:39:SER:OG	1:B:113:LEU:CG	2	6.03
(1,14)	1:A:39:SER:OG	1:B:113:LEU:H	2	6.03
(1,14)	1:A:39:SER:OG	1:B:113:LEU:N	2	6.03
(1,14)	1:A:39:SER:OG	1:B:113:LEU:O	2	6.03
(1,2)	1:B:118:CYS:SG	1:A:23:LEU:C	13	6.0
(1,2)	1:B:118:CYS:SG	1:A:23:LEU:CA	13	6.0
(1,2)	1:B:118:CYS:SG	1:A:23:LEU:CB	13	6.0
(1,2)	1:B:118:CYS:SG	1:A:23:LEU:CD1	13	6.0
(1,2)	1:B:118:CYS:SG	1:A:23:LEU:CD1	13	6.0
(1,2)	1:B:118:CYS:SG	1:A:23:LEU:CD2	13	6.0
(1,2)	1:B:118:CYS:SG	1:A:23:LEU:CD2	13	6.0
(1,2)	1:B:118:CYS:SG	1:A:23:LEU:CG	13	6.0
(1,2)	1:B:118:CYS:SG	1:A:23:LEU:H	13	6.0

Continued on next page...

Continued from previous page...

Key	Atom-1	Atom-2	Model ID	Violation (Å)
(1,2)	1:B:118:CYS:SG	1:A:23:LEU:N	13	6.0
(1,2)	1:B:118:CYS:SG	1:A:23:LEU:O	13	6.0
(1,2)	1:B:118:CYS:SG	1:B:23:LEU:CD1	13	6.0
(1,2)	1:B:118:CYS:SG	1:B:23:LEU:CD2	13	6.0
(3,14)	1:B:133:LEU:CD1	1:B:2:THR:N	11	5.99
(3,14)	1:B:133:LEU:CD1	1:B:3:GLU:N	11	5.99
(3,14)	1:B:133:LEU:CD1	1:B:4:TYR:N	11	5.99
(3,14)	1:B:133:LEU:CD1	1:B:5:LYS:N	11	5.99
(3,14)	1:B:133:LEU:CD1	1:B:6:LEU:N	11	5.99
(3,14)	1:B:133:LEU:CD1	1:B:7:VAL:N	11	5.99
(3,14)	1:B:133:LEU:CD1	1:B:8:VAL:N	11	5.99
(3,14)	1:B:133:LEU:CD1	1:B:9:VAL:N	11	5.99
(3,14)	1:B:133:LEU:CD1	1:B:10:GLY:N	11	5.99
(3,14)	1:B:133:LEU:CD1	1:B:11:ALA:N	11	5.99
(3,14)	1:B:133:LEU:CD1	1:B:12:ASP:N	11	5.99
(3,14)	1:B:133:LEU:CD1	1:B:13:GLY:N	11	5.99
(3,14)	1:B:133:LEU:CD1	1:B:14:VAL:N	11	5.99
(3,14)	1:B:133:LEU:CD1	1:B:15:GLY:N	11	5.99
(3,14)	1:B:133:LEU:CD1	1:B:16:LYS:N	11	5.99
(3,14)	1:B:133:LEU:CD1	1:B:17:SER:N	11	5.99
(3,14)	1:B:133:LEU:CD1	1:B:18:ALA:N	11	5.99
(3,14)	1:B:133:LEU:CD1	1:B:19:LEU:N	11	5.99
(3,14)	1:B:133:LEU:CD1	1:B:20:THR:N	11	5.99
(3,14)	1:B:133:LEU:CD1	1:B:21:ILE:N	11	5.99
(3,14)	1:B:133:LEU:CD1	1:B:22:GLN:N	11	5.99
(3,14)	1:B:133:LEU:CD1	1:B:23:LEU:N	11	5.99
(3,14)	1:B:133:LEU:CD1	1:B:24:ILE:N	11	5.99
(3,14)	1:B:133:LEU:CD1	1:B:25:GLN:N	11	5.99
(3,14)	1:B:133:LEU:CD1	1:B:26:ASN:N	11	5.99
(3,14)	1:B:133:LEU:CD1	1:B:27:HIS:N	11	5.99
(3,14)	1:B:133:LEU:CD1	1:B:28:PHE:N	11	5.99
(3,14)	1:B:133:LEU:CD1	1:B:29:VAL:N	11	5.99
(3,14)	1:B:133:LEU:CD1	1:B:30:ASP:N	11	5.99
(3,14)	1:B:133:LEU:CD1	1:B:31:GLU:N	11	5.99
(3,14)	1:B:133:LEU:CD1	1:B:32:TYR:N	11	5.99
(3,14)	1:B:133:LEU:CD1	1:B:33:ASP:N	11	5.99
(3,14)	1:B:133:LEU:CD1	1:B:34:PRO:N	11	5.99
(3,14)	1:B:133:LEU:CD1	1:B:35:THR:N	11	5.99
(3,14)	1:B:133:LEU:CD1	1:B:36:ILE:N	11	5.99
(3,14)	1:B:133:LEU:CD1	1:B:37:GLU:N	11	5.99
(3,14)	1:B:133:LEU:CD1	1:B:38:ASP:N	11	5.99
(3,14)	1:B:133:LEU:CD1	1:B:39:SER:N	11	5.99

Continued on next page...

Continued from previous page...

Key	Atom-1	Atom-2	Model ID	Violation (Å)
(3,14)	1:B:133:LEU:CD1	1:B:40:TYR:N	11	5.99
(3,14)	1:B:133:LEU:CD1	1:B:41:ARG:N	11	5.99
(3,14)	1:B:133:LEU:CD1	1:B:42:LYS:N	11	5.99
(3,14)	1:B:133:LEU:CD1	1:B:43:GLN:N	11	5.99
(3,14)	1:B:133:LEU:CD1	1:B:44:VAL:N	11	5.99
(3,14)	1:B:133:LEU:CD1	1:B:45:VAL:N	11	5.99
(3,14)	1:B:133:LEU:CD1	1:B:46:ILE:N	11	5.99
(3,14)	1:B:133:LEU:CD1	1:B:47:ASP:N	11	5.99
(3,14)	1:B:133:LEU:CD1	1:B:48:GLY:N	11	5.99
(3,14)	1:B:133:LEU:CD1	1:B:49:GLU:N	11	5.99
(3,14)	1:B:133:LEU:CD1	1:B:50:THR:N	11	5.99
(3,14)	1:B:133:LEU:CD1	1:B:51:CYS:N	11	5.99
(3,14)	1:B:133:LEU:CD1	1:B:52:LEU:N	11	5.99
(3,14)	1:B:133:LEU:CD1	1:B:53:LEU:N	11	5.99
(3,14)	1:B:133:LEU:CD1	1:B:54:ASP:N	11	5.99
(3,14)	1:B:133:LEU:CD1	1:B:55:ILE:N	11	5.99
(3,14)	1:B:133:LEU:CD1	1:B:56:LEU:N	11	5.99
(3,14)	1:B:133:LEU:CD1	1:B:57:ASP:N	11	5.99
(3,14)	1:B:133:LEU:CD1	1:B:58:THR:N	11	5.99
(3,14)	1:B:133:LEU:CD1	1:B:59:ALA:N	11	5.99
(3,14)	1:B:133:LEU:CD1	1:B:60:GLY:N	11	5.99
(3,14)	1:B:133:LEU:CD1	1:B:61:GLN:N	11	5.99
(3,14)	1:B:133:LEU:CD1	1:B:62:GLU:N	11	5.99
(3,14)	1:B:133:LEU:CD1	1:B:63:GLU:N	11	5.99
(3,14)	1:B:133:LEU:CD1	1:B:64:TYR:N	11	5.99
(3,14)	1:B:133:LEU:CD1	1:B:65:SER:N	11	5.99
(3,14)	1:B:133:LEU:CD1	1:B:66:ALA:N	11	5.99
(3,14)	1:B:133:LEU:CD1	1:B:67:MET:N	11	5.99
(3,14)	1:B:133:LEU:CD1	1:B:68:ARG:N	11	5.99
(3,14)	1:B:133:LEU:CD1	1:B:69:ASP:N	11	5.99
(3,14)	1:B:133:LEU:CD1	1:B:70:GLN:N	11	5.99
(3,14)	1:B:133:LEU:CD1	1:B:71:TYR:N	11	5.99
(3,14)	1:B:133:LEU:CD1	1:B:72:MET:N	11	5.99
(3,14)	1:B:133:LEU:CD1	1:B:73:ARG:N	11	5.99
(3,14)	1:B:133:LEU:CD1	1:B:74:THR:N	11	5.99
(3,14)	1:B:133:LEU:CD1	1:B:75:GLY:N	11	5.99
(3,14)	1:B:133:LEU:CD1	1:B:76:GLU:N	11	5.99
(3,14)	1:B:133:LEU:CD1	1:B:77:GLY:N	11	5.99
(3,14)	1:B:133:LEU:CD1	1:B:78:PHE:N	11	5.99
(3,14)	1:B:133:LEU:CD1	1:B:79:LEU:N	11	5.99
(3,14)	1:B:133:LEU:CD1	1:B:80:CYS:N	11	5.99
(3,14)	1:B:133:LEU:CD1	5:B:203:7Q9:N	11	5.99

Continued on next page...

Continued from previous page...

Key	Atom-1	Atom-2	Model ID	Violation (Å)
(3,14)	1:B:133:LEU:CD1	5:B:204:7Q9:N	11	5.99
(3,14)	1:B:133:LEU:CD1	5:B:205:7Q9:N	11	5.99
(3,14)	1:B:133:LEU:CD1	5:B:206:7Q9:N	11	5.99
(3,14)	1:B:133:LEU:CD1	5:B:207:7Q9:N	11	5.99
(3,14)	1:B:133:LEU:CD1	6:B:208:17F:N1	11	5.99
(3,14)	1:B:133:LEU:CD1	5:B:209:7Q9:N	11	5.99
(3,14)	1:B:133:LEU:CD1	5:B:210:7Q9:N	11	5.99
(3,14)	1:B:133:LEU:CD1	5:B:211:7Q9:N	11	5.99
(3,14)	1:B:133:LEU:CD1	5:B:212:7Q9:N	11	5.99
(3,14)	1:B:133:LEU:CD1	5:B:213:7Q9:N	11	5.99
(3,14)	1:B:133:LEU:CD1	6:B:214:17F:N1	11	5.99
(3,14)	1:B:133:LEU:CD1	6:B:215:17F:N1	11	5.99
(3,14)	1:B:133:LEU:CD1	5:B:216:7Q9:N	11	5.99
(3,14)	1:B:133:LEU:CD1	5:B:217:7Q9:N	11	5.99
(3,14)	1:B:133:LEU:CD1	5:B:218:7Q9:N	11	5.99
(3,14)	1:B:133:LEU:CD1	6:B:219:17F:N1	11	5.99
(3,14)	1:B:133:LEU:CD1	5:B:220:7Q9:N	11	5.99
(3,14)	1:B:133:LEU:CD2	1:B:2:THR:N	11	5.99
(3,14)	1:B:133:LEU:CD2	1:B:3:GLU:N	11	5.99
(3,14)	1:B:133:LEU:CD2	1:B:4:TYR:N	11	5.99
(3,14)	1:B:133:LEU:CD2	1:B:5:LYS:N	11	5.99
(3,14)	1:B:133:LEU:CD2	1:B:6:LEU:N	11	5.99
(3,14)	1:B:133:LEU:CD2	1:B:7:VAL:N	11	5.99
(3,14)	1:B:133:LEU:CD2	1:B:8:VAL:N	11	5.99
(3,14)	1:B:133:LEU:CD2	1:B:9:VAL:N	11	5.99
(3,14)	1:B:133:LEU:CD2	1:B:10:GLY:N	11	5.99
(3,14)	1:B:133:LEU:CD2	1:B:11:ALA:N	11	5.99
(3,14)	1:B:133:LEU:CD2	1:B:12:ASP:N	11	5.99
(3,14)	1:B:133:LEU:CD2	1:B:13:GLY:N	11	5.99
(3,14)	1:B:133:LEU:CD2	1:B:14:VAL:N	11	5.99
(3,14)	1:B:133:LEU:CD2	1:B:15:GLY:N	11	5.99
(3,14)	1:B:133:LEU:CD2	1:B:16:LYS:N	11	5.99
(3,14)	1:B:133:LEU:CD2	1:B:17:SER:N	11	5.99
(3,14)	1:B:133:LEU:CD2	1:B:18:ALA:N	11	5.99
(3,14)	1:B:133:LEU:CD2	1:B:19:LEU:N	11	5.99
(3,14)	1:B:133:LEU:CD2	1:B:20:THR:N	11	5.99
(3,14)	1:B:133:LEU:CD2	1:B:21:ILE:N	11	5.99
(3,14)	1:B:133:LEU:CD2	1:B:22:GLN:N	11	5.99
(3,14)	1:B:133:LEU:CD2	1:B:23:LEU:N	11	5.99
(3,14)	1:B:133:LEU:CD2	1:B:24:ILE:N	11	5.99
(3,14)	1:B:133:LEU:CD2	1:B:25:GLN:N	11	5.99
(3,14)	1:B:133:LEU:CD2	1:B:26:ASN:N	11	5.99

Continued on next page...

Continued from previous page...

Key	Atom-1	Atom-2	Model ID	Violation (Å)
(3,14)	1:B:133:LEU:CD2	1:B:27:HIS:N	11	5.99
(3,14)	1:B:133:LEU:CD2	1:B:28:PHE:N	11	5.99
(3,14)	1:B:133:LEU:CD2	1:B:29:VAL:N	11	5.99
(3,14)	1:B:133:LEU:CD2	1:B:30:ASP:N	11	5.99
(3,14)	1:B:133:LEU:CD2	1:B:31:GLU:N	11	5.99
(3,14)	1:B:133:LEU:CD2	1:B:32:TYR:N	11	5.99
(3,14)	1:B:133:LEU:CD2	1:B:33:ASP:N	11	5.99
(3,14)	1:B:133:LEU:CD2	1:B:34:PRO:N	11	5.99
(3,14)	1:B:133:LEU:CD2	1:B:35:THR:N	11	5.99
(3,14)	1:B:133:LEU:CD2	1:B:36:ILE:N	11	5.99
(3,14)	1:B:133:LEU:CD2	1:B:37:GLU:N	11	5.99
(3,14)	1:B:133:LEU:CD2	1:B:38:ASP:N	11	5.99
(3,14)	1:B:133:LEU:CD2	1:B:39:SER:N	11	5.99
(3,14)	1:B:133:LEU:CD2	1:B:40:TYR:N	11	5.99
(3,14)	1:B:133:LEU:CD2	1:B:41:ARG:N	11	5.99
(3,14)	1:B:133:LEU:CD2	1:B:42:LYS:N	11	5.99
(3,14)	1:B:133:LEU:CD2	1:B:43:GLN:N	11	5.99
(3,14)	1:B:133:LEU:CD2	1:B:44:VAL:N	11	5.99
(3,14)	1:B:133:LEU:CD2	1:B:45:VAL:N	11	5.99
(3,14)	1:B:133:LEU:CD2	1:B:46:ILE:N	11	5.99
(3,14)	1:B:133:LEU:CD2	1:B:47:ASP:N	11	5.99
(3,14)	1:B:133:LEU:CD2	1:B:48:GLY:N	11	5.99
(3,14)	1:B:133:LEU:CD2	1:B:49:GLU:N	11	5.99
(3,14)	1:B:133:LEU:CD2	1:B:50:THR:N	11	5.99
(3,14)	1:B:133:LEU:CD2	1:B:51:CYS:N	11	5.99
(3,14)	1:B:133:LEU:CD2	1:B:52:LEU:N	11	5.99
(3,14)	1:B:133:LEU:CD2	1:B:53:LEU:N	11	5.99
(3,14)	1:B:133:LEU:CD2	1:B:54:ASP:N	11	5.99
(3,14)	1:B:133:LEU:CD2	1:B:55:ILE:N	11	5.99
(3,14)	1:B:133:LEU:CD2	1:B:56:LEU:N	11	5.99
(3,14)	1:B:133:LEU:CD2	1:B:57:ASP:N	11	5.99
(3,14)	1:B:133:LEU:CD2	1:B:58:THR:N	11	5.99
(3,14)	1:B:133:LEU:CD2	1:B:59:ALA:N	11	5.99
(3,14)	1:B:133:LEU:CD2	1:B:60:GLY:N	11	5.99
(3,14)	1:B:133:LEU:CD2	1:B:61:GLN:N	11	5.99
(3,14)	1:B:133:LEU:CD2	1:B:62:GLU:N	11	5.99
(3,14)	1:B:133:LEU:CD2	1:B:63:GLU:N	11	5.99
(3,14)	1:B:133:LEU:CD2	1:B:64:TYR:N	11	5.99
(3,14)	1:B:133:LEU:CD2	1:B:65:SER:N	11	5.99
(3,14)	1:B:133:LEU:CD2	1:B:66:ALA:N	11	5.99
(3,14)	1:B:133:LEU:CD2	1:B:67:MET:N	11	5.99
(3,14)	1:B:133:LEU:CD2	1:B:68:ARG:N	11	5.99

Continued on next page...

Continued from previous page...

Key	Atom-1	Atom-2	Model ID	Violation (Å)
(3,14)	1:B:133:LEU:CD2	1:B:69:ASP:N	11	5.99
(3,14)	1:B:133:LEU:CD2	1:B:70:GLN:N	11	5.99
(3,14)	1:B:133:LEU:CD2	1:B:71:TYR:N	11	5.99
(3,14)	1:B:133:LEU:CD2	1:B:72:MET:N	11	5.99
(3,14)	1:B:133:LEU:CD2	1:B:73:ARG:N	11	5.99
(3,14)	1:B:133:LEU:CD2	1:B:74:THR:N	11	5.99
(3,14)	1:B:133:LEU:CD2	1:B:75:GLY:N	11	5.99
(3,14)	1:B:133:LEU:CD2	1:B:76:GLU:N	11	5.99
(3,14)	1:B:133:LEU:CD2	1:B:77:GLY:N	11	5.99
(3,14)	1:B:133:LEU:CD2	1:B:78:PHE:N	11	5.99
(3,14)	1:B:133:LEU:CD2	1:B:79:LEU:N	11	5.99
(3,14)	1:B:133:LEU:CD2	1:B:80:CYS:N	11	5.99
(3,14)	1:B:133:LEU:CD2	5:B:203:7Q9:N	11	5.99
(3,14)	1:B:133:LEU:CD2	5:B:204:7Q9:N	11	5.99
(3,14)	1:B:133:LEU:CD2	5:B:205:7Q9:N	11	5.99
(3,14)	1:B:133:LEU:CD2	5:B:206:7Q9:N	11	5.99
(3,14)	1:B:133:LEU:CD2	5:B:207:7Q9:N	11	5.99
(3,14)	1:B:133:LEU:CD2	6:B:208:17F:N1	11	5.99
(3,14)	1:B:133:LEU:CD2	5:B:209:7Q9:N	11	5.99
(3,14)	1:B:133:LEU:CD2	5:B:210:7Q9:N	11	5.99
(3,14)	1:B:133:LEU:CD2	5:B:211:7Q9:N	11	5.99
(3,14)	1:B:133:LEU:CD2	5:B:212:7Q9:N	11	5.99
(3,14)	1:B:133:LEU:CD2	5:B:213:7Q9:N	11	5.99
(3,14)	1:B:133:LEU:CD2	6:B:214:17F:N1	11	5.99
(3,14)	1:B:133:LEU:CD2	6:B:215:17F:N1	11	5.99
(3,14)	1:B:133:LEU:CD2	5:B:216:7Q9:N	11	5.99
(3,14)	1:B:133:LEU:CD2	5:B:217:7Q9:N	11	5.99
(3,14)	1:B:133:LEU:CD2	5:B:218:7Q9:N	11	5.99
(3,14)	1:B:133:LEU:CD2	6:B:219:17F:N1	11	5.99
(3,14)	1:B:133:LEU:CD2	5:B:220:7Q9:N	11	5.99
(3,8)	1:A:45:VAL:CG1	1:B:2:THR:N	12	5.92
(3,8)	1:A:45:VAL:CG1	1:B:3:GLU:N	12	5.92
(3,8)	1:A:45:VAL:CG1	1:B:4:TYR:N	12	5.92
(3,8)	1:A:45:VAL:CG1	1:B:5:LYS:N	12	5.92
(3,8)	1:A:45:VAL:CG1	1:B:6:LEU:N	12	5.92
(3,8)	1:A:45:VAL:CG1	1:B:7:VAL:N	12	5.92
(3,8)	1:A:45:VAL:CG1	1:B:8:VAL:N	12	5.92
(3,8)	1:A:45:VAL:CG1	1:B:9:VAL:N	12	5.92
(3,8)	1:A:45:VAL:CG1	1:B:10:GLY:N	12	5.92
(3,8)	1:A:45:VAL:CG1	1:B:11:ALA:N	12	5.92
(3,8)	1:A:45:VAL:CG1	1:B:12:ASP:N	12	5.92
(3,8)	1:A:45:VAL:CG1	1:B:13:GLY:N	12	5.92

Continued on next page...

Continued from previous page...

Key	Atom-1	Atom-2	Model ID	Violation (Å)
(3,8)	1:A:45:VAL:CG1	1:B:14:VAL:N	12	5.92
(3,8)	1:A:45:VAL:CG1	1:B:15:GLY:N	12	5.92
(3,8)	1:A:45:VAL:CG1	1:B:16:LYS:N	12	5.92
(3,8)	1:A:45:VAL:CG1	1:B:17:SER:N	12	5.92
(3,8)	1:A:45:VAL:CG1	1:B:18:ALA:N	12	5.92
(3,8)	1:A:45:VAL:CG1	1:B:19:LEU:N	12	5.92
(3,8)	1:A:45:VAL:CG1	1:B:20:THR:N	12	5.92
(3,8)	1:A:45:VAL:CG1	1:B:21:ILE:N	12	5.92
(3,8)	1:A:45:VAL:CG1	1:B:22:GLN:N	12	5.92
(3,8)	1:A:45:VAL:CG1	1:B:23:LEU:N	12	5.92
(3,8)	1:A:45:VAL:CG1	1:B:24:ILE:N	12	5.92
(3,8)	1:A:45:VAL:CG1	1:B:25:GLN:N	12	5.92
(3,8)	1:A:45:VAL:CG1	1:B:26:ASN:N	12	5.92
(3,8)	1:A:45:VAL:CG1	1:B:27:HIS:N	12	5.92
(3,8)	1:A:45:VAL:CG1	1:B:28:PHE:N	12	5.92
(3,8)	1:A:45:VAL:CG1	1:B:29:VAL:N	12	5.92
(3,8)	1:A:45:VAL:CG1	1:B:30:ASP:N	12	5.92
(3,8)	1:A:45:VAL:CG1	1:B:31:GLU:N	12	5.92
(3,8)	1:A:45:VAL:CG1	1:B:32:TYR:N	12	5.92
(3,8)	1:A:45:VAL:CG1	1:B:33:ASP:N	12	5.92
(3,8)	1:A:45:VAL:CG1	1:B:34:PRO:N	12	5.92
(3,8)	1:A:45:VAL:CG1	1:B:35:THR:N	12	5.92
(3,8)	1:A:45:VAL:CG1	1:B:36:ILE:N	12	5.92
(3,8)	1:A:45:VAL:CG1	1:B:37:GLU:N	12	5.92
(3,8)	1:A:45:VAL:CG1	1:B:38:ASP:N	12	5.92
(3,8)	1:A:45:VAL:CG1	1:B:39:SER:N	12	5.92
(3,8)	1:A:45:VAL:CG1	1:B:40:TYR:N	12	5.92
(3,8)	1:A:45:VAL:CG1	1:B:41:ARG:N	12	5.92
(3,8)	1:A:45:VAL:CG1	1:B:42:LYS:N	12	5.92
(3,8)	1:A:45:VAL:CG1	1:B:43:GLN:N	12	5.92
(3,8)	1:A:45:VAL:CG1	1:B:44:VAL:N	12	5.92
(3,8)	1:A:45:VAL:CG1	1:B:45:VAL:N	12	5.92
(3,8)	1:A:45:VAL:CG1	1:B:46:ILE:N	12	5.92
(3,8)	1:A:45:VAL:CG1	1:B:47:ASP:N	12	5.92
(3,8)	1:A:45:VAL:CG1	1:B:48:GLY:N	12	5.92
(3,8)	1:A:45:VAL:CG1	1:B:49:GLU:N	12	5.92
(3,8)	1:A:45:VAL:CG1	1:B:50:THR:N	12	5.92
(3,8)	1:A:45:VAL:CG1	1:B:51:CYS:N	12	5.92
(3,8)	1:A:45:VAL:CG1	1:B:52:LEU:N	12	5.92
(3,8)	1:A:45:VAL:CG1	1:B:53:LEU:N	12	5.92
(3,8)	1:A:45:VAL:CG1	1:B:54:ASP:N	12	5.92
(3,8)	1:A:45:VAL:CG1	1:B:55:ILE:N	12	5.92

Continued on next page...

Continued from previous page...

Key	Atom-1	Atom-2	Model ID	Violation (Å)
(3,8)	1:A:45:VAL:CG1	1:B:56:LEU:N	12	5.92
(3,8)	1:A:45:VAL:CG1	1:B:57:ASP:N	12	5.92
(3,8)	1:A:45:VAL:CG1	1:B:58:THR:N	12	5.92
(3,8)	1:A:45:VAL:CG1	1:B:59:ALA:N	12	5.92
(3,8)	1:A:45:VAL:CG1	1:B:60:GLY:N	12	5.92
(3,8)	1:A:45:VAL:CG1	1:B:61:GLN:N	12	5.92
(3,8)	1:A:45:VAL:CG1	1:B:62:GLU:N	12	5.92
(3,8)	1:A:45:VAL:CG1	1:B:63:GLU:N	12	5.92
(3,8)	1:A:45:VAL:CG1	1:B:64:TYR:N	12	5.92
(3,8)	1:A:45:VAL:CG1	1:B:65:SER:N	12	5.92
(3,8)	1:A:45:VAL:CG1	1:B:66:ALA:N	12	5.92
(3,8)	1:A:45:VAL:CG1	1:B:67:MET:N	12	5.92
(3,8)	1:A:45:VAL:CG1	1:B:68:ARG:N	12	5.92
(3,8)	1:A:45:VAL:CG1	1:B:69:ASP:N	12	5.92
(3,8)	1:A:45:VAL:CG1	1:B:70:GLN:N	12	5.92
(3,8)	1:A:45:VAL:CG1	1:B:71:TYR:N	12	5.92
(3,8)	1:A:45:VAL:CG1	1:B:72:MET:N	12	5.92
(3,8)	1:A:45:VAL:CG1	1:B:73:ARG:N	12	5.92
(3,8)	1:A:45:VAL:CG1	1:B:74:THR:N	12	5.92
(3,8)	1:A:45:VAL:CG1	1:B:75:GLY:N	12	5.92
(3,8)	1:A:45:VAL:CG1	1:B:76:GLU:N	12	5.92
(3,8)	1:A:45:VAL:CG1	1:B:77:GLY:N	12	5.92
(3,8)	1:A:45:VAL:CG1	1:B:78:PHE:N	12	5.92
(3,8)	1:A:45:VAL:CG1	1:B:79:LEU:N	12	5.92
(3,8)	1:A:45:VAL:CG1	1:B:80:CYS:N	12	5.92
(3,8)	1:A:45:VAL:CG1	5:B:203:7Q9:N	12	5.92
(3,8)	1:A:45:VAL:CG1	5:B:204:7Q9:N	12	5.92
(3,8)	1:A:45:VAL:CG1	5:B:205:7Q9:N	12	5.92
(3,8)	1:A:45:VAL:CG1	5:B:206:7Q9:N	12	5.92
(3,8)	1:A:45:VAL:CG1	5:B:207:7Q9:N	12	5.92
(3,8)	1:A:45:VAL:CG1	6:B:208:17F:N1	12	5.92
(3,8)	1:A:45:VAL:CG1	5:B:209:7Q9:N	12	5.92
(3,8)	1:A:45:VAL:CG1	5:B:210:7Q9:N	12	5.92
(3,8)	1:A:45:VAL:CG1	5:B:211:7Q9:N	12	5.92
(3,8)	1:A:45:VAL:CG1	5:B:212:7Q9:N	12	5.92
(3,8)	1:A:45:VAL:CG1	5:B:213:7Q9:N	12	5.92
(3,8)	1:A:45:VAL:CG1	6:B:214:17F:N1	12	5.92
(3,8)	1:A:45:VAL:CG1	6:B:215:17F:N1	12	5.92
(3,8)	1:A:45:VAL:CG1	5:B:216:7Q9:N	12	5.92
(3,8)	1:A:45:VAL:CG1	5:B:217:7Q9:N	12	5.92
(3,8)	1:A:45:VAL:CG1	5:B:218:7Q9:N	12	5.92
(3,8)	1:A:45:VAL:CG1	6:B:219:17F:N1	12	5.92

Continued on next page...

Continued from previous page...

Key	Atom-1	Atom-2	Model ID	Violation (Å)
(3,8)	1:A:45:VAL:CG1	5:B:220:7Q9:N	12	5.92
(3,8)	1:A:45:VAL:CG2	1:B:2:THR:N	12	5.92
(3,8)	1:A:45:VAL:CG2	1:B:3:GLU:N	12	5.92
(3,8)	1:A:45:VAL:CG2	1:B:4:TYR:N	12	5.92
(3,8)	1:A:45:VAL:CG2	1:B:5:LYS:N	12	5.92
(3,8)	1:A:45:VAL:CG2	1:B:6:LEU:N	12	5.92
(3,8)	1:A:45:VAL:CG2	1:B:7:VAL:N	12	5.92
(3,8)	1:A:45:VAL:CG2	1:B:8:VAL:N	12	5.92
(3,8)	1:A:45:VAL:CG2	1:B:9:VAL:N	12	5.92
(3,8)	1:A:45:VAL:CG2	1:B:10:GLY:N	12	5.92
(3,8)	1:A:45:VAL:CG2	1:B:11:ALA:N	12	5.92
(3,8)	1:A:45:VAL:CG2	1:B:12:ASP:N	12	5.92
(3,8)	1:A:45:VAL:CG2	1:B:13:GLY:N	12	5.92
(3,8)	1:A:45:VAL:CG2	1:B:14:VAL:N	12	5.92
(3,8)	1:A:45:VAL:CG2	1:B:15:GLY:N	12	5.92
(3,8)	1:A:45:VAL:CG2	1:B:16:LYS:N	12	5.92
(3,8)	1:A:45:VAL:CG2	1:B:17:SER:N	12	5.92
(3,8)	1:A:45:VAL:CG2	1:B:18:ALA:N	12	5.92
(3,8)	1:A:45:VAL:CG2	1:B:19:LEU:N	12	5.92
(3,8)	1:A:45:VAL:CG2	1:B:20:THR:N	12	5.92
(3,8)	1:A:45:VAL:CG2	1:B:21:ILE:N	12	5.92
(3,8)	1:A:45:VAL:CG2	1:B:22:GLN:N	12	5.92
(3,8)	1:A:45:VAL:CG2	1:B:23:LEU:N	12	5.92
(3,8)	1:A:45:VAL:CG2	1:B:24:ILE:N	12	5.92
(3,8)	1:A:45:VAL:CG2	1:B:25:GLN:N	12	5.92
(3,8)	1:A:45:VAL:CG2	1:B:26:ASN:N	12	5.92
(3,8)	1:A:45:VAL:CG2	1:B:27:HIS:N	12	5.92
(3,8)	1:A:45:VAL:CG2	1:B:28:PHE:N	12	5.92
(3,8)	1:A:45:VAL:CG2	1:B:29:VAL:N	12	5.92
(3,8)	1:A:45:VAL:CG2	1:B:30:ASP:N	12	5.92
(3,8)	1:A:45:VAL:CG2	1:B:31:GLU:N	12	5.92
(3,8)	1:A:45:VAL:CG2	1:B:32:TYR:N	12	5.92
(3,8)	1:A:45:VAL:CG2	1:B:33:ASP:N	12	5.92
(3,8)	1:A:45:VAL:CG2	1:B:34:PRO:N	12	5.92
(3,8)	1:A:45:VAL:CG2	1:B:35:THR:N	12	5.92
(3,8)	1:A:45:VAL:CG2	1:B:36:ILE:N	12	5.92
(3,8)	1:A:45:VAL:CG2	1:B:37:GLU:N	12	5.92
(3,8)	1:A:45:VAL:CG2	1:B:38:ASP:N	12	5.92
(3,8)	1:A:45:VAL:CG2	1:B:39:SER:N	12	5.92
(3,8)	1:A:45:VAL:CG2	1:B:40:TYR:N	12	5.92
(3,8)	1:A:45:VAL:CG2	1:B:41:ARG:N	12	5.92
(3,8)	1:A:45:VAL:CG2	1:B:42:LYS:N	12	5.92

Continued on next page...

Continued from previous page...

Key	Atom-1	Atom-2	Model ID	Violation (Å)
(3,8)	1:A:45:VAL:CG2	1:B:43:GLN:N	12	5.92
(3,8)	1:A:45:VAL:CG2	1:B:44:VAL:N	12	5.92
(3,8)	1:A:45:VAL:CG2	1:B:45:VAL:N	12	5.92
(3,8)	1:A:45:VAL:CG2	1:B:46:ILE:N	12	5.92
(3,8)	1:A:45:VAL:CG2	1:B:47:ASP:N	12	5.92
(3,8)	1:A:45:VAL:CG2	1:B:48:GLY:N	12	5.92
(3,8)	1:A:45:VAL:CG2	1:B:49:GLU:N	12	5.92
(3,8)	1:A:45:VAL:CG2	1:B:50:THR:N	12	5.92
(3,8)	1:A:45:VAL:CG2	1:B:51:CYS:N	12	5.92
(3,8)	1:A:45:VAL:CG2	1:B:52:LEU:N	12	5.92
(3,8)	1:A:45:VAL:CG2	1:B:53:LEU:N	12	5.92
(3,8)	1:A:45:VAL:CG2	1:B:54:ASP:N	12	5.92
(3,8)	1:A:45:VAL:CG2	1:B:55:ILE:N	12	5.92
(3,8)	1:A:45:VAL:CG2	1:B:56:LEU:N	12	5.92
(3,8)	1:A:45:VAL:CG2	1:B:57:ASP:N	12	5.92
(3,8)	1:A:45:VAL:CG2	1:B:58:THR:N	12	5.92
(3,8)	1:A:45:VAL:CG2	1:B:59:ALA:N	12	5.92
(3,8)	1:A:45:VAL:CG2	1:B:60:GLY:N	12	5.92
(3,8)	1:A:45:VAL:CG2	1:B:61:GLN:N	12	5.92
(3,8)	1:A:45:VAL:CG2	1:B:62:GLU:N	12	5.92
(3,8)	1:A:45:VAL:CG2	1:B:63:GLU:N	12	5.92
(3,8)	1:A:45:VAL:CG2	1:B:64:TYR:N	12	5.92
(3,8)	1:A:45:VAL:CG2	1:B:65:SER:N	12	5.92
(3,8)	1:A:45:VAL:CG2	1:B:66:ALA:N	12	5.92
(3,8)	1:A:45:VAL:CG2	1:B:67:MET:N	12	5.92
(3,8)	1:A:45:VAL:CG2	1:B:68:ARG:N	12	5.92
(3,8)	1:A:45:VAL:CG2	1:B:69:ASP:N	12	5.92
(3,8)	1:A:45:VAL:CG2	1:B:70:GLN:N	12	5.92
(3,8)	1:A:45:VAL:CG2	1:B:71:TYR:N	12	5.92
(3,8)	1:A:45:VAL:CG2	1:B:72:MET:N	12	5.92
(3,8)	1:A:45:VAL:CG2	1:B:73:ARG:N	12	5.92
(3,8)	1:A:45:VAL:CG2	1:B:74:THR:N	12	5.92
(3,8)	1:A:45:VAL:CG2	1:B:75:GLY:N	12	5.92
(3,8)	1:A:45:VAL:CG2	1:B:76:GLU:N	12	5.92
(3,8)	1:A:45:VAL:CG2	1:B:77:GLY:N	12	5.92
(3,8)	1:A:45:VAL:CG2	1:B:78:PHE:N	12	5.92
(3,8)	1:A:45:VAL:CG2	1:B:79:LEU:N	12	5.92
(3,8)	1:A:45:VAL:CG2	1:B:80:CYS:N	12	5.92
(3,8)	1:A:45:VAL:CG2	5:B:203:7Q9:N	12	5.92
(3,8)	1:A:45:VAL:CG2	5:B:204:7Q9:N	12	5.92
(3,8)	1:A:45:VAL:CG2	5:B:205:7Q9:N	12	5.92
(3,8)	1:A:45:VAL:CG2	5:B:206:7Q9:N	12	5.92

Continued on next page...

Continued from previous page...

Key	Atom-1	Atom-2	Model ID	Violation (Å)
(3,8)	1:A:45:VAL:CG2	5:B:207:7Q9:N	12	5.92
(3,8)	1:A:45:VAL:CG2	6:B:208:17F:N1	12	5.92
(3,8)	1:A:45:VAL:CG2	5:B:209:7Q9:N	12	5.92
(3,8)	1:A:45:VAL:CG2	5:B:210:7Q9:N	12	5.92
(3,8)	1:A:45:VAL:CG2	5:B:211:7Q9:N	12	5.92
(3,8)	1:A:45:VAL:CG2	5:B:212:7Q9:N	12	5.92
(3,8)	1:A:45:VAL:CG2	5:B:213:7Q9:N	12	5.92
(3,8)	1:A:45:VAL:CG2	6:B:214:17F:N1	12	5.92
(3,8)	1:A:45:VAL:CG2	6:B:215:17F:N1	12	5.92
(3,8)	1:A:45:VAL:CG2	5:B:216:7Q9:N	12	5.92
(3,8)	1:A:45:VAL:CG2	5:B:217:7Q9:N	12	5.92
(3,8)	1:A:45:VAL:CG2	5:B:218:7Q9:N	12	5.92
(3,8)	1:A:45:VAL:CG2	6:B:219:17F:N1	12	5.92
(3,8)	1:A:45:VAL:CG2	5:B:220:7Q9:N	12	5.92
(3,14)	1:B:133:LEU:CD1	1:B:2:THR:N	3	5.92
(3,14)	1:B:133:LEU:CD1	1:B:3:GLU:N	3	5.92
(3,14)	1:B:133:LEU:CD1	1:B:4:TYR:N	3	5.92
(3,14)	1:B:133:LEU:CD1	1:B:5:LYS:N	3	5.92
(3,14)	1:B:133:LEU:CD1	1:B:6:LEU:N	3	5.92
(3,14)	1:B:133:LEU:CD1	1:B:7:VAL:N	3	5.92
(3,14)	1:B:133:LEU:CD1	1:B:8:VAL:N	3	5.92
(3,14)	1:B:133:LEU:CD1	1:B:9:VAL:N	3	5.92
(3,14)	1:B:133:LEU:CD1	1:B:10:GLY:N	3	5.92
(3,14)	1:B:133:LEU:CD1	1:B:11:ALA:N	3	5.92
(3,14)	1:B:133:LEU:CD1	1:B:12:ASP:N	3	5.92
(3,14)	1:B:133:LEU:CD1	1:B:13:GLY:N	3	5.92
(3,14)	1:B:133:LEU:CD1	1:B:14:VAL:N	3	5.92
(3,14)	1:B:133:LEU:CD1	1:B:15:GLY:N	3	5.92
(3,14)	1:B:133:LEU:CD1	1:B:16:LYS:N	3	5.92
(3,14)	1:B:133:LEU:CD1	1:B:17:SER:N	3	5.92
(3,14)	1:B:133:LEU:CD1	1:B:18:ALA:N	3	5.92
(3,14)	1:B:133:LEU:CD1	1:B:19:LEU:N	3	5.92
(3,14)	1:B:133:LEU:CD1	1:B:20:THR:N	3	5.92
(3,14)	1:B:133:LEU:CD1	1:B:21:ILE:N	3	5.92
(3,14)	1:B:133:LEU:CD1	1:B:22:GLN:N	3	5.92
(3,14)	1:B:133:LEU:CD1	1:B:23:LEU:N	3	5.92
(3,14)	1:B:133:LEU:CD1	1:B:24:ILE:N	3	5.92
(3,14)	1:B:133:LEU:CD1	1:B:25:GLN:N	3	5.92
(3,14)	1:B:133:LEU:CD1	1:B:26:ASN:N	3	5.92
(3,14)	1:B:133:LEU:CD1	1:B:27:HIS:N	3	5.92
(3,14)	1:B:133:LEU:CD1	1:B:28:PHE:N	3	5.92
(3,14)	1:B:133:LEU:CD1	1:B:29:VAL:N	3	5.92

Continued on next page...

Continued from previous page...

Key	Atom-1	Atom-2	Model ID	Violation (Å)
(3,14)	1:B:133:LEU:CD1	1:B:30:ASP:N	3	5.92
(3,14)	1:B:133:LEU:CD1	1:B:31:GLU:N	3	5.92
(3,14)	1:B:133:LEU:CD1	1:B:32:TYR:N	3	5.92
(3,14)	1:B:133:LEU:CD1	1:B:33:ASP:N	3	5.92
(3,14)	1:B:133:LEU:CD1	1:B:34:PRO:N	3	5.92
(3,14)	1:B:133:LEU:CD1	1:B:35:THR:N	3	5.92
(3,14)	1:B:133:LEU:CD1	1:B:36:ILE:N	3	5.92
(3,14)	1:B:133:LEU:CD1	1:B:37:GLU:N	3	5.92
(3,14)	1:B:133:LEU:CD1	1:B:38:ASP:N	3	5.92
(3,14)	1:B:133:LEU:CD1	1:B:39:SER:N	3	5.92
(3,14)	1:B:133:LEU:CD1	1:B:40:TYR:N	3	5.92
(3,14)	1:B:133:LEU:CD1	1:B:41:ARG:N	3	5.92
(3,14)	1:B:133:LEU:CD1	1:B:42:LYS:N	3	5.92
(3,14)	1:B:133:LEU:CD1	1:B:43:GLN:N	3	5.92
(3,14)	1:B:133:LEU:CD1	1:B:44:VAL:N	3	5.92
(3,14)	1:B:133:LEU:CD1	1:B:45:VAL:N	3	5.92
(3,14)	1:B:133:LEU:CD1	1:B:46:ILE:N	3	5.92
(3,14)	1:B:133:LEU:CD1	1:B:47:ASP:N	3	5.92
(3,14)	1:B:133:LEU:CD1	1:B:48:GLY:N	3	5.92
(3,14)	1:B:133:LEU:CD1	1:B:49:GLU:N	3	5.92
(3,14)	1:B:133:LEU:CD1	1:B:50:THR:N	3	5.92
(3,14)	1:B:133:LEU:CD1	1:B:51:CYS:N	3	5.92
(3,14)	1:B:133:LEU:CD1	1:B:52:LEU:N	3	5.92
(3,14)	1:B:133:LEU:CD1	1:B:53:LEU:N	3	5.92
(3,14)	1:B:133:LEU:CD1	1:B:54:ASP:N	3	5.92
(3,14)	1:B:133:LEU:CD1	1:B:55:ILE:N	3	5.92
(3,14)	1:B:133:LEU:CD1	1:B:56:LEU:N	3	5.92
(3,14)	1:B:133:LEU:CD1	1:B:57:ASP:N	3	5.92
(3,14)	1:B:133:LEU:CD1	1:B:58:THR:N	3	5.92
(3,14)	1:B:133:LEU:CD1	1:B:59:ALA:N	3	5.92
(3,14)	1:B:133:LEU:CD1	1:B:60:GLY:N	3	5.92
(3,14)	1:B:133:LEU:CD1	1:B:61:GLN:N	3	5.92
(3,14)	1:B:133:LEU:CD1	1:B:62:GLU:N	3	5.92
(3,14)	1:B:133:LEU:CD1	1:B:63:GLU:N	3	5.92
(3,14)	1:B:133:LEU:CD1	1:B:64:TYR:N	3	5.92
(3,14)	1:B:133:LEU:CD1	1:B:65:SER:N	3	5.92
(3,14)	1:B:133:LEU:CD1	1:B:66:ALA:N	3	5.92
(3,14)	1:B:133:LEU:CD1	1:B:67:MET:N	3	5.92
(3,14)	1:B:133:LEU:CD1	1:B:68:ARG:N	3	5.92
(3,14)	1:B:133:LEU:CD1	1:B:69:ASP:N	3	5.92
(3,14)	1:B:133:LEU:CD1	1:B:70:GLN:N	3	5.92
(3,14)	1:B:133:LEU:CD1	1:B:71:TYR:N	3	5.92

Continued on next page...

Continued from previous page...

Key	Atom-1	Atom-2	Model ID	Violation (Å)
(3,14)	1:B:133:LEU:CD1	1:B:72:MET:N	3	5.92
(3,14)	1:B:133:LEU:CD1	1:B:73:ARG:N	3	5.92
(3,14)	1:B:133:LEU:CD1	1:B:74:THR:N	3	5.92
(3,14)	1:B:133:LEU:CD1	1:B:75:GLY:N	3	5.92
(3,14)	1:B:133:LEU:CD1	1:B:76:GLU:N	3	5.92
(3,14)	1:B:133:LEU:CD1	1:B:77:GLY:N	3	5.92
(3,14)	1:B:133:LEU:CD1	1:B:78:PHE:N	3	5.92
(3,14)	1:B:133:LEU:CD1	1:B:79:LEU:N	3	5.92
(3,14)	1:B:133:LEU:CD1	1:B:80:CYS:N	3	5.92
(3,14)	1:B:133:LEU:CD1	5:B:203:7Q9:N	3	5.92
(3,14)	1:B:133:LEU:CD1	5:B:204:7Q9:N	3	5.92
(3,14)	1:B:133:LEU:CD1	5:B:205:7Q9:N	3	5.92
(3,14)	1:B:133:LEU:CD1	5:B:206:7Q9:N	3	5.92
(3,14)	1:B:133:LEU:CD1	5:B:207:7Q9:N	3	5.92
(3,14)	1:B:133:LEU:CD1	6:B:208:17F:N1	3	5.92
(3,14)	1:B:133:LEU:CD1	5:B:209:7Q9:N	3	5.92
(3,14)	1:B:133:LEU:CD1	5:B:210:7Q9:N	3	5.92
(3,14)	1:B:133:LEU:CD1	5:B:211:7Q9:N	3	5.92
(3,14)	1:B:133:LEU:CD1	5:B:212:7Q9:N	3	5.92
(3,14)	1:B:133:LEU:CD1	5:B:213:7Q9:N	3	5.92
(3,14)	1:B:133:LEU:CD1	6:B:214:17F:N1	3	5.92
(3,14)	1:B:133:LEU:CD1	6:B:215:17F:N1	3	5.92
(3,14)	1:B:133:LEU:CD1	5:B:216:7Q9:N	3	5.92
(3,14)	1:B:133:LEU:CD1	5:B:217:7Q9:N	3	5.92
(3,14)	1:B:133:LEU:CD1	5:B:218:7Q9:N	3	5.92
(3,14)	1:B:133:LEU:CD1	6:B:219:17F:N1	3	5.92
(3,14)	1:B:133:LEU:CD1	5:B:220:7Q9:N	3	5.92
(3,14)	1:B:133:LEU:CD2	1:B:2:THR:N	3	5.92
(3,14)	1:B:133:LEU:CD2	1:B:3:GLU:N	3	5.92
(3,14)	1:B:133:LEU:CD2	1:B:4:TYR:N	3	5.92
(3,14)	1:B:133:LEU:CD2	1:B:5:LYS:N	3	5.92
(3,14)	1:B:133:LEU:CD2	1:B:6:LEU:N	3	5.92
(3,14)	1:B:133:LEU:CD2	1:B:7:VAL:N	3	5.92
(3,14)	1:B:133:LEU:CD2	1:B:8:VAL:N	3	5.92
(3,14)	1:B:133:LEU:CD2	1:B:9:VAL:N	3	5.92
(3,14)	1:B:133:LEU:CD2	1:B:10:GLY:N	3	5.92
(3,14)	1:B:133:LEU:CD2	1:B:11:ALA:N	3	5.92
(3,14)	1:B:133:LEU:CD2	1:B:12:ASP:N	3	5.92
(3,14)	1:B:133:LEU:CD2	1:B:13:GLY:N	3	5.92
(3,14)	1:B:133:LEU:CD2	1:B:14:VAL:N	3	5.92
(3,14)	1:B:133:LEU:CD2	1:B:15:GLY:N	3	5.92
(3,14)	1:B:133:LEU:CD2	1:B:16:LYS:N	3	5.92

Continued on next page...

Continued from previous page...

Key	Atom-1	Atom-2	Model ID	Violation (Å)
(3,14)	1:B:133:LEU:CD2	1:B:17:SER:N	3	5.92
(3,14)	1:B:133:LEU:CD2	1:B:18:ALA:N	3	5.92
(3,14)	1:B:133:LEU:CD2	1:B:19:LEU:N	3	5.92
(3,14)	1:B:133:LEU:CD2	1:B:20:THR:N	3	5.92
(3,14)	1:B:133:LEU:CD2	1:B:21:ILE:N	3	5.92
(3,14)	1:B:133:LEU:CD2	1:B:22:GLN:N	3	5.92
(3,14)	1:B:133:LEU:CD2	1:B:23:LEU:N	3	5.92
(3,14)	1:B:133:LEU:CD2	1:B:24:ILE:N	3	5.92
(3,14)	1:B:133:LEU:CD2	1:B:25:GLN:N	3	5.92
(3,14)	1:B:133:LEU:CD2	1:B:26:ASN:N	3	5.92
(3,14)	1:B:133:LEU:CD2	1:B:27:HIS:N	3	5.92
(3,14)	1:B:133:LEU:CD2	1:B:28:PHE:N	3	5.92
(3,14)	1:B:133:LEU:CD2	1:B:29:VAL:N	3	5.92
(3,14)	1:B:133:LEU:CD2	1:B:30:ASP:N	3	5.92
(3,14)	1:B:133:LEU:CD2	1:B:31:GLU:N	3	5.92
(3,14)	1:B:133:LEU:CD2	1:B:32:TYR:N	3	5.92
(3,14)	1:B:133:LEU:CD2	1:B:33:ASP:N	3	5.92
(3,14)	1:B:133:LEU:CD2	1:B:34:PRO:N	3	5.92
(3,14)	1:B:133:LEU:CD2	1:B:35:THR:N	3	5.92
(3,14)	1:B:133:LEU:CD2	1:B:36:ILE:N	3	5.92
(3,14)	1:B:133:LEU:CD2	1:B:37:GLU:N	3	5.92
(3,14)	1:B:133:LEU:CD2	1:B:38:ASP:N	3	5.92
(3,14)	1:B:133:LEU:CD2	1:B:39:SER:N	3	5.92
(3,14)	1:B:133:LEU:CD2	1:B:40:TYR:N	3	5.92
(3,14)	1:B:133:LEU:CD2	1:B:41:ARG:N	3	5.92
(3,14)	1:B:133:LEU:CD2	1:B:42:LYS:N	3	5.92
(3,14)	1:B:133:LEU:CD2	1:B:43:GLN:N	3	5.92
(3,14)	1:B:133:LEU:CD2	1:B:44:VAL:N	3	5.92
(3,14)	1:B:133:LEU:CD2	1:B:45:VAL:N	3	5.92
(3,14)	1:B:133:LEU:CD2	1:B:46:ILE:N	3	5.92
(3,14)	1:B:133:LEU:CD2	1:B:47:ASP:N	3	5.92
(3,14)	1:B:133:LEU:CD2	1:B:48:GLY:N	3	5.92
(3,14)	1:B:133:LEU:CD2	1:B:49:GLU:N	3	5.92
(3,14)	1:B:133:LEU:CD2	1:B:50:THR:N	3	5.92
(3,14)	1:B:133:LEU:CD2	1:B:51:CYS:N	3	5.92
(3,14)	1:B:133:LEU:CD2	1:B:52:LEU:N	3	5.92
(3,14)	1:B:133:LEU:CD2	1:B:53:LEU:N	3	5.92
(3,14)	1:B:133:LEU:CD2	1:B:54:ASP:N	3	5.92
(3,14)	1:B:133:LEU:CD2	1:B:55:ILE:N	3	5.92
(3,14)	1:B:133:LEU:CD2	1:B:56:LEU:N	3	5.92
(3,14)	1:B:133:LEU:CD2	1:B:57:ASP:N	3	5.92
(3,14)	1:B:133:LEU:CD2	1:B:58:THR:N	3	5.92

Continued on next page...

Continued from previous page...

Key	Atom-1	Atom-2	Model ID	Violation (Å)
(3,14)	1:B:133:LEU:CD2	1:B:59:ALA:N	3	5.92
(3,14)	1:B:133:LEU:CD2	1:B:60:GLY:N	3	5.92
(3,14)	1:B:133:LEU:CD2	1:B:61:GLN:N	3	5.92
(3,14)	1:B:133:LEU:CD2	1:B:62:GLU:N	3	5.92
(3,14)	1:B:133:LEU:CD2	1:B:63:GLU:N	3	5.92
(3,14)	1:B:133:LEU:CD2	1:B:64:TYR:N	3	5.92
(3,14)	1:B:133:LEU:CD2	1:B:65:SER:N	3	5.92
(3,14)	1:B:133:LEU:CD2	1:B:66:ALA:N	3	5.92
(3,14)	1:B:133:LEU:CD2	1:B:67:MET:N	3	5.92
(3,14)	1:B:133:LEU:CD2	1:B:68:ARG:N	3	5.92
(3,14)	1:B:133:LEU:CD2	1:B:69:ASP:N	3	5.92
(3,14)	1:B:133:LEU:CD2	1:B:70:GLN:N	3	5.92
(3,14)	1:B:133:LEU:CD2	1:B:71:TYR:N	3	5.92
(3,14)	1:B:133:LEU:CD2	1:B:72:MET:N	3	5.92
(3,14)	1:B:133:LEU:CD2	1:B:73:ARG:N	3	5.92
(3,14)	1:B:133:LEU:CD2	1:B:74:THR:N	3	5.92
(3,14)	1:B:133:LEU:CD2	1:B:75:GLY:N	3	5.92
(3,14)	1:B:133:LEU:CD2	1:B:76:GLU:N	3	5.92
(3,14)	1:B:133:LEU:CD2	1:B:77:GLY:N	3	5.92
(3,14)	1:B:133:LEU:CD2	1:B:78:PHE:N	3	5.92
(3,14)	1:B:133:LEU:CD2	1:B:79:LEU:N	3	5.92
(3,14)	1:B:133:LEU:CD2	1:B:80:CYS:N	3	5.92
(3,14)	1:B:133:LEU:CD2	5:B:203:7Q9:N	3	5.92
(3,14)	1:B:133:LEU:CD2	5:B:204:7Q9:N	3	5.92
(3,14)	1:B:133:LEU:CD2	5:B:205:7Q9:N	3	5.92
(3,14)	1:B:133:LEU:CD2	5:B:206:7Q9:N	3	5.92
(3,14)	1:B:133:LEU:CD2	5:B:207:7Q9:N	3	5.92
(3,14)	1:B:133:LEU:CD2	6:B:208:17F:N1	3	5.92
(3,14)	1:B:133:LEU:CD2	5:B:209:7Q9:N	3	5.92
(3,14)	1:B:133:LEU:CD2	5:B:210:7Q9:N	3	5.92
(3,14)	1:B:133:LEU:CD2	5:B:211:7Q9:N	3	5.92
(3,14)	1:B:133:LEU:CD2	5:B:212:7Q9:N	3	5.92
(3,14)	1:B:133:LEU:CD2	5:B:213:7Q9:N	3	5.92
(3,14)	1:B:133:LEU:CD2	6:B:214:17F:N1	3	5.92
(3,14)	1:B:133:LEU:CD2	6:B:215:17F:N1	3	5.92
(3,14)	1:B:133:LEU:CD2	5:B:216:7Q9:N	3	5.92
(3,14)	1:B:133:LEU:CD2	5:B:217:7Q9:N	3	5.92
(3,14)	1:B:133:LEU:CD2	5:B:218:7Q9:N	3	5.92
(3,14)	1:B:133:LEU:CD2	6:B:219:17F:N1	3	5.92
(3,14)	1:B:133:LEU:CD2	5:B:220:7Q9:N	3	5.92
(1,18)	1:A:39:SER:OG	1:A:160:VAL:CG1	3	5.88
(1,18)	1:A:39:SER:OG	1:A:160:VAL:CG2	3	5.88

Continued on next page...

Continued from previous page...

Key	Atom-1	Atom-2	Model ID	Violation (Å)
(1,18)	1:A:39:SER:OG	1:B:160:VAL:C	3	5.88
(1,18)	1:A:39:SER:OG	1:B:160:VAL:CA	3	5.88
(1,18)	1:A:39:SER:OG	1:B:160:VAL:CB	3	5.88
(1,18)	1:A:39:SER:OG	1:B:160:VAL:CG1	3	5.88
(1,18)	1:A:39:SER:OG	1:B:160:VAL:CG1	3	5.88
(1,18)	1:A:39:SER:OG	1:B:160:VAL:CG2	3	5.88
(1,18)	1:A:39:SER:OG	1:B:160:VAL:CG2	3	5.88
(1,18)	1:A:39:SER:OG	1:B:160:VAL:H	3	5.88
(1,18)	1:A:39:SER:OG	1:B:160:VAL:N	3	5.88
(1,18)	1:A:39:SER:OG	1:B:160:VAL:O	3	5.88
(1,13)	1:A:39:SER:OG	1:A:112:VAL:CG1	6	5.88
(1,13)	1:A:39:SER:OG	1:A:112:VAL:CG2	6	5.88
(1,13)	1:A:39:SER:OG	1:B:112:VAL:C	6	5.88
(1,13)	1:A:39:SER:OG	1:B:112:VAL:CA	6	5.88
(1,13)	1:A:39:SER:OG	1:B:112:VAL:CB	6	5.88
(1,13)	1:A:39:SER:OG	1:B:112:VAL:CG1	6	5.88
(1,13)	1:A:39:SER:OG	1:B:112:VAL:CG1	6	5.88
(1,13)	1:A:39:SER:OG	1:B:112:VAL:CG2	6	5.88
(1,13)	1:A:39:SER:OG	1:B:112:VAL:CG2	6	5.88
(1,13)	1:A:39:SER:OG	1:B:112:VAL:H	6	5.88
(1,13)	1:A:39:SER:OG	1:B:112:VAL:N	6	5.88
(1,13)	1:A:39:SER:OG	1:B:112:VAL:O	6	5.88
(1,2)	1:B:118:CYS:SG	1:A:23:LEU:C	11	5.87
(1,2)	1:B:118:CYS:SG	1:A:23:LEU:CA	11	5.87
(1,2)	1:B:118:CYS:SG	1:A:23:LEU:CB	11	5.87
(1,2)	1:B:118:CYS:SG	1:A:23:LEU:CD1	11	5.87
(1,2)	1:B:118:CYS:SG	1:A:23:LEU:CD1	11	5.87
(1,2)	1:B:118:CYS:SG	1:A:23:LEU:CD2	11	5.87
(1,2)	1:B:118:CYS:SG	1:A:23:LEU:CD2	11	5.87
(1,2)	1:B:118:CYS:SG	1:A:23:LEU:CG	11	5.87
(1,2)	1:B:118:CYS:SG	1:A:23:LEU:H	11	5.87
(1,2)	1:B:118:CYS:SG	1:A:23:LEU:N	11	5.87
(1,2)	1:B:118:CYS:SG	1:A:23:LEU:O	11	5.87
(1,2)	1:B:118:CYS:SG	1:B:23:LEU:CD1	11	5.87
(1,2)	1:B:118:CYS:SG	1:B:23:LEU:CD2	11	5.87
(1,13)	1:A:39:SER:OG	1:A:112:VAL:CG1	12	5.87
(1,13)	1:A:39:SER:OG	1:A:112:VAL:CG2	12	5.87
(1,13)	1:A:39:SER:OG	1:B:112:VAL:C	12	5.87
(1,13)	1:A:39:SER:OG	1:B:112:VAL:CA	12	5.87
(1,13)	1:A:39:SER:OG	1:B:112:VAL:CB	12	5.87
(1,13)	1:A:39:SER:OG	1:B:112:VAL:CG1	12	5.87
(1,13)	1:A:39:SER:OG	1:B:112:VAL:CG1	12	5.87

Continued on next page...

Continued from previous page...

Key	Atom-1	Atom-2	Model ID	Violation (Å)
(1,13)	1:A:39:SER:OG	1:B:112:VAL:CG2	12	5.87
(1,13)	1:A:39:SER:OG	1:B:112:VAL:CG2	12	5.87
(1,13)	1:A:39:SER:OG	1:B:112:VAL:H	12	5.87
(1,13)	1:A:39:SER:OG	1:B:112:VAL:N	12	5.87
(1,13)	1:A:39:SER:OG	1:B:112:VAL:O	12	5.87
(1,15)	1:A:39:SER:OG	1:A:133:LEU:CD1	20	5.85
(1,15)	1:A:39:SER:OG	1:A:133:LEU:CD2	20	5.85
(1,15)	1:A:39:SER:OG	1:B:133:LEU:C	20	5.85
(1,15)	1:A:39:SER:OG	1:B:133:LEU:CA	20	5.85
(1,15)	1:A:39:SER:OG	1:B:133:LEU:CB	20	5.85
(1,15)	1:A:39:SER:OG	1:B:133:LEU:CD1	20	5.85
(1,15)	1:A:39:SER:OG	1:B:133:LEU:CD1	20	5.85
(1,15)	1:A:39:SER:OG	1:B:133:LEU:CD2	20	5.85
(1,15)	1:A:39:SER:OG	1:B:133:LEU:CD2	20	5.85
(1,15)	1:A:39:SER:OG	1:B:133:LEU:CG	20	5.85
(1,15)	1:A:39:SER:OG	1:B:133:LEU:H	20	5.85
(1,15)	1:A:39:SER:OG	1:B:133:LEU:N	20	5.85
(1,15)	1:A:39:SER:OG	1:B:133:LEU:O	20	5.85
(1,2)	1:B:118:CYS:SG	1:A:23:LEU:C	9	5.84
(1,2)	1:B:118:CYS:SG	1:A:23:LEU:CA	9	5.84
(1,2)	1:B:118:CYS:SG	1:A:23:LEU:CB	9	5.84
(1,2)	1:B:118:CYS:SG	1:A:23:LEU:CD1	9	5.84
(1,2)	1:B:118:CYS:SG	1:A:23:LEU:CD1	9	5.84
(1,2)	1:B:118:CYS:SG	1:A:23:LEU:CD2	9	5.84
(1,2)	1:B:118:CYS:SG	1:A:23:LEU:CD2	9	5.84
(1,2)	1:B:118:CYS:SG	1:A:23:LEU:CG	9	5.84
(1,2)	1:B:118:CYS:SG	1:A:23:LEU:H	9	5.84
(1,2)	1:B:118:CYS:SG	1:A:23:LEU:N	9	5.84
(1,2)	1:B:118:CYS:SG	1:A:23:LEU:O	9	5.84
(1,2)	1:B:118:CYS:SG	1:B:23:LEU:CD1	9	5.84
(1,2)	1:B:118:CYS:SG	1:B:23:LEU:CD2	9	5.84
(1,14)	1:A:39:SER:OG	1:A:113:LEU:CD1	14	5.83
(1,14)	1:A:39:SER:OG	1:A:113:LEU:CD2	14	5.83
(1,14)	1:A:39:SER:OG	1:B:113:LEU:C	14	5.83
(1,14)	1:A:39:SER:OG	1:B:113:LEU:CA	14	5.83
(1,14)	1:A:39:SER:OG	1:B:113:LEU:CB	14	5.83
(1,14)	1:A:39:SER:OG	1:B:113:LEU:CD1	14	5.83
(1,14)	1:A:39:SER:OG	1:B:113:LEU:CD1	14	5.83
(1,14)	1:A:39:SER:OG	1:B:113:LEU:CD2	14	5.83
(1,14)	1:A:39:SER:OG	1:B:113:LEU:CD2	14	5.83
(1,14)	1:A:39:SER:OG	1:B:113:LEU:CG	14	5.83
(1,14)	1:A:39:SER:OG	1:B:113:LEU:H	14	5.83

Continued on next page...

Continued from previous page...

Key	Atom-1	Atom-2	Model ID	Violation (Å)
(1,14)	1:A:39:SER:OG	1:B:113:LEU:N	14	5.83
(1,14)	1:A:39:SER:OG	1:B:113:LEU:O	14	5.83
(1,6)	1:B:169:LYS:CG	1:A:56:LEU:C	4	5.81
(1,6)	1:B:169:LYS:CG	1:A:56:LEU:CA	4	5.81
(1,6)	1:B:169:LYS:CG	1:A:56:LEU:CB	4	5.81
(1,6)	1:B:169:LYS:CG	1:A:56:LEU:CD1	4	5.81
(1,6)	1:B:169:LYS:CG	1:A:56:LEU:CD1	4	5.81
(1,6)	1:B:169:LYS:CG	1:A:56:LEU:CD2	4	5.81
(1,6)	1:B:169:LYS:CG	1:A:56:LEU:CD2	4	5.81
(1,6)	1:B:169:LYS:CG	1:A:56:LEU:CG	4	5.81
(1,6)	1:B:169:LYS:CG	1:A:56:LEU:H	4	5.81
(1,6)	1:B:169:LYS:CG	1:A:56:LEU:N	4	5.81
(1,6)	1:B:169:LYS:CG	1:A:56:LEU:O	4	5.81
(1,6)	1:B:169:LYS:CG	1:B:56:LEU:CD1	4	5.81
(1,6)	1:B:169:LYS:CG	1:B:56:LEU:CD2	4	5.81
(1,2)	1:B:118:CYS:SG	1:A:23:LEU:C	4	5.81
(1,2)	1:B:118:CYS:SG	1:A:23:LEU:CA	4	5.81
(1,2)	1:B:118:CYS:SG	1:A:23:LEU:CB	4	5.81
(1,2)	1:B:118:CYS:SG	1:A:23:LEU:CD1	4	5.81
(1,2)	1:B:118:CYS:SG	1:A:23:LEU:CD1	4	5.81
(1,2)	1:B:118:CYS:SG	1:A:23:LEU:CD2	4	5.81
(1,2)	1:B:118:CYS:SG	1:A:23:LEU:CD2	4	5.81
(1,2)	1:B:118:CYS:SG	1:A:23:LEU:CG	4	5.81
(1,2)	1:B:118:CYS:SG	1:A:23:LEU:H	4	5.81
(1,2)	1:B:118:CYS:SG	1:A:23:LEU:N	4	5.81
(1,2)	1:B:118:CYS:SG	1:A:23:LEU:O	4	5.81
(1,2)	1:B:118:CYS:SG	1:B:23:LEU:CD1	4	5.81
(1,2)	1:B:118:CYS:SG	1:B:23:LEU:CD2	4	5.81
(1,14)	1:A:39:SER:OG	1:A:113:LEU:CD1	20	5.81
(1,14)	1:A:39:SER:OG	1:A:113:LEU:CD2	20	5.81
(1,14)	1:A:39:SER:OG	1:B:113:LEU:C	20	5.81
(1,14)	1:A:39:SER:OG	1:B:113:LEU:CA	20	5.81
(1,14)	1:A:39:SER:OG	1:B:113:LEU:CB	20	5.81
(1,14)	1:A:39:SER:OG	1:B:113:LEU:CD1	20	5.81
(1,14)	1:A:39:SER:OG	1:B:113:LEU:CD1	20	5.81
(1,14)	1:A:39:SER:OG	1:B:113:LEU:CD2	20	5.81
(1,14)	1:A:39:SER:OG	1:B:113:LEU:CD2	20	5.81
(1,14)	1:A:39:SER:OG	1:B:113:LEU:CG	20	5.81
(1,14)	1:A:39:SER:OG	1:B:113:LEU:H	20	5.81
(1,14)	1:A:39:SER:OG	1:B:113:LEU:N	20	5.81
(1,14)	1:A:39:SER:OG	1:B:113:LEU:O	20	5.81
(3,8)	1:A:45:VAL:CG1	1:B:2:THR:N	7	5.8

Continued on next page...

Continued from previous page...

Key	Atom-1	Atom-2	Model ID	Violation (Å)
(3,8)	1:A:45:VAL:CG1	1:B:3:GLU:N	7	5.8
(3,8)	1:A:45:VAL:CG1	1:B:4:TYR:N	7	5.8
(3,8)	1:A:45:VAL:CG1	1:B:5:LYS:N	7	5.8
(3,8)	1:A:45:VAL:CG1	1:B:6:LEU:N	7	5.8
(3,8)	1:A:45:VAL:CG1	1:B:7:VAL:N	7	5.8
(3,8)	1:A:45:VAL:CG1	1:B:8:VAL:N	7	5.8
(3,8)	1:A:45:VAL:CG1	1:B:9:VAL:N	7	5.8
(3,8)	1:A:45:VAL:CG1	1:B:10:GLY:N	7	5.8
(3,8)	1:A:45:VAL:CG1	1:B:11:ALA:N	7	5.8
(3,8)	1:A:45:VAL:CG1	1:B:12:ASP:N	7	5.8
(3,8)	1:A:45:VAL:CG1	1:B:13:GLY:N	7	5.8
(3,8)	1:A:45:VAL:CG1	1:B:14:VAL:N	7	5.8
(3,8)	1:A:45:VAL:CG1	1:B:15:GLY:N	7	5.8
(3,8)	1:A:45:VAL:CG1	1:B:16:LYS:N	7	5.8
(3,8)	1:A:45:VAL:CG1	1:B:17:SER:N	7	5.8
(3,8)	1:A:45:VAL:CG1	1:B:18:ALA:N	7	5.8
(3,8)	1:A:45:VAL:CG1	1:B:19:LEU:N	7	5.8
(3,8)	1:A:45:VAL:CG1	1:B:20:THR:N	7	5.8
(3,8)	1:A:45:VAL:CG1	1:B:21:ILE:N	7	5.8
(3,8)	1:A:45:VAL:CG1	1:B:22:GLN:N	7	5.8
(3,8)	1:A:45:VAL:CG1	1:B:23:LEU:N	7	5.8
(3,8)	1:A:45:VAL:CG1	1:B:24:ILE:N	7	5.8
(3,8)	1:A:45:VAL:CG1	1:B:25:GLN:N	7	5.8
(3,8)	1:A:45:VAL:CG1	1:B:26:ASN:N	7	5.8
(3,8)	1:A:45:VAL:CG1	1:B:27:HIS:N	7	5.8
(3,8)	1:A:45:VAL:CG1	1:B:28:PHE:N	7	5.8
(3,8)	1:A:45:VAL:CG1	1:B:29:VAL:N	7	5.8
(3,8)	1:A:45:VAL:CG1	1:B:30:ASP:N	7	5.8
(3,8)	1:A:45:VAL:CG1	1:B:31:GLU:N	7	5.8
(3,8)	1:A:45:VAL:CG1	1:B:32:TYR:N	7	5.8
(3,8)	1:A:45:VAL:CG1	1:B:33:ASP:N	7	5.8
(3,8)	1:A:45:VAL:CG1	1:B:34:PRO:N	7	5.8
(3,8)	1:A:45:VAL:CG1	1:B:35:THR:N	7	5.8
(3,8)	1:A:45:VAL:CG1	1:B:36:ILE:N	7	5.8
(3,8)	1:A:45:VAL:CG1	1:B:37:GLU:N	7	5.8
(3,8)	1:A:45:VAL:CG1	1:B:38:ASP:N	7	5.8
(3,8)	1:A:45:VAL:CG1	1:B:39:SER:N	7	5.8
(3,8)	1:A:45:VAL:CG1	1:B:40:TYR:N	7	5.8
(3,8)	1:A:45:VAL:CG1	1:B:41:ARG:N	7	5.8
(3,8)	1:A:45:VAL:CG1	1:B:42:LYS:N	7	5.8
(3,8)	1:A:45:VAL:CG1	1:B:43:GLN:N	7	5.8
(3,8)	1:A:45:VAL:CG1	1:B:44:VAL:N	7	5.8

Continued on next page...

Continued from previous page...

Key	Atom-1	Atom-2	Model ID	Violation (Å)
(3,8)	1:A:45:VAL:CG1	1:B:45:VAL:N	7	5.8
(3,8)	1:A:45:VAL:CG1	1:B:46:ILE:N	7	5.8
(3,8)	1:A:45:VAL:CG1	1:B:47:ASP:N	7	5.8
(3,8)	1:A:45:VAL:CG1	1:B:48:GLY:N	7	5.8
(3,8)	1:A:45:VAL:CG1	1:B:49:GLU:N	7	5.8
(3,8)	1:A:45:VAL:CG1	1:B:50:THR:N	7	5.8
(3,8)	1:A:45:VAL:CG1	1:B:51:CYS:N	7	5.8
(3,8)	1:A:45:VAL:CG1	1:B:52:LEU:N	7	5.8
(3,8)	1:A:45:VAL:CG1	1:B:53:LEU:N	7	5.8
(3,8)	1:A:45:VAL:CG1	1:B:54:ASP:N	7	5.8
(3,8)	1:A:45:VAL:CG1	1:B:55:ILE:N	7	5.8
(3,8)	1:A:45:VAL:CG1	1:B:56:LEU:N	7	5.8
(3,8)	1:A:45:VAL:CG1	1:B:57:ASP:N	7	5.8
(3,8)	1:A:45:VAL:CG1	1:B:58:THR:N	7	5.8
(3,8)	1:A:45:VAL:CG1	1:B:59:ALA:N	7	5.8
(3,8)	1:A:45:VAL:CG1	1:B:60:GLY:N	7	5.8
(3,8)	1:A:45:VAL:CG1	1:B:61:GLN:N	7	5.8
(3,8)	1:A:45:VAL:CG1	1:B:62:GLU:N	7	5.8
(3,8)	1:A:45:VAL:CG1	1:B:63:GLU:N	7	5.8
(3,8)	1:A:45:VAL:CG1	1:B:64:TYR:N	7	5.8
(3,8)	1:A:45:VAL:CG1	1:B:65:SER:N	7	5.8
(3,8)	1:A:45:VAL:CG1	1:B:66:ALA:N	7	5.8
(3,8)	1:A:45:VAL:CG1	1:B:67:MET:N	7	5.8
(3,8)	1:A:45:VAL:CG1	1:B:68:ARG:N	7	5.8
(3,8)	1:A:45:VAL:CG1	1:B:69:ASP:N	7	5.8
(3,8)	1:A:45:VAL:CG1	1:B:70:GLN:N	7	5.8
(3,8)	1:A:45:VAL:CG1	1:B:71:TYR:N	7	5.8
(3,8)	1:A:45:VAL:CG1	1:B:72:MET:N	7	5.8
(3,8)	1:A:45:VAL:CG1	1:B:73:ARG:N	7	5.8
(3,8)	1:A:45:VAL:CG1	1:B:74:THR:N	7	5.8
(3,8)	1:A:45:VAL:CG1	1:B:75:GLY:N	7	5.8
(3,8)	1:A:45:VAL:CG1	1:B:76:GLU:N	7	5.8
(3,8)	1:A:45:VAL:CG1	1:B:77:GLY:N	7	5.8
(3,8)	1:A:45:VAL:CG1	1:B:78:PHE:N	7	5.8
(3,8)	1:A:45:VAL:CG1	1:B:79:LEU:N	7	5.8
(3,8)	1:A:45:VAL:CG1	1:B:80:CYS:N	7	5.8
(3,8)	1:A:45:VAL:CG1	5:B:203:7Q9:N	7	5.8
(3,8)	1:A:45:VAL:CG1	5:B:204:7Q9:N	7	5.8
(3,8)	1:A:45:VAL:CG1	5:B:205:7Q9:N	7	5.8
(3,8)	1:A:45:VAL:CG1	5:B:206:7Q9:N	7	5.8
(3,8)	1:A:45:VAL:CG1	5:B:207:7Q9:N	7	5.8
(3,8)	1:A:45:VAL:CG1	6:B:208:17F:N1	7	5.8

Continued on next page...

Continued from previous page...

Key	Atom-1	Atom-2	Model ID	Violation (Å)
(3,8)	1:A:45:VAL:CG1	5:B:209:7Q9:N	7	5.8
(3,8)	1:A:45:VAL:CG1	5:B:210:7Q9:N	7	5.8
(3,8)	1:A:45:VAL:CG1	5:B:211:7Q9:N	7	5.8
(3,8)	1:A:45:VAL:CG1	5:B:212:7Q9:N	7	5.8
(3,8)	1:A:45:VAL:CG1	5:B:213:7Q9:N	7	5.8
(3,8)	1:A:45:VAL:CG1	6:B:214:17F:N1	7	5.8
(3,8)	1:A:45:VAL:CG1	6:B:215:17F:N1	7	5.8
(3,8)	1:A:45:VAL:CG1	5:B:216:7Q9:N	7	5.8
(3,8)	1:A:45:VAL:CG1	5:B:217:7Q9:N	7	5.8
(3,8)	1:A:45:VAL:CG1	5:B:218:7Q9:N	7	5.8
(3,8)	1:A:45:VAL:CG1	6:B:219:17F:N1	7	5.8
(3,8)	1:A:45:VAL:CG1	5:B:220:7Q9:N	7	5.8
(3,8)	1:A:45:VAL:CG2	1:B:2:THR:N	7	5.8
(3,8)	1:A:45:VAL:CG2	1:B:3:GLU:N	7	5.8
(3,8)	1:A:45:VAL:CG2	1:B:4:TYR:N	7	5.8
(3,8)	1:A:45:VAL:CG2	1:B:5:LYS:N	7	5.8
(3,8)	1:A:45:VAL:CG2	1:B:6:LEU:N	7	5.8
(3,8)	1:A:45:VAL:CG2	1:B:7:VAL:N	7	5.8
(3,8)	1:A:45:VAL:CG2	1:B:8:VAL:N	7	5.8
(3,8)	1:A:45:VAL:CG2	1:B:9:VAL:N	7	5.8
(3,8)	1:A:45:VAL:CG2	1:B:10:GLY:N	7	5.8
(3,8)	1:A:45:VAL:CG2	1:B:11:ALA:N	7	5.8
(3,8)	1:A:45:VAL:CG2	1:B:12:ASP:N	7	5.8
(3,8)	1:A:45:VAL:CG2	1:B:13:GLY:N	7	5.8
(3,8)	1:A:45:VAL:CG2	1:B:14:VAL:N	7	5.8
(3,8)	1:A:45:VAL:CG2	1:B:15:GLY:N	7	5.8
(3,8)	1:A:45:VAL:CG2	1:B:16:LYS:N	7	5.8
(3,8)	1:A:45:VAL:CG2	1:B:17:SER:N	7	5.8
(3,8)	1:A:45:VAL:CG2	1:B:18:ALA:N	7	5.8
(3,8)	1:A:45:VAL:CG2	1:B:19:LEU:N	7	5.8
(3,8)	1:A:45:VAL:CG2	1:B:20:THR:N	7	5.8
(3,8)	1:A:45:VAL:CG2	1:B:21:ILE:N	7	5.8
(3,8)	1:A:45:VAL:CG2	1:B:22:GLN:N	7	5.8
(3,8)	1:A:45:VAL:CG2	1:B:23:LEU:N	7	5.8
(3,8)	1:A:45:VAL:CG2	1:B:24:ILE:N	7	5.8
(3,8)	1:A:45:VAL:CG2	1:B:25:GLN:N	7	5.8
(3,8)	1:A:45:VAL:CG2	1:B:26:ASN:N	7	5.8
(3,8)	1:A:45:VAL:CG2	1:B:27:HIS:N	7	5.8
(3,8)	1:A:45:VAL:CG2	1:B:28:PHE:N	7	5.8
(3,8)	1:A:45:VAL:CG2	1:B:29:VAL:N	7	5.8
(3,8)	1:A:45:VAL:CG2	1:B:30:ASP:N	7	5.8
(3,8)	1:A:45:VAL:CG2	1:B:31:GLU:N	7	5.8

Continued on next page...

Continued from previous page...

Key	Atom-1	Atom-2	Model ID	Violation (Å)
(3,8)	1:A:45:VAL:CG2	1:B:32:TYR:N	7	5.8
(3,8)	1:A:45:VAL:CG2	1:B:33:ASP:N	7	5.8
(3,8)	1:A:45:VAL:CG2	1:B:34:PRO:N	7	5.8
(3,8)	1:A:45:VAL:CG2	1:B:35:THR:N	7	5.8
(3,8)	1:A:45:VAL:CG2	1:B:36:ILE:N	7	5.8
(3,8)	1:A:45:VAL:CG2	1:B:37:GLU:N	7	5.8
(3,8)	1:A:45:VAL:CG2	1:B:38:ASP:N	7	5.8
(3,8)	1:A:45:VAL:CG2	1:B:39:SER:N	7	5.8
(3,8)	1:A:45:VAL:CG2	1:B:40:TYR:N	7	5.8
(3,8)	1:A:45:VAL:CG2	1:B:41:ARG:N	7	5.8
(3,8)	1:A:45:VAL:CG2	1:B:42:LYS:N	7	5.8
(3,8)	1:A:45:VAL:CG2	1:B:43:GLN:N	7	5.8
(3,8)	1:A:45:VAL:CG2	1:B:44:VAL:N	7	5.8
(3,8)	1:A:45:VAL:CG2	1:B:45:VAL:N	7	5.8
(3,8)	1:A:45:VAL:CG2	1:B:46:ILE:N	7	5.8
(3,8)	1:A:45:VAL:CG2	1:B:47:ASP:N	7	5.8
(3,8)	1:A:45:VAL:CG2	1:B:48:GLY:N	7	5.8
(3,8)	1:A:45:VAL:CG2	1:B:49:GLU:N	7	5.8
(3,8)	1:A:45:VAL:CG2	1:B:50:THR:N	7	5.8
(3,8)	1:A:45:VAL:CG2	1:B:51:CYS:N	7	5.8
(3,8)	1:A:45:VAL:CG2	1:B:52:LEU:N	7	5.8
(3,8)	1:A:45:VAL:CG2	1:B:53:LEU:N	7	5.8
(3,8)	1:A:45:VAL:CG2	1:B:54:ASP:N	7	5.8
(3,8)	1:A:45:VAL:CG2	1:B:55:ILE:N	7	5.8
(3,8)	1:A:45:VAL:CG2	1:B:56:LEU:N	7	5.8
(3,8)	1:A:45:VAL:CG2	1:B:57:ASP:N	7	5.8
(3,8)	1:A:45:VAL:CG2	1:B:58:THR:N	7	5.8
(3,8)	1:A:45:VAL:CG2	1:B:59:ALA:N	7	5.8
(3,8)	1:A:45:VAL:CG2	1:B:60:GLY:N	7	5.8
(3,8)	1:A:45:VAL:CG2	1:B:61:GLN:N	7	5.8
(3,8)	1:A:45:VAL:CG2	1:B:62:GLU:N	7	5.8
(3,8)	1:A:45:VAL:CG2	1:B:63:GLU:N	7	5.8
(3,8)	1:A:45:VAL:CG2	1:B:64:TYR:N	7	5.8
(3,8)	1:A:45:VAL:CG2	1:B:65:SER:N	7	5.8
(3,8)	1:A:45:VAL:CG2	1:B:66:ALA:N	7	5.8
(3,8)	1:A:45:VAL:CG2	1:B:67:MET:N	7	5.8
(3,8)	1:A:45:VAL:CG2	1:B:68:ARG:N	7	5.8
(3,8)	1:A:45:VAL:CG2	1:B:69:ASP:N	7	5.8
(3,8)	1:A:45:VAL:CG2	1:B:70:GLN:N	7	5.8
(3,8)	1:A:45:VAL:CG2	1:B:71:TYR:N	7	5.8
(3,8)	1:A:45:VAL:CG2	1:B:72:MET:N	7	5.8
(3,8)	1:A:45:VAL:CG2	1:B:73:ARG:N	7	5.8

Continued on next page...

Continued from previous page...

Key	Atom-1	Atom-2	Model ID	Violation (Å)
(3,8)	1:A:45:VAL:CG2	1:B:74:THR:N	7	5.8
(3,8)	1:A:45:VAL:CG2	1:B:75:GLY:N	7	5.8
(3,8)	1:A:45:VAL:CG2	1:B:76:GLU:N	7	5.8
(3,8)	1:A:45:VAL:CG2	1:B:77:GLY:N	7	5.8
(3,8)	1:A:45:VAL:CG2	1:B:78:PHE:N	7	5.8
(3,8)	1:A:45:VAL:CG2	1:B:79:LEU:N	7	5.8
(3,8)	1:A:45:VAL:CG2	1:B:80:CYS:N	7	5.8
(3,8)	1:A:45:VAL:CG2	5:B:203:7Q9:N	7	5.8
(3,8)	1:A:45:VAL:CG2	5:B:204:7Q9:N	7	5.8
(3,8)	1:A:45:VAL:CG2	5:B:205:7Q9:N	7	5.8
(3,8)	1:A:45:VAL:CG2	5:B:206:7Q9:N	7	5.8
(3,8)	1:A:45:VAL:CG2	5:B:207:7Q9:N	7	5.8
(3,8)	1:A:45:VAL:CG2	6:B:208:17F:N1	7	5.8
(3,8)	1:A:45:VAL:CG2	5:B:209:7Q9:N	7	5.8
(3,8)	1:A:45:VAL:CG2	5:B:210:7Q9:N	7	5.8
(3,8)	1:A:45:VAL:CG2	5:B:211:7Q9:N	7	5.8
(3,8)	1:A:45:VAL:CG2	5:B:212:7Q9:N	7	5.8
(3,8)	1:A:45:VAL:CG2	5:B:213:7Q9:N	7	5.8
(3,8)	1:A:45:VAL:CG2	6:B:214:17F:N1	7	5.8
(3,8)	1:A:45:VAL:CG2	6:B:215:17F:N1	7	5.8
(3,8)	1:A:45:VAL:CG2	5:B:216:7Q9:N	7	5.8
(3,8)	1:A:45:VAL:CG2	5:B:217:7Q9:N	7	5.8
(3,8)	1:A:45:VAL:CG2	5:B:218:7Q9:N	7	5.8
(3,8)	1:A:45:VAL:CG2	6:B:219:17F:N1	7	5.8
(3,8)	1:A:45:VAL:CG2	5:B:220:7Q9:N	7	5.8
(3,14)	1:B:133:LEU:CD1	1:B:2:THR:N	2	5.8
(3,14)	1:B:133:LEU:CD1	1:B:3:GLU:N	2	5.8
(3,14)	1:B:133:LEU:CD1	1:B:4:TYR:N	2	5.8
(3,14)	1:B:133:LEU:CD1	1:B:5:LYS:N	2	5.8
(3,14)	1:B:133:LEU:CD1	1:B:6:LEU:N	2	5.8
(3,14)	1:B:133:LEU:CD1	1:B:7:VAL:N	2	5.8
(3,14)	1:B:133:LEU:CD1	1:B:8:VAL:N	2	5.8
(3,14)	1:B:133:LEU:CD1	1:B:9:VAL:N	2	5.8
(3,14)	1:B:133:LEU:CD1	1:B:10:GLY:N	2	5.8
(3,14)	1:B:133:LEU:CD1	1:B:11:ALA:N	2	5.8
(3,14)	1:B:133:LEU:CD1	1:B:12:ASP:N	2	5.8
(3,14)	1:B:133:LEU:CD1	1:B:13:GLY:N	2	5.8
(3,14)	1:B:133:LEU:CD1	1:B:14:VAL:N	2	5.8
(3,14)	1:B:133:LEU:CD1	1:B:15:GLY:N	2	5.8
(3,14)	1:B:133:LEU:CD1	1:B:16:LYS:N	2	5.8
(3,14)	1:B:133:LEU:CD1	1:B:17:SER:N	2	5.8
(3,14)	1:B:133:LEU:CD1	1:B:18:ALA:N	2	5.8

Continued on next page...

Continued from previous page...

Key	Atom-1	Atom-2	Model ID	Violation (Å)
(3,14)	1:B:133:LEU:CD1	1:B:19:LEU:N	2	5.8
(3,14)	1:B:133:LEU:CD1	1:B:20:THR:N	2	5.8
(3,14)	1:B:133:LEU:CD1	1:B:21:ILE:N	2	5.8
(3,14)	1:B:133:LEU:CD1	1:B:22:GLN:N	2	5.8
(3,14)	1:B:133:LEU:CD1	1:B:23:LEU:N	2	5.8
(3,14)	1:B:133:LEU:CD1	1:B:24:ILE:N	2	5.8
(3,14)	1:B:133:LEU:CD1	1:B:25:GLN:N	2	5.8
(3,14)	1:B:133:LEU:CD1	1:B:26:ASN:N	2	5.8
(3,14)	1:B:133:LEU:CD1	1:B:27:HIS:N	2	5.8
(3,14)	1:B:133:LEU:CD1	1:B:28:PHE:N	2	5.8
(3,14)	1:B:133:LEU:CD1	1:B:29:VAL:N	2	5.8
(3,14)	1:B:133:LEU:CD1	1:B:30:ASP:N	2	5.8
(3,14)	1:B:133:LEU:CD1	1:B:31:GLU:N	2	5.8
(3,14)	1:B:133:LEU:CD1	1:B:32:TYR:N	2	5.8
(3,14)	1:B:133:LEU:CD1	1:B:33:ASP:N	2	5.8
(3,14)	1:B:133:LEU:CD1	1:B:34:PRO:N	2	5.8
(3,14)	1:B:133:LEU:CD1	1:B:35:THR:N	2	5.8
(3,14)	1:B:133:LEU:CD1	1:B:36:ILE:N	2	5.8
(3,14)	1:B:133:LEU:CD1	1:B:37:GLU:N	2	5.8
(3,14)	1:B:133:LEU:CD1	1:B:38:ASP:N	2	5.8
(3,14)	1:B:133:LEU:CD1	1:B:39:SER:N	2	5.8
(3,14)	1:B:133:LEU:CD1	1:B:40:TYR:N	2	5.8
(3,14)	1:B:133:LEU:CD1	1:B:41:ARG:N	2	5.8
(3,14)	1:B:133:LEU:CD1	1:B:42:LYS:N	2	5.8
(3,14)	1:B:133:LEU:CD1	1:B:43:GLN:N	2	5.8
(3,14)	1:B:133:LEU:CD1	1:B:44:VAL:N	2	5.8
(3,14)	1:B:133:LEU:CD1	1:B:45:VAL:N	2	5.8
(3,14)	1:B:133:LEU:CD1	1:B:46:ILE:N	2	5.8
(3,14)	1:B:133:LEU:CD1	1:B:47:ASP:N	2	5.8
(3,14)	1:B:133:LEU:CD1	1:B:48:GLY:N	2	5.8
(3,14)	1:B:133:LEU:CD1	1:B:49:GLU:N	2	5.8
(3,14)	1:B:133:LEU:CD1	1:B:50:THR:N	2	5.8
(3,14)	1:B:133:LEU:CD1	1:B:51:CYS:N	2	5.8
(3,14)	1:B:133:LEU:CD1	1:B:52:LEU:N	2	5.8
(3,14)	1:B:133:LEU:CD1	1:B:53:LEU:N	2	5.8
(3,14)	1:B:133:LEU:CD1	1:B:54:ASP:N	2	5.8
(3,14)	1:B:133:LEU:CD1	1:B:55:ILE:N	2	5.8
(3,14)	1:B:133:LEU:CD1	1:B:56:LEU:N	2	5.8
(3,14)	1:B:133:LEU:CD1	1:B:57:ASP:N	2	5.8
(3,14)	1:B:133:LEU:CD1	1:B:58:THR:N	2	5.8
(3,14)	1:B:133:LEU:CD1	1:B:59:ALA:N	2	5.8
(3,14)	1:B:133:LEU:CD1	1:B:60:GLY:N	2	5.8

Continued on next page...

Continued from previous page...

Key	Atom-1	Atom-2	Model ID	Violation (Å)
(3,14)	1:B:133:LEU:CD1	1:B:61:GLN:N	2	5.8
(3,14)	1:B:133:LEU:CD1	1:B:62:GLU:N	2	5.8
(3,14)	1:B:133:LEU:CD1	1:B:63:GLU:N	2	5.8
(3,14)	1:B:133:LEU:CD1	1:B:64:TYR:N	2	5.8
(3,14)	1:B:133:LEU:CD1	1:B:65:SER:N	2	5.8
(3,14)	1:B:133:LEU:CD1	1:B:66:ALA:N	2	5.8
(3,14)	1:B:133:LEU:CD1	1:B:67:MET:N	2	5.8
(3,14)	1:B:133:LEU:CD1	1:B:68:ARG:N	2	5.8
(3,14)	1:B:133:LEU:CD1	1:B:69:ASP:N	2	5.8
(3,14)	1:B:133:LEU:CD1	1:B:70:GLN:N	2	5.8
(3,14)	1:B:133:LEU:CD1	1:B:71:TYR:N	2	5.8
(3,14)	1:B:133:LEU:CD1	1:B:72:MET:N	2	5.8
(3,14)	1:B:133:LEU:CD1	1:B:73:ARG:N	2	5.8
(3,14)	1:B:133:LEU:CD1	1:B:74:THR:N	2	5.8
(3,14)	1:B:133:LEU:CD1	1:B:75:GLY:N	2	5.8
(3,14)	1:B:133:LEU:CD1	1:B:76:GLU:N	2	5.8
(3,14)	1:B:133:LEU:CD1	1:B:77:GLY:N	2	5.8
(3,14)	1:B:133:LEU:CD1	1:B:78:PHE:N	2	5.8
(3,14)	1:B:133:LEU:CD1	1:B:79:LEU:N	2	5.8
(3,14)	1:B:133:LEU:CD1	1:B:80:CYS:N	2	5.8
(3,14)	1:B:133:LEU:CD1	5:B:203:7Q9:N	2	5.8
(3,14)	1:B:133:LEU:CD1	5:B:204:7Q9:N	2	5.8
(3,14)	1:B:133:LEU:CD1	5:B:205:7Q9:N	2	5.8
(3,14)	1:B:133:LEU:CD1	5:B:206:7Q9:N	2	5.8
(3,14)	1:B:133:LEU:CD1	5:B:207:7Q9:N	2	5.8
(3,14)	1:B:133:LEU:CD1	6:B:208:17F:N1	2	5.8
(3,14)	1:B:133:LEU:CD1	5:B:209:7Q9:N	2	5.8
(3,14)	1:B:133:LEU:CD1	5:B:210:7Q9:N	2	5.8
(3,14)	1:B:133:LEU:CD1	5:B:211:7Q9:N	2	5.8
(3,14)	1:B:133:LEU:CD1	5:B:212:7Q9:N	2	5.8
(3,14)	1:B:133:LEU:CD1	5:B:213:7Q9:N	2	5.8
(3,14)	1:B:133:LEU:CD1	6:B:214:17F:N1	2	5.8
(3,14)	1:B:133:LEU:CD1	6:B:215:17F:N1	2	5.8
(3,14)	1:B:133:LEU:CD1	5:B:216:7Q9:N	2	5.8
(3,14)	1:B:133:LEU:CD1	5:B:217:7Q9:N	2	5.8
(3,14)	1:B:133:LEU:CD1	5:B:218:7Q9:N	2	5.8
(3,14)	1:B:133:LEU:CD1	6:B:219:17F:N1	2	5.8
(3,14)	1:B:133:LEU:CD1	5:B:220:7Q9:N	2	5.8
(3,14)	1:B:133:LEU:CD2	1:B:2:THR:N	2	5.8
(3,14)	1:B:133:LEU:CD2	1:B:3:GLU:N	2	5.8
(3,14)	1:B:133:LEU:CD2	1:B:4:TYR:N	2	5.8
(3,14)	1:B:133:LEU:CD2	1:B:5:LYS:N	2	5.8

Continued on next page...

Continued from previous page...

Key	Atom-1	Atom-2	Model ID	Violation (Å)
(3,14)	1:B:133:LEU:CD2	1:B:6:LEU:N	2	5.8
(3,14)	1:B:133:LEU:CD2	1:B:7:VAL:N	2	5.8
(3,14)	1:B:133:LEU:CD2	1:B:8:VAL:N	2	5.8
(3,14)	1:B:133:LEU:CD2	1:B:9:VAL:N	2	5.8
(3,14)	1:B:133:LEU:CD2	1:B:10:GLY:N	2	5.8
(3,14)	1:B:133:LEU:CD2	1:B:11:ALA:N	2	5.8
(3,14)	1:B:133:LEU:CD2	1:B:12:ASP:N	2	5.8
(3,14)	1:B:133:LEU:CD2	1:B:13:GLY:N	2	5.8
(3,14)	1:B:133:LEU:CD2	1:B:14:VAL:N	2	5.8
(3,14)	1:B:133:LEU:CD2	1:B:15:GLY:N	2	5.8
(3,14)	1:B:133:LEU:CD2	1:B:16:LYS:N	2	5.8
(3,14)	1:B:133:LEU:CD2	1:B:17:SER:N	2	5.8
(3,14)	1:B:133:LEU:CD2	1:B:18:ALA:N	2	5.8
(3,14)	1:B:133:LEU:CD2	1:B:19:LEU:N	2	5.8
(3,14)	1:B:133:LEU:CD2	1:B:20:THR:N	2	5.8
(3,14)	1:B:133:LEU:CD2	1:B:21:ILE:N	2	5.8
(3,14)	1:B:133:LEU:CD2	1:B:22:GLN:N	2	5.8
(3,14)	1:B:133:LEU:CD2	1:B:23:LEU:N	2	5.8
(3,14)	1:B:133:LEU:CD2	1:B:24:ILE:N	2	5.8
(3,14)	1:B:133:LEU:CD2	1:B:25:GLN:N	2	5.8
(3,14)	1:B:133:LEU:CD2	1:B:26:ASN:N	2	5.8
(3,14)	1:B:133:LEU:CD2	1:B:27:HIS:N	2	5.8
(3,14)	1:B:133:LEU:CD2	1:B:28:PHE:N	2	5.8
(3,14)	1:B:133:LEU:CD2	1:B:29:VAL:N	2	5.8
(3,14)	1:B:133:LEU:CD2	1:B:30:ASP:N	2	5.8
(3,14)	1:B:133:LEU:CD2	1:B:31:GLU:N	2	5.8
(3,14)	1:B:133:LEU:CD2	1:B:32:TYR:N	2	5.8
(3,14)	1:B:133:LEU:CD2	1:B:33:ASP:N	2	5.8
(3,14)	1:B:133:LEU:CD2	1:B:34:PRO:N	2	5.8
(3,14)	1:B:133:LEU:CD2	1:B:35:THR:N	2	5.8
(3,14)	1:B:133:LEU:CD2	1:B:36:ILE:N	2	5.8
(3,14)	1:B:133:LEU:CD2	1:B:37:GLU:N	2	5.8
(3,14)	1:B:133:LEU:CD2	1:B:38:ASP:N	2	5.8
(3,14)	1:B:133:LEU:CD2	1:B:39:SER:N	2	5.8
(3,14)	1:B:133:LEU:CD2	1:B:40:TYR:N	2	5.8
(3,14)	1:B:133:LEU:CD2	1:B:41:ARG:N	2	5.8
(3,14)	1:B:133:LEU:CD2	1:B:42:LYS:N	2	5.8
(3,14)	1:B:133:LEU:CD2	1:B:43:GLN:N	2	5.8
(3,14)	1:B:133:LEU:CD2	1:B:44:VAL:N	2	5.8
(3,14)	1:B:133:LEU:CD2	1:B:45:VAL:N	2	5.8
(3,14)	1:B:133:LEU:CD2	1:B:46:ILE:N	2	5.8
(3,14)	1:B:133:LEU:CD2	1:B:47:ASP:N	2	5.8

Continued on next page...

Continued from previous page...

Key	Atom-1	Atom-2	Model ID	Violation (Å)
(3,14)	1:B:133:LEU:CD2	1:B:48:GLY:N	2	5.8
(3,14)	1:B:133:LEU:CD2	1:B:49:GLU:N	2	5.8
(3,14)	1:B:133:LEU:CD2	1:B:50:THR:N	2	5.8
(3,14)	1:B:133:LEU:CD2	1:B:51:CYS:N	2	5.8
(3,14)	1:B:133:LEU:CD2	1:B:52:LEU:N	2	5.8
(3,14)	1:B:133:LEU:CD2	1:B:53:LEU:N	2	5.8
(3,14)	1:B:133:LEU:CD2	1:B:54:ASP:N	2	5.8
(3,14)	1:B:133:LEU:CD2	1:B:55:ILE:N	2	5.8
(3,14)	1:B:133:LEU:CD2	1:B:56:LEU:N	2	5.8
(3,14)	1:B:133:LEU:CD2	1:B:57:ASP:N	2	5.8
(3,14)	1:B:133:LEU:CD2	1:B:58:THR:N	2	5.8
(3,14)	1:B:133:LEU:CD2	1:B:59:ALA:N	2	5.8
(3,14)	1:B:133:LEU:CD2	1:B:60:GLY:N	2	5.8
(3,14)	1:B:133:LEU:CD2	1:B:61:GLN:N	2	5.8
(3,14)	1:B:133:LEU:CD2	1:B:62:GLU:N	2	5.8
(3,14)	1:B:133:LEU:CD2	1:B:63:GLU:N	2	5.8
(3,14)	1:B:133:LEU:CD2	1:B:64:TYR:N	2	5.8
(3,14)	1:B:133:LEU:CD2	1:B:65:SER:N	2	5.8
(3,14)	1:B:133:LEU:CD2	1:B:66:ALA:N	2	5.8
(3,14)	1:B:133:LEU:CD2	1:B:67:MET:N	2	5.8
(3,14)	1:B:133:LEU:CD2	1:B:68:ARG:N	2	5.8
(3,14)	1:B:133:LEU:CD2	1:B:69:ASP:N	2	5.8
(3,14)	1:B:133:LEU:CD2	1:B:70:GLN:N	2	5.8
(3,14)	1:B:133:LEU:CD2	1:B:71:TYR:N	2	5.8
(3,14)	1:B:133:LEU:CD2	1:B:72:MET:N	2	5.8
(3,14)	1:B:133:LEU:CD2	1:B:73:ARG:N	2	5.8
(3,14)	1:B:133:LEU:CD2	1:B:74:THR:N	2	5.8
(3,14)	1:B:133:LEU:CD2	1:B:75:GLY:N	2	5.8
(3,14)	1:B:133:LEU:CD2	1:B:76:GLU:N	2	5.8
(3,14)	1:B:133:LEU:CD2	1:B:77:GLY:N	2	5.8
(3,14)	1:B:133:LEU:CD2	1:B:78:PHE:N	2	5.8
(3,14)	1:B:133:LEU:CD2	1:B:79:LEU:N	2	5.8
(3,14)	1:B:133:LEU:CD2	1:B:80:CYS:N	2	5.8
(3,14)	1:B:133:LEU:CD2	5:B:203:7Q9:N	2	5.8
(3,14)	1:B:133:LEU:CD2	5:B:204:7Q9:N	2	5.8
(3,14)	1:B:133:LEU:CD2	5:B:205:7Q9:N	2	5.8
(3,14)	1:B:133:LEU:CD2	5:B:206:7Q9:N	2	5.8
(3,14)	1:B:133:LEU:CD2	5:B:207:7Q9:N	2	5.8
(3,14)	1:B:133:LEU:CD2	6:B:208:17F:N1	2	5.8
(3,14)	1:B:133:LEU:CD2	5:B:209:7Q9:N	2	5.8
(3,14)	1:B:133:LEU:CD2	5:B:210:7Q9:N	2	5.8
(3,14)	1:B:133:LEU:CD2	5:B:211:7Q9:N	2	5.8

Continued on next page...

Continued from previous page...

Key	Atom-1	Atom-2	Model ID	Violation (Å)
(3,14)	1:B:133:LEU:CD2	5:B:212:7Q9:N	2	5.8
(3,14)	1:B:133:LEU:CD2	5:B:213:7Q9:N	2	5.8
(3,14)	1:B:133:LEU:CD2	6:B:214:17F:N1	2	5.8
(3,14)	1:B:133:LEU:CD2	6:B:215:17F:N1	2	5.8
(3,14)	1:B:133:LEU:CD2	5:B:216:7Q9:N	2	5.8
(3,14)	1:B:133:LEU:CD2	5:B:217:7Q9:N	2	5.8
(3,14)	1:B:133:LEU:CD2	5:B:218:7Q9:N	2	5.8
(3,14)	1:B:133:LEU:CD2	6:B:219:17F:N1	2	5.8
(3,14)	1:B:133:LEU:CD2	5:B:220:7Q9:N	2	5.8
(1,6)	1:B:169:LYS:CG	1:A:56:LEU:C	5	5.79
(1,6)	1:B:169:LYS:CG	1:A:56:LEU:CA	5	5.79
(1,6)	1:B:169:LYS:CG	1:A:56:LEU:CB	5	5.79
(1,6)	1:B:169:LYS:CG	1:A:56:LEU:CD1	5	5.79
(1,6)	1:B:169:LYS:CG	1:A:56:LEU:CD1	5	5.79
(1,6)	1:B:169:LYS:CG	1:A:56:LEU:CD2	5	5.79
(1,6)	1:B:169:LYS:CG	1:A:56:LEU:CD2	5	5.79
(1,6)	1:B:169:LYS:CG	1:A:56:LEU:CG	5	5.79
(1,6)	1:B:169:LYS:CG	1:A:56:LEU:H	5	5.79
(1,6)	1:B:169:LYS:CG	1:A:56:LEU:N	5	5.79
(1,6)	1:B:169:LYS:CG	1:A:56:LEU:O	5	5.79
(1,6)	1:B:169:LYS:CG	1:B:56:LEU:CD1	5	5.79
(1,6)	1:B:169:LYS:CG	1:B:56:LEU:CD2	5	5.79
(1,13)	1:A:39:SER:OG	1:A:112:VAL:CG1	2	5.76
(1,13)	1:A:39:SER:OG	1:A:112:VAL:CG2	2	5.76
(1,13)	1:A:39:SER:OG	1:B:112:VAL:C	2	5.76
(1,13)	1:A:39:SER:OG	1:B:112:VAL:CA	2	5.76
(1,13)	1:A:39:SER:OG	1:B:112:VAL:CB	2	5.76
(1,13)	1:A:39:SER:OG	1:B:112:VAL:CG1	2	5.76
(1,13)	1:A:39:SER:OG	1:B:112:VAL:CG1	2	5.76
(1,13)	1:A:39:SER:OG	1:B:112:VAL:CG2	2	5.76
(1,13)	1:A:39:SER:OG	1:B:112:VAL:CG2	2	5.76
(1,13)	1:A:39:SER:OG	1:B:112:VAL:H	2	5.76
(1,13)	1:A:39:SER:OG	1:B:112:VAL:N	2	5.76
(1,13)	1:A:39:SER:OG	1:B:112:VAL:O	2	5.76
(1,2)	1:B:118:CYS:SG	1:A:23:LEU:C	16	5.74
(1,2)	1:B:118:CYS:SG	1:A:23:LEU:CA	16	5.74
(1,2)	1:B:118:CYS:SG	1:A:23:LEU:CB	16	5.74
(1,2)	1:B:118:CYS:SG	1:A:23:LEU:CD1	16	5.74
(1,2)	1:B:118:CYS:SG	1:A:23:LEU:CD1	16	5.74
(1,2)	1:B:118:CYS:SG	1:A:23:LEU:CD2	16	5.74
(1,2)	1:B:118:CYS:SG	1:A:23:LEU:CD2	16	5.74
(1,2)	1:B:118:CYS:SG	1:A:23:LEU:CG	16	5.74

Continued on next page...

Continued from previous page...

Key	Atom-1	Atom-2	Model ID	Violation (Å)
(1,2)	1:B:118:CYS:SG	1:A:23:LEU:H	16	5.74
(1,2)	1:B:118:CYS:SG	1:A:23:LEU:N	16	5.74
(1,2)	1:B:118:CYS:SG	1:A:23:LEU:O	16	5.74
(1,2)	1:B:118:CYS:SG	1:B:23:LEU:CD1	16	5.74
(1,2)	1:B:118:CYS:SG	1:B:23:LEU:CD2	16	5.74
(1,14)	1:A:39:SER:OG	1:A:113:LEU:CD1	7	5.74
(1,14)	1:A:39:SER:OG	1:A:113:LEU:CD2	7	5.74
(1,14)	1:A:39:SER:OG	1:B:113:LEU:C	7	5.74
(1,14)	1:A:39:SER:OG	1:B:113:LEU:CA	7	5.74
(1,14)	1:A:39:SER:OG	1:B:113:LEU:CB	7	5.74
(1,14)	1:A:39:SER:OG	1:B:113:LEU:CD1	7	5.74
(1,14)	1:A:39:SER:OG	1:B:113:LEU:CD1	7	5.74
(1,14)	1:A:39:SER:OG	1:B:113:LEU:CD2	7	5.74
(1,14)	1:A:39:SER:OG	1:B:113:LEU:CD2	7	5.74
(1,14)	1:A:39:SER:OG	1:B:113:LEU:CG	7	5.74
(1,14)	1:A:39:SER:OG	1:B:113:LEU:H	7	5.74
(1,14)	1:A:39:SER:OG	1:B:113:LEU:N	7	5.74
(1,14)	1:A:39:SER:OG	1:B:113:LEU:O	7	5.74
(1,2)	1:B:118:CYS:SG	1:A:23:LEU:C	19	5.72
(1,2)	1:B:118:CYS:SG	1:A:23:LEU:CA	19	5.72
(1,2)	1:B:118:CYS:SG	1:A:23:LEU:CB	19	5.72
(1,2)	1:B:118:CYS:SG	1:A:23:LEU:CD1	19	5.72
(1,2)	1:B:118:CYS:SG	1:A:23:LEU:CD1	19	5.72
(1,2)	1:B:118:CYS:SG	1:A:23:LEU:CD2	19	5.72
(1,2)	1:B:118:CYS:SG	1:A:23:LEU:CD2	19	5.72
(1,2)	1:B:118:CYS:SG	1:A:23:LEU:CG	19	5.72
(1,2)	1:B:118:CYS:SG	1:A:23:LEU:H	19	5.72
(1,2)	1:B:118:CYS:SG	1:A:23:LEU:N	19	5.72
(1,2)	1:B:118:CYS:SG	1:A:23:LEU:O	19	5.72
(1,2)	1:B:118:CYS:SG	1:B:23:LEU:CD1	19	5.72
(1,2)	1:B:118:CYS:SG	1:B:23:LEU:CD2	19	5.72
(1,15)	1:A:39:SER:OG	1:A:133:LEU:CD1	16	5.69
(1,15)	1:A:39:SER:OG	1:A:133:LEU:CD2	16	5.69
(1,15)	1:A:39:SER:OG	1:B:133:LEU:C	16	5.69
(1,15)	1:A:39:SER:OG	1:B:133:LEU:CA	16	5.69
(1,15)	1:A:39:SER:OG	1:B:133:LEU:CB	16	5.69
(1,15)	1:A:39:SER:OG	1:B:133:LEU:CD1	16	5.69
(1,15)	1:A:39:SER:OG	1:B:133:LEU:CD1	16	5.69
(1,15)	1:A:39:SER:OG	1:B:133:LEU:CD2	16	5.69
(1,15)	1:A:39:SER:OG	1:B:133:LEU:CD2	16	5.69
(1,15)	1:A:39:SER:OG	1:B:133:LEU:CG	16	5.69
(1,15)	1:A:39:SER:OG	1:B:133:LEU:H	16	5.69

Continued on next page...

Continued from previous page...

Key	Atom-1	Atom-2	Model ID	Violation (Å)
(1,15)	1:A:39:SER:OG	1:B:133:LEU:N	16	5.69
(1,15)	1:A:39:SER:OG	1:B:133:LEU:O	16	5.69
(1,14)	1:A:39:SER:OG	1:A:113:LEU:CD1	6	5.69
(1,14)	1:A:39:SER:OG	1:A:113:LEU:CD2	6	5.69
(1,14)	1:A:39:SER:OG	1:B:113:LEU:C	6	5.69
(1,14)	1:A:39:SER:OG	1:B:113:LEU:CA	6	5.69
(1,14)	1:A:39:SER:OG	1:B:113:LEU:CB	6	5.69
(1,14)	1:A:39:SER:OG	1:B:113:LEU:CD1	6	5.69
(1,14)	1:A:39:SER:OG	1:B:113:LEU:CD1	6	5.69
(1,14)	1:A:39:SER:OG	1:B:113:LEU:CD2	6	5.69
(1,14)	1:A:39:SER:OG	1:B:113:LEU:CD2	6	5.69
(1,14)	1:A:39:SER:OG	1:B:113:LEU:CG	6	5.69
(1,14)	1:A:39:SER:OG	1:B:113:LEU:H	6	5.69
(1,14)	1:A:39:SER:OG	1:B:113:LEU:N	6	5.69
(1,14)	1:A:39:SER:OG	1:B:113:LEU:O	6	5.69
(1,13)	1:A:39:SER:OG	1:A:112:VAL:CG1	14	5.69
(1,13)	1:A:39:SER:OG	1:A:112:VAL:CG2	14	5.69
(1,13)	1:A:39:SER:OG	1:B:112:VAL:C	14	5.69
(1,13)	1:A:39:SER:OG	1:B:112:VAL:CA	14	5.69
(1,13)	1:A:39:SER:OG	1:B:112:VAL:CB	14	5.69
(1,13)	1:A:39:SER:OG	1:B:112:VAL:CG1	14	5.69
(1,13)	1:A:39:SER:OG	1:B:112:VAL:CG1	14	5.69
(1,13)	1:A:39:SER:OG	1:B:112:VAL:CG2	14	5.69
(1,13)	1:A:39:SER:OG	1:B:112:VAL:CG2	14	5.69
(1,13)	1:A:39:SER:OG	1:B:112:VAL:H	14	5.69
(1,13)	1:A:39:SER:OG	1:B:112:VAL:N	14	5.69
(1,13)	1:A:39:SER:OG	1:B:112:VAL:O	14	5.69
(3,16)	1:B:142:ILE:CD1	1:B:2:THR:N	2	5.68
(3,16)	1:B:142:ILE:CD1	1:B:3:GLU:N	2	5.68
(3,16)	1:B:142:ILE:CD1	1:B:4:TYR:N	2	5.68
(3,16)	1:B:142:ILE:CD1	1:B:5:LYS:N	2	5.68
(3,16)	1:B:142:ILE:CD1	1:B:6:LEU:N	2	5.68
(3,16)	1:B:142:ILE:CD1	1:B:7:VAL:N	2	5.68
(3,16)	1:B:142:ILE:CD1	1:B:8:VAL:N	2	5.68
(3,16)	1:B:142:ILE:CD1	1:B:9:VAL:N	2	5.68
(3,16)	1:B:142:ILE:CD1	1:B:10:GLY:N	2	5.68
(3,16)	1:B:142:ILE:CD1	1:B:11:ALA:N	2	5.68
(3,16)	1:B:142:ILE:CD1	1:B:12:ASP:N	2	5.68
(3,16)	1:B:142:ILE:CD1	1:B:13:GLY:N	2	5.68
(3,16)	1:B:142:ILE:CD1	1:B:14:VAL:N	2	5.68
(3,16)	1:B:142:ILE:CD1	1:B:15:GLY:N	2	5.68
(3,16)	1:B:142:ILE:CD1	1:B:16:LYS:N	2	5.68

Continued on next page...

Continued from previous page...

Key	Atom-1	Atom-2	Model ID	Violation (Å)
(3,16)	1:B:142:ILE:CD1	1:B:17:SER:N	2	5.68
(3,16)	1:B:142:ILE:CD1	1:B:18:ALA:N	2	5.68
(3,16)	1:B:142:ILE:CD1	1:B:19:LEU:N	2	5.68
(3,16)	1:B:142:ILE:CD1	1:B:20:THR:N	2	5.68
(3,16)	1:B:142:ILE:CD1	1:B:21:ILE:N	2	5.68
(3,16)	1:B:142:ILE:CD1	1:B:22:GLN:N	2	5.68
(3,16)	1:B:142:ILE:CD1	1:B:23:LEU:N	2	5.68
(3,16)	1:B:142:ILE:CD1	1:B:24:ILE:N	2	5.68
(3,16)	1:B:142:ILE:CD1	1:B:25:GLN:N	2	5.68
(3,16)	1:B:142:ILE:CD1	1:B:26:ASN:N	2	5.68
(3,16)	1:B:142:ILE:CD1	1:B:27:HIS:N	2	5.68
(3,16)	1:B:142:ILE:CD1	1:B:28:PHE:N	2	5.68
(3,16)	1:B:142:ILE:CD1	1:B:29:VAL:N	2	5.68
(3,16)	1:B:142:ILE:CD1	1:B:30:ASP:N	2	5.68
(3,16)	1:B:142:ILE:CD1	1:B:31:GLU:N	2	5.68
(3,16)	1:B:142:ILE:CD1	1:B:32:TYR:N	2	5.68
(3,16)	1:B:142:ILE:CD1	1:B:33:ASP:N	2	5.68
(3,16)	1:B:142:ILE:CD1	1:B:34:PRO:N	2	5.68
(3,16)	1:B:142:ILE:CD1	1:B:35:THR:N	2	5.68
(3,16)	1:B:142:ILE:CD1	1:B:36:ILE:N	2	5.68
(3,16)	1:B:142:ILE:CD1	1:B:37:GLU:N	2	5.68
(3,16)	1:B:142:ILE:CD1	1:B:38:ASP:N	2	5.68
(3,16)	1:B:142:ILE:CD1	1:B:39:SER:N	2	5.68
(3,16)	1:B:142:ILE:CD1	1:B:40:TYR:N	2	5.68
(3,16)	1:B:142:ILE:CD1	1:B:41:ARG:N	2	5.68
(3,16)	1:B:142:ILE:CD1	1:B:42:LYS:N	2	5.68
(3,16)	1:B:142:ILE:CD1	1:B:43:GLN:N	2	5.68
(3,16)	1:B:142:ILE:CD1	1:B:44:VAL:N	2	5.68
(3,16)	1:B:142:ILE:CD1	1:B:45:VAL:N	2	5.68
(3,16)	1:B:142:ILE:CD1	1:B:46:ILE:N	2	5.68
(3,16)	1:B:142:ILE:CD1	1:B:47:ASP:N	2	5.68
(3,16)	1:B:142:ILE:CD1	1:B:48:GLY:N	2	5.68
(3,16)	1:B:142:ILE:CD1	1:B:49:GLU:N	2	5.68
(3,16)	1:B:142:ILE:CD1	1:B:50:THR:N	2	5.68
(3,16)	1:B:142:ILE:CD1	1:B:51:CYS:N	2	5.68
(3,16)	1:B:142:ILE:CD1	1:B:52:LEU:N	2	5.68
(3,16)	1:B:142:ILE:CD1	1:B:53:LEU:N	2	5.68
(3,16)	1:B:142:ILE:CD1	1:B:54:ASP:N	2	5.68
(3,16)	1:B:142:ILE:CD1	1:B:55:ILE:N	2	5.68
(3,16)	1:B:142:ILE:CD1	1:B:56:LEU:N	2	5.68
(3,16)	1:B:142:ILE:CD1	1:B:57:ASP:N	2	5.68
(3,16)	1:B:142:ILE:CD1	1:B:58:THR:N	2	5.68

Continued on next page...

Continued from previous page...

Key	Atom-1	Atom-2	Model ID	Violation (Å)
(3,16)	1:B:142:ILE:CD1	1:B:59:ALA:N	2	5.68
(3,16)	1:B:142:ILE:CD1	1:B:60:GLY:N	2	5.68
(3,16)	1:B:142:ILE:CD1	1:B:61:GLN:N	2	5.68
(3,16)	1:B:142:ILE:CD1	1:B:62:GLU:N	2	5.68
(3,16)	1:B:142:ILE:CD1	1:B:63:GLU:N	2	5.68
(3,16)	1:B:142:ILE:CD1	1:B:64:TYR:N	2	5.68
(3,16)	1:B:142:ILE:CD1	1:B:65:SER:N	2	5.68
(3,16)	1:B:142:ILE:CD1	1:B:66:ALA:N	2	5.68
(3,16)	1:B:142:ILE:CD1	1:B:67:MET:N	2	5.68
(3,16)	1:B:142:ILE:CD1	1:B:68:ARG:N	2	5.68
(3,16)	1:B:142:ILE:CD1	1:B:69:ASP:N	2	5.68
(3,16)	1:B:142:ILE:CD1	1:B:70:GLN:N	2	5.68
(3,16)	1:B:142:ILE:CD1	1:B:71:TYR:N	2	5.68
(3,16)	1:B:142:ILE:CD1	1:B:72:MET:N	2	5.68
(3,16)	1:B:142:ILE:CD1	1:B:73:ARG:N	2	5.68
(3,16)	1:B:142:ILE:CD1	1:B:74:THR:N	2	5.68
(3,16)	1:B:142:ILE:CD1	1:B:75:GLY:N	2	5.68
(3,16)	1:B:142:ILE:CD1	1:B:76:GLU:N	2	5.68
(3,16)	1:B:142:ILE:CD1	1:B:77:GLY:N	2	5.68
(3,16)	1:B:142:ILE:CD1	1:B:78:PHE:N	2	5.68
(3,16)	1:B:142:ILE:CD1	1:B:79:LEU:N	2	5.68
(3,16)	1:B:142:ILE:CD1	1:B:80:CYS:N	2	5.68
(3,16)	1:B:142:ILE:CD1	5:B:203:7Q9:N	2	5.68
(3,16)	1:B:142:ILE:CD1	5:B:204:7Q9:N	2	5.68
(3,16)	1:B:142:ILE:CD1	5:B:205:7Q9:N	2	5.68
(3,16)	1:B:142:ILE:CD1	5:B:206:7Q9:N	2	5.68
(3,16)	1:B:142:ILE:CD1	5:B:207:7Q9:N	2	5.68
(3,16)	1:B:142:ILE:CD1	6:B:208:17F:N1	2	5.68
(3,16)	1:B:142:ILE:CD1	5:B:209:7Q9:N	2	5.68
(3,16)	1:B:142:ILE:CD1	5:B:210:7Q9:N	2	5.68
(3,16)	1:B:142:ILE:CD1	5:B:211:7Q9:N	2	5.68
(3,16)	1:B:142:ILE:CD1	5:B:212:7Q9:N	2	5.68
(3,16)	1:B:142:ILE:CD1	5:B:213:7Q9:N	2	5.68
(3,16)	1:B:142:ILE:CD1	6:B:214:17F:N1	2	5.68
(3,16)	1:B:142:ILE:CD1	6:B:215:17F:N1	2	5.68
(3,16)	1:B:142:ILE:CD1	5:B:216:7Q9:N	2	5.68
(3,16)	1:B:142:ILE:CD1	5:B:217:7Q9:N	2	5.68
(3,16)	1:B:142:ILE:CD1	5:B:218:7Q9:N	2	5.68
(3,16)	1:B:142:ILE:CD1	6:B:219:17F:N1	2	5.68
(3,16)	1:B:142:ILE:CD1	5:B:220:7Q9:N	2	5.68
(1,15)	1:A:39:SER:OG	1:A:133:LEU:CD1	7	5.67
(1,15)	1:A:39:SER:OG	1:A:133:LEU:CD2	7	5.67

Continued on next page...

Continued from previous page...

Key	Atom-1	Atom-2	Model ID	Violation (Å)
(1,15)	1:A:39:SER:OG	1:B:133:LEU:C	7	5.67
(1,15)	1:A:39:SER:OG	1:B:133:LEU:CA	7	5.67
(1,15)	1:A:39:SER:OG	1:B:133:LEU:CB	7	5.67
(1,15)	1:A:39:SER:OG	1:B:133:LEU:CD1	7	5.67
(1,15)	1:A:39:SER:OG	1:B:133:LEU:CD1	7	5.67
(1,15)	1:A:39:SER:OG	1:B:133:LEU:CD2	7	5.67
(1,15)	1:A:39:SER:OG	1:B:133:LEU:CD2	7	5.67
(1,15)	1:A:39:SER:OG	1:B:133:LEU:CG	7	5.67
(1,15)	1:A:39:SER:OG	1:B:133:LEU:H	7	5.67
(1,15)	1:A:39:SER:OG	1:B:133:LEU:N	7	5.67
(1,15)	1:A:39:SER:OG	1:B:133:LEU:O	7	5.67
(1,15)	1:A:39:SER:OG	1:A:133:LEU:CD1	12	5.66
(1,15)	1:A:39:SER:OG	1:A:133:LEU:CD2	12	5.66
(1,15)	1:A:39:SER:OG	1:B:133:LEU:C	12	5.66
(1,15)	1:A:39:SER:OG	1:B:133:LEU:CA	12	5.66
(1,15)	1:A:39:SER:OG	1:B:133:LEU:CB	12	5.66
(1,15)	1:A:39:SER:OG	1:B:133:LEU:CD1	12	5.66
(1,15)	1:A:39:SER:OG	1:B:133:LEU:CD1	12	5.66
(1,15)	1:A:39:SER:OG	1:B:133:LEU:CD2	12	5.66
(1,15)	1:A:39:SER:OG	1:B:133:LEU:CD2	12	5.66
(1,15)	1:A:39:SER:OG	1:B:133:LEU:CG	12	5.66
(1,15)	1:A:39:SER:OG	1:B:133:LEU:H	12	5.66
(1,15)	1:A:39:SER:OG	1:B:133:LEU:N	12	5.66
(1,15)	1:A:39:SER:OG	1:B:133:LEU:O	12	5.66
(3,14)	1:B:133:LEU:CD1	1:B:2:THR:N	17	5.64
(3,14)	1:B:133:LEU:CD1	1:B:3:GLU:N	17	5.64
(3,14)	1:B:133:LEU:CD1	1:B:4:TYR:N	17	5.64
(3,14)	1:B:133:LEU:CD1	1:B:5:LYS:N	17	5.64
(3,14)	1:B:133:LEU:CD1	1:B:6:LEU:N	17	5.64
(3,14)	1:B:133:LEU:CD1	1:B:7:VAL:N	17	5.64
(3,14)	1:B:133:LEU:CD1	1:B:8:VAL:N	17	5.64
(3,14)	1:B:133:LEU:CD1	1:B:9:VAL:N	17	5.64
(3,14)	1:B:133:LEU:CD1	1:B:10:GLY:N	17	5.64
(3,14)	1:B:133:LEU:CD1	1:B:11:ALA:N	17	5.64
(3,14)	1:B:133:LEU:CD1	1:B:12:ASP:N	17	5.64
(3,14)	1:B:133:LEU:CD1	1:B:13:GLY:N	17	5.64
(3,14)	1:B:133:LEU:CD1	1:B:14:VAL:N	17	5.64
(3,14)	1:B:133:LEU:CD1	1:B:15:GLY:N	17	5.64
(3,14)	1:B:133:LEU:CD1	1:B:16:LYS:N	17	5.64
(3,14)	1:B:133:LEU:CD1	1:B:17:SER:N	17	5.64
(3,14)	1:B:133:LEU:CD1	1:B:18:ALA:N	17	5.64
(3,14)	1:B:133:LEU:CD1	1:B:19:LEU:N	17	5.64

Continued on next page...

Continued from previous page...

Key	Atom-1	Atom-2	Model ID	Violation (Å)
(3,14)	1:B:133:LEU:CD1	1:B:20:THR:N	17	5.64
(3,14)	1:B:133:LEU:CD1	1:B:21:ILE:N	17	5.64
(3,14)	1:B:133:LEU:CD1	1:B:22:GLN:N	17	5.64
(3,14)	1:B:133:LEU:CD1	1:B:23:LEU:N	17	5.64
(3,14)	1:B:133:LEU:CD1	1:B:24:ILE:N	17	5.64
(3,14)	1:B:133:LEU:CD1	1:B:25:GLN:N	17	5.64
(3,14)	1:B:133:LEU:CD1	1:B:26:ASN:N	17	5.64
(3,14)	1:B:133:LEU:CD1	1:B:27:HIS:N	17	5.64
(3,14)	1:B:133:LEU:CD1	1:B:28:PHE:N	17	5.64
(3,14)	1:B:133:LEU:CD1	1:B:29:VAL:N	17	5.64
(3,14)	1:B:133:LEU:CD1	1:B:30:ASP:N	17	5.64
(3,14)	1:B:133:LEU:CD1	1:B:31:GLU:N	17	5.64
(3,14)	1:B:133:LEU:CD1	1:B:32:TYR:N	17	5.64
(3,14)	1:B:133:LEU:CD1	1:B:33:ASP:N	17	5.64
(3,14)	1:B:133:LEU:CD1	1:B:34:PRO:N	17	5.64
(3,14)	1:B:133:LEU:CD1	1:B:35:THR:N	17	5.64
(3,14)	1:B:133:LEU:CD1	1:B:36:ILE:N	17	5.64
(3,14)	1:B:133:LEU:CD1	1:B:37:GLU:N	17	5.64
(3,14)	1:B:133:LEU:CD1	1:B:38:ASP:N	17	5.64
(3,14)	1:B:133:LEU:CD1	1:B:39:SER:N	17	5.64
(3,14)	1:B:133:LEU:CD1	1:B:40:TYR:N	17	5.64
(3,14)	1:B:133:LEU:CD1	1:B:41:ARG:N	17	5.64
(3,14)	1:B:133:LEU:CD1	1:B:42:LYS:N	17	5.64
(3,14)	1:B:133:LEU:CD1	1:B:43:GLN:N	17	5.64
(3,14)	1:B:133:LEU:CD1	1:B:44:VAL:N	17	5.64
(3,14)	1:B:133:LEU:CD1	1:B:45:VAL:N	17	5.64
(3,14)	1:B:133:LEU:CD1	1:B:46:ILE:N	17	5.64
(3,14)	1:B:133:LEU:CD1	1:B:47:ASP:N	17	5.64
(3,14)	1:B:133:LEU:CD1	1:B:48:GLY:N	17	5.64
(3,14)	1:B:133:LEU:CD1	1:B:49:GLU:N	17	5.64
(3,14)	1:B:133:LEU:CD1	1:B:50:THR:N	17	5.64
(3,14)	1:B:133:LEU:CD1	1:B:51:CYS:N	17	5.64
(3,14)	1:B:133:LEU:CD1	1:B:52:LEU:N	17	5.64
(3,14)	1:B:133:LEU:CD1	1:B:53:LEU:N	17	5.64
(3,14)	1:B:133:LEU:CD1	1:B:54:ASP:N	17	5.64
(3,14)	1:B:133:LEU:CD1	1:B:55:ILE:N	17	5.64
(3,14)	1:B:133:LEU:CD1	1:B:56:LEU:N	17	5.64
(3,14)	1:B:133:LEU:CD1	1:B:57:ASP:N	17	5.64
(3,14)	1:B:133:LEU:CD1	1:B:58:THR:N	17	5.64
(3,14)	1:B:133:LEU:CD1	1:B:59:ALA:N	17	5.64
(3,14)	1:B:133:LEU:CD1	1:B:60:GLY:N	17	5.64
(3,14)	1:B:133:LEU:CD1	1:B:61:GLN:N	17	5.64

Continued on next page...

Continued from previous page...

Key	Atom-1	Atom-2	Model ID	Violation (Å)
(3,14)	1:B:133:LEU:CD1	1:B:62:GLU:N	17	5.64
(3,14)	1:B:133:LEU:CD1	1:B:63:GLU:N	17	5.64
(3,14)	1:B:133:LEU:CD1	1:B:64:TYR:N	17	5.64
(3,14)	1:B:133:LEU:CD1	1:B:65:SER:N	17	5.64
(3,14)	1:B:133:LEU:CD1	1:B:66:ALA:N	17	5.64
(3,14)	1:B:133:LEU:CD1	1:B:67:MET:N	17	5.64
(3,14)	1:B:133:LEU:CD1	1:B:68:ARG:N	17	5.64
(3,14)	1:B:133:LEU:CD1	1:B:69:ASP:N	17	5.64
(3,14)	1:B:133:LEU:CD1	1:B:70:GLN:N	17	5.64
(3,14)	1:B:133:LEU:CD1	1:B:71:TYR:N	17	5.64
(3,14)	1:B:133:LEU:CD1	1:B:72:MET:N	17	5.64
(3,14)	1:B:133:LEU:CD1	1:B:73:ARG:N	17	5.64
(3,14)	1:B:133:LEU:CD1	1:B:74:THR:N	17	5.64
(3,14)	1:B:133:LEU:CD1	1:B:75:GLY:N	17	5.64
(3,14)	1:B:133:LEU:CD1	1:B:76:GLU:N	17	5.64
(3,14)	1:B:133:LEU:CD1	1:B:77:GLY:N	17	5.64
(3,14)	1:B:133:LEU:CD1	1:B:78:PHE:N	17	5.64
(3,14)	1:B:133:LEU:CD1	1:B:79:LEU:N	17	5.64
(3,14)	1:B:133:LEU:CD1	1:B:80:CYS:N	17	5.64
(3,14)	1:B:133:LEU:CD1	5:B:203:7Q9:N	17	5.64
(3,14)	1:B:133:LEU:CD1	5:B:204:7Q9:N	17	5.64
(3,14)	1:B:133:LEU:CD1	5:B:205:7Q9:N	17	5.64
(3,14)	1:B:133:LEU:CD1	5:B:206:7Q9:N	17	5.64
(3,14)	1:B:133:LEU:CD1	5:B:207:7Q9:N	17	5.64
(3,14)	1:B:133:LEU:CD1	6:B:208:17F:N1	17	5.64
(3,14)	1:B:133:LEU:CD1	5:B:209:7Q9:N	17	5.64
(3,14)	1:B:133:LEU:CD1	5:B:210:7Q9:N	17	5.64
(3,14)	1:B:133:LEU:CD1	5:B:211:7Q9:N	17	5.64
(3,14)	1:B:133:LEU:CD1	5:B:212:7Q9:N	17	5.64
(3,14)	1:B:133:LEU:CD1	5:B:213:7Q9:N	17	5.64
(3,14)	1:B:133:LEU:CD1	6:B:214:17F:N1	17	5.64
(3,14)	1:B:133:LEU:CD1	6:B:215:17F:N1	17	5.64
(3,14)	1:B:133:LEU:CD1	5:B:216:7Q9:N	17	5.64
(3,14)	1:B:133:LEU:CD1	5:B:217:7Q9:N	17	5.64
(3,14)	1:B:133:LEU:CD1	5:B:218:7Q9:N	17	5.64
(3,14)	1:B:133:LEU:CD1	6:B:219:17F:N1	17	5.64
(3,14)	1:B:133:LEU:CD1	5:B:220:7Q9:N	17	5.64
(3,14)	1:B:133:LEU:CD2	1:B:2:THR:N	17	5.64
(3,14)	1:B:133:LEU:CD2	1:B:3:GLU:N	17	5.64
(3,14)	1:B:133:LEU:CD2	1:B:4:TYR:N	17	5.64
(3,14)	1:B:133:LEU:CD2	1:B:5:LYS:N	17	5.64
(3,14)	1:B:133:LEU:CD2	1:B:6:LEU:N	17	5.64

Continued on next page...

Continued from previous page...

Key	Atom-1	Atom-2	Model ID	Violation (Å)
(3,14)	1:B:133:LEU:CD2	1:B:7:VAL:N	17	5.64
(3,14)	1:B:133:LEU:CD2	1:B:8:VAL:N	17	5.64
(3,14)	1:B:133:LEU:CD2	1:B:9:VAL:N	17	5.64
(3,14)	1:B:133:LEU:CD2	1:B:10:GLY:N	17	5.64
(3,14)	1:B:133:LEU:CD2	1:B:11:ALA:N	17	5.64
(3,14)	1:B:133:LEU:CD2	1:B:12:ASP:N	17	5.64
(3,14)	1:B:133:LEU:CD2	1:B:13:GLY:N	17	5.64
(3,14)	1:B:133:LEU:CD2	1:B:14:VAL:N	17	5.64
(3,14)	1:B:133:LEU:CD2	1:B:15:GLY:N	17	5.64
(3,14)	1:B:133:LEU:CD2	1:B:16:LYS:N	17	5.64
(3,14)	1:B:133:LEU:CD2	1:B:17:SER:N	17	5.64
(3,14)	1:B:133:LEU:CD2	1:B:18:ALA:N	17	5.64
(3,14)	1:B:133:LEU:CD2	1:B:19:LEU:N	17	5.64
(3,14)	1:B:133:LEU:CD2	1:B:20:THR:N	17	5.64
(3,14)	1:B:133:LEU:CD2	1:B:21:ILE:N	17	5.64
(3,14)	1:B:133:LEU:CD2	1:B:22:GLN:N	17	5.64
(3,14)	1:B:133:LEU:CD2	1:B:23:LEU:N	17	5.64
(3,14)	1:B:133:LEU:CD2	1:B:24:ILE:N	17	5.64
(3,14)	1:B:133:LEU:CD2	1:B:25:GLN:N	17	5.64
(3,14)	1:B:133:LEU:CD2	1:B:26:ASN:N	17	5.64
(3,14)	1:B:133:LEU:CD2	1:B:27:HIS:N	17	5.64
(3,14)	1:B:133:LEU:CD2	1:B:28:PHE:N	17	5.64
(3,14)	1:B:133:LEU:CD2	1:B:29:VAL:N	17	5.64
(3,14)	1:B:133:LEU:CD2	1:B:30:ASP:N	17	5.64
(3,14)	1:B:133:LEU:CD2	1:B:31:GLU:N	17	5.64
(3,14)	1:B:133:LEU:CD2	1:B:32:TYR:N	17	5.64
(3,14)	1:B:133:LEU:CD2	1:B:33:ASP:N	17	5.64
(3,14)	1:B:133:LEU:CD2	1:B:34:PRO:N	17	5.64
(3,14)	1:B:133:LEU:CD2	1:B:35:THR:N	17	5.64
(3,14)	1:B:133:LEU:CD2	1:B:36:ILE:N	17	5.64
(3,14)	1:B:133:LEU:CD2	1:B:37:GLU:N	17	5.64
(3,14)	1:B:133:LEU:CD2	1:B:38:ASP:N	17	5.64
(3,14)	1:B:133:LEU:CD2	1:B:39:SER:N	17	5.64
(3,14)	1:B:133:LEU:CD2	1:B:40:TYR:N	17	5.64
(3,14)	1:B:133:LEU:CD2	1:B:41:ARG:N	17	5.64
(3,14)	1:B:133:LEU:CD2	1:B:42:LYS:N	17	5.64
(3,14)	1:B:133:LEU:CD2	1:B:43:GLN:N	17	5.64
(3,14)	1:B:133:LEU:CD2	1:B:44:VAL:N	17	5.64
(3,14)	1:B:133:LEU:CD2	1:B:45:VAL:N	17	5.64
(3,14)	1:B:133:LEU:CD2	1:B:46:ILE:N	17	5.64
(3,14)	1:B:133:LEU:CD2	1:B:47:ASP:N	17	5.64
(3,14)	1:B:133:LEU:CD2	1:B:48:GLY:N	17	5.64

Continued on next page...

Continued from previous page...

Key	Atom-1	Atom-2	Model ID	Violation (Å)
(3,14)	1:B:133:LEU:CD2	1:B:49:GLU:N	17	5.64
(3,14)	1:B:133:LEU:CD2	1:B:50:THR:N	17	5.64
(3,14)	1:B:133:LEU:CD2	1:B:51:CYS:N	17	5.64
(3,14)	1:B:133:LEU:CD2	1:B:52:LEU:N	17	5.64
(3,14)	1:B:133:LEU:CD2	1:B:53:LEU:N	17	5.64
(3,14)	1:B:133:LEU:CD2	1:B:54:ASP:N	17	5.64
(3,14)	1:B:133:LEU:CD2	1:B:55:ILE:N	17	5.64
(3,14)	1:B:133:LEU:CD2	1:B:56:LEU:N	17	5.64
(3,14)	1:B:133:LEU:CD2	1:B:57:ASP:N	17	5.64
(3,14)	1:B:133:LEU:CD2	1:B:58:THR:N	17	5.64
(3,14)	1:B:133:LEU:CD2	1:B:59:ALA:N	17	5.64
(3,14)	1:B:133:LEU:CD2	1:B:60:GLY:N	17	5.64
(3,14)	1:B:133:LEU:CD2	1:B:61:GLN:N	17	5.64
(3,14)	1:B:133:LEU:CD2	1:B:62:GLU:N	17	5.64
(3,14)	1:B:133:LEU:CD2	1:B:63:GLU:N	17	5.64
(3,14)	1:B:133:LEU:CD2	1:B:64:TYR:N	17	5.64
(3,14)	1:B:133:LEU:CD2	1:B:65:SER:N	17	5.64
(3,14)	1:B:133:LEU:CD2	1:B:66:ALA:N	17	5.64
(3,14)	1:B:133:LEU:CD2	1:B:67:MET:N	17	5.64
(3,14)	1:B:133:LEU:CD2	1:B:68:ARG:N	17	5.64
(3,14)	1:B:133:LEU:CD2	1:B:69:ASP:N	17	5.64
(3,14)	1:B:133:LEU:CD2	1:B:70:GLN:N	17	5.64
(3,14)	1:B:133:LEU:CD2	1:B:71:TYR:N	17	5.64
(3,14)	1:B:133:LEU:CD2	1:B:72:MET:N	17	5.64
(3,14)	1:B:133:LEU:CD2	1:B:73:ARG:N	17	5.64
(3,14)	1:B:133:LEU:CD2	1:B:74:THR:N	17	5.64
(3,14)	1:B:133:LEU:CD2	1:B:75:GLY:N	17	5.64
(3,14)	1:B:133:LEU:CD2	1:B:76:GLU:N	17	5.64
(3,14)	1:B:133:LEU:CD2	1:B:77:GLY:N	17	5.64
(3,14)	1:B:133:LEU:CD2	1:B:78:PHE:N	17	5.64
(3,14)	1:B:133:LEU:CD2	1:B:79:LEU:N	17	5.64
(3,14)	1:B:133:LEU:CD2	1:B:80:CYS:N	17	5.64
(3,14)	1:B:133:LEU:CD2	5:B:203:7Q9:N	17	5.64
(3,14)	1:B:133:LEU:CD2	5:B:204:7Q9:N	17	5.64
(3,14)	1:B:133:LEU:CD2	5:B:205:7Q9:N	17	5.64
(3,14)	1:B:133:LEU:CD2	5:B:206:7Q9:N	17	5.64
(3,14)	1:B:133:LEU:CD2	5:B:207:7Q9:N	17	5.64
(3,14)	1:B:133:LEU:CD2	6:B:208:17F:N1	17	5.64
(3,14)	1:B:133:LEU:CD2	5:B:209:7Q9:N	17	5.64
(3,14)	1:B:133:LEU:CD2	5:B:210:7Q9:N	17	5.64
(3,14)	1:B:133:LEU:CD2	5:B:211:7Q9:N	17	5.64
(3,14)	1:B:133:LEU:CD2	5:B:212:7Q9:N	17	5.64

Continued on next page...

Continued from previous page...

Key	Atom-1	Atom-2	Model ID	Violation (Å)
(3,14)	1:B:133:LEU:CD2	5:B:213:7Q9:N	17	5.64
(3,14)	1:B:133:LEU:CD2	6:B:214:17F:N1	17	5.64
(3,14)	1:B:133:LEU:CD2	6:B:215:17F:N1	17	5.64
(3,14)	1:B:133:LEU:CD2	5:B:216:7Q9:N	17	5.64
(3,14)	1:B:133:LEU:CD2	5:B:217:7Q9:N	17	5.64
(3,14)	1:B:133:LEU:CD2	5:B:218:7Q9:N	17	5.64
(3,14)	1:B:133:LEU:CD2	6:B:219:17F:N1	17	5.64
(3,14)	1:B:133:LEU:CD2	5:B:220:7Q9:N	17	5.64
(1,13)	1:A:39:SER:OG	1:A:112:VAL:CG1	10	5.64
(1,13)	1:A:39:SER:OG	1:A:112:VAL:CG2	10	5.64
(1,13)	1:A:39:SER:OG	1:B:112:VAL:C	10	5.64
(1,13)	1:A:39:SER:OG	1:B:112:VAL:CA	10	5.64
(1,13)	1:A:39:SER:OG	1:B:112:VAL:CB	10	5.64
(1,13)	1:A:39:SER:OG	1:B:112:VAL:CG1	10	5.64
(1,13)	1:A:39:SER:OG	1:B:112:VAL:CG1	10	5.64
(1,13)	1:A:39:SER:OG	1:B:112:VAL:CG2	10	5.64
(1,13)	1:A:39:SER:OG	1:B:112:VAL:CG2	10	5.64
(1,13)	1:A:39:SER:OG	1:B:112:VAL:H	10	5.64
(1,13)	1:A:39:SER:OG	1:B:112:VAL:N	10	5.64
(1,13)	1:A:39:SER:OG	1:B:112:VAL:O	10	5.64
(1,14)	1:A:39:SER:OG	1:A:113:LEU:CD1	15	5.63
(1,14)	1:A:39:SER:OG	1:A:113:LEU:CD2	15	5.63
(1,14)	1:A:39:SER:OG	1:B:113:LEU:C	15	5.63
(1,14)	1:A:39:SER:OG	1:B:113:LEU:CA	15	5.63
(1,14)	1:A:39:SER:OG	1:B:113:LEU:CB	15	5.63
(1,14)	1:A:39:SER:OG	1:B:113:LEU:CD1	15	5.63
(1,14)	1:A:39:SER:OG	1:B:113:LEU:CD1	15	5.63
(1,14)	1:A:39:SER:OG	1:B:113:LEU:CD2	15	5.63
(1,14)	1:A:39:SER:OG	1:B:113:LEU:CD2	15	5.63
(1,14)	1:A:39:SER:OG	1:B:113:LEU:CG	15	5.63
(1,14)	1:A:39:SER:OG	1:B:113:LEU:H	15	5.63
(1,14)	1:A:39:SER:OG	1:B:113:LEU:N	15	5.63
(1,14)	1:A:39:SER:OG	1:B:113:LEU:O	15	5.63
(1,2)	1:B:118:CYS:SG	1:A:23:LEU:C	15	5.62
(1,2)	1:B:118:CYS:SG	1:A:23:LEU:CA	15	5.62
(1,2)	1:B:118:CYS:SG	1:A:23:LEU:CB	15	5.62
(1,2)	1:B:118:CYS:SG	1:A:23:LEU:CD1	15	5.62
(1,2)	1:B:118:CYS:SG	1:A:23:LEU:CD1	15	5.62
(1,2)	1:B:118:CYS:SG	1:A:23:LEU:CD2	15	5.62
(1,2)	1:B:118:CYS:SG	1:A:23:LEU:CD2	15	5.62
(1,2)	1:B:118:CYS:SG	1:A:23:LEU:CG	15	5.62
(1,2)	1:B:118:CYS:SG	1:A:23:LEU:H	15	5.62

Continued on next page...

Continued from previous page...

Key	Atom-1	Atom-2	Model ID	Violation (Å)
(1,2)	1:B:118:CYS:SG	1:A:23:LEU:N	15	5.62
(1,2)	1:B:118:CYS:SG	1:A:23:LEU:O	15	5.62
(1,2)	1:B:118:CYS:SG	1:B:23:LEU:CD1	15	5.62
(1,2)	1:B:118:CYS:SG	1:B:23:LEU:CD2	15	5.62
(1,2)	1:B:118:CYS:SG	1:A:23:LEU:C	20	5.62
(1,2)	1:B:118:CYS:SG	1:A:23:LEU:CA	20	5.62
(1,2)	1:B:118:CYS:SG	1:A:23:LEU:CB	20	5.62
(1,2)	1:B:118:CYS:SG	1:A:23:LEU:CD1	20	5.62
(1,2)	1:B:118:CYS:SG	1:A:23:LEU:CD1	20	5.62
(1,2)	1:B:118:CYS:SG	1:A:23:LEU:CD2	20	5.62
(1,2)	1:B:118:CYS:SG	1:A:23:LEU:CD2	20	5.62
(1,2)	1:B:118:CYS:SG	1:A:23:LEU:CG	20	5.62
(1,2)	1:B:118:CYS:SG	1:A:23:LEU:H	20	5.62
(1,2)	1:B:118:CYS:SG	1:A:23:LEU:N	20	5.62
(1,2)	1:B:118:CYS:SG	1:A:23:LEU:O	20	5.62
(1,2)	1:B:118:CYS:SG	1:B:23:LEU:CD1	20	5.62
(1,2)	1:B:118:CYS:SG	1:B:23:LEU:CD2	20	5.62
(3,16)	1:B:142:ILE:CD1	1:B:2:THR:N	4	5.61
(3,16)	1:B:142:ILE:CD1	1:B:3:GLU:N	4	5.61
(3,16)	1:B:142:ILE:CD1	1:B:4:TYR:N	4	5.61
(3,16)	1:B:142:ILE:CD1	1:B:5:LYS:N	4	5.61
(3,16)	1:B:142:ILE:CD1	1:B:6:LEU:N	4	5.61
(3,16)	1:B:142:ILE:CD1	1:B:7:VAL:N	4	5.61
(3,16)	1:B:142:ILE:CD1	1:B:8:VAL:N	4	5.61
(3,16)	1:B:142:ILE:CD1	1:B:9:VAL:N	4	5.61
(3,16)	1:B:142:ILE:CD1	1:B:10:GLY:N	4	5.61
(3,16)	1:B:142:ILE:CD1	1:B:11:ALA:N	4	5.61
(3,16)	1:B:142:ILE:CD1	1:B:12:ASP:N	4	5.61
(3,16)	1:B:142:ILE:CD1	1:B:13:GLY:N	4	5.61
(3,16)	1:B:142:ILE:CD1	1:B:14:VAL:N	4	5.61
(3,16)	1:B:142:ILE:CD1	1:B:15:GLY:N	4	5.61
(3,16)	1:B:142:ILE:CD1	1:B:16:LYS:N	4	5.61
(3,16)	1:B:142:ILE:CD1	1:B:17:SER:N	4	5.61
(3,16)	1:B:142:ILE:CD1	1:B:18:ALA:N	4	5.61
(3,16)	1:B:142:ILE:CD1	1:B:19:LEU:N	4	5.61
(3,16)	1:B:142:ILE:CD1	1:B:20:THR:N	4	5.61
(3,16)	1:B:142:ILE:CD1	1:B:21:ILE:N	4	5.61
(3,16)	1:B:142:ILE:CD1	1:B:22:GLN:N	4	5.61
(3,16)	1:B:142:ILE:CD1	1:B:23:LEU:N	4	5.61
(3,16)	1:B:142:ILE:CD1	1:B:24:ILE:N	4	5.61
(3,16)	1:B:142:ILE:CD1	1:B:25:GLN:N	4	5.61
(3,16)	1:B:142:ILE:CD1	1:B:26:ASN:N	4	5.61

Continued on next page...

Continued from previous page...

Key	Atom-1	Atom-2	Model ID	Violation (Å)
(3,16)	1:B:142:ILE:CD1	1:B:27:HIS:N	4	5.61
(3,16)	1:B:142:ILE:CD1	1:B:28:PHE:N	4	5.61
(3,16)	1:B:142:ILE:CD1	1:B:29:VAL:N	4	5.61
(3,16)	1:B:142:ILE:CD1	1:B:30:ASP:N	4	5.61
(3,16)	1:B:142:ILE:CD1	1:B:31:GLU:N	4	5.61
(3,16)	1:B:142:ILE:CD1	1:B:32:TYR:N	4	5.61
(3,16)	1:B:142:ILE:CD1	1:B:33:ASP:N	4	5.61
(3,16)	1:B:142:ILE:CD1	1:B:34:PRO:N	4	5.61
(3,16)	1:B:142:ILE:CD1	1:B:35:THR:N	4	5.61
(3,16)	1:B:142:ILE:CD1	1:B:36:ILE:N	4	5.61
(3,16)	1:B:142:ILE:CD1	1:B:37:GLU:N	4	5.61
(3,16)	1:B:142:ILE:CD1	1:B:38:ASP:N	4	5.61
(3,16)	1:B:142:ILE:CD1	1:B:39:SER:N	4	5.61
(3,16)	1:B:142:ILE:CD1	1:B:40:TYR:N	4	5.61
(3,16)	1:B:142:ILE:CD1	1:B:41:ARG:N	4	5.61
(3,16)	1:B:142:ILE:CD1	1:B:42:LYS:N	4	5.61
(3,16)	1:B:142:ILE:CD1	1:B:43:GLN:N	4	5.61
(3,16)	1:B:142:ILE:CD1	1:B:44:VAL:N	4	5.61
(3,16)	1:B:142:ILE:CD1	1:B:45:VAL:N	4	5.61
(3,16)	1:B:142:ILE:CD1	1:B:46:ILE:N	4	5.61
(3,16)	1:B:142:ILE:CD1	1:B:47:ASP:N	4	5.61
(3,16)	1:B:142:ILE:CD1	1:B:48:GLY:N	4	5.61
(3,16)	1:B:142:ILE:CD1	1:B:49:GLU:N	4	5.61
(3,16)	1:B:142:ILE:CD1	1:B:50:THR:N	4	5.61
(3,16)	1:B:142:ILE:CD1	1:B:51:CYS:N	4	5.61
(3,16)	1:B:142:ILE:CD1	1:B:52:LEU:N	4	5.61
(3,16)	1:B:142:ILE:CD1	1:B:53:LEU:N	4	5.61
(3,16)	1:B:142:ILE:CD1	1:B:54:ASP:N	4	5.61
(3,16)	1:B:142:ILE:CD1	1:B:55:ILE:N	4	5.61
(3,16)	1:B:142:ILE:CD1	1:B:56:LEU:N	4	5.61
(3,16)	1:B:142:ILE:CD1	1:B:57:ASP:N	4	5.61
(3,16)	1:B:142:ILE:CD1	1:B:58:THR:N	4	5.61
(3,16)	1:B:142:ILE:CD1	1:B:59:ALA:N	4	5.61
(3,16)	1:B:142:ILE:CD1	1:B:60:GLY:N	4	5.61
(3,16)	1:B:142:ILE:CD1	1:B:61:GLN:N	4	5.61
(3,16)	1:B:142:ILE:CD1	1:B:62:GLU:N	4	5.61
(3,16)	1:B:142:ILE:CD1	1:B:63:GLU:N	4	5.61
(3,16)	1:B:142:ILE:CD1	1:B:64:TYR:N	4	5.61
(3,16)	1:B:142:ILE:CD1	1:B:65:SER:N	4	5.61
(3,16)	1:B:142:ILE:CD1	1:B:66:ALA:N	4	5.61
(3,16)	1:B:142:ILE:CD1	1:B:67:MET:N	4	5.61
(3,16)	1:B:142:ILE:CD1	1:B:68:ARG:N	4	5.61

Continued on next page...

Continued from previous page...

Key	Atom-1	Atom-2	Model ID	Violation (Å)
(3,16)	1:B:142:ILE:CD1	1:B:69:ASP:N	4	5.61
(3,16)	1:B:142:ILE:CD1	1:B:70:GLN:N	4	5.61
(3,16)	1:B:142:ILE:CD1	1:B:71:TYR:N	4	5.61
(3,16)	1:B:142:ILE:CD1	1:B:72:MET:N	4	5.61
(3,16)	1:B:142:ILE:CD1	1:B:73:ARG:N	4	5.61
(3,16)	1:B:142:ILE:CD1	1:B:74:THR:N	4	5.61
(3,16)	1:B:142:ILE:CD1	1:B:75:GLY:N	4	5.61
(3,16)	1:B:142:ILE:CD1	1:B:76:GLU:N	4	5.61
(3,16)	1:B:142:ILE:CD1	1:B:77:GLY:N	4	5.61
(3,16)	1:B:142:ILE:CD1	1:B:78:PHE:N	4	5.61
(3,16)	1:B:142:ILE:CD1	1:B:79:LEU:N	4	5.61
(3,16)	1:B:142:ILE:CD1	1:B:80:CYS:N	4	5.61
(3,16)	1:B:142:ILE:CD1	5:B:203:7Q9:N	4	5.61
(3,16)	1:B:142:ILE:CD1	5:B:204:7Q9:N	4	5.61
(3,16)	1:B:142:ILE:CD1	5:B:205:7Q9:N	4	5.61
(3,16)	1:B:142:ILE:CD1	5:B:206:7Q9:N	4	5.61
(3,16)	1:B:142:ILE:CD1	5:B:207:7Q9:N	4	5.61
(3,16)	1:B:142:ILE:CD1	6:B:208:17F:N1	4	5.61
(3,16)	1:B:142:ILE:CD1	5:B:209:7Q9:N	4	5.61
(3,16)	1:B:142:ILE:CD1	5:B:210:7Q9:N	4	5.61
(3,16)	1:B:142:ILE:CD1	5:B:211:7Q9:N	4	5.61
(3,16)	1:B:142:ILE:CD1	5:B:212:7Q9:N	4	5.61
(3,16)	1:B:142:ILE:CD1	5:B:213:7Q9:N	4	5.61
(3,16)	1:B:142:ILE:CD1	6:B:214:17F:N1	4	5.61
(3,16)	1:B:142:ILE:CD1	6:B:215:17F:N1	4	5.61
(3,16)	1:B:142:ILE:CD1	5:B:216:7Q9:N	4	5.61
(3,16)	1:B:142:ILE:CD1	5:B:217:7Q9:N	4	5.61
(3,16)	1:B:142:ILE:CD1	5:B:218:7Q9:N	4	5.61
(3,16)	1:B:142:ILE:CD1	6:B:219:17F:N1	4	5.61
(3,16)	1:B:142:ILE:CD1	5:B:220:7Q9:N	4	5.61
(1,14)	1:A:39:SER:OG	1:A:113:LEU:CD1	11	5.59
(1,14)	1:A:39:SER:OG	1:A:113:LEU:CD2	11	5.59
(1,14)	1:A:39:SER:OG	1:B:113:LEU:C	11	5.59
(1,14)	1:A:39:SER:OG	1:B:113:LEU:CA	11	5.59
(1,14)	1:A:39:SER:OG	1:B:113:LEU:CB	11	5.59
(1,14)	1:A:39:SER:OG	1:B:113:LEU:CD1	11	5.59
(1,14)	1:A:39:SER:OG	1:B:113:LEU:CD1	11	5.59
(1,14)	1:A:39:SER:OG	1:B:113:LEU:CD2	11	5.59
(1,14)	1:A:39:SER:OG	1:B:113:LEU:CD2	11	5.59
(1,14)	1:A:39:SER:OG	1:B:113:LEU:CG	11	5.59
(1,14)	1:A:39:SER:OG	1:B:113:LEU:H	11	5.59
(1,14)	1:A:39:SER:OG	1:B:113:LEU:N	11	5.59

Continued on next page...

Continued from previous page...

Key	Atom-1	Atom-2	Model ID	Violation (Å)
(1,14)	1:A:39:SER:OG	1:B:113:LEU:O	11	5.59
(1,14)	1:A:39:SER:OG	1:A:113:LEU:CD1	16	5.59
(1,14)	1:A:39:SER:OG	1:A:113:LEU:CD2	16	5.59
(1,14)	1:A:39:SER:OG	1:B:113:LEU:C	16	5.59
(1,14)	1:A:39:SER:OG	1:B:113:LEU:CA	16	5.59
(1,14)	1:A:39:SER:OG	1:B:113:LEU:CB	16	5.59
(1,14)	1:A:39:SER:OG	1:B:113:LEU:CD1	16	5.59
(1,14)	1:A:39:SER:OG	1:B:113:LEU:CD1	16	5.59
(1,14)	1:A:39:SER:OG	1:B:113:LEU:CD2	16	5.59
(1,14)	1:A:39:SER:OG	1:B:113:LEU:CD2	16	5.59
(1,14)	1:A:39:SER:OG	1:B:113:LEU:CG	16	5.59
(1,14)	1:A:39:SER:OG	1:B:113:LEU:H	16	5.59
(1,14)	1:A:39:SER:OG	1:B:113:LEU:N	16	5.59
(1,14)	1:A:39:SER:OG	1:B:113:LEU:O	16	5.59
(1,13)	1:A:39:SER:OG	1:A:112:VAL:CG1	11	5.58
(1,13)	1:A:39:SER:OG	1:A:112:VAL:CG2	11	5.58
(1,13)	1:A:39:SER:OG	1:B:112:VAL:C	11	5.58
(1,13)	1:A:39:SER:OG	1:B:112:VAL:CA	11	5.58
(1,13)	1:A:39:SER:OG	1:B:112:VAL:CB	11	5.58
(1,13)	1:A:39:SER:OG	1:B:112:VAL:CG1	11	5.58
(1,13)	1:A:39:SER:OG	1:B:112:VAL:CG1	11	5.58
(1,13)	1:A:39:SER:OG	1:B:112:VAL:CG2	11	5.58
(1,13)	1:A:39:SER:OG	1:B:112:VAL:CG2	11	5.58
(1,13)	1:A:39:SER:OG	1:B:112:VAL:H	11	5.58
(1,13)	1:A:39:SER:OG	1:B:112:VAL:N	11	5.58
(1,13)	1:A:39:SER:OG	1:B:112:VAL:O	11	5.58
(3,16)	1:B:142:ILE:CD1	1:B:2:THR:N	9	5.57
(3,16)	1:B:142:ILE:CD1	1:B:3:GLU:N	9	5.57
(3,16)	1:B:142:ILE:CD1	1:B:4:TYR:N	9	5.57
(3,16)	1:B:142:ILE:CD1	1:B:5:LYS:N	9	5.57
(3,16)	1:B:142:ILE:CD1	1:B:6:LEU:N	9	5.57
(3,16)	1:B:142:ILE:CD1	1:B:7:VAL:N	9	5.57
(3,16)	1:B:142:ILE:CD1	1:B:8:VAL:N	9	5.57
(3,16)	1:B:142:ILE:CD1	1:B:9:VAL:N	9	5.57
(3,16)	1:B:142:ILE:CD1	1:B:10:GLY:N	9	5.57
(3,16)	1:B:142:ILE:CD1	1:B:11:ALA:N	9	5.57
(3,16)	1:B:142:ILE:CD1	1:B:12:ASP:N	9	5.57
(3,16)	1:B:142:ILE:CD1	1:B:13:GLY:N	9	5.57
(3,16)	1:B:142:ILE:CD1	1:B:14:VAL:N	9	5.57
(3,16)	1:B:142:ILE:CD1	1:B:15:GLY:N	9	5.57
(3,16)	1:B:142:ILE:CD1	1:B:16:LYS:N	9	5.57
(3,16)	1:B:142:ILE:CD1	1:B:17:SER:N	9	5.57

Continued on next page...

Continued from previous page...

Key	Atom-1	Atom-2	Model ID	Violation (Å)
(3,16)	1:B:142:ILE:CD1	1:B:18:ALA:N	9	5.57
(3,16)	1:B:142:ILE:CD1	1:B:19:LEU:N	9	5.57
(3,16)	1:B:142:ILE:CD1	1:B:20:THR:N	9	5.57
(3,16)	1:B:142:ILE:CD1	1:B:21:ILE:N	9	5.57
(3,16)	1:B:142:ILE:CD1	1:B:22:GLN:N	9	5.57
(3,16)	1:B:142:ILE:CD1	1:B:23:LEU:N	9	5.57
(3,16)	1:B:142:ILE:CD1	1:B:24:ILE:N	9	5.57
(3,16)	1:B:142:ILE:CD1	1:B:25:GLN:N	9	5.57
(3,16)	1:B:142:ILE:CD1	1:B:26:ASN:N	9	5.57
(3,16)	1:B:142:ILE:CD1	1:B:27:HIS:N	9	5.57
(3,16)	1:B:142:ILE:CD1	1:B:28:PHE:N	9	5.57
(3,16)	1:B:142:ILE:CD1	1:B:29:VAL:N	9	5.57
(3,16)	1:B:142:ILE:CD1	1:B:30:ASP:N	9	5.57
(3,16)	1:B:142:ILE:CD1	1:B:31:GLU:N	9	5.57
(3,16)	1:B:142:ILE:CD1	1:B:32:TYR:N	9	5.57
(3,16)	1:B:142:ILE:CD1	1:B:33:ASP:N	9	5.57
(3,16)	1:B:142:ILE:CD1	1:B:34:PRO:N	9	5.57
(3,16)	1:B:142:ILE:CD1	1:B:35:THR:N	9	5.57
(3,16)	1:B:142:ILE:CD1	1:B:36:ILE:N	9	5.57
(3,16)	1:B:142:ILE:CD1	1:B:37:GLU:N	9	5.57
(3,16)	1:B:142:ILE:CD1	1:B:38:ASP:N	9	5.57
(3,16)	1:B:142:ILE:CD1	1:B:39:SER:N	9	5.57
(3,16)	1:B:142:ILE:CD1	1:B:40:TYR:N	9	5.57
(3,16)	1:B:142:ILE:CD1	1:B:41:ARG:N	9	5.57
(3,16)	1:B:142:ILE:CD1	1:B:42:LYS:N	9	5.57
(3,16)	1:B:142:ILE:CD1	1:B:43:GLN:N	9	5.57
(3,16)	1:B:142:ILE:CD1	1:B:44:VAL:N	9	5.57
(3,16)	1:B:142:ILE:CD1	1:B:45:VAL:N	9	5.57
(3,16)	1:B:142:ILE:CD1	1:B:46:ILE:N	9	5.57
(3,16)	1:B:142:ILE:CD1	1:B:47:ASP:N	9	5.57
(3,16)	1:B:142:ILE:CD1	1:B:48:GLY:N	9	5.57
(3,16)	1:B:142:ILE:CD1	1:B:49:GLU:N	9	5.57
(3,16)	1:B:142:ILE:CD1	1:B:50:THR:N	9	5.57
(3,16)	1:B:142:ILE:CD1	1:B:51:CYS:N	9	5.57
(3,16)	1:B:142:ILE:CD1	1:B:52:LEU:N	9	5.57
(3,16)	1:B:142:ILE:CD1	1:B:53:LEU:N	9	5.57
(3,16)	1:B:142:ILE:CD1	1:B:54:ASP:N	9	5.57
(3,16)	1:B:142:ILE:CD1	1:B:55:ILE:N	9	5.57
(3,16)	1:B:142:ILE:CD1	1:B:56:LEU:N	9	5.57
(3,16)	1:B:142:ILE:CD1	1:B:57:ASP:N	9	5.57
(3,16)	1:B:142:ILE:CD1	1:B:58:THR:N	9	5.57
(3,16)	1:B:142:ILE:CD1	1:B:59:ALA:N	9	5.57

Continued on next page...

Continued from previous page...

Key	Atom-1	Atom-2	Model ID	Violation (Å)
(3,16)	1:B:142:ILE:CD1	1:B:60:GLY:N	9	5.57
(3,16)	1:B:142:ILE:CD1	1:B:61:GLN:N	9	5.57
(3,16)	1:B:142:ILE:CD1	1:B:62:GLU:N	9	5.57
(3,16)	1:B:142:ILE:CD1	1:B:63:GLU:N	9	5.57
(3,16)	1:B:142:ILE:CD1	1:B:64:TYR:N	9	5.57
(3,16)	1:B:142:ILE:CD1	1:B:65:SER:N	9	5.57
(3,16)	1:B:142:ILE:CD1	1:B:66:ALA:N	9	5.57
(3,16)	1:B:142:ILE:CD1	1:B:67:MET:N	9	5.57
(3,16)	1:B:142:ILE:CD1	1:B:68:ARG:N	9	5.57
(3,16)	1:B:142:ILE:CD1	1:B:69:ASP:N	9	5.57
(3,16)	1:B:142:ILE:CD1	1:B:70:GLN:N	9	5.57
(3,16)	1:B:142:ILE:CD1	1:B:71:TYR:N	9	5.57
(3,16)	1:B:142:ILE:CD1	1:B:72:MET:N	9	5.57
(3,16)	1:B:142:ILE:CD1	1:B:73:ARG:N	9	5.57
(3,16)	1:B:142:ILE:CD1	1:B:74:THR:N	9	5.57
(3,16)	1:B:142:ILE:CD1	1:B:75:GLY:N	9	5.57
(3,16)	1:B:142:ILE:CD1	1:B:76:GLU:N	9	5.57
(3,16)	1:B:142:ILE:CD1	1:B:77:GLY:N	9	5.57
(3,16)	1:B:142:ILE:CD1	1:B:78:PHE:N	9	5.57
(3,16)	1:B:142:ILE:CD1	1:B:79:LEU:N	9	5.57
(3,16)	1:B:142:ILE:CD1	1:B:80:CYS:N	9	5.57
(3,16)	1:B:142:ILE:CD1	5:B:203:7Q9:N	9	5.57
(3,16)	1:B:142:ILE:CD1	5:B:204:7Q9:N	9	5.57
(3,16)	1:B:142:ILE:CD1	5:B:205:7Q9:N	9	5.57
(3,16)	1:B:142:ILE:CD1	5:B:206:7Q9:N	9	5.57
(3,16)	1:B:142:ILE:CD1	5:B:207:7Q9:N	9	5.57
(3,16)	1:B:142:ILE:CD1	6:B:208:17F:N1	9	5.57
(3,16)	1:B:142:ILE:CD1	5:B:209:7Q9:N	9	5.57
(3,16)	1:B:142:ILE:CD1	5:B:210:7Q9:N	9	5.57
(3,16)	1:B:142:ILE:CD1	5:B:211:7Q9:N	9	5.57
(3,16)	1:B:142:ILE:CD1	5:B:212:7Q9:N	9	5.57
(3,16)	1:B:142:ILE:CD1	5:B:213:7Q9:N	9	5.57
(3,16)	1:B:142:ILE:CD1	6:B:214:17F:N1	9	5.57
(3,16)	1:B:142:ILE:CD1	6:B:215:17F:N1	9	5.57
(3,16)	1:B:142:ILE:CD1	5:B:216:7Q9:N	9	5.57
(3,16)	1:B:142:ILE:CD1	5:B:217:7Q9:N	9	5.57
(3,16)	1:B:142:ILE:CD1	5:B:218:7Q9:N	9	5.57
(3,16)	1:B:142:ILE:CD1	6:B:219:17F:N1	9	5.57
(3,16)	1:B:142:ILE:CD1	5:B:220:7Q9:N	9	5.57
(1,15)	1:A:39:SER:OG	1:A:133:LEU:CD1	4	5.56
(1,15)	1:A:39:SER:OG	1:A:133:LEU:CD2	4	5.56
(1,15)	1:A:39:SER:OG	1:B:133:LEU:C	4	5.56

Continued on next page...

Continued from previous page...

Key	Atom-1	Atom-2	Model ID	Violation (Å)
(1,15)	1:A:39:SER:OG	1:B:133:LEU:CA	4	5.56
(1,15)	1:A:39:SER:OG	1:B:133:LEU:CB	4	5.56
(1,15)	1:A:39:SER:OG	1:B:133:LEU:CD1	4	5.56
(1,15)	1:A:39:SER:OG	1:B:133:LEU:CD1	4	5.56
(1,15)	1:A:39:SER:OG	1:B:133:LEU:CD2	4	5.56
(1,15)	1:A:39:SER:OG	1:B:133:LEU:CD2	4	5.56
(1,15)	1:A:39:SER:OG	1:B:133:LEU:CG	4	5.56
(1,15)	1:A:39:SER:OG	1:B:133:LEU:H	4	5.56
(1,15)	1:A:39:SER:OG	1:B:133:LEU:N	4	5.56
(1,15)	1:A:39:SER:OG	1:B:133:LEU:O	4	5.56
(1,15)	1:A:39:SER:OG	1:A:133:LEU:CD1	15	5.56
(1,15)	1:A:39:SER:OG	1:A:133:LEU:CD2	15	5.56
(1,15)	1:A:39:SER:OG	1:B:133:LEU:C	15	5.56
(1,15)	1:A:39:SER:OG	1:B:133:LEU:CA	15	5.56
(1,15)	1:A:39:SER:OG	1:B:133:LEU:CB	15	5.56
(1,15)	1:A:39:SER:OG	1:B:133:LEU:CD1	15	5.56
(1,15)	1:A:39:SER:OG	1:B:133:LEU:CD1	15	5.56
(1,15)	1:A:39:SER:OG	1:B:133:LEU:CD2	15	5.56
(1,15)	1:A:39:SER:OG	1:B:133:LEU:CD2	15	5.56
(1,15)	1:A:39:SER:OG	1:B:133:LEU:CG	15	5.56
(1,15)	1:A:39:SER:OG	1:B:133:LEU:H	15	5.56
(1,15)	1:A:39:SER:OG	1:B:133:LEU:N	15	5.56
(1,15)	1:A:39:SER:OG	1:B:133:LEU:O	15	5.56
(3,16)	1:B:142:ILE:CD1	1:B:2:THR:N	15	5.54
(3,16)	1:B:142:ILE:CD1	1:B:3:GLU:N	15	5.54
(3,16)	1:B:142:ILE:CD1	1:B:4:TYR:N	15	5.54
(3,16)	1:B:142:ILE:CD1	1:B:5:LYS:N	15	5.54
(3,16)	1:B:142:ILE:CD1	1:B:6:LEU:N	15	5.54
(3,16)	1:B:142:ILE:CD1	1:B:7:VAL:N	15	5.54
(3,16)	1:B:142:ILE:CD1	1:B:8:VAL:N	15	5.54
(3,16)	1:B:142:ILE:CD1	1:B:9:VAL:N	15	5.54
(3,16)	1:B:142:ILE:CD1	1:B:10:GLY:N	15	5.54
(3,16)	1:B:142:ILE:CD1	1:B:11:ALA:N	15	5.54
(3,16)	1:B:142:ILE:CD1	1:B:12:ASP:N	15	5.54
(3,16)	1:B:142:ILE:CD1	1:B:13:GLY:N	15	5.54
(3,16)	1:B:142:ILE:CD1	1:B:14:VAL:N	15	5.54
(3,16)	1:B:142:ILE:CD1	1:B:15:GLY:N	15	5.54
(3,16)	1:B:142:ILE:CD1	1:B:16:LYS:N	15	5.54
(3,16)	1:B:142:ILE:CD1	1:B:17:SER:N	15	5.54
(3,16)	1:B:142:ILE:CD1	1:B:18:ALA:N	15	5.54
(3,16)	1:B:142:ILE:CD1	1:B:19:LEU:N	15	5.54
(3,16)	1:B:142:ILE:CD1	1:B:20:THR:N	15	5.54

Continued on next page...

Continued from previous page...

Key	Atom-1	Atom-2	Model ID	Violation (Å)
(3,16)	1:B:142:ILE:CD1	1:B:21:ILE:N	15	5.54
(3,16)	1:B:142:ILE:CD1	1:B:22:GLN:N	15	5.54
(3,16)	1:B:142:ILE:CD1	1:B:23:LEU:N	15	5.54
(3,16)	1:B:142:ILE:CD1	1:B:24:ILE:N	15	5.54
(3,16)	1:B:142:ILE:CD1	1:B:25:GLN:N	15	5.54
(3,16)	1:B:142:ILE:CD1	1:B:26:ASN:N	15	5.54
(3,16)	1:B:142:ILE:CD1	1:B:27:HIS:N	15	5.54
(3,16)	1:B:142:ILE:CD1	1:B:28:PHE:N	15	5.54
(3,16)	1:B:142:ILE:CD1	1:B:29:VAL:N	15	5.54
(3,16)	1:B:142:ILE:CD1	1:B:30:ASP:N	15	5.54
(3,16)	1:B:142:ILE:CD1	1:B:31:GLU:N	15	5.54
(3,16)	1:B:142:ILE:CD1	1:B:32:TYR:N	15	5.54
(3,16)	1:B:142:ILE:CD1	1:B:33:ASP:N	15	5.54
(3,16)	1:B:142:ILE:CD1	1:B:34:PRO:N	15	5.54
(3,16)	1:B:142:ILE:CD1	1:B:35:THR:N	15	5.54
(3,16)	1:B:142:ILE:CD1	1:B:36:ILE:N	15	5.54
(3,16)	1:B:142:ILE:CD1	1:B:37:GLU:N	15	5.54
(3,16)	1:B:142:ILE:CD1	1:B:38:ASP:N	15	5.54
(3,16)	1:B:142:ILE:CD1	1:B:39:SER:N	15	5.54
(3,16)	1:B:142:ILE:CD1	1:B:40:TYR:N	15	5.54
(3,16)	1:B:142:ILE:CD1	1:B:41:ARG:N	15	5.54
(3,16)	1:B:142:ILE:CD1	1:B:42:LYS:N	15	5.54
(3,16)	1:B:142:ILE:CD1	1:B:43:GLN:N	15	5.54
(3,16)	1:B:142:ILE:CD1	1:B:44:VAL:N	15	5.54
(3,16)	1:B:142:ILE:CD1	1:B:45:VAL:N	15	5.54
(3,16)	1:B:142:ILE:CD1	1:B:46:ILE:N	15	5.54
(3,16)	1:B:142:ILE:CD1	1:B:47:ASP:N	15	5.54
(3,16)	1:B:142:ILE:CD1	1:B:48:GLY:N	15	5.54
(3,16)	1:B:142:ILE:CD1	1:B:49:GLU:N	15	5.54
(3,16)	1:B:142:ILE:CD1	1:B:50:THR:N	15	5.54
(3,16)	1:B:142:ILE:CD1	1:B:51:CYS:N	15	5.54
(3,16)	1:B:142:ILE:CD1	1:B:52:LEU:N	15	5.54
(3,16)	1:B:142:ILE:CD1	1:B:53:LEU:N	15	5.54
(3,16)	1:B:142:ILE:CD1	1:B:54:ASP:N	15	5.54
(3,16)	1:B:142:ILE:CD1	1:B:55:ILE:N	15	5.54
(3,16)	1:B:142:ILE:CD1	1:B:56:LEU:N	15	5.54
(3,16)	1:B:142:ILE:CD1	1:B:57:ASP:N	15	5.54
(3,16)	1:B:142:ILE:CD1	1:B:58:THR:N	15	5.54
(3,16)	1:B:142:ILE:CD1	1:B:59:ALA:N	15	5.54
(3,16)	1:B:142:ILE:CD1	1:B:60:GLY:N	15	5.54
(3,16)	1:B:142:ILE:CD1	1:B:61:GLN:N	15	5.54
(3,16)	1:B:142:ILE:CD1	1:B:62:GLU:N	15	5.54

Continued on next page...

Continued from previous page...

Key	Atom-1	Atom-2	Model ID	Violation (Å)
(3,16)	1:B:142:ILE:CD1	1:B:63:GLU:N	15	5.54
(3,16)	1:B:142:ILE:CD1	1:B:64:TYR:N	15	5.54
(3,16)	1:B:142:ILE:CD1	1:B:65:SER:N	15	5.54
(3,16)	1:B:142:ILE:CD1	1:B:66:ALA:N	15	5.54
(3,16)	1:B:142:ILE:CD1	1:B:67:MET:N	15	5.54
(3,16)	1:B:142:ILE:CD1	1:B:68:ARG:N	15	5.54
(3,16)	1:B:142:ILE:CD1	1:B:69:ASP:N	15	5.54
(3,16)	1:B:142:ILE:CD1	1:B:70:GLN:N	15	5.54
(3,16)	1:B:142:ILE:CD1	1:B:71:TYR:N	15	5.54
(3,16)	1:B:142:ILE:CD1	1:B:72:MET:N	15	5.54
(3,16)	1:B:142:ILE:CD1	1:B:73:ARG:N	15	5.54
(3,16)	1:B:142:ILE:CD1	1:B:74:THR:N	15	5.54
(3,16)	1:B:142:ILE:CD1	1:B:75:GLY:N	15	5.54
(3,16)	1:B:142:ILE:CD1	1:B:76:GLU:N	15	5.54
(3,16)	1:B:142:ILE:CD1	1:B:77:GLY:N	15	5.54
(3,16)	1:B:142:ILE:CD1	1:B:78:PHE:N	15	5.54
(3,16)	1:B:142:ILE:CD1	1:B:79:LEU:N	15	5.54
(3,16)	1:B:142:ILE:CD1	1:B:80:CYS:N	15	5.54
(3,16)	1:B:142:ILE:CD1	5:B:203:7Q9:N	15	5.54
(3,16)	1:B:142:ILE:CD1	5:B:204:7Q9:N	15	5.54
(3,16)	1:B:142:ILE:CD1	5:B:205:7Q9:N	15	5.54
(3,16)	1:B:142:ILE:CD1	5:B:206:7Q9:N	15	5.54
(3,16)	1:B:142:ILE:CD1	5:B:207:7Q9:N	15	5.54
(3,16)	1:B:142:ILE:CD1	6:B:208:17F:N1	15	5.54
(3,16)	1:B:142:ILE:CD1	5:B:209:7Q9:N	15	5.54
(3,16)	1:B:142:ILE:CD1	5:B:210:7Q9:N	15	5.54
(3,16)	1:B:142:ILE:CD1	5:B:211:7Q9:N	15	5.54
(3,16)	1:B:142:ILE:CD1	5:B:212:7Q9:N	15	5.54
(3,16)	1:B:142:ILE:CD1	5:B:213:7Q9:N	15	5.54
(3,16)	1:B:142:ILE:CD1	6:B:214:17F:N1	15	5.54
(3,16)	1:B:142:ILE:CD1	6:B:215:17F:N1	15	5.54
(3,16)	1:B:142:ILE:CD1	5:B:216:7Q9:N	15	5.54
(3,16)	1:B:142:ILE:CD1	5:B:217:7Q9:N	15	5.54
(3,16)	1:B:142:ILE:CD1	5:B:218:7Q9:N	15	5.54
(3,16)	1:B:142:ILE:CD1	6:B:219:17F:N1	15	5.54
(3,16)	1:B:142:ILE:CD1	5:B:220:7Q9:N	15	5.54
(3,14)	1:B:133:LEU:CD1	1:B:2:THR:N	6	5.53
(3,14)	1:B:133:LEU:CD1	1:B:3:GLU:N	6	5.53
(3,14)	1:B:133:LEU:CD1	1:B:4:TYR:N	6	5.53
(3,14)	1:B:133:LEU:CD1	1:B:5:LYS:N	6	5.53
(3,14)	1:B:133:LEU:CD1	1:B:6:LEU:N	6	5.53
(3,14)	1:B:133:LEU:CD1	1:B:7:VAL:N	6	5.53

Continued on next page...

Continued from previous page...

Key	Atom-1	Atom-2	Model ID	Violation (Å)
(3,14)	1:B:133:LEU:CD1	1:B:8:VAL:N	6	5.53
(3,14)	1:B:133:LEU:CD1	1:B:9:VAL:N	6	5.53
(3,14)	1:B:133:LEU:CD1	1:B:10:GLY:N	6	5.53
(3,14)	1:B:133:LEU:CD1	1:B:11:ALA:N	6	5.53
(3,14)	1:B:133:LEU:CD1	1:B:12:ASP:N	6	5.53
(3,14)	1:B:133:LEU:CD1	1:B:13:GLY:N	6	5.53
(3,14)	1:B:133:LEU:CD1	1:B:14:VAL:N	6	5.53
(3,14)	1:B:133:LEU:CD1	1:B:15:GLY:N	6	5.53
(3,14)	1:B:133:LEU:CD1	1:B:16:LYS:N	6	5.53
(3,14)	1:B:133:LEU:CD1	1:B:17:SER:N	6	5.53
(3,14)	1:B:133:LEU:CD1	1:B:18:ALA:N	6	5.53
(3,14)	1:B:133:LEU:CD1	1:B:19:LEU:N	6	5.53
(3,14)	1:B:133:LEU:CD1	1:B:20:THR:N	6	5.53
(3,14)	1:B:133:LEU:CD1	1:B:21:ILE:N	6	5.53
(3,14)	1:B:133:LEU:CD1	1:B:22:GLN:N	6	5.53
(3,14)	1:B:133:LEU:CD1	1:B:23:LEU:N	6	5.53
(3,14)	1:B:133:LEU:CD1	1:B:24:ILE:N	6	5.53
(3,14)	1:B:133:LEU:CD1	1:B:25:GLN:N	6	5.53
(3,14)	1:B:133:LEU:CD1	1:B:26:ASN:N	6	5.53
(3,14)	1:B:133:LEU:CD1	1:B:27:HIS:N	6	5.53
(3,14)	1:B:133:LEU:CD1	1:B:28:PHE:N	6	5.53
(3,14)	1:B:133:LEU:CD1	1:B:29:VAL:N	6	5.53
(3,14)	1:B:133:LEU:CD1	1:B:30:ASP:N	6	5.53
(3,14)	1:B:133:LEU:CD1	1:B:31:GLU:N	6	5.53
(3,14)	1:B:133:LEU:CD1	1:B:32:TYR:N	6	5.53
(3,14)	1:B:133:LEU:CD1	1:B:33:ASP:N	6	5.53
(3,14)	1:B:133:LEU:CD1	1:B:34:PRO:N	6	5.53
(3,14)	1:B:133:LEU:CD1	1:B:35:THR:N	6	5.53
(3,14)	1:B:133:LEU:CD1	1:B:36:ILE:N	6	5.53
(3,14)	1:B:133:LEU:CD1	1:B:37:GLU:N	6	5.53
(3,14)	1:B:133:LEU:CD1	1:B:38:ASP:N	6	5.53
(3,14)	1:B:133:LEU:CD1	1:B:39:SER:N	6	5.53
(3,14)	1:B:133:LEU:CD1	1:B:40:TYR:N	6	5.53
(3,14)	1:B:133:LEU:CD1	1:B:41:ARG:N	6	5.53
(3,14)	1:B:133:LEU:CD1	1:B:42:LYS:N	6	5.53
(3,14)	1:B:133:LEU:CD1	1:B:43:GLN:N	6	5.53
(3,14)	1:B:133:LEU:CD1	1:B:44:VAL:N	6	5.53
(3,14)	1:B:133:LEU:CD1	1:B:45:VAL:N	6	5.53
(3,14)	1:B:133:LEU:CD1	1:B:46:ILE:N	6	5.53
(3,14)	1:B:133:LEU:CD1	1:B:47:ASP:N	6	5.53
(3,14)	1:B:133:LEU:CD1	1:B:48:GLY:N	6	5.53
(3,14)	1:B:133:LEU:CD1	1:B:49:GLU:N	6	5.53

Continued on next page...

Continued from previous page...

Key	Atom-1	Atom-2	Model ID	Violation (Å)
(3,14)	1:B:133:LEU:CD1	1:B:50:THR:N	6	5.53
(3,14)	1:B:133:LEU:CD1	1:B:51:CYS:N	6	5.53
(3,14)	1:B:133:LEU:CD1	1:B:52:LEU:N	6	5.53
(3,14)	1:B:133:LEU:CD1	1:B:53:LEU:N	6	5.53
(3,14)	1:B:133:LEU:CD1	1:B:54:ASP:N	6	5.53
(3,14)	1:B:133:LEU:CD1	1:B:55:ILE:N	6	5.53
(3,14)	1:B:133:LEU:CD1	1:B:56:LEU:N	6	5.53
(3,14)	1:B:133:LEU:CD1	1:B:57:ASP:N	6	5.53
(3,14)	1:B:133:LEU:CD1	1:B:58:THR:N	6	5.53
(3,14)	1:B:133:LEU:CD1	1:B:59:ALA:N	6	5.53
(3,14)	1:B:133:LEU:CD1	1:B:60:GLY:N	6	5.53
(3,14)	1:B:133:LEU:CD1	1:B:61:GLN:N	6	5.53
(3,14)	1:B:133:LEU:CD1	1:B:62:GLU:N	6	5.53
(3,14)	1:B:133:LEU:CD1	1:B:63:GLU:N	6	5.53
(3,14)	1:B:133:LEU:CD1	1:B:64:TYR:N	6	5.53
(3,14)	1:B:133:LEU:CD1	1:B:65:SER:N	6	5.53
(3,14)	1:B:133:LEU:CD1	1:B:66:ALA:N	6	5.53
(3,14)	1:B:133:LEU:CD1	1:B:67:MET:N	6	5.53
(3,14)	1:B:133:LEU:CD1	1:B:68:ARG:N	6	5.53
(3,14)	1:B:133:LEU:CD1	1:B:69:ASP:N	6	5.53
(3,14)	1:B:133:LEU:CD1	1:B:70:GLN:N	6	5.53
(3,14)	1:B:133:LEU:CD1	1:B:71:TYR:N	6	5.53
(3,14)	1:B:133:LEU:CD1	1:B:72:MET:N	6	5.53
(3,14)	1:B:133:LEU:CD1	1:B:73:ARG:N	6	5.53
(3,14)	1:B:133:LEU:CD1	1:B:74:THR:N	6	5.53
(3,14)	1:B:133:LEU:CD1	1:B:75:GLY:N	6	5.53
(3,14)	1:B:133:LEU:CD1	1:B:76:GLU:N	6	5.53
(3,14)	1:B:133:LEU:CD1	1:B:77:GLY:N	6	5.53
(3,14)	1:B:133:LEU:CD1	1:B:78:PHE:N	6	5.53
(3,14)	1:B:133:LEU:CD1	1:B:79:LEU:N	6	5.53
(3,14)	1:B:133:LEU:CD1	1:B:80:CYS:N	6	5.53
(3,14)	1:B:133:LEU:CD1	5:B:203:7Q9:N	6	5.53
(3,14)	1:B:133:LEU:CD1	5:B:204:7Q9:N	6	5.53
(3,14)	1:B:133:LEU:CD1	5:B:205:7Q9:N	6	5.53
(3,14)	1:B:133:LEU:CD1	5:B:206:7Q9:N	6	5.53
(3,14)	1:B:133:LEU:CD1	5:B:207:7Q9:N	6	5.53
(3,14)	1:B:133:LEU:CD1	6:B:208:17F:N1	6	5.53
(3,14)	1:B:133:LEU:CD1	5:B:209:7Q9:N	6	5.53
(3,14)	1:B:133:LEU:CD1	5:B:210:7Q9:N	6	5.53
(3,14)	1:B:133:LEU:CD1	5:B:211:7Q9:N	6	5.53
(3,14)	1:B:133:LEU:CD1	5:B:212:7Q9:N	6	5.53
(3,14)	1:B:133:LEU:CD1	5:B:213:7Q9:N	6	5.53

Continued on next page...

Continued from previous page...

Key	Atom-1	Atom-2	Model ID	Violation (Å)
(3,14)	1:B:133:LEU:CD1	6:B:214:17F:N1	6	5.53
(3,14)	1:B:133:LEU:CD1	6:B:215:17F:N1	6	5.53
(3,14)	1:B:133:LEU:CD1	5:B:216:7Q9:N	6	5.53
(3,14)	1:B:133:LEU:CD1	5:B:217:7Q9:N	6	5.53
(3,14)	1:B:133:LEU:CD1	5:B:218:7Q9:N	6	5.53
(3,14)	1:B:133:LEU:CD1	6:B:219:17F:N1	6	5.53
(3,14)	1:B:133:LEU:CD1	5:B:220:7Q9:N	6	5.53
(3,14)	1:B:133:LEU:CD2	1:B:2:THR:N	6	5.53
(3,14)	1:B:133:LEU:CD2	1:B:3:GLU:N	6	5.53
(3,14)	1:B:133:LEU:CD2	1:B:4:TYR:N	6	5.53
(3,14)	1:B:133:LEU:CD2	1:B:5:LYS:N	6	5.53
(3,14)	1:B:133:LEU:CD2	1:B:6:LEU:N	6	5.53
(3,14)	1:B:133:LEU:CD2	1:B:7:VAL:N	6	5.53
(3,14)	1:B:133:LEU:CD2	1:B:8:VAL:N	6	5.53
(3,14)	1:B:133:LEU:CD2	1:B:9:VAL:N	6	5.53
(3,14)	1:B:133:LEU:CD2	1:B:10:GLY:N	6	5.53
(3,14)	1:B:133:LEU:CD2	1:B:11:ALA:N	6	5.53
(3,14)	1:B:133:LEU:CD2	1:B:12:ASP:N	6	5.53
(3,14)	1:B:133:LEU:CD2	1:B:13:GLY:N	6	5.53
(3,14)	1:B:133:LEU:CD2	1:B:14:VAL:N	6	5.53
(3,14)	1:B:133:LEU:CD2	1:B:15:GLY:N	6	5.53
(3,14)	1:B:133:LEU:CD2	1:B:16:LYS:N	6	5.53
(3,14)	1:B:133:LEU:CD2	1:B:17:SER:N	6	5.53
(3,14)	1:B:133:LEU:CD2	1:B:18:ALA:N	6	5.53
(3,14)	1:B:133:LEU:CD2	1:B:19:LEU:N	6	5.53
(3,14)	1:B:133:LEU:CD2	1:B:20:THR:N	6	5.53
(3,14)	1:B:133:LEU:CD2	1:B:21:ILE:N	6	5.53
(3,14)	1:B:133:LEU:CD2	1:B:22:GLN:N	6	5.53
(3,14)	1:B:133:LEU:CD2	1:B:23:LEU:N	6	5.53
(3,14)	1:B:133:LEU:CD2	1:B:24:ILE:N	6	5.53
(3,14)	1:B:133:LEU:CD2	1:B:25:GLN:N	6	5.53
(3,14)	1:B:133:LEU:CD2	1:B:26:ASN:N	6	5.53
(3,14)	1:B:133:LEU:CD2	1:B:27:HIS:N	6	5.53
(3,14)	1:B:133:LEU:CD2	1:B:28:PHE:N	6	5.53
(3,14)	1:B:133:LEU:CD2	1:B:29:VAL:N	6	5.53
(3,14)	1:B:133:LEU:CD2	1:B:30:ASP:N	6	5.53
(3,14)	1:B:133:LEU:CD2	1:B:31:GLU:N	6	5.53
(3,14)	1:B:133:LEU:CD2	1:B:32:TYR:N	6	5.53
(3,14)	1:B:133:LEU:CD2	1:B:33:ASP:N	6	5.53
(3,14)	1:B:133:LEU:CD2	1:B:34:PRO:N	6	5.53
(3,14)	1:B:133:LEU:CD2	1:B:35:THR:N	6	5.53
(3,14)	1:B:133:LEU:CD2	1:B:36:ILE:N	6	5.53

Continued on next page...

Continued from previous page...

Key	Atom-1	Atom-2	Model ID	Violation (Å)
(3,14)	1:B:133:LEU:CD2	1:B:37:GLU:N	6	5.53
(3,14)	1:B:133:LEU:CD2	1:B:38:ASP:N	6	5.53
(3,14)	1:B:133:LEU:CD2	1:B:39:SER:N	6	5.53
(3,14)	1:B:133:LEU:CD2	1:B:40:TYR:N	6	5.53
(3,14)	1:B:133:LEU:CD2	1:B:41:ARG:N	6	5.53
(3,14)	1:B:133:LEU:CD2	1:B:42:LYS:N	6	5.53
(3,14)	1:B:133:LEU:CD2	1:B:43:GLN:N	6	5.53
(3,14)	1:B:133:LEU:CD2	1:B:44:VAL:N	6	5.53
(3,14)	1:B:133:LEU:CD2	1:B:45:VAL:N	6	5.53
(3,14)	1:B:133:LEU:CD2	1:B:46:ILE:N	6	5.53
(3,14)	1:B:133:LEU:CD2	1:B:47:ASP:N	6	5.53
(3,14)	1:B:133:LEU:CD2	1:B:48:GLY:N	6	5.53
(3,14)	1:B:133:LEU:CD2	1:B:49:GLU:N	6	5.53
(3,14)	1:B:133:LEU:CD2	1:B:50:THR:N	6	5.53
(3,14)	1:B:133:LEU:CD2	1:B:51:CYS:N	6	5.53
(3,14)	1:B:133:LEU:CD2	1:B:52:LEU:N	6	5.53
(3,14)	1:B:133:LEU:CD2	1:B:53:LEU:N	6	5.53
(3,14)	1:B:133:LEU:CD2	1:B:54:ASP:N	6	5.53
(3,14)	1:B:133:LEU:CD2	1:B:55:ILE:N	6	5.53
(3,14)	1:B:133:LEU:CD2	1:B:56:LEU:N	6	5.53
(3,14)	1:B:133:LEU:CD2	1:B:57:ASP:N	6	5.53
(3,14)	1:B:133:LEU:CD2	1:B:58:THR:N	6	5.53
(3,14)	1:B:133:LEU:CD2	1:B:59:ALA:N	6	5.53
(3,14)	1:B:133:LEU:CD2	1:B:60:GLY:N	6	5.53
(3,14)	1:B:133:LEU:CD2	1:B:61:GLN:N	6	5.53
(3,14)	1:B:133:LEU:CD2	1:B:62:GLU:N	6	5.53
(3,14)	1:B:133:LEU:CD2	1:B:63:GLU:N	6	5.53
(3,14)	1:B:133:LEU:CD2	1:B:64:TYR:N	6	5.53
(3,14)	1:B:133:LEU:CD2	1:B:65:SER:N	6	5.53
(3,14)	1:B:133:LEU:CD2	1:B:66:ALA:N	6	5.53
(3,14)	1:B:133:LEU:CD2	1:B:67:MET:N	6	5.53
(3,14)	1:B:133:LEU:CD2	1:B:68:ARG:N	6	5.53
(3,14)	1:B:133:LEU:CD2	1:B:69:ASP:N	6	5.53
(3,14)	1:B:133:LEU:CD2	1:B:70:GLN:N	6	5.53
(3,14)	1:B:133:LEU:CD2	1:B:71:TYR:N	6	5.53
(3,14)	1:B:133:LEU:CD2	1:B:72:MET:N	6	5.53
(3,14)	1:B:133:LEU:CD2	1:B:73:ARG:N	6	5.53
(3,14)	1:B:133:LEU:CD2	1:B:74:THR:N	6	5.53
(3,14)	1:B:133:LEU:CD2	1:B:75:GLY:N	6	5.53
(3,14)	1:B:133:LEU:CD2	1:B:76:GLU:N	6	5.53
(3,14)	1:B:133:LEU:CD2	1:B:77:GLY:N	6	5.53
(3,14)	1:B:133:LEU:CD2	1:B:78:PHE:N	6	5.53

Continued on next page...

Continued from previous page...

Key	Atom-1	Atom-2	Model ID	Violation (Å)
(3,14)	1:B:133:LEU:CD2	1:B:79:LEU:N	6	5.53
(3,14)	1:B:133:LEU:CD2	1:B:80:CYS:N	6	5.53
(3,14)	1:B:133:LEU:CD2	5:B:203:7Q9:N	6	5.53
(3,14)	1:B:133:LEU:CD2	5:B:204:7Q9:N	6	5.53
(3,14)	1:B:133:LEU:CD2	5:B:205:7Q9:N	6	5.53
(3,14)	1:B:133:LEU:CD2	5:B:206:7Q9:N	6	5.53
(3,14)	1:B:133:LEU:CD2	5:B:207:7Q9:N	6	5.53
(3,14)	1:B:133:LEU:CD2	6:B:208:17F:N1	6	5.53
(3,14)	1:B:133:LEU:CD2	5:B:209:7Q9:N	6	5.53
(3,14)	1:B:133:LEU:CD2	5:B:210:7Q9:N	6	5.53
(3,14)	1:B:133:LEU:CD2	5:B:211:7Q9:N	6	5.53
(3,14)	1:B:133:LEU:CD2	5:B:212:7Q9:N	6	5.53
(3,14)	1:B:133:LEU:CD2	5:B:213:7Q9:N	6	5.53
(3,14)	1:B:133:LEU:CD2	6:B:214:17F:N1	6	5.53
(3,14)	1:B:133:LEU:CD2	6:B:215:17F:N1	6	5.53
(3,14)	1:B:133:LEU:CD2	5:B:216:7Q9:N	6	5.53
(3,14)	1:B:133:LEU:CD2	5:B:217:7Q9:N	6	5.53
(3,14)	1:B:133:LEU:CD2	5:B:218:7Q9:N	6	5.53
(3,14)	1:B:133:LEU:CD2	6:B:219:17F:N1	6	5.53
(3,14)	1:B:133:LEU:CD2	5:B:220:7Q9:N	6	5.53
(3,16)	1:B:142:ILE:CD1	1:B:2:THR:N	13	5.49
(3,16)	1:B:142:ILE:CD1	1:B:3:GLU:N	13	5.49
(3,16)	1:B:142:ILE:CD1	1:B:4:TYR:N	13	5.49
(3,16)	1:B:142:ILE:CD1	1:B:5:LYS:N	13	5.49
(3,16)	1:B:142:ILE:CD1	1:B:6:LEU:N	13	5.49
(3,16)	1:B:142:ILE:CD1	1:B:7:VAL:N	13	5.49
(3,16)	1:B:142:ILE:CD1	1:B:8:VAL:N	13	5.49
(3,16)	1:B:142:ILE:CD1	1:B:9:VAL:N	13	5.49
(3,16)	1:B:142:ILE:CD1	1:B:10:GLY:N	13	5.49
(3,16)	1:B:142:ILE:CD1	1:B:11:ALA:N	13	5.49
(3,16)	1:B:142:ILE:CD1	1:B:12:ASP:N	13	5.49
(3,16)	1:B:142:ILE:CD1	1:B:13:GLY:N	13	5.49
(3,16)	1:B:142:ILE:CD1	1:B:14:VAL:N	13	5.49
(3,16)	1:B:142:ILE:CD1	1:B:15:GLY:N	13	5.49
(3,16)	1:B:142:ILE:CD1	1:B:16:LYS:N	13	5.49
(3,16)	1:B:142:ILE:CD1	1:B:17:SER:N	13	5.49
(3,16)	1:B:142:ILE:CD1	1:B:18:ALA:N	13	5.49
(3,16)	1:B:142:ILE:CD1	1:B:19:LEU:N	13	5.49
(3,16)	1:B:142:ILE:CD1	1:B:20:THR:N	13	5.49
(3,16)	1:B:142:ILE:CD1	1:B:21:ILE:N	13	5.49
(3,16)	1:B:142:ILE:CD1	1:B:22:GLN:N	13	5.49
(3,16)	1:B:142:ILE:CD1	1:B:23:LEU:N	13	5.49

Continued on next page...

Continued from previous page...

Key	Atom-1	Atom-2	Model ID	Violation (Å)
(3,16)	1:B:142:ILE:CD1	1:B:24:ILE:N	13	5.49
(3,16)	1:B:142:ILE:CD1	1:B:25:GLN:N	13	5.49
(3,16)	1:B:142:ILE:CD1	1:B:26:ASN:N	13	5.49
(3,16)	1:B:142:ILE:CD1	1:B:27:HIS:N	13	5.49
(3,16)	1:B:142:ILE:CD1	1:B:28:PHE:N	13	5.49
(3,16)	1:B:142:ILE:CD1	1:B:29:VAL:N	13	5.49
(3,16)	1:B:142:ILE:CD1	1:B:30:ASP:N	13	5.49
(3,16)	1:B:142:ILE:CD1	1:B:31:GLU:N	13	5.49
(3,16)	1:B:142:ILE:CD1	1:B:32:TYR:N	13	5.49
(3,16)	1:B:142:ILE:CD1	1:B:33:ASP:N	13	5.49
(3,16)	1:B:142:ILE:CD1	1:B:34:PRO:N	13	5.49
(3,16)	1:B:142:ILE:CD1	1:B:35:THR:N	13	5.49
(3,16)	1:B:142:ILE:CD1	1:B:36:ILE:N	13	5.49
(3,16)	1:B:142:ILE:CD1	1:B:37:GLU:N	13	5.49
(3,16)	1:B:142:ILE:CD1	1:B:38:ASP:N	13	5.49
(3,16)	1:B:142:ILE:CD1	1:B:39:SER:N	13	5.49
(3,16)	1:B:142:ILE:CD1	1:B:40:TYR:N	13	5.49
(3,16)	1:B:142:ILE:CD1	1:B:41:ARG:N	13	5.49
(3,16)	1:B:142:ILE:CD1	1:B:42:LYS:N	13	5.49
(3,16)	1:B:142:ILE:CD1	1:B:43:GLN:N	13	5.49
(3,16)	1:B:142:ILE:CD1	1:B:44:VAL:N	13	5.49
(3,16)	1:B:142:ILE:CD1	1:B:45:VAL:N	13	5.49
(3,16)	1:B:142:ILE:CD1	1:B:46:ILE:N	13	5.49
(3,16)	1:B:142:ILE:CD1	1:B:47:ASP:N	13	5.49
(3,16)	1:B:142:ILE:CD1	1:B:48:GLY:N	13	5.49
(3,16)	1:B:142:ILE:CD1	1:B:49:GLU:N	13	5.49
(3,16)	1:B:142:ILE:CD1	1:B:50:THR:N	13	5.49
(3,16)	1:B:142:ILE:CD1	1:B:51:CYS:N	13	5.49
(3,16)	1:B:142:ILE:CD1	1:B:52:LEU:N	13	5.49
(3,16)	1:B:142:ILE:CD1	1:B:53:LEU:N	13	5.49
(3,16)	1:B:142:ILE:CD1	1:B:54:ASP:N	13	5.49
(3,16)	1:B:142:ILE:CD1	1:B:55:ILE:N	13	5.49
(3,16)	1:B:142:ILE:CD1	1:B:56:LEU:N	13	5.49
(3,16)	1:B:142:ILE:CD1	1:B:57:ASP:N	13	5.49
(3,16)	1:B:142:ILE:CD1	1:B:58:THR:N	13	5.49
(3,16)	1:B:142:ILE:CD1	1:B:59:ALA:N	13	5.49
(3,16)	1:B:142:ILE:CD1	1:B:60:GLY:N	13	5.49
(3,16)	1:B:142:ILE:CD1	1:B:61:GLN:N	13	5.49
(3,16)	1:B:142:ILE:CD1	1:B:62:GLU:N	13	5.49
(3,16)	1:B:142:ILE:CD1	1:B:63:GLU:N	13	5.49
(3,16)	1:B:142:ILE:CD1	1:B:64:TYR:N	13	5.49
(3,16)	1:B:142:ILE:CD1	1:B:65:SER:N	13	5.49

Continued on next page...

Continued from previous page...

Key	Atom-1	Atom-2	Model ID	Violation (Å)
(3,16)	1:B:142:ILE:CD1	1:B:66:ALA:N	13	5.49
(3,16)	1:B:142:ILE:CD1	1:B:67:MET:N	13	5.49
(3,16)	1:B:142:ILE:CD1	1:B:68:ARG:N	13	5.49
(3,16)	1:B:142:ILE:CD1	1:B:69:ASP:N	13	5.49
(3,16)	1:B:142:ILE:CD1	1:B:70:GLN:N	13	5.49
(3,16)	1:B:142:ILE:CD1	1:B:71:TYR:N	13	5.49
(3,16)	1:B:142:ILE:CD1	1:B:72:MET:N	13	5.49
(3,16)	1:B:142:ILE:CD1	1:B:73:ARG:N	13	5.49
(3,16)	1:B:142:ILE:CD1	1:B:74:THR:N	13	5.49
(3,16)	1:B:142:ILE:CD1	1:B:75:GLY:N	13	5.49
(3,16)	1:B:142:ILE:CD1	1:B:76:GLU:N	13	5.49
(3,16)	1:B:142:ILE:CD1	1:B:77:GLY:N	13	5.49
(3,16)	1:B:142:ILE:CD1	1:B:78:PHE:N	13	5.49
(3,16)	1:B:142:ILE:CD1	1:B:79:LEU:N	13	5.49
(3,16)	1:B:142:ILE:CD1	1:B:80:CYS:N	13	5.49
(3,16)	1:B:142:ILE:CD1	5:B:203:7Q9:N	13	5.49
(3,16)	1:B:142:ILE:CD1	5:B:204:7Q9:N	13	5.49
(3,16)	1:B:142:ILE:CD1	5:B:205:7Q9:N	13	5.49
(3,16)	1:B:142:ILE:CD1	5:B:206:7Q9:N	13	5.49
(3,16)	1:B:142:ILE:CD1	5:B:207:7Q9:N	13	5.49
(3,16)	1:B:142:ILE:CD1	6:B:208:17F:N1	13	5.49
(3,16)	1:B:142:ILE:CD1	5:B:209:7Q9:N	13	5.49
(3,16)	1:B:142:ILE:CD1	5:B:210:7Q9:N	13	5.49
(3,16)	1:B:142:ILE:CD1	5:B:211:7Q9:N	13	5.49
(3,16)	1:B:142:ILE:CD1	5:B:212:7Q9:N	13	5.49
(3,16)	1:B:142:ILE:CD1	5:B:213:7Q9:N	13	5.49
(3,16)	1:B:142:ILE:CD1	6:B:214:17F:N1	13	5.49
(3,16)	1:B:142:ILE:CD1	6:B:215:17F:N1	13	5.49
(3,16)	1:B:142:ILE:CD1	5:B:216:7Q9:N	13	5.49
(3,16)	1:B:142:ILE:CD1	5:B:217:7Q9:N	13	5.49
(3,16)	1:B:142:ILE:CD1	5:B:218:7Q9:N	13	5.49
(3,16)	1:B:142:ILE:CD1	6:B:219:17F:N1	13	5.49
(3,16)	1:B:142:ILE:CD1	5:B:220:7Q9:N	13	5.49
(3,14)	1:B:133:LEU:CD1	1:B:2:THR:N	7	5.49
(3,14)	1:B:133:LEU:CD1	1:B:3:GLU:N	7	5.49
(3,14)	1:B:133:LEU:CD1	1:B:4:TYR:N	7	5.49
(3,14)	1:B:133:LEU:CD1	1:B:5:LYS:N	7	5.49
(3,14)	1:B:133:LEU:CD1	1:B:6:LEU:N	7	5.49
(3,14)	1:B:133:LEU:CD1	1:B:7:VAL:N	7	5.49
(3,14)	1:B:133:LEU:CD1	1:B:8:VAL:N	7	5.49
(3,14)	1:B:133:LEU:CD1	1:B:9:VAL:N	7	5.49
(3,14)	1:B:133:LEU:CD1	1:B:10:GLY:N	7	5.49

Continued on next page...

Continued from previous page...

Key	Atom-1	Atom-2	Model ID	Violation (Å)
(3,14)	1:B:133:LEU:CD1	1:B:11:ALA:N	7	5.49
(3,14)	1:B:133:LEU:CD1	1:B:12:ASP:N	7	5.49
(3,14)	1:B:133:LEU:CD1	1:B:13:GLY:N	7	5.49
(3,14)	1:B:133:LEU:CD1	1:B:14:VAL:N	7	5.49
(3,14)	1:B:133:LEU:CD1	1:B:15:GLY:N	7	5.49
(3,14)	1:B:133:LEU:CD1	1:B:16:LYS:N	7	5.49
(3,14)	1:B:133:LEU:CD1	1:B:17:SER:N	7	5.49
(3,14)	1:B:133:LEU:CD1	1:B:18:ALA:N	7	5.49
(3,14)	1:B:133:LEU:CD1	1:B:19:LEU:N	7	5.49
(3,14)	1:B:133:LEU:CD1	1:B:20:THR:N	7	5.49
(3,14)	1:B:133:LEU:CD1	1:B:21:ILE:N	7	5.49
(3,14)	1:B:133:LEU:CD1	1:B:22:GLN:N	7	5.49
(3,14)	1:B:133:LEU:CD1	1:B:23:LEU:N	7	5.49
(3,14)	1:B:133:LEU:CD1	1:B:24:ILE:N	7	5.49
(3,14)	1:B:133:LEU:CD1	1:B:25:GLN:N	7	5.49
(3,14)	1:B:133:LEU:CD1	1:B:26:ASN:N	7	5.49
(3,14)	1:B:133:LEU:CD1	1:B:27:HIS:N	7	5.49
(3,14)	1:B:133:LEU:CD1	1:B:28:PHE:N	7	5.49
(3,14)	1:B:133:LEU:CD1	1:B:29:VAL:N	7	5.49
(3,14)	1:B:133:LEU:CD1	1:B:30:ASP:N	7	5.49
(3,14)	1:B:133:LEU:CD1	1:B:31:GLU:N	7	5.49
(3,14)	1:B:133:LEU:CD1	1:B:32:TYR:N	7	5.49
(3,14)	1:B:133:LEU:CD1	1:B:33:ASP:N	7	5.49
(3,14)	1:B:133:LEU:CD1	1:B:34:PRO:N	7	5.49
(3,14)	1:B:133:LEU:CD1	1:B:35:THR:N	7	5.49
(3,14)	1:B:133:LEU:CD1	1:B:36:ILE:N	7	5.49
(3,14)	1:B:133:LEU:CD1	1:B:37:GLU:N	7	5.49
(3,14)	1:B:133:LEU:CD1	1:B:38:ASP:N	7	5.49
(3,14)	1:B:133:LEU:CD1	1:B:39:SER:N	7	5.49
(3,14)	1:B:133:LEU:CD1	1:B:40:TYR:N	7	5.49
(3,14)	1:B:133:LEU:CD1	1:B:41:ARG:N	7	5.49
(3,14)	1:B:133:LEU:CD1	1:B:42:LYS:N	7	5.49
(3,14)	1:B:133:LEU:CD1	1:B:43:GLN:N	7	5.49
(3,14)	1:B:133:LEU:CD1	1:B:44:VAL:N	7	5.49
(3,14)	1:B:133:LEU:CD1	1:B:45:VAL:N	7	5.49
(3,14)	1:B:133:LEU:CD1	1:B:46:ILE:N	7	5.49
(3,14)	1:B:133:LEU:CD1	1:B:47:ASP:N	7	5.49
(3,14)	1:B:133:LEU:CD1	1:B:48:GLY:N	7	5.49
(3,14)	1:B:133:LEU:CD1	1:B:49:GLU:N	7	5.49
(3,14)	1:B:133:LEU:CD1	1:B:50:THR:N	7	5.49
(3,14)	1:B:133:LEU:CD1	1:B:51:CYS:N	7	5.49
(3,14)	1:B:133:LEU:CD1	1:B:52:LEU:N	7	5.49

Continued on next page...

Continued from previous page...

Key	Atom-1	Atom-2	Model ID	Violation (Å)
(3,14)	1:B:133:LEU:CD1	1:B:53:LEU:N	7	5.49
(3,14)	1:B:133:LEU:CD1	1:B:54:ASP:N	7	5.49
(3,14)	1:B:133:LEU:CD1	1:B:55:ILE:N	7	5.49
(3,14)	1:B:133:LEU:CD1	1:B:56:LEU:N	7	5.49
(3,14)	1:B:133:LEU:CD1	1:B:57:ASP:N	7	5.49
(3,14)	1:B:133:LEU:CD1	1:B:58:THR:N	7	5.49
(3,14)	1:B:133:LEU:CD1	1:B:59:ALA:N	7	5.49
(3,14)	1:B:133:LEU:CD1	1:B:60:GLY:N	7	5.49
(3,14)	1:B:133:LEU:CD1	1:B:61:GLN:N	7	5.49
(3,14)	1:B:133:LEU:CD1	1:B:62:GLU:N	7	5.49
(3,14)	1:B:133:LEU:CD1	1:B:63:GLU:N	7	5.49
(3,14)	1:B:133:LEU:CD1	1:B:64:TYR:N	7	5.49
(3,14)	1:B:133:LEU:CD1	1:B:65:SER:N	7	5.49
(3,14)	1:B:133:LEU:CD1	1:B:66:ALA:N	7	5.49
(3,14)	1:B:133:LEU:CD1	1:B:67:MET:N	7	5.49
(3,14)	1:B:133:LEU:CD1	1:B:68:ARG:N	7	5.49
(3,14)	1:B:133:LEU:CD1	1:B:69:ASP:N	7	5.49
(3,14)	1:B:133:LEU:CD1	1:B:70:GLN:N	7	5.49
(3,14)	1:B:133:LEU:CD1	1:B:71:TYR:N	7	5.49
(3,14)	1:B:133:LEU:CD1	1:B:72:MET:N	7	5.49
(3,14)	1:B:133:LEU:CD1	1:B:73:ARG:N	7	5.49
(3,14)	1:B:133:LEU:CD1	1:B:74:THR:N	7	5.49
(3,14)	1:B:133:LEU:CD1	1:B:75:GLY:N	7	5.49
(3,14)	1:B:133:LEU:CD1	1:B:76:GLU:N	7	5.49
(3,14)	1:B:133:LEU:CD1	1:B:77:GLY:N	7	5.49
(3,14)	1:B:133:LEU:CD1	1:B:78:PHE:N	7	5.49
(3,14)	1:B:133:LEU:CD1	1:B:79:LEU:N	7	5.49
(3,14)	1:B:133:LEU:CD1	1:B:80:CYS:N	7	5.49
(3,14)	1:B:133:LEU:CD1	5:B:203:7Q9:N	7	5.49
(3,14)	1:B:133:LEU:CD1	5:B:204:7Q9:N	7	5.49
(3,14)	1:B:133:LEU:CD1	5:B:205:7Q9:N	7	5.49
(3,14)	1:B:133:LEU:CD1	5:B:206:7Q9:N	7	5.49
(3,14)	1:B:133:LEU:CD1	5:B:207:7Q9:N	7	5.49
(3,14)	1:B:133:LEU:CD1	6:B:208:17F:N1	7	5.49
(3,14)	1:B:133:LEU:CD1	5:B:209:7Q9:N	7	5.49
(3,14)	1:B:133:LEU:CD1	5:B:210:7Q9:N	7	5.49
(3,14)	1:B:133:LEU:CD1	5:B:211:7Q9:N	7	5.49
(3,14)	1:B:133:LEU:CD1	5:B:212:7Q9:N	7	5.49
(3,14)	1:B:133:LEU:CD1	5:B:213:7Q9:N	7	5.49
(3,14)	1:B:133:LEU:CD1	6:B:214:17F:N1	7	5.49
(3,14)	1:B:133:LEU:CD1	6:B:215:17F:N1	7	5.49
(3,14)	1:B:133:LEU:CD1	5:B:216:7Q9:N	7	5.49

Continued on next page...

Continued from previous page...

Key	Atom-1	Atom-2	Model ID	Violation (Å)
(3,14)	1:B:133:LEU:CD1	5:B:217:7Q9:N	7	5.49
(3,14)	1:B:133:LEU:CD1	5:B:218:7Q9:N	7	5.49
(3,14)	1:B:133:LEU:CD1	6:B:219:17F:N1	7	5.49
(3,14)	1:B:133:LEU:CD1	5:B:220:7Q9:N	7	5.49
(3,14)	1:B:133:LEU:CD2	1:B:2:THR:N	7	5.49
(3,14)	1:B:133:LEU:CD2	1:B:3:GLU:N	7	5.49
(3,14)	1:B:133:LEU:CD2	1:B:4:TYR:N	7	5.49
(3,14)	1:B:133:LEU:CD2	1:B:5:LYS:N	7	5.49
(3,14)	1:B:133:LEU:CD2	1:B:6:LEU:N	7	5.49
(3,14)	1:B:133:LEU:CD2	1:B:7:VAL:N	7	5.49
(3,14)	1:B:133:LEU:CD2	1:B:8:VAL:N	7	5.49
(3,14)	1:B:133:LEU:CD2	1:B:9:VAL:N	7	5.49
(3,14)	1:B:133:LEU:CD2	1:B:10:GLY:N	7	5.49
(3,14)	1:B:133:LEU:CD2	1:B:11:ALA:N	7	5.49
(3,14)	1:B:133:LEU:CD2	1:B:12:ASP:N	7	5.49
(3,14)	1:B:133:LEU:CD2	1:B:13:GLY:N	7	5.49
(3,14)	1:B:133:LEU:CD2	1:B:14:VAL:N	7	5.49
(3,14)	1:B:133:LEU:CD2	1:B:15:GLY:N	7	5.49
(3,14)	1:B:133:LEU:CD2	1:B:16:LYS:N	7	5.49
(3,14)	1:B:133:LEU:CD2	1:B:17:SER:N	7	5.49
(3,14)	1:B:133:LEU:CD2	1:B:18:ALA:N	7	5.49
(3,14)	1:B:133:LEU:CD2	1:B:19:LEU:N	7	5.49
(3,14)	1:B:133:LEU:CD2	1:B:20:THR:N	7	5.49
(3,14)	1:B:133:LEU:CD2	1:B:21:ILE:N	7	5.49
(3,14)	1:B:133:LEU:CD2	1:B:22:GLN:N	7	5.49
(3,14)	1:B:133:LEU:CD2	1:B:23:LEU:N	7	5.49
(3,14)	1:B:133:LEU:CD2	1:B:24:ILE:N	7	5.49
(3,14)	1:B:133:LEU:CD2	1:B:25:GLN:N	7	5.49
(3,14)	1:B:133:LEU:CD2	1:B:26:ASN:N	7	5.49
(3,14)	1:B:133:LEU:CD2	1:B:27:HIS:N	7	5.49
(3,14)	1:B:133:LEU:CD2	1:B:28:PHE:N	7	5.49
(3,14)	1:B:133:LEU:CD2	1:B:29:VAL:N	7	5.49
(3,14)	1:B:133:LEU:CD2	1:B:30:ASP:N	7	5.49
(3,14)	1:B:133:LEU:CD2	1:B:31:GLU:N	7	5.49
(3,14)	1:B:133:LEU:CD2	1:B:32:TYR:N	7	5.49
(3,14)	1:B:133:LEU:CD2	1:B:33:ASP:N	7	5.49
(3,14)	1:B:133:LEU:CD2	1:B:34:PRO:N	7	5.49
(3,14)	1:B:133:LEU:CD2	1:B:35:THR:N	7	5.49
(3,14)	1:B:133:LEU:CD2	1:B:36:ILE:N	7	5.49
(3,14)	1:B:133:LEU:CD2	1:B:37:GLU:N	7	5.49
(3,14)	1:B:133:LEU:CD2	1:B:38:ASP:N	7	5.49
(3,14)	1:B:133:LEU:CD2	1:B:39:SER:N	7	5.49

Continued on next page...

Continued from previous page...

Key	Atom-1	Atom-2	Model ID	Violation (Å)
(3,14)	1:B:133:LEU:CD2	1:B:40:TYR:N	7	5.49
(3,14)	1:B:133:LEU:CD2	1:B:41:ARG:N	7	5.49
(3,14)	1:B:133:LEU:CD2	1:B:42:LYS:N	7	5.49
(3,14)	1:B:133:LEU:CD2	1:B:43:GLN:N	7	5.49
(3,14)	1:B:133:LEU:CD2	1:B:44:VAL:N	7	5.49
(3,14)	1:B:133:LEU:CD2	1:B:45:VAL:N	7	5.49
(3,14)	1:B:133:LEU:CD2	1:B:46:ILE:N	7	5.49
(3,14)	1:B:133:LEU:CD2	1:B:47:ASP:N	7	5.49
(3,14)	1:B:133:LEU:CD2	1:B:48:GLY:N	7	5.49
(3,14)	1:B:133:LEU:CD2	1:B:49:GLU:N	7	5.49
(3,14)	1:B:133:LEU:CD2	1:B:50:THR:N	7	5.49
(3,14)	1:B:133:LEU:CD2	1:B:51:CYS:N	7	5.49
(3,14)	1:B:133:LEU:CD2	1:B:52:LEU:N	7	5.49
(3,14)	1:B:133:LEU:CD2	1:B:53:LEU:N	7	5.49
(3,14)	1:B:133:LEU:CD2	1:B:54:ASP:N	7	5.49
(3,14)	1:B:133:LEU:CD2	1:B:55:ILE:N	7	5.49
(3,14)	1:B:133:LEU:CD2	1:B:56:LEU:N	7	5.49
(3,14)	1:B:133:LEU:CD2	1:B:57:ASP:N	7	5.49
(3,14)	1:B:133:LEU:CD2	1:B:58:THR:N	7	5.49
(3,14)	1:B:133:LEU:CD2	1:B:59:ALA:N	7	5.49
(3,14)	1:B:133:LEU:CD2	1:B:60:GLY:N	7	5.49
(3,14)	1:B:133:LEU:CD2	1:B:61:GLN:N	7	5.49
(3,14)	1:B:133:LEU:CD2	1:B:62:GLU:N	7	5.49
(3,14)	1:B:133:LEU:CD2	1:B:63:GLU:N	7	5.49
(3,14)	1:B:133:LEU:CD2	1:B:64:TYR:N	7	5.49
(3,14)	1:B:133:LEU:CD2	1:B:65:SER:N	7	5.49
(3,14)	1:B:133:LEU:CD2	1:B:66:ALA:N	7	5.49
(3,14)	1:B:133:LEU:CD2	1:B:67:MET:N	7	5.49
(3,14)	1:B:133:LEU:CD2	1:B:68:ARG:N	7	5.49
(3,14)	1:B:133:LEU:CD2	1:B:69:ASP:N	7	5.49
(3,14)	1:B:133:LEU:CD2	1:B:70:GLN:N	7	5.49
(3,14)	1:B:133:LEU:CD2	1:B:71:TYR:N	7	5.49
(3,14)	1:B:133:LEU:CD2	1:B:72:MET:N	7	5.49
(3,14)	1:B:133:LEU:CD2	1:B:73:ARG:N	7	5.49
(3,14)	1:B:133:LEU:CD2	1:B:74:THR:N	7	5.49
(3,14)	1:B:133:LEU:CD2	1:B:75:GLY:N	7	5.49
(3,14)	1:B:133:LEU:CD2	1:B:76:GLU:N	7	5.49
(3,14)	1:B:133:LEU:CD2	1:B:77:GLY:N	7	5.49
(3,14)	1:B:133:LEU:CD2	1:B:78:PHE:N	7	5.49
(3,14)	1:B:133:LEU:CD2	1:B:79:LEU:N	7	5.49
(3,14)	1:B:133:LEU:CD2	1:B:80:CYS:N	7	5.49
(3,14)	1:B:133:LEU:CD2	5:B:203:7Q9:N	7	5.49

Continued on next page...

Continued from previous page...

Key	Atom-1	Atom-2	Model ID	Violation (Å)
(3,14)	1:B:133:LEU:CD2	5:B:204:7Q9:N	7	5.49
(3,14)	1:B:133:LEU:CD2	5:B:205:7Q9:N	7	5.49
(3,14)	1:B:133:LEU:CD2	5:B:206:7Q9:N	7	5.49
(3,14)	1:B:133:LEU:CD2	5:B:207:7Q9:N	7	5.49
(3,14)	1:B:133:LEU:CD2	6:B:208:17F:N1	7	5.49
(3,14)	1:B:133:LEU:CD2	5:B:209:7Q9:N	7	5.49
(3,14)	1:B:133:LEU:CD2	5:B:210:7Q9:N	7	5.49
(3,14)	1:B:133:LEU:CD2	5:B:211:7Q9:N	7	5.49
(3,14)	1:B:133:LEU:CD2	5:B:212:7Q9:N	7	5.49
(3,14)	1:B:133:LEU:CD2	5:B:213:7Q9:N	7	5.49
(3,14)	1:B:133:LEU:CD2	6:B:214:17F:N1	7	5.49
(3,14)	1:B:133:LEU:CD2	6:B:215:17F:N1	7	5.49
(3,14)	1:B:133:LEU:CD2	5:B:216:7Q9:N	7	5.49
(3,14)	1:B:133:LEU:CD2	5:B:217:7Q9:N	7	5.49
(3,14)	1:B:133:LEU:CD2	5:B:218:7Q9:N	7	5.49
(3,14)	1:B:133:LEU:CD2	6:B:219:17F:N1	7	5.49
(3,14)	1:B:133:LEU:CD2	5:B:220:7Q9:N	7	5.49
(1,22)	1:B:184:LYS:C	1:B:2:THR:N	16	5.49
(1,22)	1:B:184:LYS:C	1:B:3:GLU:N	16	5.49
(1,22)	1:B:184:LYS:C	1:B:4:TYR:N	16	5.49
(1,22)	1:B:184:LYS:C	1:B:5:LYS:N	16	5.49
(1,22)	1:B:184:LYS:C	1:B:6:LEU:N	16	5.49
(1,22)	1:B:184:LYS:C	1:B:7:VAL:N	16	5.49
(1,22)	1:B:184:LYS:C	1:B:8:VAL:N	16	5.49
(1,22)	1:B:184:LYS:C	1:B:9:VAL:N	16	5.49
(1,22)	1:B:184:LYS:C	1:B:10:GLY:N	16	5.49
(1,22)	1:B:184:LYS:C	1:B:11:ALA:N	16	5.49
(1,22)	1:B:184:LYS:C	1:B:12:ASP:N	16	5.49
(1,22)	1:B:184:LYS:C	1:B:13:GLY:N	16	5.49
(1,22)	1:B:184:LYS:C	1:B:14:VAL:N	16	5.49
(1,22)	1:B:184:LYS:C	1:B:15:GLY:N	16	5.49
(1,22)	1:B:184:LYS:C	1:B:16:LYS:N	16	5.49
(1,22)	1:B:184:LYS:C	1:B:17:SER:N	16	5.49
(1,22)	1:B:184:LYS:C	1:B:18:ALA:N	16	5.49
(1,22)	1:B:184:LYS:C	1:B:19:LEU:N	16	5.49
(1,22)	1:B:184:LYS:C	1:B:20:THR:N	16	5.49
(1,22)	1:B:184:LYS:C	1:B:21:ILE:N	16	5.49
(1,22)	1:B:184:LYS:C	1:B:22:GLN:N	16	5.49
(1,22)	1:B:184:LYS:C	1:B:23:LEU:N	16	5.49
(1,22)	1:B:184:LYS:C	1:B:24:ILE:N	16	5.49
(1,22)	1:B:184:LYS:C	1:B:25:GLN:N	16	5.49
(1,22)	1:B:184:LYS:C	1:B:26:ASN:N	16	5.49

Continued on next page...

Continued from previous page...

Key	Atom-1	Atom-2	Model ID	Violation (Å)
(1,22)	1:B:184:LYS:C	1:B:27:HIS:N	16	5.49
(1,22)	1:B:184:LYS:C	1:B:28:PHE:N	16	5.49
(1,22)	1:B:184:LYS:C	1:B:29:VAL:N	16	5.49
(1,22)	1:B:184:LYS:C	1:B:30:ASP:N	16	5.49
(1,22)	1:B:184:LYS:C	1:B:31:GLU:N	16	5.49
(1,22)	1:B:184:LYS:C	1:B:32:TYR:N	16	5.49
(1,22)	1:B:184:LYS:C	1:B:33:ASP:N	16	5.49
(1,22)	1:B:184:LYS:C	1:B:34:PRO:N	16	5.49
(1,22)	1:B:184:LYS:C	1:B:35:THR:N	16	5.49
(1,22)	1:B:184:LYS:C	1:B:36:ILE:N	16	5.49
(1,22)	1:B:184:LYS:C	1:B:37:GLU:N	16	5.49
(1,22)	1:B:184:LYS:C	1:B:38:ASP:N	16	5.49
(1,22)	1:B:184:LYS:C	1:B:39:SER:N	16	5.49
(1,22)	1:B:184:LYS:C	1:B:40:TYR:N	16	5.49
(1,22)	1:B:184:LYS:C	1:B:41:ARG:N	16	5.49
(1,22)	1:B:184:LYS:C	1:B:42:LYS:N	16	5.49
(1,22)	1:B:184:LYS:C	1:B:43:GLN:N	16	5.49
(1,22)	1:B:184:LYS:C	1:B:44:VAL:N	16	5.49
(1,22)	1:B:184:LYS:C	1:B:45:VAL:N	16	5.49
(1,22)	1:B:184:LYS:C	1:B:46:ILE:N	16	5.49
(1,22)	1:B:184:LYS:C	1:B:47:ASP:N	16	5.49
(1,22)	1:B:184:LYS:C	1:B:48:GLY:N	16	5.49
(1,22)	1:B:184:LYS:C	1:B:49:GLU:N	16	5.49
(1,22)	1:B:184:LYS:C	1:B:50:THR:N	16	5.49
(1,22)	1:B:184:LYS:C	1:B:51:CYS:N	16	5.49
(1,22)	1:B:184:LYS:C	1:B:52:LEU:N	16	5.49
(1,22)	1:B:184:LYS:C	1:B:53:LEU:N	16	5.49
(1,22)	1:B:184:LYS:C	1:B:54:ASP:N	16	5.49
(1,22)	1:B:184:LYS:C	1:B:55:ILE:N	16	5.49
(1,22)	1:B:184:LYS:C	1:B:56:LEU:N	16	5.49
(1,22)	1:B:184:LYS:C	1:B:57:ASP:N	16	5.49
(1,22)	1:B:184:LYS:C	1:B:58:THR:N	16	5.49
(1,22)	1:B:184:LYS:C	1:B:59:ALA:N	16	5.49
(1,22)	1:B:184:LYS:C	1:B:60:GLY:N	16	5.49
(1,22)	1:B:184:LYS:C	1:B:61:GLN:N	16	5.49
(1,22)	1:B:184:LYS:C	1:B:62:GLU:N	16	5.49
(1,22)	1:B:184:LYS:C	1:B:63:GLU:N	16	5.49
(1,22)	1:B:184:LYS:C	1:B:64:TYR:N	16	5.49
(1,22)	1:B:184:LYS:C	1:B:65:SER:N	16	5.49
(1,22)	1:B:184:LYS:C	1:B:66:ALA:N	16	5.49
(1,22)	1:B:184:LYS:C	1:B:67:MET:N	16	5.49
(1,22)	1:B:184:LYS:C	1:B:68:ARG:N	16	5.49

Continued on next page...

Continued from previous page...

Key	Atom-1	Atom-2	Model ID	Violation (Å)
(1,22)	1:B:184:LYS:C	1:B:69:ASP:N	16	5.49
(1,22)	1:B:184:LYS:C	1:B:70:GLN:N	16	5.49
(1,22)	1:B:184:LYS:C	1:B:71:TYR:N	16	5.49
(1,22)	1:B:184:LYS:C	1:B:72:MET:N	16	5.49
(1,22)	1:B:184:LYS:C	1:B:73:ARG:N	16	5.49
(1,22)	1:B:184:LYS:C	1:B:74:THR:N	16	5.49
(1,22)	1:B:184:LYS:C	1:B:75:GLY:N	16	5.49
(1,22)	1:B:184:LYS:C	1:B:76:GLU:N	16	5.49
(1,22)	1:B:184:LYS:C	1:B:77:GLY:N	16	5.49
(1,22)	1:B:184:LYS:C	1:B:78:PHE:N	16	5.49
(1,22)	1:B:184:LYS:C	1:B:79:LEU:N	16	5.49
(1,22)	1:B:184:LYS:C	1:B:80:CYS:N	16	5.49
(1,22)	1:B:184:LYS:C	5:B:203:7Q9:N	16	5.49
(1,22)	1:B:184:LYS:C	5:B:204:7Q9:N	16	5.49
(1,22)	1:B:184:LYS:C	5:B:205:7Q9:N	16	5.49
(1,22)	1:B:184:LYS:C	5:B:206:7Q9:N	16	5.49
(1,22)	1:B:184:LYS:C	5:B:207:7Q9:N	16	5.49
(1,22)	1:B:184:LYS:C	6:B:208:17F:N1	16	5.49
(1,22)	1:B:184:LYS:C	5:B:209:7Q9:N	16	5.49
(1,22)	1:B:184:LYS:C	5:B:210:7Q9:N	16	5.49
(1,22)	1:B:184:LYS:C	5:B:211:7Q9:N	16	5.49
(1,22)	1:B:184:LYS:C	5:B:212:7Q9:N	16	5.49
(1,22)	1:B:184:LYS:C	5:B:213:7Q9:N	16	5.49
(1,22)	1:B:184:LYS:C	6:B:214:17F:N1	16	5.49
(1,22)	1:B:184:LYS:C	6:B:215:17F:N1	16	5.49
(1,22)	1:B:184:LYS:C	5:B:216:7Q9:N	16	5.49
(1,22)	1:B:184:LYS:C	5:B:217:7Q9:N	16	5.49
(1,22)	1:B:184:LYS:C	5:B:218:7Q9:N	16	5.49
(1,22)	1:B:184:LYS:C	6:B:219:17F:N1	16	5.49
(1,22)	1:B:184:LYS:C	5:B:220:7Q9:N	16	5.49
(1,22)	1:B:184:LYS:CA	1:B:2:THR:N	16	5.49
(1,22)	1:B:184:LYS:CA	1:B:3:GLU:N	16	5.49
(1,22)	1:B:184:LYS:CA	1:B:4:TYR:N	16	5.49
(1,22)	1:B:184:LYS:CA	1:B:5:LYS:N	16	5.49
(1,22)	1:B:184:LYS:CA	1:B:6:LEU:N	16	5.49
(1,22)	1:B:184:LYS:CA	1:B:7:VAL:N	16	5.49
(1,22)	1:B:184:LYS:CA	1:B:8:VAL:N	16	5.49
(1,22)	1:B:184:LYS:CA	1:B:9:VAL:N	16	5.49
(1,22)	1:B:184:LYS:CA	1:B:10:GLY:N	16	5.49
(1,22)	1:B:184:LYS:CA	1:B:11:ALA:N	16	5.49
(1,22)	1:B:184:LYS:CA	1:B:12:ASP:N	16	5.49
(1,22)	1:B:184:LYS:CA	1:B:13:GLY:N	16	5.49

Continued on next page...

Continued from previous page...

Key	Atom-1	Atom-2	Model ID	Violation (Å)
(1,22)	1:B:184:LYS:CA	1:B:14:VAL:N	16	5.49
(1,22)	1:B:184:LYS:CA	1:B:15:GLY:N	16	5.49
(1,22)	1:B:184:LYS:CA	1:B:16:LYS:N	16	5.49
(1,22)	1:B:184:LYS:CA	1:B:17:SER:N	16	5.49
(1,22)	1:B:184:LYS:CA	1:B:18:ALA:N	16	5.49
(1,22)	1:B:184:LYS:CA	1:B:19:LEU:N	16	5.49
(1,22)	1:B:184:LYS:CA	1:B:20:THR:N	16	5.49
(1,22)	1:B:184:LYS:CA	1:B:21:ILE:N	16	5.49
(1,22)	1:B:184:LYS:CA	1:B:22:GLN:N	16	5.49
(1,22)	1:B:184:LYS:CA	1:B:23:LEU:N	16	5.49
(1,22)	1:B:184:LYS:CA	1:B:24:ILE:N	16	5.49
(1,22)	1:B:184:LYS:CA	1:B:25:GLN:N	16	5.49
(1,22)	1:B:184:LYS:CA	1:B:26:ASN:N	16	5.49
(1,22)	1:B:184:LYS:CA	1:B:27:HIS:N	16	5.49
(1,22)	1:B:184:LYS:CA	1:B:28:PHE:N	16	5.49
(1,22)	1:B:184:LYS:CA	1:B:29:VAL:N	16	5.49
(1,22)	1:B:184:LYS:CA	1:B:30:ASP:N	16	5.49
(1,22)	1:B:184:LYS:CA	1:B:31:GLU:N	16	5.49
(1,22)	1:B:184:LYS:CA	1:B:32:TYR:N	16	5.49
(1,22)	1:B:184:LYS:CA	1:B:33:ASP:N	16	5.49
(1,22)	1:B:184:LYS:CA	1:B:34:PRO:N	16	5.49
(1,22)	1:B:184:LYS:CA	1:B:35:THR:N	16	5.49
(1,22)	1:B:184:LYS:CA	1:B:36:ILE:N	16	5.49
(1,22)	1:B:184:LYS:CA	1:B:37:GLU:N	16	5.49
(1,22)	1:B:184:LYS:CA	1:B:38:ASP:N	16	5.49
(1,22)	1:B:184:LYS:CA	1:B:39:SER:N	16	5.49
(1,22)	1:B:184:LYS:CA	1:B:40:TYR:N	16	5.49
(1,22)	1:B:184:LYS:CA	1:B:41:ARG:N	16	5.49
(1,22)	1:B:184:LYS:CA	1:B:42:LYS:N	16	5.49
(1,22)	1:B:184:LYS:CA	1:B:43:GLN:N	16	5.49
(1,22)	1:B:184:LYS:CA	1:B:44:VAL:N	16	5.49
(1,22)	1:B:184:LYS:CA	1:B:45:VAL:N	16	5.49
(1,22)	1:B:184:LYS:CA	1:B:46:ILE:N	16	5.49
(1,22)	1:B:184:LYS:CA	1:B:47:ASP:N	16	5.49
(1,22)	1:B:184:LYS:CA	1:B:48:GLY:N	16	5.49
(1,22)	1:B:184:LYS:CA	1:B:49:GLU:N	16	5.49
(1,22)	1:B:184:LYS:CA	1:B:50:THR:N	16	5.49
(1,22)	1:B:184:LYS:CA	1:B:51:CYS:N	16	5.49
(1,22)	1:B:184:LYS:CA	1:B:52:LEU:N	16	5.49
(1,22)	1:B:184:LYS:CA	1:B:53:LEU:N	16	5.49
(1,22)	1:B:184:LYS:CA	1:B:54:ASP:N	16	5.49
(1,22)	1:B:184:LYS:CA	1:B:55:ILE:N	16	5.49

Continued on next page...

Continued from previous page...

Key	Atom-1	Atom-2	Model ID	Violation (Å)
(1,22)	1:B:184:LYS:CA	1:B:56:LEU:N	16	5.49
(1,22)	1:B:184:LYS:CA	1:B:57:ASP:N	16	5.49
(1,22)	1:B:184:LYS:CA	1:B:58:THR:N	16	5.49
(1,22)	1:B:184:LYS:CA	1:B:59:ALA:N	16	5.49
(1,22)	1:B:184:LYS:CA	1:B:60:GLY:N	16	5.49
(1,22)	1:B:184:LYS:CA	1:B:61:GLN:N	16	5.49
(1,22)	1:B:184:LYS:CA	1:B:62:GLU:N	16	5.49
(1,22)	1:B:184:LYS:CA	1:B:63:GLU:N	16	5.49
(1,22)	1:B:184:LYS:CA	1:B:64:TYR:N	16	5.49
(1,22)	1:B:184:LYS:CA	1:B:65:SER:N	16	5.49
(1,22)	1:B:184:LYS:CA	1:B:66:ALA:N	16	5.49
(1,22)	1:B:184:LYS:CA	1:B:67:MET:N	16	5.49
(1,22)	1:B:184:LYS:CA	1:B:68:ARG:N	16	5.49
(1,22)	1:B:184:LYS:CA	1:B:69:ASP:N	16	5.49
(1,22)	1:B:184:LYS:CA	1:B:70:GLN:N	16	5.49
(1,22)	1:B:184:LYS:CA	1:B:71:TYR:N	16	5.49
(1,22)	1:B:184:LYS:CA	1:B:72:MET:N	16	5.49
(1,22)	1:B:184:LYS:CA	1:B:73:ARG:N	16	5.49
(1,22)	1:B:184:LYS:CA	1:B:74:THR:N	16	5.49
(1,22)	1:B:184:LYS:CA	1:B:75:GLY:N	16	5.49
(1,22)	1:B:184:LYS:CA	1:B:76:GLU:N	16	5.49
(1,22)	1:B:184:LYS:CA	1:B:77:GLY:N	16	5.49
(1,22)	1:B:184:LYS:CA	1:B:78:PHE:N	16	5.49
(1,22)	1:B:184:LYS:CA	1:B:79:LEU:N	16	5.49
(1,22)	1:B:184:LYS:CA	1:B:80:CYS:N	16	5.49
(1,22)	1:B:184:LYS:CA	5:B:203:7Q9:N	16	5.49
(1,22)	1:B:184:LYS:CA	5:B:204:7Q9:N	16	5.49
(1,22)	1:B:184:LYS:CA	5:B:205:7Q9:N	16	5.49
(1,22)	1:B:184:LYS:CA	5:B:206:7Q9:N	16	5.49
(1,22)	1:B:184:LYS:CA	5:B:207:7Q9:N	16	5.49
(1,22)	1:B:184:LYS:CA	6:B:208:17F:N1	16	5.49
(1,22)	1:B:184:LYS:CA	5:B:209:7Q9:N	16	5.49
(1,22)	1:B:184:LYS:CA	5:B:210:7Q9:N	16	5.49
(1,22)	1:B:184:LYS:CA	5:B:211:7Q9:N	16	5.49
(1,22)	1:B:184:LYS:CA	5:B:212:7Q9:N	16	5.49
(1,22)	1:B:184:LYS:CA	5:B:213:7Q9:N	16	5.49
(1,22)	1:B:184:LYS:CA	6:B:214:17F:N1	16	5.49
(1,22)	1:B:184:LYS:CA	6:B:215:17F:N1	16	5.49
(1,22)	1:B:184:LYS:CA	5:B:216:7Q9:N	16	5.49
(1,22)	1:B:184:LYS:CA	5:B:217:7Q9:N	16	5.49
(1,22)	1:B:184:LYS:CA	5:B:218:7Q9:N	16	5.49
(1,22)	1:B:184:LYS:CA	6:B:219:17F:N1	16	5.49

Continued on next page...

Continued from previous page...

Key	Atom-1	Atom-2	Model ID	Violation (Å)
(1,22)	1:B:184:LYS:CA	5:B:220:7Q9:N	16	5.49
(1,22)	1:B:184:LYS:CB	1:B:2:THR:N	16	5.49
(1,22)	1:B:184:LYS:CB	1:B:3:GLU:N	16	5.49
(1,22)	1:B:184:LYS:CB	1:B:4:TYR:N	16	5.49
(1,22)	1:B:184:LYS:CB	1:B:5:LYS:N	16	5.49
(1,22)	1:B:184:LYS:CB	1:B:6:LEU:N	16	5.49
(1,22)	1:B:184:LYS:CB	1:B:7:VAL:N	16	5.49
(1,22)	1:B:184:LYS:CB	1:B:8:VAL:N	16	5.49
(1,22)	1:B:184:LYS:CB	1:B:9:VAL:N	16	5.49
(1,22)	1:B:184:LYS:CB	1:B:10:GLY:N	16	5.49
(1,22)	1:B:184:LYS:CB	1:B:11:ALA:N	16	5.49
(1,22)	1:B:184:LYS:CB	1:B:12:ASP:N	16	5.49
(1,22)	1:B:184:LYS:CB	1:B:13:GLY:N	16	5.49
(1,22)	1:B:184:LYS:CB	1:B:14:VAL:N	16	5.49
(1,22)	1:B:184:LYS:CB	1:B:15:GLY:N	16	5.49
(1,22)	1:B:184:LYS:CB	1:B:16:LYS:N	16	5.49
(1,22)	1:B:184:LYS:CB	1:B:17:SER:N	16	5.49
(1,22)	1:B:184:LYS:CB	1:B:18:ALA:N	16	5.49
(1,22)	1:B:184:LYS:CB	1:B:19:LEU:N	16	5.49
(1,22)	1:B:184:LYS:CB	1:B:20:THR:N	16	5.49
(1,22)	1:B:184:LYS:CB	1:B:21:ILE:N	16	5.49
(1,22)	1:B:184:LYS:CB	1:B:22:GLN:N	16	5.49
(1,22)	1:B:184:LYS:CB	1:B:23:LEU:N	16	5.49
(1,22)	1:B:184:LYS:CB	1:B:24:ILE:N	16	5.49
(1,22)	1:B:184:LYS:CB	1:B:25:GLN:N	16	5.49
(1,22)	1:B:184:LYS:CB	1:B:26:ASN:N	16	5.49
(1,22)	1:B:184:LYS:CB	1:B:27:HIS:N	16	5.49
(1,22)	1:B:184:LYS:CB	1:B:28:PHE:N	16	5.49
(1,22)	1:B:184:LYS:CB	1:B:29:VAL:N	16	5.49
(1,22)	1:B:184:LYS:CB	1:B:30:ASP:N	16	5.49
(1,22)	1:B:184:LYS:CB	1:B:31:GLU:N	16	5.49
(1,22)	1:B:184:LYS:CB	1:B:32:TYR:N	16	5.49
(1,22)	1:B:184:LYS:CB	1:B:33:ASP:N	16	5.49
(1,22)	1:B:184:LYS:CB	1:B:34:PRO:N	16	5.49
(1,22)	1:B:184:LYS:CB	1:B:35:THR:N	16	5.49
(1,22)	1:B:184:LYS:CB	1:B:36:ILE:N	16	5.49
(1,22)	1:B:184:LYS:CB	1:B:37:GLU:N	16	5.49
(1,22)	1:B:184:LYS:CB	1:B:38:ASP:N	16	5.49
(1,22)	1:B:184:LYS:CB	1:B:39:SER:N	16	5.49
(1,22)	1:B:184:LYS:CB	1:B:40:TYR:N	16	5.49
(1,22)	1:B:184:LYS:CB	1:B:41:ARG:N	16	5.49
(1,22)	1:B:184:LYS:CB	1:B:42:LYS:N	16	5.49

Continued on next page...

Continued from previous page...

Key	Atom-1	Atom-2	Model ID	Violation (Å)
(1,22)	1:B:184:LYS:CB	1:B:43:GLN:N	16	5.49
(1,22)	1:B:184:LYS:CB	1:B:44:VAL:N	16	5.49
(1,22)	1:B:184:LYS:CB	1:B:45:VAL:N	16	5.49
(1,22)	1:B:184:LYS:CB	1:B:46:ILE:N	16	5.49
(1,22)	1:B:184:LYS:CB	1:B:47:ASP:N	16	5.49
(1,22)	1:B:184:LYS:CB	1:B:48:GLY:N	16	5.49
(1,22)	1:B:184:LYS:CB	1:B:49:GLU:N	16	5.49
(1,22)	1:B:184:LYS:CB	1:B:50:THR:N	16	5.49
(1,22)	1:B:184:LYS:CB	1:B:51:CYS:N	16	5.49
(1,22)	1:B:184:LYS:CB	1:B:52:LEU:N	16	5.49
(1,22)	1:B:184:LYS:CB	1:B:53:LEU:N	16	5.49
(1,22)	1:B:184:LYS:CB	1:B:54:ASP:N	16	5.49
(1,22)	1:B:184:LYS:CB	1:B:55:ILE:N	16	5.49
(1,22)	1:B:184:LYS:CB	1:B:56:LEU:N	16	5.49
(1,22)	1:B:184:LYS:CB	1:B:57:ASP:N	16	5.49
(1,22)	1:B:184:LYS:CB	1:B:58:THR:N	16	5.49
(1,22)	1:B:184:LYS:CB	1:B:59:ALA:N	16	5.49
(1,22)	1:B:184:LYS:CB	1:B:60:GLY:N	16	5.49
(1,22)	1:B:184:LYS:CB	1:B:61:GLN:N	16	5.49
(1,22)	1:B:184:LYS:CB	1:B:62:GLU:N	16	5.49
(1,22)	1:B:184:LYS:CB	1:B:63:GLU:N	16	5.49
(1,22)	1:B:184:LYS:CB	1:B:64:TYR:N	16	5.49
(1,22)	1:B:184:LYS:CB	1:B:65:SER:N	16	5.49
(1,22)	1:B:184:LYS:CB	1:B:66:ALA:N	16	5.49
(1,22)	1:B:184:LYS:CB	1:B:67:MET:N	16	5.49
(1,22)	1:B:184:LYS:CB	1:B:68:ARG:N	16	5.49
(1,22)	1:B:184:LYS:CB	1:B:69:ASP:N	16	5.49
(1,22)	1:B:184:LYS:CB	1:B:70:GLN:N	16	5.49
(1,22)	1:B:184:LYS:CB	1:B:71:TYR:N	16	5.49
(1,22)	1:B:184:LYS:CB	1:B:72:MET:N	16	5.49
(1,22)	1:B:184:LYS:CB	1:B:73:ARG:N	16	5.49
(1,22)	1:B:184:LYS:CB	1:B:74:THR:N	16	5.49
(1,22)	1:B:184:LYS:CB	1:B:75:GLY:N	16	5.49
(1,22)	1:B:184:LYS:CB	1:B:76:GLU:N	16	5.49
(1,22)	1:B:184:LYS:CB	1:B:77:GLY:N	16	5.49
(1,22)	1:B:184:LYS:CB	1:B:78:PHE:N	16	5.49
(1,22)	1:B:184:LYS:CB	1:B:79:LEU:N	16	5.49
(1,22)	1:B:184:LYS:CB	1:B:80:CYS:N	16	5.49
(1,22)	1:B:184:LYS:CB	5:B:203:7Q9:N	16	5.49
(1,22)	1:B:184:LYS:CB	5:B:204:7Q9:N	16	5.49
(1,22)	1:B:184:LYS:CB	5:B:205:7Q9:N	16	5.49
(1,22)	1:B:184:LYS:CB	5:B:206:7Q9:N	16	5.49

Continued on next page...

Continued from previous page...

Key	Atom-1	Atom-2	Model ID	Violation (Å)
(1,22)	1:B:184:LYS:CB	5:B:207:7Q9:N	16	5.49
(1,22)	1:B:184:LYS:CB	6:B:208:17F:N1	16	5.49
(1,22)	1:B:184:LYS:CB	5:B:209:7Q9:N	16	5.49
(1,22)	1:B:184:LYS:CB	5:B:210:7Q9:N	16	5.49
(1,22)	1:B:184:LYS:CB	5:B:211:7Q9:N	16	5.49
(1,22)	1:B:184:LYS:CB	5:B:212:7Q9:N	16	5.49
(1,22)	1:B:184:LYS:CB	5:B:213:7Q9:N	16	5.49
(1,22)	1:B:184:LYS:CB	6:B:214:17F:N1	16	5.49
(1,22)	1:B:184:LYS:CB	6:B:215:17F:N1	16	5.49
(1,22)	1:B:184:LYS:CB	5:B:216:7Q9:N	16	5.49
(1,22)	1:B:184:LYS:CB	5:B:217:7Q9:N	16	5.49
(1,22)	1:B:184:LYS:CB	5:B:218:7Q9:N	16	5.49
(1,22)	1:B:184:LYS:CB	6:B:219:17F:N1	16	5.49
(1,22)	1:B:184:LYS:CB	5:B:220:7Q9:N	16	5.49
(1,22)	1:B:184:LYS:CD	1:B:2:THR:N	16	5.49
(1,22)	1:B:184:LYS:CD	1:B:3:GLU:N	16	5.49
(1,22)	1:B:184:LYS:CD	1:B:4:TYR:N	16	5.49
(1,22)	1:B:184:LYS:CD	1:B:5:LYS:N	16	5.49
(1,22)	1:B:184:LYS:CD	1:B:6:LEU:N	16	5.49
(1,22)	1:B:184:LYS:CD	1:B:7:VAL:N	16	5.49
(1,22)	1:B:184:LYS:CD	1:B:8:VAL:N	16	5.49
(1,22)	1:B:184:LYS:CD	1:B:9:VAL:N	16	5.49
(1,22)	1:B:184:LYS:CD	1:B:10:GLY:N	16	5.49
(1,22)	1:B:184:LYS:CD	1:B:11:ALA:N	16	5.49
(1,22)	1:B:184:LYS:CD	1:B:12:ASP:N	16	5.49
(1,22)	1:B:184:LYS:CD	1:B:13:GLY:N	16	5.49
(1,22)	1:B:184:LYS:CD	1:B:14:VAL:N	16	5.49
(1,22)	1:B:184:LYS:CD	1:B:15:GLY:N	16	5.49
(1,22)	1:B:184:LYS:CD	1:B:16:LYS:N	16	5.49
(1,22)	1:B:184:LYS:CD	1:B:17:SER:N	16	5.49
(1,22)	1:B:184:LYS:CD	1:B:18:ALA:N	16	5.49
(1,22)	1:B:184:LYS:CD	1:B:19:LEU:N	16	5.49
(1,22)	1:B:184:LYS:CD	1:B:20:THR:N	16	5.49
(1,22)	1:B:184:LYS:CD	1:B:21:ILE:N	16	5.49
(1,22)	1:B:184:LYS:CD	1:B:22:GLN:N	16	5.49
(1,22)	1:B:184:LYS:CD	1:B:23:LEU:N	16	5.49
(1,22)	1:B:184:LYS:CD	1:B:24:ILE:N	16	5.49
(1,22)	1:B:184:LYS:CD	1:B:25:GLN:N	16	5.49
(1,22)	1:B:184:LYS:CD	1:B:26:ASN:N	16	5.49
(1,22)	1:B:184:LYS:CD	1:B:27:HIS:N	16	5.49
(1,22)	1:B:184:LYS:CD	1:B:28:PHE:N	16	5.49
(1,22)	1:B:184:LYS:CD	1:B:29:VAL:N	16	5.49

Continued on next page...

Continued from previous page...

Key	Atom-1	Atom-2	Model ID	Violation (Å)
(1,22)	1:B:184:LYS:CD	1:B:30:ASP:N	16	5.49
(1,22)	1:B:184:LYS:CD	1:B:31:GLU:N	16	5.49
(1,22)	1:B:184:LYS:CD	1:B:32:TYR:N	16	5.49
(1,22)	1:B:184:LYS:CD	1:B:33:ASP:N	16	5.49
(1,22)	1:B:184:LYS:CD	1:B:34:PRO:N	16	5.49
(1,22)	1:B:184:LYS:CD	1:B:35:THR:N	16	5.49
(1,22)	1:B:184:LYS:CD	1:B:36:ILE:N	16	5.49
(1,22)	1:B:184:LYS:CD	1:B:37:GLU:N	16	5.49
(1,22)	1:B:184:LYS:CD	1:B:38:ASP:N	16	5.49
(1,22)	1:B:184:LYS:CD	1:B:39:SER:N	16	5.49
(1,22)	1:B:184:LYS:CD	1:B:40:TYR:N	16	5.49
(1,22)	1:B:184:LYS:CD	1:B:41:ARG:N	16	5.49
(1,22)	1:B:184:LYS:CD	1:B:42:LYS:N	16	5.49
(1,22)	1:B:184:LYS:CD	1:B:43:GLN:N	16	5.49
(1,22)	1:B:184:LYS:CD	1:B:44:VAL:N	16	5.49
(1,22)	1:B:184:LYS:CD	1:B:45:VAL:N	16	5.49
(1,22)	1:B:184:LYS:CD	1:B:46:ILE:N	16	5.49
(1,22)	1:B:184:LYS:CD	1:B:47:ASP:N	16	5.49
(1,22)	1:B:184:LYS:CD	1:B:48:GLY:N	16	5.49
(1,22)	1:B:184:LYS:CD	1:B:49:GLU:N	16	5.49
(1,22)	1:B:184:LYS:CD	1:B:50:THR:N	16	5.49
(1,22)	1:B:184:LYS:CD	1:B:51:CYS:N	16	5.49
(1,22)	1:B:184:LYS:CD	1:B:52:LEU:N	16	5.49
(1,22)	1:B:184:LYS:CD	1:B:53:LEU:N	16	5.49
(1,22)	1:B:184:LYS:CD	1:B:54:ASP:N	16	5.49
(1,22)	1:B:184:LYS:CD	1:B:55:ILE:N	16	5.49
(1,22)	1:B:184:LYS:CD	1:B:56:LEU:N	16	5.49
(1,22)	1:B:184:LYS:CD	1:B:57:ASP:N	16	5.49
(1,22)	1:B:184:LYS:CD	1:B:58:THR:N	16	5.49
(1,22)	1:B:184:LYS:CD	1:B:59:ALA:N	16	5.49
(1,22)	1:B:184:LYS:CD	1:B:60:GLY:N	16	5.49
(1,22)	1:B:184:LYS:CD	1:B:61:GLN:N	16	5.49
(1,22)	1:B:184:LYS:CD	1:B:62:GLU:N	16	5.49
(1,22)	1:B:184:LYS:CD	1:B:63:GLU:N	16	5.49
(1,22)	1:B:184:LYS:CD	1:B:64:TYR:N	16	5.49
(1,22)	1:B:184:LYS:CD	1:B:65:SER:N	16	5.49
(1,22)	1:B:184:LYS:CD	1:B:66:ALA:N	16	5.49
(1,22)	1:B:184:LYS:CD	1:B:67:MET:N	16	5.49
(1,22)	1:B:184:LYS:CD	1:B:68:ARG:N	16	5.49
(1,22)	1:B:184:LYS:CD	1:B:69:ASP:N	16	5.49
(1,22)	1:B:184:LYS:CD	1:B:70:GLN:N	16	5.49
(1,22)	1:B:184:LYS:CD	1:B:71:TYR:N	16	5.49

Continued on next page...

Continued from previous page...

Key	Atom-1	Atom-2	Model ID	Violation (Å)
(1,22)	1:B:184:LYS:CD	1:B:72:MET:N	16	5.49
(1,22)	1:B:184:LYS:CD	1:B:73:ARG:N	16	5.49
(1,22)	1:B:184:LYS:CD	1:B:74:THR:N	16	5.49
(1,22)	1:B:184:LYS:CD	1:B:75:GLY:N	16	5.49
(1,22)	1:B:184:LYS:CD	1:B:76:GLU:N	16	5.49
(1,22)	1:B:184:LYS:CD	1:B:77:GLY:N	16	5.49
(1,22)	1:B:184:LYS:CD	1:B:78:PHE:N	16	5.49
(1,22)	1:B:184:LYS:CD	1:B:79:LEU:N	16	5.49
(1,22)	1:B:184:LYS:CD	1:B:80:CYS:N	16	5.49
(1,22)	1:B:184:LYS:CD	5:B:203:7Q9:N	16	5.49
(1,22)	1:B:184:LYS:CD	5:B:204:7Q9:N	16	5.49
(1,22)	1:B:184:LYS:CD	5:B:205:7Q9:N	16	5.49
(1,22)	1:B:184:LYS:CD	5:B:206:7Q9:N	16	5.49
(1,22)	1:B:184:LYS:CD	5:B:207:7Q9:N	16	5.49
(1,22)	1:B:184:LYS:CD	6:B:208:17F:N1	16	5.49
(1,22)	1:B:184:LYS:CD	5:B:209:7Q9:N	16	5.49
(1,22)	1:B:184:LYS:CD	5:B:210:7Q9:N	16	5.49
(1,22)	1:B:184:LYS:CD	5:B:211:7Q9:N	16	5.49
(1,22)	1:B:184:LYS:CD	5:B:212:7Q9:N	16	5.49
(1,22)	1:B:184:LYS:CD	5:B:213:7Q9:N	16	5.49
(1,22)	1:B:184:LYS:CD	6:B:214:17F:N1	16	5.49
(1,22)	1:B:184:LYS:CD	6:B:215:17F:N1	16	5.49
(1,22)	1:B:184:LYS:CD	5:B:216:7Q9:N	16	5.49
(1,22)	1:B:184:LYS:CD	5:B:217:7Q9:N	16	5.49
(1,22)	1:B:184:LYS:CD	5:B:218:7Q9:N	16	5.49
(1,22)	1:B:184:LYS:CD	6:B:219:17F:N1	16	5.49
(1,22)	1:B:184:LYS:CD	5:B:220:7Q9:N	16	5.49
(1,22)	1:B:184:LYS:CE	1:B:2:THR:N	16	5.49
(1,22)	1:B:184:LYS:CE	1:B:3:GLU:N	16	5.49
(1,22)	1:B:184:LYS:CE	1:B:4:TYR:N	16	5.49
(1,22)	1:B:184:LYS:CE	1:B:5:LYS:N	16	5.49
(1,22)	1:B:184:LYS:CE	1:B:6:LEU:N	16	5.49
(1,22)	1:B:184:LYS:CE	1:B:7:VAL:N	16	5.49
(1,22)	1:B:184:LYS:CE	1:B:8:VAL:N	16	5.49
(1,22)	1:B:184:LYS:CE	1:B:9:VAL:N	16	5.49
(1,22)	1:B:184:LYS:CE	1:B:10:GLY:N	16	5.49
(1,22)	1:B:184:LYS:CE	1:B:11:ALA:N	16	5.49
(1,22)	1:B:184:LYS:CE	1:B:12:ASP:N	16	5.49
(1,22)	1:B:184:LYS:CE	1:B:13:GLY:N	16	5.49
(1,22)	1:B:184:LYS:CE	1:B:14:VAL:N	16	5.49
(1,22)	1:B:184:LYS:CE	1:B:15:GLY:N	16	5.49
(1,22)	1:B:184:LYS:CE	1:B:16:LYS:N	16	5.49

Continued on next page...

Continued from previous page...

Key	Atom-1	Atom-2	Model ID	Violation (Å)
(1,22)	1:B:184:LYS:CE	1:B:17:SER:N	16	5.49
(1,22)	1:B:184:LYS:CE	1:B:18:ALA:N	16	5.49
(1,22)	1:B:184:LYS:CE	1:B:19:LEU:N	16	5.49
(1,22)	1:B:184:LYS:CE	1:B:20:THR:N	16	5.49
(1,22)	1:B:184:LYS:CE	1:B:21:ILE:N	16	5.49
(1,22)	1:B:184:LYS:CE	1:B:22:GLN:N	16	5.49
(1,22)	1:B:184:LYS:CE	1:B:23:LEU:N	16	5.49
(1,22)	1:B:184:LYS:CE	1:B:24:ILE:N	16	5.49
(1,22)	1:B:184:LYS:CE	1:B:25:GLN:N	16	5.49
(1,22)	1:B:184:LYS:CE	1:B:26:ASN:N	16	5.49
(1,22)	1:B:184:LYS:CE	1:B:27:HIS:N	16	5.49
(1,22)	1:B:184:LYS:CE	1:B:28:PHE:N	16	5.49
(1,22)	1:B:184:LYS:CE	1:B:29:VAL:N	16	5.49
(1,22)	1:B:184:LYS:CE	1:B:30:ASP:N	16	5.49
(1,22)	1:B:184:LYS:CE	1:B:31:GLU:N	16	5.49
(1,22)	1:B:184:LYS:CE	1:B:32:TYR:N	16	5.49
(1,22)	1:B:184:LYS:CE	1:B:33:ASP:N	16	5.49
(1,22)	1:B:184:LYS:CE	1:B:34:PRO:N	16	5.49
(1,22)	1:B:184:LYS:CE	1:B:35:THR:N	16	5.49
(1,22)	1:B:184:LYS:CE	1:B:36:ILE:N	16	5.49
(1,22)	1:B:184:LYS:CE	1:B:37:GLU:N	16	5.49
(1,22)	1:B:184:LYS:CE	1:B:38:ASP:N	16	5.49
(1,22)	1:B:184:LYS:CE	1:B:39:SER:N	16	5.49
(1,22)	1:B:184:LYS:CE	1:B:40:TYR:N	16	5.49
(1,22)	1:B:184:LYS:CE	1:B:41:ARG:N	16	5.49
(1,22)	1:B:184:LYS:CE	1:B:42:LYS:N	16	5.49
(1,22)	1:B:184:LYS:CE	1:B:43:GLN:N	16	5.49
(1,22)	1:B:184:LYS:CE	1:B:44:VAL:N	16	5.49
(1,22)	1:B:184:LYS:CE	1:B:45:VAL:N	16	5.49
(1,22)	1:B:184:LYS:CE	1:B:46:ILE:N	16	5.49
(1,22)	1:B:184:LYS:CE	1:B:47:ASP:N	16	5.49
(1,22)	1:B:184:LYS:CE	1:B:48:GLY:N	16	5.49
(1,22)	1:B:184:LYS:CE	1:B:49:GLU:N	16	5.49
(1,22)	1:B:184:LYS:CE	1:B:50:THR:N	16	5.49
(1,22)	1:B:184:LYS:CE	1:B:51:CYS:N	16	5.49
(1,22)	1:B:184:LYS:CE	1:B:52:LEU:N	16	5.49
(1,22)	1:B:184:LYS:CE	1:B:53:LEU:N	16	5.49
(1,22)	1:B:184:LYS:CE	1:B:54:ASP:N	16	5.49
(1,22)	1:B:184:LYS:CE	1:B:55:ILE:N	16	5.49
(1,22)	1:B:184:LYS:CE	1:B:56:LEU:N	16	5.49
(1,22)	1:B:184:LYS:CE	1:B:57:ASP:N	16	5.49
(1,22)	1:B:184:LYS:CE	1:B:58:THR:N	16	5.49

Continued on next page...

Continued from previous page...

Key	Atom-1	Atom-2	Model ID	Violation (Å)
(1,22)	1:B:184:LYS:CE	1:B:59:ALA:N	16	5.49
(1,22)	1:B:184:LYS:CE	1:B:60:GLY:N	16	5.49
(1,22)	1:B:184:LYS:CE	1:B:61:GLN:N	16	5.49
(1,22)	1:B:184:LYS:CE	1:B:62:GLU:N	16	5.49
(1,22)	1:B:184:LYS:CE	1:B:63:GLU:N	16	5.49
(1,22)	1:B:184:LYS:CE	1:B:64:TYR:N	16	5.49
(1,22)	1:B:184:LYS:CE	1:B:65:SER:N	16	5.49
(1,22)	1:B:184:LYS:CE	1:B:66:ALA:N	16	5.49
(1,22)	1:B:184:LYS:CE	1:B:67:MET:N	16	5.49
(1,22)	1:B:184:LYS:CE	1:B:68:ARG:N	16	5.49
(1,22)	1:B:184:LYS:CE	1:B:69:ASP:N	16	5.49
(1,22)	1:B:184:LYS:CE	1:B:70:GLN:N	16	5.49
(1,22)	1:B:184:LYS:CE	1:B:71:TYR:N	16	5.49
(1,22)	1:B:184:LYS:CE	1:B:72:MET:N	16	5.49
(1,22)	1:B:184:LYS:CE	1:B:73:ARG:N	16	5.49
(1,22)	1:B:184:LYS:CE	1:B:74:THR:N	16	5.49
(1,22)	1:B:184:LYS:CE	1:B:75:GLY:N	16	5.49
(1,22)	1:B:184:LYS:CE	1:B:76:GLU:N	16	5.49
(1,22)	1:B:184:LYS:CE	1:B:77:GLY:N	16	5.49
(1,22)	1:B:184:LYS:CE	1:B:78:PHE:N	16	5.49
(1,22)	1:B:184:LYS:CE	1:B:79:LEU:N	16	5.49
(1,22)	1:B:184:LYS:CE	1:B:80:CYS:N	16	5.49
(1,22)	1:B:184:LYS:CE	5:B:203:7Q9:N	16	5.49
(1,22)	1:B:184:LYS:CE	5:B:204:7Q9:N	16	5.49
(1,22)	1:B:184:LYS:CE	5:B:205:7Q9:N	16	5.49
(1,22)	1:B:184:LYS:CE	5:B:206:7Q9:N	16	5.49
(1,22)	1:B:184:LYS:CE	5:B:207:7Q9:N	16	5.49
(1,22)	1:B:184:LYS:CE	6:B:208:17F:N1	16	5.49
(1,22)	1:B:184:LYS:CE	5:B:209:7Q9:N	16	5.49
(1,22)	1:B:184:LYS:CE	5:B:210:7Q9:N	16	5.49
(1,22)	1:B:184:LYS:CE	5:B:211:7Q9:N	16	5.49
(1,22)	1:B:184:LYS:CE	5:B:212:7Q9:N	16	5.49
(1,22)	1:B:184:LYS:CE	5:B:213:7Q9:N	16	5.49
(1,22)	1:B:184:LYS:CE	6:B:214:17F:N1	16	5.49
(1,22)	1:B:184:LYS:CE	6:B:215:17F:N1	16	5.49
(1,22)	1:B:184:LYS:CE	5:B:216:7Q9:N	16	5.49
(1,22)	1:B:184:LYS:CE	5:B:217:7Q9:N	16	5.49
(1,22)	1:B:184:LYS:CE	5:B:218:7Q9:N	16	5.49
(1,22)	1:B:184:LYS:CE	6:B:219:17F:N1	16	5.49
(1,22)	1:B:184:LYS:CE	5:B:220:7Q9:N	16	5.49
(1,22)	1:B:184:LYS:CG	1:B:2:THR:N	16	5.49
(1,22)	1:B:184:LYS:CG	1:B:3:GLU:N	16	5.49

Continued on next page...

Continued from previous page...

Key	Atom-1	Atom-2	Model ID	Violation (Å)
(1,22)	1:B:184:LYS:CG	1:B:4:TYR:N	16	5.49
(1,22)	1:B:184:LYS:CG	1:B:5:LYS:N	16	5.49
(1,22)	1:B:184:LYS:CG	1:B:6:LEU:N	16	5.49
(1,22)	1:B:184:LYS:CG	1:B:7:VAL:N	16	5.49
(1,22)	1:B:184:LYS:CG	1:B:8:VAL:N	16	5.49
(1,22)	1:B:184:LYS:CG	1:B:9:VAL:N	16	5.49
(1,22)	1:B:184:LYS:CG	1:B:10:GLY:N	16	5.49
(1,22)	1:B:184:LYS:CG	1:B:11:ALA:N	16	5.49
(1,22)	1:B:184:LYS:CG	1:B:12:ASP:N	16	5.49
(1,22)	1:B:184:LYS:CG	1:B:13:GLY:N	16	5.49
(1,22)	1:B:184:LYS:CG	1:B:14:VAL:N	16	5.49
(1,22)	1:B:184:LYS:CG	1:B:15:GLY:N	16	5.49
(1,22)	1:B:184:LYS:CG	1:B:16:LYS:N	16	5.49
(1,22)	1:B:184:LYS:CG	1:B:17:SER:N	16	5.49
(1,22)	1:B:184:LYS:CG	1:B:18:ALA:N	16	5.49
(1,22)	1:B:184:LYS:CG	1:B:19:LEU:N	16	5.49
(1,22)	1:B:184:LYS:CG	1:B:20:THR:N	16	5.49
(1,22)	1:B:184:LYS:CG	1:B:21:ILE:N	16	5.49
(1,22)	1:B:184:LYS:CG	1:B:22:GLN:N	16	5.49
(1,22)	1:B:184:LYS:CG	1:B:23:LEU:N	16	5.49
(1,22)	1:B:184:LYS:CG	1:B:24:ILE:N	16	5.49
(1,22)	1:B:184:LYS:CG	1:B:25:GLN:N	16	5.49
(1,22)	1:B:184:LYS:CG	1:B:26:ASN:N	16	5.49
(1,22)	1:B:184:LYS:CG	1:B:27:HIS:N	16	5.49
(1,22)	1:B:184:LYS:CG	1:B:28:PHE:N	16	5.49
(1,22)	1:B:184:LYS:CG	1:B:29:VAL:N	16	5.49
(1,22)	1:B:184:LYS:CG	1:B:30:ASP:N	16	5.49
(1,22)	1:B:184:LYS:CG	1:B:31:GLU:N	16	5.49
(1,22)	1:B:184:LYS:CG	1:B:32:TYR:N	16	5.49
(1,22)	1:B:184:LYS:CG	1:B:33:ASP:N	16	5.49
(1,22)	1:B:184:LYS:CG	1:B:34:PRO:N	16	5.49
(1,22)	1:B:184:LYS:CG	1:B:35:THR:N	16	5.49
(1,22)	1:B:184:LYS:CG	1:B:36:ILE:N	16	5.49
(1,22)	1:B:184:LYS:CG	1:B:37:GLU:N	16	5.49
(1,22)	1:B:184:LYS:CG	1:B:38:ASP:N	16	5.49
(1,22)	1:B:184:LYS:CG	1:B:39:SER:N	16	5.49
(1,22)	1:B:184:LYS:CG	1:B:40:TYR:N	16	5.49
(1,22)	1:B:184:LYS:CG	1:B:41:ARG:N	16	5.49
(1,22)	1:B:184:LYS:CG	1:B:42:LYS:N	16	5.49
(1,22)	1:B:184:LYS:CG	1:B:43:GLN:N	16	5.49
(1,22)	1:B:184:LYS:CG	1:B:44:VAL:N	16	5.49
(1,22)	1:B:184:LYS:CG	1:B:45:VAL:N	16	5.49

Continued on next page...

Continued from previous page...

Key	Atom-1	Atom-2	Model ID	Violation (Å)
(1,22)	1:B:184:LYS:CG	1:B:46:ILE:N	16	5.49
(1,22)	1:B:184:LYS:CG	1:B:47:ASP:N	16	5.49
(1,22)	1:B:184:LYS:CG	1:B:48:GLY:N	16	5.49
(1,22)	1:B:184:LYS:CG	1:B:49:GLU:N	16	5.49
(1,22)	1:B:184:LYS:CG	1:B:50:THR:N	16	5.49
(1,22)	1:B:184:LYS:CG	1:B:51:CYS:N	16	5.49
(1,22)	1:B:184:LYS:CG	1:B:52:LEU:N	16	5.49
(1,22)	1:B:184:LYS:CG	1:B:53:LEU:N	16	5.49
(1,22)	1:B:184:LYS:CG	1:B:54:ASP:N	16	5.49
(1,22)	1:B:184:LYS:CG	1:B:55:ILE:N	16	5.49
(1,22)	1:B:184:LYS:CG	1:B:56:LEU:N	16	5.49
(1,22)	1:B:184:LYS:CG	1:B:57:ASP:N	16	5.49
(1,22)	1:B:184:LYS:CG	1:B:58:THR:N	16	5.49
(1,22)	1:B:184:LYS:CG	1:B:59:ALA:N	16	5.49
(1,22)	1:B:184:LYS:CG	1:B:60:GLY:N	16	5.49
(1,22)	1:B:184:LYS:CG	1:B:61:GLN:N	16	5.49
(1,22)	1:B:184:LYS:CG	1:B:62:GLU:N	16	5.49
(1,22)	1:B:184:LYS:CG	1:B:63:GLU:N	16	5.49
(1,22)	1:B:184:LYS:CG	1:B:64:TYR:N	16	5.49
(1,22)	1:B:184:LYS:CG	1:B:65:SER:N	16	5.49
(1,22)	1:B:184:LYS:CG	1:B:66:ALA:N	16	5.49
(1,22)	1:B:184:LYS:CG	1:B:67:MET:N	16	5.49
(1,22)	1:B:184:LYS:CG	1:B:68:ARG:N	16	5.49
(1,22)	1:B:184:LYS:CG	1:B:69:ASP:N	16	5.49
(1,22)	1:B:184:LYS:CG	1:B:70:GLN:N	16	5.49
(1,22)	1:B:184:LYS:CG	1:B:71:TYR:N	16	5.49
(1,22)	1:B:184:LYS:CG	1:B:72:MET:N	16	5.49
(1,22)	1:B:184:LYS:CG	1:B:73:ARG:N	16	5.49
(1,22)	1:B:184:LYS:CG	1:B:74:THR:N	16	5.49
(1,22)	1:B:184:LYS:CG	1:B:75:GLY:N	16	5.49
(1,22)	1:B:184:LYS:CG	1:B:76:GLU:N	16	5.49
(1,22)	1:B:184:LYS:CG	1:B:77:GLY:N	16	5.49
(1,22)	1:B:184:LYS:CG	1:B:78:PHE:N	16	5.49
(1,22)	1:B:184:LYS:CG	1:B:79:LEU:N	16	5.49
(1,22)	1:B:184:LYS:CG	1:B:80:CYS:N	16	5.49
(1,22)	1:B:184:LYS:CG	5:B:203:7Q9:N	16	5.49
(1,22)	1:B:184:LYS:CG	5:B:204:7Q9:N	16	5.49
(1,22)	1:B:184:LYS:CG	5:B:205:7Q9:N	16	5.49
(1,22)	1:B:184:LYS:CG	5:B:206:7Q9:N	16	5.49
(1,22)	1:B:184:LYS:CG	5:B:207:7Q9:N	16	5.49
(1,22)	1:B:184:LYS:CG	6:B:208:17F:N1	16	5.49
(1,22)	1:B:184:LYS:CG	5:B:209:7Q9:N	16	5.49

Continued on next page...

Continued from previous page...

Key	Atom-1	Atom-2	Model ID	Violation (Å)
(1,22)	1:B:184:LYS:CG	5:B:210:7Q9:N	16	5.49
(1,22)	1:B:184:LYS:CG	5:B:211:7Q9:N	16	5.49
(1,22)	1:B:184:LYS:CG	5:B:212:7Q9:N	16	5.49
(1,22)	1:B:184:LYS:CG	5:B:213:7Q9:N	16	5.49
(1,22)	1:B:184:LYS:CG	6:B:214:17F:N1	16	5.49
(1,22)	1:B:184:LYS:CG	6:B:215:17F:N1	16	5.49
(1,22)	1:B:184:LYS:CG	5:B:216:7Q9:N	16	5.49
(1,22)	1:B:184:LYS:CG	5:B:217:7Q9:N	16	5.49
(1,22)	1:B:184:LYS:CG	5:B:218:7Q9:N	16	5.49
(1,22)	1:B:184:LYS:CG	6:B:219:17F:N1	16	5.49
(1,22)	1:B:184:LYS:CG	5:B:220:7Q9:N	16	5.49
(1,22)	1:B:184:LYS:H	1:B:2:THR:N	16	5.49
(1,22)	1:B:184:LYS:H	1:B:3:GLU:N	16	5.49
(1,22)	1:B:184:LYS:H	1:B:4:TYR:N	16	5.49
(1,22)	1:B:184:LYS:H	1:B:5:LYS:N	16	5.49
(1,22)	1:B:184:LYS:H	1:B:6:LEU:N	16	5.49
(1,22)	1:B:184:LYS:H	1:B:7:VAL:N	16	5.49
(1,22)	1:B:184:LYS:H	1:B:8:VAL:N	16	5.49
(1,22)	1:B:184:LYS:H	1:B:9:VAL:N	16	5.49
(1,22)	1:B:184:LYS:H	1:B:10:GLY:N	16	5.49
(1,22)	1:B:184:LYS:H	1:B:11:ALA:N	16	5.49
(1,22)	1:B:184:LYS:H	1:B:12:ASP:N	16	5.49
(1,22)	1:B:184:LYS:H	1:B:13:GLY:N	16	5.49
(1,22)	1:B:184:LYS:H	1:B:14:VAL:N	16	5.49
(1,22)	1:B:184:LYS:H	1:B:15:GLY:N	16	5.49
(1,22)	1:B:184:LYS:H	1:B:16:LYS:N	16	5.49
(1,22)	1:B:184:LYS:H	1:B:17:SER:N	16	5.49
(1,22)	1:B:184:LYS:H	1:B:18:ALA:N	16	5.49
(1,22)	1:B:184:LYS:H	1:B:19:LEU:N	16	5.49
(1,22)	1:B:184:LYS:H	1:B:20:THR:N	16	5.49
(1,22)	1:B:184:LYS:H	1:B:21:ILE:N	16	5.49
(1,22)	1:B:184:LYS:H	1:B:22:GLN:N	16	5.49
(1,22)	1:B:184:LYS:H	1:B:23:LEU:N	16	5.49
(1,22)	1:B:184:LYS:H	1:B:24:ILE:N	16	5.49
(1,22)	1:B:184:LYS:H	1:B:25:GLN:N	16	5.49
(1,22)	1:B:184:LYS:H	1:B:26:ASN:N	16	5.49
(1,22)	1:B:184:LYS:H	1:B:27:HIS:N	16	5.49
(1,22)	1:B:184:LYS:H	1:B:28:PHE:N	16	5.49
(1,22)	1:B:184:LYS:H	1:B:29:VAL:N	16	5.49
(1,22)	1:B:184:LYS:H	1:B:30:ASP:N	16	5.49
(1,22)	1:B:184:LYS:H	1:B:31:GLU:N	16	5.49
(1,22)	1:B:184:LYS:H	1:B:32:TYR:N	16	5.49

Continued on next page...

Continued from previous page...

Key	Atom-1	Atom-2	Model ID	Violation (Å)
(1,22)	1:B:184:LYS:H	1:B:33:ASP:N	16	5.49
(1,22)	1:B:184:LYS:H	1:B:34:PRO:N	16	5.49
(1,22)	1:B:184:LYS:H	1:B:35:THR:N	16	5.49
(1,22)	1:B:184:LYS:H	1:B:36:ILE:N	16	5.49
(1,22)	1:B:184:LYS:H	1:B:37:GLU:N	16	5.49
(1,22)	1:B:184:LYS:H	1:B:38:ASP:N	16	5.49
(1,22)	1:B:184:LYS:H	1:B:39:SER:N	16	5.49
(1,22)	1:B:184:LYS:H	1:B:40:TYR:N	16	5.49
(1,22)	1:B:184:LYS:H	1:B:41:ARG:N	16	5.49
(1,22)	1:B:184:LYS:H	1:B:42:LYS:N	16	5.49
(1,22)	1:B:184:LYS:H	1:B:43:GLN:N	16	5.49
(1,22)	1:B:184:LYS:H	1:B:44:VAL:N	16	5.49
(1,22)	1:B:184:LYS:H	1:B:45:VAL:N	16	5.49
(1,22)	1:B:184:LYS:H	1:B:46:ILE:N	16	5.49
(1,22)	1:B:184:LYS:H	1:B:47:ASP:N	16	5.49
(1,22)	1:B:184:LYS:H	1:B:48:GLY:N	16	5.49
(1,22)	1:B:184:LYS:H	1:B:49:GLU:N	16	5.49
(1,22)	1:B:184:LYS:H	1:B:50:THR:N	16	5.49
(1,22)	1:B:184:LYS:H	1:B:51:CYS:N	16	5.49
(1,22)	1:B:184:LYS:H	1:B:52:LEU:N	16	5.49
(1,22)	1:B:184:LYS:H	1:B:53:LEU:N	16	5.49
(1,22)	1:B:184:LYS:H	1:B:54:ASP:N	16	5.49
(1,22)	1:B:184:LYS:H	1:B:55:ILE:N	16	5.49
(1,22)	1:B:184:LYS:H	1:B:56:LEU:N	16	5.49
(1,22)	1:B:184:LYS:H	1:B:57:ASP:N	16	5.49
(1,22)	1:B:184:LYS:H	1:B:58:THR:N	16	5.49
(1,22)	1:B:184:LYS:H	1:B:59:ALA:N	16	5.49
(1,22)	1:B:184:LYS:H	1:B:60:GLY:N	16	5.49
(1,22)	1:B:184:LYS:H	1:B:61:GLN:N	16	5.49
(1,22)	1:B:184:LYS:H	1:B:62:GLU:N	16	5.49
(1,22)	1:B:184:LYS:H	1:B:63:GLU:N	16	5.49
(1,22)	1:B:184:LYS:H	1:B:64:TYR:N	16	5.49
(1,22)	1:B:184:LYS:H	1:B:65:SER:N	16	5.49
(1,22)	1:B:184:LYS:H	1:B:66:ALA:N	16	5.49
(1,22)	1:B:184:LYS:H	1:B:67:MET:N	16	5.49
(1,22)	1:B:184:LYS:H	1:B:68:ARG:N	16	5.49
(1,22)	1:B:184:LYS:H	1:B:69:ASP:N	16	5.49
(1,22)	1:B:184:LYS:H	1:B:70:GLN:N	16	5.49
(1,22)	1:B:184:LYS:H	1:B:71:TYR:N	16	5.49
(1,22)	1:B:184:LYS:H	1:B:72:MET:N	16	5.49
(1,22)	1:B:184:LYS:H	1:B:73:ARG:N	16	5.49
(1,22)	1:B:184:LYS:H	1:B:74:THR:N	16	5.49

Continued on next page...

Continued from previous page...

Key	Atom-1	Atom-2	Model ID	Violation (Å)
(1,22)	1:B:184:LYS:H	1:B:75:GLY:N	16	5.49
(1,22)	1:B:184:LYS:H	1:B:76:GLU:N	16	5.49
(1,22)	1:B:184:LYS:H	1:B:77:GLY:N	16	5.49
(1,22)	1:B:184:LYS:H	1:B:78:PHE:N	16	5.49
(1,22)	1:B:184:LYS:H	1:B:79:LEU:N	16	5.49
(1,22)	1:B:184:LYS:H	1:B:80:CYS:N	16	5.49
(1,22)	1:B:184:LYS:H	5:B:203:7Q9:N	16	5.49
(1,22)	1:B:184:LYS:H	5:B:204:7Q9:N	16	5.49
(1,22)	1:B:184:LYS:H	5:B:205:7Q9:N	16	5.49
(1,22)	1:B:184:LYS:H	5:B:206:7Q9:N	16	5.49
(1,22)	1:B:184:LYS:H	5:B:207:7Q9:N	16	5.49
(1,22)	1:B:184:LYS:H	6:B:208:17F:N1	16	5.49
(1,22)	1:B:184:LYS:H	5:B:209:7Q9:N	16	5.49
(1,22)	1:B:184:LYS:H	5:B:210:7Q9:N	16	5.49
(1,22)	1:B:184:LYS:H	5:B:211:7Q9:N	16	5.49
(1,22)	1:B:184:LYS:H	5:B:212:7Q9:N	16	5.49
(1,22)	1:B:184:LYS:H	5:B:213:7Q9:N	16	5.49
(1,22)	1:B:184:LYS:H	6:B:214:17F:N1	16	5.49
(1,22)	1:B:184:LYS:H	6:B:215:17F:N1	16	5.49
(1,22)	1:B:184:LYS:H	5:B:216:7Q9:N	16	5.49
(1,22)	1:B:184:LYS:H	5:B:217:7Q9:N	16	5.49
(1,22)	1:B:184:LYS:H	5:B:218:7Q9:N	16	5.49
(1,22)	1:B:184:LYS:H	6:B:219:17F:N1	16	5.49
(1,22)	1:B:184:LYS:H	5:B:220:7Q9:N	16	5.49
(1,22)	1:B:184:LYS:HZ1	1:B:2:THR:N	16	5.49
(1,22)	1:B:184:LYS:HZ1	1:B:3:GLU:N	16	5.49
(1,22)	1:B:184:LYS:HZ1	1:B:4:TYR:N	16	5.49
(1,22)	1:B:184:LYS:HZ1	1:B:5:LYS:N	16	5.49
(1,22)	1:B:184:LYS:HZ1	1:B:6:LEU:N	16	5.49
(1,22)	1:B:184:LYS:HZ1	1:B:7:VAL:N	16	5.49
(1,22)	1:B:184:LYS:HZ1	1:B:8:VAL:N	16	5.49
(1,22)	1:B:184:LYS:HZ1	1:B:9:VAL:N	16	5.49
(1,22)	1:B:184:LYS:HZ1	1:B:10:GLY:N	16	5.49
(1,22)	1:B:184:LYS:HZ1	1:B:11:ALA:N	16	5.49
(1,22)	1:B:184:LYS:HZ1	1:B:12:ASP:N	16	5.49
(1,22)	1:B:184:LYS:HZ1	1:B:13:GLY:N	16	5.49
(1,22)	1:B:184:LYS:HZ1	1:B:14:VAL:N	16	5.49
(1,22)	1:B:184:LYS:HZ1	1:B:15:GLY:N	16	5.49
(1,22)	1:B:184:LYS:HZ1	1:B:16:LYS:N	16	5.49
(1,22)	1:B:184:LYS:HZ1	1:B:17:SER:N	16	5.49
(1,22)	1:B:184:LYS:HZ1	1:B:18:ALA:N	16	5.49
(1,22)	1:B:184:LYS:HZ1	1:B:19:LEU:N	16	5.49

Continued on next page...

Continued from previous page...

Key	Atom-1	Atom-2	Model ID	Violation (Å)
(1,22)	1:B:184:LYS:HZ1	1:B:20:THR:N	16	5.49
(1,22)	1:B:184:LYS:HZ1	1:B:21:ILE:N	16	5.49
(1,22)	1:B:184:LYS:HZ1	1:B:22:GLN:N	16	5.49
(1,22)	1:B:184:LYS:HZ1	1:B:23:LEU:N	16	5.49
(1,22)	1:B:184:LYS:HZ1	1:B:24:ILE:N	16	5.49
(1,22)	1:B:184:LYS:HZ1	1:B:25:GLN:N	16	5.49
(1,22)	1:B:184:LYS:HZ1	1:B:26:ASN:N	16	5.49
(1,22)	1:B:184:LYS:HZ1	1:B:27:HIS:N	16	5.49
(1,22)	1:B:184:LYS:HZ1	1:B:28:PHE:N	16	5.49
(1,22)	1:B:184:LYS:HZ1	1:B:29:VAL:N	16	5.49
(1,22)	1:B:184:LYS:HZ1	1:B:30:ASP:N	16	5.49
(1,22)	1:B:184:LYS:HZ1	1:B:31:GLU:N	16	5.49
(1,22)	1:B:184:LYS:HZ1	1:B:32:TYR:N	16	5.49
(1,22)	1:B:184:LYS:HZ1	1:B:33:ASP:N	16	5.49
(1,22)	1:B:184:LYS:HZ1	1:B:34:PRO:N	16	5.49
(1,22)	1:B:184:LYS:HZ1	1:B:35:THR:N	16	5.49
(1,22)	1:B:184:LYS:HZ1	1:B:36:ILE:N	16	5.49
(1,22)	1:B:184:LYS:HZ1	1:B:37:GLU:N	16	5.49
(1,22)	1:B:184:LYS:HZ1	1:B:38:ASP:N	16	5.49
(1,22)	1:B:184:LYS:HZ1	1:B:39:SER:N	16	5.49
(1,22)	1:B:184:LYS:HZ1	1:B:40:TYR:N	16	5.49
(1,22)	1:B:184:LYS:HZ1	1:B:41:ARG:N	16	5.49
(1,22)	1:B:184:LYS:HZ1	1:B:42:LYS:N	16	5.49
(1,22)	1:B:184:LYS:HZ1	1:B:43:GLN:N	16	5.49
(1,22)	1:B:184:LYS:HZ1	1:B:44:VAL:N	16	5.49
(1,22)	1:B:184:LYS:HZ1	1:B:45:VAL:N	16	5.49
(1,22)	1:B:184:LYS:HZ1	1:B:46:ILE:N	16	5.49
(1,22)	1:B:184:LYS:HZ1	1:B:47:ASP:N	16	5.49
(1,22)	1:B:184:LYS:HZ1	1:B:48:GLY:N	16	5.49
(1,22)	1:B:184:LYS:HZ1	1:B:49:GLU:N	16	5.49
(1,22)	1:B:184:LYS:HZ1	1:B:50:THR:N	16	5.49
(1,22)	1:B:184:LYS:HZ1	1:B:51:CYS:N	16	5.49
(1,22)	1:B:184:LYS:HZ1	1:B:52:LEU:N	16	5.49
(1,22)	1:B:184:LYS:HZ1	1:B:53:LEU:N	16	5.49
(1,22)	1:B:184:LYS:HZ1	1:B:54:ASP:N	16	5.49
(1,22)	1:B:184:LYS:HZ1	1:B:55:ILE:N	16	5.49
(1,22)	1:B:184:LYS:HZ1	1:B:56:LEU:N	16	5.49
(1,22)	1:B:184:LYS:HZ1	1:B:57:ASP:N	16	5.49
(1,22)	1:B:184:LYS:HZ1	1:B:58:THR:N	16	5.49
(1,22)	1:B:184:LYS:HZ1	1:B:59:ALA:N	16	5.49
(1,22)	1:B:184:LYS:HZ1	1:B:60:GLY:N	16	5.49
(1,22)	1:B:184:LYS:HZ1	1:B:61:GLN:N	16	5.49

Continued on next page...

Continued from previous page...

Key	Atom-1	Atom-2	Model ID	Violation (Å)
(1,22)	1:B:184:LYS:HZ1	1:B:62:GLU:N	16	5.49
(1,22)	1:B:184:LYS:HZ1	1:B:63:GLU:N	16	5.49
(1,22)	1:B:184:LYS:HZ1	1:B:64:TYR:N	16	5.49
(1,22)	1:B:184:LYS:HZ1	1:B:65:SER:N	16	5.49
(1,22)	1:B:184:LYS:HZ1	1:B:66:ALA:N	16	5.49
(1,22)	1:B:184:LYS:HZ1	1:B:67:MET:N	16	5.49
(1,22)	1:B:184:LYS:HZ1	1:B:68:ARG:N	16	5.49
(1,22)	1:B:184:LYS:HZ1	1:B:69:ASP:N	16	5.49
(1,22)	1:B:184:LYS:HZ1	1:B:70:GLN:N	16	5.49
(1,22)	1:B:184:LYS:HZ1	1:B:71:TYR:N	16	5.49
(1,22)	1:B:184:LYS:HZ1	1:B:72:MET:N	16	5.49
(1,22)	1:B:184:LYS:HZ1	1:B:73:ARG:N	16	5.49
(1,22)	1:B:184:LYS:HZ1	1:B:74:THR:N	16	5.49
(1,22)	1:B:184:LYS:HZ1	1:B:75:GLY:N	16	5.49
(1,22)	1:B:184:LYS:HZ1	1:B:76:GLU:N	16	5.49
(1,22)	1:B:184:LYS:HZ1	1:B:77:GLY:N	16	5.49
(1,22)	1:B:184:LYS:HZ1	1:B:78:PHE:N	16	5.49
(1,22)	1:B:184:LYS:HZ1	1:B:79:LEU:N	16	5.49
(1,22)	1:B:184:LYS:HZ1	1:B:80:CYS:N	16	5.49
(1,22)	1:B:184:LYS:HZ1	5:B:203:7Q9:N	16	5.49
(1,22)	1:B:184:LYS:HZ1	5:B:204:7Q9:N	16	5.49
(1,22)	1:B:184:LYS:HZ1	5:B:205:7Q9:N	16	5.49
(1,22)	1:B:184:LYS:HZ1	5:B:206:7Q9:N	16	5.49
(1,22)	1:B:184:LYS:HZ1	5:B:207:7Q9:N	16	5.49
(1,22)	1:B:184:LYS:HZ1	6:B:208:17F:N1	16	5.49
(1,22)	1:B:184:LYS:HZ1	5:B:209:7Q9:N	16	5.49
(1,22)	1:B:184:LYS:HZ1	5:B:210:7Q9:N	16	5.49
(1,22)	1:B:184:LYS:HZ1	5:B:211:7Q9:N	16	5.49
(1,22)	1:B:184:LYS:HZ1	5:B:212:7Q9:N	16	5.49
(1,22)	1:B:184:LYS:HZ1	5:B:213:7Q9:N	16	5.49
(1,22)	1:B:184:LYS:HZ1	6:B:214:17F:N1	16	5.49
(1,22)	1:B:184:LYS:HZ1	6:B:215:17F:N1	16	5.49
(1,22)	1:B:184:LYS:HZ1	5:B:216:7Q9:N	16	5.49
(1,22)	1:B:184:LYS:HZ1	5:B:217:7Q9:N	16	5.49
(1,22)	1:B:184:LYS:HZ1	5:B:218:7Q9:N	16	5.49
(1,22)	1:B:184:LYS:HZ1	6:B:219:17F:N1	16	5.49
(1,22)	1:B:184:LYS:HZ1	5:B:220:7Q9:N	16	5.49
(1,22)	1:B:184:LYS:HZ2	1:B:2:THR:N	16	5.49
(1,22)	1:B:184:LYS:HZ2	1:B:3:GLU:N	16	5.49
(1,22)	1:B:184:LYS:HZ2	1:B:4:TYR:N	16	5.49
(1,22)	1:B:184:LYS:HZ2	1:B:5:LYS:N	16	5.49
(1,22)	1:B:184:LYS:HZ2	1:B:6:LEU:N	16	5.49

Continued on next page...

Continued from previous page...

Key	Atom-1	Atom-2	Model ID	Violation (Å)
(1,22)	1:B:184:LYS:HZ2	1:B:7:VAL:N	16	5.49
(1,22)	1:B:184:LYS:HZ2	1:B:8:VAL:N	16	5.49
(1,22)	1:B:184:LYS:HZ2	1:B:9:VAL:N	16	5.49
(1,22)	1:B:184:LYS:HZ2	1:B:10:GLY:N	16	5.49
(1,22)	1:B:184:LYS:HZ2	1:B:11:ALA:N	16	5.49
(1,22)	1:B:184:LYS:HZ2	1:B:12:ASP:N	16	5.49
(1,22)	1:B:184:LYS:HZ2	1:B:13:GLY:N	16	5.49
(1,22)	1:B:184:LYS:HZ2	1:B:14:VAL:N	16	5.49
(1,22)	1:B:184:LYS:HZ2	1:B:15:GLY:N	16	5.49
(1,22)	1:B:184:LYS:HZ2	1:B:16:LYS:N	16	5.49
(1,22)	1:B:184:LYS:HZ2	1:B:17:SER:N	16	5.49
(1,22)	1:B:184:LYS:HZ2	1:B:18:ALA:N	16	5.49
(1,22)	1:B:184:LYS:HZ2	1:B:19:LEU:N	16	5.49
(1,22)	1:B:184:LYS:HZ2	1:B:20:THR:N	16	5.49
(1,22)	1:B:184:LYS:HZ2	1:B:21:ILE:N	16	5.49
(1,22)	1:B:184:LYS:HZ2	1:B:22:GLN:N	16	5.49
(1,22)	1:B:184:LYS:HZ2	1:B:23:LEU:N	16	5.49
(1,22)	1:B:184:LYS:HZ2	1:B:24:ILE:N	16	5.49
(1,22)	1:B:184:LYS:HZ2	1:B:25:GLN:N	16	5.49
(1,22)	1:B:184:LYS:HZ2	1:B:26:ASN:N	16	5.49
(1,22)	1:B:184:LYS:HZ2	1:B:27:HIS:N	16	5.49
(1,22)	1:B:184:LYS:HZ2	1:B:28:PHE:N	16	5.49
(1,22)	1:B:184:LYS:HZ2	1:B:29:VAL:N	16	5.49
(1,22)	1:B:184:LYS:HZ2	1:B:30:ASP:N	16	5.49
(1,22)	1:B:184:LYS:HZ2	1:B:31:GLU:N	16	5.49
(1,22)	1:B:184:LYS:HZ2	1:B:32:TYR:N	16	5.49
(1,22)	1:B:184:LYS:HZ2	1:B:33:ASP:N	16	5.49
(1,22)	1:B:184:LYS:HZ2	1:B:34:PRO:N	16	5.49
(1,22)	1:B:184:LYS:HZ2	1:B:35:THR:N	16	5.49
(1,22)	1:B:184:LYS:HZ2	1:B:36:ILE:N	16	5.49
(1,22)	1:B:184:LYS:HZ2	1:B:37:GLU:N	16	5.49
(1,22)	1:B:184:LYS:HZ2	1:B:38:ASP:N	16	5.49
(1,22)	1:B:184:LYS:HZ2	1:B:39:SER:N	16	5.49
(1,22)	1:B:184:LYS:HZ2	1:B:40:TYR:N	16	5.49
(1,22)	1:B:184:LYS:HZ2	1:B:41:ARG:N	16	5.49
(1,22)	1:B:184:LYS:HZ2	1:B:42:LYS:N	16	5.49
(1,22)	1:B:184:LYS:HZ2	1:B:43:GLN:N	16	5.49
(1,22)	1:B:184:LYS:HZ2	1:B:44:VAL:N	16	5.49
(1,22)	1:B:184:LYS:HZ2	1:B:45:VAL:N	16	5.49
(1,22)	1:B:184:LYS:HZ2	1:B:46:ILE:N	16	5.49
(1,22)	1:B:184:LYS:HZ2	1:B:47:ASP:N	16	5.49
(1,22)	1:B:184:LYS:HZ2	1:B:48:GLY:N	16	5.49

Continued on next page...

Continued from previous page...

Key	Atom-1	Atom-2	Model ID	Violation (Å)
(1,22)	1:B:184:LYS:HZ2	1:B:49:GLU:N	16	5.49
(1,22)	1:B:184:LYS:HZ2	1:B:50:THR:N	16	5.49
(1,22)	1:B:184:LYS:HZ2	1:B:51:CYS:N	16	5.49
(1,22)	1:B:184:LYS:HZ2	1:B:52:LEU:N	16	5.49
(1,22)	1:B:184:LYS:HZ2	1:B:53:LEU:N	16	5.49
(1,22)	1:B:184:LYS:HZ2	1:B:54:ASP:N	16	5.49
(1,22)	1:B:184:LYS:HZ2	1:B:55:ILE:N	16	5.49
(1,22)	1:B:184:LYS:HZ2	1:B:56:LEU:N	16	5.49
(1,22)	1:B:184:LYS:HZ2	1:B:57:ASP:N	16	5.49
(1,22)	1:B:184:LYS:HZ2	1:B:58:THR:N	16	5.49
(1,22)	1:B:184:LYS:HZ2	1:B:59:ALA:N	16	5.49
(1,22)	1:B:184:LYS:HZ2	1:B:60:GLY:N	16	5.49
(1,22)	1:B:184:LYS:HZ2	1:B:61:GLN:N	16	5.49
(1,22)	1:B:184:LYS:HZ2	1:B:62:GLU:N	16	5.49
(1,22)	1:B:184:LYS:HZ2	1:B:63:GLU:N	16	5.49
(1,22)	1:B:184:LYS:HZ2	1:B:64:TYR:N	16	5.49
(1,22)	1:B:184:LYS:HZ2	1:B:65:SER:N	16	5.49
(1,22)	1:B:184:LYS:HZ2	1:B:66:ALA:N	16	5.49
(1,22)	1:B:184:LYS:HZ2	1:B:67:MET:N	16	5.49
(1,22)	1:B:184:LYS:HZ2	1:B:68:ARG:N	16	5.49
(1,22)	1:B:184:LYS:HZ2	1:B:69:ASP:N	16	5.49
(1,22)	1:B:184:LYS:HZ2	1:B:70:GLN:N	16	5.49
(1,22)	1:B:184:LYS:HZ2	1:B:71:TYR:N	16	5.49
(1,22)	1:B:184:LYS:HZ2	1:B:72:MET:N	16	5.49
(1,22)	1:B:184:LYS:HZ2	1:B:73:ARG:N	16	5.49
(1,22)	1:B:184:LYS:HZ2	1:B:74:THR:N	16	5.49
(1,22)	1:B:184:LYS:HZ2	1:B:75:GLY:N	16	5.49
(1,22)	1:B:184:LYS:HZ2	1:B:76:GLU:N	16	5.49
(1,22)	1:B:184:LYS:HZ2	1:B:77:GLY:N	16	5.49
(1,22)	1:B:184:LYS:HZ2	1:B:78:PHE:N	16	5.49
(1,22)	1:B:184:LYS:HZ2	1:B:79:LEU:N	16	5.49
(1,22)	1:B:184:LYS:HZ2	1:B:80:CYS:N	16	5.49
(1,22)	1:B:184:LYS:HZ2	5:B:203:7Q9:N	16	5.49
(1,22)	1:B:184:LYS:HZ2	5:B:204:7Q9:N	16	5.49
(1,22)	1:B:184:LYS:HZ2	5:B:205:7Q9:N	16	5.49
(1,22)	1:B:184:LYS:HZ2	5:B:206:7Q9:N	16	5.49
(1,22)	1:B:184:LYS:HZ2	5:B:207:7Q9:N	16	5.49
(1,22)	1:B:184:LYS:HZ2	6:B:208:17F:N1	16	5.49
(1,22)	1:B:184:LYS:HZ2	5:B:209:7Q9:N	16	5.49
(1,22)	1:B:184:LYS:HZ2	5:B:210:7Q9:N	16	5.49
(1,22)	1:B:184:LYS:HZ2	5:B:211:7Q9:N	16	5.49
(1,22)	1:B:184:LYS:HZ2	5:B:212:7Q9:N	16	5.49

Continued on next page...

Continued from previous page...

Key	Atom-1	Atom-2	Model ID	Violation (Å)
(1,22)	1:B:184:LYS:HZ2	5:B:213:7Q9:N	16	5.49
(1,22)	1:B:184:LYS:HZ2	6:B:214:17F:N1	16	5.49
(1,22)	1:B:184:LYS:HZ2	6:B:215:17F:N1	16	5.49
(1,22)	1:B:184:LYS:HZ2	5:B:216:7Q9:N	16	5.49
(1,22)	1:B:184:LYS:HZ2	5:B:217:7Q9:N	16	5.49
(1,22)	1:B:184:LYS:HZ2	5:B:218:7Q9:N	16	5.49
(1,22)	1:B:184:LYS:HZ2	6:B:219:17F:N1	16	5.49
(1,22)	1:B:184:LYS:HZ2	5:B:220:7Q9:N	16	5.49
(1,22)	1:B:184:LYS:HZ3	1:B:2:THR:N	16	5.49
(1,22)	1:B:184:LYS:HZ3	1:B:3:GLU:N	16	5.49
(1,22)	1:B:184:LYS:HZ3	1:B:4:TYR:N	16	5.49
(1,22)	1:B:184:LYS:HZ3	1:B:5:LYS:N	16	5.49
(1,22)	1:B:184:LYS:HZ3	1:B:6:LEU:N	16	5.49
(1,22)	1:B:184:LYS:HZ3	1:B:7:VAL:N	16	5.49
(1,22)	1:B:184:LYS:HZ3	1:B:8:VAL:N	16	5.49
(1,22)	1:B:184:LYS:HZ3	1:B:9:VAL:N	16	5.49
(1,22)	1:B:184:LYS:HZ3	1:B:10:GLY:N	16	5.49
(1,22)	1:B:184:LYS:HZ3	1:B:11:ALA:N	16	5.49
(1,22)	1:B:184:LYS:HZ3	1:B:12:ASP:N	16	5.49
(1,22)	1:B:184:LYS:HZ3	1:B:13:GLY:N	16	5.49
(1,22)	1:B:184:LYS:HZ3	1:B:14:VAL:N	16	5.49
(1,22)	1:B:184:LYS:HZ3	1:B:15:GLY:N	16	5.49
(1,22)	1:B:184:LYS:HZ3	1:B:16:LYS:N	16	5.49
(1,22)	1:B:184:LYS:HZ3	1:B:17:SER:N	16	5.49
(1,22)	1:B:184:LYS:HZ3	1:B:18:ALA:N	16	5.49
(1,22)	1:B:184:LYS:HZ3	1:B:19:LEU:N	16	5.49
(1,22)	1:B:184:LYS:HZ3	1:B:20:THR:N	16	5.49
(1,22)	1:B:184:LYS:HZ3	1:B:21:ILE:N	16	5.49
(1,22)	1:B:184:LYS:HZ3	1:B:22:GLN:N	16	5.49
(1,22)	1:B:184:LYS:HZ3	1:B:23:LEU:N	16	5.49
(1,22)	1:B:184:LYS:HZ3	1:B:24:ILE:N	16	5.49
(1,22)	1:B:184:LYS:HZ3	1:B:25:GLN:N	16	5.49
(1,22)	1:B:184:LYS:HZ3	1:B:26:ASN:N	16	5.49
(1,22)	1:B:184:LYS:HZ3	1:B:27:HIS:N	16	5.49
(1,22)	1:B:184:LYS:HZ3	1:B:28:PHE:N	16	5.49
(1,22)	1:B:184:LYS:HZ3	1:B:29:VAL:N	16	5.49
(1,22)	1:B:184:LYS:HZ3	1:B:30:ASP:N	16	5.49
(1,22)	1:B:184:LYS:HZ3	1:B:31:GLU:N	16	5.49
(1,22)	1:B:184:LYS:HZ3	1:B:32:TYR:N	16	5.49
(1,22)	1:B:184:LYS:HZ3	1:B:33:ASP:N	16	5.49
(1,22)	1:B:184:LYS:HZ3	1:B:34:PRO:N	16	5.49
(1,22)	1:B:184:LYS:HZ3	1:B:35:THR:N	16	5.49

Continued on next page...

Continued from previous page...

Key	Atom-1	Atom-2	Model ID	Violation (Å)
(1,22)	1:B:184:LYS:HZ3	1:B:36:ILE:N	16	5.49
(1,22)	1:B:184:LYS:HZ3	1:B:37:GLU:N	16	5.49
(1,22)	1:B:184:LYS:HZ3	1:B:38:ASP:N	16	5.49
(1,22)	1:B:184:LYS:HZ3	1:B:39:SER:N	16	5.49
(1,22)	1:B:184:LYS:HZ3	1:B:40:TYR:N	16	5.49
(1,22)	1:B:184:LYS:HZ3	1:B:41:ARG:N	16	5.49
(1,22)	1:B:184:LYS:HZ3	1:B:42:LYS:N	16	5.49
(1,22)	1:B:184:LYS:HZ3	1:B:43:GLN:N	16	5.49
(1,22)	1:B:184:LYS:HZ3	1:B:44:VAL:N	16	5.49
(1,22)	1:B:184:LYS:HZ3	1:B:45:VAL:N	16	5.49
(1,22)	1:B:184:LYS:HZ3	1:B:46:ILE:N	16	5.49
(1,22)	1:B:184:LYS:HZ3	1:B:47:ASP:N	16	5.49
(1,22)	1:B:184:LYS:HZ3	1:B:48:GLY:N	16	5.49
(1,22)	1:B:184:LYS:HZ3	1:B:49:GLU:N	16	5.49
(1,22)	1:B:184:LYS:HZ3	1:B:50:THR:N	16	5.49
(1,22)	1:B:184:LYS:HZ3	1:B:51:CYS:N	16	5.49
(1,22)	1:B:184:LYS:HZ3	1:B:52:LEU:N	16	5.49
(1,22)	1:B:184:LYS:HZ3	1:B:53:LEU:N	16	5.49
(1,22)	1:B:184:LYS:HZ3	1:B:54:ASP:N	16	5.49
(1,22)	1:B:184:LYS:HZ3	1:B:55:ILE:N	16	5.49
(1,22)	1:B:184:LYS:HZ3	1:B:56:LEU:N	16	5.49
(1,22)	1:B:184:LYS:HZ3	1:B:57:ASP:N	16	5.49
(1,22)	1:B:184:LYS:HZ3	1:B:58:THR:N	16	5.49
(1,22)	1:B:184:LYS:HZ3	1:B:59:ALA:N	16	5.49
(1,22)	1:B:184:LYS:HZ3	1:B:60:GLY:N	16	5.49
(1,22)	1:B:184:LYS:HZ3	1:B:61:GLN:N	16	5.49
(1,22)	1:B:184:LYS:HZ3	1:B:62:GLU:N	16	5.49
(1,22)	1:B:184:LYS:HZ3	1:B:63:GLU:N	16	5.49
(1,22)	1:B:184:LYS:HZ3	1:B:64:TYR:N	16	5.49
(1,22)	1:B:184:LYS:HZ3	1:B:65:SER:N	16	5.49
(1,22)	1:B:184:LYS:HZ3	1:B:66:ALA:N	16	5.49
(1,22)	1:B:184:LYS:HZ3	1:B:67:MET:N	16	5.49
(1,22)	1:B:184:LYS:HZ3	1:B:68:ARG:N	16	5.49
(1,22)	1:B:184:LYS:HZ3	1:B:69:ASP:N	16	5.49
(1,22)	1:B:184:LYS:HZ3	1:B:70:GLN:N	16	5.49
(1,22)	1:B:184:LYS:HZ3	1:B:71:TYR:N	16	5.49
(1,22)	1:B:184:LYS:HZ3	1:B:72:MET:N	16	5.49
(1,22)	1:B:184:LYS:HZ3	1:B:73:ARG:N	16	5.49
(1,22)	1:B:184:LYS:HZ3	1:B:74:THR:N	16	5.49
(1,22)	1:B:184:LYS:HZ3	1:B:75:GLY:N	16	5.49
(1,22)	1:B:184:LYS:HZ3	1:B:76:GLU:N	16	5.49
(1,22)	1:B:184:LYS:HZ3	1:B:77:GLY:N	16	5.49

Continued on next page...

Continued from previous page...

Key	Atom-1	Atom-2	Model ID	Violation (Å)
(1,22)	1:B:184:LYS:HZ3	1:B:78:PHE:N	16	5.49
(1,22)	1:B:184:LYS:HZ3	1:B:79:LEU:N	16	5.49
(1,22)	1:B:184:LYS:HZ3	1:B:80:CYS:N	16	5.49
(1,22)	1:B:184:LYS:HZ3	5:B:203:7Q9:N	16	5.49
(1,22)	1:B:184:LYS:HZ3	5:B:204:7Q9:N	16	5.49
(1,22)	1:B:184:LYS:HZ3	5:B:205:7Q9:N	16	5.49
(1,22)	1:B:184:LYS:HZ3	5:B:206:7Q9:N	16	5.49
(1,22)	1:B:184:LYS:HZ3	5:B:207:7Q9:N	16	5.49
(1,22)	1:B:184:LYS:HZ3	6:B:208:17F:N1	16	5.49
(1,22)	1:B:184:LYS:HZ3	5:B:209:7Q9:N	16	5.49
(1,22)	1:B:184:LYS:HZ3	5:B:210:7Q9:N	16	5.49
(1,22)	1:B:184:LYS:HZ3	5:B:211:7Q9:N	16	5.49
(1,22)	1:B:184:LYS:HZ3	5:B:212:7Q9:N	16	5.49
(1,22)	1:B:184:LYS:HZ3	5:B:213:7Q9:N	16	5.49
(1,22)	1:B:184:LYS:HZ3	6:B:214:17F:N1	16	5.49
(1,22)	1:B:184:LYS:HZ3	6:B:215:17F:N1	16	5.49
(1,22)	1:B:184:LYS:HZ3	5:B:216:7Q9:N	16	5.49
(1,22)	1:B:184:LYS:HZ3	5:B:217:7Q9:N	16	5.49
(1,22)	1:B:184:LYS:HZ3	5:B:218:7Q9:N	16	5.49
(1,22)	1:B:184:LYS:HZ3	6:B:219:17F:N1	16	5.49
(1,22)	1:B:184:LYS:HZ3	5:B:220:7Q9:N	16	5.49
(1,22)	1:B:184:LYS:N	1:B:2:THR:N	16	5.49
(1,22)	1:B:184:LYS:N	1:B:3:GLU:N	16	5.49
(1,22)	1:B:184:LYS:N	1:B:4:TYR:N	16	5.49
(1,22)	1:B:184:LYS:N	1:B:5:LYS:N	16	5.49
(1,22)	1:B:184:LYS:N	1:B:6:LEU:N	16	5.49
(1,22)	1:B:184:LYS:N	1:B:7:VAL:N	16	5.49
(1,22)	1:B:184:LYS:N	1:B:8:VAL:N	16	5.49
(1,22)	1:B:184:LYS:N	1:B:9:VAL:N	16	5.49
(1,22)	1:B:184:LYS:N	1:B:10:GLY:N	16	5.49
(1,22)	1:B:184:LYS:N	1:B:11:ALA:N	16	5.49
(1,22)	1:B:184:LYS:N	1:B:12:ASP:N	16	5.49
(1,22)	1:B:184:LYS:N	1:B:13:GLY:N	16	5.49
(1,22)	1:B:184:LYS:N	1:B:14:VAL:N	16	5.49
(1,22)	1:B:184:LYS:N	1:B:15:GLY:N	16	5.49
(1,22)	1:B:184:LYS:N	1:B:16:LYS:N	16	5.49
(1,22)	1:B:184:LYS:N	1:B:17:SER:N	16	5.49
(1,22)	1:B:184:LYS:N	1:B:18:ALA:N	16	5.49
(1,22)	1:B:184:LYS:N	1:B:19:LEU:N	16	5.49
(1,22)	1:B:184:LYS:N	1:B:20:THR:N	16	5.49
(1,22)	1:B:184:LYS:N	1:B:21:ILE:N	16	5.49
(1,22)	1:B:184:LYS:N	1:B:22:GLN:N	16	5.49

Continued on next page...

Continued from previous page...

Key	Atom-1	Atom-2	Model ID	Violation (Å)
(1,22)	1:B:184:LYS:N	1:B:23:LEU:N	16	5.49
(1,22)	1:B:184:LYS:N	1:B:24:ILE:N	16	5.49
(1,22)	1:B:184:LYS:N	1:B:25:GLN:N	16	5.49
(1,22)	1:B:184:LYS:N	1:B:26:ASN:N	16	5.49
(1,22)	1:B:184:LYS:N	1:B:27:HIS:N	16	5.49
(1,22)	1:B:184:LYS:N	1:B:28:PHE:N	16	5.49
(1,22)	1:B:184:LYS:N	1:B:29:VAL:N	16	5.49
(1,22)	1:B:184:LYS:N	1:B:30:ASP:N	16	5.49
(1,22)	1:B:184:LYS:N	1:B:31:GLU:N	16	5.49
(1,22)	1:B:184:LYS:N	1:B:32:TYR:N	16	5.49
(1,22)	1:B:184:LYS:N	1:B:33:ASP:N	16	5.49
(1,22)	1:B:184:LYS:N	1:B:34:PRO:N	16	5.49
(1,22)	1:B:184:LYS:N	1:B:35:THR:N	16	5.49
(1,22)	1:B:184:LYS:N	1:B:36:ILE:N	16	5.49
(1,22)	1:B:184:LYS:N	1:B:37:GLU:N	16	5.49
(1,22)	1:B:184:LYS:N	1:B:38:ASP:N	16	5.49
(1,22)	1:B:184:LYS:N	1:B:39:SER:N	16	5.49
(1,22)	1:B:184:LYS:N	1:B:40:TYR:N	16	5.49
(1,22)	1:B:184:LYS:N	1:B:41:ARG:N	16	5.49
(1,22)	1:B:184:LYS:N	1:B:42:LYS:N	16	5.49
(1,22)	1:B:184:LYS:N	1:B:43:GLN:N	16	5.49
(1,22)	1:B:184:LYS:N	1:B:44:VAL:N	16	5.49
(1,22)	1:B:184:LYS:N	1:B:45:VAL:N	16	5.49
(1,22)	1:B:184:LYS:N	1:B:46:ILE:N	16	5.49
(1,22)	1:B:184:LYS:N	1:B:47:ASP:N	16	5.49
(1,22)	1:B:184:LYS:N	1:B:48:GLY:N	16	5.49
(1,22)	1:B:184:LYS:N	1:B:49:GLU:N	16	5.49
(1,22)	1:B:184:LYS:N	1:B:50:THR:N	16	5.49
(1,22)	1:B:184:LYS:N	1:B:51:CYS:N	16	5.49
(1,22)	1:B:184:LYS:N	1:B:52:LEU:N	16	5.49
(1,22)	1:B:184:LYS:N	1:B:53:LEU:N	16	5.49
(1,22)	1:B:184:LYS:N	1:B:54:ASP:N	16	5.49
(1,22)	1:B:184:LYS:N	1:B:55:ILE:N	16	5.49
(1,22)	1:B:184:LYS:N	1:B:56:LEU:N	16	5.49
(1,22)	1:B:184:LYS:N	1:B:57:ASP:N	16	5.49
(1,22)	1:B:184:LYS:N	1:B:58:THR:N	16	5.49
(1,22)	1:B:184:LYS:N	1:B:59:ALA:N	16	5.49
(1,22)	1:B:184:LYS:N	1:B:60:GLY:N	16	5.49
(1,22)	1:B:184:LYS:N	1:B:61:GLN:N	16	5.49
(1,22)	1:B:184:LYS:N	1:B:62:GLU:N	16	5.49
(1,22)	1:B:184:LYS:N	1:B:63:GLU:N	16	5.49
(1,22)	1:B:184:LYS:N	1:B:64:TYR:N	16	5.49

Continued on next page...

Continued from previous page...

Key	Atom-1	Atom-2	Model ID	Violation (Å)
(1,22)	1:B:184:LYS:N	1:B:65:SER:N	16	5.49
(1,22)	1:B:184:LYS:N	1:B:66:ALA:N	16	5.49
(1,22)	1:B:184:LYS:N	1:B:67:MET:N	16	5.49
(1,22)	1:B:184:LYS:N	1:B:68:ARG:N	16	5.49
(1,22)	1:B:184:LYS:N	1:B:69:ASP:N	16	5.49
(1,22)	1:B:184:LYS:N	1:B:70:GLN:N	16	5.49
(1,22)	1:B:184:LYS:N	1:B:71:TYR:N	16	5.49
(1,22)	1:B:184:LYS:N	1:B:72:MET:N	16	5.49
(1,22)	1:B:184:LYS:N	1:B:73:ARG:N	16	5.49
(1,22)	1:B:184:LYS:N	1:B:74:THR:N	16	5.49
(1,22)	1:B:184:LYS:N	1:B:75:GLY:N	16	5.49
(1,22)	1:B:184:LYS:N	1:B:76:GLU:N	16	5.49
(1,22)	1:B:184:LYS:N	1:B:77:GLY:N	16	5.49
(1,22)	1:B:184:LYS:N	1:B:78:PHE:N	16	5.49
(1,22)	1:B:184:LYS:N	1:B:79:LEU:N	16	5.49
(1,22)	1:B:184:LYS:N	1:B:80:CYS:N	16	5.49
(1,22)	1:B:184:LYS:N	5:B:203:7Q9:N	16	5.49
(1,22)	1:B:184:LYS:N	5:B:204:7Q9:N	16	5.49
(1,22)	1:B:184:LYS:N	5:B:205:7Q9:N	16	5.49
(1,22)	1:B:184:LYS:N	5:B:206:7Q9:N	16	5.49
(1,22)	1:B:184:LYS:N	5:B:207:7Q9:N	16	5.49
(1,22)	1:B:184:LYS:N	6:B:208:17F:N1	16	5.49
(1,22)	1:B:184:LYS:N	5:B:209:7Q9:N	16	5.49
(1,22)	1:B:184:LYS:N	5:B:210:7Q9:N	16	5.49
(1,22)	1:B:184:LYS:N	5:B:211:7Q9:N	16	5.49
(1,22)	1:B:184:LYS:N	5:B:212:7Q9:N	16	5.49
(1,22)	1:B:184:LYS:N	5:B:213:7Q9:N	16	5.49
(1,22)	1:B:184:LYS:N	6:B:214:17F:N1	16	5.49
(1,22)	1:B:184:LYS:N	6:B:215:17F:N1	16	5.49
(1,22)	1:B:184:LYS:N	5:B:216:7Q9:N	16	5.49
(1,22)	1:B:184:LYS:N	5:B:217:7Q9:N	16	5.49
(1,22)	1:B:184:LYS:N	5:B:218:7Q9:N	16	5.49
(1,22)	1:B:184:LYS:N	6:B:219:17F:N1	16	5.49
(1,22)	1:B:184:LYS:N	5:B:220:7Q9:N	16	5.49
(1,22)	1:B:184:LYS:NZ	1:B:2:THR:N	16	5.49
(1,22)	1:B:184:LYS:NZ	1:B:3:GLU:N	16	5.49
(1,22)	1:B:184:LYS:NZ	1:B:4:TYR:N	16	5.49
(1,22)	1:B:184:LYS:NZ	1:B:5:LYS:N	16	5.49
(1,22)	1:B:184:LYS:NZ	1:B:6:LEU:N	16	5.49
(1,22)	1:B:184:LYS:NZ	1:B:7:VAL:N	16	5.49
(1,22)	1:B:184:LYS:NZ	1:B:8:VAL:N	16	5.49
(1,22)	1:B:184:LYS:NZ	1:B:9:VAL:N	16	5.49

Continued on next page...

Continued from previous page...

Key	Atom-1	Atom-2	Model ID	Violation (Å)
(1,22)	1:B:184:LYS:NZ	1:B:10:GLY:N	16	5.49
(1,22)	1:B:184:LYS:NZ	1:B:11:ALA:N	16	5.49
(1,22)	1:B:184:LYS:NZ	1:B:12:ASP:N	16	5.49
(1,22)	1:B:184:LYS:NZ	1:B:13:GLY:N	16	5.49
(1,22)	1:B:184:LYS:NZ	1:B:14:VAL:N	16	5.49
(1,22)	1:B:184:LYS:NZ	1:B:15:GLY:N	16	5.49
(1,22)	1:B:184:LYS:NZ	1:B:16:LYS:N	16	5.49
(1,22)	1:B:184:LYS:NZ	1:B:17:SER:N	16	5.49
(1,22)	1:B:184:LYS:NZ	1:B:18:ALA:N	16	5.49
(1,22)	1:B:184:LYS:NZ	1:B:19:LEU:N	16	5.49
(1,22)	1:B:184:LYS:NZ	1:B:20:THR:N	16	5.49
(1,22)	1:B:184:LYS:NZ	1:B:21:ILE:N	16	5.49
(1,22)	1:B:184:LYS:NZ	1:B:22:GLN:N	16	5.49
(1,22)	1:B:184:LYS:NZ	1:B:23:LEU:N	16	5.49
(1,22)	1:B:184:LYS:NZ	1:B:24:ILE:N	16	5.49
(1,22)	1:B:184:LYS:NZ	1:B:25:GLN:N	16	5.49
(1,22)	1:B:184:LYS:NZ	1:B:26:ASN:N	16	5.49
(1,22)	1:B:184:LYS:NZ	1:B:27:HIS:N	16	5.49
(1,22)	1:B:184:LYS:NZ	1:B:28:PHE:N	16	5.49
(1,22)	1:B:184:LYS:NZ	1:B:29:VAL:N	16	5.49
(1,22)	1:B:184:LYS:NZ	1:B:30:ASP:N	16	5.49
(1,22)	1:B:184:LYS:NZ	1:B:31:GLU:N	16	5.49
(1,22)	1:B:184:LYS:NZ	1:B:32:TYR:N	16	5.49
(1,22)	1:B:184:LYS:NZ	1:B:33:ASP:N	16	5.49
(1,22)	1:B:184:LYS:NZ	1:B:34:PRO:N	16	5.49
(1,22)	1:B:184:LYS:NZ	1:B:35:THR:N	16	5.49
(1,22)	1:B:184:LYS:NZ	1:B:36:ILE:N	16	5.49
(1,22)	1:B:184:LYS:NZ	1:B:37:GLU:N	16	5.49
(1,22)	1:B:184:LYS:NZ	1:B:38:ASP:N	16	5.49
(1,22)	1:B:184:LYS:NZ	1:B:39:SER:N	16	5.49
(1,22)	1:B:184:LYS:NZ	1:B:40:TYR:N	16	5.49
(1,22)	1:B:184:LYS:NZ	1:B:41:ARG:N	16	5.49
(1,22)	1:B:184:LYS:NZ	1:B:42:LYS:N	16	5.49
(1,22)	1:B:184:LYS:NZ	1:B:43:GLN:N	16	5.49
(1,22)	1:B:184:LYS:NZ	1:B:44:VAL:N	16	5.49
(1,22)	1:B:184:LYS:NZ	1:B:45:VAL:N	16	5.49
(1,22)	1:B:184:LYS:NZ	1:B:46:ILE:N	16	5.49
(1,22)	1:B:184:LYS:NZ	1:B:47:ASP:N	16	5.49
(1,22)	1:B:184:LYS:NZ	1:B:48:GLY:N	16	5.49
(1,22)	1:B:184:LYS:NZ	1:B:49:GLU:N	16	5.49
(1,22)	1:B:184:LYS:NZ	1:B:50:THR:N	16	5.49
(1,22)	1:B:184:LYS:NZ	1:B:51:CYS:N	16	5.49

Continued on next page...

Continued from previous page...

Key	Atom-1	Atom-2	Model ID	Violation (Å)
(1,22)	1:B:184:LYS:NZ	1:B:52:LEU:N	16	5.49
(1,22)	1:B:184:LYS:NZ	1:B:53:LEU:N	16	5.49
(1,22)	1:B:184:LYS:NZ	1:B:54:ASP:N	16	5.49
(1,22)	1:B:184:LYS:NZ	1:B:55:ILE:N	16	5.49
(1,22)	1:B:184:LYS:NZ	1:B:56:LEU:N	16	5.49
(1,22)	1:B:184:LYS:NZ	1:B:57:ASP:N	16	5.49
(1,22)	1:B:184:LYS:NZ	1:B:58:THR:N	16	5.49
(1,22)	1:B:184:LYS:NZ	1:B:59:ALA:N	16	5.49
(1,22)	1:B:184:LYS:NZ	1:B:60:GLY:N	16	5.49
(1,22)	1:B:184:LYS:NZ	1:B:61:GLN:N	16	5.49
(1,22)	1:B:184:LYS:NZ	1:B:62:GLU:N	16	5.49
(1,22)	1:B:184:LYS:NZ	1:B:63:GLU:N	16	5.49
(1,22)	1:B:184:LYS:NZ	1:B:64:TYR:N	16	5.49
(1,22)	1:B:184:LYS:NZ	1:B:65:SER:N	16	5.49
(1,22)	1:B:184:LYS:NZ	1:B:66:ALA:N	16	5.49
(1,22)	1:B:184:LYS:NZ	1:B:67:MET:N	16	5.49
(1,22)	1:B:184:LYS:NZ	1:B:68:ARG:N	16	5.49
(1,22)	1:B:184:LYS:NZ	1:B:69:ASP:N	16	5.49
(1,22)	1:B:184:LYS:NZ	1:B:70:GLN:N	16	5.49
(1,22)	1:B:184:LYS:NZ	1:B:71:TYR:N	16	5.49
(1,22)	1:B:184:LYS:NZ	1:B:72:MET:N	16	5.49
(1,22)	1:B:184:LYS:NZ	1:B:73:ARG:N	16	5.49
(1,22)	1:B:184:LYS:NZ	1:B:74:THR:N	16	5.49
(1,22)	1:B:184:LYS:NZ	1:B:75:GLY:N	16	5.49
(1,22)	1:B:184:LYS:NZ	1:B:76:GLU:N	16	5.49
(1,22)	1:B:184:LYS:NZ	1:B:77:GLY:N	16	5.49
(1,22)	1:B:184:LYS:NZ	1:B:78:PHE:N	16	5.49
(1,22)	1:B:184:LYS:NZ	1:B:79:LEU:N	16	5.49
(1,22)	1:B:184:LYS:NZ	1:B:80:CYS:N	16	5.49
(1,22)	1:B:184:LYS:NZ	5:B:203:7Q9:N	16	5.49
(1,22)	1:B:184:LYS:NZ	5:B:204:7Q9:N	16	5.49
(1,22)	1:B:184:LYS:NZ	5:B:205:7Q9:N	16	5.49
(1,22)	1:B:184:LYS:NZ	5:B:206:7Q9:N	16	5.49
(1,22)	1:B:184:LYS:NZ	5:B:207:7Q9:N	16	5.49
(1,22)	1:B:184:LYS:NZ	6:B:208:17F:N1	16	5.49
(1,22)	1:B:184:LYS:NZ	5:B:209:7Q9:N	16	5.49
(1,22)	1:B:184:LYS:NZ	5:B:210:7Q9:N	16	5.49
(1,22)	1:B:184:LYS:NZ	5:B:211:7Q9:N	16	5.49
(1,22)	1:B:184:LYS:NZ	5:B:212:7Q9:N	16	5.49
(1,22)	1:B:184:LYS:NZ	5:B:213:7Q9:N	16	5.49
(1,22)	1:B:184:LYS:NZ	6:B:214:17F:N1	16	5.49
(1,22)	1:B:184:LYS:NZ	6:B:215:17F:N1	16	5.49

Continued on next page...

Continued from previous page...

Key	Atom-1	Atom-2	Model ID	Violation (Å)
(1,22)	1:B:184:LYS:NZ	5:B:216:7Q9:N	16	5.49
(1,22)	1:B:184:LYS:NZ	5:B:217:7Q9:N	16	5.49
(1,22)	1:B:184:LYS:NZ	5:B:218:7Q9:N	16	5.49
(1,22)	1:B:184:LYS:NZ	6:B:219:17F:N1	16	5.49
(1,22)	1:B:184:LYS:NZ	5:B:220:7Q9:N	16	5.49
(1,22)	1:B:184:LYS:O	1:B:2:THR:N	16	5.49
(1,22)	1:B:184:LYS:O	1:B:3:GLU:N	16	5.49
(1,22)	1:B:184:LYS:O	1:B:4:TYR:N	16	5.49
(1,22)	1:B:184:LYS:O	1:B:5:LYS:N	16	5.49
(1,22)	1:B:184:LYS:O	1:B:6:LEU:N	16	5.49
(1,22)	1:B:184:LYS:O	1:B:7:VAL:N	16	5.49
(1,22)	1:B:184:LYS:O	1:B:8:VAL:N	16	5.49
(1,22)	1:B:184:LYS:O	1:B:9:VAL:N	16	5.49
(1,22)	1:B:184:LYS:O	1:B:10:GLY:N	16	5.49
(1,22)	1:B:184:LYS:O	1:B:11:ALA:N	16	5.49
(1,22)	1:B:184:LYS:O	1:B:12:ASP:N	16	5.49
(1,22)	1:B:184:LYS:O	1:B:13:GLY:N	16	5.49
(1,22)	1:B:184:LYS:O	1:B:14:VAL:N	16	5.49
(1,22)	1:B:184:LYS:O	1:B:15:GLY:N	16	5.49
(1,22)	1:B:184:LYS:O	1:B:16:LYS:N	16	5.49
(1,22)	1:B:184:LYS:O	1:B:17:SER:N	16	5.49
(1,22)	1:B:184:LYS:O	1:B:18:ALA:N	16	5.49
(1,22)	1:B:184:LYS:O	1:B:19:LEU:N	16	5.49
(1,22)	1:B:184:LYS:O	1:B:20:THR:N	16	5.49
(1,22)	1:B:184:LYS:O	1:B:21:ILE:N	16	5.49
(1,22)	1:B:184:LYS:O	1:B:22:GLN:N	16	5.49
(1,22)	1:B:184:LYS:O	1:B:23:LEU:N	16	5.49
(1,22)	1:B:184:LYS:O	1:B:24:ILE:N	16	5.49
(1,22)	1:B:184:LYS:O	1:B:25:GLN:N	16	5.49
(1,22)	1:B:184:LYS:O	1:B:26:ASN:N	16	5.49
(1,22)	1:B:184:LYS:O	1:B:27:HIS:N	16	5.49
(1,22)	1:B:184:LYS:O	1:B:28:PHE:N	16	5.49
(1,22)	1:B:184:LYS:O	1:B:29:VAL:N	16	5.49
(1,22)	1:B:184:LYS:O	1:B:30:ASP:N	16	5.49
(1,22)	1:B:184:LYS:O	1:B:31:GLU:N	16	5.49
(1,22)	1:B:184:LYS:O	1:B:32:TYR:N	16	5.49
(1,22)	1:B:184:LYS:O	1:B:33:ASP:N	16	5.49
(1,22)	1:B:184:LYS:O	1:B:34:PRO:N	16	5.49
(1,22)	1:B:184:LYS:O	1:B:35:THR:N	16	5.49
(1,22)	1:B:184:LYS:O	1:B:36:ILE:N	16	5.49
(1,22)	1:B:184:LYS:O	1:B:37:GLU:N	16	5.49
(1,22)	1:B:184:LYS:O	1:B:38:ASP:N	16	5.49

Continued on next page...

Continued from previous page...

Key	Atom-1	Atom-2	Model ID	Violation (Å)
(1,22)	1:B:184:LYS:O	1:B:39:SER:N	16	5.49
(1,22)	1:B:184:LYS:O	1:B:40:TYR:N	16	5.49
(1,22)	1:B:184:LYS:O	1:B:41:ARG:N	16	5.49
(1,22)	1:B:184:LYS:O	1:B:42:LYS:N	16	5.49
(1,22)	1:B:184:LYS:O	1:B:43:GLN:N	16	5.49
(1,22)	1:B:184:LYS:O	1:B:44:VAL:N	16	5.49
(1,22)	1:B:184:LYS:O	1:B:45:VAL:N	16	5.49
(1,22)	1:B:184:LYS:O	1:B:46:ILE:N	16	5.49
(1,22)	1:B:184:LYS:O	1:B:47:ASP:N	16	5.49
(1,22)	1:B:184:LYS:O	1:B:48:GLY:N	16	5.49
(1,22)	1:B:184:LYS:O	1:B:49:GLU:N	16	5.49
(1,22)	1:B:184:LYS:O	1:B:50:THR:N	16	5.49
(1,22)	1:B:184:LYS:O	1:B:51:CYS:N	16	5.49
(1,22)	1:B:184:LYS:O	1:B:52:LEU:N	16	5.49
(1,22)	1:B:184:LYS:O	1:B:53:LEU:N	16	5.49
(1,22)	1:B:184:LYS:O	1:B:54:ASP:N	16	5.49
(1,22)	1:B:184:LYS:O	1:B:55:ILE:N	16	5.49
(1,22)	1:B:184:LYS:O	1:B:56:LEU:N	16	5.49
(1,22)	1:B:184:LYS:O	1:B:57:ASP:N	16	5.49
(1,22)	1:B:184:LYS:O	1:B:58:THR:N	16	5.49
(1,22)	1:B:184:LYS:O	1:B:59:ALA:N	16	5.49
(1,22)	1:B:184:LYS:O	1:B:60:GLY:N	16	5.49
(1,22)	1:B:184:LYS:O	1:B:61:GLN:N	16	5.49
(1,22)	1:B:184:LYS:O	1:B:62:GLU:N	16	5.49
(1,22)	1:B:184:LYS:O	1:B:63:GLU:N	16	5.49
(1,22)	1:B:184:LYS:O	1:B:64:TYR:N	16	5.49
(1,22)	1:B:184:LYS:O	1:B:65:SER:N	16	5.49
(1,22)	1:B:184:LYS:O	1:B:66:ALA:N	16	5.49
(1,22)	1:B:184:LYS:O	1:B:67:MET:N	16	5.49
(1,22)	1:B:184:LYS:O	1:B:68:ARG:N	16	5.49
(1,22)	1:B:184:LYS:O	1:B:69:ASP:N	16	5.49
(1,22)	1:B:184:LYS:O	1:B:70:GLN:N	16	5.49
(1,22)	1:B:184:LYS:O	1:B:71:TYR:N	16	5.49
(1,22)	1:B:184:LYS:O	1:B:72:MET:N	16	5.49
(1,22)	1:B:184:LYS:O	1:B:73:ARG:N	16	5.49
(1,22)	1:B:184:LYS:O	1:B:74:THR:N	16	5.49
(1,22)	1:B:184:LYS:O	1:B:75:GLY:N	16	5.49
(1,22)	1:B:184:LYS:O	1:B:76:GLU:N	16	5.49
(1,22)	1:B:184:LYS:O	1:B:77:GLY:N	16	5.49
(1,22)	1:B:184:LYS:O	1:B:78:PHE:N	16	5.49
(1,22)	1:B:184:LYS:O	1:B:79:LEU:N	16	5.49
(1,22)	1:B:184:LYS:O	1:B:80:CYS:N	16	5.49

Continued on next page...

Continued from previous page...

Key	Atom-1	Atom-2	Model ID	Violation (Å)
(1,22)	1:B:184:LYS:O	5:B:203:7Q9:N	16	5.49
(1,22)	1:B:184:LYS:O	5:B:204:7Q9:N	16	5.49
(1,22)	1:B:184:LYS:O	5:B:205:7Q9:N	16	5.49
(1,22)	1:B:184:LYS:O	5:B:206:7Q9:N	16	5.49
(1,22)	1:B:184:LYS:O	5:B:207:7Q9:N	16	5.49
(1,22)	1:B:184:LYS:O	6:B:208:17F:N1	16	5.49
(1,22)	1:B:184:LYS:O	5:B:209:7Q9:N	16	5.49
(1,22)	1:B:184:LYS:O	5:B:210:7Q9:N	16	5.49
(1,22)	1:B:184:LYS:O	5:B:211:7Q9:N	16	5.49
(1,22)	1:B:184:LYS:O	5:B:212:7Q9:N	16	5.49
(1,22)	1:B:184:LYS:O	5:B:213:7Q9:N	16	5.49
(1,22)	1:B:184:LYS:O	6:B:214:17F:N1	16	5.49
(1,22)	1:B:184:LYS:O	6:B:215:17F:N1	16	5.49
(1,22)	1:B:184:LYS:O	5:B:216:7Q9:N	16	5.49
(1,22)	1:B:184:LYS:O	5:B:217:7Q9:N	16	5.49
(1,22)	1:B:184:LYS:O	5:B:218:7Q9:N	16	5.49
(1,22)	1:B:184:LYS:O	6:B:219:17F:N1	16	5.49
(1,22)	1:B:184:LYS:O	5:B:220:7Q9:N	16	5.49
(1,14)	1:A:39:SER:OG	1:A:113:LEU:CD1	4	5.48
(1,14)	1:A:39:SER:OG	1:A:113:LEU:CD2	4	5.48
(1,14)	1:A:39:SER:OG	1:B:113:LEU:C	4	5.48
(1,14)	1:A:39:SER:OG	1:B:113:LEU:CA	4	5.48
(1,14)	1:A:39:SER:OG	1:B:113:LEU:CB	4	5.48
(1,14)	1:A:39:SER:OG	1:B:113:LEU:CD1	4	5.48
(1,14)	1:A:39:SER:OG	1:B:113:LEU:CD1	4	5.48
(1,14)	1:A:39:SER:OG	1:B:113:LEU:CD2	4	5.48
(1,14)	1:A:39:SER:OG	1:B:113:LEU:CD2	4	5.48
(1,14)	1:A:39:SER:OG	1:B:113:LEU:CG	4	5.48
(1,14)	1:A:39:SER:OG	1:B:113:LEU:H	4	5.48
(1,14)	1:A:39:SER:OG	1:B:113:LEU:N	4	5.48
(1,14)	1:A:39:SER:OG	1:B:113:LEU:O	4	5.48
(1,6)	1:B:169:LYS:CG	1:A:56:LEU:C	8	5.47
(1,6)	1:B:169:LYS:CG	1:A:56:LEU:CA	8	5.47
(1,6)	1:B:169:LYS:CG	1:A:56:LEU:CB	8	5.47
(1,6)	1:B:169:LYS:CG	1:A:56:LEU:CD1	8	5.47
(1,6)	1:B:169:LYS:CG	1:A:56:LEU:CD1	8	5.47
(1,6)	1:B:169:LYS:CG	1:A:56:LEU:CD2	8	5.47
(1,6)	1:B:169:LYS:CG	1:A:56:LEU:CD2	8	5.47
(1,6)	1:B:169:LYS:CG	1:A:56:LEU:CG	8	5.47
(1,6)	1:B:169:LYS:CG	1:A:56:LEU:H	8	5.47
(1,6)	1:B:169:LYS:CG	1:A:56:LEU:N	8	5.47
(1,6)	1:B:169:LYS:CG	1:A:56:LEU:O	8	5.47

Continued on next page...

Continued from previous page...

Key	Atom-1	Atom-2	Model ID	Violation (Å)
(1,6)	1:B:169:LYS:CG	1:B:56:LEU:CD1	8	5.47
(1,6)	1:B:169:LYS:CG	1:B:56:LEU:CD2	8	5.47
(3,8)	1:A:45:VAL:CG1	1:B:2:THR:N	11	5.44
(3,8)	1:A:45:VAL:CG1	1:B:3:GLU:N	11	5.44
(3,8)	1:A:45:VAL:CG1	1:B:4:TYR:N	11	5.44
(3,8)	1:A:45:VAL:CG1	1:B:5:LYS:N	11	5.44
(3,8)	1:A:45:VAL:CG1	1:B:6:LEU:N	11	5.44
(3,8)	1:A:45:VAL:CG1	1:B:7:VAL:N	11	5.44
(3,8)	1:A:45:VAL:CG1	1:B:8:VAL:N	11	5.44
(3,8)	1:A:45:VAL:CG1	1:B:9:VAL:N	11	5.44
(3,8)	1:A:45:VAL:CG1	1:B:10:GLY:N	11	5.44
(3,8)	1:A:45:VAL:CG1	1:B:11:ALA:N	11	5.44
(3,8)	1:A:45:VAL:CG1	1:B:12:ASP:N	11	5.44
(3,8)	1:A:45:VAL:CG1	1:B:13:GLY:N	11	5.44
(3,8)	1:A:45:VAL:CG1	1:B:14:VAL:N	11	5.44
(3,8)	1:A:45:VAL:CG1	1:B:15:GLY:N	11	5.44
(3,8)	1:A:45:VAL:CG1	1:B:16:LYS:N	11	5.44
(3,8)	1:A:45:VAL:CG1	1:B:17:SER:N	11	5.44
(3,8)	1:A:45:VAL:CG1	1:B:18:ALA:N	11	5.44
(3,8)	1:A:45:VAL:CG1	1:B:19:LEU:N	11	5.44
(3,8)	1:A:45:VAL:CG1	1:B:20:THR:N	11	5.44
(3,8)	1:A:45:VAL:CG1	1:B:21:ILE:N	11	5.44
(3,8)	1:A:45:VAL:CG1	1:B:22:GLN:N	11	5.44
(3,8)	1:A:45:VAL:CG1	1:B:23:LEU:N	11	5.44
(3,8)	1:A:45:VAL:CG1	1:B:24:ILE:N	11	5.44
(3,8)	1:A:45:VAL:CG1	1:B:25:GLN:N	11	5.44
(3,8)	1:A:45:VAL:CG1	1:B:26:ASN:N	11	5.44
(3,8)	1:A:45:VAL:CG1	1:B:27:HIS:N	11	5.44
(3,8)	1:A:45:VAL:CG1	1:B:28:PHE:N	11	5.44
(3,8)	1:A:45:VAL:CG1	1:B:29:VAL:N	11	5.44
(3,8)	1:A:45:VAL:CG1	1:B:30:ASP:N	11	5.44
(3,8)	1:A:45:VAL:CG1	1:B:31:GLU:N	11	5.44
(3,8)	1:A:45:VAL:CG1	1:B:32:TYR:N	11	5.44
(3,8)	1:A:45:VAL:CG1	1:B:33:ASP:N	11	5.44
(3,8)	1:A:45:VAL:CG1	1:B:34:PRO:N	11	5.44
(3,8)	1:A:45:VAL:CG1	1:B:35:THR:N	11	5.44
(3,8)	1:A:45:VAL:CG1	1:B:36:ILE:N	11	5.44
(3,8)	1:A:45:VAL:CG1	1:B:37:GLU:N	11	5.44
(3,8)	1:A:45:VAL:CG1	1:B:38:ASP:N	11	5.44
(3,8)	1:A:45:VAL:CG1	1:B:39:SER:N	11	5.44
(3,8)	1:A:45:VAL:CG1	1:B:40:TYR:N	11	5.44
(3,8)	1:A:45:VAL:CG1	1:B:41:ARG:N	11	5.44

Continued on next page...

Continued from previous page...

Key	Atom-1	Atom-2	Model ID	Violation (Å)
(3,8)	1:A:45:VAL:CG1	1:B:42:LYS:N	11	5.44
(3,8)	1:A:45:VAL:CG1	1:B:43:GLN:N	11	5.44
(3,8)	1:A:45:VAL:CG1	1:B:44:VAL:N	11	5.44
(3,8)	1:A:45:VAL:CG1	1:B:45:VAL:N	11	5.44
(3,8)	1:A:45:VAL:CG1	1:B:46:ILE:N	11	5.44
(3,8)	1:A:45:VAL:CG1	1:B:47:ASP:N	11	5.44
(3,8)	1:A:45:VAL:CG1	1:B:48:GLY:N	11	5.44
(3,8)	1:A:45:VAL:CG1	1:B:49:GLU:N	11	5.44
(3,8)	1:A:45:VAL:CG1	1:B:50:THR:N	11	5.44
(3,8)	1:A:45:VAL:CG1	1:B:51:CYS:N	11	5.44
(3,8)	1:A:45:VAL:CG1	1:B:52:LEU:N	11	5.44
(3,8)	1:A:45:VAL:CG1	1:B:53:LEU:N	11	5.44
(3,8)	1:A:45:VAL:CG1	1:B:54:ASP:N	11	5.44
(3,8)	1:A:45:VAL:CG1	1:B:55:ILE:N	11	5.44
(3,8)	1:A:45:VAL:CG1	1:B:56:LEU:N	11	5.44
(3,8)	1:A:45:VAL:CG1	1:B:57:ASP:N	11	5.44
(3,8)	1:A:45:VAL:CG1	1:B:58:THR:N	11	5.44
(3,8)	1:A:45:VAL:CG1	1:B:59:ALA:N	11	5.44
(3,8)	1:A:45:VAL:CG1	1:B:60:GLY:N	11	5.44
(3,8)	1:A:45:VAL:CG1	1:B:61:GLN:N	11	5.44
(3,8)	1:A:45:VAL:CG1	1:B:62:GLU:N	11	5.44
(3,8)	1:A:45:VAL:CG1	1:B:63:GLU:N	11	5.44
(3,8)	1:A:45:VAL:CG1	1:B:64:TYR:N	11	5.44
(3,8)	1:A:45:VAL:CG1	1:B:65:SER:N	11	5.44
(3,8)	1:A:45:VAL:CG1	1:B:66:ALA:N	11	5.44
(3,8)	1:A:45:VAL:CG1	1:B:67:MET:N	11	5.44
(3,8)	1:A:45:VAL:CG1	1:B:68:ARG:N	11	5.44
(3,8)	1:A:45:VAL:CG1	1:B:69:ASP:N	11	5.44
(3,8)	1:A:45:VAL:CG1	1:B:70:GLN:N	11	5.44
(3,8)	1:A:45:VAL:CG1	1:B:71:TYR:N	11	5.44
(3,8)	1:A:45:VAL:CG1	1:B:72:MET:N	11	5.44
(3,8)	1:A:45:VAL:CG1	1:B:73:ARG:N	11	5.44
(3,8)	1:A:45:VAL:CG1	1:B:74:THR:N	11	5.44
(3,8)	1:A:45:VAL:CG1	1:B:75:GLY:N	11	5.44
(3,8)	1:A:45:VAL:CG1	1:B:76:GLU:N	11	5.44
(3,8)	1:A:45:VAL:CG1	1:B:77:GLY:N	11	5.44
(3,8)	1:A:45:VAL:CG1	1:B:78:PHE:N	11	5.44
(3,8)	1:A:45:VAL:CG1	1:B:79:LEU:N	11	5.44
(3,8)	1:A:45:VAL:CG1	1:B:80:CYS:N	11	5.44
(3,8)	1:A:45:VAL:CG1	5:B:203:7Q9:N	11	5.44
(3,8)	1:A:45:VAL:CG1	5:B:204:7Q9:N	11	5.44
(3,8)	1:A:45:VAL:CG1	5:B:205:7Q9:N	11	5.44

Continued on next page...

Continued from previous page...

Key	Atom-1	Atom-2	Model ID	Violation (Å)
(3,8)	1:A:45:VAL:CG1	5:B:206:7Q9:N	11	5.44
(3,8)	1:A:45:VAL:CG1	5:B:207:7Q9:N	11	5.44
(3,8)	1:A:45:VAL:CG1	6:B:208:17F:N1	11	5.44
(3,8)	1:A:45:VAL:CG1	5:B:209:7Q9:N	11	5.44
(3,8)	1:A:45:VAL:CG1	5:B:210:7Q9:N	11	5.44
(3,8)	1:A:45:VAL:CG1	5:B:211:7Q9:N	11	5.44
(3,8)	1:A:45:VAL:CG1	5:B:212:7Q9:N	11	5.44
(3,8)	1:A:45:VAL:CG1	5:B:213:7Q9:N	11	5.44
(3,8)	1:A:45:VAL:CG1	6:B:214:17F:N1	11	5.44
(3,8)	1:A:45:VAL:CG1	6:B:215:17F:N1	11	5.44
(3,8)	1:A:45:VAL:CG1	5:B:216:7Q9:N	11	5.44
(3,8)	1:A:45:VAL:CG1	5:B:217:7Q9:N	11	5.44
(3,8)	1:A:45:VAL:CG1	5:B:218:7Q9:N	11	5.44
(3,8)	1:A:45:VAL:CG1	6:B:219:17F:N1	11	5.44
(3,8)	1:A:45:VAL:CG1	5:B:220:7Q9:N	11	5.44
(3,8)	1:A:45:VAL:CG2	1:B:2:THR:N	11	5.44
(3,8)	1:A:45:VAL:CG2	1:B:3:GLU:N	11	5.44
(3,8)	1:A:45:VAL:CG2	1:B:4:TYR:N	11	5.44
(3,8)	1:A:45:VAL:CG2	1:B:5:LYS:N	11	5.44
(3,8)	1:A:45:VAL:CG2	1:B:6:LEU:N	11	5.44
(3,8)	1:A:45:VAL:CG2	1:B:7:VAL:N	11	5.44
(3,8)	1:A:45:VAL:CG2	1:B:8:VAL:N	11	5.44
(3,8)	1:A:45:VAL:CG2	1:B:9:VAL:N	11	5.44
(3,8)	1:A:45:VAL:CG2	1:B:10:GLY:N	11	5.44
(3,8)	1:A:45:VAL:CG2	1:B:11:ALA:N	11	5.44
(3,8)	1:A:45:VAL:CG2	1:B:12:ASP:N	11	5.44
(3,8)	1:A:45:VAL:CG2	1:B:13:GLY:N	11	5.44
(3,8)	1:A:45:VAL:CG2	1:B:14:VAL:N	11	5.44
(3,8)	1:A:45:VAL:CG2	1:B:15:GLY:N	11	5.44
(3,8)	1:A:45:VAL:CG2	1:B:16:LYS:N	11	5.44
(3,8)	1:A:45:VAL:CG2	1:B:17:SER:N	11	5.44
(3,8)	1:A:45:VAL:CG2	1:B:18:ALA:N	11	5.44
(3,8)	1:A:45:VAL:CG2	1:B:19:LEU:N	11	5.44
(3,8)	1:A:45:VAL:CG2	1:B:20:THR:N	11	5.44
(3,8)	1:A:45:VAL:CG2	1:B:21:ILE:N	11	5.44
(3,8)	1:A:45:VAL:CG2	1:B:22:GLN:N	11	5.44
(3,8)	1:A:45:VAL:CG2	1:B:23:LEU:N	11	5.44
(3,8)	1:A:45:VAL:CG2	1:B:24:ILE:N	11	5.44
(3,8)	1:A:45:VAL:CG2	1:B:25:GLN:N	11	5.44
(3,8)	1:A:45:VAL:CG2	1:B:26:ASN:N	11	5.44
(3,8)	1:A:45:VAL:CG2	1:B:27:HIS:N	11	5.44
(3,8)	1:A:45:VAL:CG2	1:B:28:PHE:N	11	5.44

Continued on next page...

Continued from previous page...

Key	Atom-1	Atom-2	Model ID	Violation (Å)
(3,8)	1:A:45:VAL:CG2	1:B:29:VAL:N	11	5.44
(3,8)	1:A:45:VAL:CG2	1:B:30:ASP:N	11	5.44
(3,8)	1:A:45:VAL:CG2	1:B:31:GLU:N	11	5.44
(3,8)	1:A:45:VAL:CG2	1:B:32:TYR:N	11	5.44
(3,8)	1:A:45:VAL:CG2	1:B:33:ASP:N	11	5.44
(3,8)	1:A:45:VAL:CG2	1:B:34:PRO:N	11	5.44
(3,8)	1:A:45:VAL:CG2	1:B:35:THR:N	11	5.44
(3,8)	1:A:45:VAL:CG2	1:B:36:ILE:N	11	5.44
(3,8)	1:A:45:VAL:CG2	1:B:37:GLU:N	11	5.44
(3,8)	1:A:45:VAL:CG2	1:B:38:ASP:N	11	5.44
(3,8)	1:A:45:VAL:CG2	1:B:39:SER:N	11	5.44
(3,8)	1:A:45:VAL:CG2	1:B:40:TYR:N	11	5.44
(3,8)	1:A:45:VAL:CG2	1:B:41:ARG:N	11	5.44
(3,8)	1:A:45:VAL:CG2	1:B:42:LYS:N	11	5.44
(3,8)	1:A:45:VAL:CG2	1:B:43:GLN:N	11	5.44
(3,8)	1:A:45:VAL:CG2	1:B:44:VAL:N	11	5.44
(3,8)	1:A:45:VAL:CG2	1:B:45:VAL:N	11	5.44
(3,8)	1:A:45:VAL:CG2	1:B:46:ILE:N	11	5.44
(3,8)	1:A:45:VAL:CG2	1:B:47:ASP:N	11	5.44
(3,8)	1:A:45:VAL:CG2	1:B:48:GLY:N	11	5.44
(3,8)	1:A:45:VAL:CG2	1:B:49:GLU:N	11	5.44
(3,8)	1:A:45:VAL:CG2	1:B:50:THR:N	11	5.44
(3,8)	1:A:45:VAL:CG2	1:B:51:CYS:N	11	5.44
(3,8)	1:A:45:VAL:CG2	1:B:52:LEU:N	11	5.44
(3,8)	1:A:45:VAL:CG2	1:B:53:LEU:N	11	5.44
(3,8)	1:A:45:VAL:CG2	1:B:54:ASP:N	11	5.44
(3,8)	1:A:45:VAL:CG2	1:B:55:ILE:N	11	5.44
(3,8)	1:A:45:VAL:CG2	1:B:56:LEU:N	11	5.44
(3,8)	1:A:45:VAL:CG2	1:B:57:ASP:N	11	5.44
(3,8)	1:A:45:VAL:CG2	1:B:58:THR:N	11	5.44
(3,8)	1:A:45:VAL:CG2	1:B:59:ALA:N	11	5.44
(3,8)	1:A:45:VAL:CG2	1:B:60:GLY:N	11	5.44
(3,8)	1:A:45:VAL:CG2	1:B:61:GLN:N	11	5.44
(3,8)	1:A:45:VAL:CG2	1:B:62:GLU:N	11	5.44
(3,8)	1:A:45:VAL:CG2	1:B:63:GLU:N	11	5.44
(3,8)	1:A:45:VAL:CG2	1:B:64:TYR:N	11	5.44
(3,8)	1:A:45:VAL:CG2	1:B:65:SER:N	11	5.44
(3,8)	1:A:45:VAL:CG2	1:B:66:ALA:N	11	5.44
(3,8)	1:A:45:VAL:CG2	1:B:67:MET:N	11	5.44
(3,8)	1:A:45:VAL:CG2	1:B:68:ARG:N	11	5.44
(3,8)	1:A:45:VAL:CG2	1:B:69:ASP:N	11	5.44
(3,8)	1:A:45:VAL:CG2	1:B:70:GLN:N	11	5.44

Continued on next page...

Continued from previous page...

Key	Atom-1	Atom-2	Model ID	Violation (Å)
(3,8)	1:A:45:VAL:CG2	1:B:71:TYR:N	11	5.44
(3,8)	1:A:45:VAL:CG2	1:B:72:MET:N	11	5.44
(3,8)	1:A:45:VAL:CG2	1:B:73:ARG:N	11	5.44
(3,8)	1:A:45:VAL:CG2	1:B:74:THR:N	11	5.44
(3,8)	1:A:45:VAL:CG2	1:B:75:GLY:N	11	5.44
(3,8)	1:A:45:VAL:CG2	1:B:76:GLU:N	11	5.44
(3,8)	1:A:45:VAL:CG2	1:B:77:GLY:N	11	5.44
(3,8)	1:A:45:VAL:CG2	1:B:78:PHE:N	11	5.44
(3,8)	1:A:45:VAL:CG2	1:B:79:LEU:N	11	5.44
(3,8)	1:A:45:VAL:CG2	1:B:80:CYS:N	11	5.44
(3,8)	1:A:45:VAL:CG2	5:B:203:7Q9:N	11	5.44
(3,8)	1:A:45:VAL:CG2	5:B:204:7Q9:N	11	5.44
(3,8)	1:A:45:VAL:CG2	5:B:205:7Q9:N	11	5.44
(3,8)	1:A:45:VAL:CG2	5:B:206:7Q9:N	11	5.44
(3,8)	1:A:45:VAL:CG2	5:B:207:7Q9:N	11	5.44
(3,8)	1:A:45:VAL:CG2	6:B:208:17F:N1	11	5.44
(3,8)	1:A:45:VAL:CG2	5:B:209:7Q9:N	11	5.44
(3,8)	1:A:45:VAL:CG2	5:B:210:7Q9:N	11	5.44
(3,8)	1:A:45:VAL:CG2	5:B:211:7Q9:N	11	5.44
(3,8)	1:A:45:VAL:CG2	5:B:212:7Q9:N	11	5.44
(3,8)	1:A:45:VAL:CG2	5:B:213:7Q9:N	11	5.44
(3,8)	1:A:45:VAL:CG2	6:B:214:17F:N1	11	5.44
(3,8)	1:A:45:VAL:CG2	6:B:215:17F:N1	11	5.44
(3,8)	1:A:45:VAL:CG2	5:B:216:7Q9:N	11	5.44
(3,8)	1:A:45:VAL:CG2	5:B:217:7Q9:N	11	5.44
(3,8)	1:A:45:VAL:CG2	5:B:218:7Q9:N	11	5.44
(3,8)	1:A:45:VAL:CG2	6:B:219:17F:N1	11	5.44
(3,8)	1:A:45:VAL:CG2	5:B:220:7Q9:N	11	5.44
(1,14)	1:A:39:SER:OG	1:A:113:LEU:CD1	9	5.43
(1,14)	1:A:39:SER:OG	1:A:113:LEU:CD2	9	5.43
(1,14)	1:A:39:SER:OG	1:B:113:LEU:C	9	5.43
(1,14)	1:A:39:SER:OG	1:B:113:LEU:CA	9	5.43
(1,14)	1:A:39:SER:OG	1:B:113:LEU:CB	9	5.43
(1,14)	1:A:39:SER:OG	1:B:113:LEU:CD1	9	5.43
(1,14)	1:A:39:SER:OG	1:B:113:LEU:CD1	9	5.43
(1,14)	1:A:39:SER:OG	1:B:113:LEU:CD2	9	5.43
(1,14)	1:A:39:SER:OG	1:B:113:LEU:CD2	9	5.43
(1,14)	1:A:39:SER:OG	1:B:113:LEU:CG	9	5.43
(1,14)	1:A:39:SER:OG	1:B:113:LEU:H	9	5.43
(1,14)	1:A:39:SER:OG	1:B:113:LEU:N	9	5.43
(1,14)	1:A:39:SER:OG	1:B:113:LEU:O	9	5.43
(1,2)	1:B:118:CYS:SG	1:A:23:LEU:C	1	5.41

Continued on next page...

Continued from previous page...

Key	Atom-1	Atom-2	Model ID	Violation (Å)
(1,2)	1:B:118:CYS:SG	1:A:23:LEU:CA	1	5.41
(1,2)	1:B:118:CYS:SG	1:A:23:LEU:CB	1	5.41
(1,2)	1:B:118:CYS:SG	1:A:23:LEU:CD1	1	5.41
(1,2)	1:B:118:CYS:SG	1:A:23:LEU:CD1	1	5.41
(1,2)	1:B:118:CYS:SG	1:A:23:LEU:CD2	1	5.41
(1,2)	1:B:118:CYS:SG	1:A:23:LEU:CD2	1	5.41
(1,2)	1:B:118:CYS:SG	1:A:23:LEU:CG	1	5.41
(1,2)	1:B:118:CYS:SG	1:A:23:LEU:H	1	5.41
(1,2)	1:B:118:CYS:SG	1:A:23:LEU:N	1	5.41
(1,2)	1:B:118:CYS:SG	1:A:23:LEU:O	1	5.41
(1,2)	1:B:118:CYS:SG	1:B:23:LEU:CD1	1	5.41
(1,2)	1:B:118:CYS:SG	1:B:23:LEU:CD2	1	5.41
(1,13)	1:A:39:SER:OG	1:A:112:VAL:CG1	7	5.4
(1,13)	1:A:39:SER:OG	1:A:112:VAL:CG2	7	5.4
(1,13)	1:A:39:SER:OG	1:B:112:VAL:C	7	5.4
(1,13)	1:A:39:SER:OG	1:B:112:VAL:CA	7	5.4
(1,13)	1:A:39:SER:OG	1:B:112:VAL:CB	7	5.4
(1,13)	1:A:39:SER:OG	1:B:112:VAL:CG1	7	5.4
(1,13)	1:A:39:SER:OG	1:B:112:VAL:CG1	7	5.4
(1,13)	1:A:39:SER:OG	1:B:112:VAL:CG2	7	5.4
(1,13)	1:A:39:SER:OG	1:B:112:VAL:CG2	7	5.4
(1,13)	1:A:39:SER:OG	1:B:112:VAL:H	7	5.4
(1,13)	1:A:39:SER:OG	1:B:112:VAL:N	7	5.4
(1,13)	1:A:39:SER:OG	1:B:112:VAL:O	7	5.4
(1,15)	1:A:39:SER:OG	1:A:133:LEU:CD1	9	5.37
(1,15)	1:A:39:SER:OG	1:A:133:LEU:CD2	9	5.37
(1,15)	1:A:39:SER:OG	1:B:133:LEU:C	9	5.37
(1,15)	1:A:39:SER:OG	1:B:133:LEU:CA	9	5.37
(1,15)	1:A:39:SER:OG	1:B:133:LEU:CB	9	5.37
(1,15)	1:A:39:SER:OG	1:B:133:LEU:CD1	9	5.37
(1,15)	1:A:39:SER:OG	1:B:133:LEU:CD1	9	5.37
(1,15)	1:A:39:SER:OG	1:B:133:LEU:CD2	9	5.37
(1,15)	1:A:39:SER:OG	1:B:133:LEU:CD2	9	5.37
(1,15)	1:A:39:SER:OG	1:B:133:LEU:CG	9	5.37
(1,15)	1:A:39:SER:OG	1:B:133:LEU:H	9	5.37
(1,15)	1:A:39:SER:OG	1:B:133:LEU:N	9	5.37
(1,15)	1:A:39:SER:OG	1:B:133:LEU:O	9	5.37
(1,14)	1:A:39:SER:OG	1:A:113:LEU:CD1	13	5.37
(1,14)	1:A:39:SER:OG	1:A:113:LEU:CD2	13	5.37
(1,14)	1:A:39:SER:OG	1:B:113:LEU:C	13	5.37
(1,14)	1:A:39:SER:OG	1:B:113:LEU:CA	13	5.37
(1,14)	1:A:39:SER:OG	1:B:113:LEU:CB	13	5.37

Continued on next page...

Continued from previous page...

Key	Atom-1	Atom-2	Model ID	Violation (Å)
(1,14)	1:A:39:SER:OG	1:B:113:LEU:CD1	13	5.37
(1,14)	1:A:39:SER:OG	1:B:113:LEU:CD1	13	5.37
(1,14)	1:A:39:SER:OG	1:B:113:LEU:CD2	13	5.37
(1,14)	1:A:39:SER:OG	1:B:113:LEU:CD2	13	5.37
(1,14)	1:A:39:SER:OG	1:B:113:LEU:CG	13	5.37
(1,14)	1:A:39:SER:OG	1:B:113:LEU:H	13	5.37
(1,14)	1:A:39:SER:OG	1:B:113:LEU:N	13	5.37
(1,14)	1:A:39:SER:OG	1:B:113:LEU:O	13	5.37
(1,13)	1:A:39:SER:OG	1:A:112:VAL:CG1	17	5.36
(1,13)	1:A:39:SER:OG	1:A:112:VAL:CG2	17	5.36
(1,13)	1:A:39:SER:OG	1:B:112:VAL:C	17	5.36
(1,13)	1:A:39:SER:OG	1:B:112:VAL:CA	17	5.36
(1,13)	1:A:39:SER:OG	1:B:112:VAL:CB	17	5.36
(1,13)	1:A:39:SER:OG	1:B:112:VAL:CG1	17	5.36
(1,13)	1:A:39:SER:OG	1:B:112:VAL:CG1	17	5.36
(1,13)	1:A:39:SER:OG	1:B:112:VAL:CG2	17	5.36
(1,13)	1:A:39:SER:OG	1:B:112:VAL:CG2	17	5.36
(1,13)	1:A:39:SER:OG	1:B:112:VAL:H	17	5.36
(1,13)	1:A:39:SER:OG	1:B:112:VAL:N	17	5.36
(1,13)	1:A:39:SER:OG	1:B:112:VAL:O	17	5.36
(3,14)	1:B:133:LEU:CD1	1:B:2:THR:N	12	5.35
(3,14)	1:B:133:LEU:CD1	1:B:3:GLU:N	12	5.35
(3,14)	1:B:133:LEU:CD1	1:B:4:TYR:N	12	5.35
(3,14)	1:B:133:LEU:CD1	1:B:5:LYS:N	12	5.35
(3,14)	1:B:133:LEU:CD1	1:B:6:LEU:N	12	5.35
(3,14)	1:B:133:LEU:CD1	1:B:7:VAL:N	12	5.35
(3,14)	1:B:133:LEU:CD1	1:B:8:VAL:N	12	5.35
(3,14)	1:B:133:LEU:CD1	1:B:9:VAL:N	12	5.35
(3,14)	1:B:133:LEU:CD1	1:B:10:GLY:N	12	5.35
(3,14)	1:B:133:LEU:CD1	1:B:11:ALA:N	12	5.35
(3,14)	1:B:133:LEU:CD1	1:B:12:ASP:N	12	5.35
(3,14)	1:B:133:LEU:CD1	1:B:13:GLY:N	12	5.35
(3,14)	1:B:133:LEU:CD1	1:B:14:VAL:N	12	5.35
(3,14)	1:B:133:LEU:CD1	1:B:15:GLY:N	12	5.35
(3,14)	1:B:133:LEU:CD1	1:B:16:LYS:N	12	5.35
(3,14)	1:B:133:LEU:CD1	1:B:17:SER:N	12	5.35
(3,14)	1:B:133:LEU:CD1	1:B:18:ALA:N	12	5.35
(3,14)	1:B:133:LEU:CD1	1:B:19:LEU:N	12	5.35
(3,14)	1:B:133:LEU:CD1	1:B:20:THR:N	12	5.35
(3,14)	1:B:133:LEU:CD1	1:B:21:ILE:N	12	5.35
(3,14)	1:B:133:LEU:CD1	1:B:22:GLN:N	12	5.35
(3,14)	1:B:133:LEU:CD1	1:B:23:LEU:N	12	5.35

Continued on next page...

Continued from previous page...

Key	Atom-1	Atom-2	Model ID	Violation (Å)
(3,14)	1:B:133:LEU:CD1	1:B:24:ILE:N	12	5.35
(3,14)	1:B:133:LEU:CD1	1:B:25:GLN:N	12	5.35
(3,14)	1:B:133:LEU:CD1	1:B:26:ASN:N	12	5.35
(3,14)	1:B:133:LEU:CD1	1:B:27:HIS:N	12	5.35
(3,14)	1:B:133:LEU:CD1	1:B:28:PHE:N	12	5.35
(3,14)	1:B:133:LEU:CD1	1:B:29:VAL:N	12	5.35
(3,14)	1:B:133:LEU:CD1	1:B:30:ASP:N	12	5.35
(3,14)	1:B:133:LEU:CD1	1:B:31:GLU:N	12	5.35
(3,14)	1:B:133:LEU:CD1	1:B:32:TYR:N	12	5.35
(3,14)	1:B:133:LEU:CD1	1:B:33:ASP:N	12	5.35
(3,14)	1:B:133:LEU:CD1	1:B:34:PRO:N	12	5.35
(3,14)	1:B:133:LEU:CD1	1:B:35:THR:N	12	5.35
(3,14)	1:B:133:LEU:CD1	1:B:36:ILE:N	12	5.35
(3,14)	1:B:133:LEU:CD1	1:B:37:GLU:N	12	5.35
(3,14)	1:B:133:LEU:CD1	1:B:38:ASP:N	12	5.35
(3,14)	1:B:133:LEU:CD1	1:B:39:SER:N	12	5.35
(3,14)	1:B:133:LEU:CD1	1:B:40:TYR:N	12	5.35
(3,14)	1:B:133:LEU:CD1	1:B:41:ARG:N	12	5.35
(3,14)	1:B:133:LEU:CD1	1:B:42:LYS:N	12	5.35
(3,14)	1:B:133:LEU:CD1	1:B:43:GLN:N	12	5.35
(3,14)	1:B:133:LEU:CD1	1:B:44:VAL:N	12	5.35
(3,14)	1:B:133:LEU:CD1	1:B:45:VAL:N	12	5.35
(3,14)	1:B:133:LEU:CD1	1:B:46:ILE:N	12	5.35
(3,14)	1:B:133:LEU:CD1	1:B:47:ASP:N	12	5.35
(3,14)	1:B:133:LEU:CD1	1:B:48:GLY:N	12	5.35
(3,14)	1:B:133:LEU:CD1	1:B:49:GLU:N	12	5.35
(3,14)	1:B:133:LEU:CD1	1:B:50:THR:N	12	5.35
(3,14)	1:B:133:LEU:CD1	1:B:51:CYS:N	12	5.35
(3,14)	1:B:133:LEU:CD1	1:B:52:LEU:N	12	5.35
(3,14)	1:B:133:LEU:CD1	1:B:53:LEU:N	12	5.35
(3,14)	1:B:133:LEU:CD1	1:B:54:ASP:N	12	5.35
(3,14)	1:B:133:LEU:CD1	1:B:55:ILE:N	12	5.35
(3,14)	1:B:133:LEU:CD1	1:B:56:LEU:N	12	5.35
(3,14)	1:B:133:LEU:CD1	1:B:57:ASP:N	12	5.35
(3,14)	1:B:133:LEU:CD1	1:B:58:THR:N	12	5.35
(3,14)	1:B:133:LEU:CD1	1:B:59:ALA:N	12	5.35
(3,14)	1:B:133:LEU:CD1	1:B:60:GLY:N	12	5.35
(3,14)	1:B:133:LEU:CD1	1:B:61:GLN:N	12	5.35
(3,14)	1:B:133:LEU:CD1	1:B:62:GLU:N	12	5.35
(3,14)	1:B:133:LEU:CD1	1:B:63:GLU:N	12	5.35
(3,14)	1:B:133:LEU:CD1	1:B:64:TYR:N	12	5.35
(3,14)	1:B:133:LEU:CD1	1:B:65:SER:N	12	5.35

Continued on next page...

Continued from previous page...

Key	Atom-1	Atom-2	Model ID	Violation (Å)
(3,14)	1:B:133:LEU:CD1	1:B:66:ALA:N	12	5.35
(3,14)	1:B:133:LEU:CD1	1:B:67:MET:N	12	5.35
(3,14)	1:B:133:LEU:CD1	1:B:68:ARG:N	12	5.35
(3,14)	1:B:133:LEU:CD1	1:B:69:ASP:N	12	5.35
(3,14)	1:B:133:LEU:CD1	1:B:70:GLN:N	12	5.35
(3,14)	1:B:133:LEU:CD1	1:B:71:TYR:N	12	5.35
(3,14)	1:B:133:LEU:CD1	1:B:72:MET:N	12	5.35
(3,14)	1:B:133:LEU:CD1	1:B:73:ARG:N	12	5.35
(3,14)	1:B:133:LEU:CD1	1:B:74:THR:N	12	5.35
(3,14)	1:B:133:LEU:CD1	1:B:75:GLY:N	12	5.35
(3,14)	1:B:133:LEU:CD1	1:B:76:GLU:N	12	5.35
(3,14)	1:B:133:LEU:CD1	1:B:77:GLY:N	12	5.35
(3,14)	1:B:133:LEU:CD1	1:B:78:PHE:N	12	5.35
(3,14)	1:B:133:LEU:CD1	1:B:79:LEU:N	12	5.35
(3,14)	1:B:133:LEU:CD1	1:B:80:CYS:N	12	5.35
(3,14)	1:B:133:LEU:CD1	5:B:203:7Q9:N	12	5.35
(3,14)	1:B:133:LEU:CD1	5:B:204:7Q9:N	12	5.35
(3,14)	1:B:133:LEU:CD1	5:B:205:7Q9:N	12	5.35
(3,14)	1:B:133:LEU:CD1	5:B:206:7Q9:N	12	5.35
(3,14)	1:B:133:LEU:CD1	5:B:207:7Q9:N	12	5.35
(3,14)	1:B:133:LEU:CD1	6:B:208:17F:N1	12	5.35
(3,14)	1:B:133:LEU:CD1	5:B:209:7Q9:N	12	5.35
(3,14)	1:B:133:LEU:CD1	5:B:210:7Q9:N	12	5.35
(3,14)	1:B:133:LEU:CD1	5:B:211:7Q9:N	12	5.35
(3,14)	1:B:133:LEU:CD1	5:B:212:7Q9:N	12	5.35
(3,14)	1:B:133:LEU:CD1	5:B:213:7Q9:N	12	5.35
(3,14)	1:B:133:LEU:CD1	6:B:214:17F:N1	12	5.35
(3,14)	1:B:133:LEU:CD1	6:B:215:17F:N1	12	5.35
(3,14)	1:B:133:LEU:CD1	5:B:216:7Q9:N	12	5.35
(3,14)	1:B:133:LEU:CD1	5:B:217:7Q9:N	12	5.35
(3,14)	1:B:133:LEU:CD1	5:B:218:7Q9:N	12	5.35
(3,14)	1:B:133:LEU:CD1	6:B:219:17F:N1	12	5.35
(3,14)	1:B:133:LEU:CD1	5:B:220:7Q9:N	12	5.35
(3,14)	1:B:133:LEU:CD2	1:B:2:THR:N	12	5.35
(3,14)	1:B:133:LEU:CD2	1:B:3:GLU:N	12	5.35
(3,14)	1:B:133:LEU:CD2	1:B:4:TYR:N	12	5.35
(3,14)	1:B:133:LEU:CD2	1:B:5:LYS:N	12	5.35
(3,14)	1:B:133:LEU:CD2	1:B:6:LEU:N	12	5.35
(3,14)	1:B:133:LEU:CD2	1:B:7:VAL:N	12	5.35
(3,14)	1:B:133:LEU:CD2	1:B:8:VAL:N	12	5.35
(3,14)	1:B:133:LEU:CD2	1:B:9:VAL:N	12	5.35
(3,14)	1:B:133:LEU:CD2	1:B:10:GLY:N	12	5.35

Continued on next page...

Continued from previous page...

Key	Atom-1	Atom-2	Model ID	Violation (Å)
(3,14)	1:B:133:LEU:CD2	1:B:11:ALA:N	12	5.35
(3,14)	1:B:133:LEU:CD2	1:B:12:ASP:N	12	5.35
(3,14)	1:B:133:LEU:CD2	1:B:13:GLY:N	12	5.35
(3,14)	1:B:133:LEU:CD2	1:B:14:VAL:N	12	5.35
(3,14)	1:B:133:LEU:CD2	1:B:15:GLY:N	12	5.35
(3,14)	1:B:133:LEU:CD2	1:B:16:LYS:N	12	5.35
(3,14)	1:B:133:LEU:CD2	1:B:17:SER:N	12	5.35
(3,14)	1:B:133:LEU:CD2	1:B:18:ALA:N	12	5.35
(3,14)	1:B:133:LEU:CD2	1:B:19:LEU:N	12	5.35
(3,14)	1:B:133:LEU:CD2	1:B:20:THR:N	12	5.35
(3,14)	1:B:133:LEU:CD2	1:B:21:ILE:N	12	5.35
(3,14)	1:B:133:LEU:CD2	1:B:22:GLN:N	12	5.35
(3,14)	1:B:133:LEU:CD2	1:B:23:LEU:N	12	5.35
(3,14)	1:B:133:LEU:CD2	1:B:24:ILE:N	12	5.35
(3,14)	1:B:133:LEU:CD2	1:B:25:GLN:N	12	5.35
(3,14)	1:B:133:LEU:CD2	1:B:26:ASN:N	12	5.35
(3,14)	1:B:133:LEU:CD2	1:B:27:HIS:N	12	5.35
(3,14)	1:B:133:LEU:CD2	1:B:28:PHE:N	12	5.35
(3,14)	1:B:133:LEU:CD2	1:B:29:VAL:N	12	5.35
(3,14)	1:B:133:LEU:CD2	1:B:30:ASP:N	12	5.35
(3,14)	1:B:133:LEU:CD2	1:B:31:GLU:N	12	5.35
(3,14)	1:B:133:LEU:CD2	1:B:32:TYR:N	12	5.35
(3,14)	1:B:133:LEU:CD2	1:B:33:ASP:N	12	5.35
(3,14)	1:B:133:LEU:CD2	1:B:34:PRO:N	12	5.35
(3,14)	1:B:133:LEU:CD2	1:B:35:THR:N	12	5.35
(3,14)	1:B:133:LEU:CD2	1:B:36:ILE:N	12	5.35
(3,14)	1:B:133:LEU:CD2	1:B:37:GLU:N	12	5.35
(3,14)	1:B:133:LEU:CD2	1:B:38:ASP:N	12	5.35
(3,14)	1:B:133:LEU:CD2	1:B:39:SER:N	12	5.35
(3,14)	1:B:133:LEU:CD2	1:B:40:TYR:N	12	5.35
(3,14)	1:B:133:LEU:CD2	1:B:41:ARG:N	12	5.35
(3,14)	1:B:133:LEU:CD2	1:B:42:LYS:N	12	5.35
(3,14)	1:B:133:LEU:CD2	1:B:43:GLN:N	12	5.35
(3,14)	1:B:133:LEU:CD2	1:B:44:VAL:N	12	5.35
(3,14)	1:B:133:LEU:CD2	1:B:45:VAL:N	12	5.35
(3,14)	1:B:133:LEU:CD2	1:B:46:ILE:N	12	5.35
(3,14)	1:B:133:LEU:CD2	1:B:47:ASP:N	12	5.35
(3,14)	1:B:133:LEU:CD2	1:B:48:GLY:N	12	5.35
(3,14)	1:B:133:LEU:CD2	1:B:49:GLU:N	12	5.35
(3,14)	1:B:133:LEU:CD2	1:B:50:THR:N	12	5.35
(3,14)	1:B:133:LEU:CD2	1:B:51:CYS:N	12	5.35
(3,14)	1:B:133:LEU:CD2	1:B:52:LEU:N	12	5.35

Continued on next page...

Continued from previous page...

Key	Atom-1	Atom-2	Model ID	Violation (Å)
(3,14)	1:B:133:LEU:CD2	1:B:53:LEU:N	12	5.35
(3,14)	1:B:133:LEU:CD2	1:B:54:ASP:N	12	5.35
(3,14)	1:B:133:LEU:CD2	1:B:55:ILE:N	12	5.35
(3,14)	1:B:133:LEU:CD2	1:B:56:LEU:N	12	5.35
(3,14)	1:B:133:LEU:CD2	1:B:57:ASP:N	12	5.35
(3,14)	1:B:133:LEU:CD2	1:B:58:THR:N	12	5.35
(3,14)	1:B:133:LEU:CD2	1:B:59:ALA:N	12	5.35
(3,14)	1:B:133:LEU:CD2	1:B:60:GLY:N	12	5.35
(3,14)	1:B:133:LEU:CD2	1:B:61:GLN:N	12	5.35
(3,14)	1:B:133:LEU:CD2	1:B:62:GLU:N	12	5.35
(3,14)	1:B:133:LEU:CD2	1:B:63:GLU:N	12	5.35
(3,14)	1:B:133:LEU:CD2	1:B:64:TYR:N	12	5.35
(3,14)	1:B:133:LEU:CD2	1:B:65:SER:N	12	5.35
(3,14)	1:B:133:LEU:CD2	1:B:66:ALA:N	12	5.35
(3,14)	1:B:133:LEU:CD2	1:B:67:MET:N	12	5.35
(3,14)	1:B:133:LEU:CD2	1:B:68:ARG:N	12	5.35
(3,14)	1:B:133:LEU:CD2	1:B:69:ASP:N	12	5.35
(3,14)	1:B:133:LEU:CD2	1:B:70:GLN:N	12	5.35
(3,14)	1:B:133:LEU:CD2	1:B:71:TYR:N	12	5.35
(3,14)	1:B:133:LEU:CD2	1:B:72:MET:N	12	5.35
(3,14)	1:B:133:LEU:CD2	1:B:73:ARG:N	12	5.35
(3,14)	1:B:133:LEU:CD2	1:B:74:THR:N	12	5.35
(3,14)	1:B:133:LEU:CD2	1:B:75:GLY:N	12	5.35
(3,14)	1:B:133:LEU:CD2	1:B:76:GLU:N	12	5.35
(3,14)	1:B:133:LEU:CD2	1:B:77:GLY:N	12	5.35
(3,14)	1:B:133:LEU:CD2	1:B:78:PHE:N	12	5.35
(3,14)	1:B:133:LEU:CD2	1:B:79:LEU:N	12	5.35
(3,14)	1:B:133:LEU:CD2	1:B:80:CYS:N	12	5.35
(3,14)	1:B:133:LEU:CD2	5:B:203:7Q9:N	12	5.35
(3,14)	1:B:133:LEU:CD2	5:B:204:7Q9:N	12	5.35
(3,14)	1:B:133:LEU:CD2	5:B:205:7Q9:N	12	5.35
(3,14)	1:B:133:LEU:CD2	5:B:206:7Q9:N	12	5.35
(3,14)	1:B:133:LEU:CD2	5:B:207:7Q9:N	12	5.35
(3,14)	1:B:133:LEU:CD2	6:B:208:17F:N1	12	5.35
(3,14)	1:B:133:LEU:CD2	5:B:209:7Q9:N	12	5.35
(3,14)	1:B:133:LEU:CD2	5:B:210:7Q9:N	12	5.35
(3,14)	1:B:133:LEU:CD2	5:B:211:7Q9:N	12	5.35
(3,14)	1:B:133:LEU:CD2	5:B:212:7Q9:N	12	5.35
(3,14)	1:B:133:LEU:CD2	5:B:213:7Q9:N	12	5.35
(3,14)	1:B:133:LEU:CD2	6:B:214:17F:N1	12	5.35
(3,14)	1:B:133:LEU:CD2	6:B:215:17F:N1	12	5.35
(3,14)	1:B:133:LEU:CD2	5:B:216:7Q9:N	12	5.35

Continued on next page...

Continued from previous page...

Key	Atom-1	Atom-2	Model ID	Violation (Å)
(3,14)	1:B:133:LEU:CD2	5:B:217:7Q9:N	12	5.35
(3,14)	1:B:133:LEU:CD2	5:B:218:7Q9:N	12	5.35
(3,14)	1:B:133:LEU:CD2	6:B:219:17F:N1	12	5.35
(3,14)	1:B:133:LEU:CD2	5:B:220:7Q9:N	12	5.35
(1,15)	1:A:39:SER:OG	1:A:133:LEU:CD1	13	5.33
(1,15)	1:A:39:SER:OG	1:A:133:LEU:CD2	13	5.33
(1,15)	1:A:39:SER:OG	1:B:133:LEU:C	13	5.33
(1,15)	1:A:39:SER:OG	1:B:133:LEU:CA	13	5.33
(1,15)	1:A:39:SER:OG	1:B:133:LEU:CB	13	5.33
(1,15)	1:A:39:SER:OG	1:B:133:LEU:CD1	13	5.33
(1,15)	1:A:39:SER:OG	1:B:133:LEU:CD1	13	5.33
(1,15)	1:A:39:SER:OG	1:B:133:LEU:CD2	13	5.33
(1,15)	1:A:39:SER:OG	1:B:133:LEU:CD2	13	5.33
(1,15)	1:A:39:SER:OG	1:B:133:LEU:CG	13	5.33
(1,15)	1:A:39:SER:OG	1:B:133:LEU:H	13	5.33
(1,15)	1:A:39:SER:OG	1:B:133:LEU:N	13	5.33
(1,15)	1:A:39:SER:OG	1:B:133:LEU:O	13	5.33
(1,14)	1:A:39:SER:OG	1:A:113:LEU:CD1	10	5.32
(1,14)	1:A:39:SER:OG	1:A:113:LEU:CD2	10	5.32
(1,14)	1:A:39:SER:OG	1:B:113:LEU:C	10	5.32
(1,14)	1:A:39:SER:OG	1:B:113:LEU:CA	10	5.32
(1,14)	1:A:39:SER:OG	1:B:113:LEU:CB	10	5.32
(1,14)	1:A:39:SER:OG	1:B:113:LEU:CD1	10	5.32
(1,14)	1:A:39:SER:OG	1:B:113:LEU:CD1	10	5.32
(1,14)	1:A:39:SER:OG	1:B:113:LEU:CD2	10	5.32
(1,14)	1:A:39:SER:OG	1:B:113:LEU:CD2	10	5.32
(1,14)	1:A:39:SER:OG	1:B:113:LEU:CG	10	5.32
(1,14)	1:A:39:SER:OG	1:B:113:LEU:H	10	5.32
(1,14)	1:A:39:SER:OG	1:B:113:LEU:N	10	5.32
(1,14)	1:A:39:SER:OG	1:B:113:LEU:O	10	5.32
(1,13)	1:A:39:SER:OG	1:A:112:VAL:CG1	5	5.31
(1,13)	1:A:39:SER:OG	1:A:112:VAL:CG2	5	5.31
(1,13)	1:A:39:SER:OG	1:B:112:VAL:C	5	5.31
(1,13)	1:A:39:SER:OG	1:B:112:VAL:CA	5	5.31
(1,13)	1:A:39:SER:OG	1:B:112:VAL:CB	5	5.31
(1,13)	1:A:39:SER:OG	1:B:112:VAL:CG1	5	5.31
(1,13)	1:A:39:SER:OG	1:B:112:VAL:CG1	5	5.31
(1,13)	1:A:39:SER:OG	1:B:112:VAL:CG2	5	5.31
(1,13)	1:A:39:SER:OG	1:B:112:VAL:CG2	5	5.31
(1,13)	1:A:39:SER:OG	1:B:112:VAL:H	5	5.31
(1,13)	1:A:39:SER:OG	1:B:112:VAL:N	5	5.31
(1,13)	1:A:39:SER:OG	1:B:112:VAL:O	5	5.31

Continued on next page...

Continued from previous page...

Key	Atom-1	Atom-2	Model ID	Violation (Å)
(3,16)	1:B:142:ILE:CD1	1:B:2:THR:N	8	5.3
(3,16)	1:B:142:ILE:CD1	1:B:3:GLU:N	8	5.3
(3,16)	1:B:142:ILE:CD1	1:B:4:TYR:N	8	5.3
(3,16)	1:B:142:ILE:CD1	1:B:5:LYS:N	8	5.3
(3,16)	1:B:142:ILE:CD1	1:B:6:LEU:N	8	5.3
(3,16)	1:B:142:ILE:CD1	1:B:7:VAL:N	8	5.3
(3,16)	1:B:142:ILE:CD1	1:B:8:VAL:N	8	5.3
(3,16)	1:B:142:ILE:CD1	1:B:9:VAL:N	8	5.3
(3,16)	1:B:142:ILE:CD1	1:B:10:GLY:N	8	5.3
(3,16)	1:B:142:ILE:CD1	1:B:11:ALA:N	8	5.3
(3,16)	1:B:142:ILE:CD1	1:B:12:ASP:N	8	5.3
(3,16)	1:B:142:ILE:CD1	1:B:13:GLY:N	8	5.3
(3,16)	1:B:142:ILE:CD1	1:B:14:VAL:N	8	5.3
(3,16)	1:B:142:ILE:CD1	1:B:15:GLY:N	8	5.3
(3,16)	1:B:142:ILE:CD1	1:B:16:LYS:N	8	5.3
(3,16)	1:B:142:ILE:CD1	1:B:17:SER:N	8	5.3
(3,16)	1:B:142:ILE:CD1	1:B:18:ALA:N	8	5.3
(3,16)	1:B:142:ILE:CD1	1:B:19:LEU:N	8	5.3
(3,16)	1:B:142:ILE:CD1	1:B:20:THR:N	8	5.3
(3,16)	1:B:142:ILE:CD1	1:B:21:ILE:N	8	5.3
(3,16)	1:B:142:ILE:CD1	1:B:22:GLN:N	8	5.3
(3,16)	1:B:142:ILE:CD1	1:B:23:LEU:N	8	5.3
(3,16)	1:B:142:ILE:CD1	1:B:24:ILE:N	8	5.3
(3,16)	1:B:142:ILE:CD1	1:B:25:GLN:N	8	5.3
(3,16)	1:B:142:ILE:CD1	1:B:26:ASN:N	8	5.3
(3,16)	1:B:142:ILE:CD1	1:B:27:HIS:N	8	5.3
(3,16)	1:B:142:ILE:CD1	1:B:28:PHE:N	8	5.3
(3,16)	1:B:142:ILE:CD1	1:B:29:VAL:N	8	5.3
(3,16)	1:B:142:ILE:CD1	1:B:30:ASP:N	8	5.3
(3,16)	1:B:142:ILE:CD1	1:B:31:GLU:N	8	5.3
(3,16)	1:B:142:ILE:CD1	1:B:32:TYR:N	8	5.3
(3,16)	1:B:142:ILE:CD1	1:B:33:ASP:N	8	5.3
(3,16)	1:B:142:ILE:CD1	1:B:34:PRO:N	8	5.3
(3,16)	1:B:142:ILE:CD1	1:B:35:THR:N	8	5.3
(3,16)	1:B:142:ILE:CD1	1:B:36:ILE:N	8	5.3
(3,16)	1:B:142:ILE:CD1	1:B:37:GLU:N	8	5.3
(3,16)	1:B:142:ILE:CD1	1:B:38:ASP:N	8	5.3
(3,16)	1:B:142:ILE:CD1	1:B:39:SER:N	8	5.3
(3,16)	1:B:142:ILE:CD1	1:B:40:TYR:N	8	5.3
(3,16)	1:B:142:ILE:CD1	1:B:41:ARG:N	8	5.3
(3,16)	1:B:142:ILE:CD1	1:B:42:LYS:N	8	5.3
(3,16)	1:B:142:ILE:CD1	1:B:43:GLN:N	8	5.3

Continued on next page...

Continued from previous page...

Key	Atom-1	Atom-2	Model ID	Violation (Å)
(3,16)	1:B:142:ILE:CD1	1:B:44:VAL:N	8	5.3
(3,16)	1:B:142:ILE:CD1	1:B:45:VAL:N	8	5.3
(3,16)	1:B:142:ILE:CD1	1:B:46:ILE:N	8	5.3
(3,16)	1:B:142:ILE:CD1	1:B:47:ASP:N	8	5.3
(3,16)	1:B:142:ILE:CD1	1:B:48:GLY:N	8	5.3
(3,16)	1:B:142:ILE:CD1	1:B:49:GLU:N	8	5.3
(3,16)	1:B:142:ILE:CD1	1:B:50:THR:N	8	5.3
(3,16)	1:B:142:ILE:CD1	1:B:51:CYS:N	8	5.3
(3,16)	1:B:142:ILE:CD1	1:B:52:LEU:N	8	5.3
(3,16)	1:B:142:ILE:CD1	1:B:53:LEU:N	8	5.3
(3,16)	1:B:142:ILE:CD1	1:B:54:ASP:N	8	5.3
(3,16)	1:B:142:ILE:CD1	1:B:55:ILE:N	8	5.3
(3,16)	1:B:142:ILE:CD1	1:B:56:LEU:N	8	5.3
(3,16)	1:B:142:ILE:CD1	1:B:57:ASP:N	8	5.3
(3,16)	1:B:142:ILE:CD1	1:B:58:THR:N	8	5.3
(3,16)	1:B:142:ILE:CD1	1:B:59:ALA:N	8	5.3
(3,16)	1:B:142:ILE:CD1	1:B:60:GLY:N	8	5.3
(3,16)	1:B:142:ILE:CD1	1:B:61:GLN:N	8	5.3
(3,16)	1:B:142:ILE:CD1	1:B:62:GLU:N	8	5.3
(3,16)	1:B:142:ILE:CD1	1:B:63:GLU:N	8	5.3
(3,16)	1:B:142:ILE:CD1	1:B:64:TYR:N	8	5.3
(3,16)	1:B:142:ILE:CD1	1:B:65:SER:N	8	5.3
(3,16)	1:B:142:ILE:CD1	1:B:66:ALA:N	8	5.3
(3,16)	1:B:142:ILE:CD1	1:B:67:MET:N	8	5.3
(3,16)	1:B:142:ILE:CD1	1:B:68:ARG:N	8	5.3
(3,16)	1:B:142:ILE:CD1	1:B:69:ASP:N	8	5.3
(3,16)	1:B:142:ILE:CD1	1:B:70:GLN:N	8	5.3
(3,16)	1:B:142:ILE:CD1	1:B:71:TYR:N	8	5.3
(3,16)	1:B:142:ILE:CD1	1:B:72:MET:N	8	5.3
(3,16)	1:B:142:ILE:CD1	1:B:73:ARG:N	8	5.3
(3,16)	1:B:142:ILE:CD1	1:B:74:THR:N	8	5.3
(3,16)	1:B:142:ILE:CD1	1:B:75:GLY:N	8	5.3
(3,16)	1:B:142:ILE:CD1	1:B:76:GLU:N	8	5.3
(3,16)	1:B:142:ILE:CD1	1:B:77:GLY:N	8	5.3
(3,16)	1:B:142:ILE:CD1	1:B:78:PHE:N	8	5.3
(3,16)	1:B:142:ILE:CD1	1:B:79:LEU:N	8	5.3
(3,16)	1:B:142:ILE:CD1	1:B:80:CYS:N	8	5.3
(3,16)	1:B:142:ILE:CD1	5:B:203:7Q9:N	8	5.3
(3,16)	1:B:142:ILE:CD1	5:B:204:7Q9:N	8	5.3
(3,16)	1:B:142:ILE:CD1	5:B:205:7Q9:N	8	5.3
(3,16)	1:B:142:ILE:CD1	5:B:206:7Q9:N	8	5.3
(3,16)	1:B:142:ILE:CD1	5:B:207:7Q9:N	8	5.3

Continued on next page...

Continued from previous page...

Key	Atom-1	Atom-2	Model ID	Violation (Å)
(3,16)	1:B:142:ILE:CD1	6:B:208:17F:N1	8	5.3
(3,16)	1:B:142:ILE:CD1	5:B:209:7Q9:N	8	5.3
(3,16)	1:B:142:ILE:CD1	5:B:210:7Q9:N	8	5.3
(3,16)	1:B:142:ILE:CD1	5:B:211:7Q9:N	8	5.3
(3,16)	1:B:142:ILE:CD1	5:B:212:7Q9:N	8	5.3
(3,16)	1:B:142:ILE:CD1	5:B:213:7Q9:N	8	5.3
(3,16)	1:B:142:ILE:CD1	6:B:214:17F:N1	8	5.3
(3,16)	1:B:142:ILE:CD1	6:B:215:17F:N1	8	5.3
(3,16)	1:B:142:ILE:CD1	5:B:216:7Q9:N	8	5.3
(3,16)	1:B:142:ILE:CD1	5:B:217:7Q9:N	8	5.3
(3,16)	1:B:142:ILE:CD1	5:B:218:7Q9:N	8	5.3
(3,16)	1:B:142:ILE:CD1	6:B:219:17F:N1	8	5.3
(3,16)	1:B:142:ILE:CD1	5:B:220:7Q9:N	8	5.3
(1,13)	1:A:39:SER:OG	1:A:112:VAL:CG1	20	5.3
(1,13)	1:A:39:SER:OG	1:A:112:VAL:CG2	20	5.3
(1,13)	1:A:39:SER:OG	1:B:112:VAL:C	20	5.3
(1,13)	1:A:39:SER:OG	1:B:112:VAL:CA	20	5.3
(1,13)	1:A:39:SER:OG	1:B:112:VAL:CB	20	5.3
(1,13)	1:A:39:SER:OG	1:B:112:VAL:CG1	20	5.3
(1,13)	1:A:39:SER:OG	1:B:112:VAL:CG1	20	5.3
(1,13)	1:A:39:SER:OG	1:B:112:VAL:CG2	20	5.3
(1,13)	1:A:39:SER:OG	1:B:112:VAL:CG2	20	5.3
(1,13)	1:A:39:SER:OG	1:B:112:VAL:H	20	5.3
(1,13)	1:A:39:SER:OG	1:B:112:VAL:N	20	5.3
(1,13)	1:A:39:SER:OG	1:B:112:VAL:O	20	5.3
(3,16)	1:B:142:ILE:CD1	1:B:2:THR:N	19	5.28
(3,16)	1:B:142:ILE:CD1	1:B:3:GLU:N	19	5.28
(3,16)	1:B:142:ILE:CD1	1:B:4:TYR:N	19	5.28
(3,16)	1:B:142:ILE:CD1	1:B:5:LYS:N	19	5.28
(3,16)	1:B:142:ILE:CD1	1:B:6:LEU:N	19	5.28
(3,16)	1:B:142:ILE:CD1	1:B:7:VAL:N	19	5.28
(3,16)	1:B:142:ILE:CD1	1:B:8:VAL:N	19	5.28
(3,16)	1:B:142:ILE:CD1	1:B:9:VAL:N	19	5.28
(3,16)	1:B:142:ILE:CD1	1:B:10:GLY:N	19	5.28
(3,16)	1:B:142:ILE:CD1	1:B:11:ALA:N	19	5.28
(3,16)	1:B:142:ILE:CD1	1:B:12:ASP:N	19	5.28
(3,16)	1:B:142:ILE:CD1	1:B:13:GLY:N	19	5.28
(3,16)	1:B:142:ILE:CD1	1:B:14:VAL:N	19	5.28
(3,16)	1:B:142:ILE:CD1	1:B:15:GLY:N	19	5.28
(3,16)	1:B:142:ILE:CD1	1:B:16:LYS:N	19	5.28
(3,16)	1:B:142:ILE:CD1	1:B:17:SER:N	19	5.28
(3,16)	1:B:142:ILE:CD1	1:B:18:ALA:N	19	5.28

Continued on next page...

Continued from previous page...

Key	Atom-1	Atom-2	Model ID	Violation (Å)
(3,16)	1:B:142:ILE:CD1	1:B:19:LEU:N	19	5.28
(3,16)	1:B:142:ILE:CD1	1:B:20:THR:N	19	5.28
(3,16)	1:B:142:ILE:CD1	1:B:21:ILE:N	19	5.28
(3,16)	1:B:142:ILE:CD1	1:B:22:GLN:N	19	5.28
(3,16)	1:B:142:ILE:CD1	1:B:23:LEU:N	19	5.28
(3,16)	1:B:142:ILE:CD1	1:B:24:ILE:N	19	5.28
(3,16)	1:B:142:ILE:CD1	1:B:25:GLN:N	19	5.28
(3,16)	1:B:142:ILE:CD1	1:B:26:ASN:N	19	5.28
(3,16)	1:B:142:ILE:CD1	1:B:27:HIS:N	19	5.28
(3,16)	1:B:142:ILE:CD1	1:B:28:PHE:N	19	5.28
(3,16)	1:B:142:ILE:CD1	1:B:29:VAL:N	19	5.28
(3,16)	1:B:142:ILE:CD1	1:B:30:ASP:N	19	5.28
(3,16)	1:B:142:ILE:CD1	1:B:31:GLU:N	19	5.28
(3,16)	1:B:142:ILE:CD1	1:B:32:TYR:N	19	5.28
(3,16)	1:B:142:ILE:CD1	1:B:33:ASP:N	19	5.28
(3,16)	1:B:142:ILE:CD1	1:B:34:PRO:N	19	5.28
(3,16)	1:B:142:ILE:CD1	1:B:35:THR:N	19	5.28
(3,16)	1:B:142:ILE:CD1	1:B:36:ILE:N	19	5.28
(3,16)	1:B:142:ILE:CD1	1:B:37:GLU:N	19	5.28
(3,16)	1:B:142:ILE:CD1	1:B:38:ASP:N	19	5.28
(3,16)	1:B:142:ILE:CD1	1:B:39:SER:N	19	5.28
(3,16)	1:B:142:ILE:CD1	1:B:40:TYR:N	19	5.28
(3,16)	1:B:142:ILE:CD1	1:B:41:ARG:N	19	5.28
(3,16)	1:B:142:ILE:CD1	1:B:42:LYS:N	19	5.28
(3,16)	1:B:142:ILE:CD1	1:B:43:GLN:N	19	5.28
(3,16)	1:B:142:ILE:CD1	1:B:44:VAL:N	19	5.28
(3,16)	1:B:142:ILE:CD1	1:B:45:VAL:N	19	5.28
(3,16)	1:B:142:ILE:CD1	1:B:46:ILE:N	19	5.28
(3,16)	1:B:142:ILE:CD1	1:B:47:ASP:N	19	5.28
(3,16)	1:B:142:ILE:CD1	1:B:48:GLY:N	19	5.28
(3,16)	1:B:142:ILE:CD1	1:B:49:GLU:N	19	5.28
(3,16)	1:B:142:ILE:CD1	1:B:50:THR:N	19	5.28
(3,16)	1:B:142:ILE:CD1	1:B:51:CYS:N	19	5.28
(3,16)	1:B:142:ILE:CD1	1:B:52:LEU:N	19	5.28
(3,16)	1:B:142:ILE:CD1	1:B:53:LEU:N	19	5.28
(3,16)	1:B:142:ILE:CD1	1:B:54:ASP:N	19	5.28
(3,16)	1:B:142:ILE:CD1	1:B:55:ILE:N	19	5.28
(3,16)	1:B:142:ILE:CD1	1:B:56:LEU:N	19	5.28
(3,16)	1:B:142:ILE:CD1	1:B:57:ASP:N	19	5.28
(3,16)	1:B:142:ILE:CD1	1:B:58:THR:N	19	5.28
(3,16)	1:B:142:ILE:CD1	1:B:59:ALA:N	19	5.28
(3,16)	1:B:142:ILE:CD1	1:B:60:GLY:N	19	5.28

Continued on next page...

Continued from previous page...

Key	Atom-1	Atom-2	Model ID	Violation (Å)
(3,16)	1:B:142:ILE:CD1	1:B:61:GLN:N	19	5.28
(3,16)	1:B:142:ILE:CD1	1:B:62:GLU:N	19	5.28
(3,16)	1:B:142:ILE:CD1	1:B:63:GLU:N	19	5.28
(3,16)	1:B:142:ILE:CD1	1:B:64:TYR:N	19	5.28
(3,16)	1:B:142:ILE:CD1	1:B:65:SER:N	19	5.28
(3,16)	1:B:142:ILE:CD1	1:B:66:ALA:N	19	5.28
(3,16)	1:B:142:ILE:CD1	1:B:67:MET:N	19	5.28
(3,16)	1:B:142:ILE:CD1	1:B:68:ARG:N	19	5.28
(3,16)	1:B:142:ILE:CD1	1:B:69:ASP:N	19	5.28
(3,16)	1:B:142:ILE:CD1	1:B:70:GLN:N	19	5.28
(3,16)	1:B:142:ILE:CD1	1:B:71:TYR:N	19	5.28
(3,16)	1:B:142:ILE:CD1	1:B:72:MET:N	19	5.28
(3,16)	1:B:142:ILE:CD1	1:B:73:ARG:N	19	5.28
(3,16)	1:B:142:ILE:CD1	1:B:74:THR:N	19	5.28
(3,16)	1:B:142:ILE:CD1	1:B:75:GLY:N	19	5.28
(3,16)	1:B:142:ILE:CD1	1:B:76:GLU:N	19	5.28
(3,16)	1:B:142:ILE:CD1	1:B:77:GLY:N	19	5.28
(3,16)	1:B:142:ILE:CD1	1:B:78:PHE:N	19	5.28
(3,16)	1:B:142:ILE:CD1	1:B:79:LEU:N	19	5.28
(3,16)	1:B:142:ILE:CD1	1:B:80:CYS:N	19	5.28
(3,16)	1:B:142:ILE:CD1	5:B:203:7Q9:N	19	5.28
(3,16)	1:B:142:ILE:CD1	5:B:204:7Q9:N	19	5.28
(3,16)	1:B:142:ILE:CD1	5:B:205:7Q9:N	19	5.28
(3,16)	1:B:142:ILE:CD1	5:B:206:7Q9:N	19	5.28
(3,16)	1:B:142:ILE:CD1	5:B:207:7Q9:N	19	5.28
(3,16)	1:B:142:ILE:CD1	6:B:208:17F:N1	19	5.28
(3,16)	1:B:142:ILE:CD1	5:B:209:7Q9:N	19	5.28
(3,16)	1:B:142:ILE:CD1	5:B:210:7Q9:N	19	5.28
(3,16)	1:B:142:ILE:CD1	5:B:211:7Q9:N	19	5.28
(3,16)	1:B:142:ILE:CD1	5:B:212:7Q9:N	19	5.28
(3,16)	1:B:142:ILE:CD1	5:B:213:7Q9:N	19	5.28
(3,16)	1:B:142:ILE:CD1	6:B:214:17F:N1	19	5.28
(3,16)	1:B:142:ILE:CD1	6:B:215:17F:N1	19	5.28
(3,16)	1:B:142:ILE:CD1	5:B:216:7Q9:N	19	5.28
(3,16)	1:B:142:ILE:CD1	5:B:217:7Q9:N	19	5.28
(3,16)	1:B:142:ILE:CD1	5:B:218:7Q9:N	19	5.28
(3,16)	1:B:142:ILE:CD1	6:B:219:17F:N1	19	5.28
(3,16)	1:B:142:ILE:CD1	5:B:220:7Q9:N	19	5.28
(1,15)	1:A:39:SER:OG	1:A:133:LEU:CD1	18	5.28
(1,15)	1:A:39:SER:OG	1:A:133:LEU:CD2	18	5.28
(1,15)	1:A:39:SER:OG	1:B:133:LEU:C	18	5.28
(1,15)	1:A:39:SER:OG	1:B:133:LEU:CA	18	5.28

Continued on next page...

Continued from previous page...

Key	Atom-1	Atom-2	Model ID	Violation (Å)
(1,15)	1:A:39:SER:OG	1:B:133:LEU:CB	18	5.28
(1,15)	1:A:39:SER:OG	1:B:133:LEU:CD1	18	5.28
(1,15)	1:A:39:SER:OG	1:B:133:LEU:CD1	18	5.28
(1,15)	1:A:39:SER:OG	1:B:133:LEU:CD2	18	5.28
(1,15)	1:A:39:SER:OG	1:B:133:LEU:CD2	18	5.28
(1,15)	1:A:39:SER:OG	1:B:133:LEU:CG	18	5.28
(1,15)	1:A:39:SER:OG	1:B:133:LEU:H	18	5.28
(1,15)	1:A:39:SER:OG	1:B:133:LEU:N	18	5.28
(1,15)	1:A:39:SER:OG	1:B:133:LEU:O	18	5.28
(1,14)	1:A:39:SER:OG	1:A:113:LEU:CD1	3	5.26
(1,14)	1:A:39:SER:OG	1:A:113:LEU:CD2	3	5.26
(1,14)	1:A:39:SER:OG	1:B:113:LEU:C	3	5.26
(1,14)	1:A:39:SER:OG	1:B:113:LEU:CA	3	5.26
(1,14)	1:A:39:SER:OG	1:B:113:LEU:CB	3	5.26
(1,14)	1:A:39:SER:OG	1:B:113:LEU:CD1	3	5.26
(1,14)	1:A:39:SER:OG	1:B:113:LEU:CD1	3	5.26
(1,14)	1:A:39:SER:OG	1:B:113:LEU:CD2	3	5.26
(1,14)	1:A:39:SER:OG	1:B:113:LEU:CD2	3	5.26
(1,14)	1:A:39:SER:OG	1:B:113:LEU:CG	3	5.26
(1,14)	1:A:39:SER:OG	1:B:113:LEU:H	3	5.26
(1,14)	1:A:39:SER:OG	1:B:113:LEU:N	3	5.26
(1,14)	1:A:39:SER:OG	1:B:113:LEU:O	3	5.26
(1,14)	1:A:39:SER:OG	1:A:113:LEU:CD1	17	5.26
(1,14)	1:A:39:SER:OG	1:A:113:LEU:CD2	17	5.26
(1,14)	1:A:39:SER:OG	1:B:113:LEU:C	17	5.26
(1,14)	1:A:39:SER:OG	1:B:113:LEU:CA	17	5.26
(1,14)	1:A:39:SER:OG	1:B:113:LEU:CB	17	5.26
(1,14)	1:A:39:SER:OG	1:B:113:LEU:CD1	17	5.26
(1,14)	1:A:39:SER:OG	1:B:113:LEU:CD1	17	5.26
(1,14)	1:A:39:SER:OG	1:B:113:LEU:CD2	17	5.26
(1,14)	1:A:39:SER:OG	1:B:113:LEU:CD2	17	5.26
(1,14)	1:A:39:SER:OG	1:B:113:LEU:CG	17	5.26
(1,14)	1:A:39:SER:OG	1:B:113:LEU:H	17	5.26
(1,14)	1:A:39:SER:OG	1:B:113:LEU:N	17	5.26
(1,14)	1:A:39:SER:OG	1:B:113:LEU:O	17	5.26
(3,16)	1:B:142:ILE:CD1	1:B:2:THR:N	20	5.25
(3,16)	1:B:142:ILE:CD1	1:B:3:GLU:N	20	5.25
(3,16)	1:B:142:ILE:CD1	1:B:4:TYR:N	20	5.25
(3,16)	1:B:142:ILE:CD1	1:B:5:LYS:N	20	5.25
(3,16)	1:B:142:ILE:CD1	1:B:6:LEU:N	20	5.25
(3,16)	1:B:142:ILE:CD1	1:B:7:VAL:N	20	5.25
(3,16)	1:B:142:ILE:CD1	1:B:8:VAL:N	20	5.25

Continued on next page...

Continued from previous page...

Key	Atom-1	Atom-2	Model ID	Violation (Å)
(3,16)	1:B:142:ILE:CD1	1:B:9:VAL:N	20	5.25
(3,16)	1:B:142:ILE:CD1	1:B:10:GLY:N	20	5.25
(3,16)	1:B:142:ILE:CD1	1:B:11:ALA:N	20	5.25
(3,16)	1:B:142:ILE:CD1	1:B:12:ASP:N	20	5.25
(3,16)	1:B:142:ILE:CD1	1:B:13:GLY:N	20	5.25
(3,16)	1:B:142:ILE:CD1	1:B:14:VAL:N	20	5.25
(3,16)	1:B:142:ILE:CD1	1:B:15:GLY:N	20	5.25
(3,16)	1:B:142:ILE:CD1	1:B:16:LYS:N	20	5.25
(3,16)	1:B:142:ILE:CD1	1:B:17:SER:N	20	5.25
(3,16)	1:B:142:ILE:CD1	1:B:18:ALA:N	20	5.25
(3,16)	1:B:142:ILE:CD1	1:B:19:LEU:N	20	5.25
(3,16)	1:B:142:ILE:CD1	1:B:20:THR:N	20	5.25
(3,16)	1:B:142:ILE:CD1	1:B:21:ILE:N	20	5.25
(3,16)	1:B:142:ILE:CD1	1:B:22:GLN:N	20	5.25
(3,16)	1:B:142:ILE:CD1	1:B:23:LEU:N	20	5.25
(3,16)	1:B:142:ILE:CD1	1:B:24:ILE:N	20	5.25
(3,16)	1:B:142:ILE:CD1	1:B:25:GLN:N	20	5.25
(3,16)	1:B:142:ILE:CD1	1:B:26:ASN:N	20	5.25
(3,16)	1:B:142:ILE:CD1	1:B:27:HIS:N	20	5.25
(3,16)	1:B:142:ILE:CD1	1:B:28:PHE:N	20	5.25
(3,16)	1:B:142:ILE:CD1	1:B:29:VAL:N	20	5.25
(3,16)	1:B:142:ILE:CD1	1:B:30:ASP:N	20	5.25
(3,16)	1:B:142:ILE:CD1	1:B:31:GLU:N	20	5.25
(3,16)	1:B:142:ILE:CD1	1:B:32:TYR:N	20	5.25
(3,16)	1:B:142:ILE:CD1	1:B:33:ASP:N	20	5.25
(3,16)	1:B:142:ILE:CD1	1:B:34:PRO:N	20	5.25
(3,16)	1:B:142:ILE:CD1	1:B:35:THR:N	20	5.25
(3,16)	1:B:142:ILE:CD1	1:B:36:ILE:N	20	5.25
(3,16)	1:B:142:ILE:CD1	1:B:37:GLU:N	20	5.25
(3,16)	1:B:142:ILE:CD1	1:B:38:ASP:N	20	5.25
(3,16)	1:B:142:ILE:CD1	1:B:39:SER:N	20	5.25
(3,16)	1:B:142:ILE:CD1	1:B:40:TYR:N	20	5.25
(3,16)	1:B:142:ILE:CD1	1:B:41:ARG:N	20	5.25
(3,16)	1:B:142:ILE:CD1	1:B:42:LYS:N	20	5.25
(3,16)	1:B:142:ILE:CD1	1:B:43:GLN:N	20	5.25
(3,16)	1:B:142:ILE:CD1	1:B:44:VAL:N	20	5.25
(3,16)	1:B:142:ILE:CD1	1:B:45:VAL:N	20	5.25
(3,16)	1:B:142:ILE:CD1	1:B:46:ILE:N	20	5.25
(3,16)	1:B:142:ILE:CD1	1:B:47:ASP:N	20	5.25
(3,16)	1:B:142:ILE:CD1	1:B:48:GLY:N	20	5.25
(3,16)	1:B:142:ILE:CD1	1:B:49:GLU:N	20	5.25
(3,16)	1:B:142:ILE:CD1	1:B:50:THR:N	20	5.25

Continued on next page...

Continued from previous page...

Key	Atom-1	Atom-2	Model ID	Violation (Å)
(3,16)	1:B:142:ILE:CD1	1:B:51:CYS:N	20	5.25
(3,16)	1:B:142:ILE:CD1	1:B:52:LEU:N	20	5.25
(3,16)	1:B:142:ILE:CD1	1:B:53:LEU:N	20	5.25
(3,16)	1:B:142:ILE:CD1	1:B:54:ASP:N	20	5.25
(3,16)	1:B:142:ILE:CD1	1:B:55:ILE:N	20	5.25
(3,16)	1:B:142:ILE:CD1	1:B:56:LEU:N	20	5.25
(3,16)	1:B:142:ILE:CD1	1:B:57:ASP:N	20	5.25
(3,16)	1:B:142:ILE:CD1	1:B:58:THR:N	20	5.25
(3,16)	1:B:142:ILE:CD1	1:B:59:ALA:N	20	5.25
(3,16)	1:B:142:ILE:CD1	1:B:60:GLY:N	20	5.25
(3,16)	1:B:142:ILE:CD1	1:B:61:GLN:N	20	5.25
(3,16)	1:B:142:ILE:CD1	1:B:62:GLU:N	20	5.25
(3,16)	1:B:142:ILE:CD1	1:B:63:GLU:N	20	5.25
(3,16)	1:B:142:ILE:CD1	1:B:64:TYR:N	20	5.25
(3,16)	1:B:142:ILE:CD1	1:B:65:SER:N	20	5.25
(3,16)	1:B:142:ILE:CD1	1:B:66:ALA:N	20	5.25
(3,16)	1:B:142:ILE:CD1	1:B:67:MET:N	20	5.25
(3,16)	1:B:142:ILE:CD1	1:B:68:ARG:N	20	5.25
(3,16)	1:B:142:ILE:CD1	1:B:69:ASP:N	20	5.25
(3,16)	1:B:142:ILE:CD1	1:B:70:GLN:N	20	5.25
(3,16)	1:B:142:ILE:CD1	1:B:71:TYR:N	20	5.25
(3,16)	1:B:142:ILE:CD1	1:B:72:MET:N	20	5.25
(3,16)	1:B:142:ILE:CD1	1:B:73:ARG:N	20	5.25
(3,16)	1:B:142:ILE:CD1	1:B:74:THR:N	20	5.25
(3,16)	1:B:142:ILE:CD1	1:B:75:GLY:N	20	5.25
(3,16)	1:B:142:ILE:CD1	1:B:76:GLU:N	20	5.25
(3,16)	1:B:142:ILE:CD1	1:B:77:GLY:N	20	5.25
(3,16)	1:B:142:ILE:CD1	1:B:78:PHE:N	20	5.25
(3,16)	1:B:142:ILE:CD1	1:B:79:LEU:N	20	5.25
(3,16)	1:B:142:ILE:CD1	1:B:80:CYS:N	20	5.25
(3,16)	1:B:142:ILE:CD1	5:B:203:7Q9:N	20	5.25
(3,16)	1:B:142:ILE:CD1	5:B:204:7Q9:N	20	5.25
(3,16)	1:B:142:ILE:CD1	5:B:205:7Q9:N	20	5.25
(3,16)	1:B:142:ILE:CD1	5:B:206:7Q9:N	20	5.25
(3,16)	1:B:142:ILE:CD1	5:B:207:7Q9:N	20	5.25
(3,16)	1:B:142:ILE:CD1	6:B:208:17F:N1	20	5.25
(3,16)	1:B:142:ILE:CD1	5:B:209:7Q9:N	20	5.25
(3,16)	1:B:142:ILE:CD1	5:B:210:7Q9:N	20	5.25
(3,16)	1:B:142:ILE:CD1	5:B:211:7Q9:N	20	5.25
(3,16)	1:B:142:ILE:CD1	5:B:212:7Q9:N	20	5.25
(3,16)	1:B:142:ILE:CD1	5:B:213:7Q9:N	20	5.25
(3,16)	1:B:142:ILE:CD1	6:B:214:17F:N1	20	5.25

Continued on next page...

Continued from previous page...

Key	Atom-1	Atom-2	Model ID	Violation (Å)
(3,16)	1:B:142:ILE:CD1	6:B:215:17F:N1	20	5.25
(3,16)	1:B:142:ILE:CD1	5:B:216:7Q9:N	20	5.25
(3,16)	1:B:142:ILE:CD1	5:B:217:7Q9:N	20	5.25
(3,16)	1:B:142:ILE:CD1	5:B:218:7Q9:N	20	5.25
(3,16)	1:B:142:ILE:CD1	6:B:219:17F:N1	20	5.25
(3,16)	1:B:142:ILE:CD1	5:B:220:7Q9:N	20	5.25
(3,14)	1:B:133:LEU:CD1	1:B:2:THR:N	4	5.25
(3,14)	1:B:133:LEU:CD1	1:B:3:GLU:N	4	5.25
(3,14)	1:B:133:LEU:CD1	1:B:4:TYR:N	4	5.25
(3,14)	1:B:133:LEU:CD1	1:B:5:LYS:N	4	5.25
(3,14)	1:B:133:LEU:CD1	1:B:6:LEU:N	4	5.25
(3,14)	1:B:133:LEU:CD1	1:B:7:VAL:N	4	5.25
(3,14)	1:B:133:LEU:CD1	1:B:8:VAL:N	4	5.25
(3,14)	1:B:133:LEU:CD1	1:B:9:VAL:N	4	5.25
(3,14)	1:B:133:LEU:CD1	1:B:10:GLY:N	4	5.25
(3,14)	1:B:133:LEU:CD1	1:B:11:ALA:N	4	5.25
(3,14)	1:B:133:LEU:CD1	1:B:12:ASP:N	4	5.25
(3,14)	1:B:133:LEU:CD1	1:B:13:GLY:N	4	5.25
(3,14)	1:B:133:LEU:CD1	1:B:14:VAL:N	4	5.25
(3,14)	1:B:133:LEU:CD1	1:B:15:GLY:N	4	5.25
(3,14)	1:B:133:LEU:CD1	1:B:16:LYS:N	4	5.25
(3,14)	1:B:133:LEU:CD1	1:B:17:SER:N	4	5.25
(3,14)	1:B:133:LEU:CD1	1:B:18:ALA:N	4	5.25
(3,14)	1:B:133:LEU:CD1	1:B:19:LEU:N	4	5.25
(3,14)	1:B:133:LEU:CD1	1:B:20:THR:N	4	5.25
(3,14)	1:B:133:LEU:CD1	1:B:21:ILE:N	4	5.25
(3,14)	1:B:133:LEU:CD1	1:B:22:GLN:N	4	5.25
(3,14)	1:B:133:LEU:CD1	1:B:23:LEU:N	4	5.25
(3,14)	1:B:133:LEU:CD1	1:B:24:ILE:N	4	5.25
(3,14)	1:B:133:LEU:CD1	1:B:25:GLN:N	4	5.25
(3,14)	1:B:133:LEU:CD1	1:B:26:ASN:N	4	5.25
(3,14)	1:B:133:LEU:CD1	1:B:27:HIS:N	4	5.25
(3,14)	1:B:133:LEU:CD1	1:B:28:PHE:N	4	5.25
(3,14)	1:B:133:LEU:CD1	1:B:29:VAL:N	4	5.25
(3,14)	1:B:133:LEU:CD1	1:B:30:ASP:N	4	5.25
(3,14)	1:B:133:LEU:CD1	1:B:31:GLU:N	4	5.25
(3,14)	1:B:133:LEU:CD1	1:B:32:TYR:N	4	5.25
(3,14)	1:B:133:LEU:CD1	1:B:33:ASP:N	4	5.25
(3,14)	1:B:133:LEU:CD1	1:B:34:PRO:N	4	5.25
(3,14)	1:B:133:LEU:CD1	1:B:35:THR:N	4	5.25
(3,14)	1:B:133:LEU:CD1	1:B:36:ILE:N	4	5.25
(3,14)	1:B:133:LEU:CD1	1:B:37:GLU:N	4	5.25

Continued on next page...

Continued from previous page...

Key	Atom-1	Atom-2	Model ID	Violation (Å)
(3,14)	1:B:133:LEU:CD1	1:B:38:ASP:N	4	5.25
(3,14)	1:B:133:LEU:CD1	1:B:39:SER:N	4	5.25
(3,14)	1:B:133:LEU:CD1	1:B:40:TYR:N	4	5.25
(3,14)	1:B:133:LEU:CD1	1:B:41:ARG:N	4	5.25
(3,14)	1:B:133:LEU:CD1	1:B:42:LYS:N	4	5.25
(3,14)	1:B:133:LEU:CD1	1:B:43:GLN:N	4	5.25
(3,14)	1:B:133:LEU:CD1	1:B:44:VAL:N	4	5.25
(3,14)	1:B:133:LEU:CD1	1:B:45:VAL:N	4	5.25
(3,14)	1:B:133:LEU:CD1	1:B:46:ILE:N	4	5.25
(3,14)	1:B:133:LEU:CD1	1:B:47:ASP:N	4	5.25
(3,14)	1:B:133:LEU:CD1	1:B:48:GLY:N	4	5.25
(3,14)	1:B:133:LEU:CD1	1:B:49:GLU:N	4	5.25
(3,14)	1:B:133:LEU:CD1	1:B:50:THR:N	4	5.25
(3,14)	1:B:133:LEU:CD1	1:B:51:CYS:N	4	5.25
(3,14)	1:B:133:LEU:CD1	1:B:52:LEU:N	4	5.25
(3,14)	1:B:133:LEU:CD1	1:B:53:LEU:N	4	5.25
(3,14)	1:B:133:LEU:CD1	1:B:54:ASP:N	4	5.25
(3,14)	1:B:133:LEU:CD1	1:B:55:ILE:N	4	5.25
(3,14)	1:B:133:LEU:CD1	1:B:56:LEU:N	4	5.25
(3,14)	1:B:133:LEU:CD1	1:B:57:ASP:N	4	5.25
(3,14)	1:B:133:LEU:CD1	1:B:58:THR:N	4	5.25
(3,14)	1:B:133:LEU:CD1	1:B:59:ALA:N	4	5.25
(3,14)	1:B:133:LEU:CD1	1:B:60:GLY:N	4	5.25
(3,14)	1:B:133:LEU:CD1	1:B:61:GLN:N	4	5.25
(3,14)	1:B:133:LEU:CD1	1:B:62:GLU:N	4	5.25
(3,14)	1:B:133:LEU:CD1	1:B:63:GLU:N	4	5.25
(3,14)	1:B:133:LEU:CD1	1:B:64:TYR:N	4	5.25
(3,14)	1:B:133:LEU:CD1	1:B:65:SER:N	4	5.25
(3,14)	1:B:133:LEU:CD1	1:B:66:ALA:N	4	5.25
(3,14)	1:B:133:LEU:CD1	1:B:67:MET:N	4	5.25
(3,14)	1:B:133:LEU:CD1	1:B:68:ARG:N	4	5.25
(3,14)	1:B:133:LEU:CD1	1:B:69:ASP:N	4	5.25
(3,14)	1:B:133:LEU:CD1	1:B:70:GLN:N	4	5.25
(3,14)	1:B:133:LEU:CD1	1:B:71:TYR:N	4	5.25
(3,14)	1:B:133:LEU:CD1	1:B:72:MET:N	4	5.25
(3,14)	1:B:133:LEU:CD1	1:B:73:ARG:N	4	5.25
(3,14)	1:B:133:LEU:CD1	1:B:74:THR:N	4	5.25
(3,14)	1:B:133:LEU:CD1	1:B:75:GLY:N	4	5.25
(3,14)	1:B:133:LEU:CD1	1:B:76:GLU:N	4	5.25
(3,14)	1:B:133:LEU:CD1	1:B:77:GLY:N	4	5.25
(3,14)	1:B:133:LEU:CD1	1:B:78:PHE:N	4	5.25
(3,14)	1:B:133:LEU:CD1	1:B:79:LEU:N	4	5.25

Continued on next page...

Continued from previous page...

Key	Atom-1	Atom-2	Model ID	Violation (Å)
(3,14)	1:B:133:LEU:CD1	1:B:80:CYS:N	4	5.25
(3,14)	1:B:133:LEU:CD1	5:B:203:7Q9:N	4	5.25
(3,14)	1:B:133:LEU:CD1	5:B:204:7Q9:N	4	5.25
(3,14)	1:B:133:LEU:CD1	5:B:205:7Q9:N	4	5.25
(3,14)	1:B:133:LEU:CD1	5:B:206:7Q9:N	4	5.25
(3,14)	1:B:133:LEU:CD1	5:B:207:7Q9:N	4	5.25
(3,14)	1:B:133:LEU:CD1	6:B:208:17F:N1	4	5.25
(3,14)	1:B:133:LEU:CD1	5:B:209:7Q9:N	4	5.25
(3,14)	1:B:133:LEU:CD1	5:B:210:7Q9:N	4	5.25
(3,14)	1:B:133:LEU:CD1	5:B:211:7Q9:N	4	5.25
(3,14)	1:B:133:LEU:CD1	5:B:212:7Q9:N	4	5.25
(3,14)	1:B:133:LEU:CD1	5:B:213:7Q9:N	4	5.25
(3,14)	1:B:133:LEU:CD1	6:B:214:17F:N1	4	5.25
(3,14)	1:B:133:LEU:CD1	6:B:215:17F:N1	4	5.25
(3,14)	1:B:133:LEU:CD1	5:B:216:7Q9:N	4	5.25
(3,14)	1:B:133:LEU:CD1	5:B:217:7Q9:N	4	5.25
(3,14)	1:B:133:LEU:CD1	5:B:218:7Q9:N	4	5.25
(3,14)	1:B:133:LEU:CD1	6:B:219:17F:N1	4	5.25
(3,14)	1:B:133:LEU:CD1	5:B:220:7Q9:N	4	5.25
(3,14)	1:B:133:LEU:CD2	1:B:2:THR:N	4	5.25
(3,14)	1:B:133:LEU:CD2	1:B:3:GLU:N	4	5.25
(3,14)	1:B:133:LEU:CD2	1:B:4:TYR:N	4	5.25
(3,14)	1:B:133:LEU:CD2	1:B:5:LYS:N	4	5.25
(3,14)	1:B:133:LEU:CD2	1:B:6:LEU:N	4	5.25
(3,14)	1:B:133:LEU:CD2	1:B:7:VAL:N	4	5.25
(3,14)	1:B:133:LEU:CD2	1:B:8:VAL:N	4	5.25
(3,14)	1:B:133:LEU:CD2	1:B:9:VAL:N	4	5.25
(3,14)	1:B:133:LEU:CD2	1:B:10:GLY:N	4	5.25
(3,14)	1:B:133:LEU:CD2	1:B:11:ALA:N	4	5.25
(3,14)	1:B:133:LEU:CD2	1:B:12:ASP:N	4	5.25
(3,14)	1:B:133:LEU:CD2	1:B:13:GLY:N	4	5.25
(3,14)	1:B:133:LEU:CD2	1:B:14:VAL:N	4	5.25
(3,14)	1:B:133:LEU:CD2	1:B:15:GLY:N	4	5.25
(3,14)	1:B:133:LEU:CD2	1:B:16:LYS:N	4	5.25
(3,14)	1:B:133:LEU:CD2	1:B:17:SER:N	4	5.25
(3,14)	1:B:133:LEU:CD2	1:B:18:ALA:N	4	5.25
(3,14)	1:B:133:LEU:CD2	1:B:19:LEU:N	4	5.25
(3,14)	1:B:133:LEU:CD2	1:B:20:THR:N	4	5.25
(3,14)	1:B:133:LEU:CD2	1:B:21:ILE:N	4	5.25
(3,14)	1:B:133:LEU:CD2	1:B:22:GLN:N	4	5.25
(3,14)	1:B:133:LEU:CD2	1:B:23:LEU:N	4	5.25
(3,14)	1:B:133:LEU:CD2	1:B:24:ILE:N	4	5.25

Continued on next page...

Continued from previous page...

Key	Atom-1	Atom-2	Model ID	Violation (Å)
(3,14)	1:B:133:LEU:CD2	1:B:25:GLN:N	4	5.25
(3,14)	1:B:133:LEU:CD2	1:B:26:ASN:N	4	5.25
(3,14)	1:B:133:LEU:CD2	1:B:27:HIS:N	4	5.25
(3,14)	1:B:133:LEU:CD2	1:B:28:PHE:N	4	5.25
(3,14)	1:B:133:LEU:CD2	1:B:29:VAL:N	4	5.25
(3,14)	1:B:133:LEU:CD2	1:B:30:ASP:N	4	5.25
(3,14)	1:B:133:LEU:CD2	1:B:31:GLU:N	4	5.25
(3,14)	1:B:133:LEU:CD2	1:B:32:TYR:N	4	5.25
(3,14)	1:B:133:LEU:CD2	1:B:33:ASP:N	4	5.25
(3,14)	1:B:133:LEU:CD2	1:B:34:PRO:N	4	5.25
(3,14)	1:B:133:LEU:CD2	1:B:35:THR:N	4	5.25
(3,14)	1:B:133:LEU:CD2	1:B:36:ILE:N	4	5.25
(3,14)	1:B:133:LEU:CD2	1:B:37:GLU:N	4	5.25
(3,14)	1:B:133:LEU:CD2	1:B:38:ASP:N	4	5.25
(3,14)	1:B:133:LEU:CD2	1:B:39:SER:N	4	5.25
(3,14)	1:B:133:LEU:CD2	1:B:40:TYR:N	4	5.25
(3,14)	1:B:133:LEU:CD2	1:B:41:ARG:N	4	5.25
(3,14)	1:B:133:LEU:CD2	1:B:42:LYS:N	4	5.25
(3,14)	1:B:133:LEU:CD2	1:B:43:GLN:N	4	5.25
(3,14)	1:B:133:LEU:CD2	1:B:44:VAL:N	4	5.25
(3,14)	1:B:133:LEU:CD2	1:B:45:VAL:N	4	5.25
(3,14)	1:B:133:LEU:CD2	1:B:46:ILE:N	4	5.25
(3,14)	1:B:133:LEU:CD2	1:B:47:ASP:N	4	5.25
(3,14)	1:B:133:LEU:CD2	1:B:48:GLY:N	4	5.25
(3,14)	1:B:133:LEU:CD2	1:B:49:GLU:N	4	5.25
(3,14)	1:B:133:LEU:CD2	1:B:50:THR:N	4	5.25
(3,14)	1:B:133:LEU:CD2	1:B:51:CYS:N	4	5.25
(3,14)	1:B:133:LEU:CD2	1:B:52:LEU:N	4	5.25
(3,14)	1:B:133:LEU:CD2	1:B:53:LEU:N	4	5.25
(3,14)	1:B:133:LEU:CD2	1:B:54:ASP:N	4	5.25
(3,14)	1:B:133:LEU:CD2	1:B:55:ILE:N	4	5.25
(3,14)	1:B:133:LEU:CD2	1:B:56:LEU:N	4	5.25
(3,14)	1:B:133:LEU:CD2	1:B:57:ASP:N	4	5.25
(3,14)	1:B:133:LEU:CD2	1:B:58:THR:N	4	5.25
(3,14)	1:B:133:LEU:CD2	1:B:59:ALA:N	4	5.25
(3,14)	1:B:133:LEU:CD2	1:B:60:GLY:N	4	5.25
(3,14)	1:B:133:LEU:CD2	1:B:61:GLN:N	4	5.25
(3,14)	1:B:133:LEU:CD2	1:B:62:GLU:N	4	5.25
(3,14)	1:B:133:LEU:CD2	1:B:63:GLU:N	4	5.25
(3,14)	1:B:133:LEU:CD2	1:B:64:TYR:N	4	5.25
(3,14)	1:B:133:LEU:CD2	1:B:65:SER:N	4	5.25
(3,14)	1:B:133:LEU:CD2	1:B:66:ALA:N	4	5.25

Continued on next page...

Continued from previous page...

Key	Atom-1	Atom-2	Model ID	Violation (Å)
(3,14)	1:B:133:LEU:CD2	1:B:67:MET:N	4	5.25
(3,14)	1:B:133:LEU:CD2	1:B:68:ARG:N	4	5.25
(3,14)	1:B:133:LEU:CD2	1:B:69:ASP:N	4	5.25
(3,14)	1:B:133:LEU:CD2	1:B:70:GLN:N	4	5.25
(3,14)	1:B:133:LEU:CD2	1:B:71:TYR:N	4	5.25
(3,14)	1:B:133:LEU:CD2	1:B:72:MET:N	4	5.25
(3,14)	1:B:133:LEU:CD2	1:B:73:ARG:N	4	5.25
(3,14)	1:B:133:LEU:CD2	1:B:74:THR:N	4	5.25
(3,14)	1:B:133:LEU:CD2	1:B:75:GLY:N	4	5.25
(3,14)	1:B:133:LEU:CD2	1:B:76:GLU:N	4	5.25
(3,14)	1:B:133:LEU:CD2	1:B:77:GLY:N	4	5.25
(3,14)	1:B:133:LEU:CD2	1:B:78:PHE:N	4	5.25
(3,14)	1:B:133:LEU:CD2	1:B:79:LEU:N	4	5.25
(3,14)	1:B:133:LEU:CD2	1:B:80:CYS:N	4	5.25
(3,14)	1:B:133:LEU:CD2	5:B:203:7Q9:N	4	5.25
(3,14)	1:B:133:LEU:CD2	5:B:204:7Q9:N	4	5.25
(3,14)	1:B:133:LEU:CD2	5:B:205:7Q9:N	4	5.25
(3,14)	1:B:133:LEU:CD2	5:B:206:7Q9:N	4	5.25
(3,14)	1:B:133:LEU:CD2	5:B:207:7Q9:N	4	5.25
(3,14)	1:B:133:LEU:CD2	6:B:208:17F:N1	4	5.25
(3,14)	1:B:133:LEU:CD2	5:B:209:7Q9:N	4	5.25
(3,14)	1:B:133:LEU:CD2	5:B:210:7Q9:N	4	5.25
(3,14)	1:B:133:LEU:CD2	5:B:211:7Q9:N	4	5.25
(3,14)	1:B:133:LEU:CD2	5:B:212:7Q9:N	4	5.25
(3,14)	1:B:133:LEU:CD2	5:B:213:7Q9:N	4	5.25
(3,14)	1:B:133:LEU:CD2	6:B:214:17F:N1	4	5.25
(3,14)	1:B:133:LEU:CD2	6:B:215:17F:N1	4	5.25
(3,14)	1:B:133:LEU:CD2	5:B:216:7Q9:N	4	5.25
(3,14)	1:B:133:LEU:CD2	5:B:217:7Q9:N	4	5.25
(3,14)	1:B:133:LEU:CD2	5:B:218:7Q9:N	4	5.25
(3,14)	1:B:133:LEU:CD2	6:B:219:17F:N1	4	5.25
(3,14)	1:B:133:LEU:CD2	5:B:220:7Q9:N	4	5.25
(1,13)	1:A:39:SER:OG	1:A:112:VAL:CG1	15	5.25
(1,13)	1:A:39:SER:OG	1:A:112:VAL:CG2	15	5.25
(1,13)	1:A:39:SER:OG	1:B:112:VAL:C	15	5.25
(1,13)	1:A:39:SER:OG	1:B:112:VAL:CA	15	5.25
(1,13)	1:A:39:SER:OG	1:B:112:VAL:CB	15	5.25
(1,13)	1:A:39:SER:OG	1:B:112:VAL:CG1	15	5.25
(1,13)	1:A:39:SER:OG	1:B:112:VAL:CG1	15	5.25
(1,13)	1:A:39:SER:OG	1:B:112:VAL:CG2	15	5.25
(1,13)	1:A:39:SER:OG	1:B:112:VAL:CG2	15	5.25
(1,13)	1:A:39:SER:OG	1:B:112:VAL:H	15	5.25

Continued on next page...

Continued from previous page...

Key	Atom-1	Atom-2	Model ID	Violation (Å)
(1,13)	1:A:39:SER:OG	1:B:112:VAL:N	15	5.25
(1,13)	1:A:39:SER:OG	1:B:112:VAL:O	15	5.25
(1,13)	1:A:39:SER:OG	1:A:112:VAL:CG1	16	5.25
(1,13)	1:A:39:SER:OG	1:A:112:VAL:CG2	16	5.25
(1,13)	1:A:39:SER:OG	1:B:112:VAL:C	16	5.25
(1,13)	1:A:39:SER:OG	1:B:112:VAL:CA	16	5.25
(1,13)	1:A:39:SER:OG	1:B:112:VAL:CB	16	5.25
(1,13)	1:A:39:SER:OG	1:B:112:VAL:CG1	16	5.25
(1,13)	1:A:39:SER:OG	1:B:112:VAL:CG1	16	5.25
(1,13)	1:A:39:SER:OG	1:B:112:VAL:CG2	16	5.25
(1,13)	1:A:39:SER:OG	1:B:112:VAL:CG2	16	5.25
(1,13)	1:A:39:SER:OG	1:B:112:VAL:H	16	5.25
(1,13)	1:A:39:SER:OG	1:B:112:VAL:N	16	5.25
(1,13)	1:A:39:SER:OG	1:B:112:VAL:O	16	5.25
(3,16)	1:B:142:ILE:CD1	1:B:2:THR:N	17	5.23
(3,16)	1:B:142:ILE:CD1	1:B:3:GLU:N	17	5.23
(3,16)	1:B:142:ILE:CD1	1:B:4:TYR:N	17	5.23
(3,16)	1:B:142:ILE:CD1	1:B:5:LYS:N	17	5.23
(3,16)	1:B:142:ILE:CD1	1:B:6:LEU:N	17	5.23
(3,16)	1:B:142:ILE:CD1	1:B:7:VAL:N	17	5.23
(3,16)	1:B:142:ILE:CD1	1:B:8:VAL:N	17	5.23
(3,16)	1:B:142:ILE:CD1	1:B:9:VAL:N	17	5.23
(3,16)	1:B:142:ILE:CD1	1:B:10:GLY:N	17	5.23
(3,16)	1:B:142:ILE:CD1	1:B:11:ALA:N	17	5.23
(3,16)	1:B:142:ILE:CD1	1:B:12:ASP:N	17	5.23
(3,16)	1:B:142:ILE:CD1	1:B:13:GLY:N	17	5.23
(3,16)	1:B:142:ILE:CD1	1:B:14:VAL:N	17	5.23
(3,16)	1:B:142:ILE:CD1	1:B:15:GLY:N	17	5.23
(3,16)	1:B:142:ILE:CD1	1:B:16:LYS:N	17	5.23
(3,16)	1:B:142:ILE:CD1	1:B:17:SER:N	17	5.23
(3,16)	1:B:142:ILE:CD1	1:B:18:ALA:N	17	5.23
(3,16)	1:B:142:ILE:CD1	1:B:19:LEU:N	17	5.23
(3,16)	1:B:142:ILE:CD1	1:B:20:THR:N	17	5.23
(3,16)	1:B:142:ILE:CD1	1:B:21:ILE:N	17	5.23
(3,16)	1:B:142:ILE:CD1	1:B:22:GLN:N	17	5.23
(3,16)	1:B:142:ILE:CD1	1:B:23:LEU:N	17	5.23
(3,16)	1:B:142:ILE:CD1	1:B:24:ILE:N	17	5.23
(3,16)	1:B:142:ILE:CD1	1:B:25:GLN:N	17	5.23
(3,16)	1:B:142:ILE:CD1	1:B:26:ASN:N	17	5.23
(3,16)	1:B:142:ILE:CD1	1:B:27:HIS:N	17	5.23
(3,16)	1:B:142:ILE:CD1	1:B:28:PHE:N	17	5.23
(3,16)	1:B:142:ILE:CD1	1:B:29:VAL:N	17	5.23

Continued on next page...

Continued from previous page...

Key	Atom-1	Atom-2	Model ID	Violation (Å)
(3,16)	1:B:142:ILE:CD1	1:B:30:ASP:N	17	5.23
(3,16)	1:B:142:ILE:CD1	1:B:31:GLU:N	17	5.23
(3,16)	1:B:142:ILE:CD1	1:B:32:TYR:N	17	5.23
(3,16)	1:B:142:ILE:CD1	1:B:33:ASP:N	17	5.23
(3,16)	1:B:142:ILE:CD1	1:B:34:PRO:N	17	5.23
(3,16)	1:B:142:ILE:CD1	1:B:35:THR:N	17	5.23
(3,16)	1:B:142:ILE:CD1	1:B:36:ILE:N	17	5.23
(3,16)	1:B:142:ILE:CD1	1:B:37:GLU:N	17	5.23
(3,16)	1:B:142:ILE:CD1	1:B:38:ASP:N	17	5.23
(3,16)	1:B:142:ILE:CD1	1:B:39:SER:N	17	5.23
(3,16)	1:B:142:ILE:CD1	1:B:40:TYR:N	17	5.23
(3,16)	1:B:142:ILE:CD1	1:B:41:ARG:N	17	5.23
(3,16)	1:B:142:ILE:CD1	1:B:42:LYS:N	17	5.23
(3,16)	1:B:142:ILE:CD1	1:B:43:GLN:N	17	5.23
(3,16)	1:B:142:ILE:CD1	1:B:44:VAL:N	17	5.23
(3,16)	1:B:142:ILE:CD1	1:B:45:VAL:N	17	5.23
(3,16)	1:B:142:ILE:CD1	1:B:46:ILE:N	17	5.23
(3,16)	1:B:142:ILE:CD1	1:B:47:ASP:N	17	5.23
(3,16)	1:B:142:ILE:CD1	1:B:48:GLY:N	17	5.23
(3,16)	1:B:142:ILE:CD1	1:B:49:GLU:N	17	5.23
(3,16)	1:B:142:ILE:CD1	1:B:50:THR:N	17	5.23
(3,16)	1:B:142:ILE:CD1	1:B:51:CYS:N	17	5.23
(3,16)	1:B:142:ILE:CD1	1:B:52:LEU:N	17	5.23
(3,16)	1:B:142:ILE:CD1	1:B:53:LEU:N	17	5.23
(3,16)	1:B:142:ILE:CD1	1:B:54:ASP:N	17	5.23
(3,16)	1:B:142:ILE:CD1	1:B:55:ILE:N	17	5.23
(3,16)	1:B:142:ILE:CD1	1:B:56:LEU:N	17	5.23
(3,16)	1:B:142:ILE:CD1	1:B:57:ASP:N	17	5.23
(3,16)	1:B:142:ILE:CD1	1:B:58:THR:N	17	5.23
(3,16)	1:B:142:ILE:CD1	1:B:59:ALA:N	17	5.23
(3,16)	1:B:142:ILE:CD1	1:B:60:GLY:N	17	5.23
(3,16)	1:B:142:ILE:CD1	1:B:61:GLN:N	17	5.23
(3,16)	1:B:142:ILE:CD1	1:B:62:GLU:N	17	5.23
(3,16)	1:B:142:ILE:CD1	1:B:63:GLU:N	17	5.23
(3,16)	1:B:142:ILE:CD1	1:B:64:TYR:N	17	5.23
(3,16)	1:B:142:ILE:CD1	1:B:65:SER:N	17	5.23
(3,16)	1:B:142:ILE:CD1	1:B:66:ALA:N	17	5.23
(3,16)	1:B:142:ILE:CD1	1:B:67:MET:N	17	5.23
(3,16)	1:B:142:ILE:CD1	1:B:68:ARG:N	17	5.23
(3,16)	1:B:142:ILE:CD1	1:B:69:ASP:N	17	5.23
(3,16)	1:B:142:ILE:CD1	1:B:70:GLN:N	17	5.23
(3,16)	1:B:142:ILE:CD1	1:B:71:TYR:N	17	5.23

Continued on next page...

Continued from previous page...

Key	Atom-1	Atom-2	Model ID	Violation (Å)
(3,16)	1:B:142:ILE:CD1	1:B:72:MET:N	17	5.23
(3,16)	1:B:142:ILE:CD1	1:B:73:ARG:N	17	5.23
(3,16)	1:B:142:ILE:CD1	1:B:74:THR:N	17	5.23
(3,16)	1:B:142:ILE:CD1	1:B:75:GLY:N	17	5.23
(3,16)	1:B:142:ILE:CD1	1:B:76:GLU:N	17	5.23
(3,16)	1:B:142:ILE:CD1	1:B:77:GLY:N	17	5.23
(3,16)	1:B:142:ILE:CD1	1:B:78:PHE:N	17	5.23
(3,16)	1:B:142:ILE:CD1	1:B:79:LEU:N	17	5.23
(3,16)	1:B:142:ILE:CD1	1:B:80:CYS:N	17	5.23
(3,16)	1:B:142:ILE:CD1	5:B:203:7Q9:N	17	5.23
(3,16)	1:B:142:ILE:CD1	5:B:204:7Q9:N	17	5.23
(3,16)	1:B:142:ILE:CD1	5:B:205:7Q9:N	17	5.23
(3,16)	1:B:142:ILE:CD1	5:B:206:7Q9:N	17	5.23
(3,16)	1:B:142:ILE:CD1	5:B:207:7Q9:N	17	5.23
(3,16)	1:B:142:ILE:CD1	6:B:208:17F:N1	17	5.23
(3,16)	1:B:142:ILE:CD1	5:B:209:7Q9:N	17	5.23
(3,16)	1:B:142:ILE:CD1	5:B:210:7Q9:N	17	5.23
(3,16)	1:B:142:ILE:CD1	5:B:211:7Q9:N	17	5.23
(3,16)	1:B:142:ILE:CD1	5:B:212:7Q9:N	17	5.23
(3,16)	1:B:142:ILE:CD1	5:B:213:7Q9:N	17	5.23
(3,16)	1:B:142:ILE:CD1	6:B:214:17F:N1	17	5.23
(3,16)	1:B:142:ILE:CD1	6:B:215:17F:N1	17	5.23
(3,16)	1:B:142:ILE:CD1	5:B:216:7Q9:N	17	5.23
(3,16)	1:B:142:ILE:CD1	5:B:217:7Q9:N	17	5.23
(3,16)	1:B:142:ILE:CD1	5:B:218:7Q9:N	17	5.23
(3,16)	1:B:142:ILE:CD1	6:B:219:17F:N1	17	5.23
(3,16)	1:B:142:ILE:CD1	5:B:220:7Q9:N	17	5.23
(1,14)	1:A:39:SER:OG	1:A:113:LEU:CD1	1	5.23
(1,14)	1:A:39:SER:OG	1:A:113:LEU:CD2	1	5.23
(1,14)	1:A:39:SER:OG	1:B:113:LEU:C	1	5.23
(1,14)	1:A:39:SER:OG	1:B:113:LEU:CA	1	5.23
(1,14)	1:A:39:SER:OG	1:B:113:LEU:CB	1	5.23
(1,14)	1:A:39:SER:OG	1:B:113:LEU:CD1	1	5.23
(1,14)	1:A:39:SER:OG	1:B:113:LEU:CD1	1	5.23
(1,14)	1:A:39:SER:OG	1:B:113:LEU:CD2	1	5.23
(1,14)	1:A:39:SER:OG	1:B:113:LEU:CD2	1	5.23
(1,14)	1:A:39:SER:OG	1:B:113:LEU:CG	1	5.23
(1,14)	1:A:39:SER:OG	1:B:113:LEU:H	1	5.23
(1,14)	1:A:39:SER:OG	1:B:113:LEU:N	1	5.23
(1,14)	1:A:39:SER:OG	1:B:113:LEU:O	1	5.23
(3,3)	1:A:21:ILE:CD1	1:B:2:THR:N	3	5.21
(3,3)	1:A:21:ILE:CD1	1:B:3:GLU:N	3	5.21

Continued on next page...

Continued from previous page...

Key	Atom-1	Atom-2	Model ID	Violation (Å)
(3,3)	1:A:21:ILE:CD1	1:B:4:TYR:N	3	5.21
(3,3)	1:A:21:ILE:CD1	1:B:5:LYS:N	3	5.21
(3,3)	1:A:21:ILE:CD1	1:B:6:LEU:N	3	5.21
(3,3)	1:A:21:ILE:CD1	1:B:7:VAL:N	3	5.21
(3,3)	1:A:21:ILE:CD1	1:B:8:VAL:N	3	5.21
(3,3)	1:A:21:ILE:CD1	1:B:9:VAL:N	3	5.21
(3,3)	1:A:21:ILE:CD1	1:B:10:GLY:N	3	5.21
(3,3)	1:A:21:ILE:CD1	1:B:11:ALA:N	3	5.21
(3,3)	1:A:21:ILE:CD1	1:B:12:ASP:N	3	5.21
(3,3)	1:A:21:ILE:CD1	1:B:13:GLY:N	3	5.21
(3,3)	1:A:21:ILE:CD1	1:B:14:VAL:N	3	5.21
(3,3)	1:A:21:ILE:CD1	1:B:15:GLY:N	3	5.21
(3,3)	1:A:21:ILE:CD1	1:B:16:LYS:N	3	5.21
(3,3)	1:A:21:ILE:CD1	1:B:17:SER:N	3	5.21
(3,3)	1:A:21:ILE:CD1	1:B:18:ALA:N	3	5.21
(3,3)	1:A:21:ILE:CD1	1:B:19:LEU:N	3	5.21
(3,3)	1:A:21:ILE:CD1	1:B:20:THR:N	3	5.21
(3,3)	1:A:21:ILE:CD1	1:B:21:ILE:N	3	5.21
(3,3)	1:A:21:ILE:CD1	1:B:22:GLN:N	3	5.21
(3,3)	1:A:21:ILE:CD1	1:B:23:LEU:N	3	5.21
(3,3)	1:A:21:ILE:CD1	1:B:24:ILE:N	3	5.21
(3,3)	1:A:21:ILE:CD1	1:B:25:GLN:N	3	5.21
(3,3)	1:A:21:ILE:CD1	1:B:26:ASN:N	3	5.21
(3,3)	1:A:21:ILE:CD1	1:B:27:HIS:N	3	5.21
(3,3)	1:A:21:ILE:CD1	1:B:28:PHE:N	3	5.21
(3,3)	1:A:21:ILE:CD1	1:B:29:VAL:N	3	5.21
(3,3)	1:A:21:ILE:CD1	1:B:30:ASP:N	3	5.21
(3,3)	1:A:21:ILE:CD1	1:B:31:GLU:N	3	5.21
(3,3)	1:A:21:ILE:CD1	1:B:32:TYR:N	3	5.21
(3,3)	1:A:21:ILE:CD1	1:B:33:ASP:N	3	5.21
(3,3)	1:A:21:ILE:CD1	1:B:34:PRO:N	3	5.21
(3,3)	1:A:21:ILE:CD1	1:B:35:THR:N	3	5.21
(3,3)	1:A:21:ILE:CD1	1:B:36:ILE:N	3	5.21
(3,3)	1:A:21:ILE:CD1	1:B:37:GLU:N	3	5.21
(3,3)	1:A:21:ILE:CD1	1:B:38:ASP:N	3	5.21
(3,3)	1:A:21:ILE:CD1	1:B:39:SER:N	3	5.21
(3,3)	1:A:21:ILE:CD1	1:B:40:TYR:N	3	5.21
(3,3)	1:A:21:ILE:CD1	1:B:41:ARG:N	3	5.21
(3,3)	1:A:21:ILE:CD1	1:B:42:LYS:N	3	5.21
(3,3)	1:A:21:ILE:CD1	1:B:43:GLN:N	3	5.21
(3,3)	1:A:21:ILE:CD1	1:B:44:VAL:N	3	5.21
(3,3)	1:A:21:ILE:CD1	1:B:45:VAL:N	3	5.21

Continued on next page...

Continued from previous page...

Key	Atom-1	Atom-2	Model ID	Violation (Å)
(3,3)	1:A:21:ILE:CD1	1:B:46:ILE:N	3	5.21
(3,3)	1:A:21:ILE:CD1	1:B:47:ASP:N	3	5.21
(3,3)	1:A:21:ILE:CD1	1:B:48:GLY:N	3	5.21
(3,3)	1:A:21:ILE:CD1	1:B:49:GLU:N	3	5.21
(3,3)	1:A:21:ILE:CD1	1:B:50:THR:N	3	5.21
(3,3)	1:A:21:ILE:CD1	1:B:51:CYS:N	3	5.21
(3,3)	1:A:21:ILE:CD1	1:B:52:LEU:N	3	5.21
(3,3)	1:A:21:ILE:CD1	1:B:53:LEU:N	3	5.21
(3,3)	1:A:21:ILE:CD1	1:B:54:ASP:N	3	5.21
(3,3)	1:A:21:ILE:CD1	1:B:55:ILE:N	3	5.21
(3,3)	1:A:21:ILE:CD1	1:B:56:LEU:N	3	5.21
(3,3)	1:A:21:ILE:CD1	1:B:57:ASP:N	3	5.21
(3,3)	1:A:21:ILE:CD1	1:B:58:THR:N	3	5.21
(3,3)	1:A:21:ILE:CD1	1:B:59:ALA:N	3	5.21
(3,3)	1:A:21:ILE:CD1	1:B:60:GLY:N	3	5.21
(3,3)	1:A:21:ILE:CD1	1:B:61:GLN:N	3	5.21
(3,3)	1:A:21:ILE:CD1	1:B:62:GLU:N	3	5.21
(3,3)	1:A:21:ILE:CD1	1:B:63:GLU:N	3	5.21
(3,3)	1:A:21:ILE:CD1	1:B:64:TYR:N	3	5.21
(3,3)	1:A:21:ILE:CD1	1:B:65:SER:N	3	5.21
(3,3)	1:A:21:ILE:CD1	1:B:66:ALA:N	3	5.21
(3,3)	1:A:21:ILE:CD1	1:B:67:MET:N	3	5.21
(3,3)	1:A:21:ILE:CD1	1:B:68:ARG:N	3	5.21
(3,3)	1:A:21:ILE:CD1	1:B:69:ASP:N	3	5.21
(3,3)	1:A:21:ILE:CD1	1:B:70:GLN:N	3	5.21
(3,3)	1:A:21:ILE:CD1	1:B:71:TYR:N	3	5.21
(3,3)	1:A:21:ILE:CD1	1:B:72:MET:N	3	5.21
(3,3)	1:A:21:ILE:CD1	1:B:73:ARG:N	3	5.21
(3,3)	1:A:21:ILE:CD1	1:B:74:THR:N	3	5.21
(3,3)	1:A:21:ILE:CD1	1:B:75:GLY:N	3	5.21
(3,3)	1:A:21:ILE:CD1	1:B:76:GLU:N	3	5.21
(3,3)	1:A:21:ILE:CD1	1:B:77:GLY:N	3	5.21
(3,3)	1:A:21:ILE:CD1	1:B:78:PHE:N	3	5.21
(3,3)	1:A:21:ILE:CD1	1:B:79:LEU:N	3	5.21
(3,3)	1:A:21:ILE:CD1	1:B:80:CYS:N	3	5.21
(3,3)	1:A:21:ILE:CD1	5:B:203:7Q9:N	3	5.21
(3,3)	1:A:21:ILE:CD1	5:B:204:7Q9:N	3	5.21
(3,3)	1:A:21:ILE:CD1	5:B:205:7Q9:N	3	5.21
(3,3)	1:A:21:ILE:CD1	5:B:206:7Q9:N	3	5.21
(3,3)	1:A:21:ILE:CD1	5:B:207:7Q9:N	3	5.21
(3,3)	1:A:21:ILE:CD1	6:B:208:17F:N1	3	5.21
(3,3)	1:A:21:ILE:CD1	5:B:209:7Q9:N	3	5.21

Continued on next page...

Continued from previous page...

Key	Atom-1	Atom-2	Model ID	Violation (Å)
(3,3)	1:A:21:ILE:CD1	5:B:210:7Q9:N	3	5.21
(3,3)	1:A:21:ILE:CD1	5:B:211:7Q9:N	3	5.21
(3,3)	1:A:21:ILE:CD1	5:B:212:7Q9:N	3	5.21
(3,3)	1:A:21:ILE:CD1	5:B:213:7Q9:N	3	5.21
(3,3)	1:A:21:ILE:CD1	6:B:214:17F:N1	3	5.21
(3,3)	1:A:21:ILE:CD1	6:B:215:17F:N1	3	5.21
(3,3)	1:A:21:ILE:CD1	5:B:216:7Q9:N	3	5.21
(3,3)	1:A:21:ILE:CD1	5:B:217:7Q9:N	3	5.21
(3,3)	1:A:21:ILE:CD1	5:B:218:7Q9:N	3	5.21
(3,3)	1:A:21:ILE:CD1	6:B:219:17F:N1	3	5.21
(3,3)	1:A:21:ILE:CD1	5:B:220:7Q9:N	3	5.21
(3,16)	1:B:142:ILE:CD1	1:B:2:THR:N	3	5.19
(3,16)	1:B:142:ILE:CD1	1:B:3:GLU:N	3	5.19
(3,16)	1:B:142:ILE:CD1	1:B:4:TYR:N	3	5.19
(3,16)	1:B:142:ILE:CD1	1:B:5:LYS:N	3	5.19
(3,16)	1:B:142:ILE:CD1	1:B:6:LEU:N	3	5.19
(3,16)	1:B:142:ILE:CD1	1:B:7:VAL:N	3	5.19
(3,16)	1:B:142:ILE:CD1	1:B:8:VAL:N	3	5.19
(3,16)	1:B:142:ILE:CD1	1:B:9:VAL:N	3	5.19
(3,16)	1:B:142:ILE:CD1	1:B:10:GLY:N	3	5.19
(3,16)	1:B:142:ILE:CD1	1:B:11:ALA:N	3	5.19
(3,16)	1:B:142:ILE:CD1	1:B:12:ASP:N	3	5.19
(3,16)	1:B:142:ILE:CD1	1:B:13:GLY:N	3	5.19
(3,16)	1:B:142:ILE:CD1	1:B:14:VAL:N	3	5.19
(3,16)	1:B:142:ILE:CD1	1:B:15:GLY:N	3	5.19
(3,16)	1:B:142:ILE:CD1	1:B:16:LYS:N	3	5.19
(3,16)	1:B:142:ILE:CD1	1:B:17:SER:N	3	5.19
(3,16)	1:B:142:ILE:CD1	1:B:18:ALA:N	3	5.19
(3,16)	1:B:142:ILE:CD1	1:B:19:LEU:N	3	5.19
(3,16)	1:B:142:ILE:CD1	1:B:20:THR:N	3	5.19
(3,16)	1:B:142:ILE:CD1	1:B:21:ILE:N	3	5.19
(3,16)	1:B:142:ILE:CD1	1:B:22:GLN:N	3	5.19
(3,16)	1:B:142:ILE:CD1	1:B:23:LEU:N	3	5.19
(3,16)	1:B:142:ILE:CD1	1:B:24:ILE:N	3	5.19
(3,16)	1:B:142:ILE:CD1	1:B:25:GLN:N	3	5.19
(3,16)	1:B:142:ILE:CD1	1:B:26:ASN:N	3	5.19
(3,16)	1:B:142:ILE:CD1	1:B:27:HIS:N	3	5.19
(3,16)	1:B:142:ILE:CD1	1:B:28:PHE:N	3	5.19
(3,16)	1:B:142:ILE:CD1	1:B:29:VAL:N	3	5.19
(3,16)	1:B:142:ILE:CD1	1:B:30:ASP:N	3	5.19
(3,16)	1:B:142:ILE:CD1	1:B:31:GLU:N	3	5.19
(3,16)	1:B:142:ILE:CD1	1:B:32:TYR:N	3	5.19

Continued on next page...

Continued from previous page...

Key	Atom-1	Atom-2	Model ID	Violation (Å)
(3,16)	1:B:142:ILE:CD1	1:B:33:ASP:N	3	5.19
(3,16)	1:B:142:ILE:CD1	1:B:34:PRO:N	3	5.19
(3,16)	1:B:142:ILE:CD1	1:B:35:THR:N	3	5.19
(3,16)	1:B:142:ILE:CD1	1:B:36:ILE:N	3	5.19
(3,16)	1:B:142:ILE:CD1	1:B:37:GLU:N	3	5.19
(3,16)	1:B:142:ILE:CD1	1:B:38:ASP:N	3	5.19
(3,16)	1:B:142:ILE:CD1	1:B:39:SER:N	3	5.19
(3,16)	1:B:142:ILE:CD1	1:B:40:TYR:N	3	5.19
(3,16)	1:B:142:ILE:CD1	1:B:41:ARG:N	3	5.19
(3,16)	1:B:142:ILE:CD1	1:B:42:LYS:N	3	5.19
(3,16)	1:B:142:ILE:CD1	1:B:43:GLN:N	3	5.19
(3,16)	1:B:142:ILE:CD1	1:B:44:VAL:N	3	5.19
(3,16)	1:B:142:ILE:CD1	1:B:45:VAL:N	3	5.19
(3,16)	1:B:142:ILE:CD1	1:B:46:ILE:N	3	5.19
(3,16)	1:B:142:ILE:CD1	1:B:47:ASP:N	3	5.19
(3,16)	1:B:142:ILE:CD1	1:B:48:GLY:N	3	5.19
(3,16)	1:B:142:ILE:CD1	1:B:49:GLU:N	3	5.19
(3,16)	1:B:142:ILE:CD1	1:B:50:THR:N	3	5.19
(3,16)	1:B:142:ILE:CD1	1:B:51:CYS:N	3	5.19
(3,16)	1:B:142:ILE:CD1	1:B:52:LEU:N	3	5.19
(3,16)	1:B:142:ILE:CD1	1:B:53:LEU:N	3	5.19
(3,16)	1:B:142:ILE:CD1	1:B:54:ASP:N	3	5.19
(3,16)	1:B:142:ILE:CD1	1:B:55:ILE:N	3	5.19
(3,16)	1:B:142:ILE:CD1	1:B:56:LEU:N	3	5.19
(3,16)	1:B:142:ILE:CD1	1:B:57:ASP:N	3	5.19
(3,16)	1:B:142:ILE:CD1	1:B:58:THR:N	3	5.19
(3,16)	1:B:142:ILE:CD1	1:B:59:ALA:N	3	5.19
(3,16)	1:B:142:ILE:CD1	1:B:60:GLY:N	3	5.19
(3,16)	1:B:142:ILE:CD1	1:B:61:GLN:N	3	5.19
(3,16)	1:B:142:ILE:CD1	1:B:62:GLU:N	3	5.19
(3,16)	1:B:142:ILE:CD1	1:B:63:GLU:N	3	5.19
(3,16)	1:B:142:ILE:CD1	1:B:64:TYR:N	3	5.19
(3,16)	1:B:142:ILE:CD1	1:B:65:SER:N	3	5.19
(3,16)	1:B:142:ILE:CD1	1:B:66:ALA:N	3	5.19
(3,16)	1:B:142:ILE:CD1	1:B:67:MET:N	3	5.19
(3,16)	1:B:142:ILE:CD1	1:B:68:ARG:N	3	5.19
(3,16)	1:B:142:ILE:CD1	1:B:69:ASP:N	3	5.19
(3,16)	1:B:142:ILE:CD1	1:B:70:GLN:N	3	5.19
(3,16)	1:B:142:ILE:CD1	1:B:71:TYR:N	3	5.19
(3,16)	1:B:142:ILE:CD1	1:B:72:MET:N	3	5.19
(3,16)	1:B:142:ILE:CD1	1:B:73:ARG:N	3	5.19
(3,16)	1:B:142:ILE:CD1	1:B:74:THR:N	3	5.19

Continued on next page...

Continued from previous page...

Key	Atom-1	Atom-2	Model ID	Violation (Å)
(3,16)	1:B:142:ILE:CD1	1:B:75:GLY:N	3	5.19
(3,16)	1:B:142:ILE:CD1	1:B:76:GLU:N	3	5.19
(3,16)	1:B:142:ILE:CD1	1:B:77:GLY:N	3	5.19
(3,16)	1:B:142:ILE:CD1	1:B:78:PHE:N	3	5.19
(3,16)	1:B:142:ILE:CD1	1:B:79:LEU:N	3	5.19
(3,16)	1:B:142:ILE:CD1	1:B:80:CYS:N	3	5.19
(3,16)	1:B:142:ILE:CD1	5:B:203:7Q9:N	3	5.19
(3,16)	1:B:142:ILE:CD1	5:B:204:7Q9:N	3	5.19
(3,16)	1:B:142:ILE:CD1	5:B:205:7Q9:N	3	5.19
(3,16)	1:B:142:ILE:CD1	5:B:206:7Q9:N	3	5.19
(3,16)	1:B:142:ILE:CD1	5:B:207:7Q9:N	3	5.19
(3,16)	1:B:142:ILE:CD1	6:B:208:17F:N1	3	5.19
(3,16)	1:B:142:ILE:CD1	5:B:209:7Q9:N	3	5.19
(3,16)	1:B:142:ILE:CD1	5:B:210:7Q9:N	3	5.19
(3,16)	1:B:142:ILE:CD1	5:B:211:7Q9:N	3	5.19
(3,16)	1:B:142:ILE:CD1	5:B:212:7Q9:N	3	5.19
(3,16)	1:B:142:ILE:CD1	5:B:213:7Q9:N	3	5.19
(3,16)	1:B:142:ILE:CD1	6:B:214:17F:N1	3	5.19
(3,16)	1:B:142:ILE:CD1	6:B:215:17F:N1	3	5.19
(3,16)	1:B:142:ILE:CD1	5:B:216:7Q9:N	3	5.19
(3,16)	1:B:142:ILE:CD1	5:B:217:7Q9:N	3	5.19
(3,16)	1:B:142:ILE:CD1	5:B:218:7Q9:N	3	5.19
(3,16)	1:B:142:ILE:CD1	6:B:219:17F:N1	3	5.19
(3,16)	1:B:142:ILE:CD1	5:B:220:7Q9:N	3	5.19
(1,2)	1:B:118:CYS:SG	1:A:23:LEU:C	8	5.19
(1,2)	1:B:118:CYS:SG	1:A:23:LEU:CA	8	5.19
(1,2)	1:B:118:CYS:SG	1:A:23:LEU:CB	8	5.19
(1,2)	1:B:118:CYS:SG	1:A:23:LEU:CD1	8	5.19
(1,2)	1:B:118:CYS:SG	1:A:23:LEU:CD1	8	5.19
(1,2)	1:B:118:CYS:SG	1:A:23:LEU:CD2	8	5.19
(1,2)	1:B:118:CYS:SG	1:A:23:LEU:CD2	8	5.19
(1,2)	1:B:118:CYS:SG	1:A:23:LEU:CG	8	5.19
(1,2)	1:B:118:CYS:SG	1:A:23:LEU:H	8	5.19
(1,2)	1:B:118:CYS:SG	1:A:23:LEU:N	8	5.19
(1,2)	1:B:118:CYS:SG	1:A:23:LEU:O	8	5.19
(1,2)	1:B:118:CYS:SG	1:B:23:LEU:CD1	8	5.19
(1,2)	1:B:118:CYS:SG	1:B:23:LEU:CD2	8	5.19
(3,4)	1:A:23:LEU:CD1	1:B:2:THR:N	2	5.18
(3,4)	1:A:23:LEU:CD1	1:B:3:GLU:N	2	5.18
(3,4)	1:A:23:LEU:CD1	1:B:4:TYR:N	2	5.18
(3,4)	1:A:23:LEU:CD1	1:B:5:LYS:N	2	5.18
(3,4)	1:A:23:LEU:CD1	1:B:6:LEU:N	2	5.18

Continued on next page...

Continued from previous page...

Key	Atom-1	Atom-2	Model ID	Violation (Å)
(3,4)	1:A:23:LEU:CD1	1:B:7:VAL:N	2	5.18
(3,4)	1:A:23:LEU:CD1	1:B:8:VAL:N	2	5.18
(3,4)	1:A:23:LEU:CD1	1:B:9:VAL:N	2	5.18
(3,4)	1:A:23:LEU:CD1	1:B:10:GLY:N	2	5.18
(3,4)	1:A:23:LEU:CD1	1:B:11:ALA:N	2	5.18
(3,4)	1:A:23:LEU:CD1	1:B:12:ASP:N	2	5.18
(3,4)	1:A:23:LEU:CD1	1:B:13:GLY:N	2	5.18
(3,4)	1:A:23:LEU:CD1	1:B:14:VAL:N	2	5.18
(3,4)	1:A:23:LEU:CD1	1:B:15:GLY:N	2	5.18
(3,4)	1:A:23:LEU:CD1	1:B:16:LYS:N	2	5.18
(3,4)	1:A:23:LEU:CD1	1:B:17:SER:N	2	5.18
(3,4)	1:A:23:LEU:CD1	1:B:18:ALA:N	2	5.18
(3,4)	1:A:23:LEU:CD1	1:B:19:LEU:N	2	5.18
(3,4)	1:A:23:LEU:CD1	1:B:20:THR:N	2	5.18
(3,4)	1:A:23:LEU:CD1	1:B:21:ILE:N	2	5.18
(3,4)	1:A:23:LEU:CD1	1:B:22:GLN:N	2	5.18
(3,4)	1:A:23:LEU:CD1	1:B:23:LEU:N	2	5.18
(3,4)	1:A:23:LEU:CD1	1:B:24:ILE:N	2	5.18
(3,4)	1:A:23:LEU:CD1	1:B:25:GLN:N	2	5.18
(3,4)	1:A:23:LEU:CD1	1:B:26:ASN:N	2	5.18
(3,4)	1:A:23:LEU:CD1	1:B:27:HIS:N	2	5.18
(3,4)	1:A:23:LEU:CD1	1:B:28:PHE:N	2	5.18
(3,4)	1:A:23:LEU:CD1	1:B:29:VAL:N	2	5.18
(3,4)	1:A:23:LEU:CD1	1:B:30:ASP:N	2	5.18
(3,4)	1:A:23:LEU:CD1	1:B:31:GLU:N	2	5.18
(3,4)	1:A:23:LEU:CD1	1:B:32:TYR:N	2	5.18
(3,4)	1:A:23:LEU:CD1	1:B:33:ASP:N	2	5.18
(3,4)	1:A:23:LEU:CD1	1:B:34:PRO:N	2	5.18
(3,4)	1:A:23:LEU:CD1	1:B:35:THR:N	2	5.18
(3,4)	1:A:23:LEU:CD1	1:B:36:ILE:N	2	5.18
(3,4)	1:A:23:LEU:CD1	1:B:37:GLU:N	2	5.18
(3,4)	1:A:23:LEU:CD1	1:B:38:ASP:N	2	5.18
(3,4)	1:A:23:LEU:CD1	1:B:39:SER:N	2	5.18
(3,4)	1:A:23:LEU:CD1	1:B:40:TYR:N	2	5.18
(3,4)	1:A:23:LEU:CD1	1:B:41:ARG:N	2	5.18
(3,4)	1:A:23:LEU:CD1	1:B:42:LYS:N	2	5.18
(3,4)	1:A:23:LEU:CD1	1:B:43:GLN:N	2	5.18
(3,4)	1:A:23:LEU:CD1	1:B:44:VAL:N	2	5.18
(3,4)	1:A:23:LEU:CD1	1:B:45:VAL:N	2	5.18
(3,4)	1:A:23:LEU:CD1	1:B:46:ILE:N	2	5.18
(3,4)	1:A:23:LEU:CD1	1:B:47:ASP:N	2	5.18
(3,4)	1:A:23:LEU:CD1	1:B:48:GLY:N	2	5.18

Continued on next page...

Continued from previous page...

Key	Atom-1	Atom-2	Model ID	Violation (Å)
(3,4)	1:A:23:LEU:CD1	1:B:49:GLU:N	2	5.18
(3,4)	1:A:23:LEU:CD1	1:B:50:THR:N	2	5.18
(3,4)	1:A:23:LEU:CD1	1:B:51:CYS:N	2	5.18
(3,4)	1:A:23:LEU:CD1	1:B:52:LEU:N	2	5.18
(3,4)	1:A:23:LEU:CD1	1:B:53:LEU:N	2	5.18
(3,4)	1:A:23:LEU:CD1	1:B:54:ASP:N	2	5.18
(3,4)	1:A:23:LEU:CD1	1:B:55:ILE:N	2	5.18
(3,4)	1:A:23:LEU:CD1	1:B:56:LEU:N	2	5.18
(3,4)	1:A:23:LEU:CD1	1:B:57:ASP:N	2	5.18
(3,4)	1:A:23:LEU:CD1	1:B:58:THR:N	2	5.18
(3,4)	1:A:23:LEU:CD1	1:B:59:ALA:N	2	5.18
(3,4)	1:A:23:LEU:CD1	1:B:60:GLY:N	2	5.18
(3,4)	1:A:23:LEU:CD1	1:B:61:GLN:N	2	5.18
(3,4)	1:A:23:LEU:CD1	1:B:62:GLU:N	2	5.18
(3,4)	1:A:23:LEU:CD1	1:B:63:GLU:N	2	5.18
(3,4)	1:A:23:LEU:CD1	1:B:64:TYR:N	2	5.18
(3,4)	1:A:23:LEU:CD1	1:B:65:SER:N	2	5.18
(3,4)	1:A:23:LEU:CD1	1:B:66:ALA:N	2	5.18
(3,4)	1:A:23:LEU:CD1	1:B:67:MET:N	2	5.18
(3,4)	1:A:23:LEU:CD1	1:B:68:ARG:N	2	5.18
(3,4)	1:A:23:LEU:CD1	1:B:69:ASP:N	2	5.18
(3,4)	1:A:23:LEU:CD1	1:B:70:GLN:N	2	5.18
(3,4)	1:A:23:LEU:CD1	1:B:71:TYR:N	2	5.18
(3,4)	1:A:23:LEU:CD1	1:B:72:MET:N	2	5.18
(3,4)	1:A:23:LEU:CD1	1:B:73:ARG:N	2	5.18
(3,4)	1:A:23:LEU:CD1	1:B:74:THR:N	2	5.18
(3,4)	1:A:23:LEU:CD1	1:B:75:GLY:N	2	5.18
(3,4)	1:A:23:LEU:CD1	1:B:76:GLU:N	2	5.18
(3,4)	1:A:23:LEU:CD1	1:B:77:GLY:N	2	5.18
(3,4)	1:A:23:LEU:CD1	1:B:78:PHE:N	2	5.18
(3,4)	1:A:23:LEU:CD1	1:B:79:LEU:N	2	5.18
(3,4)	1:A:23:LEU:CD1	1:B:80:CYS:N	2	5.18
(3,4)	1:A:23:LEU:CD1	5:B:203:7Q9:N	2	5.18
(3,4)	1:A:23:LEU:CD1	5:B:204:7Q9:N	2	5.18
(3,4)	1:A:23:LEU:CD1	5:B:205:7Q9:N	2	5.18
(3,4)	1:A:23:LEU:CD1	5:B:206:7Q9:N	2	5.18
(3,4)	1:A:23:LEU:CD1	5:B:207:7Q9:N	2	5.18
(3,4)	1:A:23:LEU:CD1	6:B:208:17F:N1	2	5.18
(3,4)	1:A:23:LEU:CD1	5:B:209:7Q9:N	2	5.18
(3,4)	1:A:23:LEU:CD1	5:B:210:7Q9:N	2	5.18
(3,4)	1:A:23:LEU:CD1	5:B:211:7Q9:N	2	5.18
(3,4)	1:A:23:LEU:CD1	5:B:212:7Q9:N	2	5.18

Continued on next page...

Continued from previous page...

Key	Atom-1	Atom-2	Model ID	Violation (Å)
(3,4)	1:A:23:LEU:CD1	5:B:213:7Q9:N	2	5.18
(3,4)	1:A:23:LEU:CD1	6:B:214:17F:N1	2	5.18
(3,4)	1:A:23:LEU:CD1	6:B:215:17F:N1	2	5.18
(3,4)	1:A:23:LEU:CD1	5:B:216:7Q9:N	2	5.18
(3,4)	1:A:23:LEU:CD1	5:B:217:7Q9:N	2	5.18
(3,4)	1:A:23:LEU:CD1	5:B:218:7Q9:N	2	5.18
(3,4)	1:A:23:LEU:CD1	6:B:219:17F:N1	2	5.18
(3,4)	1:A:23:LEU:CD1	5:B:220:7Q9:N	2	5.18
(3,4)	1:A:23:LEU:CD2	1:B:2:THR:N	2	5.18
(3,4)	1:A:23:LEU:CD2	1:B:3:GLU:N	2	5.18
(3,4)	1:A:23:LEU:CD2	1:B:4:TYR:N	2	5.18
(3,4)	1:A:23:LEU:CD2	1:B:5:LYS:N	2	5.18
(3,4)	1:A:23:LEU:CD2	1:B:6:LEU:N	2	5.18
(3,4)	1:A:23:LEU:CD2	1:B:7:VAL:N	2	5.18
(3,4)	1:A:23:LEU:CD2	1:B:8:VAL:N	2	5.18
(3,4)	1:A:23:LEU:CD2	1:B:9:VAL:N	2	5.18
(3,4)	1:A:23:LEU:CD2	1:B:10:GLY:N	2	5.18
(3,4)	1:A:23:LEU:CD2	1:B:11:ALA:N	2	5.18
(3,4)	1:A:23:LEU:CD2	1:B:12:ASP:N	2	5.18
(3,4)	1:A:23:LEU:CD2	1:B:13:GLY:N	2	5.18
(3,4)	1:A:23:LEU:CD2	1:B:14:VAL:N	2	5.18
(3,4)	1:A:23:LEU:CD2	1:B:15:GLY:N	2	5.18
(3,4)	1:A:23:LEU:CD2	1:B:16:LYS:N	2	5.18
(3,4)	1:A:23:LEU:CD2	1:B:17:SER:N	2	5.18
(3,4)	1:A:23:LEU:CD2	1:B:18:ALA:N	2	5.18
(3,4)	1:A:23:LEU:CD2	1:B:19:LEU:N	2	5.18
(3,4)	1:A:23:LEU:CD2	1:B:20:THR:N	2	5.18
(3,4)	1:A:23:LEU:CD2	1:B:21:ILE:N	2	5.18
(3,4)	1:A:23:LEU:CD2	1:B:22:GLN:N	2	5.18
(3,4)	1:A:23:LEU:CD2	1:B:23:LEU:N	2	5.18
(3,4)	1:A:23:LEU:CD2	1:B:24:ILE:N	2	5.18
(3,4)	1:A:23:LEU:CD2	1:B:25:GLN:N	2	5.18
(3,4)	1:A:23:LEU:CD2	1:B:26:ASN:N	2	5.18
(3,4)	1:A:23:LEU:CD2	1:B:27:HIS:N	2	5.18
(3,4)	1:A:23:LEU:CD2	1:B:28:PHE:N	2	5.18
(3,4)	1:A:23:LEU:CD2	1:B:29:VAL:N	2	5.18
(3,4)	1:A:23:LEU:CD2	1:B:30:ASP:N	2	5.18
(3,4)	1:A:23:LEU:CD2	1:B:31:GLU:N	2	5.18
(3,4)	1:A:23:LEU:CD2	1:B:32:TYR:N	2	5.18
(3,4)	1:A:23:LEU:CD2	1:B:33:ASP:N	2	5.18
(3,4)	1:A:23:LEU:CD2	1:B:34:PRO:N	2	5.18
(3,4)	1:A:23:LEU:CD2	1:B:35:THR:N	2	5.18

Continued on next page...

Continued from previous page...

Key	Atom-1	Atom-2	Model ID	Violation (Å)
(3,4)	1:A:23:LEU:CD2	1:B:36:ILE:N	2	5.18
(3,4)	1:A:23:LEU:CD2	1:B:37:GLU:N	2	5.18
(3,4)	1:A:23:LEU:CD2	1:B:38:ASP:N	2	5.18
(3,4)	1:A:23:LEU:CD2	1:B:39:SER:N	2	5.18
(3,4)	1:A:23:LEU:CD2	1:B:40:TYR:N	2	5.18
(3,4)	1:A:23:LEU:CD2	1:B:41:ARG:N	2	5.18
(3,4)	1:A:23:LEU:CD2	1:B:42:LYS:N	2	5.18
(3,4)	1:A:23:LEU:CD2	1:B:43:GLN:N	2	5.18
(3,4)	1:A:23:LEU:CD2	1:B:44:VAL:N	2	5.18
(3,4)	1:A:23:LEU:CD2	1:B:45:VAL:N	2	5.18
(3,4)	1:A:23:LEU:CD2	1:B:46:ILE:N	2	5.18
(3,4)	1:A:23:LEU:CD2	1:B:47:ASP:N	2	5.18
(3,4)	1:A:23:LEU:CD2	1:B:48:GLY:N	2	5.18
(3,4)	1:A:23:LEU:CD2	1:B:49:GLU:N	2	5.18
(3,4)	1:A:23:LEU:CD2	1:B:50:THR:N	2	5.18
(3,4)	1:A:23:LEU:CD2	1:B:51:CYS:N	2	5.18
(3,4)	1:A:23:LEU:CD2	1:B:52:LEU:N	2	5.18
(3,4)	1:A:23:LEU:CD2	1:B:53:LEU:N	2	5.18
(3,4)	1:A:23:LEU:CD2	1:B:54:ASP:N	2	5.18
(3,4)	1:A:23:LEU:CD2	1:B:55:ILE:N	2	5.18
(3,4)	1:A:23:LEU:CD2	1:B:56:LEU:N	2	5.18
(3,4)	1:A:23:LEU:CD2	1:B:57:ASP:N	2	5.18
(3,4)	1:A:23:LEU:CD2	1:B:58:THR:N	2	5.18
(3,4)	1:A:23:LEU:CD2	1:B:59:ALA:N	2	5.18
(3,4)	1:A:23:LEU:CD2	1:B:60:GLY:N	2	5.18
(3,4)	1:A:23:LEU:CD2	1:B:61:GLN:N	2	5.18
(3,4)	1:A:23:LEU:CD2	1:B:62:GLU:N	2	5.18
(3,4)	1:A:23:LEU:CD2	1:B:63:GLU:N	2	5.18
(3,4)	1:A:23:LEU:CD2	1:B:64:TYR:N	2	5.18
(3,4)	1:A:23:LEU:CD2	1:B:65:SER:N	2	5.18
(3,4)	1:A:23:LEU:CD2	1:B:66:ALA:N	2	5.18
(3,4)	1:A:23:LEU:CD2	1:B:67:MET:N	2	5.18
(3,4)	1:A:23:LEU:CD2	1:B:68:ARG:N	2	5.18
(3,4)	1:A:23:LEU:CD2	1:B:69:ASP:N	2	5.18
(3,4)	1:A:23:LEU:CD2	1:B:70:GLN:N	2	5.18
(3,4)	1:A:23:LEU:CD2	1:B:71:TYR:N	2	5.18
(3,4)	1:A:23:LEU:CD2	1:B:72:MET:N	2	5.18
(3,4)	1:A:23:LEU:CD2	1:B:73:ARG:N	2	5.18
(3,4)	1:A:23:LEU:CD2	1:B:74:THR:N	2	5.18
(3,4)	1:A:23:LEU:CD2	1:B:75:GLY:N	2	5.18
(3,4)	1:A:23:LEU:CD2	1:B:76:GLU:N	2	5.18
(3,4)	1:A:23:LEU:CD2	1:B:77:GLY:N	2	5.18

Continued on next page...

Continued from previous page...

Key	Atom-1	Atom-2	Model ID	Violation (Å)
(3,4)	1:A:23:LEU:CD2	1:B:78:PHE:N	2	5.18
(3,4)	1:A:23:LEU:CD2	1:B:79:LEU:N	2	5.18
(3,4)	1:A:23:LEU:CD2	1:B:80:CYS:N	2	5.18
(3,4)	1:A:23:LEU:CD2	5:B:203:7Q9:N	2	5.18
(3,4)	1:A:23:LEU:CD2	5:B:204:7Q9:N	2	5.18
(3,4)	1:A:23:LEU:CD2	5:B:205:7Q9:N	2	5.18
(3,4)	1:A:23:LEU:CD2	5:B:206:7Q9:N	2	5.18
(3,4)	1:A:23:LEU:CD2	5:B:207:7Q9:N	2	5.18
(3,4)	1:A:23:LEU:CD2	6:B:208:17F:N1	2	5.18
(3,4)	1:A:23:LEU:CD2	5:B:209:7Q9:N	2	5.18
(3,4)	1:A:23:LEU:CD2	5:B:210:7Q9:N	2	5.18
(3,4)	1:A:23:LEU:CD2	5:B:211:7Q9:N	2	5.18
(3,4)	1:A:23:LEU:CD2	5:B:212:7Q9:N	2	5.18
(3,4)	1:A:23:LEU:CD2	5:B:213:7Q9:N	2	5.18
(3,4)	1:A:23:LEU:CD2	6:B:214:17F:N1	2	5.18
(3,4)	1:A:23:LEU:CD2	6:B:215:17F:N1	2	5.18
(3,4)	1:A:23:LEU:CD2	5:B:216:7Q9:N	2	5.18
(3,4)	1:A:23:LEU:CD2	5:B:217:7Q9:N	2	5.18
(3,4)	1:A:23:LEU:CD2	5:B:218:7Q9:N	2	5.18
(3,4)	1:A:23:LEU:CD2	6:B:219:17F:N1	2	5.18
(3,4)	1:A:23:LEU:CD2	5:B:220:7Q9:N	2	5.18
(3,16)	1:B:142:ILE:CD1	1:B:2:THR:N	7	5.18
(3,16)	1:B:142:ILE:CD1	1:B:3:GLU:N	7	5.18
(3,16)	1:B:142:ILE:CD1	1:B:4:TYR:N	7	5.18
(3,16)	1:B:142:ILE:CD1	1:B:5:LYS:N	7	5.18
(3,16)	1:B:142:ILE:CD1	1:B:6:LEU:N	7	5.18
(3,16)	1:B:142:ILE:CD1	1:B:7:VAL:N	7	5.18
(3,16)	1:B:142:ILE:CD1	1:B:8:VAL:N	7	5.18
(3,16)	1:B:142:ILE:CD1	1:B:9:VAL:N	7	5.18
(3,16)	1:B:142:ILE:CD1	1:B:10:GLY:N	7	5.18
(3,16)	1:B:142:ILE:CD1	1:B:11:ALA:N	7	5.18
(3,16)	1:B:142:ILE:CD1	1:B:12:ASP:N	7	5.18
(3,16)	1:B:142:ILE:CD1	1:B:13:GLY:N	7	5.18
(3,16)	1:B:142:ILE:CD1	1:B:14:VAL:N	7	5.18
(3,16)	1:B:142:ILE:CD1	1:B:15:GLY:N	7	5.18
(3,16)	1:B:142:ILE:CD1	1:B:16:LYS:N	7	5.18
(3,16)	1:B:142:ILE:CD1	1:B:17:SER:N	7	5.18
(3,16)	1:B:142:ILE:CD1	1:B:18:ALA:N	7	5.18
(3,16)	1:B:142:ILE:CD1	1:B:19:LEU:N	7	5.18
(3,16)	1:B:142:ILE:CD1	1:B:20:THR:N	7	5.18
(3,16)	1:B:142:ILE:CD1	1:B:21:ILE:N	7	5.18
(3,16)	1:B:142:ILE:CD1	1:B:22:GLN:N	7	5.18

Continued on next page...

Continued from previous page...

Key	Atom-1	Atom-2	Model ID	Violation (Å)
(3,16)	1:B:142:ILE:CD1	1:B:23:LEU:N	7	5.18
(3,16)	1:B:142:ILE:CD1	1:B:24:ILE:N	7	5.18
(3,16)	1:B:142:ILE:CD1	1:B:25:GLN:N	7	5.18
(3,16)	1:B:142:ILE:CD1	1:B:26:ASN:N	7	5.18
(3,16)	1:B:142:ILE:CD1	1:B:27:HIS:N	7	5.18
(3,16)	1:B:142:ILE:CD1	1:B:28:PHE:N	7	5.18
(3,16)	1:B:142:ILE:CD1	1:B:29:VAL:N	7	5.18
(3,16)	1:B:142:ILE:CD1	1:B:30:ASP:N	7	5.18
(3,16)	1:B:142:ILE:CD1	1:B:31:GLU:N	7	5.18
(3,16)	1:B:142:ILE:CD1	1:B:32:TYR:N	7	5.18
(3,16)	1:B:142:ILE:CD1	1:B:33:ASP:N	7	5.18
(3,16)	1:B:142:ILE:CD1	1:B:34:PRO:N	7	5.18
(3,16)	1:B:142:ILE:CD1	1:B:35:THR:N	7	5.18
(3,16)	1:B:142:ILE:CD1	1:B:36:ILE:N	7	5.18
(3,16)	1:B:142:ILE:CD1	1:B:37:GLU:N	7	5.18
(3,16)	1:B:142:ILE:CD1	1:B:38:ASP:N	7	5.18
(3,16)	1:B:142:ILE:CD1	1:B:39:SER:N	7	5.18
(3,16)	1:B:142:ILE:CD1	1:B:40:TYR:N	7	5.18
(3,16)	1:B:142:ILE:CD1	1:B:41:ARG:N	7	5.18
(3,16)	1:B:142:ILE:CD1	1:B:42:LYS:N	7	5.18
(3,16)	1:B:142:ILE:CD1	1:B:43:GLN:N	7	5.18
(3,16)	1:B:142:ILE:CD1	1:B:44:VAL:N	7	5.18
(3,16)	1:B:142:ILE:CD1	1:B:45:VAL:N	7	5.18
(3,16)	1:B:142:ILE:CD1	1:B:46:ILE:N	7	5.18
(3,16)	1:B:142:ILE:CD1	1:B:47:ASP:N	7	5.18
(3,16)	1:B:142:ILE:CD1	1:B:48:GLY:N	7	5.18
(3,16)	1:B:142:ILE:CD1	1:B:49:GLU:N	7	5.18
(3,16)	1:B:142:ILE:CD1	1:B:50:THR:N	7	5.18
(3,16)	1:B:142:ILE:CD1	1:B:51:CYS:N	7	5.18
(3,16)	1:B:142:ILE:CD1	1:B:52:LEU:N	7	5.18
(3,16)	1:B:142:ILE:CD1	1:B:53:LEU:N	7	5.18
(3,16)	1:B:142:ILE:CD1	1:B:54:ASP:N	7	5.18
(3,16)	1:B:142:ILE:CD1	1:B:55:ILE:N	7	5.18
(3,16)	1:B:142:ILE:CD1	1:B:56:LEU:N	7	5.18
(3,16)	1:B:142:ILE:CD1	1:B:57:ASP:N	7	5.18
(3,16)	1:B:142:ILE:CD1	1:B:58:THR:N	7	5.18
(3,16)	1:B:142:ILE:CD1	1:B:59:ALA:N	7	5.18
(3,16)	1:B:142:ILE:CD1	1:B:60:GLY:N	7	5.18
(3,16)	1:B:142:ILE:CD1	1:B:61:GLN:N	7	5.18
(3,16)	1:B:142:ILE:CD1	1:B:62:GLU:N	7	5.18
(3,16)	1:B:142:ILE:CD1	1:B:63:GLU:N	7	5.18
(3,16)	1:B:142:ILE:CD1	1:B:64:TYR:N	7	5.18

Continued on next page...

Continued from previous page...

Key	Atom-1	Atom-2	Model ID	Violation (Å)
(3,16)	1:B:142:ILE:CD1	1:B:65:SER:N	7	5.18
(3,16)	1:B:142:ILE:CD1	1:B:66:ALA:N	7	5.18
(3,16)	1:B:142:ILE:CD1	1:B:67:MET:N	7	5.18
(3,16)	1:B:142:ILE:CD1	1:B:68:ARG:N	7	5.18
(3,16)	1:B:142:ILE:CD1	1:B:69:ASP:N	7	5.18
(3,16)	1:B:142:ILE:CD1	1:B:70:GLN:N	7	5.18
(3,16)	1:B:142:ILE:CD1	1:B:71:TYR:N	7	5.18
(3,16)	1:B:142:ILE:CD1	1:B:72:MET:N	7	5.18
(3,16)	1:B:142:ILE:CD1	1:B:73:ARG:N	7	5.18
(3,16)	1:B:142:ILE:CD1	1:B:74:THR:N	7	5.18
(3,16)	1:B:142:ILE:CD1	1:B:75:GLY:N	7	5.18
(3,16)	1:B:142:ILE:CD1	1:B:76:GLU:N	7	5.18
(3,16)	1:B:142:ILE:CD1	1:B:77:GLY:N	7	5.18
(3,16)	1:B:142:ILE:CD1	1:B:78:PHE:N	7	5.18
(3,16)	1:B:142:ILE:CD1	1:B:79:LEU:N	7	5.18
(3,16)	1:B:142:ILE:CD1	1:B:80:CYS:N	7	5.18
(3,16)	1:B:142:ILE:CD1	5:B:203:7Q9:N	7	5.18
(3,16)	1:B:142:ILE:CD1	5:B:204:7Q9:N	7	5.18
(3,16)	1:B:142:ILE:CD1	5:B:205:7Q9:N	7	5.18
(3,16)	1:B:142:ILE:CD1	5:B:206:7Q9:N	7	5.18
(3,16)	1:B:142:ILE:CD1	5:B:207:7Q9:N	7	5.18
(3,16)	1:B:142:ILE:CD1	6:B:208:17F:N1	7	5.18
(3,16)	1:B:142:ILE:CD1	5:B:209:7Q9:N	7	5.18
(3,16)	1:B:142:ILE:CD1	5:B:210:7Q9:N	7	5.18
(3,16)	1:B:142:ILE:CD1	5:B:211:7Q9:N	7	5.18
(3,16)	1:B:142:ILE:CD1	5:B:212:7Q9:N	7	5.18
(3,16)	1:B:142:ILE:CD1	5:B:213:7Q9:N	7	5.18
(3,16)	1:B:142:ILE:CD1	6:B:214:17F:N1	7	5.18
(3,16)	1:B:142:ILE:CD1	6:B:215:17F:N1	7	5.18
(3,16)	1:B:142:ILE:CD1	5:B:216:7Q9:N	7	5.18
(3,16)	1:B:142:ILE:CD1	5:B:217:7Q9:N	7	5.18
(3,16)	1:B:142:ILE:CD1	5:B:218:7Q9:N	7	5.18
(3,16)	1:B:142:ILE:CD1	6:B:219:17F:N1	7	5.18
(3,16)	1:B:142:ILE:CD1	5:B:220:7Q9:N	7	5.18
(3,8)	1:A:45:VAL:CG1	1:B:2:THR:N	17	5.17
(3,8)	1:A:45:VAL:CG1	1:B:3:GLU:N	17	5.17
(3,8)	1:A:45:VAL:CG1	1:B:4:TYR:N	17	5.17
(3,8)	1:A:45:VAL:CG1	1:B:5:LYS:N	17	5.17
(3,8)	1:A:45:VAL:CG1	1:B:6:LEU:N	17	5.17
(3,8)	1:A:45:VAL:CG1	1:B:7:VAL:N	17	5.17
(3,8)	1:A:45:VAL:CG1	1:B:8:VAL:N	17	5.17
(3,8)	1:A:45:VAL:CG1	1:B:9:VAL:N	17	5.17

Continued on next page...

Continued from previous page...

Key	Atom-1	Atom-2	Model ID	Violation (Å)
(3,8)	1:A:45:VAL:CG1	1:B:10:GLY:N	17	5.17
(3,8)	1:A:45:VAL:CG1	1:B:11:ALA:N	17	5.17
(3,8)	1:A:45:VAL:CG1	1:B:12:ASP:N	17	5.17
(3,8)	1:A:45:VAL:CG1	1:B:13:GLY:N	17	5.17
(3,8)	1:A:45:VAL:CG1	1:B:14:VAL:N	17	5.17
(3,8)	1:A:45:VAL:CG1	1:B:15:GLY:N	17	5.17
(3,8)	1:A:45:VAL:CG1	1:B:16:LYS:N	17	5.17
(3,8)	1:A:45:VAL:CG1	1:B:17:SER:N	17	5.17
(3,8)	1:A:45:VAL:CG1	1:B:18:ALA:N	17	5.17
(3,8)	1:A:45:VAL:CG1	1:B:19:LEU:N	17	5.17
(3,8)	1:A:45:VAL:CG1	1:B:20:THR:N	17	5.17
(3,8)	1:A:45:VAL:CG1	1:B:21:ILE:N	17	5.17
(3,8)	1:A:45:VAL:CG1	1:B:22:GLN:N	17	5.17
(3,8)	1:A:45:VAL:CG1	1:B:23:LEU:N	17	5.17
(3,8)	1:A:45:VAL:CG1	1:B:24:ILE:N	17	5.17
(3,8)	1:A:45:VAL:CG1	1:B:25:GLN:N	17	5.17
(3,8)	1:A:45:VAL:CG1	1:B:26:ASN:N	17	5.17
(3,8)	1:A:45:VAL:CG1	1:B:27:HIS:N	17	5.17
(3,8)	1:A:45:VAL:CG1	1:B:28:PHE:N	17	5.17
(3,8)	1:A:45:VAL:CG1	1:B:29:VAL:N	17	5.17
(3,8)	1:A:45:VAL:CG1	1:B:30:ASP:N	17	5.17
(3,8)	1:A:45:VAL:CG1	1:B:31:GLU:N	17	5.17
(3,8)	1:A:45:VAL:CG1	1:B:32:TYR:N	17	5.17
(3,8)	1:A:45:VAL:CG1	1:B:33:ASP:N	17	5.17
(3,8)	1:A:45:VAL:CG1	1:B:34:PRO:N	17	5.17
(3,8)	1:A:45:VAL:CG1	1:B:35:THR:N	17	5.17
(3,8)	1:A:45:VAL:CG1	1:B:36:ILE:N	17	5.17
(3,8)	1:A:45:VAL:CG1	1:B:37:GLU:N	17	5.17
(3,8)	1:A:45:VAL:CG1	1:B:38:ASP:N	17	5.17
(3,8)	1:A:45:VAL:CG1	1:B:39:SER:N	17	5.17
(3,8)	1:A:45:VAL:CG1	1:B:40:TYR:N	17	5.17
(3,8)	1:A:45:VAL:CG1	1:B:41:ARG:N	17	5.17
(3,8)	1:A:45:VAL:CG1	1:B:42:LYS:N	17	5.17
(3,8)	1:A:45:VAL:CG1	1:B:43:GLN:N	17	5.17
(3,8)	1:A:45:VAL:CG1	1:B:44:VAL:N	17	5.17
(3,8)	1:A:45:VAL:CG1	1:B:45:VAL:N	17	5.17
(3,8)	1:A:45:VAL:CG1	1:B:46:ILE:N	17	5.17
(3,8)	1:A:45:VAL:CG1	1:B:47:ASP:N	17	5.17
(3,8)	1:A:45:VAL:CG1	1:B:48:GLY:N	17	5.17
(3,8)	1:A:45:VAL:CG1	1:B:49:GLU:N	17	5.17
(3,8)	1:A:45:VAL:CG1	1:B:50:THR:N	17	5.17
(3,8)	1:A:45:VAL:CG1	1:B:51:CYS:N	17	5.17

Continued on next page...

Continued from previous page...

Key	Atom-1	Atom-2	Model ID	Violation (Å)
(3,8)	1:A:45:VAL:CG1	1:B:52:LEU:N	17	5.17
(3,8)	1:A:45:VAL:CG1	1:B:53:LEU:N	17	5.17
(3,8)	1:A:45:VAL:CG1	1:B:54:ASP:N	17	5.17
(3,8)	1:A:45:VAL:CG1	1:B:55:ILE:N	17	5.17
(3,8)	1:A:45:VAL:CG1	1:B:56:LEU:N	17	5.17
(3,8)	1:A:45:VAL:CG1	1:B:57:ASP:N	17	5.17
(3,8)	1:A:45:VAL:CG1	1:B:58:THR:N	17	5.17
(3,8)	1:A:45:VAL:CG1	1:B:59:ALA:N	17	5.17
(3,8)	1:A:45:VAL:CG1	1:B:60:GLY:N	17	5.17
(3,8)	1:A:45:VAL:CG1	1:B:61:GLN:N	17	5.17
(3,8)	1:A:45:VAL:CG1	1:B:62:GLU:N	17	5.17
(3,8)	1:A:45:VAL:CG1	1:B:63:GLU:N	17	5.17
(3,8)	1:A:45:VAL:CG1	1:B:64:TYR:N	17	5.17
(3,8)	1:A:45:VAL:CG1	1:B:65:SER:N	17	5.17
(3,8)	1:A:45:VAL:CG1	1:B:66:ALA:N	17	5.17
(3,8)	1:A:45:VAL:CG1	1:B:67:MET:N	17	5.17
(3,8)	1:A:45:VAL:CG1	1:B:68:ARG:N	17	5.17
(3,8)	1:A:45:VAL:CG1	1:B:69:ASP:N	17	5.17
(3,8)	1:A:45:VAL:CG1	1:B:70:GLN:N	17	5.17
(3,8)	1:A:45:VAL:CG1	1:B:71:TYR:N	17	5.17
(3,8)	1:A:45:VAL:CG1	1:B:72:MET:N	17	5.17
(3,8)	1:A:45:VAL:CG1	1:B:73:ARG:N	17	5.17
(3,8)	1:A:45:VAL:CG1	1:B:74:THR:N	17	5.17
(3,8)	1:A:45:VAL:CG1	1:B:75:GLY:N	17	5.17
(3,8)	1:A:45:VAL:CG1	1:B:76:GLU:N	17	5.17
(3,8)	1:A:45:VAL:CG1	1:B:77:GLY:N	17	5.17
(3,8)	1:A:45:VAL:CG1	1:B:78:PHE:N	17	5.17
(3,8)	1:A:45:VAL:CG1	1:B:79:LEU:N	17	5.17
(3,8)	1:A:45:VAL:CG1	1:B:80:CYS:N	17	5.17
(3,8)	1:A:45:VAL:CG1	5:B:203:7Q9:N	17	5.17
(3,8)	1:A:45:VAL:CG1	5:B:204:7Q9:N	17	5.17
(3,8)	1:A:45:VAL:CG1	5:B:205:7Q9:N	17	5.17
(3,8)	1:A:45:VAL:CG1	5:B:206:7Q9:N	17	5.17
(3,8)	1:A:45:VAL:CG1	5:B:207:7Q9:N	17	5.17
(3,8)	1:A:45:VAL:CG1	6:B:208:17F:N1	17	5.17
(3,8)	1:A:45:VAL:CG1	5:B:209:7Q9:N	17	5.17
(3,8)	1:A:45:VAL:CG1	5:B:210:7Q9:N	17	5.17
(3,8)	1:A:45:VAL:CG1	5:B:211:7Q9:N	17	5.17
(3,8)	1:A:45:VAL:CG1	5:B:212:7Q9:N	17	5.17
(3,8)	1:A:45:VAL:CG1	5:B:213:7Q9:N	17	5.17
(3,8)	1:A:45:VAL:CG1	6:B:214:17F:N1	17	5.17
(3,8)	1:A:45:VAL:CG1	6:B:215:17F:N1	17	5.17

Continued on next page...

Continued from previous page...

Key	Atom-1	Atom-2	Model ID	Violation (Å)
(3,8)	1:A:45:VAL:CG1	5:B:216:7Q9:N	17	5.17
(3,8)	1:A:45:VAL:CG1	5:B:217:7Q9:N	17	5.17
(3,8)	1:A:45:VAL:CG1	5:B:218:7Q9:N	17	5.17
(3,8)	1:A:45:VAL:CG1	6:B:219:17F:N1	17	5.17
(3,8)	1:A:45:VAL:CG1	5:B:220:7Q9:N	17	5.17
(3,8)	1:A:45:VAL:CG2	1:B:2:THR:N	17	5.17
(3,8)	1:A:45:VAL:CG2	1:B:3:GLU:N	17	5.17
(3,8)	1:A:45:VAL:CG2	1:B:4:TYR:N	17	5.17
(3,8)	1:A:45:VAL:CG2	1:B:5:LYS:N	17	5.17
(3,8)	1:A:45:VAL:CG2	1:B:6:LEU:N	17	5.17
(3,8)	1:A:45:VAL:CG2	1:B:7:VAL:N	17	5.17
(3,8)	1:A:45:VAL:CG2	1:B:8:VAL:N	17	5.17
(3,8)	1:A:45:VAL:CG2	1:B:9:VAL:N	17	5.17
(3,8)	1:A:45:VAL:CG2	1:B:10:GLY:N	17	5.17
(3,8)	1:A:45:VAL:CG2	1:B:11:ALA:N	17	5.17
(3,8)	1:A:45:VAL:CG2	1:B:12:ASP:N	17	5.17
(3,8)	1:A:45:VAL:CG2	1:B:13:GLY:N	17	5.17
(3,8)	1:A:45:VAL:CG2	1:B:14:VAL:N	17	5.17
(3,8)	1:A:45:VAL:CG2	1:B:15:GLY:N	17	5.17
(3,8)	1:A:45:VAL:CG2	1:B:16:LYS:N	17	5.17
(3,8)	1:A:45:VAL:CG2	1:B:17:SER:N	17	5.17
(3,8)	1:A:45:VAL:CG2	1:B:18:ALA:N	17	5.17
(3,8)	1:A:45:VAL:CG2	1:B:19:LEU:N	17	5.17
(3,8)	1:A:45:VAL:CG2	1:B:20:THR:N	17	5.17
(3,8)	1:A:45:VAL:CG2	1:B:21:ILE:N	17	5.17
(3,8)	1:A:45:VAL:CG2	1:B:22:GLN:N	17	5.17
(3,8)	1:A:45:VAL:CG2	1:B:23:LEU:N	17	5.17
(3,8)	1:A:45:VAL:CG2	1:B:24:ILE:N	17	5.17
(3,8)	1:A:45:VAL:CG2	1:B:25:GLN:N	17	5.17
(3,8)	1:A:45:VAL:CG2	1:B:26:ASN:N	17	5.17
(3,8)	1:A:45:VAL:CG2	1:B:27:HIS:N	17	5.17
(3,8)	1:A:45:VAL:CG2	1:B:28:PHE:N	17	5.17
(3,8)	1:A:45:VAL:CG2	1:B:29:VAL:N	17	5.17
(3,8)	1:A:45:VAL:CG2	1:B:30:ASP:N	17	5.17
(3,8)	1:A:45:VAL:CG2	1:B:31:GLU:N	17	5.17
(3,8)	1:A:45:VAL:CG2	1:B:32:TYR:N	17	5.17
(3,8)	1:A:45:VAL:CG2	1:B:33:ASP:N	17	5.17
(3,8)	1:A:45:VAL:CG2	1:B:34:PRO:N	17	5.17
(3,8)	1:A:45:VAL:CG2	1:B:35:THR:N	17	5.17
(3,8)	1:A:45:VAL:CG2	1:B:36:ILE:N	17	5.17
(3,8)	1:A:45:VAL:CG2	1:B:37:GLU:N	17	5.17
(3,8)	1:A:45:VAL:CG2	1:B:38:ASP:N	17	5.17

Continued on next page...

Continued from previous page...

Key	Atom-1	Atom-2	Model ID	Violation (Å)
(3,8)	1:A:45:VAL:CG2	1:B:39:SER:N	17	5.17
(3,8)	1:A:45:VAL:CG2	1:B:40:TYR:N	17	5.17
(3,8)	1:A:45:VAL:CG2	1:B:41:ARG:N	17	5.17
(3,8)	1:A:45:VAL:CG2	1:B:42:LYS:N	17	5.17
(3,8)	1:A:45:VAL:CG2	1:B:43:GLN:N	17	5.17
(3,8)	1:A:45:VAL:CG2	1:B:44:VAL:N	17	5.17
(3,8)	1:A:45:VAL:CG2	1:B:45:VAL:N	17	5.17
(3,8)	1:A:45:VAL:CG2	1:B:46:ILE:N	17	5.17
(3,8)	1:A:45:VAL:CG2	1:B:47:ASP:N	17	5.17
(3,8)	1:A:45:VAL:CG2	1:B:48:GLY:N	17	5.17
(3,8)	1:A:45:VAL:CG2	1:B:49:GLU:N	17	5.17
(3,8)	1:A:45:VAL:CG2	1:B:50:THR:N	17	5.17
(3,8)	1:A:45:VAL:CG2	1:B:51:CYS:N	17	5.17
(3,8)	1:A:45:VAL:CG2	1:B:52:LEU:N	17	5.17
(3,8)	1:A:45:VAL:CG2	1:B:53:LEU:N	17	5.17
(3,8)	1:A:45:VAL:CG2	1:B:54:ASP:N	17	5.17
(3,8)	1:A:45:VAL:CG2	1:B:55:ILE:N	17	5.17
(3,8)	1:A:45:VAL:CG2	1:B:56:LEU:N	17	5.17
(3,8)	1:A:45:VAL:CG2	1:B:57:ASP:N	17	5.17
(3,8)	1:A:45:VAL:CG2	1:B:58:THR:N	17	5.17
(3,8)	1:A:45:VAL:CG2	1:B:59:ALA:N	17	5.17
(3,8)	1:A:45:VAL:CG2	1:B:60:GLY:N	17	5.17
(3,8)	1:A:45:VAL:CG2	1:B:61:GLN:N	17	5.17
(3,8)	1:A:45:VAL:CG2	1:B:62:GLU:N	17	5.17
(3,8)	1:A:45:VAL:CG2	1:B:63:GLU:N	17	5.17
(3,8)	1:A:45:VAL:CG2	1:B:64:TYR:N	17	5.17
(3,8)	1:A:45:VAL:CG2	1:B:65:SER:N	17	5.17
(3,8)	1:A:45:VAL:CG2	1:B:66:ALA:N	17	5.17
(3,8)	1:A:45:VAL:CG2	1:B:67:MET:N	17	5.17
(3,8)	1:A:45:VAL:CG2	1:B:68:ARG:N	17	5.17
(3,8)	1:A:45:VAL:CG2	1:B:69:ASP:N	17	5.17
(3,8)	1:A:45:VAL:CG2	1:B:70:GLN:N	17	5.17
(3,8)	1:A:45:VAL:CG2	1:B:71:TYR:N	17	5.17
(3,8)	1:A:45:VAL:CG2	1:B:72:MET:N	17	5.17
(3,8)	1:A:45:VAL:CG2	1:B:73:ARG:N	17	5.17
(3,8)	1:A:45:VAL:CG2	1:B:74:THR:N	17	5.17
(3,8)	1:A:45:VAL:CG2	1:B:75:GLY:N	17	5.17
(3,8)	1:A:45:VAL:CG2	1:B:76:GLU:N	17	5.17
(3,8)	1:A:45:VAL:CG2	1:B:77:GLY:N	17	5.17
(3,8)	1:A:45:VAL:CG2	1:B:78:PHE:N	17	5.17
(3,8)	1:A:45:VAL:CG2	1:B:79:LEU:N	17	5.17
(3,8)	1:A:45:VAL:CG2	1:B:80:CYS:N	17	5.17

Continued on next page...

Continued from previous page...

Key	Atom-1	Atom-2	Model ID	Violation (Å)
(3,8)	1:A:45:VAL:CG2	5:B:203:7Q9:N	17	5.17
(3,8)	1:A:45:VAL:CG2	5:B:204:7Q9:N	17	5.17
(3,8)	1:A:45:VAL:CG2	5:B:205:7Q9:N	17	5.17
(3,8)	1:A:45:VAL:CG2	5:B:206:7Q9:N	17	5.17
(3,8)	1:A:45:VAL:CG2	5:B:207:7Q9:N	17	5.17
(3,8)	1:A:45:VAL:CG2	6:B:208:17F:N1	17	5.17
(3,8)	1:A:45:VAL:CG2	5:B:209:7Q9:N	17	5.17
(3,8)	1:A:45:VAL:CG2	5:B:210:7Q9:N	17	5.17
(3,8)	1:A:45:VAL:CG2	5:B:211:7Q9:N	17	5.17
(3,8)	1:A:45:VAL:CG2	5:B:212:7Q9:N	17	5.17
(3,8)	1:A:45:VAL:CG2	5:B:213:7Q9:N	17	5.17
(3,8)	1:A:45:VAL:CG2	6:B:214:17F:N1	17	5.17
(3,8)	1:A:45:VAL:CG2	6:B:215:17F:N1	17	5.17
(3,8)	1:A:45:VAL:CG2	5:B:216:7Q9:N	17	5.17
(3,8)	1:A:45:VAL:CG2	5:B:217:7Q9:N	17	5.17
(3,8)	1:A:45:VAL:CG2	5:B:218:7Q9:N	17	5.17
(3,8)	1:A:45:VAL:CG2	6:B:219:17F:N1	17	5.17
(3,8)	1:A:45:VAL:CG2	5:B:220:7Q9:N	17	5.17
(1,22)	1:B:184:LYS:C	1:B:2:THR:N	10	5.17
(1,22)	1:B:184:LYS:C	1:B:3:GLU:N	10	5.17
(1,22)	1:B:184:LYS:C	1:B:4:TYR:N	10	5.17
(1,22)	1:B:184:LYS:C	1:B:5:LYS:N	10	5.17
(1,22)	1:B:184:LYS:C	1:B:6:LEU:N	10	5.17
(1,22)	1:B:184:LYS:C	1:B:7:VAL:N	10	5.17
(1,22)	1:B:184:LYS:C	1:B:8:VAL:N	10	5.17
(1,22)	1:B:184:LYS:C	1:B:9:VAL:N	10	5.17
(1,22)	1:B:184:LYS:C	1:B:10:GLY:N	10	5.17
(1,22)	1:B:184:LYS:C	1:B:11:ALA:N	10	5.17
(1,22)	1:B:184:LYS:C	1:B:12:ASP:N	10	5.17
(1,22)	1:B:184:LYS:C	1:B:13:GLY:N	10	5.17
(1,22)	1:B:184:LYS:C	1:B:14:VAL:N	10	5.17
(1,22)	1:B:184:LYS:C	1:B:15:GLY:N	10	5.17
(1,22)	1:B:184:LYS:C	1:B:16:LYS:N	10	5.17
(1,22)	1:B:184:LYS:C	1:B:17:SER:N	10	5.17
(1,22)	1:B:184:LYS:C	1:B:18:ALA:N	10	5.17
(1,22)	1:B:184:LYS:C	1:B:19:LEU:N	10	5.17
(1,22)	1:B:184:LYS:C	1:B:20:THR:N	10	5.17
(1,22)	1:B:184:LYS:C	1:B:21:ILE:N	10	5.17
(1,22)	1:B:184:LYS:C	1:B:22:GLN:N	10	5.17
(1,22)	1:B:184:LYS:C	1:B:23:LEU:N	10	5.17
(1,22)	1:B:184:LYS:C	1:B:24:ILE:N	10	5.17
(1,22)	1:B:184:LYS:C	1:B:25:GLN:N	10	5.17

Continued on next page...

Continued from previous page...

Key	Atom-1	Atom-2	Model ID	Violation (Å)
(1,22)	1:B:184:LYS:C	1:B:26:ASN:N	10	5.17
(1,22)	1:B:184:LYS:C	1:B:27:HIS:N	10	5.17
(1,22)	1:B:184:LYS:C	1:B:28:PHE:N	10	5.17
(1,22)	1:B:184:LYS:C	1:B:29:VAL:N	10	5.17
(1,22)	1:B:184:LYS:C	1:B:30:ASP:N	10	5.17
(1,22)	1:B:184:LYS:C	1:B:31:GLU:N	10	5.17
(1,22)	1:B:184:LYS:C	1:B:32:TYR:N	10	5.17
(1,22)	1:B:184:LYS:C	1:B:33:ASP:N	10	5.17
(1,22)	1:B:184:LYS:C	1:B:34:PRO:N	10	5.17
(1,22)	1:B:184:LYS:C	1:B:35:THR:N	10	5.17
(1,22)	1:B:184:LYS:C	1:B:36:ILE:N	10	5.17
(1,22)	1:B:184:LYS:C	1:B:37:GLU:N	10	5.17
(1,22)	1:B:184:LYS:C	1:B:38:ASP:N	10	5.17
(1,22)	1:B:184:LYS:C	1:B:39:SER:N	10	5.17
(1,22)	1:B:184:LYS:C	1:B:40:TYR:N	10	5.17
(1,22)	1:B:184:LYS:C	1:B:41:ARG:N	10	5.17
(1,22)	1:B:184:LYS:C	1:B:42:LYS:N	10	5.17
(1,22)	1:B:184:LYS:C	1:B:43:GLN:N	10	5.17
(1,22)	1:B:184:LYS:C	1:B:44:VAL:N	10	5.17
(1,22)	1:B:184:LYS:C	1:B:45:VAL:N	10	5.17
(1,22)	1:B:184:LYS:C	1:B:46:ILE:N	10	5.17
(1,22)	1:B:184:LYS:C	1:B:47:ASP:N	10	5.17
(1,22)	1:B:184:LYS:C	1:B:48:GLY:N	10	5.17
(1,22)	1:B:184:LYS:C	1:B:49:GLU:N	10	5.17
(1,22)	1:B:184:LYS:C	1:B:50:THR:N	10	5.17
(1,22)	1:B:184:LYS:C	1:B:51:CYS:N	10	5.17
(1,22)	1:B:184:LYS:C	1:B:52:LEU:N	10	5.17
(1,22)	1:B:184:LYS:C	1:B:53:LEU:N	10	5.17
(1,22)	1:B:184:LYS:C	1:B:54:ASP:N	10	5.17
(1,22)	1:B:184:LYS:C	1:B:55:ILE:N	10	5.17
(1,22)	1:B:184:LYS:C	1:B:56:LEU:N	10	5.17
(1,22)	1:B:184:LYS:C	1:B:57:ASP:N	10	5.17
(1,22)	1:B:184:LYS:C	1:B:58:THR:N	10	5.17
(1,22)	1:B:184:LYS:C	1:B:59:ALA:N	10	5.17
(1,22)	1:B:184:LYS:C	1:B:60:GLY:N	10	5.17
(1,22)	1:B:184:LYS:C	1:B:61:GLN:N	10	5.17
(1,22)	1:B:184:LYS:C	1:B:62:GLU:N	10	5.17
(1,22)	1:B:184:LYS:C	1:B:63:GLU:N	10	5.17
(1,22)	1:B:184:LYS:C	1:B:64:TYR:N	10	5.17
(1,22)	1:B:184:LYS:C	1:B:65:SER:N	10	5.17
(1,22)	1:B:184:LYS:C	1:B:66:ALA:N	10	5.17
(1,22)	1:B:184:LYS:C	1:B:67:MET:N	10	5.17

Continued on next page...

Continued from previous page...

Key	Atom-1	Atom-2	Model ID	Violation (Å)
(1,22)	1:B:184:LYS:C	1:B:68:ARG:N	10	5.17
(1,22)	1:B:184:LYS:C	1:B:69:ASP:N	10	5.17
(1,22)	1:B:184:LYS:C	1:B:70:GLN:N	10	5.17
(1,22)	1:B:184:LYS:C	1:B:71:TYR:N	10	5.17
(1,22)	1:B:184:LYS:C	1:B:72:MET:N	10	5.17
(1,22)	1:B:184:LYS:C	1:B:73:ARG:N	10	5.17
(1,22)	1:B:184:LYS:C	1:B:74:THR:N	10	5.17
(1,22)	1:B:184:LYS:C	1:B:75:GLY:N	10	5.17
(1,22)	1:B:184:LYS:C	1:B:76:GLU:N	10	5.17
(1,22)	1:B:184:LYS:C	1:B:77:GLY:N	10	5.17
(1,22)	1:B:184:LYS:C	1:B:78:PHE:N	10	5.17
(1,22)	1:B:184:LYS:C	1:B:79:LEU:N	10	5.17
(1,22)	1:B:184:LYS:C	1:B:80:CYS:N	10	5.17
(1,22)	1:B:184:LYS:C	5:B:203:7Q9:N	10	5.17
(1,22)	1:B:184:LYS:C	5:B:204:7Q9:N	10	5.17
(1,22)	1:B:184:LYS:C	5:B:205:7Q9:N	10	5.17
(1,22)	1:B:184:LYS:C	5:B:206:7Q9:N	10	5.17
(1,22)	1:B:184:LYS:C	5:B:207:7Q9:N	10	5.17
(1,22)	1:B:184:LYS:C	6:B:208:17F:N1	10	5.17
(1,22)	1:B:184:LYS:C	5:B:209:7Q9:N	10	5.17
(1,22)	1:B:184:LYS:C	5:B:210:7Q9:N	10	5.17
(1,22)	1:B:184:LYS:C	5:B:211:7Q9:N	10	5.17
(1,22)	1:B:184:LYS:C	5:B:212:7Q9:N	10	5.17
(1,22)	1:B:184:LYS:C	5:B:213:7Q9:N	10	5.17
(1,22)	1:B:184:LYS:C	6:B:214:17F:N1	10	5.17
(1,22)	1:B:184:LYS:C	6:B:215:17F:N1	10	5.17
(1,22)	1:B:184:LYS:C	5:B:216:7Q9:N	10	5.17
(1,22)	1:B:184:LYS:C	5:B:217:7Q9:N	10	5.17
(1,22)	1:B:184:LYS:C	5:B:218:7Q9:N	10	5.17
(1,22)	1:B:184:LYS:C	6:B:219:17F:N1	10	5.17
(1,22)	1:B:184:LYS:C	5:B:220:7Q9:N	10	5.17
(1,22)	1:B:184:LYS:CA	1:B:2:THR:N	10	5.17
(1,22)	1:B:184:LYS:CA	1:B:3:GLU:N	10	5.17
(1,22)	1:B:184:LYS:CA	1:B:4:TYR:N	10	5.17
(1,22)	1:B:184:LYS:CA	1:B:5:LYS:N	10	5.17
(1,22)	1:B:184:LYS:CA	1:B:6:LEU:N	10	5.17
(1,22)	1:B:184:LYS:CA	1:B:7:VAL:N	10	5.17
(1,22)	1:B:184:LYS:CA	1:B:8:VAL:N	10	5.17
(1,22)	1:B:184:LYS:CA	1:B:9:VAL:N	10	5.17
(1,22)	1:B:184:LYS:CA	1:B:10:GLY:N	10	5.17
(1,22)	1:B:184:LYS:CA	1:B:11:ALA:N	10	5.17
(1,22)	1:B:184:LYS:CA	1:B:12:ASP:N	10	5.17

Continued on next page...

Continued from previous page...

Key	Atom-1	Atom-2	Model ID	Violation (Å)
(1,22)	1:B:184:LYS:CA	1:B:13:GLY:N	10	5.17
(1,22)	1:B:184:LYS:CA	1:B:14:VAL:N	10	5.17
(1,22)	1:B:184:LYS:CA	1:B:15:GLY:N	10	5.17
(1,22)	1:B:184:LYS:CA	1:B:16:LYS:N	10	5.17
(1,22)	1:B:184:LYS:CA	1:B:17:SER:N	10	5.17
(1,22)	1:B:184:LYS:CA	1:B:18:ALA:N	10	5.17
(1,22)	1:B:184:LYS:CA	1:B:19:LEU:N	10	5.17
(1,22)	1:B:184:LYS:CA	1:B:20:THR:N	10	5.17
(1,22)	1:B:184:LYS:CA	1:B:21:ILE:N	10	5.17
(1,22)	1:B:184:LYS:CA	1:B:22:GLN:N	10	5.17
(1,22)	1:B:184:LYS:CA	1:B:23:LEU:N	10	5.17
(1,22)	1:B:184:LYS:CA	1:B:24:ILE:N	10	5.17
(1,22)	1:B:184:LYS:CA	1:B:25:GLN:N	10	5.17
(1,22)	1:B:184:LYS:CA	1:B:26:ASN:N	10	5.17
(1,22)	1:B:184:LYS:CA	1:B:27:HIS:N	10	5.17
(1,22)	1:B:184:LYS:CA	1:B:28:PHE:N	10	5.17
(1,22)	1:B:184:LYS:CA	1:B:29:VAL:N	10	5.17
(1,22)	1:B:184:LYS:CA	1:B:30:ASP:N	10	5.17
(1,22)	1:B:184:LYS:CA	1:B:31:GLU:N	10	5.17
(1,22)	1:B:184:LYS:CA	1:B:32:TYR:N	10	5.17
(1,22)	1:B:184:LYS:CA	1:B:33:ASP:N	10	5.17
(1,22)	1:B:184:LYS:CA	1:B:34:PRO:N	10	5.17
(1,22)	1:B:184:LYS:CA	1:B:35:THR:N	10	5.17
(1,22)	1:B:184:LYS:CA	1:B:36:ILE:N	10	5.17
(1,22)	1:B:184:LYS:CA	1:B:37:GLU:N	10	5.17
(1,22)	1:B:184:LYS:CA	1:B:38:ASP:N	10	5.17
(1,22)	1:B:184:LYS:CA	1:B:39:SER:N	10	5.17
(1,22)	1:B:184:LYS:CA	1:B:40:TYR:N	10	5.17
(1,22)	1:B:184:LYS:CA	1:B:41:ARG:N	10	5.17
(1,22)	1:B:184:LYS:CA	1:B:42:LYS:N	10	5.17
(1,22)	1:B:184:LYS:CA	1:B:43:GLN:N	10	5.17
(1,22)	1:B:184:LYS:CA	1:B:44:VAL:N	10	5.17
(1,22)	1:B:184:LYS:CA	1:B:45:VAL:N	10	5.17
(1,22)	1:B:184:LYS:CA	1:B:46:ILE:N	10	5.17
(1,22)	1:B:184:LYS:CA	1:B:47:ASP:N	10	5.17
(1,22)	1:B:184:LYS:CA	1:B:48:GLY:N	10	5.17
(1,22)	1:B:184:LYS:CA	1:B:49:GLU:N	10	5.17
(1,22)	1:B:184:LYS:CA	1:B:50:THR:N	10	5.17
(1,22)	1:B:184:LYS:CA	1:B:51:CYS:N	10	5.17
(1,22)	1:B:184:LYS:CA	1:B:52:LEU:N	10	5.17
(1,22)	1:B:184:LYS:CA	1:B:53:LEU:N	10	5.17
(1,22)	1:B:184:LYS:CA	1:B:54:ASP:N	10	5.17

Continued on next page...

Continued from previous page...

Key	Atom-1	Atom-2	Model ID	Violation (Å)
(1,22)	1:B:184:LYS:CA	1:B:55:ILE:N	10	5.17
(1,22)	1:B:184:LYS:CA	1:B:56:LEU:N	10	5.17
(1,22)	1:B:184:LYS:CA	1:B:57:ASP:N	10	5.17
(1,22)	1:B:184:LYS:CA	1:B:58:THR:N	10	5.17
(1,22)	1:B:184:LYS:CA	1:B:59:ALA:N	10	5.17
(1,22)	1:B:184:LYS:CA	1:B:60:GLY:N	10	5.17
(1,22)	1:B:184:LYS:CA	1:B:61:GLN:N	10	5.17
(1,22)	1:B:184:LYS:CA	1:B:62:GLU:N	10	5.17
(1,22)	1:B:184:LYS:CA	1:B:63:GLU:N	10	5.17
(1,22)	1:B:184:LYS:CA	1:B:64:TYR:N	10	5.17
(1,22)	1:B:184:LYS:CA	1:B:65:SER:N	10	5.17
(1,22)	1:B:184:LYS:CA	1:B:66:ALA:N	10	5.17
(1,22)	1:B:184:LYS:CA	1:B:67:MET:N	10	5.17
(1,22)	1:B:184:LYS:CA	1:B:68:ARG:N	10	5.17
(1,22)	1:B:184:LYS:CA	1:B:69:ASP:N	10	5.17
(1,22)	1:B:184:LYS:CA	1:B:70:GLN:N	10	5.17
(1,22)	1:B:184:LYS:CA	1:B:71:TYR:N	10	5.17
(1,22)	1:B:184:LYS:CA	1:B:72:MET:N	10	5.17
(1,22)	1:B:184:LYS:CA	1:B:73:ARG:N	10	5.17
(1,22)	1:B:184:LYS:CA	1:B:74:THR:N	10	5.17
(1,22)	1:B:184:LYS:CA	1:B:75:GLY:N	10	5.17
(1,22)	1:B:184:LYS:CA	1:B:76:GLU:N	10	5.17
(1,22)	1:B:184:LYS:CA	1:B:77:GLY:N	10	5.17
(1,22)	1:B:184:LYS:CA	1:B:78:PHE:N	10	5.17
(1,22)	1:B:184:LYS:CA	1:B:79:LEU:N	10	5.17
(1,22)	1:B:184:LYS:CA	1:B:80:CYS:N	10	5.17
(1,22)	1:B:184:LYS:CA	5:B:203:7Q9:N	10	5.17
(1,22)	1:B:184:LYS:CA	5:B:204:7Q9:N	10	5.17
(1,22)	1:B:184:LYS:CA	5:B:205:7Q9:N	10	5.17
(1,22)	1:B:184:LYS:CA	5:B:206:7Q9:N	10	5.17
(1,22)	1:B:184:LYS:CA	5:B:207:7Q9:N	10	5.17
(1,22)	1:B:184:LYS:CA	6:B:208:17F:N1	10	5.17
(1,22)	1:B:184:LYS:CA	5:B:209:7Q9:N	10	5.17
(1,22)	1:B:184:LYS:CA	5:B:210:7Q9:N	10	5.17
(1,22)	1:B:184:LYS:CA	5:B:211:7Q9:N	10	5.17
(1,22)	1:B:184:LYS:CA	5:B:212:7Q9:N	10	5.17
(1,22)	1:B:184:LYS:CA	5:B:213:7Q9:N	10	5.17
(1,22)	1:B:184:LYS:CA	6:B:214:17F:N1	10	5.17
(1,22)	1:B:184:LYS:CA	6:B:215:17F:N1	10	5.17
(1,22)	1:B:184:LYS:CA	5:B:216:7Q9:N	10	5.17
(1,22)	1:B:184:LYS:CA	5:B:217:7Q9:N	10	5.17
(1,22)	1:B:184:LYS:CA	5:B:218:7Q9:N	10	5.17

Continued on next page...

Continued from previous page...

Key	Atom-1	Atom-2	Model ID	Violation (Å)
(1,22)	1:B:184:LYS:CA	6:B:219:17F:N1	10	5.17
(1,22)	1:B:184:LYS:CA	5:B:220:7Q9:N	10	5.17
(1,22)	1:B:184:LYS:CB	1:B:2:THR:N	10	5.17
(1,22)	1:B:184:LYS:CB	1:B:3:GLU:N	10	5.17
(1,22)	1:B:184:LYS:CB	1:B:4:TYR:N	10	5.17
(1,22)	1:B:184:LYS:CB	1:B:5:LYS:N	10	5.17
(1,22)	1:B:184:LYS:CB	1:B:6:LEU:N	10	5.17
(1,22)	1:B:184:LYS:CB	1:B:7:VAL:N	10	5.17
(1,22)	1:B:184:LYS:CB	1:B:8:VAL:N	10	5.17
(1,22)	1:B:184:LYS:CB	1:B:9:VAL:N	10	5.17
(1,22)	1:B:184:LYS:CB	1:B:10:GLY:N	10	5.17
(1,22)	1:B:184:LYS:CB	1:B:11:ALA:N	10	5.17
(1,22)	1:B:184:LYS:CB	1:B:12:ASP:N	10	5.17
(1,22)	1:B:184:LYS:CB	1:B:13:GLY:N	10	5.17
(1,22)	1:B:184:LYS:CB	1:B:14:VAL:N	10	5.17
(1,22)	1:B:184:LYS:CB	1:B:15:GLY:N	10	5.17
(1,22)	1:B:184:LYS:CB	1:B:16:LYS:N	10	5.17
(1,22)	1:B:184:LYS:CB	1:B:17:SER:N	10	5.17
(1,22)	1:B:184:LYS:CB	1:B:18:ALA:N	10	5.17
(1,22)	1:B:184:LYS:CB	1:B:19:LEU:N	10	5.17
(1,22)	1:B:184:LYS:CB	1:B:20:THR:N	10	5.17
(1,22)	1:B:184:LYS:CB	1:B:21:ILE:N	10	5.17
(1,22)	1:B:184:LYS:CB	1:B:22:GLN:N	10	5.17
(1,22)	1:B:184:LYS:CB	1:B:23:LEU:N	10	5.17
(1,22)	1:B:184:LYS:CB	1:B:24:ILE:N	10	5.17
(1,22)	1:B:184:LYS:CB	1:B:25:GLN:N	10	5.17
(1,22)	1:B:184:LYS:CB	1:B:26:ASN:N	10	5.17
(1,22)	1:B:184:LYS:CB	1:B:27:HIS:N	10	5.17
(1,22)	1:B:184:LYS:CB	1:B:28:PHE:N	10	5.17
(1,22)	1:B:184:LYS:CB	1:B:29:VAL:N	10	5.17
(1,22)	1:B:184:LYS:CB	1:B:30:ASP:N	10	5.17
(1,22)	1:B:184:LYS:CB	1:B:31:GLU:N	10	5.17
(1,22)	1:B:184:LYS:CB	1:B:32:TYR:N	10	5.17
(1,22)	1:B:184:LYS:CB	1:B:33:ASP:N	10	5.17
(1,22)	1:B:184:LYS:CB	1:B:34:PRO:N	10	5.17
(1,22)	1:B:184:LYS:CB	1:B:35:THR:N	10	5.17
(1,22)	1:B:184:LYS:CB	1:B:36:ILE:N	10	5.17
(1,22)	1:B:184:LYS:CB	1:B:37:GLU:N	10	5.17
(1,22)	1:B:184:LYS:CB	1:B:38:ASP:N	10	5.17
(1,22)	1:B:184:LYS:CB	1:B:39:SER:N	10	5.17
(1,22)	1:B:184:LYS:CB	1:B:40:TYR:N	10	5.17
(1,22)	1:B:184:LYS:CB	1:B:41:ARG:N	10	5.17

Continued on next page...

Continued from previous page...

Key	Atom-1	Atom-2	Model ID	Violation (Å)
(1,22)	1:B:184:LYS:CB	1:B:42:LYS:N	10	5.17
(1,22)	1:B:184:LYS:CB	1:B:43:GLN:N	10	5.17
(1,22)	1:B:184:LYS:CB	1:B:44:VAL:N	10	5.17
(1,22)	1:B:184:LYS:CB	1:B:45:VAL:N	10	5.17
(1,22)	1:B:184:LYS:CB	1:B:46:ILE:N	10	5.17
(1,22)	1:B:184:LYS:CB	1:B:47:ASP:N	10	5.17
(1,22)	1:B:184:LYS:CB	1:B:48:GLY:N	10	5.17
(1,22)	1:B:184:LYS:CB	1:B:49:GLU:N	10	5.17
(1,22)	1:B:184:LYS:CB	1:B:50:THR:N	10	5.17
(1,22)	1:B:184:LYS:CB	1:B:51:CYS:N	10	5.17
(1,22)	1:B:184:LYS:CB	1:B:52:LEU:N	10	5.17
(1,22)	1:B:184:LYS:CB	1:B:53:LEU:N	10	5.17
(1,22)	1:B:184:LYS:CB	1:B:54:ASP:N	10	5.17
(1,22)	1:B:184:LYS:CB	1:B:55:ILE:N	10	5.17
(1,22)	1:B:184:LYS:CB	1:B:56:LEU:N	10	5.17
(1,22)	1:B:184:LYS:CB	1:B:57:ASP:N	10	5.17
(1,22)	1:B:184:LYS:CB	1:B:58:THR:N	10	5.17
(1,22)	1:B:184:LYS:CB	1:B:59:ALA:N	10	5.17
(1,22)	1:B:184:LYS:CB	1:B:60:GLY:N	10	5.17
(1,22)	1:B:184:LYS:CB	1:B:61:GLN:N	10	5.17
(1,22)	1:B:184:LYS:CB	1:B:62:GLU:N	10	5.17
(1,22)	1:B:184:LYS:CB	1:B:63:GLU:N	10	5.17
(1,22)	1:B:184:LYS:CB	1:B:64:TYR:N	10	5.17
(1,22)	1:B:184:LYS:CB	1:B:65:SER:N	10	5.17
(1,22)	1:B:184:LYS:CB	1:B:66:ALA:N	10	5.17
(1,22)	1:B:184:LYS:CB	1:B:67:MET:N	10	5.17
(1,22)	1:B:184:LYS:CB	1:B:68:ARG:N	10	5.17
(1,22)	1:B:184:LYS:CB	1:B:69:ASP:N	10	5.17
(1,22)	1:B:184:LYS:CB	1:B:70:GLN:N	10	5.17
(1,22)	1:B:184:LYS:CB	1:B:71:TYR:N	10	5.17
(1,22)	1:B:184:LYS:CB	1:B:72:MET:N	10	5.17
(1,22)	1:B:184:LYS:CB	1:B:73:ARG:N	10	5.17
(1,22)	1:B:184:LYS:CB	1:B:74:THR:N	10	5.17
(1,22)	1:B:184:LYS:CB	1:B:75:GLY:N	10	5.17
(1,22)	1:B:184:LYS:CB	1:B:76:GLU:N	10	5.17
(1,22)	1:B:184:LYS:CB	1:B:77:GLY:N	10	5.17
(1,22)	1:B:184:LYS:CB	1:B:78:PHE:N	10	5.17
(1,22)	1:B:184:LYS:CB	1:B:79:LEU:N	10	5.17
(1,22)	1:B:184:LYS:CB	1:B:80:CYS:N	10	5.17
(1,22)	1:B:184:LYS:CB	5:B:203:7Q9:N	10	5.17
(1,22)	1:B:184:LYS:CB	5:B:204:7Q9:N	10	5.17
(1,22)	1:B:184:LYS:CB	5:B:205:7Q9:N	10	5.17

Continued on next page...

Continued from previous page...

Key	Atom-1	Atom-2	Model ID	Violation (Å)
(1,22)	1:B:184:LYS:CB	5:B:206:7Q9:N	10	5.17
(1,22)	1:B:184:LYS:CB	5:B:207:7Q9:N	10	5.17
(1,22)	1:B:184:LYS:CB	6:B:208:17F:N1	10	5.17
(1,22)	1:B:184:LYS:CB	5:B:209:7Q9:N	10	5.17
(1,22)	1:B:184:LYS:CB	5:B:210:7Q9:N	10	5.17
(1,22)	1:B:184:LYS:CB	5:B:211:7Q9:N	10	5.17
(1,22)	1:B:184:LYS:CB	5:B:212:7Q9:N	10	5.17
(1,22)	1:B:184:LYS:CB	5:B:213:7Q9:N	10	5.17
(1,22)	1:B:184:LYS:CB	6:B:214:17F:N1	10	5.17
(1,22)	1:B:184:LYS:CB	6:B:215:17F:N1	10	5.17
(1,22)	1:B:184:LYS:CB	5:B:216:7Q9:N	10	5.17
(1,22)	1:B:184:LYS:CB	5:B:217:7Q9:N	10	5.17
(1,22)	1:B:184:LYS:CB	5:B:218:7Q9:N	10	5.17
(1,22)	1:B:184:LYS:CB	6:B:219:17F:N1	10	5.17
(1,22)	1:B:184:LYS:CB	5:B:220:7Q9:N	10	5.17
(1,22)	1:B:184:LYS:CD	1:B:2:THR:N	10	5.17
(1,22)	1:B:184:LYS:CD	1:B:3:GLU:N	10	5.17
(1,22)	1:B:184:LYS:CD	1:B:4:TYR:N	10	5.17
(1,22)	1:B:184:LYS:CD	1:B:5:LYS:N	10	5.17
(1,22)	1:B:184:LYS:CD	1:B:6:LEU:N	10	5.17
(1,22)	1:B:184:LYS:CD	1:B:7:VAL:N	10	5.17
(1,22)	1:B:184:LYS:CD	1:B:8:VAL:N	10	5.17
(1,22)	1:B:184:LYS:CD	1:B:9:VAL:N	10	5.17
(1,22)	1:B:184:LYS:CD	1:B:10:GLY:N	10	5.17
(1,22)	1:B:184:LYS:CD	1:B:11:ALA:N	10	5.17
(1,22)	1:B:184:LYS:CD	1:B:12:ASP:N	10	5.17
(1,22)	1:B:184:LYS:CD	1:B:13:GLY:N	10	5.17
(1,22)	1:B:184:LYS:CD	1:B:14:VAL:N	10	5.17
(1,22)	1:B:184:LYS:CD	1:B:15:GLY:N	10	5.17
(1,22)	1:B:184:LYS:CD	1:B:16:LYS:N	10	5.17
(1,22)	1:B:184:LYS:CD	1:B:17:SER:N	10	5.17
(1,22)	1:B:184:LYS:CD	1:B:18:ALA:N	10	5.17
(1,22)	1:B:184:LYS:CD	1:B:19:LEU:N	10	5.17
(1,22)	1:B:184:LYS:CD	1:B:20:THR:N	10	5.17
(1,22)	1:B:184:LYS:CD	1:B:21:ILE:N	10	5.17
(1,22)	1:B:184:LYS:CD	1:B:22:GLN:N	10	5.17
(1,22)	1:B:184:LYS:CD	1:B:23:LEU:N	10	5.17
(1,22)	1:B:184:LYS:CD	1:B:24:ILE:N	10	5.17
(1,22)	1:B:184:LYS:CD	1:B:25:GLN:N	10	5.17
(1,22)	1:B:184:LYS:CD	1:B:26:ASN:N	10	5.17
(1,22)	1:B:184:LYS:CD	1:B:27:HIS:N	10	5.17
(1,22)	1:B:184:LYS:CD	1:B:28:PHE:N	10	5.17

Continued on next page...

Continued from previous page...

Key	Atom-1	Atom-2	Model ID	Violation (Å)
(1,22)	1:B:184:LYS:CD	1:B:29:VAL:N	10	5.17
(1,22)	1:B:184:LYS:CD	1:B:30:ASP:N	10	5.17
(1,22)	1:B:184:LYS:CD	1:B:31:GLU:N	10	5.17
(1,22)	1:B:184:LYS:CD	1:B:32:TYR:N	10	5.17
(1,22)	1:B:184:LYS:CD	1:B:33:ASP:N	10	5.17
(1,22)	1:B:184:LYS:CD	1:B:34:PRO:N	10	5.17
(1,22)	1:B:184:LYS:CD	1:B:35:THR:N	10	5.17
(1,22)	1:B:184:LYS:CD	1:B:36:ILE:N	10	5.17
(1,22)	1:B:184:LYS:CD	1:B:37:GLU:N	10	5.17
(1,22)	1:B:184:LYS:CD	1:B:38:ASP:N	10	5.17
(1,22)	1:B:184:LYS:CD	1:B:39:SER:N	10	5.17
(1,22)	1:B:184:LYS:CD	1:B:40:TYR:N	10	5.17
(1,22)	1:B:184:LYS:CD	1:B:41:ARG:N	10	5.17
(1,22)	1:B:184:LYS:CD	1:B:42:LYS:N	10	5.17
(1,22)	1:B:184:LYS:CD	1:B:43:GLN:N	10	5.17
(1,22)	1:B:184:LYS:CD	1:B:44:VAL:N	10	5.17
(1,22)	1:B:184:LYS:CD	1:B:45:VAL:N	10	5.17
(1,22)	1:B:184:LYS:CD	1:B:46:ILE:N	10	5.17
(1,22)	1:B:184:LYS:CD	1:B:47:ASP:N	10	5.17
(1,22)	1:B:184:LYS:CD	1:B:48:GLY:N	10	5.17
(1,22)	1:B:184:LYS:CD	1:B:49:GLU:N	10	5.17
(1,22)	1:B:184:LYS:CD	1:B:50:THR:N	10	5.17
(1,22)	1:B:184:LYS:CD	1:B:51:CYS:N	10	5.17
(1,22)	1:B:184:LYS:CD	1:B:52:LEU:N	10	5.17
(1,22)	1:B:184:LYS:CD	1:B:53:LEU:N	10	5.17
(1,22)	1:B:184:LYS:CD	1:B:54:ASP:N	10	5.17
(1,22)	1:B:184:LYS:CD	1:B:55:ILE:N	10	5.17
(1,22)	1:B:184:LYS:CD	1:B:56:LEU:N	10	5.17
(1,22)	1:B:184:LYS:CD	1:B:57:ASP:N	10	5.17
(1,22)	1:B:184:LYS:CD	1:B:58:THR:N	10	5.17
(1,22)	1:B:184:LYS:CD	1:B:59:ALA:N	10	5.17
(1,22)	1:B:184:LYS:CD	1:B:60:GLY:N	10	5.17
(1,22)	1:B:184:LYS:CD	1:B:61:GLN:N	10	5.17
(1,22)	1:B:184:LYS:CD	1:B:62:GLU:N	10	5.17
(1,22)	1:B:184:LYS:CD	1:B:63:GLU:N	10	5.17
(1,22)	1:B:184:LYS:CD	1:B:64:TYR:N	10	5.17
(1,22)	1:B:184:LYS:CD	1:B:65:SER:N	10	5.17
(1,22)	1:B:184:LYS:CD	1:B:66:ALA:N	10	5.17
(1,22)	1:B:184:LYS:CD	1:B:67:MET:N	10	5.17
(1,22)	1:B:184:LYS:CD	1:B:68:ARG:N	10	5.17
(1,22)	1:B:184:LYS:CD	1:B:69:ASP:N	10	5.17
(1,22)	1:B:184:LYS:CD	1:B:70:GLN:N	10	5.17

Continued on next page...

Continued from previous page...

Key	Atom-1	Atom-2	Model ID	Violation (Å)
(1,22)	1:B:184:LYS:CD	1:B:71:TYR:N	10	5.17
(1,22)	1:B:184:LYS:CD	1:B:72:MET:N	10	5.17
(1,22)	1:B:184:LYS:CD	1:B:73:ARG:N	10	5.17
(1,22)	1:B:184:LYS:CD	1:B:74:THR:N	10	5.17
(1,22)	1:B:184:LYS:CD	1:B:75:GLY:N	10	5.17
(1,22)	1:B:184:LYS:CD	1:B:76:GLU:N	10	5.17
(1,22)	1:B:184:LYS:CD	1:B:77:GLY:N	10	5.17
(1,22)	1:B:184:LYS:CD	1:B:78:PHE:N	10	5.17
(1,22)	1:B:184:LYS:CD	1:B:79:LEU:N	10	5.17
(1,22)	1:B:184:LYS:CD	1:B:80:CYS:N	10	5.17
(1,22)	1:B:184:LYS:CD	5:B:203:7Q9:N	10	5.17
(1,22)	1:B:184:LYS:CD	5:B:204:7Q9:N	10	5.17
(1,22)	1:B:184:LYS:CD	5:B:205:7Q9:N	10	5.17
(1,22)	1:B:184:LYS:CD	5:B:206:7Q9:N	10	5.17
(1,22)	1:B:184:LYS:CD	5:B:207:7Q9:N	10	5.17
(1,22)	1:B:184:LYS:CD	6:B:208:17F:N1	10	5.17
(1,22)	1:B:184:LYS:CD	5:B:209:7Q9:N	10	5.17
(1,22)	1:B:184:LYS:CD	5:B:210:7Q9:N	10	5.17
(1,22)	1:B:184:LYS:CD	5:B:211:7Q9:N	10	5.17
(1,22)	1:B:184:LYS:CD	5:B:212:7Q9:N	10	5.17
(1,22)	1:B:184:LYS:CD	5:B:213:7Q9:N	10	5.17
(1,22)	1:B:184:LYS:CD	6:B:214:17F:N1	10	5.17
(1,22)	1:B:184:LYS:CD	6:B:215:17F:N1	10	5.17
(1,22)	1:B:184:LYS:CD	5:B:216:7Q9:N	10	5.17
(1,22)	1:B:184:LYS:CD	5:B:217:7Q9:N	10	5.17
(1,22)	1:B:184:LYS:CD	5:B:218:7Q9:N	10	5.17
(1,22)	1:B:184:LYS:CD	6:B:219:17F:N1	10	5.17
(1,22)	1:B:184:LYS:CD	5:B:220:7Q9:N	10	5.17
(1,22)	1:B:184:LYS:CE	1:B:2:THR:N	10	5.17
(1,22)	1:B:184:LYS:CE	1:B:3:GLU:N	10	5.17
(1,22)	1:B:184:LYS:CE	1:B:4:TYR:N	10	5.17
(1,22)	1:B:184:LYS:CE	1:B:5:LYS:N	10	5.17
(1,22)	1:B:184:LYS:CE	1:B:6:LEU:N	10	5.17
(1,22)	1:B:184:LYS:CE	1:B:7:VAL:N	10	5.17
(1,22)	1:B:184:LYS:CE	1:B:8:VAL:N	10	5.17
(1,22)	1:B:184:LYS:CE	1:B:9:VAL:N	10	5.17
(1,22)	1:B:184:LYS:CE	1:B:10:GLY:N	10	5.17
(1,22)	1:B:184:LYS:CE	1:B:11:ALA:N	10	5.17
(1,22)	1:B:184:LYS:CE	1:B:12:ASP:N	10	5.17
(1,22)	1:B:184:LYS:CE	1:B:13:GLY:N	10	5.17
(1,22)	1:B:184:LYS:CE	1:B:14:VAL:N	10	5.17
(1,22)	1:B:184:LYS:CE	1:B:15:GLY:N	10	5.17

Continued on next page...

Continued from previous page...

Key	Atom-1	Atom-2	Model ID	Violation (Å)
(1,22)	1:B:184:LYS:CE	1:B:16:LYS:N	10	5.17
(1,22)	1:B:184:LYS:CE	1:B:17:SER:N	10	5.17
(1,22)	1:B:184:LYS:CE	1:B:18:ALA:N	10	5.17
(1,22)	1:B:184:LYS:CE	1:B:19:LEU:N	10	5.17
(1,22)	1:B:184:LYS:CE	1:B:20:THR:N	10	5.17
(1,22)	1:B:184:LYS:CE	1:B:21:ILE:N	10	5.17
(1,22)	1:B:184:LYS:CE	1:B:22:GLN:N	10	5.17
(1,22)	1:B:184:LYS:CE	1:B:23:LEU:N	10	5.17
(1,22)	1:B:184:LYS:CE	1:B:24:ILE:N	10	5.17
(1,22)	1:B:184:LYS:CE	1:B:25:GLN:N	10	5.17
(1,22)	1:B:184:LYS:CE	1:B:26:ASN:N	10	5.17
(1,22)	1:B:184:LYS:CE	1:B:27:HIS:N	10	5.17
(1,22)	1:B:184:LYS:CE	1:B:28:PHE:N	10	5.17
(1,22)	1:B:184:LYS:CE	1:B:29:VAL:N	10	5.17
(1,22)	1:B:184:LYS:CE	1:B:30:ASP:N	10	5.17
(1,22)	1:B:184:LYS:CE	1:B:31:GLU:N	10	5.17
(1,22)	1:B:184:LYS:CE	1:B:32:TYR:N	10	5.17
(1,22)	1:B:184:LYS:CE	1:B:33:ASP:N	10	5.17
(1,22)	1:B:184:LYS:CE	1:B:34:PRO:N	10	5.17
(1,22)	1:B:184:LYS:CE	1:B:35:THR:N	10	5.17
(1,22)	1:B:184:LYS:CE	1:B:36:ILE:N	10	5.17
(1,22)	1:B:184:LYS:CE	1:B:37:GLU:N	10	5.17
(1,22)	1:B:184:LYS:CE	1:B:38:ASP:N	10	5.17
(1,22)	1:B:184:LYS:CE	1:B:39:SER:N	10	5.17
(1,22)	1:B:184:LYS:CE	1:B:40:TYR:N	10	5.17
(1,22)	1:B:184:LYS:CE	1:B:41:ARG:N	10	5.17
(1,22)	1:B:184:LYS:CE	1:B:42:LYS:N	10	5.17
(1,22)	1:B:184:LYS:CE	1:B:43:GLN:N	10	5.17
(1,22)	1:B:184:LYS:CE	1:B:44:VAL:N	10	5.17
(1,22)	1:B:184:LYS:CE	1:B:45:VAL:N	10	5.17
(1,22)	1:B:184:LYS:CE	1:B:46:ILE:N	10	5.17
(1,22)	1:B:184:LYS:CE	1:B:47:ASP:N	10	5.17
(1,22)	1:B:184:LYS:CE	1:B:48:GLY:N	10	5.17
(1,22)	1:B:184:LYS:CE	1:B:49:GLU:N	10	5.17
(1,22)	1:B:184:LYS:CE	1:B:50:THR:N	10	5.17
(1,22)	1:B:184:LYS:CE	1:B:51:CYS:N	10	5.17
(1,22)	1:B:184:LYS:CE	1:B:52:LEU:N	10	5.17
(1,22)	1:B:184:LYS:CE	1:B:53:LEU:N	10	5.17
(1,22)	1:B:184:LYS:CE	1:B:54:ASP:N	10	5.17
(1,22)	1:B:184:LYS:CE	1:B:55:ILE:N	10	5.17
(1,22)	1:B:184:LYS:CE	1:B:56:LEU:N	10	5.17
(1,22)	1:B:184:LYS:CE	1:B:57:ASP:N	10	5.17

Continued on next page...

Continued from previous page...

Key	Atom-1	Atom-2	Model ID	Violation (Å)
(1,22)	1:B:184:LYS:CE	1:B:58:THR:N	10	5.17
(1,22)	1:B:184:LYS:CE	1:B:59:ALA:N	10	5.17
(1,22)	1:B:184:LYS:CE	1:B:60:GLY:N	10	5.17
(1,22)	1:B:184:LYS:CE	1:B:61:GLN:N	10	5.17
(1,22)	1:B:184:LYS:CE	1:B:62:GLU:N	10	5.17
(1,22)	1:B:184:LYS:CE	1:B:63:GLU:N	10	5.17
(1,22)	1:B:184:LYS:CE	1:B:64:TYR:N	10	5.17
(1,22)	1:B:184:LYS:CE	1:B:65:SER:N	10	5.17
(1,22)	1:B:184:LYS:CE	1:B:66:ALA:N	10	5.17
(1,22)	1:B:184:LYS:CE	1:B:67:MET:N	10	5.17
(1,22)	1:B:184:LYS:CE	1:B:68:ARG:N	10	5.17
(1,22)	1:B:184:LYS:CE	1:B:69:ASP:N	10	5.17
(1,22)	1:B:184:LYS:CE	1:B:70:GLN:N	10	5.17
(1,22)	1:B:184:LYS:CE	1:B:71:TYR:N	10	5.17
(1,22)	1:B:184:LYS:CE	1:B:72:MET:N	10	5.17
(1,22)	1:B:184:LYS:CE	1:B:73:ARG:N	10	5.17
(1,22)	1:B:184:LYS:CE	1:B:74:THR:N	10	5.17
(1,22)	1:B:184:LYS:CE	1:B:75:GLY:N	10	5.17
(1,22)	1:B:184:LYS:CE	1:B:76:GLU:N	10	5.17
(1,22)	1:B:184:LYS:CE	1:B:77:GLY:N	10	5.17
(1,22)	1:B:184:LYS:CE	1:B:78:PHE:N	10	5.17
(1,22)	1:B:184:LYS:CE	1:B:79:LEU:N	10	5.17
(1,22)	1:B:184:LYS:CE	1:B:80:CYS:N	10	5.17
(1,22)	1:B:184:LYS:CE	5:B:203:7Q9:N	10	5.17
(1,22)	1:B:184:LYS:CE	5:B:204:7Q9:N	10	5.17
(1,22)	1:B:184:LYS:CE	5:B:205:7Q9:N	10	5.17
(1,22)	1:B:184:LYS:CE	5:B:206:7Q9:N	10	5.17
(1,22)	1:B:184:LYS:CE	5:B:207:7Q9:N	10	5.17
(1,22)	1:B:184:LYS:CE	6:B:208:17F:N1	10	5.17
(1,22)	1:B:184:LYS:CE	5:B:209:7Q9:N	10	5.17
(1,22)	1:B:184:LYS:CE	5:B:210:7Q9:N	10	5.17
(1,22)	1:B:184:LYS:CE	5:B:211:7Q9:N	10	5.17
(1,22)	1:B:184:LYS:CE	5:B:212:7Q9:N	10	5.17
(1,22)	1:B:184:LYS:CE	5:B:213:7Q9:N	10	5.17
(1,22)	1:B:184:LYS:CE	6:B:214:17F:N1	10	5.17
(1,22)	1:B:184:LYS:CE	6:B:215:17F:N1	10	5.17
(1,22)	1:B:184:LYS:CE	5:B:216:7Q9:N	10	5.17
(1,22)	1:B:184:LYS:CE	5:B:217:7Q9:N	10	5.17
(1,22)	1:B:184:LYS:CE	5:B:218:7Q9:N	10	5.17
(1,22)	1:B:184:LYS:CE	6:B:219:17F:N1	10	5.17
(1,22)	1:B:184:LYS:CE	5:B:220:7Q9:N	10	5.17
(1,22)	1:B:184:LYS:CG	1:B:2:THR:N	10	5.17

Continued on next page...

Continued from previous page...

Key	Atom-1	Atom-2	Model ID	Violation (Å)
(1,22)	1:B:184:LYS:CG	1:B:3:GLU:N	10	5.17
(1,22)	1:B:184:LYS:CG	1:B:4:TYR:N	10	5.17
(1,22)	1:B:184:LYS:CG	1:B:5:LYS:N	10	5.17
(1,22)	1:B:184:LYS:CG	1:B:6:LEU:N	10	5.17
(1,22)	1:B:184:LYS:CG	1:B:7:VAL:N	10	5.17
(1,22)	1:B:184:LYS:CG	1:B:8:VAL:N	10	5.17
(1,22)	1:B:184:LYS:CG	1:B:9:VAL:N	10	5.17
(1,22)	1:B:184:LYS:CG	1:B:10:GLY:N	10	5.17
(1,22)	1:B:184:LYS:CG	1:B:11:ALA:N	10	5.17
(1,22)	1:B:184:LYS:CG	1:B:12:ASP:N	10	5.17
(1,22)	1:B:184:LYS:CG	1:B:13:GLY:N	10	5.17
(1,22)	1:B:184:LYS:CG	1:B:14:VAL:N	10	5.17
(1,22)	1:B:184:LYS:CG	1:B:15:GLY:N	10	5.17
(1,22)	1:B:184:LYS:CG	1:B:16:LYS:N	10	5.17
(1,22)	1:B:184:LYS:CG	1:B:17:SER:N	10	5.17
(1,22)	1:B:184:LYS:CG	1:B:18:ALA:N	10	5.17
(1,22)	1:B:184:LYS:CG	1:B:19:LEU:N	10	5.17
(1,22)	1:B:184:LYS:CG	1:B:20:THR:N	10	5.17
(1,22)	1:B:184:LYS:CG	1:B:21:ILE:N	10	5.17
(1,22)	1:B:184:LYS:CG	1:B:22:GLN:N	10	5.17
(1,22)	1:B:184:LYS:CG	1:B:23:LEU:N	10	5.17
(1,22)	1:B:184:LYS:CG	1:B:24:ILE:N	10	5.17
(1,22)	1:B:184:LYS:CG	1:B:25:GLN:N	10	5.17
(1,22)	1:B:184:LYS:CG	1:B:26:ASN:N	10	5.17
(1,22)	1:B:184:LYS:CG	1:B:27:HIS:N	10	5.17
(1,22)	1:B:184:LYS:CG	1:B:28:PHE:N	10	5.17
(1,22)	1:B:184:LYS:CG	1:B:29:VAL:N	10	5.17
(1,22)	1:B:184:LYS:CG	1:B:30:ASP:N	10	5.17
(1,22)	1:B:184:LYS:CG	1:B:31:GLU:N	10	5.17
(1,22)	1:B:184:LYS:CG	1:B:32:TYR:N	10	5.17
(1,22)	1:B:184:LYS:CG	1:B:33:ASP:N	10	5.17
(1,22)	1:B:184:LYS:CG	1:B:34:PRO:N	10	5.17
(1,22)	1:B:184:LYS:CG	1:B:35:THR:N	10	5.17
(1,22)	1:B:184:LYS:CG	1:B:36:ILE:N	10	5.17
(1,22)	1:B:184:LYS:CG	1:B:37:GLU:N	10	5.17
(1,22)	1:B:184:LYS:CG	1:B:38:ASP:N	10	5.17
(1,22)	1:B:184:LYS:CG	1:B:39:SER:N	10	5.17
(1,22)	1:B:184:LYS:CG	1:B:40:TYR:N	10	5.17
(1,22)	1:B:184:LYS:CG	1:B:41:ARG:N	10	5.17
(1,22)	1:B:184:LYS:CG	1:B:42:LYS:N	10	5.17
(1,22)	1:B:184:LYS:CG	1:B:43:GLN:N	10	5.17
(1,22)	1:B:184:LYS:CG	1:B:44:VAL:N	10	5.17

Continued on next page...

Continued from previous page...

Key	Atom-1	Atom-2	Model ID	Violation (Å)
(1,22)	1:B:184:LYS:CG	1:B:45:VAL:N	10	5.17
(1,22)	1:B:184:LYS:CG	1:B:46:ILE:N	10	5.17
(1,22)	1:B:184:LYS:CG	1:B:47:ASP:N	10	5.17
(1,22)	1:B:184:LYS:CG	1:B:48:GLY:N	10	5.17
(1,22)	1:B:184:LYS:CG	1:B:49:GLU:N	10	5.17
(1,22)	1:B:184:LYS:CG	1:B:50:THR:N	10	5.17
(1,22)	1:B:184:LYS:CG	1:B:51:CYS:N	10	5.17
(1,22)	1:B:184:LYS:CG	1:B:52:LEU:N	10	5.17
(1,22)	1:B:184:LYS:CG	1:B:53:LEU:N	10	5.17
(1,22)	1:B:184:LYS:CG	1:B:54:ASP:N	10	5.17
(1,22)	1:B:184:LYS:CG	1:B:55:ILE:N	10	5.17
(1,22)	1:B:184:LYS:CG	1:B:56:LEU:N	10	5.17
(1,22)	1:B:184:LYS:CG	1:B:57:ASP:N	10	5.17
(1,22)	1:B:184:LYS:CG	1:B:58:THR:N	10	5.17
(1,22)	1:B:184:LYS:CG	1:B:59:ALA:N	10	5.17
(1,22)	1:B:184:LYS:CG	1:B:60:GLY:N	10	5.17
(1,22)	1:B:184:LYS:CG	1:B:61:GLN:N	10	5.17
(1,22)	1:B:184:LYS:CG	1:B:62:GLU:N	10	5.17
(1,22)	1:B:184:LYS:CG	1:B:63:GLU:N	10	5.17
(1,22)	1:B:184:LYS:CG	1:B:64:TYR:N	10	5.17
(1,22)	1:B:184:LYS:CG	1:B:65:SER:N	10	5.17
(1,22)	1:B:184:LYS:CG	1:B:66:ALA:N	10	5.17
(1,22)	1:B:184:LYS:CG	1:B:67:MET:N	10	5.17
(1,22)	1:B:184:LYS:CG	1:B:68:ARG:N	10	5.17
(1,22)	1:B:184:LYS:CG	1:B:69:ASP:N	10	5.17
(1,22)	1:B:184:LYS:CG	1:B:70:GLN:N	10	5.17
(1,22)	1:B:184:LYS:CG	1:B:71:TYR:N	10	5.17
(1,22)	1:B:184:LYS:CG	1:B:72:MET:N	10	5.17
(1,22)	1:B:184:LYS:CG	1:B:73:ARG:N	10	5.17
(1,22)	1:B:184:LYS:CG	1:B:74:THR:N	10	5.17
(1,22)	1:B:184:LYS:CG	1:B:75:GLY:N	10	5.17
(1,22)	1:B:184:LYS:CG	1:B:76:GLU:N	10	5.17
(1,22)	1:B:184:LYS:CG	1:B:77:GLY:N	10	5.17
(1,22)	1:B:184:LYS:CG	1:B:78:PHE:N	10	5.17
(1,22)	1:B:184:LYS:CG	1:B:79:LEU:N	10	5.17
(1,22)	1:B:184:LYS:CG	1:B:80:CYS:N	10	5.17
(1,22)	1:B:184:LYS:CG	5:B:203:7Q9:N	10	5.17
(1,22)	1:B:184:LYS:CG	5:B:204:7Q9:N	10	5.17
(1,22)	1:B:184:LYS:CG	5:B:205:7Q9:N	10	5.17
(1,22)	1:B:184:LYS:CG	5:B:206:7Q9:N	10	5.17
(1,22)	1:B:184:LYS:CG	5:B:207:7Q9:N	10	5.17
(1,22)	1:B:184:LYS:CG	6:B:208:17F:N1	10	5.17

Continued on next page...

Continued from previous page...

Key	Atom-1	Atom-2	Model ID	Violation (Å)
(1,22)	1:B:184:LYS:CG	5:B:209:7Q9:N	10	5.17
(1,22)	1:B:184:LYS:CG	5:B:210:7Q9:N	10	5.17
(1,22)	1:B:184:LYS:CG	5:B:211:7Q9:N	10	5.17
(1,22)	1:B:184:LYS:CG	5:B:212:7Q9:N	10	5.17
(1,22)	1:B:184:LYS:CG	5:B:213:7Q9:N	10	5.17
(1,22)	1:B:184:LYS:CG	6:B:214:17F:N1	10	5.17
(1,22)	1:B:184:LYS:CG	6:B:215:17F:N1	10	5.17
(1,22)	1:B:184:LYS:CG	5:B:216:7Q9:N	10	5.17
(1,22)	1:B:184:LYS:CG	5:B:217:7Q9:N	10	5.17
(1,22)	1:B:184:LYS:CG	5:B:218:7Q9:N	10	5.17
(1,22)	1:B:184:LYS:CG	6:B:219:17F:N1	10	5.17
(1,22)	1:B:184:LYS:CG	5:B:220:7Q9:N	10	5.17
(1,22)	1:B:184:LYS:H	1:B:2:THR:N	10	5.17
(1,22)	1:B:184:LYS:H	1:B:3:GLU:N	10	5.17
(1,22)	1:B:184:LYS:H	1:B:4:TYR:N	10	5.17
(1,22)	1:B:184:LYS:H	1:B:5:LYS:N	10	5.17
(1,22)	1:B:184:LYS:H	1:B:6:LEU:N	10	5.17
(1,22)	1:B:184:LYS:H	1:B:7:VAL:N	10	5.17
(1,22)	1:B:184:LYS:H	1:B:8:VAL:N	10	5.17
(1,22)	1:B:184:LYS:H	1:B:9:VAL:N	10	5.17
(1,22)	1:B:184:LYS:H	1:B:10:GLY:N	10	5.17
(1,22)	1:B:184:LYS:H	1:B:11:ALA:N	10	5.17
(1,22)	1:B:184:LYS:H	1:B:12:ASP:N	10	5.17
(1,22)	1:B:184:LYS:H	1:B:13:GLY:N	10	5.17
(1,22)	1:B:184:LYS:H	1:B:14:VAL:N	10	5.17
(1,22)	1:B:184:LYS:H	1:B:15:GLY:N	10	5.17
(1,22)	1:B:184:LYS:H	1:B:16:LYS:N	10	5.17
(1,22)	1:B:184:LYS:H	1:B:17:SER:N	10	5.17
(1,22)	1:B:184:LYS:H	1:B:18:ALA:N	10	5.17
(1,22)	1:B:184:LYS:H	1:B:19:LEU:N	10	5.17
(1,22)	1:B:184:LYS:H	1:B:20:THR:N	10	5.17
(1,22)	1:B:184:LYS:H	1:B:21:ILE:N	10	5.17
(1,22)	1:B:184:LYS:H	1:B:22:GLN:N	10	5.17
(1,22)	1:B:184:LYS:H	1:B:23:LEU:N	10	5.17
(1,22)	1:B:184:LYS:H	1:B:24:ILE:N	10	5.17
(1,22)	1:B:184:LYS:H	1:B:25:GLN:N	10	5.17
(1,22)	1:B:184:LYS:H	1:B:26:ASN:N	10	5.17
(1,22)	1:B:184:LYS:H	1:B:27:HIS:N	10	5.17
(1,22)	1:B:184:LYS:H	1:B:28:PHE:N	10	5.17
(1,22)	1:B:184:LYS:H	1:B:29:VAL:N	10	5.17
(1,22)	1:B:184:LYS:H	1:B:30:ASP:N	10	5.17
(1,22)	1:B:184:LYS:H	1:B:31:GLU:N	10	5.17

Continued on next page...

Continued from previous page...

Key	Atom-1	Atom-2	Model ID	Violation (Å)
(1,22)	1:B:184:LYS:H	1:B:32:TYR:N	10	5.17
(1,22)	1:B:184:LYS:H	1:B:33:ASP:N	10	5.17
(1,22)	1:B:184:LYS:H	1:B:34:PRO:N	10	5.17
(1,22)	1:B:184:LYS:H	1:B:35:THR:N	10	5.17
(1,22)	1:B:184:LYS:H	1:B:36:ILE:N	10	5.17
(1,22)	1:B:184:LYS:H	1:B:37:GLU:N	10	5.17
(1,22)	1:B:184:LYS:H	1:B:38:ASP:N	10	5.17
(1,22)	1:B:184:LYS:H	1:B:39:SER:N	10	5.17
(1,22)	1:B:184:LYS:H	1:B:40:TYR:N	10	5.17
(1,22)	1:B:184:LYS:H	1:B:41:ARG:N	10	5.17
(1,22)	1:B:184:LYS:H	1:B:42:LYS:N	10	5.17
(1,22)	1:B:184:LYS:H	1:B:43:GLN:N	10	5.17
(1,22)	1:B:184:LYS:H	1:B:44:VAL:N	10	5.17
(1,22)	1:B:184:LYS:H	1:B:45:VAL:N	10	5.17
(1,22)	1:B:184:LYS:H	1:B:46:ILE:N	10	5.17
(1,22)	1:B:184:LYS:H	1:B:47:ASP:N	10	5.17
(1,22)	1:B:184:LYS:H	1:B:48:GLY:N	10	5.17
(1,22)	1:B:184:LYS:H	1:B:49:GLU:N	10	5.17
(1,22)	1:B:184:LYS:H	1:B:50:THR:N	10	5.17
(1,22)	1:B:184:LYS:H	1:B:51:CYS:N	10	5.17
(1,22)	1:B:184:LYS:H	1:B:52:LEU:N	10	5.17
(1,22)	1:B:184:LYS:H	1:B:53:LEU:N	10	5.17
(1,22)	1:B:184:LYS:H	1:B:54:ASP:N	10	5.17
(1,22)	1:B:184:LYS:H	1:B:55:ILE:N	10	5.17
(1,22)	1:B:184:LYS:H	1:B:56:LEU:N	10	5.17
(1,22)	1:B:184:LYS:H	1:B:57:ASP:N	10	5.17
(1,22)	1:B:184:LYS:H	1:B:58:THR:N	10	5.17
(1,22)	1:B:184:LYS:H	1:B:59:ALA:N	10	5.17
(1,22)	1:B:184:LYS:H	1:B:60:GLY:N	10	5.17
(1,22)	1:B:184:LYS:H	1:B:61:GLN:N	10	5.17
(1,22)	1:B:184:LYS:H	1:B:62:GLU:N	10	5.17
(1,22)	1:B:184:LYS:H	1:B:63:GLU:N	10	5.17
(1,22)	1:B:184:LYS:H	1:B:64:TYR:N	10	5.17
(1,22)	1:B:184:LYS:H	1:B:65:SER:N	10	5.17
(1,22)	1:B:184:LYS:H	1:B:66:ALA:N	10	5.17
(1,22)	1:B:184:LYS:H	1:B:67:MET:N	10	5.17
(1,22)	1:B:184:LYS:H	1:B:68:ARG:N	10	5.17
(1,22)	1:B:184:LYS:H	1:B:69:ASP:N	10	5.17
(1,22)	1:B:184:LYS:H	1:B:70:GLN:N	10	5.17
(1,22)	1:B:184:LYS:H	1:B:71:TYR:N	10	5.17
(1,22)	1:B:184:LYS:H	1:B:72:MET:N	10	5.17
(1,22)	1:B:184:LYS:H	1:B:73:ARG:N	10	5.17

Continued on next page...

Continued from previous page...

Key	Atom-1	Atom-2	Model ID	Violation (Å)
(1,22)	1:B:184:LYS:H	1:B:74:THR:N	10	5.17
(1,22)	1:B:184:LYS:H	1:B:75:GLY:N	10	5.17
(1,22)	1:B:184:LYS:H	1:B:76:GLU:N	10	5.17
(1,22)	1:B:184:LYS:H	1:B:77:GLY:N	10	5.17
(1,22)	1:B:184:LYS:H	1:B:78:PHE:N	10	5.17
(1,22)	1:B:184:LYS:H	1:B:79:LEU:N	10	5.17
(1,22)	1:B:184:LYS:H	1:B:80:CYS:N	10	5.17
(1,22)	1:B:184:LYS:H	5:B:203:7Q9:N	10	5.17
(1,22)	1:B:184:LYS:H	5:B:204:7Q9:N	10	5.17
(1,22)	1:B:184:LYS:H	5:B:205:7Q9:N	10	5.17
(1,22)	1:B:184:LYS:H	5:B:206:7Q9:N	10	5.17
(1,22)	1:B:184:LYS:H	5:B:207:7Q9:N	10	5.17
(1,22)	1:B:184:LYS:H	6:B:208:17F:N1	10	5.17
(1,22)	1:B:184:LYS:H	5:B:209:7Q9:N	10	5.17
(1,22)	1:B:184:LYS:H	5:B:210:7Q9:N	10	5.17
(1,22)	1:B:184:LYS:H	5:B:211:7Q9:N	10	5.17
(1,22)	1:B:184:LYS:H	5:B:212:7Q9:N	10	5.17
(1,22)	1:B:184:LYS:H	5:B:213:7Q9:N	10	5.17
(1,22)	1:B:184:LYS:H	6:B:214:17F:N1	10	5.17
(1,22)	1:B:184:LYS:H	6:B:215:17F:N1	10	5.17
(1,22)	1:B:184:LYS:H	5:B:216:7Q9:N	10	5.17
(1,22)	1:B:184:LYS:H	5:B:217:7Q9:N	10	5.17
(1,22)	1:B:184:LYS:H	5:B:218:7Q9:N	10	5.17
(1,22)	1:B:184:LYS:H	6:B:219:17F:N1	10	5.17
(1,22)	1:B:184:LYS:H	5:B:220:7Q9:N	10	5.17
(1,22)	1:B:184:LYS:HZ1	1:B:2:THR:N	10	5.17
(1,22)	1:B:184:LYS:HZ1	1:B:3:GLU:N	10	5.17
(1,22)	1:B:184:LYS:HZ1	1:B:4:TYR:N	10	5.17
(1,22)	1:B:184:LYS:HZ1	1:B:5:LYS:N	10	5.17
(1,22)	1:B:184:LYS:HZ1	1:B:6:LEU:N	10	5.17
(1,22)	1:B:184:LYS:HZ1	1:B:7:VAL:N	10	5.17
(1,22)	1:B:184:LYS:HZ1	1:B:8:VAL:N	10	5.17
(1,22)	1:B:184:LYS:HZ1	1:B:9:VAL:N	10	5.17
(1,22)	1:B:184:LYS:HZ1	1:B:10:GLY:N	10	5.17
(1,22)	1:B:184:LYS:HZ1	1:B:11:ALA:N	10	5.17
(1,22)	1:B:184:LYS:HZ1	1:B:12:ASP:N	10	5.17
(1,22)	1:B:184:LYS:HZ1	1:B:13:GLY:N	10	5.17
(1,22)	1:B:184:LYS:HZ1	1:B:14:VAL:N	10	5.17
(1,22)	1:B:184:LYS:HZ1	1:B:15:GLY:N	10	5.17
(1,22)	1:B:184:LYS:HZ1	1:B:16:LYS:N	10	5.17
(1,22)	1:B:184:LYS:HZ1	1:B:17:SER:N	10	5.17
(1,22)	1:B:184:LYS:HZ1	1:B:18:ALA:N	10	5.17

Continued on next page...

Continued from previous page...

Key	Atom-1	Atom-2	Model ID	Violation (Å)
(1,22)	1:B:184:LYS:HZ1	1:B:19:LEU:N	10	5.17
(1,22)	1:B:184:LYS:HZ1	1:B:20:THR:N	10	5.17
(1,22)	1:B:184:LYS:HZ1	1:B:21:ILE:N	10	5.17
(1,22)	1:B:184:LYS:HZ1	1:B:22:GLN:N	10	5.17
(1,22)	1:B:184:LYS:HZ1	1:B:23:LEU:N	10	5.17
(1,22)	1:B:184:LYS:HZ1	1:B:24:ILE:N	10	5.17
(1,22)	1:B:184:LYS:HZ1	1:B:25:GLN:N	10	5.17
(1,22)	1:B:184:LYS:HZ1	1:B:26:ASN:N	10	5.17
(1,22)	1:B:184:LYS:HZ1	1:B:27:HIS:N	10	5.17
(1,22)	1:B:184:LYS:HZ1	1:B:28:PHE:N	10	5.17
(1,22)	1:B:184:LYS:HZ1	1:B:29:VAL:N	10	5.17
(1,22)	1:B:184:LYS:HZ1	1:B:30:ASP:N	10	5.17
(1,22)	1:B:184:LYS:HZ1	1:B:31:GLU:N	10	5.17
(1,22)	1:B:184:LYS:HZ1	1:B:32:TYR:N	10	5.17
(1,22)	1:B:184:LYS:HZ1	1:B:33:ASP:N	10	5.17
(1,22)	1:B:184:LYS:HZ1	1:B:34:PRO:N	10	5.17
(1,22)	1:B:184:LYS:HZ1	1:B:35:THR:N	10	5.17
(1,22)	1:B:184:LYS:HZ1	1:B:36:ILE:N	10	5.17
(1,22)	1:B:184:LYS:HZ1	1:B:37:GLU:N	10	5.17
(1,22)	1:B:184:LYS:HZ1	1:B:38:ASP:N	10	5.17
(1,22)	1:B:184:LYS:HZ1	1:B:39:SER:N	10	5.17
(1,22)	1:B:184:LYS:HZ1	1:B:40:TYR:N	10	5.17
(1,22)	1:B:184:LYS:HZ1	1:B:41:ARG:N	10	5.17
(1,22)	1:B:184:LYS:HZ1	1:B:42:LYS:N	10	5.17
(1,22)	1:B:184:LYS:HZ1	1:B:43:GLN:N	10	5.17
(1,22)	1:B:184:LYS:HZ1	1:B:44:VAL:N	10	5.17
(1,22)	1:B:184:LYS:HZ1	1:B:45:VAL:N	10	5.17
(1,22)	1:B:184:LYS:HZ1	1:B:46:ILE:N	10	5.17
(1,22)	1:B:184:LYS:HZ1	1:B:47:ASP:N	10	5.17
(1,22)	1:B:184:LYS:HZ1	1:B:48:GLY:N	10	5.17
(1,22)	1:B:184:LYS:HZ1	1:B:49:GLU:N	10	5.17
(1,22)	1:B:184:LYS:HZ1	1:B:50:THR:N	10	5.17
(1,22)	1:B:184:LYS:HZ1	1:B:51:CYS:N	10	5.17
(1,22)	1:B:184:LYS:HZ1	1:B:52:LEU:N	10	5.17
(1,22)	1:B:184:LYS:HZ1	1:B:53:LEU:N	10	5.17
(1,22)	1:B:184:LYS:HZ1	1:B:54:ASP:N	10	5.17
(1,22)	1:B:184:LYS:HZ1	1:B:55:ILE:N	10	5.17
(1,22)	1:B:184:LYS:HZ1	1:B:56:LEU:N	10	5.17
(1,22)	1:B:184:LYS:HZ1	1:B:57:ASP:N	10	5.17
(1,22)	1:B:184:LYS:HZ1	1:B:58:THR:N	10	5.17
(1,22)	1:B:184:LYS:HZ1	1:B:59:ALA:N	10	5.17
(1,22)	1:B:184:LYS:HZ1	1:B:60:GLY:N	10	5.17

Continued on next page...

Continued from previous page...

Key	Atom-1	Atom-2	Model ID	Violation (Å)
(1,22)	1:B:184:LYS:HZ1	1:B:61:GLN:N	10	5.17
(1,22)	1:B:184:LYS:HZ1	1:B:62:GLU:N	10	5.17
(1,22)	1:B:184:LYS:HZ1	1:B:63:GLU:N	10	5.17
(1,22)	1:B:184:LYS:HZ1	1:B:64:TYR:N	10	5.17
(1,22)	1:B:184:LYS:HZ1	1:B:65:SER:N	10	5.17
(1,22)	1:B:184:LYS:HZ1	1:B:66:ALA:N	10	5.17
(1,22)	1:B:184:LYS:HZ1	1:B:67:MET:N	10	5.17
(1,22)	1:B:184:LYS:HZ1	1:B:68:ARG:N	10	5.17
(1,22)	1:B:184:LYS:HZ1	1:B:69:ASP:N	10	5.17
(1,22)	1:B:184:LYS:HZ1	1:B:70:GLN:N	10	5.17
(1,22)	1:B:184:LYS:HZ1	1:B:71:TYR:N	10	5.17
(1,22)	1:B:184:LYS:HZ1	1:B:72:MET:N	10	5.17
(1,22)	1:B:184:LYS:HZ1	1:B:73:ARG:N	10	5.17
(1,22)	1:B:184:LYS:HZ1	1:B:74:THR:N	10	5.17
(1,22)	1:B:184:LYS:HZ1	1:B:75:GLY:N	10	5.17
(1,22)	1:B:184:LYS:HZ1	1:B:76:GLU:N	10	5.17
(1,22)	1:B:184:LYS:HZ1	1:B:77:GLY:N	10	5.17
(1,22)	1:B:184:LYS:HZ1	1:B:78:PHE:N	10	5.17
(1,22)	1:B:184:LYS:HZ1	1:B:79:LEU:N	10	5.17
(1,22)	1:B:184:LYS:HZ1	1:B:80:CYS:N	10	5.17
(1,22)	1:B:184:LYS:HZ1	5:B:203:7Q9:N	10	5.17
(1,22)	1:B:184:LYS:HZ1	5:B:204:7Q9:N	10	5.17
(1,22)	1:B:184:LYS:HZ1	5:B:205:7Q9:N	10	5.17
(1,22)	1:B:184:LYS:HZ1	5:B:206:7Q9:N	10	5.17
(1,22)	1:B:184:LYS:HZ1	5:B:207:7Q9:N	10	5.17
(1,22)	1:B:184:LYS:HZ1	6:B:208:17F:N1	10	5.17
(1,22)	1:B:184:LYS:HZ1	5:B:209:7Q9:N	10	5.17
(1,22)	1:B:184:LYS:HZ1	5:B:210:7Q9:N	10	5.17
(1,22)	1:B:184:LYS:HZ1	5:B:211:7Q9:N	10	5.17
(1,22)	1:B:184:LYS:HZ1	5:B:212:7Q9:N	10	5.17
(1,22)	1:B:184:LYS:HZ1	5:B:213:7Q9:N	10	5.17
(1,22)	1:B:184:LYS:HZ1	6:B:214:17F:N1	10	5.17
(1,22)	1:B:184:LYS:HZ1	6:B:215:17F:N1	10	5.17
(1,22)	1:B:184:LYS:HZ1	5:B:216:7Q9:N	10	5.17
(1,22)	1:B:184:LYS:HZ1	5:B:217:7Q9:N	10	5.17
(1,22)	1:B:184:LYS:HZ1	5:B:218:7Q9:N	10	5.17
(1,22)	1:B:184:LYS:HZ1	6:B:219:17F:N1	10	5.17
(1,22)	1:B:184:LYS:HZ1	5:B:220:7Q9:N	10	5.17
(1,22)	1:B:184:LYS:HZ2	1:B:2:THR:N	10	5.17
(1,22)	1:B:184:LYS:HZ2	1:B:3:GLU:N	10	5.17
(1,22)	1:B:184:LYS:HZ2	1:B:4:TYR:N	10	5.17
(1,22)	1:B:184:LYS:HZ2	1:B:5:LYS:N	10	5.17

Continued on next page...

Continued from previous page...

Key	Atom-1	Atom-2	Model ID	Violation (Å)
(1,22)	1:B:184:LYS:HZ2	1:B:6:LEU:N	10	5.17
(1,22)	1:B:184:LYS:HZ2	1:B:7:VAL:N	10	5.17
(1,22)	1:B:184:LYS:HZ2	1:B:8:VAL:N	10	5.17
(1,22)	1:B:184:LYS:HZ2	1:B:9:VAL:N	10	5.17
(1,22)	1:B:184:LYS:HZ2	1:B:10:GLY:N	10	5.17
(1,22)	1:B:184:LYS:HZ2	1:B:11:ALA:N	10	5.17
(1,22)	1:B:184:LYS:HZ2	1:B:12:ASP:N	10	5.17
(1,22)	1:B:184:LYS:HZ2	1:B:13:GLY:N	10	5.17
(1,22)	1:B:184:LYS:HZ2	1:B:14:VAL:N	10	5.17
(1,22)	1:B:184:LYS:HZ2	1:B:15:GLY:N	10	5.17
(1,22)	1:B:184:LYS:HZ2	1:B:16:LYS:N	10	5.17
(1,22)	1:B:184:LYS:HZ2	1:B:17:SER:N	10	5.17
(1,22)	1:B:184:LYS:HZ2	1:B:18:ALA:N	10	5.17
(1,22)	1:B:184:LYS:HZ2	1:B:19:LEU:N	10	5.17
(1,22)	1:B:184:LYS:HZ2	1:B:20:THR:N	10	5.17
(1,22)	1:B:184:LYS:HZ2	1:B:21:ILE:N	10	5.17
(1,22)	1:B:184:LYS:HZ2	1:B:22:GLN:N	10	5.17
(1,22)	1:B:184:LYS:HZ2	1:B:23:LEU:N	10	5.17
(1,22)	1:B:184:LYS:HZ2	1:B:24:ILE:N	10	5.17
(1,22)	1:B:184:LYS:HZ2	1:B:25:GLN:N	10	5.17
(1,22)	1:B:184:LYS:HZ2	1:B:26:ASN:N	10	5.17
(1,22)	1:B:184:LYS:HZ2	1:B:27:HIS:N	10	5.17
(1,22)	1:B:184:LYS:HZ2	1:B:28:PHE:N	10	5.17
(1,22)	1:B:184:LYS:HZ2	1:B:29:VAL:N	10	5.17
(1,22)	1:B:184:LYS:HZ2	1:B:30:ASP:N	10	5.17
(1,22)	1:B:184:LYS:HZ2	1:B:31:GLU:N	10	5.17
(1,22)	1:B:184:LYS:HZ2	1:B:32:TYR:N	10	5.17
(1,22)	1:B:184:LYS:HZ2	1:B:33:ASP:N	10	5.17
(1,22)	1:B:184:LYS:HZ2	1:B:34:PRO:N	10	5.17
(1,22)	1:B:184:LYS:HZ2	1:B:35:THR:N	10	5.17
(1,22)	1:B:184:LYS:HZ2	1:B:36:ILE:N	10	5.17
(1,22)	1:B:184:LYS:HZ2	1:B:37:GLU:N	10	5.17
(1,22)	1:B:184:LYS:HZ2	1:B:38:ASP:N	10	5.17
(1,22)	1:B:184:LYS:HZ2	1:B:39:SER:N	10	5.17
(1,22)	1:B:184:LYS:HZ2	1:B:40:TYR:N	10	5.17
(1,22)	1:B:184:LYS:HZ2	1:B:41:ARG:N	10	5.17
(1,22)	1:B:184:LYS:HZ2	1:B:42:LYS:N	10	5.17
(1,22)	1:B:184:LYS:HZ2	1:B:43:GLN:N	10	5.17
(1,22)	1:B:184:LYS:HZ2	1:B:44:VAL:N	10	5.17
(1,22)	1:B:184:LYS:HZ2	1:B:45:VAL:N	10	5.17
(1,22)	1:B:184:LYS:HZ2	1:B:46:ILE:N	10	5.17
(1,22)	1:B:184:LYS:HZ2	1:B:47:ASP:N	10	5.17

Continued on next page...

Continued from previous page...

Key	Atom-1	Atom-2	Model ID	Violation (Å)
(1,22)	1:B:184:LYS:HZ2	1:B:48:GLY:N	10	5.17
(1,22)	1:B:184:LYS:HZ2	1:B:49:GLU:N	10	5.17
(1,22)	1:B:184:LYS:HZ2	1:B:50:THR:N	10	5.17
(1,22)	1:B:184:LYS:HZ2	1:B:51:CYS:N	10	5.17
(1,22)	1:B:184:LYS:HZ2	1:B:52:LEU:N	10	5.17
(1,22)	1:B:184:LYS:HZ2	1:B:53:LEU:N	10	5.17
(1,22)	1:B:184:LYS:HZ2	1:B:54:ASP:N	10	5.17
(1,22)	1:B:184:LYS:HZ2	1:B:55:ILE:N	10	5.17
(1,22)	1:B:184:LYS:HZ2	1:B:56:LEU:N	10	5.17
(1,22)	1:B:184:LYS:HZ2	1:B:57:ASP:N	10	5.17
(1,22)	1:B:184:LYS:HZ2	1:B:58:THR:N	10	5.17
(1,22)	1:B:184:LYS:HZ2	1:B:59:ALA:N	10	5.17
(1,22)	1:B:184:LYS:HZ2	1:B:60:GLY:N	10	5.17
(1,22)	1:B:184:LYS:HZ2	1:B:61:GLN:N	10	5.17
(1,22)	1:B:184:LYS:HZ2	1:B:62:GLU:N	10	5.17
(1,22)	1:B:184:LYS:HZ2	1:B:63:GLU:N	10	5.17
(1,22)	1:B:184:LYS:HZ2	1:B:64:TYR:N	10	5.17
(1,22)	1:B:184:LYS:HZ2	1:B:65:SER:N	10	5.17
(1,22)	1:B:184:LYS:HZ2	1:B:66:ALA:N	10	5.17
(1,22)	1:B:184:LYS:HZ2	1:B:67:MET:N	10	5.17
(1,22)	1:B:184:LYS:HZ2	1:B:68:ARG:N	10	5.17
(1,22)	1:B:184:LYS:HZ2	1:B:69:ASP:N	10	5.17
(1,22)	1:B:184:LYS:HZ2	1:B:70:GLN:N	10	5.17
(1,22)	1:B:184:LYS:HZ2	1:B:71:TYR:N	10	5.17
(1,22)	1:B:184:LYS:HZ2	1:B:72:MET:N	10	5.17
(1,22)	1:B:184:LYS:HZ2	1:B:73:ARG:N	10	5.17
(1,22)	1:B:184:LYS:HZ2	1:B:74:THR:N	10	5.17
(1,22)	1:B:184:LYS:HZ2	1:B:75:GLY:N	10	5.17
(1,22)	1:B:184:LYS:HZ2	1:B:76:GLU:N	10	5.17
(1,22)	1:B:184:LYS:HZ2	1:B:77:GLY:N	10	5.17
(1,22)	1:B:184:LYS:HZ2	1:B:78:PHE:N	10	5.17
(1,22)	1:B:184:LYS:HZ2	1:B:79:LEU:N	10	5.17
(1,22)	1:B:184:LYS:HZ2	1:B:80:CYS:N	10	5.17
(1,22)	1:B:184:LYS:HZ2	5:B:203:7Q9:N	10	5.17
(1,22)	1:B:184:LYS:HZ2	5:B:204:7Q9:N	10	5.17
(1,22)	1:B:184:LYS:HZ2	5:B:205:7Q9:N	10	5.17
(1,22)	1:B:184:LYS:HZ2	5:B:206:7Q9:N	10	5.17
(1,22)	1:B:184:LYS:HZ2	5:B:207:7Q9:N	10	5.17
(1,22)	1:B:184:LYS:HZ2	6:B:208:17F:N1	10	5.17
(1,22)	1:B:184:LYS:HZ2	5:B:209:7Q9:N	10	5.17
(1,22)	1:B:184:LYS:HZ2	5:B:210:7Q9:N	10	5.17
(1,22)	1:B:184:LYS:HZ2	5:B:211:7Q9:N	10	5.17

Continued on next page...

Continued from previous page...

Key	Atom-1	Atom-2	Model ID	Violation (Å)
(1,22)	1:B:184:LYS:HZ2	5:B:212:7Q9:N	10	5.17
(1,22)	1:B:184:LYS:HZ2	5:B:213:7Q9:N	10	5.17
(1,22)	1:B:184:LYS:HZ2	6:B:214:17F:N1	10	5.17
(1,22)	1:B:184:LYS:HZ2	6:B:215:17F:N1	10	5.17
(1,22)	1:B:184:LYS:HZ2	5:B:216:7Q9:N	10	5.17
(1,22)	1:B:184:LYS:HZ2	5:B:217:7Q9:N	10	5.17
(1,22)	1:B:184:LYS:HZ2	5:B:218:7Q9:N	10	5.17
(1,22)	1:B:184:LYS:HZ2	6:B:219:17F:N1	10	5.17
(1,22)	1:B:184:LYS:HZ2	5:B:220:7Q9:N	10	5.17
(1,22)	1:B:184:LYS:HZ3	1:B:2:THR:N	10	5.17
(1,22)	1:B:184:LYS:HZ3	1:B:3:GLU:N	10	5.17
(1,22)	1:B:184:LYS:HZ3	1:B:4:TYR:N	10	5.17
(1,22)	1:B:184:LYS:HZ3	1:B:5:LYS:N	10	5.17
(1,22)	1:B:184:LYS:HZ3	1:B:6:LEU:N	10	5.17
(1,22)	1:B:184:LYS:HZ3	1:B:7:VAL:N	10	5.17
(1,22)	1:B:184:LYS:HZ3	1:B:8:VAL:N	10	5.17
(1,22)	1:B:184:LYS:HZ3	1:B:9:VAL:N	10	5.17
(1,22)	1:B:184:LYS:HZ3	1:B:10:GLY:N	10	5.17
(1,22)	1:B:184:LYS:HZ3	1:B:11:ALA:N	10	5.17
(1,22)	1:B:184:LYS:HZ3	1:B:12:ASP:N	10	5.17
(1,22)	1:B:184:LYS:HZ3	1:B:13:GLY:N	10	5.17
(1,22)	1:B:184:LYS:HZ3	1:B:14:VAL:N	10	5.17
(1,22)	1:B:184:LYS:HZ3	1:B:15:GLY:N	10	5.17
(1,22)	1:B:184:LYS:HZ3	1:B:16:LYS:N	10	5.17
(1,22)	1:B:184:LYS:HZ3	1:B:17:SER:N	10	5.17
(1,22)	1:B:184:LYS:HZ3	1:B:18:ALA:N	10	5.17
(1,22)	1:B:184:LYS:HZ3	1:B:19:LEU:N	10	5.17
(1,22)	1:B:184:LYS:HZ3	1:B:20:THR:N	10	5.17
(1,22)	1:B:184:LYS:HZ3	1:B:21:ILE:N	10	5.17
(1,22)	1:B:184:LYS:HZ3	1:B:22:GLN:N	10	5.17
(1,22)	1:B:184:LYS:HZ3	1:B:23:LEU:N	10	5.17
(1,22)	1:B:184:LYS:HZ3	1:B:24:ILE:N	10	5.17
(1,22)	1:B:184:LYS:HZ3	1:B:25:GLN:N	10	5.17
(1,22)	1:B:184:LYS:HZ3	1:B:26:ASN:N	10	5.17
(1,22)	1:B:184:LYS:HZ3	1:B:27:HIS:N	10	5.17
(1,22)	1:B:184:LYS:HZ3	1:B:28:PHE:N	10	5.17
(1,22)	1:B:184:LYS:HZ3	1:B:29:VAL:N	10	5.17
(1,22)	1:B:184:LYS:HZ3	1:B:30:ASP:N	10	5.17
(1,22)	1:B:184:LYS:HZ3	1:B:31:GLU:N	10	5.17
(1,22)	1:B:184:LYS:HZ3	1:B:32:TYR:N	10	5.17
(1,22)	1:B:184:LYS:HZ3	1:B:33:ASP:N	10	5.17
(1,22)	1:B:184:LYS:HZ3	1:B:34:PRO:N	10	5.17

Continued on next page...

Continued from previous page...

Key	Atom-1	Atom-2	Model ID	Violation (Å)
(1,22)	1:B:184:LYS:HZ3	1:B:35:THR:N	10	5.17
(1,22)	1:B:184:LYS:HZ3	1:B:36:ILE:N	10	5.17
(1,22)	1:B:184:LYS:HZ3	1:B:37:GLU:N	10	5.17
(1,22)	1:B:184:LYS:HZ3	1:B:38:ASP:N	10	5.17
(1,22)	1:B:184:LYS:HZ3	1:B:39:SER:N	10	5.17
(1,22)	1:B:184:LYS:HZ3	1:B:40:TYR:N	10	5.17
(1,22)	1:B:184:LYS:HZ3	1:B:41:ARG:N	10	5.17
(1,22)	1:B:184:LYS:HZ3	1:B:42:LYS:N	10	5.17
(1,22)	1:B:184:LYS:HZ3	1:B:43:GLN:N	10	5.17
(1,22)	1:B:184:LYS:HZ3	1:B:44:VAL:N	10	5.17
(1,22)	1:B:184:LYS:HZ3	1:B:45:VAL:N	10	5.17
(1,22)	1:B:184:LYS:HZ3	1:B:46:ILE:N	10	5.17
(1,22)	1:B:184:LYS:HZ3	1:B:47:ASP:N	10	5.17
(1,22)	1:B:184:LYS:HZ3	1:B:48:GLY:N	10	5.17
(1,22)	1:B:184:LYS:HZ3	1:B:49:GLU:N	10	5.17
(1,22)	1:B:184:LYS:HZ3	1:B:50:THR:N	10	5.17
(1,22)	1:B:184:LYS:HZ3	1:B:51:CYS:N	10	5.17
(1,22)	1:B:184:LYS:HZ3	1:B:52:LEU:N	10	5.17
(1,22)	1:B:184:LYS:HZ3	1:B:53:LEU:N	10	5.17
(1,22)	1:B:184:LYS:HZ3	1:B:54:ASP:N	10	5.17
(1,22)	1:B:184:LYS:HZ3	1:B:55:ILE:N	10	5.17
(1,22)	1:B:184:LYS:HZ3	1:B:56:LEU:N	10	5.17
(1,22)	1:B:184:LYS:HZ3	1:B:57:ASP:N	10	5.17
(1,22)	1:B:184:LYS:HZ3	1:B:58:THR:N	10	5.17
(1,22)	1:B:184:LYS:HZ3	1:B:59:ALA:N	10	5.17
(1,22)	1:B:184:LYS:HZ3	1:B:60:GLY:N	10	5.17
(1,22)	1:B:184:LYS:HZ3	1:B:61:GLN:N	10	5.17
(1,22)	1:B:184:LYS:HZ3	1:B:62:GLU:N	10	5.17
(1,22)	1:B:184:LYS:HZ3	1:B:63:GLU:N	10	5.17
(1,22)	1:B:184:LYS:HZ3	1:B:64:TYR:N	10	5.17
(1,22)	1:B:184:LYS:HZ3	1:B:65:SER:N	10	5.17
(1,22)	1:B:184:LYS:HZ3	1:B:66:ALA:N	10	5.17
(1,22)	1:B:184:LYS:HZ3	1:B:67:MET:N	10	5.17
(1,22)	1:B:184:LYS:HZ3	1:B:68:ARG:N	10	5.17
(1,22)	1:B:184:LYS:HZ3	1:B:69:ASP:N	10	5.17
(1,22)	1:B:184:LYS:HZ3	1:B:70:GLN:N	10	5.17
(1,22)	1:B:184:LYS:HZ3	1:B:71:TYR:N	10	5.17
(1,22)	1:B:184:LYS:HZ3	1:B:72:MET:N	10	5.17
(1,22)	1:B:184:LYS:HZ3	1:B:73:ARG:N	10	5.17
(1,22)	1:B:184:LYS:HZ3	1:B:74:THR:N	10	5.17
(1,22)	1:B:184:LYS:HZ3	1:B:75:GLY:N	10	5.17
(1,22)	1:B:184:LYS:HZ3	1:B:76:GLU:N	10	5.17

Continued on next page...

Continued from previous page...

Key	Atom-1	Atom-2	Model ID	Violation (Å)
(1,22)	1:B:184:LYS:HZ3	1:B:77:GLY:N	10	5.17
(1,22)	1:B:184:LYS:HZ3	1:B:78:PHE:N	10	5.17
(1,22)	1:B:184:LYS:HZ3	1:B:79:LEU:N	10	5.17
(1,22)	1:B:184:LYS:HZ3	1:B:80:CYS:N	10	5.17
(1,22)	1:B:184:LYS:HZ3	5:B:203:7Q9:N	10	5.17
(1,22)	1:B:184:LYS:HZ3	5:B:204:7Q9:N	10	5.17
(1,22)	1:B:184:LYS:HZ3	5:B:205:7Q9:N	10	5.17
(1,22)	1:B:184:LYS:HZ3	5:B:206:7Q9:N	10	5.17
(1,22)	1:B:184:LYS:HZ3	5:B:207:7Q9:N	10	5.17
(1,22)	1:B:184:LYS:HZ3	6:B:208:17F:N1	10	5.17
(1,22)	1:B:184:LYS:HZ3	5:B:209:7Q9:N	10	5.17
(1,22)	1:B:184:LYS:HZ3	5:B:210:7Q9:N	10	5.17
(1,22)	1:B:184:LYS:HZ3	5:B:211:7Q9:N	10	5.17
(1,22)	1:B:184:LYS:HZ3	5:B:212:7Q9:N	10	5.17
(1,22)	1:B:184:LYS:HZ3	5:B:213:7Q9:N	10	5.17
(1,22)	1:B:184:LYS:HZ3	6:B:214:17F:N1	10	5.17
(1,22)	1:B:184:LYS:HZ3	6:B:215:17F:N1	10	5.17
(1,22)	1:B:184:LYS:HZ3	5:B:216:7Q9:N	10	5.17
(1,22)	1:B:184:LYS:HZ3	5:B:217:7Q9:N	10	5.17
(1,22)	1:B:184:LYS:HZ3	5:B:218:7Q9:N	10	5.17
(1,22)	1:B:184:LYS:HZ3	6:B:219:17F:N1	10	5.17
(1,22)	1:B:184:LYS:HZ3	5:B:220:7Q9:N	10	5.17
(1,22)	1:B:184:LYS:N	1:B:2:THR:N	10	5.17
(1,22)	1:B:184:LYS:N	1:B:3:GLU:N	10	5.17
(1,22)	1:B:184:LYS:N	1:B:4:TYR:N	10	5.17
(1,22)	1:B:184:LYS:N	1:B:5:LYS:N	10	5.17
(1,22)	1:B:184:LYS:N	1:B:6:LEU:N	10	5.17
(1,22)	1:B:184:LYS:N	1:B:7:VAL:N	10	5.17
(1,22)	1:B:184:LYS:N	1:B:8:VAL:N	10	5.17
(1,22)	1:B:184:LYS:N	1:B:9:VAL:N	10	5.17
(1,22)	1:B:184:LYS:N	1:B:10:GLY:N	10	5.17
(1,22)	1:B:184:LYS:N	1:B:11:ALA:N	10	5.17
(1,22)	1:B:184:LYS:N	1:B:12:ASP:N	10	5.17
(1,22)	1:B:184:LYS:N	1:B:13:GLY:N	10	5.17
(1,22)	1:B:184:LYS:N	1:B:14:VAL:N	10	5.17
(1,22)	1:B:184:LYS:N	1:B:15:GLY:N	10	5.17
(1,22)	1:B:184:LYS:N	1:B:16:LYS:N	10	5.17
(1,22)	1:B:184:LYS:N	1:B:17:SER:N	10	5.17
(1,22)	1:B:184:LYS:N	1:B:18:ALA:N	10	5.17
(1,22)	1:B:184:LYS:N	1:B:19:LEU:N	10	5.17
(1,22)	1:B:184:LYS:N	1:B:20:THR:N	10	5.17
(1,22)	1:B:184:LYS:N	1:B:21:ILE:N	10	5.17

Continued on next page...

Continued from previous page...

Key	Atom-1	Atom-2	Model ID	Violation (Å)
(1,22)	1:B:184:LYS:N	1:B:22:GLN:N	10	5.17
(1,22)	1:B:184:LYS:N	1:B:23:LEU:N	10	5.17
(1,22)	1:B:184:LYS:N	1:B:24:ILE:N	10	5.17
(1,22)	1:B:184:LYS:N	1:B:25:GLN:N	10	5.17
(1,22)	1:B:184:LYS:N	1:B:26:ASN:N	10	5.17
(1,22)	1:B:184:LYS:N	1:B:27:HIS:N	10	5.17
(1,22)	1:B:184:LYS:N	1:B:28:PHE:N	10	5.17
(1,22)	1:B:184:LYS:N	1:B:29:VAL:N	10	5.17
(1,22)	1:B:184:LYS:N	1:B:30:ASP:N	10	5.17
(1,22)	1:B:184:LYS:N	1:B:31:GLU:N	10	5.17
(1,22)	1:B:184:LYS:N	1:B:32:TYR:N	10	5.17
(1,22)	1:B:184:LYS:N	1:B:33:ASP:N	10	5.17
(1,22)	1:B:184:LYS:N	1:B:34:PRO:N	10	5.17
(1,22)	1:B:184:LYS:N	1:B:35:THR:N	10	5.17
(1,22)	1:B:184:LYS:N	1:B:36:ILE:N	10	5.17
(1,22)	1:B:184:LYS:N	1:B:37:GLU:N	10	5.17
(1,22)	1:B:184:LYS:N	1:B:38:ASP:N	10	5.17
(1,22)	1:B:184:LYS:N	1:B:39:SER:N	10	5.17
(1,22)	1:B:184:LYS:N	1:B:40:TYR:N	10	5.17
(1,22)	1:B:184:LYS:N	1:B:41:ARG:N	10	5.17
(1,22)	1:B:184:LYS:N	1:B:42:LYS:N	10	5.17
(1,22)	1:B:184:LYS:N	1:B:43:GLN:N	10	5.17
(1,22)	1:B:184:LYS:N	1:B:44:VAL:N	10	5.17
(1,22)	1:B:184:LYS:N	1:B:45:VAL:N	10	5.17
(1,22)	1:B:184:LYS:N	1:B:46:ILE:N	10	5.17
(1,22)	1:B:184:LYS:N	1:B:47:ASP:N	10	5.17
(1,22)	1:B:184:LYS:N	1:B:48:GLY:N	10	5.17
(1,22)	1:B:184:LYS:N	1:B:49:GLU:N	10	5.17
(1,22)	1:B:184:LYS:N	1:B:50:THR:N	10	5.17
(1,22)	1:B:184:LYS:N	1:B:51:CYS:N	10	5.17
(1,22)	1:B:184:LYS:N	1:B:52:LEU:N	10	5.17
(1,22)	1:B:184:LYS:N	1:B:53:LEU:N	10	5.17
(1,22)	1:B:184:LYS:N	1:B:54:ASP:N	10	5.17
(1,22)	1:B:184:LYS:N	1:B:55:ILE:N	10	5.17
(1,22)	1:B:184:LYS:N	1:B:56:LEU:N	10	5.17
(1,22)	1:B:184:LYS:N	1:B:57:ASP:N	10	5.17
(1,22)	1:B:184:LYS:N	1:B:58:THR:N	10	5.17
(1,22)	1:B:184:LYS:N	1:B:59:ALA:N	10	5.17
(1,22)	1:B:184:LYS:N	1:B:60:GLY:N	10	5.17
(1,22)	1:B:184:LYS:N	1:B:61:GLN:N	10	5.17
(1,22)	1:B:184:LYS:N	1:B:62:GLU:N	10	5.17
(1,22)	1:B:184:LYS:N	1:B:63:GLU:N	10	5.17

Continued on next page...

Continued from previous page...

Key	Atom-1	Atom-2	Model ID	Violation (Å)
(1,22)	1:B:184:LYS:N	1:B:64:TYR:N	10	5.17
(1,22)	1:B:184:LYS:N	1:B:65:SER:N	10	5.17
(1,22)	1:B:184:LYS:N	1:B:66:ALA:N	10	5.17
(1,22)	1:B:184:LYS:N	1:B:67:MET:N	10	5.17
(1,22)	1:B:184:LYS:N	1:B:68:ARG:N	10	5.17
(1,22)	1:B:184:LYS:N	1:B:69:ASP:N	10	5.17
(1,22)	1:B:184:LYS:N	1:B:70:GLN:N	10	5.17
(1,22)	1:B:184:LYS:N	1:B:71:TYR:N	10	5.17
(1,22)	1:B:184:LYS:N	1:B:72:MET:N	10	5.17
(1,22)	1:B:184:LYS:N	1:B:73:ARG:N	10	5.17
(1,22)	1:B:184:LYS:N	1:B:74:THR:N	10	5.17
(1,22)	1:B:184:LYS:N	1:B:75:GLY:N	10	5.17
(1,22)	1:B:184:LYS:N	1:B:76:GLU:N	10	5.17
(1,22)	1:B:184:LYS:N	1:B:77:GLY:N	10	5.17
(1,22)	1:B:184:LYS:N	1:B:78:PHE:N	10	5.17
(1,22)	1:B:184:LYS:N	1:B:79:LEU:N	10	5.17
(1,22)	1:B:184:LYS:N	1:B:80:CYS:N	10	5.17
(1,22)	1:B:184:LYS:N	5:B:203:7Q9:N	10	5.17
(1,22)	1:B:184:LYS:N	5:B:204:7Q9:N	10	5.17
(1,22)	1:B:184:LYS:N	5:B:205:7Q9:N	10	5.17
(1,22)	1:B:184:LYS:N	5:B:206:7Q9:N	10	5.17
(1,22)	1:B:184:LYS:N	5:B:207:7Q9:N	10	5.17
(1,22)	1:B:184:LYS:N	6:B:208:17F:N1	10	5.17
(1,22)	1:B:184:LYS:N	5:B:209:7Q9:N	10	5.17
(1,22)	1:B:184:LYS:N	5:B:210:7Q9:N	10	5.17
(1,22)	1:B:184:LYS:N	5:B:211:7Q9:N	10	5.17
(1,22)	1:B:184:LYS:N	5:B:212:7Q9:N	10	5.17
(1,22)	1:B:184:LYS:N	5:B:213:7Q9:N	10	5.17
(1,22)	1:B:184:LYS:N	6:B:214:17F:N1	10	5.17
(1,22)	1:B:184:LYS:N	6:B:215:17F:N1	10	5.17
(1,22)	1:B:184:LYS:N	5:B:216:7Q9:N	10	5.17
(1,22)	1:B:184:LYS:N	5:B:217:7Q9:N	10	5.17
(1,22)	1:B:184:LYS:N	5:B:218:7Q9:N	10	5.17
(1,22)	1:B:184:LYS:N	6:B:219:17F:N1	10	5.17
(1,22)	1:B:184:LYS:N	5:B:220:7Q9:N	10	5.17
(1,22)	1:B:184:LYS:NZ	1:B:2:THR:N	10	5.17
(1,22)	1:B:184:LYS:NZ	1:B:3:GLU:N	10	5.17
(1,22)	1:B:184:LYS:NZ	1:B:4:TYR:N	10	5.17
(1,22)	1:B:184:LYS:NZ	1:B:5:LYS:N	10	5.17
(1,22)	1:B:184:LYS:NZ	1:B:6:LEU:N	10	5.17
(1,22)	1:B:184:LYS:NZ	1:B:7:VAL:N	10	5.17
(1,22)	1:B:184:LYS:NZ	1:B:8:VAL:N	10	5.17

Continued on next page...

Continued from previous page...

Key	Atom-1	Atom-2	Model ID	Violation (Å)
(1,22)	1:B:184:LYS:NZ	1:B:9:VAL:N	10	5.17
(1,22)	1:B:184:LYS:NZ	1:B:10:GLY:N	10	5.17
(1,22)	1:B:184:LYS:NZ	1:B:11:ALA:N	10	5.17
(1,22)	1:B:184:LYS:NZ	1:B:12:ASP:N	10	5.17
(1,22)	1:B:184:LYS:NZ	1:B:13:GLY:N	10	5.17
(1,22)	1:B:184:LYS:NZ	1:B:14:VAL:N	10	5.17
(1,22)	1:B:184:LYS:NZ	1:B:15:GLY:N	10	5.17
(1,22)	1:B:184:LYS:NZ	1:B:16:LYS:N	10	5.17
(1,22)	1:B:184:LYS:NZ	1:B:17:SER:N	10	5.17
(1,22)	1:B:184:LYS:NZ	1:B:18:ALA:N	10	5.17
(1,22)	1:B:184:LYS:NZ	1:B:19:LEU:N	10	5.17
(1,22)	1:B:184:LYS:NZ	1:B:20:THR:N	10	5.17
(1,22)	1:B:184:LYS:NZ	1:B:21:ILE:N	10	5.17
(1,22)	1:B:184:LYS:NZ	1:B:22:GLN:N	10	5.17
(1,22)	1:B:184:LYS:NZ	1:B:23:LEU:N	10	5.17
(1,22)	1:B:184:LYS:NZ	1:B:24:ILE:N	10	5.17
(1,22)	1:B:184:LYS:NZ	1:B:25:GLN:N	10	5.17
(1,22)	1:B:184:LYS:NZ	1:B:26:ASN:N	10	5.17
(1,22)	1:B:184:LYS:NZ	1:B:27:HIS:N	10	5.17
(1,22)	1:B:184:LYS:NZ	1:B:28:PHE:N	10	5.17
(1,22)	1:B:184:LYS:NZ	1:B:29:VAL:N	10	5.17
(1,22)	1:B:184:LYS:NZ	1:B:30:ASP:N	10	5.17
(1,22)	1:B:184:LYS:NZ	1:B:31:GLU:N	10	5.17
(1,22)	1:B:184:LYS:NZ	1:B:32:TYR:N	10	5.17
(1,22)	1:B:184:LYS:NZ	1:B:33:ASP:N	10	5.17
(1,22)	1:B:184:LYS:NZ	1:B:34:PRO:N	10	5.17
(1,22)	1:B:184:LYS:NZ	1:B:35:THR:N	10	5.17
(1,22)	1:B:184:LYS:NZ	1:B:36:ILE:N	10	5.17
(1,22)	1:B:184:LYS:NZ	1:B:37:GLU:N	10	5.17
(1,22)	1:B:184:LYS:NZ	1:B:38:ASP:N	10	5.17
(1,22)	1:B:184:LYS:NZ	1:B:39:SER:N	10	5.17
(1,22)	1:B:184:LYS:NZ	1:B:40:TYR:N	10	5.17
(1,22)	1:B:184:LYS:NZ	1:B:41:ARG:N	10	5.17
(1,22)	1:B:184:LYS:NZ	1:B:42:LYS:N	10	5.17
(1,22)	1:B:184:LYS:NZ	1:B:43:GLN:N	10	5.17
(1,22)	1:B:184:LYS:NZ	1:B:44:VAL:N	10	5.17
(1,22)	1:B:184:LYS:NZ	1:B:45:VAL:N	10	5.17
(1,22)	1:B:184:LYS:NZ	1:B:46:ILE:N	10	5.17
(1,22)	1:B:184:LYS:NZ	1:B:47:ASP:N	10	5.17
(1,22)	1:B:184:LYS:NZ	1:B:48:GLY:N	10	5.17
(1,22)	1:B:184:LYS:NZ	1:B:49:GLU:N	10	5.17
(1,22)	1:B:184:LYS:NZ	1:B:50:THR:N	10	5.17

Continued on next page...

Continued from previous page...

Key	Atom-1	Atom-2	Model ID	Violation (Å)
(1,22)	1:B:184:LYS:NZ	1:B:51:CYS:N	10	5.17
(1,22)	1:B:184:LYS:NZ	1:B:52:LEU:N	10	5.17
(1,22)	1:B:184:LYS:NZ	1:B:53:LEU:N	10	5.17
(1,22)	1:B:184:LYS:NZ	1:B:54:ASP:N	10	5.17
(1,22)	1:B:184:LYS:NZ	1:B:55:ILE:N	10	5.17
(1,22)	1:B:184:LYS:NZ	1:B:56:LEU:N	10	5.17
(1,22)	1:B:184:LYS:NZ	1:B:57:ASP:N	10	5.17
(1,22)	1:B:184:LYS:NZ	1:B:58:THR:N	10	5.17
(1,22)	1:B:184:LYS:NZ	1:B:59:ALA:N	10	5.17
(1,22)	1:B:184:LYS:NZ	1:B:60:GLY:N	10	5.17
(1,22)	1:B:184:LYS:NZ	1:B:61:GLN:N	10	5.17
(1,22)	1:B:184:LYS:NZ	1:B:62:GLU:N	10	5.17
(1,22)	1:B:184:LYS:NZ	1:B:63:GLU:N	10	5.17
(1,22)	1:B:184:LYS:NZ	1:B:64:TYR:N	10	5.17
(1,22)	1:B:184:LYS:NZ	1:B:65:SER:N	10	5.17
(1,22)	1:B:184:LYS:NZ	1:B:66:ALA:N	10	5.17
(1,22)	1:B:184:LYS:NZ	1:B:67:MET:N	10	5.17
(1,22)	1:B:184:LYS:NZ	1:B:68:ARG:N	10	5.17
(1,22)	1:B:184:LYS:NZ	1:B:69:ASP:N	10	5.17
(1,22)	1:B:184:LYS:NZ	1:B:70:GLN:N	10	5.17
(1,22)	1:B:184:LYS:NZ	1:B:71:TYR:N	10	5.17
(1,22)	1:B:184:LYS:NZ	1:B:72:MET:N	10	5.17
(1,22)	1:B:184:LYS:NZ	1:B:73:ARG:N	10	5.17
(1,22)	1:B:184:LYS:NZ	1:B:74:THR:N	10	5.17
(1,22)	1:B:184:LYS:NZ	1:B:75:GLY:N	10	5.17
(1,22)	1:B:184:LYS:NZ	1:B:76:GLU:N	10	5.17
(1,22)	1:B:184:LYS:NZ	1:B:77:GLY:N	10	5.17
(1,22)	1:B:184:LYS:NZ	1:B:78:PHE:N	10	5.17
(1,22)	1:B:184:LYS:NZ	1:B:79:LEU:N	10	5.17
(1,22)	1:B:184:LYS:NZ	1:B:80:CYS:N	10	5.17
(1,22)	1:B:184:LYS:NZ	5:B:203:7Q9:N	10	5.17
(1,22)	1:B:184:LYS:NZ	5:B:204:7Q9:N	10	5.17
(1,22)	1:B:184:LYS:NZ	5:B:205:7Q9:N	10	5.17
(1,22)	1:B:184:LYS:NZ	5:B:206:7Q9:N	10	5.17
(1,22)	1:B:184:LYS:NZ	5:B:207:7Q9:N	10	5.17
(1,22)	1:B:184:LYS:NZ	6:B:208:17F:N1	10	5.17
(1,22)	1:B:184:LYS:NZ	5:B:209:7Q9:N	10	5.17
(1,22)	1:B:184:LYS:NZ	5:B:210:7Q9:N	10	5.17
(1,22)	1:B:184:LYS:NZ	5:B:211:7Q9:N	10	5.17
(1,22)	1:B:184:LYS:NZ	5:B:212:7Q9:N	10	5.17
(1,22)	1:B:184:LYS:NZ	5:B:213:7Q9:N	10	5.17
(1,22)	1:B:184:LYS:NZ	6:B:214:17F:N1	10	5.17

Continued on next page...

Continued from previous page...

Key	Atom-1	Atom-2	Model ID	Violation (Å)
(1,22)	1:B:184:LYS:NZ	6:B:215:17F:N1	10	5.17
(1,22)	1:B:184:LYS:NZ	5:B:216:7Q9:N	10	5.17
(1,22)	1:B:184:LYS:NZ	5:B:217:7Q9:N	10	5.17
(1,22)	1:B:184:LYS:NZ	5:B:218:7Q9:N	10	5.17
(1,22)	1:B:184:LYS:NZ	6:B:219:17F:N1	10	5.17
(1,22)	1:B:184:LYS:NZ	5:B:220:7Q9:N	10	5.17
(1,22)	1:B:184:LYS:O	1:B:2:THR:N	10	5.17
(1,22)	1:B:184:LYS:O	1:B:3:GLU:N	10	5.17
(1,22)	1:B:184:LYS:O	1:B:4:TYR:N	10	5.17
(1,22)	1:B:184:LYS:O	1:B:5:LYS:N	10	5.17
(1,22)	1:B:184:LYS:O	1:B:6:LEU:N	10	5.17
(1,22)	1:B:184:LYS:O	1:B:7:VAL:N	10	5.17
(1,22)	1:B:184:LYS:O	1:B:8:VAL:N	10	5.17
(1,22)	1:B:184:LYS:O	1:B:9:VAL:N	10	5.17
(1,22)	1:B:184:LYS:O	1:B:10:GLY:N	10	5.17
(1,22)	1:B:184:LYS:O	1:B:11:ALA:N	10	5.17
(1,22)	1:B:184:LYS:O	1:B:12:ASP:N	10	5.17
(1,22)	1:B:184:LYS:O	1:B:13:GLY:N	10	5.17
(1,22)	1:B:184:LYS:O	1:B:14:VAL:N	10	5.17
(1,22)	1:B:184:LYS:O	1:B:15:GLY:N	10	5.17
(1,22)	1:B:184:LYS:O	1:B:16:LYS:N	10	5.17
(1,22)	1:B:184:LYS:O	1:B:17:SER:N	10	5.17
(1,22)	1:B:184:LYS:O	1:B:18:ALA:N	10	5.17
(1,22)	1:B:184:LYS:O	1:B:19:LEU:N	10	5.17
(1,22)	1:B:184:LYS:O	1:B:20:THR:N	10	5.17
(1,22)	1:B:184:LYS:O	1:B:21:ILE:N	10	5.17
(1,22)	1:B:184:LYS:O	1:B:22:GLN:N	10	5.17
(1,22)	1:B:184:LYS:O	1:B:23:LEU:N	10	5.17
(1,22)	1:B:184:LYS:O	1:B:24:ILE:N	10	5.17
(1,22)	1:B:184:LYS:O	1:B:25:GLN:N	10	5.17
(1,22)	1:B:184:LYS:O	1:B:26:ASN:N	10	5.17
(1,22)	1:B:184:LYS:O	1:B:27:HIS:N	10	5.17
(1,22)	1:B:184:LYS:O	1:B:28:PHE:N	10	5.17
(1,22)	1:B:184:LYS:O	1:B:29:VAL:N	10	5.17
(1,22)	1:B:184:LYS:O	1:B:30:ASP:N	10	5.17
(1,22)	1:B:184:LYS:O	1:B:31:GLU:N	10	5.17
(1,22)	1:B:184:LYS:O	1:B:32:TYR:N	10	5.17
(1,22)	1:B:184:LYS:O	1:B:33:ASP:N	10	5.17
(1,22)	1:B:184:LYS:O	1:B:34:PRO:N	10	5.17
(1,22)	1:B:184:LYS:O	1:B:35:THR:N	10	5.17
(1,22)	1:B:184:LYS:O	1:B:36:ILE:N	10	5.17
(1,22)	1:B:184:LYS:O	1:B:37:GLU:N	10	5.17

Continued on next page...

Continued from previous page...

Key	Atom-1	Atom-2	Model ID	Violation (Å)
(1,22)	1:B:184:LYS:O	1:B:38:ASP:N	10	5.17
(1,22)	1:B:184:LYS:O	1:B:39:SER:N	10	5.17
(1,22)	1:B:184:LYS:O	1:B:40:TYR:N	10	5.17
(1,22)	1:B:184:LYS:O	1:B:41:ARG:N	10	5.17
(1,22)	1:B:184:LYS:O	1:B:42:LYS:N	10	5.17
(1,22)	1:B:184:LYS:O	1:B:43:GLN:N	10	5.17
(1,22)	1:B:184:LYS:O	1:B:44:VAL:N	10	5.17
(1,22)	1:B:184:LYS:O	1:B:45:VAL:N	10	5.17
(1,22)	1:B:184:LYS:O	1:B:46:ILE:N	10	5.17
(1,22)	1:B:184:LYS:O	1:B:47:ASP:N	10	5.17
(1,22)	1:B:184:LYS:O	1:B:48:GLY:N	10	5.17
(1,22)	1:B:184:LYS:O	1:B:49:GLU:N	10	5.17
(1,22)	1:B:184:LYS:O	1:B:50:THR:N	10	5.17
(1,22)	1:B:184:LYS:O	1:B:51:CYS:N	10	5.17
(1,22)	1:B:184:LYS:O	1:B:52:LEU:N	10	5.17
(1,22)	1:B:184:LYS:O	1:B:53:LEU:N	10	5.17
(1,22)	1:B:184:LYS:O	1:B:54:ASP:N	10	5.17
(1,22)	1:B:184:LYS:O	1:B:55:ILE:N	10	5.17
(1,22)	1:B:184:LYS:O	1:B:56:LEU:N	10	5.17
(1,22)	1:B:184:LYS:O	1:B:57:ASP:N	10	5.17
(1,22)	1:B:184:LYS:O	1:B:58:THR:N	10	5.17
(1,22)	1:B:184:LYS:O	1:B:59:ALA:N	10	5.17
(1,22)	1:B:184:LYS:O	1:B:60:GLY:N	10	5.17
(1,22)	1:B:184:LYS:O	1:B:61:GLN:N	10	5.17
(1,22)	1:B:184:LYS:O	1:B:62:GLU:N	10	5.17
(1,22)	1:B:184:LYS:O	1:B:63:GLU:N	10	5.17
(1,22)	1:B:184:LYS:O	1:B:64:TYR:N	10	5.17
(1,22)	1:B:184:LYS:O	1:B:65:SER:N	10	5.17
(1,22)	1:B:184:LYS:O	1:B:66:ALA:N	10	5.17
(1,22)	1:B:184:LYS:O	1:B:67:MET:N	10	5.17
(1,22)	1:B:184:LYS:O	1:B:68:ARG:N	10	5.17
(1,22)	1:B:184:LYS:O	1:B:69:ASP:N	10	5.17
(1,22)	1:B:184:LYS:O	1:B:70:GLN:N	10	5.17
(1,22)	1:B:184:LYS:O	1:B:71:TYR:N	10	5.17
(1,22)	1:B:184:LYS:O	1:B:72:MET:N	10	5.17
(1,22)	1:B:184:LYS:O	1:B:73:ARG:N	10	5.17
(1,22)	1:B:184:LYS:O	1:B:74:THR:N	10	5.17
(1,22)	1:B:184:LYS:O	1:B:75:GLY:N	10	5.17
(1,22)	1:B:184:LYS:O	1:B:76:GLU:N	10	5.17
(1,22)	1:B:184:LYS:O	1:B:77:GLY:N	10	5.17
(1,22)	1:B:184:LYS:O	1:B:78:PHE:N	10	5.17
(1,22)	1:B:184:LYS:O	1:B:79:LEU:N	10	5.17

Continued on next page...

Continued from previous page...

Key	Atom-1	Atom-2	Model ID	Violation (Å)
(1,22)	1:B:184:LYS:O	1:B:80:CYS:N	10	5.17
(1,22)	1:B:184:LYS:O	5:B:203:7Q9:N	10	5.17
(1,22)	1:B:184:LYS:O	5:B:204:7Q9:N	10	5.17
(1,22)	1:B:184:LYS:O	5:B:205:7Q9:N	10	5.17
(1,22)	1:B:184:LYS:O	5:B:206:7Q9:N	10	5.17
(1,22)	1:B:184:LYS:O	5:B:207:7Q9:N	10	5.17
(1,22)	1:B:184:LYS:O	6:B:208:17F:N1	10	5.17
(1,22)	1:B:184:LYS:O	5:B:209:7Q9:N	10	5.17
(1,22)	1:B:184:LYS:O	5:B:210:7Q9:N	10	5.17
(1,22)	1:B:184:LYS:O	5:B:211:7Q9:N	10	5.17
(1,22)	1:B:184:LYS:O	5:B:212:7Q9:N	10	5.17
(1,22)	1:B:184:LYS:O	5:B:213:7Q9:N	10	5.17
(1,22)	1:B:184:LYS:O	6:B:214:17F:N1	10	5.17
(1,22)	1:B:184:LYS:O	6:B:215:17F:N1	10	5.17
(1,22)	1:B:184:LYS:O	5:B:216:7Q9:N	10	5.17
(1,22)	1:B:184:LYS:O	5:B:217:7Q9:N	10	5.17
(1,22)	1:B:184:LYS:O	5:B:218:7Q9:N	10	5.17
(1,22)	1:B:184:LYS:O	6:B:219:17F:N1	10	5.17
(1,22)	1:B:184:LYS:O	5:B:220:7Q9:N	10	5.17
(1,13)	1:A:39:SER:OG	1:A:112:VAL:CG1	13	5.17
(1,13)	1:A:39:SER:OG	1:A:112:VAL:CG2	13	5.17
(1,13)	1:A:39:SER:OG	1:B:112:VAL:C	13	5.17
(1,13)	1:A:39:SER:OG	1:B:112:VAL:CA	13	5.17
(1,13)	1:A:39:SER:OG	1:B:112:VAL:CB	13	5.17
(1,13)	1:A:39:SER:OG	1:B:112:VAL:CG1	13	5.17
(1,13)	1:A:39:SER:OG	1:B:112:VAL:CG1	13	5.17
(1,13)	1:A:39:SER:OG	1:B:112:VAL:CG2	13	5.17
(1,13)	1:A:39:SER:OG	1:B:112:VAL:CG2	13	5.17
(1,13)	1:A:39:SER:OG	1:B:112:VAL:H	13	5.17
(1,13)	1:A:39:SER:OG	1:B:112:VAL:N	13	5.17
(1,13)	1:A:39:SER:OG	1:B:112:VAL:O	13	5.17
(1,14)	1:A:39:SER:OG	1:A:113:LEU:CD1	19	5.16
(1,14)	1:A:39:SER:OG	1:A:113:LEU:CD2	19	5.16
(1,14)	1:A:39:SER:OG	1:B:113:LEU:C	19	5.16
(1,14)	1:A:39:SER:OG	1:B:113:LEU:CA	19	5.16
(1,14)	1:A:39:SER:OG	1:B:113:LEU:CB	19	5.16
(1,14)	1:A:39:SER:OG	1:B:113:LEU:CD1	19	5.16
(1,14)	1:A:39:SER:OG	1:B:113:LEU:CD1	19	5.16
(1,14)	1:A:39:SER:OG	1:B:113:LEU:CD2	19	5.16
(1,14)	1:A:39:SER:OG	1:B:113:LEU:CD2	19	5.16
(1,14)	1:A:39:SER:OG	1:B:113:LEU:CG	19	5.16
(1,14)	1:A:39:SER:OG	1:B:113:LEU:H	19	5.16

Continued on next page...

Continued from previous page...

Key	Atom-1	Atom-2	Model ID	Violation (Å)
(1,14)	1:A:39:SER:OG	1:B:113:LEU:N	19	5.16
(1,14)	1:A:39:SER:OG	1:B:113:LEU:O	19	5.16
(3,16)	1:B:142:ILE:CD1	1:B:2:THR:N	5	5.15
(3,16)	1:B:142:ILE:CD1	1:B:3:GLU:N	5	5.15
(3,16)	1:B:142:ILE:CD1	1:B:4:TYR:N	5	5.15
(3,16)	1:B:142:ILE:CD1	1:B:5:LYS:N	5	5.15
(3,16)	1:B:142:ILE:CD1	1:B:6:LEU:N	5	5.15
(3,16)	1:B:142:ILE:CD1	1:B:7:VAL:N	5	5.15
(3,16)	1:B:142:ILE:CD1	1:B:8:VAL:N	5	5.15
(3,16)	1:B:142:ILE:CD1	1:B:9:VAL:N	5	5.15
(3,16)	1:B:142:ILE:CD1	1:B:10:GLY:N	5	5.15
(3,16)	1:B:142:ILE:CD1	1:B:11:ALA:N	5	5.15
(3,16)	1:B:142:ILE:CD1	1:B:12:ASP:N	5	5.15
(3,16)	1:B:142:ILE:CD1	1:B:13:GLY:N	5	5.15
(3,16)	1:B:142:ILE:CD1	1:B:14:VAL:N	5	5.15
(3,16)	1:B:142:ILE:CD1	1:B:15:GLY:N	5	5.15
(3,16)	1:B:142:ILE:CD1	1:B:16:LYS:N	5	5.15
(3,16)	1:B:142:ILE:CD1	1:B:17:SER:N	5	5.15
(3,16)	1:B:142:ILE:CD1	1:B:18:ALA:N	5	5.15
(3,16)	1:B:142:ILE:CD1	1:B:19:LEU:N	5	5.15
(3,16)	1:B:142:ILE:CD1	1:B:20:THR:N	5	5.15
(3,16)	1:B:142:ILE:CD1	1:B:21:ILE:N	5	5.15
(3,16)	1:B:142:ILE:CD1	1:B:22:GLN:N	5	5.15
(3,16)	1:B:142:ILE:CD1	1:B:23:LEU:N	5	5.15
(3,16)	1:B:142:ILE:CD1	1:B:24:ILE:N	5	5.15
(3,16)	1:B:142:ILE:CD1	1:B:25:GLN:N	5	5.15
(3,16)	1:B:142:ILE:CD1	1:B:26:ASN:N	5	5.15
(3,16)	1:B:142:ILE:CD1	1:B:27:HIS:N	5	5.15
(3,16)	1:B:142:ILE:CD1	1:B:28:PHE:N	5	5.15
(3,16)	1:B:142:ILE:CD1	1:B:29:VAL:N	5	5.15
(3,16)	1:B:142:ILE:CD1	1:B:30:ASP:N	5	5.15
(3,16)	1:B:142:ILE:CD1	1:B:31:GLU:N	5	5.15
(3,16)	1:B:142:ILE:CD1	1:B:32:TYR:N	5	5.15
(3,16)	1:B:142:ILE:CD1	1:B:33:ASP:N	5	5.15
(3,16)	1:B:142:ILE:CD1	1:B:34:PRO:N	5	5.15
(3,16)	1:B:142:ILE:CD1	1:B:35:THR:N	5	5.15
(3,16)	1:B:142:ILE:CD1	1:B:36:ILE:N	5	5.15
(3,16)	1:B:142:ILE:CD1	1:B:37:GLU:N	5	5.15
(3,16)	1:B:142:ILE:CD1	1:B:38:ASP:N	5	5.15
(3,16)	1:B:142:ILE:CD1	1:B:39:SER:N	5	5.15
(3,16)	1:B:142:ILE:CD1	1:B:40:TYR:N	5	5.15
(3,16)	1:B:142:ILE:CD1	1:B:41:ARG:N	5	5.15

Continued on next page...

Continued from previous page...

Key	Atom-1	Atom-2	Model ID	Violation (Å)
(3,16)	1:B:142:ILE:CD1	1:B:42:LYS:N	5	5.15
(3,16)	1:B:142:ILE:CD1	1:B:43:GLN:N	5	5.15
(3,16)	1:B:142:ILE:CD1	1:B:44:VAL:N	5	5.15
(3,16)	1:B:142:ILE:CD1	1:B:45:VAL:N	5	5.15
(3,16)	1:B:142:ILE:CD1	1:B:46:ILE:N	5	5.15
(3,16)	1:B:142:ILE:CD1	1:B:47:ASP:N	5	5.15
(3,16)	1:B:142:ILE:CD1	1:B:48:GLY:N	5	5.15
(3,16)	1:B:142:ILE:CD1	1:B:49:GLU:N	5	5.15
(3,16)	1:B:142:ILE:CD1	1:B:50:THR:N	5	5.15
(3,16)	1:B:142:ILE:CD1	1:B:51:CYS:N	5	5.15
(3,16)	1:B:142:ILE:CD1	1:B:52:LEU:N	5	5.15
(3,16)	1:B:142:ILE:CD1	1:B:53:LEU:N	5	5.15
(3,16)	1:B:142:ILE:CD1	1:B:54:ASP:N	5	5.15
(3,16)	1:B:142:ILE:CD1	1:B:55:ILE:N	5	5.15
(3,16)	1:B:142:ILE:CD1	1:B:56:LEU:N	5	5.15
(3,16)	1:B:142:ILE:CD1	1:B:57:ASP:N	5	5.15
(3,16)	1:B:142:ILE:CD1	1:B:58:THR:N	5	5.15
(3,16)	1:B:142:ILE:CD1	1:B:59:ALA:N	5	5.15
(3,16)	1:B:142:ILE:CD1	1:B:60:GLY:N	5	5.15
(3,16)	1:B:142:ILE:CD1	1:B:61:GLN:N	5	5.15
(3,16)	1:B:142:ILE:CD1	1:B:62:GLU:N	5	5.15
(3,16)	1:B:142:ILE:CD1	1:B:63:GLU:N	5	5.15
(3,16)	1:B:142:ILE:CD1	1:B:64:TYR:N	5	5.15
(3,16)	1:B:142:ILE:CD1	1:B:65:SER:N	5	5.15
(3,16)	1:B:142:ILE:CD1	1:B:66:ALA:N	5	5.15
(3,16)	1:B:142:ILE:CD1	1:B:67:MET:N	5	5.15
(3,16)	1:B:142:ILE:CD1	1:B:68:ARG:N	5	5.15
(3,16)	1:B:142:ILE:CD1	1:B:69:ASP:N	5	5.15
(3,16)	1:B:142:ILE:CD1	1:B:70:GLN:N	5	5.15
(3,16)	1:B:142:ILE:CD1	1:B:71:TYR:N	5	5.15
(3,16)	1:B:142:ILE:CD1	1:B:72:MET:N	5	5.15
(3,16)	1:B:142:ILE:CD1	1:B:73:ARG:N	5	5.15
(3,16)	1:B:142:ILE:CD1	1:B:74:THR:N	5	5.15
(3,16)	1:B:142:ILE:CD1	1:B:75:GLY:N	5	5.15
(3,16)	1:B:142:ILE:CD1	1:B:76:GLU:N	5	5.15
(3,16)	1:B:142:ILE:CD1	1:B:77:GLY:N	5	5.15
(3,16)	1:B:142:ILE:CD1	1:B:78:PHE:N	5	5.15
(3,16)	1:B:142:ILE:CD1	1:B:79:LEU:N	5	5.15
(3,16)	1:B:142:ILE:CD1	1:B:80:CYS:N	5	5.15
(3,16)	1:B:142:ILE:CD1	5:B:203:7Q9:N	5	5.15
(3,16)	1:B:142:ILE:CD1	5:B:204:7Q9:N	5	5.15
(3,16)	1:B:142:ILE:CD1	5:B:205:7Q9:N	5	5.15

Continued on next page...

Continued from previous page...

Key	Atom-1	Atom-2	Model ID	Violation (Å)
(3,16)	1:B:142:ILE:CD1	5:B:206:7Q9:N	5	5.15
(3,16)	1:B:142:ILE:CD1	5:B:207:7Q9:N	5	5.15
(3,16)	1:B:142:ILE:CD1	6:B:208:17F:N1	5	5.15
(3,16)	1:B:142:ILE:CD1	5:B:209:7Q9:N	5	5.15
(3,16)	1:B:142:ILE:CD1	5:B:210:7Q9:N	5	5.15
(3,16)	1:B:142:ILE:CD1	5:B:211:7Q9:N	5	5.15
(3,16)	1:B:142:ILE:CD1	5:B:212:7Q9:N	5	5.15
(3,16)	1:B:142:ILE:CD1	5:B:213:7Q9:N	5	5.15
(3,16)	1:B:142:ILE:CD1	6:B:214:17F:N1	5	5.15
(3,16)	1:B:142:ILE:CD1	6:B:215:17F:N1	5	5.15
(3,16)	1:B:142:ILE:CD1	5:B:216:7Q9:N	5	5.15
(3,16)	1:B:142:ILE:CD1	5:B:217:7Q9:N	5	5.15
(3,16)	1:B:142:ILE:CD1	5:B:218:7Q9:N	5	5.15
(3,16)	1:B:142:ILE:CD1	6:B:219:17F:N1	5	5.15
(3,16)	1:B:142:ILE:CD1	5:B:220:7Q9:N	5	5.15
(1,2)	1:B:118:CYS:SG	1:A:23:LEU:C	18	5.14
(1,2)	1:B:118:CYS:SG	1:A:23:LEU:CA	18	5.14
(1,2)	1:B:118:CYS:SG	1:A:23:LEU:CB	18	5.14
(1,2)	1:B:118:CYS:SG	1:A:23:LEU:CD1	18	5.14
(1,2)	1:B:118:CYS:SG	1:A:23:LEU:CD1	18	5.14
(1,2)	1:B:118:CYS:SG	1:A:23:LEU:CD2	18	5.14
(1,2)	1:B:118:CYS:SG	1:A:23:LEU:CD2	18	5.14
(1,2)	1:B:118:CYS:SG	1:A:23:LEU:CG	18	5.14
(1,2)	1:B:118:CYS:SG	1:A:23:LEU:H	18	5.14
(1,2)	1:B:118:CYS:SG	1:A:23:LEU:N	18	5.14
(1,2)	1:B:118:CYS:SG	1:A:23:LEU:O	18	5.14
(1,2)	1:B:118:CYS:SG	1:B:23:LEU:CD1	18	5.14
(1,2)	1:B:118:CYS:SG	1:B:23:LEU:CD2	18	5.14
(1,13)	1:A:39:SER:OG	1:A:112:VAL:CG1	1	5.14
(1,13)	1:A:39:SER:OG	1:A:112:VAL:CG2	1	5.14
(1,13)	1:A:39:SER:OG	1:B:112:VAL:C	1	5.14
(1,13)	1:A:39:SER:OG	1:B:112:VAL:CA	1	5.14
(1,13)	1:A:39:SER:OG	1:B:112:VAL:CB	1	5.14
(1,13)	1:A:39:SER:OG	1:B:112:VAL:CG1	1	5.14
(1,13)	1:A:39:SER:OG	1:B:112:VAL:CG1	1	5.14
(1,13)	1:A:39:SER:OG	1:B:112:VAL:CG2	1	5.14
(1,13)	1:A:39:SER:OG	1:B:112:VAL:CG2	1	5.14
(1,13)	1:A:39:SER:OG	1:B:112:VAL:H	1	5.14
(1,13)	1:A:39:SER:OG	1:B:112:VAL:N	1	5.14
(1,13)	1:A:39:SER:OG	1:B:112:VAL:O	1	5.14
(3,16)	1:B:142:ILE:CD1	1:B:2:THR:N	10	5.12
(3,16)	1:B:142:ILE:CD1	1:B:3:GLU:N	10	5.12

Continued on next page...

Continued from previous page...

Key	Atom-1	Atom-2	Model ID	Violation (Å)
(3,16)	1:B:142:ILE:CD1	1:B:4:TYR:N	10	5.12
(3,16)	1:B:142:ILE:CD1	1:B:5:LYS:N	10	5.12
(3,16)	1:B:142:ILE:CD1	1:B:6:LEU:N	10	5.12
(3,16)	1:B:142:ILE:CD1	1:B:7:VAL:N	10	5.12
(3,16)	1:B:142:ILE:CD1	1:B:8:VAL:N	10	5.12
(3,16)	1:B:142:ILE:CD1	1:B:9:VAL:N	10	5.12
(3,16)	1:B:142:ILE:CD1	1:B:10:GLY:N	10	5.12
(3,16)	1:B:142:ILE:CD1	1:B:11:ALA:N	10	5.12
(3,16)	1:B:142:ILE:CD1	1:B:12:ASP:N	10	5.12
(3,16)	1:B:142:ILE:CD1	1:B:13:GLY:N	10	5.12
(3,16)	1:B:142:ILE:CD1	1:B:14:VAL:N	10	5.12
(3,16)	1:B:142:ILE:CD1	1:B:15:GLY:N	10	5.12
(3,16)	1:B:142:ILE:CD1	1:B:16:LYS:N	10	5.12
(3,16)	1:B:142:ILE:CD1	1:B:17:SER:N	10	5.12
(3,16)	1:B:142:ILE:CD1	1:B:18:ALA:N	10	5.12
(3,16)	1:B:142:ILE:CD1	1:B:19:LEU:N	10	5.12
(3,16)	1:B:142:ILE:CD1	1:B:20:THR:N	10	5.12
(3,16)	1:B:142:ILE:CD1	1:B:21:ILE:N	10	5.12
(3,16)	1:B:142:ILE:CD1	1:B:22:GLN:N	10	5.12
(3,16)	1:B:142:ILE:CD1	1:B:23:LEU:N	10	5.12
(3,16)	1:B:142:ILE:CD1	1:B:24:ILE:N	10	5.12
(3,16)	1:B:142:ILE:CD1	1:B:25:GLN:N	10	5.12
(3,16)	1:B:142:ILE:CD1	1:B:26:ASN:N	10	5.12
(3,16)	1:B:142:ILE:CD1	1:B:27:HIS:N	10	5.12
(3,16)	1:B:142:ILE:CD1	1:B:28:PHE:N	10	5.12
(3,16)	1:B:142:ILE:CD1	1:B:29:VAL:N	10	5.12
(3,16)	1:B:142:ILE:CD1	1:B:30:ASP:N	10	5.12
(3,16)	1:B:142:ILE:CD1	1:B:31:GLU:N	10	5.12
(3,16)	1:B:142:ILE:CD1	1:B:32:TYR:N	10	5.12
(3,16)	1:B:142:ILE:CD1	1:B:33:ASP:N	10	5.12
(3,16)	1:B:142:ILE:CD1	1:B:34:PRO:N	10	5.12
(3,16)	1:B:142:ILE:CD1	1:B:35:THR:N	10	5.12
(3,16)	1:B:142:ILE:CD1	1:B:36:ILE:N	10	5.12
(3,16)	1:B:142:ILE:CD1	1:B:37:GLU:N	10	5.12
(3,16)	1:B:142:ILE:CD1	1:B:38:ASP:N	10	5.12
(3,16)	1:B:142:ILE:CD1	1:B:39:SER:N	10	5.12
(3,16)	1:B:142:ILE:CD1	1:B:40:TYR:N	10	5.12
(3,16)	1:B:142:ILE:CD1	1:B:41:ARG:N	10	5.12
(3,16)	1:B:142:ILE:CD1	1:B:42:LYS:N	10	5.12
(3,16)	1:B:142:ILE:CD1	1:B:43:GLN:N	10	5.12
(3,16)	1:B:142:ILE:CD1	1:B:44:VAL:N	10	5.12
(3,16)	1:B:142:ILE:CD1	1:B:45:VAL:N	10	5.12

Continued on next page...

Continued from previous page...

Key	Atom-1	Atom-2	Model ID	Violation (Å)
(3,16)	1:B:142:ILE:CD1	1:B:46:ILE:N	10	5.12
(3,16)	1:B:142:ILE:CD1	1:B:47:ASP:N	10	5.12
(3,16)	1:B:142:ILE:CD1	1:B:48:GLY:N	10	5.12
(3,16)	1:B:142:ILE:CD1	1:B:49:GLU:N	10	5.12
(3,16)	1:B:142:ILE:CD1	1:B:50:THR:N	10	5.12
(3,16)	1:B:142:ILE:CD1	1:B:51:CYS:N	10	5.12
(3,16)	1:B:142:ILE:CD1	1:B:52:LEU:N	10	5.12
(3,16)	1:B:142:ILE:CD1	1:B:53:LEU:N	10	5.12
(3,16)	1:B:142:ILE:CD1	1:B:54:ASP:N	10	5.12
(3,16)	1:B:142:ILE:CD1	1:B:55:ILE:N	10	5.12
(3,16)	1:B:142:ILE:CD1	1:B:56:LEU:N	10	5.12
(3,16)	1:B:142:ILE:CD1	1:B:57:ASP:N	10	5.12
(3,16)	1:B:142:ILE:CD1	1:B:58:THR:N	10	5.12
(3,16)	1:B:142:ILE:CD1	1:B:59:ALA:N	10	5.12
(3,16)	1:B:142:ILE:CD1	1:B:60:GLY:N	10	5.12
(3,16)	1:B:142:ILE:CD1	1:B:61:GLN:N	10	5.12
(3,16)	1:B:142:ILE:CD1	1:B:62:GLU:N	10	5.12
(3,16)	1:B:142:ILE:CD1	1:B:63:GLU:N	10	5.12
(3,16)	1:B:142:ILE:CD1	1:B:64:TYR:N	10	5.12
(3,16)	1:B:142:ILE:CD1	1:B:65:SER:N	10	5.12
(3,16)	1:B:142:ILE:CD1	1:B:66:ALA:N	10	5.12
(3,16)	1:B:142:ILE:CD1	1:B:67:MET:N	10	5.12
(3,16)	1:B:142:ILE:CD1	1:B:68:ARG:N	10	5.12
(3,16)	1:B:142:ILE:CD1	1:B:69:ASP:N	10	5.12
(3,16)	1:B:142:ILE:CD1	1:B:70:GLN:N	10	5.12
(3,16)	1:B:142:ILE:CD1	1:B:71:TYR:N	10	5.12
(3,16)	1:B:142:ILE:CD1	1:B:72:MET:N	10	5.12
(3,16)	1:B:142:ILE:CD1	1:B:73:ARG:N	10	5.12
(3,16)	1:B:142:ILE:CD1	1:B:74:THR:N	10	5.12
(3,16)	1:B:142:ILE:CD1	1:B:75:GLY:N	10	5.12
(3,16)	1:B:142:ILE:CD1	1:B:76:GLU:N	10	5.12
(3,16)	1:B:142:ILE:CD1	1:B:77:GLY:N	10	5.12
(3,16)	1:B:142:ILE:CD1	1:B:78:PHE:N	10	5.12
(3,16)	1:B:142:ILE:CD1	1:B:79:LEU:N	10	5.12
(3,16)	1:B:142:ILE:CD1	1:B:80:CYS:N	10	5.12
(3,16)	1:B:142:ILE:CD1	5:B:203:7Q9:N	10	5.12
(3,16)	1:B:142:ILE:CD1	5:B:204:7Q9:N	10	5.12
(3,16)	1:B:142:ILE:CD1	5:B:205:7Q9:N	10	5.12
(3,16)	1:B:142:ILE:CD1	5:B:206:7Q9:N	10	5.12
(3,16)	1:B:142:ILE:CD1	5:B:207:7Q9:N	10	5.12
(3,16)	1:B:142:ILE:CD1	6:B:208:17F:N1	10	5.12
(3,16)	1:B:142:ILE:CD1	5:B:209:7Q9:N	10	5.12

Continued on next page...

Continued from previous page...

Key	Atom-1	Atom-2	Model ID	Violation (Å)
(3,16)	1:B:142:ILE:CD1	5:B:210:7Q9:N	10	5.12
(3,16)	1:B:142:ILE:CD1	5:B:211:7Q9:N	10	5.12
(3,16)	1:B:142:ILE:CD1	5:B:212:7Q9:N	10	5.12
(3,16)	1:B:142:ILE:CD1	5:B:213:7Q9:N	10	5.12
(3,16)	1:B:142:ILE:CD1	6:B:214:17F:N1	10	5.12
(3,16)	1:B:142:ILE:CD1	6:B:215:17F:N1	10	5.12
(3,16)	1:B:142:ILE:CD1	5:B:216:7Q9:N	10	5.12
(3,16)	1:B:142:ILE:CD1	5:B:217:7Q9:N	10	5.12
(3,16)	1:B:142:ILE:CD1	5:B:218:7Q9:N	10	5.12
(3,16)	1:B:142:ILE:CD1	6:B:219:17F:N1	10	5.12
(3,16)	1:B:142:ILE:CD1	5:B:220:7Q9:N	10	5.12
(3,16)	1:B:142:ILE:CD1	1:B:2:THR:N	18	5.1
(3,16)	1:B:142:ILE:CD1	1:B:3:GLU:N	18	5.1
(3,16)	1:B:142:ILE:CD1	1:B:4:TYR:N	18	5.1
(3,16)	1:B:142:ILE:CD1	1:B:5:LYS:N	18	5.1
(3,16)	1:B:142:ILE:CD1	1:B:6:LEU:N	18	5.1
(3,16)	1:B:142:ILE:CD1	1:B:7:VAL:N	18	5.1
(3,16)	1:B:142:ILE:CD1	1:B:8:VAL:N	18	5.1
(3,16)	1:B:142:ILE:CD1	1:B:9:VAL:N	18	5.1
(3,16)	1:B:142:ILE:CD1	1:B:10:GLY:N	18	5.1
(3,16)	1:B:142:ILE:CD1	1:B:11:ALA:N	18	5.1
(3,16)	1:B:142:ILE:CD1	1:B:12:ASP:N	18	5.1
(3,16)	1:B:142:ILE:CD1	1:B:13:GLY:N	18	5.1
(3,16)	1:B:142:ILE:CD1	1:B:14:VAL:N	18	5.1
(3,16)	1:B:142:ILE:CD1	1:B:15:GLY:N	18	5.1
(3,16)	1:B:142:ILE:CD1	1:B:16:LYS:N	18	5.1
(3,16)	1:B:142:ILE:CD1	1:B:17:SER:N	18	5.1
(3,16)	1:B:142:ILE:CD1	1:B:18:ALA:N	18	5.1
(3,16)	1:B:142:ILE:CD1	1:B:19:LEU:N	18	5.1
(3,16)	1:B:142:ILE:CD1	1:B:20:THR:N	18	5.1
(3,16)	1:B:142:ILE:CD1	1:B:21:ILE:N	18	5.1
(3,16)	1:B:142:ILE:CD1	1:B:22:GLN:N	18	5.1
(3,16)	1:B:142:ILE:CD1	1:B:23:LEU:N	18	5.1
(3,16)	1:B:142:ILE:CD1	1:B:24:ILE:N	18	5.1
(3,16)	1:B:142:ILE:CD1	1:B:25:GLN:N	18	5.1
(3,16)	1:B:142:ILE:CD1	1:B:26:ASN:N	18	5.1
(3,16)	1:B:142:ILE:CD1	1:B:27:HIS:N	18	5.1
(3,16)	1:B:142:ILE:CD1	1:B:28:PHE:N	18	5.1
(3,16)	1:B:142:ILE:CD1	1:B:29:VAL:N	18	5.1
(3,16)	1:B:142:ILE:CD1	1:B:30:ASP:N	18	5.1
(3,16)	1:B:142:ILE:CD1	1:B:31:GLU:N	18	5.1
(3,16)	1:B:142:ILE:CD1	1:B:32:TYR:N	18	5.1

Continued on next page...

Continued from previous page...

Key	Atom-1	Atom-2	Model ID	Violation (Å)
(3,16)	1:B:142:ILE:CD1	1:B:33:ASP:N	18	5.1
(3,16)	1:B:142:ILE:CD1	1:B:34:PRO:N	18	5.1
(3,16)	1:B:142:ILE:CD1	1:B:35:THR:N	18	5.1
(3,16)	1:B:142:ILE:CD1	1:B:36:ILE:N	18	5.1
(3,16)	1:B:142:ILE:CD1	1:B:37:GLU:N	18	5.1
(3,16)	1:B:142:ILE:CD1	1:B:38:ASP:N	18	5.1
(3,16)	1:B:142:ILE:CD1	1:B:39:SER:N	18	5.1
(3,16)	1:B:142:ILE:CD1	1:B:40:TYR:N	18	5.1
(3,16)	1:B:142:ILE:CD1	1:B:41:ARG:N	18	5.1
(3,16)	1:B:142:ILE:CD1	1:B:42:LYS:N	18	5.1
(3,16)	1:B:142:ILE:CD1	1:B:43:GLN:N	18	5.1
(3,16)	1:B:142:ILE:CD1	1:B:44:VAL:N	18	5.1
(3,16)	1:B:142:ILE:CD1	1:B:45:VAL:N	18	5.1
(3,16)	1:B:142:ILE:CD1	1:B:46:ILE:N	18	5.1
(3,16)	1:B:142:ILE:CD1	1:B:47:ASP:N	18	5.1
(3,16)	1:B:142:ILE:CD1	1:B:48:GLY:N	18	5.1
(3,16)	1:B:142:ILE:CD1	1:B:49:GLU:N	18	5.1
(3,16)	1:B:142:ILE:CD1	1:B:50:THR:N	18	5.1
(3,16)	1:B:142:ILE:CD1	1:B:51:CYS:N	18	5.1
(3,16)	1:B:142:ILE:CD1	1:B:52:LEU:N	18	5.1
(3,16)	1:B:142:ILE:CD1	1:B:53:LEU:N	18	5.1
(3,16)	1:B:142:ILE:CD1	1:B:54:ASP:N	18	5.1
(3,16)	1:B:142:ILE:CD1	1:B:55:ILE:N	18	5.1
(3,16)	1:B:142:ILE:CD1	1:B:56:LEU:N	18	5.1
(3,16)	1:B:142:ILE:CD1	1:B:57:ASP:N	18	5.1
(3,16)	1:B:142:ILE:CD1	1:B:58:THR:N	18	5.1
(3,16)	1:B:142:ILE:CD1	1:B:59:ALA:N	18	5.1
(3,16)	1:B:142:ILE:CD1	1:B:60:GLY:N	18	5.1
(3,16)	1:B:142:ILE:CD1	1:B:61:GLN:N	18	5.1
(3,16)	1:B:142:ILE:CD1	1:B:62:GLU:N	18	5.1
(3,16)	1:B:142:ILE:CD1	1:B:63:GLU:N	18	5.1
(3,16)	1:B:142:ILE:CD1	1:B:64:TYR:N	18	5.1
(3,16)	1:B:142:ILE:CD1	1:B:65:SER:N	18	5.1
(3,16)	1:B:142:ILE:CD1	1:B:66:ALA:N	18	5.1
(3,16)	1:B:142:ILE:CD1	1:B:67:MET:N	18	5.1
(3,16)	1:B:142:ILE:CD1	1:B:68:ARG:N	18	5.1
(3,16)	1:B:142:ILE:CD1	1:B:69:ASP:N	18	5.1
(3,16)	1:B:142:ILE:CD1	1:B:70:GLN:N	18	5.1
(3,16)	1:B:142:ILE:CD1	1:B:71:TYR:N	18	5.1
(3,16)	1:B:142:ILE:CD1	1:B:72:MET:N	18	5.1
(3,16)	1:B:142:ILE:CD1	1:B:73:ARG:N	18	5.1
(3,16)	1:B:142:ILE:CD1	1:B:74:THR:N	18	5.1

Continued on next page...

Continued from previous page...

Key	Atom-1	Atom-2	Model ID	Violation (Å)
(3,16)	1:B:142:ILE:CD1	1:B:75:GLY:N	18	5.1
(3,16)	1:B:142:ILE:CD1	1:B:76:GLU:N	18	5.1
(3,16)	1:B:142:ILE:CD1	1:B:77:GLY:N	18	5.1
(3,16)	1:B:142:ILE:CD1	1:B:78:PHE:N	18	5.1
(3,16)	1:B:142:ILE:CD1	1:B:79:LEU:N	18	5.1
(3,16)	1:B:142:ILE:CD1	1:B:80:CYS:N	18	5.1
(3,16)	1:B:142:ILE:CD1	5:B:203:7Q9:N	18	5.1
(3,16)	1:B:142:ILE:CD1	5:B:204:7Q9:N	18	5.1
(3,16)	1:B:142:ILE:CD1	5:B:205:7Q9:N	18	5.1
(3,16)	1:B:142:ILE:CD1	5:B:206:7Q9:N	18	5.1
(3,16)	1:B:142:ILE:CD1	5:B:207:7Q9:N	18	5.1
(3,16)	1:B:142:ILE:CD1	6:B:208:17F:N1	18	5.1
(3,16)	1:B:142:ILE:CD1	5:B:209:7Q9:N	18	5.1
(3,16)	1:B:142:ILE:CD1	5:B:210:7Q9:N	18	5.1
(3,16)	1:B:142:ILE:CD1	5:B:211:7Q9:N	18	5.1
(3,16)	1:B:142:ILE:CD1	5:B:212:7Q9:N	18	5.1
(3,16)	1:B:142:ILE:CD1	5:B:213:7Q9:N	18	5.1
(3,16)	1:B:142:ILE:CD1	6:B:214:17F:N1	18	5.1
(3,16)	1:B:142:ILE:CD1	6:B:215:17F:N1	18	5.1
(3,16)	1:B:142:ILE:CD1	5:B:216:7Q9:N	18	5.1
(3,16)	1:B:142:ILE:CD1	5:B:217:7Q9:N	18	5.1
(3,16)	1:B:142:ILE:CD1	5:B:218:7Q9:N	18	5.1
(3,16)	1:B:142:ILE:CD1	6:B:219:17F:N1	18	5.1
(3,16)	1:B:142:ILE:CD1	5:B:220:7Q9:N	18	5.1
(1,14)	1:A:39:SER:OG	1:A:113:LEU:CD1	5	5.1
(1,14)	1:A:39:SER:OG	1:A:113:LEU:CD2	5	5.1
(1,14)	1:A:39:SER:OG	1:B:113:LEU:C	5	5.1
(1,14)	1:A:39:SER:OG	1:B:113:LEU:CA	5	5.1
(1,14)	1:A:39:SER:OG	1:B:113:LEU:CB	5	5.1
(1,14)	1:A:39:SER:OG	1:B:113:LEU:CD1	5	5.1
(1,14)	1:A:39:SER:OG	1:B:113:LEU:CD1	5	5.1
(1,14)	1:A:39:SER:OG	1:B:113:LEU:CD2	5	5.1
(1,14)	1:A:39:SER:OG	1:B:113:LEU:CD2	5	5.1
(1,14)	1:A:39:SER:OG	1:B:113:LEU:CG	5	5.1
(1,14)	1:A:39:SER:OG	1:B:113:LEU:H	5	5.1
(1,14)	1:A:39:SER:OG	1:B:113:LEU:N	5	5.1
(1,14)	1:A:39:SER:OG	1:B:113:LEU:O	5	5.1
(3,7)	1:A:44:VAL:CG1	1:B:2:THR:N	7	5.09
(3,7)	1:A:44:VAL:CG1	1:B:3:GLU:N	7	5.09
(3,7)	1:A:44:VAL:CG1	1:B:4:TYR:N	7	5.09
(3,7)	1:A:44:VAL:CG1	1:B:5:LYS:N	7	5.09
(3,7)	1:A:44:VAL:CG1	1:B:6:LEU:N	7	5.09

Continued on next page...

Continued from previous page...

Key	Atom-1	Atom-2	Model ID	Violation (Å)
(3,7)	1:A:44:VAL:CG1	1:B:7:VAL:N	7	5.09
(3,7)	1:A:44:VAL:CG1	1:B:8:VAL:N	7	5.09
(3,7)	1:A:44:VAL:CG1	1:B:9:VAL:N	7	5.09
(3,7)	1:A:44:VAL:CG1	1:B:10:GLY:N	7	5.09
(3,7)	1:A:44:VAL:CG1	1:B:11:ALA:N	7	5.09
(3,7)	1:A:44:VAL:CG1	1:B:12:ASP:N	7	5.09
(3,7)	1:A:44:VAL:CG1	1:B:13:GLY:N	7	5.09
(3,7)	1:A:44:VAL:CG1	1:B:14:VAL:N	7	5.09
(3,7)	1:A:44:VAL:CG1	1:B:15:GLY:N	7	5.09
(3,7)	1:A:44:VAL:CG1	1:B:16:LYS:N	7	5.09
(3,7)	1:A:44:VAL:CG1	1:B:17:SER:N	7	5.09
(3,7)	1:A:44:VAL:CG1	1:B:18:ALA:N	7	5.09
(3,7)	1:A:44:VAL:CG1	1:B:19:LEU:N	7	5.09
(3,7)	1:A:44:VAL:CG1	1:B:20:THR:N	7	5.09
(3,7)	1:A:44:VAL:CG1	1:B:21:ILE:N	7	5.09
(3,7)	1:A:44:VAL:CG1	1:B:22:GLN:N	7	5.09
(3,7)	1:A:44:VAL:CG1	1:B:23:LEU:N	7	5.09
(3,7)	1:A:44:VAL:CG1	1:B:24:ILE:N	7	5.09
(3,7)	1:A:44:VAL:CG1	1:B:25:GLN:N	7	5.09
(3,7)	1:A:44:VAL:CG1	1:B:26:ASN:N	7	5.09
(3,7)	1:A:44:VAL:CG1	1:B:27:HIS:N	7	5.09
(3,7)	1:A:44:VAL:CG1	1:B:28:PHE:N	7	5.09
(3,7)	1:A:44:VAL:CG1	1:B:29:VAL:N	7	5.09
(3,7)	1:A:44:VAL:CG1	1:B:30:ASP:N	7	5.09
(3,7)	1:A:44:VAL:CG1	1:B:31:GLU:N	7	5.09
(3,7)	1:A:44:VAL:CG1	1:B:32:TYR:N	7	5.09
(3,7)	1:A:44:VAL:CG1	1:B:33:ASP:N	7	5.09
(3,7)	1:A:44:VAL:CG1	1:B:34:PRO:N	7	5.09
(3,7)	1:A:44:VAL:CG1	1:B:35:THR:N	7	5.09
(3,7)	1:A:44:VAL:CG1	1:B:36:ILE:N	7	5.09
(3,7)	1:A:44:VAL:CG1	1:B:37:GLU:N	7	5.09
(3,7)	1:A:44:VAL:CG1	1:B:38:ASP:N	7	5.09
(3,7)	1:A:44:VAL:CG1	1:B:39:SER:N	7	5.09
(3,7)	1:A:44:VAL:CG1	1:B:40:TYR:N	7	5.09
(3,7)	1:A:44:VAL:CG1	1:B:41:ARG:N	7	5.09
(3,7)	1:A:44:VAL:CG1	1:B:42:LYS:N	7	5.09
(3,7)	1:A:44:VAL:CG1	1:B:43:GLN:N	7	5.09
(3,7)	1:A:44:VAL:CG1	1:B:44:VAL:N	7	5.09
(3,7)	1:A:44:VAL:CG1	1:B:45:VAL:N	7	5.09
(3,7)	1:A:44:VAL:CG1	1:B:46:ILE:N	7	5.09
(3,7)	1:A:44:VAL:CG1	1:B:47:ASP:N	7	5.09
(3,7)	1:A:44:VAL:CG1	1:B:48:GLY:N	7	5.09

Continued on next page...

Continued from previous page...

Key	Atom-1	Atom-2	Model ID	Violation (Å)
(3,7)	1:A:44:VAL:CG1	1:B:49:GLU:N	7	5.09
(3,7)	1:A:44:VAL:CG1	1:B:50:THR:N	7	5.09
(3,7)	1:A:44:VAL:CG1	1:B:51:CYS:N	7	5.09
(3,7)	1:A:44:VAL:CG1	1:B:52:LEU:N	7	5.09
(3,7)	1:A:44:VAL:CG1	1:B:53:LEU:N	7	5.09
(3,7)	1:A:44:VAL:CG1	1:B:54:ASP:N	7	5.09
(3,7)	1:A:44:VAL:CG1	1:B:55:ILE:N	7	5.09
(3,7)	1:A:44:VAL:CG1	1:B:56:LEU:N	7	5.09
(3,7)	1:A:44:VAL:CG1	1:B:57:ASP:N	7	5.09
(3,7)	1:A:44:VAL:CG1	1:B:58:THR:N	7	5.09
(3,7)	1:A:44:VAL:CG1	1:B:59:ALA:N	7	5.09
(3,7)	1:A:44:VAL:CG1	1:B:60:GLY:N	7	5.09
(3,7)	1:A:44:VAL:CG1	1:B:61:GLN:N	7	5.09
(3,7)	1:A:44:VAL:CG1	1:B:62:GLU:N	7	5.09
(3,7)	1:A:44:VAL:CG1	1:B:63:GLU:N	7	5.09
(3,7)	1:A:44:VAL:CG1	1:B:64:TYR:N	7	5.09
(3,7)	1:A:44:VAL:CG1	1:B:65:SER:N	7	5.09
(3,7)	1:A:44:VAL:CG1	1:B:66:ALA:N	7	5.09
(3,7)	1:A:44:VAL:CG1	1:B:67:MET:N	7	5.09
(3,7)	1:A:44:VAL:CG1	1:B:68:ARG:N	7	5.09
(3,7)	1:A:44:VAL:CG1	1:B:69:ASP:N	7	5.09
(3,7)	1:A:44:VAL:CG1	1:B:70:GLN:N	7	5.09
(3,7)	1:A:44:VAL:CG1	1:B:71:TYR:N	7	5.09
(3,7)	1:A:44:VAL:CG1	1:B:72:MET:N	7	5.09
(3,7)	1:A:44:VAL:CG1	1:B:73:ARG:N	7	5.09
(3,7)	1:A:44:VAL:CG1	1:B:74:THR:N	7	5.09
(3,7)	1:A:44:VAL:CG1	1:B:75:GLY:N	7	5.09
(3,7)	1:A:44:VAL:CG1	1:B:76:GLU:N	7	5.09
(3,7)	1:A:44:VAL:CG1	1:B:77:GLY:N	7	5.09
(3,7)	1:A:44:VAL:CG1	1:B:78:PHE:N	7	5.09
(3,7)	1:A:44:VAL:CG1	1:B:79:LEU:N	7	5.09
(3,7)	1:A:44:VAL:CG1	1:B:80:CYS:N	7	5.09
(3,7)	1:A:44:VAL:CG1	5:B:203:7Q9:N	7	5.09
(3,7)	1:A:44:VAL:CG1	5:B:204:7Q9:N	7	5.09
(3,7)	1:A:44:VAL:CG1	5:B:205:7Q9:N	7	5.09
(3,7)	1:A:44:VAL:CG1	5:B:206:7Q9:N	7	5.09
(3,7)	1:A:44:VAL:CG1	5:B:207:7Q9:N	7	5.09
(3,7)	1:A:44:VAL:CG1	6:B:208:17F:N1	7	5.09
(3,7)	1:A:44:VAL:CG1	5:B:209:7Q9:N	7	5.09
(3,7)	1:A:44:VAL:CG1	5:B:210:7Q9:N	7	5.09
(3,7)	1:A:44:VAL:CG1	5:B:211:7Q9:N	7	5.09
(3,7)	1:A:44:VAL:CG1	5:B:212:7Q9:N	7	5.09

Continued on next page...

Continued from previous page...

Key	Atom-1	Atom-2	Model ID	Violation (Å)
(3,7)	1:A:44:VAL:CG1	5:B:213:7Q9:N	7	5.09
(3,7)	1:A:44:VAL:CG1	6:B:214:17F:N1	7	5.09
(3,7)	1:A:44:VAL:CG1	6:B:215:17F:N1	7	5.09
(3,7)	1:A:44:VAL:CG1	5:B:216:7Q9:N	7	5.09
(3,7)	1:A:44:VAL:CG1	5:B:217:7Q9:N	7	5.09
(3,7)	1:A:44:VAL:CG1	5:B:218:7Q9:N	7	5.09
(3,7)	1:A:44:VAL:CG1	6:B:219:17F:N1	7	5.09
(3,7)	1:A:44:VAL:CG1	5:B:220:7Q9:N	7	5.09
(3,7)	1:A:44:VAL:CG2	1:B:2:THR:N	7	5.09
(3,7)	1:A:44:VAL:CG2	1:B:3:GLU:N	7	5.09
(3,7)	1:A:44:VAL:CG2	1:B:4:TYR:N	7	5.09
(3,7)	1:A:44:VAL:CG2	1:B:5:LYS:N	7	5.09
(3,7)	1:A:44:VAL:CG2	1:B:6:LEU:N	7	5.09
(3,7)	1:A:44:VAL:CG2	1:B:7:VAL:N	7	5.09
(3,7)	1:A:44:VAL:CG2	1:B:8:VAL:N	7	5.09
(3,7)	1:A:44:VAL:CG2	1:B:9:VAL:N	7	5.09
(3,7)	1:A:44:VAL:CG2	1:B:10:GLY:N	7	5.09
(3,7)	1:A:44:VAL:CG2	1:B:11:ALA:N	7	5.09
(3,7)	1:A:44:VAL:CG2	1:B:12:ASP:N	7	5.09
(3,7)	1:A:44:VAL:CG2	1:B:13:GLY:N	7	5.09
(3,7)	1:A:44:VAL:CG2	1:B:14:VAL:N	7	5.09
(3,7)	1:A:44:VAL:CG2	1:B:15:GLY:N	7	5.09
(3,7)	1:A:44:VAL:CG2	1:B:16:LYS:N	7	5.09
(3,7)	1:A:44:VAL:CG2	1:B:17:SER:N	7	5.09
(3,7)	1:A:44:VAL:CG2	1:B:18:ALA:N	7	5.09
(3,7)	1:A:44:VAL:CG2	1:B:19:LEU:N	7	5.09
(3,7)	1:A:44:VAL:CG2	1:B:20:THR:N	7	5.09
(3,7)	1:A:44:VAL:CG2	1:B:21:ILE:N	7	5.09
(3,7)	1:A:44:VAL:CG2	1:B:22:GLN:N	7	5.09
(3,7)	1:A:44:VAL:CG2	1:B:23:LEU:N	7	5.09
(3,7)	1:A:44:VAL:CG2	1:B:24:ILE:N	7	5.09
(3,7)	1:A:44:VAL:CG2	1:B:25:GLN:N	7	5.09
(3,7)	1:A:44:VAL:CG2	1:B:26:ASN:N	7	5.09
(3,7)	1:A:44:VAL:CG2	1:B:27:HIS:N	7	5.09
(3,7)	1:A:44:VAL:CG2	1:B:28:PHE:N	7	5.09
(3,7)	1:A:44:VAL:CG2	1:B:29:VAL:N	7	5.09
(3,7)	1:A:44:VAL:CG2	1:B:30:ASP:N	7	5.09
(3,7)	1:A:44:VAL:CG2	1:B:31:GLU:N	7	5.09
(3,7)	1:A:44:VAL:CG2	1:B:32:TYR:N	7	5.09
(3,7)	1:A:44:VAL:CG2	1:B:33:ASP:N	7	5.09
(3,7)	1:A:44:VAL:CG2	1:B:34:PRO:N	7	5.09
(3,7)	1:A:44:VAL:CG2	1:B:35:THR:N	7	5.09

Continued on next page...

Continued from previous page...

Key	Atom-1	Atom-2	Model ID	Violation (Å)
(3,7)	1:A:44:VAL:CG2	1:B:36:ILE:N	7	5.09
(3,7)	1:A:44:VAL:CG2	1:B:37:GLU:N	7	5.09
(3,7)	1:A:44:VAL:CG2	1:B:38:ASP:N	7	5.09
(3,7)	1:A:44:VAL:CG2	1:B:39:SER:N	7	5.09
(3,7)	1:A:44:VAL:CG2	1:B:40:TYR:N	7	5.09
(3,7)	1:A:44:VAL:CG2	1:B:41:ARG:N	7	5.09
(3,7)	1:A:44:VAL:CG2	1:B:42:LYS:N	7	5.09
(3,7)	1:A:44:VAL:CG2	1:B:43:GLN:N	7	5.09
(3,7)	1:A:44:VAL:CG2	1:B:44:VAL:N	7	5.09
(3,7)	1:A:44:VAL:CG2	1:B:45:VAL:N	7	5.09
(3,7)	1:A:44:VAL:CG2	1:B:46:ILE:N	7	5.09
(3,7)	1:A:44:VAL:CG2	1:B:47:ASP:N	7	5.09
(3,7)	1:A:44:VAL:CG2	1:B:48:GLY:N	7	5.09
(3,7)	1:A:44:VAL:CG2	1:B:49:GLU:N	7	5.09
(3,7)	1:A:44:VAL:CG2	1:B:50:THR:N	7	5.09
(3,7)	1:A:44:VAL:CG2	1:B:51:CYS:N	7	5.09
(3,7)	1:A:44:VAL:CG2	1:B:52:LEU:N	7	5.09
(3,7)	1:A:44:VAL:CG2	1:B:53:LEU:N	7	5.09
(3,7)	1:A:44:VAL:CG2	1:B:54:ASP:N	7	5.09
(3,7)	1:A:44:VAL:CG2	1:B:55:ILE:N	7	5.09
(3,7)	1:A:44:VAL:CG2	1:B:56:LEU:N	7	5.09
(3,7)	1:A:44:VAL:CG2	1:B:57:ASP:N	7	5.09
(3,7)	1:A:44:VAL:CG2	1:B:58:THR:N	7	5.09
(3,7)	1:A:44:VAL:CG2	1:B:59:ALA:N	7	5.09
(3,7)	1:A:44:VAL:CG2	1:B:60:GLY:N	7	5.09
(3,7)	1:A:44:VAL:CG2	1:B:61:GLN:N	7	5.09
(3,7)	1:A:44:VAL:CG2	1:B:62:GLU:N	7	5.09
(3,7)	1:A:44:VAL:CG2	1:B:63:GLU:N	7	5.09
(3,7)	1:A:44:VAL:CG2	1:B:64:TYR:N	7	5.09
(3,7)	1:A:44:VAL:CG2	1:B:65:SER:N	7	5.09
(3,7)	1:A:44:VAL:CG2	1:B:66:ALA:N	7	5.09
(3,7)	1:A:44:VAL:CG2	1:B:67:MET:N	7	5.09
(3,7)	1:A:44:VAL:CG2	1:B:68:ARG:N	7	5.09
(3,7)	1:A:44:VAL:CG2	1:B:69:ASP:N	7	5.09
(3,7)	1:A:44:VAL:CG2	1:B:70:GLN:N	7	5.09
(3,7)	1:A:44:VAL:CG2	1:B:71:TYR:N	7	5.09
(3,7)	1:A:44:VAL:CG2	1:B:72:MET:N	7	5.09
(3,7)	1:A:44:VAL:CG2	1:B:73:ARG:N	7	5.09
(3,7)	1:A:44:VAL:CG2	1:B:74:THR:N	7	5.09
(3,7)	1:A:44:VAL:CG2	1:B:75:GLY:N	7	5.09
(3,7)	1:A:44:VAL:CG2	1:B:76:GLU:N	7	5.09
(3,7)	1:A:44:VAL:CG2	1:B:77:GLY:N	7	5.09

Continued on next page...

Continued from previous page...

Key	Atom-1	Atom-2	Model ID	Violation (Å)
(3,7)	1:A:44:VAL:CG2	1:B:78:PHE:N	7	5.09
(3,7)	1:A:44:VAL:CG2	1:B:79:LEU:N	7	5.09
(3,7)	1:A:44:VAL:CG2	1:B:80:CYS:N	7	5.09
(3,7)	1:A:44:VAL:CG2	5:B:203:7Q9:N	7	5.09
(3,7)	1:A:44:VAL:CG2	5:B:204:7Q9:N	7	5.09
(3,7)	1:A:44:VAL:CG2	5:B:205:7Q9:N	7	5.09
(3,7)	1:A:44:VAL:CG2	5:B:206:7Q9:N	7	5.09
(3,7)	1:A:44:VAL:CG2	5:B:207:7Q9:N	7	5.09
(3,7)	1:A:44:VAL:CG2	6:B:208:17F:N1	7	5.09
(3,7)	1:A:44:VAL:CG2	5:B:209:7Q9:N	7	5.09
(3,7)	1:A:44:VAL:CG2	5:B:210:7Q9:N	7	5.09
(3,7)	1:A:44:VAL:CG2	5:B:211:7Q9:N	7	5.09
(3,7)	1:A:44:VAL:CG2	5:B:212:7Q9:N	7	5.09
(3,7)	1:A:44:VAL:CG2	5:B:213:7Q9:N	7	5.09
(3,7)	1:A:44:VAL:CG2	6:B:214:17F:N1	7	5.09
(3,7)	1:A:44:VAL:CG2	6:B:215:17F:N1	7	5.09
(3,7)	1:A:44:VAL:CG2	5:B:216:7Q9:N	7	5.09
(3,7)	1:A:44:VAL:CG2	5:B:217:7Q9:N	7	5.09
(3,7)	1:A:44:VAL:CG2	5:B:218:7Q9:N	7	5.09
(3,7)	1:A:44:VAL:CG2	6:B:219:17F:N1	7	5.09
(3,7)	1:A:44:VAL:CG2	5:B:220:7Q9:N	7	5.09
(1,15)	1:A:39:SER:OG	1:A:133:LEU:CD1	1	5.09
(1,15)	1:A:39:SER:OG	1:A:133:LEU:CD2	1	5.09
(1,15)	1:A:39:SER:OG	1:B:133:LEU:C	1	5.09
(1,15)	1:A:39:SER:OG	1:B:133:LEU:CA	1	5.09
(1,15)	1:A:39:SER:OG	1:B:133:LEU:CB	1	5.09
(1,15)	1:A:39:SER:OG	1:B:133:LEU:CD1	1	5.09
(1,15)	1:A:39:SER:OG	1:B:133:LEU:CD1	1	5.09
(1,15)	1:A:39:SER:OG	1:B:133:LEU:CD2	1	5.09
(1,15)	1:A:39:SER:OG	1:B:133:LEU:CD2	1	5.09
(1,15)	1:A:39:SER:OG	1:B:133:LEU:CG	1	5.09
(1,15)	1:A:39:SER:OG	1:B:133:LEU:H	1	5.09
(1,15)	1:A:39:SER:OG	1:B:133:LEU:N	1	5.09
(1,15)	1:A:39:SER:OG	1:B:133:LEU:O	1	5.09
(1,14)	1:A:39:SER:OG	1:A:113:LEU:CD1	8	5.09
(1,14)	1:A:39:SER:OG	1:A:113:LEU:CD2	8	5.09
(1,14)	1:A:39:SER:OG	1:B:113:LEU:C	8	5.09
(1,14)	1:A:39:SER:OG	1:B:113:LEU:CA	8	5.09
(1,14)	1:A:39:SER:OG	1:B:113:LEU:CB	8	5.09
(1,14)	1:A:39:SER:OG	1:B:113:LEU:CD1	8	5.09
(1,14)	1:A:39:SER:OG	1:B:113:LEU:CD1	8	5.09
(1,14)	1:A:39:SER:OG	1:B:113:LEU:CD2	8	5.09

Continued on next page...

Continued from previous page...

Key	Atom-1	Atom-2	Model ID	Violation (Å)
(1,14)	1:A:39:SER:OG	1:B:113:LEU:CD2	8	5.09
(1,14)	1:A:39:SER:OG	1:B:113:LEU:CG	8	5.09
(1,14)	1:A:39:SER:OG	1:B:113:LEU:H	8	5.09
(1,14)	1:A:39:SER:OG	1:B:113:LEU:N	8	5.09
(1,14)	1:A:39:SER:OG	1:B:113:LEU:O	8	5.09
(1,13)	1:A:39:SER:OG	1:A:112:VAL:CG1	8	5.09
(1,13)	1:A:39:SER:OG	1:A:112:VAL:CG2	8	5.09
(1,13)	1:A:39:SER:OG	1:B:112:VAL:C	8	5.09
(1,13)	1:A:39:SER:OG	1:B:112:VAL:CA	8	5.09
(1,13)	1:A:39:SER:OG	1:B:112:VAL:CB	8	5.09
(1,13)	1:A:39:SER:OG	1:B:112:VAL:CG1	8	5.09
(1,13)	1:A:39:SER:OG	1:B:112:VAL:CG1	8	5.09
(1,13)	1:A:39:SER:OG	1:B:112:VAL:CG2	8	5.09
(1,13)	1:A:39:SER:OG	1:B:112:VAL:CG2	8	5.09
(1,13)	1:A:39:SER:OG	1:B:112:VAL:H	8	5.09
(1,13)	1:A:39:SER:OG	1:B:112:VAL:N	8	5.09
(1,13)	1:A:39:SER:OG	1:B:112:VAL:O	8	5.09
(1,13)	1:A:39:SER:OG	1:A:112:VAL:CG1	19	5.06
(1,13)	1:A:39:SER:OG	1:A:112:VAL:CG2	19	5.06
(1,13)	1:A:39:SER:OG	1:B:112:VAL:C	19	5.06
(1,13)	1:A:39:SER:OG	1:B:112:VAL:CA	19	5.06
(1,13)	1:A:39:SER:OG	1:B:112:VAL:CB	19	5.06
(1,13)	1:A:39:SER:OG	1:B:112:VAL:CG1	19	5.06
(1,13)	1:A:39:SER:OG	1:B:112:VAL:CG1	19	5.06
(1,13)	1:A:39:SER:OG	1:B:112:VAL:CG2	19	5.06
(1,13)	1:A:39:SER:OG	1:B:112:VAL:CG2	19	5.06
(1,13)	1:A:39:SER:OG	1:B:112:VAL:H	19	5.06
(1,13)	1:A:39:SER:OG	1:B:112:VAL:N	19	5.06
(1,13)	1:A:39:SER:OG	1:B:112:VAL:O	19	5.06
(1,13)	1:A:39:SER:OG	1:A:112:VAL:CG1	4	5.02
(1,13)	1:A:39:SER:OG	1:A:112:VAL:CG2	4	5.02
(1,13)	1:A:39:SER:OG	1:B:112:VAL:C	4	5.02
(1,13)	1:A:39:SER:OG	1:B:112:VAL:CA	4	5.02
(1,13)	1:A:39:SER:OG	1:B:112:VAL:CB	4	5.02
(1,13)	1:A:39:SER:OG	1:B:112:VAL:CG1	4	5.02
(1,13)	1:A:39:SER:OG	1:B:112:VAL:CG1	4	5.02
(1,13)	1:A:39:SER:OG	1:B:112:VAL:CG2	4	5.02
(1,13)	1:A:39:SER:OG	1:B:112:VAL:CG2	4	5.02
(1,13)	1:A:39:SER:OG	1:B:112:VAL:H	4	5.02
(1,13)	1:A:39:SER:OG	1:B:112:VAL:N	4	5.02
(1,13)	1:A:39:SER:OG	1:B:112:VAL:O	4	5.02
(3,16)	1:B:142:ILE:CD1	1:B:2:THR:N	16	4.99

Continued on next page...

Continued from previous page...

Key	Atom-1	Atom-2	Model ID	Violation (Å)
(3,16)	1:B:142:ILE:CD1	1:B:3:GLU:N	16	4.99
(3,16)	1:B:142:ILE:CD1	1:B:4:TYR:N	16	4.99
(3,16)	1:B:142:ILE:CD1	1:B:5:LYS:N	16	4.99
(3,16)	1:B:142:ILE:CD1	1:B:6:LEU:N	16	4.99
(3,16)	1:B:142:ILE:CD1	1:B:7:VAL:N	16	4.99
(3,16)	1:B:142:ILE:CD1	1:B:8:VAL:N	16	4.99
(3,16)	1:B:142:ILE:CD1	1:B:9:VAL:N	16	4.99
(3,16)	1:B:142:ILE:CD1	1:B:10:GLY:N	16	4.99
(3,16)	1:B:142:ILE:CD1	1:B:11:ALA:N	16	4.99
(3,16)	1:B:142:ILE:CD1	1:B:12:ASP:N	16	4.99
(3,16)	1:B:142:ILE:CD1	1:B:13:GLY:N	16	4.99
(3,16)	1:B:142:ILE:CD1	1:B:14:VAL:N	16	4.99
(3,16)	1:B:142:ILE:CD1	1:B:15:GLY:N	16	4.99
(3,16)	1:B:142:ILE:CD1	1:B:16:LYS:N	16	4.99
(3,16)	1:B:142:ILE:CD1	1:B:17:SER:N	16	4.99
(3,16)	1:B:142:ILE:CD1	1:B:18:ALA:N	16	4.99
(3,16)	1:B:142:ILE:CD1	1:B:19:LEU:N	16	4.99
(3,16)	1:B:142:ILE:CD1	1:B:20:THR:N	16	4.99
(3,16)	1:B:142:ILE:CD1	1:B:21:ILE:N	16	4.99
(3,16)	1:B:142:ILE:CD1	1:B:22:GLN:N	16	4.99
(3,16)	1:B:142:ILE:CD1	1:B:23:LEU:N	16	4.99
(3,16)	1:B:142:ILE:CD1	1:B:24:ILE:N	16	4.99
(3,16)	1:B:142:ILE:CD1	1:B:25:GLN:N	16	4.99
(3,16)	1:B:142:ILE:CD1	1:B:26:ASN:N	16	4.99
(3,16)	1:B:142:ILE:CD1	1:B:27:HIS:N	16	4.99
(3,16)	1:B:142:ILE:CD1	1:B:28:PHE:N	16	4.99
(3,16)	1:B:142:ILE:CD1	1:B:29:VAL:N	16	4.99
(3,16)	1:B:142:ILE:CD1	1:B:30:ASP:N	16	4.99
(3,16)	1:B:142:ILE:CD1	1:B:31:GLU:N	16	4.99
(3,16)	1:B:142:ILE:CD1	1:B:32:TYR:N	16	4.99
(3,16)	1:B:142:ILE:CD1	1:B:33:ASP:N	16	4.99
(3,16)	1:B:142:ILE:CD1	1:B:34:PRO:N	16	4.99
(3,16)	1:B:142:ILE:CD1	1:B:35:THR:N	16	4.99
(3,16)	1:B:142:ILE:CD1	1:B:36:ILE:N	16	4.99
(3,16)	1:B:142:ILE:CD1	1:B:37:GLU:N	16	4.99
(3,16)	1:B:142:ILE:CD1	1:B:38:ASP:N	16	4.99
(3,16)	1:B:142:ILE:CD1	1:B:39:SER:N	16	4.99
(3,16)	1:B:142:ILE:CD1	1:B:40:TYR:N	16	4.99
(3,16)	1:B:142:ILE:CD1	1:B:41:ARG:N	16	4.99
(3,16)	1:B:142:ILE:CD1	1:B:42:LYS:N	16	4.99
(3,16)	1:B:142:ILE:CD1	1:B:43:GLN:N	16	4.99
(3,16)	1:B:142:ILE:CD1	1:B:44:VAL:N	16	4.99

Continued on next page...

Continued from previous page...

Key	Atom-1	Atom-2	Model ID	Violation (Å)
(3,16)	1:B:142:ILE:CD1	1:B:45:VAL:N	16	4.99
(3,16)	1:B:142:ILE:CD1	1:B:46:ILE:N	16	4.99
(3,16)	1:B:142:ILE:CD1	1:B:47:ASP:N	16	4.99
(3,16)	1:B:142:ILE:CD1	1:B:48:GLY:N	16	4.99
(3,16)	1:B:142:ILE:CD1	1:B:49:GLU:N	16	4.99
(3,16)	1:B:142:ILE:CD1	1:B:50:THR:N	16	4.99
(3,16)	1:B:142:ILE:CD1	1:B:51:CYS:N	16	4.99
(3,16)	1:B:142:ILE:CD1	1:B:52:LEU:N	16	4.99
(3,16)	1:B:142:ILE:CD1	1:B:53:LEU:N	16	4.99
(3,16)	1:B:142:ILE:CD1	1:B:54:ASP:N	16	4.99
(3,16)	1:B:142:ILE:CD1	1:B:55:ILE:N	16	4.99
(3,16)	1:B:142:ILE:CD1	1:B:56:LEU:N	16	4.99
(3,16)	1:B:142:ILE:CD1	1:B:57:ASP:N	16	4.99
(3,16)	1:B:142:ILE:CD1	1:B:58:THR:N	16	4.99
(3,16)	1:B:142:ILE:CD1	1:B:59:ALA:N	16	4.99
(3,16)	1:B:142:ILE:CD1	1:B:60:GLY:N	16	4.99
(3,16)	1:B:142:ILE:CD1	1:B:61:GLN:N	16	4.99
(3,16)	1:B:142:ILE:CD1	1:B:62:GLU:N	16	4.99
(3,16)	1:B:142:ILE:CD1	1:B:63:GLU:N	16	4.99
(3,16)	1:B:142:ILE:CD1	1:B:64:TYR:N	16	4.99
(3,16)	1:B:142:ILE:CD1	1:B:65:SER:N	16	4.99
(3,16)	1:B:142:ILE:CD1	1:B:66:ALA:N	16	4.99
(3,16)	1:B:142:ILE:CD1	1:B:67:MET:N	16	4.99
(3,16)	1:B:142:ILE:CD1	1:B:68:ARG:N	16	4.99
(3,16)	1:B:142:ILE:CD1	1:B:69:ASP:N	16	4.99
(3,16)	1:B:142:ILE:CD1	1:B:70:GLN:N	16	4.99
(3,16)	1:B:142:ILE:CD1	1:B:71:TYR:N	16	4.99
(3,16)	1:B:142:ILE:CD1	1:B:72:MET:N	16	4.99
(3,16)	1:B:142:ILE:CD1	1:B:73:ARG:N	16	4.99
(3,16)	1:B:142:ILE:CD1	1:B:74:THR:N	16	4.99
(3,16)	1:B:142:ILE:CD1	1:B:75:GLY:N	16	4.99
(3,16)	1:B:142:ILE:CD1	1:B:76:GLU:N	16	4.99
(3,16)	1:B:142:ILE:CD1	1:B:77:GLY:N	16	4.99
(3,16)	1:B:142:ILE:CD1	1:B:78:PHE:N	16	4.99
(3,16)	1:B:142:ILE:CD1	1:B:79:LEU:N	16	4.99
(3,16)	1:B:142:ILE:CD1	1:B:80:CYS:N	16	4.99
(3,16)	1:B:142:ILE:CD1	5:B:203:7Q9:N	16	4.99
(3,16)	1:B:142:ILE:CD1	5:B:204:7Q9:N	16	4.99
(3,16)	1:B:142:ILE:CD1	5:B:205:7Q9:N	16	4.99
(3,16)	1:B:142:ILE:CD1	5:B:206:7Q9:N	16	4.99
(3,16)	1:B:142:ILE:CD1	5:B:207:7Q9:N	16	4.99
(3,16)	1:B:142:ILE:CD1	6:B:208:17F:N1	16	4.99

Continued on next page...

Continued from previous page...

Key	Atom-1	Atom-2	Model ID	Violation (Å)
(3,16)	1:B:142:ILE:CD1	5:B:209:7Q9:N	16	4.99
(3,16)	1:B:142:ILE:CD1	5:B:210:7Q9:N	16	4.99
(3,16)	1:B:142:ILE:CD1	5:B:211:7Q9:N	16	4.99
(3,16)	1:B:142:ILE:CD1	5:B:212:7Q9:N	16	4.99
(3,16)	1:B:142:ILE:CD1	5:B:213:7Q9:N	16	4.99
(3,16)	1:B:142:ILE:CD1	6:B:214:17F:N1	16	4.99
(3,16)	1:B:142:ILE:CD1	6:B:215:17F:N1	16	4.99
(3,16)	1:B:142:ILE:CD1	5:B:216:7Q9:N	16	4.99
(3,16)	1:B:142:ILE:CD1	5:B:217:7Q9:N	16	4.99
(3,16)	1:B:142:ILE:CD1	5:B:218:7Q9:N	16	4.99
(3,16)	1:B:142:ILE:CD1	6:B:219:17F:N1	16	4.99
(3,16)	1:B:142:ILE:CD1	5:B:220:7Q9:N	16	4.99
(3,7)	1:A:44:VAL:CG1	1:B:2:THR:N	12	4.98
(3,7)	1:A:44:VAL:CG1	1:B:3:GLU:N	12	4.98
(3,7)	1:A:44:VAL:CG1	1:B:4:TYR:N	12	4.98
(3,7)	1:A:44:VAL:CG1	1:B:5:LYS:N	12	4.98
(3,7)	1:A:44:VAL:CG1	1:B:6:LEU:N	12	4.98
(3,7)	1:A:44:VAL:CG1	1:B:7:VAL:N	12	4.98
(3,7)	1:A:44:VAL:CG1	1:B:8:VAL:N	12	4.98
(3,7)	1:A:44:VAL:CG1	1:B:9:VAL:N	12	4.98
(3,7)	1:A:44:VAL:CG1	1:B:10:GLY:N	12	4.98
(3,7)	1:A:44:VAL:CG1	1:B:11:ALA:N	12	4.98
(3,7)	1:A:44:VAL:CG1	1:B:12:ASP:N	12	4.98
(3,7)	1:A:44:VAL:CG1	1:B:13:GLY:N	12	4.98
(3,7)	1:A:44:VAL:CG1	1:B:14:VAL:N	12	4.98
(3,7)	1:A:44:VAL:CG1	1:B:15:GLY:N	12	4.98
(3,7)	1:A:44:VAL:CG1	1:B:16:LYS:N	12	4.98
(3,7)	1:A:44:VAL:CG1	1:B:17:SER:N	12	4.98
(3,7)	1:A:44:VAL:CG1	1:B:18:ALA:N	12	4.98
(3,7)	1:A:44:VAL:CG1	1:B:19:LEU:N	12	4.98
(3,7)	1:A:44:VAL:CG1	1:B:20:THR:N	12	4.98
(3,7)	1:A:44:VAL:CG1	1:B:21:ILE:N	12	4.98
(3,7)	1:A:44:VAL:CG1	1:B:22:GLN:N	12	4.98
(3,7)	1:A:44:VAL:CG1	1:B:23:LEU:N	12	4.98
(3,7)	1:A:44:VAL:CG1	1:B:24:ILE:N	12	4.98
(3,7)	1:A:44:VAL:CG1	1:B:25:GLN:N	12	4.98
(3,7)	1:A:44:VAL:CG1	1:B:26:ASN:N	12	4.98
(3,7)	1:A:44:VAL:CG1	1:B:27:HIS:N	12	4.98
(3,7)	1:A:44:VAL:CG1	1:B:28:PHE:N	12	4.98
(3,7)	1:A:44:VAL:CG1	1:B:29:VAL:N	12	4.98
(3,7)	1:A:44:VAL:CG1	1:B:30:ASP:N	12	4.98
(3,7)	1:A:44:VAL:CG1	1:B:31:GLU:N	12	4.98

Continued on next page...

Continued from previous page...

Key	Atom-1	Atom-2	Model ID	Violation (Å)
(3,7)	1:A:44:VAL:CG1	1:B:32:TYR:N	12	4.98
(3,7)	1:A:44:VAL:CG1	1:B:33:ASP:N	12	4.98
(3,7)	1:A:44:VAL:CG1	1:B:34:PRO:N	12	4.98
(3,7)	1:A:44:VAL:CG1	1:B:35:THR:N	12	4.98
(3,7)	1:A:44:VAL:CG1	1:B:36:ILE:N	12	4.98
(3,7)	1:A:44:VAL:CG1	1:B:37:GLU:N	12	4.98
(3,7)	1:A:44:VAL:CG1	1:B:38:ASP:N	12	4.98
(3,7)	1:A:44:VAL:CG1	1:B:39:SER:N	12	4.98
(3,7)	1:A:44:VAL:CG1	1:B:40:TYR:N	12	4.98
(3,7)	1:A:44:VAL:CG1	1:B:41:ARG:N	12	4.98
(3,7)	1:A:44:VAL:CG1	1:B:42:LYS:N	12	4.98
(3,7)	1:A:44:VAL:CG1	1:B:43:GLN:N	12	4.98
(3,7)	1:A:44:VAL:CG1	1:B:44:VAL:N	12	4.98
(3,7)	1:A:44:VAL:CG1	1:B:45:VAL:N	12	4.98
(3,7)	1:A:44:VAL:CG1	1:B:46:ILE:N	12	4.98
(3,7)	1:A:44:VAL:CG1	1:B:47:ASP:N	12	4.98
(3,7)	1:A:44:VAL:CG1	1:B:48:GLY:N	12	4.98
(3,7)	1:A:44:VAL:CG1	1:B:49:GLU:N	12	4.98
(3,7)	1:A:44:VAL:CG1	1:B:50:THR:N	12	4.98
(3,7)	1:A:44:VAL:CG1	1:B:51:CYS:N	12	4.98
(3,7)	1:A:44:VAL:CG1	1:B:52:LEU:N	12	4.98
(3,7)	1:A:44:VAL:CG1	1:B:53:LEU:N	12	4.98
(3,7)	1:A:44:VAL:CG1	1:B:54:ASP:N	12	4.98
(3,7)	1:A:44:VAL:CG1	1:B:55:ILE:N	12	4.98
(3,7)	1:A:44:VAL:CG1	1:B:56:LEU:N	12	4.98
(3,7)	1:A:44:VAL:CG1	1:B:57:ASP:N	12	4.98
(3,7)	1:A:44:VAL:CG1	1:B:58:THR:N	12	4.98
(3,7)	1:A:44:VAL:CG1	1:B:59:ALA:N	12	4.98
(3,7)	1:A:44:VAL:CG1	1:B:60:GLY:N	12	4.98
(3,7)	1:A:44:VAL:CG1	1:B:61:GLN:N	12	4.98
(3,7)	1:A:44:VAL:CG1	1:B:62:GLU:N	12	4.98
(3,7)	1:A:44:VAL:CG1	1:B:63:GLU:N	12	4.98
(3,7)	1:A:44:VAL:CG1	1:B:64:TYR:N	12	4.98
(3,7)	1:A:44:VAL:CG1	1:B:65:SER:N	12	4.98
(3,7)	1:A:44:VAL:CG1	1:B:66:ALA:N	12	4.98
(3,7)	1:A:44:VAL:CG1	1:B:67:MET:N	12	4.98
(3,7)	1:A:44:VAL:CG1	1:B:68:ARG:N	12	4.98
(3,7)	1:A:44:VAL:CG1	1:B:69:ASP:N	12	4.98
(3,7)	1:A:44:VAL:CG1	1:B:70:GLN:N	12	4.98
(3,7)	1:A:44:VAL:CG1	1:B:71:TYR:N	12	4.98
(3,7)	1:A:44:VAL:CG1	1:B:72:MET:N	12	4.98
(3,7)	1:A:44:VAL:CG1	1:B:73:ARG:N	12	4.98

Continued on next page...

Continued from previous page...

Key	Atom-1	Atom-2	Model ID	Violation (Å)
(3,7)	1:A:44:VAL:CG1	1:B:74:THR:N	12	4.98
(3,7)	1:A:44:VAL:CG1	1:B:75:GLY:N	12	4.98
(3,7)	1:A:44:VAL:CG1	1:B:76:GLU:N	12	4.98
(3,7)	1:A:44:VAL:CG1	1:B:77:GLY:N	12	4.98
(3,7)	1:A:44:VAL:CG1	1:B:78:PHE:N	12	4.98
(3,7)	1:A:44:VAL:CG1	1:B:79:LEU:N	12	4.98
(3,7)	1:A:44:VAL:CG1	1:B:80:CYS:N	12	4.98
(3,7)	1:A:44:VAL:CG1	5:B:203:7Q9:N	12	4.98
(3,7)	1:A:44:VAL:CG1	5:B:204:7Q9:N	12	4.98
(3,7)	1:A:44:VAL:CG1	5:B:205:7Q9:N	12	4.98
(3,7)	1:A:44:VAL:CG1	5:B:206:7Q9:N	12	4.98
(3,7)	1:A:44:VAL:CG1	5:B:207:7Q9:N	12	4.98
(3,7)	1:A:44:VAL:CG1	6:B:208:17F:N1	12	4.98
(3,7)	1:A:44:VAL:CG1	5:B:209:7Q9:N	12	4.98
(3,7)	1:A:44:VAL:CG1	5:B:210:7Q9:N	12	4.98
(3,7)	1:A:44:VAL:CG1	5:B:211:7Q9:N	12	4.98
(3,7)	1:A:44:VAL:CG1	5:B:212:7Q9:N	12	4.98
(3,7)	1:A:44:VAL:CG1	5:B:213:7Q9:N	12	4.98
(3,7)	1:A:44:VAL:CG1	6:B:214:17F:N1	12	4.98
(3,7)	1:A:44:VAL:CG1	6:B:215:17F:N1	12	4.98
(3,7)	1:A:44:VAL:CG1	5:B:216:7Q9:N	12	4.98
(3,7)	1:A:44:VAL:CG1	5:B:217:7Q9:N	12	4.98
(3,7)	1:A:44:VAL:CG1	5:B:218:7Q9:N	12	4.98
(3,7)	1:A:44:VAL:CG1	6:B:219:17F:N1	12	4.98
(3,7)	1:A:44:VAL:CG1	5:B:220:7Q9:N	12	4.98
(3,7)	1:A:44:VAL:CG2	1:B:2:THR:N	12	4.98
(3,7)	1:A:44:VAL:CG2	1:B:3:GLU:N	12	4.98
(3,7)	1:A:44:VAL:CG2	1:B:4:TYR:N	12	4.98
(3,7)	1:A:44:VAL:CG2	1:B:5:LYS:N	12	4.98
(3,7)	1:A:44:VAL:CG2	1:B:6:LEU:N	12	4.98
(3,7)	1:A:44:VAL:CG2	1:B:7:VAL:N	12	4.98
(3,7)	1:A:44:VAL:CG2	1:B:8:VAL:N	12	4.98
(3,7)	1:A:44:VAL:CG2	1:B:9:VAL:N	12	4.98
(3,7)	1:A:44:VAL:CG2	1:B:10:GLY:N	12	4.98
(3,7)	1:A:44:VAL:CG2	1:B:11:ALA:N	12	4.98
(3,7)	1:A:44:VAL:CG2	1:B:12:ASP:N	12	4.98
(3,7)	1:A:44:VAL:CG2	1:B:13:GLY:N	12	4.98
(3,7)	1:A:44:VAL:CG2	1:B:14:VAL:N	12	4.98
(3,7)	1:A:44:VAL:CG2	1:B:15:GLY:N	12	4.98
(3,7)	1:A:44:VAL:CG2	1:B:16:LYS:N	12	4.98
(3,7)	1:A:44:VAL:CG2	1:B:17:SER:N	12	4.98
(3,7)	1:A:44:VAL:CG2	1:B:18:ALA:N	12	4.98

Continued on next page...

Continued from previous page...

Key	Atom-1	Atom-2	Model ID	Violation (Å)
(3,7)	1:A:44:VAL:CG2	1:B:19:LEU:N	12	4.98
(3,7)	1:A:44:VAL:CG2	1:B:20:THR:N	12	4.98
(3,7)	1:A:44:VAL:CG2	1:B:21:ILE:N	12	4.98
(3,7)	1:A:44:VAL:CG2	1:B:22:GLN:N	12	4.98
(3,7)	1:A:44:VAL:CG2	1:B:23:LEU:N	12	4.98
(3,7)	1:A:44:VAL:CG2	1:B:24:ILE:N	12	4.98
(3,7)	1:A:44:VAL:CG2	1:B:25:GLN:N	12	4.98
(3,7)	1:A:44:VAL:CG2	1:B:26:ASN:N	12	4.98
(3,7)	1:A:44:VAL:CG2	1:B:27:HIS:N	12	4.98
(3,7)	1:A:44:VAL:CG2	1:B:28:PHE:N	12	4.98
(3,7)	1:A:44:VAL:CG2	1:B:29:VAL:N	12	4.98
(3,7)	1:A:44:VAL:CG2	1:B:30:ASP:N	12	4.98
(3,7)	1:A:44:VAL:CG2	1:B:31:GLU:N	12	4.98
(3,7)	1:A:44:VAL:CG2	1:B:32:TYR:N	12	4.98
(3,7)	1:A:44:VAL:CG2	1:B:33:ASP:N	12	4.98
(3,7)	1:A:44:VAL:CG2	1:B:34:PRO:N	12	4.98
(3,7)	1:A:44:VAL:CG2	1:B:35:THR:N	12	4.98
(3,7)	1:A:44:VAL:CG2	1:B:36:ILE:N	12	4.98
(3,7)	1:A:44:VAL:CG2	1:B:37:GLU:N	12	4.98
(3,7)	1:A:44:VAL:CG2	1:B:38:ASP:N	12	4.98
(3,7)	1:A:44:VAL:CG2	1:B:39:SER:N	12	4.98
(3,7)	1:A:44:VAL:CG2	1:B:40:TYR:N	12	4.98
(3,7)	1:A:44:VAL:CG2	1:B:41:ARG:N	12	4.98
(3,7)	1:A:44:VAL:CG2	1:B:42:LYS:N	12	4.98
(3,7)	1:A:44:VAL:CG2	1:B:43:GLN:N	12	4.98
(3,7)	1:A:44:VAL:CG2	1:B:44:VAL:N	12	4.98
(3,7)	1:A:44:VAL:CG2	1:B:45:VAL:N	12	4.98
(3,7)	1:A:44:VAL:CG2	1:B:46:ILE:N	12	4.98
(3,7)	1:A:44:VAL:CG2	1:B:47:ASP:N	12	4.98
(3,7)	1:A:44:VAL:CG2	1:B:48:GLY:N	12	4.98
(3,7)	1:A:44:VAL:CG2	1:B:49:GLU:N	12	4.98
(3,7)	1:A:44:VAL:CG2	1:B:50:THR:N	12	4.98
(3,7)	1:A:44:VAL:CG2	1:B:51:CYS:N	12	4.98
(3,7)	1:A:44:VAL:CG2	1:B:52:LEU:N	12	4.98
(3,7)	1:A:44:VAL:CG2	1:B:53:LEU:N	12	4.98
(3,7)	1:A:44:VAL:CG2	1:B:54:ASP:N	12	4.98
(3,7)	1:A:44:VAL:CG2	1:B:55:ILE:N	12	4.98
(3,7)	1:A:44:VAL:CG2	1:B:56:LEU:N	12	4.98
(3,7)	1:A:44:VAL:CG2	1:B:57:ASP:N	12	4.98
(3,7)	1:A:44:VAL:CG2	1:B:58:THR:N	12	4.98
(3,7)	1:A:44:VAL:CG2	1:B:59:ALA:N	12	4.98
(3,7)	1:A:44:VAL:CG2	1:B:60:GLY:N	12	4.98

Continued on next page...

Continued from previous page...

Key	Atom-1	Atom-2	Model ID	Violation (Å)
(3,7)	1:A:44:VAL:CG2	1:B:61:GLN:N	12	4.98
(3,7)	1:A:44:VAL:CG2	1:B:62:GLU:N	12	4.98
(3,7)	1:A:44:VAL:CG2	1:B:63:GLU:N	12	4.98
(3,7)	1:A:44:VAL:CG2	1:B:64:TYR:N	12	4.98
(3,7)	1:A:44:VAL:CG2	1:B:65:SER:N	12	4.98
(3,7)	1:A:44:VAL:CG2	1:B:66:ALA:N	12	4.98
(3,7)	1:A:44:VAL:CG2	1:B:67:MET:N	12	4.98
(3,7)	1:A:44:VAL:CG2	1:B:68:ARG:N	12	4.98
(3,7)	1:A:44:VAL:CG2	1:B:69:ASP:N	12	4.98
(3,7)	1:A:44:VAL:CG2	1:B:70:GLN:N	12	4.98
(3,7)	1:A:44:VAL:CG2	1:B:71:TYR:N	12	4.98
(3,7)	1:A:44:VAL:CG2	1:B:72:MET:N	12	4.98
(3,7)	1:A:44:VAL:CG2	1:B:73:ARG:N	12	4.98
(3,7)	1:A:44:VAL:CG2	1:B:74:THR:N	12	4.98
(3,7)	1:A:44:VAL:CG2	1:B:75:GLY:N	12	4.98
(3,7)	1:A:44:VAL:CG2	1:B:76:GLU:N	12	4.98
(3,7)	1:A:44:VAL:CG2	1:B:77:GLY:N	12	4.98
(3,7)	1:A:44:VAL:CG2	1:B:78:PHE:N	12	4.98
(3,7)	1:A:44:VAL:CG2	1:B:79:LEU:N	12	4.98
(3,7)	1:A:44:VAL:CG2	1:B:80:CYS:N	12	4.98
(3,7)	1:A:44:VAL:CG2	5:B:203:7Q9:N	12	4.98
(3,7)	1:A:44:VAL:CG2	5:B:204:7Q9:N	12	4.98
(3,7)	1:A:44:VAL:CG2	5:B:205:7Q9:N	12	4.98
(3,7)	1:A:44:VAL:CG2	5:B:206:7Q9:N	12	4.98
(3,7)	1:A:44:VAL:CG2	5:B:207:7Q9:N	12	4.98
(3,7)	1:A:44:VAL:CG2	6:B:208:17F:N1	12	4.98
(3,7)	1:A:44:VAL:CG2	5:B:209:7Q9:N	12	4.98
(3,7)	1:A:44:VAL:CG2	5:B:210:7Q9:N	12	4.98
(3,7)	1:A:44:VAL:CG2	5:B:211:7Q9:N	12	4.98
(3,7)	1:A:44:VAL:CG2	5:B:212:7Q9:N	12	4.98
(3,7)	1:A:44:VAL:CG2	5:B:213:7Q9:N	12	4.98
(3,7)	1:A:44:VAL:CG2	6:B:214:17F:N1	12	4.98
(3,7)	1:A:44:VAL:CG2	6:B:215:17F:N1	12	4.98
(3,7)	1:A:44:VAL:CG2	5:B:216:7Q9:N	12	4.98
(3,7)	1:A:44:VAL:CG2	5:B:217:7Q9:N	12	4.98
(3,7)	1:A:44:VAL:CG2	5:B:218:7Q9:N	12	4.98
(3,7)	1:A:44:VAL:CG2	6:B:219:17F:N1	12	4.98
(3,7)	1:A:44:VAL:CG2	5:B:220:7Q9:N	12	4.98
(1,15)	1:A:39:SER:OG	1:A:133:LEU:CD1	19	4.96
(1,15)	1:A:39:SER:OG	1:A:133:LEU:CD2	19	4.96
(1,15)	1:A:39:SER:OG	1:B:133:LEU:C	19	4.96
(1,15)	1:A:39:SER:OG	1:B:133:LEU:CA	19	4.96

Continued on next page...

Continued from previous page...

Key	Atom-1	Atom-2	Model ID	Violation (Å)
(1,15)	1:A:39:SER:OG	1:B:133:LEU:CB	19	4.96
(1,15)	1:A:39:SER:OG	1:B:133:LEU:CD1	19	4.96
(1,15)	1:A:39:SER:OG	1:B:133:LEU:CD1	19	4.96
(1,15)	1:A:39:SER:OG	1:B:133:LEU:CD2	19	4.96
(1,15)	1:A:39:SER:OG	1:B:133:LEU:CD2	19	4.96
(1,15)	1:A:39:SER:OG	1:B:133:LEU:CG	19	4.96
(1,15)	1:A:39:SER:OG	1:B:133:LEU:H	19	4.96
(1,15)	1:A:39:SER:OG	1:B:133:LEU:N	19	4.96
(1,15)	1:A:39:SER:OG	1:B:133:LEU:O	19	4.96
(1,2)	1:B:118:CYS:SG	1:A:23:LEU:C	7	4.95
(1,2)	1:B:118:CYS:SG	1:A:23:LEU:CA	7	4.95
(1,2)	1:B:118:CYS:SG	1:A:23:LEU:CB	7	4.95
(1,2)	1:B:118:CYS:SG	1:A:23:LEU:CD1	7	4.95
(1,2)	1:B:118:CYS:SG	1:A:23:LEU:CD1	7	4.95
(1,2)	1:B:118:CYS:SG	1:A:23:LEU:CD2	7	4.95
(1,2)	1:B:118:CYS:SG	1:A:23:LEU:CD2	7	4.95
(1,2)	1:B:118:CYS:SG	1:A:23:LEU:CG	7	4.95
(1,2)	1:B:118:CYS:SG	1:A:23:LEU:H	7	4.95
(1,2)	1:B:118:CYS:SG	1:A:23:LEU:N	7	4.95
(1,2)	1:B:118:CYS:SG	1:A:23:LEU:O	7	4.95
(1,2)	1:B:118:CYS:SG	1:B:23:LEU:CD1	7	4.95
(1,2)	1:B:118:CYS:SG	1:B:23:LEU:CD2	7	4.95
(3,8)	1:A:45:VAL:CG1	1:B:2:THR:N	10	4.92
(3,8)	1:A:45:VAL:CG1	1:B:3:GLU:N	10	4.92
(3,8)	1:A:45:VAL:CG1	1:B:4:TYR:N	10	4.92
(3,8)	1:A:45:VAL:CG1	1:B:5:LYS:N	10	4.92
(3,8)	1:A:45:VAL:CG1	1:B:6:LEU:N	10	4.92
(3,8)	1:A:45:VAL:CG1	1:B:7:VAL:N	10	4.92
(3,8)	1:A:45:VAL:CG1	1:B:8:VAL:N	10	4.92
(3,8)	1:A:45:VAL:CG1	1:B:9:VAL:N	10	4.92
(3,8)	1:A:45:VAL:CG1	1:B:10:GLY:N	10	4.92
(3,8)	1:A:45:VAL:CG1	1:B:11:ALA:N	10	4.92
(3,8)	1:A:45:VAL:CG1	1:B:12:ASP:N	10	4.92
(3,8)	1:A:45:VAL:CG1	1:B:13:GLY:N	10	4.92
(3,8)	1:A:45:VAL:CG1	1:B:14:VAL:N	10	4.92
(3,8)	1:A:45:VAL:CG1	1:B:15:GLY:N	10	4.92
(3,8)	1:A:45:VAL:CG1	1:B:16:LYS:N	10	4.92
(3,8)	1:A:45:VAL:CG1	1:B:17:SER:N	10	4.92
(3,8)	1:A:45:VAL:CG1	1:B:18:ALA:N	10	4.92
(3,8)	1:A:45:VAL:CG1	1:B:19:LEU:N	10	4.92
(3,8)	1:A:45:VAL:CG1	1:B:20:THR:N	10	4.92
(3,8)	1:A:45:VAL:CG1	1:B:21:ILE:N	10	4.92

Continued on next page...

Continued from previous page...

Key	Atom-1	Atom-2	Model ID	Violation (Å)
(3,8)	1:A:45:VAL:CG1	1:B:22:GLN:N	10	4.92
(3,8)	1:A:45:VAL:CG1	1:B:23:LEU:N	10	4.92
(3,8)	1:A:45:VAL:CG1	1:B:24:ILE:N	10	4.92
(3,8)	1:A:45:VAL:CG1	1:B:25:GLN:N	10	4.92
(3,8)	1:A:45:VAL:CG1	1:B:26:ASN:N	10	4.92
(3,8)	1:A:45:VAL:CG1	1:B:27:HIS:N	10	4.92
(3,8)	1:A:45:VAL:CG1	1:B:28:PHE:N	10	4.92
(3,8)	1:A:45:VAL:CG1	1:B:29:VAL:N	10	4.92
(3,8)	1:A:45:VAL:CG1	1:B:30:ASP:N	10	4.92
(3,8)	1:A:45:VAL:CG1	1:B:31:GLU:N	10	4.92
(3,8)	1:A:45:VAL:CG1	1:B:32:TYR:N	10	4.92
(3,8)	1:A:45:VAL:CG1	1:B:33:ASP:N	10	4.92
(3,8)	1:A:45:VAL:CG1	1:B:34:PRO:N	10	4.92
(3,8)	1:A:45:VAL:CG1	1:B:35:THR:N	10	4.92
(3,8)	1:A:45:VAL:CG1	1:B:36:ILE:N	10	4.92
(3,8)	1:A:45:VAL:CG1	1:B:37:GLU:N	10	4.92
(3,8)	1:A:45:VAL:CG1	1:B:38:ASP:N	10	4.92
(3,8)	1:A:45:VAL:CG1	1:B:39:SER:N	10	4.92
(3,8)	1:A:45:VAL:CG1	1:B:40:TYR:N	10	4.92
(3,8)	1:A:45:VAL:CG1	1:B:41:ARG:N	10	4.92
(3,8)	1:A:45:VAL:CG1	1:B:42:LYS:N	10	4.92
(3,8)	1:A:45:VAL:CG1	1:B:43:GLN:N	10	4.92
(3,8)	1:A:45:VAL:CG1	1:B:44:VAL:N	10	4.92
(3,8)	1:A:45:VAL:CG1	1:B:45:VAL:N	10	4.92
(3,8)	1:A:45:VAL:CG1	1:B:46:ILE:N	10	4.92
(3,8)	1:A:45:VAL:CG1	1:B:47:ASP:N	10	4.92
(3,8)	1:A:45:VAL:CG1	1:B:48:GLY:N	10	4.92
(3,8)	1:A:45:VAL:CG1	1:B:49:GLU:N	10	4.92
(3,8)	1:A:45:VAL:CG1	1:B:50:THR:N	10	4.92
(3,8)	1:A:45:VAL:CG1	1:B:51:CYS:N	10	4.92
(3,8)	1:A:45:VAL:CG1	1:B:52:LEU:N	10	4.92
(3,8)	1:A:45:VAL:CG1	1:B:53:LEU:N	10	4.92
(3,8)	1:A:45:VAL:CG1	1:B:54:ASP:N	10	4.92
(3,8)	1:A:45:VAL:CG1	1:B:55:ILE:N	10	4.92
(3,8)	1:A:45:VAL:CG1	1:B:56:LEU:N	10	4.92
(3,8)	1:A:45:VAL:CG1	1:B:57:ASP:N	10	4.92
(3,8)	1:A:45:VAL:CG1	1:B:58:THR:N	10	4.92
(3,8)	1:A:45:VAL:CG1	1:B:59:ALA:N	10	4.92
(3,8)	1:A:45:VAL:CG1	1:B:60:GLY:N	10	4.92
(3,8)	1:A:45:VAL:CG1	1:B:61:GLN:N	10	4.92
(3,8)	1:A:45:VAL:CG1	1:B:62:GLU:N	10	4.92
(3,8)	1:A:45:VAL:CG1	1:B:63:GLU:N	10	4.92

Continued on next page...

Continued from previous page...

Key	Atom-1	Atom-2	Model ID	Violation (Å)
(3,8)	1:A:45:VAL:CG1	1:B:64:TYR:N	10	4.92
(3,8)	1:A:45:VAL:CG1	1:B:65:SER:N	10	4.92
(3,8)	1:A:45:VAL:CG1	1:B:66:ALA:N	10	4.92
(3,8)	1:A:45:VAL:CG1	1:B:67:MET:N	10	4.92
(3,8)	1:A:45:VAL:CG1	1:B:68:ARG:N	10	4.92
(3,8)	1:A:45:VAL:CG1	1:B:69:ASP:N	10	4.92
(3,8)	1:A:45:VAL:CG1	1:B:70:GLN:N	10	4.92
(3,8)	1:A:45:VAL:CG1	1:B:71:TYR:N	10	4.92
(3,8)	1:A:45:VAL:CG1	1:B:72:MET:N	10	4.92
(3,8)	1:A:45:VAL:CG1	1:B:73:ARG:N	10	4.92
(3,8)	1:A:45:VAL:CG1	1:B:74:THR:N	10	4.92
(3,8)	1:A:45:VAL:CG1	1:B:75:GLY:N	10	4.92
(3,8)	1:A:45:VAL:CG1	1:B:76:GLU:N	10	4.92
(3,8)	1:A:45:VAL:CG1	1:B:77:GLY:N	10	4.92
(3,8)	1:A:45:VAL:CG1	1:B:78:PHE:N	10	4.92
(3,8)	1:A:45:VAL:CG1	1:B:79:LEU:N	10	4.92
(3,8)	1:A:45:VAL:CG1	1:B:80:CYS:N	10	4.92
(3,8)	1:A:45:VAL:CG1	5:B:203:7Q9:N	10	4.92
(3,8)	1:A:45:VAL:CG1	5:B:204:7Q9:N	10	4.92
(3,8)	1:A:45:VAL:CG1	5:B:205:7Q9:N	10	4.92
(3,8)	1:A:45:VAL:CG1	5:B:206:7Q9:N	10	4.92
(3,8)	1:A:45:VAL:CG1	5:B:207:7Q9:N	10	4.92
(3,8)	1:A:45:VAL:CG1	6:B:208:17F:N1	10	4.92
(3,8)	1:A:45:VAL:CG1	5:B:209:7Q9:N	10	4.92
(3,8)	1:A:45:VAL:CG1	5:B:210:7Q9:N	10	4.92
(3,8)	1:A:45:VAL:CG1	5:B:211:7Q9:N	10	4.92
(3,8)	1:A:45:VAL:CG1	5:B:212:7Q9:N	10	4.92
(3,8)	1:A:45:VAL:CG1	5:B:213:7Q9:N	10	4.92
(3,8)	1:A:45:VAL:CG1	6:B:214:17F:N1	10	4.92
(3,8)	1:A:45:VAL:CG1	6:B:215:17F:N1	10	4.92
(3,8)	1:A:45:VAL:CG1	5:B:216:7Q9:N	10	4.92
(3,8)	1:A:45:VAL:CG1	5:B:217:7Q9:N	10	4.92
(3,8)	1:A:45:VAL:CG1	5:B:218:7Q9:N	10	4.92
(3,8)	1:A:45:VAL:CG1	6:B:219:17F:N1	10	4.92
(3,8)	1:A:45:VAL:CG1	5:B:220:7Q9:N	10	4.92
(3,8)	1:A:45:VAL:CG2	1:B:2:THR:N	10	4.92
(3,8)	1:A:45:VAL:CG2	1:B:3:GLU:N	10	4.92
(3,8)	1:A:45:VAL:CG2	1:B:4:TYR:N	10	4.92
(3,8)	1:A:45:VAL:CG2	1:B:5:LYS:N	10	4.92
(3,8)	1:A:45:VAL:CG2	1:B:6:LEU:N	10	4.92
(3,8)	1:A:45:VAL:CG2	1:B:7:VAL:N	10	4.92
(3,8)	1:A:45:VAL:CG2	1:B:8:VAL:N	10	4.92

Continued on next page...

Continued from previous page...

Key	Atom-1	Atom-2	Model ID	Violation (Å)
(3,8)	1:A:45:VAL:CG2	1:B:9:VAL:N	10	4.92
(3,8)	1:A:45:VAL:CG2	1:B:10:GLY:N	10	4.92
(3,8)	1:A:45:VAL:CG2	1:B:11:ALA:N	10	4.92
(3,8)	1:A:45:VAL:CG2	1:B:12:ASP:N	10	4.92
(3,8)	1:A:45:VAL:CG2	1:B:13:GLY:N	10	4.92
(3,8)	1:A:45:VAL:CG2	1:B:14:VAL:N	10	4.92
(3,8)	1:A:45:VAL:CG2	1:B:15:GLY:N	10	4.92
(3,8)	1:A:45:VAL:CG2	1:B:16:LYS:N	10	4.92
(3,8)	1:A:45:VAL:CG2	1:B:17:SER:N	10	4.92
(3,8)	1:A:45:VAL:CG2	1:B:18:ALA:N	10	4.92
(3,8)	1:A:45:VAL:CG2	1:B:19:LEU:N	10	4.92
(3,8)	1:A:45:VAL:CG2	1:B:20:THR:N	10	4.92
(3,8)	1:A:45:VAL:CG2	1:B:21:ILE:N	10	4.92
(3,8)	1:A:45:VAL:CG2	1:B:22:GLN:N	10	4.92
(3,8)	1:A:45:VAL:CG2	1:B:23:LEU:N	10	4.92
(3,8)	1:A:45:VAL:CG2	1:B:24:ILE:N	10	4.92
(3,8)	1:A:45:VAL:CG2	1:B:25:GLN:N	10	4.92
(3,8)	1:A:45:VAL:CG2	1:B:26:ASN:N	10	4.92
(3,8)	1:A:45:VAL:CG2	1:B:27:HIS:N	10	4.92
(3,8)	1:A:45:VAL:CG2	1:B:28:PHE:N	10	4.92
(3,8)	1:A:45:VAL:CG2	1:B:29:VAL:N	10	4.92
(3,8)	1:A:45:VAL:CG2	1:B:30:ASP:N	10	4.92
(3,8)	1:A:45:VAL:CG2	1:B:31:GLU:N	10	4.92
(3,8)	1:A:45:VAL:CG2	1:B:32:TYR:N	10	4.92
(3,8)	1:A:45:VAL:CG2	1:B:33:ASP:N	10	4.92
(3,8)	1:A:45:VAL:CG2	1:B:34:PRO:N	10	4.92
(3,8)	1:A:45:VAL:CG2	1:B:35:THR:N	10	4.92
(3,8)	1:A:45:VAL:CG2	1:B:36:ILE:N	10	4.92
(3,8)	1:A:45:VAL:CG2	1:B:37:GLU:N	10	4.92
(3,8)	1:A:45:VAL:CG2	1:B:38:ASP:N	10	4.92
(3,8)	1:A:45:VAL:CG2	1:B:39:SER:N	10	4.92
(3,8)	1:A:45:VAL:CG2	1:B:40:TYR:N	10	4.92
(3,8)	1:A:45:VAL:CG2	1:B:41:ARG:N	10	4.92
(3,8)	1:A:45:VAL:CG2	1:B:42:LYS:N	10	4.92
(3,8)	1:A:45:VAL:CG2	1:B:43:GLN:N	10	4.92
(3,8)	1:A:45:VAL:CG2	1:B:44:VAL:N	10	4.92
(3,8)	1:A:45:VAL:CG2	1:B:45:VAL:N	10	4.92
(3,8)	1:A:45:VAL:CG2	1:B:46:ILE:N	10	4.92
(3,8)	1:A:45:VAL:CG2	1:B:47:ASP:N	10	4.92
(3,8)	1:A:45:VAL:CG2	1:B:48:GLY:N	10	4.92
(3,8)	1:A:45:VAL:CG2	1:B:49:GLU:N	10	4.92
(3,8)	1:A:45:VAL:CG2	1:B:50:THR:N	10	4.92

Continued on next page...

Continued from previous page...

Key	Atom-1	Atom-2	Model ID	Violation (Å)
(3,8)	1:A:45:VAL:CG2	1:B:51:CYS:N	10	4.92
(3,8)	1:A:45:VAL:CG2	1:B:52:LEU:N	10	4.92
(3,8)	1:A:45:VAL:CG2	1:B:53:LEU:N	10	4.92
(3,8)	1:A:45:VAL:CG2	1:B:54:ASP:N	10	4.92
(3,8)	1:A:45:VAL:CG2	1:B:55:ILE:N	10	4.92
(3,8)	1:A:45:VAL:CG2	1:B:56:LEU:N	10	4.92
(3,8)	1:A:45:VAL:CG2	1:B:57:ASP:N	10	4.92
(3,8)	1:A:45:VAL:CG2	1:B:58:THR:N	10	4.92
(3,8)	1:A:45:VAL:CG2	1:B:59:ALA:N	10	4.92
(3,8)	1:A:45:VAL:CG2	1:B:60:GLY:N	10	4.92
(3,8)	1:A:45:VAL:CG2	1:B:61:GLN:N	10	4.92
(3,8)	1:A:45:VAL:CG2	1:B:62:GLU:N	10	4.92
(3,8)	1:A:45:VAL:CG2	1:B:63:GLU:N	10	4.92
(3,8)	1:A:45:VAL:CG2	1:B:64:TYR:N	10	4.92
(3,8)	1:A:45:VAL:CG2	1:B:65:SER:N	10	4.92
(3,8)	1:A:45:VAL:CG2	1:B:66:ALA:N	10	4.92
(3,8)	1:A:45:VAL:CG2	1:B:67:MET:N	10	4.92
(3,8)	1:A:45:VAL:CG2	1:B:68:ARG:N	10	4.92
(3,8)	1:A:45:VAL:CG2	1:B:69:ASP:N	10	4.92
(3,8)	1:A:45:VAL:CG2	1:B:70:GLN:N	10	4.92
(3,8)	1:A:45:VAL:CG2	1:B:71:TYR:N	10	4.92
(3,8)	1:A:45:VAL:CG2	1:B:72:MET:N	10	4.92
(3,8)	1:A:45:VAL:CG2	1:B:73:ARG:N	10	4.92
(3,8)	1:A:45:VAL:CG2	1:B:74:THR:N	10	4.92
(3,8)	1:A:45:VAL:CG2	1:B:75:GLY:N	10	4.92
(3,8)	1:A:45:VAL:CG2	1:B:76:GLU:N	10	4.92
(3,8)	1:A:45:VAL:CG2	1:B:77:GLY:N	10	4.92
(3,8)	1:A:45:VAL:CG2	1:B:78:PHE:N	10	4.92
(3,8)	1:A:45:VAL:CG2	1:B:79:LEU:N	10	4.92
(3,8)	1:A:45:VAL:CG2	1:B:80:CYS:N	10	4.92
(3,8)	1:A:45:VAL:CG2	5:B:203:7Q9:N	10	4.92
(3,8)	1:A:45:VAL:CG2	5:B:204:7Q9:N	10	4.92
(3,8)	1:A:45:VAL:CG2	5:B:205:7Q9:N	10	4.92
(3,8)	1:A:45:VAL:CG2	5:B:206:7Q9:N	10	4.92
(3,8)	1:A:45:VAL:CG2	5:B:207:7Q9:N	10	4.92
(3,8)	1:A:45:VAL:CG2	6:B:208:17F:N1	10	4.92
(3,8)	1:A:45:VAL:CG2	5:B:209:7Q9:N	10	4.92
(3,8)	1:A:45:VAL:CG2	5:B:210:7Q9:N	10	4.92
(3,8)	1:A:45:VAL:CG2	5:B:211:7Q9:N	10	4.92
(3,8)	1:A:45:VAL:CG2	5:B:212:7Q9:N	10	4.92
(3,8)	1:A:45:VAL:CG2	5:B:213:7Q9:N	10	4.92
(3,8)	1:A:45:VAL:CG2	6:B:214:17F:N1	10	4.92

Continued on next page...

Continued from previous page...

Key	Atom-1	Atom-2	Model ID	Violation (Å)
(3,8)	1:A:45:VAL:CG2	6:B:215:17F:N1	10	4.92
(3,8)	1:A:45:VAL:CG2	5:B:216:7Q9:N	10	4.92
(3,8)	1:A:45:VAL:CG2	5:B:217:7Q9:N	10	4.92
(3,8)	1:A:45:VAL:CG2	5:B:218:7Q9:N	10	4.92
(3,8)	1:A:45:VAL:CG2	6:B:219:17F:N1	10	4.92
(3,8)	1:A:45:VAL:CG2	5:B:220:7Q9:N	10	4.92
(1,14)	1:A:39:SER:OG	1:A:113:LEU:CD1	18	4.92
(1,14)	1:A:39:SER:OG	1:A:113:LEU:CD2	18	4.92
(1,14)	1:A:39:SER:OG	1:B:113:LEU:C	18	4.92
(1,14)	1:A:39:SER:OG	1:B:113:LEU:CA	18	4.92
(1,14)	1:A:39:SER:OG	1:B:113:LEU:CB	18	4.92
(1,14)	1:A:39:SER:OG	1:B:113:LEU:CD1	18	4.92
(1,14)	1:A:39:SER:OG	1:B:113:LEU:CD1	18	4.92
(1,14)	1:A:39:SER:OG	1:B:113:LEU:CD2	18	4.92
(1,14)	1:A:39:SER:OG	1:B:113:LEU:CD2	18	4.92
(1,14)	1:A:39:SER:OG	1:B:113:LEU:CG	18	4.92
(1,14)	1:A:39:SER:OG	1:B:113:LEU:H	18	4.92
(1,14)	1:A:39:SER:OG	1:B:113:LEU:N	18	4.92
(1,14)	1:A:39:SER:OG	1:B:113:LEU:O	18	4.92
(3,16)	1:B:142:ILE:CD1	1:B:2:THR:N	11	4.91
(3,16)	1:B:142:ILE:CD1	1:B:3:GLU:N	11	4.91
(3,16)	1:B:142:ILE:CD1	1:B:4:TYR:N	11	4.91
(3,16)	1:B:142:ILE:CD1	1:B:5:LYS:N	11	4.91
(3,16)	1:B:142:ILE:CD1	1:B:6:LEU:N	11	4.91
(3,16)	1:B:142:ILE:CD1	1:B:7:VAL:N	11	4.91
(3,16)	1:B:142:ILE:CD1	1:B:8:VAL:N	11	4.91
(3,16)	1:B:142:ILE:CD1	1:B:9:VAL:N	11	4.91
(3,16)	1:B:142:ILE:CD1	1:B:10:GLY:N	11	4.91
(3,16)	1:B:142:ILE:CD1	1:B:11:ALA:N	11	4.91
(3,16)	1:B:142:ILE:CD1	1:B:12:ASP:N	11	4.91
(3,16)	1:B:142:ILE:CD1	1:B:13:GLY:N	11	4.91
(3,16)	1:B:142:ILE:CD1	1:B:14:VAL:N	11	4.91
(3,16)	1:B:142:ILE:CD1	1:B:15:GLY:N	11	4.91
(3,16)	1:B:142:ILE:CD1	1:B:16:LYS:N	11	4.91
(3,16)	1:B:142:ILE:CD1	1:B:17:SER:N	11	4.91
(3,16)	1:B:142:ILE:CD1	1:B:18:ALA:N	11	4.91
(3,16)	1:B:142:ILE:CD1	1:B:19:LEU:N	11	4.91
(3,16)	1:B:142:ILE:CD1	1:B:20:THR:N	11	4.91
(3,16)	1:B:142:ILE:CD1	1:B:21:ILE:N	11	4.91
(3,16)	1:B:142:ILE:CD1	1:B:22:GLN:N	11	4.91
(3,16)	1:B:142:ILE:CD1	1:B:23:LEU:N	11	4.91
(3,16)	1:B:142:ILE:CD1	1:B:24:ILE:N	11	4.91

Continued on next page...

Continued from previous page...

Key	Atom-1	Atom-2	Model ID	Violation (Å)
(3,16)	1:B:142:ILE:CD1	1:B:25:GLN:N	11	4.91
(3,16)	1:B:142:ILE:CD1	1:B:26:ASN:N	11	4.91
(3,16)	1:B:142:ILE:CD1	1:B:27:HIS:N	11	4.91
(3,16)	1:B:142:ILE:CD1	1:B:28:PHE:N	11	4.91
(3,16)	1:B:142:ILE:CD1	1:B:29:VAL:N	11	4.91
(3,16)	1:B:142:ILE:CD1	1:B:30:ASP:N	11	4.91
(3,16)	1:B:142:ILE:CD1	1:B:31:GLU:N	11	4.91
(3,16)	1:B:142:ILE:CD1	1:B:32:TYR:N	11	4.91
(3,16)	1:B:142:ILE:CD1	1:B:33:ASP:N	11	4.91
(3,16)	1:B:142:ILE:CD1	1:B:34:PRO:N	11	4.91
(3,16)	1:B:142:ILE:CD1	1:B:35:THR:N	11	4.91
(3,16)	1:B:142:ILE:CD1	1:B:36:ILE:N	11	4.91
(3,16)	1:B:142:ILE:CD1	1:B:37:GLU:N	11	4.91
(3,16)	1:B:142:ILE:CD1	1:B:38:ASP:N	11	4.91
(3,16)	1:B:142:ILE:CD1	1:B:39:SER:N	11	4.91
(3,16)	1:B:142:ILE:CD1	1:B:40:TYR:N	11	4.91
(3,16)	1:B:142:ILE:CD1	1:B:41:ARG:N	11	4.91
(3,16)	1:B:142:ILE:CD1	1:B:42:LYS:N	11	4.91
(3,16)	1:B:142:ILE:CD1	1:B:43:GLN:N	11	4.91
(3,16)	1:B:142:ILE:CD1	1:B:44:VAL:N	11	4.91
(3,16)	1:B:142:ILE:CD1	1:B:45:VAL:N	11	4.91
(3,16)	1:B:142:ILE:CD1	1:B:46:ILE:N	11	4.91
(3,16)	1:B:142:ILE:CD1	1:B:47:ASP:N	11	4.91
(3,16)	1:B:142:ILE:CD1	1:B:48:GLY:N	11	4.91
(3,16)	1:B:142:ILE:CD1	1:B:49:GLU:N	11	4.91
(3,16)	1:B:142:ILE:CD1	1:B:50:THR:N	11	4.91
(3,16)	1:B:142:ILE:CD1	1:B:51:CYS:N	11	4.91
(3,16)	1:B:142:ILE:CD1	1:B:52:LEU:N	11	4.91
(3,16)	1:B:142:ILE:CD1	1:B:53:LEU:N	11	4.91
(3,16)	1:B:142:ILE:CD1	1:B:54:ASP:N	11	4.91
(3,16)	1:B:142:ILE:CD1	1:B:55:ILE:N	11	4.91
(3,16)	1:B:142:ILE:CD1	1:B:56:LEU:N	11	4.91
(3,16)	1:B:142:ILE:CD1	1:B:57:ASP:N	11	4.91
(3,16)	1:B:142:ILE:CD1	1:B:58:THR:N	11	4.91
(3,16)	1:B:142:ILE:CD1	1:B:59:ALA:N	11	4.91
(3,16)	1:B:142:ILE:CD1	1:B:60:GLY:N	11	4.91
(3,16)	1:B:142:ILE:CD1	1:B:61:GLN:N	11	4.91
(3,16)	1:B:142:ILE:CD1	1:B:62:GLU:N	11	4.91
(3,16)	1:B:142:ILE:CD1	1:B:63:GLU:N	11	4.91
(3,16)	1:B:142:ILE:CD1	1:B:64:TYR:N	11	4.91
(3,16)	1:B:142:ILE:CD1	1:B:65:SER:N	11	4.91
(3,16)	1:B:142:ILE:CD1	1:B:66:ALA:N	11	4.91

Continued on next page...

Continued from previous page...

Key	Atom-1	Atom-2	Model ID	Violation (Å)
(3,16)	1:B:142:ILE:CD1	1:B:67:MET:N	11	4.91
(3,16)	1:B:142:ILE:CD1	1:B:68:ARG:N	11	4.91
(3,16)	1:B:142:ILE:CD1	1:B:69:ASP:N	11	4.91
(3,16)	1:B:142:ILE:CD1	1:B:70:GLN:N	11	4.91
(3,16)	1:B:142:ILE:CD1	1:B:71:TYR:N	11	4.91
(3,16)	1:B:142:ILE:CD1	1:B:72:MET:N	11	4.91
(3,16)	1:B:142:ILE:CD1	1:B:73:ARG:N	11	4.91
(3,16)	1:B:142:ILE:CD1	1:B:74:THR:N	11	4.91
(3,16)	1:B:142:ILE:CD1	1:B:75:GLY:N	11	4.91
(3,16)	1:B:142:ILE:CD1	1:B:76:GLU:N	11	4.91
(3,16)	1:B:142:ILE:CD1	1:B:77:GLY:N	11	4.91
(3,16)	1:B:142:ILE:CD1	1:B:78:PHE:N	11	4.91
(3,16)	1:B:142:ILE:CD1	1:B:79:LEU:N	11	4.91
(3,16)	1:B:142:ILE:CD1	1:B:80:CYS:N	11	4.91
(3,16)	1:B:142:ILE:CD1	5:B:203:7Q9:N	11	4.91
(3,16)	1:B:142:ILE:CD1	5:B:204:7Q9:N	11	4.91
(3,16)	1:B:142:ILE:CD1	5:B:205:7Q9:N	11	4.91
(3,16)	1:B:142:ILE:CD1	5:B:206:7Q9:N	11	4.91
(3,16)	1:B:142:ILE:CD1	5:B:207:7Q9:N	11	4.91
(3,16)	1:B:142:ILE:CD1	6:B:208:17F:N1	11	4.91
(3,16)	1:B:142:ILE:CD1	5:B:209:7Q9:N	11	4.91
(3,16)	1:B:142:ILE:CD1	5:B:210:7Q9:N	11	4.91
(3,16)	1:B:142:ILE:CD1	5:B:211:7Q9:N	11	4.91
(3,16)	1:B:142:ILE:CD1	5:B:212:7Q9:N	11	4.91
(3,16)	1:B:142:ILE:CD1	5:B:213:7Q9:N	11	4.91
(3,16)	1:B:142:ILE:CD1	6:B:214:17F:N1	11	4.91
(3,16)	1:B:142:ILE:CD1	6:B:215:17F:N1	11	4.91
(3,16)	1:B:142:ILE:CD1	5:B:216:7Q9:N	11	4.91
(3,16)	1:B:142:ILE:CD1	5:B:217:7Q9:N	11	4.91
(3,16)	1:B:142:ILE:CD1	5:B:218:7Q9:N	11	4.91
(3,16)	1:B:142:ILE:CD1	6:B:219:17F:N1	11	4.91
(3,16)	1:B:142:ILE:CD1	5:B:220:7Q9:N	11	4.91
(1,13)	1:A:39:SER:OG	1:A:112:VAL:CG1	3	4.9
(1,13)	1:A:39:SER:OG	1:A:112:VAL:CG2	3	4.9
(1,13)	1:A:39:SER:OG	1:B:112:VAL:C	3	4.9
(1,13)	1:A:39:SER:OG	1:B:112:VAL:CA	3	4.9
(1,13)	1:A:39:SER:OG	1:B:112:VAL:CB	3	4.9
(1,13)	1:A:39:SER:OG	1:B:112:VAL:CG1	3	4.9
(1,13)	1:A:39:SER:OG	1:B:112:VAL:CG1	3	4.9
(1,13)	1:A:39:SER:OG	1:B:112:VAL:CG2	3	4.9
(1,13)	1:A:39:SER:OG	1:B:112:VAL:CG2	3	4.9
(1,13)	1:A:39:SER:OG	1:B:112:VAL:H	3	4.9

Continued on next page...

Continued from previous page...

Key	Atom-1	Atom-2	Model ID	Violation (Å)
(1,13)	1:A:39:SER:OG	1:B:112:VAL:N	3	4.9
(1,13)	1:A:39:SER:OG	1:B:112:VAL:O	3	4.9
(1,13)	1:A:39:SER:OG	1:A:112:VAL:CG1	9	4.89
(1,13)	1:A:39:SER:OG	1:A:112:VAL:CG2	9	4.89
(1,13)	1:A:39:SER:OG	1:B:112:VAL:C	9	4.89
(1,13)	1:A:39:SER:OG	1:B:112:VAL:CA	9	4.89
(1,13)	1:A:39:SER:OG	1:B:112:VAL:CB	9	4.89
(1,13)	1:A:39:SER:OG	1:B:112:VAL:CG1	9	4.89
(1,13)	1:A:39:SER:OG	1:B:112:VAL:CG1	9	4.89
(1,13)	1:A:39:SER:OG	1:B:112:VAL:CG2	9	4.89
(1,13)	1:A:39:SER:OG	1:B:112:VAL:CG2	9	4.89
(1,13)	1:A:39:SER:OG	1:B:112:VAL:H	9	4.89
(1,13)	1:A:39:SER:OG	1:B:112:VAL:N	9	4.89
(1,13)	1:A:39:SER:OG	1:B:112:VAL:O	9	4.89
(1,2)	1:B:118:CYS:SG	1:A:23:LEU:C	17	4.87
(1,2)	1:B:118:CYS:SG	1:A:23:LEU:CA	17	4.87
(1,2)	1:B:118:CYS:SG	1:A:23:LEU:CB	17	4.87
(1,2)	1:B:118:CYS:SG	1:A:23:LEU:CD1	17	4.87
(1,2)	1:B:118:CYS:SG	1:A:23:LEU:CD1	17	4.87
(1,2)	1:B:118:CYS:SG	1:A:23:LEU:CD2	17	4.87
(1,2)	1:B:118:CYS:SG	1:A:23:LEU:CD2	17	4.87
(1,2)	1:B:118:CYS:SG	1:A:23:LEU:CG	17	4.87
(1,2)	1:B:118:CYS:SG	1:A:23:LEU:H	17	4.87
(1,2)	1:B:118:CYS:SG	1:A:23:LEU:N	17	4.87
(1,2)	1:B:118:CYS:SG	1:A:23:LEU:O	17	4.87
(1,2)	1:B:118:CYS:SG	1:B:23:LEU:CD1	17	4.87
(1,2)	1:B:118:CYS:SG	1:B:23:LEU:CD2	17	4.87
(3,7)	1:A:44:VAL:CG1	1:B:2:THR:N	17	4.79
(3,7)	1:A:44:VAL:CG1	1:B:3:GLU:N	17	4.79
(3,7)	1:A:44:VAL:CG1	1:B:4:TYR:N	17	4.79
(3,7)	1:A:44:VAL:CG1	1:B:5:LYS:N	17	4.79
(3,7)	1:A:44:VAL:CG1	1:B:6:LEU:N	17	4.79
(3,7)	1:A:44:VAL:CG1	1:B:7:VAL:N	17	4.79
(3,7)	1:A:44:VAL:CG1	1:B:8:VAL:N	17	4.79
(3,7)	1:A:44:VAL:CG1	1:B:9:VAL:N	17	4.79
(3,7)	1:A:44:VAL:CG1	1:B:10:GLY:N	17	4.79
(3,7)	1:A:44:VAL:CG1	1:B:11:ALA:N	17	4.79
(3,7)	1:A:44:VAL:CG1	1:B:12:ASP:N	17	4.79
(3,7)	1:A:44:VAL:CG1	1:B:13:GLY:N	17	4.79
(3,7)	1:A:44:VAL:CG1	1:B:14:VAL:N	17	4.79
(3,7)	1:A:44:VAL:CG1	1:B:15:GLY:N	17	4.79
(3,7)	1:A:44:VAL:CG1	1:B:16:LYS:N	17	4.79

Continued on next page...

Continued from previous page...

Key	Atom-1	Atom-2	Model ID	Violation (Å)
(3,7)	1:A:44:VAL:CG1	1:B:17:SER:N	17	4.79
(3,7)	1:A:44:VAL:CG1	1:B:18:ALA:N	17	4.79
(3,7)	1:A:44:VAL:CG1	1:B:19:LEU:N	17	4.79
(3,7)	1:A:44:VAL:CG1	1:B:20:THR:N	17	4.79
(3,7)	1:A:44:VAL:CG1	1:B:21:ILE:N	17	4.79
(3,7)	1:A:44:VAL:CG1	1:B:22:GLN:N	17	4.79
(3,7)	1:A:44:VAL:CG1	1:B:23:LEU:N	17	4.79
(3,7)	1:A:44:VAL:CG1	1:B:24:ILE:N	17	4.79
(3,7)	1:A:44:VAL:CG1	1:B:25:GLN:N	17	4.79
(3,7)	1:A:44:VAL:CG1	1:B:26:ASN:N	17	4.79
(3,7)	1:A:44:VAL:CG1	1:B:27:HIS:N	17	4.79
(3,7)	1:A:44:VAL:CG1	1:B:28:PHE:N	17	4.79
(3,7)	1:A:44:VAL:CG1	1:B:29:VAL:N	17	4.79
(3,7)	1:A:44:VAL:CG1	1:B:30:ASP:N	17	4.79
(3,7)	1:A:44:VAL:CG1	1:B:31:GLU:N	17	4.79
(3,7)	1:A:44:VAL:CG1	1:B:32:TYR:N	17	4.79
(3,7)	1:A:44:VAL:CG1	1:B:33:ASP:N	17	4.79
(3,7)	1:A:44:VAL:CG1	1:B:34:PRO:N	17	4.79
(3,7)	1:A:44:VAL:CG1	1:B:35:THR:N	17	4.79
(3,7)	1:A:44:VAL:CG1	1:B:36:ILE:N	17	4.79
(3,7)	1:A:44:VAL:CG1	1:B:37:GLU:N	17	4.79
(3,7)	1:A:44:VAL:CG1	1:B:38:ASP:N	17	4.79
(3,7)	1:A:44:VAL:CG1	1:B:39:SER:N	17	4.79
(3,7)	1:A:44:VAL:CG1	1:B:40:TYR:N	17	4.79
(3,7)	1:A:44:VAL:CG1	1:B:41:ARG:N	17	4.79
(3,7)	1:A:44:VAL:CG1	1:B:42:LYS:N	17	4.79
(3,7)	1:A:44:VAL:CG1	1:B:43:GLN:N	17	4.79
(3,7)	1:A:44:VAL:CG1	1:B:44:VAL:N	17	4.79
(3,7)	1:A:44:VAL:CG1	1:B:45:VAL:N	17	4.79
(3,7)	1:A:44:VAL:CG1	1:B:46:ILE:N	17	4.79
(3,7)	1:A:44:VAL:CG1	1:B:47:ASP:N	17	4.79
(3,7)	1:A:44:VAL:CG1	1:B:48:GLY:N	17	4.79
(3,7)	1:A:44:VAL:CG1	1:B:49:GLU:N	17	4.79
(3,7)	1:A:44:VAL:CG1	1:B:50:THR:N	17	4.79
(3,7)	1:A:44:VAL:CG1	1:B:51:CYS:N	17	4.79
(3,7)	1:A:44:VAL:CG1	1:B:52:LEU:N	17	4.79
(3,7)	1:A:44:VAL:CG1	1:B:53:LEU:N	17	4.79
(3,7)	1:A:44:VAL:CG1	1:B:54:ASP:N	17	4.79
(3,7)	1:A:44:VAL:CG1	1:B:55:ILE:N	17	4.79
(3,7)	1:A:44:VAL:CG1	1:B:56:LEU:N	17	4.79
(3,7)	1:A:44:VAL:CG1	1:B:57:ASP:N	17	4.79
(3,7)	1:A:44:VAL:CG1	1:B:58:THR:N	17	4.79

Continued on next page...

Continued from previous page...

Key	Atom-1	Atom-2	Model ID	Violation (Å)
(3,7)	1:A:44:VAL:CG1	1:B:59:ALA:N	17	4.79
(3,7)	1:A:44:VAL:CG1	1:B:60:GLY:N	17	4.79
(3,7)	1:A:44:VAL:CG1	1:B:61:GLN:N	17	4.79
(3,7)	1:A:44:VAL:CG1	1:B:62:GLU:N	17	4.79
(3,7)	1:A:44:VAL:CG1	1:B:63:GLU:N	17	4.79
(3,7)	1:A:44:VAL:CG1	1:B:64:TYR:N	17	4.79
(3,7)	1:A:44:VAL:CG1	1:B:65:SER:N	17	4.79
(3,7)	1:A:44:VAL:CG1	1:B:66:ALA:N	17	4.79
(3,7)	1:A:44:VAL:CG1	1:B:67:MET:N	17	4.79
(3,7)	1:A:44:VAL:CG1	1:B:68:ARG:N	17	4.79
(3,7)	1:A:44:VAL:CG1	1:B:69:ASP:N	17	4.79
(3,7)	1:A:44:VAL:CG1	1:B:70:GLN:N	17	4.79
(3,7)	1:A:44:VAL:CG1	1:B:71:TYR:N	17	4.79
(3,7)	1:A:44:VAL:CG1	1:B:72:MET:N	17	4.79
(3,7)	1:A:44:VAL:CG1	1:B:73:ARG:N	17	4.79
(3,7)	1:A:44:VAL:CG1	1:B:74:THR:N	17	4.79
(3,7)	1:A:44:VAL:CG1	1:B:75:GLY:N	17	4.79
(3,7)	1:A:44:VAL:CG1	1:B:76:GLU:N	17	4.79
(3,7)	1:A:44:VAL:CG1	1:B:77:GLY:N	17	4.79
(3,7)	1:A:44:VAL:CG1	1:B:78:PHE:N	17	4.79
(3,7)	1:A:44:VAL:CG1	1:B:79:LEU:N	17	4.79
(3,7)	1:A:44:VAL:CG1	1:B:80:CYS:N	17	4.79
(3,7)	1:A:44:VAL:CG1	5:B:203:7Q9:N	17	4.79
(3,7)	1:A:44:VAL:CG1	5:B:204:7Q9:N	17	4.79
(3,7)	1:A:44:VAL:CG1	5:B:205:7Q9:N	17	4.79
(3,7)	1:A:44:VAL:CG1	5:B:206:7Q9:N	17	4.79
(3,7)	1:A:44:VAL:CG1	5:B:207:7Q9:N	17	4.79
(3,7)	1:A:44:VAL:CG1	6:B:208:17F:N1	17	4.79
(3,7)	1:A:44:VAL:CG1	5:B:209:7Q9:N	17	4.79
(3,7)	1:A:44:VAL:CG1	5:B:210:7Q9:N	17	4.79
(3,7)	1:A:44:VAL:CG1	5:B:211:7Q9:N	17	4.79
(3,7)	1:A:44:VAL:CG1	5:B:212:7Q9:N	17	4.79
(3,7)	1:A:44:VAL:CG1	5:B:213:7Q9:N	17	4.79
(3,7)	1:A:44:VAL:CG1	6:B:214:17F:N1	17	4.79
(3,7)	1:A:44:VAL:CG1	6:B:215:17F:N1	17	4.79
(3,7)	1:A:44:VAL:CG1	5:B:216:7Q9:N	17	4.79
(3,7)	1:A:44:VAL:CG1	5:B:217:7Q9:N	17	4.79
(3,7)	1:A:44:VAL:CG1	5:B:218:7Q9:N	17	4.79
(3,7)	1:A:44:VAL:CG1	6:B:219:17F:N1	17	4.79
(3,7)	1:A:44:VAL:CG1	5:B:220:7Q9:N	17	4.79
(3,7)	1:A:44:VAL:CG2	1:B:2:THR:N	17	4.79
(3,7)	1:A:44:VAL:CG2	1:B:3:GLU:N	17	4.79

Continued on next page...

Continued from previous page...

Key	Atom-1	Atom-2	Model ID	Violation (Å)
(3,7)	1:A:44:VAL:CG2	1:B:4:TYR:N	17	4.79
(3,7)	1:A:44:VAL:CG2	1:B:5:LYS:N	17	4.79
(3,7)	1:A:44:VAL:CG2	1:B:6:LEU:N	17	4.79
(3,7)	1:A:44:VAL:CG2	1:B:7:VAL:N	17	4.79
(3,7)	1:A:44:VAL:CG2	1:B:8:VAL:N	17	4.79
(3,7)	1:A:44:VAL:CG2	1:B:9:VAL:N	17	4.79
(3,7)	1:A:44:VAL:CG2	1:B:10:GLY:N	17	4.79
(3,7)	1:A:44:VAL:CG2	1:B:11:ALA:N	17	4.79
(3,7)	1:A:44:VAL:CG2	1:B:12:ASP:N	17	4.79
(3,7)	1:A:44:VAL:CG2	1:B:13:GLY:N	17	4.79
(3,7)	1:A:44:VAL:CG2	1:B:14:VAL:N	17	4.79
(3,7)	1:A:44:VAL:CG2	1:B:15:GLY:N	17	4.79
(3,7)	1:A:44:VAL:CG2	1:B:16:LYS:N	17	4.79
(3,7)	1:A:44:VAL:CG2	1:B:17:SER:N	17	4.79
(3,7)	1:A:44:VAL:CG2	1:B:18:ALA:N	17	4.79
(3,7)	1:A:44:VAL:CG2	1:B:19:LEU:N	17	4.79
(3,7)	1:A:44:VAL:CG2	1:B:20:THR:N	17	4.79
(3,7)	1:A:44:VAL:CG2	1:B:21:ILE:N	17	4.79
(3,7)	1:A:44:VAL:CG2	1:B:22:GLN:N	17	4.79
(3,7)	1:A:44:VAL:CG2	1:B:23:LEU:N	17	4.79
(3,7)	1:A:44:VAL:CG2	1:B:24:ILE:N	17	4.79
(3,7)	1:A:44:VAL:CG2	1:B:25:GLN:N	17	4.79
(3,7)	1:A:44:VAL:CG2	1:B:26:ASN:N	17	4.79
(3,7)	1:A:44:VAL:CG2	1:B:27:HIS:N	17	4.79
(3,7)	1:A:44:VAL:CG2	1:B:28:PHE:N	17	4.79
(3,7)	1:A:44:VAL:CG2	1:B:29:VAL:N	17	4.79
(3,7)	1:A:44:VAL:CG2	1:B:30:ASP:N	17	4.79
(3,7)	1:A:44:VAL:CG2	1:B:31:GLU:N	17	4.79
(3,7)	1:A:44:VAL:CG2	1:B:32:TYR:N	17	4.79
(3,7)	1:A:44:VAL:CG2	1:B:33:ASP:N	17	4.79
(3,7)	1:A:44:VAL:CG2	1:B:34:PRO:N	17	4.79
(3,7)	1:A:44:VAL:CG2	1:B:35:THR:N	17	4.79
(3,7)	1:A:44:VAL:CG2	1:B:36:ILE:N	17	4.79
(3,7)	1:A:44:VAL:CG2	1:B:37:GLU:N	17	4.79
(3,7)	1:A:44:VAL:CG2	1:B:38:ASP:N	17	4.79
(3,7)	1:A:44:VAL:CG2	1:B:39:SER:N	17	4.79
(3,7)	1:A:44:VAL:CG2	1:B:40:TYR:N	17	4.79
(3,7)	1:A:44:VAL:CG2	1:B:41:ARG:N	17	4.79
(3,7)	1:A:44:VAL:CG2	1:B:42:LYS:N	17	4.79
(3,7)	1:A:44:VAL:CG2	1:B:43:GLN:N	17	4.79
(3,7)	1:A:44:VAL:CG2	1:B:44:VAL:N	17	4.79
(3,7)	1:A:44:VAL:CG2	1:B:45:VAL:N	17	4.79

Continued on next page...

Continued from previous page...

Key	Atom-1	Atom-2	Model ID	Violation (Å)
(3,7)	1:A:44:VAL:CG2	1:B:46:ILE:N	17	4.79
(3,7)	1:A:44:VAL:CG2	1:B:47:ASP:N	17	4.79
(3,7)	1:A:44:VAL:CG2	1:B:48:GLY:N	17	4.79
(3,7)	1:A:44:VAL:CG2	1:B:49:GLU:N	17	4.79
(3,7)	1:A:44:VAL:CG2	1:B:50:THR:N	17	4.79
(3,7)	1:A:44:VAL:CG2	1:B:51:CYS:N	17	4.79
(3,7)	1:A:44:VAL:CG2	1:B:52:LEU:N	17	4.79
(3,7)	1:A:44:VAL:CG2	1:B:53:LEU:N	17	4.79
(3,7)	1:A:44:VAL:CG2	1:B:54:ASP:N	17	4.79
(3,7)	1:A:44:VAL:CG2	1:B:55:ILE:N	17	4.79
(3,7)	1:A:44:VAL:CG2	1:B:56:LEU:N	17	4.79
(3,7)	1:A:44:VAL:CG2	1:B:57:ASP:N	17	4.79
(3,7)	1:A:44:VAL:CG2	1:B:58:THR:N	17	4.79
(3,7)	1:A:44:VAL:CG2	1:B:59:ALA:N	17	4.79
(3,7)	1:A:44:VAL:CG2	1:B:60:GLY:N	17	4.79
(3,7)	1:A:44:VAL:CG2	1:B:61:GLN:N	17	4.79
(3,7)	1:A:44:VAL:CG2	1:B:62:GLU:N	17	4.79
(3,7)	1:A:44:VAL:CG2	1:B:63:GLU:N	17	4.79
(3,7)	1:A:44:VAL:CG2	1:B:64:TYR:N	17	4.79
(3,7)	1:A:44:VAL:CG2	1:B:65:SER:N	17	4.79
(3,7)	1:A:44:VAL:CG2	1:B:66:ALA:N	17	4.79
(3,7)	1:A:44:VAL:CG2	1:B:67:MET:N	17	4.79
(3,7)	1:A:44:VAL:CG2	1:B:68:ARG:N	17	4.79
(3,7)	1:A:44:VAL:CG2	1:B:69:ASP:N	17	4.79
(3,7)	1:A:44:VAL:CG2	1:B:70:GLN:N	17	4.79
(3,7)	1:A:44:VAL:CG2	1:B:71:TYR:N	17	4.79
(3,7)	1:A:44:VAL:CG2	1:B:72:MET:N	17	4.79
(3,7)	1:A:44:VAL:CG2	1:B:73:ARG:N	17	4.79
(3,7)	1:A:44:VAL:CG2	1:B:74:THR:N	17	4.79
(3,7)	1:A:44:VAL:CG2	1:B:75:GLY:N	17	4.79
(3,7)	1:A:44:VAL:CG2	1:B:76:GLU:N	17	4.79
(3,7)	1:A:44:VAL:CG2	1:B:77:GLY:N	17	4.79
(3,7)	1:A:44:VAL:CG2	1:B:78:PHE:N	17	4.79
(3,7)	1:A:44:VAL:CG2	1:B:79:LEU:N	17	4.79
(3,7)	1:A:44:VAL:CG2	1:B:80:CYS:N	17	4.79
(3,7)	1:A:44:VAL:CG2	5:B:203:7Q9:N	17	4.79
(3,7)	1:A:44:VAL:CG2	5:B:204:7Q9:N	17	4.79
(3,7)	1:A:44:VAL:CG2	5:B:205:7Q9:N	17	4.79
(3,7)	1:A:44:VAL:CG2	5:B:206:7Q9:N	17	4.79
(3,7)	1:A:44:VAL:CG2	5:B:207:7Q9:N	17	4.79
(3,7)	1:A:44:VAL:CG2	6:B:208:17F:N1	17	4.79
(3,7)	1:A:44:VAL:CG2	5:B:209:7Q9:N	17	4.79

Continued on next page...

Continued from previous page...

Key	Atom-1	Atom-2	Model ID	Violation (Å)
(3,7)	1:A:44:VAL:CG2	5:B:210:7Q9:N	17	4.79
(3,7)	1:A:44:VAL:CG2	5:B:211:7Q9:N	17	4.79
(3,7)	1:A:44:VAL:CG2	5:B:212:7Q9:N	17	4.79
(3,7)	1:A:44:VAL:CG2	5:B:213:7Q9:N	17	4.79
(3,7)	1:A:44:VAL:CG2	6:B:214:17F:N1	17	4.79
(3,7)	1:A:44:VAL:CG2	6:B:215:17F:N1	17	4.79
(3,7)	1:A:44:VAL:CG2	5:B:216:7Q9:N	17	4.79
(3,7)	1:A:44:VAL:CG2	5:B:217:7Q9:N	17	4.79
(3,7)	1:A:44:VAL:CG2	5:B:218:7Q9:N	17	4.79
(3,7)	1:A:44:VAL:CG2	6:B:219:17F:N1	17	4.79
(3,7)	1:A:44:VAL:CG2	5:B:220:7Q9:N	17	4.79
(1,13)	1:A:39:SER:OG	1:A:112:VAL:CG1	18	4.79
(1,13)	1:A:39:SER:OG	1:A:112:VAL:CG2	18	4.79
(1,13)	1:A:39:SER:OG	1:B:112:VAL:C	18	4.79
(1,13)	1:A:39:SER:OG	1:B:112:VAL:CA	18	4.79
(1,13)	1:A:39:SER:OG	1:B:112:VAL:CB	18	4.79
(1,13)	1:A:39:SER:OG	1:B:112:VAL:CG1	18	4.79
(1,13)	1:A:39:SER:OG	1:B:112:VAL:CG1	18	4.79
(1,13)	1:A:39:SER:OG	1:B:112:VAL:CG2	18	4.79
(1,13)	1:A:39:SER:OG	1:B:112:VAL:CG2	18	4.79
(1,13)	1:A:39:SER:OG	1:B:112:VAL:H	18	4.79
(1,13)	1:A:39:SER:OG	1:B:112:VAL:N	18	4.79
(1,13)	1:A:39:SER:OG	1:B:112:VAL:O	18	4.79
(3,7)	1:A:44:VAL:CG1	1:B:2:THR:N	11	4.77
(3,7)	1:A:44:VAL:CG1	1:B:3:GLU:N	11	4.77
(3,7)	1:A:44:VAL:CG1	1:B:4:TYR:N	11	4.77
(3,7)	1:A:44:VAL:CG1	1:B:5:LYS:N	11	4.77
(3,7)	1:A:44:VAL:CG1	1:B:6:LEU:N	11	4.77
(3,7)	1:A:44:VAL:CG1	1:B:7:VAL:N	11	4.77
(3,7)	1:A:44:VAL:CG1	1:B:8:VAL:N	11	4.77
(3,7)	1:A:44:VAL:CG1	1:B:9:VAL:N	11	4.77
(3,7)	1:A:44:VAL:CG1	1:B:10:GLY:N	11	4.77
(3,7)	1:A:44:VAL:CG1	1:B:11:ALA:N	11	4.77
(3,7)	1:A:44:VAL:CG1	1:B:12:ASP:N	11	4.77
(3,7)	1:A:44:VAL:CG1	1:B:13:GLY:N	11	4.77
(3,7)	1:A:44:VAL:CG1	1:B:14:VAL:N	11	4.77
(3,7)	1:A:44:VAL:CG1	1:B:15:GLY:N	11	4.77
(3,7)	1:A:44:VAL:CG1	1:B:16:LYS:N	11	4.77
(3,7)	1:A:44:VAL:CG1	1:B:17:SER:N	11	4.77
(3,7)	1:A:44:VAL:CG1	1:B:18:ALA:N	11	4.77
(3,7)	1:A:44:VAL:CG1	1:B:19:LEU:N	11	4.77
(3,7)	1:A:44:VAL:CG1	1:B:20:THR:N	11	4.77

Continued on next page...

Continued from previous page...

Key	Atom-1	Atom-2	Model ID	Violation (Å)
(3,7)	1:A:44:VAL:CG1	1:B:21:ILE:N	11	4.77
(3,7)	1:A:44:VAL:CG1	1:B:22:GLN:N	11	4.77
(3,7)	1:A:44:VAL:CG1	1:B:23:LEU:N	11	4.77
(3,7)	1:A:44:VAL:CG1	1:B:24:ILE:N	11	4.77
(3,7)	1:A:44:VAL:CG1	1:B:25:GLN:N	11	4.77
(3,7)	1:A:44:VAL:CG1	1:B:26:ASN:N	11	4.77
(3,7)	1:A:44:VAL:CG1	1:B:27:HIS:N	11	4.77
(3,7)	1:A:44:VAL:CG1	1:B:28:PHE:N	11	4.77
(3,7)	1:A:44:VAL:CG1	1:B:29:VAL:N	11	4.77
(3,7)	1:A:44:VAL:CG1	1:B:30:ASP:N	11	4.77
(3,7)	1:A:44:VAL:CG1	1:B:31:GLU:N	11	4.77
(3,7)	1:A:44:VAL:CG1	1:B:32:TYR:N	11	4.77
(3,7)	1:A:44:VAL:CG1	1:B:33:ASP:N	11	4.77
(3,7)	1:A:44:VAL:CG1	1:B:34:PRO:N	11	4.77
(3,7)	1:A:44:VAL:CG1	1:B:35:THR:N	11	4.77
(3,7)	1:A:44:VAL:CG1	1:B:36:ILE:N	11	4.77
(3,7)	1:A:44:VAL:CG1	1:B:37:GLU:N	11	4.77
(3,7)	1:A:44:VAL:CG1	1:B:38:ASP:N	11	4.77
(3,7)	1:A:44:VAL:CG1	1:B:39:SER:N	11	4.77
(3,7)	1:A:44:VAL:CG1	1:B:40:TYR:N	11	4.77
(3,7)	1:A:44:VAL:CG1	1:B:41:ARG:N	11	4.77
(3,7)	1:A:44:VAL:CG1	1:B:42:LYS:N	11	4.77
(3,7)	1:A:44:VAL:CG1	1:B:43:GLN:N	11	4.77
(3,7)	1:A:44:VAL:CG1	1:B:44:VAL:N	11	4.77
(3,7)	1:A:44:VAL:CG1	1:B:45:VAL:N	11	4.77
(3,7)	1:A:44:VAL:CG1	1:B:46:ILE:N	11	4.77
(3,7)	1:A:44:VAL:CG1	1:B:47:ASP:N	11	4.77
(3,7)	1:A:44:VAL:CG1	1:B:48:GLY:N	11	4.77
(3,7)	1:A:44:VAL:CG1	1:B:49:GLU:N	11	4.77
(3,7)	1:A:44:VAL:CG1	1:B:50:THR:N	11	4.77
(3,7)	1:A:44:VAL:CG1	1:B:51:CYS:N	11	4.77
(3,7)	1:A:44:VAL:CG1	1:B:52:LEU:N	11	4.77
(3,7)	1:A:44:VAL:CG1	1:B:53:LEU:N	11	4.77
(3,7)	1:A:44:VAL:CG1	1:B:54:ASP:N	11	4.77
(3,7)	1:A:44:VAL:CG1	1:B:55:ILE:N	11	4.77
(3,7)	1:A:44:VAL:CG1	1:B:56:LEU:N	11	4.77
(3,7)	1:A:44:VAL:CG1	1:B:57:ASP:N	11	4.77
(3,7)	1:A:44:VAL:CG1	1:B:58:THR:N	11	4.77
(3,7)	1:A:44:VAL:CG1	1:B:59:ALA:N	11	4.77
(3,7)	1:A:44:VAL:CG1	1:B:60:GLY:N	11	4.77
(3,7)	1:A:44:VAL:CG1	1:B:61:GLN:N	11	4.77
(3,7)	1:A:44:VAL:CG1	1:B:62:GLU:N	11	4.77

Continued on next page...

Continued from previous page...

Key	Atom-1	Atom-2	Model ID	Violation (Å)
(3,7)	1:A:44:VAL:CG1	1:B:63:GLU:N	11	4.77
(3,7)	1:A:44:VAL:CG1	1:B:64:TYR:N	11	4.77
(3,7)	1:A:44:VAL:CG1	1:B:65:SER:N	11	4.77
(3,7)	1:A:44:VAL:CG1	1:B:66:ALA:N	11	4.77
(3,7)	1:A:44:VAL:CG1	1:B:67:MET:N	11	4.77
(3,7)	1:A:44:VAL:CG1	1:B:68:ARG:N	11	4.77
(3,7)	1:A:44:VAL:CG1	1:B:69:ASP:N	11	4.77
(3,7)	1:A:44:VAL:CG1	1:B:70:GLN:N	11	4.77
(3,7)	1:A:44:VAL:CG1	1:B:71:TYR:N	11	4.77
(3,7)	1:A:44:VAL:CG1	1:B:72:MET:N	11	4.77
(3,7)	1:A:44:VAL:CG1	1:B:73:ARG:N	11	4.77
(3,7)	1:A:44:VAL:CG1	1:B:74:THR:N	11	4.77
(3,7)	1:A:44:VAL:CG1	1:B:75:GLY:N	11	4.77
(3,7)	1:A:44:VAL:CG1	1:B:76:GLU:N	11	4.77
(3,7)	1:A:44:VAL:CG1	1:B:77:GLY:N	11	4.77
(3,7)	1:A:44:VAL:CG1	1:B:78:PHE:N	11	4.77
(3,7)	1:A:44:VAL:CG1	1:B:79:LEU:N	11	4.77
(3,7)	1:A:44:VAL:CG1	1:B:80:CYS:N	11	4.77
(3,7)	1:A:44:VAL:CG1	5:B:203:7Q9:N	11	4.77
(3,7)	1:A:44:VAL:CG1	5:B:204:7Q9:N	11	4.77
(3,7)	1:A:44:VAL:CG1	5:B:205:7Q9:N	11	4.77
(3,7)	1:A:44:VAL:CG1	5:B:206:7Q9:N	11	4.77
(3,7)	1:A:44:VAL:CG1	5:B:207:7Q9:N	11	4.77
(3,7)	1:A:44:VAL:CG1	6:B:208:17F:N1	11	4.77
(3,7)	1:A:44:VAL:CG1	5:B:209:7Q9:N	11	4.77
(3,7)	1:A:44:VAL:CG1	5:B:210:7Q9:N	11	4.77
(3,7)	1:A:44:VAL:CG1	5:B:211:7Q9:N	11	4.77
(3,7)	1:A:44:VAL:CG1	5:B:212:7Q9:N	11	4.77
(3,7)	1:A:44:VAL:CG1	5:B:213:7Q9:N	11	4.77
(3,7)	1:A:44:VAL:CG1	6:B:214:17F:N1	11	4.77
(3,7)	1:A:44:VAL:CG1	6:B:215:17F:N1	11	4.77
(3,7)	1:A:44:VAL:CG1	5:B:216:7Q9:N	11	4.77
(3,7)	1:A:44:VAL:CG1	5:B:217:7Q9:N	11	4.77
(3,7)	1:A:44:VAL:CG1	5:B:218:7Q9:N	11	4.77
(3,7)	1:A:44:VAL:CG1	6:B:219:17F:N1	11	4.77
(3,7)	1:A:44:VAL:CG1	5:B:220:7Q9:N	11	4.77
(3,7)	1:A:44:VAL:CG2	1:B:2:THR:N	11	4.77
(3,7)	1:A:44:VAL:CG2	1:B:3:GLU:N	11	4.77
(3,7)	1:A:44:VAL:CG2	1:B:4:TYR:N	11	4.77
(3,7)	1:A:44:VAL:CG2	1:B:5:LYS:N	11	4.77
(3,7)	1:A:44:VAL:CG2	1:B:6:LEU:N	11	4.77
(3,7)	1:A:44:VAL:CG2	1:B:7:VAL:N	11	4.77

Continued on next page...

Continued from previous page...

Key	Atom-1	Atom-2	Model ID	Violation (Å)
(3,7)	1:A:44:VAL:CG2	1:B:8:VAL:N	11	4.77
(3,7)	1:A:44:VAL:CG2	1:B:9:VAL:N	11	4.77
(3,7)	1:A:44:VAL:CG2	1:B:10:GLY:N	11	4.77
(3,7)	1:A:44:VAL:CG2	1:B:11:ALA:N	11	4.77
(3,7)	1:A:44:VAL:CG2	1:B:12:ASP:N	11	4.77
(3,7)	1:A:44:VAL:CG2	1:B:13:GLY:N	11	4.77
(3,7)	1:A:44:VAL:CG2	1:B:14:VAL:N	11	4.77
(3,7)	1:A:44:VAL:CG2	1:B:15:GLY:N	11	4.77
(3,7)	1:A:44:VAL:CG2	1:B:16:LYS:N	11	4.77
(3,7)	1:A:44:VAL:CG2	1:B:17:SER:N	11	4.77
(3,7)	1:A:44:VAL:CG2	1:B:18:ALA:N	11	4.77
(3,7)	1:A:44:VAL:CG2	1:B:19:LEU:N	11	4.77
(3,7)	1:A:44:VAL:CG2	1:B:20:THR:N	11	4.77
(3,7)	1:A:44:VAL:CG2	1:B:21:ILE:N	11	4.77
(3,7)	1:A:44:VAL:CG2	1:B:22:GLN:N	11	4.77
(3,7)	1:A:44:VAL:CG2	1:B:23:LEU:N	11	4.77
(3,7)	1:A:44:VAL:CG2	1:B:24:ILE:N	11	4.77
(3,7)	1:A:44:VAL:CG2	1:B:25:GLN:N	11	4.77
(3,7)	1:A:44:VAL:CG2	1:B:26:ASN:N	11	4.77
(3,7)	1:A:44:VAL:CG2	1:B:27:HIS:N	11	4.77
(3,7)	1:A:44:VAL:CG2	1:B:28:PHE:N	11	4.77
(3,7)	1:A:44:VAL:CG2	1:B:29:VAL:N	11	4.77
(3,7)	1:A:44:VAL:CG2	1:B:30:ASP:N	11	4.77
(3,7)	1:A:44:VAL:CG2	1:B:31:GLU:N	11	4.77
(3,7)	1:A:44:VAL:CG2	1:B:32:TYR:N	11	4.77
(3,7)	1:A:44:VAL:CG2	1:B:33:ASP:N	11	4.77
(3,7)	1:A:44:VAL:CG2	1:B:34:PRO:N	11	4.77
(3,7)	1:A:44:VAL:CG2	1:B:35:THR:N	11	4.77
(3,7)	1:A:44:VAL:CG2	1:B:36:ILE:N	11	4.77
(3,7)	1:A:44:VAL:CG2	1:B:37:GLU:N	11	4.77
(3,7)	1:A:44:VAL:CG2	1:B:38:ASP:N	11	4.77
(3,7)	1:A:44:VAL:CG2	1:B:39:SER:N	11	4.77
(3,7)	1:A:44:VAL:CG2	1:B:40:TYR:N	11	4.77
(3,7)	1:A:44:VAL:CG2	1:B:41:ARG:N	11	4.77
(3,7)	1:A:44:VAL:CG2	1:B:42:LYS:N	11	4.77
(3,7)	1:A:44:VAL:CG2	1:B:43:GLN:N	11	4.77
(3,7)	1:A:44:VAL:CG2	1:B:44:VAL:N	11	4.77
(3,7)	1:A:44:VAL:CG2	1:B:45:VAL:N	11	4.77
(3,7)	1:A:44:VAL:CG2	1:B:46:ILE:N	11	4.77
(3,7)	1:A:44:VAL:CG2	1:B:47:ASP:N	11	4.77
(3,7)	1:A:44:VAL:CG2	1:B:48:GLY:N	11	4.77
(3,7)	1:A:44:VAL:CG2	1:B:49:GLU:N	11	4.77

Continued on next page...

Continued from previous page...

Key	Atom-1	Atom-2	Model ID	Violation (Å)
(3,7)	1:A:44:VAL:CG2	1:B:50:THR:N	11	4.77
(3,7)	1:A:44:VAL:CG2	1:B:51:CYS:N	11	4.77
(3,7)	1:A:44:VAL:CG2	1:B:52:LEU:N	11	4.77
(3,7)	1:A:44:VAL:CG2	1:B:53:LEU:N	11	4.77
(3,7)	1:A:44:VAL:CG2	1:B:54:ASP:N	11	4.77
(3,7)	1:A:44:VAL:CG2	1:B:55:ILE:N	11	4.77
(3,7)	1:A:44:VAL:CG2	1:B:56:LEU:N	11	4.77
(3,7)	1:A:44:VAL:CG2	1:B:57:ASP:N	11	4.77
(3,7)	1:A:44:VAL:CG2	1:B:58:THR:N	11	4.77
(3,7)	1:A:44:VAL:CG2	1:B:59:ALA:N	11	4.77
(3,7)	1:A:44:VAL:CG2	1:B:60:GLY:N	11	4.77
(3,7)	1:A:44:VAL:CG2	1:B:61:GLN:N	11	4.77
(3,7)	1:A:44:VAL:CG2	1:B:62:GLU:N	11	4.77
(3,7)	1:A:44:VAL:CG2	1:B:63:GLU:N	11	4.77
(3,7)	1:A:44:VAL:CG2	1:B:64:TYR:N	11	4.77
(3,7)	1:A:44:VAL:CG2	1:B:65:SER:N	11	4.77
(3,7)	1:A:44:VAL:CG2	1:B:66:ALA:N	11	4.77
(3,7)	1:A:44:VAL:CG2	1:B:67:MET:N	11	4.77
(3,7)	1:A:44:VAL:CG2	1:B:68:ARG:N	11	4.77
(3,7)	1:A:44:VAL:CG2	1:B:69:ASP:N	11	4.77
(3,7)	1:A:44:VAL:CG2	1:B:70:GLN:N	11	4.77
(3,7)	1:A:44:VAL:CG2	1:B:71:TYR:N	11	4.77
(3,7)	1:A:44:VAL:CG2	1:B:72:MET:N	11	4.77
(3,7)	1:A:44:VAL:CG2	1:B:73:ARG:N	11	4.77
(3,7)	1:A:44:VAL:CG2	1:B:74:THR:N	11	4.77
(3,7)	1:A:44:VAL:CG2	1:B:75:GLY:N	11	4.77
(3,7)	1:A:44:VAL:CG2	1:B:76:GLU:N	11	4.77
(3,7)	1:A:44:VAL:CG2	1:B:77:GLY:N	11	4.77
(3,7)	1:A:44:VAL:CG2	1:B:78:PHE:N	11	4.77
(3,7)	1:A:44:VAL:CG2	1:B:79:LEU:N	11	4.77
(3,7)	1:A:44:VAL:CG2	1:B:80:CYS:N	11	4.77
(3,7)	1:A:44:VAL:CG2	5:B:203:7Q9:N	11	4.77
(3,7)	1:A:44:VAL:CG2	5:B:204:7Q9:N	11	4.77
(3,7)	1:A:44:VAL:CG2	5:B:205:7Q9:N	11	4.77
(3,7)	1:A:44:VAL:CG2	5:B:206:7Q9:N	11	4.77
(3,7)	1:A:44:VAL:CG2	5:B:207:7Q9:N	11	4.77
(3,7)	1:A:44:VAL:CG2	6:B:208:17F:N1	11	4.77
(3,7)	1:A:44:VAL:CG2	5:B:209:7Q9:N	11	4.77
(3,7)	1:A:44:VAL:CG2	5:B:210:7Q9:N	11	4.77
(3,7)	1:A:44:VAL:CG2	5:B:211:7Q9:N	11	4.77
(3,7)	1:A:44:VAL:CG2	5:B:212:7Q9:N	11	4.77
(3,7)	1:A:44:VAL:CG2	5:B:213:7Q9:N	11	4.77

Continued on next page...

Continued from previous page...

Key	Atom-1	Atom-2	Model ID	Violation (Å)
(3,7)	1:A:44:VAL:CG2	6:B:214:17F:N1	11	4.77
(3,7)	1:A:44:VAL:CG2	6:B:215:17F:N1	11	4.77
(3,7)	1:A:44:VAL:CG2	5:B:216:7Q9:N	11	4.77
(3,7)	1:A:44:VAL:CG2	5:B:217:7Q9:N	11	4.77
(3,7)	1:A:44:VAL:CG2	5:B:218:7Q9:N	11	4.77
(3,7)	1:A:44:VAL:CG2	6:B:219:17F:N1	11	4.77
(3,7)	1:A:44:VAL:CG2	5:B:220:7Q9:N	11	4.77
(1,15)	1:A:39:SER:OG	1:A:133:LEU:CD1	2	4.77
(1,15)	1:A:39:SER:OG	1:A:133:LEU:CD2	2	4.77
(1,15)	1:A:39:SER:OG	1:B:133:LEU:C	2	4.77
(1,15)	1:A:39:SER:OG	1:B:133:LEU:CA	2	4.77
(1,15)	1:A:39:SER:OG	1:B:133:LEU:CB	2	4.77
(1,15)	1:A:39:SER:OG	1:B:133:LEU:CD1	2	4.77
(1,15)	1:A:39:SER:OG	1:B:133:LEU:CD1	2	4.77
(1,15)	1:A:39:SER:OG	1:B:133:LEU:CD2	2	4.77
(1,15)	1:A:39:SER:OG	1:B:133:LEU:CD2	2	4.77
(1,15)	1:A:39:SER:OG	1:B:133:LEU:CG	2	4.77
(1,15)	1:A:39:SER:OG	1:B:133:LEU:H	2	4.77
(1,15)	1:A:39:SER:OG	1:B:133:LEU:N	2	4.77
(1,15)	1:A:39:SER:OG	1:B:133:LEU:O	2	4.77
(1,15)	1:A:39:SER:OG	1:A:133:LEU:CD1	11	4.73
(1,15)	1:A:39:SER:OG	1:A:133:LEU:CD2	11	4.73
(1,15)	1:A:39:SER:OG	1:B:133:LEU:C	11	4.73
(1,15)	1:A:39:SER:OG	1:B:133:LEU:CA	11	4.73
(1,15)	1:A:39:SER:OG	1:B:133:LEU:CB	11	4.73
(1,15)	1:A:39:SER:OG	1:B:133:LEU:CD1	11	4.73
(1,15)	1:A:39:SER:OG	1:B:133:LEU:CD1	11	4.73
(1,15)	1:A:39:SER:OG	1:B:133:LEU:CD2	11	4.73
(1,15)	1:A:39:SER:OG	1:B:133:LEU:CD2	11	4.73
(1,15)	1:A:39:SER:OG	1:B:133:LEU:CG	11	4.73
(1,15)	1:A:39:SER:OG	1:B:133:LEU:H	11	4.73
(1,15)	1:A:39:SER:OG	1:B:133:LEU:N	11	4.73
(1,15)	1:A:39:SER:OG	1:B:133:LEU:O	11	4.73
(3,16)	1:B:142:ILE:CD1	1:B:2:THR:N	6	4.7
(3,16)	1:B:142:ILE:CD1	1:B:3:GLU:N	6	4.7
(3,16)	1:B:142:ILE:CD1	1:B:4:TYR:N	6	4.7
(3,16)	1:B:142:ILE:CD1	1:B:5:LYS:N	6	4.7
(3,16)	1:B:142:ILE:CD1	1:B:6:LEU:N	6	4.7
(3,16)	1:B:142:ILE:CD1	1:B:7:VAL:N	6	4.7
(3,16)	1:B:142:ILE:CD1	1:B:8:VAL:N	6	4.7
(3,16)	1:B:142:ILE:CD1	1:B:9:VAL:N	6	4.7
(3,16)	1:B:142:ILE:CD1	1:B:10:GLY:N	6	4.7

Continued on next page...

Continued from previous page...

Key	Atom-1	Atom-2	Model ID	Violation (Å)
(3,16)	1:B:142:ILE:CD1	1:B:11:ALA:N	6	4.7
(3,16)	1:B:142:ILE:CD1	1:B:12:ASP:N	6	4.7
(3,16)	1:B:142:ILE:CD1	1:B:13:GLY:N	6	4.7
(3,16)	1:B:142:ILE:CD1	1:B:14:VAL:N	6	4.7
(3,16)	1:B:142:ILE:CD1	1:B:15:GLY:N	6	4.7
(3,16)	1:B:142:ILE:CD1	1:B:16:LYS:N	6	4.7
(3,16)	1:B:142:ILE:CD1	1:B:17:SER:N	6	4.7
(3,16)	1:B:142:ILE:CD1	1:B:18:ALA:N	6	4.7
(3,16)	1:B:142:ILE:CD1	1:B:19:LEU:N	6	4.7
(3,16)	1:B:142:ILE:CD1	1:B:20:THR:N	6	4.7
(3,16)	1:B:142:ILE:CD1	1:B:21:ILE:N	6	4.7
(3,16)	1:B:142:ILE:CD1	1:B:22:GLN:N	6	4.7
(3,16)	1:B:142:ILE:CD1	1:B:23:LEU:N	6	4.7
(3,16)	1:B:142:ILE:CD1	1:B:24:ILE:N	6	4.7
(3,16)	1:B:142:ILE:CD1	1:B:25:GLN:N	6	4.7
(3,16)	1:B:142:ILE:CD1	1:B:26:ASN:N	6	4.7
(3,16)	1:B:142:ILE:CD1	1:B:27:HIS:N	6	4.7
(3,16)	1:B:142:ILE:CD1	1:B:28:PHE:N	6	4.7
(3,16)	1:B:142:ILE:CD1	1:B:29:VAL:N	6	4.7
(3,16)	1:B:142:ILE:CD1	1:B:30:ASP:N	6	4.7
(3,16)	1:B:142:ILE:CD1	1:B:31:GLU:N	6	4.7
(3,16)	1:B:142:ILE:CD1	1:B:32:TYR:N	6	4.7
(3,16)	1:B:142:ILE:CD1	1:B:33:ASP:N	6	4.7
(3,16)	1:B:142:ILE:CD1	1:B:34:PRO:N	6	4.7
(3,16)	1:B:142:ILE:CD1	1:B:35:THR:N	6	4.7
(3,16)	1:B:142:ILE:CD1	1:B:36:ILE:N	6	4.7
(3,16)	1:B:142:ILE:CD1	1:B:37:GLU:N	6	4.7
(3,16)	1:B:142:ILE:CD1	1:B:38:ASP:N	6	4.7
(3,16)	1:B:142:ILE:CD1	1:B:39:SER:N	6	4.7
(3,16)	1:B:142:ILE:CD1	1:B:40:TYR:N	6	4.7
(3,16)	1:B:142:ILE:CD1	1:B:41:ARG:N	6	4.7
(3,16)	1:B:142:ILE:CD1	1:B:42:LYS:N	6	4.7
(3,16)	1:B:142:ILE:CD1	1:B:43:GLN:N	6	4.7
(3,16)	1:B:142:ILE:CD1	1:B:44:VAL:N	6	4.7
(3,16)	1:B:142:ILE:CD1	1:B:45:VAL:N	6	4.7
(3,16)	1:B:142:ILE:CD1	1:B:46:ILE:N	6	4.7
(3,16)	1:B:142:ILE:CD1	1:B:47:ASP:N	6	4.7
(3,16)	1:B:142:ILE:CD1	1:B:48:GLY:N	6	4.7
(3,16)	1:B:142:ILE:CD1	1:B:49:GLU:N	6	4.7
(3,16)	1:B:142:ILE:CD1	1:B:50:THR:N	6	4.7
(3,16)	1:B:142:ILE:CD1	1:B:51:CYS:N	6	4.7
(3,16)	1:B:142:ILE:CD1	1:B:52:LEU:N	6	4.7

Continued on next page...

Continued from previous page...

Key	Atom-1	Atom-2	Model ID	Violation (Å)
(3,16)	1:B:142:ILE:CD1	1:B:53:LEU:N	6	4.7
(3,16)	1:B:142:ILE:CD1	1:B:54:ASP:N	6	4.7
(3,16)	1:B:142:ILE:CD1	1:B:55:ILE:N	6	4.7
(3,16)	1:B:142:ILE:CD1	1:B:56:LEU:N	6	4.7
(3,16)	1:B:142:ILE:CD1	1:B:57:ASP:N	6	4.7
(3,16)	1:B:142:ILE:CD1	1:B:58:THR:N	6	4.7
(3,16)	1:B:142:ILE:CD1	1:B:59:ALA:N	6	4.7
(3,16)	1:B:142:ILE:CD1	1:B:60:GLY:N	6	4.7
(3,16)	1:B:142:ILE:CD1	1:B:61:GLN:N	6	4.7
(3,16)	1:B:142:ILE:CD1	1:B:62:GLU:N	6	4.7
(3,16)	1:B:142:ILE:CD1	1:B:63:GLU:N	6	4.7
(3,16)	1:B:142:ILE:CD1	1:B:64:TYR:N	6	4.7
(3,16)	1:B:142:ILE:CD1	1:B:65:SER:N	6	4.7
(3,16)	1:B:142:ILE:CD1	1:B:66:ALA:N	6	4.7
(3,16)	1:B:142:ILE:CD1	1:B:67:MET:N	6	4.7
(3,16)	1:B:142:ILE:CD1	1:B:68:ARG:N	6	4.7
(3,16)	1:B:142:ILE:CD1	1:B:69:ASP:N	6	4.7
(3,16)	1:B:142:ILE:CD1	1:B:70:GLN:N	6	4.7
(3,16)	1:B:142:ILE:CD1	1:B:71:TYR:N	6	4.7
(3,16)	1:B:142:ILE:CD1	1:B:72:MET:N	6	4.7
(3,16)	1:B:142:ILE:CD1	1:B:73:ARG:N	6	4.7
(3,16)	1:B:142:ILE:CD1	1:B:74:THR:N	6	4.7
(3,16)	1:B:142:ILE:CD1	1:B:75:GLY:N	6	4.7
(3,16)	1:B:142:ILE:CD1	1:B:76:GLU:N	6	4.7
(3,16)	1:B:142:ILE:CD1	1:B:77:GLY:N	6	4.7
(3,16)	1:B:142:ILE:CD1	1:B:78:PHE:N	6	4.7
(3,16)	1:B:142:ILE:CD1	1:B:79:LEU:N	6	4.7
(3,16)	1:B:142:ILE:CD1	1:B:80:CYS:N	6	4.7
(3,16)	1:B:142:ILE:CD1	5:B:203:7Q9:N	6	4.7
(3,16)	1:B:142:ILE:CD1	5:B:204:7Q9:N	6	4.7
(3,16)	1:B:142:ILE:CD1	5:B:205:7Q9:N	6	4.7
(3,16)	1:B:142:ILE:CD1	5:B:206:7Q9:N	6	4.7
(3,16)	1:B:142:ILE:CD1	5:B:207:7Q9:N	6	4.7
(3,16)	1:B:142:ILE:CD1	6:B:208:17F:N1	6	4.7
(3,16)	1:B:142:ILE:CD1	5:B:209:7Q9:N	6	4.7
(3,16)	1:B:142:ILE:CD1	5:B:210:7Q9:N	6	4.7
(3,16)	1:B:142:ILE:CD1	5:B:211:7Q9:N	6	4.7
(3,16)	1:B:142:ILE:CD1	5:B:212:7Q9:N	6	4.7
(3,16)	1:B:142:ILE:CD1	5:B:213:7Q9:N	6	4.7
(3,16)	1:B:142:ILE:CD1	6:B:214:17F:N1	6	4.7
(3,16)	1:B:142:ILE:CD1	6:B:215:17F:N1	6	4.7
(3,16)	1:B:142:ILE:CD1	5:B:216:7Q9:N	6	4.7

Continued on next page...

Continued from previous page...

Key	Atom-1	Atom-2	Model ID	Violation (Å)
(3,16)	1:B:142:ILE:CD1	5:B:217:7Q9:N	6	4.7
(3,16)	1:B:142:ILE:CD1	5:B:218:7Q9:N	6	4.7
(3,16)	1:B:142:ILE:CD1	6:B:219:17F:N1	6	4.7
(3,16)	1:B:142:ILE:CD1	5:B:220:7Q9:N	6	4.7
(1,15)	1:A:39:SER:OG	1:A:133:LEU:CD1	6	4.64
(1,15)	1:A:39:SER:OG	1:A:133:LEU:CD2	6	4.64
(1,15)	1:A:39:SER:OG	1:B:133:LEU:C	6	4.64
(1,15)	1:A:39:SER:OG	1:B:133:LEU:CA	6	4.64
(1,15)	1:A:39:SER:OG	1:B:133:LEU:CB	6	4.64
(1,15)	1:A:39:SER:OG	1:B:133:LEU:CD1	6	4.64
(1,15)	1:A:39:SER:OG	1:B:133:LEU:CD1	6	4.64
(1,15)	1:A:39:SER:OG	1:B:133:LEU:CD2	6	4.64
(1,15)	1:A:39:SER:OG	1:B:133:LEU:CD2	6	4.64
(1,15)	1:A:39:SER:OG	1:B:133:LEU:CG	6	4.64
(1,15)	1:A:39:SER:OG	1:B:133:LEU:H	6	4.64
(1,15)	1:A:39:SER:OG	1:B:133:LEU:N	6	4.64
(1,15)	1:A:39:SER:OG	1:B:133:LEU:O	6	4.64
(3,5)	1:A:24:ILE:CD1	1:B:2:THR:N	2	4.63
(3,5)	1:A:24:ILE:CD1	1:B:3:GLU:N	2	4.63
(3,5)	1:A:24:ILE:CD1	1:B:4:TYR:N	2	4.63
(3,5)	1:A:24:ILE:CD1	1:B:5:LYS:N	2	4.63
(3,5)	1:A:24:ILE:CD1	1:B:6:LEU:N	2	4.63
(3,5)	1:A:24:ILE:CD1	1:B:7:VAL:N	2	4.63
(3,5)	1:A:24:ILE:CD1	1:B:8:VAL:N	2	4.63
(3,5)	1:A:24:ILE:CD1	1:B:9:VAL:N	2	4.63
(3,5)	1:A:24:ILE:CD1	1:B:10:GLY:N	2	4.63
(3,5)	1:A:24:ILE:CD1	1:B:11:ALA:N	2	4.63
(3,5)	1:A:24:ILE:CD1	1:B:12:ASP:N	2	4.63
(3,5)	1:A:24:ILE:CD1	1:B:13:GLY:N	2	4.63
(3,5)	1:A:24:ILE:CD1	1:B:14:VAL:N	2	4.63
(3,5)	1:A:24:ILE:CD1	1:B:15:GLY:N	2	4.63
(3,5)	1:A:24:ILE:CD1	1:B:16:LYS:N	2	4.63
(3,5)	1:A:24:ILE:CD1	1:B:17:SER:N	2	4.63
(3,5)	1:A:24:ILE:CD1	1:B:18:ALA:N	2	4.63
(3,5)	1:A:24:ILE:CD1	1:B:19:LEU:N	2	4.63
(3,5)	1:A:24:ILE:CD1	1:B:20:THR:N	2	4.63
(3,5)	1:A:24:ILE:CD1	1:B:21:ILE:N	2	4.63
(3,5)	1:A:24:ILE:CD1	1:B:22:GLN:N	2	4.63
(3,5)	1:A:24:ILE:CD1	1:B:23:LEU:N	2	4.63
(3,5)	1:A:24:ILE:CD1	1:B:24:ILE:N	2	4.63
(3,5)	1:A:24:ILE:CD1	1:B:25:GLN:N	2	4.63
(3,5)	1:A:24:ILE:CD1	1:B:26:ASN:N	2	4.63

Continued on next page...

Continued from previous page...

Key	Atom-1	Atom-2	Model ID	Violation (Å)
(3,5)	1:A:24:ILE:CD1	1:B:27:HIS:N	2	4.63
(3,5)	1:A:24:ILE:CD1	1:B:28:PHE:N	2	4.63
(3,5)	1:A:24:ILE:CD1	1:B:29:VAL:N	2	4.63
(3,5)	1:A:24:ILE:CD1	1:B:30:ASP:N	2	4.63
(3,5)	1:A:24:ILE:CD1	1:B:31:GLU:N	2	4.63
(3,5)	1:A:24:ILE:CD1	1:B:32:TYR:N	2	4.63
(3,5)	1:A:24:ILE:CD1	1:B:33:ASP:N	2	4.63
(3,5)	1:A:24:ILE:CD1	1:B:34:PRO:N	2	4.63
(3,5)	1:A:24:ILE:CD1	1:B:35:THR:N	2	4.63
(3,5)	1:A:24:ILE:CD1	1:B:36:ILE:N	2	4.63
(3,5)	1:A:24:ILE:CD1	1:B:37:GLU:N	2	4.63
(3,5)	1:A:24:ILE:CD1	1:B:38:ASP:N	2	4.63
(3,5)	1:A:24:ILE:CD1	1:B:39:SER:N	2	4.63
(3,5)	1:A:24:ILE:CD1	1:B:40:TYR:N	2	4.63
(3,5)	1:A:24:ILE:CD1	1:B:41:ARG:N	2	4.63
(3,5)	1:A:24:ILE:CD1	1:B:42:LYS:N	2	4.63
(3,5)	1:A:24:ILE:CD1	1:B:43:GLN:N	2	4.63
(3,5)	1:A:24:ILE:CD1	1:B:44:VAL:N	2	4.63
(3,5)	1:A:24:ILE:CD1	1:B:45:VAL:N	2	4.63
(3,5)	1:A:24:ILE:CD1	1:B:46:ILE:N	2	4.63
(3,5)	1:A:24:ILE:CD1	1:B:47:ASP:N	2	4.63
(3,5)	1:A:24:ILE:CD1	1:B:48:GLY:N	2	4.63
(3,5)	1:A:24:ILE:CD1	1:B:49:GLU:N	2	4.63
(3,5)	1:A:24:ILE:CD1	1:B:50:THR:N	2	4.63
(3,5)	1:A:24:ILE:CD1	1:B:51:CYS:N	2	4.63
(3,5)	1:A:24:ILE:CD1	1:B:52:LEU:N	2	4.63
(3,5)	1:A:24:ILE:CD1	1:B:53:LEU:N	2	4.63
(3,5)	1:A:24:ILE:CD1	1:B:54:ASP:N	2	4.63
(3,5)	1:A:24:ILE:CD1	1:B:55:ILE:N	2	4.63
(3,5)	1:A:24:ILE:CD1	1:B:56:LEU:N	2	4.63
(3,5)	1:A:24:ILE:CD1	1:B:57:ASP:N	2	4.63
(3,5)	1:A:24:ILE:CD1	1:B:58:THR:N	2	4.63
(3,5)	1:A:24:ILE:CD1	1:B:59:ALA:N	2	4.63
(3,5)	1:A:24:ILE:CD1	1:B:60:GLY:N	2	4.63
(3,5)	1:A:24:ILE:CD1	1:B:61:GLN:N	2	4.63
(3,5)	1:A:24:ILE:CD1	1:B:62:GLU:N	2	4.63
(3,5)	1:A:24:ILE:CD1	1:B:63:GLU:N	2	4.63
(3,5)	1:A:24:ILE:CD1	1:B:64:TYR:N	2	4.63
(3,5)	1:A:24:ILE:CD1	1:B:65:SER:N	2	4.63
(3,5)	1:A:24:ILE:CD1	1:B:66:ALA:N	2	4.63
(3,5)	1:A:24:ILE:CD1	1:B:67:MET:N	2	4.63
(3,5)	1:A:24:ILE:CD1	1:B:68:ARG:N	2	4.63

Continued on next page...

Continued from previous page...

Key	Atom-1	Atom-2	Model ID	Violation (Å)
(3,5)	1:A:24:ILE:CD1	1:B:69:ASP:N	2	4.63
(3,5)	1:A:24:ILE:CD1	1:B:70:GLN:N	2	4.63
(3,5)	1:A:24:ILE:CD1	1:B:71:TYR:N	2	4.63
(3,5)	1:A:24:ILE:CD1	1:B:72:MET:N	2	4.63
(3,5)	1:A:24:ILE:CD1	1:B:73:ARG:N	2	4.63
(3,5)	1:A:24:ILE:CD1	1:B:74:THR:N	2	4.63
(3,5)	1:A:24:ILE:CD1	1:B:75:GLY:N	2	4.63
(3,5)	1:A:24:ILE:CD1	1:B:76:GLU:N	2	4.63
(3,5)	1:A:24:ILE:CD1	1:B:77:GLY:N	2	4.63
(3,5)	1:A:24:ILE:CD1	1:B:78:PHE:N	2	4.63
(3,5)	1:A:24:ILE:CD1	1:B:79:LEU:N	2	4.63
(3,5)	1:A:24:ILE:CD1	1:B:80:CYS:N	2	4.63
(3,5)	1:A:24:ILE:CD1	5:B:203:7Q9:N	2	4.63
(3,5)	1:A:24:ILE:CD1	5:B:204:7Q9:N	2	4.63
(3,5)	1:A:24:ILE:CD1	5:B:205:7Q9:N	2	4.63
(3,5)	1:A:24:ILE:CD1	5:B:206:7Q9:N	2	4.63
(3,5)	1:A:24:ILE:CD1	5:B:207:7Q9:N	2	4.63
(3,5)	1:A:24:ILE:CD1	6:B:208:17F:N1	2	4.63
(3,5)	1:A:24:ILE:CD1	5:B:209:7Q9:N	2	4.63
(3,5)	1:A:24:ILE:CD1	5:B:210:7Q9:N	2	4.63
(3,5)	1:A:24:ILE:CD1	5:B:211:7Q9:N	2	4.63
(3,5)	1:A:24:ILE:CD1	5:B:212:7Q9:N	2	4.63
(3,5)	1:A:24:ILE:CD1	5:B:213:7Q9:N	2	4.63
(3,5)	1:A:24:ILE:CD1	6:B:214:17F:N1	2	4.63
(3,5)	1:A:24:ILE:CD1	6:B:215:17F:N1	2	4.63
(3,5)	1:A:24:ILE:CD1	5:B:216:7Q9:N	2	4.63
(3,5)	1:A:24:ILE:CD1	5:B:217:7Q9:N	2	4.63
(3,5)	1:A:24:ILE:CD1	5:B:218:7Q9:N	2	4.63
(3,5)	1:A:24:ILE:CD1	6:B:219:17F:N1	2	4.63
(3,5)	1:A:24:ILE:CD1	5:B:220:7Q9:N	2	4.63
(3,7)	1:A:44:VAL:CG1	1:B:2:THR:N	8	4.58
(3,7)	1:A:44:VAL:CG1	1:B:3:GLU:N	8	4.58
(3,7)	1:A:44:VAL:CG1	1:B:4:TYR:N	8	4.58
(3,7)	1:A:44:VAL:CG1	1:B:5:LYS:N	8	4.58
(3,7)	1:A:44:VAL:CG1	1:B:6:LEU:N	8	4.58
(3,7)	1:A:44:VAL:CG1	1:B:7:VAL:N	8	4.58
(3,7)	1:A:44:VAL:CG1	1:B:8:VAL:N	8	4.58
(3,7)	1:A:44:VAL:CG1	1:B:9:VAL:N	8	4.58
(3,7)	1:A:44:VAL:CG1	1:B:10:GLY:N	8	4.58
(3,7)	1:A:44:VAL:CG1	1:B:11:ALA:N	8	4.58
(3,7)	1:A:44:VAL:CG1	1:B:12:ASP:N	8	4.58
(3,7)	1:A:44:VAL:CG1	1:B:13:GLY:N	8	4.58

Continued on next page...

Continued from previous page...

Key	Atom-1	Atom-2	Model ID	Violation (Å)
(3,7)	1:A:44:VAL:CG1	1:B:14:VAL:N	8	4.58
(3,7)	1:A:44:VAL:CG1	1:B:15:GLY:N	8	4.58
(3,7)	1:A:44:VAL:CG1	1:B:16:LYS:N	8	4.58
(3,7)	1:A:44:VAL:CG1	1:B:17:SER:N	8	4.58
(3,7)	1:A:44:VAL:CG1	1:B:18:ALA:N	8	4.58
(3,7)	1:A:44:VAL:CG1	1:B:19:LEU:N	8	4.58
(3,7)	1:A:44:VAL:CG1	1:B:20:THR:N	8	4.58
(3,7)	1:A:44:VAL:CG1	1:B:21:ILE:N	8	4.58
(3,7)	1:A:44:VAL:CG1	1:B:22:GLN:N	8	4.58
(3,7)	1:A:44:VAL:CG1	1:B:23:LEU:N	8	4.58
(3,7)	1:A:44:VAL:CG1	1:B:24:ILE:N	8	4.58
(3,7)	1:A:44:VAL:CG1	1:B:25:GLN:N	8	4.58
(3,7)	1:A:44:VAL:CG1	1:B:26:ASN:N	8	4.58
(3,7)	1:A:44:VAL:CG1	1:B:27:HIS:N	8	4.58
(3,7)	1:A:44:VAL:CG1	1:B:28:PHE:N	8	4.58
(3,7)	1:A:44:VAL:CG1	1:B:29:VAL:N	8	4.58
(3,7)	1:A:44:VAL:CG1	1:B:30:ASP:N	8	4.58
(3,7)	1:A:44:VAL:CG1	1:B:31:GLU:N	8	4.58
(3,7)	1:A:44:VAL:CG1	1:B:32:TYR:N	8	4.58
(3,7)	1:A:44:VAL:CG1	1:B:33:ASP:N	8	4.58
(3,7)	1:A:44:VAL:CG1	1:B:34:PRO:N	8	4.58
(3,7)	1:A:44:VAL:CG1	1:B:35:THR:N	8	4.58
(3,7)	1:A:44:VAL:CG1	1:B:36:ILE:N	8	4.58
(3,7)	1:A:44:VAL:CG1	1:B:37:GLU:N	8	4.58
(3,7)	1:A:44:VAL:CG1	1:B:38:ASP:N	8	4.58
(3,7)	1:A:44:VAL:CG1	1:B:39:SER:N	8	4.58
(3,7)	1:A:44:VAL:CG1	1:B:40:TYR:N	8	4.58
(3,7)	1:A:44:VAL:CG1	1:B:41:ARG:N	8	4.58
(3,7)	1:A:44:VAL:CG1	1:B:42:LYS:N	8	4.58
(3,7)	1:A:44:VAL:CG1	1:B:43:GLN:N	8	4.58
(3,7)	1:A:44:VAL:CG1	1:B:44:VAL:N	8	4.58
(3,7)	1:A:44:VAL:CG1	1:B:45:VAL:N	8	4.58
(3,7)	1:A:44:VAL:CG1	1:B:46:ILE:N	8	4.58
(3,7)	1:A:44:VAL:CG1	1:B:47:ASP:N	8	4.58
(3,7)	1:A:44:VAL:CG1	1:B:48:GLY:N	8	4.58
(3,7)	1:A:44:VAL:CG1	1:B:49:GLU:N	8	4.58
(3,7)	1:A:44:VAL:CG1	1:B:50:THR:N	8	4.58
(3,7)	1:A:44:VAL:CG1	1:B:51:CYS:N	8	4.58
(3,7)	1:A:44:VAL:CG1	1:B:52:LEU:N	8	4.58
(3,7)	1:A:44:VAL:CG1	1:B:53:LEU:N	8	4.58
(3,7)	1:A:44:VAL:CG1	1:B:54:ASP:N	8	4.58
(3,7)	1:A:44:VAL:CG1	1:B:55:ILE:N	8	4.58

Continued on next page...

Continued from previous page...

Key	Atom-1	Atom-2	Model ID	Violation (Å)
(3,7)	1:A:44:VAL:CG1	1:B:56:LEU:N	8	4.58
(3,7)	1:A:44:VAL:CG1	1:B:57:ASP:N	8	4.58
(3,7)	1:A:44:VAL:CG1	1:B:58:THR:N	8	4.58
(3,7)	1:A:44:VAL:CG1	1:B:59:ALA:N	8	4.58
(3,7)	1:A:44:VAL:CG1	1:B:60:GLY:N	8	4.58
(3,7)	1:A:44:VAL:CG1	1:B:61:GLN:N	8	4.58
(3,7)	1:A:44:VAL:CG1	1:B:62:GLU:N	8	4.58
(3,7)	1:A:44:VAL:CG1	1:B:63:GLU:N	8	4.58
(3,7)	1:A:44:VAL:CG1	1:B:64:TYR:N	8	4.58
(3,7)	1:A:44:VAL:CG1	1:B:65:SER:N	8	4.58
(3,7)	1:A:44:VAL:CG1	1:B:66:ALA:N	8	4.58
(3,7)	1:A:44:VAL:CG1	1:B:67:MET:N	8	4.58
(3,7)	1:A:44:VAL:CG1	1:B:68:ARG:N	8	4.58
(3,7)	1:A:44:VAL:CG1	1:B:69:ASP:N	8	4.58
(3,7)	1:A:44:VAL:CG1	1:B:70:GLN:N	8	4.58
(3,7)	1:A:44:VAL:CG1	1:B:71:TYR:N	8	4.58
(3,7)	1:A:44:VAL:CG1	1:B:72:MET:N	8	4.58
(3,7)	1:A:44:VAL:CG1	1:B:73:ARG:N	8	4.58
(3,7)	1:A:44:VAL:CG1	1:B:74:THR:N	8	4.58
(3,7)	1:A:44:VAL:CG1	1:B:75:GLY:N	8	4.58
(3,7)	1:A:44:VAL:CG1	1:B:76:GLU:N	8	4.58
(3,7)	1:A:44:VAL:CG1	1:B:77:GLY:N	8	4.58
(3,7)	1:A:44:VAL:CG1	1:B:78:PHE:N	8	4.58
(3,7)	1:A:44:VAL:CG1	1:B:79:LEU:N	8	4.58
(3,7)	1:A:44:VAL:CG1	1:B:80:CYS:N	8	4.58
(3,7)	1:A:44:VAL:CG1	5:B:203:7Q9:N	8	4.58
(3,7)	1:A:44:VAL:CG1	5:B:204:7Q9:N	8	4.58
(3,7)	1:A:44:VAL:CG1	5:B:205:7Q9:N	8	4.58
(3,7)	1:A:44:VAL:CG1	5:B:206:7Q9:N	8	4.58
(3,7)	1:A:44:VAL:CG1	5:B:207:7Q9:N	8	4.58
(3,7)	1:A:44:VAL:CG1	6:B:208:17F:N1	8	4.58
(3,7)	1:A:44:VAL:CG1	5:B:209:7Q9:N	8	4.58
(3,7)	1:A:44:VAL:CG1	5:B:210:7Q9:N	8	4.58
(3,7)	1:A:44:VAL:CG1	5:B:211:7Q9:N	8	4.58
(3,7)	1:A:44:VAL:CG1	5:B:212:7Q9:N	8	4.58
(3,7)	1:A:44:VAL:CG1	5:B:213:7Q9:N	8	4.58
(3,7)	1:A:44:VAL:CG1	6:B:214:17F:N1	8	4.58
(3,7)	1:A:44:VAL:CG1	6:B:215:17F:N1	8	4.58
(3,7)	1:A:44:VAL:CG1	5:B:216:7Q9:N	8	4.58
(3,7)	1:A:44:VAL:CG1	5:B:217:7Q9:N	8	4.58
(3,7)	1:A:44:VAL:CG1	5:B:218:7Q9:N	8	4.58
(3,7)	1:A:44:VAL:CG1	6:B:219:17F:N1	8	4.58

Continued on next page...

Continued from previous page...

Key	Atom-1	Atom-2	Model ID	Violation (Å)
(3,7)	1:A:44:VAL:CG1	5:B:220:7Q9:N	8	4.58
(3,7)	1:A:44:VAL:CG2	1:B:2:THR:N	8	4.58
(3,7)	1:A:44:VAL:CG2	1:B:3:GLU:N	8	4.58
(3,7)	1:A:44:VAL:CG2	1:B:4:TYR:N	8	4.58
(3,7)	1:A:44:VAL:CG2	1:B:5:LYS:N	8	4.58
(3,7)	1:A:44:VAL:CG2	1:B:6:LEU:N	8	4.58
(3,7)	1:A:44:VAL:CG2	1:B:7:VAL:N	8	4.58
(3,7)	1:A:44:VAL:CG2	1:B:8:VAL:N	8	4.58
(3,7)	1:A:44:VAL:CG2	1:B:9:VAL:N	8	4.58
(3,7)	1:A:44:VAL:CG2	1:B:10:GLY:N	8	4.58
(3,7)	1:A:44:VAL:CG2	1:B:11:ALA:N	8	4.58
(3,7)	1:A:44:VAL:CG2	1:B:12:ASP:N	8	4.58
(3,7)	1:A:44:VAL:CG2	1:B:13:GLY:N	8	4.58
(3,7)	1:A:44:VAL:CG2	1:B:14:VAL:N	8	4.58
(3,7)	1:A:44:VAL:CG2	1:B:15:GLY:N	8	4.58
(3,7)	1:A:44:VAL:CG2	1:B:16:LYS:N	8	4.58
(3,7)	1:A:44:VAL:CG2	1:B:17:SER:N	8	4.58
(3,7)	1:A:44:VAL:CG2	1:B:18:ALA:N	8	4.58
(3,7)	1:A:44:VAL:CG2	1:B:19:LEU:N	8	4.58
(3,7)	1:A:44:VAL:CG2	1:B:20:THR:N	8	4.58
(3,7)	1:A:44:VAL:CG2	1:B:21:ILE:N	8	4.58
(3,7)	1:A:44:VAL:CG2	1:B:22:GLN:N	8	4.58
(3,7)	1:A:44:VAL:CG2	1:B:23:LEU:N	8	4.58
(3,7)	1:A:44:VAL:CG2	1:B:24:ILE:N	8	4.58
(3,7)	1:A:44:VAL:CG2	1:B:25:GLN:N	8	4.58
(3,7)	1:A:44:VAL:CG2	1:B:26:ASN:N	8	4.58
(3,7)	1:A:44:VAL:CG2	1:B:27:HIS:N	8	4.58
(3,7)	1:A:44:VAL:CG2	1:B:28:PHE:N	8	4.58
(3,7)	1:A:44:VAL:CG2	1:B:29:VAL:N	8	4.58
(3,7)	1:A:44:VAL:CG2	1:B:30:ASP:N	8	4.58
(3,7)	1:A:44:VAL:CG2	1:B:31:GLU:N	8	4.58
(3,7)	1:A:44:VAL:CG2	1:B:32:TYR:N	8	4.58
(3,7)	1:A:44:VAL:CG2	1:B:33:ASP:N	8	4.58
(3,7)	1:A:44:VAL:CG2	1:B:34:PRO:N	8	4.58
(3,7)	1:A:44:VAL:CG2	1:B:35:THR:N	8	4.58
(3,7)	1:A:44:VAL:CG2	1:B:36:ILE:N	8	4.58
(3,7)	1:A:44:VAL:CG2	1:B:37:GLU:N	8	4.58
(3,7)	1:A:44:VAL:CG2	1:B:38:ASP:N	8	4.58
(3,7)	1:A:44:VAL:CG2	1:B:39:SER:N	8	4.58
(3,7)	1:A:44:VAL:CG2	1:B:40:TYR:N	8	4.58
(3,7)	1:A:44:VAL:CG2	1:B:41:ARG:N	8	4.58
(3,7)	1:A:44:VAL:CG2	1:B:42:LYS:N	8	4.58

Continued on next page...

Continued from previous page...

Key	Atom-1	Atom-2	Model ID	Violation (Å)
(3,7)	1:A:44:VAL:CG2	1:B:43:GLN:N	8	4.58
(3,7)	1:A:44:VAL:CG2	1:B:44:VAL:N	8	4.58
(3,7)	1:A:44:VAL:CG2	1:B:45:VAL:N	8	4.58
(3,7)	1:A:44:VAL:CG2	1:B:46:ILE:N	8	4.58
(3,7)	1:A:44:VAL:CG2	1:B:47:ASP:N	8	4.58
(3,7)	1:A:44:VAL:CG2	1:B:48:GLY:N	8	4.58
(3,7)	1:A:44:VAL:CG2	1:B:49:GLU:N	8	4.58
(3,7)	1:A:44:VAL:CG2	1:B:50:THR:N	8	4.58
(3,7)	1:A:44:VAL:CG2	1:B:51:CYS:N	8	4.58
(3,7)	1:A:44:VAL:CG2	1:B:52:LEU:N	8	4.58
(3,7)	1:A:44:VAL:CG2	1:B:53:LEU:N	8	4.58
(3,7)	1:A:44:VAL:CG2	1:B:54:ASP:N	8	4.58
(3,7)	1:A:44:VAL:CG2	1:B:55:ILE:N	8	4.58
(3,7)	1:A:44:VAL:CG2	1:B:56:LEU:N	8	4.58
(3,7)	1:A:44:VAL:CG2	1:B:57:ASP:N	8	4.58
(3,7)	1:A:44:VAL:CG2	1:B:58:THR:N	8	4.58
(3,7)	1:A:44:VAL:CG2	1:B:59:ALA:N	8	4.58
(3,7)	1:A:44:VAL:CG2	1:B:60:GLY:N	8	4.58
(3,7)	1:A:44:VAL:CG2	1:B:61:GLN:N	8	4.58
(3,7)	1:A:44:VAL:CG2	1:B:62:GLU:N	8	4.58
(3,7)	1:A:44:VAL:CG2	1:B:63:GLU:N	8	4.58
(3,7)	1:A:44:VAL:CG2	1:B:64:TYR:N	8	4.58
(3,7)	1:A:44:VAL:CG2	1:B:65:SER:N	8	4.58
(3,7)	1:A:44:VAL:CG2	1:B:66:ALA:N	8	4.58
(3,7)	1:A:44:VAL:CG2	1:B:67:MET:N	8	4.58
(3,7)	1:A:44:VAL:CG2	1:B:68:ARG:N	8	4.58
(3,7)	1:A:44:VAL:CG2	1:B:69:ASP:N	8	4.58
(3,7)	1:A:44:VAL:CG2	1:B:70:GLN:N	8	4.58
(3,7)	1:A:44:VAL:CG2	1:B:71:TYR:N	8	4.58
(3,7)	1:A:44:VAL:CG2	1:B:72:MET:N	8	4.58
(3,7)	1:A:44:VAL:CG2	1:B:73:ARG:N	8	4.58
(3,7)	1:A:44:VAL:CG2	1:B:74:THR:N	8	4.58
(3,7)	1:A:44:VAL:CG2	1:B:75:GLY:N	8	4.58
(3,7)	1:A:44:VAL:CG2	1:B:76:GLU:N	8	4.58
(3,7)	1:A:44:VAL:CG2	1:B:77:GLY:N	8	4.58
(3,7)	1:A:44:VAL:CG2	1:B:78:PHE:N	8	4.58
(3,7)	1:A:44:VAL:CG2	1:B:79:LEU:N	8	4.58
(3,7)	1:A:44:VAL:CG2	1:B:80:CYS:N	8	4.58
(3,7)	1:A:44:VAL:CG2	5:B:203:7Q9:N	8	4.58
(3,7)	1:A:44:VAL:CG2	5:B:204:7Q9:N	8	4.58
(3,7)	1:A:44:VAL:CG2	5:B:205:7Q9:N	8	4.58
(3,7)	1:A:44:VAL:CG2	5:B:206:7Q9:N	8	4.58

Continued on next page...

Continued from previous page...

Key	Atom-1	Atom-2	Model ID	Violation (Å)
(3,7)	1:A:44:VAL:CG2	5:B:207:7Q9:N	8	4.58
(3,7)	1:A:44:VAL:CG2	6:B:208:17F:N1	8	4.58
(3,7)	1:A:44:VAL:CG2	5:B:209:7Q9:N	8	4.58
(3,7)	1:A:44:VAL:CG2	5:B:210:7Q9:N	8	4.58
(3,7)	1:A:44:VAL:CG2	5:B:211:7Q9:N	8	4.58
(3,7)	1:A:44:VAL:CG2	5:B:212:7Q9:N	8	4.58
(3,7)	1:A:44:VAL:CG2	5:B:213:7Q9:N	8	4.58
(3,7)	1:A:44:VAL:CG2	6:B:214:17F:N1	8	4.58
(3,7)	1:A:44:VAL:CG2	6:B:215:17F:N1	8	4.58
(3,7)	1:A:44:VAL:CG2	5:B:216:7Q9:N	8	4.58
(3,7)	1:A:44:VAL:CG2	5:B:217:7Q9:N	8	4.58
(3,7)	1:A:44:VAL:CG2	5:B:218:7Q9:N	8	4.58
(3,7)	1:A:44:VAL:CG2	6:B:219:17F:N1	8	4.58
(3,7)	1:A:44:VAL:CG2	5:B:220:7Q9:N	8	4.58
(1,15)	1:A:39:SER:OG	1:A:133:LEU:CD1	5	4.57
(1,15)	1:A:39:SER:OG	1:A:133:LEU:CD2	5	4.57
(1,15)	1:A:39:SER:OG	1:B:133:LEU:C	5	4.57
(1,15)	1:A:39:SER:OG	1:B:133:LEU:CA	5	4.57
(1,15)	1:A:39:SER:OG	1:B:133:LEU:CB	5	4.57
(1,15)	1:A:39:SER:OG	1:B:133:LEU:CD1	5	4.57
(1,15)	1:A:39:SER:OG	1:B:133:LEU:CD1	5	4.57
(1,15)	1:A:39:SER:OG	1:B:133:LEU:CD2	5	4.57
(1,15)	1:A:39:SER:OG	1:B:133:LEU:CD2	5	4.57
(1,15)	1:A:39:SER:OG	1:B:133:LEU:CG	5	4.57
(1,15)	1:A:39:SER:OG	1:B:133:LEU:H	5	4.57
(1,15)	1:A:39:SER:OG	1:B:133:LEU:N	5	4.57
(1,15)	1:A:39:SER:OG	1:B:133:LEU:O	5	4.57
(1,2)	1:B:118:CYS:SG	1:A:23:LEU:C	5	4.55
(1,2)	1:B:118:CYS:SG	1:A:23:LEU:CA	5	4.55
(1,2)	1:B:118:CYS:SG	1:A:23:LEU:CB	5	4.55
(1,2)	1:B:118:CYS:SG	1:A:23:LEU:CD1	5	4.55
(1,2)	1:B:118:CYS:SG	1:A:23:LEU:CD1	5	4.55
(1,2)	1:B:118:CYS:SG	1:A:23:LEU:CD2	5	4.55
(1,2)	1:B:118:CYS:SG	1:A:23:LEU:CD2	5	4.55
(1,2)	1:B:118:CYS:SG	1:A:23:LEU:CG	5	4.55
(1,2)	1:B:118:CYS:SG	1:A:23:LEU:H	5	4.55
(1,2)	1:B:118:CYS:SG	1:A:23:LEU:N	5	4.55
(1,2)	1:B:118:CYS:SG	1:A:23:LEU:O	5	4.55
(1,2)	1:B:118:CYS:SG	1:B:23:LEU:CD1	5	4.55
(1,2)	1:B:118:CYS:SG	1:B:23:LEU:CD2	5	4.55
(1,15)	1:A:39:SER:OG	1:A:133:LEU:CD1	17	4.54
(1,15)	1:A:39:SER:OG	1:A:133:LEU:CD2	17	4.54

Continued on next page...

Continued from previous page...

Key	Atom-1	Atom-2	Model ID	Violation (Å)
(1,15)	1:A:39:SER:OG	1:B:133:LEU:C	17	4.54
(1,15)	1:A:39:SER:OG	1:B:133:LEU:CA	17	4.54
(1,15)	1:A:39:SER:OG	1:B:133:LEU:CB	17	4.54
(1,15)	1:A:39:SER:OG	1:B:133:LEU:CD1	17	4.54
(1,15)	1:A:39:SER:OG	1:B:133:LEU:CD1	17	4.54
(1,15)	1:A:39:SER:OG	1:B:133:LEU:CD2	17	4.54
(1,15)	1:A:39:SER:OG	1:B:133:LEU:CD2	17	4.54
(1,15)	1:A:39:SER:OG	1:B:133:LEU:CG	17	4.54
(1,15)	1:A:39:SER:OG	1:B:133:LEU:H	17	4.54
(1,15)	1:A:39:SER:OG	1:B:133:LEU:N	17	4.54
(1,15)	1:A:39:SER:OG	1:B:133:LEU:O	17	4.54
(3,8)	1:A:45:VAL:CG1	1:B:2:THR:N	14	4.53
(3,8)	1:A:45:VAL:CG1	1:B:3:GLU:N	14	4.53
(3,8)	1:A:45:VAL:CG1	1:B:4:TYR:N	14	4.53
(3,8)	1:A:45:VAL:CG1	1:B:5:LYS:N	14	4.53
(3,8)	1:A:45:VAL:CG1	1:B:6:LEU:N	14	4.53
(3,8)	1:A:45:VAL:CG1	1:B:7:VAL:N	14	4.53
(3,8)	1:A:45:VAL:CG1	1:B:8:VAL:N	14	4.53
(3,8)	1:A:45:VAL:CG1	1:B:9:VAL:N	14	4.53
(3,8)	1:A:45:VAL:CG1	1:B:10:GLY:N	14	4.53
(3,8)	1:A:45:VAL:CG1	1:B:11:ALA:N	14	4.53
(3,8)	1:A:45:VAL:CG1	1:B:12:ASP:N	14	4.53
(3,8)	1:A:45:VAL:CG1	1:B:13:GLY:N	14	4.53
(3,8)	1:A:45:VAL:CG1	1:B:14:VAL:N	14	4.53
(3,8)	1:A:45:VAL:CG1	1:B:15:GLY:N	14	4.53
(3,8)	1:A:45:VAL:CG1	1:B:16:LYS:N	14	4.53
(3,8)	1:A:45:VAL:CG1	1:B:17:SER:N	14	4.53
(3,8)	1:A:45:VAL:CG1	1:B:18:ALA:N	14	4.53
(3,8)	1:A:45:VAL:CG1	1:B:19:LEU:N	14	4.53
(3,8)	1:A:45:VAL:CG1	1:B:20:THR:N	14	4.53
(3,8)	1:A:45:VAL:CG1	1:B:21:ILE:N	14	4.53
(3,8)	1:A:45:VAL:CG1	1:B:22:GLN:N	14	4.53
(3,8)	1:A:45:VAL:CG1	1:B:23:LEU:N	14	4.53
(3,8)	1:A:45:VAL:CG1	1:B:24:ILE:N	14	4.53
(3,8)	1:A:45:VAL:CG1	1:B:25:GLN:N	14	4.53
(3,8)	1:A:45:VAL:CG1	1:B:26:ASN:N	14	4.53
(3,8)	1:A:45:VAL:CG1	1:B:27:HIS:N	14	4.53
(3,8)	1:A:45:VAL:CG1	1:B:28:PHE:N	14	4.53
(3,8)	1:A:45:VAL:CG1	1:B:29:VAL:N	14	4.53
(3,8)	1:A:45:VAL:CG1	1:B:30:ASP:N	14	4.53
(3,8)	1:A:45:VAL:CG1	1:B:31:GLU:N	14	4.53
(3,8)	1:A:45:VAL:CG1	1:B:32:TYR:N	14	4.53

Continued on next page...

Continued from previous page...

Key	Atom-1	Atom-2	Model ID	Violation (Å)
(3,8)	1:A:45:VAL:CG1	1:B:33:ASP:N	14	4.53
(3,8)	1:A:45:VAL:CG1	1:B:34:PRO:N	14	4.53
(3,8)	1:A:45:VAL:CG1	1:B:35:THR:N	14	4.53
(3,8)	1:A:45:VAL:CG1	1:B:36:ILE:N	14	4.53
(3,8)	1:A:45:VAL:CG1	1:B:37:GLU:N	14	4.53
(3,8)	1:A:45:VAL:CG1	1:B:38:ASP:N	14	4.53
(3,8)	1:A:45:VAL:CG1	1:B:39:SER:N	14	4.53
(3,8)	1:A:45:VAL:CG1	1:B:40:TYR:N	14	4.53
(3,8)	1:A:45:VAL:CG1	1:B:41:ARG:N	14	4.53
(3,8)	1:A:45:VAL:CG1	1:B:42:LYS:N	14	4.53
(3,8)	1:A:45:VAL:CG1	1:B:43:GLN:N	14	4.53
(3,8)	1:A:45:VAL:CG1	1:B:44:VAL:N	14	4.53
(3,8)	1:A:45:VAL:CG1	1:B:45:VAL:N	14	4.53
(3,8)	1:A:45:VAL:CG1	1:B:46:ILE:N	14	4.53
(3,8)	1:A:45:VAL:CG1	1:B:47:ASP:N	14	4.53
(3,8)	1:A:45:VAL:CG1	1:B:48:GLY:N	14	4.53
(3,8)	1:A:45:VAL:CG1	1:B:49:GLU:N	14	4.53
(3,8)	1:A:45:VAL:CG1	1:B:50:THR:N	14	4.53
(3,8)	1:A:45:VAL:CG1	1:B:51:CYS:N	14	4.53
(3,8)	1:A:45:VAL:CG1	1:B:52:LEU:N	14	4.53
(3,8)	1:A:45:VAL:CG1	1:B:53:LEU:N	14	4.53
(3,8)	1:A:45:VAL:CG1	1:B:54:ASP:N	14	4.53
(3,8)	1:A:45:VAL:CG1	1:B:55:ILE:N	14	4.53
(3,8)	1:A:45:VAL:CG1	1:B:56:LEU:N	14	4.53
(3,8)	1:A:45:VAL:CG1	1:B:57:ASP:N	14	4.53
(3,8)	1:A:45:VAL:CG1	1:B:58:THR:N	14	4.53
(3,8)	1:A:45:VAL:CG1	1:B:59:ALA:N	14	4.53
(3,8)	1:A:45:VAL:CG1	1:B:60:GLY:N	14	4.53
(3,8)	1:A:45:VAL:CG1	1:B:61:GLN:N	14	4.53
(3,8)	1:A:45:VAL:CG1	1:B:62:GLU:N	14	4.53
(3,8)	1:A:45:VAL:CG1	1:B:63:GLU:N	14	4.53
(3,8)	1:A:45:VAL:CG1	1:B:64:TYR:N	14	4.53
(3,8)	1:A:45:VAL:CG1	1:B:65:SER:N	14	4.53
(3,8)	1:A:45:VAL:CG1	1:B:66:ALA:N	14	4.53
(3,8)	1:A:45:VAL:CG1	1:B:67:MET:N	14	4.53
(3,8)	1:A:45:VAL:CG1	1:B:68:ARG:N	14	4.53
(3,8)	1:A:45:VAL:CG1	1:B:69:ASP:N	14	4.53
(3,8)	1:A:45:VAL:CG1	1:B:70:GLN:N	14	4.53
(3,8)	1:A:45:VAL:CG1	1:B:71:TYR:N	14	4.53
(3,8)	1:A:45:VAL:CG1	1:B:72:MET:N	14	4.53
(3,8)	1:A:45:VAL:CG1	1:B:73:ARG:N	14	4.53
(3,8)	1:A:45:VAL:CG1	1:B:74:THR:N	14	4.53

Continued on next page...

Continued from previous page...

Key	Atom-1	Atom-2	Model ID	Violation (Å)
(3,8)	1:A:45:VAL:CG1	1:B:75:GLY:N	14	4.53
(3,8)	1:A:45:VAL:CG1	1:B:76:GLU:N	14	4.53
(3,8)	1:A:45:VAL:CG1	1:B:77:GLY:N	14	4.53
(3,8)	1:A:45:VAL:CG1	1:B:78:PHE:N	14	4.53
(3,8)	1:A:45:VAL:CG1	1:B:79:LEU:N	14	4.53
(3,8)	1:A:45:VAL:CG1	1:B:80:CYS:N	14	4.53
(3,8)	1:A:45:VAL:CG1	5:B:203:7Q9:N	14	4.53
(3,8)	1:A:45:VAL:CG1	5:B:204:7Q9:N	14	4.53
(3,8)	1:A:45:VAL:CG1	5:B:205:7Q9:N	14	4.53
(3,8)	1:A:45:VAL:CG1	5:B:206:7Q9:N	14	4.53
(3,8)	1:A:45:VAL:CG1	5:B:207:7Q9:N	14	4.53
(3,8)	1:A:45:VAL:CG1	6:B:208:17F:N1	14	4.53
(3,8)	1:A:45:VAL:CG1	5:B:209:7Q9:N	14	4.53
(3,8)	1:A:45:VAL:CG1	5:B:210:7Q9:N	14	4.53
(3,8)	1:A:45:VAL:CG1	5:B:211:7Q9:N	14	4.53
(3,8)	1:A:45:VAL:CG1	5:B:212:7Q9:N	14	4.53
(3,8)	1:A:45:VAL:CG1	5:B:213:7Q9:N	14	4.53
(3,8)	1:A:45:VAL:CG1	6:B:214:17F:N1	14	4.53
(3,8)	1:A:45:VAL:CG1	6:B:215:17F:N1	14	4.53
(3,8)	1:A:45:VAL:CG1	5:B:216:7Q9:N	14	4.53
(3,8)	1:A:45:VAL:CG1	5:B:217:7Q9:N	14	4.53
(3,8)	1:A:45:VAL:CG1	5:B:218:7Q9:N	14	4.53
(3,8)	1:A:45:VAL:CG1	6:B:219:17F:N1	14	4.53
(3,8)	1:A:45:VAL:CG1	5:B:220:7Q9:N	14	4.53
(3,8)	1:A:45:VAL:CG2	1:B:2:THR:N	14	4.53
(3,8)	1:A:45:VAL:CG2	1:B:3:GLU:N	14	4.53
(3,8)	1:A:45:VAL:CG2	1:B:4:TYR:N	14	4.53
(3,8)	1:A:45:VAL:CG2	1:B:5:LYS:N	14	4.53
(3,8)	1:A:45:VAL:CG2	1:B:6:LEU:N	14	4.53
(3,8)	1:A:45:VAL:CG2	1:B:7:VAL:N	14	4.53
(3,8)	1:A:45:VAL:CG2	1:B:8:VAL:N	14	4.53
(3,8)	1:A:45:VAL:CG2	1:B:9:VAL:N	14	4.53
(3,8)	1:A:45:VAL:CG2	1:B:10:GLY:N	14	4.53
(3,8)	1:A:45:VAL:CG2	1:B:11:ALA:N	14	4.53
(3,8)	1:A:45:VAL:CG2	1:B:12:ASP:N	14	4.53
(3,8)	1:A:45:VAL:CG2	1:B:13:GLY:N	14	4.53
(3,8)	1:A:45:VAL:CG2	1:B:14:VAL:N	14	4.53
(3,8)	1:A:45:VAL:CG2	1:B:15:GLY:N	14	4.53
(3,8)	1:A:45:VAL:CG2	1:B:16:LYS:N	14	4.53
(3,8)	1:A:45:VAL:CG2	1:B:17:SER:N	14	4.53
(3,8)	1:A:45:VAL:CG2	1:B:18:ALA:N	14	4.53
(3,8)	1:A:45:VAL:CG2	1:B:19:LEU:N	14	4.53

Continued on next page...

Continued from previous page...

Key	Atom-1	Atom-2	Model ID	Violation (Å)
(3,8)	1:A:45:VAL:CG2	1:B:20:THR:N	14	4.53
(3,8)	1:A:45:VAL:CG2	1:B:21:ILE:N	14	4.53
(3,8)	1:A:45:VAL:CG2	1:B:22:GLN:N	14	4.53
(3,8)	1:A:45:VAL:CG2	1:B:23:LEU:N	14	4.53
(3,8)	1:A:45:VAL:CG2	1:B:24:ILE:N	14	4.53
(3,8)	1:A:45:VAL:CG2	1:B:25:GLN:N	14	4.53
(3,8)	1:A:45:VAL:CG2	1:B:26:ASN:N	14	4.53
(3,8)	1:A:45:VAL:CG2	1:B:27:HIS:N	14	4.53
(3,8)	1:A:45:VAL:CG2	1:B:28:PHE:N	14	4.53
(3,8)	1:A:45:VAL:CG2	1:B:29:VAL:N	14	4.53
(3,8)	1:A:45:VAL:CG2	1:B:30:ASP:N	14	4.53
(3,8)	1:A:45:VAL:CG2	1:B:31:GLU:N	14	4.53
(3,8)	1:A:45:VAL:CG2	1:B:32:TYR:N	14	4.53
(3,8)	1:A:45:VAL:CG2	1:B:33:ASP:N	14	4.53
(3,8)	1:A:45:VAL:CG2	1:B:34:PRO:N	14	4.53
(3,8)	1:A:45:VAL:CG2	1:B:35:THR:N	14	4.53
(3,8)	1:A:45:VAL:CG2	1:B:36:ILE:N	14	4.53
(3,8)	1:A:45:VAL:CG2	1:B:37:GLU:N	14	4.53
(3,8)	1:A:45:VAL:CG2	1:B:38:ASP:N	14	4.53
(3,8)	1:A:45:VAL:CG2	1:B:39:SER:N	14	4.53
(3,8)	1:A:45:VAL:CG2	1:B:40:TYR:N	14	4.53
(3,8)	1:A:45:VAL:CG2	1:B:41:ARG:N	14	4.53
(3,8)	1:A:45:VAL:CG2	1:B:42:LYS:N	14	4.53
(3,8)	1:A:45:VAL:CG2	1:B:43:GLN:N	14	4.53
(3,8)	1:A:45:VAL:CG2	1:B:44:VAL:N	14	4.53
(3,8)	1:A:45:VAL:CG2	1:B:45:VAL:N	14	4.53
(3,8)	1:A:45:VAL:CG2	1:B:46:ILE:N	14	4.53
(3,8)	1:A:45:VAL:CG2	1:B:47:ASP:N	14	4.53
(3,8)	1:A:45:VAL:CG2	1:B:48:GLY:N	14	4.53
(3,8)	1:A:45:VAL:CG2	1:B:49:GLU:N	14	4.53
(3,8)	1:A:45:VAL:CG2	1:B:50:THR:N	14	4.53
(3,8)	1:A:45:VAL:CG2	1:B:51:CYS:N	14	4.53
(3,8)	1:A:45:VAL:CG2	1:B:52:LEU:N	14	4.53
(3,8)	1:A:45:VAL:CG2	1:B:53:LEU:N	14	4.53
(3,8)	1:A:45:VAL:CG2	1:B:54:ASP:N	14	4.53
(3,8)	1:A:45:VAL:CG2	1:B:55:ILE:N	14	4.53
(3,8)	1:A:45:VAL:CG2	1:B:56:LEU:N	14	4.53
(3,8)	1:A:45:VAL:CG2	1:B:57:ASP:N	14	4.53
(3,8)	1:A:45:VAL:CG2	1:B:58:THR:N	14	4.53
(3,8)	1:A:45:VAL:CG2	1:B:59:ALA:N	14	4.53
(3,8)	1:A:45:VAL:CG2	1:B:60:GLY:N	14	4.53
(3,8)	1:A:45:VAL:CG2	1:B:61:GLN:N	14	4.53

Continued on next page...

Continued from previous page...

Key	Atom-1	Atom-2	Model ID	Violation (Å)
(3,8)	1:A:45:VAL:CG2	1:B:62:GLU:N	14	4.53
(3,8)	1:A:45:VAL:CG2	1:B:63:GLU:N	14	4.53
(3,8)	1:A:45:VAL:CG2	1:B:64:TYR:N	14	4.53
(3,8)	1:A:45:VAL:CG2	1:B:65:SER:N	14	4.53
(3,8)	1:A:45:VAL:CG2	1:B:66:ALA:N	14	4.53
(3,8)	1:A:45:VAL:CG2	1:B:67:MET:N	14	4.53
(3,8)	1:A:45:VAL:CG2	1:B:68:ARG:N	14	4.53
(3,8)	1:A:45:VAL:CG2	1:B:69:ASP:N	14	4.53
(3,8)	1:A:45:VAL:CG2	1:B:70:GLN:N	14	4.53
(3,8)	1:A:45:VAL:CG2	1:B:71:TYR:N	14	4.53
(3,8)	1:A:45:VAL:CG2	1:B:72:MET:N	14	4.53
(3,8)	1:A:45:VAL:CG2	1:B:73:ARG:N	14	4.53
(3,8)	1:A:45:VAL:CG2	1:B:74:THR:N	14	4.53
(3,8)	1:A:45:VAL:CG2	1:B:75:GLY:N	14	4.53
(3,8)	1:A:45:VAL:CG2	1:B:76:GLU:N	14	4.53
(3,8)	1:A:45:VAL:CG2	1:B:77:GLY:N	14	4.53
(3,8)	1:A:45:VAL:CG2	1:B:78:PHE:N	14	4.53
(3,8)	1:A:45:VAL:CG2	1:B:79:LEU:N	14	4.53
(3,8)	1:A:45:VAL:CG2	1:B:80:CYS:N	14	4.53
(3,8)	1:A:45:VAL:CG2	5:B:203:7Q9:N	14	4.53
(3,8)	1:A:45:VAL:CG2	5:B:204:7Q9:N	14	4.53
(3,8)	1:A:45:VAL:CG2	5:B:205:7Q9:N	14	4.53
(3,8)	1:A:45:VAL:CG2	5:B:206:7Q9:N	14	4.53
(3,8)	1:A:45:VAL:CG2	5:B:207:7Q9:N	14	4.53
(3,8)	1:A:45:VAL:CG2	6:B:208:17F:N1	14	4.53
(3,8)	1:A:45:VAL:CG2	5:B:209:7Q9:N	14	4.53
(3,8)	1:A:45:VAL:CG2	5:B:210:7Q9:N	14	4.53
(3,8)	1:A:45:VAL:CG2	5:B:211:7Q9:N	14	4.53
(3,8)	1:A:45:VAL:CG2	5:B:212:7Q9:N	14	4.53
(3,8)	1:A:45:VAL:CG2	5:B:213:7Q9:N	14	4.53
(3,8)	1:A:45:VAL:CG2	6:B:214:17F:N1	14	4.53
(3,8)	1:A:45:VAL:CG2	6:B:215:17F:N1	14	4.53
(3,8)	1:A:45:VAL:CG2	5:B:216:7Q9:N	14	4.53
(3,8)	1:A:45:VAL:CG2	5:B:217:7Q9:N	14	4.53
(3,8)	1:A:45:VAL:CG2	5:B:218:7Q9:N	14	4.53
(3,8)	1:A:45:VAL:CG2	6:B:219:17F:N1	14	4.53
(3,8)	1:A:45:VAL:CG2	5:B:220:7Q9:N	14	4.53
(3,3)	1:A:21:ILE:CD1	1:B:2:THR:N	1	4.48
(3,3)	1:A:21:ILE:CD1	1:B:3:GLU:N	1	4.48
(3,3)	1:A:21:ILE:CD1	1:B:4:TYR:N	1	4.48
(3,3)	1:A:21:ILE:CD1	1:B:5:LYS:N	1	4.48
(3,3)	1:A:21:ILE:CD1	1:B:6:LEU:N	1	4.48

Continued on next page...

Continued from previous page...

Key	Atom-1	Atom-2	Model ID	Violation (Å)
(3,3)	1:A:21:ILE:CD1	1:B:7:VAL:N	1	4.48
(3,3)	1:A:21:ILE:CD1	1:B:8:VAL:N	1	4.48
(3,3)	1:A:21:ILE:CD1	1:B:9:VAL:N	1	4.48
(3,3)	1:A:21:ILE:CD1	1:B:10:GLY:N	1	4.48
(3,3)	1:A:21:ILE:CD1	1:B:11:ALA:N	1	4.48
(3,3)	1:A:21:ILE:CD1	1:B:12:ASP:N	1	4.48
(3,3)	1:A:21:ILE:CD1	1:B:13:GLY:N	1	4.48
(3,3)	1:A:21:ILE:CD1	1:B:14:VAL:N	1	4.48
(3,3)	1:A:21:ILE:CD1	1:B:15:GLY:N	1	4.48
(3,3)	1:A:21:ILE:CD1	1:B:16:LYS:N	1	4.48
(3,3)	1:A:21:ILE:CD1	1:B:17:SER:N	1	4.48
(3,3)	1:A:21:ILE:CD1	1:B:18:ALA:N	1	4.48
(3,3)	1:A:21:ILE:CD1	1:B:19:LEU:N	1	4.48
(3,3)	1:A:21:ILE:CD1	1:B:20:THR:N	1	4.48
(3,3)	1:A:21:ILE:CD1	1:B:21:ILE:N	1	4.48
(3,3)	1:A:21:ILE:CD1	1:B:22:GLN:N	1	4.48
(3,3)	1:A:21:ILE:CD1	1:B:23:LEU:N	1	4.48
(3,3)	1:A:21:ILE:CD1	1:B:24:ILE:N	1	4.48
(3,3)	1:A:21:ILE:CD1	1:B:25:GLN:N	1	4.48
(3,3)	1:A:21:ILE:CD1	1:B:26:ASN:N	1	4.48
(3,3)	1:A:21:ILE:CD1	1:B:27:HIS:N	1	4.48
(3,3)	1:A:21:ILE:CD1	1:B:28:PHE:N	1	4.48
(3,3)	1:A:21:ILE:CD1	1:B:29:VAL:N	1	4.48
(3,3)	1:A:21:ILE:CD1	1:B:30:ASP:N	1	4.48
(3,3)	1:A:21:ILE:CD1	1:B:31:GLU:N	1	4.48
(3,3)	1:A:21:ILE:CD1	1:B:32:TYR:N	1	4.48
(3,3)	1:A:21:ILE:CD1	1:B:33:ASP:N	1	4.48
(3,3)	1:A:21:ILE:CD1	1:B:34:PRO:N	1	4.48
(3,3)	1:A:21:ILE:CD1	1:B:35:THR:N	1	4.48
(3,3)	1:A:21:ILE:CD1	1:B:36:ILE:N	1	4.48
(3,3)	1:A:21:ILE:CD1	1:B:37:GLU:N	1	4.48
(3,3)	1:A:21:ILE:CD1	1:B:38:ASP:N	1	4.48
(3,3)	1:A:21:ILE:CD1	1:B:39:SER:N	1	4.48
(3,3)	1:A:21:ILE:CD1	1:B:40:TYR:N	1	4.48
(3,3)	1:A:21:ILE:CD1	1:B:41:ARG:N	1	4.48
(3,3)	1:A:21:ILE:CD1	1:B:42:LYS:N	1	4.48
(3,3)	1:A:21:ILE:CD1	1:B:43:GLN:N	1	4.48
(3,3)	1:A:21:ILE:CD1	1:B:44:VAL:N	1	4.48
(3,3)	1:A:21:ILE:CD1	1:B:45:VAL:N	1	4.48
(3,3)	1:A:21:ILE:CD1	1:B:46:ILE:N	1	4.48
(3,3)	1:A:21:ILE:CD1	1:B:47:ASP:N	1	4.48
(3,3)	1:A:21:ILE:CD1	1:B:48:GLY:N	1	4.48

Continued on next page...

Continued from previous page...

Key	Atom-1	Atom-2	Model ID	Violation (Å)
(3,3)	1:A:21:ILE:CD1	1:B:49:GLU:N	1	4.48
(3,3)	1:A:21:ILE:CD1	1:B:50:THR:N	1	4.48
(3,3)	1:A:21:ILE:CD1	1:B:51:CYS:N	1	4.48
(3,3)	1:A:21:ILE:CD1	1:B:52:LEU:N	1	4.48
(3,3)	1:A:21:ILE:CD1	1:B:53:LEU:N	1	4.48
(3,3)	1:A:21:ILE:CD1	1:B:54:ASP:N	1	4.48
(3,3)	1:A:21:ILE:CD1	1:B:55:ILE:N	1	4.48
(3,3)	1:A:21:ILE:CD1	1:B:56:LEU:N	1	4.48
(3,3)	1:A:21:ILE:CD1	1:B:57:ASP:N	1	4.48
(3,3)	1:A:21:ILE:CD1	1:B:58:THR:N	1	4.48
(3,3)	1:A:21:ILE:CD1	1:B:59:ALA:N	1	4.48
(3,3)	1:A:21:ILE:CD1	1:B:60:GLY:N	1	4.48
(3,3)	1:A:21:ILE:CD1	1:B:61:GLN:N	1	4.48
(3,3)	1:A:21:ILE:CD1	1:B:62:GLU:N	1	4.48
(3,3)	1:A:21:ILE:CD1	1:B:63:GLU:N	1	4.48
(3,3)	1:A:21:ILE:CD1	1:B:64:TYR:N	1	4.48
(3,3)	1:A:21:ILE:CD1	1:B:65:SER:N	1	4.48
(3,3)	1:A:21:ILE:CD1	1:B:66:ALA:N	1	4.48
(3,3)	1:A:21:ILE:CD1	1:B:67:MET:N	1	4.48
(3,3)	1:A:21:ILE:CD1	1:B:68:ARG:N	1	4.48
(3,3)	1:A:21:ILE:CD1	1:B:69:ASP:N	1	4.48
(3,3)	1:A:21:ILE:CD1	1:B:70:GLN:N	1	4.48
(3,3)	1:A:21:ILE:CD1	1:B:71:TYR:N	1	4.48
(3,3)	1:A:21:ILE:CD1	1:B:72:MET:N	1	4.48
(3,3)	1:A:21:ILE:CD1	1:B:73:ARG:N	1	4.48
(3,3)	1:A:21:ILE:CD1	1:B:74:THR:N	1	4.48
(3,3)	1:A:21:ILE:CD1	1:B:75:GLY:N	1	4.48
(3,3)	1:A:21:ILE:CD1	1:B:76:GLU:N	1	4.48
(3,3)	1:A:21:ILE:CD1	1:B:77:GLY:N	1	4.48
(3,3)	1:A:21:ILE:CD1	1:B:78:PHE:N	1	4.48
(3,3)	1:A:21:ILE:CD1	1:B:79:LEU:N	1	4.48
(3,3)	1:A:21:ILE:CD1	1:B:80:CYS:N	1	4.48
(3,3)	1:A:21:ILE:CD1	5:B:203:7Q9:N	1	4.48
(3,3)	1:A:21:ILE:CD1	5:B:204:7Q9:N	1	4.48
(3,3)	1:A:21:ILE:CD1	5:B:205:7Q9:N	1	4.48
(3,3)	1:A:21:ILE:CD1	5:B:206:7Q9:N	1	4.48
(3,3)	1:A:21:ILE:CD1	5:B:207:7Q9:N	1	4.48
(3,3)	1:A:21:ILE:CD1	6:B:208:17F:N1	1	4.48
(3,3)	1:A:21:ILE:CD1	5:B:209:7Q9:N	1	4.48
(3,3)	1:A:21:ILE:CD1	5:B:210:7Q9:N	1	4.48
(3,3)	1:A:21:ILE:CD1	5:B:211:7Q9:N	1	4.48
(3,3)	1:A:21:ILE:CD1	5:B:212:7Q9:N	1	4.48

Continued on next page...

Continued from previous page...

Key	Atom-1	Atom-2	Model ID	Violation (Å)
(3,3)	1:A:21:ILE:CD1	5:B:213:7Q9:N	1	4.48
(3,3)	1:A:21:ILE:CD1	6:B:214:17F:N1	1	4.48
(3,3)	1:A:21:ILE:CD1	6:B:215:17F:N1	1	4.48
(3,3)	1:A:21:ILE:CD1	5:B:216:7Q9:N	1	4.48
(3,3)	1:A:21:ILE:CD1	5:B:217:7Q9:N	1	4.48
(3,3)	1:A:21:ILE:CD1	5:B:218:7Q9:N	1	4.48
(3,3)	1:A:21:ILE:CD1	6:B:219:17F:N1	1	4.48
(3,3)	1:A:21:ILE:CD1	5:B:220:7Q9:N	1	4.48
(3,8)	1:A:45:VAL:CG1	1:B:2:THR:N	8	4.41
(3,8)	1:A:45:VAL:CG1	1:B:3:GLU:N	8	4.41
(3,8)	1:A:45:VAL:CG1	1:B:4:TYR:N	8	4.41
(3,8)	1:A:45:VAL:CG1	1:B:5:LYS:N	8	4.41
(3,8)	1:A:45:VAL:CG1	1:B:6:LEU:N	8	4.41
(3,8)	1:A:45:VAL:CG1	1:B:7:VAL:N	8	4.41
(3,8)	1:A:45:VAL:CG1	1:B:8:VAL:N	8	4.41
(3,8)	1:A:45:VAL:CG1	1:B:9:VAL:N	8	4.41
(3,8)	1:A:45:VAL:CG1	1:B:10:GLY:N	8	4.41
(3,8)	1:A:45:VAL:CG1	1:B:11:ALA:N	8	4.41
(3,8)	1:A:45:VAL:CG1	1:B:12:ASP:N	8	4.41
(3,8)	1:A:45:VAL:CG1	1:B:13:GLY:N	8	4.41
(3,8)	1:A:45:VAL:CG1	1:B:14:VAL:N	8	4.41
(3,8)	1:A:45:VAL:CG1	1:B:15:GLY:N	8	4.41
(3,8)	1:A:45:VAL:CG1	1:B:16:LYS:N	8	4.41
(3,8)	1:A:45:VAL:CG1	1:B:17:SER:N	8	4.41
(3,8)	1:A:45:VAL:CG1	1:B:18:ALA:N	8	4.41
(3,8)	1:A:45:VAL:CG1	1:B:19:LEU:N	8	4.41
(3,8)	1:A:45:VAL:CG1	1:B:20:THR:N	8	4.41
(3,8)	1:A:45:VAL:CG1	1:B:21:ILE:N	8	4.41
(3,8)	1:A:45:VAL:CG1	1:B:22:GLN:N	8	4.41
(3,8)	1:A:45:VAL:CG1	1:B:23:LEU:N	8	4.41
(3,8)	1:A:45:VAL:CG1	1:B:24:ILE:N	8	4.41
(3,8)	1:A:45:VAL:CG1	1:B:25:GLN:N	8	4.41
(3,8)	1:A:45:VAL:CG1	1:B:26:ASN:N	8	4.41
(3,8)	1:A:45:VAL:CG1	1:B:27:HIS:N	8	4.41
(3,8)	1:A:45:VAL:CG1	1:B:28:PHE:N	8	4.41
(3,8)	1:A:45:VAL:CG1	1:B:29:VAL:N	8	4.41
(3,8)	1:A:45:VAL:CG1	1:B:30:ASP:N	8	4.41
(3,8)	1:A:45:VAL:CG1	1:B:31:GLU:N	8	4.41
(3,8)	1:A:45:VAL:CG1	1:B:32:TYR:N	8	4.41
(3,8)	1:A:45:VAL:CG1	1:B:33:ASP:N	8	4.41
(3,8)	1:A:45:VAL:CG1	1:B:34:PRO:N	8	4.41
(3,8)	1:A:45:VAL:CG1	1:B:35:THR:N	8	4.41

Continued on next page...

Continued from previous page...

Key	Atom-1	Atom-2	Model ID	Violation (Å)
(3,8)	1:A:45:VAL:CG1	1:B:36:ILE:N	8	4.41
(3,8)	1:A:45:VAL:CG1	1:B:37:GLU:N	8	4.41
(3,8)	1:A:45:VAL:CG1	1:B:38:ASP:N	8	4.41
(3,8)	1:A:45:VAL:CG1	1:B:39:SER:N	8	4.41
(3,8)	1:A:45:VAL:CG1	1:B:40:TYR:N	8	4.41
(3,8)	1:A:45:VAL:CG1	1:B:41:ARG:N	8	4.41
(3,8)	1:A:45:VAL:CG1	1:B:42:LYS:N	8	4.41
(3,8)	1:A:45:VAL:CG1	1:B:43:GLN:N	8	4.41
(3,8)	1:A:45:VAL:CG1	1:B:44:VAL:N	8	4.41
(3,8)	1:A:45:VAL:CG1	1:B:45:VAL:N	8	4.41
(3,8)	1:A:45:VAL:CG1	1:B:46:ILE:N	8	4.41
(3,8)	1:A:45:VAL:CG1	1:B:47:ASP:N	8	4.41
(3,8)	1:A:45:VAL:CG1	1:B:48:GLY:N	8	4.41
(3,8)	1:A:45:VAL:CG1	1:B:49:GLU:N	8	4.41
(3,8)	1:A:45:VAL:CG1	1:B:50:THR:N	8	4.41
(3,8)	1:A:45:VAL:CG1	1:B:51:CYS:N	8	4.41
(3,8)	1:A:45:VAL:CG1	1:B:52:LEU:N	8	4.41
(3,8)	1:A:45:VAL:CG1	1:B:53:LEU:N	8	4.41
(3,8)	1:A:45:VAL:CG1	1:B:54:ASP:N	8	4.41
(3,8)	1:A:45:VAL:CG1	1:B:55:ILE:N	8	4.41
(3,8)	1:A:45:VAL:CG1	1:B:56:LEU:N	8	4.41
(3,8)	1:A:45:VAL:CG1	1:B:57:ASP:N	8	4.41
(3,8)	1:A:45:VAL:CG1	1:B:58:THR:N	8	4.41
(3,8)	1:A:45:VAL:CG1	1:B:59:ALA:N	8	4.41
(3,8)	1:A:45:VAL:CG1	1:B:60:GLY:N	8	4.41
(3,8)	1:A:45:VAL:CG1	1:B:61:GLN:N	8	4.41
(3,8)	1:A:45:VAL:CG1	1:B:62:GLU:N	8	4.41
(3,8)	1:A:45:VAL:CG1	1:B:63:GLU:N	8	4.41
(3,8)	1:A:45:VAL:CG1	1:B:64:TYR:N	8	4.41
(3,8)	1:A:45:VAL:CG1	1:B:65:SER:N	8	4.41
(3,8)	1:A:45:VAL:CG1	1:B:66:ALA:N	8	4.41
(3,8)	1:A:45:VAL:CG1	1:B:67:MET:N	8	4.41
(3,8)	1:A:45:VAL:CG1	1:B:68:ARG:N	8	4.41
(3,8)	1:A:45:VAL:CG1	1:B:69:ASP:N	8	4.41
(3,8)	1:A:45:VAL:CG1	1:B:70:GLN:N	8	4.41
(3,8)	1:A:45:VAL:CG1	1:B:71:TYR:N	8	4.41
(3,8)	1:A:45:VAL:CG1	1:B:72:MET:N	8	4.41
(3,8)	1:A:45:VAL:CG1	1:B:73:ARG:N	8	4.41
(3,8)	1:A:45:VAL:CG1	1:B:74:THR:N	8	4.41
(3,8)	1:A:45:VAL:CG1	1:B:75:GLY:N	8	4.41
(3,8)	1:A:45:VAL:CG1	1:B:76:GLU:N	8	4.41
(3,8)	1:A:45:VAL:CG1	1:B:77:GLY:N	8	4.41

Continued on next page...

Continued from previous page...

Key	Atom-1	Atom-2	Model ID	Violation (Å)
(3,8)	1:A:45:VAL:CG1	1:B:78:PHE:N	8	4.41
(3,8)	1:A:45:VAL:CG1	1:B:79:LEU:N	8	4.41
(3,8)	1:A:45:VAL:CG1	1:B:80:CYS:N	8	4.41
(3,8)	1:A:45:VAL:CG1	5:B:203:7Q9:N	8	4.41
(3,8)	1:A:45:VAL:CG1	5:B:204:7Q9:N	8	4.41
(3,8)	1:A:45:VAL:CG1	5:B:205:7Q9:N	8	4.41
(3,8)	1:A:45:VAL:CG1	5:B:206:7Q9:N	8	4.41
(3,8)	1:A:45:VAL:CG1	5:B:207:7Q9:N	8	4.41
(3,8)	1:A:45:VAL:CG1	6:B:208:17F:N1	8	4.41
(3,8)	1:A:45:VAL:CG1	5:B:209:7Q9:N	8	4.41
(3,8)	1:A:45:VAL:CG1	5:B:210:7Q9:N	8	4.41
(3,8)	1:A:45:VAL:CG1	5:B:211:7Q9:N	8	4.41
(3,8)	1:A:45:VAL:CG1	5:B:212:7Q9:N	8	4.41
(3,8)	1:A:45:VAL:CG1	5:B:213:7Q9:N	8	4.41
(3,8)	1:A:45:VAL:CG1	6:B:214:17F:N1	8	4.41
(3,8)	1:A:45:VAL:CG1	6:B:215:17F:N1	8	4.41
(3,8)	1:A:45:VAL:CG1	5:B:216:7Q9:N	8	4.41
(3,8)	1:A:45:VAL:CG1	5:B:217:7Q9:N	8	4.41
(3,8)	1:A:45:VAL:CG1	5:B:218:7Q9:N	8	4.41
(3,8)	1:A:45:VAL:CG1	6:B:219:17F:N1	8	4.41
(3,8)	1:A:45:VAL:CG1	5:B:220:7Q9:N	8	4.41
(3,8)	1:A:45:VAL:CG2	1:B:2:THR:N	8	4.41
(3,8)	1:A:45:VAL:CG2	1:B:3:GLU:N	8	4.41
(3,8)	1:A:45:VAL:CG2	1:B:4:TYR:N	8	4.41
(3,8)	1:A:45:VAL:CG2	1:B:5:LYS:N	8	4.41
(3,8)	1:A:45:VAL:CG2	1:B:6:LEU:N	8	4.41
(3,8)	1:A:45:VAL:CG2	1:B:7:VAL:N	8	4.41
(3,8)	1:A:45:VAL:CG2	1:B:8:VAL:N	8	4.41
(3,8)	1:A:45:VAL:CG2	1:B:9:VAL:N	8	4.41
(3,8)	1:A:45:VAL:CG2	1:B:10:GLY:N	8	4.41
(3,8)	1:A:45:VAL:CG2	1:B:11:ALA:N	8	4.41
(3,8)	1:A:45:VAL:CG2	1:B:12:ASP:N	8	4.41
(3,8)	1:A:45:VAL:CG2	1:B:13:GLY:N	8	4.41
(3,8)	1:A:45:VAL:CG2	1:B:14:VAL:N	8	4.41
(3,8)	1:A:45:VAL:CG2	1:B:15:GLY:N	8	4.41
(3,8)	1:A:45:VAL:CG2	1:B:16:LYS:N	8	4.41
(3,8)	1:A:45:VAL:CG2	1:B:17:SER:N	8	4.41
(3,8)	1:A:45:VAL:CG2	1:B:18:ALA:N	8	4.41
(3,8)	1:A:45:VAL:CG2	1:B:19:LEU:N	8	4.41
(3,8)	1:A:45:VAL:CG2	1:B:20:THR:N	8	4.41
(3,8)	1:A:45:VAL:CG2	1:B:21:ILE:N	8	4.41
(3,8)	1:A:45:VAL:CG2	1:B:22:GLN:N	8	4.41

Continued on next page...

Continued from previous page...

Key	Atom-1	Atom-2	Model ID	Violation (Å)
(3,8)	1:A:45:VAL:CG2	1:B:23:LEU:N	8	4.41
(3,8)	1:A:45:VAL:CG2	1:B:24:ILE:N	8	4.41
(3,8)	1:A:45:VAL:CG2	1:B:25:GLN:N	8	4.41
(3,8)	1:A:45:VAL:CG2	1:B:26:ASN:N	8	4.41
(3,8)	1:A:45:VAL:CG2	1:B:27:HIS:N	8	4.41
(3,8)	1:A:45:VAL:CG2	1:B:28:PHE:N	8	4.41
(3,8)	1:A:45:VAL:CG2	1:B:29:VAL:N	8	4.41
(3,8)	1:A:45:VAL:CG2	1:B:30:ASP:N	8	4.41
(3,8)	1:A:45:VAL:CG2	1:B:31:GLU:N	8	4.41
(3,8)	1:A:45:VAL:CG2	1:B:32:TYR:N	8	4.41
(3,8)	1:A:45:VAL:CG2	1:B:33:ASP:N	8	4.41
(3,8)	1:A:45:VAL:CG2	1:B:34:PRO:N	8	4.41
(3,8)	1:A:45:VAL:CG2	1:B:35:THR:N	8	4.41
(3,8)	1:A:45:VAL:CG2	1:B:36:ILE:N	8	4.41
(3,8)	1:A:45:VAL:CG2	1:B:37:GLU:N	8	4.41
(3,8)	1:A:45:VAL:CG2	1:B:38:ASP:N	8	4.41
(3,8)	1:A:45:VAL:CG2	1:B:39:SER:N	8	4.41
(3,8)	1:A:45:VAL:CG2	1:B:40:TYR:N	8	4.41
(3,8)	1:A:45:VAL:CG2	1:B:41:ARG:N	8	4.41
(3,8)	1:A:45:VAL:CG2	1:B:42:LYS:N	8	4.41
(3,8)	1:A:45:VAL:CG2	1:B:43:GLN:N	8	4.41
(3,8)	1:A:45:VAL:CG2	1:B:44:VAL:N	8	4.41
(3,8)	1:A:45:VAL:CG2	1:B:45:VAL:N	8	4.41
(3,8)	1:A:45:VAL:CG2	1:B:46:ILE:N	8	4.41
(3,8)	1:A:45:VAL:CG2	1:B:47:ASP:N	8	4.41
(3,8)	1:A:45:VAL:CG2	1:B:48:GLY:N	8	4.41
(3,8)	1:A:45:VAL:CG2	1:B:49:GLU:N	8	4.41
(3,8)	1:A:45:VAL:CG2	1:B:50:THR:N	8	4.41
(3,8)	1:A:45:VAL:CG2	1:B:51:CYS:N	8	4.41
(3,8)	1:A:45:VAL:CG2	1:B:52:LEU:N	8	4.41
(3,8)	1:A:45:VAL:CG2	1:B:53:LEU:N	8	4.41
(3,8)	1:A:45:VAL:CG2	1:B:54:ASP:N	8	4.41
(3,8)	1:A:45:VAL:CG2	1:B:55:ILE:N	8	4.41
(3,8)	1:A:45:VAL:CG2	1:B:56:LEU:N	8	4.41
(3,8)	1:A:45:VAL:CG2	1:B:57:ASP:N	8	4.41
(3,8)	1:A:45:VAL:CG2	1:B:58:THR:N	8	4.41
(3,8)	1:A:45:VAL:CG2	1:B:59:ALA:N	8	4.41
(3,8)	1:A:45:VAL:CG2	1:B:60:GLY:N	8	4.41
(3,8)	1:A:45:VAL:CG2	1:B:61:GLN:N	8	4.41
(3,8)	1:A:45:VAL:CG2	1:B:62:GLU:N	8	4.41
(3,8)	1:A:45:VAL:CG2	1:B:63:GLU:N	8	4.41
(3,8)	1:A:45:VAL:CG2	1:B:64:TYR:N	8	4.41

Continued on next page...

Continued from previous page...

Key	Atom-1	Atom-2	Model ID	Violation (Å)
(3,8)	1:A:45:VAL:CG2	1:B:65:SER:N	8	4.41
(3,8)	1:A:45:VAL:CG2	1:B:66:ALA:N	8	4.41
(3,8)	1:A:45:VAL:CG2	1:B:67:MET:N	8	4.41
(3,8)	1:A:45:VAL:CG2	1:B:68:ARG:N	8	4.41
(3,8)	1:A:45:VAL:CG2	1:B:69:ASP:N	8	4.41
(3,8)	1:A:45:VAL:CG2	1:B:70:GLN:N	8	4.41
(3,8)	1:A:45:VAL:CG2	1:B:71:TYR:N	8	4.41
(3,8)	1:A:45:VAL:CG2	1:B:72:MET:N	8	4.41
(3,8)	1:A:45:VAL:CG2	1:B:73:ARG:N	8	4.41
(3,8)	1:A:45:VAL:CG2	1:B:74:THR:N	8	4.41
(3,8)	1:A:45:VAL:CG2	1:B:75:GLY:N	8	4.41
(3,8)	1:A:45:VAL:CG2	1:B:76:GLU:N	8	4.41
(3,8)	1:A:45:VAL:CG2	1:B:77:GLY:N	8	4.41
(3,8)	1:A:45:VAL:CG2	1:B:78:PHE:N	8	4.41
(3,8)	1:A:45:VAL:CG2	1:B:79:LEU:N	8	4.41
(3,8)	1:A:45:VAL:CG2	1:B:80:CYS:N	8	4.41
(3,8)	1:A:45:VAL:CG2	5:B:203:7Q9:N	8	4.41
(3,8)	1:A:45:VAL:CG2	5:B:204:7Q9:N	8	4.41
(3,8)	1:A:45:VAL:CG2	5:B:205:7Q9:N	8	4.41
(3,8)	1:A:45:VAL:CG2	5:B:206:7Q9:N	8	4.41
(3,8)	1:A:45:VAL:CG2	5:B:207:7Q9:N	8	4.41
(3,8)	1:A:45:VAL:CG2	6:B:208:17F:N1	8	4.41
(3,8)	1:A:45:VAL:CG2	5:B:209:7Q9:N	8	4.41
(3,8)	1:A:45:VAL:CG2	5:B:210:7Q9:N	8	4.41
(3,8)	1:A:45:VAL:CG2	5:B:211:7Q9:N	8	4.41
(3,8)	1:A:45:VAL:CG2	5:B:212:7Q9:N	8	4.41
(3,8)	1:A:45:VAL:CG2	5:B:213:7Q9:N	8	4.41
(3,8)	1:A:45:VAL:CG2	6:B:214:17F:N1	8	4.41
(3,8)	1:A:45:VAL:CG2	6:B:215:17F:N1	8	4.41
(3,8)	1:A:45:VAL:CG2	5:B:216:7Q9:N	8	4.41
(3,8)	1:A:45:VAL:CG2	5:B:217:7Q9:N	8	4.41
(3,8)	1:A:45:VAL:CG2	5:B:218:7Q9:N	8	4.41
(3,8)	1:A:45:VAL:CG2	6:B:219:17F:N1	8	4.41
(3,8)	1:A:45:VAL:CG2	5:B:220:7Q9:N	8	4.41
(3,7)	1:A:44:VAL:CG1	1:B:2:THR:N	4	4.39
(3,7)	1:A:44:VAL:CG1	1:B:3:GLU:N	4	4.39
(3,7)	1:A:44:VAL:CG1	1:B:4:TYR:N	4	4.39
(3,7)	1:A:44:VAL:CG1	1:B:5:LYS:N	4	4.39
(3,7)	1:A:44:VAL:CG1	1:B:6:LEU:N	4	4.39
(3,7)	1:A:44:VAL:CG1	1:B:7:VAL:N	4	4.39
(3,7)	1:A:44:VAL:CG1	1:B:8:VAL:N	4	4.39
(3,7)	1:A:44:VAL:CG1	1:B:9:VAL:N	4	4.39

Continued on next page...

Continued from previous page...

Key	Atom-1	Atom-2	Model ID	Violation (Å)
(3,7)	1:A:44:VAL:CG1	1:B:10:GLY:N	4	4.39
(3,7)	1:A:44:VAL:CG1	1:B:11:ALA:N	4	4.39
(3,7)	1:A:44:VAL:CG1	1:B:12:ASP:N	4	4.39
(3,7)	1:A:44:VAL:CG1	1:B:13:GLY:N	4	4.39
(3,7)	1:A:44:VAL:CG1	1:B:14:VAL:N	4	4.39
(3,7)	1:A:44:VAL:CG1	1:B:15:GLY:N	4	4.39
(3,7)	1:A:44:VAL:CG1	1:B:16:LYS:N	4	4.39
(3,7)	1:A:44:VAL:CG1	1:B:17:SER:N	4	4.39
(3,7)	1:A:44:VAL:CG1	1:B:18:ALA:N	4	4.39
(3,7)	1:A:44:VAL:CG1	1:B:19:LEU:N	4	4.39
(3,7)	1:A:44:VAL:CG1	1:B:20:THR:N	4	4.39
(3,7)	1:A:44:VAL:CG1	1:B:21:ILE:N	4	4.39
(3,7)	1:A:44:VAL:CG1	1:B:22:GLN:N	4	4.39
(3,7)	1:A:44:VAL:CG1	1:B:23:LEU:N	4	4.39
(3,7)	1:A:44:VAL:CG1	1:B:24:ILE:N	4	4.39
(3,7)	1:A:44:VAL:CG1	1:B:25:GLN:N	4	4.39
(3,7)	1:A:44:VAL:CG1	1:B:26:ASN:N	4	4.39
(3,7)	1:A:44:VAL:CG1	1:B:27:HIS:N	4	4.39
(3,7)	1:A:44:VAL:CG1	1:B:28:PHE:N	4	4.39
(3,7)	1:A:44:VAL:CG1	1:B:29:VAL:N	4	4.39
(3,7)	1:A:44:VAL:CG1	1:B:30:ASP:N	4	4.39
(3,7)	1:A:44:VAL:CG1	1:B:31:GLU:N	4	4.39
(3,7)	1:A:44:VAL:CG1	1:B:32:TYR:N	4	4.39
(3,7)	1:A:44:VAL:CG1	1:B:33:ASP:N	4	4.39
(3,7)	1:A:44:VAL:CG1	1:B:34:PRO:N	4	4.39
(3,7)	1:A:44:VAL:CG1	1:B:35:THR:N	4	4.39
(3,7)	1:A:44:VAL:CG1	1:B:36:ILE:N	4	4.39
(3,7)	1:A:44:VAL:CG1	1:B:37:GLU:N	4	4.39
(3,7)	1:A:44:VAL:CG1	1:B:38:ASP:N	4	4.39
(3,7)	1:A:44:VAL:CG1	1:B:39:SER:N	4	4.39
(3,7)	1:A:44:VAL:CG1	1:B:40:TYR:N	4	4.39
(3,7)	1:A:44:VAL:CG1	1:B:41:ARG:N	4	4.39
(3,7)	1:A:44:VAL:CG1	1:B:42:LYS:N	4	4.39
(3,7)	1:A:44:VAL:CG1	1:B:43:GLN:N	4	4.39
(3,7)	1:A:44:VAL:CG1	1:B:44:VAL:N	4	4.39
(3,7)	1:A:44:VAL:CG1	1:B:45:VAL:N	4	4.39
(3,7)	1:A:44:VAL:CG1	1:B:46:ILE:N	4	4.39
(3,7)	1:A:44:VAL:CG1	1:B:47:ASP:N	4	4.39
(3,7)	1:A:44:VAL:CG1	1:B:48:GLY:N	4	4.39
(3,7)	1:A:44:VAL:CG1	1:B:49:GLU:N	4	4.39
(3,7)	1:A:44:VAL:CG1	1:B:50:THR:N	4	4.39
(3,7)	1:A:44:VAL:CG1	1:B:51:CYS:N	4	4.39

Continued on next page...

Continued from previous page...

Key	Atom-1	Atom-2	Model ID	Violation (Å)
(3,7)	1:A:44:VAL:CG1	1:B:52:LEU:N	4	4.39
(3,7)	1:A:44:VAL:CG1	1:B:53:LEU:N	4	4.39
(3,7)	1:A:44:VAL:CG1	1:B:54:ASP:N	4	4.39
(3,7)	1:A:44:VAL:CG1	1:B:55:ILE:N	4	4.39
(3,7)	1:A:44:VAL:CG1	1:B:56:LEU:N	4	4.39
(3,7)	1:A:44:VAL:CG1	1:B:57:ASP:N	4	4.39
(3,7)	1:A:44:VAL:CG1	1:B:58:THR:N	4	4.39
(3,7)	1:A:44:VAL:CG1	1:B:59:ALA:N	4	4.39
(3,7)	1:A:44:VAL:CG1	1:B:60:GLY:N	4	4.39
(3,7)	1:A:44:VAL:CG1	1:B:61:GLN:N	4	4.39
(3,7)	1:A:44:VAL:CG1	1:B:62:GLU:N	4	4.39
(3,7)	1:A:44:VAL:CG1	1:B:63:GLU:N	4	4.39
(3,7)	1:A:44:VAL:CG1	1:B:64:TYR:N	4	4.39
(3,7)	1:A:44:VAL:CG1	1:B:65:SER:N	4	4.39
(3,7)	1:A:44:VAL:CG1	1:B:66:ALA:N	4	4.39
(3,7)	1:A:44:VAL:CG1	1:B:67:MET:N	4	4.39
(3,7)	1:A:44:VAL:CG1	1:B:68:ARG:N	4	4.39
(3,7)	1:A:44:VAL:CG1	1:B:69:ASP:N	4	4.39
(3,7)	1:A:44:VAL:CG1	1:B:70:GLN:N	4	4.39
(3,7)	1:A:44:VAL:CG1	1:B:71:TYR:N	4	4.39
(3,7)	1:A:44:VAL:CG1	1:B:72:MET:N	4	4.39
(3,7)	1:A:44:VAL:CG1	1:B:73:ARG:N	4	4.39
(3,7)	1:A:44:VAL:CG1	1:B:74:THR:N	4	4.39
(3,7)	1:A:44:VAL:CG1	1:B:75:GLY:N	4	4.39
(3,7)	1:A:44:VAL:CG1	1:B:76:GLU:N	4	4.39
(3,7)	1:A:44:VAL:CG1	1:B:77:GLY:N	4	4.39
(3,7)	1:A:44:VAL:CG1	1:B:78:PHE:N	4	4.39
(3,7)	1:A:44:VAL:CG1	1:B:79:LEU:N	4	4.39
(3,7)	1:A:44:VAL:CG1	1:B:80:CYS:N	4	4.39
(3,7)	1:A:44:VAL:CG1	5:B:203:7Q9:N	4	4.39
(3,7)	1:A:44:VAL:CG1	5:B:204:7Q9:N	4	4.39
(3,7)	1:A:44:VAL:CG1	5:B:205:7Q9:N	4	4.39
(3,7)	1:A:44:VAL:CG1	5:B:206:7Q9:N	4	4.39
(3,7)	1:A:44:VAL:CG1	5:B:207:7Q9:N	4	4.39
(3,7)	1:A:44:VAL:CG1	6:B:208:17F:N1	4	4.39
(3,7)	1:A:44:VAL:CG1	5:B:209:7Q9:N	4	4.39
(3,7)	1:A:44:VAL:CG1	5:B:210:7Q9:N	4	4.39
(3,7)	1:A:44:VAL:CG1	5:B:211:7Q9:N	4	4.39
(3,7)	1:A:44:VAL:CG1	5:B:212:7Q9:N	4	4.39
(3,7)	1:A:44:VAL:CG1	5:B:213:7Q9:N	4	4.39
(3,7)	1:A:44:VAL:CG1	6:B:214:17F:N1	4	4.39
(3,7)	1:A:44:VAL:CG1	6:B:215:17F:N1	4	4.39

Continued on next page...

Continued from previous page...

Key	Atom-1	Atom-2	Model ID	Violation (Å)
(3,7)	1:A:44:VAL:CG1	5:B:216:7Q9:N	4	4.39
(3,7)	1:A:44:VAL:CG1	5:B:217:7Q9:N	4	4.39
(3,7)	1:A:44:VAL:CG1	5:B:218:7Q9:N	4	4.39
(3,7)	1:A:44:VAL:CG1	6:B:219:17F:N1	4	4.39
(3,7)	1:A:44:VAL:CG1	5:B:220:7Q9:N	4	4.39
(3,7)	1:A:44:VAL:CG2	1:B:2:THR:N	4	4.39
(3,7)	1:A:44:VAL:CG2	1:B:3:GLU:N	4	4.39
(3,7)	1:A:44:VAL:CG2	1:B:4:TYR:N	4	4.39
(3,7)	1:A:44:VAL:CG2	1:B:5:LYS:N	4	4.39
(3,7)	1:A:44:VAL:CG2	1:B:6:LEU:N	4	4.39
(3,7)	1:A:44:VAL:CG2	1:B:7:VAL:N	4	4.39
(3,7)	1:A:44:VAL:CG2	1:B:8:VAL:N	4	4.39
(3,7)	1:A:44:VAL:CG2	1:B:9:VAL:N	4	4.39
(3,7)	1:A:44:VAL:CG2	1:B:10:GLY:N	4	4.39
(3,7)	1:A:44:VAL:CG2	1:B:11:ALA:N	4	4.39
(3,7)	1:A:44:VAL:CG2	1:B:12:ASP:N	4	4.39
(3,7)	1:A:44:VAL:CG2	1:B:13:GLY:N	4	4.39
(3,7)	1:A:44:VAL:CG2	1:B:14:VAL:N	4	4.39
(3,7)	1:A:44:VAL:CG2	1:B:15:GLY:N	4	4.39
(3,7)	1:A:44:VAL:CG2	1:B:16:LYS:N	4	4.39
(3,7)	1:A:44:VAL:CG2	1:B:17:SER:N	4	4.39
(3,7)	1:A:44:VAL:CG2	1:B:18:ALA:N	4	4.39
(3,7)	1:A:44:VAL:CG2	1:B:19:LEU:N	4	4.39
(3,7)	1:A:44:VAL:CG2	1:B:20:THR:N	4	4.39
(3,7)	1:A:44:VAL:CG2	1:B:21:ILE:N	4	4.39
(3,7)	1:A:44:VAL:CG2	1:B:22:GLN:N	4	4.39
(3,7)	1:A:44:VAL:CG2	1:B:23:LEU:N	4	4.39
(3,7)	1:A:44:VAL:CG2	1:B:24:ILE:N	4	4.39
(3,7)	1:A:44:VAL:CG2	1:B:25:GLN:N	4	4.39
(3,7)	1:A:44:VAL:CG2	1:B:26:ASN:N	4	4.39
(3,7)	1:A:44:VAL:CG2	1:B:27:HIS:N	4	4.39
(3,7)	1:A:44:VAL:CG2	1:B:28:PHE:N	4	4.39
(3,7)	1:A:44:VAL:CG2	1:B:29:VAL:N	4	4.39
(3,7)	1:A:44:VAL:CG2	1:B:30:ASP:N	4	4.39
(3,7)	1:A:44:VAL:CG2	1:B:31:GLU:N	4	4.39
(3,7)	1:A:44:VAL:CG2	1:B:32:TYR:N	4	4.39
(3,7)	1:A:44:VAL:CG2	1:B:33:ASP:N	4	4.39
(3,7)	1:A:44:VAL:CG2	1:B:34:PRO:N	4	4.39
(3,7)	1:A:44:VAL:CG2	1:B:35:THR:N	4	4.39
(3,7)	1:A:44:VAL:CG2	1:B:36:ILE:N	4	4.39
(3,7)	1:A:44:VAL:CG2	1:B:37:GLU:N	4	4.39
(3,7)	1:A:44:VAL:CG2	1:B:38:ASP:N	4	4.39

Continued on next page...

Continued from previous page...

Key	Atom-1	Atom-2	Model ID	Violation (Å)
(3,7)	1:A:44:VAL:CG2	1:B:39:SER:N	4	4.39
(3,7)	1:A:44:VAL:CG2	1:B:40:TYR:N	4	4.39
(3,7)	1:A:44:VAL:CG2	1:B:41:ARG:N	4	4.39
(3,7)	1:A:44:VAL:CG2	1:B:42:LYS:N	4	4.39
(3,7)	1:A:44:VAL:CG2	1:B:43:GLN:N	4	4.39
(3,7)	1:A:44:VAL:CG2	1:B:44:VAL:N	4	4.39
(3,7)	1:A:44:VAL:CG2	1:B:45:VAL:N	4	4.39
(3,7)	1:A:44:VAL:CG2	1:B:46:ILE:N	4	4.39
(3,7)	1:A:44:VAL:CG2	1:B:47:ASP:N	4	4.39
(3,7)	1:A:44:VAL:CG2	1:B:48:GLY:N	4	4.39
(3,7)	1:A:44:VAL:CG2	1:B:49:GLU:N	4	4.39
(3,7)	1:A:44:VAL:CG2	1:B:50:THR:N	4	4.39
(3,7)	1:A:44:VAL:CG2	1:B:51:CYS:N	4	4.39
(3,7)	1:A:44:VAL:CG2	1:B:52:LEU:N	4	4.39
(3,7)	1:A:44:VAL:CG2	1:B:53:LEU:N	4	4.39
(3,7)	1:A:44:VAL:CG2	1:B:54:ASP:N	4	4.39
(3,7)	1:A:44:VAL:CG2	1:B:55:ILE:N	4	4.39
(3,7)	1:A:44:VAL:CG2	1:B:56:LEU:N	4	4.39
(3,7)	1:A:44:VAL:CG2	1:B:57:ASP:N	4	4.39
(3,7)	1:A:44:VAL:CG2	1:B:58:THR:N	4	4.39
(3,7)	1:A:44:VAL:CG2	1:B:59:ALA:N	4	4.39
(3,7)	1:A:44:VAL:CG2	1:B:60:GLY:N	4	4.39
(3,7)	1:A:44:VAL:CG2	1:B:61:GLN:N	4	4.39
(3,7)	1:A:44:VAL:CG2	1:B:62:GLU:N	4	4.39
(3,7)	1:A:44:VAL:CG2	1:B:63:GLU:N	4	4.39
(3,7)	1:A:44:VAL:CG2	1:B:64:TYR:N	4	4.39
(3,7)	1:A:44:VAL:CG2	1:B:65:SER:N	4	4.39
(3,7)	1:A:44:VAL:CG2	1:B:66:ALA:N	4	4.39
(3,7)	1:A:44:VAL:CG2	1:B:67:MET:N	4	4.39
(3,7)	1:A:44:VAL:CG2	1:B:68:ARG:N	4	4.39
(3,7)	1:A:44:VAL:CG2	1:B:69:ASP:N	4	4.39
(3,7)	1:A:44:VAL:CG2	1:B:70:GLN:N	4	4.39
(3,7)	1:A:44:VAL:CG2	1:B:71:TYR:N	4	4.39
(3,7)	1:A:44:VAL:CG2	1:B:72:MET:N	4	4.39
(3,7)	1:A:44:VAL:CG2	1:B:73:ARG:N	4	4.39
(3,7)	1:A:44:VAL:CG2	1:B:74:THR:N	4	4.39
(3,7)	1:A:44:VAL:CG2	1:B:75:GLY:N	4	4.39
(3,7)	1:A:44:VAL:CG2	1:B:76:GLU:N	4	4.39
(3,7)	1:A:44:VAL:CG2	1:B:77:GLY:N	4	4.39
(3,7)	1:A:44:VAL:CG2	1:B:78:PHE:N	4	4.39
(3,7)	1:A:44:VAL:CG2	1:B:79:LEU:N	4	4.39
(3,7)	1:A:44:VAL:CG2	1:B:80:CYS:N	4	4.39

Continued on next page...

Continued from previous page...

Key	Atom-1	Atom-2	Model ID	Violation (Å)
(3,7)	1:A:44:VAL:CG2	5:B:203:7Q9:N	4	4.39
(3,7)	1:A:44:VAL:CG2	5:B:204:7Q9:N	4	4.39
(3,7)	1:A:44:VAL:CG2	5:B:205:7Q9:N	4	4.39
(3,7)	1:A:44:VAL:CG2	5:B:206:7Q9:N	4	4.39
(3,7)	1:A:44:VAL:CG2	5:B:207:7Q9:N	4	4.39
(3,7)	1:A:44:VAL:CG2	6:B:208:17F:N1	4	4.39
(3,7)	1:A:44:VAL:CG2	5:B:209:7Q9:N	4	4.39
(3,7)	1:A:44:VAL:CG2	5:B:210:7Q9:N	4	4.39
(3,7)	1:A:44:VAL:CG2	5:B:211:7Q9:N	4	4.39
(3,7)	1:A:44:VAL:CG2	5:B:212:7Q9:N	4	4.39
(3,7)	1:A:44:VAL:CG2	5:B:213:7Q9:N	4	4.39
(3,7)	1:A:44:VAL:CG2	6:B:214:17F:N1	4	4.39
(3,7)	1:A:44:VAL:CG2	6:B:215:17F:N1	4	4.39
(3,7)	1:A:44:VAL:CG2	5:B:216:7Q9:N	4	4.39
(3,7)	1:A:44:VAL:CG2	5:B:217:7Q9:N	4	4.39
(3,7)	1:A:44:VAL:CG2	5:B:218:7Q9:N	4	4.39
(3,7)	1:A:44:VAL:CG2	6:B:219:17F:N1	4	4.39
(3,7)	1:A:44:VAL:CG2	5:B:220:7Q9:N	4	4.39
(3,3)	1:A:21:ILE:CD1	1:B:2:THR:N	10	4.35
(3,3)	1:A:21:ILE:CD1	1:B:3:GLU:N	10	4.35
(3,3)	1:A:21:ILE:CD1	1:B:4:TYR:N	10	4.35
(3,3)	1:A:21:ILE:CD1	1:B:5:LYS:N	10	4.35
(3,3)	1:A:21:ILE:CD1	1:B:6:LEU:N	10	4.35
(3,3)	1:A:21:ILE:CD1	1:B:7:VAL:N	10	4.35
(3,3)	1:A:21:ILE:CD1	1:B:8:VAL:N	10	4.35
(3,3)	1:A:21:ILE:CD1	1:B:9:VAL:N	10	4.35
(3,3)	1:A:21:ILE:CD1	1:B:10:GLY:N	10	4.35
(3,3)	1:A:21:ILE:CD1	1:B:11:ALA:N	10	4.35
(3,3)	1:A:21:ILE:CD1	1:B:12:ASP:N	10	4.35
(3,3)	1:A:21:ILE:CD1	1:B:13:GLY:N	10	4.35
(3,3)	1:A:21:ILE:CD1	1:B:14:VAL:N	10	4.35
(3,3)	1:A:21:ILE:CD1	1:B:15:GLY:N	10	4.35
(3,3)	1:A:21:ILE:CD1	1:B:16:LYS:N	10	4.35
(3,3)	1:A:21:ILE:CD1	1:B:17:SER:N	10	4.35
(3,3)	1:A:21:ILE:CD1	1:B:18:ALA:N	10	4.35
(3,3)	1:A:21:ILE:CD1	1:B:19:LEU:N	10	4.35
(3,3)	1:A:21:ILE:CD1	1:B:20:THR:N	10	4.35
(3,3)	1:A:21:ILE:CD1	1:B:21:ILE:N	10	4.35
(3,3)	1:A:21:ILE:CD1	1:B:22:GLN:N	10	4.35
(3,3)	1:A:21:ILE:CD1	1:B:23:LEU:N	10	4.35
(3,3)	1:A:21:ILE:CD1	1:B:24:ILE:N	10	4.35
(3,3)	1:A:21:ILE:CD1	1:B:25:GLN:N	10	4.35

Continued on next page...

Continued from previous page...

Key	Atom-1	Atom-2	Model ID	Violation (Å)
(3,3)	1:A:21:ILE:CD1	1:B:26:ASN:N	10	4.35
(3,3)	1:A:21:ILE:CD1	1:B:27:HIS:N	10	4.35
(3,3)	1:A:21:ILE:CD1	1:B:28:PHE:N	10	4.35
(3,3)	1:A:21:ILE:CD1	1:B:29:VAL:N	10	4.35
(3,3)	1:A:21:ILE:CD1	1:B:30:ASP:N	10	4.35
(3,3)	1:A:21:ILE:CD1	1:B:31:GLU:N	10	4.35
(3,3)	1:A:21:ILE:CD1	1:B:32:TYR:N	10	4.35
(3,3)	1:A:21:ILE:CD1	1:B:33:ASP:N	10	4.35
(3,3)	1:A:21:ILE:CD1	1:B:34:PRO:N	10	4.35
(3,3)	1:A:21:ILE:CD1	1:B:35:THR:N	10	4.35
(3,3)	1:A:21:ILE:CD1	1:B:36:ILE:N	10	4.35
(3,3)	1:A:21:ILE:CD1	1:B:37:GLU:N	10	4.35
(3,3)	1:A:21:ILE:CD1	1:B:38:ASP:N	10	4.35
(3,3)	1:A:21:ILE:CD1	1:B:39:SER:N	10	4.35
(3,3)	1:A:21:ILE:CD1	1:B:40:TYR:N	10	4.35
(3,3)	1:A:21:ILE:CD1	1:B:41:ARG:N	10	4.35
(3,3)	1:A:21:ILE:CD1	1:B:42:LYS:N	10	4.35
(3,3)	1:A:21:ILE:CD1	1:B:43:GLN:N	10	4.35
(3,3)	1:A:21:ILE:CD1	1:B:44:VAL:N	10	4.35
(3,3)	1:A:21:ILE:CD1	1:B:45:VAL:N	10	4.35
(3,3)	1:A:21:ILE:CD1	1:B:46:ILE:N	10	4.35
(3,3)	1:A:21:ILE:CD1	1:B:47:ASP:N	10	4.35
(3,3)	1:A:21:ILE:CD1	1:B:48:GLY:N	10	4.35
(3,3)	1:A:21:ILE:CD1	1:B:49:GLU:N	10	4.35
(3,3)	1:A:21:ILE:CD1	1:B:50:THR:N	10	4.35
(3,3)	1:A:21:ILE:CD1	1:B:51:CYS:N	10	4.35
(3,3)	1:A:21:ILE:CD1	1:B:52:LEU:N	10	4.35
(3,3)	1:A:21:ILE:CD1	1:B:53:LEU:N	10	4.35
(3,3)	1:A:21:ILE:CD1	1:B:54:ASP:N	10	4.35
(3,3)	1:A:21:ILE:CD1	1:B:55:ILE:N	10	4.35
(3,3)	1:A:21:ILE:CD1	1:B:56:LEU:N	10	4.35
(3,3)	1:A:21:ILE:CD1	1:B:57:ASP:N	10	4.35
(3,3)	1:A:21:ILE:CD1	1:B:58:THR:N	10	4.35
(3,3)	1:A:21:ILE:CD1	1:B:59:ALA:N	10	4.35
(3,3)	1:A:21:ILE:CD1	1:B:60:GLY:N	10	4.35
(3,3)	1:A:21:ILE:CD1	1:B:61:GLN:N	10	4.35
(3,3)	1:A:21:ILE:CD1	1:B:62:GLU:N	10	4.35
(3,3)	1:A:21:ILE:CD1	1:B:63:GLU:N	10	4.35
(3,3)	1:A:21:ILE:CD1	1:B:64:TYR:N	10	4.35
(3,3)	1:A:21:ILE:CD1	1:B:65:SER:N	10	4.35
(3,3)	1:A:21:ILE:CD1	1:B:66:ALA:N	10	4.35
(3,3)	1:A:21:ILE:CD1	1:B:67:MET:N	10	4.35

Continued on next page...

Continued from previous page...

Key	Atom-1	Atom-2	Model ID	Violation (Å)
(3,3)	1:A:21:ILE:CD1	1:B:68:ARG:N	10	4.35
(3,3)	1:A:21:ILE:CD1	1:B:69:ASP:N	10	4.35
(3,3)	1:A:21:ILE:CD1	1:B:70:GLN:N	10	4.35
(3,3)	1:A:21:ILE:CD1	1:B:71:TYR:N	10	4.35
(3,3)	1:A:21:ILE:CD1	1:B:72:MET:N	10	4.35
(3,3)	1:A:21:ILE:CD1	1:B:73:ARG:N	10	4.35
(3,3)	1:A:21:ILE:CD1	1:B:74:THR:N	10	4.35
(3,3)	1:A:21:ILE:CD1	1:B:75:GLY:N	10	4.35
(3,3)	1:A:21:ILE:CD1	1:B:76:GLU:N	10	4.35
(3,3)	1:A:21:ILE:CD1	1:B:77:GLY:N	10	4.35
(3,3)	1:A:21:ILE:CD1	1:B:78:PHE:N	10	4.35
(3,3)	1:A:21:ILE:CD1	1:B:79:LEU:N	10	4.35
(3,3)	1:A:21:ILE:CD1	1:B:80:CYS:N	10	4.35
(3,3)	1:A:21:ILE:CD1	5:B:203:7Q9:N	10	4.35
(3,3)	1:A:21:ILE:CD1	5:B:204:7Q9:N	10	4.35
(3,3)	1:A:21:ILE:CD1	5:B:205:7Q9:N	10	4.35
(3,3)	1:A:21:ILE:CD1	5:B:206:7Q9:N	10	4.35
(3,3)	1:A:21:ILE:CD1	5:B:207:7Q9:N	10	4.35
(3,3)	1:A:21:ILE:CD1	6:B:208:17F:N1	10	4.35
(3,3)	1:A:21:ILE:CD1	5:B:209:7Q9:N	10	4.35
(3,3)	1:A:21:ILE:CD1	5:B:210:7Q9:N	10	4.35
(3,3)	1:A:21:ILE:CD1	5:B:211:7Q9:N	10	4.35
(3,3)	1:A:21:ILE:CD1	5:B:212:7Q9:N	10	4.35
(3,3)	1:A:21:ILE:CD1	5:B:213:7Q9:N	10	4.35
(3,3)	1:A:21:ILE:CD1	6:B:214:17F:N1	10	4.35
(3,3)	1:A:21:ILE:CD1	6:B:215:17F:N1	10	4.35
(3,3)	1:A:21:ILE:CD1	5:B:216:7Q9:N	10	4.35
(3,3)	1:A:21:ILE:CD1	5:B:217:7Q9:N	10	4.35
(3,3)	1:A:21:ILE:CD1	5:B:218:7Q9:N	10	4.35
(3,3)	1:A:21:ILE:CD1	6:B:219:17F:N1	10	4.35
(3,3)	1:A:21:ILE:CD1	5:B:220:7Q9:N	10	4.35
(1,15)	1:A:39:SER:OG	1:A:133:LEU:CD1	8	4.35
(1,15)	1:A:39:SER:OG	1:A:133:LEU:CD2	8	4.35
(1,15)	1:A:39:SER:OG	1:B:133:LEU:C	8	4.35
(1,15)	1:A:39:SER:OG	1:B:133:LEU:CA	8	4.35
(1,15)	1:A:39:SER:OG	1:B:133:LEU:CB	8	4.35
(1,15)	1:A:39:SER:OG	1:B:133:LEU:CD1	8	4.35
(1,15)	1:A:39:SER:OG	1:B:133:LEU:CD1	8	4.35
(1,15)	1:A:39:SER:OG	1:B:133:LEU:CD2	8	4.35
(1,15)	1:A:39:SER:OG	1:B:133:LEU:CD2	8	4.35
(1,15)	1:A:39:SER:OG	1:B:133:LEU:CG	8	4.35
(1,15)	1:A:39:SER:OG	1:B:133:LEU:H	8	4.35

Continued on next page...

Continued from previous page...

Key	Atom-1	Atom-2	Model ID	Violation (Å)
(1,15)	1:A:39:SER:OG	1:B:133:LEU:N	8	4.35
(1,15)	1:A:39:SER:OG	1:B:133:LEU:O	8	4.35
(3,7)	1:A:44:VAL:CG1	1:B:2:THR:N	10	4.34
(3,7)	1:A:44:VAL:CG1	1:B:3:GLU:N	10	4.34
(3,7)	1:A:44:VAL:CG1	1:B:4:TYR:N	10	4.34
(3,7)	1:A:44:VAL:CG1	1:B:5:LYS:N	10	4.34
(3,7)	1:A:44:VAL:CG1	1:B:6:LEU:N	10	4.34
(3,7)	1:A:44:VAL:CG1	1:B:7:VAL:N	10	4.34
(3,7)	1:A:44:VAL:CG1	1:B:8:VAL:N	10	4.34
(3,7)	1:A:44:VAL:CG1	1:B:9:VAL:N	10	4.34
(3,7)	1:A:44:VAL:CG1	1:B:10:GLY:N	10	4.34
(3,7)	1:A:44:VAL:CG1	1:B:11:ALA:N	10	4.34
(3,7)	1:A:44:VAL:CG1	1:B:12:ASP:N	10	4.34
(3,7)	1:A:44:VAL:CG1	1:B:13:GLY:N	10	4.34
(3,7)	1:A:44:VAL:CG1	1:B:14:VAL:N	10	4.34
(3,7)	1:A:44:VAL:CG1	1:B:15:GLY:N	10	4.34
(3,7)	1:A:44:VAL:CG1	1:B:16:LYS:N	10	4.34
(3,7)	1:A:44:VAL:CG1	1:B:17:SER:N	10	4.34
(3,7)	1:A:44:VAL:CG1	1:B:18:ALA:N	10	4.34
(3,7)	1:A:44:VAL:CG1	1:B:19:LEU:N	10	4.34
(3,7)	1:A:44:VAL:CG1	1:B:20:THR:N	10	4.34
(3,7)	1:A:44:VAL:CG1	1:B:21:ILE:N	10	4.34
(3,7)	1:A:44:VAL:CG1	1:B:22:GLN:N	10	4.34
(3,7)	1:A:44:VAL:CG1	1:B:23:LEU:N	10	4.34
(3,7)	1:A:44:VAL:CG1	1:B:24:ILE:N	10	4.34
(3,7)	1:A:44:VAL:CG1	1:B:25:GLN:N	10	4.34
(3,7)	1:A:44:VAL:CG1	1:B:26:ASN:N	10	4.34
(3,7)	1:A:44:VAL:CG1	1:B:27:HIS:N	10	4.34
(3,7)	1:A:44:VAL:CG1	1:B:28:PHE:N	10	4.34
(3,7)	1:A:44:VAL:CG1	1:B:29:VAL:N	10	4.34
(3,7)	1:A:44:VAL:CG1	1:B:30:ASP:N	10	4.34
(3,7)	1:A:44:VAL:CG1	1:B:31:GLU:N	10	4.34
(3,7)	1:A:44:VAL:CG1	1:B:32:TYR:N	10	4.34
(3,7)	1:A:44:VAL:CG1	1:B:33:ASP:N	10	4.34
(3,7)	1:A:44:VAL:CG1	1:B:34:PRO:N	10	4.34
(3,7)	1:A:44:VAL:CG1	1:B:35:THR:N	10	4.34
(3,7)	1:A:44:VAL:CG1	1:B:36:ILE:N	10	4.34
(3,7)	1:A:44:VAL:CG1	1:B:37:GLU:N	10	4.34
(3,7)	1:A:44:VAL:CG1	1:B:38:ASP:N	10	4.34
(3,7)	1:A:44:VAL:CG1	1:B:39:SER:N	10	4.34
(3,7)	1:A:44:VAL:CG1	1:B:40:TYR:N	10	4.34
(3,7)	1:A:44:VAL:CG1	1:B:41:ARG:N	10	4.34

Continued on next page...

Continued from previous page...

Key	Atom-1	Atom-2	Model ID	Violation (Å)
(3,7)	1:A:44:VAL:CG1	1:B:42:LYS:N	10	4.34
(3,7)	1:A:44:VAL:CG1	1:B:43:GLN:N	10	4.34
(3,7)	1:A:44:VAL:CG1	1:B:44:VAL:N	10	4.34
(3,7)	1:A:44:VAL:CG1	1:B:45:VAL:N	10	4.34
(3,7)	1:A:44:VAL:CG1	1:B:46:ILE:N	10	4.34
(3,7)	1:A:44:VAL:CG1	1:B:47:ASP:N	10	4.34
(3,7)	1:A:44:VAL:CG1	1:B:48:GLY:N	10	4.34
(3,7)	1:A:44:VAL:CG1	1:B:49:GLU:N	10	4.34
(3,7)	1:A:44:VAL:CG1	1:B:50:THR:N	10	4.34
(3,7)	1:A:44:VAL:CG1	1:B:51:CYS:N	10	4.34
(3,7)	1:A:44:VAL:CG1	1:B:52:LEU:N	10	4.34
(3,7)	1:A:44:VAL:CG1	1:B:53:LEU:N	10	4.34
(3,7)	1:A:44:VAL:CG1	1:B:54:ASP:N	10	4.34
(3,7)	1:A:44:VAL:CG1	1:B:55:ILE:N	10	4.34
(3,7)	1:A:44:VAL:CG1	1:B:56:LEU:N	10	4.34
(3,7)	1:A:44:VAL:CG1	1:B:57:ASP:N	10	4.34
(3,7)	1:A:44:VAL:CG1	1:B:58:THR:N	10	4.34
(3,7)	1:A:44:VAL:CG1	1:B:59:ALA:N	10	4.34
(3,7)	1:A:44:VAL:CG1	1:B:60:GLY:N	10	4.34
(3,7)	1:A:44:VAL:CG1	1:B:61:GLN:N	10	4.34
(3,7)	1:A:44:VAL:CG1	1:B:62:GLU:N	10	4.34
(3,7)	1:A:44:VAL:CG1	1:B:63:GLU:N	10	4.34
(3,7)	1:A:44:VAL:CG1	1:B:64:TYR:N	10	4.34
(3,7)	1:A:44:VAL:CG1	1:B:65:SER:N	10	4.34
(3,7)	1:A:44:VAL:CG1	1:B:66:ALA:N	10	4.34
(3,7)	1:A:44:VAL:CG1	1:B:67:MET:N	10	4.34
(3,7)	1:A:44:VAL:CG1	1:B:68:ARG:N	10	4.34
(3,7)	1:A:44:VAL:CG1	1:B:69:ASP:N	10	4.34
(3,7)	1:A:44:VAL:CG1	1:B:70:GLN:N	10	4.34
(3,7)	1:A:44:VAL:CG1	1:B:71:TYR:N	10	4.34
(3,7)	1:A:44:VAL:CG1	1:B:72:MET:N	10	4.34
(3,7)	1:A:44:VAL:CG1	1:B:73:ARG:N	10	4.34
(3,7)	1:A:44:VAL:CG1	1:B:74:THR:N	10	4.34
(3,7)	1:A:44:VAL:CG1	1:B:75:GLY:N	10	4.34
(3,7)	1:A:44:VAL:CG1	1:B:76:GLU:N	10	4.34
(3,7)	1:A:44:VAL:CG1	1:B:77:GLY:N	10	4.34
(3,7)	1:A:44:VAL:CG1	1:B:78:PHE:N	10	4.34
(3,7)	1:A:44:VAL:CG1	1:B:79:LEU:N	10	4.34
(3,7)	1:A:44:VAL:CG1	1:B:80:CYS:N	10	4.34
(3,7)	1:A:44:VAL:CG1	5:B:203:7Q9:N	10	4.34
(3,7)	1:A:44:VAL:CG1	5:B:204:7Q9:N	10	4.34
(3,7)	1:A:44:VAL:CG1	5:B:205:7Q9:N	10	4.34

Continued on next page...

Continued from previous page...

Key	Atom-1	Atom-2	Model ID	Violation (Å)
(3,7)	1:A:44:VAL:CG1	5:B:206:7Q9:N	10	4.34
(3,7)	1:A:44:VAL:CG1	5:B:207:7Q9:N	10	4.34
(3,7)	1:A:44:VAL:CG1	6:B:208:17F:N1	10	4.34
(3,7)	1:A:44:VAL:CG1	5:B:209:7Q9:N	10	4.34
(3,7)	1:A:44:VAL:CG1	5:B:210:7Q9:N	10	4.34
(3,7)	1:A:44:VAL:CG1	5:B:211:7Q9:N	10	4.34
(3,7)	1:A:44:VAL:CG1	5:B:212:7Q9:N	10	4.34
(3,7)	1:A:44:VAL:CG1	5:B:213:7Q9:N	10	4.34
(3,7)	1:A:44:VAL:CG1	6:B:214:17F:N1	10	4.34
(3,7)	1:A:44:VAL:CG1	6:B:215:17F:N1	10	4.34
(3,7)	1:A:44:VAL:CG1	5:B:216:7Q9:N	10	4.34
(3,7)	1:A:44:VAL:CG1	5:B:217:7Q9:N	10	4.34
(3,7)	1:A:44:VAL:CG1	5:B:218:7Q9:N	10	4.34
(3,7)	1:A:44:VAL:CG1	6:B:219:17F:N1	10	4.34
(3,7)	1:A:44:VAL:CG1	5:B:220:7Q9:N	10	4.34
(3,7)	1:A:44:VAL:CG2	1:B:2:THR:N	10	4.34
(3,7)	1:A:44:VAL:CG2	1:B:3:GLU:N	10	4.34
(3,7)	1:A:44:VAL:CG2	1:B:4:TYR:N	10	4.34
(3,7)	1:A:44:VAL:CG2	1:B:5:LYS:N	10	4.34
(3,7)	1:A:44:VAL:CG2	1:B:6:LEU:N	10	4.34
(3,7)	1:A:44:VAL:CG2	1:B:7:VAL:N	10	4.34
(3,7)	1:A:44:VAL:CG2	1:B:8:VAL:N	10	4.34
(3,7)	1:A:44:VAL:CG2	1:B:9:VAL:N	10	4.34
(3,7)	1:A:44:VAL:CG2	1:B:10:GLY:N	10	4.34
(3,7)	1:A:44:VAL:CG2	1:B:11:ALA:N	10	4.34
(3,7)	1:A:44:VAL:CG2	1:B:12:ASP:N	10	4.34
(3,7)	1:A:44:VAL:CG2	1:B:13:GLY:N	10	4.34
(3,7)	1:A:44:VAL:CG2	1:B:14:VAL:N	10	4.34
(3,7)	1:A:44:VAL:CG2	1:B:15:GLY:N	10	4.34
(3,7)	1:A:44:VAL:CG2	1:B:16:LYS:N	10	4.34
(3,7)	1:A:44:VAL:CG2	1:B:17:SER:N	10	4.34
(3,7)	1:A:44:VAL:CG2	1:B:18:ALA:N	10	4.34
(3,7)	1:A:44:VAL:CG2	1:B:19:LEU:N	10	4.34
(3,7)	1:A:44:VAL:CG2	1:B:20:THR:N	10	4.34
(3,7)	1:A:44:VAL:CG2	1:B:21:ILE:N	10	4.34
(3,7)	1:A:44:VAL:CG2	1:B:22:GLN:N	10	4.34
(3,7)	1:A:44:VAL:CG2	1:B:23:LEU:N	10	4.34
(3,7)	1:A:44:VAL:CG2	1:B:24:ILE:N	10	4.34
(3,7)	1:A:44:VAL:CG2	1:B:25:GLN:N	10	4.34
(3,7)	1:A:44:VAL:CG2	1:B:26:ASN:N	10	4.34
(3,7)	1:A:44:VAL:CG2	1:B:27:HIS:N	10	4.34
(3,7)	1:A:44:VAL:CG2	1:B:28:PHE:N	10	4.34

Continued on next page...

Continued from previous page...

Key	Atom-1	Atom-2	Model ID	Violation (Å)
(3,7)	1:A:44:VAL:CG2	1:B:29:VAL:N	10	4.34
(3,7)	1:A:44:VAL:CG2	1:B:30:ASP:N	10	4.34
(3,7)	1:A:44:VAL:CG2	1:B:31:GLU:N	10	4.34
(3,7)	1:A:44:VAL:CG2	1:B:32:TYR:N	10	4.34
(3,7)	1:A:44:VAL:CG2	1:B:33:ASP:N	10	4.34
(3,7)	1:A:44:VAL:CG2	1:B:34:PRO:N	10	4.34
(3,7)	1:A:44:VAL:CG2	1:B:35:THR:N	10	4.34
(3,7)	1:A:44:VAL:CG2	1:B:36:ILE:N	10	4.34
(3,7)	1:A:44:VAL:CG2	1:B:37:GLU:N	10	4.34
(3,7)	1:A:44:VAL:CG2	1:B:38:ASP:N	10	4.34
(3,7)	1:A:44:VAL:CG2	1:B:39:SER:N	10	4.34
(3,7)	1:A:44:VAL:CG2	1:B:40:TYR:N	10	4.34
(3,7)	1:A:44:VAL:CG2	1:B:41:ARG:N	10	4.34
(3,7)	1:A:44:VAL:CG2	1:B:42:LYS:N	10	4.34
(3,7)	1:A:44:VAL:CG2	1:B:43:GLN:N	10	4.34
(3,7)	1:A:44:VAL:CG2	1:B:44:VAL:N	10	4.34
(3,7)	1:A:44:VAL:CG2	1:B:45:VAL:N	10	4.34
(3,7)	1:A:44:VAL:CG2	1:B:46:ILE:N	10	4.34
(3,7)	1:A:44:VAL:CG2	1:B:47:ASP:N	10	4.34
(3,7)	1:A:44:VAL:CG2	1:B:48:GLY:N	10	4.34
(3,7)	1:A:44:VAL:CG2	1:B:49:GLU:N	10	4.34
(3,7)	1:A:44:VAL:CG2	1:B:50:THR:N	10	4.34
(3,7)	1:A:44:VAL:CG2	1:B:51:CYS:N	10	4.34
(3,7)	1:A:44:VAL:CG2	1:B:52:LEU:N	10	4.34
(3,7)	1:A:44:VAL:CG2	1:B:53:LEU:N	10	4.34
(3,7)	1:A:44:VAL:CG2	1:B:54:ASP:N	10	4.34
(3,7)	1:A:44:VAL:CG2	1:B:55:ILE:N	10	4.34
(3,7)	1:A:44:VAL:CG2	1:B:56:LEU:N	10	4.34
(3,7)	1:A:44:VAL:CG2	1:B:57:ASP:N	10	4.34
(3,7)	1:A:44:VAL:CG2	1:B:58:THR:N	10	4.34
(3,7)	1:A:44:VAL:CG2	1:B:59:ALA:N	10	4.34
(3,7)	1:A:44:VAL:CG2	1:B:60:GLY:N	10	4.34
(3,7)	1:A:44:VAL:CG2	1:B:61:GLN:N	10	4.34
(3,7)	1:A:44:VAL:CG2	1:B:62:GLU:N	10	4.34
(3,7)	1:A:44:VAL:CG2	1:B:63:GLU:N	10	4.34
(3,7)	1:A:44:VAL:CG2	1:B:64:TYR:N	10	4.34
(3,7)	1:A:44:VAL:CG2	1:B:65:SER:N	10	4.34
(3,7)	1:A:44:VAL:CG2	1:B:66:ALA:N	10	4.34
(3,7)	1:A:44:VAL:CG2	1:B:67:MET:N	10	4.34
(3,7)	1:A:44:VAL:CG2	1:B:68:ARG:N	10	4.34
(3,7)	1:A:44:VAL:CG2	1:B:69:ASP:N	10	4.34
(3,7)	1:A:44:VAL:CG2	1:B:70:GLN:N	10	4.34

Continued on next page...

Continued from previous page...

Key	Atom-1	Atom-2	Model ID	Violation (Å)
(3,7)	1:A:44:VAL:CG2	1:B:71:TYR:N	10	4.34
(3,7)	1:A:44:VAL:CG2	1:B:72:MET:N	10	4.34
(3,7)	1:A:44:VAL:CG2	1:B:73:ARG:N	10	4.34
(3,7)	1:A:44:VAL:CG2	1:B:74:THR:N	10	4.34
(3,7)	1:A:44:VAL:CG2	1:B:75:GLY:N	10	4.34
(3,7)	1:A:44:VAL:CG2	1:B:76:GLU:N	10	4.34
(3,7)	1:A:44:VAL:CG2	1:B:77:GLY:N	10	4.34
(3,7)	1:A:44:VAL:CG2	1:B:78:PHE:N	10	4.34
(3,7)	1:A:44:VAL:CG2	1:B:79:LEU:N	10	4.34
(3,7)	1:A:44:VAL:CG2	1:B:80:CYS:N	10	4.34
(3,7)	1:A:44:VAL:CG2	5:B:203:7Q9:N	10	4.34
(3,7)	1:A:44:VAL:CG2	5:B:204:7Q9:N	10	4.34
(3,7)	1:A:44:VAL:CG2	5:B:205:7Q9:N	10	4.34
(3,7)	1:A:44:VAL:CG2	5:B:206:7Q9:N	10	4.34
(3,7)	1:A:44:VAL:CG2	5:B:207:7Q9:N	10	4.34
(3,7)	1:A:44:VAL:CG2	6:B:208:17F:N1	10	4.34
(3,7)	1:A:44:VAL:CG2	5:B:209:7Q9:N	10	4.34
(3,7)	1:A:44:VAL:CG2	5:B:210:7Q9:N	10	4.34
(3,7)	1:A:44:VAL:CG2	5:B:211:7Q9:N	10	4.34
(3,7)	1:A:44:VAL:CG2	5:B:212:7Q9:N	10	4.34
(3,7)	1:A:44:VAL:CG2	5:B:213:7Q9:N	10	4.34
(3,7)	1:A:44:VAL:CG2	6:B:214:17F:N1	10	4.34
(3,7)	1:A:44:VAL:CG2	6:B:215:17F:N1	10	4.34
(3,7)	1:A:44:VAL:CG2	5:B:216:7Q9:N	10	4.34
(3,7)	1:A:44:VAL:CG2	5:B:217:7Q9:N	10	4.34
(3,7)	1:A:44:VAL:CG2	5:B:218:7Q9:N	10	4.34
(3,7)	1:A:44:VAL:CG2	6:B:219:17F:N1	10	4.34
(3,7)	1:A:44:VAL:CG2	5:B:220:7Q9:N	10	4.34
(3,7)	1:A:44:VAL:CG1	1:B:2:THR:N	20	4.32
(3,7)	1:A:44:VAL:CG1	1:B:3:GLU:N	20	4.32
(3,7)	1:A:44:VAL:CG1	1:B:4:TYR:N	20	4.32
(3,7)	1:A:44:VAL:CG1	1:B:5:LYS:N	20	4.32
(3,7)	1:A:44:VAL:CG1	1:B:6:LEU:N	20	4.32
(3,7)	1:A:44:VAL:CG1	1:B:7:VAL:N	20	4.32
(3,7)	1:A:44:VAL:CG1	1:B:8:VAL:N	20	4.32
(3,7)	1:A:44:VAL:CG1	1:B:9:VAL:N	20	4.32
(3,7)	1:A:44:VAL:CG1	1:B:10:GLY:N	20	4.32
(3,7)	1:A:44:VAL:CG1	1:B:11:ALA:N	20	4.32
(3,7)	1:A:44:VAL:CG1	1:B:12:ASP:N	20	4.32
(3,7)	1:A:44:VAL:CG1	1:B:13:GLY:N	20	4.32
(3,7)	1:A:44:VAL:CG1	1:B:14:VAL:N	20	4.32
(3,7)	1:A:44:VAL:CG1	1:B:15:GLY:N	20	4.32

Continued on next page...

Continued from previous page...

Key	Atom-1	Atom-2	Model ID	Violation (Å)
(3,7)	1:A:44:VAL:CG1	1:B:16:LYS:N	20	4.32
(3,7)	1:A:44:VAL:CG1	1:B:17:SER:N	20	4.32
(3,7)	1:A:44:VAL:CG1	1:B:18:ALA:N	20	4.32
(3,7)	1:A:44:VAL:CG1	1:B:19:LEU:N	20	4.32
(3,7)	1:A:44:VAL:CG1	1:B:20:THR:N	20	4.32
(3,7)	1:A:44:VAL:CG1	1:B:21:ILE:N	20	4.32
(3,7)	1:A:44:VAL:CG1	1:B:22:GLN:N	20	4.32
(3,7)	1:A:44:VAL:CG1	1:B:23:LEU:N	20	4.32
(3,7)	1:A:44:VAL:CG1	1:B:24:ILE:N	20	4.32
(3,7)	1:A:44:VAL:CG1	1:B:25:GLN:N	20	4.32
(3,7)	1:A:44:VAL:CG1	1:B:26:ASN:N	20	4.32
(3,7)	1:A:44:VAL:CG1	1:B:27:HIS:N	20	4.32
(3,7)	1:A:44:VAL:CG1	1:B:28:PHE:N	20	4.32
(3,7)	1:A:44:VAL:CG1	1:B:29:VAL:N	20	4.32
(3,7)	1:A:44:VAL:CG1	1:B:30:ASP:N	20	4.32
(3,7)	1:A:44:VAL:CG1	1:B:31:GLU:N	20	4.32
(3,7)	1:A:44:VAL:CG1	1:B:32:TYR:N	20	4.32
(3,7)	1:A:44:VAL:CG1	1:B:33:ASP:N	20	4.32
(3,7)	1:A:44:VAL:CG1	1:B:34:PRO:N	20	4.32
(3,7)	1:A:44:VAL:CG1	1:B:35:THR:N	20	4.32
(3,7)	1:A:44:VAL:CG1	1:B:36:ILE:N	20	4.32
(3,7)	1:A:44:VAL:CG1	1:B:37:GLU:N	20	4.32
(3,7)	1:A:44:VAL:CG1	1:B:38:ASP:N	20	4.32
(3,7)	1:A:44:VAL:CG1	1:B:39:SER:N	20	4.32
(3,7)	1:A:44:VAL:CG1	1:B:40:TYR:N	20	4.32
(3,7)	1:A:44:VAL:CG1	1:B:41:ARG:N	20	4.32
(3,7)	1:A:44:VAL:CG1	1:B:42:LYS:N	20	4.32
(3,7)	1:A:44:VAL:CG1	1:B:43:GLN:N	20	4.32
(3,7)	1:A:44:VAL:CG1	1:B:44:VAL:N	20	4.32
(3,7)	1:A:44:VAL:CG1	1:B:45:VAL:N	20	4.32
(3,7)	1:A:44:VAL:CG1	1:B:46:ILE:N	20	4.32
(3,7)	1:A:44:VAL:CG1	1:B:47:ASP:N	20	4.32
(3,7)	1:A:44:VAL:CG1	1:B:48:GLY:N	20	4.32
(3,7)	1:A:44:VAL:CG1	1:B:49:GLU:N	20	4.32
(3,7)	1:A:44:VAL:CG1	1:B:50:THR:N	20	4.32
(3,7)	1:A:44:VAL:CG1	1:B:51:CYS:N	20	4.32
(3,7)	1:A:44:VAL:CG1	1:B:52:LEU:N	20	4.32
(3,7)	1:A:44:VAL:CG1	1:B:53:LEU:N	20	4.32
(3,7)	1:A:44:VAL:CG1	1:B:54:ASP:N	20	4.32
(3,7)	1:A:44:VAL:CG1	1:B:55:ILE:N	20	4.32
(3,7)	1:A:44:VAL:CG1	1:B:56:LEU:N	20	4.32
(3,7)	1:A:44:VAL:CG1	1:B:57:ASP:N	20	4.32

Continued on next page...

Continued from previous page...

Key	Atom-1	Atom-2	Model ID	Violation (Å)
(3,7)	1:A:44:VAL:CG1	1:B:58:THR:N	20	4.32
(3,7)	1:A:44:VAL:CG1	1:B:59:ALA:N	20	4.32
(3,7)	1:A:44:VAL:CG1	1:B:60:GLY:N	20	4.32
(3,7)	1:A:44:VAL:CG1	1:B:61:GLN:N	20	4.32
(3,7)	1:A:44:VAL:CG1	1:B:62:GLU:N	20	4.32
(3,7)	1:A:44:VAL:CG1	1:B:63:GLU:N	20	4.32
(3,7)	1:A:44:VAL:CG1	1:B:64:TYR:N	20	4.32
(3,7)	1:A:44:VAL:CG1	1:B:65:SER:N	20	4.32
(3,7)	1:A:44:VAL:CG1	1:B:66:ALA:N	20	4.32
(3,7)	1:A:44:VAL:CG1	1:B:67:MET:N	20	4.32
(3,7)	1:A:44:VAL:CG1	1:B:68:ARG:N	20	4.32
(3,7)	1:A:44:VAL:CG1	1:B:69:ASP:N	20	4.32
(3,7)	1:A:44:VAL:CG1	1:B:70:GLN:N	20	4.32
(3,7)	1:A:44:VAL:CG1	1:B:71:TYR:N	20	4.32
(3,7)	1:A:44:VAL:CG1	1:B:72:MET:N	20	4.32
(3,7)	1:A:44:VAL:CG1	1:B:73:ARG:N	20	4.32
(3,7)	1:A:44:VAL:CG1	1:B:74:THR:N	20	4.32
(3,7)	1:A:44:VAL:CG1	1:B:75:GLY:N	20	4.32
(3,7)	1:A:44:VAL:CG1	1:B:76:GLU:N	20	4.32
(3,7)	1:A:44:VAL:CG1	1:B:77:GLY:N	20	4.32
(3,7)	1:A:44:VAL:CG1	1:B:78:PHE:N	20	4.32
(3,7)	1:A:44:VAL:CG1	1:B:79:LEU:N	20	4.32
(3,7)	1:A:44:VAL:CG1	1:B:80:CYS:N	20	4.32
(3,7)	1:A:44:VAL:CG1	5:B:203:7Q9:N	20	4.32
(3,7)	1:A:44:VAL:CG1	5:B:204:7Q9:N	20	4.32
(3,7)	1:A:44:VAL:CG1	5:B:205:7Q9:N	20	4.32
(3,7)	1:A:44:VAL:CG1	5:B:206:7Q9:N	20	4.32
(3,7)	1:A:44:VAL:CG1	5:B:207:7Q9:N	20	4.32
(3,7)	1:A:44:VAL:CG1	6:B:208:17F:N1	20	4.32
(3,7)	1:A:44:VAL:CG1	5:B:209:7Q9:N	20	4.32
(3,7)	1:A:44:VAL:CG1	5:B:210:7Q9:N	20	4.32
(3,7)	1:A:44:VAL:CG1	5:B:211:7Q9:N	20	4.32
(3,7)	1:A:44:VAL:CG1	5:B:212:7Q9:N	20	4.32
(3,7)	1:A:44:VAL:CG1	5:B:213:7Q9:N	20	4.32
(3,7)	1:A:44:VAL:CG1	6:B:214:17F:N1	20	4.32
(3,7)	1:A:44:VAL:CG1	6:B:215:17F:N1	20	4.32
(3,7)	1:A:44:VAL:CG1	5:B:216:7Q9:N	20	4.32
(3,7)	1:A:44:VAL:CG1	5:B:217:7Q9:N	20	4.32
(3,7)	1:A:44:VAL:CG1	5:B:218:7Q9:N	20	4.32
(3,7)	1:A:44:VAL:CG1	6:B:219:17F:N1	20	4.32
(3,7)	1:A:44:VAL:CG1	5:B:220:7Q9:N	20	4.32
(3,7)	1:A:44:VAL:CG2	1:B:2:THR:N	20	4.32

Continued on next page...

Continued from previous page...

Key	Atom-1	Atom-2	Model ID	Violation (Å)
(3,7)	1:A:44:VAL:CG2	1:B:3:GLU:N	20	4.32
(3,7)	1:A:44:VAL:CG2	1:B:4:TYR:N	20	4.32
(3,7)	1:A:44:VAL:CG2	1:B:5:LYS:N	20	4.32
(3,7)	1:A:44:VAL:CG2	1:B:6:LEU:N	20	4.32
(3,7)	1:A:44:VAL:CG2	1:B:7:VAL:N	20	4.32
(3,7)	1:A:44:VAL:CG2	1:B:8:VAL:N	20	4.32
(3,7)	1:A:44:VAL:CG2	1:B:9:VAL:N	20	4.32
(3,7)	1:A:44:VAL:CG2	1:B:10:GLY:N	20	4.32
(3,7)	1:A:44:VAL:CG2	1:B:11:ALA:N	20	4.32
(3,7)	1:A:44:VAL:CG2	1:B:12:ASP:N	20	4.32
(3,7)	1:A:44:VAL:CG2	1:B:13:GLY:N	20	4.32
(3,7)	1:A:44:VAL:CG2	1:B:14:VAL:N	20	4.32
(3,7)	1:A:44:VAL:CG2	1:B:15:GLY:N	20	4.32
(3,7)	1:A:44:VAL:CG2	1:B:16:LYS:N	20	4.32
(3,7)	1:A:44:VAL:CG2	1:B:17:SER:N	20	4.32
(3,7)	1:A:44:VAL:CG2	1:B:18:ALA:N	20	4.32
(3,7)	1:A:44:VAL:CG2	1:B:19:LEU:N	20	4.32
(3,7)	1:A:44:VAL:CG2	1:B:20:THR:N	20	4.32
(3,7)	1:A:44:VAL:CG2	1:B:21:ILE:N	20	4.32
(3,7)	1:A:44:VAL:CG2	1:B:22:GLN:N	20	4.32
(3,7)	1:A:44:VAL:CG2	1:B:23:LEU:N	20	4.32
(3,7)	1:A:44:VAL:CG2	1:B:24:ILE:N	20	4.32
(3,7)	1:A:44:VAL:CG2	1:B:25:GLN:N	20	4.32
(3,7)	1:A:44:VAL:CG2	1:B:26:ASN:N	20	4.32
(3,7)	1:A:44:VAL:CG2	1:B:27:HIS:N	20	4.32
(3,7)	1:A:44:VAL:CG2	1:B:28:PHE:N	20	4.32
(3,7)	1:A:44:VAL:CG2	1:B:29:VAL:N	20	4.32
(3,7)	1:A:44:VAL:CG2	1:B:30:ASP:N	20	4.32
(3,7)	1:A:44:VAL:CG2	1:B:31:GLU:N	20	4.32
(3,7)	1:A:44:VAL:CG2	1:B:32:TYR:N	20	4.32
(3,7)	1:A:44:VAL:CG2	1:B:33:ASP:N	20	4.32
(3,7)	1:A:44:VAL:CG2	1:B:34:PRO:N	20	4.32
(3,7)	1:A:44:VAL:CG2	1:B:35:THR:N	20	4.32
(3,7)	1:A:44:VAL:CG2	1:B:36:ILE:N	20	4.32
(3,7)	1:A:44:VAL:CG2	1:B:37:GLU:N	20	4.32
(3,7)	1:A:44:VAL:CG2	1:B:38:ASP:N	20	4.32
(3,7)	1:A:44:VAL:CG2	1:B:39:SER:N	20	4.32
(3,7)	1:A:44:VAL:CG2	1:B:40:TYR:N	20	4.32
(3,7)	1:A:44:VAL:CG2	1:B:41:ARG:N	20	4.32
(3,7)	1:A:44:VAL:CG2	1:B:42:LYS:N	20	4.32
(3,7)	1:A:44:VAL:CG2	1:B:43:GLN:N	20	4.32
(3,7)	1:A:44:VAL:CG2	1:B:44:VAL:N	20	4.32

Continued on next page...

Continued from previous page...

Key	Atom-1	Atom-2	Model ID	Violation (Å)
(3,7)	1:A:44:VAL:CG2	1:B:45:VAL:N	20	4.32
(3,7)	1:A:44:VAL:CG2	1:B:46:ILE:N	20	4.32
(3,7)	1:A:44:VAL:CG2	1:B:47:ASP:N	20	4.32
(3,7)	1:A:44:VAL:CG2	1:B:48:GLY:N	20	4.32
(3,7)	1:A:44:VAL:CG2	1:B:49:GLU:N	20	4.32
(3,7)	1:A:44:VAL:CG2	1:B:50:THR:N	20	4.32
(3,7)	1:A:44:VAL:CG2	1:B:51:CYS:N	20	4.32
(3,7)	1:A:44:VAL:CG2	1:B:52:LEU:N	20	4.32
(3,7)	1:A:44:VAL:CG2	1:B:53:LEU:N	20	4.32
(3,7)	1:A:44:VAL:CG2	1:B:54:ASP:N	20	4.32
(3,7)	1:A:44:VAL:CG2	1:B:55:ILE:N	20	4.32
(3,7)	1:A:44:VAL:CG2	1:B:56:LEU:N	20	4.32
(3,7)	1:A:44:VAL:CG2	1:B:57:ASP:N	20	4.32
(3,7)	1:A:44:VAL:CG2	1:B:58:THR:N	20	4.32
(3,7)	1:A:44:VAL:CG2	1:B:59:ALA:N	20	4.32
(3,7)	1:A:44:VAL:CG2	1:B:60:GLY:N	20	4.32
(3,7)	1:A:44:VAL:CG2	1:B:61:GLN:N	20	4.32
(3,7)	1:A:44:VAL:CG2	1:B:62:GLU:N	20	4.32
(3,7)	1:A:44:VAL:CG2	1:B:63:GLU:N	20	4.32
(3,7)	1:A:44:VAL:CG2	1:B:64:TYR:N	20	4.32
(3,7)	1:A:44:VAL:CG2	1:B:65:SER:N	20	4.32
(3,7)	1:A:44:VAL:CG2	1:B:66:ALA:N	20	4.32
(3,7)	1:A:44:VAL:CG2	1:B:67:MET:N	20	4.32
(3,7)	1:A:44:VAL:CG2	1:B:68:ARG:N	20	4.32
(3,7)	1:A:44:VAL:CG2	1:B:69:ASP:N	20	4.32
(3,7)	1:A:44:VAL:CG2	1:B:70:GLN:N	20	4.32
(3,7)	1:A:44:VAL:CG2	1:B:71:TYR:N	20	4.32
(3,7)	1:A:44:VAL:CG2	1:B:72:MET:N	20	4.32
(3,7)	1:A:44:VAL:CG2	1:B:73:ARG:N	20	4.32
(3,7)	1:A:44:VAL:CG2	1:B:74:THR:N	20	4.32
(3,7)	1:A:44:VAL:CG2	1:B:75:GLY:N	20	4.32
(3,7)	1:A:44:VAL:CG2	1:B:76:GLU:N	20	4.32
(3,7)	1:A:44:VAL:CG2	1:B:77:GLY:N	20	4.32
(3,7)	1:A:44:VAL:CG2	1:B:78:PHE:N	20	4.32
(3,7)	1:A:44:VAL:CG2	1:B:79:LEU:N	20	4.32
(3,7)	1:A:44:VAL:CG2	1:B:80:CYS:N	20	4.32
(3,7)	1:A:44:VAL:CG2	5:B:203:7Q9:N	20	4.32
(3,7)	1:A:44:VAL:CG2	5:B:204:7Q9:N	20	4.32
(3,7)	1:A:44:VAL:CG2	5:B:205:7Q9:N	20	4.32
(3,7)	1:A:44:VAL:CG2	5:B:206:7Q9:N	20	4.32
(3,7)	1:A:44:VAL:CG2	5:B:207:7Q9:N	20	4.32
(3,7)	1:A:44:VAL:CG2	6:B:208:17F:N1	20	4.32

Continued on next page...

Continued from previous page...

Key	Atom-1	Atom-2	Model ID	Violation (Å)
(3,7)	1:A:44:VAL:CG2	5:B:209:7Q9:N	20	4.32
(3,7)	1:A:44:VAL:CG2	5:B:210:7Q9:N	20	4.32
(3,7)	1:A:44:VAL:CG2	5:B:211:7Q9:N	20	4.32
(3,7)	1:A:44:VAL:CG2	5:B:212:7Q9:N	20	4.32
(3,7)	1:A:44:VAL:CG2	5:B:213:7Q9:N	20	4.32
(3,7)	1:A:44:VAL:CG2	6:B:214:17F:N1	20	4.32
(3,7)	1:A:44:VAL:CG2	6:B:215:17F:N1	20	4.32
(3,7)	1:A:44:VAL:CG2	5:B:216:7Q9:N	20	4.32
(3,7)	1:A:44:VAL:CG2	5:B:217:7Q9:N	20	4.32
(3,7)	1:A:44:VAL:CG2	5:B:218:7Q9:N	20	4.32
(3,7)	1:A:44:VAL:CG2	6:B:219:17F:N1	20	4.32
(3,7)	1:A:44:VAL:CG2	5:B:220:7Q9:N	20	4.32
(3,16)	1:B:142:ILE:CD1	1:B:2:THR:N	1	4.32
(3,16)	1:B:142:ILE:CD1	1:B:3:GLU:N	1	4.32
(3,16)	1:B:142:ILE:CD1	1:B:4:TYR:N	1	4.32
(3,16)	1:B:142:ILE:CD1	1:B:5:LYS:N	1	4.32
(3,16)	1:B:142:ILE:CD1	1:B:6:LEU:N	1	4.32
(3,16)	1:B:142:ILE:CD1	1:B:7:VAL:N	1	4.32
(3,16)	1:B:142:ILE:CD1	1:B:8:VAL:N	1	4.32
(3,16)	1:B:142:ILE:CD1	1:B:9:VAL:N	1	4.32
(3,16)	1:B:142:ILE:CD1	1:B:10:GLY:N	1	4.32
(3,16)	1:B:142:ILE:CD1	1:B:11:ALA:N	1	4.32
(3,16)	1:B:142:ILE:CD1	1:B:12:ASP:N	1	4.32
(3,16)	1:B:142:ILE:CD1	1:B:13:GLY:N	1	4.32
(3,16)	1:B:142:ILE:CD1	1:B:14:VAL:N	1	4.32
(3,16)	1:B:142:ILE:CD1	1:B:15:GLY:N	1	4.32
(3,16)	1:B:142:ILE:CD1	1:B:16:LYS:N	1	4.32
(3,16)	1:B:142:ILE:CD1	1:B:17:SER:N	1	4.32
(3,16)	1:B:142:ILE:CD1	1:B:18:ALA:N	1	4.32
(3,16)	1:B:142:ILE:CD1	1:B:19:LEU:N	1	4.32
(3,16)	1:B:142:ILE:CD1	1:B:20:THR:N	1	4.32
(3,16)	1:B:142:ILE:CD1	1:B:21:ILE:N	1	4.32
(3,16)	1:B:142:ILE:CD1	1:B:22:GLN:N	1	4.32
(3,16)	1:B:142:ILE:CD1	1:B:23:LEU:N	1	4.32
(3,16)	1:B:142:ILE:CD1	1:B:24:ILE:N	1	4.32
(3,16)	1:B:142:ILE:CD1	1:B:25:GLN:N	1	4.32
(3,16)	1:B:142:ILE:CD1	1:B:26:ASN:N	1	4.32
(3,16)	1:B:142:ILE:CD1	1:B:27:HIS:N	1	4.32
(3,16)	1:B:142:ILE:CD1	1:B:28:PHE:N	1	4.32
(3,16)	1:B:142:ILE:CD1	1:B:29:VAL:N	1	4.32
(3,16)	1:B:142:ILE:CD1	1:B:30:ASP:N	1	4.32
(3,16)	1:B:142:ILE:CD1	1:B:31:GLU:N	1	4.32

Continued on next page...

Continued from previous page...

Key	Atom-1	Atom-2	Model ID	Violation (Å)
(3,16)	1:B:142:ILE:CD1	1:B:32:TYR:N	1	4.32
(3,16)	1:B:142:ILE:CD1	1:B:33:ASP:N	1	4.32
(3,16)	1:B:142:ILE:CD1	1:B:34:PRO:N	1	4.32
(3,16)	1:B:142:ILE:CD1	1:B:35:THR:N	1	4.32
(3,16)	1:B:142:ILE:CD1	1:B:36:ILE:N	1	4.32
(3,16)	1:B:142:ILE:CD1	1:B:37:GLU:N	1	4.32
(3,16)	1:B:142:ILE:CD1	1:B:38:ASP:N	1	4.32
(3,16)	1:B:142:ILE:CD1	1:B:39:SER:N	1	4.32
(3,16)	1:B:142:ILE:CD1	1:B:40:TYR:N	1	4.32
(3,16)	1:B:142:ILE:CD1	1:B:41:ARG:N	1	4.32
(3,16)	1:B:142:ILE:CD1	1:B:42:LYS:N	1	4.32
(3,16)	1:B:142:ILE:CD1	1:B:43:GLN:N	1	4.32
(3,16)	1:B:142:ILE:CD1	1:B:44:VAL:N	1	4.32
(3,16)	1:B:142:ILE:CD1	1:B:45:VAL:N	1	4.32
(3,16)	1:B:142:ILE:CD1	1:B:46:ILE:N	1	4.32
(3,16)	1:B:142:ILE:CD1	1:B:47:ASP:N	1	4.32
(3,16)	1:B:142:ILE:CD1	1:B:48:GLY:N	1	4.32
(3,16)	1:B:142:ILE:CD1	1:B:49:GLU:N	1	4.32
(3,16)	1:B:142:ILE:CD1	1:B:50:THR:N	1	4.32
(3,16)	1:B:142:ILE:CD1	1:B:51:CYS:N	1	4.32
(3,16)	1:B:142:ILE:CD1	1:B:52:LEU:N	1	4.32
(3,16)	1:B:142:ILE:CD1	1:B:53:LEU:N	1	4.32
(3,16)	1:B:142:ILE:CD1	1:B:54:ASP:N	1	4.32
(3,16)	1:B:142:ILE:CD1	1:B:55:ILE:N	1	4.32
(3,16)	1:B:142:ILE:CD1	1:B:56:LEU:N	1	4.32
(3,16)	1:B:142:ILE:CD1	1:B:57:ASP:N	1	4.32
(3,16)	1:B:142:ILE:CD1	1:B:58:THR:N	1	4.32
(3,16)	1:B:142:ILE:CD1	1:B:59:ALA:N	1	4.32
(3,16)	1:B:142:ILE:CD1	1:B:60:GLY:N	1	4.32
(3,16)	1:B:142:ILE:CD1	1:B:61:GLN:N	1	4.32
(3,16)	1:B:142:ILE:CD1	1:B:62:GLU:N	1	4.32
(3,16)	1:B:142:ILE:CD1	1:B:63:GLU:N	1	4.32
(3,16)	1:B:142:ILE:CD1	1:B:64:TYR:N	1	4.32
(3,16)	1:B:142:ILE:CD1	1:B:65:SER:N	1	4.32
(3,16)	1:B:142:ILE:CD1	1:B:66:ALA:N	1	4.32
(3,16)	1:B:142:ILE:CD1	1:B:67:MET:N	1	4.32
(3,16)	1:B:142:ILE:CD1	1:B:68:ARG:N	1	4.32
(3,16)	1:B:142:ILE:CD1	1:B:69:ASP:N	1	4.32
(3,16)	1:B:142:ILE:CD1	1:B:70:GLN:N	1	4.32
(3,16)	1:B:142:ILE:CD1	1:B:71:TYR:N	1	4.32
(3,16)	1:B:142:ILE:CD1	1:B:72:MET:N	1	4.32
(3,16)	1:B:142:ILE:CD1	1:B:73:ARG:N	1	4.32

Continued on next page...

Continued from previous page...

Key	Atom-1	Atom-2	Model ID	Violation (Å)
(3,16)	1:B:142:ILE:CD1	1:B:74:THR:N	1	4.32
(3,16)	1:B:142:ILE:CD1	1:B:75:GLY:N	1	4.32
(3,16)	1:B:142:ILE:CD1	1:B:76:GLU:N	1	4.32
(3,16)	1:B:142:ILE:CD1	1:B:77:GLY:N	1	4.32
(3,16)	1:B:142:ILE:CD1	1:B:78:PHE:N	1	4.32
(3,16)	1:B:142:ILE:CD1	1:B:79:LEU:N	1	4.32
(3,16)	1:B:142:ILE:CD1	1:B:80:CYS:N	1	4.32
(3,16)	1:B:142:ILE:CD1	5:B:203:7Q9:N	1	4.32
(3,16)	1:B:142:ILE:CD1	5:B:204:7Q9:N	1	4.32
(3,16)	1:B:142:ILE:CD1	5:B:205:7Q9:N	1	4.32
(3,16)	1:B:142:ILE:CD1	5:B:206:7Q9:N	1	4.32
(3,16)	1:B:142:ILE:CD1	5:B:207:7Q9:N	1	4.32
(3,16)	1:B:142:ILE:CD1	6:B:208:17F:N1	1	4.32
(3,16)	1:B:142:ILE:CD1	5:B:209:7Q9:N	1	4.32
(3,16)	1:B:142:ILE:CD1	5:B:210:7Q9:N	1	4.32
(3,16)	1:B:142:ILE:CD1	5:B:211:7Q9:N	1	4.32
(3,16)	1:B:142:ILE:CD1	5:B:212:7Q9:N	1	4.32
(3,16)	1:B:142:ILE:CD1	5:B:213:7Q9:N	1	4.32
(3,16)	1:B:142:ILE:CD1	6:B:214:17F:N1	1	4.32
(3,16)	1:B:142:ILE:CD1	6:B:215:17F:N1	1	4.32
(3,16)	1:B:142:ILE:CD1	5:B:216:7Q9:N	1	4.32
(3,16)	1:B:142:ILE:CD1	5:B:217:7Q9:N	1	4.32
(3,16)	1:B:142:ILE:CD1	5:B:218:7Q9:N	1	4.32
(3,16)	1:B:142:ILE:CD1	6:B:219:17F:N1	1	4.32
(3,16)	1:B:142:ILE:CD1	5:B:220:7Q9:N	1	4.32
(1,2)	1:B:118:CYS:SG	1:A:23:LEU:C	10	4.29
(1,2)	1:B:118:CYS:SG	1:A:23:LEU:CA	10	4.29
(1,2)	1:B:118:CYS:SG	1:A:23:LEU:CB	10	4.29
(1,2)	1:B:118:CYS:SG	1:A:23:LEU:CD1	10	4.29
(1,2)	1:B:118:CYS:SG	1:A:23:LEU:CD1	10	4.29
(1,2)	1:B:118:CYS:SG	1:A:23:LEU:CD2	10	4.29
(1,2)	1:B:118:CYS:SG	1:A:23:LEU:CD2	10	4.29
(1,2)	1:B:118:CYS:SG	1:A:23:LEU:CG	10	4.29
(1,2)	1:B:118:CYS:SG	1:A:23:LEU:H	10	4.29
(1,2)	1:B:118:CYS:SG	1:A:23:LEU:N	10	4.29
(1,2)	1:B:118:CYS:SG	1:A:23:LEU:O	10	4.29
(1,2)	1:B:118:CYS:SG	1:B:23:LEU:CD1	10	4.29
(1,2)	1:B:118:CYS:SG	1:B:23:LEU:CD2	10	4.29
(3,7)	1:A:44:VAL:CG1	1:B:2:THR:N	15	4.2
(3,7)	1:A:44:VAL:CG1	1:B:3:GLU:N	15	4.2
(3,7)	1:A:44:VAL:CG1	1:B:4:TYR:N	15	4.2
(3,7)	1:A:44:VAL:CG1	1:B:5:LYS:N	15	4.2

Continued on next page...

Continued from previous page...

Key	Atom-1	Atom-2	Model ID	Violation (Å)
(3,7)	1:A:44:VAL:CG1	1:B:6:LEU:N	15	4.2
(3,7)	1:A:44:VAL:CG1	1:B:7:VAL:N	15	4.2
(3,7)	1:A:44:VAL:CG1	1:B:8:VAL:N	15	4.2
(3,7)	1:A:44:VAL:CG1	1:B:9:VAL:N	15	4.2
(3,7)	1:A:44:VAL:CG1	1:B:10:GLY:N	15	4.2
(3,7)	1:A:44:VAL:CG1	1:B:11:ALA:N	15	4.2
(3,7)	1:A:44:VAL:CG1	1:B:12:ASP:N	15	4.2
(3,7)	1:A:44:VAL:CG1	1:B:13:GLY:N	15	4.2
(3,7)	1:A:44:VAL:CG1	1:B:14:VAL:N	15	4.2
(3,7)	1:A:44:VAL:CG1	1:B:15:GLY:N	15	4.2
(3,7)	1:A:44:VAL:CG1	1:B:16:LYS:N	15	4.2
(3,7)	1:A:44:VAL:CG1	1:B:17:SER:N	15	4.2
(3,7)	1:A:44:VAL:CG1	1:B:18:ALA:N	15	4.2
(3,7)	1:A:44:VAL:CG1	1:B:19:LEU:N	15	4.2
(3,7)	1:A:44:VAL:CG1	1:B:20:THR:N	15	4.2
(3,7)	1:A:44:VAL:CG1	1:B:21:ILE:N	15	4.2
(3,7)	1:A:44:VAL:CG1	1:B:22:GLN:N	15	4.2
(3,7)	1:A:44:VAL:CG1	1:B:23:LEU:N	15	4.2
(3,7)	1:A:44:VAL:CG1	1:B:24:ILE:N	15	4.2
(3,7)	1:A:44:VAL:CG1	1:B:25:GLN:N	15	4.2
(3,7)	1:A:44:VAL:CG1	1:B:26:ASN:N	15	4.2
(3,7)	1:A:44:VAL:CG1	1:B:27:HIS:N	15	4.2
(3,7)	1:A:44:VAL:CG1	1:B:28:PHE:N	15	4.2
(3,7)	1:A:44:VAL:CG1	1:B:29:VAL:N	15	4.2
(3,7)	1:A:44:VAL:CG1	1:B:30:ASP:N	15	4.2
(3,7)	1:A:44:VAL:CG1	1:B:31:GLU:N	15	4.2
(3,7)	1:A:44:VAL:CG1	1:B:32:TYR:N	15	4.2
(3,7)	1:A:44:VAL:CG1	1:B:33:ASP:N	15	4.2
(3,7)	1:A:44:VAL:CG1	1:B:34:PRO:N	15	4.2
(3,7)	1:A:44:VAL:CG1	1:B:35:THR:N	15	4.2
(3,7)	1:A:44:VAL:CG1	1:B:36:ILE:N	15	4.2
(3,7)	1:A:44:VAL:CG1	1:B:37:GLU:N	15	4.2
(3,7)	1:A:44:VAL:CG1	1:B:38:ASP:N	15	4.2
(3,7)	1:A:44:VAL:CG1	1:B:39:SER:N	15	4.2
(3,7)	1:A:44:VAL:CG1	1:B:40:TYR:N	15	4.2
(3,7)	1:A:44:VAL:CG1	1:B:41:ARG:N	15	4.2
(3,7)	1:A:44:VAL:CG1	1:B:42:LYS:N	15	4.2
(3,7)	1:A:44:VAL:CG1	1:B:43:GLN:N	15	4.2
(3,7)	1:A:44:VAL:CG1	1:B:44:VAL:N	15	4.2
(3,7)	1:A:44:VAL:CG1	1:B:45:VAL:N	15	4.2
(3,7)	1:A:44:VAL:CG1	1:B:46:ILE:N	15	4.2
(3,7)	1:A:44:VAL:CG1	1:B:47:ASP:N	15	4.2

Continued on next page...

Continued from previous page...

Key	Atom-1	Atom-2	Model ID	Violation (Å)
(3,7)	1:A:44:VAL:CG1	1:B:48:GLY:N	15	4.2
(3,7)	1:A:44:VAL:CG1	1:B:49:GLU:N	15	4.2
(3,7)	1:A:44:VAL:CG1	1:B:50:THR:N	15	4.2
(3,7)	1:A:44:VAL:CG1	1:B:51:CYS:N	15	4.2
(3,7)	1:A:44:VAL:CG1	1:B:52:LEU:N	15	4.2
(3,7)	1:A:44:VAL:CG1	1:B:53:LEU:N	15	4.2
(3,7)	1:A:44:VAL:CG1	1:B:54:ASP:N	15	4.2
(3,7)	1:A:44:VAL:CG1	1:B:55:ILE:N	15	4.2
(3,7)	1:A:44:VAL:CG1	1:B:56:LEU:N	15	4.2
(3,7)	1:A:44:VAL:CG1	1:B:57:ASP:N	15	4.2
(3,7)	1:A:44:VAL:CG1	1:B:58:THR:N	15	4.2
(3,7)	1:A:44:VAL:CG1	1:B:59:ALA:N	15	4.2
(3,7)	1:A:44:VAL:CG1	1:B:60:GLY:N	15	4.2
(3,7)	1:A:44:VAL:CG1	1:B:61:GLN:N	15	4.2
(3,7)	1:A:44:VAL:CG1	1:B:62:GLU:N	15	4.2
(3,7)	1:A:44:VAL:CG1	1:B:63:GLU:N	15	4.2
(3,7)	1:A:44:VAL:CG1	1:B:64:TYR:N	15	4.2
(3,7)	1:A:44:VAL:CG1	1:B:65:SER:N	15	4.2
(3,7)	1:A:44:VAL:CG1	1:B:66:ALA:N	15	4.2
(3,7)	1:A:44:VAL:CG1	1:B:67:MET:N	15	4.2
(3,7)	1:A:44:VAL:CG1	1:B:68:ARG:N	15	4.2
(3,7)	1:A:44:VAL:CG1	1:B:69:ASP:N	15	4.2
(3,7)	1:A:44:VAL:CG1	1:B:70:GLN:N	15	4.2
(3,7)	1:A:44:VAL:CG1	1:B:71:TYR:N	15	4.2
(3,7)	1:A:44:VAL:CG1	1:B:72:MET:N	15	4.2
(3,7)	1:A:44:VAL:CG1	1:B:73:ARG:N	15	4.2
(3,7)	1:A:44:VAL:CG1	1:B:74:THR:N	15	4.2
(3,7)	1:A:44:VAL:CG1	1:B:75:GLY:N	15	4.2
(3,7)	1:A:44:VAL:CG1	1:B:76:GLU:N	15	4.2
(3,7)	1:A:44:VAL:CG1	1:B:77:GLY:N	15	4.2
(3,7)	1:A:44:VAL:CG1	1:B:78:PHE:N	15	4.2
(3,7)	1:A:44:VAL:CG1	1:B:79:LEU:N	15	4.2
(3,7)	1:A:44:VAL:CG1	1:B:80:CYS:N	15	4.2
(3,7)	1:A:44:VAL:CG1	5:B:203:7Q9:N	15	4.2
(3,7)	1:A:44:VAL:CG1	5:B:204:7Q9:N	15	4.2
(3,7)	1:A:44:VAL:CG1	5:B:205:7Q9:N	15	4.2
(3,7)	1:A:44:VAL:CG1	5:B:206:7Q9:N	15	4.2
(3,7)	1:A:44:VAL:CG1	5:B:207:7Q9:N	15	4.2
(3,7)	1:A:44:VAL:CG1	6:B:208:17F:N1	15	4.2
(3,7)	1:A:44:VAL:CG1	5:B:209:7Q9:N	15	4.2
(3,7)	1:A:44:VAL:CG1	5:B:210:7Q9:N	15	4.2
(3,7)	1:A:44:VAL:CG1	5:B:211:7Q9:N	15	4.2

Continued on next page...

Continued from previous page...

Key	Atom-1	Atom-2	Model ID	Violation (Å)
(3,7)	1:A:44:VAL:CG1	5:B:212:7Q9:N	15	4.2
(3,7)	1:A:44:VAL:CG1	5:B:213:7Q9:N	15	4.2
(3,7)	1:A:44:VAL:CG1	6:B:214:17F:N1	15	4.2
(3,7)	1:A:44:VAL:CG1	6:B:215:17F:N1	15	4.2
(3,7)	1:A:44:VAL:CG1	5:B:216:7Q9:N	15	4.2
(3,7)	1:A:44:VAL:CG1	5:B:217:7Q9:N	15	4.2
(3,7)	1:A:44:VAL:CG1	5:B:218:7Q9:N	15	4.2
(3,7)	1:A:44:VAL:CG1	6:B:219:17F:N1	15	4.2
(3,7)	1:A:44:VAL:CG1	5:B:220:7Q9:N	15	4.2
(3,7)	1:A:44:VAL:CG2	1:B:2:THR:N	15	4.2
(3,7)	1:A:44:VAL:CG2	1:B:3:GLU:N	15	4.2
(3,7)	1:A:44:VAL:CG2	1:B:4:TYR:N	15	4.2
(3,7)	1:A:44:VAL:CG2	1:B:5:LYS:N	15	4.2
(3,7)	1:A:44:VAL:CG2	1:B:6:LEU:N	15	4.2
(3,7)	1:A:44:VAL:CG2	1:B:7:VAL:N	15	4.2
(3,7)	1:A:44:VAL:CG2	1:B:8:VAL:N	15	4.2
(3,7)	1:A:44:VAL:CG2	1:B:9:VAL:N	15	4.2
(3,7)	1:A:44:VAL:CG2	1:B:10:GLY:N	15	4.2
(3,7)	1:A:44:VAL:CG2	1:B:11:ALA:N	15	4.2
(3,7)	1:A:44:VAL:CG2	1:B:12:ASP:N	15	4.2
(3,7)	1:A:44:VAL:CG2	1:B:13:GLY:N	15	4.2
(3,7)	1:A:44:VAL:CG2	1:B:14:VAL:N	15	4.2
(3,7)	1:A:44:VAL:CG2	1:B:15:GLY:N	15	4.2
(3,7)	1:A:44:VAL:CG2	1:B:16:LYS:N	15	4.2
(3,7)	1:A:44:VAL:CG2	1:B:17:SER:N	15	4.2
(3,7)	1:A:44:VAL:CG2	1:B:18:ALA:N	15	4.2
(3,7)	1:A:44:VAL:CG2	1:B:19:LEU:N	15	4.2
(3,7)	1:A:44:VAL:CG2	1:B:20:THR:N	15	4.2
(3,7)	1:A:44:VAL:CG2	1:B:21:ILE:N	15	4.2
(3,7)	1:A:44:VAL:CG2	1:B:22:GLN:N	15	4.2
(3,7)	1:A:44:VAL:CG2	1:B:23:LEU:N	15	4.2
(3,7)	1:A:44:VAL:CG2	1:B:24:ILE:N	15	4.2
(3,7)	1:A:44:VAL:CG2	1:B:25:GLN:N	15	4.2
(3,7)	1:A:44:VAL:CG2	1:B:26:ASN:N	15	4.2
(3,7)	1:A:44:VAL:CG2	1:B:27:HIS:N	15	4.2
(3,7)	1:A:44:VAL:CG2	1:B:28:PHE:N	15	4.2
(3,7)	1:A:44:VAL:CG2	1:B:29:VAL:N	15	4.2
(3,7)	1:A:44:VAL:CG2	1:B:30:ASP:N	15	4.2
(3,7)	1:A:44:VAL:CG2	1:B:31:GLU:N	15	4.2
(3,7)	1:A:44:VAL:CG2	1:B:32:TYR:N	15	4.2
(3,7)	1:A:44:VAL:CG2	1:B:33:ASP:N	15	4.2
(3,7)	1:A:44:VAL:CG2	1:B:34:PRO:N	15	4.2

Continued on next page...

Continued from previous page...

Key	Atom-1	Atom-2	Model ID	Violation (Å)
(3,7)	1:A:44:VAL:CG2	1:B:35:THR:N	15	4.2
(3,7)	1:A:44:VAL:CG2	1:B:36:ILE:N	15	4.2
(3,7)	1:A:44:VAL:CG2	1:B:37:GLU:N	15	4.2
(3,7)	1:A:44:VAL:CG2	1:B:38:ASP:N	15	4.2
(3,7)	1:A:44:VAL:CG2	1:B:39:SER:N	15	4.2
(3,7)	1:A:44:VAL:CG2	1:B:40:TYR:N	15	4.2
(3,7)	1:A:44:VAL:CG2	1:B:41:ARG:N	15	4.2
(3,7)	1:A:44:VAL:CG2	1:B:42:LYS:N	15	4.2
(3,7)	1:A:44:VAL:CG2	1:B:43:GLN:N	15	4.2
(3,7)	1:A:44:VAL:CG2	1:B:44:VAL:N	15	4.2
(3,7)	1:A:44:VAL:CG2	1:B:45:VAL:N	15	4.2
(3,7)	1:A:44:VAL:CG2	1:B:46:ILE:N	15	4.2
(3,7)	1:A:44:VAL:CG2	1:B:47:ASP:N	15	4.2
(3,7)	1:A:44:VAL:CG2	1:B:48:GLY:N	15	4.2
(3,7)	1:A:44:VAL:CG2	1:B:49:GLU:N	15	4.2
(3,7)	1:A:44:VAL:CG2	1:B:50:THR:N	15	4.2
(3,7)	1:A:44:VAL:CG2	1:B:51:CYS:N	15	4.2
(3,7)	1:A:44:VAL:CG2	1:B:52:LEU:N	15	4.2
(3,7)	1:A:44:VAL:CG2	1:B:53:LEU:N	15	4.2
(3,7)	1:A:44:VAL:CG2	1:B:54:ASP:N	15	4.2
(3,7)	1:A:44:VAL:CG2	1:B:55:ILE:N	15	4.2
(3,7)	1:A:44:VAL:CG2	1:B:56:LEU:N	15	4.2
(3,7)	1:A:44:VAL:CG2	1:B:57:ASP:N	15	4.2
(3,7)	1:A:44:VAL:CG2	1:B:58:THR:N	15	4.2
(3,7)	1:A:44:VAL:CG2	1:B:59:ALA:N	15	4.2
(3,7)	1:A:44:VAL:CG2	1:B:60:GLY:N	15	4.2
(3,7)	1:A:44:VAL:CG2	1:B:61:GLN:N	15	4.2
(3,7)	1:A:44:VAL:CG2	1:B:62:GLU:N	15	4.2
(3,7)	1:A:44:VAL:CG2	1:B:63:GLU:N	15	4.2
(3,7)	1:A:44:VAL:CG2	1:B:64:TYR:N	15	4.2
(3,7)	1:A:44:VAL:CG2	1:B:65:SER:N	15	4.2
(3,7)	1:A:44:VAL:CG2	1:B:66:ALA:N	15	4.2
(3,7)	1:A:44:VAL:CG2	1:B:67:MET:N	15	4.2
(3,7)	1:A:44:VAL:CG2	1:B:68:ARG:N	15	4.2
(3,7)	1:A:44:VAL:CG2	1:B:69:ASP:N	15	4.2
(3,7)	1:A:44:VAL:CG2	1:B:70:GLN:N	15	4.2
(3,7)	1:A:44:VAL:CG2	1:B:71:TYR:N	15	4.2
(3,7)	1:A:44:VAL:CG2	1:B:72:MET:N	15	4.2
(3,7)	1:A:44:VAL:CG2	1:B:73:ARG:N	15	4.2
(3,7)	1:A:44:VAL:CG2	1:B:74:THR:N	15	4.2
(3,7)	1:A:44:VAL:CG2	1:B:75:GLY:N	15	4.2
(3,7)	1:A:44:VAL:CG2	1:B:76:GLU:N	15	4.2

Continued on next page...

Continued from previous page...

Key	Atom-1	Atom-2	Model ID	Violation (Å)
(3,7)	1:A:44:VAL:CG2	1:B:77:GLY:N	15	4.2
(3,7)	1:A:44:VAL:CG2	1:B:78:PHE:N	15	4.2
(3,7)	1:A:44:VAL:CG2	1:B:79:LEU:N	15	4.2
(3,7)	1:A:44:VAL:CG2	1:B:80:CYS:N	15	4.2
(3,7)	1:A:44:VAL:CG2	5:B:203:7Q9:N	15	4.2
(3,7)	1:A:44:VAL:CG2	5:B:204:7Q9:N	15	4.2
(3,7)	1:A:44:VAL:CG2	5:B:205:7Q9:N	15	4.2
(3,7)	1:A:44:VAL:CG2	5:B:206:7Q9:N	15	4.2
(3,7)	1:A:44:VAL:CG2	5:B:207:7Q9:N	15	4.2
(3,7)	1:A:44:VAL:CG2	6:B:208:17F:N1	15	4.2
(3,7)	1:A:44:VAL:CG2	5:B:209:7Q9:N	15	4.2
(3,7)	1:A:44:VAL:CG2	5:B:210:7Q9:N	15	4.2
(3,7)	1:A:44:VAL:CG2	5:B:211:7Q9:N	15	4.2
(3,7)	1:A:44:VAL:CG2	5:B:212:7Q9:N	15	4.2
(3,7)	1:A:44:VAL:CG2	5:B:213:7Q9:N	15	4.2
(3,7)	1:A:44:VAL:CG2	6:B:214:17F:N1	15	4.2
(3,7)	1:A:44:VAL:CG2	6:B:215:17F:N1	15	4.2
(3,7)	1:A:44:VAL:CG2	5:B:216:7Q9:N	15	4.2
(3,7)	1:A:44:VAL:CG2	5:B:217:7Q9:N	15	4.2
(3,7)	1:A:44:VAL:CG2	5:B:218:7Q9:N	15	4.2
(3,7)	1:A:44:VAL:CG2	6:B:219:17F:N1	15	4.2
(3,7)	1:A:44:VAL:CG2	5:B:220:7Q9:N	15	4.2
(3,3)	1:A:21:ILE:CD1	1:B:2:THR:N	18	4.19
(3,3)	1:A:21:ILE:CD1	1:B:3:GLU:N	18	4.19
(3,3)	1:A:21:ILE:CD1	1:B:4:TYR:N	18	4.19
(3,3)	1:A:21:ILE:CD1	1:B:5:LYS:N	18	4.19
(3,3)	1:A:21:ILE:CD1	1:B:6:LEU:N	18	4.19
(3,3)	1:A:21:ILE:CD1	1:B:7:VAL:N	18	4.19
(3,3)	1:A:21:ILE:CD1	1:B:8:VAL:N	18	4.19
(3,3)	1:A:21:ILE:CD1	1:B:9:VAL:N	18	4.19
(3,3)	1:A:21:ILE:CD1	1:B:10:GLY:N	18	4.19
(3,3)	1:A:21:ILE:CD1	1:B:11:ALA:N	18	4.19
(3,3)	1:A:21:ILE:CD1	1:B:12:ASP:N	18	4.19
(3,3)	1:A:21:ILE:CD1	1:B:13:GLY:N	18	4.19
(3,3)	1:A:21:ILE:CD1	1:B:14:VAL:N	18	4.19
(3,3)	1:A:21:ILE:CD1	1:B:15:GLY:N	18	4.19
(3,3)	1:A:21:ILE:CD1	1:B:16:LYS:N	18	4.19
(3,3)	1:A:21:ILE:CD1	1:B:17:SER:N	18	4.19
(3,3)	1:A:21:ILE:CD1	1:B:18:ALA:N	18	4.19
(3,3)	1:A:21:ILE:CD1	1:B:19:LEU:N	18	4.19
(3,3)	1:A:21:ILE:CD1	1:B:20:THR:N	18	4.19
(3,3)	1:A:21:ILE:CD1	1:B:21:ILE:N	18	4.19

Continued on next page...

Continued from previous page...

Key	Atom-1	Atom-2	Model ID	Violation (Å)
(3,3)	1:A:21:ILE:CD1	1:B:22:GLN:N	18	4.19
(3,3)	1:A:21:ILE:CD1	1:B:23:LEU:N	18	4.19
(3,3)	1:A:21:ILE:CD1	1:B:24:ILE:N	18	4.19
(3,3)	1:A:21:ILE:CD1	1:B:25:GLN:N	18	4.19
(3,3)	1:A:21:ILE:CD1	1:B:26:ASN:N	18	4.19
(3,3)	1:A:21:ILE:CD1	1:B:27:HIS:N	18	4.19
(3,3)	1:A:21:ILE:CD1	1:B:28:PHE:N	18	4.19
(3,3)	1:A:21:ILE:CD1	1:B:29:VAL:N	18	4.19
(3,3)	1:A:21:ILE:CD1	1:B:30:ASP:N	18	4.19
(3,3)	1:A:21:ILE:CD1	1:B:31:GLU:N	18	4.19
(3,3)	1:A:21:ILE:CD1	1:B:32:TYR:N	18	4.19
(3,3)	1:A:21:ILE:CD1	1:B:33:ASP:N	18	4.19
(3,3)	1:A:21:ILE:CD1	1:B:34:PRO:N	18	4.19
(3,3)	1:A:21:ILE:CD1	1:B:35:THR:N	18	4.19
(3,3)	1:A:21:ILE:CD1	1:B:36:ILE:N	18	4.19
(3,3)	1:A:21:ILE:CD1	1:B:37:GLU:N	18	4.19
(3,3)	1:A:21:ILE:CD1	1:B:38:ASP:N	18	4.19
(3,3)	1:A:21:ILE:CD1	1:B:39:SER:N	18	4.19
(3,3)	1:A:21:ILE:CD1	1:B:40:TYR:N	18	4.19
(3,3)	1:A:21:ILE:CD1	1:B:41:ARG:N	18	4.19
(3,3)	1:A:21:ILE:CD1	1:B:42:LYS:N	18	4.19
(3,3)	1:A:21:ILE:CD1	1:B:43:GLN:N	18	4.19
(3,3)	1:A:21:ILE:CD1	1:B:44:VAL:N	18	4.19
(3,3)	1:A:21:ILE:CD1	1:B:45:VAL:N	18	4.19
(3,3)	1:A:21:ILE:CD1	1:B:46:ILE:N	18	4.19
(3,3)	1:A:21:ILE:CD1	1:B:47:ASP:N	18	4.19
(3,3)	1:A:21:ILE:CD1	1:B:48:GLY:N	18	4.19
(3,3)	1:A:21:ILE:CD1	1:B:49:GLU:N	18	4.19
(3,3)	1:A:21:ILE:CD1	1:B:50:THR:N	18	4.19
(3,3)	1:A:21:ILE:CD1	1:B:51:CYS:N	18	4.19
(3,3)	1:A:21:ILE:CD1	1:B:52:LEU:N	18	4.19
(3,3)	1:A:21:ILE:CD1	1:B:53:LEU:N	18	4.19
(3,3)	1:A:21:ILE:CD1	1:B:54:ASP:N	18	4.19
(3,3)	1:A:21:ILE:CD1	1:B:55:ILE:N	18	4.19
(3,3)	1:A:21:ILE:CD1	1:B:56:LEU:N	18	4.19
(3,3)	1:A:21:ILE:CD1	1:B:57:ASP:N	18	4.19
(3,3)	1:A:21:ILE:CD1	1:B:58:THR:N	18	4.19
(3,3)	1:A:21:ILE:CD1	1:B:59:ALA:N	18	4.19
(3,3)	1:A:21:ILE:CD1	1:B:60:GLY:N	18	4.19
(3,3)	1:A:21:ILE:CD1	1:B:61:GLN:N	18	4.19
(3,3)	1:A:21:ILE:CD1	1:B:62:GLU:N	18	4.19
(3,3)	1:A:21:ILE:CD1	1:B:63:GLU:N	18	4.19

Continued on next page...

Continued from previous page...

Key	Atom-1	Atom-2	Model ID	Violation (Å)
(3,3)	1:A:21:ILE:CD1	1:B:64:TYR:N	18	4.19
(3,3)	1:A:21:ILE:CD1	1:B:65:SER:N	18	4.19
(3,3)	1:A:21:ILE:CD1	1:B:66:ALA:N	18	4.19
(3,3)	1:A:21:ILE:CD1	1:B:67:MET:N	18	4.19
(3,3)	1:A:21:ILE:CD1	1:B:68:ARG:N	18	4.19
(3,3)	1:A:21:ILE:CD1	1:B:69:ASP:N	18	4.19
(3,3)	1:A:21:ILE:CD1	1:B:70:GLN:N	18	4.19
(3,3)	1:A:21:ILE:CD1	1:B:71:TYR:N	18	4.19
(3,3)	1:A:21:ILE:CD1	1:B:72:MET:N	18	4.19
(3,3)	1:A:21:ILE:CD1	1:B:73:ARG:N	18	4.19
(3,3)	1:A:21:ILE:CD1	1:B:74:THR:N	18	4.19
(3,3)	1:A:21:ILE:CD1	1:B:75:GLY:N	18	4.19
(3,3)	1:A:21:ILE:CD1	1:B:76:GLU:N	18	4.19
(3,3)	1:A:21:ILE:CD1	1:B:77:GLY:N	18	4.19
(3,3)	1:A:21:ILE:CD1	1:B:78:PHE:N	18	4.19
(3,3)	1:A:21:ILE:CD1	1:B:79:LEU:N	18	4.19
(3,3)	1:A:21:ILE:CD1	1:B:80:CYS:N	18	4.19
(3,3)	1:A:21:ILE:CD1	5:B:203:7Q9:N	18	4.19
(3,3)	1:A:21:ILE:CD1	5:B:204:7Q9:N	18	4.19
(3,3)	1:A:21:ILE:CD1	5:B:205:7Q9:N	18	4.19
(3,3)	1:A:21:ILE:CD1	5:B:206:7Q9:N	18	4.19
(3,3)	1:A:21:ILE:CD1	5:B:207:7Q9:N	18	4.19
(3,3)	1:A:21:ILE:CD1	6:B:208:17F:N1	18	4.19
(3,3)	1:A:21:ILE:CD1	5:B:209:7Q9:N	18	4.19
(3,3)	1:A:21:ILE:CD1	5:B:210:7Q9:N	18	4.19
(3,3)	1:A:21:ILE:CD1	5:B:211:7Q9:N	18	4.19
(3,3)	1:A:21:ILE:CD1	5:B:212:7Q9:N	18	4.19
(3,3)	1:A:21:ILE:CD1	5:B:213:7Q9:N	18	4.19
(3,3)	1:A:21:ILE:CD1	6:B:214:17F:N1	18	4.19
(3,3)	1:A:21:ILE:CD1	6:B:215:17F:N1	18	4.19
(3,3)	1:A:21:ILE:CD1	5:B:216:7Q9:N	18	4.19
(3,3)	1:A:21:ILE:CD1	5:B:217:7Q9:N	18	4.19
(3,3)	1:A:21:ILE:CD1	5:B:218:7Q9:N	18	4.19
(3,3)	1:A:21:ILE:CD1	6:B:219:17F:N1	18	4.19
(3,3)	1:A:21:ILE:CD1	5:B:220:7Q9:N	18	4.19
(3,3)	1:A:21:ILE:CD1	1:B:2:THR:N	16	4.18
(3,3)	1:A:21:ILE:CD1	1:B:3:GLU:N	16	4.18
(3,3)	1:A:21:ILE:CD1	1:B:4:TYR:N	16	4.18
(3,3)	1:A:21:ILE:CD1	1:B:5:LYS:N	16	4.18
(3,3)	1:A:21:ILE:CD1	1:B:6:LEU:N	16	4.18
(3,3)	1:A:21:ILE:CD1	1:B:7:VAL:N	16	4.18
(3,3)	1:A:21:ILE:CD1	1:B:8:VAL:N	16	4.18

Continued on next page...

Continued from previous page...

Key	Atom-1	Atom-2	Model ID	Violation (Å)
(3,3)	1:A:21:ILE:CD1	1:B:9:VAL:N	16	4.18
(3,3)	1:A:21:ILE:CD1	1:B:10:GLY:N	16	4.18
(3,3)	1:A:21:ILE:CD1	1:B:11:ALA:N	16	4.18
(3,3)	1:A:21:ILE:CD1	1:B:12:ASP:N	16	4.18
(3,3)	1:A:21:ILE:CD1	1:B:13:GLY:N	16	4.18
(3,3)	1:A:21:ILE:CD1	1:B:14:VAL:N	16	4.18
(3,3)	1:A:21:ILE:CD1	1:B:15:GLY:N	16	4.18
(3,3)	1:A:21:ILE:CD1	1:B:16:LYS:N	16	4.18
(3,3)	1:A:21:ILE:CD1	1:B:17:SER:N	16	4.18
(3,3)	1:A:21:ILE:CD1	1:B:18:ALA:N	16	4.18
(3,3)	1:A:21:ILE:CD1	1:B:19:LEU:N	16	4.18
(3,3)	1:A:21:ILE:CD1	1:B:20:THR:N	16	4.18
(3,3)	1:A:21:ILE:CD1	1:B:21:ILE:N	16	4.18
(3,3)	1:A:21:ILE:CD1	1:B:22:GLN:N	16	4.18
(3,3)	1:A:21:ILE:CD1	1:B:23:LEU:N	16	4.18
(3,3)	1:A:21:ILE:CD1	1:B:24:ILE:N	16	4.18
(3,3)	1:A:21:ILE:CD1	1:B:25:GLN:N	16	4.18
(3,3)	1:A:21:ILE:CD1	1:B:26:ASN:N	16	4.18
(3,3)	1:A:21:ILE:CD1	1:B:27:HIS:N	16	4.18
(3,3)	1:A:21:ILE:CD1	1:B:28:PHE:N	16	4.18
(3,3)	1:A:21:ILE:CD1	1:B:29:VAL:N	16	4.18
(3,3)	1:A:21:ILE:CD1	1:B:30:ASP:N	16	4.18
(3,3)	1:A:21:ILE:CD1	1:B:31:GLU:N	16	4.18
(3,3)	1:A:21:ILE:CD1	1:B:32:TYR:N	16	4.18
(3,3)	1:A:21:ILE:CD1	1:B:33:ASP:N	16	4.18
(3,3)	1:A:21:ILE:CD1	1:B:34:PRO:N	16	4.18
(3,3)	1:A:21:ILE:CD1	1:B:35:THR:N	16	4.18
(3,3)	1:A:21:ILE:CD1	1:B:36:ILE:N	16	4.18
(3,3)	1:A:21:ILE:CD1	1:B:37:GLU:N	16	4.18
(3,3)	1:A:21:ILE:CD1	1:B:38:ASP:N	16	4.18
(3,3)	1:A:21:ILE:CD1	1:B:39:SER:N	16	4.18
(3,3)	1:A:21:ILE:CD1	1:B:40:TYR:N	16	4.18
(3,3)	1:A:21:ILE:CD1	1:B:41:ARG:N	16	4.18
(3,3)	1:A:21:ILE:CD1	1:B:42:LYS:N	16	4.18
(3,3)	1:A:21:ILE:CD1	1:B:43:GLN:N	16	4.18
(3,3)	1:A:21:ILE:CD1	1:B:44:VAL:N	16	4.18
(3,3)	1:A:21:ILE:CD1	1:B:45:VAL:N	16	4.18
(3,3)	1:A:21:ILE:CD1	1:B:46:ILE:N	16	4.18
(3,3)	1:A:21:ILE:CD1	1:B:47:ASP:N	16	4.18
(3,3)	1:A:21:ILE:CD1	1:B:48:GLY:N	16	4.18
(3,3)	1:A:21:ILE:CD1	1:B:49:GLU:N	16	4.18
(3,3)	1:A:21:ILE:CD1	1:B:50:THR:N	16	4.18

Continued on next page...

Continued from previous page...

Key	Atom-1	Atom-2	Model ID	Violation (Å)
(3,3)	1:A:21:ILE:CD1	1:B:51:CYS:N	16	4.18
(3,3)	1:A:21:ILE:CD1	1:B:52:LEU:N	16	4.18
(3,3)	1:A:21:ILE:CD1	1:B:53:LEU:N	16	4.18
(3,3)	1:A:21:ILE:CD1	1:B:54:ASP:N	16	4.18
(3,3)	1:A:21:ILE:CD1	1:B:55:ILE:N	16	4.18
(3,3)	1:A:21:ILE:CD1	1:B:56:LEU:N	16	4.18
(3,3)	1:A:21:ILE:CD1	1:B:57:ASP:N	16	4.18
(3,3)	1:A:21:ILE:CD1	1:B:58:THR:N	16	4.18
(3,3)	1:A:21:ILE:CD1	1:B:59:ALA:N	16	4.18
(3,3)	1:A:21:ILE:CD1	1:B:60:GLY:N	16	4.18
(3,3)	1:A:21:ILE:CD1	1:B:61:GLN:N	16	4.18
(3,3)	1:A:21:ILE:CD1	1:B:62:GLU:N	16	4.18
(3,3)	1:A:21:ILE:CD1	1:B:63:GLU:N	16	4.18
(3,3)	1:A:21:ILE:CD1	1:B:64:TYR:N	16	4.18
(3,3)	1:A:21:ILE:CD1	1:B:65:SER:N	16	4.18
(3,3)	1:A:21:ILE:CD1	1:B:66:ALA:N	16	4.18
(3,3)	1:A:21:ILE:CD1	1:B:67:MET:N	16	4.18
(3,3)	1:A:21:ILE:CD1	1:B:68:ARG:N	16	4.18
(3,3)	1:A:21:ILE:CD1	1:B:69:ASP:N	16	4.18
(3,3)	1:A:21:ILE:CD1	1:B:70:GLN:N	16	4.18
(3,3)	1:A:21:ILE:CD1	1:B:71:TYR:N	16	4.18
(3,3)	1:A:21:ILE:CD1	1:B:72:MET:N	16	4.18
(3,3)	1:A:21:ILE:CD1	1:B:73:ARG:N	16	4.18
(3,3)	1:A:21:ILE:CD1	1:B:74:THR:N	16	4.18
(3,3)	1:A:21:ILE:CD1	1:B:75:GLY:N	16	4.18
(3,3)	1:A:21:ILE:CD1	1:B:76:GLU:N	16	4.18
(3,3)	1:A:21:ILE:CD1	1:B:77:GLY:N	16	4.18
(3,3)	1:A:21:ILE:CD1	1:B:78:PHE:N	16	4.18
(3,3)	1:A:21:ILE:CD1	1:B:79:LEU:N	16	4.18
(3,3)	1:A:21:ILE:CD1	1:B:80:CYS:N	16	4.18
(3,3)	1:A:21:ILE:CD1	5:B:203:7Q9:N	16	4.18
(3,3)	1:A:21:ILE:CD1	5:B:204:7Q9:N	16	4.18
(3,3)	1:A:21:ILE:CD1	5:B:205:7Q9:N	16	4.18
(3,3)	1:A:21:ILE:CD1	5:B:206:7Q9:N	16	4.18
(3,3)	1:A:21:ILE:CD1	5:B:207:7Q9:N	16	4.18
(3,3)	1:A:21:ILE:CD1	6:B:208:17F:N1	16	4.18
(3,3)	1:A:21:ILE:CD1	5:B:209:7Q9:N	16	4.18
(3,3)	1:A:21:ILE:CD1	5:B:210:7Q9:N	16	4.18
(3,3)	1:A:21:ILE:CD1	5:B:211:7Q9:N	16	4.18
(3,3)	1:A:21:ILE:CD1	5:B:212:7Q9:N	16	4.18
(3,3)	1:A:21:ILE:CD1	5:B:213:7Q9:N	16	4.18
(3,3)	1:A:21:ILE:CD1	6:B:214:17F:N1	16	4.18

Continued on next page...

Continued from previous page...

Key	Atom-1	Atom-2	Model ID	Violation (Å)
(3,3)	1:A:21:ILE:CD1	6:B:215:17F:N1	16	4.18
(3,3)	1:A:21:ILE:CD1	5:B:216:7Q9:N	16	4.18
(3,3)	1:A:21:ILE:CD1	5:B:217:7Q9:N	16	4.18
(3,3)	1:A:21:ILE:CD1	5:B:218:7Q9:N	16	4.18
(3,3)	1:A:21:ILE:CD1	6:B:219:17F:N1	16	4.18
(3,3)	1:A:21:ILE:CD1	5:B:220:7Q9:N	16	4.18
(3,7)	1:A:44:VAL:CG1	1:B:2:THR:N	9	4.17
(3,7)	1:A:44:VAL:CG1	1:B:3:GLU:N	9	4.17
(3,7)	1:A:44:VAL:CG1	1:B:4:TYR:N	9	4.17
(3,7)	1:A:44:VAL:CG1	1:B:5:LYS:N	9	4.17
(3,7)	1:A:44:VAL:CG1	1:B:6:LEU:N	9	4.17
(3,7)	1:A:44:VAL:CG1	1:B:7:VAL:N	9	4.17
(3,7)	1:A:44:VAL:CG1	1:B:8:VAL:N	9	4.17
(3,7)	1:A:44:VAL:CG1	1:B:9:VAL:N	9	4.17
(3,7)	1:A:44:VAL:CG1	1:B:10:GLY:N	9	4.17
(3,7)	1:A:44:VAL:CG1	1:B:11:ALA:N	9	4.17
(3,7)	1:A:44:VAL:CG1	1:B:12:ASP:N	9	4.17
(3,7)	1:A:44:VAL:CG1	1:B:13:GLY:N	9	4.17
(3,7)	1:A:44:VAL:CG1	1:B:14:VAL:N	9	4.17
(3,7)	1:A:44:VAL:CG1	1:B:15:GLY:N	9	4.17
(3,7)	1:A:44:VAL:CG1	1:B:16:LYS:N	9	4.17
(3,7)	1:A:44:VAL:CG1	1:B:17:SER:N	9	4.17
(3,7)	1:A:44:VAL:CG1	1:B:18:ALA:N	9	4.17
(3,7)	1:A:44:VAL:CG1	1:B:19:LEU:N	9	4.17
(3,7)	1:A:44:VAL:CG1	1:B:20:THR:N	9	4.17
(3,7)	1:A:44:VAL:CG1	1:B:21:ILE:N	9	4.17
(3,7)	1:A:44:VAL:CG1	1:B:22:GLN:N	9	4.17
(3,7)	1:A:44:VAL:CG1	1:B:23:LEU:N	9	4.17
(3,7)	1:A:44:VAL:CG1	1:B:24:ILE:N	9	4.17
(3,7)	1:A:44:VAL:CG1	1:B:25:GLN:N	9	4.17
(3,7)	1:A:44:VAL:CG1	1:B:26:ASN:N	9	4.17
(3,7)	1:A:44:VAL:CG1	1:B:27:HIS:N	9	4.17
(3,7)	1:A:44:VAL:CG1	1:B:28:PHE:N	9	4.17
(3,7)	1:A:44:VAL:CG1	1:B:29:VAL:N	9	4.17
(3,7)	1:A:44:VAL:CG1	1:B:30:ASP:N	9	4.17
(3,7)	1:A:44:VAL:CG1	1:B:31:GLU:N	9	4.17
(3,7)	1:A:44:VAL:CG1	1:B:32:TYR:N	9	4.17
(3,7)	1:A:44:VAL:CG1	1:B:33:ASP:N	9	4.17
(3,7)	1:A:44:VAL:CG1	1:B:34:PRO:N	9	4.17
(3,7)	1:A:44:VAL:CG1	1:B:35:THR:N	9	4.17
(3,7)	1:A:44:VAL:CG1	1:B:36:ILE:N	9	4.17
(3,7)	1:A:44:VAL:CG1	1:B:37:GLU:N	9	4.17

Continued on next page...

Continued from previous page...

Key	Atom-1	Atom-2	Model ID	Violation (Å)
(3,7)	1:A:44:VAL:CG1	1:B:38:ASP:N	9	4.17
(3,7)	1:A:44:VAL:CG1	1:B:39:SER:N	9	4.17
(3,7)	1:A:44:VAL:CG1	1:B:40:TYR:N	9	4.17
(3,7)	1:A:44:VAL:CG1	1:B:41:ARG:N	9	4.17
(3,7)	1:A:44:VAL:CG1	1:B:42:LYS:N	9	4.17
(3,7)	1:A:44:VAL:CG1	1:B:43:GLN:N	9	4.17
(3,7)	1:A:44:VAL:CG1	1:B:44:VAL:N	9	4.17
(3,7)	1:A:44:VAL:CG1	1:B:45:VAL:N	9	4.17
(3,7)	1:A:44:VAL:CG1	1:B:46:ILE:N	9	4.17
(3,7)	1:A:44:VAL:CG1	1:B:47:ASP:N	9	4.17
(3,7)	1:A:44:VAL:CG1	1:B:48:GLY:N	9	4.17
(3,7)	1:A:44:VAL:CG1	1:B:49:GLU:N	9	4.17
(3,7)	1:A:44:VAL:CG1	1:B:50:THR:N	9	4.17
(3,7)	1:A:44:VAL:CG1	1:B:51:CYS:N	9	4.17
(3,7)	1:A:44:VAL:CG1	1:B:52:LEU:N	9	4.17
(3,7)	1:A:44:VAL:CG1	1:B:53:LEU:N	9	4.17
(3,7)	1:A:44:VAL:CG1	1:B:54:ASP:N	9	4.17
(3,7)	1:A:44:VAL:CG1	1:B:55:ILE:N	9	4.17
(3,7)	1:A:44:VAL:CG1	1:B:56:LEU:N	9	4.17
(3,7)	1:A:44:VAL:CG1	1:B:57:ASP:N	9	4.17
(3,7)	1:A:44:VAL:CG1	1:B:58:THR:N	9	4.17
(3,7)	1:A:44:VAL:CG1	1:B:59:ALA:N	9	4.17
(3,7)	1:A:44:VAL:CG1	1:B:60:GLY:N	9	4.17
(3,7)	1:A:44:VAL:CG1	1:B:61:GLN:N	9	4.17
(3,7)	1:A:44:VAL:CG1	1:B:62:GLU:N	9	4.17
(3,7)	1:A:44:VAL:CG1	1:B:63:GLU:N	9	4.17
(3,7)	1:A:44:VAL:CG1	1:B:64:TYR:N	9	4.17
(3,7)	1:A:44:VAL:CG1	1:B:65:SER:N	9	4.17
(3,7)	1:A:44:VAL:CG1	1:B:66:ALA:N	9	4.17
(3,7)	1:A:44:VAL:CG1	1:B:67:MET:N	9	4.17
(3,7)	1:A:44:VAL:CG1	1:B:68:ARG:N	9	4.17
(3,7)	1:A:44:VAL:CG1	1:B:69:ASP:N	9	4.17
(3,7)	1:A:44:VAL:CG1	1:B:70:GLN:N	9	4.17
(3,7)	1:A:44:VAL:CG1	1:B:71:TYR:N	9	4.17
(3,7)	1:A:44:VAL:CG1	1:B:72:MET:N	9	4.17
(3,7)	1:A:44:VAL:CG1	1:B:73:ARG:N	9	4.17
(3,7)	1:A:44:VAL:CG1	1:B:74:THR:N	9	4.17
(3,7)	1:A:44:VAL:CG1	1:B:75:GLY:N	9	4.17
(3,7)	1:A:44:VAL:CG1	1:B:76:GLU:N	9	4.17
(3,7)	1:A:44:VAL:CG1	1:B:77:GLY:N	9	4.17
(3,7)	1:A:44:VAL:CG1	1:B:78:PHE:N	9	4.17
(3,7)	1:A:44:VAL:CG1	1:B:79:LEU:N	9	4.17

Continued on next page...

Continued from previous page...

Key	Atom-1	Atom-2	Model ID	Violation (Å)
(3,7)	1:A:44:VAL:CG1	1:B:80:CYS:N	9	4.17
(3,7)	1:A:44:VAL:CG1	5:B:203:7Q9:N	9	4.17
(3,7)	1:A:44:VAL:CG1	5:B:204:7Q9:N	9	4.17
(3,7)	1:A:44:VAL:CG1	5:B:205:7Q9:N	9	4.17
(3,7)	1:A:44:VAL:CG1	5:B:206:7Q9:N	9	4.17
(3,7)	1:A:44:VAL:CG1	5:B:207:7Q9:N	9	4.17
(3,7)	1:A:44:VAL:CG1	6:B:208:17F:N1	9	4.17
(3,7)	1:A:44:VAL:CG1	5:B:209:7Q9:N	9	4.17
(3,7)	1:A:44:VAL:CG1	5:B:210:7Q9:N	9	4.17
(3,7)	1:A:44:VAL:CG1	5:B:211:7Q9:N	9	4.17
(3,7)	1:A:44:VAL:CG1	5:B:212:7Q9:N	9	4.17
(3,7)	1:A:44:VAL:CG1	5:B:213:7Q9:N	9	4.17
(3,7)	1:A:44:VAL:CG1	6:B:214:17F:N1	9	4.17
(3,7)	1:A:44:VAL:CG1	6:B:215:17F:N1	9	4.17
(3,7)	1:A:44:VAL:CG1	5:B:216:7Q9:N	9	4.17
(3,7)	1:A:44:VAL:CG1	5:B:217:7Q9:N	9	4.17
(3,7)	1:A:44:VAL:CG1	5:B:218:7Q9:N	9	4.17
(3,7)	1:A:44:VAL:CG1	6:B:219:17F:N1	9	4.17
(3,7)	1:A:44:VAL:CG1	5:B:220:7Q9:N	9	4.17
(3,7)	1:A:44:VAL:CG2	1:B:2:THR:N	9	4.17
(3,7)	1:A:44:VAL:CG2	1:B:3:GLU:N	9	4.17
(3,7)	1:A:44:VAL:CG2	1:B:4:TYR:N	9	4.17
(3,7)	1:A:44:VAL:CG2	1:B:5:LYS:N	9	4.17
(3,7)	1:A:44:VAL:CG2	1:B:6:LEU:N	9	4.17
(3,7)	1:A:44:VAL:CG2	1:B:7:VAL:N	9	4.17
(3,7)	1:A:44:VAL:CG2	1:B:8:VAL:N	9	4.17
(3,7)	1:A:44:VAL:CG2	1:B:9:VAL:N	9	4.17
(3,7)	1:A:44:VAL:CG2	1:B:10:GLY:N	9	4.17
(3,7)	1:A:44:VAL:CG2	1:B:11:ALA:N	9	4.17
(3,7)	1:A:44:VAL:CG2	1:B:12:ASP:N	9	4.17
(3,7)	1:A:44:VAL:CG2	1:B:13:GLY:N	9	4.17
(3,7)	1:A:44:VAL:CG2	1:B:14:VAL:N	9	4.17
(3,7)	1:A:44:VAL:CG2	1:B:15:GLY:N	9	4.17
(3,7)	1:A:44:VAL:CG2	1:B:16:LYS:N	9	4.17
(3,7)	1:A:44:VAL:CG2	1:B:17:SER:N	9	4.17
(3,7)	1:A:44:VAL:CG2	1:B:18:ALA:N	9	4.17
(3,7)	1:A:44:VAL:CG2	1:B:19:LEU:N	9	4.17
(3,7)	1:A:44:VAL:CG2	1:B:20:THR:N	9	4.17
(3,7)	1:A:44:VAL:CG2	1:B:21:ILE:N	9	4.17
(3,7)	1:A:44:VAL:CG2	1:B:22:GLN:N	9	4.17
(3,7)	1:A:44:VAL:CG2	1:B:23:LEU:N	9	4.17
(3,7)	1:A:44:VAL:CG2	1:B:24:ILE:N	9	4.17

Continued on next page...

Continued from previous page...

Key	Atom-1	Atom-2	Model ID	Violation (Å)
(3,7)	1:A:44:VAL:CG2	1:B:25:GLN:N	9	4.17
(3,7)	1:A:44:VAL:CG2	1:B:26:ASN:N	9	4.17
(3,7)	1:A:44:VAL:CG2	1:B:27:HIS:N	9	4.17
(3,7)	1:A:44:VAL:CG2	1:B:28:PHE:N	9	4.17
(3,7)	1:A:44:VAL:CG2	1:B:29:VAL:N	9	4.17
(3,7)	1:A:44:VAL:CG2	1:B:30:ASP:N	9	4.17
(3,7)	1:A:44:VAL:CG2	1:B:31:GLU:N	9	4.17
(3,7)	1:A:44:VAL:CG2	1:B:32:TYR:N	9	4.17
(3,7)	1:A:44:VAL:CG2	1:B:33:ASP:N	9	4.17
(3,7)	1:A:44:VAL:CG2	1:B:34:PRO:N	9	4.17
(3,7)	1:A:44:VAL:CG2	1:B:35:THR:N	9	4.17
(3,7)	1:A:44:VAL:CG2	1:B:36:ILE:N	9	4.17
(3,7)	1:A:44:VAL:CG2	1:B:37:GLU:N	9	4.17
(3,7)	1:A:44:VAL:CG2	1:B:38:ASP:N	9	4.17
(3,7)	1:A:44:VAL:CG2	1:B:39:SER:N	9	4.17
(3,7)	1:A:44:VAL:CG2	1:B:40:TYR:N	9	4.17
(3,7)	1:A:44:VAL:CG2	1:B:41:ARG:N	9	4.17
(3,7)	1:A:44:VAL:CG2	1:B:42:LYS:N	9	4.17
(3,7)	1:A:44:VAL:CG2	1:B:43:GLN:N	9	4.17
(3,7)	1:A:44:VAL:CG2	1:B:44:VAL:N	9	4.17
(3,7)	1:A:44:VAL:CG2	1:B:45:VAL:N	9	4.17
(3,7)	1:A:44:VAL:CG2	1:B:46:ILE:N	9	4.17
(3,7)	1:A:44:VAL:CG2	1:B:47:ASP:N	9	4.17
(3,7)	1:A:44:VAL:CG2	1:B:48:GLY:N	9	4.17
(3,7)	1:A:44:VAL:CG2	1:B:49:GLU:N	9	4.17
(3,7)	1:A:44:VAL:CG2	1:B:50:THR:N	9	4.17
(3,7)	1:A:44:VAL:CG2	1:B:51:CYS:N	9	4.17
(3,7)	1:A:44:VAL:CG2	1:B:52:LEU:N	9	4.17
(3,7)	1:A:44:VAL:CG2	1:B:53:LEU:N	9	4.17
(3,7)	1:A:44:VAL:CG2	1:B:54:ASP:N	9	4.17
(3,7)	1:A:44:VAL:CG2	1:B:55:ILE:N	9	4.17
(3,7)	1:A:44:VAL:CG2	1:B:56:LEU:N	9	4.17
(3,7)	1:A:44:VAL:CG2	1:B:57:ASP:N	9	4.17
(3,7)	1:A:44:VAL:CG2	1:B:58:THR:N	9	4.17
(3,7)	1:A:44:VAL:CG2	1:B:59:ALA:N	9	4.17
(3,7)	1:A:44:VAL:CG2	1:B:60:GLY:N	9	4.17
(3,7)	1:A:44:VAL:CG2	1:B:61:GLN:N	9	4.17
(3,7)	1:A:44:VAL:CG2	1:B:62:GLU:N	9	4.17
(3,7)	1:A:44:VAL:CG2	1:B:63:GLU:N	9	4.17
(3,7)	1:A:44:VAL:CG2	1:B:64:TYR:N	9	4.17
(3,7)	1:A:44:VAL:CG2	1:B:65:SER:N	9	4.17
(3,7)	1:A:44:VAL:CG2	1:B:66:ALA:N	9	4.17

Continued on next page...

Continued from previous page...

Key	Atom-1	Atom-2	Model ID	Violation (Å)
(3,7)	1:A:44:VAL:CG2	1:B:67:MET:N	9	4.17
(3,7)	1:A:44:VAL:CG2	1:B:68:ARG:N	9	4.17
(3,7)	1:A:44:VAL:CG2	1:B:69:ASP:N	9	4.17
(3,7)	1:A:44:VAL:CG2	1:B:70:GLN:N	9	4.17
(3,7)	1:A:44:VAL:CG2	1:B:71:TYR:N	9	4.17
(3,7)	1:A:44:VAL:CG2	1:B:72:MET:N	9	4.17
(3,7)	1:A:44:VAL:CG2	1:B:73:ARG:N	9	4.17
(3,7)	1:A:44:VAL:CG2	1:B:74:THR:N	9	4.17
(3,7)	1:A:44:VAL:CG2	1:B:75:GLY:N	9	4.17
(3,7)	1:A:44:VAL:CG2	1:B:76:GLU:N	9	4.17
(3,7)	1:A:44:VAL:CG2	1:B:77:GLY:N	9	4.17
(3,7)	1:A:44:VAL:CG2	1:B:78:PHE:N	9	4.17
(3,7)	1:A:44:VAL:CG2	1:B:79:LEU:N	9	4.17
(3,7)	1:A:44:VAL:CG2	1:B:80:CYS:N	9	4.17
(3,7)	1:A:44:VAL:CG2	5:B:203:7Q9:N	9	4.17
(3,7)	1:A:44:VAL:CG2	5:B:204:7Q9:N	9	4.17
(3,7)	1:A:44:VAL:CG2	5:B:205:7Q9:N	9	4.17
(3,7)	1:A:44:VAL:CG2	5:B:206:7Q9:N	9	4.17
(3,7)	1:A:44:VAL:CG2	5:B:207:7Q9:N	9	4.17
(3,7)	1:A:44:VAL:CG2	6:B:208:17F:N1	9	4.17
(3,7)	1:A:44:VAL:CG2	5:B:209:7Q9:N	9	4.17
(3,7)	1:A:44:VAL:CG2	5:B:210:7Q9:N	9	4.17
(3,7)	1:A:44:VAL:CG2	5:B:211:7Q9:N	9	4.17
(3,7)	1:A:44:VAL:CG2	5:B:212:7Q9:N	9	4.17
(3,7)	1:A:44:VAL:CG2	5:B:213:7Q9:N	9	4.17
(3,7)	1:A:44:VAL:CG2	6:B:214:17F:N1	9	4.17
(3,7)	1:A:44:VAL:CG2	6:B:215:17F:N1	9	4.17
(3,7)	1:A:44:VAL:CG2	5:B:216:7Q9:N	9	4.17
(3,7)	1:A:44:VAL:CG2	5:B:217:7Q9:N	9	4.17
(3,7)	1:A:44:VAL:CG2	5:B:218:7Q9:N	9	4.17
(3,7)	1:A:44:VAL:CG2	6:B:219:17F:N1	9	4.17
(3,7)	1:A:44:VAL:CG2	5:B:220:7Q9:N	9	4.17
(3,3)	1:A:21:ILE:CD1	1:B:2:THR:N	9	4.13
(3,3)	1:A:21:ILE:CD1	1:B:3:GLU:N	9	4.13
(3,3)	1:A:21:ILE:CD1	1:B:4:TYR:N	9	4.13
(3,3)	1:A:21:ILE:CD1	1:B:5:LYS:N	9	4.13
(3,3)	1:A:21:ILE:CD1	1:B:6:LEU:N	9	4.13
(3,3)	1:A:21:ILE:CD1	1:B:7:VAL:N	9	4.13
(3,3)	1:A:21:ILE:CD1	1:B:8:VAL:N	9	4.13
(3,3)	1:A:21:ILE:CD1	1:B:9:VAL:N	9	4.13
(3,3)	1:A:21:ILE:CD1	1:B:10:GLY:N	9	4.13
(3,3)	1:A:21:ILE:CD1	1:B:11:ALA:N	9	4.13

Continued on next page...

Continued from previous page...

Key	Atom-1	Atom-2	Model ID	Violation (Å)
(3,3)	1:A:21:ILE:CD1	1:B:12:ASP:N	9	4.13
(3,3)	1:A:21:ILE:CD1	1:B:13:GLY:N	9	4.13
(3,3)	1:A:21:ILE:CD1	1:B:14:VAL:N	9	4.13
(3,3)	1:A:21:ILE:CD1	1:B:15:GLY:N	9	4.13
(3,3)	1:A:21:ILE:CD1	1:B:16:LYS:N	9	4.13
(3,3)	1:A:21:ILE:CD1	1:B:17:SER:N	9	4.13
(3,3)	1:A:21:ILE:CD1	1:B:18:ALA:N	9	4.13
(3,3)	1:A:21:ILE:CD1	1:B:19:LEU:N	9	4.13
(3,3)	1:A:21:ILE:CD1	1:B:20:THR:N	9	4.13
(3,3)	1:A:21:ILE:CD1	1:B:21:ILE:N	9	4.13
(3,3)	1:A:21:ILE:CD1	1:B:22:GLN:N	9	4.13
(3,3)	1:A:21:ILE:CD1	1:B:23:LEU:N	9	4.13
(3,3)	1:A:21:ILE:CD1	1:B:24:ILE:N	9	4.13
(3,3)	1:A:21:ILE:CD1	1:B:25:GLN:N	9	4.13
(3,3)	1:A:21:ILE:CD1	1:B:26:ASN:N	9	4.13
(3,3)	1:A:21:ILE:CD1	1:B:27:HIS:N	9	4.13
(3,3)	1:A:21:ILE:CD1	1:B:28:PHE:N	9	4.13
(3,3)	1:A:21:ILE:CD1	1:B:29:VAL:N	9	4.13
(3,3)	1:A:21:ILE:CD1	1:B:30:ASP:N	9	4.13
(3,3)	1:A:21:ILE:CD1	1:B:31:GLU:N	9	4.13
(3,3)	1:A:21:ILE:CD1	1:B:32:TYR:N	9	4.13
(3,3)	1:A:21:ILE:CD1	1:B:33:ASP:N	9	4.13
(3,3)	1:A:21:ILE:CD1	1:B:34:PRO:N	9	4.13
(3,3)	1:A:21:ILE:CD1	1:B:35:THR:N	9	4.13
(3,3)	1:A:21:ILE:CD1	1:B:36:ILE:N	9	4.13
(3,3)	1:A:21:ILE:CD1	1:B:37:GLU:N	9	4.13
(3,3)	1:A:21:ILE:CD1	1:B:38:ASP:N	9	4.13
(3,3)	1:A:21:ILE:CD1	1:B:39:SER:N	9	4.13
(3,3)	1:A:21:ILE:CD1	1:B:40:TYR:N	9	4.13
(3,3)	1:A:21:ILE:CD1	1:B:41:ARG:N	9	4.13
(3,3)	1:A:21:ILE:CD1	1:B:42:LYS:N	9	4.13
(3,3)	1:A:21:ILE:CD1	1:B:43:GLN:N	9	4.13
(3,3)	1:A:21:ILE:CD1	1:B:44:VAL:N	9	4.13
(3,3)	1:A:21:ILE:CD1	1:B:45:VAL:N	9	4.13
(3,3)	1:A:21:ILE:CD1	1:B:46:ILE:N	9	4.13
(3,3)	1:A:21:ILE:CD1	1:B:47:ASP:N	9	4.13
(3,3)	1:A:21:ILE:CD1	1:B:48:GLY:N	9	4.13
(3,3)	1:A:21:ILE:CD1	1:B:49:GLU:N	9	4.13
(3,3)	1:A:21:ILE:CD1	1:B:50:THR:N	9	4.13
(3,3)	1:A:21:ILE:CD1	1:B:51:CYS:N	9	4.13
(3,3)	1:A:21:ILE:CD1	1:B:52:LEU:N	9	4.13
(3,3)	1:A:21:ILE:CD1	1:B:53:LEU:N	9	4.13

Continued on next page...

Continued from previous page...

Key	Atom-1	Atom-2	Model ID	Violation (Å)
(3,3)	1:A:21:ILE:CD1	1:B:54:ASP:N	9	4.13
(3,3)	1:A:21:ILE:CD1	1:B:55:ILE:N	9	4.13
(3,3)	1:A:21:ILE:CD1	1:B:56:LEU:N	9	4.13
(3,3)	1:A:21:ILE:CD1	1:B:57:ASP:N	9	4.13
(3,3)	1:A:21:ILE:CD1	1:B:58:THR:N	9	4.13
(3,3)	1:A:21:ILE:CD1	1:B:59:ALA:N	9	4.13
(3,3)	1:A:21:ILE:CD1	1:B:60:GLY:N	9	4.13
(3,3)	1:A:21:ILE:CD1	1:B:61:GLN:N	9	4.13
(3,3)	1:A:21:ILE:CD1	1:B:62:GLU:N	9	4.13
(3,3)	1:A:21:ILE:CD1	1:B:63:GLU:N	9	4.13
(3,3)	1:A:21:ILE:CD1	1:B:64:TYR:N	9	4.13
(3,3)	1:A:21:ILE:CD1	1:B:65:SER:N	9	4.13
(3,3)	1:A:21:ILE:CD1	1:B:66:ALA:N	9	4.13
(3,3)	1:A:21:ILE:CD1	1:B:67:MET:N	9	4.13
(3,3)	1:A:21:ILE:CD1	1:B:68:ARG:N	9	4.13
(3,3)	1:A:21:ILE:CD1	1:B:69:ASP:N	9	4.13
(3,3)	1:A:21:ILE:CD1	1:B:70:GLN:N	9	4.13
(3,3)	1:A:21:ILE:CD1	1:B:71:TYR:N	9	4.13
(3,3)	1:A:21:ILE:CD1	1:B:72:MET:N	9	4.13
(3,3)	1:A:21:ILE:CD1	1:B:73:ARG:N	9	4.13
(3,3)	1:A:21:ILE:CD1	1:B:74:THR:N	9	4.13
(3,3)	1:A:21:ILE:CD1	1:B:75:GLY:N	9	4.13
(3,3)	1:A:21:ILE:CD1	1:B:76:GLU:N	9	4.13
(3,3)	1:A:21:ILE:CD1	1:B:77:GLY:N	9	4.13
(3,3)	1:A:21:ILE:CD1	1:B:78:PHE:N	9	4.13
(3,3)	1:A:21:ILE:CD1	1:B:79:LEU:N	9	4.13
(3,3)	1:A:21:ILE:CD1	1:B:80:CYS:N	9	4.13
(3,3)	1:A:21:ILE:CD1	5:B:203:7Q9:N	9	4.13
(3,3)	1:A:21:ILE:CD1	5:B:204:7Q9:N	9	4.13
(3,3)	1:A:21:ILE:CD1	5:B:205:7Q9:N	9	4.13
(3,3)	1:A:21:ILE:CD1	5:B:206:7Q9:N	9	4.13
(3,3)	1:A:21:ILE:CD1	5:B:207:7Q9:N	9	4.13
(3,3)	1:A:21:ILE:CD1	6:B:208:17F:N1	9	4.13
(3,3)	1:A:21:ILE:CD1	5:B:209:7Q9:N	9	4.13
(3,3)	1:A:21:ILE:CD1	5:B:210:7Q9:N	9	4.13
(3,3)	1:A:21:ILE:CD1	5:B:211:7Q9:N	9	4.13
(3,3)	1:A:21:ILE:CD1	5:B:212:7Q9:N	9	4.13
(3,3)	1:A:21:ILE:CD1	5:B:213:7Q9:N	9	4.13
(3,3)	1:A:21:ILE:CD1	6:B:214:17F:N1	9	4.13
(3,3)	1:A:21:ILE:CD1	6:B:215:17F:N1	9	4.13
(3,3)	1:A:21:ILE:CD1	5:B:216:7Q9:N	9	4.13
(3,3)	1:A:21:ILE:CD1	5:B:217:7Q9:N	9	4.13

Continued on next page...

Continued from previous page...

Key	Atom-1	Atom-2	Model ID	Violation (Å)
(3,3)	1:A:21:ILE:CD1	5:B:218:7Q9:N	9	4.13
(3,3)	1:A:21:ILE:CD1	6:B:219:17F:N1	9	4.13
(3,3)	1:A:21:ILE:CD1	5:B:220:7Q9:N	9	4.13
(3,3)	1:A:21:ILE:CD1	1:B:2:THR:N	15	4.13
(3,3)	1:A:21:ILE:CD1	1:B:3:GLU:N	15	4.13
(3,3)	1:A:21:ILE:CD1	1:B:4:TYR:N	15	4.13
(3,3)	1:A:21:ILE:CD1	1:B:5:LYS:N	15	4.13
(3,3)	1:A:21:ILE:CD1	1:B:6:LEU:N	15	4.13
(3,3)	1:A:21:ILE:CD1	1:B:7:VAL:N	15	4.13
(3,3)	1:A:21:ILE:CD1	1:B:8:VAL:N	15	4.13
(3,3)	1:A:21:ILE:CD1	1:B:9:VAL:N	15	4.13
(3,3)	1:A:21:ILE:CD1	1:B:10:GLY:N	15	4.13
(3,3)	1:A:21:ILE:CD1	1:B:11:ALA:N	15	4.13
(3,3)	1:A:21:ILE:CD1	1:B:12:ASP:N	15	4.13
(3,3)	1:A:21:ILE:CD1	1:B:13:GLY:N	15	4.13
(3,3)	1:A:21:ILE:CD1	1:B:14:VAL:N	15	4.13
(3,3)	1:A:21:ILE:CD1	1:B:15:GLY:N	15	4.13
(3,3)	1:A:21:ILE:CD1	1:B:16:LYS:N	15	4.13
(3,3)	1:A:21:ILE:CD1	1:B:17:SER:N	15	4.13
(3,3)	1:A:21:ILE:CD1	1:B:18:ALA:N	15	4.13
(3,3)	1:A:21:ILE:CD1	1:B:19:LEU:N	15	4.13
(3,3)	1:A:21:ILE:CD1	1:B:20:THR:N	15	4.13
(3,3)	1:A:21:ILE:CD1	1:B:21:ILE:N	15	4.13
(3,3)	1:A:21:ILE:CD1	1:B:22:GLN:N	15	4.13
(3,3)	1:A:21:ILE:CD1	1:B:23:LEU:N	15	4.13
(3,3)	1:A:21:ILE:CD1	1:B:24:ILE:N	15	4.13
(3,3)	1:A:21:ILE:CD1	1:B:25:GLN:N	15	4.13
(3,3)	1:A:21:ILE:CD1	1:B:26:ASN:N	15	4.13
(3,3)	1:A:21:ILE:CD1	1:B:27:HIS:N	15	4.13
(3,3)	1:A:21:ILE:CD1	1:B:28:PHE:N	15	4.13
(3,3)	1:A:21:ILE:CD1	1:B:29:VAL:N	15	4.13
(3,3)	1:A:21:ILE:CD1	1:B:30:ASP:N	15	4.13
(3,3)	1:A:21:ILE:CD1	1:B:31:GLU:N	15	4.13
(3,3)	1:A:21:ILE:CD1	1:B:32:TYR:N	15	4.13
(3,3)	1:A:21:ILE:CD1	1:B:33:ASP:N	15	4.13
(3,3)	1:A:21:ILE:CD1	1:B:34:PRO:N	15	4.13
(3,3)	1:A:21:ILE:CD1	1:B:35:THR:N	15	4.13
(3,3)	1:A:21:ILE:CD1	1:B:36:ILE:N	15	4.13
(3,3)	1:A:21:ILE:CD1	1:B:37:GLU:N	15	4.13
(3,3)	1:A:21:ILE:CD1	1:B:38:ASP:N	15	4.13
(3,3)	1:A:21:ILE:CD1	1:B:39:SER:N	15	4.13
(3,3)	1:A:21:ILE:CD1	1:B:40:TYR:N	15	4.13

Continued on next page...

Continued from previous page...

Key	Atom-1	Atom-2	Model ID	Violation (Å)
(3,3)	1:A:21:ILE:CD1	1:B:41:ARG:N	15	4.13
(3,3)	1:A:21:ILE:CD1	1:B:42:LYS:N	15	4.13
(3,3)	1:A:21:ILE:CD1	1:B:43:GLN:N	15	4.13
(3,3)	1:A:21:ILE:CD1	1:B:44:VAL:N	15	4.13
(3,3)	1:A:21:ILE:CD1	1:B:45:VAL:N	15	4.13
(3,3)	1:A:21:ILE:CD1	1:B:46:ILE:N	15	4.13
(3,3)	1:A:21:ILE:CD1	1:B:47:ASP:N	15	4.13
(3,3)	1:A:21:ILE:CD1	1:B:48:GLY:N	15	4.13
(3,3)	1:A:21:ILE:CD1	1:B:49:GLU:N	15	4.13
(3,3)	1:A:21:ILE:CD1	1:B:50:THR:N	15	4.13
(3,3)	1:A:21:ILE:CD1	1:B:51:CYS:N	15	4.13
(3,3)	1:A:21:ILE:CD1	1:B:52:LEU:N	15	4.13
(3,3)	1:A:21:ILE:CD1	1:B:53:LEU:N	15	4.13
(3,3)	1:A:21:ILE:CD1	1:B:54:ASP:N	15	4.13
(3,3)	1:A:21:ILE:CD1	1:B:55:ILE:N	15	4.13
(3,3)	1:A:21:ILE:CD1	1:B:56:LEU:N	15	4.13
(3,3)	1:A:21:ILE:CD1	1:B:57:ASP:N	15	4.13
(3,3)	1:A:21:ILE:CD1	1:B:58:THR:N	15	4.13
(3,3)	1:A:21:ILE:CD1	1:B:59:ALA:N	15	4.13
(3,3)	1:A:21:ILE:CD1	1:B:60:GLY:N	15	4.13
(3,3)	1:A:21:ILE:CD1	1:B:61:GLN:N	15	4.13
(3,3)	1:A:21:ILE:CD1	1:B:62:GLU:N	15	4.13
(3,3)	1:A:21:ILE:CD1	1:B:63:GLU:N	15	4.13
(3,3)	1:A:21:ILE:CD1	1:B:64:TYR:N	15	4.13
(3,3)	1:A:21:ILE:CD1	1:B:65:SER:N	15	4.13
(3,3)	1:A:21:ILE:CD1	1:B:66:ALA:N	15	4.13
(3,3)	1:A:21:ILE:CD1	1:B:67:MET:N	15	4.13
(3,3)	1:A:21:ILE:CD1	1:B:68:ARG:N	15	4.13
(3,3)	1:A:21:ILE:CD1	1:B:69:ASP:N	15	4.13
(3,3)	1:A:21:ILE:CD1	1:B:70:GLN:N	15	4.13
(3,3)	1:A:21:ILE:CD1	1:B:71:TYR:N	15	4.13
(3,3)	1:A:21:ILE:CD1	1:B:72:MET:N	15	4.13
(3,3)	1:A:21:ILE:CD1	1:B:73:ARG:N	15	4.13
(3,3)	1:A:21:ILE:CD1	1:B:74:THR:N	15	4.13
(3,3)	1:A:21:ILE:CD1	1:B:75:GLY:N	15	4.13
(3,3)	1:A:21:ILE:CD1	1:B:76:GLU:N	15	4.13
(3,3)	1:A:21:ILE:CD1	1:B:77:GLY:N	15	4.13
(3,3)	1:A:21:ILE:CD1	1:B:78:PHE:N	15	4.13
(3,3)	1:A:21:ILE:CD1	1:B:79:LEU:N	15	4.13
(3,3)	1:A:21:ILE:CD1	1:B:80:CYS:N	15	4.13
(3,3)	1:A:21:ILE:CD1	5:B:203:7Q9:N	15	4.13
(3,3)	1:A:21:ILE:CD1	5:B:204:7Q9:N	15	4.13

Continued on next page...

Continued from previous page...

Key	Atom-1	Atom-2	Model ID	Violation (Å)
(3,3)	1:A:21:ILE:CD1	5:B:205:7Q9:N	15	4.13
(3,3)	1:A:21:ILE:CD1	5:B:206:7Q9:N	15	4.13
(3,3)	1:A:21:ILE:CD1	5:B:207:7Q9:N	15	4.13
(3,3)	1:A:21:ILE:CD1	6:B:208:17F:N1	15	4.13
(3,3)	1:A:21:ILE:CD1	5:B:209:7Q9:N	15	4.13
(3,3)	1:A:21:ILE:CD1	5:B:210:7Q9:N	15	4.13
(3,3)	1:A:21:ILE:CD1	5:B:211:7Q9:N	15	4.13
(3,3)	1:A:21:ILE:CD1	5:B:212:7Q9:N	15	4.13
(3,3)	1:A:21:ILE:CD1	5:B:213:7Q9:N	15	4.13
(3,3)	1:A:21:ILE:CD1	6:B:214:17F:N1	15	4.13
(3,3)	1:A:21:ILE:CD1	6:B:215:17F:N1	15	4.13
(3,3)	1:A:21:ILE:CD1	5:B:216:7Q9:N	15	4.13
(3,3)	1:A:21:ILE:CD1	5:B:217:7Q9:N	15	4.13
(3,3)	1:A:21:ILE:CD1	5:B:218:7Q9:N	15	4.13
(3,3)	1:A:21:ILE:CD1	6:B:219:17F:N1	15	4.13
(3,3)	1:A:21:ILE:CD1	5:B:220:7Q9:N	15	4.13
(1,2)	1:B:118:CYS:SG	1:A:23:LEU:C	3	4.13
(1,2)	1:B:118:CYS:SG	1:A:23:LEU:CA	3	4.13
(1,2)	1:B:118:CYS:SG	1:A:23:LEU:CB	3	4.13
(1,2)	1:B:118:CYS:SG	1:A:23:LEU:CD1	3	4.13
(1,2)	1:B:118:CYS:SG	1:A:23:LEU:CD1	3	4.13
(1,2)	1:B:118:CYS:SG	1:A:23:LEU:CD2	3	4.13
(1,2)	1:B:118:CYS:SG	1:A:23:LEU:CD2	3	4.13
(1,2)	1:B:118:CYS:SG	1:A:23:LEU:CG	3	4.13
(1,2)	1:B:118:CYS:SG	1:A:23:LEU:H	3	4.13
(1,2)	1:B:118:CYS:SG	1:A:23:LEU:N	3	4.13
(1,2)	1:B:118:CYS:SG	1:A:23:LEU:O	3	4.13
(1,2)	1:B:118:CYS:SG	1:B:23:LEU:CD1	3	4.13
(1,2)	1:B:118:CYS:SG	1:B:23:LEU:CD2	3	4.13
(3,3)	1:A:21:ILE:CD1	1:B:2:THR:N	11	4.12
(3,3)	1:A:21:ILE:CD1	1:B:3:GLU:N	11	4.12
(3,3)	1:A:21:ILE:CD1	1:B:4:TYR:N	11	4.12
(3,3)	1:A:21:ILE:CD1	1:B:5:LYS:N	11	4.12
(3,3)	1:A:21:ILE:CD1	1:B:6:LEU:N	11	4.12
(3,3)	1:A:21:ILE:CD1	1:B:7:VAL:N	11	4.12
(3,3)	1:A:21:ILE:CD1	1:B:8:VAL:N	11	4.12
(3,3)	1:A:21:ILE:CD1	1:B:9:VAL:N	11	4.12
(3,3)	1:A:21:ILE:CD1	1:B:10:GLY:N	11	4.12
(3,3)	1:A:21:ILE:CD1	1:B:11:ALA:N	11	4.12
(3,3)	1:A:21:ILE:CD1	1:B:12:ASP:N	11	4.12
(3,3)	1:A:21:ILE:CD1	1:B:13:GLY:N	11	4.12
(3,3)	1:A:21:ILE:CD1	1:B:14:VAL:N	11	4.12

Continued on next page...

Continued from previous page...

Key	Atom-1	Atom-2	Model ID	Violation (Å)
(3,3)	1:A:21:ILE:CD1	1:B:15:GLY:N	11	4.12
(3,3)	1:A:21:ILE:CD1	1:B:16:LYS:N	11	4.12
(3,3)	1:A:21:ILE:CD1	1:B:17:SER:N	11	4.12
(3,3)	1:A:21:ILE:CD1	1:B:18:ALA:N	11	4.12
(3,3)	1:A:21:ILE:CD1	1:B:19:LEU:N	11	4.12
(3,3)	1:A:21:ILE:CD1	1:B:20:THR:N	11	4.12
(3,3)	1:A:21:ILE:CD1	1:B:21:ILE:N	11	4.12
(3,3)	1:A:21:ILE:CD1	1:B:22:GLN:N	11	4.12
(3,3)	1:A:21:ILE:CD1	1:B:23:LEU:N	11	4.12
(3,3)	1:A:21:ILE:CD1	1:B:24:ILE:N	11	4.12
(3,3)	1:A:21:ILE:CD1	1:B:25:GLN:N	11	4.12
(3,3)	1:A:21:ILE:CD1	1:B:26:ASN:N	11	4.12
(3,3)	1:A:21:ILE:CD1	1:B:27:HIS:N	11	4.12
(3,3)	1:A:21:ILE:CD1	1:B:28:PHE:N	11	4.12
(3,3)	1:A:21:ILE:CD1	1:B:29:VAL:N	11	4.12
(3,3)	1:A:21:ILE:CD1	1:B:30:ASP:N	11	4.12
(3,3)	1:A:21:ILE:CD1	1:B:31:GLU:N	11	4.12
(3,3)	1:A:21:ILE:CD1	1:B:32:TYR:N	11	4.12
(3,3)	1:A:21:ILE:CD1	1:B:33:ASP:N	11	4.12
(3,3)	1:A:21:ILE:CD1	1:B:34:PRO:N	11	4.12
(3,3)	1:A:21:ILE:CD1	1:B:35:THR:N	11	4.12
(3,3)	1:A:21:ILE:CD1	1:B:36:ILE:N	11	4.12
(3,3)	1:A:21:ILE:CD1	1:B:37:GLU:N	11	4.12
(3,3)	1:A:21:ILE:CD1	1:B:38:ASP:N	11	4.12
(3,3)	1:A:21:ILE:CD1	1:B:39:SER:N	11	4.12
(3,3)	1:A:21:ILE:CD1	1:B:40:TYR:N	11	4.12
(3,3)	1:A:21:ILE:CD1	1:B:41:ARG:N	11	4.12
(3,3)	1:A:21:ILE:CD1	1:B:42:LYS:N	11	4.12
(3,3)	1:A:21:ILE:CD1	1:B:43:GLN:N	11	4.12
(3,3)	1:A:21:ILE:CD1	1:B:44:VAL:N	11	4.12
(3,3)	1:A:21:ILE:CD1	1:B:45:VAL:N	11	4.12
(3,3)	1:A:21:ILE:CD1	1:B:46:ILE:N	11	4.12
(3,3)	1:A:21:ILE:CD1	1:B:47:ASP:N	11	4.12
(3,3)	1:A:21:ILE:CD1	1:B:48:GLY:N	11	4.12
(3,3)	1:A:21:ILE:CD1	1:B:49:GLU:N	11	4.12
(3,3)	1:A:21:ILE:CD1	1:B:50:THR:N	11	4.12
(3,3)	1:A:21:ILE:CD1	1:B:51:CYS:N	11	4.12
(3,3)	1:A:21:ILE:CD1	1:B:52:LEU:N	11	4.12
(3,3)	1:A:21:ILE:CD1	1:B:53:LEU:N	11	4.12
(3,3)	1:A:21:ILE:CD1	1:B:54:ASP:N	11	4.12
(3,3)	1:A:21:ILE:CD1	1:B:55:ILE:N	11	4.12
(3,3)	1:A:21:ILE:CD1	1:B:56:LEU:N	11	4.12

Continued on next page...

Continued from previous page...

Key	Atom-1	Atom-2	Model ID	Violation (Å)
(3,3)	1:A:21:ILE:CD1	1:B:57:ASP:N	11	4.12
(3,3)	1:A:21:ILE:CD1	1:B:58:THR:N	11	4.12
(3,3)	1:A:21:ILE:CD1	1:B:59:ALA:N	11	4.12
(3,3)	1:A:21:ILE:CD1	1:B:60:GLY:N	11	4.12
(3,3)	1:A:21:ILE:CD1	1:B:61:GLN:N	11	4.12
(3,3)	1:A:21:ILE:CD1	1:B:62:GLU:N	11	4.12
(3,3)	1:A:21:ILE:CD1	1:B:63:GLU:N	11	4.12
(3,3)	1:A:21:ILE:CD1	1:B:64:TYR:N	11	4.12
(3,3)	1:A:21:ILE:CD1	1:B:65:SER:N	11	4.12
(3,3)	1:A:21:ILE:CD1	1:B:66:ALA:N	11	4.12
(3,3)	1:A:21:ILE:CD1	1:B:67:MET:N	11	4.12
(3,3)	1:A:21:ILE:CD1	1:B:68:ARG:N	11	4.12
(3,3)	1:A:21:ILE:CD1	1:B:69:ASP:N	11	4.12
(3,3)	1:A:21:ILE:CD1	1:B:70:GLN:N	11	4.12
(3,3)	1:A:21:ILE:CD1	1:B:71:TYR:N	11	4.12
(3,3)	1:A:21:ILE:CD1	1:B:72:MET:N	11	4.12
(3,3)	1:A:21:ILE:CD1	1:B:73:ARG:N	11	4.12
(3,3)	1:A:21:ILE:CD1	1:B:74:THR:N	11	4.12
(3,3)	1:A:21:ILE:CD1	1:B:75:GLY:N	11	4.12
(3,3)	1:A:21:ILE:CD1	1:B:76:GLU:N	11	4.12
(3,3)	1:A:21:ILE:CD1	1:B:77:GLY:N	11	4.12
(3,3)	1:A:21:ILE:CD1	1:B:78:PHE:N	11	4.12
(3,3)	1:A:21:ILE:CD1	1:B:79:LEU:N	11	4.12
(3,3)	1:A:21:ILE:CD1	1:B:80:CYS:N	11	4.12
(3,3)	1:A:21:ILE:CD1	5:B:203:7Q9:N	11	4.12
(3,3)	1:A:21:ILE:CD1	5:B:204:7Q9:N	11	4.12
(3,3)	1:A:21:ILE:CD1	5:B:205:7Q9:N	11	4.12
(3,3)	1:A:21:ILE:CD1	5:B:206:7Q9:N	11	4.12
(3,3)	1:A:21:ILE:CD1	5:B:207:7Q9:N	11	4.12
(3,3)	1:A:21:ILE:CD1	6:B:208:17F:N1	11	4.12
(3,3)	1:A:21:ILE:CD1	5:B:209:7Q9:N	11	4.12
(3,3)	1:A:21:ILE:CD1	5:B:210:7Q9:N	11	4.12
(3,3)	1:A:21:ILE:CD1	5:B:211:7Q9:N	11	4.12
(3,3)	1:A:21:ILE:CD1	5:B:212:7Q9:N	11	4.12
(3,3)	1:A:21:ILE:CD1	5:B:213:7Q9:N	11	4.12
(3,3)	1:A:21:ILE:CD1	6:B:214:17F:N1	11	4.12
(3,3)	1:A:21:ILE:CD1	6:B:215:17F:N1	11	4.12
(3,3)	1:A:21:ILE:CD1	5:B:216:7Q9:N	11	4.12
(3,3)	1:A:21:ILE:CD1	5:B:217:7Q9:N	11	4.12
(3,3)	1:A:21:ILE:CD1	5:B:218:7Q9:N	11	4.12
(3,3)	1:A:21:ILE:CD1	6:B:219:17F:N1	11	4.12
(3,3)	1:A:21:ILE:CD1	5:B:220:7Q9:N	11	4.12

Continued on next page...

Continued from previous page...

Key	Atom-1	Atom-2	Model ID	Violation (Å)
(3,3)	1:A:21:ILE:CD1	1:B:2:THR:N	13	4.12
(3,3)	1:A:21:ILE:CD1	1:B:3:GLU:N	13	4.12
(3,3)	1:A:21:ILE:CD1	1:B:4:TYR:N	13	4.12
(3,3)	1:A:21:ILE:CD1	1:B:5:LYS:N	13	4.12
(3,3)	1:A:21:ILE:CD1	1:B:6:LEU:N	13	4.12
(3,3)	1:A:21:ILE:CD1	1:B:7:VAL:N	13	4.12
(3,3)	1:A:21:ILE:CD1	1:B:8:VAL:N	13	4.12
(3,3)	1:A:21:ILE:CD1	1:B:9:VAL:N	13	4.12
(3,3)	1:A:21:ILE:CD1	1:B:10:GLY:N	13	4.12
(3,3)	1:A:21:ILE:CD1	1:B:11:ALA:N	13	4.12
(3,3)	1:A:21:ILE:CD1	1:B:12:ASP:N	13	4.12
(3,3)	1:A:21:ILE:CD1	1:B:13:GLY:N	13	4.12
(3,3)	1:A:21:ILE:CD1	1:B:14:VAL:N	13	4.12
(3,3)	1:A:21:ILE:CD1	1:B:15:GLY:N	13	4.12
(3,3)	1:A:21:ILE:CD1	1:B:16:LYS:N	13	4.12
(3,3)	1:A:21:ILE:CD1	1:B:17:SER:N	13	4.12
(3,3)	1:A:21:ILE:CD1	1:B:18:ALA:N	13	4.12
(3,3)	1:A:21:ILE:CD1	1:B:19:LEU:N	13	4.12
(3,3)	1:A:21:ILE:CD1	1:B:20:THR:N	13	4.12
(3,3)	1:A:21:ILE:CD1	1:B:21:ILE:N	13	4.12
(3,3)	1:A:21:ILE:CD1	1:B:22:GLN:N	13	4.12
(3,3)	1:A:21:ILE:CD1	1:B:23:LEU:N	13	4.12
(3,3)	1:A:21:ILE:CD1	1:B:24:ILE:N	13	4.12
(3,3)	1:A:21:ILE:CD1	1:B:25:GLN:N	13	4.12
(3,3)	1:A:21:ILE:CD1	1:B:26:ASN:N	13	4.12
(3,3)	1:A:21:ILE:CD1	1:B:27:HIS:N	13	4.12
(3,3)	1:A:21:ILE:CD1	1:B:28:PHE:N	13	4.12
(3,3)	1:A:21:ILE:CD1	1:B:29:VAL:N	13	4.12
(3,3)	1:A:21:ILE:CD1	1:B:30:ASP:N	13	4.12
(3,3)	1:A:21:ILE:CD1	1:B:31:GLU:N	13	4.12
(3,3)	1:A:21:ILE:CD1	1:B:32:TYR:N	13	4.12
(3,3)	1:A:21:ILE:CD1	1:B:33:ASP:N	13	4.12
(3,3)	1:A:21:ILE:CD1	1:B:34:PRO:N	13	4.12
(3,3)	1:A:21:ILE:CD1	1:B:35:THR:N	13	4.12
(3,3)	1:A:21:ILE:CD1	1:B:36:ILE:N	13	4.12
(3,3)	1:A:21:ILE:CD1	1:B:37:GLU:N	13	4.12
(3,3)	1:A:21:ILE:CD1	1:B:38:ASP:N	13	4.12
(3,3)	1:A:21:ILE:CD1	1:B:39:SER:N	13	4.12
(3,3)	1:A:21:ILE:CD1	1:B:40:TYR:N	13	4.12
(3,3)	1:A:21:ILE:CD1	1:B:41:ARG:N	13	4.12
(3,3)	1:A:21:ILE:CD1	1:B:42:LYS:N	13	4.12
(3,3)	1:A:21:ILE:CD1	1:B:43:GLN:N	13	4.12

Continued on next page...

Continued from previous page...

Key	Atom-1	Atom-2	Model ID	Violation (Å)
(3,3)	1:A:21:ILE:CD1	1:B:44:VAL:N	13	4.12
(3,3)	1:A:21:ILE:CD1	1:B:45:VAL:N	13	4.12
(3,3)	1:A:21:ILE:CD1	1:B:46:ILE:N	13	4.12
(3,3)	1:A:21:ILE:CD1	1:B:47:ASP:N	13	4.12
(3,3)	1:A:21:ILE:CD1	1:B:48:GLY:N	13	4.12
(3,3)	1:A:21:ILE:CD1	1:B:49:GLU:N	13	4.12
(3,3)	1:A:21:ILE:CD1	1:B:50:THR:N	13	4.12
(3,3)	1:A:21:ILE:CD1	1:B:51:CYS:N	13	4.12
(3,3)	1:A:21:ILE:CD1	1:B:52:LEU:N	13	4.12
(3,3)	1:A:21:ILE:CD1	1:B:53:LEU:N	13	4.12
(3,3)	1:A:21:ILE:CD1	1:B:54:ASP:N	13	4.12
(3,3)	1:A:21:ILE:CD1	1:B:55:ILE:N	13	4.12
(3,3)	1:A:21:ILE:CD1	1:B:56:LEU:N	13	4.12
(3,3)	1:A:21:ILE:CD1	1:B:57:ASP:N	13	4.12
(3,3)	1:A:21:ILE:CD1	1:B:58:THR:N	13	4.12
(3,3)	1:A:21:ILE:CD1	1:B:59:ALA:N	13	4.12
(3,3)	1:A:21:ILE:CD1	1:B:60:GLY:N	13	4.12
(3,3)	1:A:21:ILE:CD1	1:B:61:GLN:N	13	4.12
(3,3)	1:A:21:ILE:CD1	1:B:62:GLU:N	13	4.12
(3,3)	1:A:21:ILE:CD1	1:B:63:GLU:N	13	4.12
(3,3)	1:A:21:ILE:CD1	1:B:64:TYR:N	13	4.12
(3,3)	1:A:21:ILE:CD1	1:B:65:SER:N	13	4.12
(3,3)	1:A:21:ILE:CD1	1:B:66:ALA:N	13	4.12
(3,3)	1:A:21:ILE:CD1	1:B:67:MET:N	13	4.12
(3,3)	1:A:21:ILE:CD1	1:B:68:ARG:N	13	4.12
(3,3)	1:A:21:ILE:CD1	1:B:69:ASP:N	13	4.12
(3,3)	1:A:21:ILE:CD1	1:B:70:GLN:N	13	4.12
(3,3)	1:A:21:ILE:CD1	1:B:71:TYR:N	13	4.12
(3,3)	1:A:21:ILE:CD1	1:B:72:MET:N	13	4.12
(3,3)	1:A:21:ILE:CD1	1:B:73:ARG:N	13	4.12
(3,3)	1:A:21:ILE:CD1	1:B:74:THR:N	13	4.12
(3,3)	1:A:21:ILE:CD1	1:B:75:GLY:N	13	4.12
(3,3)	1:A:21:ILE:CD1	1:B:76:GLU:N	13	4.12
(3,3)	1:A:21:ILE:CD1	1:B:77:GLY:N	13	4.12
(3,3)	1:A:21:ILE:CD1	1:B:78:PHE:N	13	4.12
(3,3)	1:A:21:ILE:CD1	1:B:79:LEU:N	13	4.12
(3,3)	1:A:21:ILE:CD1	1:B:80:CYS:N	13	4.12
(3,3)	1:A:21:ILE:CD1	5:B:203:7Q9:N	13	4.12
(3,3)	1:A:21:ILE:CD1	5:B:204:7Q9:N	13	4.12
(3,3)	1:A:21:ILE:CD1	5:B:205:7Q9:N	13	4.12
(3,3)	1:A:21:ILE:CD1	5:B:206:7Q9:N	13	4.12
(3,3)	1:A:21:ILE:CD1	5:B:207:7Q9:N	13	4.12

Continued on next page...

Continued from previous page...

Key	Atom-1	Atom-2	Model ID	Violation (Å)
(3,3)	1:A:21:ILE:CD1	6:B:208:17F:N1	13	4.12
(3,3)	1:A:21:ILE:CD1	5:B:209:7Q9:N	13	4.12
(3,3)	1:A:21:ILE:CD1	5:B:210:7Q9:N	13	4.12
(3,3)	1:A:21:ILE:CD1	5:B:211:7Q9:N	13	4.12
(3,3)	1:A:21:ILE:CD1	5:B:212:7Q9:N	13	4.12
(3,3)	1:A:21:ILE:CD1	5:B:213:7Q9:N	13	4.12
(3,3)	1:A:21:ILE:CD1	6:B:214:17F:N1	13	4.12
(3,3)	1:A:21:ILE:CD1	6:B:215:17F:N1	13	4.12
(3,3)	1:A:21:ILE:CD1	5:B:216:7Q9:N	13	4.12
(3,3)	1:A:21:ILE:CD1	5:B:217:7Q9:N	13	4.12
(3,3)	1:A:21:ILE:CD1	5:B:218:7Q9:N	13	4.12
(3,3)	1:A:21:ILE:CD1	6:B:219:17F:N1	13	4.12
(3,3)	1:A:21:ILE:CD1	5:B:220:7Q9:N	13	4.12
(3,7)	1:A:44:VAL:CG1	1:B:2:THR:N	18	4.1
(3,7)	1:A:44:VAL:CG1	1:B:3:GLU:N	18	4.1
(3,7)	1:A:44:VAL:CG1	1:B:4:TYR:N	18	4.1
(3,7)	1:A:44:VAL:CG1	1:B:5:LYS:N	18	4.1
(3,7)	1:A:44:VAL:CG1	1:B:6:LEU:N	18	4.1
(3,7)	1:A:44:VAL:CG1	1:B:7:VAL:N	18	4.1
(3,7)	1:A:44:VAL:CG1	1:B:8:VAL:N	18	4.1
(3,7)	1:A:44:VAL:CG1	1:B:9:VAL:N	18	4.1
(3,7)	1:A:44:VAL:CG1	1:B:10:GLY:N	18	4.1
(3,7)	1:A:44:VAL:CG1	1:B:11:ALA:N	18	4.1
(3,7)	1:A:44:VAL:CG1	1:B:12:ASP:N	18	4.1
(3,7)	1:A:44:VAL:CG1	1:B:13:GLY:N	18	4.1
(3,7)	1:A:44:VAL:CG1	1:B:14:VAL:N	18	4.1
(3,7)	1:A:44:VAL:CG1	1:B:15:GLY:N	18	4.1
(3,7)	1:A:44:VAL:CG1	1:B:16:LYS:N	18	4.1
(3,7)	1:A:44:VAL:CG1	1:B:17:SER:N	18	4.1
(3,7)	1:A:44:VAL:CG1	1:B:18:ALA:N	18	4.1
(3,7)	1:A:44:VAL:CG1	1:B:19:LEU:N	18	4.1
(3,7)	1:A:44:VAL:CG1	1:B:20:THR:N	18	4.1
(3,7)	1:A:44:VAL:CG1	1:B:21:ILE:N	18	4.1
(3,7)	1:A:44:VAL:CG1	1:B:22:GLN:N	18	4.1
(3,7)	1:A:44:VAL:CG1	1:B:23:LEU:N	18	4.1
(3,7)	1:A:44:VAL:CG1	1:B:24:ILE:N	18	4.1
(3,7)	1:A:44:VAL:CG1	1:B:25:GLN:N	18	4.1
(3,7)	1:A:44:VAL:CG1	1:B:26:ASN:N	18	4.1
(3,7)	1:A:44:VAL:CG1	1:B:27:HIS:N	18	4.1
(3,7)	1:A:44:VAL:CG1	1:B:28:PHE:N	18	4.1
(3,7)	1:A:44:VAL:CG1	1:B:29:VAL:N	18	4.1
(3,7)	1:A:44:VAL:CG1	1:B:30:ASP:N	18	4.1

Continued on next page...

Continued from previous page...

Key	Atom-1	Atom-2	Model ID	Violation (Å)
(3,7)	1:A:44:VAL:CG1	1:B:31:GLU:N	18	4.1
(3,7)	1:A:44:VAL:CG1	1:B:32:TYR:N	18	4.1
(3,7)	1:A:44:VAL:CG1	1:B:33:ASP:N	18	4.1
(3,7)	1:A:44:VAL:CG1	1:B:34:PRO:N	18	4.1
(3,7)	1:A:44:VAL:CG1	1:B:35:THR:N	18	4.1
(3,7)	1:A:44:VAL:CG1	1:B:36:ILE:N	18	4.1
(3,7)	1:A:44:VAL:CG1	1:B:37:GLU:N	18	4.1
(3,7)	1:A:44:VAL:CG1	1:B:38:ASP:N	18	4.1
(3,7)	1:A:44:VAL:CG1	1:B:39:SER:N	18	4.1
(3,7)	1:A:44:VAL:CG1	1:B:40:TYR:N	18	4.1
(3,7)	1:A:44:VAL:CG1	1:B:41:ARG:N	18	4.1
(3,7)	1:A:44:VAL:CG1	1:B:42:LYS:N	18	4.1
(3,7)	1:A:44:VAL:CG1	1:B:43:GLN:N	18	4.1
(3,7)	1:A:44:VAL:CG1	1:B:44:VAL:N	18	4.1
(3,7)	1:A:44:VAL:CG1	1:B:45:VAL:N	18	4.1
(3,7)	1:A:44:VAL:CG1	1:B:46:ILE:N	18	4.1
(3,7)	1:A:44:VAL:CG1	1:B:47:ASP:N	18	4.1
(3,7)	1:A:44:VAL:CG1	1:B:48:GLY:N	18	4.1
(3,7)	1:A:44:VAL:CG1	1:B:49:GLU:N	18	4.1
(3,7)	1:A:44:VAL:CG1	1:B:50:THR:N	18	4.1
(3,7)	1:A:44:VAL:CG1	1:B:51:CYS:N	18	4.1
(3,7)	1:A:44:VAL:CG1	1:B:52:LEU:N	18	4.1
(3,7)	1:A:44:VAL:CG1	1:B:53:LEU:N	18	4.1
(3,7)	1:A:44:VAL:CG1	1:B:54:ASP:N	18	4.1
(3,7)	1:A:44:VAL:CG1	1:B:55:ILE:N	18	4.1
(3,7)	1:A:44:VAL:CG1	1:B:56:LEU:N	18	4.1
(3,7)	1:A:44:VAL:CG1	1:B:57:ASP:N	18	4.1
(3,7)	1:A:44:VAL:CG1	1:B:58:THR:N	18	4.1
(3,7)	1:A:44:VAL:CG1	1:B:59:ALA:N	18	4.1
(3,7)	1:A:44:VAL:CG1	1:B:60:GLY:N	18	4.1
(3,7)	1:A:44:VAL:CG1	1:B:61:GLN:N	18	4.1
(3,7)	1:A:44:VAL:CG1	1:B:62:GLU:N	18	4.1
(3,7)	1:A:44:VAL:CG1	1:B:63:GLU:N	18	4.1
(3,7)	1:A:44:VAL:CG1	1:B:64:TYR:N	18	4.1
(3,7)	1:A:44:VAL:CG1	1:B:65:SER:N	18	4.1
(3,7)	1:A:44:VAL:CG1	1:B:66:ALA:N	18	4.1
(3,7)	1:A:44:VAL:CG1	1:B:67:MET:N	18	4.1
(3,7)	1:A:44:VAL:CG1	1:B:68:ARG:N	18	4.1
(3,7)	1:A:44:VAL:CG1	1:B:69:ASP:N	18	4.1
(3,7)	1:A:44:VAL:CG1	1:B:70:GLN:N	18	4.1
(3,7)	1:A:44:VAL:CG1	1:B:71:TYR:N	18	4.1
(3,7)	1:A:44:VAL:CG1	1:B:72:MET:N	18	4.1

Continued on next page...

Continued from previous page...

Key	Atom-1	Atom-2	Model ID	Violation (Å)
(3,7)	1:A:44:VAL:CG1	1:B:73:ARG:N	18	4.1
(3,7)	1:A:44:VAL:CG1	1:B:74:THR:N	18	4.1
(3,7)	1:A:44:VAL:CG1	1:B:75:GLY:N	18	4.1
(3,7)	1:A:44:VAL:CG1	1:B:76:GLU:N	18	4.1
(3,7)	1:A:44:VAL:CG1	1:B:77:GLY:N	18	4.1
(3,7)	1:A:44:VAL:CG1	1:B:78:PHE:N	18	4.1
(3,7)	1:A:44:VAL:CG1	1:B:79:LEU:N	18	4.1
(3,7)	1:A:44:VAL:CG1	1:B:80:CYS:N	18	4.1
(3,7)	1:A:44:VAL:CG1	5:B:203:7Q9:N	18	4.1
(3,7)	1:A:44:VAL:CG1	5:B:204:7Q9:N	18	4.1
(3,7)	1:A:44:VAL:CG1	5:B:205:7Q9:N	18	4.1
(3,7)	1:A:44:VAL:CG1	5:B:206:7Q9:N	18	4.1
(3,7)	1:A:44:VAL:CG1	5:B:207:7Q9:N	18	4.1
(3,7)	1:A:44:VAL:CG1	6:B:208:17F:N1	18	4.1
(3,7)	1:A:44:VAL:CG1	5:B:209:7Q9:N	18	4.1
(3,7)	1:A:44:VAL:CG1	5:B:210:7Q9:N	18	4.1
(3,7)	1:A:44:VAL:CG1	5:B:211:7Q9:N	18	4.1
(3,7)	1:A:44:VAL:CG1	5:B:212:7Q9:N	18	4.1
(3,7)	1:A:44:VAL:CG1	5:B:213:7Q9:N	18	4.1
(3,7)	1:A:44:VAL:CG1	6:B:214:17F:N1	18	4.1
(3,7)	1:A:44:VAL:CG1	6:B:215:17F:N1	18	4.1
(3,7)	1:A:44:VAL:CG1	5:B:216:7Q9:N	18	4.1
(3,7)	1:A:44:VAL:CG1	5:B:217:7Q9:N	18	4.1
(3,7)	1:A:44:VAL:CG1	5:B:218:7Q9:N	18	4.1
(3,7)	1:A:44:VAL:CG1	6:B:219:17F:N1	18	4.1
(3,7)	1:A:44:VAL:CG1	5:B:220:7Q9:N	18	4.1
(3,7)	1:A:44:VAL:CG2	1:B:2:THR:N	18	4.1
(3,7)	1:A:44:VAL:CG2	1:B:3:GLU:N	18	4.1
(3,7)	1:A:44:VAL:CG2	1:B:4:TYR:N	18	4.1
(3,7)	1:A:44:VAL:CG2	1:B:5:LYS:N	18	4.1
(3,7)	1:A:44:VAL:CG2	1:B:6:LEU:N	18	4.1
(3,7)	1:A:44:VAL:CG2	1:B:7:VAL:N	18	4.1
(3,7)	1:A:44:VAL:CG2	1:B:8:VAL:N	18	4.1
(3,7)	1:A:44:VAL:CG2	1:B:9:VAL:N	18	4.1
(3,7)	1:A:44:VAL:CG2	1:B:10:GLY:N	18	4.1
(3,7)	1:A:44:VAL:CG2	1:B:11:ALA:N	18	4.1
(3,7)	1:A:44:VAL:CG2	1:B:12:ASP:N	18	4.1
(3,7)	1:A:44:VAL:CG2	1:B:13:GLY:N	18	4.1
(3,7)	1:A:44:VAL:CG2	1:B:14:VAL:N	18	4.1
(3,7)	1:A:44:VAL:CG2	1:B:15:GLY:N	18	4.1
(3,7)	1:A:44:VAL:CG2	1:B:16:LYS:N	18	4.1
(3,7)	1:A:44:VAL:CG2	1:B:17:SER:N	18	4.1

Continued on next page...

Continued from previous page...

Key	Atom-1	Atom-2	Model ID	Violation (Å)
(3,7)	1:A:44:VAL:CG2	1:B:18:ALA:N	18	4.1
(3,7)	1:A:44:VAL:CG2	1:B:19:LEU:N	18	4.1
(3,7)	1:A:44:VAL:CG2	1:B:20:THR:N	18	4.1
(3,7)	1:A:44:VAL:CG2	1:B:21:ILE:N	18	4.1
(3,7)	1:A:44:VAL:CG2	1:B:22:GLN:N	18	4.1
(3,7)	1:A:44:VAL:CG2	1:B:23:LEU:N	18	4.1
(3,7)	1:A:44:VAL:CG2	1:B:24:ILE:N	18	4.1
(3,7)	1:A:44:VAL:CG2	1:B:25:GLN:N	18	4.1
(3,7)	1:A:44:VAL:CG2	1:B:26:ASN:N	18	4.1
(3,7)	1:A:44:VAL:CG2	1:B:27:HIS:N	18	4.1
(3,7)	1:A:44:VAL:CG2	1:B:28:PHE:N	18	4.1
(3,7)	1:A:44:VAL:CG2	1:B:29:VAL:N	18	4.1
(3,7)	1:A:44:VAL:CG2	1:B:30:ASP:N	18	4.1
(3,7)	1:A:44:VAL:CG2	1:B:31:GLU:N	18	4.1
(3,7)	1:A:44:VAL:CG2	1:B:32:TYR:N	18	4.1
(3,7)	1:A:44:VAL:CG2	1:B:33:ASP:N	18	4.1
(3,7)	1:A:44:VAL:CG2	1:B:34:PRO:N	18	4.1
(3,7)	1:A:44:VAL:CG2	1:B:35:THR:N	18	4.1
(3,7)	1:A:44:VAL:CG2	1:B:36:ILE:N	18	4.1
(3,7)	1:A:44:VAL:CG2	1:B:37:GLU:N	18	4.1
(3,7)	1:A:44:VAL:CG2	1:B:38:ASP:N	18	4.1
(3,7)	1:A:44:VAL:CG2	1:B:39:SER:N	18	4.1
(3,7)	1:A:44:VAL:CG2	1:B:40:TYR:N	18	4.1
(3,7)	1:A:44:VAL:CG2	1:B:41:ARG:N	18	4.1
(3,7)	1:A:44:VAL:CG2	1:B:42:LYS:N	18	4.1
(3,7)	1:A:44:VAL:CG2	1:B:43:GLN:N	18	4.1
(3,7)	1:A:44:VAL:CG2	1:B:44:VAL:N	18	4.1
(3,7)	1:A:44:VAL:CG2	1:B:45:VAL:N	18	4.1
(3,7)	1:A:44:VAL:CG2	1:B:46:ILE:N	18	4.1
(3,7)	1:A:44:VAL:CG2	1:B:47:ASP:N	18	4.1
(3,7)	1:A:44:VAL:CG2	1:B:48:GLY:N	18	4.1
(3,7)	1:A:44:VAL:CG2	1:B:49:GLU:N	18	4.1
(3,7)	1:A:44:VAL:CG2	1:B:50:THR:N	18	4.1
(3,7)	1:A:44:VAL:CG2	1:B:51:CYS:N	18	4.1
(3,7)	1:A:44:VAL:CG2	1:B:52:LEU:N	18	4.1
(3,7)	1:A:44:VAL:CG2	1:B:53:LEU:N	18	4.1
(3,7)	1:A:44:VAL:CG2	1:B:54:ASP:N	18	4.1
(3,7)	1:A:44:VAL:CG2	1:B:55:ILE:N	18	4.1
(3,7)	1:A:44:VAL:CG2	1:B:56:LEU:N	18	4.1
(3,7)	1:A:44:VAL:CG2	1:B:57:ASP:N	18	4.1
(3,7)	1:A:44:VAL:CG2	1:B:58:THR:N	18	4.1
(3,7)	1:A:44:VAL:CG2	1:B:59:ALA:N	18	4.1

Continued on next page...

Continued from previous page...

Key	Atom-1	Atom-2	Model ID	Violation (Å)
(3,7)	1:A:44:VAL:CG2	1:B:60:GLY:N	18	4.1
(3,7)	1:A:44:VAL:CG2	1:B:61:GLN:N	18	4.1
(3,7)	1:A:44:VAL:CG2	1:B:62:GLU:N	18	4.1
(3,7)	1:A:44:VAL:CG2	1:B:63:GLU:N	18	4.1
(3,7)	1:A:44:VAL:CG2	1:B:64:TYR:N	18	4.1
(3,7)	1:A:44:VAL:CG2	1:B:65:SER:N	18	4.1
(3,7)	1:A:44:VAL:CG2	1:B:66:ALA:N	18	4.1
(3,7)	1:A:44:VAL:CG2	1:B:67:MET:N	18	4.1
(3,7)	1:A:44:VAL:CG2	1:B:68:ARG:N	18	4.1
(3,7)	1:A:44:VAL:CG2	1:B:69:ASP:N	18	4.1
(3,7)	1:A:44:VAL:CG2	1:B:70:GLN:N	18	4.1
(3,7)	1:A:44:VAL:CG2	1:B:71:TYR:N	18	4.1
(3,7)	1:A:44:VAL:CG2	1:B:72:MET:N	18	4.1
(3,7)	1:A:44:VAL:CG2	1:B:73:ARG:N	18	4.1
(3,7)	1:A:44:VAL:CG2	1:B:74:THR:N	18	4.1
(3,7)	1:A:44:VAL:CG2	1:B:75:GLY:N	18	4.1
(3,7)	1:A:44:VAL:CG2	1:B:76:GLU:N	18	4.1
(3,7)	1:A:44:VAL:CG2	1:B:77:GLY:N	18	4.1
(3,7)	1:A:44:VAL:CG2	1:B:78:PHE:N	18	4.1
(3,7)	1:A:44:VAL:CG2	1:B:79:LEU:N	18	4.1
(3,7)	1:A:44:VAL:CG2	1:B:80:CYS:N	18	4.1
(3,7)	1:A:44:VAL:CG2	5:B:203:7Q9:N	18	4.1
(3,7)	1:A:44:VAL:CG2	5:B:204:7Q9:N	18	4.1
(3,7)	1:A:44:VAL:CG2	5:B:205:7Q9:N	18	4.1
(3,7)	1:A:44:VAL:CG2	5:B:206:7Q9:N	18	4.1
(3,7)	1:A:44:VAL:CG2	5:B:207:7Q9:N	18	4.1
(3,7)	1:A:44:VAL:CG2	6:B:208:17F:N1	18	4.1
(3,7)	1:A:44:VAL:CG2	5:B:209:7Q9:N	18	4.1
(3,7)	1:A:44:VAL:CG2	5:B:210:7Q9:N	18	4.1
(3,7)	1:A:44:VAL:CG2	5:B:211:7Q9:N	18	4.1
(3,7)	1:A:44:VAL:CG2	5:B:212:7Q9:N	18	4.1
(3,7)	1:A:44:VAL:CG2	5:B:213:7Q9:N	18	4.1
(3,7)	1:A:44:VAL:CG2	6:B:214:17F:N1	18	4.1
(3,7)	1:A:44:VAL:CG2	6:B:215:17F:N1	18	4.1
(3,7)	1:A:44:VAL:CG2	5:B:216:7Q9:N	18	4.1
(3,7)	1:A:44:VAL:CG2	5:B:217:7Q9:N	18	4.1
(3,7)	1:A:44:VAL:CG2	5:B:218:7Q9:N	18	4.1
(3,7)	1:A:44:VAL:CG2	6:B:219:17F:N1	18	4.1
(3,7)	1:A:44:VAL:CG2	5:B:220:7Q9:N	18	4.1
(3,8)	1:A:45:VAL:CG1	1:B:2:THR:N	15	4.08
(3,8)	1:A:45:VAL:CG1	1:B:3:GLU:N	15	4.08
(3,8)	1:A:45:VAL:CG1	1:B:4:TYR:N	15	4.08

Continued on next page...

Continued from previous page...

Key	Atom-1	Atom-2	Model ID	Violation (Å)
(3,8)	1:A:45:VAL:CG1	1:B:5:LYS:N	15	4.08
(3,8)	1:A:45:VAL:CG1	1:B:6:LEU:N	15	4.08
(3,8)	1:A:45:VAL:CG1	1:B:7:VAL:N	15	4.08
(3,8)	1:A:45:VAL:CG1	1:B:8:VAL:N	15	4.08
(3,8)	1:A:45:VAL:CG1	1:B:9:VAL:N	15	4.08
(3,8)	1:A:45:VAL:CG1	1:B:10:GLY:N	15	4.08
(3,8)	1:A:45:VAL:CG1	1:B:11:ALA:N	15	4.08
(3,8)	1:A:45:VAL:CG1	1:B:12:ASP:N	15	4.08
(3,8)	1:A:45:VAL:CG1	1:B:13:GLY:N	15	4.08
(3,8)	1:A:45:VAL:CG1	1:B:14:VAL:N	15	4.08
(3,8)	1:A:45:VAL:CG1	1:B:15:GLY:N	15	4.08
(3,8)	1:A:45:VAL:CG1	1:B:16:LYS:N	15	4.08
(3,8)	1:A:45:VAL:CG1	1:B:17:SER:N	15	4.08
(3,8)	1:A:45:VAL:CG1	1:B:18:ALA:N	15	4.08
(3,8)	1:A:45:VAL:CG1	1:B:19:LEU:N	15	4.08
(3,8)	1:A:45:VAL:CG1	1:B:20:THR:N	15	4.08
(3,8)	1:A:45:VAL:CG1	1:B:21:ILE:N	15	4.08
(3,8)	1:A:45:VAL:CG1	1:B:22:GLN:N	15	4.08
(3,8)	1:A:45:VAL:CG1	1:B:23:LEU:N	15	4.08
(3,8)	1:A:45:VAL:CG1	1:B:24:ILE:N	15	4.08
(3,8)	1:A:45:VAL:CG1	1:B:25:GLN:N	15	4.08
(3,8)	1:A:45:VAL:CG1	1:B:26:ASN:N	15	4.08
(3,8)	1:A:45:VAL:CG1	1:B:27:HIS:N	15	4.08
(3,8)	1:A:45:VAL:CG1	1:B:28:PHE:N	15	4.08
(3,8)	1:A:45:VAL:CG1	1:B:29:VAL:N	15	4.08
(3,8)	1:A:45:VAL:CG1	1:B:30:ASP:N	15	4.08
(3,8)	1:A:45:VAL:CG1	1:B:31:GLU:N	15	4.08
(3,8)	1:A:45:VAL:CG1	1:B:32:TYR:N	15	4.08
(3,8)	1:A:45:VAL:CG1	1:B:33:ASP:N	15	4.08
(3,8)	1:A:45:VAL:CG1	1:B:34:PRO:N	15	4.08
(3,8)	1:A:45:VAL:CG1	1:B:35:THR:N	15	4.08
(3,8)	1:A:45:VAL:CG1	1:B:36:ILE:N	15	4.08
(3,8)	1:A:45:VAL:CG1	1:B:37:GLU:N	15	4.08
(3,8)	1:A:45:VAL:CG1	1:B:38:ASP:N	15	4.08
(3,8)	1:A:45:VAL:CG1	1:B:39:SER:N	15	4.08
(3,8)	1:A:45:VAL:CG1	1:B:40:TYR:N	15	4.08
(3,8)	1:A:45:VAL:CG1	1:B:41:ARG:N	15	4.08
(3,8)	1:A:45:VAL:CG1	1:B:42:LYS:N	15	4.08
(3,8)	1:A:45:VAL:CG1	1:B:43:GLN:N	15	4.08
(3,8)	1:A:45:VAL:CG1	1:B:44:VAL:N	15	4.08
(3,8)	1:A:45:VAL:CG1	1:B:45:VAL:N	15	4.08
(3,8)	1:A:45:VAL:CG1	1:B:46:ILE:N	15	4.08

Continued on next page...

Continued from previous page...

Key	Atom-1	Atom-2	Model ID	Violation (Å)
(3,8)	1:A:45:VAL:CG1	1:B:47:ASP:N	15	4.08
(3,8)	1:A:45:VAL:CG1	1:B:48:GLY:N	15	4.08
(3,8)	1:A:45:VAL:CG1	1:B:49:GLU:N	15	4.08
(3,8)	1:A:45:VAL:CG1	1:B:50:THR:N	15	4.08
(3,8)	1:A:45:VAL:CG1	1:B:51:CYS:N	15	4.08
(3,8)	1:A:45:VAL:CG1	1:B:52:LEU:N	15	4.08
(3,8)	1:A:45:VAL:CG1	1:B:53:LEU:N	15	4.08
(3,8)	1:A:45:VAL:CG1	1:B:54:ASP:N	15	4.08
(3,8)	1:A:45:VAL:CG1	1:B:55:ILE:N	15	4.08
(3,8)	1:A:45:VAL:CG1	1:B:56:LEU:N	15	4.08
(3,8)	1:A:45:VAL:CG1	1:B:57:ASP:N	15	4.08
(3,8)	1:A:45:VAL:CG1	1:B:58:THR:N	15	4.08
(3,8)	1:A:45:VAL:CG1	1:B:59:ALA:N	15	4.08
(3,8)	1:A:45:VAL:CG1	1:B:60:GLY:N	15	4.08
(3,8)	1:A:45:VAL:CG1	1:B:61:GLN:N	15	4.08
(3,8)	1:A:45:VAL:CG1	1:B:62:GLU:N	15	4.08
(3,8)	1:A:45:VAL:CG1	1:B:63:GLU:N	15	4.08
(3,8)	1:A:45:VAL:CG1	1:B:64:TYR:N	15	4.08
(3,8)	1:A:45:VAL:CG1	1:B:65:SER:N	15	4.08
(3,8)	1:A:45:VAL:CG1	1:B:66:ALA:N	15	4.08
(3,8)	1:A:45:VAL:CG1	1:B:67:MET:N	15	4.08
(3,8)	1:A:45:VAL:CG1	1:B:68:ARG:N	15	4.08
(3,8)	1:A:45:VAL:CG1	1:B:69:ASP:N	15	4.08
(3,8)	1:A:45:VAL:CG1	1:B:70:GLN:N	15	4.08
(3,8)	1:A:45:VAL:CG1	1:B:71:TYR:N	15	4.08
(3,8)	1:A:45:VAL:CG1	1:B:72:MET:N	15	4.08
(3,8)	1:A:45:VAL:CG1	1:B:73:ARG:N	15	4.08
(3,8)	1:A:45:VAL:CG1	1:B:74:THR:N	15	4.08
(3,8)	1:A:45:VAL:CG1	1:B:75:GLY:N	15	4.08
(3,8)	1:A:45:VAL:CG1	1:B:76:GLU:N	15	4.08
(3,8)	1:A:45:VAL:CG1	1:B:77:GLY:N	15	4.08
(3,8)	1:A:45:VAL:CG1	1:B:78:PHE:N	15	4.08
(3,8)	1:A:45:VAL:CG1	1:B:79:LEU:N	15	4.08
(3,8)	1:A:45:VAL:CG1	1:B:80:CYS:N	15	4.08
(3,8)	1:A:45:VAL:CG1	5:B:203:7Q9:N	15	4.08
(3,8)	1:A:45:VAL:CG1	5:B:204:7Q9:N	15	4.08
(3,8)	1:A:45:VAL:CG1	5:B:205:7Q9:N	15	4.08
(3,8)	1:A:45:VAL:CG1	5:B:206:7Q9:N	15	4.08
(3,8)	1:A:45:VAL:CG1	5:B:207:7Q9:N	15	4.08
(3,8)	1:A:45:VAL:CG1	6:B:208:17F:N1	15	4.08
(3,8)	1:A:45:VAL:CG1	5:B:209:7Q9:N	15	4.08
(3,8)	1:A:45:VAL:CG1	5:B:210:7Q9:N	15	4.08

Continued on next page...

Continued from previous page...

Key	Atom-1	Atom-2	Model ID	Violation (Å)
(3,8)	1:A:45:VAL:CG1	5:B:211:7Q9:N	15	4.08
(3,8)	1:A:45:VAL:CG1	5:B:212:7Q9:N	15	4.08
(3,8)	1:A:45:VAL:CG1	5:B:213:7Q9:N	15	4.08
(3,8)	1:A:45:VAL:CG1	6:B:214:17F:N1	15	4.08
(3,8)	1:A:45:VAL:CG1	6:B:215:17F:N1	15	4.08
(3,8)	1:A:45:VAL:CG1	5:B:216:7Q9:N	15	4.08
(3,8)	1:A:45:VAL:CG1	5:B:217:7Q9:N	15	4.08
(3,8)	1:A:45:VAL:CG1	5:B:218:7Q9:N	15	4.08
(3,8)	1:A:45:VAL:CG1	6:B:219:17F:N1	15	4.08
(3,8)	1:A:45:VAL:CG1	5:B:220:7Q9:N	15	4.08
(3,8)	1:A:45:VAL:CG2	1:B:2:THR:N	15	4.08
(3,8)	1:A:45:VAL:CG2	1:B:3:GLU:N	15	4.08
(3,8)	1:A:45:VAL:CG2	1:B:4:TYR:N	15	4.08
(3,8)	1:A:45:VAL:CG2	1:B:5:LYS:N	15	4.08
(3,8)	1:A:45:VAL:CG2	1:B:6:LEU:N	15	4.08
(3,8)	1:A:45:VAL:CG2	1:B:7:VAL:N	15	4.08
(3,8)	1:A:45:VAL:CG2	1:B:8:VAL:N	15	4.08
(3,8)	1:A:45:VAL:CG2	1:B:9:VAL:N	15	4.08
(3,8)	1:A:45:VAL:CG2	1:B:10:GLY:N	15	4.08
(3,8)	1:A:45:VAL:CG2	1:B:11:ALA:N	15	4.08
(3,8)	1:A:45:VAL:CG2	1:B:12:ASP:N	15	4.08
(3,8)	1:A:45:VAL:CG2	1:B:13:GLY:N	15	4.08
(3,8)	1:A:45:VAL:CG2	1:B:14:VAL:N	15	4.08
(3,8)	1:A:45:VAL:CG2	1:B:15:GLY:N	15	4.08
(3,8)	1:A:45:VAL:CG2	1:B:16:LYS:N	15	4.08
(3,8)	1:A:45:VAL:CG2	1:B:17:SER:N	15	4.08
(3,8)	1:A:45:VAL:CG2	1:B:18:ALA:N	15	4.08
(3,8)	1:A:45:VAL:CG2	1:B:19:LEU:N	15	4.08
(3,8)	1:A:45:VAL:CG2	1:B:20:THR:N	15	4.08
(3,8)	1:A:45:VAL:CG2	1:B:21:ILE:N	15	4.08
(3,8)	1:A:45:VAL:CG2	1:B:22:GLN:N	15	4.08
(3,8)	1:A:45:VAL:CG2	1:B:23:LEU:N	15	4.08
(3,8)	1:A:45:VAL:CG2	1:B:24:ILE:N	15	4.08
(3,8)	1:A:45:VAL:CG2	1:B:25:GLN:N	15	4.08
(3,8)	1:A:45:VAL:CG2	1:B:26:ASN:N	15	4.08
(3,8)	1:A:45:VAL:CG2	1:B:27:HIS:N	15	4.08
(3,8)	1:A:45:VAL:CG2	1:B:28:PHE:N	15	4.08
(3,8)	1:A:45:VAL:CG2	1:B:29:VAL:N	15	4.08
(3,8)	1:A:45:VAL:CG2	1:B:30:ASP:N	15	4.08
(3,8)	1:A:45:VAL:CG2	1:B:31:GLU:N	15	4.08
(3,8)	1:A:45:VAL:CG2	1:B:32:TYR:N	15	4.08
(3,8)	1:A:45:VAL:CG2	1:B:33:ASP:N	15	4.08

Continued on next page...

Continued from previous page...

Key	Atom-1	Atom-2	Model ID	Violation (Å)
(3,8)	1:A:45:VAL:CG2	1:B:34:PRO:N	15	4.08
(3,8)	1:A:45:VAL:CG2	1:B:35:THR:N	15	4.08
(3,8)	1:A:45:VAL:CG2	1:B:36:ILE:N	15	4.08
(3,8)	1:A:45:VAL:CG2	1:B:37:GLU:N	15	4.08
(3,8)	1:A:45:VAL:CG2	1:B:38:ASP:N	15	4.08
(3,8)	1:A:45:VAL:CG2	1:B:39:SER:N	15	4.08
(3,8)	1:A:45:VAL:CG2	1:B:40:TYR:N	15	4.08
(3,8)	1:A:45:VAL:CG2	1:B:41:ARG:N	15	4.08
(3,8)	1:A:45:VAL:CG2	1:B:42:LYS:N	15	4.08
(3,8)	1:A:45:VAL:CG2	1:B:43:GLN:N	15	4.08
(3,8)	1:A:45:VAL:CG2	1:B:44:VAL:N	15	4.08
(3,8)	1:A:45:VAL:CG2	1:B:45:VAL:N	15	4.08
(3,8)	1:A:45:VAL:CG2	1:B:46:ILE:N	15	4.08
(3,8)	1:A:45:VAL:CG2	1:B:47:ASP:N	15	4.08
(3,8)	1:A:45:VAL:CG2	1:B:48:GLY:N	15	4.08
(3,8)	1:A:45:VAL:CG2	1:B:49:GLU:N	15	4.08
(3,8)	1:A:45:VAL:CG2	1:B:50:THR:N	15	4.08
(3,8)	1:A:45:VAL:CG2	1:B:51:CYS:N	15	4.08
(3,8)	1:A:45:VAL:CG2	1:B:52:LEU:N	15	4.08
(3,8)	1:A:45:VAL:CG2	1:B:53:LEU:N	15	4.08
(3,8)	1:A:45:VAL:CG2	1:B:54:ASP:N	15	4.08
(3,8)	1:A:45:VAL:CG2	1:B:55:ILE:N	15	4.08
(3,8)	1:A:45:VAL:CG2	1:B:56:LEU:N	15	4.08
(3,8)	1:A:45:VAL:CG2	1:B:57:ASP:N	15	4.08
(3,8)	1:A:45:VAL:CG2	1:B:58:THR:N	15	4.08
(3,8)	1:A:45:VAL:CG2	1:B:59:ALA:N	15	4.08
(3,8)	1:A:45:VAL:CG2	1:B:60:GLY:N	15	4.08
(3,8)	1:A:45:VAL:CG2	1:B:61:GLN:N	15	4.08
(3,8)	1:A:45:VAL:CG2	1:B:62:GLU:N	15	4.08
(3,8)	1:A:45:VAL:CG2	1:B:63:GLU:N	15	4.08
(3,8)	1:A:45:VAL:CG2	1:B:64:TYR:N	15	4.08
(3,8)	1:A:45:VAL:CG2	1:B:65:SER:N	15	4.08
(3,8)	1:A:45:VAL:CG2	1:B:66:ALA:N	15	4.08
(3,8)	1:A:45:VAL:CG2	1:B:67:MET:N	15	4.08
(3,8)	1:A:45:VAL:CG2	1:B:68:ARG:N	15	4.08
(3,8)	1:A:45:VAL:CG2	1:B:69:ASP:N	15	4.08
(3,8)	1:A:45:VAL:CG2	1:B:70:GLN:N	15	4.08
(3,8)	1:A:45:VAL:CG2	1:B:71:TYR:N	15	4.08
(3,8)	1:A:45:VAL:CG2	1:B:72:MET:N	15	4.08
(3,8)	1:A:45:VAL:CG2	1:B:73:ARG:N	15	4.08
(3,8)	1:A:45:VAL:CG2	1:B:74:THR:N	15	4.08
(3,8)	1:A:45:VAL:CG2	1:B:75:GLY:N	15	4.08

Continued on next page...

Continued from previous page...

Key	Atom-1	Atom-2	Model ID	Violation (Å)
(3,8)	1:A:45:VAL:CG2	1:B:76:GLU:N	15	4.08
(3,8)	1:A:45:VAL:CG2	1:B:77:GLY:N	15	4.08
(3,8)	1:A:45:VAL:CG2	1:B:78:PHE:N	15	4.08
(3,8)	1:A:45:VAL:CG2	1:B:79:LEU:N	15	4.08
(3,8)	1:A:45:VAL:CG2	1:B:80:CYS:N	15	4.08
(3,8)	1:A:45:VAL:CG2	5:B:203:7Q9:N	15	4.08
(3,8)	1:A:45:VAL:CG2	5:B:204:7Q9:N	15	4.08
(3,8)	1:A:45:VAL:CG2	5:B:205:7Q9:N	15	4.08
(3,8)	1:A:45:VAL:CG2	5:B:206:7Q9:N	15	4.08
(3,8)	1:A:45:VAL:CG2	5:B:207:7Q9:N	15	4.08
(3,8)	1:A:45:VAL:CG2	6:B:208:17F:N1	15	4.08
(3,8)	1:A:45:VAL:CG2	5:B:209:7Q9:N	15	4.08
(3,8)	1:A:45:VAL:CG2	5:B:210:7Q9:N	15	4.08
(3,8)	1:A:45:VAL:CG2	5:B:211:7Q9:N	15	4.08
(3,8)	1:A:45:VAL:CG2	5:B:212:7Q9:N	15	4.08
(3,8)	1:A:45:VAL:CG2	5:B:213:7Q9:N	15	4.08
(3,8)	1:A:45:VAL:CG2	6:B:214:17F:N1	15	4.08
(3,8)	1:A:45:VAL:CG2	6:B:215:17F:N1	15	4.08
(3,8)	1:A:45:VAL:CG2	5:B:216:7Q9:N	15	4.08
(3,8)	1:A:45:VAL:CG2	5:B:217:7Q9:N	15	4.08
(3,8)	1:A:45:VAL:CG2	5:B:218:7Q9:N	15	4.08
(3,8)	1:A:45:VAL:CG2	6:B:219:17F:N1	15	4.08
(3,8)	1:A:45:VAL:CG2	5:B:220:7Q9:N	15	4.08
(1,15)	1:A:39:SER:OG	1:A:133:LEU:CD1	14	4.06
(1,15)	1:A:39:SER:OG	1:A:133:LEU:CD2	14	4.06
(1,15)	1:A:39:SER:OG	1:B:133:LEU:C	14	4.06
(1,15)	1:A:39:SER:OG	1:B:133:LEU:CA	14	4.06
(1,15)	1:A:39:SER:OG	1:B:133:LEU:CB	14	4.06
(1,15)	1:A:39:SER:OG	1:B:133:LEU:CD1	14	4.06
(1,15)	1:A:39:SER:OG	1:B:133:LEU:CD1	14	4.06
(1,15)	1:A:39:SER:OG	1:B:133:LEU:CD2	14	4.06
(1,15)	1:A:39:SER:OG	1:B:133:LEU:CD2	14	4.06
(1,15)	1:A:39:SER:OG	1:B:133:LEU:CG	14	4.06
(1,15)	1:A:39:SER:OG	1:B:133:LEU:H	14	4.06
(1,15)	1:A:39:SER:OG	1:B:133:LEU:N	14	4.06
(1,15)	1:A:39:SER:OG	1:B:133:LEU:O	14	4.06
(3,8)	1:A:45:VAL:CG1	1:B:2:THR:N	20	4.03
(3,8)	1:A:45:VAL:CG1	1:B:3:GLU:N	20	4.03
(3,8)	1:A:45:VAL:CG1	1:B:4:TYR:N	20	4.03
(3,8)	1:A:45:VAL:CG1	1:B:5:LYS:N	20	4.03
(3,8)	1:A:45:VAL:CG1	1:B:6:LEU:N	20	4.03
(3,8)	1:A:45:VAL:CG1	1:B:7:VAL:N	20	4.03

Continued on next page...

Continued from previous page...

Key	Atom-1	Atom-2	Model ID	Violation (Å)
(3,8)	1:A:45:VAL:CG1	1:B:8:VAL:N	20	4.03
(3,8)	1:A:45:VAL:CG1	1:B:9:VAL:N	20	4.03
(3,8)	1:A:45:VAL:CG1	1:B:10:GLY:N	20	4.03
(3,8)	1:A:45:VAL:CG1	1:B:11:ALA:N	20	4.03
(3,8)	1:A:45:VAL:CG1	1:B:12:ASP:N	20	4.03
(3,8)	1:A:45:VAL:CG1	1:B:13:GLY:N	20	4.03
(3,8)	1:A:45:VAL:CG1	1:B:14:VAL:N	20	4.03
(3,8)	1:A:45:VAL:CG1	1:B:15:GLY:N	20	4.03
(3,8)	1:A:45:VAL:CG1	1:B:16:LYS:N	20	4.03
(3,8)	1:A:45:VAL:CG1	1:B:17:SER:N	20	4.03
(3,8)	1:A:45:VAL:CG1	1:B:18:ALA:N	20	4.03
(3,8)	1:A:45:VAL:CG1	1:B:19:LEU:N	20	4.03
(3,8)	1:A:45:VAL:CG1	1:B:20:THR:N	20	4.03
(3,8)	1:A:45:VAL:CG1	1:B:21:ILE:N	20	4.03
(3,8)	1:A:45:VAL:CG1	1:B:22:GLN:N	20	4.03
(3,8)	1:A:45:VAL:CG1	1:B:23:LEU:N	20	4.03
(3,8)	1:A:45:VAL:CG1	1:B:24:ILE:N	20	4.03
(3,8)	1:A:45:VAL:CG1	1:B:25:GLN:N	20	4.03
(3,8)	1:A:45:VAL:CG1	1:B:26:ASN:N	20	4.03
(3,8)	1:A:45:VAL:CG1	1:B:27:HIS:N	20	4.03
(3,8)	1:A:45:VAL:CG1	1:B:28:PHE:N	20	4.03
(3,8)	1:A:45:VAL:CG1	1:B:29:VAL:N	20	4.03
(3,8)	1:A:45:VAL:CG1	1:B:30:ASP:N	20	4.03
(3,8)	1:A:45:VAL:CG1	1:B:31:GLU:N	20	4.03
(3,8)	1:A:45:VAL:CG1	1:B:32:TYR:N	20	4.03
(3,8)	1:A:45:VAL:CG1	1:B:33:ASP:N	20	4.03
(3,8)	1:A:45:VAL:CG1	1:B:34:PRO:N	20	4.03
(3,8)	1:A:45:VAL:CG1	1:B:35:THR:N	20	4.03
(3,8)	1:A:45:VAL:CG1	1:B:36:ILE:N	20	4.03
(3,8)	1:A:45:VAL:CG1	1:B:37:GLU:N	20	4.03
(3,8)	1:A:45:VAL:CG1	1:B:38:ASP:N	20	4.03
(3,8)	1:A:45:VAL:CG1	1:B:39:SER:N	20	4.03
(3,8)	1:A:45:VAL:CG1	1:B:40:TYR:N	20	4.03
(3,8)	1:A:45:VAL:CG1	1:B:41:ARG:N	20	4.03
(3,8)	1:A:45:VAL:CG1	1:B:42:LYS:N	20	4.03
(3,8)	1:A:45:VAL:CG1	1:B:43:GLN:N	20	4.03
(3,8)	1:A:45:VAL:CG1	1:B:44:VAL:N	20	4.03
(3,8)	1:A:45:VAL:CG1	1:B:45:VAL:N	20	4.03
(3,8)	1:A:45:VAL:CG1	1:B:46:ILE:N	20	4.03
(3,8)	1:A:45:VAL:CG1	1:B:47:ASP:N	20	4.03
(3,8)	1:A:45:VAL:CG1	1:B:48:GLY:N	20	4.03
(3,8)	1:A:45:VAL:CG1	1:B:49:GLU:N	20	4.03

Continued on next page...

Continued from previous page...

Key	Atom-1	Atom-2	Model ID	Violation (Å)
(3,8)	1:A:45:VAL:CG1	1:B:50:THR:N	20	4.03
(3,8)	1:A:45:VAL:CG1	1:B:51:CYS:N	20	4.03
(3,8)	1:A:45:VAL:CG1	1:B:52:LEU:N	20	4.03
(3,8)	1:A:45:VAL:CG1	1:B:53:LEU:N	20	4.03
(3,8)	1:A:45:VAL:CG1	1:B:54:ASP:N	20	4.03
(3,8)	1:A:45:VAL:CG1	1:B:55:ILE:N	20	4.03
(3,8)	1:A:45:VAL:CG1	1:B:56:LEU:N	20	4.03
(3,8)	1:A:45:VAL:CG1	1:B:57:ASP:N	20	4.03
(3,8)	1:A:45:VAL:CG1	1:B:58:THR:N	20	4.03
(3,8)	1:A:45:VAL:CG1	1:B:59:ALA:N	20	4.03
(3,8)	1:A:45:VAL:CG1	1:B:60:GLY:N	20	4.03
(3,8)	1:A:45:VAL:CG1	1:B:61:GLN:N	20	4.03
(3,8)	1:A:45:VAL:CG1	1:B:62:GLU:N	20	4.03
(3,8)	1:A:45:VAL:CG1	1:B:63:GLU:N	20	4.03
(3,8)	1:A:45:VAL:CG1	1:B:64:TYR:N	20	4.03
(3,8)	1:A:45:VAL:CG1	1:B:65:SER:N	20	4.03
(3,8)	1:A:45:VAL:CG1	1:B:66:ALA:N	20	4.03
(3,8)	1:A:45:VAL:CG1	1:B:67:MET:N	20	4.03
(3,8)	1:A:45:VAL:CG1	1:B:68:ARG:N	20	4.03
(3,8)	1:A:45:VAL:CG1	1:B:69:ASP:N	20	4.03
(3,8)	1:A:45:VAL:CG1	1:B:70:GLN:N	20	4.03
(3,8)	1:A:45:VAL:CG1	1:B:71:TYR:N	20	4.03
(3,8)	1:A:45:VAL:CG1	1:B:72:MET:N	20	4.03
(3,8)	1:A:45:VAL:CG1	1:B:73:ARG:N	20	4.03
(3,8)	1:A:45:VAL:CG1	1:B:74:THR:N	20	4.03
(3,8)	1:A:45:VAL:CG1	1:B:75:GLY:N	20	4.03
(3,8)	1:A:45:VAL:CG1	1:B:76:GLU:N	20	4.03
(3,8)	1:A:45:VAL:CG1	1:B:77:GLY:N	20	4.03
(3,8)	1:A:45:VAL:CG1	1:B:78:PHE:N	20	4.03
(3,8)	1:A:45:VAL:CG1	1:B:79:LEU:N	20	4.03
(3,8)	1:A:45:VAL:CG1	1:B:80:CYS:N	20	4.03
(3,8)	1:A:45:VAL:CG1	5:B:203:7Q9:N	20	4.03
(3,8)	1:A:45:VAL:CG1	5:B:204:7Q9:N	20	4.03
(3,8)	1:A:45:VAL:CG1	5:B:205:7Q9:N	20	4.03
(3,8)	1:A:45:VAL:CG1	5:B:206:7Q9:N	20	4.03
(3,8)	1:A:45:VAL:CG1	5:B:207:7Q9:N	20	4.03
(3,8)	1:A:45:VAL:CG1	6:B:208:17F:N1	20	4.03
(3,8)	1:A:45:VAL:CG1	5:B:209:7Q9:N	20	4.03
(3,8)	1:A:45:VAL:CG1	5:B:210:7Q9:N	20	4.03
(3,8)	1:A:45:VAL:CG1	5:B:211:7Q9:N	20	4.03
(3,8)	1:A:45:VAL:CG1	5:B:212:7Q9:N	20	4.03
(3,8)	1:A:45:VAL:CG1	5:B:213:7Q9:N	20	4.03

Continued on next page...

Continued from previous page...

Key	Atom-1	Atom-2	Model ID	Violation (Å)
(3,8)	1:A:45:VAL:CG1	6:B:214:17F:N1	20	4.03
(3,8)	1:A:45:VAL:CG1	6:B:215:17F:N1	20	4.03
(3,8)	1:A:45:VAL:CG1	5:B:216:7Q9:N	20	4.03
(3,8)	1:A:45:VAL:CG1	5:B:217:7Q9:N	20	4.03
(3,8)	1:A:45:VAL:CG1	5:B:218:7Q9:N	20	4.03
(3,8)	1:A:45:VAL:CG1	6:B:219:17F:N1	20	4.03
(3,8)	1:A:45:VAL:CG1	5:B:220:7Q9:N	20	4.03
(3,8)	1:A:45:VAL:CG2	1:B:2:THR:N	20	4.03
(3,8)	1:A:45:VAL:CG2	1:B:3:GLU:N	20	4.03
(3,8)	1:A:45:VAL:CG2	1:B:4:TYR:N	20	4.03
(3,8)	1:A:45:VAL:CG2	1:B:5:LYS:N	20	4.03
(3,8)	1:A:45:VAL:CG2	1:B:6:LEU:N	20	4.03
(3,8)	1:A:45:VAL:CG2	1:B:7:VAL:N	20	4.03
(3,8)	1:A:45:VAL:CG2	1:B:8:VAL:N	20	4.03
(3,8)	1:A:45:VAL:CG2	1:B:9:VAL:N	20	4.03
(3,8)	1:A:45:VAL:CG2	1:B:10:GLY:N	20	4.03
(3,8)	1:A:45:VAL:CG2	1:B:11:ALA:N	20	4.03
(3,8)	1:A:45:VAL:CG2	1:B:12:ASP:N	20	4.03
(3,8)	1:A:45:VAL:CG2	1:B:13:GLY:N	20	4.03
(3,8)	1:A:45:VAL:CG2	1:B:14:VAL:N	20	4.03
(3,8)	1:A:45:VAL:CG2	1:B:15:GLY:N	20	4.03
(3,8)	1:A:45:VAL:CG2	1:B:16:LYS:N	20	4.03
(3,8)	1:A:45:VAL:CG2	1:B:17:SER:N	20	4.03
(3,8)	1:A:45:VAL:CG2	1:B:18:ALA:N	20	4.03
(3,8)	1:A:45:VAL:CG2	1:B:19:LEU:N	20	4.03
(3,8)	1:A:45:VAL:CG2	1:B:20:THR:N	20	4.03
(3,8)	1:A:45:VAL:CG2	1:B:21:ILE:N	20	4.03
(3,8)	1:A:45:VAL:CG2	1:B:22:GLN:N	20	4.03
(3,8)	1:A:45:VAL:CG2	1:B:23:LEU:N	20	4.03
(3,8)	1:A:45:VAL:CG2	1:B:24:ILE:N	20	4.03
(3,8)	1:A:45:VAL:CG2	1:B:25:GLN:N	20	4.03
(3,8)	1:A:45:VAL:CG2	1:B:26:ASN:N	20	4.03
(3,8)	1:A:45:VAL:CG2	1:B:27:HIS:N	20	4.03
(3,8)	1:A:45:VAL:CG2	1:B:28:PHE:N	20	4.03
(3,8)	1:A:45:VAL:CG2	1:B:29:VAL:N	20	4.03
(3,8)	1:A:45:VAL:CG2	1:B:30:ASP:N	20	4.03
(3,8)	1:A:45:VAL:CG2	1:B:31:GLU:N	20	4.03
(3,8)	1:A:45:VAL:CG2	1:B:32:TYR:N	20	4.03
(3,8)	1:A:45:VAL:CG2	1:B:33:ASP:N	20	4.03
(3,8)	1:A:45:VAL:CG2	1:B:34:PRO:N	20	4.03
(3,8)	1:A:45:VAL:CG2	1:B:35:THR:N	20	4.03
(3,8)	1:A:45:VAL:CG2	1:B:36:ILE:N	20	4.03

Continued on next page...

Continued from previous page...

Key	Atom-1	Atom-2	Model ID	Violation (Å)
(3,8)	1:A:45:VAL:CG2	1:B:37:GLU:N	20	4.03
(3,8)	1:A:45:VAL:CG2	1:B:38:ASP:N	20	4.03
(3,8)	1:A:45:VAL:CG2	1:B:39:SER:N	20	4.03
(3,8)	1:A:45:VAL:CG2	1:B:40:TYR:N	20	4.03
(3,8)	1:A:45:VAL:CG2	1:B:41:ARG:N	20	4.03
(3,8)	1:A:45:VAL:CG2	1:B:42:LYS:N	20	4.03
(3,8)	1:A:45:VAL:CG2	1:B:43:GLN:N	20	4.03
(3,8)	1:A:45:VAL:CG2	1:B:44:VAL:N	20	4.03
(3,8)	1:A:45:VAL:CG2	1:B:45:VAL:N	20	4.03
(3,8)	1:A:45:VAL:CG2	1:B:46:ILE:N	20	4.03
(3,8)	1:A:45:VAL:CG2	1:B:47:ASP:N	20	4.03
(3,8)	1:A:45:VAL:CG2	1:B:48:GLY:N	20	4.03
(3,8)	1:A:45:VAL:CG2	1:B:49:GLU:N	20	4.03
(3,8)	1:A:45:VAL:CG2	1:B:50:THR:N	20	4.03
(3,8)	1:A:45:VAL:CG2	1:B:51:CYS:N	20	4.03
(3,8)	1:A:45:VAL:CG2	1:B:52:LEU:N	20	4.03
(3,8)	1:A:45:VAL:CG2	1:B:53:LEU:N	20	4.03
(3,8)	1:A:45:VAL:CG2	1:B:54:ASP:N	20	4.03
(3,8)	1:A:45:VAL:CG2	1:B:55:ILE:N	20	4.03
(3,8)	1:A:45:VAL:CG2	1:B:56:LEU:N	20	4.03
(3,8)	1:A:45:VAL:CG2	1:B:57:ASP:N	20	4.03
(3,8)	1:A:45:VAL:CG2	1:B:58:THR:N	20	4.03
(3,8)	1:A:45:VAL:CG2	1:B:59:ALA:N	20	4.03
(3,8)	1:A:45:VAL:CG2	1:B:60:GLY:N	20	4.03
(3,8)	1:A:45:VAL:CG2	1:B:61:GLN:N	20	4.03
(3,8)	1:A:45:VAL:CG2	1:B:62:GLU:N	20	4.03
(3,8)	1:A:45:VAL:CG2	1:B:63:GLU:N	20	4.03
(3,8)	1:A:45:VAL:CG2	1:B:64:TYR:N	20	4.03
(3,8)	1:A:45:VAL:CG2	1:B:65:SER:N	20	4.03
(3,8)	1:A:45:VAL:CG2	1:B:66:ALA:N	20	4.03
(3,8)	1:A:45:VAL:CG2	1:B:67:MET:N	20	4.03
(3,8)	1:A:45:VAL:CG2	1:B:68:ARG:N	20	4.03
(3,8)	1:A:45:VAL:CG2	1:B:69:ASP:N	20	4.03
(3,8)	1:A:45:VAL:CG2	1:B:70:GLN:N	20	4.03
(3,8)	1:A:45:VAL:CG2	1:B:71:TYR:N	20	4.03
(3,8)	1:A:45:VAL:CG2	1:B:72:MET:N	20	4.03
(3,8)	1:A:45:VAL:CG2	1:B:73:ARG:N	20	4.03
(3,8)	1:A:45:VAL:CG2	1:B:74:THR:N	20	4.03
(3,8)	1:A:45:VAL:CG2	1:B:75:GLY:N	20	4.03
(3,8)	1:A:45:VAL:CG2	1:B:76:GLU:N	20	4.03
(3,8)	1:A:45:VAL:CG2	1:B:77:GLY:N	20	4.03
(3,8)	1:A:45:VAL:CG2	1:B:78:PHE:N	20	4.03

Continued on next page...

Continued from previous page...

Key	Atom-1	Atom-2	Model ID	Violation (Å)
(3,8)	1:A:45:VAL:CG2	1:B:79:LEU:N	20	4.03
(3,8)	1:A:45:VAL:CG2	1:B:80:CYS:N	20	4.03
(3,8)	1:A:45:VAL:CG2	5:B:203:7Q9:N	20	4.03
(3,8)	1:A:45:VAL:CG2	5:B:204:7Q9:N	20	4.03
(3,8)	1:A:45:VAL:CG2	5:B:205:7Q9:N	20	4.03
(3,8)	1:A:45:VAL:CG2	5:B:206:7Q9:N	20	4.03
(3,8)	1:A:45:VAL:CG2	5:B:207:7Q9:N	20	4.03
(3,8)	1:A:45:VAL:CG2	6:B:208:17F:N1	20	4.03
(3,8)	1:A:45:VAL:CG2	5:B:209:7Q9:N	20	4.03
(3,8)	1:A:45:VAL:CG2	5:B:210:7Q9:N	20	4.03
(3,8)	1:A:45:VAL:CG2	5:B:211:7Q9:N	20	4.03
(3,8)	1:A:45:VAL:CG2	5:B:212:7Q9:N	20	4.03
(3,8)	1:A:45:VAL:CG2	5:B:213:7Q9:N	20	4.03
(3,8)	1:A:45:VAL:CG2	6:B:214:17F:N1	20	4.03
(3,8)	1:A:45:VAL:CG2	6:B:215:17F:N1	20	4.03
(3,8)	1:A:45:VAL:CG2	5:B:216:7Q9:N	20	4.03
(3,8)	1:A:45:VAL:CG2	5:B:217:7Q9:N	20	4.03
(3,8)	1:A:45:VAL:CG2	5:B:218:7Q9:N	20	4.03
(3,8)	1:A:45:VAL:CG2	6:B:219:17F:N1	20	4.03
(3,8)	1:A:45:VAL:CG2	5:B:220:7Q9:N	20	4.03
(3,7)	1:A:44:VAL:CG1	1:B:2:THR:N	1	4.01
(3,7)	1:A:44:VAL:CG1	1:B:3:GLU:N	1	4.01
(3,7)	1:A:44:VAL:CG1	1:B:4:TYR:N	1	4.01
(3,7)	1:A:44:VAL:CG1	1:B:5:LYS:N	1	4.01
(3,7)	1:A:44:VAL:CG1	1:B:6:LEU:N	1	4.01
(3,7)	1:A:44:VAL:CG1	1:B:7:VAL:N	1	4.01
(3,7)	1:A:44:VAL:CG1	1:B:8:VAL:N	1	4.01
(3,7)	1:A:44:VAL:CG1	1:B:9:VAL:N	1	4.01
(3,7)	1:A:44:VAL:CG1	1:B:10:GLY:N	1	4.01
(3,7)	1:A:44:VAL:CG1	1:B:11:ALA:N	1	4.01
(3,7)	1:A:44:VAL:CG1	1:B:12:ASP:N	1	4.01
(3,7)	1:A:44:VAL:CG1	1:B:13:GLY:N	1	4.01
(3,7)	1:A:44:VAL:CG1	1:B:14:VAL:N	1	4.01
(3,7)	1:A:44:VAL:CG1	1:B:15:GLY:N	1	4.01
(3,7)	1:A:44:VAL:CG1	1:B:16:LYS:N	1	4.01
(3,7)	1:A:44:VAL:CG1	1:B:17:SER:N	1	4.01
(3,7)	1:A:44:VAL:CG1	1:B:18:ALA:N	1	4.01
(3,7)	1:A:44:VAL:CG1	1:B:19:LEU:N	1	4.01
(3,7)	1:A:44:VAL:CG1	1:B:20:THR:N	1	4.01
(3,7)	1:A:44:VAL:CG1	1:B:21:ILE:N	1	4.01
(3,7)	1:A:44:VAL:CG1	1:B:22:GLN:N	1	4.01
(3,7)	1:A:44:VAL:CG1	1:B:23:LEU:N	1	4.01

Continued on next page...

Continued from previous page...

Key	Atom-1	Atom-2	Model ID	Violation (Å)
(3,7)	1:A:44:VAL:CG1	1:B:24:ILE:N	1	4.01
(3,7)	1:A:44:VAL:CG1	1:B:25:GLN:N	1	4.01
(3,7)	1:A:44:VAL:CG1	1:B:26:ASN:N	1	4.01
(3,7)	1:A:44:VAL:CG1	1:B:27:HIS:N	1	4.01
(3,7)	1:A:44:VAL:CG1	1:B:28:PHE:N	1	4.01
(3,7)	1:A:44:VAL:CG1	1:B:29:VAL:N	1	4.01
(3,7)	1:A:44:VAL:CG1	1:B:30:ASP:N	1	4.01
(3,7)	1:A:44:VAL:CG1	1:B:31:GLU:N	1	4.01
(3,7)	1:A:44:VAL:CG1	1:B:32:TYR:N	1	4.01
(3,7)	1:A:44:VAL:CG1	1:B:33:ASP:N	1	4.01
(3,7)	1:A:44:VAL:CG1	1:B:34:PRO:N	1	4.01
(3,7)	1:A:44:VAL:CG1	1:B:35:THR:N	1	4.01
(3,7)	1:A:44:VAL:CG1	1:B:36:ILE:N	1	4.01
(3,7)	1:A:44:VAL:CG1	1:B:37:GLU:N	1	4.01
(3,7)	1:A:44:VAL:CG1	1:B:38:ASP:N	1	4.01
(3,7)	1:A:44:VAL:CG1	1:B:39:SER:N	1	4.01
(3,7)	1:A:44:VAL:CG1	1:B:40:TYR:N	1	4.01
(3,7)	1:A:44:VAL:CG1	1:B:41:ARG:N	1	4.01
(3,7)	1:A:44:VAL:CG1	1:B:42:LYS:N	1	4.01
(3,7)	1:A:44:VAL:CG1	1:B:43:GLN:N	1	4.01
(3,7)	1:A:44:VAL:CG1	1:B:44:VAL:N	1	4.01
(3,7)	1:A:44:VAL:CG1	1:B:45:VAL:N	1	4.01
(3,7)	1:A:44:VAL:CG1	1:B:46:ILE:N	1	4.01
(3,7)	1:A:44:VAL:CG1	1:B:47:ASP:N	1	4.01
(3,7)	1:A:44:VAL:CG1	1:B:48:GLY:N	1	4.01
(3,7)	1:A:44:VAL:CG1	1:B:49:GLU:N	1	4.01
(3,7)	1:A:44:VAL:CG1	1:B:50:THR:N	1	4.01
(3,7)	1:A:44:VAL:CG1	1:B:51:CYS:N	1	4.01
(3,7)	1:A:44:VAL:CG1	1:B:52:LEU:N	1	4.01
(3,7)	1:A:44:VAL:CG1	1:B:53:LEU:N	1	4.01
(3,7)	1:A:44:VAL:CG1	1:B:54:ASP:N	1	4.01
(3,7)	1:A:44:VAL:CG1	1:B:55:ILE:N	1	4.01
(3,7)	1:A:44:VAL:CG1	1:B:56:LEU:N	1	4.01
(3,7)	1:A:44:VAL:CG1	1:B:57:ASP:N	1	4.01
(3,7)	1:A:44:VAL:CG1	1:B:58:THR:N	1	4.01
(3,7)	1:A:44:VAL:CG1	1:B:59:ALA:N	1	4.01
(3,7)	1:A:44:VAL:CG1	1:B:60:GLY:N	1	4.01
(3,7)	1:A:44:VAL:CG1	1:B:61:GLN:N	1	4.01
(3,7)	1:A:44:VAL:CG1	1:B:62:GLU:N	1	4.01
(3,7)	1:A:44:VAL:CG1	1:B:63:GLU:N	1	4.01
(3,7)	1:A:44:VAL:CG1	1:B:64:TYR:N	1	4.01
(3,7)	1:A:44:VAL:CG1	1:B:65:SER:N	1	4.01

Continued on next page...

Continued from previous page...

Key	Atom-1	Atom-2	Model ID	Violation (Å)
(3,7)	1:A:44:VAL:CG1	1:B:66:ALA:N	1	4.01
(3,7)	1:A:44:VAL:CG1	1:B:67:MET:N	1	4.01
(3,7)	1:A:44:VAL:CG1	1:B:68:ARG:N	1	4.01
(3,7)	1:A:44:VAL:CG1	1:B:69:ASP:N	1	4.01
(3,7)	1:A:44:VAL:CG1	1:B:70:GLN:N	1	4.01
(3,7)	1:A:44:VAL:CG1	1:B:71:TYR:N	1	4.01
(3,7)	1:A:44:VAL:CG1	1:B:72:MET:N	1	4.01
(3,7)	1:A:44:VAL:CG1	1:B:73:ARG:N	1	4.01
(3,7)	1:A:44:VAL:CG1	1:B:74:THR:N	1	4.01
(3,7)	1:A:44:VAL:CG1	1:B:75:GLY:N	1	4.01
(3,7)	1:A:44:VAL:CG1	1:B:76:GLU:N	1	4.01
(3,7)	1:A:44:VAL:CG1	1:B:77:GLY:N	1	4.01
(3,7)	1:A:44:VAL:CG1	1:B:78:PHE:N	1	4.01
(3,7)	1:A:44:VAL:CG1	1:B:79:LEU:N	1	4.01
(3,7)	1:A:44:VAL:CG1	1:B:80:CYS:N	1	4.01
(3,7)	1:A:44:VAL:CG1	5:B:203:7Q9:N	1	4.01
(3,7)	1:A:44:VAL:CG1	5:B:204:7Q9:N	1	4.01
(3,7)	1:A:44:VAL:CG1	5:B:205:7Q9:N	1	4.01
(3,7)	1:A:44:VAL:CG1	5:B:206:7Q9:N	1	4.01
(3,7)	1:A:44:VAL:CG1	5:B:207:7Q9:N	1	4.01
(3,7)	1:A:44:VAL:CG1	6:B:208:17F:N1	1	4.01
(3,7)	1:A:44:VAL:CG1	5:B:209:7Q9:N	1	4.01
(3,7)	1:A:44:VAL:CG1	5:B:210:7Q9:N	1	4.01
(3,7)	1:A:44:VAL:CG1	5:B:211:7Q9:N	1	4.01
(3,7)	1:A:44:VAL:CG1	5:B:212:7Q9:N	1	4.01
(3,7)	1:A:44:VAL:CG1	5:B:213:7Q9:N	1	4.01
(3,7)	1:A:44:VAL:CG1	6:B:214:17F:N1	1	4.01
(3,7)	1:A:44:VAL:CG1	6:B:215:17F:N1	1	4.01
(3,7)	1:A:44:VAL:CG1	5:B:216:7Q9:N	1	4.01
(3,7)	1:A:44:VAL:CG1	5:B:217:7Q9:N	1	4.01
(3,7)	1:A:44:VAL:CG1	5:B:218:7Q9:N	1	4.01
(3,7)	1:A:44:VAL:CG1	6:B:219:17F:N1	1	4.01
(3,7)	1:A:44:VAL:CG1	5:B:220:7Q9:N	1	4.01
(3,7)	1:A:44:VAL:CG2	1:B:2:THR:N	1	4.01
(3,7)	1:A:44:VAL:CG2	1:B:3:GLU:N	1	4.01
(3,7)	1:A:44:VAL:CG2	1:B:4:TYR:N	1	4.01
(3,7)	1:A:44:VAL:CG2	1:B:5:LYS:N	1	4.01
(3,7)	1:A:44:VAL:CG2	1:B:6:LEU:N	1	4.01
(3,7)	1:A:44:VAL:CG2	1:B:7:VAL:N	1	4.01
(3,7)	1:A:44:VAL:CG2	1:B:8:VAL:N	1	4.01
(3,7)	1:A:44:VAL:CG2	1:B:9:VAL:N	1	4.01
(3,7)	1:A:44:VAL:CG2	1:B:10:GLY:N	1	4.01

Continued on next page...

Continued from previous page...

Key	Atom-1	Atom-2	Model ID	Violation (Å)
(3,7)	1:A:44:VAL:CG2	1:B:11:ALA:N	1	4.01
(3,7)	1:A:44:VAL:CG2	1:B:12:ASP:N	1	4.01
(3,7)	1:A:44:VAL:CG2	1:B:13:GLY:N	1	4.01
(3,7)	1:A:44:VAL:CG2	1:B:14:VAL:N	1	4.01
(3,7)	1:A:44:VAL:CG2	1:B:15:GLY:N	1	4.01
(3,7)	1:A:44:VAL:CG2	1:B:16:LYS:N	1	4.01
(3,7)	1:A:44:VAL:CG2	1:B:17:SER:N	1	4.01
(3,7)	1:A:44:VAL:CG2	1:B:18:ALA:N	1	4.01
(3,7)	1:A:44:VAL:CG2	1:B:19:LEU:N	1	4.01
(3,7)	1:A:44:VAL:CG2	1:B:20:THR:N	1	4.01
(3,7)	1:A:44:VAL:CG2	1:B:21:ILE:N	1	4.01
(3,7)	1:A:44:VAL:CG2	1:B:22:GLN:N	1	4.01
(3,7)	1:A:44:VAL:CG2	1:B:23:LEU:N	1	4.01
(3,7)	1:A:44:VAL:CG2	1:B:24:ILE:N	1	4.01
(3,7)	1:A:44:VAL:CG2	1:B:25:GLN:N	1	4.01
(3,7)	1:A:44:VAL:CG2	1:B:26:ASN:N	1	4.01
(3,7)	1:A:44:VAL:CG2	1:B:27:HIS:N	1	4.01
(3,7)	1:A:44:VAL:CG2	1:B:28:PHE:N	1	4.01
(3,7)	1:A:44:VAL:CG2	1:B:29:VAL:N	1	4.01
(3,7)	1:A:44:VAL:CG2	1:B:30:ASP:N	1	4.01
(3,7)	1:A:44:VAL:CG2	1:B:31:GLU:N	1	4.01
(3,7)	1:A:44:VAL:CG2	1:B:32:TYR:N	1	4.01
(3,7)	1:A:44:VAL:CG2	1:B:33:ASP:N	1	4.01
(3,7)	1:A:44:VAL:CG2	1:B:34:PRO:N	1	4.01
(3,7)	1:A:44:VAL:CG2	1:B:35:THR:N	1	4.01
(3,7)	1:A:44:VAL:CG2	1:B:36:ILE:N	1	4.01
(3,7)	1:A:44:VAL:CG2	1:B:37:GLU:N	1	4.01
(3,7)	1:A:44:VAL:CG2	1:B:38:ASP:N	1	4.01
(3,7)	1:A:44:VAL:CG2	1:B:39:SER:N	1	4.01
(3,7)	1:A:44:VAL:CG2	1:B:40:TYR:N	1	4.01
(3,7)	1:A:44:VAL:CG2	1:B:41:ARG:N	1	4.01
(3,7)	1:A:44:VAL:CG2	1:B:42:LYS:N	1	4.01
(3,7)	1:A:44:VAL:CG2	1:B:43:GLN:N	1	4.01
(3,7)	1:A:44:VAL:CG2	1:B:44:VAL:N	1	4.01
(3,7)	1:A:44:VAL:CG2	1:B:45:VAL:N	1	4.01
(3,7)	1:A:44:VAL:CG2	1:B:46:ILE:N	1	4.01
(3,7)	1:A:44:VAL:CG2	1:B:47:ASP:N	1	4.01
(3,7)	1:A:44:VAL:CG2	1:B:48:GLY:N	1	4.01
(3,7)	1:A:44:VAL:CG2	1:B:49:GLU:N	1	4.01
(3,7)	1:A:44:VAL:CG2	1:B:50:THR:N	1	4.01
(3,7)	1:A:44:VAL:CG2	1:B:51:CYS:N	1	4.01
(3,7)	1:A:44:VAL:CG2	1:B:52:LEU:N	1	4.01

Continued on next page...

Continued from previous page...

Key	Atom-1	Atom-2	Model ID	Violation (Å)
(3,7)	1:A:44:VAL:CG2	1:B:53:LEU:N	1	4.01
(3,7)	1:A:44:VAL:CG2	1:B:54:ASP:N	1	4.01
(3,7)	1:A:44:VAL:CG2	1:B:55:ILE:N	1	4.01
(3,7)	1:A:44:VAL:CG2	1:B:56:LEU:N	1	4.01
(3,7)	1:A:44:VAL:CG2	1:B:57:ASP:N	1	4.01
(3,7)	1:A:44:VAL:CG2	1:B:58:THR:N	1	4.01
(3,7)	1:A:44:VAL:CG2	1:B:59:ALA:N	1	4.01
(3,7)	1:A:44:VAL:CG2	1:B:60:GLY:N	1	4.01
(3,7)	1:A:44:VAL:CG2	1:B:61:GLN:N	1	4.01
(3,7)	1:A:44:VAL:CG2	1:B:62:GLU:N	1	4.01
(3,7)	1:A:44:VAL:CG2	1:B:63:GLU:N	1	4.01
(3,7)	1:A:44:VAL:CG2	1:B:64:TYR:N	1	4.01
(3,7)	1:A:44:VAL:CG2	1:B:65:SER:N	1	4.01
(3,7)	1:A:44:VAL:CG2	1:B:66:ALA:N	1	4.01
(3,7)	1:A:44:VAL:CG2	1:B:67:MET:N	1	4.01
(3,7)	1:A:44:VAL:CG2	1:B:68:ARG:N	1	4.01
(3,7)	1:A:44:VAL:CG2	1:B:69:ASP:N	1	4.01
(3,7)	1:A:44:VAL:CG2	1:B:70:GLN:N	1	4.01
(3,7)	1:A:44:VAL:CG2	1:B:71:TYR:N	1	4.01
(3,7)	1:A:44:VAL:CG2	1:B:72:MET:N	1	4.01
(3,7)	1:A:44:VAL:CG2	1:B:73:ARG:N	1	4.01
(3,7)	1:A:44:VAL:CG2	1:B:74:THR:N	1	4.01
(3,7)	1:A:44:VAL:CG2	1:B:75:GLY:N	1	4.01
(3,7)	1:A:44:VAL:CG2	1:B:76:GLU:N	1	4.01
(3,7)	1:A:44:VAL:CG2	1:B:77:GLY:N	1	4.01
(3,7)	1:A:44:VAL:CG2	1:B:78:PHE:N	1	4.01
(3,7)	1:A:44:VAL:CG2	1:B:79:LEU:N	1	4.01
(3,7)	1:A:44:VAL:CG2	1:B:80:CYS:N	1	4.01
(3,7)	1:A:44:VAL:CG2	5:B:203:7Q9:N	1	4.01
(3,7)	1:A:44:VAL:CG2	5:B:204:7Q9:N	1	4.01
(3,7)	1:A:44:VAL:CG2	5:B:205:7Q9:N	1	4.01
(3,7)	1:A:44:VAL:CG2	5:B:206:7Q9:N	1	4.01
(3,7)	1:A:44:VAL:CG2	5:B:207:7Q9:N	1	4.01
(3,7)	1:A:44:VAL:CG2	6:B:208:17F:N1	1	4.01
(3,7)	1:A:44:VAL:CG2	5:B:209:7Q9:N	1	4.01
(3,7)	1:A:44:VAL:CG2	5:B:210:7Q9:N	1	4.01
(3,7)	1:A:44:VAL:CG2	5:B:211:7Q9:N	1	4.01
(3,7)	1:A:44:VAL:CG2	5:B:212:7Q9:N	1	4.01
(3,7)	1:A:44:VAL:CG2	5:B:213:7Q9:N	1	4.01
(3,7)	1:A:44:VAL:CG2	6:B:214:17F:N1	1	4.01
(3,7)	1:A:44:VAL:CG2	6:B:215:17F:N1	1	4.01
(3,7)	1:A:44:VAL:CG2	5:B:216:7Q9:N	1	4.01

Continued on next page...

Continued from previous page...

Key	Atom-1	Atom-2	Model ID	Violation (Å)
(3,7)	1:A:44:VAL:CG2	5:B:217:7Q9:N	1	4.01
(3,7)	1:A:44:VAL:CG2	5:B:218:7Q9:N	1	4.01
(3,7)	1:A:44:VAL:CG2	6:B:219:17F:N1	1	4.01
(3,7)	1:A:44:VAL:CG2	5:B:220:7Q9:N	1	4.01
(1,15)	1:A:39:SER:OG	1:A:133:LEU:CD1	10	4.01
(1,15)	1:A:39:SER:OG	1:A:133:LEU:CD2	10	4.01
(1,15)	1:A:39:SER:OG	1:B:133:LEU:C	10	4.01
(1,15)	1:A:39:SER:OG	1:B:133:LEU:CA	10	4.01
(1,15)	1:A:39:SER:OG	1:B:133:LEU:CB	10	4.01
(1,15)	1:A:39:SER:OG	1:B:133:LEU:CD1	10	4.01
(1,15)	1:A:39:SER:OG	1:B:133:LEU:CD1	10	4.01
(1,15)	1:A:39:SER:OG	1:B:133:LEU:CD2	10	4.01
(1,15)	1:A:39:SER:OG	1:B:133:LEU:CD2	10	4.01
(1,15)	1:A:39:SER:OG	1:B:133:LEU:CG	10	4.01
(1,15)	1:A:39:SER:OG	1:B:133:LEU:H	10	4.01
(1,15)	1:A:39:SER:OG	1:B:133:LEU:N	10	4.01
(1,15)	1:A:39:SER:OG	1:B:133:LEU:O	10	4.01
(3,8)	1:A:45:VAL:CG1	1:B:2:THR:N	9	3.99
(3,8)	1:A:45:VAL:CG1	1:B:3:GLU:N	9	3.99
(3,8)	1:A:45:VAL:CG1	1:B:4:TYR:N	9	3.99
(3,8)	1:A:45:VAL:CG1	1:B:5:LYS:N	9	3.99
(3,8)	1:A:45:VAL:CG1	1:B:6:LEU:N	9	3.99
(3,8)	1:A:45:VAL:CG1	1:B:7:VAL:N	9	3.99
(3,8)	1:A:45:VAL:CG1	1:B:8:VAL:N	9	3.99
(3,8)	1:A:45:VAL:CG1	1:B:9:VAL:N	9	3.99
(3,8)	1:A:45:VAL:CG1	1:B:10:GLY:N	9	3.99
(3,8)	1:A:45:VAL:CG1	1:B:11:ALA:N	9	3.99
(3,8)	1:A:45:VAL:CG1	1:B:12:ASP:N	9	3.99
(3,8)	1:A:45:VAL:CG1	1:B:13:GLY:N	9	3.99
(3,8)	1:A:45:VAL:CG1	1:B:14:VAL:N	9	3.99
(3,8)	1:A:45:VAL:CG1	1:B:15:GLY:N	9	3.99
(3,8)	1:A:45:VAL:CG1	1:B:16:LYS:N	9	3.99
(3,8)	1:A:45:VAL:CG1	1:B:17:SER:N	9	3.99
(3,8)	1:A:45:VAL:CG1	1:B:18:ALA:N	9	3.99
(3,8)	1:A:45:VAL:CG1	1:B:19:LEU:N	9	3.99
(3,8)	1:A:45:VAL:CG1	1:B:20:THR:N	9	3.99
(3,8)	1:A:45:VAL:CG1	1:B:21:ILE:N	9	3.99
(3,8)	1:A:45:VAL:CG1	1:B:22:GLN:N	9	3.99
(3,8)	1:A:45:VAL:CG1	1:B:23:LEU:N	9	3.99
(3,8)	1:A:45:VAL:CG1	1:B:24:ILE:N	9	3.99
(3,8)	1:A:45:VAL:CG1	1:B:25:GLN:N	9	3.99
(3,8)	1:A:45:VAL:CG1	1:B:26:ASN:N	9	3.99

Continued on next page...

Continued from previous page...

Key	Atom-1	Atom-2	Model ID	Violation (Å)
(3,8)	1:A:45:VAL:CG1	1:B:27:HIS:N	9	3.99
(3,8)	1:A:45:VAL:CG1	1:B:28:PHE:N	9	3.99
(3,8)	1:A:45:VAL:CG1	1:B:29:VAL:N	9	3.99
(3,8)	1:A:45:VAL:CG1	1:B:30:ASP:N	9	3.99
(3,8)	1:A:45:VAL:CG1	1:B:31:GLU:N	9	3.99
(3,8)	1:A:45:VAL:CG1	1:B:32:TYR:N	9	3.99
(3,8)	1:A:45:VAL:CG1	1:B:33:ASP:N	9	3.99
(3,8)	1:A:45:VAL:CG1	1:B:34:PRO:N	9	3.99
(3,8)	1:A:45:VAL:CG1	1:B:35:THR:N	9	3.99
(3,8)	1:A:45:VAL:CG1	1:B:36:ILE:N	9	3.99
(3,8)	1:A:45:VAL:CG1	1:B:37:GLU:N	9	3.99
(3,8)	1:A:45:VAL:CG1	1:B:38:ASP:N	9	3.99
(3,8)	1:A:45:VAL:CG1	1:B:39:SER:N	9	3.99
(3,8)	1:A:45:VAL:CG1	1:B:40:TYR:N	9	3.99
(3,8)	1:A:45:VAL:CG1	1:B:41:ARG:N	9	3.99
(3,8)	1:A:45:VAL:CG1	1:B:42:LYS:N	9	3.99
(3,8)	1:A:45:VAL:CG1	1:B:43:GLN:N	9	3.99
(3,8)	1:A:45:VAL:CG1	1:B:44:VAL:N	9	3.99
(3,8)	1:A:45:VAL:CG1	1:B:45:VAL:N	9	3.99
(3,8)	1:A:45:VAL:CG1	1:B:46:ILE:N	9	3.99
(3,8)	1:A:45:VAL:CG1	1:B:47:ASP:N	9	3.99
(3,8)	1:A:45:VAL:CG1	1:B:48:GLY:N	9	3.99
(3,8)	1:A:45:VAL:CG1	1:B:49:GLU:N	9	3.99
(3,8)	1:A:45:VAL:CG1	1:B:50:THR:N	9	3.99
(3,8)	1:A:45:VAL:CG1	1:B:51:CYS:N	9	3.99
(3,8)	1:A:45:VAL:CG1	1:B:52:LEU:N	9	3.99
(3,8)	1:A:45:VAL:CG1	1:B:53:LEU:N	9	3.99
(3,8)	1:A:45:VAL:CG1	1:B:54:ASP:N	9	3.99
(3,8)	1:A:45:VAL:CG1	1:B:55:ILE:N	9	3.99
(3,8)	1:A:45:VAL:CG1	1:B:56:LEU:N	9	3.99
(3,8)	1:A:45:VAL:CG1	1:B:57:ASP:N	9	3.99
(3,8)	1:A:45:VAL:CG1	1:B:58:THR:N	9	3.99
(3,8)	1:A:45:VAL:CG1	1:B:59:ALA:N	9	3.99
(3,8)	1:A:45:VAL:CG1	1:B:60:GLY:N	9	3.99
(3,8)	1:A:45:VAL:CG1	1:B:61:GLN:N	9	3.99
(3,8)	1:A:45:VAL:CG1	1:B:62:GLU:N	9	3.99
(3,8)	1:A:45:VAL:CG1	1:B:63:GLU:N	9	3.99
(3,8)	1:A:45:VAL:CG1	1:B:64:TYR:N	9	3.99
(3,8)	1:A:45:VAL:CG1	1:B:65:SER:N	9	3.99
(3,8)	1:A:45:VAL:CG1	1:B:66:ALA:N	9	3.99
(3,8)	1:A:45:VAL:CG1	1:B:67:MET:N	9	3.99
(3,8)	1:A:45:VAL:CG1	1:B:68:ARG:N	9	3.99

Continued on next page...

Continued from previous page...

Key	Atom-1	Atom-2	Model ID	Violation (Å)
(3,8)	1:A:45:VAL:CG1	1:B:69:ASP:N	9	3.99
(3,8)	1:A:45:VAL:CG1	1:B:70:GLN:N	9	3.99
(3,8)	1:A:45:VAL:CG1	1:B:71:TYR:N	9	3.99
(3,8)	1:A:45:VAL:CG1	1:B:72:MET:N	9	3.99
(3,8)	1:A:45:VAL:CG1	1:B:73:ARG:N	9	3.99
(3,8)	1:A:45:VAL:CG1	1:B:74:THR:N	9	3.99
(3,8)	1:A:45:VAL:CG1	1:B:75:GLY:N	9	3.99
(3,8)	1:A:45:VAL:CG1	1:B:76:GLU:N	9	3.99
(3,8)	1:A:45:VAL:CG1	1:B:77:GLY:N	9	3.99
(3,8)	1:A:45:VAL:CG1	1:B:78:PHE:N	9	3.99
(3,8)	1:A:45:VAL:CG1	1:B:79:LEU:N	9	3.99
(3,8)	1:A:45:VAL:CG1	1:B:80:CYS:N	9	3.99
(3,8)	1:A:45:VAL:CG1	5:B:203:7Q9:N	9	3.99
(3,8)	1:A:45:VAL:CG1	5:B:204:7Q9:N	9	3.99
(3,8)	1:A:45:VAL:CG1	5:B:205:7Q9:N	9	3.99
(3,8)	1:A:45:VAL:CG1	5:B:206:7Q9:N	9	3.99
(3,8)	1:A:45:VAL:CG1	5:B:207:7Q9:N	9	3.99
(3,8)	1:A:45:VAL:CG1	6:B:208:17F:N1	9	3.99
(3,8)	1:A:45:VAL:CG1	5:B:209:7Q9:N	9	3.99
(3,8)	1:A:45:VAL:CG1	5:B:210:7Q9:N	9	3.99
(3,8)	1:A:45:VAL:CG1	5:B:211:7Q9:N	9	3.99
(3,8)	1:A:45:VAL:CG1	5:B:212:7Q9:N	9	3.99
(3,8)	1:A:45:VAL:CG1	5:B:213:7Q9:N	9	3.99
(3,8)	1:A:45:VAL:CG1	6:B:214:17F:N1	9	3.99
(3,8)	1:A:45:VAL:CG1	6:B:215:17F:N1	9	3.99
(3,8)	1:A:45:VAL:CG1	5:B:216:7Q9:N	9	3.99
(3,8)	1:A:45:VAL:CG1	5:B:217:7Q9:N	9	3.99
(3,8)	1:A:45:VAL:CG1	5:B:218:7Q9:N	9	3.99
(3,8)	1:A:45:VAL:CG1	6:B:219:17F:N1	9	3.99
(3,8)	1:A:45:VAL:CG1	5:B:220:7Q9:N	9	3.99
(3,8)	1:A:45:VAL:CG2	1:B:2:THR:N	9	3.99
(3,8)	1:A:45:VAL:CG2	1:B:3:GLU:N	9	3.99
(3,8)	1:A:45:VAL:CG2	1:B:4:TYR:N	9	3.99
(3,8)	1:A:45:VAL:CG2	1:B:5:LYS:N	9	3.99
(3,8)	1:A:45:VAL:CG2	1:B:6:LEU:N	9	3.99
(3,8)	1:A:45:VAL:CG2	1:B:7:VAL:N	9	3.99
(3,8)	1:A:45:VAL:CG2	1:B:8:VAL:N	9	3.99
(3,8)	1:A:45:VAL:CG2	1:B:9:VAL:N	9	3.99
(3,8)	1:A:45:VAL:CG2	1:B:10:GLY:N	9	3.99
(3,8)	1:A:45:VAL:CG2	1:B:11:ALA:N	9	3.99
(3,8)	1:A:45:VAL:CG2	1:B:12:ASP:N	9	3.99
(3,8)	1:A:45:VAL:CG2	1:B:13:GLY:N	9	3.99

Continued on next page...

Continued from previous page...

Key	Atom-1	Atom-2	Model ID	Violation (Å)
(3,8)	1:A:45:VAL:CG2	1:B:14:VAL:N	9	3.99
(3,8)	1:A:45:VAL:CG2	1:B:15:GLY:N	9	3.99
(3,8)	1:A:45:VAL:CG2	1:B:16:LYS:N	9	3.99
(3,8)	1:A:45:VAL:CG2	1:B:17:SER:N	9	3.99
(3,8)	1:A:45:VAL:CG2	1:B:18:ALA:N	9	3.99
(3,8)	1:A:45:VAL:CG2	1:B:19:LEU:N	9	3.99
(3,8)	1:A:45:VAL:CG2	1:B:20:THR:N	9	3.99
(3,8)	1:A:45:VAL:CG2	1:B:21:ILE:N	9	3.99
(3,8)	1:A:45:VAL:CG2	1:B:22:GLN:N	9	3.99
(3,8)	1:A:45:VAL:CG2	1:B:23:LEU:N	9	3.99
(3,8)	1:A:45:VAL:CG2	1:B:24:ILE:N	9	3.99
(3,8)	1:A:45:VAL:CG2	1:B:25:GLN:N	9	3.99
(3,8)	1:A:45:VAL:CG2	1:B:26:ASN:N	9	3.99
(3,8)	1:A:45:VAL:CG2	1:B:27:HIS:N	9	3.99
(3,8)	1:A:45:VAL:CG2	1:B:28:PHE:N	9	3.99
(3,8)	1:A:45:VAL:CG2	1:B:29:VAL:N	9	3.99
(3,8)	1:A:45:VAL:CG2	1:B:30:ASP:N	9	3.99
(3,8)	1:A:45:VAL:CG2	1:B:31:GLU:N	9	3.99
(3,8)	1:A:45:VAL:CG2	1:B:32:TYR:N	9	3.99
(3,8)	1:A:45:VAL:CG2	1:B:33:ASP:N	9	3.99
(3,8)	1:A:45:VAL:CG2	1:B:34:PRO:N	9	3.99
(3,8)	1:A:45:VAL:CG2	1:B:35:THR:N	9	3.99
(3,8)	1:A:45:VAL:CG2	1:B:36:ILE:N	9	3.99
(3,8)	1:A:45:VAL:CG2	1:B:37:GLU:N	9	3.99
(3,8)	1:A:45:VAL:CG2	1:B:38:ASP:N	9	3.99
(3,8)	1:A:45:VAL:CG2	1:B:39:SER:N	9	3.99
(3,8)	1:A:45:VAL:CG2	1:B:40:TYR:N	9	3.99
(3,8)	1:A:45:VAL:CG2	1:B:41:ARG:N	9	3.99
(3,8)	1:A:45:VAL:CG2	1:B:42:LYS:N	9	3.99
(3,8)	1:A:45:VAL:CG2	1:B:43:GLN:N	9	3.99
(3,8)	1:A:45:VAL:CG2	1:B:44:VAL:N	9	3.99
(3,8)	1:A:45:VAL:CG2	1:B:45:VAL:N	9	3.99
(3,8)	1:A:45:VAL:CG2	1:B:46:ILE:N	9	3.99
(3,8)	1:A:45:VAL:CG2	1:B:47:ASP:N	9	3.99
(3,8)	1:A:45:VAL:CG2	1:B:48:GLY:N	9	3.99
(3,8)	1:A:45:VAL:CG2	1:B:49:GLU:N	9	3.99
(3,8)	1:A:45:VAL:CG2	1:B:50:THR:N	9	3.99
(3,8)	1:A:45:VAL:CG2	1:B:51:CYS:N	9	3.99
(3,8)	1:A:45:VAL:CG2	1:B:52:LEU:N	9	3.99
(3,8)	1:A:45:VAL:CG2	1:B:53:LEU:N	9	3.99
(3,8)	1:A:45:VAL:CG2	1:B:54:ASP:N	9	3.99
(3,8)	1:A:45:VAL:CG2	1:B:55:ILE:N	9	3.99

Continued on next page...

Continued from previous page...

Key	Atom-1	Atom-2	Model ID	Violation (Å)
(3,8)	1:A:45:VAL:CG2	1:B:56:LEU:N	9	3.99
(3,8)	1:A:45:VAL:CG2	1:B:57:ASP:N	9	3.99
(3,8)	1:A:45:VAL:CG2	1:B:58:THR:N	9	3.99
(3,8)	1:A:45:VAL:CG2	1:B:59:ALA:N	9	3.99
(3,8)	1:A:45:VAL:CG2	1:B:60:GLY:N	9	3.99
(3,8)	1:A:45:VAL:CG2	1:B:61:GLN:N	9	3.99
(3,8)	1:A:45:VAL:CG2	1:B:62:GLU:N	9	3.99
(3,8)	1:A:45:VAL:CG2	1:B:63:GLU:N	9	3.99
(3,8)	1:A:45:VAL:CG2	1:B:64:TYR:N	9	3.99
(3,8)	1:A:45:VAL:CG2	1:B:65:SER:N	9	3.99
(3,8)	1:A:45:VAL:CG2	1:B:66:ALA:N	9	3.99
(3,8)	1:A:45:VAL:CG2	1:B:67:MET:N	9	3.99
(3,8)	1:A:45:VAL:CG2	1:B:68:ARG:N	9	3.99
(3,8)	1:A:45:VAL:CG2	1:B:69:ASP:N	9	3.99
(3,8)	1:A:45:VAL:CG2	1:B:70:GLN:N	9	3.99
(3,8)	1:A:45:VAL:CG2	1:B:71:TYR:N	9	3.99
(3,8)	1:A:45:VAL:CG2	1:B:72:MET:N	9	3.99
(3,8)	1:A:45:VAL:CG2	1:B:73:ARG:N	9	3.99
(3,8)	1:A:45:VAL:CG2	1:B:74:THR:N	9	3.99
(3,8)	1:A:45:VAL:CG2	1:B:75:GLY:N	9	3.99
(3,8)	1:A:45:VAL:CG2	1:B:76:GLU:N	9	3.99
(3,8)	1:A:45:VAL:CG2	1:B:77:GLY:N	9	3.99
(3,8)	1:A:45:VAL:CG2	1:B:78:PHE:N	9	3.99
(3,8)	1:A:45:VAL:CG2	1:B:79:LEU:N	9	3.99
(3,8)	1:A:45:VAL:CG2	1:B:80:CYS:N	9	3.99
(3,8)	1:A:45:VAL:CG2	5:B:203:7Q9:N	9	3.99
(3,8)	1:A:45:VAL:CG2	5:B:204:7Q9:N	9	3.99
(3,8)	1:A:45:VAL:CG2	5:B:205:7Q9:N	9	3.99
(3,8)	1:A:45:VAL:CG2	5:B:206:7Q9:N	9	3.99
(3,8)	1:A:45:VAL:CG2	5:B:207:7Q9:N	9	3.99
(3,8)	1:A:45:VAL:CG2	6:B:208:17F:N1	9	3.99
(3,8)	1:A:45:VAL:CG2	5:B:209:7Q9:N	9	3.99
(3,8)	1:A:45:VAL:CG2	5:B:210:7Q9:N	9	3.99
(3,8)	1:A:45:VAL:CG2	5:B:211:7Q9:N	9	3.99
(3,8)	1:A:45:VAL:CG2	5:B:212:7Q9:N	9	3.99
(3,8)	1:A:45:VAL:CG2	5:B:213:7Q9:N	9	3.99
(3,8)	1:A:45:VAL:CG2	6:B:214:17F:N1	9	3.99
(3,8)	1:A:45:VAL:CG2	6:B:215:17F:N1	9	3.99
(3,8)	1:A:45:VAL:CG2	5:B:216:7Q9:N	9	3.99
(3,8)	1:A:45:VAL:CG2	5:B:217:7Q9:N	9	3.99
(3,8)	1:A:45:VAL:CG2	5:B:218:7Q9:N	9	3.99
(3,8)	1:A:45:VAL:CG2	6:B:219:17F:N1	9	3.99

Continued on next page...

Continued from previous page...

Key	Atom-1	Atom-2	Model ID	Violation (Å)
(3,8)	1:A:45:VAL:CG2	5:B:220:7Q9:N	9	3.99
(3,16)	1:B:142:ILE:CD1	1:B:2:THR:N	12	3.99
(3,16)	1:B:142:ILE:CD1	1:B:3:GLU:N	12	3.99
(3,16)	1:B:142:ILE:CD1	1:B:4:TYR:N	12	3.99
(3,16)	1:B:142:ILE:CD1	1:B:5:LYS:N	12	3.99
(3,16)	1:B:142:ILE:CD1	1:B:6:LEU:N	12	3.99
(3,16)	1:B:142:ILE:CD1	1:B:7:VAL:N	12	3.99
(3,16)	1:B:142:ILE:CD1	1:B:8:VAL:N	12	3.99
(3,16)	1:B:142:ILE:CD1	1:B:9:VAL:N	12	3.99
(3,16)	1:B:142:ILE:CD1	1:B:10:GLY:N	12	3.99
(3,16)	1:B:142:ILE:CD1	1:B:11:ALA:N	12	3.99
(3,16)	1:B:142:ILE:CD1	1:B:12:ASP:N	12	3.99
(3,16)	1:B:142:ILE:CD1	1:B:13:GLY:N	12	3.99
(3,16)	1:B:142:ILE:CD1	1:B:14:VAL:N	12	3.99
(3,16)	1:B:142:ILE:CD1	1:B:15:GLY:N	12	3.99
(3,16)	1:B:142:ILE:CD1	1:B:16:LYS:N	12	3.99
(3,16)	1:B:142:ILE:CD1	1:B:17:SER:N	12	3.99
(3,16)	1:B:142:ILE:CD1	1:B:18:ALA:N	12	3.99
(3,16)	1:B:142:ILE:CD1	1:B:19:LEU:N	12	3.99
(3,16)	1:B:142:ILE:CD1	1:B:20:THR:N	12	3.99
(3,16)	1:B:142:ILE:CD1	1:B:21:ILE:N	12	3.99
(3,16)	1:B:142:ILE:CD1	1:B:22:GLN:N	12	3.99
(3,16)	1:B:142:ILE:CD1	1:B:23:LEU:N	12	3.99
(3,16)	1:B:142:ILE:CD1	1:B:24:ILE:N	12	3.99
(3,16)	1:B:142:ILE:CD1	1:B:25:GLN:N	12	3.99
(3,16)	1:B:142:ILE:CD1	1:B:26:ASN:N	12	3.99
(3,16)	1:B:142:ILE:CD1	1:B:27:HIS:N	12	3.99
(3,16)	1:B:142:ILE:CD1	1:B:28:PHE:N	12	3.99
(3,16)	1:B:142:ILE:CD1	1:B:29:VAL:N	12	3.99
(3,16)	1:B:142:ILE:CD1	1:B:30:ASP:N	12	3.99
(3,16)	1:B:142:ILE:CD1	1:B:31:GLU:N	12	3.99
(3,16)	1:B:142:ILE:CD1	1:B:32:TYR:N	12	3.99
(3,16)	1:B:142:ILE:CD1	1:B:33:ASP:N	12	3.99
(3,16)	1:B:142:ILE:CD1	1:B:34:PRO:N	12	3.99
(3,16)	1:B:142:ILE:CD1	1:B:35:THR:N	12	3.99
(3,16)	1:B:142:ILE:CD1	1:B:36:ILE:N	12	3.99
(3,16)	1:B:142:ILE:CD1	1:B:37:GLU:N	12	3.99
(3,16)	1:B:142:ILE:CD1	1:B:38:ASP:N	12	3.99
(3,16)	1:B:142:ILE:CD1	1:B:39:SER:N	12	3.99
(3,16)	1:B:142:ILE:CD1	1:B:40:TYR:N	12	3.99
(3,16)	1:B:142:ILE:CD1	1:B:41:ARG:N	12	3.99
(3,16)	1:B:142:ILE:CD1	1:B:42:LYS:N	12	3.99

Continued on next page...

Continued from previous page...

Key	Atom-1	Atom-2	Model ID	Violation (Å)
(3,16)	1:B:142:ILE:CD1	1:B:43:GLN:N	12	3.99
(3,16)	1:B:142:ILE:CD1	1:B:44:VAL:N	12	3.99
(3,16)	1:B:142:ILE:CD1	1:B:45:VAL:N	12	3.99
(3,16)	1:B:142:ILE:CD1	1:B:46:ILE:N	12	3.99
(3,16)	1:B:142:ILE:CD1	1:B:47:ASP:N	12	3.99
(3,16)	1:B:142:ILE:CD1	1:B:48:GLY:N	12	3.99
(3,16)	1:B:142:ILE:CD1	1:B:49:GLU:N	12	3.99
(3,16)	1:B:142:ILE:CD1	1:B:50:THR:N	12	3.99
(3,16)	1:B:142:ILE:CD1	1:B:51:CYS:N	12	3.99
(3,16)	1:B:142:ILE:CD1	1:B:52:LEU:N	12	3.99
(3,16)	1:B:142:ILE:CD1	1:B:53:LEU:N	12	3.99
(3,16)	1:B:142:ILE:CD1	1:B:54:ASP:N	12	3.99
(3,16)	1:B:142:ILE:CD1	1:B:55:ILE:N	12	3.99
(3,16)	1:B:142:ILE:CD1	1:B:56:LEU:N	12	3.99
(3,16)	1:B:142:ILE:CD1	1:B:57:ASP:N	12	3.99
(3,16)	1:B:142:ILE:CD1	1:B:58:THR:N	12	3.99
(3,16)	1:B:142:ILE:CD1	1:B:59:ALA:N	12	3.99
(3,16)	1:B:142:ILE:CD1	1:B:60:GLY:N	12	3.99
(3,16)	1:B:142:ILE:CD1	1:B:61:GLN:N	12	3.99
(3,16)	1:B:142:ILE:CD1	1:B:62:GLU:N	12	3.99
(3,16)	1:B:142:ILE:CD1	1:B:63:GLU:N	12	3.99
(3,16)	1:B:142:ILE:CD1	1:B:64:TYR:N	12	3.99
(3,16)	1:B:142:ILE:CD1	1:B:65:SER:N	12	3.99
(3,16)	1:B:142:ILE:CD1	1:B:66:ALA:N	12	3.99
(3,16)	1:B:142:ILE:CD1	1:B:67:MET:N	12	3.99
(3,16)	1:B:142:ILE:CD1	1:B:68:ARG:N	12	3.99
(3,16)	1:B:142:ILE:CD1	1:B:69:ASP:N	12	3.99
(3,16)	1:B:142:ILE:CD1	1:B:70:GLN:N	12	3.99
(3,16)	1:B:142:ILE:CD1	1:B:71:TYR:N	12	3.99
(3,16)	1:B:142:ILE:CD1	1:B:72:MET:N	12	3.99
(3,16)	1:B:142:ILE:CD1	1:B:73:ARG:N	12	3.99
(3,16)	1:B:142:ILE:CD1	1:B:74:THR:N	12	3.99
(3,16)	1:B:142:ILE:CD1	1:B:75:GLY:N	12	3.99
(3,16)	1:B:142:ILE:CD1	1:B:76:GLU:N	12	3.99
(3,16)	1:B:142:ILE:CD1	1:B:77:GLY:N	12	3.99
(3,16)	1:B:142:ILE:CD1	1:B:78:PHE:N	12	3.99
(3,16)	1:B:142:ILE:CD1	1:B:79:LEU:N	12	3.99
(3,16)	1:B:142:ILE:CD1	1:B:80:CYS:N	12	3.99
(3,16)	1:B:142:ILE:CD1	5:B:203:7Q9:N	12	3.99
(3,16)	1:B:142:ILE:CD1	5:B:204:7Q9:N	12	3.99
(3,16)	1:B:142:ILE:CD1	5:B:205:7Q9:N	12	3.99
(3,16)	1:B:142:ILE:CD1	5:B:206:7Q9:N	12	3.99

Continued on next page...

Continued from previous page...

Key	Atom-1	Atom-2	Model ID	Violation (Å)
(3,16)	1:B:142:ILE:CD1	5:B:207:7Q9:N	12	3.99
(3,16)	1:B:142:ILE:CD1	6:B:208:17F:N1	12	3.99
(3,16)	1:B:142:ILE:CD1	5:B:209:7Q9:N	12	3.99
(3,16)	1:B:142:ILE:CD1	5:B:210:7Q9:N	12	3.99
(3,16)	1:B:142:ILE:CD1	5:B:211:7Q9:N	12	3.99
(3,16)	1:B:142:ILE:CD1	5:B:212:7Q9:N	12	3.99
(3,16)	1:B:142:ILE:CD1	5:B:213:7Q9:N	12	3.99
(3,16)	1:B:142:ILE:CD1	6:B:214:17F:N1	12	3.99
(3,16)	1:B:142:ILE:CD1	6:B:215:17F:N1	12	3.99
(3,16)	1:B:142:ILE:CD1	5:B:216:7Q9:N	12	3.99
(3,16)	1:B:142:ILE:CD1	5:B:217:7Q9:N	12	3.99
(3,16)	1:B:142:ILE:CD1	5:B:218:7Q9:N	12	3.99
(3,16)	1:B:142:ILE:CD1	6:B:219:17F:N1	12	3.99
(3,16)	1:B:142:ILE:CD1	5:B:220:7Q9:N	12	3.99
(3,3)	1:A:21:ILE:CD1	1:B:2:THR:N	20	3.97
(3,3)	1:A:21:ILE:CD1	1:B:3:GLU:N	20	3.97
(3,3)	1:A:21:ILE:CD1	1:B:4:TYR:N	20	3.97
(3,3)	1:A:21:ILE:CD1	1:B:5:LYS:N	20	3.97
(3,3)	1:A:21:ILE:CD1	1:B:6:LEU:N	20	3.97
(3,3)	1:A:21:ILE:CD1	1:B:7:VAL:N	20	3.97
(3,3)	1:A:21:ILE:CD1	1:B:8:VAL:N	20	3.97
(3,3)	1:A:21:ILE:CD1	1:B:9:VAL:N	20	3.97
(3,3)	1:A:21:ILE:CD1	1:B:10:GLY:N	20	3.97
(3,3)	1:A:21:ILE:CD1	1:B:11:ALA:N	20	3.97
(3,3)	1:A:21:ILE:CD1	1:B:12:ASP:N	20	3.97
(3,3)	1:A:21:ILE:CD1	1:B:13:GLY:N	20	3.97
(3,3)	1:A:21:ILE:CD1	1:B:14:VAL:N	20	3.97
(3,3)	1:A:21:ILE:CD1	1:B:15:GLY:N	20	3.97
(3,3)	1:A:21:ILE:CD1	1:B:16:LYS:N	20	3.97
(3,3)	1:A:21:ILE:CD1	1:B:17:SER:N	20	3.97
(3,3)	1:A:21:ILE:CD1	1:B:18:ALA:N	20	3.97
(3,3)	1:A:21:ILE:CD1	1:B:19:LEU:N	20	3.97
(3,3)	1:A:21:ILE:CD1	1:B:20:THR:N	20	3.97
(3,3)	1:A:21:ILE:CD1	1:B:21:ILE:N	20	3.97
(3,3)	1:A:21:ILE:CD1	1:B:22:GLN:N	20	3.97
(3,3)	1:A:21:ILE:CD1	1:B:23:LEU:N	20	3.97
(3,3)	1:A:21:ILE:CD1	1:B:24:ILE:N	20	3.97
(3,3)	1:A:21:ILE:CD1	1:B:25:GLN:N	20	3.97
(3,3)	1:A:21:ILE:CD1	1:B:26:ASN:N	20	3.97
(3,3)	1:A:21:ILE:CD1	1:B:27:HIS:N	20	3.97
(3,3)	1:A:21:ILE:CD1	1:B:28:PHE:N	20	3.97
(3,3)	1:A:21:ILE:CD1	1:B:29:VAL:N	20	3.97

Continued on next page...

Continued from previous page...

Key	Atom-1	Atom-2	Model ID	Violation (Å)
(3,3)	1:A:21:ILE:CD1	1:B:30:ASP:N	20	3.97
(3,3)	1:A:21:ILE:CD1	1:B:31:GLU:N	20	3.97
(3,3)	1:A:21:ILE:CD1	1:B:32:TYR:N	20	3.97
(3,3)	1:A:21:ILE:CD1	1:B:33:ASP:N	20	3.97
(3,3)	1:A:21:ILE:CD1	1:B:34:PRO:N	20	3.97
(3,3)	1:A:21:ILE:CD1	1:B:35:THR:N	20	3.97
(3,3)	1:A:21:ILE:CD1	1:B:36:ILE:N	20	3.97
(3,3)	1:A:21:ILE:CD1	1:B:37:GLU:N	20	3.97
(3,3)	1:A:21:ILE:CD1	1:B:38:ASP:N	20	3.97
(3,3)	1:A:21:ILE:CD1	1:B:39:SER:N	20	3.97
(3,3)	1:A:21:ILE:CD1	1:B:40:TYR:N	20	3.97
(3,3)	1:A:21:ILE:CD1	1:B:41:ARG:N	20	3.97
(3,3)	1:A:21:ILE:CD1	1:B:42:LYS:N	20	3.97
(3,3)	1:A:21:ILE:CD1	1:B:43:GLN:N	20	3.97
(3,3)	1:A:21:ILE:CD1	1:B:44:VAL:N	20	3.97
(3,3)	1:A:21:ILE:CD1	1:B:45:VAL:N	20	3.97
(3,3)	1:A:21:ILE:CD1	1:B:46:ILE:N	20	3.97
(3,3)	1:A:21:ILE:CD1	1:B:47:ASP:N	20	3.97
(3,3)	1:A:21:ILE:CD1	1:B:48:GLY:N	20	3.97
(3,3)	1:A:21:ILE:CD1	1:B:49:GLU:N	20	3.97
(3,3)	1:A:21:ILE:CD1	1:B:50:THR:N	20	3.97
(3,3)	1:A:21:ILE:CD1	1:B:51:CYS:N	20	3.97
(3,3)	1:A:21:ILE:CD1	1:B:52:LEU:N	20	3.97
(3,3)	1:A:21:ILE:CD1	1:B:53:LEU:N	20	3.97
(3,3)	1:A:21:ILE:CD1	1:B:54:ASP:N	20	3.97
(3,3)	1:A:21:ILE:CD1	1:B:55:ILE:N	20	3.97
(3,3)	1:A:21:ILE:CD1	1:B:56:LEU:N	20	3.97
(3,3)	1:A:21:ILE:CD1	1:B:57:ASP:N	20	3.97
(3,3)	1:A:21:ILE:CD1	1:B:58:THR:N	20	3.97
(3,3)	1:A:21:ILE:CD1	1:B:59:ALA:N	20	3.97
(3,3)	1:A:21:ILE:CD1	1:B:60:GLY:N	20	3.97
(3,3)	1:A:21:ILE:CD1	1:B:61:GLN:N	20	3.97
(3,3)	1:A:21:ILE:CD1	1:B:62:GLU:N	20	3.97
(3,3)	1:A:21:ILE:CD1	1:B:63:GLU:N	20	3.97
(3,3)	1:A:21:ILE:CD1	1:B:64:TYR:N	20	3.97
(3,3)	1:A:21:ILE:CD1	1:B:65:SER:N	20	3.97
(3,3)	1:A:21:ILE:CD1	1:B:66:ALA:N	20	3.97
(3,3)	1:A:21:ILE:CD1	1:B:67:MET:N	20	3.97
(3,3)	1:A:21:ILE:CD1	1:B:68:ARG:N	20	3.97
(3,3)	1:A:21:ILE:CD1	1:B:69:ASP:N	20	3.97
(3,3)	1:A:21:ILE:CD1	1:B:70:GLN:N	20	3.97
(3,3)	1:A:21:ILE:CD1	1:B:71:TYR:N	20	3.97

Continued on next page...

Continued from previous page...

Key	Atom-1	Atom-2	Model ID	Violation (Å)
(3,3)	1:A:21:ILE:CD1	1:B:72:MET:N	20	3.97
(3,3)	1:A:21:ILE:CD1	1:B:73:ARG:N	20	3.97
(3,3)	1:A:21:ILE:CD1	1:B:74:THR:N	20	3.97
(3,3)	1:A:21:ILE:CD1	1:B:75:GLY:N	20	3.97
(3,3)	1:A:21:ILE:CD1	1:B:76:GLU:N	20	3.97
(3,3)	1:A:21:ILE:CD1	1:B:77:GLY:N	20	3.97
(3,3)	1:A:21:ILE:CD1	1:B:78:PHE:N	20	3.97
(3,3)	1:A:21:ILE:CD1	1:B:79:LEU:N	20	3.97
(3,3)	1:A:21:ILE:CD1	1:B:80:CYS:N	20	3.97
(3,3)	1:A:21:ILE:CD1	5:B:203:7Q9:N	20	3.97
(3,3)	1:A:21:ILE:CD1	5:B:204:7Q9:N	20	3.97
(3,3)	1:A:21:ILE:CD1	5:B:205:7Q9:N	20	3.97
(3,3)	1:A:21:ILE:CD1	5:B:206:7Q9:N	20	3.97
(3,3)	1:A:21:ILE:CD1	5:B:207:7Q9:N	20	3.97
(3,3)	1:A:21:ILE:CD1	6:B:208:17F:N1	20	3.97
(3,3)	1:A:21:ILE:CD1	5:B:209:7Q9:N	20	3.97
(3,3)	1:A:21:ILE:CD1	5:B:210:7Q9:N	20	3.97
(3,3)	1:A:21:ILE:CD1	5:B:211:7Q9:N	20	3.97
(3,3)	1:A:21:ILE:CD1	5:B:212:7Q9:N	20	3.97
(3,3)	1:A:21:ILE:CD1	5:B:213:7Q9:N	20	3.97
(3,3)	1:A:21:ILE:CD1	6:B:214:17F:N1	20	3.97
(3,3)	1:A:21:ILE:CD1	6:B:215:17F:N1	20	3.97
(3,3)	1:A:21:ILE:CD1	5:B:216:7Q9:N	20	3.97
(3,3)	1:A:21:ILE:CD1	5:B:217:7Q9:N	20	3.97
(3,3)	1:A:21:ILE:CD1	5:B:218:7Q9:N	20	3.97
(3,3)	1:A:21:ILE:CD1	6:B:219:17F:N1	20	3.97
(3,3)	1:A:21:ILE:CD1	5:B:220:7Q9:N	20	3.97
(3,7)	1:A:44:VAL:CG1	1:B:2:THR:N	16	3.96
(3,7)	1:A:44:VAL:CG1	1:B:3:GLU:N	16	3.96
(3,7)	1:A:44:VAL:CG1	1:B:4:TYR:N	16	3.96
(3,7)	1:A:44:VAL:CG1	1:B:5:LYS:N	16	3.96
(3,7)	1:A:44:VAL:CG1	1:B:6:LEU:N	16	3.96
(3,7)	1:A:44:VAL:CG1	1:B:7:VAL:N	16	3.96
(3,7)	1:A:44:VAL:CG1	1:B:8:VAL:N	16	3.96
(3,7)	1:A:44:VAL:CG1	1:B:9:VAL:N	16	3.96
(3,7)	1:A:44:VAL:CG1	1:B:10:GLY:N	16	3.96
(3,7)	1:A:44:VAL:CG1	1:B:11:ALA:N	16	3.96
(3,7)	1:A:44:VAL:CG1	1:B:12:ASP:N	16	3.96
(3,7)	1:A:44:VAL:CG1	1:B:13:GLY:N	16	3.96
(3,7)	1:A:44:VAL:CG1	1:B:14:VAL:N	16	3.96
(3,7)	1:A:44:VAL:CG1	1:B:15:GLY:N	16	3.96
(3,7)	1:A:44:VAL:CG1	1:B:16:LYS:N	16	3.96

Continued on next page...

Continued from previous page...

Key	Atom-1	Atom-2	Model ID	Violation (Å)
(3,7)	1:A:44:VAL:CG1	1:B:17:SER:N	16	3.96
(3,7)	1:A:44:VAL:CG1	1:B:18:ALA:N	16	3.96
(3,7)	1:A:44:VAL:CG1	1:B:19:LEU:N	16	3.96
(3,7)	1:A:44:VAL:CG1	1:B:20:THR:N	16	3.96
(3,7)	1:A:44:VAL:CG1	1:B:21:ILE:N	16	3.96
(3,7)	1:A:44:VAL:CG1	1:B:22:GLN:N	16	3.96
(3,7)	1:A:44:VAL:CG1	1:B:23:LEU:N	16	3.96
(3,7)	1:A:44:VAL:CG1	1:B:24:ILE:N	16	3.96
(3,7)	1:A:44:VAL:CG1	1:B:25:GLN:N	16	3.96
(3,7)	1:A:44:VAL:CG1	1:B:26:ASN:N	16	3.96
(3,7)	1:A:44:VAL:CG1	1:B:27:HIS:N	16	3.96
(3,7)	1:A:44:VAL:CG1	1:B:28:PHE:N	16	3.96
(3,7)	1:A:44:VAL:CG1	1:B:29:VAL:N	16	3.96
(3,7)	1:A:44:VAL:CG1	1:B:30:ASP:N	16	3.96
(3,7)	1:A:44:VAL:CG1	1:B:31:GLU:N	16	3.96
(3,7)	1:A:44:VAL:CG1	1:B:32:TYR:N	16	3.96
(3,7)	1:A:44:VAL:CG1	1:B:33:ASP:N	16	3.96
(3,7)	1:A:44:VAL:CG1	1:B:34:PRO:N	16	3.96
(3,7)	1:A:44:VAL:CG1	1:B:35:THR:N	16	3.96
(3,7)	1:A:44:VAL:CG1	1:B:36:ILE:N	16	3.96
(3,7)	1:A:44:VAL:CG1	1:B:37:GLU:N	16	3.96
(3,7)	1:A:44:VAL:CG1	1:B:38:ASP:N	16	3.96
(3,7)	1:A:44:VAL:CG1	1:B:39:SER:N	16	3.96
(3,7)	1:A:44:VAL:CG1	1:B:40:TYR:N	16	3.96
(3,7)	1:A:44:VAL:CG1	1:B:41:ARG:N	16	3.96
(3,7)	1:A:44:VAL:CG1	1:B:42:LYS:N	16	3.96
(3,7)	1:A:44:VAL:CG1	1:B:43:GLN:N	16	3.96
(3,7)	1:A:44:VAL:CG1	1:B:44:VAL:N	16	3.96
(3,7)	1:A:44:VAL:CG1	1:B:45:VAL:N	16	3.96
(3,7)	1:A:44:VAL:CG1	1:B:46:ILE:N	16	3.96
(3,7)	1:A:44:VAL:CG1	1:B:47:ASP:N	16	3.96
(3,7)	1:A:44:VAL:CG1	1:B:48:GLY:N	16	3.96
(3,7)	1:A:44:VAL:CG1	1:B:49:GLU:N	16	3.96
(3,7)	1:A:44:VAL:CG1	1:B:50:THR:N	16	3.96
(3,7)	1:A:44:VAL:CG1	1:B:51:CYS:N	16	3.96
(3,7)	1:A:44:VAL:CG1	1:B:52:LEU:N	16	3.96
(3,7)	1:A:44:VAL:CG1	1:B:53:LEU:N	16	3.96
(3,7)	1:A:44:VAL:CG1	1:B:54:ASP:N	16	3.96
(3,7)	1:A:44:VAL:CG1	1:B:55:ILE:N	16	3.96
(3,7)	1:A:44:VAL:CG1	1:B:56:LEU:N	16	3.96
(3,7)	1:A:44:VAL:CG1	1:B:57:ASP:N	16	3.96
(3,7)	1:A:44:VAL:CG1	1:B:58:THR:N	16	3.96

Continued on next page...

Continued from previous page...

Key	Atom-1	Atom-2	Model ID	Violation (Å)
(3,7)	1:A:44:VAL:CG1	1:B:59:ALA:N	16	3.96
(3,7)	1:A:44:VAL:CG1	1:B:60:GLY:N	16	3.96
(3,7)	1:A:44:VAL:CG1	1:B:61:GLN:N	16	3.96
(3,7)	1:A:44:VAL:CG1	1:B:62:GLU:N	16	3.96
(3,7)	1:A:44:VAL:CG1	1:B:63:GLU:N	16	3.96
(3,7)	1:A:44:VAL:CG1	1:B:64:TYR:N	16	3.96
(3,7)	1:A:44:VAL:CG1	1:B:65:SER:N	16	3.96
(3,7)	1:A:44:VAL:CG1	1:B:66:ALA:N	16	3.96
(3,7)	1:A:44:VAL:CG1	1:B:67:MET:N	16	3.96
(3,7)	1:A:44:VAL:CG1	1:B:68:ARG:N	16	3.96
(3,7)	1:A:44:VAL:CG1	1:B:69:ASP:N	16	3.96
(3,7)	1:A:44:VAL:CG1	1:B:70:GLN:N	16	3.96
(3,7)	1:A:44:VAL:CG1	1:B:71:TYR:N	16	3.96
(3,7)	1:A:44:VAL:CG1	1:B:72:MET:N	16	3.96
(3,7)	1:A:44:VAL:CG1	1:B:73:ARG:N	16	3.96
(3,7)	1:A:44:VAL:CG1	1:B:74:THR:N	16	3.96
(3,7)	1:A:44:VAL:CG1	1:B:75:GLY:N	16	3.96
(3,7)	1:A:44:VAL:CG1	1:B:76:GLU:N	16	3.96
(3,7)	1:A:44:VAL:CG1	1:B:77:GLY:N	16	3.96
(3,7)	1:A:44:VAL:CG1	1:B:78:PHE:N	16	3.96
(3,7)	1:A:44:VAL:CG1	1:B:79:LEU:N	16	3.96
(3,7)	1:A:44:VAL:CG1	1:B:80:CYS:N	16	3.96
(3,7)	1:A:44:VAL:CG1	5:B:203:7Q9:N	16	3.96
(3,7)	1:A:44:VAL:CG1	5:B:204:7Q9:N	16	3.96
(3,7)	1:A:44:VAL:CG1	5:B:205:7Q9:N	16	3.96
(3,7)	1:A:44:VAL:CG1	5:B:206:7Q9:N	16	3.96
(3,7)	1:A:44:VAL:CG1	5:B:207:7Q9:N	16	3.96
(3,7)	1:A:44:VAL:CG1	6:B:208:17F:N1	16	3.96
(3,7)	1:A:44:VAL:CG1	5:B:209:7Q9:N	16	3.96
(3,7)	1:A:44:VAL:CG1	5:B:210:7Q9:N	16	3.96
(3,7)	1:A:44:VAL:CG1	5:B:211:7Q9:N	16	3.96
(3,7)	1:A:44:VAL:CG1	5:B:212:7Q9:N	16	3.96
(3,7)	1:A:44:VAL:CG1	5:B:213:7Q9:N	16	3.96
(3,7)	1:A:44:VAL:CG1	6:B:214:17F:N1	16	3.96
(3,7)	1:A:44:VAL:CG1	6:B:215:17F:N1	16	3.96
(3,7)	1:A:44:VAL:CG1	5:B:216:7Q9:N	16	3.96
(3,7)	1:A:44:VAL:CG1	5:B:217:7Q9:N	16	3.96
(3,7)	1:A:44:VAL:CG1	5:B:218:7Q9:N	16	3.96
(3,7)	1:A:44:VAL:CG1	6:B:219:17F:N1	16	3.96
(3,7)	1:A:44:VAL:CG1	5:B:220:7Q9:N	16	3.96
(3,7)	1:A:44:VAL:CG2	1:B:2:THR:N	16	3.96
(3,7)	1:A:44:VAL:CG2	1:B:3:GLU:N	16	3.96

Continued on next page...

Continued from previous page...

Key	Atom-1	Atom-2	Model ID	Violation (Å)
(3,7)	1:A:44:VAL:CG2	1:B:4:TYR:N	16	3.96
(3,7)	1:A:44:VAL:CG2	1:B:5:LYS:N	16	3.96
(3,7)	1:A:44:VAL:CG2	1:B:6:LEU:N	16	3.96
(3,7)	1:A:44:VAL:CG2	1:B:7:VAL:N	16	3.96
(3,7)	1:A:44:VAL:CG2	1:B:8:VAL:N	16	3.96
(3,7)	1:A:44:VAL:CG2	1:B:9:VAL:N	16	3.96
(3,7)	1:A:44:VAL:CG2	1:B:10:GLY:N	16	3.96
(3,7)	1:A:44:VAL:CG2	1:B:11:ALA:N	16	3.96
(3,7)	1:A:44:VAL:CG2	1:B:12:ASP:N	16	3.96
(3,7)	1:A:44:VAL:CG2	1:B:13:GLY:N	16	3.96
(3,7)	1:A:44:VAL:CG2	1:B:14:VAL:N	16	3.96
(3,7)	1:A:44:VAL:CG2	1:B:15:GLY:N	16	3.96
(3,7)	1:A:44:VAL:CG2	1:B:16:LYS:N	16	3.96
(3,7)	1:A:44:VAL:CG2	1:B:17:SER:N	16	3.96
(3,7)	1:A:44:VAL:CG2	1:B:18:ALA:N	16	3.96
(3,7)	1:A:44:VAL:CG2	1:B:19:LEU:N	16	3.96
(3,7)	1:A:44:VAL:CG2	1:B:20:THR:N	16	3.96
(3,7)	1:A:44:VAL:CG2	1:B:21:ILE:N	16	3.96
(3,7)	1:A:44:VAL:CG2	1:B:22:GLN:N	16	3.96
(3,7)	1:A:44:VAL:CG2	1:B:23:LEU:N	16	3.96
(3,7)	1:A:44:VAL:CG2	1:B:24:ILE:N	16	3.96
(3,7)	1:A:44:VAL:CG2	1:B:25:GLN:N	16	3.96
(3,7)	1:A:44:VAL:CG2	1:B:26:ASN:N	16	3.96
(3,7)	1:A:44:VAL:CG2	1:B:27:HIS:N	16	3.96
(3,7)	1:A:44:VAL:CG2	1:B:28:PHE:N	16	3.96
(3,7)	1:A:44:VAL:CG2	1:B:29:VAL:N	16	3.96
(3,7)	1:A:44:VAL:CG2	1:B:30:ASP:N	16	3.96
(3,7)	1:A:44:VAL:CG2	1:B:31:GLU:N	16	3.96
(3,7)	1:A:44:VAL:CG2	1:B:32:TYR:N	16	3.96
(3,7)	1:A:44:VAL:CG2	1:B:33:ASP:N	16	3.96
(3,7)	1:A:44:VAL:CG2	1:B:34:PRO:N	16	3.96
(3,7)	1:A:44:VAL:CG2	1:B:35:THR:N	16	3.96
(3,7)	1:A:44:VAL:CG2	1:B:36:ILE:N	16	3.96
(3,7)	1:A:44:VAL:CG2	1:B:37:GLU:N	16	3.96
(3,7)	1:A:44:VAL:CG2	1:B:38:ASP:N	16	3.96
(3,7)	1:A:44:VAL:CG2	1:B:39:SER:N	16	3.96
(3,7)	1:A:44:VAL:CG2	1:B:40:TYR:N	16	3.96
(3,7)	1:A:44:VAL:CG2	1:B:41:ARG:N	16	3.96
(3,7)	1:A:44:VAL:CG2	1:B:42:LYS:N	16	3.96
(3,7)	1:A:44:VAL:CG2	1:B:43:GLN:N	16	3.96
(3,7)	1:A:44:VAL:CG2	1:B:44:VAL:N	16	3.96
(3,7)	1:A:44:VAL:CG2	1:B:45:VAL:N	16	3.96

Continued on next page...

Continued from previous page...

Key	Atom-1	Atom-2	Model ID	Violation (Å)
(3,7)	1:A:44:VAL:CG2	1:B:46:ILE:N	16	3.96
(3,7)	1:A:44:VAL:CG2	1:B:47:ASP:N	16	3.96
(3,7)	1:A:44:VAL:CG2	1:B:48:GLY:N	16	3.96
(3,7)	1:A:44:VAL:CG2	1:B:49:GLU:N	16	3.96
(3,7)	1:A:44:VAL:CG2	1:B:50:THR:N	16	3.96
(3,7)	1:A:44:VAL:CG2	1:B:51:CYS:N	16	3.96
(3,7)	1:A:44:VAL:CG2	1:B:52:LEU:N	16	3.96
(3,7)	1:A:44:VAL:CG2	1:B:53:LEU:N	16	3.96
(3,7)	1:A:44:VAL:CG2	1:B:54:ASP:N	16	3.96
(3,7)	1:A:44:VAL:CG2	1:B:55:ILE:N	16	3.96
(3,7)	1:A:44:VAL:CG2	1:B:56:LEU:N	16	3.96
(3,7)	1:A:44:VAL:CG2	1:B:57:ASP:N	16	3.96
(3,7)	1:A:44:VAL:CG2	1:B:58:THR:N	16	3.96
(3,7)	1:A:44:VAL:CG2	1:B:59:ALA:N	16	3.96
(3,7)	1:A:44:VAL:CG2	1:B:60:GLY:N	16	3.96
(3,7)	1:A:44:VAL:CG2	1:B:61:GLN:N	16	3.96
(3,7)	1:A:44:VAL:CG2	1:B:62:GLU:N	16	3.96
(3,7)	1:A:44:VAL:CG2	1:B:63:GLU:N	16	3.96
(3,7)	1:A:44:VAL:CG2	1:B:64:TYR:N	16	3.96
(3,7)	1:A:44:VAL:CG2	1:B:65:SER:N	16	3.96
(3,7)	1:A:44:VAL:CG2	1:B:66:ALA:N	16	3.96
(3,7)	1:A:44:VAL:CG2	1:B:67:MET:N	16	3.96
(3,7)	1:A:44:VAL:CG2	1:B:68:ARG:N	16	3.96
(3,7)	1:A:44:VAL:CG2	1:B:69:ASP:N	16	3.96
(3,7)	1:A:44:VAL:CG2	1:B:70:GLN:N	16	3.96
(3,7)	1:A:44:VAL:CG2	1:B:71:TYR:N	16	3.96
(3,7)	1:A:44:VAL:CG2	1:B:72:MET:N	16	3.96
(3,7)	1:A:44:VAL:CG2	1:B:73:ARG:N	16	3.96
(3,7)	1:A:44:VAL:CG2	1:B:74:THR:N	16	3.96
(3,7)	1:A:44:VAL:CG2	1:B:75:GLY:N	16	3.96
(3,7)	1:A:44:VAL:CG2	1:B:76:GLU:N	16	3.96
(3,7)	1:A:44:VAL:CG2	1:B:77:GLY:N	16	3.96
(3,7)	1:A:44:VAL:CG2	1:B:78:PHE:N	16	3.96
(3,7)	1:A:44:VAL:CG2	1:B:79:LEU:N	16	3.96
(3,7)	1:A:44:VAL:CG2	1:B:80:CYS:N	16	3.96
(3,7)	1:A:44:VAL:CG2	5:B:203:7Q9:N	16	3.96
(3,7)	1:A:44:VAL:CG2	5:B:204:7Q9:N	16	3.96
(3,7)	1:A:44:VAL:CG2	5:B:205:7Q9:N	16	3.96
(3,7)	1:A:44:VAL:CG2	5:B:206:7Q9:N	16	3.96
(3,7)	1:A:44:VAL:CG2	5:B:207:7Q9:N	16	3.96
(3,7)	1:A:44:VAL:CG2	6:B:208:17F:N1	16	3.96
(3,7)	1:A:44:VAL:CG2	5:B:209:7Q9:N	16	3.96

Continued on next page...

Continued from previous page...

Key	Atom-1	Atom-2	Model ID	Violation (Å)
(3,7)	1:A:44:VAL:CG2	5:B:210:7Q9:N	16	3.96
(3,7)	1:A:44:VAL:CG2	5:B:211:7Q9:N	16	3.96
(3,7)	1:A:44:VAL:CG2	5:B:212:7Q9:N	16	3.96
(3,7)	1:A:44:VAL:CG2	5:B:213:7Q9:N	16	3.96
(3,7)	1:A:44:VAL:CG2	6:B:214:17F:N1	16	3.96
(3,7)	1:A:44:VAL:CG2	6:B:215:17F:N1	16	3.96
(3,7)	1:A:44:VAL:CG2	5:B:216:7Q9:N	16	3.96
(3,7)	1:A:44:VAL:CG2	5:B:217:7Q9:N	16	3.96
(3,7)	1:A:44:VAL:CG2	5:B:218:7Q9:N	16	3.96
(3,7)	1:A:44:VAL:CG2	6:B:219:17F:N1	16	3.96
(3,7)	1:A:44:VAL:CG2	5:B:220:7Q9:N	16	3.96
(3,8)	1:A:45:VAL:CG1	1:B:2:THR:N	4	3.93
(3,8)	1:A:45:VAL:CG1	1:B:3:GLU:N	4	3.93
(3,8)	1:A:45:VAL:CG1	1:B:4:TYR:N	4	3.93
(3,8)	1:A:45:VAL:CG1	1:B:5:LYS:N	4	3.93
(3,8)	1:A:45:VAL:CG1	1:B:6:LEU:N	4	3.93
(3,8)	1:A:45:VAL:CG1	1:B:7:VAL:N	4	3.93
(3,8)	1:A:45:VAL:CG1	1:B:8:VAL:N	4	3.93
(3,8)	1:A:45:VAL:CG1	1:B:9:VAL:N	4	3.93
(3,8)	1:A:45:VAL:CG1	1:B:10:GLY:N	4	3.93
(3,8)	1:A:45:VAL:CG1	1:B:11:ALA:N	4	3.93
(3,8)	1:A:45:VAL:CG1	1:B:12:ASP:N	4	3.93
(3,8)	1:A:45:VAL:CG1	1:B:13:GLY:N	4	3.93
(3,8)	1:A:45:VAL:CG1	1:B:14:VAL:N	4	3.93
(3,8)	1:A:45:VAL:CG1	1:B:15:GLY:N	4	3.93
(3,8)	1:A:45:VAL:CG1	1:B:16:LYS:N	4	3.93
(3,8)	1:A:45:VAL:CG1	1:B:17:SER:N	4	3.93
(3,8)	1:A:45:VAL:CG1	1:B:18:ALA:N	4	3.93
(3,8)	1:A:45:VAL:CG1	1:B:19:LEU:N	4	3.93
(3,8)	1:A:45:VAL:CG1	1:B:20:THR:N	4	3.93
(3,8)	1:A:45:VAL:CG1	1:B:21:ILE:N	4	3.93
(3,8)	1:A:45:VAL:CG1	1:B:22:GLN:N	4	3.93
(3,8)	1:A:45:VAL:CG1	1:B:23:LEU:N	4	3.93
(3,8)	1:A:45:VAL:CG1	1:B:24:ILE:N	4	3.93
(3,8)	1:A:45:VAL:CG1	1:B:25:GLN:N	4	3.93
(3,8)	1:A:45:VAL:CG1	1:B:26:ASN:N	4	3.93
(3,8)	1:A:45:VAL:CG1	1:B:27:HIS:N	4	3.93
(3,8)	1:A:45:VAL:CG1	1:B:28:PHE:N	4	3.93
(3,8)	1:A:45:VAL:CG1	1:B:29:VAL:N	4	3.93
(3,8)	1:A:45:VAL:CG1	1:B:30:ASP:N	4	3.93
(3,8)	1:A:45:VAL:CG1	1:B:31:GLU:N	4	3.93
(3,8)	1:A:45:VAL:CG1	1:B:32:TYR:N	4	3.93

Continued on next page...

Continued from previous page...

Key	Atom-1	Atom-2	Model ID	Violation (Å)
(3,8)	1:A:45:VAL:CG1	1:B:33:ASP:N	4	3.93
(3,8)	1:A:45:VAL:CG1	1:B:34:PRO:N	4	3.93
(3,8)	1:A:45:VAL:CG1	1:B:35:THR:N	4	3.93
(3,8)	1:A:45:VAL:CG1	1:B:36:ILE:N	4	3.93
(3,8)	1:A:45:VAL:CG1	1:B:37:GLU:N	4	3.93
(3,8)	1:A:45:VAL:CG1	1:B:38:ASP:N	4	3.93
(3,8)	1:A:45:VAL:CG1	1:B:39:SER:N	4	3.93
(3,8)	1:A:45:VAL:CG1	1:B:40:TYR:N	4	3.93
(3,8)	1:A:45:VAL:CG1	1:B:41:ARG:N	4	3.93
(3,8)	1:A:45:VAL:CG1	1:B:42:LYS:N	4	3.93
(3,8)	1:A:45:VAL:CG1	1:B:43:GLN:N	4	3.93
(3,8)	1:A:45:VAL:CG1	1:B:44:VAL:N	4	3.93
(3,8)	1:A:45:VAL:CG1	1:B:45:VAL:N	4	3.93
(3,8)	1:A:45:VAL:CG1	1:B:46:ILE:N	4	3.93
(3,8)	1:A:45:VAL:CG1	1:B:47:ASP:N	4	3.93
(3,8)	1:A:45:VAL:CG1	1:B:48:GLY:N	4	3.93
(3,8)	1:A:45:VAL:CG1	1:B:49:GLU:N	4	3.93
(3,8)	1:A:45:VAL:CG1	1:B:50:THR:N	4	3.93
(3,8)	1:A:45:VAL:CG1	1:B:51:CYS:N	4	3.93
(3,8)	1:A:45:VAL:CG1	1:B:52:LEU:N	4	3.93
(3,8)	1:A:45:VAL:CG1	1:B:53:LEU:N	4	3.93
(3,8)	1:A:45:VAL:CG1	1:B:54:ASP:N	4	3.93
(3,8)	1:A:45:VAL:CG1	1:B:55:ILE:N	4	3.93
(3,8)	1:A:45:VAL:CG1	1:B:56:LEU:N	4	3.93
(3,8)	1:A:45:VAL:CG1	1:B:57:ASP:N	4	3.93
(3,8)	1:A:45:VAL:CG1	1:B:58:THR:N	4	3.93
(3,8)	1:A:45:VAL:CG1	1:B:59:ALA:N	4	3.93
(3,8)	1:A:45:VAL:CG1	1:B:60:GLY:N	4	3.93
(3,8)	1:A:45:VAL:CG1	1:B:61:GLN:N	4	3.93
(3,8)	1:A:45:VAL:CG1	1:B:62:GLU:N	4	3.93
(3,8)	1:A:45:VAL:CG1	1:B:63:GLU:N	4	3.93
(3,8)	1:A:45:VAL:CG1	1:B:64:TYR:N	4	3.93
(3,8)	1:A:45:VAL:CG1	1:B:65:SER:N	4	3.93
(3,8)	1:A:45:VAL:CG1	1:B:66:ALA:N	4	3.93
(3,8)	1:A:45:VAL:CG1	1:B:67:MET:N	4	3.93
(3,8)	1:A:45:VAL:CG1	1:B:68:ARG:N	4	3.93
(3,8)	1:A:45:VAL:CG1	1:B:69:ASP:N	4	3.93
(3,8)	1:A:45:VAL:CG1	1:B:70:GLN:N	4	3.93
(3,8)	1:A:45:VAL:CG1	1:B:71:TYR:N	4	3.93
(3,8)	1:A:45:VAL:CG1	1:B:72:MET:N	4	3.93
(3,8)	1:A:45:VAL:CG1	1:B:73:ARG:N	4	3.93
(3,8)	1:A:45:VAL:CG1	1:B:74:THR:N	4	3.93

Continued on next page...

Continued from previous page...

Key	Atom-1	Atom-2	Model ID	Violation (Å)
(3,8)	1:A:45:VAL:CG1	1:B:75:GLY:N	4	3.93
(3,8)	1:A:45:VAL:CG1	1:B:76:GLU:N	4	3.93
(3,8)	1:A:45:VAL:CG1	1:B:77:GLY:N	4	3.93
(3,8)	1:A:45:VAL:CG1	1:B:78:PHE:N	4	3.93
(3,8)	1:A:45:VAL:CG1	1:B:79:LEU:N	4	3.93
(3,8)	1:A:45:VAL:CG1	1:B:80:CYS:N	4	3.93
(3,8)	1:A:45:VAL:CG1	5:B:203:7Q9:N	4	3.93
(3,8)	1:A:45:VAL:CG1	5:B:204:7Q9:N	4	3.93
(3,8)	1:A:45:VAL:CG1	5:B:205:7Q9:N	4	3.93
(3,8)	1:A:45:VAL:CG1	5:B:206:7Q9:N	4	3.93
(3,8)	1:A:45:VAL:CG1	5:B:207:7Q9:N	4	3.93
(3,8)	1:A:45:VAL:CG1	6:B:208:17F:N1	4	3.93
(3,8)	1:A:45:VAL:CG1	5:B:209:7Q9:N	4	3.93
(3,8)	1:A:45:VAL:CG1	5:B:210:7Q9:N	4	3.93
(3,8)	1:A:45:VAL:CG1	5:B:211:7Q9:N	4	3.93
(3,8)	1:A:45:VAL:CG1	5:B:212:7Q9:N	4	3.93
(3,8)	1:A:45:VAL:CG1	5:B:213:7Q9:N	4	3.93
(3,8)	1:A:45:VAL:CG1	6:B:214:17F:N1	4	3.93
(3,8)	1:A:45:VAL:CG1	6:B:215:17F:N1	4	3.93
(3,8)	1:A:45:VAL:CG1	5:B:216:7Q9:N	4	3.93
(3,8)	1:A:45:VAL:CG1	5:B:217:7Q9:N	4	3.93
(3,8)	1:A:45:VAL:CG1	5:B:218:7Q9:N	4	3.93
(3,8)	1:A:45:VAL:CG1	6:B:219:17F:N1	4	3.93
(3,8)	1:A:45:VAL:CG1	5:B:220:7Q9:N	4	3.93
(3,8)	1:A:45:VAL:CG2	1:B:2:THR:N	4	3.93
(3,8)	1:A:45:VAL:CG2	1:B:3:GLU:N	4	3.93
(3,8)	1:A:45:VAL:CG2	1:B:4:TYR:N	4	3.93
(3,8)	1:A:45:VAL:CG2	1:B:5:LYS:N	4	3.93
(3,8)	1:A:45:VAL:CG2	1:B:6:LEU:N	4	3.93
(3,8)	1:A:45:VAL:CG2	1:B:7:VAL:N	4	3.93
(3,8)	1:A:45:VAL:CG2	1:B:8:VAL:N	4	3.93
(3,8)	1:A:45:VAL:CG2	1:B:9:VAL:N	4	3.93
(3,8)	1:A:45:VAL:CG2	1:B:10:GLY:N	4	3.93
(3,8)	1:A:45:VAL:CG2	1:B:11:ALA:N	4	3.93
(3,8)	1:A:45:VAL:CG2	1:B:12:ASP:N	4	3.93
(3,8)	1:A:45:VAL:CG2	1:B:13:GLY:N	4	3.93
(3,8)	1:A:45:VAL:CG2	1:B:14:VAL:N	4	3.93
(3,8)	1:A:45:VAL:CG2	1:B:15:GLY:N	4	3.93
(3,8)	1:A:45:VAL:CG2	1:B:16:LYS:N	4	3.93
(3,8)	1:A:45:VAL:CG2	1:B:17:SER:N	4	3.93
(3,8)	1:A:45:VAL:CG2	1:B:18:ALA:N	4	3.93
(3,8)	1:A:45:VAL:CG2	1:B:19:LEU:N	4	3.93

Continued on next page...

Continued from previous page...

Key	Atom-1	Atom-2	Model ID	Violation (Å)
(3,8)	1:A:45:VAL:CG2	1:B:20:THR:N	4	3.93
(3,8)	1:A:45:VAL:CG2	1:B:21:ILE:N	4	3.93
(3,8)	1:A:45:VAL:CG2	1:B:22:GLN:N	4	3.93
(3,8)	1:A:45:VAL:CG2	1:B:23:LEU:N	4	3.93
(3,8)	1:A:45:VAL:CG2	1:B:24:ILE:N	4	3.93
(3,8)	1:A:45:VAL:CG2	1:B:25:GLN:N	4	3.93
(3,8)	1:A:45:VAL:CG2	1:B:26:ASN:N	4	3.93
(3,8)	1:A:45:VAL:CG2	1:B:27:HIS:N	4	3.93
(3,8)	1:A:45:VAL:CG2	1:B:28:PHE:N	4	3.93
(3,8)	1:A:45:VAL:CG2	1:B:29:VAL:N	4	3.93
(3,8)	1:A:45:VAL:CG2	1:B:30:ASP:N	4	3.93
(3,8)	1:A:45:VAL:CG2	1:B:31:GLU:N	4	3.93
(3,8)	1:A:45:VAL:CG2	1:B:32:TYR:N	4	3.93
(3,8)	1:A:45:VAL:CG2	1:B:33:ASP:N	4	3.93
(3,8)	1:A:45:VAL:CG2	1:B:34:PRO:N	4	3.93
(3,8)	1:A:45:VAL:CG2	1:B:35:THR:N	4	3.93
(3,8)	1:A:45:VAL:CG2	1:B:36:ILE:N	4	3.93
(3,8)	1:A:45:VAL:CG2	1:B:37:GLU:N	4	3.93
(3,8)	1:A:45:VAL:CG2	1:B:38:ASP:N	4	3.93
(3,8)	1:A:45:VAL:CG2	1:B:39:SER:N	4	3.93
(3,8)	1:A:45:VAL:CG2	1:B:40:TYR:N	4	3.93
(3,8)	1:A:45:VAL:CG2	1:B:41:ARG:N	4	3.93
(3,8)	1:A:45:VAL:CG2	1:B:42:LYS:N	4	3.93
(3,8)	1:A:45:VAL:CG2	1:B:43:GLN:N	4	3.93
(3,8)	1:A:45:VAL:CG2	1:B:44:VAL:N	4	3.93
(3,8)	1:A:45:VAL:CG2	1:B:45:VAL:N	4	3.93
(3,8)	1:A:45:VAL:CG2	1:B:46:ILE:N	4	3.93
(3,8)	1:A:45:VAL:CG2	1:B:47:ASP:N	4	3.93
(3,8)	1:A:45:VAL:CG2	1:B:48:GLY:N	4	3.93
(3,8)	1:A:45:VAL:CG2	1:B:49:GLU:N	4	3.93
(3,8)	1:A:45:VAL:CG2	1:B:50:THR:N	4	3.93
(3,8)	1:A:45:VAL:CG2	1:B:51:CYS:N	4	3.93
(3,8)	1:A:45:VAL:CG2	1:B:52:LEU:N	4	3.93
(3,8)	1:A:45:VAL:CG2	1:B:53:LEU:N	4	3.93
(3,8)	1:A:45:VAL:CG2	1:B:54:ASP:N	4	3.93
(3,8)	1:A:45:VAL:CG2	1:B:55:ILE:N	4	3.93
(3,8)	1:A:45:VAL:CG2	1:B:56:LEU:N	4	3.93
(3,8)	1:A:45:VAL:CG2	1:B:57:ASP:N	4	3.93
(3,8)	1:A:45:VAL:CG2	1:B:58:THR:N	4	3.93
(3,8)	1:A:45:VAL:CG2	1:B:59:ALA:N	4	3.93
(3,8)	1:A:45:VAL:CG2	1:B:60:GLY:N	4	3.93
(3,8)	1:A:45:VAL:CG2	1:B:61:GLN:N	4	3.93

Continued on next page...

Continued from previous page...

Key	Atom-1	Atom-2	Model ID	Violation (Å)
(3,8)	1:A:45:VAL:CG2	1:B:62:GLU:N	4	3.93
(3,8)	1:A:45:VAL:CG2	1:B:63:GLU:N	4	3.93
(3,8)	1:A:45:VAL:CG2	1:B:64:TYR:N	4	3.93
(3,8)	1:A:45:VAL:CG2	1:B:65:SER:N	4	3.93
(3,8)	1:A:45:VAL:CG2	1:B:66:ALA:N	4	3.93
(3,8)	1:A:45:VAL:CG2	1:B:67:MET:N	4	3.93
(3,8)	1:A:45:VAL:CG2	1:B:68:ARG:N	4	3.93
(3,8)	1:A:45:VAL:CG2	1:B:69:ASP:N	4	3.93
(3,8)	1:A:45:VAL:CG2	1:B:70:GLN:N	4	3.93
(3,8)	1:A:45:VAL:CG2	1:B:71:TYR:N	4	3.93
(3,8)	1:A:45:VAL:CG2	1:B:72:MET:N	4	3.93
(3,8)	1:A:45:VAL:CG2	1:B:73:ARG:N	4	3.93
(3,8)	1:A:45:VAL:CG2	1:B:74:THR:N	4	3.93
(3,8)	1:A:45:VAL:CG2	1:B:75:GLY:N	4	3.93
(3,8)	1:A:45:VAL:CG2	1:B:76:GLU:N	4	3.93
(3,8)	1:A:45:VAL:CG2	1:B:77:GLY:N	4	3.93
(3,8)	1:A:45:VAL:CG2	1:B:78:PHE:N	4	3.93
(3,8)	1:A:45:VAL:CG2	1:B:79:LEU:N	4	3.93
(3,8)	1:A:45:VAL:CG2	1:B:80:CYS:N	4	3.93
(3,8)	1:A:45:VAL:CG2	5:B:203:7Q9:N	4	3.93
(3,8)	1:A:45:VAL:CG2	5:B:204:7Q9:N	4	3.93
(3,8)	1:A:45:VAL:CG2	5:B:205:7Q9:N	4	3.93
(3,8)	1:A:45:VAL:CG2	5:B:206:7Q9:N	4	3.93
(3,8)	1:A:45:VAL:CG2	5:B:207:7Q9:N	4	3.93
(3,8)	1:A:45:VAL:CG2	6:B:208:17F:N1	4	3.93
(3,8)	1:A:45:VAL:CG2	5:B:209:7Q9:N	4	3.93
(3,8)	1:A:45:VAL:CG2	5:B:210:7Q9:N	4	3.93
(3,8)	1:A:45:VAL:CG2	5:B:211:7Q9:N	4	3.93
(3,8)	1:A:45:VAL:CG2	5:B:212:7Q9:N	4	3.93
(3,8)	1:A:45:VAL:CG2	5:B:213:7Q9:N	4	3.93
(3,8)	1:A:45:VAL:CG2	6:B:214:17F:N1	4	3.93
(3,8)	1:A:45:VAL:CG2	6:B:215:17F:N1	4	3.93
(3,8)	1:A:45:VAL:CG2	5:B:216:7Q9:N	4	3.93
(3,8)	1:A:45:VAL:CG2	5:B:217:7Q9:N	4	3.93
(3,8)	1:A:45:VAL:CG2	5:B:218:7Q9:N	4	3.93
(3,8)	1:A:45:VAL:CG2	6:B:219:17F:N1	4	3.93
(3,8)	1:A:45:VAL:CG2	5:B:220:7Q9:N	4	3.93
(3,4)	1:A:23:LEU:CD1	1:B:2:THR:N	20	3.88
(3,4)	1:A:23:LEU:CD1	1:B:3:GLU:N	20	3.88
(3,4)	1:A:23:LEU:CD1	1:B:4:TYR:N	20	3.88
(3,4)	1:A:23:LEU:CD1	1:B:5:LYS:N	20	3.88
(3,4)	1:A:23:LEU:CD1	1:B:6:LEU:N	20	3.88

Continued on next page...

Continued from previous page...

Key	Atom-1	Atom-2	Model ID	Violation (Å)
(3,4)	1:A:23:LEU:CD1	1:B:7:VAL:N	20	3.88
(3,4)	1:A:23:LEU:CD1	1:B:8:VAL:N	20	3.88
(3,4)	1:A:23:LEU:CD1	1:B:9:VAL:N	20	3.88
(3,4)	1:A:23:LEU:CD1	1:B:10:GLY:N	20	3.88
(3,4)	1:A:23:LEU:CD1	1:B:11:ALA:N	20	3.88
(3,4)	1:A:23:LEU:CD1	1:B:12:ASP:N	20	3.88
(3,4)	1:A:23:LEU:CD1	1:B:13:GLY:N	20	3.88
(3,4)	1:A:23:LEU:CD1	1:B:14:VAL:N	20	3.88
(3,4)	1:A:23:LEU:CD1	1:B:15:GLY:N	20	3.88
(3,4)	1:A:23:LEU:CD1	1:B:16:LYS:N	20	3.88
(3,4)	1:A:23:LEU:CD1	1:B:17:SER:N	20	3.88
(3,4)	1:A:23:LEU:CD1	1:B:18:ALA:N	20	3.88
(3,4)	1:A:23:LEU:CD1	1:B:19:LEU:N	20	3.88
(3,4)	1:A:23:LEU:CD1	1:B:20:THR:N	20	3.88
(3,4)	1:A:23:LEU:CD1	1:B:21:ILE:N	20	3.88
(3,4)	1:A:23:LEU:CD1	1:B:22:GLN:N	20	3.88
(3,4)	1:A:23:LEU:CD1	1:B:23:LEU:N	20	3.88
(3,4)	1:A:23:LEU:CD1	1:B:24:ILE:N	20	3.88
(3,4)	1:A:23:LEU:CD1	1:B:25:GLN:N	20	3.88
(3,4)	1:A:23:LEU:CD1	1:B:26:ASN:N	20	3.88
(3,4)	1:A:23:LEU:CD1	1:B:27:HIS:N	20	3.88
(3,4)	1:A:23:LEU:CD1	1:B:28:PHE:N	20	3.88
(3,4)	1:A:23:LEU:CD1	1:B:29:VAL:N	20	3.88
(3,4)	1:A:23:LEU:CD1	1:B:30:ASP:N	20	3.88
(3,4)	1:A:23:LEU:CD1	1:B:31:GLU:N	20	3.88
(3,4)	1:A:23:LEU:CD1	1:B:32:TYR:N	20	3.88
(3,4)	1:A:23:LEU:CD1	1:B:33:ASP:N	20	3.88
(3,4)	1:A:23:LEU:CD1	1:B:34:PRO:N	20	3.88
(3,4)	1:A:23:LEU:CD1	1:B:35:THR:N	20	3.88
(3,4)	1:A:23:LEU:CD1	1:B:36:ILE:N	20	3.88
(3,4)	1:A:23:LEU:CD1	1:B:37:GLU:N	20	3.88
(3,4)	1:A:23:LEU:CD1	1:B:38:ASP:N	20	3.88
(3,4)	1:A:23:LEU:CD1	1:B:39:SER:N	20	3.88
(3,4)	1:A:23:LEU:CD1	1:B:40:TYR:N	20	3.88
(3,4)	1:A:23:LEU:CD1	1:B:41:ARG:N	20	3.88
(3,4)	1:A:23:LEU:CD1	1:B:42:LYS:N	20	3.88
(3,4)	1:A:23:LEU:CD1	1:B:43:GLN:N	20	3.88
(3,4)	1:A:23:LEU:CD1	1:B:44:VAL:N	20	3.88
(3,4)	1:A:23:LEU:CD1	1:B:45:VAL:N	20	3.88
(3,4)	1:A:23:LEU:CD1	1:B:46:ILE:N	20	3.88
(3,4)	1:A:23:LEU:CD1	1:B:47:ASP:N	20	3.88
(3,4)	1:A:23:LEU:CD1	1:B:48:GLY:N	20	3.88

Continued on next page...

Continued from previous page...

Key	Atom-1	Atom-2	Model ID	Violation (Å)
(3,4)	1:A:23:LEU:CD1	1:B:49:GLU:N	20	3.88
(3,4)	1:A:23:LEU:CD1	1:B:50:THR:N	20	3.88
(3,4)	1:A:23:LEU:CD1	1:B:51:CYS:N	20	3.88
(3,4)	1:A:23:LEU:CD1	1:B:52:LEU:N	20	3.88
(3,4)	1:A:23:LEU:CD1	1:B:53:LEU:N	20	3.88
(3,4)	1:A:23:LEU:CD1	1:B:54:ASP:N	20	3.88
(3,4)	1:A:23:LEU:CD1	1:B:55:ILE:N	20	3.88
(3,4)	1:A:23:LEU:CD1	1:B:56:LEU:N	20	3.88
(3,4)	1:A:23:LEU:CD1	1:B:57:ASP:N	20	3.88
(3,4)	1:A:23:LEU:CD1	1:B:58:THR:N	20	3.88
(3,4)	1:A:23:LEU:CD1	1:B:59:ALA:N	20	3.88
(3,4)	1:A:23:LEU:CD1	1:B:60:GLY:N	20	3.88
(3,4)	1:A:23:LEU:CD1	1:B:61:GLN:N	20	3.88
(3,4)	1:A:23:LEU:CD1	1:B:62:GLU:N	20	3.88
(3,4)	1:A:23:LEU:CD1	1:B:63:GLU:N	20	3.88
(3,4)	1:A:23:LEU:CD1	1:B:64:TYR:N	20	3.88
(3,4)	1:A:23:LEU:CD1	1:B:65:SER:N	20	3.88
(3,4)	1:A:23:LEU:CD1	1:B:66:ALA:N	20	3.88
(3,4)	1:A:23:LEU:CD1	1:B:67:MET:N	20	3.88
(3,4)	1:A:23:LEU:CD1	1:B:68:ARG:N	20	3.88
(3,4)	1:A:23:LEU:CD1	1:B:69:ASP:N	20	3.88
(3,4)	1:A:23:LEU:CD1	1:B:70:GLN:N	20	3.88
(3,4)	1:A:23:LEU:CD1	1:B:71:TYR:N	20	3.88
(3,4)	1:A:23:LEU:CD1	1:B:72:MET:N	20	3.88
(3,4)	1:A:23:LEU:CD1	1:B:73:ARG:N	20	3.88
(3,4)	1:A:23:LEU:CD1	1:B:74:THR:N	20	3.88
(3,4)	1:A:23:LEU:CD1	1:B:75:GLY:N	20	3.88
(3,4)	1:A:23:LEU:CD1	1:B:76:GLU:N	20	3.88
(3,4)	1:A:23:LEU:CD1	1:B:77:GLY:N	20	3.88
(3,4)	1:A:23:LEU:CD1	1:B:78:PHE:N	20	3.88
(3,4)	1:A:23:LEU:CD1	1:B:79:LEU:N	20	3.88
(3,4)	1:A:23:LEU:CD1	1:B:80:CYS:N	20	3.88
(3,4)	1:A:23:LEU:CD1	5:B:203:7Q9:N	20	3.88
(3,4)	1:A:23:LEU:CD1	5:B:204:7Q9:N	20	3.88
(3,4)	1:A:23:LEU:CD1	5:B:205:7Q9:N	20	3.88
(3,4)	1:A:23:LEU:CD1	5:B:206:7Q9:N	20	3.88
(3,4)	1:A:23:LEU:CD1	5:B:207:7Q9:N	20	3.88
(3,4)	1:A:23:LEU:CD1	6:B:208:17F:N1	20	3.88
(3,4)	1:A:23:LEU:CD1	5:B:209:7Q9:N	20	3.88
(3,4)	1:A:23:LEU:CD1	5:B:210:7Q9:N	20	3.88
(3,4)	1:A:23:LEU:CD1	5:B:211:7Q9:N	20	3.88
(3,4)	1:A:23:LEU:CD1	5:B:212:7Q9:N	20	3.88

Continued on next page...

Continued from previous page...

Key	Atom-1	Atom-2	Model ID	Violation (Å)
(3,4)	1:A:23:LEU:CD1	5:B:213:7Q9:N	20	3.88
(3,4)	1:A:23:LEU:CD1	6:B:214:17F:N1	20	3.88
(3,4)	1:A:23:LEU:CD1	6:B:215:17F:N1	20	3.88
(3,4)	1:A:23:LEU:CD1	5:B:216:7Q9:N	20	3.88
(3,4)	1:A:23:LEU:CD1	5:B:217:7Q9:N	20	3.88
(3,4)	1:A:23:LEU:CD1	5:B:218:7Q9:N	20	3.88
(3,4)	1:A:23:LEU:CD1	6:B:219:17F:N1	20	3.88
(3,4)	1:A:23:LEU:CD1	5:B:220:7Q9:N	20	3.88
(3,4)	1:A:23:LEU:CD2	1:B:2:THR:N	20	3.88
(3,4)	1:A:23:LEU:CD2	1:B:3:GLU:N	20	3.88
(3,4)	1:A:23:LEU:CD2	1:B:4:TYR:N	20	3.88
(3,4)	1:A:23:LEU:CD2	1:B:5:LYS:N	20	3.88
(3,4)	1:A:23:LEU:CD2	1:B:6:LEU:N	20	3.88
(3,4)	1:A:23:LEU:CD2	1:B:7:VAL:N	20	3.88
(3,4)	1:A:23:LEU:CD2	1:B:8:VAL:N	20	3.88
(3,4)	1:A:23:LEU:CD2	1:B:9:VAL:N	20	3.88
(3,4)	1:A:23:LEU:CD2	1:B:10:GLY:N	20	3.88
(3,4)	1:A:23:LEU:CD2	1:B:11:ALA:N	20	3.88
(3,4)	1:A:23:LEU:CD2	1:B:12:ASP:N	20	3.88
(3,4)	1:A:23:LEU:CD2	1:B:13:GLY:N	20	3.88
(3,4)	1:A:23:LEU:CD2	1:B:14:VAL:N	20	3.88
(3,4)	1:A:23:LEU:CD2	1:B:15:GLY:N	20	3.88
(3,4)	1:A:23:LEU:CD2	1:B:16:LYS:N	20	3.88
(3,4)	1:A:23:LEU:CD2	1:B:17:SER:N	20	3.88
(3,4)	1:A:23:LEU:CD2	1:B:18:ALA:N	20	3.88
(3,4)	1:A:23:LEU:CD2	1:B:19:LEU:N	20	3.88
(3,4)	1:A:23:LEU:CD2	1:B:20:THR:N	20	3.88
(3,4)	1:A:23:LEU:CD2	1:B:21:ILE:N	20	3.88
(3,4)	1:A:23:LEU:CD2	1:B:22:GLN:N	20	3.88
(3,4)	1:A:23:LEU:CD2	1:B:23:LEU:N	20	3.88
(3,4)	1:A:23:LEU:CD2	1:B:24:ILE:N	20	3.88
(3,4)	1:A:23:LEU:CD2	1:B:25:GLN:N	20	3.88
(3,4)	1:A:23:LEU:CD2	1:B:26:ASN:N	20	3.88
(3,4)	1:A:23:LEU:CD2	1:B:27:HIS:N	20	3.88
(3,4)	1:A:23:LEU:CD2	1:B:28:PHE:N	20	3.88
(3,4)	1:A:23:LEU:CD2	1:B:29:VAL:N	20	3.88
(3,4)	1:A:23:LEU:CD2	1:B:30:ASP:N	20	3.88
(3,4)	1:A:23:LEU:CD2	1:B:31:GLU:N	20	3.88
(3,4)	1:A:23:LEU:CD2	1:B:32:TYR:N	20	3.88
(3,4)	1:A:23:LEU:CD2	1:B:33:ASP:N	20	3.88
(3,4)	1:A:23:LEU:CD2	1:B:34:PRO:N	20	3.88
(3,4)	1:A:23:LEU:CD2	1:B:35:THR:N	20	3.88

Continued on next page...

Continued from previous page...

Key	Atom-1	Atom-2	Model ID	Violation (Å)
(3,4)	1:A:23:LEU:CD2	1:B:36:ILE:N	20	3.88
(3,4)	1:A:23:LEU:CD2	1:B:37:GLU:N	20	3.88
(3,4)	1:A:23:LEU:CD2	1:B:38:ASP:N	20	3.88
(3,4)	1:A:23:LEU:CD2	1:B:39:SER:N	20	3.88
(3,4)	1:A:23:LEU:CD2	1:B:40:TYR:N	20	3.88
(3,4)	1:A:23:LEU:CD2	1:B:41:ARG:N	20	3.88
(3,4)	1:A:23:LEU:CD2	1:B:42:LYS:N	20	3.88
(3,4)	1:A:23:LEU:CD2	1:B:43:GLN:N	20	3.88
(3,4)	1:A:23:LEU:CD2	1:B:44:VAL:N	20	3.88
(3,4)	1:A:23:LEU:CD2	1:B:45:VAL:N	20	3.88
(3,4)	1:A:23:LEU:CD2	1:B:46:ILE:N	20	3.88
(3,4)	1:A:23:LEU:CD2	1:B:47:ASP:N	20	3.88
(3,4)	1:A:23:LEU:CD2	1:B:48:GLY:N	20	3.88
(3,4)	1:A:23:LEU:CD2	1:B:49:GLU:N	20	3.88
(3,4)	1:A:23:LEU:CD2	1:B:50:THR:N	20	3.88
(3,4)	1:A:23:LEU:CD2	1:B:51:CYS:N	20	3.88
(3,4)	1:A:23:LEU:CD2	1:B:52:LEU:N	20	3.88
(3,4)	1:A:23:LEU:CD2	1:B:53:LEU:N	20	3.88
(3,4)	1:A:23:LEU:CD2	1:B:54:ASP:N	20	3.88
(3,4)	1:A:23:LEU:CD2	1:B:55:ILE:N	20	3.88
(3,4)	1:A:23:LEU:CD2	1:B:56:LEU:N	20	3.88
(3,4)	1:A:23:LEU:CD2	1:B:57:ASP:N	20	3.88
(3,4)	1:A:23:LEU:CD2	1:B:58:THR:N	20	3.88
(3,4)	1:A:23:LEU:CD2	1:B:59:ALA:N	20	3.88
(3,4)	1:A:23:LEU:CD2	1:B:60:GLY:N	20	3.88
(3,4)	1:A:23:LEU:CD2	1:B:61:GLN:N	20	3.88
(3,4)	1:A:23:LEU:CD2	1:B:62:GLU:N	20	3.88
(3,4)	1:A:23:LEU:CD2	1:B:63:GLU:N	20	3.88
(3,4)	1:A:23:LEU:CD2	1:B:64:TYR:N	20	3.88
(3,4)	1:A:23:LEU:CD2	1:B:65:SER:N	20	3.88
(3,4)	1:A:23:LEU:CD2	1:B:66:ALA:N	20	3.88
(3,4)	1:A:23:LEU:CD2	1:B:67:MET:N	20	3.88
(3,4)	1:A:23:LEU:CD2	1:B:68:ARG:N	20	3.88
(3,4)	1:A:23:LEU:CD2	1:B:69:ASP:N	20	3.88
(3,4)	1:A:23:LEU:CD2	1:B:70:GLN:N	20	3.88
(3,4)	1:A:23:LEU:CD2	1:B:71:TYR:N	20	3.88
(3,4)	1:A:23:LEU:CD2	1:B:72:MET:N	20	3.88
(3,4)	1:A:23:LEU:CD2	1:B:73:ARG:N	20	3.88
(3,4)	1:A:23:LEU:CD2	1:B:74:THR:N	20	3.88
(3,4)	1:A:23:LEU:CD2	1:B:75:GLY:N	20	3.88
(3,4)	1:A:23:LEU:CD2	1:B:76:GLU:N	20	3.88
(3,4)	1:A:23:LEU:CD2	1:B:77:GLY:N	20	3.88

Continued on next page...

Continued from previous page...

Key	Atom-1	Atom-2	Model ID	Violation (Å)
(3,4)	1:A:23:LEU:CD2	1:B:78:PHE:N	20	3.88
(3,4)	1:A:23:LEU:CD2	1:B:79:LEU:N	20	3.88
(3,4)	1:A:23:LEU:CD2	1:B:80:CYS:N	20	3.88
(3,4)	1:A:23:LEU:CD2	5:B:203:7Q9:N	20	3.88
(3,4)	1:A:23:LEU:CD2	5:B:204:7Q9:N	20	3.88
(3,4)	1:A:23:LEU:CD2	5:B:205:7Q9:N	20	3.88
(3,4)	1:A:23:LEU:CD2	5:B:206:7Q9:N	20	3.88
(3,4)	1:A:23:LEU:CD2	5:B:207:7Q9:N	20	3.88
(3,4)	1:A:23:LEU:CD2	6:B:208:17F:N1	20	3.88
(3,4)	1:A:23:LEU:CD2	5:B:209:7Q9:N	20	3.88
(3,4)	1:A:23:LEU:CD2	5:B:210:7Q9:N	20	3.88
(3,4)	1:A:23:LEU:CD2	5:B:211:7Q9:N	20	3.88
(3,4)	1:A:23:LEU:CD2	5:B:212:7Q9:N	20	3.88
(3,4)	1:A:23:LEU:CD2	5:B:213:7Q9:N	20	3.88
(3,4)	1:A:23:LEU:CD2	6:B:214:17F:N1	20	3.88
(3,4)	1:A:23:LEU:CD2	6:B:215:17F:N1	20	3.88
(3,4)	1:A:23:LEU:CD2	5:B:216:7Q9:N	20	3.88
(3,4)	1:A:23:LEU:CD2	5:B:217:7Q9:N	20	3.88
(3,4)	1:A:23:LEU:CD2	5:B:218:7Q9:N	20	3.88
(3,4)	1:A:23:LEU:CD2	6:B:219:17F:N1	20	3.88
(3,4)	1:A:23:LEU:CD2	5:B:220:7Q9:N	20	3.88
(3,3)	1:A:21:ILE:CD1	1:B:2:THR:N	8	3.88
(3,3)	1:A:21:ILE:CD1	1:B:3:GLU:N	8	3.88
(3,3)	1:A:21:ILE:CD1	1:B:4:TYR:N	8	3.88
(3,3)	1:A:21:ILE:CD1	1:B:5:LYS:N	8	3.88
(3,3)	1:A:21:ILE:CD1	1:B:6:LEU:N	8	3.88
(3,3)	1:A:21:ILE:CD1	1:B:7:VAL:N	8	3.88
(3,3)	1:A:21:ILE:CD1	1:B:8:VAL:N	8	3.88
(3,3)	1:A:21:ILE:CD1	1:B:9:VAL:N	8	3.88
(3,3)	1:A:21:ILE:CD1	1:B:10:GLY:N	8	3.88
(3,3)	1:A:21:ILE:CD1	1:B:11:ALA:N	8	3.88
(3,3)	1:A:21:ILE:CD1	1:B:12:ASP:N	8	3.88
(3,3)	1:A:21:ILE:CD1	1:B:13:GLY:N	8	3.88
(3,3)	1:A:21:ILE:CD1	1:B:14:VAL:N	8	3.88
(3,3)	1:A:21:ILE:CD1	1:B:15:GLY:N	8	3.88
(3,3)	1:A:21:ILE:CD1	1:B:16:LYS:N	8	3.88
(3,3)	1:A:21:ILE:CD1	1:B:17:SER:N	8	3.88
(3,3)	1:A:21:ILE:CD1	1:B:18:ALA:N	8	3.88
(3,3)	1:A:21:ILE:CD1	1:B:19:LEU:N	8	3.88
(3,3)	1:A:21:ILE:CD1	1:B:20:THR:N	8	3.88
(3,3)	1:A:21:ILE:CD1	1:B:21:ILE:N	8	3.88
(3,3)	1:A:21:ILE:CD1	1:B:22:GLN:N	8	3.88

Continued on next page...

Continued from previous page...

Key	Atom-1	Atom-2	Model ID	Violation (Å)
(3,3)	1:A:21:ILE:CD1	1:B:23:LEU:N	8	3.88
(3,3)	1:A:21:ILE:CD1	1:B:24:ILE:N	8	3.88
(3,3)	1:A:21:ILE:CD1	1:B:25:GLN:N	8	3.88
(3,3)	1:A:21:ILE:CD1	1:B:26:ASN:N	8	3.88
(3,3)	1:A:21:ILE:CD1	1:B:27:HIS:N	8	3.88
(3,3)	1:A:21:ILE:CD1	1:B:28:PHE:N	8	3.88
(3,3)	1:A:21:ILE:CD1	1:B:29:VAL:N	8	3.88
(3,3)	1:A:21:ILE:CD1	1:B:30:ASP:N	8	3.88
(3,3)	1:A:21:ILE:CD1	1:B:31:GLU:N	8	3.88
(3,3)	1:A:21:ILE:CD1	1:B:32:TYR:N	8	3.88
(3,3)	1:A:21:ILE:CD1	1:B:33:ASP:N	8	3.88
(3,3)	1:A:21:ILE:CD1	1:B:34:PRO:N	8	3.88
(3,3)	1:A:21:ILE:CD1	1:B:35:THR:N	8	3.88
(3,3)	1:A:21:ILE:CD1	1:B:36:ILE:N	8	3.88
(3,3)	1:A:21:ILE:CD1	1:B:37:GLU:N	8	3.88
(3,3)	1:A:21:ILE:CD1	1:B:38:ASP:N	8	3.88
(3,3)	1:A:21:ILE:CD1	1:B:39:SER:N	8	3.88
(3,3)	1:A:21:ILE:CD1	1:B:40:TYR:N	8	3.88
(3,3)	1:A:21:ILE:CD1	1:B:41:ARG:N	8	3.88
(3,3)	1:A:21:ILE:CD1	1:B:42:LYS:N	8	3.88
(3,3)	1:A:21:ILE:CD1	1:B:43:GLN:N	8	3.88
(3,3)	1:A:21:ILE:CD1	1:B:44:VAL:N	8	3.88
(3,3)	1:A:21:ILE:CD1	1:B:45:VAL:N	8	3.88
(3,3)	1:A:21:ILE:CD1	1:B:46:ILE:N	8	3.88
(3,3)	1:A:21:ILE:CD1	1:B:47:ASP:N	8	3.88
(3,3)	1:A:21:ILE:CD1	1:B:48:GLY:N	8	3.88
(3,3)	1:A:21:ILE:CD1	1:B:49:GLU:N	8	3.88
(3,3)	1:A:21:ILE:CD1	1:B:50:THR:N	8	3.88
(3,3)	1:A:21:ILE:CD1	1:B:51:CYS:N	8	3.88
(3,3)	1:A:21:ILE:CD1	1:B:52:LEU:N	8	3.88
(3,3)	1:A:21:ILE:CD1	1:B:53:LEU:N	8	3.88
(3,3)	1:A:21:ILE:CD1	1:B:54:ASP:N	8	3.88
(3,3)	1:A:21:ILE:CD1	1:B:55:ILE:N	8	3.88
(3,3)	1:A:21:ILE:CD1	1:B:56:LEU:N	8	3.88
(3,3)	1:A:21:ILE:CD1	1:B:57:ASP:N	8	3.88
(3,3)	1:A:21:ILE:CD1	1:B:58:THR:N	8	3.88
(3,3)	1:A:21:ILE:CD1	1:B:59:ALA:N	8	3.88
(3,3)	1:A:21:ILE:CD1	1:B:60:GLY:N	8	3.88
(3,3)	1:A:21:ILE:CD1	1:B:61:GLN:N	8	3.88
(3,3)	1:A:21:ILE:CD1	1:B:62:GLU:N	8	3.88
(3,3)	1:A:21:ILE:CD1	1:B:63:GLU:N	8	3.88
(3,3)	1:A:21:ILE:CD1	1:B:64:TYR:N	8	3.88

Continued on next page...

Continued from previous page...

Key	Atom-1	Atom-2	Model ID	Violation (Å)
(3,3)	1:A:21:ILE:CD1	1:B:65:SER:N	8	3.88
(3,3)	1:A:21:ILE:CD1	1:B:66:ALA:N	8	3.88
(3,3)	1:A:21:ILE:CD1	1:B:67:MET:N	8	3.88
(3,3)	1:A:21:ILE:CD1	1:B:68:ARG:N	8	3.88
(3,3)	1:A:21:ILE:CD1	1:B:69:ASP:N	8	3.88
(3,3)	1:A:21:ILE:CD1	1:B:70:GLN:N	8	3.88
(3,3)	1:A:21:ILE:CD1	1:B:71:TYR:N	8	3.88
(3,3)	1:A:21:ILE:CD1	1:B:72:MET:N	8	3.88
(3,3)	1:A:21:ILE:CD1	1:B:73:ARG:N	8	3.88
(3,3)	1:A:21:ILE:CD1	1:B:74:THR:N	8	3.88
(3,3)	1:A:21:ILE:CD1	1:B:75:GLY:N	8	3.88
(3,3)	1:A:21:ILE:CD1	1:B:76:GLU:N	8	3.88
(3,3)	1:A:21:ILE:CD1	1:B:77:GLY:N	8	3.88
(3,3)	1:A:21:ILE:CD1	1:B:78:PHE:N	8	3.88
(3,3)	1:A:21:ILE:CD1	1:B:79:LEU:N	8	3.88
(3,3)	1:A:21:ILE:CD1	1:B:80:CYS:N	8	3.88
(3,3)	1:A:21:ILE:CD1	5:B:203:7Q9:N	8	3.88
(3,3)	1:A:21:ILE:CD1	5:B:204:7Q9:N	8	3.88
(3,3)	1:A:21:ILE:CD1	5:B:205:7Q9:N	8	3.88
(3,3)	1:A:21:ILE:CD1	5:B:206:7Q9:N	8	3.88
(3,3)	1:A:21:ILE:CD1	5:B:207:7Q9:N	8	3.88
(3,3)	1:A:21:ILE:CD1	6:B:208:17F:N1	8	3.88
(3,3)	1:A:21:ILE:CD1	5:B:209:7Q9:N	8	3.88
(3,3)	1:A:21:ILE:CD1	5:B:210:7Q9:N	8	3.88
(3,3)	1:A:21:ILE:CD1	5:B:211:7Q9:N	8	3.88
(3,3)	1:A:21:ILE:CD1	5:B:212:7Q9:N	8	3.88
(3,3)	1:A:21:ILE:CD1	5:B:213:7Q9:N	8	3.88
(3,3)	1:A:21:ILE:CD1	6:B:214:17F:N1	8	3.88
(3,3)	1:A:21:ILE:CD1	6:B:215:17F:N1	8	3.88
(3,3)	1:A:21:ILE:CD1	5:B:216:7Q9:N	8	3.88
(3,3)	1:A:21:ILE:CD1	5:B:217:7Q9:N	8	3.88
(3,3)	1:A:21:ILE:CD1	5:B:218:7Q9:N	8	3.88
(3,3)	1:A:21:ILE:CD1	6:B:219:17F:N1	8	3.88
(3,3)	1:A:21:ILE:CD1	5:B:220:7Q9:N	8	3.88
(3,3)	1:A:21:ILE:CD1	1:B:2:THR:N	2	3.86
(3,3)	1:A:21:ILE:CD1	1:B:3:GLU:N	2	3.86
(3,3)	1:A:21:ILE:CD1	1:B:4:TYR:N	2	3.86
(3,3)	1:A:21:ILE:CD1	1:B:5:LYS:N	2	3.86
(3,3)	1:A:21:ILE:CD1	1:B:6:LEU:N	2	3.86
(3,3)	1:A:21:ILE:CD1	1:B:7:VAL:N	2	3.86
(3,3)	1:A:21:ILE:CD1	1:B:8:VAL:N	2	3.86
(3,3)	1:A:21:ILE:CD1	1:B:9:VAL:N	2	3.86

Continued on next page...

Continued from previous page...

Key	Atom-1	Atom-2	Model ID	Violation (Å)
(3,3)	1:A:21:ILE:CD1	1:B:10:GLY:N	2	3.86
(3,3)	1:A:21:ILE:CD1	1:B:11:ALA:N	2	3.86
(3,3)	1:A:21:ILE:CD1	1:B:12:ASP:N	2	3.86
(3,3)	1:A:21:ILE:CD1	1:B:13:GLY:N	2	3.86
(3,3)	1:A:21:ILE:CD1	1:B:14:VAL:N	2	3.86
(3,3)	1:A:21:ILE:CD1	1:B:15:GLY:N	2	3.86
(3,3)	1:A:21:ILE:CD1	1:B:16:LYS:N	2	3.86
(3,3)	1:A:21:ILE:CD1	1:B:17:SER:N	2	3.86
(3,3)	1:A:21:ILE:CD1	1:B:18:ALA:N	2	3.86
(3,3)	1:A:21:ILE:CD1	1:B:19:LEU:N	2	3.86
(3,3)	1:A:21:ILE:CD1	1:B:20:THR:N	2	3.86
(3,3)	1:A:21:ILE:CD1	1:B:21:ILE:N	2	3.86
(3,3)	1:A:21:ILE:CD1	1:B:22:GLN:N	2	3.86
(3,3)	1:A:21:ILE:CD1	1:B:23:LEU:N	2	3.86
(3,3)	1:A:21:ILE:CD1	1:B:24:ILE:N	2	3.86
(3,3)	1:A:21:ILE:CD1	1:B:25:GLN:N	2	3.86
(3,3)	1:A:21:ILE:CD1	1:B:26:ASN:N	2	3.86
(3,3)	1:A:21:ILE:CD1	1:B:27:HIS:N	2	3.86
(3,3)	1:A:21:ILE:CD1	1:B:28:PHE:N	2	3.86
(3,3)	1:A:21:ILE:CD1	1:B:29:VAL:N	2	3.86
(3,3)	1:A:21:ILE:CD1	1:B:30:ASP:N	2	3.86
(3,3)	1:A:21:ILE:CD1	1:B:31:GLU:N	2	3.86
(3,3)	1:A:21:ILE:CD1	1:B:32:TYR:N	2	3.86
(3,3)	1:A:21:ILE:CD1	1:B:33:ASP:N	2	3.86
(3,3)	1:A:21:ILE:CD1	1:B:34:PRO:N	2	3.86
(3,3)	1:A:21:ILE:CD1	1:B:35:THR:N	2	3.86
(3,3)	1:A:21:ILE:CD1	1:B:36:ILE:N	2	3.86
(3,3)	1:A:21:ILE:CD1	1:B:37:GLU:N	2	3.86
(3,3)	1:A:21:ILE:CD1	1:B:38:ASP:N	2	3.86
(3,3)	1:A:21:ILE:CD1	1:B:39:SER:N	2	3.86
(3,3)	1:A:21:ILE:CD1	1:B:40:TYR:N	2	3.86
(3,3)	1:A:21:ILE:CD1	1:B:41:ARG:N	2	3.86
(3,3)	1:A:21:ILE:CD1	1:B:42:LYS:N	2	3.86
(3,3)	1:A:21:ILE:CD1	1:B:43:GLN:N	2	3.86
(3,3)	1:A:21:ILE:CD1	1:B:44:VAL:N	2	3.86
(3,3)	1:A:21:ILE:CD1	1:B:45:VAL:N	2	3.86
(3,3)	1:A:21:ILE:CD1	1:B:46:ILE:N	2	3.86
(3,3)	1:A:21:ILE:CD1	1:B:47:ASP:N	2	3.86
(3,3)	1:A:21:ILE:CD1	1:B:48:GLY:N	2	3.86
(3,3)	1:A:21:ILE:CD1	1:B:49:GLU:N	2	3.86
(3,3)	1:A:21:ILE:CD1	1:B:50:THR:N	2	3.86
(3,3)	1:A:21:ILE:CD1	1:B:51:CYS:N	2	3.86

Continued on next page...

Continued from previous page...

Key	Atom-1	Atom-2	Model ID	Violation (Å)
(3,3)	1:A:21:ILE:CD1	1:B:52:LEU:N	2	3.86
(3,3)	1:A:21:ILE:CD1	1:B:53:LEU:N	2	3.86
(3,3)	1:A:21:ILE:CD1	1:B:54:ASP:N	2	3.86
(3,3)	1:A:21:ILE:CD1	1:B:55:ILE:N	2	3.86
(3,3)	1:A:21:ILE:CD1	1:B:56:LEU:N	2	3.86
(3,3)	1:A:21:ILE:CD1	1:B:57:ASP:N	2	3.86
(3,3)	1:A:21:ILE:CD1	1:B:58:THR:N	2	3.86
(3,3)	1:A:21:ILE:CD1	1:B:59:ALA:N	2	3.86
(3,3)	1:A:21:ILE:CD1	1:B:60:GLY:N	2	3.86
(3,3)	1:A:21:ILE:CD1	1:B:61:GLN:N	2	3.86
(3,3)	1:A:21:ILE:CD1	1:B:62:GLU:N	2	3.86
(3,3)	1:A:21:ILE:CD1	1:B:63:GLU:N	2	3.86
(3,3)	1:A:21:ILE:CD1	1:B:64:TYR:N	2	3.86
(3,3)	1:A:21:ILE:CD1	1:B:65:SER:N	2	3.86
(3,3)	1:A:21:ILE:CD1	1:B:66:ALA:N	2	3.86
(3,3)	1:A:21:ILE:CD1	1:B:67:MET:N	2	3.86
(3,3)	1:A:21:ILE:CD1	1:B:68:ARG:N	2	3.86
(3,3)	1:A:21:ILE:CD1	1:B:69:ASP:N	2	3.86
(3,3)	1:A:21:ILE:CD1	1:B:70:GLN:N	2	3.86
(3,3)	1:A:21:ILE:CD1	1:B:71:TYR:N	2	3.86
(3,3)	1:A:21:ILE:CD1	1:B:72:MET:N	2	3.86
(3,3)	1:A:21:ILE:CD1	1:B:73:ARG:N	2	3.86
(3,3)	1:A:21:ILE:CD1	1:B:74:THR:N	2	3.86
(3,3)	1:A:21:ILE:CD1	1:B:75:GLY:N	2	3.86
(3,3)	1:A:21:ILE:CD1	1:B:76:GLU:N	2	3.86
(3,3)	1:A:21:ILE:CD1	1:B:77:GLY:N	2	3.86
(3,3)	1:A:21:ILE:CD1	1:B:78:PHE:N	2	3.86
(3,3)	1:A:21:ILE:CD1	1:B:79:LEU:N	2	3.86
(3,3)	1:A:21:ILE:CD1	1:B:80:CYS:N	2	3.86
(3,3)	1:A:21:ILE:CD1	5:B:203:7Q9:N	2	3.86
(3,3)	1:A:21:ILE:CD1	5:B:204:7Q9:N	2	3.86
(3,3)	1:A:21:ILE:CD1	5:B:205:7Q9:N	2	3.86
(3,3)	1:A:21:ILE:CD1	5:B:206:7Q9:N	2	3.86
(3,3)	1:A:21:ILE:CD1	5:B:207:7Q9:N	2	3.86
(3,3)	1:A:21:ILE:CD1	6:B:208:17F:N1	2	3.86
(3,3)	1:A:21:ILE:CD1	5:B:209:7Q9:N	2	3.86
(3,3)	1:A:21:ILE:CD1	5:B:210:7Q9:N	2	3.86
(3,3)	1:A:21:ILE:CD1	5:B:211:7Q9:N	2	3.86
(3,3)	1:A:21:ILE:CD1	5:B:212:7Q9:N	2	3.86
(3,3)	1:A:21:ILE:CD1	5:B:213:7Q9:N	2	3.86
(3,3)	1:A:21:ILE:CD1	6:B:214:17F:N1	2	3.86
(3,3)	1:A:21:ILE:CD1	6:B:215:17F:N1	2	3.86

Continued on next page...

Continued from previous page...

Key	Atom-1	Atom-2	Model ID	Violation (Å)
(3,3)	1:A:21:ILE:CD1	5:B:216:7Q9:N	2	3.86
(3,3)	1:A:21:ILE:CD1	5:B:217:7Q9:N	2	3.86
(3,3)	1:A:21:ILE:CD1	5:B:218:7Q9:N	2	3.86
(3,3)	1:A:21:ILE:CD1	6:B:219:17F:N1	2	3.86
(3,3)	1:A:21:ILE:CD1	5:B:220:7Q9:N	2	3.86
(3,8)	1:A:45:VAL:CG1	1:B:2:THR:N	1	3.85
(3,8)	1:A:45:VAL:CG1	1:B:3:GLU:N	1	3.85
(3,8)	1:A:45:VAL:CG1	1:B:4:TYR:N	1	3.85
(3,8)	1:A:45:VAL:CG1	1:B:5:LYS:N	1	3.85
(3,8)	1:A:45:VAL:CG1	1:B:6:LEU:N	1	3.85
(3,8)	1:A:45:VAL:CG1	1:B:7:VAL:N	1	3.85
(3,8)	1:A:45:VAL:CG1	1:B:8:VAL:N	1	3.85
(3,8)	1:A:45:VAL:CG1	1:B:9:VAL:N	1	3.85
(3,8)	1:A:45:VAL:CG1	1:B:10:GLY:N	1	3.85
(3,8)	1:A:45:VAL:CG1	1:B:11:ALA:N	1	3.85
(3,8)	1:A:45:VAL:CG1	1:B:12:ASP:N	1	3.85
(3,8)	1:A:45:VAL:CG1	1:B:13:GLY:N	1	3.85
(3,8)	1:A:45:VAL:CG1	1:B:14:VAL:N	1	3.85
(3,8)	1:A:45:VAL:CG1	1:B:15:GLY:N	1	3.85
(3,8)	1:A:45:VAL:CG1	1:B:16:LYS:N	1	3.85
(3,8)	1:A:45:VAL:CG1	1:B:17:SER:N	1	3.85
(3,8)	1:A:45:VAL:CG1	1:B:18:ALA:N	1	3.85
(3,8)	1:A:45:VAL:CG1	1:B:19:LEU:N	1	3.85
(3,8)	1:A:45:VAL:CG1	1:B:20:THR:N	1	3.85
(3,8)	1:A:45:VAL:CG1	1:B:21:ILE:N	1	3.85
(3,8)	1:A:45:VAL:CG1	1:B:22:GLN:N	1	3.85
(3,8)	1:A:45:VAL:CG1	1:B:23:LEU:N	1	3.85
(3,8)	1:A:45:VAL:CG1	1:B:24:ILE:N	1	3.85
(3,8)	1:A:45:VAL:CG1	1:B:25:GLN:N	1	3.85
(3,8)	1:A:45:VAL:CG1	1:B:26:ASN:N	1	3.85
(3,8)	1:A:45:VAL:CG1	1:B:27:HIS:N	1	3.85
(3,8)	1:A:45:VAL:CG1	1:B:28:PHE:N	1	3.85
(3,8)	1:A:45:VAL:CG1	1:B:29:VAL:N	1	3.85
(3,8)	1:A:45:VAL:CG1	1:B:30:ASP:N	1	3.85
(3,8)	1:A:45:VAL:CG1	1:B:31:GLU:N	1	3.85
(3,8)	1:A:45:VAL:CG1	1:B:32:TYR:N	1	3.85
(3,8)	1:A:45:VAL:CG1	1:B:33:ASP:N	1	3.85
(3,8)	1:A:45:VAL:CG1	1:B:34:PRO:N	1	3.85
(3,8)	1:A:45:VAL:CG1	1:B:35:THR:N	1	3.85
(3,8)	1:A:45:VAL:CG1	1:B:36:ILE:N	1	3.85
(3,8)	1:A:45:VAL:CG1	1:B:37:GLU:N	1	3.85
(3,8)	1:A:45:VAL:CG1	1:B:38:ASP:N	1	3.85

Continued on next page...

Continued from previous page...

Key	Atom-1	Atom-2	Model ID	Violation (Å)
(3,8)	1:A:45:VAL:CG1	1:B:39:SER:N	1	3.85
(3,8)	1:A:45:VAL:CG1	1:B:40:TYR:N	1	3.85
(3,8)	1:A:45:VAL:CG1	1:B:41:ARG:N	1	3.85
(3,8)	1:A:45:VAL:CG1	1:B:42:LYS:N	1	3.85
(3,8)	1:A:45:VAL:CG1	1:B:43:GLN:N	1	3.85
(3,8)	1:A:45:VAL:CG1	1:B:44:VAL:N	1	3.85
(3,8)	1:A:45:VAL:CG1	1:B:45:VAL:N	1	3.85
(3,8)	1:A:45:VAL:CG1	1:B:46:ILE:N	1	3.85
(3,8)	1:A:45:VAL:CG1	1:B:47:ASP:N	1	3.85
(3,8)	1:A:45:VAL:CG1	1:B:48:GLY:N	1	3.85
(3,8)	1:A:45:VAL:CG1	1:B:49:GLU:N	1	3.85
(3,8)	1:A:45:VAL:CG1	1:B:50:THR:N	1	3.85
(3,8)	1:A:45:VAL:CG1	1:B:51:CYS:N	1	3.85
(3,8)	1:A:45:VAL:CG1	1:B:52:LEU:N	1	3.85
(3,8)	1:A:45:VAL:CG1	1:B:53:LEU:N	1	3.85
(3,8)	1:A:45:VAL:CG1	1:B:54:ASP:N	1	3.85
(3,8)	1:A:45:VAL:CG1	1:B:55:ILE:N	1	3.85
(3,8)	1:A:45:VAL:CG1	1:B:56:LEU:N	1	3.85
(3,8)	1:A:45:VAL:CG1	1:B:57:ASP:N	1	3.85
(3,8)	1:A:45:VAL:CG1	1:B:58:THR:N	1	3.85
(3,8)	1:A:45:VAL:CG1	1:B:59:ALA:N	1	3.85
(3,8)	1:A:45:VAL:CG1	1:B:60:GLY:N	1	3.85
(3,8)	1:A:45:VAL:CG1	1:B:61:GLN:N	1	3.85
(3,8)	1:A:45:VAL:CG1	1:B:62:GLU:N	1	3.85
(3,8)	1:A:45:VAL:CG1	1:B:63:GLU:N	1	3.85
(3,8)	1:A:45:VAL:CG1	1:B:64:TYR:N	1	3.85
(3,8)	1:A:45:VAL:CG1	1:B:65:SER:N	1	3.85
(3,8)	1:A:45:VAL:CG1	1:B:66:ALA:N	1	3.85
(3,8)	1:A:45:VAL:CG1	1:B:67:MET:N	1	3.85
(3,8)	1:A:45:VAL:CG1	1:B:68:ARG:N	1	3.85
(3,8)	1:A:45:VAL:CG1	1:B:69:ASP:N	1	3.85
(3,8)	1:A:45:VAL:CG1	1:B:70:GLN:N	1	3.85
(3,8)	1:A:45:VAL:CG1	1:B:71:TYR:N	1	3.85
(3,8)	1:A:45:VAL:CG1	1:B:72:MET:N	1	3.85
(3,8)	1:A:45:VAL:CG1	1:B:73:ARG:N	1	3.85
(3,8)	1:A:45:VAL:CG1	1:B:74:THR:N	1	3.85
(3,8)	1:A:45:VAL:CG1	1:B:75:GLY:N	1	3.85
(3,8)	1:A:45:VAL:CG1	1:B:76:GLU:N	1	3.85
(3,8)	1:A:45:VAL:CG1	1:B:77:GLY:N	1	3.85
(3,8)	1:A:45:VAL:CG1	1:B:78:PHE:N	1	3.85
(3,8)	1:A:45:VAL:CG1	1:B:79:LEU:N	1	3.85
(3,8)	1:A:45:VAL:CG1	1:B:80:CYS:N	1	3.85

Continued on next page...

Continued from previous page...

Key	Atom-1	Atom-2	Model ID	Violation (Å)
(3,8)	1:A:45:VAL:CG1	5:B:203:7Q9:N	1	3.85
(3,8)	1:A:45:VAL:CG1	5:B:204:7Q9:N	1	3.85
(3,8)	1:A:45:VAL:CG1	5:B:205:7Q9:N	1	3.85
(3,8)	1:A:45:VAL:CG1	5:B:206:7Q9:N	1	3.85
(3,8)	1:A:45:VAL:CG1	5:B:207:7Q9:N	1	3.85
(3,8)	1:A:45:VAL:CG1	6:B:208:17F:N1	1	3.85
(3,8)	1:A:45:VAL:CG1	5:B:209:7Q9:N	1	3.85
(3,8)	1:A:45:VAL:CG1	5:B:210:7Q9:N	1	3.85
(3,8)	1:A:45:VAL:CG1	5:B:211:7Q9:N	1	3.85
(3,8)	1:A:45:VAL:CG1	5:B:212:7Q9:N	1	3.85
(3,8)	1:A:45:VAL:CG1	5:B:213:7Q9:N	1	3.85
(3,8)	1:A:45:VAL:CG1	6:B:214:17F:N1	1	3.85
(3,8)	1:A:45:VAL:CG1	6:B:215:17F:N1	1	3.85
(3,8)	1:A:45:VAL:CG1	5:B:216:7Q9:N	1	3.85
(3,8)	1:A:45:VAL:CG1	5:B:217:7Q9:N	1	3.85
(3,8)	1:A:45:VAL:CG1	5:B:218:7Q9:N	1	3.85
(3,8)	1:A:45:VAL:CG1	6:B:219:17F:N1	1	3.85
(3,8)	1:A:45:VAL:CG1	5:B:220:7Q9:N	1	3.85
(3,8)	1:A:45:VAL:CG2	1:B:2:THR:N	1	3.85
(3,8)	1:A:45:VAL:CG2	1:B:3:GLU:N	1	3.85
(3,8)	1:A:45:VAL:CG2	1:B:4:TYR:N	1	3.85
(3,8)	1:A:45:VAL:CG2	1:B:5:LYS:N	1	3.85
(3,8)	1:A:45:VAL:CG2	1:B:6:LEU:N	1	3.85
(3,8)	1:A:45:VAL:CG2	1:B:7:VAL:N	1	3.85
(3,8)	1:A:45:VAL:CG2	1:B:8:VAL:N	1	3.85
(3,8)	1:A:45:VAL:CG2	1:B:9:VAL:N	1	3.85
(3,8)	1:A:45:VAL:CG2	1:B:10:GLY:N	1	3.85
(3,8)	1:A:45:VAL:CG2	1:B:11:ALA:N	1	3.85
(3,8)	1:A:45:VAL:CG2	1:B:12:ASP:N	1	3.85
(3,8)	1:A:45:VAL:CG2	1:B:13:GLY:N	1	3.85
(3,8)	1:A:45:VAL:CG2	1:B:14:VAL:N	1	3.85
(3,8)	1:A:45:VAL:CG2	1:B:15:GLY:N	1	3.85
(3,8)	1:A:45:VAL:CG2	1:B:16:LYS:N	1	3.85
(3,8)	1:A:45:VAL:CG2	1:B:17:SER:N	1	3.85
(3,8)	1:A:45:VAL:CG2	1:B:18:ALA:N	1	3.85
(3,8)	1:A:45:VAL:CG2	1:B:19:LEU:N	1	3.85
(3,8)	1:A:45:VAL:CG2	1:B:20:THR:N	1	3.85
(3,8)	1:A:45:VAL:CG2	1:B:21:ILE:N	1	3.85
(3,8)	1:A:45:VAL:CG2	1:B:22:GLN:N	1	3.85
(3,8)	1:A:45:VAL:CG2	1:B:23:LEU:N	1	3.85
(3,8)	1:A:45:VAL:CG2	1:B:24:ILE:N	1	3.85
(3,8)	1:A:45:VAL:CG2	1:B:25:GLN:N	1	3.85

Continued on next page...

Continued from previous page...

Key	Atom-1	Atom-2	Model ID	Violation (Å)
(3,8)	1:A:45:VAL:CG2	1:B:26:ASN:N	1	3.85
(3,8)	1:A:45:VAL:CG2	1:B:27:HIS:N	1	3.85
(3,8)	1:A:45:VAL:CG2	1:B:28:PHE:N	1	3.85
(3,8)	1:A:45:VAL:CG2	1:B:29:VAL:N	1	3.85
(3,8)	1:A:45:VAL:CG2	1:B:30:ASP:N	1	3.85
(3,8)	1:A:45:VAL:CG2	1:B:31:GLU:N	1	3.85
(3,8)	1:A:45:VAL:CG2	1:B:32:TYR:N	1	3.85
(3,8)	1:A:45:VAL:CG2	1:B:33:ASP:N	1	3.85
(3,8)	1:A:45:VAL:CG2	1:B:34:PRO:N	1	3.85
(3,8)	1:A:45:VAL:CG2	1:B:35:THR:N	1	3.85
(3,8)	1:A:45:VAL:CG2	1:B:36:ILE:N	1	3.85
(3,8)	1:A:45:VAL:CG2	1:B:37:GLU:N	1	3.85
(3,8)	1:A:45:VAL:CG2	1:B:38:ASP:N	1	3.85
(3,8)	1:A:45:VAL:CG2	1:B:39:SER:N	1	3.85
(3,8)	1:A:45:VAL:CG2	1:B:40:TYR:N	1	3.85
(3,8)	1:A:45:VAL:CG2	1:B:41:ARG:N	1	3.85
(3,8)	1:A:45:VAL:CG2	1:B:42:LYS:N	1	3.85
(3,8)	1:A:45:VAL:CG2	1:B:43:GLN:N	1	3.85
(3,8)	1:A:45:VAL:CG2	1:B:44:VAL:N	1	3.85
(3,8)	1:A:45:VAL:CG2	1:B:45:VAL:N	1	3.85
(3,8)	1:A:45:VAL:CG2	1:B:46:ILE:N	1	3.85
(3,8)	1:A:45:VAL:CG2	1:B:47:ASP:N	1	3.85
(3,8)	1:A:45:VAL:CG2	1:B:48:GLY:N	1	3.85
(3,8)	1:A:45:VAL:CG2	1:B:49:GLU:N	1	3.85
(3,8)	1:A:45:VAL:CG2	1:B:50:THR:N	1	3.85
(3,8)	1:A:45:VAL:CG2	1:B:51:CYS:N	1	3.85
(3,8)	1:A:45:VAL:CG2	1:B:52:LEU:N	1	3.85
(3,8)	1:A:45:VAL:CG2	1:B:53:LEU:N	1	3.85
(3,8)	1:A:45:VAL:CG2	1:B:54:ASP:N	1	3.85
(3,8)	1:A:45:VAL:CG2	1:B:55:ILE:N	1	3.85
(3,8)	1:A:45:VAL:CG2	1:B:56:LEU:N	1	3.85
(3,8)	1:A:45:VAL:CG2	1:B:57:ASP:N	1	3.85
(3,8)	1:A:45:VAL:CG2	1:B:58:THR:N	1	3.85
(3,8)	1:A:45:VAL:CG2	1:B:59:ALA:N	1	3.85
(3,8)	1:A:45:VAL:CG2	1:B:60:GLY:N	1	3.85
(3,8)	1:A:45:VAL:CG2	1:B:61:GLN:N	1	3.85
(3,8)	1:A:45:VAL:CG2	1:B:62:GLU:N	1	3.85
(3,8)	1:A:45:VAL:CG2	1:B:63:GLU:N	1	3.85
(3,8)	1:A:45:VAL:CG2	1:B:64:TYR:N	1	3.85
(3,8)	1:A:45:VAL:CG2	1:B:65:SER:N	1	3.85
(3,8)	1:A:45:VAL:CG2	1:B:66:ALA:N	1	3.85
(3,8)	1:A:45:VAL:CG2	1:B:67:MET:N	1	3.85

Continued on next page...

Continued from previous page...

Key	Atom-1	Atom-2	Model ID	Violation (Å)
(3,8)	1:A:45:VAL:CG2	1:B:68:ARG:N	1	3.85
(3,8)	1:A:45:VAL:CG2	1:B:69:ASP:N	1	3.85
(3,8)	1:A:45:VAL:CG2	1:B:70:GLN:N	1	3.85
(3,8)	1:A:45:VAL:CG2	1:B:71:TYR:N	1	3.85
(3,8)	1:A:45:VAL:CG2	1:B:72:MET:N	1	3.85
(3,8)	1:A:45:VAL:CG2	1:B:73:ARG:N	1	3.85
(3,8)	1:A:45:VAL:CG2	1:B:74:THR:N	1	3.85
(3,8)	1:A:45:VAL:CG2	1:B:75:GLY:N	1	3.85
(3,8)	1:A:45:VAL:CG2	1:B:76:GLU:N	1	3.85
(3,8)	1:A:45:VAL:CG2	1:B:77:GLY:N	1	3.85
(3,8)	1:A:45:VAL:CG2	1:B:78:PHE:N	1	3.85
(3,8)	1:A:45:VAL:CG2	1:B:79:LEU:N	1	3.85
(3,8)	1:A:45:VAL:CG2	1:B:80:CYS:N	1	3.85
(3,8)	1:A:45:VAL:CG2	5:B:203:7Q9:N	1	3.85
(3,8)	1:A:45:VAL:CG2	5:B:204:7Q9:N	1	3.85
(3,8)	1:A:45:VAL:CG2	5:B:205:7Q9:N	1	3.85
(3,8)	1:A:45:VAL:CG2	5:B:206:7Q9:N	1	3.85
(3,8)	1:A:45:VAL:CG2	5:B:207:7Q9:N	1	3.85
(3,8)	1:A:45:VAL:CG2	6:B:208:17F:N1	1	3.85
(3,8)	1:A:45:VAL:CG2	5:B:209:7Q9:N	1	3.85
(3,8)	1:A:45:VAL:CG2	5:B:210:7Q9:N	1	3.85
(3,8)	1:A:45:VAL:CG2	5:B:211:7Q9:N	1	3.85
(3,8)	1:A:45:VAL:CG2	5:B:212:7Q9:N	1	3.85
(3,8)	1:A:45:VAL:CG2	5:B:213:7Q9:N	1	3.85
(3,8)	1:A:45:VAL:CG2	6:B:214:17F:N1	1	3.85
(3,8)	1:A:45:VAL:CG2	6:B:215:17F:N1	1	3.85
(3,8)	1:A:45:VAL:CG2	5:B:216:7Q9:N	1	3.85
(3,8)	1:A:45:VAL:CG2	5:B:217:7Q9:N	1	3.85
(3,8)	1:A:45:VAL:CG2	5:B:218:7Q9:N	1	3.85
(3,8)	1:A:45:VAL:CG2	6:B:219:17F:N1	1	3.85
(3,8)	1:A:45:VAL:CG2	5:B:220:7Q9:N	1	3.85
(3,3)	1:A:21:ILE:CD1	1:B:2:THR:N	6	3.84
(3,3)	1:A:21:ILE:CD1	1:B:3:GLU:N	6	3.84
(3,3)	1:A:21:ILE:CD1	1:B:4:TYR:N	6	3.84
(3,3)	1:A:21:ILE:CD1	1:B:5:LYS:N	6	3.84
(3,3)	1:A:21:ILE:CD1	1:B:6:LEU:N	6	3.84
(3,3)	1:A:21:ILE:CD1	1:B:7:VAL:N	6	3.84
(3,3)	1:A:21:ILE:CD1	1:B:8:VAL:N	6	3.84
(3,3)	1:A:21:ILE:CD1	1:B:9:VAL:N	6	3.84
(3,3)	1:A:21:ILE:CD1	1:B:10:GLY:N	6	3.84
(3,3)	1:A:21:ILE:CD1	1:B:11:ALA:N	6	3.84
(3,3)	1:A:21:ILE:CD1	1:B:12:ASP:N	6	3.84

Continued on next page...

Continued from previous page...

Key	Atom-1	Atom-2	Model ID	Violation (Å)
(3,3)	1:A:21:ILE:CD1	1:B:13:GLY:N	6	3.84
(3,3)	1:A:21:ILE:CD1	1:B:14:VAL:N	6	3.84
(3,3)	1:A:21:ILE:CD1	1:B:15:GLY:N	6	3.84
(3,3)	1:A:21:ILE:CD1	1:B:16:LYS:N	6	3.84
(3,3)	1:A:21:ILE:CD1	1:B:17:SER:N	6	3.84
(3,3)	1:A:21:ILE:CD1	1:B:18:ALA:N	6	3.84
(3,3)	1:A:21:ILE:CD1	1:B:19:LEU:N	6	3.84
(3,3)	1:A:21:ILE:CD1	1:B:20:THR:N	6	3.84
(3,3)	1:A:21:ILE:CD1	1:B:21:ILE:N	6	3.84
(3,3)	1:A:21:ILE:CD1	1:B:22:GLN:N	6	3.84
(3,3)	1:A:21:ILE:CD1	1:B:23:LEU:N	6	3.84
(3,3)	1:A:21:ILE:CD1	1:B:24:ILE:N	6	3.84
(3,3)	1:A:21:ILE:CD1	1:B:25:GLN:N	6	3.84
(3,3)	1:A:21:ILE:CD1	1:B:26:ASN:N	6	3.84
(3,3)	1:A:21:ILE:CD1	1:B:27:HIS:N	6	3.84
(3,3)	1:A:21:ILE:CD1	1:B:28:PHE:N	6	3.84
(3,3)	1:A:21:ILE:CD1	1:B:29:VAL:N	6	3.84
(3,3)	1:A:21:ILE:CD1	1:B:30:ASP:N	6	3.84
(3,3)	1:A:21:ILE:CD1	1:B:31:GLU:N	6	3.84
(3,3)	1:A:21:ILE:CD1	1:B:32:TYR:N	6	3.84
(3,3)	1:A:21:ILE:CD1	1:B:33:ASP:N	6	3.84
(3,3)	1:A:21:ILE:CD1	1:B:34:PRO:N	6	3.84
(3,3)	1:A:21:ILE:CD1	1:B:35:THR:N	6	3.84
(3,3)	1:A:21:ILE:CD1	1:B:36:ILE:N	6	3.84
(3,3)	1:A:21:ILE:CD1	1:B:37:GLU:N	6	3.84
(3,3)	1:A:21:ILE:CD1	1:B:38:ASP:N	6	3.84
(3,3)	1:A:21:ILE:CD1	1:B:39:SER:N	6	3.84
(3,3)	1:A:21:ILE:CD1	1:B:40:TYR:N	6	3.84
(3,3)	1:A:21:ILE:CD1	1:B:41:ARG:N	6	3.84
(3,3)	1:A:21:ILE:CD1	1:B:42:LYS:N	6	3.84
(3,3)	1:A:21:ILE:CD1	1:B:43:GLN:N	6	3.84
(3,3)	1:A:21:ILE:CD1	1:B:44:VAL:N	6	3.84
(3,3)	1:A:21:ILE:CD1	1:B:45:VAL:N	6	3.84
(3,3)	1:A:21:ILE:CD1	1:B:46:ILE:N	6	3.84
(3,3)	1:A:21:ILE:CD1	1:B:47:ASP:N	6	3.84
(3,3)	1:A:21:ILE:CD1	1:B:48:GLY:N	6	3.84
(3,3)	1:A:21:ILE:CD1	1:B:49:GLU:N	6	3.84
(3,3)	1:A:21:ILE:CD1	1:B:50:THR:N	6	3.84
(3,3)	1:A:21:ILE:CD1	1:B:51:CYS:N	6	3.84
(3,3)	1:A:21:ILE:CD1	1:B:52:LEU:N	6	3.84
(3,3)	1:A:21:ILE:CD1	1:B:53:LEU:N	6	3.84
(3,3)	1:A:21:ILE:CD1	1:B:54:ASP:N	6	3.84

Continued on next page...

Continued from previous page...

Key	Atom-1	Atom-2	Model ID	Violation (Å)
(3,3)	1:A:21:ILE:CD1	1:B:55:ILE:N	6	3.84
(3,3)	1:A:21:ILE:CD1	1:B:56:LEU:N	6	3.84
(3,3)	1:A:21:ILE:CD1	1:B:57:ASP:N	6	3.84
(3,3)	1:A:21:ILE:CD1	1:B:58:THR:N	6	3.84
(3,3)	1:A:21:ILE:CD1	1:B:59:ALA:N	6	3.84
(3,3)	1:A:21:ILE:CD1	1:B:60:GLY:N	6	3.84
(3,3)	1:A:21:ILE:CD1	1:B:61:GLN:N	6	3.84
(3,3)	1:A:21:ILE:CD1	1:B:62:GLU:N	6	3.84
(3,3)	1:A:21:ILE:CD1	1:B:63:GLU:N	6	3.84
(3,3)	1:A:21:ILE:CD1	1:B:64:TYR:N	6	3.84
(3,3)	1:A:21:ILE:CD1	1:B:65:SER:N	6	3.84
(3,3)	1:A:21:ILE:CD1	1:B:66:ALA:N	6	3.84
(3,3)	1:A:21:ILE:CD1	1:B:67:MET:N	6	3.84
(3,3)	1:A:21:ILE:CD1	1:B:68:ARG:N	6	3.84
(3,3)	1:A:21:ILE:CD1	1:B:69:ASP:N	6	3.84
(3,3)	1:A:21:ILE:CD1	1:B:70:GLN:N	6	3.84
(3,3)	1:A:21:ILE:CD1	1:B:71:TYR:N	6	3.84
(3,3)	1:A:21:ILE:CD1	1:B:72:MET:N	6	3.84
(3,3)	1:A:21:ILE:CD1	1:B:73:ARG:N	6	3.84
(3,3)	1:A:21:ILE:CD1	1:B:74:THR:N	6	3.84
(3,3)	1:A:21:ILE:CD1	1:B:75:GLY:N	6	3.84
(3,3)	1:A:21:ILE:CD1	1:B:76:GLU:N	6	3.84
(3,3)	1:A:21:ILE:CD1	1:B:77:GLY:N	6	3.84
(3,3)	1:A:21:ILE:CD1	1:B:78:PHE:N	6	3.84
(3,3)	1:A:21:ILE:CD1	1:B:79:LEU:N	6	3.84
(3,3)	1:A:21:ILE:CD1	1:B:80:CYS:N	6	3.84
(3,3)	1:A:21:ILE:CD1	5:B:203:7Q9:N	6	3.84
(3,3)	1:A:21:ILE:CD1	5:B:204:7Q9:N	6	3.84
(3,3)	1:A:21:ILE:CD1	5:B:205:7Q9:N	6	3.84
(3,3)	1:A:21:ILE:CD1	5:B:206:7Q9:N	6	3.84
(3,3)	1:A:21:ILE:CD1	5:B:207:7Q9:N	6	3.84
(3,3)	1:A:21:ILE:CD1	6:B:208:17F:N1	6	3.84
(3,3)	1:A:21:ILE:CD1	5:B:209:7Q9:N	6	3.84
(3,3)	1:A:21:ILE:CD1	5:B:210:7Q9:N	6	3.84
(3,3)	1:A:21:ILE:CD1	5:B:211:7Q9:N	6	3.84
(3,3)	1:A:21:ILE:CD1	5:B:212:7Q9:N	6	3.84
(3,3)	1:A:21:ILE:CD1	5:B:213:7Q9:N	6	3.84
(3,3)	1:A:21:ILE:CD1	6:B:214:17F:N1	6	3.84
(3,3)	1:A:21:ILE:CD1	6:B:215:17F:N1	6	3.84
(3,3)	1:A:21:ILE:CD1	5:B:216:7Q9:N	6	3.84
(3,3)	1:A:21:ILE:CD1	5:B:217:7Q9:N	6	3.84
(3,3)	1:A:21:ILE:CD1	5:B:218:7Q9:N	6	3.84

Continued on next page...

Continued from previous page...

Key	Atom-1	Atom-2	Model ID	Violation (Å)
(3,3)	1:A:21:ILE:CD1	6:B:219:17F:N1	6	3.84
(3,3)	1:A:21:ILE:CD1	5:B:220:7Q9:N	6	3.84
(3,3)	1:A:21:ILE:CD1	1:B:2:THR:N	7	3.84
(3,3)	1:A:21:ILE:CD1	1:B:3:GLU:N	7	3.84
(3,3)	1:A:21:ILE:CD1	1:B:4:TYR:N	7	3.84
(3,3)	1:A:21:ILE:CD1	1:B:5:LYS:N	7	3.84
(3,3)	1:A:21:ILE:CD1	1:B:6:LEU:N	7	3.84
(3,3)	1:A:21:ILE:CD1	1:B:7:VAL:N	7	3.84
(3,3)	1:A:21:ILE:CD1	1:B:8:VAL:N	7	3.84
(3,3)	1:A:21:ILE:CD1	1:B:9:VAL:N	7	3.84
(3,3)	1:A:21:ILE:CD1	1:B:10:GLY:N	7	3.84
(3,3)	1:A:21:ILE:CD1	1:B:11:ALA:N	7	3.84
(3,3)	1:A:21:ILE:CD1	1:B:12:ASP:N	7	3.84
(3,3)	1:A:21:ILE:CD1	1:B:13:GLY:N	7	3.84
(3,3)	1:A:21:ILE:CD1	1:B:14:VAL:N	7	3.84
(3,3)	1:A:21:ILE:CD1	1:B:15:GLY:N	7	3.84
(3,3)	1:A:21:ILE:CD1	1:B:16:LYS:N	7	3.84
(3,3)	1:A:21:ILE:CD1	1:B:17:SER:N	7	3.84
(3,3)	1:A:21:ILE:CD1	1:B:18:ALA:N	7	3.84
(3,3)	1:A:21:ILE:CD1	1:B:19:LEU:N	7	3.84
(3,3)	1:A:21:ILE:CD1	1:B:20:THR:N	7	3.84
(3,3)	1:A:21:ILE:CD1	1:B:21:ILE:N	7	3.84
(3,3)	1:A:21:ILE:CD1	1:B:22:GLN:N	7	3.84
(3,3)	1:A:21:ILE:CD1	1:B:23:LEU:N	7	3.84
(3,3)	1:A:21:ILE:CD1	1:B:24:ILE:N	7	3.84
(3,3)	1:A:21:ILE:CD1	1:B:25:GLN:N	7	3.84
(3,3)	1:A:21:ILE:CD1	1:B:26:ASN:N	7	3.84
(3,3)	1:A:21:ILE:CD1	1:B:27:HIS:N	7	3.84
(3,3)	1:A:21:ILE:CD1	1:B:28:PHE:N	7	3.84
(3,3)	1:A:21:ILE:CD1	1:B:29:VAL:N	7	3.84
(3,3)	1:A:21:ILE:CD1	1:B:30:ASP:N	7	3.84
(3,3)	1:A:21:ILE:CD1	1:B:31:GLU:N	7	3.84
(3,3)	1:A:21:ILE:CD1	1:B:32:TYR:N	7	3.84
(3,3)	1:A:21:ILE:CD1	1:B:33:ASP:N	7	3.84
(3,3)	1:A:21:ILE:CD1	1:B:34:PRO:N	7	3.84
(3,3)	1:A:21:ILE:CD1	1:B:35:THR:N	7	3.84
(3,3)	1:A:21:ILE:CD1	1:B:36:ILE:N	7	3.84
(3,3)	1:A:21:ILE:CD1	1:B:37:GLU:N	7	3.84
(3,3)	1:A:21:ILE:CD1	1:B:38:ASP:N	7	3.84
(3,3)	1:A:21:ILE:CD1	1:B:39:SER:N	7	3.84
(3,3)	1:A:21:ILE:CD1	1:B:40:TYR:N	7	3.84
(3,3)	1:A:21:ILE:CD1	1:B:41:ARG:N	7	3.84

Continued on next page...

Continued from previous page...

Key	Atom-1	Atom-2	Model ID	Violation (Å)
(3,3)	1:A:21:ILE:CD1	1:B:42:LYS:N	7	3.84
(3,3)	1:A:21:ILE:CD1	1:B:43:GLN:N	7	3.84
(3,3)	1:A:21:ILE:CD1	1:B:44:VAL:N	7	3.84
(3,3)	1:A:21:ILE:CD1	1:B:45:VAL:N	7	3.84
(3,3)	1:A:21:ILE:CD1	1:B:46:ILE:N	7	3.84
(3,3)	1:A:21:ILE:CD1	1:B:47:ASP:N	7	3.84
(3,3)	1:A:21:ILE:CD1	1:B:48:GLY:N	7	3.84
(3,3)	1:A:21:ILE:CD1	1:B:49:GLU:N	7	3.84
(3,3)	1:A:21:ILE:CD1	1:B:50:THR:N	7	3.84
(3,3)	1:A:21:ILE:CD1	1:B:51:CYS:N	7	3.84
(3,3)	1:A:21:ILE:CD1	1:B:52:LEU:N	7	3.84
(3,3)	1:A:21:ILE:CD1	1:B:53:LEU:N	7	3.84
(3,3)	1:A:21:ILE:CD1	1:B:54:ASP:N	7	3.84
(3,3)	1:A:21:ILE:CD1	1:B:55:ILE:N	7	3.84
(3,3)	1:A:21:ILE:CD1	1:B:56:LEU:N	7	3.84
(3,3)	1:A:21:ILE:CD1	1:B:57:ASP:N	7	3.84
(3,3)	1:A:21:ILE:CD1	1:B:58:THR:N	7	3.84
(3,3)	1:A:21:ILE:CD1	1:B:59:ALA:N	7	3.84
(3,3)	1:A:21:ILE:CD1	1:B:60:GLY:N	7	3.84
(3,3)	1:A:21:ILE:CD1	1:B:61:GLN:N	7	3.84
(3,3)	1:A:21:ILE:CD1	1:B:62:GLU:N	7	3.84
(3,3)	1:A:21:ILE:CD1	1:B:63:GLU:N	7	3.84
(3,3)	1:A:21:ILE:CD1	1:B:64:TYR:N	7	3.84
(3,3)	1:A:21:ILE:CD1	1:B:65:SER:N	7	3.84
(3,3)	1:A:21:ILE:CD1	1:B:66:ALA:N	7	3.84
(3,3)	1:A:21:ILE:CD1	1:B:67:MET:N	7	3.84
(3,3)	1:A:21:ILE:CD1	1:B:68:ARG:N	7	3.84
(3,3)	1:A:21:ILE:CD1	1:B:69:ASP:N	7	3.84
(3,3)	1:A:21:ILE:CD1	1:B:70:GLN:N	7	3.84
(3,3)	1:A:21:ILE:CD1	1:B:71:TYR:N	7	3.84
(3,3)	1:A:21:ILE:CD1	1:B:72:MET:N	7	3.84
(3,3)	1:A:21:ILE:CD1	1:B:73:ARG:N	7	3.84
(3,3)	1:A:21:ILE:CD1	1:B:74:THR:N	7	3.84
(3,3)	1:A:21:ILE:CD1	1:B:75:GLY:N	7	3.84
(3,3)	1:A:21:ILE:CD1	1:B:76:GLU:N	7	3.84
(3,3)	1:A:21:ILE:CD1	1:B:77:GLY:N	7	3.84
(3,3)	1:A:21:ILE:CD1	1:B:78:PHE:N	7	3.84
(3,3)	1:A:21:ILE:CD1	1:B:79:LEU:N	7	3.84
(3,3)	1:A:21:ILE:CD1	1:B:80:CYS:N	7	3.84
(3,3)	1:A:21:ILE:CD1	5:B:203:7Q9:N	7	3.84
(3,3)	1:A:21:ILE:CD1	5:B:204:7Q9:N	7	3.84
(3,3)	1:A:21:ILE:CD1	5:B:205:7Q9:N	7	3.84

Continued on next page...

Continued from previous page...

Key	Atom-1	Atom-2	Model ID	Violation (Å)
(3,3)	1:A:21:ILE:CD1	5:B:206:7Q9:N	7	3.84
(3,3)	1:A:21:ILE:CD1	5:B:207:7Q9:N	7	3.84
(3,3)	1:A:21:ILE:CD1	6:B:208:17F:N1	7	3.84
(3,3)	1:A:21:ILE:CD1	5:B:209:7Q9:N	7	3.84
(3,3)	1:A:21:ILE:CD1	5:B:210:7Q9:N	7	3.84
(3,3)	1:A:21:ILE:CD1	5:B:211:7Q9:N	7	3.84
(3,3)	1:A:21:ILE:CD1	5:B:212:7Q9:N	7	3.84
(3,3)	1:A:21:ILE:CD1	5:B:213:7Q9:N	7	3.84
(3,3)	1:A:21:ILE:CD1	6:B:214:17F:N1	7	3.84
(3,3)	1:A:21:ILE:CD1	6:B:215:17F:N1	7	3.84
(3,3)	1:A:21:ILE:CD1	5:B:216:7Q9:N	7	3.84
(3,3)	1:A:21:ILE:CD1	5:B:217:7Q9:N	7	3.84
(3,3)	1:A:21:ILE:CD1	5:B:218:7Q9:N	7	3.84
(3,3)	1:A:21:ILE:CD1	6:B:219:17F:N1	7	3.84
(3,3)	1:A:21:ILE:CD1	5:B:220:7Q9:N	7	3.84
(3,16)	1:B:142:ILE:CD1	1:B:2:THR:N	14	3.84
(3,16)	1:B:142:ILE:CD1	1:B:3:GLU:N	14	3.84
(3,16)	1:B:142:ILE:CD1	1:B:4:TYR:N	14	3.84
(3,16)	1:B:142:ILE:CD1	1:B:5:LYS:N	14	3.84
(3,16)	1:B:142:ILE:CD1	1:B:6:LEU:N	14	3.84
(3,16)	1:B:142:ILE:CD1	1:B:7:VAL:N	14	3.84
(3,16)	1:B:142:ILE:CD1	1:B:8:VAL:N	14	3.84
(3,16)	1:B:142:ILE:CD1	1:B:9:VAL:N	14	3.84
(3,16)	1:B:142:ILE:CD1	1:B:10:GLY:N	14	3.84
(3,16)	1:B:142:ILE:CD1	1:B:11:ALA:N	14	3.84
(3,16)	1:B:142:ILE:CD1	1:B:12:ASP:N	14	3.84
(3,16)	1:B:142:ILE:CD1	1:B:13:GLY:N	14	3.84
(3,16)	1:B:142:ILE:CD1	1:B:14:VAL:N	14	3.84
(3,16)	1:B:142:ILE:CD1	1:B:15:GLY:N	14	3.84
(3,16)	1:B:142:ILE:CD1	1:B:16:LYS:N	14	3.84
(3,16)	1:B:142:ILE:CD1	1:B:17:SER:N	14	3.84
(3,16)	1:B:142:ILE:CD1	1:B:18:ALA:N	14	3.84
(3,16)	1:B:142:ILE:CD1	1:B:19:LEU:N	14	3.84
(3,16)	1:B:142:ILE:CD1	1:B:20:THR:N	14	3.84
(3,16)	1:B:142:ILE:CD1	1:B:21:ILE:N	14	3.84
(3,16)	1:B:142:ILE:CD1	1:B:22:GLN:N	14	3.84
(3,16)	1:B:142:ILE:CD1	1:B:23:LEU:N	14	3.84
(3,16)	1:B:142:ILE:CD1	1:B:24:ILE:N	14	3.84
(3,16)	1:B:142:ILE:CD1	1:B:25:GLN:N	14	3.84
(3,16)	1:B:142:ILE:CD1	1:B:26:ASN:N	14	3.84
(3,16)	1:B:142:ILE:CD1	1:B:27:HIS:N	14	3.84
(3,16)	1:B:142:ILE:CD1	1:B:28:PHE:N	14	3.84

Continued on next page...

Continued from previous page...

Key	Atom-1	Atom-2	Model ID	Violation (Å)
(3,16)	1:B:142:ILE:CD1	1:B:29:VAL:N	14	3.84
(3,16)	1:B:142:ILE:CD1	1:B:30:ASP:N	14	3.84
(3,16)	1:B:142:ILE:CD1	1:B:31:GLU:N	14	3.84
(3,16)	1:B:142:ILE:CD1	1:B:32:TYR:N	14	3.84
(3,16)	1:B:142:ILE:CD1	1:B:33:ASP:N	14	3.84
(3,16)	1:B:142:ILE:CD1	1:B:34:PRO:N	14	3.84
(3,16)	1:B:142:ILE:CD1	1:B:35:THR:N	14	3.84
(3,16)	1:B:142:ILE:CD1	1:B:36:ILE:N	14	3.84
(3,16)	1:B:142:ILE:CD1	1:B:37:GLU:N	14	3.84
(3,16)	1:B:142:ILE:CD1	1:B:38:ASP:N	14	3.84
(3,16)	1:B:142:ILE:CD1	1:B:39:SER:N	14	3.84
(3,16)	1:B:142:ILE:CD1	1:B:40:TYR:N	14	3.84
(3,16)	1:B:142:ILE:CD1	1:B:41:ARG:N	14	3.84
(3,16)	1:B:142:ILE:CD1	1:B:42:LYS:N	14	3.84
(3,16)	1:B:142:ILE:CD1	1:B:43:GLN:N	14	3.84
(3,16)	1:B:142:ILE:CD1	1:B:44:VAL:N	14	3.84
(3,16)	1:B:142:ILE:CD1	1:B:45:VAL:N	14	3.84
(3,16)	1:B:142:ILE:CD1	1:B:46:ILE:N	14	3.84
(3,16)	1:B:142:ILE:CD1	1:B:47:ASP:N	14	3.84
(3,16)	1:B:142:ILE:CD1	1:B:48:GLY:N	14	3.84
(3,16)	1:B:142:ILE:CD1	1:B:49:GLU:N	14	3.84
(3,16)	1:B:142:ILE:CD1	1:B:50:THR:N	14	3.84
(3,16)	1:B:142:ILE:CD1	1:B:51:CYS:N	14	3.84
(3,16)	1:B:142:ILE:CD1	1:B:52:LEU:N	14	3.84
(3,16)	1:B:142:ILE:CD1	1:B:53:LEU:N	14	3.84
(3,16)	1:B:142:ILE:CD1	1:B:54:ASP:N	14	3.84
(3,16)	1:B:142:ILE:CD1	1:B:55:ILE:N	14	3.84
(3,16)	1:B:142:ILE:CD1	1:B:56:LEU:N	14	3.84
(3,16)	1:B:142:ILE:CD1	1:B:57:ASP:N	14	3.84
(3,16)	1:B:142:ILE:CD1	1:B:58:THR:N	14	3.84
(3,16)	1:B:142:ILE:CD1	1:B:59:ALA:N	14	3.84
(3,16)	1:B:142:ILE:CD1	1:B:60:GLY:N	14	3.84
(3,16)	1:B:142:ILE:CD1	1:B:61:GLN:N	14	3.84
(3,16)	1:B:142:ILE:CD1	1:B:62:GLU:N	14	3.84
(3,16)	1:B:142:ILE:CD1	1:B:63:GLU:N	14	3.84
(3,16)	1:B:142:ILE:CD1	1:B:64:TYR:N	14	3.84
(3,16)	1:B:142:ILE:CD1	1:B:65:SER:N	14	3.84
(3,16)	1:B:142:ILE:CD1	1:B:66:ALA:N	14	3.84
(3,16)	1:B:142:ILE:CD1	1:B:67:MET:N	14	3.84
(3,16)	1:B:142:ILE:CD1	1:B:68:ARG:N	14	3.84
(3,16)	1:B:142:ILE:CD1	1:B:69:ASP:N	14	3.84
(3,16)	1:B:142:ILE:CD1	1:B:70:GLN:N	14	3.84

Continued on next page...

Continued from previous page...

Key	Atom-1	Atom-2	Model ID	Violation (Å)
(3,16)	1:B:142:ILE:CD1	1:B:71:TYR:N	14	3.84
(3,16)	1:B:142:ILE:CD1	1:B:72:MET:N	14	3.84
(3,16)	1:B:142:ILE:CD1	1:B:73:ARG:N	14	3.84
(3,16)	1:B:142:ILE:CD1	1:B:74:THR:N	14	3.84
(3,16)	1:B:142:ILE:CD1	1:B:75:GLY:N	14	3.84
(3,16)	1:B:142:ILE:CD1	1:B:76:GLU:N	14	3.84
(3,16)	1:B:142:ILE:CD1	1:B:77:GLY:N	14	3.84
(3,16)	1:B:142:ILE:CD1	1:B:78:PHE:N	14	3.84
(3,16)	1:B:142:ILE:CD1	1:B:79:LEU:N	14	3.84
(3,16)	1:B:142:ILE:CD1	1:B:80:CYS:N	14	3.84
(3,16)	1:B:142:ILE:CD1	5:B:203:7Q9:N	14	3.84
(3,16)	1:B:142:ILE:CD1	5:B:204:7Q9:N	14	3.84
(3,16)	1:B:142:ILE:CD1	5:B:205:7Q9:N	14	3.84
(3,16)	1:B:142:ILE:CD1	5:B:206:7Q9:N	14	3.84
(3,16)	1:B:142:ILE:CD1	5:B:207:7Q9:N	14	3.84
(3,16)	1:B:142:ILE:CD1	6:B:208:17F:N1	14	3.84
(3,16)	1:B:142:ILE:CD1	5:B:209:7Q9:N	14	3.84
(3,16)	1:B:142:ILE:CD1	5:B:210:7Q9:N	14	3.84
(3,16)	1:B:142:ILE:CD1	5:B:211:7Q9:N	14	3.84
(3,16)	1:B:142:ILE:CD1	5:B:212:7Q9:N	14	3.84
(3,16)	1:B:142:ILE:CD1	5:B:213:7Q9:N	14	3.84
(3,16)	1:B:142:ILE:CD1	6:B:214:17F:N1	14	3.84
(3,16)	1:B:142:ILE:CD1	6:B:215:17F:N1	14	3.84
(3,16)	1:B:142:ILE:CD1	5:B:216:7Q9:N	14	3.84
(3,16)	1:B:142:ILE:CD1	5:B:217:7Q9:N	14	3.84
(3,16)	1:B:142:ILE:CD1	5:B:218:7Q9:N	14	3.84
(3,16)	1:B:142:ILE:CD1	6:B:219:17F:N1	14	3.84
(3,16)	1:B:142:ILE:CD1	5:B:220:7Q9:N	14	3.84
(3,7)	1:A:44:VAL:CG1	1:B:2:THR:N	13	3.82
(3,7)	1:A:44:VAL:CG1	1:B:3:GLU:N	13	3.82
(3,7)	1:A:44:VAL:CG1	1:B:4:TYR:N	13	3.82
(3,7)	1:A:44:VAL:CG1	1:B:5:LYS:N	13	3.82
(3,7)	1:A:44:VAL:CG1	1:B:6:LEU:N	13	3.82
(3,7)	1:A:44:VAL:CG1	1:B:7:VAL:N	13	3.82
(3,7)	1:A:44:VAL:CG1	1:B:8:VAL:N	13	3.82
(3,7)	1:A:44:VAL:CG1	1:B:9:VAL:N	13	3.82
(3,7)	1:A:44:VAL:CG1	1:B:10:GLY:N	13	3.82
(3,7)	1:A:44:VAL:CG1	1:B:11:ALA:N	13	3.82
(3,7)	1:A:44:VAL:CG1	1:B:12:ASP:N	13	3.82
(3,7)	1:A:44:VAL:CG1	1:B:13:GLY:N	13	3.82
(3,7)	1:A:44:VAL:CG1	1:B:14:VAL:N	13	3.82
(3,7)	1:A:44:VAL:CG1	1:B:15:GLY:N	13	3.82

Continued on next page...

Continued from previous page...

Key	Atom-1	Atom-2	Model ID	Violation (Å)
(3,7)	1:A:44:VAL:CG1	1:B:16:LYS:N	13	3.82
(3,7)	1:A:44:VAL:CG1	1:B:17:SER:N	13	3.82
(3,7)	1:A:44:VAL:CG1	1:B:18:ALA:N	13	3.82
(3,7)	1:A:44:VAL:CG1	1:B:19:LEU:N	13	3.82
(3,7)	1:A:44:VAL:CG1	1:B:20:THR:N	13	3.82
(3,7)	1:A:44:VAL:CG1	1:B:21:ILE:N	13	3.82
(3,7)	1:A:44:VAL:CG1	1:B:22:GLN:N	13	3.82
(3,7)	1:A:44:VAL:CG1	1:B:23:LEU:N	13	3.82
(3,7)	1:A:44:VAL:CG1	1:B:24:ILE:N	13	3.82
(3,7)	1:A:44:VAL:CG1	1:B:25:GLN:N	13	3.82
(3,7)	1:A:44:VAL:CG1	1:B:26:ASN:N	13	3.82
(3,7)	1:A:44:VAL:CG1	1:B:27:HIS:N	13	3.82
(3,7)	1:A:44:VAL:CG1	1:B:28:PHE:N	13	3.82
(3,7)	1:A:44:VAL:CG1	1:B:29:VAL:N	13	3.82
(3,7)	1:A:44:VAL:CG1	1:B:30:ASP:N	13	3.82
(3,7)	1:A:44:VAL:CG1	1:B:31:GLU:N	13	3.82
(3,7)	1:A:44:VAL:CG1	1:B:32:TYR:N	13	3.82
(3,7)	1:A:44:VAL:CG1	1:B:33:ASP:N	13	3.82
(3,7)	1:A:44:VAL:CG1	1:B:34:PRO:N	13	3.82
(3,7)	1:A:44:VAL:CG1	1:B:35:THR:N	13	3.82
(3,7)	1:A:44:VAL:CG1	1:B:36:ILE:N	13	3.82
(3,7)	1:A:44:VAL:CG1	1:B:37:GLU:N	13	3.82
(3,7)	1:A:44:VAL:CG1	1:B:38:ASP:N	13	3.82
(3,7)	1:A:44:VAL:CG1	1:B:39:SER:N	13	3.82
(3,7)	1:A:44:VAL:CG1	1:B:40:TYR:N	13	3.82
(3,7)	1:A:44:VAL:CG1	1:B:41:ARG:N	13	3.82
(3,7)	1:A:44:VAL:CG1	1:B:42:LYS:N	13	3.82
(3,7)	1:A:44:VAL:CG1	1:B:43:GLN:N	13	3.82
(3,7)	1:A:44:VAL:CG1	1:B:44:VAL:N	13	3.82
(3,7)	1:A:44:VAL:CG1	1:B:45:VAL:N	13	3.82
(3,7)	1:A:44:VAL:CG1	1:B:46:ILE:N	13	3.82
(3,7)	1:A:44:VAL:CG1	1:B:47:ASP:N	13	3.82
(3,7)	1:A:44:VAL:CG1	1:B:48:GLY:N	13	3.82
(3,7)	1:A:44:VAL:CG1	1:B:49:GLU:N	13	3.82
(3,7)	1:A:44:VAL:CG1	1:B:50:THR:N	13	3.82
(3,7)	1:A:44:VAL:CG1	1:B:51:CYS:N	13	3.82
(3,7)	1:A:44:VAL:CG1	1:B:52:LEU:N	13	3.82
(3,7)	1:A:44:VAL:CG1	1:B:53:LEU:N	13	3.82
(3,7)	1:A:44:VAL:CG1	1:B:54:ASP:N	13	3.82
(3,7)	1:A:44:VAL:CG1	1:B:55:ILE:N	13	3.82
(3,7)	1:A:44:VAL:CG1	1:B:56:LEU:N	13	3.82
(3,7)	1:A:44:VAL:CG1	1:B:57:ASP:N	13	3.82

Continued on next page...

Continued from previous page...

Key	Atom-1	Atom-2	Model ID	Violation (Å)
(3,7)	1:A:44:VAL:CG1	1:B:58:THR:N	13	3.82
(3,7)	1:A:44:VAL:CG1	1:B:59:ALA:N	13	3.82
(3,7)	1:A:44:VAL:CG1	1:B:60:GLY:N	13	3.82
(3,7)	1:A:44:VAL:CG1	1:B:61:GLN:N	13	3.82
(3,7)	1:A:44:VAL:CG1	1:B:62:GLU:N	13	3.82
(3,7)	1:A:44:VAL:CG1	1:B:63:GLU:N	13	3.82
(3,7)	1:A:44:VAL:CG1	1:B:64:TYR:N	13	3.82
(3,7)	1:A:44:VAL:CG1	1:B:65:SER:N	13	3.82
(3,7)	1:A:44:VAL:CG1	1:B:66:ALA:N	13	3.82
(3,7)	1:A:44:VAL:CG1	1:B:67:MET:N	13	3.82
(3,7)	1:A:44:VAL:CG1	1:B:68:ARG:N	13	3.82
(3,7)	1:A:44:VAL:CG1	1:B:69:ASP:N	13	3.82
(3,7)	1:A:44:VAL:CG1	1:B:70:GLN:N	13	3.82
(3,7)	1:A:44:VAL:CG1	1:B:71:TYR:N	13	3.82
(3,7)	1:A:44:VAL:CG1	1:B:72:MET:N	13	3.82
(3,7)	1:A:44:VAL:CG1	1:B:73:ARG:N	13	3.82
(3,7)	1:A:44:VAL:CG1	1:B:74:THR:N	13	3.82
(3,7)	1:A:44:VAL:CG1	1:B:75:GLY:N	13	3.82
(3,7)	1:A:44:VAL:CG1	1:B:76:GLU:N	13	3.82
(3,7)	1:A:44:VAL:CG1	1:B:77:GLY:N	13	3.82
(3,7)	1:A:44:VAL:CG1	1:B:78:PHE:N	13	3.82
(3,7)	1:A:44:VAL:CG1	1:B:79:LEU:N	13	3.82
(3,7)	1:A:44:VAL:CG1	1:B:80:CYS:N	13	3.82
(3,7)	1:A:44:VAL:CG1	5:B:203:7Q9:N	13	3.82
(3,7)	1:A:44:VAL:CG1	5:B:204:7Q9:N	13	3.82
(3,7)	1:A:44:VAL:CG1	5:B:205:7Q9:N	13	3.82
(3,7)	1:A:44:VAL:CG1	5:B:206:7Q9:N	13	3.82
(3,7)	1:A:44:VAL:CG1	5:B:207:7Q9:N	13	3.82
(3,7)	1:A:44:VAL:CG1	6:B:208:17F:N1	13	3.82
(3,7)	1:A:44:VAL:CG1	5:B:209:7Q9:N	13	3.82
(3,7)	1:A:44:VAL:CG1	5:B:210:7Q9:N	13	3.82
(3,7)	1:A:44:VAL:CG1	5:B:211:7Q9:N	13	3.82
(3,7)	1:A:44:VAL:CG1	5:B:212:7Q9:N	13	3.82
(3,7)	1:A:44:VAL:CG1	5:B:213:7Q9:N	13	3.82
(3,7)	1:A:44:VAL:CG1	6:B:214:17F:N1	13	3.82
(3,7)	1:A:44:VAL:CG1	6:B:215:17F:N1	13	3.82
(3,7)	1:A:44:VAL:CG1	5:B:216:7Q9:N	13	3.82
(3,7)	1:A:44:VAL:CG1	5:B:217:7Q9:N	13	3.82
(3,7)	1:A:44:VAL:CG1	5:B:218:7Q9:N	13	3.82
(3,7)	1:A:44:VAL:CG1	6:B:219:17F:N1	13	3.82
(3,7)	1:A:44:VAL:CG1	5:B:220:7Q9:N	13	3.82
(3,7)	1:A:44:VAL:CG2	1:B:2:THR:N	13	3.82

Continued on next page...

Continued from previous page...

Key	Atom-1	Atom-2	Model ID	Violation (Å)
(3,7)	1:A:44:VAL:CG2	1:B:3:GLU:N	13	3.82
(3,7)	1:A:44:VAL:CG2	1:B:4:TYR:N	13	3.82
(3,7)	1:A:44:VAL:CG2	1:B:5:LYS:N	13	3.82
(3,7)	1:A:44:VAL:CG2	1:B:6:LEU:N	13	3.82
(3,7)	1:A:44:VAL:CG2	1:B:7:VAL:N	13	3.82
(3,7)	1:A:44:VAL:CG2	1:B:8:VAL:N	13	3.82
(3,7)	1:A:44:VAL:CG2	1:B:9:VAL:N	13	3.82
(3,7)	1:A:44:VAL:CG2	1:B:10:GLY:N	13	3.82
(3,7)	1:A:44:VAL:CG2	1:B:11:ALA:N	13	3.82
(3,7)	1:A:44:VAL:CG2	1:B:12:ASP:N	13	3.82
(3,7)	1:A:44:VAL:CG2	1:B:13:GLY:N	13	3.82
(3,7)	1:A:44:VAL:CG2	1:B:14:VAL:N	13	3.82
(3,7)	1:A:44:VAL:CG2	1:B:15:GLY:N	13	3.82
(3,7)	1:A:44:VAL:CG2	1:B:16:LYS:N	13	3.82
(3,7)	1:A:44:VAL:CG2	1:B:17:SER:N	13	3.82
(3,7)	1:A:44:VAL:CG2	1:B:18:ALA:N	13	3.82
(3,7)	1:A:44:VAL:CG2	1:B:19:LEU:N	13	3.82
(3,7)	1:A:44:VAL:CG2	1:B:20:THR:N	13	3.82
(3,7)	1:A:44:VAL:CG2	1:B:21:ILE:N	13	3.82
(3,7)	1:A:44:VAL:CG2	1:B:22:GLN:N	13	3.82
(3,7)	1:A:44:VAL:CG2	1:B:23:LEU:N	13	3.82
(3,7)	1:A:44:VAL:CG2	1:B:24:ILE:N	13	3.82
(3,7)	1:A:44:VAL:CG2	1:B:25:GLN:N	13	3.82
(3,7)	1:A:44:VAL:CG2	1:B:26:ASN:N	13	3.82
(3,7)	1:A:44:VAL:CG2	1:B:27:HIS:N	13	3.82
(3,7)	1:A:44:VAL:CG2	1:B:28:PHE:N	13	3.82
(3,7)	1:A:44:VAL:CG2	1:B:29:VAL:N	13	3.82
(3,7)	1:A:44:VAL:CG2	1:B:30:ASP:N	13	3.82
(3,7)	1:A:44:VAL:CG2	1:B:31:GLU:N	13	3.82
(3,7)	1:A:44:VAL:CG2	1:B:32:TYR:N	13	3.82
(3,7)	1:A:44:VAL:CG2	1:B:33:ASP:N	13	3.82
(3,7)	1:A:44:VAL:CG2	1:B:34:PRO:N	13	3.82
(3,7)	1:A:44:VAL:CG2	1:B:35:THR:N	13	3.82
(3,7)	1:A:44:VAL:CG2	1:B:36:ILE:N	13	3.82
(3,7)	1:A:44:VAL:CG2	1:B:37:GLU:N	13	3.82
(3,7)	1:A:44:VAL:CG2	1:B:38:ASP:N	13	3.82
(3,7)	1:A:44:VAL:CG2	1:B:39:SER:N	13	3.82
(3,7)	1:A:44:VAL:CG2	1:B:40:TYR:N	13	3.82
(3,7)	1:A:44:VAL:CG2	1:B:41:ARG:N	13	3.82
(3,7)	1:A:44:VAL:CG2	1:B:42:LYS:N	13	3.82
(3,7)	1:A:44:VAL:CG2	1:B:43:GLN:N	13	3.82
(3,7)	1:A:44:VAL:CG2	1:B:44:VAL:N	13	3.82

Continued on next page...

Continued from previous page...

Key	Atom-1	Atom-2	Model ID	Violation (Å)
(3,7)	1:A:44:VAL:CG2	1:B:45:VAL:N	13	3.82
(3,7)	1:A:44:VAL:CG2	1:B:46:ILE:N	13	3.82
(3,7)	1:A:44:VAL:CG2	1:B:47:ASP:N	13	3.82
(3,7)	1:A:44:VAL:CG2	1:B:48:GLY:N	13	3.82
(3,7)	1:A:44:VAL:CG2	1:B:49:GLU:N	13	3.82
(3,7)	1:A:44:VAL:CG2	1:B:50:THR:N	13	3.82
(3,7)	1:A:44:VAL:CG2	1:B:51:CYS:N	13	3.82
(3,7)	1:A:44:VAL:CG2	1:B:52:LEU:N	13	3.82
(3,7)	1:A:44:VAL:CG2	1:B:53:LEU:N	13	3.82
(3,7)	1:A:44:VAL:CG2	1:B:54:ASP:N	13	3.82
(3,7)	1:A:44:VAL:CG2	1:B:55:ILE:N	13	3.82
(3,7)	1:A:44:VAL:CG2	1:B:56:LEU:N	13	3.82
(3,7)	1:A:44:VAL:CG2	1:B:57:ASP:N	13	3.82
(3,7)	1:A:44:VAL:CG2	1:B:58:THR:N	13	3.82
(3,7)	1:A:44:VAL:CG2	1:B:59:ALA:N	13	3.82
(3,7)	1:A:44:VAL:CG2	1:B:60:GLY:N	13	3.82
(3,7)	1:A:44:VAL:CG2	1:B:61:GLN:N	13	3.82
(3,7)	1:A:44:VAL:CG2	1:B:62:GLU:N	13	3.82
(3,7)	1:A:44:VAL:CG2	1:B:63:GLU:N	13	3.82
(3,7)	1:A:44:VAL:CG2	1:B:64:TYR:N	13	3.82
(3,7)	1:A:44:VAL:CG2	1:B:65:SER:N	13	3.82
(3,7)	1:A:44:VAL:CG2	1:B:66:ALA:N	13	3.82
(3,7)	1:A:44:VAL:CG2	1:B:67:MET:N	13	3.82
(3,7)	1:A:44:VAL:CG2	1:B:68:ARG:N	13	3.82
(3,7)	1:A:44:VAL:CG2	1:B:69:ASP:N	13	3.82
(3,7)	1:A:44:VAL:CG2	1:B:70:GLN:N	13	3.82
(3,7)	1:A:44:VAL:CG2	1:B:71:TYR:N	13	3.82
(3,7)	1:A:44:VAL:CG2	1:B:72:MET:N	13	3.82
(3,7)	1:A:44:VAL:CG2	1:B:73:ARG:N	13	3.82
(3,7)	1:A:44:VAL:CG2	1:B:74:THR:N	13	3.82
(3,7)	1:A:44:VAL:CG2	1:B:75:GLY:N	13	3.82
(3,7)	1:A:44:VAL:CG2	1:B:76:GLU:N	13	3.82
(3,7)	1:A:44:VAL:CG2	1:B:77:GLY:N	13	3.82
(3,7)	1:A:44:VAL:CG2	1:B:78:PHE:N	13	3.82
(3,7)	1:A:44:VAL:CG2	1:B:79:LEU:N	13	3.82
(3,7)	1:A:44:VAL:CG2	1:B:80:CYS:N	13	3.82
(3,7)	1:A:44:VAL:CG2	5:B:203:7Q9:N	13	3.82
(3,7)	1:A:44:VAL:CG2	5:B:204:7Q9:N	13	3.82
(3,7)	1:A:44:VAL:CG2	5:B:205:7Q9:N	13	3.82
(3,7)	1:A:44:VAL:CG2	5:B:206:7Q9:N	13	3.82
(3,7)	1:A:44:VAL:CG2	5:B:207:7Q9:N	13	3.82
(3,7)	1:A:44:VAL:CG2	6:B:208:17F:N1	13	3.82

Continued on next page...

Continued from previous page...

Key	Atom-1	Atom-2	Model ID	Violation (Å)
(3,7)	1:A:44:VAL:CG2	5:B:209:7Q9:N	13	3.82
(3,7)	1:A:44:VAL:CG2	5:B:210:7Q9:N	13	3.82
(3,7)	1:A:44:VAL:CG2	5:B:211:7Q9:N	13	3.82
(3,7)	1:A:44:VAL:CG2	5:B:212:7Q9:N	13	3.82
(3,7)	1:A:44:VAL:CG2	5:B:213:7Q9:N	13	3.82
(3,7)	1:A:44:VAL:CG2	6:B:214:17F:N1	13	3.82
(3,7)	1:A:44:VAL:CG2	6:B:215:17F:N1	13	3.82
(3,7)	1:A:44:VAL:CG2	5:B:216:7Q9:N	13	3.82
(3,7)	1:A:44:VAL:CG2	5:B:217:7Q9:N	13	3.82
(3,7)	1:A:44:VAL:CG2	5:B:218:7Q9:N	13	3.82
(3,7)	1:A:44:VAL:CG2	6:B:219:17F:N1	13	3.82
(3,7)	1:A:44:VAL:CG2	5:B:220:7Q9:N	13	3.82
(3,4)	1:A:23:LEU:CD1	1:B:2:THR:N	7	3.78
(3,4)	1:A:23:LEU:CD1	1:B:3:GLU:N	7	3.78
(3,4)	1:A:23:LEU:CD1	1:B:4:TYR:N	7	3.78
(3,4)	1:A:23:LEU:CD1	1:B:5:LYS:N	7	3.78
(3,4)	1:A:23:LEU:CD1	1:B:6:LEU:N	7	3.78
(3,4)	1:A:23:LEU:CD1	1:B:7:VAL:N	7	3.78
(3,4)	1:A:23:LEU:CD1	1:B:8:VAL:N	7	3.78
(3,4)	1:A:23:LEU:CD1	1:B:9:VAL:N	7	3.78
(3,4)	1:A:23:LEU:CD1	1:B:10:GLY:N	7	3.78
(3,4)	1:A:23:LEU:CD1	1:B:11:ALA:N	7	3.78
(3,4)	1:A:23:LEU:CD1	1:B:12:ASP:N	7	3.78
(3,4)	1:A:23:LEU:CD1	1:B:13:GLY:N	7	3.78
(3,4)	1:A:23:LEU:CD1	1:B:14:VAL:N	7	3.78
(3,4)	1:A:23:LEU:CD1	1:B:15:GLY:N	7	3.78
(3,4)	1:A:23:LEU:CD1	1:B:16:LYS:N	7	3.78
(3,4)	1:A:23:LEU:CD1	1:B:17:SER:N	7	3.78
(3,4)	1:A:23:LEU:CD1	1:B:18:ALA:N	7	3.78
(3,4)	1:A:23:LEU:CD1	1:B:19:LEU:N	7	3.78
(3,4)	1:A:23:LEU:CD1	1:B:20:THR:N	7	3.78
(3,4)	1:A:23:LEU:CD1	1:B:21:ILE:N	7	3.78
(3,4)	1:A:23:LEU:CD1	1:B:22:GLN:N	7	3.78
(3,4)	1:A:23:LEU:CD1	1:B:23:LEU:N	7	3.78
(3,4)	1:A:23:LEU:CD1	1:B:24:ILE:N	7	3.78
(3,4)	1:A:23:LEU:CD1	1:B:25:GLN:N	7	3.78
(3,4)	1:A:23:LEU:CD1	1:B:26:ASN:N	7	3.78
(3,4)	1:A:23:LEU:CD1	1:B:27:HIS:N	7	3.78
(3,4)	1:A:23:LEU:CD1	1:B:28:PHE:N	7	3.78
(3,4)	1:A:23:LEU:CD1	1:B:29:VAL:N	7	3.78
(3,4)	1:A:23:LEU:CD1	1:B:30:ASP:N	7	3.78
(3,4)	1:A:23:LEU:CD1	1:B:31:GLU:N	7	3.78

Continued on next page...

Continued from previous page...

Key	Atom-1	Atom-2	Model ID	Violation (Å)
(3,4)	1:A:23:LEU:CD1	1:B:32:TYR:N	7	3.78
(3,4)	1:A:23:LEU:CD1	1:B:33:ASP:N	7	3.78
(3,4)	1:A:23:LEU:CD1	1:B:34:PRO:N	7	3.78
(3,4)	1:A:23:LEU:CD1	1:B:35:THR:N	7	3.78
(3,4)	1:A:23:LEU:CD1	1:B:36:ILE:N	7	3.78
(3,4)	1:A:23:LEU:CD1	1:B:37:GLU:N	7	3.78
(3,4)	1:A:23:LEU:CD1	1:B:38:ASP:N	7	3.78
(3,4)	1:A:23:LEU:CD1	1:B:39:SER:N	7	3.78
(3,4)	1:A:23:LEU:CD1	1:B:40:TYR:N	7	3.78
(3,4)	1:A:23:LEU:CD1	1:B:41:ARG:N	7	3.78
(3,4)	1:A:23:LEU:CD1	1:B:42:LYS:N	7	3.78
(3,4)	1:A:23:LEU:CD1	1:B:43:GLN:N	7	3.78
(3,4)	1:A:23:LEU:CD1	1:B:44:VAL:N	7	3.78
(3,4)	1:A:23:LEU:CD1	1:B:45:VAL:N	7	3.78
(3,4)	1:A:23:LEU:CD1	1:B:46:ILE:N	7	3.78
(3,4)	1:A:23:LEU:CD1	1:B:47:ASP:N	7	3.78
(3,4)	1:A:23:LEU:CD1	1:B:48:GLY:N	7	3.78
(3,4)	1:A:23:LEU:CD1	1:B:49:GLU:N	7	3.78
(3,4)	1:A:23:LEU:CD1	1:B:50:THR:N	7	3.78
(3,4)	1:A:23:LEU:CD1	1:B:51:CYS:N	7	3.78
(3,4)	1:A:23:LEU:CD1	1:B:52:LEU:N	7	3.78
(3,4)	1:A:23:LEU:CD1	1:B:53:LEU:N	7	3.78
(3,4)	1:A:23:LEU:CD1	1:B:54:ASP:N	7	3.78
(3,4)	1:A:23:LEU:CD1	1:B:55:ILE:N	7	3.78
(3,4)	1:A:23:LEU:CD1	1:B:56:LEU:N	7	3.78
(3,4)	1:A:23:LEU:CD1	1:B:57:ASP:N	7	3.78
(3,4)	1:A:23:LEU:CD1	1:B:58:THR:N	7	3.78
(3,4)	1:A:23:LEU:CD1	1:B:59:ALA:N	7	3.78
(3,4)	1:A:23:LEU:CD1	1:B:60:GLY:N	7	3.78
(3,4)	1:A:23:LEU:CD1	1:B:61:GLN:N	7	3.78
(3,4)	1:A:23:LEU:CD1	1:B:62:GLU:N	7	3.78
(3,4)	1:A:23:LEU:CD1	1:B:63:GLU:N	7	3.78
(3,4)	1:A:23:LEU:CD1	1:B:64:TYR:N	7	3.78
(3,4)	1:A:23:LEU:CD1	1:B:65:SER:N	7	3.78
(3,4)	1:A:23:LEU:CD1	1:B:66:ALA:N	7	3.78
(3,4)	1:A:23:LEU:CD1	1:B:67:MET:N	7	3.78
(3,4)	1:A:23:LEU:CD1	1:B:68:ARG:N	7	3.78
(3,4)	1:A:23:LEU:CD1	1:B:69:ASP:N	7	3.78
(3,4)	1:A:23:LEU:CD1	1:B:70:GLN:N	7	3.78
(3,4)	1:A:23:LEU:CD1	1:B:71:TYR:N	7	3.78
(3,4)	1:A:23:LEU:CD1	1:B:72:MET:N	7	3.78
(3,4)	1:A:23:LEU:CD1	1:B:73:ARG:N	7	3.78

Continued on next page...

Continued from previous page...

Key	Atom-1	Atom-2	Model ID	Violation (Å)
(3,4)	1:A:23:LEU:CD1	1:B:74:THR:N	7	3.78
(3,4)	1:A:23:LEU:CD1	1:B:75:GLY:N	7	3.78
(3,4)	1:A:23:LEU:CD1	1:B:76:GLU:N	7	3.78
(3,4)	1:A:23:LEU:CD1	1:B:77:GLY:N	7	3.78
(3,4)	1:A:23:LEU:CD1	1:B:78:PHE:N	7	3.78
(3,4)	1:A:23:LEU:CD1	1:B:79:LEU:N	7	3.78
(3,4)	1:A:23:LEU:CD1	1:B:80:CYS:N	7	3.78
(3,4)	1:A:23:LEU:CD1	5:B:203:7Q9:N	7	3.78
(3,4)	1:A:23:LEU:CD1	5:B:204:7Q9:N	7	3.78
(3,4)	1:A:23:LEU:CD1	5:B:205:7Q9:N	7	3.78
(3,4)	1:A:23:LEU:CD1	5:B:206:7Q9:N	7	3.78
(3,4)	1:A:23:LEU:CD1	5:B:207:7Q9:N	7	3.78
(3,4)	1:A:23:LEU:CD1	6:B:208:17F:N1	7	3.78
(3,4)	1:A:23:LEU:CD1	5:B:209:7Q9:N	7	3.78
(3,4)	1:A:23:LEU:CD1	5:B:210:7Q9:N	7	3.78
(3,4)	1:A:23:LEU:CD1	5:B:211:7Q9:N	7	3.78
(3,4)	1:A:23:LEU:CD1	5:B:212:7Q9:N	7	3.78
(3,4)	1:A:23:LEU:CD1	5:B:213:7Q9:N	7	3.78
(3,4)	1:A:23:LEU:CD1	6:B:214:17F:N1	7	3.78
(3,4)	1:A:23:LEU:CD1	6:B:215:17F:N1	7	3.78
(3,4)	1:A:23:LEU:CD1	5:B:216:7Q9:N	7	3.78
(3,4)	1:A:23:LEU:CD1	5:B:217:7Q9:N	7	3.78
(3,4)	1:A:23:LEU:CD1	5:B:218:7Q9:N	7	3.78
(3,4)	1:A:23:LEU:CD1	6:B:219:17F:N1	7	3.78
(3,4)	1:A:23:LEU:CD1	5:B:220:7Q9:N	7	3.78
(3,4)	1:A:23:LEU:CD2	1:B:2:THR:N	7	3.78
(3,4)	1:A:23:LEU:CD2	1:B:3:GLU:N	7	3.78
(3,4)	1:A:23:LEU:CD2	1:B:4:TYR:N	7	3.78
(3,4)	1:A:23:LEU:CD2	1:B:5:LYS:N	7	3.78
(3,4)	1:A:23:LEU:CD2	1:B:6:LEU:N	7	3.78
(3,4)	1:A:23:LEU:CD2	1:B:7:VAL:N	7	3.78
(3,4)	1:A:23:LEU:CD2	1:B:8:VAL:N	7	3.78
(3,4)	1:A:23:LEU:CD2	1:B:9:VAL:N	7	3.78
(3,4)	1:A:23:LEU:CD2	1:B:10:GLY:N	7	3.78
(3,4)	1:A:23:LEU:CD2	1:B:11:ALA:N	7	3.78
(3,4)	1:A:23:LEU:CD2	1:B:12:ASP:N	7	3.78
(3,4)	1:A:23:LEU:CD2	1:B:13:GLY:N	7	3.78
(3,4)	1:A:23:LEU:CD2	1:B:14:VAL:N	7	3.78
(3,4)	1:A:23:LEU:CD2	1:B:15:GLY:N	7	3.78
(3,4)	1:A:23:LEU:CD2	1:B:16:LYS:N	7	3.78
(3,4)	1:A:23:LEU:CD2	1:B:17:SER:N	7	3.78
(3,4)	1:A:23:LEU:CD2	1:B:18:ALA:N	7	3.78

Continued on next page...

Continued from previous page...

Key	Atom-1	Atom-2	Model ID	Violation (Å)
(3,4)	1:A:23:LEU:CD2	1:B:19:LEU:N	7	3.78
(3,4)	1:A:23:LEU:CD2	1:B:20:THR:N	7	3.78
(3,4)	1:A:23:LEU:CD2	1:B:21:ILE:N	7	3.78
(3,4)	1:A:23:LEU:CD2	1:B:22:GLN:N	7	3.78
(3,4)	1:A:23:LEU:CD2	1:B:23:LEU:N	7	3.78
(3,4)	1:A:23:LEU:CD2	1:B:24:ILE:N	7	3.78
(3,4)	1:A:23:LEU:CD2	1:B:25:GLN:N	7	3.78
(3,4)	1:A:23:LEU:CD2	1:B:26:ASN:N	7	3.78
(3,4)	1:A:23:LEU:CD2	1:B:27:HIS:N	7	3.78
(3,4)	1:A:23:LEU:CD2	1:B:28:PHE:N	7	3.78
(3,4)	1:A:23:LEU:CD2	1:B:29:VAL:N	7	3.78
(3,4)	1:A:23:LEU:CD2	1:B:30:ASP:N	7	3.78
(3,4)	1:A:23:LEU:CD2	1:B:31:GLU:N	7	3.78
(3,4)	1:A:23:LEU:CD2	1:B:32:TYR:N	7	3.78
(3,4)	1:A:23:LEU:CD2	1:B:33:ASP:N	7	3.78
(3,4)	1:A:23:LEU:CD2	1:B:34:PRO:N	7	3.78
(3,4)	1:A:23:LEU:CD2	1:B:35:THR:N	7	3.78
(3,4)	1:A:23:LEU:CD2	1:B:36:ILE:N	7	3.78
(3,4)	1:A:23:LEU:CD2	1:B:37:GLU:N	7	3.78
(3,4)	1:A:23:LEU:CD2	1:B:38:ASP:N	7	3.78
(3,4)	1:A:23:LEU:CD2	1:B:39:SER:N	7	3.78
(3,4)	1:A:23:LEU:CD2	1:B:40:TYR:N	7	3.78
(3,4)	1:A:23:LEU:CD2	1:B:41:ARG:N	7	3.78
(3,4)	1:A:23:LEU:CD2	1:B:42:LYS:N	7	3.78
(3,4)	1:A:23:LEU:CD2	1:B:43:GLN:N	7	3.78
(3,4)	1:A:23:LEU:CD2	1:B:44:VAL:N	7	3.78
(3,4)	1:A:23:LEU:CD2	1:B:45:VAL:N	7	3.78
(3,4)	1:A:23:LEU:CD2	1:B:46:ILE:N	7	3.78
(3,4)	1:A:23:LEU:CD2	1:B:47:ASP:N	7	3.78
(3,4)	1:A:23:LEU:CD2	1:B:48:GLY:N	7	3.78
(3,4)	1:A:23:LEU:CD2	1:B:49:GLU:N	7	3.78
(3,4)	1:A:23:LEU:CD2	1:B:50:THR:N	7	3.78
(3,4)	1:A:23:LEU:CD2	1:B:51:CYS:N	7	3.78
(3,4)	1:A:23:LEU:CD2	1:B:52:LEU:N	7	3.78
(3,4)	1:A:23:LEU:CD2	1:B:53:LEU:N	7	3.78
(3,4)	1:A:23:LEU:CD2	1:B:54:ASP:N	7	3.78
(3,4)	1:A:23:LEU:CD2	1:B:55:ILE:N	7	3.78
(3,4)	1:A:23:LEU:CD2	1:B:56:LEU:N	7	3.78
(3,4)	1:A:23:LEU:CD2	1:B:57:ASP:N	7	3.78
(3,4)	1:A:23:LEU:CD2	1:B:58:THR:N	7	3.78
(3,4)	1:A:23:LEU:CD2	1:B:59:ALA:N	7	3.78
(3,4)	1:A:23:LEU:CD2	1:B:60:GLY:N	7	3.78

Continued on next page...

Continued from previous page...

Key	Atom-1	Atom-2	Model ID	Violation (Å)
(3,4)	1:A:23:LEU:CD2	1:B:61:GLN:N	7	3.78
(3,4)	1:A:23:LEU:CD2	1:B:62:GLU:N	7	3.78
(3,4)	1:A:23:LEU:CD2	1:B:63:GLU:N	7	3.78
(3,4)	1:A:23:LEU:CD2	1:B:64:TYR:N	7	3.78
(3,4)	1:A:23:LEU:CD2	1:B:65:SER:N	7	3.78
(3,4)	1:A:23:LEU:CD2	1:B:66:ALA:N	7	3.78
(3,4)	1:A:23:LEU:CD2	1:B:67:MET:N	7	3.78
(3,4)	1:A:23:LEU:CD2	1:B:68:ARG:N	7	3.78
(3,4)	1:A:23:LEU:CD2	1:B:69:ASP:N	7	3.78
(3,4)	1:A:23:LEU:CD2	1:B:70:GLN:N	7	3.78
(3,4)	1:A:23:LEU:CD2	1:B:71:TYR:N	7	3.78
(3,4)	1:A:23:LEU:CD2	1:B:72:MET:N	7	3.78
(3,4)	1:A:23:LEU:CD2	1:B:73:ARG:N	7	3.78
(3,4)	1:A:23:LEU:CD2	1:B:74:THR:N	7	3.78
(3,4)	1:A:23:LEU:CD2	1:B:75:GLY:N	7	3.78
(3,4)	1:A:23:LEU:CD2	1:B:76:GLU:N	7	3.78
(3,4)	1:A:23:LEU:CD2	1:B:77:GLY:N	7	3.78
(3,4)	1:A:23:LEU:CD2	1:B:78:PHE:N	7	3.78
(3,4)	1:A:23:LEU:CD2	1:B:79:LEU:N	7	3.78
(3,4)	1:A:23:LEU:CD2	1:B:80:CYS:N	7	3.78
(3,4)	1:A:23:LEU:CD2	5:B:203:7Q9:N	7	3.78
(3,4)	1:A:23:LEU:CD2	5:B:204:7Q9:N	7	3.78
(3,4)	1:A:23:LEU:CD2	5:B:205:7Q9:N	7	3.78
(3,4)	1:A:23:LEU:CD2	5:B:206:7Q9:N	7	3.78
(3,4)	1:A:23:LEU:CD2	5:B:207:7Q9:N	7	3.78
(3,4)	1:A:23:LEU:CD2	6:B:208:17F:N1	7	3.78
(3,4)	1:A:23:LEU:CD2	5:B:209:7Q9:N	7	3.78
(3,4)	1:A:23:LEU:CD2	5:B:210:7Q9:N	7	3.78
(3,4)	1:A:23:LEU:CD2	5:B:211:7Q9:N	7	3.78
(3,4)	1:A:23:LEU:CD2	5:B:212:7Q9:N	7	3.78
(3,4)	1:A:23:LEU:CD2	5:B:213:7Q9:N	7	3.78
(3,4)	1:A:23:LEU:CD2	6:B:214:17F:N1	7	3.78
(3,4)	1:A:23:LEU:CD2	6:B:215:17F:N1	7	3.78
(3,4)	1:A:23:LEU:CD2	5:B:216:7Q9:N	7	3.78
(3,4)	1:A:23:LEU:CD2	5:B:217:7Q9:N	7	3.78
(3,4)	1:A:23:LEU:CD2	5:B:218:7Q9:N	7	3.78
(3,4)	1:A:23:LEU:CD2	6:B:219:17F:N1	7	3.78
(3,4)	1:A:23:LEU:CD2	5:B:220:7Q9:N	7	3.78
(3,3)	1:A:21:ILE:CD1	1:B:2:THR:N	12	3.74
(3,3)	1:A:21:ILE:CD1	1:B:3:GLU:N	12	3.74
(3,3)	1:A:21:ILE:CD1	1:B:4:TYR:N	12	3.74
(3,3)	1:A:21:ILE:CD1	1:B:5:LYS:N	12	3.74

Continued on next page...

Continued from previous page...

Key	Atom-1	Atom-2	Model ID	Violation (Å)
(3,3)	1:A:21:ILE:CD1	1:B:6:LEU:N	12	3.74
(3,3)	1:A:21:ILE:CD1	1:B:7:VAL:N	12	3.74
(3,3)	1:A:21:ILE:CD1	1:B:8:VAL:N	12	3.74
(3,3)	1:A:21:ILE:CD1	1:B:9:VAL:N	12	3.74
(3,3)	1:A:21:ILE:CD1	1:B:10:GLY:N	12	3.74
(3,3)	1:A:21:ILE:CD1	1:B:11:ALA:N	12	3.74
(3,3)	1:A:21:ILE:CD1	1:B:12:ASP:N	12	3.74
(3,3)	1:A:21:ILE:CD1	1:B:13:GLY:N	12	3.74
(3,3)	1:A:21:ILE:CD1	1:B:14:VAL:N	12	3.74
(3,3)	1:A:21:ILE:CD1	1:B:15:GLY:N	12	3.74
(3,3)	1:A:21:ILE:CD1	1:B:16:LYS:N	12	3.74
(3,3)	1:A:21:ILE:CD1	1:B:17:SER:N	12	3.74
(3,3)	1:A:21:ILE:CD1	1:B:18:ALA:N	12	3.74
(3,3)	1:A:21:ILE:CD1	1:B:19:LEU:N	12	3.74
(3,3)	1:A:21:ILE:CD1	1:B:20:THR:N	12	3.74
(3,3)	1:A:21:ILE:CD1	1:B:21:ILE:N	12	3.74
(3,3)	1:A:21:ILE:CD1	1:B:22:GLN:N	12	3.74
(3,3)	1:A:21:ILE:CD1	1:B:23:LEU:N	12	3.74
(3,3)	1:A:21:ILE:CD1	1:B:24:ILE:N	12	3.74
(3,3)	1:A:21:ILE:CD1	1:B:25:GLN:N	12	3.74
(3,3)	1:A:21:ILE:CD1	1:B:26:ASN:N	12	3.74
(3,3)	1:A:21:ILE:CD1	1:B:27:HIS:N	12	3.74
(3,3)	1:A:21:ILE:CD1	1:B:28:PHE:N	12	3.74
(3,3)	1:A:21:ILE:CD1	1:B:29:VAL:N	12	3.74
(3,3)	1:A:21:ILE:CD1	1:B:30:ASP:N	12	3.74
(3,3)	1:A:21:ILE:CD1	1:B:31:GLU:N	12	3.74
(3,3)	1:A:21:ILE:CD1	1:B:32:TYR:N	12	3.74
(3,3)	1:A:21:ILE:CD1	1:B:33:ASP:N	12	3.74
(3,3)	1:A:21:ILE:CD1	1:B:34:PRO:N	12	3.74
(3,3)	1:A:21:ILE:CD1	1:B:35:THR:N	12	3.74
(3,3)	1:A:21:ILE:CD1	1:B:36:ILE:N	12	3.74
(3,3)	1:A:21:ILE:CD1	1:B:37:GLU:N	12	3.74
(3,3)	1:A:21:ILE:CD1	1:B:38:ASP:N	12	3.74
(3,3)	1:A:21:ILE:CD1	1:B:39:SER:N	12	3.74
(3,3)	1:A:21:ILE:CD1	1:B:40:TYR:N	12	3.74
(3,3)	1:A:21:ILE:CD1	1:B:41:ARG:N	12	3.74
(3,3)	1:A:21:ILE:CD1	1:B:42:LYS:N	12	3.74
(3,3)	1:A:21:ILE:CD1	1:B:43:GLN:N	12	3.74
(3,3)	1:A:21:ILE:CD1	1:B:44:VAL:N	12	3.74
(3,3)	1:A:21:ILE:CD1	1:B:45:VAL:N	12	3.74
(3,3)	1:A:21:ILE:CD1	1:B:46:ILE:N	12	3.74
(3,3)	1:A:21:ILE:CD1	1:B:47:ASP:N	12	3.74

Continued on next page...

Continued from previous page...

Key	Atom-1	Atom-2	Model ID	Violation (Å)
(3,3)	1:A:21:ILE:CD1	1:B:48:GLY:N	12	3.74
(3,3)	1:A:21:ILE:CD1	1:B:49:GLU:N	12	3.74
(3,3)	1:A:21:ILE:CD1	1:B:50:THR:N	12	3.74
(3,3)	1:A:21:ILE:CD1	1:B:51:CYS:N	12	3.74
(3,3)	1:A:21:ILE:CD1	1:B:52:LEU:N	12	3.74
(3,3)	1:A:21:ILE:CD1	1:B:53:LEU:N	12	3.74
(3,3)	1:A:21:ILE:CD1	1:B:54:ASP:N	12	3.74
(3,3)	1:A:21:ILE:CD1	1:B:55:ILE:N	12	3.74
(3,3)	1:A:21:ILE:CD1	1:B:56:LEU:N	12	3.74
(3,3)	1:A:21:ILE:CD1	1:B:57:ASP:N	12	3.74
(3,3)	1:A:21:ILE:CD1	1:B:58:THR:N	12	3.74
(3,3)	1:A:21:ILE:CD1	1:B:59:ALA:N	12	3.74
(3,3)	1:A:21:ILE:CD1	1:B:60:GLY:N	12	3.74
(3,3)	1:A:21:ILE:CD1	1:B:61:GLN:N	12	3.74
(3,3)	1:A:21:ILE:CD1	1:B:62:GLU:N	12	3.74
(3,3)	1:A:21:ILE:CD1	1:B:63:GLU:N	12	3.74
(3,3)	1:A:21:ILE:CD1	1:B:64:TYR:N	12	3.74
(3,3)	1:A:21:ILE:CD1	1:B:65:SER:N	12	3.74
(3,3)	1:A:21:ILE:CD1	1:B:66:ALA:N	12	3.74
(3,3)	1:A:21:ILE:CD1	1:B:67:MET:N	12	3.74
(3,3)	1:A:21:ILE:CD1	1:B:68:ARG:N	12	3.74
(3,3)	1:A:21:ILE:CD1	1:B:69:ASP:N	12	3.74
(3,3)	1:A:21:ILE:CD1	1:B:70:GLN:N	12	3.74
(3,3)	1:A:21:ILE:CD1	1:B:71:TYR:N	12	3.74
(3,3)	1:A:21:ILE:CD1	1:B:72:MET:N	12	3.74
(3,3)	1:A:21:ILE:CD1	1:B:73:ARG:N	12	3.74
(3,3)	1:A:21:ILE:CD1	1:B:74:THR:N	12	3.74
(3,3)	1:A:21:ILE:CD1	1:B:75:GLY:N	12	3.74
(3,3)	1:A:21:ILE:CD1	1:B:76:GLU:N	12	3.74
(3,3)	1:A:21:ILE:CD1	1:B:77:GLY:N	12	3.74
(3,3)	1:A:21:ILE:CD1	1:B:78:PHE:N	12	3.74
(3,3)	1:A:21:ILE:CD1	1:B:79:LEU:N	12	3.74
(3,3)	1:A:21:ILE:CD1	1:B:80:CYS:N	12	3.74
(3,3)	1:A:21:ILE:CD1	5:B:203:7Q9:N	12	3.74
(3,3)	1:A:21:ILE:CD1	5:B:204:7Q9:N	12	3.74
(3,3)	1:A:21:ILE:CD1	5:B:205:7Q9:N	12	3.74
(3,3)	1:A:21:ILE:CD1	5:B:206:7Q9:N	12	3.74
(3,3)	1:A:21:ILE:CD1	5:B:207:7Q9:N	12	3.74
(3,3)	1:A:21:ILE:CD1	6:B:208:17F:N1	12	3.74
(3,3)	1:A:21:ILE:CD1	5:B:209:7Q9:N	12	3.74
(3,3)	1:A:21:ILE:CD1	5:B:210:7Q9:N	12	3.74
(3,3)	1:A:21:ILE:CD1	5:B:211:7Q9:N	12	3.74

Continued on next page...

Continued from previous page...

Key	Atom-1	Atom-2	Model ID	Violation (Å)
(3,3)	1:A:21:ILE:CD1	5:B:212:7Q9:N	12	3.74
(3,3)	1:A:21:ILE:CD1	5:B:213:7Q9:N	12	3.74
(3,3)	1:A:21:ILE:CD1	6:B:214:17F:N1	12	3.74
(3,3)	1:A:21:ILE:CD1	6:B:215:17F:N1	12	3.74
(3,3)	1:A:21:ILE:CD1	5:B:216:7Q9:N	12	3.74
(3,3)	1:A:21:ILE:CD1	5:B:217:7Q9:N	12	3.74
(3,3)	1:A:21:ILE:CD1	5:B:218:7Q9:N	12	3.74
(3,3)	1:A:21:ILE:CD1	6:B:219:17F:N1	12	3.74
(3,3)	1:A:21:ILE:CD1	5:B:220:7Q9:N	12	3.74
(3,3)	1:A:21:ILE:CD1	1:B:2:THR:N	17	3.71
(3,3)	1:A:21:ILE:CD1	1:B:3:GLU:N	17	3.71
(3,3)	1:A:21:ILE:CD1	1:B:4:TYR:N	17	3.71
(3,3)	1:A:21:ILE:CD1	1:B:5:LYS:N	17	3.71
(3,3)	1:A:21:ILE:CD1	1:B:6:LEU:N	17	3.71
(3,3)	1:A:21:ILE:CD1	1:B:7:VAL:N	17	3.71
(3,3)	1:A:21:ILE:CD1	1:B:8:VAL:N	17	3.71
(3,3)	1:A:21:ILE:CD1	1:B:9:VAL:N	17	3.71
(3,3)	1:A:21:ILE:CD1	1:B:10:GLY:N	17	3.71
(3,3)	1:A:21:ILE:CD1	1:B:11:ALA:N	17	3.71
(3,3)	1:A:21:ILE:CD1	1:B:12:ASP:N	17	3.71
(3,3)	1:A:21:ILE:CD1	1:B:13:GLY:N	17	3.71
(3,3)	1:A:21:ILE:CD1	1:B:14:VAL:N	17	3.71
(3,3)	1:A:21:ILE:CD1	1:B:15:GLY:N	17	3.71
(3,3)	1:A:21:ILE:CD1	1:B:16:LYS:N	17	3.71
(3,3)	1:A:21:ILE:CD1	1:B:17:SER:N	17	3.71
(3,3)	1:A:21:ILE:CD1	1:B:18:ALA:N	17	3.71
(3,3)	1:A:21:ILE:CD1	1:B:19:LEU:N	17	3.71
(3,3)	1:A:21:ILE:CD1	1:B:20:THR:N	17	3.71
(3,3)	1:A:21:ILE:CD1	1:B:21:ILE:N	17	3.71
(3,3)	1:A:21:ILE:CD1	1:B:22:GLN:N	17	3.71
(3,3)	1:A:21:ILE:CD1	1:B:23:LEU:N	17	3.71
(3,3)	1:A:21:ILE:CD1	1:B:24:ILE:N	17	3.71
(3,3)	1:A:21:ILE:CD1	1:B:25:GLN:N	17	3.71
(3,3)	1:A:21:ILE:CD1	1:B:26:ASN:N	17	3.71
(3,3)	1:A:21:ILE:CD1	1:B:27:HIS:N	17	3.71
(3,3)	1:A:21:ILE:CD1	1:B:28:PHE:N	17	3.71
(3,3)	1:A:21:ILE:CD1	1:B:29:VAL:N	17	3.71
(3,3)	1:A:21:ILE:CD1	1:B:30:ASP:N	17	3.71
(3,3)	1:A:21:ILE:CD1	1:B:31:GLU:N	17	3.71
(3,3)	1:A:21:ILE:CD1	1:B:32:TYR:N	17	3.71
(3,3)	1:A:21:ILE:CD1	1:B:33:ASP:N	17	3.71
(3,3)	1:A:21:ILE:CD1	1:B:34:PRO:N	17	3.71

Continued on next page...

Continued from previous page...

Key	Atom-1	Atom-2	Model ID	Violation (Å)
(3,3)	1:A:21:ILE:CD1	1:B:35:THR:N	17	3.71
(3,3)	1:A:21:ILE:CD1	1:B:36:ILE:N	17	3.71
(3,3)	1:A:21:ILE:CD1	1:B:37:GLU:N	17	3.71
(3,3)	1:A:21:ILE:CD1	1:B:38:ASP:N	17	3.71
(3,3)	1:A:21:ILE:CD1	1:B:39:SER:N	17	3.71
(3,3)	1:A:21:ILE:CD1	1:B:40:TYR:N	17	3.71
(3,3)	1:A:21:ILE:CD1	1:B:41:ARG:N	17	3.71
(3,3)	1:A:21:ILE:CD1	1:B:42:LYS:N	17	3.71
(3,3)	1:A:21:ILE:CD1	1:B:43:GLN:N	17	3.71
(3,3)	1:A:21:ILE:CD1	1:B:44:VAL:N	17	3.71
(3,3)	1:A:21:ILE:CD1	1:B:45:VAL:N	17	3.71
(3,3)	1:A:21:ILE:CD1	1:B:46:ILE:N	17	3.71
(3,3)	1:A:21:ILE:CD1	1:B:47:ASP:N	17	3.71
(3,3)	1:A:21:ILE:CD1	1:B:48:GLY:N	17	3.71
(3,3)	1:A:21:ILE:CD1	1:B:49:GLU:N	17	3.71
(3,3)	1:A:21:ILE:CD1	1:B:50:THR:N	17	3.71
(3,3)	1:A:21:ILE:CD1	1:B:51:CYS:N	17	3.71
(3,3)	1:A:21:ILE:CD1	1:B:52:LEU:N	17	3.71
(3,3)	1:A:21:ILE:CD1	1:B:53:LEU:N	17	3.71
(3,3)	1:A:21:ILE:CD1	1:B:54:ASP:N	17	3.71
(3,3)	1:A:21:ILE:CD1	1:B:55:ILE:N	17	3.71
(3,3)	1:A:21:ILE:CD1	1:B:56:LEU:N	17	3.71
(3,3)	1:A:21:ILE:CD1	1:B:57:ASP:N	17	3.71
(3,3)	1:A:21:ILE:CD1	1:B:58:THR:N	17	3.71
(3,3)	1:A:21:ILE:CD1	1:B:59:ALA:N	17	3.71
(3,3)	1:A:21:ILE:CD1	1:B:60:GLY:N	17	3.71
(3,3)	1:A:21:ILE:CD1	1:B:61:GLN:N	17	3.71
(3,3)	1:A:21:ILE:CD1	1:B:62:GLU:N	17	3.71
(3,3)	1:A:21:ILE:CD1	1:B:63:GLU:N	17	3.71
(3,3)	1:A:21:ILE:CD1	1:B:64:TYR:N	17	3.71
(3,3)	1:A:21:ILE:CD1	1:B:65:SER:N	17	3.71
(3,3)	1:A:21:ILE:CD1	1:B:66:ALA:N	17	3.71
(3,3)	1:A:21:ILE:CD1	1:B:67:MET:N	17	3.71
(3,3)	1:A:21:ILE:CD1	1:B:68:ARG:N	17	3.71
(3,3)	1:A:21:ILE:CD1	1:B:69:ASP:N	17	3.71
(3,3)	1:A:21:ILE:CD1	1:B:70:GLN:N	17	3.71
(3,3)	1:A:21:ILE:CD1	1:B:71:TYR:N	17	3.71
(3,3)	1:A:21:ILE:CD1	1:B:72:MET:N	17	3.71
(3,3)	1:A:21:ILE:CD1	1:B:73:ARG:N	17	3.71
(3,3)	1:A:21:ILE:CD1	1:B:74:THR:N	17	3.71
(3,3)	1:A:21:ILE:CD1	1:B:75:GLY:N	17	3.71
(3,3)	1:A:21:ILE:CD1	1:B:76:GLU:N	17	3.71

Continued on next page...

Continued from previous page...

Key	Atom-1	Atom-2	Model ID	Violation (Å)
(3,3)	1:A:21:ILE:CD1	1:B:77:GLY:N	17	3.71
(3,3)	1:A:21:ILE:CD1	1:B:78:PHE:N	17	3.71
(3,3)	1:A:21:ILE:CD1	1:B:79:LEU:N	17	3.71
(3,3)	1:A:21:ILE:CD1	1:B:80:CYS:N	17	3.71
(3,3)	1:A:21:ILE:CD1	5:B:203:7Q9:N	17	3.71
(3,3)	1:A:21:ILE:CD1	5:B:204:7Q9:N	17	3.71
(3,3)	1:A:21:ILE:CD1	5:B:205:7Q9:N	17	3.71
(3,3)	1:A:21:ILE:CD1	5:B:206:7Q9:N	17	3.71
(3,3)	1:A:21:ILE:CD1	5:B:207:7Q9:N	17	3.71
(3,3)	1:A:21:ILE:CD1	6:B:208:17F:N1	17	3.71
(3,3)	1:A:21:ILE:CD1	5:B:209:7Q9:N	17	3.71
(3,3)	1:A:21:ILE:CD1	5:B:210:7Q9:N	17	3.71
(3,3)	1:A:21:ILE:CD1	5:B:211:7Q9:N	17	3.71
(3,3)	1:A:21:ILE:CD1	5:B:212:7Q9:N	17	3.71
(3,3)	1:A:21:ILE:CD1	5:B:213:7Q9:N	17	3.71
(3,3)	1:A:21:ILE:CD1	6:B:214:17F:N1	17	3.71
(3,3)	1:A:21:ILE:CD1	6:B:215:17F:N1	17	3.71
(3,3)	1:A:21:ILE:CD1	5:B:216:7Q9:N	17	3.71
(3,3)	1:A:21:ILE:CD1	5:B:217:7Q9:N	17	3.71
(3,3)	1:A:21:ILE:CD1	5:B:218:7Q9:N	17	3.71
(3,3)	1:A:21:ILE:CD1	6:B:219:17F:N1	17	3.71
(3,3)	1:A:21:ILE:CD1	5:B:220:7Q9:N	17	3.71
(3,4)	1:A:23:LEU:CD1	1:B:2:THR:N	11	3.67
(3,4)	1:A:23:LEU:CD1	1:B:3:GLU:N	11	3.67
(3,4)	1:A:23:LEU:CD1	1:B:4:TYR:N	11	3.67
(3,4)	1:A:23:LEU:CD1	1:B:5:LYS:N	11	3.67
(3,4)	1:A:23:LEU:CD1	1:B:6:LEU:N	11	3.67
(3,4)	1:A:23:LEU:CD1	1:B:7:VAL:N	11	3.67
(3,4)	1:A:23:LEU:CD1	1:B:8:VAL:N	11	3.67
(3,4)	1:A:23:LEU:CD1	1:B:9:VAL:N	11	3.67
(3,4)	1:A:23:LEU:CD1	1:B:10:GLY:N	11	3.67
(3,4)	1:A:23:LEU:CD1	1:B:11:ALA:N	11	3.67
(3,4)	1:A:23:LEU:CD1	1:B:12:ASP:N	11	3.67
(3,4)	1:A:23:LEU:CD1	1:B:13:GLY:N	11	3.67
(3,4)	1:A:23:LEU:CD1	1:B:14:VAL:N	11	3.67
(3,4)	1:A:23:LEU:CD1	1:B:15:GLY:N	11	3.67
(3,4)	1:A:23:LEU:CD1	1:B:16:LYS:N	11	3.67
(3,4)	1:A:23:LEU:CD1	1:B:17:SER:N	11	3.67
(3,4)	1:A:23:LEU:CD1	1:B:18:ALA:N	11	3.67
(3,4)	1:A:23:LEU:CD1	1:B:19:LEU:N	11	3.67
(3,4)	1:A:23:LEU:CD1	1:B:20:THR:N	11	3.67
(3,4)	1:A:23:LEU:CD1	1:B:21:ILE:N	11	3.67

Continued on next page...

Continued from previous page...

Key	Atom-1	Atom-2	Model ID	Violation (Å)
(3,4)	1:A:23:LEU:CD1	1:B:22:GLN:N	11	3.67
(3,4)	1:A:23:LEU:CD1	1:B:23:LEU:N	11	3.67
(3,4)	1:A:23:LEU:CD1	1:B:24:ILE:N	11	3.67
(3,4)	1:A:23:LEU:CD1	1:B:25:GLN:N	11	3.67
(3,4)	1:A:23:LEU:CD1	1:B:26:ASN:N	11	3.67
(3,4)	1:A:23:LEU:CD1	1:B:27:HIS:N	11	3.67
(3,4)	1:A:23:LEU:CD1	1:B:28:PHE:N	11	3.67
(3,4)	1:A:23:LEU:CD1	1:B:29:VAL:N	11	3.67
(3,4)	1:A:23:LEU:CD1	1:B:30:ASP:N	11	3.67
(3,4)	1:A:23:LEU:CD1	1:B:31:GLU:N	11	3.67
(3,4)	1:A:23:LEU:CD1	1:B:32:TYR:N	11	3.67
(3,4)	1:A:23:LEU:CD1	1:B:33:ASP:N	11	3.67
(3,4)	1:A:23:LEU:CD1	1:B:34:PRO:N	11	3.67
(3,4)	1:A:23:LEU:CD1	1:B:35:THR:N	11	3.67
(3,4)	1:A:23:LEU:CD1	1:B:36:ILE:N	11	3.67
(3,4)	1:A:23:LEU:CD1	1:B:37:GLU:N	11	3.67
(3,4)	1:A:23:LEU:CD1	1:B:38:ASP:N	11	3.67
(3,4)	1:A:23:LEU:CD1	1:B:39:SER:N	11	3.67
(3,4)	1:A:23:LEU:CD1	1:B:40:TYR:N	11	3.67
(3,4)	1:A:23:LEU:CD1	1:B:41:ARG:N	11	3.67
(3,4)	1:A:23:LEU:CD1	1:B:42:LYS:N	11	3.67
(3,4)	1:A:23:LEU:CD1	1:B:43:GLN:N	11	3.67
(3,4)	1:A:23:LEU:CD1	1:B:44:VAL:N	11	3.67
(3,4)	1:A:23:LEU:CD1	1:B:45:VAL:N	11	3.67
(3,4)	1:A:23:LEU:CD1	1:B:46:ILE:N	11	3.67
(3,4)	1:A:23:LEU:CD1	1:B:47:ASP:N	11	3.67
(3,4)	1:A:23:LEU:CD1	1:B:48:GLY:N	11	3.67
(3,4)	1:A:23:LEU:CD1	1:B:49:GLU:N	11	3.67
(3,4)	1:A:23:LEU:CD1	1:B:50:THR:N	11	3.67
(3,4)	1:A:23:LEU:CD1	1:B:51:CYS:N	11	3.67
(3,4)	1:A:23:LEU:CD1	1:B:52:LEU:N	11	3.67
(3,4)	1:A:23:LEU:CD1	1:B:53:LEU:N	11	3.67
(3,4)	1:A:23:LEU:CD1	1:B:54:ASP:N	11	3.67
(3,4)	1:A:23:LEU:CD1	1:B:55:ILE:N	11	3.67
(3,4)	1:A:23:LEU:CD1	1:B:56:LEU:N	11	3.67
(3,4)	1:A:23:LEU:CD1	1:B:57:ASP:N	11	3.67
(3,4)	1:A:23:LEU:CD1	1:B:58:THR:N	11	3.67
(3,4)	1:A:23:LEU:CD1	1:B:59:ALA:N	11	3.67
(3,4)	1:A:23:LEU:CD1	1:B:60:GLY:N	11	3.67
(3,4)	1:A:23:LEU:CD1	1:B:61:GLN:N	11	3.67
(3,4)	1:A:23:LEU:CD1	1:B:62:GLU:N	11	3.67
(3,4)	1:A:23:LEU:CD1	1:B:63:GLU:N	11	3.67

Continued on next page...

Continued from previous page...

Key	Atom-1	Atom-2	Model ID	Violation (Å)
(3,4)	1:A:23:LEU:CD1	1:B:64:TYR:N	11	3.67
(3,4)	1:A:23:LEU:CD1	1:B:65:SER:N	11	3.67
(3,4)	1:A:23:LEU:CD1	1:B:66:ALA:N	11	3.67
(3,4)	1:A:23:LEU:CD1	1:B:67:MET:N	11	3.67
(3,4)	1:A:23:LEU:CD1	1:B:68:ARG:N	11	3.67
(3,4)	1:A:23:LEU:CD1	1:B:69:ASP:N	11	3.67
(3,4)	1:A:23:LEU:CD1	1:B:70:GLN:N	11	3.67
(3,4)	1:A:23:LEU:CD1	1:B:71:TYR:N	11	3.67
(3,4)	1:A:23:LEU:CD1	1:B:72:MET:N	11	3.67
(3,4)	1:A:23:LEU:CD1	1:B:73:ARG:N	11	3.67
(3,4)	1:A:23:LEU:CD1	1:B:74:THR:N	11	3.67
(3,4)	1:A:23:LEU:CD1	1:B:75:GLY:N	11	3.67
(3,4)	1:A:23:LEU:CD1	1:B:76:GLU:N	11	3.67
(3,4)	1:A:23:LEU:CD1	1:B:77:GLY:N	11	3.67
(3,4)	1:A:23:LEU:CD1	1:B:78:PHE:N	11	3.67
(3,4)	1:A:23:LEU:CD1	1:B:79:LEU:N	11	3.67
(3,4)	1:A:23:LEU:CD1	1:B:80:CYS:N	11	3.67
(3,4)	1:A:23:LEU:CD1	5:B:203:7Q9:N	11	3.67
(3,4)	1:A:23:LEU:CD1	5:B:204:7Q9:N	11	3.67
(3,4)	1:A:23:LEU:CD1	5:B:205:7Q9:N	11	3.67
(3,4)	1:A:23:LEU:CD1	5:B:206:7Q9:N	11	3.67
(3,4)	1:A:23:LEU:CD1	5:B:207:7Q9:N	11	3.67
(3,4)	1:A:23:LEU:CD1	6:B:208:17F:N1	11	3.67
(3,4)	1:A:23:LEU:CD1	5:B:209:7Q9:N	11	3.67
(3,4)	1:A:23:LEU:CD1	5:B:210:7Q9:N	11	3.67
(3,4)	1:A:23:LEU:CD1	5:B:211:7Q9:N	11	3.67
(3,4)	1:A:23:LEU:CD1	5:B:212:7Q9:N	11	3.67
(3,4)	1:A:23:LEU:CD1	5:B:213:7Q9:N	11	3.67
(3,4)	1:A:23:LEU:CD1	6:B:214:17F:N1	11	3.67
(3,4)	1:A:23:LEU:CD1	6:B:215:17F:N1	11	3.67
(3,4)	1:A:23:LEU:CD1	5:B:216:7Q9:N	11	3.67
(3,4)	1:A:23:LEU:CD1	5:B:217:7Q9:N	11	3.67
(3,4)	1:A:23:LEU:CD1	5:B:218:7Q9:N	11	3.67
(3,4)	1:A:23:LEU:CD1	6:B:219:17F:N1	11	3.67
(3,4)	1:A:23:LEU:CD1	5:B:220:7Q9:N	11	3.67
(3,4)	1:A:23:LEU:CD2	1:B:2:THR:N	11	3.67
(3,4)	1:A:23:LEU:CD2	1:B:3:GLU:N	11	3.67
(3,4)	1:A:23:LEU:CD2	1:B:4:TYR:N	11	3.67
(3,4)	1:A:23:LEU:CD2	1:B:5:LYS:N	11	3.67
(3,4)	1:A:23:LEU:CD2	1:B:6:LEU:N	11	3.67
(3,4)	1:A:23:LEU:CD2	1:B:7:VAL:N	11	3.67
(3,4)	1:A:23:LEU:CD2	1:B:8:VAL:N	11	3.67

Continued on next page...

Continued from previous page...

Key	Atom-1	Atom-2	Model ID	Violation (Å)
(3,4)	1:A:23:LEU:CD2	1:B:9:VAL:N	11	3.67
(3,4)	1:A:23:LEU:CD2	1:B:10:GLY:N	11	3.67
(3,4)	1:A:23:LEU:CD2	1:B:11:ALA:N	11	3.67
(3,4)	1:A:23:LEU:CD2	1:B:12:ASP:N	11	3.67
(3,4)	1:A:23:LEU:CD2	1:B:13:GLY:N	11	3.67
(3,4)	1:A:23:LEU:CD2	1:B:14:VAL:N	11	3.67
(3,4)	1:A:23:LEU:CD2	1:B:15:GLY:N	11	3.67
(3,4)	1:A:23:LEU:CD2	1:B:16:LYS:N	11	3.67
(3,4)	1:A:23:LEU:CD2	1:B:17:SER:N	11	3.67
(3,4)	1:A:23:LEU:CD2	1:B:18:ALA:N	11	3.67
(3,4)	1:A:23:LEU:CD2	1:B:19:LEU:N	11	3.67
(3,4)	1:A:23:LEU:CD2	1:B:20:THR:N	11	3.67
(3,4)	1:A:23:LEU:CD2	1:B:21:ILE:N	11	3.67
(3,4)	1:A:23:LEU:CD2	1:B:22:GLN:N	11	3.67
(3,4)	1:A:23:LEU:CD2	1:B:23:LEU:N	11	3.67
(3,4)	1:A:23:LEU:CD2	1:B:24:ILE:N	11	3.67
(3,4)	1:A:23:LEU:CD2	1:B:25:GLN:N	11	3.67
(3,4)	1:A:23:LEU:CD2	1:B:26:ASN:N	11	3.67
(3,4)	1:A:23:LEU:CD2	1:B:27:HIS:N	11	3.67
(3,4)	1:A:23:LEU:CD2	1:B:28:PHE:N	11	3.67
(3,4)	1:A:23:LEU:CD2	1:B:29:VAL:N	11	3.67
(3,4)	1:A:23:LEU:CD2	1:B:30:ASP:N	11	3.67
(3,4)	1:A:23:LEU:CD2	1:B:31:GLU:N	11	3.67
(3,4)	1:A:23:LEU:CD2	1:B:32:TYR:N	11	3.67
(3,4)	1:A:23:LEU:CD2	1:B:33:ASP:N	11	3.67
(3,4)	1:A:23:LEU:CD2	1:B:34:PRO:N	11	3.67
(3,4)	1:A:23:LEU:CD2	1:B:35:THR:N	11	3.67
(3,4)	1:A:23:LEU:CD2	1:B:36:ILE:N	11	3.67
(3,4)	1:A:23:LEU:CD2	1:B:37:GLU:N	11	3.67
(3,4)	1:A:23:LEU:CD2	1:B:38:ASP:N	11	3.67
(3,4)	1:A:23:LEU:CD2	1:B:39:SER:N	11	3.67
(3,4)	1:A:23:LEU:CD2	1:B:40:TYR:N	11	3.67
(3,4)	1:A:23:LEU:CD2	1:B:41:ARG:N	11	3.67
(3,4)	1:A:23:LEU:CD2	1:B:42:LYS:N	11	3.67
(3,4)	1:A:23:LEU:CD2	1:B:43:GLN:N	11	3.67
(3,4)	1:A:23:LEU:CD2	1:B:44:VAL:N	11	3.67
(3,4)	1:A:23:LEU:CD2	1:B:45:VAL:N	11	3.67
(3,4)	1:A:23:LEU:CD2	1:B:46:ILE:N	11	3.67
(3,4)	1:A:23:LEU:CD2	1:B:47:ASP:N	11	3.67
(3,4)	1:A:23:LEU:CD2	1:B:48:GLY:N	11	3.67
(3,4)	1:A:23:LEU:CD2	1:B:49:GLU:N	11	3.67
(3,4)	1:A:23:LEU:CD2	1:B:50:THR:N	11	3.67

Continued on next page...

Continued from previous page...

Key	Atom-1	Atom-2	Model ID	Violation (Å)
(3,4)	1:A:23:LEU:CD2	1:B:51:CYS:N	11	3.67
(3,4)	1:A:23:LEU:CD2	1:B:52:LEU:N	11	3.67
(3,4)	1:A:23:LEU:CD2	1:B:53:LEU:N	11	3.67
(3,4)	1:A:23:LEU:CD2	1:B:54:ASP:N	11	3.67
(3,4)	1:A:23:LEU:CD2	1:B:55:ILE:N	11	3.67
(3,4)	1:A:23:LEU:CD2	1:B:56:LEU:N	11	3.67
(3,4)	1:A:23:LEU:CD2	1:B:57:ASP:N	11	3.67
(3,4)	1:A:23:LEU:CD2	1:B:58:THR:N	11	3.67
(3,4)	1:A:23:LEU:CD2	1:B:59:ALA:N	11	3.67
(3,4)	1:A:23:LEU:CD2	1:B:60:GLY:N	11	3.67
(3,4)	1:A:23:LEU:CD2	1:B:61:GLN:N	11	3.67
(3,4)	1:A:23:LEU:CD2	1:B:62:GLU:N	11	3.67
(3,4)	1:A:23:LEU:CD2	1:B:63:GLU:N	11	3.67
(3,4)	1:A:23:LEU:CD2	1:B:64:TYR:N	11	3.67
(3,4)	1:A:23:LEU:CD2	1:B:65:SER:N	11	3.67
(3,4)	1:A:23:LEU:CD2	1:B:66:ALA:N	11	3.67
(3,4)	1:A:23:LEU:CD2	1:B:67:MET:N	11	3.67
(3,4)	1:A:23:LEU:CD2	1:B:68:ARG:N	11	3.67
(3,4)	1:A:23:LEU:CD2	1:B:69:ASP:N	11	3.67
(3,4)	1:A:23:LEU:CD2	1:B:70:GLN:N	11	3.67
(3,4)	1:A:23:LEU:CD2	1:B:71:TYR:N	11	3.67
(3,4)	1:A:23:LEU:CD2	1:B:72:MET:N	11	3.67
(3,4)	1:A:23:LEU:CD2	1:B:73:ARG:N	11	3.67
(3,4)	1:A:23:LEU:CD2	1:B:74:THR:N	11	3.67
(3,4)	1:A:23:LEU:CD2	1:B:75:GLY:N	11	3.67
(3,4)	1:A:23:LEU:CD2	1:B:76:GLU:N	11	3.67
(3,4)	1:A:23:LEU:CD2	1:B:77:GLY:N	11	3.67
(3,4)	1:A:23:LEU:CD2	1:B:78:PHE:N	11	3.67
(3,4)	1:A:23:LEU:CD2	1:B:79:LEU:N	11	3.67
(3,4)	1:A:23:LEU:CD2	1:B:80:CYS:N	11	3.67
(3,4)	1:A:23:LEU:CD2	5:B:203:7Q9:N	11	3.67
(3,4)	1:A:23:LEU:CD2	5:B:204:7Q9:N	11	3.67
(3,4)	1:A:23:LEU:CD2	5:B:205:7Q9:N	11	3.67
(3,4)	1:A:23:LEU:CD2	5:B:206:7Q9:N	11	3.67
(3,4)	1:A:23:LEU:CD2	5:B:207:7Q9:N	11	3.67
(3,4)	1:A:23:LEU:CD2	6:B:208:17F:N1	11	3.67
(3,4)	1:A:23:LEU:CD2	5:B:209:7Q9:N	11	3.67
(3,4)	1:A:23:LEU:CD2	5:B:210:7Q9:N	11	3.67
(3,4)	1:A:23:LEU:CD2	5:B:211:7Q9:N	11	3.67
(3,4)	1:A:23:LEU:CD2	5:B:212:7Q9:N	11	3.67
(3,4)	1:A:23:LEU:CD2	5:B:213:7Q9:N	11	3.67
(3,4)	1:A:23:LEU:CD2	6:B:214:17F:N1	11	3.67

Continued on next page...

Continued from previous page...

Key	Atom-1	Atom-2	Model ID	Violation (Å)
(3,4)	1:A:23:LEU:CD2	6:B:215:17F:N1	11	3.67
(3,4)	1:A:23:LEU:CD2	5:B:216:7Q9:N	11	3.67
(3,4)	1:A:23:LEU:CD2	5:B:217:7Q9:N	11	3.67
(3,4)	1:A:23:LEU:CD2	5:B:218:7Q9:N	11	3.67
(3,4)	1:A:23:LEU:CD2	6:B:219:17F:N1	11	3.67
(3,4)	1:A:23:LEU:CD2	5:B:220:7Q9:N	11	3.67
(3,7)	1:A:44:VAL:CG1	1:B:2:THR:N	14	3.65
(3,7)	1:A:44:VAL:CG1	1:B:3:GLU:N	14	3.65
(3,7)	1:A:44:VAL:CG1	1:B:4:TYR:N	14	3.65
(3,7)	1:A:44:VAL:CG1	1:B:5:LYS:N	14	3.65
(3,7)	1:A:44:VAL:CG1	1:B:6:LEU:N	14	3.65
(3,7)	1:A:44:VAL:CG1	1:B:7:VAL:N	14	3.65
(3,7)	1:A:44:VAL:CG1	1:B:8:VAL:N	14	3.65
(3,7)	1:A:44:VAL:CG1	1:B:9:VAL:N	14	3.65
(3,7)	1:A:44:VAL:CG1	1:B:10:GLY:N	14	3.65
(3,7)	1:A:44:VAL:CG1	1:B:11:ALA:N	14	3.65
(3,7)	1:A:44:VAL:CG1	1:B:12:ASP:N	14	3.65
(3,7)	1:A:44:VAL:CG1	1:B:13:GLY:N	14	3.65
(3,7)	1:A:44:VAL:CG1	1:B:14:VAL:N	14	3.65
(3,7)	1:A:44:VAL:CG1	1:B:15:GLY:N	14	3.65
(3,7)	1:A:44:VAL:CG1	1:B:16:LYS:N	14	3.65
(3,7)	1:A:44:VAL:CG1	1:B:17:SER:N	14	3.65
(3,7)	1:A:44:VAL:CG1	1:B:18:ALA:N	14	3.65
(3,7)	1:A:44:VAL:CG1	1:B:19:LEU:N	14	3.65
(3,7)	1:A:44:VAL:CG1	1:B:20:THR:N	14	3.65
(3,7)	1:A:44:VAL:CG1	1:B:21:ILE:N	14	3.65
(3,7)	1:A:44:VAL:CG1	1:B:22:GLN:N	14	3.65
(3,7)	1:A:44:VAL:CG1	1:B:23:LEU:N	14	3.65
(3,7)	1:A:44:VAL:CG1	1:B:24:ILE:N	14	3.65
(3,7)	1:A:44:VAL:CG1	1:B:25:GLN:N	14	3.65
(3,7)	1:A:44:VAL:CG1	1:B:26:ASN:N	14	3.65
(3,7)	1:A:44:VAL:CG1	1:B:27:HIS:N	14	3.65
(3,7)	1:A:44:VAL:CG1	1:B:28:PHE:N	14	3.65
(3,7)	1:A:44:VAL:CG1	1:B:29:VAL:N	14	3.65
(3,7)	1:A:44:VAL:CG1	1:B:30:ASP:N	14	3.65
(3,7)	1:A:44:VAL:CG1	1:B:31:GLU:N	14	3.65
(3,7)	1:A:44:VAL:CG1	1:B:32:TYR:N	14	3.65
(3,7)	1:A:44:VAL:CG1	1:B:33:ASP:N	14	3.65
(3,7)	1:A:44:VAL:CG1	1:B:34:PRO:N	14	3.65
(3,7)	1:A:44:VAL:CG1	1:B:35:THR:N	14	3.65
(3,7)	1:A:44:VAL:CG1	1:B:36:ILE:N	14	3.65
(3,7)	1:A:44:VAL:CG1	1:B:37:GLU:N	14	3.65

Continued on next page...

Continued from previous page...

Key	Atom-1	Atom-2	Model ID	Violation (Å)
(3,7)	1:A:44:VAL:CG1	1:B:38:ASP:N	14	3.65
(3,7)	1:A:44:VAL:CG1	1:B:39:SER:N	14	3.65
(3,7)	1:A:44:VAL:CG1	1:B:40:TYR:N	14	3.65
(3,7)	1:A:44:VAL:CG1	1:B:41:ARG:N	14	3.65
(3,7)	1:A:44:VAL:CG1	1:B:42:LYS:N	14	3.65
(3,7)	1:A:44:VAL:CG1	1:B:43:GLN:N	14	3.65
(3,7)	1:A:44:VAL:CG1	1:B:44:VAL:N	14	3.65
(3,7)	1:A:44:VAL:CG1	1:B:45:VAL:N	14	3.65
(3,7)	1:A:44:VAL:CG1	1:B:46:ILE:N	14	3.65
(3,7)	1:A:44:VAL:CG1	1:B:47:ASP:N	14	3.65
(3,7)	1:A:44:VAL:CG1	1:B:48:GLY:N	14	3.65
(3,7)	1:A:44:VAL:CG1	1:B:49:GLU:N	14	3.65
(3,7)	1:A:44:VAL:CG1	1:B:50:THR:N	14	3.65
(3,7)	1:A:44:VAL:CG1	1:B:51:CYS:N	14	3.65
(3,7)	1:A:44:VAL:CG1	1:B:52:LEU:N	14	3.65
(3,7)	1:A:44:VAL:CG1	1:B:53:LEU:N	14	3.65
(3,7)	1:A:44:VAL:CG1	1:B:54:ASP:N	14	3.65
(3,7)	1:A:44:VAL:CG1	1:B:55:ILE:N	14	3.65
(3,7)	1:A:44:VAL:CG1	1:B:56:LEU:N	14	3.65
(3,7)	1:A:44:VAL:CG1	1:B:57:ASP:N	14	3.65
(3,7)	1:A:44:VAL:CG1	1:B:58:THR:N	14	3.65
(3,7)	1:A:44:VAL:CG1	1:B:59:ALA:N	14	3.65
(3,7)	1:A:44:VAL:CG1	1:B:60:GLY:N	14	3.65
(3,7)	1:A:44:VAL:CG1	1:B:61:GLN:N	14	3.65
(3,7)	1:A:44:VAL:CG1	1:B:62:GLU:N	14	3.65
(3,7)	1:A:44:VAL:CG1	1:B:63:GLU:N	14	3.65
(3,7)	1:A:44:VAL:CG1	1:B:64:TYR:N	14	3.65
(3,7)	1:A:44:VAL:CG1	1:B:65:SER:N	14	3.65
(3,7)	1:A:44:VAL:CG1	1:B:66:ALA:N	14	3.65
(3,7)	1:A:44:VAL:CG1	1:B:67:MET:N	14	3.65
(3,7)	1:A:44:VAL:CG1	1:B:68:ARG:N	14	3.65
(3,7)	1:A:44:VAL:CG1	1:B:69:ASP:N	14	3.65
(3,7)	1:A:44:VAL:CG1	1:B:70:GLN:N	14	3.65
(3,7)	1:A:44:VAL:CG1	1:B:71:TYR:N	14	3.65
(3,7)	1:A:44:VAL:CG1	1:B:72:MET:N	14	3.65
(3,7)	1:A:44:VAL:CG1	1:B:73:ARG:N	14	3.65
(3,7)	1:A:44:VAL:CG1	1:B:74:THR:N	14	3.65
(3,7)	1:A:44:VAL:CG1	1:B:75:GLY:N	14	3.65
(3,7)	1:A:44:VAL:CG1	1:B:76:GLU:N	14	3.65
(3,7)	1:A:44:VAL:CG1	1:B:77:GLY:N	14	3.65
(3,7)	1:A:44:VAL:CG1	1:B:78:PHE:N	14	3.65
(3,7)	1:A:44:VAL:CG1	1:B:79:LEU:N	14	3.65

Continued on next page...

Continued from previous page...

Key	Atom-1	Atom-2	Model ID	Violation (Å)
(3,7)	1:A:44:VAL:CG1	1:B:80:CYS:N	14	3.65
(3,7)	1:A:44:VAL:CG1	5:B:203:7Q9:N	14	3.65
(3,7)	1:A:44:VAL:CG1	5:B:204:7Q9:N	14	3.65
(3,7)	1:A:44:VAL:CG1	5:B:205:7Q9:N	14	3.65
(3,7)	1:A:44:VAL:CG1	5:B:206:7Q9:N	14	3.65
(3,7)	1:A:44:VAL:CG1	5:B:207:7Q9:N	14	3.65
(3,7)	1:A:44:VAL:CG1	6:B:208:17F:N1	14	3.65
(3,7)	1:A:44:VAL:CG1	5:B:209:7Q9:N	14	3.65
(3,7)	1:A:44:VAL:CG1	5:B:210:7Q9:N	14	3.65
(3,7)	1:A:44:VAL:CG1	5:B:211:7Q9:N	14	3.65
(3,7)	1:A:44:VAL:CG1	5:B:212:7Q9:N	14	3.65
(3,7)	1:A:44:VAL:CG1	5:B:213:7Q9:N	14	3.65
(3,7)	1:A:44:VAL:CG1	6:B:214:17F:N1	14	3.65
(3,7)	1:A:44:VAL:CG1	6:B:215:17F:N1	14	3.65
(3,7)	1:A:44:VAL:CG1	5:B:216:7Q9:N	14	3.65
(3,7)	1:A:44:VAL:CG1	5:B:217:7Q9:N	14	3.65
(3,7)	1:A:44:VAL:CG1	5:B:218:7Q9:N	14	3.65
(3,7)	1:A:44:VAL:CG1	6:B:219:17F:N1	14	3.65
(3,7)	1:A:44:VAL:CG1	5:B:220:7Q9:N	14	3.65
(3,7)	1:A:44:VAL:CG2	1:B:2:THR:N	14	3.65
(3,7)	1:A:44:VAL:CG2	1:B:3:GLU:N	14	3.65
(3,7)	1:A:44:VAL:CG2	1:B:4:TYR:N	14	3.65
(3,7)	1:A:44:VAL:CG2	1:B:5:LYS:N	14	3.65
(3,7)	1:A:44:VAL:CG2	1:B:6:LEU:N	14	3.65
(3,7)	1:A:44:VAL:CG2	1:B:7:VAL:N	14	3.65
(3,7)	1:A:44:VAL:CG2	1:B:8:VAL:N	14	3.65
(3,7)	1:A:44:VAL:CG2	1:B:9:VAL:N	14	3.65
(3,7)	1:A:44:VAL:CG2	1:B:10:GLY:N	14	3.65
(3,7)	1:A:44:VAL:CG2	1:B:11:ALA:N	14	3.65
(3,7)	1:A:44:VAL:CG2	1:B:12:ASP:N	14	3.65
(3,7)	1:A:44:VAL:CG2	1:B:13:GLY:N	14	3.65
(3,7)	1:A:44:VAL:CG2	1:B:14:VAL:N	14	3.65
(3,7)	1:A:44:VAL:CG2	1:B:15:GLY:N	14	3.65
(3,7)	1:A:44:VAL:CG2	1:B:16:LYS:N	14	3.65
(3,7)	1:A:44:VAL:CG2	1:B:17:SER:N	14	3.65
(3,7)	1:A:44:VAL:CG2	1:B:18:ALA:N	14	3.65
(3,7)	1:A:44:VAL:CG2	1:B:19:LEU:N	14	3.65
(3,7)	1:A:44:VAL:CG2	1:B:20:THR:N	14	3.65
(3,7)	1:A:44:VAL:CG2	1:B:21:ILE:N	14	3.65
(3,7)	1:A:44:VAL:CG2	1:B:22:GLN:N	14	3.65
(3,7)	1:A:44:VAL:CG2	1:B:23:LEU:N	14	3.65
(3,7)	1:A:44:VAL:CG2	1:B:24:ILE:N	14	3.65

Continued on next page...

Continued from previous page...

Key	Atom-1	Atom-2	Model ID	Violation (Å)
(3,7)	1:A:44:VAL:CG2	1:B:25:GLN:N	14	3.65
(3,7)	1:A:44:VAL:CG2	1:B:26:ASN:N	14	3.65
(3,7)	1:A:44:VAL:CG2	1:B:27:HIS:N	14	3.65
(3,7)	1:A:44:VAL:CG2	1:B:28:PHE:N	14	3.65
(3,7)	1:A:44:VAL:CG2	1:B:29:VAL:N	14	3.65
(3,7)	1:A:44:VAL:CG2	1:B:30:ASP:N	14	3.65
(3,7)	1:A:44:VAL:CG2	1:B:31:GLU:N	14	3.65
(3,7)	1:A:44:VAL:CG2	1:B:32:TYR:N	14	3.65
(3,7)	1:A:44:VAL:CG2	1:B:33:ASP:N	14	3.65
(3,7)	1:A:44:VAL:CG2	1:B:34:PRO:N	14	3.65
(3,7)	1:A:44:VAL:CG2	1:B:35:THR:N	14	3.65
(3,7)	1:A:44:VAL:CG2	1:B:36:ILE:N	14	3.65
(3,7)	1:A:44:VAL:CG2	1:B:37:GLU:N	14	3.65
(3,7)	1:A:44:VAL:CG2	1:B:38:ASP:N	14	3.65
(3,7)	1:A:44:VAL:CG2	1:B:39:SER:N	14	3.65
(3,7)	1:A:44:VAL:CG2	1:B:40:TYR:N	14	3.65
(3,7)	1:A:44:VAL:CG2	1:B:41:ARG:N	14	3.65
(3,7)	1:A:44:VAL:CG2	1:B:42:LYS:N	14	3.65
(3,7)	1:A:44:VAL:CG2	1:B:43:GLN:N	14	3.65
(3,7)	1:A:44:VAL:CG2	1:B:44:VAL:N	14	3.65
(3,7)	1:A:44:VAL:CG2	1:B:45:VAL:N	14	3.65
(3,7)	1:A:44:VAL:CG2	1:B:46:ILE:N	14	3.65
(3,7)	1:A:44:VAL:CG2	1:B:47:ASP:N	14	3.65
(3,7)	1:A:44:VAL:CG2	1:B:48:GLY:N	14	3.65
(3,7)	1:A:44:VAL:CG2	1:B:49:GLU:N	14	3.65
(3,7)	1:A:44:VAL:CG2	1:B:50:THR:N	14	3.65
(3,7)	1:A:44:VAL:CG2	1:B:51:CYS:N	14	3.65
(3,7)	1:A:44:VAL:CG2	1:B:52:LEU:N	14	3.65
(3,7)	1:A:44:VAL:CG2	1:B:53:LEU:N	14	3.65
(3,7)	1:A:44:VAL:CG2	1:B:54:ASP:N	14	3.65
(3,7)	1:A:44:VAL:CG2	1:B:55:ILE:N	14	3.65
(3,7)	1:A:44:VAL:CG2	1:B:56:LEU:N	14	3.65
(3,7)	1:A:44:VAL:CG2	1:B:57:ASP:N	14	3.65
(3,7)	1:A:44:VAL:CG2	1:B:58:THR:N	14	3.65
(3,7)	1:A:44:VAL:CG2	1:B:59:ALA:N	14	3.65
(3,7)	1:A:44:VAL:CG2	1:B:60:GLY:N	14	3.65
(3,7)	1:A:44:VAL:CG2	1:B:61:GLN:N	14	3.65
(3,7)	1:A:44:VAL:CG2	1:B:62:GLU:N	14	3.65
(3,7)	1:A:44:VAL:CG2	1:B:63:GLU:N	14	3.65
(3,7)	1:A:44:VAL:CG2	1:B:64:TYR:N	14	3.65
(3,7)	1:A:44:VAL:CG2	1:B:65:SER:N	14	3.65
(3,7)	1:A:44:VAL:CG2	1:B:66:ALA:N	14	3.65

Continued on next page...

Continued from previous page...

Key	Atom-1	Atom-2	Model ID	Violation (Å)
(3,7)	1:A:44:VAL:CG2	1:B:67:MET:N	14	3.65
(3,7)	1:A:44:VAL:CG2	1:B:68:ARG:N	14	3.65
(3,7)	1:A:44:VAL:CG2	1:B:69:ASP:N	14	3.65
(3,7)	1:A:44:VAL:CG2	1:B:70:GLN:N	14	3.65
(3,7)	1:A:44:VAL:CG2	1:B:71:TYR:N	14	3.65
(3,7)	1:A:44:VAL:CG2	1:B:72:MET:N	14	3.65
(3,7)	1:A:44:VAL:CG2	1:B:73:ARG:N	14	3.65
(3,7)	1:A:44:VAL:CG2	1:B:74:THR:N	14	3.65
(3,7)	1:A:44:VAL:CG2	1:B:75:GLY:N	14	3.65
(3,7)	1:A:44:VAL:CG2	1:B:76:GLU:N	14	3.65
(3,7)	1:A:44:VAL:CG2	1:B:77:GLY:N	14	3.65
(3,7)	1:A:44:VAL:CG2	1:B:78:PHE:N	14	3.65
(3,7)	1:A:44:VAL:CG2	1:B:79:LEU:N	14	3.65
(3,7)	1:A:44:VAL:CG2	1:B:80:CYS:N	14	3.65
(3,7)	1:A:44:VAL:CG2	5:B:203:7Q9:N	14	3.65
(3,7)	1:A:44:VAL:CG2	5:B:204:7Q9:N	14	3.65
(3,7)	1:A:44:VAL:CG2	5:B:205:7Q9:N	14	3.65
(3,7)	1:A:44:VAL:CG2	5:B:206:7Q9:N	14	3.65
(3,7)	1:A:44:VAL:CG2	5:B:207:7Q9:N	14	3.65
(3,7)	1:A:44:VAL:CG2	6:B:208:17F:N1	14	3.65
(3,7)	1:A:44:VAL:CG2	5:B:209:7Q9:N	14	3.65
(3,7)	1:A:44:VAL:CG2	5:B:210:7Q9:N	14	3.65
(3,7)	1:A:44:VAL:CG2	5:B:211:7Q9:N	14	3.65
(3,7)	1:A:44:VAL:CG2	5:B:212:7Q9:N	14	3.65
(3,7)	1:A:44:VAL:CG2	5:B:213:7Q9:N	14	3.65
(3,7)	1:A:44:VAL:CG2	6:B:214:17F:N1	14	3.65
(3,7)	1:A:44:VAL:CG2	6:B:215:17F:N1	14	3.65
(3,7)	1:A:44:VAL:CG2	5:B:216:7Q9:N	14	3.65
(3,7)	1:A:44:VAL:CG2	5:B:217:7Q9:N	14	3.65
(3,7)	1:A:44:VAL:CG2	5:B:218:7Q9:N	14	3.65
(3,7)	1:A:44:VAL:CG2	6:B:219:17F:N1	14	3.65
(3,7)	1:A:44:VAL:CG2	5:B:220:7Q9:N	14	3.65
(3,8)	1:A:45:VAL:CG1	1:B:2:THR:N	13	3.63
(3,8)	1:A:45:VAL:CG1	1:B:3:GLU:N	13	3.63
(3,8)	1:A:45:VAL:CG1	1:B:4:TYR:N	13	3.63
(3,8)	1:A:45:VAL:CG1	1:B:5:LYS:N	13	3.63
(3,8)	1:A:45:VAL:CG1	1:B:6:LEU:N	13	3.63
(3,8)	1:A:45:VAL:CG1	1:B:7:VAL:N	13	3.63
(3,8)	1:A:45:VAL:CG1	1:B:8:VAL:N	13	3.63
(3,8)	1:A:45:VAL:CG1	1:B:9:VAL:N	13	3.63
(3,8)	1:A:45:VAL:CG1	1:B:10:GLY:N	13	3.63
(3,8)	1:A:45:VAL:CG1	1:B:11:ALA:N	13	3.63

Continued on next page...

Continued from previous page...

Key	Atom-1	Atom-2	Model ID	Violation (Å)
(3,8)	1:A:45:VAL:CG1	1:B:12:ASP:N	13	3.63
(3,8)	1:A:45:VAL:CG1	1:B:13:GLY:N	13	3.63
(3,8)	1:A:45:VAL:CG1	1:B:14:VAL:N	13	3.63
(3,8)	1:A:45:VAL:CG1	1:B:15:GLY:N	13	3.63
(3,8)	1:A:45:VAL:CG1	1:B:16:LYS:N	13	3.63
(3,8)	1:A:45:VAL:CG1	1:B:17:SER:N	13	3.63
(3,8)	1:A:45:VAL:CG1	1:B:18:ALA:N	13	3.63
(3,8)	1:A:45:VAL:CG1	1:B:19:LEU:N	13	3.63
(3,8)	1:A:45:VAL:CG1	1:B:20:THR:N	13	3.63
(3,8)	1:A:45:VAL:CG1	1:B:21:ILE:N	13	3.63
(3,8)	1:A:45:VAL:CG1	1:B:22:GLN:N	13	3.63
(3,8)	1:A:45:VAL:CG1	1:B:23:LEU:N	13	3.63
(3,8)	1:A:45:VAL:CG1	1:B:24:ILE:N	13	3.63
(3,8)	1:A:45:VAL:CG1	1:B:25:GLN:N	13	3.63
(3,8)	1:A:45:VAL:CG1	1:B:26:ASN:N	13	3.63
(3,8)	1:A:45:VAL:CG1	1:B:27:HIS:N	13	3.63
(3,8)	1:A:45:VAL:CG1	1:B:28:PHE:N	13	3.63
(3,8)	1:A:45:VAL:CG1	1:B:29:VAL:N	13	3.63
(3,8)	1:A:45:VAL:CG1	1:B:30:ASP:N	13	3.63
(3,8)	1:A:45:VAL:CG1	1:B:31:GLU:N	13	3.63
(3,8)	1:A:45:VAL:CG1	1:B:32:TYR:N	13	3.63
(3,8)	1:A:45:VAL:CG1	1:B:33:ASP:N	13	3.63
(3,8)	1:A:45:VAL:CG1	1:B:34:PRO:N	13	3.63
(3,8)	1:A:45:VAL:CG1	1:B:35:THR:N	13	3.63
(3,8)	1:A:45:VAL:CG1	1:B:36:ILE:N	13	3.63
(3,8)	1:A:45:VAL:CG1	1:B:37:GLU:N	13	3.63
(3,8)	1:A:45:VAL:CG1	1:B:38:ASP:N	13	3.63
(3,8)	1:A:45:VAL:CG1	1:B:39:SER:N	13	3.63
(3,8)	1:A:45:VAL:CG1	1:B:40:TYR:N	13	3.63
(3,8)	1:A:45:VAL:CG1	1:B:41:ARG:N	13	3.63
(3,8)	1:A:45:VAL:CG1	1:B:42:LYS:N	13	3.63
(3,8)	1:A:45:VAL:CG1	1:B:43:GLN:N	13	3.63
(3,8)	1:A:45:VAL:CG1	1:B:44:VAL:N	13	3.63
(3,8)	1:A:45:VAL:CG1	1:B:45:VAL:N	13	3.63
(3,8)	1:A:45:VAL:CG1	1:B:46:ILE:N	13	3.63
(3,8)	1:A:45:VAL:CG1	1:B:47:ASP:N	13	3.63
(3,8)	1:A:45:VAL:CG1	1:B:48:GLY:N	13	3.63
(3,8)	1:A:45:VAL:CG1	1:B:49:GLU:N	13	3.63
(3,8)	1:A:45:VAL:CG1	1:B:50:THR:N	13	3.63
(3,8)	1:A:45:VAL:CG1	1:B:51:CYS:N	13	3.63
(3,8)	1:A:45:VAL:CG1	1:B:52:LEU:N	13	3.63
(3,8)	1:A:45:VAL:CG1	1:B:53:LEU:N	13	3.63

Continued on next page...

Continued from previous page...

Key	Atom-1	Atom-2	Model ID	Violation (Å)
(3,8)	1:A:45:VAL:CG1	1:B:54:ASP:N	13	3.63
(3,8)	1:A:45:VAL:CG1	1:B:55:ILE:N	13	3.63
(3,8)	1:A:45:VAL:CG1	1:B:56:LEU:N	13	3.63
(3,8)	1:A:45:VAL:CG1	1:B:57:ASP:N	13	3.63
(3,8)	1:A:45:VAL:CG1	1:B:58:THR:N	13	3.63
(3,8)	1:A:45:VAL:CG1	1:B:59:ALA:N	13	3.63
(3,8)	1:A:45:VAL:CG1	1:B:60:GLY:N	13	3.63
(3,8)	1:A:45:VAL:CG1	1:B:61:GLN:N	13	3.63
(3,8)	1:A:45:VAL:CG1	1:B:62:GLU:N	13	3.63
(3,8)	1:A:45:VAL:CG1	1:B:63:GLU:N	13	3.63
(3,8)	1:A:45:VAL:CG1	1:B:64:TYR:N	13	3.63
(3,8)	1:A:45:VAL:CG1	1:B:65:SER:N	13	3.63
(3,8)	1:A:45:VAL:CG1	1:B:66:ALA:N	13	3.63
(3,8)	1:A:45:VAL:CG1	1:B:67:MET:N	13	3.63
(3,8)	1:A:45:VAL:CG1	1:B:68:ARG:N	13	3.63
(3,8)	1:A:45:VAL:CG1	1:B:69:ASP:N	13	3.63
(3,8)	1:A:45:VAL:CG1	1:B:70:GLN:N	13	3.63
(3,8)	1:A:45:VAL:CG1	1:B:71:TYR:N	13	3.63
(3,8)	1:A:45:VAL:CG1	1:B:72:MET:N	13	3.63
(3,8)	1:A:45:VAL:CG1	1:B:73:ARG:N	13	3.63
(3,8)	1:A:45:VAL:CG1	1:B:74:THR:N	13	3.63
(3,8)	1:A:45:VAL:CG1	1:B:75:GLY:N	13	3.63
(3,8)	1:A:45:VAL:CG1	1:B:76:GLU:N	13	3.63
(3,8)	1:A:45:VAL:CG1	1:B:77:GLY:N	13	3.63
(3,8)	1:A:45:VAL:CG1	1:B:78:PHE:N	13	3.63
(3,8)	1:A:45:VAL:CG1	1:B:79:LEU:N	13	3.63
(3,8)	1:A:45:VAL:CG1	1:B:80:CYS:N	13	3.63
(3,8)	1:A:45:VAL:CG1	5:B:203:7Q9:N	13	3.63
(3,8)	1:A:45:VAL:CG1	5:B:204:7Q9:N	13	3.63
(3,8)	1:A:45:VAL:CG1	5:B:205:7Q9:N	13	3.63
(3,8)	1:A:45:VAL:CG1	5:B:206:7Q9:N	13	3.63
(3,8)	1:A:45:VAL:CG1	5:B:207:7Q9:N	13	3.63
(3,8)	1:A:45:VAL:CG1	6:B:208:17F:N1	13	3.63
(3,8)	1:A:45:VAL:CG1	5:B:209:7Q9:N	13	3.63
(3,8)	1:A:45:VAL:CG1	5:B:210:7Q9:N	13	3.63
(3,8)	1:A:45:VAL:CG1	5:B:211:7Q9:N	13	3.63
(3,8)	1:A:45:VAL:CG1	5:B:212:7Q9:N	13	3.63
(3,8)	1:A:45:VAL:CG1	5:B:213:7Q9:N	13	3.63
(3,8)	1:A:45:VAL:CG1	6:B:214:17F:N1	13	3.63
(3,8)	1:A:45:VAL:CG1	6:B:215:17F:N1	13	3.63
(3,8)	1:A:45:VAL:CG1	5:B:216:7Q9:N	13	3.63
(3,8)	1:A:45:VAL:CG1	5:B:217:7Q9:N	13	3.63

Continued on next page...

Continued from previous page...

Key	Atom-1	Atom-2	Model ID	Violation (Å)
(3,8)	1:A:45:VAL:CG1	5:B:218:7Q9:N	13	3.63
(3,8)	1:A:45:VAL:CG1	6:B:219:17F:N1	13	3.63
(3,8)	1:A:45:VAL:CG1	5:B:220:7Q9:N	13	3.63
(3,8)	1:A:45:VAL:CG2	1:B:2:THR:N	13	3.63
(3,8)	1:A:45:VAL:CG2	1:B:3:GLU:N	13	3.63
(3,8)	1:A:45:VAL:CG2	1:B:4:TYR:N	13	3.63
(3,8)	1:A:45:VAL:CG2	1:B:5:LYS:N	13	3.63
(3,8)	1:A:45:VAL:CG2	1:B:6:LEU:N	13	3.63
(3,8)	1:A:45:VAL:CG2	1:B:7:VAL:N	13	3.63
(3,8)	1:A:45:VAL:CG2	1:B:8:VAL:N	13	3.63
(3,8)	1:A:45:VAL:CG2	1:B:9:VAL:N	13	3.63
(3,8)	1:A:45:VAL:CG2	1:B:10:GLY:N	13	3.63
(3,8)	1:A:45:VAL:CG2	1:B:11:ALA:N	13	3.63
(3,8)	1:A:45:VAL:CG2	1:B:12:ASP:N	13	3.63
(3,8)	1:A:45:VAL:CG2	1:B:13:GLY:N	13	3.63
(3,8)	1:A:45:VAL:CG2	1:B:14:VAL:N	13	3.63
(3,8)	1:A:45:VAL:CG2	1:B:15:GLY:N	13	3.63
(3,8)	1:A:45:VAL:CG2	1:B:16:LYS:N	13	3.63
(3,8)	1:A:45:VAL:CG2	1:B:17:SER:N	13	3.63
(3,8)	1:A:45:VAL:CG2	1:B:18:ALA:N	13	3.63
(3,8)	1:A:45:VAL:CG2	1:B:19:LEU:N	13	3.63
(3,8)	1:A:45:VAL:CG2	1:B:20:THR:N	13	3.63
(3,8)	1:A:45:VAL:CG2	1:B:21:ILE:N	13	3.63
(3,8)	1:A:45:VAL:CG2	1:B:22:GLN:N	13	3.63
(3,8)	1:A:45:VAL:CG2	1:B:23:LEU:N	13	3.63
(3,8)	1:A:45:VAL:CG2	1:B:24:ILE:N	13	3.63
(3,8)	1:A:45:VAL:CG2	1:B:25:GLN:N	13	3.63
(3,8)	1:A:45:VAL:CG2	1:B:26:ASN:N	13	3.63
(3,8)	1:A:45:VAL:CG2	1:B:27:HIS:N	13	3.63
(3,8)	1:A:45:VAL:CG2	1:B:28:PHE:N	13	3.63
(3,8)	1:A:45:VAL:CG2	1:B:29:VAL:N	13	3.63
(3,8)	1:A:45:VAL:CG2	1:B:30:ASP:N	13	3.63
(3,8)	1:A:45:VAL:CG2	1:B:31:GLU:N	13	3.63
(3,8)	1:A:45:VAL:CG2	1:B:32:TYR:N	13	3.63
(3,8)	1:A:45:VAL:CG2	1:B:33:ASP:N	13	3.63
(3,8)	1:A:45:VAL:CG2	1:B:34:PRO:N	13	3.63
(3,8)	1:A:45:VAL:CG2	1:B:35:THR:N	13	3.63
(3,8)	1:A:45:VAL:CG2	1:B:36:ILE:N	13	3.63
(3,8)	1:A:45:VAL:CG2	1:B:37:GLU:N	13	3.63
(3,8)	1:A:45:VAL:CG2	1:B:38:ASP:N	13	3.63
(3,8)	1:A:45:VAL:CG2	1:B:39:SER:N	13	3.63
(3,8)	1:A:45:VAL:CG2	1:B:40:TYR:N	13	3.63

Continued on next page...

Continued from previous page...

Key	Atom-1	Atom-2	Model ID	Violation (Å)
(3,8)	1:A:45:VAL:CG2	1:B:41:ARG:N	13	3.63
(3,8)	1:A:45:VAL:CG2	1:B:42:LYS:N	13	3.63
(3,8)	1:A:45:VAL:CG2	1:B:43:GLN:N	13	3.63
(3,8)	1:A:45:VAL:CG2	1:B:44:VAL:N	13	3.63
(3,8)	1:A:45:VAL:CG2	1:B:45:VAL:N	13	3.63
(3,8)	1:A:45:VAL:CG2	1:B:46:ILE:N	13	3.63
(3,8)	1:A:45:VAL:CG2	1:B:47:ASP:N	13	3.63
(3,8)	1:A:45:VAL:CG2	1:B:48:GLY:N	13	3.63
(3,8)	1:A:45:VAL:CG2	1:B:49:GLU:N	13	3.63
(3,8)	1:A:45:VAL:CG2	1:B:50:THR:N	13	3.63
(3,8)	1:A:45:VAL:CG2	1:B:51:CYS:N	13	3.63
(3,8)	1:A:45:VAL:CG2	1:B:52:LEU:N	13	3.63
(3,8)	1:A:45:VAL:CG2	1:B:53:LEU:N	13	3.63
(3,8)	1:A:45:VAL:CG2	1:B:54:ASP:N	13	3.63
(3,8)	1:A:45:VAL:CG2	1:B:55:ILE:N	13	3.63
(3,8)	1:A:45:VAL:CG2	1:B:56:LEU:N	13	3.63
(3,8)	1:A:45:VAL:CG2	1:B:57:ASP:N	13	3.63
(3,8)	1:A:45:VAL:CG2	1:B:58:THR:N	13	3.63
(3,8)	1:A:45:VAL:CG2	1:B:59:ALA:N	13	3.63
(3,8)	1:A:45:VAL:CG2	1:B:60:GLY:N	13	3.63
(3,8)	1:A:45:VAL:CG2	1:B:61:GLN:N	13	3.63
(3,8)	1:A:45:VAL:CG2	1:B:62:GLU:N	13	3.63
(3,8)	1:A:45:VAL:CG2	1:B:63:GLU:N	13	3.63
(3,8)	1:A:45:VAL:CG2	1:B:64:TYR:N	13	3.63
(3,8)	1:A:45:VAL:CG2	1:B:65:SER:N	13	3.63
(3,8)	1:A:45:VAL:CG2	1:B:66:ALA:N	13	3.63
(3,8)	1:A:45:VAL:CG2	1:B:67:MET:N	13	3.63
(3,8)	1:A:45:VAL:CG2	1:B:68:ARG:N	13	3.63
(3,8)	1:A:45:VAL:CG2	1:B:69:ASP:N	13	3.63
(3,8)	1:A:45:VAL:CG2	1:B:70:GLN:N	13	3.63
(3,8)	1:A:45:VAL:CG2	1:B:71:TYR:N	13	3.63
(3,8)	1:A:45:VAL:CG2	1:B:72:MET:N	13	3.63
(3,8)	1:A:45:VAL:CG2	1:B:73:ARG:N	13	3.63
(3,8)	1:A:45:VAL:CG2	1:B:74:THR:N	13	3.63
(3,8)	1:A:45:VAL:CG2	1:B:75:GLY:N	13	3.63
(3,8)	1:A:45:VAL:CG2	1:B:76:GLU:N	13	3.63
(3,8)	1:A:45:VAL:CG2	1:B:77:GLY:N	13	3.63
(3,8)	1:A:45:VAL:CG2	1:B:78:PHE:N	13	3.63
(3,8)	1:A:45:VAL:CG2	1:B:79:LEU:N	13	3.63
(3,8)	1:A:45:VAL:CG2	1:B:80:CYS:N	13	3.63
(3,8)	1:A:45:VAL:CG2	5:B:203:7Q9:N	13	3.63
(3,8)	1:A:45:VAL:CG2	5:B:204:7Q9:N	13	3.63

Continued on next page...

Continued from previous page...

Key	Atom-1	Atom-2	Model ID	Violation (Å)
(3,8)	1:A:45:VAL:CG2	5:B:205:7Q9:N	13	3.63
(3,8)	1:A:45:VAL:CG2	5:B:206:7Q9:N	13	3.63
(3,8)	1:A:45:VAL:CG2	5:B:207:7Q9:N	13	3.63
(3,8)	1:A:45:VAL:CG2	6:B:208:17F:N1	13	3.63
(3,8)	1:A:45:VAL:CG2	5:B:209:7Q9:N	13	3.63
(3,8)	1:A:45:VAL:CG2	5:B:210:7Q9:N	13	3.63
(3,8)	1:A:45:VAL:CG2	5:B:211:7Q9:N	13	3.63
(3,8)	1:A:45:VAL:CG2	5:B:212:7Q9:N	13	3.63
(3,8)	1:A:45:VAL:CG2	5:B:213:7Q9:N	13	3.63
(3,8)	1:A:45:VAL:CG2	6:B:214:17F:N1	13	3.63
(3,8)	1:A:45:VAL:CG2	6:B:215:17F:N1	13	3.63
(3,8)	1:A:45:VAL:CG2	5:B:216:7Q9:N	13	3.63
(3,8)	1:A:45:VAL:CG2	5:B:217:7Q9:N	13	3.63
(3,8)	1:A:45:VAL:CG2	5:B:218:7Q9:N	13	3.63
(3,8)	1:A:45:VAL:CG2	6:B:219:17F:N1	13	3.63
(3,8)	1:A:45:VAL:CG2	5:B:220:7Q9:N	13	3.63
(3,4)	1:A:23:LEU:CD1	1:B:2:THR:N	18	3.59
(3,4)	1:A:23:LEU:CD1	1:B:3:GLU:N	18	3.59
(3,4)	1:A:23:LEU:CD1	1:B:4:TYR:N	18	3.59
(3,4)	1:A:23:LEU:CD1	1:B:5:LYS:N	18	3.59
(3,4)	1:A:23:LEU:CD1	1:B:6:LEU:N	18	3.59
(3,4)	1:A:23:LEU:CD1	1:B:7:VAL:N	18	3.59
(3,4)	1:A:23:LEU:CD1	1:B:8:VAL:N	18	3.59
(3,4)	1:A:23:LEU:CD1	1:B:9:VAL:N	18	3.59
(3,4)	1:A:23:LEU:CD1	1:B:10:GLY:N	18	3.59
(3,4)	1:A:23:LEU:CD1	1:B:11:ALA:N	18	3.59
(3,4)	1:A:23:LEU:CD1	1:B:12:ASP:N	18	3.59
(3,4)	1:A:23:LEU:CD1	1:B:13:GLY:N	18	3.59
(3,4)	1:A:23:LEU:CD1	1:B:14:VAL:N	18	3.59
(3,4)	1:A:23:LEU:CD1	1:B:15:GLY:N	18	3.59
(3,4)	1:A:23:LEU:CD1	1:B:16:LYS:N	18	3.59
(3,4)	1:A:23:LEU:CD1	1:B:17:SER:N	18	3.59
(3,4)	1:A:23:LEU:CD1	1:B:18:ALA:N	18	3.59
(3,4)	1:A:23:LEU:CD1	1:B:19:LEU:N	18	3.59
(3,4)	1:A:23:LEU:CD1	1:B:20:THR:N	18	3.59
(3,4)	1:A:23:LEU:CD1	1:B:21:ILE:N	18	3.59
(3,4)	1:A:23:LEU:CD1	1:B:22:GLN:N	18	3.59
(3,4)	1:A:23:LEU:CD1	1:B:23:LEU:N	18	3.59
(3,4)	1:A:23:LEU:CD1	1:B:24:ILE:N	18	3.59
(3,4)	1:A:23:LEU:CD1	1:B:25:GLN:N	18	3.59
(3,4)	1:A:23:LEU:CD1	1:B:26:ASN:N	18	3.59
(3,4)	1:A:23:LEU:CD1	1:B:27:HIS:N	18	3.59

Continued on next page...

Continued from previous page...

Key	Atom-1	Atom-2	Model ID	Violation (Å)
(3,4)	1:A:23:LEU:CD1	1:B:28:PHE:N	18	3.59
(3,4)	1:A:23:LEU:CD1	1:B:29:VAL:N	18	3.59
(3,4)	1:A:23:LEU:CD1	1:B:30:ASP:N	18	3.59
(3,4)	1:A:23:LEU:CD1	1:B:31:GLU:N	18	3.59
(3,4)	1:A:23:LEU:CD1	1:B:32:TYR:N	18	3.59
(3,4)	1:A:23:LEU:CD1	1:B:33:ASP:N	18	3.59
(3,4)	1:A:23:LEU:CD1	1:B:34:PRO:N	18	3.59
(3,4)	1:A:23:LEU:CD1	1:B:35:THR:N	18	3.59
(3,4)	1:A:23:LEU:CD1	1:B:36:ILE:N	18	3.59
(3,4)	1:A:23:LEU:CD1	1:B:37:GLU:N	18	3.59
(3,4)	1:A:23:LEU:CD1	1:B:38:ASP:N	18	3.59
(3,4)	1:A:23:LEU:CD1	1:B:39:SER:N	18	3.59
(3,4)	1:A:23:LEU:CD1	1:B:40:TYR:N	18	3.59
(3,4)	1:A:23:LEU:CD1	1:B:41:ARG:N	18	3.59
(3,4)	1:A:23:LEU:CD1	1:B:42:LYS:N	18	3.59
(3,4)	1:A:23:LEU:CD1	1:B:43:GLN:N	18	3.59
(3,4)	1:A:23:LEU:CD1	1:B:44:VAL:N	18	3.59
(3,4)	1:A:23:LEU:CD1	1:B:45:VAL:N	18	3.59
(3,4)	1:A:23:LEU:CD1	1:B:46:ILE:N	18	3.59
(3,4)	1:A:23:LEU:CD1	1:B:47:ASP:N	18	3.59
(3,4)	1:A:23:LEU:CD1	1:B:48:GLY:N	18	3.59
(3,4)	1:A:23:LEU:CD1	1:B:49:GLU:N	18	3.59
(3,4)	1:A:23:LEU:CD1	1:B:50:THR:N	18	3.59
(3,4)	1:A:23:LEU:CD1	1:B:51:CYS:N	18	3.59
(3,4)	1:A:23:LEU:CD1	1:B:52:LEU:N	18	3.59
(3,4)	1:A:23:LEU:CD1	1:B:53:LEU:N	18	3.59
(3,4)	1:A:23:LEU:CD1	1:B:54:ASP:N	18	3.59
(3,4)	1:A:23:LEU:CD1	1:B:55:ILE:N	18	3.59
(3,4)	1:A:23:LEU:CD1	1:B:56:LEU:N	18	3.59
(3,4)	1:A:23:LEU:CD1	1:B:57:ASP:N	18	3.59
(3,4)	1:A:23:LEU:CD1	1:B:58:THR:N	18	3.59
(3,4)	1:A:23:LEU:CD1	1:B:59:ALA:N	18	3.59
(3,4)	1:A:23:LEU:CD1	1:B:60:GLY:N	18	3.59
(3,4)	1:A:23:LEU:CD1	1:B:61:GLN:N	18	3.59
(3,4)	1:A:23:LEU:CD1	1:B:62:GLU:N	18	3.59
(3,4)	1:A:23:LEU:CD1	1:B:63:GLU:N	18	3.59
(3,4)	1:A:23:LEU:CD1	1:B:64:TYR:N	18	3.59
(3,4)	1:A:23:LEU:CD1	1:B:65:SER:N	18	3.59
(3,4)	1:A:23:LEU:CD1	1:B:66:ALA:N	18	3.59
(3,4)	1:A:23:LEU:CD1	1:B:67:MET:N	18	3.59
(3,4)	1:A:23:LEU:CD1	1:B:68:ARG:N	18	3.59
(3,4)	1:A:23:LEU:CD1	1:B:69:ASP:N	18	3.59

Continued on next page...

Continued from previous page...

Key	Atom-1	Atom-2	Model ID	Violation (Å)
(3,4)	1:A:23:LEU:CD1	1:B:70:GLN:N	18	3.59
(3,4)	1:A:23:LEU:CD1	1:B:71:TYR:N	18	3.59
(3,4)	1:A:23:LEU:CD1	1:B:72:MET:N	18	3.59
(3,4)	1:A:23:LEU:CD1	1:B:73:ARG:N	18	3.59
(3,4)	1:A:23:LEU:CD1	1:B:74:THR:N	18	3.59
(3,4)	1:A:23:LEU:CD1	1:B:75:GLY:N	18	3.59
(3,4)	1:A:23:LEU:CD1	1:B:76:GLU:N	18	3.59
(3,4)	1:A:23:LEU:CD1	1:B:77:GLY:N	18	3.59
(3,4)	1:A:23:LEU:CD1	1:B:78:PHE:N	18	3.59
(3,4)	1:A:23:LEU:CD1	1:B:79:LEU:N	18	3.59
(3,4)	1:A:23:LEU:CD1	1:B:80:CYS:N	18	3.59
(3,4)	1:A:23:LEU:CD1	5:B:203:7Q9:N	18	3.59
(3,4)	1:A:23:LEU:CD1	5:B:204:7Q9:N	18	3.59
(3,4)	1:A:23:LEU:CD1	5:B:205:7Q9:N	18	3.59
(3,4)	1:A:23:LEU:CD1	5:B:206:7Q9:N	18	3.59
(3,4)	1:A:23:LEU:CD1	5:B:207:7Q9:N	18	3.59
(3,4)	1:A:23:LEU:CD1	6:B:208:17F:N1	18	3.59
(3,4)	1:A:23:LEU:CD1	5:B:209:7Q9:N	18	3.59
(3,4)	1:A:23:LEU:CD1	5:B:210:7Q9:N	18	3.59
(3,4)	1:A:23:LEU:CD1	5:B:211:7Q9:N	18	3.59
(3,4)	1:A:23:LEU:CD1	5:B:212:7Q9:N	18	3.59
(3,4)	1:A:23:LEU:CD1	5:B:213:7Q9:N	18	3.59
(3,4)	1:A:23:LEU:CD1	6:B:214:17F:N1	18	3.59
(3,4)	1:A:23:LEU:CD1	6:B:215:17F:N1	18	3.59
(3,4)	1:A:23:LEU:CD1	5:B:216:7Q9:N	18	3.59
(3,4)	1:A:23:LEU:CD1	5:B:217:7Q9:N	18	3.59
(3,4)	1:A:23:LEU:CD1	5:B:218:7Q9:N	18	3.59
(3,4)	1:A:23:LEU:CD1	6:B:219:17F:N1	18	3.59
(3,4)	1:A:23:LEU:CD1	5:B:220:7Q9:N	18	3.59
(3,4)	1:A:23:LEU:CD2	1:B:2:THR:N	18	3.59
(3,4)	1:A:23:LEU:CD2	1:B:3:GLU:N	18	3.59
(3,4)	1:A:23:LEU:CD2	1:B:4:TYR:N	18	3.59
(3,4)	1:A:23:LEU:CD2	1:B:5:LYS:N	18	3.59
(3,4)	1:A:23:LEU:CD2	1:B:6:LEU:N	18	3.59
(3,4)	1:A:23:LEU:CD2	1:B:7:VAL:N	18	3.59
(3,4)	1:A:23:LEU:CD2	1:B:8:VAL:N	18	3.59
(3,4)	1:A:23:LEU:CD2	1:B:9:VAL:N	18	3.59
(3,4)	1:A:23:LEU:CD2	1:B:10:GLY:N	18	3.59
(3,4)	1:A:23:LEU:CD2	1:B:11:ALA:N	18	3.59
(3,4)	1:A:23:LEU:CD2	1:B:12:ASP:N	18	3.59
(3,4)	1:A:23:LEU:CD2	1:B:13:GLY:N	18	3.59
(3,4)	1:A:23:LEU:CD2	1:B:14:VAL:N	18	3.59

Continued on next page...

Continued from previous page...

Key	Atom-1	Atom-2	Model ID	Violation (Å)
(3,4)	1:A:23:LEU:CD2	1:B:15:GLY:N	18	3.59
(3,4)	1:A:23:LEU:CD2	1:B:16:LYS:N	18	3.59
(3,4)	1:A:23:LEU:CD2	1:B:17:SER:N	18	3.59
(3,4)	1:A:23:LEU:CD2	1:B:18:ALA:N	18	3.59
(3,4)	1:A:23:LEU:CD2	1:B:19:LEU:N	18	3.59
(3,4)	1:A:23:LEU:CD2	1:B:20:THR:N	18	3.59
(3,4)	1:A:23:LEU:CD2	1:B:21:ILE:N	18	3.59
(3,4)	1:A:23:LEU:CD2	1:B:22:GLN:N	18	3.59
(3,4)	1:A:23:LEU:CD2	1:B:23:LEU:N	18	3.59
(3,4)	1:A:23:LEU:CD2	1:B:24:ILE:N	18	3.59
(3,4)	1:A:23:LEU:CD2	1:B:25:GLN:N	18	3.59
(3,4)	1:A:23:LEU:CD2	1:B:26:ASN:N	18	3.59
(3,4)	1:A:23:LEU:CD2	1:B:27:HIS:N	18	3.59
(3,4)	1:A:23:LEU:CD2	1:B:28:PHE:N	18	3.59
(3,4)	1:A:23:LEU:CD2	1:B:29:VAL:N	18	3.59
(3,4)	1:A:23:LEU:CD2	1:B:30:ASP:N	18	3.59
(3,4)	1:A:23:LEU:CD2	1:B:31:GLU:N	18	3.59
(3,4)	1:A:23:LEU:CD2	1:B:32:TYR:N	18	3.59
(3,4)	1:A:23:LEU:CD2	1:B:33:ASP:N	18	3.59
(3,4)	1:A:23:LEU:CD2	1:B:34:PRO:N	18	3.59
(3,4)	1:A:23:LEU:CD2	1:B:35:THR:N	18	3.59
(3,4)	1:A:23:LEU:CD2	1:B:36:ILE:N	18	3.59
(3,4)	1:A:23:LEU:CD2	1:B:37:GLU:N	18	3.59
(3,4)	1:A:23:LEU:CD2	1:B:38:ASP:N	18	3.59
(3,4)	1:A:23:LEU:CD2	1:B:39:SER:N	18	3.59
(3,4)	1:A:23:LEU:CD2	1:B:40:TYR:N	18	3.59
(3,4)	1:A:23:LEU:CD2	1:B:41:ARG:N	18	3.59
(3,4)	1:A:23:LEU:CD2	1:B:42:LYS:N	18	3.59
(3,4)	1:A:23:LEU:CD2	1:B:43:GLN:N	18	3.59
(3,4)	1:A:23:LEU:CD2	1:B:44:VAL:N	18	3.59
(3,4)	1:A:23:LEU:CD2	1:B:45:VAL:N	18	3.59
(3,4)	1:A:23:LEU:CD2	1:B:46:ILE:N	18	3.59
(3,4)	1:A:23:LEU:CD2	1:B:47:ASP:N	18	3.59
(3,4)	1:A:23:LEU:CD2	1:B:48:GLY:N	18	3.59
(3,4)	1:A:23:LEU:CD2	1:B:49:GLU:N	18	3.59
(3,4)	1:A:23:LEU:CD2	1:B:50:THR:N	18	3.59
(3,4)	1:A:23:LEU:CD2	1:B:51:CYS:N	18	3.59
(3,4)	1:A:23:LEU:CD2	1:B:52:LEU:N	18	3.59
(3,4)	1:A:23:LEU:CD2	1:B:53:LEU:N	18	3.59
(3,4)	1:A:23:LEU:CD2	1:B:54:ASP:N	18	3.59
(3,4)	1:A:23:LEU:CD2	1:B:55:ILE:N	18	3.59
(3,4)	1:A:23:LEU:CD2	1:B:56:LEU:N	18	3.59

Continued on next page...

Continued from previous page...

Key	Atom-1	Atom-2	Model ID	Violation (Å)
(3,4)	1:A:23:LEU:CD2	1:B:57:ASP:N	18	3.59
(3,4)	1:A:23:LEU:CD2	1:B:58:THR:N	18	3.59
(3,4)	1:A:23:LEU:CD2	1:B:59:ALA:N	18	3.59
(3,4)	1:A:23:LEU:CD2	1:B:60:GLY:N	18	3.59
(3,4)	1:A:23:LEU:CD2	1:B:61:GLN:N	18	3.59
(3,4)	1:A:23:LEU:CD2	1:B:62:GLU:N	18	3.59
(3,4)	1:A:23:LEU:CD2	1:B:63:GLU:N	18	3.59
(3,4)	1:A:23:LEU:CD2	1:B:64:TYR:N	18	3.59
(3,4)	1:A:23:LEU:CD2	1:B:65:SER:N	18	3.59
(3,4)	1:A:23:LEU:CD2	1:B:66:ALA:N	18	3.59
(3,4)	1:A:23:LEU:CD2	1:B:67:MET:N	18	3.59
(3,4)	1:A:23:LEU:CD2	1:B:68:ARG:N	18	3.59
(3,4)	1:A:23:LEU:CD2	1:B:69:ASP:N	18	3.59
(3,4)	1:A:23:LEU:CD2	1:B:70:GLN:N	18	3.59
(3,4)	1:A:23:LEU:CD2	1:B:71:TYR:N	18	3.59
(3,4)	1:A:23:LEU:CD2	1:B:72:MET:N	18	3.59
(3,4)	1:A:23:LEU:CD2	1:B:73:ARG:N	18	3.59
(3,4)	1:A:23:LEU:CD2	1:B:74:THR:N	18	3.59
(3,4)	1:A:23:LEU:CD2	1:B:75:GLY:N	18	3.59
(3,4)	1:A:23:LEU:CD2	1:B:76:GLU:N	18	3.59
(3,4)	1:A:23:LEU:CD2	1:B:77:GLY:N	18	3.59
(3,4)	1:A:23:LEU:CD2	1:B:78:PHE:N	18	3.59
(3,4)	1:A:23:LEU:CD2	1:B:79:LEU:N	18	3.59
(3,4)	1:A:23:LEU:CD2	1:B:80:CYS:N	18	3.59
(3,4)	1:A:23:LEU:CD2	5:B:203:7Q9:N	18	3.59
(3,4)	1:A:23:LEU:CD2	5:B:204:7Q9:N	18	3.59
(3,4)	1:A:23:LEU:CD2	5:B:205:7Q9:N	18	3.59
(3,4)	1:A:23:LEU:CD2	5:B:206:7Q9:N	18	3.59
(3,4)	1:A:23:LEU:CD2	5:B:207:7Q9:N	18	3.59
(3,4)	1:A:23:LEU:CD2	6:B:208:17F:N1	18	3.59
(3,4)	1:A:23:LEU:CD2	5:B:209:7Q9:N	18	3.59
(3,4)	1:A:23:LEU:CD2	5:B:210:7Q9:N	18	3.59
(3,4)	1:A:23:LEU:CD2	5:B:211:7Q9:N	18	3.59
(3,4)	1:A:23:LEU:CD2	5:B:212:7Q9:N	18	3.59
(3,4)	1:A:23:LEU:CD2	5:B:213:7Q9:N	18	3.59
(3,4)	1:A:23:LEU:CD2	6:B:214:17F:N1	18	3.59
(3,4)	1:A:23:LEU:CD2	6:B:215:17F:N1	18	3.59
(3,4)	1:A:23:LEU:CD2	5:B:216:7Q9:N	18	3.59
(3,4)	1:A:23:LEU:CD2	5:B:217:7Q9:N	18	3.59
(3,4)	1:A:23:LEU:CD2	5:B:218:7Q9:N	18	3.59
(3,4)	1:A:23:LEU:CD2	6:B:219:17F:N1	18	3.59
(3,4)	1:A:23:LEU:CD2	5:B:220:7Q9:N	18	3.59

Continued on next page...

Continued from previous page...

Key	Atom-1	Atom-2	Model ID	Violation (Å)
(1,22)	1:B:184:LYS:C	1:B:2:THR:N	5	3.56
(1,22)	1:B:184:LYS:C	1:B:3:GLU:N	5	3.56
(1,22)	1:B:184:LYS:C	1:B:4:TYR:N	5	3.56
(1,22)	1:B:184:LYS:C	1:B:5:LYS:N	5	3.56
(1,22)	1:B:184:LYS:C	1:B:6:LEU:N	5	3.56
(1,22)	1:B:184:LYS:C	1:B:7:VAL:N	5	3.56
(1,22)	1:B:184:LYS:C	1:B:8:VAL:N	5	3.56
(1,22)	1:B:184:LYS:C	1:B:9:VAL:N	5	3.56
(1,22)	1:B:184:LYS:C	1:B:10:GLY:N	5	3.56
(1,22)	1:B:184:LYS:C	1:B:11:ALA:N	5	3.56
(1,22)	1:B:184:LYS:C	1:B:12:ASP:N	5	3.56
(1,22)	1:B:184:LYS:C	1:B:13:GLY:N	5	3.56
(1,22)	1:B:184:LYS:C	1:B:14:VAL:N	5	3.56
(1,22)	1:B:184:LYS:C	1:B:15:GLY:N	5	3.56
(1,22)	1:B:184:LYS:C	1:B:16:LYS:N	5	3.56
(1,22)	1:B:184:LYS:C	1:B:17:SER:N	5	3.56
(1,22)	1:B:184:LYS:C	1:B:18:ALA:N	5	3.56
(1,22)	1:B:184:LYS:C	1:B:19:LEU:N	5	3.56
(1,22)	1:B:184:LYS:C	1:B:20:THR:N	5	3.56
(1,22)	1:B:184:LYS:C	1:B:21:ILE:N	5	3.56
(1,22)	1:B:184:LYS:C	1:B:22:GLN:N	5	3.56
(1,22)	1:B:184:LYS:C	1:B:23:LEU:N	5	3.56
(1,22)	1:B:184:LYS:C	1:B:24:ILE:N	5	3.56
(1,22)	1:B:184:LYS:C	1:B:25:GLN:N	5	3.56
(1,22)	1:B:184:LYS:C	1:B:26:ASN:N	5	3.56
(1,22)	1:B:184:LYS:C	1:B:27:HIS:N	5	3.56
(1,22)	1:B:184:LYS:C	1:B:28:PHE:N	5	3.56
(1,22)	1:B:184:LYS:C	1:B:29:VAL:N	5	3.56
(1,22)	1:B:184:LYS:C	1:B:30:ASP:N	5	3.56
(1,22)	1:B:184:LYS:C	1:B:31:GLU:N	5	3.56
(1,22)	1:B:184:LYS:C	1:B:32:TYR:N	5	3.56
(1,22)	1:B:184:LYS:C	1:B:33:ASP:N	5	3.56
(1,22)	1:B:184:LYS:C	1:B:34:PRO:N	5	3.56
(1,22)	1:B:184:LYS:C	1:B:35:THR:N	5	3.56
(1,22)	1:B:184:LYS:C	1:B:36:ILE:N	5	3.56
(1,22)	1:B:184:LYS:C	1:B:37:GLU:N	5	3.56
(1,22)	1:B:184:LYS:C	1:B:38:ASP:N	5	3.56
(1,22)	1:B:184:LYS:C	1:B:39:SER:N	5	3.56
(1,22)	1:B:184:LYS:C	1:B:40:TYR:N	5	3.56
(1,22)	1:B:184:LYS:C	1:B:41:ARG:N	5	3.56
(1,22)	1:B:184:LYS:C	1:B:42:LYS:N	5	3.56
(1,22)	1:B:184:LYS:C	1:B:43:GLN:N	5	3.56

Continued on next page...

Continued from previous page...

Key	Atom-1	Atom-2	Model ID	Violation (Å)
(1,22)	1:B:184:LYS:C	1:B:44:VAL:N	5	3.56
(1,22)	1:B:184:LYS:C	1:B:45:VAL:N	5	3.56
(1,22)	1:B:184:LYS:C	1:B:46:ILE:N	5	3.56
(1,22)	1:B:184:LYS:C	1:B:47:ASP:N	5	3.56
(1,22)	1:B:184:LYS:C	1:B:48:GLY:N	5	3.56
(1,22)	1:B:184:LYS:C	1:B:49:GLU:N	5	3.56
(1,22)	1:B:184:LYS:C	1:B:50:THR:N	5	3.56
(1,22)	1:B:184:LYS:C	1:B:51:CYS:N	5	3.56
(1,22)	1:B:184:LYS:C	1:B:52:LEU:N	5	3.56
(1,22)	1:B:184:LYS:C	1:B:53:LEU:N	5	3.56
(1,22)	1:B:184:LYS:C	1:B:54:ASP:N	5	3.56
(1,22)	1:B:184:LYS:C	1:B:55:ILE:N	5	3.56
(1,22)	1:B:184:LYS:C	1:B:56:LEU:N	5	3.56
(1,22)	1:B:184:LYS:C	1:B:57:ASP:N	5	3.56
(1,22)	1:B:184:LYS:C	1:B:58:THR:N	5	3.56
(1,22)	1:B:184:LYS:C	1:B:59:ALA:N	5	3.56
(1,22)	1:B:184:LYS:C	1:B:60:GLY:N	5	3.56
(1,22)	1:B:184:LYS:C	1:B:61:GLN:N	5	3.56
(1,22)	1:B:184:LYS:C	1:B:62:GLU:N	5	3.56
(1,22)	1:B:184:LYS:C	1:B:63:GLU:N	5	3.56
(1,22)	1:B:184:LYS:C	1:B:64:TYR:N	5	3.56
(1,22)	1:B:184:LYS:C	1:B:65:SER:N	5	3.56
(1,22)	1:B:184:LYS:C	1:B:66:ALA:N	5	3.56
(1,22)	1:B:184:LYS:C	1:B:67:MET:N	5	3.56
(1,22)	1:B:184:LYS:C	1:B:68:ARG:N	5	3.56
(1,22)	1:B:184:LYS:C	1:B:69:ASP:N	5	3.56
(1,22)	1:B:184:LYS:C	1:B:70:GLN:N	5	3.56
(1,22)	1:B:184:LYS:C	1:B:71:TYR:N	5	3.56
(1,22)	1:B:184:LYS:C	1:B:72:MET:N	5	3.56
(1,22)	1:B:184:LYS:C	1:B:73:ARG:N	5	3.56
(1,22)	1:B:184:LYS:C	1:B:74:THR:N	5	3.56
(1,22)	1:B:184:LYS:C	1:B:75:GLY:N	5	3.56
(1,22)	1:B:184:LYS:C	1:B:76:GLU:N	5	3.56
(1,22)	1:B:184:LYS:C	1:B:77:GLY:N	5	3.56
(1,22)	1:B:184:LYS:C	1:B:78:PHE:N	5	3.56
(1,22)	1:B:184:LYS:C	1:B:79:LEU:N	5	3.56
(1,22)	1:B:184:LYS:C	1:B:80:CYS:N	5	3.56
(1,22)	1:B:184:LYS:C	5:B:203:7Q9:N	5	3.56
(1,22)	1:B:184:LYS:C	5:B:204:7Q9:N	5	3.56
(1,22)	1:B:184:LYS:C	5:B:205:7Q9:N	5	3.56
(1,22)	1:B:184:LYS:C	5:B:206:7Q9:N	5	3.56
(1,22)	1:B:184:LYS:C	5:B:207:7Q9:N	5	3.56

Continued on next page...

Continued from previous page...

Key	Atom-1	Atom-2	Model ID	Violation (Å)
(1,22)	1:B:184:LYS:C	6:B:208:17F:N1	5	3.56
(1,22)	1:B:184:LYS:C	5:B:209:7Q9:N	5	3.56
(1,22)	1:B:184:LYS:C	5:B:210:7Q9:N	5	3.56
(1,22)	1:B:184:LYS:C	5:B:211:7Q9:N	5	3.56
(1,22)	1:B:184:LYS:C	5:B:212:7Q9:N	5	3.56
(1,22)	1:B:184:LYS:C	5:B:213:7Q9:N	5	3.56
(1,22)	1:B:184:LYS:C	6:B:214:17F:N1	5	3.56
(1,22)	1:B:184:LYS:C	6:B:215:17F:N1	5	3.56
(1,22)	1:B:184:LYS:C	5:B:216:7Q9:N	5	3.56
(1,22)	1:B:184:LYS:C	5:B:217:7Q9:N	5	3.56
(1,22)	1:B:184:LYS:C	5:B:218:7Q9:N	5	3.56
(1,22)	1:B:184:LYS:C	6:B:219:17F:N1	5	3.56
(1,22)	1:B:184:LYS:C	5:B:220:7Q9:N	5	3.56
(1,22)	1:B:184:LYS:CA	1:B:2:THR:N	5	3.56
(1,22)	1:B:184:LYS:CA	1:B:3:GLU:N	5	3.56
(1,22)	1:B:184:LYS:CA	1:B:4:TYR:N	5	3.56
(1,22)	1:B:184:LYS:CA	1:B:5:LYS:N	5	3.56
(1,22)	1:B:184:LYS:CA	1:B:6:LEU:N	5	3.56
(1,22)	1:B:184:LYS:CA	1:B:7:VAL:N	5	3.56
(1,22)	1:B:184:LYS:CA	1:B:8:VAL:N	5	3.56
(1,22)	1:B:184:LYS:CA	1:B:9:VAL:N	5	3.56
(1,22)	1:B:184:LYS:CA	1:B:10:GLY:N	5	3.56
(1,22)	1:B:184:LYS:CA	1:B:11:ALA:N	5	3.56
(1,22)	1:B:184:LYS:CA	1:B:12:ASP:N	5	3.56
(1,22)	1:B:184:LYS:CA	1:B:13:GLY:N	5	3.56
(1,22)	1:B:184:LYS:CA	1:B:14:VAL:N	5	3.56
(1,22)	1:B:184:LYS:CA	1:B:15:GLY:N	5	3.56
(1,22)	1:B:184:LYS:CA	1:B:16:LYS:N	5	3.56
(1,22)	1:B:184:LYS:CA	1:B:17:SER:N	5	3.56
(1,22)	1:B:184:LYS:CA	1:B:18:ALA:N	5	3.56
(1,22)	1:B:184:LYS:CA	1:B:19:LEU:N	5	3.56
(1,22)	1:B:184:LYS:CA	1:B:20:THR:N	5	3.56
(1,22)	1:B:184:LYS:CA	1:B:21:ILE:N	5	3.56
(1,22)	1:B:184:LYS:CA	1:B:22:GLN:N	5	3.56
(1,22)	1:B:184:LYS:CA	1:B:23:LEU:N	5	3.56
(1,22)	1:B:184:LYS:CA	1:B:24:ILE:N	5	3.56
(1,22)	1:B:184:LYS:CA	1:B:25:GLN:N	5	3.56
(1,22)	1:B:184:LYS:CA	1:B:26:ASN:N	5	3.56
(1,22)	1:B:184:LYS:CA	1:B:27:HIS:N	5	3.56
(1,22)	1:B:184:LYS:CA	1:B:28:PHE:N	5	3.56
(1,22)	1:B:184:LYS:CA	1:B:29:VAL:N	5	3.56
(1,22)	1:B:184:LYS:CA	1:B:30:ASP:N	5	3.56

Continued on next page...

Continued from previous page...

Key	Atom-1	Atom-2	Model ID	Violation (Å)
(1,22)	1:B:184:LYS:CA	1:B:31:GLU:N	5	3.56
(1,22)	1:B:184:LYS:CA	1:B:32:TYR:N	5	3.56
(1,22)	1:B:184:LYS:CA	1:B:33:ASP:N	5	3.56
(1,22)	1:B:184:LYS:CA	1:B:34:PRO:N	5	3.56
(1,22)	1:B:184:LYS:CA	1:B:35:THR:N	5	3.56
(1,22)	1:B:184:LYS:CA	1:B:36:ILE:N	5	3.56
(1,22)	1:B:184:LYS:CA	1:B:37:GLU:N	5	3.56
(1,22)	1:B:184:LYS:CA	1:B:38:ASP:N	5	3.56
(1,22)	1:B:184:LYS:CA	1:B:39:SER:N	5	3.56
(1,22)	1:B:184:LYS:CA	1:B:40:TYR:N	5	3.56
(1,22)	1:B:184:LYS:CA	1:B:41:ARG:N	5	3.56
(1,22)	1:B:184:LYS:CA	1:B:42:LYS:N	5	3.56
(1,22)	1:B:184:LYS:CA	1:B:43:GLN:N	5	3.56
(1,22)	1:B:184:LYS:CA	1:B:44:VAL:N	5	3.56
(1,22)	1:B:184:LYS:CA	1:B:45:VAL:N	5	3.56
(1,22)	1:B:184:LYS:CA	1:B:46:ILE:N	5	3.56
(1,22)	1:B:184:LYS:CA	1:B:47:ASP:N	5	3.56
(1,22)	1:B:184:LYS:CA	1:B:48:GLY:N	5	3.56
(1,22)	1:B:184:LYS:CA	1:B:49:GLU:N	5	3.56
(1,22)	1:B:184:LYS:CA	1:B:50:THR:N	5	3.56
(1,22)	1:B:184:LYS:CA	1:B:51:CYS:N	5	3.56
(1,22)	1:B:184:LYS:CA	1:B:52:LEU:N	5	3.56
(1,22)	1:B:184:LYS:CA	1:B:53:LEU:N	5	3.56
(1,22)	1:B:184:LYS:CA	1:B:54:ASP:N	5	3.56
(1,22)	1:B:184:LYS:CA	1:B:55:ILE:N	5	3.56
(1,22)	1:B:184:LYS:CA	1:B:56:LEU:N	5	3.56
(1,22)	1:B:184:LYS:CA	1:B:57:ASP:N	5	3.56
(1,22)	1:B:184:LYS:CA	1:B:58:THR:N	5	3.56
(1,22)	1:B:184:LYS:CA	1:B:59:ALA:N	5	3.56
(1,22)	1:B:184:LYS:CA	1:B:60:GLY:N	5	3.56
(1,22)	1:B:184:LYS:CA	1:B:61:GLN:N	5	3.56
(1,22)	1:B:184:LYS:CA	1:B:62:GLU:N	5	3.56
(1,22)	1:B:184:LYS:CA	1:B:63:GLU:N	5	3.56
(1,22)	1:B:184:LYS:CA	1:B:64:TYR:N	5	3.56
(1,22)	1:B:184:LYS:CA	1:B:65:SER:N	5	3.56
(1,22)	1:B:184:LYS:CA	1:B:66:ALA:N	5	3.56
(1,22)	1:B:184:LYS:CA	1:B:67:MET:N	5	3.56
(1,22)	1:B:184:LYS:CA	1:B:68:ARG:N	5	3.56
(1,22)	1:B:184:LYS:CA	1:B:69:ASP:N	5	3.56
(1,22)	1:B:184:LYS:CA	1:B:70:GLN:N	5	3.56
(1,22)	1:B:184:LYS:CA	1:B:71:TYR:N	5	3.56
(1,22)	1:B:184:LYS:CA	1:B:72:MET:N	5	3.56

Continued on next page...

Continued from previous page...

Key	Atom-1	Atom-2	Model ID	Violation (Å)
(1,22)	1:B:184:LYS:CA	1:B:73:ARG:N	5	3.56
(1,22)	1:B:184:LYS:CA	1:B:74:THR:N	5	3.56
(1,22)	1:B:184:LYS:CA	1:B:75:GLY:N	5	3.56
(1,22)	1:B:184:LYS:CA	1:B:76:GLU:N	5	3.56
(1,22)	1:B:184:LYS:CA	1:B:77:GLY:N	5	3.56
(1,22)	1:B:184:LYS:CA	1:B:78:PHE:N	5	3.56
(1,22)	1:B:184:LYS:CA	1:B:79:LEU:N	5	3.56
(1,22)	1:B:184:LYS:CA	1:B:80:CYS:N	5	3.56
(1,22)	1:B:184:LYS:CA	5:B:203:7Q9:N	5	3.56
(1,22)	1:B:184:LYS:CA	5:B:204:7Q9:N	5	3.56
(1,22)	1:B:184:LYS:CA	5:B:205:7Q9:N	5	3.56
(1,22)	1:B:184:LYS:CA	5:B:206:7Q9:N	5	3.56
(1,22)	1:B:184:LYS:CA	5:B:207:7Q9:N	5	3.56
(1,22)	1:B:184:LYS:CA	6:B:208:17F:N1	5	3.56
(1,22)	1:B:184:LYS:CA	5:B:209:7Q9:N	5	3.56
(1,22)	1:B:184:LYS:CA	5:B:210:7Q9:N	5	3.56
(1,22)	1:B:184:LYS:CA	5:B:211:7Q9:N	5	3.56
(1,22)	1:B:184:LYS:CA	5:B:212:7Q9:N	5	3.56
(1,22)	1:B:184:LYS:CA	5:B:213:7Q9:N	5	3.56
(1,22)	1:B:184:LYS:CA	6:B:214:17F:N1	5	3.56
(1,22)	1:B:184:LYS:CA	6:B:215:17F:N1	5	3.56
(1,22)	1:B:184:LYS:CA	5:B:216:7Q9:N	5	3.56
(1,22)	1:B:184:LYS:CA	5:B:217:7Q9:N	5	3.56
(1,22)	1:B:184:LYS:CA	5:B:218:7Q9:N	5	3.56
(1,22)	1:B:184:LYS:CA	6:B:219:17F:N1	5	3.56
(1,22)	1:B:184:LYS:CA	5:B:220:7Q9:N	5	3.56
(1,22)	1:B:184:LYS:CB	1:B:2:THR:N	5	3.56
(1,22)	1:B:184:LYS:CB	1:B:3:GLU:N	5	3.56
(1,22)	1:B:184:LYS:CB	1:B:4:TYR:N	5	3.56
(1,22)	1:B:184:LYS:CB	1:B:5:LYS:N	5	3.56
(1,22)	1:B:184:LYS:CB	1:B:6:LEU:N	5	3.56
(1,22)	1:B:184:LYS:CB	1:B:7:VAL:N	5	3.56
(1,22)	1:B:184:LYS:CB	1:B:8:VAL:N	5	3.56
(1,22)	1:B:184:LYS:CB	1:B:9:VAL:N	5	3.56
(1,22)	1:B:184:LYS:CB	1:B:10:GLY:N	5	3.56
(1,22)	1:B:184:LYS:CB	1:B:11:ALA:N	5	3.56
(1,22)	1:B:184:LYS:CB	1:B:12:ASP:N	5	3.56
(1,22)	1:B:184:LYS:CB	1:B:13:GLY:N	5	3.56
(1,22)	1:B:184:LYS:CB	1:B:14:VAL:N	5	3.56
(1,22)	1:B:184:LYS:CB	1:B:15:GLY:N	5	3.56
(1,22)	1:B:184:LYS:CB	1:B:16:LYS:N	5	3.56
(1,22)	1:B:184:LYS:CB	1:B:17:SER:N	5	3.56

Continued on next page...

Continued from previous page...

Key	Atom-1	Atom-2	Model ID	Violation (Å)
(1,22)	1:B:184:LYS:CB	1:B:18:ALA:N	5	3.56
(1,22)	1:B:184:LYS:CB	1:B:19:LEU:N	5	3.56
(1,22)	1:B:184:LYS:CB	1:B:20:THR:N	5	3.56
(1,22)	1:B:184:LYS:CB	1:B:21:ILE:N	5	3.56
(1,22)	1:B:184:LYS:CB	1:B:22:GLN:N	5	3.56
(1,22)	1:B:184:LYS:CB	1:B:23:LEU:N	5	3.56
(1,22)	1:B:184:LYS:CB	1:B:24:ILE:N	5	3.56
(1,22)	1:B:184:LYS:CB	1:B:25:GLN:N	5	3.56
(1,22)	1:B:184:LYS:CB	1:B:26:ASN:N	5	3.56
(1,22)	1:B:184:LYS:CB	1:B:27:HIS:N	5	3.56
(1,22)	1:B:184:LYS:CB	1:B:28:PHE:N	5	3.56
(1,22)	1:B:184:LYS:CB	1:B:29:VAL:N	5	3.56
(1,22)	1:B:184:LYS:CB	1:B:30:ASP:N	5	3.56
(1,22)	1:B:184:LYS:CB	1:B:31:GLU:N	5	3.56
(1,22)	1:B:184:LYS:CB	1:B:32:TYR:N	5	3.56
(1,22)	1:B:184:LYS:CB	1:B:33:ASP:N	5	3.56
(1,22)	1:B:184:LYS:CB	1:B:34:PRO:N	5	3.56
(1,22)	1:B:184:LYS:CB	1:B:35:THR:N	5	3.56
(1,22)	1:B:184:LYS:CB	1:B:36:ILE:N	5	3.56
(1,22)	1:B:184:LYS:CB	1:B:37:GLU:N	5	3.56
(1,22)	1:B:184:LYS:CB	1:B:38:ASP:N	5	3.56
(1,22)	1:B:184:LYS:CB	1:B:39:SER:N	5	3.56
(1,22)	1:B:184:LYS:CB	1:B:40:TYR:N	5	3.56
(1,22)	1:B:184:LYS:CB	1:B:41:ARG:N	5	3.56
(1,22)	1:B:184:LYS:CB	1:B:42:LYS:N	5	3.56
(1,22)	1:B:184:LYS:CB	1:B:43:GLN:N	5	3.56
(1,22)	1:B:184:LYS:CB	1:B:44:VAL:N	5	3.56
(1,22)	1:B:184:LYS:CB	1:B:45:VAL:N	5	3.56
(1,22)	1:B:184:LYS:CB	1:B:46:ILE:N	5	3.56
(1,22)	1:B:184:LYS:CB	1:B:47:ASP:N	5	3.56
(1,22)	1:B:184:LYS:CB	1:B:48:GLY:N	5	3.56
(1,22)	1:B:184:LYS:CB	1:B:49:GLU:N	5	3.56
(1,22)	1:B:184:LYS:CB	1:B:50:THR:N	5	3.56
(1,22)	1:B:184:LYS:CB	1:B:51:CYS:N	5	3.56
(1,22)	1:B:184:LYS:CB	1:B:52:LEU:N	5	3.56
(1,22)	1:B:184:LYS:CB	1:B:53:LEU:N	5	3.56
(1,22)	1:B:184:LYS:CB	1:B:54:ASP:N	5	3.56
(1,22)	1:B:184:LYS:CB	1:B:55:ILE:N	5	3.56
(1,22)	1:B:184:LYS:CB	1:B:56:LEU:N	5	3.56
(1,22)	1:B:184:LYS:CB	1:B:57:ASP:N	5	3.56
(1,22)	1:B:184:LYS:CB	1:B:58:THR:N	5	3.56
(1,22)	1:B:184:LYS:CB	1:B:59:ALA:N	5	3.56

Continued on next page...

Continued from previous page...

Key	Atom-1	Atom-2	Model ID	Violation (Å)
(1,22)	1:B:184:LYS:CB	1:B:60:GLY:N	5	3.56
(1,22)	1:B:184:LYS:CB	1:B:61:GLN:N	5	3.56
(1,22)	1:B:184:LYS:CB	1:B:62:GLU:N	5	3.56
(1,22)	1:B:184:LYS:CB	1:B:63:GLU:N	5	3.56
(1,22)	1:B:184:LYS:CB	1:B:64:TYR:N	5	3.56
(1,22)	1:B:184:LYS:CB	1:B:65:SER:N	5	3.56
(1,22)	1:B:184:LYS:CB	1:B:66:ALA:N	5	3.56
(1,22)	1:B:184:LYS:CB	1:B:67:MET:N	5	3.56
(1,22)	1:B:184:LYS:CB	1:B:68:ARG:N	5	3.56
(1,22)	1:B:184:LYS:CB	1:B:69:ASP:N	5	3.56
(1,22)	1:B:184:LYS:CB	1:B:70:GLN:N	5	3.56
(1,22)	1:B:184:LYS:CB	1:B:71:TYR:N	5	3.56
(1,22)	1:B:184:LYS:CB	1:B:72:MET:N	5	3.56
(1,22)	1:B:184:LYS:CB	1:B:73:ARG:N	5	3.56
(1,22)	1:B:184:LYS:CB	1:B:74:THR:N	5	3.56
(1,22)	1:B:184:LYS:CB	1:B:75:GLY:N	5	3.56
(1,22)	1:B:184:LYS:CB	1:B:76:GLU:N	5	3.56
(1,22)	1:B:184:LYS:CB	1:B:77:GLY:N	5	3.56
(1,22)	1:B:184:LYS:CB	1:B:78:PHE:N	5	3.56
(1,22)	1:B:184:LYS:CB	1:B:79:LEU:N	5	3.56
(1,22)	1:B:184:LYS:CB	1:B:80:CYS:N	5	3.56
(1,22)	1:B:184:LYS:CB	5:B:203:7Q9:N	5	3.56
(1,22)	1:B:184:LYS:CB	5:B:204:7Q9:N	5	3.56
(1,22)	1:B:184:LYS:CB	5:B:205:7Q9:N	5	3.56
(1,22)	1:B:184:LYS:CB	5:B:206:7Q9:N	5	3.56
(1,22)	1:B:184:LYS:CB	5:B:207:7Q9:N	5	3.56
(1,22)	1:B:184:LYS:CB	6:B:208:17F:N1	5	3.56
(1,22)	1:B:184:LYS:CB	5:B:209:7Q9:N	5	3.56
(1,22)	1:B:184:LYS:CB	5:B:210:7Q9:N	5	3.56
(1,22)	1:B:184:LYS:CB	5:B:211:7Q9:N	5	3.56
(1,22)	1:B:184:LYS:CB	5:B:212:7Q9:N	5	3.56
(1,22)	1:B:184:LYS:CB	5:B:213:7Q9:N	5	3.56
(1,22)	1:B:184:LYS:CB	6:B:214:17F:N1	5	3.56
(1,22)	1:B:184:LYS:CB	6:B:215:17F:N1	5	3.56
(1,22)	1:B:184:LYS:CB	5:B:216:7Q9:N	5	3.56
(1,22)	1:B:184:LYS:CB	5:B:217:7Q9:N	5	3.56
(1,22)	1:B:184:LYS:CB	5:B:218:7Q9:N	5	3.56
(1,22)	1:B:184:LYS:CB	6:B:219:17F:N1	5	3.56
(1,22)	1:B:184:LYS:CB	5:B:220:7Q9:N	5	3.56
(1,22)	1:B:184:LYS:CD	1:B:2:THR:N	5	3.56
(1,22)	1:B:184:LYS:CD	1:B:3:GLU:N	5	3.56
(1,22)	1:B:184:LYS:CD	1:B:4:TYR:N	5	3.56

Continued on next page...

Continued from previous page...

Key	Atom-1	Atom-2	Model ID	Violation (Å)
(1,22)	1:B:184:LYS:CD	1:B:5:LYS:N	5	3.56
(1,22)	1:B:184:LYS:CD	1:B:6:LEU:N	5	3.56
(1,22)	1:B:184:LYS:CD	1:B:7:VAL:N	5	3.56
(1,22)	1:B:184:LYS:CD	1:B:8:VAL:N	5	3.56
(1,22)	1:B:184:LYS:CD	1:B:9:VAL:N	5	3.56
(1,22)	1:B:184:LYS:CD	1:B:10:GLY:N	5	3.56
(1,22)	1:B:184:LYS:CD	1:B:11:ALA:N	5	3.56
(1,22)	1:B:184:LYS:CD	1:B:12:ASP:N	5	3.56
(1,22)	1:B:184:LYS:CD	1:B:13:GLY:N	5	3.56
(1,22)	1:B:184:LYS:CD	1:B:14:VAL:N	5	3.56
(1,22)	1:B:184:LYS:CD	1:B:15:GLY:N	5	3.56
(1,22)	1:B:184:LYS:CD	1:B:16:LYS:N	5	3.56
(1,22)	1:B:184:LYS:CD	1:B:17:SER:N	5	3.56
(1,22)	1:B:184:LYS:CD	1:B:18:ALA:N	5	3.56
(1,22)	1:B:184:LYS:CD	1:B:19:LEU:N	5	3.56
(1,22)	1:B:184:LYS:CD	1:B:20:THR:N	5	3.56
(1,22)	1:B:184:LYS:CD	1:B:21:ILE:N	5	3.56
(1,22)	1:B:184:LYS:CD	1:B:22:GLN:N	5	3.56
(1,22)	1:B:184:LYS:CD	1:B:23:LEU:N	5	3.56
(1,22)	1:B:184:LYS:CD	1:B:24:ILE:N	5	3.56
(1,22)	1:B:184:LYS:CD	1:B:25:GLN:N	5	3.56
(1,22)	1:B:184:LYS:CD	1:B:26:ASN:N	5	3.56
(1,22)	1:B:184:LYS:CD	1:B:27:HIS:N	5	3.56
(1,22)	1:B:184:LYS:CD	1:B:28:PHE:N	5	3.56
(1,22)	1:B:184:LYS:CD	1:B:29:VAL:N	5	3.56
(1,22)	1:B:184:LYS:CD	1:B:30:ASP:N	5	3.56
(1,22)	1:B:184:LYS:CD	1:B:31:GLU:N	5	3.56
(1,22)	1:B:184:LYS:CD	1:B:32:TYR:N	5	3.56
(1,22)	1:B:184:LYS:CD	1:B:33:ASP:N	5	3.56
(1,22)	1:B:184:LYS:CD	1:B:34:PRO:N	5	3.56
(1,22)	1:B:184:LYS:CD	1:B:35:THR:N	5	3.56
(1,22)	1:B:184:LYS:CD	1:B:36:ILE:N	5	3.56
(1,22)	1:B:184:LYS:CD	1:B:37:GLU:N	5	3.56
(1,22)	1:B:184:LYS:CD	1:B:38:ASP:N	5	3.56
(1,22)	1:B:184:LYS:CD	1:B:39:SER:N	5	3.56
(1,22)	1:B:184:LYS:CD	1:B:40:TYR:N	5	3.56
(1,22)	1:B:184:LYS:CD	1:B:41:ARG:N	5	3.56
(1,22)	1:B:184:LYS:CD	1:B:42:LYS:N	5	3.56
(1,22)	1:B:184:LYS:CD	1:B:43:GLN:N	5	3.56
(1,22)	1:B:184:LYS:CD	1:B:44:VAL:N	5	3.56
(1,22)	1:B:184:LYS:CD	1:B:45:VAL:N	5	3.56
(1,22)	1:B:184:LYS:CD	1:B:46:ILE:N	5	3.56

Continued on next page...

Continued from previous page...

Key	Atom-1	Atom-2	Model ID	Violation (Å)
(1,22)	1:B:184:LYS:CD	1:B:47:ASP:N	5	3.56
(1,22)	1:B:184:LYS:CD	1:B:48:GLY:N	5	3.56
(1,22)	1:B:184:LYS:CD	1:B:49:GLU:N	5	3.56
(1,22)	1:B:184:LYS:CD	1:B:50:THR:N	5	3.56
(1,22)	1:B:184:LYS:CD	1:B:51:CYS:N	5	3.56
(1,22)	1:B:184:LYS:CD	1:B:52:LEU:N	5	3.56
(1,22)	1:B:184:LYS:CD	1:B:53:LEU:N	5	3.56
(1,22)	1:B:184:LYS:CD	1:B:54:ASP:N	5	3.56
(1,22)	1:B:184:LYS:CD	1:B:55:ILE:N	5	3.56
(1,22)	1:B:184:LYS:CD	1:B:56:LEU:N	5	3.56
(1,22)	1:B:184:LYS:CD	1:B:57:ASP:N	5	3.56
(1,22)	1:B:184:LYS:CD	1:B:58:THR:N	5	3.56
(1,22)	1:B:184:LYS:CD	1:B:59:ALA:N	5	3.56
(1,22)	1:B:184:LYS:CD	1:B:60:GLY:N	5	3.56
(1,22)	1:B:184:LYS:CD	1:B:61:GLN:N	5	3.56
(1,22)	1:B:184:LYS:CD	1:B:62:GLU:N	5	3.56
(1,22)	1:B:184:LYS:CD	1:B:63:GLU:N	5	3.56
(1,22)	1:B:184:LYS:CD	1:B:64:TYR:N	5	3.56
(1,22)	1:B:184:LYS:CD	1:B:65:SER:N	5	3.56
(1,22)	1:B:184:LYS:CD	1:B:66:ALA:N	5	3.56
(1,22)	1:B:184:LYS:CD	1:B:67:MET:N	5	3.56
(1,22)	1:B:184:LYS:CD	1:B:68:ARG:N	5	3.56
(1,22)	1:B:184:LYS:CD	1:B:69:ASP:N	5	3.56
(1,22)	1:B:184:LYS:CD	1:B:70:GLN:N	5	3.56
(1,22)	1:B:184:LYS:CD	1:B:71:TYR:N	5	3.56
(1,22)	1:B:184:LYS:CD	1:B:72:MET:N	5	3.56
(1,22)	1:B:184:LYS:CD	1:B:73:ARG:N	5	3.56
(1,22)	1:B:184:LYS:CD	1:B:74:THR:N	5	3.56
(1,22)	1:B:184:LYS:CD	1:B:75:GLY:N	5	3.56
(1,22)	1:B:184:LYS:CD	1:B:76:GLU:N	5	3.56
(1,22)	1:B:184:LYS:CD	1:B:77:GLY:N	5	3.56
(1,22)	1:B:184:LYS:CD	1:B:78:PHE:N	5	3.56
(1,22)	1:B:184:LYS:CD	1:B:79:LEU:N	5	3.56
(1,22)	1:B:184:LYS:CD	1:B:80:CYS:N	5	3.56
(1,22)	1:B:184:LYS:CD	5:B:203:7Q9:N	5	3.56
(1,22)	1:B:184:LYS:CD	5:B:204:7Q9:N	5	3.56
(1,22)	1:B:184:LYS:CD	5:B:205:7Q9:N	5	3.56
(1,22)	1:B:184:LYS:CD	5:B:206:7Q9:N	5	3.56
(1,22)	1:B:184:LYS:CD	5:B:207:7Q9:N	5	3.56
(1,22)	1:B:184:LYS:CD	6:B:208:17F:N1	5	3.56
(1,22)	1:B:184:LYS:CD	5:B:209:7Q9:N	5	3.56
(1,22)	1:B:184:LYS:CD	5:B:210:7Q9:N	5	3.56

Continued on next page...

Continued from previous page...

Key	Atom-1	Atom-2	Model ID	Violation (Å)
(1,22)	1:B:184:LYS:CD	5:B:211:7Q9:N	5	3.56
(1,22)	1:B:184:LYS:CD	5:B:212:7Q9:N	5	3.56
(1,22)	1:B:184:LYS:CD	5:B:213:7Q9:N	5	3.56
(1,22)	1:B:184:LYS:CD	6:B:214:17F:N1	5	3.56
(1,22)	1:B:184:LYS:CD	6:B:215:17F:N1	5	3.56
(1,22)	1:B:184:LYS:CD	5:B:216:7Q9:N	5	3.56
(1,22)	1:B:184:LYS:CD	5:B:217:7Q9:N	5	3.56
(1,22)	1:B:184:LYS:CD	5:B:218:7Q9:N	5	3.56
(1,22)	1:B:184:LYS:CD	6:B:219:17F:N1	5	3.56
(1,22)	1:B:184:LYS:CD	5:B:220:7Q9:N	5	3.56
(1,22)	1:B:184:LYS:CE	1:B:2:THR:N	5	3.56
(1,22)	1:B:184:LYS:CE	1:B:3:GLU:N	5	3.56
(1,22)	1:B:184:LYS:CE	1:B:4:TYR:N	5	3.56
(1,22)	1:B:184:LYS:CE	1:B:5:LYS:N	5	3.56
(1,22)	1:B:184:LYS:CE	1:B:6:LEU:N	5	3.56
(1,22)	1:B:184:LYS:CE	1:B:7:VAL:N	5	3.56
(1,22)	1:B:184:LYS:CE	1:B:8:VAL:N	5	3.56
(1,22)	1:B:184:LYS:CE	1:B:9:VAL:N	5	3.56
(1,22)	1:B:184:LYS:CE	1:B:10:GLY:N	5	3.56
(1,22)	1:B:184:LYS:CE	1:B:11:ALA:N	5	3.56
(1,22)	1:B:184:LYS:CE	1:B:12:ASP:N	5	3.56
(1,22)	1:B:184:LYS:CE	1:B:13:GLY:N	5	3.56
(1,22)	1:B:184:LYS:CE	1:B:14:VAL:N	5	3.56
(1,22)	1:B:184:LYS:CE	1:B:15:GLY:N	5	3.56
(1,22)	1:B:184:LYS:CE	1:B:16:LYS:N	5	3.56
(1,22)	1:B:184:LYS:CE	1:B:17:SER:N	5	3.56
(1,22)	1:B:184:LYS:CE	1:B:18:ALA:N	5	3.56
(1,22)	1:B:184:LYS:CE	1:B:19:LEU:N	5	3.56
(1,22)	1:B:184:LYS:CE	1:B:20:THR:N	5	3.56
(1,22)	1:B:184:LYS:CE	1:B:21:ILE:N	5	3.56
(1,22)	1:B:184:LYS:CE	1:B:22:GLN:N	5	3.56
(1,22)	1:B:184:LYS:CE	1:B:23:LEU:N	5	3.56
(1,22)	1:B:184:LYS:CE	1:B:24:ILE:N	5	3.56
(1,22)	1:B:184:LYS:CE	1:B:25:GLN:N	5	3.56
(1,22)	1:B:184:LYS:CE	1:B:26:ASN:N	5	3.56
(1,22)	1:B:184:LYS:CE	1:B:27:HIS:N	5	3.56
(1,22)	1:B:184:LYS:CE	1:B:28:PHE:N	5	3.56
(1,22)	1:B:184:LYS:CE	1:B:29:VAL:N	5	3.56
(1,22)	1:B:184:LYS:CE	1:B:30:ASP:N	5	3.56
(1,22)	1:B:184:LYS:CE	1:B:31:GLU:N	5	3.56
(1,22)	1:B:184:LYS:CE	1:B:32:TYR:N	5	3.56
(1,22)	1:B:184:LYS:CE	1:B:33:ASP:N	5	3.56

Continued on next page...

Continued from previous page...

Key	Atom-1	Atom-2	Model ID	Violation (Å)
(1,22)	1:B:184:LYS:CE	1:B:34:PRO:N	5	3.56
(1,22)	1:B:184:LYS:CE	1:B:35:THR:N	5	3.56
(1,22)	1:B:184:LYS:CE	1:B:36:ILE:N	5	3.56
(1,22)	1:B:184:LYS:CE	1:B:37:GLU:N	5	3.56
(1,22)	1:B:184:LYS:CE	1:B:38:ASP:N	5	3.56
(1,22)	1:B:184:LYS:CE	1:B:39:SER:N	5	3.56
(1,22)	1:B:184:LYS:CE	1:B:40:TYR:N	5	3.56
(1,22)	1:B:184:LYS:CE	1:B:41:ARG:N	5	3.56
(1,22)	1:B:184:LYS:CE	1:B:42:LYS:N	5	3.56
(1,22)	1:B:184:LYS:CE	1:B:43:GLN:N	5	3.56
(1,22)	1:B:184:LYS:CE	1:B:44:VAL:N	5	3.56
(1,22)	1:B:184:LYS:CE	1:B:45:VAL:N	5	3.56
(1,22)	1:B:184:LYS:CE	1:B:46:ILE:N	5	3.56
(1,22)	1:B:184:LYS:CE	1:B:47:ASP:N	5	3.56
(1,22)	1:B:184:LYS:CE	1:B:48:GLY:N	5	3.56
(1,22)	1:B:184:LYS:CE	1:B:49:GLU:N	5	3.56
(1,22)	1:B:184:LYS:CE	1:B:50:THR:N	5	3.56
(1,22)	1:B:184:LYS:CE	1:B:51:CYS:N	5	3.56
(1,22)	1:B:184:LYS:CE	1:B:52:LEU:N	5	3.56
(1,22)	1:B:184:LYS:CE	1:B:53:LEU:N	5	3.56
(1,22)	1:B:184:LYS:CE	1:B:54:ASP:N	5	3.56
(1,22)	1:B:184:LYS:CE	1:B:55:ILE:N	5	3.56
(1,22)	1:B:184:LYS:CE	1:B:56:LEU:N	5	3.56
(1,22)	1:B:184:LYS:CE	1:B:57:ASP:N	5	3.56
(1,22)	1:B:184:LYS:CE	1:B:58:THR:N	5	3.56
(1,22)	1:B:184:LYS:CE	1:B:59:ALA:N	5	3.56
(1,22)	1:B:184:LYS:CE	1:B:60:GLY:N	5	3.56
(1,22)	1:B:184:LYS:CE	1:B:61:GLN:N	5	3.56
(1,22)	1:B:184:LYS:CE	1:B:62:GLU:N	5	3.56
(1,22)	1:B:184:LYS:CE	1:B:63:GLU:N	5	3.56
(1,22)	1:B:184:LYS:CE	1:B:64:TYR:N	5	3.56
(1,22)	1:B:184:LYS:CE	1:B:65:SER:N	5	3.56
(1,22)	1:B:184:LYS:CE	1:B:66:ALA:N	5	3.56
(1,22)	1:B:184:LYS:CE	1:B:67:MET:N	5	3.56
(1,22)	1:B:184:LYS:CE	1:B:68:ARG:N	5	3.56
(1,22)	1:B:184:LYS:CE	1:B:69:ASP:N	5	3.56
(1,22)	1:B:184:LYS:CE	1:B:70:GLN:N	5	3.56
(1,22)	1:B:184:LYS:CE	1:B:71:TYR:N	5	3.56
(1,22)	1:B:184:LYS:CE	1:B:72:MET:N	5	3.56
(1,22)	1:B:184:LYS:CE	1:B:73:ARG:N	5	3.56
(1,22)	1:B:184:LYS:CE	1:B:74:THR:N	5	3.56
(1,22)	1:B:184:LYS:CE	1:B:75:GLY:N	5	3.56

Continued on next page...

Continued from previous page...

Key	Atom-1	Atom-2	Model ID	Violation (Å)
(1,22)	1:B:184:LYS:CE	1:B:76:GLU:N	5	3.56
(1,22)	1:B:184:LYS:CE	1:B:77:GLY:N	5	3.56
(1,22)	1:B:184:LYS:CE	1:B:78:PHE:N	5	3.56
(1,22)	1:B:184:LYS:CE	1:B:79:LEU:N	5	3.56
(1,22)	1:B:184:LYS:CE	1:B:80:CYS:N	5	3.56
(1,22)	1:B:184:LYS:CE	5:B:203:7Q9:N	5	3.56
(1,22)	1:B:184:LYS:CE	5:B:204:7Q9:N	5	3.56
(1,22)	1:B:184:LYS:CE	5:B:205:7Q9:N	5	3.56
(1,22)	1:B:184:LYS:CE	5:B:206:7Q9:N	5	3.56
(1,22)	1:B:184:LYS:CE	5:B:207:7Q9:N	5	3.56
(1,22)	1:B:184:LYS:CE	6:B:208:17F:N1	5	3.56
(1,22)	1:B:184:LYS:CE	5:B:209:7Q9:N	5	3.56
(1,22)	1:B:184:LYS:CE	5:B:210:7Q9:N	5	3.56
(1,22)	1:B:184:LYS:CE	5:B:211:7Q9:N	5	3.56
(1,22)	1:B:184:LYS:CE	5:B:212:7Q9:N	5	3.56
(1,22)	1:B:184:LYS:CE	5:B:213:7Q9:N	5	3.56
(1,22)	1:B:184:LYS:CE	6:B:214:17F:N1	5	3.56
(1,22)	1:B:184:LYS:CE	6:B:215:17F:N1	5	3.56
(1,22)	1:B:184:LYS:CE	5:B:216:7Q9:N	5	3.56
(1,22)	1:B:184:LYS:CE	5:B:217:7Q9:N	5	3.56
(1,22)	1:B:184:LYS:CE	5:B:218:7Q9:N	5	3.56
(1,22)	1:B:184:LYS:CE	6:B:219:17F:N1	5	3.56
(1,22)	1:B:184:LYS:CE	5:B:220:7Q9:N	5	3.56
(1,22)	1:B:184:LYS:CG	1:B:2:THR:N	5	3.56
(1,22)	1:B:184:LYS:CG	1:B:3:GLU:N	5	3.56
(1,22)	1:B:184:LYS:CG	1:B:4:TYR:N	5	3.56
(1,22)	1:B:184:LYS:CG	1:B:5:LYS:N	5	3.56
(1,22)	1:B:184:LYS:CG	1:B:6:LEU:N	5	3.56
(1,22)	1:B:184:LYS:CG	1:B:7:VAL:N	5	3.56
(1,22)	1:B:184:LYS:CG	1:B:8:VAL:N	5	3.56
(1,22)	1:B:184:LYS:CG	1:B:9:VAL:N	5	3.56
(1,22)	1:B:184:LYS:CG	1:B:10:GLY:N	5	3.56
(1,22)	1:B:184:LYS:CG	1:B:11:ALA:N	5	3.56
(1,22)	1:B:184:LYS:CG	1:B:12:ASP:N	5	3.56
(1,22)	1:B:184:LYS:CG	1:B:13:GLY:N	5	3.56
(1,22)	1:B:184:LYS:CG	1:B:14:VAL:N	5	3.56
(1,22)	1:B:184:LYS:CG	1:B:15:GLY:N	5	3.56
(1,22)	1:B:184:LYS:CG	1:B:16:LYS:N	5	3.56
(1,22)	1:B:184:LYS:CG	1:B:17:SER:N	5	3.56
(1,22)	1:B:184:LYS:CG	1:B:18:ALA:N	5	3.56
(1,22)	1:B:184:LYS:CG	1:B:19:LEU:N	5	3.56
(1,22)	1:B:184:LYS:CG	1:B:20:THR:N	5	3.56

Continued on next page...

Continued from previous page...

Key	Atom-1	Atom-2	Model ID	Violation (Å)
(1,22)	1:B:184:LYS:CG	1:B:21:ILE:N	5	3.56
(1,22)	1:B:184:LYS:CG	1:B:22:GLN:N	5	3.56
(1,22)	1:B:184:LYS:CG	1:B:23:LEU:N	5	3.56
(1,22)	1:B:184:LYS:CG	1:B:24:ILE:N	5	3.56
(1,22)	1:B:184:LYS:CG	1:B:25:GLN:N	5	3.56
(1,22)	1:B:184:LYS:CG	1:B:26:ASN:N	5	3.56
(1,22)	1:B:184:LYS:CG	1:B:27:HIS:N	5	3.56
(1,22)	1:B:184:LYS:CG	1:B:28:PHE:N	5	3.56
(1,22)	1:B:184:LYS:CG	1:B:29:VAL:N	5	3.56
(1,22)	1:B:184:LYS:CG	1:B:30:ASP:N	5	3.56
(1,22)	1:B:184:LYS:CG	1:B:31:GLU:N	5	3.56
(1,22)	1:B:184:LYS:CG	1:B:32:TYR:N	5	3.56
(1,22)	1:B:184:LYS:CG	1:B:33:ASP:N	5	3.56
(1,22)	1:B:184:LYS:CG	1:B:34:PRO:N	5	3.56
(1,22)	1:B:184:LYS:CG	1:B:35:THR:N	5	3.56
(1,22)	1:B:184:LYS:CG	1:B:36:ILE:N	5	3.56
(1,22)	1:B:184:LYS:CG	1:B:37:GLU:N	5	3.56
(1,22)	1:B:184:LYS:CG	1:B:38:ASP:N	5	3.56
(1,22)	1:B:184:LYS:CG	1:B:39:SER:N	5	3.56
(1,22)	1:B:184:LYS:CG	1:B:40:TYR:N	5	3.56
(1,22)	1:B:184:LYS:CG	1:B:41:ARG:N	5	3.56
(1,22)	1:B:184:LYS:CG	1:B:42:LYS:N	5	3.56
(1,22)	1:B:184:LYS:CG	1:B:43:GLN:N	5	3.56
(1,22)	1:B:184:LYS:CG	1:B:44:VAL:N	5	3.56
(1,22)	1:B:184:LYS:CG	1:B:45:VAL:N	5	3.56
(1,22)	1:B:184:LYS:CG	1:B:46:ILE:N	5	3.56
(1,22)	1:B:184:LYS:CG	1:B:47:ASP:N	5	3.56
(1,22)	1:B:184:LYS:CG	1:B:48:GLY:N	5	3.56
(1,22)	1:B:184:LYS:CG	1:B:49:GLU:N	5	3.56
(1,22)	1:B:184:LYS:CG	1:B:50:THR:N	5	3.56
(1,22)	1:B:184:LYS:CG	1:B:51:CYS:N	5	3.56
(1,22)	1:B:184:LYS:CG	1:B:52:LEU:N	5	3.56
(1,22)	1:B:184:LYS:CG	1:B:53:LEU:N	5	3.56
(1,22)	1:B:184:LYS:CG	1:B:54:ASP:N	5	3.56
(1,22)	1:B:184:LYS:CG	1:B:55:ILE:N	5	3.56
(1,22)	1:B:184:LYS:CG	1:B:56:LEU:N	5	3.56
(1,22)	1:B:184:LYS:CG	1:B:57:ASP:N	5	3.56
(1,22)	1:B:184:LYS:CG	1:B:58:THR:N	5	3.56
(1,22)	1:B:184:LYS:CG	1:B:59:ALA:N	5	3.56
(1,22)	1:B:184:LYS:CG	1:B:60:GLY:N	5	3.56
(1,22)	1:B:184:LYS:CG	1:B:61:GLN:N	5	3.56
(1,22)	1:B:184:LYS:CG	1:B:62:GLU:N	5	3.56

Continued on next page...

Continued from previous page...

Key	Atom-1	Atom-2	Model ID	Violation (Å)
(1,22)	1:B:184:LYS:CG	1:B:63:GLU:N	5	3.56
(1,22)	1:B:184:LYS:CG	1:B:64:TYR:N	5	3.56
(1,22)	1:B:184:LYS:CG	1:B:65:SER:N	5	3.56
(1,22)	1:B:184:LYS:CG	1:B:66:ALA:N	5	3.56
(1,22)	1:B:184:LYS:CG	1:B:67:MET:N	5	3.56
(1,22)	1:B:184:LYS:CG	1:B:68:ARG:N	5	3.56
(1,22)	1:B:184:LYS:CG	1:B:69:ASP:N	5	3.56
(1,22)	1:B:184:LYS:CG	1:B:70:GLN:N	5	3.56
(1,22)	1:B:184:LYS:CG	1:B:71:TYR:N	5	3.56
(1,22)	1:B:184:LYS:CG	1:B:72:MET:N	5	3.56
(1,22)	1:B:184:LYS:CG	1:B:73:ARG:N	5	3.56
(1,22)	1:B:184:LYS:CG	1:B:74:THR:N	5	3.56
(1,22)	1:B:184:LYS:CG	1:B:75:GLY:N	5	3.56
(1,22)	1:B:184:LYS:CG	1:B:76:GLU:N	5	3.56
(1,22)	1:B:184:LYS:CG	1:B:77:GLY:N	5	3.56
(1,22)	1:B:184:LYS:CG	1:B:78:PHE:N	5	3.56
(1,22)	1:B:184:LYS:CG	1:B:79:LEU:N	5	3.56
(1,22)	1:B:184:LYS:CG	1:B:80:CYS:N	5	3.56
(1,22)	1:B:184:LYS:CG	5:B:203:7Q9:N	5	3.56
(1,22)	1:B:184:LYS:CG	5:B:204:7Q9:N	5	3.56
(1,22)	1:B:184:LYS:CG	5:B:205:7Q9:N	5	3.56
(1,22)	1:B:184:LYS:CG	5:B:206:7Q9:N	5	3.56
(1,22)	1:B:184:LYS:CG	5:B:207:7Q9:N	5	3.56
(1,22)	1:B:184:LYS:CG	6:B:208:17F:N1	5	3.56
(1,22)	1:B:184:LYS:CG	5:B:209:7Q9:N	5	3.56
(1,22)	1:B:184:LYS:CG	5:B:210:7Q9:N	5	3.56
(1,22)	1:B:184:LYS:CG	5:B:211:7Q9:N	5	3.56
(1,22)	1:B:184:LYS:CG	5:B:212:7Q9:N	5	3.56
(1,22)	1:B:184:LYS:CG	5:B:213:7Q9:N	5	3.56
(1,22)	1:B:184:LYS:CG	6:B:214:17F:N1	5	3.56
(1,22)	1:B:184:LYS:CG	6:B:215:17F:N1	5	3.56
(1,22)	1:B:184:LYS:CG	5:B:216:7Q9:N	5	3.56
(1,22)	1:B:184:LYS:CG	5:B:217:7Q9:N	5	3.56
(1,22)	1:B:184:LYS:CG	5:B:218:7Q9:N	5	3.56
(1,22)	1:B:184:LYS:CG	6:B:219:17F:N1	5	3.56
(1,22)	1:B:184:LYS:CG	5:B:220:7Q9:N	5	3.56
(1,22)	1:B:184:LYS:H	1:B:2:THR:N	5	3.56
(1,22)	1:B:184:LYS:H	1:B:3:GLU:N	5	3.56
(1,22)	1:B:184:LYS:H	1:B:4:TYR:N	5	3.56
(1,22)	1:B:184:LYS:H	1:B:5:LYS:N	5	3.56
(1,22)	1:B:184:LYS:H	1:B:6:LEU:N	5	3.56
(1,22)	1:B:184:LYS:H	1:B:7:VAL:N	5	3.56

Continued on next page...

Continued from previous page...

Key	Atom-1	Atom-2	Model ID	Violation (Å)
(1,22)	1:B:184:LYS:H	1:B:8:VAL:N	5	3.56
(1,22)	1:B:184:LYS:H	1:B:9:VAL:N	5	3.56
(1,22)	1:B:184:LYS:H	1:B:10:GLY:N	5	3.56
(1,22)	1:B:184:LYS:H	1:B:11:ALA:N	5	3.56
(1,22)	1:B:184:LYS:H	1:B:12:ASP:N	5	3.56
(1,22)	1:B:184:LYS:H	1:B:13:GLY:N	5	3.56
(1,22)	1:B:184:LYS:H	1:B:14:VAL:N	5	3.56
(1,22)	1:B:184:LYS:H	1:B:15:GLY:N	5	3.56
(1,22)	1:B:184:LYS:H	1:B:16:LYS:N	5	3.56
(1,22)	1:B:184:LYS:H	1:B:17:SER:N	5	3.56
(1,22)	1:B:184:LYS:H	1:B:18:ALA:N	5	3.56
(1,22)	1:B:184:LYS:H	1:B:19:LEU:N	5	3.56
(1,22)	1:B:184:LYS:H	1:B:20:THR:N	5	3.56
(1,22)	1:B:184:LYS:H	1:B:21:ILE:N	5	3.56
(1,22)	1:B:184:LYS:H	1:B:22:GLN:N	5	3.56
(1,22)	1:B:184:LYS:H	1:B:23:LEU:N	5	3.56
(1,22)	1:B:184:LYS:H	1:B:24:ILE:N	5	3.56
(1,22)	1:B:184:LYS:H	1:B:25:GLN:N	5	3.56
(1,22)	1:B:184:LYS:H	1:B:26:ASN:N	5	3.56
(1,22)	1:B:184:LYS:H	1:B:27:HIS:N	5	3.56
(1,22)	1:B:184:LYS:H	1:B:28:PHE:N	5	3.56
(1,22)	1:B:184:LYS:H	1:B:29:VAL:N	5	3.56
(1,22)	1:B:184:LYS:H	1:B:30:ASP:N	5	3.56
(1,22)	1:B:184:LYS:H	1:B:31:GLU:N	5	3.56
(1,22)	1:B:184:LYS:H	1:B:32:TYR:N	5	3.56
(1,22)	1:B:184:LYS:H	1:B:33:ASP:N	5	3.56
(1,22)	1:B:184:LYS:H	1:B:34:PRO:N	5	3.56
(1,22)	1:B:184:LYS:H	1:B:35:THR:N	5	3.56
(1,22)	1:B:184:LYS:H	1:B:36:ILE:N	5	3.56
(1,22)	1:B:184:LYS:H	1:B:37:GLU:N	5	3.56
(1,22)	1:B:184:LYS:H	1:B:38:ASP:N	5	3.56
(1,22)	1:B:184:LYS:H	1:B:39:SER:N	5	3.56
(1,22)	1:B:184:LYS:H	1:B:40:TYR:N	5	3.56
(1,22)	1:B:184:LYS:H	1:B:41:ARG:N	5	3.56
(1,22)	1:B:184:LYS:H	1:B:42:LYS:N	5	3.56
(1,22)	1:B:184:LYS:H	1:B:43:GLN:N	5	3.56
(1,22)	1:B:184:LYS:H	1:B:44:VAL:N	5	3.56
(1,22)	1:B:184:LYS:H	1:B:45:VAL:N	5	3.56
(1,22)	1:B:184:LYS:H	1:B:46:ILE:N	5	3.56
(1,22)	1:B:184:LYS:H	1:B:47:ASP:N	5	3.56
(1,22)	1:B:184:LYS:H	1:B:48:GLY:N	5	3.56
(1,22)	1:B:184:LYS:H	1:B:49:GLU:N	5	3.56

Continued on next page...

Continued from previous page...

Key	Atom-1	Atom-2	Model ID	Violation (Å)
(1,22)	1:B:184:LYS:H	1:B:50:THR:N	5	3.56
(1,22)	1:B:184:LYS:H	1:B:51:CYS:N	5	3.56
(1,22)	1:B:184:LYS:H	1:B:52:LEU:N	5	3.56
(1,22)	1:B:184:LYS:H	1:B:53:LEU:N	5	3.56
(1,22)	1:B:184:LYS:H	1:B:54:ASP:N	5	3.56
(1,22)	1:B:184:LYS:H	1:B:55:ILE:N	5	3.56
(1,22)	1:B:184:LYS:H	1:B:56:LEU:N	5	3.56
(1,22)	1:B:184:LYS:H	1:B:57:ASP:N	5	3.56
(1,22)	1:B:184:LYS:H	1:B:58:THR:N	5	3.56
(1,22)	1:B:184:LYS:H	1:B:59:ALA:N	5	3.56
(1,22)	1:B:184:LYS:H	1:B:60:GLY:N	5	3.56
(1,22)	1:B:184:LYS:H	1:B:61:GLN:N	5	3.56
(1,22)	1:B:184:LYS:H	1:B:62:GLU:N	5	3.56
(1,22)	1:B:184:LYS:H	1:B:63:GLU:N	5	3.56
(1,22)	1:B:184:LYS:H	1:B:64:TYR:N	5	3.56
(1,22)	1:B:184:LYS:H	1:B:65:SER:N	5	3.56
(1,22)	1:B:184:LYS:H	1:B:66:ALA:N	5	3.56
(1,22)	1:B:184:LYS:H	1:B:67:MET:N	5	3.56
(1,22)	1:B:184:LYS:H	1:B:68:ARG:N	5	3.56
(1,22)	1:B:184:LYS:H	1:B:69:ASP:N	5	3.56
(1,22)	1:B:184:LYS:H	1:B:70:GLN:N	5	3.56
(1,22)	1:B:184:LYS:H	1:B:71:TYR:N	5	3.56
(1,22)	1:B:184:LYS:H	1:B:72:MET:N	5	3.56
(1,22)	1:B:184:LYS:H	1:B:73:ARG:N	5	3.56
(1,22)	1:B:184:LYS:H	1:B:74:THR:N	5	3.56
(1,22)	1:B:184:LYS:H	1:B:75:GLY:N	5	3.56
(1,22)	1:B:184:LYS:H	1:B:76:GLU:N	5	3.56
(1,22)	1:B:184:LYS:H	1:B:77:GLY:N	5	3.56
(1,22)	1:B:184:LYS:H	1:B:78:PHE:N	5	3.56
(1,22)	1:B:184:LYS:H	1:B:79:LEU:N	5	3.56
(1,22)	1:B:184:LYS:H	1:B:80:CYS:N	5	3.56
(1,22)	1:B:184:LYS:H	5:B:203:7Q9:N	5	3.56
(1,22)	1:B:184:LYS:H	5:B:204:7Q9:N	5	3.56
(1,22)	1:B:184:LYS:H	5:B:205:7Q9:N	5	3.56
(1,22)	1:B:184:LYS:H	5:B:206:7Q9:N	5	3.56
(1,22)	1:B:184:LYS:H	5:B:207:7Q9:N	5	3.56
(1,22)	1:B:184:LYS:H	6:B:208:17F:N1	5	3.56
(1,22)	1:B:184:LYS:H	5:B:209:7Q9:N	5	3.56
(1,22)	1:B:184:LYS:H	5:B:210:7Q9:N	5	3.56
(1,22)	1:B:184:LYS:H	5:B:211:7Q9:N	5	3.56
(1,22)	1:B:184:LYS:H	5:B:212:7Q9:N	5	3.56
(1,22)	1:B:184:LYS:H	5:B:213:7Q9:N	5	3.56

Continued on next page...

Continued from previous page...

Key	Atom-1	Atom-2	Model ID	Violation (Å)
(1,22)	1:B:184:LYS:H	6:B:214:17F:N1	5	3.56
(1,22)	1:B:184:LYS:H	6:B:215:17F:N1	5	3.56
(1,22)	1:B:184:LYS:H	5:B:216:7Q9:N	5	3.56
(1,22)	1:B:184:LYS:H	5:B:217:7Q9:N	5	3.56
(1,22)	1:B:184:LYS:H	5:B:218:7Q9:N	5	3.56
(1,22)	1:B:184:LYS:H	6:B:219:17F:N1	5	3.56
(1,22)	1:B:184:LYS:H	5:B:220:7Q9:N	5	3.56
(1,22)	1:B:184:LYS:HZ1	1:B:2:THR:N	5	3.56
(1,22)	1:B:184:LYS:HZ1	1:B:3:GLU:N	5	3.56
(1,22)	1:B:184:LYS:HZ1	1:B:4:TYR:N	5	3.56
(1,22)	1:B:184:LYS:HZ1	1:B:5:LYS:N	5	3.56
(1,22)	1:B:184:LYS:HZ1	1:B:6:LEU:N	5	3.56
(1,22)	1:B:184:LYS:HZ1	1:B:7:VAL:N	5	3.56
(1,22)	1:B:184:LYS:HZ1	1:B:8:VAL:N	5	3.56
(1,22)	1:B:184:LYS:HZ1	1:B:9:VAL:N	5	3.56
(1,22)	1:B:184:LYS:HZ1	1:B:10:GLY:N	5	3.56
(1,22)	1:B:184:LYS:HZ1	1:B:11:ALA:N	5	3.56
(1,22)	1:B:184:LYS:HZ1	1:B:12:ASP:N	5	3.56
(1,22)	1:B:184:LYS:HZ1	1:B:13:GLY:N	5	3.56
(1,22)	1:B:184:LYS:HZ1	1:B:14:VAL:N	5	3.56
(1,22)	1:B:184:LYS:HZ1	1:B:15:GLY:N	5	3.56
(1,22)	1:B:184:LYS:HZ1	1:B:16:LYS:N	5	3.56
(1,22)	1:B:184:LYS:HZ1	1:B:17:SER:N	5	3.56
(1,22)	1:B:184:LYS:HZ1	1:B:18:ALA:N	5	3.56
(1,22)	1:B:184:LYS:HZ1	1:B:19:LEU:N	5	3.56
(1,22)	1:B:184:LYS:HZ1	1:B:20:THR:N	5	3.56
(1,22)	1:B:184:LYS:HZ1	1:B:21:ILE:N	5	3.56
(1,22)	1:B:184:LYS:HZ1	1:B:22:GLN:N	5	3.56
(1,22)	1:B:184:LYS:HZ1	1:B:23:LEU:N	5	3.56
(1,22)	1:B:184:LYS:HZ1	1:B:24:ILE:N	5	3.56
(1,22)	1:B:184:LYS:HZ1	1:B:25:GLN:N	5	3.56
(1,22)	1:B:184:LYS:HZ1	1:B:26:ASN:N	5	3.56
(1,22)	1:B:184:LYS:HZ1	1:B:27:HIS:N	5	3.56
(1,22)	1:B:184:LYS:HZ1	1:B:28:PHE:N	5	3.56
(1,22)	1:B:184:LYS:HZ1	1:B:29:VAL:N	5	3.56
(1,22)	1:B:184:LYS:HZ1	1:B:30:ASP:N	5	3.56
(1,22)	1:B:184:LYS:HZ1	1:B:31:GLU:N	5	3.56
(1,22)	1:B:184:LYS:HZ1	1:B:32:TYR:N	5	3.56
(1,22)	1:B:184:LYS:HZ1	1:B:33:ASP:N	5	3.56
(1,22)	1:B:184:LYS:HZ1	1:B:34:PRO:N	5	3.56
(1,22)	1:B:184:LYS:HZ1	1:B:35:THR:N	5	3.56
(1,22)	1:B:184:LYS:HZ1	1:B:36:ILE:N	5	3.56

Continued on next page...

Continued from previous page...

Key	Atom-1	Atom-2	Model ID	Violation (Å)
(1,22)	1:B:184:LYS:HZ1	1:B:37:GLU:N	5	3.56
(1,22)	1:B:184:LYS:HZ1	1:B:38:ASP:N	5	3.56
(1,22)	1:B:184:LYS:HZ1	1:B:39:SER:N	5	3.56
(1,22)	1:B:184:LYS:HZ1	1:B:40:TYR:N	5	3.56
(1,22)	1:B:184:LYS:HZ1	1:B:41:ARG:N	5	3.56
(1,22)	1:B:184:LYS:HZ1	1:B:42:LYS:N	5	3.56
(1,22)	1:B:184:LYS:HZ1	1:B:43:GLN:N	5	3.56
(1,22)	1:B:184:LYS:HZ1	1:B:44:VAL:N	5	3.56
(1,22)	1:B:184:LYS:HZ1	1:B:45:VAL:N	5	3.56
(1,22)	1:B:184:LYS:HZ1	1:B:46:ILE:N	5	3.56
(1,22)	1:B:184:LYS:HZ1	1:B:47:ASP:N	5	3.56
(1,22)	1:B:184:LYS:HZ1	1:B:48:GLY:N	5	3.56
(1,22)	1:B:184:LYS:HZ1	1:B:49:GLU:N	5	3.56
(1,22)	1:B:184:LYS:HZ1	1:B:50:THR:N	5	3.56
(1,22)	1:B:184:LYS:HZ1	1:B:51:CYS:N	5	3.56
(1,22)	1:B:184:LYS:HZ1	1:B:52:LEU:N	5	3.56
(1,22)	1:B:184:LYS:HZ1	1:B:53:LEU:N	5	3.56
(1,22)	1:B:184:LYS:HZ1	1:B:54:ASP:N	5	3.56
(1,22)	1:B:184:LYS:HZ1	1:B:55:ILE:N	5	3.56
(1,22)	1:B:184:LYS:HZ1	1:B:56:LEU:N	5	3.56
(1,22)	1:B:184:LYS:HZ1	1:B:57:ASP:N	5	3.56
(1,22)	1:B:184:LYS:HZ1	1:B:58:THR:N	5	3.56
(1,22)	1:B:184:LYS:HZ1	1:B:59:ALA:N	5	3.56
(1,22)	1:B:184:LYS:HZ1	1:B:60:GLY:N	5	3.56
(1,22)	1:B:184:LYS:HZ1	1:B:61:GLN:N	5	3.56
(1,22)	1:B:184:LYS:HZ1	1:B:62:GLU:N	5	3.56
(1,22)	1:B:184:LYS:HZ1	1:B:63:GLU:N	5	3.56
(1,22)	1:B:184:LYS:HZ1	1:B:64:TYR:N	5	3.56
(1,22)	1:B:184:LYS:HZ1	1:B:65:SER:N	5	3.56
(1,22)	1:B:184:LYS:HZ1	1:B:66:ALA:N	5	3.56
(1,22)	1:B:184:LYS:HZ1	1:B:67:MET:N	5	3.56
(1,22)	1:B:184:LYS:HZ1	1:B:68:ARG:N	5	3.56
(1,22)	1:B:184:LYS:HZ1	1:B:69:ASP:N	5	3.56
(1,22)	1:B:184:LYS:HZ1	1:B:70:GLN:N	5	3.56
(1,22)	1:B:184:LYS:HZ1	1:B:71:TYR:N	5	3.56
(1,22)	1:B:184:LYS:HZ1	1:B:72:MET:N	5	3.56
(1,22)	1:B:184:LYS:HZ1	1:B:73:ARG:N	5	3.56
(1,22)	1:B:184:LYS:HZ1	1:B:74:THR:N	5	3.56
(1,22)	1:B:184:LYS:HZ1	1:B:75:GLY:N	5	3.56
(1,22)	1:B:184:LYS:HZ1	1:B:76:GLU:N	5	3.56
(1,22)	1:B:184:LYS:HZ1	1:B:77:GLY:N	5	3.56
(1,22)	1:B:184:LYS:HZ1	1:B:78:PHE:N	5	3.56

Continued on next page...

Continued from previous page...

Key	Atom-1	Atom-2	Model ID	Violation (Å)
(1,22)	1:B:184:LYS:HZ1	1:B:79:LEU:N	5	3.56
(1,22)	1:B:184:LYS:HZ1	1:B:80:CYS:N	5	3.56
(1,22)	1:B:184:LYS:HZ1	5:B:203:7Q9:N	5	3.56
(1,22)	1:B:184:LYS:HZ1	5:B:204:7Q9:N	5	3.56
(1,22)	1:B:184:LYS:HZ1	5:B:205:7Q9:N	5	3.56
(1,22)	1:B:184:LYS:HZ1	5:B:206:7Q9:N	5	3.56
(1,22)	1:B:184:LYS:HZ1	5:B:207:7Q9:N	5	3.56
(1,22)	1:B:184:LYS:HZ1	6:B:208:17F:N1	5	3.56
(1,22)	1:B:184:LYS:HZ1	5:B:209:7Q9:N	5	3.56
(1,22)	1:B:184:LYS:HZ1	5:B:210:7Q9:N	5	3.56
(1,22)	1:B:184:LYS:HZ1	5:B:211:7Q9:N	5	3.56
(1,22)	1:B:184:LYS:HZ1	5:B:212:7Q9:N	5	3.56
(1,22)	1:B:184:LYS:HZ1	5:B:213:7Q9:N	5	3.56
(1,22)	1:B:184:LYS:HZ1	6:B:214:17F:N1	5	3.56
(1,22)	1:B:184:LYS:HZ1	6:B:215:17F:N1	5	3.56
(1,22)	1:B:184:LYS:HZ1	5:B:216:7Q9:N	5	3.56
(1,22)	1:B:184:LYS:HZ1	5:B:217:7Q9:N	5	3.56
(1,22)	1:B:184:LYS:HZ1	5:B:218:7Q9:N	5	3.56
(1,22)	1:B:184:LYS:HZ1	6:B:219:17F:N1	5	3.56
(1,22)	1:B:184:LYS:HZ1	5:B:220:7Q9:N	5	3.56
(1,22)	1:B:184:LYS:HZ2	1:B:2:THR:N	5	3.56
(1,22)	1:B:184:LYS:HZ2	1:B:3:GLU:N	5	3.56
(1,22)	1:B:184:LYS:HZ2	1:B:4:TYR:N	5	3.56
(1,22)	1:B:184:LYS:HZ2	1:B:5:LYS:N	5	3.56
(1,22)	1:B:184:LYS:HZ2	1:B:6:LEU:N	5	3.56
(1,22)	1:B:184:LYS:HZ2	1:B:7:VAL:N	5	3.56
(1,22)	1:B:184:LYS:HZ2	1:B:8:VAL:N	5	3.56
(1,22)	1:B:184:LYS:HZ2	1:B:9:VAL:N	5	3.56
(1,22)	1:B:184:LYS:HZ2	1:B:10:GLY:N	5	3.56
(1,22)	1:B:184:LYS:HZ2	1:B:11:ALA:N	5	3.56
(1,22)	1:B:184:LYS:HZ2	1:B:12:ASP:N	5	3.56
(1,22)	1:B:184:LYS:HZ2	1:B:13:GLY:N	5	3.56
(1,22)	1:B:184:LYS:HZ2	1:B:14:VAL:N	5	3.56
(1,22)	1:B:184:LYS:HZ2	1:B:15:GLY:N	5	3.56
(1,22)	1:B:184:LYS:HZ2	1:B:16:LYS:N	5	3.56
(1,22)	1:B:184:LYS:HZ2	1:B:17:SER:N	5	3.56
(1,22)	1:B:184:LYS:HZ2	1:B:18:ALA:N	5	3.56
(1,22)	1:B:184:LYS:HZ2	1:B:19:LEU:N	5	3.56
(1,22)	1:B:184:LYS:HZ2	1:B:20:THR:N	5	3.56
(1,22)	1:B:184:LYS:HZ2	1:B:21:ILE:N	5	3.56
(1,22)	1:B:184:LYS:HZ2	1:B:22:GLN:N	5	3.56
(1,22)	1:B:184:LYS:HZ2	1:B:23:LEU:N	5	3.56

Continued on next page...

Continued from previous page...

Key	Atom-1	Atom-2	Model ID	Violation (Å)
(1,22)	1:B:184:LYS:HZ2	1:B:24:ILE:N	5	3.56
(1,22)	1:B:184:LYS:HZ2	1:B:25:GLN:N	5	3.56
(1,22)	1:B:184:LYS:HZ2	1:B:26:ASN:N	5	3.56
(1,22)	1:B:184:LYS:HZ2	1:B:27:HIS:N	5	3.56
(1,22)	1:B:184:LYS:HZ2	1:B:28:PHE:N	5	3.56
(1,22)	1:B:184:LYS:HZ2	1:B:29:VAL:N	5	3.56
(1,22)	1:B:184:LYS:HZ2	1:B:30:ASP:N	5	3.56
(1,22)	1:B:184:LYS:HZ2	1:B:31:GLU:N	5	3.56
(1,22)	1:B:184:LYS:HZ2	1:B:32:TYR:N	5	3.56
(1,22)	1:B:184:LYS:HZ2	1:B:33:ASP:N	5	3.56
(1,22)	1:B:184:LYS:HZ2	1:B:34:PRO:N	5	3.56
(1,22)	1:B:184:LYS:HZ2	1:B:35:THR:N	5	3.56
(1,22)	1:B:184:LYS:HZ2	1:B:36:ILE:N	5	3.56
(1,22)	1:B:184:LYS:HZ2	1:B:37:GLU:N	5	3.56
(1,22)	1:B:184:LYS:HZ2	1:B:38:ASP:N	5	3.56
(1,22)	1:B:184:LYS:HZ2	1:B:39:SER:N	5	3.56
(1,22)	1:B:184:LYS:HZ2	1:B:40:TYR:N	5	3.56
(1,22)	1:B:184:LYS:HZ2	1:B:41:ARG:N	5	3.56
(1,22)	1:B:184:LYS:HZ2	1:B:42:LYS:N	5	3.56
(1,22)	1:B:184:LYS:HZ2	1:B:43:GLN:N	5	3.56
(1,22)	1:B:184:LYS:HZ2	1:B:44:VAL:N	5	3.56
(1,22)	1:B:184:LYS:HZ2	1:B:45:VAL:N	5	3.56
(1,22)	1:B:184:LYS:HZ2	1:B:46:ILE:N	5	3.56
(1,22)	1:B:184:LYS:HZ2	1:B:47:ASP:N	5	3.56
(1,22)	1:B:184:LYS:HZ2	1:B:48:GLY:N	5	3.56
(1,22)	1:B:184:LYS:HZ2	1:B:49:GLU:N	5	3.56
(1,22)	1:B:184:LYS:HZ2	1:B:50:THR:N	5	3.56
(1,22)	1:B:184:LYS:HZ2	1:B:51:CYS:N	5	3.56
(1,22)	1:B:184:LYS:HZ2	1:B:52:LEU:N	5	3.56
(1,22)	1:B:184:LYS:HZ2	1:B:53:LEU:N	5	3.56
(1,22)	1:B:184:LYS:HZ2	1:B:54:ASP:N	5	3.56
(1,22)	1:B:184:LYS:HZ2	1:B:55:ILE:N	5	3.56
(1,22)	1:B:184:LYS:HZ2	1:B:56:LEU:N	5	3.56
(1,22)	1:B:184:LYS:HZ2	1:B:57:ASP:N	5	3.56
(1,22)	1:B:184:LYS:HZ2	1:B:58:THR:N	5	3.56
(1,22)	1:B:184:LYS:HZ2	1:B:59:ALA:N	5	3.56
(1,22)	1:B:184:LYS:HZ2	1:B:60:GLY:N	5	3.56
(1,22)	1:B:184:LYS:HZ2	1:B:61:GLN:N	5	3.56
(1,22)	1:B:184:LYS:HZ2	1:B:62:GLU:N	5	3.56
(1,22)	1:B:184:LYS:HZ2	1:B:63:GLU:N	5	3.56
(1,22)	1:B:184:LYS:HZ2	1:B:64:TYR:N	5	3.56
(1,22)	1:B:184:LYS:HZ2	1:B:65:SER:N	5	3.56

Continued on next page...

Continued from previous page...

Key	Atom-1	Atom-2	Model ID	Violation (Å)
(1,22)	1:B:184:LYS:HZ2	1:B:66:ALA:N	5	3.56
(1,22)	1:B:184:LYS:HZ2	1:B:67:MET:N	5	3.56
(1,22)	1:B:184:LYS:HZ2	1:B:68:ARG:N	5	3.56
(1,22)	1:B:184:LYS:HZ2	1:B:69:ASP:N	5	3.56
(1,22)	1:B:184:LYS:HZ2	1:B:70:GLN:N	5	3.56
(1,22)	1:B:184:LYS:HZ2	1:B:71:TYR:N	5	3.56
(1,22)	1:B:184:LYS:HZ2	1:B:72:MET:N	5	3.56
(1,22)	1:B:184:LYS:HZ2	1:B:73:ARG:N	5	3.56
(1,22)	1:B:184:LYS:HZ2	1:B:74:THR:N	5	3.56
(1,22)	1:B:184:LYS:HZ2	1:B:75:GLY:N	5	3.56
(1,22)	1:B:184:LYS:HZ2	1:B:76:GLU:N	5	3.56
(1,22)	1:B:184:LYS:HZ2	1:B:77:GLY:N	5	3.56
(1,22)	1:B:184:LYS:HZ2	1:B:78:PHE:N	5	3.56
(1,22)	1:B:184:LYS:HZ2	1:B:79:LEU:N	5	3.56
(1,22)	1:B:184:LYS:HZ2	1:B:80:CYS:N	5	3.56
(1,22)	1:B:184:LYS:HZ2	5:B:203:7Q9:N	5	3.56
(1,22)	1:B:184:LYS:HZ2	5:B:204:7Q9:N	5	3.56
(1,22)	1:B:184:LYS:HZ2	5:B:205:7Q9:N	5	3.56
(1,22)	1:B:184:LYS:HZ2	5:B:206:7Q9:N	5	3.56
(1,22)	1:B:184:LYS:HZ2	5:B:207:7Q9:N	5	3.56
(1,22)	1:B:184:LYS:HZ2	6:B:208:17F:N1	5	3.56
(1,22)	1:B:184:LYS:HZ2	5:B:209:7Q9:N	5	3.56
(1,22)	1:B:184:LYS:HZ2	5:B:210:7Q9:N	5	3.56
(1,22)	1:B:184:LYS:HZ2	5:B:211:7Q9:N	5	3.56
(1,22)	1:B:184:LYS:HZ2	5:B:212:7Q9:N	5	3.56
(1,22)	1:B:184:LYS:HZ2	5:B:213:7Q9:N	5	3.56
(1,22)	1:B:184:LYS:HZ2	6:B:214:17F:N1	5	3.56
(1,22)	1:B:184:LYS:HZ2	6:B:215:17F:N1	5	3.56
(1,22)	1:B:184:LYS:HZ2	5:B:216:7Q9:N	5	3.56
(1,22)	1:B:184:LYS:HZ2	5:B:217:7Q9:N	5	3.56
(1,22)	1:B:184:LYS:HZ2	5:B:218:7Q9:N	5	3.56
(1,22)	1:B:184:LYS:HZ2	6:B:219:17F:N1	5	3.56
(1,22)	1:B:184:LYS:HZ2	5:B:220:7Q9:N	5	3.56
(1,22)	1:B:184:LYS:HZ3	1:B:2:THR:N	5	3.56
(1,22)	1:B:184:LYS:HZ3	1:B:3:GLU:N	5	3.56
(1,22)	1:B:184:LYS:HZ3	1:B:4:TYR:N	5	3.56
(1,22)	1:B:184:LYS:HZ3	1:B:5:LYS:N	5	3.56
(1,22)	1:B:184:LYS:HZ3	1:B:6:LEU:N	5	3.56
(1,22)	1:B:184:LYS:HZ3	1:B:7:VAL:N	5	3.56
(1,22)	1:B:184:LYS:HZ3	1:B:8:VAL:N	5	3.56
(1,22)	1:B:184:LYS:HZ3	1:B:9:VAL:N	5	3.56
(1,22)	1:B:184:LYS:HZ3	1:B:10:GLY:N	5	3.56

Continued on next page...

Continued from previous page...

Key	Atom-1	Atom-2	Model ID	Violation (Å)
(1,22)	1:B:184:LYS:HZ3	1:B:11:ALA:N	5	3.56
(1,22)	1:B:184:LYS:HZ3	1:B:12:ASP:N	5	3.56
(1,22)	1:B:184:LYS:HZ3	1:B:13:GLY:N	5	3.56
(1,22)	1:B:184:LYS:HZ3	1:B:14:VAL:N	5	3.56
(1,22)	1:B:184:LYS:HZ3	1:B:15:GLY:N	5	3.56
(1,22)	1:B:184:LYS:HZ3	1:B:16:LYS:N	5	3.56
(1,22)	1:B:184:LYS:HZ3	1:B:17:SER:N	5	3.56
(1,22)	1:B:184:LYS:HZ3	1:B:18:ALA:N	5	3.56
(1,22)	1:B:184:LYS:HZ3	1:B:19:LEU:N	5	3.56
(1,22)	1:B:184:LYS:HZ3	1:B:20:THR:N	5	3.56
(1,22)	1:B:184:LYS:HZ3	1:B:21:ILE:N	5	3.56
(1,22)	1:B:184:LYS:HZ3	1:B:22:GLN:N	5	3.56
(1,22)	1:B:184:LYS:HZ3	1:B:23:LEU:N	5	3.56
(1,22)	1:B:184:LYS:HZ3	1:B:24:ILE:N	5	3.56
(1,22)	1:B:184:LYS:HZ3	1:B:25:GLN:N	5	3.56
(1,22)	1:B:184:LYS:HZ3	1:B:26:ASN:N	5	3.56
(1,22)	1:B:184:LYS:HZ3	1:B:27:HIS:N	5	3.56
(1,22)	1:B:184:LYS:HZ3	1:B:28:PHE:N	5	3.56
(1,22)	1:B:184:LYS:HZ3	1:B:29:VAL:N	5	3.56
(1,22)	1:B:184:LYS:HZ3	1:B:30:ASP:N	5	3.56
(1,22)	1:B:184:LYS:HZ3	1:B:31:GLU:N	5	3.56
(1,22)	1:B:184:LYS:HZ3	1:B:32:TYR:N	5	3.56
(1,22)	1:B:184:LYS:HZ3	1:B:33:ASP:N	5	3.56
(1,22)	1:B:184:LYS:HZ3	1:B:34:PRO:N	5	3.56
(1,22)	1:B:184:LYS:HZ3	1:B:35:THR:N	5	3.56
(1,22)	1:B:184:LYS:HZ3	1:B:36:ILE:N	5	3.56
(1,22)	1:B:184:LYS:HZ3	1:B:37:GLU:N	5	3.56
(1,22)	1:B:184:LYS:HZ3	1:B:38:ASP:N	5	3.56
(1,22)	1:B:184:LYS:HZ3	1:B:39:SER:N	5	3.56
(1,22)	1:B:184:LYS:HZ3	1:B:40:TYR:N	5	3.56
(1,22)	1:B:184:LYS:HZ3	1:B:41:ARG:N	5	3.56
(1,22)	1:B:184:LYS:HZ3	1:B:42:LYS:N	5	3.56
(1,22)	1:B:184:LYS:HZ3	1:B:43:GLN:N	5	3.56
(1,22)	1:B:184:LYS:HZ3	1:B:44:VAL:N	5	3.56
(1,22)	1:B:184:LYS:HZ3	1:B:45:VAL:N	5	3.56
(1,22)	1:B:184:LYS:HZ3	1:B:46:ILE:N	5	3.56
(1,22)	1:B:184:LYS:HZ3	1:B:47:ASP:N	5	3.56
(1,22)	1:B:184:LYS:HZ3	1:B:48:GLY:N	5	3.56
(1,22)	1:B:184:LYS:HZ3	1:B:49:GLU:N	5	3.56
(1,22)	1:B:184:LYS:HZ3	1:B:50:THR:N	5	3.56
(1,22)	1:B:184:LYS:HZ3	1:B:51:CYS:N	5	3.56
(1,22)	1:B:184:LYS:HZ3	1:B:52:LEU:N	5	3.56

Continued on next page...

Continued from previous page...

Key	Atom-1	Atom-2	Model ID	Violation (Å)
(1,22)	1:B:184:LYS:HZ3	1:B:53:LEU:N	5	3.56
(1,22)	1:B:184:LYS:HZ3	1:B:54:ASP:N	5	3.56
(1,22)	1:B:184:LYS:HZ3	1:B:55:ILE:N	5	3.56
(1,22)	1:B:184:LYS:HZ3	1:B:56:LEU:N	5	3.56
(1,22)	1:B:184:LYS:HZ3	1:B:57:ASP:N	5	3.56
(1,22)	1:B:184:LYS:HZ3	1:B:58:THR:N	5	3.56
(1,22)	1:B:184:LYS:HZ3	1:B:59:ALA:N	5	3.56
(1,22)	1:B:184:LYS:HZ3	1:B:60:GLY:N	5	3.56
(1,22)	1:B:184:LYS:HZ3	1:B:61:GLN:N	5	3.56
(1,22)	1:B:184:LYS:HZ3	1:B:62:GLU:N	5	3.56
(1,22)	1:B:184:LYS:HZ3	1:B:63:GLU:N	5	3.56
(1,22)	1:B:184:LYS:HZ3	1:B:64:TYR:N	5	3.56
(1,22)	1:B:184:LYS:HZ3	1:B:65:SER:N	5	3.56
(1,22)	1:B:184:LYS:HZ3	1:B:66:ALA:N	5	3.56
(1,22)	1:B:184:LYS:HZ3	1:B:67:MET:N	5	3.56
(1,22)	1:B:184:LYS:HZ3	1:B:68:ARG:N	5	3.56
(1,22)	1:B:184:LYS:HZ3	1:B:69:ASP:N	5	3.56
(1,22)	1:B:184:LYS:HZ3	1:B:70:GLN:N	5	3.56
(1,22)	1:B:184:LYS:HZ3	1:B:71:TYR:N	5	3.56
(1,22)	1:B:184:LYS:HZ3	1:B:72:MET:N	5	3.56
(1,22)	1:B:184:LYS:HZ3	1:B:73:ARG:N	5	3.56
(1,22)	1:B:184:LYS:HZ3	1:B:74:THR:N	5	3.56
(1,22)	1:B:184:LYS:HZ3	1:B:75:GLY:N	5	3.56
(1,22)	1:B:184:LYS:HZ3	1:B:76:GLU:N	5	3.56
(1,22)	1:B:184:LYS:HZ3	1:B:77:GLY:N	5	3.56
(1,22)	1:B:184:LYS:HZ3	1:B:78:PHE:N	5	3.56
(1,22)	1:B:184:LYS:HZ3	1:B:79:LEU:N	5	3.56
(1,22)	1:B:184:LYS:HZ3	1:B:80:CYS:N	5	3.56
(1,22)	1:B:184:LYS:HZ3	5:B:203:7Q9:N	5	3.56
(1,22)	1:B:184:LYS:HZ3	5:B:204:7Q9:N	5	3.56
(1,22)	1:B:184:LYS:HZ3	5:B:205:7Q9:N	5	3.56
(1,22)	1:B:184:LYS:HZ3	5:B:206:7Q9:N	5	3.56
(1,22)	1:B:184:LYS:HZ3	5:B:207:7Q9:N	5	3.56
(1,22)	1:B:184:LYS:HZ3	6:B:208:17F:N1	5	3.56
(1,22)	1:B:184:LYS:HZ3	5:B:209:7Q9:N	5	3.56
(1,22)	1:B:184:LYS:HZ3	5:B:210:7Q9:N	5	3.56
(1,22)	1:B:184:LYS:HZ3	5:B:211:7Q9:N	5	3.56
(1,22)	1:B:184:LYS:HZ3	5:B:212:7Q9:N	5	3.56
(1,22)	1:B:184:LYS:HZ3	5:B:213:7Q9:N	5	3.56
(1,22)	1:B:184:LYS:HZ3	6:B:214:17F:N1	5	3.56
(1,22)	1:B:184:LYS:HZ3	6:B:215:17F:N1	5	3.56
(1,22)	1:B:184:LYS:HZ3	5:B:216:7Q9:N	5	3.56

Continued on next page...

Continued from previous page...

Key	Atom-1	Atom-2	Model ID	Violation (Å)
(1,22)	1:B:184:LYS:HZ3	5:B:217:7Q9:N	5	3.56
(1,22)	1:B:184:LYS:HZ3	5:B:218:7Q9:N	5	3.56
(1,22)	1:B:184:LYS:HZ3	6:B:219:17F:N1	5	3.56
(1,22)	1:B:184:LYS:HZ3	5:B:220:7Q9:N	5	3.56
(1,22)	1:B:184:LYS:N	1:B:2:THR:N	5	3.56
(1,22)	1:B:184:LYS:N	1:B:3:GLU:N	5	3.56
(1,22)	1:B:184:LYS:N	1:B:4:TYR:N	5	3.56
(1,22)	1:B:184:LYS:N	1:B:5:LYS:N	5	3.56
(1,22)	1:B:184:LYS:N	1:B:6:LEU:N	5	3.56
(1,22)	1:B:184:LYS:N	1:B:7:VAL:N	5	3.56
(1,22)	1:B:184:LYS:N	1:B:8:VAL:N	5	3.56
(1,22)	1:B:184:LYS:N	1:B:9:VAL:N	5	3.56
(1,22)	1:B:184:LYS:N	1:B:10:GLY:N	5	3.56
(1,22)	1:B:184:LYS:N	1:B:11:ALA:N	5	3.56
(1,22)	1:B:184:LYS:N	1:B:12:ASP:N	5	3.56
(1,22)	1:B:184:LYS:N	1:B:13:GLY:N	5	3.56
(1,22)	1:B:184:LYS:N	1:B:14:VAL:N	5	3.56
(1,22)	1:B:184:LYS:N	1:B:15:GLY:N	5	3.56
(1,22)	1:B:184:LYS:N	1:B:16:LYS:N	5	3.56
(1,22)	1:B:184:LYS:N	1:B:17:SER:N	5	3.56
(1,22)	1:B:184:LYS:N	1:B:18:ALA:N	5	3.56
(1,22)	1:B:184:LYS:N	1:B:19:LEU:N	5	3.56
(1,22)	1:B:184:LYS:N	1:B:20:THR:N	5	3.56
(1,22)	1:B:184:LYS:N	1:B:21:ILE:N	5	3.56
(1,22)	1:B:184:LYS:N	1:B:22:GLN:N	5	3.56
(1,22)	1:B:184:LYS:N	1:B:23:LEU:N	5	3.56
(1,22)	1:B:184:LYS:N	1:B:24:ILE:N	5	3.56
(1,22)	1:B:184:LYS:N	1:B:25:GLN:N	5	3.56
(1,22)	1:B:184:LYS:N	1:B:26:ASN:N	5	3.56
(1,22)	1:B:184:LYS:N	1:B:27:HIS:N	5	3.56
(1,22)	1:B:184:LYS:N	1:B:28:PHE:N	5	3.56
(1,22)	1:B:184:LYS:N	1:B:29:VAL:N	5	3.56
(1,22)	1:B:184:LYS:N	1:B:30:ASP:N	5	3.56
(1,22)	1:B:184:LYS:N	1:B:31:GLU:N	5	3.56
(1,22)	1:B:184:LYS:N	1:B:32:TYR:N	5	3.56
(1,22)	1:B:184:LYS:N	1:B:33:ASP:N	5	3.56
(1,22)	1:B:184:LYS:N	1:B:34:PRO:N	5	3.56
(1,22)	1:B:184:LYS:N	1:B:35:THR:N	5	3.56
(1,22)	1:B:184:LYS:N	1:B:36:ILE:N	5	3.56
(1,22)	1:B:184:LYS:N	1:B:37:GLU:N	5	3.56
(1,22)	1:B:184:LYS:N	1:B:38:ASP:N	5	3.56
(1,22)	1:B:184:LYS:N	1:B:39:SER:N	5	3.56

Continued on next page...

Continued from previous page...

Key	Atom-1	Atom-2	Model ID	Violation (Å)
(1,22)	1:B:184:LYS:N	1:B:40:TYR:N	5	3.56
(1,22)	1:B:184:LYS:N	1:B:41:ARG:N	5	3.56
(1,22)	1:B:184:LYS:N	1:B:42:LYS:N	5	3.56
(1,22)	1:B:184:LYS:N	1:B:43:GLN:N	5	3.56
(1,22)	1:B:184:LYS:N	1:B:44:VAL:N	5	3.56
(1,22)	1:B:184:LYS:N	1:B:45:VAL:N	5	3.56
(1,22)	1:B:184:LYS:N	1:B:46:ILE:N	5	3.56
(1,22)	1:B:184:LYS:N	1:B:47:ASP:N	5	3.56
(1,22)	1:B:184:LYS:N	1:B:48:GLY:N	5	3.56
(1,22)	1:B:184:LYS:N	1:B:49:GLU:N	5	3.56
(1,22)	1:B:184:LYS:N	1:B:50:THR:N	5	3.56
(1,22)	1:B:184:LYS:N	1:B:51:CYS:N	5	3.56
(1,22)	1:B:184:LYS:N	1:B:52:LEU:N	5	3.56
(1,22)	1:B:184:LYS:N	1:B:53:LEU:N	5	3.56
(1,22)	1:B:184:LYS:N	1:B:54:ASP:N	5	3.56
(1,22)	1:B:184:LYS:N	1:B:55:ILE:N	5	3.56
(1,22)	1:B:184:LYS:N	1:B:56:LEU:N	5	3.56
(1,22)	1:B:184:LYS:N	1:B:57:ASP:N	5	3.56
(1,22)	1:B:184:LYS:N	1:B:58:THR:N	5	3.56
(1,22)	1:B:184:LYS:N	1:B:59:ALA:N	5	3.56
(1,22)	1:B:184:LYS:N	1:B:60:GLY:N	5	3.56
(1,22)	1:B:184:LYS:N	1:B:61:GLN:N	5	3.56
(1,22)	1:B:184:LYS:N	1:B:62:GLU:N	5	3.56
(1,22)	1:B:184:LYS:N	1:B:63:GLU:N	5	3.56
(1,22)	1:B:184:LYS:N	1:B:64:TYR:N	5	3.56
(1,22)	1:B:184:LYS:N	1:B:65:SER:N	5	3.56
(1,22)	1:B:184:LYS:N	1:B:66:ALA:N	5	3.56
(1,22)	1:B:184:LYS:N	1:B:67:MET:N	5	3.56
(1,22)	1:B:184:LYS:N	1:B:68:ARG:N	5	3.56
(1,22)	1:B:184:LYS:N	1:B:69:ASP:N	5	3.56
(1,22)	1:B:184:LYS:N	1:B:70:GLN:N	5	3.56
(1,22)	1:B:184:LYS:N	1:B:71:TYR:N	5	3.56
(1,22)	1:B:184:LYS:N	1:B:72:MET:N	5	3.56
(1,22)	1:B:184:LYS:N	1:B:73:ARG:N	5	3.56
(1,22)	1:B:184:LYS:N	1:B:74:THR:N	5	3.56
(1,22)	1:B:184:LYS:N	1:B:75:GLY:N	5	3.56
(1,22)	1:B:184:LYS:N	1:B:76:GLU:N	5	3.56
(1,22)	1:B:184:LYS:N	1:B:77:GLY:N	5	3.56
(1,22)	1:B:184:LYS:N	1:B:78:PHE:N	5	3.56
(1,22)	1:B:184:LYS:N	1:B:79:LEU:N	5	3.56
(1,22)	1:B:184:LYS:N	1:B:80:CYS:N	5	3.56
(1,22)	1:B:184:LYS:N	5:B:203:7Q9:N	5	3.56

Continued on next page...

Continued from previous page...

Key	Atom-1	Atom-2	Model ID	Violation (Å)
(1,22)	1:B:184:LYS:N	5:B:204:7Q9:N	5	3.56
(1,22)	1:B:184:LYS:N	5:B:205:7Q9:N	5	3.56
(1,22)	1:B:184:LYS:N	5:B:206:7Q9:N	5	3.56
(1,22)	1:B:184:LYS:N	5:B:207:7Q9:N	5	3.56
(1,22)	1:B:184:LYS:N	6:B:208:17F:N1	5	3.56
(1,22)	1:B:184:LYS:N	5:B:209:7Q9:N	5	3.56
(1,22)	1:B:184:LYS:N	5:B:210:7Q9:N	5	3.56
(1,22)	1:B:184:LYS:N	5:B:211:7Q9:N	5	3.56
(1,22)	1:B:184:LYS:N	5:B:212:7Q9:N	5	3.56
(1,22)	1:B:184:LYS:N	5:B:213:7Q9:N	5	3.56
(1,22)	1:B:184:LYS:N	6:B:214:17F:N1	5	3.56
(1,22)	1:B:184:LYS:N	6:B:215:17F:N1	5	3.56
(1,22)	1:B:184:LYS:N	5:B:216:7Q9:N	5	3.56
(1,22)	1:B:184:LYS:N	5:B:217:7Q9:N	5	3.56
(1,22)	1:B:184:LYS:N	5:B:218:7Q9:N	5	3.56
(1,22)	1:B:184:LYS:N	6:B:219:17F:N1	5	3.56
(1,22)	1:B:184:LYS:N	5:B:220:7Q9:N	5	3.56
(1,22)	1:B:184:LYS:NZ	1:B:2:THR:N	5	3.56
(1,22)	1:B:184:LYS:NZ	1:B:3:GLU:N	5	3.56
(1,22)	1:B:184:LYS:NZ	1:B:4:TYR:N	5	3.56
(1,22)	1:B:184:LYS:NZ	1:B:5:LYS:N	5	3.56
(1,22)	1:B:184:LYS:NZ	1:B:6:LEU:N	5	3.56
(1,22)	1:B:184:LYS:NZ	1:B:7:VAL:N	5	3.56
(1,22)	1:B:184:LYS:NZ	1:B:8:VAL:N	5	3.56
(1,22)	1:B:184:LYS:NZ	1:B:9:VAL:N	5	3.56
(1,22)	1:B:184:LYS:NZ	1:B:10:GLY:N	5	3.56
(1,22)	1:B:184:LYS:NZ	1:B:11:ALA:N	5	3.56
(1,22)	1:B:184:LYS:NZ	1:B:12:ASP:N	5	3.56
(1,22)	1:B:184:LYS:NZ	1:B:13:GLY:N	5	3.56
(1,22)	1:B:184:LYS:NZ	1:B:14:VAL:N	5	3.56
(1,22)	1:B:184:LYS:NZ	1:B:15:GLY:N	5	3.56
(1,22)	1:B:184:LYS:NZ	1:B:16:LYS:N	5	3.56
(1,22)	1:B:184:LYS:NZ	1:B:17:SER:N	5	3.56
(1,22)	1:B:184:LYS:NZ	1:B:18:ALA:N	5	3.56
(1,22)	1:B:184:LYS:NZ	1:B:19:LEU:N	5	3.56
(1,22)	1:B:184:LYS:NZ	1:B:20:THR:N	5	3.56
(1,22)	1:B:184:LYS:NZ	1:B:21:ILE:N	5	3.56
(1,22)	1:B:184:LYS:NZ	1:B:22:GLN:N	5	3.56
(1,22)	1:B:184:LYS:NZ	1:B:23:LEU:N	5	3.56
(1,22)	1:B:184:LYS:NZ	1:B:24:ILE:N	5	3.56
(1,22)	1:B:184:LYS:NZ	1:B:25:GLN:N	5	3.56
(1,22)	1:B:184:LYS:NZ	1:B:26:ASN:N	5	3.56

Continued on next page...

Continued from previous page...

Key	Atom-1	Atom-2	Model ID	Violation (Å)
(1,22)	1:B:184:LYS:NZ	1:B:27:HIS:N	5	3.56
(1,22)	1:B:184:LYS:NZ	1:B:28:PHE:N	5	3.56
(1,22)	1:B:184:LYS:NZ	1:B:29:VAL:N	5	3.56
(1,22)	1:B:184:LYS:NZ	1:B:30:ASP:N	5	3.56
(1,22)	1:B:184:LYS:NZ	1:B:31:GLU:N	5	3.56
(1,22)	1:B:184:LYS:NZ	1:B:32:TYR:N	5	3.56
(1,22)	1:B:184:LYS:NZ	1:B:33:ASP:N	5	3.56
(1,22)	1:B:184:LYS:NZ	1:B:34:PRO:N	5	3.56
(1,22)	1:B:184:LYS:NZ	1:B:35:THR:N	5	3.56
(1,22)	1:B:184:LYS:NZ	1:B:36:ILE:N	5	3.56
(1,22)	1:B:184:LYS:NZ	1:B:37:GLU:N	5	3.56
(1,22)	1:B:184:LYS:NZ	1:B:38:ASP:N	5	3.56
(1,22)	1:B:184:LYS:NZ	1:B:39:SER:N	5	3.56
(1,22)	1:B:184:LYS:NZ	1:B:40:TYR:N	5	3.56
(1,22)	1:B:184:LYS:NZ	1:B:41:ARG:N	5	3.56
(1,22)	1:B:184:LYS:NZ	1:B:42:LYS:N	5	3.56
(1,22)	1:B:184:LYS:NZ	1:B:43:GLN:N	5	3.56
(1,22)	1:B:184:LYS:NZ	1:B:44:VAL:N	5	3.56
(1,22)	1:B:184:LYS:NZ	1:B:45:VAL:N	5	3.56
(1,22)	1:B:184:LYS:NZ	1:B:46:ILE:N	5	3.56
(1,22)	1:B:184:LYS:NZ	1:B:47:ASP:N	5	3.56
(1,22)	1:B:184:LYS:NZ	1:B:48:GLY:N	5	3.56
(1,22)	1:B:184:LYS:NZ	1:B:49:GLU:N	5	3.56
(1,22)	1:B:184:LYS:NZ	1:B:50:THR:N	5	3.56
(1,22)	1:B:184:LYS:NZ	1:B:51:CYS:N	5	3.56
(1,22)	1:B:184:LYS:NZ	1:B:52:LEU:N	5	3.56
(1,22)	1:B:184:LYS:NZ	1:B:53:LEU:N	5	3.56
(1,22)	1:B:184:LYS:NZ	1:B:54:ASP:N	5	3.56
(1,22)	1:B:184:LYS:NZ	1:B:55:ILE:N	5	3.56
(1,22)	1:B:184:LYS:NZ	1:B:56:LEU:N	5	3.56
(1,22)	1:B:184:LYS:NZ	1:B:57:ASP:N	5	3.56
(1,22)	1:B:184:LYS:NZ	1:B:58:THR:N	5	3.56
(1,22)	1:B:184:LYS:NZ	1:B:59:ALA:N	5	3.56
(1,22)	1:B:184:LYS:NZ	1:B:60:GLY:N	5	3.56
(1,22)	1:B:184:LYS:NZ	1:B:61:GLN:N	5	3.56
(1,22)	1:B:184:LYS:NZ	1:B:62:GLU:N	5	3.56
(1,22)	1:B:184:LYS:NZ	1:B:63:GLU:N	5	3.56
(1,22)	1:B:184:LYS:NZ	1:B:64:TYR:N	5	3.56
(1,22)	1:B:184:LYS:NZ	1:B:65:SER:N	5	3.56
(1,22)	1:B:184:LYS:NZ	1:B:66:ALA:N	5	3.56
(1,22)	1:B:184:LYS:NZ	1:B:67:MET:N	5	3.56
(1,22)	1:B:184:LYS:NZ	1:B:68:ARG:N	5	3.56

Continued on next page...

Continued from previous page...

Key	Atom-1	Atom-2	Model ID	Violation (Å)
(1,22)	1:B:184:LYS:NZ	1:B:69:ASP:N	5	3.56
(1,22)	1:B:184:LYS:NZ	1:B:70:GLN:N	5	3.56
(1,22)	1:B:184:LYS:NZ	1:B:71:TYR:N	5	3.56
(1,22)	1:B:184:LYS:NZ	1:B:72:MET:N	5	3.56
(1,22)	1:B:184:LYS:NZ	1:B:73:ARG:N	5	3.56
(1,22)	1:B:184:LYS:NZ	1:B:74:THR:N	5	3.56
(1,22)	1:B:184:LYS:NZ	1:B:75:GLY:N	5	3.56
(1,22)	1:B:184:LYS:NZ	1:B:76:GLU:N	5	3.56
(1,22)	1:B:184:LYS:NZ	1:B:77:GLY:N	5	3.56
(1,22)	1:B:184:LYS:NZ	1:B:78:PHE:N	5	3.56
(1,22)	1:B:184:LYS:NZ	1:B:79:LEU:N	5	3.56
(1,22)	1:B:184:LYS:NZ	1:B:80:CYS:N	5	3.56
(1,22)	1:B:184:LYS:NZ	5:B:203:7Q9:N	5	3.56
(1,22)	1:B:184:LYS:NZ	5:B:204:7Q9:N	5	3.56
(1,22)	1:B:184:LYS:NZ	5:B:205:7Q9:N	5	3.56
(1,22)	1:B:184:LYS:NZ	5:B:206:7Q9:N	5	3.56
(1,22)	1:B:184:LYS:NZ	5:B:207:7Q9:N	5	3.56
(1,22)	1:B:184:LYS:NZ	6:B:208:17F:N1	5	3.56
(1,22)	1:B:184:LYS:NZ	5:B:209:7Q9:N	5	3.56
(1,22)	1:B:184:LYS:NZ	5:B:210:7Q9:N	5	3.56
(1,22)	1:B:184:LYS:NZ	5:B:211:7Q9:N	5	3.56
(1,22)	1:B:184:LYS:NZ	5:B:212:7Q9:N	5	3.56
(1,22)	1:B:184:LYS:NZ	5:B:213:7Q9:N	5	3.56
(1,22)	1:B:184:LYS:NZ	6:B:214:17F:N1	5	3.56
(1,22)	1:B:184:LYS:NZ	6:B:215:17F:N1	5	3.56
(1,22)	1:B:184:LYS:NZ	5:B:216:7Q9:N	5	3.56
(1,22)	1:B:184:LYS:NZ	5:B:217:7Q9:N	5	3.56
(1,22)	1:B:184:LYS:NZ	5:B:218:7Q9:N	5	3.56
(1,22)	1:B:184:LYS:NZ	6:B:219:17F:N1	5	3.56
(1,22)	1:B:184:LYS:NZ	5:B:220:7Q9:N	5	3.56
(1,22)	1:B:184:LYS:O	1:B:2:THR:N	5	3.56
(1,22)	1:B:184:LYS:O	1:B:3:GLU:N	5	3.56
(1,22)	1:B:184:LYS:O	1:B:4:TYR:N	5	3.56
(1,22)	1:B:184:LYS:O	1:B:5:LYS:N	5	3.56
(1,22)	1:B:184:LYS:O	1:B:6:LEU:N	5	3.56
(1,22)	1:B:184:LYS:O	1:B:7:VAL:N	5	3.56
(1,22)	1:B:184:LYS:O	1:B:8:VAL:N	5	3.56
(1,22)	1:B:184:LYS:O	1:B:9:VAL:N	5	3.56
(1,22)	1:B:184:LYS:O	1:B:10:GLY:N	5	3.56
(1,22)	1:B:184:LYS:O	1:B:11:ALA:N	5	3.56
(1,22)	1:B:184:LYS:O	1:B:12:ASP:N	5	3.56
(1,22)	1:B:184:LYS:O	1:B:13:GLY:N	5	3.56

Continued on next page...

Continued from previous page...

Key	Atom-1	Atom-2	Model ID	Violation (Å)
(1,22)	1:B:184:LYS:O	1:B:14:VAL:N	5	3.56
(1,22)	1:B:184:LYS:O	1:B:15:GLY:N	5	3.56
(1,22)	1:B:184:LYS:O	1:B:16:LYS:N	5	3.56
(1,22)	1:B:184:LYS:O	1:B:17:SER:N	5	3.56
(1,22)	1:B:184:LYS:O	1:B:18:ALA:N	5	3.56
(1,22)	1:B:184:LYS:O	1:B:19:LEU:N	5	3.56
(1,22)	1:B:184:LYS:O	1:B:20:THR:N	5	3.56
(1,22)	1:B:184:LYS:O	1:B:21:ILE:N	5	3.56
(1,22)	1:B:184:LYS:O	1:B:22:GLN:N	5	3.56
(1,22)	1:B:184:LYS:O	1:B:23:LEU:N	5	3.56
(1,22)	1:B:184:LYS:O	1:B:24:ILE:N	5	3.56
(1,22)	1:B:184:LYS:O	1:B:25:GLN:N	5	3.56
(1,22)	1:B:184:LYS:O	1:B:26:ASN:N	5	3.56
(1,22)	1:B:184:LYS:O	1:B:27:HIS:N	5	3.56
(1,22)	1:B:184:LYS:O	1:B:28:PHE:N	5	3.56
(1,22)	1:B:184:LYS:O	1:B:29:VAL:N	5	3.56
(1,22)	1:B:184:LYS:O	1:B:30:ASP:N	5	3.56
(1,22)	1:B:184:LYS:O	1:B:31:GLU:N	5	3.56
(1,22)	1:B:184:LYS:O	1:B:32:TYR:N	5	3.56
(1,22)	1:B:184:LYS:O	1:B:33:ASP:N	5	3.56
(1,22)	1:B:184:LYS:O	1:B:34:PRO:N	5	3.56
(1,22)	1:B:184:LYS:O	1:B:35:THR:N	5	3.56
(1,22)	1:B:184:LYS:O	1:B:36:ILE:N	5	3.56
(1,22)	1:B:184:LYS:O	1:B:37:GLU:N	5	3.56
(1,22)	1:B:184:LYS:O	1:B:38:ASP:N	5	3.56
(1,22)	1:B:184:LYS:O	1:B:39:SER:N	5	3.56
(1,22)	1:B:184:LYS:O	1:B:40:TYR:N	5	3.56
(1,22)	1:B:184:LYS:O	1:B:41:ARG:N	5	3.56
(1,22)	1:B:184:LYS:O	1:B:42:LYS:N	5	3.56
(1,22)	1:B:184:LYS:O	1:B:43:GLN:N	5	3.56
(1,22)	1:B:184:LYS:O	1:B:44:VAL:N	5	3.56
(1,22)	1:B:184:LYS:O	1:B:45:VAL:N	5	3.56
(1,22)	1:B:184:LYS:O	1:B:46:ILE:N	5	3.56
(1,22)	1:B:184:LYS:O	1:B:47:ASP:N	5	3.56
(1,22)	1:B:184:LYS:O	1:B:48:GLY:N	5	3.56
(1,22)	1:B:184:LYS:O	1:B:49:GLU:N	5	3.56
(1,22)	1:B:184:LYS:O	1:B:50:THR:N	5	3.56
(1,22)	1:B:184:LYS:O	1:B:51:CYS:N	5	3.56
(1,22)	1:B:184:LYS:O	1:B:52:LEU:N	5	3.56
(1,22)	1:B:184:LYS:O	1:B:53:LEU:N	5	3.56
(1,22)	1:B:184:LYS:O	1:B:54:ASP:N	5	3.56
(1,22)	1:B:184:LYS:O	1:B:55:ILE:N	5	3.56

Continued on next page...

Continued from previous page...

Key	Atom-1	Atom-2	Model ID	Violation (Å)
(1,22)	1:B:184:LYS:O	1:B:56:LEU:N	5	3.56
(1,22)	1:B:184:LYS:O	1:B:57:ASP:N	5	3.56
(1,22)	1:B:184:LYS:O	1:B:58:THR:N	5	3.56
(1,22)	1:B:184:LYS:O	1:B:59:ALA:N	5	3.56
(1,22)	1:B:184:LYS:O	1:B:60:GLY:N	5	3.56
(1,22)	1:B:184:LYS:O	1:B:61:GLN:N	5	3.56
(1,22)	1:B:184:LYS:O	1:B:62:GLU:N	5	3.56
(1,22)	1:B:184:LYS:O	1:B:63:GLU:N	5	3.56
(1,22)	1:B:184:LYS:O	1:B:64:TYR:N	5	3.56
(1,22)	1:B:184:LYS:O	1:B:65:SER:N	5	3.56
(1,22)	1:B:184:LYS:O	1:B:66:ALA:N	5	3.56
(1,22)	1:B:184:LYS:O	1:B:67:MET:N	5	3.56
(1,22)	1:B:184:LYS:O	1:B:68:ARG:N	5	3.56
(1,22)	1:B:184:LYS:O	1:B:69:ASP:N	5	3.56
(1,22)	1:B:184:LYS:O	1:B:70:GLN:N	5	3.56
(1,22)	1:B:184:LYS:O	1:B:71:TYR:N	5	3.56
(1,22)	1:B:184:LYS:O	1:B:72:MET:N	5	3.56
(1,22)	1:B:184:LYS:O	1:B:73:ARG:N	5	3.56
(1,22)	1:B:184:LYS:O	1:B:74:THR:N	5	3.56
(1,22)	1:B:184:LYS:O	1:B:75:GLY:N	5	3.56
(1,22)	1:B:184:LYS:O	1:B:76:GLU:N	5	3.56
(1,22)	1:B:184:LYS:O	1:B:77:GLY:N	5	3.56
(1,22)	1:B:184:LYS:O	1:B:78:PHE:N	5	3.56
(1,22)	1:B:184:LYS:O	1:B:79:LEU:N	5	3.56
(1,22)	1:B:184:LYS:O	1:B:80:CYS:N	5	3.56
(1,22)	1:B:184:LYS:O	5:B:203:7Q9:N	5	3.56
(1,22)	1:B:184:LYS:O	5:B:204:7Q9:N	5	3.56
(1,22)	1:B:184:LYS:O	5:B:205:7Q9:N	5	3.56
(1,22)	1:B:184:LYS:O	5:B:206:7Q9:N	5	3.56
(1,22)	1:B:184:LYS:O	5:B:207:7Q9:N	5	3.56
(1,22)	1:B:184:LYS:O	6:B:208:17F:N1	5	3.56
(1,22)	1:B:184:LYS:O	5:B:209:7Q9:N	5	3.56
(1,22)	1:B:184:LYS:O	5:B:210:7Q9:N	5	3.56
(1,22)	1:B:184:LYS:O	5:B:211:7Q9:N	5	3.56
(1,22)	1:B:184:LYS:O	5:B:212:7Q9:N	5	3.56
(1,22)	1:B:184:LYS:O	5:B:213:7Q9:N	5	3.56
(1,22)	1:B:184:LYS:O	6:B:214:17F:N1	5	3.56
(1,22)	1:B:184:LYS:O	6:B:215:17F:N1	5	3.56
(1,22)	1:B:184:LYS:O	5:B:216:7Q9:N	5	3.56
(1,22)	1:B:184:LYS:O	5:B:217:7Q9:N	5	3.56
(1,22)	1:B:184:LYS:O	5:B:218:7Q9:N	5	3.56
(1,22)	1:B:184:LYS:O	6:B:219:17F:N1	5	3.56

Continued on next page...

Continued from previous page...

Key	Atom-1	Atom-2	Model ID	Violation (Å)
(1,22)	1:B:184:LYS:O	5:B:220:7Q9:N	5	3.56
(1,22)	1:B:184:LYS:C	1:B:2:THR:N	20	3.56
(1,22)	1:B:184:LYS:C	1:B:3:GLU:N	20	3.56
(1,22)	1:B:184:LYS:C	1:B:4:TYR:N	20	3.56
(1,22)	1:B:184:LYS:C	1:B:5:LYS:N	20	3.56
(1,22)	1:B:184:LYS:C	1:B:6:LEU:N	20	3.56
(1,22)	1:B:184:LYS:C	1:B:7:VAL:N	20	3.56
(1,22)	1:B:184:LYS:C	1:B:8:VAL:N	20	3.56
(1,22)	1:B:184:LYS:C	1:B:9:VAL:N	20	3.56
(1,22)	1:B:184:LYS:C	1:B:10:GLY:N	20	3.56
(1,22)	1:B:184:LYS:C	1:B:11:ALA:N	20	3.56
(1,22)	1:B:184:LYS:C	1:B:12:ASP:N	20	3.56
(1,22)	1:B:184:LYS:C	1:B:13:GLY:N	20	3.56
(1,22)	1:B:184:LYS:C	1:B:14:VAL:N	20	3.56
(1,22)	1:B:184:LYS:C	1:B:15:GLY:N	20	3.56
(1,22)	1:B:184:LYS:C	1:B:16:LYS:N	20	3.56
(1,22)	1:B:184:LYS:C	1:B:17:SER:N	20	3.56
(1,22)	1:B:184:LYS:C	1:B:18:ALA:N	20	3.56
(1,22)	1:B:184:LYS:C	1:B:19:LEU:N	20	3.56
(1,22)	1:B:184:LYS:C	1:B:20:THR:N	20	3.56
(1,22)	1:B:184:LYS:C	1:B:21:ILE:N	20	3.56
(1,22)	1:B:184:LYS:C	1:B:22:GLN:N	20	3.56
(1,22)	1:B:184:LYS:C	1:B:23:LEU:N	20	3.56
(1,22)	1:B:184:LYS:C	1:B:24:ILE:N	20	3.56
(1,22)	1:B:184:LYS:C	1:B:25:GLN:N	20	3.56
(1,22)	1:B:184:LYS:C	1:B:26:ASN:N	20	3.56
(1,22)	1:B:184:LYS:C	1:B:27:HIS:N	20	3.56
(1,22)	1:B:184:LYS:C	1:B:28:PHE:N	20	3.56
(1,22)	1:B:184:LYS:C	1:B:29:VAL:N	20	3.56
(1,22)	1:B:184:LYS:C	1:B:30:ASP:N	20	3.56
(1,22)	1:B:184:LYS:C	1:B:31:GLU:N	20	3.56
(1,22)	1:B:184:LYS:C	1:B:32:TYR:N	20	3.56
(1,22)	1:B:184:LYS:C	1:B:33:ASP:N	20	3.56
(1,22)	1:B:184:LYS:C	1:B:34:PRO:N	20	3.56
(1,22)	1:B:184:LYS:C	1:B:35:THR:N	20	3.56
(1,22)	1:B:184:LYS:C	1:B:36:ILE:N	20	3.56
(1,22)	1:B:184:LYS:C	1:B:37:GLU:N	20	3.56
(1,22)	1:B:184:LYS:C	1:B:38:ASP:N	20	3.56
(1,22)	1:B:184:LYS:C	1:B:39:SER:N	20	3.56
(1,22)	1:B:184:LYS:C	1:B:40:TYR:N	20	3.56
(1,22)	1:B:184:LYS:C	1:B:41:ARG:N	20	3.56
(1,22)	1:B:184:LYS:C	1:B:42:LYS:N	20	3.56

Continued on next page...

Continued from previous page...

Key	Atom-1	Atom-2	Model ID	Violation (Å)
(1,22)	1:B:184:LYS:C	1:B:43:GLN:N	20	3.56
(1,22)	1:B:184:LYS:C	1:B:44:VAL:N	20	3.56
(1,22)	1:B:184:LYS:C	1:B:45:VAL:N	20	3.56
(1,22)	1:B:184:LYS:C	1:B:46:ILE:N	20	3.56
(1,22)	1:B:184:LYS:C	1:B:47:ASP:N	20	3.56
(1,22)	1:B:184:LYS:C	1:B:48:GLY:N	20	3.56
(1,22)	1:B:184:LYS:C	1:B:49:GLU:N	20	3.56
(1,22)	1:B:184:LYS:C	1:B:50:THR:N	20	3.56
(1,22)	1:B:184:LYS:C	1:B:51:CYS:N	20	3.56
(1,22)	1:B:184:LYS:C	1:B:52:LEU:N	20	3.56
(1,22)	1:B:184:LYS:C	1:B:53:LEU:N	20	3.56
(1,22)	1:B:184:LYS:C	1:B:54:ASP:N	20	3.56
(1,22)	1:B:184:LYS:C	1:B:55:ILE:N	20	3.56
(1,22)	1:B:184:LYS:C	1:B:56:LEU:N	20	3.56
(1,22)	1:B:184:LYS:C	1:B:57:ASP:N	20	3.56
(1,22)	1:B:184:LYS:C	1:B:58:THR:N	20	3.56
(1,22)	1:B:184:LYS:C	1:B:59:ALA:N	20	3.56
(1,22)	1:B:184:LYS:C	1:B:60:GLY:N	20	3.56
(1,22)	1:B:184:LYS:C	1:B:61:GLN:N	20	3.56
(1,22)	1:B:184:LYS:C	1:B:62:GLU:N	20	3.56
(1,22)	1:B:184:LYS:C	1:B:63:GLU:N	20	3.56
(1,22)	1:B:184:LYS:C	1:B:64:TYR:N	20	3.56
(1,22)	1:B:184:LYS:C	1:B:65:SER:N	20	3.56
(1,22)	1:B:184:LYS:C	1:B:66:ALA:N	20	3.56
(1,22)	1:B:184:LYS:C	1:B:67:MET:N	20	3.56
(1,22)	1:B:184:LYS:C	1:B:68:ARG:N	20	3.56
(1,22)	1:B:184:LYS:C	1:B:69:ASP:N	20	3.56
(1,22)	1:B:184:LYS:C	1:B:70:GLN:N	20	3.56
(1,22)	1:B:184:LYS:C	1:B:71:TYR:N	20	3.56
(1,22)	1:B:184:LYS:C	1:B:72:MET:N	20	3.56
(1,22)	1:B:184:LYS:C	1:B:73:ARG:N	20	3.56
(1,22)	1:B:184:LYS:C	1:B:74:THR:N	20	3.56
(1,22)	1:B:184:LYS:C	1:B:75:GLY:N	20	3.56
(1,22)	1:B:184:LYS:C	1:B:76:GLU:N	20	3.56
(1,22)	1:B:184:LYS:C	1:B:77:GLY:N	20	3.56
(1,22)	1:B:184:LYS:C	1:B:78:PHE:N	20	3.56
(1,22)	1:B:184:LYS:C	1:B:79:LEU:N	20	3.56
(1,22)	1:B:184:LYS:C	1:B:80:CYS:N	20	3.56
(1,22)	1:B:184:LYS:C	5:B:203:7Q9:N	20	3.56
(1,22)	1:B:184:LYS:C	5:B:204:7Q9:N	20	3.56
(1,22)	1:B:184:LYS:C	5:B:205:7Q9:N	20	3.56
(1,22)	1:B:184:LYS:C	5:B:206:7Q9:N	20	3.56

Continued on next page...

Continued from previous page...

Key	Atom-1	Atom-2	Model ID	Violation (Å)
(1,22)	1:B:184:LYS:C	5:B:207:7Q9:N	20	3.56
(1,22)	1:B:184:LYS:C	6:B:208:17F:N1	20	3.56
(1,22)	1:B:184:LYS:C	5:B:209:7Q9:N	20	3.56
(1,22)	1:B:184:LYS:C	5:B:210:7Q9:N	20	3.56
(1,22)	1:B:184:LYS:C	5:B:211:7Q9:N	20	3.56
(1,22)	1:B:184:LYS:C	5:B:212:7Q9:N	20	3.56
(1,22)	1:B:184:LYS:C	5:B:213:7Q9:N	20	3.56
(1,22)	1:B:184:LYS:C	6:B:214:17F:N1	20	3.56
(1,22)	1:B:184:LYS:C	6:B:215:17F:N1	20	3.56
(1,22)	1:B:184:LYS:C	5:B:216:7Q9:N	20	3.56
(1,22)	1:B:184:LYS:C	5:B:217:7Q9:N	20	3.56
(1,22)	1:B:184:LYS:C	5:B:218:7Q9:N	20	3.56
(1,22)	1:B:184:LYS:C	6:B:219:17F:N1	20	3.56
(1,22)	1:B:184:LYS:C	5:B:220:7Q9:N	20	3.56
(1,22)	1:B:184:LYS:CA	1:B:2:THR:N	20	3.56
(1,22)	1:B:184:LYS:CA	1:B:3:GLU:N	20	3.56
(1,22)	1:B:184:LYS:CA	1:B:4:TYR:N	20	3.56
(1,22)	1:B:184:LYS:CA	1:B:5:LYS:N	20	3.56
(1,22)	1:B:184:LYS:CA	1:B:6:LEU:N	20	3.56
(1,22)	1:B:184:LYS:CA	1:B:7:VAL:N	20	3.56
(1,22)	1:B:184:LYS:CA	1:B:8:VAL:N	20	3.56
(1,22)	1:B:184:LYS:CA	1:B:9:VAL:N	20	3.56
(1,22)	1:B:184:LYS:CA	1:B:10:GLY:N	20	3.56
(1,22)	1:B:184:LYS:CA	1:B:11:ALA:N	20	3.56
(1,22)	1:B:184:LYS:CA	1:B:12:ASP:N	20	3.56
(1,22)	1:B:184:LYS:CA	1:B:13:GLY:N	20	3.56
(1,22)	1:B:184:LYS:CA	1:B:14:VAL:N	20	3.56
(1,22)	1:B:184:LYS:CA	1:B:15:GLY:N	20	3.56
(1,22)	1:B:184:LYS:CA	1:B:16:LYS:N	20	3.56
(1,22)	1:B:184:LYS:CA	1:B:17:SER:N	20	3.56
(1,22)	1:B:184:LYS:CA	1:B:18:ALA:N	20	3.56
(1,22)	1:B:184:LYS:CA	1:B:19:LEU:N	20	3.56
(1,22)	1:B:184:LYS:CA	1:B:20:THR:N	20	3.56
(1,22)	1:B:184:LYS:CA	1:B:21:ILE:N	20	3.56
(1,22)	1:B:184:LYS:CA	1:B:22:GLN:N	20	3.56
(1,22)	1:B:184:LYS:CA	1:B:23:LEU:N	20	3.56
(1,22)	1:B:184:LYS:CA	1:B:24:ILE:N	20	3.56
(1,22)	1:B:184:LYS:CA	1:B:25:GLN:N	20	3.56
(1,22)	1:B:184:LYS:CA	1:B:26:ASN:N	20	3.56
(1,22)	1:B:184:LYS:CA	1:B:27:HIS:N	20	3.56
(1,22)	1:B:184:LYS:CA	1:B:28:PHE:N	20	3.56
(1,22)	1:B:184:LYS:CA	1:B:29:VAL:N	20	3.56

Continued on next page...

Continued from previous page...

Key	Atom-1	Atom-2	Model ID	Violation (Å)
(1,22)	1:B:184:LYS:CA	1:B:30:ASP:N	20	3.56
(1,22)	1:B:184:LYS:CA	1:B:31:GLU:N	20	3.56
(1,22)	1:B:184:LYS:CA	1:B:32:TYR:N	20	3.56
(1,22)	1:B:184:LYS:CA	1:B:33:ASP:N	20	3.56
(1,22)	1:B:184:LYS:CA	1:B:34:PRO:N	20	3.56
(1,22)	1:B:184:LYS:CA	1:B:35:THR:N	20	3.56
(1,22)	1:B:184:LYS:CA	1:B:36:ILE:N	20	3.56
(1,22)	1:B:184:LYS:CA	1:B:37:GLU:N	20	3.56
(1,22)	1:B:184:LYS:CA	1:B:38:ASP:N	20	3.56
(1,22)	1:B:184:LYS:CA	1:B:39:SER:N	20	3.56
(1,22)	1:B:184:LYS:CA	1:B:40:TYR:N	20	3.56
(1,22)	1:B:184:LYS:CA	1:B:41:ARG:N	20	3.56
(1,22)	1:B:184:LYS:CA	1:B:42:LYS:N	20	3.56
(1,22)	1:B:184:LYS:CA	1:B:43:GLN:N	20	3.56
(1,22)	1:B:184:LYS:CA	1:B:44:VAL:N	20	3.56
(1,22)	1:B:184:LYS:CA	1:B:45:VAL:N	20	3.56
(1,22)	1:B:184:LYS:CA	1:B:46:ILE:N	20	3.56
(1,22)	1:B:184:LYS:CA	1:B:47:ASP:N	20	3.56
(1,22)	1:B:184:LYS:CA	1:B:48:GLY:N	20	3.56
(1,22)	1:B:184:LYS:CA	1:B:49:GLU:N	20	3.56
(1,22)	1:B:184:LYS:CA	1:B:50:THR:N	20	3.56
(1,22)	1:B:184:LYS:CA	1:B:51:CYS:N	20	3.56
(1,22)	1:B:184:LYS:CA	1:B:52:LEU:N	20	3.56
(1,22)	1:B:184:LYS:CA	1:B:53:LEU:N	20	3.56
(1,22)	1:B:184:LYS:CA	1:B:54:ASP:N	20	3.56
(1,22)	1:B:184:LYS:CA	1:B:55:ILE:N	20	3.56
(1,22)	1:B:184:LYS:CA	1:B:56:LEU:N	20	3.56
(1,22)	1:B:184:LYS:CA	1:B:57:ASP:N	20	3.56
(1,22)	1:B:184:LYS:CA	1:B:58:THR:N	20	3.56
(1,22)	1:B:184:LYS:CA	1:B:59:ALA:N	20	3.56
(1,22)	1:B:184:LYS:CA	1:B:60:GLY:N	20	3.56
(1,22)	1:B:184:LYS:CA	1:B:61:GLN:N	20	3.56
(1,22)	1:B:184:LYS:CA	1:B:62:GLU:N	20	3.56
(1,22)	1:B:184:LYS:CA	1:B:63:GLU:N	20	3.56
(1,22)	1:B:184:LYS:CA	1:B:64:TYR:N	20	3.56
(1,22)	1:B:184:LYS:CA	1:B:65:SER:N	20	3.56
(1,22)	1:B:184:LYS:CA	1:B:66:ALA:N	20	3.56
(1,22)	1:B:184:LYS:CA	1:B:67:MET:N	20	3.56
(1,22)	1:B:184:LYS:CA	1:B:68:ARG:N	20	3.56
(1,22)	1:B:184:LYS:CA	1:B:69:ASP:N	20	3.56
(1,22)	1:B:184:LYS:CA	1:B:70:GLN:N	20	3.56
(1,22)	1:B:184:LYS:CA	1:B:71:TYR:N	20	3.56

Continued on next page...

Continued from previous page...

Key	Atom-1	Atom-2	Model ID	Violation (Å)
(1,22)	1:B:184:LYS:CA	1:B:72:MET:N	20	3.56
(1,22)	1:B:184:LYS:CA	1:B:73:ARG:N	20	3.56
(1,22)	1:B:184:LYS:CA	1:B:74:THR:N	20	3.56
(1,22)	1:B:184:LYS:CA	1:B:75:GLY:N	20	3.56
(1,22)	1:B:184:LYS:CA	1:B:76:GLU:N	20	3.56
(1,22)	1:B:184:LYS:CA	1:B:77:GLY:N	20	3.56
(1,22)	1:B:184:LYS:CA	1:B:78:PHE:N	20	3.56
(1,22)	1:B:184:LYS:CA	1:B:79:LEU:N	20	3.56
(1,22)	1:B:184:LYS:CA	1:B:80:CYS:N	20	3.56
(1,22)	1:B:184:LYS:CA	5:B:203:7Q9:N	20	3.56
(1,22)	1:B:184:LYS:CA	5:B:204:7Q9:N	20	3.56
(1,22)	1:B:184:LYS:CA	5:B:205:7Q9:N	20	3.56
(1,22)	1:B:184:LYS:CA	5:B:206:7Q9:N	20	3.56
(1,22)	1:B:184:LYS:CA	5:B:207:7Q9:N	20	3.56
(1,22)	1:B:184:LYS:CA	6:B:208:17F:N1	20	3.56
(1,22)	1:B:184:LYS:CA	5:B:209:7Q9:N	20	3.56
(1,22)	1:B:184:LYS:CA	5:B:210:7Q9:N	20	3.56
(1,22)	1:B:184:LYS:CA	5:B:211:7Q9:N	20	3.56
(1,22)	1:B:184:LYS:CA	5:B:212:7Q9:N	20	3.56
(1,22)	1:B:184:LYS:CA	5:B:213:7Q9:N	20	3.56
(1,22)	1:B:184:LYS:CA	6:B:214:17F:N1	20	3.56
(1,22)	1:B:184:LYS:CA	6:B:215:17F:N1	20	3.56
(1,22)	1:B:184:LYS:CA	5:B:216:7Q9:N	20	3.56
(1,22)	1:B:184:LYS:CA	5:B:217:7Q9:N	20	3.56
(1,22)	1:B:184:LYS:CA	5:B:218:7Q9:N	20	3.56
(1,22)	1:B:184:LYS:CA	6:B:219:17F:N1	20	3.56
(1,22)	1:B:184:LYS:CA	5:B:220:7Q9:N	20	3.56
(1,22)	1:B:184:LYS:CB	1:B:2:THR:N	20	3.56
(1,22)	1:B:184:LYS:CB	1:B:3:GLU:N	20	3.56
(1,22)	1:B:184:LYS:CB	1:B:4:TYR:N	20	3.56
(1,22)	1:B:184:LYS:CB	1:B:5:LYS:N	20	3.56
(1,22)	1:B:184:LYS:CB	1:B:6:LEU:N	20	3.56
(1,22)	1:B:184:LYS:CB	1:B:7:VAL:N	20	3.56
(1,22)	1:B:184:LYS:CB	1:B:8:VAL:N	20	3.56
(1,22)	1:B:184:LYS:CB	1:B:9:VAL:N	20	3.56
(1,22)	1:B:184:LYS:CB	1:B:10:GLY:N	20	3.56
(1,22)	1:B:184:LYS:CB	1:B:11:ALA:N	20	3.56
(1,22)	1:B:184:LYS:CB	1:B:12:ASP:N	20	3.56
(1,22)	1:B:184:LYS:CB	1:B:13:GLY:N	20	3.56
(1,22)	1:B:184:LYS:CB	1:B:14:VAL:N	20	3.56
(1,22)	1:B:184:LYS:CB	1:B:15:GLY:N	20	3.56
(1,22)	1:B:184:LYS:CB	1:B:16:LYS:N	20	3.56

Continued on next page...

Continued from previous page...

Key	Atom-1	Atom-2	Model ID	Violation (Å)
(1,22)	1:B:184:LYS:CB	1:B:17:SER:N	20	3.56
(1,22)	1:B:184:LYS:CB	1:B:18:ALA:N	20	3.56
(1,22)	1:B:184:LYS:CB	1:B:19:LEU:N	20	3.56
(1,22)	1:B:184:LYS:CB	1:B:20:THR:N	20	3.56
(1,22)	1:B:184:LYS:CB	1:B:21:ILE:N	20	3.56
(1,22)	1:B:184:LYS:CB	1:B:22:GLN:N	20	3.56
(1,22)	1:B:184:LYS:CB	1:B:23:LEU:N	20	3.56
(1,22)	1:B:184:LYS:CB	1:B:24:ILE:N	20	3.56
(1,22)	1:B:184:LYS:CB	1:B:25:GLN:N	20	3.56
(1,22)	1:B:184:LYS:CB	1:B:26:ASN:N	20	3.56
(1,22)	1:B:184:LYS:CB	1:B:27:HIS:N	20	3.56
(1,22)	1:B:184:LYS:CB	1:B:28:PHE:N	20	3.56
(1,22)	1:B:184:LYS:CB	1:B:29:VAL:N	20	3.56
(1,22)	1:B:184:LYS:CB	1:B:30:ASP:N	20	3.56
(1,22)	1:B:184:LYS:CB	1:B:31:GLU:N	20	3.56
(1,22)	1:B:184:LYS:CB	1:B:32:TYR:N	20	3.56
(1,22)	1:B:184:LYS:CB	1:B:33:ASP:N	20	3.56
(1,22)	1:B:184:LYS:CB	1:B:34:PRO:N	20	3.56
(1,22)	1:B:184:LYS:CB	1:B:35:THR:N	20	3.56
(1,22)	1:B:184:LYS:CB	1:B:36:ILE:N	20	3.56
(1,22)	1:B:184:LYS:CB	1:B:37:GLU:N	20	3.56
(1,22)	1:B:184:LYS:CB	1:B:38:ASP:N	20	3.56
(1,22)	1:B:184:LYS:CB	1:B:39:SER:N	20	3.56
(1,22)	1:B:184:LYS:CB	1:B:40:TYR:N	20	3.56
(1,22)	1:B:184:LYS:CB	1:B:41:ARG:N	20	3.56
(1,22)	1:B:184:LYS:CB	1:B:42:LYS:N	20	3.56
(1,22)	1:B:184:LYS:CB	1:B:43:GLN:N	20	3.56
(1,22)	1:B:184:LYS:CB	1:B:44:VAL:N	20	3.56
(1,22)	1:B:184:LYS:CB	1:B:45:VAL:N	20	3.56
(1,22)	1:B:184:LYS:CB	1:B:46:ILE:N	20	3.56
(1,22)	1:B:184:LYS:CB	1:B:47:ASP:N	20	3.56
(1,22)	1:B:184:LYS:CB	1:B:48:GLY:N	20	3.56
(1,22)	1:B:184:LYS:CB	1:B:49:GLU:N	20	3.56
(1,22)	1:B:184:LYS:CB	1:B:50:THR:N	20	3.56
(1,22)	1:B:184:LYS:CB	1:B:51:CYS:N	20	3.56
(1,22)	1:B:184:LYS:CB	1:B:52:LEU:N	20	3.56
(1,22)	1:B:184:LYS:CB	1:B:53:LEU:N	20	3.56
(1,22)	1:B:184:LYS:CB	1:B:54:ASP:N	20	3.56
(1,22)	1:B:184:LYS:CB	1:B:55:ILE:N	20	3.56
(1,22)	1:B:184:LYS:CB	1:B:56:LEU:N	20	3.56
(1,22)	1:B:184:LYS:CB	1:B:57:ASP:N	20	3.56
(1,22)	1:B:184:LYS:CB	1:B:58:THR:N	20	3.56

Continued on next page...

Continued from previous page...

Key	Atom-1	Atom-2	Model ID	Violation (Å)
(1,22)	1:B:184:LYS:CB	1:B:59:ALA:N	20	3.56
(1,22)	1:B:184:LYS:CB	1:B:60:GLY:N	20	3.56
(1,22)	1:B:184:LYS:CB	1:B:61:GLN:N	20	3.56
(1,22)	1:B:184:LYS:CB	1:B:62:GLU:N	20	3.56
(1,22)	1:B:184:LYS:CB	1:B:63:GLU:N	20	3.56
(1,22)	1:B:184:LYS:CB	1:B:64:TYR:N	20	3.56
(1,22)	1:B:184:LYS:CB	1:B:65:SER:N	20	3.56
(1,22)	1:B:184:LYS:CB	1:B:66:ALA:N	20	3.56
(1,22)	1:B:184:LYS:CB	1:B:67:MET:N	20	3.56
(1,22)	1:B:184:LYS:CB	1:B:68:ARG:N	20	3.56
(1,22)	1:B:184:LYS:CB	1:B:69:ASP:N	20	3.56
(1,22)	1:B:184:LYS:CB	1:B:70:GLN:N	20	3.56
(1,22)	1:B:184:LYS:CB	1:B:71:TYR:N	20	3.56
(1,22)	1:B:184:LYS:CB	1:B:72:MET:N	20	3.56
(1,22)	1:B:184:LYS:CB	1:B:73:ARG:N	20	3.56
(1,22)	1:B:184:LYS:CB	1:B:74:THR:N	20	3.56
(1,22)	1:B:184:LYS:CB	1:B:75:GLY:N	20	3.56
(1,22)	1:B:184:LYS:CB	1:B:76:GLU:N	20	3.56
(1,22)	1:B:184:LYS:CB	1:B:77:GLY:N	20	3.56
(1,22)	1:B:184:LYS:CB	1:B:78:PHE:N	20	3.56
(1,22)	1:B:184:LYS:CB	1:B:79:LEU:N	20	3.56
(1,22)	1:B:184:LYS:CB	1:B:80:CYS:N	20	3.56
(1,22)	1:B:184:LYS:CB	5:B:203:7Q9:N	20	3.56
(1,22)	1:B:184:LYS:CB	5:B:204:7Q9:N	20	3.56
(1,22)	1:B:184:LYS:CB	5:B:205:7Q9:N	20	3.56
(1,22)	1:B:184:LYS:CB	5:B:206:7Q9:N	20	3.56
(1,22)	1:B:184:LYS:CB	5:B:207:7Q9:N	20	3.56
(1,22)	1:B:184:LYS:CB	6:B:208:17F:N1	20	3.56
(1,22)	1:B:184:LYS:CB	5:B:209:7Q9:N	20	3.56
(1,22)	1:B:184:LYS:CB	5:B:210:7Q9:N	20	3.56
(1,22)	1:B:184:LYS:CB	5:B:211:7Q9:N	20	3.56
(1,22)	1:B:184:LYS:CB	5:B:212:7Q9:N	20	3.56
(1,22)	1:B:184:LYS:CB	5:B:213:7Q9:N	20	3.56
(1,22)	1:B:184:LYS:CB	6:B:214:17F:N1	20	3.56
(1,22)	1:B:184:LYS:CB	6:B:215:17F:N1	20	3.56
(1,22)	1:B:184:LYS:CB	5:B:216:7Q9:N	20	3.56
(1,22)	1:B:184:LYS:CB	5:B:217:7Q9:N	20	3.56
(1,22)	1:B:184:LYS:CB	5:B:218:7Q9:N	20	3.56
(1,22)	1:B:184:LYS:CB	6:B:219:17F:N1	20	3.56
(1,22)	1:B:184:LYS:CB	5:B:220:7Q9:N	20	3.56
(1,22)	1:B:184:LYS:CD	1:B:2:THR:N	20	3.56
(1,22)	1:B:184:LYS:CD	1:B:3:GLU:N	20	3.56

Continued on next page...

Continued from previous page...

Key	Atom-1	Atom-2	Model ID	Violation (Å)
(1,22)	1:B:184:LYS:CD	1:B:4:TYR:N	20	3.56
(1,22)	1:B:184:LYS:CD	1:B:5:LYS:N	20	3.56
(1,22)	1:B:184:LYS:CD	1:B:6:LEU:N	20	3.56
(1,22)	1:B:184:LYS:CD	1:B:7:VAL:N	20	3.56
(1,22)	1:B:184:LYS:CD	1:B:8:VAL:N	20	3.56
(1,22)	1:B:184:LYS:CD	1:B:9:VAL:N	20	3.56
(1,22)	1:B:184:LYS:CD	1:B:10:GLY:N	20	3.56
(1,22)	1:B:184:LYS:CD	1:B:11:ALA:N	20	3.56
(1,22)	1:B:184:LYS:CD	1:B:12:ASP:N	20	3.56
(1,22)	1:B:184:LYS:CD	1:B:13:GLY:N	20	3.56
(1,22)	1:B:184:LYS:CD	1:B:14:VAL:N	20	3.56
(1,22)	1:B:184:LYS:CD	1:B:15:GLY:N	20	3.56
(1,22)	1:B:184:LYS:CD	1:B:16:LYS:N	20	3.56
(1,22)	1:B:184:LYS:CD	1:B:17:SER:N	20	3.56
(1,22)	1:B:184:LYS:CD	1:B:18:ALA:N	20	3.56
(1,22)	1:B:184:LYS:CD	1:B:19:LEU:N	20	3.56
(1,22)	1:B:184:LYS:CD	1:B:20:THR:N	20	3.56
(1,22)	1:B:184:LYS:CD	1:B:21:ILE:N	20	3.56
(1,22)	1:B:184:LYS:CD	1:B:22:GLN:N	20	3.56
(1,22)	1:B:184:LYS:CD	1:B:23:LEU:N	20	3.56
(1,22)	1:B:184:LYS:CD	1:B:24:ILE:N	20	3.56
(1,22)	1:B:184:LYS:CD	1:B:25:GLN:N	20	3.56
(1,22)	1:B:184:LYS:CD	1:B:26:ASN:N	20	3.56
(1,22)	1:B:184:LYS:CD	1:B:27:HIS:N	20	3.56
(1,22)	1:B:184:LYS:CD	1:B:28:PHE:N	20	3.56
(1,22)	1:B:184:LYS:CD	1:B:29:VAL:N	20	3.56
(1,22)	1:B:184:LYS:CD	1:B:30:ASP:N	20	3.56
(1,22)	1:B:184:LYS:CD	1:B:31:GLU:N	20	3.56
(1,22)	1:B:184:LYS:CD	1:B:32:TYR:N	20	3.56
(1,22)	1:B:184:LYS:CD	1:B:33:ASP:N	20	3.56
(1,22)	1:B:184:LYS:CD	1:B:34:PRO:N	20	3.56
(1,22)	1:B:184:LYS:CD	1:B:35:THR:N	20	3.56
(1,22)	1:B:184:LYS:CD	1:B:36:ILE:N	20	3.56
(1,22)	1:B:184:LYS:CD	1:B:37:GLU:N	20	3.56
(1,22)	1:B:184:LYS:CD	1:B:38:ASP:N	20	3.56
(1,22)	1:B:184:LYS:CD	1:B:39:SER:N	20	3.56
(1,22)	1:B:184:LYS:CD	1:B:40:TYR:N	20	3.56
(1,22)	1:B:184:LYS:CD	1:B:41:ARG:N	20	3.56
(1,22)	1:B:184:LYS:CD	1:B:42:LYS:N	20	3.56
(1,22)	1:B:184:LYS:CD	1:B:43:GLN:N	20	3.56
(1,22)	1:B:184:LYS:CD	1:B:44:VAL:N	20	3.56
(1,22)	1:B:184:LYS:CD	1:B:45:VAL:N	20	3.56

Continued on next page...

Continued from previous page...

Key	Atom-1	Atom-2	Model ID	Violation (Å)
(1,22)	1:B:184:LYS:CD	1:B:46:ILE:N	20	3.56
(1,22)	1:B:184:LYS:CD	1:B:47:ASP:N	20	3.56
(1,22)	1:B:184:LYS:CD	1:B:48:GLY:N	20	3.56
(1,22)	1:B:184:LYS:CD	1:B:49:GLU:N	20	3.56
(1,22)	1:B:184:LYS:CD	1:B:50:THR:N	20	3.56
(1,22)	1:B:184:LYS:CD	1:B:51:CYS:N	20	3.56
(1,22)	1:B:184:LYS:CD	1:B:52:LEU:N	20	3.56
(1,22)	1:B:184:LYS:CD	1:B:53:LEU:N	20	3.56
(1,22)	1:B:184:LYS:CD	1:B:54:ASP:N	20	3.56
(1,22)	1:B:184:LYS:CD	1:B:55:ILE:N	20	3.56
(1,22)	1:B:184:LYS:CD	1:B:56:LEU:N	20	3.56
(1,22)	1:B:184:LYS:CD	1:B:57:ASP:N	20	3.56
(1,22)	1:B:184:LYS:CD	1:B:58:THR:N	20	3.56
(1,22)	1:B:184:LYS:CD	1:B:59:ALA:N	20	3.56
(1,22)	1:B:184:LYS:CD	1:B:60:GLY:N	20	3.56
(1,22)	1:B:184:LYS:CD	1:B:61:GLN:N	20	3.56
(1,22)	1:B:184:LYS:CD	1:B:62:GLU:N	20	3.56
(1,22)	1:B:184:LYS:CD	1:B:63:GLU:N	20	3.56
(1,22)	1:B:184:LYS:CD	1:B:64:TYR:N	20	3.56
(1,22)	1:B:184:LYS:CD	1:B:65:SER:N	20	3.56
(1,22)	1:B:184:LYS:CD	1:B:66:ALA:N	20	3.56
(1,22)	1:B:184:LYS:CD	1:B:67:MET:N	20	3.56
(1,22)	1:B:184:LYS:CD	1:B:68:ARG:N	20	3.56
(1,22)	1:B:184:LYS:CD	1:B:69:ASP:N	20	3.56
(1,22)	1:B:184:LYS:CD	1:B:70:GLN:N	20	3.56
(1,22)	1:B:184:LYS:CD	1:B:71:TYR:N	20	3.56
(1,22)	1:B:184:LYS:CD	1:B:72:MET:N	20	3.56
(1,22)	1:B:184:LYS:CD	1:B:73:ARG:N	20	3.56
(1,22)	1:B:184:LYS:CD	1:B:74:THR:N	20	3.56
(1,22)	1:B:184:LYS:CD	1:B:75:GLY:N	20	3.56
(1,22)	1:B:184:LYS:CD	1:B:76:GLU:N	20	3.56
(1,22)	1:B:184:LYS:CD	1:B:77:GLY:N	20	3.56
(1,22)	1:B:184:LYS:CD	1:B:78:PHE:N	20	3.56
(1,22)	1:B:184:LYS:CD	1:B:79:LEU:N	20	3.56
(1,22)	1:B:184:LYS:CD	1:B:80:CYS:N	20	3.56
(1,22)	1:B:184:LYS:CD	5:B:203:7Q9:N	20	3.56
(1,22)	1:B:184:LYS:CD	5:B:204:7Q9:N	20	3.56
(1,22)	1:B:184:LYS:CD	5:B:205:7Q9:N	20	3.56
(1,22)	1:B:184:LYS:CD	5:B:206:7Q9:N	20	3.56
(1,22)	1:B:184:LYS:CD	5:B:207:7Q9:N	20	3.56
(1,22)	1:B:184:LYS:CD	6:B:208:17F:N1	20	3.56
(1,22)	1:B:184:LYS:CD	5:B:209:7Q9:N	20	3.56

Continued on next page...

Continued from previous page...

Key	Atom-1	Atom-2	Model ID	Violation (Å)
(1,22)	1:B:184:LYS:CD	5:B:210:7Q9:N	20	3.56
(1,22)	1:B:184:LYS:CD	5:B:211:7Q9:N	20	3.56
(1,22)	1:B:184:LYS:CD	5:B:212:7Q9:N	20	3.56
(1,22)	1:B:184:LYS:CD	5:B:213:7Q9:N	20	3.56
(1,22)	1:B:184:LYS:CD	6:B:214:17F:N1	20	3.56
(1,22)	1:B:184:LYS:CD	6:B:215:17F:N1	20	3.56
(1,22)	1:B:184:LYS:CD	5:B:216:7Q9:N	20	3.56
(1,22)	1:B:184:LYS:CD	5:B:217:7Q9:N	20	3.56
(1,22)	1:B:184:LYS:CD	5:B:218:7Q9:N	20	3.56
(1,22)	1:B:184:LYS:CD	6:B:219:17F:N1	20	3.56
(1,22)	1:B:184:LYS:CD	5:B:220:7Q9:N	20	3.56
(1,22)	1:B:184:LYS:CE	1:B:2:THR:N	20	3.56
(1,22)	1:B:184:LYS:CE	1:B:3:GLU:N	20	3.56
(1,22)	1:B:184:LYS:CE	1:B:4:TYR:N	20	3.56
(1,22)	1:B:184:LYS:CE	1:B:5:LYS:N	20	3.56
(1,22)	1:B:184:LYS:CE	1:B:6:LEU:N	20	3.56
(1,22)	1:B:184:LYS:CE	1:B:7:VAL:N	20	3.56
(1,22)	1:B:184:LYS:CE	1:B:8:VAL:N	20	3.56
(1,22)	1:B:184:LYS:CE	1:B:9:VAL:N	20	3.56
(1,22)	1:B:184:LYS:CE	1:B:10:GLY:N	20	3.56
(1,22)	1:B:184:LYS:CE	1:B:11:ALA:N	20	3.56
(1,22)	1:B:184:LYS:CE	1:B:12:ASP:N	20	3.56
(1,22)	1:B:184:LYS:CE	1:B:13:GLY:N	20	3.56
(1,22)	1:B:184:LYS:CE	1:B:14:VAL:N	20	3.56
(1,22)	1:B:184:LYS:CE	1:B:15:GLY:N	20	3.56
(1,22)	1:B:184:LYS:CE	1:B:16:LYS:N	20	3.56
(1,22)	1:B:184:LYS:CE	1:B:17:SER:N	20	3.56
(1,22)	1:B:184:LYS:CE	1:B:18:ALA:N	20	3.56
(1,22)	1:B:184:LYS:CE	1:B:19:LEU:N	20	3.56
(1,22)	1:B:184:LYS:CE	1:B:20:THR:N	20	3.56
(1,22)	1:B:184:LYS:CE	1:B:21:ILE:N	20	3.56
(1,22)	1:B:184:LYS:CE	1:B:22:GLN:N	20	3.56
(1,22)	1:B:184:LYS:CE	1:B:23:LEU:N	20	3.56
(1,22)	1:B:184:LYS:CE	1:B:24:ILE:N	20	3.56
(1,22)	1:B:184:LYS:CE	1:B:25:GLN:N	20	3.56
(1,22)	1:B:184:LYS:CE	1:B:26:ASN:N	20	3.56
(1,22)	1:B:184:LYS:CE	1:B:27:HIS:N	20	3.56
(1,22)	1:B:184:LYS:CE	1:B:28:PHE:N	20	3.56
(1,22)	1:B:184:LYS:CE	1:B:29:VAL:N	20	3.56
(1,22)	1:B:184:LYS:CE	1:B:30:ASP:N	20	3.56
(1,22)	1:B:184:LYS:CE	1:B:31:GLU:N	20	3.56
(1,22)	1:B:184:LYS:CE	1:B:32:TYR:N	20	3.56

Continued on next page...

Continued from previous page...

Key	Atom-1	Atom-2	Model ID	Violation (Å)
(1,22)	1:B:184:LYS:CE	1:B:33:ASP:N	20	3.56
(1,22)	1:B:184:LYS:CE	1:B:34:PRO:N	20	3.56
(1,22)	1:B:184:LYS:CE	1:B:35:THR:N	20	3.56
(1,22)	1:B:184:LYS:CE	1:B:36:ILE:N	20	3.56
(1,22)	1:B:184:LYS:CE	1:B:37:GLU:N	20	3.56
(1,22)	1:B:184:LYS:CE	1:B:38:ASP:N	20	3.56
(1,22)	1:B:184:LYS:CE	1:B:39:SER:N	20	3.56
(1,22)	1:B:184:LYS:CE	1:B:40:TYR:N	20	3.56
(1,22)	1:B:184:LYS:CE	1:B:41:ARG:N	20	3.56
(1,22)	1:B:184:LYS:CE	1:B:42:LYS:N	20	3.56
(1,22)	1:B:184:LYS:CE	1:B:43:GLN:N	20	3.56
(1,22)	1:B:184:LYS:CE	1:B:44:VAL:N	20	3.56
(1,22)	1:B:184:LYS:CE	1:B:45:VAL:N	20	3.56
(1,22)	1:B:184:LYS:CE	1:B:46:ILE:N	20	3.56
(1,22)	1:B:184:LYS:CE	1:B:47:ASP:N	20	3.56
(1,22)	1:B:184:LYS:CE	1:B:48:GLY:N	20	3.56
(1,22)	1:B:184:LYS:CE	1:B:49:GLU:N	20	3.56
(1,22)	1:B:184:LYS:CE	1:B:50:THR:N	20	3.56
(1,22)	1:B:184:LYS:CE	1:B:51:CYS:N	20	3.56
(1,22)	1:B:184:LYS:CE	1:B:52:LEU:N	20	3.56
(1,22)	1:B:184:LYS:CE	1:B:53:LEU:N	20	3.56
(1,22)	1:B:184:LYS:CE	1:B:54:ASP:N	20	3.56
(1,22)	1:B:184:LYS:CE	1:B:55:ILE:N	20	3.56
(1,22)	1:B:184:LYS:CE	1:B:56:LEU:N	20	3.56
(1,22)	1:B:184:LYS:CE	1:B:57:ASP:N	20	3.56
(1,22)	1:B:184:LYS:CE	1:B:58:THR:N	20	3.56
(1,22)	1:B:184:LYS:CE	1:B:59:ALA:N	20	3.56
(1,22)	1:B:184:LYS:CE	1:B:60:GLY:N	20	3.56
(1,22)	1:B:184:LYS:CE	1:B:61:GLN:N	20	3.56
(1,22)	1:B:184:LYS:CE	1:B:62:GLU:N	20	3.56
(1,22)	1:B:184:LYS:CE	1:B:63:GLU:N	20	3.56
(1,22)	1:B:184:LYS:CE	1:B:64:TYR:N	20	3.56
(1,22)	1:B:184:LYS:CE	1:B:65:SER:N	20	3.56
(1,22)	1:B:184:LYS:CE	1:B:66:ALA:N	20	3.56
(1,22)	1:B:184:LYS:CE	1:B:67:MET:N	20	3.56
(1,22)	1:B:184:LYS:CE	1:B:68:ARG:N	20	3.56
(1,22)	1:B:184:LYS:CE	1:B:69:ASP:N	20	3.56
(1,22)	1:B:184:LYS:CE	1:B:70:GLN:N	20	3.56
(1,22)	1:B:184:LYS:CE	1:B:71:TYR:N	20	3.56
(1,22)	1:B:184:LYS:CE	1:B:72:MET:N	20	3.56
(1,22)	1:B:184:LYS:CE	1:B:73:ARG:N	20	3.56
(1,22)	1:B:184:LYS:CE	1:B:74:THR:N	20	3.56

Continued on next page...

Continued from previous page...

Key	Atom-1	Atom-2	Model ID	Violation (Å)
(1,22)	1:B:184:LYS:CE	1:B:75:GLY:N	20	3.56
(1,22)	1:B:184:LYS:CE	1:B:76:GLU:N	20	3.56
(1,22)	1:B:184:LYS:CE	1:B:77:GLY:N	20	3.56
(1,22)	1:B:184:LYS:CE	1:B:78:PHE:N	20	3.56
(1,22)	1:B:184:LYS:CE	1:B:79:LEU:N	20	3.56
(1,22)	1:B:184:LYS:CE	1:B:80:CYS:N	20	3.56
(1,22)	1:B:184:LYS:CE	5:B:203:7Q9:N	20	3.56
(1,22)	1:B:184:LYS:CE	5:B:204:7Q9:N	20	3.56
(1,22)	1:B:184:LYS:CE	5:B:205:7Q9:N	20	3.56
(1,22)	1:B:184:LYS:CE	5:B:206:7Q9:N	20	3.56
(1,22)	1:B:184:LYS:CE	5:B:207:7Q9:N	20	3.56
(1,22)	1:B:184:LYS:CE	6:B:208:17F:N1	20	3.56
(1,22)	1:B:184:LYS:CE	5:B:209:7Q9:N	20	3.56
(1,22)	1:B:184:LYS:CE	5:B:210:7Q9:N	20	3.56
(1,22)	1:B:184:LYS:CE	5:B:211:7Q9:N	20	3.56
(1,22)	1:B:184:LYS:CE	5:B:212:7Q9:N	20	3.56
(1,22)	1:B:184:LYS:CE	5:B:213:7Q9:N	20	3.56
(1,22)	1:B:184:LYS:CE	6:B:214:17F:N1	20	3.56
(1,22)	1:B:184:LYS:CE	6:B:215:17F:N1	20	3.56
(1,22)	1:B:184:LYS:CE	5:B:216:7Q9:N	20	3.56
(1,22)	1:B:184:LYS:CE	5:B:217:7Q9:N	20	3.56
(1,22)	1:B:184:LYS:CE	5:B:218:7Q9:N	20	3.56
(1,22)	1:B:184:LYS:CE	6:B:219:17F:N1	20	3.56
(1,22)	1:B:184:LYS:CE	5:B:220:7Q9:N	20	3.56
(1,22)	1:B:184:LYS:CG	1:B:2:THR:N	20	3.56
(1,22)	1:B:184:LYS:CG	1:B:3:GLU:N	20	3.56
(1,22)	1:B:184:LYS:CG	1:B:4:TYR:N	20	3.56
(1,22)	1:B:184:LYS:CG	1:B:5:LYS:N	20	3.56
(1,22)	1:B:184:LYS:CG	1:B:6:LEU:N	20	3.56
(1,22)	1:B:184:LYS:CG	1:B:7:VAL:N	20	3.56
(1,22)	1:B:184:LYS:CG	1:B:8:VAL:N	20	3.56
(1,22)	1:B:184:LYS:CG	1:B:9:VAL:N	20	3.56
(1,22)	1:B:184:LYS:CG	1:B:10:GLY:N	20	3.56
(1,22)	1:B:184:LYS:CG	1:B:11:ALA:N	20	3.56
(1,22)	1:B:184:LYS:CG	1:B:12:ASP:N	20	3.56
(1,22)	1:B:184:LYS:CG	1:B:13:GLY:N	20	3.56
(1,22)	1:B:184:LYS:CG	1:B:14:VAL:N	20	3.56
(1,22)	1:B:184:LYS:CG	1:B:15:GLY:N	20	3.56
(1,22)	1:B:184:LYS:CG	1:B:16:LYS:N	20	3.56
(1,22)	1:B:184:LYS:CG	1:B:17:SER:N	20	3.56
(1,22)	1:B:184:LYS:CG	1:B:18:ALA:N	20	3.56
(1,22)	1:B:184:LYS:CG	1:B:19:LEU:N	20	3.56

Continued on next page...

Continued from previous page...

Key	Atom-1	Atom-2	Model ID	Violation (Å)
(1,22)	1:B:184:LYS:CG	1:B:20:THR:N	20	3.56
(1,22)	1:B:184:LYS:CG	1:B:21:ILE:N	20	3.56
(1,22)	1:B:184:LYS:CG	1:B:22:GLN:N	20	3.56
(1,22)	1:B:184:LYS:CG	1:B:23:LEU:N	20	3.56
(1,22)	1:B:184:LYS:CG	1:B:24:ILE:N	20	3.56
(1,22)	1:B:184:LYS:CG	1:B:25:GLN:N	20	3.56
(1,22)	1:B:184:LYS:CG	1:B:26:ASN:N	20	3.56
(1,22)	1:B:184:LYS:CG	1:B:27:HIS:N	20	3.56
(1,22)	1:B:184:LYS:CG	1:B:28:PHE:N	20	3.56
(1,22)	1:B:184:LYS:CG	1:B:29:VAL:N	20	3.56
(1,22)	1:B:184:LYS:CG	1:B:30:ASP:N	20	3.56
(1,22)	1:B:184:LYS:CG	1:B:31:GLU:N	20	3.56
(1,22)	1:B:184:LYS:CG	1:B:32:TYR:N	20	3.56
(1,22)	1:B:184:LYS:CG	1:B:33:ASP:N	20	3.56
(1,22)	1:B:184:LYS:CG	1:B:34:PRO:N	20	3.56
(1,22)	1:B:184:LYS:CG	1:B:35:THR:N	20	3.56
(1,22)	1:B:184:LYS:CG	1:B:36:ILE:N	20	3.56
(1,22)	1:B:184:LYS:CG	1:B:37:GLU:N	20	3.56
(1,22)	1:B:184:LYS:CG	1:B:38:ASP:N	20	3.56
(1,22)	1:B:184:LYS:CG	1:B:39:SER:N	20	3.56
(1,22)	1:B:184:LYS:CG	1:B:40:TYR:N	20	3.56
(1,22)	1:B:184:LYS:CG	1:B:41:ARG:N	20	3.56
(1,22)	1:B:184:LYS:CG	1:B:42:LYS:N	20	3.56
(1,22)	1:B:184:LYS:CG	1:B:43:GLN:N	20	3.56
(1,22)	1:B:184:LYS:CG	1:B:44:VAL:N	20	3.56
(1,22)	1:B:184:LYS:CG	1:B:45:VAL:N	20	3.56
(1,22)	1:B:184:LYS:CG	1:B:46:ILE:N	20	3.56
(1,22)	1:B:184:LYS:CG	1:B:47:ASP:N	20	3.56
(1,22)	1:B:184:LYS:CG	1:B:48:GLY:N	20	3.56
(1,22)	1:B:184:LYS:CG	1:B:49:GLU:N	20	3.56
(1,22)	1:B:184:LYS:CG	1:B:50:THR:N	20	3.56
(1,22)	1:B:184:LYS:CG	1:B:51:CYS:N	20	3.56
(1,22)	1:B:184:LYS:CG	1:B:52:LEU:N	20	3.56
(1,22)	1:B:184:LYS:CG	1:B:53:LEU:N	20	3.56
(1,22)	1:B:184:LYS:CG	1:B:54:ASP:N	20	3.56
(1,22)	1:B:184:LYS:CG	1:B:55:ILE:N	20	3.56
(1,22)	1:B:184:LYS:CG	1:B:56:LEU:N	20	3.56
(1,22)	1:B:184:LYS:CG	1:B:57:ASP:N	20	3.56
(1,22)	1:B:184:LYS:CG	1:B:58:THR:N	20	3.56
(1,22)	1:B:184:LYS:CG	1:B:59:ALA:N	20	3.56
(1,22)	1:B:184:LYS:CG	1:B:60:GLY:N	20	3.56
(1,22)	1:B:184:LYS:CG	1:B:61:GLN:N	20	3.56

Continued on next page...

Continued from previous page...

Key	Atom-1	Atom-2	Model ID	Violation (Å)
(1,22)	1:B:184:LYS:CG	1:B:62:GLU:N	20	3.56
(1,22)	1:B:184:LYS:CG	1:B:63:GLU:N	20	3.56
(1,22)	1:B:184:LYS:CG	1:B:64:TYR:N	20	3.56
(1,22)	1:B:184:LYS:CG	1:B:65:SER:N	20	3.56
(1,22)	1:B:184:LYS:CG	1:B:66:ALA:N	20	3.56
(1,22)	1:B:184:LYS:CG	1:B:67:MET:N	20	3.56
(1,22)	1:B:184:LYS:CG	1:B:68:ARG:N	20	3.56
(1,22)	1:B:184:LYS:CG	1:B:69:ASP:N	20	3.56
(1,22)	1:B:184:LYS:CG	1:B:70:GLN:N	20	3.56
(1,22)	1:B:184:LYS:CG	1:B:71:TYR:N	20	3.56
(1,22)	1:B:184:LYS:CG	1:B:72:MET:N	20	3.56
(1,22)	1:B:184:LYS:CG	1:B:73:ARG:N	20	3.56
(1,22)	1:B:184:LYS:CG	1:B:74:THR:N	20	3.56
(1,22)	1:B:184:LYS:CG	1:B:75:GLY:N	20	3.56
(1,22)	1:B:184:LYS:CG	1:B:76:GLU:N	20	3.56
(1,22)	1:B:184:LYS:CG	1:B:77:GLY:N	20	3.56
(1,22)	1:B:184:LYS:CG	1:B:78:PHE:N	20	3.56
(1,22)	1:B:184:LYS:CG	1:B:79:LEU:N	20	3.56
(1,22)	1:B:184:LYS:CG	1:B:80:CYS:N	20	3.56
(1,22)	1:B:184:LYS:CG	5:B:203:7Q9:N	20	3.56
(1,22)	1:B:184:LYS:CG	5:B:204:7Q9:N	20	3.56
(1,22)	1:B:184:LYS:CG	5:B:205:7Q9:N	20	3.56
(1,22)	1:B:184:LYS:CG	5:B:206:7Q9:N	20	3.56
(1,22)	1:B:184:LYS:CG	5:B:207:7Q9:N	20	3.56
(1,22)	1:B:184:LYS:CG	6:B:208:17F:N1	20	3.56
(1,22)	1:B:184:LYS:CG	5:B:209:7Q9:N	20	3.56
(1,22)	1:B:184:LYS:CG	5:B:210:7Q9:N	20	3.56
(1,22)	1:B:184:LYS:CG	5:B:211:7Q9:N	20	3.56
(1,22)	1:B:184:LYS:CG	5:B:212:7Q9:N	20	3.56
(1,22)	1:B:184:LYS:CG	5:B:213:7Q9:N	20	3.56
(1,22)	1:B:184:LYS:CG	6:B:214:17F:N1	20	3.56
(1,22)	1:B:184:LYS:CG	6:B:215:17F:N1	20	3.56
(1,22)	1:B:184:LYS:CG	5:B:216:7Q9:N	20	3.56
(1,22)	1:B:184:LYS:CG	5:B:217:7Q9:N	20	3.56
(1,22)	1:B:184:LYS:CG	5:B:218:7Q9:N	20	3.56
(1,22)	1:B:184:LYS:CG	6:B:219:17F:N1	20	3.56
(1,22)	1:B:184:LYS:CG	5:B:220:7Q9:N	20	3.56
(1,22)	1:B:184:LYS:H	1:B:2:THR:N	20	3.56
(1,22)	1:B:184:LYS:H	1:B:3:GLU:N	20	3.56
(1,22)	1:B:184:LYS:H	1:B:4:TYR:N	20	3.56
(1,22)	1:B:184:LYS:H	1:B:5:LYS:N	20	3.56
(1,22)	1:B:184:LYS:H	1:B:6:LEU:N	20	3.56

Continued on next page...

Continued from previous page...

Key	Atom-1	Atom-2	Model ID	Violation (Å)
(1,22)	1:B:184:LYS:H	1:B:7:VAL:N	20	3.56
(1,22)	1:B:184:LYS:H	1:B:8:VAL:N	20	3.56
(1,22)	1:B:184:LYS:H	1:B:9:VAL:N	20	3.56
(1,22)	1:B:184:LYS:H	1:B:10:GLY:N	20	3.56
(1,22)	1:B:184:LYS:H	1:B:11:ALA:N	20	3.56
(1,22)	1:B:184:LYS:H	1:B:12:ASP:N	20	3.56
(1,22)	1:B:184:LYS:H	1:B:13:GLY:N	20	3.56
(1,22)	1:B:184:LYS:H	1:B:14:VAL:N	20	3.56
(1,22)	1:B:184:LYS:H	1:B:15:GLY:N	20	3.56
(1,22)	1:B:184:LYS:H	1:B:16:LYS:N	20	3.56
(1,22)	1:B:184:LYS:H	1:B:17:SER:N	20	3.56
(1,22)	1:B:184:LYS:H	1:B:18:ALA:N	20	3.56
(1,22)	1:B:184:LYS:H	1:B:19:LEU:N	20	3.56
(1,22)	1:B:184:LYS:H	1:B:20:THR:N	20	3.56
(1,22)	1:B:184:LYS:H	1:B:21:ILE:N	20	3.56
(1,22)	1:B:184:LYS:H	1:B:22:GLN:N	20	3.56
(1,22)	1:B:184:LYS:H	1:B:23:LEU:N	20	3.56
(1,22)	1:B:184:LYS:H	1:B:24:ILE:N	20	3.56
(1,22)	1:B:184:LYS:H	1:B:25:GLN:N	20	3.56
(1,22)	1:B:184:LYS:H	1:B:26:ASN:N	20	3.56
(1,22)	1:B:184:LYS:H	1:B:27:HIS:N	20	3.56
(1,22)	1:B:184:LYS:H	1:B:28:PHE:N	20	3.56
(1,22)	1:B:184:LYS:H	1:B:29:VAL:N	20	3.56
(1,22)	1:B:184:LYS:H	1:B:30:ASP:N	20	3.56
(1,22)	1:B:184:LYS:H	1:B:31:GLU:N	20	3.56
(1,22)	1:B:184:LYS:H	1:B:32:TYR:N	20	3.56
(1,22)	1:B:184:LYS:H	1:B:33:ASP:N	20	3.56
(1,22)	1:B:184:LYS:H	1:B:34:PRO:N	20	3.56
(1,22)	1:B:184:LYS:H	1:B:35:THR:N	20	3.56
(1,22)	1:B:184:LYS:H	1:B:36:ILE:N	20	3.56
(1,22)	1:B:184:LYS:H	1:B:37:GLU:N	20	3.56
(1,22)	1:B:184:LYS:H	1:B:38:ASP:N	20	3.56
(1,22)	1:B:184:LYS:H	1:B:39:SER:N	20	3.56
(1,22)	1:B:184:LYS:H	1:B:40:TYR:N	20	3.56
(1,22)	1:B:184:LYS:H	1:B:41:ARG:N	20	3.56
(1,22)	1:B:184:LYS:H	1:B:42:LYS:N	20	3.56
(1,22)	1:B:184:LYS:H	1:B:43:GLN:N	20	3.56
(1,22)	1:B:184:LYS:H	1:B:44:VAL:N	20	3.56
(1,22)	1:B:184:LYS:H	1:B:45:VAL:N	20	3.56
(1,22)	1:B:184:LYS:H	1:B:46:ILE:N	20	3.56
(1,22)	1:B:184:LYS:H	1:B:47:ASP:N	20	3.56
(1,22)	1:B:184:LYS:H	1:B:48:GLY:N	20	3.56

Continued on next page...

Continued from previous page...

Key	Atom-1	Atom-2	Model ID	Violation (Å)
(1,22)	1:B:184:LYS:H	1:B:49:GLU:N	20	3.56
(1,22)	1:B:184:LYS:H	1:B:50:THR:N	20	3.56
(1,22)	1:B:184:LYS:H	1:B:51:CYS:N	20	3.56
(1,22)	1:B:184:LYS:H	1:B:52:LEU:N	20	3.56
(1,22)	1:B:184:LYS:H	1:B:53:LEU:N	20	3.56
(1,22)	1:B:184:LYS:H	1:B:54:ASP:N	20	3.56
(1,22)	1:B:184:LYS:H	1:B:55:ILE:N	20	3.56
(1,22)	1:B:184:LYS:H	1:B:56:LEU:N	20	3.56
(1,22)	1:B:184:LYS:H	1:B:57:ASP:N	20	3.56
(1,22)	1:B:184:LYS:H	1:B:58:THR:N	20	3.56
(1,22)	1:B:184:LYS:H	1:B:59:ALA:N	20	3.56
(1,22)	1:B:184:LYS:H	1:B:60:GLY:N	20	3.56
(1,22)	1:B:184:LYS:H	1:B:61:GLN:N	20	3.56
(1,22)	1:B:184:LYS:H	1:B:62:GLU:N	20	3.56
(1,22)	1:B:184:LYS:H	1:B:63:GLU:N	20	3.56
(1,22)	1:B:184:LYS:H	1:B:64:TYR:N	20	3.56
(1,22)	1:B:184:LYS:H	1:B:65:SER:N	20	3.56
(1,22)	1:B:184:LYS:H	1:B:66:ALA:N	20	3.56
(1,22)	1:B:184:LYS:H	1:B:67:MET:N	20	3.56
(1,22)	1:B:184:LYS:H	1:B:68:ARG:N	20	3.56
(1,22)	1:B:184:LYS:H	1:B:69:ASP:N	20	3.56
(1,22)	1:B:184:LYS:H	1:B:70:GLN:N	20	3.56
(1,22)	1:B:184:LYS:H	1:B:71:TYR:N	20	3.56
(1,22)	1:B:184:LYS:H	1:B:72:MET:N	20	3.56
(1,22)	1:B:184:LYS:H	1:B:73:ARG:N	20	3.56
(1,22)	1:B:184:LYS:H	1:B:74:THR:N	20	3.56
(1,22)	1:B:184:LYS:H	1:B:75:GLY:N	20	3.56
(1,22)	1:B:184:LYS:H	1:B:76:GLU:N	20	3.56
(1,22)	1:B:184:LYS:H	1:B:77:GLY:N	20	3.56
(1,22)	1:B:184:LYS:H	1:B:78:PHE:N	20	3.56
(1,22)	1:B:184:LYS:H	1:B:79:LEU:N	20	3.56
(1,22)	1:B:184:LYS:H	1:B:80:CYS:N	20	3.56
(1,22)	1:B:184:LYS:H	5:B:203:7Q9:N	20	3.56
(1,22)	1:B:184:LYS:H	5:B:204:7Q9:N	20	3.56
(1,22)	1:B:184:LYS:H	5:B:205:7Q9:N	20	3.56
(1,22)	1:B:184:LYS:H	5:B:206:7Q9:N	20	3.56
(1,22)	1:B:184:LYS:H	5:B:207:7Q9:N	20	3.56
(1,22)	1:B:184:LYS:H	6:B:208:17F:N1	20	3.56
(1,22)	1:B:184:LYS:H	5:B:209:7Q9:N	20	3.56
(1,22)	1:B:184:LYS:H	5:B:210:7Q9:N	20	3.56
(1,22)	1:B:184:LYS:H	5:B:211:7Q9:N	20	3.56
(1,22)	1:B:184:LYS:H	5:B:212:7Q9:N	20	3.56

Continued on next page...

Continued from previous page...

Key	Atom-1	Atom-2	Model ID	Violation (Å)
(1,22)	1:B:184:LYS:H	5:B:213:7Q9:N	20	3.56
(1,22)	1:B:184:LYS:H	6:B:214:17F:N1	20	3.56
(1,22)	1:B:184:LYS:H	6:B:215:17F:N1	20	3.56
(1,22)	1:B:184:LYS:H	5:B:216:7Q9:N	20	3.56
(1,22)	1:B:184:LYS:H	5:B:217:7Q9:N	20	3.56
(1,22)	1:B:184:LYS:H	5:B:218:7Q9:N	20	3.56
(1,22)	1:B:184:LYS:H	6:B:219:17F:N1	20	3.56
(1,22)	1:B:184:LYS:H	5:B:220:7Q9:N	20	3.56
(1,22)	1:B:184:LYS:HZ1	1:B:2:THR:N	20	3.56
(1,22)	1:B:184:LYS:HZ1	1:B:3:GLU:N	20	3.56
(1,22)	1:B:184:LYS:HZ1	1:B:4:TYR:N	20	3.56
(1,22)	1:B:184:LYS:HZ1	1:B:5:LYS:N	20	3.56
(1,22)	1:B:184:LYS:HZ1	1:B:6:LEU:N	20	3.56
(1,22)	1:B:184:LYS:HZ1	1:B:7:VAL:N	20	3.56
(1,22)	1:B:184:LYS:HZ1	1:B:8:VAL:N	20	3.56
(1,22)	1:B:184:LYS:HZ1	1:B:9:VAL:N	20	3.56
(1,22)	1:B:184:LYS:HZ1	1:B:10:GLY:N	20	3.56
(1,22)	1:B:184:LYS:HZ1	1:B:11:ALA:N	20	3.56
(1,22)	1:B:184:LYS:HZ1	1:B:12:ASP:N	20	3.56
(1,22)	1:B:184:LYS:HZ1	1:B:13:GLY:N	20	3.56
(1,22)	1:B:184:LYS:HZ1	1:B:14:VAL:N	20	3.56
(1,22)	1:B:184:LYS:HZ1	1:B:15:GLY:N	20	3.56
(1,22)	1:B:184:LYS:HZ1	1:B:16:LYS:N	20	3.56
(1,22)	1:B:184:LYS:HZ1	1:B:17:SER:N	20	3.56
(1,22)	1:B:184:LYS:HZ1	1:B:18:ALA:N	20	3.56
(1,22)	1:B:184:LYS:HZ1	1:B:19:LEU:N	20	3.56
(1,22)	1:B:184:LYS:HZ1	1:B:20:THR:N	20	3.56
(1,22)	1:B:184:LYS:HZ1	1:B:21:ILE:N	20	3.56
(1,22)	1:B:184:LYS:HZ1	1:B:22:GLN:N	20	3.56
(1,22)	1:B:184:LYS:HZ1	1:B:23:LEU:N	20	3.56
(1,22)	1:B:184:LYS:HZ1	1:B:24:ILE:N	20	3.56
(1,22)	1:B:184:LYS:HZ1	1:B:25:GLN:N	20	3.56
(1,22)	1:B:184:LYS:HZ1	1:B:26:ASN:N	20	3.56
(1,22)	1:B:184:LYS:HZ1	1:B:27:HIS:N	20	3.56
(1,22)	1:B:184:LYS:HZ1	1:B:28:PHE:N	20	3.56
(1,22)	1:B:184:LYS:HZ1	1:B:29:VAL:N	20	3.56
(1,22)	1:B:184:LYS:HZ1	1:B:30:ASP:N	20	3.56
(1,22)	1:B:184:LYS:HZ1	1:B:31:GLU:N	20	3.56
(1,22)	1:B:184:LYS:HZ1	1:B:32:TYR:N	20	3.56
(1,22)	1:B:184:LYS:HZ1	1:B:33:ASP:N	20	3.56
(1,22)	1:B:184:LYS:HZ1	1:B:34:PRO:N	20	3.56
(1,22)	1:B:184:LYS:HZ1	1:B:35:THR:N	20	3.56

Continued on next page...

Continued from previous page...

Key	Atom-1	Atom-2	Model ID	Violation (Å)
(1,22)	1:B:184:LYS:HZ1	1:B:36:ILE:N	20	3.56
(1,22)	1:B:184:LYS:HZ1	1:B:37:GLU:N	20	3.56
(1,22)	1:B:184:LYS:HZ1	1:B:38:ASP:N	20	3.56
(1,22)	1:B:184:LYS:HZ1	1:B:39:SER:N	20	3.56
(1,22)	1:B:184:LYS:HZ1	1:B:40:TYR:N	20	3.56
(1,22)	1:B:184:LYS:HZ1	1:B:41:ARG:N	20	3.56
(1,22)	1:B:184:LYS:HZ1	1:B:42:LYS:N	20	3.56
(1,22)	1:B:184:LYS:HZ1	1:B:43:GLN:N	20	3.56
(1,22)	1:B:184:LYS:HZ1	1:B:44:VAL:N	20	3.56
(1,22)	1:B:184:LYS:HZ1	1:B:45:VAL:N	20	3.56
(1,22)	1:B:184:LYS:HZ1	1:B:46:ILE:N	20	3.56
(1,22)	1:B:184:LYS:HZ1	1:B:47:ASP:N	20	3.56
(1,22)	1:B:184:LYS:HZ1	1:B:48:GLY:N	20	3.56
(1,22)	1:B:184:LYS:HZ1	1:B:49:GLU:N	20	3.56
(1,22)	1:B:184:LYS:HZ1	1:B:50:THR:N	20	3.56
(1,22)	1:B:184:LYS:HZ1	1:B:51:CYS:N	20	3.56
(1,22)	1:B:184:LYS:HZ1	1:B:52:LEU:N	20	3.56
(1,22)	1:B:184:LYS:HZ1	1:B:53:LEU:N	20	3.56
(1,22)	1:B:184:LYS:HZ1	1:B:54:ASP:N	20	3.56
(1,22)	1:B:184:LYS:HZ1	1:B:55:ILE:N	20	3.56
(1,22)	1:B:184:LYS:HZ1	1:B:56:LEU:N	20	3.56
(1,22)	1:B:184:LYS:HZ1	1:B:57:ASP:N	20	3.56
(1,22)	1:B:184:LYS:HZ1	1:B:58:THR:N	20	3.56
(1,22)	1:B:184:LYS:HZ1	1:B:59:ALA:N	20	3.56
(1,22)	1:B:184:LYS:HZ1	1:B:60:GLY:N	20	3.56
(1,22)	1:B:184:LYS:HZ1	1:B:61:GLN:N	20	3.56
(1,22)	1:B:184:LYS:HZ1	1:B:62:GLU:N	20	3.56
(1,22)	1:B:184:LYS:HZ1	1:B:63:GLU:N	20	3.56
(1,22)	1:B:184:LYS:HZ1	1:B:64:TYR:N	20	3.56
(1,22)	1:B:184:LYS:HZ1	1:B:65:SER:N	20	3.56
(1,22)	1:B:184:LYS:HZ1	1:B:66:ALA:N	20	3.56
(1,22)	1:B:184:LYS:HZ1	1:B:67:MET:N	20	3.56
(1,22)	1:B:184:LYS:HZ1	1:B:68:ARG:N	20	3.56
(1,22)	1:B:184:LYS:HZ1	1:B:69:ASP:N	20	3.56
(1,22)	1:B:184:LYS:HZ1	1:B:70:GLN:N	20	3.56
(1,22)	1:B:184:LYS:HZ1	1:B:71:TYR:N	20	3.56
(1,22)	1:B:184:LYS:HZ1	1:B:72:MET:N	20	3.56
(1,22)	1:B:184:LYS:HZ1	1:B:73:ARG:N	20	3.56
(1,22)	1:B:184:LYS:HZ1	1:B:74:THR:N	20	3.56
(1,22)	1:B:184:LYS:HZ1	1:B:75:GLY:N	20	3.56
(1,22)	1:B:184:LYS:HZ1	1:B:76:GLU:N	20	3.56
(1,22)	1:B:184:LYS:HZ1	1:B:77:GLY:N	20	3.56

Continued on next page...

Continued from previous page...

Key	Atom-1	Atom-2	Model ID	Violation (Å)
(1,22)	1:B:184:LYS:HZ1	1:B:78:PHE:N	20	3.56
(1,22)	1:B:184:LYS:HZ1	1:B:79:LEU:N	20	3.56
(1,22)	1:B:184:LYS:HZ1	1:B:80:CYS:N	20	3.56
(1,22)	1:B:184:LYS:HZ1	5:B:203:7Q9:N	20	3.56
(1,22)	1:B:184:LYS:HZ1	5:B:204:7Q9:N	20	3.56
(1,22)	1:B:184:LYS:HZ1	5:B:205:7Q9:N	20	3.56
(1,22)	1:B:184:LYS:HZ1	5:B:206:7Q9:N	20	3.56
(1,22)	1:B:184:LYS:HZ1	5:B:207:7Q9:N	20	3.56
(1,22)	1:B:184:LYS:HZ1	6:B:208:17F:N1	20	3.56
(1,22)	1:B:184:LYS:HZ1	5:B:209:7Q9:N	20	3.56
(1,22)	1:B:184:LYS:HZ1	5:B:210:7Q9:N	20	3.56
(1,22)	1:B:184:LYS:HZ1	5:B:211:7Q9:N	20	3.56
(1,22)	1:B:184:LYS:HZ1	5:B:212:7Q9:N	20	3.56
(1,22)	1:B:184:LYS:HZ1	5:B:213:7Q9:N	20	3.56
(1,22)	1:B:184:LYS:HZ1	6:B:214:17F:N1	20	3.56
(1,22)	1:B:184:LYS:HZ1	6:B:215:17F:N1	20	3.56
(1,22)	1:B:184:LYS:HZ1	5:B:216:7Q9:N	20	3.56
(1,22)	1:B:184:LYS:HZ1	5:B:217:7Q9:N	20	3.56
(1,22)	1:B:184:LYS:HZ1	5:B:218:7Q9:N	20	3.56
(1,22)	1:B:184:LYS:HZ1	6:B:219:17F:N1	20	3.56
(1,22)	1:B:184:LYS:HZ1	5:B:220:7Q9:N	20	3.56
(1,22)	1:B:184:LYS:HZ2	1:B:2:THR:N	20	3.56
(1,22)	1:B:184:LYS:HZ2	1:B:3:GLU:N	20	3.56
(1,22)	1:B:184:LYS:HZ2	1:B:4:TYR:N	20	3.56
(1,22)	1:B:184:LYS:HZ2	1:B:5:LYS:N	20	3.56
(1,22)	1:B:184:LYS:HZ2	1:B:6:LEU:N	20	3.56
(1,22)	1:B:184:LYS:HZ2	1:B:7:VAL:N	20	3.56
(1,22)	1:B:184:LYS:HZ2	1:B:8:VAL:N	20	3.56
(1,22)	1:B:184:LYS:HZ2	1:B:9:VAL:N	20	3.56
(1,22)	1:B:184:LYS:HZ2	1:B:10:GLY:N	20	3.56
(1,22)	1:B:184:LYS:HZ2	1:B:11:ALA:N	20	3.56
(1,22)	1:B:184:LYS:HZ2	1:B:12:ASP:N	20	3.56
(1,22)	1:B:184:LYS:HZ2	1:B:13:GLY:N	20	3.56
(1,22)	1:B:184:LYS:HZ2	1:B:14:VAL:N	20	3.56
(1,22)	1:B:184:LYS:HZ2	1:B:15:GLY:N	20	3.56
(1,22)	1:B:184:LYS:HZ2	1:B:16:LYS:N	20	3.56
(1,22)	1:B:184:LYS:HZ2	1:B:17:SER:N	20	3.56
(1,22)	1:B:184:LYS:HZ2	1:B:18:ALA:N	20	3.56
(1,22)	1:B:184:LYS:HZ2	1:B:19:LEU:N	20	3.56
(1,22)	1:B:184:LYS:HZ2	1:B:20:THR:N	20	3.56
(1,22)	1:B:184:LYS:HZ2	1:B:21:ILE:N	20	3.56
(1,22)	1:B:184:LYS:HZ2	1:B:22:GLN:N	20	3.56

Continued on next page...

Continued from previous page...

Key	Atom-1	Atom-2	Model ID	Violation (Å)
(1,22)	1:B:184:LYS:HZ2	1:B:23:LEU:N	20	3.56
(1,22)	1:B:184:LYS:HZ2	1:B:24:ILE:N	20	3.56
(1,22)	1:B:184:LYS:HZ2	1:B:25:GLN:N	20	3.56
(1,22)	1:B:184:LYS:HZ2	1:B:26:ASN:N	20	3.56
(1,22)	1:B:184:LYS:HZ2	1:B:27:HIS:N	20	3.56
(1,22)	1:B:184:LYS:HZ2	1:B:28:PHE:N	20	3.56
(1,22)	1:B:184:LYS:HZ2	1:B:29:VAL:N	20	3.56
(1,22)	1:B:184:LYS:HZ2	1:B:30:ASP:N	20	3.56
(1,22)	1:B:184:LYS:HZ2	1:B:31:GLU:N	20	3.56
(1,22)	1:B:184:LYS:HZ2	1:B:32:TYR:N	20	3.56
(1,22)	1:B:184:LYS:HZ2	1:B:33:ASP:N	20	3.56
(1,22)	1:B:184:LYS:HZ2	1:B:34:PRO:N	20	3.56
(1,22)	1:B:184:LYS:HZ2	1:B:35:THR:N	20	3.56
(1,22)	1:B:184:LYS:HZ2	1:B:36:ILE:N	20	3.56
(1,22)	1:B:184:LYS:HZ2	1:B:37:GLU:N	20	3.56
(1,22)	1:B:184:LYS:HZ2	1:B:38:ASP:N	20	3.56
(1,22)	1:B:184:LYS:HZ2	1:B:39:SER:N	20	3.56
(1,22)	1:B:184:LYS:HZ2	1:B:40:TYR:N	20	3.56
(1,22)	1:B:184:LYS:HZ2	1:B:41:ARG:N	20	3.56
(1,22)	1:B:184:LYS:HZ2	1:B:42:LYS:N	20	3.56
(1,22)	1:B:184:LYS:HZ2	1:B:43:GLN:N	20	3.56
(1,22)	1:B:184:LYS:HZ2	1:B:44:VAL:N	20	3.56
(1,22)	1:B:184:LYS:HZ2	1:B:45:VAL:N	20	3.56
(1,22)	1:B:184:LYS:HZ2	1:B:46:ILE:N	20	3.56
(1,22)	1:B:184:LYS:HZ2	1:B:47:ASP:N	20	3.56
(1,22)	1:B:184:LYS:HZ2	1:B:48:GLY:N	20	3.56
(1,22)	1:B:184:LYS:HZ2	1:B:49:GLU:N	20	3.56
(1,22)	1:B:184:LYS:HZ2	1:B:50:THR:N	20	3.56
(1,22)	1:B:184:LYS:HZ2	1:B:51:CYS:N	20	3.56
(1,22)	1:B:184:LYS:HZ2	1:B:52:LEU:N	20	3.56
(1,22)	1:B:184:LYS:HZ2	1:B:53:LEU:N	20	3.56
(1,22)	1:B:184:LYS:HZ2	1:B:54:ASP:N	20	3.56
(1,22)	1:B:184:LYS:HZ2	1:B:55:ILE:N	20	3.56
(1,22)	1:B:184:LYS:HZ2	1:B:56:LEU:N	20	3.56
(1,22)	1:B:184:LYS:HZ2	1:B:57:ASP:N	20	3.56
(1,22)	1:B:184:LYS:HZ2	1:B:58:THR:N	20	3.56
(1,22)	1:B:184:LYS:HZ2	1:B:59:ALA:N	20	3.56
(1,22)	1:B:184:LYS:HZ2	1:B:60:GLY:N	20	3.56
(1,22)	1:B:184:LYS:HZ2	1:B:61:GLN:N	20	3.56
(1,22)	1:B:184:LYS:HZ2	1:B:62:GLU:N	20	3.56
(1,22)	1:B:184:LYS:HZ2	1:B:63:GLU:N	20	3.56
(1,22)	1:B:184:LYS:HZ2	1:B:64:TYR:N	20	3.56

Continued on next page...

Continued from previous page...

Key	Atom-1	Atom-2	Model ID	Violation (Å)
(1,22)	1:B:184:LYS:HZ2	1:B:65:SER:N	20	3.56
(1,22)	1:B:184:LYS:HZ2	1:B:66:ALA:N	20	3.56
(1,22)	1:B:184:LYS:HZ2	1:B:67:MET:N	20	3.56
(1,22)	1:B:184:LYS:HZ2	1:B:68:ARG:N	20	3.56
(1,22)	1:B:184:LYS:HZ2	1:B:69:ASP:N	20	3.56
(1,22)	1:B:184:LYS:HZ2	1:B:70:GLN:N	20	3.56
(1,22)	1:B:184:LYS:HZ2	1:B:71:TYR:N	20	3.56
(1,22)	1:B:184:LYS:HZ2	1:B:72:MET:N	20	3.56
(1,22)	1:B:184:LYS:HZ2	1:B:73:ARG:N	20	3.56
(1,22)	1:B:184:LYS:HZ2	1:B:74:THR:N	20	3.56
(1,22)	1:B:184:LYS:HZ2	1:B:75:GLY:N	20	3.56
(1,22)	1:B:184:LYS:HZ2	1:B:76:GLU:N	20	3.56
(1,22)	1:B:184:LYS:HZ2	1:B:77:GLY:N	20	3.56
(1,22)	1:B:184:LYS:HZ2	1:B:78:PHE:N	20	3.56
(1,22)	1:B:184:LYS:HZ2	1:B:79:LEU:N	20	3.56
(1,22)	1:B:184:LYS:HZ2	1:B:80:CYS:N	20	3.56
(1,22)	1:B:184:LYS:HZ2	5:B:203:7Q9:N	20	3.56
(1,22)	1:B:184:LYS:HZ2	5:B:204:7Q9:N	20	3.56
(1,22)	1:B:184:LYS:HZ2	5:B:205:7Q9:N	20	3.56
(1,22)	1:B:184:LYS:HZ2	5:B:206:7Q9:N	20	3.56
(1,22)	1:B:184:LYS:HZ2	5:B:207:7Q9:N	20	3.56
(1,22)	1:B:184:LYS:HZ2	6:B:208:17F:N1	20	3.56
(1,22)	1:B:184:LYS:HZ2	5:B:209:7Q9:N	20	3.56
(1,22)	1:B:184:LYS:HZ2	5:B:210:7Q9:N	20	3.56
(1,22)	1:B:184:LYS:HZ2	5:B:211:7Q9:N	20	3.56
(1,22)	1:B:184:LYS:HZ2	5:B:212:7Q9:N	20	3.56
(1,22)	1:B:184:LYS:HZ2	5:B:213:7Q9:N	20	3.56
(1,22)	1:B:184:LYS:HZ2	6:B:214:17F:N1	20	3.56
(1,22)	1:B:184:LYS:HZ2	6:B:215:17F:N1	20	3.56
(1,22)	1:B:184:LYS:HZ2	5:B:216:7Q9:N	20	3.56
(1,22)	1:B:184:LYS:HZ2	5:B:217:7Q9:N	20	3.56
(1,22)	1:B:184:LYS:HZ2	5:B:218:7Q9:N	20	3.56
(1,22)	1:B:184:LYS:HZ2	6:B:219:17F:N1	20	3.56
(1,22)	1:B:184:LYS:HZ2	5:B:220:7Q9:N	20	3.56
(1,22)	1:B:184:LYS:HZ3	1:B:2:THR:N	20	3.56
(1,22)	1:B:184:LYS:HZ3	1:B:3:GLU:N	20	3.56
(1,22)	1:B:184:LYS:HZ3	1:B:4:TYR:N	20	3.56
(1,22)	1:B:184:LYS:HZ3	1:B:5:LYS:N	20	3.56
(1,22)	1:B:184:LYS:HZ3	1:B:6:LEU:N	20	3.56
(1,22)	1:B:184:LYS:HZ3	1:B:7:VAL:N	20	3.56
(1,22)	1:B:184:LYS:HZ3	1:B:8:VAL:N	20	3.56
(1,22)	1:B:184:LYS:HZ3	1:B:9:VAL:N	20	3.56

Continued on next page...

Continued from previous page...

Key	Atom-1	Atom-2	Model ID	Violation (Å)
(1,22)	1:B:184:LYS:HZ3	1:B:10:GLY:N	20	3.56
(1,22)	1:B:184:LYS:HZ3	1:B:11:ALA:N	20	3.56
(1,22)	1:B:184:LYS:HZ3	1:B:12:ASP:N	20	3.56
(1,22)	1:B:184:LYS:HZ3	1:B:13:GLY:N	20	3.56
(1,22)	1:B:184:LYS:HZ3	1:B:14:VAL:N	20	3.56
(1,22)	1:B:184:LYS:HZ3	1:B:15:GLY:N	20	3.56
(1,22)	1:B:184:LYS:HZ3	1:B:16:LYS:N	20	3.56
(1,22)	1:B:184:LYS:HZ3	1:B:17:SER:N	20	3.56
(1,22)	1:B:184:LYS:HZ3	1:B:18:ALA:N	20	3.56
(1,22)	1:B:184:LYS:HZ3	1:B:19:LEU:N	20	3.56
(1,22)	1:B:184:LYS:HZ3	1:B:20:THR:N	20	3.56
(1,22)	1:B:184:LYS:HZ3	1:B:21:ILE:N	20	3.56
(1,22)	1:B:184:LYS:HZ3	1:B:22:GLN:N	20	3.56
(1,22)	1:B:184:LYS:HZ3	1:B:23:LEU:N	20	3.56
(1,22)	1:B:184:LYS:HZ3	1:B:24:ILE:N	20	3.56
(1,22)	1:B:184:LYS:HZ3	1:B:25:GLN:N	20	3.56
(1,22)	1:B:184:LYS:HZ3	1:B:26:ASN:N	20	3.56
(1,22)	1:B:184:LYS:HZ3	1:B:27:HIS:N	20	3.56
(1,22)	1:B:184:LYS:HZ3	1:B:28:PHE:N	20	3.56
(1,22)	1:B:184:LYS:HZ3	1:B:29:VAL:N	20	3.56
(1,22)	1:B:184:LYS:HZ3	1:B:30:ASP:N	20	3.56
(1,22)	1:B:184:LYS:HZ3	1:B:31:GLU:N	20	3.56
(1,22)	1:B:184:LYS:HZ3	1:B:32:TYR:N	20	3.56
(1,22)	1:B:184:LYS:HZ3	1:B:33:ASP:N	20	3.56
(1,22)	1:B:184:LYS:HZ3	1:B:34:PRO:N	20	3.56
(1,22)	1:B:184:LYS:HZ3	1:B:35:THR:N	20	3.56
(1,22)	1:B:184:LYS:HZ3	1:B:36:ILE:N	20	3.56
(1,22)	1:B:184:LYS:HZ3	1:B:37:GLU:N	20	3.56
(1,22)	1:B:184:LYS:HZ3	1:B:38:ASP:N	20	3.56
(1,22)	1:B:184:LYS:HZ3	1:B:39:SER:N	20	3.56
(1,22)	1:B:184:LYS:HZ3	1:B:40:TYR:N	20	3.56
(1,22)	1:B:184:LYS:HZ3	1:B:41:ARG:N	20	3.56
(1,22)	1:B:184:LYS:HZ3	1:B:42:LYS:N	20	3.56
(1,22)	1:B:184:LYS:HZ3	1:B:43:GLN:N	20	3.56
(1,22)	1:B:184:LYS:HZ3	1:B:44:VAL:N	20	3.56
(1,22)	1:B:184:LYS:HZ3	1:B:45:VAL:N	20	3.56
(1,22)	1:B:184:LYS:HZ3	1:B:46:ILE:N	20	3.56
(1,22)	1:B:184:LYS:HZ3	1:B:47:ASP:N	20	3.56
(1,22)	1:B:184:LYS:HZ3	1:B:48:GLY:N	20	3.56
(1,22)	1:B:184:LYS:HZ3	1:B:49:GLU:N	20	3.56
(1,22)	1:B:184:LYS:HZ3	1:B:50:THR:N	20	3.56
(1,22)	1:B:184:LYS:HZ3	1:B:51:CYS:N	20	3.56

Continued on next page...

Continued from previous page...

Key	Atom-1	Atom-2	Model ID	Violation (Å)
(1,22)	1:B:184:LYS:HZ3	1:B:52:LEU:N	20	3.56
(1,22)	1:B:184:LYS:HZ3	1:B:53:LEU:N	20	3.56
(1,22)	1:B:184:LYS:HZ3	1:B:54:ASP:N	20	3.56
(1,22)	1:B:184:LYS:HZ3	1:B:55:ILE:N	20	3.56
(1,22)	1:B:184:LYS:HZ3	1:B:56:LEU:N	20	3.56
(1,22)	1:B:184:LYS:HZ3	1:B:57:ASP:N	20	3.56
(1,22)	1:B:184:LYS:HZ3	1:B:58:THR:N	20	3.56
(1,22)	1:B:184:LYS:HZ3	1:B:59:ALA:N	20	3.56
(1,22)	1:B:184:LYS:HZ3	1:B:60:GLY:N	20	3.56
(1,22)	1:B:184:LYS:HZ3	1:B:61:GLN:N	20	3.56
(1,22)	1:B:184:LYS:HZ3	1:B:62:GLU:N	20	3.56
(1,22)	1:B:184:LYS:HZ3	1:B:63:GLU:N	20	3.56
(1,22)	1:B:184:LYS:HZ3	1:B:64:TYR:N	20	3.56
(1,22)	1:B:184:LYS:HZ3	1:B:65:SER:N	20	3.56
(1,22)	1:B:184:LYS:HZ3	1:B:66:ALA:N	20	3.56
(1,22)	1:B:184:LYS:HZ3	1:B:67:MET:N	20	3.56
(1,22)	1:B:184:LYS:HZ3	1:B:68:ARG:N	20	3.56
(1,22)	1:B:184:LYS:HZ3	1:B:69:ASP:N	20	3.56
(1,22)	1:B:184:LYS:HZ3	1:B:70:GLN:N	20	3.56
(1,22)	1:B:184:LYS:HZ3	1:B:71:TYR:N	20	3.56
(1,22)	1:B:184:LYS:HZ3	1:B:72:MET:N	20	3.56
(1,22)	1:B:184:LYS:HZ3	1:B:73:ARG:N	20	3.56
(1,22)	1:B:184:LYS:HZ3	1:B:74:THR:N	20	3.56
(1,22)	1:B:184:LYS:HZ3	1:B:75:GLY:N	20	3.56
(1,22)	1:B:184:LYS:HZ3	1:B:76:GLU:N	20	3.56
(1,22)	1:B:184:LYS:HZ3	1:B:77:GLY:N	20	3.56
(1,22)	1:B:184:LYS:HZ3	1:B:78:PHE:N	20	3.56
(1,22)	1:B:184:LYS:HZ3	1:B:79:LEU:N	20	3.56
(1,22)	1:B:184:LYS:HZ3	1:B:80:CYS:N	20	3.56
(1,22)	1:B:184:LYS:HZ3	5:B:203:7Q9:N	20	3.56
(1,22)	1:B:184:LYS:HZ3	5:B:204:7Q9:N	20	3.56
(1,22)	1:B:184:LYS:HZ3	5:B:205:7Q9:N	20	3.56
(1,22)	1:B:184:LYS:HZ3	5:B:206:7Q9:N	20	3.56
(1,22)	1:B:184:LYS:HZ3	5:B:207:7Q9:N	20	3.56
(1,22)	1:B:184:LYS:HZ3	6:B:208:17F:N1	20	3.56
(1,22)	1:B:184:LYS:HZ3	5:B:209:7Q9:N	20	3.56
(1,22)	1:B:184:LYS:HZ3	5:B:210:7Q9:N	20	3.56
(1,22)	1:B:184:LYS:HZ3	5:B:211:7Q9:N	20	3.56
(1,22)	1:B:184:LYS:HZ3	5:B:212:7Q9:N	20	3.56
(1,22)	1:B:184:LYS:HZ3	5:B:213:7Q9:N	20	3.56
(1,22)	1:B:184:LYS:HZ3	6:B:214:17F:N1	20	3.56
(1,22)	1:B:184:LYS:HZ3	6:B:215:17F:N1	20	3.56

Continued on next page...

Continued from previous page...

Key	Atom-1	Atom-2	Model ID	Violation (Å)
(1,22)	1:B:184:LYS:HZ3	5:B:216:7Q9:N	20	3.56
(1,22)	1:B:184:LYS:HZ3	5:B:217:7Q9:N	20	3.56
(1,22)	1:B:184:LYS:HZ3	5:B:218:7Q9:N	20	3.56
(1,22)	1:B:184:LYS:HZ3	6:B:219:17F:N1	20	3.56
(1,22)	1:B:184:LYS:HZ3	5:B:220:7Q9:N	20	3.56
(1,22)	1:B:184:LYS:N	1:B:2:THR:N	20	3.56
(1,22)	1:B:184:LYS:N	1:B:3:GLU:N	20	3.56
(1,22)	1:B:184:LYS:N	1:B:4:TYR:N	20	3.56
(1,22)	1:B:184:LYS:N	1:B:5:LYS:N	20	3.56
(1,22)	1:B:184:LYS:N	1:B:6:LEU:N	20	3.56
(1,22)	1:B:184:LYS:N	1:B:7:VAL:N	20	3.56
(1,22)	1:B:184:LYS:N	1:B:8:VAL:N	20	3.56
(1,22)	1:B:184:LYS:N	1:B:9:VAL:N	20	3.56
(1,22)	1:B:184:LYS:N	1:B:10:GLY:N	20	3.56
(1,22)	1:B:184:LYS:N	1:B:11:ALA:N	20	3.56
(1,22)	1:B:184:LYS:N	1:B:12:ASP:N	20	3.56
(1,22)	1:B:184:LYS:N	1:B:13:GLY:N	20	3.56
(1,22)	1:B:184:LYS:N	1:B:14:VAL:N	20	3.56
(1,22)	1:B:184:LYS:N	1:B:15:GLY:N	20	3.56
(1,22)	1:B:184:LYS:N	1:B:16:LYS:N	20	3.56
(1,22)	1:B:184:LYS:N	1:B:17:SER:N	20	3.56
(1,22)	1:B:184:LYS:N	1:B:18:ALA:N	20	3.56
(1,22)	1:B:184:LYS:N	1:B:19:LEU:N	20	3.56
(1,22)	1:B:184:LYS:N	1:B:20:THR:N	20	3.56
(1,22)	1:B:184:LYS:N	1:B:21:ILE:N	20	3.56
(1,22)	1:B:184:LYS:N	1:B:22:GLN:N	20	3.56
(1,22)	1:B:184:LYS:N	1:B:23:LEU:N	20	3.56
(1,22)	1:B:184:LYS:N	1:B:24:ILE:N	20	3.56
(1,22)	1:B:184:LYS:N	1:B:25:GLN:N	20	3.56
(1,22)	1:B:184:LYS:N	1:B:26:ASN:N	20	3.56
(1,22)	1:B:184:LYS:N	1:B:27:HIS:N	20	3.56
(1,22)	1:B:184:LYS:N	1:B:28:PHE:N	20	3.56
(1,22)	1:B:184:LYS:N	1:B:29:VAL:N	20	3.56
(1,22)	1:B:184:LYS:N	1:B:30:ASP:N	20	3.56
(1,22)	1:B:184:LYS:N	1:B:31:GLU:N	20	3.56
(1,22)	1:B:184:LYS:N	1:B:32:TYR:N	20	3.56
(1,22)	1:B:184:LYS:N	1:B:33:ASP:N	20	3.56
(1,22)	1:B:184:LYS:N	1:B:34:PRO:N	20	3.56
(1,22)	1:B:184:LYS:N	1:B:35:THR:N	20	3.56
(1,22)	1:B:184:LYS:N	1:B:36:ILE:N	20	3.56
(1,22)	1:B:184:LYS:N	1:B:37:GLU:N	20	3.56
(1,22)	1:B:184:LYS:N	1:B:38:ASP:N	20	3.56

Continued on next page...

Continued from previous page...

Key	Atom-1	Atom-2	Model ID	Violation (Å)
(1,22)	1:B:184:LYS:N	1:B:39:SER:N	20	3.56
(1,22)	1:B:184:LYS:N	1:B:40:TYR:N	20	3.56
(1,22)	1:B:184:LYS:N	1:B:41:ARG:N	20	3.56
(1,22)	1:B:184:LYS:N	1:B:42:LYS:N	20	3.56
(1,22)	1:B:184:LYS:N	1:B:43:GLN:N	20	3.56
(1,22)	1:B:184:LYS:N	1:B:44:VAL:N	20	3.56
(1,22)	1:B:184:LYS:N	1:B:45:VAL:N	20	3.56
(1,22)	1:B:184:LYS:N	1:B:46:ILE:N	20	3.56
(1,22)	1:B:184:LYS:N	1:B:47:ASP:N	20	3.56
(1,22)	1:B:184:LYS:N	1:B:48:GLY:N	20	3.56
(1,22)	1:B:184:LYS:N	1:B:49:GLU:N	20	3.56
(1,22)	1:B:184:LYS:N	1:B:50:THR:N	20	3.56
(1,22)	1:B:184:LYS:N	1:B:51:CYS:N	20	3.56
(1,22)	1:B:184:LYS:N	1:B:52:LEU:N	20	3.56
(1,22)	1:B:184:LYS:N	1:B:53:LEU:N	20	3.56
(1,22)	1:B:184:LYS:N	1:B:54:ASP:N	20	3.56
(1,22)	1:B:184:LYS:N	1:B:55:ILE:N	20	3.56
(1,22)	1:B:184:LYS:N	1:B:56:LEU:N	20	3.56
(1,22)	1:B:184:LYS:N	1:B:57:ASP:N	20	3.56
(1,22)	1:B:184:LYS:N	1:B:58:THR:N	20	3.56
(1,22)	1:B:184:LYS:N	1:B:59:ALA:N	20	3.56
(1,22)	1:B:184:LYS:N	1:B:60:GLY:N	20	3.56
(1,22)	1:B:184:LYS:N	1:B:61:GLN:N	20	3.56
(1,22)	1:B:184:LYS:N	1:B:62:GLU:N	20	3.56
(1,22)	1:B:184:LYS:N	1:B:63:GLU:N	20	3.56
(1,22)	1:B:184:LYS:N	1:B:64:TYR:N	20	3.56
(1,22)	1:B:184:LYS:N	1:B:65:SER:N	20	3.56
(1,22)	1:B:184:LYS:N	1:B:66:ALA:N	20	3.56
(1,22)	1:B:184:LYS:N	1:B:67:MET:N	20	3.56
(1,22)	1:B:184:LYS:N	1:B:68:ARG:N	20	3.56
(1,22)	1:B:184:LYS:N	1:B:69:ASP:N	20	3.56
(1,22)	1:B:184:LYS:N	1:B:70:GLN:N	20	3.56
(1,22)	1:B:184:LYS:N	1:B:71:TYR:N	20	3.56
(1,22)	1:B:184:LYS:N	1:B:72:MET:N	20	3.56
(1,22)	1:B:184:LYS:N	1:B:73:ARG:N	20	3.56
(1,22)	1:B:184:LYS:N	1:B:74:THR:N	20	3.56
(1,22)	1:B:184:LYS:N	1:B:75:GLY:N	20	3.56
(1,22)	1:B:184:LYS:N	1:B:76:GLU:N	20	3.56
(1,22)	1:B:184:LYS:N	1:B:77:GLY:N	20	3.56
(1,22)	1:B:184:LYS:N	1:B:78:PHE:N	20	3.56
(1,22)	1:B:184:LYS:N	1:B:79:LEU:N	20	3.56
(1,22)	1:B:184:LYS:N	1:B:80:CYS:N	20	3.56

Continued on next page...

Continued from previous page...

Key	Atom-1	Atom-2	Model ID	Violation (Å)
(1,22)	1:B:184:LYS:N	5:B:203:7Q9:N	20	3.56
(1,22)	1:B:184:LYS:N	5:B:204:7Q9:N	20	3.56
(1,22)	1:B:184:LYS:N	5:B:205:7Q9:N	20	3.56
(1,22)	1:B:184:LYS:N	5:B:206:7Q9:N	20	3.56
(1,22)	1:B:184:LYS:N	5:B:207:7Q9:N	20	3.56
(1,22)	1:B:184:LYS:N	6:B:208:17F:N1	20	3.56
(1,22)	1:B:184:LYS:N	5:B:209:7Q9:N	20	3.56
(1,22)	1:B:184:LYS:N	5:B:210:7Q9:N	20	3.56
(1,22)	1:B:184:LYS:N	5:B:211:7Q9:N	20	3.56
(1,22)	1:B:184:LYS:N	5:B:212:7Q9:N	20	3.56
(1,22)	1:B:184:LYS:N	5:B:213:7Q9:N	20	3.56
(1,22)	1:B:184:LYS:N	6:B:214:17F:N1	20	3.56
(1,22)	1:B:184:LYS:N	6:B:215:17F:N1	20	3.56
(1,22)	1:B:184:LYS:N	5:B:216:7Q9:N	20	3.56
(1,22)	1:B:184:LYS:N	5:B:217:7Q9:N	20	3.56
(1,22)	1:B:184:LYS:N	5:B:218:7Q9:N	20	3.56
(1,22)	1:B:184:LYS:N	6:B:219:17F:N1	20	3.56
(1,22)	1:B:184:LYS:N	5:B:220:7Q9:N	20	3.56
(1,22)	1:B:184:LYS:NZ	1:B:2:THR:N	20	3.56
(1,22)	1:B:184:LYS:NZ	1:B:3:GLU:N	20	3.56
(1,22)	1:B:184:LYS:NZ	1:B:4:TYR:N	20	3.56
(1,22)	1:B:184:LYS:NZ	1:B:5:LYS:N	20	3.56
(1,22)	1:B:184:LYS:NZ	1:B:6:LEU:N	20	3.56
(1,22)	1:B:184:LYS:NZ	1:B:7:VAL:N	20	3.56
(1,22)	1:B:184:LYS:NZ	1:B:8:VAL:N	20	3.56
(1,22)	1:B:184:LYS:NZ	1:B:9:VAL:N	20	3.56
(1,22)	1:B:184:LYS:NZ	1:B:10:GLY:N	20	3.56
(1,22)	1:B:184:LYS:NZ	1:B:11:ALA:N	20	3.56
(1,22)	1:B:184:LYS:NZ	1:B:12:ASP:N	20	3.56
(1,22)	1:B:184:LYS:NZ	1:B:13:GLY:N	20	3.56
(1,22)	1:B:184:LYS:NZ	1:B:14:VAL:N	20	3.56
(1,22)	1:B:184:LYS:NZ	1:B:15:GLY:N	20	3.56
(1,22)	1:B:184:LYS:NZ	1:B:16:LYS:N	20	3.56
(1,22)	1:B:184:LYS:NZ	1:B:17:SER:N	20	3.56
(1,22)	1:B:184:LYS:NZ	1:B:18:ALA:N	20	3.56
(1,22)	1:B:184:LYS:NZ	1:B:19:LEU:N	20	3.56
(1,22)	1:B:184:LYS:NZ	1:B:20:THR:N	20	3.56
(1,22)	1:B:184:LYS:NZ	1:B:21:ILE:N	20	3.56
(1,22)	1:B:184:LYS:NZ	1:B:22:GLN:N	20	3.56
(1,22)	1:B:184:LYS:NZ	1:B:23:LEU:N	20	3.56
(1,22)	1:B:184:LYS:NZ	1:B:24:ILE:N	20	3.56
(1,22)	1:B:184:LYS:NZ	1:B:25:GLN:N	20	3.56

Continued on next page...

Continued from previous page...

Key	Atom-1	Atom-2	Model ID	Violation (Å)
(1,22)	1:B:184:LYS:NZ	1:B:26:ASN:N	20	3.56
(1,22)	1:B:184:LYS:NZ	1:B:27:HIS:N	20	3.56
(1,22)	1:B:184:LYS:NZ	1:B:28:PHE:N	20	3.56
(1,22)	1:B:184:LYS:NZ	1:B:29:VAL:N	20	3.56
(1,22)	1:B:184:LYS:NZ	1:B:30:ASP:N	20	3.56
(1,22)	1:B:184:LYS:NZ	1:B:31:GLU:N	20	3.56
(1,22)	1:B:184:LYS:NZ	1:B:32:TYR:N	20	3.56
(1,22)	1:B:184:LYS:NZ	1:B:33:ASP:N	20	3.56
(1,22)	1:B:184:LYS:NZ	1:B:34:PRO:N	20	3.56
(1,22)	1:B:184:LYS:NZ	1:B:35:THR:N	20	3.56
(1,22)	1:B:184:LYS:NZ	1:B:36:ILE:N	20	3.56
(1,22)	1:B:184:LYS:NZ	1:B:37:GLU:N	20	3.56
(1,22)	1:B:184:LYS:NZ	1:B:38:ASP:N	20	3.56
(1,22)	1:B:184:LYS:NZ	1:B:39:SER:N	20	3.56
(1,22)	1:B:184:LYS:NZ	1:B:40:TYR:N	20	3.56
(1,22)	1:B:184:LYS:NZ	1:B:41:ARG:N	20	3.56
(1,22)	1:B:184:LYS:NZ	1:B:42:LYS:N	20	3.56
(1,22)	1:B:184:LYS:NZ	1:B:43:GLN:N	20	3.56
(1,22)	1:B:184:LYS:NZ	1:B:44:VAL:N	20	3.56
(1,22)	1:B:184:LYS:NZ	1:B:45:VAL:N	20	3.56
(1,22)	1:B:184:LYS:NZ	1:B:46:ILE:N	20	3.56
(1,22)	1:B:184:LYS:NZ	1:B:47:ASP:N	20	3.56
(1,22)	1:B:184:LYS:NZ	1:B:48:GLY:N	20	3.56
(1,22)	1:B:184:LYS:NZ	1:B:49:GLU:N	20	3.56
(1,22)	1:B:184:LYS:NZ	1:B:50:THR:N	20	3.56
(1,22)	1:B:184:LYS:NZ	1:B:51:CYS:N	20	3.56
(1,22)	1:B:184:LYS:NZ	1:B:52:LEU:N	20	3.56
(1,22)	1:B:184:LYS:NZ	1:B:53:LEU:N	20	3.56
(1,22)	1:B:184:LYS:NZ	1:B:54:ASP:N	20	3.56
(1,22)	1:B:184:LYS:NZ	1:B:55:ILE:N	20	3.56
(1,22)	1:B:184:LYS:NZ	1:B:56:LEU:N	20	3.56
(1,22)	1:B:184:LYS:NZ	1:B:57:ASP:N	20	3.56
(1,22)	1:B:184:LYS:NZ	1:B:58:THR:N	20	3.56
(1,22)	1:B:184:LYS:NZ	1:B:59:ALA:N	20	3.56
(1,22)	1:B:184:LYS:NZ	1:B:60:GLY:N	20	3.56
(1,22)	1:B:184:LYS:NZ	1:B:61:GLN:N	20	3.56
(1,22)	1:B:184:LYS:NZ	1:B:62:GLU:N	20	3.56
(1,22)	1:B:184:LYS:NZ	1:B:63:GLU:N	20	3.56
(1,22)	1:B:184:LYS:NZ	1:B:64:TYR:N	20	3.56
(1,22)	1:B:184:LYS:NZ	1:B:65:SER:N	20	3.56
(1,22)	1:B:184:LYS:NZ	1:B:66:ALA:N	20	3.56
(1,22)	1:B:184:LYS:NZ	1:B:67:MET:N	20	3.56

Continued on next page...

Continued from previous page...

Key	Atom-1	Atom-2	Model ID	Violation (Å)
(1,22)	1:B:184:LYS:NZ	1:B:68:ARG:N	20	3.56
(1,22)	1:B:184:LYS:NZ	1:B:69:ASP:N	20	3.56
(1,22)	1:B:184:LYS:NZ	1:B:70:GLN:N	20	3.56
(1,22)	1:B:184:LYS:NZ	1:B:71:TYR:N	20	3.56
(1,22)	1:B:184:LYS:NZ	1:B:72:MET:N	20	3.56
(1,22)	1:B:184:LYS:NZ	1:B:73:ARG:N	20	3.56
(1,22)	1:B:184:LYS:NZ	1:B:74:THR:N	20	3.56
(1,22)	1:B:184:LYS:NZ	1:B:75:GLY:N	20	3.56
(1,22)	1:B:184:LYS:NZ	1:B:76:GLU:N	20	3.56
(1,22)	1:B:184:LYS:NZ	1:B:77:GLY:N	20	3.56
(1,22)	1:B:184:LYS:NZ	1:B:78:PHE:N	20	3.56
(1,22)	1:B:184:LYS:NZ	1:B:79:LEU:N	20	3.56
(1,22)	1:B:184:LYS:NZ	1:B:80:CYS:N	20	3.56
(1,22)	1:B:184:LYS:NZ	5:B:203:7Q9:N	20	3.56
(1,22)	1:B:184:LYS:NZ	5:B:204:7Q9:N	20	3.56
(1,22)	1:B:184:LYS:NZ	5:B:205:7Q9:N	20	3.56
(1,22)	1:B:184:LYS:NZ	5:B:206:7Q9:N	20	3.56
(1,22)	1:B:184:LYS:NZ	5:B:207:7Q9:N	20	3.56
(1,22)	1:B:184:LYS:NZ	6:B:208:17F:N1	20	3.56
(1,22)	1:B:184:LYS:NZ	5:B:209:7Q9:N	20	3.56
(1,22)	1:B:184:LYS:NZ	5:B:210:7Q9:N	20	3.56
(1,22)	1:B:184:LYS:NZ	5:B:211:7Q9:N	20	3.56
(1,22)	1:B:184:LYS:NZ	5:B:212:7Q9:N	20	3.56
(1,22)	1:B:184:LYS:NZ	5:B:213:7Q9:N	20	3.56
(1,22)	1:B:184:LYS:NZ	6:B:214:17F:N1	20	3.56
(1,22)	1:B:184:LYS:NZ	6:B:215:17F:N1	20	3.56
(1,22)	1:B:184:LYS:NZ	5:B:216:7Q9:N	20	3.56
(1,22)	1:B:184:LYS:NZ	5:B:217:7Q9:N	20	3.56
(1,22)	1:B:184:LYS:NZ	5:B:218:7Q9:N	20	3.56
(1,22)	1:B:184:LYS:NZ	6:B:219:17F:N1	20	3.56
(1,22)	1:B:184:LYS:NZ	5:B:220:7Q9:N	20	3.56
(1,22)	1:B:184:LYS:O	1:B:2:THR:N	20	3.56
(1,22)	1:B:184:LYS:O	1:B:3:GLU:N	20	3.56
(1,22)	1:B:184:LYS:O	1:B:4:TYR:N	20	3.56
(1,22)	1:B:184:LYS:O	1:B:5:LYS:N	20	3.56
(1,22)	1:B:184:LYS:O	1:B:6:LEU:N	20	3.56
(1,22)	1:B:184:LYS:O	1:B:7:VAL:N	20	3.56
(1,22)	1:B:184:LYS:O	1:B:8:VAL:N	20	3.56
(1,22)	1:B:184:LYS:O	1:B:9:VAL:N	20	3.56
(1,22)	1:B:184:LYS:O	1:B:10:GLY:N	20	3.56
(1,22)	1:B:184:LYS:O	1:B:11:ALA:N	20	3.56
(1,22)	1:B:184:LYS:O	1:B:12:ASP:N	20	3.56

Continued on next page...

Continued from previous page...

Key	Atom-1	Atom-2	Model ID	Violation (Å)
(1,22)	1:B:184:LYS:O	1:B:13:GLY:N	20	3.56
(1,22)	1:B:184:LYS:O	1:B:14:VAL:N	20	3.56
(1,22)	1:B:184:LYS:O	1:B:15:GLY:N	20	3.56
(1,22)	1:B:184:LYS:O	1:B:16:LYS:N	20	3.56
(1,22)	1:B:184:LYS:O	1:B:17:SER:N	20	3.56
(1,22)	1:B:184:LYS:O	1:B:18:ALA:N	20	3.56
(1,22)	1:B:184:LYS:O	1:B:19:LEU:N	20	3.56
(1,22)	1:B:184:LYS:O	1:B:20:THR:N	20	3.56
(1,22)	1:B:184:LYS:O	1:B:21:ILE:N	20	3.56
(1,22)	1:B:184:LYS:O	1:B:22:GLN:N	20	3.56
(1,22)	1:B:184:LYS:O	1:B:23:LEU:N	20	3.56
(1,22)	1:B:184:LYS:O	1:B:24:ILE:N	20	3.56
(1,22)	1:B:184:LYS:O	1:B:25:GLN:N	20	3.56
(1,22)	1:B:184:LYS:O	1:B:26:ASN:N	20	3.56
(1,22)	1:B:184:LYS:O	1:B:27:HIS:N	20	3.56
(1,22)	1:B:184:LYS:O	1:B:28:PHE:N	20	3.56
(1,22)	1:B:184:LYS:O	1:B:29:VAL:N	20	3.56
(1,22)	1:B:184:LYS:O	1:B:30:ASP:N	20	3.56
(1,22)	1:B:184:LYS:O	1:B:31:GLU:N	20	3.56
(1,22)	1:B:184:LYS:O	1:B:32:TYR:N	20	3.56
(1,22)	1:B:184:LYS:O	1:B:33:ASP:N	20	3.56
(1,22)	1:B:184:LYS:O	1:B:34:PRO:N	20	3.56
(1,22)	1:B:184:LYS:O	1:B:35:THR:N	20	3.56
(1,22)	1:B:184:LYS:O	1:B:36:ILE:N	20	3.56
(1,22)	1:B:184:LYS:O	1:B:37:GLU:N	20	3.56
(1,22)	1:B:184:LYS:O	1:B:38:ASP:N	20	3.56
(1,22)	1:B:184:LYS:O	1:B:39:SER:N	20	3.56
(1,22)	1:B:184:LYS:O	1:B:40:TYR:N	20	3.56
(1,22)	1:B:184:LYS:O	1:B:41:ARG:N	20	3.56
(1,22)	1:B:184:LYS:O	1:B:42:LYS:N	20	3.56
(1,22)	1:B:184:LYS:O	1:B:43:GLN:N	20	3.56
(1,22)	1:B:184:LYS:O	1:B:44:VAL:N	20	3.56
(1,22)	1:B:184:LYS:O	1:B:45:VAL:N	20	3.56
(1,22)	1:B:184:LYS:O	1:B:46:ILE:N	20	3.56
(1,22)	1:B:184:LYS:O	1:B:47:ASP:N	20	3.56
(1,22)	1:B:184:LYS:O	1:B:48:GLY:N	20	3.56
(1,22)	1:B:184:LYS:O	1:B:49:GLU:N	20	3.56
(1,22)	1:B:184:LYS:O	1:B:50:THR:N	20	3.56
(1,22)	1:B:184:LYS:O	1:B:51:CYS:N	20	3.56
(1,22)	1:B:184:LYS:O	1:B:52:LEU:N	20	3.56
(1,22)	1:B:184:LYS:O	1:B:53:LEU:N	20	3.56
(1,22)	1:B:184:LYS:O	1:B:54:ASP:N	20	3.56

Continued on next page...

Continued from previous page...

Key	Atom-1	Atom-2	Model ID	Violation (Å)
(1,22)	1:B:184:LYS:O	1:B:55:ILE:N	20	3.56
(1,22)	1:B:184:LYS:O	1:B:56:LEU:N	20	3.56
(1,22)	1:B:184:LYS:O	1:B:57:ASP:N	20	3.56
(1,22)	1:B:184:LYS:O	1:B:58:THR:N	20	3.56
(1,22)	1:B:184:LYS:O	1:B:59:ALA:N	20	3.56
(1,22)	1:B:184:LYS:O	1:B:60:GLY:N	20	3.56
(1,22)	1:B:184:LYS:O	1:B:61:GLN:N	20	3.56
(1,22)	1:B:184:LYS:O	1:B:62:GLU:N	20	3.56
(1,22)	1:B:184:LYS:O	1:B:63:GLU:N	20	3.56
(1,22)	1:B:184:LYS:O	1:B:64:TYR:N	20	3.56
(1,22)	1:B:184:LYS:O	1:B:65:SER:N	20	3.56
(1,22)	1:B:184:LYS:O	1:B:66:ALA:N	20	3.56
(1,22)	1:B:184:LYS:O	1:B:67:MET:N	20	3.56
(1,22)	1:B:184:LYS:O	1:B:68:ARG:N	20	3.56
(1,22)	1:B:184:LYS:O	1:B:69:ASP:N	20	3.56
(1,22)	1:B:184:LYS:O	1:B:70:GLN:N	20	3.56
(1,22)	1:B:184:LYS:O	1:B:71:TYR:N	20	3.56
(1,22)	1:B:184:LYS:O	1:B:72:MET:N	20	3.56
(1,22)	1:B:184:LYS:O	1:B:73:ARG:N	20	3.56
(1,22)	1:B:184:LYS:O	1:B:74:THR:N	20	3.56
(1,22)	1:B:184:LYS:O	1:B:75:GLY:N	20	3.56
(1,22)	1:B:184:LYS:O	1:B:76:GLU:N	20	3.56
(1,22)	1:B:184:LYS:O	1:B:77:GLY:N	20	3.56
(1,22)	1:B:184:LYS:O	1:B:78:PHE:N	20	3.56
(1,22)	1:B:184:LYS:O	1:B:79:LEU:N	20	3.56
(1,22)	1:B:184:LYS:O	1:B:80:CYS:N	20	3.56
(1,22)	1:B:184:LYS:O	5:B:203:7Q9:N	20	3.56
(1,22)	1:B:184:LYS:O	5:B:204:7Q9:N	20	3.56
(1,22)	1:B:184:LYS:O	5:B:205:7Q9:N	20	3.56
(1,22)	1:B:184:LYS:O	5:B:206:7Q9:N	20	3.56
(1,22)	1:B:184:LYS:O	5:B:207:7Q9:N	20	3.56
(1,22)	1:B:184:LYS:O	6:B:208:17F:N1	20	3.56
(1,22)	1:B:184:LYS:O	5:B:209:7Q9:N	20	3.56
(1,22)	1:B:184:LYS:O	5:B:210:7Q9:N	20	3.56
(1,22)	1:B:184:LYS:O	5:B:211:7Q9:N	20	3.56
(1,22)	1:B:184:LYS:O	5:B:212:7Q9:N	20	3.56
(1,22)	1:B:184:LYS:O	5:B:213:7Q9:N	20	3.56
(1,22)	1:B:184:LYS:O	6:B:214:17F:N1	20	3.56
(1,22)	1:B:184:LYS:O	6:B:215:17F:N1	20	3.56
(1,22)	1:B:184:LYS:O	5:B:216:7Q9:N	20	3.56
(1,22)	1:B:184:LYS:O	5:B:217:7Q9:N	20	3.56
(1,22)	1:B:184:LYS:O	5:B:218:7Q9:N	20	3.56

Continued on next page...

Continued from previous page...

Key	Atom-1	Atom-2	Model ID	Violation (Å)
(1,22)	1:B:184:LYS:O	6:B:219:17F:N1	20	3.56
(1,22)	1:B:184:LYS:O	5:B:220:7Q9:N	20	3.56
(3,5)	1:A:24:ILE:CD1	1:B:2:THR:N	12	3.55
(3,5)	1:A:24:ILE:CD1	1:B:3:GLU:N	12	3.55
(3,5)	1:A:24:ILE:CD1	1:B:4:TYR:N	12	3.55
(3,5)	1:A:24:ILE:CD1	1:B:5:LYS:N	12	3.55
(3,5)	1:A:24:ILE:CD1	1:B:6:LEU:N	12	3.55
(3,5)	1:A:24:ILE:CD1	1:B:7:VAL:N	12	3.55
(3,5)	1:A:24:ILE:CD1	1:B:8:VAL:N	12	3.55
(3,5)	1:A:24:ILE:CD1	1:B:9:VAL:N	12	3.55
(3,5)	1:A:24:ILE:CD1	1:B:10:GLY:N	12	3.55
(3,5)	1:A:24:ILE:CD1	1:B:11:ALA:N	12	3.55
(3,5)	1:A:24:ILE:CD1	1:B:12:ASP:N	12	3.55
(3,5)	1:A:24:ILE:CD1	1:B:13:GLY:N	12	3.55
(3,5)	1:A:24:ILE:CD1	1:B:14:VAL:N	12	3.55
(3,5)	1:A:24:ILE:CD1	1:B:15:GLY:N	12	3.55
(3,5)	1:A:24:ILE:CD1	1:B:16:LYS:N	12	3.55
(3,5)	1:A:24:ILE:CD1	1:B:17:SER:N	12	3.55
(3,5)	1:A:24:ILE:CD1	1:B:18:ALA:N	12	3.55
(3,5)	1:A:24:ILE:CD1	1:B:19:LEU:N	12	3.55
(3,5)	1:A:24:ILE:CD1	1:B:20:THR:N	12	3.55
(3,5)	1:A:24:ILE:CD1	1:B:21:ILE:N	12	3.55
(3,5)	1:A:24:ILE:CD1	1:B:22:GLN:N	12	3.55
(3,5)	1:A:24:ILE:CD1	1:B:23:LEU:N	12	3.55
(3,5)	1:A:24:ILE:CD1	1:B:24:ILE:N	12	3.55
(3,5)	1:A:24:ILE:CD1	1:B:25:GLN:N	12	3.55
(3,5)	1:A:24:ILE:CD1	1:B:26:ASN:N	12	3.55
(3,5)	1:A:24:ILE:CD1	1:B:27:HIS:N	12	3.55
(3,5)	1:A:24:ILE:CD1	1:B:28:PHE:N	12	3.55
(3,5)	1:A:24:ILE:CD1	1:B:29:VAL:N	12	3.55
(3,5)	1:A:24:ILE:CD1	1:B:30:ASP:N	12	3.55
(3,5)	1:A:24:ILE:CD1	1:B:31:GLU:N	12	3.55
(3,5)	1:A:24:ILE:CD1	1:B:32:TYR:N	12	3.55
(3,5)	1:A:24:ILE:CD1	1:B:33:ASP:N	12	3.55
(3,5)	1:A:24:ILE:CD1	1:B:34:PRO:N	12	3.55
(3,5)	1:A:24:ILE:CD1	1:B:35:THR:N	12	3.55
(3,5)	1:A:24:ILE:CD1	1:B:36:ILE:N	12	3.55
(3,5)	1:A:24:ILE:CD1	1:B:37:GLU:N	12	3.55
(3,5)	1:A:24:ILE:CD1	1:B:38:ASP:N	12	3.55
(3,5)	1:A:24:ILE:CD1	1:B:39:SER:N	12	3.55
(3,5)	1:A:24:ILE:CD1	1:B:40:TYR:N	12	3.55
(3,5)	1:A:24:ILE:CD1	1:B:41:ARG:N	12	3.55

Continued on next page...

Continued from previous page...

Key	Atom-1	Atom-2	Model ID	Violation (Å)
(3,5)	1:A:24:ILE:CD1	1:B:42:LYS:N	12	3.55
(3,5)	1:A:24:ILE:CD1	1:B:43:GLN:N	12	3.55
(3,5)	1:A:24:ILE:CD1	1:B:44:VAL:N	12	3.55
(3,5)	1:A:24:ILE:CD1	1:B:45:VAL:N	12	3.55
(3,5)	1:A:24:ILE:CD1	1:B:46:ILE:N	12	3.55
(3,5)	1:A:24:ILE:CD1	1:B:47:ASP:N	12	3.55
(3,5)	1:A:24:ILE:CD1	1:B:48:GLY:N	12	3.55
(3,5)	1:A:24:ILE:CD1	1:B:49:GLU:N	12	3.55
(3,5)	1:A:24:ILE:CD1	1:B:50:THR:N	12	3.55
(3,5)	1:A:24:ILE:CD1	1:B:51:CYS:N	12	3.55
(3,5)	1:A:24:ILE:CD1	1:B:52:LEU:N	12	3.55
(3,5)	1:A:24:ILE:CD1	1:B:53:LEU:N	12	3.55
(3,5)	1:A:24:ILE:CD1	1:B:54:ASP:N	12	3.55
(3,5)	1:A:24:ILE:CD1	1:B:55:ILE:N	12	3.55
(3,5)	1:A:24:ILE:CD1	1:B:56:LEU:N	12	3.55
(3,5)	1:A:24:ILE:CD1	1:B:57:ASP:N	12	3.55
(3,5)	1:A:24:ILE:CD1	1:B:58:THR:N	12	3.55
(3,5)	1:A:24:ILE:CD1	1:B:59:ALA:N	12	3.55
(3,5)	1:A:24:ILE:CD1	1:B:60:GLY:N	12	3.55
(3,5)	1:A:24:ILE:CD1	1:B:61:GLN:N	12	3.55
(3,5)	1:A:24:ILE:CD1	1:B:62:GLU:N	12	3.55
(3,5)	1:A:24:ILE:CD1	1:B:63:GLU:N	12	3.55
(3,5)	1:A:24:ILE:CD1	1:B:64:TYR:N	12	3.55
(3,5)	1:A:24:ILE:CD1	1:B:65:SER:N	12	3.55
(3,5)	1:A:24:ILE:CD1	1:B:66:ALA:N	12	3.55
(3,5)	1:A:24:ILE:CD1	1:B:67:MET:N	12	3.55
(3,5)	1:A:24:ILE:CD1	1:B:68:ARG:N	12	3.55
(3,5)	1:A:24:ILE:CD1	1:B:69:ASP:N	12	3.55
(3,5)	1:A:24:ILE:CD1	1:B:70:GLN:N	12	3.55
(3,5)	1:A:24:ILE:CD1	1:B:71:TYR:N	12	3.55
(3,5)	1:A:24:ILE:CD1	1:B:72:MET:N	12	3.55
(3,5)	1:A:24:ILE:CD1	1:B:73:ARG:N	12	3.55
(3,5)	1:A:24:ILE:CD1	1:B:74:THR:N	12	3.55
(3,5)	1:A:24:ILE:CD1	1:B:75:GLY:N	12	3.55
(3,5)	1:A:24:ILE:CD1	1:B:76:GLU:N	12	3.55
(3,5)	1:A:24:ILE:CD1	1:B:77:GLY:N	12	3.55
(3,5)	1:A:24:ILE:CD1	1:B:78:PHE:N	12	3.55
(3,5)	1:A:24:ILE:CD1	1:B:79:LEU:N	12	3.55
(3,5)	1:A:24:ILE:CD1	1:B:80:CYS:N	12	3.55
(3,5)	1:A:24:ILE:CD1	5:B:203:7Q9:N	12	3.55
(3,5)	1:A:24:ILE:CD1	5:B:204:7Q9:N	12	3.55
(3,5)	1:A:24:ILE:CD1	5:B:205:7Q9:N	12	3.55

Continued on next page...

Continued from previous page...

Key	Atom-1	Atom-2	Model ID	Violation (Å)
(3,5)	1:A:24:ILE:CD1	5:B:206:7Q9:N	12	3.55
(3,5)	1:A:24:ILE:CD1	5:B:207:7Q9:N	12	3.55
(3,5)	1:A:24:ILE:CD1	6:B:208:17F:N1	12	3.55
(3,5)	1:A:24:ILE:CD1	5:B:209:7Q9:N	12	3.55
(3,5)	1:A:24:ILE:CD1	5:B:210:7Q9:N	12	3.55
(3,5)	1:A:24:ILE:CD1	5:B:211:7Q9:N	12	3.55
(3,5)	1:A:24:ILE:CD1	5:B:212:7Q9:N	12	3.55
(3,5)	1:A:24:ILE:CD1	5:B:213:7Q9:N	12	3.55
(3,5)	1:A:24:ILE:CD1	6:B:214:17F:N1	12	3.55
(3,5)	1:A:24:ILE:CD1	6:B:215:17F:N1	12	3.55
(3,5)	1:A:24:ILE:CD1	5:B:216:7Q9:N	12	3.55
(3,5)	1:A:24:ILE:CD1	5:B:217:7Q9:N	12	3.55
(3,5)	1:A:24:ILE:CD1	5:B:218:7Q9:N	12	3.55
(3,5)	1:A:24:ILE:CD1	6:B:219:17F:N1	12	3.55
(3,5)	1:A:24:ILE:CD1	5:B:220:7Q9:N	12	3.55
(3,7)	1:A:44:VAL:CG1	1:B:2:THR:N	19	3.54
(3,7)	1:A:44:VAL:CG1	1:B:3:GLU:N	19	3.54
(3,7)	1:A:44:VAL:CG1	1:B:4:TYR:N	19	3.54
(3,7)	1:A:44:VAL:CG1	1:B:5:LYS:N	19	3.54
(3,7)	1:A:44:VAL:CG1	1:B:6:LEU:N	19	3.54
(3,7)	1:A:44:VAL:CG1	1:B:7:VAL:N	19	3.54
(3,7)	1:A:44:VAL:CG1	1:B:8:VAL:N	19	3.54
(3,7)	1:A:44:VAL:CG1	1:B:9:VAL:N	19	3.54
(3,7)	1:A:44:VAL:CG1	1:B:10:GLY:N	19	3.54
(3,7)	1:A:44:VAL:CG1	1:B:11:ALA:N	19	3.54
(3,7)	1:A:44:VAL:CG1	1:B:12:ASP:N	19	3.54
(3,7)	1:A:44:VAL:CG1	1:B:13:GLY:N	19	3.54
(3,7)	1:A:44:VAL:CG1	1:B:14:VAL:N	19	3.54
(3,7)	1:A:44:VAL:CG1	1:B:15:GLY:N	19	3.54
(3,7)	1:A:44:VAL:CG1	1:B:16:LYS:N	19	3.54
(3,7)	1:A:44:VAL:CG1	1:B:17:SER:N	19	3.54
(3,7)	1:A:44:VAL:CG1	1:B:18:ALA:N	19	3.54
(3,7)	1:A:44:VAL:CG1	1:B:19:LEU:N	19	3.54
(3,7)	1:A:44:VAL:CG1	1:B:20:THR:N	19	3.54
(3,7)	1:A:44:VAL:CG1	1:B:21:ILE:N	19	3.54
(3,7)	1:A:44:VAL:CG1	1:B:22:GLN:N	19	3.54
(3,7)	1:A:44:VAL:CG1	1:B:23:LEU:N	19	3.54
(3,7)	1:A:44:VAL:CG1	1:B:24:ILE:N	19	3.54
(3,7)	1:A:44:VAL:CG1	1:B:25:GLN:N	19	3.54
(3,7)	1:A:44:VAL:CG1	1:B:26:ASN:N	19	3.54
(3,7)	1:A:44:VAL:CG1	1:B:27:HIS:N	19	3.54
(3,7)	1:A:44:VAL:CG1	1:B:28:PHE:N	19	3.54

Continued on next page...

Continued from previous page...

Key	Atom-1	Atom-2	Model ID	Violation (Å)
(3,7)	1:A:44:VAL:CG1	1:B:29:VAL:N	19	3.54
(3,7)	1:A:44:VAL:CG1	1:B:30:ASP:N	19	3.54
(3,7)	1:A:44:VAL:CG1	1:B:31:GLU:N	19	3.54
(3,7)	1:A:44:VAL:CG1	1:B:32:TYR:N	19	3.54
(3,7)	1:A:44:VAL:CG1	1:B:33:ASP:N	19	3.54
(3,7)	1:A:44:VAL:CG1	1:B:34:PRO:N	19	3.54
(3,7)	1:A:44:VAL:CG1	1:B:35:THR:N	19	3.54
(3,7)	1:A:44:VAL:CG1	1:B:36:ILE:N	19	3.54
(3,7)	1:A:44:VAL:CG1	1:B:37:GLU:N	19	3.54
(3,7)	1:A:44:VAL:CG1	1:B:38:ASP:N	19	3.54
(3,7)	1:A:44:VAL:CG1	1:B:39:SER:N	19	3.54
(3,7)	1:A:44:VAL:CG1	1:B:40:TYR:N	19	3.54
(3,7)	1:A:44:VAL:CG1	1:B:41:ARG:N	19	3.54
(3,7)	1:A:44:VAL:CG1	1:B:42:LYS:N	19	3.54
(3,7)	1:A:44:VAL:CG1	1:B:43:GLN:N	19	3.54
(3,7)	1:A:44:VAL:CG1	1:B:44:VAL:N	19	3.54
(3,7)	1:A:44:VAL:CG1	1:B:45:VAL:N	19	3.54
(3,7)	1:A:44:VAL:CG1	1:B:46:ILE:N	19	3.54
(3,7)	1:A:44:VAL:CG1	1:B:47:ASP:N	19	3.54
(3,7)	1:A:44:VAL:CG1	1:B:48:GLY:N	19	3.54
(3,7)	1:A:44:VAL:CG1	1:B:49:GLU:N	19	3.54
(3,7)	1:A:44:VAL:CG1	1:B:50:THR:N	19	3.54
(3,7)	1:A:44:VAL:CG1	1:B:51:CYS:N	19	3.54
(3,7)	1:A:44:VAL:CG1	1:B:52:LEU:N	19	3.54
(3,7)	1:A:44:VAL:CG1	1:B:53:LEU:N	19	3.54
(3,7)	1:A:44:VAL:CG1	1:B:54:ASP:N	19	3.54
(3,7)	1:A:44:VAL:CG1	1:B:55:ILE:N	19	3.54
(3,7)	1:A:44:VAL:CG1	1:B:56:LEU:N	19	3.54
(3,7)	1:A:44:VAL:CG1	1:B:57:ASP:N	19	3.54
(3,7)	1:A:44:VAL:CG1	1:B:58:THR:N	19	3.54
(3,7)	1:A:44:VAL:CG1	1:B:59:ALA:N	19	3.54
(3,7)	1:A:44:VAL:CG1	1:B:60:GLY:N	19	3.54
(3,7)	1:A:44:VAL:CG1	1:B:61:GLN:N	19	3.54
(3,7)	1:A:44:VAL:CG1	1:B:62:GLU:N	19	3.54
(3,7)	1:A:44:VAL:CG1	1:B:63:GLU:N	19	3.54
(3,7)	1:A:44:VAL:CG1	1:B:64:TYR:N	19	3.54
(3,7)	1:A:44:VAL:CG1	1:B:65:SER:N	19	3.54
(3,7)	1:A:44:VAL:CG1	1:B:66:ALA:N	19	3.54
(3,7)	1:A:44:VAL:CG1	1:B:67:MET:N	19	3.54
(3,7)	1:A:44:VAL:CG1	1:B:68:ARG:N	19	3.54
(3,7)	1:A:44:VAL:CG1	1:B:69:ASP:N	19	3.54
(3,7)	1:A:44:VAL:CG1	1:B:70:GLN:N	19	3.54

Continued on next page...

Continued from previous page...

Key	Atom-1	Atom-2	Model ID	Violation (Å)
(3,7)	1:A:44:VAL:CG1	1:B:71:TYR:N	19	3.54
(3,7)	1:A:44:VAL:CG1	1:B:72:MET:N	19	3.54
(3,7)	1:A:44:VAL:CG1	1:B:73:ARG:N	19	3.54
(3,7)	1:A:44:VAL:CG1	1:B:74:THR:N	19	3.54
(3,7)	1:A:44:VAL:CG1	1:B:75:GLY:N	19	3.54
(3,7)	1:A:44:VAL:CG1	1:B:76:GLU:N	19	3.54
(3,7)	1:A:44:VAL:CG1	1:B:77:GLY:N	19	3.54
(3,7)	1:A:44:VAL:CG1	1:B:78:PHE:N	19	3.54
(3,7)	1:A:44:VAL:CG1	1:B:79:LEU:N	19	3.54
(3,7)	1:A:44:VAL:CG1	1:B:80:CYS:N	19	3.54
(3,7)	1:A:44:VAL:CG1	5:B:203:7Q9:N	19	3.54
(3,7)	1:A:44:VAL:CG1	5:B:204:7Q9:N	19	3.54
(3,7)	1:A:44:VAL:CG1	5:B:205:7Q9:N	19	3.54
(3,7)	1:A:44:VAL:CG1	5:B:206:7Q9:N	19	3.54
(3,7)	1:A:44:VAL:CG1	5:B:207:7Q9:N	19	3.54
(3,7)	1:A:44:VAL:CG1	6:B:208:17F:N1	19	3.54
(3,7)	1:A:44:VAL:CG1	5:B:209:7Q9:N	19	3.54
(3,7)	1:A:44:VAL:CG1	5:B:210:7Q9:N	19	3.54
(3,7)	1:A:44:VAL:CG1	5:B:211:7Q9:N	19	3.54
(3,7)	1:A:44:VAL:CG1	5:B:212:7Q9:N	19	3.54
(3,7)	1:A:44:VAL:CG1	5:B:213:7Q9:N	19	3.54
(3,7)	1:A:44:VAL:CG1	6:B:214:17F:N1	19	3.54
(3,7)	1:A:44:VAL:CG1	6:B:215:17F:N1	19	3.54
(3,7)	1:A:44:VAL:CG1	5:B:216:7Q9:N	19	3.54
(3,7)	1:A:44:VAL:CG1	5:B:217:7Q9:N	19	3.54
(3,7)	1:A:44:VAL:CG1	5:B:218:7Q9:N	19	3.54
(3,7)	1:A:44:VAL:CG1	6:B:219:17F:N1	19	3.54
(3,7)	1:A:44:VAL:CG1	5:B:220:7Q9:N	19	3.54
(3,7)	1:A:44:VAL:CG2	1:B:2:THR:N	19	3.54
(3,7)	1:A:44:VAL:CG2	1:B:3:GLU:N	19	3.54
(3,7)	1:A:44:VAL:CG2	1:B:4:TYR:N	19	3.54
(3,7)	1:A:44:VAL:CG2	1:B:5:LYS:N	19	3.54
(3,7)	1:A:44:VAL:CG2	1:B:6:LEU:N	19	3.54
(3,7)	1:A:44:VAL:CG2	1:B:7:VAL:N	19	3.54
(3,7)	1:A:44:VAL:CG2	1:B:8:VAL:N	19	3.54
(3,7)	1:A:44:VAL:CG2	1:B:9:VAL:N	19	3.54
(3,7)	1:A:44:VAL:CG2	1:B:10:GLY:N	19	3.54
(3,7)	1:A:44:VAL:CG2	1:B:11:ALA:N	19	3.54
(3,7)	1:A:44:VAL:CG2	1:B:12:ASP:N	19	3.54
(3,7)	1:A:44:VAL:CG2	1:B:13:GLY:N	19	3.54
(3,7)	1:A:44:VAL:CG2	1:B:14:VAL:N	19	3.54
(3,7)	1:A:44:VAL:CG2	1:B:15:GLY:N	19	3.54

Continued on next page...

Continued from previous page...

Key	Atom-1	Atom-2	Model ID	Violation (Å)
(3,7)	1:A:44:VAL:CG2	1:B:16:LYS:N	19	3.54
(3,7)	1:A:44:VAL:CG2	1:B:17:SER:N	19	3.54
(3,7)	1:A:44:VAL:CG2	1:B:18:ALA:N	19	3.54
(3,7)	1:A:44:VAL:CG2	1:B:19:LEU:N	19	3.54
(3,7)	1:A:44:VAL:CG2	1:B:20:THR:N	19	3.54
(3,7)	1:A:44:VAL:CG2	1:B:21:ILE:N	19	3.54
(3,7)	1:A:44:VAL:CG2	1:B:22:GLN:N	19	3.54
(3,7)	1:A:44:VAL:CG2	1:B:23:LEU:N	19	3.54
(3,7)	1:A:44:VAL:CG2	1:B:24:ILE:N	19	3.54
(3,7)	1:A:44:VAL:CG2	1:B:25:GLN:N	19	3.54
(3,7)	1:A:44:VAL:CG2	1:B:26:ASN:N	19	3.54
(3,7)	1:A:44:VAL:CG2	1:B:27:HIS:N	19	3.54
(3,7)	1:A:44:VAL:CG2	1:B:28:PHE:N	19	3.54
(3,7)	1:A:44:VAL:CG2	1:B:29:VAL:N	19	3.54
(3,7)	1:A:44:VAL:CG2	1:B:30:ASP:N	19	3.54
(3,7)	1:A:44:VAL:CG2	1:B:31:GLU:N	19	3.54
(3,7)	1:A:44:VAL:CG2	1:B:32:TYR:N	19	3.54
(3,7)	1:A:44:VAL:CG2	1:B:33:ASP:N	19	3.54
(3,7)	1:A:44:VAL:CG2	1:B:34:PRO:N	19	3.54
(3,7)	1:A:44:VAL:CG2	1:B:35:THR:N	19	3.54
(3,7)	1:A:44:VAL:CG2	1:B:36:ILE:N	19	3.54
(3,7)	1:A:44:VAL:CG2	1:B:37:GLU:N	19	3.54
(3,7)	1:A:44:VAL:CG2	1:B:38:ASP:N	19	3.54
(3,7)	1:A:44:VAL:CG2	1:B:39:SER:N	19	3.54
(3,7)	1:A:44:VAL:CG2	1:B:40:TYR:N	19	3.54
(3,7)	1:A:44:VAL:CG2	1:B:41:ARG:N	19	3.54
(3,7)	1:A:44:VAL:CG2	1:B:42:LYS:N	19	3.54
(3,7)	1:A:44:VAL:CG2	1:B:43:GLN:N	19	3.54
(3,7)	1:A:44:VAL:CG2	1:B:44:VAL:N	19	3.54
(3,7)	1:A:44:VAL:CG2	1:B:45:VAL:N	19	3.54
(3,7)	1:A:44:VAL:CG2	1:B:46:ILE:N	19	3.54
(3,7)	1:A:44:VAL:CG2	1:B:47:ASP:N	19	3.54
(3,7)	1:A:44:VAL:CG2	1:B:48:GLY:N	19	3.54
(3,7)	1:A:44:VAL:CG2	1:B:49:GLU:N	19	3.54
(3,7)	1:A:44:VAL:CG2	1:B:50:THR:N	19	3.54
(3,7)	1:A:44:VAL:CG2	1:B:51:CYS:N	19	3.54
(3,7)	1:A:44:VAL:CG2	1:B:52:LEU:N	19	3.54
(3,7)	1:A:44:VAL:CG2	1:B:53:LEU:N	19	3.54
(3,7)	1:A:44:VAL:CG2	1:B:54:ASP:N	19	3.54
(3,7)	1:A:44:VAL:CG2	1:B:55:ILE:N	19	3.54
(3,7)	1:A:44:VAL:CG2	1:B:56:LEU:N	19	3.54
(3,7)	1:A:44:VAL:CG2	1:B:57:ASP:N	19	3.54

Continued on next page...

Continued from previous page...

Key	Atom-1	Atom-2	Model ID	Violation (Å)
(3,7)	1:A:44:VAL:CG2	1:B:58:THR:N	19	3.54
(3,7)	1:A:44:VAL:CG2	1:B:59:ALA:N	19	3.54
(3,7)	1:A:44:VAL:CG2	1:B:60:GLY:N	19	3.54
(3,7)	1:A:44:VAL:CG2	1:B:61:GLN:N	19	3.54
(3,7)	1:A:44:VAL:CG2	1:B:62:GLU:N	19	3.54
(3,7)	1:A:44:VAL:CG2	1:B:63:GLU:N	19	3.54
(3,7)	1:A:44:VAL:CG2	1:B:64:TYR:N	19	3.54
(3,7)	1:A:44:VAL:CG2	1:B:65:SER:N	19	3.54
(3,7)	1:A:44:VAL:CG2	1:B:66:ALA:N	19	3.54
(3,7)	1:A:44:VAL:CG2	1:B:67:MET:N	19	3.54
(3,7)	1:A:44:VAL:CG2	1:B:68:ARG:N	19	3.54
(3,7)	1:A:44:VAL:CG2	1:B:69:ASP:N	19	3.54
(3,7)	1:A:44:VAL:CG2	1:B:70:GLN:N	19	3.54
(3,7)	1:A:44:VAL:CG2	1:B:71:TYR:N	19	3.54
(3,7)	1:A:44:VAL:CG2	1:B:72:MET:N	19	3.54
(3,7)	1:A:44:VAL:CG2	1:B:73:ARG:N	19	3.54
(3,7)	1:A:44:VAL:CG2	1:B:74:THR:N	19	3.54
(3,7)	1:A:44:VAL:CG2	1:B:75:GLY:N	19	3.54
(3,7)	1:A:44:VAL:CG2	1:B:76:GLU:N	19	3.54
(3,7)	1:A:44:VAL:CG2	1:B:77:GLY:N	19	3.54
(3,7)	1:A:44:VAL:CG2	1:B:78:PHE:N	19	3.54
(3,7)	1:A:44:VAL:CG2	1:B:79:LEU:N	19	3.54
(3,7)	1:A:44:VAL:CG2	1:B:80:CYS:N	19	3.54
(3,7)	1:A:44:VAL:CG2	5:B:203:7Q9:N	19	3.54
(3,7)	1:A:44:VAL:CG2	5:B:204:7Q9:N	19	3.54
(3,7)	1:A:44:VAL:CG2	5:B:205:7Q9:N	19	3.54
(3,7)	1:A:44:VAL:CG2	5:B:206:7Q9:N	19	3.54
(3,7)	1:A:44:VAL:CG2	5:B:207:7Q9:N	19	3.54
(3,7)	1:A:44:VAL:CG2	6:B:208:17F:N1	19	3.54
(3,7)	1:A:44:VAL:CG2	5:B:209:7Q9:N	19	3.54
(3,7)	1:A:44:VAL:CG2	5:B:210:7Q9:N	19	3.54
(3,7)	1:A:44:VAL:CG2	5:B:211:7Q9:N	19	3.54
(3,7)	1:A:44:VAL:CG2	5:B:212:7Q9:N	19	3.54
(3,7)	1:A:44:VAL:CG2	5:B:213:7Q9:N	19	3.54
(3,7)	1:A:44:VAL:CG2	6:B:214:17F:N1	19	3.54
(3,7)	1:A:44:VAL:CG2	6:B:215:17F:N1	19	3.54
(3,7)	1:A:44:VAL:CG2	5:B:216:7Q9:N	19	3.54
(3,7)	1:A:44:VAL:CG2	5:B:217:7Q9:N	19	3.54
(3,7)	1:A:44:VAL:CG2	5:B:218:7Q9:N	19	3.54
(3,7)	1:A:44:VAL:CG2	6:B:219:17F:N1	19	3.54
(3,7)	1:A:44:VAL:CG2	5:B:220:7Q9:N	19	3.54
(3,3)	1:A:21:ILE:CD1	1:B:2:THR:N	4	3.54

Continued on next page...

Continued from previous page...

Key	Atom-1	Atom-2	Model ID	Violation (Å)
(3,3)	1:A:21:ILE:CD1	1:B:3:GLU:N	4	3.54
(3,3)	1:A:21:ILE:CD1	1:B:4:TYR:N	4	3.54
(3,3)	1:A:21:ILE:CD1	1:B:5:LYS:N	4	3.54
(3,3)	1:A:21:ILE:CD1	1:B:6:LEU:N	4	3.54
(3,3)	1:A:21:ILE:CD1	1:B:7:VAL:N	4	3.54
(3,3)	1:A:21:ILE:CD1	1:B:8:VAL:N	4	3.54
(3,3)	1:A:21:ILE:CD1	1:B:9:VAL:N	4	3.54
(3,3)	1:A:21:ILE:CD1	1:B:10:GLY:N	4	3.54
(3,3)	1:A:21:ILE:CD1	1:B:11:ALA:N	4	3.54
(3,3)	1:A:21:ILE:CD1	1:B:12:ASP:N	4	3.54
(3,3)	1:A:21:ILE:CD1	1:B:13:GLY:N	4	3.54
(3,3)	1:A:21:ILE:CD1	1:B:14:VAL:N	4	3.54
(3,3)	1:A:21:ILE:CD1	1:B:15:GLY:N	4	3.54
(3,3)	1:A:21:ILE:CD1	1:B:16:LYS:N	4	3.54
(3,3)	1:A:21:ILE:CD1	1:B:17:SER:N	4	3.54
(3,3)	1:A:21:ILE:CD1	1:B:18:ALA:N	4	3.54
(3,3)	1:A:21:ILE:CD1	1:B:19:LEU:N	4	3.54
(3,3)	1:A:21:ILE:CD1	1:B:20:THR:N	4	3.54
(3,3)	1:A:21:ILE:CD1	1:B:21:ILE:N	4	3.54
(3,3)	1:A:21:ILE:CD1	1:B:22:GLN:N	4	3.54
(3,3)	1:A:21:ILE:CD1	1:B:23:LEU:N	4	3.54
(3,3)	1:A:21:ILE:CD1	1:B:24:ILE:N	4	3.54
(3,3)	1:A:21:ILE:CD1	1:B:25:GLN:N	4	3.54
(3,3)	1:A:21:ILE:CD1	1:B:26:ASN:N	4	3.54
(3,3)	1:A:21:ILE:CD1	1:B:27:HIS:N	4	3.54
(3,3)	1:A:21:ILE:CD1	1:B:28:PHE:N	4	3.54
(3,3)	1:A:21:ILE:CD1	1:B:29:VAL:N	4	3.54
(3,3)	1:A:21:ILE:CD1	1:B:30:ASP:N	4	3.54
(3,3)	1:A:21:ILE:CD1	1:B:31:GLU:N	4	3.54
(3,3)	1:A:21:ILE:CD1	1:B:32:TYR:N	4	3.54
(3,3)	1:A:21:ILE:CD1	1:B:33:ASP:N	4	3.54
(3,3)	1:A:21:ILE:CD1	1:B:34:PRO:N	4	3.54
(3,3)	1:A:21:ILE:CD1	1:B:35:THR:N	4	3.54
(3,3)	1:A:21:ILE:CD1	1:B:36:ILE:N	4	3.54
(3,3)	1:A:21:ILE:CD1	1:B:37:GLU:N	4	3.54
(3,3)	1:A:21:ILE:CD1	1:B:38:ASP:N	4	3.54
(3,3)	1:A:21:ILE:CD1	1:B:39:SER:N	4	3.54
(3,3)	1:A:21:ILE:CD1	1:B:40:TYR:N	4	3.54
(3,3)	1:A:21:ILE:CD1	1:B:41:ARG:N	4	3.54
(3,3)	1:A:21:ILE:CD1	1:B:42:LYS:N	4	3.54
(3,3)	1:A:21:ILE:CD1	1:B:43:GLN:N	4	3.54
(3,3)	1:A:21:ILE:CD1	1:B:44:VAL:N	4	3.54

Continued on next page...

Continued from previous page...

Key	Atom-1	Atom-2	Model ID	Violation (Å)
(3,3)	1:A:21:ILE:CD1	1:B:45:VAL:N	4	3.54
(3,3)	1:A:21:ILE:CD1	1:B:46:ILE:N	4	3.54
(3,3)	1:A:21:ILE:CD1	1:B:47:ASP:N	4	3.54
(3,3)	1:A:21:ILE:CD1	1:B:48:GLY:N	4	3.54
(3,3)	1:A:21:ILE:CD1	1:B:49:GLU:N	4	3.54
(3,3)	1:A:21:ILE:CD1	1:B:50:THR:N	4	3.54
(3,3)	1:A:21:ILE:CD1	1:B:51:CYS:N	4	3.54
(3,3)	1:A:21:ILE:CD1	1:B:52:LEU:N	4	3.54
(3,3)	1:A:21:ILE:CD1	1:B:53:LEU:N	4	3.54
(3,3)	1:A:21:ILE:CD1	1:B:54:ASP:N	4	3.54
(3,3)	1:A:21:ILE:CD1	1:B:55:ILE:N	4	3.54
(3,3)	1:A:21:ILE:CD1	1:B:56:LEU:N	4	3.54
(3,3)	1:A:21:ILE:CD1	1:B:57:ASP:N	4	3.54
(3,3)	1:A:21:ILE:CD1	1:B:58:THR:N	4	3.54
(3,3)	1:A:21:ILE:CD1	1:B:59:ALA:N	4	3.54
(3,3)	1:A:21:ILE:CD1	1:B:60:GLY:N	4	3.54
(3,3)	1:A:21:ILE:CD1	1:B:61:GLN:N	4	3.54
(3,3)	1:A:21:ILE:CD1	1:B:62:GLU:N	4	3.54
(3,3)	1:A:21:ILE:CD1	1:B:63:GLU:N	4	3.54
(3,3)	1:A:21:ILE:CD1	1:B:64:TYR:N	4	3.54
(3,3)	1:A:21:ILE:CD1	1:B:65:SER:N	4	3.54
(3,3)	1:A:21:ILE:CD1	1:B:66:ALA:N	4	3.54
(3,3)	1:A:21:ILE:CD1	1:B:67:MET:N	4	3.54
(3,3)	1:A:21:ILE:CD1	1:B:68:ARG:N	4	3.54
(3,3)	1:A:21:ILE:CD1	1:B:69:ASP:N	4	3.54
(3,3)	1:A:21:ILE:CD1	1:B:70:GLN:N	4	3.54
(3,3)	1:A:21:ILE:CD1	1:B:71:TYR:N	4	3.54
(3,3)	1:A:21:ILE:CD1	1:B:72:MET:N	4	3.54
(3,3)	1:A:21:ILE:CD1	1:B:73:ARG:N	4	3.54
(3,3)	1:A:21:ILE:CD1	1:B:74:THR:N	4	3.54
(3,3)	1:A:21:ILE:CD1	1:B:75:GLY:N	4	3.54
(3,3)	1:A:21:ILE:CD1	1:B:76:GLU:N	4	3.54
(3,3)	1:A:21:ILE:CD1	1:B:77:GLY:N	4	3.54
(3,3)	1:A:21:ILE:CD1	1:B:78:PHE:N	4	3.54
(3,3)	1:A:21:ILE:CD1	1:B:79:LEU:N	4	3.54
(3,3)	1:A:21:ILE:CD1	1:B:80:CYS:N	4	3.54
(3,3)	1:A:21:ILE:CD1	5:B:203:7Q9:N	4	3.54
(3,3)	1:A:21:ILE:CD1	5:B:204:7Q9:N	4	3.54
(3,3)	1:A:21:ILE:CD1	5:B:205:7Q9:N	4	3.54
(3,3)	1:A:21:ILE:CD1	5:B:206:7Q9:N	4	3.54
(3,3)	1:A:21:ILE:CD1	5:B:207:7Q9:N	4	3.54
(3,3)	1:A:21:ILE:CD1	6:B:208:17F:N1	4	3.54

Continued on next page...

Continued from previous page...

Key	Atom-1	Atom-2	Model ID	Violation (Å)
(3,3)	1:A:21:ILE:CD1	5:B:209:7Q9:N	4	3.54
(3,3)	1:A:21:ILE:CD1	5:B:210:7Q9:N	4	3.54
(3,3)	1:A:21:ILE:CD1	5:B:211:7Q9:N	4	3.54
(3,3)	1:A:21:ILE:CD1	5:B:212:7Q9:N	4	3.54
(3,3)	1:A:21:ILE:CD1	5:B:213:7Q9:N	4	3.54
(3,3)	1:A:21:ILE:CD1	6:B:214:17F:N1	4	3.54
(3,3)	1:A:21:ILE:CD1	6:B:215:17F:N1	4	3.54
(3,3)	1:A:21:ILE:CD1	5:B:216:7Q9:N	4	3.54
(3,3)	1:A:21:ILE:CD1	5:B:217:7Q9:N	4	3.54
(3,3)	1:A:21:ILE:CD1	5:B:218:7Q9:N	4	3.54
(3,3)	1:A:21:ILE:CD1	6:B:219:17F:N1	4	3.54
(3,3)	1:A:21:ILE:CD1	5:B:220:7Q9:N	4	3.54
(3,7)	1:A:44:VAL:CG1	1:B:2:THR:N	5	3.51
(3,7)	1:A:44:VAL:CG1	1:B:3:GLU:N	5	3.51
(3,7)	1:A:44:VAL:CG1	1:B:4:TYR:N	5	3.51
(3,7)	1:A:44:VAL:CG1	1:B:5:LYS:N	5	3.51
(3,7)	1:A:44:VAL:CG1	1:B:6:LEU:N	5	3.51
(3,7)	1:A:44:VAL:CG1	1:B:7:VAL:N	5	3.51
(3,7)	1:A:44:VAL:CG1	1:B:8:VAL:N	5	3.51
(3,7)	1:A:44:VAL:CG1	1:B:9:VAL:N	5	3.51
(3,7)	1:A:44:VAL:CG1	1:B:10:GLY:N	5	3.51
(3,7)	1:A:44:VAL:CG1	1:B:11:ALA:N	5	3.51
(3,7)	1:A:44:VAL:CG1	1:B:12:ASP:N	5	3.51
(3,7)	1:A:44:VAL:CG1	1:B:13:GLY:N	5	3.51
(3,7)	1:A:44:VAL:CG1	1:B:14:VAL:N	5	3.51
(3,7)	1:A:44:VAL:CG1	1:B:15:GLY:N	5	3.51
(3,7)	1:A:44:VAL:CG1	1:B:16:LYS:N	5	3.51
(3,7)	1:A:44:VAL:CG1	1:B:17:SER:N	5	3.51
(3,7)	1:A:44:VAL:CG1	1:B:18:ALA:N	5	3.51
(3,7)	1:A:44:VAL:CG1	1:B:19:LEU:N	5	3.51
(3,7)	1:A:44:VAL:CG1	1:B:20:THR:N	5	3.51
(3,7)	1:A:44:VAL:CG1	1:B:21:ILE:N	5	3.51
(3,7)	1:A:44:VAL:CG1	1:B:22:GLN:N	5	3.51
(3,7)	1:A:44:VAL:CG1	1:B:23:LEU:N	5	3.51
(3,7)	1:A:44:VAL:CG1	1:B:24:ILE:N	5	3.51
(3,7)	1:A:44:VAL:CG1	1:B:25:GLN:N	5	3.51
(3,7)	1:A:44:VAL:CG1	1:B:26:ASN:N	5	3.51
(3,7)	1:A:44:VAL:CG1	1:B:27:HIS:N	5	3.51
(3,7)	1:A:44:VAL:CG1	1:B:28:PHE:N	5	3.51
(3,7)	1:A:44:VAL:CG1	1:B:29:VAL:N	5	3.51
(3,7)	1:A:44:VAL:CG1	1:B:30:ASP:N	5	3.51
(3,7)	1:A:44:VAL:CG1	1:B:31:GLU:N	5	3.51

Continued on next page...

Continued from previous page...

Key	Atom-1	Atom-2	Model ID	Violation (Å)
(3,7)	1:A:44:VAL:CG1	1:B:32:TYR:N	5	3.51
(3,7)	1:A:44:VAL:CG1	1:B:33:ASP:N	5	3.51
(3,7)	1:A:44:VAL:CG1	1:B:34:PRO:N	5	3.51
(3,7)	1:A:44:VAL:CG1	1:B:35:THR:N	5	3.51
(3,7)	1:A:44:VAL:CG1	1:B:36:ILE:N	5	3.51
(3,7)	1:A:44:VAL:CG1	1:B:37:GLU:N	5	3.51
(3,7)	1:A:44:VAL:CG1	1:B:38:ASP:N	5	3.51
(3,7)	1:A:44:VAL:CG1	1:B:39:SER:N	5	3.51
(3,7)	1:A:44:VAL:CG1	1:B:40:TYR:N	5	3.51
(3,7)	1:A:44:VAL:CG1	1:B:41:ARG:N	5	3.51
(3,7)	1:A:44:VAL:CG1	1:B:42:LYS:N	5	3.51
(3,7)	1:A:44:VAL:CG1	1:B:43:GLN:N	5	3.51
(3,7)	1:A:44:VAL:CG1	1:B:44:VAL:N	5	3.51
(3,7)	1:A:44:VAL:CG1	1:B:45:VAL:N	5	3.51
(3,7)	1:A:44:VAL:CG1	1:B:46:ILE:N	5	3.51
(3,7)	1:A:44:VAL:CG1	1:B:47:ASP:N	5	3.51
(3,7)	1:A:44:VAL:CG1	1:B:48:GLY:N	5	3.51
(3,7)	1:A:44:VAL:CG1	1:B:49:GLU:N	5	3.51
(3,7)	1:A:44:VAL:CG1	1:B:50:THR:N	5	3.51
(3,7)	1:A:44:VAL:CG1	1:B:51:CYS:N	5	3.51
(3,7)	1:A:44:VAL:CG1	1:B:52:LEU:N	5	3.51
(3,7)	1:A:44:VAL:CG1	1:B:53:LEU:N	5	3.51
(3,7)	1:A:44:VAL:CG1	1:B:54:ASP:N	5	3.51
(3,7)	1:A:44:VAL:CG1	1:B:55:ILE:N	5	3.51
(3,7)	1:A:44:VAL:CG1	1:B:56:LEU:N	5	3.51
(3,7)	1:A:44:VAL:CG1	1:B:57:ASP:N	5	3.51
(3,7)	1:A:44:VAL:CG1	1:B:58:THR:N	5	3.51
(3,7)	1:A:44:VAL:CG1	1:B:59:ALA:N	5	3.51
(3,7)	1:A:44:VAL:CG1	1:B:60:GLY:N	5	3.51
(3,7)	1:A:44:VAL:CG1	1:B:61:GLN:N	5	3.51
(3,7)	1:A:44:VAL:CG1	1:B:62:GLU:N	5	3.51
(3,7)	1:A:44:VAL:CG1	1:B:63:GLU:N	5	3.51
(3,7)	1:A:44:VAL:CG1	1:B:64:TYR:N	5	3.51
(3,7)	1:A:44:VAL:CG1	1:B:65:SER:N	5	3.51
(3,7)	1:A:44:VAL:CG1	1:B:66:ALA:N	5	3.51
(3,7)	1:A:44:VAL:CG1	1:B:67:MET:N	5	3.51
(3,7)	1:A:44:VAL:CG1	1:B:68:ARG:N	5	3.51
(3,7)	1:A:44:VAL:CG1	1:B:69:ASP:N	5	3.51
(3,7)	1:A:44:VAL:CG1	1:B:70:GLN:N	5	3.51
(3,7)	1:A:44:VAL:CG1	1:B:71:TYR:N	5	3.51
(3,7)	1:A:44:VAL:CG1	1:B:72:MET:N	5	3.51
(3,7)	1:A:44:VAL:CG1	1:B:73:ARG:N	5	3.51

Continued on next page...

Continued from previous page...

Key	Atom-1	Atom-2	Model ID	Violation (Å)
(3,7)	1:A:44:VAL:CG1	1:B:74:THR:N	5	3.51
(3,7)	1:A:44:VAL:CG1	1:B:75:GLY:N	5	3.51
(3,7)	1:A:44:VAL:CG1	1:B:76:GLU:N	5	3.51
(3,7)	1:A:44:VAL:CG1	1:B:77:GLY:N	5	3.51
(3,7)	1:A:44:VAL:CG1	1:B:78:PHE:N	5	3.51
(3,7)	1:A:44:VAL:CG1	1:B:79:LEU:N	5	3.51
(3,7)	1:A:44:VAL:CG1	1:B:80:CYS:N	5	3.51
(3,7)	1:A:44:VAL:CG1	5:B:203:7Q9:N	5	3.51
(3,7)	1:A:44:VAL:CG1	5:B:204:7Q9:N	5	3.51
(3,7)	1:A:44:VAL:CG1	5:B:205:7Q9:N	5	3.51
(3,7)	1:A:44:VAL:CG1	5:B:206:7Q9:N	5	3.51
(3,7)	1:A:44:VAL:CG1	5:B:207:7Q9:N	5	3.51
(3,7)	1:A:44:VAL:CG1	6:B:208:17F:N1	5	3.51
(3,7)	1:A:44:VAL:CG1	5:B:209:7Q9:N	5	3.51
(3,7)	1:A:44:VAL:CG1	5:B:210:7Q9:N	5	3.51
(3,7)	1:A:44:VAL:CG1	5:B:211:7Q9:N	5	3.51
(3,7)	1:A:44:VAL:CG1	5:B:212:7Q9:N	5	3.51
(3,7)	1:A:44:VAL:CG1	5:B:213:7Q9:N	5	3.51
(3,7)	1:A:44:VAL:CG1	6:B:214:17F:N1	5	3.51
(3,7)	1:A:44:VAL:CG1	6:B:215:17F:N1	5	3.51
(3,7)	1:A:44:VAL:CG1	5:B:216:7Q9:N	5	3.51
(3,7)	1:A:44:VAL:CG1	5:B:217:7Q9:N	5	3.51
(3,7)	1:A:44:VAL:CG1	5:B:218:7Q9:N	5	3.51
(3,7)	1:A:44:VAL:CG1	6:B:219:17F:N1	5	3.51
(3,7)	1:A:44:VAL:CG1	5:B:220:7Q9:N	5	3.51
(3,7)	1:A:44:VAL:CG2	1:B:2:THR:N	5	3.51
(3,7)	1:A:44:VAL:CG2	1:B:3:GLU:N	5	3.51
(3,7)	1:A:44:VAL:CG2	1:B:4:TYR:N	5	3.51
(3,7)	1:A:44:VAL:CG2	1:B:5:LYS:N	5	3.51
(3,7)	1:A:44:VAL:CG2	1:B:6:LEU:N	5	3.51
(3,7)	1:A:44:VAL:CG2	1:B:7:VAL:N	5	3.51
(3,7)	1:A:44:VAL:CG2	1:B:8:VAL:N	5	3.51
(3,7)	1:A:44:VAL:CG2	1:B:9:VAL:N	5	3.51
(3,7)	1:A:44:VAL:CG2	1:B:10:GLY:N	5	3.51
(3,7)	1:A:44:VAL:CG2	1:B:11:ALA:N	5	3.51
(3,7)	1:A:44:VAL:CG2	1:B:12:ASP:N	5	3.51
(3,7)	1:A:44:VAL:CG2	1:B:13:GLY:N	5	3.51
(3,7)	1:A:44:VAL:CG2	1:B:14:VAL:N	5	3.51
(3,7)	1:A:44:VAL:CG2	1:B:15:GLY:N	5	3.51
(3,7)	1:A:44:VAL:CG2	1:B:16:LYS:N	5	3.51
(3,7)	1:A:44:VAL:CG2	1:B:17:SER:N	5	3.51
(3,7)	1:A:44:VAL:CG2	1:B:18:ALA:N	5	3.51

Continued on next page...

Continued from previous page...

Key	Atom-1	Atom-2	Model ID	Violation (Å)
(3,7)	1:A:44:VAL:CG2	1:B:19:LEU:N	5	3.51
(3,7)	1:A:44:VAL:CG2	1:B:20:THR:N	5	3.51
(3,7)	1:A:44:VAL:CG2	1:B:21:ILE:N	5	3.51
(3,7)	1:A:44:VAL:CG2	1:B:22:GLN:N	5	3.51
(3,7)	1:A:44:VAL:CG2	1:B:23:LEU:N	5	3.51
(3,7)	1:A:44:VAL:CG2	1:B:24:ILE:N	5	3.51
(3,7)	1:A:44:VAL:CG2	1:B:25:GLN:N	5	3.51
(3,7)	1:A:44:VAL:CG2	1:B:26:ASN:N	5	3.51
(3,7)	1:A:44:VAL:CG2	1:B:27:HIS:N	5	3.51
(3,7)	1:A:44:VAL:CG2	1:B:28:PHE:N	5	3.51
(3,7)	1:A:44:VAL:CG2	1:B:29:VAL:N	5	3.51
(3,7)	1:A:44:VAL:CG2	1:B:30:ASP:N	5	3.51
(3,7)	1:A:44:VAL:CG2	1:B:31:GLU:N	5	3.51
(3,7)	1:A:44:VAL:CG2	1:B:32:TYR:N	5	3.51
(3,7)	1:A:44:VAL:CG2	1:B:33:ASP:N	5	3.51
(3,7)	1:A:44:VAL:CG2	1:B:34:PRO:N	5	3.51
(3,7)	1:A:44:VAL:CG2	1:B:35:THR:N	5	3.51
(3,7)	1:A:44:VAL:CG2	1:B:36:ILE:N	5	3.51
(3,7)	1:A:44:VAL:CG2	1:B:37:GLU:N	5	3.51
(3,7)	1:A:44:VAL:CG2	1:B:38:ASP:N	5	3.51
(3,7)	1:A:44:VAL:CG2	1:B:39:SER:N	5	3.51
(3,7)	1:A:44:VAL:CG2	1:B:40:TYR:N	5	3.51
(3,7)	1:A:44:VAL:CG2	1:B:41:ARG:N	5	3.51
(3,7)	1:A:44:VAL:CG2	1:B:42:LYS:N	5	3.51
(3,7)	1:A:44:VAL:CG2	1:B:43:GLN:N	5	3.51
(3,7)	1:A:44:VAL:CG2	1:B:44:VAL:N	5	3.51
(3,7)	1:A:44:VAL:CG2	1:B:45:VAL:N	5	3.51
(3,7)	1:A:44:VAL:CG2	1:B:46:ILE:N	5	3.51
(3,7)	1:A:44:VAL:CG2	1:B:47:ASP:N	5	3.51
(3,7)	1:A:44:VAL:CG2	1:B:48:GLY:N	5	3.51
(3,7)	1:A:44:VAL:CG2	1:B:49:GLU:N	5	3.51
(3,7)	1:A:44:VAL:CG2	1:B:50:THR:N	5	3.51
(3,7)	1:A:44:VAL:CG2	1:B:51:CYS:N	5	3.51
(3,7)	1:A:44:VAL:CG2	1:B:52:LEU:N	5	3.51
(3,7)	1:A:44:VAL:CG2	1:B:53:LEU:N	5	3.51
(3,7)	1:A:44:VAL:CG2	1:B:54:ASP:N	5	3.51
(3,7)	1:A:44:VAL:CG2	1:B:55:ILE:N	5	3.51
(3,7)	1:A:44:VAL:CG2	1:B:56:LEU:N	5	3.51
(3,7)	1:A:44:VAL:CG2	1:B:57:ASP:N	5	3.51
(3,7)	1:A:44:VAL:CG2	1:B:58:THR:N	5	3.51
(3,7)	1:A:44:VAL:CG2	1:B:59:ALA:N	5	3.51
(3,7)	1:A:44:VAL:CG2	1:B:60:GLY:N	5	3.51

Continued on next page...

Continued from previous page...

Key	Atom-1	Atom-2	Model ID	Violation (Å)
(3,7)	1:A:44:VAL:CG2	1:B:61:GLN:N	5	3.51
(3,7)	1:A:44:VAL:CG2	1:B:62:GLU:N	5	3.51
(3,7)	1:A:44:VAL:CG2	1:B:63:GLU:N	5	3.51
(3,7)	1:A:44:VAL:CG2	1:B:64:TYR:N	5	3.51
(3,7)	1:A:44:VAL:CG2	1:B:65:SER:N	5	3.51
(3,7)	1:A:44:VAL:CG2	1:B:66:ALA:N	5	3.51
(3,7)	1:A:44:VAL:CG2	1:B:67:MET:N	5	3.51
(3,7)	1:A:44:VAL:CG2	1:B:68:ARG:N	5	3.51
(3,7)	1:A:44:VAL:CG2	1:B:69:ASP:N	5	3.51
(3,7)	1:A:44:VAL:CG2	1:B:70:GLN:N	5	3.51
(3,7)	1:A:44:VAL:CG2	1:B:71:TYR:N	5	3.51
(3,7)	1:A:44:VAL:CG2	1:B:72:MET:N	5	3.51
(3,7)	1:A:44:VAL:CG2	1:B:73:ARG:N	5	3.51
(3,7)	1:A:44:VAL:CG2	1:B:74:THR:N	5	3.51
(3,7)	1:A:44:VAL:CG2	1:B:75:GLY:N	5	3.51
(3,7)	1:A:44:VAL:CG2	1:B:76:GLU:N	5	3.51
(3,7)	1:A:44:VAL:CG2	1:B:77:GLY:N	5	3.51
(3,7)	1:A:44:VAL:CG2	1:B:78:PHE:N	5	3.51
(3,7)	1:A:44:VAL:CG2	1:B:79:LEU:N	5	3.51
(3,7)	1:A:44:VAL:CG2	1:B:80:CYS:N	5	3.51
(3,7)	1:A:44:VAL:CG2	5:B:203:7Q9:N	5	3.51
(3,7)	1:A:44:VAL:CG2	5:B:204:7Q9:N	5	3.51
(3,7)	1:A:44:VAL:CG2	5:B:205:7Q9:N	5	3.51
(3,7)	1:A:44:VAL:CG2	5:B:206:7Q9:N	5	3.51
(3,7)	1:A:44:VAL:CG2	5:B:207:7Q9:N	5	3.51
(3,7)	1:A:44:VAL:CG2	6:B:208:17F:N1	5	3.51
(3,7)	1:A:44:VAL:CG2	5:B:209:7Q9:N	5	3.51
(3,7)	1:A:44:VAL:CG2	5:B:210:7Q9:N	5	3.51
(3,7)	1:A:44:VAL:CG2	5:B:211:7Q9:N	5	3.51
(3,7)	1:A:44:VAL:CG2	5:B:212:7Q9:N	5	3.51
(3,7)	1:A:44:VAL:CG2	5:B:213:7Q9:N	5	3.51
(3,7)	1:A:44:VAL:CG2	6:B:214:17F:N1	5	3.51
(3,7)	1:A:44:VAL:CG2	6:B:215:17F:N1	5	3.51
(3,7)	1:A:44:VAL:CG2	5:B:216:7Q9:N	5	3.51
(3,7)	1:A:44:VAL:CG2	5:B:217:7Q9:N	5	3.51
(3,7)	1:A:44:VAL:CG2	5:B:218:7Q9:N	5	3.51
(3,7)	1:A:44:VAL:CG2	6:B:219:17F:N1	5	3.51
(3,7)	1:A:44:VAL:CG2	5:B:220:7Q9:N	5	3.51
(3,5)	1:A:24:ILE:CD1	1:B:2:THR:N	18	3.5
(3,5)	1:A:24:ILE:CD1	1:B:3:GLU:N	18	3.5
(3,5)	1:A:24:ILE:CD1	1:B:4:TYR:N	18	3.5
(3,5)	1:A:24:ILE:CD1	1:B:5:LYS:N	18	3.5

Continued on next page...

Continued from previous page...

Key	Atom-1	Atom-2	Model ID	Violation (Å)
(3,5)	1:A:24:ILE:CD1	1:B:6:LEU:N	18	3.5
(3,5)	1:A:24:ILE:CD1	1:B:7:VAL:N	18	3.5
(3,5)	1:A:24:ILE:CD1	1:B:8:VAL:N	18	3.5
(3,5)	1:A:24:ILE:CD1	1:B:9:VAL:N	18	3.5
(3,5)	1:A:24:ILE:CD1	1:B:10:GLY:N	18	3.5
(3,5)	1:A:24:ILE:CD1	1:B:11:ALA:N	18	3.5
(3,5)	1:A:24:ILE:CD1	1:B:12:ASP:N	18	3.5
(3,5)	1:A:24:ILE:CD1	1:B:13:GLY:N	18	3.5
(3,5)	1:A:24:ILE:CD1	1:B:14:VAL:N	18	3.5
(3,5)	1:A:24:ILE:CD1	1:B:15:GLY:N	18	3.5
(3,5)	1:A:24:ILE:CD1	1:B:16:LYS:N	18	3.5
(3,5)	1:A:24:ILE:CD1	1:B:17:SER:N	18	3.5
(3,5)	1:A:24:ILE:CD1	1:B:18:ALA:N	18	3.5
(3,5)	1:A:24:ILE:CD1	1:B:19:LEU:N	18	3.5
(3,5)	1:A:24:ILE:CD1	1:B:20:THR:N	18	3.5
(3,5)	1:A:24:ILE:CD1	1:B:21:ILE:N	18	3.5
(3,5)	1:A:24:ILE:CD1	1:B:22:GLN:N	18	3.5
(3,5)	1:A:24:ILE:CD1	1:B:23:LEU:N	18	3.5
(3,5)	1:A:24:ILE:CD1	1:B:24:ILE:N	18	3.5
(3,5)	1:A:24:ILE:CD1	1:B:25:GLN:N	18	3.5
(3,5)	1:A:24:ILE:CD1	1:B:26:ASN:N	18	3.5
(3,5)	1:A:24:ILE:CD1	1:B:27:HIS:N	18	3.5
(3,5)	1:A:24:ILE:CD1	1:B:28:PHE:N	18	3.5
(3,5)	1:A:24:ILE:CD1	1:B:29:VAL:N	18	3.5
(3,5)	1:A:24:ILE:CD1	1:B:30:ASP:N	18	3.5
(3,5)	1:A:24:ILE:CD1	1:B:31:GLU:N	18	3.5
(3,5)	1:A:24:ILE:CD1	1:B:32:TYR:N	18	3.5
(3,5)	1:A:24:ILE:CD1	1:B:33:ASP:N	18	3.5
(3,5)	1:A:24:ILE:CD1	1:B:34:PRO:N	18	3.5
(3,5)	1:A:24:ILE:CD1	1:B:35:THR:N	18	3.5
(3,5)	1:A:24:ILE:CD1	1:B:36:ILE:N	18	3.5
(3,5)	1:A:24:ILE:CD1	1:B:37:GLU:N	18	3.5
(3,5)	1:A:24:ILE:CD1	1:B:38:ASP:N	18	3.5
(3,5)	1:A:24:ILE:CD1	1:B:39:SER:N	18	3.5
(3,5)	1:A:24:ILE:CD1	1:B:40:TYR:N	18	3.5
(3,5)	1:A:24:ILE:CD1	1:B:41:ARG:N	18	3.5
(3,5)	1:A:24:ILE:CD1	1:B:42:LYS:N	18	3.5
(3,5)	1:A:24:ILE:CD1	1:B:43:GLN:N	18	3.5
(3,5)	1:A:24:ILE:CD1	1:B:44:VAL:N	18	3.5
(3,5)	1:A:24:ILE:CD1	1:B:45:VAL:N	18	3.5
(3,5)	1:A:24:ILE:CD1	1:B:46:ILE:N	18	3.5
(3,5)	1:A:24:ILE:CD1	1:B:47:ASP:N	18	3.5

Continued on next page...

Continued from previous page...

Key	Atom-1	Atom-2	Model ID	Violation (Å)
(3,5)	1:A:24:ILE:CD1	1:B:48:GLY:N	18	3.5
(3,5)	1:A:24:ILE:CD1	1:B:49:GLU:N	18	3.5
(3,5)	1:A:24:ILE:CD1	1:B:50:THR:N	18	3.5
(3,5)	1:A:24:ILE:CD1	1:B:51:CYS:N	18	3.5
(3,5)	1:A:24:ILE:CD1	1:B:52:LEU:N	18	3.5
(3,5)	1:A:24:ILE:CD1	1:B:53:LEU:N	18	3.5
(3,5)	1:A:24:ILE:CD1	1:B:54:ASP:N	18	3.5
(3,5)	1:A:24:ILE:CD1	1:B:55:ILE:N	18	3.5
(3,5)	1:A:24:ILE:CD1	1:B:56:LEU:N	18	3.5
(3,5)	1:A:24:ILE:CD1	1:B:57:ASP:N	18	3.5
(3,5)	1:A:24:ILE:CD1	1:B:58:THR:N	18	3.5
(3,5)	1:A:24:ILE:CD1	1:B:59:ALA:N	18	3.5
(3,5)	1:A:24:ILE:CD1	1:B:60:GLY:N	18	3.5
(3,5)	1:A:24:ILE:CD1	1:B:61:GLN:N	18	3.5
(3,5)	1:A:24:ILE:CD1	1:B:62:GLU:N	18	3.5
(3,5)	1:A:24:ILE:CD1	1:B:63:GLU:N	18	3.5
(3,5)	1:A:24:ILE:CD1	1:B:64:TYR:N	18	3.5
(3,5)	1:A:24:ILE:CD1	1:B:65:SER:N	18	3.5
(3,5)	1:A:24:ILE:CD1	1:B:66:ALA:N	18	3.5
(3,5)	1:A:24:ILE:CD1	1:B:67:MET:N	18	3.5
(3,5)	1:A:24:ILE:CD1	1:B:68:ARG:N	18	3.5
(3,5)	1:A:24:ILE:CD1	1:B:69:ASP:N	18	3.5
(3,5)	1:A:24:ILE:CD1	1:B:70:GLN:N	18	3.5
(3,5)	1:A:24:ILE:CD1	1:B:71:TYR:N	18	3.5
(3,5)	1:A:24:ILE:CD1	1:B:72:MET:N	18	3.5
(3,5)	1:A:24:ILE:CD1	1:B:73:ARG:N	18	3.5
(3,5)	1:A:24:ILE:CD1	1:B:74:THR:N	18	3.5
(3,5)	1:A:24:ILE:CD1	1:B:75:GLY:N	18	3.5
(3,5)	1:A:24:ILE:CD1	1:B:76:GLU:N	18	3.5
(3,5)	1:A:24:ILE:CD1	1:B:77:GLY:N	18	3.5
(3,5)	1:A:24:ILE:CD1	1:B:78:PHE:N	18	3.5
(3,5)	1:A:24:ILE:CD1	1:B:79:LEU:N	18	3.5
(3,5)	1:A:24:ILE:CD1	1:B:80:CYS:N	18	3.5
(3,5)	1:A:24:ILE:CD1	5:B:203:7Q9:N	18	3.5
(3,5)	1:A:24:ILE:CD1	5:B:204:7Q9:N	18	3.5
(3,5)	1:A:24:ILE:CD1	5:B:205:7Q9:N	18	3.5
(3,5)	1:A:24:ILE:CD1	5:B:206:7Q9:N	18	3.5
(3,5)	1:A:24:ILE:CD1	5:B:207:7Q9:N	18	3.5
(3,5)	1:A:24:ILE:CD1	6:B:208:17F:N1	18	3.5
(3,5)	1:A:24:ILE:CD1	5:B:209:7Q9:N	18	3.5
(3,5)	1:A:24:ILE:CD1	5:B:210:7Q9:N	18	3.5
(3,5)	1:A:24:ILE:CD1	5:B:211:7Q9:N	18	3.5

Continued on next page...

Continued from previous page...

Key	Atom-1	Atom-2	Model ID	Violation (Å)
(3,5)	1:A:24:ILE:CD1	5:B:212:7Q9:N	18	3.5
(3,5)	1:A:24:ILE:CD1	5:B:213:7Q9:N	18	3.5
(3,5)	1:A:24:ILE:CD1	6:B:214:17F:N1	18	3.5
(3,5)	1:A:24:ILE:CD1	6:B:215:17F:N1	18	3.5
(3,5)	1:A:24:ILE:CD1	5:B:216:7Q9:N	18	3.5
(3,5)	1:A:24:ILE:CD1	5:B:217:7Q9:N	18	3.5
(3,5)	1:A:24:ILE:CD1	5:B:218:7Q9:N	18	3.5
(3,5)	1:A:24:ILE:CD1	6:B:219:17F:N1	18	3.5
(3,5)	1:A:24:ILE:CD1	5:B:220:7Q9:N	18	3.5
(3,5)	1:A:24:ILE:CD1	1:B:2:THR:N	3	3.48
(3,5)	1:A:24:ILE:CD1	1:B:3:GLU:N	3	3.48
(3,5)	1:A:24:ILE:CD1	1:B:4:TYR:N	3	3.48
(3,5)	1:A:24:ILE:CD1	1:B:5:LYS:N	3	3.48
(3,5)	1:A:24:ILE:CD1	1:B:6:LEU:N	3	3.48
(3,5)	1:A:24:ILE:CD1	1:B:7:VAL:N	3	3.48
(3,5)	1:A:24:ILE:CD1	1:B:8:VAL:N	3	3.48
(3,5)	1:A:24:ILE:CD1	1:B:9:VAL:N	3	3.48
(3,5)	1:A:24:ILE:CD1	1:B:10:GLY:N	3	3.48
(3,5)	1:A:24:ILE:CD1	1:B:11:ALA:N	3	3.48
(3,5)	1:A:24:ILE:CD1	1:B:12:ASP:N	3	3.48
(3,5)	1:A:24:ILE:CD1	1:B:13:GLY:N	3	3.48
(3,5)	1:A:24:ILE:CD1	1:B:14:VAL:N	3	3.48
(3,5)	1:A:24:ILE:CD1	1:B:15:GLY:N	3	3.48
(3,5)	1:A:24:ILE:CD1	1:B:16:LYS:N	3	3.48
(3,5)	1:A:24:ILE:CD1	1:B:17:SER:N	3	3.48
(3,5)	1:A:24:ILE:CD1	1:B:18:ALA:N	3	3.48
(3,5)	1:A:24:ILE:CD1	1:B:19:LEU:N	3	3.48
(3,5)	1:A:24:ILE:CD1	1:B:20:THR:N	3	3.48
(3,5)	1:A:24:ILE:CD1	1:B:21:ILE:N	3	3.48
(3,5)	1:A:24:ILE:CD1	1:B:22:GLN:N	3	3.48
(3,5)	1:A:24:ILE:CD1	1:B:23:LEU:N	3	3.48
(3,5)	1:A:24:ILE:CD1	1:B:24:ILE:N	3	3.48
(3,5)	1:A:24:ILE:CD1	1:B:25:GLN:N	3	3.48
(3,5)	1:A:24:ILE:CD1	1:B:26:ASN:N	3	3.48
(3,5)	1:A:24:ILE:CD1	1:B:27:HIS:N	3	3.48
(3,5)	1:A:24:ILE:CD1	1:B:28:PHE:N	3	3.48
(3,5)	1:A:24:ILE:CD1	1:B:29:VAL:N	3	3.48
(3,5)	1:A:24:ILE:CD1	1:B:30:ASP:N	3	3.48
(3,5)	1:A:24:ILE:CD1	1:B:31:GLU:N	3	3.48
(3,5)	1:A:24:ILE:CD1	1:B:32:TYR:N	3	3.48
(3,5)	1:A:24:ILE:CD1	1:B:33:ASP:N	3	3.48
(3,5)	1:A:24:ILE:CD1	1:B:34:PRO:N	3	3.48

Continued on next page...

Continued from previous page...

Key	Atom-1	Atom-2	Model ID	Violation (Å)
(3,5)	1:A:24:ILE:CD1	1:B:35:THR:N	3	3.48
(3,5)	1:A:24:ILE:CD1	1:B:36:ILE:N	3	3.48
(3,5)	1:A:24:ILE:CD1	1:B:37:GLU:N	3	3.48
(3,5)	1:A:24:ILE:CD1	1:B:38:ASP:N	3	3.48
(3,5)	1:A:24:ILE:CD1	1:B:39:SER:N	3	3.48
(3,5)	1:A:24:ILE:CD1	1:B:40:TYR:N	3	3.48
(3,5)	1:A:24:ILE:CD1	1:B:41:ARG:N	3	3.48
(3,5)	1:A:24:ILE:CD1	1:B:42:LYS:N	3	3.48
(3,5)	1:A:24:ILE:CD1	1:B:43:GLN:N	3	3.48
(3,5)	1:A:24:ILE:CD1	1:B:44:VAL:N	3	3.48
(3,5)	1:A:24:ILE:CD1	1:B:45:VAL:N	3	3.48
(3,5)	1:A:24:ILE:CD1	1:B:46:ILE:N	3	3.48
(3,5)	1:A:24:ILE:CD1	1:B:47:ASP:N	3	3.48
(3,5)	1:A:24:ILE:CD1	1:B:48:GLY:N	3	3.48
(3,5)	1:A:24:ILE:CD1	1:B:49:GLU:N	3	3.48
(3,5)	1:A:24:ILE:CD1	1:B:50:THR:N	3	3.48
(3,5)	1:A:24:ILE:CD1	1:B:51:CYS:N	3	3.48
(3,5)	1:A:24:ILE:CD1	1:B:52:LEU:N	3	3.48
(3,5)	1:A:24:ILE:CD1	1:B:53:LEU:N	3	3.48
(3,5)	1:A:24:ILE:CD1	1:B:54:ASP:N	3	3.48
(3,5)	1:A:24:ILE:CD1	1:B:55:ILE:N	3	3.48
(3,5)	1:A:24:ILE:CD1	1:B:56:LEU:N	3	3.48
(3,5)	1:A:24:ILE:CD1	1:B:57:ASP:N	3	3.48
(3,5)	1:A:24:ILE:CD1	1:B:58:THR:N	3	3.48
(3,5)	1:A:24:ILE:CD1	1:B:59:ALA:N	3	3.48
(3,5)	1:A:24:ILE:CD1	1:B:60:GLY:N	3	3.48
(3,5)	1:A:24:ILE:CD1	1:B:61:GLN:N	3	3.48
(3,5)	1:A:24:ILE:CD1	1:B:62:GLU:N	3	3.48
(3,5)	1:A:24:ILE:CD1	1:B:63:GLU:N	3	3.48
(3,5)	1:A:24:ILE:CD1	1:B:64:TYR:N	3	3.48
(3,5)	1:A:24:ILE:CD1	1:B:65:SER:N	3	3.48
(3,5)	1:A:24:ILE:CD1	1:B:66:ALA:N	3	3.48
(3,5)	1:A:24:ILE:CD1	1:B:67:MET:N	3	3.48
(3,5)	1:A:24:ILE:CD1	1:B:68:ARG:N	3	3.48
(3,5)	1:A:24:ILE:CD1	1:B:69:ASP:N	3	3.48
(3,5)	1:A:24:ILE:CD1	1:B:70:GLN:N	3	3.48
(3,5)	1:A:24:ILE:CD1	1:B:71:TYR:N	3	3.48
(3,5)	1:A:24:ILE:CD1	1:B:72:MET:N	3	3.48
(3,5)	1:A:24:ILE:CD1	1:B:73:ARG:N	3	3.48
(3,5)	1:A:24:ILE:CD1	1:B:74:THR:N	3	3.48
(3,5)	1:A:24:ILE:CD1	1:B:75:GLY:N	3	3.48
(3,5)	1:A:24:ILE:CD1	1:B:76:GLU:N	3	3.48

Continued on next page...

Continued from previous page...

Key	Atom-1	Atom-2	Model ID	Violation (Å)
(3,5)	1:A:24:ILE:CD1	1:B:77:GLY:N	3	3.48
(3,5)	1:A:24:ILE:CD1	1:B:78:PHE:N	3	3.48
(3,5)	1:A:24:ILE:CD1	1:B:79:LEU:N	3	3.48
(3,5)	1:A:24:ILE:CD1	1:B:80:CYS:N	3	3.48
(3,5)	1:A:24:ILE:CD1	5:B:203:7Q9:N	3	3.48
(3,5)	1:A:24:ILE:CD1	5:B:204:7Q9:N	3	3.48
(3,5)	1:A:24:ILE:CD1	5:B:205:7Q9:N	3	3.48
(3,5)	1:A:24:ILE:CD1	5:B:206:7Q9:N	3	3.48
(3,5)	1:A:24:ILE:CD1	5:B:207:7Q9:N	3	3.48
(3,5)	1:A:24:ILE:CD1	6:B:208:17F:N1	3	3.48
(3,5)	1:A:24:ILE:CD1	5:B:209:7Q9:N	3	3.48
(3,5)	1:A:24:ILE:CD1	5:B:210:7Q9:N	3	3.48
(3,5)	1:A:24:ILE:CD1	5:B:211:7Q9:N	3	3.48
(3,5)	1:A:24:ILE:CD1	5:B:212:7Q9:N	3	3.48
(3,5)	1:A:24:ILE:CD1	5:B:213:7Q9:N	3	3.48
(3,5)	1:A:24:ILE:CD1	6:B:214:17F:N1	3	3.48
(3,5)	1:A:24:ILE:CD1	6:B:215:17F:N1	3	3.48
(3,5)	1:A:24:ILE:CD1	5:B:216:7Q9:N	3	3.48
(3,5)	1:A:24:ILE:CD1	5:B:217:7Q9:N	3	3.48
(3,5)	1:A:24:ILE:CD1	5:B:218:7Q9:N	3	3.48
(3,5)	1:A:24:ILE:CD1	6:B:219:17F:N1	3	3.48
(3,5)	1:A:24:ILE:CD1	5:B:220:7Q9:N	3	3.48
(3,5)	1:A:24:ILE:CD1	1:B:2:THR:N	10	3.48
(3,5)	1:A:24:ILE:CD1	1:B:3:GLU:N	10	3.48
(3,5)	1:A:24:ILE:CD1	1:B:4:TYR:N	10	3.48
(3,5)	1:A:24:ILE:CD1	1:B:5:LYS:N	10	3.48
(3,5)	1:A:24:ILE:CD1	1:B:6:LEU:N	10	3.48
(3,5)	1:A:24:ILE:CD1	1:B:7:VAL:N	10	3.48
(3,5)	1:A:24:ILE:CD1	1:B:8:VAL:N	10	3.48
(3,5)	1:A:24:ILE:CD1	1:B:9:VAL:N	10	3.48
(3,5)	1:A:24:ILE:CD1	1:B:10:GLY:N	10	3.48
(3,5)	1:A:24:ILE:CD1	1:B:11:ALA:N	10	3.48
(3,5)	1:A:24:ILE:CD1	1:B:12:ASP:N	10	3.48
(3,5)	1:A:24:ILE:CD1	1:B:13:GLY:N	10	3.48
(3,5)	1:A:24:ILE:CD1	1:B:14:VAL:N	10	3.48
(3,5)	1:A:24:ILE:CD1	1:B:15:GLY:N	10	3.48
(3,5)	1:A:24:ILE:CD1	1:B:16:LYS:N	10	3.48
(3,5)	1:A:24:ILE:CD1	1:B:17:SER:N	10	3.48
(3,5)	1:A:24:ILE:CD1	1:B:18:ALA:N	10	3.48
(3,5)	1:A:24:ILE:CD1	1:B:19:LEU:N	10	3.48
(3,5)	1:A:24:ILE:CD1	1:B:20:THR:N	10	3.48
(3,5)	1:A:24:ILE:CD1	1:B:21:ILE:N	10	3.48

Continued on next page...

Continued from previous page...

Key	Atom-1	Atom-2	Model ID	Violation (Å)
(3,5)	1:A:24:ILE:CD1	1:B:22:GLN:N	10	3.48
(3,5)	1:A:24:ILE:CD1	1:B:23:LEU:N	10	3.48
(3,5)	1:A:24:ILE:CD1	1:B:24:ILE:N	10	3.48
(3,5)	1:A:24:ILE:CD1	1:B:25:GLN:N	10	3.48
(3,5)	1:A:24:ILE:CD1	1:B:26:ASN:N	10	3.48
(3,5)	1:A:24:ILE:CD1	1:B:27:HIS:N	10	3.48
(3,5)	1:A:24:ILE:CD1	1:B:28:PHE:N	10	3.48
(3,5)	1:A:24:ILE:CD1	1:B:29:VAL:N	10	3.48
(3,5)	1:A:24:ILE:CD1	1:B:30:ASP:N	10	3.48
(3,5)	1:A:24:ILE:CD1	1:B:31:GLU:N	10	3.48
(3,5)	1:A:24:ILE:CD1	1:B:32:TYR:N	10	3.48
(3,5)	1:A:24:ILE:CD1	1:B:33:ASP:N	10	3.48
(3,5)	1:A:24:ILE:CD1	1:B:34:PRO:N	10	3.48
(3,5)	1:A:24:ILE:CD1	1:B:35:THR:N	10	3.48
(3,5)	1:A:24:ILE:CD1	1:B:36:ILE:N	10	3.48
(3,5)	1:A:24:ILE:CD1	1:B:37:GLU:N	10	3.48
(3,5)	1:A:24:ILE:CD1	1:B:38:ASP:N	10	3.48
(3,5)	1:A:24:ILE:CD1	1:B:39:SER:N	10	3.48
(3,5)	1:A:24:ILE:CD1	1:B:40:TYR:N	10	3.48
(3,5)	1:A:24:ILE:CD1	1:B:41:ARG:N	10	3.48
(3,5)	1:A:24:ILE:CD1	1:B:42:LYS:N	10	3.48
(3,5)	1:A:24:ILE:CD1	1:B:43:GLN:N	10	3.48
(3,5)	1:A:24:ILE:CD1	1:B:44:VAL:N	10	3.48
(3,5)	1:A:24:ILE:CD1	1:B:45:VAL:N	10	3.48
(3,5)	1:A:24:ILE:CD1	1:B:46:ILE:N	10	3.48
(3,5)	1:A:24:ILE:CD1	1:B:47:ASP:N	10	3.48
(3,5)	1:A:24:ILE:CD1	1:B:48:GLY:N	10	3.48
(3,5)	1:A:24:ILE:CD1	1:B:49:GLU:N	10	3.48
(3,5)	1:A:24:ILE:CD1	1:B:50:THR:N	10	3.48
(3,5)	1:A:24:ILE:CD1	1:B:51:CYS:N	10	3.48
(3,5)	1:A:24:ILE:CD1	1:B:52:LEU:N	10	3.48
(3,5)	1:A:24:ILE:CD1	1:B:53:LEU:N	10	3.48
(3,5)	1:A:24:ILE:CD1	1:B:54:ASP:N	10	3.48
(3,5)	1:A:24:ILE:CD1	1:B:55:ILE:N	10	3.48
(3,5)	1:A:24:ILE:CD1	1:B:56:LEU:N	10	3.48
(3,5)	1:A:24:ILE:CD1	1:B:57:ASP:N	10	3.48
(3,5)	1:A:24:ILE:CD1	1:B:58:THR:N	10	3.48
(3,5)	1:A:24:ILE:CD1	1:B:59:ALA:N	10	3.48
(3,5)	1:A:24:ILE:CD1	1:B:60:GLY:N	10	3.48
(3,5)	1:A:24:ILE:CD1	1:B:61:GLN:N	10	3.48
(3,5)	1:A:24:ILE:CD1	1:B:62:GLU:N	10	3.48
(3,5)	1:A:24:ILE:CD1	1:B:63:GLU:N	10	3.48

Continued on next page...

Continued from previous page...

Key	Atom-1	Atom-2	Model ID	Violation (Å)
(3,5)	1:A:24:ILE:CD1	1:B:64:TYR:N	10	3.48
(3,5)	1:A:24:ILE:CD1	1:B:65:SER:N	10	3.48
(3,5)	1:A:24:ILE:CD1	1:B:66:ALA:N	10	3.48
(3,5)	1:A:24:ILE:CD1	1:B:67:MET:N	10	3.48
(3,5)	1:A:24:ILE:CD1	1:B:68:ARG:N	10	3.48
(3,5)	1:A:24:ILE:CD1	1:B:69:ASP:N	10	3.48
(3,5)	1:A:24:ILE:CD1	1:B:70:GLN:N	10	3.48
(3,5)	1:A:24:ILE:CD1	1:B:71:TYR:N	10	3.48
(3,5)	1:A:24:ILE:CD1	1:B:72:MET:N	10	3.48
(3,5)	1:A:24:ILE:CD1	1:B:73:ARG:N	10	3.48
(3,5)	1:A:24:ILE:CD1	1:B:74:THR:N	10	3.48
(3,5)	1:A:24:ILE:CD1	1:B:75:GLY:N	10	3.48
(3,5)	1:A:24:ILE:CD1	1:B:76:GLU:N	10	3.48
(3,5)	1:A:24:ILE:CD1	1:B:77:GLY:N	10	3.48
(3,5)	1:A:24:ILE:CD1	1:B:78:PHE:N	10	3.48
(3,5)	1:A:24:ILE:CD1	1:B:79:LEU:N	10	3.48
(3,5)	1:A:24:ILE:CD1	1:B:80:CYS:N	10	3.48
(3,5)	1:A:24:ILE:CD1	5:B:203:7Q9:N	10	3.48
(3,5)	1:A:24:ILE:CD1	5:B:204:7Q9:N	10	3.48
(3,5)	1:A:24:ILE:CD1	5:B:205:7Q9:N	10	3.48
(3,5)	1:A:24:ILE:CD1	5:B:206:7Q9:N	10	3.48
(3,5)	1:A:24:ILE:CD1	5:B:207:7Q9:N	10	3.48
(3,5)	1:A:24:ILE:CD1	6:B:208:17F:N1	10	3.48
(3,5)	1:A:24:ILE:CD1	5:B:209:7Q9:N	10	3.48
(3,5)	1:A:24:ILE:CD1	5:B:210:7Q9:N	10	3.48
(3,5)	1:A:24:ILE:CD1	5:B:211:7Q9:N	10	3.48
(3,5)	1:A:24:ILE:CD1	5:B:212:7Q9:N	10	3.48
(3,5)	1:A:24:ILE:CD1	5:B:213:7Q9:N	10	3.48
(3,5)	1:A:24:ILE:CD1	6:B:214:17F:N1	10	3.48
(3,5)	1:A:24:ILE:CD1	6:B:215:17F:N1	10	3.48
(3,5)	1:A:24:ILE:CD1	5:B:216:7Q9:N	10	3.48
(3,5)	1:A:24:ILE:CD1	5:B:217:7Q9:N	10	3.48
(3,5)	1:A:24:ILE:CD1	5:B:218:7Q9:N	10	3.48
(3,5)	1:A:24:ILE:CD1	6:B:219:17F:N1	10	3.48
(3,5)	1:A:24:ILE:CD1	5:B:220:7Q9:N	10	3.48
(3,4)	1:A:23:LEU:CD1	1:B:2:THR:N	12	3.46
(3,4)	1:A:23:LEU:CD1	1:B:3:GLU:N	12	3.46
(3,4)	1:A:23:LEU:CD1	1:B:4:TYR:N	12	3.46
(3,4)	1:A:23:LEU:CD1	1:B:5:LYS:N	12	3.46
(3,4)	1:A:23:LEU:CD1	1:B:6:LEU:N	12	3.46
(3,4)	1:A:23:LEU:CD1	1:B:7:VAL:N	12	3.46
(3,4)	1:A:23:LEU:CD1	1:B:8:VAL:N	12	3.46

Continued on next page...

Continued from previous page...

Key	Atom-1	Atom-2	Model ID	Violation (Å)
(3,4)	1:A:23:LEU:CD1	1:B:9:VAL:N	12	3.46
(3,4)	1:A:23:LEU:CD1	1:B:10:GLY:N	12	3.46
(3,4)	1:A:23:LEU:CD1	1:B:11:ALA:N	12	3.46
(3,4)	1:A:23:LEU:CD1	1:B:12:ASP:N	12	3.46
(3,4)	1:A:23:LEU:CD1	1:B:13:GLY:N	12	3.46
(3,4)	1:A:23:LEU:CD1	1:B:14:VAL:N	12	3.46
(3,4)	1:A:23:LEU:CD1	1:B:15:GLY:N	12	3.46
(3,4)	1:A:23:LEU:CD1	1:B:16:LYS:N	12	3.46
(3,4)	1:A:23:LEU:CD1	1:B:17:SER:N	12	3.46
(3,4)	1:A:23:LEU:CD1	1:B:18:ALA:N	12	3.46
(3,4)	1:A:23:LEU:CD1	1:B:19:LEU:N	12	3.46
(3,4)	1:A:23:LEU:CD1	1:B:20:THR:N	12	3.46
(3,4)	1:A:23:LEU:CD1	1:B:21:ILE:N	12	3.46
(3,4)	1:A:23:LEU:CD1	1:B:22:GLN:N	12	3.46
(3,4)	1:A:23:LEU:CD1	1:B:23:LEU:N	12	3.46
(3,4)	1:A:23:LEU:CD1	1:B:24:ILE:N	12	3.46
(3,4)	1:A:23:LEU:CD1	1:B:25:GLN:N	12	3.46
(3,4)	1:A:23:LEU:CD1	1:B:26:ASN:N	12	3.46
(3,4)	1:A:23:LEU:CD1	1:B:27:HIS:N	12	3.46
(3,4)	1:A:23:LEU:CD1	1:B:28:PHE:N	12	3.46
(3,4)	1:A:23:LEU:CD1	1:B:29:VAL:N	12	3.46
(3,4)	1:A:23:LEU:CD1	1:B:30:ASP:N	12	3.46
(3,4)	1:A:23:LEU:CD1	1:B:31:GLU:N	12	3.46
(3,4)	1:A:23:LEU:CD1	1:B:32:TYR:N	12	3.46
(3,4)	1:A:23:LEU:CD1	1:B:33:ASP:N	12	3.46
(3,4)	1:A:23:LEU:CD1	1:B:34:PRO:N	12	3.46
(3,4)	1:A:23:LEU:CD1	1:B:35:THR:N	12	3.46
(3,4)	1:A:23:LEU:CD1	1:B:36:ILE:N	12	3.46
(3,4)	1:A:23:LEU:CD1	1:B:37:GLU:N	12	3.46
(3,4)	1:A:23:LEU:CD1	1:B:38:ASP:N	12	3.46
(3,4)	1:A:23:LEU:CD1	1:B:39:SER:N	12	3.46
(3,4)	1:A:23:LEU:CD1	1:B:40:TYR:N	12	3.46
(3,4)	1:A:23:LEU:CD1	1:B:41:ARG:N	12	3.46
(3,4)	1:A:23:LEU:CD1	1:B:42:LYS:N	12	3.46
(3,4)	1:A:23:LEU:CD1	1:B:43:GLN:N	12	3.46
(3,4)	1:A:23:LEU:CD1	1:B:44:VAL:N	12	3.46
(3,4)	1:A:23:LEU:CD1	1:B:45:VAL:N	12	3.46
(3,4)	1:A:23:LEU:CD1	1:B:46:ILE:N	12	3.46
(3,4)	1:A:23:LEU:CD1	1:B:47:ASP:N	12	3.46
(3,4)	1:A:23:LEU:CD1	1:B:48:GLY:N	12	3.46
(3,4)	1:A:23:LEU:CD1	1:B:49:GLU:N	12	3.46
(3,4)	1:A:23:LEU:CD1	1:B:50:THR:N	12	3.46

Continued on next page...

Continued from previous page...

Key	Atom-1	Atom-2	Model ID	Violation (Å)
(3,4)	1:A:23:LEU:CD1	1:B:51:CYS:N	12	3.46
(3,4)	1:A:23:LEU:CD1	1:B:52:LEU:N	12	3.46
(3,4)	1:A:23:LEU:CD1	1:B:53:LEU:N	12	3.46
(3,4)	1:A:23:LEU:CD1	1:B:54:ASP:N	12	3.46
(3,4)	1:A:23:LEU:CD1	1:B:55:ILE:N	12	3.46
(3,4)	1:A:23:LEU:CD1	1:B:56:LEU:N	12	3.46
(3,4)	1:A:23:LEU:CD1	1:B:57:ASP:N	12	3.46
(3,4)	1:A:23:LEU:CD1	1:B:58:THR:N	12	3.46
(3,4)	1:A:23:LEU:CD1	1:B:59:ALA:N	12	3.46
(3,4)	1:A:23:LEU:CD1	1:B:60:GLY:N	12	3.46
(3,4)	1:A:23:LEU:CD1	1:B:61:GLN:N	12	3.46
(3,4)	1:A:23:LEU:CD1	1:B:62:GLU:N	12	3.46
(3,4)	1:A:23:LEU:CD1	1:B:63:GLU:N	12	3.46
(3,4)	1:A:23:LEU:CD1	1:B:64:TYR:N	12	3.46
(3,4)	1:A:23:LEU:CD1	1:B:65:SER:N	12	3.46
(3,4)	1:A:23:LEU:CD1	1:B:66:ALA:N	12	3.46
(3,4)	1:A:23:LEU:CD1	1:B:67:MET:N	12	3.46
(3,4)	1:A:23:LEU:CD1	1:B:68:ARG:N	12	3.46
(3,4)	1:A:23:LEU:CD1	1:B:69:ASP:N	12	3.46
(3,4)	1:A:23:LEU:CD1	1:B:70:GLN:N	12	3.46
(3,4)	1:A:23:LEU:CD1	1:B:71:TYR:N	12	3.46
(3,4)	1:A:23:LEU:CD1	1:B:72:MET:N	12	3.46
(3,4)	1:A:23:LEU:CD1	1:B:73:ARG:N	12	3.46
(3,4)	1:A:23:LEU:CD1	1:B:74:THR:N	12	3.46
(3,4)	1:A:23:LEU:CD1	1:B:75:GLY:N	12	3.46
(3,4)	1:A:23:LEU:CD1	1:B:76:GLU:N	12	3.46
(3,4)	1:A:23:LEU:CD1	1:B:77:GLY:N	12	3.46
(3,4)	1:A:23:LEU:CD1	1:B:78:PHE:N	12	3.46
(3,4)	1:A:23:LEU:CD1	1:B:79:LEU:N	12	3.46
(3,4)	1:A:23:LEU:CD1	1:B:80:CYS:N	12	3.46
(3,4)	1:A:23:LEU:CD1	5:B:203:7Q9:N	12	3.46
(3,4)	1:A:23:LEU:CD1	5:B:204:7Q9:N	12	3.46
(3,4)	1:A:23:LEU:CD1	5:B:205:7Q9:N	12	3.46
(3,4)	1:A:23:LEU:CD1	5:B:206:7Q9:N	12	3.46
(3,4)	1:A:23:LEU:CD1	5:B:207:7Q9:N	12	3.46
(3,4)	1:A:23:LEU:CD1	6:B:208:17F:N1	12	3.46
(3,4)	1:A:23:LEU:CD1	5:B:209:7Q9:N	12	3.46
(3,4)	1:A:23:LEU:CD1	5:B:210:7Q9:N	12	3.46
(3,4)	1:A:23:LEU:CD1	5:B:211:7Q9:N	12	3.46
(3,4)	1:A:23:LEU:CD1	5:B:212:7Q9:N	12	3.46
(3,4)	1:A:23:LEU:CD1	5:B:213:7Q9:N	12	3.46
(3,4)	1:A:23:LEU:CD1	6:B:214:17F:N1	12	3.46

Continued on next page...

Continued from previous page...

Key	Atom-1	Atom-2	Model ID	Violation (Å)
(3,4)	1:A:23:LEU:CD1	6:B:215:17F:N1	12	3.46
(3,4)	1:A:23:LEU:CD1	5:B:216:7Q9:N	12	3.46
(3,4)	1:A:23:LEU:CD1	5:B:217:7Q9:N	12	3.46
(3,4)	1:A:23:LEU:CD1	5:B:218:7Q9:N	12	3.46
(3,4)	1:A:23:LEU:CD1	6:B:219:17F:N1	12	3.46
(3,4)	1:A:23:LEU:CD1	5:B:220:7Q9:N	12	3.46
(3,4)	1:A:23:LEU:CD2	1:B:2:THR:N	12	3.46
(3,4)	1:A:23:LEU:CD2	1:B:3:GLU:N	12	3.46
(3,4)	1:A:23:LEU:CD2	1:B:4:TYR:N	12	3.46
(3,4)	1:A:23:LEU:CD2	1:B:5:LYS:N	12	3.46
(3,4)	1:A:23:LEU:CD2	1:B:6:LEU:N	12	3.46
(3,4)	1:A:23:LEU:CD2	1:B:7:VAL:N	12	3.46
(3,4)	1:A:23:LEU:CD2	1:B:8:VAL:N	12	3.46
(3,4)	1:A:23:LEU:CD2	1:B:9:VAL:N	12	3.46
(3,4)	1:A:23:LEU:CD2	1:B:10:GLY:N	12	3.46
(3,4)	1:A:23:LEU:CD2	1:B:11:ALA:N	12	3.46
(3,4)	1:A:23:LEU:CD2	1:B:12:ASP:N	12	3.46
(3,4)	1:A:23:LEU:CD2	1:B:13:GLY:N	12	3.46
(3,4)	1:A:23:LEU:CD2	1:B:14:VAL:N	12	3.46
(3,4)	1:A:23:LEU:CD2	1:B:15:GLY:N	12	3.46
(3,4)	1:A:23:LEU:CD2	1:B:16:LYS:N	12	3.46
(3,4)	1:A:23:LEU:CD2	1:B:17:SER:N	12	3.46
(3,4)	1:A:23:LEU:CD2	1:B:18:ALA:N	12	3.46
(3,4)	1:A:23:LEU:CD2	1:B:19:LEU:N	12	3.46
(3,4)	1:A:23:LEU:CD2	1:B:20:THR:N	12	3.46
(3,4)	1:A:23:LEU:CD2	1:B:21:ILE:N	12	3.46
(3,4)	1:A:23:LEU:CD2	1:B:22:GLN:N	12	3.46
(3,4)	1:A:23:LEU:CD2	1:B:23:LEU:N	12	3.46
(3,4)	1:A:23:LEU:CD2	1:B:24:ILE:N	12	3.46
(3,4)	1:A:23:LEU:CD2	1:B:25:GLN:N	12	3.46
(3,4)	1:A:23:LEU:CD2	1:B:26:ASN:N	12	3.46
(3,4)	1:A:23:LEU:CD2	1:B:27:HIS:N	12	3.46
(3,4)	1:A:23:LEU:CD2	1:B:28:PHE:N	12	3.46
(3,4)	1:A:23:LEU:CD2	1:B:29:VAL:N	12	3.46
(3,4)	1:A:23:LEU:CD2	1:B:30:ASP:N	12	3.46
(3,4)	1:A:23:LEU:CD2	1:B:31:GLU:N	12	3.46
(3,4)	1:A:23:LEU:CD2	1:B:32:TYR:N	12	3.46
(3,4)	1:A:23:LEU:CD2	1:B:33:ASP:N	12	3.46
(3,4)	1:A:23:LEU:CD2	1:B:34:PRO:N	12	3.46
(3,4)	1:A:23:LEU:CD2	1:B:35:THR:N	12	3.46
(3,4)	1:A:23:LEU:CD2	1:B:36:ILE:N	12	3.46
(3,4)	1:A:23:LEU:CD2	1:B:37:GLU:N	12	3.46

Continued on next page...

Continued from previous page...

Key	Atom-1	Atom-2	Model ID	Violation (Å)
(3,4)	1:A:23:LEU:CD2	1:B:38:ASP:N	12	3.46
(3,4)	1:A:23:LEU:CD2	1:B:39:SER:N	12	3.46
(3,4)	1:A:23:LEU:CD2	1:B:40:TYR:N	12	3.46
(3,4)	1:A:23:LEU:CD2	1:B:41:ARG:N	12	3.46
(3,4)	1:A:23:LEU:CD2	1:B:42:LYS:N	12	3.46
(3,4)	1:A:23:LEU:CD2	1:B:43:GLN:N	12	3.46
(3,4)	1:A:23:LEU:CD2	1:B:44:VAL:N	12	3.46
(3,4)	1:A:23:LEU:CD2	1:B:45:VAL:N	12	3.46
(3,4)	1:A:23:LEU:CD2	1:B:46:ILE:N	12	3.46
(3,4)	1:A:23:LEU:CD2	1:B:47:ASP:N	12	3.46
(3,4)	1:A:23:LEU:CD2	1:B:48:GLY:N	12	3.46
(3,4)	1:A:23:LEU:CD2	1:B:49:GLU:N	12	3.46
(3,4)	1:A:23:LEU:CD2	1:B:50:THR:N	12	3.46
(3,4)	1:A:23:LEU:CD2	1:B:51:CYS:N	12	3.46
(3,4)	1:A:23:LEU:CD2	1:B:52:LEU:N	12	3.46
(3,4)	1:A:23:LEU:CD2	1:B:53:LEU:N	12	3.46
(3,4)	1:A:23:LEU:CD2	1:B:54:ASP:N	12	3.46
(3,4)	1:A:23:LEU:CD2	1:B:55:ILE:N	12	3.46
(3,4)	1:A:23:LEU:CD2	1:B:56:LEU:N	12	3.46
(3,4)	1:A:23:LEU:CD2	1:B:57:ASP:N	12	3.46
(3,4)	1:A:23:LEU:CD2	1:B:58:THR:N	12	3.46
(3,4)	1:A:23:LEU:CD2	1:B:59:ALA:N	12	3.46
(3,4)	1:A:23:LEU:CD2	1:B:60:GLY:N	12	3.46
(3,4)	1:A:23:LEU:CD2	1:B:61:GLN:N	12	3.46
(3,4)	1:A:23:LEU:CD2	1:B:62:GLU:N	12	3.46
(3,4)	1:A:23:LEU:CD2	1:B:63:GLU:N	12	3.46
(3,4)	1:A:23:LEU:CD2	1:B:64:TYR:N	12	3.46
(3,4)	1:A:23:LEU:CD2	1:B:65:SER:N	12	3.46
(3,4)	1:A:23:LEU:CD2	1:B:66:ALA:N	12	3.46
(3,4)	1:A:23:LEU:CD2	1:B:67:MET:N	12	3.46
(3,4)	1:A:23:LEU:CD2	1:B:68:ARG:N	12	3.46
(3,4)	1:A:23:LEU:CD2	1:B:69:ASP:N	12	3.46
(3,4)	1:A:23:LEU:CD2	1:B:70:GLN:N	12	3.46
(3,4)	1:A:23:LEU:CD2	1:B:71:TYR:N	12	3.46
(3,4)	1:A:23:LEU:CD2	1:B:72:MET:N	12	3.46
(3,4)	1:A:23:LEU:CD2	1:B:73:ARG:N	12	3.46
(3,4)	1:A:23:LEU:CD2	1:B:74:THR:N	12	3.46
(3,4)	1:A:23:LEU:CD2	1:B:75:GLY:N	12	3.46
(3,4)	1:A:23:LEU:CD2	1:B:76:GLU:N	12	3.46
(3,4)	1:A:23:LEU:CD2	1:B:77:GLY:N	12	3.46
(3,4)	1:A:23:LEU:CD2	1:B:78:PHE:N	12	3.46
(3,4)	1:A:23:LEU:CD2	1:B:79:LEU:N	12	3.46

Continued on next page...

Continued from previous page...

Key	Atom-1	Atom-2	Model ID	Violation (Å)
(3,4)	1:A:23:LEU:CD2	1:B:80:CYS:N	12	3.46
(3,4)	1:A:23:LEU:CD2	5:B:203:7Q9:N	12	3.46
(3,4)	1:A:23:LEU:CD2	5:B:204:7Q9:N	12	3.46
(3,4)	1:A:23:LEU:CD2	5:B:205:7Q9:N	12	3.46
(3,4)	1:A:23:LEU:CD2	5:B:206:7Q9:N	12	3.46
(3,4)	1:A:23:LEU:CD2	5:B:207:7Q9:N	12	3.46
(3,4)	1:A:23:LEU:CD2	6:B:208:17F:N1	12	3.46
(3,4)	1:A:23:LEU:CD2	5:B:209:7Q9:N	12	3.46
(3,4)	1:A:23:LEU:CD2	5:B:210:7Q9:N	12	3.46
(3,4)	1:A:23:LEU:CD2	5:B:211:7Q9:N	12	3.46
(3,4)	1:A:23:LEU:CD2	5:B:212:7Q9:N	12	3.46
(3,4)	1:A:23:LEU:CD2	5:B:213:7Q9:N	12	3.46
(3,4)	1:A:23:LEU:CD2	6:B:214:17F:N1	12	3.46
(3,4)	1:A:23:LEU:CD2	6:B:215:17F:N1	12	3.46
(3,4)	1:A:23:LEU:CD2	5:B:216:7Q9:N	12	3.46
(3,4)	1:A:23:LEU:CD2	5:B:217:7Q9:N	12	3.46
(3,4)	1:A:23:LEU:CD2	5:B:218:7Q9:N	12	3.46
(3,4)	1:A:23:LEU:CD2	6:B:219:17F:N1	12	3.46
(3,4)	1:A:23:LEU:CD2	5:B:220:7Q9:N	12	3.46
(3,4)	1:A:23:LEU:CD1	1:B:2:THR:N	16	3.45
(3,4)	1:A:23:LEU:CD1	1:B:3:GLU:N	16	3.45
(3,4)	1:A:23:LEU:CD1	1:B:4:TYR:N	16	3.45
(3,4)	1:A:23:LEU:CD1	1:B:5:LYS:N	16	3.45
(3,4)	1:A:23:LEU:CD1	1:B:6:LEU:N	16	3.45
(3,4)	1:A:23:LEU:CD1	1:B:7:VAL:N	16	3.45
(3,4)	1:A:23:LEU:CD1	1:B:8:VAL:N	16	3.45
(3,4)	1:A:23:LEU:CD1	1:B:9:VAL:N	16	3.45
(3,4)	1:A:23:LEU:CD1	1:B:10:GLY:N	16	3.45
(3,4)	1:A:23:LEU:CD1	1:B:11:ALA:N	16	3.45
(3,4)	1:A:23:LEU:CD1	1:B:12:ASP:N	16	3.45
(3,4)	1:A:23:LEU:CD1	1:B:13:GLY:N	16	3.45
(3,4)	1:A:23:LEU:CD1	1:B:14:VAL:N	16	3.45
(3,4)	1:A:23:LEU:CD1	1:B:15:GLY:N	16	3.45
(3,4)	1:A:23:LEU:CD1	1:B:16:LYS:N	16	3.45
(3,4)	1:A:23:LEU:CD1	1:B:17:SER:N	16	3.45
(3,4)	1:A:23:LEU:CD1	1:B:18:ALA:N	16	3.45
(3,4)	1:A:23:LEU:CD1	1:B:19:LEU:N	16	3.45
(3,4)	1:A:23:LEU:CD1	1:B:20:THR:N	16	3.45
(3,4)	1:A:23:LEU:CD1	1:B:21:ILE:N	16	3.45
(3,4)	1:A:23:LEU:CD1	1:B:22:GLN:N	16	3.45
(3,4)	1:A:23:LEU:CD1	1:B:23:LEU:N	16	3.45
(3,4)	1:A:23:LEU:CD1	1:B:24:ILE:N	16	3.45

Continued on next page...

Continued from previous page...

Key	Atom-1	Atom-2	Model ID	Violation (Å)
(3,4)	1:A:23:LEU:CD1	1:B:25:GLN:N	16	3.45
(3,4)	1:A:23:LEU:CD1	1:B:26:ASN:N	16	3.45
(3,4)	1:A:23:LEU:CD1	1:B:27:HIS:N	16	3.45
(3,4)	1:A:23:LEU:CD1	1:B:28:PHE:N	16	3.45
(3,4)	1:A:23:LEU:CD1	1:B:29:VAL:N	16	3.45
(3,4)	1:A:23:LEU:CD1	1:B:30:ASP:N	16	3.45
(3,4)	1:A:23:LEU:CD1	1:B:31:GLU:N	16	3.45
(3,4)	1:A:23:LEU:CD1	1:B:32:TYR:N	16	3.45
(3,4)	1:A:23:LEU:CD1	1:B:33:ASP:N	16	3.45
(3,4)	1:A:23:LEU:CD1	1:B:34:PRO:N	16	3.45
(3,4)	1:A:23:LEU:CD1	1:B:35:THR:N	16	3.45
(3,4)	1:A:23:LEU:CD1	1:B:36:ILE:N	16	3.45
(3,4)	1:A:23:LEU:CD1	1:B:37:GLU:N	16	3.45
(3,4)	1:A:23:LEU:CD1	1:B:38:ASP:N	16	3.45
(3,4)	1:A:23:LEU:CD1	1:B:39:SER:N	16	3.45
(3,4)	1:A:23:LEU:CD1	1:B:40:TYR:N	16	3.45
(3,4)	1:A:23:LEU:CD1	1:B:41:ARG:N	16	3.45
(3,4)	1:A:23:LEU:CD1	1:B:42:LYS:N	16	3.45
(3,4)	1:A:23:LEU:CD1	1:B:43:GLN:N	16	3.45
(3,4)	1:A:23:LEU:CD1	1:B:44:VAL:N	16	3.45
(3,4)	1:A:23:LEU:CD1	1:B:45:VAL:N	16	3.45
(3,4)	1:A:23:LEU:CD1	1:B:46:ILE:N	16	3.45
(3,4)	1:A:23:LEU:CD1	1:B:47:ASP:N	16	3.45
(3,4)	1:A:23:LEU:CD1	1:B:48:GLY:N	16	3.45
(3,4)	1:A:23:LEU:CD1	1:B:49:GLU:N	16	3.45
(3,4)	1:A:23:LEU:CD1	1:B:50:THR:N	16	3.45
(3,4)	1:A:23:LEU:CD1	1:B:51:CYS:N	16	3.45
(3,4)	1:A:23:LEU:CD1	1:B:52:LEU:N	16	3.45
(3,4)	1:A:23:LEU:CD1	1:B:53:LEU:N	16	3.45
(3,4)	1:A:23:LEU:CD1	1:B:54:ASP:N	16	3.45
(3,4)	1:A:23:LEU:CD1	1:B:55:ILE:N	16	3.45
(3,4)	1:A:23:LEU:CD1	1:B:56:LEU:N	16	3.45
(3,4)	1:A:23:LEU:CD1	1:B:57:ASP:N	16	3.45
(3,4)	1:A:23:LEU:CD1	1:B:58:THR:N	16	3.45
(3,4)	1:A:23:LEU:CD1	1:B:59:ALA:N	16	3.45
(3,4)	1:A:23:LEU:CD1	1:B:60:GLY:N	16	3.45
(3,4)	1:A:23:LEU:CD1	1:B:61:GLN:N	16	3.45
(3,4)	1:A:23:LEU:CD1	1:B:62:GLU:N	16	3.45
(3,4)	1:A:23:LEU:CD1	1:B:63:GLU:N	16	3.45
(3,4)	1:A:23:LEU:CD1	1:B:64:TYR:N	16	3.45
(3,4)	1:A:23:LEU:CD1	1:B:65:SER:N	16	3.45
(3,4)	1:A:23:LEU:CD1	1:B:66:ALA:N	16	3.45

Continued on next page...

Continued from previous page...

Key	Atom-1	Atom-2	Model ID	Violation (Å)
(3,4)	1:A:23:LEU:CD1	1:B:67:MET:N	16	3.45
(3,4)	1:A:23:LEU:CD1	1:B:68:ARG:N	16	3.45
(3,4)	1:A:23:LEU:CD1	1:B:69:ASP:N	16	3.45
(3,4)	1:A:23:LEU:CD1	1:B:70:GLN:N	16	3.45
(3,4)	1:A:23:LEU:CD1	1:B:71:TYR:N	16	3.45
(3,4)	1:A:23:LEU:CD1	1:B:72:MET:N	16	3.45
(3,4)	1:A:23:LEU:CD1	1:B:73:ARG:N	16	3.45
(3,4)	1:A:23:LEU:CD1	1:B:74:THR:N	16	3.45
(3,4)	1:A:23:LEU:CD1	1:B:75:GLY:N	16	3.45
(3,4)	1:A:23:LEU:CD1	1:B:76:GLU:N	16	3.45
(3,4)	1:A:23:LEU:CD1	1:B:77:GLY:N	16	3.45
(3,4)	1:A:23:LEU:CD1	1:B:78:PHE:N	16	3.45
(3,4)	1:A:23:LEU:CD1	1:B:79:LEU:N	16	3.45
(3,4)	1:A:23:LEU:CD1	1:B:80:CYS:N	16	3.45
(3,4)	1:A:23:LEU:CD1	5:B:203:7Q9:N	16	3.45
(3,4)	1:A:23:LEU:CD1	5:B:204:7Q9:N	16	3.45
(3,4)	1:A:23:LEU:CD1	5:B:205:7Q9:N	16	3.45
(3,4)	1:A:23:LEU:CD1	5:B:206:7Q9:N	16	3.45
(3,4)	1:A:23:LEU:CD1	5:B:207:7Q9:N	16	3.45
(3,4)	1:A:23:LEU:CD1	6:B:208:17F:N1	16	3.45
(3,4)	1:A:23:LEU:CD1	5:B:209:7Q9:N	16	3.45
(3,4)	1:A:23:LEU:CD1	5:B:210:7Q9:N	16	3.45
(3,4)	1:A:23:LEU:CD1	5:B:211:7Q9:N	16	3.45
(3,4)	1:A:23:LEU:CD1	5:B:212:7Q9:N	16	3.45
(3,4)	1:A:23:LEU:CD1	5:B:213:7Q9:N	16	3.45
(3,4)	1:A:23:LEU:CD1	6:B:214:17F:N1	16	3.45
(3,4)	1:A:23:LEU:CD1	6:B:215:17F:N1	16	3.45
(3,4)	1:A:23:LEU:CD1	5:B:216:7Q9:N	16	3.45
(3,4)	1:A:23:LEU:CD1	5:B:217:7Q9:N	16	3.45
(3,4)	1:A:23:LEU:CD1	5:B:218:7Q9:N	16	3.45
(3,4)	1:A:23:LEU:CD1	6:B:219:17F:N1	16	3.45
(3,4)	1:A:23:LEU:CD1	5:B:220:7Q9:N	16	3.45
(3,4)	1:A:23:LEU:CD2	1:B:2:THR:N	16	3.45
(3,4)	1:A:23:LEU:CD2	1:B:3:GLU:N	16	3.45
(3,4)	1:A:23:LEU:CD2	1:B:4:TYR:N	16	3.45
(3,4)	1:A:23:LEU:CD2	1:B:5:LYS:N	16	3.45
(3,4)	1:A:23:LEU:CD2	1:B:6:LEU:N	16	3.45
(3,4)	1:A:23:LEU:CD2	1:B:7:VAL:N	16	3.45
(3,4)	1:A:23:LEU:CD2	1:B:8:VAL:N	16	3.45
(3,4)	1:A:23:LEU:CD2	1:B:9:VAL:N	16	3.45
(3,4)	1:A:23:LEU:CD2	1:B:10:GLY:N	16	3.45
(3,4)	1:A:23:LEU:CD2	1:B:11:ALA:N	16	3.45

Continued on next page...

Continued from previous page...

Key	Atom-1	Atom-2	Model ID	Violation (Å)
(3,4)	1:A:23:LEU:CD2	1:B:12:ASP:N	16	3.45
(3,4)	1:A:23:LEU:CD2	1:B:13:GLY:N	16	3.45
(3,4)	1:A:23:LEU:CD2	1:B:14:VAL:N	16	3.45
(3,4)	1:A:23:LEU:CD2	1:B:15:GLY:N	16	3.45
(3,4)	1:A:23:LEU:CD2	1:B:16:LYS:N	16	3.45
(3,4)	1:A:23:LEU:CD2	1:B:17:SER:N	16	3.45
(3,4)	1:A:23:LEU:CD2	1:B:18:ALA:N	16	3.45
(3,4)	1:A:23:LEU:CD2	1:B:19:LEU:N	16	3.45
(3,4)	1:A:23:LEU:CD2	1:B:20:THR:N	16	3.45
(3,4)	1:A:23:LEU:CD2	1:B:21:ILE:N	16	3.45
(3,4)	1:A:23:LEU:CD2	1:B:22:GLN:N	16	3.45
(3,4)	1:A:23:LEU:CD2	1:B:23:LEU:N	16	3.45
(3,4)	1:A:23:LEU:CD2	1:B:24:ILE:N	16	3.45
(3,4)	1:A:23:LEU:CD2	1:B:25:GLN:N	16	3.45
(3,4)	1:A:23:LEU:CD2	1:B:26:ASN:N	16	3.45
(3,4)	1:A:23:LEU:CD2	1:B:27:HIS:N	16	3.45
(3,4)	1:A:23:LEU:CD2	1:B:28:PHE:N	16	3.45
(3,4)	1:A:23:LEU:CD2	1:B:29:VAL:N	16	3.45
(3,4)	1:A:23:LEU:CD2	1:B:30:ASP:N	16	3.45
(3,4)	1:A:23:LEU:CD2	1:B:31:GLU:N	16	3.45
(3,4)	1:A:23:LEU:CD2	1:B:32:TYR:N	16	3.45
(3,4)	1:A:23:LEU:CD2	1:B:33:ASP:N	16	3.45
(3,4)	1:A:23:LEU:CD2	1:B:34:PRO:N	16	3.45
(3,4)	1:A:23:LEU:CD2	1:B:35:THR:N	16	3.45
(3,4)	1:A:23:LEU:CD2	1:B:36:ILE:N	16	3.45
(3,4)	1:A:23:LEU:CD2	1:B:37:GLU:N	16	3.45
(3,4)	1:A:23:LEU:CD2	1:B:38:ASP:N	16	3.45
(3,4)	1:A:23:LEU:CD2	1:B:39:SER:N	16	3.45
(3,4)	1:A:23:LEU:CD2	1:B:40:TYR:N	16	3.45
(3,4)	1:A:23:LEU:CD2	1:B:41:ARG:N	16	3.45
(3,4)	1:A:23:LEU:CD2	1:B:42:LYS:N	16	3.45
(3,4)	1:A:23:LEU:CD2	1:B:43:GLN:N	16	3.45
(3,4)	1:A:23:LEU:CD2	1:B:44:VAL:N	16	3.45
(3,4)	1:A:23:LEU:CD2	1:B:45:VAL:N	16	3.45
(3,4)	1:A:23:LEU:CD2	1:B:46:ILE:N	16	3.45
(3,4)	1:A:23:LEU:CD2	1:B:47:ASP:N	16	3.45
(3,4)	1:A:23:LEU:CD2	1:B:48:GLY:N	16	3.45
(3,4)	1:A:23:LEU:CD2	1:B:49:GLU:N	16	3.45
(3,4)	1:A:23:LEU:CD2	1:B:50:THR:N	16	3.45
(3,4)	1:A:23:LEU:CD2	1:B:51:CYS:N	16	3.45
(3,4)	1:A:23:LEU:CD2	1:B:52:LEU:N	16	3.45
(3,4)	1:A:23:LEU:CD2	1:B:53:LEU:N	16	3.45

Continued on next page...

Continued from previous page...

Key	Atom-1	Atom-2	Model ID	Violation (Å)
(3,4)	1:A:23:LEU:CD2	1:B:54:ASP:N	16	3.45
(3,4)	1:A:23:LEU:CD2	1:B:55:ILE:N	16	3.45
(3,4)	1:A:23:LEU:CD2	1:B:56:LEU:N	16	3.45
(3,4)	1:A:23:LEU:CD2	1:B:57:ASP:N	16	3.45
(3,4)	1:A:23:LEU:CD2	1:B:58:THR:N	16	3.45
(3,4)	1:A:23:LEU:CD2	1:B:59:ALA:N	16	3.45
(3,4)	1:A:23:LEU:CD2	1:B:60:GLY:N	16	3.45
(3,4)	1:A:23:LEU:CD2	1:B:61:GLN:N	16	3.45
(3,4)	1:A:23:LEU:CD2	1:B:62:GLU:N	16	3.45
(3,4)	1:A:23:LEU:CD2	1:B:63:GLU:N	16	3.45
(3,4)	1:A:23:LEU:CD2	1:B:64:TYR:N	16	3.45
(3,4)	1:A:23:LEU:CD2	1:B:65:SER:N	16	3.45
(3,4)	1:A:23:LEU:CD2	1:B:66:ALA:N	16	3.45
(3,4)	1:A:23:LEU:CD2	1:B:67:MET:N	16	3.45
(3,4)	1:A:23:LEU:CD2	1:B:68:ARG:N	16	3.45
(3,4)	1:A:23:LEU:CD2	1:B:69:ASP:N	16	3.45
(3,4)	1:A:23:LEU:CD2	1:B:70:GLN:N	16	3.45
(3,4)	1:A:23:LEU:CD2	1:B:71:TYR:N	16	3.45
(3,4)	1:A:23:LEU:CD2	1:B:72:MET:N	16	3.45
(3,4)	1:A:23:LEU:CD2	1:B:73:ARG:N	16	3.45
(3,4)	1:A:23:LEU:CD2	1:B:74:THR:N	16	3.45
(3,4)	1:A:23:LEU:CD2	1:B:75:GLY:N	16	3.45
(3,4)	1:A:23:LEU:CD2	1:B:76:GLU:N	16	3.45
(3,4)	1:A:23:LEU:CD2	1:B:77:GLY:N	16	3.45
(3,4)	1:A:23:LEU:CD2	1:B:78:PHE:N	16	3.45
(3,4)	1:A:23:LEU:CD2	1:B:79:LEU:N	16	3.45
(3,4)	1:A:23:LEU:CD2	1:B:80:CYS:N	16	3.45
(3,4)	1:A:23:LEU:CD2	5:B:203:7Q9:N	16	3.45
(3,4)	1:A:23:LEU:CD2	5:B:204:7Q9:N	16	3.45
(3,4)	1:A:23:LEU:CD2	5:B:205:7Q9:N	16	3.45
(3,4)	1:A:23:LEU:CD2	5:B:206:7Q9:N	16	3.45
(3,4)	1:A:23:LEU:CD2	5:B:207:7Q9:N	16	3.45
(3,4)	1:A:23:LEU:CD2	6:B:208:17F:N1	16	3.45
(3,4)	1:A:23:LEU:CD2	5:B:209:7Q9:N	16	3.45
(3,4)	1:A:23:LEU:CD2	5:B:210:7Q9:N	16	3.45
(3,4)	1:A:23:LEU:CD2	5:B:211:7Q9:N	16	3.45
(3,4)	1:A:23:LEU:CD2	5:B:212:7Q9:N	16	3.45
(3,4)	1:A:23:LEU:CD2	5:B:213:7Q9:N	16	3.45
(3,4)	1:A:23:LEU:CD2	6:B:214:17F:N1	16	3.45
(3,4)	1:A:23:LEU:CD2	6:B:215:17F:N1	16	3.45
(3,4)	1:A:23:LEU:CD2	5:B:216:7Q9:N	16	3.45
(3,4)	1:A:23:LEU:CD2	5:B:217:7Q9:N	16	3.45

Continued on next page...

Continued from previous page...

Key	Atom-1	Atom-2	Model ID	Violation (Å)
(3,4)	1:A:23:LEU:CD2	5:B:218:7Q9:N	16	3.45
(3,4)	1:A:23:LEU:CD2	6:B:219:17F:N1	16	3.45
(3,4)	1:A:23:LEU:CD2	5:B:220:7Q9:N	16	3.45
(3,9)	1:A:46:ILE:CD1	1:B:2:THR:N	2	3.44
(3,9)	1:A:46:ILE:CD1	1:B:3:GLU:N	2	3.44
(3,9)	1:A:46:ILE:CD1	1:B:4:TYR:N	2	3.44
(3,9)	1:A:46:ILE:CD1	1:B:5:LYS:N	2	3.44
(3,9)	1:A:46:ILE:CD1	1:B:6:LEU:N	2	3.44
(3,9)	1:A:46:ILE:CD1	1:B:7:VAL:N	2	3.44
(3,9)	1:A:46:ILE:CD1	1:B:8:VAL:N	2	3.44
(3,9)	1:A:46:ILE:CD1	1:B:9:VAL:N	2	3.44
(3,9)	1:A:46:ILE:CD1	1:B:10:GLY:N	2	3.44
(3,9)	1:A:46:ILE:CD1	1:B:11:ALA:N	2	3.44
(3,9)	1:A:46:ILE:CD1	1:B:12:ASP:N	2	3.44
(3,9)	1:A:46:ILE:CD1	1:B:13:GLY:N	2	3.44
(3,9)	1:A:46:ILE:CD1	1:B:14:VAL:N	2	3.44
(3,9)	1:A:46:ILE:CD1	1:B:15:GLY:N	2	3.44
(3,9)	1:A:46:ILE:CD1	1:B:16:LYS:N	2	3.44
(3,9)	1:A:46:ILE:CD1	1:B:17:SER:N	2	3.44
(3,9)	1:A:46:ILE:CD1	1:B:18:ALA:N	2	3.44
(3,9)	1:A:46:ILE:CD1	1:B:19:LEU:N	2	3.44
(3,9)	1:A:46:ILE:CD1	1:B:20:THR:N	2	3.44
(3,9)	1:A:46:ILE:CD1	1:B:21:ILE:N	2	3.44
(3,9)	1:A:46:ILE:CD1	1:B:22:GLN:N	2	3.44
(3,9)	1:A:46:ILE:CD1	1:B:23:LEU:N	2	3.44
(3,9)	1:A:46:ILE:CD1	1:B:24:ILE:N	2	3.44
(3,9)	1:A:46:ILE:CD1	1:B:25:GLN:N	2	3.44
(3,9)	1:A:46:ILE:CD1	1:B:26:ASN:N	2	3.44
(3,9)	1:A:46:ILE:CD1	1:B:27:HIS:N	2	3.44
(3,9)	1:A:46:ILE:CD1	1:B:28:PHE:N	2	3.44
(3,9)	1:A:46:ILE:CD1	1:B:29:VAL:N	2	3.44
(3,9)	1:A:46:ILE:CD1	1:B:30:ASP:N	2	3.44
(3,9)	1:A:46:ILE:CD1	1:B:31:GLU:N	2	3.44
(3,9)	1:A:46:ILE:CD1	1:B:32:TYR:N	2	3.44
(3,9)	1:A:46:ILE:CD1	1:B:33:ASP:N	2	3.44
(3,9)	1:A:46:ILE:CD1	1:B:34:PRO:N	2	3.44
(3,9)	1:A:46:ILE:CD1	1:B:35:THR:N	2	3.44
(3,9)	1:A:46:ILE:CD1	1:B:36:ILE:N	2	3.44
(3,9)	1:A:46:ILE:CD1	1:B:37:GLU:N	2	3.44
(3,9)	1:A:46:ILE:CD1	1:B:38:ASP:N	2	3.44
(3,9)	1:A:46:ILE:CD1	1:B:39:SER:N	2	3.44
(3,9)	1:A:46:ILE:CD1	1:B:40:TYR:N	2	3.44

Continued on next page...

Continued from previous page...

Key	Atom-1	Atom-2	Model ID	Violation (Å)
(3,9)	1:A:46:ILE:CD1	1:B:41:ARG:N	2	3.44
(3,9)	1:A:46:ILE:CD1	1:B:42:LYS:N	2	3.44
(3,9)	1:A:46:ILE:CD1	1:B:43:GLN:N	2	3.44
(3,9)	1:A:46:ILE:CD1	1:B:44:VAL:N	2	3.44
(3,9)	1:A:46:ILE:CD1	1:B:45:VAL:N	2	3.44
(3,9)	1:A:46:ILE:CD1	1:B:46:ILE:N	2	3.44
(3,9)	1:A:46:ILE:CD1	1:B:47:ASP:N	2	3.44
(3,9)	1:A:46:ILE:CD1	1:B:48:GLY:N	2	3.44
(3,9)	1:A:46:ILE:CD1	1:B:49:GLU:N	2	3.44
(3,9)	1:A:46:ILE:CD1	1:B:50:THR:N	2	3.44
(3,9)	1:A:46:ILE:CD1	1:B:51:CYS:N	2	3.44
(3,9)	1:A:46:ILE:CD1	1:B:52:LEU:N	2	3.44
(3,9)	1:A:46:ILE:CD1	1:B:53:LEU:N	2	3.44
(3,9)	1:A:46:ILE:CD1	1:B:54:ASP:N	2	3.44
(3,9)	1:A:46:ILE:CD1	1:B:55:ILE:N	2	3.44
(3,9)	1:A:46:ILE:CD1	1:B:56:LEU:N	2	3.44
(3,9)	1:A:46:ILE:CD1	1:B:57:ASP:N	2	3.44
(3,9)	1:A:46:ILE:CD1	1:B:58:THR:N	2	3.44
(3,9)	1:A:46:ILE:CD1	1:B:59:ALA:N	2	3.44
(3,9)	1:A:46:ILE:CD1	1:B:60:GLY:N	2	3.44
(3,9)	1:A:46:ILE:CD1	1:B:61:GLN:N	2	3.44
(3,9)	1:A:46:ILE:CD1	1:B:62:GLU:N	2	3.44
(3,9)	1:A:46:ILE:CD1	1:B:63:GLU:N	2	3.44
(3,9)	1:A:46:ILE:CD1	1:B:64:TYR:N	2	3.44
(3,9)	1:A:46:ILE:CD1	1:B:65:SER:N	2	3.44
(3,9)	1:A:46:ILE:CD1	1:B:66:ALA:N	2	3.44
(3,9)	1:A:46:ILE:CD1	1:B:67:MET:N	2	3.44
(3,9)	1:A:46:ILE:CD1	1:B:68:ARG:N	2	3.44
(3,9)	1:A:46:ILE:CD1	1:B:69:ASP:N	2	3.44
(3,9)	1:A:46:ILE:CD1	1:B:70:GLN:N	2	3.44
(3,9)	1:A:46:ILE:CD1	1:B:71:TYR:N	2	3.44
(3,9)	1:A:46:ILE:CD1	1:B:72:MET:N	2	3.44
(3,9)	1:A:46:ILE:CD1	1:B:73:ARG:N	2	3.44
(3,9)	1:A:46:ILE:CD1	1:B:74:THR:N	2	3.44
(3,9)	1:A:46:ILE:CD1	1:B:75:GLY:N	2	3.44
(3,9)	1:A:46:ILE:CD1	1:B:76:GLU:N	2	3.44
(3,9)	1:A:46:ILE:CD1	1:B:77:GLY:N	2	3.44
(3,9)	1:A:46:ILE:CD1	1:B:78:PHE:N	2	3.44
(3,9)	1:A:46:ILE:CD1	1:B:79:LEU:N	2	3.44
(3,9)	1:A:46:ILE:CD1	1:B:80:CYS:N	2	3.44
(3,9)	1:A:46:ILE:CD1	5:B:203:7Q9:N	2	3.44
(3,9)	1:A:46:ILE:CD1	5:B:204:7Q9:N	2	3.44

Continued on next page...

Continued from previous page...

Key	Atom-1	Atom-2	Model ID	Violation (Å)
(3,9)	1:A:46:ILE:CD1	5:B:205:7Q9:N	2	3.44
(3,9)	1:A:46:ILE:CD1	5:B:206:7Q9:N	2	3.44
(3,9)	1:A:46:ILE:CD1	5:B:207:7Q9:N	2	3.44
(3,9)	1:A:46:ILE:CD1	6:B:208:17F:N1	2	3.44
(3,9)	1:A:46:ILE:CD1	5:B:209:7Q9:N	2	3.44
(3,9)	1:A:46:ILE:CD1	5:B:210:7Q9:N	2	3.44
(3,9)	1:A:46:ILE:CD1	5:B:211:7Q9:N	2	3.44
(3,9)	1:A:46:ILE:CD1	5:B:212:7Q9:N	2	3.44
(3,9)	1:A:46:ILE:CD1	5:B:213:7Q9:N	2	3.44
(3,9)	1:A:46:ILE:CD1	6:B:214:17F:N1	2	3.44
(3,9)	1:A:46:ILE:CD1	6:B:215:17F:N1	2	3.44
(3,9)	1:A:46:ILE:CD1	5:B:216:7Q9:N	2	3.44
(3,9)	1:A:46:ILE:CD1	5:B:217:7Q9:N	2	3.44
(3,9)	1:A:46:ILE:CD1	5:B:218:7Q9:N	2	3.44
(3,9)	1:A:46:ILE:CD1	6:B:219:17F:N1	2	3.44
(3,9)	1:A:46:ILE:CD1	5:B:220:7Q9:N	2	3.44
(3,8)	1:A:45:VAL:CG1	1:B:2:THR:N	18	3.44
(3,8)	1:A:45:VAL:CG1	1:B:3:GLU:N	18	3.44
(3,8)	1:A:45:VAL:CG1	1:B:4:TYR:N	18	3.44
(3,8)	1:A:45:VAL:CG1	1:B:5:LYS:N	18	3.44
(3,8)	1:A:45:VAL:CG1	1:B:6:LEU:N	18	3.44
(3,8)	1:A:45:VAL:CG1	1:B:7:VAL:N	18	3.44
(3,8)	1:A:45:VAL:CG1	1:B:8:VAL:N	18	3.44
(3,8)	1:A:45:VAL:CG1	1:B:9:VAL:N	18	3.44
(3,8)	1:A:45:VAL:CG1	1:B:10:GLY:N	18	3.44
(3,8)	1:A:45:VAL:CG1	1:B:11:ALA:N	18	3.44
(3,8)	1:A:45:VAL:CG1	1:B:12:ASP:N	18	3.44
(3,8)	1:A:45:VAL:CG1	1:B:13:GLY:N	18	3.44
(3,8)	1:A:45:VAL:CG1	1:B:14:VAL:N	18	3.44
(3,8)	1:A:45:VAL:CG1	1:B:15:GLY:N	18	3.44
(3,8)	1:A:45:VAL:CG1	1:B:16:LYS:N	18	3.44
(3,8)	1:A:45:VAL:CG1	1:B:17:SER:N	18	3.44
(3,8)	1:A:45:VAL:CG1	1:B:18:ALA:N	18	3.44
(3,8)	1:A:45:VAL:CG1	1:B:19:LEU:N	18	3.44
(3,8)	1:A:45:VAL:CG1	1:B:20:THR:N	18	3.44
(3,8)	1:A:45:VAL:CG1	1:B:21:ILE:N	18	3.44
(3,8)	1:A:45:VAL:CG1	1:B:22:GLN:N	18	3.44
(3,8)	1:A:45:VAL:CG1	1:B:23:LEU:N	18	3.44
(3,8)	1:A:45:VAL:CG1	1:B:24:ILE:N	18	3.44
(3,8)	1:A:45:VAL:CG1	1:B:25:GLN:N	18	3.44
(3,8)	1:A:45:VAL:CG1	1:B:26:ASN:N	18	3.44
(3,8)	1:A:45:VAL:CG1	1:B:27:HIS:N	18	3.44

Continued on next page...

Continued from previous page...

Key	Atom-1	Atom-2	Model ID	Violation (Å)
(3,8)	1:A:45:VAL:CG1	1:B:28:PHE:N	18	3.44
(3,8)	1:A:45:VAL:CG1	1:B:29:VAL:N	18	3.44
(3,8)	1:A:45:VAL:CG1	1:B:30:ASP:N	18	3.44
(3,8)	1:A:45:VAL:CG1	1:B:31:GLU:N	18	3.44
(3,8)	1:A:45:VAL:CG1	1:B:32:TYR:N	18	3.44
(3,8)	1:A:45:VAL:CG1	1:B:33:ASP:N	18	3.44
(3,8)	1:A:45:VAL:CG1	1:B:34:PRO:N	18	3.44
(3,8)	1:A:45:VAL:CG1	1:B:35:THR:N	18	3.44
(3,8)	1:A:45:VAL:CG1	1:B:36:ILE:N	18	3.44
(3,8)	1:A:45:VAL:CG1	1:B:37:GLU:N	18	3.44
(3,8)	1:A:45:VAL:CG1	1:B:38:ASP:N	18	3.44
(3,8)	1:A:45:VAL:CG1	1:B:39:SER:N	18	3.44
(3,8)	1:A:45:VAL:CG1	1:B:40:TYR:N	18	3.44
(3,8)	1:A:45:VAL:CG1	1:B:41:ARG:N	18	3.44
(3,8)	1:A:45:VAL:CG1	1:B:42:LYS:N	18	3.44
(3,8)	1:A:45:VAL:CG1	1:B:43:GLN:N	18	3.44
(3,8)	1:A:45:VAL:CG1	1:B:44:VAL:N	18	3.44
(3,8)	1:A:45:VAL:CG1	1:B:45:VAL:N	18	3.44
(3,8)	1:A:45:VAL:CG1	1:B:46:ILE:N	18	3.44
(3,8)	1:A:45:VAL:CG1	1:B:47:ASP:N	18	3.44
(3,8)	1:A:45:VAL:CG1	1:B:48:GLY:N	18	3.44
(3,8)	1:A:45:VAL:CG1	1:B:49:GLU:N	18	3.44
(3,8)	1:A:45:VAL:CG1	1:B:50:THR:N	18	3.44
(3,8)	1:A:45:VAL:CG1	1:B:51:CYS:N	18	3.44
(3,8)	1:A:45:VAL:CG1	1:B:52:LEU:N	18	3.44
(3,8)	1:A:45:VAL:CG1	1:B:53:LEU:N	18	3.44
(3,8)	1:A:45:VAL:CG1	1:B:54:ASP:N	18	3.44
(3,8)	1:A:45:VAL:CG1	1:B:55:ILE:N	18	3.44
(3,8)	1:A:45:VAL:CG1	1:B:56:LEU:N	18	3.44
(3,8)	1:A:45:VAL:CG1	1:B:57:ASP:N	18	3.44
(3,8)	1:A:45:VAL:CG1	1:B:58:THR:N	18	3.44
(3,8)	1:A:45:VAL:CG1	1:B:59:ALA:N	18	3.44
(3,8)	1:A:45:VAL:CG1	1:B:60:GLY:N	18	3.44
(3,8)	1:A:45:VAL:CG1	1:B:61:GLN:N	18	3.44
(3,8)	1:A:45:VAL:CG1	1:B:62:GLU:N	18	3.44
(3,8)	1:A:45:VAL:CG1	1:B:63:GLU:N	18	3.44
(3,8)	1:A:45:VAL:CG1	1:B:64:TYR:N	18	3.44
(3,8)	1:A:45:VAL:CG1	1:B:65:SER:N	18	3.44
(3,8)	1:A:45:VAL:CG1	1:B:66:ALA:N	18	3.44
(3,8)	1:A:45:VAL:CG1	1:B:67:MET:N	18	3.44
(3,8)	1:A:45:VAL:CG1	1:B:68:ARG:N	18	3.44
(3,8)	1:A:45:VAL:CG1	1:B:69:ASP:N	18	3.44

Continued on next page...

Continued from previous page...

Key	Atom-1	Atom-2	Model ID	Violation (Å)
(3,8)	1:A:45:VAL:CG1	1:B:70:GLN:N	18	3.44
(3,8)	1:A:45:VAL:CG1	1:B:71:TYR:N	18	3.44
(3,8)	1:A:45:VAL:CG1	1:B:72:MET:N	18	3.44
(3,8)	1:A:45:VAL:CG1	1:B:73:ARG:N	18	3.44
(3,8)	1:A:45:VAL:CG1	1:B:74:THR:N	18	3.44
(3,8)	1:A:45:VAL:CG1	1:B:75:GLY:N	18	3.44
(3,8)	1:A:45:VAL:CG1	1:B:76:GLU:N	18	3.44
(3,8)	1:A:45:VAL:CG1	1:B:77:GLY:N	18	3.44
(3,8)	1:A:45:VAL:CG1	1:B:78:PHE:N	18	3.44
(3,8)	1:A:45:VAL:CG1	1:B:79:LEU:N	18	3.44
(3,8)	1:A:45:VAL:CG1	1:B:80:CYS:N	18	3.44
(3,8)	1:A:45:VAL:CG1	5:B:203:7Q9:N	18	3.44
(3,8)	1:A:45:VAL:CG1	5:B:204:7Q9:N	18	3.44
(3,8)	1:A:45:VAL:CG1	5:B:205:7Q9:N	18	3.44
(3,8)	1:A:45:VAL:CG1	5:B:206:7Q9:N	18	3.44
(3,8)	1:A:45:VAL:CG1	5:B:207:7Q9:N	18	3.44
(3,8)	1:A:45:VAL:CG1	6:B:208:17F:N1	18	3.44
(3,8)	1:A:45:VAL:CG1	5:B:209:7Q9:N	18	3.44
(3,8)	1:A:45:VAL:CG1	5:B:210:7Q9:N	18	3.44
(3,8)	1:A:45:VAL:CG1	5:B:211:7Q9:N	18	3.44
(3,8)	1:A:45:VAL:CG1	5:B:212:7Q9:N	18	3.44
(3,8)	1:A:45:VAL:CG1	5:B:213:7Q9:N	18	3.44
(3,8)	1:A:45:VAL:CG1	6:B:214:17F:N1	18	3.44
(3,8)	1:A:45:VAL:CG1	6:B:215:17F:N1	18	3.44
(3,8)	1:A:45:VAL:CG1	5:B:216:7Q9:N	18	3.44
(3,8)	1:A:45:VAL:CG1	5:B:217:7Q9:N	18	3.44
(3,8)	1:A:45:VAL:CG1	5:B:218:7Q9:N	18	3.44
(3,8)	1:A:45:VAL:CG1	6:B:219:17F:N1	18	3.44
(3,8)	1:A:45:VAL:CG1	5:B:220:7Q9:N	18	3.44
(3,8)	1:A:45:VAL:CG2	1:B:2:THR:N	18	3.44
(3,8)	1:A:45:VAL:CG2	1:B:3:GLU:N	18	3.44
(3,8)	1:A:45:VAL:CG2	1:B:4:TYR:N	18	3.44
(3,8)	1:A:45:VAL:CG2	1:B:5:LYS:N	18	3.44
(3,8)	1:A:45:VAL:CG2	1:B:6:LEU:N	18	3.44
(3,8)	1:A:45:VAL:CG2	1:B:7:VAL:N	18	3.44
(3,8)	1:A:45:VAL:CG2	1:B:8:VAL:N	18	3.44
(3,8)	1:A:45:VAL:CG2	1:B:9:VAL:N	18	3.44
(3,8)	1:A:45:VAL:CG2	1:B:10:GLY:N	18	3.44
(3,8)	1:A:45:VAL:CG2	1:B:11:ALA:N	18	3.44
(3,8)	1:A:45:VAL:CG2	1:B:12:ASP:N	18	3.44
(3,8)	1:A:45:VAL:CG2	1:B:13:GLY:N	18	3.44
(3,8)	1:A:45:VAL:CG2	1:B:14:VAL:N	18	3.44

Continued on next page...

Continued from previous page...

Key	Atom-1	Atom-2	Model ID	Violation (Å)
(3,8)	1:A:45:VAL:CG2	1:B:15:GLY:N	18	3.44
(3,8)	1:A:45:VAL:CG2	1:B:16:LYS:N	18	3.44
(3,8)	1:A:45:VAL:CG2	1:B:17:SER:N	18	3.44
(3,8)	1:A:45:VAL:CG2	1:B:18:ALA:N	18	3.44
(3,8)	1:A:45:VAL:CG2	1:B:19:LEU:N	18	3.44
(3,8)	1:A:45:VAL:CG2	1:B:20:THR:N	18	3.44
(3,8)	1:A:45:VAL:CG2	1:B:21:ILE:N	18	3.44
(3,8)	1:A:45:VAL:CG2	1:B:22:GLN:N	18	3.44
(3,8)	1:A:45:VAL:CG2	1:B:23:LEU:N	18	3.44
(3,8)	1:A:45:VAL:CG2	1:B:24:ILE:N	18	3.44
(3,8)	1:A:45:VAL:CG2	1:B:25:GLN:N	18	3.44
(3,8)	1:A:45:VAL:CG2	1:B:26:ASN:N	18	3.44
(3,8)	1:A:45:VAL:CG2	1:B:27:HIS:N	18	3.44
(3,8)	1:A:45:VAL:CG2	1:B:28:PHE:N	18	3.44
(3,8)	1:A:45:VAL:CG2	1:B:29:VAL:N	18	3.44
(3,8)	1:A:45:VAL:CG2	1:B:30:ASP:N	18	3.44
(3,8)	1:A:45:VAL:CG2	1:B:31:GLU:N	18	3.44
(3,8)	1:A:45:VAL:CG2	1:B:32:TYR:N	18	3.44
(3,8)	1:A:45:VAL:CG2	1:B:33:ASP:N	18	3.44
(3,8)	1:A:45:VAL:CG2	1:B:34:PRO:N	18	3.44
(3,8)	1:A:45:VAL:CG2	1:B:35:THR:N	18	3.44
(3,8)	1:A:45:VAL:CG2	1:B:36:ILE:N	18	3.44
(3,8)	1:A:45:VAL:CG2	1:B:37:GLU:N	18	3.44
(3,8)	1:A:45:VAL:CG2	1:B:38:ASP:N	18	3.44
(3,8)	1:A:45:VAL:CG2	1:B:39:SER:N	18	3.44
(3,8)	1:A:45:VAL:CG2	1:B:40:TYR:N	18	3.44
(3,8)	1:A:45:VAL:CG2	1:B:41:ARG:N	18	3.44
(3,8)	1:A:45:VAL:CG2	1:B:42:LYS:N	18	3.44
(3,8)	1:A:45:VAL:CG2	1:B:43:GLN:N	18	3.44
(3,8)	1:A:45:VAL:CG2	1:B:44:VAL:N	18	3.44
(3,8)	1:A:45:VAL:CG2	1:B:45:VAL:N	18	3.44
(3,8)	1:A:45:VAL:CG2	1:B:46:ILE:N	18	3.44
(3,8)	1:A:45:VAL:CG2	1:B:47:ASP:N	18	3.44
(3,8)	1:A:45:VAL:CG2	1:B:48:GLY:N	18	3.44
(3,8)	1:A:45:VAL:CG2	1:B:49:GLU:N	18	3.44
(3,8)	1:A:45:VAL:CG2	1:B:50:THR:N	18	3.44
(3,8)	1:A:45:VAL:CG2	1:B:51:CYS:N	18	3.44
(3,8)	1:A:45:VAL:CG2	1:B:52:LEU:N	18	3.44
(3,8)	1:A:45:VAL:CG2	1:B:53:LEU:N	18	3.44
(3,8)	1:A:45:VAL:CG2	1:B:54:ASP:N	18	3.44
(3,8)	1:A:45:VAL:CG2	1:B:55:ILE:N	18	3.44
(3,8)	1:A:45:VAL:CG2	1:B:56:LEU:N	18	3.44

Continued on next page...

Continued from previous page...

Key	Atom-1	Atom-2	Model ID	Violation (Å)
(3,8)	1:A:45:VAL:CG2	1:B:57:ASP:N	18	3.44
(3,8)	1:A:45:VAL:CG2	1:B:58:THR:N	18	3.44
(3,8)	1:A:45:VAL:CG2	1:B:59:ALA:N	18	3.44
(3,8)	1:A:45:VAL:CG2	1:B:60:GLY:N	18	3.44
(3,8)	1:A:45:VAL:CG2	1:B:61:GLN:N	18	3.44
(3,8)	1:A:45:VAL:CG2	1:B:62:GLU:N	18	3.44
(3,8)	1:A:45:VAL:CG2	1:B:63:GLU:N	18	3.44
(3,8)	1:A:45:VAL:CG2	1:B:64:TYR:N	18	3.44
(3,8)	1:A:45:VAL:CG2	1:B:65:SER:N	18	3.44
(3,8)	1:A:45:VAL:CG2	1:B:66:ALA:N	18	3.44
(3,8)	1:A:45:VAL:CG2	1:B:67:MET:N	18	3.44
(3,8)	1:A:45:VAL:CG2	1:B:68:ARG:N	18	3.44
(3,8)	1:A:45:VAL:CG2	1:B:69:ASP:N	18	3.44
(3,8)	1:A:45:VAL:CG2	1:B:70:GLN:N	18	3.44
(3,8)	1:A:45:VAL:CG2	1:B:71:TYR:N	18	3.44
(3,8)	1:A:45:VAL:CG2	1:B:72:MET:N	18	3.44
(3,8)	1:A:45:VAL:CG2	1:B:73:ARG:N	18	3.44
(3,8)	1:A:45:VAL:CG2	1:B:74:THR:N	18	3.44
(3,8)	1:A:45:VAL:CG2	1:B:75:GLY:N	18	3.44
(3,8)	1:A:45:VAL:CG2	1:B:76:GLU:N	18	3.44
(3,8)	1:A:45:VAL:CG2	1:B:77:GLY:N	18	3.44
(3,8)	1:A:45:VAL:CG2	1:B:78:PHE:N	18	3.44
(3,8)	1:A:45:VAL:CG2	1:B:79:LEU:N	18	3.44
(3,8)	1:A:45:VAL:CG2	1:B:80:CYS:N	18	3.44
(3,8)	1:A:45:VAL:CG2	5:B:203:7Q9:N	18	3.44
(3,8)	1:A:45:VAL:CG2	5:B:204:7Q9:N	18	3.44
(3,8)	1:A:45:VAL:CG2	5:B:205:7Q9:N	18	3.44
(3,8)	1:A:45:VAL:CG2	5:B:206:7Q9:N	18	3.44
(3,8)	1:A:45:VAL:CG2	5:B:207:7Q9:N	18	3.44
(3,8)	1:A:45:VAL:CG2	6:B:208:17F:N1	18	3.44
(3,8)	1:A:45:VAL:CG2	5:B:209:7Q9:N	18	3.44
(3,8)	1:A:45:VAL:CG2	5:B:210:7Q9:N	18	3.44
(3,8)	1:A:45:VAL:CG2	5:B:211:7Q9:N	18	3.44
(3,8)	1:A:45:VAL:CG2	5:B:212:7Q9:N	18	3.44
(3,8)	1:A:45:VAL:CG2	5:B:213:7Q9:N	18	3.44
(3,8)	1:A:45:VAL:CG2	6:B:214:17F:N1	18	3.44
(3,8)	1:A:45:VAL:CG2	6:B:215:17F:N1	18	3.44
(3,8)	1:A:45:VAL:CG2	5:B:216:7Q9:N	18	3.44
(3,8)	1:A:45:VAL:CG2	5:B:217:7Q9:N	18	3.44
(3,8)	1:A:45:VAL:CG2	5:B:218:7Q9:N	18	3.44
(3,8)	1:A:45:VAL:CG2	6:B:219:17F:N1	18	3.44
(3,8)	1:A:45:VAL:CG2	5:B:220:7Q9:N	18	3.44

Continued on next page...

Continued from previous page...

Key	Atom-1	Atom-2	Model ID	Violation (Å)
(3,4)	1:A:23:LEU:CD1	1:B:2:THR:N	17	3.44
(3,4)	1:A:23:LEU:CD1	1:B:3:GLU:N	17	3.44
(3,4)	1:A:23:LEU:CD1	1:B:4:TYR:N	17	3.44
(3,4)	1:A:23:LEU:CD1	1:B:5:LYS:N	17	3.44
(3,4)	1:A:23:LEU:CD1	1:B:6:LEU:N	17	3.44
(3,4)	1:A:23:LEU:CD1	1:B:7:VAL:N	17	3.44
(3,4)	1:A:23:LEU:CD1	1:B:8:VAL:N	17	3.44
(3,4)	1:A:23:LEU:CD1	1:B:9:VAL:N	17	3.44
(3,4)	1:A:23:LEU:CD1	1:B:10:GLY:N	17	3.44
(3,4)	1:A:23:LEU:CD1	1:B:11:ALA:N	17	3.44
(3,4)	1:A:23:LEU:CD1	1:B:12:ASP:N	17	3.44
(3,4)	1:A:23:LEU:CD1	1:B:13:GLY:N	17	3.44
(3,4)	1:A:23:LEU:CD1	1:B:14:VAL:N	17	3.44
(3,4)	1:A:23:LEU:CD1	1:B:15:GLY:N	17	3.44
(3,4)	1:A:23:LEU:CD1	1:B:16:LYS:N	17	3.44
(3,4)	1:A:23:LEU:CD1	1:B:17:SER:N	17	3.44
(3,4)	1:A:23:LEU:CD1	1:B:18:ALA:N	17	3.44
(3,4)	1:A:23:LEU:CD1	1:B:19:LEU:N	17	3.44
(3,4)	1:A:23:LEU:CD1	1:B:20:THR:N	17	3.44
(3,4)	1:A:23:LEU:CD1	1:B:21:ILE:N	17	3.44
(3,4)	1:A:23:LEU:CD1	1:B:22:GLN:N	17	3.44
(3,4)	1:A:23:LEU:CD1	1:B:23:LEU:N	17	3.44
(3,4)	1:A:23:LEU:CD1	1:B:24:ILE:N	17	3.44
(3,4)	1:A:23:LEU:CD1	1:B:25:GLN:N	17	3.44
(3,4)	1:A:23:LEU:CD1	1:B:26:ASN:N	17	3.44
(3,4)	1:A:23:LEU:CD1	1:B:27:HIS:N	17	3.44
(3,4)	1:A:23:LEU:CD1	1:B:28:PHE:N	17	3.44
(3,4)	1:A:23:LEU:CD1	1:B:29:VAL:N	17	3.44
(3,4)	1:A:23:LEU:CD1	1:B:30:ASP:N	17	3.44
(3,4)	1:A:23:LEU:CD1	1:B:31:GLU:N	17	3.44
(3,4)	1:A:23:LEU:CD1	1:B:32:TYR:N	17	3.44
(3,4)	1:A:23:LEU:CD1	1:B:33:ASP:N	17	3.44
(3,4)	1:A:23:LEU:CD1	1:B:34:PRO:N	17	3.44
(3,4)	1:A:23:LEU:CD1	1:B:35:THR:N	17	3.44
(3,4)	1:A:23:LEU:CD1	1:B:36:ILE:N	17	3.44
(3,4)	1:A:23:LEU:CD1	1:B:37:GLU:N	17	3.44
(3,4)	1:A:23:LEU:CD1	1:B:38:ASP:N	17	3.44
(3,4)	1:A:23:LEU:CD1	1:B:39:SER:N	17	3.44
(3,4)	1:A:23:LEU:CD1	1:B:40:TYR:N	17	3.44
(3,4)	1:A:23:LEU:CD1	1:B:41:ARG:N	17	3.44
(3,4)	1:A:23:LEU:CD1	1:B:42:LYS:N	17	3.44
(3,4)	1:A:23:LEU:CD1	1:B:43:GLN:N	17	3.44

Continued on next page...

Continued from previous page...

Key	Atom-1	Atom-2	Model ID	Violation (Å)
(3,4)	1:A:23:LEU:CD1	1:B:44:VAL:N	17	3.44
(3,4)	1:A:23:LEU:CD1	1:B:45:VAL:N	17	3.44
(3,4)	1:A:23:LEU:CD1	1:B:46:ILE:N	17	3.44
(3,4)	1:A:23:LEU:CD1	1:B:47:ASP:N	17	3.44
(3,4)	1:A:23:LEU:CD1	1:B:48:GLY:N	17	3.44
(3,4)	1:A:23:LEU:CD1	1:B:49:GLU:N	17	3.44
(3,4)	1:A:23:LEU:CD1	1:B:50:THR:N	17	3.44
(3,4)	1:A:23:LEU:CD1	1:B:51:CYS:N	17	3.44
(3,4)	1:A:23:LEU:CD1	1:B:52:LEU:N	17	3.44
(3,4)	1:A:23:LEU:CD1	1:B:53:LEU:N	17	3.44
(3,4)	1:A:23:LEU:CD1	1:B:54:ASP:N	17	3.44
(3,4)	1:A:23:LEU:CD1	1:B:55:ILE:N	17	3.44
(3,4)	1:A:23:LEU:CD1	1:B:56:LEU:N	17	3.44
(3,4)	1:A:23:LEU:CD1	1:B:57:ASP:N	17	3.44
(3,4)	1:A:23:LEU:CD1	1:B:58:THR:N	17	3.44
(3,4)	1:A:23:LEU:CD1	1:B:59:ALA:N	17	3.44
(3,4)	1:A:23:LEU:CD1	1:B:60:GLY:N	17	3.44
(3,4)	1:A:23:LEU:CD1	1:B:61:GLN:N	17	3.44
(3,4)	1:A:23:LEU:CD1	1:B:62:GLU:N	17	3.44
(3,4)	1:A:23:LEU:CD1	1:B:63:GLU:N	17	3.44
(3,4)	1:A:23:LEU:CD1	1:B:64:TYR:N	17	3.44
(3,4)	1:A:23:LEU:CD1	1:B:65:SER:N	17	3.44
(3,4)	1:A:23:LEU:CD1	1:B:66:ALA:N	17	3.44
(3,4)	1:A:23:LEU:CD1	1:B:67:MET:N	17	3.44
(3,4)	1:A:23:LEU:CD1	1:B:68:ARG:N	17	3.44
(3,4)	1:A:23:LEU:CD1	1:B:69:ASP:N	17	3.44
(3,4)	1:A:23:LEU:CD1	1:B:70:GLN:N	17	3.44
(3,4)	1:A:23:LEU:CD1	1:B:71:TYR:N	17	3.44
(3,4)	1:A:23:LEU:CD1	1:B:72:MET:N	17	3.44
(3,4)	1:A:23:LEU:CD1	1:B:73:ARG:N	17	3.44
(3,4)	1:A:23:LEU:CD1	1:B:74:THR:N	17	3.44
(3,4)	1:A:23:LEU:CD1	1:B:75:GLY:N	17	3.44
(3,4)	1:A:23:LEU:CD1	1:B:76:GLU:N	17	3.44
(3,4)	1:A:23:LEU:CD1	1:B:77:GLY:N	17	3.44
(3,4)	1:A:23:LEU:CD1	1:B:78:PHE:N	17	3.44
(3,4)	1:A:23:LEU:CD1	1:B:79:LEU:N	17	3.44
(3,4)	1:A:23:LEU:CD1	1:B:80:CYS:N	17	3.44
(3,4)	1:A:23:LEU:CD1	5:B:203:7Q9:N	17	3.44
(3,4)	1:A:23:LEU:CD1	5:B:204:7Q9:N	17	3.44
(3,4)	1:A:23:LEU:CD1	5:B:205:7Q9:N	17	3.44
(3,4)	1:A:23:LEU:CD1	5:B:206:7Q9:N	17	3.44
(3,4)	1:A:23:LEU:CD1	5:B:207:7Q9:N	17	3.44

Continued on next page...

Continued from previous page...

Key	Atom-1	Atom-2	Model ID	Violation (Å)
(3,4)	1:A:23:LEU:CD1	6:B:208:17F:N1	17	3.44
(3,4)	1:A:23:LEU:CD1	5:B:209:7Q9:N	17	3.44
(3,4)	1:A:23:LEU:CD1	5:B:210:7Q9:N	17	3.44
(3,4)	1:A:23:LEU:CD1	5:B:211:7Q9:N	17	3.44
(3,4)	1:A:23:LEU:CD1	5:B:212:7Q9:N	17	3.44
(3,4)	1:A:23:LEU:CD1	5:B:213:7Q9:N	17	3.44
(3,4)	1:A:23:LEU:CD1	6:B:214:17F:N1	17	3.44
(3,4)	1:A:23:LEU:CD1	6:B:215:17F:N1	17	3.44
(3,4)	1:A:23:LEU:CD1	5:B:216:7Q9:N	17	3.44
(3,4)	1:A:23:LEU:CD1	5:B:217:7Q9:N	17	3.44
(3,4)	1:A:23:LEU:CD1	5:B:218:7Q9:N	17	3.44
(3,4)	1:A:23:LEU:CD1	6:B:219:17F:N1	17	3.44
(3,4)	1:A:23:LEU:CD1	5:B:220:7Q9:N	17	3.44
(3,4)	1:A:23:LEU:CD2	1:B:2:THR:N	17	3.44
(3,4)	1:A:23:LEU:CD2	1:B:3:GLU:N	17	3.44
(3,4)	1:A:23:LEU:CD2	1:B:4:TYR:N	17	3.44
(3,4)	1:A:23:LEU:CD2	1:B:5:LYS:N	17	3.44
(3,4)	1:A:23:LEU:CD2	1:B:6:LEU:N	17	3.44
(3,4)	1:A:23:LEU:CD2	1:B:7:VAL:N	17	3.44
(3,4)	1:A:23:LEU:CD2	1:B:8:VAL:N	17	3.44
(3,4)	1:A:23:LEU:CD2	1:B:9:VAL:N	17	3.44
(3,4)	1:A:23:LEU:CD2	1:B:10:GLY:N	17	3.44
(3,4)	1:A:23:LEU:CD2	1:B:11:ALA:N	17	3.44
(3,4)	1:A:23:LEU:CD2	1:B:12:ASP:N	17	3.44
(3,4)	1:A:23:LEU:CD2	1:B:13:GLY:N	17	3.44
(3,4)	1:A:23:LEU:CD2	1:B:14:VAL:N	17	3.44
(3,4)	1:A:23:LEU:CD2	1:B:15:GLY:N	17	3.44
(3,4)	1:A:23:LEU:CD2	1:B:16:LYS:N	17	3.44
(3,4)	1:A:23:LEU:CD2	1:B:17:SER:N	17	3.44
(3,4)	1:A:23:LEU:CD2	1:B:18:ALA:N	17	3.44
(3,4)	1:A:23:LEU:CD2	1:B:19:LEU:N	17	3.44
(3,4)	1:A:23:LEU:CD2	1:B:20:THR:N	17	3.44
(3,4)	1:A:23:LEU:CD2	1:B:21:ILE:N	17	3.44
(3,4)	1:A:23:LEU:CD2	1:B:22:GLN:N	17	3.44
(3,4)	1:A:23:LEU:CD2	1:B:23:LEU:N	17	3.44
(3,4)	1:A:23:LEU:CD2	1:B:24:ILE:N	17	3.44
(3,4)	1:A:23:LEU:CD2	1:B:25:GLN:N	17	3.44
(3,4)	1:A:23:LEU:CD2	1:B:26:ASN:N	17	3.44
(3,4)	1:A:23:LEU:CD2	1:B:27:HIS:N	17	3.44
(3,4)	1:A:23:LEU:CD2	1:B:28:PHE:N	17	3.44
(3,4)	1:A:23:LEU:CD2	1:B:29:VAL:N	17	3.44
(3,4)	1:A:23:LEU:CD2	1:B:30:ASP:N	17	3.44

Continued on next page...

Continued from previous page...

Key	Atom-1	Atom-2	Model ID	Violation (Å)
(3,4)	1:A:23:LEU:CD2	1:B:31:GLU:N	17	3.44
(3,4)	1:A:23:LEU:CD2	1:B:32:TYR:N	17	3.44
(3,4)	1:A:23:LEU:CD2	1:B:33:ASP:N	17	3.44
(3,4)	1:A:23:LEU:CD2	1:B:34:PRO:N	17	3.44
(3,4)	1:A:23:LEU:CD2	1:B:35:THR:N	17	3.44
(3,4)	1:A:23:LEU:CD2	1:B:36:ILE:N	17	3.44
(3,4)	1:A:23:LEU:CD2	1:B:37:GLU:N	17	3.44
(3,4)	1:A:23:LEU:CD2	1:B:38:ASP:N	17	3.44
(3,4)	1:A:23:LEU:CD2	1:B:39:SER:N	17	3.44
(3,4)	1:A:23:LEU:CD2	1:B:40:TYR:N	17	3.44
(3,4)	1:A:23:LEU:CD2	1:B:41:ARG:N	17	3.44
(3,4)	1:A:23:LEU:CD2	1:B:42:LYS:N	17	3.44
(3,4)	1:A:23:LEU:CD2	1:B:43:GLN:N	17	3.44
(3,4)	1:A:23:LEU:CD2	1:B:44:VAL:N	17	3.44
(3,4)	1:A:23:LEU:CD2	1:B:45:VAL:N	17	3.44
(3,4)	1:A:23:LEU:CD2	1:B:46:ILE:N	17	3.44
(3,4)	1:A:23:LEU:CD2	1:B:47:ASP:N	17	3.44
(3,4)	1:A:23:LEU:CD2	1:B:48:GLY:N	17	3.44
(3,4)	1:A:23:LEU:CD2	1:B:49:GLU:N	17	3.44
(3,4)	1:A:23:LEU:CD2	1:B:50:THR:N	17	3.44
(3,4)	1:A:23:LEU:CD2	1:B:51:CYS:N	17	3.44
(3,4)	1:A:23:LEU:CD2	1:B:52:LEU:N	17	3.44
(3,4)	1:A:23:LEU:CD2	1:B:53:LEU:N	17	3.44
(3,4)	1:A:23:LEU:CD2	1:B:54:ASP:N	17	3.44
(3,4)	1:A:23:LEU:CD2	1:B:55:ILE:N	17	3.44
(3,4)	1:A:23:LEU:CD2	1:B:56:LEU:N	17	3.44
(3,4)	1:A:23:LEU:CD2	1:B:57:ASP:N	17	3.44
(3,4)	1:A:23:LEU:CD2	1:B:58:THR:N	17	3.44
(3,4)	1:A:23:LEU:CD2	1:B:59:ALA:N	17	3.44
(3,4)	1:A:23:LEU:CD2	1:B:60:GLY:N	17	3.44
(3,4)	1:A:23:LEU:CD2	1:B:61:GLN:N	17	3.44
(3,4)	1:A:23:LEU:CD2	1:B:62:GLU:N	17	3.44
(3,4)	1:A:23:LEU:CD2	1:B:63:GLU:N	17	3.44
(3,4)	1:A:23:LEU:CD2	1:B:64:TYR:N	17	3.44
(3,4)	1:A:23:LEU:CD2	1:B:65:SER:N	17	3.44
(3,4)	1:A:23:LEU:CD2	1:B:66:ALA:N	17	3.44
(3,4)	1:A:23:LEU:CD2	1:B:67:MET:N	17	3.44
(3,4)	1:A:23:LEU:CD2	1:B:68:ARG:N	17	3.44
(3,4)	1:A:23:LEU:CD2	1:B:69:ASP:N	17	3.44
(3,4)	1:A:23:LEU:CD2	1:B:70:GLN:N	17	3.44
(3,4)	1:A:23:LEU:CD2	1:B:71:TYR:N	17	3.44
(3,4)	1:A:23:LEU:CD2	1:B:72:MET:N	17	3.44

Continued on next page...

Continued from previous page...

Key	Atom-1	Atom-2	Model ID	Violation (Å)
(3,4)	1:A:23:LEU:CD2	1:B:73:ARG:N	17	3.44
(3,4)	1:A:23:LEU:CD2	1:B:74:THR:N	17	3.44
(3,4)	1:A:23:LEU:CD2	1:B:75:GLY:N	17	3.44
(3,4)	1:A:23:LEU:CD2	1:B:76:GLU:N	17	3.44
(3,4)	1:A:23:LEU:CD2	1:B:77:GLY:N	17	3.44
(3,4)	1:A:23:LEU:CD2	1:B:78:PHE:N	17	3.44
(3,4)	1:A:23:LEU:CD2	1:B:79:LEU:N	17	3.44
(3,4)	1:A:23:LEU:CD2	1:B:80:CYS:N	17	3.44
(3,4)	1:A:23:LEU:CD2	5:B:203:7Q9:N	17	3.44
(3,4)	1:A:23:LEU:CD2	5:B:204:7Q9:N	17	3.44
(3,4)	1:A:23:LEU:CD2	5:B:205:7Q9:N	17	3.44
(3,4)	1:A:23:LEU:CD2	5:B:206:7Q9:N	17	3.44
(3,4)	1:A:23:LEU:CD2	5:B:207:7Q9:N	17	3.44
(3,4)	1:A:23:LEU:CD2	6:B:208:17F:N1	17	3.44
(3,4)	1:A:23:LEU:CD2	5:B:209:7Q9:N	17	3.44
(3,4)	1:A:23:LEU:CD2	5:B:210:7Q9:N	17	3.44
(3,4)	1:A:23:LEU:CD2	5:B:211:7Q9:N	17	3.44
(3,4)	1:A:23:LEU:CD2	5:B:212:7Q9:N	17	3.44
(3,4)	1:A:23:LEU:CD2	5:B:213:7Q9:N	17	3.44
(3,4)	1:A:23:LEU:CD2	6:B:214:17F:N1	17	3.44
(3,4)	1:A:23:LEU:CD2	6:B:215:17F:N1	17	3.44
(3,4)	1:A:23:LEU:CD2	5:B:216:7Q9:N	17	3.44
(3,4)	1:A:23:LEU:CD2	5:B:217:7Q9:N	17	3.44
(3,4)	1:A:23:LEU:CD2	5:B:218:7Q9:N	17	3.44
(3,4)	1:A:23:LEU:CD2	6:B:219:17F:N1	17	3.44
(3,4)	1:A:23:LEU:CD2	5:B:220:7Q9:N	17	3.44
(3,8)	1:A:45:VAL:CG1	1:B:2:THR:N	16	3.4
(3,8)	1:A:45:VAL:CG1	1:B:3:GLU:N	16	3.4
(3,8)	1:A:45:VAL:CG1	1:B:4:TYR:N	16	3.4
(3,8)	1:A:45:VAL:CG1	1:B:5:LYS:N	16	3.4
(3,8)	1:A:45:VAL:CG1	1:B:6:LEU:N	16	3.4
(3,8)	1:A:45:VAL:CG1	1:B:7:VAL:N	16	3.4
(3,8)	1:A:45:VAL:CG1	1:B:8:VAL:N	16	3.4
(3,8)	1:A:45:VAL:CG1	1:B:9:VAL:N	16	3.4
(3,8)	1:A:45:VAL:CG1	1:B:10:GLY:N	16	3.4
(3,8)	1:A:45:VAL:CG1	1:B:11:ALA:N	16	3.4
(3,8)	1:A:45:VAL:CG1	1:B:12:ASP:N	16	3.4
(3,8)	1:A:45:VAL:CG1	1:B:13:GLY:N	16	3.4
(3,8)	1:A:45:VAL:CG1	1:B:14:VAL:N	16	3.4
(3,8)	1:A:45:VAL:CG1	1:B:15:GLY:N	16	3.4
(3,8)	1:A:45:VAL:CG1	1:B:16:LYS:N	16	3.4
(3,8)	1:A:45:VAL:CG1	1:B:17:SER:N	16	3.4

Continued on next page...

Continued from previous page...

Key	Atom-1	Atom-2	Model ID	Violation (Å)
(3,8)	1:A:45:VAL:CG1	1:B:18:ALA:N	16	3.4
(3,8)	1:A:45:VAL:CG1	1:B:19:LEU:N	16	3.4
(3,8)	1:A:45:VAL:CG1	1:B:20:THR:N	16	3.4
(3,8)	1:A:45:VAL:CG1	1:B:21:ILE:N	16	3.4
(3,8)	1:A:45:VAL:CG1	1:B:22:GLN:N	16	3.4
(3,8)	1:A:45:VAL:CG1	1:B:23:LEU:N	16	3.4
(3,8)	1:A:45:VAL:CG1	1:B:24:ILE:N	16	3.4
(3,8)	1:A:45:VAL:CG1	1:B:25:GLN:N	16	3.4
(3,8)	1:A:45:VAL:CG1	1:B:26:ASN:N	16	3.4
(3,8)	1:A:45:VAL:CG1	1:B:27:HIS:N	16	3.4
(3,8)	1:A:45:VAL:CG1	1:B:28:PHE:N	16	3.4
(3,8)	1:A:45:VAL:CG1	1:B:29:VAL:N	16	3.4
(3,8)	1:A:45:VAL:CG1	1:B:30:ASP:N	16	3.4
(3,8)	1:A:45:VAL:CG1	1:B:31:GLU:N	16	3.4
(3,8)	1:A:45:VAL:CG1	1:B:32:TYR:N	16	3.4
(3,8)	1:A:45:VAL:CG1	1:B:33:ASP:N	16	3.4
(3,8)	1:A:45:VAL:CG1	1:B:34:PRO:N	16	3.4
(3,8)	1:A:45:VAL:CG1	1:B:35:THR:N	16	3.4
(3,8)	1:A:45:VAL:CG1	1:B:36:ILE:N	16	3.4
(3,8)	1:A:45:VAL:CG1	1:B:37:GLU:N	16	3.4
(3,8)	1:A:45:VAL:CG1	1:B:38:ASP:N	16	3.4
(3,8)	1:A:45:VAL:CG1	1:B:39:SER:N	16	3.4
(3,8)	1:A:45:VAL:CG1	1:B:40:TYR:N	16	3.4
(3,8)	1:A:45:VAL:CG1	1:B:41:ARG:N	16	3.4
(3,8)	1:A:45:VAL:CG1	1:B:42:LYS:N	16	3.4
(3,8)	1:A:45:VAL:CG1	1:B:43:GLN:N	16	3.4
(3,8)	1:A:45:VAL:CG1	1:B:44:VAL:N	16	3.4
(3,8)	1:A:45:VAL:CG1	1:B:45:VAL:N	16	3.4
(3,8)	1:A:45:VAL:CG1	1:B:46:ILE:N	16	3.4
(3,8)	1:A:45:VAL:CG1	1:B:47:ASP:N	16	3.4
(3,8)	1:A:45:VAL:CG1	1:B:48:GLY:N	16	3.4
(3,8)	1:A:45:VAL:CG1	1:B:49:GLU:N	16	3.4
(3,8)	1:A:45:VAL:CG1	1:B:50:THR:N	16	3.4
(3,8)	1:A:45:VAL:CG1	1:B:51:CYS:N	16	3.4
(3,8)	1:A:45:VAL:CG1	1:B:52:LEU:N	16	3.4
(3,8)	1:A:45:VAL:CG1	1:B:53:LEU:N	16	3.4
(3,8)	1:A:45:VAL:CG1	1:B:54:ASP:N	16	3.4
(3,8)	1:A:45:VAL:CG1	1:B:55:ILE:N	16	3.4
(3,8)	1:A:45:VAL:CG1	1:B:56:LEU:N	16	3.4
(3,8)	1:A:45:VAL:CG1	1:B:57:ASP:N	16	3.4
(3,8)	1:A:45:VAL:CG1	1:B:58:THR:N	16	3.4
(3,8)	1:A:45:VAL:CG1	1:B:59:ALA:N	16	3.4

Continued on next page...

Continued from previous page...

Key	Atom-1	Atom-2	Model ID	Violation (Å)
(3,8)	1:A:45:VAL:CG1	1:B:60:GLY:N	16	3.4
(3,8)	1:A:45:VAL:CG1	1:B:61:GLN:N	16	3.4
(3,8)	1:A:45:VAL:CG1	1:B:62:GLU:N	16	3.4
(3,8)	1:A:45:VAL:CG1	1:B:63:GLU:N	16	3.4
(3,8)	1:A:45:VAL:CG1	1:B:64:TYR:N	16	3.4
(3,8)	1:A:45:VAL:CG1	1:B:65:SER:N	16	3.4
(3,8)	1:A:45:VAL:CG1	1:B:66:ALA:N	16	3.4
(3,8)	1:A:45:VAL:CG1	1:B:67:MET:N	16	3.4
(3,8)	1:A:45:VAL:CG1	1:B:68:ARG:N	16	3.4
(3,8)	1:A:45:VAL:CG1	1:B:69:ASP:N	16	3.4
(3,8)	1:A:45:VAL:CG1	1:B:70:GLN:N	16	3.4
(3,8)	1:A:45:VAL:CG1	1:B:71:TYR:N	16	3.4
(3,8)	1:A:45:VAL:CG1	1:B:72:MET:N	16	3.4
(3,8)	1:A:45:VAL:CG1	1:B:73:ARG:N	16	3.4
(3,8)	1:A:45:VAL:CG1	1:B:74:THR:N	16	3.4
(3,8)	1:A:45:VAL:CG1	1:B:75:GLY:N	16	3.4
(3,8)	1:A:45:VAL:CG1	1:B:76:GLU:N	16	3.4
(3,8)	1:A:45:VAL:CG1	1:B:77:GLY:N	16	3.4
(3,8)	1:A:45:VAL:CG1	1:B:78:PHE:N	16	3.4
(3,8)	1:A:45:VAL:CG1	1:B:79:LEU:N	16	3.4
(3,8)	1:A:45:VAL:CG1	1:B:80:CYS:N	16	3.4
(3,8)	1:A:45:VAL:CG1	5:B:203:7Q9:N	16	3.4
(3,8)	1:A:45:VAL:CG1	5:B:204:7Q9:N	16	3.4
(3,8)	1:A:45:VAL:CG1	5:B:205:7Q9:N	16	3.4
(3,8)	1:A:45:VAL:CG1	5:B:206:7Q9:N	16	3.4
(3,8)	1:A:45:VAL:CG1	5:B:207:7Q9:N	16	3.4
(3,8)	1:A:45:VAL:CG1	6:B:208:17F:N1	16	3.4
(3,8)	1:A:45:VAL:CG1	5:B:209:7Q9:N	16	3.4
(3,8)	1:A:45:VAL:CG1	5:B:210:7Q9:N	16	3.4
(3,8)	1:A:45:VAL:CG1	5:B:211:7Q9:N	16	3.4
(3,8)	1:A:45:VAL:CG1	5:B:212:7Q9:N	16	3.4
(3,8)	1:A:45:VAL:CG1	5:B:213:7Q9:N	16	3.4
(3,8)	1:A:45:VAL:CG1	6:B:214:17F:N1	16	3.4
(3,8)	1:A:45:VAL:CG1	6:B:215:17F:N1	16	3.4
(3,8)	1:A:45:VAL:CG1	5:B:216:7Q9:N	16	3.4
(3,8)	1:A:45:VAL:CG1	5:B:217:7Q9:N	16	3.4
(3,8)	1:A:45:VAL:CG1	5:B:218:7Q9:N	16	3.4
(3,8)	1:A:45:VAL:CG1	6:B:219:17F:N1	16	3.4
(3,8)	1:A:45:VAL:CG1	5:B:220:7Q9:N	16	3.4
(3,8)	1:A:45:VAL:CG2	1:B:2:THR:N	16	3.4
(3,8)	1:A:45:VAL:CG2	1:B:3:GLU:N	16	3.4
(3,8)	1:A:45:VAL:CG2	1:B:4:TYR:N	16	3.4

Continued on next page...

Continued from previous page...

Key	Atom-1	Atom-2	Model ID	Violation (Å)
(3,8)	1:A:45:VAL:CG2	1:B:5:LYS:N	16	3.4
(3,8)	1:A:45:VAL:CG2	1:B:6:LEU:N	16	3.4
(3,8)	1:A:45:VAL:CG2	1:B:7:VAL:N	16	3.4
(3,8)	1:A:45:VAL:CG2	1:B:8:VAL:N	16	3.4
(3,8)	1:A:45:VAL:CG2	1:B:9:VAL:N	16	3.4
(3,8)	1:A:45:VAL:CG2	1:B:10:GLY:N	16	3.4
(3,8)	1:A:45:VAL:CG2	1:B:11:ALA:N	16	3.4
(3,8)	1:A:45:VAL:CG2	1:B:12:ASP:N	16	3.4
(3,8)	1:A:45:VAL:CG2	1:B:13:GLY:N	16	3.4
(3,8)	1:A:45:VAL:CG2	1:B:14:VAL:N	16	3.4
(3,8)	1:A:45:VAL:CG2	1:B:15:GLY:N	16	3.4
(3,8)	1:A:45:VAL:CG2	1:B:16:LYS:N	16	3.4
(3,8)	1:A:45:VAL:CG2	1:B:17:SER:N	16	3.4
(3,8)	1:A:45:VAL:CG2	1:B:18:ALA:N	16	3.4
(3,8)	1:A:45:VAL:CG2	1:B:19:LEU:N	16	3.4
(3,8)	1:A:45:VAL:CG2	1:B:20:THR:N	16	3.4
(3,8)	1:A:45:VAL:CG2	1:B:21:ILE:N	16	3.4
(3,8)	1:A:45:VAL:CG2	1:B:22:GLN:N	16	3.4
(3,8)	1:A:45:VAL:CG2	1:B:23:LEU:N	16	3.4
(3,8)	1:A:45:VAL:CG2	1:B:24:ILE:N	16	3.4
(3,8)	1:A:45:VAL:CG2	1:B:25:GLN:N	16	3.4
(3,8)	1:A:45:VAL:CG2	1:B:26:ASN:N	16	3.4
(3,8)	1:A:45:VAL:CG2	1:B:27:HIS:N	16	3.4
(3,8)	1:A:45:VAL:CG2	1:B:28:PHE:N	16	3.4
(3,8)	1:A:45:VAL:CG2	1:B:29:VAL:N	16	3.4
(3,8)	1:A:45:VAL:CG2	1:B:30:ASP:N	16	3.4
(3,8)	1:A:45:VAL:CG2	1:B:31:GLU:N	16	3.4
(3,8)	1:A:45:VAL:CG2	1:B:32:TYR:N	16	3.4
(3,8)	1:A:45:VAL:CG2	1:B:33:ASP:N	16	3.4
(3,8)	1:A:45:VAL:CG2	1:B:34:PRO:N	16	3.4
(3,8)	1:A:45:VAL:CG2	1:B:35:THR:N	16	3.4
(3,8)	1:A:45:VAL:CG2	1:B:36:ILE:N	16	3.4
(3,8)	1:A:45:VAL:CG2	1:B:37:GLU:N	16	3.4
(3,8)	1:A:45:VAL:CG2	1:B:38:ASP:N	16	3.4
(3,8)	1:A:45:VAL:CG2	1:B:39:SER:N	16	3.4
(3,8)	1:A:45:VAL:CG2	1:B:40:TYR:N	16	3.4
(3,8)	1:A:45:VAL:CG2	1:B:41:ARG:N	16	3.4
(3,8)	1:A:45:VAL:CG2	1:B:42:LYS:N	16	3.4
(3,8)	1:A:45:VAL:CG2	1:B:43:GLN:N	16	3.4
(3,8)	1:A:45:VAL:CG2	1:B:44:VAL:N	16	3.4
(3,8)	1:A:45:VAL:CG2	1:B:45:VAL:N	16	3.4
(3,8)	1:A:45:VAL:CG2	1:B:46:ILE:N	16	3.4

Continued on next page...

Continued from previous page...

Key	Atom-1	Atom-2	Model ID	Violation (Å)
(3,8)	1:A:45:VAL:CG2	1:B:47:ASP:N	16	3.4
(3,8)	1:A:45:VAL:CG2	1:B:48:GLY:N	16	3.4
(3,8)	1:A:45:VAL:CG2	1:B:49:GLU:N	16	3.4
(3,8)	1:A:45:VAL:CG2	1:B:50:THR:N	16	3.4
(3,8)	1:A:45:VAL:CG2	1:B:51:CYS:N	16	3.4
(3,8)	1:A:45:VAL:CG2	1:B:52:LEU:N	16	3.4
(3,8)	1:A:45:VAL:CG2	1:B:53:LEU:N	16	3.4
(3,8)	1:A:45:VAL:CG2	1:B:54:ASP:N	16	3.4
(3,8)	1:A:45:VAL:CG2	1:B:55:ILE:N	16	3.4
(3,8)	1:A:45:VAL:CG2	1:B:56:LEU:N	16	3.4
(3,8)	1:A:45:VAL:CG2	1:B:57:ASP:N	16	3.4
(3,8)	1:A:45:VAL:CG2	1:B:58:THR:N	16	3.4
(3,8)	1:A:45:VAL:CG2	1:B:59:ALA:N	16	3.4
(3,8)	1:A:45:VAL:CG2	1:B:60:GLY:N	16	3.4
(3,8)	1:A:45:VAL:CG2	1:B:61:GLN:N	16	3.4
(3,8)	1:A:45:VAL:CG2	1:B:62:GLU:N	16	3.4
(3,8)	1:A:45:VAL:CG2	1:B:63:GLU:N	16	3.4
(3,8)	1:A:45:VAL:CG2	1:B:64:TYR:N	16	3.4
(3,8)	1:A:45:VAL:CG2	1:B:65:SER:N	16	3.4
(3,8)	1:A:45:VAL:CG2	1:B:66:ALA:N	16	3.4
(3,8)	1:A:45:VAL:CG2	1:B:67:MET:N	16	3.4
(3,8)	1:A:45:VAL:CG2	1:B:68:ARG:N	16	3.4
(3,8)	1:A:45:VAL:CG2	1:B:69:ASP:N	16	3.4
(3,8)	1:A:45:VAL:CG2	1:B:70:GLN:N	16	3.4
(3,8)	1:A:45:VAL:CG2	1:B:71:TYR:N	16	3.4
(3,8)	1:A:45:VAL:CG2	1:B:72:MET:N	16	3.4
(3,8)	1:A:45:VAL:CG2	1:B:73:ARG:N	16	3.4
(3,8)	1:A:45:VAL:CG2	1:B:74:THR:N	16	3.4
(3,8)	1:A:45:VAL:CG2	1:B:75:GLY:N	16	3.4
(3,8)	1:A:45:VAL:CG2	1:B:76:GLU:N	16	3.4
(3,8)	1:A:45:VAL:CG2	1:B:77:GLY:N	16	3.4
(3,8)	1:A:45:VAL:CG2	1:B:78:PHE:N	16	3.4
(3,8)	1:A:45:VAL:CG2	1:B:79:LEU:N	16	3.4
(3,8)	1:A:45:VAL:CG2	1:B:80:CYS:N	16	3.4
(3,8)	1:A:45:VAL:CG2	5:B:203:7Q9:N	16	3.4
(3,8)	1:A:45:VAL:CG2	5:B:204:7Q9:N	16	3.4
(3,8)	1:A:45:VAL:CG2	5:B:205:7Q9:N	16	3.4
(3,8)	1:A:45:VAL:CG2	5:B:206:7Q9:N	16	3.4
(3,8)	1:A:45:VAL:CG2	5:B:207:7Q9:N	16	3.4
(3,8)	1:A:45:VAL:CG2	6:B:208:17F:N1	16	3.4
(3,8)	1:A:45:VAL:CG2	5:B:209:7Q9:N	16	3.4
(3,8)	1:A:45:VAL:CG2	5:B:210:7Q9:N	16	3.4

Continued on next page...

Continued from previous page...

Key	Atom-1	Atom-2	Model ID	Violation (Å)
(3,8)	1:A:45:VAL:CG2	5:B:211:7Q9:N	16	3.4
(3,8)	1:A:45:VAL:CG2	5:B:212:7Q9:N	16	3.4
(3,8)	1:A:45:VAL:CG2	5:B:213:7Q9:N	16	3.4
(3,8)	1:A:45:VAL:CG2	6:B:214:17F:N1	16	3.4
(3,8)	1:A:45:VAL:CG2	6:B:215:17F:N1	16	3.4
(3,8)	1:A:45:VAL:CG2	5:B:216:7Q9:N	16	3.4
(3,8)	1:A:45:VAL:CG2	5:B:217:7Q9:N	16	3.4
(3,8)	1:A:45:VAL:CG2	5:B:218:7Q9:N	16	3.4
(3,8)	1:A:45:VAL:CG2	6:B:219:17F:N1	16	3.4
(3,8)	1:A:45:VAL:CG2	5:B:220:7Q9:N	16	3.4
(3,4)	1:A:23:LEU:CD1	1:B:2:THR:N	10	3.4
(3,4)	1:A:23:LEU:CD1	1:B:3:GLU:N	10	3.4
(3,4)	1:A:23:LEU:CD1	1:B:4:TYR:N	10	3.4
(3,4)	1:A:23:LEU:CD1	1:B:5:LYS:N	10	3.4
(3,4)	1:A:23:LEU:CD1	1:B:6:LEU:N	10	3.4
(3,4)	1:A:23:LEU:CD1	1:B:7:VAL:N	10	3.4
(3,4)	1:A:23:LEU:CD1	1:B:8:VAL:N	10	3.4
(3,4)	1:A:23:LEU:CD1	1:B:9:VAL:N	10	3.4
(3,4)	1:A:23:LEU:CD1	1:B:10:GLY:N	10	3.4
(3,4)	1:A:23:LEU:CD1	1:B:11:ALA:N	10	3.4
(3,4)	1:A:23:LEU:CD1	1:B:12:ASP:N	10	3.4
(3,4)	1:A:23:LEU:CD1	1:B:13:GLY:N	10	3.4
(3,4)	1:A:23:LEU:CD1	1:B:14:VAL:N	10	3.4
(3,4)	1:A:23:LEU:CD1	1:B:15:GLY:N	10	3.4
(3,4)	1:A:23:LEU:CD1	1:B:16:LYS:N	10	3.4
(3,4)	1:A:23:LEU:CD1	1:B:17:SER:N	10	3.4
(3,4)	1:A:23:LEU:CD1	1:B:18:ALA:N	10	3.4
(3,4)	1:A:23:LEU:CD1	1:B:19:LEU:N	10	3.4
(3,4)	1:A:23:LEU:CD1	1:B:20:THR:N	10	3.4
(3,4)	1:A:23:LEU:CD1	1:B:21:ILE:N	10	3.4
(3,4)	1:A:23:LEU:CD1	1:B:22:GLN:N	10	3.4
(3,4)	1:A:23:LEU:CD1	1:B:23:LEU:N	10	3.4
(3,4)	1:A:23:LEU:CD1	1:B:24:ILE:N	10	3.4
(3,4)	1:A:23:LEU:CD1	1:B:25:GLN:N	10	3.4
(3,4)	1:A:23:LEU:CD1	1:B:26:ASN:N	10	3.4
(3,4)	1:A:23:LEU:CD1	1:B:27:HIS:N	10	3.4
(3,4)	1:A:23:LEU:CD1	1:B:28:PHE:N	10	3.4
(3,4)	1:A:23:LEU:CD1	1:B:29:VAL:N	10	3.4
(3,4)	1:A:23:LEU:CD1	1:B:30:ASP:N	10	3.4
(3,4)	1:A:23:LEU:CD1	1:B:31:GLU:N	10	3.4
(3,4)	1:A:23:LEU:CD1	1:B:32:TYR:N	10	3.4
(3,4)	1:A:23:LEU:CD1	1:B:33:ASP:N	10	3.4

Continued on next page...

Continued from previous page...

Key	Atom-1	Atom-2	Model ID	Violation (Å)
(3,4)	1:A:23:LEU:CD1	1:B:34:PRO:N	10	3.4
(3,4)	1:A:23:LEU:CD1	1:B:35:THR:N	10	3.4
(3,4)	1:A:23:LEU:CD1	1:B:36:ILE:N	10	3.4
(3,4)	1:A:23:LEU:CD1	1:B:37:GLU:N	10	3.4
(3,4)	1:A:23:LEU:CD1	1:B:38:ASP:N	10	3.4
(3,4)	1:A:23:LEU:CD1	1:B:39:SER:N	10	3.4
(3,4)	1:A:23:LEU:CD1	1:B:40:TYR:N	10	3.4
(3,4)	1:A:23:LEU:CD1	1:B:41:ARG:N	10	3.4
(3,4)	1:A:23:LEU:CD1	1:B:42:LYS:N	10	3.4
(3,4)	1:A:23:LEU:CD1	1:B:43:GLN:N	10	3.4
(3,4)	1:A:23:LEU:CD1	1:B:44:VAL:N	10	3.4
(3,4)	1:A:23:LEU:CD1	1:B:45:VAL:N	10	3.4
(3,4)	1:A:23:LEU:CD1	1:B:46:ILE:N	10	3.4
(3,4)	1:A:23:LEU:CD1	1:B:47:ASP:N	10	3.4
(3,4)	1:A:23:LEU:CD1	1:B:48:GLY:N	10	3.4
(3,4)	1:A:23:LEU:CD1	1:B:49:GLU:N	10	3.4
(3,4)	1:A:23:LEU:CD1	1:B:50:THR:N	10	3.4
(3,4)	1:A:23:LEU:CD1	1:B:51:CYS:N	10	3.4
(3,4)	1:A:23:LEU:CD1	1:B:52:LEU:N	10	3.4
(3,4)	1:A:23:LEU:CD1	1:B:53:LEU:N	10	3.4
(3,4)	1:A:23:LEU:CD1	1:B:54:ASP:N	10	3.4
(3,4)	1:A:23:LEU:CD1	1:B:55:ILE:N	10	3.4
(3,4)	1:A:23:LEU:CD1	1:B:56:LEU:N	10	3.4
(3,4)	1:A:23:LEU:CD1	1:B:57:ASP:N	10	3.4
(3,4)	1:A:23:LEU:CD1	1:B:58:THR:N	10	3.4
(3,4)	1:A:23:LEU:CD1	1:B:59:ALA:N	10	3.4
(3,4)	1:A:23:LEU:CD1	1:B:60:GLY:N	10	3.4
(3,4)	1:A:23:LEU:CD1	1:B:61:GLN:N	10	3.4
(3,4)	1:A:23:LEU:CD1	1:B:62:GLU:N	10	3.4
(3,4)	1:A:23:LEU:CD1	1:B:63:GLU:N	10	3.4
(3,4)	1:A:23:LEU:CD1	1:B:64:TYR:N	10	3.4
(3,4)	1:A:23:LEU:CD1	1:B:65:SER:N	10	3.4
(3,4)	1:A:23:LEU:CD1	1:B:66:ALA:N	10	3.4
(3,4)	1:A:23:LEU:CD1	1:B:67:MET:N	10	3.4
(3,4)	1:A:23:LEU:CD1	1:B:68:ARG:N	10	3.4
(3,4)	1:A:23:LEU:CD1	1:B:69:ASP:N	10	3.4
(3,4)	1:A:23:LEU:CD1	1:B:70:GLN:N	10	3.4
(3,4)	1:A:23:LEU:CD1	1:B:71:TYR:N	10	3.4
(3,4)	1:A:23:LEU:CD1	1:B:72:MET:N	10	3.4
(3,4)	1:A:23:LEU:CD1	1:B:73:ARG:N	10	3.4
(3,4)	1:A:23:LEU:CD1	1:B:74:THR:N	10	3.4
(3,4)	1:A:23:LEU:CD1	1:B:75:GLY:N	10	3.4

Continued on next page...

Continued from previous page...

Key	Atom-1	Atom-2	Model ID	Violation (Å)
(3,4)	1:A:23:LEU:CD1	1:B:76:GLU:N	10	3.4
(3,4)	1:A:23:LEU:CD1	1:B:77:GLY:N	10	3.4
(3,4)	1:A:23:LEU:CD1	1:B:78:PHE:N	10	3.4
(3,4)	1:A:23:LEU:CD1	1:B:79:LEU:N	10	3.4
(3,4)	1:A:23:LEU:CD1	1:B:80:CYS:N	10	3.4
(3,4)	1:A:23:LEU:CD1	5:B:203:7Q9:N	10	3.4
(3,4)	1:A:23:LEU:CD1	5:B:204:7Q9:N	10	3.4
(3,4)	1:A:23:LEU:CD1	5:B:205:7Q9:N	10	3.4
(3,4)	1:A:23:LEU:CD1	5:B:206:7Q9:N	10	3.4
(3,4)	1:A:23:LEU:CD1	5:B:207:7Q9:N	10	3.4
(3,4)	1:A:23:LEU:CD1	6:B:208:17F:N1	10	3.4
(3,4)	1:A:23:LEU:CD1	5:B:209:7Q9:N	10	3.4
(3,4)	1:A:23:LEU:CD1	5:B:210:7Q9:N	10	3.4
(3,4)	1:A:23:LEU:CD1	5:B:211:7Q9:N	10	3.4
(3,4)	1:A:23:LEU:CD1	5:B:212:7Q9:N	10	3.4
(3,4)	1:A:23:LEU:CD1	5:B:213:7Q9:N	10	3.4
(3,4)	1:A:23:LEU:CD1	6:B:214:17F:N1	10	3.4
(3,4)	1:A:23:LEU:CD1	6:B:215:17F:N1	10	3.4
(3,4)	1:A:23:LEU:CD1	5:B:216:7Q9:N	10	3.4
(3,4)	1:A:23:LEU:CD1	5:B:217:7Q9:N	10	3.4
(3,4)	1:A:23:LEU:CD1	5:B:218:7Q9:N	10	3.4
(3,4)	1:A:23:LEU:CD1	6:B:219:17F:N1	10	3.4
(3,4)	1:A:23:LEU:CD1	5:B:220:7Q9:N	10	3.4
(3,4)	1:A:23:LEU:CD2	1:B:2:THR:N	10	3.4
(3,4)	1:A:23:LEU:CD2	1:B:3:GLU:N	10	3.4
(3,4)	1:A:23:LEU:CD2	1:B:4:TYR:N	10	3.4
(3,4)	1:A:23:LEU:CD2	1:B:5:LYS:N	10	3.4
(3,4)	1:A:23:LEU:CD2	1:B:6:LEU:N	10	3.4
(3,4)	1:A:23:LEU:CD2	1:B:7:VAL:N	10	3.4
(3,4)	1:A:23:LEU:CD2	1:B:8:VAL:N	10	3.4
(3,4)	1:A:23:LEU:CD2	1:B:9:VAL:N	10	3.4
(3,4)	1:A:23:LEU:CD2	1:B:10:GLY:N	10	3.4
(3,4)	1:A:23:LEU:CD2	1:B:11:ALA:N	10	3.4
(3,4)	1:A:23:LEU:CD2	1:B:12:ASP:N	10	3.4
(3,4)	1:A:23:LEU:CD2	1:B:13:GLY:N	10	3.4
(3,4)	1:A:23:LEU:CD2	1:B:14:VAL:N	10	3.4
(3,4)	1:A:23:LEU:CD2	1:B:15:GLY:N	10	3.4
(3,4)	1:A:23:LEU:CD2	1:B:16:LYS:N	10	3.4
(3,4)	1:A:23:LEU:CD2	1:B:17:SER:N	10	3.4
(3,4)	1:A:23:LEU:CD2	1:B:18:ALA:N	10	3.4
(3,4)	1:A:23:LEU:CD2	1:B:19:LEU:N	10	3.4
(3,4)	1:A:23:LEU:CD2	1:B:20:THR:N	10	3.4

Continued on next page...

Continued from previous page...

Key	Atom-1	Atom-2	Model ID	Violation (Å)
(3,4)	1:A:23:LEU:CD2	1:B:21:ILE:N	10	3.4
(3,4)	1:A:23:LEU:CD2	1:B:22:GLN:N	10	3.4
(3,4)	1:A:23:LEU:CD2	1:B:23:LEU:N	10	3.4
(3,4)	1:A:23:LEU:CD2	1:B:24:ILE:N	10	3.4
(3,4)	1:A:23:LEU:CD2	1:B:25:GLN:N	10	3.4
(3,4)	1:A:23:LEU:CD2	1:B:26:ASN:N	10	3.4
(3,4)	1:A:23:LEU:CD2	1:B:27:HIS:N	10	3.4
(3,4)	1:A:23:LEU:CD2	1:B:28:PHE:N	10	3.4
(3,4)	1:A:23:LEU:CD2	1:B:29:VAL:N	10	3.4
(3,4)	1:A:23:LEU:CD2	1:B:30:ASP:N	10	3.4
(3,4)	1:A:23:LEU:CD2	1:B:31:GLU:N	10	3.4
(3,4)	1:A:23:LEU:CD2	1:B:32:TYR:N	10	3.4
(3,4)	1:A:23:LEU:CD2	1:B:33:ASP:N	10	3.4
(3,4)	1:A:23:LEU:CD2	1:B:34:PRO:N	10	3.4
(3,4)	1:A:23:LEU:CD2	1:B:35:THR:N	10	3.4
(3,4)	1:A:23:LEU:CD2	1:B:36:ILE:N	10	3.4
(3,4)	1:A:23:LEU:CD2	1:B:37:GLU:N	10	3.4
(3,4)	1:A:23:LEU:CD2	1:B:38:ASP:N	10	3.4
(3,4)	1:A:23:LEU:CD2	1:B:39:SER:N	10	3.4
(3,4)	1:A:23:LEU:CD2	1:B:40:TYR:N	10	3.4
(3,4)	1:A:23:LEU:CD2	1:B:41:ARG:N	10	3.4
(3,4)	1:A:23:LEU:CD2	1:B:42:LYS:N	10	3.4
(3,4)	1:A:23:LEU:CD2	1:B:43:GLN:N	10	3.4
(3,4)	1:A:23:LEU:CD2	1:B:44:VAL:N	10	3.4
(3,4)	1:A:23:LEU:CD2	1:B:45:VAL:N	10	3.4
(3,4)	1:A:23:LEU:CD2	1:B:46:ILE:N	10	3.4
(3,4)	1:A:23:LEU:CD2	1:B:47:ASP:N	10	3.4
(3,4)	1:A:23:LEU:CD2	1:B:48:GLY:N	10	3.4
(3,4)	1:A:23:LEU:CD2	1:B:49:GLU:N	10	3.4
(3,4)	1:A:23:LEU:CD2	1:B:50:THR:N	10	3.4
(3,4)	1:A:23:LEU:CD2	1:B:51:CYS:N	10	3.4
(3,4)	1:A:23:LEU:CD2	1:B:52:LEU:N	10	3.4
(3,4)	1:A:23:LEU:CD2	1:B:53:LEU:N	10	3.4
(3,4)	1:A:23:LEU:CD2	1:B:54:ASP:N	10	3.4
(3,4)	1:A:23:LEU:CD2	1:B:55:ILE:N	10	3.4
(3,4)	1:A:23:LEU:CD2	1:B:56:LEU:N	10	3.4
(3,4)	1:A:23:LEU:CD2	1:B:57:ASP:N	10	3.4
(3,4)	1:A:23:LEU:CD2	1:B:58:THR:N	10	3.4
(3,4)	1:A:23:LEU:CD2	1:B:59:ALA:N	10	3.4
(3,4)	1:A:23:LEU:CD2	1:B:60:GLY:N	10	3.4
(3,4)	1:A:23:LEU:CD2	1:B:61:GLN:N	10	3.4
(3,4)	1:A:23:LEU:CD2	1:B:62:GLU:N	10	3.4

Continued on next page...

Continued from previous page...

Key	Atom-1	Atom-2	Model ID	Violation (Å)
(3,4)	1:A:23:LEU:CD2	1:B:63:GLU:N	10	3.4
(3,4)	1:A:23:LEU:CD2	1:B:64:TYR:N	10	3.4
(3,4)	1:A:23:LEU:CD2	1:B:65:SER:N	10	3.4
(3,4)	1:A:23:LEU:CD2	1:B:66:ALA:N	10	3.4
(3,4)	1:A:23:LEU:CD2	1:B:67:MET:N	10	3.4
(3,4)	1:A:23:LEU:CD2	1:B:68:ARG:N	10	3.4
(3,4)	1:A:23:LEU:CD2	1:B:69:ASP:N	10	3.4
(3,4)	1:A:23:LEU:CD2	1:B:70:GLN:N	10	3.4
(3,4)	1:A:23:LEU:CD2	1:B:71:TYR:N	10	3.4
(3,4)	1:A:23:LEU:CD2	1:B:72:MET:N	10	3.4
(3,4)	1:A:23:LEU:CD2	1:B:73:ARG:N	10	3.4
(3,4)	1:A:23:LEU:CD2	1:B:74:THR:N	10	3.4
(3,4)	1:A:23:LEU:CD2	1:B:75:GLY:N	10	3.4
(3,4)	1:A:23:LEU:CD2	1:B:76:GLU:N	10	3.4
(3,4)	1:A:23:LEU:CD2	1:B:77:GLY:N	10	3.4
(3,4)	1:A:23:LEU:CD2	1:B:78:PHE:N	10	3.4
(3,4)	1:A:23:LEU:CD2	1:B:79:LEU:N	10	3.4
(3,4)	1:A:23:LEU:CD2	1:B:80:CYS:N	10	3.4
(3,4)	1:A:23:LEU:CD2	5:B:203:7Q9:N	10	3.4
(3,4)	1:A:23:LEU:CD2	5:B:204:7Q9:N	10	3.4
(3,4)	1:A:23:LEU:CD2	5:B:205:7Q9:N	10	3.4
(3,4)	1:A:23:LEU:CD2	5:B:206:7Q9:N	10	3.4
(3,4)	1:A:23:LEU:CD2	5:B:207:7Q9:N	10	3.4
(3,4)	1:A:23:LEU:CD2	6:B:208:17F:N1	10	3.4
(3,4)	1:A:23:LEU:CD2	5:B:209:7Q9:N	10	3.4
(3,4)	1:A:23:LEU:CD2	5:B:210:7Q9:N	10	3.4
(3,4)	1:A:23:LEU:CD2	5:B:211:7Q9:N	10	3.4
(3,4)	1:A:23:LEU:CD2	5:B:212:7Q9:N	10	3.4
(3,4)	1:A:23:LEU:CD2	5:B:213:7Q9:N	10	3.4
(3,4)	1:A:23:LEU:CD2	6:B:214:17F:N1	10	3.4
(3,4)	1:A:23:LEU:CD2	6:B:215:17F:N1	10	3.4
(3,4)	1:A:23:LEU:CD2	5:B:216:7Q9:N	10	3.4
(3,4)	1:A:23:LEU:CD2	5:B:217:7Q9:N	10	3.4
(3,4)	1:A:23:LEU:CD2	5:B:218:7Q9:N	10	3.4
(3,4)	1:A:23:LEU:CD2	6:B:219:17F:N1	10	3.4
(3,4)	1:A:23:LEU:CD2	5:B:220:7Q9:N	10	3.4
(3,4)	1:A:23:LEU:CD1	1:B:2:THR:N	5	3.38
(3,4)	1:A:23:LEU:CD1	1:B:3:GLU:N	5	3.38
(3,4)	1:A:23:LEU:CD1	1:B:4:TYR:N	5	3.38
(3,4)	1:A:23:LEU:CD1	1:B:5:LYS:N	5	3.38
(3,4)	1:A:23:LEU:CD1	1:B:6:LEU:N	5	3.38
(3,4)	1:A:23:LEU:CD1	1:B:7:VAL:N	5	3.38

Continued on next page...

Continued from previous page...

Key	Atom-1	Atom-2	Model ID	Violation (Å)
(3,4)	1:A:23:LEU:CD1	1:B:8:VAL:N	5	3.38
(3,4)	1:A:23:LEU:CD1	1:B:9:VAL:N	5	3.38
(3,4)	1:A:23:LEU:CD1	1:B:10:GLY:N	5	3.38
(3,4)	1:A:23:LEU:CD1	1:B:11:ALA:N	5	3.38
(3,4)	1:A:23:LEU:CD1	1:B:12:ASP:N	5	3.38
(3,4)	1:A:23:LEU:CD1	1:B:13:GLY:N	5	3.38
(3,4)	1:A:23:LEU:CD1	1:B:14:VAL:N	5	3.38
(3,4)	1:A:23:LEU:CD1	1:B:15:GLY:N	5	3.38
(3,4)	1:A:23:LEU:CD1	1:B:16:LYS:N	5	3.38
(3,4)	1:A:23:LEU:CD1	1:B:17:SER:N	5	3.38
(3,4)	1:A:23:LEU:CD1	1:B:18:ALA:N	5	3.38
(3,4)	1:A:23:LEU:CD1	1:B:19:LEU:N	5	3.38
(3,4)	1:A:23:LEU:CD1	1:B:20:THR:N	5	3.38
(3,4)	1:A:23:LEU:CD1	1:B:21:ILE:N	5	3.38
(3,4)	1:A:23:LEU:CD1	1:B:22:GLN:N	5	3.38
(3,4)	1:A:23:LEU:CD1	1:B:23:LEU:N	5	3.38
(3,4)	1:A:23:LEU:CD1	1:B:24:ILE:N	5	3.38
(3,4)	1:A:23:LEU:CD1	1:B:25:GLN:N	5	3.38
(3,4)	1:A:23:LEU:CD1	1:B:26:ASN:N	5	3.38
(3,4)	1:A:23:LEU:CD1	1:B:27:HIS:N	5	3.38
(3,4)	1:A:23:LEU:CD1	1:B:28:PHE:N	5	3.38
(3,4)	1:A:23:LEU:CD1	1:B:29:VAL:N	5	3.38
(3,4)	1:A:23:LEU:CD1	1:B:30:ASP:N	5	3.38
(3,4)	1:A:23:LEU:CD1	1:B:31:GLU:N	5	3.38
(3,4)	1:A:23:LEU:CD1	1:B:32:TYR:N	5	3.38
(3,4)	1:A:23:LEU:CD1	1:B:33:ASP:N	5	3.38
(3,4)	1:A:23:LEU:CD1	1:B:34:PRO:N	5	3.38
(3,4)	1:A:23:LEU:CD1	1:B:35:THR:N	5	3.38
(3,4)	1:A:23:LEU:CD1	1:B:36:ILE:N	5	3.38
(3,4)	1:A:23:LEU:CD1	1:B:37:GLU:N	5	3.38
(3,4)	1:A:23:LEU:CD1	1:B:38:ASP:N	5	3.38
(3,4)	1:A:23:LEU:CD1	1:B:39:SER:N	5	3.38
(3,4)	1:A:23:LEU:CD1	1:B:40:TYR:N	5	3.38
(3,4)	1:A:23:LEU:CD1	1:B:41:ARG:N	5	3.38
(3,4)	1:A:23:LEU:CD1	1:B:42:LYS:N	5	3.38
(3,4)	1:A:23:LEU:CD1	1:B:43:GLN:N	5	3.38
(3,4)	1:A:23:LEU:CD1	1:B:44:VAL:N	5	3.38
(3,4)	1:A:23:LEU:CD1	1:B:45:VAL:N	5	3.38
(3,4)	1:A:23:LEU:CD1	1:B:46:ILE:N	5	3.38
(3,4)	1:A:23:LEU:CD1	1:B:47:ASP:N	5	3.38
(3,4)	1:A:23:LEU:CD1	1:B:48:GLY:N	5	3.38
(3,4)	1:A:23:LEU:CD1	1:B:49:GLU:N	5	3.38

Continued on next page...

Continued from previous page...

Key	Atom-1	Atom-2	Model ID	Violation (Å)
(3,4)	1:A:23:LEU:CD1	1:B:50:THR:N	5	3.38
(3,4)	1:A:23:LEU:CD1	1:B:51:CYS:N	5	3.38
(3,4)	1:A:23:LEU:CD1	1:B:52:LEU:N	5	3.38
(3,4)	1:A:23:LEU:CD1	1:B:53:LEU:N	5	3.38
(3,4)	1:A:23:LEU:CD1	1:B:54:ASP:N	5	3.38
(3,4)	1:A:23:LEU:CD1	1:B:55:ILE:N	5	3.38
(3,4)	1:A:23:LEU:CD1	1:B:56:LEU:N	5	3.38
(3,4)	1:A:23:LEU:CD1	1:B:57:ASP:N	5	3.38
(3,4)	1:A:23:LEU:CD1	1:B:58:THR:N	5	3.38
(3,4)	1:A:23:LEU:CD1	1:B:59:ALA:N	5	3.38
(3,4)	1:A:23:LEU:CD1	1:B:60:GLY:N	5	3.38
(3,4)	1:A:23:LEU:CD1	1:B:61:GLN:N	5	3.38
(3,4)	1:A:23:LEU:CD1	1:B:62:GLU:N	5	3.38
(3,4)	1:A:23:LEU:CD1	1:B:63:GLU:N	5	3.38
(3,4)	1:A:23:LEU:CD1	1:B:64:TYR:N	5	3.38
(3,4)	1:A:23:LEU:CD1	1:B:65:SER:N	5	3.38
(3,4)	1:A:23:LEU:CD1	1:B:66:ALA:N	5	3.38
(3,4)	1:A:23:LEU:CD1	1:B:67:MET:N	5	3.38
(3,4)	1:A:23:LEU:CD1	1:B:68:ARG:N	5	3.38
(3,4)	1:A:23:LEU:CD1	1:B:69:ASP:N	5	3.38
(3,4)	1:A:23:LEU:CD1	1:B:70:GLN:N	5	3.38
(3,4)	1:A:23:LEU:CD1	1:B:71:TYR:N	5	3.38
(3,4)	1:A:23:LEU:CD1	1:B:72:MET:N	5	3.38
(3,4)	1:A:23:LEU:CD1	1:B:73:ARG:N	5	3.38
(3,4)	1:A:23:LEU:CD1	1:B:74:THR:N	5	3.38
(3,4)	1:A:23:LEU:CD1	1:B:75:GLY:N	5	3.38
(3,4)	1:A:23:LEU:CD1	1:B:76:GLU:N	5	3.38
(3,4)	1:A:23:LEU:CD1	1:B:77:GLY:N	5	3.38
(3,4)	1:A:23:LEU:CD1	1:B:78:PHE:N	5	3.38
(3,4)	1:A:23:LEU:CD1	1:B:79:LEU:N	5	3.38
(3,4)	1:A:23:LEU:CD1	1:B:80:CYS:N	5	3.38
(3,4)	1:A:23:LEU:CD1	5:B:203:7Q9:N	5	3.38
(3,4)	1:A:23:LEU:CD1	5:B:204:7Q9:N	5	3.38
(3,4)	1:A:23:LEU:CD1	5:B:205:7Q9:N	5	3.38
(3,4)	1:A:23:LEU:CD1	5:B:206:7Q9:N	5	3.38
(3,4)	1:A:23:LEU:CD1	5:B:207:7Q9:N	5	3.38
(3,4)	1:A:23:LEU:CD1	6:B:208:17F:N1	5	3.38
(3,4)	1:A:23:LEU:CD1	5:B:209:7Q9:N	5	3.38
(3,4)	1:A:23:LEU:CD1	5:B:210:7Q9:N	5	3.38
(3,4)	1:A:23:LEU:CD1	5:B:211:7Q9:N	5	3.38
(3,4)	1:A:23:LEU:CD1	5:B:212:7Q9:N	5	3.38
(3,4)	1:A:23:LEU:CD1	5:B:213:7Q9:N	5	3.38

Continued on next page...

Continued from previous page...

Key	Atom-1	Atom-2	Model ID	Violation (Å)
(3,4)	1:A:23:LEU:CD1	6:B:214:17F:N1	5	3.38
(3,4)	1:A:23:LEU:CD1	6:B:215:17F:N1	5	3.38
(3,4)	1:A:23:LEU:CD1	5:B:216:7Q9:N	5	3.38
(3,4)	1:A:23:LEU:CD1	5:B:217:7Q9:N	5	3.38
(3,4)	1:A:23:LEU:CD1	5:B:218:7Q9:N	5	3.38
(3,4)	1:A:23:LEU:CD1	6:B:219:17F:N1	5	3.38
(3,4)	1:A:23:LEU:CD1	5:B:220:7Q9:N	5	3.38
(3,4)	1:A:23:LEU:CD2	1:B:2:THR:N	5	3.38
(3,4)	1:A:23:LEU:CD2	1:B:3:GLU:N	5	3.38
(3,4)	1:A:23:LEU:CD2	1:B:4:TYR:N	5	3.38
(3,4)	1:A:23:LEU:CD2	1:B:5:LYS:N	5	3.38
(3,4)	1:A:23:LEU:CD2	1:B:6:LEU:N	5	3.38
(3,4)	1:A:23:LEU:CD2	1:B:7:VAL:N	5	3.38
(3,4)	1:A:23:LEU:CD2	1:B:8:VAL:N	5	3.38
(3,4)	1:A:23:LEU:CD2	1:B:9:VAL:N	5	3.38
(3,4)	1:A:23:LEU:CD2	1:B:10:GLY:N	5	3.38
(3,4)	1:A:23:LEU:CD2	1:B:11:ALA:N	5	3.38
(3,4)	1:A:23:LEU:CD2	1:B:12:ASP:N	5	3.38
(3,4)	1:A:23:LEU:CD2	1:B:13:GLY:N	5	3.38
(3,4)	1:A:23:LEU:CD2	1:B:14:VAL:N	5	3.38
(3,4)	1:A:23:LEU:CD2	1:B:15:GLY:N	5	3.38
(3,4)	1:A:23:LEU:CD2	1:B:16:LYS:N	5	3.38
(3,4)	1:A:23:LEU:CD2	1:B:17:SER:N	5	3.38
(3,4)	1:A:23:LEU:CD2	1:B:18:ALA:N	5	3.38
(3,4)	1:A:23:LEU:CD2	1:B:19:LEU:N	5	3.38
(3,4)	1:A:23:LEU:CD2	1:B:20:THR:N	5	3.38
(3,4)	1:A:23:LEU:CD2	1:B:21:ILE:N	5	3.38
(3,4)	1:A:23:LEU:CD2	1:B:22:GLN:N	5	3.38
(3,4)	1:A:23:LEU:CD2	1:B:23:LEU:N	5	3.38
(3,4)	1:A:23:LEU:CD2	1:B:24:ILE:N	5	3.38
(3,4)	1:A:23:LEU:CD2	1:B:25:GLN:N	5	3.38
(3,4)	1:A:23:LEU:CD2	1:B:26:ASN:N	5	3.38
(3,4)	1:A:23:LEU:CD2	1:B:27:HIS:N	5	3.38
(3,4)	1:A:23:LEU:CD2	1:B:28:PHE:N	5	3.38
(3,4)	1:A:23:LEU:CD2	1:B:29:VAL:N	5	3.38
(3,4)	1:A:23:LEU:CD2	1:B:30:ASP:N	5	3.38
(3,4)	1:A:23:LEU:CD2	1:B:31:GLU:N	5	3.38
(3,4)	1:A:23:LEU:CD2	1:B:32:TYR:N	5	3.38
(3,4)	1:A:23:LEU:CD2	1:B:33:ASP:N	5	3.38
(3,4)	1:A:23:LEU:CD2	1:B:34:PRO:N	5	3.38
(3,4)	1:A:23:LEU:CD2	1:B:35:THR:N	5	3.38
(3,4)	1:A:23:LEU:CD2	1:B:36:ILE:N	5	3.38

Continued on next page...

Continued from previous page...

Key	Atom-1	Atom-2	Model ID	Violation (Å)
(3,4)	1:A:23:LEU:CD2	1:B:37:GLU:N	5	3.38
(3,4)	1:A:23:LEU:CD2	1:B:38:ASP:N	5	3.38
(3,4)	1:A:23:LEU:CD2	1:B:39:SER:N	5	3.38
(3,4)	1:A:23:LEU:CD2	1:B:40:TYR:N	5	3.38
(3,4)	1:A:23:LEU:CD2	1:B:41:ARG:N	5	3.38
(3,4)	1:A:23:LEU:CD2	1:B:42:LYS:N	5	3.38
(3,4)	1:A:23:LEU:CD2	1:B:43:GLN:N	5	3.38
(3,4)	1:A:23:LEU:CD2	1:B:44:VAL:N	5	3.38
(3,4)	1:A:23:LEU:CD2	1:B:45:VAL:N	5	3.38
(3,4)	1:A:23:LEU:CD2	1:B:46:ILE:N	5	3.38
(3,4)	1:A:23:LEU:CD2	1:B:47:ASP:N	5	3.38
(3,4)	1:A:23:LEU:CD2	1:B:48:GLY:N	5	3.38
(3,4)	1:A:23:LEU:CD2	1:B:49:GLU:N	5	3.38
(3,4)	1:A:23:LEU:CD2	1:B:50:THR:N	5	3.38
(3,4)	1:A:23:LEU:CD2	1:B:51:CYS:N	5	3.38
(3,4)	1:A:23:LEU:CD2	1:B:52:LEU:N	5	3.38
(3,4)	1:A:23:LEU:CD2	1:B:53:LEU:N	5	3.38
(3,4)	1:A:23:LEU:CD2	1:B:54:ASP:N	5	3.38
(3,4)	1:A:23:LEU:CD2	1:B:55:ILE:N	5	3.38
(3,4)	1:A:23:LEU:CD2	1:B:56:LEU:N	5	3.38
(3,4)	1:A:23:LEU:CD2	1:B:57:ASP:N	5	3.38
(3,4)	1:A:23:LEU:CD2	1:B:58:THR:N	5	3.38
(3,4)	1:A:23:LEU:CD2	1:B:59:ALA:N	5	3.38
(3,4)	1:A:23:LEU:CD2	1:B:60:GLY:N	5	3.38
(3,4)	1:A:23:LEU:CD2	1:B:61:GLN:N	5	3.38
(3,4)	1:A:23:LEU:CD2	1:B:62:GLU:N	5	3.38
(3,4)	1:A:23:LEU:CD2	1:B:63:GLU:N	5	3.38
(3,4)	1:A:23:LEU:CD2	1:B:64:TYR:N	5	3.38
(3,4)	1:A:23:LEU:CD2	1:B:65:SER:N	5	3.38
(3,4)	1:A:23:LEU:CD2	1:B:66:ALA:N	5	3.38
(3,4)	1:A:23:LEU:CD2	1:B:67:MET:N	5	3.38
(3,4)	1:A:23:LEU:CD2	1:B:68:ARG:N	5	3.38
(3,4)	1:A:23:LEU:CD2	1:B:69:ASP:N	5	3.38
(3,4)	1:A:23:LEU:CD2	1:B:70:GLN:N	5	3.38
(3,4)	1:A:23:LEU:CD2	1:B:71:TYR:N	5	3.38
(3,4)	1:A:23:LEU:CD2	1:B:72:MET:N	5	3.38
(3,4)	1:A:23:LEU:CD2	1:B:73:ARG:N	5	3.38
(3,4)	1:A:23:LEU:CD2	1:B:74:THR:N	5	3.38
(3,4)	1:A:23:LEU:CD2	1:B:75:GLY:N	5	3.38
(3,4)	1:A:23:LEU:CD2	1:B:76:GLU:N	5	3.38
(3,4)	1:A:23:LEU:CD2	1:B:77:GLY:N	5	3.38
(3,4)	1:A:23:LEU:CD2	1:B:78:PHE:N	5	3.38

Continued on next page...

Continued from previous page...

Key	Atom-1	Atom-2	Model ID	Violation (Å)
(3,4)	1:A:23:LEU:CD2	1:B:79:LEU:N	5	3.38
(3,4)	1:A:23:LEU:CD2	1:B:80:CYS:N	5	3.38
(3,4)	1:A:23:LEU:CD2	5:B:203:7Q9:N	5	3.38
(3,4)	1:A:23:LEU:CD2	5:B:204:7Q9:N	5	3.38
(3,4)	1:A:23:LEU:CD2	5:B:205:7Q9:N	5	3.38
(3,4)	1:A:23:LEU:CD2	5:B:206:7Q9:N	5	3.38
(3,4)	1:A:23:LEU:CD2	5:B:207:7Q9:N	5	3.38
(3,4)	1:A:23:LEU:CD2	6:B:208:17F:N1	5	3.38
(3,4)	1:A:23:LEU:CD2	5:B:209:7Q9:N	5	3.38
(3,4)	1:A:23:LEU:CD2	5:B:210:7Q9:N	5	3.38
(3,4)	1:A:23:LEU:CD2	5:B:211:7Q9:N	5	3.38
(3,4)	1:A:23:LEU:CD2	5:B:212:7Q9:N	5	3.38
(3,4)	1:A:23:LEU:CD2	5:B:213:7Q9:N	5	3.38
(3,4)	1:A:23:LEU:CD2	6:B:214:17F:N1	5	3.38
(3,4)	1:A:23:LEU:CD2	6:B:215:17F:N1	5	3.38
(3,4)	1:A:23:LEU:CD2	5:B:216:7Q9:N	5	3.38
(3,4)	1:A:23:LEU:CD2	5:B:217:7Q9:N	5	3.38
(3,4)	1:A:23:LEU:CD2	5:B:218:7Q9:N	5	3.38
(3,4)	1:A:23:LEU:CD2	6:B:219:17F:N1	5	3.38
(3,4)	1:A:23:LEU:CD2	5:B:220:7Q9:N	5	3.38
(3,4)	1:A:23:LEU:CD1	1:B:2:THR:N	8	3.38
(3,4)	1:A:23:LEU:CD1	1:B:3:GLU:N	8	3.38
(3,4)	1:A:23:LEU:CD1	1:B:4:TYR:N	8	3.38
(3,4)	1:A:23:LEU:CD1	1:B:5:LYS:N	8	3.38
(3,4)	1:A:23:LEU:CD1	1:B:6:LEU:N	8	3.38
(3,4)	1:A:23:LEU:CD1	1:B:7:VAL:N	8	3.38
(3,4)	1:A:23:LEU:CD1	1:B:8:VAL:N	8	3.38
(3,4)	1:A:23:LEU:CD1	1:B:9:VAL:N	8	3.38
(3,4)	1:A:23:LEU:CD1	1:B:10:GLY:N	8	3.38
(3,4)	1:A:23:LEU:CD1	1:B:11:ALA:N	8	3.38
(3,4)	1:A:23:LEU:CD1	1:B:12:ASP:N	8	3.38
(3,4)	1:A:23:LEU:CD1	1:B:13:GLY:N	8	3.38
(3,4)	1:A:23:LEU:CD1	1:B:14:VAL:N	8	3.38
(3,4)	1:A:23:LEU:CD1	1:B:15:GLY:N	8	3.38
(3,4)	1:A:23:LEU:CD1	1:B:16:LYS:N	8	3.38
(3,4)	1:A:23:LEU:CD1	1:B:17:SER:N	8	3.38
(3,4)	1:A:23:LEU:CD1	1:B:18:ALA:N	8	3.38
(3,4)	1:A:23:LEU:CD1	1:B:19:LEU:N	8	3.38
(3,4)	1:A:23:LEU:CD1	1:B:20:THR:N	8	3.38
(3,4)	1:A:23:LEU:CD1	1:B:21:ILE:N	8	3.38
(3,4)	1:A:23:LEU:CD1	1:B:22:GLN:N	8	3.38
(3,4)	1:A:23:LEU:CD1	1:B:23:LEU:N	8	3.38

Continued on next page...

Continued from previous page...

Key	Atom-1	Atom-2	Model ID	Violation (Å)
(3,4)	1:A:23:LEU:CD1	1:B:24:ILE:N	8	3.38
(3,4)	1:A:23:LEU:CD1	1:B:25:GLN:N	8	3.38
(3,4)	1:A:23:LEU:CD1	1:B:26:ASN:N	8	3.38
(3,4)	1:A:23:LEU:CD1	1:B:27:HIS:N	8	3.38
(3,4)	1:A:23:LEU:CD1	1:B:28:PHE:N	8	3.38
(3,4)	1:A:23:LEU:CD1	1:B:29:VAL:N	8	3.38
(3,4)	1:A:23:LEU:CD1	1:B:30:ASP:N	8	3.38
(3,4)	1:A:23:LEU:CD1	1:B:31:GLU:N	8	3.38
(3,4)	1:A:23:LEU:CD1	1:B:32:TYR:N	8	3.38
(3,4)	1:A:23:LEU:CD1	1:B:33:ASP:N	8	3.38
(3,4)	1:A:23:LEU:CD1	1:B:34:PRO:N	8	3.38
(3,4)	1:A:23:LEU:CD1	1:B:35:THR:N	8	3.38
(3,4)	1:A:23:LEU:CD1	1:B:36:ILE:N	8	3.38
(3,4)	1:A:23:LEU:CD1	1:B:37:GLU:N	8	3.38
(3,4)	1:A:23:LEU:CD1	1:B:38:ASP:N	8	3.38
(3,4)	1:A:23:LEU:CD1	1:B:39:SER:N	8	3.38
(3,4)	1:A:23:LEU:CD1	1:B:40:TYR:N	8	3.38
(3,4)	1:A:23:LEU:CD1	1:B:41:ARG:N	8	3.38
(3,4)	1:A:23:LEU:CD1	1:B:42:LYS:N	8	3.38
(3,4)	1:A:23:LEU:CD1	1:B:43:GLN:N	8	3.38
(3,4)	1:A:23:LEU:CD1	1:B:44:VAL:N	8	3.38
(3,4)	1:A:23:LEU:CD1	1:B:45:VAL:N	8	3.38
(3,4)	1:A:23:LEU:CD1	1:B:46:ILE:N	8	3.38
(3,4)	1:A:23:LEU:CD1	1:B:47:ASP:N	8	3.38
(3,4)	1:A:23:LEU:CD1	1:B:48:GLY:N	8	3.38
(3,4)	1:A:23:LEU:CD1	1:B:49:GLU:N	8	3.38
(3,4)	1:A:23:LEU:CD1	1:B:50:THR:N	8	3.38
(3,4)	1:A:23:LEU:CD1	1:B:51:CYS:N	8	3.38
(3,4)	1:A:23:LEU:CD1	1:B:52:LEU:N	8	3.38
(3,4)	1:A:23:LEU:CD1	1:B:53:LEU:N	8	3.38
(3,4)	1:A:23:LEU:CD1	1:B:54:ASP:N	8	3.38
(3,4)	1:A:23:LEU:CD1	1:B:55:ILE:N	8	3.38
(3,4)	1:A:23:LEU:CD1	1:B:56:LEU:N	8	3.38
(3,4)	1:A:23:LEU:CD1	1:B:57:ASP:N	8	3.38
(3,4)	1:A:23:LEU:CD1	1:B:58:THR:N	8	3.38
(3,4)	1:A:23:LEU:CD1	1:B:59:ALA:N	8	3.38
(3,4)	1:A:23:LEU:CD1	1:B:60:GLY:N	8	3.38
(3,4)	1:A:23:LEU:CD1	1:B:61:GLN:N	8	3.38
(3,4)	1:A:23:LEU:CD1	1:B:62:GLU:N	8	3.38
(3,4)	1:A:23:LEU:CD1	1:B:63:GLU:N	8	3.38
(3,4)	1:A:23:LEU:CD1	1:B:64:TYR:N	8	3.38
(3,4)	1:A:23:LEU:CD1	1:B:65:SER:N	8	3.38

Continued on next page...

Continued from previous page...

Key	Atom-1	Atom-2	Model ID	Violation (Å)
(3,4)	1:A:23:LEU:CD1	1:B:66:ALA:N	8	3.38
(3,4)	1:A:23:LEU:CD1	1:B:67:MET:N	8	3.38
(3,4)	1:A:23:LEU:CD1	1:B:68:ARG:N	8	3.38
(3,4)	1:A:23:LEU:CD1	1:B:69:ASP:N	8	3.38
(3,4)	1:A:23:LEU:CD1	1:B:70:GLN:N	8	3.38
(3,4)	1:A:23:LEU:CD1	1:B:71:TYR:N	8	3.38
(3,4)	1:A:23:LEU:CD1	1:B:72:MET:N	8	3.38
(3,4)	1:A:23:LEU:CD1	1:B:73:ARG:N	8	3.38
(3,4)	1:A:23:LEU:CD1	1:B:74:THR:N	8	3.38
(3,4)	1:A:23:LEU:CD1	1:B:75:GLY:N	8	3.38
(3,4)	1:A:23:LEU:CD1	1:B:76:GLU:N	8	3.38
(3,4)	1:A:23:LEU:CD1	1:B:77:GLY:N	8	3.38
(3,4)	1:A:23:LEU:CD1	1:B:78:PHE:N	8	3.38
(3,4)	1:A:23:LEU:CD1	1:B:79:LEU:N	8	3.38
(3,4)	1:A:23:LEU:CD1	1:B:80:CYS:N	8	3.38
(3,4)	1:A:23:LEU:CD1	5:B:203:7Q9:N	8	3.38
(3,4)	1:A:23:LEU:CD1	5:B:204:7Q9:N	8	3.38
(3,4)	1:A:23:LEU:CD1	5:B:205:7Q9:N	8	3.38
(3,4)	1:A:23:LEU:CD1	5:B:206:7Q9:N	8	3.38
(3,4)	1:A:23:LEU:CD1	5:B:207:7Q9:N	8	3.38
(3,4)	1:A:23:LEU:CD1	6:B:208:17F:N1	8	3.38
(3,4)	1:A:23:LEU:CD1	5:B:209:7Q9:N	8	3.38
(3,4)	1:A:23:LEU:CD1	5:B:210:7Q9:N	8	3.38
(3,4)	1:A:23:LEU:CD1	5:B:211:7Q9:N	8	3.38
(3,4)	1:A:23:LEU:CD1	5:B:212:7Q9:N	8	3.38
(3,4)	1:A:23:LEU:CD1	5:B:213:7Q9:N	8	3.38
(3,4)	1:A:23:LEU:CD1	6:B:214:17F:N1	8	3.38
(3,4)	1:A:23:LEU:CD1	6:B:215:17F:N1	8	3.38
(3,4)	1:A:23:LEU:CD1	5:B:216:7Q9:N	8	3.38
(3,4)	1:A:23:LEU:CD1	5:B:217:7Q9:N	8	3.38
(3,4)	1:A:23:LEU:CD1	5:B:218:7Q9:N	8	3.38
(3,4)	1:A:23:LEU:CD1	6:B:219:17F:N1	8	3.38
(3,4)	1:A:23:LEU:CD1	5:B:220:7Q9:N	8	3.38
(3,4)	1:A:23:LEU:CD2	1:B:2:THR:N	8	3.38
(3,4)	1:A:23:LEU:CD2	1:B:3:GLU:N	8	3.38
(3,4)	1:A:23:LEU:CD2	1:B:4:TYR:N	8	3.38
(3,4)	1:A:23:LEU:CD2	1:B:5:LYS:N	8	3.38
(3,4)	1:A:23:LEU:CD2	1:B:6:LEU:N	8	3.38
(3,4)	1:A:23:LEU:CD2	1:B:7:VAL:N	8	3.38
(3,4)	1:A:23:LEU:CD2	1:B:8:VAL:N	8	3.38
(3,4)	1:A:23:LEU:CD2	1:B:9:VAL:N	8	3.38
(3,4)	1:A:23:LEU:CD2	1:B:10:GLY:N	8	3.38

Continued on next page...

Continued from previous page...

Key	Atom-1	Atom-2	Model ID	Violation (Å)
(3,4)	1:A:23:LEU:CD2	1:B:11:ALA:N	8	3.38
(3,4)	1:A:23:LEU:CD2	1:B:12:ASP:N	8	3.38
(3,4)	1:A:23:LEU:CD2	1:B:13:GLY:N	8	3.38
(3,4)	1:A:23:LEU:CD2	1:B:14:VAL:N	8	3.38
(3,4)	1:A:23:LEU:CD2	1:B:15:GLY:N	8	3.38
(3,4)	1:A:23:LEU:CD2	1:B:16:LYS:N	8	3.38
(3,4)	1:A:23:LEU:CD2	1:B:17:SER:N	8	3.38
(3,4)	1:A:23:LEU:CD2	1:B:18:ALA:N	8	3.38
(3,4)	1:A:23:LEU:CD2	1:B:19:LEU:N	8	3.38
(3,4)	1:A:23:LEU:CD2	1:B:20:THR:N	8	3.38
(3,4)	1:A:23:LEU:CD2	1:B:21:ILE:N	8	3.38
(3,4)	1:A:23:LEU:CD2	1:B:22:GLN:N	8	3.38
(3,4)	1:A:23:LEU:CD2	1:B:23:LEU:N	8	3.38
(3,4)	1:A:23:LEU:CD2	1:B:24:ILE:N	8	3.38
(3,4)	1:A:23:LEU:CD2	1:B:25:GLN:N	8	3.38
(3,4)	1:A:23:LEU:CD2	1:B:26:ASN:N	8	3.38
(3,4)	1:A:23:LEU:CD2	1:B:27:HIS:N	8	3.38
(3,4)	1:A:23:LEU:CD2	1:B:28:PHE:N	8	3.38
(3,4)	1:A:23:LEU:CD2	1:B:29:VAL:N	8	3.38
(3,4)	1:A:23:LEU:CD2	1:B:30:ASP:N	8	3.38
(3,4)	1:A:23:LEU:CD2	1:B:31:GLU:N	8	3.38
(3,4)	1:A:23:LEU:CD2	1:B:32:TYR:N	8	3.38
(3,4)	1:A:23:LEU:CD2	1:B:33:ASP:N	8	3.38
(3,4)	1:A:23:LEU:CD2	1:B:34:PRO:N	8	3.38
(3,4)	1:A:23:LEU:CD2	1:B:35:THR:N	8	3.38
(3,4)	1:A:23:LEU:CD2	1:B:36:ILE:N	8	3.38
(3,4)	1:A:23:LEU:CD2	1:B:37:GLU:N	8	3.38
(3,4)	1:A:23:LEU:CD2	1:B:38:ASP:N	8	3.38
(3,4)	1:A:23:LEU:CD2	1:B:39:SER:N	8	3.38
(3,4)	1:A:23:LEU:CD2	1:B:40:TYR:N	8	3.38
(3,4)	1:A:23:LEU:CD2	1:B:41:ARG:N	8	3.38
(3,4)	1:A:23:LEU:CD2	1:B:42:LYS:N	8	3.38
(3,4)	1:A:23:LEU:CD2	1:B:43:GLN:N	8	3.38
(3,4)	1:A:23:LEU:CD2	1:B:44:VAL:N	8	3.38
(3,4)	1:A:23:LEU:CD2	1:B:45:VAL:N	8	3.38
(3,4)	1:A:23:LEU:CD2	1:B:46:ILE:N	8	3.38
(3,4)	1:A:23:LEU:CD2	1:B:47:ASP:N	8	3.38
(3,4)	1:A:23:LEU:CD2	1:B:48:GLY:N	8	3.38
(3,4)	1:A:23:LEU:CD2	1:B:49:GLU:N	8	3.38
(3,4)	1:A:23:LEU:CD2	1:B:50:THR:N	8	3.38
(3,4)	1:A:23:LEU:CD2	1:B:51:CYS:N	8	3.38
(3,4)	1:A:23:LEU:CD2	1:B:52:LEU:N	8	3.38

Continued on next page...

Continued from previous page...

Key	Atom-1	Atom-2	Model ID	Violation (Å)
(3,4)	1:A:23:LEU:CD2	1:B:53:LEU:N	8	3.38
(3,4)	1:A:23:LEU:CD2	1:B:54:ASP:N	8	3.38
(3,4)	1:A:23:LEU:CD2	1:B:55:ILE:N	8	3.38
(3,4)	1:A:23:LEU:CD2	1:B:56:LEU:N	8	3.38
(3,4)	1:A:23:LEU:CD2	1:B:57:ASP:N	8	3.38
(3,4)	1:A:23:LEU:CD2	1:B:58:THR:N	8	3.38
(3,4)	1:A:23:LEU:CD2	1:B:59:ALA:N	8	3.38
(3,4)	1:A:23:LEU:CD2	1:B:60:GLY:N	8	3.38
(3,4)	1:A:23:LEU:CD2	1:B:61:GLN:N	8	3.38
(3,4)	1:A:23:LEU:CD2	1:B:62:GLU:N	8	3.38
(3,4)	1:A:23:LEU:CD2	1:B:63:GLU:N	8	3.38
(3,4)	1:A:23:LEU:CD2	1:B:64:TYR:N	8	3.38
(3,4)	1:A:23:LEU:CD2	1:B:65:SER:N	8	3.38
(3,4)	1:A:23:LEU:CD2	1:B:66:ALA:N	8	3.38
(3,4)	1:A:23:LEU:CD2	1:B:67:MET:N	8	3.38
(3,4)	1:A:23:LEU:CD2	1:B:68:ARG:N	8	3.38
(3,4)	1:A:23:LEU:CD2	1:B:69:ASP:N	8	3.38
(3,4)	1:A:23:LEU:CD2	1:B:70:GLN:N	8	3.38
(3,4)	1:A:23:LEU:CD2	1:B:71:TYR:N	8	3.38
(3,4)	1:A:23:LEU:CD2	1:B:72:MET:N	8	3.38
(3,4)	1:A:23:LEU:CD2	1:B:73:ARG:N	8	3.38
(3,4)	1:A:23:LEU:CD2	1:B:74:THR:N	8	3.38
(3,4)	1:A:23:LEU:CD2	1:B:75:GLY:N	8	3.38
(3,4)	1:A:23:LEU:CD2	1:B:76:GLU:N	8	3.38
(3,4)	1:A:23:LEU:CD2	1:B:77:GLY:N	8	3.38
(3,4)	1:A:23:LEU:CD2	1:B:78:PHE:N	8	3.38
(3,4)	1:A:23:LEU:CD2	1:B:79:LEU:N	8	3.38
(3,4)	1:A:23:LEU:CD2	1:B:80:CYS:N	8	3.38
(3,4)	1:A:23:LEU:CD2	5:B:203:7Q9:N	8	3.38
(3,4)	1:A:23:LEU:CD2	5:B:204:7Q9:N	8	3.38
(3,4)	1:A:23:LEU:CD2	5:B:205:7Q9:N	8	3.38
(3,4)	1:A:23:LEU:CD2	5:B:206:7Q9:N	8	3.38
(3,4)	1:A:23:LEU:CD2	5:B:207:7Q9:N	8	3.38
(3,4)	1:A:23:LEU:CD2	6:B:208:17F:N1	8	3.38
(3,4)	1:A:23:LEU:CD2	5:B:209:7Q9:N	8	3.38
(3,4)	1:A:23:LEU:CD2	5:B:210:7Q9:N	8	3.38
(3,4)	1:A:23:LEU:CD2	5:B:211:7Q9:N	8	3.38
(3,4)	1:A:23:LEU:CD2	5:B:212:7Q9:N	8	3.38
(3,4)	1:A:23:LEU:CD2	5:B:213:7Q9:N	8	3.38
(3,4)	1:A:23:LEU:CD2	6:B:214:17F:N1	8	3.38
(3,4)	1:A:23:LEU:CD2	6:B:215:17F:N1	8	3.38
(3,4)	1:A:23:LEU:CD2	5:B:216:7Q9:N	8	3.38

Continued on next page...

Continued from previous page...

Key	Atom-1	Atom-2	Model ID	Violation (Å)
(3,4)	1:A:23:LEU:CD2	5:B:217:7Q9:N	8	3.38
(3,4)	1:A:23:LEU:CD2	5:B:218:7Q9:N	8	3.38
(3,4)	1:A:23:LEU:CD2	6:B:219:17F:N1	8	3.38
(3,4)	1:A:23:LEU:CD2	5:B:220:7Q9:N	8	3.38
(3,4)	1:A:23:LEU:CD1	1:B:2:THR:N	9	3.36
(3,4)	1:A:23:LEU:CD1	1:B:3:GLU:N	9	3.36
(3,4)	1:A:23:LEU:CD1	1:B:4:TYR:N	9	3.36
(3,4)	1:A:23:LEU:CD1	1:B:5:LYS:N	9	3.36
(3,4)	1:A:23:LEU:CD1	1:B:6:LEU:N	9	3.36
(3,4)	1:A:23:LEU:CD1	1:B:7:VAL:N	9	3.36
(3,4)	1:A:23:LEU:CD1	1:B:8:VAL:N	9	3.36
(3,4)	1:A:23:LEU:CD1	1:B:9:VAL:N	9	3.36
(3,4)	1:A:23:LEU:CD1	1:B:10:GLY:N	9	3.36
(3,4)	1:A:23:LEU:CD1	1:B:11:ALA:N	9	3.36
(3,4)	1:A:23:LEU:CD1	1:B:12:ASP:N	9	3.36
(3,4)	1:A:23:LEU:CD1	1:B:13:GLY:N	9	3.36
(3,4)	1:A:23:LEU:CD1	1:B:14:VAL:N	9	3.36
(3,4)	1:A:23:LEU:CD1	1:B:15:GLY:N	9	3.36
(3,4)	1:A:23:LEU:CD1	1:B:16:LYS:N	9	3.36
(3,4)	1:A:23:LEU:CD1	1:B:17:SER:N	9	3.36
(3,4)	1:A:23:LEU:CD1	1:B:18:ALA:N	9	3.36
(3,4)	1:A:23:LEU:CD1	1:B:19:LEU:N	9	3.36
(3,4)	1:A:23:LEU:CD1	1:B:20:THR:N	9	3.36
(3,4)	1:A:23:LEU:CD1	1:B:21:ILE:N	9	3.36
(3,4)	1:A:23:LEU:CD1	1:B:22:GLN:N	9	3.36
(3,4)	1:A:23:LEU:CD1	1:B:23:LEU:N	9	3.36
(3,4)	1:A:23:LEU:CD1	1:B:24:ILE:N	9	3.36
(3,4)	1:A:23:LEU:CD1	1:B:25:GLN:N	9	3.36
(3,4)	1:A:23:LEU:CD1	1:B:26:ASN:N	9	3.36
(3,4)	1:A:23:LEU:CD1	1:B:27:HIS:N	9	3.36
(3,4)	1:A:23:LEU:CD1	1:B:28:PHE:N	9	3.36
(3,4)	1:A:23:LEU:CD1	1:B:29:VAL:N	9	3.36
(3,4)	1:A:23:LEU:CD1	1:B:30:ASP:N	9	3.36
(3,4)	1:A:23:LEU:CD1	1:B:31:GLU:N	9	3.36
(3,4)	1:A:23:LEU:CD1	1:B:32:TYR:N	9	3.36
(3,4)	1:A:23:LEU:CD1	1:B:33:ASP:N	9	3.36
(3,4)	1:A:23:LEU:CD1	1:B:34:PRO:N	9	3.36
(3,4)	1:A:23:LEU:CD1	1:B:35:THR:N	9	3.36
(3,4)	1:A:23:LEU:CD1	1:B:36:ILE:N	9	3.36
(3,4)	1:A:23:LEU:CD1	1:B:37:GLU:N	9	3.36
(3,4)	1:A:23:LEU:CD1	1:B:38:ASP:N	9	3.36
(3,4)	1:A:23:LEU:CD1	1:B:39:SER:N	9	3.36

Continued on next page...

Continued from previous page...

Key	Atom-1	Atom-2	Model ID	Violation (Å)
(3,4)	1:A:23:LEU:CD1	1:B:40:TYR:N	9	3.36
(3,4)	1:A:23:LEU:CD1	1:B:41:ARG:N	9	3.36
(3,4)	1:A:23:LEU:CD1	1:B:42:LYS:N	9	3.36
(3,4)	1:A:23:LEU:CD1	1:B:43:GLN:N	9	3.36
(3,4)	1:A:23:LEU:CD1	1:B:44:VAL:N	9	3.36
(3,4)	1:A:23:LEU:CD1	1:B:45:VAL:N	9	3.36
(3,4)	1:A:23:LEU:CD1	1:B:46:ILE:N	9	3.36
(3,4)	1:A:23:LEU:CD1	1:B:47:ASP:N	9	3.36
(3,4)	1:A:23:LEU:CD1	1:B:48:GLY:N	9	3.36
(3,4)	1:A:23:LEU:CD1	1:B:49:GLU:N	9	3.36
(3,4)	1:A:23:LEU:CD1	1:B:50:THR:N	9	3.36
(3,4)	1:A:23:LEU:CD1	1:B:51:CYS:N	9	3.36
(3,4)	1:A:23:LEU:CD1	1:B:52:LEU:N	9	3.36
(3,4)	1:A:23:LEU:CD1	1:B:53:LEU:N	9	3.36
(3,4)	1:A:23:LEU:CD1	1:B:54:ASP:N	9	3.36
(3,4)	1:A:23:LEU:CD1	1:B:55:ILE:N	9	3.36
(3,4)	1:A:23:LEU:CD1	1:B:56:LEU:N	9	3.36
(3,4)	1:A:23:LEU:CD1	1:B:57:ASP:N	9	3.36
(3,4)	1:A:23:LEU:CD1	1:B:58:THR:N	9	3.36
(3,4)	1:A:23:LEU:CD1	1:B:59:ALA:N	9	3.36
(3,4)	1:A:23:LEU:CD1	1:B:60:GLY:N	9	3.36
(3,4)	1:A:23:LEU:CD1	1:B:61:GLN:N	9	3.36
(3,4)	1:A:23:LEU:CD1	1:B:62:GLU:N	9	3.36
(3,4)	1:A:23:LEU:CD1	1:B:63:GLU:N	9	3.36
(3,4)	1:A:23:LEU:CD1	1:B:64:TYR:N	9	3.36
(3,4)	1:A:23:LEU:CD1	1:B:65:SER:N	9	3.36
(3,4)	1:A:23:LEU:CD1	1:B:66:ALA:N	9	3.36
(3,4)	1:A:23:LEU:CD1	1:B:67:MET:N	9	3.36
(3,4)	1:A:23:LEU:CD1	1:B:68:ARG:N	9	3.36
(3,4)	1:A:23:LEU:CD1	1:B:69:ASP:N	9	3.36
(3,4)	1:A:23:LEU:CD1	1:B:70:GLN:N	9	3.36
(3,4)	1:A:23:LEU:CD1	1:B:71:TYR:N	9	3.36
(3,4)	1:A:23:LEU:CD1	1:B:72:MET:N	9	3.36
(3,4)	1:A:23:LEU:CD1	1:B:73:ARG:N	9	3.36
(3,4)	1:A:23:LEU:CD1	1:B:74:THR:N	9	3.36
(3,4)	1:A:23:LEU:CD1	1:B:75:GLY:N	9	3.36
(3,4)	1:A:23:LEU:CD1	1:B:76:GLU:N	9	3.36
(3,4)	1:A:23:LEU:CD1	1:B:77:GLY:N	9	3.36
(3,4)	1:A:23:LEU:CD1	1:B:78:PHE:N	9	3.36
(3,4)	1:A:23:LEU:CD1	1:B:79:LEU:N	9	3.36
(3,4)	1:A:23:LEU:CD1	1:B:80:CYS:N	9	3.36
(3,4)	1:A:23:LEU:CD1	5:B:203:7Q9:N	9	3.36

Continued on next page...

Continued from previous page...

Key	Atom-1	Atom-2	Model ID	Violation (Å)
(3,4)	1:A:23:LEU:CD1	5:B:204:7Q9:N	9	3.36
(3,4)	1:A:23:LEU:CD1	5:B:205:7Q9:N	9	3.36
(3,4)	1:A:23:LEU:CD1	5:B:206:7Q9:N	9	3.36
(3,4)	1:A:23:LEU:CD1	5:B:207:7Q9:N	9	3.36
(3,4)	1:A:23:LEU:CD1	6:B:208:17F:N1	9	3.36
(3,4)	1:A:23:LEU:CD1	5:B:209:7Q9:N	9	3.36
(3,4)	1:A:23:LEU:CD1	5:B:210:7Q9:N	9	3.36
(3,4)	1:A:23:LEU:CD1	5:B:211:7Q9:N	9	3.36
(3,4)	1:A:23:LEU:CD1	5:B:212:7Q9:N	9	3.36
(3,4)	1:A:23:LEU:CD1	5:B:213:7Q9:N	9	3.36
(3,4)	1:A:23:LEU:CD1	6:B:214:17F:N1	9	3.36
(3,4)	1:A:23:LEU:CD1	6:B:215:17F:N1	9	3.36
(3,4)	1:A:23:LEU:CD1	5:B:216:7Q9:N	9	3.36
(3,4)	1:A:23:LEU:CD1	5:B:217:7Q9:N	9	3.36
(3,4)	1:A:23:LEU:CD1	5:B:218:7Q9:N	9	3.36
(3,4)	1:A:23:LEU:CD1	6:B:219:17F:N1	9	3.36
(3,4)	1:A:23:LEU:CD1	5:B:220:7Q9:N	9	3.36
(3,4)	1:A:23:LEU:CD2	1:B:2:THR:N	9	3.36
(3,4)	1:A:23:LEU:CD2	1:B:3:GLU:N	9	3.36
(3,4)	1:A:23:LEU:CD2	1:B:4:TYR:N	9	3.36
(3,4)	1:A:23:LEU:CD2	1:B:5:LYS:N	9	3.36
(3,4)	1:A:23:LEU:CD2	1:B:6:LEU:N	9	3.36
(3,4)	1:A:23:LEU:CD2	1:B:7:VAL:N	9	3.36
(3,4)	1:A:23:LEU:CD2	1:B:8:VAL:N	9	3.36
(3,4)	1:A:23:LEU:CD2	1:B:9:VAL:N	9	3.36
(3,4)	1:A:23:LEU:CD2	1:B:10:GLY:N	9	3.36
(3,4)	1:A:23:LEU:CD2	1:B:11:ALA:N	9	3.36
(3,4)	1:A:23:LEU:CD2	1:B:12:ASP:N	9	3.36
(3,4)	1:A:23:LEU:CD2	1:B:13:GLY:N	9	3.36
(3,4)	1:A:23:LEU:CD2	1:B:14:VAL:N	9	3.36
(3,4)	1:A:23:LEU:CD2	1:B:15:GLY:N	9	3.36
(3,4)	1:A:23:LEU:CD2	1:B:16:LYS:N	9	3.36
(3,4)	1:A:23:LEU:CD2	1:B:17:SER:N	9	3.36
(3,4)	1:A:23:LEU:CD2	1:B:18:ALA:N	9	3.36
(3,4)	1:A:23:LEU:CD2	1:B:19:LEU:N	9	3.36
(3,4)	1:A:23:LEU:CD2	1:B:20:THR:N	9	3.36
(3,4)	1:A:23:LEU:CD2	1:B:21:ILE:N	9	3.36
(3,4)	1:A:23:LEU:CD2	1:B:22:GLN:N	9	3.36
(3,4)	1:A:23:LEU:CD2	1:B:23:LEU:N	9	3.36
(3,4)	1:A:23:LEU:CD2	1:B:24:ILE:N	9	3.36
(3,4)	1:A:23:LEU:CD2	1:B:25:GLN:N	9	3.36
(3,4)	1:A:23:LEU:CD2	1:B:26:ASN:N	9	3.36

Continued on next page...

Continued from previous page...

Key	Atom-1	Atom-2	Model ID	Violation (Å)
(3,4)	1:A:23:LEU:CD2	1:B:27:HIS:N	9	3.36
(3,4)	1:A:23:LEU:CD2	1:B:28:PHE:N	9	3.36
(3,4)	1:A:23:LEU:CD2	1:B:29:VAL:N	9	3.36
(3,4)	1:A:23:LEU:CD2	1:B:30:ASP:N	9	3.36
(3,4)	1:A:23:LEU:CD2	1:B:31:GLU:N	9	3.36
(3,4)	1:A:23:LEU:CD2	1:B:32:TYR:N	9	3.36
(3,4)	1:A:23:LEU:CD2	1:B:33:ASP:N	9	3.36
(3,4)	1:A:23:LEU:CD2	1:B:34:PRO:N	9	3.36
(3,4)	1:A:23:LEU:CD2	1:B:35:THR:N	9	3.36
(3,4)	1:A:23:LEU:CD2	1:B:36:ILE:N	9	3.36
(3,4)	1:A:23:LEU:CD2	1:B:37:GLU:N	9	3.36
(3,4)	1:A:23:LEU:CD2	1:B:38:ASP:N	9	3.36
(3,4)	1:A:23:LEU:CD2	1:B:39:SER:N	9	3.36
(3,4)	1:A:23:LEU:CD2	1:B:40:TYR:N	9	3.36
(3,4)	1:A:23:LEU:CD2	1:B:41:ARG:N	9	3.36
(3,4)	1:A:23:LEU:CD2	1:B:42:LYS:N	9	3.36
(3,4)	1:A:23:LEU:CD2	1:B:43:GLN:N	9	3.36
(3,4)	1:A:23:LEU:CD2	1:B:44:VAL:N	9	3.36
(3,4)	1:A:23:LEU:CD2	1:B:45:VAL:N	9	3.36
(3,4)	1:A:23:LEU:CD2	1:B:46:ILE:N	9	3.36
(3,4)	1:A:23:LEU:CD2	1:B:47:ASP:N	9	3.36
(3,4)	1:A:23:LEU:CD2	1:B:48:GLY:N	9	3.36
(3,4)	1:A:23:LEU:CD2	1:B:49:GLU:N	9	3.36
(3,4)	1:A:23:LEU:CD2	1:B:50:THR:N	9	3.36
(3,4)	1:A:23:LEU:CD2	1:B:51:CYS:N	9	3.36
(3,4)	1:A:23:LEU:CD2	1:B:52:LEU:N	9	3.36
(3,4)	1:A:23:LEU:CD2	1:B:53:LEU:N	9	3.36
(3,4)	1:A:23:LEU:CD2	1:B:54:ASP:N	9	3.36
(3,4)	1:A:23:LEU:CD2	1:B:55:ILE:N	9	3.36
(3,4)	1:A:23:LEU:CD2	1:B:56:LEU:N	9	3.36
(3,4)	1:A:23:LEU:CD2	1:B:57:ASP:N	9	3.36
(3,4)	1:A:23:LEU:CD2	1:B:58:THR:N	9	3.36
(3,4)	1:A:23:LEU:CD2	1:B:59:ALA:N	9	3.36
(3,4)	1:A:23:LEU:CD2	1:B:60:GLY:N	9	3.36
(3,4)	1:A:23:LEU:CD2	1:B:61:GLN:N	9	3.36
(3,4)	1:A:23:LEU:CD2	1:B:62:GLU:N	9	3.36
(3,4)	1:A:23:LEU:CD2	1:B:63:GLU:N	9	3.36
(3,4)	1:A:23:LEU:CD2	1:B:64:TYR:N	9	3.36
(3,4)	1:A:23:LEU:CD2	1:B:65:SER:N	9	3.36
(3,4)	1:A:23:LEU:CD2	1:B:66:ALA:N	9	3.36
(3,4)	1:A:23:LEU:CD2	1:B:67:MET:N	9	3.36
(3,4)	1:A:23:LEU:CD2	1:B:68:ARG:N	9	3.36

Continued on next page...

Continued from previous page...

Key	Atom-1	Atom-2	Model ID	Violation (Å)
(3,4)	1:A:23:LEU:CD2	1:B:69:ASP:N	9	3.36
(3,4)	1:A:23:LEU:CD2	1:B:70:GLN:N	9	3.36
(3,4)	1:A:23:LEU:CD2	1:B:71:TYR:N	9	3.36
(3,4)	1:A:23:LEU:CD2	1:B:72:MET:N	9	3.36
(3,4)	1:A:23:LEU:CD2	1:B:73:ARG:N	9	3.36
(3,4)	1:A:23:LEU:CD2	1:B:74:THR:N	9	3.36
(3,4)	1:A:23:LEU:CD2	1:B:75:GLY:N	9	3.36
(3,4)	1:A:23:LEU:CD2	1:B:76:GLU:N	9	3.36
(3,4)	1:A:23:LEU:CD2	1:B:77:GLY:N	9	3.36
(3,4)	1:A:23:LEU:CD2	1:B:78:PHE:N	9	3.36
(3,4)	1:A:23:LEU:CD2	1:B:79:LEU:N	9	3.36
(3,4)	1:A:23:LEU:CD2	1:B:80:CYS:N	9	3.36
(3,4)	1:A:23:LEU:CD2	5:B:203:7Q9:N	9	3.36
(3,4)	1:A:23:LEU:CD2	5:B:204:7Q9:N	9	3.36
(3,4)	1:A:23:LEU:CD2	5:B:205:7Q9:N	9	3.36
(3,4)	1:A:23:LEU:CD2	5:B:206:7Q9:N	9	3.36
(3,4)	1:A:23:LEU:CD2	5:B:207:7Q9:N	9	3.36
(3,4)	1:A:23:LEU:CD2	6:B:208:17F:N1	9	3.36
(3,4)	1:A:23:LEU:CD2	5:B:209:7Q9:N	9	3.36
(3,4)	1:A:23:LEU:CD2	5:B:210:7Q9:N	9	3.36
(3,4)	1:A:23:LEU:CD2	5:B:211:7Q9:N	9	3.36
(3,4)	1:A:23:LEU:CD2	5:B:212:7Q9:N	9	3.36
(3,4)	1:A:23:LEU:CD2	5:B:213:7Q9:N	9	3.36
(3,4)	1:A:23:LEU:CD2	6:B:214:17F:N1	9	3.36
(3,4)	1:A:23:LEU:CD2	6:B:215:17F:N1	9	3.36
(3,4)	1:A:23:LEU:CD2	5:B:216:7Q9:N	9	3.36
(3,4)	1:A:23:LEU:CD2	5:B:217:7Q9:N	9	3.36
(3,4)	1:A:23:LEU:CD2	5:B:218:7Q9:N	9	3.36
(3,4)	1:A:23:LEU:CD2	6:B:219:17F:N1	9	3.36
(3,4)	1:A:23:LEU:CD2	5:B:220:7Q9:N	9	3.36
(3,5)	1:A:24:ILE:CD1	1:B:2:THR:N	9	3.34
(3,5)	1:A:24:ILE:CD1	1:B:3:GLU:N	9	3.34
(3,5)	1:A:24:ILE:CD1	1:B:4:TYR:N	9	3.34
(3,5)	1:A:24:ILE:CD1	1:B:5:LYS:N	9	3.34
(3,5)	1:A:24:ILE:CD1	1:B:6:LEU:N	9	3.34
(3,5)	1:A:24:ILE:CD1	1:B:7:VAL:N	9	3.34
(3,5)	1:A:24:ILE:CD1	1:B:8:VAL:N	9	3.34
(3,5)	1:A:24:ILE:CD1	1:B:9:VAL:N	9	3.34
(3,5)	1:A:24:ILE:CD1	1:B:10:GLY:N	9	3.34
(3,5)	1:A:24:ILE:CD1	1:B:11:ALA:N	9	3.34
(3,5)	1:A:24:ILE:CD1	1:B:12:ASP:N	9	3.34
(3,5)	1:A:24:ILE:CD1	1:B:13:GLY:N	9	3.34

Continued on next page...

Continued from previous page...

Key	Atom-1	Atom-2	Model ID	Violation (Å)
(3,5)	1:A:24:ILE:CD1	1:B:14:VAL:N	9	3.34
(3,5)	1:A:24:ILE:CD1	1:B:15:GLY:N	9	3.34
(3,5)	1:A:24:ILE:CD1	1:B:16:LYS:N	9	3.34
(3,5)	1:A:24:ILE:CD1	1:B:17:SER:N	9	3.34
(3,5)	1:A:24:ILE:CD1	1:B:18:ALA:N	9	3.34
(3,5)	1:A:24:ILE:CD1	1:B:19:LEU:N	9	3.34
(3,5)	1:A:24:ILE:CD1	1:B:20:THR:N	9	3.34
(3,5)	1:A:24:ILE:CD1	1:B:21:ILE:N	9	3.34
(3,5)	1:A:24:ILE:CD1	1:B:22:GLN:N	9	3.34
(3,5)	1:A:24:ILE:CD1	1:B:23:LEU:N	9	3.34
(3,5)	1:A:24:ILE:CD1	1:B:24:ILE:N	9	3.34
(3,5)	1:A:24:ILE:CD1	1:B:25:GLN:N	9	3.34
(3,5)	1:A:24:ILE:CD1	1:B:26:ASN:N	9	3.34
(3,5)	1:A:24:ILE:CD1	1:B:27:HIS:N	9	3.34
(3,5)	1:A:24:ILE:CD1	1:B:28:PHE:N	9	3.34
(3,5)	1:A:24:ILE:CD1	1:B:29:VAL:N	9	3.34
(3,5)	1:A:24:ILE:CD1	1:B:30:ASP:N	9	3.34
(3,5)	1:A:24:ILE:CD1	1:B:31:GLU:N	9	3.34
(3,5)	1:A:24:ILE:CD1	1:B:32:TYR:N	9	3.34
(3,5)	1:A:24:ILE:CD1	1:B:33:ASP:N	9	3.34
(3,5)	1:A:24:ILE:CD1	1:B:34:PRO:N	9	3.34
(3,5)	1:A:24:ILE:CD1	1:B:35:THR:N	9	3.34
(3,5)	1:A:24:ILE:CD1	1:B:36:ILE:N	9	3.34
(3,5)	1:A:24:ILE:CD1	1:B:37:GLU:N	9	3.34
(3,5)	1:A:24:ILE:CD1	1:B:38:ASP:N	9	3.34
(3,5)	1:A:24:ILE:CD1	1:B:39:SER:N	9	3.34
(3,5)	1:A:24:ILE:CD1	1:B:40:TYR:N	9	3.34
(3,5)	1:A:24:ILE:CD1	1:B:41:ARG:N	9	3.34
(3,5)	1:A:24:ILE:CD1	1:B:42:LYS:N	9	3.34
(3,5)	1:A:24:ILE:CD1	1:B:43:GLN:N	9	3.34
(3,5)	1:A:24:ILE:CD1	1:B:44:VAL:N	9	3.34
(3,5)	1:A:24:ILE:CD1	1:B:45:VAL:N	9	3.34
(3,5)	1:A:24:ILE:CD1	1:B:46:ILE:N	9	3.34
(3,5)	1:A:24:ILE:CD1	1:B:47:ASP:N	9	3.34
(3,5)	1:A:24:ILE:CD1	1:B:48:GLY:N	9	3.34
(3,5)	1:A:24:ILE:CD1	1:B:49:GLU:N	9	3.34
(3,5)	1:A:24:ILE:CD1	1:B:50:THR:N	9	3.34
(3,5)	1:A:24:ILE:CD1	1:B:51:CYS:N	9	3.34
(3,5)	1:A:24:ILE:CD1	1:B:52:LEU:N	9	3.34
(3,5)	1:A:24:ILE:CD1	1:B:53:LEU:N	9	3.34
(3,5)	1:A:24:ILE:CD1	1:B:54:ASP:N	9	3.34
(3,5)	1:A:24:ILE:CD1	1:B:55:ILE:N	9	3.34

Continued on next page...

Continued from previous page...

Key	Atom-1	Atom-2	Model ID	Violation (Å)
(3,5)	1:A:24:ILE:CD1	1:B:56:LEU:N	9	3.34
(3,5)	1:A:24:ILE:CD1	1:B:57:ASP:N	9	3.34
(3,5)	1:A:24:ILE:CD1	1:B:58:THR:N	9	3.34
(3,5)	1:A:24:ILE:CD1	1:B:59:ALA:N	9	3.34
(3,5)	1:A:24:ILE:CD1	1:B:60:GLY:N	9	3.34
(3,5)	1:A:24:ILE:CD1	1:B:61:GLN:N	9	3.34
(3,5)	1:A:24:ILE:CD1	1:B:62:GLU:N	9	3.34
(3,5)	1:A:24:ILE:CD1	1:B:63:GLU:N	9	3.34
(3,5)	1:A:24:ILE:CD1	1:B:64:TYR:N	9	3.34
(3,5)	1:A:24:ILE:CD1	1:B:65:SER:N	9	3.34
(3,5)	1:A:24:ILE:CD1	1:B:66:ALA:N	9	3.34
(3,5)	1:A:24:ILE:CD1	1:B:67:MET:N	9	3.34
(3,5)	1:A:24:ILE:CD1	1:B:68:ARG:N	9	3.34
(3,5)	1:A:24:ILE:CD1	1:B:69:ASP:N	9	3.34
(3,5)	1:A:24:ILE:CD1	1:B:70:GLN:N	9	3.34
(3,5)	1:A:24:ILE:CD1	1:B:71:TYR:N	9	3.34
(3,5)	1:A:24:ILE:CD1	1:B:72:MET:N	9	3.34
(3,5)	1:A:24:ILE:CD1	1:B:73:ARG:N	9	3.34
(3,5)	1:A:24:ILE:CD1	1:B:74:THR:N	9	3.34
(3,5)	1:A:24:ILE:CD1	1:B:75:GLY:N	9	3.34
(3,5)	1:A:24:ILE:CD1	1:B:76:GLU:N	9	3.34
(3,5)	1:A:24:ILE:CD1	1:B:77:GLY:N	9	3.34
(3,5)	1:A:24:ILE:CD1	1:B:78:PHE:N	9	3.34
(3,5)	1:A:24:ILE:CD1	1:B:79:LEU:N	9	3.34
(3,5)	1:A:24:ILE:CD1	1:B:80:CYS:N	9	3.34
(3,5)	1:A:24:ILE:CD1	5:B:203:7Q9:N	9	3.34
(3,5)	1:A:24:ILE:CD1	5:B:204:7Q9:N	9	3.34
(3,5)	1:A:24:ILE:CD1	5:B:205:7Q9:N	9	3.34
(3,5)	1:A:24:ILE:CD1	5:B:206:7Q9:N	9	3.34
(3,5)	1:A:24:ILE:CD1	5:B:207:7Q9:N	9	3.34
(3,5)	1:A:24:ILE:CD1	6:B:208:17F:N1	9	3.34
(3,5)	1:A:24:ILE:CD1	5:B:209:7Q9:N	9	3.34
(3,5)	1:A:24:ILE:CD1	5:B:210:7Q9:N	9	3.34
(3,5)	1:A:24:ILE:CD1	5:B:211:7Q9:N	9	3.34
(3,5)	1:A:24:ILE:CD1	5:B:212:7Q9:N	9	3.34
(3,5)	1:A:24:ILE:CD1	5:B:213:7Q9:N	9	3.34
(3,5)	1:A:24:ILE:CD1	6:B:214:17F:N1	9	3.34
(3,5)	1:A:24:ILE:CD1	6:B:215:17F:N1	9	3.34
(3,5)	1:A:24:ILE:CD1	5:B:216:7Q9:N	9	3.34
(3,5)	1:A:24:ILE:CD1	5:B:217:7Q9:N	9	3.34
(3,5)	1:A:24:ILE:CD1	5:B:218:7Q9:N	9	3.34
(3,5)	1:A:24:ILE:CD1	6:B:219:17F:N1	9	3.34

Continued on next page...

Continued from previous page...

Key	Atom-1	Atom-2	Model ID	Violation (Å)
(3,5)	1:A:24:ILE:CD1	5:B:220:7Q9:N	9	3.34
(3,4)	1:A:23:LEU:CD1	1:B:2:THR:N	15	3.32
(3,4)	1:A:23:LEU:CD1	1:B:3:GLU:N	15	3.32
(3,4)	1:A:23:LEU:CD1	1:B:4:TYR:N	15	3.32
(3,4)	1:A:23:LEU:CD1	1:B:5:LYS:N	15	3.32
(3,4)	1:A:23:LEU:CD1	1:B:6:LEU:N	15	3.32
(3,4)	1:A:23:LEU:CD1	1:B:7:VAL:N	15	3.32
(3,4)	1:A:23:LEU:CD1	1:B:8:VAL:N	15	3.32
(3,4)	1:A:23:LEU:CD1	1:B:9:VAL:N	15	3.32
(3,4)	1:A:23:LEU:CD1	1:B:10:GLY:N	15	3.32
(3,4)	1:A:23:LEU:CD1	1:B:11:ALA:N	15	3.32
(3,4)	1:A:23:LEU:CD1	1:B:12:ASP:N	15	3.32
(3,4)	1:A:23:LEU:CD1	1:B:13:GLY:N	15	3.32
(3,4)	1:A:23:LEU:CD1	1:B:14:VAL:N	15	3.32
(3,4)	1:A:23:LEU:CD1	1:B:15:GLY:N	15	3.32
(3,4)	1:A:23:LEU:CD1	1:B:16:LYS:N	15	3.32
(3,4)	1:A:23:LEU:CD1	1:B:17:SER:N	15	3.32
(3,4)	1:A:23:LEU:CD1	1:B:18:ALA:N	15	3.32
(3,4)	1:A:23:LEU:CD1	1:B:19:LEU:N	15	3.32
(3,4)	1:A:23:LEU:CD1	1:B:20:THR:N	15	3.32
(3,4)	1:A:23:LEU:CD1	1:B:21:ILE:N	15	3.32
(3,4)	1:A:23:LEU:CD1	1:B:22:GLN:N	15	3.32
(3,4)	1:A:23:LEU:CD1	1:B:23:LEU:N	15	3.32
(3,4)	1:A:23:LEU:CD1	1:B:24:ILE:N	15	3.32
(3,4)	1:A:23:LEU:CD1	1:B:25:GLN:N	15	3.32
(3,4)	1:A:23:LEU:CD1	1:B:26:ASN:N	15	3.32
(3,4)	1:A:23:LEU:CD1	1:B:27:HIS:N	15	3.32
(3,4)	1:A:23:LEU:CD1	1:B:28:PHE:N	15	3.32
(3,4)	1:A:23:LEU:CD1	1:B:29:VAL:N	15	3.32
(3,4)	1:A:23:LEU:CD1	1:B:30:ASP:N	15	3.32
(3,4)	1:A:23:LEU:CD1	1:B:31:GLU:N	15	3.32
(3,4)	1:A:23:LEU:CD1	1:B:32:TYR:N	15	3.32
(3,4)	1:A:23:LEU:CD1	1:B:33:ASP:N	15	3.32
(3,4)	1:A:23:LEU:CD1	1:B:34:PRO:N	15	3.32
(3,4)	1:A:23:LEU:CD1	1:B:35:THR:N	15	3.32
(3,4)	1:A:23:LEU:CD1	1:B:36:ILE:N	15	3.32
(3,4)	1:A:23:LEU:CD1	1:B:37:GLU:N	15	3.32
(3,4)	1:A:23:LEU:CD1	1:B:38:ASP:N	15	3.32
(3,4)	1:A:23:LEU:CD1	1:B:39:SER:N	15	3.32
(3,4)	1:A:23:LEU:CD1	1:B:40:TYR:N	15	3.32
(3,4)	1:A:23:LEU:CD1	1:B:41:ARG:N	15	3.32
(3,4)	1:A:23:LEU:CD1	1:B:42:LYS:N	15	3.32

Continued on next page...

Continued from previous page...

Key	Atom-1	Atom-2	Model ID	Violation (Å)
(3,4)	1:A:23:LEU:CD1	1:B:43:GLN:N	15	3.32
(3,4)	1:A:23:LEU:CD1	1:B:44:VAL:N	15	3.32
(3,4)	1:A:23:LEU:CD1	1:B:45:VAL:N	15	3.32
(3,4)	1:A:23:LEU:CD1	1:B:46:ILE:N	15	3.32
(3,4)	1:A:23:LEU:CD1	1:B:47:ASP:N	15	3.32
(3,4)	1:A:23:LEU:CD1	1:B:48:GLY:N	15	3.32
(3,4)	1:A:23:LEU:CD1	1:B:49:GLU:N	15	3.32
(3,4)	1:A:23:LEU:CD1	1:B:50:THR:N	15	3.32
(3,4)	1:A:23:LEU:CD1	1:B:51:CYS:N	15	3.32
(3,4)	1:A:23:LEU:CD1	1:B:52:LEU:N	15	3.32
(3,4)	1:A:23:LEU:CD1	1:B:53:LEU:N	15	3.32
(3,4)	1:A:23:LEU:CD1	1:B:54:ASP:N	15	3.32
(3,4)	1:A:23:LEU:CD1	1:B:55:ILE:N	15	3.32
(3,4)	1:A:23:LEU:CD1	1:B:56:LEU:N	15	3.32
(3,4)	1:A:23:LEU:CD1	1:B:57:ASP:N	15	3.32
(3,4)	1:A:23:LEU:CD1	1:B:58:THR:N	15	3.32
(3,4)	1:A:23:LEU:CD1	1:B:59:ALA:N	15	3.32
(3,4)	1:A:23:LEU:CD1	1:B:60:GLY:N	15	3.32
(3,4)	1:A:23:LEU:CD1	1:B:61:GLN:N	15	3.32
(3,4)	1:A:23:LEU:CD1	1:B:62:GLU:N	15	3.32
(3,4)	1:A:23:LEU:CD1	1:B:63:GLU:N	15	3.32
(3,4)	1:A:23:LEU:CD1	1:B:64:TYR:N	15	3.32
(3,4)	1:A:23:LEU:CD1	1:B:65:SER:N	15	3.32
(3,4)	1:A:23:LEU:CD1	1:B:66:ALA:N	15	3.32
(3,4)	1:A:23:LEU:CD1	1:B:67:MET:N	15	3.32
(3,4)	1:A:23:LEU:CD1	1:B:68:ARG:N	15	3.32
(3,4)	1:A:23:LEU:CD1	1:B:69:ASP:N	15	3.32
(3,4)	1:A:23:LEU:CD1	1:B:70:GLN:N	15	3.32
(3,4)	1:A:23:LEU:CD1	1:B:71:TYR:N	15	3.32
(3,4)	1:A:23:LEU:CD1	1:B:72:MET:N	15	3.32
(3,4)	1:A:23:LEU:CD1	1:B:73:ARG:N	15	3.32
(3,4)	1:A:23:LEU:CD1	1:B:74:THR:N	15	3.32
(3,4)	1:A:23:LEU:CD1	1:B:75:GLY:N	15	3.32
(3,4)	1:A:23:LEU:CD1	1:B:76:GLU:N	15	3.32
(3,4)	1:A:23:LEU:CD1	1:B:77:GLY:N	15	3.32
(3,4)	1:A:23:LEU:CD1	1:B:78:PHE:N	15	3.32
(3,4)	1:A:23:LEU:CD1	1:B:79:LEU:N	15	3.32
(3,4)	1:A:23:LEU:CD1	1:B:80:CYS:N	15	3.32
(3,4)	1:A:23:LEU:CD1	5:B:203:7Q9:N	15	3.32
(3,4)	1:A:23:LEU:CD1	5:B:204:7Q9:N	15	3.32
(3,4)	1:A:23:LEU:CD1	5:B:205:7Q9:N	15	3.32
(3,4)	1:A:23:LEU:CD1	5:B:206:7Q9:N	15	3.32

Continued on next page...

Continued from previous page...

Key	Atom-1	Atom-2	Model ID	Violation (Å)
(3,4)	1:A:23:LEU:CD1	5:B:207:7Q9:N	15	3.32
(3,4)	1:A:23:LEU:CD1	6:B:208:17F:N1	15	3.32
(3,4)	1:A:23:LEU:CD1	5:B:209:7Q9:N	15	3.32
(3,4)	1:A:23:LEU:CD1	5:B:210:7Q9:N	15	3.32
(3,4)	1:A:23:LEU:CD1	5:B:211:7Q9:N	15	3.32
(3,4)	1:A:23:LEU:CD1	5:B:212:7Q9:N	15	3.32
(3,4)	1:A:23:LEU:CD1	5:B:213:7Q9:N	15	3.32
(3,4)	1:A:23:LEU:CD1	6:B:214:17F:N1	15	3.32
(3,4)	1:A:23:LEU:CD1	6:B:215:17F:N1	15	3.32
(3,4)	1:A:23:LEU:CD1	5:B:216:7Q9:N	15	3.32
(3,4)	1:A:23:LEU:CD1	5:B:217:7Q9:N	15	3.32
(3,4)	1:A:23:LEU:CD1	5:B:218:7Q9:N	15	3.32
(3,4)	1:A:23:LEU:CD1	6:B:219:17F:N1	15	3.32
(3,4)	1:A:23:LEU:CD1	5:B:220:7Q9:N	15	3.32
(3,4)	1:A:23:LEU:CD2	1:B:2:THR:N	15	3.32
(3,4)	1:A:23:LEU:CD2	1:B:3:GLU:N	15	3.32
(3,4)	1:A:23:LEU:CD2	1:B:4:TYR:N	15	3.32
(3,4)	1:A:23:LEU:CD2	1:B:5:LYS:N	15	3.32
(3,4)	1:A:23:LEU:CD2	1:B:6:LEU:N	15	3.32
(3,4)	1:A:23:LEU:CD2	1:B:7:VAL:N	15	3.32
(3,4)	1:A:23:LEU:CD2	1:B:8:VAL:N	15	3.32
(3,4)	1:A:23:LEU:CD2	1:B:9:VAL:N	15	3.32
(3,4)	1:A:23:LEU:CD2	1:B:10:GLY:N	15	3.32
(3,4)	1:A:23:LEU:CD2	1:B:11:ALA:N	15	3.32
(3,4)	1:A:23:LEU:CD2	1:B:12:ASP:N	15	3.32
(3,4)	1:A:23:LEU:CD2	1:B:13:GLY:N	15	3.32
(3,4)	1:A:23:LEU:CD2	1:B:14:VAL:N	15	3.32
(3,4)	1:A:23:LEU:CD2	1:B:15:GLY:N	15	3.32
(3,4)	1:A:23:LEU:CD2	1:B:16:LYS:N	15	3.32
(3,4)	1:A:23:LEU:CD2	1:B:17:SER:N	15	3.32
(3,4)	1:A:23:LEU:CD2	1:B:18:ALA:N	15	3.32
(3,4)	1:A:23:LEU:CD2	1:B:19:LEU:N	15	3.32
(3,4)	1:A:23:LEU:CD2	1:B:20:THR:N	15	3.32
(3,4)	1:A:23:LEU:CD2	1:B:21:ILE:N	15	3.32
(3,4)	1:A:23:LEU:CD2	1:B:22:GLN:N	15	3.32
(3,4)	1:A:23:LEU:CD2	1:B:23:LEU:N	15	3.32
(3,4)	1:A:23:LEU:CD2	1:B:24:ILE:N	15	3.32
(3,4)	1:A:23:LEU:CD2	1:B:25:GLN:N	15	3.32
(3,4)	1:A:23:LEU:CD2	1:B:26:ASN:N	15	3.32
(3,4)	1:A:23:LEU:CD2	1:B:27:HIS:N	15	3.32
(3,4)	1:A:23:LEU:CD2	1:B:28:PHE:N	15	3.32
(3,4)	1:A:23:LEU:CD2	1:B:29:VAL:N	15	3.32

Continued on next page...

Continued from previous page...

Key	Atom-1	Atom-2	Model ID	Violation (Å)
(3,4)	1:A:23:LEU:CD2	1:B:30:ASP:N	15	3.32
(3,4)	1:A:23:LEU:CD2	1:B:31:GLU:N	15	3.32
(3,4)	1:A:23:LEU:CD2	1:B:32:TYR:N	15	3.32
(3,4)	1:A:23:LEU:CD2	1:B:33:ASP:N	15	3.32
(3,4)	1:A:23:LEU:CD2	1:B:34:PRO:N	15	3.32
(3,4)	1:A:23:LEU:CD2	1:B:35:THR:N	15	3.32
(3,4)	1:A:23:LEU:CD2	1:B:36:ILE:N	15	3.32
(3,4)	1:A:23:LEU:CD2	1:B:37:GLU:N	15	3.32
(3,4)	1:A:23:LEU:CD2	1:B:38:ASP:N	15	3.32
(3,4)	1:A:23:LEU:CD2	1:B:39:SER:N	15	3.32
(3,4)	1:A:23:LEU:CD2	1:B:40:TYR:N	15	3.32
(3,4)	1:A:23:LEU:CD2	1:B:41:ARG:N	15	3.32
(3,4)	1:A:23:LEU:CD2	1:B:42:LYS:N	15	3.32
(3,4)	1:A:23:LEU:CD2	1:B:43:GLN:N	15	3.32
(3,4)	1:A:23:LEU:CD2	1:B:44:VAL:N	15	3.32
(3,4)	1:A:23:LEU:CD2	1:B:45:VAL:N	15	3.32
(3,4)	1:A:23:LEU:CD2	1:B:46:ILE:N	15	3.32
(3,4)	1:A:23:LEU:CD2	1:B:47:ASP:N	15	3.32
(3,4)	1:A:23:LEU:CD2	1:B:48:GLY:N	15	3.32
(3,4)	1:A:23:LEU:CD2	1:B:49:GLU:N	15	3.32
(3,4)	1:A:23:LEU:CD2	1:B:50:THR:N	15	3.32
(3,4)	1:A:23:LEU:CD2	1:B:51:CYS:N	15	3.32
(3,4)	1:A:23:LEU:CD2	1:B:52:LEU:N	15	3.32
(3,4)	1:A:23:LEU:CD2	1:B:53:LEU:N	15	3.32
(3,4)	1:A:23:LEU:CD2	1:B:54:ASP:N	15	3.32
(3,4)	1:A:23:LEU:CD2	1:B:55:ILE:N	15	3.32
(3,4)	1:A:23:LEU:CD2	1:B:56:LEU:N	15	3.32
(3,4)	1:A:23:LEU:CD2	1:B:57:ASP:N	15	3.32
(3,4)	1:A:23:LEU:CD2	1:B:58:THR:N	15	3.32
(3,4)	1:A:23:LEU:CD2	1:B:59:ALA:N	15	3.32
(3,4)	1:A:23:LEU:CD2	1:B:60:GLY:N	15	3.32
(3,4)	1:A:23:LEU:CD2	1:B:61:GLN:N	15	3.32
(3,4)	1:A:23:LEU:CD2	1:B:62:GLU:N	15	3.32
(3,4)	1:A:23:LEU:CD2	1:B:63:GLU:N	15	3.32
(3,4)	1:A:23:LEU:CD2	1:B:64:TYR:N	15	3.32
(3,4)	1:A:23:LEU:CD2	1:B:65:SER:N	15	3.32
(3,4)	1:A:23:LEU:CD2	1:B:66:ALA:N	15	3.32
(3,4)	1:A:23:LEU:CD2	1:B:67:MET:N	15	3.32
(3,4)	1:A:23:LEU:CD2	1:B:68:ARG:N	15	3.32
(3,4)	1:A:23:LEU:CD2	1:B:69:ASP:N	15	3.32
(3,4)	1:A:23:LEU:CD2	1:B:70:GLN:N	15	3.32
(3,4)	1:A:23:LEU:CD2	1:B:71:TYR:N	15	3.32

Continued on next page...

Continued from previous page...

Key	Atom-1	Atom-2	Model ID	Violation (Å)
(3,4)	1:A:23:LEU:CD2	1:B:72:MET:N	15	3.32
(3,4)	1:A:23:LEU:CD2	1:B:73:ARG:N	15	3.32
(3,4)	1:A:23:LEU:CD2	1:B:74:THR:N	15	3.32
(3,4)	1:A:23:LEU:CD2	1:B:75:GLY:N	15	3.32
(3,4)	1:A:23:LEU:CD2	1:B:76:GLU:N	15	3.32
(3,4)	1:A:23:LEU:CD2	1:B:77:GLY:N	15	3.32
(3,4)	1:A:23:LEU:CD2	1:B:78:PHE:N	15	3.32
(3,4)	1:A:23:LEU:CD2	1:B:79:LEU:N	15	3.32
(3,4)	1:A:23:LEU:CD2	1:B:80:CYS:N	15	3.32
(3,4)	1:A:23:LEU:CD2	5:B:203:7Q9:N	15	3.32
(3,4)	1:A:23:LEU:CD2	5:B:204:7Q9:N	15	3.32
(3,4)	1:A:23:LEU:CD2	5:B:205:7Q9:N	15	3.32
(3,4)	1:A:23:LEU:CD2	5:B:206:7Q9:N	15	3.32
(3,4)	1:A:23:LEU:CD2	5:B:207:7Q9:N	15	3.32
(3,4)	1:A:23:LEU:CD2	6:B:208:17F:N1	15	3.32
(3,4)	1:A:23:LEU:CD2	5:B:209:7Q9:N	15	3.32
(3,4)	1:A:23:LEU:CD2	5:B:210:7Q9:N	15	3.32
(3,4)	1:A:23:LEU:CD2	5:B:211:7Q9:N	15	3.32
(3,4)	1:A:23:LEU:CD2	5:B:212:7Q9:N	15	3.32
(3,4)	1:A:23:LEU:CD2	5:B:213:7Q9:N	15	3.32
(3,4)	1:A:23:LEU:CD2	6:B:214:17F:N1	15	3.32
(3,4)	1:A:23:LEU:CD2	6:B:215:17F:N1	15	3.32
(3,4)	1:A:23:LEU:CD2	5:B:216:7Q9:N	15	3.32
(3,4)	1:A:23:LEU:CD2	5:B:217:7Q9:N	15	3.32
(3,4)	1:A:23:LEU:CD2	5:B:218:7Q9:N	15	3.32
(3,4)	1:A:23:LEU:CD2	6:B:219:17F:N1	15	3.32
(3,4)	1:A:23:LEU:CD2	5:B:220:7Q9:N	15	3.32
(3,7)	1:A:44:VAL:CG1	1:B:2:THR:N	3	3.31
(3,7)	1:A:44:VAL:CG1	1:B:3:GLU:N	3	3.31
(3,7)	1:A:44:VAL:CG1	1:B:4:TYR:N	3	3.31
(3,7)	1:A:44:VAL:CG1	1:B:5:LYS:N	3	3.31
(3,7)	1:A:44:VAL:CG1	1:B:6:LEU:N	3	3.31
(3,7)	1:A:44:VAL:CG1	1:B:7:VAL:N	3	3.31
(3,7)	1:A:44:VAL:CG1	1:B:8:VAL:N	3	3.31
(3,7)	1:A:44:VAL:CG1	1:B:9:VAL:N	3	3.31
(3,7)	1:A:44:VAL:CG1	1:B:10:GLY:N	3	3.31
(3,7)	1:A:44:VAL:CG1	1:B:11:ALA:N	3	3.31
(3,7)	1:A:44:VAL:CG1	1:B:12:ASP:N	3	3.31
(3,7)	1:A:44:VAL:CG1	1:B:13:GLY:N	3	3.31
(3,7)	1:A:44:VAL:CG1	1:B:14:VAL:N	3	3.31
(3,7)	1:A:44:VAL:CG1	1:B:15:GLY:N	3	3.31
(3,7)	1:A:44:VAL:CG1	1:B:16:LYS:N	3	3.31

Continued on next page...

Continued from previous page...

Key	Atom-1	Atom-2	Model ID	Violation (Å)
(3,7)	1:A:44:VAL:CG1	1:B:17:SER:N	3	3.31
(3,7)	1:A:44:VAL:CG1	1:B:18:ALA:N	3	3.31
(3,7)	1:A:44:VAL:CG1	1:B:19:LEU:N	3	3.31
(3,7)	1:A:44:VAL:CG1	1:B:20:THR:N	3	3.31
(3,7)	1:A:44:VAL:CG1	1:B:21:ILE:N	3	3.31
(3,7)	1:A:44:VAL:CG1	1:B:22:GLN:N	3	3.31
(3,7)	1:A:44:VAL:CG1	1:B:23:LEU:N	3	3.31
(3,7)	1:A:44:VAL:CG1	1:B:24:ILE:N	3	3.31
(3,7)	1:A:44:VAL:CG1	1:B:25:GLN:N	3	3.31
(3,7)	1:A:44:VAL:CG1	1:B:26:ASN:N	3	3.31
(3,7)	1:A:44:VAL:CG1	1:B:27:HIS:N	3	3.31
(3,7)	1:A:44:VAL:CG1	1:B:28:PHE:N	3	3.31
(3,7)	1:A:44:VAL:CG1	1:B:29:VAL:N	3	3.31
(3,7)	1:A:44:VAL:CG1	1:B:30:ASP:N	3	3.31
(3,7)	1:A:44:VAL:CG1	1:B:31:GLU:N	3	3.31
(3,7)	1:A:44:VAL:CG1	1:B:32:TYR:N	3	3.31
(3,7)	1:A:44:VAL:CG1	1:B:33:ASP:N	3	3.31
(3,7)	1:A:44:VAL:CG1	1:B:34:PRO:N	3	3.31
(3,7)	1:A:44:VAL:CG1	1:B:35:THR:N	3	3.31
(3,7)	1:A:44:VAL:CG1	1:B:36:ILE:N	3	3.31
(3,7)	1:A:44:VAL:CG1	1:B:37:GLU:N	3	3.31
(3,7)	1:A:44:VAL:CG1	1:B:38:ASP:N	3	3.31
(3,7)	1:A:44:VAL:CG1	1:B:39:SER:N	3	3.31
(3,7)	1:A:44:VAL:CG1	1:B:40:TYR:N	3	3.31
(3,7)	1:A:44:VAL:CG1	1:B:41:ARG:N	3	3.31
(3,7)	1:A:44:VAL:CG1	1:B:42:LYS:N	3	3.31
(3,7)	1:A:44:VAL:CG1	1:B:43:GLN:N	3	3.31
(3,7)	1:A:44:VAL:CG1	1:B:44:VAL:N	3	3.31
(3,7)	1:A:44:VAL:CG1	1:B:45:VAL:N	3	3.31
(3,7)	1:A:44:VAL:CG1	1:B:46:ILE:N	3	3.31
(3,7)	1:A:44:VAL:CG1	1:B:47:ASP:N	3	3.31
(3,7)	1:A:44:VAL:CG1	1:B:48:GLY:N	3	3.31
(3,7)	1:A:44:VAL:CG1	1:B:49:GLU:N	3	3.31
(3,7)	1:A:44:VAL:CG1	1:B:50:THR:N	3	3.31
(3,7)	1:A:44:VAL:CG1	1:B:51:CYS:N	3	3.31
(3,7)	1:A:44:VAL:CG1	1:B:52:LEU:N	3	3.31
(3,7)	1:A:44:VAL:CG1	1:B:53:LEU:N	3	3.31
(3,7)	1:A:44:VAL:CG1	1:B:54:ASP:N	3	3.31
(3,7)	1:A:44:VAL:CG1	1:B:55:ILE:N	3	3.31
(3,7)	1:A:44:VAL:CG1	1:B:56:LEU:N	3	3.31
(3,7)	1:A:44:VAL:CG1	1:B:57:ASP:N	3	3.31
(3,7)	1:A:44:VAL:CG1	1:B:58:THR:N	3	3.31

Continued on next page...

Continued from previous page...

Key	Atom-1	Atom-2	Model ID	Violation (Å)
(3,7)	1:A:44:VAL:CG1	1:B:59:ALA:N	3	3.31
(3,7)	1:A:44:VAL:CG1	1:B:60:GLY:N	3	3.31
(3,7)	1:A:44:VAL:CG1	1:B:61:GLN:N	3	3.31
(3,7)	1:A:44:VAL:CG1	1:B:62:GLU:N	3	3.31
(3,7)	1:A:44:VAL:CG1	1:B:63:GLU:N	3	3.31
(3,7)	1:A:44:VAL:CG1	1:B:64:TYR:N	3	3.31
(3,7)	1:A:44:VAL:CG1	1:B:65:SER:N	3	3.31
(3,7)	1:A:44:VAL:CG1	1:B:66:ALA:N	3	3.31
(3,7)	1:A:44:VAL:CG1	1:B:67:MET:N	3	3.31
(3,7)	1:A:44:VAL:CG1	1:B:68:ARG:N	3	3.31
(3,7)	1:A:44:VAL:CG1	1:B:69:ASP:N	3	3.31
(3,7)	1:A:44:VAL:CG1	1:B:70:GLN:N	3	3.31
(3,7)	1:A:44:VAL:CG1	1:B:71:TYR:N	3	3.31
(3,7)	1:A:44:VAL:CG1	1:B:72:MET:N	3	3.31
(3,7)	1:A:44:VAL:CG1	1:B:73:ARG:N	3	3.31
(3,7)	1:A:44:VAL:CG1	1:B:74:THR:N	3	3.31
(3,7)	1:A:44:VAL:CG1	1:B:75:GLY:N	3	3.31
(3,7)	1:A:44:VAL:CG1	1:B:76:GLU:N	3	3.31
(3,7)	1:A:44:VAL:CG1	1:B:77:GLY:N	3	3.31
(3,7)	1:A:44:VAL:CG1	1:B:78:PHE:N	3	3.31
(3,7)	1:A:44:VAL:CG1	1:B:79:LEU:N	3	3.31
(3,7)	1:A:44:VAL:CG1	1:B:80:CYS:N	3	3.31
(3,7)	1:A:44:VAL:CG1	5:B:203:7Q9:N	3	3.31
(3,7)	1:A:44:VAL:CG1	5:B:204:7Q9:N	3	3.31
(3,7)	1:A:44:VAL:CG1	5:B:205:7Q9:N	3	3.31
(3,7)	1:A:44:VAL:CG1	5:B:206:7Q9:N	3	3.31
(3,7)	1:A:44:VAL:CG1	5:B:207:7Q9:N	3	3.31
(3,7)	1:A:44:VAL:CG1	6:B:208:17F:N1	3	3.31
(3,7)	1:A:44:VAL:CG1	5:B:209:7Q9:N	3	3.31
(3,7)	1:A:44:VAL:CG1	5:B:210:7Q9:N	3	3.31
(3,7)	1:A:44:VAL:CG1	5:B:211:7Q9:N	3	3.31
(3,7)	1:A:44:VAL:CG1	5:B:212:7Q9:N	3	3.31
(3,7)	1:A:44:VAL:CG1	5:B:213:7Q9:N	3	3.31
(3,7)	1:A:44:VAL:CG1	6:B:214:17F:N1	3	3.31
(3,7)	1:A:44:VAL:CG1	6:B:215:17F:N1	3	3.31
(3,7)	1:A:44:VAL:CG1	5:B:216:7Q9:N	3	3.31
(3,7)	1:A:44:VAL:CG1	5:B:217:7Q9:N	3	3.31
(3,7)	1:A:44:VAL:CG1	5:B:218:7Q9:N	3	3.31
(3,7)	1:A:44:VAL:CG1	6:B:219:17F:N1	3	3.31
(3,7)	1:A:44:VAL:CG1	5:B:220:7Q9:N	3	3.31
(3,7)	1:A:44:VAL:CG2	1:B:2:THR:N	3	3.31
(3,7)	1:A:44:VAL:CG2	1:B:3:GLU:N	3	3.31

Continued on next page...

Continued from previous page...

Key	Atom-1	Atom-2	Model ID	Violation (Å)
(3,7)	1:A:44:VAL:CG2	1:B:4:TYR:N	3	3.31
(3,7)	1:A:44:VAL:CG2	1:B:5:LYS:N	3	3.31
(3,7)	1:A:44:VAL:CG2	1:B:6:LEU:N	3	3.31
(3,7)	1:A:44:VAL:CG2	1:B:7:VAL:N	3	3.31
(3,7)	1:A:44:VAL:CG2	1:B:8:VAL:N	3	3.31
(3,7)	1:A:44:VAL:CG2	1:B:9:VAL:N	3	3.31
(3,7)	1:A:44:VAL:CG2	1:B:10:GLY:N	3	3.31
(3,7)	1:A:44:VAL:CG2	1:B:11:ALA:N	3	3.31
(3,7)	1:A:44:VAL:CG2	1:B:12:ASP:N	3	3.31
(3,7)	1:A:44:VAL:CG2	1:B:13:GLY:N	3	3.31
(3,7)	1:A:44:VAL:CG2	1:B:14:VAL:N	3	3.31
(3,7)	1:A:44:VAL:CG2	1:B:15:GLY:N	3	3.31
(3,7)	1:A:44:VAL:CG2	1:B:16:LYS:N	3	3.31
(3,7)	1:A:44:VAL:CG2	1:B:17:SER:N	3	3.31
(3,7)	1:A:44:VAL:CG2	1:B:18:ALA:N	3	3.31
(3,7)	1:A:44:VAL:CG2	1:B:19:LEU:N	3	3.31
(3,7)	1:A:44:VAL:CG2	1:B:20:THR:N	3	3.31
(3,7)	1:A:44:VAL:CG2	1:B:21:ILE:N	3	3.31
(3,7)	1:A:44:VAL:CG2	1:B:22:GLN:N	3	3.31
(3,7)	1:A:44:VAL:CG2	1:B:23:LEU:N	3	3.31
(3,7)	1:A:44:VAL:CG2	1:B:24:ILE:N	3	3.31
(3,7)	1:A:44:VAL:CG2	1:B:25:GLN:N	3	3.31
(3,7)	1:A:44:VAL:CG2	1:B:26:ASN:N	3	3.31
(3,7)	1:A:44:VAL:CG2	1:B:27:HIS:N	3	3.31
(3,7)	1:A:44:VAL:CG2	1:B:28:PHE:N	3	3.31
(3,7)	1:A:44:VAL:CG2	1:B:29:VAL:N	3	3.31
(3,7)	1:A:44:VAL:CG2	1:B:30:ASP:N	3	3.31
(3,7)	1:A:44:VAL:CG2	1:B:31:GLU:N	3	3.31
(3,7)	1:A:44:VAL:CG2	1:B:32:TYR:N	3	3.31
(3,7)	1:A:44:VAL:CG2	1:B:33:ASP:N	3	3.31
(3,7)	1:A:44:VAL:CG2	1:B:34:PRO:N	3	3.31
(3,7)	1:A:44:VAL:CG2	1:B:35:THR:N	3	3.31
(3,7)	1:A:44:VAL:CG2	1:B:36:ILE:N	3	3.31
(3,7)	1:A:44:VAL:CG2	1:B:37:GLU:N	3	3.31
(3,7)	1:A:44:VAL:CG2	1:B:38:ASP:N	3	3.31
(3,7)	1:A:44:VAL:CG2	1:B:39:SER:N	3	3.31
(3,7)	1:A:44:VAL:CG2	1:B:40:TYR:N	3	3.31
(3,7)	1:A:44:VAL:CG2	1:B:41:ARG:N	3	3.31
(3,7)	1:A:44:VAL:CG2	1:B:42:LYS:N	3	3.31
(3,7)	1:A:44:VAL:CG2	1:B:43:GLN:N	3	3.31
(3,7)	1:A:44:VAL:CG2	1:B:44:VAL:N	3	3.31
(3,7)	1:A:44:VAL:CG2	1:B:45:VAL:N	3	3.31

Continued on next page...

Continued from previous page...

Key	Atom-1	Atom-2	Model ID	Violation (Å)
(3,7)	1:A:44:VAL:CG2	1:B:46:ILE:N	3	3.31
(3,7)	1:A:44:VAL:CG2	1:B:47:ASP:N	3	3.31
(3,7)	1:A:44:VAL:CG2	1:B:48:GLY:N	3	3.31
(3,7)	1:A:44:VAL:CG2	1:B:49:GLU:N	3	3.31
(3,7)	1:A:44:VAL:CG2	1:B:50:THR:N	3	3.31
(3,7)	1:A:44:VAL:CG2	1:B:51:CYS:N	3	3.31
(3,7)	1:A:44:VAL:CG2	1:B:52:LEU:N	3	3.31
(3,7)	1:A:44:VAL:CG2	1:B:53:LEU:N	3	3.31
(3,7)	1:A:44:VAL:CG2	1:B:54:ASP:N	3	3.31
(3,7)	1:A:44:VAL:CG2	1:B:55:ILE:N	3	3.31
(3,7)	1:A:44:VAL:CG2	1:B:56:LEU:N	3	3.31
(3,7)	1:A:44:VAL:CG2	1:B:57:ASP:N	3	3.31
(3,7)	1:A:44:VAL:CG2	1:B:58:THR:N	3	3.31
(3,7)	1:A:44:VAL:CG2	1:B:59:ALA:N	3	3.31
(3,7)	1:A:44:VAL:CG2	1:B:60:GLY:N	3	3.31
(3,7)	1:A:44:VAL:CG2	1:B:61:GLN:N	3	3.31
(3,7)	1:A:44:VAL:CG2	1:B:62:GLU:N	3	3.31
(3,7)	1:A:44:VAL:CG2	1:B:63:GLU:N	3	3.31
(3,7)	1:A:44:VAL:CG2	1:B:64:TYR:N	3	3.31
(3,7)	1:A:44:VAL:CG2	1:B:65:SER:N	3	3.31
(3,7)	1:A:44:VAL:CG2	1:B:66:ALA:N	3	3.31
(3,7)	1:A:44:VAL:CG2	1:B:67:MET:N	3	3.31
(3,7)	1:A:44:VAL:CG2	1:B:68:ARG:N	3	3.31
(3,7)	1:A:44:VAL:CG2	1:B:69:ASP:N	3	3.31
(3,7)	1:A:44:VAL:CG2	1:B:70:GLN:N	3	3.31
(3,7)	1:A:44:VAL:CG2	1:B:71:TYR:N	3	3.31
(3,7)	1:A:44:VAL:CG2	1:B:72:MET:N	3	3.31
(3,7)	1:A:44:VAL:CG2	1:B:73:ARG:N	3	3.31
(3,7)	1:A:44:VAL:CG2	1:B:74:THR:N	3	3.31
(3,7)	1:A:44:VAL:CG2	1:B:75:GLY:N	3	3.31
(3,7)	1:A:44:VAL:CG2	1:B:76:GLU:N	3	3.31
(3,7)	1:A:44:VAL:CG2	1:B:77:GLY:N	3	3.31
(3,7)	1:A:44:VAL:CG2	1:B:78:PHE:N	3	3.31
(3,7)	1:A:44:VAL:CG2	1:B:79:LEU:N	3	3.31
(3,7)	1:A:44:VAL:CG2	1:B:80:CYS:N	3	3.31
(3,7)	1:A:44:VAL:CG2	5:B:203:7Q9:N	3	3.31
(3,7)	1:A:44:VAL:CG2	5:B:204:7Q9:N	3	3.31
(3,7)	1:A:44:VAL:CG2	5:B:205:7Q9:N	3	3.31
(3,7)	1:A:44:VAL:CG2	5:B:206:7Q9:N	3	3.31
(3,7)	1:A:44:VAL:CG2	5:B:207:7Q9:N	3	3.31
(3,7)	1:A:44:VAL:CG2	6:B:208:17F:N1	3	3.31
(3,7)	1:A:44:VAL:CG2	5:B:209:7Q9:N	3	3.31

Continued on next page...

Continued from previous page...

Key	Atom-1	Atom-2	Model ID	Violation (Å)
(3,7)	1:A:44:VAL:CG2	5:B:210:7Q9:N	3	3.31
(3,7)	1:A:44:VAL:CG2	5:B:211:7Q9:N	3	3.31
(3,7)	1:A:44:VAL:CG2	5:B:212:7Q9:N	3	3.31
(3,7)	1:A:44:VAL:CG2	5:B:213:7Q9:N	3	3.31
(3,7)	1:A:44:VAL:CG2	6:B:214:17F:N1	3	3.31
(3,7)	1:A:44:VAL:CG2	6:B:215:17F:N1	3	3.31
(3,7)	1:A:44:VAL:CG2	5:B:216:7Q9:N	3	3.31
(3,7)	1:A:44:VAL:CG2	5:B:217:7Q9:N	3	3.31
(3,7)	1:A:44:VAL:CG2	5:B:218:7Q9:N	3	3.31
(3,7)	1:A:44:VAL:CG2	6:B:219:17F:N1	3	3.31
(3,7)	1:A:44:VAL:CG2	5:B:220:7Q9:N	3	3.31
(3,5)	1:A:24:ILE:CD1	1:B:2:THR:N	4	3.29
(3,5)	1:A:24:ILE:CD1	1:B:3:GLU:N	4	3.29
(3,5)	1:A:24:ILE:CD1	1:B:4:TYR:N	4	3.29
(3,5)	1:A:24:ILE:CD1	1:B:5:LYS:N	4	3.29
(3,5)	1:A:24:ILE:CD1	1:B:6:LEU:N	4	3.29
(3,5)	1:A:24:ILE:CD1	1:B:7:VAL:N	4	3.29
(3,5)	1:A:24:ILE:CD1	1:B:8:VAL:N	4	3.29
(3,5)	1:A:24:ILE:CD1	1:B:9:VAL:N	4	3.29
(3,5)	1:A:24:ILE:CD1	1:B:10:GLY:N	4	3.29
(3,5)	1:A:24:ILE:CD1	1:B:11:ALA:N	4	3.29
(3,5)	1:A:24:ILE:CD1	1:B:12:ASP:N	4	3.29
(3,5)	1:A:24:ILE:CD1	1:B:13:GLY:N	4	3.29
(3,5)	1:A:24:ILE:CD1	1:B:14:VAL:N	4	3.29
(3,5)	1:A:24:ILE:CD1	1:B:15:GLY:N	4	3.29
(3,5)	1:A:24:ILE:CD1	1:B:16:LYS:N	4	3.29
(3,5)	1:A:24:ILE:CD1	1:B:17:SER:N	4	3.29
(3,5)	1:A:24:ILE:CD1	1:B:18:ALA:N	4	3.29
(3,5)	1:A:24:ILE:CD1	1:B:19:LEU:N	4	3.29
(3,5)	1:A:24:ILE:CD1	1:B:20:THR:N	4	3.29
(3,5)	1:A:24:ILE:CD1	1:B:21:ILE:N	4	3.29
(3,5)	1:A:24:ILE:CD1	1:B:22:GLN:N	4	3.29
(3,5)	1:A:24:ILE:CD1	1:B:23:LEU:N	4	3.29
(3,5)	1:A:24:ILE:CD1	1:B:24:ILE:N	4	3.29
(3,5)	1:A:24:ILE:CD1	1:B:25:GLN:N	4	3.29
(3,5)	1:A:24:ILE:CD1	1:B:26:ASN:N	4	3.29
(3,5)	1:A:24:ILE:CD1	1:B:27:HIS:N	4	3.29
(3,5)	1:A:24:ILE:CD1	1:B:28:PHE:N	4	3.29
(3,5)	1:A:24:ILE:CD1	1:B:29:VAL:N	4	3.29
(3,5)	1:A:24:ILE:CD1	1:B:30:ASP:N	4	3.29
(3,5)	1:A:24:ILE:CD1	1:B:31:GLU:N	4	3.29
(3,5)	1:A:24:ILE:CD1	1:B:32:TYR:N	4	3.29

Continued on next page...

Continued from previous page...

Key	Atom-1	Atom-2	Model ID	Violation (Å)
(3,5)	1:A:24:ILE:CD1	1:B:33:ASP:N	4	3.29
(3,5)	1:A:24:ILE:CD1	1:B:34:PRO:N	4	3.29
(3,5)	1:A:24:ILE:CD1	1:B:35:THR:N	4	3.29
(3,5)	1:A:24:ILE:CD1	1:B:36:ILE:N	4	3.29
(3,5)	1:A:24:ILE:CD1	1:B:37:GLU:N	4	3.29
(3,5)	1:A:24:ILE:CD1	1:B:38:ASP:N	4	3.29
(3,5)	1:A:24:ILE:CD1	1:B:39:SER:N	4	3.29
(3,5)	1:A:24:ILE:CD1	1:B:40:TYR:N	4	3.29
(3,5)	1:A:24:ILE:CD1	1:B:41:ARG:N	4	3.29
(3,5)	1:A:24:ILE:CD1	1:B:42:LYS:N	4	3.29
(3,5)	1:A:24:ILE:CD1	1:B:43:GLN:N	4	3.29
(3,5)	1:A:24:ILE:CD1	1:B:44:VAL:N	4	3.29
(3,5)	1:A:24:ILE:CD1	1:B:45:VAL:N	4	3.29
(3,5)	1:A:24:ILE:CD1	1:B:46:ILE:N	4	3.29
(3,5)	1:A:24:ILE:CD1	1:B:47:ASP:N	4	3.29
(3,5)	1:A:24:ILE:CD1	1:B:48:GLY:N	4	3.29
(3,5)	1:A:24:ILE:CD1	1:B:49:GLU:N	4	3.29
(3,5)	1:A:24:ILE:CD1	1:B:50:THR:N	4	3.29
(3,5)	1:A:24:ILE:CD1	1:B:51:CYS:N	4	3.29
(3,5)	1:A:24:ILE:CD1	1:B:52:LEU:N	4	3.29
(3,5)	1:A:24:ILE:CD1	1:B:53:LEU:N	4	3.29
(3,5)	1:A:24:ILE:CD1	1:B:54:ASP:N	4	3.29
(3,5)	1:A:24:ILE:CD1	1:B:55:ILE:N	4	3.29
(3,5)	1:A:24:ILE:CD1	1:B:56:LEU:N	4	3.29
(3,5)	1:A:24:ILE:CD1	1:B:57:ASP:N	4	3.29
(3,5)	1:A:24:ILE:CD1	1:B:58:THR:N	4	3.29
(3,5)	1:A:24:ILE:CD1	1:B:59:ALA:N	4	3.29
(3,5)	1:A:24:ILE:CD1	1:B:60:GLY:N	4	3.29
(3,5)	1:A:24:ILE:CD1	1:B:61:GLN:N	4	3.29
(3,5)	1:A:24:ILE:CD1	1:B:62:GLU:N	4	3.29
(3,5)	1:A:24:ILE:CD1	1:B:63:GLU:N	4	3.29
(3,5)	1:A:24:ILE:CD1	1:B:64:TYR:N	4	3.29
(3,5)	1:A:24:ILE:CD1	1:B:65:SER:N	4	3.29
(3,5)	1:A:24:ILE:CD1	1:B:66:ALA:N	4	3.29
(3,5)	1:A:24:ILE:CD1	1:B:67:MET:N	4	3.29
(3,5)	1:A:24:ILE:CD1	1:B:68:ARG:N	4	3.29
(3,5)	1:A:24:ILE:CD1	1:B:69:ASP:N	4	3.29
(3,5)	1:A:24:ILE:CD1	1:B:70:GLN:N	4	3.29
(3,5)	1:A:24:ILE:CD1	1:B:71:TYR:N	4	3.29
(3,5)	1:A:24:ILE:CD1	1:B:72:MET:N	4	3.29
(3,5)	1:A:24:ILE:CD1	1:B:73:ARG:N	4	3.29
(3,5)	1:A:24:ILE:CD1	1:B:74:THR:N	4	3.29

Continued on next page...

Continued from previous page...

Key	Atom-1	Atom-2	Model ID	Violation (Å)
(3,5)	1:A:24:ILE:CD1	1:B:75:GLY:N	4	3.29
(3,5)	1:A:24:ILE:CD1	1:B:76:GLU:N	4	3.29
(3,5)	1:A:24:ILE:CD1	1:B:77:GLY:N	4	3.29
(3,5)	1:A:24:ILE:CD1	1:B:78:PHE:N	4	3.29
(3,5)	1:A:24:ILE:CD1	1:B:79:LEU:N	4	3.29
(3,5)	1:A:24:ILE:CD1	1:B:80:CYS:N	4	3.29
(3,5)	1:A:24:ILE:CD1	5:B:203:7Q9:N	4	3.29
(3,5)	1:A:24:ILE:CD1	5:B:204:7Q9:N	4	3.29
(3,5)	1:A:24:ILE:CD1	5:B:205:7Q9:N	4	3.29
(3,5)	1:A:24:ILE:CD1	5:B:206:7Q9:N	4	3.29
(3,5)	1:A:24:ILE:CD1	5:B:207:7Q9:N	4	3.29
(3,5)	1:A:24:ILE:CD1	6:B:208:17F:N1	4	3.29
(3,5)	1:A:24:ILE:CD1	5:B:209:7Q9:N	4	3.29
(3,5)	1:A:24:ILE:CD1	5:B:210:7Q9:N	4	3.29
(3,5)	1:A:24:ILE:CD1	5:B:211:7Q9:N	4	3.29
(3,5)	1:A:24:ILE:CD1	5:B:212:7Q9:N	4	3.29
(3,5)	1:A:24:ILE:CD1	5:B:213:7Q9:N	4	3.29
(3,5)	1:A:24:ILE:CD1	6:B:214:17F:N1	4	3.29
(3,5)	1:A:24:ILE:CD1	6:B:215:17F:N1	4	3.29
(3,5)	1:A:24:ILE:CD1	5:B:216:7Q9:N	4	3.29
(3,5)	1:A:24:ILE:CD1	5:B:217:7Q9:N	4	3.29
(3,5)	1:A:24:ILE:CD1	5:B:218:7Q9:N	4	3.29
(3,5)	1:A:24:ILE:CD1	6:B:219:17F:N1	4	3.29
(3,5)	1:A:24:ILE:CD1	5:B:220:7Q9:N	4	3.29
(3,5)	1:A:24:ILE:CD1	1:B:2:THR:N	7	3.29
(3,5)	1:A:24:ILE:CD1	1:B:3:GLU:N	7	3.29
(3,5)	1:A:24:ILE:CD1	1:B:4:TYR:N	7	3.29
(3,5)	1:A:24:ILE:CD1	1:B:5:LYS:N	7	3.29
(3,5)	1:A:24:ILE:CD1	1:B:6:LEU:N	7	3.29
(3,5)	1:A:24:ILE:CD1	1:B:7:VAL:N	7	3.29
(3,5)	1:A:24:ILE:CD1	1:B:8:VAL:N	7	3.29
(3,5)	1:A:24:ILE:CD1	1:B:9:VAL:N	7	3.29
(3,5)	1:A:24:ILE:CD1	1:B:10:GLY:N	7	3.29
(3,5)	1:A:24:ILE:CD1	1:B:11:ALA:N	7	3.29
(3,5)	1:A:24:ILE:CD1	1:B:12:ASP:N	7	3.29
(3,5)	1:A:24:ILE:CD1	1:B:13:GLY:N	7	3.29
(3,5)	1:A:24:ILE:CD1	1:B:14:VAL:N	7	3.29
(3,5)	1:A:24:ILE:CD1	1:B:15:GLY:N	7	3.29
(3,5)	1:A:24:ILE:CD1	1:B:16:LYS:N	7	3.29
(3,5)	1:A:24:ILE:CD1	1:B:17:SER:N	7	3.29
(3,5)	1:A:24:ILE:CD1	1:B:18:ALA:N	7	3.29
(3,5)	1:A:24:ILE:CD1	1:B:19:LEU:N	7	3.29

Continued on next page...

Continued from previous page...

Key	Atom-1	Atom-2	Model ID	Violation (Å)
(3,5)	1:A:24:ILE:CD1	1:B:20:THR:N	7	3.29
(3,5)	1:A:24:ILE:CD1	1:B:21:ILE:N	7	3.29
(3,5)	1:A:24:ILE:CD1	1:B:22:GLN:N	7	3.29
(3,5)	1:A:24:ILE:CD1	1:B:23:LEU:N	7	3.29
(3,5)	1:A:24:ILE:CD1	1:B:24:ILE:N	7	3.29
(3,5)	1:A:24:ILE:CD1	1:B:25:GLN:N	7	3.29
(3,5)	1:A:24:ILE:CD1	1:B:26:ASN:N	7	3.29
(3,5)	1:A:24:ILE:CD1	1:B:27:HIS:N	7	3.29
(3,5)	1:A:24:ILE:CD1	1:B:28:PHE:N	7	3.29
(3,5)	1:A:24:ILE:CD1	1:B:29:VAL:N	7	3.29
(3,5)	1:A:24:ILE:CD1	1:B:30:ASP:N	7	3.29
(3,5)	1:A:24:ILE:CD1	1:B:31:GLU:N	7	3.29
(3,5)	1:A:24:ILE:CD1	1:B:32:TYR:N	7	3.29
(3,5)	1:A:24:ILE:CD1	1:B:33:ASP:N	7	3.29
(3,5)	1:A:24:ILE:CD1	1:B:34:PRO:N	7	3.29
(3,5)	1:A:24:ILE:CD1	1:B:35:THR:N	7	3.29
(3,5)	1:A:24:ILE:CD1	1:B:36:ILE:N	7	3.29
(3,5)	1:A:24:ILE:CD1	1:B:37:GLU:N	7	3.29
(3,5)	1:A:24:ILE:CD1	1:B:38:ASP:N	7	3.29
(3,5)	1:A:24:ILE:CD1	1:B:39:SER:N	7	3.29
(3,5)	1:A:24:ILE:CD1	1:B:40:TYR:N	7	3.29
(3,5)	1:A:24:ILE:CD1	1:B:41:ARG:N	7	3.29
(3,5)	1:A:24:ILE:CD1	1:B:42:LYS:N	7	3.29
(3,5)	1:A:24:ILE:CD1	1:B:43:GLN:N	7	3.29
(3,5)	1:A:24:ILE:CD1	1:B:44:VAL:N	7	3.29
(3,5)	1:A:24:ILE:CD1	1:B:45:VAL:N	7	3.29
(3,5)	1:A:24:ILE:CD1	1:B:46:ILE:N	7	3.29
(3,5)	1:A:24:ILE:CD1	1:B:47:ASP:N	7	3.29
(3,5)	1:A:24:ILE:CD1	1:B:48:GLY:N	7	3.29
(3,5)	1:A:24:ILE:CD1	1:B:49:GLU:N	7	3.29
(3,5)	1:A:24:ILE:CD1	1:B:50:THR:N	7	3.29
(3,5)	1:A:24:ILE:CD1	1:B:51:CYS:N	7	3.29
(3,5)	1:A:24:ILE:CD1	1:B:52:LEU:N	7	3.29
(3,5)	1:A:24:ILE:CD1	1:B:53:LEU:N	7	3.29
(3,5)	1:A:24:ILE:CD1	1:B:54:ASP:N	7	3.29
(3,5)	1:A:24:ILE:CD1	1:B:55:ILE:N	7	3.29
(3,5)	1:A:24:ILE:CD1	1:B:56:LEU:N	7	3.29
(3,5)	1:A:24:ILE:CD1	1:B:57:ASP:N	7	3.29
(3,5)	1:A:24:ILE:CD1	1:B:58:THR:N	7	3.29
(3,5)	1:A:24:ILE:CD1	1:B:59:ALA:N	7	3.29
(3,5)	1:A:24:ILE:CD1	1:B:60:GLY:N	7	3.29
(3,5)	1:A:24:ILE:CD1	1:B:61:GLN:N	7	3.29

Continued on next page...

Continued from previous page...

Key	Atom-1	Atom-2	Model ID	Violation (Å)
(3,5)	1:A:24:ILE:CD1	1:B:62:GLU:N	7	3.29
(3,5)	1:A:24:ILE:CD1	1:B:63:GLU:N	7	3.29
(3,5)	1:A:24:ILE:CD1	1:B:64:TYR:N	7	3.29
(3,5)	1:A:24:ILE:CD1	1:B:65:SER:N	7	3.29
(3,5)	1:A:24:ILE:CD1	1:B:66:ALA:N	7	3.29
(3,5)	1:A:24:ILE:CD1	1:B:67:MET:N	7	3.29
(3,5)	1:A:24:ILE:CD1	1:B:68:ARG:N	7	3.29
(3,5)	1:A:24:ILE:CD1	1:B:69:ASP:N	7	3.29
(3,5)	1:A:24:ILE:CD1	1:B:70:GLN:N	7	3.29
(3,5)	1:A:24:ILE:CD1	1:B:71:TYR:N	7	3.29
(3,5)	1:A:24:ILE:CD1	1:B:72:MET:N	7	3.29
(3,5)	1:A:24:ILE:CD1	1:B:73:ARG:N	7	3.29
(3,5)	1:A:24:ILE:CD1	1:B:74:THR:N	7	3.29
(3,5)	1:A:24:ILE:CD1	1:B:75:GLY:N	7	3.29
(3,5)	1:A:24:ILE:CD1	1:B:76:GLU:N	7	3.29
(3,5)	1:A:24:ILE:CD1	1:B:77:GLY:N	7	3.29
(3,5)	1:A:24:ILE:CD1	1:B:78:PHE:N	7	3.29
(3,5)	1:A:24:ILE:CD1	1:B:79:LEU:N	7	3.29
(3,5)	1:A:24:ILE:CD1	1:B:80:CYS:N	7	3.29
(3,5)	1:A:24:ILE:CD1	5:B:203:7Q9:N	7	3.29
(3,5)	1:A:24:ILE:CD1	5:B:204:7Q9:N	7	3.29
(3,5)	1:A:24:ILE:CD1	5:B:205:7Q9:N	7	3.29
(3,5)	1:A:24:ILE:CD1	5:B:206:7Q9:N	7	3.29
(3,5)	1:A:24:ILE:CD1	5:B:207:7Q9:N	7	3.29
(3,5)	1:A:24:ILE:CD1	6:B:208:17F:N1	7	3.29
(3,5)	1:A:24:ILE:CD1	5:B:209:7Q9:N	7	3.29
(3,5)	1:A:24:ILE:CD1	5:B:210:7Q9:N	7	3.29
(3,5)	1:A:24:ILE:CD1	5:B:211:7Q9:N	7	3.29
(3,5)	1:A:24:ILE:CD1	5:B:212:7Q9:N	7	3.29
(3,5)	1:A:24:ILE:CD1	5:B:213:7Q9:N	7	3.29
(3,5)	1:A:24:ILE:CD1	6:B:214:17F:N1	7	3.29
(3,5)	1:A:24:ILE:CD1	6:B:215:17F:N1	7	3.29
(3,5)	1:A:24:ILE:CD1	5:B:216:7Q9:N	7	3.29
(3,5)	1:A:24:ILE:CD1	5:B:217:7Q9:N	7	3.29
(3,5)	1:A:24:ILE:CD1	5:B:218:7Q9:N	7	3.29
(3,5)	1:A:24:ILE:CD1	6:B:219:17F:N1	7	3.29
(3,5)	1:A:24:ILE:CD1	5:B:220:7Q9:N	7	3.29
(3,8)	1:A:45:VAL:CG1	1:B:2:THR:N	19	3.28
(3,8)	1:A:45:VAL:CG1	1:B:3:GLU:N	19	3.28
(3,8)	1:A:45:VAL:CG1	1:B:4:TYR:N	19	3.28
(3,8)	1:A:45:VAL:CG1	1:B:5:LYS:N	19	3.28
(3,8)	1:A:45:VAL:CG1	1:B:6:LEU:N	19	3.28

Continued on next page...

Continued from previous page...

Key	Atom-1	Atom-2	Model ID	Violation (Å)
(3,8)	1:A:45:VAL:CG1	1:B:7:VAL:N	19	3.28
(3,8)	1:A:45:VAL:CG1	1:B:8:VAL:N	19	3.28
(3,8)	1:A:45:VAL:CG1	1:B:9:VAL:N	19	3.28
(3,8)	1:A:45:VAL:CG1	1:B:10:GLY:N	19	3.28
(3,8)	1:A:45:VAL:CG1	1:B:11:ALA:N	19	3.28
(3,8)	1:A:45:VAL:CG1	1:B:12:ASP:N	19	3.28
(3,8)	1:A:45:VAL:CG1	1:B:13:GLY:N	19	3.28
(3,8)	1:A:45:VAL:CG1	1:B:14:VAL:N	19	3.28
(3,8)	1:A:45:VAL:CG1	1:B:15:GLY:N	19	3.28
(3,8)	1:A:45:VAL:CG1	1:B:16:LYS:N	19	3.28
(3,8)	1:A:45:VAL:CG1	1:B:17:SER:N	19	3.28
(3,8)	1:A:45:VAL:CG1	1:B:18:ALA:N	19	3.28
(3,8)	1:A:45:VAL:CG1	1:B:19:LEU:N	19	3.28
(3,8)	1:A:45:VAL:CG1	1:B:20:THR:N	19	3.28
(3,8)	1:A:45:VAL:CG1	1:B:21:ILE:N	19	3.28
(3,8)	1:A:45:VAL:CG1	1:B:22:GLN:N	19	3.28
(3,8)	1:A:45:VAL:CG1	1:B:23:LEU:N	19	3.28
(3,8)	1:A:45:VAL:CG1	1:B:24:ILE:N	19	3.28
(3,8)	1:A:45:VAL:CG1	1:B:25:GLN:N	19	3.28
(3,8)	1:A:45:VAL:CG1	1:B:26:ASN:N	19	3.28
(3,8)	1:A:45:VAL:CG1	1:B:27:HIS:N	19	3.28
(3,8)	1:A:45:VAL:CG1	1:B:28:PHE:N	19	3.28
(3,8)	1:A:45:VAL:CG1	1:B:29:VAL:N	19	3.28
(3,8)	1:A:45:VAL:CG1	1:B:30:ASP:N	19	3.28
(3,8)	1:A:45:VAL:CG1	1:B:31:GLU:N	19	3.28
(3,8)	1:A:45:VAL:CG1	1:B:32:TYR:N	19	3.28
(3,8)	1:A:45:VAL:CG1	1:B:33:ASP:N	19	3.28
(3,8)	1:A:45:VAL:CG1	1:B:34:PRO:N	19	3.28
(3,8)	1:A:45:VAL:CG1	1:B:35:THR:N	19	3.28
(3,8)	1:A:45:VAL:CG1	1:B:36:ILE:N	19	3.28
(3,8)	1:A:45:VAL:CG1	1:B:37:GLU:N	19	3.28
(3,8)	1:A:45:VAL:CG1	1:B:38:ASP:N	19	3.28
(3,8)	1:A:45:VAL:CG1	1:B:39:SER:N	19	3.28
(3,8)	1:A:45:VAL:CG1	1:B:40:TYR:N	19	3.28
(3,8)	1:A:45:VAL:CG1	1:B:41:ARG:N	19	3.28
(3,8)	1:A:45:VAL:CG1	1:B:42:LYS:N	19	3.28
(3,8)	1:A:45:VAL:CG1	1:B:43:GLN:N	19	3.28
(3,8)	1:A:45:VAL:CG1	1:B:44:VAL:N	19	3.28
(3,8)	1:A:45:VAL:CG1	1:B:45:VAL:N	19	3.28
(3,8)	1:A:45:VAL:CG1	1:B:46:ILE:N	19	3.28
(3,8)	1:A:45:VAL:CG1	1:B:47:ASP:N	19	3.28
(3,8)	1:A:45:VAL:CG1	1:B:48:GLY:N	19	3.28

Continued on next page...

Continued from previous page...

Key	Atom-1	Atom-2	Model ID	Violation (Å)
(3,8)	1:A:45:VAL:CG1	1:B:49:GLU:N	19	3.28
(3,8)	1:A:45:VAL:CG1	1:B:50:THR:N	19	3.28
(3,8)	1:A:45:VAL:CG1	1:B:51:CYS:N	19	3.28
(3,8)	1:A:45:VAL:CG1	1:B:52:LEU:N	19	3.28
(3,8)	1:A:45:VAL:CG1	1:B:53:LEU:N	19	3.28
(3,8)	1:A:45:VAL:CG1	1:B:54:ASP:N	19	3.28
(3,8)	1:A:45:VAL:CG1	1:B:55:ILE:N	19	3.28
(3,8)	1:A:45:VAL:CG1	1:B:56:LEU:N	19	3.28
(3,8)	1:A:45:VAL:CG1	1:B:57:ASP:N	19	3.28
(3,8)	1:A:45:VAL:CG1	1:B:58:THR:N	19	3.28
(3,8)	1:A:45:VAL:CG1	1:B:59:ALA:N	19	3.28
(3,8)	1:A:45:VAL:CG1	1:B:60:GLY:N	19	3.28
(3,8)	1:A:45:VAL:CG1	1:B:61:GLN:N	19	3.28
(3,8)	1:A:45:VAL:CG1	1:B:62:GLU:N	19	3.28
(3,8)	1:A:45:VAL:CG1	1:B:63:GLU:N	19	3.28
(3,8)	1:A:45:VAL:CG1	1:B:64:TYR:N	19	3.28
(3,8)	1:A:45:VAL:CG1	1:B:65:SER:N	19	3.28
(3,8)	1:A:45:VAL:CG1	1:B:66:ALA:N	19	3.28
(3,8)	1:A:45:VAL:CG1	1:B:67:MET:N	19	3.28
(3,8)	1:A:45:VAL:CG1	1:B:68:ARG:N	19	3.28
(3,8)	1:A:45:VAL:CG1	1:B:69:ASP:N	19	3.28
(3,8)	1:A:45:VAL:CG1	1:B:70:GLN:N	19	3.28
(3,8)	1:A:45:VAL:CG1	1:B:71:TYR:N	19	3.28
(3,8)	1:A:45:VAL:CG1	1:B:72:MET:N	19	3.28
(3,8)	1:A:45:VAL:CG1	1:B:73:ARG:N	19	3.28
(3,8)	1:A:45:VAL:CG1	1:B:74:THR:N	19	3.28
(3,8)	1:A:45:VAL:CG1	1:B:75:GLY:N	19	3.28
(3,8)	1:A:45:VAL:CG1	1:B:76:GLU:N	19	3.28
(3,8)	1:A:45:VAL:CG1	1:B:77:GLY:N	19	3.28
(3,8)	1:A:45:VAL:CG1	1:B:78:PHE:N	19	3.28
(3,8)	1:A:45:VAL:CG1	1:B:79:LEU:N	19	3.28
(3,8)	1:A:45:VAL:CG1	1:B:80:CYS:N	19	3.28
(3,8)	1:A:45:VAL:CG1	5:B:203:7Q9:N	19	3.28
(3,8)	1:A:45:VAL:CG1	5:B:204:7Q9:N	19	3.28
(3,8)	1:A:45:VAL:CG1	5:B:205:7Q9:N	19	3.28
(3,8)	1:A:45:VAL:CG1	5:B:206:7Q9:N	19	3.28
(3,8)	1:A:45:VAL:CG1	5:B:207:7Q9:N	19	3.28
(3,8)	1:A:45:VAL:CG1	6:B:208:17F:N1	19	3.28
(3,8)	1:A:45:VAL:CG1	5:B:209:7Q9:N	19	3.28
(3,8)	1:A:45:VAL:CG1	5:B:210:7Q9:N	19	3.28
(3,8)	1:A:45:VAL:CG1	5:B:211:7Q9:N	19	3.28
(3,8)	1:A:45:VAL:CG1	5:B:212:7Q9:N	19	3.28

Continued on next page...

Continued from previous page...

Key	Atom-1	Atom-2	Model ID	Violation (Å)
(3,8)	1:A:45:VAL:CG1	5:B:213:7Q9:N	19	3.28
(3,8)	1:A:45:VAL:CG1	6:B:214:17F:N1	19	3.28
(3,8)	1:A:45:VAL:CG1	6:B:215:17F:N1	19	3.28
(3,8)	1:A:45:VAL:CG1	5:B:216:7Q9:N	19	3.28
(3,8)	1:A:45:VAL:CG1	5:B:217:7Q9:N	19	3.28
(3,8)	1:A:45:VAL:CG1	5:B:218:7Q9:N	19	3.28
(3,8)	1:A:45:VAL:CG1	6:B:219:17F:N1	19	3.28
(3,8)	1:A:45:VAL:CG1	5:B:220:7Q9:N	19	3.28
(3,8)	1:A:45:VAL:CG2	1:B:2:THR:N	19	3.28
(3,8)	1:A:45:VAL:CG2	1:B:3:GLU:N	19	3.28
(3,8)	1:A:45:VAL:CG2	1:B:4:TYR:N	19	3.28
(3,8)	1:A:45:VAL:CG2	1:B:5:LYS:N	19	3.28
(3,8)	1:A:45:VAL:CG2	1:B:6:LEU:N	19	3.28
(3,8)	1:A:45:VAL:CG2	1:B:7:VAL:N	19	3.28
(3,8)	1:A:45:VAL:CG2	1:B:8:VAL:N	19	3.28
(3,8)	1:A:45:VAL:CG2	1:B:9:VAL:N	19	3.28
(3,8)	1:A:45:VAL:CG2	1:B:10:GLY:N	19	3.28
(3,8)	1:A:45:VAL:CG2	1:B:11:ALA:N	19	3.28
(3,8)	1:A:45:VAL:CG2	1:B:12:ASP:N	19	3.28
(3,8)	1:A:45:VAL:CG2	1:B:13:GLY:N	19	3.28
(3,8)	1:A:45:VAL:CG2	1:B:14:VAL:N	19	3.28
(3,8)	1:A:45:VAL:CG2	1:B:15:GLY:N	19	3.28
(3,8)	1:A:45:VAL:CG2	1:B:16:LYS:N	19	3.28
(3,8)	1:A:45:VAL:CG2	1:B:17:SER:N	19	3.28
(3,8)	1:A:45:VAL:CG2	1:B:18:ALA:N	19	3.28
(3,8)	1:A:45:VAL:CG2	1:B:19:LEU:N	19	3.28
(3,8)	1:A:45:VAL:CG2	1:B:20:THR:N	19	3.28
(3,8)	1:A:45:VAL:CG2	1:B:21:ILE:N	19	3.28
(3,8)	1:A:45:VAL:CG2	1:B:22:GLN:N	19	3.28
(3,8)	1:A:45:VAL:CG2	1:B:23:LEU:N	19	3.28
(3,8)	1:A:45:VAL:CG2	1:B:24:ILE:N	19	3.28
(3,8)	1:A:45:VAL:CG2	1:B:25:GLN:N	19	3.28
(3,8)	1:A:45:VAL:CG2	1:B:26:ASN:N	19	3.28
(3,8)	1:A:45:VAL:CG2	1:B:27:HIS:N	19	3.28
(3,8)	1:A:45:VAL:CG2	1:B:28:PHE:N	19	3.28
(3,8)	1:A:45:VAL:CG2	1:B:29:VAL:N	19	3.28
(3,8)	1:A:45:VAL:CG2	1:B:30:ASP:N	19	3.28
(3,8)	1:A:45:VAL:CG2	1:B:31:GLU:N	19	3.28
(3,8)	1:A:45:VAL:CG2	1:B:32:TYR:N	19	3.28
(3,8)	1:A:45:VAL:CG2	1:B:33:ASP:N	19	3.28
(3,8)	1:A:45:VAL:CG2	1:B:34:PRO:N	19	3.28
(3,8)	1:A:45:VAL:CG2	1:B:35:THR:N	19	3.28

Continued on next page...

Continued from previous page...

Key	Atom-1	Atom-2	Model ID	Violation (Å)
(3,8)	1:A:45:VAL:CG2	1:B:36:ILE:N	19	3.28
(3,8)	1:A:45:VAL:CG2	1:B:37:GLU:N	19	3.28
(3,8)	1:A:45:VAL:CG2	1:B:38:ASP:N	19	3.28
(3,8)	1:A:45:VAL:CG2	1:B:39:SER:N	19	3.28
(3,8)	1:A:45:VAL:CG2	1:B:40:TYR:N	19	3.28
(3,8)	1:A:45:VAL:CG2	1:B:41:ARG:N	19	3.28
(3,8)	1:A:45:VAL:CG2	1:B:42:LYS:N	19	3.28
(3,8)	1:A:45:VAL:CG2	1:B:43:GLN:N	19	3.28
(3,8)	1:A:45:VAL:CG2	1:B:44:VAL:N	19	3.28
(3,8)	1:A:45:VAL:CG2	1:B:45:VAL:N	19	3.28
(3,8)	1:A:45:VAL:CG2	1:B:46:ILE:N	19	3.28
(3,8)	1:A:45:VAL:CG2	1:B:47:ASP:N	19	3.28
(3,8)	1:A:45:VAL:CG2	1:B:48:GLY:N	19	3.28
(3,8)	1:A:45:VAL:CG2	1:B:49:GLU:N	19	3.28
(3,8)	1:A:45:VAL:CG2	1:B:50:THR:N	19	3.28
(3,8)	1:A:45:VAL:CG2	1:B:51:CYS:N	19	3.28
(3,8)	1:A:45:VAL:CG2	1:B:52:LEU:N	19	3.28
(3,8)	1:A:45:VAL:CG2	1:B:53:LEU:N	19	3.28
(3,8)	1:A:45:VAL:CG2	1:B:54:ASP:N	19	3.28
(3,8)	1:A:45:VAL:CG2	1:B:55:ILE:N	19	3.28
(3,8)	1:A:45:VAL:CG2	1:B:56:LEU:N	19	3.28
(3,8)	1:A:45:VAL:CG2	1:B:57:ASP:N	19	3.28
(3,8)	1:A:45:VAL:CG2	1:B:58:THR:N	19	3.28
(3,8)	1:A:45:VAL:CG2	1:B:59:ALA:N	19	3.28
(3,8)	1:A:45:VAL:CG2	1:B:60:GLY:N	19	3.28
(3,8)	1:A:45:VAL:CG2	1:B:61:GLN:N	19	3.28
(3,8)	1:A:45:VAL:CG2	1:B:62:GLU:N	19	3.28
(3,8)	1:A:45:VAL:CG2	1:B:63:GLU:N	19	3.28
(3,8)	1:A:45:VAL:CG2	1:B:64:TYR:N	19	3.28
(3,8)	1:A:45:VAL:CG2	1:B:65:SER:N	19	3.28
(3,8)	1:A:45:VAL:CG2	1:B:66:ALA:N	19	3.28
(3,8)	1:A:45:VAL:CG2	1:B:67:MET:N	19	3.28
(3,8)	1:A:45:VAL:CG2	1:B:68:ARG:N	19	3.28
(3,8)	1:A:45:VAL:CG2	1:B:69:ASP:N	19	3.28
(3,8)	1:A:45:VAL:CG2	1:B:70:GLN:N	19	3.28
(3,8)	1:A:45:VAL:CG2	1:B:71:TYR:N	19	3.28
(3,8)	1:A:45:VAL:CG2	1:B:72:MET:N	19	3.28
(3,8)	1:A:45:VAL:CG2	1:B:73:ARG:N	19	3.28
(3,8)	1:A:45:VAL:CG2	1:B:74:THR:N	19	3.28
(3,8)	1:A:45:VAL:CG2	1:B:75:GLY:N	19	3.28
(3,8)	1:A:45:VAL:CG2	1:B:76:GLU:N	19	3.28
(3,8)	1:A:45:VAL:CG2	1:B:77:GLY:N	19	3.28

Continued on next page...

Continued from previous page...

Key	Atom-1	Atom-2	Model ID	Violation (Å)
(3,8)	1:A:45:VAL:CG2	1:B:78:PHE:N	19	3.28
(3,8)	1:A:45:VAL:CG2	1:B:79:LEU:N	19	3.28
(3,8)	1:A:45:VAL:CG2	1:B:80:CYS:N	19	3.28
(3,8)	1:A:45:VAL:CG2	5:B:203:7Q9:N	19	3.28
(3,8)	1:A:45:VAL:CG2	5:B:204:7Q9:N	19	3.28
(3,8)	1:A:45:VAL:CG2	5:B:205:7Q9:N	19	3.28
(3,8)	1:A:45:VAL:CG2	5:B:206:7Q9:N	19	3.28
(3,8)	1:A:45:VAL:CG2	5:B:207:7Q9:N	19	3.28
(3,8)	1:A:45:VAL:CG2	6:B:208:17F:N1	19	3.28
(3,8)	1:A:45:VAL:CG2	5:B:209:7Q9:N	19	3.28
(3,8)	1:A:45:VAL:CG2	5:B:210:7Q9:N	19	3.28
(3,8)	1:A:45:VAL:CG2	5:B:211:7Q9:N	19	3.28
(3,8)	1:A:45:VAL:CG2	5:B:212:7Q9:N	19	3.28
(3,8)	1:A:45:VAL:CG2	5:B:213:7Q9:N	19	3.28
(3,8)	1:A:45:VAL:CG2	6:B:214:17F:N1	19	3.28
(3,8)	1:A:45:VAL:CG2	6:B:215:17F:N1	19	3.28
(3,8)	1:A:45:VAL:CG2	5:B:216:7Q9:N	19	3.28
(3,8)	1:A:45:VAL:CG2	5:B:217:7Q9:N	19	3.28
(3,8)	1:A:45:VAL:CG2	5:B:218:7Q9:N	19	3.28
(3,8)	1:A:45:VAL:CG2	6:B:219:17F:N1	19	3.28
(3,8)	1:A:45:VAL:CG2	5:B:220:7Q9:N	19	3.28
(3,5)	1:A:24:ILE:CD1	1:B:2:THR:N	8	3.28
(3,5)	1:A:24:ILE:CD1	1:B:3:GLU:N	8	3.28
(3,5)	1:A:24:ILE:CD1	1:B:4:TYR:N	8	3.28
(3,5)	1:A:24:ILE:CD1	1:B:5:LYS:N	8	3.28
(3,5)	1:A:24:ILE:CD1	1:B:6:LEU:N	8	3.28
(3,5)	1:A:24:ILE:CD1	1:B:7:VAL:N	8	3.28
(3,5)	1:A:24:ILE:CD1	1:B:8:VAL:N	8	3.28
(3,5)	1:A:24:ILE:CD1	1:B:9:VAL:N	8	3.28
(3,5)	1:A:24:ILE:CD1	1:B:10:GLY:N	8	3.28
(3,5)	1:A:24:ILE:CD1	1:B:11:ALA:N	8	3.28
(3,5)	1:A:24:ILE:CD1	1:B:12:ASP:N	8	3.28
(3,5)	1:A:24:ILE:CD1	1:B:13:GLY:N	8	3.28
(3,5)	1:A:24:ILE:CD1	1:B:14:VAL:N	8	3.28
(3,5)	1:A:24:ILE:CD1	1:B:15:GLY:N	8	3.28
(3,5)	1:A:24:ILE:CD1	1:B:16:LYS:N	8	3.28
(3,5)	1:A:24:ILE:CD1	1:B:17:SER:N	8	3.28
(3,5)	1:A:24:ILE:CD1	1:B:18:ALA:N	8	3.28
(3,5)	1:A:24:ILE:CD1	1:B:19:LEU:N	8	3.28
(3,5)	1:A:24:ILE:CD1	1:B:20:THR:N	8	3.28
(3,5)	1:A:24:ILE:CD1	1:B:21:ILE:N	8	3.28
(3,5)	1:A:24:ILE:CD1	1:B:22:GLN:N	8	3.28

Continued on next page...

Continued from previous page...

Key	Atom-1	Atom-2	Model ID	Violation (Å)
(3,5)	1:A:24:ILE:CD1	1:B:23:LEU:N	8	3.28
(3,5)	1:A:24:ILE:CD1	1:B:24:ILE:N	8	3.28
(3,5)	1:A:24:ILE:CD1	1:B:25:GLN:N	8	3.28
(3,5)	1:A:24:ILE:CD1	1:B:26:ASN:N	8	3.28
(3,5)	1:A:24:ILE:CD1	1:B:27:HIS:N	8	3.28
(3,5)	1:A:24:ILE:CD1	1:B:28:PHE:N	8	3.28
(3,5)	1:A:24:ILE:CD1	1:B:29:VAL:N	8	3.28
(3,5)	1:A:24:ILE:CD1	1:B:30:ASP:N	8	3.28
(3,5)	1:A:24:ILE:CD1	1:B:31:GLU:N	8	3.28
(3,5)	1:A:24:ILE:CD1	1:B:32:TYR:N	8	3.28
(3,5)	1:A:24:ILE:CD1	1:B:33:ASP:N	8	3.28
(3,5)	1:A:24:ILE:CD1	1:B:34:PRO:N	8	3.28
(3,5)	1:A:24:ILE:CD1	1:B:35:THR:N	8	3.28
(3,5)	1:A:24:ILE:CD1	1:B:36:ILE:N	8	3.28
(3,5)	1:A:24:ILE:CD1	1:B:37:GLU:N	8	3.28
(3,5)	1:A:24:ILE:CD1	1:B:38:ASP:N	8	3.28
(3,5)	1:A:24:ILE:CD1	1:B:39:SER:N	8	3.28
(3,5)	1:A:24:ILE:CD1	1:B:40:TYR:N	8	3.28
(3,5)	1:A:24:ILE:CD1	1:B:41:ARG:N	8	3.28
(3,5)	1:A:24:ILE:CD1	1:B:42:LYS:N	8	3.28
(3,5)	1:A:24:ILE:CD1	1:B:43:GLN:N	8	3.28
(3,5)	1:A:24:ILE:CD1	1:B:44:VAL:N	8	3.28
(3,5)	1:A:24:ILE:CD1	1:B:45:VAL:N	8	3.28
(3,5)	1:A:24:ILE:CD1	1:B:46:ILE:N	8	3.28
(3,5)	1:A:24:ILE:CD1	1:B:47:ASP:N	8	3.28
(3,5)	1:A:24:ILE:CD1	1:B:48:GLY:N	8	3.28
(3,5)	1:A:24:ILE:CD1	1:B:49:GLU:N	8	3.28
(3,5)	1:A:24:ILE:CD1	1:B:50:THR:N	8	3.28
(3,5)	1:A:24:ILE:CD1	1:B:51:CYS:N	8	3.28
(3,5)	1:A:24:ILE:CD1	1:B:52:LEU:N	8	3.28
(3,5)	1:A:24:ILE:CD1	1:B:53:LEU:N	8	3.28
(3,5)	1:A:24:ILE:CD1	1:B:54:ASP:N	8	3.28
(3,5)	1:A:24:ILE:CD1	1:B:55:ILE:N	8	3.28
(3,5)	1:A:24:ILE:CD1	1:B:56:LEU:N	8	3.28
(3,5)	1:A:24:ILE:CD1	1:B:57:ASP:N	8	3.28
(3,5)	1:A:24:ILE:CD1	1:B:58:THR:N	8	3.28
(3,5)	1:A:24:ILE:CD1	1:B:59:ALA:N	8	3.28
(3,5)	1:A:24:ILE:CD1	1:B:60:GLY:N	8	3.28
(3,5)	1:A:24:ILE:CD1	1:B:61:GLN:N	8	3.28
(3,5)	1:A:24:ILE:CD1	1:B:62:GLU:N	8	3.28
(3,5)	1:A:24:ILE:CD1	1:B:63:GLU:N	8	3.28
(3,5)	1:A:24:ILE:CD1	1:B:64:TYR:N	8	3.28

Continued on next page...

Continued from previous page...

Key	Atom-1	Atom-2	Model ID	Violation (Å)
(3,5)	1:A:24:ILE:CD1	1:B:65:SER:N	8	3.28
(3,5)	1:A:24:ILE:CD1	1:B:66:ALA:N	8	3.28
(3,5)	1:A:24:ILE:CD1	1:B:67:MET:N	8	3.28
(3,5)	1:A:24:ILE:CD1	1:B:68:ARG:N	8	3.28
(3,5)	1:A:24:ILE:CD1	1:B:69:ASP:N	8	3.28
(3,5)	1:A:24:ILE:CD1	1:B:70:GLN:N	8	3.28
(3,5)	1:A:24:ILE:CD1	1:B:71:TYR:N	8	3.28
(3,5)	1:A:24:ILE:CD1	1:B:72:MET:N	8	3.28
(3,5)	1:A:24:ILE:CD1	1:B:73:ARG:N	8	3.28
(3,5)	1:A:24:ILE:CD1	1:B:74:THR:N	8	3.28
(3,5)	1:A:24:ILE:CD1	1:B:75:GLY:N	8	3.28
(3,5)	1:A:24:ILE:CD1	1:B:76:GLU:N	8	3.28
(3,5)	1:A:24:ILE:CD1	1:B:77:GLY:N	8	3.28
(3,5)	1:A:24:ILE:CD1	1:B:78:PHE:N	8	3.28
(3,5)	1:A:24:ILE:CD1	1:B:79:LEU:N	8	3.28
(3,5)	1:A:24:ILE:CD1	1:B:80:CYS:N	8	3.28
(3,5)	1:A:24:ILE:CD1	5:B:203:7Q9:N	8	3.28
(3,5)	1:A:24:ILE:CD1	5:B:204:7Q9:N	8	3.28
(3,5)	1:A:24:ILE:CD1	5:B:205:7Q9:N	8	3.28
(3,5)	1:A:24:ILE:CD1	5:B:206:7Q9:N	8	3.28
(3,5)	1:A:24:ILE:CD1	5:B:207:7Q9:N	8	3.28
(3,5)	1:A:24:ILE:CD1	6:B:208:17F:N1	8	3.28
(3,5)	1:A:24:ILE:CD1	5:B:209:7Q9:N	8	3.28
(3,5)	1:A:24:ILE:CD1	5:B:210:7Q9:N	8	3.28
(3,5)	1:A:24:ILE:CD1	5:B:211:7Q9:N	8	3.28
(3,5)	1:A:24:ILE:CD1	5:B:212:7Q9:N	8	3.28
(3,5)	1:A:24:ILE:CD1	5:B:213:7Q9:N	8	3.28
(3,5)	1:A:24:ILE:CD1	6:B:214:17F:N1	8	3.28
(3,5)	1:A:24:ILE:CD1	6:B:215:17F:N1	8	3.28
(3,5)	1:A:24:ILE:CD1	5:B:216:7Q9:N	8	3.28
(3,5)	1:A:24:ILE:CD1	5:B:217:7Q9:N	8	3.28
(3,5)	1:A:24:ILE:CD1	5:B:218:7Q9:N	8	3.28
(3,5)	1:A:24:ILE:CD1	6:B:219:17F:N1	8	3.28
(3,5)	1:A:24:ILE:CD1	5:B:220:7Q9:N	8	3.28
(3,5)	1:A:24:ILE:CD1	1:B:2:THR:N	17	3.27
(3,5)	1:A:24:ILE:CD1	1:B:3:GLU:N	17	3.27
(3,5)	1:A:24:ILE:CD1	1:B:4:TYR:N	17	3.27
(3,5)	1:A:24:ILE:CD1	1:B:5:LYS:N	17	3.27
(3,5)	1:A:24:ILE:CD1	1:B:6:LEU:N	17	3.27
(3,5)	1:A:24:ILE:CD1	1:B:7:VAL:N	17	3.27
(3,5)	1:A:24:ILE:CD1	1:B:8:VAL:N	17	3.27
(3,5)	1:A:24:ILE:CD1	1:B:9:VAL:N	17	3.27

Continued on next page...

Continued from previous page...

Key	Atom-1	Atom-2	Model ID	Violation (Å)
(3,5)	1:A:24:ILE:CD1	1:B:10:GLY:N	17	3.27
(3,5)	1:A:24:ILE:CD1	1:B:11:ALA:N	17	3.27
(3,5)	1:A:24:ILE:CD1	1:B:12:ASP:N	17	3.27
(3,5)	1:A:24:ILE:CD1	1:B:13:GLY:N	17	3.27
(3,5)	1:A:24:ILE:CD1	1:B:14:VAL:N	17	3.27
(3,5)	1:A:24:ILE:CD1	1:B:15:GLY:N	17	3.27
(3,5)	1:A:24:ILE:CD1	1:B:16:LYS:N	17	3.27
(3,5)	1:A:24:ILE:CD1	1:B:17:SER:N	17	3.27
(3,5)	1:A:24:ILE:CD1	1:B:18:ALA:N	17	3.27
(3,5)	1:A:24:ILE:CD1	1:B:19:LEU:N	17	3.27
(3,5)	1:A:24:ILE:CD1	1:B:20:THR:N	17	3.27
(3,5)	1:A:24:ILE:CD1	1:B:21:ILE:N	17	3.27
(3,5)	1:A:24:ILE:CD1	1:B:22:GLN:N	17	3.27
(3,5)	1:A:24:ILE:CD1	1:B:23:LEU:N	17	3.27
(3,5)	1:A:24:ILE:CD1	1:B:24:ILE:N	17	3.27
(3,5)	1:A:24:ILE:CD1	1:B:25:GLN:N	17	3.27
(3,5)	1:A:24:ILE:CD1	1:B:26:ASN:N	17	3.27
(3,5)	1:A:24:ILE:CD1	1:B:27:HIS:N	17	3.27
(3,5)	1:A:24:ILE:CD1	1:B:28:PHE:N	17	3.27
(3,5)	1:A:24:ILE:CD1	1:B:29:VAL:N	17	3.27
(3,5)	1:A:24:ILE:CD1	1:B:30:ASP:N	17	3.27
(3,5)	1:A:24:ILE:CD1	1:B:31:GLU:N	17	3.27
(3,5)	1:A:24:ILE:CD1	1:B:32:TYR:N	17	3.27
(3,5)	1:A:24:ILE:CD1	1:B:33:ASP:N	17	3.27
(3,5)	1:A:24:ILE:CD1	1:B:34:PRO:N	17	3.27
(3,5)	1:A:24:ILE:CD1	1:B:35:THR:N	17	3.27
(3,5)	1:A:24:ILE:CD1	1:B:36:ILE:N	17	3.27
(3,5)	1:A:24:ILE:CD1	1:B:37:GLU:N	17	3.27
(3,5)	1:A:24:ILE:CD1	1:B:38:ASP:N	17	3.27
(3,5)	1:A:24:ILE:CD1	1:B:39:SER:N	17	3.27
(3,5)	1:A:24:ILE:CD1	1:B:40:TYR:N	17	3.27
(3,5)	1:A:24:ILE:CD1	1:B:41:ARG:N	17	3.27
(3,5)	1:A:24:ILE:CD1	1:B:42:LYS:N	17	3.27
(3,5)	1:A:24:ILE:CD1	1:B:43:GLN:N	17	3.27
(3,5)	1:A:24:ILE:CD1	1:B:44:VAL:N	17	3.27
(3,5)	1:A:24:ILE:CD1	1:B:45:VAL:N	17	3.27
(3,5)	1:A:24:ILE:CD1	1:B:46:ILE:N	17	3.27
(3,5)	1:A:24:ILE:CD1	1:B:47:ASP:N	17	3.27
(3,5)	1:A:24:ILE:CD1	1:B:48:GLY:N	17	3.27
(3,5)	1:A:24:ILE:CD1	1:B:49:GLU:N	17	3.27
(3,5)	1:A:24:ILE:CD1	1:B:50:THR:N	17	3.27
(3,5)	1:A:24:ILE:CD1	1:B:51:CYS:N	17	3.27

Continued on next page...

Continued from previous page...

Key	Atom-1	Atom-2	Model ID	Violation (Å)
(3,5)	1:A:24:ILE:CD1	1:B:52:LEU:N	17	3.27
(3,5)	1:A:24:ILE:CD1	1:B:53:LEU:N	17	3.27
(3,5)	1:A:24:ILE:CD1	1:B:54:ASP:N	17	3.27
(3,5)	1:A:24:ILE:CD1	1:B:55:ILE:N	17	3.27
(3,5)	1:A:24:ILE:CD1	1:B:56:LEU:N	17	3.27
(3,5)	1:A:24:ILE:CD1	1:B:57:ASP:N	17	3.27
(3,5)	1:A:24:ILE:CD1	1:B:58:THR:N	17	3.27
(3,5)	1:A:24:ILE:CD1	1:B:59:ALA:N	17	3.27
(3,5)	1:A:24:ILE:CD1	1:B:60:GLY:N	17	3.27
(3,5)	1:A:24:ILE:CD1	1:B:61:GLN:N	17	3.27
(3,5)	1:A:24:ILE:CD1	1:B:62:GLU:N	17	3.27
(3,5)	1:A:24:ILE:CD1	1:B:63:GLU:N	17	3.27
(3,5)	1:A:24:ILE:CD1	1:B:64:TYR:N	17	3.27
(3,5)	1:A:24:ILE:CD1	1:B:65:SER:N	17	3.27
(3,5)	1:A:24:ILE:CD1	1:B:66:ALA:N	17	3.27
(3,5)	1:A:24:ILE:CD1	1:B:67:MET:N	17	3.27
(3,5)	1:A:24:ILE:CD1	1:B:68:ARG:N	17	3.27
(3,5)	1:A:24:ILE:CD1	1:B:69:ASP:N	17	3.27
(3,5)	1:A:24:ILE:CD1	1:B:70:GLN:N	17	3.27
(3,5)	1:A:24:ILE:CD1	1:B:71:TYR:N	17	3.27
(3,5)	1:A:24:ILE:CD1	1:B:72:MET:N	17	3.27
(3,5)	1:A:24:ILE:CD1	1:B:73:ARG:N	17	3.27
(3,5)	1:A:24:ILE:CD1	1:B:74:THR:N	17	3.27
(3,5)	1:A:24:ILE:CD1	1:B:75:GLY:N	17	3.27
(3,5)	1:A:24:ILE:CD1	1:B:76:GLU:N	17	3.27
(3,5)	1:A:24:ILE:CD1	1:B:77:GLY:N	17	3.27
(3,5)	1:A:24:ILE:CD1	1:B:78:PHE:N	17	3.27
(3,5)	1:A:24:ILE:CD1	1:B:79:LEU:N	17	3.27
(3,5)	1:A:24:ILE:CD1	1:B:80:CYS:N	17	3.27
(3,5)	1:A:24:ILE:CD1	5:B:203:7Q9:N	17	3.27
(3,5)	1:A:24:ILE:CD1	5:B:204:7Q9:N	17	3.27
(3,5)	1:A:24:ILE:CD1	5:B:205:7Q9:N	17	3.27
(3,5)	1:A:24:ILE:CD1	5:B:206:7Q9:N	17	3.27
(3,5)	1:A:24:ILE:CD1	5:B:207:7Q9:N	17	3.27
(3,5)	1:A:24:ILE:CD1	6:B:208:17F:N1	17	3.27
(3,5)	1:A:24:ILE:CD1	5:B:209:7Q9:N	17	3.27
(3,5)	1:A:24:ILE:CD1	5:B:210:7Q9:N	17	3.27
(3,5)	1:A:24:ILE:CD1	5:B:211:7Q9:N	17	3.27
(3,5)	1:A:24:ILE:CD1	5:B:212:7Q9:N	17	3.27
(3,5)	1:A:24:ILE:CD1	5:B:213:7Q9:N	17	3.27
(3,5)	1:A:24:ILE:CD1	6:B:214:17F:N1	17	3.27
(3,5)	1:A:24:ILE:CD1	6:B:215:17F:N1	17	3.27

Continued on next page...

Continued from previous page...

Key	Atom-1	Atom-2	Model ID	Violation (Å)
(3,5)	1:A:24:ILE:CD1	5:B:216:7Q9:N	17	3.27
(3,5)	1:A:24:ILE:CD1	5:B:217:7Q9:N	17	3.27
(3,5)	1:A:24:ILE:CD1	5:B:218:7Q9:N	17	3.27
(3,5)	1:A:24:ILE:CD1	6:B:219:17F:N1	17	3.27
(3,5)	1:A:24:ILE:CD1	5:B:220:7Q9:N	17	3.27
(3,5)	1:A:24:ILE:CD1	1:B:2:THR:N	20	3.25
(3,5)	1:A:24:ILE:CD1	1:B:3:GLU:N	20	3.25
(3,5)	1:A:24:ILE:CD1	1:B:4:TYR:N	20	3.25
(3,5)	1:A:24:ILE:CD1	1:B:5:LYS:N	20	3.25
(3,5)	1:A:24:ILE:CD1	1:B:6:LEU:N	20	3.25
(3,5)	1:A:24:ILE:CD1	1:B:7:VAL:N	20	3.25
(3,5)	1:A:24:ILE:CD1	1:B:8:VAL:N	20	3.25
(3,5)	1:A:24:ILE:CD1	1:B:9:VAL:N	20	3.25
(3,5)	1:A:24:ILE:CD1	1:B:10:GLY:N	20	3.25
(3,5)	1:A:24:ILE:CD1	1:B:11:ALA:N	20	3.25
(3,5)	1:A:24:ILE:CD1	1:B:12:ASP:N	20	3.25
(3,5)	1:A:24:ILE:CD1	1:B:13:GLY:N	20	3.25
(3,5)	1:A:24:ILE:CD1	1:B:14:VAL:N	20	3.25
(3,5)	1:A:24:ILE:CD1	1:B:15:GLY:N	20	3.25
(3,5)	1:A:24:ILE:CD1	1:B:16:LYS:N	20	3.25
(3,5)	1:A:24:ILE:CD1	1:B:17:SER:N	20	3.25
(3,5)	1:A:24:ILE:CD1	1:B:18:ALA:N	20	3.25
(3,5)	1:A:24:ILE:CD1	1:B:19:LEU:N	20	3.25
(3,5)	1:A:24:ILE:CD1	1:B:20:THR:N	20	3.25
(3,5)	1:A:24:ILE:CD1	1:B:21:ILE:N	20	3.25
(3,5)	1:A:24:ILE:CD1	1:B:22:GLN:N	20	3.25
(3,5)	1:A:24:ILE:CD1	1:B:23:LEU:N	20	3.25
(3,5)	1:A:24:ILE:CD1	1:B:24:ILE:N	20	3.25
(3,5)	1:A:24:ILE:CD1	1:B:25:GLN:N	20	3.25
(3,5)	1:A:24:ILE:CD1	1:B:26:ASN:N	20	3.25
(3,5)	1:A:24:ILE:CD1	1:B:27:HIS:N	20	3.25
(3,5)	1:A:24:ILE:CD1	1:B:28:PHE:N	20	3.25
(3,5)	1:A:24:ILE:CD1	1:B:29:VAL:N	20	3.25
(3,5)	1:A:24:ILE:CD1	1:B:30:ASP:N	20	3.25
(3,5)	1:A:24:ILE:CD1	1:B:31:GLU:N	20	3.25
(3,5)	1:A:24:ILE:CD1	1:B:32:TYR:N	20	3.25
(3,5)	1:A:24:ILE:CD1	1:B:33:ASP:N	20	3.25
(3,5)	1:A:24:ILE:CD1	1:B:34:PRO:N	20	3.25
(3,5)	1:A:24:ILE:CD1	1:B:35:THR:N	20	3.25
(3,5)	1:A:24:ILE:CD1	1:B:36:ILE:N	20	3.25
(3,5)	1:A:24:ILE:CD1	1:B:37:GLU:N	20	3.25
(3,5)	1:A:24:ILE:CD1	1:B:38:ASP:N	20	3.25

Continued on next page...

Continued from previous page...

Key	Atom-1	Atom-2	Model ID	Violation (Å)
(3,5)	1:A:24:ILE:CD1	1:B:39:SER:N	20	3.25
(3,5)	1:A:24:ILE:CD1	1:B:40:TYR:N	20	3.25
(3,5)	1:A:24:ILE:CD1	1:B:41:ARG:N	20	3.25
(3,5)	1:A:24:ILE:CD1	1:B:42:LYS:N	20	3.25
(3,5)	1:A:24:ILE:CD1	1:B:43:GLN:N	20	3.25
(3,5)	1:A:24:ILE:CD1	1:B:44:VAL:N	20	3.25
(3,5)	1:A:24:ILE:CD1	1:B:45:VAL:N	20	3.25
(3,5)	1:A:24:ILE:CD1	1:B:46:ILE:N	20	3.25
(3,5)	1:A:24:ILE:CD1	1:B:47:ASP:N	20	3.25
(3,5)	1:A:24:ILE:CD1	1:B:48:GLY:N	20	3.25
(3,5)	1:A:24:ILE:CD1	1:B:49:GLU:N	20	3.25
(3,5)	1:A:24:ILE:CD1	1:B:50:THR:N	20	3.25
(3,5)	1:A:24:ILE:CD1	1:B:51:CYS:N	20	3.25
(3,5)	1:A:24:ILE:CD1	1:B:52:LEU:N	20	3.25
(3,5)	1:A:24:ILE:CD1	1:B:53:LEU:N	20	3.25
(3,5)	1:A:24:ILE:CD1	1:B:54:ASP:N	20	3.25
(3,5)	1:A:24:ILE:CD1	1:B:55:ILE:N	20	3.25
(3,5)	1:A:24:ILE:CD1	1:B:56:LEU:N	20	3.25
(3,5)	1:A:24:ILE:CD1	1:B:57:ASP:N	20	3.25
(3,5)	1:A:24:ILE:CD1	1:B:58:THR:N	20	3.25
(3,5)	1:A:24:ILE:CD1	1:B:59:ALA:N	20	3.25
(3,5)	1:A:24:ILE:CD1	1:B:60:GLY:N	20	3.25
(3,5)	1:A:24:ILE:CD1	1:B:61:GLN:N	20	3.25
(3,5)	1:A:24:ILE:CD1	1:B:62:GLU:N	20	3.25
(3,5)	1:A:24:ILE:CD1	1:B:63:GLU:N	20	3.25
(3,5)	1:A:24:ILE:CD1	1:B:64:TYR:N	20	3.25
(3,5)	1:A:24:ILE:CD1	1:B:65:SER:N	20	3.25
(3,5)	1:A:24:ILE:CD1	1:B:66:ALA:N	20	3.25
(3,5)	1:A:24:ILE:CD1	1:B:67:MET:N	20	3.25
(3,5)	1:A:24:ILE:CD1	1:B:68:ARG:N	20	3.25
(3,5)	1:A:24:ILE:CD1	1:B:69:ASP:N	20	3.25
(3,5)	1:A:24:ILE:CD1	1:B:70:GLN:N	20	3.25
(3,5)	1:A:24:ILE:CD1	1:B:71:TYR:N	20	3.25
(3,5)	1:A:24:ILE:CD1	1:B:72:MET:N	20	3.25
(3,5)	1:A:24:ILE:CD1	1:B:73:ARG:N	20	3.25
(3,5)	1:A:24:ILE:CD1	1:B:74:THR:N	20	3.25
(3,5)	1:A:24:ILE:CD1	1:B:75:GLY:N	20	3.25
(3,5)	1:A:24:ILE:CD1	1:B:76:GLU:N	20	3.25
(3,5)	1:A:24:ILE:CD1	1:B:77:GLY:N	20	3.25
(3,5)	1:A:24:ILE:CD1	1:B:78:PHE:N	20	3.25
(3,5)	1:A:24:ILE:CD1	1:B:79:LEU:N	20	3.25
(3,5)	1:A:24:ILE:CD1	1:B:80:CYS:N	20	3.25

Continued on next page...

Continued from previous page...

Key	Atom-1	Atom-2	Model ID	Violation (Å)
(3,5)	1:A:24:ILE:CD1	5:B:203:7Q9:N	20	3.25
(3,5)	1:A:24:ILE:CD1	5:B:204:7Q9:N	20	3.25
(3,5)	1:A:24:ILE:CD1	5:B:205:7Q9:N	20	3.25
(3,5)	1:A:24:ILE:CD1	5:B:206:7Q9:N	20	3.25
(3,5)	1:A:24:ILE:CD1	5:B:207:7Q9:N	20	3.25
(3,5)	1:A:24:ILE:CD1	6:B:208:17F:N1	20	3.25
(3,5)	1:A:24:ILE:CD1	5:B:209:7Q9:N	20	3.25
(3,5)	1:A:24:ILE:CD1	5:B:210:7Q9:N	20	3.25
(3,5)	1:A:24:ILE:CD1	5:B:211:7Q9:N	20	3.25
(3,5)	1:A:24:ILE:CD1	5:B:212:7Q9:N	20	3.25
(3,5)	1:A:24:ILE:CD1	5:B:213:7Q9:N	20	3.25
(3,5)	1:A:24:ILE:CD1	6:B:214:17F:N1	20	3.25
(3,5)	1:A:24:ILE:CD1	6:B:215:17F:N1	20	3.25
(3,5)	1:A:24:ILE:CD1	5:B:216:7Q9:N	20	3.25
(3,5)	1:A:24:ILE:CD1	5:B:217:7Q9:N	20	3.25
(3,5)	1:A:24:ILE:CD1	5:B:218:7Q9:N	20	3.25
(3,5)	1:A:24:ILE:CD1	6:B:219:17F:N1	20	3.25
(3,5)	1:A:24:ILE:CD1	5:B:220:7Q9:N	20	3.25
(3,4)	1:A:23:LEU:CD1	1:B:2:THR:N	1	3.25
(3,4)	1:A:23:LEU:CD1	1:B:3:GLU:N	1	3.25
(3,4)	1:A:23:LEU:CD1	1:B:4:TYR:N	1	3.25
(3,4)	1:A:23:LEU:CD1	1:B:5:LYS:N	1	3.25
(3,4)	1:A:23:LEU:CD1	1:B:6:LEU:N	1	3.25
(3,4)	1:A:23:LEU:CD1	1:B:7:VAL:N	1	3.25
(3,4)	1:A:23:LEU:CD1	1:B:8:VAL:N	1	3.25
(3,4)	1:A:23:LEU:CD1	1:B:9:VAL:N	1	3.25
(3,4)	1:A:23:LEU:CD1	1:B:10:GLY:N	1	3.25
(3,4)	1:A:23:LEU:CD1	1:B:11:ALA:N	1	3.25
(3,4)	1:A:23:LEU:CD1	1:B:12:ASP:N	1	3.25
(3,4)	1:A:23:LEU:CD1	1:B:13:GLY:N	1	3.25
(3,4)	1:A:23:LEU:CD1	1:B:14:VAL:N	1	3.25
(3,4)	1:A:23:LEU:CD1	1:B:15:GLY:N	1	3.25
(3,4)	1:A:23:LEU:CD1	1:B:16:LYS:N	1	3.25
(3,4)	1:A:23:LEU:CD1	1:B:17:SER:N	1	3.25
(3,4)	1:A:23:LEU:CD1	1:B:18:ALA:N	1	3.25
(3,4)	1:A:23:LEU:CD1	1:B:19:LEU:N	1	3.25
(3,4)	1:A:23:LEU:CD1	1:B:20:THR:N	1	3.25
(3,4)	1:A:23:LEU:CD1	1:B:21:ILE:N	1	3.25
(3,4)	1:A:23:LEU:CD1	1:B:22:GLN:N	1	3.25
(3,4)	1:A:23:LEU:CD1	1:B:23:LEU:N	1	3.25
(3,4)	1:A:23:LEU:CD1	1:B:24:ILE:N	1	3.25
(3,4)	1:A:23:LEU:CD1	1:B:25:GLN:N	1	3.25

Continued on next page...

Continued from previous page...

Key	Atom-1	Atom-2	Model ID	Violation (Å)
(3,4)	1:A:23:LEU:CD1	1:B:26:ASN:N	1	3.25
(3,4)	1:A:23:LEU:CD1	1:B:27:HIS:N	1	3.25
(3,4)	1:A:23:LEU:CD1	1:B:28:PHE:N	1	3.25
(3,4)	1:A:23:LEU:CD1	1:B:29:VAL:N	1	3.25
(3,4)	1:A:23:LEU:CD1	1:B:30:ASP:N	1	3.25
(3,4)	1:A:23:LEU:CD1	1:B:31:GLU:N	1	3.25
(3,4)	1:A:23:LEU:CD1	1:B:32:TYR:N	1	3.25
(3,4)	1:A:23:LEU:CD1	1:B:33:ASP:N	1	3.25
(3,4)	1:A:23:LEU:CD1	1:B:34:PRO:N	1	3.25
(3,4)	1:A:23:LEU:CD1	1:B:35:THR:N	1	3.25
(3,4)	1:A:23:LEU:CD1	1:B:36:ILE:N	1	3.25
(3,4)	1:A:23:LEU:CD1	1:B:37:GLU:N	1	3.25
(3,4)	1:A:23:LEU:CD1	1:B:38:ASP:N	1	3.25
(3,4)	1:A:23:LEU:CD1	1:B:39:SER:N	1	3.25
(3,4)	1:A:23:LEU:CD1	1:B:40:TYR:N	1	3.25
(3,4)	1:A:23:LEU:CD1	1:B:41:ARG:N	1	3.25
(3,4)	1:A:23:LEU:CD1	1:B:42:LYS:N	1	3.25
(3,4)	1:A:23:LEU:CD1	1:B:43:GLN:N	1	3.25
(3,4)	1:A:23:LEU:CD1	1:B:44:VAL:N	1	3.25
(3,4)	1:A:23:LEU:CD1	1:B:45:VAL:N	1	3.25
(3,4)	1:A:23:LEU:CD1	1:B:46:ILE:N	1	3.25
(3,4)	1:A:23:LEU:CD1	1:B:47:ASP:N	1	3.25
(3,4)	1:A:23:LEU:CD1	1:B:48:GLY:N	1	3.25
(3,4)	1:A:23:LEU:CD1	1:B:49:GLU:N	1	3.25
(3,4)	1:A:23:LEU:CD1	1:B:50:THR:N	1	3.25
(3,4)	1:A:23:LEU:CD1	1:B:51:CYS:N	1	3.25
(3,4)	1:A:23:LEU:CD1	1:B:52:LEU:N	1	3.25
(3,4)	1:A:23:LEU:CD1	1:B:53:LEU:N	1	3.25
(3,4)	1:A:23:LEU:CD1	1:B:54:ASP:N	1	3.25
(3,4)	1:A:23:LEU:CD1	1:B:55:ILE:N	1	3.25
(3,4)	1:A:23:LEU:CD1	1:B:56:LEU:N	1	3.25
(3,4)	1:A:23:LEU:CD1	1:B:57:ASP:N	1	3.25
(3,4)	1:A:23:LEU:CD1	1:B:58:THR:N	1	3.25
(3,4)	1:A:23:LEU:CD1	1:B:59:ALA:N	1	3.25
(3,4)	1:A:23:LEU:CD1	1:B:60:GLY:N	1	3.25
(3,4)	1:A:23:LEU:CD1	1:B:61:GLN:N	1	3.25
(3,4)	1:A:23:LEU:CD1	1:B:62:GLU:N	1	3.25
(3,4)	1:A:23:LEU:CD1	1:B:63:GLU:N	1	3.25
(3,4)	1:A:23:LEU:CD1	1:B:64:TYR:N	1	3.25
(3,4)	1:A:23:LEU:CD1	1:B:65:SER:N	1	3.25
(3,4)	1:A:23:LEU:CD1	1:B:66:ALA:N	1	3.25
(3,4)	1:A:23:LEU:CD1	1:B:67:MET:N	1	3.25

Continued on next page...

Continued from previous page...

Key	Atom-1	Atom-2	Model ID	Violation (Å)
(3,4)	1:A:23:LEU:CD1	1:B:68:ARG:N	1	3.25
(3,4)	1:A:23:LEU:CD1	1:B:69:ASP:N	1	3.25
(3,4)	1:A:23:LEU:CD1	1:B:70:GLN:N	1	3.25
(3,4)	1:A:23:LEU:CD1	1:B:71:TYR:N	1	3.25
(3,4)	1:A:23:LEU:CD1	1:B:72:MET:N	1	3.25
(3,4)	1:A:23:LEU:CD1	1:B:73:ARG:N	1	3.25
(3,4)	1:A:23:LEU:CD1	1:B:74:THR:N	1	3.25
(3,4)	1:A:23:LEU:CD1	1:B:75:GLY:N	1	3.25
(3,4)	1:A:23:LEU:CD1	1:B:76:GLU:N	1	3.25
(3,4)	1:A:23:LEU:CD1	1:B:77:GLY:N	1	3.25
(3,4)	1:A:23:LEU:CD1	1:B:78:PHE:N	1	3.25
(3,4)	1:A:23:LEU:CD1	1:B:79:LEU:N	1	3.25
(3,4)	1:A:23:LEU:CD1	1:B:80:CYS:N	1	3.25
(3,4)	1:A:23:LEU:CD1	5:B:203:7Q9:N	1	3.25
(3,4)	1:A:23:LEU:CD1	5:B:204:7Q9:N	1	3.25
(3,4)	1:A:23:LEU:CD1	5:B:205:7Q9:N	1	3.25
(3,4)	1:A:23:LEU:CD1	5:B:206:7Q9:N	1	3.25
(3,4)	1:A:23:LEU:CD1	5:B:207:7Q9:N	1	3.25
(3,4)	1:A:23:LEU:CD1	6:B:208:17F:N1	1	3.25
(3,4)	1:A:23:LEU:CD1	5:B:209:7Q9:N	1	3.25
(3,4)	1:A:23:LEU:CD1	5:B:210:7Q9:N	1	3.25
(3,4)	1:A:23:LEU:CD1	5:B:211:7Q9:N	1	3.25
(3,4)	1:A:23:LEU:CD1	5:B:212:7Q9:N	1	3.25
(3,4)	1:A:23:LEU:CD1	5:B:213:7Q9:N	1	3.25
(3,4)	1:A:23:LEU:CD1	6:B:214:17F:N1	1	3.25
(3,4)	1:A:23:LEU:CD1	6:B:215:17F:N1	1	3.25
(3,4)	1:A:23:LEU:CD1	5:B:216:7Q9:N	1	3.25
(3,4)	1:A:23:LEU:CD1	5:B:217:7Q9:N	1	3.25
(3,4)	1:A:23:LEU:CD1	5:B:218:7Q9:N	1	3.25
(3,4)	1:A:23:LEU:CD1	6:B:219:17F:N1	1	3.25
(3,4)	1:A:23:LEU:CD1	5:B:220:7Q9:N	1	3.25
(3,4)	1:A:23:LEU:CD2	1:B:2:THR:N	1	3.25
(3,4)	1:A:23:LEU:CD2	1:B:3:GLU:N	1	3.25
(3,4)	1:A:23:LEU:CD2	1:B:4:TYR:N	1	3.25
(3,4)	1:A:23:LEU:CD2	1:B:5:LYS:N	1	3.25
(3,4)	1:A:23:LEU:CD2	1:B:6:LEU:N	1	3.25
(3,4)	1:A:23:LEU:CD2	1:B:7:VAL:N	1	3.25
(3,4)	1:A:23:LEU:CD2	1:B:8:VAL:N	1	3.25
(3,4)	1:A:23:LEU:CD2	1:B:9:VAL:N	1	3.25
(3,4)	1:A:23:LEU:CD2	1:B:10:GLY:N	1	3.25
(3,4)	1:A:23:LEU:CD2	1:B:11:ALA:N	1	3.25
(3,4)	1:A:23:LEU:CD2	1:B:12:ASP:N	1	3.25

Continued on next page...

Continued from previous page...

Key	Atom-1	Atom-2	Model ID	Violation (Å)
(3,4)	1:A:23:LEU:CD2	1:B:13:GLY:N	1	3.25
(3,4)	1:A:23:LEU:CD2	1:B:14:VAL:N	1	3.25
(3,4)	1:A:23:LEU:CD2	1:B:15:GLY:N	1	3.25
(3,4)	1:A:23:LEU:CD2	1:B:16:LYS:N	1	3.25
(3,4)	1:A:23:LEU:CD2	1:B:17:SER:N	1	3.25
(3,4)	1:A:23:LEU:CD2	1:B:18:ALA:N	1	3.25
(3,4)	1:A:23:LEU:CD2	1:B:19:LEU:N	1	3.25
(3,4)	1:A:23:LEU:CD2	1:B:20:THR:N	1	3.25
(3,4)	1:A:23:LEU:CD2	1:B:21:ILE:N	1	3.25
(3,4)	1:A:23:LEU:CD2	1:B:22:GLN:N	1	3.25
(3,4)	1:A:23:LEU:CD2	1:B:23:LEU:N	1	3.25
(3,4)	1:A:23:LEU:CD2	1:B:24:ILE:N	1	3.25
(3,4)	1:A:23:LEU:CD2	1:B:25:GLN:N	1	3.25
(3,4)	1:A:23:LEU:CD2	1:B:26:ASN:N	1	3.25
(3,4)	1:A:23:LEU:CD2	1:B:27:HIS:N	1	3.25
(3,4)	1:A:23:LEU:CD2	1:B:28:PHE:N	1	3.25
(3,4)	1:A:23:LEU:CD2	1:B:29:VAL:N	1	3.25
(3,4)	1:A:23:LEU:CD2	1:B:30:ASP:N	1	3.25
(3,4)	1:A:23:LEU:CD2	1:B:31:GLU:N	1	3.25
(3,4)	1:A:23:LEU:CD2	1:B:32:TYR:N	1	3.25
(3,4)	1:A:23:LEU:CD2	1:B:33:ASP:N	1	3.25
(3,4)	1:A:23:LEU:CD2	1:B:34:PRO:N	1	3.25
(3,4)	1:A:23:LEU:CD2	1:B:35:THR:N	1	3.25
(3,4)	1:A:23:LEU:CD2	1:B:36:ILE:N	1	3.25
(3,4)	1:A:23:LEU:CD2	1:B:37:GLU:N	1	3.25
(3,4)	1:A:23:LEU:CD2	1:B:38:ASP:N	1	3.25
(3,4)	1:A:23:LEU:CD2	1:B:39:SER:N	1	3.25
(3,4)	1:A:23:LEU:CD2	1:B:40:TYR:N	1	3.25
(3,4)	1:A:23:LEU:CD2	1:B:41:ARG:N	1	3.25
(3,4)	1:A:23:LEU:CD2	1:B:42:LYS:N	1	3.25
(3,4)	1:A:23:LEU:CD2	1:B:43:GLN:N	1	3.25
(3,4)	1:A:23:LEU:CD2	1:B:44:VAL:N	1	3.25
(3,4)	1:A:23:LEU:CD2	1:B:45:VAL:N	1	3.25
(3,4)	1:A:23:LEU:CD2	1:B:46:ILE:N	1	3.25
(3,4)	1:A:23:LEU:CD2	1:B:47:ASP:N	1	3.25
(3,4)	1:A:23:LEU:CD2	1:B:48:GLY:N	1	3.25
(3,4)	1:A:23:LEU:CD2	1:B:49:GLU:N	1	3.25
(3,4)	1:A:23:LEU:CD2	1:B:50:THR:N	1	3.25
(3,4)	1:A:23:LEU:CD2	1:B:51:CYS:N	1	3.25
(3,4)	1:A:23:LEU:CD2	1:B:52:LEU:N	1	3.25
(3,4)	1:A:23:LEU:CD2	1:B:53:LEU:N	1	3.25
(3,4)	1:A:23:LEU:CD2	1:B:54:ASP:N	1	3.25

Continued on next page...

Continued from previous page...

Key	Atom-1	Atom-2	Model ID	Violation (Å)
(3,4)	1:A:23:LEU:CD2	1:B:55:ILE:N	1	3.25
(3,4)	1:A:23:LEU:CD2	1:B:56:LEU:N	1	3.25
(3,4)	1:A:23:LEU:CD2	1:B:57:ASP:N	1	3.25
(3,4)	1:A:23:LEU:CD2	1:B:58:THR:N	1	3.25
(3,4)	1:A:23:LEU:CD2	1:B:59:ALA:N	1	3.25
(3,4)	1:A:23:LEU:CD2	1:B:60:GLY:N	1	3.25
(3,4)	1:A:23:LEU:CD2	1:B:61:GLN:N	1	3.25
(3,4)	1:A:23:LEU:CD2	1:B:62:GLU:N	1	3.25
(3,4)	1:A:23:LEU:CD2	1:B:63:GLU:N	1	3.25
(3,4)	1:A:23:LEU:CD2	1:B:64:TYR:N	1	3.25
(3,4)	1:A:23:LEU:CD2	1:B:65:SER:N	1	3.25
(3,4)	1:A:23:LEU:CD2	1:B:66:ALA:N	1	3.25
(3,4)	1:A:23:LEU:CD2	1:B:67:MET:N	1	3.25
(3,4)	1:A:23:LEU:CD2	1:B:68:ARG:N	1	3.25
(3,4)	1:A:23:LEU:CD2	1:B:69:ASP:N	1	3.25
(3,4)	1:A:23:LEU:CD2	1:B:70:GLN:N	1	3.25
(3,4)	1:A:23:LEU:CD2	1:B:71:TYR:N	1	3.25
(3,4)	1:A:23:LEU:CD2	1:B:72:MET:N	1	3.25
(3,4)	1:A:23:LEU:CD2	1:B:73:ARG:N	1	3.25
(3,4)	1:A:23:LEU:CD2	1:B:74:THR:N	1	3.25
(3,4)	1:A:23:LEU:CD2	1:B:75:GLY:N	1	3.25
(3,4)	1:A:23:LEU:CD2	1:B:76:GLU:N	1	3.25
(3,4)	1:A:23:LEU:CD2	1:B:77:GLY:N	1	3.25
(3,4)	1:A:23:LEU:CD2	1:B:78:PHE:N	1	3.25
(3,4)	1:A:23:LEU:CD2	1:B:79:LEU:N	1	3.25
(3,4)	1:A:23:LEU:CD2	1:B:80:CYS:N	1	3.25
(3,4)	1:A:23:LEU:CD2	5:B:203:7Q9:N	1	3.25
(3,4)	1:A:23:LEU:CD2	5:B:204:7Q9:N	1	3.25
(3,4)	1:A:23:LEU:CD2	5:B:205:7Q9:N	1	3.25
(3,4)	1:A:23:LEU:CD2	5:B:206:7Q9:N	1	3.25
(3,4)	1:A:23:LEU:CD2	5:B:207:7Q9:N	1	3.25
(3,4)	1:A:23:LEU:CD2	6:B:208:17F:N1	1	3.25
(3,4)	1:A:23:LEU:CD2	5:B:209:7Q9:N	1	3.25
(3,4)	1:A:23:LEU:CD2	5:B:210:7Q9:N	1	3.25
(3,4)	1:A:23:LEU:CD2	5:B:211:7Q9:N	1	3.25
(3,4)	1:A:23:LEU:CD2	5:B:212:7Q9:N	1	3.25
(3,4)	1:A:23:LEU:CD2	5:B:213:7Q9:N	1	3.25
(3,4)	1:A:23:LEU:CD2	6:B:214:17F:N1	1	3.25
(3,4)	1:A:23:LEU:CD2	6:B:215:17F:N1	1	3.25
(3,4)	1:A:23:LEU:CD2	5:B:216:7Q9:N	1	3.25
(3,4)	1:A:23:LEU:CD2	5:B:217:7Q9:N	1	3.25
(3,4)	1:A:23:LEU:CD2	5:B:218:7Q9:N	1	3.25

Continued on next page...

Continued from previous page...

Key	Atom-1	Atom-2	Model ID	Violation (Å)
(3,4)	1:A:23:LEU:CD2	6:B:219:17F:N1	1	3.25
(3,4)	1:A:23:LEU:CD2	5:B:220:7Q9:N	1	3.25
(3,5)	1:A:24:ILE:CD1	1:B:2:THR:N	15	3.24
(3,5)	1:A:24:ILE:CD1	1:B:3:GLU:N	15	3.24
(3,5)	1:A:24:ILE:CD1	1:B:4:TYR:N	15	3.24
(3,5)	1:A:24:ILE:CD1	1:B:5:LYS:N	15	3.24
(3,5)	1:A:24:ILE:CD1	1:B:6:LEU:N	15	3.24
(3,5)	1:A:24:ILE:CD1	1:B:7:VAL:N	15	3.24
(3,5)	1:A:24:ILE:CD1	1:B:8:VAL:N	15	3.24
(3,5)	1:A:24:ILE:CD1	1:B:9:VAL:N	15	3.24
(3,5)	1:A:24:ILE:CD1	1:B:10:GLY:N	15	3.24
(3,5)	1:A:24:ILE:CD1	1:B:11:ALA:N	15	3.24
(3,5)	1:A:24:ILE:CD1	1:B:12:ASP:N	15	3.24
(3,5)	1:A:24:ILE:CD1	1:B:13:GLY:N	15	3.24
(3,5)	1:A:24:ILE:CD1	1:B:14:VAL:N	15	3.24
(3,5)	1:A:24:ILE:CD1	1:B:15:GLY:N	15	3.24
(3,5)	1:A:24:ILE:CD1	1:B:16:LYS:N	15	3.24
(3,5)	1:A:24:ILE:CD1	1:B:17:SER:N	15	3.24
(3,5)	1:A:24:ILE:CD1	1:B:18:ALA:N	15	3.24
(3,5)	1:A:24:ILE:CD1	1:B:19:LEU:N	15	3.24
(3,5)	1:A:24:ILE:CD1	1:B:20:THR:N	15	3.24
(3,5)	1:A:24:ILE:CD1	1:B:21:ILE:N	15	3.24
(3,5)	1:A:24:ILE:CD1	1:B:22:GLN:N	15	3.24
(3,5)	1:A:24:ILE:CD1	1:B:23:LEU:N	15	3.24
(3,5)	1:A:24:ILE:CD1	1:B:24:ILE:N	15	3.24
(3,5)	1:A:24:ILE:CD1	1:B:25:GLN:N	15	3.24
(3,5)	1:A:24:ILE:CD1	1:B:26:ASN:N	15	3.24
(3,5)	1:A:24:ILE:CD1	1:B:27:HIS:N	15	3.24
(3,5)	1:A:24:ILE:CD1	1:B:28:PHE:N	15	3.24
(3,5)	1:A:24:ILE:CD1	1:B:29:VAL:N	15	3.24
(3,5)	1:A:24:ILE:CD1	1:B:30:ASP:N	15	3.24
(3,5)	1:A:24:ILE:CD1	1:B:31:GLU:N	15	3.24
(3,5)	1:A:24:ILE:CD1	1:B:32:TYR:N	15	3.24
(3,5)	1:A:24:ILE:CD1	1:B:33:ASP:N	15	3.24
(3,5)	1:A:24:ILE:CD1	1:B:34:PRO:N	15	3.24
(3,5)	1:A:24:ILE:CD1	1:B:35:THR:N	15	3.24
(3,5)	1:A:24:ILE:CD1	1:B:36:ILE:N	15	3.24
(3,5)	1:A:24:ILE:CD1	1:B:37:GLU:N	15	3.24
(3,5)	1:A:24:ILE:CD1	1:B:38:ASP:N	15	3.24
(3,5)	1:A:24:ILE:CD1	1:B:39:SER:N	15	3.24
(3,5)	1:A:24:ILE:CD1	1:B:40:TYR:N	15	3.24
(3,5)	1:A:24:ILE:CD1	1:B:41:ARG:N	15	3.24

Continued on next page...

Continued from previous page...

Key	Atom-1	Atom-2	Model ID	Violation (Å)
(3,5)	1:A:24:ILE:CD1	1:B:42:LYS:N	15	3.24
(3,5)	1:A:24:ILE:CD1	1:B:43:GLN:N	15	3.24
(3,5)	1:A:24:ILE:CD1	1:B:44:VAL:N	15	3.24
(3,5)	1:A:24:ILE:CD1	1:B:45:VAL:N	15	3.24
(3,5)	1:A:24:ILE:CD1	1:B:46:ILE:N	15	3.24
(3,5)	1:A:24:ILE:CD1	1:B:47:ASP:N	15	3.24
(3,5)	1:A:24:ILE:CD1	1:B:48:GLY:N	15	3.24
(3,5)	1:A:24:ILE:CD1	1:B:49:GLU:N	15	3.24
(3,5)	1:A:24:ILE:CD1	1:B:50:THR:N	15	3.24
(3,5)	1:A:24:ILE:CD1	1:B:51:CYS:N	15	3.24
(3,5)	1:A:24:ILE:CD1	1:B:52:LEU:N	15	3.24
(3,5)	1:A:24:ILE:CD1	1:B:53:LEU:N	15	3.24
(3,5)	1:A:24:ILE:CD1	1:B:54:ASP:N	15	3.24
(3,5)	1:A:24:ILE:CD1	1:B:55:ILE:N	15	3.24
(3,5)	1:A:24:ILE:CD1	1:B:56:LEU:N	15	3.24
(3,5)	1:A:24:ILE:CD1	1:B:57:ASP:N	15	3.24
(3,5)	1:A:24:ILE:CD1	1:B:58:THR:N	15	3.24
(3,5)	1:A:24:ILE:CD1	1:B:59:ALA:N	15	3.24
(3,5)	1:A:24:ILE:CD1	1:B:60:GLY:N	15	3.24
(3,5)	1:A:24:ILE:CD1	1:B:61:GLN:N	15	3.24
(3,5)	1:A:24:ILE:CD1	1:B:62:GLU:N	15	3.24
(3,5)	1:A:24:ILE:CD1	1:B:63:GLU:N	15	3.24
(3,5)	1:A:24:ILE:CD1	1:B:64:TYR:N	15	3.24
(3,5)	1:A:24:ILE:CD1	1:B:65:SER:N	15	3.24
(3,5)	1:A:24:ILE:CD1	1:B:66:ALA:N	15	3.24
(3,5)	1:A:24:ILE:CD1	1:B:67:MET:N	15	3.24
(3,5)	1:A:24:ILE:CD1	1:B:68:ARG:N	15	3.24
(3,5)	1:A:24:ILE:CD1	1:B:69:ASP:N	15	3.24
(3,5)	1:A:24:ILE:CD1	1:B:70:GLN:N	15	3.24
(3,5)	1:A:24:ILE:CD1	1:B:71:TYR:N	15	3.24
(3,5)	1:A:24:ILE:CD1	1:B:72:MET:N	15	3.24
(3,5)	1:A:24:ILE:CD1	1:B:73:ARG:N	15	3.24
(3,5)	1:A:24:ILE:CD1	1:B:74:THR:N	15	3.24
(3,5)	1:A:24:ILE:CD1	1:B:75:GLY:N	15	3.24
(3,5)	1:A:24:ILE:CD1	1:B:76:GLU:N	15	3.24
(3,5)	1:A:24:ILE:CD1	1:B:77:GLY:N	15	3.24
(3,5)	1:A:24:ILE:CD1	1:B:78:PHE:N	15	3.24
(3,5)	1:A:24:ILE:CD1	1:B:79:LEU:N	15	3.24
(3,5)	1:A:24:ILE:CD1	1:B:80:CYS:N	15	3.24
(3,5)	1:A:24:ILE:CD1	5:B:203:7Q9:N	15	3.24
(3,5)	1:A:24:ILE:CD1	5:B:204:7Q9:N	15	3.24
(3,5)	1:A:24:ILE:CD1	5:B:205:7Q9:N	15	3.24

Continued on next page...

Continued from previous page...

Key	Atom-1	Atom-2	Model ID	Violation (Å)
(3,5)	1:A:24:ILE:CD1	5:B:206:7Q9:N	15	3.24
(3,5)	1:A:24:ILE:CD1	5:B:207:7Q9:N	15	3.24
(3,5)	1:A:24:ILE:CD1	6:B:208:17F:N1	15	3.24
(3,5)	1:A:24:ILE:CD1	5:B:209:7Q9:N	15	3.24
(3,5)	1:A:24:ILE:CD1	5:B:210:7Q9:N	15	3.24
(3,5)	1:A:24:ILE:CD1	5:B:211:7Q9:N	15	3.24
(3,5)	1:A:24:ILE:CD1	5:B:212:7Q9:N	15	3.24
(3,5)	1:A:24:ILE:CD1	5:B:213:7Q9:N	15	3.24
(3,5)	1:A:24:ILE:CD1	6:B:214:17F:N1	15	3.24
(3,5)	1:A:24:ILE:CD1	6:B:215:17F:N1	15	3.24
(3,5)	1:A:24:ILE:CD1	5:B:216:7Q9:N	15	3.24
(3,5)	1:A:24:ILE:CD1	5:B:217:7Q9:N	15	3.24
(3,5)	1:A:24:ILE:CD1	5:B:218:7Q9:N	15	3.24
(3,5)	1:A:24:ILE:CD1	6:B:219:17F:N1	15	3.24
(3,5)	1:A:24:ILE:CD1	5:B:220:7Q9:N	15	3.24
(3,5)	1:A:24:ILE:CD1	1:B:2:THR:N	16	3.23
(3,5)	1:A:24:ILE:CD1	1:B:3:GLU:N	16	3.23
(3,5)	1:A:24:ILE:CD1	1:B:4:TYR:N	16	3.23
(3,5)	1:A:24:ILE:CD1	1:B:5:LYS:N	16	3.23
(3,5)	1:A:24:ILE:CD1	1:B:6:LEU:N	16	3.23
(3,5)	1:A:24:ILE:CD1	1:B:7:VAL:N	16	3.23
(3,5)	1:A:24:ILE:CD1	1:B:8:VAL:N	16	3.23
(3,5)	1:A:24:ILE:CD1	1:B:9:VAL:N	16	3.23
(3,5)	1:A:24:ILE:CD1	1:B:10:GLY:N	16	3.23
(3,5)	1:A:24:ILE:CD1	1:B:11:ALA:N	16	3.23
(3,5)	1:A:24:ILE:CD1	1:B:12:ASP:N	16	3.23
(3,5)	1:A:24:ILE:CD1	1:B:13:GLY:N	16	3.23
(3,5)	1:A:24:ILE:CD1	1:B:14:VAL:N	16	3.23
(3,5)	1:A:24:ILE:CD1	1:B:15:GLY:N	16	3.23
(3,5)	1:A:24:ILE:CD1	1:B:16:LYS:N	16	3.23
(3,5)	1:A:24:ILE:CD1	1:B:17:SER:N	16	3.23
(3,5)	1:A:24:ILE:CD1	1:B:18:ALA:N	16	3.23
(3,5)	1:A:24:ILE:CD1	1:B:19:LEU:N	16	3.23
(3,5)	1:A:24:ILE:CD1	1:B:20:THR:N	16	3.23
(3,5)	1:A:24:ILE:CD1	1:B:21:ILE:N	16	3.23
(3,5)	1:A:24:ILE:CD1	1:B:22:GLN:N	16	3.23
(3,5)	1:A:24:ILE:CD1	1:B:23:LEU:N	16	3.23
(3,5)	1:A:24:ILE:CD1	1:B:24:ILE:N	16	3.23
(3,5)	1:A:24:ILE:CD1	1:B:25:GLN:N	16	3.23
(3,5)	1:A:24:ILE:CD1	1:B:26:ASN:N	16	3.23
(3,5)	1:A:24:ILE:CD1	1:B:27:HIS:N	16	3.23
(3,5)	1:A:24:ILE:CD1	1:B:28:PHE:N	16	3.23

Continued on next page...

Continued from previous page...

Key	Atom-1	Atom-2	Model ID	Violation (Å)
(3,5)	1:A:24:ILE:CD1	1:B:29:VAL:N	16	3.23
(3,5)	1:A:24:ILE:CD1	1:B:30:ASP:N	16	3.23
(3,5)	1:A:24:ILE:CD1	1:B:31:GLU:N	16	3.23
(3,5)	1:A:24:ILE:CD1	1:B:32:TYR:N	16	3.23
(3,5)	1:A:24:ILE:CD1	1:B:33:ASP:N	16	3.23
(3,5)	1:A:24:ILE:CD1	1:B:34:PRO:N	16	3.23
(3,5)	1:A:24:ILE:CD1	1:B:35:THR:N	16	3.23
(3,5)	1:A:24:ILE:CD1	1:B:36:ILE:N	16	3.23
(3,5)	1:A:24:ILE:CD1	1:B:37:GLU:N	16	3.23
(3,5)	1:A:24:ILE:CD1	1:B:38:ASP:N	16	3.23
(3,5)	1:A:24:ILE:CD1	1:B:39:SER:N	16	3.23
(3,5)	1:A:24:ILE:CD1	1:B:40:TYR:N	16	3.23
(3,5)	1:A:24:ILE:CD1	1:B:41:ARG:N	16	3.23
(3,5)	1:A:24:ILE:CD1	1:B:42:LYS:N	16	3.23
(3,5)	1:A:24:ILE:CD1	1:B:43:GLN:N	16	3.23
(3,5)	1:A:24:ILE:CD1	1:B:44:VAL:N	16	3.23
(3,5)	1:A:24:ILE:CD1	1:B:45:VAL:N	16	3.23
(3,5)	1:A:24:ILE:CD1	1:B:46:ILE:N	16	3.23
(3,5)	1:A:24:ILE:CD1	1:B:47:ASP:N	16	3.23
(3,5)	1:A:24:ILE:CD1	1:B:48:GLY:N	16	3.23
(3,5)	1:A:24:ILE:CD1	1:B:49:GLU:N	16	3.23
(3,5)	1:A:24:ILE:CD1	1:B:50:THR:N	16	3.23
(3,5)	1:A:24:ILE:CD1	1:B:51:CYS:N	16	3.23
(3,5)	1:A:24:ILE:CD1	1:B:52:LEU:N	16	3.23
(3,5)	1:A:24:ILE:CD1	1:B:53:LEU:N	16	3.23
(3,5)	1:A:24:ILE:CD1	1:B:54:ASP:N	16	3.23
(3,5)	1:A:24:ILE:CD1	1:B:55:ILE:N	16	3.23
(3,5)	1:A:24:ILE:CD1	1:B:56:LEU:N	16	3.23
(3,5)	1:A:24:ILE:CD1	1:B:57:ASP:N	16	3.23
(3,5)	1:A:24:ILE:CD1	1:B:58:THR:N	16	3.23
(3,5)	1:A:24:ILE:CD1	1:B:59:ALA:N	16	3.23
(3,5)	1:A:24:ILE:CD1	1:B:60:GLY:N	16	3.23
(3,5)	1:A:24:ILE:CD1	1:B:61:GLN:N	16	3.23
(3,5)	1:A:24:ILE:CD1	1:B:62:GLU:N	16	3.23
(3,5)	1:A:24:ILE:CD1	1:B:63:GLU:N	16	3.23
(3,5)	1:A:24:ILE:CD1	1:B:64:TYR:N	16	3.23
(3,5)	1:A:24:ILE:CD1	1:B:65:SER:N	16	3.23
(3,5)	1:A:24:ILE:CD1	1:B:66:ALA:N	16	3.23
(3,5)	1:A:24:ILE:CD1	1:B:67:MET:N	16	3.23
(3,5)	1:A:24:ILE:CD1	1:B:68:ARG:N	16	3.23
(3,5)	1:A:24:ILE:CD1	1:B:69:ASP:N	16	3.23
(3,5)	1:A:24:ILE:CD1	1:B:70:GLN:N	16	3.23

Continued on next page...

Continued from previous page...

Key	Atom-1	Atom-2	Model ID	Violation (Å)
(3,5)	1:A:24:ILE:CD1	1:B:71:TYR:N	16	3.23
(3,5)	1:A:24:ILE:CD1	1:B:72:MET:N	16	3.23
(3,5)	1:A:24:ILE:CD1	1:B:73:ARG:N	16	3.23
(3,5)	1:A:24:ILE:CD1	1:B:74:THR:N	16	3.23
(3,5)	1:A:24:ILE:CD1	1:B:75:GLY:N	16	3.23
(3,5)	1:A:24:ILE:CD1	1:B:76:GLU:N	16	3.23
(3,5)	1:A:24:ILE:CD1	1:B:77:GLY:N	16	3.23
(3,5)	1:A:24:ILE:CD1	1:B:78:PHE:N	16	3.23
(3,5)	1:A:24:ILE:CD1	1:B:79:LEU:N	16	3.23
(3,5)	1:A:24:ILE:CD1	1:B:80:CYS:N	16	3.23
(3,5)	1:A:24:ILE:CD1	5:B:203:7Q9:N	16	3.23
(3,5)	1:A:24:ILE:CD1	5:B:204:7Q9:N	16	3.23
(3,5)	1:A:24:ILE:CD1	5:B:205:7Q9:N	16	3.23
(3,5)	1:A:24:ILE:CD1	5:B:206:7Q9:N	16	3.23
(3,5)	1:A:24:ILE:CD1	5:B:207:7Q9:N	16	3.23
(3,5)	1:A:24:ILE:CD1	6:B:208:17F:N1	16	3.23
(3,5)	1:A:24:ILE:CD1	5:B:209:7Q9:N	16	3.23
(3,5)	1:A:24:ILE:CD1	5:B:210:7Q9:N	16	3.23
(3,5)	1:A:24:ILE:CD1	5:B:211:7Q9:N	16	3.23
(3,5)	1:A:24:ILE:CD1	5:B:212:7Q9:N	16	3.23
(3,5)	1:A:24:ILE:CD1	5:B:213:7Q9:N	16	3.23
(3,5)	1:A:24:ILE:CD1	6:B:214:17F:N1	16	3.23
(3,5)	1:A:24:ILE:CD1	6:B:215:17F:N1	16	3.23
(3,5)	1:A:24:ILE:CD1	5:B:216:7Q9:N	16	3.23
(3,5)	1:A:24:ILE:CD1	5:B:217:7Q9:N	16	3.23
(3,5)	1:A:24:ILE:CD1	5:B:218:7Q9:N	16	3.23
(3,5)	1:A:24:ILE:CD1	6:B:219:17F:N1	16	3.23
(3,5)	1:A:24:ILE:CD1	5:B:220:7Q9:N	16	3.23
(3,3)	1:A:21:ILE:CD1	1:B:2:THR:N	5	3.21
(3,3)	1:A:21:ILE:CD1	1:B:3:GLU:N	5	3.21
(3,3)	1:A:21:ILE:CD1	1:B:4:TYR:N	5	3.21
(3,3)	1:A:21:ILE:CD1	1:B:5:LYS:N	5	3.21
(3,3)	1:A:21:ILE:CD1	1:B:6:LEU:N	5	3.21
(3,3)	1:A:21:ILE:CD1	1:B:7:VAL:N	5	3.21
(3,3)	1:A:21:ILE:CD1	1:B:8:VAL:N	5	3.21
(3,3)	1:A:21:ILE:CD1	1:B:9:VAL:N	5	3.21
(3,3)	1:A:21:ILE:CD1	1:B:10:GLY:N	5	3.21
(3,3)	1:A:21:ILE:CD1	1:B:11:ALA:N	5	3.21
(3,3)	1:A:21:ILE:CD1	1:B:12:ASP:N	5	3.21
(3,3)	1:A:21:ILE:CD1	1:B:13:GLY:N	5	3.21
(3,3)	1:A:21:ILE:CD1	1:B:14:VAL:N	5	3.21
(3,3)	1:A:21:ILE:CD1	1:B:15:GLY:N	5	3.21

Continued on next page...

Continued from previous page...

Key	Atom-1	Atom-2	Model ID	Violation (Å)
(3,3)	1:A:21:ILE:CD1	1:B:16:LYS:N	5	3.21
(3,3)	1:A:21:ILE:CD1	1:B:17:SER:N	5	3.21
(3,3)	1:A:21:ILE:CD1	1:B:18:ALA:N	5	3.21
(3,3)	1:A:21:ILE:CD1	1:B:19:LEU:N	5	3.21
(3,3)	1:A:21:ILE:CD1	1:B:20:THR:N	5	3.21
(3,3)	1:A:21:ILE:CD1	1:B:21:ILE:N	5	3.21
(3,3)	1:A:21:ILE:CD1	1:B:22:GLN:N	5	3.21
(3,3)	1:A:21:ILE:CD1	1:B:23:LEU:N	5	3.21
(3,3)	1:A:21:ILE:CD1	1:B:24:ILE:N	5	3.21
(3,3)	1:A:21:ILE:CD1	1:B:25:GLN:N	5	3.21
(3,3)	1:A:21:ILE:CD1	1:B:26:ASN:N	5	3.21
(3,3)	1:A:21:ILE:CD1	1:B:27:HIS:N	5	3.21
(3,3)	1:A:21:ILE:CD1	1:B:28:PHE:N	5	3.21
(3,3)	1:A:21:ILE:CD1	1:B:29:VAL:N	5	3.21
(3,3)	1:A:21:ILE:CD1	1:B:30:ASP:N	5	3.21
(3,3)	1:A:21:ILE:CD1	1:B:31:GLU:N	5	3.21
(3,3)	1:A:21:ILE:CD1	1:B:32:TYR:N	5	3.21
(3,3)	1:A:21:ILE:CD1	1:B:33:ASP:N	5	3.21
(3,3)	1:A:21:ILE:CD1	1:B:34:PRO:N	5	3.21
(3,3)	1:A:21:ILE:CD1	1:B:35:THR:N	5	3.21
(3,3)	1:A:21:ILE:CD1	1:B:36:ILE:N	5	3.21
(3,3)	1:A:21:ILE:CD1	1:B:37:GLU:N	5	3.21
(3,3)	1:A:21:ILE:CD1	1:B:38:ASP:N	5	3.21
(3,3)	1:A:21:ILE:CD1	1:B:39:SER:N	5	3.21
(3,3)	1:A:21:ILE:CD1	1:B:40:TYR:N	5	3.21
(3,3)	1:A:21:ILE:CD1	1:B:41:ARG:N	5	3.21
(3,3)	1:A:21:ILE:CD1	1:B:42:LYS:N	5	3.21
(3,3)	1:A:21:ILE:CD1	1:B:43:GLN:N	5	3.21
(3,3)	1:A:21:ILE:CD1	1:B:44:VAL:N	5	3.21
(3,3)	1:A:21:ILE:CD1	1:B:45:VAL:N	5	3.21
(3,3)	1:A:21:ILE:CD1	1:B:46:ILE:N	5	3.21
(3,3)	1:A:21:ILE:CD1	1:B:47:ASP:N	5	3.21
(3,3)	1:A:21:ILE:CD1	1:B:48:GLY:N	5	3.21
(3,3)	1:A:21:ILE:CD1	1:B:49:GLU:N	5	3.21
(3,3)	1:A:21:ILE:CD1	1:B:50:THR:N	5	3.21
(3,3)	1:A:21:ILE:CD1	1:B:51:CYS:N	5	3.21
(3,3)	1:A:21:ILE:CD1	1:B:52:LEU:N	5	3.21
(3,3)	1:A:21:ILE:CD1	1:B:53:LEU:N	5	3.21
(3,3)	1:A:21:ILE:CD1	1:B:54:ASP:N	5	3.21
(3,3)	1:A:21:ILE:CD1	1:B:55:ILE:N	5	3.21
(3,3)	1:A:21:ILE:CD1	1:B:56:LEU:N	5	3.21
(3,3)	1:A:21:ILE:CD1	1:B:57:ASP:N	5	3.21

Continued on next page...

Continued from previous page...

Key	Atom-1	Atom-2	Model ID	Violation (Å)
(3,3)	1:A:21:ILE:CD1	1:B:58:THR:N	5	3.21
(3,3)	1:A:21:ILE:CD1	1:B:59:ALA:N	5	3.21
(3,3)	1:A:21:ILE:CD1	1:B:60:GLY:N	5	3.21
(3,3)	1:A:21:ILE:CD1	1:B:61:GLN:N	5	3.21
(3,3)	1:A:21:ILE:CD1	1:B:62:GLU:N	5	3.21
(3,3)	1:A:21:ILE:CD1	1:B:63:GLU:N	5	3.21
(3,3)	1:A:21:ILE:CD1	1:B:64:TYR:N	5	3.21
(3,3)	1:A:21:ILE:CD1	1:B:65:SER:N	5	3.21
(3,3)	1:A:21:ILE:CD1	1:B:66:ALA:N	5	3.21
(3,3)	1:A:21:ILE:CD1	1:B:67:MET:N	5	3.21
(3,3)	1:A:21:ILE:CD1	1:B:68:ARG:N	5	3.21
(3,3)	1:A:21:ILE:CD1	1:B:69:ASP:N	5	3.21
(3,3)	1:A:21:ILE:CD1	1:B:70:GLN:N	5	3.21
(3,3)	1:A:21:ILE:CD1	1:B:71:TYR:N	5	3.21
(3,3)	1:A:21:ILE:CD1	1:B:72:MET:N	5	3.21
(3,3)	1:A:21:ILE:CD1	1:B:73:ARG:N	5	3.21
(3,3)	1:A:21:ILE:CD1	1:B:74:THR:N	5	3.21
(3,3)	1:A:21:ILE:CD1	1:B:75:GLY:N	5	3.21
(3,3)	1:A:21:ILE:CD1	1:B:76:GLU:N	5	3.21
(3,3)	1:A:21:ILE:CD1	1:B:77:GLY:N	5	3.21
(3,3)	1:A:21:ILE:CD1	1:B:78:PHE:N	5	3.21
(3,3)	1:A:21:ILE:CD1	1:B:79:LEU:N	5	3.21
(3,3)	1:A:21:ILE:CD1	1:B:80:CYS:N	5	3.21
(3,3)	1:A:21:ILE:CD1	5:B:203:7Q9:N	5	3.21
(3,3)	1:A:21:ILE:CD1	5:B:204:7Q9:N	5	3.21
(3,3)	1:A:21:ILE:CD1	5:B:205:7Q9:N	5	3.21
(3,3)	1:A:21:ILE:CD1	5:B:206:7Q9:N	5	3.21
(3,3)	1:A:21:ILE:CD1	5:B:207:7Q9:N	5	3.21
(3,3)	1:A:21:ILE:CD1	6:B:208:17F:N1	5	3.21
(3,3)	1:A:21:ILE:CD1	5:B:209:7Q9:N	5	3.21
(3,3)	1:A:21:ILE:CD1	5:B:210:7Q9:N	5	3.21
(3,3)	1:A:21:ILE:CD1	5:B:211:7Q9:N	5	3.21
(3,3)	1:A:21:ILE:CD1	5:B:212:7Q9:N	5	3.21
(3,3)	1:A:21:ILE:CD1	5:B:213:7Q9:N	5	3.21
(3,3)	1:A:21:ILE:CD1	6:B:214:17F:N1	5	3.21
(3,3)	1:A:21:ILE:CD1	6:B:215:17F:N1	5	3.21
(3,3)	1:A:21:ILE:CD1	5:B:216:7Q9:N	5	3.21
(3,3)	1:A:21:ILE:CD1	5:B:217:7Q9:N	5	3.21
(3,3)	1:A:21:ILE:CD1	5:B:218:7Q9:N	5	3.21
(3,3)	1:A:21:ILE:CD1	6:B:219:17F:N1	5	3.21
(3,3)	1:A:21:ILE:CD1	5:B:220:7Q9:N	5	3.21
(3,13)	1:A:160:VAL:CG1	1:B:2:THR:N	2	3.21

Continued on next page...

Continued from previous page...

Key	Atom-1	Atom-2	Model ID	Violation (Å)
(3,13)	1:A:160:VAL:CG1	1:B:3:GLU:N	2	3.21
(3,13)	1:A:160:VAL:CG1	1:B:4:TYR:N	2	3.21
(3,13)	1:A:160:VAL:CG1	1:B:5:LYS:N	2	3.21
(3,13)	1:A:160:VAL:CG1	1:B:6:LEU:N	2	3.21
(3,13)	1:A:160:VAL:CG1	1:B:7:VAL:N	2	3.21
(3,13)	1:A:160:VAL:CG1	1:B:8:VAL:N	2	3.21
(3,13)	1:A:160:VAL:CG1	1:B:9:VAL:N	2	3.21
(3,13)	1:A:160:VAL:CG1	1:B:10:GLY:N	2	3.21
(3,13)	1:A:160:VAL:CG1	1:B:11:ALA:N	2	3.21
(3,13)	1:A:160:VAL:CG1	1:B:12:ASP:N	2	3.21
(3,13)	1:A:160:VAL:CG1	1:B:13:GLY:N	2	3.21
(3,13)	1:A:160:VAL:CG1	1:B:14:VAL:N	2	3.21
(3,13)	1:A:160:VAL:CG1	1:B:15:GLY:N	2	3.21
(3,13)	1:A:160:VAL:CG1	1:B:16:LYS:N	2	3.21
(3,13)	1:A:160:VAL:CG1	1:B:17:SER:N	2	3.21
(3,13)	1:A:160:VAL:CG1	1:B:18:ALA:N	2	3.21
(3,13)	1:A:160:VAL:CG1	1:B:19:LEU:N	2	3.21
(3,13)	1:A:160:VAL:CG1	1:B:20:THR:N	2	3.21
(3,13)	1:A:160:VAL:CG1	1:B:21:ILE:N	2	3.21
(3,13)	1:A:160:VAL:CG1	1:B:22:GLN:N	2	3.21
(3,13)	1:A:160:VAL:CG1	1:B:23:LEU:N	2	3.21
(3,13)	1:A:160:VAL:CG1	1:B:24:ILE:N	2	3.21
(3,13)	1:A:160:VAL:CG1	1:B:25:GLN:N	2	3.21
(3,13)	1:A:160:VAL:CG1	1:B:26:ASN:N	2	3.21
(3,13)	1:A:160:VAL:CG1	1:B:27:HIS:N	2	3.21
(3,13)	1:A:160:VAL:CG1	1:B:28:PHE:N	2	3.21
(3,13)	1:A:160:VAL:CG1	1:B:29:VAL:N	2	3.21
(3,13)	1:A:160:VAL:CG1	1:B:30:ASP:N	2	3.21
(3,13)	1:A:160:VAL:CG1	1:B:31:GLU:N	2	3.21
(3,13)	1:A:160:VAL:CG1	1:B:32:TYR:N	2	3.21
(3,13)	1:A:160:VAL:CG1	1:B:33:ASP:N	2	3.21
(3,13)	1:A:160:VAL:CG1	1:B:34:PRO:N	2	3.21
(3,13)	1:A:160:VAL:CG1	1:B:35:THR:N	2	3.21
(3,13)	1:A:160:VAL:CG1	1:B:36:ILE:N	2	3.21
(3,13)	1:A:160:VAL:CG1	1:B:37:GLU:N	2	3.21
(3,13)	1:A:160:VAL:CG1	1:B:38:ASP:N	2	3.21
(3,13)	1:A:160:VAL:CG1	1:B:39:SER:N	2	3.21
(3,13)	1:A:160:VAL:CG1	1:B:40:TYR:N	2	3.21
(3,13)	1:A:160:VAL:CG1	1:B:41:ARG:N	2	3.21
(3,13)	1:A:160:VAL:CG1	1:B:42:LYS:N	2	3.21
(3,13)	1:A:160:VAL:CG1	1:B:43:GLN:N	2	3.21
(3,13)	1:A:160:VAL:CG1	1:B:44:VAL:N	2	3.21

Continued on next page...

Continued from previous page...

Key	Atom-1	Atom-2	Model ID	Violation (Å)
(3,13)	1:A:160:VAL:CG1	1:B:45:VAL:N	2	3.21
(3,13)	1:A:160:VAL:CG1	1:B:46:ILE:N	2	3.21
(3,13)	1:A:160:VAL:CG1	1:B:47:ASP:N	2	3.21
(3,13)	1:A:160:VAL:CG1	1:B:48:GLY:N	2	3.21
(3,13)	1:A:160:VAL:CG1	1:B:49:GLU:N	2	3.21
(3,13)	1:A:160:VAL:CG1	1:B:50:THR:N	2	3.21
(3,13)	1:A:160:VAL:CG1	1:B:51:CYS:N	2	3.21
(3,13)	1:A:160:VAL:CG1	1:B:52:LEU:N	2	3.21
(3,13)	1:A:160:VAL:CG1	1:B:53:LEU:N	2	3.21
(3,13)	1:A:160:VAL:CG1	1:B:54:ASP:N	2	3.21
(3,13)	1:A:160:VAL:CG1	1:B:55:ILE:N	2	3.21
(3,13)	1:A:160:VAL:CG1	1:B:56:LEU:N	2	3.21
(3,13)	1:A:160:VAL:CG1	1:B:57:ASP:N	2	3.21
(3,13)	1:A:160:VAL:CG1	1:B:58:THR:N	2	3.21
(3,13)	1:A:160:VAL:CG1	1:B:59:ALA:N	2	3.21
(3,13)	1:A:160:VAL:CG1	1:B:60:GLY:N	2	3.21
(3,13)	1:A:160:VAL:CG1	1:B:61:GLN:N	2	3.21
(3,13)	1:A:160:VAL:CG1	1:B:62:GLU:N	2	3.21
(3,13)	1:A:160:VAL:CG1	1:B:63:GLU:N	2	3.21
(3,13)	1:A:160:VAL:CG1	1:B:64:TYR:N	2	3.21
(3,13)	1:A:160:VAL:CG1	1:B:65:SER:N	2	3.21
(3,13)	1:A:160:VAL:CG1	1:B:66:ALA:N	2	3.21
(3,13)	1:A:160:VAL:CG1	1:B:67:MET:N	2	3.21
(3,13)	1:A:160:VAL:CG1	1:B:68:ARG:N	2	3.21
(3,13)	1:A:160:VAL:CG1	1:B:69:ASP:N	2	3.21
(3,13)	1:A:160:VAL:CG1	1:B:70:GLN:N	2	3.21
(3,13)	1:A:160:VAL:CG1	1:B:71:TYR:N	2	3.21
(3,13)	1:A:160:VAL:CG1	1:B:72:MET:N	2	3.21
(3,13)	1:A:160:VAL:CG1	1:B:73:ARG:N	2	3.21
(3,13)	1:A:160:VAL:CG1	1:B:74:THR:N	2	3.21
(3,13)	1:A:160:VAL:CG1	1:B:75:GLY:N	2	3.21
(3,13)	1:A:160:VAL:CG1	1:B:76:GLU:N	2	3.21
(3,13)	1:A:160:VAL:CG1	1:B:77:GLY:N	2	3.21
(3,13)	1:A:160:VAL:CG1	1:B:78:PHE:N	2	3.21
(3,13)	1:A:160:VAL:CG1	1:B:79:LEU:N	2	3.21
(3,13)	1:A:160:VAL:CG1	1:B:80:CYS:N	2	3.21
(3,13)	1:A:160:VAL:CG1	5:B:203:7Q9:N	2	3.21
(3,13)	1:A:160:VAL:CG1	5:B:204:7Q9:N	2	3.21
(3,13)	1:A:160:VAL:CG1	5:B:205:7Q9:N	2	3.21
(3,13)	1:A:160:VAL:CG1	5:B:206:7Q9:N	2	3.21
(3,13)	1:A:160:VAL:CG1	5:B:207:7Q9:N	2	3.21
(3,13)	1:A:160:VAL:CG1	6:B:208:17F:N1	2	3.21

Continued on next page...

Continued from previous page...

Key	Atom-1	Atom-2	Model ID	Violation (Å)
(3,13)	1:A:160:VAL:CG1	5:B:209:7Q9:N	2	3.21
(3,13)	1:A:160:VAL:CG1	5:B:210:7Q9:N	2	3.21
(3,13)	1:A:160:VAL:CG1	5:B:211:7Q9:N	2	3.21
(3,13)	1:A:160:VAL:CG1	5:B:212:7Q9:N	2	3.21
(3,13)	1:A:160:VAL:CG1	5:B:213:7Q9:N	2	3.21
(3,13)	1:A:160:VAL:CG1	6:B:214:17F:N1	2	3.21
(3,13)	1:A:160:VAL:CG1	6:B:215:17F:N1	2	3.21
(3,13)	1:A:160:VAL:CG1	5:B:216:7Q9:N	2	3.21
(3,13)	1:A:160:VAL:CG1	5:B:217:7Q9:N	2	3.21
(3,13)	1:A:160:VAL:CG1	5:B:218:7Q9:N	2	3.21
(3,13)	1:A:160:VAL:CG1	6:B:219:17F:N1	2	3.21
(3,13)	1:A:160:VAL:CG1	5:B:220:7Q9:N	2	3.21
(3,13)	1:A:160:VAL:CG2	1:B:2:THR:N	2	3.21
(3,13)	1:A:160:VAL:CG2	1:B:3:GLU:N	2	3.21
(3,13)	1:A:160:VAL:CG2	1:B:4:TYR:N	2	3.21
(3,13)	1:A:160:VAL:CG2	1:B:5:LYS:N	2	3.21
(3,13)	1:A:160:VAL:CG2	1:B:6:LEU:N	2	3.21
(3,13)	1:A:160:VAL:CG2	1:B:7:VAL:N	2	3.21
(3,13)	1:A:160:VAL:CG2	1:B:8:VAL:N	2	3.21
(3,13)	1:A:160:VAL:CG2	1:B:9:VAL:N	2	3.21
(3,13)	1:A:160:VAL:CG2	1:B:10:GLY:N	2	3.21
(3,13)	1:A:160:VAL:CG2	1:B:11:ALA:N	2	3.21
(3,13)	1:A:160:VAL:CG2	1:B:12:ASP:N	2	3.21
(3,13)	1:A:160:VAL:CG2	1:B:13:GLY:N	2	3.21
(3,13)	1:A:160:VAL:CG2	1:B:14:VAL:N	2	3.21
(3,13)	1:A:160:VAL:CG2	1:B:15:GLY:N	2	3.21
(3,13)	1:A:160:VAL:CG2	1:B:16:LYS:N	2	3.21
(3,13)	1:A:160:VAL:CG2	1:B:17:SER:N	2	3.21
(3,13)	1:A:160:VAL:CG2	1:B:18:ALA:N	2	3.21
(3,13)	1:A:160:VAL:CG2	1:B:19:LEU:N	2	3.21
(3,13)	1:A:160:VAL:CG2	1:B:20:THR:N	2	3.21
(3,13)	1:A:160:VAL:CG2	1:B:21:ILE:N	2	3.21
(3,13)	1:A:160:VAL:CG2	1:B:22:GLN:N	2	3.21
(3,13)	1:A:160:VAL:CG2	1:B:23:LEU:N	2	3.21
(3,13)	1:A:160:VAL:CG2	1:B:24:ILE:N	2	3.21
(3,13)	1:A:160:VAL:CG2	1:B:25:GLN:N	2	3.21
(3,13)	1:A:160:VAL:CG2	1:B:26:ASN:N	2	3.21
(3,13)	1:A:160:VAL:CG2	1:B:27:HIS:N	2	3.21
(3,13)	1:A:160:VAL:CG2	1:B:28:PHE:N	2	3.21
(3,13)	1:A:160:VAL:CG2	1:B:29:VAL:N	2	3.21
(3,13)	1:A:160:VAL:CG2	1:B:30:ASP:N	2	3.21
(3,13)	1:A:160:VAL:CG2	1:B:31:GLU:N	2	3.21

Continued on next page...

Continued from previous page...

Key	Atom-1	Atom-2	Model ID	Violation (Å)
(3,13)	1:A:160:VAL:CG2	1:B:32:TYR:N	2	3.21
(3,13)	1:A:160:VAL:CG2	1:B:33:ASP:N	2	3.21
(3,13)	1:A:160:VAL:CG2	1:B:34:PRO:N	2	3.21
(3,13)	1:A:160:VAL:CG2	1:B:35:THR:N	2	3.21
(3,13)	1:A:160:VAL:CG2	1:B:36:ILE:N	2	3.21
(3,13)	1:A:160:VAL:CG2	1:B:37:GLU:N	2	3.21
(3,13)	1:A:160:VAL:CG2	1:B:38:ASP:N	2	3.21
(3,13)	1:A:160:VAL:CG2	1:B:39:SER:N	2	3.21
(3,13)	1:A:160:VAL:CG2	1:B:40:TYR:N	2	3.21
(3,13)	1:A:160:VAL:CG2	1:B:41:ARG:N	2	3.21
(3,13)	1:A:160:VAL:CG2	1:B:42:LYS:N	2	3.21
(3,13)	1:A:160:VAL:CG2	1:B:43:GLN:N	2	3.21
(3,13)	1:A:160:VAL:CG2	1:B:44:VAL:N	2	3.21
(3,13)	1:A:160:VAL:CG2	1:B:45:VAL:N	2	3.21
(3,13)	1:A:160:VAL:CG2	1:B:46:ILE:N	2	3.21
(3,13)	1:A:160:VAL:CG2	1:B:47:ASP:N	2	3.21
(3,13)	1:A:160:VAL:CG2	1:B:48:GLY:N	2	3.21
(3,13)	1:A:160:VAL:CG2	1:B:49:GLU:N	2	3.21
(3,13)	1:A:160:VAL:CG2	1:B:50:THR:N	2	3.21
(3,13)	1:A:160:VAL:CG2	1:B:51:CYS:N	2	3.21
(3,13)	1:A:160:VAL:CG2	1:B:52:LEU:N	2	3.21
(3,13)	1:A:160:VAL:CG2	1:B:53:LEU:N	2	3.21
(3,13)	1:A:160:VAL:CG2	1:B:54:ASP:N	2	3.21
(3,13)	1:A:160:VAL:CG2	1:B:55:ILE:N	2	3.21
(3,13)	1:A:160:VAL:CG2	1:B:56:LEU:N	2	3.21
(3,13)	1:A:160:VAL:CG2	1:B:57:ASP:N	2	3.21
(3,13)	1:A:160:VAL:CG2	1:B:58:THR:N	2	3.21
(3,13)	1:A:160:VAL:CG2	1:B:59:ALA:N	2	3.21
(3,13)	1:A:160:VAL:CG2	1:B:60:GLY:N	2	3.21
(3,13)	1:A:160:VAL:CG2	1:B:61:GLN:N	2	3.21
(3,13)	1:A:160:VAL:CG2	1:B:62:GLU:N	2	3.21
(3,13)	1:A:160:VAL:CG2	1:B:63:GLU:N	2	3.21
(3,13)	1:A:160:VAL:CG2	1:B:64:TYR:N	2	3.21
(3,13)	1:A:160:VAL:CG2	1:B:65:SER:N	2	3.21
(3,13)	1:A:160:VAL:CG2	1:B:66:ALA:N	2	3.21
(3,13)	1:A:160:VAL:CG2	1:B:67:MET:N	2	3.21
(3,13)	1:A:160:VAL:CG2	1:B:68:ARG:N	2	3.21
(3,13)	1:A:160:VAL:CG2	1:B:69:ASP:N	2	3.21
(3,13)	1:A:160:VAL:CG2	1:B:70:GLN:N	2	3.21
(3,13)	1:A:160:VAL:CG2	1:B:71:TYR:N	2	3.21
(3,13)	1:A:160:VAL:CG2	1:B:72:MET:N	2	3.21
(3,13)	1:A:160:VAL:CG2	1:B:73:ARG:N	2	3.21

Continued on next page...

Continued from previous page...

Key	Atom-1	Atom-2	Model ID	Violation (Å)
(3,13)	1:A:160:VAL:CG2	1:B:74:THR:N	2	3.21
(3,13)	1:A:160:VAL:CG2	1:B:75:GLY:N	2	3.21
(3,13)	1:A:160:VAL:CG2	1:B:76:GLU:N	2	3.21
(3,13)	1:A:160:VAL:CG2	1:B:77:GLY:N	2	3.21
(3,13)	1:A:160:VAL:CG2	1:B:78:PHE:N	2	3.21
(3,13)	1:A:160:VAL:CG2	1:B:79:LEU:N	2	3.21
(3,13)	1:A:160:VAL:CG2	1:B:80:CYS:N	2	3.21
(3,13)	1:A:160:VAL:CG2	5:B:203:7Q9:N	2	3.21
(3,13)	1:A:160:VAL:CG2	5:B:204:7Q9:N	2	3.21
(3,13)	1:A:160:VAL:CG2	5:B:205:7Q9:N	2	3.21
(3,13)	1:A:160:VAL:CG2	5:B:206:7Q9:N	2	3.21
(3,13)	1:A:160:VAL:CG2	5:B:207:7Q9:N	2	3.21
(3,13)	1:A:160:VAL:CG2	6:B:208:17F:N1	2	3.21
(3,13)	1:A:160:VAL:CG2	5:B:209:7Q9:N	2	3.21
(3,13)	1:A:160:VAL:CG2	5:B:210:7Q9:N	2	3.21
(3,13)	1:A:160:VAL:CG2	5:B:211:7Q9:N	2	3.21
(3,13)	1:A:160:VAL:CG2	5:B:212:7Q9:N	2	3.21
(3,13)	1:A:160:VAL:CG2	5:B:213:7Q9:N	2	3.21
(3,13)	1:A:160:VAL:CG2	6:B:214:17F:N1	2	3.21
(3,13)	1:A:160:VAL:CG2	6:B:215:17F:N1	2	3.21
(3,13)	1:A:160:VAL:CG2	5:B:216:7Q9:N	2	3.21
(3,13)	1:A:160:VAL:CG2	5:B:217:7Q9:N	2	3.21
(3,13)	1:A:160:VAL:CG2	5:B:218:7Q9:N	2	3.21
(3,13)	1:A:160:VAL:CG2	6:B:219:17F:N1	2	3.21
(3,13)	1:A:160:VAL:CG2	5:B:220:7Q9:N	2	3.21
(3,5)	1:A:24:ILE:CD1	1:B:2:THR:N	11	3.2
(3,5)	1:A:24:ILE:CD1	1:B:3:GLU:N	11	3.2
(3,5)	1:A:24:ILE:CD1	1:B:4:TYR:N	11	3.2
(3,5)	1:A:24:ILE:CD1	1:B:5:LYS:N	11	3.2
(3,5)	1:A:24:ILE:CD1	1:B:6:LEU:N	11	3.2
(3,5)	1:A:24:ILE:CD1	1:B:7:VAL:N	11	3.2
(3,5)	1:A:24:ILE:CD1	1:B:8:VAL:N	11	3.2
(3,5)	1:A:24:ILE:CD1	1:B:9:VAL:N	11	3.2
(3,5)	1:A:24:ILE:CD1	1:B:10:GLY:N	11	3.2
(3,5)	1:A:24:ILE:CD1	1:B:11:ALA:N	11	3.2
(3,5)	1:A:24:ILE:CD1	1:B:12:ASP:N	11	3.2
(3,5)	1:A:24:ILE:CD1	1:B:13:GLY:N	11	3.2
(3,5)	1:A:24:ILE:CD1	1:B:14:VAL:N	11	3.2
(3,5)	1:A:24:ILE:CD1	1:B:15:GLY:N	11	3.2
(3,5)	1:A:24:ILE:CD1	1:B:16:LYS:N	11	3.2
(3,5)	1:A:24:ILE:CD1	1:B:17:SER:N	11	3.2
(3,5)	1:A:24:ILE:CD1	1:B:18:ALA:N	11	3.2

Continued on next page...

Continued from previous page...

Key	Atom-1	Atom-2	Model ID	Violation (Å)
(3,5)	1:A:24:ILE:CD1	1:B:19:LEU:N	11	3.2
(3,5)	1:A:24:ILE:CD1	1:B:20:THR:N	11	3.2
(3,5)	1:A:24:ILE:CD1	1:B:21:ILE:N	11	3.2
(3,5)	1:A:24:ILE:CD1	1:B:22:GLN:N	11	3.2
(3,5)	1:A:24:ILE:CD1	1:B:23:LEU:N	11	3.2
(3,5)	1:A:24:ILE:CD1	1:B:24:ILE:N	11	3.2
(3,5)	1:A:24:ILE:CD1	1:B:25:GLN:N	11	3.2
(3,5)	1:A:24:ILE:CD1	1:B:26:ASN:N	11	3.2
(3,5)	1:A:24:ILE:CD1	1:B:27:HIS:N	11	3.2
(3,5)	1:A:24:ILE:CD1	1:B:28:PHE:N	11	3.2
(3,5)	1:A:24:ILE:CD1	1:B:29:VAL:N	11	3.2
(3,5)	1:A:24:ILE:CD1	1:B:30:ASP:N	11	3.2
(3,5)	1:A:24:ILE:CD1	1:B:31:GLU:N	11	3.2
(3,5)	1:A:24:ILE:CD1	1:B:32:TYR:N	11	3.2
(3,5)	1:A:24:ILE:CD1	1:B:33:ASP:N	11	3.2
(3,5)	1:A:24:ILE:CD1	1:B:34:PRO:N	11	3.2
(3,5)	1:A:24:ILE:CD1	1:B:35:THR:N	11	3.2
(3,5)	1:A:24:ILE:CD1	1:B:36:ILE:N	11	3.2
(3,5)	1:A:24:ILE:CD1	1:B:37:GLU:N	11	3.2
(3,5)	1:A:24:ILE:CD1	1:B:38:ASP:N	11	3.2
(3,5)	1:A:24:ILE:CD1	1:B:39:SER:N	11	3.2
(3,5)	1:A:24:ILE:CD1	1:B:40:TYR:N	11	3.2
(3,5)	1:A:24:ILE:CD1	1:B:41:ARG:N	11	3.2
(3,5)	1:A:24:ILE:CD1	1:B:42:LYS:N	11	3.2
(3,5)	1:A:24:ILE:CD1	1:B:43:GLN:N	11	3.2
(3,5)	1:A:24:ILE:CD1	1:B:44:VAL:N	11	3.2
(3,5)	1:A:24:ILE:CD1	1:B:45:VAL:N	11	3.2
(3,5)	1:A:24:ILE:CD1	1:B:46:ILE:N	11	3.2
(3,5)	1:A:24:ILE:CD1	1:B:47:ASP:N	11	3.2
(3,5)	1:A:24:ILE:CD1	1:B:48:GLY:N	11	3.2
(3,5)	1:A:24:ILE:CD1	1:B:49:GLU:N	11	3.2
(3,5)	1:A:24:ILE:CD1	1:B:50:THR:N	11	3.2
(3,5)	1:A:24:ILE:CD1	1:B:51:CYS:N	11	3.2
(3,5)	1:A:24:ILE:CD1	1:B:52:LEU:N	11	3.2
(3,5)	1:A:24:ILE:CD1	1:B:53:LEU:N	11	3.2
(3,5)	1:A:24:ILE:CD1	1:B:54:ASP:N	11	3.2
(3,5)	1:A:24:ILE:CD1	1:B:55:ILE:N	11	3.2
(3,5)	1:A:24:ILE:CD1	1:B:56:LEU:N	11	3.2
(3,5)	1:A:24:ILE:CD1	1:B:57:ASP:N	11	3.2
(3,5)	1:A:24:ILE:CD1	1:B:58:THR:N	11	3.2
(3,5)	1:A:24:ILE:CD1	1:B:59:ALA:N	11	3.2
(3,5)	1:A:24:ILE:CD1	1:B:60:GLY:N	11	3.2

Continued on next page...

Continued from previous page...

Key	Atom-1	Atom-2	Model ID	Violation (Å)
(3,5)	1:A:24:ILE:CD1	1:B:61:GLN:N	11	3.2
(3,5)	1:A:24:ILE:CD1	1:B:62:GLU:N	11	3.2
(3,5)	1:A:24:ILE:CD1	1:B:63:GLU:N	11	3.2
(3,5)	1:A:24:ILE:CD1	1:B:64:TYR:N	11	3.2
(3,5)	1:A:24:ILE:CD1	1:B:65:SER:N	11	3.2
(3,5)	1:A:24:ILE:CD1	1:B:66:ALA:N	11	3.2
(3,5)	1:A:24:ILE:CD1	1:B:67:MET:N	11	3.2
(3,5)	1:A:24:ILE:CD1	1:B:68:ARG:N	11	3.2
(3,5)	1:A:24:ILE:CD1	1:B:69:ASP:N	11	3.2
(3,5)	1:A:24:ILE:CD1	1:B:70:GLN:N	11	3.2
(3,5)	1:A:24:ILE:CD1	1:B:71:TYR:N	11	3.2
(3,5)	1:A:24:ILE:CD1	1:B:72:MET:N	11	3.2
(3,5)	1:A:24:ILE:CD1	1:B:73:ARG:N	11	3.2
(3,5)	1:A:24:ILE:CD1	1:B:74:THR:N	11	3.2
(3,5)	1:A:24:ILE:CD1	1:B:75:GLY:N	11	3.2
(3,5)	1:A:24:ILE:CD1	1:B:76:GLU:N	11	3.2
(3,5)	1:A:24:ILE:CD1	1:B:77:GLY:N	11	3.2
(3,5)	1:A:24:ILE:CD1	1:B:78:PHE:N	11	3.2
(3,5)	1:A:24:ILE:CD1	1:B:79:LEU:N	11	3.2
(3,5)	1:A:24:ILE:CD1	1:B:80:CYS:N	11	3.2
(3,5)	1:A:24:ILE:CD1	5:B:203:7Q9:N	11	3.2
(3,5)	1:A:24:ILE:CD1	5:B:204:7Q9:N	11	3.2
(3,5)	1:A:24:ILE:CD1	5:B:205:7Q9:N	11	3.2
(3,5)	1:A:24:ILE:CD1	5:B:206:7Q9:N	11	3.2
(3,5)	1:A:24:ILE:CD1	5:B:207:7Q9:N	11	3.2
(3,5)	1:A:24:ILE:CD1	6:B:208:17F:N1	11	3.2
(3,5)	1:A:24:ILE:CD1	5:B:209:7Q9:N	11	3.2
(3,5)	1:A:24:ILE:CD1	5:B:210:7Q9:N	11	3.2
(3,5)	1:A:24:ILE:CD1	5:B:211:7Q9:N	11	3.2
(3,5)	1:A:24:ILE:CD1	5:B:212:7Q9:N	11	3.2
(3,5)	1:A:24:ILE:CD1	5:B:213:7Q9:N	11	3.2
(3,5)	1:A:24:ILE:CD1	6:B:214:17F:N1	11	3.2
(3,5)	1:A:24:ILE:CD1	6:B:215:17F:N1	11	3.2
(3,5)	1:A:24:ILE:CD1	5:B:216:7Q9:N	11	3.2
(3,5)	1:A:24:ILE:CD1	5:B:217:7Q9:N	11	3.2
(3,5)	1:A:24:ILE:CD1	5:B:218:7Q9:N	11	3.2
(3,5)	1:A:24:ILE:CD1	6:B:219:17F:N1	11	3.2
(3,5)	1:A:24:ILE:CD1	5:B:220:7Q9:N	11	3.2
(3,5)	1:A:24:ILE:CD1	1:B:2:THR:N	13	3.18
(3,5)	1:A:24:ILE:CD1	1:B:3:GLU:N	13	3.18
(3,5)	1:A:24:ILE:CD1	1:B:4:TYR:N	13	3.18
(3,5)	1:A:24:ILE:CD1	1:B:5:LYS:N	13	3.18

Continued on next page...

Continued from previous page...

Key	Atom-1	Atom-2	Model ID	Violation (Å)
(3,5)	1:A:24:ILE:CD1	1:B:6:LEU:N	13	3.18
(3,5)	1:A:24:ILE:CD1	1:B:7:VAL:N	13	3.18
(3,5)	1:A:24:ILE:CD1	1:B:8:VAL:N	13	3.18
(3,5)	1:A:24:ILE:CD1	1:B:9:VAL:N	13	3.18
(3,5)	1:A:24:ILE:CD1	1:B:10:GLY:N	13	3.18
(3,5)	1:A:24:ILE:CD1	1:B:11:ALA:N	13	3.18
(3,5)	1:A:24:ILE:CD1	1:B:12:ASP:N	13	3.18
(3,5)	1:A:24:ILE:CD1	1:B:13:GLY:N	13	3.18
(3,5)	1:A:24:ILE:CD1	1:B:14:VAL:N	13	3.18
(3,5)	1:A:24:ILE:CD1	1:B:15:GLY:N	13	3.18
(3,5)	1:A:24:ILE:CD1	1:B:16:LYS:N	13	3.18
(3,5)	1:A:24:ILE:CD1	1:B:17:SER:N	13	3.18
(3,5)	1:A:24:ILE:CD1	1:B:18:ALA:N	13	3.18
(3,5)	1:A:24:ILE:CD1	1:B:19:LEU:N	13	3.18
(3,5)	1:A:24:ILE:CD1	1:B:20:THR:N	13	3.18
(3,5)	1:A:24:ILE:CD1	1:B:21:ILE:N	13	3.18
(3,5)	1:A:24:ILE:CD1	1:B:22:GLN:N	13	3.18
(3,5)	1:A:24:ILE:CD1	1:B:23:LEU:N	13	3.18
(3,5)	1:A:24:ILE:CD1	1:B:24:ILE:N	13	3.18
(3,5)	1:A:24:ILE:CD1	1:B:25:GLN:N	13	3.18
(3,5)	1:A:24:ILE:CD1	1:B:26:ASN:N	13	3.18
(3,5)	1:A:24:ILE:CD1	1:B:27:HIS:N	13	3.18
(3,5)	1:A:24:ILE:CD1	1:B:28:PHE:N	13	3.18
(3,5)	1:A:24:ILE:CD1	1:B:29:VAL:N	13	3.18
(3,5)	1:A:24:ILE:CD1	1:B:30:ASP:N	13	3.18
(3,5)	1:A:24:ILE:CD1	1:B:31:GLU:N	13	3.18
(3,5)	1:A:24:ILE:CD1	1:B:32:TYR:N	13	3.18
(3,5)	1:A:24:ILE:CD1	1:B:33:ASP:N	13	3.18
(3,5)	1:A:24:ILE:CD1	1:B:34:PRO:N	13	3.18
(3,5)	1:A:24:ILE:CD1	1:B:35:THR:N	13	3.18
(3,5)	1:A:24:ILE:CD1	1:B:36:ILE:N	13	3.18
(3,5)	1:A:24:ILE:CD1	1:B:37:GLU:N	13	3.18
(3,5)	1:A:24:ILE:CD1	1:B:38:ASP:N	13	3.18
(3,5)	1:A:24:ILE:CD1	1:B:39:SER:N	13	3.18
(3,5)	1:A:24:ILE:CD1	1:B:40:TYR:N	13	3.18
(3,5)	1:A:24:ILE:CD1	1:B:41:ARG:N	13	3.18
(3,5)	1:A:24:ILE:CD1	1:B:42:LYS:N	13	3.18
(3,5)	1:A:24:ILE:CD1	1:B:43:GLN:N	13	3.18
(3,5)	1:A:24:ILE:CD1	1:B:44:VAL:N	13	3.18
(3,5)	1:A:24:ILE:CD1	1:B:45:VAL:N	13	3.18
(3,5)	1:A:24:ILE:CD1	1:B:46:ILE:N	13	3.18
(3,5)	1:A:24:ILE:CD1	1:B:47:ASP:N	13	3.18

Continued on next page...

Continued from previous page...

Key	Atom-1	Atom-2	Model ID	Violation (Å)
(3,5)	1:A:24:ILE:CD1	1:B:48:GLY:N	13	3.18
(3,5)	1:A:24:ILE:CD1	1:B:49:GLU:N	13	3.18
(3,5)	1:A:24:ILE:CD1	1:B:50:THR:N	13	3.18
(3,5)	1:A:24:ILE:CD1	1:B:51:CYS:N	13	3.18
(3,5)	1:A:24:ILE:CD1	1:B:52:LEU:N	13	3.18
(3,5)	1:A:24:ILE:CD1	1:B:53:LEU:N	13	3.18
(3,5)	1:A:24:ILE:CD1	1:B:54:ASP:N	13	3.18
(3,5)	1:A:24:ILE:CD1	1:B:55:ILE:N	13	3.18
(3,5)	1:A:24:ILE:CD1	1:B:56:LEU:N	13	3.18
(3,5)	1:A:24:ILE:CD1	1:B:57:ASP:N	13	3.18
(3,5)	1:A:24:ILE:CD1	1:B:58:THR:N	13	3.18
(3,5)	1:A:24:ILE:CD1	1:B:59:ALA:N	13	3.18
(3,5)	1:A:24:ILE:CD1	1:B:60:GLY:N	13	3.18
(3,5)	1:A:24:ILE:CD1	1:B:61:GLN:N	13	3.18
(3,5)	1:A:24:ILE:CD1	1:B:62:GLU:N	13	3.18
(3,5)	1:A:24:ILE:CD1	1:B:63:GLU:N	13	3.18
(3,5)	1:A:24:ILE:CD1	1:B:64:TYR:N	13	3.18
(3,5)	1:A:24:ILE:CD1	1:B:65:SER:N	13	3.18
(3,5)	1:A:24:ILE:CD1	1:B:66:ALA:N	13	3.18
(3,5)	1:A:24:ILE:CD1	1:B:67:MET:N	13	3.18
(3,5)	1:A:24:ILE:CD1	1:B:68:ARG:N	13	3.18
(3,5)	1:A:24:ILE:CD1	1:B:69:ASP:N	13	3.18
(3,5)	1:A:24:ILE:CD1	1:B:70:GLN:N	13	3.18
(3,5)	1:A:24:ILE:CD1	1:B:71:TYR:N	13	3.18
(3,5)	1:A:24:ILE:CD1	1:B:72:MET:N	13	3.18
(3,5)	1:A:24:ILE:CD1	1:B:73:ARG:N	13	3.18
(3,5)	1:A:24:ILE:CD1	1:B:74:THR:N	13	3.18
(3,5)	1:A:24:ILE:CD1	1:B:75:GLY:N	13	3.18
(3,5)	1:A:24:ILE:CD1	1:B:76:GLU:N	13	3.18
(3,5)	1:A:24:ILE:CD1	1:B:77:GLY:N	13	3.18
(3,5)	1:A:24:ILE:CD1	1:B:78:PHE:N	13	3.18
(3,5)	1:A:24:ILE:CD1	1:B:79:LEU:N	13	3.18
(3,5)	1:A:24:ILE:CD1	1:B:80:CYS:N	13	3.18
(3,5)	1:A:24:ILE:CD1	5:B:203:7Q9:N	13	3.18
(3,5)	1:A:24:ILE:CD1	5:B:204:7Q9:N	13	3.18
(3,5)	1:A:24:ILE:CD1	5:B:205:7Q9:N	13	3.18
(3,5)	1:A:24:ILE:CD1	5:B:206:7Q9:N	13	3.18
(3,5)	1:A:24:ILE:CD1	5:B:207:7Q9:N	13	3.18
(3,5)	1:A:24:ILE:CD1	6:B:208:17F:N1	13	3.18
(3,5)	1:A:24:ILE:CD1	5:B:209:7Q9:N	13	3.18
(3,5)	1:A:24:ILE:CD1	5:B:210:7Q9:N	13	3.18
(3,5)	1:A:24:ILE:CD1	5:B:211:7Q9:N	13	3.18

Continued on next page...

Continued from previous page...

Key	Atom-1	Atom-2	Model ID	Violation (Å)
(3,5)	1:A:24:ILE:CD1	5:B:212:7Q9:N	13	3.18
(3,5)	1:A:24:ILE:CD1	5:B:213:7Q9:N	13	3.18
(3,5)	1:A:24:ILE:CD1	6:B:214:17F:N1	13	3.18
(3,5)	1:A:24:ILE:CD1	6:B:215:17F:N1	13	3.18
(3,5)	1:A:24:ILE:CD1	5:B:216:7Q9:N	13	3.18
(3,5)	1:A:24:ILE:CD1	5:B:217:7Q9:N	13	3.18
(3,5)	1:A:24:ILE:CD1	5:B:218:7Q9:N	13	3.18
(3,5)	1:A:24:ILE:CD1	6:B:219:17F:N1	13	3.18
(3,5)	1:A:24:ILE:CD1	5:B:220:7Q9:N	13	3.18
(3,3)	1:A:21:ILE:CD1	1:B:2:THR:N	14	3.17
(3,3)	1:A:21:ILE:CD1	1:B:3:GLU:N	14	3.17
(3,3)	1:A:21:ILE:CD1	1:B:4:TYR:N	14	3.17
(3,3)	1:A:21:ILE:CD1	1:B:5:LYS:N	14	3.17
(3,3)	1:A:21:ILE:CD1	1:B:6:LEU:N	14	3.17
(3,3)	1:A:21:ILE:CD1	1:B:7:VAL:N	14	3.17
(3,3)	1:A:21:ILE:CD1	1:B:8:VAL:N	14	3.17
(3,3)	1:A:21:ILE:CD1	1:B:9:VAL:N	14	3.17
(3,3)	1:A:21:ILE:CD1	1:B:10:GLY:N	14	3.17
(3,3)	1:A:21:ILE:CD1	1:B:11:ALA:N	14	3.17
(3,3)	1:A:21:ILE:CD1	1:B:12:ASP:N	14	3.17
(3,3)	1:A:21:ILE:CD1	1:B:13:GLY:N	14	3.17
(3,3)	1:A:21:ILE:CD1	1:B:14:VAL:N	14	3.17
(3,3)	1:A:21:ILE:CD1	1:B:15:GLY:N	14	3.17
(3,3)	1:A:21:ILE:CD1	1:B:16:LYS:N	14	3.17
(3,3)	1:A:21:ILE:CD1	1:B:17:SER:N	14	3.17
(3,3)	1:A:21:ILE:CD1	1:B:18:ALA:N	14	3.17
(3,3)	1:A:21:ILE:CD1	1:B:19:LEU:N	14	3.17
(3,3)	1:A:21:ILE:CD1	1:B:20:THR:N	14	3.17
(3,3)	1:A:21:ILE:CD1	1:B:21:ILE:N	14	3.17
(3,3)	1:A:21:ILE:CD1	1:B:22:GLN:N	14	3.17
(3,3)	1:A:21:ILE:CD1	1:B:23:LEU:N	14	3.17
(3,3)	1:A:21:ILE:CD1	1:B:24:ILE:N	14	3.17
(3,3)	1:A:21:ILE:CD1	1:B:25:GLN:N	14	3.17
(3,3)	1:A:21:ILE:CD1	1:B:26:ASN:N	14	3.17
(3,3)	1:A:21:ILE:CD1	1:B:27:HIS:N	14	3.17
(3,3)	1:A:21:ILE:CD1	1:B:28:PHE:N	14	3.17
(3,3)	1:A:21:ILE:CD1	1:B:29:VAL:N	14	3.17
(3,3)	1:A:21:ILE:CD1	1:B:30:ASP:N	14	3.17
(3,3)	1:A:21:ILE:CD1	1:B:31:GLU:N	14	3.17
(3,3)	1:A:21:ILE:CD1	1:B:32:TYR:N	14	3.17
(3,3)	1:A:21:ILE:CD1	1:B:33:ASP:N	14	3.17
(3,3)	1:A:21:ILE:CD1	1:B:34:PRO:N	14	3.17

Continued on next page...

Continued from previous page...

Key	Atom-1	Atom-2	Model ID	Violation (Å)
(3,3)	1:A:21:ILE:CD1	1:B:35:THR:N	14	3.17
(3,3)	1:A:21:ILE:CD1	1:B:36:ILE:N	14	3.17
(3,3)	1:A:21:ILE:CD1	1:B:37:GLU:N	14	3.17
(3,3)	1:A:21:ILE:CD1	1:B:38:ASP:N	14	3.17
(3,3)	1:A:21:ILE:CD1	1:B:39:SER:N	14	3.17
(3,3)	1:A:21:ILE:CD1	1:B:40:TYR:N	14	3.17
(3,3)	1:A:21:ILE:CD1	1:B:41:ARG:N	14	3.17
(3,3)	1:A:21:ILE:CD1	1:B:42:LYS:N	14	3.17
(3,3)	1:A:21:ILE:CD1	1:B:43:GLN:N	14	3.17
(3,3)	1:A:21:ILE:CD1	1:B:44:VAL:N	14	3.17
(3,3)	1:A:21:ILE:CD1	1:B:45:VAL:N	14	3.17
(3,3)	1:A:21:ILE:CD1	1:B:46:ILE:N	14	3.17
(3,3)	1:A:21:ILE:CD1	1:B:47:ASP:N	14	3.17
(3,3)	1:A:21:ILE:CD1	1:B:48:GLY:N	14	3.17
(3,3)	1:A:21:ILE:CD1	1:B:49:GLU:N	14	3.17
(3,3)	1:A:21:ILE:CD1	1:B:50:THR:N	14	3.17
(3,3)	1:A:21:ILE:CD1	1:B:51:CYS:N	14	3.17
(3,3)	1:A:21:ILE:CD1	1:B:52:LEU:N	14	3.17
(3,3)	1:A:21:ILE:CD1	1:B:53:LEU:N	14	3.17
(3,3)	1:A:21:ILE:CD1	1:B:54:ASP:N	14	3.17
(3,3)	1:A:21:ILE:CD1	1:B:55:ILE:N	14	3.17
(3,3)	1:A:21:ILE:CD1	1:B:56:LEU:N	14	3.17
(3,3)	1:A:21:ILE:CD1	1:B:57:ASP:N	14	3.17
(3,3)	1:A:21:ILE:CD1	1:B:58:THR:N	14	3.17
(3,3)	1:A:21:ILE:CD1	1:B:59:ALA:N	14	3.17
(3,3)	1:A:21:ILE:CD1	1:B:60:GLY:N	14	3.17
(3,3)	1:A:21:ILE:CD1	1:B:61:GLN:N	14	3.17
(3,3)	1:A:21:ILE:CD1	1:B:62:GLU:N	14	3.17
(3,3)	1:A:21:ILE:CD1	1:B:63:GLU:N	14	3.17
(3,3)	1:A:21:ILE:CD1	1:B:64:TYR:N	14	3.17
(3,3)	1:A:21:ILE:CD1	1:B:65:SER:N	14	3.17
(3,3)	1:A:21:ILE:CD1	1:B:66:ALA:N	14	3.17
(3,3)	1:A:21:ILE:CD1	1:B:67:MET:N	14	3.17
(3,3)	1:A:21:ILE:CD1	1:B:68:ARG:N	14	3.17
(3,3)	1:A:21:ILE:CD1	1:B:69:ASP:N	14	3.17
(3,3)	1:A:21:ILE:CD1	1:B:70:GLN:N	14	3.17
(3,3)	1:A:21:ILE:CD1	1:B:71:TYR:N	14	3.17
(3,3)	1:A:21:ILE:CD1	1:B:72:MET:N	14	3.17
(3,3)	1:A:21:ILE:CD1	1:B:73:ARG:N	14	3.17
(3,3)	1:A:21:ILE:CD1	1:B:74:THR:N	14	3.17
(3,3)	1:A:21:ILE:CD1	1:B:75:GLY:N	14	3.17
(3,3)	1:A:21:ILE:CD1	1:B:76:GLU:N	14	3.17

Continued on next page...

Continued from previous page...

Key	Atom-1	Atom-2	Model ID	Violation (Å)
(3,3)	1:A:21:ILE:CD1	1:B:77:GLY:N	14	3.17
(3,3)	1:A:21:ILE:CD1	1:B:78:PHE:N	14	3.17
(3,3)	1:A:21:ILE:CD1	1:B:79:LEU:N	14	3.17
(3,3)	1:A:21:ILE:CD1	1:B:80:CYS:N	14	3.17
(3,3)	1:A:21:ILE:CD1	5:B:203:7Q9:N	14	3.17
(3,3)	1:A:21:ILE:CD1	5:B:204:7Q9:N	14	3.17
(3,3)	1:A:21:ILE:CD1	5:B:205:7Q9:N	14	3.17
(3,3)	1:A:21:ILE:CD1	5:B:206:7Q9:N	14	3.17
(3,3)	1:A:21:ILE:CD1	5:B:207:7Q9:N	14	3.17
(3,3)	1:A:21:ILE:CD1	6:B:208:17F:N1	14	3.17
(3,3)	1:A:21:ILE:CD1	5:B:209:7Q9:N	14	3.17
(3,3)	1:A:21:ILE:CD1	5:B:210:7Q9:N	14	3.17
(3,3)	1:A:21:ILE:CD1	5:B:211:7Q9:N	14	3.17
(3,3)	1:A:21:ILE:CD1	5:B:212:7Q9:N	14	3.17
(3,3)	1:A:21:ILE:CD1	5:B:213:7Q9:N	14	3.17
(3,3)	1:A:21:ILE:CD1	6:B:214:17F:N1	14	3.17
(3,3)	1:A:21:ILE:CD1	6:B:215:17F:N1	14	3.17
(3,3)	1:A:21:ILE:CD1	5:B:216:7Q9:N	14	3.17
(3,3)	1:A:21:ILE:CD1	5:B:217:7Q9:N	14	3.17
(3,3)	1:A:21:ILE:CD1	5:B:218:7Q9:N	14	3.17
(3,3)	1:A:21:ILE:CD1	6:B:219:17F:N1	14	3.17
(3,3)	1:A:21:ILE:CD1	5:B:220:7Q9:N	14	3.17
(3,5)	1:A:24:ILE:CD1	1:B:2:THR:N	1	3.16
(3,5)	1:A:24:ILE:CD1	1:B:3:GLU:N	1	3.16
(3,5)	1:A:24:ILE:CD1	1:B:4:TYR:N	1	3.16
(3,5)	1:A:24:ILE:CD1	1:B:5:LYS:N	1	3.16
(3,5)	1:A:24:ILE:CD1	1:B:6:LEU:N	1	3.16
(3,5)	1:A:24:ILE:CD1	1:B:7:VAL:N	1	3.16
(3,5)	1:A:24:ILE:CD1	1:B:8:VAL:N	1	3.16
(3,5)	1:A:24:ILE:CD1	1:B:9:VAL:N	1	3.16
(3,5)	1:A:24:ILE:CD1	1:B:10:GLY:N	1	3.16
(3,5)	1:A:24:ILE:CD1	1:B:11:ALA:N	1	3.16
(3,5)	1:A:24:ILE:CD1	1:B:12:ASP:N	1	3.16
(3,5)	1:A:24:ILE:CD1	1:B:13:GLY:N	1	3.16
(3,5)	1:A:24:ILE:CD1	1:B:14:VAL:N	1	3.16
(3,5)	1:A:24:ILE:CD1	1:B:15:GLY:N	1	3.16
(3,5)	1:A:24:ILE:CD1	1:B:16:LYS:N	1	3.16
(3,5)	1:A:24:ILE:CD1	1:B:17:SER:N	1	3.16
(3,5)	1:A:24:ILE:CD1	1:B:18:ALA:N	1	3.16
(3,5)	1:A:24:ILE:CD1	1:B:19:LEU:N	1	3.16
(3,5)	1:A:24:ILE:CD1	1:B:20:THR:N	1	3.16
(3,5)	1:A:24:ILE:CD1	1:B:21:ILE:N	1	3.16

Continued on next page...

Continued from previous page...

Key	Atom-1	Atom-2	Model ID	Violation (Å)
(3,5)	1:A:24:ILE:CD1	1:B:22:GLN:N	1	3.16
(3,5)	1:A:24:ILE:CD1	1:B:23:LEU:N	1	3.16
(3,5)	1:A:24:ILE:CD1	1:B:24:ILE:N	1	3.16
(3,5)	1:A:24:ILE:CD1	1:B:25:GLN:N	1	3.16
(3,5)	1:A:24:ILE:CD1	1:B:26:ASN:N	1	3.16
(3,5)	1:A:24:ILE:CD1	1:B:27:HIS:N	1	3.16
(3,5)	1:A:24:ILE:CD1	1:B:28:PHE:N	1	3.16
(3,5)	1:A:24:ILE:CD1	1:B:29:VAL:N	1	3.16
(3,5)	1:A:24:ILE:CD1	1:B:30:ASP:N	1	3.16
(3,5)	1:A:24:ILE:CD1	1:B:31:GLU:N	1	3.16
(3,5)	1:A:24:ILE:CD1	1:B:32:TYR:N	1	3.16
(3,5)	1:A:24:ILE:CD1	1:B:33:ASP:N	1	3.16
(3,5)	1:A:24:ILE:CD1	1:B:34:PRO:N	1	3.16
(3,5)	1:A:24:ILE:CD1	1:B:35:THR:N	1	3.16
(3,5)	1:A:24:ILE:CD1	1:B:36:ILE:N	1	3.16
(3,5)	1:A:24:ILE:CD1	1:B:37:GLU:N	1	3.16
(3,5)	1:A:24:ILE:CD1	1:B:38:ASP:N	1	3.16
(3,5)	1:A:24:ILE:CD1	1:B:39:SER:N	1	3.16
(3,5)	1:A:24:ILE:CD1	1:B:40:TYR:N	1	3.16
(3,5)	1:A:24:ILE:CD1	1:B:41:ARG:N	1	3.16
(3,5)	1:A:24:ILE:CD1	1:B:42:LYS:N	1	3.16
(3,5)	1:A:24:ILE:CD1	1:B:43:GLN:N	1	3.16
(3,5)	1:A:24:ILE:CD1	1:B:44:VAL:N	1	3.16
(3,5)	1:A:24:ILE:CD1	1:B:45:VAL:N	1	3.16
(3,5)	1:A:24:ILE:CD1	1:B:46:ILE:N	1	3.16
(3,5)	1:A:24:ILE:CD1	1:B:47:ASP:N	1	3.16
(3,5)	1:A:24:ILE:CD1	1:B:48:GLY:N	1	3.16
(3,5)	1:A:24:ILE:CD1	1:B:49:GLU:N	1	3.16
(3,5)	1:A:24:ILE:CD1	1:B:50:THR:N	1	3.16
(3,5)	1:A:24:ILE:CD1	1:B:51:CYS:N	1	3.16
(3,5)	1:A:24:ILE:CD1	1:B:52:LEU:N	1	3.16
(3,5)	1:A:24:ILE:CD1	1:B:53:LEU:N	1	3.16
(3,5)	1:A:24:ILE:CD1	1:B:54:ASP:N	1	3.16
(3,5)	1:A:24:ILE:CD1	1:B:55:ILE:N	1	3.16
(3,5)	1:A:24:ILE:CD1	1:B:56:LEU:N	1	3.16
(3,5)	1:A:24:ILE:CD1	1:B:57:ASP:N	1	3.16
(3,5)	1:A:24:ILE:CD1	1:B:58:THR:N	1	3.16
(3,5)	1:A:24:ILE:CD1	1:B:59:ALA:N	1	3.16
(3,5)	1:A:24:ILE:CD1	1:B:60:GLY:N	1	3.16
(3,5)	1:A:24:ILE:CD1	1:B:61:GLN:N	1	3.16
(3,5)	1:A:24:ILE:CD1	1:B:62:GLU:N	1	3.16
(3,5)	1:A:24:ILE:CD1	1:B:63:GLU:N	1	3.16

Continued on next page...

Continued from previous page...

Key	Atom-1	Atom-2	Model ID	Violation (Å)
(3,5)	1:A:24:ILE:CD1	1:B:64:TYR:N	1	3.16
(3,5)	1:A:24:ILE:CD1	1:B:65:SER:N	1	3.16
(3,5)	1:A:24:ILE:CD1	1:B:66:ALA:N	1	3.16
(3,5)	1:A:24:ILE:CD1	1:B:67:MET:N	1	3.16
(3,5)	1:A:24:ILE:CD1	1:B:68:ARG:N	1	3.16
(3,5)	1:A:24:ILE:CD1	1:B:69:ASP:N	1	3.16
(3,5)	1:A:24:ILE:CD1	1:B:70:GLN:N	1	3.16
(3,5)	1:A:24:ILE:CD1	1:B:71:TYR:N	1	3.16
(3,5)	1:A:24:ILE:CD1	1:B:72:MET:N	1	3.16
(3,5)	1:A:24:ILE:CD1	1:B:73:ARG:N	1	3.16
(3,5)	1:A:24:ILE:CD1	1:B:74:THR:N	1	3.16
(3,5)	1:A:24:ILE:CD1	1:B:75:GLY:N	1	3.16
(3,5)	1:A:24:ILE:CD1	1:B:76:GLU:N	1	3.16
(3,5)	1:A:24:ILE:CD1	1:B:77:GLY:N	1	3.16
(3,5)	1:A:24:ILE:CD1	1:B:78:PHE:N	1	3.16
(3,5)	1:A:24:ILE:CD1	1:B:79:LEU:N	1	3.16
(3,5)	1:A:24:ILE:CD1	1:B:80:CYS:N	1	3.16
(3,5)	1:A:24:ILE:CD1	5:B:203:7Q9:N	1	3.16
(3,5)	1:A:24:ILE:CD1	5:B:204:7Q9:N	1	3.16
(3,5)	1:A:24:ILE:CD1	5:B:205:7Q9:N	1	3.16
(3,5)	1:A:24:ILE:CD1	5:B:206:7Q9:N	1	3.16
(3,5)	1:A:24:ILE:CD1	5:B:207:7Q9:N	1	3.16
(3,5)	1:A:24:ILE:CD1	6:B:208:17F:N1	1	3.16
(3,5)	1:A:24:ILE:CD1	5:B:209:7Q9:N	1	3.16
(3,5)	1:A:24:ILE:CD1	5:B:210:7Q9:N	1	3.16
(3,5)	1:A:24:ILE:CD1	5:B:211:7Q9:N	1	3.16
(3,5)	1:A:24:ILE:CD1	5:B:212:7Q9:N	1	3.16
(3,5)	1:A:24:ILE:CD1	5:B:213:7Q9:N	1	3.16
(3,5)	1:A:24:ILE:CD1	6:B:214:17F:N1	1	3.16
(3,5)	1:A:24:ILE:CD1	6:B:215:17F:N1	1	3.16
(3,5)	1:A:24:ILE:CD1	5:B:216:7Q9:N	1	3.16
(3,5)	1:A:24:ILE:CD1	5:B:217:7Q9:N	1	3.16
(3,5)	1:A:24:ILE:CD1	5:B:218:7Q9:N	1	3.16
(3,5)	1:A:24:ILE:CD1	6:B:219:17F:N1	1	3.16
(3,5)	1:A:24:ILE:CD1	5:B:220:7Q9:N	1	3.16
(3,8)	1:A:45:VAL:CG1	1:B:2:THR:N	5	3.15
(3,8)	1:A:45:VAL:CG1	1:B:3:GLU:N	5	3.15
(3,8)	1:A:45:VAL:CG1	1:B:4:TYR:N	5	3.15
(3,8)	1:A:45:VAL:CG1	1:B:5:LYS:N	5	3.15
(3,8)	1:A:45:VAL:CG1	1:B:6:LEU:N	5	3.15
(3,8)	1:A:45:VAL:CG1	1:B:7:VAL:N	5	3.15
(3,8)	1:A:45:VAL:CG1	1:B:8:VAL:N	5	3.15

Continued on next page...

Continued from previous page...

Key	Atom-1	Atom-2	Model ID	Violation (Å)
(3,8)	1:A:45:VAL:CG1	1:B:9:VAL:N	5	3.15
(3,8)	1:A:45:VAL:CG1	1:B:10:GLY:N	5	3.15
(3,8)	1:A:45:VAL:CG1	1:B:11:ALA:N	5	3.15
(3,8)	1:A:45:VAL:CG1	1:B:12:ASP:N	5	3.15
(3,8)	1:A:45:VAL:CG1	1:B:13:GLY:N	5	3.15
(3,8)	1:A:45:VAL:CG1	1:B:14:VAL:N	5	3.15
(3,8)	1:A:45:VAL:CG1	1:B:15:GLY:N	5	3.15
(3,8)	1:A:45:VAL:CG1	1:B:16:LYS:N	5	3.15
(3,8)	1:A:45:VAL:CG1	1:B:17:SER:N	5	3.15
(3,8)	1:A:45:VAL:CG1	1:B:18:ALA:N	5	3.15
(3,8)	1:A:45:VAL:CG1	1:B:19:LEU:N	5	3.15
(3,8)	1:A:45:VAL:CG1	1:B:20:THR:N	5	3.15
(3,8)	1:A:45:VAL:CG1	1:B:21:ILE:N	5	3.15
(3,8)	1:A:45:VAL:CG1	1:B:22:GLN:N	5	3.15
(3,8)	1:A:45:VAL:CG1	1:B:23:LEU:N	5	3.15
(3,8)	1:A:45:VAL:CG1	1:B:24:ILE:N	5	3.15
(3,8)	1:A:45:VAL:CG1	1:B:25:GLN:N	5	3.15
(3,8)	1:A:45:VAL:CG1	1:B:26:ASN:N	5	3.15
(3,8)	1:A:45:VAL:CG1	1:B:27:HIS:N	5	3.15
(3,8)	1:A:45:VAL:CG1	1:B:28:PHE:N	5	3.15
(3,8)	1:A:45:VAL:CG1	1:B:29:VAL:N	5	3.15
(3,8)	1:A:45:VAL:CG1	1:B:30:ASP:N	5	3.15
(3,8)	1:A:45:VAL:CG1	1:B:31:GLU:N	5	3.15
(3,8)	1:A:45:VAL:CG1	1:B:32:TYR:N	5	3.15
(3,8)	1:A:45:VAL:CG1	1:B:33:ASP:N	5	3.15
(3,8)	1:A:45:VAL:CG1	1:B:34:PRO:N	5	3.15
(3,8)	1:A:45:VAL:CG1	1:B:35:THR:N	5	3.15
(3,8)	1:A:45:VAL:CG1	1:B:36:ILE:N	5	3.15
(3,8)	1:A:45:VAL:CG1	1:B:37:GLU:N	5	3.15
(3,8)	1:A:45:VAL:CG1	1:B:38:ASP:N	5	3.15
(3,8)	1:A:45:VAL:CG1	1:B:39:SER:N	5	3.15
(3,8)	1:A:45:VAL:CG1	1:B:40:TYR:N	5	3.15
(3,8)	1:A:45:VAL:CG1	1:B:41:ARG:N	5	3.15
(3,8)	1:A:45:VAL:CG1	1:B:42:LYS:N	5	3.15
(3,8)	1:A:45:VAL:CG1	1:B:43:GLN:N	5	3.15
(3,8)	1:A:45:VAL:CG1	1:B:44:VAL:N	5	3.15
(3,8)	1:A:45:VAL:CG1	1:B:45:VAL:N	5	3.15
(3,8)	1:A:45:VAL:CG1	1:B:46:ILE:N	5	3.15
(3,8)	1:A:45:VAL:CG1	1:B:47:ASP:N	5	3.15
(3,8)	1:A:45:VAL:CG1	1:B:48:GLY:N	5	3.15
(3,8)	1:A:45:VAL:CG1	1:B:49:GLU:N	5	3.15
(3,8)	1:A:45:VAL:CG1	1:B:50:THR:N	5	3.15

Continued on next page...

Continued from previous page...

Key	Atom-1	Atom-2	Model ID	Violation (Å)
(3,8)	1:A:45:VAL:CG1	1:B:51:CYS:N	5	3.15
(3,8)	1:A:45:VAL:CG1	1:B:52:LEU:N	5	3.15
(3,8)	1:A:45:VAL:CG1	1:B:53:LEU:N	5	3.15
(3,8)	1:A:45:VAL:CG1	1:B:54:ASP:N	5	3.15
(3,8)	1:A:45:VAL:CG1	1:B:55:ILE:N	5	3.15
(3,8)	1:A:45:VAL:CG1	1:B:56:LEU:N	5	3.15
(3,8)	1:A:45:VAL:CG1	1:B:57:ASP:N	5	3.15
(3,8)	1:A:45:VAL:CG1	1:B:58:THR:N	5	3.15
(3,8)	1:A:45:VAL:CG1	1:B:59:ALA:N	5	3.15
(3,8)	1:A:45:VAL:CG1	1:B:60:GLY:N	5	3.15
(3,8)	1:A:45:VAL:CG1	1:B:61:GLN:N	5	3.15
(3,8)	1:A:45:VAL:CG1	1:B:62:GLU:N	5	3.15
(3,8)	1:A:45:VAL:CG1	1:B:63:GLU:N	5	3.15
(3,8)	1:A:45:VAL:CG1	1:B:64:TYR:N	5	3.15
(3,8)	1:A:45:VAL:CG1	1:B:65:SER:N	5	3.15
(3,8)	1:A:45:VAL:CG1	1:B:66:ALA:N	5	3.15
(3,8)	1:A:45:VAL:CG1	1:B:67:MET:N	5	3.15
(3,8)	1:A:45:VAL:CG1	1:B:68:ARG:N	5	3.15
(3,8)	1:A:45:VAL:CG1	1:B:69:ASP:N	5	3.15
(3,8)	1:A:45:VAL:CG1	1:B:70:GLN:N	5	3.15
(3,8)	1:A:45:VAL:CG1	1:B:71:TYR:N	5	3.15
(3,8)	1:A:45:VAL:CG1	1:B:72:MET:N	5	3.15
(3,8)	1:A:45:VAL:CG1	1:B:73:ARG:N	5	3.15
(3,8)	1:A:45:VAL:CG1	1:B:74:THR:N	5	3.15
(3,8)	1:A:45:VAL:CG1	1:B:75:GLY:N	5	3.15
(3,8)	1:A:45:VAL:CG1	1:B:76:GLU:N	5	3.15
(3,8)	1:A:45:VAL:CG1	1:B:77:GLY:N	5	3.15
(3,8)	1:A:45:VAL:CG1	1:B:78:PHE:N	5	3.15
(3,8)	1:A:45:VAL:CG1	1:B:79:LEU:N	5	3.15
(3,8)	1:A:45:VAL:CG1	1:B:80:CYS:N	5	3.15
(3,8)	1:A:45:VAL:CG1	5:B:203:7Q9:N	5	3.15
(3,8)	1:A:45:VAL:CG1	5:B:204:7Q9:N	5	3.15
(3,8)	1:A:45:VAL:CG1	5:B:205:7Q9:N	5	3.15
(3,8)	1:A:45:VAL:CG1	5:B:206:7Q9:N	5	3.15
(3,8)	1:A:45:VAL:CG1	5:B:207:7Q9:N	5	3.15
(3,8)	1:A:45:VAL:CG1	6:B:208:17F:N1	5	3.15
(3,8)	1:A:45:VAL:CG1	5:B:209:7Q9:N	5	3.15
(3,8)	1:A:45:VAL:CG1	5:B:210:7Q9:N	5	3.15
(3,8)	1:A:45:VAL:CG1	5:B:211:7Q9:N	5	3.15
(3,8)	1:A:45:VAL:CG1	5:B:212:7Q9:N	5	3.15
(3,8)	1:A:45:VAL:CG1	5:B:213:7Q9:N	5	3.15
(3,8)	1:A:45:VAL:CG1	6:B:214:17F:N1	5	3.15

Continued on next page...

Continued from previous page...

Key	Atom-1	Atom-2	Model ID	Violation (Å)
(3,8)	1:A:45:VAL:CG1	6:B:215:17F:N1	5	3.15
(3,8)	1:A:45:VAL:CG1	5:B:216:7Q9:N	5	3.15
(3,8)	1:A:45:VAL:CG1	5:B:217:7Q9:N	5	3.15
(3,8)	1:A:45:VAL:CG1	5:B:218:7Q9:N	5	3.15
(3,8)	1:A:45:VAL:CG1	6:B:219:17F:N1	5	3.15
(3,8)	1:A:45:VAL:CG1	5:B:220:7Q9:N	5	3.15
(3,8)	1:A:45:VAL:CG2	1:B:2:THR:N	5	3.15
(3,8)	1:A:45:VAL:CG2	1:B:3:GLU:N	5	3.15
(3,8)	1:A:45:VAL:CG2	1:B:4:TYR:N	5	3.15
(3,8)	1:A:45:VAL:CG2	1:B:5:LYS:N	5	3.15
(3,8)	1:A:45:VAL:CG2	1:B:6:LEU:N	5	3.15
(3,8)	1:A:45:VAL:CG2	1:B:7:VAL:N	5	3.15
(3,8)	1:A:45:VAL:CG2	1:B:8:VAL:N	5	3.15
(3,8)	1:A:45:VAL:CG2	1:B:9:VAL:N	5	3.15
(3,8)	1:A:45:VAL:CG2	1:B:10:GLY:N	5	3.15
(3,8)	1:A:45:VAL:CG2	1:B:11:ALA:N	5	3.15
(3,8)	1:A:45:VAL:CG2	1:B:12:ASP:N	5	3.15
(3,8)	1:A:45:VAL:CG2	1:B:13:GLY:N	5	3.15
(3,8)	1:A:45:VAL:CG2	1:B:14:VAL:N	5	3.15
(3,8)	1:A:45:VAL:CG2	1:B:15:GLY:N	5	3.15
(3,8)	1:A:45:VAL:CG2	1:B:16:LYS:N	5	3.15
(3,8)	1:A:45:VAL:CG2	1:B:17:SER:N	5	3.15
(3,8)	1:A:45:VAL:CG2	1:B:18:ALA:N	5	3.15
(3,8)	1:A:45:VAL:CG2	1:B:19:LEU:N	5	3.15
(3,8)	1:A:45:VAL:CG2	1:B:20:THR:N	5	3.15
(3,8)	1:A:45:VAL:CG2	1:B:21:ILE:N	5	3.15
(3,8)	1:A:45:VAL:CG2	1:B:22:GLN:N	5	3.15
(3,8)	1:A:45:VAL:CG2	1:B:23:LEU:N	5	3.15
(3,8)	1:A:45:VAL:CG2	1:B:24:ILE:N	5	3.15
(3,8)	1:A:45:VAL:CG2	1:B:25:GLN:N	5	3.15
(3,8)	1:A:45:VAL:CG2	1:B:26:ASN:N	5	3.15
(3,8)	1:A:45:VAL:CG2	1:B:27:HIS:N	5	3.15
(3,8)	1:A:45:VAL:CG2	1:B:28:PHE:N	5	3.15
(3,8)	1:A:45:VAL:CG2	1:B:29:VAL:N	5	3.15
(3,8)	1:A:45:VAL:CG2	1:B:30:ASP:N	5	3.15
(3,8)	1:A:45:VAL:CG2	1:B:31:GLU:N	5	3.15
(3,8)	1:A:45:VAL:CG2	1:B:32:TYR:N	5	3.15
(3,8)	1:A:45:VAL:CG2	1:B:33:ASP:N	5	3.15
(3,8)	1:A:45:VAL:CG2	1:B:34:PRO:N	5	3.15
(3,8)	1:A:45:VAL:CG2	1:B:35:THR:N	5	3.15
(3,8)	1:A:45:VAL:CG2	1:B:36:ILE:N	5	3.15
(3,8)	1:A:45:VAL:CG2	1:B:37:GLU:N	5	3.15

Continued on next page...

Continued from previous page...

Key	Atom-1	Atom-2	Model ID	Violation (Å)
(3,8)	1:A:45:VAL:CG2	1:B:38:ASP:N	5	3.15
(3,8)	1:A:45:VAL:CG2	1:B:39:SER:N	5	3.15
(3,8)	1:A:45:VAL:CG2	1:B:40:TYR:N	5	3.15
(3,8)	1:A:45:VAL:CG2	1:B:41:ARG:N	5	3.15
(3,8)	1:A:45:VAL:CG2	1:B:42:LYS:N	5	3.15
(3,8)	1:A:45:VAL:CG2	1:B:43:GLN:N	5	3.15
(3,8)	1:A:45:VAL:CG2	1:B:44:VAL:N	5	3.15
(3,8)	1:A:45:VAL:CG2	1:B:45:VAL:N	5	3.15
(3,8)	1:A:45:VAL:CG2	1:B:46:ILE:N	5	3.15
(3,8)	1:A:45:VAL:CG2	1:B:47:ASP:N	5	3.15
(3,8)	1:A:45:VAL:CG2	1:B:48:GLY:N	5	3.15
(3,8)	1:A:45:VAL:CG2	1:B:49:GLU:N	5	3.15
(3,8)	1:A:45:VAL:CG2	1:B:50:THR:N	5	3.15
(3,8)	1:A:45:VAL:CG2	1:B:51:CYS:N	5	3.15
(3,8)	1:A:45:VAL:CG2	1:B:52:LEU:N	5	3.15
(3,8)	1:A:45:VAL:CG2	1:B:53:LEU:N	5	3.15
(3,8)	1:A:45:VAL:CG2	1:B:54:ASP:N	5	3.15
(3,8)	1:A:45:VAL:CG2	1:B:55:ILE:N	5	3.15
(3,8)	1:A:45:VAL:CG2	1:B:56:LEU:N	5	3.15
(3,8)	1:A:45:VAL:CG2	1:B:57:ASP:N	5	3.15
(3,8)	1:A:45:VAL:CG2	1:B:58:THR:N	5	3.15
(3,8)	1:A:45:VAL:CG2	1:B:59:ALA:N	5	3.15
(3,8)	1:A:45:VAL:CG2	1:B:60:GLY:N	5	3.15
(3,8)	1:A:45:VAL:CG2	1:B:61:GLN:N	5	3.15
(3,8)	1:A:45:VAL:CG2	1:B:62:GLU:N	5	3.15
(3,8)	1:A:45:VAL:CG2	1:B:63:GLU:N	5	3.15
(3,8)	1:A:45:VAL:CG2	1:B:64:TYR:N	5	3.15
(3,8)	1:A:45:VAL:CG2	1:B:65:SER:N	5	3.15
(3,8)	1:A:45:VAL:CG2	1:B:66:ALA:N	5	3.15
(3,8)	1:A:45:VAL:CG2	1:B:67:MET:N	5	3.15
(3,8)	1:A:45:VAL:CG2	1:B:68:ARG:N	5	3.15
(3,8)	1:A:45:VAL:CG2	1:B:69:ASP:N	5	3.15
(3,8)	1:A:45:VAL:CG2	1:B:70:GLN:N	5	3.15
(3,8)	1:A:45:VAL:CG2	1:B:71:TYR:N	5	3.15
(3,8)	1:A:45:VAL:CG2	1:B:72:MET:N	5	3.15
(3,8)	1:A:45:VAL:CG2	1:B:73:ARG:N	5	3.15
(3,8)	1:A:45:VAL:CG2	1:B:74:THR:N	5	3.15
(3,8)	1:A:45:VAL:CG2	1:B:75:GLY:N	5	3.15
(3,8)	1:A:45:VAL:CG2	1:B:76:GLU:N	5	3.15
(3,8)	1:A:45:VAL:CG2	1:B:77:GLY:N	5	3.15
(3,8)	1:A:45:VAL:CG2	1:B:78:PHE:N	5	3.15
(3,8)	1:A:45:VAL:CG2	1:B:79:LEU:N	5	3.15

Continued on next page...

Continued from previous page...

Key	Atom-1	Atom-2	Model ID	Violation (Å)
(3,8)	1:A:45:VAL:CG2	1:B:80:CYS:N	5	3.15
(3,8)	1:A:45:VAL:CG2	5:B:203:7Q9:N	5	3.15
(3,8)	1:A:45:VAL:CG2	5:B:204:7Q9:N	5	3.15
(3,8)	1:A:45:VAL:CG2	5:B:205:7Q9:N	5	3.15
(3,8)	1:A:45:VAL:CG2	5:B:206:7Q9:N	5	3.15
(3,8)	1:A:45:VAL:CG2	5:B:207:7Q9:N	5	3.15
(3,8)	1:A:45:VAL:CG2	6:B:208:17F:N1	5	3.15
(3,8)	1:A:45:VAL:CG2	5:B:209:7Q9:N	5	3.15
(3,8)	1:A:45:VAL:CG2	5:B:210:7Q9:N	5	3.15
(3,8)	1:A:45:VAL:CG2	5:B:211:7Q9:N	5	3.15
(3,8)	1:A:45:VAL:CG2	5:B:212:7Q9:N	5	3.15
(3,8)	1:A:45:VAL:CG2	5:B:213:7Q9:N	5	3.15
(3,8)	1:A:45:VAL:CG2	6:B:214:17F:N1	5	3.15
(3,8)	1:A:45:VAL:CG2	6:B:215:17F:N1	5	3.15
(3,8)	1:A:45:VAL:CG2	5:B:216:7Q9:N	5	3.15
(3,8)	1:A:45:VAL:CG2	5:B:217:7Q9:N	5	3.15
(3,8)	1:A:45:VAL:CG2	5:B:218:7Q9:N	5	3.15
(3,8)	1:A:45:VAL:CG2	6:B:219:17F:N1	5	3.15
(3,8)	1:A:45:VAL:CG2	5:B:220:7Q9:N	5	3.15
(3,5)	1:A:24:ILE:CD1	1:B:2:THR:N	5	3.15
(3,5)	1:A:24:ILE:CD1	1:B:3:GLU:N	5	3.15
(3,5)	1:A:24:ILE:CD1	1:B:4:TYR:N	5	3.15
(3,5)	1:A:24:ILE:CD1	1:B:5:LYS:N	5	3.15
(3,5)	1:A:24:ILE:CD1	1:B:6:LEU:N	5	3.15
(3,5)	1:A:24:ILE:CD1	1:B:7:VAL:N	5	3.15
(3,5)	1:A:24:ILE:CD1	1:B:8:VAL:N	5	3.15
(3,5)	1:A:24:ILE:CD1	1:B:9:VAL:N	5	3.15
(3,5)	1:A:24:ILE:CD1	1:B:10:GLY:N	5	3.15
(3,5)	1:A:24:ILE:CD1	1:B:11:ALA:N	5	3.15
(3,5)	1:A:24:ILE:CD1	1:B:12:ASP:N	5	3.15
(3,5)	1:A:24:ILE:CD1	1:B:13:GLY:N	5	3.15
(3,5)	1:A:24:ILE:CD1	1:B:14:VAL:N	5	3.15
(3,5)	1:A:24:ILE:CD1	1:B:15:GLY:N	5	3.15
(3,5)	1:A:24:ILE:CD1	1:B:16:LYS:N	5	3.15
(3,5)	1:A:24:ILE:CD1	1:B:17:SER:N	5	3.15
(3,5)	1:A:24:ILE:CD1	1:B:18:ALA:N	5	3.15
(3,5)	1:A:24:ILE:CD1	1:B:19:LEU:N	5	3.15
(3,5)	1:A:24:ILE:CD1	1:B:20:THR:N	5	3.15
(3,5)	1:A:24:ILE:CD1	1:B:21:ILE:N	5	3.15
(3,5)	1:A:24:ILE:CD1	1:B:22:GLN:N	5	3.15
(3,5)	1:A:24:ILE:CD1	1:B:23:LEU:N	5	3.15
(3,5)	1:A:24:ILE:CD1	1:B:24:ILE:N	5	3.15

Continued on next page...

Continued from previous page...

Key	Atom-1	Atom-2	Model ID	Violation (Å)
(3,5)	1:A:24:ILE:CD1	1:B:25:GLN:N	5	3.15
(3,5)	1:A:24:ILE:CD1	1:B:26:ASN:N	5	3.15
(3,5)	1:A:24:ILE:CD1	1:B:27:HIS:N	5	3.15
(3,5)	1:A:24:ILE:CD1	1:B:28:PHE:N	5	3.15
(3,5)	1:A:24:ILE:CD1	1:B:29:VAL:N	5	3.15
(3,5)	1:A:24:ILE:CD1	1:B:30:ASP:N	5	3.15
(3,5)	1:A:24:ILE:CD1	1:B:31:GLU:N	5	3.15
(3,5)	1:A:24:ILE:CD1	1:B:32:TYR:N	5	3.15
(3,5)	1:A:24:ILE:CD1	1:B:33:ASP:N	5	3.15
(3,5)	1:A:24:ILE:CD1	1:B:34:PRO:N	5	3.15
(3,5)	1:A:24:ILE:CD1	1:B:35:THR:N	5	3.15
(3,5)	1:A:24:ILE:CD1	1:B:36:ILE:N	5	3.15
(3,5)	1:A:24:ILE:CD1	1:B:37:GLU:N	5	3.15
(3,5)	1:A:24:ILE:CD1	1:B:38:ASP:N	5	3.15
(3,5)	1:A:24:ILE:CD1	1:B:39:SER:N	5	3.15
(3,5)	1:A:24:ILE:CD1	1:B:40:TYR:N	5	3.15
(3,5)	1:A:24:ILE:CD1	1:B:41:ARG:N	5	3.15
(3,5)	1:A:24:ILE:CD1	1:B:42:LYS:N	5	3.15
(3,5)	1:A:24:ILE:CD1	1:B:43:GLN:N	5	3.15
(3,5)	1:A:24:ILE:CD1	1:B:44:VAL:N	5	3.15
(3,5)	1:A:24:ILE:CD1	1:B:45:VAL:N	5	3.15
(3,5)	1:A:24:ILE:CD1	1:B:46:ILE:N	5	3.15
(3,5)	1:A:24:ILE:CD1	1:B:47:ASP:N	5	3.15
(3,5)	1:A:24:ILE:CD1	1:B:48:GLY:N	5	3.15
(3,5)	1:A:24:ILE:CD1	1:B:49:GLU:N	5	3.15
(3,5)	1:A:24:ILE:CD1	1:B:50:THR:N	5	3.15
(3,5)	1:A:24:ILE:CD1	1:B:51:CYS:N	5	3.15
(3,5)	1:A:24:ILE:CD1	1:B:52:LEU:N	5	3.15
(3,5)	1:A:24:ILE:CD1	1:B:53:LEU:N	5	3.15
(3,5)	1:A:24:ILE:CD1	1:B:54:ASP:N	5	3.15
(3,5)	1:A:24:ILE:CD1	1:B:55:ILE:N	5	3.15
(3,5)	1:A:24:ILE:CD1	1:B:56:LEU:N	5	3.15
(3,5)	1:A:24:ILE:CD1	1:B:57:ASP:N	5	3.15
(3,5)	1:A:24:ILE:CD1	1:B:58:THR:N	5	3.15
(3,5)	1:A:24:ILE:CD1	1:B:59:ALA:N	5	3.15
(3,5)	1:A:24:ILE:CD1	1:B:60:GLY:N	5	3.15
(3,5)	1:A:24:ILE:CD1	1:B:61:GLN:N	5	3.15
(3,5)	1:A:24:ILE:CD1	1:B:62:GLU:N	5	3.15
(3,5)	1:A:24:ILE:CD1	1:B:63:GLU:N	5	3.15
(3,5)	1:A:24:ILE:CD1	1:B:64:TYR:N	5	3.15
(3,5)	1:A:24:ILE:CD1	1:B:65:SER:N	5	3.15
(3,5)	1:A:24:ILE:CD1	1:B:66:ALA:N	5	3.15

Continued on next page...

Continued from previous page...

Key	Atom-1	Atom-2	Model ID	Violation (Å)
(3,5)	1:A:24:ILE:CD1	1:B:67:MET:N	5	3.15
(3,5)	1:A:24:ILE:CD1	1:B:68:ARG:N	5	3.15
(3,5)	1:A:24:ILE:CD1	1:B:69:ASP:N	5	3.15
(3,5)	1:A:24:ILE:CD1	1:B:70:GLN:N	5	3.15
(3,5)	1:A:24:ILE:CD1	1:B:71:TYR:N	5	3.15
(3,5)	1:A:24:ILE:CD1	1:B:72:MET:N	5	3.15
(3,5)	1:A:24:ILE:CD1	1:B:73:ARG:N	5	3.15
(3,5)	1:A:24:ILE:CD1	1:B:74:THR:N	5	3.15
(3,5)	1:A:24:ILE:CD1	1:B:75:GLY:N	5	3.15
(3,5)	1:A:24:ILE:CD1	1:B:76:GLU:N	5	3.15
(3,5)	1:A:24:ILE:CD1	1:B:77:GLY:N	5	3.15
(3,5)	1:A:24:ILE:CD1	1:B:78:PHE:N	5	3.15
(3,5)	1:A:24:ILE:CD1	1:B:79:LEU:N	5	3.15
(3,5)	1:A:24:ILE:CD1	1:B:80:CYS:N	5	3.15
(3,5)	1:A:24:ILE:CD1	5:B:203:7Q9:N	5	3.15
(3,5)	1:A:24:ILE:CD1	5:B:204:7Q9:N	5	3.15
(3,5)	1:A:24:ILE:CD1	5:B:205:7Q9:N	5	3.15
(3,5)	1:A:24:ILE:CD1	5:B:206:7Q9:N	5	3.15
(3,5)	1:A:24:ILE:CD1	5:B:207:7Q9:N	5	3.15
(3,5)	1:A:24:ILE:CD1	6:B:208:17F:N1	5	3.15
(3,5)	1:A:24:ILE:CD1	5:B:209:7Q9:N	5	3.15
(3,5)	1:A:24:ILE:CD1	5:B:210:7Q9:N	5	3.15
(3,5)	1:A:24:ILE:CD1	5:B:211:7Q9:N	5	3.15
(3,5)	1:A:24:ILE:CD1	5:B:212:7Q9:N	5	3.15
(3,5)	1:A:24:ILE:CD1	5:B:213:7Q9:N	5	3.15
(3,5)	1:A:24:ILE:CD1	6:B:214:17F:N1	5	3.15
(3,5)	1:A:24:ILE:CD1	6:B:215:17F:N1	5	3.15
(3,5)	1:A:24:ILE:CD1	5:B:216:7Q9:N	5	3.15
(3,5)	1:A:24:ILE:CD1	5:B:217:7Q9:N	5	3.15
(3,5)	1:A:24:ILE:CD1	5:B:218:7Q9:N	5	3.15
(3,5)	1:A:24:ILE:CD1	6:B:219:17F:N1	5	3.15
(3,5)	1:A:24:ILE:CD1	5:B:220:7Q9:N	5	3.15
(1,21)	1:A:184:LYS:C	1:B:2:THR:N	5	3.14
(1,21)	1:A:184:LYS:C	1:B:3:GLU:N	5	3.14
(1,21)	1:A:184:LYS:C	1:B:4:TYR:N	5	3.14
(1,21)	1:A:184:LYS:C	1:B:5:LYS:N	5	3.14
(1,21)	1:A:184:LYS:C	1:B:6:LEU:N	5	3.14
(1,21)	1:A:184:LYS:C	1:B:7:VAL:N	5	3.14
(1,21)	1:A:184:LYS:C	1:B:8:VAL:N	5	3.14
(1,21)	1:A:184:LYS:C	1:B:9:VAL:N	5	3.14
(1,21)	1:A:184:LYS:C	1:B:10:GLY:N	5	3.14
(1,21)	1:A:184:LYS:C	1:B:11:ALA:N	5	3.14

Continued on next page...

Continued from previous page...

Key	Atom-1	Atom-2	Model ID	Violation (Å)
(1,21)	1:A:184:LYS:C	1:B:12:ASP:N	5	3.14
(1,21)	1:A:184:LYS:C	1:B:13:GLY:N	5	3.14
(1,21)	1:A:184:LYS:C	1:B:14:VAL:N	5	3.14
(1,21)	1:A:184:LYS:C	1:B:15:GLY:N	5	3.14
(1,21)	1:A:184:LYS:C	1:B:16:LYS:N	5	3.14
(1,21)	1:A:184:LYS:C	1:B:17:SER:N	5	3.14
(1,21)	1:A:184:LYS:C	1:B:18:ALA:N	5	3.14
(1,21)	1:A:184:LYS:C	1:B:19:LEU:N	5	3.14
(1,21)	1:A:184:LYS:C	1:B:20:THR:N	5	3.14
(1,21)	1:A:184:LYS:C	1:B:21:ILE:N	5	3.14
(1,21)	1:A:184:LYS:C	1:B:22:GLN:N	5	3.14
(1,21)	1:A:184:LYS:C	1:B:23:LEU:N	5	3.14
(1,21)	1:A:184:LYS:C	1:B:24:ILE:N	5	3.14
(1,21)	1:A:184:LYS:C	1:B:25:GLN:N	5	3.14
(1,21)	1:A:184:LYS:C	1:B:26:ASN:N	5	3.14
(1,21)	1:A:184:LYS:C	1:B:27:HIS:N	5	3.14
(1,21)	1:A:184:LYS:C	1:B:28:PHE:N	5	3.14
(1,21)	1:A:184:LYS:C	1:B:29:VAL:N	5	3.14
(1,21)	1:A:184:LYS:C	1:B:30:ASP:N	5	3.14
(1,21)	1:A:184:LYS:C	1:B:31:GLU:N	5	3.14
(1,21)	1:A:184:LYS:C	1:B:32:TYR:N	5	3.14
(1,21)	1:A:184:LYS:C	1:B:33:ASP:N	5	3.14
(1,21)	1:A:184:LYS:C	1:B:34:PRO:N	5	3.14
(1,21)	1:A:184:LYS:C	1:B:35:THR:N	5	3.14
(1,21)	1:A:184:LYS:C	1:B:36:ILE:N	5	3.14
(1,21)	1:A:184:LYS:C	1:B:37:GLU:N	5	3.14
(1,21)	1:A:184:LYS:C	1:B:38:ASP:N	5	3.14
(1,21)	1:A:184:LYS:C	1:B:39:SER:N	5	3.14
(1,21)	1:A:184:LYS:C	1:B:40:TYR:N	5	3.14
(1,21)	1:A:184:LYS:C	1:B:41:ARG:N	5	3.14
(1,21)	1:A:184:LYS:C	1:B:42:LYS:N	5	3.14
(1,21)	1:A:184:LYS:C	1:B:43:GLN:N	5	3.14
(1,21)	1:A:184:LYS:C	1:B:44:VAL:N	5	3.14
(1,21)	1:A:184:LYS:C	1:B:45:VAL:N	5	3.14
(1,21)	1:A:184:LYS:C	1:B:46:ILE:N	5	3.14
(1,21)	1:A:184:LYS:C	1:B:47:ASP:N	5	3.14
(1,21)	1:A:184:LYS:C	1:B:48:GLY:N	5	3.14
(1,21)	1:A:184:LYS:C	1:B:49:GLU:N	5	3.14
(1,21)	1:A:184:LYS:C	1:B:50:THR:N	5	3.14
(1,21)	1:A:184:LYS:C	1:B:51:CYS:N	5	3.14
(1,21)	1:A:184:LYS:C	1:B:52:LEU:N	5	3.14
(1,21)	1:A:184:LYS:C	1:B:53:LEU:N	5	3.14

Continued on next page...

Continued from previous page...

Key	Atom-1	Atom-2	Model ID	Violation (Å)
(1,21)	1:A:184:LYS:C	1:B:54:ASP:N	5	3.14
(1,21)	1:A:184:LYS:C	1:B:55:ILE:N	5	3.14
(1,21)	1:A:184:LYS:C	1:B:56:LEU:N	5	3.14
(1,21)	1:A:184:LYS:C	1:B:57:ASP:N	5	3.14
(1,21)	1:A:184:LYS:C	1:B:58:THR:N	5	3.14
(1,21)	1:A:184:LYS:C	1:B:59:ALA:N	5	3.14
(1,21)	1:A:184:LYS:C	1:B:60:GLY:N	5	3.14
(1,21)	1:A:184:LYS:C	1:B:61:GLN:N	5	3.14
(1,21)	1:A:184:LYS:C	1:B:62:GLU:N	5	3.14
(1,21)	1:A:184:LYS:C	1:B:63:GLU:N	5	3.14
(1,21)	1:A:184:LYS:C	1:B:64:TYR:N	5	3.14
(1,21)	1:A:184:LYS:C	1:B:65:SER:N	5	3.14
(1,21)	1:A:184:LYS:C	1:B:66:ALA:N	5	3.14
(1,21)	1:A:184:LYS:C	1:B:67:MET:N	5	3.14
(1,21)	1:A:184:LYS:C	1:B:68:ARG:N	5	3.14
(1,21)	1:A:184:LYS:C	1:B:69:ASP:N	5	3.14
(1,21)	1:A:184:LYS:C	1:B:70:GLN:N	5	3.14
(1,21)	1:A:184:LYS:C	1:B:71:TYR:N	5	3.14
(1,21)	1:A:184:LYS:C	1:B:72:MET:N	5	3.14
(1,21)	1:A:184:LYS:C	1:B:73:ARG:N	5	3.14
(1,21)	1:A:184:LYS:C	1:B:74:THR:N	5	3.14
(1,21)	1:A:184:LYS:C	1:B:75:GLY:N	5	3.14
(1,21)	1:A:184:LYS:C	1:B:76:GLU:N	5	3.14
(1,21)	1:A:184:LYS:C	1:B:77:GLY:N	5	3.14
(1,21)	1:A:184:LYS:C	1:B:78:PHE:N	5	3.14
(1,21)	1:A:184:LYS:C	1:B:79:LEU:N	5	3.14
(1,21)	1:A:184:LYS:C	1:B:80:CYS:N	5	3.14
(1,21)	1:A:184:LYS:C	5:B:203:7Q9:N	5	3.14
(1,21)	1:A:184:LYS:C	5:B:204:7Q9:N	5	3.14
(1,21)	1:A:184:LYS:C	5:B:205:7Q9:N	5	3.14
(1,21)	1:A:184:LYS:C	5:B:206:7Q9:N	5	3.14
(1,21)	1:A:184:LYS:C	5:B:207:7Q9:N	5	3.14
(1,21)	1:A:184:LYS:C	6:B:208:17F:N1	5	3.14
(1,21)	1:A:184:LYS:C	5:B:209:7Q9:N	5	3.14
(1,21)	1:A:184:LYS:C	5:B:210:7Q9:N	5	3.14
(1,21)	1:A:184:LYS:C	5:B:211:7Q9:N	5	3.14
(1,21)	1:A:184:LYS:C	5:B:212:7Q9:N	5	3.14
(1,21)	1:A:184:LYS:C	5:B:213:7Q9:N	5	3.14
(1,21)	1:A:184:LYS:C	6:B:214:17F:N1	5	3.14
(1,21)	1:A:184:LYS:C	6:B:215:17F:N1	5	3.14
(1,21)	1:A:184:LYS:C	5:B:216:7Q9:N	5	3.14
(1,21)	1:A:184:LYS:C	5:B:217:7Q9:N	5	3.14

Continued on next page...

Continued from previous page...

Key	Atom-1	Atom-2	Model ID	Violation (Å)
(1,21)	1:A:184:LYS:C	5:B:218:7Q9:N	5	3.14
(1,21)	1:A:184:LYS:C	6:B:219:17F:N1	5	3.14
(1,21)	1:A:184:LYS:C	5:B:220:7Q9:N	5	3.14
(1,21)	1:A:184:LYS:CA	1:B:2:THR:N	5	3.14
(1,21)	1:A:184:LYS:CA	1:B:3:GLU:N	5	3.14
(1,21)	1:A:184:LYS:CA	1:B:4:TYR:N	5	3.14
(1,21)	1:A:184:LYS:CA	1:B:5:LYS:N	5	3.14
(1,21)	1:A:184:LYS:CA	1:B:6:LEU:N	5	3.14
(1,21)	1:A:184:LYS:CA	1:B:7:VAL:N	5	3.14
(1,21)	1:A:184:LYS:CA	1:B:8:VAL:N	5	3.14
(1,21)	1:A:184:LYS:CA	1:B:9:VAL:N	5	3.14
(1,21)	1:A:184:LYS:CA	1:B:10:GLY:N	5	3.14
(1,21)	1:A:184:LYS:CA	1:B:11:ALA:N	5	3.14
(1,21)	1:A:184:LYS:CA	1:B:12:ASP:N	5	3.14
(1,21)	1:A:184:LYS:CA	1:B:13:GLY:N	5	3.14
(1,21)	1:A:184:LYS:CA	1:B:14:VAL:N	5	3.14
(1,21)	1:A:184:LYS:CA	1:B:15:GLY:N	5	3.14
(1,21)	1:A:184:LYS:CA	1:B:16:LYS:N	5	3.14
(1,21)	1:A:184:LYS:CA	1:B:17:SER:N	5	3.14
(1,21)	1:A:184:LYS:CA	1:B:18:ALA:N	5	3.14
(1,21)	1:A:184:LYS:CA	1:B:19:LEU:N	5	3.14
(1,21)	1:A:184:LYS:CA	1:B:20:THR:N	5	3.14
(1,21)	1:A:184:LYS:CA	1:B:21:ILE:N	5	3.14
(1,21)	1:A:184:LYS:CA	1:B:22:GLN:N	5	3.14
(1,21)	1:A:184:LYS:CA	1:B:23:LEU:N	5	3.14
(1,21)	1:A:184:LYS:CA	1:B:24:ILE:N	5	3.14
(1,21)	1:A:184:LYS:CA	1:B:25:GLN:N	5	3.14
(1,21)	1:A:184:LYS:CA	1:B:26:ASN:N	5	3.14
(1,21)	1:A:184:LYS:CA	1:B:27:HIS:N	5	3.14
(1,21)	1:A:184:LYS:CA	1:B:28:PHE:N	5	3.14
(1,21)	1:A:184:LYS:CA	1:B:29:VAL:N	5	3.14
(1,21)	1:A:184:LYS:CA	1:B:30:ASP:N	5	3.14
(1,21)	1:A:184:LYS:CA	1:B:31:GLU:N	5	3.14
(1,21)	1:A:184:LYS:CA	1:B:32:TYR:N	5	3.14
(1,21)	1:A:184:LYS:CA	1:B:33:ASP:N	5	3.14
(1,21)	1:A:184:LYS:CA	1:B:34:PRO:N	5	3.14
(1,21)	1:A:184:LYS:CA	1:B:35:THR:N	5	3.14
(1,21)	1:A:184:LYS:CA	1:B:36:ILE:N	5	3.14
(1,21)	1:A:184:LYS:CA	1:B:37:GLU:N	5	3.14
(1,21)	1:A:184:LYS:CA	1:B:38:ASP:N	5	3.14
(1,21)	1:A:184:LYS:CA	1:B:39:SER:N	5	3.14
(1,21)	1:A:184:LYS:CA	1:B:40:TYR:N	5	3.14

Continued on next page...

Continued from previous page...

Key	Atom-1	Atom-2	Model ID	Violation (Å)
(1,21)	1:A:184:LYS:CA	1:B:41:ARG:N	5	3.14
(1,21)	1:A:184:LYS:CA	1:B:42:LYS:N	5	3.14
(1,21)	1:A:184:LYS:CA	1:B:43:GLN:N	5	3.14
(1,21)	1:A:184:LYS:CA	1:B:44:VAL:N	5	3.14
(1,21)	1:A:184:LYS:CA	1:B:45:VAL:N	5	3.14
(1,21)	1:A:184:LYS:CA	1:B:46:ILE:N	5	3.14
(1,21)	1:A:184:LYS:CA	1:B:47:ASP:N	5	3.14
(1,21)	1:A:184:LYS:CA	1:B:48:GLY:N	5	3.14
(1,21)	1:A:184:LYS:CA	1:B:49:GLU:N	5	3.14
(1,21)	1:A:184:LYS:CA	1:B:50:THR:N	5	3.14
(1,21)	1:A:184:LYS:CA	1:B:51:CYS:N	5	3.14
(1,21)	1:A:184:LYS:CA	1:B:52:LEU:N	5	3.14
(1,21)	1:A:184:LYS:CA	1:B:53:LEU:N	5	3.14
(1,21)	1:A:184:LYS:CA	1:B:54:ASP:N	5	3.14
(1,21)	1:A:184:LYS:CA	1:B:55:ILE:N	5	3.14
(1,21)	1:A:184:LYS:CA	1:B:56:LEU:N	5	3.14
(1,21)	1:A:184:LYS:CA	1:B:57:ASP:N	5	3.14
(1,21)	1:A:184:LYS:CA	1:B:58:THR:N	5	3.14
(1,21)	1:A:184:LYS:CA	1:B:59:ALA:N	5	3.14
(1,21)	1:A:184:LYS:CA	1:B:60:GLY:N	5	3.14
(1,21)	1:A:184:LYS:CA	1:B:61:GLN:N	5	3.14
(1,21)	1:A:184:LYS:CA	1:B:62:GLU:N	5	3.14
(1,21)	1:A:184:LYS:CA	1:B:63:GLU:N	5	3.14
(1,21)	1:A:184:LYS:CA	1:B:64:TYR:N	5	3.14
(1,21)	1:A:184:LYS:CA	1:B:65:SER:N	5	3.14
(1,21)	1:A:184:LYS:CA	1:B:66:ALA:N	5	3.14
(1,21)	1:A:184:LYS:CA	1:B:67:MET:N	5	3.14
(1,21)	1:A:184:LYS:CA	1:B:68:ARG:N	5	3.14
(1,21)	1:A:184:LYS:CA	1:B:69:ASP:N	5	3.14
(1,21)	1:A:184:LYS:CA	1:B:70:GLN:N	5	3.14
(1,21)	1:A:184:LYS:CA	1:B:71:TYR:N	5	3.14
(1,21)	1:A:184:LYS:CA	1:B:72:MET:N	5	3.14
(1,21)	1:A:184:LYS:CA	1:B:73:ARG:N	5	3.14
(1,21)	1:A:184:LYS:CA	1:B:74:THR:N	5	3.14
(1,21)	1:A:184:LYS:CA	1:B:75:GLY:N	5	3.14
(1,21)	1:A:184:LYS:CA	1:B:76:GLU:N	5	3.14
(1,21)	1:A:184:LYS:CA	1:B:77:GLY:N	5	3.14
(1,21)	1:A:184:LYS:CA	1:B:78:PHE:N	5	3.14
(1,21)	1:A:184:LYS:CA	1:B:79:LEU:N	5	3.14
(1,21)	1:A:184:LYS:CA	1:B:80:CYS:N	5	3.14
(1,21)	1:A:184:LYS:CA	5:B:203:7Q9:N	5	3.14
(1,21)	1:A:184:LYS:CA	5:B:204:7Q9:N	5	3.14

Continued on next page...

Continued from previous page...

Key	Atom-1	Atom-2	Model ID	Violation (Å)
(1,21)	1:A:184:LYS:CA	5:B:205:7Q9:N	5	3.14
(1,21)	1:A:184:LYS:CA	5:B:206:7Q9:N	5	3.14
(1,21)	1:A:184:LYS:CA	5:B:207:7Q9:N	5	3.14
(1,21)	1:A:184:LYS:CA	6:B:208:17F:N1	5	3.14
(1,21)	1:A:184:LYS:CA	5:B:209:7Q9:N	5	3.14
(1,21)	1:A:184:LYS:CA	5:B:210:7Q9:N	5	3.14
(1,21)	1:A:184:LYS:CA	5:B:211:7Q9:N	5	3.14
(1,21)	1:A:184:LYS:CA	5:B:212:7Q9:N	5	3.14
(1,21)	1:A:184:LYS:CA	5:B:213:7Q9:N	5	3.14
(1,21)	1:A:184:LYS:CA	6:B:214:17F:N1	5	3.14
(1,21)	1:A:184:LYS:CA	6:B:215:17F:N1	5	3.14
(1,21)	1:A:184:LYS:CA	5:B:216:7Q9:N	5	3.14
(1,21)	1:A:184:LYS:CA	5:B:217:7Q9:N	5	3.14
(1,21)	1:A:184:LYS:CA	5:B:218:7Q9:N	5	3.14
(1,21)	1:A:184:LYS:CA	6:B:219:17F:N1	5	3.14
(1,21)	1:A:184:LYS:CA	5:B:220:7Q9:N	5	3.14
(1,21)	1:A:184:LYS:CB	1:B:2:THR:N	5	3.14
(1,21)	1:A:184:LYS:CB	1:B:3:GLU:N	5	3.14
(1,21)	1:A:184:LYS:CB	1:B:4:TYR:N	5	3.14
(1,21)	1:A:184:LYS:CB	1:B:5:LYS:N	5	3.14
(1,21)	1:A:184:LYS:CB	1:B:6:LEU:N	5	3.14
(1,21)	1:A:184:LYS:CB	1:B:7:VAL:N	5	3.14
(1,21)	1:A:184:LYS:CB	1:B:8:VAL:N	5	3.14
(1,21)	1:A:184:LYS:CB	1:B:9:VAL:N	5	3.14
(1,21)	1:A:184:LYS:CB	1:B:10:GLY:N	5	3.14
(1,21)	1:A:184:LYS:CB	1:B:11:ALA:N	5	3.14
(1,21)	1:A:184:LYS:CB	1:B:12:ASP:N	5	3.14
(1,21)	1:A:184:LYS:CB	1:B:13:GLY:N	5	3.14
(1,21)	1:A:184:LYS:CB	1:B:14:VAL:N	5	3.14
(1,21)	1:A:184:LYS:CB	1:B:15:GLY:N	5	3.14
(1,21)	1:A:184:LYS:CB	1:B:16:LYS:N	5	3.14
(1,21)	1:A:184:LYS:CB	1:B:17:SER:N	5	3.14
(1,21)	1:A:184:LYS:CB	1:B:18:ALA:N	5	3.14
(1,21)	1:A:184:LYS:CB	1:B:19:LEU:N	5	3.14
(1,21)	1:A:184:LYS:CB	1:B:20:THR:N	5	3.14
(1,21)	1:A:184:LYS:CB	1:B:21:ILE:N	5	3.14
(1,21)	1:A:184:LYS:CB	1:B:22:GLN:N	5	3.14
(1,21)	1:A:184:LYS:CB	1:B:23:LEU:N	5	3.14
(1,21)	1:A:184:LYS:CB	1:B:24:ILE:N	5	3.14
(1,21)	1:A:184:LYS:CB	1:B:25:GLN:N	5	3.14
(1,21)	1:A:184:LYS:CB	1:B:26:ASN:N	5	3.14
(1,21)	1:A:184:LYS:CB	1:B:27:HIS:N	5	3.14

Continued on next page...

Continued from previous page...

Key	Atom-1	Atom-2	Model ID	Violation (Å)
(1,21)	1:A:184:LYS:CB	1:B:28:PHE:N	5	3.14
(1,21)	1:A:184:LYS:CB	1:B:29:VAL:N	5	3.14
(1,21)	1:A:184:LYS:CB	1:B:30:ASP:N	5	3.14
(1,21)	1:A:184:LYS:CB	1:B:31:GLU:N	5	3.14
(1,21)	1:A:184:LYS:CB	1:B:32:TYR:N	5	3.14
(1,21)	1:A:184:LYS:CB	1:B:33:ASP:N	5	3.14
(1,21)	1:A:184:LYS:CB	1:B:34:PRO:N	5	3.14
(1,21)	1:A:184:LYS:CB	1:B:35:THR:N	5	3.14
(1,21)	1:A:184:LYS:CB	1:B:36:ILE:N	5	3.14
(1,21)	1:A:184:LYS:CB	1:B:37:GLU:N	5	3.14
(1,21)	1:A:184:LYS:CB	1:B:38:ASP:N	5	3.14
(1,21)	1:A:184:LYS:CB	1:B:39:SER:N	5	3.14
(1,21)	1:A:184:LYS:CB	1:B:40:TYR:N	5	3.14
(1,21)	1:A:184:LYS:CB	1:B:41:ARG:N	5	3.14
(1,21)	1:A:184:LYS:CB	1:B:42:LYS:N	5	3.14
(1,21)	1:A:184:LYS:CB	1:B:43:GLN:N	5	3.14
(1,21)	1:A:184:LYS:CB	1:B:44:VAL:N	5	3.14
(1,21)	1:A:184:LYS:CB	1:B:45:VAL:N	5	3.14
(1,21)	1:A:184:LYS:CB	1:B:46:ILE:N	5	3.14
(1,21)	1:A:184:LYS:CB	1:B:47:ASP:N	5	3.14
(1,21)	1:A:184:LYS:CB	1:B:48:GLY:N	5	3.14
(1,21)	1:A:184:LYS:CB	1:B:49:GLU:N	5	3.14
(1,21)	1:A:184:LYS:CB	1:B:50:THR:N	5	3.14
(1,21)	1:A:184:LYS:CB	1:B:51:CYS:N	5	3.14
(1,21)	1:A:184:LYS:CB	1:B:52:LEU:N	5	3.14
(1,21)	1:A:184:LYS:CB	1:B:53:LEU:N	5	3.14
(1,21)	1:A:184:LYS:CB	1:B:54:ASP:N	5	3.14
(1,21)	1:A:184:LYS:CB	1:B:55:ILE:N	5	3.14
(1,21)	1:A:184:LYS:CB	1:B:56:LEU:N	5	3.14
(1,21)	1:A:184:LYS:CB	1:B:57:ASP:N	5	3.14
(1,21)	1:A:184:LYS:CB	1:B:58:THR:N	5	3.14
(1,21)	1:A:184:LYS:CB	1:B:59:ALA:N	5	3.14
(1,21)	1:A:184:LYS:CB	1:B:60:GLY:N	5	3.14
(1,21)	1:A:184:LYS:CB	1:B:61:GLN:N	5	3.14
(1,21)	1:A:184:LYS:CB	1:B:62:GLU:N	5	3.14
(1,21)	1:A:184:LYS:CB	1:B:63:GLU:N	5	3.14
(1,21)	1:A:184:LYS:CB	1:B:64:TYR:N	5	3.14
(1,21)	1:A:184:LYS:CB	1:B:65:SER:N	5	3.14
(1,21)	1:A:184:LYS:CB	1:B:66:ALA:N	5	3.14
(1,21)	1:A:184:LYS:CB	1:B:67:MET:N	5	3.14
(1,21)	1:A:184:LYS:CB	1:B:68:ARG:N	5	3.14
(1,21)	1:A:184:LYS:CB	1:B:69:ASP:N	5	3.14

Continued on next page...

Continued from previous page...

Key	Atom-1	Atom-2	Model ID	Violation (Å)
(1,21)	1:A:184:LYS:CB	1:B:70:GLN:N	5	3.14
(1,21)	1:A:184:LYS:CB	1:B:71:TYR:N	5	3.14
(1,21)	1:A:184:LYS:CB	1:B:72:MET:N	5	3.14
(1,21)	1:A:184:LYS:CB	1:B:73:ARG:N	5	3.14
(1,21)	1:A:184:LYS:CB	1:B:74:THR:N	5	3.14
(1,21)	1:A:184:LYS:CB	1:B:75:GLY:N	5	3.14
(1,21)	1:A:184:LYS:CB	1:B:76:GLU:N	5	3.14
(1,21)	1:A:184:LYS:CB	1:B:77:GLY:N	5	3.14
(1,21)	1:A:184:LYS:CB	1:B:78:PHE:N	5	3.14
(1,21)	1:A:184:LYS:CB	1:B:79:LEU:N	5	3.14
(1,21)	1:A:184:LYS:CB	1:B:80:CYS:N	5	3.14
(1,21)	1:A:184:LYS:CB	5:B:203:7Q9:N	5	3.14
(1,21)	1:A:184:LYS:CB	5:B:204:7Q9:N	5	3.14
(1,21)	1:A:184:LYS:CB	5:B:205:7Q9:N	5	3.14
(1,21)	1:A:184:LYS:CB	5:B:206:7Q9:N	5	3.14
(1,21)	1:A:184:LYS:CB	5:B:207:7Q9:N	5	3.14
(1,21)	1:A:184:LYS:CB	6:B:208:17F:N1	5	3.14
(1,21)	1:A:184:LYS:CB	5:B:209:7Q9:N	5	3.14
(1,21)	1:A:184:LYS:CB	5:B:210:7Q9:N	5	3.14
(1,21)	1:A:184:LYS:CB	5:B:211:7Q9:N	5	3.14
(1,21)	1:A:184:LYS:CB	5:B:212:7Q9:N	5	3.14
(1,21)	1:A:184:LYS:CB	5:B:213:7Q9:N	5	3.14
(1,21)	1:A:184:LYS:CB	6:B:214:17F:N1	5	3.14
(1,21)	1:A:184:LYS:CB	6:B:215:17F:N1	5	3.14
(1,21)	1:A:184:LYS:CB	5:B:216:7Q9:N	5	3.14
(1,21)	1:A:184:LYS:CB	5:B:217:7Q9:N	5	3.14
(1,21)	1:A:184:LYS:CB	5:B:218:7Q9:N	5	3.14
(1,21)	1:A:184:LYS:CB	6:B:219:17F:N1	5	3.14
(1,21)	1:A:184:LYS:CB	5:B:220:7Q9:N	5	3.14
(1,21)	1:A:184:LYS:CD	1:B:2:THR:N	5	3.14
(1,21)	1:A:184:LYS:CD	1:B:3:GLU:N	5	3.14
(1,21)	1:A:184:LYS:CD	1:B:4:TYR:N	5	3.14
(1,21)	1:A:184:LYS:CD	1:B:5:LYS:N	5	3.14
(1,21)	1:A:184:LYS:CD	1:B:6:LEU:N	5	3.14
(1,21)	1:A:184:LYS:CD	1:B:7:VAL:N	5	3.14
(1,21)	1:A:184:LYS:CD	1:B:8:VAL:N	5	3.14
(1,21)	1:A:184:LYS:CD	1:B:9:VAL:N	5	3.14
(1,21)	1:A:184:LYS:CD	1:B:10:GLY:N	5	3.14
(1,21)	1:A:184:LYS:CD	1:B:11:ALA:N	5	3.14
(1,21)	1:A:184:LYS:CD	1:B:12:ASP:N	5	3.14
(1,21)	1:A:184:LYS:CD	1:B:13:GLY:N	5	3.14
(1,21)	1:A:184:LYS:CD	1:B:14:VAL:N	5	3.14

Continued on next page...

Continued from previous page...

Key	Atom-1	Atom-2	Model ID	Violation (Å)
(1,21)	1:A:184:LYS:CD	1:B:15:GLY:N	5	3.14
(1,21)	1:A:184:LYS:CD	1:B:16:LYS:N	5	3.14
(1,21)	1:A:184:LYS:CD	1:B:17:SER:N	5	3.14
(1,21)	1:A:184:LYS:CD	1:B:18:ALA:N	5	3.14
(1,21)	1:A:184:LYS:CD	1:B:19:LEU:N	5	3.14
(1,21)	1:A:184:LYS:CD	1:B:20:THR:N	5	3.14
(1,21)	1:A:184:LYS:CD	1:B:21:ILE:N	5	3.14
(1,21)	1:A:184:LYS:CD	1:B:22:GLN:N	5	3.14
(1,21)	1:A:184:LYS:CD	1:B:23:LEU:N	5	3.14
(1,21)	1:A:184:LYS:CD	1:B:24:ILE:N	5	3.14
(1,21)	1:A:184:LYS:CD	1:B:25:GLN:N	5	3.14
(1,21)	1:A:184:LYS:CD	1:B:26:ASN:N	5	3.14
(1,21)	1:A:184:LYS:CD	1:B:27:HIS:N	5	3.14
(1,21)	1:A:184:LYS:CD	1:B:28:PHE:N	5	3.14
(1,21)	1:A:184:LYS:CD	1:B:29:VAL:N	5	3.14
(1,21)	1:A:184:LYS:CD	1:B:30:ASP:N	5	3.14
(1,21)	1:A:184:LYS:CD	1:B:31:GLU:N	5	3.14
(1,21)	1:A:184:LYS:CD	1:B:32:TYR:N	5	3.14
(1,21)	1:A:184:LYS:CD	1:B:33:ASP:N	5	3.14
(1,21)	1:A:184:LYS:CD	1:B:34:PRO:N	5	3.14
(1,21)	1:A:184:LYS:CD	1:B:35:THR:N	5	3.14
(1,21)	1:A:184:LYS:CD	1:B:36:ILE:N	5	3.14
(1,21)	1:A:184:LYS:CD	1:B:37:GLU:N	5	3.14
(1,21)	1:A:184:LYS:CD	1:B:38:ASP:N	5	3.14
(1,21)	1:A:184:LYS:CD	1:B:39:SER:N	5	3.14
(1,21)	1:A:184:LYS:CD	1:B:40:TYR:N	5	3.14
(1,21)	1:A:184:LYS:CD	1:B:41:ARG:N	5	3.14
(1,21)	1:A:184:LYS:CD	1:B:42:LYS:N	5	3.14
(1,21)	1:A:184:LYS:CD	1:B:43:GLN:N	5	3.14
(1,21)	1:A:184:LYS:CD	1:B:44:VAL:N	5	3.14
(1,21)	1:A:184:LYS:CD	1:B:45:VAL:N	5	3.14
(1,21)	1:A:184:LYS:CD	1:B:46:ILE:N	5	3.14
(1,21)	1:A:184:LYS:CD	1:B:47:ASP:N	5	3.14
(1,21)	1:A:184:LYS:CD	1:B:48:GLY:N	5	3.14
(1,21)	1:A:184:LYS:CD	1:B:49:GLU:N	5	3.14
(1,21)	1:A:184:LYS:CD	1:B:50:THR:N	5	3.14
(1,21)	1:A:184:LYS:CD	1:B:51:CYS:N	5	3.14
(1,21)	1:A:184:LYS:CD	1:B:52:LEU:N	5	3.14
(1,21)	1:A:184:LYS:CD	1:B:53:LEU:N	5	3.14
(1,21)	1:A:184:LYS:CD	1:B:54:ASP:N	5	3.14
(1,21)	1:A:184:LYS:CD	1:B:55:ILE:N	5	3.14
(1,21)	1:A:184:LYS:CD	1:B:56:LEU:N	5	3.14

Continued on next page...

Continued from previous page...

Key	Atom-1	Atom-2	Model ID	Violation (Å)
(1,21)	1:A:184:LYS:CD	1:B:57:ASP:N	5	3.14
(1,21)	1:A:184:LYS:CD	1:B:58:THR:N	5	3.14
(1,21)	1:A:184:LYS:CD	1:B:59:ALA:N	5	3.14
(1,21)	1:A:184:LYS:CD	1:B:60:GLY:N	5	3.14
(1,21)	1:A:184:LYS:CD	1:B:61:GLN:N	5	3.14
(1,21)	1:A:184:LYS:CD	1:B:62:GLU:N	5	3.14
(1,21)	1:A:184:LYS:CD	1:B:63:GLU:N	5	3.14
(1,21)	1:A:184:LYS:CD	1:B:64:TYR:N	5	3.14
(1,21)	1:A:184:LYS:CD	1:B:65:SER:N	5	3.14
(1,21)	1:A:184:LYS:CD	1:B:66:ALA:N	5	3.14
(1,21)	1:A:184:LYS:CD	1:B:67:MET:N	5	3.14
(1,21)	1:A:184:LYS:CD	1:B:68:ARG:N	5	3.14
(1,21)	1:A:184:LYS:CD	1:B:69:ASP:N	5	3.14
(1,21)	1:A:184:LYS:CD	1:B:70:GLN:N	5	3.14
(1,21)	1:A:184:LYS:CD	1:B:71:TYR:N	5	3.14
(1,21)	1:A:184:LYS:CD	1:B:72:MET:N	5	3.14
(1,21)	1:A:184:LYS:CD	1:B:73:ARG:N	5	3.14
(1,21)	1:A:184:LYS:CD	1:B:74:THR:N	5	3.14
(1,21)	1:A:184:LYS:CD	1:B:75:GLY:N	5	3.14
(1,21)	1:A:184:LYS:CD	1:B:76:GLU:N	5	3.14
(1,21)	1:A:184:LYS:CD	1:B:77:GLY:N	5	3.14
(1,21)	1:A:184:LYS:CD	1:B:78:PHE:N	5	3.14
(1,21)	1:A:184:LYS:CD	1:B:79:LEU:N	5	3.14
(1,21)	1:A:184:LYS:CD	1:B:80:CYS:N	5	3.14
(1,21)	1:A:184:LYS:CD	5:B:203:7Q9:N	5	3.14
(1,21)	1:A:184:LYS:CD	5:B:204:7Q9:N	5	3.14
(1,21)	1:A:184:LYS:CD	5:B:205:7Q9:N	5	3.14
(1,21)	1:A:184:LYS:CD	5:B:206:7Q9:N	5	3.14
(1,21)	1:A:184:LYS:CD	5:B:207:7Q9:N	5	3.14
(1,21)	1:A:184:LYS:CD	6:B:208:17F:N1	5	3.14
(1,21)	1:A:184:LYS:CD	5:B:209:7Q9:N	5	3.14
(1,21)	1:A:184:LYS:CD	5:B:210:7Q9:N	5	3.14
(1,21)	1:A:184:LYS:CD	5:B:211:7Q9:N	5	3.14
(1,21)	1:A:184:LYS:CD	5:B:212:7Q9:N	5	3.14
(1,21)	1:A:184:LYS:CD	5:B:213:7Q9:N	5	3.14
(1,21)	1:A:184:LYS:CD	6:B:214:17F:N1	5	3.14
(1,21)	1:A:184:LYS:CD	6:B:215:17F:N1	5	3.14
(1,21)	1:A:184:LYS:CD	5:B:216:7Q9:N	5	3.14
(1,21)	1:A:184:LYS:CD	5:B:217:7Q9:N	5	3.14
(1,21)	1:A:184:LYS:CD	5:B:218:7Q9:N	5	3.14
(1,21)	1:A:184:LYS:CD	6:B:219:17F:N1	5	3.14
(1,21)	1:A:184:LYS:CD	5:B:220:7Q9:N	5	3.14

Continued on next page...

Continued from previous page...

Key	Atom-1	Atom-2	Model ID	Violation (Å)
(1,21)	1:A:184:LYS:CE	1:B:2:THR:N	5	3.14
(1,21)	1:A:184:LYS:CE	1:B:3:GLU:N	5	3.14
(1,21)	1:A:184:LYS:CE	1:B:4:TYR:N	5	3.14
(1,21)	1:A:184:LYS:CE	1:B:5:LYS:N	5	3.14
(1,21)	1:A:184:LYS:CE	1:B:6:LEU:N	5	3.14
(1,21)	1:A:184:LYS:CE	1:B:7:VAL:N	5	3.14
(1,21)	1:A:184:LYS:CE	1:B:8:VAL:N	5	3.14
(1,21)	1:A:184:LYS:CE	1:B:9:VAL:N	5	3.14
(1,21)	1:A:184:LYS:CE	1:B:10:GLY:N	5	3.14
(1,21)	1:A:184:LYS:CE	1:B:11:ALA:N	5	3.14
(1,21)	1:A:184:LYS:CE	1:B:12:ASP:N	5	3.14
(1,21)	1:A:184:LYS:CE	1:B:13:GLY:N	5	3.14
(1,21)	1:A:184:LYS:CE	1:B:14:VAL:N	5	3.14
(1,21)	1:A:184:LYS:CE	1:B:15:GLY:N	5	3.14
(1,21)	1:A:184:LYS:CE	1:B:16:LYS:N	5	3.14
(1,21)	1:A:184:LYS:CE	1:B:17:SER:N	5	3.14
(1,21)	1:A:184:LYS:CE	1:B:18:ALA:N	5	3.14
(1,21)	1:A:184:LYS:CE	1:B:19:LEU:N	5	3.14
(1,21)	1:A:184:LYS:CE	1:B:20:THR:N	5	3.14
(1,21)	1:A:184:LYS:CE	1:B:21:ILE:N	5	3.14
(1,21)	1:A:184:LYS:CE	1:B:22:GLN:N	5	3.14
(1,21)	1:A:184:LYS:CE	1:B:23:LEU:N	5	3.14
(1,21)	1:A:184:LYS:CE	1:B:24:ILE:N	5	3.14
(1,21)	1:A:184:LYS:CE	1:B:25:GLN:N	5	3.14
(1,21)	1:A:184:LYS:CE	1:B:26:ASN:N	5	3.14
(1,21)	1:A:184:LYS:CE	1:B:27:HIS:N	5	3.14
(1,21)	1:A:184:LYS:CE	1:B:28:PHE:N	5	3.14
(1,21)	1:A:184:LYS:CE	1:B:29:VAL:N	5	3.14
(1,21)	1:A:184:LYS:CE	1:B:30:ASP:N	5	3.14
(1,21)	1:A:184:LYS:CE	1:B:31:GLU:N	5	3.14
(1,21)	1:A:184:LYS:CE	1:B:32:TYR:N	5	3.14
(1,21)	1:A:184:LYS:CE	1:B:33:ASP:N	5	3.14
(1,21)	1:A:184:LYS:CE	1:B:34:PRO:N	5	3.14
(1,21)	1:A:184:LYS:CE	1:B:35:THR:N	5	3.14
(1,21)	1:A:184:LYS:CE	1:B:36:ILE:N	5	3.14
(1,21)	1:A:184:LYS:CE	1:B:37:GLU:N	5	3.14
(1,21)	1:A:184:LYS:CE	1:B:38:ASP:N	5	3.14
(1,21)	1:A:184:LYS:CE	1:B:39:SER:N	5	3.14
(1,21)	1:A:184:LYS:CE	1:B:40:TYR:N	5	3.14
(1,21)	1:A:184:LYS:CE	1:B:41:ARG:N	5	3.14
(1,21)	1:A:184:LYS:CE	1:B:42:LYS:N	5	3.14
(1,21)	1:A:184:LYS:CE	1:B:43:GLN:N	5	3.14

Continued on next page...

Continued from previous page...

Key	Atom-1	Atom-2	Model ID	Violation (Å)
(1,21)	1:A:184:LYS:CE	1:B:44:VAL:N	5	3.14
(1,21)	1:A:184:LYS:CE	1:B:45:VAL:N	5	3.14
(1,21)	1:A:184:LYS:CE	1:B:46:ILE:N	5	3.14
(1,21)	1:A:184:LYS:CE	1:B:47:ASP:N	5	3.14
(1,21)	1:A:184:LYS:CE	1:B:48:GLY:N	5	3.14
(1,21)	1:A:184:LYS:CE	1:B:49:GLU:N	5	3.14
(1,21)	1:A:184:LYS:CE	1:B:50:THR:N	5	3.14
(1,21)	1:A:184:LYS:CE	1:B:51:CYS:N	5	3.14
(1,21)	1:A:184:LYS:CE	1:B:52:LEU:N	5	3.14
(1,21)	1:A:184:LYS:CE	1:B:53:LEU:N	5	3.14
(1,21)	1:A:184:LYS:CE	1:B:54:ASP:N	5	3.14
(1,21)	1:A:184:LYS:CE	1:B:55:ILE:N	5	3.14
(1,21)	1:A:184:LYS:CE	1:B:56:LEU:N	5	3.14
(1,21)	1:A:184:LYS:CE	1:B:57:ASP:N	5	3.14
(1,21)	1:A:184:LYS:CE	1:B:58:THR:N	5	3.14
(1,21)	1:A:184:LYS:CE	1:B:59:ALA:N	5	3.14
(1,21)	1:A:184:LYS:CE	1:B:60:GLY:N	5	3.14
(1,21)	1:A:184:LYS:CE	1:B:61:GLN:N	5	3.14
(1,21)	1:A:184:LYS:CE	1:B:62:GLU:N	5	3.14
(1,21)	1:A:184:LYS:CE	1:B:63:GLU:N	5	3.14
(1,21)	1:A:184:LYS:CE	1:B:64:TYR:N	5	3.14
(1,21)	1:A:184:LYS:CE	1:B:65:SER:N	5	3.14
(1,21)	1:A:184:LYS:CE	1:B:66:ALA:N	5	3.14
(1,21)	1:A:184:LYS:CE	1:B:67:MET:N	5	3.14
(1,21)	1:A:184:LYS:CE	1:B:68:ARG:N	5	3.14
(1,21)	1:A:184:LYS:CE	1:B:69:ASP:N	5	3.14
(1,21)	1:A:184:LYS:CE	1:B:70:GLN:N	5	3.14
(1,21)	1:A:184:LYS:CE	1:B:71:TYR:N	5	3.14
(1,21)	1:A:184:LYS:CE	1:B:72:MET:N	5	3.14
(1,21)	1:A:184:LYS:CE	1:B:73:ARG:N	5	3.14
(1,21)	1:A:184:LYS:CE	1:B:74:THR:N	5	3.14
(1,21)	1:A:184:LYS:CE	1:B:75:GLY:N	5	3.14
(1,21)	1:A:184:LYS:CE	1:B:76:GLU:N	5	3.14
(1,21)	1:A:184:LYS:CE	1:B:77:GLY:N	5	3.14
(1,21)	1:A:184:LYS:CE	1:B:78:PHE:N	5	3.14
(1,21)	1:A:184:LYS:CE	1:B:79:LEU:N	5	3.14
(1,21)	1:A:184:LYS:CE	1:B:80:CYS:N	5	3.14
(1,21)	1:A:184:LYS:CE	5:B:203:7Q9:N	5	3.14
(1,21)	1:A:184:LYS:CE	5:B:204:7Q9:N	5	3.14
(1,21)	1:A:184:LYS:CE	5:B:205:7Q9:N	5	3.14
(1,21)	1:A:184:LYS:CE	5:B:206:7Q9:N	5	3.14
(1,21)	1:A:184:LYS:CE	5:B:207:7Q9:N	5	3.14

Continued on next page...

Continued from previous page...

Key	Atom-1	Atom-2	Model ID	Violation (Å)
(1,21)	1:A:184:LYS:CE	6:B:208:17F:N1	5	3.14
(1,21)	1:A:184:LYS:CE	5:B:209:7Q9:N	5	3.14
(1,21)	1:A:184:LYS:CE	5:B:210:7Q9:N	5	3.14
(1,21)	1:A:184:LYS:CE	5:B:211:7Q9:N	5	3.14
(1,21)	1:A:184:LYS:CE	5:B:212:7Q9:N	5	3.14
(1,21)	1:A:184:LYS:CE	5:B:213:7Q9:N	5	3.14
(1,21)	1:A:184:LYS:CE	6:B:214:17F:N1	5	3.14
(1,21)	1:A:184:LYS:CE	6:B:215:17F:N1	5	3.14
(1,21)	1:A:184:LYS:CE	5:B:216:7Q9:N	5	3.14
(1,21)	1:A:184:LYS:CE	5:B:217:7Q9:N	5	3.14
(1,21)	1:A:184:LYS:CE	5:B:218:7Q9:N	5	3.14
(1,21)	1:A:184:LYS:CE	6:B:219:17F:N1	5	3.14
(1,21)	1:A:184:LYS:CE	5:B:220:7Q9:N	5	3.14
(1,21)	1:A:184:LYS:CG	1:B:2:THR:N	5	3.14
(1,21)	1:A:184:LYS:CG	1:B:3:GLU:N	5	3.14
(1,21)	1:A:184:LYS:CG	1:B:4:TYR:N	5	3.14
(1,21)	1:A:184:LYS:CG	1:B:5:LYS:N	5	3.14
(1,21)	1:A:184:LYS:CG	1:B:6:LEU:N	5	3.14
(1,21)	1:A:184:LYS:CG	1:B:7:VAL:N	5	3.14
(1,21)	1:A:184:LYS:CG	1:B:8:VAL:N	5	3.14
(1,21)	1:A:184:LYS:CG	1:B:9:VAL:N	5	3.14
(1,21)	1:A:184:LYS:CG	1:B:10:GLY:N	5	3.14
(1,21)	1:A:184:LYS:CG	1:B:11:ALA:N	5	3.14
(1,21)	1:A:184:LYS:CG	1:B:12:ASP:N	5	3.14
(1,21)	1:A:184:LYS:CG	1:B:13:GLY:N	5	3.14
(1,21)	1:A:184:LYS:CG	1:B:14:VAL:N	5	3.14
(1,21)	1:A:184:LYS:CG	1:B:15:GLY:N	5	3.14
(1,21)	1:A:184:LYS:CG	1:B:16:LYS:N	5	3.14
(1,21)	1:A:184:LYS:CG	1:B:17:SER:N	5	3.14
(1,21)	1:A:184:LYS:CG	1:B:18:ALA:N	5	3.14
(1,21)	1:A:184:LYS:CG	1:B:19:LEU:N	5	3.14
(1,21)	1:A:184:LYS:CG	1:B:20:THR:N	5	3.14
(1,21)	1:A:184:LYS:CG	1:B:21:ILE:N	5	3.14
(1,21)	1:A:184:LYS:CG	1:B:22:GLN:N	5	3.14
(1,21)	1:A:184:LYS:CG	1:B:23:LEU:N	5	3.14
(1,21)	1:A:184:LYS:CG	1:B:24:ILE:N	5	3.14
(1,21)	1:A:184:LYS:CG	1:B:25:GLN:N	5	3.14
(1,21)	1:A:184:LYS:CG	1:B:26:ASN:N	5	3.14
(1,21)	1:A:184:LYS:CG	1:B:27:HIS:N	5	3.14
(1,21)	1:A:184:LYS:CG	1:B:28:PHE:N	5	3.14
(1,21)	1:A:184:LYS:CG	1:B:29:VAL:N	5	3.14
(1,21)	1:A:184:LYS:CG	1:B:30:ASP:N	5	3.14

Continued on next page...

Continued from previous page...

Key	Atom-1	Atom-2	Model ID	Violation (Å)
(1,21)	1:A:184:LYS:CG	1:B:31:GLU:N	5	3.14
(1,21)	1:A:184:LYS:CG	1:B:32:TYR:N	5	3.14
(1,21)	1:A:184:LYS:CG	1:B:33:ASP:N	5	3.14
(1,21)	1:A:184:LYS:CG	1:B:34:PRO:N	5	3.14
(1,21)	1:A:184:LYS:CG	1:B:35:THR:N	5	3.14
(1,21)	1:A:184:LYS:CG	1:B:36:ILE:N	5	3.14
(1,21)	1:A:184:LYS:CG	1:B:37:GLU:N	5	3.14
(1,21)	1:A:184:LYS:CG	1:B:38:ASP:N	5	3.14
(1,21)	1:A:184:LYS:CG	1:B:39:SER:N	5	3.14
(1,21)	1:A:184:LYS:CG	1:B:40:TYR:N	5	3.14
(1,21)	1:A:184:LYS:CG	1:B:41:ARG:N	5	3.14
(1,21)	1:A:184:LYS:CG	1:B:42:LYS:N	5	3.14
(1,21)	1:A:184:LYS:CG	1:B:43:GLN:N	5	3.14
(1,21)	1:A:184:LYS:CG	1:B:44:VAL:N	5	3.14
(1,21)	1:A:184:LYS:CG	1:B:45:VAL:N	5	3.14
(1,21)	1:A:184:LYS:CG	1:B:46:ILE:N	5	3.14
(1,21)	1:A:184:LYS:CG	1:B:47:ASP:N	5	3.14
(1,21)	1:A:184:LYS:CG	1:B:48:GLY:N	5	3.14
(1,21)	1:A:184:LYS:CG	1:B:49:GLU:N	5	3.14
(1,21)	1:A:184:LYS:CG	1:B:50:THR:N	5	3.14
(1,21)	1:A:184:LYS:CG	1:B:51:CYS:N	5	3.14
(1,21)	1:A:184:LYS:CG	1:B:52:LEU:N	5	3.14
(1,21)	1:A:184:LYS:CG	1:B:53:LEU:N	5	3.14
(1,21)	1:A:184:LYS:CG	1:B:54:ASP:N	5	3.14
(1,21)	1:A:184:LYS:CG	1:B:55:ILE:N	5	3.14
(1,21)	1:A:184:LYS:CG	1:B:56:LEU:N	5	3.14
(1,21)	1:A:184:LYS:CG	1:B:57:ASP:N	5	3.14
(1,21)	1:A:184:LYS:CG	1:B:58:THR:N	5	3.14
(1,21)	1:A:184:LYS:CG	1:B:59:ALA:N	5	3.14
(1,21)	1:A:184:LYS:CG	1:B:60:GLY:N	5	3.14
(1,21)	1:A:184:LYS:CG	1:B:61:GLN:N	5	3.14
(1,21)	1:A:184:LYS:CG	1:B:62:GLU:N	5	3.14
(1,21)	1:A:184:LYS:CG	1:B:63:GLU:N	5	3.14
(1,21)	1:A:184:LYS:CG	1:B:64:TYR:N	5	3.14
(1,21)	1:A:184:LYS:CG	1:B:65:SER:N	5	3.14
(1,21)	1:A:184:LYS:CG	1:B:66:ALA:N	5	3.14
(1,21)	1:A:184:LYS:CG	1:B:67:MET:N	5	3.14
(1,21)	1:A:184:LYS:CG	1:B:68:ARG:N	5	3.14
(1,21)	1:A:184:LYS:CG	1:B:69:ASP:N	5	3.14
(1,21)	1:A:184:LYS:CG	1:B:70:GLN:N	5	3.14
(1,21)	1:A:184:LYS:CG	1:B:71:TYR:N	5	3.14
(1,21)	1:A:184:LYS:CG	1:B:72:MET:N	5	3.14

Continued on next page...

Continued from previous page...

Key	Atom-1	Atom-2	Model ID	Violation (Å)
(1,21)	1:A:184:LYS:CG	1:B:73:ARG:N	5	3.14
(1,21)	1:A:184:LYS:CG	1:B:74:THR:N	5	3.14
(1,21)	1:A:184:LYS:CG	1:B:75:GLY:N	5	3.14
(1,21)	1:A:184:LYS:CG	1:B:76:GLU:N	5	3.14
(1,21)	1:A:184:LYS:CG	1:B:77:GLY:N	5	3.14
(1,21)	1:A:184:LYS:CG	1:B:78:PHE:N	5	3.14
(1,21)	1:A:184:LYS:CG	1:B:79:LEU:N	5	3.14
(1,21)	1:A:184:LYS:CG	1:B:80:CYS:N	5	3.14
(1,21)	1:A:184:LYS:CG	5:B:203:7Q9:N	5	3.14
(1,21)	1:A:184:LYS:CG	5:B:204:7Q9:N	5	3.14
(1,21)	1:A:184:LYS:CG	5:B:205:7Q9:N	5	3.14
(1,21)	1:A:184:LYS:CG	5:B:206:7Q9:N	5	3.14
(1,21)	1:A:184:LYS:CG	5:B:207:7Q9:N	5	3.14
(1,21)	1:A:184:LYS:CG	6:B:208:17F:N1	5	3.14
(1,21)	1:A:184:LYS:CG	5:B:209:7Q9:N	5	3.14
(1,21)	1:A:184:LYS:CG	5:B:210:7Q9:N	5	3.14
(1,21)	1:A:184:LYS:CG	5:B:211:7Q9:N	5	3.14
(1,21)	1:A:184:LYS:CG	5:B:212:7Q9:N	5	3.14
(1,21)	1:A:184:LYS:CG	5:B:213:7Q9:N	5	3.14
(1,21)	1:A:184:LYS:CG	6:B:214:17F:N1	5	3.14
(1,21)	1:A:184:LYS:CG	6:B:215:17F:N1	5	3.14
(1,21)	1:A:184:LYS:CG	5:B:216:7Q9:N	5	3.14
(1,21)	1:A:184:LYS:CG	5:B:217:7Q9:N	5	3.14
(1,21)	1:A:184:LYS:CG	5:B:218:7Q9:N	5	3.14
(1,21)	1:A:184:LYS:CG	6:B:219:17F:N1	5	3.14
(1,21)	1:A:184:LYS:CG	5:B:220:7Q9:N	5	3.14
(1,21)	1:A:184:LYS:H	1:B:2:THR:N	5	3.14
(1,21)	1:A:184:LYS:H	1:B:3:GLU:N	5	3.14
(1,21)	1:A:184:LYS:H	1:B:4:TYR:N	5	3.14
(1,21)	1:A:184:LYS:H	1:B:5:LYS:N	5	3.14
(1,21)	1:A:184:LYS:H	1:B:6:LEU:N	5	3.14
(1,21)	1:A:184:LYS:H	1:B:7:VAL:N	5	3.14
(1,21)	1:A:184:LYS:H	1:B:8:VAL:N	5	3.14
(1,21)	1:A:184:LYS:H	1:B:9:VAL:N	5	3.14
(1,21)	1:A:184:LYS:H	1:B:10:GLY:N	5	3.14
(1,21)	1:A:184:LYS:H	1:B:11:ALA:N	5	3.14
(1,21)	1:A:184:LYS:H	1:B:12:ASP:N	5	3.14
(1,21)	1:A:184:LYS:H	1:B:13:GLY:N	5	3.14
(1,21)	1:A:184:LYS:H	1:B:14:VAL:N	5	3.14
(1,21)	1:A:184:LYS:H	1:B:15:GLY:N	5	3.14
(1,21)	1:A:184:LYS:H	1:B:16:LYS:N	5	3.14
(1,21)	1:A:184:LYS:H	1:B:17:SER:N	5	3.14

Continued on next page...

Continued from previous page...

Key	Atom-1	Atom-2	Model ID	Violation (Å)
(1,21)	1:A:184:LYS:H	1:B:18:ALA:N	5	3.14
(1,21)	1:A:184:LYS:H	1:B:19:LEU:N	5	3.14
(1,21)	1:A:184:LYS:H	1:B:20:THR:N	5	3.14
(1,21)	1:A:184:LYS:H	1:B:21:ILE:N	5	3.14
(1,21)	1:A:184:LYS:H	1:B:22:GLN:N	5	3.14
(1,21)	1:A:184:LYS:H	1:B:23:LEU:N	5	3.14
(1,21)	1:A:184:LYS:H	1:B:24:ILE:N	5	3.14
(1,21)	1:A:184:LYS:H	1:B:25:GLN:N	5	3.14
(1,21)	1:A:184:LYS:H	1:B:26:ASN:N	5	3.14
(1,21)	1:A:184:LYS:H	1:B:27:HIS:N	5	3.14
(1,21)	1:A:184:LYS:H	1:B:28:PHE:N	5	3.14
(1,21)	1:A:184:LYS:H	1:B:29:VAL:N	5	3.14
(1,21)	1:A:184:LYS:H	1:B:30:ASP:N	5	3.14
(1,21)	1:A:184:LYS:H	1:B:31:GLU:N	5	3.14
(1,21)	1:A:184:LYS:H	1:B:32:TYR:N	5	3.14
(1,21)	1:A:184:LYS:H	1:B:33:ASP:N	5	3.14
(1,21)	1:A:184:LYS:H	1:B:34:PRO:N	5	3.14
(1,21)	1:A:184:LYS:H	1:B:35:THR:N	5	3.14
(1,21)	1:A:184:LYS:H	1:B:36:ILE:N	5	3.14
(1,21)	1:A:184:LYS:H	1:B:37:GLU:N	5	3.14
(1,21)	1:A:184:LYS:H	1:B:38:ASP:N	5	3.14
(1,21)	1:A:184:LYS:H	1:B:39:SER:N	5	3.14
(1,21)	1:A:184:LYS:H	1:B:40:TYR:N	5	3.14
(1,21)	1:A:184:LYS:H	1:B:41:ARG:N	5	3.14
(1,21)	1:A:184:LYS:H	1:B:42:LYS:N	5	3.14
(1,21)	1:A:184:LYS:H	1:B:43:GLN:N	5	3.14
(1,21)	1:A:184:LYS:H	1:B:44:VAL:N	5	3.14
(1,21)	1:A:184:LYS:H	1:B:45:VAL:N	5	3.14
(1,21)	1:A:184:LYS:H	1:B:46:ILE:N	5	3.14
(1,21)	1:A:184:LYS:H	1:B:47:ASP:N	5	3.14
(1,21)	1:A:184:LYS:H	1:B:48:GLY:N	5	3.14
(1,21)	1:A:184:LYS:H	1:B:49:GLU:N	5	3.14
(1,21)	1:A:184:LYS:H	1:B:50:THR:N	5	3.14
(1,21)	1:A:184:LYS:H	1:B:51:CYS:N	5	3.14
(1,21)	1:A:184:LYS:H	1:B:52:LEU:N	5	3.14
(1,21)	1:A:184:LYS:H	1:B:53:LEU:N	5	3.14
(1,21)	1:A:184:LYS:H	1:B:54:ASP:N	5	3.14
(1,21)	1:A:184:LYS:H	1:B:55:ILE:N	5	3.14
(1,21)	1:A:184:LYS:H	1:B:56:LEU:N	5	3.14
(1,21)	1:A:184:LYS:H	1:B:57:ASP:N	5	3.14
(1,21)	1:A:184:LYS:H	1:B:58:THR:N	5	3.14
(1,21)	1:A:184:LYS:H	1:B:59:ALA:N	5	3.14

Continued on next page...

Continued from previous page...

Key	Atom-1	Atom-2	Model ID	Violation (Å)
(1,21)	1:A:184:LYS:H	1:B:60:GLY:N	5	3.14
(1,21)	1:A:184:LYS:H	1:B:61:GLN:N	5	3.14
(1,21)	1:A:184:LYS:H	1:B:62:GLU:N	5	3.14
(1,21)	1:A:184:LYS:H	1:B:63:GLU:N	5	3.14
(1,21)	1:A:184:LYS:H	1:B:64:TYR:N	5	3.14
(1,21)	1:A:184:LYS:H	1:B:65:SER:N	5	3.14
(1,21)	1:A:184:LYS:H	1:B:66:ALA:N	5	3.14
(1,21)	1:A:184:LYS:H	1:B:67:MET:N	5	3.14
(1,21)	1:A:184:LYS:H	1:B:68:ARG:N	5	3.14
(1,21)	1:A:184:LYS:H	1:B:69:ASP:N	5	3.14
(1,21)	1:A:184:LYS:H	1:B:70:GLN:N	5	3.14
(1,21)	1:A:184:LYS:H	1:B:71:TYR:N	5	3.14
(1,21)	1:A:184:LYS:H	1:B:72:MET:N	5	3.14
(1,21)	1:A:184:LYS:H	1:B:73:ARG:N	5	3.14
(1,21)	1:A:184:LYS:H	1:B:74:THR:N	5	3.14
(1,21)	1:A:184:LYS:H	1:B:75:GLY:N	5	3.14
(1,21)	1:A:184:LYS:H	1:B:76:GLU:N	5	3.14
(1,21)	1:A:184:LYS:H	1:B:77:GLY:N	5	3.14
(1,21)	1:A:184:LYS:H	1:B:78:PHE:N	5	3.14
(1,21)	1:A:184:LYS:H	1:B:79:LEU:N	5	3.14
(1,21)	1:A:184:LYS:H	1:B:80:CYS:N	5	3.14
(1,21)	1:A:184:LYS:H	5:B:203:7Q9:N	5	3.14
(1,21)	1:A:184:LYS:H	5:B:204:7Q9:N	5	3.14
(1,21)	1:A:184:LYS:H	5:B:205:7Q9:N	5	3.14
(1,21)	1:A:184:LYS:H	5:B:206:7Q9:N	5	3.14
(1,21)	1:A:184:LYS:H	5:B:207:7Q9:N	5	3.14
(1,21)	1:A:184:LYS:H	6:B:208:17F:N1	5	3.14
(1,21)	1:A:184:LYS:H	5:B:209:7Q9:N	5	3.14
(1,21)	1:A:184:LYS:H	5:B:210:7Q9:N	5	3.14
(1,21)	1:A:184:LYS:H	5:B:211:7Q9:N	5	3.14
(1,21)	1:A:184:LYS:H	5:B:212:7Q9:N	5	3.14
(1,21)	1:A:184:LYS:H	5:B:213:7Q9:N	5	3.14
(1,21)	1:A:184:LYS:H	6:B:214:17F:N1	5	3.14
(1,21)	1:A:184:LYS:H	6:B:215:17F:N1	5	3.14
(1,21)	1:A:184:LYS:H	5:B:216:7Q9:N	5	3.14
(1,21)	1:A:184:LYS:H	5:B:217:7Q9:N	5	3.14
(1,21)	1:A:184:LYS:H	5:B:218:7Q9:N	5	3.14
(1,21)	1:A:184:LYS:H	6:B:219:17F:N1	5	3.14
(1,21)	1:A:184:LYS:H	5:B:220:7Q9:N	5	3.14
(1,21)	1:A:184:LYS:HZ1	1:B:2:THR:N	5	3.14
(1,21)	1:A:184:LYS:HZ1	1:B:3:GLU:N	5	3.14
(1,21)	1:A:184:LYS:HZ1	1:B:4:TYR:N	5	3.14

Continued on next page...

Continued from previous page...

Key	Atom-1	Atom-2	Model ID	Violation (Å)
(1,21)	1:A:184:LYS:HZ1	1:B:5:LYS:N	5	3.14
(1,21)	1:A:184:LYS:HZ1	1:B:6:LEU:N	5	3.14
(1,21)	1:A:184:LYS:HZ1	1:B:7:VAL:N	5	3.14
(1,21)	1:A:184:LYS:HZ1	1:B:8:VAL:N	5	3.14
(1,21)	1:A:184:LYS:HZ1	1:B:9:VAL:N	5	3.14
(1,21)	1:A:184:LYS:HZ1	1:B:10:GLY:N	5	3.14
(1,21)	1:A:184:LYS:HZ1	1:B:11:ALA:N	5	3.14
(1,21)	1:A:184:LYS:HZ1	1:B:12:ASP:N	5	3.14
(1,21)	1:A:184:LYS:HZ1	1:B:13:GLY:N	5	3.14
(1,21)	1:A:184:LYS:HZ1	1:B:14:VAL:N	5	3.14
(1,21)	1:A:184:LYS:HZ1	1:B:15:GLY:N	5	3.14
(1,21)	1:A:184:LYS:HZ1	1:B:16:LYS:N	5	3.14
(1,21)	1:A:184:LYS:HZ1	1:B:17:SER:N	5	3.14
(1,21)	1:A:184:LYS:HZ1	1:B:18:ALA:N	5	3.14
(1,21)	1:A:184:LYS:HZ1	1:B:19:LEU:N	5	3.14
(1,21)	1:A:184:LYS:HZ1	1:B:20:THR:N	5	3.14
(1,21)	1:A:184:LYS:HZ1	1:B:21:ILE:N	5	3.14
(1,21)	1:A:184:LYS:HZ1	1:B:22:GLN:N	5	3.14
(1,21)	1:A:184:LYS:HZ1	1:B:23:LEU:N	5	3.14
(1,21)	1:A:184:LYS:HZ1	1:B:24:ILE:N	5	3.14
(1,21)	1:A:184:LYS:HZ1	1:B:25:GLN:N	5	3.14
(1,21)	1:A:184:LYS:HZ1	1:B:26:ASN:N	5	3.14
(1,21)	1:A:184:LYS:HZ1	1:B:27:HIS:N	5	3.14
(1,21)	1:A:184:LYS:HZ1	1:B:28:PHE:N	5	3.14
(1,21)	1:A:184:LYS:HZ1	1:B:29:VAL:N	5	3.14
(1,21)	1:A:184:LYS:HZ1	1:B:30:ASP:N	5	3.14
(1,21)	1:A:184:LYS:HZ1	1:B:31:GLU:N	5	3.14
(1,21)	1:A:184:LYS:HZ1	1:B:32:TYR:N	5	3.14
(1,21)	1:A:184:LYS:HZ1	1:B:33:ASP:N	5	3.14
(1,21)	1:A:184:LYS:HZ1	1:B:34:PRO:N	5	3.14
(1,21)	1:A:184:LYS:HZ1	1:B:35:THR:N	5	3.14
(1,21)	1:A:184:LYS:HZ1	1:B:36:ILE:N	5	3.14
(1,21)	1:A:184:LYS:HZ1	1:B:37:GLU:N	5	3.14
(1,21)	1:A:184:LYS:HZ1	1:B:38:ASP:N	5	3.14
(1,21)	1:A:184:LYS:HZ1	1:B:39:SER:N	5	3.14
(1,21)	1:A:184:LYS:HZ1	1:B:40:TYR:N	5	3.14
(1,21)	1:A:184:LYS:HZ1	1:B:41:ARG:N	5	3.14
(1,21)	1:A:184:LYS:HZ1	1:B:42:LYS:N	5	3.14
(1,21)	1:A:184:LYS:HZ1	1:B:43:GLN:N	5	3.14
(1,21)	1:A:184:LYS:HZ1	1:B:44:VAL:N	5	3.14
(1,21)	1:A:184:LYS:HZ1	1:B:45:VAL:N	5	3.14
(1,21)	1:A:184:LYS:HZ1	1:B:46:ILE:N	5	3.14

Continued on next page...

Continued from previous page...

Key	Atom-1	Atom-2	Model ID	Violation (Å)
(1,21)	1:A:184:LYS:HZ1	1:B:47:ASP:N	5	3.14
(1,21)	1:A:184:LYS:HZ1	1:B:48:GLY:N	5	3.14
(1,21)	1:A:184:LYS:HZ1	1:B:49:GLU:N	5	3.14
(1,21)	1:A:184:LYS:HZ1	1:B:50:THR:N	5	3.14
(1,21)	1:A:184:LYS:HZ1	1:B:51:CYS:N	5	3.14
(1,21)	1:A:184:LYS:HZ1	1:B:52:LEU:N	5	3.14
(1,21)	1:A:184:LYS:HZ1	1:B:53:LEU:N	5	3.14
(1,21)	1:A:184:LYS:HZ1	1:B:54:ASP:N	5	3.14
(1,21)	1:A:184:LYS:HZ1	1:B:55:ILE:N	5	3.14
(1,21)	1:A:184:LYS:HZ1	1:B:56:LEU:N	5	3.14
(1,21)	1:A:184:LYS:HZ1	1:B:57:ASP:N	5	3.14
(1,21)	1:A:184:LYS:HZ1	1:B:58:THR:N	5	3.14
(1,21)	1:A:184:LYS:HZ1	1:B:59:ALA:N	5	3.14
(1,21)	1:A:184:LYS:HZ1	1:B:60:GLY:N	5	3.14
(1,21)	1:A:184:LYS:HZ1	1:B:61:GLN:N	5	3.14
(1,21)	1:A:184:LYS:HZ1	1:B:62:GLU:N	5	3.14
(1,21)	1:A:184:LYS:HZ1	1:B:63:GLU:N	5	3.14
(1,21)	1:A:184:LYS:HZ1	1:B:64:TYR:N	5	3.14
(1,21)	1:A:184:LYS:HZ1	1:B:65:SER:N	5	3.14
(1,21)	1:A:184:LYS:HZ1	1:B:66:ALA:N	5	3.14
(1,21)	1:A:184:LYS:HZ1	1:B:67:MET:N	5	3.14
(1,21)	1:A:184:LYS:HZ1	1:B:68:ARG:N	5	3.14
(1,21)	1:A:184:LYS:HZ1	1:B:69:ASP:N	5	3.14
(1,21)	1:A:184:LYS:HZ1	1:B:70:GLN:N	5	3.14
(1,21)	1:A:184:LYS:HZ1	1:B:71:TYR:N	5	3.14
(1,21)	1:A:184:LYS:HZ1	1:B:72:MET:N	5	3.14
(1,21)	1:A:184:LYS:HZ1	1:B:73:ARG:N	5	3.14
(1,21)	1:A:184:LYS:HZ1	1:B:74:THR:N	5	3.14
(1,21)	1:A:184:LYS:HZ1	1:B:75:GLY:N	5	3.14
(1,21)	1:A:184:LYS:HZ1	1:B:76:GLU:N	5	3.14
(1,21)	1:A:184:LYS:HZ1	1:B:77:GLY:N	5	3.14
(1,21)	1:A:184:LYS:HZ1	1:B:78:PHE:N	5	3.14
(1,21)	1:A:184:LYS:HZ1	1:B:79:LEU:N	5	3.14
(1,21)	1:A:184:LYS:HZ1	1:B:80:CYS:N	5	3.14
(1,21)	1:A:184:LYS:HZ1	5:B:203:7Q9:N	5	3.14
(1,21)	1:A:184:LYS:HZ1	5:B:204:7Q9:N	5	3.14
(1,21)	1:A:184:LYS:HZ1	5:B:205:7Q9:N	5	3.14
(1,21)	1:A:184:LYS:HZ1	5:B:206:7Q9:N	5	3.14
(1,21)	1:A:184:LYS:HZ1	5:B:207:7Q9:N	5	3.14
(1,21)	1:A:184:LYS:HZ1	6:B:208:17F:N1	5	3.14
(1,21)	1:A:184:LYS:HZ1	5:B:209:7Q9:N	5	3.14
(1,21)	1:A:184:LYS:HZ1	5:B:210:7Q9:N	5	3.14

Continued on next page...

Continued from previous page...

Key	Atom-1	Atom-2	Model ID	Violation (Å)
(1,21)	1:A:184:LYS:HZ1	5:B:211:7Q9:N	5	3.14
(1,21)	1:A:184:LYS:HZ1	5:B:212:7Q9:N	5	3.14
(1,21)	1:A:184:LYS:HZ1	5:B:213:7Q9:N	5	3.14
(1,21)	1:A:184:LYS:HZ1	6:B:214:17F:N1	5	3.14
(1,21)	1:A:184:LYS:HZ1	6:B:215:17F:N1	5	3.14
(1,21)	1:A:184:LYS:HZ1	5:B:216:7Q9:N	5	3.14
(1,21)	1:A:184:LYS:HZ1	5:B:217:7Q9:N	5	3.14
(1,21)	1:A:184:LYS:HZ1	5:B:218:7Q9:N	5	3.14
(1,21)	1:A:184:LYS:HZ1	6:B:219:17F:N1	5	3.14
(1,21)	1:A:184:LYS:HZ1	5:B:220:7Q9:N	5	3.14
(1,21)	1:A:184:LYS:HZ2	1:B:2:THR:N	5	3.14
(1,21)	1:A:184:LYS:HZ2	1:B:3:GLU:N	5	3.14
(1,21)	1:A:184:LYS:HZ2	1:B:4:TYR:N	5	3.14
(1,21)	1:A:184:LYS:HZ2	1:B:5:LYS:N	5	3.14
(1,21)	1:A:184:LYS:HZ2	1:B:6:LEU:N	5	3.14
(1,21)	1:A:184:LYS:HZ2	1:B:7:VAL:N	5	3.14
(1,21)	1:A:184:LYS:HZ2	1:B:8:VAL:N	5	3.14
(1,21)	1:A:184:LYS:HZ2	1:B:9:VAL:N	5	3.14
(1,21)	1:A:184:LYS:HZ2	1:B:10:GLY:N	5	3.14
(1,21)	1:A:184:LYS:HZ2	1:B:11:ALA:N	5	3.14
(1,21)	1:A:184:LYS:HZ2	1:B:12:ASP:N	5	3.14
(1,21)	1:A:184:LYS:HZ2	1:B:13:GLY:N	5	3.14
(1,21)	1:A:184:LYS:HZ2	1:B:14:VAL:N	5	3.14
(1,21)	1:A:184:LYS:HZ2	1:B:15:GLY:N	5	3.14
(1,21)	1:A:184:LYS:HZ2	1:B:16:LYS:N	5	3.14
(1,21)	1:A:184:LYS:HZ2	1:B:17:SER:N	5	3.14
(1,21)	1:A:184:LYS:HZ2	1:B:18:ALA:N	5	3.14
(1,21)	1:A:184:LYS:HZ2	1:B:19:LEU:N	5	3.14
(1,21)	1:A:184:LYS:HZ2	1:B:20:THR:N	5	3.14
(1,21)	1:A:184:LYS:HZ2	1:B:21:ILE:N	5	3.14
(1,21)	1:A:184:LYS:HZ2	1:B:22:GLN:N	5	3.14
(1,21)	1:A:184:LYS:HZ2	1:B:23:LEU:N	5	3.14
(1,21)	1:A:184:LYS:HZ2	1:B:24:ILE:N	5	3.14
(1,21)	1:A:184:LYS:HZ2	1:B:25:GLN:N	5	3.14
(1,21)	1:A:184:LYS:HZ2	1:B:26:ASN:N	5	3.14
(1,21)	1:A:184:LYS:HZ2	1:B:27:HIS:N	5	3.14
(1,21)	1:A:184:LYS:HZ2	1:B:28:PHE:N	5	3.14
(1,21)	1:A:184:LYS:HZ2	1:B:29:VAL:N	5	3.14
(1,21)	1:A:184:LYS:HZ2	1:B:30:ASP:N	5	3.14
(1,21)	1:A:184:LYS:HZ2	1:B:31:GLU:N	5	3.14
(1,21)	1:A:184:LYS:HZ2	1:B:32:TYR:N	5	3.14
(1,21)	1:A:184:LYS:HZ2	1:B:33:ASP:N	5	3.14

Continued on next page...

Continued from previous page...

Key	Atom-1	Atom-2	Model ID	Violation (Å)
(1,21)	1:A:184:LYS:HZ2	1:B:34:PRO:N	5	3.14
(1,21)	1:A:184:LYS:HZ2	1:B:35:THR:N	5	3.14
(1,21)	1:A:184:LYS:HZ2	1:B:36:ILE:N	5	3.14
(1,21)	1:A:184:LYS:HZ2	1:B:37:GLU:N	5	3.14
(1,21)	1:A:184:LYS:HZ2	1:B:38:ASP:N	5	3.14
(1,21)	1:A:184:LYS:HZ2	1:B:39:SER:N	5	3.14
(1,21)	1:A:184:LYS:HZ2	1:B:40:TYR:N	5	3.14
(1,21)	1:A:184:LYS:HZ2	1:B:41:ARG:N	5	3.14
(1,21)	1:A:184:LYS:HZ2	1:B:42:LYS:N	5	3.14
(1,21)	1:A:184:LYS:HZ2	1:B:43:GLN:N	5	3.14
(1,21)	1:A:184:LYS:HZ2	1:B:44:VAL:N	5	3.14
(1,21)	1:A:184:LYS:HZ2	1:B:45:VAL:N	5	3.14
(1,21)	1:A:184:LYS:HZ2	1:B:46:ILE:N	5	3.14
(1,21)	1:A:184:LYS:HZ2	1:B:47:ASP:N	5	3.14
(1,21)	1:A:184:LYS:HZ2	1:B:48:GLY:N	5	3.14
(1,21)	1:A:184:LYS:HZ2	1:B:49:GLU:N	5	3.14
(1,21)	1:A:184:LYS:HZ2	1:B:50:THR:N	5	3.14
(1,21)	1:A:184:LYS:HZ2	1:B:51:CYS:N	5	3.14
(1,21)	1:A:184:LYS:HZ2	1:B:52:LEU:N	5	3.14
(1,21)	1:A:184:LYS:HZ2	1:B:53:LEU:N	5	3.14
(1,21)	1:A:184:LYS:HZ2	1:B:54:ASP:N	5	3.14
(1,21)	1:A:184:LYS:HZ2	1:B:55:ILE:N	5	3.14
(1,21)	1:A:184:LYS:HZ2	1:B:56:LEU:N	5	3.14
(1,21)	1:A:184:LYS:HZ2	1:B:57:ASP:N	5	3.14
(1,21)	1:A:184:LYS:HZ2	1:B:58:THR:N	5	3.14
(1,21)	1:A:184:LYS:HZ2	1:B:59:ALA:N	5	3.14
(1,21)	1:A:184:LYS:HZ2	1:B:60:GLY:N	5	3.14
(1,21)	1:A:184:LYS:HZ2	1:B:61:GLN:N	5	3.14
(1,21)	1:A:184:LYS:HZ2	1:B:62:GLU:N	5	3.14
(1,21)	1:A:184:LYS:HZ2	1:B:63:GLU:N	5	3.14
(1,21)	1:A:184:LYS:HZ2	1:B:64:TYR:N	5	3.14
(1,21)	1:A:184:LYS:HZ2	1:B:65:SER:N	5	3.14
(1,21)	1:A:184:LYS:HZ2	1:B:66:ALA:N	5	3.14
(1,21)	1:A:184:LYS:HZ2	1:B:67:MET:N	5	3.14
(1,21)	1:A:184:LYS:HZ2	1:B:68:ARG:N	5	3.14
(1,21)	1:A:184:LYS:HZ2	1:B:69:ASP:N	5	3.14
(1,21)	1:A:184:LYS:HZ2	1:B:70:GLN:N	5	3.14
(1,21)	1:A:184:LYS:HZ2	1:B:71:TYR:N	5	3.14
(1,21)	1:A:184:LYS:HZ2	1:B:72:MET:N	5	3.14
(1,21)	1:A:184:LYS:HZ2	1:B:73:ARG:N	5	3.14
(1,21)	1:A:184:LYS:HZ2	1:B:74:THR:N	5	3.14
(1,21)	1:A:184:LYS:HZ2	1:B:75:GLY:N	5	3.14

Continued on next page...

Continued from previous page...

Key	Atom-1	Atom-2	Model ID	Violation (Å)
(1,21)	1:A:184:LYS:HZ2	1:B:76:GLU:N	5	3.14
(1,21)	1:A:184:LYS:HZ2	1:B:77:GLY:N	5	3.14
(1,21)	1:A:184:LYS:HZ2	1:B:78:PHE:N	5	3.14
(1,21)	1:A:184:LYS:HZ2	1:B:79:LEU:N	5	3.14
(1,21)	1:A:184:LYS:HZ2	1:B:80:CYS:N	5	3.14
(1,21)	1:A:184:LYS:HZ2	5:B:203:7Q9:N	5	3.14
(1,21)	1:A:184:LYS:HZ2	5:B:204:7Q9:N	5	3.14
(1,21)	1:A:184:LYS:HZ2	5:B:205:7Q9:N	5	3.14
(1,21)	1:A:184:LYS:HZ2	5:B:206:7Q9:N	5	3.14
(1,21)	1:A:184:LYS:HZ2	5:B:207:7Q9:N	5	3.14
(1,21)	1:A:184:LYS:HZ2	6:B:208:17F:N1	5	3.14
(1,21)	1:A:184:LYS:HZ2	5:B:209:7Q9:N	5	3.14
(1,21)	1:A:184:LYS:HZ2	5:B:210:7Q9:N	5	3.14
(1,21)	1:A:184:LYS:HZ2	5:B:211:7Q9:N	5	3.14
(1,21)	1:A:184:LYS:HZ2	5:B:212:7Q9:N	5	3.14
(1,21)	1:A:184:LYS:HZ2	5:B:213:7Q9:N	5	3.14
(1,21)	1:A:184:LYS:HZ2	6:B:214:17F:N1	5	3.14
(1,21)	1:A:184:LYS:HZ2	6:B:215:17F:N1	5	3.14
(1,21)	1:A:184:LYS:HZ2	5:B:216:7Q9:N	5	3.14
(1,21)	1:A:184:LYS:HZ2	5:B:217:7Q9:N	5	3.14
(1,21)	1:A:184:LYS:HZ2	5:B:218:7Q9:N	5	3.14
(1,21)	1:A:184:LYS:HZ2	6:B:219:17F:N1	5	3.14
(1,21)	1:A:184:LYS:HZ2	5:B:220:7Q9:N	5	3.14
(1,21)	1:A:184:LYS:HZ3	1:B:2:THR:N	5	3.14
(1,21)	1:A:184:LYS:HZ3	1:B:3:GLU:N	5	3.14
(1,21)	1:A:184:LYS:HZ3	1:B:4:TYR:N	5	3.14
(1,21)	1:A:184:LYS:HZ3	1:B:5:LYS:N	5	3.14
(1,21)	1:A:184:LYS:HZ3	1:B:6:LEU:N	5	3.14
(1,21)	1:A:184:LYS:HZ3	1:B:7:VAL:N	5	3.14
(1,21)	1:A:184:LYS:HZ3	1:B:8:VAL:N	5	3.14
(1,21)	1:A:184:LYS:HZ3	1:B:9:VAL:N	5	3.14
(1,21)	1:A:184:LYS:HZ3	1:B:10:GLY:N	5	3.14
(1,21)	1:A:184:LYS:HZ3	1:B:11:ALA:N	5	3.14
(1,21)	1:A:184:LYS:HZ3	1:B:12:ASP:N	5	3.14
(1,21)	1:A:184:LYS:HZ3	1:B:13:GLY:N	5	3.14
(1,21)	1:A:184:LYS:HZ3	1:B:14:VAL:N	5	3.14
(1,21)	1:A:184:LYS:HZ3	1:B:15:GLY:N	5	3.14
(1,21)	1:A:184:LYS:HZ3	1:B:16:LYS:N	5	3.14
(1,21)	1:A:184:LYS:HZ3	1:B:17:SER:N	5	3.14
(1,21)	1:A:184:LYS:HZ3	1:B:18:ALA:N	5	3.14
(1,21)	1:A:184:LYS:HZ3	1:B:19:LEU:N	5	3.14
(1,21)	1:A:184:LYS:HZ3	1:B:20:THR:N	5	3.14

Continued on next page...

Continued from previous page...

Key	Atom-1	Atom-2	Model ID	Violation (Å)
(1,21)	1:A:184:LYS:HZ3	1:B:21:ILE:N	5	3.14
(1,21)	1:A:184:LYS:HZ3	1:B:22:GLN:N	5	3.14
(1,21)	1:A:184:LYS:HZ3	1:B:23:LEU:N	5	3.14
(1,21)	1:A:184:LYS:HZ3	1:B:24:ILE:N	5	3.14
(1,21)	1:A:184:LYS:HZ3	1:B:25:GLN:N	5	3.14
(1,21)	1:A:184:LYS:HZ3	1:B:26:ASN:N	5	3.14
(1,21)	1:A:184:LYS:HZ3	1:B:27:HIS:N	5	3.14
(1,21)	1:A:184:LYS:HZ3	1:B:28:PHE:N	5	3.14
(1,21)	1:A:184:LYS:HZ3	1:B:29:VAL:N	5	3.14
(1,21)	1:A:184:LYS:HZ3	1:B:30:ASP:N	5	3.14
(1,21)	1:A:184:LYS:HZ3	1:B:31:GLU:N	5	3.14
(1,21)	1:A:184:LYS:HZ3	1:B:32:TYR:N	5	3.14
(1,21)	1:A:184:LYS:HZ3	1:B:33:ASP:N	5	3.14
(1,21)	1:A:184:LYS:HZ3	1:B:34:PRO:N	5	3.14
(1,21)	1:A:184:LYS:HZ3	1:B:35:THR:N	5	3.14
(1,21)	1:A:184:LYS:HZ3	1:B:36:ILE:N	5	3.14
(1,21)	1:A:184:LYS:HZ3	1:B:37:GLU:N	5	3.14
(1,21)	1:A:184:LYS:HZ3	1:B:38:ASP:N	5	3.14
(1,21)	1:A:184:LYS:HZ3	1:B:39:SER:N	5	3.14
(1,21)	1:A:184:LYS:HZ3	1:B:40:TYR:N	5	3.14
(1,21)	1:A:184:LYS:HZ3	1:B:41:ARG:N	5	3.14
(1,21)	1:A:184:LYS:HZ3	1:B:42:LYS:N	5	3.14
(1,21)	1:A:184:LYS:HZ3	1:B:43:GLN:N	5	3.14
(1,21)	1:A:184:LYS:HZ3	1:B:44:VAL:N	5	3.14
(1,21)	1:A:184:LYS:HZ3	1:B:45:VAL:N	5	3.14
(1,21)	1:A:184:LYS:HZ3	1:B:46:ILE:N	5	3.14
(1,21)	1:A:184:LYS:HZ3	1:B:47:ASP:N	5	3.14
(1,21)	1:A:184:LYS:HZ3	1:B:48:GLY:N	5	3.14
(1,21)	1:A:184:LYS:HZ3	1:B:49:GLU:N	5	3.14
(1,21)	1:A:184:LYS:HZ3	1:B:50:THR:N	5	3.14
(1,21)	1:A:184:LYS:HZ3	1:B:51:CYS:N	5	3.14
(1,21)	1:A:184:LYS:HZ3	1:B:52:LEU:N	5	3.14
(1,21)	1:A:184:LYS:HZ3	1:B:53:LEU:N	5	3.14
(1,21)	1:A:184:LYS:HZ3	1:B:54:ASP:N	5	3.14
(1,21)	1:A:184:LYS:HZ3	1:B:55:ILE:N	5	3.14
(1,21)	1:A:184:LYS:HZ3	1:B:56:LEU:N	5	3.14
(1,21)	1:A:184:LYS:HZ3	1:B:57:ASP:N	5	3.14
(1,21)	1:A:184:LYS:HZ3	1:B:58:THR:N	5	3.14
(1,21)	1:A:184:LYS:HZ3	1:B:59:ALA:N	5	3.14
(1,21)	1:A:184:LYS:HZ3	1:B:60:GLY:N	5	3.14
(1,21)	1:A:184:LYS:HZ3	1:B:61:GLN:N	5	3.14
(1,21)	1:A:184:LYS:HZ3	1:B:62:GLU:N	5	3.14

Continued on next page...

Continued from previous page...

Key	Atom-1	Atom-2	Model ID	Violation (Å)
(1,21)	1:A:184:LYS:HZ3	1:B:63:GLU:N	5	3.14
(1,21)	1:A:184:LYS:HZ3	1:B:64:TYR:N	5	3.14
(1,21)	1:A:184:LYS:HZ3	1:B:65:SER:N	5	3.14
(1,21)	1:A:184:LYS:HZ3	1:B:66:ALA:N	5	3.14
(1,21)	1:A:184:LYS:HZ3	1:B:67:MET:N	5	3.14
(1,21)	1:A:184:LYS:HZ3	1:B:68:ARG:N	5	3.14
(1,21)	1:A:184:LYS:HZ3	1:B:69:ASP:N	5	3.14
(1,21)	1:A:184:LYS:HZ3	1:B:70:GLN:N	5	3.14
(1,21)	1:A:184:LYS:HZ3	1:B:71:TYR:N	5	3.14
(1,21)	1:A:184:LYS:HZ3	1:B:72:MET:N	5	3.14
(1,21)	1:A:184:LYS:HZ3	1:B:73:ARG:N	5	3.14
(1,21)	1:A:184:LYS:HZ3	1:B:74:THR:N	5	3.14
(1,21)	1:A:184:LYS:HZ3	1:B:75:GLY:N	5	3.14
(1,21)	1:A:184:LYS:HZ3	1:B:76:GLU:N	5	3.14
(1,21)	1:A:184:LYS:HZ3	1:B:77:GLY:N	5	3.14
(1,21)	1:A:184:LYS:HZ3	1:B:78:PHE:N	5	3.14
(1,21)	1:A:184:LYS:HZ3	1:B:79:LEU:N	5	3.14
(1,21)	1:A:184:LYS:HZ3	1:B:80:CYS:N	5	3.14
(1,21)	1:A:184:LYS:HZ3	5:B:203:7Q9:N	5	3.14
(1,21)	1:A:184:LYS:HZ3	5:B:204:7Q9:N	5	3.14
(1,21)	1:A:184:LYS:HZ3	5:B:205:7Q9:N	5	3.14
(1,21)	1:A:184:LYS:HZ3	5:B:206:7Q9:N	5	3.14
(1,21)	1:A:184:LYS:HZ3	5:B:207:7Q9:N	5	3.14
(1,21)	1:A:184:LYS:HZ3	6:B:208:17F:N1	5	3.14
(1,21)	1:A:184:LYS:HZ3	5:B:209:7Q9:N	5	3.14
(1,21)	1:A:184:LYS:HZ3	5:B:210:7Q9:N	5	3.14
(1,21)	1:A:184:LYS:HZ3	5:B:211:7Q9:N	5	3.14
(1,21)	1:A:184:LYS:HZ3	5:B:212:7Q9:N	5	3.14
(1,21)	1:A:184:LYS:HZ3	5:B:213:7Q9:N	5	3.14
(1,21)	1:A:184:LYS:HZ3	6:B:214:17F:N1	5	3.14
(1,21)	1:A:184:LYS:HZ3	6:B:215:17F:N1	5	3.14
(1,21)	1:A:184:LYS:HZ3	5:B:216:7Q9:N	5	3.14
(1,21)	1:A:184:LYS:HZ3	5:B:217:7Q9:N	5	3.14
(1,21)	1:A:184:LYS:HZ3	5:B:218:7Q9:N	5	3.14
(1,21)	1:A:184:LYS:HZ3	6:B:219:17F:N1	5	3.14
(1,21)	1:A:184:LYS:HZ3	5:B:220:7Q9:N	5	3.14
(1,21)	1:A:184:LYS:N	1:B:2:THR:N	5	3.14
(1,21)	1:A:184:LYS:N	1:B:3:GLU:N	5	3.14
(1,21)	1:A:184:LYS:N	1:B:4:TYR:N	5	3.14
(1,21)	1:A:184:LYS:N	1:B:5:LYS:N	5	3.14
(1,21)	1:A:184:LYS:N	1:B:6:LEU:N	5	3.14
(1,21)	1:A:184:LYS:N	1:B:7:VAL:N	5	3.14

Continued on next page...

Continued from previous page...

Key	Atom-1	Atom-2	Model ID	Violation (Å)
(1,21)	1:A:184:LYS:N	1:B:8:VAL:N	5	3.14
(1,21)	1:A:184:LYS:N	1:B:9:VAL:N	5	3.14
(1,21)	1:A:184:LYS:N	1:B:10:GLY:N	5	3.14
(1,21)	1:A:184:LYS:N	1:B:11:ALA:N	5	3.14
(1,21)	1:A:184:LYS:N	1:B:12:ASP:N	5	3.14
(1,21)	1:A:184:LYS:N	1:B:13:GLY:N	5	3.14
(1,21)	1:A:184:LYS:N	1:B:14:VAL:N	5	3.14
(1,21)	1:A:184:LYS:N	1:B:15:GLY:N	5	3.14
(1,21)	1:A:184:LYS:N	1:B:16:LYS:N	5	3.14
(1,21)	1:A:184:LYS:N	1:B:17:SER:N	5	3.14
(1,21)	1:A:184:LYS:N	1:B:18:ALA:N	5	3.14
(1,21)	1:A:184:LYS:N	1:B:19:LEU:N	5	3.14
(1,21)	1:A:184:LYS:N	1:B:20:THR:N	5	3.14
(1,21)	1:A:184:LYS:N	1:B:21:ILE:N	5	3.14
(1,21)	1:A:184:LYS:N	1:B:22:GLN:N	5	3.14
(1,21)	1:A:184:LYS:N	1:B:23:LEU:N	5	3.14
(1,21)	1:A:184:LYS:N	1:B:24:ILE:N	5	3.14
(1,21)	1:A:184:LYS:N	1:B:25:GLN:N	5	3.14
(1,21)	1:A:184:LYS:N	1:B:26:ASN:N	5	3.14
(1,21)	1:A:184:LYS:N	1:B:27:HIS:N	5	3.14
(1,21)	1:A:184:LYS:N	1:B:28:PHE:N	5	3.14
(1,21)	1:A:184:LYS:N	1:B:29:VAL:N	5	3.14
(1,21)	1:A:184:LYS:N	1:B:30:ASP:N	5	3.14
(1,21)	1:A:184:LYS:N	1:B:31:GLU:N	5	3.14
(1,21)	1:A:184:LYS:N	1:B:32:TYR:N	5	3.14
(1,21)	1:A:184:LYS:N	1:B:33:ASP:N	5	3.14
(1,21)	1:A:184:LYS:N	1:B:34:PRO:N	5	3.14
(1,21)	1:A:184:LYS:N	1:B:35:THR:N	5	3.14
(1,21)	1:A:184:LYS:N	1:B:36:ILE:N	5	3.14
(1,21)	1:A:184:LYS:N	1:B:37:GLU:N	5	3.14
(1,21)	1:A:184:LYS:N	1:B:38:ASP:N	5	3.14
(1,21)	1:A:184:LYS:N	1:B:39:SER:N	5	3.14
(1,21)	1:A:184:LYS:N	1:B:40:TYR:N	5	3.14
(1,21)	1:A:184:LYS:N	1:B:41:ARG:N	5	3.14
(1,21)	1:A:184:LYS:N	1:B:42:LYS:N	5	3.14
(1,21)	1:A:184:LYS:N	1:B:43:GLN:N	5	3.14
(1,21)	1:A:184:LYS:N	1:B:44:VAL:N	5	3.14
(1,21)	1:A:184:LYS:N	1:B:45:VAL:N	5	3.14
(1,21)	1:A:184:LYS:N	1:B:46:ILE:N	5	3.14
(1,21)	1:A:184:LYS:N	1:B:47:ASP:N	5	3.14
(1,21)	1:A:184:LYS:N	1:B:48:GLY:N	5	3.14
(1,21)	1:A:184:LYS:N	1:B:49:GLU:N	5	3.14

Continued on next page...

Continued from previous page...

Key	Atom-1	Atom-2	Model ID	Violation (Å)
(1,21)	1:A:184:LYS:N	1:B:50:THR:N	5	3.14
(1,21)	1:A:184:LYS:N	1:B:51:CYS:N	5	3.14
(1,21)	1:A:184:LYS:N	1:B:52:LEU:N	5	3.14
(1,21)	1:A:184:LYS:N	1:B:53:LEU:N	5	3.14
(1,21)	1:A:184:LYS:N	1:B:54:ASP:N	5	3.14
(1,21)	1:A:184:LYS:N	1:B:55:ILE:N	5	3.14
(1,21)	1:A:184:LYS:N	1:B:56:LEU:N	5	3.14
(1,21)	1:A:184:LYS:N	1:B:57:ASP:N	5	3.14
(1,21)	1:A:184:LYS:N	1:B:58:THR:N	5	3.14
(1,21)	1:A:184:LYS:N	1:B:59:ALA:N	5	3.14
(1,21)	1:A:184:LYS:N	1:B:60:GLY:N	5	3.14
(1,21)	1:A:184:LYS:N	1:B:61:GLN:N	5	3.14
(1,21)	1:A:184:LYS:N	1:B:62:GLU:N	5	3.14
(1,21)	1:A:184:LYS:N	1:B:63:GLU:N	5	3.14
(1,21)	1:A:184:LYS:N	1:B:64:TYR:N	5	3.14
(1,21)	1:A:184:LYS:N	1:B:65:SER:N	5	3.14
(1,21)	1:A:184:LYS:N	1:B:66:ALA:N	5	3.14
(1,21)	1:A:184:LYS:N	1:B:67:MET:N	5	3.14
(1,21)	1:A:184:LYS:N	1:B:68:ARG:N	5	3.14
(1,21)	1:A:184:LYS:N	1:B:69:ASP:N	5	3.14
(1,21)	1:A:184:LYS:N	1:B:70:GLN:N	5	3.14
(1,21)	1:A:184:LYS:N	1:B:71:TYR:N	5	3.14
(1,21)	1:A:184:LYS:N	1:B:72:MET:N	5	3.14
(1,21)	1:A:184:LYS:N	1:B:73:ARG:N	5	3.14
(1,21)	1:A:184:LYS:N	1:B:74:THR:N	5	3.14
(1,21)	1:A:184:LYS:N	1:B:75:GLY:N	5	3.14
(1,21)	1:A:184:LYS:N	1:B:76:GLU:N	5	3.14
(1,21)	1:A:184:LYS:N	1:B:77:GLY:N	5	3.14
(1,21)	1:A:184:LYS:N	1:B:78:PHE:N	5	3.14
(1,21)	1:A:184:LYS:N	1:B:79:LEU:N	5	3.14
(1,21)	1:A:184:LYS:N	1:B:80:CYS:N	5	3.14
(1,21)	1:A:184:LYS:N	5:B:203:7Q9:N	5	3.14
(1,21)	1:A:184:LYS:N	5:B:204:7Q9:N	5	3.14
(1,21)	1:A:184:LYS:N	5:B:205:7Q9:N	5	3.14
(1,21)	1:A:184:LYS:N	5:B:206:7Q9:N	5	3.14
(1,21)	1:A:184:LYS:N	5:B:207:7Q9:N	5	3.14
(1,21)	1:A:184:LYS:N	6:B:208:17F:N1	5	3.14
(1,21)	1:A:184:LYS:N	5:B:209:7Q9:N	5	3.14
(1,21)	1:A:184:LYS:N	5:B:210:7Q9:N	5	3.14
(1,21)	1:A:184:LYS:N	5:B:211:7Q9:N	5	3.14
(1,21)	1:A:184:LYS:N	5:B:212:7Q9:N	5	3.14
(1,21)	1:A:184:LYS:N	5:B:213:7Q9:N	5	3.14

Continued on next page...

Continued from previous page...

Key	Atom-1	Atom-2	Model ID	Violation (Å)
(1,21)	1:A:184:LYS:N	6:B:214:17F:N1	5	3.14
(1,21)	1:A:184:LYS:N	6:B:215:17F:N1	5	3.14
(1,21)	1:A:184:LYS:N	5:B:216:7Q9:N	5	3.14
(1,21)	1:A:184:LYS:N	5:B:217:7Q9:N	5	3.14
(1,21)	1:A:184:LYS:N	5:B:218:7Q9:N	5	3.14
(1,21)	1:A:184:LYS:N	6:B:219:17F:N1	5	3.14
(1,21)	1:A:184:LYS:N	5:B:220:7Q9:N	5	3.14
(1,21)	1:A:184:LYS:NZ	1:B:2:THR:N	5	3.14
(1,21)	1:A:184:LYS:NZ	1:B:3:GLU:N	5	3.14
(1,21)	1:A:184:LYS:NZ	1:B:4:TYR:N	5	3.14
(1,21)	1:A:184:LYS:NZ	1:B:5:LYS:N	5	3.14
(1,21)	1:A:184:LYS:NZ	1:B:6:LEU:N	5	3.14
(1,21)	1:A:184:LYS:NZ	1:B:7:VAL:N	5	3.14
(1,21)	1:A:184:LYS:NZ	1:B:8:VAL:N	5	3.14
(1,21)	1:A:184:LYS:NZ	1:B:9:VAL:N	5	3.14
(1,21)	1:A:184:LYS:NZ	1:B:10:GLY:N	5	3.14
(1,21)	1:A:184:LYS:NZ	1:B:11:ALA:N	5	3.14
(1,21)	1:A:184:LYS:NZ	1:B:12:ASP:N	5	3.14
(1,21)	1:A:184:LYS:NZ	1:B:13:GLY:N	5	3.14
(1,21)	1:A:184:LYS:NZ	1:B:14:VAL:N	5	3.14
(1,21)	1:A:184:LYS:NZ	1:B:15:GLY:N	5	3.14
(1,21)	1:A:184:LYS:NZ	1:B:16:LYS:N	5	3.14
(1,21)	1:A:184:LYS:NZ	1:B:17:SER:N	5	3.14
(1,21)	1:A:184:LYS:NZ	1:B:18:ALA:N	5	3.14
(1,21)	1:A:184:LYS:NZ	1:B:19:LEU:N	5	3.14
(1,21)	1:A:184:LYS:NZ	1:B:20:THR:N	5	3.14
(1,21)	1:A:184:LYS:NZ	1:B:21:ILE:N	5	3.14
(1,21)	1:A:184:LYS:NZ	1:B:22:GLN:N	5	3.14
(1,21)	1:A:184:LYS:NZ	1:B:23:LEU:N	5	3.14
(1,21)	1:A:184:LYS:NZ	1:B:24:ILE:N	5	3.14
(1,21)	1:A:184:LYS:NZ	1:B:25:GLN:N	5	3.14
(1,21)	1:A:184:LYS:NZ	1:B:26:ASN:N	5	3.14
(1,21)	1:A:184:LYS:NZ	1:B:27:HIS:N	5	3.14
(1,21)	1:A:184:LYS:NZ	1:B:28:PHE:N	5	3.14
(1,21)	1:A:184:LYS:NZ	1:B:29:VAL:N	5	3.14
(1,21)	1:A:184:LYS:NZ	1:B:30:ASP:N	5	3.14
(1,21)	1:A:184:LYS:NZ	1:B:31:GLU:N	5	3.14
(1,21)	1:A:184:LYS:NZ	1:B:32:TYR:N	5	3.14
(1,21)	1:A:184:LYS:NZ	1:B:33:ASP:N	5	3.14
(1,21)	1:A:184:LYS:NZ	1:B:34:PRO:N	5	3.14
(1,21)	1:A:184:LYS:NZ	1:B:35:THR:N	5	3.14
(1,21)	1:A:184:LYS:NZ	1:B:36:ILE:N	5	3.14

Continued on next page...

Continued from previous page...

Key	Atom-1	Atom-2	Model ID	Violation (Å)
(1,21)	1:A:184:LYS:NZ	1:B:37:GLU:N	5	3.14
(1,21)	1:A:184:LYS:NZ	1:B:38:ASP:N	5	3.14
(1,21)	1:A:184:LYS:NZ	1:B:39:SER:N	5	3.14
(1,21)	1:A:184:LYS:NZ	1:B:40:TYR:N	5	3.14
(1,21)	1:A:184:LYS:NZ	1:B:41:ARG:N	5	3.14
(1,21)	1:A:184:LYS:NZ	1:B:42:LYS:N	5	3.14
(1,21)	1:A:184:LYS:NZ	1:B:43:GLN:N	5	3.14
(1,21)	1:A:184:LYS:NZ	1:B:44:VAL:N	5	3.14
(1,21)	1:A:184:LYS:NZ	1:B:45:VAL:N	5	3.14
(1,21)	1:A:184:LYS:NZ	1:B:46:ILE:N	5	3.14
(1,21)	1:A:184:LYS:NZ	1:B:47:ASP:N	5	3.14
(1,21)	1:A:184:LYS:NZ	1:B:48:GLY:N	5	3.14
(1,21)	1:A:184:LYS:NZ	1:B:49:GLU:N	5	3.14
(1,21)	1:A:184:LYS:NZ	1:B:50:THR:N	5	3.14
(1,21)	1:A:184:LYS:NZ	1:B:51:CYS:N	5	3.14
(1,21)	1:A:184:LYS:NZ	1:B:52:LEU:N	5	3.14
(1,21)	1:A:184:LYS:NZ	1:B:53:LEU:N	5	3.14
(1,21)	1:A:184:LYS:NZ	1:B:54:ASP:N	5	3.14
(1,21)	1:A:184:LYS:NZ	1:B:55:ILE:N	5	3.14
(1,21)	1:A:184:LYS:NZ	1:B:56:LEU:N	5	3.14
(1,21)	1:A:184:LYS:NZ	1:B:57:ASP:N	5	3.14
(1,21)	1:A:184:LYS:NZ	1:B:58:THR:N	5	3.14
(1,21)	1:A:184:LYS:NZ	1:B:59:ALA:N	5	3.14
(1,21)	1:A:184:LYS:NZ	1:B:60:GLY:N	5	3.14
(1,21)	1:A:184:LYS:NZ	1:B:61:GLN:N	5	3.14
(1,21)	1:A:184:LYS:NZ	1:B:62:GLU:N	5	3.14
(1,21)	1:A:184:LYS:NZ	1:B:63:GLU:N	5	3.14
(1,21)	1:A:184:LYS:NZ	1:B:64:TYR:N	5	3.14
(1,21)	1:A:184:LYS:NZ	1:B:65:SER:N	5	3.14
(1,21)	1:A:184:LYS:NZ	1:B:66:ALA:N	5	3.14
(1,21)	1:A:184:LYS:NZ	1:B:67:MET:N	5	3.14
(1,21)	1:A:184:LYS:NZ	1:B:68:ARG:N	5	3.14
(1,21)	1:A:184:LYS:NZ	1:B:69:ASP:N	5	3.14
(1,21)	1:A:184:LYS:NZ	1:B:70:GLN:N	5	3.14
(1,21)	1:A:184:LYS:NZ	1:B:71:TYR:N	5	3.14
(1,21)	1:A:184:LYS:NZ	1:B:72:MET:N	5	3.14
(1,21)	1:A:184:LYS:NZ	1:B:73:ARG:N	5	3.14
(1,21)	1:A:184:LYS:NZ	1:B:74:THR:N	5	3.14
(1,21)	1:A:184:LYS:NZ	1:B:75:GLY:N	5	3.14
(1,21)	1:A:184:LYS:NZ	1:B:76:GLU:N	5	3.14
(1,21)	1:A:184:LYS:NZ	1:B:77:GLY:N	5	3.14
(1,21)	1:A:184:LYS:NZ	1:B:78:PHE:N	5	3.14

Continued on next page...

Continued from previous page...

Key	Atom-1	Atom-2	Model ID	Violation (Å)
(1,21)	1:A:184:LYS:NZ	1:B:79:LEU:N	5	3.14
(1,21)	1:A:184:LYS:NZ	1:B:80:CYS:N	5	3.14
(1,21)	1:A:184:LYS:NZ	5:B:203:7Q9:N	5	3.14
(1,21)	1:A:184:LYS:NZ	5:B:204:7Q9:N	5	3.14
(1,21)	1:A:184:LYS:NZ	5:B:205:7Q9:N	5	3.14
(1,21)	1:A:184:LYS:NZ	5:B:206:7Q9:N	5	3.14
(1,21)	1:A:184:LYS:NZ	5:B:207:7Q9:N	5	3.14
(1,21)	1:A:184:LYS:NZ	6:B:208:17F:N1	5	3.14
(1,21)	1:A:184:LYS:NZ	5:B:209:7Q9:N	5	3.14
(1,21)	1:A:184:LYS:NZ	5:B:210:7Q9:N	5	3.14
(1,21)	1:A:184:LYS:NZ	5:B:211:7Q9:N	5	3.14
(1,21)	1:A:184:LYS:NZ	5:B:212:7Q9:N	5	3.14
(1,21)	1:A:184:LYS:NZ	5:B:213:7Q9:N	5	3.14
(1,21)	1:A:184:LYS:NZ	6:B:214:17F:N1	5	3.14
(1,21)	1:A:184:LYS:NZ	6:B:215:17F:N1	5	3.14
(1,21)	1:A:184:LYS:NZ	5:B:216:7Q9:N	5	3.14
(1,21)	1:A:184:LYS:NZ	5:B:217:7Q9:N	5	3.14
(1,21)	1:A:184:LYS:NZ	5:B:218:7Q9:N	5	3.14
(1,21)	1:A:184:LYS:NZ	6:B:219:17F:N1	5	3.14
(1,21)	1:A:184:LYS:NZ	5:B:220:7Q9:N	5	3.14
(1,21)	1:A:184:LYS:O	1:B:2:THR:N	5	3.14
(1,21)	1:A:184:LYS:O	1:B:3:GLU:N	5	3.14
(1,21)	1:A:184:LYS:O	1:B:4:TYR:N	5	3.14
(1,21)	1:A:184:LYS:O	1:B:5:LYS:N	5	3.14
(1,21)	1:A:184:LYS:O	1:B:6:LEU:N	5	3.14
(1,21)	1:A:184:LYS:O	1:B:7:VAL:N	5	3.14
(1,21)	1:A:184:LYS:O	1:B:8:VAL:N	5	3.14
(1,21)	1:A:184:LYS:O	1:B:9:VAL:N	5	3.14
(1,21)	1:A:184:LYS:O	1:B:10:GLY:N	5	3.14
(1,21)	1:A:184:LYS:O	1:B:11:ALA:N	5	3.14
(1,21)	1:A:184:LYS:O	1:B:12:ASP:N	5	3.14
(1,21)	1:A:184:LYS:O	1:B:13:GLY:N	5	3.14
(1,21)	1:A:184:LYS:O	1:B:14:VAL:N	5	3.14
(1,21)	1:A:184:LYS:O	1:B:15:GLY:N	5	3.14
(1,21)	1:A:184:LYS:O	1:B:16:LYS:N	5	3.14
(1,21)	1:A:184:LYS:O	1:B:17:SER:N	5	3.14
(1,21)	1:A:184:LYS:O	1:B:18:ALA:N	5	3.14
(1,21)	1:A:184:LYS:O	1:B:19:LEU:N	5	3.14
(1,21)	1:A:184:LYS:O	1:B:20:THR:N	5	3.14
(1,21)	1:A:184:LYS:O	1:B:21:ILE:N	5	3.14
(1,21)	1:A:184:LYS:O	1:B:22:GLN:N	5	3.14
(1,21)	1:A:184:LYS:O	1:B:23:LEU:N	5	3.14

Continued on next page...

Continued from previous page...

Key	Atom-1	Atom-2	Model ID	Violation (Å)
(1,21)	1:A:184:LYS:O	1:B:24:ILE:N	5	3.14
(1,21)	1:A:184:LYS:O	1:B:25:GLN:N	5	3.14
(1,21)	1:A:184:LYS:O	1:B:26:ASN:N	5	3.14
(1,21)	1:A:184:LYS:O	1:B:27:HIS:N	5	3.14
(1,21)	1:A:184:LYS:O	1:B:28:PHE:N	5	3.14
(1,21)	1:A:184:LYS:O	1:B:29:VAL:N	5	3.14
(1,21)	1:A:184:LYS:O	1:B:30:ASP:N	5	3.14
(1,21)	1:A:184:LYS:O	1:B:31:GLU:N	5	3.14
(1,21)	1:A:184:LYS:O	1:B:32:TYR:N	5	3.14
(1,21)	1:A:184:LYS:O	1:B:33:ASP:N	5	3.14
(1,21)	1:A:184:LYS:O	1:B:34:PRO:N	5	3.14
(1,21)	1:A:184:LYS:O	1:B:35:THR:N	5	3.14
(1,21)	1:A:184:LYS:O	1:B:36:ILE:N	5	3.14
(1,21)	1:A:184:LYS:O	1:B:37:GLU:N	5	3.14
(1,21)	1:A:184:LYS:O	1:B:38:ASP:N	5	3.14
(1,21)	1:A:184:LYS:O	1:B:39:SER:N	5	3.14
(1,21)	1:A:184:LYS:O	1:B:40:TYR:N	5	3.14
(1,21)	1:A:184:LYS:O	1:B:41:ARG:N	5	3.14
(1,21)	1:A:184:LYS:O	1:B:42:LYS:N	5	3.14
(1,21)	1:A:184:LYS:O	1:B:43:GLN:N	5	3.14
(1,21)	1:A:184:LYS:O	1:B:44:VAL:N	5	3.14
(1,21)	1:A:184:LYS:O	1:B:45:VAL:N	5	3.14
(1,21)	1:A:184:LYS:O	1:B:46:ILE:N	5	3.14
(1,21)	1:A:184:LYS:O	1:B:47:ASP:N	5	3.14
(1,21)	1:A:184:LYS:O	1:B:48:GLY:N	5	3.14
(1,21)	1:A:184:LYS:O	1:B:49:GLU:N	5	3.14
(1,21)	1:A:184:LYS:O	1:B:50:THR:N	5	3.14
(1,21)	1:A:184:LYS:O	1:B:51:CYS:N	5	3.14
(1,21)	1:A:184:LYS:O	1:B:52:LEU:N	5	3.14
(1,21)	1:A:184:LYS:O	1:B:53:LEU:N	5	3.14
(1,21)	1:A:184:LYS:O	1:B:54:ASP:N	5	3.14
(1,21)	1:A:184:LYS:O	1:B:55:ILE:N	5	3.14
(1,21)	1:A:184:LYS:O	1:B:56:LEU:N	5	3.14
(1,21)	1:A:184:LYS:O	1:B:57:ASP:N	5	3.14
(1,21)	1:A:184:LYS:O	1:B:58:THR:N	5	3.14
(1,21)	1:A:184:LYS:O	1:B:59:ALA:N	5	3.14
(1,21)	1:A:184:LYS:O	1:B:60:GLY:N	5	3.14
(1,21)	1:A:184:LYS:O	1:B:61:GLN:N	5	3.14
(1,21)	1:A:184:LYS:O	1:B:62:GLU:N	5	3.14
(1,21)	1:A:184:LYS:O	1:B:63:GLU:N	5	3.14
(1,21)	1:A:184:LYS:O	1:B:64:TYR:N	5	3.14
(1,21)	1:A:184:LYS:O	1:B:65:SER:N	5	3.14

Continued on next page...

Continued from previous page...

Key	Atom-1	Atom-2	Model ID	Violation (Å)
(1,21)	1:A:184:LYS:O	1:B:66:ALA:N	5	3.14
(1,21)	1:A:184:LYS:O	1:B:67:MET:N	5	3.14
(1,21)	1:A:184:LYS:O	1:B:68:ARG:N	5	3.14
(1,21)	1:A:184:LYS:O	1:B:69:ASP:N	5	3.14
(1,21)	1:A:184:LYS:O	1:B:70:GLN:N	5	3.14
(1,21)	1:A:184:LYS:O	1:B:71:TYR:N	5	3.14
(1,21)	1:A:184:LYS:O	1:B:72:MET:N	5	3.14
(1,21)	1:A:184:LYS:O	1:B:73:ARG:N	5	3.14
(1,21)	1:A:184:LYS:O	1:B:74:THR:N	5	3.14
(1,21)	1:A:184:LYS:O	1:B:75:GLY:N	5	3.14
(1,21)	1:A:184:LYS:O	1:B:76:GLU:N	5	3.14
(1,21)	1:A:184:LYS:O	1:B:77:GLY:N	5	3.14
(1,21)	1:A:184:LYS:O	1:B:78:PHE:N	5	3.14
(1,21)	1:A:184:LYS:O	1:B:79:LEU:N	5	3.14
(1,21)	1:A:184:LYS:O	1:B:80:CYS:N	5	3.14
(1,21)	1:A:184:LYS:O	5:B:203:7Q9:N	5	3.14
(1,21)	1:A:184:LYS:O	5:B:204:7Q9:N	5	3.14
(1,21)	1:A:184:LYS:O	5:B:205:7Q9:N	5	3.14
(1,21)	1:A:184:LYS:O	5:B:206:7Q9:N	5	3.14
(1,21)	1:A:184:LYS:O	5:B:207:7Q9:N	5	3.14
(1,21)	1:A:184:LYS:O	6:B:208:17F:N1	5	3.14
(1,21)	1:A:184:LYS:O	5:B:209:7Q9:N	5	3.14
(1,21)	1:A:184:LYS:O	5:B:210:7Q9:N	5	3.14
(1,21)	1:A:184:LYS:O	5:B:211:7Q9:N	5	3.14
(1,21)	1:A:184:LYS:O	5:B:212:7Q9:N	5	3.14
(1,21)	1:A:184:LYS:O	5:B:213:7Q9:N	5	3.14
(1,21)	1:A:184:LYS:O	6:B:214:17F:N1	5	3.14
(1,21)	1:A:184:LYS:O	6:B:215:17F:N1	5	3.14
(1,21)	1:A:184:LYS:O	5:B:216:7Q9:N	5	3.14
(1,21)	1:A:184:LYS:O	5:B:217:7Q9:N	5	3.14
(1,21)	1:A:184:LYS:O	5:B:218:7Q9:N	5	3.14
(1,21)	1:A:184:LYS:O	6:B:219:17F:N1	5	3.14
(1,21)	1:A:184:LYS:O	5:B:220:7Q9:N	5	3.14
(3,13)	1:A:160:VAL:CG1	1:B:2:THR:N	7	3.13
(3,13)	1:A:160:VAL:CG1	1:B:3:GLU:N	7	3.13
(3,13)	1:A:160:VAL:CG1	1:B:4:TYR:N	7	3.13
(3,13)	1:A:160:VAL:CG1	1:B:5:LYS:N	7	3.13
(3,13)	1:A:160:VAL:CG1	1:B:6:LEU:N	7	3.13
(3,13)	1:A:160:VAL:CG1	1:B:7:VAL:N	7	3.13
(3,13)	1:A:160:VAL:CG1	1:B:8:VAL:N	7	3.13
(3,13)	1:A:160:VAL:CG1	1:B:9:VAL:N	7	3.13
(3,13)	1:A:160:VAL:CG1	1:B:10:GLY:N	7	3.13

Continued on next page...

Continued from previous page...

Key	Atom-1	Atom-2	Model ID	Violation (Å)
(3,13)	1:A:160:VAL:CG1	1:B:11:ALA:N	7	3.13
(3,13)	1:A:160:VAL:CG1	1:B:12:ASP:N	7	3.13
(3,13)	1:A:160:VAL:CG1	1:B:13:GLY:N	7	3.13
(3,13)	1:A:160:VAL:CG1	1:B:14:VAL:N	7	3.13
(3,13)	1:A:160:VAL:CG1	1:B:15:GLY:N	7	3.13
(3,13)	1:A:160:VAL:CG1	1:B:16:LYS:N	7	3.13
(3,13)	1:A:160:VAL:CG1	1:B:17:SER:N	7	3.13
(3,13)	1:A:160:VAL:CG1	1:B:18:ALA:N	7	3.13
(3,13)	1:A:160:VAL:CG1	1:B:19:LEU:N	7	3.13
(3,13)	1:A:160:VAL:CG1	1:B:20:THR:N	7	3.13
(3,13)	1:A:160:VAL:CG1	1:B:21:ILE:N	7	3.13
(3,13)	1:A:160:VAL:CG1	1:B:22:GLN:N	7	3.13
(3,13)	1:A:160:VAL:CG1	1:B:23:LEU:N	7	3.13
(3,13)	1:A:160:VAL:CG1	1:B:24:ILE:N	7	3.13
(3,13)	1:A:160:VAL:CG1	1:B:25:GLN:N	7	3.13
(3,13)	1:A:160:VAL:CG1	1:B:26:ASN:N	7	3.13
(3,13)	1:A:160:VAL:CG1	1:B:27:HIS:N	7	3.13
(3,13)	1:A:160:VAL:CG1	1:B:28:PHE:N	7	3.13
(3,13)	1:A:160:VAL:CG1	1:B:29:VAL:N	7	3.13
(3,13)	1:A:160:VAL:CG1	1:B:30:ASP:N	7	3.13
(3,13)	1:A:160:VAL:CG1	1:B:31:GLU:N	7	3.13
(3,13)	1:A:160:VAL:CG1	1:B:32:TYR:N	7	3.13
(3,13)	1:A:160:VAL:CG1	1:B:33:ASP:N	7	3.13
(3,13)	1:A:160:VAL:CG1	1:B:34:PRO:N	7	3.13
(3,13)	1:A:160:VAL:CG1	1:B:35:THR:N	7	3.13
(3,13)	1:A:160:VAL:CG1	1:B:36:ILE:N	7	3.13
(3,13)	1:A:160:VAL:CG1	1:B:37:GLU:N	7	3.13
(3,13)	1:A:160:VAL:CG1	1:B:38:ASP:N	7	3.13
(3,13)	1:A:160:VAL:CG1	1:B:39:SER:N	7	3.13
(3,13)	1:A:160:VAL:CG1	1:B:40:TYR:N	7	3.13
(3,13)	1:A:160:VAL:CG1	1:B:41:ARG:N	7	3.13
(3,13)	1:A:160:VAL:CG1	1:B:42:LYS:N	7	3.13
(3,13)	1:A:160:VAL:CG1	1:B:43:GLN:N	7	3.13
(3,13)	1:A:160:VAL:CG1	1:B:44:VAL:N	7	3.13
(3,13)	1:A:160:VAL:CG1	1:B:45:VAL:N	7	3.13
(3,13)	1:A:160:VAL:CG1	1:B:46:ILE:N	7	3.13
(3,13)	1:A:160:VAL:CG1	1:B:47:ASP:N	7	3.13
(3,13)	1:A:160:VAL:CG1	1:B:48:GLY:N	7	3.13
(3,13)	1:A:160:VAL:CG1	1:B:49:GLU:N	7	3.13
(3,13)	1:A:160:VAL:CG1	1:B:50:THR:N	7	3.13
(3,13)	1:A:160:VAL:CG1	1:B:51:CYS:N	7	3.13
(3,13)	1:A:160:VAL:CG1	1:B:52:LEU:N	7	3.13

Continued on next page...

Continued from previous page...

Key	Atom-1	Atom-2	Model ID	Violation (Å)
(3,13)	1:A:160:VAL:CG1	1:B:53:LEU:N	7	3.13
(3,13)	1:A:160:VAL:CG1	1:B:54:ASP:N	7	3.13
(3,13)	1:A:160:VAL:CG1	1:B:55:ILE:N	7	3.13
(3,13)	1:A:160:VAL:CG1	1:B:56:LEU:N	7	3.13
(3,13)	1:A:160:VAL:CG1	1:B:57:ASP:N	7	3.13
(3,13)	1:A:160:VAL:CG1	1:B:58:THR:N	7	3.13
(3,13)	1:A:160:VAL:CG1	1:B:59:ALA:N	7	3.13
(3,13)	1:A:160:VAL:CG1	1:B:60:GLY:N	7	3.13
(3,13)	1:A:160:VAL:CG1	1:B:61:GLN:N	7	3.13
(3,13)	1:A:160:VAL:CG1	1:B:62:GLU:N	7	3.13
(3,13)	1:A:160:VAL:CG1	1:B:63:GLU:N	7	3.13
(3,13)	1:A:160:VAL:CG1	1:B:64:TYR:N	7	3.13
(3,13)	1:A:160:VAL:CG1	1:B:65:SER:N	7	3.13
(3,13)	1:A:160:VAL:CG1	1:B:66:ALA:N	7	3.13
(3,13)	1:A:160:VAL:CG1	1:B:67:MET:N	7	3.13
(3,13)	1:A:160:VAL:CG1	1:B:68:ARG:N	7	3.13
(3,13)	1:A:160:VAL:CG1	1:B:69:ASP:N	7	3.13
(3,13)	1:A:160:VAL:CG1	1:B:70:GLN:N	7	3.13
(3,13)	1:A:160:VAL:CG1	1:B:71:TYR:N	7	3.13
(3,13)	1:A:160:VAL:CG1	1:B:72:MET:N	7	3.13
(3,13)	1:A:160:VAL:CG1	1:B:73:ARG:N	7	3.13
(3,13)	1:A:160:VAL:CG1	1:B:74:THR:N	7	3.13
(3,13)	1:A:160:VAL:CG1	1:B:75:GLY:N	7	3.13
(3,13)	1:A:160:VAL:CG1	1:B:76:GLU:N	7	3.13
(3,13)	1:A:160:VAL:CG1	1:B:77:GLY:N	7	3.13
(3,13)	1:A:160:VAL:CG1	1:B:78:PHE:N	7	3.13
(3,13)	1:A:160:VAL:CG1	1:B:79:LEU:N	7	3.13
(3,13)	1:A:160:VAL:CG1	1:B:80:CYS:N	7	3.13
(3,13)	1:A:160:VAL:CG1	5:B:203:7Q9:N	7	3.13
(3,13)	1:A:160:VAL:CG1	5:B:204:7Q9:N	7	3.13
(3,13)	1:A:160:VAL:CG1	5:B:205:7Q9:N	7	3.13
(3,13)	1:A:160:VAL:CG1	5:B:206:7Q9:N	7	3.13
(3,13)	1:A:160:VAL:CG1	5:B:207:7Q9:N	7	3.13
(3,13)	1:A:160:VAL:CG1	6:B:208:17F:N1	7	3.13
(3,13)	1:A:160:VAL:CG1	5:B:209:7Q9:N	7	3.13
(3,13)	1:A:160:VAL:CG1	5:B:210:7Q9:N	7	3.13
(3,13)	1:A:160:VAL:CG1	5:B:211:7Q9:N	7	3.13
(3,13)	1:A:160:VAL:CG1	5:B:212:7Q9:N	7	3.13
(3,13)	1:A:160:VAL:CG1	5:B:213:7Q9:N	7	3.13
(3,13)	1:A:160:VAL:CG1	6:B:214:17F:N1	7	3.13
(3,13)	1:A:160:VAL:CG1	6:B:215:17F:N1	7	3.13
(3,13)	1:A:160:VAL:CG1	5:B:216:7Q9:N	7	3.13

Continued on next page...

Continued from previous page...

Key	Atom-1	Atom-2	Model ID	Violation (Å)
(3,13)	1:A:160:VAL:CG1	5:B:217:7Q9:N	7	3.13
(3,13)	1:A:160:VAL:CG1	5:B:218:7Q9:N	7	3.13
(3,13)	1:A:160:VAL:CG1	6:B:219:17F:N1	7	3.13
(3,13)	1:A:160:VAL:CG1	5:B:220:7Q9:N	7	3.13
(3,13)	1:A:160:VAL:CG2	1:B:2:THR:N	7	3.13
(3,13)	1:A:160:VAL:CG2	1:B:3:GLU:N	7	3.13
(3,13)	1:A:160:VAL:CG2	1:B:4:TYR:N	7	3.13
(3,13)	1:A:160:VAL:CG2	1:B:5:LYS:N	7	3.13
(3,13)	1:A:160:VAL:CG2	1:B:6:LEU:N	7	3.13
(3,13)	1:A:160:VAL:CG2	1:B:7:VAL:N	7	3.13
(3,13)	1:A:160:VAL:CG2	1:B:8:VAL:N	7	3.13
(3,13)	1:A:160:VAL:CG2	1:B:9:VAL:N	7	3.13
(3,13)	1:A:160:VAL:CG2	1:B:10:GLY:N	7	3.13
(3,13)	1:A:160:VAL:CG2	1:B:11:ALA:N	7	3.13
(3,13)	1:A:160:VAL:CG2	1:B:12:ASP:N	7	3.13
(3,13)	1:A:160:VAL:CG2	1:B:13:GLY:N	7	3.13
(3,13)	1:A:160:VAL:CG2	1:B:14:VAL:N	7	3.13
(3,13)	1:A:160:VAL:CG2	1:B:15:GLY:N	7	3.13
(3,13)	1:A:160:VAL:CG2	1:B:16:LYS:N	7	3.13
(3,13)	1:A:160:VAL:CG2	1:B:17:SER:N	7	3.13
(3,13)	1:A:160:VAL:CG2	1:B:18:ALA:N	7	3.13
(3,13)	1:A:160:VAL:CG2	1:B:19:LEU:N	7	3.13
(3,13)	1:A:160:VAL:CG2	1:B:20:THR:N	7	3.13
(3,13)	1:A:160:VAL:CG2	1:B:21:ILE:N	7	3.13
(3,13)	1:A:160:VAL:CG2	1:B:22:GLN:N	7	3.13
(3,13)	1:A:160:VAL:CG2	1:B:23:LEU:N	7	3.13
(3,13)	1:A:160:VAL:CG2	1:B:24:ILE:N	7	3.13
(3,13)	1:A:160:VAL:CG2	1:B:25:GLN:N	7	3.13
(3,13)	1:A:160:VAL:CG2	1:B:26:ASN:N	7	3.13
(3,13)	1:A:160:VAL:CG2	1:B:27:HIS:N	7	3.13
(3,13)	1:A:160:VAL:CG2	1:B:28:PHE:N	7	3.13
(3,13)	1:A:160:VAL:CG2	1:B:29:VAL:N	7	3.13
(3,13)	1:A:160:VAL:CG2	1:B:30:ASP:N	7	3.13
(3,13)	1:A:160:VAL:CG2	1:B:31:GLU:N	7	3.13
(3,13)	1:A:160:VAL:CG2	1:B:32:TYR:N	7	3.13
(3,13)	1:A:160:VAL:CG2	1:B:33:ASP:N	7	3.13
(3,13)	1:A:160:VAL:CG2	1:B:34:PRO:N	7	3.13
(3,13)	1:A:160:VAL:CG2	1:B:35:THR:N	7	3.13
(3,13)	1:A:160:VAL:CG2	1:B:36:ILE:N	7	3.13
(3,13)	1:A:160:VAL:CG2	1:B:37:GLU:N	7	3.13
(3,13)	1:A:160:VAL:CG2	1:B:38:ASP:N	7	3.13
(3,13)	1:A:160:VAL:CG2	1:B:39:SER:N	7	3.13

Continued on next page...

Continued from previous page...

Key	Atom-1	Atom-2	Model ID	Violation (Å)
(3,13)	1:A:160:VAL:CG2	1:B:40:TYR:N	7	3.13
(3,13)	1:A:160:VAL:CG2	1:B:41:ARG:N	7	3.13
(3,13)	1:A:160:VAL:CG2	1:B:42:LYS:N	7	3.13
(3,13)	1:A:160:VAL:CG2	1:B:43:GLN:N	7	3.13
(3,13)	1:A:160:VAL:CG2	1:B:44:VAL:N	7	3.13
(3,13)	1:A:160:VAL:CG2	1:B:45:VAL:N	7	3.13
(3,13)	1:A:160:VAL:CG2	1:B:46:ILE:N	7	3.13
(3,13)	1:A:160:VAL:CG2	1:B:47:ASP:N	7	3.13
(3,13)	1:A:160:VAL:CG2	1:B:48:GLY:N	7	3.13
(3,13)	1:A:160:VAL:CG2	1:B:49:GLU:N	7	3.13
(3,13)	1:A:160:VAL:CG2	1:B:50:THR:N	7	3.13
(3,13)	1:A:160:VAL:CG2	1:B:51:CYS:N	7	3.13
(3,13)	1:A:160:VAL:CG2	1:B:52:LEU:N	7	3.13
(3,13)	1:A:160:VAL:CG2	1:B:53:LEU:N	7	3.13
(3,13)	1:A:160:VAL:CG2	1:B:54:ASP:N	7	3.13
(3,13)	1:A:160:VAL:CG2	1:B:55:ILE:N	7	3.13
(3,13)	1:A:160:VAL:CG2	1:B:56:LEU:N	7	3.13
(3,13)	1:A:160:VAL:CG2	1:B:57:ASP:N	7	3.13
(3,13)	1:A:160:VAL:CG2	1:B:58:THR:N	7	3.13
(3,13)	1:A:160:VAL:CG2	1:B:59:ALA:N	7	3.13
(3,13)	1:A:160:VAL:CG2	1:B:60:GLY:N	7	3.13
(3,13)	1:A:160:VAL:CG2	1:B:61:GLN:N	7	3.13
(3,13)	1:A:160:VAL:CG2	1:B:62:GLU:N	7	3.13
(3,13)	1:A:160:VAL:CG2	1:B:63:GLU:N	7	3.13
(3,13)	1:A:160:VAL:CG2	1:B:64:TYR:N	7	3.13
(3,13)	1:A:160:VAL:CG2	1:B:65:SER:N	7	3.13
(3,13)	1:A:160:VAL:CG2	1:B:66:ALA:N	7	3.13
(3,13)	1:A:160:VAL:CG2	1:B:67:MET:N	7	3.13
(3,13)	1:A:160:VAL:CG2	1:B:68:ARG:N	7	3.13
(3,13)	1:A:160:VAL:CG2	1:B:69:ASP:N	7	3.13
(3,13)	1:A:160:VAL:CG2	1:B:70:GLN:N	7	3.13
(3,13)	1:A:160:VAL:CG2	1:B:71:TYR:N	7	3.13
(3,13)	1:A:160:VAL:CG2	1:B:72:MET:N	7	3.13
(3,13)	1:A:160:VAL:CG2	1:B:73:ARG:N	7	3.13
(3,13)	1:A:160:VAL:CG2	1:B:74:THR:N	7	3.13
(3,13)	1:A:160:VAL:CG2	1:B:75:GLY:N	7	3.13
(3,13)	1:A:160:VAL:CG2	1:B:76:GLU:N	7	3.13
(3,13)	1:A:160:VAL:CG2	1:B:77:GLY:N	7	3.13
(3,13)	1:A:160:VAL:CG2	1:B:78:PHE:N	7	3.13
(3,13)	1:A:160:VAL:CG2	1:B:79:LEU:N	7	3.13
(3,13)	1:A:160:VAL:CG2	1:B:80:CYS:N	7	3.13
(3,13)	1:A:160:VAL:CG2	5:B:203:7Q9:N	7	3.13

Continued on next page...

Continued from previous page...

Key	Atom-1	Atom-2	Model ID	Violation (Å)
(3,13)	1:A:160:VAL:CG2	5:B:204:7Q9:N	7	3.13
(3,13)	1:A:160:VAL:CG2	5:B:205:7Q9:N	7	3.13
(3,13)	1:A:160:VAL:CG2	5:B:206:7Q9:N	7	3.13
(3,13)	1:A:160:VAL:CG2	5:B:207:7Q9:N	7	3.13
(3,13)	1:A:160:VAL:CG2	6:B:208:17F:N1	7	3.13
(3,13)	1:A:160:VAL:CG2	5:B:209:7Q9:N	7	3.13
(3,13)	1:A:160:VAL:CG2	5:B:210:7Q9:N	7	3.13
(3,13)	1:A:160:VAL:CG2	5:B:211:7Q9:N	7	3.13
(3,13)	1:A:160:VAL:CG2	5:B:212:7Q9:N	7	3.13
(3,13)	1:A:160:VAL:CG2	5:B:213:7Q9:N	7	3.13
(3,13)	1:A:160:VAL:CG2	6:B:214:17F:N1	7	3.13
(3,13)	1:A:160:VAL:CG2	6:B:215:17F:N1	7	3.13
(3,13)	1:A:160:VAL:CG2	5:B:216:7Q9:N	7	3.13
(3,13)	1:A:160:VAL:CG2	5:B:217:7Q9:N	7	3.13
(3,13)	1:A:160:VAL:CG2	5:B:218:7Q9:N	7	3.13
(3,13)	1:A:160:VAL:CG2	6:B:219:17F:N1	7	3.13
(3,13)	1:A:160:VAL:CG2	5:B:220:7Q9:N	7	3.13
(3,4)	1:A:23:LEU:CD1	1:B:2:THR:N	14	3.11
(3,4)	1:A:23:LEU:CD1	1:B:3:GLU:N	14	3.11
(3,4)	1:A:23:LEU:CD1	1:B:4:TYR:N	14	3.11
(3,4)	1:A:23:LEU:CD1	1:B:5:LYS:N	14	3.11
(3,4)	1:A:23:LEU:CD1	1:B:6:LEU:N	14	3.11
(3,4)	1:A:23:LEU:CD1	1:B:7:VAL:N	14	3.11
(3,4)	1:A:23:LEU:CD1	1:B:8:VAL:N	14	3.11
(3,4)	1:A:23:LEU:CD1	1:B:9:VAL:N	14	3.11
(3,4)	1:A:23:LEU:CD1	1:B:10:GLY:N	14	3.11
(3,4)	1:A:23:LEU:CD1	1:B:11:ALA:N	14	3.11
(3,4)	1:A:23:LEU:CD1	1:B:12:ASP:N	14	3.11
(3,4)	1:A:23:LEU:CD1	1:B:13:GLY:N	14	3.11
(3,4)	1:A:23:LEU:CD1	1:B:14:VAL:N	14	3.11
(3,4)	1:A:23:LEU:CD1	1:B:15:GLY:N	14	3.11
(3,4)	1:A:23:LEU:CD1	1:B:16:LYS:N	14	3.11
(3,4)	1:A:23:LEU:CD1	1:B:17:SER:N	14	3.11
(3,4)	1:A:23:LEU:CD1	1:B:18:ALA:N	14	3.11
(3,4)	1:A:23:LEU:CD1	1:B:19:LEU:N	14	3.11
(3,4)	1:A:23:LEU:CD1	1:B:20:THR:N	14	3.11
(3,4)	1:A:23:LEU:CD1	1:B:21:ILE:N	14	3.11
(3,4)	1:A:23:LEU:CD1	1:B:22:GLN:N	14	3.11
(3,4)	1:A:23:LEU:CD1	1:B:23:LEU:N	14	3.11
(3,4)	1:A:23:LEU:CD1	1:B:24:ILE:N	14	3.11
(3,4)	1:A:23:LEU:CD1	1:B:25:GLN:N	14	3.11
(3,4)	1:A:23:LEU:CD1	1:B:26:ASN:N	14	3.11

Continued on next page...

Continued from previous page...

Key	Atom-1	Atom-2	Model ID	Violation (Å)
(3,4)	1:A:23:LEU:CD1	1:B:27:HIS:N	14	3.11
(3,4)	1:A:23:LEU:CD1	1:B:28:PHE:N	14	3.11
(3,4)	1:A:23:LEU:CD1	1:B:29:VAL:N	14	3.11
(3,4)	1:A:23:LEU:CD1	1:B:30:ASP:N	14	3.11
(3,4)	1:A:23:LEU:CD1	1:B:31:GLU:N	14	3.11
(3,4)	1:A:23:LEU:CD1	1:B:32:TYR:N	14	3.11
(3,4)	1:A:23:LEU:CD1	1:B:33:ASP:N	14	3.11
(3,4)	1:A:23:LEU:CD1	1:B:34:PRO:N	14	3.11
(3,4)	1:A:23:LEU:CD1	1:B:35:THR:N	14	3.11
(3,4)	1:A:23:LEU:CD1	1:B:36:ILE:N	14	3.11
(3,4)	1:A:23:LEU:CD1	1:B:37:GLU:N	14	3.11
(3,4)	1:A:23:LEU:CD1	1:B:38:ASP:N	14	3.11
(3,4)	1:A:23:LEU:CD1	1:B:39:SER:N	14	3.11
(3,4)	1:A:23:LEU:CD1	1:B:40:TYR:N	14	3.11
(3,4)	1:A:23:LEU:CD1	1:B:41:ARG:N	14	3.11
(3,4)	1:A:23:LEU:CD1	1:B:42:LYS:N	14	3.11
(3,4)	1:A:23:LEU:CD1	1:B:43:GLN:N	14	3.11
(3,4)	1:A:23:LEU:CD1	1:B:44:VAL:N	14	3.11
(3,4)	1:A:23:LEU:CD1	1:B:45:VAL:N	14	3.11
(3,4)	1:A:23:LEU:CD1	1:B:46:ILE:N	14	3.11
(3,4)	1:A:23:LEU:CD1	1:B:47:ASP:N	14	3.11
(3,4)	1:A:23:LEU:CD1	1:B:48:GLY:N	14	3.11
(3,4)	1:A:23:LEU:CD1	1:B:49:GLU:N	14	3.11
(3,4)	1:A:23:LEU:CD1	1:B:50:THR:N	14	3.11
(3,4)	1:A:23:LEU:CD1	1:B:51:CYS:N	14	3.11
(3,4)	1:A:23:LEU:CD1	1:B:52:LEU:N	14	3.11
(3,4)	1:A:23:LEU:CD1	1:B:53:LEU:N	14	3.11
(3,4)	1:A:23:LEU:CD1	1:B:54:ASP:N	14	3.11
(3,4)	1:A:23:LEU:CD1	1:B:55:ILE:N	14	3.11
(3,4)	1:A:23:LEU:CD1	1:B:56:LEU:N	14	3.11
(3,4)	1:A:23:LEU:CD1	1:B:57:ASP:N	14	3.11
(3,4)	1:A:23:LEU:CD1	1:B:58:THR:N	14	3.11
(3,4)	1:A:23:LEU:CD1	1:B:59:ALA:N	14	3.11
(3,4)	1:A:23:LEU:CD1	1:B:60:GLY:N	14	3.11
(3,4)	1:A:23:LEU:CD1	1:B:61:GLN:N	14	3.11
(3,4)	1:A:23:LEU:CD1	1:B:62:GLU:N	14	3.11
(3,4)	1:A:23:LEU:CD1	1:B:63:GLU:N	14	3.11
(3,4)	1:A:23:LEU:CD1	1:B:64:TYR:N	14	3.11
(3,4)	1:A:23:LEU:CD1	1:B:65:SER:N	14	3.11
(3,4)	1:A:23:LEU:CD1	1:B:66:ALA:N	14	3.11
(3,4)	1:A:23:LEU:CD1	1:B:67:MET:N	14	3.11
(3,4)	1:A:23:LEU:CD1	1:B:68:ARG:N	14	3.11

Continued on next page...

Continued from previous page...

Key	Atom-1	Atom-2	Model ID	Violation (Å)
(3,4)	1:A:23:LEU:CD1	1:B:69:ASP:N	14	3.11
(3,4)	1:A:23:LEU:CD1	1:B:70:GLN:N	14	3.11
(3,4)	1:A:23:LEU:CD1	1:B:71:TYR:N	14	3.11
(3,4)	1:A:23:LEU:CD1	1:B:72:MET:N	14	3.11
(3,4)	1:A:23:LEU:CD1	1:B:73:ARG:N	14	3.11
(3,4)	1:A:23:LEU:CD1	1:B:74:THR:N	14	3.11
(3,4)	1:A:23:LEU:CD1	1:B:75:GLY:N	14	3.11
(3,4)	1:A:23:LEU:CD1	1:B:76:GLU:N	14	3.11
(3,4)	1:A:23:LEU:CD1	1:B:77:GLY:N	14	3.11
(3,4)	1:A:23:LEU:CD1	1:B:78:PHE:N	14	3.11
(3,4)	1:A:23:LEU:CD1	1:B:79:LEU:N	14	3.11
(3,4)	1:A:23:LEU:CD1	1:B:80:CYS:N	14	3.11
(3,4)	1:A:23:LEU:CD1	5:B:203:7Q9:N	14	3.11
(3,4)	1:A:23:LEU:CD1	5:B:204:7Q9:N	14	3.11
(3,4)	1:A:23:LEU:CD1	5:B:205:7Q9:N	14	3.11
(3,4)	1:A:23:LEU:CD1	5:B:206:7Q9:N	14	3.11
(3,4)	1:A:23:LEU:CD1	5:B:207:7Q9:N	14	3.11
(3,4)	1:A:23:LEU:CD1	6:B:208:17F:N1	14	3.11
(3,4)	1:A:23:LEU:CD1	5:B:209:7Q9:N	14	3.11
(3,4)	1:A:23:LEU:CD1	5:B:210:7Q9:N	14	3.11
(3,4)	1:A:23:LEU:CD1	5:B:211:7Q9:N	14	3.11
(3,4)	1:A:23:LEU:CD1	5:B:212:7Q9:N	14	3.11
(3,4)	1:A:23:LEU:CD1	5:B:213:7Q9:N	14	3.11
(3,4)	1:A:23:LEU:CD1	6:B:214:17F:N1	14	3.11
(3,4)	1:A:23:LEU:CD1	6:B:215:17F:N1	14	3.11
(3,4)	1:A:23:LEU:CD1	5:B:216:7Q9:N	14	3.11
(3,4)	1:A:23:LEU:CD1	5:B:217:7Q9:N	14	3.11
(3,4)	1:A:23:LEU:CD1	5:B:218:7Q9:N	14	3.11
(3,4)	1:A:23:LEU:CD1	6:B:219:17F:N1	14	3.11
(3,4)	1:A:23:LEU:CD1	5:B:220:7Q9:N	14	3.11
(3,4)	1:A:23:LEU:CD2	1:B:2:THR:N	14	3.11
(3,4)	1:A:23:LEU:CD2	1:B:3:GLU:N	14	3.11
(3,4)	1:A:23:LEU:CD2	1:B:4:TYR:N	14	3.11
(3,4)	1:A:23:LEU:CD2	1:B:5:LYS:N	14	3.11
(3,4)	1:A:23:LEU:CD2	1:B:6:LEU:N	14	3.11
(3,4)	1:A:23:LEU:CD2	1:B:7:VAL:N	14	3.11
(3,4)	1:A:23:LEU:CD2	1:B:8:VAL:N	14	3.11
(3,4)	1:A:23:LEU:CD2	1:B:9:VAL:N	14	3.11
(3,4)	1:A:23:LEU:CD2	1:B:10:GLY:N	14	3.11
(3,4)	1:A:23:LEU:CD2	1:B:11:ALA:N	14	3.11
(3,4)	1:A:23:LEU:CD2	1:B:12:ASP:N	14	3.11
(3,4)	1:A:23:LEU:CD2	1:B:13:GLY:N	14	3.11

Continued on next page...

Continued from previous page...

Key	Atom-1	Atom-2	Model ID	Violation (Å)
(3,4)	1:A:23:LEU:CD2	1:B:14:VAL:N	14	3.11
(3,4)	1:A:23:LEU:CD2	1:B:15:GLY:N	14	3.11
(3,4)	1:A:23:LEU:CD2	1:B:16:LYS:N	14	3.11
(3,4)	1:A:23:LEU:CD2	1:B:17:SER:N	14	3.11
(3,4)	1:A:23:LEU:CD2	1:B:18:ALA:N	14	3.11
(3,4)	1:A:23:LEU:CD2	1:B:19:LEU:N	14	3.11
(3,4)	1:A:23:LEU:CD2	1:B:20:THR:N	14	3.11
(3,4)	1:A:23:LEU:CD2	1:B:21:ILE:N	14	3.11
(3,4)	1:A:23:LEU:CD2	1:B:22:GLN:N	14	3.11
(3,4)	1:A:23:LEU:CD2	1:B:23:LEU:N	14	3.11
(3,4)	1:A:23:LEU:CD2	1:B:24:ILE:N	14	3.11
(3,4)	1:A:23:LEU:CD2	1:B:25:GLN:N	14	3.11
(3,4)	1:A:23:LEU:CD2	1:B:26:ASN:N	14	3.11
(3,4)	1:A:23:LEU:CD2	1:B:27:HIS:N	14	3.11
(3,4)	1:A:23:LEU:CD2	1:B:28:PHE:N	14	3.11
(3,4)	1:A:23:LEU:CD2	1:B:29:VAL:N	14	3.11
(3,4)	1:A:23:LEU:CD2	1:B:30:ASP:N	14	3.11
(3,4)	1:A:23:LEU:CD2	1:B:31:GLU:N	14	3.11
(3,4)	1:A:23:LEU:CD2	1:B:32:TYR:N	14	3.11
(3,4)	1:A:23:LEU:CD2	1:B:33:ASP:N	14	3.11
(3,4)	1:A:23:LEU:CD2	1:B:34:PRO:N	14	3.11
(3,4)	1:A:23:LEU:CD2	1:B:35:THR:N	14	3.11
(3,4)	1:A:23:LEU:CD2	1:B:36:ILE:N	14	3.11
(3,4)	1:A:23:LEU:CD2	1:B:37:GLU:N	14	3.11
(3,4)	1:A:23:LEU:CD2	1:B:38:ASP:N	14	3.11
(3,4)	1:A:23:LEU:CD2	1:B:39:SER:N	14	3.11
(3,4)	1:A:23:LEU:CD2	1:B:40:TYR:N	14	3.11
(3,4)	1:A:23:LEU:CD2	1:B:41:ARG:N	14	3.11
(3,4)	1:A:23:LEU:CD2	1:B:42:LYS:N	14	3.11
(3,4)	1:A:23:LEU:CD2	1:B:43:GLN:N	14	3.11
(3,4)	1:A:23:LEU:CD2	1:B:44:VAL:N	14	3.11
(3,4)	1:A:23:LEU:CD2	1:B:45:VAL:N	14	3.11
(3,4)	1:A:23:LEU:CD2	1:B:46:ILE:N	14	3.11
(3,4)	1:A:23:LEU:CD2	1:B:47:ASP:N	14	3.11
(3,4)	1:A:23:LEU:CD2	1:B:48:GLY:N	14	3.11
(3,4)	1:A:23:LEU:CD2	1:B:49:GLU:N	14	3.11
(3,4)	1:A:23:LEU:CD2	1:B:50:THR:N	14	3.11
(3,4)	1:A:23:LEU:CD2	1:B:51:CYS:N	14	3.11
(3,4)	1:A:23:LEU:CD2	1:B:52:LEU:N	14	3.11
(3,4)	1:A:23:LEU:CD2	1:B:53:LEU:N	14	3.11
(3,4)	1:A:23:LEU:CD2	1:B:54:ASP:N	14	3.11
(3,4)	1:A:23:LEU:CD2	1:B:55:ILE:N	14	3.11

Continued on next page...

Continued from previous page...

Key	Atom-1	Atom-2	Model ID	Violation (Å)
(3,4)	1:A:23:LEU:CD2	1:B:56:LEU:N	14	3.11
(3,4)	1:A:23:LEU:CD2	1:B:57:ASP:N	14	3.11
(3,4)	1:A:23:LEU:CD2	1:B:58:THR:N	14	3.11
(3,4)	1:A:23:LEU:CD2	1:B:59:ALA:N	14	3.11
(3,4)	1:A:23:LEU:CD2	1:B:60:GLY:N	14	3.11
(3,4)	1:A:23:LEU:CD2	1:B:61:GLN:N	14	3.11
(3,4)	1:A:23:LEU:CD2	1:B:62:GLU:N	14	3.11
(3,4)	1:A:23:LEU:CD2	1:B:63:GLU:N	14	3.11
(3,4)	1:A:23:LEU:CD2	1:B:64:TYR:N	14	3.11
(3,4)	1:A:23:LEU:CD2	1:B:65:SER:N	14	3.11
(3,4)	1:A:23:LEU:CD2	1:B:66:ALA:N	14	3.11
(3,4)	1:A:23:LEU:CD2	1:B:67:MET:N	14	3.11
(3,4)	1:A:23:LEU:CD2	1:B:68:ARG:N	14	3.11
(3,4)	1:A:23:LEU:CD2	1:B:69:ASP:N	14	3.11
(3,4)	1:A:23:LEU:CD2	1:B:70:GLN:N	14	3.11
(3,4)	1:A:23:LEU:CD2	1:B:71:TYR:N	14	3.11
(3,4)	1:A:23:LEU:CD2	1:B:72:MET:N	14	3.11
(3,4)	1:A:23:LEU:CD2	1:B:73:ARG:N	14	3.11
(3,4)	1:A:23:LEU:CD2	1:B:74:THR:N	14	3.11
(3,4)	1:A:23:LEU:CD2	1:B:75:GLY:N	14	3.11
(3,4)	1:A:23:LEU:CD2	1:B:76:GLU:N	14	3.11
(3,4)	1:A:23:LEU:CD2	1:B:77:GLY:N	14	3.11
(3,4)	1:A:23:LEU:CD2	1:B:78:PHE:N	14	3.11
(3,4)	1:A:23:LEU:CD2	1:B:79:LEU:N	14	3.11
(3,4)	1:A:23:LEU:CD2	1:B:80:CYS:N	14	3.11
(3,4)	1:A:23:LEU:CD2	5:B:203:7Q9:N	14	3.11
(3,4)	1:A:23:LEU:CD2	5:B:204:7Q9:N	14	3.11
(3,4)	1:A:23:LEU:CD2	5:B:205:7Q9:N	14	3.11
(3,4)	1:A:23:LEU:CD2	5:B:206:7Q9:N	14	3.11
(3,4)	1:A:23:LEU:CD2	5:B:207:7Q9:N	14	3.11
(3,4)	1:A:23:LEU:CD2	6:B:208:17F:N1	14	3.11
(3,4)	1:A:23:LEU:CD2	5:B:209:7Q9:N	14	3.11
(3,4)	1:A:23:LEU:CD2	5:B:210:7Q9:N	14	3.11
(3,4)	1:A:23:LEU:CD2	5:B:211:7Q9:N	14	3.11
(3,4)	1:A:23:LEU:CD2	5:B:212:7Q9:N	14	3.11
(3,4)	1:A:23:LEU:CD2	5:B:213:7Q9:N	14	3.11
(3,4)	1:A:23:LEU:CD2	6:B:214:17F:N1	14	3.11
(3,4)	1:A:23:LEU:CD2	6:B:215:17F:N1	14	3.11
(3,4)	1:A:23:LEU:CD2	5:B:216:7Q9:N	14	3.11
(3,4)	1:A:23:LEU:CD2	5:B:217:7Q9:N	14	3.11
(3,4)	1:A:23:LEU:CD2	5:B:218:7Q9:N	14	3.11
(3,4)	1:A:23:LEU:CD2	6:B:219:17F:N1	14	3.11

Continued on next page...

Continued from previous page...

Key	Atom-1	Atom-2	Model ID	Violation (Å)
(3,4)	1:A:23:LEU:CD2	5:B:220:7Q9:N	14	3.11
(3,1)	1:A:6:LEU:CD1	1:B:2:THR:N	7	3.11
(3,1)	1:A:6:LEU:CD1	1:B:3:GLU:N	7	3.11
(3,1)	1:A:6:LEU:CD1	1:B:4:TYR:N	7	3.11
(3,1)	1:A:6:LEU:CD1	1:B:5:LYS:N	7	3.11
(3,1)	1:A:6:LEU:CD1	1:B:6:LEU:N	7	3.11
(3,1)	1:A:6:LEU:CD1	1:B:7:VAL:N	7	3.11
(3,1)	1:A:6:LEU:CD1	1:B:8:VAL:N	7	3.11
(3,1)	1:A:6:LEU:CD1	1:B:9:VAL:N	7	3.11
(3,1)	1:A:6:LEU:CD1	1:B:10:GLY:N	7	3.11
(3,1)	1:A:6:LEU:CD1	1:B:11:ALA:N	7	3.11
(3,1)	1:A:6:LEU:CD1	1:B:12:ASP:N	7	3.11
(3,1)	1:A:6:LEU:CD1	1:B:13:GLY:N	7	3.11
(3,1)	1:A:6:LEU:CD1	1:B:14:VAL:N	7	3.11
(3,1)	1:A:6:LEU:CD1	1:B:15:GLY:N	7	3.11
(3,1)	1:A:6:LEU:CD1	1:B:16:LYS:N	7	3.11
(3,1)	1:A:6:LEU:CD1	1:B:17:SER:N	7	3.11
(3,1)	1:A:6:LEU:CD1	1:B:18:ALA:N	7	3.11
(3,1)	1:A:6:LEU:CD1	1:B:19:LEU:N	7	3.11
(3,1)	1:A:6:LEU:CD1	1:B:20:THR:N	7	3.11
(3,1)	1:A:6:LEU:CD1	1:B:21:ILE:N	7	3.11
(3,1)	1:A:6:LEU:CD1	1:B:22:GLN:N	7	3.11
(3,1)	1:A:6:LEU:CD1	1:B:23:LEU:N	7	3.11
(3,1)	1:A:6:LEU:CD1	1:B:24:ILE:N	7	3.11
(3,1)	1:A:6:LEU:CD1	1:B:25:GLN:N	7	3.11
(3,1)	1:A:6:LEU:CD1	1:B:26:ASN:N	7	3.11
(3,1)	1:A:6:LEU:CD1	1:B:27:HIS:N	7	3.11
(3,1)	1:A:6:LEU:CD1	1:B:28:PHE:N	7	3.11
(3,1)	1:A:6:LEU:CD1	1:B:29:VAL:N	7	3.11
(3,1)	1:A:6:LEU:CD1	1:B:30:ASP:N	7	3.11
(3,1)	1:A:6:LEU:CD1	1:B:31:GLU:N	7	3.11
(3,1)	1:A:6:LEU:CD1	1:B:32:TYR:N	7	3.11
(3,1)	1:A:6:LEU:CD1	1:B:33:ASP:N	7	3.11
(3,1)	1:A:6:LEU:CD1	1:B:34:PRO:N	7	3.11
(3,1)	1:A:6:LEU:CD1	1:B:35:THR:N	7	3.11
(3,1)	1:A:6:LEU:CD1	1:B:36:ILE:N	7	3.11
(3,1)	1:A:6:LEU:CD1	1:B:37:GLU:N	7	3.11
(3,1)	1:A:6:LEU:CD1	1:B:38:ASP:N	7	3.11
(3,1)	1:A:6:LEU:CD1	1:B:39:SER:N	7	3.11
(3,1)	1:A:6:LEU:CD1	1:B:40:TYR:N	7	3.11
(3,1)	1:A:6:LEU:CD1	1:B:41:ARG:N	7	3.11
(3,1)	1:A:6:LEU:CD1	1:B:42:LYS:N	7	3.11

Continued on next page...

Continued from previous page...

Key	Atom-1	Atom-2	Model ID	Violation (Å)
(3,1)	1:A:6:LEU:CD1	1:B:43:GLN:N	7	3.11
(3,1)	1:A:6:LEU:CD1	1:B:44:VAL:N	7	3.11
(3,1)	1:A:6:LEU:CD1	1:B:45:VAL:N	7	3.11
(3,1)	1:A:6:LEU:CD1	1:B:46:ILE:N	7	3.11
(3,1)	1:A:6:LEU:CD1	1:B:47:ASP:N	7	3.11
(3,1)	1:A:6:LEU:CD1	1:B:48:GLY:N	7	3.11
(3,1)	1:A:6:LEU:CD1	1:B:49:GLU:N	7	3.11
(3,1)	1:A:6:LEU:CD1	1:B:50:THR:N	7	3.11
(3,1)	1:A:6:LEU:CD1	1:B:51:CYS:N	7	3.11
(3,1)	1:A:6:LEU:CD1	1:B:52:LEU:N	7	3.11
(3,1)	1:A:6:LEU:CD1	1:B:53:LEU:N	7	3.11
(3,1)	1:A:6:LEU:CD1	1:B:54:ASP:N	7	3.11
(3,1)	1:A:6:LEU:CD1	1:B:55:ILE:N	7	3.11
(3,1)	1:A:6:LEU:CD1	1:B:56:LEU:N	7	3.11
(3,1)	1:A:6:LEU:CD1	1:B:57:ASP:N	7	3.11
(3,1)	1:A:6:LEU:CD1	1:B:58:THR:N	7	3.11
(3,1)	1:A:6:LEU:CD1	1:B:59:ALA:N	7	3.11
(3,1)	1:A:6:LEU:CD1	1:B:60:GLY:N	7	3.11
(3,1)	1:A:6:LEU:CD1	1:B:61:GLN:N	7	3.11
(3,1)	1:A:6:LEU:CD1	1:B:62:GLU:N	7	3.11
(3,1)	1:A:6:LEU:CD1	1:B:63:GLU:N	7	3.11
(3,1)	1:A:6:LEU:CD1	1:B:64:TYR:N	7	3.11
(3,1)	1:A:6:LEU:CD1	1:B:65:SER:N	7	3.11
(3,1)	1:A:6:LEU:CD1	1:B:66:ALA:N	7	3.11
(3,1)	1:A:6:LEU:CD1	1:B:67:MET:N	7	3.11
(3,1)	1:A:6:LEU:CD1	1:B:68:ARG:N	7	3.11
(3,1)	1:A:6:LEU:CD1	1:B:69:ASP:N	7	3.11
(3,1)	1:A:6:LEU:CD1	1:B:70:GLN:N	7	3.11
(3,1)	1:A:6:LEU:CD1	1:B:71:TYR:N	7	3.11
(3,1)	1:A:6:LEU:CD1	1:B:72:MET:N	7	3.11
(3,1)	1:A:6:LEU:CD1	1:B:73:ARG:N	7	3.11
(3,1)	1:A:6:LEU:CD1	1:B:74:THR:N	7	3.11
(3,1)	1:A:6:LEU:CD1	1:B:75:GLY:N	7	3.11
(3,1)	1:A:6:LEU:CD1	1:B:76:GLU:N	7	3.11
(3,1)	1:A:6:LEU:CD1	1:B:77:GLY:N	7	3.11
(3,1)	1:A:6:LEU:CD1	1:B:78:PHE:N	7	3.11
(3,1)	1:A:6:LEU:CD1	1:B:79:LEU:N	7	3.11
(3,1)	1:A:6:LEU:CD1	1:B:80:CYS:N	7	3.11
(3,1)	1:A:6:LEU:CD1	5:B:203:7Q9:N	7	3.11
(3,1)	1:A:6:LEU:CD1	5:B:204:7Q9:N	7	3.11
(3,1)	1:A:6:LEU:CD1	5:B:205:7Q9:N	7	3.11
(3,1)	1:A:6:LEU:CD1	5:B:206:7Q9:N	7	3.11

Continued on next page...

Continued from previous page...

Key	Atom-1	Atom-2	Model ID	Violation (Å)
(3,1)	1:A:6:LEU:CD1	5:B:207:7Q9:N	7	3.11
(3,1)	1:A:6:LEU:CD1	6:B:208:17F:N1	7	3.11
(3,1)	1:A:6:LEU:CD1	5:B:209:7Q9:N	7	3.11
(3,1)	1:A:6:LEU:CD1	5:B:210:7Q9:N	7	3.11
(3,1)	1:A:6:LEU:CD1	5:B:211:7Q9:N	7	3.11
(3,1)	1:A:6:LEU:CD1	5:B:212:7Q9:N	7	3.11
(3,1)	1:A:6:LEU:CD1	5:B:213:7Q9:N	7	3.11
(3,1)	1:A:6:LEU:CD1	6:B:214:17F:N1	7	3.11
(3,1)	1:A:6:LEU:CD1	6:B:215:17F:N1	7	3.11
(3,1)	1:A:6:LEU:CD1	5:B:216:7Q9:N	7	3.11
(3,1)	1:A:6:LEU:CD1	5:B:217:7Q9:N	7	3.11
(3,1)	1:A:6:LEU:CD1	5:B:218:7Q9:N	7	3.11
(3,1)	1:A:6:LEU:CD1	6:B:219:17F:N1	7	3.11
(3,1)	1:A:6:LEU:CD1	5:B:220:7Q9:N	7	3.11
(3,1)	1:A:6:LEU:CD2	1:B:2:THR:N	7	3.11
(3,1)	1:A:6:LEU:CD2	1:B:3:GLU:N	7	3.11
(3,1)	1:A:6:LEU:CD2	1:B:4:TYR:N	7	3.11
(3,1)	1:A:6:LEU:CD2	1:B:5:LYS:N	7	3.11
(3,1)	1:A:6:LEU:CD2	1:B:6:LEU:N	7	3.11
(3,1)	1:A:6:LEU:CD2	1:B:7:VAL:N	7	3.11
(3,1)	1:A:6:LEU:CD2	1:B:8:VAL:N	7	3.11
(3,1)	1:A:6:LEU:CD2	1:B:9:VAL:N	7	3.11
(3,1)	1:A:6:LEU:CD2	1:B:10:GLY:N	7	3.11
(3,1)	1:A:6:LEU:CD2	1:B:11:ALA:N	7	3.11
(3,1)	1:A:6:LEU:CD2	1:B:12:ASP:N	7	3.11
(3,1)	1:A:6:LEU:CD2	1:B:13:GLY:N	7	3.11
(3,1)	1:A:6:LEU:CD2	1:B:14:VAL:N	7	3.11
(3,1)	1:A:6:LEU:CD2	1:B:15:GLY:N	7	3.11
(3,1)	1:A:6:LEU:CD2	1:B:16:LYS:N	7	3.11
(3,1)	1:A:6:LEU:CD2	1:B:17:SER:N	7	3.11
(3,1)	1:A:6:LEU:CD2	1:B:18:ALA:N	7	3.11
(3,1)	1:A:6:LEU:CD2	1:B:19:LEU:N	7	3.11
(3,1)	1:A:6:LEU:CD2	1:B:20:THR:N	7	3.11
(3,1)	1:A:6:LEU:CD2	1:B:21:ILE:N	7	3.11
(3,1)	1:A:6:LEU:CD2	1:B:22:GLN:N	7	3.11
(3,1)	1:A:6:LEU:CD2	1:B:23:LEU:N	7	3.11
(3,1)	1:A:6:LEU:CD2	1:B:24:ILE:N	7	3.11
(3,1)	1:A:6:LEU:CD2	1:B:25:GLN:N	7	3.11
(3,1)	1:A:6:LEU:CD2	1:B:26:ASN:N	7	3.11
(3,1)	1:A:6:LEU:CD2	1:B:27:HIS:N	7	3.11
(3,1)	1:A:6:LEU:CD2	1:B:28:PHE:N	7	3.11
(3,1)	1:A:6:LEU:CD2	1:B:29:VAL:N	7	3.11

Continued on next page...

Continued from previous page...

Key	Atom-1	Atom-2	Model ID	Violation (Å)
(3,1)	1:A:6:LEU:CD2	1:B:30:ASP:N	7	3.11
(3,1)	1:A:6:LEU:CD2	1:B:31:GLU:N	7	3.11
(3,1)	1:A:6:LEU:CD2	1:B:32:TYR:N	7	3.11
(3,1)	1:A:6:LEU:CD2	1:B:33:ASP:N	7	3.11
(3,1)	1:A:6:LEU:CD2	1:B:34:PRO:N	7	3.11
(3,1)	1:A:6:LEU:CD2	1:B:35:THR:N	7	3.11
(3,1)	1:A:6:LEU:CD2	1:B:36:ILE:N	7	3.11
(3,1)	1:A:6:LEU:CD2	1:B:37:GLU:N	7	3.11
(3,1)	1:A:6:LEU:CD2	1:B:38:ASP:N	7	3.11
(3,1)	1:A:6:LEU:CD2	1:B:39:SER:N	7	3.11
(3,1)	1:A:6:LEU:CD2	1:B:40:TYR:N	7	3.11
(3,1)	1:A:6:LEU:CD2	1:B:41:ARG:N	7	3.11
(3,1)	1:A:6:LEU:CD2	1:B:42:LYS:N	7	3.11
(3,1)	1:A:6:LEU:CD2	1:B:43:GLN:N	7	3.11
(3,1)	1:A:6:LEU:CD2	1:B:44:VAL:N	7	3.11
(3,1)	1:A:6:LEU:CD2	1:B:45:VAL:N	7	3.11
(3,1)	1:A:6:LEU:CD2	1:B:46:ILE:N	7	3.11
(3,1)	1:A:6:LEU:CD2	1:B:47:ASP:N	7	3.11
(3,1)	1:A:6:LEU:CD2	1:B:48:GLY:N	7	3.11
(3,1)	1:A:6:LEU:CD2	1:B:49:GLU:N	7	3.11
(3,1)	1:A:6:LEU:CD2	1:B:50:THR:N	7	3.11
(3,1)	1:A:6:LEU:CD2	1:B:51:CYS:N	7	3.11
(3,1)	1:A:6:LEU:CD2	1:B:52:LEU:N	7	3.11
(3,1)	1:A:6:LEU:CD2	1:B:53:LEU:N	7	3.11
(3,1)	1:A:6:LEU:CD2	1:B:54:ASP:N	7	3.11
(3,1)	1:A:6:LEU:CD2	1:B:55:ILE:N	7	3.11
(3,1)	1:A:6:LEU:CD2	1:B:56:LEU:N	7	3.11
(3,1)	1:A:6:LEU:CD2	1:B:57:ASP:N	7	3.11
(3,1)	1:A:6:LEU:CD2	1:B:58:THR:N	7	3.11
(3,1)	1:A:6:LEU:CD2	1:B:59:ALA:N	7	3.11
(3,1)	1:A:6:LEU:CD2	1:B:60:GLY:N	7	3.11
(3,1)	1:A:6:LEU:CD2	1:B:61:GLN:N	7	3.11
(3,1)	1:A:6:LEU:CD2	1:B:62:GLU:N	7	3.11
(3,1)	1:A:6:LEU:CD2	1:B:63:GLU:N	7	3.11
(3,1)	1:A:6:LEU:CD2	1:B:64:TYR:N	7	3.11
(3,1)	1:A:6:LEU:CD2	1:B:65:SER:N	7	3.11
(3,1)	1:A:6:LEU:CD2	1:B:66:ALA:N	7	3.11
(3,1)	1:A:6:LEU:CD2	1:B:67:MET:N	7	3.11
(3,1)	1:A:6:LEU:CD2	1:B:68:ARG:N	7	3.11
(3,1)	1:A:6:LEU:CD2	1:B:69:ASP:N	7	3.11
(3,1)	1:A:6:LEU:CD2	1:B:70:GLN:N	7	3.11
(3,1)	1:A:6:LEU:CD2	1:B:71:TYR:N	7	3.11

Continued on next page...

Continued from previous page...

Key	Atom-1	Atom-2	Model ID	Violation (Å)
(3,1)	1:A:6:LEU:CD2	1:B:72:MET:N	7	3.11
(3,1)	1:A:6:LEU:CD2	1:B:73:ARG:N	7	3.11
(3,1)	1:A:6:LEU:CD2	1:B:74:THR:N	7	3.11
(3,1)	1:A:6:LEU:CD2	1:B:75:GLY:N	7	3.11
(3,1)	1:A:6:LEU:CD2	1:B:76:GLU:N	7	3.11
(3,1)	1:A:6:LEU:CD2	1:B:77:GLY:N	7	3.11
(3,1)	1:A:6:LEU:CD2	1:B:78:PHE:N	7	3.11
(3,1)	1:A:6:LEU:CD2	1:B:79:LEU:N	7	3.11
(3,1)	1:A:6:LEU:CD2	1:B:80:CYS:N	7	3.11
(3,1)	1:A:6:LEU:CD2	5:B:203:7Q9:N	7	3.11
(3,1)	1:A:6:LEU:CD2	5:B:204:7Q9:N	7	3.11
(3,1)	1:A:6:LEU:CD2	5:B:205:7Q9:N	7	3.11
(3,1)	1:A:6:LEU:CD2	5:B:206:7Q9:N	7	3.11
(3,1)	1:A:6:LEU:CD2	5:B:207:7Q9:N	7	3.11
(3,1)	1:A:6:LEU:CD2	6:B:208:17F:N1	7	3.11
(3,1)	1:A:6:LEU:CD2	5:B:209:7Q9:N	7	3.11
(3,1)	1:A:6:LEU:CD2	5:B:210:7Q9:N	7	3.11
(3,1)	1:A:6:LEU:CD2	5:B:211:7Q9:N	7	3.11
(3,1)	1:A:6:LEU:CD2	5:B:212:7Q9:N	7	3.11
(3,1)	1:A:6:LEU:CD2	5:B:213:7Q9:N	7	3.11
(3,1)	1:A:6:LEU:CD2	6:B:214:17F:N1	7	3.11
(3,1)	1:A:6:LEU:CD2	6:B:215:17F:N1	7	3.11
(3,1)	1:A:6:LEU:CD2	5:B:216:7Q9:N	7	3.11
(3,1)	1:A:6:LEU:CD2	5:B:217:7Q9:N	7	3.11
(3,1)	1:A:6:LEU:CD2	5:B:218:7Q9:N	7	3.11
(3,1)	1:A:6:LEU:CD2	6:B:219:17F:N1	7	3.11
(3,1)	1:A:6:LEU:CD2	5:B:220:7Q9:N	7	3.11
(3,3)	1:A:21:ILE:CD1	1:B:2:THR:N	19	3.09
(3,3)	1:A:21:ILE:CD1	1:B:3:GLU:N	19	3.09
(3,3)	1:A:21:ILE:CD1	1:B:4:TYR:N	19	3.09
(3,3)	1:A:21:ILE:CD1	1:B:5:LYS:N	19	3.09
(3,3)	1:A:21:ILE:CD1	1:B:6:LEU:N	19	3.09
(3,3)	1:A:21:ILE:CD1	1:B:7:VAL:N	19	3.09
(3,3)	1:A:21:ILE:CD1	1:B:8:VAL:N	19	3.09
(3,3)	1:A:21:ILE:CD1	1:B:9:VAL:N	19	3.09
(3,3)	1:A:21:ILE:CD1	1:B:10:GLY:N	19	3.09
(3,3)	1:A:21:ILE:CD1	1:B:11:ALA:N	19	3.09
(3,3)	1:A:21:ILE:CD1	1:B:12:ASP:N	19	3.09
(3,3)	1:A:21:ILE:CD1	1:B:13:GLY:N	19	3.09
(3,3)	1:A:21:ILE:CD1	1:B:14:VAL:N	19	3.09
(3,3)	1:A:21:ILE:CD1	1:B:15:GLY:N	19	3.09
(3,3)	1:A:21:ILE:CD1	1:B:16:LYS:N	19	3.09

Continued on next page...

Continued from previous page...

Key	Atom-1	Atom-2	Model ID	Violation (Å)
(3,3)	1:A:21:ILE:CD1	1:B:17:SER:N	19	3.09
(3,3)	1:A:21:ILE:CD1	1:B:18:ALA:N	19	3.09
(3,3)	1:A:21:ILE:CD1	1:B:19:LEU:N	19	3.09
(3,3)	1:A:21:ILE:CD1	1:B:20:THR:N	19	3.09
(3,3)	1:A:21:ILE:CD1	1:B:21:ILE:N	19	3.09
(3,3)	1:A:21:ILE:CD1	1:B:22:GLN:N	19	3.09
(3,3)	1:A:21:ILE:CD1	1:B:23:LEU:N	19	3.09
(3,3)	1:A:21:ILE:CD1	1:B:24:ILE:N	19	3.09
(3,3)	1:A:21:ILE:CD1	1:B:25:GLN:N	19	3.09
(3,3)	1:A:21:ILE:CD1	1:B:26:ASN:N	19	3.09
(3,3)	1:A:21:ILE:CD1	1:B:27:HIS:N	19	3.09
(3,3)	1:A:21:ILE:CD1	1:B:28:PHE:N	19	3.09
(3,3)	1:A:21:ILE:CD1	1:B:29:VAL:N	19	3.09
(3,3)	1:A:21:ILE:CD1	1:B:30:ASP:N	19	3.09
(3,3)	1:A:21:ILE:CD1	1:B:31:GLU:N	19	3.09
(3,3)	1:A:21:ILE:CD1	1:B:32:TYR:N	19	3.09
(3,3)	1:A:21:ILE:CD1	1:B:33:ASP:N	19	3.09
(3,3)	1:A:21:ILE:CD1	1:B:34:PRO:N	19	3.09
(3,3)	1:A:21:ILE:CD1	1:B:35:THR:N	19	3.09
(3,3)	1:A:21:ILE:CD1	1:B:36:ILE:N	19	3.09
(3,3)	1:A:21:ILE:CD1	1:B:37:GLU:N	19	3.09
(3,3)	1:A:21:ILE:CD1	1:B:38:ASP:N	19	3.09
(3,3)	1:A:21:ILE:CD1	1:B:39:SER:N	19	3.09
(3,3)	1:A:21:ILE:CD1	1:B:40:TYR:N	19	3.09
(3,3)	1:A:21:ILE:CD1	1:B:41:ARG:N	19	3.09
(3,3)	1:A:21:ILE:CD1	1:B:42:LYS:N	19	3.09
(3,3)	1:A:21:ILE:CD1	1:B:43:GLN:N	19	3.09
(3,3)	1:A:21:ILE:CD1	1:B:44:VAL:N	19	3.09
(3,3)	1:A:21:ILE:CD1	1:B:45:VAL:N	19	3.09
(3,3)	1:A:21:ILE:CD1	1:B:46:ILE:N	19	3.09
(3,3)	1:A:21:ILE:CD1	1:B:47:ASP:N	19	3.09
(3,3)	1:A:21:ILE:CD1	1:B:48:GLY:N	19	3.09
(3,3)	1:A:21:ILE:CD1	1:B:49:GLU:N	19	3.09
(3,3)	1:A:21:ILE:CD1	1:B:50:THR:N	19	3.09
(3,3)	1:A:21:ILE:CD1	1:B:51:CYS:N	19	3.09
(3,3)	1:A:21:ILE:CD1	1:B:52:LEU:N	19	3.09
(3,3)	1:A:21:ILE:CD1	1:B:53:LEU:N	19	3.09
(3,3)	1:A:21:ILE:CD1	1:B:54:ASP:N	19	3.09
(3,3)	1:A:21:ILE:CD1	1:B:55:ILE:N	19	3.09
(3,3)	1:A:21:ILE:CD1	1:B:56:LEU:N	19	3.09
(3,3)	1:A:21:ILE:CD1	1:B:57:ASP:N	19	3.09
(3,3)	1:A:21:ILE:CD1	1:B:58:THR:N	19	3.09

Continued on next page...

Continued from previous page...

Key	Atom-1	Atom-2	Model ID	Violation (Å)
(3,3)	1:A:21:ILE:CD1	1:B:59:ALA:N	19	3.09
(3,3)	1:A:21:ILE:CD1	1:B:60:GLY:N	19	3.09
(3,3)	1:A:21:ILE:CD1	1:B:61:GLN:N	19	3.09
(3,3)	1:A:21:ILE:CD1	1:B:62:GLU:N	19	3.09
(3,3)	1:A:21:ILE:CD1	1:B:63:GLU:N	19	3.09
(3,3)	1:A:21:ILE:CD1	1:B:64:TYR:N	19	3.09
(3,3)	1:A:21:ILE:CD1	1:B:65:SER:N	19	3.09
(3,3)	1:A:21:ILE:CD1	1:B:66:ALA:N	19	3.09
(3,3)	1:A:21:ILE:CD1	1:B:67:MET:N	19	3.09
(3,3)	1:A:21:ILE:CD1	1:B:68:ARG:N	19	3.09
(3,3)	1:A:21:ILE:CD1	1:B:69:ASP:N	19	3.09
(3,3)	1:A:21:ILE:CD1	1:B:70:GLN:N	19	3.09
(3,3)	1:A:21:ILE:CD1	1:B:71:TYR:N	19	3.09
(3,3)	1:A:21:ILE:CD1	1:B:72:MET:N	19	3.09
(3,3)	1:A:21:ILE:CD1	1:B:73:ARG:N	19	3.09
(3,3)	1:A:21:ILE:CD1	1:B:74:THR:N	19	3.09
(3,3)	1:A:21:ILE:CD1	1:B:75:GLY:N	19	3.09
(3,3)	1:A:21:ILE:CD1	1:B:76:GLU:N	19	3.09
(3,3)	1:A:21:ILE:CD1	1:B:77:GLY:N	19	3.09
(3,3)	1:A:21:ILE:CD1	1:B:78:PHE:N	19	3.09
(3,3)	1:A:21:ILE:CD1	1:B:79:LEU:N	19	3.09
(3,3)	1:A:21:ILE:CD1	1:B:80:CYS:N	19	3.09
(3,3)	1:A:21:ILE:CD1	5:B:203:7Q9:N	19	3.09
(3,3)	1:A:21:ILE:CD1	5:B:204:7Q9:N	19	3.09
(3,3)	1:A:21:ILE:CD1	5:B:205:7Q9:N	19	3.09
(3,3)	1:A:21:ILE:CD1	5:B:206:7Q9:N	19	3.09
(3,3)	1:A:21:ILE:CD1	5:B:207:7Q9:N	19	3.09
(3,3)	1:A:21:ILE:CD1	6:B:208:17F:N1	19	3.09
(3,3)	1:A:21:ILE:CD1	5:B:209:7Q9:N	19	3.09
(3,3)	1:A:21:ILE:CD1	5:B:210:7Q9:N	19	3.09
(3,3)	1:A:21:ILE:CD1	5:B:211:7Q9:N	19	3.09
(3,3)	1:A:21:ILE:CD1	5:B:212:7Q9:N	19	3.09
(3,3)	1:A:21:ILE:CD1	5:B:213:7Q9:N	19	3.09
(3,3)	1:A:21:ILE:CD1	6:B:214:17F:N1	19	3.09
(3,3)	1:A:21:ILE:CD1	6:B:215:17F:N1	19	3.09
(3,3)	1:A:21:ILE:CD1	5:B:216:7Q9:N	19	3.09
(3,3)	1:A:21:ILE:CD1	5:B:217:7Q9:N	19	3.09
(3,3)	1:A:21:ILE:CD1	5:B:218:7Q9:N	19	3.09
(3,3)	1:A:21:ILE:CD1	6:B:219:17F:N1	19	3.09
(3,3)	1:A:21:ILE:CD1	5:B:220:7Q9:N	19	3.09
(3,10)	1:A:55:ILE:CD1	1:B:2:THR:N	4	3.04
(3,10)	1:A:55:ILE:CD1	1:B:3:GLU:N	4	3.04

Continued on next page...

Continued from previous page...

Key	Atom-1	Atom-2	Model ID	Violation (Å)
(3,10)	1:A:55:ILE:CD1	1:B:4:TYR:N	4	3.04
(3,10)	1:A:55:ILE:CD1	1:B:5:LYS:N	4	3.04
(3,10)	1:A:55:ILE:CD1	1:B:6:LEU:N	4	3.04
(3,10)	1:A:55:ILE:CD1	1:B:7:VAL:N	4	3.04
(3,10)	1:A:55:ILE:CD1	1:B:8:VAL:N	4	3.04
(3,10)	1:A:55:ILE:CD1	1:B:9:VAL:N	4	3.04
(3,10)	1:A:55:ILE:CD1	1:B:10:GLY:N	4	3.04
(3,10)	1:A:55:ILE:CD1	1:B:11:ALA:N	4	3.04
(3,10)	1:A:55:ILE:CD1	1:B:12:ASP:N	4	3.04
(3,10)	1:A:55:ILE:CD1	1:B:13:GLY:N	4	3.04
(3,10)	1:A:55:ILE:CD1	1:B:14:VAL:N	4	3.04
(3,10)	1:A:55:ILE:CD1	1:B:15:GLY:N	4	3.04
(3,10)	1:A:55:ILE:CD1	1:B:16:LYS:N	4	3.04
(3,10)	1:A:55:ILE:CD1	1:B:17:SER:N	4	3.04
(3,10)	1:A:55:ILE:CD1	1:B:18:ALA:N	4	3.04
(3,10)	1:A:55:ILE:CD1	1:B:19:LEU:N	4	3.04
(3,10)	1:A:55:ILE:CD1	1:B:20:THR:N	4	3.04
(3,10)	1:A:55:ILE:CD1	1:B:21:ILE:N	4	3.04
(3,10)	1:A:55:ILE:CD1	1:B:22:GLN:N	4	3.04
(3,10)	1:A:55:ILE:CD1	1:B:23:LEU:N	4	3.04
(3,10)	1:A:55:ILE:CD1	1:B:24:ILE:N	4	3.04
(3,10)	1:A:55:ILE:CD1	1:B:25:GLN:N	4	3.04
(3,10)	1:A:55:ILE:CD1	1:B:26:ASN:N	4	3.04
(3,10)	1:A:55:ILE:CD1	1:B:27:HIS:N	4	3.04
(3,10)	1:A:55:ILE:CD1	1:B:28:PHE:N	4	3.04
(3,10)	1:A:55:ILE:CD1	1:B:29:VAL:N	4	3.04
(3,10)	1:A:55:ILE:CD1	1:B:30:ASP:N	4	3.04
(3,10)	1:A:55:ILE:CD1	1:B:31:GLU:N	4	3.04
(3,10)	1:A:55:ILE:CD1	1:B:32:TYR:N	4	3.04
(3,10)	1:A:55:ILE:CD1	1:B:33:ASP:N	4	3.04
(3,10)	1:A:55:ILE:CD1	1:B:34:PRO:N	4	3.04
(3,10)	1:A:55:ILE:CD1	1:B:35:THR:N	4	3.04
(3,10)	1:A:55:ILE:CD1	1:B:36:ILE:N	4	3.04
(3,10)	1:A:55:ILE:CD1	1:B:37:GLU:N	4	3.04
(3,10)	1:A:55:ILE:CD1	1:B:38:ASP:N	4	3.04
(3,10)	1:A:55:ILE:CD1	1:B:39:SER:N	4	3.04
(3,10)	1:A:55:ILE:CD1	1:B:40:TYR:N	4	3.04
(3,10)	1:A:55:ILE:CD1	1:B:41:ARG:N	4	3.04
(3,10)	1:A:55:ILE:CD1	1:B:42:LYS:N	4	3.04
(3,10)	1:A:55:ILE:CD1	1:B:43:GLN:N	4	3.04
(3,10)	1:A:55:ILE:CD1	1:B:44:VAL:N	4	3.04
(3,10)	1:A:55:ILE:CD1	1:B:45:VAL:N	4	3.04

Continued on next page...

Continued from previous page...

Key	Atom-1	Atom-2	Model ID	Violation (Å)
(3,10)	1:A:55:ILE:CD1	1:B:46:ILE:N	4	3.04
(3,10)	1:A:55:ILE:CD1	1:B:47:ASP:N	4	3.04
(3,10)	1:A:55:ILE:CD1	1:B:48:GLY:N	4	3.04
(3,10)	1:A:55:ILE:CD1	1:B:49:GLU:N	4	3.04
(3,10)	1:A:55:ILE:CD1	1:B:50:THR:N	4	3.04
(3,10)	1:A:55:ILE:CD1	1:B:51:CYS:N	4	3.04
(3,10)	1:A:55:ILE:CD1	1:B:52:LEU:N	4	3.04
(3,10)	1:A:55:ILE:CD1	1:B:53:LEU:N	4	3.04
(3,10)	1:A:55:ILE:CD1	1:B:54:ASP:N	4	3.04
(3,10)	1:A:55:ILE:CD1	1:B:55:ILE:N	4	3.04
(3,10)	1:A:55:ILE:CD1	1:B:56:LEU:N	4	3.04
(3,10)	1:A:55:ILE:CD1	1:B:57:ASP:N	4	3.04
(3,10)	1:A:55:ILE:CD1	1:B:58:THR:N	4	3.04
(3,10)	1:A:55:ILE:CD1	1:B:59:ALA:N	4	3.04
(3,10)	1:A:55:ILE:CD1	1:B:60:GLY:N	4	3.04
(3,10)	1:A:55:ILE:CD1	1:B:61:GLN:N	4	3.04
(3,10)	1:A:55:ILE:CD1	1:B:62:GLU:N	4	3.04
(3,10)	1:A:55:ILE:CD1	1:B:63:GLU:N	4	3.04
(3,10)	1:A:55:ILE:CD1	1:B:64:TYR:N	4	3.04
(3,10)	1:A:55:ILE:CD1	1:B:65:SER:N	4	3.04
(3,10)	1:A:55:ILE:CD1	1:B:66:ALA:N	4	3.04
(3,10)	1:A:55:ILE:CD1	1:B:67:MET:N	4	3.04
(3,10)	1:A:55:ILE:CD1	1:B:68:ARG:N	4	3.04
(3,10)	1:A:55:ILE:CD1	1:B:69:ASP:N	4	3.04
(3,10)	1:A:55:ILE:CD1	1:B:70:GLN:N	4	3.04
(3,10)	1:A:55:ILE:CD1	1:B:71:TYR:N	4	3.04
(3,10)	1:A:55:ILE:CD1	1:B:72:MET:N	4	3.04
(3,10)	1:A:55:ILE:CD1	1:B:73:ARG:N	4	3.04
(3,10)	1:A:55:ILE:CD1	1:B:74:THR:N	4	3.04
(3,10)	1:A:55:ILE:CD1	1:B:75:GLY:N	4	3.04
(3,10)	1:A:55:ILE:CD1	1:B:76:GLU:N	4	3.04
(3,10)	1:A:55:ILE:CD1	1:B:77:GLY:N	4	3.04
(3,10)	1:A:55:ILE:CD1	1:B:78:PHE:N	4	3.04
(3,10)	1:A:55:ILE:CD1	1:B:79:LEU:N	4	3.04
(3,10)	1:A:55:ILE:CD1	1:B:80:CYS:N	4	3.04
(3,10)	1:A:55:ILE:CD1	5:B:203:7Q9:N	4	3.04
(3,10)	1:A:55:ILE:CD1	5:B:204:7Q9:N	4	3.04
(3,10)	1:A:55:ILE:CD1	5:B:205:7Q9:N	4	3.04
(3,10)	1:A:55:ILE:CD1	5:B:206:7Q9:N	4	3.04
(3,10)	1:A:55:ILE:CD1	5:B:207:7Q9:N	4	3.04
(3,10)	1:A:55:ILE:CD1	6:B:208:17F:N1	4	3.04
(3,10)	1:A:55:ILE:CD1	5:B:209:7Q9:N	4	3.04

Continued on next page...

Continued from previous page...

Key	Atom-1	Atom-2	Model ID	Violation (Å)
(3,10)	1:A:55:ILE:CD1	5:B:210:7Q9:N	4	3.04
(3,10)	1:A:55:ILE:CD1	5:B:211:7Q9:N	4	3.04
(3,10)	1:A:55:ILE:CD1	5:B:212:7Q9:N	4	3.04
(3,10)	1:A:55:ILE:CD1	5:B:213:7Q9:N	4	3.04
(3,10)	1:A:55:ILE:CD1	6:B:214:17F:N1	4	3.04
(3,10)	1:A:55:ILE:CD1	6:B:215:17F:N1	4	3.04
(3,10)	1:A:55:ILE:CD1	5:B:216:7Q9:N	4	3.04
(3,10)	1:A:55:ILE:CD1	5:B:217:7Q9:N	4	3.04
(3,10)	1:A:55:ILE:CD1	5:B:218:7Q9:N	4	3.04
(3,10)	1:A:55:ILE:CD1	6:B:219:17F:N1	4	3.04
(3,10)	1:A:55:ILE:CD1	5:B:220:7Q9:N	4	3.04
(1,22)	1:B:184:LYS:C	1:B:2:THR:N	13	2.94
(1,22)	1:B:184:LYS:C	1:B:3:GLU:N	13	2.94
(1,22)	1:B:184:LYS:C	1:B:4:TYR:N	13	2.94
(1,22)	1:B:184:LYS:C	1:B:5:LYS:N	13	2.94
(1,22)	1:B:184:LYS:C	1:B:6:LEU:N	13	2.94
(1,22)	1:B:184:LYS:C	1:B:7:VAL:N	13	2.94
(1,22)	1:B:184:LYS:C	1:B:8:VAL:N	13	2.94
(1,22)	1:B:184:LYS:C	1:B:9:VAL:N	13	2.94
(1,22)	1:B:184:LYS:C	1:B:10:GLY:N	13	2.94
(1,22)	1:B:184:LYS:C	1:B:11:ALA:N	13	2.94
(1,22)	1:B:184:LYS:C	1:B:12:ASP:N	13	2.94
(1,22)	1:B:184:LYS:C	1:B:13:GLY:N	13	2.94
(1,22)	1:B:184:LYS:C	1:B:14:VAL:N	13	2.94
(1,22)	1:B:184:LYS:C	1:B:15:GLY:N	13	2.94
(1,22)	1:B:184:LYS:C	1:B:16:LYS:N	13	2.94
(1,22)	1:B:184:LYS:C	1:B:17:SER:N	13	2.94
(1,22)	1:B:184:LYS:C	1:B:18:ALA:N	13	2.94
(1,22)	1:B:184:LYS:C	1:B:19:LEU:N	13	2.94
(1,22)	1:B:184:LYS:C	1:B:20:THR:N	13	2.94
(1,22)	1:B:184:LYS:C	1:B:21:ILE:N	13	2.94
(1,22)	1:B:184:LYS:C	1:B:22:GLN:N	13	2.94
(1,22)	1:B:184:LYS:C	1:B:23:LEU:N	13	2.94
(1,22)	1:B:184:LYS:C	1:B:24:ILE:N	13	2.94
(1,22)	1:B:184:LYS:C	1:B:25:GLN:N	13	2.94
(1,22)	1:B:184:LYS:C	1:B:26:ASN:N	13	2.94
(1,22)	1:B:184:LYS:C	1:B:27:HIS:N	13	2.94
(1,22)	1:B:184:LYS:C	1:B:28:PHE:N	13	2.94
(1,22)	1:B:184:LYS:C	1:B:29:VAL:N	13	2.94
(1,22)	1:B:184:LYS:C	1:B:30:ASP:N	13	2.94
(1,22)	1:B:184:LYS:C	1:B:31:GLU:N	13	2.94
(1,22)	1:B:184:LYS:C	1:B:32:TYR:N	13	2.94

Continued on next page...

Continued from previous page...

Key	Atom-1	Atom-2	Model ID	Violation (Å)
(1,22)	1:B:184:LYS:C	1:B:33:ASP:N	13	2.94
(1,22)	1:B:184:LYS:C	1:B:34:PRO:N	13	2.94
(1,22)	1:B:184:LYS:C	1:B:35:THR:N	13	2.94
(1,22)	1:B:184:LYS:C	1:B:36:ILE:N	13	2.94
(1,22)	1:B:184:LYS:C	1:B:37:GLU:N	13	2.94
(1,22)	1:B:184:LYS:C	1:B:38:ASP:N	13	2.94
(1,22)	1:B:184:LYS:C	1:B:39:SER:N	13	2.94
(1,22)	1:B:184:LYS:C	1:B:40:TYR:N	13	2.94
(1,22)	1:B:184:LYS:C	1:B:41:ARG:N	13	2.94
(1,22)	1:B:184:LYS:C	1:B:42:LYS:N	13	2.94
(1,22)	1:B:184:LYS:C	1:B:43:GLN:N	13	2.94
(1,22)	1:B:184:LYS:C	1:B:44:VAL:N	13	2.94
(1,22)	1:B:184:LYS:C	1:B:45:VAL:N	13	2.94
(1,22)	1:B:184:LYS:C	1:B:46:ILE:N	13	2.94
(1,22)	1:B:184:LYS:C	1:B:47:ASP:N	13	2.94
(1,22)	1:B:184:LYS:C	1:B:48:GLY:N	13	2.94
(1,22)	1:B:184:LYS:C	1:B:49:GLU:N	13	2.94
(1,22)	1:B:184:LYS:C	1:B:50:THR:N	13	2.94
(1,22)	1:B:184:LYS:C	1:B:51:CYS:N	13	2.94
(1,22)	1:B:184:LYS:C	1:B:52:LEU:N	13	2.94
(1,22)	1:B:184:LYS:C	1:B:53:LEU:N	13	2.94
(1,22)	1:B:184:LYS:C	1:B:54:ASP:N	13	2.94
(1,22)	1:B:184:LYS:C	1:B:55:ILE:N	13	2.94
(1,22)	1:B:184:LYS:C	1:B:56:LEU:N	13	2.94
(1,22)	1:B:184:LYS:C	1:B:57:ASP:N	13	2.94
(1,22)	1:B:184:LYS:C	1:B:58:THR:N	13	2.94
(1,22)	1:B:184:LYS:C	1:B:59:ALA:N	13	2.94
(1,22)	1:B:184:LYS:C	1:B:60:GLY:N	13	2.94
(1,22)	1:B:184:LYS:C	1:B:61:GLN:N	13	2.94
(1,22)	1:B:184:LYS:C	1:B:62:GLU:N	13	2.94
(1,22)	1:B:184:LYS:C	1:B:63:GLU:N	13	2.94
(1,22)	1:B:184:LYS:C	1:B:64:TYR:N	13	2.94
(1,22)	1:B:184:LYS:C	1:B:65:SER:N	13	2.94
(1,22)	1:B:184:LYS:C	1:B:66:ALA:N	13	2.94
(1,22)	1:B:184:LYS:C	1:B:67:MET:N	13	2.94
(1,22)	1:B:184:LYS:C	1:B:68:ARG:N	13	2.94
(1,22)	1:B:184:LYS:C	1:B:69:ASP:N	13	2.94
(1,22)	1:B:184:LYS:C	1:B:70:GLN:N	13	2.94
(1,22)	1:B:184:LYS:C	1:B:71:TYR:N	13	2.94
(1,22)	1:B:184:LYS:C	1:B:72:MET:N	13	2.94
(1,22)	1:B:184:LYS:C	1:B:73:ARG:N	13	2.94
(1,22)	1:B:184:LYS:C	1:B:74:THR:N	13	2.94

Continued on next page...

Continued from previous page...

Key	Atom-1	Atom-2	Model ID	Violation (Å)
(1,22)	1:B:184:LYS:C	1:B:75:GLY:N	13	2.94
(1,22)	1:B:184:LYS:C	1:B:76:GLU:N	13	2.94
(1,22)	1:B:184:LYS:C	1:B:77:GLY:N	13	2.94
(1,22)	1:B:184:LYS:C	1:B:78:PHE:N	13	2.94
(1,22)	1:B:184:LYS:C	1:B:79:LEU:N	13	2.94
(1,22)	1:B:184:LYS:C	1:B:80:CYS:N	13	2.94
(1,22)	1:B:184:LYS:C	5:B:203:7Q9:N	13	2.94
(1,22)	1:B:184:LYS:C	5:B:204:7Q9:N	13	2.94
(1,22)	1:B:184:LYS:C	5:B:205:7Q9:N	13	2.94
(1,22)	1:B:184:LYS:C	5:B:206:7Q9:N	13	2.94
(1,22)	1:B:184:LYS:C	5:B:207:7Q9:N	13	2.94
(1,22)	1:B:184:LYS:C	6:B:208:17F:N1	13	2.94
(1,22)	1:B:184:LYS:C	5:B:209:7Q9:N	13	2.94
(1,22)	1:B:184:LYS:C	5:B:210:7Q9:N	13	2.94
(1,22)	1:B:184:LYS:C	5:B:211:7Q9:N	13	2.94
(1,22)	1:B:184:LYS:C	5:B:212:7Q9:N	13	2.94
(1,22)	1:B:184:LYS:C	5:B:213:7Q9:N	13	2.94
(1,22)	1:B:184:LYS:C	6:B:214:17F:N1	13	2.94
(1,22)	1:B:184:LYS:C	6:B:215:17F:N1	13	2.94
(1,22)	1:B:184:LYS:C	5:B:216:7Q9:N	13	2.94
(1,22)	1:B:184:LYS:C	5:B:217:7Q9:N	13	2.94
(1,22)	1:B:184:LYS:C	5:B:218:7Q9:N	13	2.94
(1,22)	1:B:184:LYS:C	6:B:219:17F:N1	13	2.94
(1,22)	1:B:184:LYS:C	5:B:220:7Q9:N	13	2.94
(1,22)	1:B:184:LYS:CA	1:B:2:THR:N	13	2.94
(1,22)	1:B:184:LYS:CA	1:B:3:GLU:N	13	2.94
(1,22)	1:B:184:LYS:CA	1:B:4:TYR:N	13	2.94
(1,22)	1:B:184:LYS:CA	1:B:5:LYS:N	13	2.94
(1,22)	1:B:184:LYS:CA	1:B:6:LEU:N	13	2.94
(1,22)	1:B:184:LYS:CA	1:B:7:VAL:N	13	2.94
(1,22)	1:B:184:LYS:CA	1:B:8:VAL:N	13	2.94
(1,22)	1:B:184:LYS:CA	1:B:9:VAL:N	13	2.94
(1,22)	1:B:184:LYS:CA	1:B:10:GLY:N	13	2.94
(1,22)	1:B:184:LYS:CA	1:B:11:ALA:N	13	2.94
(1,22)	1:B:184:LYS:CA	1:B:12:ASP:N	13	2.94
(1,22)	1:B:184:LYS:CA	1:B:13:GLY:N	13	2.94
(1,22)	1:B:184:LYS:CA	1:B:14:VAL:N	13	2.94
(1,22)	1:B:184:LYS:CA	1:B:15:GLY:N	13	2.94
(1,22)	1:B:184:LYS:CA	1:B:16:LYS:N	13	2.94
(1,22)	1:B:184:LYS:CA	1:B:17:SER:N	13	2.94
(1,22)	1:B:184:LYS:CA	1:B:18:ALA:N	13	2.94
(1,22)	1:B:184:LYS:CA	1:B:19:LEU:N	13	2.94

Continued on next page...

Continued from previous page...

Key	Atom-1	Atom-2	Model ID	Violation (Å)
(1,22)	1:B:184:LYS:CA	1:B:20:THR:N	13	2.94
(1,22)	1:B:184:LYS:CA	1:B:21:ILE:N	13	2.94
(1,22)	1:B:184:LYS:CA	1:B:22:GLN:N	13	2.94
(1,22)	1:B:184:LYS:CA	1:B:23:LEU:N	13	2.94
(1,22)	1:B:184:LYS:CA	1:B:24:ILE:N	13	2.94
(1,22)	1:B:184:LYS:CA	1:B:25:GLN:N	13	2.94
(1,22)	1:B:184:LYS:CA	1:B:26:ASN:N	13	2.94
(1,22)	1:B:184:LYS:CA	1:B:27:HIS:N	13	2.94
(1,22)	1:B:184:LYS:CA	1:B:28:PHE:N	13	2.94
(1,22)	1:B:184:LYS:CA	1:B:29:VAL:N	13	2.94
(1,22)	1:B:184:LYS:CA	1:B:30:ASP:N	13	2.94
(1,22)	1:B:184:LYS:CA	1:B:31:GLU:N	13	2.94
(1,22)	1:B:184:LYS:CA	1:B:32:TYR:N	13	2.94
(1,22)	1:B:184:LYS:CA	1:B:33:ASP:N	13	2.94
(1,22)	1:B:184:LYS:CA	1:B:34:PRO:N	13	2.94
(1,22)	1:B:184:LYS:CA	1:B:35:THR:N	13	2.94
(1,22)	1:B:184:LYS:CA	1:B:36:ILE:N	13	2.94
(1,22)	1:B:184:LYS:CA	1:B:37:GLU:N	13	2.94
(1,22)	1:B:184:LYS:CA	1:B:38:ASP:N	13	2.94
(1,22)	1:B:184:LYS:CA	1:B:39:SER:N	13	2.94
(1,22)	1:B:184:LYS:CA	1:B:40:TYR:N	13	2.94
(1,22)	1:B:184:LYS:CA	1:B:41:ARG:N	13	2.94
(1,22)	1:B:184:LYS:CA	1:B:42:LYS:N	13	2.94
(1,22)	1:B:184:LYS:CA	1:B:43:GLN:N	13	2.94
(1,22)	1:B:184:LYS:CA	1:B:44:VAL:N	13	2.94
(1,22)	1:B:184:LYS:CA	1:B:45:VAL:N	13	2.94
(1,22)	1:B:184:LYS:CA	1:B:46:ILE:N	13	2.94
(1,22)	1:B:184:LYS:CA	1:B:47:ASP:N	13	2.94
(1,22)	1:B:184:LYS:CA	1:B:48:GLY:N	13	2.94
(1,22)	1:B:184:LYS:CA	1:B:49:GLU:N	13	2.94
(1,22)	1:B:184:LYS:CA	1:B:50:THR:N	13	2.94
(1,22)	1:B:184:LYS:CA	1:B:51:CYS:N	13	2.94
(1,22)	1:B:184:LYS:CA	1:B:52:LEU:N	13	2.94
(1,22)	1:B:184:LYS:CA	1:B:53:LEU:N	13	2.94
(1,22)	1:B:184:LYS:CA	1:B:54:ASP:N	13	2.94
(1,22)	1:B:184:LYS:CA	1:B:55:ILE:N	13	2.94
(1,22)	1:B:184:LYS:CA	1:B:56:LEU:N	13	2.94
(1,22)	1:B:184:LYS:CA	1:B:57:ASP:N	13	2.94
(1,22)	1:B:184:LYS:CA	1:B:58:THR:N	13	2.94
(1,22)	1:B:184:LYS:CA	1:B:59:ALA:N	13	2.94
(1,22)	1:B:184:LYS:CA	1:B:60:GLY:N	13	2.94
(1,22)	1:B:184:LYS:CA	1:B:61:GLN:N	13	2.94

Continued on next page...

Continued from previous page...

Key	Atom-1	Atom-2	Model ID	Violation (Å)
(1,22)	1:B:184:LYS:CA	1:B:62:GLU:N	13	2.94
(1,22)	1:B:184:LYS:CA	1:B:63:GLU:N	13	2.94
(1,22)	1:B:184:LYS:CA	1:B:64:TYR:N	13	2.94
(1,22)	1:B:184:LYS:CA	1:B:65:SER:N	13	2.94
(1,22)	1:B:184:LYS:CA	1:B:66:ALA:N	13	2.94
(1,22)	1:B:184:LYS:CA	1:B:67:MET:N	13	2.94
(1,22)	1:B:184:LYS:CA	1:B:68:ARG:N	13	2.94
(1,22)	1:B:184:LYS:CA	1:B:69:ASP:N	13	2.94
(1,22)	1:B:184:LYS:CA	1:B:70:GLN:N	13	2.94
(1,22)	1:B:184:LYS:CA	1:B:71:TYR:N	13	2.94
(1,22)	1:B:184:LYS:CA	1:B:72:MET:N	13	2.94
(1,22)	1:B:184:LYS:CA	1:B:73:ARG:N	13	2.94
(1,22)	1:B:184:LYS:CA	1:B:74:THR:N	13	2.94
(1,22)	1:B:184:LYS:CA	1:B:75:GLY:N	13	2.94
(1,22)	1:B:184:LYS:CA	1:B:76:GLU:N	13	2.94
(1,22)	1:B:184:LYS:CA	1:B:77:GLY:N	13	2.94
(1,22)	1:B:184:LYS:CA	1:B:78:PHE:N	13	2.94
(1,22)	1:B:184:LYS:CA	1:B:79:LEU:N	13	2.94
(1,22)	1:B:184:LYS:CA	1:B:80:CYS:N	13	2.94
(1,22)	1:B:184:LYS:CA	5:B:203:7Q9:N	13	2.94
(1,22)	1:B:184:LYS:CA	5:B:204:7Q9:N	13	2.94
(1,22)	1:B:184:LYS:CA	5:B:205:7Q9:N	13	2.94
(1,22)	1:B:184:LYS:CA	5:B:206:7Q9:N	13	2.94
(1,22)	1:B:184:LYS:CA	5:B:207:7Q9:N	13	2.94
(1,22)	1:B:184:LYS:CA	6:B:208:17F:N1	13	2.94
(1,22)	1:B:184:LYS:CA	5:B:209:7Q9:N	13	2.94
(1,22)	1:B:184:LYS:CA	5:B:210:7Q9:N	13	2.94
(1,22)	1:B:184:LYS:CA	5:B:211:7Q9:N	13	2.94
(1,22)	1:B:184:LYS:CA	5:B:212:7Q9:N	13	2.94
(1,22)	1:B:184:LYS:CA	5:B:213:7Q9:N	13	2.94
(1,22)	1:B:184:LYS:CA	6:B:214:17F:N1	13	2.94
(1,22)	1:B:184:LYS:CA	6:B:215:17F:N1	13	2.94
(1,22)	1:B:184:LYS:CA	5:B:216:7Q9:N	13	2.94
(1,22)	1:B:184:LYS:CA	5:B:217:7Q9:N	13	2.94
(1,22)	1:B:184:LYS:CA	5:B:218:7Q9:N	13	2.94
(1,22)	1:B:184:LYS:CA	6:B:219:17F:N1	13	2.94
(1,22)	1:B:184:LYS:CA	5:B:220:7Q9:N	13	2.94
(1,22)	1:B:184:LYS:CB	1:B:2:THR:N	13	2.94
(1,22)	1:B:184:LYS:CB	1:B:3:GLU:N	13	2.94
(1,22)	1:B:184:LYS:CB	1:B:4:TYR:N	13	2.94
(1,22)	1:B:184:LYS:CB	1:B:5:LYS:N	13	2.94
(1,22)	1:B:184:LYS:CB	1:B:6:LEU:N	13	2.94

Continued on next page...

Continued from previous page...

Key	Atom-1	Atom-2	Model ID	Violation (Å)
(1,22)	1:B:184:LYS:CB	1:B:7:VAL:N	13	2.94
(1,22)	1:B:184:LYS:CB	1:B:8:VAL:N	13	2.94
(1,22)	1:B:184:LYS:CB	1:B:9:VAL:N	13	2.94
(1,22)	1:B:184:LYS:CB	1:B:10:GLY:N	13	2.94
(1,22)	1:B:184:LYS:CB	1:B:11:ALA:N	13	2.94
(1,22)	1:B:184:LYS:CB	1:B:12:ASP:N	13	2.94
(1,22)	1:B:184:LYS:CB	1:B:13:GLY:N	13	2.94
(1,22)	1:B:184:LYS:CB	1:B:14:VAL:N	13	2.94
(1,22)	1:B:184:LYS:CB	1:B:15:GLY:N	13	2.94
(1,22)	1:B:184:LYS:CB	1:B:16:LYS:N	13	2.94
(1,22)	1:B:184:LYS:CB	1:B:17:SER:N	13	2.94
(1,22)	1:B:184:LYS:CB	1:B:18:ALA:N	13	2.94
(1,22)	1:B:184:LYS:CB	1:B:19:LEU:N	13	2.94
(1,22)	1:B:184:LYS:CB	1:B:20:THR:N	13	2.94
(1,22)	1:B:184:LYS:CB	1:B:21:ILE:N	13	2.94
(1,22)	1:B:184:LYS:CB	1:B:22:GLN:N	13	2.94
(1,22)	1:B:184:LYS:CB	1:B:23:LEU:N	13	2.94
(1,22)	1:B:184:LYS:CB	1:B:24:ILE:N	13	2.94
(1,22)	1:B:184:LYS:CB	1:B:25:GLN:N	13	2.94
(1,22)	1:B:184:LYS:CB	1:B:26:ASN:N	13	2.94
(1,22)	1:B:184:LYS:CB	1:B:27:HIS:N	13	2.94
(1,22)	1:B:184:LYS:CB	1:B:28:PHE:N	13	2.94
(1,22)	1:B:184:LYS:CB	1:B:29:VAL:N	13	2.94
(1,22)	1:B:184:LYS:CB	1:B:30:ASP:N	13	2.94
(1,22)	1:B:184:LYS:CB	1:B:31:GLU:N	13	2.94
(1,22)	1:B:184:LYS:CB	1:B:32:TYR:N	13	2.94
(1,22)	1:B:184:LYS:CB	1:B:33:ASP:N	13	2.94
(1,22)	1:B:184:LYS:CB	1:B:34:PRO:N	13	2.94
(1,22)	1:B:184:LYS:CB	1:B:35:THR:N	13	2.94
(1,22)	1:B:184:LYS:CB	1:B:36:ILE:N	13	2.94
(1,22)	1:B:184:LYS:CB	1:B:37:GLU:N	13	2.94
(1,22)	1:B:184:LYS:CB	1:B:38:ASP:N	13	2.94
(1,22)	1:B:184:LYS:CB	1:B:39:SER:N	13	2.94
(1,22)	1:B:184:LYS:CB	1:B:40:TYR:N	13	2.94
(1,22)	1:B:184:LYS:CB	1:B:41:ARG:N	13	2.94
(1,22)	1:B:184:LYS:CB	1:B:42:LYS:N	13	2.94
(1,22)	1:B:184:LYS:CB	1:B:43:GLN:N	13	2.94
(1,22)	1:B:184:LYS:CB	1:B:44:VAL:N	13	2.94
(1,22)	1:B:184:LYS:CB	1:B:45:VAL:N	13	2.94
(1,22)	1:B:184:LYS:CB	1:B:46:ILE:N	13	2.94
(1,22)	1:B:184:LYS:CB	1:B:47:ASP:N	13	2.94
(1,22)	1:B:184:LYS:CB	1:B:48:GLY:N	13	2.94

Continued on next page...

Continued from previous page...

Key	Atom-1	Atom-2	Model ID	Violation (Å)
(1,22)	1:B:184:LYS:CB	1:B:49:GLU:N	13	2.94
(1,22)	1:B:184:LYS:CB	1:B:50:THR:N	13	2.94
(1,22)	1:B:184:LYS:CB	1:B:51:CYS:N	13	2.94
(1,22)	1:B:184:LYS:CB	1:B:52:LEU:N	13	2.94
(1,22)	1:B:184:LYS:CB	1:B:53:LEU:N	13	2.94
(1,22)	1:B:184:LYS:CB	1:B:54:ASP:N	13	2.94
(1,22)	1:B:184:LYS:CB	1:B:55:ILE:N	13	2.94
(1,22)	1:B:184:LYS:CB	1:B:56:LEU:N	13	2.94
(1,22)	1:B:184:LYS:CB	1:B:57:ASP:N	13	2.94
(1,22)	1:B:184:LYS:CB	1:B:58:THR:N	13	2.94
(1,22)	1:B:184:LYS:CB	1:B:59:ALA:N	13	2.94
(1,22)	1:B:184:LYS:CB	1:B:60:GLY:N	13	2.94
(1,22)	1:B:184:LYS:CB	1:B:61:GLN:N	13	2.94
(1,22)	1:B:184:LYS:CB	1:B:62:GLU:N	13	2.94
(1,22)	1:B:184:LYS:CB	1:B:63:GLU:N	13	2.94
(1,22)	1:B:184:LYS:CB	1:B:64:TYR:N	13	2.94
(1,22)	1:B:184:LYS:CB	1:B:65:SER:N	13	2.94
(1,22)	1:B:184:LYS:CB	1:B:66:ALA:N	13	2.94
(1,22)	1:B:184:LYS:CB	1:B:67:MET:N	13	2.94
(1,22)	1:B:184:LYS:CB	1:B:68:ARG:N	13	2.94
(1,22)	1:B:184:LYS:CB	1:B:69:ASP:N	13	2.94
(1,22)	1:B:184:LYS:CB	1:B:70:GLN:N	13	2.94
(1,22)	1:B:184:LYS:CB	1:B:71:TYR:N	13	2.94
(1,22)	1:B:184:LYS:CB	1:B:72:MET:N	13	2.94
(1,22)	1:B:184:LYS:CB	1:B:73:ARG:N	13	2.94
(1,22)	1:B:184:LYS:CB	1:B:74:THR:N	13	2.94
(1,22)	1:B:184:LYS:CB	1:B:75:GLY:N	13	2.94
(1,22)	1:B:184:LYS:CB	1:B:76:GLU:N	13	2.94
(1,22)	1:B:184:LYS:CB	1:B:77:GLY:N	13	2.94
(1,22)	1:B:184:LYS:CB	1:B:78:PHE:N	13	2.94
(1,22)	1:B:184:LYS:CB	1:B:79:LEU:N	13	2.94
(1,22)	1:B:184:LYS:CB	1:B:80:CYS:N	13	2.94
(1,22)	1:B:184:LYS:CB	5:B:203:7Q9:N	13	2.94
(1,22)	1:B:184:LYS:CB	5:B:204:7Q9:N	13	2.94
(1,22)	1:B:184:LYS:CB	5:B:205:7Q9:N	13	2.94
(1,22)	1:B:184:LYS:CB	5:B:206:7Q9:N	13	2.94
(1,22)	1:B:184:LYS:CB	5:B:207:7Q9:N	13	2.94
(1,22)	1:B:184:LYS:CB	6:B:208:17F:N1	13	2.94
(1,22)	1:B:184:LYS:CB	5:B:209:7Q9:N	13	2.94
(1,22)	1:B:184:LYS:CB	5:B:210:7Q9:N	13	2.94
(1,22)	1:B:184:LYS:CB	5:B:211:7Q9:N	13	2.94
(1,22)	1:B:184:LYS:CB	5:B:212:7Q9:N	13	2.94

Continued on next page...

Continued from previous page...

Key	Atom-1	Atom-2	Model ID	Violation (Å)
(1,22)	1:B:184:LYS:CB	5:B:213:7Q9:N	13	2.94
(1,22)	1:B:184:LYS:CB	6:B:214:17F:N1	13	2.94
(1,22)	1:B:184:LYS:CB	6:B:215:17F:N1	13	2.94
(1,22)	1:B:184:LYS:CB	5:B:216:7Q9:N	13	2.94
(1,22)	1:B:184:LYS:CB	5:B:217:7Q9:N	13	2.94
(1,22)	1:B:184:LYS:CB	5:B:218:7Q9:N	13	2.94
(1,22)	1:B:184:LYS:CB	6:B:219:17F:N1	13	2.94
(1,22)	1:B:184:LYS:CB	5:B:220:7Q9:N	13	2.94
(1,22)	1:B:184:LYS:CD	1:B:2:THR:N	13	2.94
(1,22)	1:B:184:LYS:CD	1:B:3:GLU:N	13	2.94
(1,22)	1:B:184:LYS:CD	1:B:4:TYR:N	13	2.94
(1,22)	1:B:184:LYS:CD	1:B:5:LYS:N	13	2.94
(1,22)	1:B:184:LYS:CD	1:B:6:LEU:N	13	2.94
(1,22)	1:B:184:LYS:CD	1:B:7:VAL:N	13	2.94
(1,22)	1:B:184:LYS:CD	1:B:8:VAL:N	13	2.94
(1,22)	1:B:184:LYS:CD	1:B:9:VAL:N	13	2.94
(1,22)	1:B:184:LYS:CD	1:B:10:GLY:N	13	2.94
(1,22)	1:B:184:LYS:CD	1:B:11:ALA:N	13	2.94
(1,22)	1:B:184:LYS:CD	1:B:12:ASP:N	13	2.94
(1,22)	1:B:184:LYS:CD	1:B:13:GLY:N	13	2.94
(1,22)	1:B:184:LYS:CD	1:B:14:VAL:N	13	2.94
(1,22)	1:B:184:LYS:CD	1:B:15:GLY:N	13	2.94
(1,22)	1:B:184:LYS:CD	1:B:16:LYS:N	13	2.94
(1,22)	1:B:184:LYS:CD	1:B:17:SER:N	13	2.94
(1,22)	1:B:184:LYS:CD	1:B:18:ALA:N	13	2.94
(1,22)	1:B:184:LYS:CD	1:B:19:LEU:N	13	2.94
(1,22)	1:B:184:LYS:CD	1:B:20:THR:N	13	2.94
(1,22)	1:B:184:LYS:CD	1:B:21:ILE:N	13	2.94
(1,22)	1:B:184:LYS:CD	1:B:22:GLN:N	13	2.94
(1,22)	1:B:184:LYS:CD	1:B:23:LEU:N	13	2.94
(1,22)	1:B:184:LYS:CD	1:B:24:ILE:N	13	2.94
(1,22)	1:B:184:LYS:CD	1:B:25:GLN:N	13	2.94
(1,22)	1:B:184:LYS:CD	1:B:26:ASN:N	13	2.94
(1,22)	1:B:184:LYS:CD	1:B:27:HIS:N	13	2.94
(1,22)	1:B:184:LYS:CD	1:B:28:PHE:N	13	2.94
(1,22)	1:B:184:LYS:CD	1:B:29:VAL:N	13	2.94
(1,22)	1:B:184:LYS:CD	1:B:30:ASP:N	13	2.94
(1,22)	1:B:184:LYS:CD	1:B:31:GLU:N	13	2.94
(1,22)	1:B:184:LYS:CD	1:B:32:TYR:N	13	2.94
(1,22)	1:B:184:LYS:CD	1:B:33:ASP:N	13	2.94
(1,22)	1:B:184:LYS:CD	1:B:34:PRO:N	13	2.94
(1,22)	1:B:184:LYS:CD	1:B:35:THR:N	13	2.94

Continued on next page...

Continued from previous page...

Key	Atom-1	Atom-2	Model ID	Violation (Å)
(1,22)	1:B:184:LYS:CD	1:B:36:ILE:N	13	2.94
(1,22)	1:B:184:LYS:CD	1:B:37:GLU:N	13	2.94
(1,22)	1:B:184:LYS:CD	1:B:38:ASP:N	13	2.94
(1,22)	1:B:184:LYS:CD	1:B:39:SER:N	13	2.94
(1,22)	1:B:184:LYS:CD	1:B:40:TYR:N	13	2.94
(1,22)	1:B:184:LYS:CD	1:B:41:ARG:N	13	2.94
(1,22)	1:B:184:LYS:CD	1:B:42:LYS:N	13	2.94
(1,22)	1:B:184:LYS:CD	1:B:43:GLN:N	13	2.94
(1,22)	1:B:184:LYS:CD	1:B:44:VAL:N	13	2.94
(1,22)	1:B:184:LYS:CD	1:B:45:VAL:N	13	2.94
(1,22)	1:B:184:LYS:CD	1:B:46:ILE:N	13	2.94
(1,22)	1:B:184:LYS:CD	1:B:47:ASP:N	13	2.94
(1,22)	1:B:184:LYS:CD	1:B:48:GLY:N	13	2.94
(1,22)	1:B:184:LYS:CD	1:B:49:GLU:N	13	2.94
(1,22)	1:B:184:LYS:CD	1:B:50:THR:N	13	2.94
(1,22)	1:B:184:LYS:CD	1:B:51:CYS:N	13	2.94
(1,22)	1:B:184:LYS:CD	1:B:52:LEU:N	13	2.94
(1,22)	1:B:184:LYS:CD	1:B:53:LEU:N	13	2.94
(1,22)	1:B:184:LYS:CD	1:B:54:ASP:N	13	2.94
(1,22)	1:B:184:LYS:CD	1:B:55:ILE:N	13	2.94
(1,22)	1:B:184:LYS:CD	1:B:56:LEU:N	13	2.94
(1,22)	1:B:184:LYS:CD	1:B:57:ASP:N	13	2.94
(1,22)	1:B:184:LYS:CD	1:B:58:THR:N	13	2.94
(1,22)	1:B:184:LYS:CD	1:B:59:ALA:N	13	2.94
(1,22)	1:B:184:LYS:CD	1:B:60:GLY:N	13	2.94
(1,22)	1:B:184:LYS:CD	1:B:61:GLN:N	13	2.94
(1,22)	1:B:184:LYS:CD	1:B:62:GLU:N	13	2.94
(1,22)	1:B:184:LYS:CD	1:B:63:GLU:N	13	2.94
(1,22)	1:B:184:LYS:CD	1:B:64:TYR:N	13	2.94
(1,22)	1:B:184:LYS:CD	1:B:65:SER:N	13	2.94
(1,22)	1:B:184:LYS:CD	1:B:66:ALA:N	13	2.94
(1,22)	1:B:184:LYS:CD	1:B:67:MET:N	13	2.94
(1,22)	1:B:184:LYS:CD	1:B:68:ARG:N	13	2.94
(1,22)	1:B:184:LYS:CD	1:B:69:ASP:N	13	2.94
(1,22)	1:B:184:LYS:CD	1:B:70:GLN:N	13	2.94
(1,22)	1:B:184:LYS:CD	1:B:71:TYR:N	13	2.94
(1,22)	1:B:184:LYS:CD	1:B:72:MET:N	13	2.94
(1,22)	1:B:184:LYS:CD	1:B:73:ARG:N	13	2.94
(1,22)	1:B:184:LYS:CD	1:B:74:THR:N	13	2.94
(1,22)	1:B:184:LYS:CD	1:B:75:GLY:N	13	2.94
(1,22)	1:B:184:LYS:CD	1:B:76:GLU:N	13	2.94
(1,22)	1:B:184:LYS:CD	1:B:77:GLY:N	13	2.94

Continued on next page...

Continued from previous page...

Key	Atom-1	Atom-2	Model ID	Violation (Å)
(1,22)	1:B:184:LYS:CD	1:B:78:PHE:N	13	2.94
(1,22)	1:B:184:LYS:CD	1:B:79:LEU:N	13	2.94
(1,22)	1:B:184:LYS:CD	1:B:80:CYS:N	13	2.94
(1,22)	1:B:184:LYS:CD	5:B:203:7Q9:N	13	2.94
(1,22)	1:B:184:LYS:CD	5:B:204:7Q9:N	13	2.94
(1,22)	1:B:184:LYS:CD	5:B:205:7Q9:N	13	2.94
(1,22)	1:B:184:LYS:CD	5:B:206:7Q9:N	13	2.94
(1,22)	1:B:184:LYS:CD	5:B:207:7Q9:N	13	2.94
(1,22)	1:B:184:LYS:CD	6:B:208:17F:N1	13	2.94
(1,22)	1:B:184:LYS:CD	5:B:209:7Q9:N	13	2.94
(1,22)	1:B:184:LYS:CD	5:B:210:7Q9:N	13	2.94
(1,22)	1:B:184:LYS:CD	5:B:211:7Q9:N	13	2.94
(1,22)	1:B:184:LYS:CD	5:B:212:7Q9:N	13	2.94
(1,22)	1:B:184:LYS:CD	5:B:213:7Q9:N	13	2.94
(1,22)	1:B:184:LYS:CD	6:B:214:17F:N1	13	2.94
(1,22)	1:B:184:LYS:CD	6:B:215:17F:N1	13	2.94
(1,22)	1:B:184:LYS:CD	5:B:216:7Q9:N	13	2.94
(1,22)	1:B:184:LYS:CD	5:B:217:7Q9:N	13	2.94
(1,22)	1:B:184:LYS:CD	5:B:218:7Q9:N	13	2.94
(1,22)	1:B:184:LYS:CD	6:B:219:17F:N1	13	2.94
(1,22)	1:B:184:LYS:CD	5:B:220:7Q9:N	13	2.94
(1,22)	1:B:184:LYS:CE	1:B:2:THR:N	13	2.94
(1,22)	1:B:184:LYS:CE	1:B:3:GLU:N	13	2.94
(1,22)	1:B:184:LYS:CE	1:B:4:TYR:N	13	2.94
(1,22)	1:B:184:LYS:CE	1:B:5:LYS:N	13	2.94
(1,22)	1:B:184:LYS:CE	1:B:6:LEU:N	13	2.94
(1,22)	1:B:184:LYS:CE	1:B:7:VAL:N	13	2.94
(1,22)	1:B:184:LYS:CE	1:B:8:VAL:N	13	2.94
(1,22)	1:B:184:LYS:CE	1:B:9:VAL:N	13	2.94
(1,22)	1:B:184:LYS:CE	1:B:10:GLY:N	13	2.94
(1,22)	1:B:184:LYS:CE	1:B:11:ALA:N	13	2.94
(1,22)	1:B:184:LYS:CE	1:B:12:ASP:N	13	2.94
(1,22)	1:B:184:LYS:CE	1:B:13:GLY:N	13	2.94
(1,22)	1:B:184:LYS:CE	1:B:14:VAL:N	13	2.94
(1,22)	1:B:184:LYS:CE	1:B:15:GLY:N	13	2.94
(1,22)	1:B:184:LYS:CE	1:B:16:LYS:N	13	2.94
(1,22)	1:B:184:LYS:CE	1:B:17:SER:N	13	2.94
(1,22)	1:B:184:LYS:CE	1:B:18:ALA:N	13	2.94
(1,22)	1:B:184:LYS:CE	1:B:19:LEU:N	13	2.94
(1,22)	1:B:184:LYS:CE	1:B:20:THR:N	13	2.94
(1,22)	1:B:184:LYS:CE	1:B:21:ILE:N	13	2.94
(1,22)	1:B:184:LYS:CE	1:B:22:GLN:N	13	2.94

Continued on next page...

Continued from previous page...

Key	Atom-1	Atom-2	Model ID	Violation (Å)
(1,22)	1:B:184:LYS:CE	1:B:23:LEU:N	13	2.94
(1,22)	1:B:184:LYS:CE	1:B:24:ILE:N	13	2.94
(1,22)	1:B:184:LYS:CE	1:B:25:GLN:N	13	2.94
(1,22)	1:B:184:LYS:CE	1:B:26:ASN:N	13	2.94
(1,22)	1:B:184:LYS:CE	1:B:27:HIS:N	13	2.94
(1,22)	1:B:184:LYS:CE	1:B:28:PHE:N	13	2.94
(1,22)	1:B:184:LYS:CE	1:B:29:VAL:N	13	2.94
(1,22)	1:B:184:LYS:CE	1:B:30:ASP:N	13	2.94
(1,22)	1:B:184:LYS:CE	1:B:31:GLU:N	13	2.94
(1,22)	1:B:184:LYS:CE	1:B:32:TYR:N	13	2.94
(1,22)	1:B:184:LYS:CE	1:B:33:ASP:N	13	2.94
(1,22)	1:B:184:LYS:CE	1:B:34:PRO:N	13	2.94
(1,22)	1:B:184:LYS:CE	1:B:35:THR:N	13	2.94
(1,22)	1:B:184:LYS:CE	1:B:36:ILE:N	13	2.94
(1,22)	1:B:184:LYS:CE	1:B:37:GLU:N	13	2.94
(1,22)	1:B:184:LYS:CE	1:B:38:ASP:N	13	2.94
(1,22)	1:B:184:LYS:CE	1:B:39:SER:N	13	2.94
(1,22)	1:B:184:LYS:CE	1:B:40:TYR:N	13	2.94
(1,22)	1:B:184:LYS:CE	1:B:41:ARG:N	13	2.94
(1,22)	1:B:184:LYS:CE	1:B:42:LYS:N	13	2.94
(1,22)	1:B:184:LYS:CE	1:B:43:GLN:N	13	2.94
(1,22)	1:B:184:LYS:CE	1:B:44:VAL:N	13	2.94
(1,22)	1:B:184:LYS:CE	1:B:45:VAL:N	13	2.94
(1,22)	1:B:184:LYS:CE	1:B:46:ILE:N	13	2.94
(1,22)	1:B:184:LYS:CE	1:B:47:ASP:N	13	2.94
(1,22)	1:B:184:LYS:CE	1:B:48:GLY:N	13	2.94
(1,22)	1:B:184:LYS:CE	1:B:49:GLU:N	13	2.94
(1,22)	1:B:184:LYS:CE	1:B:50:THR:N	13	2.94
(1,22)	1:B:184:LYS:CE	1:B:51:CYS:N	13	2.94
(1,22)	1:B:184:LYS:CE	1:B:52:LEU:N	13	2.94
(1,22)	1:B:184:LYS:CE	1:B:53:LEU:N	13	2.94
(1,22)	1:B:184:LYS:CE	1:B:54:ASP:N	13	2.94
(1,22)	1:B:184:LYS:CE	1:B:55:ILE:N	13	2.94
(1,22)	1:B:184:LYS:CE	1:B:56:LEU:N	13	2.94
(1,22)	1:B:184:LYS:CE	1:B:57:ASP:N	13	2.94
(1,22)	1:B:184:LYS:CE	1:B:58:THR:N	13	2.94
(1,22)	1:B:184:LYS:CE	1:B:59:ALA:N	13	2.94
(1,22)	1:B:184:LYS:CE	1:B:60:GLY:N	13	2.94
(1,22)	1:B:184:LYS:CE	1:B:61:GLN:N	13	2.94
(1,22)	1:B:184:LYS:CE	1:B:62:GLU:N	13	2.94
(1,22)	1:B:184:LYS:CE	1:B:63:GLU:N	13	2.94
(1,22)	1:B:184:LYS:CE	1:B:64:TYR:N	13	2.94

Continued on next page...

Continued from previous page...

Key	Atom-1	Atom-2	Model ID	Violation (Å)
(1,22)	1:B:184:LYS:CE	1:B:65:SER:N	13	2.94
(1,22)	1:B:184:LYS:CE	1:B:66:ALA:N	13	2.94
(1,22)	1:B:184:LYS:CE	1:B:67:MET:N	13	2.94
(1,22)	1:B:184:LYS:CE	1:B:68:ARG:N	13	2.94
(1,22)	1:B:184:LYS:CE	1:B:69:ASP:N	13	2.94
(1,22)	1:B:184:LYS:CE	1:B:70:GLN:N	13	2.94
(1,22)	1:B:184:LYS:CE	1:B:71:TYR:N	13	2.94
(1,22)	1:B:184:LYS:CE	1:B:72:MET:N	13	2.94
(1,22)	1:B:184:LYS:CE	1:B:73:ARG:N	13	2.94
(1,22)	1:B:184:LYS:CE	1:B:74:THR:N	13	2.94
(1,22)	1:B:184:LYS:CE	1:B:75:GLY:N	13	2.94
(1,22)	1:B:184:LYS:CE	1:B:76:GLU:N	13	2.94
(1,22)	1:B:184:LYS:CE	1:B:77:GLY:N	13	2.94
(1,22)	1:B:184:LYS:CE	1:B:78:PHE:N	13	2.94
(1,22)	1:B:184:LYS:CE	1:B:79:LEU:N	13	2.94
(1,22)	1:B:184:LYS:CE	1:B:80:CYS:N	13	2.94
(1,22)	1:B:184:LYS:CE	5:B:203:7Q9:N	13	2.94
(1,22)	1:B:184:LYS:CE	5:B:204:7Q9:N	13	2.94
(1,22)	1:B:184:LYS:CE	5:B:205:7Q9:N	13	2.94
(1,22)	1:B:184:LYS:CE	5:B:206:7Q9:N	13	2.94
(1,22)	1:B:184:LYS:CE	5:B:207:7Q9:N	13	2.94
(1,22)	1:B:184:LYS:CE	6:B:208:17F:N1	13	2.94
(1,22)	1:B:184:LYS:CE	5:B:209:7Q9:N	13	2.94
(1,22)	1:B:184:LYS:CE	5:B:210:7Q9:N	13	2.94
(1,22)	1:B:184:LYS:CE	5:B:211:7Q9:N	13	2.94
(1,22)	1:B:184:LYS:CE	5:B:212:7Q9:N	13	2.94
(1,22)	1:B:184:LYS:CE	5:B:213:7Q9:N	13	2.94
(1,22)	1:B:184:LYS:CE	6:B:214:17F:N1	13	2.94
(1,22)	1:B:184:LYS:CE	6:B:215:17F:N1	13	2.94
(1,22)	1:B:184:LYS:CE	5:B:216:7Q9:N	13	2.94
(1,22)	1:B:184:LYS:CE	5:B:217:7Q9:N	13	2.94
(1,22)	1:B:184:LYS:CE	5:B:218:7Q9:N	13	2.94
(1,22)	1:B:184:LYS:CE	6:B:219:17F:N1	13	2.94
(1,22)	1:B:184:LYS:CE	5:B:220:7Q9:N	13	2.94
(1,22)	1:B:184:LYS:CG	1:B:2:THR:N	13	2.94
(1,22)	1:B:184:LYS:CG	1:B:3:GLU:N	13	2.94
(1,22)	1:B:184:LYS:CG	1:B:4:TYR:N	13	2.94
(1,22)	1:B:184:LYS:CG	1:B:5:LYS:N	13	2.94
(1,22)	1:B:184:LYS:CG	1:B:6:LEU:N	13	2.94
(1,22)	1:B:184:LYS:CG	1:B:7:VAL:N	13	2.94
(1,22)	1:B:184:LYS:CG	1:B:8:VAL:N	13	2.94
(1,22)	1:B:184:LYS:CG	1:B:9:VAL:N	13	2.94

Continued on next page...

Continued from previous page...

Key	Atom-1	Atom-2	Model ID	Violation (Å)
(1,22)	1:B:184:LYS:CG	1:B:10:GLY:N	13	2.94
(1,22)	1:B:184:LYS:CG	1:B:11:ALA:N	13	2.94
(1,22)	1:B:184:LYS:CG	1:B:12:ASP:N	13	2.94
(1,22)	1:B:184:LYS:CG	1:B:13:GLY:N	13	2.94
(1,22)	1:B:184:LYS:CG	1:B:14:VAL:N	13	2.94
(1,22)	1:B:184:LYS:CG	1:B:15:GLY:N	13	2.94
(1,22)	1:B:184:LYS:CG	1:B:16:LYS:N	13	2.94
(1,22)	1:B:184:LYS:CG	1:B:17:SER:N	13	2.94
(1,22)	1:B:184:LYS:CG	1:B:18:ALA:N	13	2.94
(1,22)	1:B:184:LYS:CG	1:B:19:LEU:N	13	2.94
(1,22)	1:B:184:LYS:CG	1:B:20:THR:N	13	2.94
(1,22)	1:B:184:LYS:CG	1:B:21:ILE:N	13	2.94
(1,22)	1:B:184:LYS:CG	1:B:22:GLN:N	13	2.94
(1,22)	1:B:184:LYS:CG	1:B:23:LEU:N	13	2.94
(1,22)	1:B:184:LYS:CG	1:B:24:ILE:N	13	2.94
(1,22)	1:B:184:LYS:CG	1:B:25:GLN:N	13	2.94
(1,22)	1:B:184:LYS:CG	1:B:26:ASN:N	13	2.94
(1,22)	1:B:184:LYS:CG	1:B:27:HIS:N	13	2.94
(1,22)	1:B:184:LYS:CG	1:B:28:PHE:N	13	2.94
(1,22)	1:B:184:LYS:CG	1:B:29:VAL:N	13	2.94
(1,22)	1:B:184:LYS:CG	1:B:30:ASP:N	13	2.94
(1,22)	1:B:184:LYS:CG	1:B:31:GLU:N	13	2.94
(1,22)	1:B:184:LYS:CG	1:B:32:TYR:N	13	2.94
(1,22)	1:B:184:LYS:CG	1:B:33:ASP:N	13	2.94
(1,22)	1:B:184:LYS:CG	1:B:34:PRO:N	13	2.94
(1,22)	1:B:184:LYS:CG	1:B:35:THR:N	13	2.94
(1,22)	1:B:184:LYS:CG	1:B:36:ILE:N	13	2.94
(1,22)	1:B:184:LYS:CG	1:B:37:GLU:N	13	2.94
(1,22)	1:B:184:LYS:CG	1:B:38:ASP:N	13	2.94
(1,22)	1:B:184:LYS:CG	1:B:39:SER:N	13	2.94
(1,22)	1:B:184:LYS:CG	1:B:40:TYR:N	13	2.94
(1,22)	1:B:184:LYS:CG	1:B:41:ARG:N	13	2.94
(1,22)	1:B:184:LYS:CG	1:B:42:LYS:N	13	2.94
(1,22)	1:B:184:LYS:CG	1:B:43:GLN:N	13	2.94
(1,22)	1:B:184:LYS:CG	1:B:44:VAL:N	13	2.94
(1,22)	1:B:184:LYS:CG	1:B:45:VAL:N	13	2.94
(1,22)	1:B:184:LYS:CG	1:B:46:ILE:N	13	2.94
(1,22)	1:B:184:LYS:CG	1:B:47:ASP:N	13	2.94
(1,22)	1:B:184:LYS:CG	1:B:48:GLY:N	13	2.94
(1,22)	1:B:184:LYS:CG	1:B:49:GLU:N	13	2.94
(1,22)	1:B:184:LYS:CG	1:B:50:THR:N	13	2.94
(1,22)	1:B:184:LYS:CG	1:B:51:CYS:N	13	2.94

Continued on next page...

Continued from previous page...

Key	Atom-1	Atom-2	Model ID	Violation (Å)
(1,22)	1:B:184:LYS:CG	1:B:52:LEU:N	13	2.94
(1,22)	1:B:184:LYS:CG	1:B:53:LEU:N	13	2.94
(1,22)	1:B:184:LYS:CG	1:B:54:ASP:N	13	2.94
(1,22)	1:B:184:LYS:CG	1:B:55:ILE:N	13	2.94
(1,22)	1:B:184:LYS:CG	1:B:56:LEU:N	13	2.94
(1,22)	1:B:184:LYS:CG	1:B:57:ASP:N	13	2.94
(1,22)	1:B:184:LYS:CG	1:B:58:THR:N	13	2.94
(1,22)	1:B:184:LYS:CG	1:B:59:ALA:N	13	2.94
(1,22)	1:B:184:LYS:CG	1:B:60:GLY:N	13	2.94
(1,22)	1:B:184:LYS:CG	1:B:61:GLN:N	13	2.94
(1,22)	1:B:184:LYS:CG	1:B:62:GLU:N	13	2.94
(1,22)	1:B:184:LYS:CG	1:B:63:GLU:N	13	2.94
(1,22)	1:B:184:LYS:CG	1:B:64:TYR:N	13	2.94
(1,22)	1:B:184:LYS:CG	1:B:65:SER:N	13	2.94
(1,22)	1:B:184:LYS:CG	1:B:66:ALA:N	13	2.94
(1,22)	1:B:184:LYS:CG	1:B:67:MET:N	13	2.94
(1,22)	1:B:184:LYS:CG	1:B:68:ARG:N	13	2.94
(1,22)	1:B:184:LYS:CG	1:B:69:ASP:N	13	2.94
(1,22)	1:B:184:LYS:CG	1:B:70:GLN:N	13	2.94
(1,22)	1:B:184:LYS:CG	1:B:71:TYR:N	13	2.94
(1,22)	1:B:184:LYS:CG	1:B:72:MET:N	13	2.94
(1,22)	1:B:184:LYS:CG	1:B:73:ARG:N	13	2.94
(1,22)	1:B:184:LYS:CG	1:B:74:THR:N	13	2.94
(1,22)	1:B:184:LYS:CG	1:B:75:GLY:N	13	2.94
(1,22)	1:B:184:LYS:CG	1:B:76:GLU:N	13	2.94
(1,22)	1:B:184:LYS:CG	1:B:77:GLY:N	13	2.94
(1,22)	1:B:184:LYS:CG	1:B:78:PHE:N	13	2.94
(1,22)	1:B:184:LYS:CG	1:B:79:LEU:N	13	2.94
(1,22)	1:B:184:LYS:CG	1:B:80:CYS:N	13	2.94
(1,22)	1:B:184:LYS:CG	5:B:203:7Q9:N	13	2.94
(1,22)	1:B:184:LYS:CG	5:B:204:7Q9:N	13	2.94
(1,22)	1:B:184:LYS:CG	5:B:205:7Q9:N	13	2.94
(1,22)	1:B:184:LYS:CG	5:B:206:7Q9:N	13	2.94
(1,22)	1:B:184:LYS:CG	5:B:207:7Q9:N	13	2.94
(1,22)	1:B:184:LYS:CG	6:B:208:17F:N1	13	2.94
(1,22)	1:B:184:LYS:CG	5:B:209:7Q9:N	13	2.94
(1,22)	1:B:184:LYS:CG	5:B:210:7Q9:N	13	2.94
(1,22)	1:B:184:LYS:CG	5:B:211:7Q9:N	13	2.94
(1,22)	1:B:184:LYS:CG	5:B:212:7Q9:N	13	2.94
(1,22)	1:B:184:LYS:CG	5:B:213:7Q9:N	13	2.94
(1,22)	1:B:184:LYS:CG	6:B:214:17F:N1	13	2.94
(1,22)	1:B:184:LYS:CG	6:B:215:17F:N1	13	2.94

Continued on next page...

Continued from previous page...

Key	Atom-1	Atom-2	Model ID	Violation (Å)
(1,22)	1:B:184:LYS:CG	5:B:216:7Q9:N	13	2.94
(1,22)	1:B:184:LYS:CG	5:B:217:7Q9:N	13	2.94
(1,22)	1:B:184:LYS:CG	5:B:218:7Q9:N	13	2.94
(1,22)	1:B:184:LYS:CG	6:B:219:17F:N1	13	2.94
(1,22)	1:B:184:LYS:CG	5:B:220:7Q9:N	13	2.94
(1,22)	1:B:184:LYS:H	1:B:2:THR:N	13	2.94
(1,22)	1:B:184:LYS:H	1:B:3:GLU:N	13	2.94
(1,22)	1:B:184:LYS:H	1:B:4:TYR:N	13	2.94
(1,22)	1:B:184:LYS:H	1:B:5:LYS:N	13	2.94
(1,22)	1:B:184:LYS:H	1:B:6:LEU:N	13	2.94
(1,22)	1:B:184:LYS:H	1:B:7:VAL:N	13	2.94
(1,22)	1:B:184:LYS:H	1:B:8:VAL:N	13	2.94
(1,22)	1:B:184:LYS:H	1:B:9:VAL:N	13	2.94
(1,22)	1:B:184:LYS:H	1:B:10:GLY:N	13	2.94
(1,22)	1:B:184:LYS:H	1:B:11:ALA:N	13	2.94
(1,22)	1:B:184:LYS:H	1:B:12:ASP:N	13	2.94
(1,22)	1:B:184:LYS:H	1:B:13:GLY:N	13	2.94
(1,22)	1:B:184:LYS:H	1:B:14:VAL:N	13	2.94
(1,22)	1:B:184:LYS:H	1:B:15:GLY:N	13	2.94
(1,22)	1:B:184:LYS:H	1:B:16:LYS:N	13	2.94
(1,22)	1:B:184:LYS:H	1:B:17:SER:N	13	2.94
(1,22)	1:B:184:LYS:H	1:B:18:ALA:N	13	2.94
(1,22)	1:B:184:LYS:H	1:B:19:LEU:N	13	2.94
(1,22)	1:B:184:LYS:H	1:B:20:THR:N	13	2.94
(1,22)	1:B:184:LYS:H	1:B:21:ILE:N	13	2.94
(1,22)	1:B:184:LYS:H	1:B:22:GLN:N	13	2.94
(1,22)	1:B:184:LYS:H	1:B:23:LEU:N	13	2.94
(1,22)	1:B:184:LYS:H	1:B:24:ILE:N	13	2.94
(1,22)	1:B:184:LYS:H	1:B:25:GLN:N	13	2.94
(1,22)	1:B:184:LYS:H	1:B:26:ASN:N	13	2.94
(1,22)	1:B:184:LYS:H	1:B:27:HIS:N	13	2.94
(1,22)	1:B:184:LYS:H	1:B:28:PHE:N	13	2.94
(1,22)	1:B:184:LYS:H	1:B:29:VAL:N	13	2.94
(1,22)	1:B:184:LYS:H	1:B:30:ASP:N	13	2.94
(1,22)	1:B:184:LYS:H	1:B:31:GLU:N	13	2.94
(1,22)	1:B:184:LYS:H	1:B:32:TYR:N	13	2.94
(1,22)	1:B:184:LYS:H	1:B:33:ASP:N	13	2.94
(1,22)	1:B:184:LYS:H	1:B:34:PRO:N	13	2.94
(1,22)	1:B:184:LYS:H	1:B:35:THR:N	13	2.94
(1,22)	1:B:184:LYS:H	1:B:36:ILE:N	13	2.94
(1,22)	1:B:184:LYS:H	1:B:37:GLU:N	13	2.94
(1,22)	1:B:184:LYS:H	1:B:38:ASP:N	13	2.94

Continued on next page...

Continued from previous page...

Key	Atom-1	Atom-2	Model ID	Violation (Å)
(1,22)	1:B:184:LYS:H	1:B:39:SER:N	13	2.94
(1,22)	1:B:184:LYS:H	1:B:40:TYR:N	13	2.94
(1,22)	1:B:184:LYS:H	1:B:41:ARG:N	13	2.94
(1,22)	1:B:184:LYS:H	1:B:42:LYS:N	13	2.94
(1,22)	1:B:184:LYS:H	1:B:43:GLN:N	13	2.94
(1,22)	1:B:184:LYS:H	1:B:44:VAL:N	13	2.94
(1,22)	1:B:184:LYS:H	1:B:45:VAL:N	13	2.94
(1,22)	1:B:184:LYS:H	1:B:46:ILE:N	13	2.94
(1,22)	1:B:184:LYS:H	1:B:47:ASP:N	13	2.94
(1,22)	1:B:184:LYS:H	1:B:48:GLY:N	13	2.94
(1,22)	1:B:184:LYS:H	1:B:49:GLU:N	13	2.94
(1,22)	1:B:184:LYS:H	1:B:50:THR:N	13	2.94
(1,22)	1:B:184:LYS:H	1:B:51:CYS:N	13	2.94
(1,22)	1:B:184:LYS:H	1:B:52:LEU:N	13	2.94
(1,22)	1:B:184:LYS:H	1:B:53:LEU:N	13	2.94
(1,22)	1:B:184:LYS:H	1:B:54:ASP:N	13	2.94
(1,22)	1:B:184:LYS:H	1:B:55:ILE:N	13	2.94
(1,22)	1:B:184:LYS:H	1:B:56:LEU:N	13	2.94
(1,22)	1:B:184:LYS:H	1:B:57:ASP:N	13	2.94
(1,22)	1:B:184:LYS:H	1:B:58:THR:N	13	2.94
(1,22)	1:B:184:LYS:H	1:B:59:ALA:N	13	2.94
(1,22)	1:B:184:LYS:H	1:B:60:GLY:N	13	2.94
(1,22)	1:B:184:LYS:H	1:B:61:GLN:N	13	2.94
(1,22)	1:B:184:LYS:H	1:B:62:GLU:N	13	2.94
(1,22)	1:B:184:LYS:H	1:B:63:GLU:N	13	2.94
(1,22)	1:B:184:LYS:H	1:B:64:TYR:N	13	2.94
(1,22)	1:B:184:LYS:H	1:B:65:SER:N	13	2.94
(1,22)	1:B:184:LYS:H	1:B:66:ALA:N	13	2.94
(1,22)	1:B:184:LYS:H	1:B:67:MET:N	13	2.94
(1,22)	1:B:184:LYS:H	1:B:68:ARG:N	13	2.94
(1,22)	1:B:184:LYS:H	1:B:69:ASP:N	13	2.94
(1,22)	1:B:184:LYS:H	1:B:70:GLN:N	13	2.94
(1,22)	1:B:184:LYS:H	1:B:71:TYR:N	13	2.94
(1,22)	1:B:184:LYS:H	1:B:72:MET:N	13	2.94
(1,22)	1:B:184:LYS:H	1:B:73:ARG:N	13	2.94
(1,22)	1:B:184:LYS:H	1:B:74:THR:N	13	2.94
(1,22)	1:B:184:LYS:H	1:B:75:GLY:N	13	2.94
(1,22)	1:B:184:LYS:H	1:B:76:GLU:N	13	2.94
(1,22)	1:B:184:LYS:H	1:B:77:GLY:N	13	2.94
(1,22)	1:B:184:LYS:H	1:B:78:PHE:N	13	2.94
(1,22)	1:B:184:LYS:H	1:B:79:LEU:N	13	2.94
(1,22)	1:B:184:LYS:H	1:B:80:CYS:N	13	2.94

Continued on next page...

Continued from previous page...

Key	Atom-1	Atom-2	Model ID	Violation (Å)
(1,22)	1:B:184:LYS:H	5:B:203:7Q9:N	13	2.94
(1,22)	1:B:184:LYS:H	5:B:204:7Q9:N	13	2.94
(1,22)	1:B:184:LYS:H	5:B:205:7Q9:N	13	2.94
(1,22)	1:B:184:LYS:H	5:B:206:7Q9:N	13	2.94
(1,22)	1:B:184:LYS:H	5:B:207:7Q9:N	13	2.94
(1,22)	1:B:184:LYS:H	6:B:208:17F:N1	13	2.94
(1,22)	1:B:184:LYS:H	5:B:209:7Q9:N	13	2.94
(1,22)	1:B:184:LYS:H	5:B:210:7Q9:N	13	2.94
(1,22)	1:B:184:LYS:H	5:B:211:7Q9:N	13	2.94
(1,22)	1:B:184:LYS:H	5:B:212:7Q9:N	13	2.94
(1,22)	1:B:184:LYS:H	5:B:213:7Q9:N	13	2.94
(1,22)	1:B:184:LYS:H	6:B:214:17F:N1	13	2.94
(1,22)	1:B:184:LYS:H	6:B:215:17F:N1	13	2.94
(1,22)	1:B:184:LYS:H	5:B:216:7Q9:N	13	2.94
(1,22)	1:B:184:LYS:H	5:B:217:7Q9:N	13	2.94
(1,22)	1:B:184:LYS:H	5:B:218:7Q9:N	13	2.94
(1,22)	1:B:184:LYS:H	6:B:219:17F:N1	13	2.94
(1,22)	1:B:184:LYS:H	5:B:220:7Q9:N	13	2.94
(1,22)	1:B:184:LYS:HZ1	1:B:2:THR:N	13	2.94
(1,22)	1:B:184:LYS:HZ1	1:B:3:GLU:N	13	2.94
(1,22)	1:B:184:LYS:HZ1	1:B:4:TYR:N	13	2.94
(1,22)	1:B:184:LYS:HZ1	1:B:5:LYS:N	13	2.94
(1,22)	1:B:184:LYS:HZ1	1:B:6:LEU:N	13	2.94
(1,22)	1:B:184:LYS:HZ1	1:B:7:VAL:N	13	2.94
(1,22)	1:B:184:LYS:HZ1	1:B:8:VAL:N	13	2.94
(1,22)	1:B:184:LYS:HZ1	1:B:9:VAL:N	13	2.94
(1,22)	1:B:184:LYS:HZ1	1:B:10:GLY:N	13	2.94
(1,22)	1:B:184:LYS:HZ1	1:B:11:ALA:N	13	2.94
(1,22)	1:B:184:LYS:HZ1	1:B:12:ASP:N	13	2.94
(1,22)	1:B:184:LYS:HZ1	1:B:13:GLY:N	13	2.94
(1,22)	1:B:184:LYS:HZ1	1:B:14:VAL:N	13	2.94
(1,22)	1:B:184:LYS:HZ1	1:B:15:GLY:N	13	2.94
(1,22)	1:B:184:LYS:HZ1	1:B:16:LYS:N	13	2.94
(1,22)	1:B:184:LYS:HZ1	1:B:17:SER:N	13	2.94
(1,22)	1:B:184:LYS:HZ1	1:B:18:ALA:N	13	2.94
(1,22)	1:B:184:LYS:HZ1	1:B:19:LEU:N	13	2.94
(1,22)	1:B:184:LYS:HZ1	1:B:20:THR:N	13	2.94
(1,22)	1:B:184:LYS:HZ1	1:B:21:ILE:N	13	2.94
(1,22)	1:B:184:LYS:HZ1	1:B:22:GLN:N	13	2.94
(1,22)	1:B:184:LYS:HZ1	1:B:23:LEU:N	13	2.94
(1,22)	1:B:184:LYS:HZ1	1:B:24:ILE:N	13	2.94
(1,22)	1:B:184:LYS:HZ1	1:B:25:GLN:N	13	2.94

Continued on next page...

Continued from previous page...

Key	Atom-1	Atom-2	Model ID	Violation (Å)
(1,22)	1:B:184:LYS:HZ1	1:B:26:ASN:N	13	2.94
(1,22)	1:B:184:LYS:HZ1	1:B:27:HIS:N	13	2.94
(1,22)	1:B:184:LYS:HZ1	1:B:28:PHE:N	13	2.94
(1,22)	1:B:184:LYS:HZ1	1:B:29:VAL:N	13	2.94
(1,22)	1:B:184:LYS:HZ1	1:B:30:ASP:N	13	2.94
(1,22)	1:B:184:LYS:HZ1	1:B:31:GLU:N	13	2.94
(1,22)	1:B:184:LYS:HZ1	1:B:32:TYR:N	13	2.94
(1,22)	1:B:184:LYS:HZ1	1:B:33:ASP:N	13	2.94
(1,22)	1:B:184:LYS:HZ1	1:B:34:PRO:N	13	2.94
(1,22)	1:B:184:LYS:HZ1	1:B:35:THR:N	13	2.94
(1,22)	1:B:184:LYS:HZ1	1:B:36:ILE:N	13	2.94
(1,22)	1:B:184:LYS:HZ1	1:B:37:GLU:N	13	2.94
(1,22)	1:B:184:LYS:HZ1	1:B:38:ASP:N	13	2.94
(1,22)	1:B:184:LYS:HZ1	1:B:39:SER:N	13	2.94
(1,22)	1:B:184:LYS:HZ1	1:B:40:TYR:N	13	2.94
(1,22)	1:B:184:LYS:HZ1	1:B:41:ARG:N	13	2.94
(1,22)	1:B:184:LYS:HZ1	1:B:42:LYS:N	13	2.94
(1,22)	1:B:184:LYS:HZ1	1:B:43:GLN:N	13	2.94
(1,22)	1:B:184:LYS:HZ1	1:B:44:VAL:N	13	2.94
(1,22)	1:B:184:LYS:HZ1	1:B:45:VAL:N	13	2.94
(1,22)	1:B:184:LYS:HZ1	1:B:46:ILE:N	13	2.94
(1,22)	1:B:184:LYS:HZ1	1:B:47:ASP:N	13	2.94
(1,22)	1:B:184:LYS:HZ1	1:B:48:GLY:N	13	2.94
(1,22)	1:B:184:LYS:HZ1	1:B:49:GLU:N	13	2.94
(1,22)	1:B:184:LYS:HZ1	1:B:50:THR:N	13	2.94
(1,22)	1:B:184:LYS:HZ1	1:B:51:CYS:N	13	2.94
(1,22)	1:B:184:LYS:HZ1	1:B:52:LEU:N	13	2.94
(1,22)	1:B:184:LYS:HZ1	1:B:53:LEU:N	13	2.94
(1,22)	1:B:184:LYS:HZ1	1:B:54:ASP:N	13	2.94
(1,22)	1:B:184:LYS:HZ1	1:B:55:ILE:N	13	2.94
(1,22)	1:B:184:LYS:HZ1	1:B:56:LEU:N	13	2.94
(1,22)	1:B:184:LYS:HZ1	1:B:57:ASP:N	13	2.94
(1,22)	1:B:184:LYS:HZ1	1:B:58:THR:N	13	2.94
(1,22)	1:B:184:LYS:HZ1	1:B:59:ALA:N	13	2.94
(1,22)	1:B:184:LYS:HZ1	1:B:60:GLY:N	13	2.94
(1,22)	1:B:184:LYS:HZ1	1:B:61:GLN:N	13	2.94
(1,22)	1:B:184:LYS:HZ1	1:B:62:GLU:N	13	2.94
(1,22)	1:B:184:LYS:HZ1	1:B:63:GLU:N	13	2.94
(1,22)	1:B:184:LYS:HZ1	1:B:64:TYR:N	13	2.94
(1,22)	1:B:184:LYS:HZ1	1:B:65:SER:N	13	2.94
(1,22)	1:B:184:LYS:HZ1	1:B:66:ALA:N	13	2.94
(1,22)	1:B:184:LYS:HZ1	1:B:67:MET:N	13	2.94

Continued on next page...

Continued from previous page...

Key	Atom-1	Atom-2	Model ID	Violation (Å)
(1,22)	1:B:184:LYS:HZ1	1:B:68:ARG:N	13	2.94
(1,22)	1:B:184:LYS:HZ1	1:B:69:ASP:N	13	2.94
(1,22)	1:B:184:LYS:HZ1	1:B:70:GLN:N	13	2.94
(1,22)	1:B:184:LYS:HZ1	1:B:71:TYR:N	13	2.94
(1,22)	1:B:184:LYS:HZ1	1:B:72:MET:N	13	2.94
(1,22)	1:B:184:LYS:HZ1	1:B:73:ARG:N	13	2.94
(1,22)	1:B:184:LYS:HZ1	1:B:74:THR:N	13	2.94
(1,22)	1:B:184:LYS:HZ1	1:B:75:GLY:N	13	2.94
(1,22)	1:B:184:LYS:HZ1	1:B:76:GLU:N	13	2.94
(1,22)	1:B:184:LYS:HZ1	1:B:77:GLY:N	13	2.94
(1,22)	1:B:184:LYS:HZ1	1:B:78:PHE:N	13	2.94
(1,22)	1:B:184:LYS:HZ1	1:B:79:LEU:N	13	2.94
(1,22)	1:B:184:LYS:HZ1	1:B:80:CYS:N	13	2.94
(1,22)	1:B:184:LYS:HZ1	5:B:203:7Q9:N	13	2.94
(1,22)	1:B:184:LYS:HZ1	5:B:204:7Q9:N	13	2.94
(1,22)	1:B:184:LYS:HZ1	5:B:205:7Q9:N	13	2.94
(1,22)	1:B:184:LYS:HZ1	5:B:206:7Q9:N	13	2.94
(1,22)	1:B:184:LYS:HZ1	5:B:207:7Q9:N	13	2.94
(1,22)	1:B:184:LYS:HZ1	6:B:208:17F:N1	13	2.94
(1,22)	1:B:184:LYS:HZ1	5:B:209:7Q9:N	13	2.94
(1,22)	1:B:184:LYS:HZ1	5:B:210:7Q9:N	13	2.94
(1,22)	1:B:184:LYS:HZ1	5:B:211:7Q9:N	13	2.94
(1,22)	1:B:184:LYS:HZ1	5:B:212:7Q9:N	13	2.94
(1,22)	1:B:184:LYS:HZ1	5:B:213:7Q9:N	13	2.94
(1,22)	1:B:184:LYS:HZ1	6:B:214:17F:N1	13	2.94
(1,22)	1:B:184:LYS:HZ1	6:B:215:17F:N1	13	2.94
(1,22)	1:B:184:LYS:HZ1	5:B:216:7Q9:N	13	2.94
(1,22)	1:B:184:LYS:HZ1	5:B:217:7Q9:N	13	2.94
(1,22)	1:B:184:LYS:HZ1	5:B:218:7Q9:N	13	2.94
(1,22)	1:B:184:LYS:HZ1	6:B:219:17F:N1	13	2.94
(1,22)	1:B:184:LYS:HZ1	5:B:220:7Q9:N	13	2.94
(1,22)	1:B:184:LYS:HZ2	1:B:2:THR:N	13	2.94
(1,22)	1:B:184:LYS:HZ2	1:B:3:GLU:N	13	2.94
(1,22)	1:B:184:LYS:HZ2	1:B:4:TYR:N	13	2.94
(1,22)	1:B:184:LYS:HZ2	1:B:5:LYS:N	13	2.94
(1,22)	1:B:184:LYS:HZ2	1:B:6:LEU:N	13	2.94
(1,22)	1:B:184:LYS:HZ2	1:B:7:VAL:N	13	2.94
(1,22)	1:B:184:LYS:HZ2	1:B:8:VAL:N	13	2.94
(1,22)	1:B:184:LYS:HZ2	1:B:9:VAL:N	13	2.94
(1,22)	1:B:184:LYS:HZ2	1:B:10:GLY:N	13	2.94
(1,22)	1:B:184:LYS:HZ2	1:B:11:ALA:N	13	2.94
(1,22)	1:B:184:LYS:HZ2	1:B:12:ASP:N	13	2.94

Continued on next page...

Continued from previous page...

Key	Atom-1	Atom-2	Model ID	Violation (Å)
(1,22)	1:B:184:LYS:HZ2	1:B:13:GLY:N	13	2.94
(1,22)	1:B:184:LYS:HZ2	1:B:14:VAL:N	13	2.94
(1,22)	1:B:184:LYS:HZ2	1:B:15:GLY:N	13	2.94
(1,22)	1:B:184:LYS:HZ2	1:B:16:LYS:N	13	2.94
(1,22)	1:B:184:LYS:HZ2	1:B:17:SER:N	13	2.94
(1,22)	1:B:184:LYS:HZ2	1:B:18:ALA:N	13	2.94
(1,22)	1:B:184:LYS:HZ2	1:B:19:LEU:N	13	2.94
(1,22)	1:B:184:LYS:HZ2	1:B:20:THR:N	13	2.94
(1,22)	1:B:184:LYS:HZ2	1:B:21:ILE:N	13	2.94
(1,22)	1:B:184:LYS:HZ2	1:B:22:GLN:N	13	2.94
(1,22)	1:B:184:LYS:HZ2	1:B:23:LEU:N	13	2.94
(1,22)	1:B:184:LYS:HZ2	1:B:24:ILE:N	13	2.94
(1,22)	1:B:184:LYS:HZ2	1:B:25:GLN:N	13	2.94
(1,22)	1:B:184:LYS:HZ2	1:B:26:ASN:N	13	2.94
(1,22)	1:B:184:LYS:HZ2	1:B:27:HIS:N	13	2.94
(1,22)	1:B:184:LYS:HZ2	1:B:28:PHE:N	13	2.94
(1,22)	1:B:184:LYS:HZ2	1:B:29:VAL:N	13	2.94
(1,22)	1:B:184:LYS:HZ2	1:B:30:ASP:N	13	2.94
(1,22)	1:B:184:LYS:HZ2	1:B:31:GLU:N	13	2.94
(1,22)	1:B:184:LYS:HZ2	1:B:32:TYR:N	13	2.94
(1,22)	1:B:184:LYS:HZ2	1:B:33:ASP:N	13	2.94
(1,22)	1:B:184:LYS:HZ2	1:B:34:PRO:N	13	2.94
(1,22)	1:B:184:LYS:HZ2	1:B:35:THR:N	13	2.94
(1,22)	1:B:184:LYS:HZ2	1:B:36:ILE:N	13	2.94
(1,22)	1:B:184:LYS:HZ2	1:B:37:GLU:N	13	2.94
(1,22)	1:B:184:LYS:HZ2	1:B:38:ASP:N	13	2.94
(1,22)	1:B:184:LYS:HZ2	1:B:39:SER:N	13	2.94
(1,22)	1:B:184:LYS:HZ2	1:B:40:TYR:N	13	2.94
(1,22)	1:B:184:LYS:HZ2	1:B:41:ARG:N	13	2.94
(1,22)	1:B:184:LYS:HZ2	1:B:42:LYS:N	13	2.94
(1,22)	1:B:184:LYS:HZ2	1:B:43:GLN:N	13	2.94
(1,22)	1:B:184:LYS:HZ2	1:B:44:VAL:N	13	2.94
(1,22)	1:B:184:LYS:HZ2	1:B:45:VAL:N	13	2.94
(1,22)	1:B:184:LYS:HZ2	1:B:46:ILE:N	13	2.94
(1,22)	1:B:184:LYS:HZ2	1:B:47:ASP:N	13	2.94
(1,22)	1:B:184:LYS:HZ2	1:B:48:GLY:N	13	2.94
(1,22)	1:B:184:LYS:HZ2	1:B:49:GLU:N	13	2.94
(1,22)	1:B:184:LYS:HZ2	1:B:50:THR:N	13	2.94
(1,22)	1:B:184:LYS:HZ2	1:B:51:CYS:N	13	2.94
(1,22)	1:B:184:LYS:HZ2	1:B:52:LEU:N	13	2.94
(1,22)	1:B:184:LYS:HZ2	1:B:53:LEU:N	13	2.94
(1,22)	1:B:184:LYS:HZ2	1:B:54:ASP:N	13	2.94

Continued on next page...

Continued from previous page...

Key	Atom-1	Atom-2	Model ID	Violation (Å)
(1,22)	1:B:184:LYS:HZ2	1:B:55:ILE:N	13	2.94
(1,22)	1:B:184:LYS:HZ2	1:B:56:LEU:N	13	2.94
(1,22)	1:B:184:LYS:HZ2	1:B:57:ASP:N	13	2.94
(1,22)	1:B:184:LYS:HZ2	1:B:58:THR:N	13	2.94
(1,22)	1:B:184:LYS:HZ2	1:B:59:ALA:N	13	2.94
(1,22)	1:B:184:LYS:HZ2	1:B:60:GLY:N	13	2.94
(1,22)	1:B:184:LYS:HZ2	1:B:61:GLN:N	13	2.94
(1,22)	1:B:184:LYS:HZ2	1:B:62:GLU:N	13	2.94
(1,22)	1:B:184:LYS:HZ2	1:B:63:GLU:N	13	2.94
(1,22)	1:B:184:LYS:HZ2	1:B:64:TYR:N	13	2.94
(1,22)	1:B:184:LYS:HZ2	1:B:65:SER:N	13	2.94
(1,22)	1:B:184:LYS:HZ2	1:B:66:ALA:N	13	2.94
(1,22)	1:B:184:LYS:HZ2	1:B:67:MET:N	13	2.94
(1,22)	1:B:184:LYS:HZ2	1:B:68:ARG:N	13	2.94
(1,22)	1:B:184:LYS:HZ2	1:B:69:ASP:N	13	2.94
(1,22)	1:B:184:LYS:HZ2	1:B:70:GLN:N	13	2.94
(1,22)	1:B:184:LYS:HZ2	1:B:71:TYR:N	13	2.94
(1,22)	1:B:184:LYS:HZ2	1:B:72:MET:N	13	2.94
(1,22)	1:B:184:LYS:HZ2	1:B:73:ARG:N	13	2.94
(1,22)	1:B:184:LYS:HZ2	1:B:74:THR:N	13	2.94
(1,22)	1:B:184:LYS:HZ2	1:B:75:GLY:N	13	2.94
(1,22)	1:B:184:LYS:HZ2	1:B:76:GLU:N	13	2.94
(1,22)	1:B:184:LYS:HZ2	1:B:77:GLY:N	13	2.94
(1,22)	1:B:184:LYS:HZ2	1:B:78:PHE:N	13	2.94
(1,22)	1:B:184:LYS:HZ2	1:B:79:LEU:N	13	2.94
(1,22)	1:B:184:LYS:HZ2	1:B:80:CYS:N	13	2.94
(1,22)	1:B:184:LYS:HZ2	5:B:203:7Q9:N	13	2.94
(1,22)	1:B:184:LYS:HZ2	5:B:204:7Q9:N	13	2.94
(1,22)	1:B:184:LYS:HZ2	5:B:205:7Q9:N	13	2.94
(1,22)	1:B:184:LYS:HZ2	5:B:206:7Q9:N	13	2.94
(1,22)	1:B:184:LYS:HZ2	5:B:207:7Q9:N	13	2.94
(1,22)	1:B:184:LYS:HZ2	6:B:208:17F:N1	13	2.94
(1,22)	1:B:184:LYS:HZ2	5:B:209:7Q9:N	13	2.94
(1,22)	1:B:184:LYS:HZ2	5:B:210:7Q9:N	13	2.94
(1,22)	1:B:184:LYS:HZ2	5:B:211:7Q9:N	13	2.94
(1,22)	1:B:184:LYS:HZ2	5:B:212:7Q9:N	13	2.94
(1,22)	1:B:184:LYS:HZ2	5:B:213:7Q9:N	13	2.94
(1,22)	1:B:184:LYS:HZ2	6:B:214:17F:N1	13	2.94
(1,22)	1:B:184:LYS:HZ2	6:B:215:17F:N1	13	2.94
(1,22)	1:B:184:LYS:HZ2	5:B:216:7Q9:N	13	2.94
(1,22)	1:B:184:LYS:HZ2	5:B:217:7Q9:N	13	2.94
(1,22)	1:B:184:LYS:HZ2	5:B:218:7Q9:N	13	2.94

Continued on next page...

Continued from previous page...

Key	Atom-1	Atom-2	Model ID	Violation (Å)
(1,22)	1:B:184:LYS:HZ2	6:B:219:17F:N1	13	2.94
(1,22)	1:B:184:LYS:HZ2	5:B:220:7Q9:N	13	2.94
(1,22)	1:B:184:LYS:HZ3	1:B:2:THR:N	13	2.94
(1,22)	1:B:184:LYS:HZ3	1:B:3:GLU:N	13	2.94
(1,22)	1:B:184:LYS:HZ3	1:B:4:TYR:N	13	2.94
(1,22)	1:B:184:LYS:HZ3	1:B:5:LYS:N	13	2.94
(1,22)	1:B:184:LYS:HZ3	1:B:6:LEU:N	13	2.94
(1,22)	1:B:184:LYS:HZ3	1:B:7:VAL:N	13	2.94
(1,22)	1:B:184:LYS:HZ3	1:B:8:VAL:N	13	2.94
(1,22)	1:B:184:LYS:HZ3	1:B:9:VAL:N	13	2.94
(1,22)	1:B:184:LYS:HZ3	1:B:10:GLY:N	13	2.94
(1,22)	1:B:184:LYS:HZ3	1:B:11:ALA:N	13	2.94
(1,22)	1:B:184:LYS:HZ3	1:B:12:ASP:N	13	2.94
(1,22)	1:B:184:LYS:HZ3	1:B:13:GLY:N	13	2.94
(1,22)	1:B:184:LYS:HZ3	1:B:14:VAL:N	13	2.94
(1,22)	1:B:184:LYS:HZ3	1:B:15:GLY:N	13	2.94
(1,22)	1:B:184:LYS:HZ3	1:B:16:LYS:N	13	2.94
(1,22)	1:B:184:LYS:HZ3	1:B:17:SER:N	13	2.94
(1,22)	1:B:184:LYS:HZ3	1:B:18:ALA:N	13	2.94
(1,22)	1:B:184:LYS:HZ3	1:B:19:LEU:N	13	2.94
(1,22)	1:B:184:LYS:HZ3	1:B:20:THR:N	13	2.94
(1,22)	1:B:184:LYS:HZ3	1:B:21:ILE:N	13	2.94
(1,22)	1:B:184:LYS:HZ3	1:B:22:GLN:N	13	2.94
(1,22)	1:B:184:LYS:HZ3	1:B:23:LEU:N	13	2.94
(1,22)	1:B:184:LYS:HZ3	1:B:24:ILE:N	13	2.94
(1,22)	1:B:184:LYS:HZ3	1:B:25:GLN:N	13	2.94
(1,22)	1:B:184:LYS:HZ3	1:B:26:ASN:N	13	2.94
(1,22)	1:B:184:LYS:HZ3	1:B:27:HIS:N	13	2.94
(1,22)	1:B:184:LYS:HZ3	1:B:28:PHE:N	13	2.94
(1,22)	1:B:184:LYS:HZ3	1:B:29:VAL:N	13	2.94
(1,22)	1:B:184:LYS:HZ3	1:B:30:ASP:N	13	2.94
(1,22)	1:B:184:LYS:HZ3	1:B:31:GLU:N	13	2.94
(1,22)	1:B:184:LYS:HZ3	1:B:32:TYR:N	13	2.94
(1,22)	1:B:184:LYS:HZ3	1:B:33:ASP:N	13	2.94
(1,22)	1:B:184:LYS:HZ3	1:B:34:PRO:N	13	2.94
(1,22)	1:B:184:LYS:HZ3	1:B:35:THR:N	13	2.94
(1,22)	1:B:184:LYS:HZ3	1:B:36:ILE:N	13	2.94
(1,22)	1:B:184:LYS:HZ3	1:B:37:GLU:N	13	2.94
(1,22)	1:B:184:LYS:HZ3	1:B:38:ASP:N	13	2.94
(1,22)	1:B:184:LYS:HZ3	1:B:39:SER:N	13	2.94
(1,22)	1:B:184:LYS:HZ3	1:B:40:TYR:N	13	2.94
(1,22)	1:B:184:LYS:HZ3	1:B:41:ARG:N	13	2.94

Continued on next page...

Continued from previous page...

Key	Atom-1	Atom-2	Model ID	Violation (Å)
(1,22)	1:B:184:LYS:HZ3	1:B:42:LYS:N	13	2.94
(1,22)	1:B:184:LYS:HZ3	1:B:43:GLN:N	13	2.94
(1,22)	1:B:184:LYS:HZ3	1:B:44:VAL:N	13	2.94
(1,22)	1:B:184:LYS:HZ3	1:B:45:VAL:N	13	2.94
(1,22)	1:B:184:LYS:HZ3	1:B:46:ILE:N	13	2.94
(1,22)	1:B:184:LYS:HZ3	1:B:47:ASP:N	13	2.94
(1,22)	1:B:184:LYS:HZ3	1:B:48:GLY:N	13	2.94
(1,22)	1:B:184:LYS:HZ3	1:B:49:GLU:N	13	2.94
(1,22)	1:B:184:LYS:HZ3	1:B:50:THR:N	13	2.94
(1,22)	1:B:184:LYS:HZ3	1:B:51:CYS:N	13	2.94
(1,22)	1:B:184:LYS:HZ3	1:B:52:LEU:N	13	2.94
(1,22)	1:B:184:LYS:HZ3	1:B:53:LEU:N	13	2.94
(1,22)	1:B:184:LYS:HZ3	1:B:54:ASP:N	13	2.94
(1,22)	1:B:184:LYS:HZ3	1:B:55:ILE:N	13	2.94
(1,22)	1:B:184:LYS:HZ3	1:B:56:LEU:N	13	2.94
(1,22)	1:B:184:LYS:HZ3	1:B:57:ASP:N	13	2.94
(1,22)	1:B:184:LYS:HZ3	1:B:58:THR:N	13	2.94
(1,22)	1:B:184:LYS:HZ3	1:B:59:ALA:N	13	2.94
(1,22)	1:B:184:LYS:HZ3	1:B:60:GLY:N	13	2.94
(1,22)	1:B:184:LYS:HZ3	1:B:61:GLN:N	13	2.94
(1,22)	1:B:184:LYS:HZ3	1:B:62:GLU:N	13	2.94
(1,22)	1:B:184:LYS:HZ3	1:B:63:GLU:N	13	2.94
(1,22)	1:B:184:LYS:HZ3	1:B:64:TYR:N	13	2.94
(1,22)	1:B:184:LYS:HZ3	1:B:65:SER:N	13	2.94
(1,22)	1:B:184:LYS:HZ3	1:B:66:ALA:N	13	2.94
(1,22)	1:B:184:LYS:HZ3	1:B:67:MET:N	13	2.94
(1,22)	1:B:184:LYS:HZ3	1:B:68:ARG:N	13	2.94
(1,22)	1:B:184:LYS:HZ3	1:B:69:ASP:N	13	2.94
(1,22)	1:B:184:LYS:HZ3	1:B:70:GLN:N	13	2.94
(1,22)	1:B:184:LYS:HZ3	1:B:71:TYR:N	13	2.94
(1,22)	1:B:184:LYS:HZ3	1:B:72:MET:N	13	2.94
(1,22)	1:B:184:LYS:HZ3	1:B:73:ARG:N	13	2.94
(1,22)	1:B:184:LYS:HZ3	1:B:74:THR:N	13	2.94
(1,22)	1:B:184:LYS:HZ3	1:B:75:GLY:N	13	2.94
(1,22)	1:B:184:LYS:HZ3	1:B:76:GLU:N	13	2.94
(1,22)	1:B:184:LYS:HZ3	1:B:77:GLY:N	13	2.94
(1,22)	1:B:184:LYS:HZ3	1:B:78:PHE:N	13	2.94
(1,22)	1:B:184:LYS:HZ3	1:B:79:LEU:N	13	2.94
(1,22)	1:B:184:LYS:HZ3	1:B:80:CYS:N	13	2.94
(1,22)	1:B:184:LYS:HZ3	5:B:203:7Q9:N	13	2.94
(1,22)	1:B:184:LYS:HZ3	5:B:204:7Q9:N	13	2.94
(1,22)	1:B:184:LYS:HZ3	5:B:205:7Q9:N	13	2.94

Continued on next page...

Continued from previous page...

Key	Atom-1	Atom-2	Model ID	Violation (Å)
(1,22)	1:B:184:LYS:HZ3	5:B:206:7Q9:N	13	2.94
(1,22)	1:B:184:LYS:HZ3	5:B:207:7Q9:N	13	2.94
(1,22)	1:B:184:LYS:HZ3	6:B:208:17F:N1	13	2.94
(1,22)	1:B:184:LYS:HZ3	5:B:209:7Q9:N	13	2.94
(1,22)	1:B:184:LYS:HZ3	5:B:210:7Q9:N	13	2.94
(1,22)	1:B:184:LYS:HZ3	5:B:211:7Q9:N	13	2.94
(1,22)	1:B:184:LYS:HZ3	5:B:212:7Q9:N	13	2.94
(1,22)	1:B:184:LYS:HZ3	5:B:213:7Q9:N	13	2.94
(1,22)	1:B:184:LYS:HZ3	6:B:214:17F:N1	13	2.94
(1,22)	1:B:184:LYS:HZ3	6:B:215:17F:N1	13	2.94
(1,22)	1:B:184:LYS:HZ3	5:B:216:7Q9:N	13	2.94
(1,22)	1:B:184:LYS:HZ3	5:B:217:7Q9:N	13	2.94
(1,22)	1:B:184:LYS:HZ3	5:B:218:7Q9:N	13	2.94
(1,22)	1:B:184:LYS:HZ3	6:B:219:17F:N1	13	2.94
(1,22)	1:B:184:LYS:HZ3	5:B:220:7Q9:N	13	2.94
(1,22)	1:B:184:LYS:N	1:B:2:THR:N	13	2.94
(1,22)	1:B:184:LYS:N	1:B:3:GLU:N	13	2.94
(1,22)	1:B:184:LYS:N	1:B:4:TYR:N	13	2.94
(1,22)	1:B:184:LYS:N	1:B:5:LYS:N	13	2.94
(1,22)	1:B:184:LYS:N	1:B:6:LEU:N	13	2.94
(1,22)	1:B:184:LYS:N	1:B:7:VAL:N	13	2.94
(1,22)	1:B:184:LYS:N	1:B:8:VAL:N	13	2.94
(1,22)	1:B:184:LYS:N	1:B:9:VAL:N	13	2.94
(1,22)	1:B:184:LYS:N	1:B:10:GLY:N	13	2.94
(1,22)	1:B:184:LYS:N	1:B:11:ALA:N	13	2.94
(1,22)	1:B:184:LYS:N	1:B:12:ASP:N	13	2.94
(1,22)	1:B:184:LYS:N	1:B:13:GLY:N	13	2.94
(1,22)	1:B:184:LYS:N	1:B:14:VAL:N	13	2.94
(1,22)	1:B:184:LYS:N	1:B:15:GLY:N	13	2.94
(1,22)	1:B:184:LYS:N	1:B:16:LYS:N	13	2.94
(1,22)	1:B:184:LYS:N	1:B:17:SER:N	13	2.94
(1,22)	1:B:184:LYS:N	1:B:18:ALA:N	13	2.94
(1,22)	1:B:184:LYS:N	1:B:19:LEU:N	13	2.94
(1,22)	1:B:184:LYS:N	1:B:20:THR:N	13	2.94
(1,22)	1:B:184:LYS:N	1:B:21:ILE:N	13	2.94
(1,22)	1:B:184:LYS:N	1:B:22:GLN:N	13	2.94
(1,22)	1:B:184:LYS:N	1:B:23:LEU:N	13	2.94
(1,22)	1:B:184:LYS:N	1:B:24:ILE:N	13	2.94
(1,22)	1:B:184:LYS:N	1:B:25:GLN:N	13	2.94
(1,22)	1:B:184:LYS:N	1:B:26:ASN:N	13	2.94
(1,22)	1:B:184:LYS:N	1:B:27:HIS:N	13	2.94
(1,22)	1:B:184:LYS:N	1:B:28:PHE:N	13	2.94

Continued on next page...

Continued from previous page...

Key	Atom-1	Atom-2	Model ID	Violation (Å)
(1,22)	1:B:184:LYS:N	1:B:29:VAL:N	13	2.94
(1,22)	1:B:184:LYS:N	1:B:30:ASP:N	13	2.94
(1,22)	1:B:184:LYS:N	1:B:31:GLU:N	13	2.94
(1,22)	1:B:184:LYS:N	1:B:32:TYR:N	13	2.94
(1,22)	1:B:184:LYS:N	1:B:33:ASP:N	13	2.94
(1,22)	1:B:184:LYS:N	1:B:34:PRO:N	13	2.94
(1,22)	1:B:184:LYS:N	1:B:35:THR:N	13	2.94
(1,22)	1:B:184:LYS:N	1:B:36:ILE:N	13	2.94
(1,22)	1:B:184:LYS:N	1:B:37:GLU:N	13	2.94
(1,22)	1:B:184:LYS:N	1:B:38:ASP:N	13	2.94
(1,22)	1:B:184:LYS:N	1:B:39:SER:N	13	2.94
(1,22)	1:B:184:LYS:N	1:B:40:TYR:N	13	2.94
(1,22)	1:B:184:LYS:N	1:B:41:ARG:N	13	2.94
(1,22)	1:B:184:LYS:N	1:B:42:LYS:N	13	2.94
(1,22)	1:B:184:LYS:N	1:B:43:GLN:N	13	2.94
(1,22)	1:B:184:LYS:N	1:B:44:VAL:N	13	2.94
(1,22)	1:B:184:LYS:N	1:B:45:VAL:N	13	2.94
(1,22)	1:B:184:LYS:N	1:B:46:ILE:N	13	2.94
(1,22)	1:B:184:LYS:N	1:B:47:ASP:N	13	2.94
(1,22)	1:B:184:LYS:N	1:B:48:GLY:N	13	2.94
(1,22)	1:B:184:LYS:N	1:B:49:GLU:N	13	2.94
(1,22)	1:B:184:LYS:N	1:B:50:THR:N	13	2.94
(1,22)	1:B:184:LYS:N	1:B:51:CYS:N	13	2.94
(1,22)	1:B:184:LYS:N	1:B:52:LEU:N	13	2.94
(1,22)	1:B:184:LYS:N	1:B:53:LEU:N	13	2.94
(1,22)	1:B:184:LYS:N	1:B:54:ASP:N	13	2.94
(1,22)	1:B:184:LYS:N	1:B:55:ILE:N	13	2.94
(1,22)	1:B:184:LYS:N	1:B:56:LEU:N	13	2.94
(1,22)	1:B:184:LYS:N	1:B:57:ASP:N	13	2.94
(1,22)	1:B:184:LYS:N	1:B:58:THR:N	13	2.94
(1,22)	1:B:184:LYS:N	1:B:59:ALA:N	13	2.94
(1,22)	1:B:184:LYS:N	1:B:60:GLY:N	13	2.94
(1,22)	1:B:184:LYS:N	1:B:61:GLN:N	13	2.94
(1,22)	1:B:184:LYS:N	1:B:62:GLU:N	13	2.94
(1,22)	1:B:184:LYS:N	1:B:63:GLU:N	13	2.94
(1,22)	1:B:184:LYS:N	1:B:64:TYR:N	13	2.94
(1,22)	1:B:184:LYS:N	1:B:65:SER:N	13	2.94
(1,22)	1:B:184:LYS:N	1:B:66:ALA:N	13	2.94
(1,22)	1:B:184:LYS:N	1:B:67:MET:N	13	2.94
(1,22)	1:B:184:LYS:N	1:B:68:ARG:N	13	2.94
(1,22)	1:B:184:LYS:N	1:B:69:ASP:N	13	2.94
(1,22)	1:B:184:LYS:N	1:B:70:GLN:N	13	2.94

Continued on next page...

Continued from previous page...

Key	Atom-1	Atom-2	Model ID	Violation (Å)
(1,22)	1:B:184:LYS:N	1:B:71:TYR:N	13	2.94
(1,22)	1:B:184:LYS:N	1:B:72:MET:N	13	2.94
(1,22)	1:B:184:LYS:N	1:B:73:ARG:N	13	2.94
(1,22)	1:B:184:LYS:N	1:B:74:THR:N	13	2.94
(1,22)	1:B:184:LYS:N	1:B:75:GLY:N	13	2.94
(1,22)	1:B:184:LYS:N	1:B:76:GLU:N	13	2.94
(1,22)	1:B:184:LYS:N	1:B:77:GLY:N	13	2.94
(1,22)	1:B:184:LYS:N	1:B:78:PHE:N	13	2.94
(1,22)	1:B:184:LYS:N	1:B:79:LEU:N	13	2.94
(1,22)	1:B:184:LYS:N	1:B:80:CYS:N	13	2.94
(1,22)	1:B:184:LYS:N	5:B:203:7Q9:N	13	2.94
(1,22)	1:B:184:LYS:N	5:B:204:7Q9:N	13	2.94
(1,22)	1:B:184:LYS:N	5:B:205:7Q9:N	13	2.94
(1,22)	1:B:184:LYS:N	5:B:206:7Q9:N	13	2.94
(1,22)	1:B:184:LYS:N	5:B:207:7Q9:N	13	2.94
(1,22)	1:B:184:LYS:N	6:B:208:17F:N1	13	2.94
(1,22)	1:B:184:LYS:N	5:B:209:7Q9:N	13	2.94
(1,22)	1:B:184:LYS:N	5:B:210:7Q9:N	13	2.94
(1,22)	1:B:184:LYS:N	5:B:211:7Q9:N	13	2.94
(1,22)	1:B:184:LYS:N	5:B:212:7Q9:N	13	2.94
(1,22)	1:B:184:LYS:N	5:B:213:7Q9:N	13	2.94
(1,22)	1:B:184:LYS:N	6:B:214:17F:N1	13	2.94
(1,22)	1:B:184:LYS:N	6:B:215:17F:N1	13	2.94
(1,22)	1:B:184:LYS:N	5:B:216:7Q9:N	13	2.94
(1,22)	1:B:184:LYS:N	5:B:217:7Q9:N	13	2.94
(1,22)	1:B:184:LYS:N	5:B:218:7Q9:N	13	2.94
(1,22)	1:B:184:LYS:N	6:B:219:17F:N1	13	2.94
(1,22)	1:B:184:LYS:N	5:B:220:7Q9:N	13	2.94
(1,22)	1:B:184:LYS:NZ	1:B:2:THR:N	13	2.94
(1,22)	1:B:184:LYS:NZ	1:B:3:GLU:N	13	2.94
(1,22)	1:B:184:LYS:NZ	1:B:4:TYR:N	13	2.94
(1,22)	1:B:184:LYS:NZ	1:B:5:LYS:N	13	2.94
(1,22)	1:B:184:LYS:NZ	1:B:6:LEU:N	13	2.94
(1,22)	1:B:184:LYS:NZ	1:B:7:VAL:N	13	2.94
(1,22)	1:B:184:LYS:NZ	1:B:8:VAL:N	13	2.94
(1,22)	1:B:184:LYS:NZ	1:B:9:VAL:N	13	2.94
(1,22)	1:B:184:LYS:NZ	1:B:10:GLY:N	13	2.94
(1,22)	1:B:184:LYS:NZ	1:B:11:ALA:N	13	2.94
(1,22)	1:B:184:LYS:NZ	1:B:12:ASP:N	13	2.94
(1,22)	1:B:184:LYS:NZ	1:B:13:GLY:N	13	2.94
(1,22)	1:B:184:LYS:NZ	1:B:14:VAL:N	13	2.94
(1,22)	1:B:184:LYS:NZ	1:B:15:GLY:N	13	2.94

Continued on next page...

Continued from previous page...

Key	Atom-1	Atom-2	Model ID	Violation (Å)
(1,22)	1:B:184:LYS:NZ	1:B:16:LYS:N	13	2.94
(1,22)	1:B:184:LYS:NZ	1:B:17:SER:N	13	2.94
(1,22)	1:B:184:LYS:NZ	1:B:18:ALA:N	13	2.94
(1,22)	1:B:184:LYS:NZ	1:B:19:LEU:N	13	2.94
(1,22)	1:B:184:LYS:NZ	1:B:20:THR:N	13	2.94
(1,22)	1:B:184:LYS:NZ	1:B:21:ILE:N	13	2.94
(1,22)	1:B:184:LYS:NZ	1:B:22:GLN:N	13	2.94
(1,22)	1:B:184:LYS:NZ	1:B:23:LEU:N	13	2.94
(1,22)	1:B:184:LYS:NZ	1:B:24:ILE:N	13	2.94
(1,22)	1:B:184:LYS:NZ	1:B:25:GLN:N	13	2.94
(1,22)	1:B:184:LYS:NZ	1:B:26:ASN:N	13	2.94
(1,22)	1:B:184:LYS:NZ	1:B:27:HIS:N	13	2.94
(1,22)	1:B:184:LYS:NZ	1:B:28:PHE:N	13	2.94
(1,22)	1:B:184:LYS:NZ	1:B:29:VAL:N	13	2.94
(1,22)	1:B:184:LYS:NZ	1:B:30:ASP:N	13	2.94
(1,22)	1:B:184:LYS:NZ	1:B:31:GLU:N	13	2.94
(1,22)	1:B:184:LYS:NZ	1:B:32:TYR:N	13	2.94
(1,22)	1:B:184:LYS:NZ	1:B:33:ASP:N	13	2.94
(1,22)	1:B:184:LYS:NZ	1:B:34:PRO:N	13	2.94
(1,22)	1:B:184:LYS:NZ	1:B:35:THR:N	13	2.94
(1,22)	1:B:184:LYS:NZ	1:B:36:ILE:N	13	2.94
(1,22)	1:B:184:LYS:NZ	1:B:37:GLU:N	13	2.94
(1,22)	1:B:184:LYS:NZ	1:B:38:ASP:N	13	2.94
(1,22)	1:B:184:LYS:NZ	1:B:39:SER:N	13	2.94
(1,22)	1:B:184:LYS:NZ	1:B:40:TYR:N	13	2.94
(1,22)	1:B:184:LYS:NZ	1:B:41:ARG:N	13	2.94
(1,22)	1:B:184:LYS:NZ	1:B:42:LYS:N	13	2.94
(1,22)	1:B:184:LYS:NZ	1:B:43:GLN:N	13	2.94
(1,22)	1:B:184:LYS:NZ	1:B:44:VAL:N	13	2.94
(1,22)	1:B:184:LYS:NZ	1:B:45:VAL:N	13	2.94
(1,22)	1:B:184:LYS:NZ	1:B:46:ILE:N	13	2.94
(1,22)	1:B:184:LYS:NZ	1:B:47:ASP:N	13	2.94
(1,22)	1:B:184:LYS:NZ	1:B:48:GLY:N	13	2.94
(1,22)	1:B:184:LYS:NZ	1:B:49:GLU:N	13	2.94
(1,22)	1:B:184:LYS:NZ	1:B:50:THR:N	13	2.94
(1,22)	1:B:184:LYS:NZ	1:B:51:CYS:N	13	2.94
(1,22)	1:B:184:LYS:NZ	1:B:52:LEU:N	13	2.94
(1,22)	1:B:184:LYS:NZ	1:B:53:LEU:N	13	2.94
(1,22)	1:B:184:LYS:NZ	1:B:54:ASP:N	13	2.94
(1,22)	1:B:184:LYS:NZ	1:B:55:ILE:N	13	2.94
(1,22)	1:B:184:LYS:NZ	1:B:56:LEU:N	13	2.94
(1,22)	1:B:184:LYS:NZ	1:B:57:ASP:N	13	2.94

Continued on next page...

Continued from previous page...

Key	Atom-1	Atom-2	Model ID	Violation (Å)
(1,22)	1:B:184:LYS:NZ	1:B:58:THR:N	13	2.94
(1,22)	1:B:184:LYS:NZ	1:B:59:ALA:N	13	2.94
(1,22)	1:B:184:LYS:NZ	1:B:60:GLY:N	13	2.94
(1,22)	1:B:184:LYS:NZ	1:B:61:GLN:N	13	2.94
(1,22)	1:B:184:LYS:NZ	1:B:62:GLU:N	13	2.94
(1,22)	1:B:184:LYS:NZ	1:B:63:GLU:N	13	2.94
(1,22)	1:B:184:LYS:NZ	1:B:64:TYR:N	13	2.94
(1,22)	1:B:184:LYS:NZ	1:B:65:SER:N	13	2.94
(1,22)	1:B:184:LYS:NZ	1:B:66:ALA:N	13	2.94
(1,22)	1:B:184:LYS:NZ	1:B:67:MET:N	13	2.94
(1,22)	1:B:184:LYS:NZ	1:B:68:ARG:N	13	2.94
(1,22)	1:B:184:LYS:NZ	1:B:69:ASP:N	13	2.94
(1,22)	1:B:184:LYS:NZ	1:B:70:GLN:N	13	2.94
(1,22)	1:B:184:LYS:NZ	1:B:71:TYR:N	13	2.94
(1,22)	1:B:184:LYS:NZ	1:B:72:MET:N	13	2.94
(1,22)	1:B:184:LYS:NZ	1:B:73:ARG:N	13	2.94
(1,22)	1:B:184:LYS:NZ	1:B:74:THR:N	13	2.94
(1,22)	1:B:184:LYS:NZ	1:B:75:GLY:N	13	2.94
(1,22)	1:B:184:LYS:NZ	1:B:76:GLU:N	13	2.94
(1,22)	1:B:184:LYS:NZ	1:B:77:GLY:N	13	2.94
(1,22)	1:B:184:LYS:NZ	1:B:78:PHE:N	13	2.94
(1,22)	1:B:184:LYS:NZ	1:B:79:LEU:N	13	2.94
(1,22)	1:B:184:LYS:NZ	1:B:80:CYS:N	13	2.94
(1,22)	1:B:184:LYS:NZ	5:B:203:7Q9:N	13	2.94
(1,22)	1:B:184:LYS:NZ	5:B:204:7Q9:N	13	2.94
(1,22)	1:B:184:LYS:NZ	5:B:205:7Q9:N	13	2.94
(1,22)	1:B:184:LYS:NZ	5:B:206:7Q9:N	13	2.94
(1,22)	1:B:184:LYS:NZ	5:B:207:7Q9:N	13	2.94
(1,22)	1:B:184:LYS:NZ	6:B:208:17F:N1	13	2.94
(1,22)	1:B:184:LYS:NZ	5:B:209:7Q9:N	13	2.94
(1,22)	1:B:184:LYS:NZ	5:B:210:7Q9:N	13	2.94
(1,22)	1:B:184:LYS:NZ	5:B:211:7Q9:N	13	2.94
(1,22)	1:B:184:LYS:NZ	5:B:212:7Q9:N	13	2.94
(1,22)	1:B:184:LYS:NZ	5:B:213:7Q9:N	13	2.94
(1,22)	1:B:184:LYS:NZ	6:B:214:17F:N1	13	2.94
(1,22)	1:B:184:LYS:NZ	6:B:215:17F:N1	13	2.94
(1,22)	1:B:184:LYS:NZ	5:B:216:7Q9:N	13	2.94
(1,22)	1:B:184:LYS:NZ	5:B:217:7Q9:N	13	2.94
(1,22)	1:B:184:LYS:NZ	5:B:218:7Q9:N	13	2.94
(1,22)	1:B:184:LYS:NZ	6:B:219:17F:N1	13	2.94
(1,22)	1:B:184:LYS:NZ	5:B:220:7Q9:N	13	2.94
(1,22)	1:B:184:LYS:O	1:B:2:THR:N	13	2.94

Continued on next page...

Continued from previous page...

Key	Atom-1	Atom-2	Model ID	Violation (Å)
(1,22)	1:B:184:LYS:O	1:B:3:GLU:N	13	2.94
(1,22)	1:B:184:LYS:O	1:B:4:TYR:N	13	2.94
(1,22)	1:B:184:LYS:O	1:B:5:LYS:N	13	2.94
(1,22)	1:B:184:LYS:O	1:B:6:LEU:N	13	2.94
(1,22)	1:B:184:LYS:O	1:B:7:VAL:N	13	2.94
(1,22)	1:B:184:LYS:O	1:B:8:VAL:N	13	2.94
(1,22)	1:B:184:LYS:O	1:B:9:VAL:N	13	2.94
(1,22)	1:B:184:LYS:O	1:B:10:GLY:N	13	2.94
(1,22)	1:B:184:LYS:O	1:B:11:ALA:N	13	2.94
(1,22)	1:B:184:LYS:O	1:B:12:ASP:N	13	2.94
(1,22)	1:B:184:LYS:O	1:B:13:GLY:N	13	2.94
(1,22)	1:B:184:LYS:O	1:B:14:VAL:N	13	2.94
(1,22)	1:B:184:LYS:O	1:B:15:GLY:N	13	2.94
(1,22)	1:B:184:LYS:O	1:B:16:LYS:N	13	2.94
(1,22)	1:B:184:LYS:O	1:B:17:SER:N	13	2.94
(1,22)	1:B:184:LYS:O	1:B:18:ALA:N	13	2.94
(1,22)	1:B:184:LYS:O	1:B:19:LEU:N	13	2.94
(1,22)	1:B:184:LYS:O	1:B:20:THR:N	13	2.94
(1,22)	1:B:184:LYS:O	1:B:21:ILE:N	13	2.94
(1,22)	1:B:184:LYS:O	1:B:22:GLN:N	13	2.94
(1,22)	1:B:184:LYS:O	1:B:23:LEU:N	13	2.94
(1,22)	1:B:184:LYS:O	1:B:24:ILE:N	13	2.94
(1,22)	1:B:184:LYS:O	1:B:25:GLN:N	13	2.94
(1,22)	1:B:184:LYS:O	1:B:26:ASN:N	13	2.94
(1,22)	1:B:184:LYS:O	1:B:27:HIS:N	13	2.94
(1,22)	1:B:184:LYS:O	1:B:28:PHE:N	13	2.94
(1,22)	1:B:184:LYS:O	1:B:29:VAL:N	13	2.94
(1,22)	1:B:184:LYS:O	1:B:30:ASP:N	13	2.94
(1,22)	1:B:184:LYS:O	1:B:31:GLU:N	13	2.94
(1,22)	1:B:184:LYS:O	1:B:32:TYR:N	13	2.94
(1,22)	1:B:184:LYS:O	1:B:33:ASP:N	13	2.94
(1,22)	1:B:184:LYS:O	1:B:34:PRO:N	13	2.94
(1,22)	1:B:184:LYS:O	1:B:35:THR:N	13	2.94
(1,22)	1:B:184:LYS:O	1:B:36:ILE:N	13	2.94
(1,22)	1:B:184:LYS:O	1:B:37:GLU:N	13	2.94
(1,22)	1:B:184:LYS:O	1:B:38:ASP:N	13	2.94
(1,22)	1:B:184:LYS:O	1:B:39:SER:N	13	2.94
(1,22)	1:B:184:LYS:O	1:B:40:TYR:N	13	2.94
(1,22)	1:B:184:LYS:O	1:B:41:ARG:N	13	2.94
(1,22)	1:B:184:LYS:O	1:B:42:LYS:N	13	2.94
(1,22)	1:B:184:LYS:O	1:B:43:GLN:N	13	2.94
(1,22)	1:B:184:LYS:O	1:B:44:VAL:N	13	2.94

Continued on next page...

Continued from previous page...

Key	Atom-1	Atom-2	Model ID	Violation (Å)
(1,22)	1:B:184:LYS:O	1:B:45:VAL:N	13	2.94
(1,22)	1:B:184:LYS:O	1:B:46:ILE:N	13	2.94
(1,22)	1:B:184:LYS:O	1:B:47:ASP:N	13	2.94
(1,22)	1:B:184:LYS:O	1:B:48:GLY:N	13	2.94
(1,22)	1:B:184:LYS:O	1:B:49:GLU:N	13	2.94
(1,22)	1:B:184:LYS:O	1:B:50:THR:N	13	2.94
(1,22)	1:B:184:LYS:O	1:B:51:CYS:N	13	2.94
(1,22)	1:B:184:LYS:O	1:B:52:LEU:N	13	2.94
(1,22)	1:B:184:LYS:O	1:B:53:LEU:N	13	2.94
(1,22)	1:B:184:LYS:O	1:B:54:ASP:N	13	2.94
(1,22)	1:B:184:LYS:O	1:B:55:ILE:N	13	2.94
(1,22)	1:B:184:LYS:O	1:B:56:LEU:N	13	2.94
(1,22)	1:B:184:LYS:O	1:B:57:ASP:N	13	2.94
(1,22)	1:B:184:LYS:O	1:B:58:THR:N	13	2.94
(1,22)	1:B:184:LYS:O	1:B:59:ALA:N	13	2.94
(1,22)	1:B:184:LYS:O	1:B:60:GLY:N	13	2.94
(1,22)	1:B:184:LYS:O	1:B:61:GLN:N	13	2.94
(1,22)	1:B:184:LYS:O	1:B:62:GLU:N	13	2.94
(1,22)	1:B:184:LYS:O	1:B:63:GLU:N	13	2.94
(1,22)	1:B:184:LYS:O	1:B:64:TYR:N	13	2.94
(1,22)	1:B:184:LYS:O	1:B:65:SER:N	13	2.94
(1,22)	1:B:184:LYS:O	1:B:66:ALA:N	13	2.94
(1,22)	1:B:184:LYS:O	1:B:67:MET:N	13	2.94
(1,22)	1:B:184:LYS:O	1:B:68:ARG:N	13	2.94
(1,22)	1:B:184:LYS:O	1:B:69:ASP:N	13	2.94
(1,22)	1:B:184:LYS:O	1:B:70:GLN:N	13	2.94
(1,22)	1:B:184:LYS:O	1:B:71:TYR:N	13	2.94
(1,22)	1:B:184:LYS:O	1:B:72:MET:N	13	2.94
(1,22)	1:B:184:LYS:O	1:B:73:ARG:N	13	2.94
(1,22)	1:B:184:LYS:O	1:B:74:THR:N	13	2.94
(1,22)	1:B:184:LYS:O	1:B:75:GLY:N	13	2.94
(1,22)	1:B:184:LYS:O	1:B:76:GLU:N	13	2.94
(1,22)	1:B:184:LYS:O	1:B:77:GLY:N	13	2.94
(1,22)	1:B:184:LYS:O	1:B:78:PHE:N	13	2.94
(1,22)	1:B:184:LYS:O	1:B:79:LEU:N	13	2.94
(1,22)	1:B:184:LYS:O	1:B:80:CYS:N	13	2.94
(1,22)	1:B:184:LYS:O	5:B:203:7Q9:N	13	2.94
(1,22)	1:B:184:LYS:O	5:B:204:7Q9:N	13	2.94
(1,22)	1:B:184:LYS:O	5:B:205:7Q9:N	13	2.94
(1,22)	1:B:184:LYS:O	5:B:206:7Q9:N	13	2.94
(1,22)	1:B:184:LYS:O	5:B:207:7Q9:N	13	2.94
(1,22)	1:B:184:LYS:O	6:B:208:17F:N1	13	2.94

Continued on next page...

Continued from previous page...

Key	Atom-1	Atom-2	Model ID	Violation (Å)
(1,22)	1:B:184:LYS:O	5:B:209:7Q9:N	13	2.94
(1,22)	1:B:184:LYS:O	5:B:210:7Q9:N	13	2.94
(1,22)	1:B:184:LYS:O	5:B:211:7Q9:N	13	2.94
(1,22)	1:B:184:LYS:O	5:B:212:7Q9:N	13	2.94
(1,22)	1:B:184:LYS:O	5:B:213:7Q9:N	13	2.94
(1,22)	1:B:184:LYS:O	6:B:214:17F:N1	13	2.94
(1,22)	1:B:184:LYS:O	6:B:215:17F:N1	13	2.94
(1,22)	1:B:184:LYS:O	5:B:216:7Q9:N	13	2.94
(1,22)	1:B:184:LYS:O	5:B:217:7Q9:N	13	2.94
(1,22)	1:B:184:LYS:O	5:B:218:7Q9:N	13	2.94
(1,22)	1:B:184:LYS:O	6:B:219:17F:N1	13	2.94
(1,22)	1:B:184:LYS:O	5:B:220:7Q9:N	13	2.94
(3,10)	1:A:55:ILE:CD1	1:B:2:THR:N	2	2.92
(3,10)	1:A:55:ILE:CD1	1:B:3:GLU:N	2	2.92
(3,10)	1:A:55:ILE:CD1	1:B:4:TYR:N	2	2.92
(3,10)	1:A:55:ILE:CD1	1:B:5:LYS:N	2	2.92
(3,10)	1:A:55:ILE:CD1	1:B:6:LEU:N	2	2.92
(3,10)	1:A:55:ILE:CD1	1:B:7:VAL:N	2	2.92
(3,10)	1:A:55:ILE:CD1	1:B:8:VAL:N	2	2.92
(3,10)	1:A:55:ILE:CD1	1:B:9:VAL:N	2	2.92
(3,10)	1:A:55:ILE:CD1	1:B:10:GLY:N	2	2.92
(3,10)	1:A:55:ILE:CD1	1:B:11:ALA:N	2	2.92
(3,10)	1:A:55:ILE:CD1	1:B:12:ASP:N	2	2.92
(3,10)	1:A:55:ILE:CD1	1:B:13:GLY:N	2	2.92
(3,10)	1:A:55:ILE:CD1	1:B:14:VAL:N	2	2.92
(3,10)	1:A:55:ILE:CD1	1:B:15:GLY:N	2	2.92
(3,10)	1:A:55:ILE:CD1	1:B:16:LYS:N	2	2.92
(3,10)	1:A:55:ILE:CD1	1:B:17:SER:N	2	2.92
(3,10)	1:A:55:ILE:CD1	1:B:18:ALA:N	2	2.92
(3,10)	1:A:55:ILE:CD1	1:B:19:LEU:N	2	2.92
(3,10)	1:A:55:ILE:CD1	1:B:20:THR:N	2	2.92
(3,10)	1:A:55:ILE:CD1	1:B:21:ILE:N	2	2.92
(3,10)	1:A:55:ILE:CD1	1:B:22:GLN:N	2	2.92
(3,10)	1:A:55:ILE:CD1	1:B:23:LEU:N	2	2.92
(3,10)	1:A:55:ILE:CD1	1:B:24:ILE:N	2	2.92
(3,10)	1:A:55:ILE:CD1	1:B:25:GLN:N	2	2.92
(3,10)	1:A:55:ILE:CD1	1:B:26:ASN:N	2	2.92
(3,10)	1:A:55:ILE:CD1	1:B:27:HIS:N	2	2.92
(3,10)	1:A:55:ILE:CD1	1:B:28:PHE:N	2	2.92
(3,10)	1:A:55:ILE:CD1	1:B:29:VAL:N	2	2.92
(3,10)	1:A:55:ILE:CD1	1:B:30:ASP:N	2	2.92
(3,10)	1:A:55:ILE:CD1	1:B:31:GLU:N	2	2.92

Continued on next page...

Continued from previous page...

Key	Atom-1	Atom-2	Model ID	Violation (Å)
(3,10)	1:A:55:ILE:CD1	1:B:32:TYR:N	2	2.92
(3,10)	1:A:55:ILE:CD1	1:B:33:ASP:N	2	2.92
(3,10)	1:A:55:ILE:CD1	1:B:34:PRO:N	2	2.92
(3,10)	1:A:55:ILE:CD1	1:B:35:THR:N	2	2.92
(3,10)	1:A:55:ILE:CD1	1:B:36:ILE:N	2	2.92
(3,10)	1:A:55:ILE:CD1	1:B:37:GLU:N	2	2.92
(3,10)	1:A:55:ILE:CD1	1:B:38:ASP:N	2	2.92
(3,10)	1:A:55:ILE:CD1	1:B:39:SER:N	2	2.92
(3,10)	1:A:55:ILE:CD1	1:B:40:TYR:N	2	2.92
(3,10)	1:A:55:ILE:CD1	1:B:41:ARG:N	2	2.92
(3,10)	1:A:55:ILE:CD1	1:B:42:LYS:N	2	2.92
(3,10)	1:A:55:ILE:CD1	1:B:43:GLN:N	2	2.92
(3,10)	1:A:55:ILE:CD1	1:B:44:VAL:N	2	2.92
(3,10)	1:A:55:ILE:CD1	1:B:45:VAL:N	2	2.92
(3,10)	1:A:55:ILE:CD1	1:B:46:ILE:N	2	2.92
(3,10)	1:A:55:ILE:CD1	1:B:47:ASP:N	2	2.92
(3,10)	1:A:55:ILE:CD1	1:B:48:GLY:N	2	2.92
(3,10)	1:A:55:ILE:CD1	1:B:49:GLU:N	2	2.92
(3,10)	1:A:55:ILE:CD1	1:B:50:THR:N	2	2.92
(3,10)	1:A:55:ILE:CD1	1:B:51:CYS:N	2	2.92
(3,10)	1:A:55:ILE:CD1	1:B:52:LEU:N	2	2.92
(3,10)	1:A:55:ILE:CD1	1:B:53:LEU:N	2	2.92
(3,10)	1:A:55:ILE:CD1	1:B:54:ASP:N	2	2.92
(3,10)	1:A:55:ILE:CD1	1:B:55:ILE:N	2	2.92
(3,10)	1:A:55:ILE:CD1	1:B:56:LEU:N	2	2.92
(3,10)	1:A:55:ILE:CD1	1:B:57:ASP:N	2	2.92
(3,10)	1:A:55:ILE:CD1	1:B:58:THR:N	2	2.92
(3,10)	1:A:55:ILE:CD1	1:B:59:ALA:N	2	2.92
(3,10)	1:A:55:ILE:CD1	1:B:60:GLY:N	2	2.92
(3,10)	1:A:55:ILE:CD1	1:B:61:GLN:N	2	2.92
(3,10)	1:A:55:ILE:CD1	1:B:62:GLU:N	2	2.92
(3,10)	1:A:55:ILE:CD1	1:B:63:GLU:N	2	2.92
(3,10)	1:A:55:ILE:CD1	1:B:64:TYR:N	2	2.92
(3,10)	1:A:55:ILE:CD1	1:B:65:SER:N	2	2.92
(3,10)	1:A:55:ILE:CD1	1:B:66:ALA:N	2	2.92
(3,10)	1:A:55:ILE:CD1	1:B:67:MET:N	2	2.92
(3,10)	1:A:55:ILE:CD1	1:B:68:ARG:N	2	2.92
(3,10)	1:A:55:ILE:CD1	1:B:69:ASP:N	2	2.92
(3,10)	1:A:55:ILE:CD1	1:B:70:GLN:N	2	2.92
(3,10)	1:A:55:ILE:CD1	1:B:71:TYR:N	2	2.92
(3,10)	1:A:55:ILE:CD1	1:B:72:MET:N	2	2.92
(3,10)	1:A:55:ILE:CD1	1:B:73:ARG:N	2	2.92

Continued on next page...

Continued from previous page...

Key	Atom-1	Atom-2	Model ID	Violation (Å)
(3,10)	1:A:55:ILE:CD1	1:B:74:THR:N	2	2.92
(3,10)	1:A:55:ILE:CD1	1:B:75:GLY:N	2	2.92
(3,10)	1:A:55:ILE:CD1	1:B:76:GLU:N	2	2.92
(3,10)	1:A:55:ILE:CD1	1:B:77:GLY:N	2	2.92
(3,10)	1:A:55:ILE:CD1	1:B:78:PHE:N	2	2.92
(3,10)	1:A:55:ILE:CD1	1:B:79:LEU:N	2	2.92
(3,10)	1:A:55:ILE:CD1	1:B:80:CYS:N	2	2.92
(3,10)	1:A:55:ILE:CD1	5:B:203:7Q9:N	2	2.92
(3,10)	1:A:55:ILE:CD1	5:B:204:7Q9:N	2	2.92
(3,10)	1:A:55:ILE:CD1	5:B:205:7Q9:N	2	2.92
(3,10)	1:A:55:ILE:CD1	5:B:206:7Q9:N	2	2.92
(3,10)	1:A:55:ILE:CD1	5:B:207:7Q9:N	2	2.92
(3,10)	1:A:55:ILE:CD1	6:B:208:17F:N1	2	2.92
(3,10)	1:A:55:ILE:CD1	5:B:209:7Q9:N	2	2.92
(3,10)	1:A:55:ILE:CD1	5:B:210:7Q9:N	2	2.92
(3,10)	1:A:55:ILE:CD1	5:B:211:7Q9:N	2	2.92
(3,10)	1:A:55:ILE:CD1	5:B:212:7Q9:N	2	2.92
(3,10)	1:A:55:ILE:CD1	5:B:213:7Q9:N	2	2.92
(3,10)	1:A:55:ILE:CD1	6:B:214:17F:N1	2	2.92
(3,10)	1:A:55:ILE:CD1	6:B:215:17F:N1	2	2.92
(3,10)	1:A:55:ILE:CD1	5:B:216:7Q9:N	2	2.92
(3,10)	1:A:55:ILE:CD1	5:B:217:7Q9:N	2	2.92
(3,10)	1:A:55:ILE:CD1	5:B:218:7Q9:N	2	2.92
(3,10)	1:A:55:ILE:CD1	6:B:219:17F:N1	2	2.92
(3,10)	1:A:55:ILE:CD1	5:B:220:7Q9:N	2	2.92
(3,10)	1:A:55:ILE:CD1	1:B:2:THR:N	3	2.86
(3,10)	1:A:55:ILE:CD1	1:B:3:GLU:N	3	2.86
(3,10)	1:A:55:ILE:CD1	1:B:4:TYR:N	3	2.86
(3,10)	1:A:55:ILE:CD1	1:B:5:LYS:N	3	2.86
(3,10)	1:A:55:ILE:CD1	1:B:6:LEU:N	3	2.86
(3,10)	1:A:55:ILE:CD1	1:B:7:VAL:N	3	2.86
(3,10)	1:A:55:ILE:CD1	1:B:8:VAL:N	3	2.86
(3,10)	1:A:55:ILE:CD1	1:B:9:VAL:N	3	2.86
(3,10)	1:A:55:ILE:CD1	1:B:10:GLY:N	3	2.86
(3,10)	1:A:55:ILE:CD1	1:B:11:ALA:N	3	2.86
(3,10)	1:A:55:ILE:CD1	1:B:12:ASP:N	3	2.86
(3,10)	1:A:55:ILE:CD1	1:B:13:GLY:N	3	2.86
(3,10)	1:A:55:ILE:CD1	1:B:14:VAL:N	3	2.86
(3,10)	1:A:55:ILE:CD1	1:B:15:GLY:N	3	2.86
(3,10)	1:A:55:ILE:CD1	1:B:16:LYS:N	3	2.86
(3,10)	1:A:55:ILE:CD1	1:B:17:SER:N	3	2.86
(3,10)	1:A:55:ILE:CD1	1:B:18:ALA:N	3	2.86

Continued on next page...

Continued from previous page...

Key	Atom-1	Atom-2	Model ID	Violation (Å)
(3,10)	1:A:55:ILE:CD1	1:B:19:LEU:N	3	2.86
(3,10)	1:A:55:ILE:CD1	1:B:20:THR:N	3	2.86
(3,10)	1:A:55:ILE:CD1	1:B:21:ILE:N	3	2.86
(3,10)	1:A:55:ILE:CD1	1:B:22:GLN:N	3	2.86
(3,10)	1:A:55:ILE:CD1	1:B:23:LEU:N	3	2.86
(3,10)	1:A:55:ILE:CD1	1:B:24:ILE:N	3	2.86
(3,10)	1:A:55:ILE:CD1	1:B:25:GLN:N	3	2.86
(3,10)	1:A:55:ILE:CD1	1:B:26:ASN:N	3	2.86
(3,10)	1:A:55:ILE:CD1	1:B:27:HIS:N	3	2.86
(3,10)	1:A:55:ILE:CD1	1:B:28:PHE:N	3	2.86
(3,10)	1:A:55:ILE:CD1	1:B:29:VAL:N	3	2.86
(3,10)	1:A:55:ILE:CD1	1:B:30:ASP:N	3	2.86
(3,10)	1:A:55:ILE:CD1	1:B:31:GLU:N	3	2.86
(3,10)	1:A:55:ILE:CD1	1:B:32:TYR:N	3	2.86
(3,10)	1:A:55:ILE:CD1	1:B:33:ASP:N	3	2.86
(3,10)	1:A:55:ILE:CD1	1:B:34:PRO:N	3	2.86
(3,10)	1:A:55:ILE:CD1	1:B:35:THR:N	3	2.86
(3,10)	1:A:55:ILE:CD1	1:B:36:ILE:N	3	2.86
(3,10)	1:A:55:ILE:CD1	1:B:37:GLU:N	3	2.86
(3,10)	1:A:55:ILE:CD1	1:B:38:ASP:N	3	2.86
(3,10)	1:A:55:ILE:CD1	1:B:39:SER:N	3	2.86
(3,10)	1:A:55:ILE:CD1	1:B:40:TYR:N	3	2.86
(3,10)	1:A:55:ILE:CD1	1:B:41:ARG:N	3	2.86
(3,10)	1:A:55:ILE:CD1	1:B:42:LYS:N	3	2.86
(3,10)	1:A:55:ILE:CD1	1:B:43:GLN:N	3	2.86
(3,10)	1:A:55:ILE:CD1	1:B:44:VAL:N	3	2.86
(3,10)	1:A:55:ILE:CD1	1:B:45:VAL:N	3	2.86
(3,10)	1:A:55:ILE:CD1	1:B:46:ILE:N	3	2.86
(3,10)	1:A:55:ILE:CD1	1:B:47:ASP:N	3	2.86
(3,10)	1:A:55:ILE:CD1	1:B:48:GLY:N	3	2.86
(3,10)	1:A:55:ILE:CD1	1:B:49:GLU:N	3	2.86
(3,10)	1:A:55:ILE:CD1	1:B:50:THR:N	3	2.86
(3,10)	1:A:55:ILE:CD1	1:B:51:CYS:N	3	2.86
(3,10)	1:A:55:ILE:CD1	1:B:52:LEU:N	3	2.86
(3,10)	1:A:55:ILE:CD1	1:B:53:LEU:N	3	2.86
(3,10)	1:A:55:ILE:CD1	1:B:54:ASP:N	3	2.86
(3,10)	1:A:55:ILE:CD1	1:B:55:ILE:N	3	2.86
(3,10)	1:A:55:ILE:CD1	1:B:56:LEU:N	3	2.86
(3,10)	1:A:55:ILE:CD1	1:B:57:ASP:N	3	2.86
(3,10)	1:A:55:ILE:CD1	1:B:58:THR:N	3	2.86
(3,10)	1:A:55:ILE:CD1	1:B:59:ALA:N	3	2.86
(3,10)	1:A:55:ILE:CD1	1:B:60:GLY:N	3	2.86

Continued on next page...

Continued from previous page...

Key	Atom-1	Atom-2	Model ID	Violation (Å)
(3,10)	1:A:55:ILE:CD1	1:B:61:GLN:N	3	2.86
(3,10)	1:A:55:ILE:CD1	1:B:62:GLU:N	3	2.86
(3,10)	1:A:55:ILE:CD1	1:B:63:GLU:N	3	2.86
(3,10)	1:A:55:ILE:CD1	1:B:64:TYR:N	3	2.86
(3,10)	1:A:55:ILE:CD1	1:B:65:SER:N	3	2.86
(3,10)	1:A:55:ILE:CD1	1:B:66:ALA:N	3	2.86
(3,10)	1:A:55:ILE:CD1	1:B:67:MET:N	3	2.86
(3,10)	1:A:55:ILE:CD1	1:B:68:ARG:N	3	2.86
(3,10)	1:A:55:ILE:CD1	1:B:69:ASP:N	3	2.86
(3,10)	1:A:55:ILE:CD1	1:B:70:GLN:N	3	2.86
(3,10)	1:A:55:ILE:CD1	1:B:71:TYR:N	3	2.86
(3,10)	1:A:55:ILE:CD1	1:B:72:MET:N	3	2.86
(3,10)	1:A:55:ILE:CD1	1:B:73:ARG:N	3	2.86
(3,10)	1:A:55:ILE:CD1	1:B:74:THR:N	3	2.86
(3,10)	1:A:55:ILE:CD1	1:B:75:GLY:N	3	2.86
(3,10)	1:A:55:ILE:CD1	1:B:76:GLU:N	3	2.86
(3,10)	1:A:55:ILE:CD1	1:B:77:GLY:N	3	2.86
(3,10)	1:A:55:ILE:CD1	1:B:78:PHE:N	3	2.86
(3,10)	1:A:55:ILE:CD1	1:B:79:LEU:N	3	2.86
(3,10)	1:A:55:ILE:CD1	1:B:80:CYS:N	3	2.86
(3,10)	1:A:55:ILE:CD1	5:B:203:7Q9:N	3	2.86
(3,10)	1:A:55:ILE:CD1	5:B:204:7Q9:N	3	2.86
(3,10)	1:A:55:ILE:CD1	5:B:205:7Q9:N	3	2.86
(3,10)	1:A:55:ILE:CD1	5:B:206:7Q9:N	3	2.86
(3,10)	1:A:55:ILE:CD1	5:B:207:7Q9:N	3	2.86
(3,10)	1:A:55:ILE:CD1	6:B:208:17F:N1	3	2.86
(3,10)	1:A:55:ILE:CD1	5:B:209:7Q9:N	3	2.86
(3,10)	1:A:55:ILE:CD1	5:B:210:7Q9:N	3	2.86
(3,10)	1:A:55:ILE:CD1	5:B:211:7Q9:N	3	2.86
(3,10)	1:A:55:ILE:CD1	5:B:212:7Q9:N	3	2.86
(3,10)	1:A:55:ILE:CD1	5:B:213:7Q9:N	3	2.86
(3,10)	1:A:55:ILE:CD1	6:B:214:17F:N1	3	2.86
(3,10)	1:A:55:ILE:CD1	6:B:215:17F:N1	3	2.86
(3,10)	1:A:55:ILE:CD1	5:B:216:7Q9:N	3	2.86
(3,10)	1:A:55:ILE:CD1	5:B:217:7Q9:N	3	2.86
(3,10)	1:A:55:ILE:CD1	5:B:218:7Q9:N	3	2.86
(3,10)	1:A:55:ILE:CD1	6:B:219:17F:N1	3	2.86
(3,10)	1:A:55:ILE:CD1	5:B:220:7Q9:N	3	2.86
(3,10)	1:A:55:ILE:CD1	1:B:2:THR:N	18	2.85
(3,10)	1:A:55:ILE:CD1	1:B:3:GLU:N	18	2.85
(3,10)	1:A:55:ILE:CD1	1:B:4:TYR:N	18	2.85
(3,10)	1:A:55:ILE:CD1	1:B:5:LYS:N	18	2.85

Continued on next page...

Continued from previous page...

Key	Atom-1	Atom-2	Model ID	Violation (Å)
(3,10)	1:A:55:ILE:CD1	1:B:6:LEU:N	18	2.85
(3,10)	1:A:55:ILE:CD1	1:B:7:VAL:N	18	2.85
(3,10)	1:A:55:ILE:CD1	1:B:8:VAL:N	18	2.85
(3,10)	1:A:55:ILE:CD1	1:B:9:VAL:N	18	2.85
(3,10)	1:A:55:ILE:CD1	1:B:10:GLY:N	18	2.85
(3,10)	1:A:55:ILE:CD1	1:B:11:ALA:N	18	2.85
(3,10)	1:A:55:ILE:CD1	1:B:12:ASP:N	18	2.85
(3,10)	1:A:55:ILE:CD1	1:B:13:GLY:N	18	2.85
(3,10)	1:A:55:ILE:CD1	1:B:14:VAL:N	18	2.85
(3,10)	1:A:55:ILE:CD1	1:B:15:GLY:N	18	2.85
(3,10)	1:A:55:ILE:CD1	1:B:16:LYS:N	18	2.85
(3,10)	1:A:55:ILE:CD1	1:B:17:SER:N	18	2.85
(3,10)	1:A:55:ILE:CD1	1:B:18:ALA:N	18	2.85
(3,10)	1:A:55:ILE:CD1	1:B:19:LEU:N	18	2.85
(3,10)	1:A:55:ILE:CD1	1:B:20:THR:N	18	2.85
(3,10)	1:A:55:ILE:CD1	1:B:21:ILE:N	18	2.85
(3,10)	1:A:55:ILE:CD1	1:B:22:GLN:N	18	2.85
(3,10)	1:A:55:ILE:CD1	1:B:23:LEU:N	18	2.85
(3,10)	1:A:55:ILE:CD1	1:B:24:ILE:N	18	2.85
(3,10)	1:A:55:ILE:CD1	1:B:25:GLN:N	18	2.85
(3,10)	1:A:55:ILE:CD1	1:B:26:ASN:N	18	2.85
(3,10)	1:A:55:ILE:CD1	1:B:27:HIS:N	18	2.85
(3,10)	1:A:55:ILE:CD1	1:B:28:PHE:N	18	2.85
(3,10)	1:A:55:ILE:CD1	1:B:29:VAL:N	18	2.85
(3,10)	1:A:55:ILE:CD1	1:B:30:ASP:N	18	2.85
(3,10)	1:A:55:ILE:CD1	1:B:31:GLU:N	18	2.85
(3,10)	1:A:55:ILE:CD1	1:B:32:TYR:N	18	2.85
(3,10)	1:A:55:ILE:CD1	1:B:33:ASP:N	18	2.85
(3,10)	1:A:55:ILE:CD1	1:B:34:PRO:N	18	2.85
(3,10)	1:A:55:ILE:CD1	1:B:35:THR:N	18	2.85
(3,10)	1:A:55:ILE:CD1	1:B:36:ILE:N	18	2.85
(3,10)	1:A:55:ILE:CD1	1:B:37:GLU:N	18	2.85
(3,10)	1:A:55:ILE:CD1	1:B:38:ASP:N	18	2.85
(3,10)	1:A:55:ILE:CD1	1:B:39:SER:N	18	2.85
(3,10)	1:A:55:ILE:CD1	1:B:40:TYR:N	18	2.85
(3,10)	1:A:55:ILE:CD1	1:B:41:ARG:N	18	2.85
(3,10)	1:A:55:ILE:CD1	1:B:42:LYS:N	18	2.85
(3,10)	1:A:55:ILE:CD1	1:B:43:GLN:N	18	2.85
(3,10)	1:A:55:ILE:CD1	1:B:44:VAL:N	18	2.85
(3,10)	1:A:55:ILE:CD1	1:B:45:VAL:N	18	2.85
(3,10)	1:A:55:ILE:CD1	1:B:46:ILE:N	18	2.85
(3,10)	1:A:55:ILE:CD1	1:B:47:ASP:N	18	2.85

Continued on next page...

Continued from previous page...

Key	Atom-1	Atom-2	Model ID	Violation (Å)
(3,10)	1:A:55:ILE:CD1	1:B:48:GLY:N	18	2.85
(3,10)	1:A:55:ILE:CD1	1:B:49:GLU:N	18	2.85
(3,10)	1:A:55:ILE:CD1	1:B:50:THR:N	18	2.85
(3,10)	1:A:55:ILE:CD1	1:B:51:CYS:N	18	2.85
(3,10)	1:A:55:ILE:CD1	1:B:52:LEU:N	18	2.85
(3,10)	1:A:55:ILE:CD1	1:B:53:LEU:N	18	2.85
(3,10)	1:A:55:ILE:CD1	1:B:54:ASP:N	18	2.85
(3,10)	1:A:55:ILE:CD1	1:B:55:ILE:N	18	2.85
(3,10)	1:A:55:ILE:CD1	1:B:56:LEU:N	18	2.85
(3,10)	1:A:55:ILE:CD1	1:B:57:ASP:N	18	2.85
(3,10)	1:A:55:ILE:CD1	1:B:58:THR:N	18	2.85
(3,10)	1:A:55:ILE:CD1	1:B:59:ALA:N	18	2.85
(3,10)	1:A:55:ILE:CD1	1:B:60:GLY:N	18	2.85
(3,10)	1:A:55:ILE:CD1	1:B:61:GLN:N	18	2.85
(3,10)	1:A:55:ILE:CD1	1:B:62:GLU:N	18	2.85
(3,10)	1:A:55:ILE:CD1	1:B:63:GLU:N	18	2.85
(3,10)	1:A:55:ILE:CD1	1:B:64:TYR:N	18	2.85
(3,10)	1:A:55:ILE:CD1	1:B:65:SER:N	18	2.85
(3,10)	1:A:55:ILE:CD1	1:B:66:ALA:N	18	2.85
(3,10)	1:A:55:ILE:CD1	1:B:67:MET:N	18	2.85
(3,10)	1:A:55:ILE:CD1	1:B:68:ARG:N	18	2.85
(3,10)	1:A:55:ILE:CD1	1:B:69:ASP:N	18	2.85
(3,10)	1:A:55:ILE:CD1	1:B:70:GLN:N	18	2.85
(3,10)	1:A:55:ILE:CD1	1:B:71:TYR:N	18	2.85
(3,10)	1:A:55:ILE:CD1	1:B:72:MET:N	18	2.85
(3,10)	1:A:55:ILE:CD1	1:B:73:ARG:N	18	2.85
(3,10)	1:A:55:ILE:CD1	1:B:74:THR:N	18	2.85
(3,10)	1:A:55:ILE:CD1	1:B:75:GLY:N	18	2.85
(3,10)	1:A:55:ILE:CD1	1:B:76:GLU:N	18	2.85
(3,10)	1:A:55:ILE:CD1	1:B:77:GLY:N	18	2.85
(3,10)	1:A:55:ILE:CD1	1:B:78:PHE:N	18	2.85
(3,10)	1:A:55:ILE:CD1	1:B:79:LEU:N	18	2.85
(3,10)	1:A:55:ILE:CD1	1:B:80:CYS:N	18	2.85
(3,10)	1:A:55:ILE:CD1	5:B:203:7Q9:N	18	2.85
(3,10)	1:A:55:ILE:CD1	5:B:204:7Q9:N	18	2.85
(3,10)	1:A:55:ILE:CD1	5:B:205:7Q9:N	18	2.85
(3,10)	1:A:55:ILE:CD1	5:B:206:7Q9:N	18	2.85
(3,10)	1:A:55:ILE:CD1	5:B:207:7Q9:N	18	2.85
(3,10)	1:A:55:ILE:CD1	6:B:208:17F:N1	18	2.85
(3,10)	1:A:55:ILE:CD1	5:B:209:7Q9:N	18	2.85
(3,10)	1:A:55:ILE:CD1	5:B:210:7Q9:N	18	2.85
(3,10)	1:A:55:ILE:CD1	5:B:211:7Q9:N	18	2.85

Continued on next page...

Continued from previous page...

Key	Atom-1	Atom-2	Model ID	Violation (Å)
(3,10)	1:A:55:ILE:CD1	5:B:212:7Q9:N	18	2.85
(3,10)	1:A:55:ILE:CD1	5:B:213:7Q9:N	18	2.85
(3,10)	1:A:55:ILE:CD1	6:B:214:17F:N1	18	2.85
(3,10)	1:A:55:ILE:CD1	6:B:215:17F:N1	18	2.85
(3,10)	1:A:55:ILE:CD1	5:B:216:7Q9:N	18	2.85
(3,10)	1:A:55:ILE:CD1	5:B:217:7Q9:N	18	2.85
(3,10)	1:A:55:ILE:CD1	5:B:218:7Q9:N	18	2.85
(3,10)	1:A:55:ILE:CD1	6:B:219:17F:N1	18	2.85
(3,10)	1:A:55:ILE:CD1	5:B:220:7Q9:N	18	2.85
(3,4)	1:A:23:LEU:CD1	1:B:2:THR:N	3	2.84
(3,4)	1:A:23:LEU:CD1	1:B:3:GLU:N	3	2.84
(3,4)	1:A:23:LEU:CD1	1:B:4:TYR:N	3	2.84
(3,4)	1:A:23:LEU:CD1	1:B:5:LYS:N	3	2.84
(3,4)	1:A:23:LEU:CD1	1:B:6:LEU:N	3	2.84
(3,4)	1:A:23:LEU:CD1	1:B:7:VAL:N	3	2.84
(3,4)	1:A:23:LEU:CD1	1:B:8:VAL:N	3	2.84
(3,4)	1:A:23:LEU:CD1	1:B:9:VAL:N	3	2.84
(3,4)	1:A:23:LEU:CD1	1:B:10:GLY:N	3	2.84
(3,4)	1:A:23:LEU:CD1	1:B:11:ALA:N	3	2.84
(3,4)	1:A:23:LEU:CD1	1:B:12:ASP:N	3	2.84
(3,4)	1:A:23:LEU:CD1	1:B:13:GLY:N	3	2.84
(3,4)	1:A:23:LEU:CD1	1:B:14:VAL:N	3	2.84
(3,4)	1:A:23:LEU:CD1	1:B:15:GLY:N	3	2.84
(3,4)	1:A:23:LEU:CD1	1:B:16:LYS:N	3	2.84
(3,4)	1:A:23:LEU:CD1	1:B:17:SER:N	3	2.84
(3,4)	1:A:23:LEU:CD1	1:B:18:ALA:N	3	2.84
(3,4)	1:A:23:LEU:CD1	1:B:19:LEU:N	3	2.84
(3,4)	1:A:23:LEU:CD1	1:B:20:THR:N	3	2.84
(3,4)	1:A:23:LEU:CD1	1:B:21:ILE:N	3	2.84
(3,4)	1:A:23:LEU:CD1	1:B:22:GLN:N	3	2.84
(3,4)	1:A:23:LEU:CD1	1:B:23:LEU:N	3	2.84
(3,4)	1:A:23:LEU:CD1	1:B:24:ILE:N	3	2.84
(3,4)	1:A:23:LEU:CD1	1:B:25:GLN:N	3	2.84
(3,4)	1:A:23:LEU:CD1	1:B:26:ASN:N	3	2.84
(3,4)	1:A:23:LEU:CD1	1:B:27:HIS:N	3	2.84
(3,4)	1:A:23:LEU:CD1	1:B:28:PHE:N	3	2.84
(3,4)	1:A:23:LEU:CD1	1:B:29:VAL:N	3	2.84
(3,4)	1:A:23:LEU:CD1	1:B:30:ASP:N	3	2.84
(3,4)	1:A:23:LEU:CD1	1:B:31:GLU:N	3	2.84
(3,4)	1:A:23:LEU:CD1	1:B:32:TYR:N	3	2.84
(3,4)	1:A:23:LEU:CD1	1:B:33:ASP:N	3	2.84
(3,4)	1:A:23:LEU:CD1	1:B:34:PRO:N	3	2.84

Continued on next page...

Continued from previous page...

Key	Atom-1	Atom-2	Model ID	Violation (Å)
(3,4)	1:A:23:LEU:CD1	1:B:35:THR:N	3	2.84
(3,4)	1:A:23:LEU:CD1	1:B:36:ILE:N	3	2.84
(3,4)	1:A:23:LEU:CD1	1:B:37:GLU:N	3	2.84
(3,4)	1:A:23:LEU:CD1	1:B:38:ASP:N	3	2.84
(3,4)	1:A:23:LEU:CD1	1:B:39:SER:N	3	2.84
(3,4)	1:A:23:LEU:CD1	1:B:40:TYR:N	3	2.84
(3,4)	1:A:23:LEU:CD1	1:B:41:ARG:N	3	2.84
(3,4)	1:A:23:LEU:CD1	1:B:42:LYS:N	3	2.84
(3,4)	1:A:23:LEU:CD1	1:B:43:GLN:N	3	2.84
(3,4)	1:A:23:LEU:CD1	1:B:44:VAL:N	3	2.84
(3,4)	1:A:23:LEU:CD1	1:B:45:VAL:N	3	2.84
(3,4)	1:A:23:LEU:CD1	1:B:46:ILE:N	3	2.84
(3,4)	1:A:23:LEU:CD1	1:B:47:ASP:N	3	2.84
(3,4)	1:A:23:LEU:CD1	1:B:48:GLY:N	3	2.84
(3,4)	1:A:23:LEU:CD1	1:B:49:GLU:N	3	2.84
(3,4)	1:A:23:LEU:CD1	1:B:50:THR:N	3	2.84
(3,4)	1:A:23:LEU:CD1	1:B:51:CYS:N	3	2.84
(3,4)	1:A:23:LEU:CD1	1:B:52:LEU:N	3	2.84
(3,4)	1:A:23:LEU:CD1	1:B:53:LEU:N	3	2.84
(3,4)	1:A:23:LEU:CD1	1:B:54:ASP:N	3	2.84
(3,4)	1:A:23:LEU:CD1	1:B:55:ILE:N	3	2.84
(3,4)	1:A:23:LEU:CD1	1:B:56:LEU:N	3	2.84
(3,4)	1:A:23:LEU:CD1	1:B:57:ASP:N	3	2.84
(3,4)	1:A:23:LEU:CD1	1:B:58:THR:N	3	2.84
(3,4)	1:A:23:LEU:CD1	1:B:59:ALA:N	3	2.84
(3,4)	1:A:23:LEU:CD1	1:B:60:GLY:N	3	2.84
(3,4)	1:A:23:LEU:CD1	1:B:61:GLN:N	3	2.84
(3,4)	1:A:23:LEU:CD1	1:B:62:GLU:N	3	2.84
(3,4)	1:A:23:LEU:CD1	1:B:63:GLU:N	3	2.84
(3,4)	1:A:23:LEU:CD1	1:B:64:TYR:N	3	2.84
(3,4)	1:A:23:LEU:CD1	1:B:65:SER:N	3	2.84
(3,4)	1:A:23:LEU:CD1	1:B:66:ALA:N	3	2.84
(3,4)	1:A:23:LEU:CD1	1:B:67:MET:N	3	2.84
(3,4)	1:A:23:LEU:CD1	1:B:68:ARG:N	3	2.84
(3,4)	1:A:23:LEU:CD1	1:B:69:ASP:N	3	2.84
(3,4)	1:A:23:LEU:CD1	1:B:70:GLN:N	3	2.84
(3,4)	1:A:23:LEU:CD1	1:B:71:TYR:N	3	2.84
(3,4)	1:A:23:LEU:CD1	1:B:72:MET:N	3	2.84
(3,4)	1:A:23:LEU:CD1	1:B:73:ARG:N	3	2.84
(3,4)	1:A:23:LEU:CD1	1:B:74:THR:N	3	2.84
(3,4)	1:A:23:LEU:CD1	1:B:75:GLY:N	3	2.84
(3,4)	1:A:23:LEU:CD1	1:B:76:GLU:N	3	2.84

Continued on next page...

Continued from previous page...

Key	Atom-1	Atom-2	Model ID	Violation (Å)
(3,4)	1:A:23:LEU:CD1	1:B:77:GLY:N	3	2.84
(3,4)	1:A:23:LEU:CD1	1:B:78:PHE:N	3	2.84
(3,4)	1:A:23:LEU:CD1	1:B:79:LEU:N	3	2.84
(3,4)	1:A:23:LEU:CD1	1:B:80:CYS:N	3	2.84
(3,4)	1:A:23:LEU:CD1	5:B:203:7Q9:N	3	2.84
(3,4)	1:A:23:LEU:CD1	5:B:204:7Q9:N	3	2.84
(3,4)	1:A:23:LEU:CD1	5:B:205:7Q9:N	3	2.84
(3,4)	1:A:23:LEU:CD1	5:B:206:7Q9:N	3	2.84
(3,4)	1:A:23:LEU:CD1	5:B:207:7Q9:N	3	2.84
(3,4)	1:A:23:LEU:CD1	6:B:208:17F:N1	3	2.84
(3,4)	1:A:23:LEU:CD1	5:B:209:7Q9:N	3	2.84
(3,4)	1:A:23:LEU:CD1	5:B:210:7Q9:N	3	2.84
(3,4)	1:A:23:LEU:CD1	5:B:211:7Q9:N	3	2.84
(3,4)	1:A:23:LEU:CD1	5:B:212:7Q9:N	3	2.84
(3,4)	1:A:23:LEU:CD1	5:B:213:7Q9:N	3	2.84
(3,4)	1:A:23:LEU:CD1	6:B:214:17F:N1	3	2.84
(3,4)	1:A:23:LEU:CD1	6:B:215:17F:N1	3	2.84
(3,4)	1:A:23:LEU:CD1	5:B:216:7Q9:N	3	2.84
(3,4)	1:A:23:LEU:CD1	5:B:217:7Q9:N	3	2.84
(3,4)	1:A:23:LEU:CD1	5:B:218:7Q9:N	3	2.84
(3,4)	1:A:23:LEU:CD1	6:B:219:17F:N1	3	2.84
(3,4)	1:A:23:LEU:CD1	5:B:220:7Q9:N	3	2.84
(3,4)	1:A:23:LEU:CD2	1:B:2:THR:N	3	2.84
(3,4)	1:A:23:LEU:CD2	1:B:3:GLU:N	3	2.84
(3,4)	1:A:23:LEU:CD2	1:B:4:TYR:N	3	2.84
(3,4)	1:A:23:LEU:CD2	1:B:5:LYS:N	3	2.84
(3,4)	1:A:23:LEU:CD2	1:B:6:LEU:N	3	2.84
(3,4)	1:A:23:LEU:CD2	1:B:7:VAL:N	3	2.84
(3,4)	1:A:23:LEU:CD2	1:B:8:VAL:N	3	2.84
(3,4)	1:A:23:LEU:CD2	1:B:9:VAL:N	3	2.84
(3,4)	1:A:23:LEU:CD2	1:B:10:GLY:N	3	2.84
(3,4)	1:A:23:LEU:CD2	1:B:11:ALA:N	3	2.84
(3,4)	1:A:23:LEU:CD2	1:B:12:ASP:N	3	2.84
(3,4)	1:A:23:LEU:CD2	1:B:13:GLY:N	3	2.84
(3,4)	1:A:23:LEU:CD2	1:B:14:VAL:N	3	2.84
(3,4)	1:A:23:LEU:CD2	1:B:15:GLY:N	3	2.84
(3,4)	1:A:23:LEU:CD2	1:B:16:LYS:N	3	2.84
(3,4)	1:A:23:LEU:CD2	1:B:17:SER:N	3	2.84
(3,4)	1:A:23:LEU:CD2	1:B:18:ALA:N	3	2.84
(3,4)	1:A:23:LEU:CD2	1:B:19:LEU:N	3	2.84
(3,4)	1:A:23:LEU:CD2	1:B:20:THR:N	3	2.84
(3,4)	1:A:23:LEU:CD2	1:B:21:ILE:N	3	2.84

Continued on next page...

Continued from previous page...

Key	Atom-1	Atom-2	Model ID	Violation (Å)
(3,4)	1:A:23:LEU:CD2	1:B:22:GLN:N	3	2.84
(3,4)	1:A:23:LEU:CD2	1:B:23:LEU:N	3	2.84
(3,4)	1:A:23:LEU:CD2	1:B:24:ILE:N	3	2.84
(3,4)	1:A:23:LEU:CD2	1:B:25:GLN:N	3	2.84
(3,4)	1:A:23:LEU:CD2	1:B:26:ASN:N	3	2.84
(3,4)	1:A:23:LEU:CD2	1:B:27:HIS:N	3	2.84
(3,4)	1:A:23:LEU:CD2	1:B:28:PHE:N	3	2.84
(3,4)	1:A:23:LEU:CD2	1:B:29:VAL:N	3	2.84
(3,4)	1:A:23:LEU:CD2	1:B:30:ASP:N	3	2.84
(3,4)	1:A:23:LEU:CD2	1:B:31:GLU:N	3	2.84
(3,4)	1:A:23:LEU:CD2	1:B:32:TYR:N	3	2.84
(3,4)	1:A:23:LEU:CD2	1:B:33:ASP:N	3	2.84
(3,4)	1:A:23:LEU:CD2	1:B:34:PRO:N	3	2.84
(3,4)	1:A:23:LEU:CD2	1:B:35:THR:N	3	2.84
(3,4)	1:A:23:LEU:CD2	1:B:36:ILE:N	3	2.84
(3,4)	1:A:23:LEU:CD2	1:B:37:GLU:N	3	2.84
(3,4)	1:A:23:LEU:CD2	1:B:38:ASP:N	3	2.84
(3,4)	1:A:23:LEU:CD2	1:B:39:SER:N	3	2.84
(3,4)	1:A:23:LEU:CD2	1:B:40:TYR:N	3	2.84
(3,4)	1:A:23:LEU:CD2	1:B:41:ARG:N	3	2.84
(3,4)	1:A:23:LEU:CD2	1:B:42:LYS:N	3	2.84
(3,4)	1:A:23:LEU:CD2	1:B:43:GLN:N	3	2.84
(3,4)	1:A:23:LEU:CD2	1:B:44:VAL:N	3	2.84
(3,4)	1:A:23:LEU:CD2	1:B:45:VAL:N	3	2.84
(3,4)	1:A:23:LEU:CD2	1:B:46:ILE:N	3	2.84
(3,4)	1:A:23:LEU:CD2	1:B:47:ASP:N	3	2.84
(3,4)	1:A:23:LEU:CD2	1:B:48:GLY:N	3	2.84
(3,4)	1:A:23:LEU:CD2	1:B:49:GLU:N	3	2.84
(3,4)	1:A:23:LEU:CD2	1:B:50:THR:N	3	2.84
(3,4)	1:A:23:LEU:CD2	1:B:51:CYS:N	3	2.84
(3,4)	1:A:23:LEU:CD2	1:B:52:LEU:N	3	2.84
(3,4)	1:A:23:LEU:CD2	1:B:53:LEU:N	3	2.84
(3,4)	1:A:23:LEU:CD2	1:B:54:ASP:N	3	2.84
(3,4)	1:A:23:LEU:CD2	1:B:55:ILE:N	3	2.84
(3,4)	1:A:23:LEU:CD2	1:B:56:LEU:N	3	2.84
(3,4)	1:A:23:LEU:CD2	1:B:57:ASP:N	3	2.84
(3,4)	1:A:23:LEU:CD2	1:B:58:THR:N	3	2.84
(3,4)	1:A:23:LEU:CD2	1:B:59:ALA:N	3	2.84
(3,4)	1:A:23:LEU:CD2	1:B:60:GLY:N	3	2.84
(3,4)	1:A:23:LEU:CD2	1:B:61:GLN:N	3	2.84
(3,4)	1:A:23:LEU:CD2	1:B:62:GLU:N	3	2.84
(3,4)	1:A:23:LEU:CD2	1:B:63:GLU:N	3	2.84

Continued on next page...

Continued from previous page...

Key	Atom-1	Atom-2	Model ID	Violation (Å)
(3,4)	1:A:23:LEU:CD2	1:B:64:TYR:N	3	2.84
(3,4)	1:A:23:LEU:CD2	1:B:65:SER:N	3	2.84
(3,4)	1:A:23:LEU:CD2	1:B:66:ALA:N	3	2.84
(3,4)	1:A:23:LEU:CD2	1:B:67:MET:N	3	2.84
(3,4)	1:A:23:LEU:CD2	1:B:68:ARG:N	3	2.84
(3,4)	1:A:23:LEU:CD2	1:B:69:ASP:N	3	2.84
(3,4)	1:A:23:LEU:CD2	1:B:70:GLN:N	3	2.84
(3,4)	1:A:23:LEU:CD2	1:B:71:TYR:N	3	2.84
(3,4)	1:A:23:LEU:CD2	1:B:72:MET:N	3	2.84
(3,4)	1:A:23:LEU:CD2	1:B:73:ARG:N	3	2.84
(3,4)	1:A:23:LEU:CD2	1:B:74:THR:N	3	2.84
(3,4)	1:A:23:LEU:CD2	1:B:75:GLY:N	3	2.84
(3,4)	1:A:23:LEU:CD2	1:B:76:GLU:N	3	2.84
(3,4)	1:A:23:LEU:CD2	1:B:77:GLY:N	3	2.84
(3,4)	1:A:23:LEU:CD2	1:B:78:PHE:N	3	2.84
(3,4)	1:A:23:LEU:CD2	1:B:79:LEU:N	3	2.84
(3,4)	1:A:23:LEU:CD2	1:B:80:CYS:N	3	2.84
(3,4)	1:A:23:LEU:CD2	5:B:203:7Q9:N	3	2.84
(3,4)	1:A:23:LEU:CD2	5:B:204:7Q9:N	3	2.84
(3,4)	1:A:23:LEU:CD2	5:B:205:7Q9:N	3	2.84
(3,4)	1:A:23:LEU:CD2	5:B:206:7Q9:N	3	2.84
(3,4)	1:A:23:LEU:CD2	5:B:207:7Q9:N	3	2.84
(3,4)	1:A:23:LEU:CD2	6:B:208:17F:N1	3	2.84
(3,4)	1:A:23:LEU:CD2	5:B:209:7Q9:N	3	2.84
(3,4)	1:A:23:LEU:CD2	5:B:210:7Q9:N	3	2.84
(3,4)	1:A:23:LEU:CD2	5:B:211:7Q9:N	3	2.84
(3,4)	1:A:23:LEU:CD2	5:B:212:7Q9:N	3	2.84
(3,4)	1:A:23:LEU:CD2	5:B:213:7Q9:N	3	2.84
(3,4)	1:A:23:LEU:CD2	6:B:214:17F:N1	3	2.84
(3,4)	1:A:23:LEU:CD2	6:B:215:17F:N1	3	2.84
(3,4)	1:A:23:LEU:CD2	5:B:216:7Q9:N	3	2.84
(3,4)	1:A:23:LEU:CD2	5:B:217:7Q9:N	3	2.84
(3,4)	1:A:23:LEU:CD2	5:B:218:7Q9:N	3	2.84
(3,4)	1:A:23:LEU:CD2	6:B:219:17F:N1	3	2.84
(3,4)	1:A:23:LEU:CD2	5:B:220:7Q9:N	3	2.84
(3,10)	1:A:55:ILE:CD1	1:B:2:THR:N	12	2.83
(3,10)	1:A:55:ILE:CD1	1:B:3:GLU:N	12	2.83
(3,10)	1:A:55:ILE:CD1	1:B:4:TYR:N	12	2.83
(3,10)	1:A:55:ILE:CD1	1:B:5:LYS:N	12	2.83
(3,10)	1:A:55:ILE:CD1	1:B:6:LEU:N	12	2.83
(3,10)	1:A:55:ILE:CD1	1:B:7:VAL:N	12	2.83
(3,10)	1:A:55:ILE:CD1	1:B:8:VAL:N	12	2.83

Continued on next page...

Continued from previous page...

Key	Atom-1	Atom-2	Model ID	Violation (Å)
(3,10)	1:A:55:ILE:CD1	1:B:9:VAL:N	12	2.83
(3,10)	1:A:55:ILE:CD1	1:B:10:GLY:N	12	2.83
(3,10)	1:A:55:ILE:CD1	1:B:11:ALA:N	12	2.83
(3,10)	1:A:55:ILE:CD1	1:B:12:ASP:N	12	2.83
(3,10)	1:A:55:ILE:CD1	1:B:13:GLY:N	12	2.83
(3,10)	1:A:55:ILE:CD1	1:B:14:VAL:N	12	2.83
(3,10)	1:A:55:ILE:CD1	1:B:15:GLY:N	12	2.83
(3,10)	1:A:55:ILE:CD1	1:B:16:LYS:N	12	2.83
(3,10)	1:A:55:ILE:CD1	1:B:17:SER:N	12	2.83
(3,10)	1:A:55:ILE:CD1	1:B:18:ALA:N	12	2.83
(3,10)	1:A:55:ILE:CD1	1:B:19:LEU:N	12	2.83
(3,10)	1:A:55:ILE:CD1	1:B:20:THR:N	12	2.83
(3,10)	1:A:55:ILE:CD1	1:B:21:ILE:N	12	2.83
(3,10)	1:A:55:ILE:CD1	1:B:22:GLN:N	12	2.83
(3,10)	1:A:55:ILE:CD1	1:B:23:LEU:N	12	2.83
(3,10)	1:A:55:ILE:CD1	1:B:24:ILE:N	12	2.83
(3,10)	1:A:55:ILE:CD1	1:B:25:GLN:N	12	2.83
(3,10)	1:A:55:ILE:CD1	1:B:26:ASN:N	12	2.83
(3,10)	1:A:55:ILE:CD1	1:B:27:HIS:N	12	2.83
(3,10)	1:A:55:ILE:CD1	1:B:28:PHE:N	12	2.83
(3,10)	1:A:55:ILE:CD1	1:B:29:VAL:N	12	2.83
(3,10)	1:A:55:ILE:CD1	1:B:30:ASP:N	12	2.83
(3,10)	1:A:55:ILE:CD1	1:B:31:GLU:N	12	2.83
(3,10)	1:A:55:ILE:CD1	1:B:32:TYR:N	12	2.83
(3,10)	1:A:55:ILE:CD1	1:B:33:ASP:N	12	2.83
(3,10)	1:A:55:ILE:CD1	1:B:34:PRO:N	12	2.83
(3,10)	1:A:55:ILE:CD1	1:B:35:THR:N	12	2.83
(3,10)	1:A:55:ILE:CD1	1:B:36:ILE:N	12	2.83
(3,10)	1:A:55:ILE:CD1	1:B:37:GLU:N	12	2.83
(3,10)	1:A:55:ILE:CD1	1:B:38:ASP:N	12	2.83
(3,10)	1:A:55:ILE:CD1	1:B:39:SER:N	12	2.83
(3,10)	1:A:55:ILE:CD1	1:B:40:TYR:N	12	2.83
(3,10)	1:A:55:ILE:CD1	1:B:41:ARG:N	12	2.83
(3,10)	1:A:55:ILE:CD1	1:B:42:LYS:N	12	2.83
(3,10)	1:A:55:ILE:CD1	1:B:43:GLN:N	12	2.83
(3,10)	1:A:55:ILE:CD1	1:B:44:VAL:N	12	2.83
(3,10)	1:A:55:ILE:CD1	1:B:45:VAL:N	12	2.83
(3,10)	1:A:55:ILE:CD1	1:B:46:ILE:N	12	2.83
(3,10)	1:A:55:ILE:CD1	1:B:47:ASP:N	12	2.83
(3,10)	1:A:55:ILE:CD1	1:B:48:GLY:N	12	2.83
(3,10)	1:A:55:ILE:CD1	1:B:49:GLU:N	12	2.83
(3,10)	1:A:55:ILE:CD1	1:B:50:THR:N	12	2.83

Continued on next page...

Continued from previous page...

Key	Atom-1	Atom-2	Model ID	Violation (Å)
(3,10)	1:A:55:ILE:CD1	1:B:51:CYS:N	12	2.83
(3,10)	1:A:55:ILE:CD1	1:B:52:LEU:N	12	2.83
(3,10)	1:A:55:ILE:CD1	1:B:53:LEU:N	12	2.83
(3,10)	1:A:55:ILE:CD1	1:B:54:ASP:N	12	2.83
(3,10)	1:A:55:ILE:CD1	1:B:55:ILE:N	12	2.83
(3,10)	1:A:55:ILE:CD1	1:B:56:LEU:N	12	2.83
(3,10)	1:A:55:ILE:CD1	1:B:57:ASP:N	12	2.83
(3,10)	1:A:55:ILE:CD1	1:B:58:THR:N	12	2.83
(3,10)	1:A:55:ILE:CD1	1:B:59:ALA:N	12	2.83
(3,10)	1:A:55:ILE:CD1	1:B:60:GLY:N	12	2.83
(3,10)	1:A:55:ILE:CD1	1:B:61:GLN:N	12	2.83
(3,10)	1:A:55:ILE:CD1	1:B:62:GLU:N	12	2.83
(3,10)	1:A:55:ILE:CD1	1:B:63:GLU:N	12	2.83
(3,10)	1:A:55:ILE:CD1	1:B:64:TYR:N	12	2.83
(3,10)	1:A:55:ILE:CD1	1:B:65:SER:N	12	2.83
(3,10)	1:A:55:ILE:CD1	1:B:66:ALA:N	12	2.83
(3,10)	1:A:55:ILE:CD1	1:B:67:MET:N	12	2.83
(3,10)	1:A:55:ILE:CD1	1:B:68:ARG:N	12	2.83
(3,10)	1:A:55:ILE:CD1	1:B:69:ASP:N	12	2.83
(3,10)	1:A:55:ILE:CD1	1:B:70:GLN:N	12	2.83
(3,10)	1:A:55:ILE:CD1	1:B:71:TYR:N	12	2.83
(3,10)	1:A:55:ILE:CD1	1:B:72:MET:N	12	2.83
(3,10)	1:A:55:ILE:CD1	1:B:73:ARG:N	12	2.83
(3,10)	1:A:55:ILE:CD1	1:B:74:THR:N	12	2.83
(3,10)	1:A:55:ILE:CD1	1:B:75:GLY:N	12	2.83
(3,10)	1:A:55:ILE:CD1	1:B:76:GLU:N	12	2.83
(3,10)	1:A:55:ILE:CD1	1:B:77:GLY:N	12	2.83
(3,10)	1:A:55:ILE:CD1	1:B:78:PHE:N	12	2.83
(3,10)	1:A:55:ILE:CD1	1:B:79:LEU:N	12	2.83
(3,10)	1:A:55:ILE:CD1	1:B:80:CYS:N	12	2.83
(3,10)	1:A:55:ILE:CD1	5:B:203:7Q9:N	12	2.83
(3,10)	1:A:55:ILE:CD1	5:B:204:7Q9:N	12	2.83
(3,10)	1:A:55:ILE:CD1	5:B:205:7Q9:N	12	2.83
(3,10)	1:A:55:ILE:CD1	5:B:206:7Q9:N	12	2.83
(3,10)	1:A:55:ILE:CD1	5:B:207:7Q9:N	12	2.83
(3,10)	1:A:55:ILE:CD1	6:B:208:17F:N1	12	2.83
(3,10)	1:A:55:ILE:CD1	5:B:209:7Q9:N	12	2.83
(3,10)	1:A:55:ILE:CD1	5:B:210:7Q9:N	12	2.83
(3,10)	1:A:55:ILE:CD1	5:B:211:7Q9:N	12	2.83
(3,10)	1:A:55:ILE:CD1	5:B:212:7Q9:N	12	2.83
(3,10)	1:A:55:ILE:CD1	5:B:213:7Q9:N	12	2.83
(3,10)	1:A:55:ILE:CD1	6:B:214:17F:N1	12	2.83

Continued on next page...

Continued from previous page...

Key	Atom-1	Atom-2	Model ID	Violation (Å)
(3,10)	1:A:55:ILE:CD1	6:B:215:17F:N1	12	2.83
(3,10)	1:A:55:ILE:CD1	5:B:216:7Q9:N	12	2.83
(3,10)	1:A:55:ILE:CD1	5:B:217:7Q9:N	12	2.83
(3,10)	1:A:55:ILE:CD1	5:B:218:7Q9:N	12	2.83
(3,10)	1:A:55:ILE:CD1	6:B:219:17F:N1	12	2.83
(3,10)	1:A:55:ILE:CD1	5:B:220:7Q9:N	12	2.83
(3,7)	1:A:44:VAL:CG1	1:B:2:THR:N	6	2.74
(3,7)	1:A:44:VAL:CG1	1:B:3:GLU:N	6	2.74
(3,7)	1:A:44:VAL:CG1	1:B:4:TYR:N	6	2.74
(3,7)	1:A:44:VAL:CG1	1:B:5:LYS:N	6	2.74
(3,7)	1:A:44:VAL:CG1	1:B:6:LEU:N	6	2.74
(3,7)	1:A:44:VAL:CG1	1:B:7:VAL:N	6	2.74
(3,7)	1:A:44:VAL:CG1	1:B:8:VAL:N	6	2.74
(3,7)	1:A:44:VAL:CG1	1:B:9:VAL:N	6	2.74
(3,7)	1:A:44:VAL:CG1	1:B:10:GLY:N	6	2.74
(3,7)	1:A:44:VAL:CG1	1:B:11:ALA:N	6	2.74
(3,7)	1:A:44:VAL:CG1	1:B:12:ASP:N	6	2.74
(3,7)	1:A:44:VAL:CG1	1:B:13:GLY:N	6	2.74
(3,7)	1:A:44:VAL:CG1	1:B:14:VAL:N	6	2.74
(3,7)	1:A:44:VAL:CG1	1:B:15:GLY:N	6	2.74
(3,7)	1:A:44:VAL:CG1	1:B:16:LYS:N	6	2.74
(3,7)	1:A:44:VAL:CG1	1:B:17:SER:N	6	2.74
(3,7)	1:A:44:VAL:CG1	1:B:18:ALA:N	6	2.74
(3,7)	1:A:44:VAL:CG1	1:B:19:LEU:N	6	2.74
(3,7)	1:A:44:VAL:CG1	1:B:20:THR:N	6	2.74
(3,7)	1:A:44:VAL:CG1	1:B:21:ILE:N	6	2.74
(3,7)	1:A:44:VAL:CG1	1:B:22:GLN:N	6	2.74
(3,7)	1:A:44:VAL:CG1	1:B:23:LEU:N	6	2.74
(3,7)	1:A:44:VAL:CG1	1:B:24:ILE:N	6	2.74
(3,7)	1:A:44:VAL:CG1	1:B:25:GLN:N	6	2.74
(3,7)	1:A:44:VAL:CG1	1:B:26:ASN:N	6	2.74
(3,7)	1:A:44:VAL:CG1	1:B:27:HIS:N	6	2.74
(3,7)	1:A:44:VAL:CG1	1:B:28:PHE:N	6	2.74
(3,7)	1:A:44:VAL:CG1	1:B:29:VAL:N	6	2.74
(3,7)	1:A:44:VAL:CG1	1:B:30:ASP:N	6	2.74
(3,7)	1:A:44:VAL:CG1	1:B:31:GLU:N	6	2.74
(3,7)	1:A:44:VAL:CG1	1:B:32:TYR:N	6	2.74
(3,7)	1:A:44:VAL:CG1	1:B:33:ASP:N	6	2.74
(3,7)	1:A:44:VAL:CG1	1:B:34:PRO:N	6	2.74
(3,7)	1:A:44:VAL:CG1	1:B:35:THR:N	6	2.74
(3,7)	1:A:44:VAL:CG1	1:B:36:ILE:N	6	2.74
(3,7)	1:A:44:VAL:CG1	1:B:37:GLU:N	6	2.74

Continued on next page...

Continued from previous page...

Key	Atom-1	Atom-2	Model ID	Violation (Å)
(3,7)	1:A:44:VAL:CG1	1:B:38:ASP:N	6	2.74
(3,7)	1:A:44:VAL:CG1	1:B:39:SER:N	6	2.74
(3,7)	1:A:44:VAL:CG1	1:B:40:TYR:N	6	2.74
(3,7)	1:A:44:VAL:CG1	1:B:41:ARG:N	6	2.74
(3,7)	1:A:44:VAL:CG1	1:B:42:LYS:N	6	2.74
(3,7)	1:A:44:VAL:CG1	1:B:43:GLN:N	6	2.74
(3,7)	1:A:44:VAL:CG1	1:B:44:VAL:N	6	2.74
(3,7)	1:A:44:VAL:CG1	1:B:45:VAL:N	6	2.74
(3,7)	1:A:44:VAL:CG1	1:B:46:ILE:N	6	2.74
(3,7)	1:A:44:VAL:CG1	1:B:47:ASP:N	6	2.74
(3,7)	1:A:44:VAL:CG1	1:B:48:GLY:N	6	2.74
(3,7)	1:A:44:VAL:CG1	1:B:49:GLU:N	6	2.74
(3,7)	1:A:44:VAL:CG1	1:B:50:THR:N	6	2.74
(3,7)	1:A:44:VAL:CG1	1:B:51:CYS:N	6	2.74
(3,7)	1:A:44:VAL:CG1	1:B:52:LEU:N	6	2.74
(3,7)	1:A:44:VAL:CG1	1:B:53:LEU:N	6	2.74
(3,7)	1:A:44:VAL:CG1	1:B:54:ASP:N	6	2.74
(3,7)	1:A:44:VAL:CG1	1:B:55:ILE:N	6	2.74
(3,7)	1:A:44:VAL:CG1	1:B:56:LEU:N	6	2.74
(3,7)	1:A:44:VAL:CG1	1:B:57:ASP:N	6	2.74
(3,7)	1:A:44:VAL:CG1	1:B:58:THR:N	6	2.74
(3,7)	1:A:44:VAL:CG1	1:B:59:ALA:N	6	2.74
(3,7)	1:A:44:VAL:CG1	1:B:60:GLY:N	6	2.74
(3,7)	1:A:44:VAL:CG1	1:B:61:GLN:N	6	2.74
(3,7)	1:A:44:VAL:CG1	1:B:62:GLU:N	6	2.74
(3,7)	1:A:44:VAL:CG1	1:B:63:GLU:N	6	2.74
(3,7)	1:A:44:VAL:CG1	1:B:64:TYR:N	6	2.74
(3,7)	1:A:44:VAL:CG1	1:B:65:SER:N	6	2.74
(3,7)	1:A:44:VAL:CG1	1:B:66:ALA:N	6	2.74
(3,7)	1:A:44:VAL:CG1	1:B:67:MET:N	6	2.74
(3,7)	1:A:44:VAL:CG1	1:B:68:ARG:N	6	2.74
(3,7)	1:A:44:VAL:CG1	1:B:69:ASP:N	6	2.74
(3,7)	1:A:44:VAL:CG1	1:B:70:GLN:N	6	2.74
(3,7)	1:A:44:VAL:CG1	1:B:71:TYR:N	6	2.74
(3,7)	1:A:44:VAL:CG1	1:B:72:MET:N	6	2.74
(3,7)	1:A:44:VAL:CG1	1:B:73:ARG:N	6	2.74
(3,7)	1:A:44:VAL:CG1	1:B:74:THR:N	6	2.74
(3,7)	1:A:44:VAL:CG1	1:B:75:GLY:N	6	2.74
(3,7)	1:A:44:VAL:CG1	1:B:76:GLU:N	6	2.74
(3,7)	1:A:44:VAL:CG1	1:B:77:GLY:N	6	2.74
(3,7)	1:A:44:VAL:CG1	1:B:78:PHE:N	6	2.74
(3,7)	1:A:44:VAL:CG1	1:B:79:LEU:N	6	2.74

Continued on next page...

Continued from previous page...

Key	Atom-1	Atom-2	Model ID	Violation (Å)
(3,7)	1:A:44:VAL:CG1	1:B:80:CYS:N	6	2.74
(3,7)	1:A:44:VAL:CG1	5:B:203:7Q9:N	6	2.74
(3,7)	1:A:44:VAL:CG1	5:B:204:7Q9:N	6	2.74
(3,7)	1:A:44:VAL:CG1	5:B:205:7Q9:N	6	2.74
(3,7)	1:A:44:VAL:CG1	5:B:206:7Q9:N	6	2.74
(3,7)	1:A:44:VAL:CG1	5:B:207:7Q9:N	6	2.74
(3,7)	1:A:44:VAL:CG1	6:B:208:17F:N1	6	2.74
(3,7)	1:A:44:VAL:CG1	5:B:209:7Q9:N	6	2.74
(3,7)	1:A:44:VAL:CG1	5:B:210:7Q9:N	6	2.74
(3,7)	1:A:44:VAL:CG1	5:B:211:7Q9:N	6	2.74
(3,7)	1:A:44:VAL:CG1	5:B:212:7Q9:N	6	2.74
(3,7)	1:A:44:VAL:CG1	5:B:213:7Q9:N	6	2.74
(3,7)	1:A:44:VAL:CG1	6:B:214:17F:N1	6	2.74
(3,7)	1:A:44:VAL:CG1	6:B:215:17F:N1	6	2.74
(3,7)	1:A:44:VAL:CG1	5:B:216:7Q9:N	6	2.74
(3,7)	1:A:44:VAL:CG1	5:B:217:7Q9:N	6	2.74
(3,7)	1:A:44:VAL:CG1	5:B:218:7Q9:N	6	2.74
(3,7)	1:A:44:VAL:CG1	6:B:219:17F:N1	6	2.74
(3,7)	1:A:44:VAL:CG1	5:B:220:7Q9:N	6	2.74
(3,7)	1:A:44:VAL:CG2	1:B:2:THR:N	6	2.74
(3,7)	1:A:44:VAL:CG2	1:B:3:GLU:N	6	2.74
(3,7)	1:A:44:VAL:CG2	1:B:4:TYR:N	6	2.74
(3,7)	1:A:44:VAL:CG2	1:B:5:LYS:N	6	2.74
(3,7)	1:A:44:VAL:CG2	1:B:6:LEU:N	6	2.74
(3,7)	1:A:44:VAL:CG2	1:B:7:VAL:N	6	2.74
(3,7)	1:A:44:VAL:CG2	1:B:8:VAL:N	6	2.74
(3,7)	1:A:44:VAL:CG2	1:B:9:VAL:N	6	2.74
(3,7)	1:A:44:VAL:CG2	1:B:10:GLY:N	6	2.74
(3,7)	1:A:44:VAL:CG2	1:B:11:ALA:N	6	2.74
(3,7)	1:A:44:VAL:CG2	1:B:12:ASP:N	6	2.74
(3,7)	1:A:44:VAL:CG2	1:B:13:GLY:N	6	2.74
(3,7)	1:A:44:VAL:CG2	1:B:14:VAL:N	6	2.74
(3,7)	1:A:44:VAL:CG2	1:B:15:GLY:N	6	2.74
(3,7)	1:A:44:VAL:CG2	1:B:16:LYS:N	6	2.74
(3,7)	1:A:44:VAL:CG2	1:B:17:SER:N	6	2.74
(3,7)	1:A:44:VAL:CG2	1:B:18:ALA:N	6	2.74
(3,7)	1:A:44:VAL:CG2	1:B:19:LEU:N	6	2.74
(3,7)	1:A:44:VAL:CG2	1:B:20:THR:N	6	2.74
(3,7)	1:A:44:VAL:CG2	1:B:21:ILE:N	6	2.74
(3,7)	1:A:44:VAL:CG2	1:B:22:GLN:N	6	2.74
(3,7)	1:A:44:VAL:CG2	1:B:23:LEU:N	6	2.74
(3,7)	1:A:44:VAL:CG2	1:B:24:ILE:N	6	2.74

Continued on next page...

Continued from previous page...

Key	Atom-1	Atom-2	Model ID	Violation (Å)
(3,7)	1:A:44:VAL:CG2	1:B:25:GLN:N	6	2.74
(3,7)	1:A:44:VAL:CG2	1:B:26:ASN:N	6	2.74
(3,7)	1:A:44:VAL:CG2	1:B:27:HIS:N	6	2.74
(3,7)	1:A:44:VAL:CG2	1:B:28:PHE:N	6	2.74
(3,7)	1:A:44:VAL:CG2	1:B:29:VAL:N	6	2.74
(3,7)	1:A:44:VAL:CG2	1:B:30:ASP:N	6	2.74
(3,7)	1:A:44:VAL:CG2	1:B:31:GLU:N	6	2.74
(3,7)	1:A:44:VAL:CG2	1:B:32:TYR:N	6	2.74
(3,7)	1:A:44:VAL:CG2	1:B:33:ASP:N	6	2.74
(3,7)	1:A:44:VAL:CG2	1:B:34:PRO:N	6	2.74
(3,7)	1:A:44:VAL:CG2	1:B:35:THR:N	6	2.74
(3,7)	1:A:44:VAL:CG2	1:B:36:ILE:N	6	2.74
(3,7)	1:A:44:VAL:CG2	1:B:37:GLU:N	6	2.74
(3,7)	1:A:44:VAL:CG2	1:B:38:ASP:N	6	2.74
(3,7)	1:A:44:VAL:CG2	1:B:39:SER:N	6	2.74
(3,7)	1:A:44:VAL:CG2	1:B:40:TYR:N	6	2.74
(3,7)	1:A:44:VAL:CG2	1:B:41:ARG:N	6	2.74
(3,7)	1:A:44:VAL:CG2	1:B:42:LYS:N	6	2.74
(3,7)	1:A:44:VAL:CG2	1:B:43:GLN:N	6	2.74
(3,7)	1:A:44:VAL:CG2	1:B:44:VAL:N	6	2.74
(3,7)	1:A:44:VAL:CG2	1:B:45:VAL:N	6	2.74
(3,7)	1:A:44:VAL:CG2	1:B:46:ILE:N	6	2.74
(3,7)	1:A:44:VAL:CG2	1:B:47:ASP:N	6	2.74
(3,7)	1:A:44:VAL:CG2	1:B:48:GLY:N	6	2.74
(3,7)	1:A:44:VAL:CG2	1:B:49:GLU:N	6	2.74
(3,7)	1:A:44:VAL:CG2	1:B:50:THR:N	6	2.74
(3,7)	1:A:44:VAL:CG2	1:B:51:CYS:N	6	2.74
(3,7)	1:A:44:VAL:CG2	1:B:52:LEU:N	6	2.74
(3,7)	1:A:44:VAL:CG2	1:B:53:LEU:N	6	2.74
(3,7)	1:A:44:VAL:CG2	1:B:54:ASP:N	6	2.74
(3,7)	1:A:44:VAL:CG2	1:B:55:ILE:N	6	2.74
(3,7)	1:A:44:VAL:CG2	1:B:56:LEU:N	6	2.74
(3,7)	1:A:44:VAL:CG2	1:B:57:ASP:N	6	2.74
(3,7)	1:A:44:VAL:CG2	1:B:58:THR:N	6	2.74
(3,7)	1:A:44:VAL:CG2	1:B:59:ALA:N	6	2.74
(3,7)	1:A:44:VAL:CG2	1:B:60:GLY:N	6	2.74
(3,7)	1:A:44:VAL:CG2	1:B:61:GLN:N	6	2.74
(3,7)	1:A:44:VAL:CG2	1:B:62:GLU:N	6	2.74
(3,7)	1:A:44:VAL:CG2	1:B:63:GLU:N	6	2.74
(3,7)	1:A:44:VAL:CG2	1:B:64:TYR:N	6	2.74
(3,7)	1:A:44:VAL:CG2	1:B:65:SER:N	6	2.74
(3,7)	1:A:44:VAL:CG2	1:B:66:ALA:N	6	2.74

Continued on next page...

Continued from previous page...

Key	Atom-1	Atom-2	Model ID	Violation (Å)
(3,7)	1:A:44:VAL:CG2	1:B:67:MET:N	6	2.74
(3,7)	1:A:44:VAL:CG2	1:B:68:ARG:N	6	2.74
(3,7)	1:A:44:VAL:CG2	1:B:69:ASP:N	6	2.74
(3,7)	1:A:44:VAL:CG2	1:B:70:GLN:N	6	2.74
(3,7)	1:A:44:VAL:CG2	1:B:71:TYR:N	6	2.74
(3,7)	1:A:44:VAL:CG2	1:B:72:MET:N	6	2.74
(3,7)	1:A:44:VAL:CG2	1:B:73:ARG:N	6	2.74
(3,7)	1:A:44:VAL:CG2	1:B:74:THR:N	6	2.74
(3,7)	1:A:44:VAL:CG2	1:B:75:GLY:N	6	2.74
(3,7)	1:A:44:VAL:CG2	1:B:76:GLU:N	6	2.74
(3,7)	1:A:44:VAL:CG2	1:B:77:GLY:N	6	2.74
(3,7)	1:A:44:VAL:CG2	1:B:78:PHE:N	6	2.74
(3,7)	1:A:44:VAL:CG2	1:B:79:LEU:N	6	2.74
(3,7)	1:A:44:VAL:CG2	1:B:80:CYS:N	6	2.74
(3,7)	1:A:44:VAL:CG2	5:B:203:7Q9:N	6	2.74
(3,7)	1:A:44:VAL:CG2	5:B:204:7Q9:N	6	2.74
(3,7)	1:A:44:VAL:CG2	5:B:205:7Q9:N	6	2.74
(3,7)	1:A:44:VAL:CG2	5:B:206:7Q9:N	6	2.74
(3,7)	1:A:44:VAL:CG2	5:B:207:7Q9:N	6	2.74
(3,7)	1:A:44:VAL:CG2	6:B:208:17F:N1	6	2.74
(3,7)	1:A:44:VAL:CG2	5:B:209:7Q9:N	6	2.74
(3,7)	1:A:44:VAL:CG2	5:B:210:7Q9:N	6	2.74
(3,7)	1:A:44:VAL:CG2	5:B:211:7Q9:N	6	2.74
(3,7)	1:A:44:VAL:CG2	5:B:212:7Q9:N	6	2.74
(3,7)	1:A:44:VAL:CG2	5:B:213:7Q9:N	6	2.74
(3,7)	1:A:44:VAL:CG2	6:B:214:17F:N1	6	2.74
(3,7)	1:A:44:VAL:CG2	6:B:215:17F:N1	6	2.74
(3,7)	1:A:44:VAL:CG2	5:B:216:7Q9:N	6	2.74
(3,7)	1:A:44:VAL:CG2	5:B:217:7Q9:N	6	2.74
(3,7)	1:A:44:VAL:CG2	5:B:218:7Q9:N	6	2.74
(3,7)	1:A:44:VAL:CG2	6:B:219:17F:N1	6	2.74
(3,7)	1:A:44:VAL:CG2	5:B:220:7Q9:N	6	2.74
(3,13)	1:A:160:VAL:CG1	1:B:2:THR:N	4	2.71
(3,13)	1:A:160:VAL:CG1	1:B:3:GLU:N	4	2.71
(3,13)	1:A:160:VAL:CG1	1:B:4:TYR:N	4	2.71
(3,13)	1:A:160:VAL:CG1	1:B:5:LYS:N	4	2.71
(3,13)	1:A:160:VAL:CG1	1:B:6:LEU:N	4	2.71
(3,13)	1:A:160:VAL:CG1	1:B:7:VAL:N	4	2.71
(3,13)	1:A:160:VAL:CG1	1:B:8:VAL:N	4	2.71
(3,13)	1:A:160:VAL:CG1	1:B:9:VAL:N	4	2.71
(3,13)	1:A:160:VAL:CG1	1:B:10:GLY:N	4	2.71
(3,13)	1:A:160:VAL:CG1	1:B:11:ALA:N	4	2.71

Continued on next page...

Continued from previous page...

Key	Atom-1	Atom-2	Model ID	Violation (Å)
(3,13)	1:A:160:VAL:CG1	1:B:12:ASP:N	4	2.71
(3,13)	1:A:160:VAL:CG1	1:B:13:GLY:N	4	2.71
(3,13)	1:A:160:VAL:CG1	1:B:14:VAL:N	4	2.71
(3,13)	1:A:160:VAL:CG1	1:B:15:GLY:N	4	2.71
(3,13)	1:A:160:VAL:CG1	1:B:16:LYS:N	4	2.71
(3,13)	1:A:160:VAL:CG1	1:B:17:SER:N	4	2.71
(3,13)	1:A:160:VAL:CG1	1:B:18:ALA:N	4	2.71
(3,13)	1:A:160:VAL:CG1	1:B:19:LEU:N	4	2.71
(3,13)	1:A:160:VAL:CG1	1:B:20:THR:N	4	2.71
(3,13)	1:A:160:VAL:CG1	1:B:21:ILE:N	4	2.71
(3,13)	1:A:160:VAL:CG1	1:B:22:GLN:N	4	2.71
(3,13)	1:A:160:VAL:CG1	1:B:23:LEU:N	4	2.71
(3,13)	1:A:160:VAL:CG1	1:B:24:ILE:N	4	2.71
(3,13)	1:A:160:VAL:CG1	1:B:25:GLN:N	4	2.71
(3,13)	1:A:160:VAL:CG1	1:B:26:ASN:N	4	2.71
(3,13)	1:A:160:VAL:CG1	1:B:27:HIS:N	4	2.71
(3,13)	1:A:160:VAL:CG1	1:B:28:PHE:N	4	2.71
(3,13)	1:A:160:VAL:CG1	1:B:29:VAL:N	4	2.71
(3,13)	1:A:160:VAL:CG1	1:B:30:ASP:N	4	2.71
(3,13)	1:A:160:VAL:CG1	1:B:31:GLU:N	4	2.71
(3,13)	1:A:160:VAL:CG1	1:B:32:TYR:N	4	2.71
(3,13)	1:A:160:VAL:CG1	1:B:33:ASP:N	4	2.71
(3,13)	1:A:160:VAL:CG1	1:B:34:PRO:N	4	2.71
(3,13)	1:A:160:VAL:CG1	1:B:35:THR:N	4	2.71
(3,13)	1:A:160:VAL:CG1	1:B:36:ILE:N	4	2.71
(3,13)	1:A:160:VAL:CG1	1:B:37:GLU:N	4	2.71
(3,13)	1:A:160:VAL:CG1	1:B:38:ASP:N	4	2.71
(3,13)	1:A:160:VAL:CG1	1:B:39:SER:N	4	2.71
(3,13)	1:A:160:VAL:CG1	1:B:40:TYR:N	4	2.71
(3,13)	1:A:160:VAL:CG1	1:B:41:ARG:N	4	2.71
(3,13)	1:A:160:VAL:CG1	1:B:42:LYS:N	4	2.71
(3,13)	1:A:160:VAL:CG1	1:B:43:GLN:N	4	2.71
(3,13)	1:A:160:VAL:CG1	1:B:44:VAL:N	4	2.71
(3,13)	1:A:160:VAL:CG1	1:B:45:VAL:N	4	2.71
(3,13)	1:A:160:VAL:CG1	1:B:46:ILE:N	4	2.71
(3,13)	1:A:160:VAL:CG1	1:B:47:ASP:N	4	2.71
(3,13)	1:A:160:VAL:CG1	1:B:48:GLY:N	4	2.71
(3,13)	1:A:160:VAL:CG1	1:B:49:GLU:N	4	2.71
(3,13)	1:A:160:VAL:CG1	1:B:50:THR:N	4	2.71
(3,13)	1:A:160:VAL:CG1	1:B:51:CYS:N	4	2.71
(3,13)	1:A:160:VAL:CG1	1:B:52:LEU:N	4	2.71
(3,13)	1:A:160:VAL:CG1	1:B:53:LEU:N	4	2.71

Continued on next page...

Continued from previous page...

Key	Atom-1	Atom-2	Model ID	Violation (Å)
(3,13)	1:A:160:VAL:CG1	1:B:54:ASP:N	4	2.71
(3,13)	1:A:160:VAL:CG1	1:B:55:ILE:N	4	2.71
(3,13)	1:A:160:VAL:CG1	1:B:56:LEU:N	4	2.71
(3,13)	1:A:160:VAL:CG1	1:B:57:ASP:N	4	2.71
(3,13)	1:A:160:VAL:CG1	1:B:58:THR:N	4	2.71
(3,13)	1:A:160:VAL:CG1	1:B:59:ALA:N	4	2.71
(3,13)	1:A:160:VAL:CG1	1:B:60:GLY:N	4	2.71
(3,13)	1:A:160:VAL:CG1	1:B:61:GLN:N	4	2.71
(3,13)	1:A:160:VAL:CG1	1:B:62:GLU:N	4	2.71
(3,13)	1:A:160:VAL:CG1	1:B:63:GLU:N	4	2.71
(3,13)	1:A:160:VAL:CG1	1:B:64:TYR:N	4	2.71
(3,13)	1:A:160:VAL:CG1	1:B:65:SER:N	4	2.71
(3,13)	1:A:160:VAL:CG1	1:B:66:ALA:N	4	2.71
(3,13)	1:A:160:VAL:CG1	1:B:67:MET:N	4	2.71
(3,13)	1:A:160:VAL:CG1	1:B:68:ARG:N	4	2.71
(3,13)	1:A:160:VAL:CG1	1:B:69:ASP:N	4	2.71
(3,13)	1:A:160:VAL:CG1	1:B:70:GLN:N	4	2.71
(3,13)	1:A:160:VAL:CG1	1:B:71:TYR:N	4	2.71
(3,13)	1:A:160:VAL:CG1	1:B:72:MET:N	4	2.71
(3,13)	1:A:160:VAL:CG1	1:B:73:ARG:N	4	2.71
(3,13)	1:A:160:VAL:CG1	1:B:74:THR:N	4	2.71
(3,13)	1:A:160:VAL:CG1	1:B:75:GLY:N	4	2.71
(3,13)	1:A:160:VAL:CG1	1:B:76:GLU:N	4	2.71
(3,13)	1:A:160:VAL:CG1	1:B:77:GLY:N	4	2.71
(3,13)	1:A:160:VAL:CG1	1:B:78:PHE:N	4	2.71
(3,13)	1:A:160:VAL:CG1	1:B:79:LEU:N	4	2.71
(3,13)	1:A:160:VAL:CG1	1:B:80:CYS:N	4	2.71
(3,13)	1:A:160:VAL:CG1	5:B:203:7Q9:N	4	2.71
(3,13)	1:A:160:VAL:CG1	5:B:204:7Q9:N	4	2.71
(3,13)	1:A:160:VAL:CG1	5:B:205:7Q9:N	4	2.71
(3,13)	1:A:160:VAL:CG1	5:B:206:7Q9:N	4	2.71
(3,13)	1:A:160:VAL:CG1	5:B:207:7Q9:N	4	2.71
(3,13)	1:A:160:VAL:CG1	6:B:208:17F:N1	4	2.71
(3,13)	1:A:160:VAL:CG1	5:B:209:7Q9:N	4	2.71
(3,13)	1:A:160:VAL:CG1	5:B:210:7Q9:N	4	2.71
(3,13)	1:A:160:VAL:CG1	5:B:211:7Q9:N	4	2.71
(3,13)	1:A:160:VAL:CG1	5:B:212:7Q9:N	4	2.71
(3,13)	1:A:160:VAL:CG1	5:B:213:7Q9:N	4	2.71
(3,13)	1:A:160:VAL:CG1	6:B:214:17F:N1	4	2.71
(3,13)	1:A:160:VAL:CG1	6:B:215:17F:N1	4	2.71
(3,13)	1:A:160:VAL:CG1	5:B:216:7Q9:N	4	2.71
(3,13)	1:A:160:VAL:CG1	5:B:217:7Q9:N	4	2.71

Continued on next page...

Continued from previous page...

Key	Atom-1	Atom-2	Model ID	Violation (Å)
(3,13)	1:A:160:VAL:CG1	5:B:218:7Q9:N	4	2.71
(3,13)	1:A:160:VAL:CG1	6:B:219:17F:N1	4	2.71
(3,13)	1:A:160:VAL:CG1	5:B:220:7Q9:N	4	2.71
(3,13)	1:A:160:VAL:CG2	1:B:2:THR:N	4	2.71
(3,13)	1:A:160:VAL:CG2	1:B:3:GLU:N	4	2.71
(3,13)	1:A:160:VAL:CG2	1:B:4:TYR:N	4	2.71
(3,13)	1:A:160:VAL:CG2	1:B:5:LYS:N	4	2.71
(3,13)	1:A:160:VAL:CG2	1:B:6:LEU:N	4	2.71
(3,13)	1:A:160:VAL:CG2	1:B:7:VAL:N	4	2.71
(3,13)	1:A:160:VAL:CG2	1:B:8:VAL:N	4	2.71
(3,13)	1:A:160:VAL:CG2	1:B:9:VAL:N	4	2.71
(3,13)	1:A:160:VAL:CG2	1:B:10:GLY:N	4	2.71
(3,13)	1:A:160:VAL:CG2	1:B:11:ALA:N	4	2.71
(3,13)	1:A:160:VAL:CG2	1:B:12:ASP:N	4	2.71
(3,13)	1:A:160:VAL:CG2	1:B:13:GLY:N	4	2.71
(3,13)	1:A:160:VAL:CG2	1:B:14:VAL:N	4	2.71
(3,13)	1:A:160:VAL:CG2	1:B:15:GLY:N	4	2.71
(3,13)	1:A:160:VAL:CG2	1:B:16:LYS:N	4	2.71
(3,13)	1:A:160:VAL:CG2	1:B:17:SER:N	4	2.71
(3,13)	1:A:160:VAL:CG2	1:B:18:ALA:N	4	2.71
(3,13)	1:A:160:VAL:CG2	1:B:19:LEU:N	4	2.71
(3,13)	1:A:160:VAL:CG2	1:B:20:THR:N	4	2.71
(3,13)	1:A:160:VAL:CG2	1:B:21:ILE:N	4	2.71
(3,13)	1:A:160:VAL:CG2	1:B:22:GLN:N	4	2.71
(3,13)	1:A:160:VAL:CG2	1:B:23:LEU:N	4	2.71
(3,13)	1:A:160:VAL:CG2	1:B:24:ILE:N	4	2.71
(3,13)	1:A:160:VAL:CG2	1:B:25:GLN:N	4	2.71
(3,13)	1:A:160:VAL:CG2	1:B:26:ASN:N	4	2.71
(3,13)	1:A:160:VAL:CG2	1:B:27:HIS:N	4	2.71
(3,13)	1:A:160:VAL:CG2	1:B:28:PHE:N	4	2.71
(3,13)	1:A:160:VAL:CG2	1:B:29:VAL:N	4	2.71
(3,13)	1:A:160:VAL:CG2	1:B:30:ASP:N	4	2.71
(3,13)	1:A:160:VAL:CG2	1:B:31:GLU:N	4	2.71
(3,13)	1:A:160:VAL:CG2	1:B:32:TYR:N	4	2.71
(3,13)	1:A:160:VAL:CG2	1:B:33:ASP:N	4	2.71
(3,13)	1:A:160:VAL:CG2	1:B:34:PRO:N	4	2.71
(3,13)	1:A:160:VAL:CG2	1:B:35:THR:N	4	2.71
(3,13)	1:A:160:VAL:CG2	1:B:36:ILE:N	4	2.71
(3,13)	1:A:160:VAL:CG2	1:B:37:GLU:N	4	2.71
(3,13)	1:A:160:VAL:CG2	1:B:38:ASP:N	4	2.71
(3,13)	1:A:160:VAL:CG2	1:B:39:SER:N	4	2.71
(3,13)	1:A:160:VAL:CG2	1:B:40:TYR:N	4	2.71

Continued on next page...

Continued from previous page...

Key	Atom-1	Atom-2	Model ID	Violation (Å)
(3,13)	1:A:160:VAL:CG2	1:B:41:ARG:N	4	2.71
(3,13)	1:A:160:VAL:CG2	1:B:42:LYS:N	4	2.71
(3,13)	1:A:160:VAL:CG2	1:B:43:GLN:N	4	2.71
(3,13)	1:A:160:VAL:CG2	1:B:44:VAL:N	4	2.71
(3,13)	1:A:160:VAL:CG2	1:B:45:VAL:N	4	2.71
(3,13)	1:A:160:VAL:CG2	1:B:46:ILE:N	4	2.71
(3,13)	1:A:160:VAL:CG2	1:B:47:ASP:N	4	2.71
(3,13)	1:A:160:VAL:CG2	1:B:48:GLY:N	4	2.71
(3,13)	1:A:160:VAL:CG2	1:B:49:GLU:N	4	2.71
(3,13)	1:A:160:VAL:CG2	1:B:50:THR:N	4	2.71
(3,13)	1:A:160:VAL:CG2	1:B:51:CYS:N	4	2.71
(3,13)	1:A:160:VAL:CG2	1:B:52:LEU:N	4	2.71
(3,13)	1:A:160:VAL:CG2	1:B:53:LEU:N	4	2.71
(3,13)	1:A:160:VAL:CG2	1:B:54:ASP:N	4	2.71
(3,13)	1:A:160:VAL:CG2	1:B:55:ILE:N	4	2.71
(3,13)	1:A:160:VAL:CG2	1:B:56:LEU:N	4	2.71
(3,13)	1:A:160:VAL:CG2	1:B:57:ASP:N	4	2.71
(3,13)	1:A:160:VAL:CG2	1:B:58:THR:N	4	2.71
(3,13)	1:A:160:VAL:CG2	1:B:59:ALA:N	4	2.71
(3,13)	1:A:160:VAL:CG2	1:B:60:GLY:N	4	2.71
(3,13)	1:A:160:VAL:CG2	1:B:61:GLN:N	4	2.71
(3,13)	1:A:160:VAL:CG2	1:B:62:GLU:N	4	2.71
(3,13)	1:A:160:VAL:CG2	1:B:63:GLU:N	4	2.71
(3,13)	1:A:160:VAL:CG2	1:B:64:TYR:N	4	2.71
(3,13)	1:A:160:VAL:CG2	1:B:65:SER:N	4	2.71
(3,13)	1:A:160:VAL:CG2	1:B:66:ALA:N	4	2.71
(3,13)	1:A:160:VAL:CG2	1:B:67:MET:N	4	2.71
(3,13)	1:A:160:VAL:CG2	1:B:68:ARG:N	4	2.71
(3,13)	1:A:160:VAL:CG2	1:B:69:ASP:N	4	2.71
(3,13)	1:A:160:VAL:CG2	1:B:70:GLN:N	4	2.71
(3,13)	1:A:160:VAL:CG2	1:B:71:TYR:N	4	2.71
(3,13)	1:A:160:VAL:CG2	1:B:72:MET:N	4	2.71
(3,13)	1:A:160:VAL:CG2	1:B:73:ARG:N	4	2.71
(3,13)	1:A:160:VAL:CG2	1:B:74:THR:N	4	2.71
(3,13)	1:A:160:VAL:CG2	1:B:75:GLY:N	4	2.71
(3,13)	1:A:160:VAL:CG2	1:B:76:GLU:N	4	2.71
(3,13)	1:A:160:VAL:CG2	1:B:77:GLY:N	4	2.71
(3,13)	1:A:160:VAL:CG2	1:B:78:PHE:N	4	2.71
(3,13)	1:A:160:VAL:CG2	1:B:79:LEU:N	4	2.71
(3,13)	1:A:160:VAL:CG2	1:B:80:CYS:N	4	2.71
(3,13)	1:A:160:VAL:CG2	5:B:203:7Q9:N	4	2.71
(3,13)	1:A:160:VAL:CG2	5:B:204:7Q9:N	4	2.71

Continued on next page...

Continued from previous page...

Key	Atom-1	Atom-2	Model ID	Violation (Å)
(3,13)	1:A:160:VAL:CG2	5:B:205:7Q9:N	4	2.71
(3,13)	1:A:160:VAL:CG2	5:B:206:7Q9:N	4	2.71
(3,13)	1:A:160:VAL:CG2	5:B:207:7Q9:N	4	2.71
(3,13)	1:A:160:VAL:CG2	6:B:208:17F:N1	4	2.71
(3,13)	1:A:160:VAL:CG2	5:B:209:7Q9:N	4	2.71
(3,13)	1:A:160:VAL:CG2	5:B:210:7Q9:N	4	2.71
(3,13)	1:A:160:VAL:CG2	5:B:211:7Q9:N	4	2.71
(3,13)	1:A:160:VAL:CG2	5:B:212:7Q9:N	4	2.71
(3,13)	1:A:160:VAL:CG2	5:B:213:7Q9:N	4	2.71
(3,13)	1:A:160:VAL:CG2	6:B:214:17F:N1	4	2.71
(3,13)	1:A:160:VAL:CG2	6:B:215:17F:N1	4	2.71
(3,13)	1:A:160:VAL:CG2	5:B:216:7Q9:N	4	2.71
(3,13)	1:A:160:VAL:CG2	5:B:217:7Q9:N	4	2.71
(3,13)	1:A:160:VAL:CG2	5:B:218:7Q9:N	4	2.71
(3,13)	1:A:160:VAL:CG2	6:B:219:17F:N1	4	2.71
(3,13)	1:A:160:VAL:CG2	5:B:220:7Q9:N	4	2.71
(3,8)	1:A:45:VAL:CG1	1:B:2:THR:N	3	2.7
(3,8)	1:A:45:VAL:CG1	1:B:3:GLU:N	3	2.7
(3,8)	1:A:45:VAL:CG1	1:B:4:TYR:N	3	2.7
(3,8)	1:A:45:VAL:CG1	1:B:5:LYS:N	3	2.7
(3,8)	1:A:45:VAL:CG1	1:B:6:LEU:N	3	2.7
(3,8)	1:A:45:VAL:CG1	1:B:7:VAL:N	3	2.7
(3,8)	1:A:45:VAL:CG1	1:B:8:VAL:N	3	2.7
(3,8)	1:A:45:VAL:CG1	1:B:9:VAL:N	3	2.7
(3,8)	1:A:45:VAL:CG1	1:B:10:GLY:N	3	2.7
(3,8)	1:A:45:VAL:CG1	1:B:11:ALA:N	3	2.7
(3,8)	1:A:45:VAL:CG1	1:B:12:ASP:N	3	2.7
(3,8)	1:A:45:VAL:CG1	1:B:13:GLY:N	3	2.7
(3,8)	1:A:45:VAL:CG1	1:B:14:VAL:N	3	2.7
(3,8)	1:A:45:VAL:CG1	1:B:15:GLY:N	3	2.7
(3,8)	1:A:45:VAL:CG1	1:B:16:LYS:N	3	2.7
(3,8)	1:A:45:VAL:CG1	1:B:17:SER:N	3	2.7
(3,8)	1:A:45:VAL:CG1	1:B:18:ALA:N	3	2.7
(3,8)	1:A:45:VAL:CG1	1:B:19:LEU:N	3	2.7
(3,8)	1:A:45:VAL:CG1	1:B:20:THR:N	3	2.7
(3,8)	1:A:45:VAL:CG1	1:B:21:ILE:N	3	2.7
(3,8)	1:A:45:VAL:CG1	1:B:22:GLN:N	3	2.7
(3,8)	1:A:45:VAL:CG1	1:B:23:LEU:N	3	2.7
(3,8)	1:A:45:VAL:CG1	1:B:24:ILE:N	3	2.7
(3,8)	1:A:45:VAL:CG1	1:B:25:GLN:N	3	2.7
(3,8)	1:A:45:VAL:CG1	1:B:26:ASN:N	3	2.7
(3,8)	1:A:45:VAL:CG1	1:B:27:HIS:N	3	2.7

Continued on next page...

Continued from previous page...

Key	Atom-1	Atom-2	Model ID	Violation (Å)
(3,8)	1:A:45:VAL:CG1	1:B:28:PHE:N	3	2.7
(3,8)	1:A:45:VAL:CG1	1:B:29:VAL:N	3	2.7
(3,8)	1:A:45:VAL:CG1	1:B:30:ASP:N	3	2.7
(3,8)	1:A:45:VAL:CG1	1:B:31:GLU:N	3	2.7
(3,8)	1:A:45:VAL:CG1	1:B:32:TYR:N	3	2.7
(3,8)	1:A:45:VAL:CG1	1:B:33:ASP:N	3	2.7
(3,8)	1:A:45:VAL:CG1	1:B:34:PRO:N	3	2.7
(3,8)	1:A:45:VAL:CG1	1:B:35:THR:N	3	2.7
(3,8)	1:A:45:VAL:CG1	1:B:36:ILE:N	3	2.7
(3,8)	1:A:45:VAL:CG1	1:B:37:GLU:N	3	2.7
(3,8)	1:A:45:VAL:CG1	1:B:38:ASP:N	3	2.7
(3,8)	1:A:45:VAL:CG1	1:B:39:SER:N	3	2.7
(3,8)	1:A:45:VAL:CG1	1:B:40:TYR:N	3	2.7
(3,8)	1:A:45:VAL:CG1	1:B:41:ARG:N	3	2.7
(3,8)	1:A:45:VAL:CG1	1:B:42:LYS:N	3	2.7
(3,8)	1:A:45:VAL:CG1	1:B:43:GLN:N	3	2.7
(3,8)	1:A:45:VAL:CG1	1:B:44:VAL:N	3	2.7
(3,8)	1:A:45:VAL:CG1	1:B:45:VAL:N	3	2.7
(3,8)	1:A:45:VAL:CG1	1:B:46:ILE:N	3	2.7
(3,8)	1:A:45:VAL:CG1	1:B:47:ASP:N	3	2.7
(3,8)	1:A:45:VAL:CG1	1:B:48:GLY:N	3	2.7
(3,8)	1:A:45:VAL:CG1	1:B:49:GLU:N	3	2.7
(3,8)	1:A:45:VAL:CG1	1:B:50:THR:N	3	2.7
(3,8)	1:A:45:VAL:CG1	1:B:51:CYS:N	3	2.7
(3,8)	1:A:45:VAL:CG1	1:B:52:LEU:N	3	2.7
(3,8)	1:A:45:VAL:CG1	1:B:53:LEU:N	3	2.7
(3,8)	1:A:45:VAL:CG1	1:B:54:ASP:N	3	2.7
(3,8)	1:A:45:VAL:CG1	1:B:55:ILE:N	3	2.7
(3,8)	1:A:45:VAL:CG1	1:B:56:LEU:N	3	2.7
(3,8)	1:A:45:VAL:CG1	1:B:57:ASP:N	3	2.7
(3,8)	1:A:45:VAL:CG1	1:B:58:THR:N	3	2.7
(3,8)	1:A:45:VAL:CG1	1:B:59:ALA:N	3	2.7
(3,8)	1:A:45:VAL:CG1	1:B:60:GLY:N	3	2.7
(3,8)	1:A:45:VAL:CG1	1:B:61:GLN:N	3	2.7
(3,8)	1:A:45:VAL:CG1	1:B:62:GLU:N	3	2.7
(3,8)	1:A:45:VAL:CG1	1:B:63:GLU:N	3	2.7
(3,8)	1:A:45:VAL:CG1	1:B:64:TYR:N	3	2.7
(3,8)	1:A:45:VAL:CG1	1:B:65:SER:N	3	2.7
(3,8)	1:A:45:VAL:CG1	1:B:66:ALA:N	3	2.7
(3,8)	1:A:45:VAL:CG1	1:B:67:MET:N	3	2.7
(3,8)	1:A:45:VAL:CG1	1:B:68:ARG:N	3	2.7
(3,8)	1:A:45:VAL:CG1	1:B:69:ASP:N	3	2.7

Continued on next page...

Continued from previous page...

Key	Atom-1	Atom-2	Model ID	Violation (Å)
(3,8)	1:A:45:VAL:CG1	1:B:70:GLN:N	3	2.7
(3,8)	1:A:45:VAL:CG1	1:B:71:TYR:N	3	2.7
(3,8)	1:A:45:VAL:CG1	1:B:72:MET:N	3	2.7
(3,8)	1:A:45:VAL:CG1	1:B:73:ARG:N	3	2.7
(3,8)	1:A:45:VAL:CG1	1:B:74:THR:N	3	2.7
(3,8)	1:A:45:VAL:CG1	1:B:75:GLY:N	3	2.7
(3,8)	1:A:45:VAL:CG1	1:B:76:GLU:N	3	2.7
(3,8)	1:A:45:VAL:CG1	1:B:77:GLY:N	3	2.7
(3,8)	1:A:45:VAL:CG1	1:B:78:PHE:N	3	2.7
(3,8)	1:A:45:VAL:CG1	1:B:79:LEU:N	3	2.7
(3,8)	1:A:45:VAL:CG1	1:B:80:CYS:N	3	2.7
(3,8)	1:A:45:VAL:CG1	5:B:203:7Q9:N	3	2.7
(3,8)	1:A:45:VAL:CG1	5:B:204:7Q9:N	3	2.7
(3,8)	1:A:45:VAL:CG1	5:B:205:7Q9:N	3	2.7
(3,8)	1:A:45:VAL:CG1	5:B:206:7Q9:N	3	2.7
(3,8)	1:A:45:VAL:CG1	5:B:207:7Q9:N	3	2.7
(3,8)	1:A:45:VAL:CG1	6:B:208:17F:N1	3	2.7
(3,8)	1:A:45:VAL:CG1	5:B:209:7Q9:N	3	2.7
(3,8)	1:A:45:VAL:CG1	5:B:210:7Q9:N	3	2.7
(3,8)	1:A:45:VAL:CG1	5:B:211:7Q9:N	3	2.7
(3,8)	1:A:45:VAL:CG1	5:B:212:7Q9:N	3	2.7
(3,8)	1:A:45:VAL:CG1	5:B:213:7Q9:N	3	2.7
(3,8)	1:A:45:VAL:CG1	6:B:214:17F:N1	3	2.7
(3,8)	1:A:45:VAL:CG1	6:B:215:17F:N1	3	2.7
(3,8)	1:A:45:VAL:CG1	5:B:216:7Q9:N	3	2.7
(3,8)	1:A:45:VAL:CG1	5:B:217:7Q9:N	3	2.7
(3,8)	1:A:45:VAL:CG1	5:B:218:7Q9:N	3	2.7
(3,8)	1:A:45:VAL:CG1	6:B:219:17F:N1	3	2.7
(3,8)	1:A:45:VAL:CG1	5:B:220:7Q9:N	3	2.7
(3,8)	1:A:45:VAL:CG2	1:B:2:THR:N	3	2.7
(3,8)	1:A:45:VAL:CG2	1:B:3:GLU:N	3	2.7
(3,8)	1:A:45:VAL:CG2	1:B:4:TYR:N	3	2.7
(3,8)	1:A:45:VAL:CG2	1:B:5:LYS:N	3	2.7
(3,8)	1:A:45:VAL:CG2	1:B:6:LEU:N	3	2.7
(3,8)	1:A:45:VAL:CG2	1:B:7:VAL:N	3	2.7
(3,8)	1:A:45:VAL:CG2	1:B:8:VAL:N	3	2.7
(3,8)	1:A:45:VAL:CG2	1:B:9:VAL:N	3	2.7
(3,8)	1:A:45:VAL:CG2	1:B:10:GLY:N	3	2.7
(3,8)	1:A:45:VAL:CG2	1:B:11:ALA:N	3	2.7
(3,8)	1:A:45:VAL:CG2	1:B:12:ASP:N	3	2.7
(3,8)	1:A:45:VAL:CG2	1:B:13:GLY:N	3	2.7
(3,8)	1:A:45:VAL:CG2	1:B:14:VAL:N	3	2.7

Continued on next page...

Continued from previous page...

Key	Atom-1	Atom-2	Model ID	Violation (Å)
(3,8)	1:A:45:VAL:CG2	1:B:15:GLY:N	3	2.7
(3,8)	1:A:45:VAL:CG2	1:B:16:LYS:N	3	2.7
(3,8)	1:A:45:VAL:CG2	1:B:17:SER:N	3	2.7
(3,8)	1:A:45:VAL:CG2	1:B:18:ALA:N	3	2.7
(3,8)	1:A:45:VAL:CG2	1:B:19:LEU:N	3	2.7
(3,8)	1:A:45:VAL:CG2	1:B:20:THR:N	3	2.7
(3,8)	1:A:45:VAL:CG2	1:B:21:ILE:N	3	2.7
(3,8)	1:A:45:VAL:CG2	1:B:22:GLN:N	3	2.7
(3,8)	1:A:45:VAL:CG2	1:B:23:LEU:N	3	2.7
(3,8)	1:A:45:VAL:CG2	1:B:24:ILE:N	3	2.7
(3,8)	1:A:45:VAL:CG2	1:B:25:GLN:N	3	2.7
(3,8)	1:A:45:VAL:CG2	1:B:26:ASN:N	3	2.7
(3,8)	1:A:45:VAL:CG2	1:B:27:HIS:N	3	2.7
(3,8)	1:A:45:VAL:CG2	1:B:28:PHE:N	3	2.7
(3,8)	1:A:45:VAL:CG2	1:B:29:VAL:N	3	2.7
(3,8)	1:A:45:VAL:CG2	1:B:30:ASP:N	3	2.7
(3,8)	1:A:45:VAL:CG2	1:B:31:GLU:N	3	2.7
(3,8)	1:A:45:VAL:CG2	1:B:32:TYR:N	3	2.7
(3,8)	1:A:45:VAL:CG2	1:B:33:ASP:N	3	2.7
(3,8)	1:A:45:VAL:CG2	1:B:34:PRO:N	3	2.7
(3,8)	1:A:45:VAL:CG2	1:B:35:THR:N	3	2.7
(3,8)	1:A:45:VAL:CG2	1:B:36:ILE:N	3	2.7
(3,8)	1:A:45:VAL:CG2	1:B:37:GLU:N	3	2.7
(3,8)	1:A:45:VAL:CG2	1:B:38:ASP:N	3	2.7
(3,8)	1:A:45:VAL:CG2	1:B:39:SER:N	3	2.7
(3,8)	1:A:45:VAL:CG2	1:B:40:TYR:N	3	2.7
(3,8)	1:A:45:VAL:CG2	1:B:41:ARG:N	3	2.7
(3,8)	1:A:45:VAL:CG2	1:B:42:LYS:N	3	2.7
(3,8)	1:A:45:VAL:CG2	1:B:43:GLN:N	3	2.7
(3,8)	1:A:45:VAL:CG2	1:B:44:VAL:N	3	2.7
(3,8)	1:A:45:VAL:CG2	1:B:45:VAL:N	3	2.7
(3,8)	1:A:45:VAL:CG2	1:B:46:ILE:N	3	2.7
(3,8)	1:A:45:VAL:CG2	1:B:47:ASP:N	3	2.7
(3,8)	1:A:45:VAL:CG2	1:B:48:GLY:N	3	2.7
(3,8)	1:A:45:VAL:CG2	1:B:49:GLU:N	3	2.7
(3,8)	1:A:45:VAL:CG2	1:B:50:THR:N	3	2.7
(3,8)	1:A:45:VAL:CG2	1:B:51:CYS:N	3	2.7
(3,8)	1:A:45:VAL:CG2	1:B:52:LEU:N	3	2.7
(3,8)	1:A:45:VAL:CG2	1:B:53:LEU:N	3	2.7
(3,8)	1:A:45:VAL:CG2	1:B:54:ASP:N	3	2.7
(3,8)	1:A:45:VAL:CG2	1:B:55:ILE:N	3	2.7
(3,8)	1:A:45:VAL:CG2	1:B:56:LEU:N	3	2.7

Continued on next page...

Continued from previous page...

Key	Atom-1	Atom-2	Model ID	Violation (Å)
(3,8)	1:A:45:VAL:CG2	1:B:57:ASP:N	3	2.7
(3,8)	1:A:45:VAL:CG2	1:B:58:THR:N	3	2.7
(3,8)	1:A:45:VAL:CG2	1:B:59:ALA:N	3	2.7
(3,8)	1:A:45:VAL:CG2	1:B:60:GLY:N	3	2.7
(3,8)	1:A:45:VAL:CG2	1:B:61:GLN:N	3	2.7
(3,8)	1:A:45:VAL:CG2	1:B:62:GLU:N	3	2.7
(3,8)	1:A:45:VAL:CG2	1:B:63:GLU:N	3	2.7
(3,8)	1:A:45:VAL:CG2	1:B:64:TYR:N	3	2.7
(3,8)	1:A:45:VAL:CG2	1:B:65:SER:N	3	2.7
(3,8)	1:A:45:VAL:CG2	1:B:66:ALA:N	3	2.7
(3,8)	1:A:45:VAL:CG2	1:B:67:MET:N	3	2.7
(3,8)	1:A:45:VAL:CG2	1:B:68:ARG:N	3	2.7
(3,8)	1:A:45:VAL:CG2	1:B:69:ASP:N	3	2.7
(3,8)	1:A:45:VAL:CG2	1:B:70:GLN:N	3	2.7
(3,8)	1:A:45:VAL:CG2	1:B:71:TYR:N	3	2.7
(3,8)	1:A:45:VAL:CG2	1:B:72:MET:N	3	2.7
(3,8)	1:A:45:VAL:CG2	1:B:73:ARG:N	3	2.7
(3,8)	1:A:45:VAL:CG2	1:B:74:THR:N	3	2.7
(3,8)	1:A:45:VAL:CG2	1:B:75:GLY:N	3	2.7
(3,8)	1:A:45:VAL:CG2	1:B:76:GLU:N	3	2.7
(3,8)	1:A:45:VAL:CG2	1:B:77:GLY:N	3	2.7
(3,8)	1:A:45:VAL:CG2	1:B:78:PHE:N	3	2.7
(3,8)	1:A:45:VAL:CG2	1:B:79:LEU:N	3	2.7
(3,8)	1:A:45:VAL:CG2	1:B:80:CYS:N	3	2.7
(3,8)	1:A:45:VAL:CG2	5:B:203:7Q9:N	3	2.7
(3,8)	1:A:45:VAL:CG2	5:B:204:7Q9:N	3	2.7
(3,8)	1:A:45:VAL:CG2	5:B:205:7Q9:N	3	2.7
(3,8)	1:A:45:VAL:CG2	5:B:206:7Q9:N	3	2.7
(3,8)	1:A:45:VAL:CG2	5:B:207:7Q9:N	3	2.7
(3,8)	1:A:45:VAL:CG2	6:B:208:17F:N1	3	2.7
(3,8)	1:A:45:VAL:CG2	5:B:209:7Q9:N	3	2.7
(3,8)	1:A:45:VAL:CG2	5:B:210:7Q9:N	3	2.7
(3,8)	1:A:45:VAL:CG2	5:B:211:7Q9:N	3	2.7
(3,8)	1:A:45:VAL:CG2	5:B:212:7Q9:N	3	2.7
(3,8)	1:A:45:VAL:CG2	5:B:213:7Q9:N	3	2.7
(3,8)	1:A:45:VAL:CG2	6:B:214:17F:N1	3	2.7
(3,8)	1:A:45:VAL:CG2	6:B:215:17F:N1	3	2.7
(3,8)	1:A:45:VAL:CG2	5:B:216:7Q9:N	3	2.7
(3,8)	1:A:45:VAL:CG2	5:B:217:7Q9:N	3	2.7
(3,8)	1:A:45:VAL:CG2	5:B:218:7Q9:N	3	2.7
(3,8)	1:A:45:VAL:CG2	6:B:219:17F:N1	3	2.7
(3,8)	1:A:45:VAL:CG2	5:B:220:7Q9:N	3	2.7

Continued on next page...

Continued from previous page...

Key	Atom-1	Atom-2	Model ID	Violation (Å)
(3,10)	1:A:55:ILE:CD1	1:B:2:THR:N	7	2.7
(3,10)	1:A:55:ILE:CD1	1:B:3:GLU:N	7	2.7
(3,10)	1:A:55:ILE:CD1	1:B:4:TYR:N	7	2.7
(3,10)	1:A:55:ILE:CD1	1:B:5:LYS:N	7	2.7
(3,10)	1:A:55:ILE:CD1	1:B:6:LEU:N	7	2.7
(3,10)	1:A:55:ILE:CD1	1:B:7:VAL:N	7	2.7
(3,10)	1:A:55:ILE:CD1	1:B:8:VAL:N	7	2.7
(3,10)	1:A:55:ILE:CD1	1:B:9:VAL:N	7	2.7
(3,10)	1:A:55:ILE:CD1	1:B:10:GLY:N	7	2.7
(3,10)	1:A:55:ILE:CD1	1:B:11:ALA:N	7	2.7
(3,10)	1:A:55:ILE:CD1	1:B:12:ASP:N	7	2.7
(3,10)	1:A:55:ILE:CD1	1:B:13:GLY:N	7	2.7
(3,10)	1:A:55:ILE:CD1	1:B:14:VAL:N	7	2.7
(3,10)	1:A:55:ILE:CD1	1:B:15:GLY:N	7	2.7
(3,10)	1:A:55:ILE:CD1	1:B:16:LYS:N	7	2.7
(3,10)	1:A:55:ILE:CD1	1:B:17:SER:N	7	2.7
(3,10)	1:A:55:ILE:CD1	1:B:18:ALA:N	7	2.7
(3,10)	1:A:55:ILE:CD1	1:B:19:LEU:N	7	2.7
(3,10)	1:A:55:ILE:CD1	1:B:20:THR:N	7	2.7
(3,10)	1:A:55:ILE:CD1	1:B:21:ILE:N	7	2.7
(3,10)	1:A:55:ILE:CD1	1:B:22:GLN:N	7	2.7
(3,10)	1:A:55:ILE:CD1	1:B:23:LEU:N	7	2.7
(3,10)	1:A:55:ILE:CD1	1:B:24:ILE:N	7	2.7
(3,10)	1:A:55:ILE:CD1	1:B:25:GLN:N	7	2.7
(3,10)	1:A:55:ILE:CD1	1:B:26:ASN:N	7	2.7
(3,10)	1:A:55:ILE:CD1	1:B:27:HIS:N	7	2.7
(3,10)	1:A:55:ILE:CD1	1:B:28:PHE:N	7	2.7
(3,10)	1:A:55:ILE:CD1	1:B:29:VAL:N	7	2.7
(3,10)	1:A:55:ILE:CD1	1:B:30:ASP:N	7	2.7
(3,10)	1:A:55:ILE:CD1	1:B:31:GLU:N	7	2.7
(3,10)	1:A:55:ILE:CD1	1:B:32:TYR:N	7	2.7
(3,10)	1:A:55:ILE:CD1	1:B:33:ASP:N	7	2.7
(3,10)	1:A:55:ILE:CD1	1:B:34:PRO:N	7	2.7
(3,10)	1:A:55:ILE:CD1	1:B:35:THR:N	7	2.7
(3,10)	1:A:55:ILE:CD1	1:B:36:ILE:N	7	2.7
(3,10)	1:A:55:ILE:CD1	1:B:37:GLU:N	7	2.7
(3,10)	1:A:55:ILE:CD1	1:B:38:ASP:N	7	2.7
(3,10)	1:A:55:ILE:CD1	1:B:39:SER:N	7	2.7
(3,10)	1:A:55:ILE:CD1	1:B:40:TYR:N	7	2.7
(3,10)	1:A:55:ILE:CD1	1:B:41:ARG:N	7	2.7
(3,10)	1:A:55:ILE:CD1	1:B:42:LYS:N	7	2.7
(3,10)	1:A:55:ILE:CD1	1:B:43:GLN:N	7	2.7

Continued on next page...

Continued from previous page...

Key	Atom-1	Atom-2	Model ID	Violation (Å)
(3,10)	1:A:55:ILE:CD1	1:B:44:VAL:N	7	2.7
(3,10)	1:A:55:ILE:CD1	1:B:45:VAL:N	7	2.7
(3,10)	1:A:55:ILE:CD1	1:B:46:ILE:N	7	2.7
(3,10)	1:A:55:ILE:CD1	1:B:47:ASP:N	7	2.7
(3,10)	1:A:55:ILE:CD1	1:B:48:GLY:N	7	2.7
(3,10)	1:A:55:ILE:CD1	1:B:49:GLU:N	7	2.7
(3,10)	1:A:55:ILE:CD1	1:B:50:THR:N	7	2.7
(3,10)	1:A:55:ILE:CD1	1:B:51:CYS:N	7	2.7
(3,10)	1:A:55:ILE:CD1	1:B:52:LEU:N	7	2.7
(3,10)	1:A:55:ILE:CD1	1:B:53:LEU:N	7	2.7
(3,10)	1:A:55:ILE:CD1	1:B:54:ASP:N	7	2.7
(3,10)	1:A:55:ILE:CD1	1:B:55:ILE:N	7	2.7
(3,10)	1:A:55:ILE:CD1	1:B:56:LEU:N	7	2.7
(3,10)	1:A:55:ILE:CD1	1:B:57:ASP:N	7	2.7
(3,10)	1:A:55:ILE:CD1	1:B:58:THR:N	7	2.7
(3,10)	1:A:55:ILE:CD1	1:B:59:ALA:N	7	2.7
(3,10)	1:A:55:ILE:CD1	1:B:60:GLY:N	7	2.7
(3,10)	1:A:55:ILE:CD1	1:B:61:GLN:N	7	2.7
(3,10)	1:A:55:ILE:CD1	1:B:62:GLU:N	7	2.7
(3,10)	1:A:55:ILE:CD1	1:B:63:GLU:N	7	2.7
(3,10)	1:A:55:ILE:CD1	1:B:64:TYR:N	7	2.7
(3,10)	1:A:55:ILE:CD1	1:B:65:SER:N	7	2.7
(3,10)	1:A:55:ILE:CD1	1:B:66:ALA:N	7	2.7
(3,10)	1:A:55:ILE:CD1	1:B:67:MET:N	7	2.7
(3,10)	1:A:55:ILE:CD1	1:B:68:ARG:N	7	2.7
(3,10)	1:A:55:ILE:CD1	1:B:69:ASP:N	7	2.7
(3,10)	1:A:55:ILE:CD1	1:B:70:GLN:N	7	2.7
(3,10)	1:A:55:ILE:CD1	1:B:71:TYR:N	7	2.7
(3,10)	1:A:55:ILE:CD1	1:B:72:MET:N	7	2.7
(3,10)	1:A:55:ILE:CD1	1:B:73:ARG:N	7	2.7
(3,10)	1:A:55:ILE:CD1	1:B:74:THR:N	7	2.7
(3,10)	1:A:55:ILE:CD1	1:B:75:GLY:N	7	2.7
(3,10)	1:A:55:ILE:CD1	1:B:76:GLU:N	7	2.7
(3,10)	1:A:55:ILE:CD1	1:B:77:GLY:N	7	2.7
(3,10)	1:A:55:ILE:CD1	1:B:78:PHE:N	7	2.7
(3,10)	1:A:55:ILE:CD1	1:B:79:LEU:N	7	2.7
(3,10)	1:A:55:ILE:CD1	1:B:80:CYS:N	7	2.7
(3,10)	1:A:55:ILE:CD1	5:B:203:7Q9:N	7	2.7
(3,10)	1:A:55:ILE:CD1	5:B:204:7Q9:N	7	2.7
(3,10)	1:A:55:ILE:CD1	5:B:205:7Q9:N	7	2.7
(3,10)	1:A:55:ILE:CD1	5:B:206:7Q9:N	7	2.7
(3,10)	1:A:55:ILE:CD1	5:B:207:7Q9:N	7	2.7

Continued on next page...

Continued from previous page...

Key	Atom-1	Atom-2	Model ID	Violation (Å)
(3,10)	1:A:55:ILE:CD1	6:B:208:17F:N1	7	2.7
(3,10)	1:A:55:ILE:CD1	5:B:209:7Q9:N	7	2.7
(3,10)	1:A:55:ILE:CD1	5:B:210:7Q9:N	7	2.7
(3,10)	1:A:55:ILE:CD1	5:B:211:7Q9:N	7	2.7
(3,10)	1:A:55:ILE:CD1	5:B:212:7Q9:N	7	2.7
(3,10)	1:A:55:ILE:CD1	5:B:213:7Q9:N	7	2.7
(3,10)	1:A:55:ILE:CD1	6:B:214:17F:N1	7	2.7
(3,10)	1:A:55:ILE:CD1	6:B:215:17F:N1	7	2.7
(3,10)	1:A:55:ILE:CD1	5:B:216:7Q9:N	7	2.7
(3,10)	1:A:55:ILE:CD1	5:B:217:7Q9:N	7	2.7
(3,10)	1:A:55:ILE:CD1	5:B:218:7Q9:N	7	2.7
(3,10)	1:A:55:ILE:CD1	6:B:219:17F:N1	7	2.7
(3,10)	1:A:55:ILE:CD1	5:B:220:7Q9:N	7	2.7
(3,5)	1:A:24:ILE:CD1	1:B:2:THR:N	19	2.68
(3,5)	1:A:24:ILE:CD1	1:B:3:GLU:N	19	2.68
(3,5)	1:A:24:ILE:CD1	1:B:4:TYR:N	19	2.68
(3,5)	1:A:24:ILE:CD1	1:B:5:LYS:N	19	2.68
(3,5)	1:A:24:ILE:CD1	1:B:6:LEU:N	19	2.68
(3,5)	1:A:24:ILE:CD1	1:B:7:VAL:N	19	2.68
(3,5)	1:A:24:ILE:CD1	1:B:8:VAL:N	19	2.68
(3,5)	1:A:24:ILE:CD1	1:B:9:VAL:N	19	2.68
(3,5)	1:A:24:ILE:CD1	1:B:10:GLY:N	19	2.68
(3,5)	1:A:24:ILE:CD1	1:B:11:ALA:N	19	2.68
(3,5)	1:A:24:ILE:CD1	1:B:12:ASP:N	19	2.68
(3,5)	1:A:24:ILE:CD1	1:B:13:GLY:N	19	2.68
(3,5)	1:A:24:ILE:CD1	1:B:14:VAL:N	19	2.68
(3,5)	1:A:24:ILE:CD1	1:B:15:GLY:N	19	2.68
(3,5)	1:A:24:ILE:CD1	1:B:16:LYS:N	19	2.68
(3,5)	1:A:24:ILE:CD1	1:B:17:SER:N	19	2.68
(3,5)	1:A:24:ILE:CD1	1:B:18:ALA:N	19	2.68
(3,5)	1:A:24:ILE:CD1	1:B:19:LEU:N	19	2.68
(3,5)	1:A:24:ILE:CD1	1:B:20:THR:N	19	2.68
(3,5)	1:A:24:ILE:CD1	1:B:21:ILE:N	19	2.68
(3,5)	1:A:24:ILE:CD1	1:B:22:GLN:N	19	2.68
(3,5)	1:A:24:ILE:CD1	1:B:23:LEU:N	19	2.68
(3,5)	1:A:24:ILE:CD1	1:B:24:ILE:N	19	2.68
(3,5)	1:A:24:ILE:CD1	1:B:25:GLN:N	19	2.68
(3,5)	1:A:24:ILE:CD1	1:B:26:ASN:N	19	2.68
(3,5)	1:A:24:ILE:CD1	1:B:27:HIS:N	19	2.68
(3,5)	1:A:24:ILE:CD1	1:B:28:PHE:N	19	2.68
(3,5)	1:A:24:ILE:CD1	1:B:29:VAL:N	19	2.68
(3,5)	1:A:24:ILE:CD1	1:B:30:ASP:N	19	2.68

Continued on next page...

Continued from previous page...

Key	Atom-1	Atom-2	Model ID	Violation (Å)
(3,5)	1:A:24:ILE:CD1	1:B:31:GLU:N	19	2.68
(3,5)	1:A:24:ILE:CD1	1:B:32:TYR:N	19	2.68
(3,5)	1:A:24:ILE:CD1	1:B:33:ASP:N	19	2.68
(3,5)	1:A:24:ILE:CD1	1:B:34:PRO:N	19	2.68
(3,5)	1:A:24:ILE:CD1	1:B:35:THR:N	19	2.68
(3,5)	1:A:24:ILE:CD1	1:B:36:ILE:N	19	2.68
(3,5)	1:A:24:ILE:CD1	1:B:37:GLU:N	19	2.68
(3,5)	1:A:24:ILE:CD1	1:B:38:ASP:N	19	2.68
(3,5)	1:A:24:ILE:CD1	1:B:39:SER:N	19	2.68
(3,5)	1:A:24:ILE:CD1	1:B:40:TYR:N	19	2.68
(3,5)	1:A:24:ILE:CD1	1:B:41:ARG:N	19	2.68
(3,5)	1:A:24:ILE:CD1	1:B:42:LYS:N	19	2.68
(3,5)	1:A:24:ILE:CD1	1:B:43:GLN:N	19	2.68
(3,5)	1:A:24:ILE:CD1	1:B:44:VAL:N	19	2.68
(3,5)	1:A:24:ILE:CD1	1:B:45:VAL:N	19	2.68
(3,5)	1:A:24:ILE:CD1	1:B:46:ILE:N	19	2.68
(3,5)	1:A:24:ILE:CD1	1:B:47:ASP:N	19	2.68
(3,5)	1:A:24:ILE:CD1	1:B:48:GLY:N	19	2.68
(3,5)	1:A:24:ILE:CD1	1:B:49:GLU:N	19	2.68
(3,5)	1:A:24:ILE:CD1	1:B:50:THR:N	19	2.68
(3,5)	1:A:24:ILE:CD1	1:B:51:CYS:N	19	2.68
(3,5)	1:A:24:ILE:CD1	1:B:52:LEU:N	19	2.68
(3,5)	1:A:24:ILE:CD1	1:B:53:LEU:N	19	2.68
(3,5)	1:A:24:ILE:CD1	1:B:54:ASP:N	19	2.68
(3,5)	1:A:24:ILE:CD1	1:B:55:ILE:N	19	2.68
(3,5)	1:A:24:ILE:CD1	1:B:56:LEU:N	19	2.68
(3,5)	1:A:24:ILE:CD1	1:B:57:ASP:N	19	2.68
(3,5)	1:A:24:ILE:CD1	1:B:58:THR:N	19	2.68
(3,5)	1:A:24:ILE:CD1	1:B:59:ALA:N	19	2.68
(3,5)	1:A:24:ILE:CD1	1:B:60:GLY:N	19	2.68
(3,5)	1:A:24:ILE:CD1	1:B:61:GLN:N	19	2.68
(3,5)	1:A:24:ILE:CD1	1:B:62:GLU:N	19	2.68
(3,5)	1:A:24:ILE:CD1	1:B:63:GLU:N	19	2.68
(3,5)	1:A:24:ILE:CD1	1:B:64:TYR:N	19	2.68
(3,5)	1:A:24:ILE:CD1	1:B:65:SER:N	19	2.68
(3,5)	1:A:24:ILE:CD1	1:B:66:ALA:N	19	2.68
(3,5)	1:A:24:ILE:CD1	1:B:67:MET:N	19	2.68
(3,5)	1:A:24:ILE:CD1	1:B:68:ARG:N	19	2.68
(3,5)	1:A:24:ILE:CD1	1:B:69:ASP:N	19	2.68
(3,5)	1:A:24:ILE:CD1	1:B:70:GLN:N	19	2.68
(3,5)	1:A:24:ILE:CD1	1:B:71:TYR:N	19	2.68
(3,5)	1:A:24:ILE:CD1	1:B:72:MET:N	19	2.68

Continued on next page...

Continued from previous page...

Key	Atom-1	Atom-2	Model ID	Violation (Å)
(3,5)	1:A:24:ILE:CD1	1:B:73:ARG:N	19	2.68
(3,5)	1:A:24:ILE:CD1	1:B:74:THR:N	19	2.68
(3,5)	1:A:24:ILE:CD1	1:B:75:GLY:N	19	2.68
(3,5)	1:A:24:ILE:CD1	1:B:76:GLU:N	19	2.68
(3,5)	1:A:24:ILE:CD1	1:B:77:GLY:N	19	2.68
(3,5)	1:A:24:ILE:CD1	1:B:78:PHE:N	19	2.68
(3,5)	1:A:24:ILE:CD1	1:B:79:LEU:N	19	2.68
(3,5)	1:A:24:ILE:CD1	1:B:80:CYS:N	19	2.68
(3,5)	1:A:24:ILE:CD1	5:B:203:7Q9:N	19	2.68
(3,5)	1:A:24:ILE:CD1	5:B:204:7Q9:N	19	2.68
(3,5)	1:A:24:ILE:CD1	5:B:205:7Q9:N	19	2.68
(3,5)	1:A:24:ILE:CD1	5:B:206:7Q9:N	19	2.68
(3,5)	1:A:24:ILE:CD1	5:B:207:7Q9:N	19	2.68
(3,5)	1:A:24:ILE:CD1	6:B:208:17F:N1	19	2.68
(3,5)	1:A:24:ILE:CD1	5:B:209:7Q9:N	19	2.68
(3,5)	1:A:24:ILE:CD1	5:B:210:7Q9:N	19	2.68
(3,5)	1:A:24:ILE:CD1	5:B:211:7Q9:N	19	2.68
(3,5)	1:A:24:ILE:CD1	5:B:212:7Q9:N	19	2.68
(3,5)	1:A:24:ILE:CD1	5:B:213:7Q9:N	19	2.68
(3,5)	1:A:24:ILE:CD1	6:B:214:17F:N1	19	2.68
(3,5)	1:A:24:ILE:CD1	6:B:215:17F:N1	19	2.68
(3,5)	1:A:24:ILE:CD1	5:B:216:7Q9:N	19	2.68
(3,5)	1:A:24:ILE:CD1	5:B:217:7Q9:N	19	2.68
(3,5)	1:A:24:ILE:CD1	5:B:218:7Q9:N	19	2.68
(3,5)	1:A:24:ILE:CD1	6:B:219:17F:N1	19	2.68
(3,5)	1:A:24:ILE:CD1	5:B:220:7Q9:N	19	2.68
(3,13)	1:A:160:VAL:CG1	1:B:2:THR:N	17	2.67
(3,13)	1:A:160:VAL:CG1	1:B:3:GLU:N	17	2.67
(3,13)	1:A:160:VAL:CG1	1:B:4:TYR:N	17	2.67
(3,13)	1:A:160:VAL:CG1	1:B:5:LYS:N	17	2.67
(3,13)	1:A:160:VAL:CG1	1:B:6:LEU:N	17	2.67
(3,13)	1:A:160:VAL:CG1	1:B:7:VAL:N	17	2.67
(3,13)	1:A:160:VAL:CG1	1:B:8:VAL:N	17	2.67
(3,13)	1:A:160:VAL:CG1	1:B:9:VAL:N	17	2.67
(3,13)	1:A:160:VAL:CG1	1:B:10:GLY:N	17	2.67
(3,13)	1:A:160:VAL:CG1	1:B:11:ALA:N	17	2.67
(3,13)	1:A:160:VAL:CG1	1:B:12:ASP:N	17	2.67
(3,13)	1:A:160:VAL:CG1	1:B:13:GLY:N	17	2.67
(3,13)	1:A:160:VAL:CG1	1:B:14:VAL:N	17	2.67
(3,13)	1:A:160:VAL:CG1	1:B:15:GLY:N	17	2.67
(3,13)	1:A:160:VAL:CG1	1:B:16:LYS:N	17	2.67
(3,13)	1:A:160:VAL:CG1	1:B:17:SER:N	17	2.67

Continued on next page...

Continued from previous page...

Key	Atom-1	Atom-2	Model ID	Violation (Å)
(3,13)	1:A:160:VAL:CG1	1:B:18:ALA:N	17	2.67
(3,13)	1:A:160:VAL:CG1	1:B:19:LEU:N	17	2.67
(3,13)	1:A:160:VAL:CG1	1:B:20:THR:N	17	2.67
(3,13)	1:A:160:VAL:CG1	1:B:21:ILE:N	17	2.67
(3,13)	1:A:160:VAL:CG1	1:B:22:GLN:N	17	2.67
(3,13)	1:A:160:VAL:CG1	1:B:23:LEU:N	17	2.67
(3,13)	1:A:160:VAL:CG1	1:B:24:ILE:N	17	2.67
(3,13)	1:A:160:VAL:CG1	1:B:25:GLN:N	17	2.67
(3,13)	1:A:160:VAL:CG1	1:B:26:ASN:N	17	2.67
(3,13)	1:A:160:VAL:CG1	1:B:27:HIS:N	17	2.67
(3,13)	1:A:160:VAL:CG1	1:B:28:PHE:N	17	2.67
(3,13)	1:A:160:VAL:CG1	1:B:29:VAL:N	17	2.67
(3,13)	1:A:160:VAL:CG1	1:B:30:ASP:N	17	2.67
(3,13)	1:A:160:VAL:CG1	1:B:31:GLU:N	17	2.67
(3,13)	1:A:160:VAL:CG1	1:B:32:TYR:N	17	2.67
(3,13)	1:A:160:VAL:CG1	1:B:33:ASP:N	17	2.67
(3,13)	1:A:160:VAL:CG1	1:B:34:PRO:N	17	2.67
(3,13)	1:A:160:VAL:CG1	1:B:35:THR:N	17	2.67
(3,13)	1:A:160:VAL:CG1	1:B:36:ILE:N	17	2.67
(3,13)	1:A:160:VAL:CG1	1:B:37:GLU:N	17	2.67
(3,13)	1:A:160:VAL:CG1	1:B:38:ASP:N	17	2.67
(3,13)	1:A:160:VAL:CG1	1:B:39:SER:N	17	2.67
(3,13)	1:A:160:VAL:CG1	1:B:40:TYR:N	17	2.67
(3,13)	1:A:160:VAL:CG1	1:B:41:ARG:N	17	2.67
(3,13)	1:A:160:VAL:CG1	1:B:42:LYS:N	17	2.67
(3,13)	1:A:160:VAL:CG1	1:B:43:GLN:N	17	2.67
(3,13)	1:A:160:VAL:CG1	1:B:44:VAL:N	17	2.67
(3,13)	1:A:160:VAL:CG1	1:B:45:VAL:N	17	2.67
(3,13)	1:A:160:VAL:CG1	1:B:46:ILE:N	17	2.67
(3,13)	1:A:160:VAL:CG1	1:B:47:ASP:N	17	2.67
(3,13)	1:A:160:VAL:CG1	1:B:48:GLY:N	17	2.67
(3,13)	1:A:160:VAL:CG1	1:B:49:GLU:N	17	2.67
(3,13)	1:A:160:VAL:CG1	1:B:50:THR:N	17	2.67
(3,13)	1:A:160:VAL:CG1	1:B:51:CYS:N	17	2.67
(3,13)	1:A:160:VAL:CG1	1:B:52:LEU:N	17	2.67
(3,13)	1:A:160:VAL:CG1	1:B:53:LEU:N	17	2.67
(3,13)	1:A:160:VAL:CG1	1:B:54:ASP:N	17	2.67
(3,13)	1:A:160:VAL:CG1	1:B:55:ILE:N	17	2.67
(3,13)	1:A:160:VAL:CG1	1:B:56:LEU:N	17	2.67
(3,13)	1:A:160:VAL:CG1	1:B:57:ASP:N	17	2.67
(3,13)	1:A:160:VAL:CG1	1:B:58:THR:N	17	2.67
(3,13)	1:A:160:VAL:CG1	1:B:59:ALA:N	17	2.67

Continued on next page...

Continued from previous page...

Key	Atom-1	Atom-2	Model ID	Violation (Å)
(3,13)	1:A:160:VAL:CG1	1:B:60:GLY:N	17	2.67
(3,13)	1:A:160:VAL:CG1	1:B:61:GLN:N	17	2.67
(3,13)	1:A:160:VAL:CG1	1:B:62:GLU:N	17	2.67
(3,13)	1:A:160:VAL:CG1	1:B:63:GLU:N	17	2.67
(3,13)	1:A:160:VAL:CG1	1:B:64:TYR:N	17	2.67
(3,13)	1:A:160:VAL:CG1	1:B:65:SER:N	17	2.67
(3,13)	1:A:160:VAL:CG1	1:B:66:ALA:N	17	2.67
(3,13)	1:A:160:VAL:CG1	1:B:67:MET:N	17	2.67
(3,13)	1:A:160:VAL:CG1	1:B:68:ARG:N	17	2.67
(3,13)	1:A:160:VAL:CG1	1:B:69:ASP:N	17	2.67
(3,13)	1:A:160:VAL:CG1	1:B:70:GLN:N	17	2.67
(3,13)	1:A:160:VAL:CG1	1:B:71:TYR:N	17	2.67
(3,13)	1:A:160:VAL:CG1	1:B:72:MET:N	17	2.67
(3,13)	1:A:160:VAL:CG1	1:B:73:ARG:N	17	2.67
(3,13)	1:A:160:VAL:CG1	1:B:74:THR:N	17	2.67
(3,13)	1:A:160:VAL:CG1	1:B:75:GLY:N	17	2.67
(3,13)	1:A:160:VAL:CG1	1:B:76:GLU:N	17	2.67
(3,13)	1:A:160:VAL:CG1	1:B:77:GLY:N	17	2.67
(3,13)	1:A:160:VAL:CG1	1:B:78:PHE:N	17	2.67
(3,13)	1:A:160:VAL:CG1	1:B:79:LEU:N	17	2.67
(3,13)	1:A:160:VAL:CG1	1:B:80:CYS:N	17	2.67
(3,13)	1:A:160:VAL:CG1	5:B:203:7Q9:N	17	2.67
(3,13)	1:A:160:VAL:CG1	5:B:204:7Q9:N	17	2.67
(3,13)	1:A:160:VAL:CG1	5:B:205:7Q9:N	17	2.67
(3,13)	1:A:160:VAL:CG1	5:B:206:7Q9:N	17	2.67
(3,13)	1:A:160:VAL:CG1	5:B:207:7Q9:N	17	2.67
(3,13)	1:A:160:VAL:CG1	6:B:208:17F:N1	17	2.67
(3,13)	1:A:160:VAL:CG1	5:B:209:7Q9:N	17	2.67
(3,13)	1:A:160:VAL:CG1	5:B:210:7Q9:N	17	2.67
(3,13)	1:A:160:VAL:CG1	5:B:211:7Q9:N	17	2.67
(3,13)	1:A:160:VAL:CG1	5:B:212:7Q9:N	17	2.67
(3,13)	1:A:160:VAL:CG1	5:B:213:7Q9:N	17	2.67
(3,13)	1:A:160:VAL:CG1	6:B:214:17F:N1	17	2.67
(3,13)	1:A:160:VAL:CG1	6:B:215:17F:N1	17	2.67
(3,13)	1:A:160:VAL:CG1	5:B:216:7Q9:N	17	2.67
(3,13)	1:A:160:VAL:CG1	5:B:217:7Q9:N	17	2.67
(3,13)	1:A:160:VAL:CG1	5:B:218:7Q9:N	17	2.67
(3,13)	1:A:160:VAL:CG1	6:B:219:17F:N1	17	2.67
(3,13)	1:A:160:VAL:CG1	5:B:220:7Q9:N	17	2.67
(3,13)	1:A:160:VAL:CG2	1:B:2:THR:N	17	2.67
(3,13)	1:A:160:VAL:CG2	1:B:3:GLU:N	17	2.67
(3,13)	1:A:160:VAL:CG2	1:B:4:TYR:N	17	2.67

Continued on next page...

Continued from previous page...

Key	Atom-1	Atom-2	Model ID	Violation (Å)
(3,13)	1:A:160:VAL:CG2	1:B:5:LYS:N	17	2.67
(3,13)	1:A:160:VAL:CG2	1:B:6:LEU:N	17	2.67
(3,13)	1:A:160:VAL:CG2	1:B:7:VAL:N	17	2.67
(3,13)	1:A:160:VAL:CG2	1:B:8:VAL:N	17	2.67
(3,13)	1:A:160:VAL:CG2	1:B:9:VAL:N	17	2.67
(3,13)	1:A:160:VAL:CG2	1:B:10:GLY:N	17	2.67
(3,13)	1:A:160:VAL:CG2	1:B:11:ALA:N	17	2.67
(3,13)	1:A:160:VAL:CG2	1:B:12:ASP:N	17	2.67
(3,13)	1:A:160:VAL:CG2	1:B:13:GLY:N	17	2.67
(3,13)	1:A:160:VAL:CG2	1:B:14:VAL:N	17	2.67
(3,13)	1:A:160:VAL:CG2	1:B:15:GLY:N	17	2.67
(3,13)	1:A:160:VAL:CG2	1:B:16:LYS:N	17	2.67
(3,13)	1:A:160:VAL:CG2	1:B:17:SER:N	17	2.67
(3,13)	1:A:160:VAL:CG2	1:B:18:ALA:N	17	2.67
(3,13)	1:A:160:VAL:CG2	1:B:19:LEU:N	17	2.67
(3,13)	1:A:160:VAL:CG2	1:B:20:THR:N	17	2.67
(3,13)	1:A:160:VAL:CG2	1:B:21:ILE:N	17	2.67
(3,13)	1:A:160:VAL:CG2	1:B:22:GLN:N	17	2.67
(3,13)	1:A:160:VAL:CG2	1:B:23:LEU:N	17	2.67
(3,13)	1:A:160:VAL:CG2	1:B:24:ILE:N	17	2.67
(3,13)	1:A:160:VAL:CG2	1:B:25:GLN:N	17	2.67
(3,13)	1:A:160:VAL:CG2	1:B:26:ASN:N	17	2.67
(3,13)	1:A:160:VAL:CG2	1:B:27:HIS:N	17	2.67
(3,13)	1:A:160:VAL:CG2	1:B:28:PHE:N	17	2.67
(3,13)	1:A:160:VAL:CG2	1:B:29:VAL:N	17	2.67
(3,13)	1:A:160:VAL:CG2	1:B:30:ASP:N	17	2.67
(3,13)	1:A:160:VAL:CG2	1:B:31:GLU:N	17	2.67
(3,13)	1:A:160:VAL:CG2	1:B:32:TYR:N	17	2.67
(3,13)	1:A:160:VAL:CG2	1:B:33:ASP:N	17	2.67
(3,13)	1:A:160:VAL:CG2	1:B:34:PRO:N	17	2.67
(3,13)	1:A:160:VAL:CG2	1:B:35:THR:N	17	2.67
(3,13)	1:A:160:VAL:CG2	1:B:36:ILE:N	17	2.67
(3,13)	1:A:160:VAL:CG2	1:B:37:GLU:N	17	2.67
(3,13)	1:A:160:VAL:CG2	1:B:38:ASP:N	17	2.67
(3,13)	1:A:160:VAL:CG2	1:B:39:SER:N	17	2.67
(3,13)	1:A:160:VAL:CG2	1:B:40:TYR:N	17	2.67
(3,13)	1:A:160:VAL:CG2	1:B:41:ARG:N	17	2.67
(3,13)	1:A:160:VAL:CG2	1:B:42:LYS:N	17	2.67
(3,13)	1:A:160:VAL:CG2	1:B:43:GLN:N	17	2.67
(3,13)	1:A:160:VAL:CG2	1:B:44:VAL:N	17	2.67
(3,13)	1:A:160:VAL:CG2	1:B:45:VAL:N	17	2.67
(3,13)	1:A:160:VAL:CG2	1:B:46:ILE:N	17	2.67

Continued on next page...

Continued from previous page...

Key	Atom-1	Atom-2	Model ID	Violation (Å)
(3,13)	1:A:160:VAL:CG2	1:B:47:ASP:N	17	2.67
(3,13)	1:A:160:VAL:CG2	1:B:48:GLY:N	17	2.67
(3,13)	1:A:160:VAL:CG2	1:B:49:GLU:N	17	2.67
(3,13)	1:A:160:VAL:CG2	1:B:50:THR:N	17	2.67
(3,13)	1:A:160:VAL:CG2	1:B:51:CYS:N	17	2.67
(3,13)	1:A:160:VAL:CG2	1:B:52:LEU:N	17	2.67
(3,13)	1:A:160:VAL:CG2	1:B:53:LEU:N	17	2.67
(3,13)	1:A:160:VAL:CG2	1:B:54:ASP:N	17	2.67
(3,13)	1:A:160:VAL:CG2	1:B:55:ILE:N	17	2.67
(3,13)	1:A:160:VAL:CG2	1:B:56:LEU:N	17	2.67
(3,13)	1:A:160:VAL:CG2	1:B:57:ASP:N	17	2.67
(3,13)	1:A:160:VAL:CG2	1:B:58:THR:N	17	2.67
(3,13)	1:A:160:VAL:CG2	1:B:59:ALA:N	17	2.67
(3,13)	1:A:160:VAL:CG2	1:B:60:GLY:N	17	2.67
(3,13)	1:A:160:VAL:CG2	1:B:61:GLN:N	17	2.67
(3,13)	1:A:160:VAL:CG2	1:B:62:GLU:N	17	2.67
(3,13)	1:A:160:VAL:CG2	1:B:63:GLU:N	17	2.67
(3,13)	1:A:160:VAL:CG2	1:B:64:TYR:N	17	2.67
(3,13)	1:A:160:VAL:CG2	1:B:65:SER:N	17	2.67
(3,13)	1:A:160:VAL:CG2	1:B:66:ALA:N	17	2.67
(3,13)	1:A:160:VAL:CG2	1:B:67:MET:N	17	2.67
(3,13)	1:A:160:VAL:CG2	1:B:68:ARG:N	17	2.67
(3,13)	1:A:160:VAL:CG2	1:B:69:ASP:N	17	2.67
(3,13)	1:A:160:VAL:CG2	1:B:70:GLN:N	17	2.67
(3,13)	1:A:160:VAL:CG2	1:B:71:TYR:N	17	2.67
(3,13)	1:A:160:VAL:CG2	1:B:72:MET:N	17	2.67
(3,13)	1:A:160:VAL:CG2	1:B:73:ARG:N	17	2.67
(3,13)	1:A:160:VAL:CG2	1:B:74:THR:N	17	2.67
(3,13)	1:A:160:VAL:CG2	1:B:75:GLY:N	17	2.67
(3,13)	1:A:160:VAL:CG2	1:B:76:GLU:N	17	2.67
(3,13)	1:A:160:VAL:CG2	1:B:77:GLY:N	17	2.67
(3,13)	1:A:160:VAL:CG2	1:B:78:PHE:N	17	2.67
(3,13)	1:A:160:VAL:CG2	1:B:79:LEU:N	17	2.67
(3,13)	1:A:160:VAL:CG2	1:B:80:CYS:N	17	2.67
(3,13)	1:A:160:VAL:CG2	5:B:203:7Q9:N	17	2.67
(3,13)	1:A:160:VAL:CG2	5:B:204:7Q9:N	17	2.67
(3,13)	1:A:160:VAL:CG2	5:B:205:7Q9:N	17	2.67
(3,13)	1:A:160:VAL:CG2	5:B:206:7Q9:N	17	2.67
(3,13)	1:A:160:VAL:CG2	5:B:207:7Q9:N	17	2.67
(3,13)	1:A:160:VAL:CG2	6:B:208:17F:N1	17	2.67
(3,13)	1:A:160:VAL:CG2	5:B:209:7Q9:N	17	2.67
(3,13)	1:A:160:VAL:CG2	5:B:210:7Q9:N	17	2.67

Continued on next page...

Continued from previous page...

Key	Atom-1	Atom-2	Model ID	Violation (Å)
(3,13)	1:A:160:VAL:CG2	5:B:211:7Q9:N	17	2.67
(3,13)	1:A:160:VAL:CG2	5:B:212:7Q9:N	17	2.67
(3,13)	1:A:160:VAL:CG2	5:B:213:7Q9:N	17	2.67
(3,13)	1:A:160:VAL:CG2	6:B:214:17F:N1	17	2.67
(3,13)	1:A:160:VAL:CG2	6:B:215:17F:N1	17	2.67
(3,13)	1:A:160:VAL:CG2	5:B:216:7Q9:N	17	2.67
(3,13)	1:A:160:VAL:CG2	5:B:217:7Q9:N	17	2.67
(3,13)	1:A:160:VAL:CG2	5:B:218:7Q9:N	17	2.67
(3,13)	1:A:160:VAL:CG2	6:B:219:17F:N1	17	2.67
(3,13)	1:A:160:VAL:CG2	5:B:220:7Q9:N	17	2.67
(3,4)	1:A:23:LEU:CD1	1:B:2:THR:N	19	2.6
(3,4)	1:A:23:LEU:CD1	1:B:3:GLU:N	19	2.6
(3,4)	1:A:23:LEU:CD1	1:B:4:TYR:N	19	2.6
(3,4)	1:A:23:LEU:CD1	1:B:5:LYS:N	19	2.6
(3,4)	1:A:23:LEU:CD1	1:B:6:LEU:N	19	2.6
(3,4)	1:A:23:LEU:CD1	1:B:7:VAL:N	19	2.6
(3,4)	1:A:23:LEU:CD1	1:B:8:VAL:N	19	2.6
(3,4)	1:A:23:LEU:CD1	1:B:9:VAL:N	19	2.6
(3,4)	1:A:23:LEU:CD1	1:B:10:GLY:N	19	2.6
(3,4)	1:A:23:LEU:CD1	1:B:11:ALA:N	19	2.6
(3,4)	1:A:23:LEU:CD1	1:B:12:ASP:N	19	2.6
(3,4)	1:A:23:LEU:CD1	1:B:13:GLY:N	19	2.6
(3,4)	1:A:23:LEU:CD1	1:B:14:VAL:N	19	2.6
(3,4)	1:A:23:LEU:CD1	1:B:15:GLY:N	19	2.6
(3,4)	1:A:23:LEU:CD1	1:B:16:LYS:N	19	2.6
(3,4)	1:A:23:LEU:CD1	1:B:17:SER:N	19	2.6
(3,4)	1:A:23:LEU:CD1	1:B:18:ALA:N	19	2.6
(3,4)	1:A:23:LEU:CD1	1:B:19:LEU:N	19	2.6
(3,4)	1:A:23:LEU:CD1	1:B:20:THR:N	19	2.6
(3,4)	1:A:23:LEU:CD1	1:B:21:ILE:N	19	2.6
(3,4)	1:A:23:LEU:CD1	1:B:22:GLN:N	19	2.6
(3,4)	1:A:23:LEU:CD1	1:B:23:LEU:N	19	2.6
(3,4)	1:A:23:LEU:CD1	1:B:24:ILE:N	19	2.6
(3,4)	1:A:23:LEU:CD1	1:B:25:GLN:N	19	2.6
(3,4)	1:A:23:LEU:CD1	1:B:26:ASN:N	19	2.6
(3,4)	1:A:23:LEU:CD1	1:B:27:HIS:N	19	2.6
(3,4)	1:A:23:LEU:CD1	1:B:28:PHE:N	19	2.6
(3,4)	1:A:23:LEU:CD1	1:B:29:VAL:N	19	2.6
(3,4)	1:A:23:LEU:CD1	1:B:30:ASP:N	19	2.6
(3,4)	1:A:23:LEU:CD1	1:B:31:GLU:N	19	2.6
(3,4)	1:A:23:LEU:CD1	1:B:32:TYR:N	19	2.6
(3,4)	1:A:23:LEU:CD1	1:B:33:ASP:N	19	2.6

Continued on next page...

Continued from previous page...

Key	Atom-1	Atom-2	Model ID	Violation (Å)
(3,4)	1:A:23:LEU:CD1	1:B:34:PRO:N	19	2.6
(3,4)	1:A:23:LEU:CD1	1:B:35:THR:N	19	2.6
(3,4)	1:A:23:LEU:CD1	1:B:36:ILE:N	19	2.6
(3,4)	1:A:23:LEU:CD1	1:B:37:GLU:N	19	2.6
(3,4)	1:A:23:LEU:CD1	1:B:38:ASP:N	19	2.6
(3,4)	1:A:23:LEU:CD1	1:B:39:SER:N	19	2.6
(3,4)	1:A:23:LEU:CD1	1:B:40:TYR:N	19	2.6
(3,4)	1:A:23:LEU:CD1	1:B:41:ARG:N	19	2.6
(3,4)	1:A:23:LEU:CD1	1:B:42:LYS:N	19	2.6
(3,4)	1:A:23:LEU:CD1	1:B:43:GLN:N	19	2.6
(3,4)	1:A:23:LEU:CD1	1:B:44:VAL:N	19	2.6
(3,4)	1:A:23:LEU:CD1	1:B:45:VAL:N	19	2.6
(3,4)	1:A:23:LEU:CD1	1:B:46:ILE:N	19	2.6
(3,4)	1:A:23:LEU:CD1	1:B:47:ASP:N	19	2.6
(3,4)	1:A:23:LEU:CD1	1:B:48:GLY:N	19	2.6
(3,4)	1:A:23:LEU:CD1	1:B:49:GLU:N	19	2.6
(3,4)	1:A:23:LEU:CD1	1:B:50:THR:N	19	2.6
(3,4)	1:A:23:LEU:CD1	1:B:51:CYS:N	19	2.6
(3,4)	1:A:23:LEU:CD1	1:B:52:LEU:N	19	2.6
(3,4)	1:A:23:LEU:CD1	1:B:53:LEU:N	19	2.6
(3,4)	1:A:23:LEU:CD1	1:B:54:ASP:N	19	2.6
(3,4)	1:A:23:LEU:CD1	1:B:55:ILE:N	19	2.6
(3,4)	1:A:23:LEU:CD1	1:B:56:LEU:N	19	2.6
(3,4)	1:A:23:LEU:CD1	1:B:57:ASP:N	19	2.6
(3,4)	1:A:23:LEU:CD1	1:B:58:THR:N	19	2.6
(3,4)	1:A:23:LEU:CD1	1:B:59:ALA:N	19	2.6
(3,4)	1:A:23:LEU:CD1	1:B:60:GLY:N	19	2.6
(3,4)	1:A:23:LEU:CD1	1:B:61:GLN:N	19	2.6
(3,4)	1:A:23:LEU:CD1	1:B:62:GLU:N	19	2.6
(3,4)	1:A:23:LEU:CD1	1:B:63:GLU:N	19	2.6
(3,4)	1:A:23:LEU:CD1	1:B:64:TYR:N	19	2.6
(3,4)	1:A:23:LEU:CD1	1:B:65:SER:N	19	2.6
(3,4)	1:A:23:LEU:CD1	1:B:66:ALA:N	19	2.6
(3,4)	1:A:23:LEU:CD1	1:B:67:MET:N	19	2.6
(3,4)	1:A:23:LEU:CD1	1:B:68:ARG:N	19	2.6
(3,4)	1:A:23:LEU:CD1	1:B:69:ASP:N	19	2.6
(3,4)	1:A:23:LEU:CD1	1:B:70:GLN:N	19	2.6
(3,4)	1:A:23:LEU:CD1	1:B:71:TYR:N	19	2.6
(3,4)	1:A:23:LEU:CD1	1:B:72:MET:N	19	2.6
(3,4)	1:A:23:LEU:CD1	1:B:73:ARG:N	19	2.6
(3,4)	1:A:23:LEU:CD1	1:B:74:THR:N	19	2.6
(3,4)	1:A:23:LEU:CD1	1:B:75:GLY:N	19	2.6

Continued on next page...

Continued from previous page...

Key	Atom-1	Atom-2	Model ID	Violation (Å)
(3,4)	1:A:23:LEU:CD1	1:B:76:GLU:N	19	2.6
(3,4)	1:A:23:LEU:CD1	1:B:77:GLY:N	19	2.6
(3,4)	1:A:23:LEU:CD1	1:B:78:PHE:N	19	2.6
(3,4)	1:A:23:LEU:CD1	1:B:79:LEU:N	19	2.6
(3,4)	1:A:23:LEU:CD1	1:B:80:CYS:N	19	2.6
(3,4)	1:A:23:LEU:CD1	5:B:203:7Q9:N	19	2.6
(3,4)	1:A:23:LEU:CD1	5:B:204:7Q9:N	19	2.6
(3,4)	1:A:23:LEU:CD1	5:B:205:7Q9:N	19	2.6
(3,4)	1:A:23:LEU:CD1	5:B:206:7Q9:N	19	2.6
(3,4)	1:A:23:LEU:CD1	5:B:207:7Q9:N	19	2.6
(3,4)	1:A:23:LEU:CD1	6:B:208:17F:N1	19	2.6
(3,4)	1:A:23:LEU:CD1	5:B:209:7Q9:N	19	2.6
(3,4)	1:A:23:LEU:CD1	5:B:210:7Q9:N	19	2.6
(3,4)	1:A:23:LEU:CD1	5:B:211:7Q9:N	19	2.6
(3,4)	1:A:23:LEU:CD1	5:B:212:7Q9:N	19	2.6
(3,4)	1:A:23:LEU:CD1	5:B:213:7Q9:N	19	2.6
(3,4)	1:A:23:LEU:CD1	6:B:214:17F:N1	19	2.6
(3,4)	1:A:23:LEU:CD1	6:B:215:17F:N1	19	2.6
(3,4)	1:A:23:LEU:CD1	5:B:216:7Q9:N	19	2.6
(3,4)	1:A:23:LEU:CD1	5:B:217:7Q9:N	19	2.6
(3,4)	1:A:23:LEU:CD1	5:B:218:7Q9:N	19	2.6
(3,4)	1:A:23:LEU:CD1	6:B:219:17F:N1	19	2.6
(3,4)	1:A:23:LEU:CD1	5:B:220:7Q9:N	19	2.6
(3,4)	1:A:23:LEU:CD2	1:B:2:THR:N	19	2.6
(3,4)	1:A:23:LEU:CD2	1:B:3:GLU:N	19	2.6
(3,4)	1:A:23:LEU:CD2	1:B:4:TYR:N	19	2.6
(3,4)	1:A:23:LEU:CD2	1:B:5:LYS:N	19	2.6
(3,4)	1:A:23:LEU:CD2	1:B:6:LEU:N	19	2.6
(3,4)	1:A:23:LEU:CD2	1:B:7:VAL:N	19	2.6
(3,4)	1:A:23:LEU:CD2	1:B:8:VAL:N	19	2.6
(3,4)	1:A:23:LEU:CD2	1:B:9:VAL:N	19	2.6
(3,4)	1:A:23:LEU:CD2	1:B:10:GLY:N	19	2.6
(3,4)	1:A:23:LEU:CD2	1:B:11:ALA:N	19	2.6
(3,4)	1:A:23:LEU:CD2	1:B:12:ASP:N	19	2.6
(3,4)	1:A:23:LEU:CD2	1:B:13:GLY:N	19	2.6
(3,4)	1:A:23:LEU:CD2	1:B:14:VAL:N	19	2.6
(3,4)	1:A:23:LEU:CD2	1:B:15:GLY:N	19	2.6
(3,4)	1:A:23:LEU:CD2	1:B:16:LYS:N	19	2.6
(3,4)	1:A:23:LEU:CD2	1:B:17:SER:N	19	2.6
(3,4)	1:A:23:LEU:CD2	1:B:18:ALA:N	19	2.6
(3,4)	1:A:23:LEU:CD2	1:B:19:LEU:N	19	2.6
(3,4)	1:A:23:LEU:CD2	1:B:20:THR:N	19	2.6

Continued on next page...

Continued from previous page...

Key	Atom-1	Atom-2	Model ID	Violation (Å)
(3,4)	1:A:23:LEU:CD2	1:B:21:ILE:N	19	2.6
(3,4)	1:A:23:LEU:CD2	1:B:22:GLN:N	19	2.6
(3,4)	1:A:23:LEU:CD2	1:B:23:LEU:N	19	2.6
(3,4)	1:A:23:LEU:CD2	1:B:24:ILE:N	19	2.6
(3,4)	1:A:23:LEU:CD2	1:B:25:GLN:N	19	2.6
(3,4)	1:A:23:LEU:CD2	1:B:26:ASN:N	19	2.6
(3,4)	1:A:23:LEU:CD2	1:B:27:HIS:N	19	2.6
(3,4)	1:A:23:LEU:CD2	1:B:28:PHE:N	19	2.6
(3,4)	1:A:23:LEU:CD2	1:B:29:VAL:N	19	2.6
(3,4)	1:A:23:LEU:CD2	1:B:30:ASP:N	19	2.6
(3,4)	1:A:23:LEU:CD2	1:B:31:GLU:N	19	2.6
(3,4)	1:A:23:LEU:CD2	1:B:32:TYR:N	19	2.6
(3,4)	1:A:23:LEU:CD2	1:B:33:ASP:N	19	2.6
(3,4)	1:A:23:LEU:CD2	1:B:34:PRO:N	19	2.6
(3,4)	1:A:23:LEU:CD2	1:B:35:THR:N	19	2.6
(3,4)	1:A:23:LEU:CD2	1:B:36:ILE:N	19	2.6
(3,4)	1:A:23:LEU:CD2	1:B:37:GLU:N	19	2.6
(3,4)	1:A:23:LEU:CD2	1:B:38:ASP:N	19	2.6
(3,4)	1:A:23:LEU:CD2	1:B:39:SER:N	19	2.6
(3,4)	1:A:23:LEU:CD2	1:B:40:TYR:N	19	2.6
(3,4)	1:A:23:LEU:CD2	1:B:41:ARG:N	19	2.6
(3,4)	1:A:23:LEU:CD2	1:B:42:LYS:N	19	2.6
(3,4)	1:A:23:LEU:CD2	1:B:43:GLN:N	19	2.6
(3,4)	1:A:23:LEU:CD2	1:B:44:VAL:N	19	2.6
(3,4)	1:A:23:LEU:CD2	1:B:45:VAL:N	19	2.6
(3,4)	1:A:23:LEU:CD2	1:B:46:ILE:N	19	2.6
(3,4)	1:A:23:LEU:CD2	1:B:47:ASP:N	19	2.6
(3,4)	1:A:23:LEU:CD2	1:B:48:GLY:N	19	2.6
(3,4)	1:A:23:LEU:CD2	1:B:49:GLU:N	19	2.6
(3,4)	1:A:23:LEU:CD2	1:B:50:THR:N	19	2.6
(3,4)	1:A:23:LEU:CD2	1:B:51:CYS:N	19	2.6
(3,4)	1:A:23:LEU:CD2	1:B:52:LEU:N	19	2.6
(3,4)	1:A:23:LEU:CD2	1:B:53:LEU:N	19	2.6
(3,4)	1:A:23:LEU:CD2	1:B:54:ASP:N	19	2.6
(3,4)	1:A:23:LEU:CD2	1:B:55:ILE:N	19	2.6
(3,4)	1:A:23:LEU:CD2	1:B:56:LEU:N	19	2.6
(3,4)	1:A:23:LEU:CD2	1:B:57:ASP:N	19	2.6
(3,4)	1:A:23:LEU:CD2	1:B:58:THR:N	19	2.6
(3,4)	1:A:23:LEU:CD2	1:B:59:ALA:N	19	2.6
(3,4)	1:A:23:LEU:CD2	1:B:60:GLY:N	19	2.6
(3,4)	1:A:23:LEU:CD2	1:B:61:GLN:N	19	2.6
(3,4)	1:A:23:LEU:CD2	1:B:62:GLU:N	19	2.6

Continued on next page...

Continued from previous page...

Key	Atom-1	Atom-2	Model ID	Violation (Å)
(3,4)	1:A:23:LEU:CD2	1:B:63:GLU:N	19	2.6
(3,4)	1:A:23:LEU:CD2	1:B:64:TYR:N	19	2.6
(3,4)	1:A:23:LEU:CD2	1:B:65:SER:N	19	2.6
(3,4)	1:A:23:LEU:CD2	1:B:66:ALA:N	19	2.6
(3,4)	1:A:23:LEU:CD2	1:B:67:MET:N	19	2.6
(3,4)	1:A:23:LEU:CD2	1:B:68:ARG:N	19	2.6
(3,4)	1:A:23:LEU:CD2	1:B:69:ASP:N	19	2.6
(3,4)	1:A:23:LEU:CD2	1:B:70:GLN:N	19	2.6
(3,4)	1:A:23:LEU:CD2	1:B:71:TYR:N	19	2.6
(3,4)	1:A:23:LEU:CD2	1:B:72:MET:N	19	2.6
(3,4)	1:A:23:LEU:CD2	1:B:73:ARG:N	19	2.6
(3,4)	1:A:23:LEU:CD2	1:B:74:THR:N	19	2.6
(3,4)	1:A:23:LEU:CD2	1:B:75:GLY:N	19	2.6
(3,4)	1:A:23:LEU:CD2	1:B:76:GLU:N	19	2.6
(3,4)	1:A:23:LEU:CD2	1:B:77:GLY:N	19	2.6
(3,4)	1:A:23:LEU:CD2	1:B:78:PHE:N	19	2.6
(3,4)	1:A:23:LEU:CD2	1:B:79:LEU:N	19	2.6
(3,4)	1:A:23:LEU:CD2	1:B:80:CYS:N	19	2.6
(3,4)	1:A:23:LEU:CD2	5:B:203:7Q9:N	19	2.6
(3,4)	1:A:23:LEU:CD2	5:B:204:7Q9:N	19	2.6
(3,4)	1:A:23:LEU:CD2	5:B:205:7Q9:N	19	2.6
(3,4)	1:A:23:LEU:CD2	5:B:206:7Q9:N	19	2.6
(3,4)	1:A:23:LEU:CD2	5:B:207:7Q9:N	19	2.6
(3,4)	1:A:23:LEU:CD2	6:B:208:17F:N1	19	2.6
(3,4)	1:A:23:LEU:CD2	5:B:209:7Q9:N	19	2.6
(3,4)	1:A:23:LEU:CD2	5:B:210:7Q9:N	19	2.6
(3,4)	1:A:23:LEU:CD2	5:B:211:7Q9:N	19	2.6
(3,4)	1:A:23:LEU:CD2	5:B:212:7Q9:N	19	2.6
(3,4)	1:A:23:LEU:CD2	5:B:213:7Q9:N	19	2.6
(3,4)	1:A:23:LEU:CD2	6:B:214:17F:N1	19	2.6
(3,4)	1:A:23:LEU:CD2	6:B:215:17F:N1	19	2.6
(3,4)	1:A:23:LEU:CD2	5:B:216:7Q9:N	19	2.6
(3,4)	1:A:23:LEU:CD2	5:B:217:7Q9:N	19	2.6
(3,4)	1:A:23:LEU:CD2	5:B:218:7Q9:N	19	2.6
(3,4)	1:A:23:LEU:CD2	6:B:219:17F:N1	19	2.6
(3,4)	1:A:23:LEU:CD2	5:B:220:7Q9:N	19	2.6
(3,10)	1:A:55:ILE:CD1	1:B:2:THR:N	13	2.6
(3,10)	1:A:55:ILE:CD1	1:B:3:GLU:N	13	2.6
(3,10)	1:A:55:ILE:CD1	1:B:4:TYR:N	13	2.6
(3,10)	1:A:55:ILE:CD1	1:B:5:LYS:N	13	2.6
(3,10)	1:A:55:ILE:CD1	1:B:6:LEU:N	13	2.6
(3,10)	1:A:55:ILE:CD1	1:B:7:VAL:N	13	2.6

Continued on next page...

Continued from previous page...

Key	Atom-1	Atom-2	Model ID	Violation (Å)
(3,10)	1:A:55:ILE:CD1	1:B:8:VAL:N	13	2.6
(3,10)	1:A:55:ILE:CD1	1:B:9:VAL:N	13	2.6
(3,10)	1:A:55:ILE:CD1	1:B:10:GLY:N	13	2.6
(3,10)	1:A:55:ILE:CD1	1:B:11:ALA:N	13	2.6
(3,10)	1:A:55:ILE:CD1	1:B:12:ASP:N	13	2.6
(3,10)	1:A:55:ILE:CD1	1:B:13:GLY:N	13	2.6
(3,10)	1:A:55:ILE:CD1	1:B:14:VAL:N	13	2.6
(3,10)	1:A:55:ILE:CD1	1:B:15:GLY:N	13	2.6
(3,10)	1:A:55:ILE:CD1	1:B:16:LYS:N	13	2.6
(3,10)	1:A:55:ILE:CD1	1:B:17:SER:N	13	2.6
(3,10)	1:A:55:ILE:CD1	1:B:18:ALA:N	13	2.6
(3,10)	1:A:55:ILE:CD1	1:B:19:LEU:N	13	2.6
(3,10)	1:A:55:ILE:CD1	1:B:20:THR:N	13	2.6
(3,10)	1:A:55:ILE:CD1	1:B:21:ILE:N	13	2.6
(3,10)	1:A:55:ILE:CD1	1:B:22:GLN:N	13	2.6
(3,10)	1:A:55:ILE:CD1	1:B:23:LEU:N	13	2.6
(3,10)	1:A:55:ILE:CD1	1:B:24:ILE:N	13	2.6
(3,10)	1:A:55:ILE:CD1	1:B:25:GLN:N	13	2.6
(3,10)	1:A:55:ILE:CD1	1:B:26:ASN:N	13	2.6
(3,10)	1:A:55:ILE:CD1	1:B:27:HIS:N	13	2.6
(3,10)	1:A:55:ILE:CD1	1:B:28:PHE:N	13	2.6
(3,10)	1:A:55:ILE:CD1	1:B:29:VAL:N	13	2.6
(3,10)	1:A:55:ILE:CD1	1:B:30:ASP:N	13	2.6
(3,10)	1:A:55:ILE:CD1	1:B:31:GLU:N	13	2.6
(3,10)	1:A:55:ILE:CD1	1:B:32:TYR:N	13	2.6
(3,10)	1:A:55:ILE:CD1	1:B:33:ASP:N	13	2.6
(3,10)	1:A:55:ILE:CD1	1:B:34:PRO:N	13	2.6
(3,10)	1:A:55:ILE:CD1	1:B:35:THR:N	13	2.6
(3,10)	1:A:55:ILE:CD1	1:B:36:ILE:N	13	2.6
(3,10)	1:A:55:ILE:CD1	1:B:37:GLU:N	13	2.6
(3,10)	1:A:55:ILE:CD1	1:B:38:ASP:N	13	2.6
(3,10)	1:A:55:ILE:CD1	1:B:39:SER:N	13	2.6
(3,10)	1:A:55:ILE:CD1	1:B:40:TYR:N	13	2.6
(3,10)	1:A:55:ILE:CD1	1:B:41:ARG:N	13	2.6
(3,10)	1:A:55:ILE:CD1	1:B:42:LYS:N	13	2.6
(3,10)	1:A:55:ILE:CD1	1:B:43:GLN:N	13	2.6
(3,10)	1:A:55:ILE:CD1	1:B:44:VAL:N	13	2.6
(3,10)	1:A:55:ILE:CD1	1:B:45:VAL:N	13	2.6
(3,10)	1:A:55:ILE:CD1	1:B:46:ILE:N	13	2.6
(3,10)	1:A:55:ILE:CD1	1:B:47:ASP:N	13	2.6
(3,10)	1:A:55:ILE:CD1	1:B:48:GLY:N	13	2.6
(3,10)	1:A:55:ILE:CD1	1:B:49:GLU:N	13	2.6

Continued on next page...

Continued from previous page...

Key	Atom-1	Atom-2	Model ID	Violation (Å)
(3,10)	1:A:55:ILE:CD1	1:B:50:THR:N	13	2.6
(3,10)	1:A:55:ILE:CD1	1:B:51:CYS:N	13	2.6
(3,10)	1:A:55:ILE:CD1	1:B:52:LEU:N	13	2.6
(3,10)	1:A:55:ILE:CD1	1:B:53:LEU:N	13	2.6
(3,10)	1:A:55:ILE:CD1	1:B:54:ASP:N	13	2.6
(3,10)	1:A:55:ILE:CD1	1:B:55:ILE:N	13	2.6
(3,10)	1:A:55:ILE:CD1	1:B:56:LEU:N	13	2.6
(3,10)	1:A:55:ILE:CD1	1:B:57:ASP:N	13	2.6
(3,10)	1:A:55:ILE:CD1	1:B:58:THR:N	13	2.6
(3,10)	1:A:55:ILE:CD1	1:B:59:ALA:N	13	2.6
(3,10)	1:A:55:ILE:CD1	1:B:60:GLY:N	13	2.6
(3,10)	1:A:55:ILE:CD1	1:B:61:GLN:N	13	2.6
(3,10)	1:A:55:ILE:CD1	1:B:62:GLU:N	13	2.6
(3,10)	1:A:55:ILE:CD1	1:B:63:GLU:N	13	2.6
(3,10)	1:A:55:ILE:CD1	1:B:64:TYR:N	13	2.6
(3,10)	1:A:55:ILE:CD1	1:B:65:SER:N	13	2.6
(3,10)	1:A:55:ILE:CD1	1:B:66:ALA:N	13	2.6
(3,10)	1:A:55:ILE:CD1	1:B:67:MET:N	13	2.6
(3,10)	1:A:55:ILE:CD1	1:B:68:ARG:N	13	2.6
(3,10)	1:A:55:ILE:CD1	1:B:69:ASP:N	13	2.6
(3,10)	1:A:55:ILE:CD1	1:B:70:GLN:N	13	2.6
(3,10)	1:A:55:ILE:CD1	1:B:71:TYR:N	13	2.6
(3,10)	1:A:55:ILE:CD1	1:B:72:MET:N	13	2.6
(3,10)	1:A:55:ILE:CD1	1:B:73:ARG:N	13	2.6
(3,10)	1:A:55:ILE:CD1	1:B:74:THR:N	13	2.6
(3,10)	1:A:55:ILE:CD1	1:B:75:GLY:N	13	2.6
(3,10)	1:A:55:ILE:CD1	1:B:76:GLU:N	13	2.6
(3,10)	1:A:55:ILE:CD1	1:B:77:GLY:N	13	2.6
(3,10)	1:A:55:ILE:CD1	1:B:78:PHE:N	13	2.6
(3,10)	1:A:55:ILE:CD1	1:B:79:LEU:N	13	2.6
(3,10)	1:A:55:ILE:CD1	1:B:80:CYS:N	13	2.6
(3,10)	1:A:55:ILE:CD1	5:B:203:7Q9:N	13	2.6
(3,10)	1:A:55:ILE:CD1	5:B:204:7Q9:N	13	2.6
(3,10)	1:A:55:ILE:CD1	5:B:205:7Q9:N	13	2.6
(3,10)	1:A:55:ILE:CD1	5:B:206:7Q9:N	13	2.6
(3,10)	1:A:55:ILE:CD1	5:B:207:7Q9:N	13	2.6
(3,10)	1:A:55:ILE:CD1	6:B:208:17F:N1	13	2.6
(3,10)	1:A:55:ILE:CD1	5:B:209:7Q9:N	13	2.6
(3,10)	1:A:55:ILE:CD1	5:B:210:7Q9:N	13	2.6
(3,10)	1:A:55:ILE:CD1	5:B:211:7Q9:N	13	2.6
(3,10)	1:A:55:ILE:CD1	5:B:212:7Q9:N	13	2.6
(3,10)	1:A:55:ILE:CD1	5:B:213:7Q9:N	13	2.6

Continued on next page...

Continued from previous page...

Key	Atom-1	Atom-2	Model ID	Violation (Å)
(3,10)	1:A:55:ILE:CD1	6:B:214:17F:N1	13	2.6
(3,10)	1:A:55:ILE:CD1	6:B:215:17F:N1	13	2.6
(3,10)	1:A:55:ILE:CD1	5:B:216:7Q9:N	13	2.6
(3,10)	1:A:55:ILE:CD1	5:B:217:7Q9:N	13	2.6
(3,10)	1:A:55:ILE:CD1	5:B:218:7Q9:N	13	2.6
(3,10)	1:A:55:ILE:CD1	6:B:219:17F:N1	13	2.6
(3,10)	1:A:55:ILE:CD1	5:B:220:7Q9:N	13	2.6
(3,8)	1:A:45:VAL:CG1	1:B:2:THR:N	6	2.58
(3,8)	1:A:45:VAL:CG1	1:B:3:GLU:N	6	2.58
(3,8)	1:A:45:VAL:CG1	1:B:4:TYR:N	6	2.58
(3,8)	1:A:45:VAL:CG1	1:B:5:LYS:N	6	2.58
(3,8)	1:A:45:VAL:CG1	1:B:6:LEU:N	6	2.58
(3,8)	1:A:45:VAL:CG1	1:B:7:VAL:N	6	2.58
(3,8)	1:A:45:VAL:CG1	1:B:8:VAL:N	6	2.58
(3,8)	1:A:45:VAL:CG1	1:B:9:VAL:N	6	2.58
(3,8)	1:A:45:VAL:CG1	1:B:10:GLY:N	6	2.58
(3,8)	1:A:45:VAL:CG1	1:B:11:ALA:N	6	2.58
(3,8)	1:A:45:VAL:CG1	1:B:12:ASP:N	6	2.58
(3,8)	1:A:45:VAL:CG1	1:B:13:GLY:N	6	2.58
(3,8)	1:A:45:VAL:CG1	1:B:14:VAL:N	6	2.58
(3,8)	1:A:45:VAL:CG1	1:B:15:GLY:N	6	2.58
(3,8)	1:A:45:VAL:CG1	1:B:16:LYS:N	6	2.58
(3,8)	1:A:45:VAL:CG1	1:B:17:SER:N	6	2.58
(3,8)	1:A:45:VAL:CG1	1:B:18:ALA:N	6	2.58
(3,8)	1:A:45:VAL:CG1	1:B:19:LEU:N	6	2.58
(3,8)	1:A:45:VAL:CG1	1:B:20:THR:N	6	2.58
(3,8)	1:A:45:VAL:CG1	1:B:21:ILE:N	6	2.58
(3,8)	1:A:45:VAL:CG1	1:B:22:GLN:N	6	2.58
(3,8)	1:A:45:VAL:CG1	1:B:23:LEU:N	6	2.58
(3,8)	1:A:45:VAL:CG1	1:B:24:ILE:N	6	2.58
(3,8)	1:A:45:VAL:CG1	1:B:25:GLN:N	6	2.58
(3,8)	1:A:45:VAL:CG1	1:B:26:ASN:N	6	2.58
(3,8)	1:A:45:VAL:CG1	1:B:27:HIS:N	6	2.58
(3,8)	1:A:45:VAL:CG1	1:B:28:PHE:N	6	2.58
(3,8)	1:A:45:VAL:CG1	1:B:29:VAL:N	6	2.58
(3,8)	1:A:45:VAL:CG1	1:B:30:ASP:N	6	2.58
(3,8)	1:A:45:VAL:CG1	1:B:31:GLU:N	6	2.58
(3,8)	1:A:45:VAL:CG1	1:B:32:TYR:N	6	2.58
(3,8)	1:A:45:VAL:CG1	1:B:33:ASP:N	6	2.58
(3,8)	1:A:45:VAL:CG1	1:B:34:PRO:N	6	2.58
(3,8)	1:A:45:VAL:CG1	1:B:35:THR:N	6	2.58
(3,8)	1:A:45:VAL:CG1	1:B:36:ILE:N	6	2.58

Continued on next page...

Continued from previous page...

Key	Atom-1	Atom-2	Model ID	Violation (Å)
(3,8)	1:A:45:VAL:CG1	1:B:37:GLU:N	6	2.58
(3,8)	1:A:45:VAL:CG1	1:B:38:ASP:N	6	2.58
(3,8)	1:A:45:VAL:CG1	1:B:39:SER:N	6	2.58
(3,8)	1:A:45:VAL:CG1	1:B:40:TYR:N	6	2.58
(3,8)	1:A:45:VAL:CG1	1:B:41:ARG:N	6	2.58
(3,8)	1:A:45:VAL:CG1	1:B:42:LYS:N	6	2.58
(3,8)	1:A:45:VAL:CG1	1:B:43:GLN:N	6	2.58
(3,8)	1:A:45:VAL:CG1	1:B:44:VAL:N	6	2.58
(3,8)	1:A:45:VAL:CG1	1:B:45:VAL:N	6	2.58
(3,8)	1:A:45:VAL:CG1	1:B:46:ILE:N	6	2.58
(3,8)	1:A:45:VAL:CG1	1:B:47:ASP:N	6	2.58
(3,8)	1:A:45:VAL:CG1	1:B:48:GLY:N	6	2.58
(3,8)	1:A:45:VAL:CG1	1:B:49:GLU:N	6	2.58
(3,8)	1:A:45:VAL:CG1	1:B:50:THR:N	6	2.58
(3,8)	1:A:45:VAL:CG1	1:B:51:CYS:N	6	2.58
(3,8)	1:A:45:VAL:CG1	1:B:52:LEU:N	6	2.58
(3,8)	1:A:45:VAL:CG1	1:B:53:LEU:N	6	2.58
(3,8)	1:A:45:VAL:CG1	1:B:54:ASP:N	6	2.58
(3,8)	1:A:45:VAL:CG1	1:B:55:ILE:N	6	2.58
(3,8)	1:A:45:VAL:CG1	1:B:56:LEU:N	6	2.58
(3,8)	1:A:45:VAL:CG1	1:B:57:ASP:N	6	2.58
(3,8)	1:A:45:VAL:CG1	1:B:58:THR:N	6	2.58
(3,8)	1:A:45:VAL:CG1	1:B:59:ALA:N	6	2.58
(3,8)	1:A:45:VAL:CG1	1:B:60:GLY:N	6	2.58
(3,8)	1:A:45:VAL:CG1	1:B:61:GLN:N	6	2.58
(3,8)	1:A:45:VAL:CG1	1:B:62:GLU:N	6	2.58
(3,8)	1:A:45:VAL:CG1	1:B:63:GLU:N	6	2.58
(3,8)	1:A:45:VAL:CG1	1:B:64:TYR:N	6	2.58
(3,8)	1:A:45:VAL:CG1	1:B:65:SER:N	6	2.58
(3,8)	1:A:45:VAL:CG1	1:B:66:ALA:N	6	2.58
(3,8)	1:A:45:VAL:CG1	1:B:67:MET:N	6	2.58
(3,8)	1:A:45:VAL:CG1	1:B:68:ARG:N	6	2.58
(3,8)	1:A:45:VAL:CG1	1:B:69:ASP:N	6	2.58
(3,8)	1:A:45:VAL:CG1	1:B:70:GLN:N	6	2.58
(3,8)	1:A:45:VAL:CG1	1:B:71:TYR:N	6	2.58
(3,8)	1:A:45:VAL:CG1	1:B:72:MET:N	6	2.58
(3,8)	1:A:45:VAL:CG1	1:B:73:ARG:N	6	2.58
(3,8)	1:A:45:VAL:CG1	1:B:74:THR:N	6	2.58
(3,8)	1:A:45:VAL:CG1	1:B:75:GLY:N	6	2.58
(3,8)	1:A:45:VAL:CG1	1:B:76:GLU:N	6	2.58
(3,8)	1:A:45:VAL:CG1	1:B:77:GLY:N	6	2.58
(3,8)	1:A:45:VAL:CG1	1:B:78:PHE:N	6	2.58

Continued on next page...

Continued from previous page...

Key	Atom-1	Atom-2	Model ID	Violation (Å)
(3,8)	1:A:45:VAL:CG1	1:B:79:LEU:N	6	2.58
(3,8)	1:A:45:VAL:CG1	1:B:80:CYS:N	6	2.58
(3,8)	1:A:45:VAL:CG1	5:B:203:7Q9:N	6	2.58
(3,8)	1:A:45:VAL:CG1	5:B:204:7Q9:N	6	2.58
(3,8)	1:A:45:VAL:CG1	5:B:205:7Q9:N	6	2.58
(3,8)	1:A:45:VAL:CG1	5:B:206:7Q9:N	6	2.58
(3,8)	1:A:45:VAL:CG1	5:B:207:7Q9:N	6	2.58
(3,8)	1:A:45:VAL:CG1	6:B:208:17F:N1	6	2.58
(3,8)	1:A:45:VAL:CG1	5:B:209:7Q9:N	6	2.58
(3,8)	1:A:45:VAL:CG1	5:B:210:7Q9:N	6	2.58
(3,8)	1:A:45:VAL:CG1	5:B:211:7Q9:N	6	2.58
(3,8)	1:A:45:VAL:CG1	5:B:212:7Q9:N	6	2.58
(3,8)	1:A:45:VAL:CG1	5:B:213:7Q9:N	6	2.58
(3,8)	1:A:45:VAL:CG1	6:B:214:17F:N1	6	2.58
(3,8)	1:A:45:VAL:CG1	6:B:215:17F:N1	6	2.58
(3,8)	1:A:45:VAL:CG1	5:B:216:7Q9:N	6	2.58
(3,8)	1:A:45:VAL:CG1	5:B:217:7Q9:N	6	2.58
(3,8)	1:A:45:VAL:CG1	5:B:218:7Q9:N	6	2.58
(3,8)	1:A:45:VAL:CG1	6:B:219:17F:N1	6	2.58
(3,8)	1:A:45:VAL:CG1	5:B:220:7Q9:N	6	2.58
(3,8)	1:A:45:VAL:CG2	1:B:2:THR:N	6	2.58
(3,8)	1:A:45:VAL:CG2	1:B:3:GLU:N	6	2.58
(3,8)	1:A:45:VAL:CG2	1:B:4:TYR:N	6	2.58
(3,8)	1:A:45:VAL:CG2	1:B:5:LYS:N	6	2.58
(3,8)	1:A:45:VAL:CG2	1:B:6:LEU:N	6	2.58
(3,8)	1:A:45:VAL:CG2	1:B:7:VAL:N	6	2.58
(3,8)	1:A:45:VAL:CG2	1:B:8:VAL:N	6	2.58
(3,8)	1:A:45:VAL:CG2	1:B:9:VAL:N	6	2.58
(3,8)	1:A:45:VAL:CG2	1:B:10:GLY:N	6	2.58
(3,8)	1:A:45:VAL:CG2	1:B:11:ALA:N	6	2.58
(3,8)	1:A:45:VAL:CG2	1:B:12:ASP:N	6	2.58
(3,8)	1:A:45:VAL:CG2	1:B:13:GLY:N	6	2.58
(3,8)	1:A:45:VAL:CG2	1:B:14:VAL:N	6	2.58
(3,8)	1:A:45:VAL:CG2	1:B:15:GLY:N	6	2.58
(3,8)	1:A:45:VAL:CG2	1:B:16:LYS:N	6	2.58
(3,8)	1:A:45:VAL:CG2	1:B:17:SER:N	6	2.58
(3,8)	1:A:45:VAL:CG2	1:B:18:ALA:N	6	2.58
(3,8)	1:A:45:VAL:CG2	1:B:19:LEU:N	6	2.58
(3,8)	1:A:45:VAL:CG2	1:B:20:THR:N	6	2.58
(3,8)	1:A:45:VAL:CG2	1:B:21:ILE:N	6	2.58
(3,8)	1:A:45:VAL:CG2	1:B:22:GLN:N	6	2.58
(3,8)	1:A:45:VAL:CG2	1:B:23:LEU:N	6	2.58

Continued on next page...

Continued from previous page...

Key	Atom-1	Atom-2	Model ID	Violation (Å)
(3,8)	1:A:45:VAL:CG2	1:B:24:ILE:N	6	2.58
(3,8)	1:A:45:VAL:CG2	1:B:25:GLN:N	6	2.58
(3,8)	1:A:45:VAL:CG2	1:B:26:ASN:N	6	2.58
(3,8)	1:A:45:VAL:CG2	1:B:27:HIS:N	6	2.58
(3,8)	1:A:45:VAL:CG2	1:B:28:PHE:N	6	2.58
(3,8)	1:A:45:VAL:CG2	1:B:29:VAL:N	6	2.58
(3,8)	1:A:45:VAL:CG2	1:B:30:ASP:N	6	2.58
(3,8)	1:A:45:VAL:CG2	1:B:31:GLU:N	6	2.58
(3,8)	1:A:45:VAL:CG2	1:B:32:TYR:N	6	2.58
(3,8)	1:A:45:VAL:CG2	1:B:33:ASP:N	6	2.58
(3,8)	1:A:45:VAL:CG2	1:B:34:PRO:N	6	2.58
(3,8)	1:A:45:VAL:CG2	1:B:35:THR:N	6	2.58
(3,8)	1:A:45:VAL:CG2	1:B:36:ILE:N	6	2.58
(3,8)	1:A:45:VAL:CG2	1:B:37:GLU:N	6	2.58
(3,8)	1:A:45:VAL:CG2	1:B:38:ASP:N	6	2.58
(3,8)	1:A:45:VAL:CG2	1:B:39:SER:N	6	2.58
(3,8)	1:A:45:VAL:CG2	1:B:40:TYR:N	6	2.58
(3,8)	1:A:45:VAL:CG2	1:B:41:ARG:N	6	2.58
(3,8)	1:A:45:VAL:CG2	1:B:42:LYS:N	6	2.58
(3,8)	1:A:45:VAL:CG2	1:B:43:GLN:N	6	2.58
(3,8)	1:A:45:VAL:CG2	1:B:44:VAL:N	6	2.58
(3,8)	1:A:45:VAL:CG2	1:B:45:VAL:N	6	2.58
(3,8)	1:A:45:VAL:CG2	1:B:46:ILE:N	6	2.58
(3,8)	1:A:45:VAL:CG2	1:B:47:ASP:N	6	2.58
(3,8)	1:A:45:VAL:CG2	1:B:48:GLY:N	6	2.58
(3,8)	1:A:45:VAL:CG2	1:B:49:GLU:N	6	2.58
(3,8)	1:A:45:VAL:CG2	1:B:50:THR:N	6	2.58
(3,8)	1:A:45:VAL:CG2	1:B:51:CYS:N	6	2.58
(3,8)	1:A:45:VAL:CG2	1:B:52:LEU:N	6	2.58
(3,8)	1:A:45:VAL:CG2	1:B:53:LEU:N	6	2.58
(3,8)	1:A:45:VAL:CG2	1:B:54:ASP:N	6	2.58
(3,8)	1:A:45:VAL:CG2	1:B:55:ILE:N	6	2.58
(3,8)	1:A:45:VAL:CG2	1:B:56:LEU:N	6	2.58
(3,8)	1:A:45:VAL:CG2	1:B:57:ASP:N	6	2.58
(3,8)	1:A:45:VAL:CG2	1:B:58:THR:N	6	2.58
(3,8)	1:A:45:VAL:CG2	1:B:59:ALA:N	6	2.58
(3,8)	1:A:45:VAL:CG2	1:B:60:GLY:N	6	2.58
(3,8)	1:A:45:VAL:CG2	1:B:61:GLN:N	6	2.58
(3,8)	1:A:45:VAL:CG2	1:B:62:GLU:N	6	2.58
(3,8)	1:A:45:VAL:CG2	1:B:63:GLU:N	6	2.58
(3,8)	1:A:45:VAL:CG2	1:B:64:TYR:N	6	2.58
(3,8)	1:A:45:VAL:CG2	1:B:65:SER:N	6	2.58

Continued on next page...

Continued from previous page...

Key	Atom-1	Atom-2	Model ID	Violation (Å)
(3,8)	1:A:45:VAL:CG2	1:B:66:ALA:N	6	2.58
(3,8)	1:A:45:VAL:CG2	1:B:67:MET:N	6	2.58
(3,8)	1:A:45:VAL:CG2	1:B:68:ARG:N	6	2.58
(3,8)	1:A:45:VAL:CG2	1:B:69:ASP:N	6	2.58
(3,8)	1:A:45:VAL:CG2	1:B:70:GLN:N	6	2.58
(3,8)	1:A:45:VAL:CG2	1:B:71:TYR:N	6	2.58
(3,8)	1:A:45:VAL:CG2	1:B:72:MET:N	6	2.58
(3,8)	1:A:45:VAL:CG2	1:B:73:ARG:N	6	2.58
(3,8)	1:A:45:VAL:CG2	1:B:74:THR:N	6	2.58
(3,8)	1:A:45:VAL:CG2	1:B:75:GLY:N	6	2.58
(3,8)	1:A:45:VAL:CG2	1:B:76:GLU:N	6	2.58
(3,8)	1:A:45:VAL:CG2	1:B:77:GLY:N	6	2.58
(3,8)	1:A:45:VAL:CG2	1:B:78:PHE:N	6	2.58
(3,8)	1:A:45:VAL:CG2	1:B:79:LEU:N	6	2.58
(3,8)	1:A:45:VAL:CG2	1:B:80:CYS:N	6	2.58
(3,8)	1:A:45:VAL:CG2	5:B:203:7Q9:N	6	2.58
(3,8)	1:A:45:VAL:CG2	5:B:204:7Q9:N	6	2.58
(3,8)	1:A:45:VAL:CG2	5:B:205:7Q9:N	6	2.58
(3,8)	1:A:45:VAL:CG2	5:B:206:7Q9:N	6	2.58
(3,8)	1:A:45:VAL:CG2	5:B:207:7Q9:N	6	2.58
(3,8)	1:A:45:VAL:CG2	6:B:208:17F:N1	6	2.58
(3,8)	1:A:45:VAL:CG2	5:B:209:7Q9:N	6	2.58
(3,8)	1:A:45:VAL:CG2	5:B:210:7Q9:N	6	2.58
(3,8)	1:A:45:VAL:CG2	5:B:211:7Q9:N	6	2.58
(3,8)	1:A:45:VAL:CG2	5:B:212:7Q9:N	6	2.58
(3,8)	1:A:45:VAL:CG2	5:B:213:7Q9:N	6	2.58
(3,8)	1:A:45:VAL:CG2	6:B:214:17F:N1	6	2.58
(3,8)	1:A:45:VAL:CG2	6:B:215:17F:N1	6	2.58
(3,8)	1:A:45:VAL:CG2	5:B:216:7Q9:N	6	2.58
(3,8)	1:A:45:VAL:CG2	5:B:217:7Q9:N	6	2.58
(3,8)	1:A:45:VAL:CG2	5:B:218:7Q9:N	6	2.58
(3,8)	1:A:45:VAL:CG2	6:B:219:17F:N1	6	2.58
(3,8)	1:A:45:VAL:CG2	5:B:220:7Q9:N	6	2.58
(3,4)	1:A:23:LEU:CD1	1:B:2:THR:N	6	2.58
(3,4)	1:A:23:LEU:CD1	1:B:3:GLU:N	6	2.58
(3,4)	1:A:23:LEU:CD1	1:B:4:TYR:N	6	2.58
(3,4)	1:A:23:LEU:CD1	1:B:5:LYS:N	6	2.58
(3,4)	1:A:23:LEU:CD1	1:B:6:LEU:N	6	2.58
(3,4)	1:A:23:LEU:CD1	1:B:7:VAL:N	6	2.58
(3,4)	1:A:23:LEU:CD1	1:B:8:VAL:N	6	2.58
(3,4)	1:A:23:LEU:CD1	1:B:9:VAL:N	6	2.58
(3,4)	1:A:23:LEU:CD1	1:B:10:GLY:N	6	2.58

Continued on next page...

Continued from previous page...

Key	Atom-1	Atom-2	Model ID	Violation (Å)
(3,4)	1:A:23:LEU:CD1	1:B:11:ALA:N	6	2.58
(3,4)	1:A:23:LEU:CD1	1:B:12:ASP:N	6	2.58
(3,4)	1:A:23:LEU:CD1	1:B:13:GLY:N	6	2.58
(3,4)	1:A:23:LEU:CD1	1:B:14:VAL:N	6	2.58
(3,4)	1:A:23:LEU:CD1	1:B:15:GLY:N	6	2.58
(3,4)	1:A:23:LEU:CD1	1:B:16:LYS:N	6	2.58
(3,4)	1:A:23:LEU:CD1	1:B:17:SER:N	6	2.58
(3,4)	1:A:23:LEU:CD1	1:B:18:ALA:N	6	2.58
(3,4)	1:A:23:LEU:CD1	1:B:19:LEU:N	6	2.58
(3,4)	1:A:23:LEU:CD1	1:B:20:THR:N	6	2.58
(3,4)	1:A:23:LEU:CD1	1:B:21:ILE:N	6	2.58
(3,4)	1:A:23:LEU:CD1	1:B:22:GLN:N	6	2.58
(3,4)	1:A:23:LEU:CD1	1:B:23:LEU:N	6	2.58
(3,4)	1:A:23:LEU:CD1	1:B:24:ILE:N	6	2.58
(3,4)	1:A:23:LEU:CD1	1:B:25:GLN:N	6	2.58
(3,4)	1:A:23:LEU:CD1	1:B:26:ASN:N	6	2.58
(3,4)	1:A:23:LEU:CD1	1:B:27:HIS:N	6	2.58
(3,4)	1:A:23:LEU:CD1	1:B:28:PHE:N	6	2.58
(3,4)	1:A:23:LEU:CD1	1:B:29:VAL:N	6	2.58
(3,4)	1:A:23:LEU:CD1	1:B:30:ASP:N	6	2.58
(3,4)	1:A:23:LEU:CD1	1:B:31:GLU:N	6	2.58
(3,4)	1:A:23:LEU:CD1	1:B:32:TYR:N	6	2.58
(3,4)	1:A:23:LEU:CD1	1:B:33:ASP:N	6	2.58
(3,4)	1:A:23:LEU:CD1	1:B:34:PRO:N	6	2.58
(3,4)	1:A:23:LEU:CD1	1:B:35:THR:N	6	2.58
(3,4)	1:A:23:LEU:CD1	1:B:36:ILE:N	6	2.58
(3,4)	1:A:23:LEU:CD1	1:B:37:GLU:N	6	2.58
(3,4)	1:A:23:LEU:CD1	1:B:38:ASP:N	6	2.58
(3,4)	1:A:23:LEU:CD1	1:B:39:SER:N	6	2.58
(3,4)	1:A:23:LEU:CD1	1:B:40:TYR:N	6	2.58
(3,4)	1:A:23:LEU:CD1	1:B:41:ARG:N	6	2.58
(3,4)	1:A:23:LEU:CD1	1:B:42:LYS:N	6	2.58
(3,4)	1:A:23:LEU:CD1	1:B:43:GLN:N	6	2.58
(3,4)	1:A:23:LEU:CD1	1:B:44:VAL:N	6	2.58
(3,4)	1:A:23:LEU:CD1	1:B:45:VAL:N	6	2.58
(3,4)	1:A:23:LEU:CD1	1:B:46:ILE:N	6	2.58
(3,4)	1:A:23:LEU:CD1	1:B:47:ASP:N	6	2.58
(3,4)	1:A:23:LEU:CD1	1:B:48:GLY:N	6	2.58
(3,4)	1:A:23:LEU:CD1	1:B:49:GLU:N	6	2.58
(3,4)	1:A:23:LEU:CD1	1:B:50:THR:N	6	2.58
(3,4)	1:A:23:LEU:CD1	1:B:51:CYS:N	6	2.58
(3,4)	1:A:23:LEU:CD1	1:B:52:LEU:N	6	2.58

Continued on next page...

Continued from previous page...

Key	Atom-1	Atom-2	Model ID	Violation (Å)
(3,4)	1:A:23:LEU:CD1	1:B:53:LEU:N	6	2.58
(3,4)	1:A:23:LEU:CD1	1:B:54:ASP:N	6	2.58
(3,4)	1:A:23:LEU:CD1	1:B:55:ILE:N	6	2.58
(3,4)	1:A:23:LEU:CD1	1:B:56:LEU:N	6	2.58
(3,4)	1:A:23:LEU:CD1	1:B:57:ASP:N	6	2.58
(3,4)	1:A:23:LEU:CD1	1:B:58:THR:N	6	2.58
(3,4)	1:A:23:LEU:CD1	1:B:59:ALA:N	6	2.58
(3,4)	1:A:23:LEU:CD1	1:B:60:GLY:N	6	2.58
(3,4)	1:A:23:LEU:CD1	1:B:61:GLN:N	6	2.58
(3,4)	1:A:23:LEU:CD1	1:B:62:GLU:N	6	2.58
(3,4)	1:A:23:LEU:CD1	1:B:63:GLU:N	6	2.58
(3,4)	1:A:23:LEU:CD1	1:B:64:TYR:N	6	2.58
(3,4)	1:A:23:LEU:CD1	1:B:65:SER:N	6	2.58
(3,4)	1:A:23:LEU:CD1	1:B:66:ALA:N	6	2.58
(3,4)	1:A:23:LEU:CD1	1:B:67:MET:N	6	2.58
(3,4)	1:A:23:LEU:CD1	1:B:68:ARG:N	6	2.58
(3,4)	1:A:23:LEU:CD1	1:B:69:ASP:N	6	2.58
(3,4)	1:A:23:LEU:CD1	1:B:70:GLN:N	6	2.58
(3,4)	1:A:23:LEU:CD1	1:B:71:TYR:N	6	2.58
(3,4)	1:A:23:LEU:CD1	1:B:72:MET:N	6	2.58
(3,4)	1:A:23:LEU:CD1	1:B:73:ARG:N	6	2.58
(3,4)	1:A:23:LEU:CD1	1:B:74:THR:N	6	2.58
(3,4)	1:A:23:LEU:CD1	1:B:75:GLY:N	6	2.58
(3,4)	1:A:23:LEU:CD1	1:B:76:GLU:N	6	2.58
(3,4)	1:A:23:LEU:CD1	1:B:77:GLY:N	6	2.58
(3,4)	1:A:23:LEU:CD1	1:B:78:PHE:N	6	2.58
(3,4)	1:A:23:LEU:CD1	1:B:79:LEU:N	6	2.58
(3,4)	1:A:23:LEU:CD1	1:B:80:CYS:N	6	2.58
(3,4)	1:A:23:LEU:CD1	5:B:203:7Q9:N	6	2.58
(3,4)	1:A:23:LEU:CD1	5:B:204:7Q9:N	6	2.58
(3,4)	1:A:23:LEU:CD1	5:B:205:7Q9:N	6	2.58
(3,4)	1:A:23:LEU:CD1	5:B:206:7Q9:N	6	2.58
(3,4)	1:A:23:LEU:CD1	5:B:207:7Q9:N	6	2.58
(3,4)	1:A:23:LEU:CD1	6:B:208:17F:N1	6	2.58
(3,4)	1:A:23:LEU:CD1	5:B:209:7Q9:N	6	2.58
(3,4)	1:A:23:LEU:CD1	5:B:210:7Q9:N	6	2.58
(3,4)	1:A:23:LEU:CD1	5:B:211:7Q9:N	6	2.58
(3,4)	1:A:23:LEU:CD1	5:B:212:7Q9:N	6	2.58
(3,4)	1:A:23:LEU:CD1	5:B:213:7Q9:N	6	2.58
(3,4)	1:A:23:LEU:CD1	6:B:214:17F:N1	6	2.58
(3,4)	1:A:23:LEU:CD1	6:B:215:17F:N1	6	2.58
(3,4)	1:A:23:LEU:CD1	5:B:216:7Q9:N	6	2.58

Continued on next page...

Continued from previous page...

Key	Atom-1	Atom-2	Model ID	Violation (Å)
(3,4)	1:A:23:LEU:CD1	5:B:217:7Q9:N	6	2.58
(3,4)	1:A:23:LEU:CD1	5:B:218:7Q9:N	6	2.58
(3,4)	1:A:23:LEU:CD1	6:B:219:17F:N1	6	2.58
(3,4)	1:A:23:LEU:CD1	5:B:220:7Q9:N	6	2.58
(3,4)	1:A:23:LEU:CD2	1:B:2:THR:N	6	2.58
(3,4)	1:A:23:LEU:CD2	1:B:3:GLU:N	6	2.58
(3,4)	1:A:23:LEU:CD2	1:B:4:TYR:N	6	2.58
(3,4)	1:A:23:LEU:CD2	1:B:5:LYS:N	6	2.58
(3,4)	1:A:23:LEU:CD2	1:B:6:LEU:N	6	2.58
(3,4)	1:A:23:LEU:CD2	1:B:7:VAL:N	6	2.58
(3,4)	1:A:23:LEU:CD2	1:B:8:VAL:N	6	2.58
(3,4)	1:A:23:LEU:CD2	1:B:9:VAL:N	6	2.58
(3,4)	1:A:23:LEU:CD2	1:B:10:GLY:N	6	2.58
(3,4)	1:A:23:LEU:CD2	1:B:11:ALA:N	6	2.58
(3,4)	1:A:23:LEU:CD2	1:B:12:ASP:N	6	2.58
(3,4)	1:A:23:LEU:CD2	1:B:13:GLY:N	6	2.58
(3,4)	1:A:23:LEU:CD2	1:B:14:VAL:N	6	2.58
(3,4)	1:A:23:LEU:CD2	1:B:15:GLY:N	6	2.58
(3,4)	1:A:23:LEU:CD2	1:B:16:LYS:N	6	2.58
(3,4)	1:A:23:LEU:CD2	1:B:17:SER:N	6	2.58
(3,4)	1:A:23:LEU:CD2	1:B:18:ALA:N	6	2.58
(3,4)	1:A:23:LEU:CD2	1:B:19:LEU:N	6	2.58
(3,4)	1:A:23:LEU:CD2	1:B:20:THR:N	6	2.58
(3,4)	1:A:23:LEU:CD2	1:B:21:ILE:N	6	2.58
(3,4)	1:A:23:LEU:CD2	1:B:22:GLN:N	6	2.58
(3,4)	1:A:23:LEU:CD2	1:B:23:LEU:N	6	2.58
(3,4)	1:A:23:LEU:CD2	1:B:24:ILE:N	6	2.58
(3,4)	1:A:23:LEU:CD2	1:B:25:GLN:N	6	2.58
(3,4)	1:A:23:LEU:CD2	1:B:26:ASN:N	6	2.58
(3,4)	1:A:23:LEU:CD2	1:B:27:HIS:N	6	2.58
(3,4)	1:A:23:LEU:CD2	1:B:28:PHE:N	6	2.58
(3,4)	1:A:23:LEU:CD2	1:B:29:VAL:N	6	2.58
(3,4)	1:A:23:LEU:CD2	1:B:30:ASP:N	6	2.58
(3,4)	1:A:23:LEU:CD2	1:B:31:GLU:N	6	2.58
(3,4)	1:A:23:LEU:CD2	1:B:32:TYR:N	6	2.58
(3,4)	1:A:23:LEU:CD2	1:B:33:ASP:N	6	2.58
(3,4)	1:A:23:LEU:CD2	1:B:34:PRO:N	6	2.58
(3,4)	1:A:23:LEU:CD2	1:B:35:THR:N	6	2.58
(3,4)	1:A:23:LEU:CD2	1:B:36:ILE:N	6	2.58
(3,4)	1:A:23:LEU:CD2	1:B:37:GLU:N	6	2.58
(3,4)	1:A:23:LEU:CD2	1:B:38:ASP:N	6	2.58
(3,4)	1:A:23:LEU:CD2	1:B:39:SER:N	6	2.58

Continued on next page...

Continued from previous page...

Key	Atom-1	Atom-2	Model ID	Violation (Å)
(3,4)	1:A:23:LEU:CD2	1:B:40:TYR:N	6	2.58
(3,4)	1:A:23:LEU:CD2	1:B:41:ARG:N	6	2.58
(3,4)	1:A:23:LEU:CD2	1:B:42:LYS:N	6	2.58
(3,4)	1:A:23:LEU:CD2	1:B:43:GLN:N	6	2.58
(3,4)	1:A:23:LEU:CD2	1:B:44:VAL:N	6	2.58
(3,4)	1:A:23:LEU:CD2	1:B:45:VAL:N	6	2.58
(3,4)	1:A:23:LEU:CD2	1:B:46:ILE:N	6	2.58
(3,4)	1:A:23:LEU:CD2	1:B:47:ASP:N	6	2.58
(3,4)	1:A:23:LEU:CD2	1:B:48:GLY:N	6	2.58
(3,4)	1:A:23:LEU:CD2	1:B:49:GLU:N	6	2.58
(3,4)	1:A:23:LEU:CD2	1:B:50:THR:N	6	2.58
(3,4)	1:A:23:LEU:CD2	1:B:51:CYS:N	6	2.58
(3,4)	1:A:23:LEU:CD2	1:B:52:LEU:N	6	2.58
(3,4)	1:A:23:LEU:CD2	1:B:53:LEU:N	6	2.58
(3,4)	1:A:23:LEU:CD2	1:B:54:ASP:N	6	2.58
(3,4)	1:A:23:LEU:CD2	1:B:55:ILE:N	6	2.58
(3,4)	1:A:23:LEU:CD2	1:B:56:LEU:N	6	2.58
(3,4)	1:A:23:LEU:CD2	1:B:57:ASP:N	6	2.58
(3,4)	1:A:23:LEU:CD2	1:B:58:THR:N	6	2.58
(3,4)	1:A:23:LEU:CD2	1:B:59:ALA:N	6	2.58
(3,4)	1:A:23:LEU:CD2	1:B:60:GLY:N	6	2.58
(3,4)	1:A:23:LEU:CD2	1:B:61:GLN:N	6	2.58
(3,4)	1:A:23:LEU:CD2	1:B:62:GLU:N	6	2.58
(3,4)	1:A:23:LEU:CD2	1:B:63:GLU:N	6	2.58
(3,4)	1:A:23:LEU:CD2	1:B:64:TYR:N	6	2.58
(3,4)	1:A:23:LEU:CD2	1:B:65:SER:N	6	2.58
(3,4)	1:A:23:LEU:CD2	1:B:66:ALA:N	6	2.58
(3,4)	1:A:23:LEU:CD2	1:B:67:MET:N	6	2.58
(3,4)	1:A:23:LEU:CD2	1:B:68:ARG:N	6	2.58
(3,4)	1:A:23:LEU:CD2	1:B:69:ASP:N	6	2.58
(3,4)	1:A:23:LEU:CD2	1:B:70:GLN:N	6	2.58
(3,4)	1:A:23:LEU:CD2	1:B:71:TYR:N	6	2.58
(3,4)	1:A:23:LEU:CD2	1:B:72:MET:N	6	2.58
(3,4)	1:A:23:LEU:CD2	1:B:73:ARG:N	6	2.58
(3,4)	1:A:23:LEU:CD2	1:B:74:THR:N	6	2.58
(3,4)	1:A:23:LEU:CD2	1:B:75:GLY:N	6	2.58
(3,4)	1:A:23:LEU:CD2	1:B:76:GLU:N	6	2.58
(3,4)	1:A:23:LEU:CD2	1:B:77:GLY:N	6	2.58
(3,4)	1:A:23:LEU:CD2	1:B:78:PHE:N	6	2.58
(3,4)	1:A:23:LEU:CD2	1:B:79:LEU:N	6	2.58
(3,4)	1:A:23:LEU:CD2	1:B:80:CYS:N	6	2.58
(3,4)	1:A:23:LEU:CD2	5:B:203:7Q9:N	6	2.58

Continued on next page...

Continued from previous page...

Key	Atom-1	Atom-2	Model ID	Violation (Å)
(3,4)	1:A:23:LEU:CD2	5:B:204:7Q9:N	6	2.58
(3,4)	1:A:23:LEU:CD2	5:B:205:7Q9:N	6	2.58
(3,4)	1:A:23:LEU:CD2	5:B:206:7Q9:N	6	2.58
(3,4)	1:A:23:LEU:CD2	5:B:207:7Q9:N	6	2.58
(3,4)	1:A:23:LEU:CD2	6:B:208:17F:N1	6	2.58
(3,4)	1:A:23:LEU:CD2	5:B:209:7Q9:N	6	2.58
(3,4)	1:A:23:LEU:CD2	5:B:210:7Q9:N	6	2.58
(3,4)	1:A:23:LEU:CD2	5:B:211:7Q9:N	6	2.58
(3,4)	1:A:23:LEU:CD2	5:B:212:7Q9:N	6	2.58
(3,4)	1:A:23:LEU:CD2	5:B:213:7Q9:N	6	2.58
(3,4)	1:A:23:LEU:CD2	6:B:214:17F:N1	6	2.58
(3,4)	1:A:23:LEU:CD2	6:B:215:17F:N1	6	2.58
(3,4)	1:A:23:LEU:CD2	5:B:216:7Q9:N	6	2.58
(3,4)	1:A:23:LEU:CD2	5:B:217:7Q9:N	6	2.58
(3,4)	1:A:23:LEU:CD2	5:B:218:7Q9:N	6	2.58
(3,4)	1:A:23:LEU:CD2	6:B:219:17F:N1	6	2.58
(3,4)	1:A:23:LEU:CD2	5:B:220:7Q9:N	6	2.58
(3,1)	1:A:6:LEU:CD1	1:B:2:THR:N	2	2.57
(3,1)	1:A:6:LEU:CD1	1:B:3:GLU:N	2	2.57
(3,1)	1:A:6:LEU:CD1	1:B:4:TYR:N	2	2.57
(3,1)	1:A:6:LEU:CD1	1:B:5:LYS:N	2	2.57
(3,1)	1:A:6:LEU:CD1	1:B:6:LEU:N	2	2.57
(3,1)	1:A:6:LEU:CD1	1:B:7:VAL:N	2	2.57
(3,1)	1:A:6:LEU:CD1	1:B:8:VAL:N	2	2.57
(3,1)	1:A:6:LEU:CD1	1:B:9:VAL:N	2	2.57
(3,1)	1:A:6:LEU:CD1	1:B:10:GLY:N	2	2.57
(3,1)	1:A:6:LEU:CD1	1:B:11:ALA:N	2	2.57
(3,1)	1:A:6:LEU:CD1	1:B:12:ASP:N	2	2.57
(3,1)	1:A:6:LEU:CD1	1:B:13:GLY:N	2	2.57
(3,1)	1:A:6:LEU:CD1	1:B:14:VAL:N	2	2.57
(3,1)	1:A:6:LEU:CD1	1:B:15:GLY:N	2	2.57
(3,1)	1:A:6:LEU:CD1	1:B:16:LYS:N	2	2.57
(3,1)	1:A:6:LEU:CD1	1:B:17:SER:N	2	2.57
(3,1)	1:A:6:LEU:CD1	1:B:18:ALA:N	2	2.57
(3,1)	1:A:6:LEU:CD1	1:B:19:LEU:N	2	2.57
(3,1)	1:A:6:LEU:CD1	1:B:20:THR:N	2	2.57
(3,1)	1:A:6:LEU:CD1	1:B:21:ILE:N	2	2.57
(3,1)	1:A:6:LEU:CD1	1:B:22:GLN:N	2	2.57
(3,1)	1:A:6:LEU:CD1	1:B:23:LEU:N	2	2.57
(3,1)	1:A:6:LEU:CD1	1:B:24:ILE:N	2	2.57
(3,1)	1:A:6:LEU:CD1	1:B:25:GLN:N	2	2.57
(3,1)	1:A:6:LEU:CD1	1:B:26:ASN:N	2	2.57

Continued on next page...

Continued from previous page...

Key	Atom-1	Atom-2	Model ID	Violation (Å)
(3,1)	1:A:6:LEU:CD1	1:B:27:HIS:N	2	2.57
(3,1)	1:A:6:LEU:CD1	1:B:28:PHE:N	2	2.57
(3,1)	1:A:6:LEU:CD1	1:B:29:VAL:N	2	2.57
(3,1)	1:A:6:LEU:CD1	1:B:30:ASP:N	2	2.57
(3,1)	1:A:6:LEU:CD1	1:B:31:GLU:N	2	2.57
(3,1)	1:A:6:LEU:CD1	1:B:32:TYR:N	2	2.57
(3,1)	1:A:6:LEU:CD1	1:B:33:ASP:N	2	2.57
(3,1)	1:A:6:LEU:CD1	1:B:34:PRO:N	2	2.57
(3,1)	1:A:6:LEU:CD1	1:B:35:THR:N	2	2.57
(3,1)	1:A:6:LEU:CD1	1:B:36:ILE:N	2	2.57
(3,1)	1:A:6:LEU:CD1	1:B:37:GLU:N	2	2.57
(3,1)	1:A:6:LEU:CD1	1:B:38:ASP:N	2	2.57
(3,1)	1:A:6:LEU:CD1	1:B:39:SER:N	2	2.57
(3,1)	1:A:6:LEU:CD1	1:B:40:TYR:N	2	2.57
(3,1)	1:A:6:LEU:CD1	1:B:41:ARG:N	2	2.57
(3,1)	1:A:6:LEU:CD1	1:B:42:LYS:N	2	2.57
(3,1)	1:A:6:LEU:CD1	1:B:43:GLN:N	2	2.57
(3,1)	1:A:6:LEU:CD1	1:B:44:VAL:N	2	2.57
(3,1)	1:A:6:LEU:CD1	1:B:45:VAL:N	2	2.57
(3,1)	1:A:6:LEU:CD1	1:B:46:ILE:N	2	2.57
(3,1)	1:A:6:LEU:CD1	1:B:47:ASP:N	2	2.57
(3,1)	1:A:6:LEU:CD1	1:B:48:GLY:N	2	2.57
(3,1)	1:A:6:LEU:CD1	1:B:49:GLU:N	2	2.57
(3,1)	1:A:6:LEU:CD1	1:B:50:THR:N	2	2.57
(3,1)	1:A:6:LEU:CD1	1:B:51:CYS:N	2	2.57
(3,1)	1:A:6:LEU:CD1	1:B:52:LEU:N	2	2.57
(3,1)	1:A:6:LEU:CD1	1:B:53:LEU:N	2	2.57
(3,1)	1:A:6:LEU:CD1	1:B:54:ASP:N	2	2.57
(3,1)	1:A:6:LEU:CD1	1:B:55:ILE:N	2	2.57
(3,1)	1:A:6:LEU:CD1	1:B:56:LEU:N	2	2.57
(3,1)	1:A:6:LEU:CD1	1:B:57:ASP:N	2	2.57
(3,1)	1:A:6:LEU:CD1	1:B:58:THR:N	2	2.57
(3,1)	1:A:6:LEU:CD1	1:B:59:ALA:N	2	2.57
(3,1)	1:A:6:LEU:CD1	1:B:60:GLY:N	2	2.57
(3,1)	1:A:6:LEU:CD1	1:B:61:GLN:N	2	2.57
(3,1)	1:A:6:LEU:CD1	1:B:62:GLU:N	2	2.57
(3,1)	1:A:6:LEU:CD1	1:B:63:GLU:N	2	2.57
(3,1)	1:A:6:LEU:CD1	1:B:64:TYR:N	2	2.57
(3,1)	1:A:6:LEU:CD1	1:B:65:SER:N	2	2.57
(3,1)	1:A:6:LEU:CD1	1:B:66:ALA:N	2	2.57
(3,1)	1:A:6:LEU:CD1	1:B:67:MET:N	2	2.57
(3,1)	1:A:6:LEU:CD1	1:B:68:ARG:N	2	2.57

Continued on next page...

Continued from previous page...

Key	Atom-1	Atom-2	Model ID	Violation (Å)
(3,1)	1:A:6:LEU:CD1	1:B:69:ASP:N	2	2.57
(3,1)	1:A:6:LEU:CD1	1:B:70:GLN:N	2	2.57
(3,1)	1:A:6:LEU:CD1	1:B:71:TYR:N	2	2.57
(3,1)	1:A:6:LEU:CD1	1:B:72:MET:N	2	2.57
(3,1)	1:A:6:LEU:CD1	1:B:73:ARG:N	2	2.57
(3,1)	1:A:6:LEU:CD1	1:B:74:THR:N	2	2.57
(3,1)	1:A:6:LEU:CD1	1:B:75:GLY:N	2	2.57
(3,1)	1:A:6:LEU:CD1	1:B:76:GLU:N	2	2.57
(3,1)	1:A:6:LEU:CD1	1:B:77:GLY:N	2	2.57
(3,1)	1:A:6:LEU:CD1	1:B:78:PHE:N	2	2.57
(3,1)	1:A:6:LEU:CD1	1:B:79:LEU:N	2	2.57
(3,1)	1:A:6:LEU:CD1	1:B:80:CYS:N	2	2.57
(3,1)	1:A:6:LEU:CD1	5:B:203:7Q9:N	2	2.57
(3,1)	1:A:6:LEU:CD1	5:B:204:7Q9:N	2	2.57
(3,1)	1:A:6:LEU:CD1	5:B:205:7Q9:N	2	2.57
(3,1)	1:A:6:LEU:CD1	5:B:206:7Q9:N	2	2.57
(3,1)	1:A:6:LEU:CD1	5:B:207:7Q9:N	2	2.57
(3,1)	1:A:6:LEU:CD1	6:B:208:17F:N1	2	2.57
(3,1)	1:A:6:LEU:CD1	5:B:209:7Q9:N	2	2.57
(3,1)	1:A:6:LEU:CD1	5:B:210:7Q9:N	2	2.57
(3,1)	1:A:6:LEU:CD1	5:B:211:7Q9:N	2	2.57
(3,1)	1:A:6:LEU:CD1	5:B:212:7Q9:N	2	2.57
(3,1)	1:A:6:LEU:CD1	5:B:213:7Q9:N	2	2.57
(3,1)	1:A:6:LEU:CD1	6:B:214:17F:N1	2	2.57
(3,1)	1:A:6:LEU:CD1	6:B:215:17F:N1	2	2.57
(3,1)	1:A:6:LEU:CD1	5:B:216:7Q9:N	2	2.57
(3,1)	1:A:6:LEU:CD1	5:B:217:7Q9:N	2	2.57
(3,1)	1:A:6:LEU:CD1	5:B:218:7Q9:N	2	2.57
(3,1)	1:A:6:LEU:CD1	6:B:219:17F:N1	2	2.57
(3,1)	1:A:6:LEU:CD1	5:B:220:7Q9:N	2	2.57
(3,1)	1:A:6:LEU:CD2	1:B:2:THR:N	2	2.57
(3,1)	1:A:6:LEU:CD2	1:B:3:GLU:N	2	2.57
(3,1)	1:A:6:LEU:CD2	1:B:4:TYR:N	2	2.57
(3,1)	1:A:6:LEU:CD2	1:B:5:LYS:N	2	2.57
(3,1)	1:A:6:LEU:CD2	1:B:6:LEU:N	2	2.57
(3,1)	1:A:6:LEU:CD2	1:B:7:VAL:N	2	2.57
(3,1)	1:A:6:LEU:CD2	1:B:8:VAL:N	2	2.57
(3,1)	1:A:6:LEU:CD2	1:B:9:VAL:N	2	2.57
(3,1)	1:A:6:LEU:CD2	1:B:10:GLY:N	2	2.57
(3,1)	1:A:6:LEU:CD2	1:B:11:ALA:N	2	2.57
(3,1)	1:A:6:LEU:CD2	1:B:12:ASP:N	2	2.57
(3,1)	1:A:6:LEU:CD2	1:B:13:GLY:N	2	2.57

Continued on next page...

Continued from previous page...

Key	Atom-1	Atom-2	Model ID	Violation (Å)
(3,1)	1:A:6:LEU:CD2	1:B:14:VAL:N	2	2.57
(3,1)	1:A:6:LEU:CD2	1:B:15:GLY:N	2	2.57
(3,1)	1:A:6:LEU:CD2	1:B:16:LYS:N	2	2.57
(3,1)	1:A:6:LEU:CD2	1:B:17:SER:N	2	2.57
(3,1)	1:A:6:LEU:CD2	1:B:18:ALA:N	2	2.57
(3,1)	1:A:6:LEU:CD2	1:B:19:LEU:N	2	2.57
(3,1)	1:A:6:LEU:CD2	1:B:20:THR:N	2	2.57
(3,1)	1:A:6:LEU:CD2	1:B:21:ILE:N	2	2.57
(3,1)	1:A:6:LEU:CD2	1:B:22:GLN:N	2	2.57
(3,1)	1:A:6:LEU:CD2	1:B:23:LEU:N	2	2.57
(3,1)	1:A:6:LEU:CD2	1:B:24:ILE:N	2	2.57
(3,1)	1:A:6:LEU:CD2	1:B:25:GLN:N	2	2.57
(3,1)	1:A:6:LEU:CD2	1:B:26:ASN:N	2	2.57
(3,1)	1:A:6:LEU:CD2	1:B:27:HIS:N	2	2.57
(3,1)	1:A:6:LEU:CD2	1:B:28:PHE:N	2	2.57
(3,1)	1:A:6:LEU:CD2	1:B:29:VAL:N	2	2.57
(3,1)	1:A:6:LEU:CD2	1:B:30:ASP:N	2	2.57
(3,1)	1:A:6:LEU:CD2	1:B:31:GLU:N	2	2.57
(3,1)	1:A:6:LEU:CD2	1:B:32:TYR:N	2	2.57
(3,1)	1:A:6:LEU:CD2	1:B:33:ASP:N	2	2.57
(3,1)	1:A:6:LEU:CD2	1:B:34:PRO:N	2	2.57
(3,1)	1:A:6:LEU:CD2	1:B:35:THR:N	2	2.57
(3,1)	1:A:6:LEU:CD2	1:B:36:ILE:N	2	2.57
(3,1)	1:A:6:LEU:CD2	1:B:37:GLU:N	2	2.57
(3,1)	1:A:6:LEU:CD2	1:B:38:ASP:N	2	2.57
(3,1)	1:A:6:LEU:CD2	1:B:39:SER:N	2	2.57
(3,1)	1:A:6:LEU:CD2	1:B:40:TYR:N	2	2.57
(3,1)	1:A:6:LEU:CD2	1:B:41:ARG:N	2	2.57
(3,1)	1:A:6:LEU:CD2	1:B:42:LYS:N	2	2.57
(3,1)	1:A:6:LEU:CD2	1:B:43:GLN:N	2	2.57
(3,1)	1:A:6:LEU:CD2	1:B:44:VAL:N	2	2.57
(3,1)	1:A:6:LEU:CD2	1:B:45:VAL:N	2	2.57
(3,1)	1:A:6:LEU:CD2	1:B:46:ILE:N	2	2.57
(3,1)	1:A:6:LEU:CD2	1:B:47:ASP:N	2	2.57
(3,1)	1:A:6:LEU:CD2	1:B:48:GLY:N	2	2.57
(3,1)	1:A:6:LEU:CD2	1:B:49:GLU:N	2	2.57
(3,1)	1:A:6:LEU:CD2	1:B:50:THR:N	2	2.57
(3,1)	1:A:6:LEU:CD2	1:B:51:CYS:N	2	2.57
(3,1)	1:A:6:LEU:CD2	1:B:52:LEU:N	2	2.57
(3,1)	1:A:6:LEU:CD2	1:B:53:LEU:N	2	2.57
(3,1)	1:A:6:LEU:CD2	1:B:54:ASP:N	2	2.57
(3,1)	1:A:6:LEU:CD2	1:B:55:ILE:N	2	2.57

Continued on next page...

Continued from previous page...

Key	Atom-1	Atom-2	Model ID	Violation (Å)
(3,1)	1:A:6:LEU:CD2	1:B:56:LEU:N	2	2.57
(3,1)	1:A:6:LEU:CD2	1:B:57:ASP:N	2	2.57
(3,1)	1:A:6:LEU:CD2	1:B:58:THR:N	2	2.57
(3,1)	1:A:6:LEU:CD2	1:B:59:ALA:N	2	2.57
(3,1)	1:A:6:LEU:CD2	1:B:60:GLY:N	2	2.57
(3,1)	1:A:6:LEU:CD2	1:B:61:GLN:N	2	2.57
(3,1)	1:A:6:LEU:CD2	1:B:62:GLU:N	2	2.57
(3,1)	1:A:6:LEU:CD2	1:B:63:GLU:N	2	2.57
(3,1)	1:A:6:LEU:CD2	1:B:64:TYR:N	2	2.57
(3,1)	1:A:6:LEU:CD2	1:B:65:SER:N	2	2.57
(3,1)	1:A:6:LEU:CD2	1:B:66:ALA:N	2	2.57
(3,1)	1:A:6:LEU:CD2	1:B:67:MET:N	2	2.57
(3,1)	1:A:6:LEU:CD2	1:B:68:ARG:N	2	2.57
(3,1)	1:A:6:LEU:CD2	1:B:69:ASP:N	2	2.57
(3,1)	1:A:6:LEU:CD2	1:B:70:GLN:N	2	2.57
(3,1)	1:A:6:LEU:CD2	1:B:71:TYR:N	2	2.57
(3,1)	1:A:6:LEU:CD2	1:B:72:MET:N	2	2.57
(3,1)	1:A:6:LEU:CD2	1:B:73:ARG:N	2	2.57
(3,1)	1:A:6:LEU:CD2	1:B:74:THR:N	2	2.57
(3,1)	1:A:6:LEU:CD2	1:B:75:GLY:N	2	2.57
(3,1)	1:A:6:LEU:CD2	1:B:76:GLU:N	2	2.57
(3,1)	1:A:6:LEU:CD2	1:B:77:GLY:N	2	2.57
(3,1)	1:A:6:LEU:CD2	1:B:78:PHE:N	2	2.57
(3,1)	1:A:6:LEU:CD2	1:B:79:LEU:N	2	2.57
(3,1)	1:A:6:LEU:CD2	1:B:80:CYS:N	2	2.57
(3,1)	1:A:6:LEU:CD2	5:B:203:7Q9:N	2	2.57
(3,1)	1:A:6:LEU:CD2	5:B:204:7Q9:N	2	2.57
(3,1)	1:A:6:LEU:CD2	5:B:205:7Q9:N	2	2.57
(3,1)	1:A:6:LEU:CD2	5:B:206:7Q9:N	2	2.57
(3,1)	1:A:6:LEU:CD2	5:B:207:7Q9:N	2	2.57
(3,1)	1:A:6:LEU:CD2	6:B:208:17F:N1	2	2.57
(3,1)	1:A:6:LEU:CD2	5:B:209:7Q9:N	2	2.57
(3,1)	1:A:6:LEU:CD2	5:B:210:7Q9:N	2	2.57
(3,1)	1:A:6:LEU:CD2	5:B:211:7Q9:N	2	2.57
(3,1)	1:A:6:LEU:CD2	5:B:212:7Q9:N	2	2.57
(3,1)	1:A:6:LEU:CD2	5:B:213:7Q9:N	2	2.57
(3,1)	1:A:6:LEU:CD2	6:B:214:17F:N1	2	2.57
(3,1)	1:A:6:LEU:CD2	6:B:215:17F:N1	2	2.57
(3,1)	1:A:6:LEU:CD2	5:B:216:7Q9:N	2	2.57
(3,1)	1:A:6:LEU:CD2	5:B:217:7Q9:N	2	2.57
(3,1)	1:A:6:LEU:CD2	5:B:218:7Q9:N	2	2.57
(3,1)	1:A:6:LEU:CD2	6:B:219:17F:N1	2	2.57

Continued on next page...

Continued from previous page...

Key	Atom-1	Atom-2	Model ID	Violation (Å)
(3,1)	1:A:6:LEU:CD2	5:B:220:7Q9:N	2	2.57
(1,22)	1:B:184:LYS:C	1:B:2:THR:N	15	2.56
(1,22)	1:B:184:LYS:C	1:B:3:GLU:N	15	2.56
(1,22)	1:B:184:LYS:C	1:B:4:TYR:N	15	2.56
(1,22)	1:B:184:LYS:C	1:B:5:LYS:N	15	2.56
(1,22)	1:B:184:LYS:C	1:B:6:LEU:N	15	2.56
(1,22)	1:B:184:LYS:C	1:B:7:VAL:N	15	2.56
(1,22)	1:B:184:LYS:C	1:B:8:VAL:N	15	2.56
(1,22)	1:B:184:LYS:C	1:B:9:VAL:N	15	2.56
(1,22)	1:B:184:LYS:C	1:B:10:GLY:N	15	2.56
(1,22)	1:B:184:LYS:C	1:B:11:ALA:N	15	2.56
(1,22)	1:B:184:LYS:C	1:B:12:ASP:N	15	2.56
(1,22)	1:B:184:LYS:C	1:B:13:GLY:N	15	2.56
(1,22)	1:B:184:LYS:C	1:B:14:VAL:N	15	2.56
(1,22)	1:B:184:LYS:C	1:B:15:GLY:N	15	2.56
(1,22)	1:B:184:LYS:C	1:B:16:LYS:N	15	2.56
(1,22)	1:B:184:LYS:C	1:B:17:SER:N	15	2.56
(1,22)	1:B:184:LYS:C	1:B:18:ALA:N	15	2.56
(1,22)	1:B:184:LYS:C	1:B:19:LEU:N	15	2.56
(1,22)	1:B:184:LYS:C	1:B:20:THR:N	15	2.56
(1,22)	1:B:184:LYS:C	1:B:21:ILE:N	15	2.56
(1,22)	1:B:184:LYS:C	1:B:22:GLN:N	15	2.56
(1,22)	1:B:184:LYS:C	1:B:23:LEU:N	15	2.56
(1,22)	1:B:184:LYS:C	1:B:24:ILE:N	15	2.56
(1,22)	1:B:184:LYS:C	1:B:25:GLN:N	15	2.56
(1,22)	1:B:184:LYS:C	1:B:26:ASN:N	15	2.56
(1,22)	1:B:184:LYS:C	1:B:27:HIS:N	15	2.56
(1,22)	1:B:184:LYS:C	1:B:28:PHE:N	15	2.56
(1,22)	1:B:184:LYS:C	1:B:29:VAL:N	15	2.56
(1,22)	1:B:184:LYS:C	1:B:30:ASP:N	15	2.56
(1,22)	1:B:184:LYS:C	1:B:31:GLU:N	15	2.56
(1,22)	1:B:184:LYS:C	1:B:32:TYR:N	15	2.56
(1,22)	1:B:184:LYS:C	1:B:33:ASP:N	15	2.56
(1,22)	1:B:184:LYS:C	1:B:34:PRO:N	15	2.56
(1,22)	1:B:184:LYS:C	1:B:35:THR:N	15	2.56
(1,22)	1:B:184:LYS:C	1:B:36:ILE:N	15	2.56
(1,22)	1:B:184:LYS:C	1:B:37:GLU:N	15	2.56
(1,22)	1:B:184:LYS:C	1:B:38:ASP:N	15	2.56
(1,22)	1:B:184:LYS:C	1:B:39:SER:N	15	2.56
(1,22)	1:B:184:LYS:C	1:B:40:TYR:N	15	2.56
(1,22)	1:B:184:LYS:C	1:B:41:ARG:N	15	2.56
(1,22)	1:B:184:LYS:C	1:B:42:LYS:N	15	2.56

Continued on next page...

Continued from previous page...

Key	Atom-1	Atom-2	Model ID	Violation (Å)
(1,22)	1:B:184:LYS:C	1:B:43:GLN:N	15	2.56
(1,22)	1:B:184:LYS:C	1:B:44:VAL:N	15	2.56
(1,22)	1:B:184:LYS:C	1:B:45:VAL:N	15	2.56
(1,22)	1:B:184:LYS:C	1:B:46:ILE:N	15	2.56
(1,22)	1:B:184:LYS:C	1:B:47:ASP:N	15	2.56
(1,22)	1:B:184:LYS:C	1:B:48:GLY:N	15	2.56
(1,22)	1:B:184:LYS:C	1:B:49:GLU:N	15	2.56
(1,22)	1:B:184:LYS:C	1:B:50:THR:N	15	2.56
(1,22)	1:B:184:LYS:C	1:B:51:CYS:N	15	2.56
(1,22)	1:B:184:LYS:C	1:B:52:LEU:N	15	2.56
(1,22)	1:B:184:LYS:C	1:B:53:LEU:N	15	2.56
(1,22)	1:B:184:LYS:C	1:B:54:ASP:N	15	2.56
(1,22)	1:B:184:LYS:C	1:B:55:ILE:N	15	2.56
(1,22)	1:B:184:LYS:C	1:B:56:LEU:N	15	2.56
(1,22)	1:B:184:LYS:C	1:B:57:ASP:N	15	2.56
(1,22)	1:B:184:LYS:C	1:B:58:THR:N	15	2.56
(1,22)	1:B:184:LYS:C	1:B:59:ALA:N	15	2.56
(1,22)	1:B:184:LYS:C	1:B:60:GLY:N	15	2.56
(1,22)	1:B:184:LYS:C	1:B:61:GLN:N	15	2.56
(1,22)	1:B:184:LYS:C	1:B:62:GLU:N	15	2.56
(1,22)	1:B:184:LYS:C	1:B:63:GLU:N	15	2.56
(1,22)	1:B:184:LYS:C	1:B:64:TYR:N	15	2.56
(1,22)	1:B:184:LYS:C	1:B:65:SER:N	15	2.56
(1,22)	1:B:184:LYS:C	1:B:66:ALA:N	15	2.56
(1,22)	1:B:184:LYS:C	1:B:67:MET:N	15	2.56
(1,22)	1:B:184:LYS:C	1:B:68:ARG:N	15	2.56
(1,22)	1:B:184:LYS:C	1:B:69:ASP:N	15	2.56
(1,22)	1:B:184:LYS:C	1:B:70:GLN:N	15	2.56
(1,22)	1:B:184:LYS:C	1:B:71:TYR:N	15	2.56
(1,22)	1:B:184:LYS:C	1:B:72:MET:N	15	2.56
(1,22)	1:B:184:LYS:C	1:B:73:ARG:N	15	2.56
(1,22)	1:B:184:LYS:C	1:B:74:THR:N	15	2.56
(1,22)	1:B:184:LYS:C	1:B:75:GLY:N	15	2.56
(1,22)	1:B:184:LYS:C	1:B:76:GLU:N	15	2.56
(1,22)	1:B:184:LYS:C	1:B:77:GLY:N	15	2.56
(1,22)	1:B:184:LYS:C	1:B:78:PHE:N	15	2.56
(1,22)	1:B:184:LYS:C	1:B:79:LEU:N	15	2.56
(1,22)	1:B:184:LYS:C	1:B:80:CYS:N	15	2.56
(1,22)	1:B:184:LYS:C	5:B:203:7Q9:N	15	2.56
(1,22)	1:B:184:LYS:C	5:B:204:7Q9:N	15	2.56
(1,22)	1:B:184:LYS:C	5:B:205:7Q9:N	15	2.56
(1,22)	1:B:184:LYS:C	5:B:206:7Q9:N	15	2.56

Continued on next page...

Continued from previous page...

Key	Atom-1	Atom-2	Model ID	Violation (Å)
(1,22)	1:B:184:LYS:C	5:B:207:7Q9:N	15	2.56
(1,22)	1:B:184:LYS:C	6:B:208:17F:N1	15	2.56
(1,22)	1:B:184:LYS:C	5:B:209:7Q9:N	15	2.56
(1,22)	1:B:184:LYS:C	5:B:210:7Q9:N	15	2.56
(1,22)	1:B:184:LYS:C	5:B:211:7Q9:N	15	2.56
(1,22)	1:B:184:LYS:C	5:B:212:7Q9:N	15	2.56
(1,22)	1:B:184:LYS:C	5:B:213:7Q9:N	15	2.56
(1,22)	1:B:184:LYS:C	6:B:214:17F:N1	15	2.56
(1,22)	1:B:184:LYS:C	6:B:215:17F:N1	15	2.56
(1,22)	1:B:184:LYS:C	5:B:216:7Q9:N	15	2.56
(1,22)	1:B:184:LYS:C	5:B:217:7Q9:N	15	2.56
(1,22)	1:B:184:LYS:C	5:B:218:7Q9:N	15	2.56
(1,22)	1:B:184:LYS:C	6:B:219:17F:N1	15	2.56
(1,22)	1:B:184:LYS:C	5:B:220:7Q9:N	15	2.56
(1,22)	1:B:184:LYS:CA	1:B:2:THR:N	15	2.56
(1,22)	1:B:184:LYS:CA	1:B:3:GLU:N	15	2.56
(1,22)	1:B:184:LYS:CA	1:B:4:TYR:N	15	2.56
(1,22)	1:B:184:LYS:CA	1:B:5:LYS:N	15	2.56
(1,22)	1:B:184:LYS:CA	1:B:6:LEU:N	15	2.56
(1,22)	1:B:184:LYS:CA	1:B:7:VAL:N	15	2.56
(1,22)	1:B:184:LYS:CA	1:B:8:VAL:N	15	2.56
(1,22)	1:B:184:LYS:CA	1:B:9:VAL:N	15	2.56
(1,22)	1:B:184:LYS:CA	1:B:10:GLY:N	15	2.56
(1,22)	1:B:184:LYS:CA	1:B:11:ALA:N	15	2.56
(1,22)	1:B:184:LYS:CA	1:B:12:ASP:N	15	2.56
(1,22)	1:B:184:LYS:CA	1:B:13:GLY:N	15	2.56
(1,22)	1:B:184:LYS:CA	1:B:14:VAL:N	15	2.56
(1,22)	1:B:184:LYS:CA	1:B:15:GLY:N	15	2.56
(1,22)	1:B:184:LYS:CA	1:B:16:LYS:N	15	2.56
(1,22)	1:B:184:LYS:CA	1:B:17:SER:N	15	2.56
(1,22)	1:B:184:LYS:CA	1:B:18:ALA:N	15	2.56
(1,22)	1:B:184:LYS:CA	1:B:19:LEU:N	15	2.56
(1,22)	1:B:184:LYS:CA	1:B:20:THR:N	15	2.56
(1,22)	1:B:184:LYS:CA	1:B:21:ILE:N	15	2.56
(1,22)	1:B:184:LYS:CA	1:B:22:GLN:N	15	2.56
(1,22)	1:B:184:LYS:CA	1:B:23:LEU:N	15	2.56
(1,22)	1:B:184:LYS:CA	1:B:24:ILE:N	15	2.56
(1,22)	1:B:184:LYS:CA	1:B:25:GLN:N	15	2.56
(1,22)	1:B:184:LYS:CA	1:B:26:ASN:N	15	2.56
(1,22)	1:B:184:LYS:CA	1:B:27:HIS:N	15	2.56
(1,22)	1:B:184:LYS:CA	1:B:28:PHE:N	15	2.56
(1,22)	1:B:184:LYS:CA	1:B:29:VAL:N	15	2.56

Continued on next page...

Continued from previous page...

Key	Atom-1	Atom-2	Model ID	Violation (Å)
(1,22)	1:B:184:LYS:CA	1:B:30:ASP:N	15	2.56
(1,22)	1:B:184:LYS:CA	1:B:31:GLU:N	15	2.56
(1,22)	1:B:184:LYS:CA	1:B:32:TYR:N	15	2.56
(1,22)	1:B:184:LYS:CA	1:B:33:ASP:N	15	2.56
(1,22)	1:B:184:LYS:CA	1:B:34:PRO:N	15	2.56
(1,22)	1:B:184:LYS:CA	1:B:35:THR:N	15	2.56
(1,22)	1:B:184:LYS:CA	1:B:36:ILE:N	15	2.56
(1,22)	1:B:184:LYS:CA	1:B:37:GLU:N	15	2.56
(1,22)	1:B:184:LYS:CA	1:B:38:ASP:N	15	2.56
(1,22)	1:B:184:LYS:CA	1:B:39:SER:N	15	2.56
(1,22)	1:B:184:LYS:CA	1:B:40:TYR:N	15	2.56
(1,22)	1:B:184:LYS:CA	1:B:41:ARG:N	15	2.56
(1,22)	1:B:184:LYS:CA	1:B:42:LYS:N	15	2.56
(1,22)	1:B:184:LYS:CA	1:B:43:GLN:N	15	2.56
(1,22)	1:B:184:LYS:CA	1:B:44:VAL:N	15	2.56
(1,22)	1:B:184:LYS:CA	1:B:45:VAL:N	15	2.56
(1,22)	1:B:184:LYS:CA	1:B:46:ILE:N	15	2.56
(1,22)	1:B:184:LYS:CA	1:B:47:ASP:N	15	2.56
(1,22)	1:B:184:LYS:CA	1:B:48:GLY:N	15	2.56
(1,22)	1:B:184:LYS:CA	1:B:49:GLU:N	15	2.56
(1,22)	1:B:184:LYS:CA	1:B:50:THR:N	15	2.56
(1,22)	1:B:184:LYS:CA	1:B:51:CYS:N	15	2.56
(1,22)	1:B:184:LYS:CA	1:B:52:LEU:N	15	2.56
(1,22)	1:B:184:LYS:CA	1:B:53:LEU:N	15	2.56
(1,22)	1:B:184:LYS:CA	1:B:54:ASP:N	15	2.56
(1,22)	1:B:184:LYS:CA	1:B:55:ILE:N	15	2.56
(1,22)	1:B:184:LYS:CA	1:B:56:LEU:N	15	2.56
(1,22)	1:B:184:LYS:CA	1:B:57:ASP:N	15	2.56
(1,22)	1:B:184:LYS:CA	1:B:58:THR:N	15	2.56
(1,22)	1:B:184:LYS:CA	1:B:59:ALA:N	15	2.56
(1,22)	1:B:184:LYS:CA	1:B:60:GLY:N	15	2.56
(1,22)	1:B:184:LYS:CA	1:B:61:GLN:N	15	2.56
(1,22)	1:B:184:LYS:CA	1:B:62:GLU:N	15	2.56
(1,22)	1:B:184:LYS:CA	1:B:63:GLU:N	15	2.56
(1,22)	1:B:184:LYS:CA	1:B:64:TYR:N	15	2.56
(1,22)	1:B:184:LYS:CA	1:B:65:SER:N	15	2.56
(1,22)	1:B:184:LYS:CA	1:B:66:ALA:N	15	2.56
(1,22)	1:B:184:LYS:CA	1:B:67:MET:N	15	2.56
(1,22)	1:B:184:LYS:CA	1:B:68:ARG:N	15	2.56
(1,22)	1:B:184:LYS:CA	1:B:69:ASP:N	15	2.56
(1,22)	1:B:184:LYS:CA	1:B:70:GLN:N	15	2.56
(1,22)	1:B:184:LYS:CA	1:B:71:TYR:N	15	2.56

Continued on next page...

Continued from previous page...

Key	Atom-1	Atom-2	Model ID	Violation (Å)
(1,22)	1:B:184:LYS:CA	1:B:72:MET:N	15	2.56
(1,22)	1:B:184:LYS:CA	1:B:73:ARG:N	15	2.56
(1,22)	1:B:184:LYS:CA	1:B:74:THR:N	15	2.56
(1,22)	1:B:184:LYS:CA	1:B:75:GLY:N	15	2.56
(1,22)	1:B:184:LYS:CA	1:B:76:GLU:N	15	2.56
(1,22)	1:B:184:LYS:CA	1:B:77:GLY:N	15	2.56
(1,22)	1:B:184:LYS:CA	1:B:78:PHE:N	15	2.56
(1,22)	1:B:184:LYS:CA	1:B:79:LEU:N	15	2.56
(1,22)	1:B:184:LYS:CA	1:B:80:CYS:N	15	2.56
(1,22)	1:B:184:LYS:CA	5:B:203:7Q9:N	15	2.56
(1,22)	1:B:184:LYS:CA	5:B:204:7Q9:N	15	2.56
(1,22)	1:B:184:LYS:CA	5:B:205:7Q9:N	15	2.56
(1,22)	1:B:184:LYS:CA	5:B:206:7Q9:N	15	2.56
(1,22)	1:B:184:LYS:CA	5:B:207:7Q9:N	15	2.56
(1,22)	1:B:184:LYS:CA	6:B:208:17F:N1	15	2.56
(1,22)	1:B:184:LYS:CA	5:B:209:7Q9:N	15	2.56
(1,22)	1:B:184:LYS:CA	5:B:210:7Q9:N	15	2.56
(1,22)	1:B:184:LYS:CA	5:B:211:7Q9:N	15	2.56
(1,22)	1:B:184:LYS:CA	5:B:212:7Q9:N	15	2.56
(1,22)	1:B:184:LYS:CA	5:B:213:7Q9:N	15	2.56
(1,22)	1:B:184:LYS:CA	6:B:214:17F:N1	15	2.56
(1,22)	1:B:184:LYS:CA	6:B:215:17F:N1	15	2.56
(1,22)	1:B:184:LYS:CA	5:B:216:7Q9:N	15	2.56
(1,22)	1:B:184:LYS:CA	5:B:217:7Q9:N	15	2.56
(1,22)	1:B:184:LYS:CA	5:B:218:7Q9:N	15	2.56
(1,22)	1:B:184:LYS:CA	6:B:219:17F:N1	15	2.56
(1,22)	1:B:184:LYS:CA	5:B:220:7Q9:N	15	2.56
(1,22)	1:B:184:LYS:CB	1:B:2:THR:N	15	2.56
(1,22)	1:B:184:LYS:CB	1:B:3:GLU:N	15	2.56
(1,22)	1:B:184:LYS:CB	1:B:4:TYR:N	15	2.56
(1,22)	1:B:184:LYS:CB	1:B:5:LYS:N	15	2.56
(1,22)	1:B:184:LYS:CB	1:B:6:LEU:N	15	2.56
(1,22)	1:B:184:LYS:CB	1:B:7:VAL:N	15	2.56
(1,22)	1:B:184:LYS:CB	1:B:8:VAL:N	15	2.56
(1,22)	1:B:184:LYS:CB	1:B:9:VAL:N	15	2.56
(1,22)	1:B:184:LYS:CB	1:B:10:GLY:N	15	2.56
(1,22)	1:B:184:LYS:CB	1:B:11:ALA:N	15	2.56
(1,22)	1:B:184:LYS:CB	1:B:12:ASP:N	15	2.56
(1,22)	1:B:184:LYS:CB	1:B:13:GLY:N	15	2.56
(1,22)	1:B:184:LYS:CB	1:B:14:VAL:N	15	2.56
(1,22)	1:B:184:LYS:CB	1:B:15:GLY:N	15	2.56
(1,22)	1:B:184:LYS:CB	1:B:16:LYS:N	15	2.56

Continued on next page...

Continued from previous page...

Key	Atom-1	Atom-2	Model ID	Violation (Å)
(1,22)	1:B:184:LYS:CB	1:B:17:SER:N	15	2.56
(1,22)	1:B:184:LYS:CB	1:B:18:ALA:N	15	2.56
(1,22)	1:B:184:LYS:CB	1:B:19:LEU:N	15	2.56
(1,22)	1:B:184:LYS:CB	1:B:20:THR:N	15	2.56
(1,22)	1:B:184:LYS:CB	1:B:21:ILE:N	15	2.56
(1,22)	1:B:184:LYS:CB	1:B:22:GLN:N	15	2.56
(1,22)	1:B:184:LYS:CB	1:B:23:LEU:N	15	2.56
(1,22)	1:B:184:LYS:CB	1:B:24:ILE:N	15	2.56
(1,22)	1:B:184:LYS:CB	1:B:25:GLN:N	15	2.56
(1,22)	1:B:184:LYS:CB	1:B:26:ASN:N	15	2.56
(1,22)	1:B:184:LYS:CB	1:B:27:HIS:N	15	2.56
(1,22)	1:B:184:LYS:CB	1:B:28:PHE:N	15	2.56
(1,22)	1:B:184:LYS:CB	1:B:29:VAL:N	15	2.56
(1,22)	1:B:184:LYS:CB	1:B:30:ASP:N	15	2.56
(1,22)	1:B:184:LYS:CB	1:B:31:GLU:N	15	2.56
(1,22)	1:B:184:LYS:CB	1:B:32:TYR:N	15	2.56
(1,22)	1:B:184:LYS:CB	1:B:33:ASP:N	15	2.56
(1,22)	1:B:184:LYS:CB	1:B:34:PRO:N	15	2.56
(1,22)	1:B:184:LYS:CB	1:B:35:THR:N	15	2.56
(1,22)	1:B:184:LYS:CB	1:B:36:ILE:N	15	2.56
(1,22)	1:B:184:LYS:CB	1:B:37:GLU:N	15	2.56
(1,22)	1:B:184:LYS:CB	1:B:38:ASP:N	15	2.56
(1,22)	1:B:184:LYS:CB	1:B:39:SER:N	15	2.56
(1,22)	1:B:184:LYS:CB	1:B:40:TYR:N	15	2.56
(1,22)	1:B:184:LYS:CB	1:B:41:ARG:N	15	2.56
(1,22)	1:B:184:LYS:CB	1:B:42:LYS:N	15	2.56
(1,22)	1:B:184:LYS:CB	1:B:43:GLN:N	15	2.56
(1,22)	1:B:184:LYS:CB	1:B:44:VAL:N	15	2.56
(1,22)	1:B:184:LYS:CB	1:B:45:VAL:N	15	2.56
(1,22)	1:B:184:LYS:CB	1:B:46:ILE:N	15	2.56
(1,22)	1:B:184:LYS:CB	1:B:47:ASP:N	15	2.56
(1,22)	1:B:184:LYS:CB	1:B:48:GLY:N	15	2.56
(1,22)	1:B:184:LYS:CB	1:B:49:GLU:N	15	2.56
(1,22)	1:B:184:LYS:CB	1:B:50:THR:N	15	2.56
(1,22)	1:B:184:LYS:CB	1:B:51:CYS:N	15	2.56
(1,22)	1:B:184:LYS:CB	1:B:52:LEU:N	15	2.56
(1,22)	1:B:184:LYS:CB	1:B:53:LEU:N	15	2.56
(1,22)	1:B:184:LYS:CB	1:B:54:ASP:N	15	2.56
(1,22)	1:B:184:LYS:CB	1:B:55:ILE:N	15	2.56
(1,22)	1:B:184:LYS:CB	1:B:56:LEU:N	15	2.56
(1,22)	1:B:184:LYS:CB	1:B:57:ASP:N	15	2.56
(1,22)	1:B:184:LYS:CB	1:B:58:THR:N	15	2.56

Continued on next page...

Continued from previous page...

Key	Atom-1	Atom-2	Model ID	Violation (Å)
(1,22)	1:B:184:LYS:CB	1:B:59:ALA:N	15	2.56
(1,22)	1:B:184:LYS:CB	1:B:60:GLY:N	15	2.56
(1,22)	1:B:184:LYS:CB	1:B:61:GLN:N	15	2.56
(1,22)	1:B:184:LYS:CB	1:B:62:GLU:N	15	2.56
(1,22)	1:B:184:LYS:CB	1:B:63:GLU:N	15	2.56
(1,22)	1:B:184:LYS:CB	1:B:64:TYR:N	15	2.56
(1,22)	1:B:184:LYS:CB	1:B:65:SER:N	15	2.56
(1,22)	1:B:184:LYS:CB	1:B:66:ALA:N	15	2.56
(1,22)	1:B:184:LYS:CB	1:B:67:MET:N	15	2.56
(1,22)	1:B:184:LYS:CB	1:B:68:ARG:N	15	2.56
(1,22)	1:B:184:LYS:CB	1:B:69:ASP:N	15	2.56
(1,22)	1:B:184:LYS:CB	1:B:70:GLN:N	15	2.56
(1,22)	1:B:184:LYS:CB	1:B:71:TYR:N	15	2.56
(1,22)	1:B:184:LYS:CB	1:B:72:MET:N	15	2.56
(1,22)	1:B:184:LYS:CB	1:B:73:ARG:N	15	2.56
(1,22)	1:B:184:LYS:CB	1:B:74:THR:N	15	2.56
(1,22)	1:B:184:LYS:CB	1:B:75:GLY:N	15	2.56
(1,22)	1:B:184:LYS:CB	1:B:76:GLU:N	15	2.56
(1,22)	1:B:184:LYS:CB	1:B:77:GLY:N	15	2.56
(1,22)	1:B:184:LYS:CB	1:B:78:PHE:N	15	2.56
(1,22)	1:B:184:LYS:CB	1:B:79:LEU:N	15	2.56
(1,22)	1:B:184:LYS:CB	1:B:80:CYS:N	15	2.56
(1,22)	1:B:184:LYS:CB	5:B:203:7Q9:N	15	2.56
(1,22)	1:B:184:LYS:CB	5:B:204:7Q9:N	15	2.56
(1,22)	1:B:184:LYS:CB	5:B:205:7Q9:N	15	2.56
(1,22)	1:B:184:LYS:CB	5:B:206:7Q9:N	15	2.56
(1,22)	1:B:184:LYS:CB	5:B:207:7Q9:N	15	2.56
(1,22)	1:B:184:LYS:CB	6:B:208:17F:N1	15	2.56
(1,22)	1:B:184:LYS:CB	5:B:209:7Q9:N	15	2.56
(1,22)	1:B:184:LYS:CB	5:B:210:7Q9:N	15	2.56
(1,22)	1:B:184:LYS:CB	5:B:211:7Q9:N	15	2.56
(1,22)	1:B:184:LYS:CB	5:B:212:7Q9:N	15	2.56
(1,22)	1:B:184:LYS:CB	5:B:213:7Q9:N	15	2.56
(1,22)	1:B:184:LYS:CB	6:B:214:17F:N1	15	2.56
(1,22)	1:B:184:LYS:CB	6:B:215:17F:N1	15	2.56
(1,22)	1:B:184:LYS:CB	5:B:216:7Q9:N	15	2.56
(1,22)	1:B:184:LYS:CB	5:B:217:7Q9:N	15	2.56
(1,22)	1:B:184:LYS:CB	5:B:218:7Q9:N	15	2.56
(1,22)	1:B:184:LYS:CB	6:B:219:17F:N1	15	2.56
(1,22)	1:B:184:LYS:CB	5:B:220:7Q9:N	15	2.56
(1,22)	1:B:184:LYS:CD	1:B:2:THR:N	15	2.56
(1,22)	1:B:184:LYS:CD	1:B:3:GLU:N	15	2.56

Continued on next page...

Continued from previous page...

Key	Atom-1	Atom-2	Model ID	Violation (Å)
(1,22)	1:B:184:LYS:CD	1:B:4:TYR:N	15	2.56
(1,22)	1:B:184:LYS:CD	1:B:5:LYS:N	15	2.56
(1,22)	1:B:184:LYS:CD	1:B:6:LEU:N	15	2.56
(1,22)	1:B:184:LYS:CD	1:B:7:VAL:N	15	2.56
(1,22)	1:B:184:LYS:CD	1:B:8:VAL:N	15	2.56
(1,22)	1:B:184:LYS:CD	1:B:9:VAL:N	15	2.56
(1,22)	1:B:184:LYS:CD	1:B:10:GLY:N	15	2.56
(1,22)	1:B:184:LYS:CD	1:B:11:ALA:N	15	2.56
(1,22)	1:B:184:LYS:CD	1:B:12:ASP:N	15	2.56
(1,22)	1:B:184:LYS:CD	1:B:13:GLY:N	15	2.56
(1,22)	1:B:184:LYS:CD	1:B:14:VAL:N	15	2.56
(1,22)	1:B:184:LYS:CD	1:B:15:GLY:N	15	2.56
(1,22)	1:B:184:LYS:CD	1:B:16:LYS:N	15	2.56
(1,22)	1:B:184:LYS:CD	1:B:17:SER:N	15	2.56
(1,22)	1:B:184:LYS:CD	1:B:18:ALA:N	15	2.56
(1,22)	1:B:184:LYS:CD	1:B:19:LEU:N	15	2.56
(1,22)	1:B:184:LYS:CD	1:B:20:THR:N	15	2.56
(1,22)	1:B:184:LYS:CD	1:B:21:ILE:N	15	2.56
(1,22)	1:B:184:LYS:CD	1:B:22:GLN:N	15	2.56
(1,22)	1:B:184:LYS:CD	1:B:23:LEU:N	15	2.56
(1,22)	1:B:184:LYS:CD	1:B:24:ILE:N	15	2.56
(1,22)	1:B:184:LYS:CD	1:B:25:GLN:N	15	2.56
(1,22)	1:B:184:LYS:CD	1:B:26:ASN:N	15	2.56
(1,22)	1:B:184:LYS:CD	1:B:27:HIS:N	15	2.56
(1,22)	1:B:184:LYS:CD	1:B:28:PHE:N	15	2.56
(1,22)	1:B:184:LYS:CD	1:B:29:VAL:N	15	2.56
(1,22)	1:B:184:LYS:CD	1:B:30:ASP:N	15	2.56
(1,22)	1:B:184:LYS:CD	1:B:31:GLU:N	15	2.56
(1,22)	1:B:184:LYS:CD	1:B:32:TYR:N	15	2.56
(1,22)	1:B:184:LYS:CD	1:B:33:ASP:N	15	2.56
(1,22)	1:B:184:LYS:CD	1:B:34:PRO:N	15	2.56
(1,22)	1:B:184:LYS:CD	1:B:35:THR:N	15	2.56
(1,22)	1:B:184:LYS:CD	1:B:36:ILE:N	15	2.56
(1,22)	1:B:184:LYS:CD	1:B:37:GLU:N	15	2.56
(1,22)	1:B:184:LYS:CD	1:B:38:ASP:N	15	2.56
(1,22)	1:B:184:LYS:CD	1:B:39:SER:N	15	2.56
(1,22)	1:B:184:LYS:CD	1:B:40:TYR:N	15	2.56
(1,22)	1:B:184:LYS:CD	1:B:41:ARG:N	15	2.56
(1,22)	1:B:184:LYS:CD	1:B:42:LYS:N	15	2.56
(1,22)	1:B:184:LYS:CD	1:B:43:GLN:N	15	2.56
(1,22)	1:B:184:LYS:CD	1:B:44:VAL:N	15	2.56
(1,22)	1:B:184:LYS:CD	1:B:45:VAL:N	15	2.56

Continued on next page...

Continued from previous page...

Key	Atom-1	Atom-2	Model ID	Violation (Å)
(1,22)	1:B:184:LYS:CD	1:B:46:ILE:N	15	2.56
(1,22)	1:B:184:LYS:CD	1:B:47:ASP:N	15	2.56
(1,22)	1:B:184:LYS:CD	1:B:48:GLY:N	15	2.56
(1,22)	1:B:184:LYS:CD	1:B:49:GLU:N	15	2.56
(1,22)	1:B:184:LYS:CD	1:B:50:THR:N	15	2.56
(1,22)	1:B:184:LYS:CD	1:B:51:CYS:N	15	2.56
(1,22)	1:B:184:LYS:CD	1:B:52:LEU:N	15	2.56
(1,22)	1:B:184:LYS:CD	1:B:53:LEU:N	15	2.56
(1,22)	1:B:184:LYS:CD	1:B:54:ASP:N	15	2.56
(1,22)	1:B:184:LYS:CD	1:B:55:ILE:N	15	2.56
(1,22)	1:B:184:LYS:CD	1:B:56:LEU:N	15	2.56
(1,22)	1:B:184:LYS:CD	1:B:57:ASP:N	15	2.56
(1,22)	1:B:184:LYS:CD	1:B:58:THR:N	15	2.56
(1,22)	1:B:184:LYS:CD	1:B:59:ALA:N	15	2.56
(1,22)	1:B:184:LYS:CD	1:B:60:GLY:N	15	2.56
(1,22)	1:B:184:LYS:CD	1:B:61:GLN:N	15	2.56
(1,22)	1:B:184:LYS:CD	1:B:62:GLU:N	15	2.56
(1,22)	1:B:184:LYS:CD	1:B:63:GLU:N	15	2.56
(1,22)	1:B:184:LYS:CD	1:B:64:TYR:N	15	2.56
(1,22)	1:B:184:LYS:CD	1:B:65:SER:N	15	2.56
(1,22)	1:B:184:LYS:CD	1:B:66:ALA:N	15	2.56
(1,22)	1:B:184:LYS:CD	1:B:67:MET:N	15	2.56
(1,22)	1:B:184:LYS:CD	1:B:68:ARG:N	15	2.56
(1,22)	1:B:184:LYS:CD	1:B:69:ASP:N	15	2.56
(1,22)	1:B:184:LYS:CD	1:B:70:GLN:N	15	2.56
(1,22)	1:B:184:LYS:CD	1:B:71:TYR:N	15	2.56
(1,22)	1:B:184:LYS:CD	1:B:72:MET:N	15	2.56
(1,22)	1:B:184:LYS:CD	1:B:73:ARG:N	15	2.56
(1,22)	1:B:184:LYS:CD	1:B:74:THR:N	15	2.56
(1,22)	1:B:184:LYS:CD	1:B:75:GLY:N	15	2.56
(1,22)	1:B:184:LYS:CD	1:B:76:GLU:N	15	2.56
(1,22)	1:B:184:LYS:CD	1:B:77:GLY:N	15	2.56
(1,22)	1:B:184:LYS:CD	1:B:78:PHE:N	15	2.56
(1,22)	1:B:184:LYS:CD	1:B:79:LEU:N	15	2.56
(1,22)	1:B:184:LYS:CD	1:B:80:CYS:N	15	2.56
(1,22)	1:B:184:LYS:CD	5:B:203:7Q9:N	15	2.56
(1,22)	1:B:184:LYS:CD	5:B:204:7Q9:N	15	2.56
(1,22)	1:B:184:LYS:CD	5:B:205:7Q9:N	15	2.56
(1,22)	1:B:184:LYS:CD	5:B:206:7Q9:N	15	2.56
(1,22)	1:B:184:LYS:CD	5:B:207:7Q9:N	15	2.56
(1,22)	1:B:184:LYS:CD	6:B:208:17F:N1	15	2.56
(1,22)	1:B:184:LYS:CD	5:B:209:7Q9:N	15	2.56

Continued on next page...

Continued from previous page...

Key	Atom-1	Atom-2	Model ID	Violation (Å)
(1,22)	1:B:184:LYS:CD	5:B:210:7Q9:N	15	2.56
(1,22)	1:B:184:LYS:CD	5:B:211:7Q9:N	15	2.56
(1,22)	1:B:184:LYS:CD	5:B:212:7Q9:N	15	2.56
(1,22)	1:B:184:LYS:CD	5:B:213:7Q9:N	15	2.56
(1,22)	1:B:184:LYS:CD	6:B:214:17F:N1	15	2.56
(1,22)	1:B:184:LYS:CD	6:B:215:17F:N1	15	2.56
(1,22)	1:B:184:LYS:CD	5:B:216:7Q9:N	15	2.56
(1,22)	1:B:184:LYS:CD	5:B:217:7Q9:N	15	2.56
(1,22)	1:B:184:LYS:CD	5:B:218:7Q9:N	15	2.56
(1,22)	1:B:184:LYS:CD	6:B:219:17F:N1	15	2.56
(1,22)	1:B:184:LYS:CD	5:B:220:7Q9:N	15	2.56
(1,22)	1:B:184:LYS:CE	1:B:2:THR:N	15	2.56
(1,22)	1:B:184:LYS:CE	1:B:3:GLU:N	15	2.56
(1,22)	1:B:184:LYS:CE	1:B:4:TYR:N	15	2.56
(1,22)	1:B:184:LYS:CE	1:B:5:LYS:N	15	2.56
(1,22)	1:B:184:LYS:CE	1:B:6:LEU:N	15	2.56
(1,22)	1:B:184:LYS:CE	1:B:7:VAL:N	15	2.56
(1,22)	1:B:184:LYS:CE	1:B:8:VAL:N	15	2.56
(1,22)	1:B:184:LYS:CE	1:B:9:VAL:N	15	2.56
(1,22)	1:B:184:LYS:CE	1:B:10:GLY:N	15	2.56
(1,22)	1:B:184:LYS:CE	1:B:11:ALA:N	15	2.56
(1,22)	1:B:184:LYS:CE	1:B:12:ASP:N	15	2.56
(1,22)	1:B:184:LYS:CE	1:B:13:GLY:N	15	2.56
(1,22)	1:B:184:LYS:CE	1:B:14:VAL:N	15	2.56
(1,22)	1:B:184:LYS:CE	1:B:15:GLY:N	15	2.56
(1,22)	1:B:184:LYS:CE	1:B:16:LYS:N	15	2.56
(1,22)	1:B:184:LYS:CE	1:B:17:SER:N	15	2.56
(1,22)	1:B:184:LYS:CE	1:B:18:ALA:N	15	2.56
(1,22)	1:B:184:LYS:CE	1:B:19:LEU:N	15	2.56
(1,22)	1:B:184:LYS:CE	1:B:20:THR:N	15	2.56
(1,22)	1:B:184:LYS:CE	1:B:21:ILE:N	15	2.56
(1,22)	1:B:184:LYS:CE	1:B:22:GLN:N	15	2.56
(1,22)	1:B:184:LYS:CE	1:B:23:LEU:N	15	2.56
(1,22)	1:B:184:LYS:CE	1:B:24:ILE:N	15	2.56
(1,22)	1:B:184:LYS:CE	1:B:25:GLN:N	15	2.56
(1,22)	1:B:184:LYS:CE	1:B:26:ASN:N	15	2.56
(1,22)	1:B:184:LYS:CE	1:B:27:HIS:N	15	2.56
(1,22)	1:B:184:LYS:CE	1:B:28:PHE:N	15	2.56
(1,22)	1:B:184:LYS:CE	1:B:29:VAL:N	15	2.56
(1,22)	1:B:184:LYS:CE	1:B:30:ASP:N	15	2.56
(1,22)	1:B:184:LYS:CE	1:B:31:GLU:N	15	2.56
(1,22)	1:B:184:LYS:CE	1:B:32:TYR:N	15	2.56

Continued on next page...

Continued from previous page...

Key	Atom-1	Atom-2	Model ID	Violation (Å)
(1,22)	1:B:184:LYS:CE	1:B:33:ASP:N	15	2.56
(1,22)	1:B:184:LYS:CE	1:B:34:PRO:N	15	2.56
(1,22)	1:B:184:LYS:CE	1:B:35:THR:N	15	2.56
(1,22)	1:B:184:LYS:CE	1:B:36:ILE:N	15	2.56
(1,22)	1:B:184:LYS:CE	1:B:37:GLU:N	15	2.56
(1,22)	1:B:184:LYS:CE	1:B:38:ASP:N	15	2.56
(1,22)	1:B:184:LYS:CE	1:B:39:SER:N	15	2.56
(1,22)	1:B:184:LYS:CE	1:B:40:TYR:N	15	2.56
(1,22)	1:B:184:LYS:CE	1:B:41:ARG:N	15	2.56
(1,22)	1:B:184:LYS:CE	1:B:42:LYS:N	15	2.56
(1,22)	1:B:184:LYS:CE	1:B:43:GLN:N	15	2.56
(1,22)	1:B:184:LYS:CE	1:B:44:VAL:N	15	2.56
(1,22)	1:B:184:LYS:CE	1:B:45:VAL:N	15	2.56
(1,22)	1:B:184:LYS:CE	1:B:46:ILE:N	15	2.56
(1,22)	1:B:184:LYS:CE	1:B:47:ASP:N	15	2.56
(1,22)	1:B:184:LYS:CE	1:B:48:GLY:N	15	2.56
(1,22)	1:B:184:LYS:CE	1:B:49:GLU:N	15	2.56
(1,22)	1:B:184:LYS:CE	1:B:50:THR:N	15	2.56
(1,22)	1:B:184:LYS:CE	1:B:51:CYS:N	15	2.56
(1,22)	1:B:184:LYS:CE	1:B:52:LEU:N	15	2.56
(1,22)	1:B:184:LYS:CE	1:B:53:LEU:N	15	2.56
(1,22)	1:B:184:LYS:CE	1:B:54:ASP:N	15	2.56
(1,22)	1:B:184:LYS:CE	1:B:55:ILE:N	15	2.56
(1,22)	1:B:184:LYS:CE	1:B:56:LEU:N	15	2.56
(1,22)	1:B:184:LYS:CE	1:B:57:ASP:N	15	2.56
(1,22)	1:B:184:LYS:CE	1:B:58:THR:N	15	2.56
(1,22)	1:B:184:LYS:CE	1:B:59:ALA:N	15	2.56
(1,22)	1:B:184:LYS:CE	1:B:60:GLY:N	15	2.56
(1,22)	1:B:184:LYS:CE	1:B:61:GLN:N	15	2.56
(1,22)	1:B:184:LYS:CE	1:B:62:GLU:N	15	2.56
(1,22)	1:B:184:LYS:CE	1:B:63:GLU:N	15	2.56
(1,22)	1:B:184:LYS:CE	1:B:64:TYR:N	15	2.56
(1,22)	1:B:184:LYS:CE	1:B:65:SER:N	15	2.56
(1,22)	1:B:184:LYS:CE	1:B:66:ALA:N	15	2.56
(1,22)	1:B:184:LYS:CE	1:B:67:MET:N	15	2.56
(1,22)	1:B:184:LYS:CE	1:B:68:ARG:N	15	2.56
(1,22)	1:B:184:LYS:CE	1:B:69:ASP:N	15	2.56
(1,22)	1:B:184:LYS:CE	1:B:70:GLN:N	15	2.56
(1,22)	1:B:184:LYS:CE	1:B:71:TYR:N	15	2.56
(1,22)	1:B:184:LYS:CE	1:B:72:MET:N	15	2.56
(1,22)	1:B:184:LYS:CE	1:B:73:ARG:N	15	2.56
(1,22)	1:B:184:LYS:CE	1:B:74:THR:N	15	2.56

Continued on next page...

Continued from previous page...

Key	Atom-1	Atom-2	Model ID	Violation (Å)
(1,22)	1:B:184:LYS:CE	1:B:75:GLY:N	15	2.56
(1,22)	1:B:184:LYS:CE	1:B:76:GLU:N	15	2.56
(1,22)	1:B:184:LYS:CE	1:B:77:GLY:N	15	2.56
(1,22)	1:B:184:LYS:CE	1:B:78:PHE:N	15	2.56
(1,22)	1:B:184:LYS:CE	1:B:79:LEU:N	15	2.56
(1,22)	1:B:184:LYS:CE	1:B:80:CYS:N	15	2.56
(1,22)	1:B:184:LYS:CE	5:B:203:7Q9:N	15	2.56
(1,22)	1:B:184:LYS:CE	5:B:204:7Q9:N	15	2.56
(1,22)	1:B:184:LYS:CE	5:B:205:7Q9:N	15	2.56
(1,22)	1:B:184:LYS:CE	5:B:206:7Q9:N	15	2.56
(1,22)	1:B:184:LYS:CE	5:B:207:7Q9:N	15	2.56
(1,22)	1:B:184:LYS:CE	6:B:208:17F:N1	15	2.56
(1,22)	1:B:184:LYS:CE	5:B:209:7Q9:N	15	2.56
(1,22)	1:B:184:LYS:CE	5:B:210:7Q9:N	15	2.56
(1,22)	1:B:184:LYS:CE	5:B:211:7Q9:N	15	2.56
(1,22)	1:B:184:LYS:CE	5:B:212:7Q9:N	15	2.56
(1,22)	1:B:184:LYS:CE	5:B:213:7Q9:N	15	2.56
(1,22)	1:B:184:LYS:CE	6:B:214:17F:N1	15	2.56
(1,22)	1:B:184:LYS:CE	6:B:215:17F:N1	15	2.56
(1,22)	1:B:184:LYS:CE	5:B:216:7Q9:N	15	2.56
(1,22)	1:B:184:LYS:CE	5:B:217:7Q9:N	15	2.56
(1,22)	1:B:184:LYS:CE	5:B:218:7Q9:N	15	2.56
(1,22)	1:B:184:LYS:CE	6:B:219:17F:N1	15	2.56
(1,22)	1:B:184:LYS:CE	5:B:220:7Q9:N	15	2.56
(1,22)	1:B:184:LYS:CG	1:B:2:THR:N	15	2.56
(1,22)	1:B:184:LYS:CG	1:B:3:GLU:N	15	2.56
(1,22)	1:B:184:LYS:CG	1:B:4:TYR:N	15	2.56
(1,22)	1:B:184:LYS:CG	1:B:5:LYS:N	15	2.56
(1,22)	1:B:184:LYS:CG	1:B:6:LEU:N	15	2.56
(1,22)	1:B:184:LYS:CG	1:B:7:VAL:N	15	2.56
(1,22)	1:B:184:LYS:CG	1:B:8:VAL:N	15	2.56
(1,22)	1:B:184:LYS:CG	1:B:9:VAL:N	15	2.56
(1,22)	1:B:184:LYS:CG	1:B:10:GLY:N	15	2.56
(1,22)	1:B:184:LYS:CG	1:B:11:ALA:N	15	2.56
(1,22)	1:B:184:LYS:CG	1:B:12:ASP:N	15	2.56
(1,22)	1:B:184:LYS:CG	1:B:13:GLY:N	15	2.56
(1,22)	1:B:184:LYS:CG	1:B:14:VAL:N	15	2.56
(1,22)	1:B:184:LYS:CG	1:B:15:GLY:N	15	2.56
(1,22)	1:B:184:LYS:CG	1:B:16:LYS:N	15	2.56
(1,22)	1:B:184:LYS:CG	1:B:17:SER:N	15	2.56
(1,22)	1:B:184:LYS:CG	1:B:18:ALA:N	15	2.56
(1,22)	1:B:184:LYS:CG	1:B:19:LEU:N	15	2.56

Continued on next page...

Continued from previous page...

Key	Atom-1	Atom-2	Model ID	Violation (Å)
(1,22)	1:B:184:LYS:CG	1:B:20:THR:N	15	2.56
(1,22)	1:B:184:LYS:CG	1:B:21:ILE:N	15	2.56
(1,22)	1:B:184:LYS:CG	1:B:22:GLN:N	15	2.56
(1,22)	1:B:184:LYS:CG	1:B:23:LEU:N	15	2.56
(1,22)	1:B:184:LYS:CG	1:B:24:ILE:N	15	2.56
(1,22)	1:B:184:LYS:CG	1:B:25:GLN:N	15	2.56
(1,22)	1:B:184:LYS:CG	1:B:26:ASN:N	15	2.56
(1,22)	1:B:184:LYS:CG	1:B:27:HIS:N	15	2.56
(1,22)	1:B:184:LYS:CG	1:B:28:PHE:N	15	2.56
(1,22)	1:B:184:LYS:CG	1:B:29:VAL:N	15	2.56
(1,22)	1:B:184:LYS:CG	1:B:30:ASP:N	15	2.56
(1,22)	1:B:184:LYS:CG	1:B:31:GLU:N	15	2.56
(1,22)	1:B:184:LYS:CG	1:B:32:TYR:N	15	2.56
(1,22)	1:B:184:LYS:CG	1:B:33:ASP:N	15	2.56
(1,22)	1:B:184:LYS:CG	1:B:34:PRO:N	15	2.56
(1,22)	1:B:184:LYS:CG	1:B:35:THR:N	15	2.56
(1,22)	1:B:184:LYS:CG	1:B:36:ILE:N	15	2.56
(1,22)	1:B:184:LYS:CG	1:B:37:GLU:N	15	2.56
(1,22)	1:B:184:LYS:CG	1:B:38:ASP:N	15	2.56
(1,22)	1:B:184:LYS:CG	1:B:39:SER:N	15	2.56
(1,22)	1:B:184:LYS:CG	1:B:40:TYR:N	15	2.56
(1,22)	1:B:184:LYS:CG	1:B:41:ARG:N	15	2.56
(1,22)	1:B:184:LYS:CG	1:B:42:LYS:N	15	2.56
(1,22)	1:B:184:LYS:CG	1:B:43:GLN:N	15	2.56
(1,22)	1:B:184:LYS:CG	1:B:44:VAL:N	15	2.56
(1,22)	1:B:184:LYS:CG	1:B:45:VAL:N	15	2.56
(1,22)	1:B:184:LYS:CG	1:B:46:ILE:N	15	2.56
(1,22)	1:B:184:LYS:CG	1:B:47:ASP:N	15	2.56
(1,22)	1:B:184:LYS:CG	1:B:48:GLY:N	15	2.56
(1,22)	1:B:184:LYS:CG	1:B:49:GLU:N	15	2.56
(1,22)	1:B:184:LYS:CG	1:B:50:THR:N	15	2.56
(1,22)	1:B:184:LYS:CG	1:B:51:CYS:N	15	2.56
(1,22)	1:B:184:LYS:CG	1:B:52:LEU:N	15	2.56
(1,22)	1:B:184:LYS:CG	1:B:53:LEU:N	15	2.56
(1,22)	1:B:184:LYS:CG	1:B:54:ASP:N	15	2.56
(1,22)	1:B:184:LYS:CG	1:B:55:ILE:N	15	2.56
(1,22)	1:B:184:LYS:CG	1:B:56:LEU:N	15	2.56
(1,22)	1:B:184:LYS:CG	1:B:57:ASP:N	15	2.56
(1,22)	1:B:184:LYS:CG	1:B:58:THR:N	15	2.56
(1,22)	1:B:184:LYS:CG	1:B:59:ALA:N	15	2.56
(1,22)	1:B:184:LYS:CG	1:B:60:GLY:N	15	2.56
(1,22)	1:B:184:LYS:CG	1:B:61:GLN:N	15	2.56

Continued on next page...

Continued from previous page...

Key	Atom-1	Atom-2	Model ID	Violation (Å)
(1,22)	1:B:184:LYS:CG	1:B:62:GLU:N	15	2.56
(1,22)	1:B:184:LYS:CG	1:B:63:GLU:N	15	2.56
(1,22)	1:B:184:LYS:CG	1:B:64:TYR:N	15	2.56
(1,22)	1:B:184:LYS:CG	1:B:65:SER:N	15	2.56
(1,22)	1:B:184:LYS:CG	1:B:66:ALA:N	15	2.56
(1,22)	1:B:184:LYS:CG	1:B:67:MET:N	15	2.56
(1,22)	1:B:184:LYS:CG	1:B:68:ARG:N	15	2.56
(1,22)	1:B:184:LYS:CG	1:B:69:ASP:N	15	2.56
(1,22)	1:B:184:LYS:CG	1:B:70:GLN:N	15	2.56
(1,22)	1:B:184:LYS:CG	1:B:71:TYR:N	15	2.56
(1,22)	1:B:184:LYS:CG	1:B:72:MET:N	15	2.56
(1,22)	1:B:184:LYS:CG	1:B:73:ARG:N	15	2.56
(1,22)	1:B:184:LYS:CG	1:B:74:THR:N	15	2.56
(1,22)	1:B:184:LYS:CG	1:B:75:GLY:N	15	2.56
(1,22)	1:B:184:LYS:CG	1:B:76:GLU:N	15	2.56
(1,22)	1:B:184:LYS:CG	1:B:77:GLY:N	15	2.56
(1,22)	1:B:184:LYS:CG	1:B:78:PHE:N	15	2.56
(1,22)	1:B:184:LYS:CG	1:B:79:LEU:N	15	2.56
(1,22)	1:B:184:LYS:CG	1:B:80:CYS:N	15	2.56
(1,22)	1:B:184:LYS:CG	5:B:203:7Q9:N	15	2.56
(1,22)	1:B:184:LYS:CG	5:B:204:7Q9:N	15	2.56
(1,22)	1:B:184:LYS:CG	5:B:205:7Q9:N	15	2.56
(1,22)	1:B:184:LYS:CG	5:B:206:7Q9:N	15	2.56
(1,22)	1:B:184:LYS:CG	5:B:207:7Q9:N	15	2.56
(1,22)	1:B:184:LYS:CG	6:B:208:17F:N1	15	2.56
(1,22)	1:B:184:LYS:CG	5:B:209:7Q9:N	15	2.56
(1,22)	1:B:184:LYS:CG	5:B:210:7Q9:N	15	2.56
(1,22)	1:B:184:LYS:CG	5:B:211:7Q9:N	15	2.56
(1,22)	1:B:184:LYS:CG	5:B:212:7Q9:N	15	2.56
(1,22)	1:B:184:LYS:CG	5:B:213:7Q9:N	15	2.56
(1,22)	1:B:184:LYS:CG	6:B:214:17F:N1	15	2.56
(1,22)	1:B:184:LYS:CG	6:B:215:17F:N1	15	2.56
(1,22)	1:B:184:LYS:CG	5:B:216:7Q9:N	15	2.56
(1,22)	1:B:184:LYS:CG	5:B:217:7Q9:N	15	2.56
(1,22)	1:B:184:LYS:CG	5:B:218:7Q9:N	15	2.56
(1,22)	1:B:184:LYS:CG	6:B:219:17F:N1	15	2.56
(1,22)	1:B:184:LYS:CG	5:B:220:7Q9:N	15	2.56
(1,22)	1:B:184:LYS:H	1:B:2:THR:N	15	2.56
(1,22)	1:B:184:LYS:H	1:B:3:GLU:N	15	2.56
(1,22)	1:B:184:LYS:H	1:B:4:TYR:N	15	2.56
(1,22)	1:B:184:LYS:H	1:B:5:LYS:N	15	2.56
(1,22)	1:B:184:LYS:H	1:B:6:LEU:N	15	2.56

Continued on next page...

Continued from previous page...

Key	Atom-1	Atom-2	Model ID	Violation (Å)
(1,22)	1:B:184:LYS:H	1:B:7:VAL:N	15	2.56
(1,22)	1:B:184:LYS:H	1:B:8:VAL:N	15	2.56
(1,22)	1:B:184:LYS:H	1:B:9:VAL:N	15	2.56
(1,22)	1:B:184:LYS:H	1:B:10:GLY:N	15	2.56
(1,22)	1:B:184:LYS:H	1:B:11:ALA:N	15	2.56
(1,22)	1:B:184:LYS:H	1:B:12:ASP:N	15	2.56
(1,22)	1:B:184:LYS:H	1:B:13:GLY:N	15	2.56
(1,22)	1:B:184:LYS:H	1:B:14:VAL:N	15	2.56
(1,22)	1:B:184:LYS:H	1:B:15:GLY:N	15	2.56
(1,22)	1:B:184:LYS:H	1:B:16:LYS:N	15	2.56
(1,22)	1:B:184:LYS:H	1:B:17:SER:N	15	2.56
(1,22)	1:B:184:LYS:H	1:B:18:ALA:N	15	2.56
(1,22)	1:B:184:LYS:H	1:B:19:LEU:N	15	2.56
(1,22)	1:B:184:LYS:H	1:B:20:THR:N	15	2.56
(1,22)	1:B:184:LYS:H	1:B:21:ILE:N	15	2.56
(1,22)	1:B:184:LYS:H	1:B:22:GLN:N	15	2.56
(1,22)	1:B:184:LYS:H	1:B:23:LEU:N	15	2.56
(1,22)	1:B:184:LYS:H	1:B:24:ILE:N	15	2.56
(1,22)	1:B:184:LYS:H	1:B:25:GLN:N	15	2.56
(1,22)	1:B:184:LYS:H	1:B:26:ASN:N	15	2.56
(1,22)	1:B:184:LYS:H	1:B:27:HIS:N	15	2.56
(1,22)	1:B:184:LYS:H	1:B:28:PHE:N	15	2.56
(1,22)	1:B:184:LYS:H	1:B:29:VAL:N	15	2.56
(1,22)	1:B:184:LYS:H	1:B:30:ASP:N	15	2.56
(1,22)	1:B:184:LYS:H	1:B:31:GLU:N	15	2.56
(1,22)	1:B:184:LYS:H	1:B:32:TYR:N	15	2.56
(1,22)	1:B:184:LYS:H	1:B:33:ASP:N	15	2.56
(1,22)	1:B:184:LYS:H	1:B:34:PRO:N	15	2.56
(1,22)	1:B:184:LYS:H	1:B:35:THR:N	15	2.56
(1,22)	1:B:184:LYS:H	1:B:36:ILE:N	15	2.56
(1,22)	1:B:184:LYS:H	1:B:37:GLU:N	15	2.56
(1,22)	1:B:184:LYS:H	1:B:38:ASP:N	15	2.56
(1,22)	1:B:184:LYS:H	1:B:39:SER:N	15	2.56
(1,22)	1:B:184:LYS:H	1:B:40:TYR:N	15	2.56
(1,22)	1:B:184:LYS:H	1:B:41:ARG:N	15	2.56
(1,22)	1:B:184:LYS:H	1:B:42:LYS:N	15	2.56
(1,22)	1:B:184:LYS:H	1:B:43:GLN:N	15	2.56
(1,22)	1:B:184:LYS:H	1:B:44:VAL:N	15	2.56
(1,22)	1:B:184:LYS:H	1:B:45:VAL:N	15	2.56
(1,22)	1:B:184:LYS:H	1:B:46:ILE:N	15	2.56
(1,22)	1:B:184:LYS:H	1:B:47:ASP:N	15	2.56
(1,22)	1:B:184:LYS:H	1:B:48:GLY:N	15	2.56

Continued on next page...

Continued from previous page...

Key	Atom-1	Atom-2	Model ID	Violation (Å)
(1,22)	1:B:184:LYS:H	1:B:49:GLU:N	15	2.56
(1,22)	1:B:184:LYS:H	1:B:50:THR:N	15	2.56
(1,22)	1:B:184:LYS:H	1:B:51:CYS:N	15	2.56
(1,22)	1:B:184:LYS:H	1:B:52:LEU:N	15	2.56
(1,22)	1:B:184:LYS:H	1:B:53:LEU:N	15	2.56
(1,22)	1:B:184:LYS:H	1:B:54:ASP:N	15	2.56
(1,22)	1:B:184:LYS:H	1:B:55:ILE:N	15	2.56
(1,22)	1:B:184:LYS:H	1:B:56:LEU:N	15	2.56
(1,22)	1:B:184:LYS:H	1:B:57:ASP:N	15	2.56
(1,22)	1:B:184:LYS:H	1:B:58:THR:N	15	2.56
(1,22)	1:B:184:LYS:H	1:B:59:ALA:N	15	2.56
(1,22)	1:B:184:LYS:H	1:B:60:GLY:N	15	2.56
(1,22)	1:B:184:LYS:H	1:B:61:GLN:N	15	2.56
(1,22)	1:B:184:LYS:H	1:B:62:GLU:N	15	2.56
(1,22)	1:B:184:LYS:H	1:B:63:GLU:N	15	2.56
(1,22)	1:B:184:LYS:H	1:B:64:TYR:N	15	2.56
(1,22)	1:B:184:LYS:H	1:B:65:SER:N	15	2.56
(1,22)	1:B:184:LYS:H	1:B:66:ALA:N	15	2.56
(1,22)	1:B:184:LYS:H	1:B:67:MET:N	15	2.56
(1,22)	1:B:184:LYS:H	1:B:68:ARG:N	15	2.56
(1,22)	1:B:184:LYS:H	1:B:69:ASP:N	15	2.56
(1,22)	1:B:184:LYS:H	1:B:70:GLN:N	15	2.56
(1,22)	1:B:184:LYS:H	1:B:71:TYR:N	15	2.56
(1,22)	1:B:184:LYS:H	1:B:72:MET:N	15	2.56
(1,22)	1:B:184:LYS:H	1:B:73:ARG:N	15	2.56
(1,22)	1:B:184:LYS:H	1:B:74:THR:N	15	2.56
(1,22)	1:B:184:LYS:H	1:B:75:GLY:N	15	2.56
(1,22)	1:B:184:LYS:H	1:B:76:GLU:N	15	2.56
(1,22)	1:B:184:LYS:H	1:B:77:GLY:N	15	2.56
(1,22)	1:B:184:LYS:H	1:B:78:PHE:N	15	2.56
(1,22)	1:B:184:LYS:H	1:B:79:LEU:N	15	2.56
(1,22)	1:B:184:LYS:H	1:B:80:CYS:N	15	2.56
(1,22)	1:B:184:LYS:H	5:B:203:7Q9:N	15	2.56
(1,22)	1:B:184:LYS:H	5:B:204:7Q9:N	15	2.56
(1,22)	1:B:184:LYS:H	5:B:205:7Q9:N	15	2.56
(1,22)	1:B:184:LYS:H	5:B:206:7Q9:N	15	2.56
(1,22)	1:B:184:LYS:H	5:B:207:7Q9:N	15	2.56
(1,22)	1:B:184:LYS:H	6:B:208:17F:N1	15	2.56
(1,22)	1:B:184:LYS:H	5:B:209:7Q9:N	15	2.56
(1,22)	1:B:184:LYS:H	5:B:210:7Q9:N	15	2.56
(1,22)	1:B:184:LYS:H	5:B:211:7Q9:N	15	2.56
(1,22)	1:B:184:LYS:H	5:B:212:7Q9:N	15	2.56

Continued on next page...

Continued from previous page...

Key	Atom-1	Atom-2	Model ID	Violation (Å)
(1,22)	1:B:184:LYS:H	5:B:213:7Q9:N	15	2.56
(1,22)	1:B:184:LYS:H	6:B:214:17F:N1	15	2.56
(1,22)	1:B:184:LYS:H	6:B:215:17F:N1	15	2.56
(1,22)	1:B:184:LYS:H	5:B:216:7Q9:N	15	2.56
(1,22)	1:B:184:LYS:H	5:B:217:7Q9:N	15	2.56
(1,22)	1:B:184:LYS:H	5:B:218:7Q9:N	15	2.56
(1,22)	1:B:184:LYS:H	6:B:219:17F:N1	15	2.56
(1,22)	1:B:184:LYS:H	5:B:220:7Q9:N	15	2.56
(1,22)	1:B:184:LYS:HZ1	1:B:2:THR:N	15	2.56
(1,22)	1:B:184:LYS:HZ1	1:B:3:GLU:N	15	2.56
(1,22)	1:B:184:LYS:HZ1	1:B:4:TYR:N	15	2.56
(1,22)	1:B:184:LYS:HZ1	1:B:5:LYS:N	15	2.56
(1,22)	1:B:184:LYS:HZ1	1:B:6:LEU:N	15	2.56
(1,22)	1:B:184:LYS:HZ1	1:B:7:VAL:N	15	2.56
(1,22)	1:B:184:LYS:HZ1	1:B:8:VAL:N	15	2.56
(1,22)	1:B:184:LYS:HZ1	1:B:9:VAL:N	15	2.56
(1,22)	1:B:184:LYS:HZ1	1:B:10:GLY:N	15	2.56
(1,22)	1:B:184:LYS:HZ1	1:B:11:ALA:N	15	2.56
(1,22)	1:B:184:LYS:HZ1	1:B:12:ASP:N	15	2.56
(1,22)	1:B:184:LYS:HZ1	1:B:13:GLY:N	15	2.56
(1,22)	1:B:184:LYS:HZ1	1:B:14:VAL:N	15	2.56
(1,22)	1:B:184:LYS:HZ1	1:B:15:GLY:N	15	2.56
(1,22)	1:B:184:LYS:HZ1	1:B:16:LYS:N	15	2.56
(1,22)	1:B:184:LYS:HZ1	1:B:17:SER:N	15	2.56
(1,22)	1:B:184:LYS:HZ1	1:B:18:ALA:N	15	2.56
(1,22)	1:B:184:LYS:HZ1	1:B:19:LEU:N	15	2.56
(1,22)	1:B:184:LYS:HZ1	1:B:20:THR:N	15	2.56
(1,22)	1:B:184:LYS:HZ1	1:B:21:ILE:N	15	2.56
(1,22)	1:B:184:LYS:HZ1	1:B:22:GLN:N	15	2.56
(1,22)	1:B:184:LYS:HZ1	1:B:23:LEU:N	15	2.56
(1,22)	1:B:184:LYS:HZ1	1:B:24:ILE:N	15	2.56
(1,22)	1:B:184:LYS:HZ1	1:B:25:GLN:N	15	2.56
(1,22)	1:B:184:LYS:HZ1	1:B:26:ASN:N	15	2.56
(1,22)	1:B:184:LYS:HZ1	1:B:27:HIS:N	15	2.56
(1,22)	1:B:184:LYS:HZ1	1:B:28:PHE:N	15	2.56
(1,22)	1:B:184:LYS:HZ1	1:B:29:VAL:N	15	2.56
(1,22)	1:B:184:LYS:HZ1	1:B:30:ASP:N	15	2.56
(1,22)	1:B:184:LYS:HZ1	1:B:31:GLU:N	15	2.56
(1,22)	1:B:184:LYS:HZ1	1:B:32:TYR:N	15	2.56
(1,22)	1:B:184:LYS:HZ1	1:B:33:ASP:N	15	2.56
(1,22)	1:B:184:LYS:HZ1	1:B:34:PRO:N	15	2.56
(1,22)	1:B:184:LYS:HZ1	1:B:35:THR:N	15	2.56

Continued on next page...

Continued from previous page...

Key	Atom-1	Atom-2	Model ID	Violation (Å)
(1,22)	1:B:184:LYS:HZ1	1:B:36:ILE:N	15	2.56
(1,22)	1:B:184:LYS:HZ1	1:B:37:GLU:N	15	2.56
(1,22)	1:B:184:LYS:HZ1	1:B:38:ASP:N	15	2.56
(1,22)	1:B:184:LYS:HZ1	1:B:39:SER:N	15	2.56
(1,22)	1:B:184:LYS:HZ1	1:B:40:TYR:N	15	2.56
(1,22)	1:B:184:LYS:HZ1	1:B:41:ARG:N	15	2.56
(1,22)	1:B:184:LYS:HZ1	1:B:42:LYS:N	15	2.56
(1,22)	1:B:184:LYS:HZ1	1:B:43:GLN:N	15	2.56
(1,22)	1:B:184:LYS:HZ1	1:B:44:VAL:N	15	2.56
(1,22)	1:B:184:LYS:HZ1	1:B:45:VAL:N	15	2.56
(1,22)	1:B:184:LYS:HZ1	1:B:46:ILE:N	15	2.56
(1,22)	1:B:184:LYS:HZ1	1:B:47:ASP:N	15	2.56
(1,22)	1:B:184:LYS:HZ1	1:B:48:GLY:N	15	2.56
(1,22)	1:B:184:LYS:HZ1	1:B:49:GLU:N	15	2.56
(1,22)	1:B:184:LYS:HZ1	1:B:50:THR:N	15	2.56
(1,22)	1:B:184:LYS:HZ1	1:B:51:CYS:N	15	2.56
(1,22)	1:B:184:LYS:HZ1	1:B:52:LEU:N	15	2.56
(1,22)	1:B:184:LYS:HZ1	1:B:53:LEU:N	15	2.56
(1,22)	1:B:184:LYS:HZ1	1:B:54:ASP:N	15	2.56
(1,22)	1:B:184:LYS:HZ1	1:B:55:ILE:N	15	2.56
(1,22)	1:B:184:LYS:HZ1	1:B:56:LEU:N	15	2.56
(1,22)	1:B:184:LYS:HZ1	1:B:57:ASP:N	15	2.56
(1,22)	1:B:184:LYS:HZ1	1:B:58:THR:N	15	2.56
(1,22)	1:B:184:LYS:HZ1	1:B:59:ALA:N	15	2.56
(1,22)	1:B:184:LYS:HZ1	1:B:60:GLY:N	15	2.56
(1,22)	1:B:184:LYS:HZ1	1:B:61:GLN:N	15	2.56
(1,22)	1:B:184:LYS:HZ1	1:B:62:GLU:N	15	2.56
(1,22)	1:B:184:LYS:HZ1	1:B:63:GLU:N	15	2.56
(1,22)	1:B:184:LYS:HZ1	1:B:64:TYR:N	15	2.56
(1,22)	1:B:184:LYS:HZ1	1:B:65:SER:N	15	2.56
(1,22)	1:B:184:LYS:HZ1	1:B:66:ALA:N	15	2.56
(1,22)	1:B:184:LYS:HZ1	1:B:67:MET:N	15	2.56
(1,22)	1:B:184:LYS:HZ1	1:B:68:ARG:N	15	2.56
(1,22)	1:B:184:LYS:HZ1	1:B:69:ASP:N	15	2.56
(1,22)	1:B:184:LYS:HZ1	1:B:70:GLN:N	15	2.56
(1,22)	1:B:184:LYS:HZ1	1:B:71:TYR:N	15	2.56
(1,22)	1:B:184:LYS:HZ1	1:B:72:MET:N	15	2.56
(1,22)	1:B:184:LYS:HZ1	1:B:73:ARG:N	15	2.56
(1,22)	1:B:184:LYS:HZ1	1:B:74:THR:N	15	2.56
(1,22)	1:B:184:LYS:HZ1	1:B:75:GLY:N	15	2.56
(1,22)	1:B:184:LYS:HZ1	1:B:76:GLU:N	15	2.56
(1,22)	1:B:184:LYS:HZ1	1:B:77:GLY:N	15	2.56

Continued on next page...

Continued from previous page...

Key	Atom-1	Atom-2	Model ID	Violation (Å)
(1,22)	1:B:184:LYS:HZ1	1:B:78:PHE:N	15	2.56
(1,22)	1:B:184:LYS:HZ1	1:B:79:LEU:N	15	2.56
(1,22)	1:B:184:LYS:HZ1	1:B:80:CYS:N	15	2.56
(1,22)	1:B:184:LYS:HZ1	5:B:203:7Q9:N	15	2.56
(1,22)	1:B:184:LYS:HZ1	5:B:204:7Q9:N	15	2.56
(1,22)	1:B:184:LYS:HZ1	5:B:205:7Q9:N	15	2.56
(1,22)	1:B:184:LYS:HZ1	5:B:206:7Q9:N	15	2.56
(1,22)	1:B:184:LYS:HZ1	5:B:207:7Q9:N	15	2.56
(1,22)	1:B:184:LYS:HZ1	6:B:208:17F:N1	15	2.56
(1,22)	1:B:184:LYS:HZ1	5:B:209:7Q9:N	15	2.56
(1,22)	1:B:184:LYS:HZ1	5:B:210:7Q9:N	15	2.56
(1,22)	1:B:184:LYS:HZ1	5:B:211:7Q9:N	15	2.56
(1,22)	1:B:184:LYS:HZ1	5:B:212:7Q9:N	15	2.56
(1,22)	1:B:184:LYS:HZ1	5:B:213:7Q9:N	15	2.56
(1,22)	1:B:184:LYS:HZ1	6:B:214:17F:N1	15	2.56
(1,22)	1:B:184:LYS:HZ1	6:B:215:17F:N1	15	2.56
(1,22)	1:B:184:LYS:HZ1	5:B:216:7Q9:N	15	2.56
(1,22)	1:B:184:LYS:HZ1	5:B:217:7Q9:N	15	2.56
(1,22)	1:B:184:LYS:HZ1	5:B:218:7Q9:N	15	2.56
(1,22)	1:B:184:LYS:HZ1	6:B:219:17F:N1	15	2.56
(1,22)	1:B:184:LYS:HZ1	5:B:220:7Q9:N	15	2.56
(1,22)	1:B:184:LYS:HZ2	1:B:2:THR:N	15	2.56
(1,22)	1:B:184:LYS:HZ2	1:B:3:GLU:N	15	2.56
(1,22)	1:B:184:LYS:HZ2	1:B:4:TYR:N	15	2.56
(1,22)	1:B:184:LYS:HZ2	1:B:5:LYS:N	15	2.56
(1,22)	1:B:184:LYS:HZ2	1:B:6:LEU:N	15	2.56
(1,22)	1:B:184:LYS:HZ2	1:B:7:VAL:N	15	2.56
(1,22)	1:B:184:LYS:HZ2	1:B:8:VAL:N	15	2.56
(1,22)	1:B:184:LYS:HZ2	1:B:9:VAL:N	15	2.56
(1,22)	1:B:184:LYS:HZ2	1:B:10:GLY:N	15	2.56
(1,22)	1:B:184:LYS:HZ2	1:B:11:ALA:N	15	2.56
(1,22)	1:B:184:LYS:HZ2	1:B:12:ASP:N	15	2.56
(1,22)	1:B:184:LYS:HZ2	1:B:13:GLY:N	15	2.56
(1,22)	1:B:184:LYS:HZ2	1:B:14:VAL:N	15	2.56
(1,22)	1:B:184:LYS:HZ2	1:B:15:GLY:N	15	2.56
(1,22)	1:B:184:LYS:HZ2	1:B:16:LYS:N	15	2.56
(1,22)	1:B:184:LYS:HZ2	1:B:17:SER:N	15	2.56
(1,22)	1:B:184:LYS:HZ2	1:B:18:ALA:N	15	2.56
(1,22)	1:B:184:LYS:HZ2	1:B:19:LEU:N	15	2.56
(1,22)	1:B:184:LYS:HZ2	1:B:20:THR:N	15	2.56
(1,22)	1:B:184:LYS:HZ2	1:B:21:ILE:N	15	2.56
(1,22)	1:B:184:LYS:HZ2	1:B:22:GLN:N	15	2.56

Continued on next page...

Continued from previous page...

Key	Atom-1	Atom-2	Model ID	Violation (Å)
(1,22)	1:B:184:LYS:HZ2	1:B:23:LEU:N	15	2.56
(1,22)	1:B:184:LYS:HZ2	1:B:24:ILE:N	15	2.56
(1,22)	1:B:184:LYS:HZ2	1:B:25:GLN:N	15	2.56
(1,22)	1:B:184:LYS:HZ2	1:B:26:ASN:N	15	2.56
(1,22)	1:B:184:LYS:HZ2	1:B:27:HIS:N	15	2.56
(1,22)	1:B:184:LYS:HZ2	1:B:28:PHE:N	15	2.56
(1,22)	1:B:184:LYS:HZ2	1:B:29:VAL:N	15	2.56
(1,22)	1:B:184:LYS:HZ2	1:B:30:ASP:N	15	2.56
(1,22)	1:B:184:LYS:HZ2	1:B:31:GLU:N	15	2.56
(1,22)	1:B:184:LYS:HZ2	1:B:32:TYR:N	15	2.56
(1,22)	1:B:184:LYS:HZ2	1:B:33:ASP:N	15	2.56
(1,22)	1:B:184:LYS:HZ2	1:B:34:PRO:N	15	2.56
(1,22)	1:B:184:LYS:HZ2	1:B:35:THR:N	15	2.56
(1,22)	1:B:184:LYS:HZ2	1:B:36:ILE:N	15	2.56
(1,22)	1:B:184:LYS:HZ2	1:B:37:GLU:N	15	2.56
(1,22)	1:B:184:LYS:HZ2	1:B:38:ASP:N	15	2.56
(1,22)	1:B:184:LYS:HZ2	1:B:39:SER:N	15	2.56
(1,22)	1:B:184:LYS:HZ2	1:B:40:TYR:N	15	2.56
(1,22)	1:B:184:LYS:HZ2	1:B:41:ARG:N	15	2.56
(1,22)	1:B:184:LYS:HZ2	1:B:42:LYS:N	15	2.56
(1,22)	1:B:184:LYS:HZ2	1:B:43:GLN:N	15	2.56
(1,22)	1:B:184:LYS:HZ2	1:B:44:VAL:N	15	2.56
(1,22)	1:B:184:LYS:HZ2	1:B:45:VAL:N	15	2.56
(1,22)	1:B:184:LYS:HZ2	1:B:46:ILE:N	15	2.56
(1,22)	1:B:184:LYS:HZ2	1:B:47:ASP:N	15	2.56
(1,22)	1:B:184:LYS:HZ2	1:B:48:GLY:N	15	2.56
(1,22)	1:B:184:LYS:HZ2	1:B:49:GLU:N	15	2.56
(1,22)	1:B:184:LYS:HZ2	1:B:50:THR:N	15	2.56
(1,22)	1:B:184:LYS:HZ2	1:B:51:CYS:N	15	2.56
(1,22)	1:B:184:LYS:HZ2	1:B:52:LEU:N	15	2.56
(1,22)	1:B:184:LYS:HZ2	1:B:53:LEU:N	15	2.56
(1,22)	1:B:184:LYS:HZ2	1:B:54:ASP:N	15	2.56
(1,22)	1:B:184:LYS:HZ2	1:B:55:ILE:N	15	2.56
(1,22)	1:B:184:LYS:HZ2	1:B:56:LEU:N	15	2.56
(1,22)	1:B:184:LYS:HZ2	1:B:57:ASP:N	15	2.56
(1,22)	1:B:184:LYS:HZ2	1:B:58:THR:N	15	2.56
(1,22)	1:B:184:LYS:HZ2	1:B:59:ALA:N	15	2.56
(1,22)	1:B:184:LYS:HZ2	1:B:60:GLY:N	15	2.56
(1,22)	1:B:184:LYS:HZ2	1:B:61:GLN:N	15	2.56
(1,22)	1:B:184:LYS:HZ2	1:B:62:GLU:N	15	2.56
(1,22)	1:B:184:LYS:HZ2	1:B:63:GLU:N	15	2.56
(1,22)	1:B:184:LYS:HZ2	1:B:64:TYR:N	15	2.56

Continued on next page...

Continued from previous page...

Key	Atom-1	Atom-2	Model ID	Violation (Å)
(1,22)	1:B:184:LYS:HZ2	1:B:65:SER:N	15	2.56
(1,22)	1:B:184:LYS:HZ2	1:B:66:ALA:N	15	2.56
(1,22)	1:B:184:LYS:HZ2	1:B:67:MET:N	15	2.56
(1,22)	1:B:184:LYS:HZ2	1:B:68:ARG:N	15	2.56
(1,22)	1:B:184:LYS:HZ2	1:B:69:ASP:N	15	2.56
(1,22)	1:B:184:LYS:HZ2	1:B:70:GLN:N	15	2.56
(1,22)	1:B:184:LYS:HZ2	1:B:71:TYR:N	15	2.56
(1,22)	1:B:184:LYS:HZ2	1:B:72:MET:N	15	2.56
(1,22)	1:B:184:LYS:HZ2	1:B:73:ARG:N	15	2.56
(1,22)	1:B:184:LYS:HZ2	1:B:74:THR:N	15	2.56
(1,22)	1:B:184:LYS:HZ2	1:B:75:GLY:N	15	2.56
(1,22)	1:B:184:LYS:HZ2	1:B:76:GLU:N	15	2.56
(1,22)	1:B:184:LYS:HZ2	1:B:77:GLY:N	15	2.56
(1,22)	1:B:184:LYS:HZ2	1:B:78:PHE:N	15	2.56
(1,22)	1:B:184:LYS:HZ2	1:B:79:LEU:N	15	2.56
(1,22)	1:B:184:LYS:HZ2	1:B:80:CYS:N	15	2.56
(1,22)	1:B:184:LYS:HZ2	5:B:203:7Q9:N	15	2.56
(1,22)	1:B:184:LYS:HZ2	5:B:204:7Q9:N	15	2.56
(1,22)	1:B:184:LYS:HZ2	5:B:205:7Q9:N	15	2.56
(1,22)	1:B:184:LYS:HZ2	5:B:206:7Q9:N	15	2.56
(1,22)	1:B:184:LYS:HZ2	5:B:207:7Q9:N	15	2.56
(1,22)	1:B:184:LYS:HZ2	6:B:208:17F:N1	15	2.56
(1,22)	1:B:184:LYS:HZ2	5:B:209:7Q9:N	15	2.56
(1,22)	1:B:184:LYS:HZ2	5:B:210:7Q9:N	15	2.56
(1,22)	1:B:184:LYS:HZ2	5:B:211:7Q9:N	15	2.56
(1,22)	1:B:184:LYS:HZ2	5:B:212:7Q9:N	15	2.56
(1,22)	1:B:184:LYS:HZ2	5:B:213:7Q9:N	15	2.56
(1,22)	1:B:184:LYS:HZ2	6:B:214:17F:N1	15	2.56
(1,22)	1:B:184:LYS:HZ2	6:B:215:17F:N1	15	2.56
(1,22)	1:B:184:LYS:HZ2	5:B:216:7Q9:N	15	2.56
(1,22)	1:B:184:LYS:HZ2	5:B:217:7Q9:N	15	2.56
(1,22)	1:B:184:LYS:HZ2	5:B:218:7Q9:N	15	2.56
(1,22)	1:B:184:LYS:HZ2	6:B:219:17F:N1	15	2.56
(1,22)	1:B:184:LYS:HZ2	5:B:220:7Q9:N	15	2.56
(1,22)	1:B:184:LYS:HZ3	1:B:2:THR:N	15	2.56
(1,22)	1:B:184:LYS:HZ3	1:B:3:GLU:N	15	2.56
(1,22)	1:B:184:LYS:HZ3	1:B:4:TYR:N	15	2.56
(1,22)	1:B:184:LYS:HZ3	1:B:5:LYS:N	15	2.56
(1,22)	1:B:184:LYS:HZ3	1:B:6:LEU:N	15	2.56
(1,22)	1:B:184:LYS:HZ3	1:B:7:VAL:N	15	2.56
(1,22)	1:B:184:LYS:HZ3	1:B:8:VAL:N	15	2.56
(1,22)	1:B:184:LYS:HZ3	1:B:9:VAL:N	15	2.56

Continued on next page...

Continued from previous page...

Key	Atom-1	Atom-2	Model ID	Violation (Å)
(1,22)	1:B:184:LYS:HZ3	1:B:10:GLY:N	15	2.56
(1,22)	1:B:184:LYS:HZ3	1:B:11:ALA:N	15	2.56
(1,22)	1:B:184:LYS:HZ3	1:B:12:ASP:N	15	2.56
(1,22)	1:B:184:LYS:HZ3	1:B:13:GLY:N	15	2.56
(1,22)	1:B:184:LYS:HZ3	1:B:14:VAL:N	15	2.56
(1,22)	1:B:184:LYS:HZ3	1:B:15:GLY:N	15	2.56
(1,22)	1:B:184:LYS:HZ3	1:B:16:LYS:N	15	2.56
(1,22)	1:B:184:LYS:HZ3	1:B:17:SER:N	15	2.56
(1,22)	1:B:184:LYS:HZ3	1:B:18:ALA:N	15	2.56
(1,22)	1:B:184:LYS:HZ3	1:B:19:LEU:N	15	2.56
(1,22)	1:B:184:LYS:HZ3	1:B:20:THR:N	15	2.56
(1,22)	1:B:184:LYS:HZ3	1:B:21:ILE:N	15	2.56
(1,22)	1:B:184:LYS:HZ3	1:B:22:GLN:N	15	2.56
(1,22)	1:B:184:LYS:HZ3	1:B:23:LEU:N	15	2.56
(1,22)	1:B:184:LYS:HZ3	1:B:24:ILE:N	15	2.56
(1,22)	1:B:184:LYS:HZ3	1:B:25:GLN:N	15	2.56
(1,22)	1:B:184:LYS:HZ3	1:B:26:ASN:N	15	2.56
(1,22)	1:B:184:LYS:HZ3	1:B:27:HIS:N	15	2.56
(1,22)	1:B:184:LYS:HZ3	1:B:28:PHE:N	15	2.56
(1,22)	1:B:184:LYS:HZ3	1:B:29:VAL:N	15	2.56
(1,22)	1:B:184:LYS:HZ3	1:B:30:ASP:N	15	2.56
(1,22)	1:B:184:LYS:HZ3	1:B:31:GLU:N	15	2.56
(1,22)	1:B:184:LYS:HZ3	1:B:32:TYR:N	15	2.56
(1,22)	1:B:184:LYS:HZ3	1:B:33:ASP:N	15	2.56
(1,22)	1:B:184:LYS:HZ3	1:B:34:PRO:N	15	2.56
(1,22)	1:B:184:LYS:HZ3	1:B:35:THR:N	15	2.56
(1,22)	1:B:184:LYS:HZ3	1:B:36:ILE:N	15	2.56
(1,22)	1:B:184:LYS:HZ3	1:B:37:GLU:N	15	2.56
(1,22)	1:B:184:LYS:HZ3	1:B:38:ASP:N	15	2.56
(1,22)	1:B:184:LYS:HZ3	1:B:39:SER:N	15	2.56
(1,22)	1:B:184:LYS:HZ3	1:B:40:TYR:N	15	2.56
(1,22)	1:B:184:LYS:HZ3	1:B:41:ARG:N	15	2.56
(1,22)	1:B:184:LYS:HZ3	1:B:42:LYS:N	15	2.56
(1,22)	1:B:184:LYS:HZ3	1:B:43:GLN:N	15	2.56
(1,22)	1:B:184:LYS:HZ3	1:B:44:VAL:N	15	2.56
(1,22)	1:B:184:LYS:HZ3	1:B:45:VAL:N	15	2.56
(1,22)	1:B:184:LYS:HZ3	1:B:46:ILE:N	15	2.56
(1,22)	1:B:184:LYS:HZ3	1:B:47:ASP:N	15	2.56
(1,22)	1:B:184:LYS:HZ3	1:B:48:GLY:N	15	2.56
(1,22)	1:B:184:LYS:HZ3	1:B:49:GLU:N	15	2.56
(1,22)	1:B:184:LYS:HZ3	1:B:50:THR:N	15	2.56
(1,22)	1:B:184:LYS:HZ3	1:B:51:CYS:N	15	2.56

Continued on next page...

Continued from previous page...

Key	Atom-1	Atom-2	Model ID	Violation (Å)
(1,22)	1:B:184:LYS:HZ3	1:B:52:LEU:N	15	2.56
(1,22)	1:B:184:LYS:HZ3	1:B:53:LEU:N	15	2.56
(1,22)	1:B:184:LYS:HZ3	1:B:54:ASP:N	15	2.56
(1,22)	1:B:184:LYS:HZ3	1:B:55:ILE:N	15	2.56
(1,22)	1:B:184:LYS:HZ3	1:B:56:LEU:N	15	2.56
(1,22)	1:B:184:LYS:HZ3	1:B:57:ASP:N	15	2.56
(1,22)	1:B:184:LYS:HZ3	1:B:58:THR:N	15	2.56
(1,22)	1:B:184:LYS:HZ3	1:B:59:ALA:N	15	2.56
(1,22)	1:B:184:LYS:HZ3	1:B:60:GLY:N	15	2.56
(1,22)	1:B:184:LYS:HZ3	1:B:61:GLN:N	15	2.56
(1,22)	1:B:184:LYS:HZ3	1:B:62:GLU:N	15	2.56
(1,22)	1:B:184:LYS:HZ3	1:B:63:GLU:N	15	2.56
(1,22)	1:B:184:LYS:HZ3	1:B:64:TYR:N	15	2.56
(1,22)	1:B:184:LYS:HZ3	1:B:65:SER:N	15	2.56
(1,22)	1:B:184:LYS:HZ3	1:B:66:ALA:N	15	2.56
(1,22)	1:B:184:LYS:HZ3	1:B:67:MET:N	15	2.56
(1,22)	1:B:184:LYS:HZ3	1:B:68:ARG:N	15	2.56
(1,22)	1:B:184:LYS:HZ3	1:B:69:ASP:N	15	2.56
(1,22)	1:B:184:LYS:HZ3	1:B:70:GLN:N	15	2.56
(1,22)	1:B:184:LYS:HZ3	1:B:71:TYR:N	15	2.56
(1,22)	1:B:184:LYS:HZ3	1:B:72:MET:N	15	2.56
(1,22)	1:B:184:LYS:HZ3	1:B:73:ARG:N	15	2.56
(1,22)	1:B:184:LYS:HZ3	1:B:74:THR:N	15	2.56
(1,22)	1:B:184:LYS:HZ3	1:B:75:GLY:N	15	2.56
(1,22)	1:B:184:LYS:HZ3	1:B:76:GLU:N	15	2.56
(1,22)	1:B:184:LYS:HZ3	1:B:77:GLY:N	15	2.56
(1,22)	1:B:184:LYS:HZ3	1:B:78:PHE:N	15	2.56
(1,22)	1:B:184:LYS:HZ3	1:B:79:LEU:N	15	2.56
(1,22)	1:B:184:LYS:HZ3	1:B:80:CYS:N	15	2.56
(1,22)	1:B:184:LYS:HZ3	5:B:203:7Q9:N	15	2.56
(1,22)	1:B:184:LYS:HZ3	5:B:204:7Q9:N	15	2.56
(1,22)	1:B:184:LYS:HZ3	5:B:205:7Q9:N	15	2.56
(1,22)	1:B:184:LYS:HZ3	5:B:206:7Q9:N	15	2.56
(1,22)	1:B:184:LYS:HZ3	5:B:207:7Q9:N	15	2.56
(1,22)	1:B:184:LYS:HZ3	6:B:208:17F:N1	15	2.56
(1,22)	1:B:184:LYS:HZ3	5:B:209:7Q9:N	15	2.56
(1,22)	1:B:184:LYS:HZ3	5:B:210:7Q9:N	15	2.56
(1,22)	1:B:184:LYS:HZ3	5:B:211:7Q9:N	15	2.56
(1,22)	1:B:184:LYS:HZ3	5:B:212:7Q9:N	15	2.56
(1,22)	1:B:184:LYS:HZ3	5:B:213:7Q9:N	15	2.56
(1,22)	1:B:184:LYS:HZ3	6:B:214:17F:N1	15	2.56
(1,22)	1:B:184:LYS:HZ3	6:B:215:17F:N1	15	2.56

Continued on next page...

Continued from previous page...

Key	Atom-1	Atom-2	Model ID	Violation (Å)
(1,22)	1:B:184:LYS:HZ3	5:B:216:7Q9:N	15	2.56
(1,22)	1:B:184:LYS:HZ3	5:B:217:7Q9:N	15	2.56
(1,22)	1:B:184:LYS:HZ3	5:B:218:7Q9:N	15	2.56
(1,22)	1:B:184:LYS:HZ3	6:B:219:17F:N1	15	2.56
(1,22)	1:B:184:LYS:HZ3	5:B:220:7Q9:N	15	2.56
(1,22)	1:B:184:LYS:N	1:B:2:THR:N	15	2.56
(1,22)	1:B:184:LYS:N	1:B:3:GLU:N	15	2.56
(1,22)	1:B:184:LYS:N	1:B:4:TYR:N	15	2.56
(1,22)	1:B:184:LYS:N	1:B:5:LYS:N	15	2.56
(1,22)	1:B:184:LYS:N	1:B:6:LEU:N	15	2.56
(1,22)	1:B:184:LYS:N	1:B:7:VAL:N	15	2.56
(1,22)	1:B:184:LYS:N	1:B:8:VAL:N	15	2.56
(1,22)	1:B:184:LYS:N	1:B:9:VAL:N	15	2.56
(1,22)	1:B:184:LYS:N	1:B:10:GLY:N	15	2.56
(1,22)	1:B:184:LYS:N	1:B:11:ALA:N	15	2.56
(1,22)	1:B:184:LYS:N	1:B:12:ASP:N	15	2.56
(1,22)	1:B:184:LYS:N	1:B:13:GLY:N	15	2.56
(1,22)	1:B:184:LYS:N	1:B:14:VAL:N	15	2.56
(1,22)	1:B:184:LYS:N	1:B:15:GLY:N	15	2.56
(1,22)	1:B:184:LYS:N	1:B:16:LYS:N	15	2.56
(1,22)	1:B:184:LYS:N	1:B:17:SER:N	15	2.56
(1,22)	1:B:184:LYS:N	1:B:18:ALA:N	15	2.56
(1,22)	1:B:184:LYS:N	1:B:19:LEU:N	15	2.56
(1,22)	1:B:184:LYS:N	1:B:20:THR:N	15	2.56
(1,22)	1:B:184:LYS:N	1:B:21:ILE:N	15	2.56
(1,22)	1:B:184:LYS:N	1:B:22:GLN:N	15	2.56
(1,22)	1:B:184:LYS:N	1:B:23:LEU:N	15	2.56
(1,22)	1:B:184:LYS:N	1:B:24:ILE:N	15	2.56
(1,22)	1:B:184:LYS:N	1:B:25:GLN:N	15	2.56
(1,22)	1:B:184:LYS:N	1:B:26:ASN:N	15	2.56
(1,22)	1:B:184:LYS:N	1:B:27:HIS:N	15	2.56
(1,22)	1:B:184:LYS:N	1:B:28:PHE:N	15	2.56
(1,22)	1:B:184:LYS:N	1:B:29:VAL:N	15	2.56
(1,22)	1:B:184:LYS:N	1:B:30:ASP:N	15	2.56
(1,22)	1:B:184:LYS:N	1:B:31:GLU:N	15	2.56
(1,22)	1:B:184:LYS:N	1:B:32:TYR:N	15	2.56
(1,22)	1:B:184:LYS:N	1:B:33:ASP:N	15	2.56
(1,22)	1:B:184:LYS:N	1:B:34:PRO:N	15	2.56
(1,22)	1:B:184:LYS:N	1:B:35:THR:N	15	2.56
(1,22)	1:B:184:LYS:N	1:B:36:ILE:N	15	2.56
(1,22)	1:B:184:LYS:N	1:B:37:GLU:N	15	2.56
(1,22)	1:B:184:LYS:N	1:B:38:ASP:N	15	2.56

Continued on next page...

Continued from previous page...

Key	Atom-1	Atom-2	Model ID	Violation (Å)
(1,22)	1:B:184:LYS:N	1:B:39:SER:N	15	2.56
(1,22)	1:B:184:LYS:N	1:B:40:TYR:N	15	2.56
(1,22)	1:B:184:LYS:N	1:B:41:ARG:N	15	2.56
(1,22)	1:B:184:LYS:N	1:B:42:LYS:N	15	2.56
(1,22)	1:B:184:LYS:N	1:B:43:GLN:N	15	2.56
(1,22)	1:B:184:LYS:N	1:B:44:VAL:N	15	2.56
(1,22)	1:B:184:LYS:N	1:B:45:VAL:N	15	2.56
(1,22)	1:B:184:LYS:N	1:B:46:ILE:N	15	2.56
(1,22)	1:B:184:LYS:N	1:B:47:ASP:N	15	2.56
(1,22)	1:B:184:LYS:N	1:B:48:GLY:N	15	2.56
(1,22)	1:B:184:LYS:N	1:B:49:GLU:N	15	2.56
(1,22)	1:B:184:LYS:N	1:B:50:THR:N	15	2.56
(1,22)	1:B:184:LYS:N	1:B:51:CYS:N	15	2.56
(1,22)	1:B:184:LYS:N	1:B:52:LEU:N	15	2.56
(1,22)	1:B:184:LYS:N	1:B:53:LEU:N	15	2.56
(1,22)	1:B:184:LYS:N	1:B:54:ASP:N	15	2.56
(1,22)	1:B:184:LYS:N	1:B:55:ILE:N	15	2.56
(1,22)	1:B:184:LYS:N	1:B:56:LEU:N	15	2.56
(1,22)	1:B:184:LYS:N	1:B:57:ASP:N	15	2.56
(1,22)	1:B:184:LYS:N	1:B:58:THR:N	15	2.56
(1,22)	1:B:184:LYS:N	1:B:59:ALA:N	15	2.56
(1,22)	1:B:184:LYS:N	1:B:60:GLY:N	15	2.56
(1,22)	1:B:184:LYS:N	1:B:61:GLN:N	15	2.56
(1,22)	1:B:184:LYS:N	1:B:62:GLU:N	15	2.56
(1,22)	1:B:184:LYS:N	1:B:63:GLU:N	15	2.56
(1,22)	1:B:184:LYS:N	1:B:64:TYR:N	15	2.56
(1,22)	1:B:184:LYS:N	1:B:65:SER:N	15	2.56
(1,22)	1:B:184:LYS:N	1:B:66:ALA:N	15	2.56
(1,22)	1:B:184:LYS:N	1:B:67:MET:N	15	2.56
(1,22)	1:B:184:LYS:N	1:B:68:ARG:N	15	2.56
(1,22)	1:B:184:LYS:N	1:B:69:ASP:N	15	2.56
(1,22)	1:B:184:LYS:N	1:B:70:GLN:N	15	2.56
(1,22)	1:B:184:LYS:N	1:B:71:TYR:N	15	2.56
(1,22)	1:B:184:LYS:N	1:B:72:MET:N	15	2.56
(1,22)	1:B:184:LYS:N	1:B:73:ARG:N	15	2.56
(1,22)	1:B:184:LYS:N	1:B:74:THR:N	15	2.56
(1,22)	1:B:184:LYS:N	1:B:75:GLY:N	15	2.56
(1,22)	1:B:184:LYS:N	1:B:76:GLU:N	15	2.56
(1,22)	1:B:184:LYS:N	1:B:77:GLY:N	15	2.56
(1,22)	1:B:184:LYS:N	1:B:78:PHE:N	15	2.56
(1,22)	1:B:184:LYS:N	1:B:79:LEU:N	15	2.56
(1,22)	1:B:184:LYS:N	1:B:80:CYS:N	15	2.56

Continued on next page...

Continued from previous page...

Key	Atom-1	Atom-2	Model ID	Violation (Å)
(1,22)	1:B:184:LYS:N	5:B:203:7Q9:N	15	2.56
(1,22)	1:B:184:LYS:N	5:B:204:7Q9:N	15	2.56
(1,22)	1:B:184:LYS:N	5:B:205:7Q9:N	15	2.56
(1,22)	1:B:184:LYS:N	5:B:206:7Q9:N	15	2.56
(1,22)	1:B:184:LYS:N	5:B:207:7Q9:N	15	2.56
(1,22)	1:B:184:LYS:N	6:B:208:17F:N1	15	2.56
(1,22)	1:B:184:LYS:N	5:B:209:7Q9:N	15	2.56
(1,22)	1:B:184:LYS:N	5:B:210:7Q9:N	15	2.56
(1,22)	1:B:184:LYS:N	5:B:211:7Q9:N	15	2.56
(1,22)	1:B:184:LYS:N	5:B:212:7Q9:N	15	2.56
(1,22)	1:B:184:LYS:N	5:B:213:7Q9:N	15	2.56
(1,22)	1:B:184:LYS:N	6:B:214:17F:N1	15	2.56
(1,22)	1:B:184:LYS:N	6:B:215:17F:N1	15	2.56
(1,22)	1:B:184:LYS:N	5:B:216:7Q9:N	15	2.56
(1,22)	1:B:184:LYS:N	5:B:217:7Q9:N	15	2.56
(1,22)	1:B:184:LYS:N	5:B:218:7Q9:N	15	2.56
(1,22)	1:B:184:LYS:N	6:B:219:17F:N1	15	2.56
(1,22)	1:B:184:LYS:N	5:B:220:7Q9:N	15	2.56
(1,22)	1:B:184:LYS:NZ	1:B:2:THR:N	15	2.56
(1,22)	1:B:184:LYS:NZ	1:B:3:GLU:N	15	2.56
(1,22)	1:B:184:LYS:NZ	1:B:4:TYR:N	15	2.56
(1,22)	1:B:184:LYS:NZ	1:B:5:LYS:N	15	2.56
(1,22)	1:B:184:LYS:NZ	1:B:6:LEU:N	15	2.56
(1,22)	1:B:184:LYS:NZ	1:B:7:VAL:N	15	2.56
(1,22)	1:B:184:LYS:NZ	1:B:8:VAL:N	15	2.56
(1,22)	1:B:184:LYS:NZ	1:B:9:VAL:N	15	2.56
(1,22)	1:B:184:LYS:NZ	1:B:10:GLY:N	15	2.56
(1,22)	1:B:184:LYS:NZ	1:B:11:ALA:N	15	2.56
(1,22)	1:B:184:LYS:NZ	1:B:12:ASP:N	15	2.56
(1,22)	1:B:184:LYS:NZ	1:B:13:GLY:N	15	2.56
(1,22)	1:B:184:LYS:NZ	1:B:14:VAL:N	15	2.56
(1,22)	1:B:184:LYS:NZ	1:B:15:GLY:N	15	2.56
(1,22)	1:B:184:LYS:NZ	1:B:16:LYS:N	15	2.56
(1,22)	1:B:184:LYS:NZ	1:B:17:SER:N	15	2.56
(1,22)	1:B:184:LYS:NZ	1:B:18:ALA:N	15	2.56
(1,22)	1:B:184:LYS:NZ	1:B:19:LEU:N	15	2.56
(1,22)	1:B:184:LYS:NZ	1:B:20:THR:N	15	2.56
(1,22)	1:B:184:LYS:NZ	1:B:21:ILE:N	15	2.56
(1,22)	1:B:184:LYS:NZ	1:B:22:GLN:N	15	2.56
(1,22)	1:B:184:LYS:NZ	1:B:23:LEU:N	15	2.56
(1,22)	1:B:184:LYS:NZ	1:B:24:ILE:N	15	2.56
(1,22)	1:B:184:LYS:NZ	1:B:25:GLN:N	15	2.56

Continued on next page...

Continued from previous page...

Key	Atom-1	Atom-2	Model ID	Violation (Å)
(1,22)	1:B:184:LYS:NZ	1:B:26:ASN:N	15	2.56
(1,22)	1:B:184:LYS:NZ	1:B:27:HIS:N	15	2.56
(1,22)	1:B:184:LYS:NZ	1:B:28:PHE:N	15	2.56
(1,22)	1:B:184:LYS:NZ	1:B:29:VAL:N	15	2.56
(1,22)	1:B:184:LYS:NZ	1:B:30:ASP:N	15	2.56
(1,22)	1:B:184:LYS:NZ	1:B:31:GLU:N	15	2.56
(1,22)	1:B:184:LYS:NZ	1:B:32:TYR:N	15	2.56
(1,22)	1:B:184:LYS:NZ	1:B:33:ASP:N	15	2.56
(1,22)	1:B:184:LYS:NZ	1:B:34:PRO:N	15	2.56
(1,22)	1:B:184:LYS:NZ	1:B:35:THR:N	15	2.56
(1,22)	1:B:184:LYS:NZ	1:B:36:ILE:N	15	2.56
(1,22)	1:B:184:LYS:NZ	1:B:37:GLU:N	15	2.56
(1,22)	1:B:184:LYS:NZ	1:B:38:ASP:N	15	2.56
(1,22)	1:B:184:LYS:NZ	1:B:39:SER:N	15	2.56
(1,22)	1:B:184:LYS:NZ	1:B:40:TYR:N	15	2.56
(1,22)	1:B:184:LYS:NZ	1:B:41:ARG:N	15	2.56
(1,22)	1:B:184:LYS:NZ	1:B:42:LYS:N	15	2.56
(1,22)	1:B:184:LYS:NZ	1:B:43:GLN:N	15	2.56
(1,22)	1:B:184:LYS:NZ	1:B:44:VAL:N	15	2.56
(1,22)	1:B:184:LYS:NZ	1:B:45:VAL:N	15	2.56
(1,22)	1:B:184:LYS:NZ	1:B:46:ILE:N	15	2.56
(1,22)	1:B:184:LYS:NZ	1:B:47:ASP:N	15	2.56
(1,22)	1:B:184:LYS:NZ	1:B:48:GLY:N	15	2.56
(1,22)	1:B:184:LYS:NZ	1:B:49:GLU:N	15	2.56
(1,22)	1:B:184:LYS:NZ	1:B:50:THR:N	15	2.56
(1,22)	1:B:184:LYS:NZ	1:B:51:CYS:N	15	2.56
(1,22)	1:B:184:LYS:NZ	1:B:52:LEU:N	15	2.56
(1,22)	1:B:184:LYS:NZ	1:B:53:LEU:N	15	2.56
(1,22)	1:B:184:LYS:NZ	1:B:54:ASP:N	15	2.56
(1,22)	1:B:184:LYS:NZ	1:B:55:ILE:N	15	2.56
(1,22)	1:B:184:LYS:NZ	1:B:56:LEU:N	15	2.56
(1,22)	1:B:184:LYS:NZ	1:B:57:ASP:N	15	2.56
(1,22)	1:B:184:LYS:NZ	1:B:58:THR:N	15	2.56
(1,22)	1:B:184:LYS:NZ	1:B:59:ALA:N	15	2.56
(1,22)	1:B:184:LYS:NZ	1:B:60:GLY:N	15	2.56
(1,22)	1:B:184:LYS:NZ	1:B:61:GLN:N	15	2.56
(1,22)	1:B:184:LYS:NZ	1:B:62:GLU:N	15	2.56
(1,22)	1:B:184:LYS:NZ	1:B:63:GLU:N	15	2.56
(1,22)	1:B:184:LYS:NZ	1:B:64:TYR:N	15	2.56
(1,22)	1:B:184:LYS:NZ	1:B:65:SER:N	15	2.56
(1,22)	1:B:184:LYS:NZ	1:B:66:ALA:N	15	2.56
(1,22)	1:B:184:LYS:NZ	1:B:67:MET:N	15	2.56

Continued on next page...

Continued from previous page...

Key	Atom-1	Atom-2	Model ID	Violation (Å)
(1,22)	1:B:184:LYS:NZ	1:B:68:ARG:N	15	2.56
(1,22)	1:B:184:LYS:NZ	1:B:69:ASP:N	15	2.56
(1,22)	1:B:184:LYS:NZ	1:B:70:GLN:N	15	2.56
(1,22)	1:B:184:LYS:NZ	1:B:71:TYR:N	15	2.56
(1,22)	1:B:184:LYS:NZ	1:B:72:MET:N	15	2.56
(1,22)	1:B:184:LYS:NZ	1:B:73:ARG:N	15	2.56
(1,22)	1:B:184:LYS:NZ	1:B:74:THR:N	15	2.56
(1,22)	1:B:184:LYS:NZ	1:B:75:GLY:N	15	2.56
(1,22)	1:B:184:LYS:NZ	1:B:76:GLU:N	15	2.56
(1,22)	1:B:184:LYS:NZ	1:B:77:GLY:N	15	2.56
(1,22)	1:B:184:LYS:NZ	1:B:78:PHE:N	15	2.56
(1,22)	1:B:184:LYS:NZ	1:B:79:LEU:N	15	2.56
(1,22)	1:B:184:LYS:NZ	1:B:80:CYS:N	15	2.56
(1,22)	1:B:184:LYS:NZ	5:B:203:7Q9:N	15	2.56
(1,22)	1:B:184:LYS:NZ	5:B:204:7Q9:N	15	2.56
(1,22)	1:B:184:LYS:NZ	5:B:205:7Q9:N	15	2.56
(1,22)	1:B:184:LYS:NZ	5:B:206:7Q9:N	15	2.56
(1,22)	1:B:184:LYS:NZ	5:B:207:7Q9:N	15	2.56
(1,22)	1:B:184:LYS:NZ	6:B:208:17F:N1	15	2.56
(1,22)	1:B:184:LYS:NZ	5:B:209:7Q9:N	15	2.56
(1,22)	1:B:184:LYS:NZ	5:B:210:7Q9:N	15	2.56
(1,22)	1:B:184:LYS:NZ	5:B:211:7Q9:N	15	2.56
(1,22)	1:B:184:LYS:NZ	5:B:212:7Q9:N	15	2.56
(1,22)	1:B:184:LYS:NZ	5:B:213:7Q9:N	15	2.56
(1,22)	1:B:184:LYS:NZ	6:B:214:17F:N1	15	2.56
(1,22)	1:B:184:LYS:NZ	6:B:215:17F:N1	15	2.56
(1,22)	1:B:184:LYS:NZ	5:B:216:7Q9:N	15	2.56
(1,22)	1:B:184:LYS:NZ	5:B:217:7Q9:N	15	2.56
(1,22)	1:B:184:LYS:NZ	5:B:218:7Q9:N	15	2.56
(1,22)	1:B:184:LYS:NZ	6:B:219:17F:N1	15	2.56
(1,22)	1:B:184:LYS:NZ	5:B:220:7Q9:N	15	2.56
(1,22)	1:B:184:LYS:O	1:B:2:THR:N	15	2.56
(1,22)	1:B:184:LYS:O	1:B:3:GLU:N	15	2.56
(1,22)	1:B:184:LYS:O	1:B:4:TYR:N	15	2.56
(1,22)	1:B:184:LYS:O	1:B:5:LYS:N	15	2.56
(1,22)	1:B:184:LYS:O	1:B:6:LEU:N	15	2.56
(1,22)	1:B:184:LYS:O	1:B:7:VAL:N	15	2.56
(1,22)	1:B:184:LYS:O	1:B:8:VAL:N	15	2.56
(1,22)	1:B:184:LYS:O	1:B:9:VAL:N	15	2.56
(1,22)	1:B:184:LYS:O	1:B:10:GLY:N	15	2.56
(1,22)	1:B:184:LYS:O	1:B:11:ALA:N	15	2.56
(1,22)	1:B:184:LYS:O	1:B:12:ASP:N	15	2.56

Continued on next page...

Continued from previous page...

Key	Atom-1	Atom-2	Model ID	Violation (Å)
(1,22)	1:B:184:LYS:O	1:B:13:GLY:N	15	2.56
(1,22)	1:B:184:LYS:O	1:B:14:VAL:N	15	2.56
(1,22)	1:B:184:LYS:O	1:B:15:GLY:N	15	2.56
(1,22)	1:B:184:LYS:O	1:B:16:LYS:N	15	2.56
(1,22)	1:B:184:LYS:O	1:B:17:SER:N	15	2.56
(1,22)	1:B:184:LYS:O	1:B:18:ALA:N	15	2.56
(1,22)	1:B:184:LYS:O	1:B:19:LEU:N	15	2.56
(1,22)	1:B:184:LYS:O	1:B:20:THR:N	15	2.56
(1,22)	1:B:184:LYS:O	1:B:21:ILE:N	15	2.56
(1,22)	1:B:184:LYS:O	1:B:22:GLN:N	15	2.56
(1,22)	1:B:184:LYS:O	1:B:23:LEU:N	15	2.56
(1,22)	1:B:184:LYS:O	1:B:24:ILE:N	15	2.56
(1,22)	1:B:184:LYS:O	1:B:25:GLN:N	15	2.56
(1,22)	1:B:184:LYS:O	1:B:26:ASN:N	15	2.56
(1,22)	1:B:184:LYS:O	1:B:27:HIS:N	15	2.56
(1,22)	1:B:184:LYS:O	1:B:28:PHE:N	15	2.56
(1,22)	1:B:184:LYS:O	1:B:29:VAL:N	15	2.56
(1,22)	1:B:184:LYS:O	1:B:30:ASP:N	15	2.56
(1,22)	1:B:184:LYS:O	1:B:31:GLU:N	15	2.56
(1,22)	1:B:184:LYS:O	1:B:32:TYR:N	15	2.56
(1,22)	1:B:184:LYS:O	1:B:33:ASP:N	15	2.56
(1,22)	1:B:184:LYS:O	1:B:34:PRO:N	15	2.56
(1,22)	1:B:184:LYS:O	1:B:35:THR:N	15	2.56
(1,22)	1:B:184:LYS:O	1:B:36:ILE:N	15	2.56
(1,22)	1:B:184:LYS:O	1:B:37:GLU:N	15	2.56
(1,22)	1:B:184:LYS:O	1:B:38:ASP:N	15	2.56
(1,22)	1:B:184:LYS:O	1:B:39:SER:N	15	2.56
(1,22)	1:B:184:LYS:O	1:B:40:TYR:N	15	2.56
(1,22)	1:B:184:LYS:O	1:B:41:ARG:N	15	2.56
(1,22)	1:B:184:LYS:O	1:B:42:LYS:N	15	2.56
(1,22)	1:B:184:LYS:O	1:B:43:GLN:N	15	2.56
(1,22)	1:B:184:LYS:O	1:B:44:VAL:N	15	2.56
(1,22)	1:B:184:LYS:O	1:B:45:VAL:N	15	2.56
(1,22)	1:B:184:LYS:O	1:B:46:ILE:N	15	2.56
(1,22)	1:B:184:LYS:O	1:B:47:ASP:N	15	2.56
(1,22)	1:B:184:LYS:O	1:B:48:GLY:N	15	2.56
(1,22)	1:B:184:LYS:O	1:B:49:GLU:N	15	2.56
(1,22)	1:B:184:LYS:O	1:B:50:THR:N	15	2.56
(1,22)	1:B:184:LYS:O	1:B:51:CYS:N	15	2.56
(1,22)	1:B:184:LYS:O	1:B:52:LEU:N	15	2.56
(1,22)	1:B:184:LYS:O	1:B:53:LEU:N	15	2.56
(1,22)	1:B:184:LYS:O	1:B:54:ASP:N	15	2.56

Continued on next page...

Continued from previous page...

Key	Atom-1	Atom-2	Model ID	Violation (Å)
(1,22)	1:B:184:LYS:O	1:B:55:ILE:N	15	2.56
(1,22)	1:B:184:LYS:O	1:B:56:LEU:N	15	2.56
(1,22)	1:B:184:LYS:O	1:B:57:ASP:N	15	2.56
(1,22)	1:B:184:LYS:O	1:B:58:THR:N	15	2.56
(1,22)	1:B:184:LYS:O	1:B:59:ALA:N	15	2.56
(1,22)	1:B:184:LYS:O	1:B:60:GLY:N	15	2.56
(1,22)	1:B:184:LYS:O	1:B:61:GLN:N	15	2.56
(1,22)	1:B:184:LYS:O	1:B:62:GLU:N	15	2.56
(1,22)	1:B:184:LYS:O	1:B:63:GLU:N	15	2.56
(1,22)	1:B:184:LYS:O	1:B:64:TYR:N	15	2.56
(1,22)	1:B:184:LYS:O	1:B:65:SER:N	15	2.56
(1,22)	1:B:184:LYS:O	1:B:66:ALA:N	15	2.56
(1,22)	1:B:184:LYS:O	1:B:67:MET:N	15	2.56
(1,22)	1:B:184:LYS:O	1:B:68:ARG:N	15	2.56
(1,22)	1:B:184:LYS:O	1:B:69:ASP:N	15	2.56
(1,22)	1:B:184:LYS:O	1:B:70:GLN:N	15	2.56
(1,22)	1:B:184:LYS:O	1:B:71:TYR:N	15	2.56
(1,22)	1:B:184:LYS:O	1:B:72:MET:N	15	2.56
(1,22)	1:B:184:LYS:O	1:B:73:ARG:N	15	2.56
(1,22)	1:B:184:LYS:O	1:B:74:THR:N	15	2.56
(1,22)	1:B:184:LYS:O	1:B:75:GLY:N	15	2.56
(1,22)	1:B:184:LYS:O	1:B:76:GLU:N	15	2.56
(1,22)	1:B:184:LYS:O	1:B:77:GLY:N	15	2.56
(1,22)	1:B:184:LYS:O	1:B:78:PHE:N	15	2.56
(1,22)	1:B:184:LYS:O	1:B:79:LEU:N	15	2.56
(1,22)	1:B:184:LYS:O	1:B:80:CYS:N	15	2.56
(1,22)	1:B:184:LYS:O	5:B:203:7Q9:N	15	2.56
(1,22)	1:B:184:LYS:O	5:B:204:7Q9:N	15	2.56
(1,22)	1:B:184:LYS:O	5:B:205:7Q9:N	15	2.56
(1,22)	1:B:184:LYS:O	5:B:206:7Q9:N	15	2.56
(1,22)	1:B:184:LYS:O	5:B:207:7Q9:N	15	2.56
(1,22)	1:B:184:LYS:O	6:B:208:17F:N1	15	2.56
(1,22)	1:B:184:LYS:O	5:B:209:7Q9:N	15	2.56
(1,22)	1:B:184:LYS:O	5:B:210:7Q9:N	15	2.56
(1,22)	1:B:184:LYS:O	5:B:211:7Q9:N	15	2.56
(1,22)	1:B:184:LYS:O	5:B:212:7Q9:N	15	2.56
(1,22)	1:B:184:LYS:O	5:B:213:7Q9:N	15	2.56
(1,22)	1:B:184:LYS:O	6:B:214:17F:N1	15	2.56
(1,22)	1:B:184:LYS:O	6:B:215:17F:N1	15	2.56
(1,22)	1:B:184:LYS:O	5:B:216:7Q9:N	15	2.56
(1,22)	1:B:184:LYS:O	5:B:217:7Q9:N	15	2.56
(1,22)	1:B:184:LYS:O	5:B:218:7Q9:N	15	2.56

Continued on next page...

Continued from previous page...

Key	Atom-1	Atom-2	Model ID	Violation (Å)
(1,22)	1:B:184:LYS:O	6:B:219:17F:N1	15	2.56
(1,22)	1:B:184:LYS:O	5:B:220:7Q9:N	15	2.56
(3,9)	1:A:46:ILE:CD1	1:B:2:THR:N	7	2.54
(3,9)	1:A:46:ILE:CD1	1:B:3:GLU:N	7	2.54
(3,9)	1:A:46:ILE:CD1	1:B:4:TYR:N	7	2.54
(3,9)	1:A:46:ILE:CD1	1:B:5:LYS:N	7	2.54
(3,9)	1:A:46:ILE:CD1	1:B:6:LEU:N	7	2.54
(3,9)	1:A:46:ILE:CD1	1:B:7:VAL:N	7	2.54
(3,9)	1:A:46:ILE:CD1	1:B:8:VAL:N	7	2.54
(3,9)	1:A:46:ILE:CD1	1:B:9:VAL:N	7	2.54
(3,9)	1:A:46:ILE:CD1	1:B:10:GLY:N	7	2.54
(3,9)	1:A:46:ILE:CD1	1:B:11:ALA:N	7	2.54
(3,9)	1:A:46:ILE:CD1	1:B:12:ASP:N	7	2.54
(3,9)	1:A:46:ILE:CD1	1:B:13:GLY:N	7	2.54
(3,9)	1:A:46:ILE:CD1	1:B:14:VAL:N	7	2.54
(3,9)	1:A:46:ILE:CD1	1:B:15:GLY:N	7	2.54
(3,9)	1:A:46:ILE:CD1	1:B:16:LYS:N	7	2.54
(3,9)	1:A:46:ILE:CD1	1:B:17:SER:N	7	2.54
(3,9)	1:A:46:ILE:CD1	1:B:18:ALA:N	7	2.54
(3,9)	1:A:46:ILE:CD1	1:B:19:LEU:N	7	2.54
(3,9)	1:A:46:ILE:CD1	1:B:20:THR:N	7	2.54
(3,9)	1:A:46:ILE:CD1	1:B:21:ILE:N	7	2.54
(3,9)	1:A:46:ILE:CD1	1:B:22:GLN:N	7	2.54
(3,9)	1:A:46:ILE:CD1	1:B:23:LEU:N	7	2.54
(3,9)	1:A:46:ILE:CD1	1:B:24:ILE:N	7	2.54
(3,9)	1:A:46:ILE:CD1	1:B:25:GLN:N	7	2.54
(3,9)	1:A:46:ILE:CD1	1:B:26:ASN:N	7	2.54
(3,9)	1:A:46:ILE:CD1	1:B:27:HIS:N	7	2.54
(3,9)	1:A:46:ILE:CD1	1:B:28:PHE:N	7	2.54
(3,9)	1:A:46:ILE:CD1	1:B:29:VAL:N	7	2.54
(3,9)	1:A:46:ILE:CD1	1:B:30:ASP:N	7	2.54
(3,9)	1:A:46:ILE:CD1	1:B:31:GLU:N	7	2.54
(3,9)	1:A:46:ILE:CD1	1:B:32:TYR:N	7	2.54
(3,9)	1:A:46:ILE:CD1	1:B:33:ASP:N	7	2.54
(3,9)	1:A:46:ILE:CD1	1:B:34:PRO:N	7	2.54
(3,9)	1:A:46:ILE:CD1	1:B:35:THR:N	7	2.54
(3,9)	1:A:46:ILE:CD1	1:B:36:ILE:N	7	2.54
(3,9)	1:A:46:ILE:CD1	1:B:37:GLU:N	7	2.54
(3,9)	1:A:46:ILE:CD1	1:B:38:ASP:N	7	2.54
(3,9)	1:A:46:ILE:CD1	1:B:39:SER:N	7	2.54
(3,9)	1:A:46:ILE:CD1	1:B:40:TYR:N	7	2.54
(3,9)	1:A:46:ILE:CD1	1:B:41:ARG:N	7	2.54

Continued on next page...

Continued from previous page...

Key	Atom-1	Atom-2	Model ID	Violation (Å)
(3,9)	1:A:46:ILE:CD1	1:B:42:LYS:N	7	2.54
(3,9)	1:A:46:ILE:CD1	1:B:43:GLN:N	7	2.54
(3,9)	1:A:46:ILE:CD1	1:B:44:VAL:N	7	2.54
(3,9)	1:A:46:ILE:CD1	1:B:45:VAL:N	7	2.54
(3,9)	1:A:46:ILE:CD1	1:B:46:ILE:N	7	2.54
(3,9)	1:A:46:ILE:CD1	1:B:47:ASP:N	7	2.54
(3,9)	1:A:46:ILE:CD1	1:B:48:GLY:N	7	2.54
(3,9)	1:A:46:ILE:CD1	1:B:49:GLU:N	7	2.54
(3,9)	1:A:46:ILE:CD1	1:B:50:THR:N	7	2.54
(3,9)	1:A:46:ILE:CD1	1:B:51:CYS:N	7	2.54
(3,9)	1:A:46:ILE:CD1	1:B:52:LEU:N	7	2.54
(3,9)	1:A:46:ILE:CD1	1:B:53:LEU:N	7	2.54
(3,9)	1:A:46:ILE:CD1	1:B:54:ASP:N	7	2.54
(3,9)	1:A:46:ILE:CD1	1:B:55:ILE:N	7	2.54
(3,9)	1:A:46:ILE:CD1	1:B:56:LEU:N	7	2.54
(3,9)	1:A:46:ILE:CD1	1:B:57:ASP:N	7	2.54
(3,9)	1:A:46:ILE:CD1	1:B:58:THR:N	7	2.54
(3,9)	1:A:46:ILE:CD1	1:B:59:ALA:N	7	2.54
(3,9)	1:A:46:ILE:CD1	1:B:60:GLY:N	7	2.54
(3,9)	1:A:46:ILE:CD1	1:B:61:GLN:N	7	2.54
(3,9)	1:A:46:ILE:CD1	1:B:62:GLU:N	7	2.54
(3,9)	1:A:46:ILE:CD1	1:B:63:GLU:N	7	2.54
(3,9)	1:A:46:ILE:CD1	1:B:64:TYR:N	7	2.54
(3,9)	1:A:46:ILE:CD1	1:B:65:SER:N	7	2.54
(3,9)	1:A:46:ILE:CD1	1:B:66:ALA:N	7	2.54
(3,9)	1:A:46:ILE:CD1	1:B:67:MET:N	7	2.54
(3,9)	1:A:46:ILE:CD1	1:B:68:ARG:N	7	2.54
(3,9)	1:A:46:ILE:CD1	1:B:69:ASP:N	7	2.54
(3,9)	1:A:46:ILE:CD1	1:B:70:GLN:N	7	2.54
(3,9)	1:A:46:ILE:CD1	1:B:71:TYR:N	7	2.54
(3,9)	1:A:46:ILE:CD1	1:B:72:MET:N	7	2.54
(3,9)	1:A:46:ILE:CD1	1:B:73:ARG:N	7	2.54
(3,9)	1:A:46:ILE:CD1	1:B:74:THR:N	7	2.54
(3,9)	1:A:46:ILE:CD1	1:B:75:GLY:N	7	2.54
(3,9)	1:A:46:ILE:CD1	1:B:76:GLU:N	7	2.54
(3,9)	1:A:46:ILE:CD1	1:B:77:GLY:N	7	2.54
(3,9)	1:A:46:ILE:CD1	1:B:78:PHE:N	7	2.54
(3,9)	1:A:46:ILE:CD1	1:B:79:LEU:N	7	2.54
(3,9)	1:A:46:ILE:CD1	1:B:80:CYS:N	7	2.54
(3,9)	1:A:46:ILE:CD1	5:B:203:7Q9:N	7	2.54
(3,9)	1:A:46:ILE:CD1	5:B:204:7Q9:N	7	2.54
(3,9)	1:A:46:ILE:CD1	5:B:205:7Q9:N	7	2.54

Continued on next page...

Continued from previous page...

Key	Atom-1	Atom-2	Model ID	Violation (Å)
(3,9)	1:A:46:ILE:CD1	5:B:206:7Q9:N	7	2.54
(3,9)	1:A:46:ILE:CD1	5:B:207:7Q9:N	7	2.54
(3,9)	1:A:46:ILE:CD1	6:B:208:17F:N1	7	2.54
(3,9)	1:A:46:ILE:CD1	5:B:209:7Q9:N	7	2.54
(3,9)	1:A:46:ILE:CD1	5:B:210:7Q9:N	7	2.54
(3,9)	1:A:46:ILE:CD1	5:B:211:7Q9:N	7	2.54
(3,9)	1:A:46:ILE:CD1	5:B:212:7Q9:N	7	2.54
(3,9)	1:A:46:ILE:CD1	5:B:213:7Q9:N	7	2.54
(3,9)	1:A:46:ILE:CD1	6:B:214:17F:N1	7	2.54
(3,9)	1:A:46:ILE:CD1	6:B:215:17F:N1	7	2.54
(3,9)	1:A:46:ILE:CD1	5:B:216:7Q9:N	7	2.54
(3,9)	1:A:46:ILE:CD1	5:B:217:7Q9:N	7	2.54
(3,9)	1:A:46:ILE:CD1	5:B:218:7Q9:N	7	2.54
(3,9)	1:A:46:ILE:CD1	6:B:219:17F:N1	7	2.54
(3,9)	1:A:46:ILE:CD1	5:B:220:7Q9:N	7	2.54
(3,1)	1:A:6:LEU:CD1	1:B:2:THR:N	4	2.54
(3,1)	1:A:6:LEU:CD1	1:B:3:GLU:N	4	2.54
(3,1)	1:A:6:LEU:CD1	1:B:4:TYR:N	4	2.54
(3,1)	1:A:6:LEU:CD1	1:B:5:LYS:N	4	2.54
(3,1)	1:A:6:LEU:CD1	1:B:6:LEU:N	4	2.54
(3,1)	1:A:6:LEU:CD1	1:B:7:VAL:N	4	2.54
(3,1)	1:A:6:LEU:CD1	1:B:8:VAL:N	4	2.54
(3,1)	1:A:6:LEU:CD1	1:B:9:VAL:N	4	2.54
(3,1)	1:A:6:LEU:CD1	1:B:10:GLY:N	4	2.54
(3,1)	1:A:6:LEU:CD1	1:B:11:ALA:N	4	2.54
(3,1)	1:A:6:LEU:CD1	1:B:12:ASP:N	4	2.54
(3,1)	1:A:6:LEU:CD1	1:B:13:GLY:N	4	2.54
(3,1)	1:A:6:LEU:CD1	1:B:14:VAL:N	4	2.54
(3,1)	1:A:6:LEU:CD1	1:B:15:GLY:N	4	2.54
(3,1)	1:A:6:LEU:CD1	1:B:16:LYS:N	4	2.54
(3,1)	1:A:6:LEU:CD1	1:B:17:SER:N	4	2.54
(3,1)	1:A:6:LEU:CD1	1:B:18:ALA:N	4	2.54
(3,1)	1:A:6:LEU:CD1	1:B:19:LEU:N	4	2.54
(3,1)	1:A:6:LEU:CD1	1:B:20:THR:N	4	2.54
(3,1)	1:A:6:LEU:CD1	1:B:21:ILE:N	4	2.54
(3,1)	1:A:6:LEU:CD1	1:B:22:GLN:N	4	2.54
(3,1)	1:A:6:LEU:CD1	1:B:23:LEU:N	4	2.54
(3,1)	1:A:6:LEU:CD1	1:B:24:ILE:N	4	2.54
(3,1)	1:A:6:LEU:CD1	1:B:25:GLN:N	4	2.54
(3,1)	1:A:6:LEU:CD1	1:B:26:ASN:N	4	2.54
(3,1)	1:A:6:LEU:CD1	1:B:27:HIS:N	4	2.54
(3,1)	1:A:6:LEU:CD1	1:B:28:PHE:N	4	2.54

Continued on next page...

Continued from previous page...

Key	Atom-1	Atom-2	Model ID	Violation (Å)
(3,1)	1:A:6:LEU:CD1	1:B:29:VAL:N	4	2.54
(3,1)	1:A:6:LEU:CD1	1:B:30:ASP:N	4	2.54
(3,1)	1:A:6:LEU:CD1	1:B:31:GLU:N	4	2.54
(3,1)	1:A:6:LEU:CD1	1:B:32:TYR:N	4	2.54
(3,1)	1:A:6:LEU:CD1	1:B:33:ASP:N	4	2.54
(3,1)	1:A:6:LEU:CD1	1:B:34:PRO:N	4	2.54
(3,1)	1:A:6:LEU:CD1	1:B:35:THR:N	4	2.54
(3,1)	1:A:6:LEU:CD1	1:B:36:ILE:N	4	2.54
(3,1)	1:A:6:LEU:CD1	1:B:37:GLU:N	4	2.54
(3,1)	1:A:6:LEU:CD1	1:B:38:ASP:N	4	2.54
(3,1)	1:A:6:LEU:CD1	1:B:39:SER:N	4	2.54
(3,1)	1:A:6:LEU:CD1	1:B:40:TYR:N	4	2.54
(3,1)	1:A:6:LEU:CD1	1:B:41:ARG:N	4	2.54
(3,1)	1:A:6:LEU:CD1	1:B:42:LYS:N	4	2.54
(3,1)	1:A:6:LEU:CD1	1:B:43:GLN:N	4	2.54
(3,1)	1:A:6:LEU:CD1	1:B:44:VAL:N	4	2.54
(3,1)	1:A:6:LEU:CD1	1:B:45:VAL:N	4	2.54
(3,1)	1:A:6:LEU:CD1	1:B:46:ILE:N	4	2.54
(3,1)	1:A:6:LEU:CD1	1:B:47:ASP:N	4	2.54
(3,1)	1:A:6:LEU:CD1	1:B:48:GLY:N	4	2.54
(3,1)	1:A:6:LEU:CD1	1:B:49:GLU:N	4	2.54
(3,1)	1:A:6:LEU:CD1	1:B:50:THR:N	4	2.54
(3,1)	1:A:6:LEU:CD1	1:B:51:CYS:N	4	2.54
(3,1)	1:A:6:LEU:CD1	1:B:52:LEU:N	4	2.54
(3,1)	1:A:6:LEU:CD1	1:B:53:LEU:N	4	2.54
(3,1)	1:A:6:LEU:CD1	1:B:54:ASP:N	4	2.54
(3,1)	1:A:6:LEU:CD1	1:B:55:ILE:N	4	2.54
(3,1)	1:A:6:LEU:CD1	1:B:56:LEU:N	4	2.54
(3,1)	1:A:6:LEU:CD1	1:B:57:ASP:N	4	2.54
(3,1)	1:A:6:LEU:CD1	1:B:58:THR:N	4	2.54
(3,1)	1:A:6:LEU:CD1	1:B:59:ALA:N	4	2.54
(3,1)	1:A:6:LEU:CD1	1:B:60:GLY:N	4	2.54
(3,1)	1:A:6:LEU:CD1	1:B:61:GLN:N	4	2.54
(3,1)	1:A:6:LEU:CD1	1:B:62:GLU:N	4	2.54
(3,1)	1:A:6:LEU:CD1	1:B:63:GLU:N	4	2.54
(3,1)	1:A:6:LEU:CD1	1:B:64:TYR:N	4	2.54
(3,1)	1:A:6:LEU:CD1	1:B:65:SER:N	4	2.54
(3,1)	1:A:6:LEU:CD1	1:B:66:ALA:N	4	2.54
(3,1)	1:A:6:LEU:CD1	1:B:67:MET:N	4	2.54
(3,1)	1:A:6:LEU:CD1	1:B:68:ARG:N	4	2.54
(3,1)	1:A:6:LEU:CD1	1:B:69:ASP:N	4	2.54
(3,1)	1:A:6:LEU:CD1	1:B:70:GLN:N	4	2.54

Continued on next page...

Continued from previous page...

Key	Atom-1	Atom-2	Model ID	Violation (Å)
(3,1)	1:A:6:LEU:CD1	1:B:71:TYR:N	4	2.54
(3,1)	1:A:6:LEU:CD1	1:B:72:MET:N	4	2.54
(3,1)	1:A:6:LEU:CD1	1:B:73:ARG:N	4	2.54
(3,1)	1:A:6:LEU:CD1	1:B:74:THR:N	4	2.54
(3,1)	1:A:6:LEU:CD1	1:B:75:GLY:N	4	2.54
(3,1)	1:A:6:LEU:CD1	1:B:76:GLU:N	4	2.54
(3,1)	1:A:6:LEU:CD1	1:B:77:GLY:N	4	2.54
(3,1)	1:A:6:LEU:CD1	1:B:78:PHE:N	4	2.54
(3,1)	1:A:6:LEU:CD1	1:B:79:LEU:N	4	2.54
(3,1)	1:A:6:LEU:CD1	1:B:80:CYS:N	4	2.54
(3,1)	1:A:6:LEU:CD1	5:B:203:7Q9:N	4	2.54
(3,1)	1:A:6:LEU:CD1	5:B:204:7Q9:N	4	2.54
(3,1)	1:A:6:LEU:CD1	5:B:205:7Q9:N	4	2.54
(3,1)	1:A:6:LEU:CD1	5:B:206:7Q9:N	4	2.54
(3,1)	1:A:6:LEU:CD1	5:B:207:7Q9:N	4	2.54
(3,1)	1:A:6:LEU:CD1	6:B:208:17F:N1	4	2.54
(3,1)	1:A:6:LEU:CD1	5:B:209:7Q9:N	4	2.54
(3,1)	1:A:6:LEU:CD1	5:B:210:7Q9:N	4	2.54
(3,1)	1:A:6:LEU:CD1	5:B:211:7Q9:N	4	2.54
(3,1)	1:A:6:LEU:CD1	5:B:212:7Q9:N	4	2.54
(3,1)	1:A:6:LEU:CD1	5:B:213:7Q9:N	4	2.54
(3,1)	1:A:6:LEU:CD1	6:B:214:17F:N1	4	2.54
(3,1)	1:A:6:LEU:CD1	6:B:215:17F:N1	4	2.54
(3,1)	1:A:6:LEU:CD1	5:B:216:7Q9:N	4	2.54
(3,1)	1:A:6:LEU:CD1	5:B:217:7Q9:N	4	2.54
(3,1)	1:A:6:LEU:CD1	5:B:218:7Q9:N	4	2.54
(3,1)	1:A:6:LEU:CD1	6:B:219:17F:N1	4	2.54
(3,1)	1:A:6:LEU:CD1	5:B:220:7Q9:N	4	2.54
(3,1)	1:A:6:LEU:CD2	1:B:2:THR:N	4	2.54
(3,1)	1:A:6:LEU:CD2	1:B:3:GLU:N	4	2.54
(3,1)	1:A:6:LEU:CD2	1:B:4:TYR:N	4	2.54
(3,1)	1:A:6:LEU:CD2	1:B:5:LYS:N	4	2.54
(3,1)	1:A:6:LEU:CD2	1:B:6:LEU:N	4	2.54
(3,1)	1:A:6:LEU:CD2	1:B:7:VAL:N	4	2.54
(3,1)	1:A:6:LEU:CD2	1:B:8:VAL:N	4	2.54
(3,1)	1:A:6:LEU:CD2	1:B:9:VAL:N	4	2.54
(3,1)	1:A:6:LEU:CD2	1:B:10:GLY:N	4	2.54
(3,1)	1:A:6:LEU:CD2	1:B:11:ALA:N	4	2.54
(3,1)	1:A:6:LEU:CD2	1:B:12:ASP:N	4	2.54
(3,1)	1:A:6:LEU:CD2	1:B:13:GLY:N	4	2.54
(3,1)	1:A:6:LEU:CD2	1:B:14:VAL:N	4	2.54
(3,1)	1:A:6:LEU:CD2	1:B:15:GLY:N	4	2.54

Continued on next page...

Continued from previous page...

Key	Atom-1	Atom-2	Model ID	Violation (Å)
(3,1)	1:A:6:LEU:CD2	1:B:16:LYS:N	4	2.54
(3,1)	1:A:6:LEU:CD2	1:B:17:SER:N	4	2.54
(3,1)	1:A:6:LEU:CD2	1:B:18:ALA:N	4	2.54
(3,1)	1:A:6:LEU:CD2	1:B:19:LEU:N	4	2.54
(3,1)	1:A:6:LEU:CD2	1:B:20:THR:N	4	2.54
(3,1)	1:A:6:LEU:CD2	1:B:21:ILE:N	4	2.54
(3,1)	1:A:6:LEU:CD2	1:B:22:GLN:N	4	2.54
(3,1)	1:A:6:LEU:CD2	1:B:23:LEU:N	4	2.54
(3,1)	1:A:6:LEU:CD2	1:B:24:ILE:N	4	2.54
(3,1)	1:A:6:LEU:CD2	1:B:25:GLN:N	4	2.54
(3,1)	1:A:6:LEU:CD2	1:B:26:ASN:N	4	2.54
(3,1)	1:A:6:LEU:CD2	1:B:27:HIS:N	4	2.54
(3,1)	1:A:6:LEU:CD2	1:B:28:PHE:N	4	2.54
(3,1)	1:A:6:LEU:CD2	1:B:29:VAL:N	4	2.54
(3,1)	1:A:6:LEU:CD2	1:B:30:ASP:N	4	2.54
(3,1)	1:A:6:LEU:CD2	1:B:31:GLU:N	4	2.54
(3,1)	1:A:6:LEU:CD2	1:B:32:TYR:N	4	2.54
(3,1)	1:A:6:LEU:CD2	1:B:33:ASP:N	4	2.54
(3,1)	1:A:6:LEU:CD2	1:B:34:PRO:N	4	2.54
(3,1)	1:A:6:LEU:CD2	1:B:35:THR:N	4	2.54
(3,1)	1:A:6:LEU:CD2	1:B:36:ILE:N	4	2.54
(3,1)	1:A:6:LEU:CD2	1:B:37:GLU:N	4	2.54
(3,1)	1:A:6:LEU:CD2	1:B:38:ASP:N	4	2.54
(3,1)	1:A:6:LEU:CD2	1:B:39:SER:N	4	2.54
(3,1)	1:A:6:LEU:CD2	1:B:40:TYR:N	4	2.54
(3,1)	1:A:6:LEU:CD2	1:B:41:ARG:N	4	2.54
(3,1)	1:A:6:LEU:CD2	1:B:42:LYS:N	4	2.54
(3,1)	1:A:6:LEU:CD2	1:B:43:GLN:N	4	2.54
(3,1)	1:A:6:LEU:CD2	1:B:44:VAL:N	4	2.54
(3,1)	1:A:6:LEU:CD2	1:B:45:VAL:N	4	2.54
(3,1)	1:A:6:LEU:CD2	1:B:46:ILE:N	4	2.54
(3,1)	1:A:6:LEU:CD2	1:B:47:ASP:N	4	2.54
(3,1)	1:A:6:LEU:CD2	1:B:48:GLY:N	4	2.54
(3,1)	1:A:6:LEU:CD2	1:B:49:GLU:N	4	2.54
(3,1)	1:A:6:LEU:CD2	1:B:50:THR:N	4	2.54
(3,1)	1:A:6:LEU:CD2	1:B:51:CYS:N	4	2.54
(3,1)	1:A:6:LEU:CD2	1:B:52:LEU:N	4	2.54
(3,1)	1:A:6:LEU:CD2	1:B:53:LEU:N	4	2.54
(3,1)	1:A:6:LEU:CD2	1:B:54:ASP:N	4	2.54
(3,1)	1:A:6:LEU:CD2	1:B:55:ILE:N	4	2.54
(3,1)	1:A:6:LEU:CD2	1:B:56:LEU:N	4	2.54
(3,1)	1:A:6:LEU:CD2	1:B:57:ASP:N	4	2.54

Continued on next page...

Continued from previous page...

Key	Atom-1	Atom-2	Model ID	Violation (Å)
(3,1)	1:A:6:LEU:CD2	1:B:58:THR:N	4	2.54
(3,1)	1:A:6:LEU:CD2	1:B:59:ALA:N	4	2.54
(3,1)	1:A:6:LEU:CD2	1:B:60:GLY:N	4	2.54
(3,1)	1:A:6:LEU:CD2	1:B:61:GLN:N	4	2.54
(3,1)	1:A:6:LEU:CD2	1:B:62:GLU:N	4	2.54
(3,1)	1:A:6:LEU:CD2	1:B:63:GLU:N	4	2.54
(3,1)	1:A:6:LEU:CD2	1:B:64:TYR:N	4	2.54
(3,1)	1:A:6:LEU:CD2	1:B:65:SER:N	4	2.54
(3,1)	1:A:6:LEU:CD2	1:B:66:ALA:N	4	2.54
(3,1)	1:A:6:LEU:CD2	1:B:67:MET:N	4	2.54
(3,1)	1:A:6:LEU:CD2	1:B:68:ARG:N	4	2.54
(3,1)	1:A:6:LEU:CD2	1:B:69:ASP:N	4	2.54
(3,1)	1:A:6:LEU:CD2	1:B:70:GLN:N	4	2.54
(3,1)	1:A:6:LEU:CD2	1:B:71:TYR:N	4	2.54
(3,1)	1:A:6:LEU:CD2	1:B:72:MET:N	4	2.54
(3,1)	1:A:6:LEU:CD2	1:B:73:ARG:N	4	2.54
(3,1)	1:A:6:LEU:CD2	1:B:74:THR:N	4	2.54
(3,1)	1:A:6:LEU:CD2	1:B:75:GLY:N	4	2.54
(3,1)	1:A:6:LEU:CD2	1:B:76:GLU:N	4	2.54
(3,1)	1:A:6:LEU:CD2	1:B:77:GLY:N	4	2.54
(3,1)	1:A:6:LEU:CD2	1:B:78:PHE:N	4	2.54
(3,1)	1:A:6:LEU:CD2	1:B:79:LEU:N	4	2.54
(3,1)	1:A:6:LEU:CD2	1:B:80:CYS:N	4	2.54
(3,1)	1:A:6:LEU:CD2	5:B:203:7Q9:N	4	2.54
(3,1)	1:A:6:LEU:CD2	5:B:204:7Q9:N	4	2.54
(3,1)	1:A:6:LEU:CD2	5:B:205:7Q9:N	4	2.54
(3,1)	1:A:6:LEU:CD2	5:B:206:7Q9:N	4	2.54
(3,1)	1:A:6:LEU:CD2	5:B:207:7Q9:N	4	2.54
(3,1)	1:A:6:LEU:CD2	6:B:208:17F:N1	4	2.54
(3,1)	1:A:6:LEU:CD2	5:B:209:7Q9:N	4	2.54
(3,1)	1:A:6:LEU:CD2	5:B:210:7Q9:N	4	2.54
(3,1)	1:A:6:LEU:CD2	5:B:211:7Q9:N	4	2.54
(3,1)	1:A:6:LEU:CD2	5:B:212:7Q9:N	4	2.54
(3,1)	1:A:6:LEU:CD2	5:B:213:7Q9:N	4	2.54
(3,1)	1:A:6:LEU:CD2	6:B:214:17F:N1	4	2.54
(3,1)	1:A:6:LEU:CD2	6:B:215:17F:N1	4	2.54
(3,1)	1:A:6:LEU:CD2	5:B:216:7Q9:N	4	2.54
(3,1)	1:A:6:LEU:CD2	5:B:217:7Q9:N	4	2.54
(3,1)	1:A:6:LEU:CD2	5:B:218:7Q9:N	4	2.54
(3,1)	1:A:6:LEU:CD2	6:B:219:17F:N1	4	2.54
(3,1)	1:A:6:LEU:CD2	5:B:220:7Q9:N	4	2.54
(3,9)	1:A:46:ILE:CD1	1:B:2:THR:N	17	2.53

Continued on next page...

Continued from previous page...

Key	Atom-1	Atom-2	Model ID	Violation (Å)
(3,9)	1:A:46:ILE:CD1	1:B:3:GLU:N	17	2.53
(3,9)	1:A:46:ILE:CD1	1:B:4:TYR:N	17	2.53
(3,9)	1:A:46:ILE:CD1	1:B:5:LYS:N	17	2.53
(3,9)	1:A:46:ILE:CD1	1:B:6:LEU:N	17	2.53
(3,9)	1:A:46:ILE:CD1	1:B:7:VAL:N	17	2.53
(3,9)	1:A:46:ILE:CD1	1:B:8:VAL:N	17	2.53
(3,9)	1:A:46:ILE:CD1	1:B:9:VAL:N	17	2.53
(3,9)	1:A:46:ILE:CD1	1:B:10:GLY:N	17	2.53
(3,9)	1:A:46:ILE:CD1	1:B:11:ALA:N	17	2.53
(3,9)	1:A:46:ILE:CD1	1:B:12:ASP:N	17	2.53
(3,9)	1:A:46:ILE:CD1	1:B:13:GLY:N	17	2.53
(3,9)	1:A:46:ILE:CD1	1:B:14:VAL:N	17	2.53
(3,9)	1:A:46:ILE:CD1	1:B:15:GLY:N	17	2.53
(3,9)	1:A:46:ILE:CD1	1:B:16:LYS:N	17	2.53
(3,9)	1:A:46:ILE:CD1	1:B:17:SER:N	17	2.53
(3,9)	1:A:46:ILE:CD1	1:B:18:ALA:N	17	2.53
(3,9)	1:A:46:ILE:CD1	1:B:19:LEU:N	17	2.53
(3,9)	1:A:46:ILE:CD1	1:B:20:THR:N	17	2.53
(3,9)	1:A:46:ILE:CD1	1:B:21:ILE:N	17	2.53
(3,9)	1:A:46:ILE:CD1	1:B:22:GLN:N	17	2.53
(3,9)	1:A:46:ILE:CD1	1:B:23:LEU:N	17	2.53
(3,9)	1:A:46:ILE:CD1	1:B:24:ILE:N	17	2.53
(3,9)	1:A:46:ILE:CD1	1:B:25:GLN:N	17	2.53
(3,9)	1:A:46:ILE:CD1	1:B:26:ASN:N	17	2.53
(3,9)	1:A:46:ILE:CD1	1:B:27:HIS:N	17	2.53
(3,9)	1:A:46:ILE:CD1	1:B:28:PHE:N	17	2.53
(3,9)	1:A:46:ILE:CD1	1:B:29:VAL:N	17	2.53
(3,9)	1:A:46:ILE:CD1	1:B:30:ASP:N	17	2.53
(3,9)	1:A:46:ILE:CD1	1:B:31:GLU:N	17	2.53
(3,9)	1:A:46:ILE:CD1	1:B:32:TYR:N	17	2.53
(3,9)	1:A:46:ILE:CD1	1:B:33:ASP:N	17	2.53
(3,9)	1:A:46:ILE:CD1	1:B:34:PRO:N	17	2.53
(3,9)	1:A:46:ILE:CD1	1:B:35:THR:N	17	2.53
(3,9)	1:A:46:ILE:CD1	1:B:36:ILE:N	17	2.53
(3,9)	1:A:46:ILE:CD1	1:B:37:GLU:N	17	2.53
(3,9)	1:A:46:ILE:CD1	1:B:38:ASP:N	17	2.53
(3,9)	1:A:46:ILE:CD1	1:B:39:SER:N	17	2.53
(3,9)	1:A:46:ILE:CD1	1:B:40:TYR:N	17	2.53
(3,9)	1:A:46:ILE:CD1	1:B:41:ARG:N	17	2.53
(3,9)	1:A:46:ILE:CD1	1:B:42:LYS:N	17	2.53
(3,9)	1:A:46:ILE:CD1	1:B:43:GLN:N	17	2.53
(3,9)	1:A:46:ILE:CD1	1:B:44:VAL:N	17	2.53

Continued on next page...

Continued from previous page...

Key	Atom-1	Atom-2	Model ID	Violation (Å)
(3,9)	1:A:46:ILE:CD1	1:B:45:VAL:N	17	2.53
(3,9)	1:A:46:ILE:CD1	1:B:46:ILE:N	17	2.53
(3,9)	1:A:46:ILE:CD1	1:B:47:ASP:N	17	2.53
(3,9)	1:A:46:ILE:CD1	1:B:48:GLY:N	17	2.53
(3,9)	1:A:46:ILE:CD1	1:B:49:GLU:N	17	2.53
(3,9)	1:A:46:ILE:CD1	1:B:50:THR:N	17	2.53
(3,9)	1:A:46:ILE:CD1	1:B:51:CYS:N	17	2.53
(3,9)	1:A:46:ILE:CD1	1:B:52:LEU:N	17	2.53
(3,9)	1:A:46:ILE:CD1	1:B:53:LEU:N	17	2.53
(3,9)	1:A:46:ILE:CD1	1:B:54:ASP:N	17	2.53
(3,9)	1:A:46:ILE:CD1	1:B:55:ILE:N	17	2.53
(3,9)	1:A:46:ILE:CD1	1:B:56:LEU:N	17	2.53
(3,9)	1:A:46:ILE:CD1	1:B:57:ASP:N	17	2.53
(3,9)	1:A:46:ILE:CD1	1:B:58:THR:N	17	2.53
(3,9)	1:A:46:ILE:CD1	1:B:59:ALA:N	17	2.53
(3,9)	1:A:46:ILE:CD1	1:B:60:GLY:N	17	2.53
(3,9)	1:A:46:ILE:CD1	1:B:61:GLN:N	17	2.53
(3,9)	1:A:46:ILE:CD1	1:B:62:GLU:N	17	2.53
(3,9)	1:A:46:ILE:CD1	1:B:63:GLU:N	17	2.53
(3,9)	1:A:46:ILE:CD1	1:B:64:TYR:N	17	2.53
(3,9)	1:A:46:ILE:CD1	1:B:65:SER:N	17	2.53
(3,9)	1:A:46:ILE:CD1	1:B:66:ALA:N	17	2.53
(3,9)	1:A:46:ILE:CD1	1:B:67:MET:N	17	2.53
(3,9)	1:A:46:ILE:CD1	1:B:68:ARG:N	17	2.53
(3,9)	1:A:46:ILE:CD1	1:B:69:ASP:N	17	2.53
(3,9)	1:A:46:ILE:CD1	1:B:70:GLN:N	17	2.53
(3,9)	1:A:46:ILE:CD1	1:B:71:TYR:N	17	2.53
(3,9)	1:A:46:ILE:CD1	1:B:72:MET:N	17	2.53
(3,9)	1:A:46:ILE:CD1	1:B:73:ARG:N	17	2.53
(3,9)	1:A:46:ILE:CD1	1:B:74:THR:N	17	2.53
(3,9)	1:A:46:ILE:CD1	1:B:75:GLY:N	17	2.53
(3,9)	1:A:46:ILE:CD1	1:B:76:GLU:N	17	2.53
(3,9)	1:A:46:ILE:CD1	1:B:77:GLY:N	17	2.53
(3,9)	1:A:46:ILE:CD1	1:B:78:PHE:N	17	2.53
(3,9)	1:A:46:ILE:CD1	1:B:79:LEU:N	17	2.53
(3,9)	1:A:46:ILE:CD1	1:B:80:CYS:N	17	2.53
(3,9)	1:A:46:ILE:CD1	5:B:203:7Q9:N	17	2.53
(3,9)	1:A:46:ILE:CD1	5:B:204:7Q9:N	17	2.53
(3,9)	1:A:46:ILE:CD1	5:B:205:7Q9:N	17	2.53
(3,9)	1:A:46:ILE:CD1	5:B:206:7Q9:N	17	2.53
(3,9)	1:A:46:ILE:CD1	5:B:207:7Q9:N	17	2.53
(3,9)	1:A:46:ILE:CD1	6:B:208:17F:N1	17	2.53

Continued on next page...

Continued from previous page...

Key	Atom-1	Atom-2	Model ID	Violation (Å)
(3,9)	1:A:46:ILE:CD1	5:B:209:7Q9:N	17	2.53
(3,9)	1:A:46:ILE:CD1	5:B:210:7Q9:N	17	2.53
(3,9)	1:A:46:ILE:CD1	5:B:211:7Q9:N	17	2.53
(3,9)	1:A:46:ILE:CD1	5:B:212:7Q9:N	17	2.53
(3,9)	1:A:46:ILE:CD1	5:B:213:7Q9:N	17	2.53
(3,9)	1:A:46:ILE:CD1	6:B:214:17F:N1	17	2.53
(3,9)	1:A:46:ILE:CD1	6:B:215:17F:N1	17	2.53
(3,9)	1:A:46:ILE:CD1	5:B:216:7Q9:N	17	2.53
(3,9)	1:A:46:ILE:CD1	5:B:217:7Q9:N	17	2.53
(3,9)	1:A:46:ILE:CD1	5:B:218:7Q9:N	17	2.53
(3,9)	1:A:46:ILE:CD1	6:B:219:17F:N1	17	2.53
(3,9)	1:A:46:ILE:CD1	5:B:220:7Q9:N	17	2.53
(3,1)	1:A:6:LEU:CD1	1:B:2:THR:N	18	2.53
(3,1)	1:A:6:LEU:CD1	1:B:3:GLU:N	18	2.53
(3,1)	1:A:6:LEU:CD1	1:B:4:TYR:N	18	2.53
(3,1)	1:A:6:LEU:CD1	1:B:5:LYS:N	18	2.53
(3,1)	1:A:6:LEU:CD1	1:B:6:LEU:N	18	2.53
(3,1)	1:A:6:LEU:CD1	1:B:7:VAL:N	18	2.53
(3,1)	1:A:6:LEU:CD1	1:B:8:VAL:N	18	2.53
(3,1)	1:A:6:LEU:CD1	1:B:9:VAL:N	18	2.53
(3,1)	1:A:6:LEU:CD1	1:B:10:GLY:N	18	2.53
(3,1)	1:A:6:LEU:CD1	1:B:11:ALA:N	18	2.53
(3,1)	1:A:6:LEU:CD1	1:B:12:ASP:N	18	2.53
(3,1)	1:A:6:LEU:CD1	1:B:13:GLY:N	18	2.53
(3,1)	1:A:6:LEU:CD1	1:B:14:VAL:N	18	2.53
(3,1)	1:A:6:LEU:CD1	1:B:15:GLY:N	18	2.53
(3,1)	1:A:6:LEU:CD1	1:B:16:LYS:N	18	2.53
(3,1)	1:A:6:LEU:CD1	1:B:17:SER:N	18	2.53
(3,1)	1:A:6:LEU:CD1	1:B:18:ALA:N	18	2.53
(3,1)	1:A:6:LEU:CD1	1:B:19:LEU:N	18	2.53
(3,1)	1:A:6:LEU:CD1	1:B:20:THR:N	18	2.53
(3,1)	1:A:6:LEU:CD1	1:B:21:ILE:N	18	2.53
(3,1)	1:A:6:LEU:CD1	1:B:22:GLN:N	18	2.53
(3,1)	1:A:6:LEU:CD1	1:B:23:LEU:N	18	2.53
(3,1)	1:A:6:LEU:CD1	1:B:24:ILE:N	18	2.53
(3,1)	1:A:6:LEU:CD1	1:B:25:GLN:N	18	2.53
(3,1)	1:A:6:LEU:CD1	1:B:26:ASN:N	18	2.53
(3,1)	1:A:6:LEU:CD1	1:B:27:HIS:N	18	2.53
(3,1)	1:A:6:LEU:CD1	1:B:28:PHE:N	18	2.53
(3,1)	1:A:6:LEU:CD1	1:B:29:VAL:N	18	2.53
(3,1)	1:A:6:LEU:CD1	1:B:30:ASP:N	18	2.53
(3,1)	1:A:6:LEU:CD1	1:B:31:GLU:N	18	2.53

Continued on next page...

Continued from previous page...

Key	Atom-1	Atom-2	Model ID	Violation (Å)
(3,1)	1:A:6:LEU:CD1	1:B:32:TYR:N	18	2.53
(3,1)	1:A:6:LEU:CD1	1:B:33:ASP:N	18	2.53
(3,1)	1:A:6:LEU:CD1	1:B:34:PRO:N	18	2.53
(3,1)	1:A:6:LEU:CD1	1:B:35:THR:N	18	2.53
(3,1)	1:A:6:LEU:CD1	1:B:36:ILE:N	18	2.53
(3,1)	1:A:6:LEU:CD1	1:B:37:GLU:N	18	2.53
(3,1)	1:A:6:LEU:CD1	1:B:38:ASP:N	18	2.53
(3,1)	1:A:6:LEU:CD1	1:B:39:SER:N	18	2.53
(3,1)	1:A:6:LEU:CD1	1:B:40:TYR:N	18	2.53
(3,1)	1:A:6:LEU:CD1	1:B:41:ARG:N	18	2.53
(3,1)	1:A:6:LEU:CD1	1:B:42:LYS:N	18	2.53
(3,1)	1:A:6:LEU:CD1	1:B:43:GLN:N	18	2.53
(3,1)	1:A:6:LEU:CD1	1:B:44:VAL:N	18	2.53
(3,1)	1:A:6:LEU:CD1	1:B:45:VAL:N	18	2.53
(3,1)	1:A:6:LEU:CD1	1:B:46:ILE:N	18	2.53
(3,1)	1:A:6:LEU:CD1	1:B:47:ASP:N	18	2.53
(3,1)	1:A:6:LEU:CD1	1:B:48:GLY:N	18	2.53
(3,1)	1:A:6:LEU:CD1	1:B:49:GLU:N	18	2.53
(3,1)	1:A:6:LEU:CD1	1:B:50:THR:N	18	2.53
(3,1)	1:A:6:LEU:CD1	1:B:51:CYS:N	18	2.53
(3,1)	1:A:6:LEU:CD1	1:B:52:LEU:N	18	2.53
(3,1)	1:A:6:LEU:CD1	1:B:53:LEU:N	18	2.53
(3,1)	1:A:6:LEU:CD1	1:B:54:ASP:N	18	2.53
(3,1)	1:A:6:LEU:CD1	1:B:55:ILE:N	18	2.53
(3,1)	1:A:6:LEU:CD1	1:B:56:LEU:N	18	2.53
(3,1)	1:A:6:LEU:CD1	1:B:57:ASP:N	18	2.53
(3,1)	1:A:6:LEU:CD1	1:B:58:THR:N	18	2.53
(3,1)	1:A:6:LEU:CD1	1:B:59:ALA:N	18	2.53
(3,1)	1:A:6:LEU:CD1	1:B:60:GLY:N	18	2.53
(3,1)	1:A:6:LEU:CD1	1:B:61:GLN:N	18	2.53
(3,1)	1:A:6:LEU:CD1	1:B:62:GLU:N	18	2.53
(3,1)	1:A:6:LEU:CD1	1:B:63:GLU:N	18	2.53
(3,1)	1:A:6:LEU:CD1	1:B:64:TYR:N	18	2.53
(3,1)	1:A:6:LEU:CD1	1:B:65:SER:N	18	2.53
(3,1)	1:A:6:LEU:CD1	1:B:66:ALA:N	18	2.53
(3,1)	1:A:6:LEU:CD1	1:B:67:MET:N	18	2.53
(3,1)	1:A:6:LEU:CD1	1:B:68:ARG:N	18	2.53
(3,1)	1:A:6:LEU:CD1	1:B:69:ASP:N	18	2.53
(3,1)	1:A:6:LEU:CD1	1:B:70:GLN:N	18	2.53
(3,1)	1:A:6:LEU:CD1	1:B:71:TYR:N	18	2.53
(3,1)	1:A:6:LEU:CD1	1:B:72:MET:N	18	2.53
(3,1)	1:A:6:LEU:CD1	1:B:73:ARG:N	18	2.53

Continued on next page...

Continued from previous page...

Key	Atom-1	Atom-2	Model ID	Violation (Å)
(3,1)	1:A:6:LEU:CD1	1:B:74:THR:N	18	2.53
(3,1)	1:A:6:LEU:CD1	1:B:75:GLY:N	18	2.53
(3,1)	1:A:6:LEU:CD1	1:B:76:GLU:N	18	2.53
(3,1)	1:A:6:LEU:CD1	1:B:77:GLY:N	18	2.53
(3,1)	1:A:6:LEU:CD1	1:B:78:PHE:N	18	2.53
(3,1)	1:A:6:LEU:CD1	1:B:79:LEU:N	18	2.53
(3,1)	1:A:6:LEU:CD1	1:B:80:CYS:N	18	2.53
(3,1)	1:A:6:LEU:CD1	5:B:203:7Q9:N	18	2.53
(3,1)	1:A:6:LEU:CD1	5:B:204:7Q9:N	18	2.53
(3,1)	1:A:6:LEU:CD1	5:B:205:7Q9:N	18	2.53
(3,1)	1:A:6:LEU:CD1	5:B:206:7Q9:N	18	2.53
(3,1)	1:A:6:LEU:CD1	5:B:207:7Q9:N	18	2.53
(3,1)	1:A:6:LEU:CD1	6:B:208:17F:N1	18	2.53
(3,1)	1:A:6:LEU:CD1	5:B:209:7Q9:N	18	2.53
(3,1)	1:A:6:LEU:CD1	5:B:210:7Q9:N	18	2.53
(3,1)	1:A:6:LEU:CD1	5:B:211:7Q9:N	18	2.53
(3,1)	1:A:6:LEU:CD1	5:B:212:7Q9:N	18	2.53
(3,1)	1:A:6:LEU:CD1	5:B:213:7Q9:N	18	2.53
(3,1)	1:A:6:LEU:CD1	6:B:214:17F:N1	18	2.53
(3,1)	1:A:6:LEU:CD1	6:B:215:17F:N1	18	2.53
(3,1)	1:A:6:LEU:CD1	5:B:216:7Q9:N	18	2.53
(3,1)	1:A:6:LEU:CD1	5:B:217:7Q9:N	18	2.53
(3,1)	1:A:6:LEU:CD1	5:B:218:7Q9:N	18	2.53
(3,1)	1:A:6:LEU:CD1	6:B:219:17F:N1	18	2.53
(3,1)	1:A:6:LEU:CD1	5:B:220:7Q9:N	18	2.53
(3,1)	1:A:6:LEU:CD2	1:B:2:THR:N	18	2.53
(3,1)	1:A:6:LEU:CD2	1:B:3:GLU:N	18	2.53
(3,1)	1:A:6:LEU:CD2	1:B:4:TYR:N	18	2.53
(3,1)	1:A:6:LEU:CD2	1:B:5:LYS:N	18	2.53
(3,1)	1:A:6:LEU:CD2	1:B:6:LEU:N	18	2.53
(3,1)	1:A:6:LEU:CD2	1:B:7:VAL:N	18	2.53
(3,1)	1:A:6:LEU:CD2	1:B:8:VAL:N	18	2.53
(3,1)	1:A:6:LEU:CD2	1:B:9:VAL:N	18	2.53
(3,1)	1:A:6:LEU:CD2	1:B:10:GLY:N	18	2.53
(3,1)	1:A:6:LEU:CD2	1:B:11:ALA:N	18	2.53
(3,1)	1:A:6:LEU:CD2	1:B:12:ASP:N	18	2.53
(3,1)	1:A:6:LEU:CD2	1:B:13:GLY:N	18	2.53
(3,1)	1:A:6:LEU:CD2	1:B:14:VAL:N	18	2.53
(3,1)	1:A:6:LEU:CD2	1:B:15:GLY:N	18	2.53
(3,1)	1:A:6:LEU:CD2	1:B:16:LYS:N	18	2.53
(3,1)	1:A:6:LEU:CD2	1:B:17:SER:N	18	2.53
(3,1)	1:A:6:LEU:CD2	1:B:18:ALA:N	18	2.53

Continued on next page...

Continued from previous page...

Key	Atom-1	Atom-2	Model ID	Violation (Å)
(3,1)	1:A:6:LEU:CD2	1:B:19:LEU:N	18	2.53
(3,1)	1:A:6:LEU:CD2	1:B:20:THR:N	18	2.53
(3,1)	1:A:6:LEU:CD2	1:B:21:ILE:N	18	2.53
(3,1)	1:A:6:LEU:CD2	1:B:22:GLN:N	18	2.53
(3,1)	1:A:6:LEU:CD2	1:B:23:LEU:N	18	2.53
(3,1)	1:A:6:LEU:CD2	1:B:24:ILE:N	18	2.53
(3,1)	1:A:6:LEU:CD2	1:B:25:GLN:N	18	2.53
(3,1)	1:A:6:LEU:CD2	1:B:26:ASN:N	18	2.53
(3,1)	1:A:6:LEU:CD2	1:B:27:HIS:N	18	2.53
(3,1)	1:A:6:LEU:CD2	1:B:28:PHE:N	18	2.53
(3,1)	1:A:6:LEU:CD2	1:B:29:VAL:N	18	2.53
(3,1)	1:A:6:LEU:CD2	1:B:30:ASP:N	18	2.53
(3,1)	1:A:6:LEU:CD2	1:B:31:GLU:N	18	2.53
(3,1)	1:A:6:LEU:CD2	1:B:32:TYR:N	18	2.53
(3,1)	1:A:6:LEU:CD2	1:B:33:ASP:N	18	2.53
(3,1)	1:A:6:LEU:CD2	1:B:34:PRO:N	18	2.53
(3,1)	1:A:6:LEU:CD2	1:B:35:THR:N	18	2.53
(3,1)	1:A:6:LEU:CD2	1:B:36:ILE:N	18	2.53
(3,1)	1:A:6:LEU:CD2	1:B:37:GLU:N	18	2.53
(3,1)	1:A:6:LEU:CD2	1:B:38:ASP:N	18	2.53
(3,1)	1:A:6:LEU:CD2	1:B:39:SER:N	18	2.53
(3,1)	1:A:6:LEU:CD2	1:B:40:TYR:N	18	2.53
(3,1)	1:A:6:LEU:CD2	1:B:41:ARG:N	18	2.53
(3,1)	1:A:6:LEU:CD2	1:B:42:LYS:N	18	2.53
(3,1)	1:A:6:LEU:CD2	1:B:43:GLN:N	18	2.53
(3,1)	1:A:6:LEU:CD2	1:B:44:VAL:N	18	2.53
(3,1)	1:A:6:LEU:CD2	1:B:45:VAL:N	18	2.53
(3,1)	1:A:6:LEU:CD2	1:B:46:ILE:N	18	2.53
(3,1)	1:A:6:LEU:CD2	1:B:47:ASP:N	18	2.53
(3,1)	1:A:6:LEU:CD2	1:B:48:GLY:N	18	2.53
(3,1)	1:A:6:LEU:CD2	1:B:49:GLU:N	18	2.53
(3,1)	1:A:6:LEU:CD2	1:B:50:THR:N	18	2.53
(3,1)	1:A:6:LEU:CD2	1:B:51:CYS:N	18	2.53
(3,1)	1:A:6:LEU:CD2	1:B:52:LEU:N	18	2.53
(3,1)	1:A:6:LEU:CD2	1:B:53:LEU:N	18	2.53
(3,1)	1:A:6:LEU:CD2	1:B:54:ASP:N	18	2.53
(3,1)	1:A:6:LEU:CD2	1:B:55:ILE:N	18	2.53
(3,1)	1:A:6:LEU:CD2	1:B:56:LEU:N	18	2.53
(3,1)	1:A:6:LEU:CD2	1:B:57:ASP:N	18	2.53
(3,1)	1:A:6:LEU:CD2	1:B:58:THR:N	18	2.53
(3,1)	1:A:6:LEU:CD2	1:B:59:ALA:N	18	2.53
(3,1)	1:A:6:LEU:CD2	1:B:60:GLY:N	18	2.53

Continued on next page...

Continued from previous page...

Key	Atom-1	Atom-2	Model ID	Violation (Å)
(3,1)	1:A:6:LEU:CD2	1:B:61:GLN:N	18	2.53
(3,1)	1:A:6:LEU:CD2	1:B:62:GLU:N	18	2.53
(3,1)	1:A:6:LEU:CD2	1:B:63:GLU:N	18	2.53
(3,1)	1:A:6:LEU:CD2	1:B:64:TYR:N	18	2.53
(3,1)	1:A:6:LEU:CD2	1:B:65:SER:N	18	2.53
(3,1)	1:A:6:LEU:CD2	1:B:66:ALA:N	18	2.53
(3,1)	1:A:6:LEU:CD2	1:B:67:MET:N	18	2.53
(3,1)	1:A:6:LEU:CD2	1:B:68:ARG:N	18	2.53
(3,1)	1:A:6:LEU:CD2	1:B:69:ASP:N	18	2.53
(3,1)	1:A:6:LEU:CD2	1:B:70:GLN:N	18	2.53
(3,1)	1:A:6:LEU:CD2	1:B:71:TYR:N	18	2.53
(3,1)	1:A:6:LEU:CD2	1:B:72:MET:N	18	2.53
(3,1)	1:A:6:LEU:CD2	1:B:73:ARG:N	18	2.53
(3,1)	1:A:6:LEU:CD2	1:B:74:THR:N	18	2.53
(3,1)	1:A:6:LEU:CD2	1:B:75:GLY:N	18	2.53
(3,1)	1:A:6:LEU:CD2	1:B:76:GLU:N	18	2.53
(3,1)	1:A:6:LEU:CD2	1:B:77:GLY:N	18	2.53
(3,1)	1:A:6:LEU:CD2	1:B:78:PHE:N	18	2.53
(3,1)	1:A:6:LEU:CD2	1:B:79:LEU:N	18	2.53
(3,1)	1:A:6:LEU:CD2	1:B:80:CYS:N	18	2.53
(3,1)	1:A:6:LEU:CD2	5:B:203:7Q9:N	18	2.53
(3,1)	1:A:6:LEU:CD2	5:B:204:7Q9:N	18	2.53
(3,1)	1:A:6:LEU:CD2	5:B:205:7Q9:N	18	2.53
(3,1)	1:A:6:LEU:CD2	5:B:206:7Q9:N	18	2.53
(3,1)	1:A:6:LEU:CD2	5:B:207:7Q9:N	18	2.53
(3,1)	1:A:6:LEU:CD2	6:B:208:17F:N1	18	2.53
(3,1)	1:A:6:LEU:CD2	5:B:209:7Q9:N	18	2.53
(3,1)	1:A:6:LEU:CD2	5:B:210:7Q9:N	18	2.53
(3,1)	1:A:6:LEU:CD2	5:B:211:7Q9:N	18	2.53
(3,1)	1:A:6:LEU:CD2	5:B:212:7Q9:N	18	2.53
(3,1)	1:A:6:LEU:CD2	5:B:213:7Q9:N	18	2.53
(3,1)	1:A:6:LEU:CD2	6:B:214:17F:N1	18	2.53
(3,1)	1:A:6:LEU:CD2	6:B:215:17F:N1	18	2.53
(3,1)	1:A:6:LEU:CD2	5:B:216:7Q9:N	18	2.53
(3,1)	1:A:6:LEU:CD2	5:B:217:7Q9:N	18	2.53
(3,1)	1:A:6:LEU:CD2	5:B:218:7Q9:N	18	2.53
(3,1)	1:A:6:LEU:CD2	6:B:219:17F:N1	18	2.53
(3,1)	1:A:6:LEU:CD2	5:B:220:7Q9:N	18	2.53
(3,1)	1:A:6:LEU:CD1	1:B:2:THR:N	17	2.5
(3,1)	1:A:6:LEU:CD1	1:B:3:GLU:N	17	2.5
(3,1)	1:A:6:LEU:CD1	1:B:4:TYR:N	17	2.5
(3,1)	1:A:6:LEU:CD1	1:B:5:LYS:N	17	2.5

Continued on next page...

Continued from previous page...

Key	Atom-1	Atom-2	Model ID	Violation (Å)
(3,1)	1:A:6:LEU:CD1	1:B:6:LEU:N	17	2.5
(3,1)	1:A:6:LEU:CD1	1:B:7:VAL:N	17	2.5
(3,1)	1:A:6:LEU:CD1	1:B:8:VAL:N	17	2.5
(3,1)	1:A:6:LEU:CD1	1:B:9:VAL:N	17	2.5
(3,1)	1:A:6:LEU:CD1	1:B:10:GLY:N	17	2.5
(3,1)	1:A:6:LEU:CD1	1:B:11:ALA:N	17	2.5
(3,1)	1:A:6:LEU:CD1	1:B:12:ASP:N	17	2.5
(3,1)	1:A:6:LEU:CD1	1:B:13:GLY:N	17	2.5
(3,1)	1:A:6:LEU:CD1	1:B:14:VAL:N	17	2.5
(3,1)	1:A:6:LEU:CD1	1:B:15:GLY:N	17	2.5
(3,1)	1:A:6:LEU:CD1	1:B:16:LYS:N	17	2.5
(3,1)	1:A:6:LEU:CD1	1:B:17:SER:N	17	2.5
(3,1)	1:A:6:LEU:CD1	1:B:18:ALA:N	17	2.5
(3,1)	1:A:6:LEU:CD1	1:B:19:LEU:N	17	2.5
(3,1)	1:A:6:LEU:CD1	1:B:20:THR:N	17	2.5
(3,1)	1:A:6:LEU:CD1	1:B:21:ILE:N	17	2.5
(3,1)	1:A:6:LEU:CD1	1:B:22:GLN:N	17	2.5
(3,1)	1:A:6:LEU:CD1	1:B:23:LEU:N	17	2.5
(3,1)	1:A:6:LEU:CD1	1:B:24:ILE:N	17	2.5
(3,1)	1:A:6:LEU:CD1	1:B:25:GLN:N	17	2.5
(3,1)	1:A:6:LEU:CD1	1:B:26:ASN:N	17	2.5
(3,1)	1:A:6:LEU:CD1	1:B:27:HIS:N	17	2.5
(3,1)	1:A:6:LEU:CD1	1:B:28:PHE:N	17	2.5
(3,1)	1:A:6:LEU:CD1	1:B:29:VAL:N	17	2.5
(3,1)	1:A:6:LEU:CD1	1:B:30:ASP:N	17	2.5
(3,1)	1:A:6:LEU:CD1	1:B:31:GLU:N	17	2.5
(3,1)	1:A:6:LEU:CD1	1:B:32:TYR:N	17	2.5
(3,1)	1:A:6:LEU:CD1	1:B:33:ASP:N	17	2.5
(3,1)	1:A:6:LEU:CD1	1:B:34:PRO:N	17	2.5
(3,1)	1:A:6:LEU:CD1	1:B:35:THR:N	17	2.5
(3,1)	1:A:6:LEU:CD1	1:B:36:ILE:N	17	2.5
(3,1)	1:A:6:LEU:CD1	1:B:37:GLU:N	17	2.5
(3,1)	1:A:6:LEU:CD1	1:B:38:ASP:N	17	2.5
(3,1)	1:A:6:LEU:CD1	1:B:39:SER:N	17	2.5
(3,1)	1:A:6:LEU:CD1	1:B:40:TYR:N	17	2.5
(3,1)	1:A:6:LEU:CD1	1:B:41:ARG:N	17	2.5
(3,1)	1:A:6:LEU:CD1	1:B:42:LYS:N	17	2.5
(3,1)	1:A:6:LEU:CD1	1:B:43:GLN:N	17	2.5
(3,1)	1:A:6:LEU:CD1	1:B:44:VAL:N	17	2.5
(3,1)	1:A:6:LEU:CD1	1:B:45:VAL:N	17	2.5
(3,1)	1:A:6:LEU:CD1	1:B:46:ILE:N	17	2.5
(3,1)	1:A:6:LEU:CD1	1:B:47:ASP:N	17	2.5

Continued on next page...

Continued from previous page...

Key	Atom-1	Atom-2	Model ID	Violation (Å)
(3,1)	1:A:6:LEU:CD1	1:B:48:GLY:N	17	2.5
(3,1)	1:A:6:LEU:CD1	1:B:49:GLU:N	17	2.5
(3,1)	1:A:6:LEU:CD1	1:B:50:THR:N	17	2.5
(3,1)	1:A:6:LEU:CD1	1:B:51:CYS:N	17	2.5
(3,1)	1:A:6:LEU:CD1	1:B:52:LEU:N	17	2.5
(3,1)	1:A:6:LEU:CD1	1:B:53:LEU:N	17	2.5
(3,1)	1:A:6:LEU:CD1	1:B:54:ASP:N	17	2.5
(3,1)	1:A:6:LEU:CD1	1:B:55:ILE:N	17	2.5
(3,1)	1:A:6:LEU:CD1	1:B:56:LEU:N	17	2.5
(3,1)	1:A:6:LEU:CD1	1:B:57:ASP:N	17	2.5
(3,1)	1:A:6:LEU:CD1	1:B:58:THR:N	17	2.5
(3,1)	1:A:6:LEU:CD1	1:B:59:ALA:N	17	2.5
(3,1)	1:A:6:LEU:CD1	1:B:60:GLY:N	17	2.5
(3,1)	1:A:6:LEU:CD1	1:B:61:GLN:N	17	2.5
(3,1)	1:A:6:LEU:CD1	1:B:62:GLU:N	17	2.5
(3,1)	1:A:6:LEU:CD1	1:B:63:GLU:N	17	2.5
(3,1)	1:A:6:LEU:CD1	1:B:64:TYR:N	17	2.5
(3,1)	1:A:6:LEU:CD1	1:B:65:SER:N	17	2.5
(3,1)	1:A:6:LEU:CD1	1:B:66:ALA:N	17	2.5
(3,1)	1:A:6:LEU:CD1	1:B:67:MET:N	17	2.5
(3,1)	1:A:6:LEU:CD1	1:B:68:ARG:N	17	2.5
(3,1)	1:A:6:LEU:CD1	1:B:69:ASP:N	17	2.5
(3,1)	1:A:6:LEU:CD1	1:B:70:GLN:N	17	2.5
(3,1)	1:A:6:LEU:CD1	1:B:71:TYR:N	17	2.5
(3,1)	1:A:6:LEU:CD1	1:B:72:MET:N	17	2.5
(3,1)	1:A:6:LEU:CD1	1:B:73:ARG:N	17	2.5
(3,1)	1:A:6:LEU:CD1	1:B:74:THR:N	17	2.5
(3,1)	1:A:6:LEU:CD1	1:B:75:GLY:N	17	2.5
(3,1)	1:A:6:LEU:CD1	1:B:76:GLU:N	17	2.5
(3,1)	1:A:6:LEU:CD1	1:B:77:GLY:N	17	2.5
(3,1)	1:A:6:LEU:CD1	1:B:78:PHE:N	17	2.5
(3,1)	1:A:6:LEU:CD1	1:B:79:LEU:N	17	2.5
(3,1)	1:A:6:LEU:CD1	1:B:80:CYS:N	17	2.5
(3,1)	1:A:6:LEU:CD1	5:B:203:7Q9:N	17	2.5
(3,1)	1:A:6:LEU:CD1	5:B:204:7Q9:N	17	2.5
(3,1)	1:A:6:LEU:CD1	5:B:205:7Q9:N	17	2.5
(3,1)	1:A:6:LEU:CD1	5:B:206:7Q9:N	17	2.5
(3,1)	1:A:6:LEU:CD1	5:B:207:7Q9:N	17	2.5
(3,1)	1:A:6:LEU:CD1	6:B:208:17F:N1	17	2.5
(3,1)	1:A:6:LEU:CD1	5:B:209:7Q9:N	17	2.5
(3,1)	1:A:6:LEU:CD1	5:B:210:7Q9:N	17	2.5
(3,1)	1:A:6:LEU:CD1	5:B:211:7Q9:N	17	2.5

Continued on next page...

Continued from previous page...

Key	Atom-1	Atom-2	Model ID	Violation (Å)
(3,1)	1:A:6:LEU:CD1	5:B:212:7Q9:N	17	2.5
(3,1)	1:A:6:LEU:CD1	5:B:213:7Q9:N	17	2.5
(3,1)	1:A:6:LEU:CD1	6:B:214:17F:N1	17	2.5
(3,1)	1:A:6:LEU:CD1	6:B:215:17F:N1	17	2.5
(3,1)	1:A:6:LEU:CD1	5:B:216:7Q9:N	17	2.5
(3,1)	1:A:6:LEU:CD1	5:B:217:7Q9:N	17	2.5
(3,1)	1:A:6:LEU:CD1	5:B:218:7Q9:N	17	2.5
(3,1)	1:A:6:LEU:CD1	6:B:219:17F:N1	17	2.5
(3,1)	1:A:6:LEU:CD1	5:B:220:7Q9:N	17	2.5
(3,1)	1:A:6:LEU:CD2	1:B:2:THR:N	17	2.5
(3,1)	1:A:6:LEU:CD2	1:B:3:GLU:N	17	2.5
(3,1)	1:A:6:LEU:CD2	1:B:4:TYR:N	17	2.5
(3,1)	1:A:6:LEU:CD2	1:B:5:LYS:N	17	2.5
(3,1)	1:A:6:LEU:CD2	1:B:6:LEU:N	17	2.5
(3,1)	1:A:6:LEU:CD2	1:B:7:VAL:N	17	2.5
(3,1)	1:A:6:LEU:CD2	1:B:8:VAL:N	17	2.5
(3,1)	1:A:6:LEU:CD2	1:B:9:VAL:N	17	2.5
(3,1)	1:A:6:LEU:CD2	1:B:10:GLY:N	17	2.5
(3,1)	1:A:6:LEU:CD2	1:B:11:ALA:N	17	2.5
(3,1)	1:A:6:LEU:CD2	1:B:12:ASP:N	17	2.5
(3,1)	1:A:6:LEU:CD2	1:B:13:GLY:N	17	2.5
(3,1)	1:A:6:LEU:CD2	1:B:14:VAL:N	17	2.5
(3,1)	1:A:6:LEU:CD2	1:B:15:GLY:N	17	2.5
(3,1)	1:A:6:LEU:CD2	1:B:16:LYS:N	17	2.5
(3,1)	1:A:6:LEU:CD2	1:B:17:SER:N	17	2.5
(3,1)	1:A:6:LEU:CD2	1:B:18:ALA:N	17	2.5
(3,1)	1:A:6:LEU:CD2	1:B:19:LEU:N	17	2.5
(3,1)	1:A:6:LEU:CD2	1:B:20:THR:N	17	2.5
(3,1)	1:A:6:LEU:CD2	1:B:21:ILE:N	17	2.5
(3,1)	1:A:6:LEU:CD2	1:B:22:GLN:N	17	2.5
(3,1)	1:A:6:LEU:CD2	1:B:23:LEU:N	17	2.5
(3,1)	1:A:6:LEU:CD2	1:B:24:ILE:N	17	2.5
(3,1)	1:A:6:LEU:CD2	1:B:25:GLN:N	17	2.5
(3,1)	1:A:6:LEU:CD2	1:B:26:ASN:N	17	2.5
(3,1)	1:A:6:LEU:CD2	1:B:27:HIS:N	17	2.5
(3,1)	1:A:6:LEU:CD2	1:B:28:PHE:N	17	2.5
(3,1)	1:A:6:LEU:CD2	1:B:29:VAL:N	17	2.5
(3,1)	1:A:6:LEU:CD2	1:B:30:ASP:N	17	2.5
(3,1)	1:A:6:LEU:CD2	1:B:31:GLU:N	17	2.5
(3,1)	1:A:6:LEU:CD2	1:B:32:TYR:N	17	2.5
(3,1)	1:A:6:LEU:CD2	1:B:33:ASP:N	17	2.5
(3,1)	1:A:6:LEU:CD2	1:B:34:PRO:N	17	2.5

Continued on next page...

Continued from previous page...

Key	Atom-1	Atom-2	Model ID	Violation (Å)
(3,1)	1:A:6:LEU:CD2	1:B:35:THR:N	17	2.5
(3,1)	1:A:6:LEU:CD2	1:B:36:ILE:N	17	2.5
(3,1)	1:A:6:LEU:CD2	1:B:37:GLU:N	17	2.5
(3,1)	1:A:6:LEU:CD2	1:B:38:ASP:N	17	2.5
(3,1)	1:A:6:LEU:CD2	1:B:39:SER:N	17	2.5
(3,1)	1:A:6:LEU:CD2	1:B:40:TYR:N	17	2.5
(3,1)	1:A:6:LEU:CD2	1:B:41:ARG:N	17	2.5
(3,1)	1:A:6:LEU:CD2	1:B:42:LYS:N	17	2.5
(3,1)	1:A:6:LEU:CD2	1:B:43:GLN:N	17	2.5
(3,1)	1:A:6:LEU:CD2	1:B:44:VAL:N	17	2.5
(3,1)	1:A:6:LEU:CD2	1:B:45:VAL:N	17	2.5
(3,1)	1:A:6:LEU:CD2	1:B:46:ILE:N	17	2.5
(3,1)	1:A:6:LEU:CD2	1:B:47:ASP:N	17	2.5
(3,1)	1:A:6:LEU:CD2	1:B:48:GLY:N	17	2.5
(3,1)	1:A:6:LEU:CD2	1:B:49:GLU:N	17	2.5
(3,1)	1:A:6:LEU:CD2	1:B:50:THR:N	17	2.5
(3,1)	1:A:6:LEU:CD2	1:B:51:CYS:N	17	2.5
(3,1)	1:A:6:LEU:CD2	1:B:52:LEU:N	17	2.5
(3,1)	1:A:6:LEU:CD2	1:B:53:LEU:N	17	2.5
(3,1)	1:A:6:LEU:CD2	1:B:54:ASP:N	17	2.5
(3,1)	1:A:6:LEU:CD2	1:B:55:ILE:N	17	2.5
(3,1)	1:A:6:LEU:CD2	1:B:56:LEU:N	17	2.5
(3,1)	1:A:6:LEU:CD2	1:B:57:ASP:N	17	2.5
(3,1)	1:A:6:LEU:CD2	1:B:58:THR:N	17	2.5
(3,1)	1:A:6:LEU:CD2	1:B:59:ALA:N	17	2.5
(3,1)	1:A:6:LEU:CD2	1:B:60:GLY:N	17	2.5
(3,1)	1:A:6:LEU:CD2	1:B:61:GLN:N	17	2.5
(3,1)	1:A:6:LEU:CD2	1:B:62:GLU:N	17	2.5
(3,1)	1:A:6:LEU:CD2	1:B:63:GLU:N	17	2.5
(3,1)	1:A:6:LEU:CD2	1:B:64:TYR:N	17	2.5
(3,1)	1:A:6:LEU:CD2	1:B:65:SER:N	17	2.5
(3,1)	1:A:6:LEU:CD2	1:B:66:ALA:N	17	2.5
(3,1)	1:A:6:LEU:CD2	1:B:67:MET:N	17	2.5
(3,1)	1:A:6:LEU:CD2	1:B:68:ARG:N	17	2.5
(3,1)	1:A:6:LEU:CD2	1:B:69:ASP:N	17	2.5
(3,1)	1:A:6:LEU:CD2	1:B:70:GLN:N	17	2.5
(3,1)	1:A:6:LEU:CD2	1:B:71:TYR:N	17	2.5
(3,1)	1:A:6:LEU:CD2	1:B:72:MET:N	17	2.5
(3,1)	1:A:6:LEU:CD2	1:B:73:ARG:N	17	2.5
(3,1)	1:A:6:LEU:CD2	1:B:74:THR:N	17	2.5
(3,1)	1:A:6:LEU:CD2	1:B:75:GLY:N	17	2.5
(3,1)	1:A:6:LEU:CD2	1:B:76:GLU:N	17	2.5

Continued on next page...

Continued from previous page...

Key	Atom-1	Atom-2	Model ID	Violation (Å)
(3,1)	1:A:6:LEU:CD2	1:B:77:GLY:N	17	2.5
(3,1)	1:A:6:LEU:CD2	1:B:78:PHE:N	17	2.5
(3,1)	1:A:6:LEU:CD2	1:B:79:LEU:N	17	2.5
(3,1)	1:A:6:LEU:CD2	1:B:80:CYS:N	17	2.5
(3,1)	1:A:6:LEU:CD2	5:B:203:7Q9:N	17	2.5
(3,1)	1:A:6:LEU:CD2	5:B:204:7Q9:N	17	2.5
(3,1)	1:A:6:LEU:CD2	5:B:205:7Q9:N	17	2.5
(3,1)	1:A:6:LEU:CD2	5:B:206:7Q9:N	17	2.5
(3,1)	1:A:6:LEU:CD2	5:B:207:7Q9:N	17	2.5
(3,1)	1:A:6:LEU:CD2	6:B:208:17F:N1	17	2.5
(3,1)	1:A:6:LEU:CD2	5:B:209:7Q9:N	17	2.5
(3,1)	1:A:6:LEU:CD2	5:B:210:7Q9:N	17	2.5
(3,1)	1:A:6:LEU:CD2	5:B:211:7Q9:N	17	2.5
(3,1)	1:A:6:LEU:CD2	5:B:212:7Q9:N	17	2.5
(3,1)	1:A:6:LEU:CD2	5:B:213:7Q9:N	17	2.5
(3,1)	1:A:6:LEU:CD2	6:B:214:17F:N1	17	2.5
(3,1)	1:A:6:LEU:CD2	6:B:215:17F:N1	17	2.5
(3,1)	1:A:6:LEU:CD2	5:B:216:7Q9:N	17	2.5
(3,1)	1:A:6:LEU:CD2	5:B:217:7Q9:N	17	2.5
(3,1)	1:A:6:LEU:CD2	5:B:218:7Q9:N	17	2.5
(3,1)	1:A:6:LEU:CD2	6:B:219:17F:N1	17	2.5
(3,1)	1:A:6:LEU:CD2	5:B:220:7Q9:N	17	2.5
(3,10)	1:A:55:ILE:CD1	1:B:2:THR:N	8	2.49
(3,10)	1:A:55:ILE:CD1	1:B:3:GLU:N	8	2.49
(3,10)	1:A:55:ILE:CD1	1:B:4:TYR:N	8	2.49
(3,10)	1:A:55:ILE:CD1	1:B:5:LYS:N	8	2.49
(3,10)	1:A:55:ILE:CD1	1:B:6:LEU:N	8	2.49
(3,10)	1:A:55:ILE:CD1	1:B:7:VAL:N	8	2.49
(3,10)	1:A:55:ILE:CD1	1:B:8:VAL:N	8	2.49
(3,10)	1:A:55:ILE:CD1	1:B:9:VAL:N	8	2.49
(3,10)	1:A:55:ILE:CD1	1:B:10:GLY:N	8	2.49
(3,10)	1:A:55:ILE:CD1	1:B:11:ALA:N	8	2.49
(3,10)	1:A:55:ILE:CD1	1:B:12:ASP:N	8	2.49
(3,10)	1:A:55:ILE:CD1	1:B:13:GLY:N	8	2.49
(3,10)	1:A:55:ILE:CD1	1:B:14:VAL:N	8	2.49
(3,10)	1:A:55:ILE:CD1	1:B:15:GLY:N	8	2.49
(3,10)	1:A:55:ILE:CD1	1:B:16:LYS:N	8	2.49
(3,10)	1:A:55:ILE:CD1	1:B:17:SER:N	8	2.49
(3,10)	1:A:55:ILE:CD1	1:B:18:ALA:N	8	2.49
(3,10)	1:A:55:ILE:CD1	1:B:19:LEU:N	8	2.49
(3,10)	1:A:55:ILE:CD1	1:B:20:THR:N	8	2.49
(3,10)	1:A:55:ILE:CD1	1:B:21:ILE:N	8	2.49

Continued on next page...

Continued from previous page...

Key	Atom-1	Atom-2	Model ID	Violation (Å)
(3,10)	1:A:55:ILE:CD1	1:B:22:GLN:N	8	2.49
(3,10)	1:A:55:ILE:CD1	1:B:23:LEU:N	8	2.49
(3,10)	1:A:55:ILE:CD1	1:B:24:ILE:N	8	2.49
(3,10)	1:A:55:ILE:CD1	1:B:25:GLN:N	8	2.49
(3,10)	1:A:55:ILE:CD1	1:B:26:ASN:N	8	2.49
(3,10)	1:A:55:ILE:CD1	1:B:27:HIS:N	8	2.49
(3,10)	1:A:55:ILE:CD1	1:B:28:PHE:N	8	2.49
(3,10)	1:A:55:ILE:CD1	1:B:29:VAL:N	8	2.49
(3,10)	1:A:55:ILE:CD1	1:B:30:ASP:N	8	2.49
(3,10)	1:A:55:ILE:CD1	1:B:31:GLU:N	8	2.49
(3,10)	1:A:55:ILE:CD1	1:B:32:TYR:N	8	2.49
(3,10)	1:A:55:ILE:CD1	1:B:33:ASP:N	8	2.49
(3,10)	1:A:55:ILE:CD1	1:B:34:PRO:N	8	2.49
(3,10)	1:A:55:ILE:CD1	1:B:35:THR:N	8	2.49
(3,10)	1:A:55:ILE:CD1	1:B:36:ILE:N	8	2.49
(3,10)	1:A:55:ILE:CD1	1:B:37:GLU:N	8	2.49
(3,10)	1:A:55:ILE:CD1	1:B:38:ASP:N	8	2.49
(3,10)	1:A:55:ILE:CD1	1:B:39:SER:N	8	2.49
(3,10)	1:A:55:ILE:CD1	1:B:40:TYR:N	8	2.49
(3,10)	1:A:55:ILE:CD1	1:B:41:ARG:N	8	2.49
(3,10)	1:A:55:ILE:CD1	1:B:42:LYS:N	8	2.49
(3,10)	1:A:55:ILE:CD1	1:B:43:GLN:N	8	2.49
(3,10)	1:A:55:ILE:CD1	1:B:44:VAL:N	8	2.49
(3,10)	1:A:55:ILE:CD1	1:B:45:VAL:N	8	2.49
(3,10)	1:A:55:ILE:CD1	1:B:46:ILE:N	8	2.49
(3,10)	1:A:55:ILE:CD1	1:B:47:ASP:N	8	2.49
(3,10)	1:A:55:ILE:CD1	1:B:48:GLY:N	8	2.49
(3,10)	1:A:55:ILE:CD1	1:B:49:GLU:N	8	2.49
(3,10)	1:A:55:ILE:CD1	1:B:50:THR:N	8	2.49
(3,10)	1:A:55:ILE:CD1	1:B:51:CYS:N	8	2.49
(3,10)	1:A:55:ILE:CD1	1:B:52:LEU:N	8	2.49
(3,10)	1:A:55:ILE:CD1	1:B:53:LEU:N	8	2.49
(3,10)	1:A:55:ILE:CD1	1:B:54:ASP:N	8	2.49
(3,10)	1:A:55:ILE:CD1	1:B:55:ILE:N	8	2.49
(3,10)	1:A:55:ILE:CD1	1:B:56:LEU:N	8	2.49
(3,10)	1:A:55:ILE:CD1	1:B:57:ASP:N	8	2.49
(3,10)	1:A:55:ILE:CD1	1:B:58:THR:N	8	2.49
(3,10)	1:A:55:ILE:CD1	1:B:59:ALA:N	8	2.49
(3,10)	1:A:55:ILE:CD1	1:B:60:GLY:N	8	2.49
(3,10)	1:A:55:ILE:CD1	1:B:61:GLN:N	8	2.49
(3,10)	1:A:55:ILE:CD1	1:B:62:GLU:N	8	2.49
(3,10)	1:A:55:ILE:CD1	1:B:63:GLU:N	8	2.49

Continued on next page...

Continued from previous page...

Key	Atom-1	Atom-2	Model ID	Violation (Å)
(3,10)	1:A:55:ILE:CD1	1:B:64:TYR:N	8	2.49
(3,10)	1:A:55:ILE:CD1	1:B:65:SER:N	8	2.49
(3,10)	1:A:55:ILE:CD1	1:B:66:ALA:N	8	2.49
(3,10)	1:A:55:ILE:CD1	1:B:67:MET:N	8	2.49
(3,10)	1:A:55:ILE:CD1	1:B:68:ARG:N	8	2.49
(3,10)	1:A:55:ILE:CD1	1:B:69:ASP:N	8	2.49
(3,10)	1:A:55:ILE:CD1	1:B:70:GLN:N	8	2.49
(3,10)	1:A:55:ILE:CD1	1:B:71:TYR:N	8	2.49
(3,10)	1:A:55:ILE:CD1	1:B:72:MET:N	8	2.49
(3,10)	1:A:55:ILE:CD1	1:B:73:ARG:N	8	2.49
(3,10)	1:A:55:ILE:CD1	1:B:74:THR:N	8	2.49
(3,10)	1:A:55:ILE:CD1	1:B:75:GLY:N	8	2.49
(3,10)	1:A:55:ILE:CD1	1:B:76:GLU:N	8	2.49
(3,10)	1:A:55:ILE:CD1	1:B:77:GLY:N	8	2.49
(3,10)	1:A:55:ILE:CD1	1:B:78:PHE:N	8	2.49
(3,10)	1:A:55:ILE:CD1	1:B:79:LEU:N	8	2.49
(3,10)	1:A:55:ILE:CD1	1:B:80:CYS:N	8	2.49
(3,10)	1:A:55:ILE:CD1	5:B:203:7Q9:N	8	2.49
(3,10)	1:A:55:ILE:CD1	5:B:204:7Q9:N	8	2.49
(3,10)	1:A:55:ILE:CD1	5:B:205:7Q9:N	8	2.49
(3,10)	1:A:55:ILE:CD1	5:B:206:7Q9:N	8	2.49
(3,10)	1:A:55:ILE:CD1	5:B:207:7Q9:N	8	2.49
(3,10)	1:A:55:ILE:CD1	6:B:208:17F:N1	8	2.49
(3,10)	1:A:55:ILE:CD1	5:B:209:7Q9:N	8	2.49
(3,10)	1:A:55:ILE:CD1	5:B:210:7Q9:N	8	2.49
(3,10)	1:A:55:ILE:CD1	5:B:211:7Q9:N	8	2.49
(3,10)	1:A:55:ILE:CD1	5:B:212:7Q9:N	8	2.49
(3,10)	1:A:55:ILE:CD1	5:B:213:7Q9:N	8	2.49
(3,10)	1:A:55:ILE:CD1	6:B:214:17F:N1	8	2.49
(3,10)	1:A:55:ILE:CD1	6:B:215:17F:N1	8	2.49
(3,10)	1:A:55:ILE:CD1	5:B:216:7Q9:N	8	2.49
(3,10)	1:A:55:ILE:CD1	5:B:217:7Q9:N	8	2.49
(3,10)	1:A:55:ILE:CD1	5:B:218:7Q9:N	8	2.49
(3,10)	1:A:55:ILE:CD1	6:B:219:17F:N1	8	2.49
(3,10)	1:A:55:ILE:CD1	5:B:220:7Q9:N	8	2.49
(3,10)	1:A:55:ILE:CD1	1:B:2:THR:N	9	2.49
(3,10)	1:A:55:ILE:CD1	1:B:3:GLU:N	9	2.49
(3,10)	1:A:55:ILE:CD1	1:B:4:TYR:N	9	2.49
(3,10)	1:A:55:ILE:CD1	1:B:5:LYS:N	9	2.49
(3,10)	1:A:55:ILE:CD1	1:B:6:LEU:N	9	2.49
(3,10)	1:A:55:ILE:CD1	1:B:7:VAL:N	9	2.49
(3,10)	1:A:55:ILE:CD1	1:B:8:VAL:N	9	2.49

Continued on next page...

Continued from previous page...

Key	Atom-1	Atom-2	Model ID	Violation (Å)
(3,10)	1:A:55:ILE:CD1	1:B:9:VAL:N	9	2.49
(3,10)	1:A:55:ILE:CD1	1:B:10:GLY:N	9	2.49
(3,10)	1:A:55:ILE:CD1	1:B:11:ALA:N	9	2.49
(3,10)	1:A:55:ILE:CD1	1:B:12:ASP:N	9	2.49
(3,10)	1:A:55:ILE:CD1	1:B:13:GLY:N	9	2.49
(3,10)	1:A:55:ILE:CD1	1:B:14:VAL:N	9	2.49
(3,10)	1:A:55:ILE:CD1	1:B:15:GLY:N	9	2.49
(3,10)	1:A:55:ILE:CD1	1:B:16:LYS:N	9	2.49
(3,10)	1:A:55:ILE:CD1	1:B:17:SER:N	9	2.49
(3,10)	1:A:55:ILE:CD1	1:B:18:ALA:N	9	2.49
(3,10)	1:A:55:ILE:CD1	1:B:19:LEU:N	9	2.49
(3,10)	1:A:55:ILE:CD1	1:B:20:THR:N	9	2.49
(3,10)	1:A:55:ILE:CD1	1:B:21:ILE:N	9	2.49
(3,10)	1:A:55:ILE:CD1	1:B:22:GLN:N	9	2.49
(3,10)	1:A:55:ILE:CD1	1:B:23:LEU:N	9	2.49
(3,10)	1:A:55:ILE:CD1	1:B:24:ILE:N	9	2.49
(3,10)	1:A:55:ILE:CD1	1:B:25:GLN:N	9	2.49
(3,10)	1:A:55:ILE:CD1	1:B:26:ASN:N	9	2.49
(3,10)	1:A:55:ILE:CD1	1:B:27:HIS:N	9	2.49
(3,10)	1:A:55:ILE:CD1	1:B:28:PHE:N	9	2.49
(3,10)	1:A:55:ILE:CD1	1:B:29:VAL:N	9	2.49
(3,10)	1:A:55:ILE:CD1	1:B:30:ASP:N	9	2.49
(3,10)	1:A:55:ILE:CD1	1:B:31:GLU:N	9	2.49
(3,10)	1:A:55:ILE:CD1	1:B:32:TYR:N	9	2.49
(3,10)	1:A:55:ILE:CD1	1:B:33:ASP:N	9	2.49
(3,10)	1:A:55:ILE:CD1	1:B:34:PRO:N	9	2.49
(3,10)	1:A:55:ILE:CD1	1:B:35:THR:N	9	2.49
(3,10)	1:A:55:ILE:CD1	1:B:36:ILE:N	9	2.49
(3,10)	1:A:55:ILE:CD1	1:B:37:GLU:N	9	2.49
(3,10)	1:A:55:ILE:CD1	1:B:38:ASP:N	9	2.49
(3,10)	1:A:55:ILE:CD1	1:B:39:SER:N	9	2.49
(3,10)	1:A:55:ILE:CD1	1:B:40:TYR:N	9	2.49
(3,10)	1:A:55:ILE:CD1	1:B:41:ARG:N	9	2.49
(3,10)	1:A:55:ILE:CD1	1:B:42:LYS:N	9	2.49
(3,10)	1:A:55:ILE:CD1	1:B:43:GLN:N	9	2.49
(3,10)	1:A:55:ILE:CD1	1:B:44:VAL:N	9	2.49
(3,10)	1:A:55:ILE:CD1	1:B:45:VAL:N	9	2.49
(3,10)	1:A:55:ILE:CD1	1:B:46:ILE:N	9	2.49
(3,10)	1:A:55:ILE:CD1	1:B:47:ASP:N	9	2.49
(3,10)	1:A:55:ILE:CD1	1:B:48:GLY:N	9	2.49
(3,10)	1:A:55:ILE:CD1	1:B:49:GLU:N	9	2.49
(3,10)	1:A:55:ILE:CD1	1:B:50:THR:N	9	2.49

Continued on next page...

Continued from previous page...

Key	Atom-1	Atom-2	Model ID	Violation (Å)
(3,10)	1:A:55:ILE:CD1	1:B:51:CYS:N	9	2.49
(3,10)	1:A:55:ILE:CD1	1:B:52:LEU:N	9	2.49
(3,10)	1:A:55:ILE:CD1	1:B:53:LEU:N	9	2.49
(3,10)	1:A:55:ILE:CD1	1:B:54:ASP:N	9	2.49
(3,10)	1:A:55:ILE:CD1	1:B:55:ILE:N	9	2.49
(3,10)	1:A:55:ILE:CD1	1:B:56:LEU:N	9	2.49
(3,10)	1:A:55:ILE:CD1	1:B:57:ASP:N	9	2.49
(3,10)	1:A:55:ILE:CD1	1:B:58:THR:N	9	2.49
(3,10)	1:A:55:ILE:CD1	1:B:59:ALA:N	9	2.49
(3,10)	1:A:55:ILE:CD1	1:B:60:GLY:N	9	2.49
(3,10)	1:A:55:ILE:CD1	1:B:61:GLN:N	9	2.49
(3,10)	1:A:55:ILE:CD1	1:B:62:GLU:N	9	2.49
(3,10)	1:A:55:ILE:CD1	1:B:63:GLU:N	9	2.49
(3,10)	1:A:55:ILE:CD1	1:B:64:TYR:N	9	2.49
(3,10)	1:A:55:ILE:CD1	1:B:65:SER:N	9	2.49
(3,10)	1:A:55:ILE:CD1	1:B:66:ALA:N	9	2.49
(3,10)	1:A:55:ILE:CD1	1:B:67:MET:N	9	2.49
(3,10)	1:A:55:ILE:CD1	1:B:68:ARG:N	9	2.49
(3,10)	1:A:55:ILE:CD1	1:B:69:ASP:N	9	2.49
(3,10)	1:A:55:ILE:CD1	1:B:70:GLN:N	9	2.49
(3,10)	1:A:55:ILE:CD1	1:B:71:TYR:N	9	2.49
(3,10)	1:A:55:ILE:CD1	1:B:72:MET:N	9	2.49
(3,10)	1:A:55:ILE:CD1	1:B:73:ARG:N	9	2.49
(3,10)	1:A:55:ILE:CD1	1:B:74:THR:N	9	2.49
(3,10)	1:A:55:ILE:CD1	1:B:75:GLY:N	9	2.49
(3,10)	1:A:55:ILE:CD1	1:B:76:GLU:N	9	2.49
(3,10)	1:A:55:ILE:CD1	1:B:77:GLY:N	9	2.49
(3,10)	1:A:55:ILE:CD1	1:B:78:PHE:N	9	2.49
(3,10)	1:A:55:ILE:CD1	1:B:79:LEU:N	9	2.49
(3,10)	1:A:55:ILE:CD1	1:B:80:CYS:N	9	2.49
(3,10)	1:A:55:ILE:CD1	5:B:203:7Q9:N	9	2.49
(3,10)	1:A:55:ILE:CD1	5:B:204:7Q9:N	9	2.49
(3,10)	1:A:55:ILE:CD1	5:B:205:7Q9:N	9	2.49
(3,10)	1:A:55:ILE:CD1	5:B:206:7Q9:N	9	2.49
(3,10)	1:A:55:ILE:CD1	5:B:207:7Q9:N	9	2.49
(3,10)	1:A:55:ILE:CD1	6:B:208:17F:N1	9	2.49
(3,10)	1:A:55:ILE:CD1	5:B:209:7Q9:N	9	2.49
(3,10)	1:A:55:ILE:CD1	5:B:210:7Q9:N	9	2.49
(3,10)	1:A:55:ILE:CD1	5:B:211:7Q9:N	9	2.49
(3,10)	1:A:55:ILE:CD1	5:B:212:7Q9:N	9	2.49
(3,10)	1:A:55:ILE:CD1	5:B:213:7Q9:N	9	2.49
(3,10)	1:A:55:ILE:CD1	6:B:214:17F:N1	9	2.49

Continued on next page...

Continued from previous page...

Key	Atom-1	Atom-2	Model ID	Violation (Å)
(3,10)	1:A:55:ILE:CD1	6:B:215:17F:N1	9	2.49
(3,10)	1:A:55:ILE:CD1	5:B:216:7Q9:N	9	2.49
(3,10)	1:A:55:ILE:CD1	5:B:217:7Q9:N	9	2.49
(3,10)	1:A:55:ILE:CD1	5:B:218:7Q9:N	9	2.49
(3,10)	1:A:55:ILE:CD1	6:B:219:17F:N1	9	2.49
(3,10)	1:A:55:ILE:CD1	5:B:220:7Q9:N	9	2.49
(3,13)	1:A:160:VAL:CG1	1:B:2:THR:N	12	2.48
(3,13)	1:A:160:VAL:CG1	1:B:3:GLU:N	12	2.48
(3,13)	1:A:160:VAL:CG1	1:B:4:TYR:N	12	2.48
(3,13)	1:A:160:VAL:CG1	1:B:5:LYS:N	12	2.48
(3,13)	1:A:160:VAL:CG1	1:B:6:LEU:N	12	2.48
(3,13)	1:A:160:VAL:CG1	1:B:7:VAL:N	12	2.48
(3,13)	1:A:160:VAL:CG1	1:B:8:VAL:N	12	2.48
(3,13)	1:A:160:VAL:CG1	1:B:9:VAL:N	12	2.48
(3,13)	1:A:160:VAL:CG1	1:B:10:GLY:N	12	2.48
(3,13)	1:A:160:VAL:CG1	1:B:11:ALA:N	12	2.48
(3,13)	1:A:160:VAL:CG1	1:B:12:ASP:N	12	2.48
(3,13)	1:A:160:VAL:CG1	1:B:13:GLY:N	12	2.48
(3,13)	1:A:160:VAL:CG1	1:B:14:VAL:N	12	2.48
(3,13)	1:A:160:VAL:CG1	1:B:15:GLY:N	12	2.48
(3,13)	1:A:160:VAL:CG1	1:B:16:LYS:N	12	2.48
(3,13)	1:A:160:VAL:CG1	1:B:17:SER:N	12	2.48
(3,13)	1:A:160:VAL:CG1	1:B:18:ALA:N	12	2.48
(3,13)	1:A:160:VAL:CG1	1:B:19:LEU:N	12	2.48
(3,13)	1:A:160:VAL:CG1	1:B:20:THR:N	12	2.48
(3,13)	1:A:160:VAL:CG1	1:B:21:ILE:N	12	2.48
(3,13)	1:A:160:VAL:CG1	1:B:22:GLN:N	12	2.48
(3,13)	1:A:160:VAL:CG1	1:B:23:LEU:N	12	2.48
(3,13)	1:A:160:VAL:CG1	1:B:24:ILE:N	12	2.48
(3,13)	1:A:160:VAL:CG1	1:B:25:GLN:N	12	2.48
(3,13)	1:A:160:VAL:CG1	1:B:26:ASN:N	12	2.48
(3,13)	1:A:160:VAL:CG1	1:B:27:HIS:N	12	2.48
(3,13)	1:A:160:VAL:CG1	1:B:28:PHE:N	12	2.48
(3,13)	1:A:160:VAL:CG1	1:B:29:VAL:N	12	2.48
(3,13)	1:A:160:VAL:CG1	1:B:30:ASP:N	12	2.48
(3,13)	1:A:160:VAL:CG1	1:B:31:GLU:N	12	2.48
(3,13)	1:A:160:VAL:CG1	1:B:32:TYR:N	12	2.48
(3,13)	1:A:160:VAL:CG1	1:B:33:ASP:N	12	2.48
(3,13)	1:A:160:VAL:CG1	1:B:34:PRO:N	12	2.48
(3,13)	1:A:160:VAL:CG1	1:B:35:THR:N	12	2.48
(3,13)	1:A:160:VAL:CG1	1:B:36:ILE:N	12	2.48
(3,13)	1:A:160:VAL:CG1	1:B:37:GLU:N	12	2.48

Continued on next page...

Continued from previous page...

Key	Atom-1	Atom-2	Model ID	Violation (Å)
(3,13)	1:A:160:VAL:CG1	1:B:38:ASP:N	12	2.48
(3,13)	1:A:160:VAL:CG1	1:B:39:SER:N	12	2.48
(3,13)	1:A:160:VAL:CG1	1:B:40:TYR:N	12	2.48
(3,13)	1:A:160:VAL:CG1	1:B:41:ARG:N	12	2.48
(3,13)	1:A:160:VAL:CG1	1:B:42:LYS:N	12	2.48
(3,13)	1:A:160:VAL:CG1	1:B:43:GLN:N	12	2.48
(3,13)	1:A:160:VAL:CG1	1:B:44:VAL:N	12	2.48
(3,13)	1:A:160:VAL:CG1	1:B:45:VAL:N	12	2.48
(3,13)	1:A:160:VAL:CG1	1:B:46:ILE:N	12	2.48
(3,13)	1:A:160:VAL:CG1	1:B:47:ASP:N	12	2.48
(3,13)	1:A:160:VAL:CG1	1:B:48:GLY:N	12	2.48
(3,13)	1:A:160:VAL:CG1	1:B:49:GLU:N	12	2.48
(3,13)	1:A:160:VAL:CG1	1:B:50:THR:N	12	2.48
(3,13)	1:A:160:VAL:CG1	1:B:51:CYS:N	12	2.48
(3,13)	1:A:160:VAL:CG1	1:B:52:LEU:N	12	2.48
(3,13)	1:A:160:VAL:CG1	1:B:53:LEU:N	12	2.48
(3,13)	1:A:160:VAL:CG1	1:B:54:ASP:N	12	2.48
(3,13)	1:A:160:VAL:CG1	1:B:55:ILE:N	12	2.48
(3,13)	1:A:160:VAL:CG1	1:B:56:LEU:N	12	2.48
(3,13)	1:A:160:VAL:CG1	1:B:57:ASP:N	12	2.48
(3,13)	1:A:160:VAL:CG1	1:B:58:THR:N	12	2.48
(3,13)	1:A:160:VAL:CG1	1:B:59:ALA:N	12	2.48
(3,13)	1:A:160:VAL:CG1	1:B:60:GLY:N	12	2.48
(3,13)	1:A:160:VAL:CG1	1:B:61:GLN:N	12	2.48
(3,13)	1:A:160:VAL:CG1	1:B:62:GLU:N	12	2.48
(3,13)	1:A:160:VAL:CG1	1:B:63:GLU:N	12	2.48
(3,13)	1:A:160:VAL:CG1	1:B:64:TYR:N	12	2.48
(3,13)	1:A:160:VAL:CG1	1:B:65:SER:N	12	2.48
(3,13)	1:A:160:VAL:CG1	1:B:66:ALA:N	12	2.48
(3,13)	1:A:160:VAL:CG1	1:B:67:MET:N	12	2.48
(3,13)	1:A:160:VAL:CG1	1:B:68:ARG:N	12	2.48
(3,13)	1:A:160:VAL:CG1	1:B:69:ASP:N	12	2.48
(3,13)	1:A:160:VAL:CG1	1:B:70:GLN:N	12	2.48
(3,13)	1:A:160:VAL:CG1	1:B:71:TYR:N	12	2.48
(3,13)	1:A:160:VAL:CG1	1:B:72:MET:N	12	2.48
(3,13)	1:A:160:VAL:CG1	1:B:73:ARG:N	12	2.48
(3,13)	1:A:160:VAL:CG1	1:B:74:THR:N	12	2.48
(3,13)	1:A:160:VAL:CG1	1:B:75:GLY:N	12	2.48
(3,13)	1:A:160:VAL:CG1	1:B:76:GLU:N	12	2.48
(3,13)	1:A:160:VAL:CG1	1:B:77:GLY:N	12	2.48
(3,13)	1:A:160:VAL:CG1	1:B:78:PHE:N	12	2.48
(3,13)	1:A:160:VAL:CG1	1:B:79:LEU:N	12	2.48

Continued on next page...

Continued from previous page...

Key	Atom-1	Atom-2	Model ID	Violation (Å)
(3,13)	1:A:160:VAL:CG1	1:B:80:CYS:N	12	2.48
(3,13)	1:A:160:VAL:CG1	5:B:203:7Q9:N	12	2.48
(3,13)	1:A:160:VAL:CG1	5:B:204:7Q9:N	12	2.48
(3,13)	1:A:160:VAL:CG1	5:B:205:7Q9:N	12	2.48
(3,13)	1:A:160:VAL:CG1	5:B:206:7Q9:N	12	2.48
(3,13)	1:A:160:VAL:CG1	5:B:207:7Q9:N	12	2.48
(3,13)	1:A:160:VAL:CG1	6:B:208:17F:N1	12	2.48
(3,13)	1:A:160:VAL:CG1	5:B:209:7Q9:N	12	2.48
(3,13)	1:A:160:VAL:CG1	5:B:210:7Q9:N	12	2.48
(3,13)	1:A:160:VAL:CG1	5:B:211:7Q9:N	12	2.48
(3,13)	1:A:160:VAL:CG1	5:B:212:7Q9:N	12	2.48
(3,13)	1:A:160:VAL:CG1	5:B:213:7Q9:N	12	2.48
(3,13)	1:A:160:VAL:CG1	6:B:214:17F:N1	12	2.48
(3,13)	1:A:160:VAL:CG1	6:B:215:17F:N1	12	2.48
(3,13)	1:A:160:VAL:CG1	5:B:216:7Q9:N	12	2.48
(3,13)	1:A:160:VAL:CG1	5:B:217:7Q9:N	12	2.48
(3,13)	1:A:160:VAL:CG1	5:B:218:7Q9:N	12	2.48
(3,13)	1:A:160:VAL:CG1	6:B:219:17F:N1	12	2.48
(3,13)	1:A:160:VAL:CG1	5:B:220:7Q9:N	12	2.48
(3,13)	1:A:160:VAL:CG2	1:B:2:THR:N	12	2.48
(3,13)	1:A:160:VAL:CG2	1:B:3:GLU:N	12	2.48
(3,13)	1:A:160:VAL:CG2	1:B:4:TYR:N	12	2.48
(3,13)	1:A:160:VAL:CG2	1:B:5:LYS:N	12	2.48
(3,13)	1:A:160:VAL:CG2	1:B:6:LEU:N	12	2.48
(3,13)	1:A:160:VAL:CG2	1:B:7:VAL:N	12	2.48
(3,13)	1:A:160:VAL:CG2	1:B:8:VAL:N	12	2.48
(3,13)	1:A:160:VAL:CG2	1:B:9:VAL:N	12	2.48
(3,13)	1:A:160:VAL:CG2	1:B:10:GLY:N	12	2.48
(3,13)	1:A:160:VAL:CG2	1:B:11:ALA:N	12	2.48
(3,13)	1:A:160:VAL:CG2	1:B:12:ASP:N	12	2.48
(3,13)	1:A:160:VAL:CG2	1:B:13:GLY:N	12	2.48
(3,13)	1:A:160:VAL:CG2	1:B:14:VAL:N	12	2.48
(3,13)	1:A:160:VAL:CG2	1:B:15:GLY:N	12	2.48
(3,13)	1:A:160:VAL:CG2	1:B:16:LYS:N	12	2.48
(3,13)	1:A:160:VAL:CG2	1:B:17:SER:N	12	2.48
(3,13)	1:A:160:VAL:CG2	1:B:18:ALA:N	12	2.48
(3,13)	1:A:160:VAL:CG2	1:B:19:LEU:N	12	2.48
(3,13)	1:A:160:VAL:CG2	1:B:20:THR:N	12	2.48
(3,13)	1:A:160:VAL:CG2	1:B:21:ILE:N	12	2.48
(3,13)	1:A:160:VAL:CG2	1:B:22:GLN:N	12	2.48
(3,13)	1:A:160:VAL:CG2	1:B:23:LEU:N	12	2.48
(3,13)	1:A:160:VAL:CG2	1:B:24:ILE:N	12	2.48

Continued on next page...

Continued from previous page...

Key	Atom-1	Atom-2	Model ID	Violation (Å)
(3,13)	1:A:160:VAL:CG2	1:B:25:GLN:N	12	2.48
(3,13)	1:A:160:VAL:CG2	1:B:26:ASN:N	12	2.48
(3,13)	1:A:160:VAL:CG2	1:B:27:HIS:N	12	2.48
(3,13)	1:A:160:VAL:CG2	1:B:28:PHE:N	12	2.48
(3,13)	1:A:160:VAL:CG2	1:B:29:VAL:N	12	2.48
(3,13)	1:A:160:VAL:CG2	1:B:30:ASP:N	12	2.48
(3,13)	1:A:160:VAL:CG2	1:B:31:GLU:N	12	2.48
(3,13)	1:A:160:VAL:CG2	1:B:32:TYR:N	12	2.48
(3,13)	1:A:160:VAL:CG2	1:B:33:ASP:N	12	2.48
(3,13)	1:A:160:VAL:CG2	1:B:34:PRO:N	12	2.48
(3,13)	1:A:160:VAL:CG2	1:B:35:THR:N	12	2.48
(3,13)	1:A:160:VAL:CG2	1:B:36:ILE:N	12	2.48
(3,13)	1:A:160:VAL:CG2	1:B:37:GLU:N	12	2.48
(3,13)	1:A:160:VAL:CG2	1:B:38:ASP:N	12	2.48
(3,13)	1:A:160:VAL:CG2	1:B:39:SER:N	12	2.48
(3,13)	1:A:160:VAL:CG2	1:B:40:TYR:N	12	2.48
(3,13)	1:A:160:VAL:CG2	1:B:41:ARG:N	12	2.48
(3,13)	1:A:160:VAL:CG2	1:B:42:LYS:N	12	2.48
(3,13)	1:A:160:VAL:CG2	1:B:43:GLN:N	12	2.48
(3,13)	1:A:160:VAL:CG2	1:B:44:VAL:N	12	2.48
(3,13)	1:A:160:VAL:CG2	1:B:45:VAL:N	12	2.48
(3,13)	1:A:160:VAL:CG2	1:B:46:ILE:N	12	2.48
(3,13)	1:A:160:VAL:CG2	1:B:47:ASP:N	12	2.48
(3,13)	1:A:160:VAL:CG2	1:B:48:GLY:N	12	2.48
(3,13)	1:A:160:VAL:CG2	1:B:49:GLU:N	12	2.48
(3,13)	1:A:160:VAL:CG2	1:B:50:THR:N	12	2.48
(3,13)	1:A:160:VAL:CG2	1:B:51:CYS:N	12	2.48
(3,13)	1:A:160:VAL:CG2	1:B:52:LEU:N	12	2.48
(3,13)	1:A:160:VAL:CG2	1:B:53:LEU:N	12	2.48
(3,13)	1:A:160:VAL:CG2	1:B:54:ASP:N	12	2.48
(3,13)	1:A:160:VAL:CG2	1:B:55:ILE:N	12	2.48
(3,13)	1:A:160:VAL:CG2	1:B:56:LEU:N	12	2.48
(3,13)	1:A:160:VAL:CG2	1:B:57:ASP:N	12	2.48
(3,13)	1:A:160:VAL:CG2	1:B:58:THR:N	12	2.48
(3,13)	1:A:160:VAL:CG2	1:B:59:ALA:N	12	2.48
(3,13)	1:A:160:VAL:CG2	1:B:60:GLY:N	12	2.48
(3,13)	1:A:160:VAL:CG2	1:B:61:GLN:N	12	2.48
(3,13)	1:A:160:VAL:CG2	1:B:62:GLU:N	12	2.48
(3,13)	1:A:160:VAL:CG2	1:B:63:GLU:N	12	2.48
(3,13)	1:A:160:VAL:CG2	1:B:64:TYR:N	12	2.48
(3,13)	1:A:160:VAL:CG2	1:B:65:SER:N	12	2.48
(3,13)	1:A:160:VAL:CG2	1:B:66:ALA:N	12	2.48

Continued on next page...

Continued from previous page...

Key	Atom-1	Atom-2	Model ID	Violation (Å)
(3,13)	1:A:160:VAL:CG2	1:B:67:MET:N	12	2.48
(3,13)	1:A:160:VAL:CG2	1:B:68:ARG:N	12	2.48
(3,13)	1:A:160:VAL:CG2	1:B:69:ASP:N	12	2.48
(3,13)	1:A:160:VAL:CG2	1:B:70:GLN:N	12	2.48
(3,13)	1:A:160:VAL:CG2	1:B:71:TYR:N	12	2.48
(3,13)	1:A:160:VAL:CG2	1:B:72:MET:N	12	2.48
(3,13)	1:A:160:VAL:CG2	1:B:73:ARG:N	12	2.48
(3,13)	1:A:160:VAL:CG2	1:B:74:THR:N	12	2.48
(3,13)	1:A:160:VAL:CG2	1:B:75:GLY:N	12	2.48
(3,13)	1:A:160:VAL:CG2	1:B:76:GLU:N	12	2.48
(3,13)	1:A:160:VAL:CG2	1:B:77:GLY:N	12	2.48
(3,13)	1:A:160:VAL:CG2	1:B:78:PHE:N	12	2.48
(3,13)	1:A:160:VAL:CG2	1:B:79:LEU:N	12	2.48
(3,13)	1:A:160:VAL:CG2	1:B:80:CYS:N	12	2.48
(3,13)	1:A:160:VAL:CG2	5:B:203:7Q9:N	12	2.48
(3,13)	1:A:160:VAL:CG2	5:B:204:7Q9:N	12	2.48
(3,13)	1:A:160:VAL:CG2	5:B:205:7Q9:N	12	2.48
(3,13)	1:A:160:VAL:CG2	5:B:206:7Q9:N	12	2.48
(3,13)	1:A:160:VAL:CG2	5:B:207:7Q9:N	12	2.48
(3,13)	1:A:160:VAL:CG2	6:B:208:17F:N1	12	2.48
(3,13)	1:A:160:VAL:CG2	5:B:209:7Q9:N	12	2.48
(3,13)	1:A:160:VAL:CG2	5:B:210:7Q9:N	12	2.48
(3,13)	1:A:160:VAL:CG2	5:B:211:7Q9:N	12	2.48
(3,13)	1:A:160:VAL:CG2	5:B:212:7Q9:N	12	2.48
(3,13)	1:A:160:VAL:CG2	5:B:213:7Q9:N	12	2.48
(3,13)	1:A:160:VAL:CG2	6:B:214:17F:N1	12	2.48
(3,13)	1:A:160:VAL:CG2	6:B:215:17F:N1	12	2.48
(3,13)	1:A:160:VAL:CG2	5:B:216:7Q9:N	12	2.48
(3,13)	1:A:160:VAL:CG2	5:B:217:7Q9:N	12	2.48
(3,13)	1:A:160:VAL:CG2	5:B:218:7Q9:N	12	2.48
(3,13)	1:A:160:VAL:CG2	6:B:219:17F:N1	12	2.48
(3,13)	1:A:160:VAL:CG2	5:B:220:7Q9:N	12	2.48
(3,1)	1:A:6:LEU:CD1	1:B:2:THR:N	12	2.48
(3,1)	1:A:6:LEU:CD1	1:B:3:GLU:N	12	2.48
(3,1)	1:A:6:LEU:CD1	1:B:4:TYR:N	12	2.48
(3,1)	1:A:6:LEU:CD1	1:B:5:LYS:N	12	2.48
(3,1)	1:A:6:LEU:CD1	1:B:6:LEU:N	12	2.48
(3,1)	1:A:6:LEU:CD1	1:B:7:VAL:N	12	2.48
(3,1)	1:A:6:LEU:CD1	1:B:8:VAL:N	12	2.48
(3,1)	1:A:6:LEU:CD1	1:B:9:VAL:N	12	2.48
(3,1)	1:A:6:LEU:CD1	1:B:10:GLY:N	12	2.48
(3,1)	1:A:6:LEU:CD1	1:B:11:ALA:N	12	2.48

Continued on next page...

Continued from previous page...

Key	Atom-1	Atom-2	Model ID	Violation (Å)
(3,1)	1:A:6:LEU:CD1	1:B:12:ASP:N	12	2.48
(3,1)	1:A:6:LEU:CD1	1:B:13:GLY:N	12	2.48
(3,1)	1:A:6:LEU:CD1	1:B:14:VAL:N	12	2.48
(3,1)	1:A:6:LEU:CD1	1:B:15:GLY:N	12	2.48
(3,1)	1:A:6:LEU:CD1	1:B:16:LYS:N	12	2.48
(3,1)	1:A:6:LEU:CD1	1:B:17:SER:N	12	2.48
(3,1)	1:A:6:LEU:CD1	1:B:18:ALA:N	12	2.48
(3,1)	1:A:6:LEU:CD1	1:B:19:LEU:N	12	2.48
(3,1)	1:A:6:LEU:CD1	1:B:20:THR:N	12	2.48
(3,1)	1:A:6:LEU:CD1	1:B:21:ILE:N	12	2.48
(3,1)	1:A:6:LEU:CD1	1:B:22:GLN:N	12	2.48
(3,1)	1:A:6:LEU:CD1	1:B:23:LEU:N	12	2.48
(3,1)	1:A:6:LEU:CD1	1:B:24:ILE:N	12	2.48
(3,1)	1:A:6:LEU:CD1	1:B:25:GLN:N	12	2.48
(3,1)	1:A:6:LEU:CD1	1:B:26:ASN:N	12	2.48
(3,1)	1:A:6:LEU:CD1	1:B:27:HIS:N	12	2.48
(3,1)	1:A:6:LEU:CD1	1:B:28:PHE:N	12	2.48
(3,1)	1:A:6:LEU:CD1	1:B:29:VAL:N	12	2.48
(3,1)	1:A:6:LEU:CD1	1:B:30:ASP:N	12	2.48
(3,1)	1:A:6:LEU:CD1	1:B:31:GLU:N	12	2.48
(3,1)	1:A:6:LEU:CD1	1:B:32:TYR:N	12	2.48
(3,1)	1:A:6:LEU:CD1	1:B:33:ASP:N	12	2.48
(3,1)	1:A:6:LEU:CD1	1:B:34:PRO:N	12	2.48
(3,1)	1:A:6:LEU:CD1	1:B:35:THR:N	12	2.48
(3,1)	1:A:6:LEU:CD1	1:B:36:ILE:N	12	2.48
(3,1)	1:A:6:LEU:CD1	1:B:37:GLU:N	12	2.48
(3,1)	1:A:6:LEU:CD1	1:B:38:ASP:N	12	2.48
(3,1)	1:A:6:LEU:CD1	1:B:39:SER:N	12	2.48
(3,1)	1:A:6:LEU:CD1	1:B:40:TYR:N	12	2.48
(3,1)	1:A:6:LEU:CD1	1:B:41:ARG:N	12	2.48
(3,1)	1:A:6:LEU:CD1	1:B:42:LYS:N	12	2.48
(3,1)	1:A:6:LEU:CD1	1:B:43:GLN:N	12	2.48
(3,1)	1:A:6:LEU:CD1	1:B:44:VAL:N	12	2.48
(3,1)	1:A:6:LEU:CD1	1:B:45:VAL:N	12	2.48
(3,1)	1:A:6:LEU:CD1	1:B:46:ILE:N	12	2.48
(3,1)	1:A:6:LEU:CD1	1:B:47:ASP:N	12	2.48
(3,1)	1:A:6:LEU:CD1	1:B:48:GLY:N	12	2.48
(3,1)	1:A:6:LEU:CD1	1:B:49:GLU:N	12	2.48
(3,1)	1:A:6:LEU:CD1	1:B:50:THR:N	12	2.48
(3,1)	1:A:6:LEU:CD1	1:B:51:CYS:N	12	2.48
(3,1)	1:A:6:LEU:CD1	1:B:52:LEU:N	12	2.48
(3,1)	1:A:6:LEU:CD1	1:B:53:LEU:N	12	2.48

Continued on next page...

Continued from previous page...

Key	Atom-1	Atom-2	Model ID	Violation (Å)
(3,1)	1:A:6:LEU:CD1	1:B:54:ASP:N	12	2.48
(3,1)	1:A:6:LEU:CD1	1:B:55:ILE:N	12	2.48
(3,1)	1:A:6:LEU:CD1	1:B:56:LEU:N	12	2.48
(3,1)	1:A:6:LEU:CD1	1:B:57:ASP:N	12	2.48
(3,1)	1:A:6:LEU:CD1	1:B:58:THR:N	12	2.48
(3,1)	1:A:6:LEU:CD1	1:B:59:ALA:N	12	2.48
(3,1)	1:A:6:LEU:CD1	1:B:60:GLY:N	12	2.48
(3,1)	1:A:6:LEU:CD1	1:B:61:GLN:N	12	2.48
(3,1)	1:A:6:LEU:CD1	1:B:62:GLU:N	12	2.48
(3,1)	1:A:6:LEU:CD1	1:B:63:GLU:N	12	2.48
(3,1)	1:A:6:LEU:CD1	1:B:64:TYR:N	12	2.48
(3,1)	1:A:6:LEU:CD1	1:B:65:SER:N	12	2.48
(3,1)	1:A:6:LEU:CD1	1:B:66:ALA:N	12	2.48
(3,1)	1:A:6:LEU:CD1	1:B:67:MET:N	12	2.48
(3,1)	1:A:6:LEU:CD1	1:B:68:ARG:N	12	2.48
(3,1)	1:A:6:LEU:CD1	1:B:69:ASP:N	12	2.48
(3,1)	1:A:6:LEU:CD1	1:B:70:GLN:N	12	2.48
(3,1)	1:A:6:LEU:CD1	1:B:71:TYR:N	12	2.48
(3,1)	1:A:6:LEU:CD1	1:B:72:MET:N	12	2.48
(3,1)	1:A:6:LEU:CD1	1:B:73:ARG:N	12	2.48
(3,1)	1:A:6:LEU:CD1	1:B:74:THR:N	12	2.48
(3,1)	1:A:6:LEU:CD1	1:B:75:GLY:N	12	2.48
(3,1)	1:A:6:LEU:CD1	1:B:76:GLU:N	12	2.48
(3,1)	1:A:6:LEU:CD1	1:B:77:GLY:N	12	2.48
(3,1)	1:A:6:LEU:CD1	1:B:78:PHE:N	12	2.48
(3,1)	1:A:6:LEU:CD1	1:B:79:LEU:N	12	2.48
(3,1)	1:A:6:LEU:CD1	1:B:80:CYS:N	12	2.48
(3,1)	1:A:6:LEU:CD1	5:B:203:7Q9:N	12	2.48
(3,1)	1:A:6:LEU:CD1	5:B:204:7Q9:N	12	2.48
(3,1)	1:A:6:LEU:CD1	5:B:205:7Q9:N	12	2.48
(3,1)	1:A:6:LEU:CD1	5:B:206:7Q9:N	12	2.48
(3,1)	1:A:6:LEU:CD1	5:B:207:7Q9:N	12	2.48
(3,1)	1:A:6:LEU:CD1	6:B:208:17F:N1	12	2.48
(3,1)	1:A:6:LEU:CD1	5:B:209:7Q9:N	12	2.48
(3,1)	1:A:6:LEU:CD1	5:B:210:7Q9:N	12	2.48
(3,1)	1:A:6:LEU:CD1	5:B:211:7Q9:N	12	2.48
(3,1)	1:A:6:LEU:CD1	5:B:212:7Q9:N	12	2.48
(3,1)	1:A:6:LEU:CD1	5:B:213:7Q9:N	12	2.48
(3,1)	1:A:6:LEU:CD1	6:B:214:17F:N1	12	2.48
(3,1)	1:A:6:LEU:CD1	6:B:215:17F:N1	12	2.48
(3,1)	1:A:6:LEU:CD1	5:B:216:7Q9:N	12	2.48
(3,1)	1:A:6:LEU:CD1	5:B:217:7Q9:N	12	2.48

Continued on next page...

Continued from previous page...

Key	Atom-1	Atom-2	Model ID	Violation (Å)
(3,1)	1:A:6:LEU:CD1	5:B:218:7Q9:N	12	2.48
(3,1)	1:A:6:LEU:CD1	6:B:219:17F:N1	12	2.48
(3,1)	1:A:6:LEU:CD1	5:B:220:7Q9:N	12	2.48
(3,1)	1:A:6:LEU:CD2	1:B:2:THR:N	12	2.48
(3,1)	1:A:6:LEU:CD2	1:B:3:GLU:N	12	2.48
(3,1)	1:A:6:LEU:CD2	1:B:4:TYR:N	12	2.48
(3,1)	1:A:6:LEU:CD2	1:B:5:LYS:N	12	2.48
(3,1)	1:A:6:LEU:CD2	1:B:6:LEU:N	12	2.48
(3,1)	1:A:6:LEU:CD2	1:B:7:VAL:N	12	2.48
(3,1)	1:A:6:LEU:CD2	1:B:8:VAL:N	12	2.48
(3,1)	1:A:6:LEU:CD2	1:B:9:VAL:N	12	2.48
(3,1)	1:A:6:LEU:CD2	1:B:10:GLY:N	12	2.48
(3,1)	1:A:6:LEU:CD2	1:B:11:ALA:N	12	2.48
(3,1)	1:A:6:LEU:CD2	1:B:12:ASP:N	12	2.48
(3,1)	1:A:6:LEU:CD2	1:B:13:GLY:N	12	2.48
(3,1)	1:A:6:LEU:CD2	1:B:14:VAL:N	12	2.48
(3,1)	1:A:6:LEU:CD2	1:B:15:GLY:N	12	2.48
(3,1)	1:A:6:LEU:CD2	1:B:16:LYS:N	12	2.48
(3,1)	1:A:6:LEU:CD2	1:B:17:SER:N	12	2.48
(3,1)	1:A:6:LEU:CD2	1:B:18:ALA:N	12	2.48
(3,1)	1:A:6:LEU:CD2	1:B:19:LEU:N	12	2.48
(3,1)	1:A:6:LEU:CD2	1:B:20:THR:N	12	2.48
(3,1)	1:A:6:LEU:CD2	1:B:21:ILE:N	12	2.48
(3,1)	1:A:6:LEU:CD2	1:B:22:GLN:N	12	2.48
(3,1)	1:A:6:LEU:CD2	1:B:23:LEU:N	12	2.48
(3,1)	1:A:6:LEU:CD2	1:B:24:ILE:N	12	2.48
(3,1)	1:A:6:LEU:CD2	1:B:25:GLN:N	12	2.48
(3,1)	1:A:6:LEU:CD2	1:B:26:ASN:N	12	2.48
(3,1)	1:A:6:LEU:CD2	1:B:27:HIS:N	12	2.48
(3,1)	1:A:6:LEU:CD2	1:B:28:PHE:N	12	2.48
(3,1)	1:A:6:LEU:CD2	1:B:29:VAL:N	12	2.48
(3,1)	1:A:6:LEU:CD2	1:B:30:ASP:N	12	2.48
(3,1)	1:A:6:LEU:CD2	1:B:31:GLU:N	12	2.48
(3,1)	1:A:6:LEU:CD2	1:B:32:TYR:N	12	2.48
(3,1)	1:A:6:LEU:CD2	1:B:33:ASP:N	12	2.48
(3,1)	1:A:6:LEU:CD2	1:B:34:PRO:N	12	2.48
(3,1)	1:A:6:LEU:CD2	1:B:35:THR:N	12	2.48
(3,1)	1:A:6:LEU:CD2	1:B:36:ILE:N	12	2.48
(3,1)	1:A:6:LEU:CD2	1:B:37:GLU:N	12	2.48
(3,1)	1:A:6:LEU:CD2	1:B:38:ASP:N	12	2.48
(3,1)	1:A:6:LEU:CD2	1:B:39:SER:N	12	2.48
(3,1)	1:A:6:LEU:CD2	1:B:40:TYR:N	12	2.48

Continued on next page...

Continued from previous page...

Key	Atom-1	Atom-2	Model ID	Violation (Å)
(3,1)	1:A:6:LEU:CD2	1:B:41:ARG:N	12	2.48
(3,1)	1:A:6:LEU:CD2	1:B:42:LYS:N	12	2.48
(3,1)	1:A:6:LEU:CD2	1:B:43:GLN:N	12	2.48
(3,1)	1:A:6:LEU:CD2	1:B:44:VAL:N	12	2.48
(3,1)	1:A:6:LEU:CD2	1:B:45:VAL:N	12	2.48
(3,1)	1:A:6:LEU:CD2	1:B:46:ILE:N	12	2.48
(3,1)	1:A:6:LEU:CD2	1:B:47:ASP:N	12	2.48
(3,1)	1:A:6:LEU:CD2	1:B:48:GLY:N	12	2.48
(3,1)	1:A:6:LEU:CD2	1:B:49:GLU:N	12	2.48
(3,1)	1:A:6:LEU:CD2	1:B:50:THR:N	12	2.48
(3,1)	1:A:6:LEU:CD2	1:B:51:CYS:N	12	2.48
(3,1)	1:A:6:LEU:CD2	1:B:52:LEU:N	12	2.48
(3,1)	1:A:6:LEU:CD2	1:B:53:LEU:N	12	2.48
(3,1)	1:A:6:LEU:CD2	1:B:54:ASP:N	12	2.48
(3,1)	1:A:6:LEU:CD2	1:B:55:ILE:N	12	2.48
(3,1)	1:A:6:LEU:CD2	1:B:56:LEU:N	12	2.48
(3,1)	1:A:6:LEU:CD2	1:B:57:ASP:N	12	2.48
(3,1)	1:A:6:LEU:CD2	1:B:58:THR:N	12	2.48
(3,1)	1:A:6:LEU:CD2	1:B:59:ALA:N	12	2.48
(3,1)	1:A:6:LEU:CD2	1:B:60:GLY:N	12	2.48
(3,1)	1:A:6:LEU:CD2	1:B:61:GLN:N	12	2.48
(3,1)	1:A:6:LEU:CD2	1:B:62:GLU:N	12	2.48
(3,1)	1:A:6:LEU:CD2	1:B:63:GLU:N	12	2.48
(3,1)	1:A:6:LEU:CD2	1:B:64:TYR:N	12	2.48
(3,1)	1:A:6:LEU:CD2	1:B:65:SER:N	12	2.48
(3,1)	1:A:6:LEU:CD2	1:B:66:ALA:N	12	2.48
(3,1)	1:A:6:LEU:CD2	1:B:67:MET:N	12	2.48
(3,1)	1:A:6:LEU:CD2	1:B:68:ARG:N	12	2.48
(3,1)	1:A:6:LEU:CD2	1:B:69:ASP:N	12	2.48
(3,1)	1:A:6:LEU:CD2	1:B:70:GLN:N	12	2.48
(3,1)	1:A:6:LEU:CD2	1:B:71:TYR:N	12	2.48
(3,1)	1:A:6:LEU:CD2	1:B:72:MET:N	12	2.48
(3,1)	1:A:6:LEU:CD2	1:B:73:ARG:N	12	2.48
(3,1)	1:A:6:LEU:CD2	1:B:74:THR:N	12	2.48
(3,1)	1:A:6:LEU:CD2	1:B:75:GLY:N	12	2.48
(3,1)	1:A:6:LEU:CD2	1:B:76:GLU:N	12	2.48
(3,1)	1:A:6:LEU:CD2	1:B:77:GLY:N	12	2.48
(3,1)	1:A:6:LEU:CD2	1:B:78:PHE:N	12	2.48
(3,1)	1:A:6:LEU:CD2	1:B:79:LEU:N	12	2.48
(3,1)	1:A:6:LEU:CD2	1:B:80:CYS:N	12	2.48
(3,1)	1:A:6:LEU:CD2	5:B:203:7Q9:N	12	2.48
(3,1)	1:A:6:LEU:CD2	5:B:204:7Q9:N	12	2.48

Continued on next page...

Continued from previous page...

Key	Atom-1	Atom-2	Model ID	Violation (Å)
(3,1)	1:A:6:LEU:CD2	5:B:205:7Q9:N	12	2.48
(3,1)	1:A:6:LEU:CD2	5:B:206:7Q9:N	12	2.48
(3,1)	1:A:6:LEU:CD2	5:B:207:7Q9:N	12	2.48
(3,1)	1:A:6:LEU:CD2	6:B:208:17F:N1	12	2.48
(3,1)	1:A:6:LEU:CD2	5:B:209:7Q9:N	12	2.48
(3,1)	1:A:6:LEU:CD2	5:B:210:7Q9:N	12	2.48
(3,1)	1:A:6:LEU:CD2	5:B:211:7Q9:N	12	2.48
(3,1)	1:A:6:LEU:CD2	5:B:212:7Q9:N	12	2.48
(3,1)	1:A:6:LEU:CD2	5:B:213:7Q9:N	12	2.48
(3,1)	1:A:6:LEU:CD2	6:B:214:17F:N1	12	2.48
(3,1)	1:A:6:LEU:CD2	6:B:215:17F:N1	12	2.48
(3,1)	1:A:6:LEU:CD2	5:B:216:7Q9:N	12	2.48
(3,1)	1:A:6:LEU:CD2	5:B:217:7Q9:N	12	2.48
(3,1)	1:A:6:LEU:CD2	5:B:218:7Q9:N	12	2.48
(3,1)	1:A:6:LEU:CD2	6:B:219:17F:N1	12	2.48
(3,1)	1:A:6:LEU:CD2	5:B:220:7Q9:N	12	2.48
(3,6)	1:A:36:ILE:CD1	1:B:2:THR:N	3	2.47
(3,6)	1:A:36:ILE:CD1	1:B:3:GLU:N	3	2.47
(3,6)	1:A:36:ILE:CD1	1:B:4:TYR:N	3	2.47
(3,6)	1:A:36:ILE:CD1	1:B:5:LYS:N	3	2.47
(3,6)	1:A:36:ILE:CD1	1:B:6:LEU:N	3	2.47
(3,6)	1:A:36:ILE:CD1	1:B:7:VAL:N	3	2.47
(3,6)	1:A:36:ILE:CD1	1:B:8:VAL:N	3	2.47
(3,6)	1:A:36:ILE:CD1	1:B:9:VAL:N	3	2.47
(3,6)	1:A:36:ILE:CD1	1:B:10:GLY:N	3	2.47
(3,6)	1:A:36:ILE:CD1	1:B:11:ALA:N	3	2.47
(3,6)	1:A:36:ILE:CD1	1:B:12:ASP:N	3	2.47
(3,6)	1:A:36:ILE:CD1	1:B:13:GLY:N	3	2.47
(3,6)	1:A:36:ILE:CD1	1:B:14:VAL:N	3	2.47
(3,6)	1:A:36:ILE:CD1	1:B:15:GLY:N	3	2.47
(3,6)	1:A:36:ILE:CD1	1:B:16:LYS:N	3	2.47
(3,6)	1:A:36:ILE:CD1	1:B:17:SER:N	3	2.47
(3,6)	1:A:36:ILE:CD1	1:B:18:ALA:N	3	2.47
(3,6)	1:A:36:ILE:CD1	1:B:19:LEU:N	3	2.47
(3,6)	1:A:36:ILE:CD1	1:B:20:THR:N	3	2.47
(3,6)	1:A:36:ILE:CD1	1:B:21:ILE:N	3	2.47
(3,6)	1:A:36:ILE:CD1	1:B:22:GLN:N	3	2.47
(3,6)	1:A:36:ILE:CD1	1:B:23:LEU:N	3	2.47
(3,6)	1:A:36:ILE:CD1	1:B:24:ILE:N	3	2.47
(3,6)	1:A:36:ILE:CD1	1:B:25:GLN:N	3	2.47
(3,6)	1:A:36:ILE:CD1	1:B:26:ASN:N	3	2.47
(3,6)	1:A:36:ILE:CD1	1:B:27:HIS:N	3	2.47

Continued on next page...

Continued from previous page...

Key	Atom-1	Atom-2	Model ID	Violation (Å)
(3,6)	1:A:36:ILE:CD1	1:B:28:PHE:N	3	2.47
(3,6)	1:A:36:ILE:CD1	1:B:29:VAL:N	3	2.47
(3,6)	1:A:36:ILE:CD1	1:B:30:ASP:N	3	2.47
(3,6)	1:A:36:ILE:CD1	1:B:31:GLU:N	3	2.47
(3,6)	1:A:36:ILE:CD1	1:B:32:TYR:N	3	2.47
(3,6)	1:A:36:ILE:CD1	1:B:33:ASP:N	3	2.47
(3,6)	1:A:36:ILE:CD1	1:B:34:PRO:N	3	2.47
(3,6)	1:A:36:ILE:CD1	1:B:35:THR:N	3	2.47
(3,6)	1:A:36:ILE:CD1	1:B:36:ILE:N	3	2.47
(3,6)	1:A:36:ILE:CD1	1:B:37:GLU:N	3	2.47
(3,6)	1:A:36:ILE:CD1	1:B:38:ASP:N	3	2.47
(3,6)	1:A:36:ILE:CD1	1:B:39:SER:N	3	2.47
(3,6)	1:A:36:ILE:CD1	1:B:40:TYR:N	3	2.47
(3,6)	1:A:36:ILE:CD1	1:B:41:ARG:N	3	2.47
(3,6)	1:A:36:ILE:CD1	1:B:42:LYS:N	3	2.47
(3,6)	1:A:36:ILE:CD1	1:B:43:GLN:N	3	2.47
(3,6)	1:A:36:ILE:CD1	1:B:44:VAL:N	3	2.47
(3,6)	1:A:36:ILE:CD1	1:B:45:VAL:N	3	2.47
(3,6)	1:A:36:ILE:CD1	1:B:46:ILE:N	3	2.47
(3,6)	1:A:36:ILE:CD1	1:B:47:ASP:N	3	2.47
(3,6)	1:A:36:ILE:CD1	1:B:48:GLY:N	3	2.47
(3,6)	1:A:36:ILE:CD1	1:B:49:GLU:N	3	2.47
(3,6)	1:A:36:ILE:CD1	1:B:50:THR:N	3	2.47
(3,6)	1:A:36:ILE:CD1	1:B:51:CYS:N	3	2.47
(3,6)	1:A:36:ILE:CD1	1:B:52:LEU:N	3	2.47
(3,6)	1:A:36:ILE:CD1	1:B:53:LEU:N	3	2.47
(3,6)	1:A:36:ILE:CD1	1:B:54:ASP:N	3	2.47
(3,6)	1:A:36:ILE:CD1	1:B:55:ILE:N	3	2.47
(3,6)	1:A:36:ILE:CD1	1:B:56:LEU:N	3	2.47
(3,6)	1:A:36:ILE:CD1	1:B:57:ASP:N	3	2.47
(3,6)	1:A:36:ILE:CD1	1:B:58:THR:N	3	2.47
(3,6)	1:A:36:ILE:CD1	1:B:59:ALA:N	3	2.47
(3,6)	1:A:36:ILE:CD1	1:B:60:GLY:N	3	2.47
(3,6)	1:A:36:ILE:CD1	1:B:61:GLN:N	3	2.47
(3,6)	1:A:36:ILE:CD1	1:B:62:GLU:N	3	2.47
(3,6)	1:A:36:ILE:CD1	1:B:63:GLU:N	3	2.47
(3,6)	1:A:36:ILE:CD1	1:B:64:TYR:N	3	2.47
(3,6)	1:A:36:ILE:CD1	1:B:65:SER:N	3	2.47
(3,6)	1:A:36:ILE:CD1	1:B:66:ALA:N	3	2.47
(3,6)	1:A:36:ILE:CD1	1:B:67:MET:N	3	2.47
(3,6)	1:A:36:ILE:CD1	1:B:68:ARG:N	3	2.47
(3,6)	1:A:36:ILE:CD1	1:B:69:ASP:N	3	2.47

Continued on next page...

Continued from previous page...

Key	Atom-1	Atom-2	Model ID	Violation (Å)
(3,6)	1:A:36:ILE:CD1	1:B:70:GLN:N	3	2.47
(3,6)	1:A:36:ILE:CD1	1:B:71:TYR:N	3	2.47
(3,6)	1:A:36:ILE:CD1	1:B:72:MET:N	3	2.47
(3,6)	1:A:36:ILE:CD1	1:B:73:ARG:N	3	2.47
(3,6)	1:A:36:ILE:CD1	1:B:74:THR:N	3	2.47
(3,6)	1:A:36:ILE:CD1	1:B:75:GLY:N	3	2.47
(3,6)	1:A:36:ILE:CD1	1:B:76:GLU:N	3	2.47
(3,6)	1:A:36:ILE:CD1	1:B:77:GLY:N	3	2.47
(3,6)	1:A:36:ILE:CD1	1:B:78:PHE:N	3	2.47
(3,6)	1:A:36:ILE:CD1	1:B:79:LEU:N	3	2.47
(3,6)	1:A:36:ILE:CD1	1:B:80:CYS:N	3	2.47
(3,6)	1:A:36:ILE:CD1	5:B:203:7Q9:N	3	2.47
(3,6)	1:A:36:ILE:CD1	5:B:204:7Q9:N	3	2.47
(3,6)	1:A:36:ILE:CD1	5:B:205:7Q9:N	3	2.47
(3,6)	1:A:36:ILE:CD1	5:B:206:7Q9:N	3	2.47
(3,6)	1:A:36:ILE:CD1	5:B:207:7Q9:N	3	2.47
(3,6)	1:A:36:ILE:CD1	6:B:208:17F:N1	3	2.47
(3,6)	1:A:36:ILE:CD1	5:B:209:7Q9:N	3	2.47
(3,6)	1:A:36:ILE:CD1	5:B:210:7Q9:N	3	2.47
(3,6)	1:A:36:ILE:CD1	5:B:211:7Q9:N	3	2.47
(3,6)	1:A:36:ILE:CD1	5:B:212:7Q9:N	3	2.47
(3,6)	1:A:36:ILE:CD1	5:B:213:7Q9:N	3	2.47
(3,6)	1:A:36:ILE:CD1	6:B:214:17F:N1	3	2.47
(3,6)	1:A:36:ILE:CD1	6:B:215:17F:N1	3	2.47
(3,6)	1:A:36:ILE:CD1	5:B:216:7Q9:N	3	2.47
(3,6)	1:A:36:ILE:CD1	5:B:217:7Q9:N	3	2.47
(3,6)	1:A:36:ILE:CD1	5:B:218:7Q9:N	3	2.47
(3,6)	1:A:36:ILE:CD1	6:B:219:17F:N1	3	2.47
(3,6)	1:A:36:ILE:CD1	5:B:220:7Q9:N	3	2.47
(3,1)	1:A:6:LEU:CD1	1:B:2:THR:N	9	2.47
(3,1)	1:A:6:LEU:CD1	1:B:3:GLU:N	9	2.47
(3,1)	1:A:6:LEU:CD1	1:B:4:TYR:N	9	2.47
(3,1)	1:A:6:LEU:CD1	1:B:5:LYS:N	9	2.47
(3,1)	1:A:6:LEU:CD1	1:B:6:LEU:N	9	2.47
(3,1)	1:A:6:LEU:CD1	1:B:7:VAL:N	9	2.47
(3,1)	1:A:6:LEU:CD1	1:B:8:VAL:N	9	2.47
(3,1)	1:A:6:LEU:CD1	1:B:9:VAL:N	9	2.47
(3,1)	1:A:6:LEU:CD1	1:B:10:GLY:N	9	2.47
(3,1)	1:A:6:LEU:CD1	1:B:11:ALA:N	9	2.47
(3,1)	1:A:6:LEU:CD1	1:B:12:ASP:N	9	2.47
(3,1)	1:A:6:LEU:CD1	1:B:13:GLY:N	9	2.47
(3,1)	1:A:6:LEU:CD1	1:B:14:VAL:N	9	2.47

Continued on next page...

Continued from previous page...

Key	Atom-1	Atom-2	Model ID	Violation (Å)
(3,1)	1:A:6:LEU:CD1	1:B:15:GLY:N	9	2.47
(3,1)	1:A:6:LEU:CD1	1:B:16:LYS:N	9	2.47
(3,1)	1:A:6:LEU:CD1	1:B:17:SER:N	9	2.47
(3,1)	1:A:6:LEU:CD1	1:B:18:ALA:N	9	2.47
(3,1)	1:A:6:LEU:CD1	1:B:19:LEU:N	9	2.47
(3,1)	1:A:6:LEU:CD1	1:B:20:THR:N	9	2.47
(3,1)	1:A:6:LEU:CD1	1:B:21:ILE:N	9	2.47
(3,1)	1:A:6:LEU:CD1	1:B:22:GLN:N	9	2.47
(3,1)	1:A:6:LEU:CD1	1:B:23:LEU:N	9	2.47
(3,1)	1:A:6:LEU:CD1	1:B:24:ILE:N	9	2.47
(3,1)	1:A:6:LEU:CD1	1:B:25:GLN:N	9	2.47
(3,1)	1:A:6:LEU:CD1	1:B:26:ASN:N	9	2.47
(3,1)	1:A:6:LEU:CD1	1:B:27:HIS:N	9	2.47
(3,1)	1:A:6:LEU:CD1	1:B:28:PHE:N	9	2.47
(3,1)	1:A:6:LEU:CD1	1:B:29:VAL:N	9	2.47
(3,1)	1:A:6:LEU:CD1	1:B:30:ASP:N	9	2.47
(3,1)	1:A:6:LEU:CD1	1:B:31:GLU:N	9	2.47
(3,1)	1:A:6:LEU:CD1	1:B:32:TYR:N	9	2.47
(3,1)	1:A:6:LEU:CD1	1:B:33:ASP:N	9	2.47
(3,1)	1:A:6:LEU:CD1	1:B:34:PRO:N	9	2.47
(3,1)	1:A:6:LEU:CD1	1:B:35:THR:N	9	2.47
(3,1)	1:A:6:LEU:CD1	1:B:36:ILE:N	9	2.47
(3,1)	1:A:6:LEU:CD1	1:B:37:GLU:N	9	2.47
(3,1)	1:A:6:LEU:CD1	1:B:38:ASP:N	9	2.47
(3,1)	1:A:6:LEU:CD1	1:B:39:SER:N	9	2.47
(3,1)	1:A:6:LEU:CD1	1:B:40:TYR:N	9	2.47
(3,1)	1:A:6:LEU:CD1	1:B:41:ARG:N	9	2.47
(3,1)	1:A:6:LEU:CD1	1:B:42:LYS:N	9	2.47
(3,1)	1:A:6:LEU:CD1	1:B:43:GLN:N	9	2.47
(3,1)	1:A:6:LEU:CD1	1:B:44:VAL:N	9	2.47
(3,1)	1:A:6:LEU:CD1	1:B:45:VAL:N	9	2.47
(3,1)	1:A:6:LEU:CD1	1:B:46:ILE:N	9	2.47
(3,1)	1:A:6:LEU:CD1	1:B:47:ASP:N	9	2.47
(3,1)	1:A:6:LEU:CD1	1:B:48:GLY:N	9	2.47
(3,1)	1:A:6:LEU:CD1	1:B:49:GLU:N	9	2.47
(3,1)	1:A:6:LEU:CD1	1:B:50:THR:N	9	2.47
(3,1)	1:A:6:LEU:CD1	1:B:51:CYS:N	9	2.47
(3,1)	1:A:6:LEU:CD1	1:B:52:LEU:N	9	2.47
(3,1)	1:A:6:LEU:CD1	1:B:53:LEU:N	9	2.47
(3,1)	1:A:6:LEU:CD1	1:B:54:ASP:N	9	2.47
(3,1)	1:A:6:LEU:CD1	1:B:55:ILE:N	9	2.47
(3,1)	1:A:6:LEU:CD1	1:B:56:LEU:N	9	2.47

Continued on next page...

Continued from previous page...

Key	Atom-1	Atom-2	Model ID	Violation (Å)
(3,1)	1:A:6:LEU:CD1	1:B:57:ASP:N	9	2.47
(3,1)	1:A:6:LEU:CD1	1:B:58:THR:N	9	2.47
(3,1)	1:A:6:LEU:CD1	1:B:59:ALA:N	9	2.47
(3,1)	1:A:6:LEU:CD1	1:B:60:GLY:N	9	2.47
(3,1)	1:A:6:LEU:CD1	1:B:61:GLN:N	9	2.47
(3,1)	1:A:6:LEU:CD1	1:B:62:GLU:N	9	2.47
(3,1)	1:A:6:LEU:CD1	1:B:63:GLU:N	9	2.47
(3,1)	1:A:6:LEU:CD1	1:B:64:TYR:N	9	2.47
(3,1)	1:A:6:LEU:CD1	1:B:65:SER:N	9	2.47
(3,1)	1:A:6:LEU:CD1	1:B:66:ALA:N	9	2.47
(3,1)	1:A:6:LEU:CD1	1:B:67:MET:N	9	2.47
(3,1)	1:A:6:LEU:CD1	1:B:68:ARG:N	9	2.47
(3,1)	1:A:6:LEU:CD1	1:B:69:ASP:N	9	2.47
(3,1)	1:A:6:LEU:CD1	1:B:70:GLN:N	9	2.47
(3,1)	1:A:6:LEU:CD1	1:B:71:TYR:N	9	2.47
(3,1)	1:A:6:LEU:CD1	1:B:72:MET:N	9	2.47
(3,1)	1:A:6:LEU:CD1	1:B:73:ARG:N	9	2.47
(3,1)	1:A:6:LEU:CD1	1:B:74:THR:N	9	2.47
(3,1)	1:A:6:LEU:CD1	1:B:75:GLY:N	9	2.47
(3,1)	1:A:6:LEU:CD1	1:B:76:GLU:N	9	2.47
(3,1)	1:A:6:LEU:CD1	1:B:77:GLY:N	9	2.47
(3,1)	1:A:6:LEU:CD1	1:B:78:PHE:N	9	2.47
(3,1)	1:A:6:LEU:CD1	1:B:79:LEU:N	9	2.47
(3,1)	1:A:6:LEU:CD1	1:B:80:CYS:N	9	2.47
(3,1)	1:A:6:LEU:CD1	5:B:203:7Q9:N	9	2.47
(3,1)	1:A:6:LEU:CD1	5:B:204:7Q9:N	9	2.47
(3,1)	1:A:6:LEU:CD1	5:B:205:7Q9:N	9	2.47
(3,1)	1:A:6:LEU:CD1	5:B:206:7Q9:N	9	2.47
(3,1)	1:A:6:LEU:CD1	5:B:207:7Q9:N	9	2.47
(3,1)	1:A:6:LEU:CD1	6:B:208:17F:N1	9	2.47
(3,1)	1:A:6:LEU:CD1	5:B:209:7Q9:N	9	2.47
(3,1)	1:A:6:LEU:CD1	5:B:210:7Q9:N	9	2.47
(3,1)	1:A:6:LEU:CD1	5:B:211:7Q9:N	9	2.47
(3,1)	1:A:6:LEU:CD1	5:B:212:7Q9:N	9	2.47
(3,1)	1:A:6:LEU:CD1	5:B:213:7Q9:N	9	2.47
(3,1)	1:A:6:LEU:CD1	6:B:214:17F:N1	9	2.47
(3,1)	1:A:6:LEU:CD1	6:B:215:17F:N1	9	2.47
(3,1)	1:A:6:LEU:CD1	5:B:216:7Q9:N	9	2.47
(3,1)	1:A:6:LEU:CD1	5:B:217:7Q9:N	9	2.47
(3,1)	1:A:6:LEU:CD1	5:B:218:7Q9:N	9	2.47
(3,1)	1:A:6:LEU:CD1	6:B:219:17F:N1	9	2.47
(3,1)	1:A:6:LEU:CD1	5:B:220:7Q9:N	9	2.47

Continued on next page...

Continued from previous page...

Key	Atom-1	Atom-2	Model ID	Violation (Å)
(3,1)	1:A:6:LEU:CD2	1:B:2:THR:N	9	2.47
(3,1)	1:A:6:LEU:CD2	1:B:3:GLU:N	9	2.47
(3,1)	1:A:6:LEU:CD2	1:B:4:TYR:N	9	2.47
(3,1)	1:A:6:LEU:CD2	1:B:5:LYS:N	9	2.47
(3,1)	1:A:6:LEU:CD2	1:B:6:LEU:N	9	2.47
(3,1)	1:A:6:LEU:CD2	1:B:7:VAL:N	9	2.47
(3,1)	1:A:6:LEU:CD2	1:B:8:VAL:N	9	2.47
(3,1)	1:A:6:LEU:CD2	1:B:9:VAL:N	9	2.47
(3,1)	1:A:6:LEU:CD2	1:B:10:GLY:N	9	2.47
(3,1)	1:A:6:LEU:CD2	1:B:11:ALA:N	9	2.47
(3,1)	1:A:6:LEU:CD2	1:B:12:ASP:N	9	2.47
(3,1)	1:A:6:LEU:CD2	1:B:13:GLY:N	9	2.47
(3,1)	1:A:6:LEU:CD2	1:B:14:VAL:N	9	2.47
(3,1)	1:A:6:LEU:CD2	1:B:15:GLY:N	9	2.47
(3,1)	1:A:6:LEU:CD2	1:B:16:LYS:N	9	2.47
(3,1)	1:A:6:LEU:CD2	1:B:17:SER:N	9	2.47
(3,1)	1:A:6:LEU:CD2	1:B:18:ALA:N	9	2.47
(3,1)	1:A:6:LEU:CD2	1:B:19:LEU:N	9	2.47
(3,1)	1:A:6:LEU:CD2	1:B:20:THR:N	9	2.47
(3,1)	1:A:6:LEU:CD2	1:B:21:ILE:N	9	2.47
(3,1)	1:A:6:LEU:CD2	1:B:22:GLN:N	9	2.47
(3,1)	1:A:6:LEU:CD2	1:B:23:LEU:N	9	2.47
(3,1)	1:A:6:LEU:CD2	1:B:24:ILE:N	9	2.47
(3,1)	1:A:6:LEU:CD2	1:B:25:GLN:N	9	2.47
(3,1)	1:A:6:LEU:CD2	1:B:26:ASN:N	9	2.47
(3,1)	1:A:6:LEU:CD2	1:B:27:HIS:N	9	2.47
(3,1)	1:A:6:LEU:CD2	1:B:28:PHE:N	9	2.47
(3,1)	1:A:6:LEU:CD2	1:B:29:VAL:N	9	2.47
(3,1)	1:A:6:LEU:CD2	1:B:30:ASP:N	9	2.47
(3,1)	1:A:6:LEU:CD2	1:B:31:GLU:N	9	2.47
(3,1)	1:A:6:LEU:CD2	1:B:32:TYR:N	9	2.47
(3,1)	1:A:6:LEU:CD2	1:B:33:ASP:N	9	2.47
(3,1)	1:A:6:LEU:CD2	1:B:34:PRO:N	9	2.47
(3,1)	1:A:6:LEU:CD2	1:B:35:THR:N	9	2.47
(3,1)	1:A:6:LEU:CD2	1:B:36:ILE:N	9	2.47
(3,1)	1:A:6:LEU:CD2	1:B:37:GLU:N	9	2.47
(3,1)	1:A:6:LEU:CD2	1:B:38:ASP:N	9	2.47
(3,1)	1:A:6:LEU:CD2	1:B:39:SER:N	9	2.47
(3,1)	1:A:6:LEU:CD2	1:B:40:TYR:N	9	2.47
(3,1)	1:A:6:LEU:CD2	1:B:41:ARG:N	9	2.47
(3,1)	1:A:6:LEU:CD2	1:B:42:LYS:N	9	2.47
(3,1)	1:A:6:LEU:CD2	1:B:43:GLN:N	9	2.47

Continued on next page...

Continued from previous page...

Key	Atom-1	Atom-2	Model ID	Violation (Å)
(3,1)	1:A:6:LEU:CD2	1:B:44:VAL:N	9	2.47
(3,1)	1:A:6:LEU:CD2	1:B:45:VAL:N	9	2.47
(3,1)	1:A:6:LEU:CD2	1:B:46:ILE:N	9	2.47
(3,1)	1:A:6:LEU:CD2	1:B:47:ASP:N	9	2.47
(3,1)	1:A:6:LEU:CD2	1:B:48:GLY:N	9	2.47
(3,1)	1:A:6:LEU:CD2	1:B:49:GLU:N	9	2.47
(3,1)	1:A:6:LEU:CD2	1:B:50:THR:N	9	2.47
(3,1)	1:A:6:LEU:CD2	1:B:51:CYS:N	9	2.47
(3,1)	1:A:6:LEU:CD2	1:B:52:LEU:N	9	2.47
(3,1)	1:A:6:LEU:CD2	1:B:53:LEU:N	9	2.47
(3,1)	1:A:6:LEU:CD2	1:B:54:ASP:N	9	2.47
(3,1)	1:A:6:LEU:CD2	1:B:55:ILE:N	9	2.47
(3,1)	1:A:6:LEU:CD2	1:B:56:LEU:N	9	2.47
(3,1)	1:A:6:LEU:CD2	1:B:57:ASP:N	9	2.47
(3,1)	1:A:6:LEU:CD2	1:B:58:THR:N	9	2.47
(3,1)	1:A:6:LEU:CD2	1:B:59:ALA:N	9	2.47
(3,1)	1:A:6:LEU:CD2	1:B:60:GLY:N	9	2.47
(3,1)	1:A:6:LEU:CD2	1:B:61:GLN:N	9	2.47
(3,1)	1:A:6:LEU:CD2	1:B:62:GLU:N	9	2.47
(3,1)	1:A:6:LEU:CD2	1:B:63:GLU:N	9	2.47
(3,1)	1:A:6:LEU:CD2	1:B:64:TYR:N	9	2.47
(3,1)	1:A:6:LEU:CD2	1:B:65:SER:N	9	2.47
(3,1)	1:A:6:LEU:CD2	1:B:66:ALA:N	9	2.47
(3,1)	1:A:6:LEU:CD2	1:B:67:MET:N	9	2.47
(3,1)	1:A:6:LEU:CD2	1:B:68:ARG:N	9	2.47
(3,1)	1:A:6:LEU:CD2	1:B:69:ASP:N	9	2.47
(3,1)	1:A:6:LEU:CD2	1:B:70:GLN:N	9	2.47
(3,1)	1:A:6:LEU:CD2	1:B:71:TYR:N	9	2.47
(3,1)	1:A:6:LEU:CD2	1:B:72:MET:N	9	2.47
(3,1)	1:A:6:LEU:CD2	1:B:73:ARG:N	9	2.47
(3,1)	1:A:6:LEU:CD2	1:B:74:THR:N	9	2.47
(3,1)	1:A:6:LEU:CD2	1:B:75:GLY:N	9	2.47
(3,1)	1:A:6:LEU:CD2	1:B:76:GLU:N	9	2.47
(3,1)	1:A:6:LEU:CD2	1:B:77:GLY:N	9	2.47
(3,1)	1:A:6:LEU:CD2	1:B:78:PHE:N	9	2.47
(3,1)	1:A:6:LEU:CD2	1:B:79:LEU:N	9	2.47
(3,1)	1:A:6:LEU:CD2	1:B:80:CYS:N	9	2.47
(3,1)	1:A:6:LEU:CD2	5:B:203:7Q9:N	9	2.47
(3,1)	1:A:6:LEU:CD2	5:B:204:7Q9:N	9	2.47
(3,1)	1:A:6:LEU:CD2	5:B:205:7Q9:N	9	2.47
(3,1)	1:A:6:LEU:CD2	5:B:206:7Q9:N	9	2.47
(3,1)	1:A:6:LEU:CD2	5:B:207:7Q9:N	9	2.47

Continued on next page...

Continued from previous page...

Key	Atom-1	Atom-2	Model ID	Violation (Å)
(3,1)	1:A:6:LEU:CD2	6:B:208:17F:N1	9	2.47
(3,1)	1:A:6:LEU:CD2	5:B:209:7Q9:N	9	2.47
(3,1)	1:A:6:LEU:CD2	5:B:210:7Q9:N	9	2.47
(3,1)	1:A:6:LEU:CD2	5:B:211:7Q9:N	9	2.47
(3,1)	1:A:6:LEU:CD2	5:B:212:7Q9:N	9	2.47
(3,1)	1:A:6:LEU:CD2	5:B:213:7Q9:N	9	2.47
(3,1)	1:A:6:LEU:CD2	6:B:214:17F:N1	9	2.47
(3,1)	1:A:6:LEU:CD2	6:B:215:17F:N1	9	2.47
(3,1)	1:A:6:LEU:CD2	5:B:216:7Q9:N	9	2.47
(3,1)	1:A:6:LEU:CD2	5:B:217:7Q9:N	9	2.47
(3,1)	1:A:6:LEU:CD2	5:B:218:7Q9:N	9	2.47
(3,1)	1:A:6:LEU:CD2	6:B:219:17F:N1	9	2.47
(3,1)	1:A:6:LEU:CD2	5:B:220:7Q9:N	9	2.47
(3,1)	1:A:6:LEU:CD1	1:B:2:THR:N	3	2.46
(3,1)	1:A:6:LEU:CD1	1:B:3:GLU:N	3	2.46
(3,1)	1:A:6:LEU:CD1	1:B:4:TYR:N	3	2.46
(3,1)	1:A:6:LEU:CD1	1:B:5:LYS:N	3	2.46
(3,1)	1:A:6:LEU:CD1	1:B:6:LEU:N	3	2.46
(3,1)	1:A:6:LEU:CD1	1:B:7:VAL:N	3	2.46
(3,1)	1:A:6:LEU:CD1	1:B:8:VAL:N	3	2.46
(3,1)	1:A:6:LEU:CD1	1:B:9:VAL:N	3	2.46
(3,1)	1:A:6:LEU:CD1	1:B:10:GLY:N	3	2.46
(3,1)	1:A:6:LEU:CD1	1:B:11:ALA:N	3	2.46
(3,1)	1:A:6:LEU:CD1	1:B:12:ASP:N	3	2.46
(3,1)	1:A:6:LEU:CD1	1:B:13:GLY:N	3	2.46
(3,1)	1:A:6:LEU:CD1	1:B:14:VAL:N	3	2.46
(3,1)	1:A:6:LEU:CD1	1:B:15:GLY:N	3	2.46
(3,1)	1:A:6:LEU:CD1	1:B:16:LYS:N	3	2.46
(3,1)	1:A:6:LEU:CD1	1:B:17:SER:N	3	2.46
(3,1)	1:A:6:LEU:CD1	1:B:18:ALA:N	3	2.46
(3,1)	1:A:6:LEU:CD1	1:B:19:LEU:N	3	2.46
(3,1)	1:A:6:LEU:CD1	1:B:20:THR:N	3	2.46
(3,1)	1:A:6:LEU:CD1	1:B:21:ILE:N	3	2.46
(3,1)	1:A:6:LEU:CD1	1:B:22:GLN:N	3	2.46
(3,1)	1:A:6:LEU:CD1	1:B:23:LEU:N	3	2.46
(3,1)	1:A:6:LEU:CD1	1:B:24:ILE:N	3	2.46
(3,1)	1:A:6:LEU:CD1	1:B:25:GLN:N	3	2.46
(3,1)	1:A:6:LEU:CD1	1:B:26:ASN:N	3	2.46
(3,1)	1:A:6:LEU:CD1	1:B:27:HIS:N	3	2.46
(3,1)	1:A:6:LEU:CD1	1:B:28:PHE:N	3	2.46
(3,1)	1:A:6:LEU:CD1	1:B:29:VAL:N	3	2.46
(3,1)	1:A:6:LEU:CD1	1:B:30:ASP:N	3	2.46

Continued on next page...

Continued from previous page...

Key	Atom-1	Atom-2	Model ID	Violation (Å)
(3,1)	1:A:6:LEU:CD1	1:B:31:GLU:N	3	2.46
(3,1)	1:A:6:LEU:CD1	1:B:32:TYR:N	3	2.46
(3,1)	1:A:6:LEU:CD1	1:B:33:ASP:N	3	2.46
(3,1)	1:A:6:LEU:CD1	1:B:34:PRO:N	3	2.46
(3,1)	1:A:6:LEU:CD1	1:B:35:THR:N	3	2.46
(3,1)	1:A:6:LEU:CD1	1:B:36:ILE:N	3	2.46
(3,1)	1:A:6:LEU:CD1	1:B:37:GLU:N	3	2.46
(3,1)	1:A:6:LEU:CD1	1:B:38:ASP:N	3	2.46
(3,1)	1:A:6:LEU:CD1	1:B:39:SER:N	3	2.46
(3,1)	1:A:6:LEU:CD1	1:B:40:TYR:N	3	2.46
(3,1)	1:A:6:LEU:CD1	1:B:41:ARG:N	3	2.46
(3,1)	1:A:6:LEU:CD1	1:B:42:LYS:N	3	2.46
(3,1)	1:A:6:LEU:CD1	1:B:43:GLN:N	3	2.46
(3,1)	1:A:6:LEU:CD1	1:B:44:VAL:N	3	2.46
(3,1)	1:A:6:LEU:CD1	1:B:45:VAL:N	3	2.46
(3,1)	1:A:6:LEU:CD1	1:B:46:ILE:N	3	2.46
(3,1)	1:A:6:LEU:CD1	1:B:47:ASP:N	3	2.46
(3,1)	1:A:6:LEU:CD1	1:B:48:GLY:N	3	2.46
(3,1)	1:A:6:LEU:CD1	1:B:49:GLU:N	3	2.46
(3,1)	1:A:6:LEU:CD1	1:B:50:THR:N	3	2.46
(3,1)	1:A:6:LEU:CD1	1:B:51:CYS:N	3	2.46
(3,1)	1:A:6:LEU:CD1	1:B:52:LEU:N	3	2.46
(3,1)	1:A:6:LEU:CD1	1:B:53:LEU:N	3	2.46
(3,1)	1:A:6:LEU:CD1	1:B:54:ASP:N	3	2.46
(3,1)	1:A:6:LEU:CD1	1:B:55:ILE:N	3	2.46
(3,1)	1:A:6:LEU:CD1	1:B:56:LEU:N	3	2.46
(3,1)	1:A:6:LEU:CD1	1:B:57:ASP:N	3	2.46
(3,1)	1:A:6:LEU:CD1	1:B:58:THR:N	3	2.46
(3,1)	1:A:6:LEU:CD1	1:B:59:ALA:N	3	2.46
(3,1)	1:A:6:LEU:CD1	1:B:60:GLY:N	3	2.46
(3,1)	1:A:6:LEU:CD1	1:B:61:GLN:N	3	2.46
(3,1)	1:A:6:LEU:CD1	1:B:62:GLU:N	3	2.46
(3,1)	1:A:6:LEU:CD1	1:B:63:GLU:N	3	2.46
(3,1)	1:A:6:LEU:CD1	1:B:64:TYR:N	3	2.46
(3,1)	1:A:6:LEU:CD1	1:B:65:SER:N	3	2.46
(3,1)	1:A:6:LEU:CD1	1:B:66:ALA:N	3	2.46
(3,1)	1:A:6:LEU:CD1	1:B:67:MET:N	3	2.46
(3,1)	1:A:6:LEU:CD1	1:B:68:ARG:N	3	2.46
(3,1)	1:A:6:LEU:CD1	1:B:69:ASP:N	3	2.46
(3,1)	1:A:6:LEU:CD1	1:B:70:GLN:N	3	2.46
(3,1)	1:A:6:LEU:CD1	1:B:71:TYR:N	3	2.46
(3,1)	1:A:6:LEU:CD1	1:B:72:MET:N	3	2.46

Continued on next page...

Continued from previous page...

Key	Atom-1	Atom-2	Model ID	Violation (Å)
(3,1)	1:A:6:LEU:CD1	1:B:73:ARG:N	3	2.46
(3,1)	1:A:6:LEU:CD1	1:B:74:THR:N	3	2.46
(3,1)	1:A:6:LEU:CD1	1:B:75:GLY:N	3	2.46
(3,1)	1:A:6:LEU:CD1	1:B:76:GLU:N	3	2.46
(3,1)	1:A:6:LEU:CD1	1:B:77:GLY:N	3	2.46
(3,1)	1:A:6:LEU:CD1	1:B:78:PHE:N	3	2.46
(3,1)	1:A:6:LEU:CD1	1:B:79:LEU:N	3	2.46
(3,1)	1:A:6:LEU:CD1	1:B:80:CYS:N	3	2.46
(3,1)	1:A:6:LEU:CD1	5:B:203:7Q9:N	3	2.46
(3,1)	1:A:6:LEU:CD1	5:B:204:7Q9:N	3	2.46
(3,1)	1:A:6:LEU:CD1	5:B:205:7Q9:N	3	2.46
(3,1)	1:A:6:LEU:CD1	5:B:206:7Q9:N	3	2.46
(3,1)	1:A:6:LEU:CD1	5:B:207:7Q9:N	3	2.46
(3,1)	1:A:6:LEU:CD1	6:B:208:17F:N1	3	2.46
(3,1)	1:A:6:LEU:CD1	5:B:209:7Q9:N	3	2.46
(3,1)	1:A:6:LEU:CD1	5:B:210:7Q9:N	3	2.46
(3,1)	1:A:6:LEU:CD1	5:B:211:7Q9:N	3	2.46
(3,1)	1:A:6:LEU:CD1	5:B:212:7Q9:N	3	2.46
(3,1)	1:A:6:LEU:CD1	5:B:213:7Q9:N	3	2.46
(3,1)	1:A:6:LEU:CD1	6:B:214:17F:N1	3	2.46
(3,1)	1:A:6:LEU:CD1	6:B:215:17F:N1	3	2.46
(3,1)	1:A:6:LEU:CD1	5:B:216:7Q9:N	3	2.46
(3,1)	1:A:6:LEU:CD1	5:B:217:7Q9:N	3	2.46
(3,1)	1:A:6:LEU:CD1	5:B:218:7Q9:N	3	2.46
(3,1)	1:A:6:LEU:CD1	6:B:219:17F:N1	3	2.46
(3,1)	1:A:6:LEU:CD1	5:B:220:7Q9:N	3	2.46
(3,1)	1:A:6:LEU:CD2	1:B:2:THR:N	3	2.46
(3,1)	1:A:6:LEU:CD2	1:B:3:GLU:N	3	2.46
(3,1)	1:A:6:LEU:CD2	1:B:4:TYR:N	3	2.46
(3,1)	1:A:6:LEU:CD2	1:B:5:LYS:N	3	2.46
(3,1)	1:A:6:LEU:CD2	1:B:6:LEU:N	3	2.46
(3,1)	1:A:6:LEU:CD2	1:B:7:VAL:N	3	2.46
(3,1)	1:A:6:LEU:CD2	1:B:8:VAL:N	3	2.46
(3,1)	1:A:6:LEU:CD2	1:B:9:VAL:N	3	2.46
(3,1)	1:A:6:LEU:CD2	1:B:10:GLY:N	3	2.46
(3,1)	1:A:6:LEU:CD2	1:B:11:ALA:N	3	2.46
(3,1)	1:A:6:LEU:CD2	1:B:12:ASP:N	3	2.46
(3,1)	1:A:6:LEU:CD2	1:B:13:GLY:N	3	2.46
(3,1)	1:A:6:LEU:CD2	1:B:14:VAL:N	3	2.46
(3,1)	1:A:6:LEU:CD2	1:B:15:GLY:N	3	2.46
(3,1)	1:A:6:LEU:CD2	1:B:16:LYS:N	3	2.46
(3,1)	1:A:6:LEU:CD2	1:B:17:SER:N	3	2.46

Continued on next page...

Continued from previous page...

Key	Atom-1	Atom-2	Model ID	Violation (Å)
(3,1)	1:A:6:LEU:CD2	1:B:18:ALA:N	3	2.46
(3,1)	1:A:6:LEU:CD2	1:B:19:LEU:N	3	2.46
(3,1)	1:A:6:LEU:CD2	1:B:20:THR:N	3	2.46
(3,1)	1:A:6:LEU:CD2	1:B:21:ILE:N	3	2.46
(3,1)	1:A:6:LEU:CD2	1:B:22:GLN:N	3	2.46
(3,1)	1:A:6:LEU:CD2	1:B:23:LEU:N	3	2.46
(3,1)	1:A:6:LEU:CD2	1:B:24:ILE:N	3	2.46
(3,1)	1:A:6:LEU:CD2	1:B:25:GLN:N	3	2.46
(3,1)	1:A:6:LEU:CD2	1:B:26:ASN:N	3	2.46
(3,1)	1:A:6:LEU:CD2	1:B:27:HIS:N	3	2.46
(3,1)	1:A:6:LEU:CD2	1:B:28:PHE:N	3	2.46
(3,1)	1:A:6:LEU:CD2	1:B:29:VAL:N	3	2.46
(3,1)	1:A:6:LEU:CD2	1:B:30:ASP:N	3	2.46
(3,1)	1:A:6:LEU:CD2	1:B:31:GLU:N	3	2.46
(3,1)	1:A:6:LEU:CD2	1:B:32:TYR:N	3	2.46
(3,1)	1:A:6:LEU:CD2	1:B:33:ASP:N	3	2.46
(3,1)	1:A:6:LEU:CD2	1:B:34:PRO:N	3	2.46
(3,1)	1:A:6:LEU:CD2	1:B:35:THR:N	3	2.46
(3,1)	1:A:6:LEU:CD2	1:B:36:ILE:N	3	2.46
(3,1)	1:A:6:LEU:CD2	1:B:37:GLU:N	3	2.46
(3,1)	1:A:6:LEU:CD2	1:B:38:ASP:N	3	2.46
(3,1)	1:A:6:LEU:CD2	1:B:39:SER:N	3	2.46
(3,1)	1:A:6:LEU:CD2	1:B:40:TYR:N	3	2.46
(3,1)	1:A:6:LEU:CD2	1:B:41:ARG:N	3	2.46
(3,1)	1:A:6:LEU:CD2	1:B:42:LYS:N	3	2.46
(3,1)	1:A:6:LEU:CD2	1:B:43:GLN:N	3	2.46
(3,1)	1:A:6:LEU:CD2	1:B:44:VAL:N	3	2.46
(3,1)	1:A:6:LEU:CD2	1:B:45:VAL:N	3	2.46
(3,1)	1:A:6:LEU:CD2	1:B:46:ILE:N	3	2.46
(3,1)	1:A:6:LEU:CD2	1:B:47:ASP:N	3	2.46
(3,1)	1:A:6:LEU:CD2	1:B:48:GLY:N	3	2.46
(3,1)	1:A:6:LEU:CD2	1:B:49:GLU:N	3	2.46
(3,1)	1:A:6:LEU:CD2	1:B:50:THR:N	3	2.46
(3,1)	1:A:6:LEU:CD2	1:B:51:CYS:N	3	2.46
(3,1)	1:A:6:LEU:CD2	1:B:52:LEU:N	3	2.46
(3,1)	1:A:6:LEU:CD2	1:B:53:LEU:N	3	2.46
(3,1)	1:A:6:LEU:CD2	1:B:54:ASP:N	3	2.46
(3,1)	1:A:6:LEU:CD2	1:B:55:ILE:N	3	2.46
(3,1)	1:A:6:LEU:CD2	1:B:56:LEU:N	3	2.46
(3,1)	1:A:6:LEU:CD2	1:B:57:ASP:N	3	2.46
(3,1)	1:A:6:LEU:CD2	1:B:58:THR:N	3	2.46
(3,1)	1:A:6:LEU:CD2	1:B:59:ALA:N	3	2.46

Continued on next page...

Continued from previous page...

Key	Atom-1	Atom-2	Model ID	Violation (Å)
(3,1)	1:A:6:LEU:CD2	1:B:60:GLY:N	3	2.46
(3,1)	1:A:6:LEU:CD2	1:B:61:GLN:N	3	2.46
(3,1)	1:A:6:LEU:CD2	1:B:62:GLU:N	3	2.46
(3,1)	1:A:6:LEU:CD2	1:B:63:GLU:N	3	2.46
(3,1)	1:A:6:LEU:CD2	1:B:64:TYR:N	3	2.46
(3,1)	1:A:6:LEU:CD2	1:B:65:SER:N	3	2.46
(3,1)	1:A:6:LEU:CD2	1:B:66:ALA:N	3	2.46
(3,1)	1:A:6:LEU:CD2	1:B:67:MET:N	3	2.46
(3,1)	1:A:6:LEU:CD2	1:B:68:ARG:N	3	2.46
(3,1)	1:A:6:LEU:CD2	1:B:69:ASP:N	3	2.46
(3,1)	1:A:6:LEU:CD2	1:B:70:GLN:N	3	2.46
(3,1)	1:A:6:LEU:CD2	1:B:71:TYR:N	3	2.46
(3,1)	1:A:6:LEU:CD2	1:B:72:MET:N	3	2.46
(3,1)	1:A:6:LEU:CD2	1:B:73:ARG:N	3	2.46
(3,1)	1:A:6:LEU:CD2	1:B:74:THR:N	3	2.46
(3,1)	1:A:6:LEU:CD2	1:B:75:GLY:N	3	2.46
(3,1)	1:A:6:LEU:CD2	1:B:76:GLU:N	3	2.46
(3,1)	1:A:6:LEU:CD2	1:B:77:GLY:N	3	2.46
(3,1)	1:A:6:LEU:CD2	1:B:78:PHE:N	3	2.46
(3,1)	1:A:6:LEU:CD2	1:B:79:LEU:N	3	2.46
(3,1)	1:A:6:LEU:CD2	1:B:80:CYS:N	3	2.46
(3,1)	1:A:6:LEU:CD2	5:B:203:7Q9:N	3	2.46
(3,1)	1:A:6:LEU:CD2	5:B:204:7Q9:N	3	2.46
(3,1)	1:A:6:LEU:CD2	5:B:205:7Q9:N	3	2.46
(3,1)	1:A:6:LEU:CD2	5:B:206:7Q9:N	3	2.46
(3,1)	1:A:6:LEU:CD2	5:B:207:7Q9:N	3	2.46
(3,1)	1:A:6:LEU:CD2	6:B:208:17F:N1	3	2.46
(3,1)	1:A:6:LEU:CD2	5:B:209:7Q9:N	3	2.46
(3,1)	1:A:6:LEU:CD2	5:B:210:7Q9:N	3	2.46
(3,1)	1:A:6:LEU:CD2	5:B:211:7Q9:N	3	2.46
(3,1)	1:A:6:LEU:CD2	5:B:212:7Q9:N	3	2.46
(3,1)	1:A:6:LEU:CD2	5:B:213:7Q9:N	3	2.46
(3,1)	1:A:6:LEU:CD2	6:B:214:17F:N1	3	2.46
(3,1)	1:A:6:LEU:CD2	6:B:215:17F:N1	3	2.46
(3,1)	1:A:6:LEU:CD2	5:B:216:7Q9:N	3	2.46
(3,1)	1:A:6:LEU:CD2	5:B:217:7Q9:N	3	2.46
(3,1)	1:A:6:LEU:CD2	5:B:218:7Q9:N	3	2.46
(3,1)	1:A:6:LEU:CD2	6:B:219:17F:N1	3	2.46
(3,1)	1:A:6:LEU:CD2	5:B:220:7Q9:N	3	2.46
(3,10)	1:A:55:ILE:CD1	1:B:2:THR:N	1	2.45
(3,10)	1:A:55:ILE:CD1	1:B:3:GLU:N	1	2.45
(3,10)	1:A:55:ILE:CD1	1:B:4:TYR:N	1	2.45

Continued on next page...

Continued from previous page...

Key	Atom-1	Atom-2	Model ID	Violation (Å)
(3,10)	1:A:55:ILE:CD1	1:B:5:LYS:N	1	2.45
(3,10)	1:A:55:ILE:CD1	1:B:6:LEU:N	1	2.45
(3,10)	1:A:55:ILE:CD1	1:B:7:VAL:N	1	2.45
(3,10)	1:A:55:ILE:CD1	1:B:8:VAL:N	1	2.45
(3,10)	1:A:55:ILE:CD1	1:B:9:VAL:N	1	2.45
(3,10)	1:A:55:ILE:CD1	1:B:10:GLY:N	1	2.45
(3,10)	1:A:55:ILE:CD1	1:B:11:ALA:N	1	2.45
(3,10)	1:A:55:ILE:CD1	1:B:12:ASP:N	1	2.45
(3,10)	1:A:55:ILE:CD1	1:B:13:GLY:N	1	2.45
(3,10)	1:A:55:ILE:CD1	1:B:14:VAL:N	1	2.45
(3,10)	1:A:55:ILE:CD1	1:B:15:GLY:N	1	2.45
(3,10)	1:A:55:ILE:CD1	1:B:16:LYS:N	1	2.45
(3,10)	1:A:55:ILE:CD1	1:B:17:SER:N	1	2.45
(3,10)	1:A:55:ILE:CD1	1:B:18:ALA:N	1	2.45
(3,10)	1:A:55:ILE:CD1	1:B:19:LEU:N	1	2.45
(3,10)	1:A:55:ILE:CD1	1:B:20:THR:N	1	2.45
(3,10)	1:A:55:ILE:CD1	1:B:21:ILE:N	1	2.45
(3,10)	1:A:55:ILE:CD1	1:B:22:GLN:N	1	2.45
(3,10)	1:A:55:ILE:CD1	1:B:23:LEU:N	1	2.45
(3,10)	1:A:55:ILE:CD1	1:B:24:ILE:N	1	2.45
(3,10)	1:A:55:ILE:CD1	1:B:25:GLN:N	1	2.45
(3,10)	1:A:55:ILE:CD1	1:B:26:ASN:N	1	2.45
(3,10)	1:A:55:ILE:CD1	1:B:27:HIS:N	1	2.45
(3,10)	1:A:55:ILE:CD1	1:B:28:PHE:N	1	2.45
(3,10)	1:A:55:ILE:CD1	1:B:29:VAL:N	1	2.45
(3,10)	1:A:55:ILE:CD1	1:B:30:ASP:N	1	2.45
(3,10)	1:A:55:ILE:CD1	1:B:31:GLU:N	1	2.45
(3,10)	1:A:55:ILE:CD1	1:B:32:TYR:N	1	2.45
(3,10)	1:A:55:ILE:CD1	1:B:33:ASP:N	1	2.45
(3,10)	1:A:55:ILE:CD1	1:B:34:PRO:N	1	2.45
(3,10)	1:A:55:ILE:CD1	1:B:35:THR:N	1	2.45
(3,10)	1:A:55:ILE:CD1	1:B:36:ILE:N	1	2.45
(3,10)	1:A:55:ILE:CD1	1:B:37:GLU:N	1	2.45
(3,10)	1:A:55:ILE:CD1	1:B:38:ASP:N	1	2.45
(3,10)	1:A:55:ILE:CD1	1:B:39:SER:N	1	2.45
(3,10)	1:A:55:ILE:CD1	1:B:40:TYR:N	1	2.45
(3,10)	1:A:55:ILE:CD1	1:B:41:ARG:N	1	2.45
(3,10)	1:A:55:ILE:CD1	1:B:42:LYS:N	1	2.45
(3,10)	1:A:55:ILE:CD1	1:B:43:GLN:N	1	2.45
(3,10)	1:A:55:ILE:CD1	1:B:44:VAL:N	1	2.45
(3,10)	1:A:55:ILE:CD1	1:B:45:VAL:N	1	2.45
(3,10)	1:A:55:ILE:CD1	1:B:46:ILE:N	1	2.45

Continued on next page...

Continued from previous page...

Key	Atom-1	Atom-2	Model ID	Violation (Å)
(3,10)	1:A:55:ILE:CD1	1:B:47:ASP:N	1	2.45
(3,10)	1:A:55:ILE:CD1	1:B:48:GLY:N	1	2.45
(3,10)	1:A:55:ILE:CD1	1:B:49:GLU:N	1	2.45
(3,10)	1:A:55:ILE:CD1	1:B:50:THR:N	1	2.45
(3,10)	1:A:55:ILE:CD1	1:B:51:CYS:N	1	2.45
(3,10)	1:A:55:ILE:CD1	1:B:52:LEU:N	1	2.45
(3,10)	1:A:55:ILE:CD1	1:B:53:LEU:N	1	2.45
(3,10)	1:A:55:ILE:CD1	1:B:54:ASP:N	1	2.45
(3,10)	1:A:55:ILE:CD1	1:B:55:ILE:N	1	2.45
(3,10)	1:A:55:ILE:CD1	1:B:56:LEU:N	1	2.45
(3,10)	1:A:55:ILE:CD1	1:B:57:ASP:N	1	2.45
(3,10)	1:A:55:ILE:CD1	1:B:58:THR:N	1	2.45
(3,10)	1:A:55:ILE:CD1	1:B:59:ALA:N	1	2.45
(3,10)	1:A:55:ILE:CD1	1:B:60:GLY:N	1	2.45
(3,10)	1:A:55:ILE:CD1	1:B:61:GLN:N	1	2.45
(3,10)	1:A:55:ILE:CD1	1:B:62:GLU:N	1	2.45
(3,10)	1:A:55:ILE:CD1	1:B:63:GLU:N	1	2.45
(3,10)	1:A:55:ILE:CD1	1:B:64:TYR:N	1	2.45
(3,10)	1:A:55:ILE:CD1	1:B:65:SER:N	1	2.45
(3,10)	1:A:55:ILE:CD1	1:B:66:ALA:N	1	2.45
(3,10)	1:A:55:ILE:CD1	1:B:67:MET:N	1	2.45
(3,10)	1:A:55:ILE:CD1	1:B:68:ARG:N	1	2.45
(3,10)	1:A:55:ILE:CD1	1:B:69:ASP:N	1	2.45
(3,10)	1:A:55:ILE:CD1	1:B:70:GLN:N	1	2.45
(3,10)	1:A:55:ILE:CD1	1:B:71:TYR:N	1	2.45
(3,10)	1:A:55:ILE:CD1	1:B:72:MET:N	1	2.45
(3,10)	1:A:55:ILE:CD1	1:B:73:ARG:N	1	2.45
(3,10)	1:A:55:ILE:CD1	1:B:74:THR:N	1	2.45
(3,10)	1:A:55:ILE:CD1	1:B:75:GLY:N	1	2.45
(3,10)	1:A:55:ILE:CD1	1:B:76:GLU:N	1	2.45
(3,10)	1:A:55:ILE:CD1	1:B:77:GLY:N	1	2.45
(3,10)	1:A:55:ILE:CD1	1:B:78:PHE:N	1	2.45
(3,10)	1:A:55:ILE:CD1	1:B:79:LEU:N	1	2.45
(3,10)	1:A:55:ILE:CD1	1:B:80:CYS:N	1	2.45
(3,10)	1:A:55:ILE:CD1	5:B:203:7Q9:N	1	2.45
(3,10)	1:A:55:ILE:CD1	5:B:204:7Q9:N	1	2.45
(3,10)	1:A:55:ILE:CD1	5:B:205:7Q9:N	1	2.45
(3,10)	1:A:55:ILE:CD1	5:B:206:7Q9:N	1	2.45
(3,10)	1:A:55:ILE:CD1	5:B:207:7Q9:N	1	2.45
(3,10)	1:A:55:ILE:CD1	6:B:208:17F:N1	1	2.45
(3,10)	1:A:55:ILE:CD1	5:B:209:7Q9:N	1	2.45
(3,10)	1:A:55:ILE:CD1	5:B:210:7Q9:N	1	2.45

Continued on next page...

Continued from previous page...

Key	Atom-1	Atom-2	Model ID	Violation (Å)
(3,10)	1:A:55:ILE:CD1	5:B:211:7Q9:N	1	2.45
(3,10)	1:A:55:ILE:CD1	5:B:212:7Q9:N	1	2.45
(3,10)	1:A:55:ILE:CD1	5:B:213:7Q9:N	1	2.45
(3,10)	1:A:55:ILE:CD1	6:B:214:17F:N1	1	2.45
(3,10)	1:A:55:ILE:CD1	6:B:215:17F:N1	1	2.45
(3,10)	1:A:55:ILE:CD1	5:B:216:7Q9:N	1	2.45
(3,10)	1:A:55:ILE:CD1	5:B:217:7Q9:N	1	2.45
(3,10)	1:A:55:ILE:CD1	5:B:218:7Q9:N	1	2.45
(3,10)	1:A:55:ILE:CD1	6:B:219:17F:N1	1	2.45
(3,10)	1:A:55:ILE:CD1	5:B:220:7Q9:N	1	2.45
(3,1)	1:A:6:LEU:CD1	1:B:2:THR:N	8	2.44
(3,1)	1:A:6:LEU:CD1	1:B:3:GLU:N	8	2.44
(3,1)	1:A:6:LEU:CD1	1:B:4:TYR:N	8	2.44
(3,1)	1:A:6:LEU:CD1	1:B:5:LYS:N	8	2.44
(3,1)	1:A:6:LEU:CD1	1:B:6:LEU:N	8	2.44
(3,1)	1:A:6:LEU:CD1	1:B:7:VAL:N	8	2.44
(3,1)	1:A:6:LEU:CD1	1:B:8:VAL:N	8	2.44
(3,1)	1:A:6:LEU:CD1	1:B:9:VAL:N	8	2.44
(3,1)	1:A:6:LEU:CD1	1:B:10:GLY:N	8	2.44
(3,1)	1:A:6:LEU:CD1	1:B:11:ALA:N	8	2.44
(3,1)	1:A:6:LEU:CD1	1:B:12:ASP:N	8	2.44
(3,1)	1:A:6:LEU:CD1	1:B:13:GLY:N	8	2.44
(3,1)	1:A:6:LEU:CD1	1:B:14:VAL:N	8	2.44
(3,1)	1:A:6:LEU:CD1	1:B:15:GLY:N	8	2.44
(3,1)	1:A:6:LEU:CD1	1:B:16:LYS:N	8	2.44
(3,1)	1:A:6:LEU:CD1	1:B:17:SER:N	8	2.44
(3,1)	1:A:6:LEU:CD1	1:B:18:ALA:N	8	2.44
(3,1)	1:A:6:LEU:CD1	1:B:19:LEU:N	8	2.44
(3,1)	1:A:6:LEU:CD1	1:B:20:THR:N	8	2.44
(3,1)	1:A:6:LEU:CD1	1:B:21:ILE:N	8	2.44
(3,1)	1:A:6:LEU:CD1	1:B:22:GLN:N	8	2.44
(3,1)	1:A:6:LEU:CD1	1:B:23:LEU:N	8	2.44
(3,1)	1:A:6:LEU:CD1	1:B:24:ILE:N	8	2.44
(3,1)	1:A:6:LEU:CD1	1:B:25:GLN:N	8	2.44
(3,1)	1:A:6:LEU:CD1	1:B:26:ASN:N	8	2.44
(3,1)	1:A:6:LEU:CD1	1:B:27:HIS:N	8	2.44
(3,1)	1:A:6:LEU:CD1	1:B:28:PHE:N	8	2.44
(3,1)	1:A:6:LEU:CD1	1:B:29:VAL:N	8	2.44
(3,1)	1:A:6:LEU:CD1	1:B:30:ASP:N	8	2.44
(3,1)	1:A:6:LEU:CD1	1:B:31:GLU:N	8	2.44
(3,1)	1:A:6:LEU:CD1	1:B:32:TYR:N	8	2.44
(3,1)	1:A:6:LEU:CD1	1:B:33:ASP:N	8	2.44

Continued on next page...

Continued from previous page...

Key	Atom-1	Atom-2	Model ID	Violation (Å)
(3,1)	1:A:6:LEU:CD1	1:B:34:PRO:N	8	2.44
(3,1)	1:A:6:LEU:CD1	1:B:35:THR:N	8	2.44
(3,1)	1:A:6:LEU:CD1	1:B:36:ILE:N	8	2.44
(3,1)	1:A:6:LEU:CD1	1:B:37:GLU:N	8	2.44
(3,1)	1:A:6:LEU:CD1	1:B:38:ASP:N	8	2.44
(3,1)	1:A:6:LEU:CD1	1:B:39:SER:N	8	2.44
(3,1)	1:A:6:LEU:CD1	1:B:40:TYR:N	8	2.44
(3,1)	1:A:6:LEU:CD1	1:B:41:ARG:N	8	2.44
(3,1)	1:A:6:LEU:CD1	1:B:42:LYS:N	8	2.44
(3,1)	1:A:6:LEU:CD1	1:B:43:GLN:N	8	2.44
(3,1)	1:A:6:LEU:CD1	1:B:44:VAL:N	8	2.44
(3,1)	1:A:6:LEU:CD1	1:B:45:VAL:N	8	2.44
(3,1)	1:A:6:LEU:CD1	1:B:46:ILE:N	8	2.44
(3,1)	1:A:6:LEU:CD1	1:B:47:ASP:N	8	2.44
(3,1)	1:A:6:LEU:CD1	1:B:48:GLY:N	8	2.44
(3,1)	1:A:6:LEU:CD1	1:B:49:GLU:N	8	2.44
(3,1)	1:A:6:LEU:CD1	1:B:50:THR:N	8	2.44
(3,1)	1:A:6:LEU:CD1	1:B:51:CYS:N	8	2.44
(3,1)	1:A:6:LEU:CD1	1:B:52:LEU:N	8	2.44
(3,1)	1:A:6:LEU:CD1	1:B:53:LEU:N	8	2.44
(3,1)	1:A:6:LEU:CD1	1:B:54:ASP:N	8	2.44
(3,1)	1:A:6:LEU:CD1	1:B:55:ILE:N	8	2.44
(3,1)	1:A:6:LEU:CD1	1:B:56:LEU:N	8	2.44
(3,1)	1:A:6:LEU:CD1	1:B:57:ASP:N	8	2.44
(3,1)	1:A:6:LEU:CD1	1:B:58:THR:N	8	2.44
(3,1)	1:A:6:LEU:CD1	1:B:59:ALA:N	8	2.44
(3,1)	1:A:6:LEU:CD1	1:B:60:GLY:N	8	2.44
(3,1)	1:A:6:LEU:CD1	1:B:61:GLN:N	8	2.44
(3,1)	1:A:6:LEU:CD1	1:B:62:GLU:N	8	2.44
(3,1)	1:A:6:LEU:CD1	1:B:63:GLU:N	8	2.44
(3,1)	1:A:6:LEU:CD1	1:B:64:TYR:N	8	2.44
(3,1)	1:A:6:LEU:CD1	1:B:65:SER:N	8	2.44
(3,1)	1:A:6:LEU:CD1	1:B:66:ALA:N	8	2.44
(3,1)	1:A:6:LEU:CD1	1:B:67:MET:N	8	2.44
(3,1)	1:A:6:LEU:CD1	1:B:68:ARG:N	8	2.44
(3,1)	1:A:6:LEU:CD1	1:B:69:ASP:N	8	2.44
(3,1)	1:A:6:LEU:CD1	1:B:70:GLN:N	8	2.44
(3,1)	1:A:6:LEU:CD1	1:B:71:TYR:N	8	2.44
(3,1)	1:A:6:LEU:CD1	1:B:72:MET:N	8	2.44
(3,1)	1:A:6:LEU:CD1	1:B:73:ARG:N	8	2.44
(3,1)	1:A:6:LEU:CD1	1:B:74:THR:N	8	2.44
(3,1)	1:A:6:LEU:CD1	1:B:75:GLY:N	8	2.44

Continued on next page...

Continued from previous page...

Key	Atom-1	Atom-2	Model ID	Violation (Å)
(3,1)	1:A:6:LEU:CD1	1:B:76:GLU:N	8	2.44
(3,1)	1:A:6:LEU:CD1	1:B:77:GLY:N	8	2.44
(3,1)	1:A:6:LEU:CD1	1:B:78:PHE:N	8	2.44
(3,1)	1:A:6:LEU:CD1	1:B:79:LEU:N	8	2.44
(3,1)	1:A:6:LEU:CD1	1:B:80:CYS:N	8	2.44
(3,1)	1:A:6:LEU:CD1	5:B:203:7Q9:N	8	2.44
(3,1)	1:A:6:LEU:CD1	5:B:204:7Q9:N	8	2.44
(3,1)	1:A:6:LEU:CD1	5:B:205:7Q9:N	8	2.44
(3,1)	1:A:6:LEU:CD1	5:B:206:7Q9:N	8	2.44
(3,1)	1:A:6:LEU:CD1	5:B:207:7Q9:N	8	2.44
(3,1)	1:A:6:LEU:CD1	6:B:208:17F:N1	8	2.44
(3,1)	1:A:6:LEU:CD1	5:B:209:7Q9:N	8	2.44
(3,1)	1:A:6:LEU:CD1	5:B:210:7Q9:N	8	2.44
(3,1)	1:A:6:LEU:CD1	5:B:211:7Q9:N	8	2.44
(3,1)	1:A:6:LEU:CD1	5:B:212:7Q9:N	8	2.44
(3,1)	1:A:6:LEU:CD1	5:B:213:7Q9:N	8	2.44
(3,1)	1:A:6:LEU:CD1	6:B:214:17F:N1	8	2.44
(3,1)	1:A:6:LEU:CD1	6:B:215:17F:N1	8	2.44
(3,1)	1:A:6:LEU:CD1	5:B:216:7Q9:N	8	2.44
(3,1)	1:A:6:LEU:CD1	5:B:217:7Q9:N	8	2.44
(3,1)	1:A:6:LEU:CD1	5:B:218:7Q9:N	8	2.44
(3,1)	1:A:6:LEU:CD1	6:B:219:17F:N1	8	2.44
(3,1)	1:A:6:LEU:CD1	5:B:220:7Q9:N	8	2.44
(3,1)	1:A:6:LEU:CD2	1:B:2:THR:N	8	2.44
(3,1)	1:A:6:LEU:CD2	1:B:3:GLU:N	8	2.44
(3,1)	1:A:6:LEU:CD2	1:B:4:TYR:N	8	2.44
(3,1)	1:A:6:LEU:CD2	1:B:5:LYS:N	8	2.44
(3,1)	1:A:6:LEU:CD2	1:B:6:LEU:N	8	2.44
(3,1)	1:A:6:LEU:CD2	1:B:7:VAL:N	8	2.44
(3,1)	1:A:6:LEU:CD2	1:B:8:VAL:N	8	2.44
(3,1)	1:A:6:LEU:CD2	1:B:9:VAL:N	8	2.44
(3,1)	1:A:6:LEU:CD2	1:B:10:GLY:N	8	2.44
(3,1)	1:A:6:LEU:CD2	1:B:11:ALA:N	8	2.44
(3,1)	1:A:6:LEU:CD2	1:B:12:ASP:N	8	2.44
(3,1)	1:A:6:LEU:CD2	1:B:13:GLY:N	8	2.44
(3,1)	1:A:6:LEU:CD2	1:B:14:VAL:N	8	2.44
(3,1)	1:A:6:LEU:CD2	1:B:15:GLY:N	8	2.44
(3,1)	1:A:6:LEU:CD2	1:B:16:LYS:N	8	2.44
(3,1)	1:A:6:LEU:CD2	1:B:17:SER:N	8	2.44
(3,1)	1:A:6:LEU:CD2	1:B:18:ALA:N	8	2.44
(3,1)	1:A:6:LEU:CD2	1:B:19:LEU:N	8	2.44
(3,1)	1:A:6:LEU:CD2	1:B:20:THR:N	8	2.44

Continued on next page...

Continued from previous page...

Key	Atom-1	Atom-2	Model ID	Violation (Å)
(3,1)	1:A:6:LEU:CD2	1:B:21:ILE:N	8	2.44
(3,1)	1:A:6:LEU:CD2	1:B:22:GLN:N	8	2.44
(3,1)	1:A:6:LEU:CD2	1:B:23:LEU:N	8	2.44
(3,1)	1:A:6:LEU:CD2	1:B:24:ILE:N	8	2.44
(3,1)	1:A:6:LEU:CD2	1:B:25:GLN:N	8	2.44
(3,1)	1:A:6:LEU:CD2	1:B:26:ASN:N	8	2.44
(3,1)	1:A:6:LEU:CD2	1:B:27:HIS:N	8	2.44
(3,1)	1:A:6:LEU:CD2	1:B:28:PHE:N	8	2.44
(3,1)	1:A:6:LEU:CD2	1:B:29:VAL:N	8	2.44
(3,1)	1:A:6:LEU:CD2	1:B:30:ASP:N	8	2.44
(3,1)	1:A:6:LEU:CD2	1:B:31:GLU:N	8	2.44
(3,1)	1:A:6:LEU:CD2	1:B:32:TYR:N	8	2.44
(3,1)	1:A:6:LEU:CD2	1:B:33:ASP:N	8	2.44
(3,1)	1:A:6:LEU:CD2	1:B:34:PRO:N	8	2.44
(3,1)	1:A:6:LEU:CD2	1:B:35:THR:N	8	2.44
(3,1)	1:A:6:LEU:CD2	1:B:36:ILE:N	8	2.44
(3,1)	1:A:6:LEU:CD2	1:B:37:GLU:N	8	2.44
(3,1)	1:A:6:LEU:CD2	1:B:38:ASP:N	8	2.44
(3,1)	1:A:6:LEU:CD2	1:B:39:SER:N	8	2.44
(3,1)	1:A:6:LEU:CD2	1:B:40:TYR:N	8	2.44
(3,1)	1:A:6:LEU:CD2	1:B:41:ARG:N	8	2.44
(3,1)	1:A:6:LEU:CD2	1:B:42:LYS:N	8	2.44
(3,1)	1:A:6:LEU:CD2	1:B:43:GLN:N	8	2.44
(3,1)	1:A:6:LEU:CD2	1:B:44:VAL:N	8	2.44
(3,1)	1:A:6:LEU:CD2	1:B:45:VAL:N	8	2.44
(3,1)	1:A:6:LEU:CD2	1:B:46:ILE:N	8	2.44
(3,1)	1:A:6:LEU:CD2	1:B:47:ASP:N	8	2.44
(3,1)	1:A:6:LEU:CD2	1:B:48:GLY:N	8	2.44
(3,1)	1:A:6:LEU:CD2	1:B:49:GLU:N	8	2.44
(3,1)	1:A:6:LEU:CD2	1:B:50:THR:N	8	2.44
(3,1)	1:A:6:LEU:CD2	1:B:51:CYS:N	8	2.44
(3,1)	1:A:6:LEU:CD2	1:B:52:LEU:N	8	2.44
(3,1)	1:A:6:LEU:CD2	1:B:53:LEU:N	8	2.44
(3,1)	1:A:6:LEU:CD2	1:B:54:ASP:N	8	2.44
(3,1)	1:A:6:LEU:CD2	1:B:55:ILE:N	8	2.44
(3,1)	1:A:6:LEU:CD2	1:B:56:LEU:N	8	2.44
(3,1)	1:A:6:LEU:CD2	1:B:57:ASP:N	8	2.44
(3,1)	1:A:6:LEU:CD2	1:B:58:THR:N	8	2.44
(3,1)	1:A:6:LEU:CD2	1:B:59:ALA:N	8	2.44
(3,1)	1:A:6:LEU:CD2	1:B:60:GLY:N	8	2.44
(3,1)	1:A:6:LEU:CD2	1:B:61:GLN:N	8	2.44
(3,1)	1:A:6:LEU:CD2	1:B:62:GLU:N	8	2.44

Continued on next page...

Continued from previous page...

Key	Atom-1	Atom-2	Model ID	Violation (Å)
(3,1)	1:A:6:LEU:CD2	1:B:63:GLU:N	8	2.44
(3,1)	1:A:6:LEU:CD2	1:B:64:TYR:N	8	2.44
(3,1)	1:A:6:LEU:CD2	1:B:65:SER:N	8	2.44
(3,1)	1:A:6:LEU:CD2	1:B:66:ALA:N	8	2.44
(3,1)	1:A:6:LEU:CD2	1:B:67:MET:N	8	2.44
(3,1)	1:A:6:LEU:CD2	1:B:68:ARG:N	8	2.44
(3,1)	1:A:6:LEU:CD2	1:B:69:ASP:N	8	2.44
(3,1)	1:A:6:LEU:CD2	1:B:70:GLN:N	8	2.44
(3,1)	1:A:6:LEU:CD2	1:B:71:TYR:N	8	2.44
(3,1)	1:A:6:LEU:CD2	1:B:72:MET:N	8	2.44
(3,1)	1:A:6:LEU:CD2	1:B:73:ARG:N	8	2.44
(3,1)	1:A:6:LEU:CD2	1:B:74:THR:N	8	2.44
(3,1)	1:A:6:LEU:CD2	1:B:75:GLY:N	8	2.44
(3,1)	1:A:6:LEU:CD2	1:B:76:GLU:N	8	2.44
(3,1)	1:A:6:LEU:CD2	1:B:77:GLY:N	8	2.44
(3,1)	1:A:6:LEU:CD2	1:B:78:PHE:N	8	2.44
(3,1)	1:A:6:LEU:CD2	1:B:79:LEU:N	8	2.44
(3,1)	1:A:6:LEU:CD2	1:B:80:CYS:N	8	2.44
(3,1)	1:A:6:LEU:CD2	5:B:203:7Q9:N	8	2.44
(3,1)	1:A:6:LEU:CD2	5:B:204:7Q9:N	8	2.44
(3,1)	1:A:6:LEU:CD2	5:B:205:7Q9:N	8	2.44
(3,1)	1:A:6:LEU:CD2	5:B:206:7Q9:N	8	2.44
(3,1)	1:A:6:LEU:CD2	5:B:207:7Q9:N	8	2.44
(3,1)	1:A:6:LEU:CD2	6:B:208:17F:N1	8	2.44
(3,1)	1:A:6:LEU:CD2	5:B:209:7Q9:N	8	2.44
(3,1)	1:A:6:LEU:CD2	5:B:210:7Q9:N	8	2.44
(3,1)	1:A:6:LEU:CD2	5:B:211:7Q9:N	8	2.44
(3,1)	1:A:6:LEU:CD2	5:B:212:7Q9:N	8	2.44
(3,1)	1:A:6:LEU:CD2	5:B:213:7Q9:N	8	2.44
(3,1)	1:A:6:LEU:CD2	6:B:214:17F:N1	8	2.44
(3,1)	1:A:6:LEU:CD2	6:B:215:17F:N1	8	2.44
(3,1)	1:A:6:LEU:CD2	5:B:216:7Q9:N	8	2.44
(3,1)	1:A:6:LEU:CD2	5:B:217:7Q9:N	8	2.44
(3,1)	1:A:6:LEU:CD2	5:B:218:7Q9:N	8	2.44
(3,1)	1:A:6:LEU:CD2	6:B:219:17F:N1	8	2.44
(3,1)	1:A:6:LEU:CD2	5:B:220:7Q9:N	8	2.44
(3,1)	1:A:6:LEU:CD1	1:B:2:THR:N	15	2.44
(3,1)	1:A:6:LEU:CD1	1:B:3:GLU:N	15	2.44
(3,1)	1:A:6:LEU:CD1	1:B:4:TYR:N	15	2.44
(3,1)	1:A:6:LEU:CD1	1:B:5:LYS:N	15	2.44
(3,1)	1:A:6:LEU:CD1	1:B:6:LEU:N	15	2.44
(3,1)	1:A:6:LEU:CD1	1:B:7:VAL:N	15	2.44

Continued on next page...

Continued from previous page...

Key	Atom-1	Atom-2	Model ID	Violation (Å)
(3,1)	1:A:6:LEU:CD1	1:B:8:VAL:N	15	2.44
(3,1)	1:A:6:LEU:CD1	1:B:9:VAL:N	15	2.44
(3,1)	1:A:6:LEU:CD1	1:B:10:GLY:N	15	2.44
(3,1)	1:A:6:LEU:CD1	1:B:11:ALA:N	15	2.44
(3,1)	1:A:6:LEU:CD1	1:B:12:ASP:N	15	2.44
(3,1)	1:A:6:LEU:CD1	1:B:13:GLY:N	15	2.44
(3,1)	1:A:6:LEU:CD1	1:B:14:VAL:N	15	2.44
(3,1)	1:A:6:LEU:CD1	1:B:15:GLY:N	15	2.44
(3,1)	1:A:6:LEU:CD1	1:B:16:LYS:N	15	2.44
(3,1)	1:A:6:LEU:CD1	1:B:17:SER:N	15	2.44
(3,1)	1:A:6:LEU:CD1	1:B:18:ALA:N	15	2.44
(3,1)	1:A:6:LEU:CD1	1:B:19:LEU:N	15	2.44
(3,1)	1:A:6:LEU:CD1	1:B:20:THR:N	15	2.44
(3,1)	1:A:6:LEU:CD1	1:B:21:ILE:N	15	2.44
(3,1)	1:A:6:LEU:CD1	1:B:22:GLN:N	15	2.44
(3,1)	1:A:6:LEU:CD1	1:B:23:LEU:N	15	2.44
(3,1)	1:A:6:LEU:CD1	1:B:24:ILE:N	15	2.44
(3,1)	1:A:6:LEU:CD1	1:B:25:GLN:N	15	2.44
(3,1)	1:A:6:LEU:CD1	1:B:26:ASN:N	15	2.44
(3,1)	1:A:6:LEU:CD1	1:B:27:HIS:N	15	2.44
(3,1)	1:A:6:LEU:CD1	1:B:28:PHE:N	15	2.44
(3,1)	1:A:6:LEU:CD1	1:B:29:VAL:N	15	2.44
(3,1)	1:A:6:LEU:CD1	1:B:30:ASP:N	15	2.44
(3,1)	1:A:6:LEU:CD1	1:B:31:GLU:N	15	2.44
(3,1)	1:A:6:LEU:CD1	1:B:32:TYR:N	15	2.44
(3,1)	1:A:6:LEU:CD1	1:B:33:ASP:N	15	2.44
(3,1)	1:A:6:LEU:CD1	1:B:34:PRO:N	15	2.44
(3,1)	1:A:6:LEU:CD1	1:B:35:THR:N	15	2.44
(3,1)	1:A:6:LEU:CD1	1:B:36:ILE:N	15	2.44
(3,1)	1:A:6:LEU:CD1	1:B:37:GLU:N	15	2.44
(3,1)	1:A:6:LEU:CD1	1:B:38:ASP:N	15	2.44
(3,1)	1:A:6:LEU:CD1	1:B:39:SER:N	15	2.44
(3,1)	1:A:6:LEU:CD1	1:B:40:TYR:N	15	2.44
(3,1)	1:A:6:LEU:CD1	1:B:41:ARG:N	15	2.44
(3,1)	1:A:6:LEU:CD1	1:B:42:LYS:N	15	2.44
(3,1)	1:A:6:LEU:CD1	1:B:43:GLN:N	15	2.44
(3,1)	1:A:6:LEU:CD1	1:B:44:VAL:N	15	2.44
(3,1)	1:A:6:LEU:CD1	1:B:45:VAL:N	15	2.44
(3,1)	1:A:6:LEU:CD1	1:B:46:ILE:N	15	2.44
(3,1)	1:A:6:LEU:CD1	1:B:47:ASP:N	15	2.44
(3,1)	1:A:6:LEU:CD1	1:B:48:GLY:N	15	2.44
(3,1)	1:A:6:LEU:CD1	1:B:49:GLU:N	15	2.44

Continued on next page...

Continued from previous page...

Key	Atom-1	Atom-2	Model ID	Violation (Å)
(3,1)	1:A:6:LEU:CD1	1:B:50:THR:N	15	2.44
(3,1)	1:A:6:LEU:CD1	1:B:51:CYS:N	15	2.44
(3,1)	1:A:6:LEU:CD1	1:B:52:LEU:N	15	2.44
(3,1)	1:A:6:LEU:CD1	1:B:53:LEU:N	15	2.44
(3,1)	1:A:6:LEU:CD1	1:B:54:ASP:N	15	2.44
(3,1)	1:A:6:LEU:CD1	1:B:55:ILE:N	15	2.44
(3,1)	1:A:6:LEU:CD1	1:B:56:LEU:N	15	2.44
(3,1)	1:A:6:LEU:CD1	1:B:57:ASP:N	15	2.44
(3,1)	1:A:6:LEU:CD1	1:B:58:THR:N	15	2.44
(3,1)	1:A:6:LEU:CD1	1:B:59:ALA:N	15	2.44
(3,1)	1:A:6:LEU:CD1	1:B:60:GLY:N	15	2.44
(3,1)	1:A:6:LEU:CD1	1:B:61:GLN:N	15	2.44
(3,1)	1:A:6:LEU:CD1	1:B:62:GLU:N	15	2.44
(3,1)	1:A:6:LEU:CD1	1:B:63:GLU:N	15	2.44
(3,1)	1:A:6:LEU:CD1	1:B:64:TYR:N	15	2.44
(3,1)	1:A:6:LEU:CD1	1:B:65:SER:N	15	2.44
(3,1)	1:A:6:LEU:CD1	1:B:66:ALA:N	15	2.44
(3,1)	1:A:6:LEU:CD1	1:B:67:MET:N	15	2.44
(3,1)	1:A:6:LEU:CD1	1:B:68:ARG:N	15	2.44
(3,1)	1:A:6:LEU:CD1	1:B:69:ASP:N	15	2.44
(3,1)	1:A:6:LEU:CD1	1:B:70:GLN:N	15	2.44
(3,1)	1:A:6:LEU:CD1	1:B:71:TYR:N	15	2.44
(3,1)	1:A:6:LEU:CD1	1:B:72:MET:N	15	2.44
(3,1)	1:A:6:LEU:CD1	1:B:73:ARG:N	15	2.44
(3,1)	1:A:6:LEU:CD1	1:B:74:THR:N	15	2.44
(3,1)	1:A:6:LEU:CD1	1:B:75:GLY:N	15	2.44
(3,1)	1:A:6:LEU:CD1	1:B:76:GLU:N	15	2.44
(3,1)	1:A:6:LEU:CD1	1:B:77:GLY:N	15	2.44
(3,1)	1:A:6:LEU:CD1	1:B:78:PHE:N	15	2.44
(3,1)	1:A:6:LEU:CD1	1:B:79:LEU:N	15	2.44
(3,1)	1:A:6:LEU:CD1	1:B:80:CYS:N	15	2.44
(3,1)	1:A:6:LEU:CD1	5:B:203:7Q9:N	15	2.44
(3,1)	1:A:6:LEU:CD1	5:B:204:7Q9:N	15	2.44
(3,1)	1:A:6:LEU:CD1	5:B:205:7Q9:N	15	2.44
(3,1)	1:A:6:LEU:CD1	5:B:206:7Q9:N	15	2.44
(3,1)	1:A:6:LEU:CD1	5:B:207:7Q9:N	15	2.44
(3,1)	1:A:6:LEU:CD1	6:B:208:17F:N1	15	2.44
(3,1)	1:A:6:LEU:CD1	5:B:209:7Q9:N	15	2.44
(3,1)	1:A:6:LEU:CD1	5:B:210:7Q9:N	15	2.44
(3,1)	1:A:6:LEU:CD1	5:B:211:7Q9:N	15	2.44
(3,1)	1:A:6:LEU:CD1	5:B:212:7Q9:N	15	2.44
(3,1)	1:A:6:LEU:CD1	5:B:213:7Q9:N	15	2.44

Continued on next page...

Continued from previous page...

Key	Atom-1	Atom-2	Model ID	Violation (Å)
(3,1)	1:A:6:LEU:CD1	6:B:214:17F:N1	15	2.44
(3,1)	1:A:6:LEU:CD1	6:B:215:17F:N1	15	2.44
(3,1)	1:A:6:LEU:CD1	5:B:216:7Q9:N	15	2.44
(3,1)	1:A:6:LEU:CD1	5:B:217:7Q9:N	15	2.44
(3,1)	1:A:6:LEU:CD1	5:B:218:7Q9:N	15	2.44
(3,1)	1:A:6:LEU:CD1	6:B:219:17F:N1	15	2.44
(3,1)	1:A:6:LEU:CD1	5:B:220:7Q9:N	15	2.44
(3,1)	1:A:6:LEU:CD2	1:B:2:THR:N	15	2.44
(3,1)	1:A:6:LEU:CD2	1:B:3:GLU:N	15	2.44
(3,1)	1:A:6:LEU:CD2	1:B:4:TYR:N	15	2.44
(3,1)	1:A:6:LEU:CD2	1:B:5:LYS:N	15	2.44
(3,1)	1:A:6:LEU:CD2	1:B:6:LEU:N	15	2.44
(3,1)	1:A:6:LEU:CD2	1:B:7:VAL:N	15	2.44
(3,1)	1:A:6:LEU:CD2	1:B:8:VAL:N	15	2.44
(3,1)	1:A:6:LEU:CD2	1:B:9:VAL:N	15	2.44
(3,1)	1:A:6:LEU:CD2	1:B:10:GLY:N	15	2.44
(3,1)	1:A:6:LEU:CD2	1:B:11:ALA:N	15	2.44
(3,1)	1:A:6:LEU:CD2	1:B:12:ASP:N	15	2.44
(3,1)	1:A:6:LEU:CD2	1:B:13:GLY:N	15	2.44
(3,1)	1:A:6:LEU:CD2	1:B:14:VAL:N	15	2.44
(3,1)	1:A:6:LEU:CD2	1:B:15:GLY:N	15	2.44
(3,1)	1:A:6:LEU:CD2	1:B:16:LYS:N	15	2.44
(3,1)	1:A:6:LEU:CD2	1:B:17:SER:N	15	2.44
(3,1)	1:A:6:LEU:CD2	1:B:18:ALA:N	15	2.44
(3,1)	1:A:6:LEU:CD2	1:B:19:LEU:N	15	2.44
(3,1)	1:A:6:LEU:CD2	1:B:20:THR:N	15	2.44
(3,1)	1:A:6:LEU:CD2	1:B:21:ILE:N	15	2.44
(3,1)	1:A:6:LEU:CD2	1:B:22:GLN:N	15	2.44
(3,1)	1:A:6:LEU:CD2	1:B:23:LEU:N	15	2.44
(3,1)	1:A:6:LEU:CD2	1:B:24:ILE:N	15	2.44
(3,1)	1:A:6:LEU:CD2	1:B:25:GLN:N	15	2.44
(3,1)	1:A:6:LEU:CD2	1:B:26:ASN:N	15	2.44
(3,1)	1:A:6:LEU:CD2	1:B:27:HIS:N	15	2.44
(3,1)	1:A:6:LEU:CD2	1:B:28:PHE:N	15	2.44
(3,1)	1:A:6:LEU:CD2	1:B:29:VAL:N	15	2.44
(3,1)	1:A:6:LEU:CD2	1:B:30:ASP:N	15	2.44
(3,1)	1:A:6:LEU:CD2	1:B:31:GLU:N	15	2.44
(3,1)	1:A:6:LEU:CD2	1:B:32:TYR:N	15	2.44
(3,1)	1:A:6:LEU:CD2	1:B:33:ASP:N	15	2.44
(3,1)	1:A:6:LEU:CD2	1:B:34:PRO:N	15	2.44
(3,1)	1:A:6:LEU:CD2	1:B:35:THR:N	15	2.44
(3,1)	1:A:6:LEU:CD2	1:B:36:ILE:N	15	2.44

Continued on next page...

Continued from previous page...

Key	Atom-1	Atom-2	Model ID	Violation (Å)
(3,1)	1:A:6:LEU:CD2	1:B:37:GLU:N	15	2.44
(3,1)	1:A:6:LEU:CD2	1:B:38:ASP:N	15	2.44
(3,1)	1:A:6:LEU:CD2	1:B:39:SER:N	15	2.44
(3,1)	1:A:6:LEU:CD2	1:B:40:TYR:N	15	2.44
(3,1)	1:A:6:LEU:CD2	1:B:41:ARG:N	15	2.44
(3,1)	1:A:6:LEU:CD2	1:B:42:LYS:N	15	2.44
(3,1)	1:A:6:LEU:CD2	1:B:43:GLN:N	15	2.44
(3,1)	1:A:6:LEU:CD2	1:B:44:VAL:N	15	2.44
(3,1)	1:A:6:LEU:CD2	1:B:45:VAL:N	15	2.44
(3,1)	1:A:6:LEU:CD2	1:B:46:ILE:N	15	2.44
(3,1)	1:A:6:LEU:CD2	1:B:47:ASP:N	15	2.44
(3,1)	1:A:6:LEU:CD2	1:B:48:GLY:N	15	2.44
(3,1)	1:A:6:LEU:CD2	1:B:49:GLU:N	15	2.44
(3,1)	1:A:6:LEU:CD2	1:B:50:THR:N	15	2.44
(3,1)	1:A:6:LEU:CD2	1:B:51:CYS:N	15	2.44
(3,1)	1:A:6:LEU:CD2	1:B:52:LEU:N	15	2.44
(3,1)	1:A:6:LEU:CD2	1:B:53:LEU:N	15	2.44
(3,1)	1:A:6:LEU:CD2	1:B:54:ASP:N	15	2.44
(3,1)	1:A:6:LEU:CD2	1:B:55:ILE:N	15	2.44
(3,1)	1:A:6:LEU:CD2	1:B:56:LEU:N	15	2.44
(3,1)	1:A:6:LEU:CD2	1:B:57:ASP:N	15	2.44
(3,1)	1:A:6:LEU:CD2	1:B:58:THR:N	15	2.44
(3,1)	1:A:6:LEU:CD2	1:B:59:ALA:N	15	2.44
(3,1)	1:A:6:LEU:CD2	1:B:60:GLY:N	15	2.44
(3,1)	1:A:6:LEU:CD2	1:B:61:GLN:N	15	2.44
(3,1)	1:A:6:LEU:CD2	1:B:62:GLU:N	15	2.44
(3,1)	1:A:6:LEU:CD2	1:B:63:GLU:N	15	2.44
(3,1)	1:A:6:LEU:CD2	1:B:64:TYR:N	15	2.44
(3,1)	1:A:6:LEU:CD2	1:B:65:SER:N	15	2.44
(3,1)	1:A:6:LEU:CD2	1:B:66:ALA:N	15	2.44
(3,1)	1:A:6:LEU:CD2	1:B:67:MET:N	15	2.44
(3,1)	1:A:6:LEU:CD2	1:B:68:ARG:N	15	2.44
(3,1)	1:A:6:LEU:CD2	1:B:69:ASP:N	15	2.44
(3,1)	1:A:6:LEU:CD2	1:B:70:GLN:N	15	2.44
(3,1)	1:A:6:LEU:CD2	1:B:71:TYR:N	15	2.44
(3,1)	1:A:6:LEU:CD2	1:B:72:MET:N	15	2.44
(3,1)	1:A:6:LEU:CD2	1:B:73:ARG:N	15	2.44
(3,1)	1:A:6:LEU:CD2	1:B:74:THR:N	15	2.44
(3,1)	1:A:6:LEU:CD2	1:B:75:GLY:N	15	2.44
(3,1)	1:A:6:LEU:CD2	1:B:76:GLU:N	15	2.44
(3,1)	1:A:6:LEU:CD2	1:B:77:GLY:N	15	2.44
(3,1)	1:A:6:LEU:CD2	1:B:78:PHE:N	15	2.44

Continued on next page...

Continued from previous page...

Key	Atom-1	Atom-2	Model ID	Violation (Å)
(3,1)	1:A:6:LEU:CD2	1:B:79:LEU:N	15	2.44
(3,1)	1:A:6:LEU:CD2	1:B:80:CYS:N	15	2.44
(3,1)	1:A:6:LEU:CD2	5:B:203:7Q9:N	15	2.44
(3,1)	1:A:6:LEU:CD2	5:B:204:7Q9:N	15	2.44
(3,1)	1:A:6:LEU:CD2	5:B:205:7Q9:N	15	2.44
(3,1)	1:A:6:LEU:CD2	5:B:206:7Q9:N	15	2.44
(3,1)	1:A:6:LEU:CD2	5:B:207:7Q9:N	15	2.44
(3,1)	1:A:6:LEU:CD2	6:B:208:17F:N1	15	2.44
(3,1)	1:A:6:LEU:CD2	5:B:209:7Q9:N	15	2.44
(3,1)	1:A:6:LEU:CD2	5:B:210:7Q9:N	15	2.44
(3,1)	1:A:6:LEU:CD2	5:B:211:7Q9:N	15	2.44
(3,1)	1:A:6:LEU:CD2	5:B:212:7Q9:N	15	2.44
(3,1)	1:A:6:LEU:CD2	5:B:213:7Q9:N	15	2.44
(3,1)	1:A:6:LEU:CD2	6:B:214:17F:N1	15	2.44
(3,1)	1:A:6:LEU:CD2	6:B:215:17F:N1	15	2.44
(3,1)	1:A:6:LEU:CD2	5:B:216:7Q9:N	15	2.44
(3,1)	1:A:6:LEU:CD2	5:B:217:7Q9:N	15	2.44
(3,1)	1:A:6:LEU:CD2	5:B:218:7Q9:N	15	2.44
(3,1)	1:A:6:LEU:CD2	6:B:219:17F:N1	15	2.44
(3,1)	1:A:6:LEU:CD2	5:B:220:7Q9:N	15	2.44
(3,4)	1:A:23:LEU:CD1	1:B:2:THR:N	13	2.43
(3,4)	1:A:23:LEU:CD1	1:B:3:GLU:N	13	2.43
(3,4)	1:A:23:LEU:CD1	1:B:4:TYR:N	13	2.43
(3,4)	1:A:23:LEU:CD1	1:B:5:LYS:N	13	2.43
(3,4)	1:A:23:LEU:CD1	1:B:6:LEU:N	13	2.43
(3,4)	1:A:23:LEU:CD1	1:B:7:VAL:N	13	2.43
(3,4)	1:A:23:LEU:CD1	1:B:8:VAL:N	13	2.43
(3,4)	1:A:23:LEU:CD1	1:B:9:VAL:N	13	2.43
(3,4)	1:A:23:LEU:CD1	1:B:10:GLY:N	13	2.43
(3,4)	1:A:23:LEU:CD1	1:B:11:ALA:N	13	2.43
(3,4)	1:A:23:LEU:CD1	1:B:12:ASP:N	13	2.43
(3,4)	1:A:23:LEU:CD1	1:B:13:GLY:N	13	2.43
(3,4)	1:A:23:LEU:CD1	1:B:14:VAL:N	13	2.43
(3,4)	1:A:23:LEU:CD1	1:B:15:GLY:N	13	2.43
(3,4)	1:A:23:LEU:CD1	1:B:16:LYS:N	13	2.43
(3,4)	1:A:23:LEU:CD1	1:B:17:SER:N	13	2.43
(3,4)	1:A:23:LEU:CD1	1:B:18:ALA:N	13	2.43
(3,4)	1:A:23:LEU:CD1	1:B:19:LEU:N	13	2.43
(3,4)	1:A:23:LEU:CD1	1:B:20:THR:N	13	2.43
(3,4)	1:A:23:LEU:CD1	1:B:21:ILE:N	13	2.43
(3,4)	1:A:23:LEU:CD1	1:B:22:GLN:N	13	2.43
(3,4)	1:A:23:LEU:CD1	1:B:23:LEU:N	13	2.43

Continued on next page...

Continued from previous page...

Key	Atom-1	Atom-2	Model ID	Violation (Å)
(3,4)	1:A:23:LEU:CD1	1:B:24:ILE:N	13	2.43
(3,4)	1:A:23:LEU:CD1	1:B:25:GLN:N	13	2.43
(3,4)	1:A:23:LEU:CD1	1:B:26:ASN:N	13	2.43
(3,4)	1:A:23:LEU:CD1	1:B:27:HIS:N	13	2.43
(3,4)	1:A:23:LEU:CD1	1:B:28:PHE:N	13	2.43
(3,4)	1:A:23:LEU:CD1	1:B:29:VAL:N	13	2.43
(3,4)	1:A:23:LEU:CD1	1:B:30:ASP:N	13	2.43
(3,4)	1:A:23:LEU:CD1	1:B:31:GLU:N	13	2.43
(3,4)	1:A:23:LEU:CD1	1:B:32:TYR:N	13	2.43
(3,4)	1:A:23:LEU:CD1	1:B:33:ASP:N	13	2.43
(3,4)	1:A:23:LEU:CD1	1:B:34:PRO:N	13	2.43
(3,4)	1:A:23:LEU:CD1	1:B:35:THR:N	13	2.43
(3,4)	1:A:23:LEU:CD1	1:B:36:ILE:N	13	2.43
(3,4)	1:A:23:LEU:CD1	1:B:37:GLU:N	13	2.43
(3,4)	1:A:23:LEU:CD1	1:B:38:ASP:N	13	2.43
(3,4)	1:A:23:LEU:CD1	1:B:39:SER:N	13	2.43
(3,4)	1:A:23:LEU:CD1	1:B:40:TYR:N	13	2.43
(3,4)	1:A:23:LEU:CD1	1:B:41:ARG:N	13	2.43
(3,4)	1:A:23:LEU:CD1	1:B:42:LYS:N	13	2.43
(3,4)	1:A:23:LEU:CD1	1:B:43:GLN:N	13	2.43
(3,4)	1:A:23:LEU:CD1	1:B:44:VAL:N	13	2.43
(3,4)	1:A:23:LEU:CD1	1:B:45:VAL:N	13	2.43
(3,4)	1:A:23:LEU:CD1	1:B:46:ILE:N	13	2.43
(3,4)	1:A:23:LEU:CD1	1:B:47:ASP:N	13	2.43
(3,4)	1:A:23:LEU:CD1	1:B:48:GLY:N	13	2.43
(3,4)	1:A:23:LEU:CD1	1:B:49:GLU:N	13	2.43
(3,4)	1:A:23:LEU:CD1	1:B:50:THR:N	13	2.43
(3,4)	1:A:23:LEU:CD1	1:B:51:CYS:N	13	2.43
(3,4)	1:A:23:LEU:CD1	1:B:52:LEU:N	13	2.43
(3,4)	1:A:23:LEU:CD1	1:B:53:LEU:N	13	2.43
(3,4)	1:A:23:LEU:CD1	1:B:54:ASP:N	13	2.43
(3,4)	1:A:23:LEU:CD1	1:B:55:ILE:N	13	2.43
(3,4)	1:A:23:LEU:CD1	1:B:56:LEU:N	13	2.43
(3,4)	1:A:23:LEU:CD1	1:B:57:ASP:N	13	2.43
(3,4)	1:A:23:LEU:CD1	1:B:58:THR:N	13	2.43
(3,4)	1:A:23:LEU:CD1	1:B:59:ALA:N	13	2.43
(3,4)	1:A:23:LEU:CD1	1:B:60:GLY:N	13	2.43
(3,4)	1:A:23:LEU:CD1	1:B:61:GLN:N	13	2.43
(3,4)	1:A:23:LEU:CD1	1:B:62:GLU:N	13	2.43
(3,4)	1:A:23:LEU:CD1	1:B:63:GLU:N	13	2.43
(3,4)	1:A:23:LEU:CD1	1:B:64:TYR:N	13	2.43
(3,4)	1:A:23:LEU:CD1	1:B:65:SER:N	13	2.43

Continued on next page...

Continued from previous page...

Key	Atom-1	Atom-2	Model ID	Violation (Å)
(3,4)	1:A:23:LEU:CD1	1:B:66:ALA:N	13	2.43
(3,4)	1:A:23:LEU:CD1	1:B:67:MET:N	13	2.43
(3,4)	1:A:23:LEU:CD1	1:B:68:ARG:N	13	2.43
(3,4)	1:A:23:LEU:CD1	1:B:69:ASP:N	13	2.43
(3,4)	1:A:23:LEU:CD1	1:B:70:GLN:N	13	2.43
(3,4)	1:A:23:LEU:CD1	1:B:71:TYR:N	13	2.43
(3,4)	1:A:23:LEU:CD1	1:B:72:MET:N	13	2.43
(3,4)	1:A:23:LEU:CD1	1:B:73:ARG:N	13	2.43
(3,4)	1:A:23:LEU:CD1	1:B:74:THR:N	13	2.43
(3,4)	1:A:23:LEU:CD1	1:B:75:GLY:N	13	2.43
(3,4)	1:A:23:LEU:CD1	1:B:76:GLU:N	13	2.43
(3,4)	1:A:23:LEU:CD1	1:B:77:GLY:N	13	2.43
(3,4)	1:A:23:LEU:CD1	1:B:78:PHE:N	13	2.43
(3,4)	1:A:23:LEU:CD1	1:B:79:LEU:N	13	2.43
(3,4)	1:A:23:LEU:CD1	1:B:80:CYS:N	13	2.43
(3,4)	1:A:23:LEU:CD1	5:B:203:7Q9:N	13	2.43
(3,4)	1:A:23:LEU:CD1	5:B:204:7Q9:N	13	2.43
(3,4)	1:A:23:LEU:CD1	5:B:205:7Q9:N	13	2.43
(3,4)	1:A:23:LEU:CD1	5:B:206:7Q9:N	13	2.43
(3,4)	1:A:23:LEU:CD1	5:B:207:7Q9:N	13	2.43
(3,4)	1:A:23:LEU:CD1	6:B:208:17F:N1	13	2.43
(3,4)	1:A:23:LEU:CD1	5:B:209:7Q9:N	13	2.43
(3,4)	1:A:23:LEU:CD1	5:B:210:7Q9:N	13	2.43
(3,4)	1:A:23:LEU:CD1	5:B:211:7Q9:N	13	2.43
(3,4)	1:A:23:LEU:CD1	5:B:212:7Q9:N	13	2.43
(3,4)	1:A:23:LEU:CD1	5:B:213:7Q9:N	13	2.43
(3,4)	1:A:23:LEU:CD1	6:B:214:17F:N1	13	2.43
(3,4)	1:A:23:LEU:CD1	6:B:215:17F:N1	13	2.43
(3,4)	1:A:23:LEU:CD1	5:B:216:7Q9:N	13	2.43
(3,4)	1:A:23:LEU:CD1	5:B:217:7Q9:N	13	2.43
(3,4)	1:A:23:LEU:CD1	5:B:218:7Q9:N	13	2.43
(3,4)	1:A:23:LEU:CD1	6:B:219:17F:N1	13	2.43
(3,4)	1:A:23:LEU:CD1	5:B:220:7Q9:N	13	2.43
(3,4)	1:A:23:LEU:CD2	1:B:2:THR:N	13	2.43
(3,4)	1:A:23:LEU:CD2	1:B:3:GLU:N	13	2.43
(3,4)	1:A:23:LEU:CD2	1:B:4:TYR:N	13	2.43
(3,4)	1:A:23:LEU:CD2	1:B:5:LYS:N	13	2.43
(3,4)	1:A:23:LEU:CD2	1:B:6:LEU:N	13	2.43
(3,4)	1:A:23:LEU:CD2	1:B:7:VAL:N	13	2.43
(3,4)	1:A:23:LEU:CD2	1:B:8:VAL:N	13	2.43
(3,4)	1:A:23:LEU:CD2	1:B:9:VAL:N	13	2.43
(3,4)	1:A:23:LEU:CD2	1:B:10:GLY:N	13	2.43

Continued on next page...

Continued from previous page...

Key	Atom-1	Atom-2	Model ID	Violation (Å)
(3,4)	1:A:23:LEU:CD2	1:B:11:ALA:N	13	2.43
(3,4)	1:A:23:LEU:CD2	1:B:12:ASP:N	13	2.43
(3,4)	1:A:23:LEU:CD2	1:B:13:GLY:N	13	2.43
(3,4)	1:A:23:LEU:CD2	1:B:14:VAL:N	13	2.43
(3,4)	1:A:23:LEU:CD2	1:B:15:GLY:N	13	2.43
(3,4)	1:A:23:LEU:CD2	1:B:16:LYS:N	13	2.43
(3,4)	1:A:23:LEU:CD2	1:B:17:SER:N	13	2.43
(3,4)	1:A:23:LEU:CD2	1:B:18:ALA:N	13	2.43
(3,4)	1:A:23:LEU:CD2	1:B:19:LEU:N	13	2.43
(3,4)	1:A:23:LEU:CD2	1:B:20:THR:N	13	2.43
(3,4)	1:A:23:LEU:CD2	1:B:21:ILE:N	13	2.43
(3,4)	1:A:23:LEU:CD2	1:B:22:GLN:N	13	2.43
(3,4)	1:A:23:LEU:CD2	1:B:23:LEU:N	13	2.43
(3,4)	1:A:23:LEU:CD2	1:B:24:ILE:N	13	2.43
(3,4)	1:A:23:LEU:CD2	1:B:25:GLN:N	13	2.43
(3,4)	1:A:23:LEU:CD2	1:B:26:ASN:N	13	2.43
(3,4)	1:A:23:LEU:CD2	1:B:27:HIS:N	13	2.43
(3,4)	1:A:23:LEU:CD2	1:B:28:PHE:N	13	2.43
(3,4)	1:A:23:LEU:CD2	1:B:29:VAL:N	13	2.43
(3,4)	1:A:23:LEU:CD2	1:B:30:ASP:N	13	2.43
(3,4)	1:A:23:LEU:CD2	1:B:31:GLU:N	13	2.43
(3,4)	1:A:23:LEU:CD2	1:B:32:TYR:N	13	2.43
(3,4)	1:A:23:LEU:CD2	1:B:33:ASP:N	13	2.43
(3,4)	1:A:23:LEU:CD2	1:B:34:PRO:N	13	2.43
(3,4)	1:A:23:LEU:CD2	1:B:35:THR:N	13	2.43
(3,4)	1:A:23:LEU:CD2	1:B:36:ILE:N	13	2.43
(3,4)	1:A:23:LEU:CD2	1:B:37:GLU:N	13	2.43
(3,4)	1:A:23:LEU:CD2	1:B:38:ASP:N	13	2.43
(3,4)	1:A:23:LEU:CD2	1:B:39:SER:N	13	2.43
(3,4)	1:A:23:LEU:CD2	1:B:40:TYR:N	13	2.43
(3,4)	1:A:23:LEU:CD2	1:B:41:ARG:N	13	2.43
(3,4)	1:A:23:LEU:CD2	1:B:42:LYS:N	13	2.43
(3,4)	1:A:23:LEU:CD2	1:B:43:GLN:N	13	2.43
(3,4)	1:A:23:LEU:CD2	1:B:44:VAL:N	13	2.43
(3,4)	1:A:23:LEU:CD2	1:B:45:VAL:N	13	2.43
(3,4)	1:A:23:LEU:CD2	1:B:46:ILE:N	13	2.43
(3,4)	1:A:23:LEU:CD2	1:B:47:ASP:N	13	2.43
(3,4)	1:A:23:LEU:CD2	1:B:48:GLY:N	13	2.43
(3,4)	1:A:23:LEU:CD2	1:B:49:GLU:N	13	2.43
(3,4)	1:A:23:LEU:CD2	1:B:50:THR:N	13	2.43
(3,4)	1:A:23:LEU:CD2	1:B:51:CYS:N	13	2.43
(3,4)	1:A:23:LEU:CD2	1:B:52:LEU:N	13	2.43

Continued on next page...

Continued from previous page...

Key	Atom-1	Atom-2	Model ID	Violation (Å)
(3,4)	1:A:23:LEU:CD2	1:B:53:LEU:N	13	2.43
(3,4)	1:A:23:LEU:CD2	1:B:54:ASP:N	13	2.43
(3,4)	1:A:23:LEU:CD2	1:B:55:ILE:N	13	2.43
(3,4)	1:A:23:LEU:CD2	1:B:56:LEU:N	13	2.43
(3,4)	1:A:23:LEU:CD2	1:B:57:ASP:N	13	2.43
(3,4)	1:A:23:LEU:CD2	1:B:58:THR:N	13	2.43
(3,4)	1:A:23:LEU:CD2	1:B:59:ALA:N	13	2.43
(3,4)	1:A:23:LEU:CD2	1:B:60:GLY:N	13	2.43
(3,4)	1:A:23:LEU:CD2	1:B:61:GLN:N	13	2.43
(3,4)	1:A:23:LEU:CD2	1:B:62:GLU:N	13	2.43
(3,4)	1:A:23:LEU:CD2	1:B:63:GLU:N	13	2.43
(3,4)	1:A:23:LEU:CD2	1:B:64:TYR:N	13	2.43
(3,4)	1:A:23:LEU:CD2	1:B:65:SER:N	13	2.43
(3,4)	1:A:23:LEU:CD2	1:B:66:ALA:N	13	2.43
(3,4)	1:A:23:LEU:CD2	1:B:67:MET:N	13	2.43
(3,4)	1:A:23:LEU:CD2	1:B:68:ARG:N	13	2.43
(3,4)	1:A:23:LEU:CD2	1:B:69:ASP:N	13	2.43
(3,4)	1:A:23:LEU:CD2	1:B:70:GLN:N	13	2.43
(3,4)	1:A:23:LEU:CD2	1:B:71:TYR:N	13	2.43
(3,4)	1:A:23:LEU:CD2	1:B:72:MET:N	13	2.43
(3,4)	1:A:23:LEU:CD2	1:B:73:ARG:N	13	2.43
(3,4)	1:A:23:LEU:CD2	1:B:74:THR:N	13	2.43
(3,4)	1:A:23:LEU:CD2	1:B:75:GLY:N	13	2.43
(3,4)	1:A:23:LEU:CD2	1:B:76:GLU:N	13	2.43
(3,4)	1:A:23:LEU:CD2	1:B:77:GLY:N	13	2.43
(3,4)	1:A:23:LEU:CD2	1:B:78:PHE:N	13	2.43
(3,4)	1:A:23:LEU:CD2	1:B:79:LEU:N	13	2.43
(3,4)	1:A:23:LEU:CD2	1:B:80:CYS:N	13	2.43
(3,4)	1:A:23:LEU:CD2	5:B:203:7Q9:N	13	2.43
(3,4)	1:A:23:LEU:CD2	5:B:204:7Q9:N	13	2.43
(3,4)	1:A:23:LEU:CD2	5:B:205:7Q9:N	13	2.43
(3,4)	1:A:23:LEU:CD2	5:B:206:7Q9:N	13	2.43
(3,4)	1:A:23:LEU:CD2	5:B:207:7Q9:N	13	2.43
(3,4)	1:A:23:LEU:CD2	6:B:208:17F:N1	13	2.43
(3,4)	1:A:23:LEU:CD2	5:B:209:7Q9:N	13	2.43
(3,4)	1:A:23:LEU:CD2	5:B:210:7Q9:N	13	2.43
(3,4)	1:A:23:LEU:CD2	5:B:211:7Q9:N	13	2.43
(3,4)	1:A:23:LEU:CD2	5:B:212:7Q9:N	13	2.43
(3,4)	1:A:23:LEU:CD2	5:B:213:7Q9:N	13	2.43
(3,4)	1:A:23:LEU:CD2	6:B:214:17F:N1	13	2.43
(3,4)	1:A:23:LEU:CD2	6:B:215:17F:N1	13	2.43
(3,4)	1:A:23:LEU:CD2	5:B:216:7Q9:N	13	2.43

Continued on next page...

Continued from previous page...

Key	Atom-1	Atom-2	Model ID	Violation (Å)
(3,4)	1:A:23:LEU:CD2	5:B:217:7Q9:N	13	2.43
(3,4)	1:A:23:LEU:CD2	5:B:218:7Q9:N	13	2.43
(3,4)	1:A:23:LEU:CD2	6:B:219:17F:N1	13	2.43
(3,4)	1:A:23:LEU:CD2	5:B:220:7Q9:N	13	2.43
(3,10)	1:A:55:ILE:CD1	1:B:2:THR:N	15	2.43
(3,10)	1:A:55:ILE:CD1	1:B:3:GLU:N	15	2.43
(3,10)	1:A:55:ILE:CD1	1:B:4:TYR:N	15	2.43
(3,10)	1:A:55:ILE:CD1	1:B:5:LYS:N	15	2.43
(3,10)	1:A:55:ILE:CD1	1:B:6:LEU:N	15	2.43
(3,10)	1:A:55:ILE:CD1	1:B:7:VAL:N	15	2.43
(3,10)	1:A:55:ILE:CD1	1:B:8:VAL:N	15	2.43
(3,10)	1:A:55:ILE:CD1	1:B:9:VAL:N	15	2.43
(3,10)	1:A:55:ILE:CD1	1:B:10:GLY:N	15	2.43
(3,10)	1:A:55:ILE:CD1	1:B:11:ALA:N	15	2.43
(3,10)	1:A:55:ILE:CD1	1:B:12:ASP:N	15	2.43
(3,10)	1:A:55:ILE:CD1	1:B:13:GLY:N	15	2.43
(3,10)	1:A:55:ILE:CD1	1:B:14:VAL:N	15	2.43
(3,10)	1:A:55:ILE:CD1	1:B:15:GLY:N	15	2.43
(3,10)	1:A:55:ILE:CD1	1:B:16:LYS:N	15	2.43
(3,10)	1:A:55:ILE:CD1	1:B:17:SER:N	15	2.43
(3,10)	1:A:55:ILE:CD1	1:B:18:ALA:N	15	2.43
(3,10)	1:A:55:ILE:CD1	1:B:19:LEU:N	15	2.43
(3,10)	1:A:55:ILE:CD1	1:B:20:THR:N	15	2.43
(3,10)	1:A:55:ILE:CD1	1:B:21:ILE:N	15	2.43
(3,10)	1:A:55:ILE:CD1	1:B:22:GLN:N	15	2.43
(3,10)	1:A:55:ILE:CD1	1:B:23:LEU:N	15	2.43
(3,10)	1:A:55:ILE:CD1	1:B:24:ILE:N	15	2.43
(3,10)	1:A:55:ILE:CD1	1:B:25:GLN:N	15	2.43
(3,10)	1:A:55:ILE:CD1	1:B:26:ASN:N	15	2.43
(3,10)	1:A:55:ILE:CD1	1:B:27:HIS:N	15	2.43
(3,10)	1:A:55:ILE:CD1	1:B:28:PHE:N	15	2.43
(3,10)	1:A:55:ILE:CD1	1:B:29:VAL:N	15	2.43
(3,10)	1:A:55:ILE:CD1	1:B:30:ASP:N	15	2.43
(3,10)	1:A:55:ILE:CD1	1:B:31:GLU:N	15	2.43
(3,10)	1:A:55:ILE:CD1	1:B:32:TYR:N	15	2.43
(3,10)	1:A:55:ILE:CD1	1:B:33:ASP:N	15	2.43
(3,10)	1:A:55:ILE:CD1	1:B:34:PRO:N	15	2.43
(3,10)	1:A:55:ILE:CD1	1:B:35:THR:N	15	2.43
(3,10)	1:A:55:ILE:CD1	1:B:36:ILE:N	15	2.43
(3,10)	1:A:55:ILE:CD1	1:B:37:GLU:N	15	2.43
(3,10)	1:A:55:ILE:CD1	1:B:38:ASP:N	15	2.43
(3,10)	1:A:55:ILE:CD1	1:B:39:SER:N	15	2.43

Continued on next page...

Continued from previous page...

Key	Atom-1	Atom-2	Model ID	Violation (Å)
(3,10)	1:A:55:ILE:CD1	1:B:40:TYR:N	15	2.43
(3,10)	1:A:55:ILE:CD1	1:B:41:ARG:N	15	2.43
(3,10)	1:A:55:ILE:CD1	1:B:42:LYS:N	15	2.43
(3,10)	1:A:55:ILE:CD1	1:B:43:GLN:N	15	2.43
(3,10)	1:A:55:ILE:CD1	1:B:44:VAL:N	15	2.43
(3,10)	1:A:55:ILE:CD1	1:B:45:VAL:N	15	2.43
(3,10)	1:A:55:ILE:CD1	1:B:46:ILE:N	15	2.43
(3,10)	1:A:55:ILE:CD1	1:B:47:ASP:N	15	2.43
(3,10)	1:A:55:ILE:CD1	1:B:48:GLY:N	15	2.43
(3,10)	1:A:55:ILE:CD1	1:B:49:GLU:N	15	2.43
(3,10)	1:A:55:ILE:CD1	1:B:50:THR:N	15	2.43
(3,10)	1:A:55:ILE:CD1	1:B:51:CYS:N	15	2.43
(3,10)	1:A:55:ILE:CD1	1:B:52:LEU:N	15	2.43
(3,10)	1:A:55:ILE:CD1	1:B:53:LEU:N	15	2.43
(3,10)	1:A:55:ILE:CD1	1:B:54:ASP:N	15	2.43
(3,10)	1:A:55:ILE:CD1	1:B:55:ILE:N	15	2.43
(3,10)	1:A:55:ILE:CD1	1:B:56:LEU:N	15	2.43
(3,10)	1:A:55:ILE:CD1	1:B:57:ASP:N	15	2.43
(3,10)	1:A:55:ILE:CD1	1:B:58:THR:N	15	2.43
(3,10)	1:A:55:ILE:CD1	1:B:59:ALA:N	15	2.43
(3,10)	1:A:55:ILE:CD1	1:B:60:GLY:N	15	2.43
(3,10)	1:A:55:ILE:CD1	1:B:61:GLN:N	15	2.43
(3,10)	1:A:55:ILE:CD1	1:B:62:GLU:N	15	2.43
(3,10)	1:A:55:ILE:CD1	1:B:63:GLU:N	15	2.43
(3,10)	1:A:55:ILE:CD1	1:B:64:TYR:N	15	2.43
(3,10)	1:A:55:ILE:CD1	1:B:65:SER:N	15	2.43
(3,10)	1:A:55:ILE:CD1	1:B:66:ALA:N	15	2.43
(3,10)	1:A:55:ILE:CD1	1:B:67:MET:N	15	2.43
(3,10)	1:A:55:ILE:CD1	1:B:68:ARG:N	15	2.43
(3,10)	1:A:55:ILE:CD1	1:B:69:ASP:N	15	2.43
(3,10)	1:A:55:ILE:CD1	1:B:70:GLN:N	15	2.43
(3,10)	1:A:55:ILE:CD1	1:B:71:TYR:N	15	2.43
(3,10)	1:A:55:ILE:CD1	1:B:72:MET:N	15	2.43
(3,10)	1:A:55:ILE:CD1	1:B:73:ARG:N	15	2.43
(3,10)	1:A:55:ILE:CD1	1:B:74:THR:N	15	2.43
(3,10)	1:A:55:ILE:CD1	1:B:75:GLY:N	15	2.43
(3,10)	1:A:55:ILE:CD1	1:B:76:GLU:N	15	2.43
(3,10)	1:A:55:ILE:CD1	1:B:77:GLY:N	15	2.43
(3,10)	1:A:55:ILE:CD1	1:B:78:PHE:N	15	2.43
(3,10)	1:A:55:ILE:CD1	1:B:79:LEU:N	15	2.43
(3,10)	1:A:55:ILE:CD1	1:B:80:CYS:N	15	2.43
(3,10)	1:A:55:ILE:CD1	5:B:203:7Q9:N	15	2.43

Continued on next page...

Continued from previous page...

Key	Atom-1	Atom-2	Model ID	Violation (Å)
(3,10)	1:A:55:ILE:CD1	5:B:204:7Q9:N	15	2.43
(3,10)	1:A:55:ILE:CD1	5:B:205:7Q9:N	15	2.43
(3,10)	1:A:55:ILE:CD1	5:B:206:7Q9:N	15	2.43
(3,10)	1:A:55:ILE:CD1	5:B:207:7Q9:N	15	2.43
(3,10)	1:A:55:ILE:CD1	6:B:208:17F:N1	15	2.43
(3,10)	1:A:55:ILE:CD1	5:B:209:7Q9:N	15	2.43
(3,10)	1:A:55:ILE:CD1	5:B:210:7Q9:N	15	2.43
(3,10)	1:A:55:ILE:CD1	5:B:211:7Q9:N	15	2.43
(3,10)	1:A:55:ILE:CD1	5:B:212:7Q9:N	15	2.43
(3,10)	1:A:55:ILE:CD1	5:B:213:7Q9:N	15	2.43
(3,10)	1:A:55:ILE:CD1	6:B:214:17F:N1	15	2.43
(3,10)	1:A:55:ILE:CD1	6:B:215:17F:N1	15	2.43
(3,10)	1:A:55:ILE:CD1	5:B:216:7Q9:N	15	2.43
(3,10)	1:A:55:ILE:CD1	5:B:217:7Q9:N	15	2.43
(3,10)	1:A:55:ILE:CD1	5:B:218:7Q9:N	15	2.43
(3,10)	1:A:55:ILE:CD1	6:B:219:17F:N1	15	2.43
(3,10)	1:A:55:ILE:CD1	5:B:220:7Q9:N	15	2.43
(3,10)	1:A:55:ILE:CD1	1:B:2:THR:N	17	2.41
(3,10)	1:A:55:ILE:CD1	1:B:3:GLU:N	17	2.41
(3,10)	1:A:55:ILE:CD1	1:B:4:TYR:N	17	2.41
(3,10)	1:A:55:ILE:CD1	1:B:5:LYS:N	17	2.41
(3,10)	1:A:55:ILE:CD1	1:B:6:LEU:N	17	2.41
(3,10)	1:A:55:ILE:CD1	1:B:7:VAL:N	17	2.41
(3,10)	1:A:55:ILE:CD1	1:B:8:VAL:N	17	2.41
(3,10)	1:A:55:ILE:CD1	1:B:9:VAL:N	17	2.41
(3,10)	1:A:55:ILE:CD1	1:B:10:GLY:N	17	2.41
(3,10)	1:A:55:ILE:CD1	1:B:11:ALA:N	17	2.41
(3,10)	1:A:55:ILE:CD1	1:B:12:ASP:N	17	2.41
(3,10)	1:A:55:ILE:CD1	1:B:13:GLY:N	17	2.41
(3,10)	1:A:55:ILE:CD1	1:B:14:VAL:N	17	2.41
(3,10)	1:A:55:ILE:CD1	1:B:15:GLY:N	17	2.41
(3,10)	1:A:55:ILE:CD1	1:B:16:LYS:N	17	2.41
(3,10)	1:A:55:ILE:CD1	1:B:17:SER:N	17	2.41
(3,10)	1:A:55:ILE:CD1	1:B:18:ALA:N	17	2.41
(3,10)	1:A:55:ILE:CD1	1:B:19:LEU:N	17	2.41
(3,10)	1:A:55:ILE:CD1	1:B:20:THR:N	17	2.41
(3,10)	1:A:55:ILE:CD1	1:B:21:ILE:N	17	2.41
(3,10)	1:A:55:ILE:CD1	1:B:22:GLN:N	17	2.41
(3,10)	1:A:55:ILE:CD1	1:B:23:LEU:N	17	2.41
(3,10)	1:A:55:ILE:CD1	1:B:24:ILE:N	17	2.41
(3,10)	1:A:55:ILE:CD1	1:B:25:GLN:N	17	2.41
(3,10)	1:A:55:ILE:CD1	1:B:26:ASN:N	17	2.41

Continued on next page...

Continued from previous page...

Key	Atom-1	Atom-2	Model ID	Violation (Å)
(3,10)	1:A:55:ILE:CD1	1:B:27:HIS:N	17	2.41
(3,10)	1:A:55:ILE:CD1	1:B:28:PHE:N	17	2.41
(3,10)	1:A:55:ILE:CD1	1:B:29:VAL:N	17	2.41
(3,10)	1:A:55:ILE:CD1	1:B:30:ASP:N	17	2.41
(3,10)	1:A:55:ILE:CD1	1:B:31:GLU:N	17	2.41
(3,10)	1:A:55:ILE:CD1	1:B:32:TYR:N	17	2.41
(3,10)	1:A:55:ILE:CD1	1:B:33:ASP:N	17	2.41
(3,10)	1:A:55:ILE:CD1	1:B:34:PRO:N	17	2.41
(3,10)	1:A:55:ILE:CD1	1:B:35:THR:N	17	2.41
(3,10)	1:A:55:ILE:CD1	1:B:36:ILE:N	17	2.41
(3,10)	1:A:55:ILE:CD1	1:B:37:GLU:N	17	2.41
(3,10)	1:A:55:ILE:CD1	1:B:38:ASP:N	17	2.41
(3,10)	1:A:55:ILE:CD1	1:B:39:SER:N	17	2.41
(3,10)	1:A:55:ILE:CD1	1:B:40:TYR:N	17	2.41
(3,10)	1:A:55:ILE:CD1	1:B:41:ARG:N	17	2.41
(3,10)	1:A:55:ILE:CD1	1:B:42:LYS:N	17	2.41
(3,10)	1:A:55:ILE:CD1	1:B:43:GLN:N	17	2.41
(3,10)	1:A:55:ILE:CD1	1:B:44:VAL:N	17	2.41
(3,10)	1:A:55:ILE:CD1	1:B:45:VAL:N	17	2.41
(3,10)	1:A:55:ILE:CD1	1:B:46:ILE:N	17	2.41
(3,10)	1:A:55:ILE:CD1	1:B:47:ASP:N	17	2.41
(3,10)	1:A:55:ILE:CD1	1:B:48:GLY:N	17	2.41
(3,10)	1:A:55:ILE:CD1	1:B:49:GLU:N	17	2.41
(3,10)	1:A:55:ILE:CD1	1:B:50:THR:N	17	2.41
(3,10)	1:A:55:ILE:CD1	1:B:51:CYS:N	17	2.41
(3,10)	1:A:55:ILE:CD1	1:B:52:LEU:N	17	2.41
(3,10)	1:A:55:ILE:CD1	1:B:53:LEU:N	17	2.41
(3,10)	1:A:55:ILE:CD1	1:B:54:ASP:N	17	2.41
(3,10)	1:A:55:ILE:CD1	1:B:55:ILE:N	17	2.41
(3,10)	1:A:55:ILE:CD1	1:B:56:LEU:N	17	2.41
(3,10)	1:A:55:ILE:CD1	1:B:57:ASP:N	17	2.41
(3,10)	1:A:55:ILE:CD1	1:B:58:THR:N	17	2.41
(3,10)	1:A:55:ILE:CD1	1:B:59:ALA:N	17	2.41
(3,10)	1:A:55:ILE:CD1	1:B:60:GLY:N	17	2.41
(3,10)	1:A:55:ILE:CD1	1:B:61:GLN:N	17	2.41
(3,10)	1:A:55:ILE:CD1	1:B:62:GLU:N	17	2.41
(3,10)	1:A:55:ILE:CD1	1:B:63:GLU:N	17	2.41
(3,10)	1:A:55:ILE:CD1	1:B:64:TYR:N	17	2.41
(3,10)	1:A:55:ILE:CD1	1:B:65:SER:N	17	2.41
(3,10)	1:A:55:ILE:CD1	1:B:66:ALA:N	17	2.41
(3,10)	1:A:55:ILE:CD1	1:B:67:MET:N	17	2.41
(3,10)	1:A:55:ILE:CD1	1:B:68:ARG:N	17	2.41

Continued on next page...

Continued from previous page...

Key	Atom-1	Atom-2	Model ID	Violation (Å)
(3,10)	1:A:55:ILE:CD1	1:B:69:ASP:N	17	2.41
(3,10)	1:A:55:ILE:CD1	1:B:70:GLN:N	17	2.41
(3,10)	1:A:55:ILE:CD1	1:B:71:TYR:N	17	2.41
(3,10)	1:A:55:ILE:CD1	1:B:72:MET:N	17	2.41
(3,10)	1:A:55:ILE:CD1	1:B:73:ARG:N	17	2.41
(3,10)	1:A:55:ILE:CD1	1:B:74:THR:N	17	2.41
(3,10)	1:A:55:ILE:CD1	1:B:75:GLY:N	17	2.41
(3,10)	1:A:55:ILE:CD1	1:B:76:GLU:N	17	2.41
(3,10)	1:A:55:ILE:CD1	1:B:77:GLY:N	17	2.41
(3,10)	1:A:55:ILE:CD1	1:B:78:PHE:N	17	2.41
(3,10)	1:A:55:ILE:CD1	1:B:79:LEU:N	17	2.41
(3,10)	1:A:55:ILE:CD1	1:B:80:CYS:N	17	2.41
(3,10)	1:A:55:ILE:CD1	5:B:203:7Q9:N	17	2.41
(3,10)	1:A:55:ILE:CD1	5:B:204:7Q9:N	17	2.41
(3,10)	1:A:55:ILE:CD1	5:B:205:7Q9:N	17	2.41
(3,10)	1:A:55:ILE:CD1	5:B:206:7Q9:N	17	2.41
(3,10)	1:A:55:ILE:CD1	5:B:207:7Q9:N	17	2.41
(3,10)	1:A:55:ILE:CD1	6:B:208:17F:N1	17	2.41
(3,10)	1:A:55:ILE:CD1	5:B:209:7Q9:N	17	2.41
(3,10)	1:A:55:ILE:CD1	5:B:210:7Q9:N	17	2.41
(3,10)	1:A:55:ILE:CD1	5:B:211:7Q9:N	17	2.41
(3,10)	1:A:55:ILE:CD1	5:B:212:7Q9:N	17	2.41
(3,10)	1:A:55:ILE:CD1	5:B:213:7Q9:N	17	2.41
(3,10)	1:A:55:ILE:CD1	6:B:214:17F:N1	17	2.41
(3,10)	1:A:55:ILE:CD1	6:B:215:17F:N1	17	2.41
(3,10)	1:A:55:ILE:CD1	5:B:216:7Q9:N	17	2.41
(3,10)	1:A:55:ILE:CD1	5:B:217:7Q9:N	17	2.41
(3,10)	1:A:55:ILE:CD1	5:B:218:7Q9:N	17	2.41
(3,10)	1:A:55:ILE:CD1	6:B:219:17F:N1	17	2.41
(3,10)	1:A:55:ILE:CD1	5:B:220:7Q9:N	17	2.41
(3,6)	1:A:36:ILE:CD1	1:B:2:THR:N	18	2.39
(3,6)	1:A:36:ILE:CD1	1:B:3:GLU:N	18	2.39
(3,6)	1:A:36:ILE:CD1	1:B:4:TYR:N	18	2.39
(3,6)	1:A:36:ILE:CD1	1:B:5:LYS:N	18	2.39
(3,6)	1:A:36:ILE:CD1	1:B:6:LEU:N	18	2.39
(3,6)	1:A:36:ILE:CD1	1:B:7:VAL:N	18	2.39
(3,6)	1:A:36:ILE:CD1	1:B:8:VAL:N	18	2.39
(3,6)	1:A:36:ILE:CD1	1:B:9:VAL:N	18	2.39
(3,6)	1:A:36:ILE:CD1	1:B:10:GLY:N	18	2.39
(3,6)	1:A:36:ILE:CD1	1:B:11:ALA:N	18	2.39
(3,6)	1:A:36:ILE:CD1	1:B:12:ASP:N	18	2.39
(3,6)	1:A:36:ILE:CD1	1:B:13:GLY:N	18	2.39

Continued on next page...

Continued from previous page...

Key	Atom-1	Atom-2	Model ID	Violation (Å)
(3,6)	1:A:36:ILE:CD1	1:B:14:VAL:N	18	2.39
(3,6)	1:A:36:ILE:CD1	1:B:15:GLY:N	18	2.39
(3,6)	1:A:36:ILE:CD1	1:B:16:LYS:N	18	2.39
(3,6)	1:A:36:ILE:CD1	1:B:17:SER:N	18	2.39
(3,6)	1:A:36:ILE:CD1	1:B:18:ALA:N	18	2.39
(3,6)	1:A:36:ILE:CD1	1:B:19:LEU:N	18	2.39
(3,6)	1:A:36:ILE:CD1	1:B:20:THR:N	18	2.39
(3,6)	1:A:36:ILE:CD1	1:B:21:ILE:N	18	2.39
(3,6)	1:A:36:ILE:CD1	1:B:22:GLN:N	18	2.39
(3,6)	1:A:36:ILE:CD1	1:B:23:LEU:N	18	2.39
(3,6)	1:A:36:ILE:CD1	1:B:24:ILE:N	18	2.39
(3,6)	1:A:36:ILE:CD1	1:B:25:GLN:N	18	2.39
(3,6)	1:A:36:ILE:CD1	1:B:26:ASN:N	18	2.39
(3,6)	1:A:36:ILE:CD1	1:B:27:HIS:N	18	2.39
(3,6)	1:A:36:ILE:CD1	1:B:28:PHE:N	18	2.39
(3,6)	1:A:36:ILE:CD1	1:B:29:VAL:N	18	2.39
(3,6)	1:A:36:ILE:CD1	1:B:30:ASP:N	18	2.39
(3,6)	1:A:36:ILE:CD1	1:B:31:GLU:N	18	2.39
(3,6)	1:A:36:ILE:CD1	1:B:32:TYR:N	18	2.39
(3,6)	1:A:36:ILE:CD1	1:B:33:ASP:N	18	2.39
(3,6)	1:A:36:ILE:CD1	1:B:34:PRO:N	18	2.39
(3,6)	1:A:36:ILE:CD1	1:B:35:THR:N	18	2.39
(3,6)	1:A:36:ILE:CD1	1:B:36:ILE:N	18	2.39
(3,6)	1:A:36:ILE:CD1	1:B:37:GLU:N	18	2.39
(3,6)	1:A:36:ILE:CD1	1:B:38:ASP:N	18	2.39
(3,6)	1:A:36:ILE:CD1	1:B:39:SER:N	18	2.39
(3,6)	1:A:36:ILE:CD1	1:B:40:TYR:N	18	2.39
(3,6)	1:A:36:ILE:CD1	1:B:41:ARG:N	18	2.39
(3,6)	1:A:36:ILE:CD1	1:B:42:LYS:N	18	2.39
(3,6)	1:A:36:ILE:CD1	1:B:43:GLN:N	18	2.39
(3,6)	1:A:36:ILE:CD1	1:B:44:VAL:N	18	2.39
(3,6)	1:A:36:ILE:CD1	1:B:45:VAL:N	18	2.39
(3,6)	1:A:36:ILE:CD1	1:B:46:ILE:N	18	2.39
(3,6)	1:A:36:ILE:CD1	1:B:47:ASP:N	18	2.39
(3,6)	1:A:36:ILE:CD1	1:B:48:GLY:N	18	2.39
(3,6)	1:A:36:ILE:CD1	1:B:49:GLU:N	18	2.39
(3,6)	1:A:36:ILE:CD1	1:B:50:THR:N	18	2.39
(3,6)	1:A:36:ILE:CD1	1:B:51:CYS:N	18	2.39
(3,6)	1:A:36:ILE:CD1	1:B:52:LEU:N	18	2.39
(3,6)	1:A:36:ILE:CD1	1:B:53:LEU:N	18	2.39
(3,6)	1:A:36:ILE:CD1	1:B:54:ASP:N	18	2.39
(3,6)	1:A:36:ILE:CD1	1:B:55:ILE:N	18	2.39

Continued on next page...

Continued from previous page...

Key	Atom-1	Atom-2	Model ID	Violation (Å)
(3,6)	1:A:36:ILE:CD1	1:B:56:LEU:N	18	2.39
(3,6)	1:A:36:ILE:CD1	1:B:57:ASP:N	18	2.39
(3,6)	1:A:36:ILE:CD1	1:B:58:THR:N	18	2.39
(3,6)	1:A:36:ILE:CD1	1:B:59:ALA:N	18	2.39
(3,6)	1:A:36:ILE:CD1	1:B:60:GLY:N	18	2.39
(3,6)	1:A:36:ILE:CD1	1:B:61:GLN:N	18	2.39
(3,6)	1:A:36:ILE:CD1	1:B:62:GLU:N	18	2.39
(3,6)	1:A:36:ILE:CD1	1:B:63:GLU:N	18	2.39
(3,6)	1:A:36:ILE:CD1	1:B:64:TYR:N	18	2.39
(3,6)	1:A:36:ILE:CD1	1:B:65:SER:N	18	2.39
(3,6)	1:A:36:ILE:CD1	1:B:66:ALA:N	18	2.39
(3,6)	1:A:36:ILE:CD1	1:B:67:MET:N	18	2.39
(3,6)	1:A:36:ILE:CD1	1:B:68:ARG:N	18	2.39
(3,6)	1:A:36:ILE:CD1	1:B:69:ASP:N	18	2.39
(3,6)	1:A:36:ILE:CD1	1:B:70:GLN:N	18	2.39
(3,6)	1:A:36:ILE:CD1	1:B:71:TYR:N	18	2.39
(3,6)	1:A:36:ILE:CD1	1:B:72:MET:N	18	2.39
(3,6)	1:A:36:ILE:CD1	1:B:73:ARG:N	18	2.39
(3,6)	1:A:36:ILE:CD1	1:B:74:THR:N	18	2.39
(3,6)	1:A:36:ILE:CD1	1:B:75:GLY:N	18	2.39
(3,6)	1:A:36:ILE:CD1	1:B:76:GLU:N	18	2.39
(3,6)	1:A:36:ILE:CD1	1:B:77:GLY:N	18	2.39
(3,6)	1:A:36:ILE:CD1	1:B:78:PHE:N	18	2.39
(3,6)	1:A:36:ILE:CD1	1:B:79:LEU:N	18	2.39
(3,6)	1:A:36:ILE:CD1	1:B:80:CYS:N	18	2.39
(3,6)	1:A:36:ILE:CD1	5:B:203:7Q9:N	18	2.39
(3,6)	1:A:36:ILE:CD1	5:B:204:7Q9:N	18	2.39
(3,6)	1:A:36:ILE:CD1	5:B:205:7Q9:N	18	2.39
(3,6)	1:A:36:ILE:CD1	5:B:206:7Q9:N	18	2.39
(3,6)	1:A:36:ILE:CD1	5:B:207:7Q9:N	18	2.39
(3,6)	1:A:36:ILE:CD1	6:B:208:17F:N1	18	2.39
(3,6)	1:A:36:ILE:CD1	5:B:209:7Q9:N	18	2.39
(3,6)	1:A:36:ILE:CD1	5:B:210:7Q9:N	18	2.39
(3,6)	1:A:36:ILE:CD1	5:B:211:7Q9:N	18	2.39
(3,6)	1:A:36:ILE:CD1	5:B:212:7Q9:N	18	2.39
(3,6)	1:A:36:ILE:CD1	5:B:213:7Q9:N	18	2.39
(3,6)	1:A:36:ILE:CD1	6:B:214:17F:N1	18	2.39
(3,6)	1:A:36:ILE:CD1	6:B:215:17F:N1	18	2.39
(3,6)	1:A:36:ILE:CD1	5:B:216:7Q9:N	18	2.39
(3,6)	1:A:36:ILE:CD1	5:B:217:7Q9:N	18	2.39
(3,6)	1:A:36:ILE:CD1	5:B:218:7Q9:N	18	2.39
(3,6)	1:A:36:ILE:CD1	6:B:219:17F:N1	18	2.39

Continued on next page...

Continued from previous page...

Key	Atom-1	Atom-2	Model ID	Violation (Å)
(3,6)	1:A:36:ILE:CD1	5:B:220:7Q9:N	18	2.39
(3,5)	1:A:24:ILE:CD1	1:B:2:THR:N	14	2.38
(3,5)	1:A:24:ILE:CD1	1:B:3:GLU:N	14	2.38
(3,5)	1:A:24:ILE:CD1	1:B:4:TYR:N	14	2.38
(3,5)	1:A:24:ILE:CD1	1:B:5:LYS:N	14	2.38
(3,5)	1:A:24:ILE:CD1	1:B:6:LEU:N	14	2.38
(3,5)	1:A:24:ILE:CD1	1:B:7:VAL:N	14	2.38
(3,5)	1:A:24:ILE:CD1	1:B:8:VAL:N	14	2.38
(3,5)	1:A:24:ILE:CD1	1:B:9:VAL:N	14	2.38
(3,5)	1:A:24:ILE:CD1	1:B:10:GLY:N	14	2.38
(3,5)	1:A:24:ILE:CD1	1:B:11:ALA:N	14	2.38
(3,5)	1:A:24:ILE:CD1	1:B:12:ASP:N	14	2.38
(3,5)	1:A:24:ILE:CD1	1:B:13:GLY:N	14	2.38
(3,5)	1:A:24:ILE:CD1	1:B:14:VAL:N	14	2.38
(3,5)	1:A:24:ILE:CD1	1:B:15:GLY:N	14	2.38
(3,5)	1:A:24:ILE:CD1	1:B:16:LYS:N	14	2.38
(3,5)	1:A:24:ILE:CD1	1:B:17:SER:N	14	2.38
(3,5)	1:A:24:ILE:CD1	1:B:18:ALA:N	14	2.38
(3,5)	1:A:24:ILE:CD1	1:B:19:LEU:N	14	2.38
(3,5)	1:A:24:ILE:CD1	1:B:20:THR:N	14	2.38
(3,5)	1:A:24:ILE:CD1	1:B:21:ILE:N	14	2.38
(3,5)	1:A:24:ILE:CD1	1:B:22:GLN:N	14	2.38
(3,5)	1:A:24:ILE:CD1	1:B:23:LEU:N	14	2.38
(3,5)	1:A:24:ILE:CD1	1:B:24:ILE:N	14	2.38
(3,5)	1:A:24:ILE:CD1	1:B:25:GLN:N	14	2.38
(3,5)	1:A:24:ILE:CD1	1:B:26:ASN:N	14	2.38
(3,5)	1:A:24:ILE:CD1	1:B:27:HIS:N	14	2.38
(3,5)	1:A:24:ILE:CD1	1:B:28:PHE:N	14	2.38
(3,5)	1:A:24:ILE:CD1	1:B:29:VAL:N	14	2.38
(3,5)	1:A:24:ILE:CD1	1:B:30:ASP:N	14	2.38
(3,5)	1:A:24:ILE:CD1	1:B:31:GLU:N	14	2.38
(3,5)	1:A:24:ILE:CD1	1:B:32:TYR:N	14	2.38
(3,5)	1:A:24:ILE:CD1	1:B:33:ASP:N	14	2.38
(3,5)	1:A:24:ILE:CD1	1:B:34:PRO:N	14	2.38
(3,5)	1:A:24:ILE:CD1	1:B:35:THR:N	14	2.38
(3,5)	1:A:24:ILE:CD1	1:B:36:ILE:N	14	2.38
(3,5)	1:A:24:ILE:CD1	1:B:37:GLU:N	14	2.38
(3,5)	1:A:24:ILE:CD1	1:B:38:ASP:N	14	2.38
(3,5)	1:A:24:ILE:CD1	1:B:39:SER:N	14	2.38
(3,5)	1:A:24:ILE:CD1	1:B:40:TYR:N	14	2.38
(3,5)	1:A:24:ILE:CD1	1:B:41:ARG:N	14	2.38
(3,5)	1:A:24:ILE:CD1	1:B:42:LYS:N	14	2.38

Continued on next page...

Continued from previous page...

Key	Atom-1	Atom-2	Model ID	Violation (Å)
(3,5)	1:A:24:ILE:CD1	1:B:43:GLN:N	14	2.38
(3,5)	1:A:24:ILE:CD1	1:B:44:VAL:N	14	2.38
(3,5)	1:A:24:ILE:CD1	1:B:45:VAL:N	14	2.38
(3,5)	1:A:24:ILE:CD1	1:B:46:ILE:N	14	2.38
(3,5)	1:A:24:ILE:CD1	1:B:47:ASP:N	14	2.38
(3,5)	1:A:24:ILE:CD1	1:B:48:GLY:N	14	2.38
(3,5)	1:A:24:ILE:CD1	1:B:49:GLU:N	14	2.38
(3,5)	1:A:24:ILE:CD1	1:B:50:THR:N	14	2.38
(3,5)	1:A:24:ILE:CD1	1:B:51:CYS:N	14	2.38
(3,5)	1:A:24:ILE:CD1	1:B:52:LEU:N	14	2.38
(3,5)	1:A:24:ILE:CD1	1:B:53:LEU:N	14	2.38
(3,5)	1:A:24:ILE:CD1	1:B:54:ASP:N	14	2.38
(3,5)	1:A:24:ILE:CD1	1:B:55:ILE:N	14	2.38
(3,5)	1:A:24:ILE:CD1	1:B:56:LEU:N	14	2.38
(3,5)	1:A:24:ILE:CD1	1:B:57:ASP:N	14	2.38
(3,5)	1:A:24:ILE:CD1	1:B:58:THR:N	14	2.38
(3,5)	1:A:24:ILE:CD1	1:B:59:ALA:N	14	2.38
(3,5)	1:A:24:ILE:CD1	1:B:60:GLY:N	14	2.38
(3,5)	1:A:24:ILE:CD1	1:B:61:GLN:N	14	2.38
(3,5)	1:A:24:ILE:CD1	1:B:62:GLU:N	14	2.38
(3,5)	1:A:24:ILE:CD1	1:B:63:GLU:N	14	2.38
(3,5)	1:A:24:ILE:CD1	1:B:64:TYR:N	14	2.38
(3,5)	1:A:24:ILE:CD1	1:B:65:SER:N	14	2.38
(3,5)	1:A:24:ILE:CD1	1:B:66:ALA:N	14	2.38
(3,5)	1:A:24:ILE:CD1	1:B:67:MET:N	14	2.38
(3,5)	1:A:24:ILE:CD1	1:B:68:ARG:N	14	2.38
(3,5)	1:A:24:ILE:CD1	1:B:69:ASP:N	14	2.38
(3,5)	1:A:24:ILE:CD1	1:B:70:GLN:N	14	2.38
(3,5)	1:A:24:ILE:CD1	1:B:71:TYR:N	14	2.38
(3,5)	1:A:24:ILE:CD1	1:B:72:MET:N	14	2.38
(3,5)	1:A:24:ILE:CD1	1:B:73:ARG:N	14	2.38
(3,5)	1:A:24:ILE:CD1	1:B:74:THR:N	14	2.38
(3,5)	1:A:24:ILE:CD1	1:B:75:GLY:N	14	2.38
(3,5)	1:A:24:ILE:CD1	1:B:76:GLU:N	14	2.38
(3,5)	1:A:24:ILE:CD1	1:B:77:GLY:N	14	2.38
(3,5)	1:A:24:ILE:CD1	1:B:78:PHE:N	14	2.38
(3,5)	1:A:24:ILE:CD1	1:B:79:LEU:N	14	2.38
(3,5)	1:A:24:ILE:CD1	1:B:80:CYS:N	14	2.38
(3,5)	1:A:24:ILE:CD1	5:B:203:7Q9:N	14	2.38
(3,5)	1:A:24:ILE:CD1	5:B:204:7Q9:N	14	2.38
(3,5)	1:A:24:ILE:CD1	5:B:205:7Q9:N	14	2.38
(3,5)	1:A:24:ILE:CD1	5:B:206:7Q9:N	14	2.38

Continued on next page...

Continued from previous page...

Key	Atom-1	Atom-2	Model ID	Violation (Å)
(3,5)	1:A:24:ILE:CD1	5:B:207:7Q9:N	14	2.38
(3,5)	1:A:24:ILE:CD1	6:B:208:17F:N1	14	2.38
(3,5)	1:A:24:ILE:CD1	5:B:209:7Q9:N	14	2.38
(3,5)	1:A:24:ILE:CD1	5:B:210:7Q9:N	14	2.38
(3,5)	1:A:24:ILE:CD1	5:B:211:7Q9:N	14	2.38
(3,5)	1:A:24:ILE:CD1	5:B:212:7Q9:N	14	2.38
(3,5)	1:A:24:ILE:CD1	5:B:213:7Q9:N	14	2.38
(3,5)	1:A:24:ILE:CD1	6:B:214:17F:N1	14	2.38
(3,5)	1:A:24:ILE:CD1	6:B:215:17F:N1	14	2.38
(3,5)	1:A:24:ILE:CD1	5:B:216:7Q9:N	14	2.38
(3,5)	1:A:24:ILE:CD1	5:B:217:7Q9:N	14	2.38
(3,5)	1:A:24:ILE:CD1	5:B:218:7Q9:N	14	2.38
(3,5)	1:A:24:ILE:CD1	6:B:219:17F:N1	14	2.38
(3,5)	1:A:24:ILE:CD1	5:B:220:7Q9:N	14	2.38
(3,4)	1:A:23:LEU:CD1	1:B:2:THR:N	4	2.34
(3,4)	1:A:23:LEU:CD1	1:B:3:GLU:N	4	2.34
(3,4)	1:A:23:LEU:CD1	1:B:4:TYR:N	4	2.34
(3,4)	1:A:23:LEU:CD1	1:B:5:LYS:N	4	2.34
(3,4)	1:A:23:LEU:CD1	1:B:6:LEU:N	4	2.34
(3,4)	1:A:23:LEU:CD1	1:B:7:VAL:N	4	2.34
(3,4)	1:A:23:LEU:CD1	1:B:8:VAL:N	4	2.34
(3,4)	1:A:23:LEU:CD1	1:B:9:VAL:N	4	2.34
(3,4)	1:A:23:LEU:CD1	1:B:10:GLY:N	4	2.34
(3,4)	1:A:23:LEU:CD1	1:B:11:ALA:N	4	2.34
(3,4)	1:A:23:LEU:CD1	1:B:12:ASP:N	4	2.34
(3,4)	1:A:23:LEU:CD1	1:B:13:GLY:N	4	2.34
(3,4)	1:A:23:LEU:CD1	1:B:14:VAL:N	4	2.34
(3,4)	1:A:23:LEU:CD1	1:B:15:GLY:N	4	2.34
(3,4)	1:A:23:LEU:CD1	1:B:16:LYS:N	4	2.34
(3,4)	1:A:23:LEU:CD1	1:B:17:SER:N	4	2.34
(3,4)	1:A:23:LEU:CD1	1:B:18:ALA:N	4	2.34
(3,4)	1:A:23:LEU:CD1	1:B:19:LEU:N	4	2.34
(3,4)	1:A:23:LEU:CD1	1:B:20:THR:N	4	2.34
(3,4)	1:A:23:LEU:CD1	1:B:21:ILE:N	4	2.34
(3,4)	1:A:23:LEU:CD1	1:B:22:GLN:N	4	2.34
(3,4)	1:A:23:LEU:CD1	1:B:23:LEU:N	4	2.34
(3,4)	1:A:23:LEU:CD1	1:B:24:ILE:N	4	2.34
(3,4)	1:A:23:LEU:CD1	1:B:25:GLN:N	4	2.34
(3,4)	1:A:23:LEU:CD1	1:B:26:ASN:N	4	2.34
(3,4)	1:A:23:LEU:CD1	1:B:27:HIS:N	4	2.34
(3,4)	1:A:23:LEU:CD1	1:B:28:PHE:N	4	2.34
(3,4)	1:A:23:LEU:CD1	1:B:29:VAL:N	4	2.34

Continued on next page...

Continued from previous page...

Key	Atom-1	Atom-2	Model ID	Violation (Å)
(3,4)	1:A:23:LEU:CD1	1:B:30:ASP:N	4	2.34
(3,4)	1:A:23:LEU:CD1	1:B:31:GLU:N	4	2.34
(3,4)	1:A:23:LEU:CD1	1:B:32:TYR:N	4	2.34
(3,4)	1:A:23:LEU:CD1	1:B:33:ASP:N	4	2.34
(3,4)	1:A:23:LEU:CD1	1:B:34:PRO:N	4	2.34
(3,4)	1:A:23:LEU:CD1	1:B:35:THR:N	4	2.34
(3,4)	1:A:23:LEU:CD1	1:B:36:ILE:N	4	2.34
(3,4)	1:A:23:LEU:CD1	1:B:37:GLU:N	4	2.34
(3,4)	1:A:23:LEU:CD1	1:B:38:ASP:N	4	2.34
(3,4)	1:A:23:LEU:CD1	1:B:39:SER:N	4	2.34
(3,4)	1:A:23:LEU:CD1	1:B:40:TYR:N	4	2.34
(3,4)	1:A:23:LEU:CD1	1:B:41:ARG:N	4	2.34
(3,4)	1:A:23:LEU:CD1	1:B:42:LYS:N	4	2.34
(3,4)	1:A:23:LEU:CD1	1:B:43:GLN:N	4	2.34
(3,4)	1:A:23:LEU:CD1	1:B:44:VAL:N	4	2.34
(3,4)	1:A:23:LEU:CD1	1:B:45:VAL:N	4	2.34
(3,4)	1:A:23:LEU:CD1	1:B:46:ILE:N	4	2.34
(3,4)	1:A:23:LEU:CD1	1:B:47:ASP:N	4	2.34
(3,4)	1:A:23:LEU:CD1	1:B:48:GLY:N	4	2.34
(3,4)	1:A:23:LEU:CD1	1:B:49:GLU:N	4	2.34
(3,4)	1:A:23:LEU:CD1	1:B:50:THR:N	4	2.34
(3,4)	1:A:23:LEU:CD1	1:B:51:CYS:N	4	2.34
(3,4)	1:A:23:LEU:CD1	1:B:52:LEU:N	4	2.34
(3,4)	1:A:23:LEU:CD1	1:B:53:LEU:N	4	2.34
(3,4)	1:A:23:LEU:CD1	1:B:54:ASP:N	4	2.34
(3,4)	1:A:23:LEU:CD1	1:B:55:ILE:N	4	2.34
(3,4)	1:A:23:LEU:CD1	1:B:56:LEU:N	4	2.34
(3,4)	1:A:23:LEU:CD1	1:B:57:ASP:N	4	2.34
(3,4)	1:A:23:LEU:CD1	1:B:58:THR:N	4	2.34
(3,4)	1:A:23:LEU:CD1	1:B:59:ALA:N	4	2.34
(3,4)	1:A:23:LEU:CD1	1:B:60:GLY:N	4	2.34
(3,4)	1:A:23:LEU:CD1	1:B:61:GLN:N	4	2.34
(3,4)	1:A:23:LEU:CD1	1:B:62:GLU:N	4	2.34
(3,4)	1:A:23:LEU:CD1	1:B:63:GLU:N	4	2.34
(3,4)	1:A:23:LEU:CD1	1:B:64:TYR:N	4	2.34
(3,4)	1:A:23:LEU:CD1	1:B:65:SER:N	4	2.34
(3,4)	1:A:23:LEU:CD1	1:B:66:ALA:N	4	2.34
(3,4)	1:A:23:LEU:CD1	1:B:67:MET:N	4	2.34
(3,4)	1:A:23:LEU:CD1	1:B:68:ARG:N	4	2.34
(3,4)	1:A:23:LEU:CD1	1:B:69:ASP:N	4	2.34
(3,4)	1:A:23:LEU:CD1	1:B:70:GLN:N	4	2.34
(3,4)	1:A:23:LEU:CD1	1:B:71:TYR:N	4	2.34

Continued on next page...

Continued from previous page...

Key	Atom-1	Atom-2	Model ID	Violation (Å)
(3,4)	1:A:23:LEU:CD1	1:B:72:MET:N	4	2.34
(3,4)	1:A:23:LEU:CD1	1:B:73:ARG:N	4	2.34
(3,4)	1:A:23:LEU:CD1	1:B:74:THR:N	4	2.34
(3,4)	1:A:23:LEU:CD1	1:B:75:GLY:N	4	2.34
(3,4)	1:A:23:LEU:CD1	1:B:76:GLU:N	4	2.34
(3,4)	1:A:23:LEU:CD1	1:B:77:GLY:N	4	2.34
(3,4)	1:A:23:LEU:CD1	1:B:78:PHE:N	4	2.34
(3,4)	1:A:23:LEU:CD1	1:B:79:LEU:N	4	2.34
(3,4)	1:A:23:LEU:CD1	1:B:80:CYS:N	4	2.34
(3,4)	1:A:23:LEU:CD1	5:B:203:7Q9:N	4	2.34
(3,4)	1:A:23:LEU:CD1	5:B:204:7Q9:N	4	2.34
(3,4)	1:A:23:LEU:CD1	5:B:205:7Q9:N	4	2.34
(3,4)	1:A:23:LEU:CD1	5:B:206:7Q9:N	4	2.34
(3,4)	1:A:23:LEU:CD1	5:B:207:7Q9:N	4	2.34
(3,4)	1:A:23:LEU:CD1	6:B:208:17F:N1	4	2.34
(3,4)	1:A:23:LEU:CD1	5:B:209:7Q9:N	4	2.34
(3,4)	1:A:23:LEU:CD1	5:B:210:7Q9:N	4	2.34
(3,4)	1:A:23:LEU:CD1	5:B:211:7Q9:N	4	2.34
(3,4)	1:A:23:LEU:CD1	5:B:212:7Q9:N	4	2.34
(3,4)	1:A:23:LEU:CD1	5:B:213:7Q9:N	4	2.34
(3,4)	1:A:23:LEU:CD1	6:B:214:17F:N1	4	2.34
(3,4)	1:A:23:LEU:CD1	6:B:215:17F:N1	4	2.34
(3,4)	1:A:23:LEU:CD1	5:B:216:7Q9:N	4	2.34
(3,4)	1:A:23:LEU:CD1	5:B:217:7Q9:N	4	2.34
(3,4)	1:A:23:LEU:CD1	5:B:218:7Q9:N	4	2.34
(3,4)	1:A:23:LEU:CD1	6:B:219:17F:N1	4	2.34
(3,4)	1:A:23:LEU:CD1	5:B:220:7Q9:N	4	2.34
(3,4)	1:A:23:LEU:CD2	1:B:2:THR:N	4	2.34
(3,4)	1:A:23:LEU:CD2	1:B:3:GLU:N	4	2.34
(3,4)	1:A:23:LEU:CD2	1:B:4:TYR:N	4	2.34
(3,4)	1:A:23:LEU:CD2	1:B:5:LYS:N	4	2.34
(3,4)	1:A:23:LEU:CD2	1:B:6:LEU:N	4	2.34
(3,4)	1:A:23:LEU:CD2	1:B:7:VAL:N	4	2.34
(3,4)	1:A:23:LEU:CD2	1:B:8:VAL:N	4	2.34
(3,4)	1:A:23:LEU:CD2	1:B:9:VAL:N	4	2.34
(3,4)	1:A:23:LEU:CD2	1:B:10:GLY:N	4	2.34
(3,4)	1:A:23:LEU:CD2	1:B:11:ALA:N	4	2.34
(3,4)	1:A:23:LEU:CD2	1:B:12:ASP:N	4	2.34
(3,4)	1:A:23:LEU:CD2	1:B:13:GLY:N	4	2.34
(3,4)	1:A:23:LEU:CD2	1:B:14:VAL:N	4	2.34
(3,4)	1:A:23:LEU:CD2	1:B:15:GLY:N	4	2.34
(3,4)	1:A:23:LEU:CD2	1:B:16:LYS:N	4	2.34

Continued on next page...

Continued from previous page...

Key	Atom-1	Atom-2	Model ID	Violation (Å)
(3,4)	1:A:23:LEU:CD2	1:B:17:SER:N	4	2.34
(3,4)	1:A:23:LEU:CD2	1:B:18:ALA:N	4	2.34
(3,4)	1:A:23:LEU:CD2	1:B:19:LEU:N	4	2.34
(3,4)	1:A:23:LEU:CD2	1:B:20:THR:N	4	2.34
(3,4)	1:A:23:LEU:CD2	1:B:21:ILE:N	4	2.34
(3,4)	1:A:23:LEU:CD2	1:B:22:GLN:N	4	2.34
(3,4)	1:A:23:LEU:CD2	1:B:23:LEU:N	4	2.34
(3,4)	1:A:23:LEU:CD2	1:B:24:ILE:N	4	2.34
(3,4)	1:A:23:LEU:CD2	1:B:25:GLN:N	4	2.34
(3,4)	1:A:23:LEU:CD2	1:B:26:ASN:N	4	2.34
(3,4)	1:A:23:LEU:CD2	1:B:27:HIS:N	4	2.34
(3,4)	1:A:23:LEU:CD2	1:B:28:PHE:N	4	2.34
(3,4)	1:A:23:LEU:CD2	1:B:29:VAL:N	4	2.34
(3,4)	1:A:23:LEU:CD2	1:B:30:ASP:N	4	2.34
(3,4)	1:A:23:LEU:CD2	1:B:31:GLU:N	4	2.34
(3,4)	1:A:23:LEU:CD2	1:B:32:TYR:N	4	2.34
(3,4)	1:A:23:LEU:CD2	1:B:33:ASP:N	4	2.34
(3,4)	1:A:23:LEU:CD2	1:B:34:PRO:N	4	2.34
(3,4)	1:A:23:LEU:CD2	1:B:35:THR:N	4	2.34
(3,4)	1:A:23:LEU:CD2	1:B:36:ILE:N	4	2.34
(3,4)	1:A:23:LEU:CD2	1:B:37:GLU:N	4	2.34
(3,4)	1:A:23:LEU:CD2	1:B:38:ASP:N	4	2.34
(3,4)	1:A:23:LEU:CD2	1:B:39:SER:N	4	2.34
(3,4)	1:A:23:LEU:CD2	1:B:40:TYR:N	4	2.34
(3,4)	1:A:23:LEU:CD2	1:B:41:ARG:N	4	2.34
(3,4)	1:A:23:LEU:CD2	1:B:42:LYS:N	4	2.34
(3,4)	1:A:23:LEU:CD2	1:B:43:GLN:N	4	2.34
(3,4)	1:A:23:LEU:CD2	1:B:44:VAL:N	4	2.34
(3,4)	1:A:23:LEU:CD2	1:B:45:VAL:N	4	2.34
(3,4)	1:A:23:LEU:CD2	1:B:46:ILE:N	4	2.34
(3,4)	1:A:23:LEU:CD2	1:B:47:ASP:N	4	2.34
(3,4)	1:A:23:LEU:CD2	1:B:48:GLY:N	4	2.34
(3,4)	1:A:23:LEU:CD2	1:B:49:GLU:N	4	2.34
(3,4)	1:A:23:LEU:CD2	1:B:50:THR:N	4	2.34
(3,4)	1:A:23:LEU:CD2	1:B:51:CYS:N	4	2.34
(3,4)	1:A:23:LEU:CD2	1:B:52:LEU:N	4	2.34
(3,4)	1:A:23:LEU:CD2	1:B:53:LEU:N	4	2.34
(3,4)	1:A:23:LEU:CD2	1:B:54:ASP:N	4	2.34
(3,4)	1:A:23:LEU:CD2	1:B:55:ILE:N	4	2.34
(3,4)	1:A:23:LEU:CD2	1:B:56:LEU:N	4	2.34
(3,4)	1:A:23:LEU:CD2	1:B:57:ASP:N	4	2.34
(3,4)	1:A:23:LEU:CD2	1:B:58:THR:N	4	2.34

Continued on next page...

Continued from previous page...

Key	Atom-1	Atom-2	Model ID	Violation (Å)
(3,4)	1:A:23:LEU:CD2	1:B:59:ALA:N	4	2.34
(3,4)	1:A:23:LEU:CD2	1:B:60:GLY:N	4	2.34
(3,4)	1:A:23:LEU:CD2	1:B:61:GLN:N	4	2.34
(3,4)	1:A:23:LEU:CD2	1:B:62:GLU:N	4	2.34
(3,4)	1:A:23:LEU:CD2	1:B:63:GLU:N	4	2.34
(3,4)	1:A:23:LEU:CD2	1:B:64:TYR:N	4	2.34
(3,4)	1:A:23:LEU:CD2	1:B:65:SER:N	4	2.34
(3,4)	1:A:23:LEU:CD2	1:B:66:ALA:N	4	2.34
(3,4)	1:A:23:LEU:CD2	1:B:67:MET:N	4	2.34
(3,4)	1:A:23:LEU:CD2	1:B:68:ARG:N	4	2.34
(3,4)	1:A:23:LEU:CD2	1:B:69:ASP:N	4	2.34
(3,4)	1:A:23:LEU:CD2	1:B:70:GLN:N	4	2.34
(3,4)	1:A:23:LEU:CD2	1:B:71:TYR:N	4	2.34
(3,4)	1:A:23:LEU:CD2	1:B:72:MET:N	4	2.34
(3,4)	1:A:23:LEU:CD2	1:B:73:ARG:N	4	2.34
(3,4)	1:A:23:LEU:CD2	1:B:74:THR:N	4	2.34
(3,4)	1:A:23:LEU:CD2	1:B:75:GLY:N	4	2.34
(3,4)	1:A:23:LEU:CD2	1:B:76:GLU:N	4	2.34
(3,4)	1:A:23:LEU:CD2	1:B:77:GLY:N	4	2.34
(3,4)	1:A:23:LEU:CD2	1:B:78:PHE:N	4	2.34
(3,4)	1:A:23:LEU:CD2	1:B:79:LEU:N	4	2.34
(3,4)	1:A:23:LEU:CD2	1:B:80:CYS:N	4	2.34
(3,4)	1:A:23:LEU:CD2	5:B:203:7Q9:N	4	2.34
(3,4)	1:A:23:LEU:CD2	5:B:204:7Q9:N	4	2.34
(3,4)	1:A:23:LEU:CD2	5:B:205:7Q9:N	4	2.34
(3,4)	1:A:23:LEU:CD2	5:B:206:7Q9:N	4	2.34
(3,4)	1:A:23:LEU:CD2	5:B:207:7Q9:N	4	2.34
(3,4)	1:A:23:LEU:CD2	6:B:208:17F:N1	4	2.34
(3,4)	1:A:23:LEU:CD2	5:B:209:7Q9:N	4	2.34
(3,4)	1:A:23:LEU:CD2	5:B:210:7Q9:N	4	2.34
(3,4)	1:A:23:LEU:CD2	5:B:211:7Q9:N	4	2.34
(3,4)	1:A:23:LEU:CD2	5:B:212:7Q9:N	4	2.34
(3,4)	1:A:23:LEU:CD2	5:B:213:7Q9:N	4	2.34
(3,4)	1:A:23:LEU:CD2	6:B:214:17F:N1	4	2.34
(3,4)	1:A:23:LEU:CD2	6:B:215:17F:N1	4	2.34
(3,4)	1:A:23:LEU:CD2	5:B:216:7Q9:N	4	2.34
(3,4)	1:A:23:LEU:CD2	5:B:217:7Q9:N	4	2.34
(3,4)	1:A:23:LEU:CD2	5:B:218:7Q9:N	4	2.34
(3,4)	1:A:23:LEU:CD2	6:B:219:17F:N1	4	2.34
(3,4)	1:A:23:LEU:CD2	5:B:220:7Q9:N	4	2.34
(3,10)	1:A:55:ILE:CD1	1:B:2:THR:N	16	2.33
(3,10)	1:A:55:ILE:CD1	1:B:3:GLU:N	16	2.33

Continued on next page...

Continued from previous page...

Key	Atom-1	Atom-2	Model ID	Violation (Å)
(3,10)	1:A:55:ILE:CD1	1:B:4:TYR:N	16	2.33
(3,10)	1:A:55:ILE:CD1	1:B:5:LYS:N	16	2.33
(3,10)	1:A:55:ILE:CD1	1:B:6:LEU:N	16	2.33
(3,10)	1:A:55:ILE:CD1	1:B:7:VAL:N	16	2.33
(3,10)	1:A:55:ILE:CD1	1:B:8:VAL:N	16	2.33
(3,10)	1:A:55:ILE:CD1	1:B:9:VAL:N	16	2.33
(3,10)	1:A:55:ILE:CD1	1:B:10:GLY:N	16	2.33
(3,10)	1:A:55:ILE:CD1	1:B:11:ALA:N	16	2.33
(3,10)	1:A:55:ILE:CD1	1:B:12:ASP:N	16	2.33
(3,10)	1:A:55:ILE:CD1	1:B:13:GLY:N	16	2.33
(3,10)	1:A:55:ILE:CD1	1:B:14:VAL:N	16	2.33
(3,10)	1:A:55:ILE:CD1	1:B:15:GLY:N	16	2.33
(3,10)	1:A:55:ILE:CD1	1:B:16:LYS:N	16	2.33
(3,10)	1:A:55:ILE:CD1	1:B:17:SER:N	16	2.33
(3,10)	1:A:55:ILE:CD1	1:B:18:ALA:N	16	2.33
(3,10)	1:A:55:ILE:CD1	1:B:19:LEU:N	16	2.33
(3,10)	1:A:55:ILE:CD1	1:B:20:THR:N	16	2.33
(3,10)	1:A:55:ILE:CD1	1:B:21:ILE:N	16	2.33
(3,10)	1:A:55:ILE:CD1	1:B:22:GLN:N	16	2.33
(3,10)	1:A:55:ILE:CD1	1:B:23:LEU:N	16	2.33
(3,10)	1:A:55:ILE:CD1	1:B:24:ILE:N	16	2.33
(3,10)	1:A:55:ILE:CD1	1:B:25:GLN:N	16	2.33
(3,10)	1:A:55:ILE:CD1	1:B:26:ASN:N	16	2.33
(3,10)	1:A:55:ILE:CD1	1:B:27:HIS:N	16	2.33
(3,10)	1:A:55:ILE:CD1	1:B:28:PHE:N	16	2.33
(3,10)	1:A:55:ILE:CD1	1:B:29:VAL:N	16	2.33
(3,10)	1:A:55:ILE:CD1	1:B:30:ASP:N	16	2.33
(3,10)	1:A:55:ILE:CD1	1:B:31:GLU:N	16	2.33
(3,10)	1:A:55:ILE:CD1	1:B:32:TYR:N	16	2.33
(3,10)	1:A:55:ILE:CD1	1:B:33:ASP:N	16	2.33
(3,10)	1:A:55:ILE:CD1	1:B:34:PRO:N	16	2.33
(3,10)	1:A:55:ILE:CD1	1:B:35:THR:N	16	2.33
(3,10)	1:A:55:ILE:CD1	1:B:36:ILE:N	16	2.33
(3,10)	1:A:55:ILE:CD1	1:B:37:GLU:N	16	2.33
(3,10)	1:A:55:ILE:CD1	1:B:38:ASP:N	16	2.33
(3,10)	1:A:55:ILE:CD1	1:B:39:SER:N	16	2.33
(3,10)	1:A:55:ILE:CD1	1:B:40:TYR:N	16	2.33
(3,10)	1:A:55:ILE:CD1	1:B:41:ARG:N	16	2.33
(3,10)	1:A:55:ILE:CD1	1:B:42:LYS:N	16	2.33
(3,10)	1:A:55:ILE:CD1	1:B:43:GLN:N	16	2.33
(3,10)	1:A:55:ILE:CD1	1:B:44:VAL:N	16	2.33
(3,10)	1:A:55:ILE:CD1	1:B:45:VAL:N	16	2.33

Continued on next page...

Continued from previous page...

Key	Atom-1	Atom-2	Model ID	Violation (Å)
(3,10)	1:A:55:ILE:CD1	1:B:46:ILE:N	16	2.33
(3,10)	1:A:55:ILE:CD1	1:B:47:ASP:N	16	2.33
(3,10)	1:A:55:ILE:CD1	1:B:48:GLY:N	16	2.33
(3,10)	1:A:55:ILE:CD1	1:B:49:GLU:N	16	2.33
(3,10)	1:A:55:ILE:CD1	1:B:50:THR:N	16	2.33
(3,10)	1:A:55:ILE:CD1	1:B:51:CYS:N	16	2.33
(3,10)	1:A:55:ILE:CD1	1:B:52:LEU:N	16	2.33
(3,10)	1:A:55:ILE:CD1	1:B:53:LEU:N	16	2.33
(3,10)	1:A:55:ILE:CD1	1:B:54:ASP:N	16	2.33
(3,10)	1:A:55:ILE:CD1	1:B:55:ILE:N	16	2.33
(3,10)	1:A:55:ILE:CD1	1:B:56:LEU:N	16	2.33
(3,10)	1:A:55:ILE:CD1	1:B:57:ASP:N	16	2.33
(3,10)	1:A:55:ILE:CD1	1:B:58:THR:N	16	2.33
(3,10)	1:A:55:ILE:CD1	1:B:59:ALA:N	16	2.33
(3,10)	1:A:55:ILE:CD1	1:B:60:GLY:N	16	2.33
(3,10)	1:A:55:ILE:CD1	1:B:61:GLN:N	16	2.33
(3,10)	1:A:55:ILE:CD1	1:B:62:GLU:N	16	2.33
(3,10)	1:A:55:ILE:CD1	1:B:63:GLU:N	16	2.33
(3,10)	1:A:55:ILE:CD1	1:B:64:TYR:N	16	2.33
(3,10)	1:A:55:ILE:CD1	1:B:65:SER:N	16	2.33
(3,10)	1:A:55:ILE:CD1	1:B:66:ALA:N	16	2.33
(3,10)	1:A:55:ILE:CD1	1:B:67:MET:N	16	2.33
(3,10)	1:A:55:ILE:CD1	1:B:68:ARG:N	16	2.33
(3,10)	1:A:55:ILE:CD1	1:B:69:ASP:N	16	2.33
(3,10)	1:A:55:ILE:CD1	1:B:70:GLN:N	16	2.33
(3,10)	1:A:55:ILE:CD1	1:B:71:TYR:N	16	2.33
(3,10)	1:A:55:ILE:CD1	1:B:72:MET:N	16	2.33
(3,10)	1:A:55:ILE:CD1	1:B:73:ARG:N	16	2.33
(3,10)	1:A:55:ILE:CD1	1:B:74:THR:N	16	2.33
(3,10)	1:A:55:ILE:CD1	1:B:75:GLY:N	16	2.33
(3,10)	1:A:55:ILE:CD1	1:B:76:GLU:N	16	2.33
(3,10)	1:A:55:ILE:CD1	1:B:77:GLY:N	16	2.33
(3,10)	1:A:55:ILE:CD1	1:B:78:PHE:N	16	2.33
(3,10)	1:A:55:ILE:CD1	1:B:79:LEU:N	16	2.33
(3,10)	1:A:55:ILE:CD1	1:B:80:CYS:N	16	2.33
(3,10)	1:A:55:ILE:CD1	5:B:203:7Q9:N	16	2.33
(3,10)	1:A:55:ILE:CD1	5:B:204:7Q9:N	16	2.33
(3,10)	1:A:55:ILE:CD1	5:B:205:7Q9:N	16	2.33
(3,10)	1:A:55:ILE:CD1	5:B:206:7Q9:N	16	2.33
(3,10)	1:A:55:ILE:CD1	5:B:207:7Q9:N	16	2.33
(3,10)	1:A:55:ILE:CD1	6:B:208:17F:N1	16	2.33
(3,10)	1:A:55:ILE:CD1	5:B:209:7Q9:N	16	2.33

Continued on next page...

Continued from previous page...

Key	Atom-1	Atom-2	Model ID	Violation (Å)
(3,10)	1:A:55:ILE:CD1	5:B:210:7Q9:N	16	2.33
(3,10)	1:A:55:ILE:CD1	5:B:211:7Q9:N	16	2.33
(3,10)	1:A:55:ILE:CD1	5:B:212:7Q9:N	16	2.33
(3,10)	1:A:55:ILE:CD1	5:B:213:7Q9:N	16	2.33
(3,10)	1:A:55:ILE:CD1	6:B:214:17F:N1	16	2.33
(3,10)	1:A:55:ILE:CD1	6:B:215:17F:N1	16	2.33
(3,10)	1:A:55:ILE:CD1	5:B:216:7Q9:N	16	2.33
(3,10)	1:A:55:ILE:CD1	5:B:217:7Q9:N	16	2.33
(3,10)	1:A:55:ILE:CD1	5:B:218:7Q9:N	16	2.33
(3,10)	1:A:55:ILE:CD1	6:B:219:17F:N1	16	2.33
(3,10)	1:A:55:ILE:CD1	5:B:220:7Q9:N	16	2.33
(3,1)	1:A:6:LEU:CD1	1:B:2:THR:N	5	2.27
(3,1)	1:A:6:LEU:CD1	1:B:3:GLU:N	5	2.27
(3,1)	1:A:6:LEU:CD1	1:B:4:TYR:N	5	2.27
(3,1)	1:A:6:LEU:CD1	1:B:5:LYS:N	5	2.27
(3,1)	1:A:6:LEU:CD1	1:B:6:LEU:N	5	2.27
(3,1)	1:A:6:LEU:CD1	1:B:7:VAL:N	5	2.27
(3,1)	1:A:6:LEU:CD1	1:B:8:VAL:N	5	2.27
(3,1)	1:A:6:LEU:CD1	1:B:9:VAL:N	5	2.27
(3,1)	1:A:6:LEU:CD1	1:B:10:GLY:N	5	2.27
(3,1)	1:A:6:LEU:CD1	1:B:11:ALA:N	5	2.27
(3,1)	1:A:6:LEU:CD1	1:B:12:ASP:N	5	2.27
(3,1)	1:A:6:LEU:CD1	1:B:13:GLY:N	5	2.27
(3,1)	1:A:6:LEU:CD1	1:B:14:VAL:N	5	2.27
(3,1)	1:A:6:LEU:CD1	1:B:15:GLY:N	5	2.27
(3,1)	1:A:6:LEU:CD1	1:B:16:LYS:N	5	2.27
(3,1)	1:A:6:LEU:CD1	1:B:17:SER:N	5	2.27
(3,1)	1:A:6:LEU:CD1	1:B:18:ALA:N	5	2.27
(3,1)	1:A:6:LEU:CD1	1:B:19:LEU:N	5	2.27
(3,1)	1:A:6:LEU:CD1	1:B:20:THR:N	5	2.27
(3,1)	1:A:6:LEU:CD1	1:B:21:ILE:N	5	2.27
(3,1)	1:A:6:LEU:CD1	1:B:22:GLN:N	5	2.27
(3,1)	1:A:6:LEU:CD1	1:B:23:LEU:N	5	2.27
(3,1)	1:A:6:LEU:CD1	1:B:24:ILE:N	5	2.27
(3,1)	1:A:6:LEU:CD1	1:B:25:GLN:N	5	2.27
(3,1)	1:A:6:LEU:CD1	1:B:26:ASN:N	5	2.27
(3,1)	1:A:6:LEU:CD1	1:B:27:HIS:N	5	2.27
(3,1)	1:A:6:LEU:CD1	1:B:28:PHE:N	5	2.27
(3,1)	1:A:6:LEU:CD1	1:B:29:VAL:N	5	2.27
(3,1)	1:A:6:LEU:CD1	1:B:30:ASP:N	5	2.27
(3,1)	1:A:6:LEU:CD1	1:B:31:GLU:N	5	2.27
(3,1)	1:A:6:LEU:CD1	1:B:32:TYR:N	5	2.27

Continued on next page...

Continued from previous page...

Key	Atom-1	Atom-2	Model ID	Violation (Å)
(3,1)	1:A:6:LEU:CD1	1:B:33:ASP:N	5	2.27
(3,1)	1:A:6:LEU:CD1	1:B:34:PRO:N	5	2.27
(3,1)	1:A:6:LEU:CD1	1:B:35:THR:N	5	2.27
(3,1)	1:A:6:LEU:CD1	1:B:36:ILE:N	5	2.27
(3,1)	1:A:6:LEU:CD1	1:B:37:GLU:N	5	2.27
(3,1)	1:A:6:LEU:CD1	1:B:38:ASP:N	5	2.27
(3,1)	1:A:6:LEU:CD1	1:B:39:SER:N	5	2.27
(3,1)	1:A:6:LEU:CD1	1:B:40:TYR:N	5	2.27
(3,1)	1:A:6:LEU:CD1	1:B:41:ARG:N	5	2.27
(3,1)	1:A:6:LEU:CD1	1:B:42:LYS:N	5	2.27
(3,1)	1:A:6:LEU:CD1	1:B:43:GLN:N	5	2.27
(3,1)	1:A:6:LEU:CD1	1:B:44:VAL:N	5	2.27
(3,1)	1:A:6:LEU:CD1	1:B:45:VAL:N	5	2.27
(3,1)	1:A:6:LEU:CD1	1:B:46:ILE:N	5	2.27
(3,1)	1:A:6:LEU:CD1	1:B:47:ASP:N	5	2.27
(3,1)	1:A:6:LEU:CD1	1:B:48:GLY:N	5	2.27
(3,1)	1:A:6:LEU:CD1	1:B:49:GLU:N	5	2.27
(3,1)	1:A:6:LEU:CD1	1:B:50:THR:N	5	2.27
(3,1)	1:A:6:LEU:CD1	1:B:51:CYS:N	5	2.27
(3,1)	1:A:6:LEU:CD1	1:B:52:LEU:N	5	2.27
(3,1)	1:A:6:LEU:CD1	1:B:53:LEU:N	5	2.27
(3,1)	1:A:6:LEU:CD1	1:B:54:ASP:N	5	2.27
(3,1)	1:A:6:LEU:CD1	1:B:55:ILE:N	5	2.27
(3,1)	1:A:6:LEU:CD1	1:B:56:LEU:N	5	2.27
(3,1)	1:A:6:LEU:CD1	1:B:57:ASP:N	5	2.27
(3,1)	1:A:6:LEU:CD1	1:B:58:THR:N	5	2.27
(3,1)	1:A:6:LEU:CD1	1:B:59:ALA:N	5	2.27
(3,1)	1:A:6:LEU:CD1	1:B:60:GLY:N	5	2.27
(3,1)	1:A:6:LEU:CD1	1:B:61:GLN:N	5	2.27
(3,1)	1:A:6:LEU:CD1	1:B:62:GLU:N	5	2.27
(3,1)	1:A:6:LEU:CD1	1:B:63:GLU:N	5	2.27
(3,1)	1:A:6:LEU:CD1	1:B:64:TYR:N	5	2.27
(3,1)	1:A:6:LEU:CD1	1:B:65:SER:N	5	2.27
(3,1)	1:A:6:LEU:CD1	1:B:66:ALA:N	5	2.27
(3,1)	1:A:6:LEU:CD1	1:B:67:MET:N	5	2.27
(3,1)	1:A:6:LEU:CD1	1:B:68:ARG:N	5	2.27
(3,1)	1:A:6:LEU:CD1	1:B:69:ASP:N	5	2.27
(3,1)	1:A:6:LEU:CD1	1:B:70:GLN:N	5	2.27
(3,1)	1:A:6:LEU:CD1	1:B:71:TYR:N	5	2.27
(3,1)	1:A:6:LEU:CD1	1:B:72:MET:N	5	2.27
(3,1)	1:A:6:LEU:CD1	1:B:73:ARG:N	5	2.27
(3,1)	1:A:6:LEU:CD1	1:B:74:THR:N	5	2.27

Continued on next page...

Continued from previous page...

Key	Atom-1	Atom-2	Model ID	Violation (Å)
(3,1)	1:A:6:LEU:CD1	1:B:75:GLY:N	5	2.27
(3,1)	1:A:6:LEU:CD1	1:B:76:GLU:N	5	2.27
(3,1)	1:A:6:LEU:CD1	1:B:77:GLY:N	5	2.27
(3,1)	1:A:6:LEU:CD1	1:B:78:PHE:N	5	2.27
(3,1)	1:A:6:LEU:CD1	1:B:79:LEU:N	5	2.27
(3,1)	1:A:6:LEU:CD1	1:B:80:CYS:N	5	2.27
(3,1)	1:A:6:LEU:CD1	5:B:203:7Q9:N	5	2.27
(3,1)	1:A:6:LEU:CD1	5:B:204:7Q9:N	5	2.27
(3,1)	1:A:6:LEU:CD1	5:B:205:7Q9:N	5	2.27
(3,1)	1:A:6:LEU:CD1	5:B:206:7Q9:N	5	2.27
(3,1)	1:A:6:LEU:CD1	5:B:207:7Q9:N	5	2.27
(3,1)	1:A:6:LEU:CD1	6:B:208:17F:N1	5	2.27
(3,1)	1:A:6:LEU:CD1	5:B:209:7Q9:N	5	2.27
(3,1)	1:A:6:LEU:CD1	5:B:210:7Q9:N	5	2.27
(3,1)	1:A:6:LEU:CD1	5:B:211:7Q9:N	5	2.27
(3,1)	1:A:6:LEU:CD1	5:B:212:7Q9:N	5	2.27
(3,1)	1:A:6:LEU:CD1	5:B:213:7Q9:N	5	2.27
(3,1)	1:A:6:LEU:CD1	6:B:214:17F:N1	5	2.27
(3,1)	1:A:6:LEU:CD1	6:B:215:17F:N1	5	2.27
(3,1)	1:A:6:LEU:CD1	5:B:216:7Q9:N	5	2.27
(3,1)	1:A:6:LEU:CD1	5:B:217:7Q9:N	5	2.27
(3,1)	1:A:6:LEU:CD1	5:B:218:7Q9:N	5	2.27
(3,1)	1:A:6:LEU:CD1	6:B:219:17F:N1	5	2.27
(3,1)	1:A:6:LEU:CD1	5:B:220:7Q9:N	5	2.27
(3,1)	1:A:6:LEU:CD2	1:B:2:THR:N	5	2.27
(3,1)	1:A:6:LEU:CD2	1:B:3:GLU:N	5	2.27
(3,1)	1:A:6:LEU:CD2	1:B:4:TYR:N	5	2.27
(3,1)	1:A:6:LEU:CD2	1:B:5:LYS:N	5	2.27
(3,1)	1:A:6:LEU:CD2	1:B:6:LEU:N	5	2.27
(3,1)	1:A:6:LEU:CD2	1:B:7:VAL:N	5	2.27
(3,1)	1:A:6:LEU:CD2	1:B:8:VAL:N	5	2.27
(3,1)	1:A:6:LEU:CD2	1:B:9:VAL:N	5	2.27
(3,1)	1:A:6:LEU:CD2	1:B:10:GLY:N	5	2.27
(3,1)	1:A:6:LEU:CD2	1:B:11:ALA:N	5	2.27
(3,1)	1:A:6:LEU:CD2	1:B:12:ASP:N	5	2.27
(3,1)	1:A:6:LEU:CD2	1:B:13:GLY:N	5	2.27
(3,1)	1:A:6:LEU:CD2	1:B:14:VAL:N	5	2.27
(3,1)	1:A:6:LEU:CD2	1:B:15:GLY:N	5	2.27
(3,1)	1:A:6:LEU:CD2	1:B:16:LYS:N	5	2.27
(3,1)	1:A:6:LEU:CD2	1:B:17:SER:N	5	2.27
(3,1)	1:A:6:LEU:CD2	1:B:18:ALA:N	5	2.27
(3,1)	1:A:6:LEU:CD2	1:B:19:LEU:N	5	2.27

Continued on next page...

Continued from previous page...

Key	Atom-1	Atom-2	Model ID	Violation (Å)
(3,1)	1:A:6:LEU:CD2	1:B:20:THR:N	5	2.27
(3,1)	1:A:6:LEU:CD2	1:B:21:ILE:N	5	2.27
(3,1)	1:A:6:LEU:CD2	1:B:22:GLN:N	5	2.27
(3,1)	1:A:6:LEU:CD2	1:B:23:LEU:N	5	2.27
(3,1)	1:A:6:LEU:CD2	1:B:24:ILE:N	5	2.27
(3,1)	1:A:6:LEU:CD2	1:B:25:GLN:N	5	2.27
(3,1)	1:A:6:LEU:CD2	1:B:26:ASN:N	5	2.27
(3,1)	1:A:6:LEU:CD2	1:B:27:HIS:N	5	2.27
(3,1)	1:A:6:LEU:CD2	1:B:28:PHE:N	5	2.27
(3,1)	1:A:6:LEU:CD2	1:B:29:VAL:N	5	2.27
(3,1)	1:A:6:LEU:CD2	1:B:30:ASP:N	5	2.27
(3,1)	1:A:6:LEU:CD2	1:B:31:GLU:N	5	2.27
(3,1)	1:A:6:LEU:CD2	1:B:32:TYR:N	5	2.27
(3,1)	1:A:6:LEU:CD2	1:B:33:ASP:N	5	2.27
(3,1)	1:A:6:LEU:CD2	1:B:34:PRO:N	5	2.27
(3,1)	1:A:6:LEU:CD2	1:B:35:THR:N	5	2.27
(3,1)	1:A:6:LEU:CD2	1:B:36:ILE:N	5	2.27
(3,1)	1:A:6:LEU:CD2	1:B:37:GLU:N	5	2.27
(3,1)	1:A:6:LEU:CD2	1:B:38:ASP:N	5	2.27
(3,1)	1:A:6:LEU:CD2	1:B:39:SER:N	5	2.27
(3,1)	1:A:6:LEU:CD2	1:B:40:TYR:N	5	2.27
(3,1)	1:A:6:LEU:CD2	1:B:41:ARG:N	5	2.27
(3,1)	1:A:6:LEU:CD2	1:B:42:LYS:N	5	2.27
(3,1)	1:A:6:LEU:CD2	1:B:43:GLN:N	5	2.27
(3,1)	1:A:6:LEU:CD2	1:B:44:VAL:N	5	2.27
(3,1)	1:A:6:LEU:CD2	1:B:45:VAL:N	5	2.27
(3,1)	1:A:6:LEU:CD2	1:B:46:ILE:N	5	2.27
(3,1)	1:A:6:LEU:CD2	1:B:47:ASP:N	5	2.27
(3,1)	1:A:6:LEU:CD2	1:B:48:GLY:N	5	2.27
(3,1)	1:A:6:LEU:CD2	1:B:49:GLU:N	5	2.27
(3,1)	1:A:6:LEU:CD2	1:B:50:THR:N	5	2.27
(3,1)	1:A:6:LEU:CD2	1:B:51:CYS:N	5	2.27
(3,1)	1:A:6:LEU:CD2	1:B:52:LEU:N	5	2.27
(3,1)	1:A:6:LEU:CD2	1:B:53:LEU:N	5	2.27
(3,1)	1:A:6:LEU:CD2	1:B:54:ASP:N	5	2.27
(3,1)	1:A:6:LEU:CD2	1:B:55:ILE:N	5	2.27
(3,1)	1:A:6:LEU:CD2	1:B:56:LEU:N	5	2.27
(3,1)	1:A:6:LEU:CD2	1:B:57:ASP:N	5	2.27
(3,1)	1:A:6:LEU:CD2	1:B:58:THR:N	5	2.27
(3,1)	1:A:6:LEU:CD2	1:B:59:ALA:N	5	2.27
(3,1)	1:A:6:LEU:CD2	1:B:60:GLY:N	5	2.27
(3,1)	1:A:6:LEU:CD2	1:B:61:GLN:N	5	2.27

Continued on next page...

Continued from previous page...

Key	Atom-1	Atom-2	Model ID	Violation (Å)
(3,1)	1:A:6:LEU:CD2	1:B:62:GLU:N	5	2.27
(3,1)	1:A:6:LEU:CD2	1:B:63:GLU:N	5	2.27
(3,1)	1:A:6:LEU:CD2	1:B:64:TYR:N	5	2.27
(3,1)	1:A:6:LEU:CD2	1:B:65:SER:N	5	2.27
(3,1)	1:A:6:LEU:CD2	1:B:66:ALA:N	5	2.27
(3,1)	1:A:6:LEU:CD2	1:B:67:MET:N	5	2.27
(3,1)	1:A:6:LEU:CD2	1:B:68:ARG:N	5	2.27
(3,1)	1:A:6:LEU:CD2	1:B:69:ASP:N	5	2.27
(3,1)	1:A:6:LEU:CD2	1:B:70:GLN:N	5	2.27
(3,1)	1:A:6:LEU:CD2	1:B:71:TYR:N	5	2.27
(3,1)	1:A:6:LEU:CD2	1:B:72:MET:N	5	2.27
(3,1)	1:A:6:LEU:CD2	1:B:73:ARG:N	5	2.27
(3,1)	1:A:6:LEU:CD2	1:B:74:THR:N	5	2.27
(3,1)	1:A:6:LEU:CD2	1:B:75:GLY:N	5	2.27
(3,1)	1:A:6:LEU:CD2	1:B:76:GLU:N	5	2.27
(3,1)	1:A:6:LEU:CD2	1:B:77:GLY:N	5	2.27
(3,1)	1:A:6:LEU:CD2	1:B:78:PHE:N	5	2.27
(3,1)	1:A:6:LEU:CD2	1:B:79:LEU:N	5	2.27
(3,1)	1:A:6:LEU:CD2	1:B:80:CYS:N	5	2.27
(3,1)	1:A:6:LEU:CD2	5:B:203:7Q9:N	5	2.27
(3,1)	1:A:6:LEU:CD2	5:B:204:7Q9:N	5	2.27
(3,1)	1:A:6:LEU:CD2	5:B:205:7Q9:N	5	2.27
(3,1)	1:A:6:LEU:CD2	5:B:206:7Q9:N	5	2.27
(3,1)	1:A:6:LEU:CD2	5:B:207:7Q9:N	5	2.27
(3,1)	1:A:6:LEU:CD2	6:B:208:17F:N1	5	2.27
(3,1)	1:A:6:LEU:CD2	5:B:209:7Q9:N	5	2.27
(3,1)	1:A:6:LEU:CD2	5:B:210:7Q9:N	5	2.27
(3,1)	1:A:6:LEU:CD2	5:B:211:7Q9:N	5	2.27
(3,1)	1:A:6:LEU:CD2	5:B:212:7Q9:N	5	2.27
(3,1)	1:A:6:LEU:CD2	5:B:213:7Q9:N	5	2.27
(3,1)	1:A:6:LEU:CD2	6:B:214:17F:N1	5	2.27
(3,1)	1:A:6:LEU:CD2	6:B:215:17F:N1	5	2.27
(3,1)	1:A:6:LEU:CD2	5:B:216:7Q9:N	5	2.27
(3,1)	1:A:6:LEU:CD2	5:B:217:7Q9:N	5	2.27
(3,1)	1:A:6:LEU:CD2	5:B:218:7Q9:N	5	2.27
(3,1)	1:A:6:LEU:CD2	6:B:219:17F:N1	5	2.27
(3,1)	1:A:6:LEU:CD2	5:B:220:7Q9:N	5	2.27
(3,1)	1:A:6:LEU:CD1	1:B:2:THR:N	13	2.27
(3,1)	1:A:6:LEU:CD1	1:B:3:GLU:N	13	2.27
(3,1)	1:A:6:LEU:CD1	1:B:4:TYR:N	13	2.27
(3,1)	1:A:6:LEU:CD1	1:B:5:LYS:N	13	2.27
(3,1)	1:A:6:LEU:CD1	1:B:6:LEU:N	13	2.27

Continued on next page...

Continued from previous page...

Key	Atom-1	Atom-2	Model ID	Violation (Å)
(3,1)	1:A:6:LEU:CD1	1:B:7:VAL:N	13	2.27
(3,1)	1:A:6:LEU:CD1	1:B:8:VAL:N	13	2.27
(3,1)	1:A:6:LEU:CD1	1:B:9:VAL:N	13	2.27
(3,1)	1:A:6:LEU:CD1	1:B:10:GLY:N	13	2.27
(3,1)	1:A:6:LEU:CD1	1:B:11:ALA:N	13	2.27
(3,1)	1:A:6:LEU:CD1	1:B:12:ASP:N	13	2.27
(3,1)	1:A:6:LEU:CD1	1:B:13:GLY:N	13	2.27
(3,1)	1:A:6:LEU:CD1	1:B:14:VAL:N	13	2.27
(3,1)	1:A:6:LEU:CD1	1:B:15:GLY:N	13	2.27
(3,1)	1:A:6:LEU:CD1	1:B:16:LYS:N	13	2.27
(3,1)	1:A:6:LEU:CD1	1:B:17:SER:N	13	2.27
(3,1)	1:A:6:LEU:CD1	1:B:18:ALA:N	13	2.27
(3,1)	1:A:6:LEU:CD1	1:B:19:LEU:N	13	2.27
(3,1)	1:A:6:LEU:CD1	1:B:20:THR:N	13	2.27
(3,1)	1:A:6:LEU:CD1	1:B:21:ILE:N	13	2.27
(3,1)	1:A:6:LEU:CD1	1:B:22:GLN:N	13	2.27
(3,1)	1:A:6:LEU:CD1	1:B:23:LEU:N	13	2.27
(3,1)	1:A:6:LEU:CD1	1:B:24:ILE:N	13	2.27
(3,1)	1:A:6:LEU:CD1	1:B:25:GLN:N	13	2.27
(3,1)	1:A:6:LEU:CD1	1:B:26:ASN:N	13	2.27
(3,1)	1:A:6:LEU:CD1	1:B:27:HIS:N	13	2.27
(3,1)	1:A:6:LEU:CD1	1:B:28:PHE:N	13	2.27
(3,1)	1:A:6:LEU:CD1	1:B:29:VAL:N	13	2.27
(3,1)	1:A:6:LEU:CD1	1:B:30:ASP:N	13	2.27
(3,1)	1:A:6:LEU:CD1	1:B:31:GLU:N	13	2.27
(3,1)	1:A:6:LEU:CD1	1:B:32:TYR:N	13	2.27
(3,1)	1:A:6:LEU:CD1	1:B:33:ASP:N	13	2.27
(3,1)	1:A:6:LEU:CD1	1:B:34:PRO:N	13	2.27
(3,1)	1:A:6:LEU:CD1	1:B:35:THR:N	13	2.27
(3,1)	1:A:6:LEU:CD1	1:B:36:ILE:N	13	2.27
(3,1)	1:A:6:LEU:CD1	1:B:37:GLU:N	13	2.27
(3,1)	1:A:6:LEU:CD1	1:B:38:ASP:N	13	2.27
(3,1)	1:A:6:LEU:CD1	1:B:39:SER:N	13	2.27
(3,1)	1:A:6:LEU:CD1	1:B:40:TYR:N	13	2.27
(3,1)	1:A:6:LEU:CD1	1:B:41:ARG:N	13	2.27
(3,1)	1:A:6:LEU:CD1	1:B:42:LYS:N	13	2.27
(3,1)	1:A:6:LEU:CD1	1:B:43:GLN:N	13	2.27
(3,1)	1:A:6:LEU:CD1	1:B:44:VAL:N	13	2.27
(3,1)	1:A:6:LEU:CD1	1:B:45:VAL:N	13	2.27
(3,1)	1:A:6:LEU:CD1	1:B:46:ILE:N	13	2.27
(3,1)	1:A:6:LEU:CD1	1:B:47:ASP:N	13	2.27
(3,1)	1:A:6:LEU:CD1	1:B:48:GLY:N	13	2.27

Continued on next page...

Continued from previous page...

Key	Atom-1	Atom-2	Model ID	Violation (Å)
(3,1)	1:A:6:LEU:CD1	1:B:49:GLU:N	13	2.27
(3,1)	1:A:6:LEU:CD1	1:B:50:THR:N	13	2.27
(3,1)	1:A:6:LEU:CD1	1:B:51:CYS:N	13	2.27
(3,1)	1:A:6:LEU:CD1	1:B:52:LEU:N	13	2.27
(3,1)	1:A:6:LEU:CD1	1:B:53:LEU:N	13	2.27
(3,1)	1:A:6:LEU:CD1	1:B:54:ASP:N	13	2.27
(3,1)	1:A:6:LEU:CD1	1:B:55:ILE:N	13	2.27
(3,1)	1:A:6:LEU:CD1	1:B:56:LEU:N	13	2.27
(3,1)	1:A:6:LEU:CD1	1:B:57:ASP:N	13	2.27
(3,1)	1:A:6:LEU:CD1	1:B:58:THR:N	13	2.27
(3,1)	1:A:6:LEU:CD1	1:B:59:ALA:N	13	2.27
(3,1)	1:A:6:LEU:CD1	1:B:60:GLY:N	13	2.27
(3,1)	1:A:6:LEU:CD1	1:B:61:GLN:N	13	2.27
(3,1)	1:A:6:LEU:CD1	1:B:62:GLU:N	13	2.27
(3,1)	1:A:6:LEU:CD1	1:B:63:GLU:N	13	2.27
(3,1)	1:A:6:LEU:CD1	1:B:64:TYR:N	13	2.27
(3,1)	1:A:6:LEU:CD1	1:B:65:SER:N	13	2.27
(3,1)	1:A:6:LEU:CD1	1:B:66:ALA:N	13	2.27
(3,1)	1:A:6:LEU:CD1	1:B:67:MET:N	13	2.27
(3,1)	1:A:6:LEU:CD1	1:B:68:ARG:N	13	2.27
(3,1)	1:A:6:LEU:CD1	1:B:69:ASP:N	13	2.27
(3,1)	1:A:6:LEU:CD1	1:B:70:GLN:N	13	2.27
(3,1)	1:A:6:LEU:CD1	1:B:71:TYR:N	13	2.27
(3,1)	1:A:6:LEU:CD1	1:B:72:MET:N	13	2.27
(3,1)	1:A:6:LEU:CD1	1:B:73:ARG:N	13	2.27
(3,1)	1:A:6:LEU:CD1	1:B:74:THR:N	13	2.27
(3,1)	1:A:6:LEU:CD1	1:B:75:GLY:N	13	2.27
(3,1)	1:A:6:LEU:CD1	1:B:76:GLU:N	13	2.27
(3,1)	1:A:6:LEU:CD1	1:B:77:GLY:N	13	2.27
(3,1)	1:A:6:LEU:CD1	1:B:78:PHE:N	13	2.27
(3,1)	1:A:6:LEU:CD1	1:B:79:LEU:N	13	2.27
(3,1)	1:A:6:LEU:CD1	1:B:80:CYS:N	13	2.27
(3,1)	1:A:6:LEU:CD1	5:B:203:7Q9:N	13	2.27
(3,1)	1:A:6:LEU:CD1	5:B:204:7Q9:N	13	2.27
(3,1)	1:A:6:LEU:CD1	5:B:205:7Q9:N	13	2.27
(3,1)	1:A:6:LEU:CD1	5:B:206:7Q9:N	13	2.27
(3,1)	1:A:6:LEU:CD1	5:B:207:7Q9:N	13	2.27
(3,1)	1:A:6:LEU:CD1	6:B:208:17F:N1	13	2.27
(3,1)	1:A:6:LEU:CD1	5:B:209:7Q9:N	13	2.27
(3,1)	1:A:6:LEU:CD1	5:B:210:7Q9:N	13	2.27
(3,1)	1:A:6:LEU:CD1	5:B:211:7Q9:N	13	2.27
(3,1)	1:A:6:LEU:CD1	5:B:212:7Q9:N	13	2.27

Continued on next page...

Continued from previous page...

Key	Atom-1	Atom-2	Model ID	Violation (Å)
(3,1)	1:A:6:LEU:CD1	5:B:213:7Q9:N	13	2.27
(3,1)	1:A:6:LEU:CD1	6:B:214:17F:N1	13	2.27
(3,1)	1:A:6:LEU:CD1	6:B:215:17F:N1	13	2.27
(3,1)	1:A:6:LEU:CD1	5:B:216:7Q9:N	13	2.27
(3,1)	1:A:6:LEU:CD1	5:B:217:7Q9:N	13	2.27
(3,1)	1:A:6:LEU:CD1	5:B:218:7Q9:N	13	2.27
(3,1)	1:A:6:LEU:CD1	6:B:219:17F:N1	13	2.27
(3,1)	1:A:6:LEU:CD1	5:B:220:7Q9:N	13	2.27
(3,1)	1:A:6:LEU:CD2	1:B:2:THR:N	13	2.27
(3,1)	1:A:6:LEU:CD2	1:B:3:GLU:N	13	2.27
(3,1)	1:A:6:LEU:CD2	1:B:4:TYR:N	13	2.27
(3,1)	1:A:6:LEU:CD2	1:B:5:LYS:N	13	2.27
(3,1)	1:A:6:LEU:CD2	1:B:6:LEU:N	13	2.27
(3,1)	1:A:6:LEU:CD2	1:B:7:VAL:N	13	2.27
(3,1)	1:A:6:LEU:CD2	1:B:8:VAL:N	13	2.27
(3,1)	1:A:6:LEU:CD2	1:B:9:VAL:N	13	2.27
(3,1)	1:A:6:LEU:CD2	1:B:10:GLY:N	13	2.27
(3,1)	1:A:6:LEU:CD2	1:B:11:ALA:N	13	2.27
(3,1)	1:A:6:LEU:CD2	1:B:12:ASP:N	13	2.27
(3,1)	1:A:6:LEU:CD2	1:B:13:GLY:N	13	2.27
(3,1)	1:A:6:LEU:CD2	1:B:14:VAL:N	13	2.27
(3,1)	1:A:6:LEU:CD2	1:B:15:GLY:N	13	2.27
(3,1)	1:A:6:LEU:CD2	1:B:16:LYS:N	13	2.27
(3,1)	1:A:6:LEU:CD2	1:B:17:SER:N	13	2.27
(3,1)	1:A:6:LEU:CD2	1:B:18:ALA:N	13	2.27
(3,1)	1:A:6:LEU:CD2	1:B:19:LEU:N	13	2.27
(3,1)	1:A:6:LEU:CD2	1:B:20:THR:N	13	2.27
(3,1)	1:A:6:LEU:CD2	1:B:21:ILE:N	13	2.27
(3,1)	1:A:6:LEU:CD2	1:B:22:GLN:N	13	2.27
(3,1)	1:A:6:LEU:CD2	1:B:23:LEU:N	13	2.27
(3,1)	1:A:6:LEU:CD2	1:B:24:ILE:N	13	2.27
(3,1)	1:A:6:LEU:CD2	1:B:25:GLN:N	13	2.27
(3,1)	1:A:6:LEU:CD2	1:B:26:ASN:N	13	2.27
(3,1)	1:A:6:LEU:CD2	1:B:27:HIS:N	13	2.27
(3,1)	1:A:6:LEU:CD2	1:B:28:PHE:N	13	2.27
(3,1)	1:A:6:LEU:CD2	1:B:29:VAL:N	13	2.27
(3,1)	1:A:6:LEU:CD2	1:B:30:ASP:N	13	2.27
(3,1)	1:A:6:LEU:CD2	1:B:31:GLU:N	13	2.27
(3,1)	1:A:6:LEU:CD2	1:B:32:TYR:N	13	2.27
(3,1)	1:A:6:LEU:CD2	1:B:33:ASP:N	13	2.27
(3,1)	1:A:6:LEU:CD2	1:B:34:PRO:N	13	2.27
(3,1)	1:A:6:LEU:CD2	1:B:35:THR:N	13	2.27

Continued on next page...

Continued from previous page...

Key	Atom-1	Atom-2	Model ID	Violation (Å)
(3,1)	1:A:6:LEU:CD2	1:B:36:ILE:N	13	2.27
(3,1)	1:A:6:LEU:CD2	1:B:37:GLU:N	13	2.27
(3,1)	1:A:6:LEU:CD2	1:B:38:ASP:N	13	2.27
(3,1)	1:A:6:LEU:CD2	1:B:39:SER:N	13	2.27
(3,1)	1:A:6:LEU:CD2	1:B:40:TYR:N	13	2.27
(3,1)	1:A:6:LEU:CD2	1:B:41:ARG:N	13	2.27
(3,1)	1:A:6:LEU:CD2	1:B:42:LYS:N	13	2.27
(3,1)	1:A:6:LEU:CD2	1:B:43:GLN:N	13	2.27
(3,1)	1:A:6:LEU:CD2	1:B:44:VAL:N	13	2.27
(3,1)	1:A:6:LEU:CD2	1:B:45:VAL:N	13	2.27
(3,1)	1:A:6:LEU:CD2	1:B:46:ILE:N	13	2.27
(3,1)	1:A:6:LEU:CD2	1:B:47:ASP:N	13	2.27
(3,1)	1:A:6:LEU:CD2	1:B:48:GLY:N	13	2.27
(3,1)	1:A:6:LEU:CD2	1:B:49:GLU:N	13	2.27
(3,1)	1:A:6:LEU:CD2	1:B:50:THR:N	13	2.27
(3,1)	1:A:6:LEU:CD2	1:B:51:CYS:N	13	2.27
(3,1)	1:A:6:LEU:CD2	1:B:52:LEU:N	13	2.27
(3,1)	1:A:6:LEU:CD2	1:B:53:LEU:N	13	2.27
(3,1)	1:A:6:LEU:CD2	1:B:54:ASP:N	13	2.27
(3,1)	1:A:6:LEU:CD2	1:B:55:ILE:N	13	2.27
(3,1)	1:A:6:LEU:CD2	1:B:56:LEU:N	13	2.27
(3,1)	1:A:6:LEU:CD2	1:B:57:ASP:N	13	2.27
(3,1)	1:A:6:LEU:CD2	1:B:58:THR:N	13	2.27
(3,1)	1:A:6:LEU:CD2	1:B:59:ALA:N	13	2.27
(3,1)	1:A:6:LEU:CD2	1:B:60:GLY:N	13	2.27
(3,1)	1:A:6:LEU:CD2	1:B:61:GLN:N	13	2.27
(3,1)	1:A:6:LEU:CD2	1:B:62:GLU:N	13	2.27
(3,1)	1:A:6:LEU:CD2	1:B:63:GLU:N	13	2.27
(3,1)	1:A:6:LEU:CD2	1:B:64:TYR:N	13	2.27
(3,1)	1:A:6:LEU:CD2	1:B:65:SER:N	13	2.27
(3,1)	1:A:6:LEU:CD2	1:B:66:ALA:N	13	2.27
(3,1)	1:A:6:LEU:CD2	1:B:67:MET:N	13	2.27
(3,1)	1:A:6:LEU:CD2	1:B:68:ARG:N	13	2.27
(3,1)	1:A:6:LEU:CD2	1:B:69:ASP:N	13	2.27
(3,1)	1:A:6:LEU:CD2	1:B:70:GLN:N	13	2.27
(3,1)	1:A:6:LEU:CD2	1:B:71:TYR:N	13	2.27
(3,1)	1:A:6:LEU:CD2	1:B:72:MET:N	13	2.27
(3,1)	1:A:6:LEU:CD2	1:B:73:ARG:N	13	2.27
(3,1)	1:A:6:LEU:CD2	1:B:74:THR:N	13	2.27
(3,1)	1:A:6:LEU:CD2	1:B:75:GLY:N	13	2.27
(3,1)	1:A:6:LEU:CD2	1:B:76:GLU:N	13	2.27
(3,1)	1:A:6:LEU:CD2	1:B:77:GLY:N	13	2.27

Continued on next page...

Continued from previous page...

Key	Atom-1	Atom-2	Model ID	Violation (Å)
(3,1)	1:A:6:LEU:CD2	1:B:78:PHE:N	13	2.27
(3,1)	1:A:6:LEU:CD2	1:B:79:LEU:N	13	2.27
(3,1)	1:A:6:LEU:CD2	1:B:80:CYS:N	13	2.27
(3,1)	1:A:6:LEU:CD2	5:B:203:7Q9:N	13	2.27
(3,1)	1:A:6:LEU:CD2	5:B:204:7Q9:N	13	2.27
(3,1)	1:A:6:LEU:CD2	5:B:205:7Q9:N	13	2.27
(3,1)	1:A:6:LEU:CD2	5:B:206:7Q9:N	13	2.27
(3,1)	1:A:6:LEU:CD2	5:B:207:7Q9:N	13	2.27
(3,1)	1:A:6:LEU:CD2	6:B:208:17F:N1	13	2.27
(3,1)	1:A:6:LEU:CD2	5:B:209:7Q9:N	13	2.27
(3,1)	1:A:6:LEU:CD2	5:B:210:7Q9:N	13	2.27
(3,1)	1:A:6:LEU:CD2	5:B:211:7Q9:N	13	2.27
(3,1)	1:A:6:LEU:CD2	5:B:212:7Q9:N	13	2.27
(3,1)	1:A:6:LEU:CD2	5:B:213:7Q9:N	13	2.27
(3,1)	1:A:6:LEU:CD2	6:B:214:17F:N1	13	2.27
(3,1)	1:A:6:LEU:CD2	6:B:215:17F:N1	13	2.27
(3,1)	1:A:6:LEU:CD2	5:B:216:7Q9:N	13	2.27
(3,1)	1:A:6:LEU:CD2	5:B:217:7Q9:N	13	2.27
(3,1)	1:A:6:LEU:CD2	5:B:218:7Q9:N	13	2.27
(3,1)	1:A:6:LEU:CD2	6:B:219:17F:N1	13	2.27
(3,1)	1:A:6:LEU:CD2	5:B:220:7Q9:N	13	2.27
(3,5)	1:A:24:ILE:CD1	1:B:2:THR:N	6	2.25
(3,5)	1:A:24:ILE:CD1	1:B:3:GLU:N	6	2.25
(3,5)	1:A:24:ILE:CD1	1:B:4:TYR:N	6	2.25
(3,5)	1:A:24:ILE:CD1	1:B:5:LYS:N	6	2.25
(3,5)	1:A:24:ILE:CD1	1:B:6:LEU:N	6	2.25
(3,5)	1:A:24:ILE:CD1	1:B:7:VAL:N	6	2.25
(3,5)	1:A:24:ILE:CD1	1:B:8:VAL:N	6	2.25
(3,5)	1:A:24:ILE:CD1	1:B:9:VAL:N	6	2.25
(3,5)	1:A:24:ILE:CD1	1:B:10:GLY:N	6	2.25
(3,5)	1:A:24:ILE:CD1	1:B:11:ALA:N	6	2.25
(3,5)	1:A:24:ILE:CD1	1:B:12:ASP:N	6	2.25
(3,5)	1:A:24:ILE:CD1	1:B:13:GLY:N	6	2.25
(3,5)	1:A:24:ILE:CD1	1:B:14:VAL:N	6	2.25
(3,5)	1:A:24:ILE:CD1	1:B:15:GLY:N	6	2.25
(3,5)	1:A:24:ILE:CD1	1:B:16:LYS:N	6	2.25
(3,5)	1:A:24:ILE:CD1	1:B:17:SER:N	6	2.25
(3,5)	1:A:24:ILE:CD1	1:B:18:ALA:N	6	2.25
(3,5)	1:A:24:ILE:CD1	1:B:19:LEU:N	6	2.25
(3,5)	1:A:24:ILE:CD1	1:B:20:THR:N	6	2.25
(3,5)	1:A:24:ILE:CD1	1:B:21:ILE:N	6	2.25
(3,5)	1:A:24:ILE:CD1	1:B:22:GLN:N	6	2.25

Continued on next page...

Continued from previous page...

Key	Atom-1	Atom-2	Model ID	Violation (Å)
(3,5)	1:A:24:ILE:CD1	1:B:23:LEU:N	6	2.25
(3,5)	1:A:24:ILE:CD1	1:B:24:ILE:N	6	2.25
(3,5)	1:A:24:ILE:CD1	1:B:25:GLN:N	6	2.25
(3,5)	1:A:24:ILE:CD1	1:B:26:ASN:N	6	2.25
(3,5)	1:A:24:ILE:CD1	1:B:27:HIS:N	6	2.25
(3,5)	1:A:24:ILE:CD1	1:B:28:PHE:N	6	2.25
(3,5)	1:A:24:ILE:CD1	1:B:29:VAL:N	6	2.25
(3,5)	1:A:24:ILE:CD1	1:B:30:ASP:N	6	2.25
(3,5)	1:A:24:ILE:CD1	1:B:31:GLU:N	6	2.25
(3,5)	1:A:24:ILE:CD1	1:B:32:TYR:N	6	2.25
(3,5)	1:A:24:ILE:CD1	1:B:33:ASP:N	6	2.25
(3,5)	1:A:24:ILE:CD1	1:B:34:PRO:N	6	2.25
(3,5)	1:A:24:ILE:CD1	1:B:35:THR:N	6	2.25
(3,5)	1:A:24:ILE:CD1	1:B:36:ILE:N	6	2.25
(3,5)	1:A:24:ILE:CD1	1:B:37:GLU:N	6	2.25
(3,5)	1:A:24:ILE:CD1	1:B:38:ASP:N	6	2.25
(3,5)	1:A:24:ILE:CD1	1:B:39:SER:N	6	2.25
(3,5)	1:A:24:ILE:CD1	1:B:40:TYR:N	6	2.25
(3,5)	1:A:24:ILE:CD1	1:B:41:ARG:N	6	2.25
(3,5)	1:A:24:ILE:CD1	1:B:42:LYS:N	6	2.25
(3,5)	1:A:24:ILE:CD1	1:B:43:GLN:N	6	2.25
(3,5)	1:A:24:ILE:CD1	1:B:44:VAL:N	6	2.25
(3,5)	1:A:24:ILE:CD1	1:B:45:VAL:N	6	2.25
(3,5)	1:A:24:ILE:CD1	1:B:46:ILE:N	6	2.25
(3,5)	1:A:24:ILE:CD1	1:B:47:ASP:N	6	2.25
(3,5)	1:A:24:ILE:CD1	1:B:48:GLY:N	6	2.25
(3,5)	1:A:24:ILE:CD1	1:B:49:GLU:N	6	2.25
(3,5)	1:A:24:ILE:CD1	1:B:50:THR:N	6	2.25
(3,5)	1:A:24:ILE:CD1	1:B:51:CYS:N	6	2.25
(3,5)	1:A:24:ILE:CD1	1:B:52:LEU:N	6	2.25
(3,5)	1:A:24:ILE:CD1	1:B:53:LEU:N	6	2.25
(3,5)	1:A:24:ILE:CD1	1:B:54:ASP:N	6	2.25
(3,5)	1:A:24:ILE:CD1	1:B:55:ILE:N	6	2.25
(3,5)	1:A:24:ILE:CD1	1:B:56:LEU:N	6	2.25
(3,5)	1:A:24:ILE:CD1	1:B:57:ASP:N	6	2.25
(3,5)	1:A:24:ILE:CD1	1:B:58:THR:N	6	2.25
(3,5)	1:A:24:ILE:CD1	1:B:59:ALA:N	6	2.25
(3,5)	1:A:24:ILE:CD1	1:B:60:GLY:N	6	2.25
(3,5)	1:A:24:ILE:CD1	1:B:61:GLN:N	6	2.25
(3,5)	1:A:24:ILE:CD1	1:B:62:GLU:N	6	2.25
(3,5)	1:A:24:ILE:CD1	1:B:63:GLU:N	6	2.25
(3,5)	1:A:24:ILE:CD1	1:B:64:TYR:N	6	2.25

Continued on next page...

Continued from previous page...

Key	Atom-1	Atom-2	Model ID	Violation (Å)
(3,5)	1:A:24:ILE:CD1	1:B:65:SER:N	6	2.25
(3,5)	1:A:24:ILE:CD1	1:B:66:ALA:N	6	2.25
(3,5)	1:A:24:ILE:CD1	1:B:67:MET:N	6	2.25
(3,5)	1:A:24:ILE:CD1	1:B:68:ARG:N	6	2.25
(3,5)	1:A:24:ILE:CD1	1:B:69:ASP:N	6	2.25
(3,5)	1:A:24:ILE:CD1	1:B:70:GLN:N	6	2.25
(3,5)	1:A:24:ILE:CD1	1:B:71:TYR:N	6	2.25
(3,5)	1:A:24:ILE:CD1	1:B:72:MET:N	6	2.25
(3,5)	1:A:24:ILE:CD1	1:B:73:ARG:N	6	2.25
(3,5)	1:A:24:ILE:CD1	1:B:74:THR:N	6	2.25
(3,5)	1:A:24:ILE:CD1	1:B:75:GLY:N	6	2.25
(3,5)	1:A:24:ILE:CD1	1:B:76:GLU:N	6	2.25
(3,5)	1:A:24:ILE:CD1	1:B:77:GLY:N	6	2.25
(3,5)	1:A:24:ILE:CD1	1:B:78:PHE:N	6	2.25
(3,5)	1:A:24:ILE:CD1	1:B:79:LEU:N	6	2.25
(3,5)	1:A:24:ILE:CD1	1:B:80:CYS:N	6	2.25
(3,5)	1:A:24:ILE:CD1	5:B:203:7Q9:N	6	2.25
(3,5)	1:A:24:ILE:CD1	5:B:204:7Q9:N	6	2.25
(3,5)	1:A:24:ILE:CD1	5:B:205:7Q9:N	6	2.25
(3,5)	1:A:24:ILE:CD1	5:B:206:7Q9:N	6	2.25
(3,5)	1:A:24:ILE:CD1	5:B:207:7Q9:N	6	2.25
(3,5)	1:A:24:ILE:CD1	6:B:208:17F:N1	6	2.25
(3,5)	1:A:24:ILE:CD1	5:B:209:7Q9:N	6	2.25
(3,5)	1:A:24:ILE:CD1	5:B:210:7Q9:N	6	2.25
(3,5)	1:A:24:ILE:CD1	5:B:211:7Q9:N	6	2.25
(3,5)	1:A:24:ILE:CD1	5:B:212:7Q9:N	6	2.25
(3,5)	1:A:24:ILE:CD1	5:B:213:7Q9:N	6	2.25
(3,5)	1:A:24:ILE:CD1	6:B:214:17F:N1	6	2.25
(3,5)	1:A:24:ILE:CD1	6:B:215:17F:N1	6	2.25
(3,5)	1:A:24:ILE:CD1	5:B:216:7Q9:N	6	2.25
(3,5)	1:A:24:ILE:CD1	5:B:217:7Q9:N	6	2.25
(3,5)	1:A:24:ILE:CD1	5:B:218:7Q9:N	6	2.25
(3,5)	1:A:24:ILE:CD1	6:B:219:17F:N1	6	2.25
(3,5)	1:A:24:ILE:CD1	5:B:220:7Q9:N	6	2.25
(3,10)	1:A:55:ILE:CD1	1:B:2:THR:N	10	2.25
(3,10)	1:A:55:ILE:CD1	1:B:3:GLU:N	10	2.25
(3,10)	1:A:55:ILE:CD1	1:B:4:TYR:N	10	2.25
(3,10)	1:A:55:ILE:CD1	1:B:5:LYS:N	10	2.25
(3,10)	1:A:55:ILE:CD1	1:B:6:LEU:N	10	2.25
(3,10)	1:A:55:ILE:CD1	1:B:7:VAL:N	10	2.25
(3,10)	1:A:55:ILE:CD1	1:B:8:VAL:N	10	2.25
(3,10)	1:A:55:ILE:CD1	1:B:9:VAL:N	10	2.25

Continued on next page...

Continued from previous page...

Key	Atom-1	Atom-2	Model ID	Violation (Å)
(3,10)	1:A:55:ILE:CD1	1:B:10:GLY:N	10	2.25
(3,10)	1:A:55:ILE:CD1	1:B:11:ALA:N	10	2.25
(3,10)	1:A:55:ILE:CD1	1:B:12:ASP:N	10	2.25
(3,10)	1:A:55:ILE:CD1	1:B:13:GLY:N	10	2.25
(3,10)	1:A:55:ILE:CD1	1:B:14:VAL:N	10	2.25
(3,10)	1:A:55:ILE:CD1	1:B:15:GLY:N	10	2.25
(3,10)	1:A:55:ILE:CD1	1:B:16:LYS:N	10	2.25
(3,10)	1:A:55:ILE:CD1	1:B:17:SER:N	10	2.25
(3,10)	1:A:55:ILE:CD1	1:B:18:ALA:N	10	2.25
(3,10)	1:A:55:ILE:CD1	1:B:19:LEU:N	10	2.25
(3,10)	1:A:55:ILE:CD1	1:B:20:THR:N	10	2.25
(3,10)	1:A:55:ILE:CD1	1:B:21:ILE:N	10	2.25
(3,10)	1:A:55:ILE:CD1	1:B:22:GLN:N	10	2.25
(3,10)	1:A:55:ILE:CD1	1:B:23:LEU:N	10	2.25
(3,10)	1:A:55:ILE:CD1	1:B:24:ILE:N	10	2.25
(3,10)	1:A:55:ILE:CD1	1:B:25:GLN:N	10	2.25
(3,10)	1:A:55:ILE:CD1	1:B:26:ASN:N	10	2.25
(3,10)	1:A:55:ILE:CD1	1:B:27:HIS:N	10	2.25
(3,10)	1:A:55:ILE:CD1	1:B:28:PHE:N	10	2.25
(3,10)	1:A:55:ILE:CD1	1:B:29:VAL:N	10	2.25
(3,10)	1:A:55:ILE:CD1	1:B:30:ASP:N	10	2.25
(3,10)	1:A:55:ILE:CD1	1:B:31:GLU:N	10	2.25
(3,10)	1:A:55:ILE:CD1	1:B:32:TYR:N	10	2.25
(3,10)	1:A:55:ILE:CD1	1:B:33:ASP:N	10	2.25
(3,10)	1:A:55:ILE:CD1	1:B:34:PRO:N	10	2.25
(3,10)	1:A:55:ILE:CD1	1:B:35:THR:N	10	2.25
(3,10)	1:A:55:ILE:CD1	1:B:36:ILE:N	10	2.25
(3,10)	1:A:55:ILE:CD1	1:B:37:GLU:N	10	2.25
(3,10)	1:A:55:ILE:CD1	1:B:38:ASP:N	10	2.25
(3,10)	1:A:55:ILE:CD1	1:B:39:SER:N	10	2.25
(3,10)	1:A:55:ILE:CD1	1:B:40:TYR:N	10	2.25
(3,10)	1:A:55:ILE:CD1	1:B:41:ARG:N	10	2.25
(3,10)	1:A:55:ILE:CD1	1:B:42:LYS:N	10	2.25
(3,10)	1:A:55:ILE:CD1	1:B:43:GLN:N	10	2.25
(3,10)	1:A:55:ILE:CD1	1:B:44:VAL:N	10	2.25
(3,10)	1:A:55:ILE:CD1	1:B:45:VAL:N	10	2.25
(3,10)	1:A:55:ILE:CD1	1:B:46:ILE:N	10	2.25
(3,10)	1:A:55:ILE:CD1	1:B:47:ASP:N	10	2.25
(3,10)	1:A:55:ILE:CD1	1:B:48:GLY:N	10	2.25
(3,10)	1:A:55:ILE:CD1	1:B:49:GLU:N	10	2.25
(3,10)	1:A:55:ILE:CD1	1:B:50:THR:N	10	2.25
(3,10)	1:A:55:ILE:CD1	1:B:51:CYS:N	10	2.25

Continued on next page...

Continued from previous page...

Key	Atom-1	Atom-2	Model ID	Violation (Å)
(3,10)	1:A:55:ILE:CD1	1:B:52:LEU:N	10	2.25
(3,10)	1:A:55:ILE:CD1	1:B:53:LEU:N	10	2.25
(3,10)	1:A:55:ILE:CD1	1:B:54:ASP:N	10	2.25
(3,10)	1:A:55:ILE:CD1	1:B:55:ILE:N	10	2.25
(3,10)	1:A:55:ILE:CD1	1:B:56:LEU:N	10	2.25
(3,10)	1:A:55:ILE:CD1	1:B:57:ASP:N	10	2.25
(3,10)	1:A:55:ILE:CD1	1:B:58:THR:N	10	2.25
(3,10)	1:A:55:ILE:CD1	1:B:59:ALA:N	10	2.25
(3,10)	1:A:55:ILE:CD1	1:B:60:GLY:N	10	2.25
(3,10)	1:A:55:ILE:CD1	1:B:61:GLN:N	10	2.25
(3,10)	1:A:55:ILE:CD1	1:B:62:GLU:N	10	2.25
(3,10)	1:A:55:ILE:CD1	1:B:63:GLU:N	10	2.25
(3,10)	1:A:55:ILE:CD1	1:B:64:TYR:N	10	2.25
(3,10)	1:A:55:ILE:CD1	1:B:65:SER:N	10	2.25
(3,10)	1:A:55:ILE:CD1	1:B:66:ALA:N	10	2.25
(3,10)	1:A:55:ILE:CD1	1:B:67:MET:N	10	2.25
(3,10)	1:A:55:ILE:CD1	1:B:68:ARG:N	10	2.25
(3,10)	1:A:55:ILE:CD1	1:B:69:ASP:N	10	2.25
(3,10)	1:A:55:ILE:CD1	1:B:70:GLN:N	10	2.25
(3,10)	1:A:55:ILE:CD1	1:B:71:TYR:N	10	2.25
(3,10)	1:A:55:ILE:CD1	1:B:72:MET:N	10	2.25
(3,10)	1:A:55:ILE:CD1	1:B:73:ARG:N	10	2.25
(3,10)	1:A:55:ILE:CD1	1:B:74:THR:N	10	2.25
(3,10)	1:A:55:ILE:CD1	1:B:75:GLY:N	10	2.25
(3,10)	1:A:55:ILE:CD1	1:B:76:GLU:N	10	2.25
(3,10)	1:A:55:ILE:CD1	1:B:77:GLY:N	10	2.25
(3,10)	1:A:55:ILE:CD1	1:B:78:PHE:N	10	2.25
(3,10)	1:A:55:ILE:CD1	1:B:79:LEU:N	10	2.25
(3,10)	1:A:55:ILE:CD1	1:B:80:CYS:N	10	2.25
(3,10)	1:A:55:ILE:CD1	5:B:203:7Q9:N	10	2.25
(3,10)	1:A:55:ILE:CD1	5:B:204:7Q9:N	10	2.25
(3,10)	1:A:55:ILE:CD1	5:B:205:7Q9:N	10	2.25
(3,10)	1:A:55:ILE:CD1	5:B:206:7Q9:N	10	2.25
(3,10)	1:A:55:ILE:CD1	5:B:207:7Q9:N	10	2.25
(3,10)	1:A:55:ILE:CD1	6:B:208:17F:N1	10	2.25
(3,10)	1:A:55:ILE:CD1	5:B:209:7Q9:N	10	2.25
(3,10)	1:A:55:ILE:CD1	5:B:210:7Q9:N	10	2.25
(3,10)	1:A:55:ILE:CD1	5:B:211:7Q9:N	10	2.25
(3,10)	1:A:55:ILE:CD1	5:B:212:7Q9:N	10	2.25
(3,10)	1:A:55:ILE:CD1	5:B:213:7Q9:N	10	2.25
(3,10)	1:A:55:ILE:CD1	6:B:214:17F:N1	10	2.25
(3,10)	1:A:55:ILE:CD1	6:B:215:17F:N1	10	2.25

Continued on next page...

Continued from previous page...

Key	Atom-1	Atom-2	Model ID	Violation (Å)
(3,10)	1:A:55:ILE:CD1	5:B:216:7Q9:N	10	2.25
(3,10)	1:A:55:ILE:CD1	5:B:217:7Q9:N	10	2.25
(3,10)	1:A:55:ILE:CD1	5:B:218:7Q9:N	10	2.25
(3,10)	1:A:55:ILE:CD1	6:B:219:17F:N1	10	2.25
(3,10)	1:A:55:ILE:CD1	5:B:220:7Q9:N	10	2.25
(3,1)	1:A:6:LEU:CD1	1:B:2:THR:N	16	2.23
(3,1)	1:A:6:LEU:CD1	1:B:3:GLU:N	16	2.23
(3,1)	1:A:6:LEU:CD1	1:B:4:TYR:N	16	2.23
(3,1)	1:A:6:LEU:CD1	1:B:5:LYS:N	16	2.23
(3,1)	1:A:6:LEU:CD1	1:B:6:LEU:N	16	2.23
(3,1)	1:A:6:LEU:CD1	1:B:7:VAL:N	16	2.23
(3,1)	1:A:6:LEU:CD1	1:B:8:VAL:N	16	2.23
(3,1)	1:A:6:LEU:CD1	1:B:9:VAL:N	16	2.23
(3,1)	1:A:6:LEU:CD1	1:B:10:GLY:N	16	2.23
(3,1)	1:A:6:LEU:CD1	1:B:11:ALA:N	16	2.23
(3,1)	1:A:6:LEU:CD1	1:B:12:ASP:N	16	2.23
(3,1)	1:A:6:LEU:CD1	1:B:13:GLY:N	16	2.23
(3,1)	1:A:6:LEU:CD1	1:B:14:VAL:N	16	2.23
(3,1)	1:A:6:LEU:CD1	1:B:15:GLY:N	16	2.23
(3,1)	1:A:6:LEU:CD1	1:B:16:LYS:N	16	2.23
(3,1)	1:A:6:LEU:CD1	1:B:17:SER:N	16	2.23
(3,1)	1:A:6:LEU:CD1	1:B:18:ALA:N	16	2.23
(3,1)	1:A:6:LEU:CD1	1:B:19:LEU:N	16	2.23
(3,1)	1:A:6:LEU:CD1	1:B:20:THR:N	16	2.23
(3,1)	1:A:6:LEU:CD1	1:B:21:ILE:N	16	2.23
(3,1)	1:A:6:LEU:CD1	1:B:22:GLN:N	16	2.23
(3,1)	1:A:6:LEU:CD1	1:B:23:LEU:N	16	2.23
(3,1)	1:A:6:LEU:CD1	1:B:24:ILE:N	16	2.23
(3,1)	1:A:6:LEU:CD1	1:B:25:GLN:N	16	2.23
(3,1)	1:A:6:LEU:CD1	1:B:26:ASN:N	16	2.23
(3,1)	1:A:6:LEU:CD1	1:B:27:HIS:N	16	2.23
(3,1)	1:A:6:LEU:CD1	1:B:28:PHE:N	16	2.23
(3,1)	1:A:6:LEU:CD1	1:B:29:VAL:N	16	2.23
(3,1)	1:A:6:LEU:CD1	1:B:30:ASP:N	16	2.23
(3,1)	1:A:6:LEU:CD1	1:B:31:GLU:N	16	2.23
(3,1)	1:A:6:LEU:CD1	1:B:32:TYR:N	16	2.23
(3,1)	1:A:6:LEU:CD1	1:B:33:ASP:N	16	2.23
(3,1)	1:A:6:LEU:CD1	1:B:34:PRO:N	16	2.23
(3,1)	1:A:6:LEU:CD1	1:B:35:THR:N	16	2.23
(3,1)	1:A:6:LEU:CD1	1:B:36:ILE:N	16	2.23
(3,1)	1:A:6:LEU:CD1	1:B:37:GLU:N	16	2.23
(3,1)	1:A:6:LEU:CD1	1:B:38:ASP:N	16	2.23

Continued on next page...

Continued from previous page...

Key	Atom-1	Atom-2	Model ID	Violation (Å)
(3,1)	1:A:6:LEU:CD1	1:B:39:SER:N	16	2.23
(3,1)	1:A:6:LEU:CD1	1:B:40:TYR:N	16	2.23
(3,1)	1:A:6:LEU:CD1	1:B:41:ARG:N	16	2.23
(3,1)	1:A:6:LEU:CD1	1:B:42:LYS:N	16	2.23
(3,1)	1:A:6:LEU:CD1	1:B:43:GLN:N	16	2.23
(3,1)	1:A:6:LEU:CD1	1:B:44:VAL:N	16	2.23
(3,1)	1:A:6:LEU:CD1	1:B:45:VAL:N	16	2.23
(3,1)	1:A:6:LEU:CD1	1:B:46:ILE:N	16	2.23
(3,1)	1:A:6:LEU:CD1	1:B:47:ASP:N	16	2.23
(3,1)	1:A:6:LEU:CD1	1:B:48:GLY:N	16	2.23
(3,1)	1:A:6:LEU:CD1	1:B:49:GLU:N	16	2.23
(3,1)	1:A:6:LEU:CD1	1:B:50:THR:N	16	2.23
(3,1)	1:A:6:LEU:CD1	1:B:51:CYS:N	16	2.23
(3,1)	1:A:6:LEU:CD1	1:B:52:LEU:N	16	2.23
(3,1)	1:A:6:LEU:CD1	1:B:53:LEU:N	16	2.23
(3,1)	1:A:6:LEU:CD1	1:B:54:ASP:N	16	2.23
(3,1)	1:A:6:LEU:CD1	1:B:55:ILE:N	16	2.23
(3,1)	1:A:6:LEU:CD1	1:B:56:LEU:N	16	2.23
(3,1)	1:A:6:LEU:CD1	1:B:57:ASP:N	16	2.23
(3,1)	1:A:6:LEU:CD1	1:B:58:THR:N	16	2.23
(3,1)	1:A:6:LEU:CD1	1:B:59:ALA:N	16	2.23
(3,1)	1:A:6:LEU:CD1	1:B:60:GLY:N	16	2.23
(3,1)	1:A:6:LEU:CD1	1:B:61:GLN:N	16	2.23
(3,1)	1:A:6:LEU:CD1	1:B:62:GLU:N	16	2.23
(3,1)	1:A:6:LEU:CD1	1:B:63:GLU:N	16	2.23
(3,1)	1:A:6:LEU:CD1	1:B:64:TYR:N	16	2.23
(3,1)	1:A:6:LEU:CD1	1:B:65:SER:N	16	2.23
(3,1)	1:A:6:LEU:CD1	1:B:66:ALA:N	16	2.23
(3,1)	1:A:6:LEU:CD1	1:B:67:MET:N	16	2.23
(3,1)	1:A:6:LEU:CD1	1:B:68:ARG:N	16	2.23
(3,1)	1:A:6:LEU:CD1	1:B:69:ASP:N	16	2.23
(3,1)	1:A:6:LEU:CD1	1:B:70:GLN:N	16	2.23
(3,1)	1:A:6:LEU:CD1	1:B:71:TYR:N	16	2.23
(3,1)	1:A:6:LEU:CD1	1:B:72:MET:N	16	2.23
(3,1)	1:A:6:LEU:CD1	1:B:73:ARG:N	16	2.23
(3,1)	1:A:6:LEU:CD1	1:B:74:THR:N	16	2.23
(3,1)	1:A:6:LEU:CD1	1:B:75:GLY:N	16	2.23
(3,1)	1:A:6:LEU:CD1	1:B:76:GLU:N	16	2.23
(3,1)	1:A:6:LEU:CD1	1:B:77:GLY:N	16	2.23
(3,1)	1:A:6:LEU:CD1	1:B:78:PHE:N	16	2.23
(3,1)	1:A:6:LEU:CD1	1:B:79:LEU:N	16	2.23
(3,1)	1:A:6:LEU:CD1	1:B:80:CYS:N	16	2.23

Continued on next page...

Continued from previous page...

Key	Atom-1	Atom-2	Model ID	Violation (Å)
(3,1)	1:A:6:LEU:CD1	5:B:203:7Q9:N	16	2.23
(3,1)	1:A:6:LEU:CD1	5:B:204:7Q9:N	16	2.23
(3,1)	1:A:6:LEU:CD1	5:B:205:7Q9:N	16	2.23
(3,1)	1:A:6:LEU:CD1	5:B:206:7Q9:N	16	2.23
(3,1)	1:A:6:LEU:CD1	5:B:207:7Q9:N	16	2.23
(3,1)	1:A:6:LEU:CD1	6:B:208:17F:N1	16	2.23
(3,1)	1:A:6:LEU:CD1	5:B:209:7Q9:N	16	2.23
(3,1)	1:A:6:LEU:CD1	5:B:210:7Q9:N	16	2.23
(3,1)	1:A:6:LEU:CD1	5:B:211:7Q9:N	16	2.23
(3,1)	1:A:6:LEU:CD1	5:B:212:7Q9:N	16	2.23
(3,1)	1:A:6:LEU:CD1	5:B:213:7Q9:N	16	2.23
(3,1)	1:A:6:LEU:CD1	6:B:214:17F:N1	16	2.23
(3,1)	1:A:6:LEU:CD1	6:B:215:17F:N1	16	2.23
(3,1)	1:A:6:LEU:CD1	5:B:216:7Q9:N	16	2.23
(3,1)	1:A:6:LEU:CD1	5:B:217:7Q9:N	16	2.23
(3,1)	1:A:6:LEU:CD1	5:B:218:7Q9:N	16	2.23
(3,1)	1:A:6:LEU:CD1	6:B:219:17F:N1	16	2.23
(3,1)	1:A:6:LEU:CD1	5:B:220:7Q9:N	16	2.23
(3,1)	1:A:6:LEU:CD2	1:B:2:THR:N	16	2.23
(3,1)	1:A:6:LEU:CD2	1:B:3:GLU:N	16	2.23
(3,1)	1:A:6:LEU:CD2	1:B:4:TYR:N	16	2.23
(3,1)	1:A:6:LEU:CD2	1:B:5:LYS:N	16	2.23
(3,1)	1:A:6:LEU:CD2	1:B:6:LEU:N	16	2.23
(3,1)	1:A:6:LEU:CD2	1:B:7:VAL:N	16	2.23
(3,1)	1:A:6:LEU:CD2	1:B:8:VAL:N	16	2.23
(3,1)	1:A:6:LEU:CD2	1:B:9:VAL:N	16	2.23
(3,1)	1:A:6:LEU:CD2	1:B:10:GLY:N	16	2.23
(3,1)	1:A:6:LEU:CD2	1:B:11:ALA:N	16	2.23
(3,1)	1:A:6:LEU:CD2	1:B:12:ASP:N	16	2.23
(3,1)	1:A:6:LEU:CD2	1:B:13:GLY:N	16	2.23
(3,1)	1:A:6:LEU:CD2	1:B:14:VAL:N	16	2.23
(3,1)	1:A:6:LEU:CD2	1:B:15:GLY:N	16	2.23
(3,1)	1:A:6:LEU:CD2	1:B:16:LYS:N	16	2.23
(3,1)	1:A:6:LEU:CD2	1:B:17:SER:N	16	2.23
(3,1)	1:A:6:LEU:CD2	1:B:18:ALA:N	16	2.23
(3,1)	1:A:6:LEU:CD2	1:B:19:LEU:N	16	2.23
(3,1)	1:A:6:LEU:CD2	1:B:20:THR:N	16	2.23
(3,1)	1:A:6:LEU:CD2	1:B:21:ILE:N	16	2.23
(3,1)	1:A:6:LEU:CD2	1:B:22:GLN:N	16	2.23
(3,1)	1:A:6:LEU:CD2	1:B:23:LEU:N	16	2.23
(3,1)	1:A:6:LEU:CD2	1:B:24:ILE:N	16	2.23
(3,1)	1:A:6:LEU:CD2	1:B:25:GLN:N	16	2.23

Continued on next page...

Continued from previous page...

Key	Atom-1	Atom-2	Model ID	Violation (Å)
(3,1)	1:A:6:LEU:CD2	1:B:26:ASN:N	16	2.23
(3,1)	1:A:6:LEU:CD2	1:B:27:HIS:N	16	2.23
(3,1)	1:A:6:LEU:CD2	1:B:28:PHE:N	16	2.23
(3,1)	1:A:6:LEU:CD2	1:B:29:VAL:N	16	2.23
(3,1)	1:A:6:LEU:CD2	1:B:30:ASP:N	16	2.23
(3,1)	1:A:6:LEU:CD2	1:B:31:GLU:N	16	2.23
(3,1)	1:A:6:LEU:CD2	1:B:32:TYR:N	16	2.23
(3,1)	1:A:6:LEU:CD2	1:B:33:ASP:N	16	2.23
(3,1)	1:A:6:LEU:CD2	1:B:34:PRO:N	16	2.23
(3,1)	1:A:6:LEU:CD2	1:B:35:THR:N	16	2.23
(3,1)	1:A:6:LEU:CD2	1:B:36:ILE:N	16	2.23
(3,1)	1:A:6:LEU:CD2	1:B:37:GLU:N	16	2.23
(3,1)	1:A:6:LEU:CD2	1:B:38:ASP:N	16	2.23
(3,1)	1:A:6:LEU:CD2	1:B:39:SER:N	16	2.23
(3,1)	1:A:6:LEU:CD2	1:B:40:TYR:N	16	2.23
(3,1)	1:A:6:LEU:CD2	1:B:41:ARG:N	16	2.23
(3,1)	1:A:6:LEU:CD2	1:B:42:LYS:N	16	2.23
(3,1)	1:A:6:LEU:CD2	1:B:43:GLN:N	16	2.23
(3,1)	1:A:6:LEU:CD2	1:B:44:VAL:N	16	2.23
(3,1)	1:A:6:LEU:CD2	1:B:45:VAL:N	16	2.23
(3,1)	1:A:6:LEU:CD2	1:B:46:ILE:N	16	2.23
(3,1)	1:A:6:LEU:CD2	1:B:47:ASP:N	16	2.23
(3,1)	1:A:6:LEU:CD2	1:B:48:GLY:N	16	2.23
(3,1)	1:A:6:LEU:CD2	1:B:49:GLU:N	16	2.23
(3,1)	1:A:6:LEU:CD2	1:B:50:THR:N	16	2.23
(3,1)	1:A:6:LEU:CD2	1:B:51:CYS:N	16	2.23
(3,1)	1:A:6:LEU:CD2	1:B:52:LEU:N	16	2.23
(3,1)	1:A:6:LEU:CD2	1:B:53:LEU:N	16	2.23
(3,1)	1:A:6:LEU:CD2	1:B:54:ASP:N	16	2.23
(3,1)	1:A:6:LEU:CD2	1:B:55:ILE:N	16	2.23
(3,1)	1:A:6:LEU:CD2	1:B:56:LEU:N	16	2.23
(3,1)	1:A:6:LEU:CD2	1:B:57:ASP:N	16	2.23
(3,1)	1:A:6:LEU:CD2	1:B:58:THR:N	16	2.23
(3,1)	1:A:6:LEU:CD2	1:B:59:ALA:N	16	2.23
(3,1)	1:A:6:LEU:CD2	1:B:60:GLY:N	16	2.23
(3,1)	1:A:6:LEU:CD2	1:B:61:GLN:N	16	2.23
(3,1)	1:A:6:LEU:CD2	1:B:62:GLU:N	16	2.23
(3,1)	1:A:6:LEU:CD2	1:B:63:GLU:N	16	2.23
(3,1)	1:A:6:LEU:CD2	1:B:64:TYR:N	16	2.23
(3,1)	1:A:6:LEU:CD2	1:B:65:SER:N	16	2.23
(3,1)	1:A:6:LEU:CD2	1:B:66:ALA:N	16	2.23
(3,1)	1:A:6:LEU:CD2	1:B:67:MET:N	16	2.23

Continued on next page...

Continued from previous page...

Key	Atom-1	Atom-2	Model ID	Violation (Å)
(3,1)	1:A:6:LEU:CD2	1:B:68:ARG:N	16	2.23
(3,1)	1:A:6:LEU:CD2	1:B:69:ASP:N	16	2.23
(3,1)	1:A:6:LEU:CD2	1:B:70:GLN:N	16	2.23
(3,1)	1:A:6:LEU:CD2	1:B:71:TYR:N	16	2.23
(3,1)	1:A:6:LEU:CD2	1:B:72:MET:N	16	2.23
(3,1)	1:A:6:LEU:CD2	1:B:73:ARG:N	16	2.23
(3,1)	1:A:6:LEU:CD2	1:B:74:THR:N	16	2.23
(3,1)	1:A:6:LEU:CD2	1:B:75:GLY:N	16	2.23
(3,1)	1:A:6:LEU:CD2	1:B:76:GLU:N	16	2.23
(3,1)	1:A:6:LEU:CD2	1:B:77:GLY:N	16	2.23
(3,1)	1:A:6:LEU:CD2	1:B:78:PHE:N	16	2.23
(3,1)	1:A:6:LEU:CD2	1:B:79:LEU:N	16	2.23
(3,1)	1:A:6:LEU:CD2	1:B:80:CYS:N	16	2.23
(3,1)	1:A:6:LEU:CD2	5:B:203:7Q9:N	16	2.23
(3,1)	1:A:6:LEU:CD2	5:B:204:7Q9:N	16	2.23
(3,1)	1:A:6:LEU:CD2	5:B:205:7Q9:N	16	2.23
(3,1)	1:A:6:LEU:CD2	5:B:206:7Q9:N	16	2.23
(3,1)	1:A:6:LEU:CD2	5:B:207:7Q9:N	16	2.23
(3,1)	1:A:6:LEU:CD2	6:B:208:17F:N1	16	2.23
(3,1)	1:A:6:LEU:CD2	5:B:209:7Q9:N	16	2.23
(3,1)	1:A:6:LEU:CD2	5:B:210:7Q9:N	16	2.23
(3,1)	1:A:6:LEU:CD2	5:B:211:7Q9:N	16	2.23
(3,1)	1:A:6:LEU:CD2	5:B:212:7Q9:N	16	2.23
(3,1)	1:A:6:LEU:CD2	5:B:213:7Q9:N	16	2.23
(3,1)	1:A:6:LEU:CD2	6:B:214:17F:N1	16	2.23
(3,1)	1:A:6:LEU:CD2	6:B:215:17F:N1	16	2.23
(3,1)	1:A:6:LEU:CD2	5:B:216:7Q9:N	16	2.23
(3,1)	1:A:6:LEU:CD2	5:B:217:7Q9:N	16	2.23
(3,1)	1:A:6:LEU:CD2	5:B:218:7Q9:N	16	2.23
(3,1)	1:A:6:LEU:CD2	6:B:219:17F:N1	16	2.23
(3,1)	1:A:6:LEU:CD2	5:B:220:7Q9:N	16	2.23
(3,13)	1:A:160:VAL:CG1	1:B:2:THR:N	18	2.22
(3,13)	1:A:160:VAL:CG1	1:B:3:GLU:N	18	2.22
(3,13)	1:A:160:VAL:CG1	1:B:4:TYR:N	18	2.22
(3,13)	1:A:160:VAL:CG1	1:B:5:LYS:N	18	2.22
(3,13)	1:A:160:VAL:CG1	1:B:6:LEU:N	18	2.22
(3,13)	1:A:160:VAL:CG1	1:B:7:VAL:N	18	2.22
(3,13)	1:A:160:VAL:CG1	1:B:8:VAL:N	18	2.22
(3,13)	1:A:160:VAL:CG1	1:B:9:VAL:N	18	2.22
(3,13)	1:A:160:VAL:CG1	1:B:10:GLY:N	18	2.22
(3,13)	1:A:160:VAL:CG1	1:B:11:ALA:N	18	2.22
(3,13)	1:A:160:VAL:CG1	1:B:12:ASP:N	18	2.22

Continued on next page...

Continued from previous page...

Key	Atom-1	Atom-2	Model ID	Violation (Å)
(3,13)	1:A:160:VAL:CG1	1:B:13:GLY:N	18	2.22
(3,13)	1:A:160:VAL:CG1	1:B:14:VAL:N	18	2.22
(3,13)	1:A:160:VAL:CG1	1:B:15:GLY:N	18	2.22
(3,13)	1:A:160:VAL:CG1	1:B:16:LYS:N	18	2.22
(3,13)	1:A:160:VAL:CG1	1:B:17:SER:N	18	2.22
(3,13)	1:A:160:VAL:CG1	1:B:18:ALA:N	18	2.22
(3,13)	1:A:160:VAL:CG1	1:B:19:LEU:N	18	2.22
(3,13)	1:A:160:VAL:CG1	1:B:20:THR:N	18	2.22
(3,13)	1:A:160:VAL:CG1	1:B:21:ILE:N	18	2.22
(3,13)	1:A:160:VAL:CG1	1:B:22:GLN:N	18	2.22
(3,13)	1:A:160:VAL:CG1	1:B:23:LEU:N	18	2.22
(3,13)	1:A:160:VAL:CG1	1:B:24:ILE:N	18	2.22
(3,13)	1:A:160:VAL:CG1	1:B:25:GLN:N	18	2.22
(3,13)	1:A:160:VAL:CG1	1:B:26:ASN:N	18	2.22
(3,13)	1:A:160:VAL:CG1	1:B:27:HIS:N	18	2.22
(3,13)	1:A:160:VAL:CG1	1:B:28:PHE:N	18	2.22
(3,13)	1:A:160:VAL:CG1	1:B:29:VAL:N	18	2.22
(3,13)	1:A:160:VAL:CG1	1:B:30:ASP:N	18	2.22
(3,13)	1:A:160:VAL:CG1	1:B:31:GLU:N	18	2.22
(3,13)	1:A:160:VAL:CG1	1:B:32:TYR:N	18	2.22
(3,13)	1:A:160:VAL:CG1	1:B:33:ASP:N	18	2.22
(3,13)	1:A:160:VAL:CG1	1:B:34:PRO:N	18	2.22
(3,13)	1:A:160:VAL:CG1	1:B:35:THR:N	18	2.22
(3,13)	1:A:160:VAL:CG1	1:B:36:ILE:N	18	2.22
(3,13)	1:A:160:VAL:CG1	1:B:37:GLU:N	18	2.22
(3,13)	1:A:160:VAL:CG1	1:B:38:ASP:N	18	2.22
(3,13)	1:A:160:VAL:CG1	1:B:39:SER:N	18	2.22
(3,13)	1:A:160:VAL:CG1	1:B:40:TYR:N	18	2.22
(3,13)	1:A:160:VAL:CG1	1:B:41:ARG:N	18	2.22
(3,13)	1:A:160:VAL:CG1	1:B:42:LYS:N	18	2.22
(3,13)	1:A:160:VAL:CG1	1:B:43:GLN:N	18	2.22
(3,13)	1:A:160:VAL:CG1	1:B:44:VAL:N	18	2.22
(3,13)	1:A:160:VAL:CG1	1:B:45:VAL:N	18	2.22
(3,13)	1:A:160:VAL:CG1	1:B:46:ILE:N	18	2.22
(3,13)	1:A:160:VAL:CG1	1:B:47:ASP:N	18	2.22
(3,13)	1:A:160:VAL:CG1	1:B:48:GLY:N	18	2.22
(3,13)	1:A:160:VAL:CG1	1:B:49:GLU:N	18	2.22
(3,13)	1:A:160:VAL:CG1	1:B:50:THR:N	18	2.22
(3,13)	1:A:160:VAL:CG1	1:B:51:CYS:N	18	2.22
(3,13)	1:A:160:VAL:CG1	1:B:52:LEU:N	18	2.22
(3,13)	1:A:160:VAL:CG1	1:B:53:LEU:N	18	2.22
(3,13)	1:A:160:VAL:CG1	1:B:54:ASP:N	18	2.22

Continued on next page...

Continued from previous page...

Key	Atom-1	Atom-2	Model ID	Violation (Å)
(3,13)	1:A:160:VAL:CG1	1:B:55:ILE:N	18	2.22
(3,13)	1:A:160:VAL:CG1	1:B:56:LEU:N	18	2.22
(3,13)	1:A:160:VAL:CG1	1:B:57:ASP:N	18	2.22
(3,13)	1:A:160:VAL:CG1	1:B:58:THR:N	18	2.22
(3,13)	1:A:160:VAL:CG1	1:B:59:ALA:N	18	2.22
(3,13)	1:A:160:VAL:CG1	1:B:60:GLY:N	18	2.22
(3,13)	1:A:160:VAL:CG1	1:B:61:GLN:N	18	2.22
(3,13)	1:A:160:VAL:CG1	1:B:62:GLU:N	18	2.22
(3,13)	1:A:160:VAL:CG1	1:B:63:GLU:N	18	2.22
(3,13)	1:A:160:VAL:CG1	1:B:64:TYR:N	18	2.22
(3,13)	1:A:160:VAL:CG1	1:B:65:SER:N	18	2.22
(3,13)	1:A:160:VAL:CG1	1:B:66:ALA:N	18	2.22
(3,13)	1:A:160:VAL:CG1	1:B:67:MET:N	18	2.22
(3,13)	1:A:160:VAL:CG1	1:B:68:ARG:N	18	2.22
(3,13)	1:A:160:VAL:CG1	1:B:69:ASP:N	18	2.22
(3,13)	1:A:160:VAL:CG1	1:B:70:GLN:N	18	2.22
(3,13)	1:A:160:VAL:CG1	1:B:71:TYR:N	18	2.22
(3,13)	1:A:160:VAL:CG1	1:B:72:MET:N	18	2.22
(3,13)	1:A:160:VAL:CG1	1:B:73:ARG:N	18	2.22
(3,13)	1:A:160:VAL:CG1	1:B:74:THR:N	18	2.22
(3,13)	1:A:160:VAL:CG1	1:B:75:GLY:N	18	2.22
(3,13)	1:A:160:VAL:CG1	1:B:76:GLU:N	18	2.22
(3,13)	1:A:160:VAL:CG1	1:B:77:GLY:N	18	2.22
(3,13)	1:A:160:VAL:CG1	1:B:78:PHE:N	18	2.22
(3,13)	1:A:160:VAL:CG1	1:B:79:LEU:N	18	2.22
(3,13)	1:A:160:VAL:CG1	1:B:80:CYS:N	18	2.22
(3,13)	1:A:160:VAL:CG1	5:B:203:7Q9:N	18	2.22
(3,13)	1:A:160:VAL:CG1	5:B:204:7Q9:N	18	2.22
(3,13)	1:A:160:VAL:CG1	5:B:205:7Q9:N	18	2.22
(3,13)	1:A:160:VAL:CG1	5:B:206:7Q9:N	18	2.22
(3,13)	1:A:160:VAL:CG1	5:B:207:7Q9:N	18	2.22
(3,13)	1:A:160:VAL:CG1	6:B:208:17F:N1	18	2.22
(3,13)	1:A:160:VAL:CG1	5:B:209:7Q9:N	18	2.22
(3,13)	1:A:160:VAL:CG1	5:B:210:7Q9:N	18	2.22
(3,13)	1:A:160:VAL:CG1	5:B:211:7Q9:N	18	2.22
(3,13)	1:A:160:VAL:CG1	5:B:212:7Q9:N	18	2.22
(3,13)	1:A:160:VAL:CG1	5:B:213:7Q9:N	18	2.22
(3,13)	1:A:160:VAL:CG1	6:B:214:17F:N1	18	2.22
(3,13)	1:A:160:VAL:CG1	6:B:215:17F:N1	18	2.22
(3,13)	1:A:160:VAL:CG1	5:B:216:7Q9:N	18	2.22
(3,13)	1:A:160:VAL:CG1	5:B:217:7Q9:N	18	2.22
(3,13)	1:A:160:VAL:CG1	5:B:218:7Q9:N	18	2.22

Continued on next page...

Continued from previous page...

Key	Atom-1	Atom-2	Model ID	Violation (Å)
(3,13)	1:A:160:VAL:CG1	6:B:219:17F:N1	18	2.22
(3,13)	1:A:160:VAL:CG1	5:B:220:7Q9:N	18	2.22
(3,13)	1:A:160:VAL:CG2	1:B:2:THR:N	18	2.22
(3,13)	1:A:160:VAL:CG2	1:B:3:GLU:N	18	2.22
(3,13)	1:A:160:VAL:CG2	1:B:4:TYR:N	18	2.22
(3,13)	1:A:160:VAL:CG2	1:B:5:LYS:N	18	2.22
(3,13)	1:A:160:VAL:CG2	1:B:6:LEU:N	18	2.22
(3,13)	1:A:160:VAL:CG2	1:B:7:VAL:N	18	2.22
(3,13)	1:A:160:VAL:CG2	1:B:8:VAL:N	18	2.22
(3,13)	1:A:160:VAL:CG2	1:B:9:VAL:N	18	2.22
(3,13)	1:A:160:VAL:CG2	1:B:10:GLY:N	18	2.22
(3,13)	1:A:160:VAL:CG2	1:B:11:ALA:N	18	2.22
(3,13)	1:A:160:VAL:CG2	1:B:12:ASP:N	18	2.22
(3,13)	1:A:160:VAL:CG2	1:B:13:GLY:N	18	2.22
(3,13)	1:A:160:VAL:CG2	1:B:14:VAL:N	18	2.22
(3,13)	1:A:160:VAL:CG2	1:B:15:GLY:N	18	2.22
(3,13)	1:A:160:VAL:CG2	1:B:16:LYS:N	18	2.22
(3,13)	1:A:160:VAL:CG2	1:B:17:SER:N	18	2.22
(3,13)	1:A:160:VAL:CG2	1:B:18:ALA:N	18	2.22
(3,13)	1:A:160:VAL:CG2	1:B:19:LEU:N	18	2.22
(3,13)	1:A:160:VAL:CG2	1:B:20:THR:N	18	2.22
(3,13)	1:A:160:VAL:CG2	1:B:21:ILE:N	18	2.22
(3,13)	1:A:160:VAL:CG2	1:B:22:GLN:N	18	2.22
(3,13)	1:A:160:VAL:CG2	1:B:23:LEU:N	18	2.22
(3,13)	1:A:160:VAL:CG2	1:B:24:ILE:N	18	2.22
(3,13)	1:A:160:VAL:CG2	1:B:25:GLN:N	18	2.22
(3,13)	1:A:160:VAL:CG2	1:B:26:ASN:N	18	2.22
(3,13)	1:A:160:VAL:CG2	1:B:27:HIS:N	18	2.22
(3,13)	1:A:160:VAL:CG2	1:B:28:PHE:N	18	2.22
(3,13)	1:A:160:VAL:CG2	1:B:29:VAL:N	18	2.22
(3,13)	1:A:160:VAL:CG2	1:B:30:ASP:N	18	2.22
(3,13)	1:A:160:VAL:CG2	1:B:31:GLU:N	18	2.22
(3,13)	1:A:160:VAL:CG2	1:B:32:TYR:N	18	2.22
(3,13)	1:A:160:VAL:CG2	1:B:33:ASP:N	18	2.22
(3,13)	1:A:160:VAL:CG2	1:B:34:PRO:N	18	2.22
(3,13)	1:A:160:VAL:CG2	1:B:35:THR:N	18	2.22
(3,13)	1:A:160:VAL:CG2	1:B:36:ILE:N	18	2.22
(3,13)	1:A:160:VAL:CG2	1:B:37:GLU:N	18	2.22
(3,13)	1:A:160:VAL:CG2	1:B:38:ASP:N	18	2.22
(3,13)	1:A:160:VAL:CG2	1:B:39:SER:N	18	2.22
(3,13)	1:A:160:VAL:CG2	1:B:40:TYR:N	18	2.22
(3,13)	1:A:160:VAL:CG2	1:B:41:ARG:N	18	2.22

Continued on next page...

Continued from previous page...

Key	Atom-1	Atom-2	Model ID	Violation (Å)
(3,13)	1:A:160:VAL:CG2	1:B:42:LYS:N	18	2.22
(3,13)	1:A:160:VAL:CG2	1:B:43:GLN:N	18	2.22
(3,13)	1:A:160:VAL:CG2	1:B:44:VAL:N	18	2.22
(3,13)	1:A:160:VAL:CG2	1:B:45:VAL:N	18	2.22
(3,13)	1:A:160:VAL:CG2	1:B:46:ILE:N	18	2.22
(3,13)	1:A:160:VAL:CG2	1:B:47:ASP:N	18	2.22
(3,13)	1:A:160:VAL:CG2	1:B:48:GLY:N	18	2.22
(3,13)	1:A:160:VAL:CG2	1:B:49:GLU:N	18	2.22
(3,13)	1:A:160:VAL:CG2	1:B:50:THR:N	18	2.22
(3,13)	1:A:160:VAL:CG2	1:B:51:CYS:N	18	2.22
(3,13)	1:A:160:VAL:CG2	1:B:52:LEU:N	18	2.22
(3,13)	1:A:160:VAL:CG2	1:B:53:LEU:N	18	2.22
(3,13)	1:A:160:VAL:CG2	1:B:54:ASP:N	18	2.22
(3,13)	1:A:160:VAL:CG2	1:B:55:ILE:N	18	2.22
(3,13)	1:A:160:VAL:CG2	1:B:56:LEU:N	18	2.22
(3,13)	1:A:160:VAL:CG2	1:B:57:ASP:N	18	2.22
(3,13)	1:A:160:VAL:CG2	1:B:58:THR:N	18	2.22
(3,13)	1:A:160:VAL:CG2	1:B:59:ALA:N	18	2.22
(3,13)	1:A:160:VAL:CG2	1:B:60:GLY:N	18	2.22
(3,13)	1:A:160:VAL:CG2	1:B:61:GLN:N	18	2.22
(3,13)	1:A:160:VAL:CG2	1:B:62:GLU:N	18	2.22
(3,13)	1:A:160:VAL:CG2	1:B:63:GLU:N	18	2.22
(3,13)	1:A:160:VAL:CG2	1:B:64:TYR:N	18	2.22
(3,13)	1:A:160:VAL:CG2	1:B:65:SER:N	18	2.22
(3,13)	1:A:160:VAL:CG2	1:B:66:ALA:N	18	2.22
(3,13)	1:A:160:VAL:CG2	1:B:67:MET:N	18	2.22
(3,13)	1:A:160:VAL:CG2	1:B:68:ARG:N	18	2.22
(3,13)	1:A:160:VAL:CG2	1:B:69:ASP:N	18	2.22
(3,13)	1:A:160:VAL:CG2	1:B:70:GLN:N	18	2.22
(3,13)	1:A:160:VAL:CG2	1:B:71:TYR:N	18	2.22
(3,13)	1:A:160:VAL:CG2	1:B:72:MET:N	18	2.22
(3,13)	1:A:160:VAL:CG2	1:B:73:ARG:N	18	2.22
(3,13)	1:A:160:VAL:CG2	1:B:74:THR:N	18	2.22
(3,13)	1:A:160:VAL:CG2	1:B:75:GLY:N	18	2.22
(3,13)	1:A:160:VAL:CG2	1:B:76:GLU:N	18	2.22
(3,13)	1:A:160:VAL:CG2	1:B:77:GLY:N	18	2.22
(3,13)	1:A:160:VAL:CG2	1:B:78:PHE:N	18	2.22
(3,13)	1:A:160:VAL:CG2	1:B:79:LEU:N	18	2.22
(3,13)	1:A:160:VAL:CG2	1:B:80:CYS:N	18	2.22
(3,13)	1:A:160:VAL:CG2	5:B:203:7Q9:N	18	2.22
(3,13)	1:A:160:VAL:CG2	5:B:204:7Q9:N	18	2.22
(3,13)	1:A:160:VAL:CG2	5:B:205:7Q9:N	18	2.22

Continued on next page...

Continued from previous page...

Key	Atom-1	Atom-2	Model ID	Violation (Å)
(3,13)	1:A:160:VAL:CG2	5:B:206:7Q9:N	18	2.22
(3,13)	1:A:160:VAL:CG2	5:B:207:7Q9:N	18	2.22
(3,13)	1:A:160:VAL:CG2	6:B:208:17F:N1	18	2.22
(3,13)	1:A:160:VAL:CG2	5:B:209:7Q9:N	18	2.22
(3,13)	1:A:160:VAL:CG2	5:B:210:7Q9:N	18	2.22
(3,13)	1:A:160:VAL:CG2	5:B:211:7Q9:N	18	2.22
(3,13)	1:A:160:VAL:CG2	5:B:212:7Q9:N	18	2.22
(3,13)	1:A:160:VAL:CG2	5:B:213:7Q9:N	18	2.22
(3,13)	1:A:160:VAL:CG2	6:B:214:17F:N1	18	2.22
(3,13)	1:A:160:VAL:CG2	6:B:215:17F:N1	18	2.22
(3,13)	1:A:160:VAL:CG2	5:B:216:7Q9:N	18	2.22
(3,13)	1:A:160:VAL:CG2	5:B:217:7Q9:N	18	2.22
(3,13)	1:A:160:VAL:CG2	5:B:218:7Q9:N	18	2.22
(3,13)	1:A:160:VAL:CG2	6:B:219:17F:N1	18	2.22
(3,13)	1:A:160:VAL:CG2	5:B:220:7Q9:N	18	2.22
(3,13)	1:A:160:VAL:CG1	1:B:2:THR:N	15	2.21
(3,13)	1:A:160:VAL:CG1	1:B:3:GLU:N	15	2.21
(3,13)	1:A:160:VAL:CG1	1:B:4:TYR:N	15	2.21
(3,13)	1:A:160:VAL:CG1	1:B:5:LYS:N	15	2.21
(3,13)	1:A:160:VAL:CG1	1:B:6:LEU:N	15	2.21
(3,13)	1:A:160:VAL:CG1	1:B:7:VAL:N	15	2.21
(3,13)	1:A:160:VAL:CG1	1:B:8:VAL:N	15	2.21
(3,13)	1:A:160:VAL:CG1	1:B:9:VAL:N	15	2.21
(3,13)	1:A:160:VAL:CG1	1:B:10:GLY:N	15	2.21
(3,13)	1:A:160:VAL:CG1	1:B:11:ALA:N	15	2.21
(3,13)	1:A:160:VAL:CG1	1:B:12:ASP:N	15	2.21
(3,13)	1:A:160:VAL:CG1	1:B:13:GLY:N	15	2.21
(3,13)	1:A:160:VAL:CG1	1:B:14:VAL:N	15	2.21
(3,13)	1:A:160:VAL:CG1	1:B:15:GLY:N	15	2.21
(3,13)	1:A:160:VAL:CG1	1:B:16:LYS:N	15	2.21
(3,13)	1:A:160:VAL:CG1	1:B:17:SER:N	15	2.21
(3,13)	1:A:160:VAL:CG1	1:B:18:ALA:N	15	2.21
(3,13)	1:A:160:VAL:CG1	1:B:19:LEU:N	15	2.21
(3,13)	1:A:160:VAL:CG1	1:B:20:THR:N	15	2.21
(3,13)	1:A:160:VAL:CG1	1:B:21:ILE:N	15	2.21
(3,13)	1:A:160:VAL:CG1	1:B:22:GLN:N	15	2.21
(3,13)	1:A:160:VAL:CG1	1:B:23:LEU:N	15	2.21
(3,13)	1:A:160:VAL:CG1	1:B:24:ILE:N	15	2.21
(3,13)	1:A:160:VAL:CG1	1:B:25:GLN:N	15	2.21
(3,13)	1:A:160:VAL:CG1	1:B:26:ASN:N	15	2.21
(3,13)	1:A:160:VAL:CG1	1:B:27:HIS:N	15	2.21
(3,13)	1:A:160:VAL:CG1	1:B:28:PHE:N	15	2.21

Continued on next page...

Continued from previous page...

Key	Atom-1	Atom-2	Model ID	Violation (Å)
(3,13)	1:A:160:VAL:CG1	1:B:29:VAL:N	15	2.21
(3,13)	1:A:160:VAL:CG1	1:B:30:ASP:N	15	2.21
(3,13)	1:A:160:VAL:CG1	1:B:31:GLU:N	15	2.21
(3,13)	1:A:160:VAL:CG1	1:B:32:TYR:N	15	2.21
(3,13)	1:A:160:VAL:CG1	1:B:33:ASP:N	15	2.21
(3,13)	1:A:160:VAL:CG1	1:B:34:PRO:N	15	2.21
(3,13)	1:A:160:VAL:CG1	1:B:35:THR:N	15	2.21
(3,13)	1:A:160:VAL:CG1	1:B:36:ILE:N	15	2.21
(3,13)	1:A:160:VAL:CG1	1:B:37:GLU:N	15	2.21
(3,13)	1:A:160:VAL:CG1	1:B:38:ASP:N	15	2.21
(3,13)	1:A:160:VAL:CG1	1:B:39:SER:N	15	2.21
(3,13)	1:A:160:VAL:CG1	1:B:40:TYR:N	15	2.21
(3,13)	1:A:160:VAL:CG1	1:B:41:ARG:N	15	2.21
(3,13)	1:A:160:VAL:CG1	1:B:42:LYS:N	15	2.21
(3,13)	1:A:160:VAL:CG1	1:B:43:GLN:N	15	2.21
(3,13)	1:A:160:VAL:CG1	1:B:44:VAL:N	15	2.21
(3,13)	1:A:160:VAL:CG1	1:B:45:VAL:N	15	2.21
(3,13)	1:A:160:VAL:CG1	1:B:46:ILE:N	15	2.21
(3,13)	1:A:160:VAL:CG1	1:B:47:ASP:N	15	2.21
(3,13)	1:A:160:VAL:CG1	1:B:48:GLY:N	15	2.21
(3,13)	1:A:160:VAL:CG1	1:B:49:GLU:N	15	2.21
(3,13)	1:A:160:VAL:CG1	1:B:50:THR:N	15	2.21
(3,13)	1:A:160:VAL:CG1	1:B:51:CYS:N	15	2.21
(3,13)	1:A:160:VAL:CG1	1:B:52:LEU:N	15	2.21
(3,13)	1:A:160:VAL:CG1	1:B:53:LEU:N	15	2.21
(3,13)	1:A:160:VAL:CG1	1:B:54:ASP:N	15	2.21
(3,13)	1:A:160:VAL:CG1	1:B:55:ILE:N	15	2.21
(3,13)	1:A:160:VAL:CG1	1:B:56:LEU:N	15	2.21
(3,13)	1:A:160:VAL:CG1	1:B:57:ASP:N	15	2.21
(3,13)	1:A:160:VAL:CG1	1:B:58:THR:N	15	2.21
(3,13)	1:A:160:VAL:CG1	1:B:59:ALA:N	15	2.21
(3,13)	1:A:160:VAL:CG1	1:B:60:GLY:N	15	2.21
(3,13)	1:A:160:VAL:CG1	1:B:61:GLN:N	15	2.21
(3,13)	1:A:160:VAL:CG1	1:B:62:GLU:N	15	2.21
(3,13)	1:A:160:VAL:CG1	1:B:63:GLU:N	15	2.21
(3,13)	1:A:160:VAL:CG1	1:B:64:TYR:N	15	2.21
(3,13)	1:A:160:VAL:CG1	1:B:65:SER:N	15	2.21
(3,13)	1:A:160:VAL:CG1	1:B:66:ALA:N	15	2.21
(3,13)	1:A:160:VAL:CG1	1:B:67:MET:N	15	2.21
(3,13)	1:A:160:VAL:CG1	1:B:68:ARG:N	15	2.21
(3,13)	1:A:160:VAL:CG1	1:B:69:ASP:N	15	2.21
(3,13)	1:A:160:VAL:CG1	1:B:70:GLN:N	15	2.21

Continued on next page...

Continued from previous page...

Key	Atom-1	Atom-2	Model ID	Violation (Å)
(3,13)	1:A:160:VAL:CG1	1:B:71:TYR:N	15	2.21
(3,13)	1:A:160:VAL:CG1	1:B:72:MET:N	15	2.21
(3,13)	1:A:160:VAL:CG1	1:B:73:ARG:N	15	2.21
(3,13)	1:A:160:VAL:CG1	1:B:74:THR:N	15	2.21
(3,13)	1:A:160:VAL:CG1	1:B:75:GLY:N	15	2.21
(3,13)	1:A:160:VAL:CG1	1:B:76:GLU:N	15	2.21
(3,13)	1:A:160:VAL:CG1	1:B:77:GLY:N	15	2.21
(3,13)	1:A:160:VAL:CG1	1:B:78:PHE:N	15	2.21
(3,13)	1:A:160:VAL:CG1	1:B:79:LEU:N	15	2.21
(3,13)	1:A:160:VAL:CG1	1:B:80:CYS:N	15	2.21
(3,13)	1:A:160:VAL:CG1	5:B:203:7Q9:N	15	2.21
(3,13)	1:A:160:VAL:CG1	5:B:204:7Q9:N	15	2.21
(3,13)	1:A:160:VAL:CG1	5:B:205:7Q9:N	15	2.21
(3,13)	1:A:160:VAL:CG1	5:B:206:7Q9:N	15	2.21
(3,13)	1:A:160:VAL:CG1	5:B:207:7Q9:N	15	2.21
(3,13)	1:A:160:VAL:CG1	6:B:208:17F:N1	15	2.21
(3,13)	1:A:160:VAL:CG1	5:B:209:7Q9:N	15	2.21
(3,13)	1:A:160:VAL:CG1	5:B:210:7Q9:N	15	2.21
(3,13)	1:A:160:VAL:CG1	5:B:211:7Q9:N	15	2.21
(3,13)	1:A:160:VAL:CG1	5:B:212:7Q9:N	15	2.21
(3,13)	1:A:160:VAL:CG1	5:B:213:7Q9:N	15	2.21
(3,13)	1:A:160:VAL:CG1	6:B:214:17F:N1	15	2.21
(3,13)	1:A:160:VAL:CG1	6:B:215:17F:N1	15	2.21
(3,13)	1:A:160:VAL:CG1	5:B:216:7Q9:N	15	2.21
(3,13)	1:A:160:VAL:CG1	5:B:217:7Q9:N	15	2.21
(3,13)	1:A:160:VAL:CG1	5:B:218:7Q9:N	15	2.21
(3,13)	1:A:160:VAL:CG1	6:B:219:17F:N1	15	2.21
(3,13)	1:A:160:VAL:CG1	5:B:220:7Q9:N	15	2.21
(3,13)	1:A:160:VAL:CG2	1:B:2:THR:N	15	2.21
(3,13)	1:A:160:VAL:CG2	1:B:3:GLU:N	15	2.21
(3,13)	1:A:160:VAL:CG2	1:B:4:TYR:N	15	2.21
(3,13)	1:A:160:VAL:CG2	1:B:5:LYS:N	15	2.21
(3,13)	1:A:160:VAL:CG2	1:B:6:LEU:N	15	2.21
(3,13)	1:A:160:VAL:CG2	1:B:7:VAL:N	15	2.21
(3,13)	1:A:160:VAL:CG2	1:B:8:VAL:N	15	2.21
(3,13)	1:A:160:VAL:CG2	1:B:9:VAL:N	15	2.21
(3,13)	1:A:160:VAL:CG2	1:B:10:GLY:N	15	2.21
(3,13)	1:A:160:VAL:CG2	1:B:11:ALA:N	15	2.21
(3,13)	1:A:160:VAL:CG2	1:B:12:ASP:N	15	2.21
(3,13)	1:A:160:VAL:CG2	1:B:13:GLY:N	15	2.21
(3,13)	1:A:160:VAL:CG2	1:B:14:VAL:N	15	2.21
(3,13)	1:A:160:VAL:CG2	1:B:15:GLY:N	15	2.21

Continued on next page...

Continued from previous page...

Key	Atom-1	Atom-2	Model ID	Violation (Å)
(3,13)	1:A:160:VAL:CG2	1:B:16:LYS:N	15	2.21
(3,13)	1:A:160:VAL:CG2	1:B:17:SER:N	15	2.21
(3,13)	1:A:160:VAL:CG2	1:B:18:ALA:N	15	2.21
(3,13)	1:A:160:VAL:CG2	1:B:19:LEU:N	15	2.21
(3,13)	1:A:160:VAL:CG2	1:B:20:THR:N	15	2.21
(3,13)	1:A:160:VAL:CG2	1:B:21:ILE:N	15	2.21
(3,13)	1:A:160:VAL:CG2	1:B:22:GLN:N	15	2.21
(3,13)	1:A:160:VAL:CG2	1:B:23:LEU:N	15	2.21
(3,13)	1:A:160:VAL:CG2	1:B:24:ILE:N	15	2.21
(3,13)	1:A:160:VAL:CG2	1:B:25:GLN:N	15	2.21
(3,13)	1:A:160:VAL:CG2	1:B:26:ASN:N	15	2.21
(3,13)	1:A:160:VAL:CG2	1:B:27:HIS:N	15	2.21
(3,13)	1:A:160:VAL:CG2	1:B:28:PHE:N	15	2.21
(3,13)	1:A:160:VAL:CG2	1:B:29:VAL:N	15	2.21
(3,13)	1:A:160:VAL:CG2	1:B:30:ASP:N	15	2.21
(3,13)	1:A:160:VAL:CG2	1:B:31:GLU:N	15	2.21
(3,13)	1:A:160:VAL:CG2	1:B:32:TYR:N	15	2.21
(3,13)	1:A:160:VAL:CG2	1:B:33:ASP:N	15	2.21
(3,13)	1:A:160:VAL:CG2	1:B:34:PRO:N	15	2.21
(3,13)	1:A:160:VAL:CG2	1:B:35:THR:N	15	2.21
(3,13)	1:A:160:VAL:CG2	1:B:36:ILE:N	15	2.21
(3,13)	1:A:160:VAL:CG2	1:B:37:GLU:N	15	2.21
(3,13)	1:A:160:VAL:CG2	1:B:38:ASP:N	15	2.21
(3,13)	1:A:160:VAL:CG2	1:B:39:SER:N	15	2.21
(3,13)	1:A:160:VAL:CG2	1:B:40:TYR:N	15	2.21
(3,13)	1:A:160:VAL:CG2	1:B:41:ARG:N	15	2.21
(3,13)	1:A:160:VAL:CG2	1:B:42:LYS:N	15	2.21
(3,13)	1:A:160:VAL:CG2	1:B:43:GLN:N	15	2.21
(3,13)	1:A:160:VAL:CG2	1:B:44:VAL:N	15	2.21
(3,13)	1:A:160:VAL:CG2	1:B:45:VAL:N	15	2.21
(3,13)	1:A:160:VAL:CG2	1:B:46:ILE:N	15	2.21
(3,13)	1:A:160:VAL:CG2	1:B:47:ASP:N	15	2.21
(3,13)	1:A:160:VAL:CG2	1:B:48:GLY:N	15	2.21
(3,13)	1:A:160:VAL:CG2	1:B:49:GLU:N	15	2.21
(3,13)	1:A:160:VAL:CG2	1:B:50:THR:N	15	2.21
(3,13)	1:A:160:VAL:CG2	1:B:51:CYS:N	15	2.21
(3,13)	1:A:160:VAL:CG2	1:B:52:LEU:N	15	2.21
(3,13)	1:A:160:VAL:CG2	1:B:53:LEU:N	15	2.21
(3,13)	1:A:160:VAL:CG2	1:B:54:ASP:N	15	2.21
(3,13)	1:A:160:VAL:CG2	1:B:55:ILE:N	15	2.21
(3,13)	1:A:160:VAL:CG2	1:B:56:LEU:N	15	2.21
(3,13)	1:A:160:VAL:CG2	1:B:57:ASP:N	15	2.21

Continued on next page...

Continued from previous page...

Key	Atom-1	Atom-2	Model ID	Violation (Å)
(3,13)	1:A:160:VAL:CG2	1:B:58:THR:N	15	2.21
(3,13)	1:A:160:VAL:CG2	1:B:59:ALA:N	15	2.21
(3,13)	1:A:160:VAL:CG2	1:B:60:GLY:N	15	2.21
(3,13)	1:A:160:VAL:CG2	1:B:61:GLN:N	15	2.21
(3,13)	1:A:160:VAL:CG2	1:B:62:GLU:N	15	2.21
(3,13)	1:A:160:VAL:CG2	1:B:63:GLU:N	15	2.21
(3,13)	1:A:160:VAL:CG2	1:B:64:TYR:N	15	2.21
(3,13)	1:A:160:VAL:CG2	1:B:65:SER:N	15	2.21
(3,13)	1:A:160:VAL:CG2	1:B:66:ALA:N	15	2.21
(3,13)	1:A:160:VAL:CG2	1:B:67:MET:N	15	2.21
(3,13)	1:A:160:VAL:CG2	1:B:68:ARG:N	15	2.21
(3,13)	1:A:160:VAL:CG2	1:B:69:ASP:N	15	2.21
(3,13)	1:A:160:VAL:CG2	1:B:70:GLN:N	15	2.21
(3,13)	1:A:160:VAL:CG2	1:B:71:TYR:N	15	2.21
(3,13)	1:A:160:VAL:CG2	1:B:72:MET:N	15	2.21
(3,13)	1:A:160:VAL:CG2	1:B:73:ARG:N	15	2.21
(3,13)	1:A:160:VAL:CG2	1:B:74:THR:N	15	2.21
(3,13)	1:A:160:VAL:CG2	1:B:75:GLY:N	15	2.21
(3,13)	1:A:160:VAL:CG2	1:B:76:GLU:N	15	2.21
(3,13)	1:A:160:VAL:CG2	1:B:77:GLY:N	15	2.21
(3,13)	1:A:160:VAL:CG2	1:B:78:PHE:N	15	2.21
(3,13)	1:A:160:VAL:CG2	1:B:79:LEU:N	15	2.21
(3,13)	1:A:160:VAL:CG2	1:B:80:CYS:N	15	2.21
(3,13)	1:A:160:VAL:CG2	5:B:203:7Q9:N	15	2.21
(3,13)	1:A:160:VAL:CG2	5:B:204:7Q9:N	15	2.21
(3,13)	1:A:160:VAL:CG2	5:B:205:7Q9:N	15	2.21
(3,13)	1:A:160:VAL:CG2	5:B:206:7Q9:N	15	2.21
(3,13)	1:A:160:VAL:CG2	5:B:207:7Q9:N	15	2.21
(3,13)	1:A:160:VAL:CG2	6:B:208:17F:N1	15	2.21
(3,13)	1:A:160:VAL:CG2	5:B:209:7Q9:N	15	2.21
(3,13)	1:A:160:VAL:CG2	5:B:210:7Q9:N	15	2.21
(3,13)	1:A:160:VAL:CG2	5:B:211:7Q9:N	15	2.21
(3,13)	1:A:160:VAL:CG2	5:B:212:7Q9:N	15	2.21
(3,13)	1:A:160:VAL:CG2	5:B:213:7Q9:N	15	2.21
(3,13)	1:A:160:VAL:CG2	6:B:214:17F:N1	15	2.21
(3,13)	1:A:160:VAL:CG2	6:B:215:17F:N1	15	2.21
(3,13)	1:A:160:VAL:CG2	5:B:216:7Q9:N	15	2.21
(3,13)	1:A:160:VAL:CG2	5:B:217:7Q9:N	15	2.21
(3,13)	1:A:160:VAL:CG2	5:B:218:7Q9:N	15	2.21
(3,13)	1:A:160:VAL:CG2	6:B:219:17F:N1	15	2.21
(3,13)	1:A:160:VAL:CG2	5:B:220:7Q9:N	15	2.21
(3,6)	1:A:36:ILE:CD1	1:B:2:THR:N	19	2.2

Continued on next page...

Continued from previous page...

Key	Atom-1	Atom-2	Model ID	Violation (Å)
(3,6)	1:A:36:ILE:CD1	1:B:3:GLU:N	19	2.2
(3,6)	1:A:36:ILE:CD1	1:B:4:TYR:N	19	2.2
(3,6)	1:A:36:ILE:CD1	1:B:5:LYS:N	19	2.2
(3,6)	1:A:36:ILE:CD1	1:B:6:LEU:N	19	2.2
(3,6)	1:A:36:ILE:CD1	1:B:7:VAL:N	19	2.2
(3,6)	1:A:36:ILE:CD1	1:B:8:VAL:N	19	2.2
(3,6)	1:A:36:ILE:CD1	1:B:9:VAL:N	19	2.2
(3,6)	1:A:36:ILE:CD1	1:B:10:GLY:N	19	2.2
(3,6)	1:A:36:ILE:CD1	1:B:11:ALA:N	19	2.2
(3,6)	1:A:36:ILE:CD1	1:B:12:ASP:N	19	2.2
(3,6)	1:A:36:ILE:CD1	1:B:13:GLY:N	19	2.2
(3,6)	1:A:36:ILE:CD1	1:B:14:VAL:N	19	2.2
(3,6)	1:A:36:ILE:CD1	1:B:15:GLY:N	19	2.2
(3,6)	1:A:36:ILE:CD1	1:B:16:LYS:N	19	2.2
(3,6)	1:A:36:ILE:CD1	1:B:17:SER:N	19	2.2
(3,6)	1:A:36:ILE:CD1	1:B:18:ALA:N	19	2.2
(3,6)	1:A:36:ILE:CD1	1:B:19:LEU:N	19	2.2
(3,6)	1:A:36:ILE:CD1	1:B:20:THR:N	19	2.2
(3,6)	1:A:36:ILE:CD1	1:B:21:ILE:N	19	2.2
(3,6)	1:A:36:ILE:CD1	1:B:22:GLN:N	19	2.2
(3,6)	1:A:36:ILE:CD1	1:B:23:LEU:N	19	2.2
(3,6)	1:A:36:ILE:CD1	1:B:24:ILE:N	19	2.2
(3,6)	1:A:36:ILE:CD1	1:B:25:GLN:N	19	2.2
(3,6)	1:A:36:ILE:CD1	1:B:26:ASN:N	19	2.2
(3,6)	1:A:36:ILE:CD1	1:B:27:HIS:N	19	2.2
(3,6)	1:A:36:ILE:CD1	1:B:28:PHE:N	19	2.2
(3,6)	1:A:36:ILE:CD1	1:B:29:VAL:N	19	2.2
(3,6)	1:A:36:ILE:CD1	1:B:30:ASP:N	19	2.2
(3,6)	1:A:36:ILE:CD1	1:B:31:GLU:N	19	2.2
(3,6)	1:A:36:ILE:CD1	1:B:32:TYR:N	19	2.2
(3,6)	1:A:36:ILE:CD1	1:B:33:ASP:N	19	2.2
(3,6)	1:A:36:ILE:CD1	1:B:34:PRO:N	19	2.2
(3,6)	1:A:36:ILE:CD1	1:B:35:THR:N	19	2.2
(3,6)	1:A:36:ILE:CD1	1:B:36:ILE:N	19	2.2
(3,6)	1:A:36:ILE:CD1	1:B:37:GLU:N	19	2.2
(3,6)	1:A:36:ILE:CD1	1:B:38:ASP:N	19	2.2
(3,6)	1:A:36:ILE:CD1	1:B:39:SER:N	19	2.2
(3,6)	1:A:36:ILE:CD1	1:B:40:TYR:N	19	2.2
(3,6)	1:A:36:ILE:CD1	1:B:41:ARG:N	19	2.2
(3,6)	1:A:36:ILE:CD1	1:B:42:LYS:N	19	2.2
(3,6)	1:A:36:ILE:CD1	1:B:43:GLN:N	19	2.2
(3,6)	1:A:36:ILE:CD1	1:B:44:VAL:N	19	2.2

Continued on next page...

Continued from previous page...

Key	Atom-1	Atom-2	Model ID	Violation (Å)
(3,6)	1:A:36:ILE:CD1	1:B:45:VAL:N	19	2.2
(3,6)	1:A:36:ILE:CD1	1:B:46:ILE:N	19	2.2
(3,6)	1:A:36:ILE:CD1	1:B:47:ASP:N	19	2.2
(3,6)	1:A:36:ILE:CD1	1:B:48:GLY:N	19	2.2
(3,6)	1:A:36:ILE:CD1	1:B:49:GLU:N	19	2.2
(3,6)	1:A:36:ILE:CD1	1:B:50:THR:N	19	2.2
(3,6)	1:A:36:ILE:CD1	1:B:51:CYS:N	19	2.2
(3,6)	1:A:36:ILE:CD1	1:B:52:LEU:N	19	2.2
(3,6)	1:A:36:ILE:CD1	1:B:53:LEU:N	19	2.2
(3,6)	1:A:36:ILE:CD1	1:B:54:ASP:N	19	2.2
(3,6)	1:A:36:ILE:CD1	1:B:55:ILE:N	19	2.2
(3,6)	1:A:36:ILE:CD1	1:B:56:LEU:N	19	2.2
(3,6)	1:A:36:ILE:CD1	1:B:57:ASP:N	19	2.2
(3,6)	1:A:36:ILE:CD1	1:B:58:THR:N	19	2.2
(3,6)	1:A:36:ILE:CD1	1:B:59:ALA:N	19	2.2
(3,6)	1:A:36:ILE:CD1	1:B:60:GLY:N	19	2.2
(3,6)	1:A:36:ILE:CD1	1:B:61:GLN:N	19	2.2
(3,6)	1:A:36:ILE:CD1	1:B:62:GLU:N	19	2.2
(3,6)	1:A:36:ILE:CD1	1:B:63:GLU:N	19	2.2
(3,6)	1:A:36:ILE:CD1	1:B:64:TYR:N	19	2.2
(3,6)	1:A:36:ILE:CD1	1:B:65:SER:N	19	2.2
(3,6)	1:A:36:ILE:CD1	1:B:66:ALA:N	19	2.2
(3,6)	1:A:36:ILE:CD1	1:B:67:MET:N	19	2.2
(3,6)	1:A:36:ILE:CD1	1:B:68:ARG:N	19	2.2
(3,6)	1:A:36:ILE:CD1	1:B:69:ASP:N	19	2.2
(3,6)	1:A:36:ILE:CD1	1:B:70:GLN:N	19	2.2
(3,6)	1:A:36:ILE:CD1	1:B:71:TYR:N	19	2.2
(3,6)	1:A:36:ILE:CD1	1:B:72:MET:N	19	2.2
(3,6)	1:A:36:ILE:CD1	1:B:73:ARG:N	19	2.2
(3,6)	1:A:36:ILE:CD1	1:B:74:THR:N	19	2.2
(3,6)	1:A:36:ILE:CD1	1:B:75:GLY:N	19	2.2
(3,6)	1:A:36:ILE:CD1	1:B:76:GLU:N	19	2.2
(3,6)	1:A:36:ILE:CD1	1:B:77:GLY:N	19	2.2
(3,6)	1:A:36:ILE:CD1	1:B:78:PHE:N	19	2.2
(3,6)	1:A:36:ILE:CD1	1:B:79:LEU:N	19	2.2
(3,6)	1:A:36:ILE:CD1	1:B:80:CYS:N	19	2.2
(3,6)	1:A:36:ILE:CD1	5:B:203:7Q9:N	19	2.2
(3,6)	1:A:36:ILE:CD1	5:B:204:7Q9:N	19	2.2
(3,6)	1:A:36:ILE:CD1	5:B:205:7Q9:N	19	2.2
(3,6)	1:A:36:ILE:CD1	5:B:206:7Q9:N	19	2.2
(3,6)	1:A:36:ILE:CD1	5:B:207:7Q9:N	19	2.2
(3,6)	1:A:36:ILE:CD1	6:B:208:17F:N1	19	2.2

Continued on next page...

Continued from previous page...

Key	Atom-1	Atom-2	Model ID	Violation (Å)
(3,6)	1:A:36:ILE:CD1	5:B:209:7Q9:N	19	2.2
(3,6)	1:A:36:ILE:CD1	5:B:210:7Q9:N	19	2.2
(3,6)	1:A:36:ILE:CD1	5:B:211:7Q9:N	19	2.2
(3,6)	1:A:36:ILE:CD1	5:B:212:7Q9:N	19	2.2
(3,6)	1:A:36:ILE:CD1	5:B:213:7Q9:N	19	2.2
(3,6)	1:A:36:ILE:CD1	6:B:214:17F:N1	19	2.2
(3,6)	1:A:36:ILE:CD1	6:B:215:17F:N1	19	2.2
(3,6)	1:A:36:ILE:CD1	5:B:216:7Q9:N	19	2.2
(3,6)	1:A:36:ILE:CD1	5:B:217:7Q9:N	19	2.2
(3,6)	1:A:36:ILE:CD1	5:B:218:7Q9:N	19	2.2
(3,6)	1:A:36:ILE:CD1	6:B:219:17F:N1	19	2.2
(3,6)	1:A:36:ILE:CD1	5:B:220:7Q9:N	19	2.2
(3,10)	1:A:55:ILE:CD1	1:B:2:THR:N	11	2.14
(3,10)	1:A:55:ILE:CD1	1:B:3:GLU:N	11	2.14
(3,10)	1:A:55:ILE:CD1	1:B:4:TYR:N	11	2.14
(3,10)	1:A:55:ILE:CD1	1:B:5:LYS:N	11	2.14
(3,10)	1:A:55:ILE:CD1	1:B:6:LEU:N	11	2.14
(3,10)	1:A:55:ILE:CD1	1:B:7:VAL:N	11	2.14
(3,10)	1:A:55:ILE:CD1	1:B:8:VAL:N	11	2.14
(3,10)	1:A:55:ILE:CD1	1:B:9:VAL:N	11	2.14
(3,10)	1:A:55:ILE:CD1	1:B:10:GLY:N	11	2.14
(3,10)	1:A:55:ILE:CD1	1:B:11:ALA:N	11	2.14
(3,10)	1:A:55:ILE:CD1	1:B:12:ASP:N	11	2.14
(3,10)	1:A:55:ILE:CD1	1:B:13:GLY:N	11	2.14
(3,10)	1:A:55:ILE:CD1	1:B:14:VAL:N	11	2.14
(3,10)	1:A:55:ILE:CD1	1:B:15:GLY:N	11	2.14
(3,10)	1:A:55:ILE:CD1	1:B:16:LYS:N	11	2.14
(3,10)	1:A:55:ILE:CD1	1:B:17:SER:N	11	2.14
(3,10)	1:A:55:ILE:CD1	1:B:18:ALA:N	11	2.14
(3,10)	1:A:55:ILE:CD1	1:B:19:LEU:N	11	2.14
(3,10)	1:A:55:ILE:CD1	1:B:20:THR:N	11	2.14
(3,10)	1:A:55:ILE:CD1	1:B:21:ILE:N	11	2.14
(3,10)	1:A:55:ILE:CD1	1:B:22:GLN:N	11	2.14
(3,10)	1:A:55:ILE:CD1	1:B:23:LEU:N	11	2.14
(3,10)	1:A:55:ILE:CD1	1:B:24:ILE:N	11	2.14
(3,10)	1:A:55:ILE:CD1	1:B:25:GLN:N	11	2.14
(3,10)	1:A:55:ILE:CD1	1:B:26:ASN:N	11	2.14
(3,10)	1:A:55:ILE:CD1	1:B:27:HIS:N	11	2.14
(3,10)	1:A:55:ILE:CD1	1:B:28:PHE:N	11	2.14
(3,10)	1:A:55:ILE:CD1	1:B:29:VAL:N	11	2.14
(3,10)	1:A:55:ILE:CD1	1:B:30:ASP:N	11	2.14
(3,10)	1:A:55:ILE:CD1	1:B:31:GLU:N	11	2.14

Continued on next page...

Continued from previous page...

Key	Atom-1	Atom-2	Model ID	Violation (Å)
(3,10)	1:A:55:ILE:CD1	1:B:32:TYR:N	11	2.14
(3,10)	1:A:55:ILE:CD1	1:B:33:ASP:N	11	2.14
(3,10)	1:A:55:ILE:CD1	1:B:34:PRO:N	11	2.14
(3,10)	1:A:55:ILE:CD1	1:B:35:THR:N	11	2.14
(3,10)	1:A:55:ILE:CD1	1:B:36:ILE:N	11	2.14
(3,10)	1:A:55:ILE:CD1	1:B:37:GLU:N	11	2.14
(3,10)	1:A:55:ILE:CD1	1:B:38:ASP:N	11	2.14
(3,10)	1:A:55:ILE:CD1	1:B:39:SER:N	11	2.14
(3,10)	1:A:55:ILE:CD1	1:B:40:TYR:N	11	2.14
(3,10)	1:A:55:ILE:CD1	1:B:41:ARG:N	11	2.14
(3,10)	1:A:55:ILE:CD1	1:B:42:LYS:N	11	2.14
(3,10)	1:A:55:ILE:CD1	1:B:43:GLN:N	11	2.14
(3,10)	1:A:55:ILE:CD1	1:B:44:VAL:N	11	2.14
(3,10)	1:A:55:ILE:CD1	1:B:45:VAL:N	11	2.14
(3,10)	1:A:55:ILE:CD1	1:B:46:ILE:N	11	2.14
(3,10)	1:A:55:ILE:CD1	1:B:47:ASP:N	11	2.14
(3,10)	1:A:55:ILE:CD1	1:B:48:GLY:N	11	2.14
(3,10)	1:A:55:ILE:CD1	1:B:49:GLU:N	11	2.14
(3,10)	1:A:55:ILE:CD1	1:B:50:THR:N	11	2.14
(3,10)	1:A:55:ILE:CD1	1:B:51:CYS:N	11	2.14
(3,10)	1:A:55:ILE:CD1	1:B:52:LEU:N	11	2.14
(3,10)	1:A:55:ILE:CD1	1:B:53:LEU:N	11	2.14
(3,10)	1:A:55:ILE:CD1	1:B:54:ASP:N	11	2.14
(3,10)	1:A:55:ILE:CD1	1:B:55:ILE:N	11	2.14
(3,10)	1:A:55:ILE:CD1	1:B:56:LEU:N	11	2.14
(3,10)	1:A:55:ILE:CD1	1:B:57:ASP:N	11	2.14
(3,10)	1:A:55:ILE:CD1	1:B:58:THR:N	11	2.14
(3,10)	1:A:55:ILE:CD1	1:B:59:ALA:N	11	2.14
(3,10)	1:A:55:ILE:CD1	1:B:60:GLY:N	11	2.14
(3,10)	1:A:55:ILE:CD1	1:B:61:GLN:N	11	2.14
(3,10)	1:A:55:ILE:CD1	1:B:62:GLU:N	11	2.14
(3,10)	1:A:55:ILE:CD1	1:B:63:GLU:N	11	2.14
(3,10)	1:A:55:ILE:CD1	1:B:64:TYR:N	11	2.14
(3,10)	1:A:55:ILE:CD1	1:B:65:SER:N	11	2.14
(3,10)	1:A:55:ILE:CD1	1:B:66:ALA:N	11	2.14
(3,10)	1:A:55:ILE:CD1	1:B:67:MET:N	11	2.14
(3,10)	1:A:55:ILE:CD1	1:B:68:ARG:N	11	2.14
(3,10)	1:A:55:ILE:CD1	1:B:69:ASP:N	11	2.14
(3,10)	1:A:55:ILE:CD1	1:B:70:GLN:N	11	2.14
(3,10)	1:A:55:ILE:CD1	1:B:71:TYR:N	11	2.14
(3,10)	1:A:55:ILE:CD1	1:B:72:MET:N	11	2.14
(3,10)	1:A:55:ILE:CD1	1:B:73:ARG:N	11	2.14

Continued on next page...

Continued from previous page...

Key	Atom-1	Atom-2	Model ID	Violation (Å)
(3,10)	1:A:55:ILE:CD1	1:B:74:THR:N	11	2.14
(3,10)	1:A:55:ILE:CD1	1:B:75:GLY:N	11	2.14
(3,10)	1:A:55:ILE:CD1	1:B:76:GLU:N	11	2.14
(3,10)	1:A:55:ILE:CD1	1:B:77:GLY:N	11	2.14
(3,10)	1:A:55:ILE:CD1	1:B:78:PHE:N	11	2.14
(3,10)	1:A:55:ILE:CD1	1:B:79:LEU:N	11	2.14
(3,10)	1:A:55:ILE:CD1	1:B:80:CYS:N	11	2.14
(3,10)	1:A:55:ILE:CD1	5:B:203:7Q9:N	11	2.14
(3,10)	1:A:55:ILE:CD1	5:B:204:7Q9:N	11	2.14
(3,10)	1:A:55:ILE:CD1	5:B:205:7Q9:N	11	2.14
(3,10)	1:A:55:ILE:CD1	5:B:206:7Q9:N	11	2.14
(3,10)	1:A:55:ILE:CD1	5:B:207:7Q9:N	11	2.14
(3,10)	1:A:55:ILE:CD1	6:B:208:17F:N1	11	2.14
(3,10)	1:A:55:ILE:CD1	5:B:209:7Q9:N	11	2.14
(3,10)	1:A:55:ILE:CD1	5:B:210:7Q9:N	11	2.14
(3,10)	1:A:55:ILE:CD1	5:B:211:7Q9:N	11	2.14
(3,10)	1:A:55:ILE:CD1	5:B:212:7Q9:N	11	2.14
(3,10)	1:A:55:ILE:CD1	5:B:213:7Q9:N	11	2.14
(3,10)	1:A:55:ILE:CD1	6:B:214:17F:N1	11	2.14
(3,10)	1:A:55:ILE:CD1	6:B:215:17F:N1	11	2.14
(3,10)	1:A:55:ILE:CD1	5:B:216:7Q9:N	11	2.14
(3,10)	1:A:55:ILE:CD1	5:B:217:7Q9:N	11	2.14
(3,10)	1:A:55:ILE:CD1	5:B:218:7Q9:N	11	2.14
(3,10)	1:A:55:ILE:CD1	6:B:219:17F:N1	11	2.14
(3,10)	1:A:55:ILE:CD1	5:B:220:7Q9:N	11	2.14
(1,22)	1:B:184:LYS:C	1:B:2:THR:N	9	2.11
(1,22)	1:B:184:LYS:C	1:B:3:GLU:N	9	2.11
(1,22)	1:B:184:LYS:C	1:B:4:TYR:N	9	2.11
(1,22)	1:B:184:LYS:C	1:B:5:LYS:N	9	2.11
(1,22)	1:B:184:LYS:C	1:B:6:LEU:N	9	2.11
(1,22)	1:B:184:LYS:C	1:B:7:VAL:N	9	2.11
(1,22)	1:B:184:LYS:C	1:B:8:VAL:N	9	2.11
(1,22)	1:B:184:LYS:C	1:B:9:VAL:N	9	2.11
(1,22)	1:B:184:LYS:C	1:B:10:GLY:N	9	2.11
(1,22)	1:B:184:LYS:C	1:B:11:ALA:N	9	2.11
(1,22)	1:B:184:LYS:C	1:B:12:ASP:N	9	2.11
(1,22)	1:B:184:LYS:C	1:B:13:GLY:N	9	2.11
(1,22)	1:B:184:LYS:C	1:B:14:VAL:N	9	2.11
(1,22)	1:B:184:LYS:C	1:B:15:GLY:N	9	2.11
(1,22)	1:B:184:LYS:C	1:B:16:LYS:N	9	2.11
(1,22)	1:B:184:LYS:C	1:B:17:SER:N	9	2.11
(1,22)	1:B:184:LYS:C	1:B:18:ALA:N	9	2.11

Continued on next page...

Continued from previous page...

Key	Atom-1	Atom-2	Model ID	Violation (Å)
(1,22)	1:B:184:LYS:C	1:B:19:LEU:N	9	2.11
(1,22)	1:B:184:LYS:C	1:B:20:THR:N	9	2.11
(1,22)	1:B:184:LYS:C	1:B:21:ILE:N	9	2.11
(1,22)	1:B:184:LYS:C	1:B:22:GLN:N	9	2.11
(1,22)	1:B:184:LYS:C	1:B:23:LEU:N	9	2.11
(1,22)	1:B:184:LYS:C	1:B:24:ILE:N	9	2.11
(1,22)	1:B:184:LYS:C	1:B:25:GLN:N	9	2.11
(1,22)	1:B:184:LYS:C	1:B:26:ASN:N	9	2.11
(1,22)	1:B:184:LYS:C	1:B:27:HIS:N	9	2.11
(1,22)	1:B:184:LYS:C	1:B:28:PHE:N	9	2.11
(1,22)	1:B:184:LYS:C	1:B:29:VAL:N	9	2.11
(1,22)	1:B:184:LYS:C	1:B:30:ASP:N	9	2.11
(1,22)	1:B:184:LYS:C	1:B:31:GLU:N	9	2.11
(1,22)	1:B:184:LYS:C	1:B:32:TYR:N	9	2.11
(1,22)	1:B:184:LYS:C	1:B:33:ASP:N	9	2.11
(1,22)	1:B:184:LYS:C	1:B:34:PRO:N	9	2.11
(1,22)	1:B:184:LYS:C	1:B:35:THR:N	9	2.11
(1,22)	1:B:184:LYS:C	1:B:36:ILE:N	9	2.11
(1,22)	1:B:184:LYS:C	1:B:37:GLU:N	9	2.11
(1,22)	1:B:184:LYS:C	1:B:38:ASP:N	9	2.11
(1,22)	1:B:184:LYS:C	1:B:39:SER:N	9	2.11
(1,22)	1:B:184:LYS:C	1:B:40:TYR:N	9	2.11
(1,22)	1:B:184:LYS:C	1:B:41:ARG:N	9	2.11
(1,22)	1:B:184:LYS:C	1:B:42:LYS:N	9	2.11
(1,22)	1:B:184:LYS:C	1:B:43:GLN:N	9	2.11
(1,22)	1:B:184:LYS:C	1:B:44:VAL:N	9	2.11
(1,22)	1:B:184:LYS:C	1:B:45:VAL:N	9	2.11
(1,22)	1:B:184:LYS:C	1:B:46:ILE:N	9	2.11
(1,22)	1:B:184:LYS:C	1:B:47:ASP:N	9	2.11
(1,22)	1:B:184:LYS:C	1:B:48:GLY:N	9	2.11
(1,22)	1:B:184:LYS:C	1:B:49:GLU:N	9	2.11
(1,22)	1:B:184:LYS:C	1:B:50:THR:N	9	2.11
(1,22)	1:B:184:LYS:C	1:B:51:CYS:N	9	2.11
(1,22)	1:B:184:LYS:C	1:B:52:LEU:N	9	2.11
(1,22)	1:B:184:LYS:C	1:B:53:LEU:N	9	2.11
(1,22)	1:B:184:LYS:C	1:B:54:ASP:N	9	2.11
(1,22)	1:B:184:LYS:C	1:B:55:ILE:N	9	2.11
(1,22)	1:B:184:LYS:C	1:B:56:LEU:N	9	2.11
(1,22)	1:B:184:LYS:C	1:B:57:ASP:N	9	2.11
(1,22)	1:B:184:LYS:C	1:B:58:THR:N	9	2.11
(1,22)	1:B:184:LYS:C	1:B:59:ALA:N	9	2.11
(1,22)	1:B:184:LYS:C	1:B:60:GLY:N	9	2.11

Continued on next page...

Continued from previous page...

Key	Atom-1	Atom-2	Model ID	Violation (Å)
(1,22)	1:B:184:LYS:C	1:B:61:GLN:N	9	2.11
(1,22)	1:B:184:LYS:C	1:B:62:GLU:N	9	2.11
(1,22)	1:B:184:LYS:C	1:B:63:GLU:N	9	2.11
(1,22)	1:B:184:LYS:C	1:B:64:TYR:N	9	2.11
(1,22)	1:B:184:LYS:C	1:B:65:SER:N	9	2.11
(1,22)	1:B:184:LYS:C	1:B:66:ALA:N	9	2.11
(1,22)	1:B:184:LYS:C	1:B:67:MET:N	9	2.11
(1,22)	1:B:184:LYS:C	1:B:68:ARG:N	9	2.11
(1,22)	1:B:184:LYS:C	1:B:69:ASP:N	9	2.11
(1,22)	1:B:184:LYS:C	1:B:70:GLN:N	9	2.11
(1,22)	1:B:184:LYS:C	1:B:71:TYR:N	9	2.11
(1,22)	1:B:184:LYS:C	1:B:72:MET:N	9	2.11
(1,22)	1:B:184:LYS:C	1:B:73:ARG:N	9	2.11
(1,22)	1:B:184:LYS:C	1:B:74:THR:N	9	2.11
(1,22)	1:B:184:LYS:C	1:B:75:GLY:N	9	2.11
(1,22)	1:B:184:LYS:C	1:B:76:GLU:N	9	2.11
(1,22)	1:B:184:LYS:C	1:B:77:GLY:N	9	2.11
(1,22)	1:B:184:LYS:C	1:B:78:PHE:N	9	2.11
(1,22)	1:B:184:LYS:C	1:B:79:LEU:N	9	2.11
(1,22)	1:B:184:LYS:C	1:B:80:CYS:N	9	2.11
(1,22)	1:B:184:LYS:C	5:B:203:7Q9:N	9	2.11
(1,22)	1:B:184:LYS:C	5:B:204:7Q9:N	9	2.11
(1,22)	1:B:184:LYS:C	5:B:205:7Q9:N	9	2.11
(1,22)	1:B:184:LYS:C	5:B:206:7Q9:N	9	2.11
(1,22)	1:B:184:LYS:C	5:B:207:7Q9:N	9	2.11
(1,22)	1:B:184:LYS:C	6:B:208:17F:N1	9	2.11
(1,22)	1:B:184:LYS:C	5:B:209:7Q9:N	9	2.11
(1,22)	1:B:184:LYS:C	5:B:210:7Q9:N	9	2.11
(1,22)	1:B:184:LYS:C	5:B:211:7Q9:N	9	2.11
(1,22)	1:B:184:LYS:C	5:B:212:7Q9:N	9	2.11
(1,22)	1:B:184:LYS:C	5:B:213:7Q9:N	9	2.11
(1,22)	1:B:184:LYS:C	6:B:214:17F:N1	9	2.11
(1,22)	1:B:184:LYS:C	6:B:215:17F:N1	9	2.11
(1,22)	1:B:184:LYS:C	5:B:216:7Q9:N	9	2.11
(1,22)	1:B:184:LYS:C	5:B:217:7Q9:N	9	2.11
(1,22)	1:B:184:LYS:C	5:B:218:7Q9:N	9	2.11
(1,22)	1:B:184:LYS:C	6:B:219:17F:N1	9	2.11
(1,22)	1:B:184:LYS:C	5:B:220:7Q9:N	9	2.11
(1,22)	1:B:184:LYS:CA	1:B:2:THR:N	9	2.11
(1,22)	1:B:184:LYS:CA	1:B:3:GLU:N	9	2.11
(1,22)	1:B:184:LYS:CA	1:B:4:TYR:N	9	2.11
(1,22)	1:B:184:LYS:CA	1:B:5:LYS:N	9	2.11

Continued on next page...

Continued from previous page...

Key	Atom-1	Atom-2	Model ID	Violation (Å)
(1,22)	1:B:184:LYS:CA	1:B:6:LEU:N	9	2.11
(1,22)	1:B:184:LYS:CA	1:B:7:VAL:N	9	2.11
(1,22)	1:B:184:LYS:CA	1:B:8:VAL:N	9	2.11
(1,22)	1:B:184:LYS:CA	1:B:9:VAL:N	9	2.11
(1,22)	1:B:184:LYS:CA	1:B:10:GLY:N	9	2.11
(1,22)	1:B:184:LYS:CA	1:B:11:ALA:N	9	2.11
(1,22)	1:B:184:LYS:CA	1:B:12:ASP:N	9	2.11
(1,22)	1:B:184:LYS:CA	1:B:13:GLY:N	9	2.11
(1,22)	1:B:184:LYS:CA	1:B:14:VAL:N	9	2.11
(1,22)	1:B:184:LYS:CA	1:B:15:GLY:N	9	2.11
(1,22)	1:B:184:LYS:CA	1:B:16:LYS:N	9	2.11
(1,22)	1:B:184:LYS:CA	1:B:17:SER:N	9	2.11
(1,22)	1:B:184:LYS:CA	1:B:18:ALA:N	9	2.11
(1,22)	1:B:184:LYS:CA	1:B:19:LEU:N	9	2.11
(1,22)	1:B:184:LYS:CA	1:B:20:THR:N	9	2.11
(1,22)	1:B:184:LYS:CA	1:B:21:ILE:N	9	2.11
(1,22)	1:B:184:LYS:CA	1:B:22:GLN:N	9	2.11
(1,22)	1:B:184:LYS:CA	1:B:23:LEU:N	9	2.11
(1,22)	1:B:184:LYS:CA	1:B:24:ILE:N	9	2.11
(1,22)	1:B:184:LYS:CA	1:B:25:GLN:N	9	2.11
(1,22)	1:B:184:LYS:CA	1:B:26:ASN:N	9	2.11
(1,22)	1:B:184:LYS:CA	1:B:27:HIS:N	9	2.11
(1,22)	1:B:184:LYS:CA	1:B:28:PHE:N	9	2.11
(1,22)	1:B:184:LYS:CA	1:B:29:VAL:N	9	2.11
(1,22)	1:B:184:LYS:CA	1:B:30:ASP:N	9	2.11
(1,22)	1:B:184:LYS:CA	1:B:31:GLU:N	9	2.11
(1,22)	1:B:184:LYS:CA	1:B:32:TYR:N	9	2.11
(1,22)	1:B:184:LYS:CA	1:B:33:ASP:N	9	2.11
(1,22)	1:B:184:LYS:CA	1:B:34:PRO:N	9	2.11
(1,22)	1:B:184:LYS:CA	1:B:35:THR:N	9	2.11
(1,22)	1:B:184:LYS:CA	1:B:36:ILE:N	9	2.11
(1,22)	1:B:184:LYS:CA	1:B:37:GLU:N	9	2.11
(1,22)	1:B:184:LYS:CA	1:B:38:ASP:N	9	2.11
(1,22)	1:B:184:LYS:CA	1:B:39:SER:N	9	2.11
(1,22)	1:B:184:LYS:CA	1:B:40:TYR:N	9	2.11
(1,22)	1:B:184:LYS:CA	1:B:41:ARG:N	9	2.11
(1,22)	1:B:184:LYS:CA	1:B:42:LYS:N	9	2.11
(1,22)	1:B:184:LYS:CA	1:B:43:GLN:N	9	2.11
(1,22)	1:B:184:LYS:CA	1:B:44:VAL:N	9	2.11
(1,22)	1:B:184:LYS:CA	1:B:45:VAL:N	9	2.11
(1,22)	1:B:184:LYS:CA	1:B:46:ILE:N	9	2.11
(1,22)	1:B:184:LYS:CA	1:B:47:ASP:N	9	2.11

Continued on next page...

Continued from previous page...

Key	Atom-1	Atom-2	Model ID	Violation (Å)
(1,22)	1:B:184:LYS:CA	1:B:48:GLY:N	9	2.11
(1,22)	1:B:184:LYS:CA	1:B:49:GLU:N	9	2.11
(1,22)	1:B:184:LYS:CA	1:B:50:THR:N	9	2.11
(1,22)	1:B:184:LYS:CA	1:B:51:CYS:N	9	2.11
(1,22)	1:B:184:LYS:CA	1:B:52:LEU:N	9	2.11
(1,22)	1:B:184:LYS:CA	1:B:53:LEU:N	9	2.11
(1,22)	1:B:184:LYS:CA	1:B:54:ASP:N	9	2.11
(1,22)	1:B:184:LYS:CA	1:B:55:ILE:N	9	2.11
(1,22)	1:B:184:LYS:CA	1:B:56:LEU:N	9	2.11
(1,22)	1:B:184:LYS:CA	1:B:57:ASP:N	9	2.11
(1,22)	1:B:184:LYS:CA	1:B:58:THR:N	9	2.11
(1,22)	1:B:184:LYS:CA	1:B:59:ALA:N	9	2.11
(1,22)	1:B:184:LYS:CA	1:B:60:GLY:N	9	2.11
(1,22)	1:B:184:LYS:CA	1:B:61:GLN:N	9	2.11
(1,22)	1:B:184:LYS:CA	1:B:62:GLU:N	9	2.11
(1,22)	1:B:184:LYS:CA	1:B:63:GLU:N	9	2.11
(1,22)	1:B:184:LYS:CA	1:B:64:TYR:N	9	2.11
(1,22)	1:B:184:LYS:CA	1:B:65:SER:N	9	2.11
(1,22)	1:B:184:LYS:CA	1:B:66:ALA:N	9	2.11
(1,22)	1:B:184:LYS:CA	1:B:67:MET:N	9	2.11
(1,22)	1:B:184:LYS:CA	1:B:68:ARG:N	9	2.11
(1,22)	1:B:184:LYS:CA	1:B:69:ASP:N	9	2.11
(1,22)	1:B:184:LYS:CA	1:B:70:GLN:N	9	2.11
(1,22)	1:B:184:LYS:CA	1:B:71:TYR:N	9	2.11
(1,22)	1:B:184:LYS:CA	1:B:72:MET:N	9	2.11
(1,22)	1:B:184:LYS:CA	1:B:73:ARG:N	9	2.11
(1,22)	1:B:184:LYS:CA	1:B:74:THR:N	9	2.11
(1,22)	1:B:184:LYS:CA	1:B:75:GLY:N	9	2.11
(1,22)	1:B:184:LYS:CA	1:B:76:GLU:N	9	2.11
(1,22)	1:B:184:LYS:CA	1:B:77:GLY:N	9	2.11
(1,22)	1:B:184:LYS:CA	1:B:78:PHE:N	9	2.11
(1,22)	1:B:184:LYS:CA	1:B:79:LEU:N	9	2.11
(1,22)	1:B:184:LYS:CA	1:B:80:CYS:N	9	2.11
(1,22)	1:B:184:LYS:CA	5:B:203:7Q9:N	9	2.11
(1,22)	1:B:184:LYS:CA	5:B:204:7Q9:N	9	2.11
(1,22)	1:B:184:LYS:CA	5:B:205:7Q9:N	9	2.11
(1,22)	1:B:184:LYS:CA	5:B:206:7Q9:N	9	2.11
(1,22)	1:B:184:LYS:CA	5:B:207:7Q9:N	9	2.11
(1,22)	1:B:184:LYS:CA	6:B:208:17F:N1	9	2.11
(1,22)	1:B:184:LYS:CA	5:B:209:7Q9:N	9	2.11
(1,22)	1:B:184:LYS:CA	5:B:210:7Q9:N	9	2.11
(1,22)	1:B:184:LYS:CA	5:B:211:7Q9:N	9	2.11

Continued on next page...

Continued from previous page...

Key	Atom-1	Atom-2	Model ID	Violation (Å)
(1,22)	1:B:184:LYS:CA	5:B:212:7Q9:N	9	2.11
(1,22)	1:B:184:LYS:CA	5:B:213:7Q9:N	9	2.11
(1,22)	1:B:184:LYS:CA	6:B:214:17F:N1	9	2.11
(1,22)	1:B:184:LYS:CA	6:B:215:17F:N1	9	2.11
(1,22)	1:B:184:LYS:CA	5:B:216:7Q9:N	9	2.11
(1,22)	1:B:184:LYS:CA	5:B:217:7Q9:N	9	2.11
(1,22)	1:B:184:LYS:CA	5:B:218:7Q9:N	9	2.11
(1,22)	1:B:184:LYS:CA	6:B:219:17F:N1	9	2.11
(1,22)	1:B:184:LYS:CA	5:B:220:7Q9:N	9	2.11
(1,22)	1:B:184:LYS:CB	1:B:2:THR:N	9	2.11
(1,22)	1:B:184:LYS:CB	1:B:3:GLU:N	9	2.11
(1,22)	1:B:184:LYS:CB	1:B:4:TYR:N	9	2.11
(1,22)	1:B:184:LYS:CB	1:B:5:LYS:N	9	2.11
(1,22)	1:B:184:LYS:CB	1:B:6:LEU:N	9	2.11
(1,22)	1:B:184:LYS:CB	1:B:7:VAL:N	9	2.11
(1,22)	1:B:184:LYS:CB	1:B:8:VAL:N	9	2.11
(1,22)	1:B:184:LYS:CB	1:B:9:VAL:N	9	2.11
(1,22)	1:B:184:LYS:CB	1:B:10:GLY:N	9	2.11
(1,22)	1:B:184:LYS:CB	1:B:11:ALA:N	9	2.11
(1,22)	1:B:184:LYS:CB	1:B:12:ASP:N	9	2.11
(1,22)	1:B:184:LYS:CB	1:B:13:GLY:N	9	2.11
(1,22)	1:B:184:LYS:CB	1:B:14:VAL:N	9	2.11
(1,22)	1:B:184:LYS:CB	1:B:15:GLY:N	9	2.11
(1,22)	1:B:184:LYS:CB	1:B:16:LYS:N	9	2.11
(1,22)	1:B:184:LYS:CB	1:B:17:SER:N	9	2.11
(1,22)	1:B:184:LYS:CB	1:B:18:ALA:N	9	2.11
(1,22)	1:B:184:LYS:CB	1:B:19:LEU:N	9	2.11
(1,22)	1:B:184:LYS:CB	1:B:20:THR:N	9	2.11
(1,22)	1:B:184:LYS:CB	1:B:21:ILE:N	9	2.11
(1,22)	1:B:184:LYS:CB	1:B:22:GLN:N	9	2.11
(1,22)	1:B:184:LYS:CB	1:B:23:LEU:N	9	2.11
(1,22)	1:B:184:LYS:CB	1:B:24:ILE:N	9	2.11
(1,22)	1:B:184:LYS:CB	1:B:25:GLN:N	9	2.11
(1,22)	1:B:184:LYS:CB	1:B:26:ASN:N	9	2.11
(1,22)	1:B:184:LYS:CB	1:B:27:HIS:N	9	2.11
(1,22)	1:B:184:LYS:CB	1:B:28:PHE:N	9	2.11
(1,22)	1:B:184:LYS:CB	1:B:29:VAL:N	9	2.11
(1,22)	1:B:184:LYS:CB	1:B:30:ASP:N	9	2.11
(1,22)	1:B:184:LYS:CB	1:B:31:GLU:N	9	2.11
(1,22)	1:B:184:LYS:CB	1:B:32:TYR:N	9	2.11
(1,22)	1:B:184:LYS:CB	1:B:33:ASP:N	9	2.11
(1,22)	1:B:184:LYS:CB	1:B:34:PRO:N	9	2.11

Continued on next page...

Continued from previous page...

Key	Atom-1	Atom-2	Model ID	Violation (Å)
(1,22)	1:B:184:LYS:CB	1:B:35:THR:N	9	2.11
(1,22)	1:B:184:LYS:CB	1:B:36:ILE:N	9	2.11
(1,22)	1:B:184:LYS:CB	1:B:37:GLU:N	9	2.11
(1,22)	1:B:184:LYS:CB	1:B:38:ASP:N	9	2.11
(1,22)	1:B:184:LYS:CB	1:B:39:SER:N	9	2.11
(1,22)	1:B:184:LYS:CB	1:B:40:TYR:N	9	2.11
(1,22)	1:B:184:LYS:CB	1:B:41:ARG:N	9	2.11
(1,22)	1:B:184:LYS:CB	1:B:42:LYS:N	9	2.11
(1,22)	1:B:184:LYS:CB	1:B:43:GLN:N	9	2.11
(1,22)	1:B:184:LYS:CB	1:B:44:VAL:N	9	2.11
(1,22)	1:B:184:LYS:CB	1:B:45:VAL:N	9	2.11
(1,22)	1:B:184:LYS:CB	1:B:46:ILE:N	9	2.11
(1,22)	1:B:184:LYS:CB	1:B:47:ASP:N	9	2.11
(1,22)	1:B:184:LYS:CB	1:B:48:GLY:N	9	2.11
(1,22)	1:B:184:LYS:CB	1:B:49:GLU:N	9	2.11
(1,22)	1:B:184:LYS:CB	1:B:50:THR:N	9	2.11
(1,22)	1:B:184:LYS:CB	1:B:51:CYS:N	9	2.11
(1,22)	1:B:184:LYS:CB	1:B:52:LEU:N	9	2.11
(1,22)	1:B:184:LYS:CB	1:B:53:LEU:N	9	2.11
(1,22)	1:B:184:LYS:CB	1:B:54:ASP:N	9	2.11
(1,22)	1:B:184:LYS:CB	1:B:55:ILE:N	9	2.11
(1,22)	1:B:184:LYS:CB	1:B:56:LEU:N	9	2.11
(1,22)	1:B:184:LYS:CB	1:B:57:ASP:N	9	2.11
(1,22)	1:B:184:LYS:CB	1:B:58:THR:N	9	2.11
(1,22)	1:B:184:LYS:CB	1:B:59:ALA:N	9	2.11
(1,22)	1:B:184:LYS:CB	1:B:60:GLY:N	9	2.11
(1,22)	1:B:184:LYS:CB	1:B:61:GLN:N	9	2.11
(1,22)	1:B:184:LYS:CB	1:B:62:GLU:N	9	2.11
(1,22)	1:B:184:LYS:CB	1:B:63:GLU:N	9	2.11
(1,22)	1:B:184:LYS:CB	1:B:64:TYR:N	9	2.11
(1,22)	1:B:184:LYS:CB	1:B:65:SER:N	9	2.11
(1,22)	1:B:184:LYS:CB	1:B:66:ALA:N	9	2.11
(1,22)	1:B:184:LYS:CB	1:B:67:MET:N	9	2.11
(1,22)	1:B:184:LYS:CB	1:B:68:ARG:N	9	2.11
(1,22)	1:B:184:LYS:CB	1:B:69:ASP:N	9	2.11
(1,22)	1:B:184:LYS:CB	1:B:70:GLN:N	9	2.11
(1,22)	1:B:184:LYS:CB	1:B:71:TYR:N	9	2.11
(1,22)	1:B:184:LYS:CB	1:B:72:MET:N	9	2.11
(1,22)	1:B:184:LYS:CB	1:B:73:ARG:N	9	2.11
(1,22)	1:B:184:LYS:CB	1:B:74:THR:N	9	2.11
(1,22)	1:B:184:LYS:CB	1:B:75:GLY:N	9	2.11
(1,22)	1:B:184:LYS:CB	1:B:76:GLU:N	9	2.11

Continued on next page...

Continued from previous page...

Key	Atom-1	Atom-2	Model ID	Violation (Å)
(1,22)	1:B:184:LYS:CB	1:B:77:GLY:N	9	2.11
(1,22)	1:B:184:LYS:CB	1:B:78:PHE:N	9	2.11
(1,22)	1:B:184:LYS:CB	1:B:79:LEU:N	9	2.11
(1,22)	1:B:184:LYS:CB	1:B:80:CYS:N	9	2.11
(1,22)	1:B:184:LYS:CB	5:B:203:7Q9:N	9	2.11
(1,22)	1:B:184:LYS:CB	5:B:204:7Q9:N	9	2.11
(1,22)	1:B:184:LYS:CB	5:B:205:7Q9:N	9	2.11
(1,22)	1:B:184:LYS:CB	5:B:206:7Q9:N	9	2.11
(1,22)	1:B:184:LYS:CB	5:B:207:7Q9:N	9	2.11
(1,22)	1:B:184:LYS:CB	6:B:208:17F:N1	9	2.11
(1,22)	1:B:184:LYS:CB	5:B:209:7Q9:N	9	2.11
(1,22)	1:B:184:LYS:CB	5:B:210:7Q9:N	9	2.11
(1,22)	1:B:184:LYS:CB	5:B:211:7Q9:N	9	2.11
(1,22)	1:B:184:LYS:CB	5:B:212:7Q9:N	9	2.11
(1,22)	1:B:184:LYS:CB	5:B:213:7Q9:N	9	2.11
(1,22)	1:B:184:LYS:CB	6:B:214:17F:N1	9	2.11
(1,22)	1:B:184:LYS:CB	6:B:215:17F:N1	9	2.11
(1,22)	1:B:184:LYS:CB	5:B:216:7Q9:N	9	2.11
(1,22)	1:B:184:LYS:CB	5:B:217:7Q9:N	9	2.11
(1,22)	1:B:184:LYS:CB	5:B:218:7Q9:N	9	2.11
(1,22)	1:B:184:LYS:CB	6:B:219:17F:N1	9	2.11
(1,22)	1:B:184:LYS:CB	5:B:220:7Q9:N	9	2.11
(1,22)	1:B:184:LYS:CD	1:B:2:THR:N	9	2.11
(1,22)	1:B:184:LYS:CD	1:B:3:GLU:N	9	2.11
(1,22)	1:B:184:LYS:CD	1:B:4:TYR:N	9	2.11
(1,22)	1:B:184:LYS:CD	1:B:5:LYS:N	9	2.11
(1,22)	1:B:184:LYS:CD	1:B:6:LEU:N	9	2.11
(1,22)	1:B:184:LYS:CD	1:B:7:VAL:N	9	2.11
(1,22)	1:B:184:LYS:CD	1:B:8:VAL:N	9	2.11
(1,22)	1:B:184:LYS:CD	1:B:9:VAL:N	9	2.11
(1,22)	1:B:184:LYS:CD	1:B:10:GLY:N	9	2.11
(1,22)	1:B:184:LYS:CD	1:B:11:ALA:N	9	2.11
(1,22)	1:B:184:LYS:CD	1:B:12:ASP:N	9	2.11
(1,22)	1:B:184:LYS:CD	1:B:13:GLY:N	9	2.11
(1,22)	1:B:184:LYS:CD	1:B:14:VAL:N	9	2.11
(1,22)	1:B:184:LYS:CD	1:B:15:GLY:N	9	2.11
(1,22)	1:B:184:LYS:CD	1:B:16:LYS:N	9	2.11
(1,22)	1:B:184:LYS:CD	1:B:17:SER:N	9	2.11
(1,22)	1:B:184:LYS:CD	1:B:18:ALA:N	9	2.11
(1,22)	1:B:184:LYS:CD	1:B:19:LEU:N	9	2.11
(1,22)	1:B:184:LYS:CD	1:B:20:THR:N	9	2.11
(1,22)	1:B:184:LYS:CD	1:B:21:ILE:N	9	2.11

Continued on next page...

Continued from previous page...

Key	Atom-1	Atom-2	Model ID	Violation (Å)
(1,22)	1:B:184:LYS:CD	1:B:22:GLN:N	9	2.11
(1,22)	1:B:184:LYS:CD	1:B:23:LEU:N	9	2.11
(1,22)	1:B:184:LYS:CD	1:B:24:ILE:N	9	2.11
(1,22)	1:B:184:LYS:CD	1:B:25:GLN:N	9	2.11
(1,22)	1:B:184:LYS:CD	1:B:26:ASN:N	9	2.11
(1,22)	1:B:184:LYS:CD	1:B:27:HIS:N	9	2.11
(1,22)	1:B:184:LYS:CD	1:B:28:PHE:N	9	2.11
(1,22)	1:B:184:LYS:CD	1:B:29:VAL:N	9	2.11
(1,22)	1:B:184:LYS:CD	1:B:30:ASP:N	9	2.11
(1,22)	1:B:184:LYS:CD	1:B:31:GLU:N	9	2.11
(1,22)	1:B:184:LYS:CD	1:B:32:TYR:N	9	2.11
(1,22)	1:B:184:LYS:CD	1:B:33:ASP:N	9	2.11
(1,22)	1:B:184:LYS:CD	1:B:34:PRO:N	9	2.11
(1,22)	1:B:184:LYS:CD	1:B:35:THR:N	9	2.11
(1,22)	1:B:184:LYS:CD	1:B:36:ILE:N	9	2.11
(1,22)	1:B:184:LYS:CD	1:B:37:GLU:N	9	2.11
(1,22)	1:B:184:LYS:CD	1:B:38:ASP:N	9	2.11
(1,22)	1:B:184:LYS:CD	1:B:39:SER:N	9	2.11
(1,22)	1:B:184:LYS:CD	1:B:40:TYR:N	9	2.11
(1,22)	1:B:184:LYS:CD	1:B:41:ARG:N	9	2.11
(1,22)	1:B:184:LYS:CD	1:B:42:LYS:N	9	2.11
(1,22)	1:B:184:LYS:CD	1:B:43:GLN:N	9	2.11
(1,22)	1:B:184:LYS:CD	1:B:44:VAL:N	9	2.11
(1,22)	1:B:184:LYS:CD	1:B:45:VAL:N	9	2.11
(1,22)	1:B:184:LYS:CD	1:B:46:ILE:N	9	2.11
(1,22)	1:B:184:LYS:CD	1:B:47:ASP:N	9	2.11
(1,22)	1:B:184:LYS:CD	1:B:48:GLY:N	9	2.11
(1,22)	1:B:184:LYS:CD	1:B:49:GLU:N	9	2.11
(1,22)	1:B:184:LYS:CD	1:B:50:THR:N	9	2.11
(1,22)	1:B:184:LYS:CD	1:B:51:CYS:N	9	2.11
(1,22)	1:B:184:LYS:CD	1:B:52:LEU:N	9	2.11
(1,22)	1:B:184:LYS:CD	1:B:53:LEU:N	9	2.11
(1,22)	1:B:184:LYS:CD	1:B:54:ASP:N	9	2.11
(1,22)	1:B:184:LYS:CD	1:B:55:ILE:N	9	2.11
(1,22)	1:B:184:LYS:CD	1:B:56:LEU:N	9	2.11
(1,22)	1:B:184:LYS:CD	1:B:57:ASP:N	9	2.11
(1,22)	1:B:184:LYS:CD	1:B:58:THR:N	9	2.11
(1,22)	1:B:184:LYS:CD	1:B:59:ALA:N	9	2.11
(1,22)	1:B:184:LYS:CD	1:B:60:GLY:N	9	2.11
(1,22)	1:B:184:LYS:CD	1:B:61:GLN:N	9	2.11
(1,22)	1:B:184:LYS:CD	1:B:62:GLU:N	9	2.11
(1,22)	1:B:184:LYS:CD	1:B:63:GLU:N	9	2.11

Continued on next page...

Continued from previous page...

Key	Atom-1	Atom-2	Model ID	Violation (Å)
(1,22)	1:B:184:LYS:CD	1:B:64:TYR:N	9	2.11
(1,22)	1:B:184:LYS:CD	1:B:65:SER:N	9	2.11
(1,22)	1:B:184:LYS:CD	1:B:66:ALA:N	9	2.11
(1,22)	1:B:184:LYS:CD	1:B:67:MET:N	9	2.11
(1,22)	1:B:184:LYS:CD	1:B:68:ARG:N	9	2.11
(1,22)	1:B:184:LYS:CD	1:B:69:ASP:N	9	2.11
(1,22)	1:B:184:LYS:CD	1:B:70:GLN:N	9	2.11
(1,22)	1:B:184:LYS:CD	1:B:71:TYR:N	9	2.11
(1,22)	1:B:184:LYS:CD	1:B:72:MET:N	9	2.11
(1,22)	1:B:184:LYS:CD	1:B:73:ARG:N	9	2.11
(1,22)	1:B:184:LYS:CD	1:B:74:THR:N	9	2.11
(1,22)	1:B:184:LYS:CD	1:B:75:GLY:N	9	2.11
(1,22)	1:B:184:LYS:CD	1:B:76:GLU:N	9	2.11
(1,22)	1:B:184:LYS:CD	1:B:77:GLY:N	9	2.11
(1,22)	1:B:184:LYS:CD	1:B:78:PHE:N	9	2.11
(1,22)	1:B:184:LYS:CD	1:B:79:LEU:N	9	2.11
(1,22)	1:B:184:LYS:CD	1:B:80:CYS:N	9	2.11
(1,22)	1:B:184:LYS:CD	5:B:203:7Q9:N	9	2.11
(1,22)	1:B:184:LYS:CD	5:B:204:7Q9:N	9	2.11
(1,22)	1:B:184:LYS:CD	5:B:205:7Q9:N	9	2.11
(1,22)	1:B:184:LYS:CD	5:B:206:7Q9:N	9	2.11
(1,22)	1:B:184:LYS:CD	5:B:207:7Q9:N	9	2.11
(1,22)	1:B:184:LYS:CD	6:B:208:17F:N1	9	2.11
(1,22)	1:B:184:LYS:CD	5:B:209:7Q9:N	9	2.11
(1,22)	1:B:184:LYS:CD	5:B:210:7Q9:N	9	2.11
(1,22)	1:B:184:LYS:CD	5:B:211:7Q9:N	9	2.11
(1,22)	1:B:184:LYS:CD	5:B:212:7Q9:N	9	2.11
(1,22)	1:B:184:LYS:CD	5:B:213:7Q9:N	9	2.11
(1,22)	1:B:184:LYS:CD	6:B:214:17F:N1	9	2.11
(1,22)	1:B:184:LYS:CD	6:B:215:17F:N1	9	2.11
(1,22)	1:B:184:LYS:CD	5:B:216:7Q9:N	9	2.11
(1,22)	1:B:184:LYS:CD	5:B:217:7Q9:N	9	2.11
(1,22)	1:B:184:LYS:CD	5:B:218:7Q9:N	9	2.11
(1,22)	1:B:184:LYS:CD	6:B:219:17F:N1	9	2.11
(1,22)	1:B:184:LYS:CD	5:B:220:7Q9:N	9	2.11
(1,22)	1:B:184:LYS:CE	1:B:2:THR:N	9	2.11
(1,22)	1:B:184:LYS:CE	1:B:3:GLU:N	9	2.11
(1,22)	1:B:184:LYS:CE	1:B:4:TYR:N	9	2.11
(1,22)	1:B:184:LYS:CE	1:B:5:LYS:N	9	2.11
(1,22)	1:B:184:LYS:CE	1:B:6:LEU:N	9	2.11
(1,22)	1:B:184:LYS:CE	1:B:7:VAL:N	9	2.11
(1,22)	1:B:184:LYS:CE	1:B:8:VAL:N	9	2.11

Continued on next page...

Continued from previous page...

Key	Atom-1	Atom-2	Model ID	Violation (Å)
(1,22)	1:B:184:LYS:CE	1:B:9:VAL:N	9	2.11
(1,22)	1:B:184:LYS:CE	1:B:10:GLY:N	9	2.11
(1,22)	1:B:184:LYS:CE	1:B:11:ALA:N	9	2.11
(1,22)	1:B:184:LYS:CE	1:B:12:ASP:N	9	2.11
(1,22)	1:B:184:LYS:CE	1:B:13:GLY:N	9	2.11
(1,22)	1:B:184:LYS:CE	1:B:14:VAL:N	9	2.11
(1,22)	1:B:184:LYS:CE	1:B:15:GLY:N	9	2.11
(1,22)	1:B:184:LYS:CE	1:B:16:LYS:N	9	2.11
(1,22)	1:B:184:LYS:CE	1:B:17:SER:N	9	2.11
(1,22)	1:B:184:LYS:CE	1:B:18:ALA:N	9	2.11
(1,22)	1:B:184:LYS:CE	1:B:19:LEU:N	9	2.11
(1,22)	1:B:184:LYS:CE	1:B:20:THR:N	9	2.11
(1,22)	1:B:184:LYS:CE	1:B:21:ILE:N	9	2.11
(1,22)	1:B:184:LYS:CE	1:B:22:GLN:N	9	2.11
(1,22)	1:B:184:LYS:CE	1:B:23:LEU:N	9	2.11
(1,22)	1:B:184:LYS:CE	1:B:24:ILE:N	9	2.11
(1,22)	1:B:184:LYS:CE	1:B:25:GLN:N	9	2.11
(1,22)	1:B:184:LYS:CE	1:B:26:ASN:N	9	2.11
(1,22)	1:B:184:LYS:CE	1:B:27:HIS:N	9	2.11
(1,22)	1:B:184:LYS:CE	1:B:28:PHE:N	9	2.11
(1,22)	1:B:184:LYS:CE	1:B:29:VAL:N	9	2.11
(1,22)	1:B:184:LYS:CE	1:B:30:ASP:N	9	2.11
(1,22)	1:B:184:LYS:CE	1:B:31:GLU:N	9	2.11
(1,22)	1:B:184:LYS:CE	1:B:32:TYR:N	9	2.11
(1,22)	1:B:184:LYS:CE	1:B:33:ASP:N	9	2.11
(1,22)	1:B:184:LYS:CE	1:B:34:PRO:N	9	2.11
(1,22)	1:B:184:LYS:CE	1:B:35:THR:N	9	2.11
(1,22)	1:B:184:LYS:CE	1:B:36:ILE:N	9	2.11
(1,22)	1:B:184:LYS:CE	1:B:37:GLU:N	9	2.11
(1,22)	1:B:184:LYS:CE	1:B:38:ASP:N	9	2.11
(1,22)	1:B:184:LYS:CE	1:B:39:SER:N	9	2.11
(1,22)	1:B:184:LYS:CE	1:B:40:TYR:N	9	2.11
(1,22)	1:B:184:LYS:CE	1:B:41:ARG:N	9	2.11
(1,22)	1:B:184:LYS:CE	1:B:42:LYS:N	9	2.11
(1,22)	1:B:184:LYS:CE	1:B:43:GLN:N	9	2.11
(1,22)	1:B:184:LYS:CE	1:B:44:VAL:N	9	2.11
(1,22)	1:B:184:LYS:CE	1:B:45:VAL:N	9	2.11
(1,22)	1:B:184:LYS:CE	1:B:46:ILE:N	9	2.11
(1,22)	1:B:184:LYS:CE	1:B:47:ASP:N	9	2.11
(1,22)	1:B:184:LYS:CE	1:B:48:GLY:N	9	2.11
(1,22)	1:B:184:LYS:CE	1:B:49:GLU:N	9	2.11
(1,22)	1:B:184:LYS:CE	1:B:50:THR:N	9	2.11

Continued on next page...

Continued from previous page...

Key	Atom-1	Atom-2	Model ID	Violation (Å)
(1,22)	1:B:184:LYS:CE	1:B:51:CYS:N	9	2.11
(1,22)	1:B:184:LYS:CE	1:B:52:LEU:N	9	2.11
(1,22)	1:B:184:LYS:CE	1:B:53:LEU:N	9	2.11
(1,22)	1:B:184:LYS:CE	1:B:54:ASP:N	9	2.11
(1,22)	1:B:184:LYS:CE	1:B:55:ILE:N	9	2.11
(1,22)	1:B:184:LYS:CE	1:B:56:LEU:N	9	2.11
(1,22)	1:B:184:LYS:CE	1:B:57:ASP:N	9	2.11
(1,22)	1:B:184:LYS:CE	1:B:58:THR:N	9	2.11
(1,22)	1:B:184:LYS:CE	1:B:59:ALA:N	9	2.11
(1,22)	1:B:184:LYS:CE	1:B:60:GLY:N	9	2.11
(1,22)	1:B:184:LYS:CE	1:B:61:GLN:N	9	2.11
(1,22)	1:B:184:LYS:CE	1:B:62:GLU:N	9	2.11
(1,22)	1:B:184:LYS:CE	1:B:63:GLU:N	9	2.11
(1,22)	1:B:184:LYS:CE	1:B:64:TYR:N	9	2.11
(1,22)	1:B:184:LYS:CE	1:B:65:SER:N	9	2.11
(1,22)	1:B:184:LYS:CE	1:B:66:ALA:N	9	2.11
(1,22)	1:B:184:LYS:CE	1:B:67:MET:N	9	2.11
(1,22)	1:B:184:LYS:CE	1:B:68:ARG:N	9	2.11
(1,22)	1:B:184:LYS:CE	1:B:69:ASP:N	9	2.11
(1,22)	1:B:184:LYS:CE	1:B:70:GLN:N	9	2.11
(1,22)	1:B:184:LYS:CE	1:B:71:TYR:N	9	2.11
(1,22)	1:B:184:LYS:CE	1:B:72:MET:N	9	2.11
(1,22)	1:B:184:LYS:CE	1:B:73:ARG:N	9	2.11
(1,22)	1:B:184:LYS:CE	1:B:74:THR:N	9	2.11
(1,22)	1:B:184:LYS:CE	1:B:75:GLY:N	9	2.11
(1,22)	1:B:184:LYS:CE	1:B:76:GLU:N	9	2.11
(1,22)	1:B:184:LYS:CE	1:B:77:GLY:N	9	2.11
(1,22)	1:B:184:LYS:CE	1:B:78:PHE:N	9	2.11
(1,22)	1:B:184:LYS:CE	1:B:79:LEU:N	9	2.11
(1,22)	1:B:184:LYS:CE	1:B:80:CYS:N	9	2.11
(1,22)	1:B:184:LYS:CE	5:B:203:7Q9:N	9	2.11
(1,22)	1:B:184:LYS:CE	5:B:204:7Q9:N	9	2.11
(1,22)	1:B:184:LYS:CE	5:B:205:7Q9:N	9	2.11
(1,22)	1:B:184:LYS:CE	5:B:206:7Q9:N	9	2.11
(1,22)	1:B:184:LYS:CE	5:B:207:7Q9:N	9	2.11
(1,22)	1:B:184:LYS:CE	6:B:208:17F:N1	9	2.11
(1,22)	1:B:184:LYS:CE	5:B:209:7Q9:N	9	2.11
(1,22)	1:B:184:LYS:CE	5:B:210:7Q9:N	9	2.11
(1,22)	1:B:184:LYS:CE	5:B:211:7Q9:N	9	2.11
(1,22)	1:B:184:LYS:CE	5:B:212:7Q9:N	9	2.11
(1,22)	1:B:184:LYS:CE	5:B:213:7Q9:N	9	2.11
(1,22)	1:B:184:LYS:CE	6:B:214:17F:N1	9	2.11

Continued on next page...

Continued from previous page...

Key	Atom-1	Atom-2	Model ID	Violation (Å)
(1,22)	1:B:184:LYS:CE	6:B:215:17F:N1	9	2.11
(1,22)	1:B:184:LYS:CE	5:B:216:7Q9:N	9	2.11
(1,22)	1:B:184:LYS:CE	5:B:217:7Q9:N	9	2.11
(1,22)	1:B:184:LYS:CE	5:B:218:7Q9:N	9	2.11
(1,22)	1:B:184:LYS:CE	6:B:219:17F:N1	9	2.11
(1,22)	1:B:184:LYS:CE	5:B:220:7Q9:N	9	2.11
(1,22)	1:B:184:LYS:CG	1:B:2:THR:N	9	2.11
(1,22)	1:B:184:LYS:CG	1:B:3:GLU:N	9	2.11
(1,22)	1:B:184:LYS:CG	1:B:4:TYR:N	9	2.11
(1,22)	1:B:184:LYS:CG	1:B:5:LYS:N	9	2.11
(1,22)	1:B:184:LYS:CG	1:B:6:LEU:N	9	2.11
(1,22)	1:B:184:LYS:CG	1:B:7:VAL:N	9	2.11
(1,22)	1:B:184:LYS:CG	1:B:8:VAL:N	9	2.11
(1,22)	1:B:184:LYS:CG	1:B:9:VAL:N	9	2.11
(1,22)	1:B:184:LYS:CG	1:B:10:GLY:N	9	2.11
(1,22)	1:B:184:LYS:CG	1:B:11:ALA:N	9	2.11
(1,22)	1:B:184:LYS:CG	1:B:12:ASP:N	9	2.11
(1,22)	1:B:184:LYS:CG	1:B:13:GLY:N	9	2.11
(1,22)	1:B:184:LYS:CG	1:B:14:VAL:N	9	2.11
(1,22)	1:B:184:LYS:CG	1:B:15:GLY:N	9	2.11
(1,22)	1:B:184:LYS:CG	1:B:16:LYS:N	9	2.11
(1,22)	1:B:184:LYS:CG	1:B:17:SER:N	9	2.11
(1,22)	1:B:184:LYS:CG	1:B:18:ALA:N	9	2.11
(1,22)	1:B:184:LYS:CG	1:B:19:LEU:N	9	2.11
(1,22)	1:B:184:LYS:CG	1:B:20:THR:N	9	2.11
(1,22)	1:B:184:LYS:CG	1:B:21:ILE:N	9	2.11
(1,22)	1:B:184:LYS:CG	1:B:22:GLN:N	9	2.11
(1,22)	1:B:184:LYS:CG	1:B:23:LEU:N	9	2.11
(1,22)	1:B:184:LYS:CG	1:B:24:ILE:N	9	2.11
(1,22)	1:B:184:LYS:CG	1:B:25:GLN:N	9	2.11
(1,22)	1:B:184:LYS:CG	1:B:26:ASN:N	9	2.11
(1,22)	1:B:184:LYS:CG	1:B:27:HIS:N	9	2.11
(1,22)	1:B:184:LYS:CG	1:B:28:PHE:N	9	2.11
(1,22)	1:B:184:LYS:CG	1:B:29:VAL:N	9	2.11
(1,22)	1:B:184:LYS:CG	1:B:30:ASP:N	9	2.11
(1,22)	1:B:184:LYS:CG	1:B:31:GLU:N	9	2.11
(1,22)	1:B:184:LYS:CG	1:B:32:TYR:N	9	2.11
(1,22)	1:B:184:LYS:CG	1:B:33:ASP:N	9	2.11
(1,22)	1:B:184:LYS:CG	1:B:34:PRO:N	9	2.11
(1,22)	1:B:184:LYS:CG	1:B:35:THR:N	9	2.11
(1,22)	1:B:184:LYS:CG	1:B:36:ILE:N	9	2.11
(1,22)	1:B:184:LYS:CG	1:B:37:GLU:N	9	2.11

Continued on next page...

Continued from previous page...

Key	Atom-1	Atom-2	Model ID	Violation (Å)
(1,22)	1:B:184:LYS:CG	1:B:38:ASP:N	9	2.11
(1,22)	1:B:184:LYS:CG	1:B:39:SER:N	9	2.11
(1,22)	1:B:184:LYS:CG	1:B:40:TYR:N	9	2.11
(1,22)	1:B:184:LYS:CG	1:B:41:ARG:N	9	2.11
(1,22)	1:B:184:LYS:CG	1:B:42:LYS:N	9	2.11
(1,22)	1:B:184:LYS:CG	1:B:43:GLN:N	9	2.11
(1,22)	1:B:184:LYS:CG	1:B:44:VAL:N	9	2.11
(1,22)	1:B:184:LYS:CG	1:B:45:VAL:N	9	2.11
(1,22)	1:B:184:LYS:CG	1:B:46:ILE:N	9	2.11
(1,22)	1:B:184:LYS:CG	1:B:47:ASP:N	9	2.11
(1,22)	1:B:184:LYS:CG	1:B:48:GLY:N	9	2.11
(1,22)	1:B:184:LYS:CG	1:B:49:GLU:N	9	2.11
(1,22)	1:B:184:LYS:CG	1:B:50:THR:N	9	2.11
(1,22)	1:B:184:LYS:CG	1:B:51:CYS:N	9	2.11
(1,22)	1:B:184:LYS:CG	1:B:52:LEU:N	9	2.11
(1,22)	1:B:184:LYS:CG	1:B:53:LEU:N	9	2.11
(1,22)	1:B:184:LYS:CG	1:B:54:ASP:N	9	2.11
(1,22)	1:B:184:LYS:CG	1:B:55:ILE:N	9	2.11
(1,22)	1:B:184:LYS:CG	1:B:56:LEU:N	9	2.11
(1,22)	1:B:184:LYS:CG	1:B:57:ASP:N	9	2.11
(1,22)	1:B:184:LYS:CG	1:B:58:THR:N	9	2.11
(1,22)	1:B:184:LYS:CG	1:B:59:ALA:N	9	2.11
(1,22)	1:B:184:LYS:CG	1:B:60:GLY:N	9	2.11
(1,22)	1:B:184:LYS:CG	1:B:61:GLN:N	9	2.11
(1,22)	1:B:184:LYS:CG	1:B:62:GLU:N	9	2.11
(1,22)	1:B:184:LYS:CG	1:B:63:GLU:N	9	2.11
(1,22)	1:B:184:LYS:CG	1:B:64:TYR:N	9	2.11
(1,22)	1:B:184:LYS:CG	1:B:65:SER:N	9	2.11
(1,22)	1:B:184:LYS:CG	1:B:66:ALA:N	9	2.11
(1,22)	1:B:184:LYS:CG	1:B:67:MET:N	9	2.11
(1,22)	1:B:184:LYS:CG	1:B:68:ARG:N	9	2.11
(1,22)	1:B:184:LYS:CG	1:B:69:ASP:N	9	2.11
(1,22)	1:B:184:LYS:CG	1:B:70:GLN:N	9	2.11
(1,22)	1:B:184:LYS:CG	1:B:71:TYR:N	9	2.11
(1,22)	1:B:184:LYS:CG	1:B:72:MET:N	9	2.11
(1,22)	1:B:184:LYS:CG	1:B:73:ARG:N	9	2.11
(1,22)	1:B:184:LYS:CG	1:B:74:THR:N	9	2.11
(1,22)	1:B:184:LYS:CG	1:B:75:GLY:N	9	2.11
(1,22)	1:B:184:LYS:CG	1:B:76:GLU:N	9	2.11
(1,22)	1:B:184:LYS:CG	1:B:77:GLY:N	9	2.11
(1,22)	1:B:184:LYS:CG	1:B:78:PHE:N	9	2.11
(1,22)	1:B:184:LYS:CG	1:B:79:LEU:N	9	2.11

Continued on next page...

Continued from previous page...

Key	Atom-1	Atom-2	Model ID	Violation (Å)
(1,22)	1:B:184:LYS:CG	1:B:80:CYS:N	9	2.11
(1,22)	1:B:184:LYS:CG	5:B:203:7Q9:N	9	2.11
(1,22)	1:B:184:LYS:CG	5:B:204:7Q9:N	9	2.11
(1,22)	1:B:184:LYS:CG	5:B:205:7Q9:N	9	2.11
(1,22)	1:B:184:LYS:CG	5:B:206:7Q9:N	9	2.11
(1,22)	1:B:184:LYS:CG	5:B:207:7Q9:N	9	2.11
(1,22)	1:B:184:LYS:CG	6:B:208:17F:N1	9	2.11
(1,22)	1:B:184:LYS:CG	5:B:209:7Q9:N	9	2.11
(1,22)	1:B:184:LYS:CG	5:B:210:7Q9:N	9	2.11
(1,22)	1:B:184:LYS:CG	5:B:211:7Q9:N	9	2.11
(1,22)	1:B:184:LYS:CG	5:B:212:7Q9:N	9	2.11
(1,22)	1:B:184:LYS:CG	5:B:213:7Q9:N	9	2.11
(1,22)	1:B:184:LYS:CG	6:B:214:17F:N1	9	2.11
(1,22)	1:B:184:LYS:CG	6:B:215:17F:N1	9	2.11
(1,22)	1:B:184:LYS:CG	5:B:216:7Q9:N	9	2.11
(1,22)	1:B:184:LYS:CG	5:B:217:7Q9:N	9	2.11
(1,22)	1:B:184:LYS:CG	5:B:218:7Q9:N	9	2.11
(1,22)	1:B:184:LYS:CG	6:B:219:17F:N1	9	2.11
(1,22)	1:B:184:LYS:CG	5:B:220:7Q9:N	9	2.11
(1,22)	1:B:184:LYS:H	1:B:2:THR:N	9	2.11
(1,22)	1:B:184:LYS:H	1:B:3:GLU:N	9	2.11
(1,22)	1:B:184:LYS:H	1:B:4:TYR:N	9	2.11
(1,22)	1:B:184:LYS:H	1:B:5:LYS:N	9	2.11
(1,22)	1:B:184:LYS:H	1:B:6:LEU:N	9	2.11
(1,22)	1:B:184:LYS:H	1:B:7:VAL:N	9	2.11
(1,22)	1:B:184:LYS:H	1:B:8:VAL:N	9	2.11
(1,22)	1:B:184:LYS:H	1:B:9:VAL:N	9	2.11
(1,22)	1:B:184:LYS:H	1:B:10:GLY:N	9	2.11
(1,22)	1:B:184:LYS:H	1:B:11:ALA:N	9	2.11
(1,22)	1:B:184:LYS:H	1:B:12:ASP:N	9	2.11
(1,22)	1:B:184:LYS:H	1:B:13:GLY:N	9	2.11
(1,22)	1:B:184:LYS:H	1:B:14:VAL:N	9	2.11
(1,22)	1:B:184:LYS:H	1:B:15:GLY:N	9	2.11
(1,22)	1:B:184:LYS:H	1:B:16:LYS:N	9	2.11
(1,22)	1:B:184:LYS:H	1:B:17:SER:N	9	2.11
(1,22)	1:B:184:LYS:H	1:B:18:ALA:N	9	2.11
(1,22)	1:B:184:LYS:H	1:B:19:LEU:N	9	2.11
(1,22)	1:B:184:LYS:H	1:B:20:THR:N	9	2.11
(1,22)	1:B:184:LYS:H	1:B:21:ILE:N	9	2.11
(1,22)	1:B:184:LYS:H	1:B:22:GLN:N	9	2.11
(1,22)	1:B:184:LYS:H	1:B:23:LEU:N	9	2.11
(1,22)	1:B:184:LYS:H	1:B:24:ILE:N	9	2.11

Continued on next page...

Continued from previous page...

Key	Atom-1	Atom-2	Model ID	Violation (Å)
(1,22)	1:B:184:LYS:H	1:B:25:GLN:N	9	2.11
(1,22)	1:B:184:LYS:H	1:B:26:ASN:N	9	2.11
(1,22)	1:B:184:LYS:H	1:B:27:HIS:N	9	2.11
(1,22)	1:B:184:LYS:H	1:B:28:PHE:N	9	2.11
(1,22)	1:B:184:LYS:H	1:B:29:VAL:N	9	2.11
(1,22)	1:B:184:LYS:H	1:B:30:ASP:N	9	2.11
(1,22)	1:B:184:LYS:H	1:B:31:GLU:N	9	2.11
(1,22)	1:B:184:LYS:H	1:B:32:TYR:N	9	2.11
(1,22)	1:B:184:LYS:H	1:B:33:ASP:N	9	2.11
(1,22)	1:B:184:LYS:H	1:B:34:PRO:N	9	2.11
(1,22)	1:B:184:LYS:H	1:B:35:THR:N	9	2.11
(1,22)	1:B:184:LYS:H	1:B:36:ILE:N	9	2.11
(1,22)	1:B:184:LYS:H	1:B:37:GLU:N	9	2.11
(1,22)	1:B:184:LYS:H	1:B:38:ASP:N	9	2.11
(1,22)	1:B:184:LYS:H	1:B:39:SER:N	9	2.11
(1,22)	1:B:184:LYS:H	1:B:40:TYR:N	9	2.11
(1,22)	1:B:184:LYS:H	1:B:41:ARG:N	9	2.11
(1,22)	1:B:184:LYS:H	1:B:42:LYS:N	9	2.11
(1,22)	1:B:184:LYS:H	1:B:43:GLN:N	9	2.11
(1,22)	1:B:184:LYS:H	1:B:44:VAL:N	9	2.11
(1,22)	1:B:184:LYS:H	1:B:45:VAL:N	9	2.11
(1,22)	1:B:184:LYS:H	1:B:46:ILE:N	9	2.11
(1,22)	1:B:184:LYS:H	1:B:47:ASP:N	9	2.11
(1,22)	1:B:184:LYS:H	1:B:48:GLY:N	9	2.11
(1,22)	1:B:184:LYS:H	1:B:49:GLU:N	9	2.11
(1,22)	1:B:184:LYS:H	1:B:50:THR:N	9	2.11
(1,22)	1:B:184:LYS:H	1:B:51:CYS:N	9	2.11
(1,22)	1:B:184:LYS:H	1:B:52:LEU:N	9	2.11
(1,22)	1:B:184:LYS:H	1:B:53:LEU:N	9	2.11
(1,22)	1:B:184:LYS:H	1:B:54:ASP:N	9	2.11
(1,22)	1:B:184:LYS:H	1:B:55:ILE:N	9	2.11
(1,22)	1:B:184:LYS:H	1:B:56:LEU:N	9	2.11
(1,22)	1:B:184:LYS:H	1:B:57:ASP:N	9	2.11
(1,22)	1:B:184:LYS:H	1:B:58:THR:N	9	2.11
(1,22)	1:B:184:LYS:H	1:B:59:ALA:N	9	2.11
(1,22)	1:B:184:LYS:H	1:B:60:GLY:N	9	2.11
(1,22)	1:B:184:LYS:H	1:B:61:GLN:N	9	2.11
(1,22)	1:B:184:LYS:H	1:B:62:GLU:N	9	2.11
(1,22)	1:B:184:LYS:H	1:B:63:GLU:N	9	2.11
(1,22)	1:B:184:LYS:H	1:B:64:TYR:N	9	2.11
(1,22)	1:B:184:LYS:H	1:B:65:SER:N	9	2.11
(1,22)	1:B:184:LYS:H	1:B:66:ALA:N	9	2.11

Continued on next page...

Continued from previous page...

Key	Atom-1	Atom-2	Model ID	Violation (Å)
(1,22)	1:B:184:LYS:H	1:B:67:MET:N	9	2.11
(1,22)	1:B:184:LYS:H	1:B:68:ARG:N	9	2.11
(1,22)	1:B:184:LYS:H	1:B:69:ASP:N	9	2.11
(1,22)	1:B:184:LYS:H	1:B:70:GLN:N	9	2.11
(1,22)	1:B:184:LYS:H	1:B:71:TYR:N	9	2.11
(1,22)	1:B:184:LYS:H	1:B:72:MET:N	9	2.11
(1,22)	1:B:184:LYS:H	1:B:73:ARG:N	9	2.11
(1,22)	1:B:184:LYS:H	1:B:74:THR:N	9	2.11
(1,22)	1:B:184:LYS:H	1:B:75:GLY:N	9	2.11
(1,22)	1:B:184:LYS:H	1:B:76:GLU:N	9	2.11
(1,22)	1:B:184:LYS:H	1:B:77:GLY:N	9	2.11
(1,22)	1:B:184:LYS:H	1:B:78:PHE:N	9	2.11
(1,22)	1:B:184:LYS:H	1:B:79:LEU:N	9	2.11
(1,22)	1:B:184:LYS:H	1:B:80:CYS:N	9	2.11
(1,22)	1:B:184:LYS:H	5:B:203:7Q9:N	9	2.11
(1,22)	1:B:184:LYS:H	5:B:204:7Q9:N	9	2.11
(1,22)	1:B:184:LYS:H	5:B:205:7Q9:N	9	2.11
(1,22)	1:B:184:LYS:H	5:B:206:7Q9:N	9	2.11
(1,22)	1:B:184:LYS:H	5:B:207:7Q9:N	9	2.11
(1,22)	1:B:184:LYS:H	6:B:208:17F:N1	9	2.11
(1,22)	1:B:184:LYS:H	5:B:209:7Q9:N	9	2.11
(1,22)	1:B:184:LYS:H	5:B:210:7Q9:N	9	2.11
(1,22)	1:B:184:LYS:H	5:B:211:7Q9:N	9	2.11
(1,22)	1:B:184:LYS:H	5:B:212:7Q9:N	9	2.11
(1,22)	1:B:184:LYS:H	5:B:213:7Q9:N	9	2.11
(1,22)	1:B:184:LYS:H	6:B:214:17F:N1	9	2.11
(1,22)	1:B:184:LYS:H	6:B:215:17F:N1	9	2.11
(1,22)	1:B:184:LYS:H	5:B:216:7Q9:N	9	2.11
(1,22)	1:B:184:LYS:H	5:B:217:7Q9:N	9	2.11
(1,22)	1:B:184:LYS:H	5:B:218:7Q9:N	9	2.11
(1,22)	1:B:184:LYS:H	6:B:219:17F:N1	9	2.11
(1,22)	1:B:184:LYS:H	5:B:220:7Q9:N	9	2.11
(1,22)	1:B:184:LYS:HZ1	1:B:2:THR:N	9	2.11
(1,22)	1:B:184:LYS:HZ1	1:B:3:GLU:N	9	2.11
(1,22)	1:B:184:LYS:HZ1	1:B:4:TYR:N	9	2.11
(1,22)	1:B:184:LYS:HZ1	1:B:5:LYS:N	9	2.11
(1,22)	1:B:184:LYS:HZ1	1:B:6:LEU:N	9	2.11
(1,22)	1:B:184:LYS:HZ1	1:B:7:VAL:N	9	2.11
(1,22)	1:B:184:LYS:HZ1	1:B:8:VAL:N	9	2.11
(1,22)	1:B:184:LYS:HZ1	1:B:9:VAL:N	9	2.11
(1,22)	1:B:184:LYS:HZ1	1:B:10:GLY:N	9	2.11
(1,22)	1:B:184:LYS:HZ1	1:B:11:ALA:N	9	2.11

Continued on next page...

Continued from previous page...

Key	Atom-1	Atom-2	Model ID	Violation (Å)
(1,22)	1:B:184:LYS:HZ1	1:B:12:ASP:N	9	2.11
(1,22)	1:B:184:LYS:HZ1	1:B:13:GLY:N	9	2.11
(1,22)	1:B:184:LYS:HZ1	1:B:14:VAL:N	9	2.11
(1,22)	1:B:184:LYS:HZ1	1:B:15:GLY:N	9	2.11
(1,22)	1:B:184:LYS:HZ1	1:B:16:LYS:N	9	2.11
(1,22)	1:B:184:LYS:HZ1	1:B:17:SER:N	9	2.11
(1,22)	1:B:184:LYS:HZ1	1:B:18:ALA:N	9	2.11
(1,22)	1:B:184:LYS:HZ1	1:B:19:LEU:N	9	2.11
(1,22)	1:B:184:LYS:HZ1	1:B:20:THR:N	9	2.11
(1,22)	1:B:184:LYS:HZ1	1:B:21:ILE:N	9	2.11
(1,22)	1:B:184:LYS:HZ1	1:B:22:GLN:N	9	2.11
(1,22)	1:B:184:LYS:HZ1	1:B:23:LEU:N	9	2.11
(1,22)	1:B:184:LYS:HZ1	1:B:24:ILE:N	9	2.11
(1,22)	1:B:184:LYS:HZ1	1:B:25:GLN:N	9	2.11
(1,22)	1:B:184:LYS:HZ1	1:B:26:ASN:N	9	2.11
(1,22)	1:B:184:LYS:HZ1	1:B:27:HIS:N	9	2.11
(1,22)	1:B:184:LYS:HZ1	1:B:28:PHE:N	9	2.11
(1,22)	1:B:184:LYS:HZ1	1:B:29:VAL:N	9	2.11
(1,22)	1:B:184:LYS:HZ1	1:B:30:ASP:N	9	2.11
(1,22)	1:B:184:LYS:HZ1	1:B:31:GLU:N	9	2.11
(1,22)	1:B:184:LYS:HZ1	1:B:32:TYR:N	9	2.11
(1,22)	1:B:184:LYS:HZ1	1:B:33:ASP:N	9	2.11
(1,22)	1:B:184:LYS:HZ1	1:B:34:PRO:N	9	2.11
(1,22)	1:B:184:LYS:HZ1	1:B:35:THR:N	9	2.11
(1,22)	1:B:184:LYS:HZ1	1:B:36:ILE:N	9	2.11
(1,22)	1:B:184:LYS:HZ1	1:B:37:GLU:N	9	2.11
(1,22)	1:B:184:LYS:HZ1	1:B:38:ASP:N	9	2.11
(1,22)	1:B:184:LYS:HZ1	1:B:39:SER:N	9	2.11
(1,22)	1:B:184:LYS:HZ1	1:B:40:TYR:N	9	2.11
(1,22)	1:B:184:LYS:HZ1	1:B:41:ARG:N	9	2.11
(1,22)	1:B:184:LYS:HZ1	1:B:42:LYS:N	9	2.11
(1,22)	1:B:184:LYS:HZ1	1:B:43:GLN:N	9	2.11
(1,22)	1:B:184:LYS:HZ1	1:B:44:VAL:N	9	2.11
(1,22)	1:B:184:LYS:HZ1	1:B:45:VAL:N	9	2.11
(1,22)	1:B:184:LYS:HZ1	1:B:46:ILE:N	9	2.11
(1,22)	1:B:184:LYS:HZ1	1:B:47:ASP:N	9	2.11
(1,22)	1:B:184:LYS:HZ1	1:B:48:GLY:N	9	2.11
(1,22)	1:B:184:LYS:HZ1	1:B:49:GLU:N	9	2.11
(1,22)	1:B:184:LYS:HZ1	1:B:50:THR:N	9	2.11
(1,22)	1:B:184:LYS:HZ1	1:B:51:CYS:N	9	2.11
(1,22)	1:B:184:LYS:HZ1	1:B:52:LEU:N	9	2.11
(1,22)	1:B:184:LYS:HZ1	1:B:53:LEU:N	9	2.11

Continued on next page...

Continued from previous page...

Key	Atom-1	Atom-2	Model ID	Violation (Å)
(1,22)	1:B:184:LYS:HZ1	1:B:54:ASP:N	9	2.11
(1,22)	1:B:184:LYS:HZ1	1:B:55:ILE:N	9	2.11
(1,22)	1:B:184:LYS:HZ1	1:B:56:LEU:N	9	2.11
(1,22)	1:B:184:LYS:HZ1	1:B:57:ASP:N	9	2.11
(1,22)	1:B:184:LYS:HZ1	1:B:58:THR:N	9	2.11
(1,22)	1:B:184:LYS:HZ1	1:B:59:ALA:N	9	2.11
(1,22)	1:B:184:LYS:HZ1	1:B:60:GLY:N	9	2.11
(1,22)	1:B:184:LYS:HZ1	1:B:61:GLN:N	9	2.11
(1,22)	1:B:184:LYS:HZ1	1:B:62:GLU:N	9	2.11
(1,22)	1:B:184:LYS:HZ1	1:B:63:GLU:N	9	2.11
(1,22)	1:B:184:LYS:HZ1	1:B:64:TYR:N	9	2.11
(1,22)	1:B:184:LYS:HZ1	1:B:65:SER:N	9	2.11
(1,22)	1:B:184:LYS:HZ1	1:B:66:ALA:N	9	2.11
(1,22)	1:B:184:LYS:HZ1	1:B:67:MET:N	9	2.11
(1,22)	1:B:184:LYS:HZ1	1:B:68:ARG:N	9	2.11
(1,22)	1:B:184:LYS:HZ1	1:B:69:ASP:N	9	2.11
(1,22)	1:B:184:LYS:HZ1	1:B:70:GLN:N	9	2.11
(1,22)	1:B:184:LYS:HZ1	1:B:71:TYR:N	9	2.11
(1,22)	1:B:184:LYS:HZ1	1:B:72:MET:N	9	2.11
(1,22)	1:B:184:LYS:HZ1	1:B:73:ARG:N	9	2.11
(1,22)	1:B:184:LYS:HZ1	1:B:74:THR:N	9	2.11
(1,22)	1:B:184:LYS:HZ1	1:B:75:GLY:N	9	2.11
(1,22)	1:B:184:LYS:HZ1	1:B:76:GLU:N	9	2.11
(1,22)	1:B:184:LYS:HZ1	1:B:77:GLY:N	9	2.11
(1,22)	1:B:184:LYS:HZ1	1:B:78:PHE:N	9	2.11
(1,22)	1:B:184:LYS:HZ1	1:B:79:LEU:N	9	2.11
(1,22)	1:B:184:LYS:HZ1	1:B:80:CYS:N	9	2.11
(1,22)	1:B:184:LYS:HZ1	5:B:203:7Q9:N	9	2.11
(1,22)	1:B:184:LYS:HZ1	5:B:204:7Q9:N	9	2.11
(1,22)	1:B:184:LYS:HZ1	5:B:205:7Q9:N	9	2.11
(1,22)	1:B:184:LYS:HZ1	5:B:206:7Q9:N	9	2.11
(1,22)	1:B:184:LYS:HZ1	5:B:207:7Q9:N	9	2.11
(1,22)	1:B:184:LYS:HZ1	6:B:208:17F:N1	9	2.11
(1,22)	1:B:184:LYS:HZ1	5:B:209:7Q9:N	9	2.11
(1,22)	1:B:184:LYS:HZ1	5:B:210:7Q9:N	9	2.11
(1,22)	1:B:184:LYS:HZ1	5:B:211:7Q9:N	9	2.11
(1,22)	1:B:184:LYS:HZ1	5:B:212:7Q9:N	9	2.11
(1,22)	1:B:184:LYS:HZ1	5:B:213:7Q9:N	9	2.11
(1,22)	1:B:184:LYS:HZ1	6:B:214:17F:N1	9	2.11
(1,22)	1:B:184:LYS:HZ1	6:B:215:17F:N1	9	2.11
(1,22)	1:B:184:LYS:HZ1	5:B:216:7Q9:N	9	2.11
(1,22)	1:B:184:LYS:HZ1	5:B:217:7Q9:N	9	2.11

Continued on next page...

Continued from previous page...

Key	Atom-1	Atom-2	Model ID	Violation (Å)
(1,22)	1:B:184:LYS:HZ1	5:B:218:7Q9:N	9	2.11
(1,22)	1:B:184:LYS:HZ1	6:B:219:17F:N1	9	2.11
(1,22)	1:B:184:LYS:HZ1	5:B:220:7Q9:N	9	2.11
(1,22)	1:B:184:LYS:HZ2	1:B:2:THR:N	9	2.11
(1,22)	1:B:184:LYS:HZ2	1:B:3:GLU:N	9	2.11
(1,22)	1:B:184:LYS:HZ2	1:B:4:TYR:N	9	2.11
(1,22)	1:B:184:LYS:HZ2	1:B:5:LYS:N	9	2.11
(1,22)	1:B:184:LYS:HZ2	1:B:6:LEU:N	9	2.11
(1,22)	1:B:184:LYS:HZ2	1:B:7:VAL:N	9	2.11
(1,22)	1:B:184:LYS:HZ2	1:B:8:VAL:N	9	2.11
(1,22)	1:B:184:LYS:HZ2	1:B:9:VAL:N	9	2.11
(1,22)	1:B:184:LYS:HZ2	1:B:10:GLY:N	9	2.11
(1,22)	1:B:184:LYS:HZ2	1:B:11:ALA:N	9	2.11
(1,22)	1:B:184:LYS:HZ2	1:B:12:ASP:N	9	2.11
(1,22)	1:B:184:LYS:HZ2	1:B:13:GLY:N	9	2.11
(1,22)	1:B:184:LYS:HZ2	1:B:14:VAL:N	9	2.11
(1,22)	1:B:184:LYS:HZ2	1:B:15:GLY:N	9	2.11
(1,22)	1:B:184:LYS:HZ2	1:B:16:LYS:N	9	2.11
(1,22)	1:B:184:LYS:HZ2	1:B:17:SER:N	9	2.11
(1,22)	1:B:184:LYS:HZ2	1:B:18:ALA:N	9	2.11
(1,22)	1:B:184:LYS:HZ2	1:B:19:LEU:N	9	2.11
(1,22)	1:B:184:LYS:HZ2	1:B:20:THR:N	9	2.11
(1,22)	1:B:184:LYS:HZ2	1:B:21:ILE:N	9	2.11
(1,22)	1:B:184:LYS:HZ2	1:B:22:GLN:N	9	2.11
(1,22)	1:B:184:LYS:HZ2	1:B:23:LEU:N	9	2.11
(1,22)	1:B:184:LYS:HZ2	1:B:24:ILE:N	9	2.11
(1,22)	1:B:184:LYS:HZ2	1:B:25:GLN:N	9	2.11
(1,22)	1:B:184:LYS:HZ2	1:B:26:ASN:N	9	2.11
(1,22)	1:B:184:LYS:HZ2	1:B:27:HIS:N	9	2.11
(1,22)	1:B:184:LYS:HZ2	1:B:28:PHE:N	9	2.11
(1,22)	1:B:184:LYS:HZ2	1:B:29:VAL:N	9	2.11
(1,22)	1:B:184:LYS:HZ2	1:B:30:ASP:N	9	2.11
(1,22)	1:B:184:LYS:HZ2	1:B:31:GLU:N	9	2.11
(1,22)	1:B:184:LYS:HZ2	1:B:32:TYR:N	9	2.11
(1,22)	1:B:184:LYS:HZ2	1:B:33:ASP:N	9	2.11
(1,22)	1:B:184:LYS:HZ2	1:B:34:PRO:N	9	2.11
(1,22)	1:B:184:LYS:HZ2	1:B:35:THR:N	9	2.11
(1,22)	1:B:184:LYS:HZ2	1:B:36:ILE:N	9	2.11
(1,22)	1:B:184:LYS:HZ2	1:B:37:GLU:N	9	2.11
(1,22)	1:B:184:LYS:HZ2	1:B:38:ASP:N	9	2.11
(1,22)	1:B:184:LYS:HZ2	1:B:39:SER:N	9	2.11
(1,22)	1:B:184:LYS:HZ2	1:B:40:TYR:N	9	2.11

Continued on next page...

Continued from previous page...

Key	Atom-1	Atom-2	Model ID	Violation (Å)
(1,22)	1:B:184:LYS:HZ2	1:B:41:ARG:N	9	2.11
(1,22)	1:B:184:LYS:HZ2	1:B:42:LYS:N	9	2.11
(1,22)	1:B:184:LYS:HZ2	1:B:43:GLN:N	9	2.11
(1,22)	1:B:184:LYS:HZ2	1:B:44:VAL:N	9	2.11
(1,22)	1:B:184:LYS:HZ2	1:B:45:VAL:N	9	2.11
(1,22)	1:B:184:LYS:HZ2	1:B:46:ILE:N	9	2.11
(1,22)	1:B:184:LYS:HZ2	1:B:47:ASP:N	9	2.11
(1,22)	1:B:184:LYS:HZ2	1:B:48:GLY:N	9	2.11
(1,22)	1:B:184:LYS:HZ2	1:B:49:GLU:N	9	2.11
(1,22)	1:B:184:LYS:HZ2	1:B:50:THR:N	9	2.11
(1,22)	1:B:184:LYS:HZ2	1:B:51:CYS:N	9	2.11
(1,22)	1:B:184:LYS:HZ2	1:B:52:LEU:N	9	2.11
(1,22)	1:B:184:LYS:HZ2	1:B:53:LEU:N	9	2.11
(1,22)	1:B:184:LYS:HZ2	1:B:54:ASP:N	9	2.11
(1,22)	1:B:184:LYS:HZ2	1:B:55:ILE:N	9	2.11
(1,22)	1:B:184:LYS:HZ2	1:B:56:LEU:N	9	2.11
(1,22)	1:B:184:LYS:HZ2	1:B:57:ASP:N	9	2.11
(1,22)	1:B:184:LYS:HZ2	1:B:58:THR:N	9	2.11
(1,22)	1:B:184:LYS:HZ2	1:B:59:ALA:N	9	2.11
(1,22)	1:B:184:LYS:HZ2	1:B:60:GLY:N	9	2.11
(1,22)	1:B:184:LYS:HZ2	1:B:61:GLN:N	9	2.11
(1,22)	1:B:184:LYS:HZ2	1:B:62:GLU:N	9	2.11
(1,22)	1:B:184:LYS:HZ2	1:B:63:GLU:N	9	2.11
(1,22)	1:B:184:LYS:HZ2	1:B:64:TYR:N	9	2.11
(1,22)	1:B:184:LYS:HZ2	1:B:65:SER:N	9	2.11
(1,22)	1:B:184:LYS:HZ2	1:B:66:ALA:N	9	2.11
(1,22)	1:B:184:LYS:HZ2	1:B:67:MET:N	9	2.11
(1,22)	1:B:184:LYS:HZ2	1:B:68:ARG:N	9	2.11
(1,22)	1:B:184:LYS:HZ2	1:B:69:ASP:N	9	2.11
(1,22)	1:B:184:LYS:HZ2	1:B:70:GLN:N	9	2.11
(1,22)	1:B:184:LYS:HZ2	1:B:71:TYR:N	9	2.11
(1,22)	1:B:184:LYS:HZ2	1:B:72:MET:N	9	2.11
(1,22)	1:B:184:LYS:HZ2	1:B:73:ARG:N	9	2.11
(1,22)	1:B:184:LYS:HZ2	1:B:74:THR:N	9	2.11
(1,22)	1:B:184:LYS:HZ2	1:B:75:GLY:N	9	2.11
(1,22)	1:B:184:LYS:HZ2	1:B:76:GLU:N	9	2.11
(1,22)	1:B:184:LYS:HZ2	1:B:77:GLY:N	9	2.11
(1,22)	1:B:184:LYS:HZ2	1:B:78:PHE:N	9	2.11
(1,22)	1:B:184:LYS:HZ2	1:B:79:LEU:N	9	2.11
(1,22)	1:B:184:LYS:HZ2	1:B:80:CYS:N	9	2.11
(1,22)	1:B:184:LYS:HZ2	5:B:203:7Q9:N	9	2.11
(1,22)	1:B:184:LYS:HZ2	5:B:204:7Q9:N	9	2.11

Continued on next page...

Continued from previous page...

Key	Atom-1	Atom-2	Model ID	Violation (Å)
(1,22)	1:B:184:LYS:HZ2	5:B:205:7Q9:N	9	2.11
(1,22)	1:B:184:LYS:HZ2	5:B:206:7Q9:N	9	2.11
(1,22)	1:B:184:LYS:HZ2	5:B:207:7Q9:N	9	2.11
(1,22)	1:B:184:LYS:HZ2	6:B:208:17F:N1	9	2.11
(1,22)	1:B:184:LYS:HZ2	5:B:209:7Q9:N	9	2.11
(1,22)	1:B:184:LYS:HZ2	5:B:210:7Q9:N	9	2.11
(1,22)	1:B:184:LYS:HZ2	5:B:211:7Q9:N	9	2.11
(1,22)	1:B:184:LYS:HZ2	5:B:212:7Q9:N	9	2.11
(1,22)	1:B:184:LYS:HZ2	5:B:213:7Q9:N	9	2.11
(1,22)	1:B:184:LYS:HZ2	6:B:214:17F:N1	9	2.11
(1,22)	1:B:184:LYS:HZ2	6:B:215:17F:N1	9	2.11
(1,22)	1:B:184:LYS:HZ2	5:B:216:7Q9:N	9	2.11
(1,22)	1:B:184:LYS:HZ2	5:B:217:7Q9:N	9	2.11
(1,22)	1:B:184:LYS:HZ2	5:B:218:7Q9:N	9	2.11
(1,22)	1:B:184:LYS:HZ2	6:B:219:17F:N1	9	2.11
(1,22)	1:B:184:LYS:HZ2	5:B:220:7Q9:N	9	2.11
(1,22)	1:B:184:LYS:HZ3	1:B:2:THR:N	9	2.11
(1,22)	1:B:184:LYS:HZ3	1:B:3:GLU:N	9	2.11
(1,22)	1:B:184:LYS:HZ3	1:B:4:TYR:N	9	2.11
(1,22)	1:B:184:LYS:HZ3	1:B:5:LYS:N	9	2.11
(1,22)	1:B:184:LYS:HZ3	1:B:6:LEU:N	9	2.11
(1,22)	1:B:184:LYS:HZ3	1:B:7:VAL:N	9	2.11
(1,22)	1:B:184:LYS:HZ3	1:B:8:VAL:N	9	2.11
(1,22)	1:B:184:LYS:HZ3	1:B:9:VAL:N	9	2.11
(1,22)	1:B:184:LYS:HZ3	1:B:10:GLY:N	9	2.11
(1,22)	1:B:184:LYS:HZ3	1:B:11:ALA:N	9	2.11
(1,22)	1:B:184:LYS:HZ3	1:B:12:ASP:N	9	2.11
(1,22)	1:B:184:LYS:HZ3	1:B:13:GLY:N	9	2.11
(1,22)	1:B:184:LYS:HZ3	1:B:14:VAL:N	9	2.11
(1,22)	1:B:184:LYS:HZ3	1:B:15:GLY:N	9	2.11
(1,22)	1:B:184:LYS:HZ3	1:B:16:LYS:N	9	2.11
(1,22)	1:B:184:LYS:HZ3	1:B:17:SER:N	9	2.11
(1,22)	1:B:184:LYS:HZ3	1:B:18:ALA:N	9	2.11
(1,22)	1:B:184:LYS:HZ3	1:B:19:LEU:N	9	2.11
(1,22)	1:B:184:LYS:HZ3	1:B:20:THR:N	9	2.11
(1,22)	1:B:184:LYS:HZ3	1:B:21:ILE:N	9	2.11
(1,22)	1:B:184:LYS:HZ3	1:B:22:GLN:N	9	2.11
(1,22)	1:B:184:LYS:HZ3	1:B:23:LEU:N	9	2.11
(1,22)	1:B:184:LYS:HZ3	1:B:24:ILE:N	9	2.11
(1,22)	1:B:184:LYS:HZ3	1:B:25:GLN:N	9	2.11
(1,22)	1:B:184:LYS:HZ3	1:B:26:ASN:N	9	2.11
(1,22)	1:B:184:LYS:HZ3	1:B:27:HIS:N	9	2.11

Continued on next page...

Continued from previous page...

Key	Atom-1	Atom-2	Model ID	Violation (Å)
(1,22)	1:B:184:LYS:HZ3	1:B:28:PHE:N	9	2.11
(1,22)	1:B:184:LYS:HZ3	1:B:29:VAL:N	9	2.11
(1,22)	1:B:184:LYS:HZ3	1:B:30:ASP:N	9	2.11
(1,22)	1:B:184:LYS:HZ3	1:B:31:GLU:N	9	2.11
(1,22)	1:B:184:LYS:HZ3	1:B:32:TYR:N	9	2.11
(1,22)	1:B:184:LYS:HZ3	1:B:33:ASP:N	9	2.11
(1,22)	1:B:184:LYS:HZ3	1:B:34:PRO:N	9	2.11
(1,22)	1:B:184:LYS:HZ3	1:B:35:THR:N	9	2.11
(1,22)	1:B:184:LYS:HZ3	1:B:36:ILE:N	9	2.11
(1,22)	1:B:184:LYS:HZ3	1:B:37:GLU:N	9	2.11
(1,22)	1:B:184:LYS:HZ3	1:B:38:ASP:N	9	2.11
(1,22)	1:B:184:LYS:HZ3	1:B:39:SER:N	9	2.11
(1,22)	1:B:184:LYS:HZ3	1:B:40:TYR:N	9	2.11
(1,22)	1:B:184:LYS:HZ3	1:B:41:ARG:N	9	2.11
(1,22)	1:B:184:LYS:HZ3	1:B:42:LYS:N	9	2.11
(1,22)	1:B:184:LYS:HZ3	1:B:43:GLN:N	9	2.11
(1,22)	1:B:184:LYS:HZ3	1:B:44:VAL:N	9	2.11
(1,22)	1:B:184:LYS:HZ3	1:B:45:VAL:N	9	2.11
(1,22)	1:B:184:LYS:HZ3	1:B:46:ILE:N	9	2.11
(1,22)	1:B:184:LYS:HZ3	1:B:47:ASP:N	9	2.11
(1,22)	1:B:184:LYS:HZ3	1:B:48:GLY:N	9	2.11
(1,22)	1:B:184:LYS:HZ3	1:B:49:GLU:N	9	2.11
(1,22)	1:B:184:LYS:HZ3	1:B:50:THR:N	9	2.11
(1,22)	1:B:184:LYS:HZ3	1:B:51:CYS:N	9	2.11
(1,22)	1:B:184:LYS:HZ3	1:B:52:LEU:N	9	2.11
(1,22)	1:B:184:LYS:HZ3	1:B:53:LEU:N	9	2.11
(1,22)	1:B:184:LYS:HZ3	1:B:54:ASP:N	9	2.11
(1,22)	1:B:184:LYS:HZ3	1:B:55:ILE:N	9	2.11
(1,22)	1:B:184:LYS:HZ3	1:B:56:LEU:N	9	2.11
(1,22)	1:B:184:LYS:HZ3	1:B:57:ASP:N	9	2.11
(1,22)	1:B:184:LYS:HZ3	1:B:58:THR:N	9	2.11
(1,22)	1:B:184:LYS:HZ3	1:B:59:ALA:N	9	2.11
(1,22)	1:B:184:LYS:HZ3	1:B:60:GLY:N	9	2.11
(1,22)	1:B:184:LYS:HZ3	1:B:61:GLN:N	9	2.11
(1,22)	1:B:184:LYS:HZ3	1:B:62:GLU:N	9	2.11
(1,22)	1:B:184:LYS:HZ3	1:B:63:GLU:N	9	2.11
(1,22)	1:B:184:LYS:HZ3	1:B:64:TYR:N	9	2.11
(1,22)	1:B:184:LYS:HZ3	1:B:65:SER:N	9	2.11
(1,22)	1:B:184:LYS:HZ3	1:B:66:ALA:N	9	2.11
(1,22)	1:B:184:LYS:HZ3	1:B:67:MET:N	9	2.11
(1,22)	1:B:184:LYS:HZ3	1:B:68:ARG:N	9	2.11
(1,22)	1:B:184:LYS:HZ3	1:B:69:ASP:N	9	2.11

Continued on next page...

Continued from previous page...

Key	Atom-1	Atom-2	Model ID	Violation (Å)
(1,22)	1:B:184:LYS:HZ3	1:B:70:GLN:N	9	2.11
(1,22)	1:B:184:LYS:HZ3	1:B:71:TYR:N	9	2.11
(1,22)	1:B:184:LYS:HZ3	1:B:72:MET:N	9	2.11
(1,22)	1:B:184:LYS:HZ3	1:B:73:ARG:N	9	2.11
(1,22)	1:B:184:LYS:HZ3	1:B:74:THR:N	9	2.11
(1,22)	1:B:184:LYS:HZ3	1:B:75:GLY:N	9	2.11
(1,22)	1:B:184:LYS:HZ3	1:B:76:GLU:N	9	2.11
(1,22)	1:B:184:LYS:HZ3	1:B:77:GLY:N	9	2.11
(1,22)	1:B:184:LYS:HZ3	1:B:78:PHE:N	9	2.11
(1,22)	1:B:184:LYS:HZ3	1:B:79:LEU:N	9	2.11
(1,22)	1:B:184:LYS:HZ3	1:B:80:CYS:N	9	2.11
(1,22)	1:B:184:LYS:HZ3	5:B:203:7Q9:N	9	2.11
(1,22)	1:B:184:LYS:HZ3	5:B:204:7Q9:N	9	2.11
(1,22)	1:B:184:LYS:HZ3	5:B:205:7Q9:N	9	2.11
(1,22)	1:B:184:LYS:HZ3	5:B:206:7Q9:N	9	2.11
(1,22)	1:B:184:LYS:HZ3	5:B:207:7Q9:N	9	2.11
(1,22)	1:B:184:LYS:HZ3	6:B:208:17F:N1	9	2.11
(1,22)	1:B:184:LYS:HZ3	5:B:209:7Q9:N	9	2.11
(1,22)	1:B:184:LYS:HZ3	5:B:210:7Q9:N	9	2.11
(1,22)	1:B:184:LYS:HZ3	5:B:211:7Q9:N	9	2.11
(1,22)	1:B:184:LYS:HZ3	5:B:212:7Q9:N	9	2.11
(1,22)	1:B:184:LYS:HZ3	5:B:213:7Q9:N	9	2.11
(1,22)	1:B:184:LYS:HZ3	6:B:214:17F:N1	9	2.11
(1,22)	1:B:184:LYS:HZ3	6:B:215:17F:N1	9	2.11
(1,22)	1:B:184:LYS:HZ3	5:B:216:7Q9:N	9	2.11
(1,22)	1:B:184:LYS:HZ3	5:B:217:7Q9:N	9	2.11
(1,22)	1:B:184:LYS:HZ3	5:B:218:7Q9:N	9	2.11
(1,22)	1:B:184:LYS:HZ3	6:B:219:17F:N1	9	2.11
(1,22)	1:B:184:LYS:HZ3	5:B:220:7Q9:N	9	2.11
(1,22)	1:B:184:LYS:N	1:B:2:THR:N	9	2.11
(1,22)	1:B:184:LYS:N	1:B:3:GLU:N	9	2.11
(1,22)	1:B:184:LYS:N	1:B:4:TYR:N	9	2.11
(1,22)	1:B:184:LYS:N	1:B:5:LYS:N	9	2.11
(1,22)	1:B:184:LYS:N	1:B:6:LEU:N	9	2.11
(1,22)	1:B:184:LYS:N	1:B:7:VAL:N	9	2.11
(1,22)	1:B:184:LYS:N	1:B:8:VAL:N	9	2.11
(1,22)	1:B:184:LYS:N	1:B:9:VAL:N	9	2.11
(1,22)	1:B:184:LYS:N	1:B:10:GLY:N	9	2.11
(1,22)	1:B:184:LYS:N	1:B:11:ALA:N	9	2.11
(1,22)	1:B:184:LYS:N	1:B:12:ASP:N	9	2.11
(1,22)	1:B:184:LYS:N	1:B:13:GLY:N	9	2.11
(1,22)	1:B:184:LYS:N	1:B:14:VAL:N	9	2.11

Continued on next page...

Continued from previous page...

Key	Atom-1	Atom-2	Model ID	Violation (Å)
(1,22)	1:B:184:LYS:N	1:B:15:GLY:N	9	2.11
(1,22)	1:B:184:LYS:N	1:B:16:LYS:N	9	2.11
(1,22)	1:B:184:LYS:N	1:B:17:SER:N	9	2.11
(1,22)	1:B:184:LYS:N	1:B:18:ALA:N	9	2.11
(1,22)	1:B:184:LYS:N	1:B:19:LEU:N	9	2.11
(1,22)	1:B:184:LYS:N	1:B:20:THR:N	9	2.11
(1,22)	1:B:184:LYS:N	1:B:21:ILE:N	9	2.11
(1,22)	1:B:184:LYS:N	1:B:22:GLN:N	9	2.11
(1,22)	1:B:184:LYS:N	1:B:23:LEU:N	9	2.11
(1,22)	1:B:184:LYS:N	1:B:24:ILE:N	9	2.11
(1,22)	1:B:184:LYS:N	1:B:25:GLN:N	9	2.11
(1,22)	1:B:184:LYS:N	1:B:26:ASN:N	9	2.11
(1,22)	1:B:184:LYS:N	1:B:27:HIS:N	9	2.11
(1,22)	1:B:184:LYS:N	1:B:28:PHE:N	9	2.11
(1,22)	1:B:184:LYS:N	1:B:29:VAL:N	9	2.11
(1,22)	1:B:184:LYS:N	1:B:30:ASP:N	9	2.11
(1,22)	1:B:184:LYS:N	1:B:31:GLU:N	9	2.11
(1,22)	1:B:184:LYS:N	1:B:32:TYR:N	9	2.11
(1,22)	1:B:184:LYS:N	1:B:33:ASP:N	9	2.11
(1,22)	1:B:184:LYS:N	1:B:34:PRO:N	9	2.11
(1,22)	1:B:184:LYS:N	1:B:35:THR:N	9	2.11
(1,22)	1:B:184:LYS:N	1:B:36:ILE:N	9	2.11
(1,22)	1:B:184:LYS:N	1:B:37:GLU:N	9	2.11
(1,22)	1:B:184:LYS:N	1:B:38:ASP:N	9	2.11
(1,22)	1:B:184:LYS:N	1:B:39:SER:N	9	2.11
(1,22)	1:B:184:LYS:N	1:B:40:TYR:N	9	2.11
(1,22)	1:B:184:LYS:N	1:B:41:ARG:N	9	2.11
(1,22)	1:B:184:LYS:N	1:B:42:LYS:N	9	2.11
(1,22)	1:B:184:LYS:N	1:B:43:GLN:N	9	2.11
(1,22)	1:B:184:LYS:N	1:B:44:VAL:N	9	2.11
(1,22)	1:B:184:LYS:N	1:B:45:VAL:N	9	2.11
(1,22)	1:B:184:LYS:N	1:B:46:ILE:N	9	2.11
(1,22)	1:B:184:LYS:N	1:B:47:ASP:N	9	2.11
(1,22)	1:B:184:LYS:N	1:B:48:GLY:N	9	2.11
(1,22)	1:B:184:LYS:N	1:B:49:GLU:N	9	2.11
(1,22)	1:B:184:LYS:N	1:B:50:THR:N	9	2.11
(1,22)	1:B:184:LYS:N	1:B:51:CYS:N	9	2.11
(1,22)	1:B:184:LYS:N	1:B:52:LEU:N	9	2.11
(1,22)	1:B:184:LYS:N	1:B:53:LEU:N	9	2.11
(1,22)	1:B:184:LYS:N	1:B:54:ASP:N	9	2.11
(1,22)	1:B:184:LYS:N	1:B:55:ILE:N	9	2.11
(1,22)	1:B:184:LYS:N	1:B:56:LEU:N	9	2.11

Continued on next page...

Continued from previous page...

Key	Atom-1	Atom-2	Model ID	Violation (Å)
(1,22)	1:B:184:LYS:N	1:B:57:ASP:N	9	2.11
(1,22)	1:B:184:LYS:N	1:B:58:THR:N	9	2.11
(1,22)	1:B:184:LYS:N	1:B:59:ALA:N	9	2.11
(1,22)	1:B:184:LYS:N	1:B:60:GLY:N	9	2.11
(1,22)	1:B:184:LYS:N	1:B:61:GLN:N	9	2.11
(1,22)	1:B:184:LYS:N	1:B:62:GLU:N	9	2.11
(1,22)	1:B:184:LYS:N	1:B:63:GLU:N	9	2.11
(1,22)	1:B:184:LYS:N	1:B:64:TYR:N	9	2.11
(1,22)	1:B:184:LYS:N	1:B:65:SER:N	9	2.11
(1,22)	1:B:184:LYS:N	1:B:66:ALA:N	9	2.11
(1,22)	1:B:184:LYS:N	1:B:67:MET:N	9	2.11
(1,22)	1:B:184:LYS:N	1:B:68:ARG:N	9	2.11
(1,22)	1:B:184:LYS:N	1:B:69:ASP:N	9	2.11
(1,22)	1:B:184:LYS:N	1:B:70:GLN:N	9	2.11
(1,22)	1:B:184:LYS:N	1:B:71:TYR:N	9	2.11
(1,22)	1:B:184:LYS:N	1:B:72:MET:N	9	2.11
(1,22)	1:B:184:LYS:N	1:B:73:ARG:N	9	2.11
(1,22)	1:B:184:LYS:N	1:B:74:THR:N	9	2.11
(1,22)	1:B:184:LYS:N	1:B:75:GLY:N	9	2.11
(1,22)	1:B:184:LYS:N	1:B:76:GLU:N	9	2.11
(1,22)	1:B:184:LYS:N	1:B:77:GLY:N	9	2.11
(1,22)	1:B:184:LYS:N	1:B:78:PHE:N	9	2.11
(1,22)	1:B:184:LYS:N	1:B:79:LEU:N	9	2.11
(1,22)	1:B:184:LYS:N	1:B:80:CYS:N	9	2.11
(1,22)	1:B:184:LYS:N	5:B:203:7Q9:N	9	2.11
(1,22)	1:B:184:LYS:N	5:B:204:7Q9:N	9	2.11
(1,22)	1:B:184:LYS:N	5:B:205:7Q9:N	9	2.11
(1,22)	1:B:184:LYS:N	5:B:206:7Q9:N	9	2.11
(1,22)	1:B:184:LYS:N	5:B:207:7Q9:N	9	2.11
(1,22)	1:B:184:LYS:N	6:B:208:17F:N1	9	2.11
(1,22)	1:B:184:LYS:N	5:B:209:7Q9:N	9	2.11
(1,22)	1:B:184:LYS:N	5:B:210:7Q9:N	9	2.11
(1,22)	1:B:184:LYS:N	5:B:211:7Q9:N	9	2.11
(1,22)	1:B:184:LYS:N	5:B:212:7Q9:N	9	2.11
(1,22)	1:B:184:LYS:N	5:B:213:7Q9:N	9	2.11
(1,22)	1:B:184:LYS:N	6:B:214:17F:N1	9	2.11
(1,22)	1:B:184:LYS:N	6:B:215:17F:N1	9	2.11
(1,22)	1:B:184:LYS:N	5:B:216:7Q9:N	9	2.11
(1,22)	1:B:184:LYS:N	5:B:217:7Q9:N	9	2.11
(1,22)	1:B:184:LYS:N	5:B:218:7Q9:N	9	2.11
(1,22)	1:B:184:LYS:N	6:B:219:17F:N1	9	2.11
(1,22)	1:B:184:LYS:N	5:B:220:7Q9:N	9	2.11

Continued on next page...

Continued from previous page...

Key	Atom-1	Atom-2	Model ID	Violation (Å)
(1,22)	1:B:184:LYS:NZ	1:B:2:THR:N	9	2.11
(1,22)	1:B:184:LYS:NZ	1:B:3:GLU:N	9	2.11
(1,22)	1:B:184:LYS:NZ	1:B:4:TYR:N	9	2.11
(1,22)	1:B:184:LYS:NZ	1:B:5:LYS:N	9	2.11
(1,22)	1:B:184:LYS:NZ	1:B:6:LEU:N	9	2.11
(1,22)	1:B:184:LYS:NZ	1:B:7:VAL:N	9	2.11
(1,22)	1:B:184:LYS:NZ	1:B:8:VAL:N	9	2.11
(1,22)	1:B:184:LYS:NZ	1:B:9:VAL:N	9	2.11
(1,22)	1:B:184:LYS:NZ	1:B:10:GLY:N	9	2.11
(1,22)	1:B:184:LYS:NZ	1:B:11:ALA:N	9	2.11
(1,22)	1:B:184:LYS:NZ	1:B:12:ASP:N	9	2.11
(1,22)	1:B:184:LYS:NZ	1:B:13:GLY:N	9	2.11
(1,22)	1:B:184:LYS:NZ	1:B:14:VAL:N	9	2.11
(1,22)	1:B:184:LYS:NZ	1:B:15:GLY:N	9	2.11
(1,22)	1:B:184:LYS:NZ	1:B:16:LYS:N	9	2.11
(1,22)	1:B:184:LYS:NZ	1:B:17:SER:N	9	2.11
(1,22)	1:B:184:LYS:NZ	1:B:18:ALA:N	9	2.11
(1,22)	1:B:184:LYS:NZ	1:B:19:LEU:N	9	2.11
(1,22)	1:B:184:LYS:NZ	1:B:20:THR:N	9	2.11
(1,22)	1:B:184:LYS:NZ	1:B:21:ILE:N	9	2.11
(1,22)	1:B:184:LYS:NZ	1:B:22:GLN:N	9	2.11
(1,22)	1:B:184:LYS:NZ	1:B:23:LEU:N	9	2.11
(1,22)	1:B:184:LYS:NZ	1:B:24:ILE:N	9	2.11
(1,22)	1:B:184:LYS:NZ	1:B:25:GLN:N	9	2.11
(1,22)	1:B:184:LYS:NZ	1:B:26:ASN:N	9	2.11
(1,22)	1:B:184:LYS:NZ	1:B:27:HIS:N	9	2.11
(1,22)	1:B:184:LYS:NZ	1:B:28:PHE:N	9	2.11
(1,22)	1:B:184:LYS:NZ	1:B:29:VAL:N	9	2.11
(1,22)	1:B:184:LYS:NZ	1:B:30:ASP:N	9	2.11
(1,22)	1:B:184:LYS:NZ	1:B:31:GLU:N	9	2.11
(1,22)	1:B:184:LYS:NZ	1:B:32:TYR:N	9	2.11
(1,22)	1:B:184:LYS:NZ	1:B:33:ASP:N	9	2.11
(1,22)	1:B:184:LYS:NZ	1:B:34:PRO:N	9	2.11
(1,22)	1:B:184:LYS:NZ	1:B:35:THR:N	9	2.11
(1,22)	1:B:184:LYS:NZ	1:B:36:ILE:N	9	2.11
(1,22)	1:B:184:LYS:NZ	1:B:37:GLU:N	9	2.11
(1,22)	1:B:184:LYS:NZ	1:B:38:ASP:N	9	2.11
(1,22)	1:B:184:LYS:NZ	1:B:39:SER:N	9	2.11
(1,22)	1:B:184:LYS:NZ	1:B:40:TYR:N	9	2.11
(1,22)	1:B:184:LYS:NZ	1:B:41:ARG:N	9	2.11
(1,22)	1:B:184:LYS:NZ	1:B:42:LYS:N	9	2.11
(1,22)	1:B:184:LYS:NZ	1:B:43:GLN:N	9	2.11

Continued on next page...

Continued from previous page...

Key	Atom-1	Atom-2	Model ID	Violation (Å)
(1,22)	1:B:184:LYS:NZ	1:B:44:VAL:N	9	2.11
(1,22)	1:B:184:LYS:NZ	1:B:45:VAL:N	9	2.11
(1,22)	1:B:184:LYS:NZ	1:B:46:ILE:N	9	2.11
(1,22)	1:B:184:LYS:NZ	1:B:47:ASP:N	9	2.11
(1,22)	1:B:184:LYS:NZ	1:B:48:GLY:N	9	2.11
(1,22)	1:B:184:LYS:NZ	1:B:49:GLU:N	9	2.11
(1,22)	1:B:184:LYS:NZ	1:B:50:THR:N	9	2.11
(1,22)	1:B:184:LYS:NZ	1:B:51:CYS:N	9	2.11
(1,22)	1:B:184:LYS:NZ	1:B:52:LEU:N	9	2.11
(1,22)	1:B:184:LYS:NZ	1:B:53:LEU:N	9	2.11
(1,22)	1:B:184:LYS:NZ	1:B:54:ASP:N	9	2.11
(1,22)	1:B:184:LYS:NZ	1:B:55:ILE:N	9	2.11
(1,22)	1:B:184:LYS:NZ	1:B:56:LEU:N	9	2.11
(1,22)	1:B:184:LYS:NZ	1:B:57:ASP:N	9	2.11
(1,22)	1:B:184:LYS:NZ	1:B:58:THR:N	9	2.11
(1,22)	1:B:184:LYS:NZ	1:B:59:ALA:N	9	2.11
(1,22)	1:B:184:LYS:NZ	1:B:60:GLY:N	9	2.11
(1,22)	1:B:184:LYS:NZ	1:B:61:GLN:N	9	2.11
(1,22)	1:B:184:LYS:NZ	1:B:62:GLU:N	9	2.11
(1,22)	1:B:184:LYS:NZ	1:B:63:GLU:N	9	2.11
(1,22)	1:B:184:LYS:NZ	1:B:64:TYR:N	9	2.11
(1,22)	1:B:184:LYS:NZ	1:B:65:SER:N	9	2.11
(1,22)	1:B:184:LYS:NZ	1:B:66:ALA:N	9	2.11
(1,22)	1:B:184:LYS:NZ	1:B:67:MET:N	9	2.11
(1,22)	1:B:184:LYS:NZ	1:B:68:ARG:N	9	2.11
(1,22)	1:B:184:LYS:NZ	1:B:69:ASP:N	9	2.11
(1,22)	1:B:184:LYS:NZ	1:B:70:GLN:N	9	2.11
(1,22)	1:B:184:LYS:NZ	1:B:71:TYR:N	9	2.11
(1,22)	1:B:184:LYS:NZ	1:B:72:MET:N	9	2.11
(1,22)	1:B:184:LYS:NZ	1:B:73:ARG:N	9	2.11
(1,22)	1:B:184:LYS:NZ	1:B:74:THR:N	9	2.11
(1,22)	1:B:184:LYS:NZ	1:B:75:GLY:N	9	2.11
(1,22)	1:B:184:LYS:NZ	1:B:76:GLU:N	9	2.11
(1,22)	1:B:184:LYS:NZ	1:B:77:GLY:N	9	2.11
(1,22)	1:B:184:LYS:NZ	1:B:78:PHE:N	9	2.11
(1,22)	1:B:184:LYS:NZ	1:B:79:LEU:N	9	2.11
(1,22)	1:B:184:LYS:NZ	1:B:80:CYS:N	9	2.11
(1,22)	1:B:184:LYS:NZ	5:B:203:7Q9:N	9	2.11
(1,22)	1:B:184:LYS:NZ	5:B:204:7Q9:N	9	2.11
(1,22)	1:B:184:LYS:NZ	5:B:205:7Q9:N	9	2.11
(1,22)	1:B:184:LYS:NZ	5:B:206:7Q9:N	9	2.11
(1,22)	1:B:184:LYS:NZ	5:B:207:7Q9:N	9	2.11

Continued on next page...

Continued from previous page...

Key	Atom-1	Atom-2	Model ID	Violation (Å)
(1,22)	1:B:184:LYS:NZ	6:B:208:17F:N1	9	2.11
(1,22)	1:B:184:LYS:NZ	5:B:209:7Q9:N	9	2.11
(1,22)	1:B:184:LYS:NZ	5:B:210:7Q9:N	9	2.11
(1,22)	1:B:184:LYS:NZ	5:B:211:7Q9:N	9	2.11
(1,22)	1:B:184:LYS:NZ	5:B:212:7Q9:N	9	2.11
(1,22)	1:B:184:LYS:NZ	5:B:213:7Q9:N	9	2.11
(1,22)	1:B:184:LYS:NZ	6:B:214:17F:N1	9	2.11
(1,22)	1:B:184:LYS:NZ	6:B:215:17F:N1	9	2.11
(1,22)	1:B:184:LYS:NZ	5:B:216:7Q9:N	9	2.11
(1,22)	1:B:184:LYS:NZ	5:B:217:7Q9:N	9	2.11
(1,22)	1:B:184:LYS:NZ	5:B:218:7Q9:N	9	2.11
(1,22)	1:B:184:LYS:NZ	6:B:219:17F:N1	9	2.11
(1,22)	1:B:184:LYS:NZ	5:B:220:7Q9:N	9	2.11
(1,22)	1:B:184:LYS:O	1:B:2:THR:N	9	2.11
(1,22)	1:B:184:LYS:O	1:B:3:GLU:N	9	2.11
(1,22)	1:B:184:LYS:O	1:B:4:TYR:N	9	2.11
(1,22)	1:B:184:LYS:O	1:B:5:LYS:N	9	2.11
(1,22)	1:B:184:LYS:O	1:B:6:LEU:N	9	2.11
(1,22)	1:B:184:LYS:O	1:B:7:VAL:N	9	2.11
(1,22)	1:B:184:LYS:O	1:B:8:VAL:N	9	2.11
(1,22)	1:B:184:LYS:O	1:B:9:VAL:N	9	2.11
(1,22)	1:B:184:LYS:O	1:B:10:GLY:N	9	2.11
(1,22)	1:B:184:LYS:O	1:B:11:ALA:N	9	2.11
(1,22)	1:B:184:LYS:O	1:B:12:ASP:N	9	2.11
(1,22)	1:B:184:LYS:O	1:B:13:GLY:N	9	2.11
(1,22)	1:B:184:LYS:O	1:B:14:VAL:N	9	2.11
(1,22)	1:B:184:LYS:O	1:B:15:GLY:N	9	2.11
(1,22)	1:B:184:LYS:O	1:B:16:LYS:N	9	2.11
(1,22)	1:B:184:LYS:O	1:B:17:SER:N	9	2.11
(1,22)	1:B:184:LYS:O	1:B:18:ALA:N	9	2.11
(1,22)	1:B:184:LYS:O	1:B:19:LEU:N	9	2.11
(1,22)	1:B:184:LYS:O	1:B:20:THR:N	9	2.11
(1,22)	1:B:184:LYS:O	1:B:21:ILE:N	9	2.11
(1,22)	1:B:184:LYS:O	1:B:22:GLN:N	9	2.11
(1,22)	1:B:184:LYS:O	1:B:23:LEU:N	9	2.11
(1,22)	1:B:184:LYS:O	1:B:24:ILE:N	9	2.11
(1,22)	1:B:184:LYS:O	1:B:25:GLN:N	9	2.11
(1,22)	1:B:184:LYS:O	1:B:26:ASN:N	9	2.11
(1,22)	1:B:184:LYS:O	1:B:27:HIS:N	9	2.11
(1,22)	1:B:184:LYS:O	1:B:28:PHE:N	9	2.11
(1,22)	1:B:184:LYS:O	1:B:29:VAL:N	9	2.11
(1,22)	1:B:184:LYS:O	1:B:30:ASP:N	9	2.11

Continued on next page...

Continued from previous page...

Key	Atom-1	Atom-2	Model ID	Violation (Å)
(1,22)	1:B:184:LYS:O	1:B:31:GLU:N	9	2.11
(1,22)	1:B:184:LYS:O	1:B:32:TYR:N	9	2.11
(1,22)	1:B:184:LYS:O	1:B:33:ASP:N	9	2.11
(1,22)	1:B:184:LYS:O	1:B:34:PRO:N	9	2.11
(1,22)	1:B:184:LYS:O	1:B:35:THR:N	9	2.11
(1,22)	1:B:184:LYS:O	1:B:36:ILE:N	9	2.11
(1,22)	1:B:184:LYS:O	1:B:37:GLU:N	9	2.11
(1,22)	1:B:184:LYS:O	1:B:38:ASP:N	9	2.11
(1,22)	1:B:184:LYS:O	1:B:39:SER:N	9	2.11
(1,22)	1:B:184:LYS:O	1:B:40:TYR:N	9	2.11
(1,22)	1:B:184:LYS:O	1:B:41:ARG:N	9	2.11
(1,22)	1:B:184:LYS:O	1:B:42:LYS:N	9	2.11
(1,22)	1:B:184:LYS:O	1:B:43:GLN:N	9	2.11
(1,22)	1:B:184:LYS:O	1:B:44:VAL:N	9	2.11
(1,22)	1:B:184:LYS:O	1:B:45:VAL:N	9	2.11
(1,22)	1:B:184:LYS:O	1:B:46:ILE:N	9	2.11
(1,22)	1:B:184:LYS:O	1:B:47:ASP:N	9	2.11
(1,22)	1:B:184:LYS:O	1:B:48:GLY:N	9	2.11
(1,22)	1:B:184:LYS:O	1:B:49:GLU:N	9	2.11
(1,22)	1:B:184:LYS:O	1:B:50:THR:N	9	2.11
(1,22)	1:B:184:LYS:O	1:B:51:CYS:N	9	2.11
(1,22)	1:B:184:LYS:O	1:B:52:LEU:N	9	2.11
(1,22)	1:B:184:LYS:O	1:B:53:LEU:N	9	2.11
(1,22)	1:B:184:LYS:O	1:B:54:ASP:N	9	2.11
(1,22)	1:B:184:LYS:O	1:B:55:ILE:N	9	2.11
(1,22)	1:B:184:LYS:O	1:B:56:LEU:N	9	2.11
(1,22)	1:B:184:LYS:O	1:B:57:ASP:N	9	2.11
(1,22)	1:B:184:LYS:O	1:B:58:THR:N	9	2.11
(1,22)	1:B:184:LYS:O	1:B:59:ALA:N	9	2.11
(1,22)	1:B:184:LYS:O	1:B:60:GLY:N	9	2.11
(1,22)	1:B:184:LYS:O	1:B:61:GLN:N	9	2.11
(1,22)	1:B:184:LYS:O	1:B:62:GLU:N	9	2.11
(1,22)	1:B:184:LYS:O	1:B:63:GLU:N	9	2.11
(1,22)	1:B:184:LYS:O	1:B:64:TYR:N	9	2.11
(1,22)	1:B:184:LYS:O	1:B:65:SER:N	9	2.11
(1,22)	1:B:184:LYS:O	1:B:66:ALA:N	9	2.11
(1,22)	1:B:184:LYS:O	1:B:67:MET:N	9	2.11
(1,22)	1:B:184:LYS:O	1:B:68:ARG:N	9	2.11
(1,22)	1:B:184:LYS:O	1:B:69:ASP:N	9	2.11
(1,22)	1:B:184:LYS:O	1:B:70:GLN:N	9	2.11
(1,22)	1:B:184:LYS:O	1:B:71:TYR:N	9	2.11
(1,22)	1:B:184:LYS:O	1:B:72:MET:N	9	2.11

Continued on next page...

Continued from previous page...

Key	Atom-1	Atom-2	Model ID	Violation (Å)
(1,22)	1:B:184:LYS:O	1:B:73:ARG:N	9	2.11
(1,22)	1:B:184:LYS:O	1:B:74:THR:N	9	2.11
(1,22)	1:B:184:LYS:O	1:B:75:GLY:N	9	2.11
(1,22)	1:B:184:LYS:O	1:B:76:GLU:N	9	2.11
(1,22)	1:B:184:LYS:O	1:B:77:GLY:N	9	2.11
(1,22)	1:B:184:LYS:O	1:B:78:PHE:N	9	2.11
(1,22)	1:B:184:LYS:O	1:B:79:LEU:N	9	2.11
(1,22)	1:B:184:LYS:O	1:B:80:CYS:N	9	2.11
(1,22)	1:B:184:LYS:O	5:B:203:7Q9:N	9	2.11
(1,22)	1:B:184:LYS:O	5:B:204:7Q9:N	9	2.11
(1,22)	1:B:184:LYS:O	5:B:205:7Q9:N	9	2.11
(1,22)	1:B:184:LYS:O	5:B:206:7Q9:N	9	2.11
(1,22)	1:B:184:LYS:O	5:B:207:7Q9:N	9	2.11
(1,22)	1:B:184:LYS:O	6:B:208:17F:N1	9	2.11
(1,22)	1:B:184:LYS:O	5:B:209:7Q9:N	9	2.11
(1,22)	1:B:184:LYS:O	5:B:210:7Q9:N	9	2.11
(1,22)	1:B:184:LYS:O	5:B:211:7Q9:N	9	2.11
(1,22)	1:B:184:LYS:O	5:B:212:7Q9:N	9	2.11
(1,22)	1:B:184:LYS:O	5:B:213:7Q9:N	9	2.11
(1,22)	1:B:184:LYS:O	6:B:214:17F:N1	9	2.11
(1,22)	1:B:184:LYS:O	6:B:215:17F:N1	9	2.11
(1,22)	1:B:184:LYS:O	5:B:216:7Q9:N	9	2.11
(1,22)	1:B:184:LYS:O	5:B:217:7Q9:N	9	2.11
(1,22)	1:B:184:LYS:O	5:B:218:7Q9:N	9	2.11
(1,22)	1:B:184:LYS:O	6:B:219:17F:N1	9	2.11
(1,22)	1:B:184:LYS:O	5:B:220:7Q9:N	9	2.11
(3,10)	1:A:55:ILE:CD1	1:B:2:THR:N	20	2.07
(3,10)	1:A:55:ILE:CD1	1:B:3:GLU:N	20	2.07
(3,10)	1:A:55:ILE:CD1	1:B:4:TYR:N	20	2.07
(3,10)	1:A:55:ILE:CD1	1:B:5:LYS:N	20	2.07
(3,10)	1:A:55:ILE:CD1	1:B:6:LEU:N	20	2.07
(3,10)	1:A:55:ILE:CD1	1:B:7:VAL:N	20	2.07
(3,10)	1:A:55:ILE:CD1	1:B:8:VAL:N	20	2.07
(3,10)	1:A:55:ILE:CD1	1:B:9:VAL:N	20	2.07
(3,10)	1:A:55:ILE:CD1	1:B:10:GLY:N	20	2.07
(3,10)	1:A:55:ILE:CD1	1:B:11:ALA:N	20	2.07
(3,10)	1:A:55:ILE:CD1	1:B:12:ASP:N	20	2.07
(3,10)	1:A:55:ILE:CD1	1:B:13:GLY:N	20	2.07
(3,10)	1:A:55:ILE:CD1	1:B:14:VAL:N	20	2.07
(3,10)	1:A:55:ILE:CD1	1:B:15:GLY:N	20	2.07
(3,10)	1:A:55:ILE:CD1	1:B:16:LYS:N	20	2.07
(3,10)	1:A:55:ILE:CD1	1:B:17:SER:N	20	2.07

Continued on next page...

Continued from previous page...

Key	Atom-1	Atom-2	Model ID	Violation (Å)
(3,10)	1:A:55:ILE:CD1	1:B:18:ALA:N	20	2.07
(3,10)	1:A:55:ILE:CD1	1:B:19:LEU:N	20	2.07
(3,10)	1:A:55:ILE:CD1	1:B:20:THR:N	20	2.07
(3,10)	1:A:55:ILE:CD1	1:B:21:ILE:N	20	2.07
(3,10)	1:A:55:ILE:CD1	1:B:22:GLN:N	20	2.07
(3,10)	1:A:55:ILE:CD1	1:B:23:LEU:N	20	2.07
(3,10)	1:A:55:ILE:CD1	1:B:24:ILE:N	20	2.07
(3,10)	1:A:55:ILE:CD1	1:B:25:GLN:N	20	2.07
(3,10)	1:A:55:ILE:CD1	1:B:26:ASN:N	20	2.07
(3,10)	1:A:55:ILE:CD1	1:B:27:HIS:N	20	2.07
(3,10)	1:A:55:ILE:CD1	1:B:28:PHE:N	20	2.07
(3,10)	1:A:55:ILE:CD1	1:B:29:VAL:N	20	2.07
(3,10)	1:A:55:ILE:CD1	1:B:30:ASP:N	20	2.07
(3,10)	1:A:55:ILE:CD1	1:B:31:GLU:N	20	2.07
(3,10)	1:A:55:ILE:CD1	1:B:32:TYR:N	20	2.07
(3,10)	1:A:55:ILE:CD1	1:B:33:ASP:N	20	2.07
(3,10)	1:A:55:ILE:CD1	1:B:34:PRO:N	20	2.07
(3,10)	1:A:55:ILE:CD1	1:B:35:THR:N	20	2.07
(3,10)	1:A:55:ILE:CD1	1:B:36:ILE:N	20	2.07
(3,10)	1:A:55:ILE:CD1	1:B:37:GLU:N	20	2.07
(3,10)	1:A:55:ILE:CD1	1:B:38:ASP:N	20	2.07
(3,10)	1:A:55:ILE:CD1	1:B:39:SER:N	20	2.07
(3,10)	1:A:55:ILE:CD1	1:B:40:TYR:N	20	2.07
(3,10)	1:A:55:ILE:CD1	1:B:41:ARG:N	20	2.07
(3,10)	1:A:55:ILE:CD1	1:B:42:LYS:N	20	2.07
(3,10)	1:A:55:ILE:CD1	1:B:43:GLN:N	20	2.07
(3,10)	1:A:55:ILE:CD1	1:B:44:VAL:N	20	2.07
(3,10)	1:A:55:ILE:CD1	1:B:45:VAL:N	20	2.07
(3,10)	1:A:55:ILE:CD1	1:B:46:ILE:N	20	2.07
(3,10)	1:A:55:ILE:CD1	1:B:47:ASP:N	20	2.07
(3,10)	1:A:55:ILE:CD1	1:B:48:GLY:N	20	2.07
(3,10)	1:A:55:ILE:CD1	1:B:49:GLU:N	20	2.07
(3,10)	1:A:55:ILE:CD1	1:B:50:THR:N	20	2.07
(3,10)	1:A:55:ILE:CD1	1:B:51:CYS:N	20	2.07
(3,10)	1:A:55:ILE:CD1	1:B:52:LEU:N	20	2.07
(3,10)	1:A:55:ILE:CD1	1:B:53:LEU:N	20	2.07
(3,10)	1:A:55:ILE:CD1	1:B:54:ASP:N	20	2.07
(3,10)	1:A:55:ILE:CD1	1:B:55:ILE:N	20	2.07
(3,10)	1:A:55:ILE:CD1	1:B:56:LEU:N	20	2.07
(3,10)	1:A:55:ILE:CD1	1:B:57:ASP:N	20	2.07
(3,10)	1:A:55:ILE:CD1	1:B:58:THR:N	20	2.07
(3,10)	1:A:55:ILE:CD1	1:B:59:ALA:N	20	2.07

Continued on next page...

Continued from previous page...

Key	Atom-1	Atom-2	Model ID	Violation (Å)
(3,10)	1:A:55:ILE:CD1	1:B:60:GLY:N	20	2.07
(3,10)	1:A:55:ILE:CD1	1:B:61:GLN:N	20	2.07
(3,10)	1:A:55:ILE:CD1	1:B:62:GLU:N	20	2.07
(3,10)	1:A:55:ILE:CD1	1:B:63:GLU:N	20	2.07
(3,10)	1:A:55:ILE:CD1	1:B:64:TYR:N	20	2.07
(3,10)	1:A:55:ILE:CD1	1:B:65:SER:N	20	2.07
(3,10)	1:A:55:ILE:CD1	1:B:66:ALA:N	20	2.07
(3,10)	1:A:55:ILE:CD1	1:B:67:MET:N	20	2.07
(3,10)	1:A:55:ILE:CD1	1:B:68:ARG:N	20	2.07
(3,10)	1:A:55:ILE:CD1	1:B:69:ASP:N	20	2.07
(3,10)	1:A:55:ILE:CD1	1:B:70:GLN:N	20	2.07
(3,10)	1:A:55:ILE:CD1	1:B:71:TYR:N	20	2.07
(3,10)	1:A:55:ILE:CD1	1:B:72:MET:N	20	2.07
(3,10)	1:A:55:ILE:CD1	1:B:73:ARG:N	20	2.07
(3,10)	1:A:55:ILE:CD1	1:B:74:THR:N	20	2.07
(3,10)	1:A:55:ILE:CD1	1:B:75:GLY:N	20	2.07
(3,10)	1:A:55:ILE:CD1	1:B:76:GLU:N	20	2.07
(3,10)	1:A:55:ILE:CD1	1:B:77:GLY:N	20	2.07
(3,10)	1:A:55:ILE:CD1	1:B:78:PHE:N	20	2.07
(3,10)	1:A:55:ILE:CD1	1:B:79:LEU:N	20	2.07
(3,10)	1:A:55:ILE:CD1	1:B:80:CYS:N	20	2.07
(3,10)	1:A:55:ILE:CD1	5:B:203:7Q9:N	20	2.07
(3,10)	1:A:55:ILE:CD1	5:B:204:7Q9:N	20	2.07
(3,10)	1:A:55:ILE:CD1	5:B:205:7Q9:N	20	2.07
(3,10)	1:A:55:ILE:CD1	5:B:206:7Q9:N	20	2.07
(3,10)	1:A:55:ILE:CD1	5:B:207:7Q9:N	20	2.07
(3,10)	1:A:55:ILE:CD1	6:B:208:17F:N1	20	2.07
(3,10)	1:A:55:ILE:CD1	5:B:209:7Q9:N	20	2.07
(3,10)	1:A:55:ILE:CD1	5:B:210:7Q9:N	20	2.07
(3,10)	1:A:55:ILE:CD1	5:B:211:7Q9:N	20	2.07
(3,10)	1:A:55:ILE:CD1	5:B:212:7Q9:N	20	2.07
(3,10)	1:A:55:ILE:CD1	5:B:213:7Q9:N	20	2.07
(3,10)	1:A:55:ILE:CD1	6:B:214:17F:N1	20	2.07
(3,10)	1:A:55:ILE:CD1	6:B:215:17F:N1	20	2.07
(3,10)	1:A:55:ILE:CD1	5:B:216:7Q9:N	20	2.07
(3,10)	1:A:55:ILE:CD1	5:B:217:7Q9:N	20	2.07
(3,10)	1:A:55:ILE:CD1	5:B:218:7Q9:N	20	2.07
(3,10)	1:A:55:ILE:CD1	6:B:219:17F:N1	20	2.07
(3,10)	1:A:55:ILE:CD1	5:B:220:7Q9:N	20	2.07
(3,1)	1:A:6:LEU:CD1	1:B:2:THR:N	20	2.05
(3,1)	1:A:6:LEU:CD1	1:B:3:GLU:N	20	2.05
(3,1)	1:A:6:LEU:CD1	1:B:4:TYR:N	20	2.05

Continued on next page...

Continued from previous page...

Key	Atom-1	Atom-2	Model ID	Violation (Å)
(3,1)	1:A:6:LEU:CD1	1:B:5:LYS:N	20	2.05
(3,1)	1:A:6:LEU:CD1	1:B:6:LEU:N	20	2.05
(3,1)	1:A:6:LEU:CD1	1:B:7:VAL:N	20	2.05
(3,1)	1:A:6:LEU:CD1	1:B:8:VAL:N	20	2.05
(3,1)	1:A:6:LEU:CD1	1:B:9:VAL:N	20	2.05
(3,1)	1:A:6:LEU:CD1	1:B:10:GLY:N	20	2.05
(3,1)	1:A:6:LEU:CD1	1:B:11:ALA:N	20	2.05
(3,1)	1:A:6:LEU:CD1	1:B:12:ASP:N	20	2.05
(3,1)	1:A:6:LEU:CD1	1:B:13:GLY:N	20	2.05
(3,1)	1:A:6:LEU:CD1	1:B:14:VAL:N	20	2.05
(3,1)	1:A:6:LEU:CD1	1:B:15:GLY:N	20	2.05
(3,1)	1:A:6:LEU:CD1	1:B:16:LYS:N	20	2.05
(3,1)	1:A:6:LEU:CD1	1:B:17:SER:N	20	2.05
(3,1)	1:A:6:LEU:CD1	1:B:18:ALA:N	20	2.05
(3,1)	1:A:6:LEU:CD1	1:B:19:LEU:N	20	2.05
(3,1)	1:A:6:LEU:CD1	1:B:20:THR:N	20	2.05
(3,1)	1:A:6:LEU:CD1	1:B:21:ILE:N	20	2.05
(3,1)	1:A:6:LEU:CD1	1:B:22:GLN:N	20	2.05
(3,1)	1:A:6:LEU:CD1	1:B:23:LEU:N	20	2.05
(3,1)	1:A:6:LEU:CD1	1:B:24:ILE:N	20	2.05
(3,1)	1:A:6:LEU:CD1	1:B:25:GLN:N	20	2.05
(3,1)	1:A:6:LEU:CD1	1:B:26:ASN:N	20	2.05
(3,1)	1:A:6:LEU:CD1	1:B:27:HIS:N	20	2.05
(3,1)	1:A:6:LEU:CD1	1:B:28:PHE:N	20	2.05
(3,1)	1:A:6:LEU:CD1	1:B:29:VAL:N	20	2.05
(3,1)	1:A:6:LEU:CD1	1:B:30:ASP:N	20	2.05
(3,1)	1:A:6:LEU:CD1	1:B:31:GLU:N	20	2.05
(3,1)	1:A:6:LEU:CD1	1:B:32:TYR:N	20	2.05
(3,1)	1:A:6:LEU:CD1	1:B:33:ASP:N	20	2.05
(3,1)	1:A:6:LEU:CD1	1:B:34:PRO:N	20	2.05
(3,1)	1:A:6:LEU:CD1	1:B:35:THR:N	20	2.05
(3,1)	1:A:6:LEU:CD1	1:B:36:ILE:N	20	2.05
(3,1)	1:A:6:LEU:CD1	1:B:37:GLU:N	20	2.05
(3,1)	1:A:6:LEU:CD1	1:B:38:ASP:N	20	2.05
(3,1)	1:A:6:LEU:CD1	1:B:39:SER:N	20	2.05
(3,1)	1:A:6:LEU:CD1	1:B:40:TYR:N	20	2.05
(3,1)	1:A:6:LEU:CD1	1:B:41:ARG:N	20	2.05
(3,1)	1:A:6:LEU:CD1	1:B:42:LYS:N	20	2.05
(3,1)	1:A:6:LEU:CD1	1:B:43:GLN:N	20	2.05
(3,1)	1:A:6:LEU:CD1	1:B:44:VAL:N	20	2.05
(3,1)	1:A:6:LEU:CD1	1:B:45:VAL:N	20	2.05
(3,1)	1:A:6:LEU:CD1	1:B:46:ILE:N	20	2.05

Continued on next page...

Continued from previous page...

Key	Atom-1	Atom-2	Model ID	Violation (Å)
(3,1)	1:A:6:LEU:CD1	1:B:47:ASP:N	20	2.05
(3,1)	1:A:6:LEU:CD1	1:B:48:GLY:N	20	2.05
(3,1)	1:A:6:LEU:CD1	1:B:49:GLU:N	20	2.05
(3,1)	1:A:6:LEU:CD1	1:B:50:THR:N	20	2.05
(3,1)	1:A:6:LEU:CD1	1:B:51:CYS:N	20	2.05
(3,1)	1:A:6:LEU:CD1	1:B:52:LEU:N	20	2.05
(3,1)	1:A:6:LEU:CD1	1:B:53:LEU:N	20	2.05
(3,1)	1:A:6:LEU:CD1	1:B:54:ASP:N	20	2.05
(3,1)	1:A:6:LEU:CD1	1:B:55:ILE:N	20	2.05
(3,1)	1:A:6:LEU:CD1	1:B:56:LEU:N	20	2.05
(3,1)	1:A:6:LEU:CD1	1:B:57:ASP:N	20	2.05
(3,1)	1:A:6:LEU:CD1	1:B:58:THR:N	20	2.05
(3,1)	1:A:6:LEU:CD1	1:B:59:ALA:N	20	2.05
(3,1)	1:A:6:LEU:CD1	1:B:60:GLY:N	20	2.05
(3,1)	1:A:6:LEU:CD1	1:B:61:GLN:N	20	2.05
(3,1)	1:A:6:LEU:CD1	1:B:62:GLU:N	20	2.05
(3,1)	1:A:6:LEU:CD1	1:B:63:GLU:N	20	2.05
(3,1)	1:A:6:LEU:CD1	1:B:64:TYR:N	20	2.05
(3,1)	1:A:6:LEU:CD1	1:B:65:SER:N	20	2.05
(3,1)	1:A:6:LEU:CD1	1:B:66:ALA:N	20	2.05
(3,1)	1:A:6:LEU:CD1	1:B:67:MET:N	20	2.05
(3,1)	1:A:6:LEU:CD1	1:B:68:ARG:N	20	2.05
(3,1)	1:A:6:LEU:CD1	1:B:69:ASP:N	20	2.05
(3,1)	1:A:6:LEU:CD1	1:B:70:GLN:N	20	2.05
(3,1)	1:A:6:LEU:CD1	1:B:71:TYR:N	20	2.05
(3,1)	1:A:6:LEU:CD1	1:B:72:MET:N	20	2.05
(3,1)	1:A:6:LEU:CD1	1:B:73:ARG:N	20	2.05
(3,1)	1:A:6:LEU:CD1	1:B:74:THR:N	20	2.05
(3,1)	1:A:6:LEU:CD1	1:B:75:GLY:N	20	2.05
(3,1)	1:A:6:LEU:CD1	1:B:76:GLU:N	20	2.05
(3,1)	1:A:6:LEU:CD1	1:B:77:GLY:N	20	2.05
(3,1)	1:A:6:LEU:CD1	1:B:78:PHE:N	20	2.05
(3,1)	1:A:6:LEU:CD1	1:B:79:LEU:N	20	2.05
(3,1)	1:A:6:LEU:CD1	1:B:80:CYS:N	20	2.05
(3,1)	1:A:6:LEU:CD1	5:B:203:7Q9:N	20	2.05
(3,1)	1:A:6:LEU:CD1	5:B:204:7Q9:N	20	2.05
(3,1)	1:A:6:LEU:CD1	5:B:205:7Q9:N	20	2.05
(3,1)	1:A:6:LEU:CD1	5:B:206:7Q9:N	20	2.05
(3,1)	1:A:6:LEU:CD1	5:B:207:7Q9:N	20	2.05
(3,1)	1:A:6:LEU:CD1	6:B:208:17F:N1	20	2.05
(3,1)	1:A:6:LEU:CD1	5:B:209:7Q9:N	20	2.05
(3,1)	1:A:6:LEU:CD1	5:B:210:7Q9:N	20	2.05

Continued on next page...

Continued from previous page...

Key	Atom-1	Atom-2	Model ID	Violation (Å)
(3,1)	1:A:6:LEU:CD1	5:B:211:7Q9:N	20	2.05
(3,1)	1:A:6:LEU:CD1	5:B:212:7Q9:N	20	2.05
(3,1)	1:A:6:LEU:CD1	5:B:213:7Q9:N	20	2.05
(3,1)	1:A:6:LEU:CD1	6:B:214:17F:N1	20	2.05
(3,1)	1:A:6:LEU:CD1	6:B:215:17F:N1	20	2.05
(3,1)	1:A:6:LEU:CD1	5:B:216:7Q9:N	20	2.05
(3,1)	1:A:6:LEU:CD1	5:B:217:7Q9:N	20	2.05
(3,1)	1:A:6:LEU:CD1	5:B:218:7Q9:N	20	2.05
(3,1)	1:A:6:LEU:CD1	6:B:219:17F:N1	20	2.05
(3,1)	1:A:6:LEU:CD1	5:B:220:7Q9:N	20	2.05
(3,1)	1:A:6:LEU:CD2	1:B:2:THR:N	20	2.05
(3,1)	1:A:6:LEU:CD2	1:B:3:GLU:N	20	2.05
(3,1)	1:A:6:LEU:CD2	1:B:4:TYR:N	20	2.05
(3,1)	1:A:6:LEU:CD2	1:B:5:LYS:N	20	2.05
(3,1)	1:A:6:LEU:CD2	1:B:6:LEU:N	20	2.05
(3,1)	1:A:6:LEU:CD2	1:B:7:VAL:N	20	2.05
(3,1)	1:A:6:LEU:CD2	1:B:8:VAL:N	20	2.05
(3,1)	1:A:6:LEU:CD2	1:B:9:VAL:N	20	2.05
(3,1)	1:A:6:LEU:CD2	1:B:10:GLY:N	20	2.05
(3,1)	1:A:6:LEU:CD2	1:B:11:ALA:N	20	2.05
(3,1)	1:A:6:LEU:CD2	1:B:12:ASP:N	20	2.05
(3,1)	1:A:6:LEU:CD2	1:B:13:GLY:N	20	2.05
(3,1)	1:A:6:LEU:CD2	1:B:14:VAL:N	20	2.05
(3,1)	1:A:6:LEU:CD2	1:B:15:GLY:N	20	2.05
(3,1)	1:A:6:LEU:CD2	1:B:16:LYS:N	20	2.05
(3,1)	1:A:6:LEU:CD2	1:B:17:SER:N	20	2.05
(3,1)	1:A:6:LEU:CD2	1:B:18:ALA:N	20	2.05
(3,1)	1:A:6:LEU:CD2	1:B:19:LEU:N	20	2.05
(3,1)	1:A:6:LEU:CD2	1:B:20:THR:N	20	2.05
(3,1)	1:A:6:LEU:CD2	1:B:21:ILE:N	20	2.05
(3,1)	1:A:6:LEU:CD2	1:B:22:GLN:N	20	2.05
(3,1)	1:A:6:LEU:CD2	1:B:23:LEU:N	20	2.05
(3,1)	1:A:6:LEU:CD2	1:B:24:ILE:N	20	2.05
(3,1)	1:A:6:LEU:CD2	1:B:25:GLN:N	20	2.05
(3,1)	1:A:6:LEU:CD2	1:B:26:ASN:N	20	2.05
(3,1)	1:A:6:LEU:CD2	1:B:27:HIS:N	20	2.05
(3,1)	1:A:6:LEU:CD2	1:B:28:PHE:N	20	2.05
(3,1)	1:A:6:LEU:CD2	1:B:29:VAL:N	20	2.05
(3,1)	1:A:6:LEU:CD2	1:B:30:ASP:N	20	2.05
(3,1)	1:A:6:LEU:CD2	1:B:31:GLU:N	20	2.05
(3,1)	1:A:6:LEU:CD2	1:B:32:TYR:N	20	2.05
(3,1)	1:A:6:LEU:CD2	1:B:33:ASP:N	20	2.05

Continued on next page...

Continued from previous page...

Key	Atom-1	Atom-2	Model ID	Violation (Å)
(3,1)	1:A:6:LEU:CD2	1:B:34:PRO:N	20	2.05
(3,1)	1:A:6:LEU:CD2	1:B:35:THR:N	20	2.05
(3,1)	1:A:6:LEU:CD2	1:B:36:ILE:N	20	2.05
(3,1)	1:A:6:LEU:CD2	1:B:37:GLU:N	20	2.05
(3,1)	1:A:6:LEU:CD2	1:B:38:ASP:N	20	2.05
(3,1)	1:A:6:LEU:CD2	1:B:39:SER:N	20	2.05
(3,1)	1:A:6:LEU:CD2	1:B:40:TYR:N	20	2.05
(3,1)	1:A:6:LEU:CD2	1:B:41:ARG:N	20	2.05
(3,1)	1:A:6:LEU:CD2	1:B:42:LYS:N	20	2.05
(3,1)	1:A:6:LEU:CD2	1:B:43:GLN:N	20	2.05
(3,1)	1:A:6:LEU:CD2	1:B:44:VAL:N	20	2.05
(3,1)	1:A:6:LEU:CD2	1:B:45:VAL:N	20	2.05
(3,1)	1:A:6:LEU:CD2	1:B:46:ILE:N	20	2.05
(3,1)	1:A:6:LEU:CD2	1:B:47:ASP:N	20	2.05
(3,1)	1:A:6:LEU:CD2	1:B:48:GLY:N	20	2.05
(3,1)	1:A:6:LEU:CD2	1:B:49:GLU:N	20	2.05
(3,1)	1:A:6:LEU:CD2	1:B:50:THR:N	20	2.05
(3,1)	1:A:6:LEU:CD2	1:B:51:CYS:N	20	2.05
(3,1)	1:A:6:LEU:CD2	1:B:52:LEU:N	20	2.05
(3,1)	1:A:6:LEU:CD2	1:B:53:LEU:N	20	2.05
(3,1)	1:A:6:LEU:CD2	1:B:54:ASP:N	20	2.05
(3,1)	1:A:6:LEU:CD2	1:B:55:ILE:N	20	2.05
(3,1)	1:A:6:LEU:CD2	1:B:56:LEU:N	20	2.05
(3,1)	1:A:6:LEU:CD2	1:B:57:ASP:N	20	2.05
(3,1)	1:A:6:LEU:CD2	1:B:58:THR:N	20	2.05
(3,1)	1:A:6:LEU:CD2	1:B:59:ALA:N	20	2.05
(3,1)	1:A:6:LEU:CD2	1:B:60:GLY:N	20	2.05
(3,1)	1:A:6:LEU:CD2	1:B:61:GLN:N	20	2.05
(3,1)	1:A:6:LEU:CD2	1:B:62:GLU:N	20	2.05
(3,1)	1:A:6:LEU:CD2	1:B:63:GLU:N	20	2.05
(3,1)	1:A:6:LEU:CD2	1:B:64:TYR:N	20	2.05
(3,1)	1:A:6:LEU:CD2	1:B:65:SER:N	20	2.05
(3,1)	1:A:6:LEU:CD2	1:B:66:ALA:N	20	2.05
(3,1)	1:A:6:LEU:CD2	1:B:67:MET:N	20	2.05
(3,1)	1:A:6:LEU:CD2	1:B:68:ARG:N	20	2.05
(3,1)	1:A:6:LEU:CD2	1:B:69:ASP:N	20	2.05
(3,1)	1:A:6:LEU:CD2	1:B:70:GLN:N	20	2.05
(3,1)	1:A:6:LEU:CD2	1:B:71:TYR:N	20	2.05
(3,1)	1:A:6:LEU:CD2	1:B:72:MET:N	20	2.05
(3,1)	1:A:6:LEU:CD2	1:B:73:ARG:N	20	2.05
(3,1)	1:A:6:LEU:CD2	1:B:74:THR:N	20	2.05
(3,1)	1:A:6:LEU:CD2	1:B:75:GLY:N	20	2.05

Continued on next page...

Continued from previous page...

Key	Atom-1	Atom-2	Model ID	Violation (Å)
(3,1)	1:A:6:LEU:CD2	1:B:76:GLU:N	20	2.05
(3,1)	1:A:6:LEU:CD2	1:B:77:GLY:N	20	2.05
(3,1)	1:A:6:LEU:CD2	1:B:78:PHE:N	20	2.05
(3,1)	1:A:6:LEU:CD2	1:B:79:LEU:N	20	2.05
(3,1)	1:A:6:LEU:CD2	1:B:80:CYS:N	20	2.05
(3,1)	1:A:6:LEU:CD2	5:B:203:7Q9:N	20	2.05
(3,1)	1:A:6:LEU:CD2	5:B:204:7Q9:N	20	2.05
(3,1)	1:A:6:LEU:CD2	5:B:205:7Q9:N	20	2.05
(3,1)	1:A:6:LEU:CD2	5:B:206:7Q9:N	20	2.05
(3,1)	1:A:6:LEU:CD2	5:B:207:7Q9:N	20	2.05
(3,1)	1:A:6:LEU:CD2	6:B:208:17F:N1	20	2.05
(3,1)	1:A:6:LEU:CD2	5:B:209:7Q9:N	20	2.05
(3,1)	1:A:6:LEU:CD2	5:B:210:7Q9:N	20	2.05
(3,1)	1:A:6:LEU:CD2	5:B:211:7Q9:N	20	2.05
(3,1)	1:A:6:LEU:CD2	5:B:212:7Q9:N	20	2.05
(3,1)	1:A:6:LEU:CD2	5:B:213:7Q9:N	20	2.05
(3,1)	1:A:6:LEU:CD2	6:B:214:17F:N1	20	2.05
(3,1)	1:A:6:LEU:CD2	6:B:215:17F:N1	20	2.05
(3,1)	1:A:6:LEU:CD2	5:B:216:7Q9:N	20	2.05
(3,1)	1:A:6:LEU:CD2	5:B:217:7Q9:N	20	2.05
(3,1)	1:A:6:LEU:CD2	5:B:218:7Q9:N	20	2.05
(3,1)	1:A:6:LEU:CD2	6:B:219:17F:N1	20	2.05
(3,1)	1:A:6:LEU:CD2	5:B:220:7Q9:N	20	2.05
(3,13)	1:A:160:VAL:CG1	1:B:2:THR:N	8	2.03
(3,13)	1:A:160:VAL:CG1	1:B:3:GLU:N	8	2.03
(3,13)	1:A:160:VAL:CG1	1:B:4:TYR:N	8	2.03
(3,13)	1:A:160:VAL:CG1	1:B:5:LYS:N	8	2.03
(3,13)	1:A:160:VAL:CG1	1:B:6:LEU:N	8	2.03
(3,13)	1:A:160:VAL:CG1	1:B:7:VAL:N	8	2.03
(3,13)	1:A:160:VAL:CG1	1:B:8:VAL:N	8	2.03
(3,13)	1:A:160:VAL:CG1	1:B:9:VAL:N	8	2.03
(3,13)	1:A:160:VAL:CG1	1:B:10:GLY:N	8	2.03
(3,13)	1:A:160:VAL:CG1	1:B:11:ALA:N	8	2.03
(3,13)	1:A:160:VAL:CG1	1:B:12:ASP:N	8	2.03
(3,13)	1:A:160:VAL:CG1	1:B:13:GLY:N	8	2.03
(3,13)	1:A:160:VAL:CG1	1:B:14:VAL:N	8	2.03
(3,13)	1:A:160:VAL:CG1	1:B:15:GLY:N	8	2.03
(3,13)	1:A:160:VAL:CG1	1:B:16:LYS:N	8	2.03
(3,13)	1:A:160:VAL:CG1	1:B:17:SER:N	8	2.03
(3,13)	1:A:160:VAL:CG1	1:B:18:ALA:N	8	2.03
(3,13)	1:A:160:VAL:CG1	1:B:19:LEU:N	8	2.03
(3,13)	1:A:160:VAL:CG1	1:B:20:THR:N	8	2.03

Continued on next page...

Continued from previous page...

Key	Atom-1	Atom-2	Model ID	Violation (Å)
(3,13)	1:A:160:VAL:CG1	1:B:21:ILE:N	8	2.03
(3,13)	1:A:160:VAL:CG1	1:B:22:GLN:N	8	2.03
(3,13)	1:A:160:VAL:CG1	1:B:23:LEU:N	8	2.03
(3,13)	1:A:160:VAL:CG1	1:B:24:ILE:N	8	2.03
(3,13)	1:A:160:VAL:CG1	1:B:25:GLN:N	8	2.03
(3,13)	1:A:160:VAL:CG1	1:B:26:ASN:N	8	2.03
(3,13)	1:A:160:VAL:CG1	1:B:27:HIS:N	8	2.03
(3,13)	1:A:160:VAL:CG1	1:B:28:PHE:N	8	2.03
(3,13)	1:A:160:VAL:CG1	1:B:29:VAL:N	8	2.03
(3,13)	1:A:160:VAL:CG1	1:B:30:ASP:N	8	2.03
(3,13)	1:A:160:VAL:CG1	1:B:31:GLU:N	8	2.03
(3,13)	1:A:160:VAL:CG1	1:B:32:TYR:N	8	2.03
(3,13)	1:A:160:VAL:CG1	1:B:33:ASP:N	8	2.03
(3,13)	1:A:160:VAL:CG1	1:B:34:PRO:N	8	2.03
(3,13)	1:A:160:VAL:CG1	1:B:35:THR:N	8	2.03
(3,13)	1:A:160:VAL:CG1	1:B:36:ILE:N	8	2.03
(3,13)	1:A:160:VAL:CG1	1:B:37:GLU:N	8	2.03
(3,13)	1:A:160:VAL:CG1	1:B:38:ASP:N	8	2.03
(3,13)	1:A:160:VAL:CG1	1:B:39:SER:N	8	2.03
(3,13)	1:A:160:VAL:CG1	1:B:40:TYR:N	8	2.03
(3,13)	1:A:160:VAL:CG1	1:B:41:ARG:N	8	2.03
(3,13)	1:A:160:VAL:CG1	1:B:42:LYS:N	8	2.03
(3,13)	1:A:160:VAL:CG1	1:B:43:GLN:N	8	2.03
(3,13)	1:A:160:VAL:CG1	1:B:44:VAL:N	8	2.03
(3,13)	1:A:160:VAL:CG1	1:B:45:VAL:N	8	2.03
(3,13)	1:A:160:VAL:CG1	1:B:46:ILE:N	8	2.03
(3,13)	1:A:160:VAL:CG1	1:B:47:ASP:N	8	2.03
(3,13)	1:A:160:VAL:CG1	1:B:48:GLY:N	8	2.03
(3,13)	1:A:160:VAL:CG1	1:B:49:GLU:N	8	2.03
(3,13)	1:A:160:VAL:CG1	1:B:50:THR:N	8	2.03
(3,13)	1:A:160:VAL:CG1	1:B:51:CYS:N	8	2.03
(3,13)	1:A:160:VAL:CG1	1:B:52:LEU:N	8	2.03
(3,13)	1:A:160:VAL:CG1	1:B:53:LEU:N	8	2.03
(3,13)	1:A:160:VAL:CG1	1:B:54:ASP:N	8	2.03
(3,13)	1:A:160:VAL:CG1	1:B:55:ILE:N	8	2.03
(3,13)	1:A:160:VAL:CG1	1:B:56:LEU:N	8	2.03
(3,13)	1:A:160:VAL:CG1	1:B:57:ASP:N	8	2.03
(3,13)	1:A:160:VAL:CG1	1:B:58:THR:N	8	2.03
(3,13)	1:A:160:VAL:CG1	1:B:59:ALA:N	8	2.03
(3,13)	1:A:160:VAL:CG1	1:B:60:GLY:N	8	2.03
(3,13)	1:A:160:VAL:CG1	1:B:61:GLN:N	8	2.03
(3,13)	1:A:160:VAL:CG1	1:B:62:GLU:N	8	2.03

Continued on next page...

Continued from previous page...

Key	Atom-1	Atom-2	Model ID	Violation (Å)
(3,13)	1:A:160:VAL:CG1	1:B:63:GLU:N	8	2.03
(3,13)	1:A:160:VAL:CG1	1:B:64:TYR:N	8	2.03
(3,13)	1:A:160:VAL:CG1	1:B:65:SER:N	8	2.03
(3,13)	1:A:160:VAL:CG1	1:B:66:ALA:N	8	2.03
(3,13)	1:A:160:VAL:CG1	1:B:67:MET:N	8	2.03
(3,13)	1:A:160:VAL:CG1	1:B:68:ARG:N	8	2.03
(3,13)	1:A:160:VAL:CG1	1:B:69:ASP:N	8	2.03
(3,13)	1:A:160:VAL:CG1	1:B:70:GLN:N	8	2.03
(3,13)	1:A:160:VAL:CG1	1:B:71:TYR:N	8	2.03
(3,13)	1:A:160:VAL:CG1	1:B:72:MET:N	8	2.03
(3,13)	1:A:160:VAL:CG1	1:B:73:ARG:N	8	2.03
(3,13)	1:A:160:VAL:CG1	1:B:74:THR:N	8	2.03
(3,13)	1:A:160:VAL:CG1	1:B:75:GLY:N	8	2.03
(3,13)	1:A:160:VAL:CG1	1:B:76:GLU:N	8	2.03
(3,13)	1:A:160:VAL:CG1	1:B:77:GLY:N	8	2.03
(3,13)	1:A:160:VAL:CG1	1:B:78:PHE:N	8	2.03
(3,13)	1:A:160:VAL:CG1	1:B:79:LEU:N	8	2.03
(3,13)	1:A:160:VAL:CG1	1:B:80:CYS:N	8	2.03
(3,13)	1:A:160:VAL:CG1	5:B:203:7Q9:N	8	2.03
(3,13)	1:A:160:VAL:CG1	5:B:204:7Q9:N	8	2.03
(3,13)	1:A:160:VAL:CG1	5:B:205:7Q9:N	8	2.03
(3,13)	1:A:160:VAL:CG1	5:B:206:7Q9:N	8	2.03
(3,13)	1:A:160:VAL:CG1	5:B:207:7Q9:N	8	2.03
(3,13)	1:A:160:VAL:CG1	6:B:208:17F:N1	8	2.03
(3,13)	1:A:160:VAL:CG1	5:B:209:7Q9:N	8	2.03
(3,13)	1:A:160:VAL:CG1	5:B:210:7Q9:N	8	2.03
(3,13)	1:A:160:VAL:CG1	5:B:211:7Q9:N	8	2.03
(3,13)	1:A:160:VAL:CG1	5:B:212:7Q9:N	8	2.03
(3,13)	1:A:160:VAL:CG1	5:B:213:7Q9:N	8	2.03
(3,13)	1:A:160:VAL:CG1	6:B:214:17F:N1	8	2.03
(3,13)	1:A:160:VAL:CG1	6:B:215:17F:N1	8	2.03
(3,13)	1:A:160:VAL:CG1	5:B:216:7Q9:N	8	2.03
(3,13)	1:A:160:VAL:CG1	5:B:217:7Q9:N	8	2.03
(3,13)	1:A:160:VAL:CG1	5:B:218:7Q9:N	8	2.03
(3,13)	1:A:160:VAL:CG1	6:B:219:17F:N1	8	2.03
(3,13)	1:A:160:VAL:CG1	5:B:220:7Q9:N	8	2.03
(3,13)	1:A:160:VAL:CG2	1:B:2:THR:N	8	2.03
(3,13)	1:A:160:VAL:CG2	1:B:3:GLU:N	8	2.03
(3,13)	1:A:160:VAL:CG2	1:B:4:TYR:N	8	2.03
(3,13)	1:A:160:VAL:CG2	1:B:5:LYS:N	8	2.03
(3,13)	1:A:160:VAL:CG2	1:B:6:LEU:N	8	2.03
(3,13)	1:A:160:VAL:CG2	1:B:7:VAL:N	8	2.03

Continued on next page...

Continued from previous page...

Key	Atom-1	Atom-2	Model ID	Violation (Å)
(3,13)	1:A:160:VAL:CG2	1:B:8:VAL:N	8	2.03
(3,13)	1:A:160:VAL:CG2	1:B:9:VAL:N	8	2.03
(3,13)	1:A:160:VAL:CG2	1:B:10:GLY:N	8	2.03
(3,13)	1:A:160:VAL:CG2	1:B:11:ALA:N	8	2.03
(3,13)	1:A:160:VAL:CG2	1:B:12:ASP:N	8	2.03
(3,13)	1:A:160:VAL:CG2	1:B:13:GLY:N	8	2.03
(3,13)	1:A:160:VAL:CG2	1:B:14:VAL:N	8	2.03
(3,13)	1:A:160:VAL:CG2	1:B:15:GLY:N	8	2.03
(3,13)	1:A:160:VAL:CG2	1:B:16:LYS:N	8	2.03
(3,13)	1:A:160:VAL:CG2	1:B:17:SER:N	8	2.03
(3,13)	1:A:160:VAL:CG2	1:B:18:ALA:N	8	2.03
(3,13)	1:A:160:VAL:CG2	1:B:19:LEU:N	8	2.03
(3,13)	1:A:160:VAL:CG2	1:B:20:THR:N	8	2.03
(3,13)	1:A:160:VAL:CG2	1:B:21:ILE:N	8	2.03
(3,13)	1:A:160:VAL:CG2	1:B:22:GLN:N	8	2.03
(3,13)	1:A:160:VAL:CG2	1:B:23:LEU:N	8	2.03
(3,13)	1:A:160:VAL:CG2	1:B:24:ILE:N	8	2.03
(3,13)	1:A:160:VAL:CG2	1:B:25:GLN:N	8	2.03
(3,13)	1:A:160:VAL:CG2	1:B:26:ASN:N	8	2.03
(3,13)	1:A:160:VAL:CG2	1:B:27:HIS:N	8	2.03
(3,13)	1:A:160:VAL:CG2	1:B:28:PHE:N	8	2.03
(3,13)	1:A:160:VAL:CG2	1:B:29:VAL:N	8	2.03
(3,13)	1:A:160:VAL:CG2	1:B:30:ASP:N	8	2.03
(3,13)	1:A:160:VAL:CG2	1:B:31:GLU:N	8	2.03
(3,13)	1:A:160:VAL:CG2	1:B:32:TYR:N	8	2.03
(3,13)	1:A:160:VAL:CG2	1:B:33:ASP:N	8	2.03
(3,13)	1:A:160:VAL:CG2	1:B:34:PRO:N	8	2.03
(3,13)	1:A:160:VAL:CG2	1:B:35:THR:N	8	2.03
(3,13)	1:A:160:VAL:CG2	1:B:36:ILE:N	8	2.03
(3,13)	1:A:160:VAL:CG2	1:B:37:GLU:N	8	2.03
(3,13)	1:A:160:VAL:CG2	1:B:38:ASP:N	8	2.03
(3,13)	1:A:160:VAL:CG2	1:B:39:SER:N	8	2.03
(3,13)	1:A:160:VAL:CG2	1:B:40:TYR:N	8	2.03
(3,13)	1:A:160:VAL:CG2	1:B:41:ARG:N	8	2.03
(3,13)	1:A:160:VAL:CG2	1:B:42:LYS:N	8	2.03
(3,13)	1:A:160:VAL:CG2	1:B:43:GLN:N	8	2.03
(3,13)	1:A:160:VAL:CG2	1:B:44:VAL:N	8	2.03
(3,13)	1:A:160:VAL:CG2	1:B:45:VAL:N	8	2.03
(3,13)	1:A:160:VAL:CG2	1:B:46:ILE:N	8	2.03
(3,13)	1:A:160:VAL:CG2	1:B:47:ASP:N	8	2.03
(3,13)	1:A:160:VAL:CG2	1:B:48:GLY:N	8	2.03
(3,13)	1:A:160:VAL:CG2	1:B:49:GLU:N	8	2.03

Continued on next page...

Continued from previous page...

Key	Atom-1	Atom-2	Model ID	Violation (Å)
(3,13)	1:A:160:VAL:CG2	1:B:50:THR:N	8	2.03
(3,13)	1:A:160:VAL:CG2	1:B:51:CYS:N	8	2.03
(3,13)	1:A:160:VAL:CG2	1:B:52:LEU:N	8	2.03
(3,13)	1:A:160:VAL:CG2	1:B:53:LEU:N	8	2.03
(3,13)	1:A:160:VAL:CG2	1:B:54:ASP:N	8	2.03
(3,13)	1:A:160:VAL:CG2	1:B:55:ILE:N	8	2.03
(3,13)	1:A:160:VAL:CG2	1:B:56:LEU:N	8	2.03
(3,13)	1:A:160:VAL:CG2	1:B:57:ASP:N	8	2.03
(3,13)	1:A:160:VAL:CG2	1:B:58:THR:N	8	2.03
(3,13)	1:A:160:VAL:CG2	1:B:59:ALA:N	8	2.03
(3,13)	1:A:160:VAL:CG2	1:B:60:GLY:N	8	2.03
(3,13)	1:A:160:VAL:CG2	1:B:61:GLN:N	8	2.03
(3,13)	1:A:160:VAL:CG2	1:B:62:GLU:N	8	2.03
(3,13)	1:A:160:VAL:CG2	1:B:63:GLU:N	8	2.03
(3,13)	1:A:160:VAL:CG2	1:B:64:TYR:N	8	2.03
(3,13)	1:A:160:VAL:CG2	1:B:65:SER:N	8	2.03
(3,13)	1:A:160:VAL:CG2	1:B:66:ALA:N	8	2.03
(3,13)	1:A:160:VAL:CG2	1:B:67:MET:N	8	2.03
(3,13)	1:A:160:VAL:CG2	1:B:68:ARG:N	8	2.03
(3,13)	1:A:160:VAL:CG2	1:B:69:ASP:N	8	2.03
(3,13)	1:A:160:VAL:CG2	1:B:70:GLN:N	8	2.03
(3,13)	1:A:160:VAL:CG2	1:B:71:TYR:N	8	2.03
(3,13)	1:A:160:VAL:CG2	1:B:72:MET:N	8	2.03
(3,13)	1:A:160:VAL:CG2	1:B:73:ARG:N	8	2.03
(3,13)	1:A:160:VAL:CG2	1:B:74:THR:N	8	2.03
(3,13)	1:A:160:VAL:CG2	1:B:75:GLY:N	8	2.03
(3,13)	1:A:160:VAL:CG2	1:B:76:GLU:N	8	2.03
(3,13)	1:A:160:VAL:CG2	1:B:77:GLY:N	8	2.03
(3,13)	1:A:160:VAL:CG2	1:B:78:PHE:N	8	2.03
(3,13)	1:A:160:VAL:CG2	1:B:79:LEU:N	8	2.03
(3,13)	1:A:160:VAL:CG2	1:B:80:CYS:N	8	2.03
(3,13)	1:A:160:VAL:CG2	5:B:203:7Q9:N	8	2.03
(3,13)	1:A:160:VAL:CG2	5:B:204:7Q9:N	8	2.03
(3,13)	1:A:160:VAL:CG2	5:B:205:7Q9:N	8	2.03
(3,13)	1:A:160:VAL:CG2	5:B:206:7Q9:N	8	2.03
(3,13)	1:A:160:VAL:CG2	5:B:207:7Q9:N	8	2.03
(3,13)	1:A:160:VAL:CG2	6:B:208:17F:N1	8	2.03
(3,13)	1:A:160:VAL:CG2	5:B:209:7Q9:N	8	2.03
(3,13)	1:A:160:VAL:CG2	5:B:210:7Q9:N	8	2.03
(3,13)	1:A:160:VAL:CG2	5:B:211:7Q9:N	8	2.03
(3,13)	1:A:160:VAL:CG2	5:B:212:7Q9:N	8	2.03
(3,13)	1:A:160:VAL:CG2	5:B:213:7Q9:N	8	2.03

Continued on next page...

Continued from previous page...

Key	Atom-1	Atom-2	Model ID	Violation (Å)
(3,13)	1:A:160:VAL:CG2	6:B:214:17F:N1	8	2.03
(3,13)	1:A:160:VAL:CG2	6:B:215:17F:N1	8	2.03
(3,13)	1:A:160:VAL:CG2	5:B:216:7Q9:N	8	2.03
(3,13)	1:A:160:VAL:CG2	5:B:217:7Q9:N	8	2.03
(3,13)	1:A:160:VAL:CG2	5:B:218:7Q9:N	8	2.03
(3,13)	1:A:160:VAL:CG2	6:B:219:17F:N1	8	2.03
(3,13)	1:A:160:VAL:CG2	5:B:220:7Q9:N	8	2.03
(3,1)	1:A:6:LEU:CD1	1:B:2:THR:N	1	2.03
(3,1)	1:A:6:LEU:CD1	1:B:3:GLU:N	1	2.03
(3,1)	1:A:6:LEU:CD1	1:B:4:TYR:N	1	2.03
(3,1)	1:A:6:LEU:CD1	1:B:5:LYS:N	1	2.03
(3,1)	1:A:6:LEU:CD1	1:B:6:LEU:N	1	2.03
(3,1)	1:A:6:LEU:CD1	1:B:7:VAL:N	1	2.03
(3,1)	1:A:6:LEU:CD1	1:B:8:VAL:N	1	2.03
(3,1)	1:A:6:LEU:CD1	1:B:9:VAL:N	1	2.03
(3,1)	1:A:6:LEU:CD1	1:B:10:GLY:N	1	2.03
(3,1)	1:A:6:LEU:CD1	1:B:11:ALA:N	1	2.03
(3,1)	1:A:6:LEU:CD1	1:B:12:ASP:N	1	2.03
(3,1)	1:A:6:LEU:CD1	1:B:13:GLY:N	1	2.03
(3,1)	1:A:6:LEU:CD1	1:B:14:VAL:N	1	2.03
(3,1)	1:A:6:LEU:CD1	1:B:15:GLY:N	1	2.03
(3,1)	1:A:6:LEU:CD1	1:B:16:LYS:N	1	2.03
(3,1)	1:A:6:LEU:CD1	1:B:17:SER:N	1	2.03
(3,1)	1:A:6:LEU:CD1	1:B:18:ALA:N	1	2.03
(3,1)	1:A:6:LEU:CD1	1:B:19:LEU:N	1	2.03
(3,1)	1:A:6:LEU:CD1	1:B:20:THR:N	1	2.03
(3,1)	1:A:6:LEU:CD1	1:B:21:ILE:N	1	2.03
(3,1)	1:A:6:LEU:CD1	1:B:22:GLN:N	1	2.03
(3,1)	1:A:6:LEU:CD1	1:B:23:LEU:N	1	2.03
(3,1)	1:A:6:LEU:CD1	1:B:24:ILE:N	1	2.03
(3,1)	1:A:6:LEU:CD1	1:B:25:GLN:N	1	2.03
(3,1)	1:A:6:LEU:CD1	1:B:26:ASN:N	1	2.03
(3,1)	1:A:6:LEU:CD1	1:B:27:HIS:N	1	2.03
(3,1)	1:A:6:LEU:CD1	1:B:28:PHE:N	1	2.03
(3,1)	1:A:6:LEU:CD1	1:B:29:VAL:N	1	2.03
(3,1)	1:A:6:LEU:CD1	1:B:30:ASP:N	1	2.03
(3,1)	1:A:6:LEU:CD1	1:B:31:GLU:N	1	2.03
(3,1)	1:A:6:LEU:CD1	1:B:32:TYR:N	1	2.03
(3,1)	1:A:6:LEU:CD1	1:B:33:ASP:N	1	2.03
(3,1)	1:A:6:LEU:CD1	1:B:34:PRO:N	1	2.03
(3,1)	1:A:6:LEU:CD1	1:B:35:THR:N	1	2.03
(3,1)	1:A:6:LEU:CD1	1:B:36:ILE:N	1	2.03

Continued on next page...

Continued from previous page...

Key	Atom-1	Atom-2	Model ID	Violation (Å)
(3,1)	1:A:6:LEU:CD1	1:B:37:GLU:N	1	2.03
(3,1)	1:A:6:LEU:CD1	1:B:38:ASP:N	1	2.03
(3,1)	1:A:6:LEU:CD1	1:B:39:SER:N	1	2.03
(3,1)	1:A:6:LEU:CD1	1:B:40:TYR:N	1	2.03
(3,1)	1:A:6:LEU:CD1	1:B:41:ARG:N	1	2.03
(3,1)	1:A:6:LEU:CD1	1:B:42:LYS:N	1	2.03
(3,1)	1:A:6:LEU:CD1	1:B:43:GLN:N	1	2.03
(3,1)	1:A:6:LEU:CD1	1:B:44:VAL:N	1	2.03
(3,1)	1:A:6:LEU:CD1	1:B:45:VAL:N	1	2.03
(3,1)	1:A:6:LEU:CD1	1:B:46:ILE:N	1	2.03
(3,1)	1:A:6:LEU:CD1	1:B:47:ASP:N	1	2.03
(3,1)	1:A:6:LEU:CD1	1:B:48:GLY:N	1	2.03
(3,1)	1:A:6:LEU:CD1	1:B:49:GLU:N	1	2.03
(3,1)	1:A:6:LEU:CD1	1:B:50:THR:N	1	2.03
(3,1)	1:A:6:LEU:CD1	1:B:51:CYS:N	1	2.03
(3,1)	1:A:6:LEU:CD1	1:B:52:LEU:N	1	2.03
(3,1)	1:A:6:LEU:CD1	1:B:53:LEU:N	1	2.03
(3,1)	1:A:6:LEU:CD1	1:B:54:ASP:N	1	2.03
(3,1)	1:A:6:LEU:CD1	1:B:55:ILE:N	1	2.03
(3,1)	1:A:6:LEU:CD1	1:B:56:LEU:N	1	2.03
(3,1)	1:A:6:LEU:CD1	1:B:57:ASP:N	1	2.03
(3,1)	1:A:6:LEU:CD1	1:B:58:THR:N	1	2.03
(3,1)	1:A:6:LEU:CD1	1:B:59:ALA:N	1	2.03
(3,1)	1:A:6:LEU:CD1	1:B:60:GLY:N	1	2.03
(3,1)	1:A:6:LEU:CD1	1:B:61:GLN:N	1	2.03
(3,1)	1:A:6:LEU:CD1	1:B:62:GLU:N	1	2.03
(3,1)	1:A:6:LEU:CD1	1:B:63:GLU:N	1	2.03
(3,1)	1:A:6:LEU:CD1	1:B:64:TYR:N	1	2.03
(3,1)	1:A:6:LEU:CD1	1:B:65:SER:N	1	2.03
(3,1)	1:A:6:LEU:CD1	1:B:66:ALA:N	1	2.03
(3,1)	1:A:6:LEU:CD1	1:B:67:MET:N	1	2.03
(3,1)	1:A:6:LEU:CD1	1:B:68:ARG:N	1	2.03
(3,1)	1:A:6:LEU:CD1	1:B:69:ASP:N	1	2.03
(3,1)	1:A:6:LEU:CD1	1:B:70:GLN:N	1	2.03
(3,1)	1:A:6:LEU:CD1	1:B:71:TYR:N	1	2.03
(3,1)	1:A:6:LEU:CD1	1:B:72:MET:N	1	2.03
(3,1)	1:A:6:LEU:CD1	1:B:73:ARG:N	1	2.03
(3,1)	1:A:6:LEU:CD1	1:B:74:THR:N	1	2.03
(3,1)	1:A:6:LEU:CD1	1:B:75:GLY:N	1	2.03
(3,1)	1:A:6:LEU:CD1	1:B:76:GLU:N	1	2.03
(3,1)	1:A:6:LEU:CD1	1:B:77:GLY:N	1	2.03
(3,1)	1:A:6:LEU:CD1	1:B:78:PHE:N	1	2.03

Continued on next page...

Continued from previous page...

Key	Atom-1	Atom-2	Model ID	Violation (Å)
(3,1)	1:A:6:LEU:CD1	1:B:79:LEU:N	1	2.03
(3,1)	1:A:6:LEU:CD1	1:B:80:CYS:N	1	2.03
(3,1)	1:A:6:LEU:CD1	5:B:203:7Q9:N	1	2.03
(3,1)	1:A:6:LEU:CD1	5:B:204:7Q9:N	1	2.03
(3,1)	1:A:6:LEU:CD1	5:B:205:7Q9:N	1	2.03
(3,1)	1:A:6:LEU:CD1	5:B:206:7Q9:N	1	2.03
(3,1)	1:A:6:LEU:CD1	5:B:207:7Q9:N	1	2.03
(3,1)	1:A:6:LEU:CD1	6:B:208:17F:N1	1	2.03
(3,1)	1:A:6:LEU:CD1	5:B:209:7Q9:N	1	2.03
(3,1)	1:A:6:LEU:CD1	5:B:210:7Q9:N	1	2.03
(3,1)	1:A:6:LEU:CD1	5:B:211:7Q9:N	1	2.03
(3,1)	1:A:6:LEU:CD1	5:B:212:7Q9:N	1	2.03
(3,1)	1:A:6:LEU:CD1	5:B:213:7Q9:N	1	2.03
(3,1)	1:A:6:LEU:CD1	6:B:214:17F:N1	1	2.03
(3,1)	1:A:6:LEU:CD1	6:B:215:17F:N1	1	2.03
(3,1)	1:A:6:LEU:CD1	5:B:216:7Q9:N	1	2.03
(3,1)	1:A:6:LEU:CD1	5:B:217:7Q9:N	1	2.03
(3,1)	1:A:6:LEU:CD1	5:B:218:7Q9:N	1	2.03
(3,1)	1:A:6:LEU:CD1	6:B:219:17F:N1	1	2.03
(3,1)	1:A:6:LEU:CD1	5:B:220:7Q9:N	1	2.03
(3,1)	1:A:6:LEU:CD2	1:B:2:THR:N	1	2.03
(3,1)	1:A:6:LEU:CD2	1:B:3:GLU:N	1	2.03
(3,1)	1:A:6:LEU:CD2	1:B:4:TYR:N	1	2.03
(3,1)	1:A:6:LEU:CD2	1:B:5:LYS:N	1	2.03
(3,1)	1:A:6:LEU:CD2	1:B:6:LEU:N	1	2.03
(3,1)	1:A:6:LEU:CD2	1:B:7:VAL:N	1	2.03
(3,1)	1:A:6:LEU:CD2	1:B:8:VAL:N	1	2.03
(3,1)	1:A:6:LEU:CD2	1:B:9:VAL:N	1	2.03
(3,1)	1:A:6:LEU:CD2	1:B:10:GLY:N	1	2.03
(3,1)	1:A:6:LEU:CD2	1:B:11:ALA:N	1	2.03
(3,1)	1:A:6:LEU:CD2	1:B:12:ASP:N	1	2.03
(3,1)	1:A:6:LEU:CD2	1:B:13:GLY:N	1	2.03
(3,1)	1:A:6:LEU:CD2	1:B:14:VAL:N	1	2.03
(3,1)	1:A:6:LEU:CD2	1:B:15:GLY:N	1	2.03
(3,1)	1:A:6:LEU:CD2	1:B:16:LYS:N	1	2.03
(3,1)	1:A:6:LEU:CD2	1:B:17:SER:N	1	2.03
(3,1)	1:A:6:LEU:CD2	1:B:18:ALA:N	1	2.03
(3,1)	1:A:6:LEU:CD2	1:B:19:LEU:N	1	2.03
(3,1)	1:A:6:LEU:CD2	1:B:20:THR:N	1	2.03
(3,1)	1:A:6:LEU:CD2	1:B:21:ILE:N	1	2.03
(3,1)	1:A:6:LEU:CD2	1:B:22:GLN:N	1	2.03
(3,1)	1:A:6:LEU:CD2	1:B:23:LEU:N	1	2.03

Continued on next page...

Continued from previous page...

Key	Atom-1	Atom-2	Model ID	Violation (Å)
(3,1)	1:A:6:LEU:CD2	1:B:24:ILE:N	1	2.03
(3,1)	1:A:6:LEU:CD2	1:B:25:GLN:N	1	2.03
(3,1)	1:A:6:LEU:CD2	1:B:26:ASN:N	1	2.03
(3,1)	1:A:6:LEU:CD2	1:B:27:HIS:N	1	2.03
(3,1)	1:A:6:LEU:CD2	1:B:28:PHE:N	1	2.03
(3,1)	1:A:6:LEU:CD2	1:B:29:VAL:N	1	2.03
(3,1)	1:A:6:LEU:CD2	1:B:30:ASP:N	1	2.03
(3,1)	1:A:6:LEU:CD2	1:B:31:GLU:N	1	2.03
(3,1)	1:A:6:LEU:CD2	1:B:32:TYR:N	1	2.03
(3,1)	1:A:6:LEU:CD2	1:B:33:ASP:N	1	2.03
(3,1)	1:A:6:LEU:CD2	1:B:34:PRO:N	1	2.03
(3,1)	1:A:6:LEU:CD2	1:B:35:THR:N	1	2.03
(3,1)	1:A:6:LEU:CD2	1:B:36:ILE:N	1	2.03
(3,1)	1:A:6:LEU:CD2	1:B:37:GLU:N	1	2.03
(3,1)	1:A:6:LEU:CD2	1:B:38:ASP:N	1	2.03
(3,1)	1:A:6:LEU:CD2	1:B:39:SER:N	1	2.03
(3,1)	1:A:6:LEU:CD2	1:B:40:TYR:N	1	2.03
(3,1)	1:A:6:LEU:CD2	1:B:41:ARG:N	1	2.03
(3,1)	1:A:6:LEU:CD2	1:B:42:LYS:N	1	2.03
(3,1)	1:A:6:LEU:CD2	1:B:43:GLN:N	1	2.03
(3,1)	1:A:6:LEU:CD2	1:B:44:VAL:N	1	2.03
(3,1)	1:A:6:LEU:CD2	1:B:45:VAL:N	1	2.03
(3,1)	1:A:6:LEU:CD2	1:B:46:ILE:N	1	2.03
(3,1)	1:A:6:LEU:CD2	1:B:47:ASP:N	1	2.03
(3,1)	1:A:6:LEU:CD2	1:B:48:GLY:N	1	2.03
(3,1)	1:A:6:LEU:CD2	1:B:49:GLU:N	1	2.03
(3,1)	1:A:6:LEU:CD2	1:B:50:THR:N	1	2.03
(3,1)	1:A:6:LEU:CD2	1:B:51:CYS:N	1	2.03
(3,1)	1:A:6:LEU:CD2	1:B:52:LEU:N	1	2.03
(3,1)	1:A:6:LEU:CD2	1:B:53:LEU:N	1	2.03
(3,1)	1:A:6:LEU:CD2	1:B:54:ASP:N	1	2.03
(3,1)	1:A:6:LEU:CD2	1:B:55:ILE:N	1	2.03
(3,1)	1:A:6:LEU:CD2	1:B:56:LEU:N	1	2.03
(3,1)	1:A:6:LEU:CD2	1:B:57:ASP:N	1	2.03
(3,1)	1:A:6:LEU:CD2	1:B:58:THR:N	1	2.03
(3,1)	1:A:6:LEU:CD2	1:B:59:ALA:N	1	2.03
(3,1)	1:A:6:LEU:CD2	1:B:60:GLY:N	1	2.03
(3,1)	1:A:6:LEU:CD2	1:B:61:GLN:N	1	2.03
(3,1)	1:A:6:LEU:CD2	1:B:62:GLU:N	1	2.03
(3,1)	1:A:6:LEU:CD2	1:B:63:GLU:N	1	2.03
(3,1)	1:A:6:LEU:CD2	1:B:64:TYR:N	1	2.03
(3,1)	1:A:6:LEU:CD2	1:B:65:SER:N	1	2.03

Continued on next page...

Continued from previous page...

Key	Atom-1	Atom-2	Model ID	Violation (Å)
(3,1)	1:A:6:LEU:CD2	1:B:66:ALA:N	1	2.03
(3,1)	1:A:6:LEU:CD2	1:B:67:MET:N	1	2.03
(3,1)	1:A:6:LEU:CD2	1:B:68:ARG:N	1	2.03
(3,1)	1:A:6:LEU:CD2	1:B:69:ASP:N	1	2.03
(3,1)	1:A:6:LEU:CD2	1:B:70:GLN:N	1	2.03
(3,1)	1:A:6:LEU:CD2	1:B:71:TYR:N	1	2.03
(3,1)	1:A:6:LEU:CD2	1:B:72:MET:N	1	2.03
(3,1)	1:A:6:LEU:CD2	1:B:73:ARG:N	1	2.03
(3,1)	1:A:6:LEU:CD2	1:B:74:THR:N	1	2.03
(3,1)	1:A:6:LEU:CD2	1:B:75:GLY:N	1	2.03
(3,1)	1:A:6:LEU:CD2	1:B:76:GLU:N	1	2.03
(3,1)	1:A:6:LEU:CD2	1:B:77:GLY:N	1	2.03
(3,1)	1:A:6:LEU:CD2	1:B:78:PHE:N	1	2.03
(3,1)	1:A:6:LEU:CD2	1:B:79:LEU:N	1	2.03
(3,1)	1:A:6:LEU:CD2	1:B:80:CYS:N	1	2.03
(3,1)	1:A:6:LEU:CD2	5:B:203:7Q9:N	1	2.03
(3,1)	1:A:6:LEU:CD2	5:B:204:7Q9:N	1	2.03
(3,1)	1:A:6:LEU:CD2	5:B:205:7Q9:N	1	2.03
(3,1)	1:A:6:LEU:CD2	5:B:206:7Q9:N	1	2.03
(3,1)	1:A:6:LEU:CD2	5:B:207:7Q9:N	1	2.03
(3,1)	1:A:6:LEU:CD2	6:B:208:17F:N1	1	2.03
(3,1)	1:A:6:LEU:CD2	5:B:209:7Q9:N	1	2.03
(3,1)	1:A:6:LEU:CD2	5:B:210:7Q9:N	1	2.03
(3,1)	1:A:6:LEU:CD2	5:B:211:7Q9:N	1	2.03
(3,1)	1:A:6:LEU:CD2	5:B:212:7Q9:N	1	2.03
(3,1)	1:A:6:LEU:CD2	5:B:213:7Q9:N	1	2.03
(3,1)	1:A:6:LEU:CD2	6:B:214:17F:N1	1	2.03
(3,1)	1:A:6:LEU:CD2	6:B:215:17F:N1	1	2.03
(3,1)	1:A:6:LEU:CD2	5:B:216:7Q9:N	1	2.03
(3,1)	1:A:6:LEU:CD2	5:B:217:7Q9:N	1	2.03
(3,1)	1:A:6:LEU:CD2	5:B:218:7Q9:N	1	2.03
(3,1)	1:A:6:LEU:CD2	6:B:219:17F:N1	1	2.03
(3,1)	1:A:6:LEU:CD2	5:B:220:7Q9:N	1	2.03
(3,13)	1:A:160:VAL:CG1	1:B:2:THR:N	9	2.01
(3,13)	1:A:160:VAL:CG1	1:B:3:GLU:N	9	2.01
(3,13)	1:A:160:VAL:CG1	1:B:4:TYR:N	9	2.01
(3,13)	1:A:160:VAL:CG1	1:B:5:LYS:N	9	2.01
(3,13)	1:A:160:VAL:CG1	1:B:6:LEU:N	9	2.01
(3,13)	1:A:160:VAL:CG1	1:B:7:VAL:N	9	2.01
(3,13)	1:A:160:VAL:CG1	1:B:8:VAL:N	9	2.01
(3,13)	1:A:160:VAL:CG1	1:B:9:VAL:N	9	2.01
(3,13)	1:A:160:VAL:CG1	1:B:10:GLY:N	9	2.01

Continued on next page...

Continued from previous page...

Key	Atom-1	Atom-2	Model ID	Violation (Å)
(3,13)	1:A:160:VAL:CG1	1:B:11:ALA:N	9	2.01
(3,13)	1:A:160:VAL:CG1	1:B:12:ASP:N	9	2.01
(3,13)	1:A:160:VAL:CG1	1:B:13:GLY:N	9	2.01
(3,13)	1:A:160:VAL:CG1	1:B:14:VAL:N	9	2.01
(3,13)	1:A:160:VAL:CG1	1:B:15:GLY:N	9	2.01
(3,13)	1:A:160:VAL:CG1	1:B:16:LYS:N	9	2.01
(3,13)	1:A:160:VAL:CG1	1:B:17:SER:N	9	2.01
(3,13)	1:A:160:VAL:CG1	1:B:18:ALA:N	9	2.01
(3,13)	1:A:160:VAL:CG1	1:B:19:LEU:N	9	2.01
(3,13)	1:A:160:VAL:CG1	1:B:20:THR:N	9	2.01
(3,13)	1:A:160:VAL:CG1	1:B:21:ILE:N	9	2.01
(3,13)	1:A:160:VAL:CG1	1:B:22:GLN:N	9	2.01
(3,13)	1:A:160:VAL:CG1	1:B:23:LEU:N	9	2.01
(3,13)	1:A:160:VAL:CG1	1:B:24:ILE:N	9	2.01
(3,13)	1:A:160:VAL:CG1	1:B:25:GLN:N	9	2.01
(3,13)	1:A:160:VAL:CG1	1:B:26:ASN:N	9	2.01
(3,13)	1:A:160:VAL:CG1	1:B:27:HIS:N	9	2.01
(3,13)	1:A:160:VAL:CG1	1:B:28:PHE:N	9	2.01
(3,13)	1:A:160:VAL:CG1	1:B:29:VAL:N	9	2.01
(3,13)	1:A:160:VAL:CG1	1:B:30:ASP:N	9	2.01
(3,13)	1:A:160:VAL:CG1	1:B:31:GLU:N	9	2.01
(3,13)	1:A:160:VAL:CG1	1:B:32:TYR:N	9	2.01
(3,13)	1:A:160:VAL:CG1	1:B:33:ASP:N	9	2.01
(3,13)	1:A:160:VAL:CG1	1:B:34:PRO:N	9	2.01
(3,13)	1:A:160:VAL:CG1	1:B:35:THR:N	9	2.01
(3,13)	1:A:160:VAL:CG1	1:B:36:ILE:N	9	2.01
(3,13)	1:A:160:VAL:CG1	1:B:37:GLU:N	9	2.01
(3,13)	1:A:160:VAL:CG1	1:B:38:ASP:N	9	2.01
(3,13)	1:A:160:VAL:CG1	1:B:39:SER:N	9	2.01
(3,13)	1:A:160:VAL:CG1	1:B:40:TYR:N	9	2.01
(3,13)	1:A:160:VAL:CG1	1:B:41:ARG:N	9	2.01
(3,13)	1:A:160:VAL:CG1	1:B:42:LYS:N	9	2.01
(3,13)	1:A:160:VAL:CG1	1:B:43:GLN:N	9	2.01
(3,13)	1:A:160:VAL:CG1	1:B:44:VAL:N	9	2.01
(3,13)	1:A:160:VAL:CG1	1:B:45:VAL:N	9	2.01
(3,13)	1:A:160:VAL:CG1	1:B:46:ILE:N	9	2.01
(3,13)	1:A:160:VAL:CG1	1:B:47:ASP:N	9	2.01
(3,13)	1:A:160:VAL:CG1	1:B:48:GLY:N	9	2.01
(3,13)	1:A:160:VAL:CG1	1:B:49:GLU:N	9	2.01
(3,13)	1:A:160:VAL:CG1	1:B:50:THR:N	9	2.01
(3,13)	1:A:160:VAL:CG1	1:B:51:CYS:N	9	2.01
(3,13)	1:A:160:VAL:CG1	1:B:52:LEU:N	9	2.01

Continued on next page...

Continued from previous page...

Key	Atom-1	Atom-2	Model ID	Violation (Å)
(3,13)	1:A:160:VAL:CG1	1:B:53:LEU:N	9	2.01
(3,13)	1:A:160:VAL:CG1	1:B:54:ASP:N	9	2.01
(3,13)	1:A:160:VAL:CG1	1:B:55:ILE:N	9	2.01
(3,13)	1:A:160:VAL:CG1	1:B:56:LEU:N	9	2.01
(3,13)	1:A:160:VAL:CG1	1:B:57:ASP:N	9	2.01
(3,13)	1:A:160:VAL:CG1	1:B:58:THR:N	9	2.01
(3,13)	1:A:160:VAL:CG1	1:B:59:ALA:N	9	2.01
(3,13)	1:A:160:VAL:CG1	1:B:60:GLY:N	9	2.01
(3,13)	1:A:160:VAL:CG1	1:B:61:GLN:N	9	2.01
(3,13)	1:A:160:VAL:CG1	1:B:62:GLU:N	9	2.01
(3,13)	1:A:160:VAL:CG1	1:B:63:GLU:N	9	2.01
(3,13)	1:A:160:VAL:CG1	1:B:64:TYR:N	9	2.01
(3,13)	1:A:160:VAL:CG1	1:B:65:SER:N	9	2.01
(3,13)	1:A:160:VAL:CG1	1:B:66:ALA:N	9	2.01
(3,13)	1:A:160:VAL:CG1	1:B:67:MET:N	9	2.01
(3,13)	1:A:160:VAL:CG1	1:B:68:ARG:N	9	2.01
(3,13)	1:A:160:VAL:CG1	1:B:69:ASP:N	9	2.01
(3,13)	1:A:160:VAL:CG1	1:B:70:GLN:N	9	2.01
(3,13)	1:A:160:VAL:CG1	1:B:71:TYR:N	9	2.01
(3,13)	1:A:160:VAL:CG1	1:B:72:MET:N	9	2.01
(3,13)	1:A:160:VAL:CG1	1:B:73:ARG:N	9	2.01
(3,13)	1:A:160:VAL:CG1	1:B:74:THR:N	9	2.01
(3,13)	1:A:160:VAL:CG1	1:B:75:GLY:N	9	2.01
(3,13)	1:A:160:VAL:CG1	1:B:76:GLU:N	9	2.01
(3,13)	1:A:160:VAL:CG1	1:B:77:GLY:N	9	2.01
(3,13)	1:A:160:VAL:CG1	1:B:78:PHE:N	9	2.01
(3,13)	1:A:160:VAL:CG1	1:B:79:LEU:N	9	2.01
(3,13)	1:A:160:VAL:CG1	1:B:80:CYS:N	9	2.01
(3,13)	1:A:160:VAL:CG1	5:B:203:7Q9:N	9	2.01
(3,13)	1:A:160:VAL:CG1	5:B:204:7Q9:N	9	2.01
(3,13)	1:A:160:VAL:CG1	5:B:205:7Q9:N	9	2.01
(3,13)	1:A:160:VAL:CG1	5:B:206:7Q9:N	9	2.01
(3,13)	1:A:160:VAL:CG1	5:B:207:7Q9:N	9	2.01
(3,13)	1:A:160:VAL:CG1	6:B:208:17F:N1	9	2.01
(3,13)	1:A:160:VAL:CG1	5:B:209:7Q9:N	9	2.01
(3,13)	1:A:160:VAL:CG1	5:B:210:7Q9:N	9	2.01
(3,13)	1:A:160:VAL:CG1	5:B:211:7Q9:N	9	2.01
(3,13)	1:A:160:VAL:CG1	5:B:212:7Q9:N	9	2.01
(3,13)	1:A:160:VAL:CG1	5:B:213:7Q9:N	9	2.01
(3,13)	1:A:160:VAL:CG1	6:B:214:17F:N1	9	2.01
(3,13)	1:A:160:VAL:CG1	6:B:215:17F:N1	9	2.01
(3,13)	1:A:160:VAL:CG1	5:B:216:7Q9:N	9	2.01

Continued on next page...

Continued from previous page...

Key	Atom-1	Atom-2	Model ID	Violation (Å)
(3,13)	1:A:160:VAL:CG1	5:B:217:7Q9:N	9	2.01
(3,13)	1:A:160:VAL:CG1	5:B:218:7Q9:N	9	2.01
(3,13)	1:A:160:VAL:CG1	6:B:219:17F:N1	9	2.01
(3,13)	1:A:160:VAL:CG1	5:B:220:7Q9:N	9	2.01
(3,13)	1:A:160:VAL:CG2	1:B:2:THR:N	9	2.01
(3,13)	1:A:160:VAL:CG2	1:B:3:GLU:N	9	2.01
(3,13)	1:A:160:VAL:CG2	1:B:4:TYR:N	9	2.01
(3,13)	1:A:160:VAL:CG2	1:B:5:LYS:N	9	2.01
(3,13)	1:A:160:VAL:CG2	1:B:6:LEU:N	9	2.01
(3,13)	1:A:160:VAL:CG2	1:B:7:VAL:N	9	2.01
(3,13)	1:A:160:VAL:CG2	1:B:8:VAL:N	9	2.01
(3,13)	1:A:160:VAL:CG2	1:B:9:VAL:N	9	2.01
(3,13)	1:A:160:VAL:CG2	1:B:10:GLY:N	9	2.01
(3,13)	1:A:160:VAL:CG2	1:B:11:ALA:N	9	2.01
(3,13)	1:A:160:VAL:CG2	1:B:12:ASP:N	9	2.01
(3,13)	1:A:160:VAL:CG2	1:B:13:GLY:N	9	2.01
(3,13)	1:A:160:VAL:CG2	1:B:14:VAL:N	9	2.01
(3,13)	1:A:160:VAL:CG2	1:B:15:GLY:N	9	2.01
(3,13)	1:A:160:VAL:CG2	1:B:16:LYS:N	9	2.01
(3,13)	1:A:160:VAL:CG2	1:B:17:SER:N	9	2.01
(3,13)	1:A:160:VAL:CG2	1:B:18:ALA:N	9	2.01
(3,13)	1:A:160:VAL:CG2	1:B:19:LEU:N	9	2.01
(3,13)	1:A:160:VAL:CG2	1:B:20:THR:N	9	2.01
(3,13)	1:A:160:VAL:CG2	1:B:21:ILE:N	9	2.01
(3,13)	1:A:160:VAL:CG2	1:B:22:GLN:N	9	2.01
(3,13)	1:A:160:VAL:CG2	1:B:23:LEU:N	9	2.01
(3,13)	1:A:160:VAL:CG2	1:B:24:ILE:N	9	2.01
(3,13)	1:A:160:VAL:CG2	1:B:25:GLN:N	9	2.01
(3,13)	1:A:160:VAL:CG2	1:B:26:ASN:N	9	2.01
(3,13)	1:A:160:VAL:CG2	1:B:27:HIS:N	9	2.01
(3,13)	1:A:160:VAL:CG2	1:B:28:PHE:N	9	2.01
(3,13)	1:A:160:VAL:CG2	1:B:29:VAL:N	9	2.01
(3,13)	1:A:160:VAL:CG2	1:B:30:ASP:N	9	2.01
(3,13)	1:A:160:VAL:CG2	1:B:31:GLU:N	9	2.01
(3,13)	1:A:160:VAL:CG2	1:B:32:TYR:N	9	2.01
(3,13)	1:A:160:VAL:CG2	1:B:33:ASP:N	9	2.01
(3,13)	1:A:160:VAL:CG2	1:B:34:PRO:N	9	2.01
(3,13)	1:A:160:VAL:CG2	1:B:35:THR:N	9	2.01
(3,13)	1:A:160:VAL:CG2	1:B:36:ILE:N	9	2.01
(3,13)	1:A:160:VAL:CG2	1:B:37:GLU:N	9	2.01
(3,13)	1:A:160:VAL:CG2	1:B:38:ASP:N	9	2.01
(3,13)	1:A:160:VAL:CG2	1:B:39:SER:N	9	2.01

Continued on next page...

Continued from previous page...

Key	Atom-1	Atom-2	Model ID	Violation (Å)
(3,13)	1:A:160:VAL:CG2	1:B:40:TYR:N	9	2.01
(3,13)	1:A:160:VAL:CG2	1:B:41:ARG:N	9	2.01
(3,13)	1:A:160:VAL:CG2	1:B:42:LYS:N	9	2.01
(3,13)	1:A:160:VAL:CG2	1:B:43:GLN:N	9	2.01
(3,13)	1:A:160:VAL:CG2	1:B:44:VAL:N	9	2.01
(3,13)	1:A:160:VAL:CG2	1:B:45:VAL:N	9	2.01
(3,13)	1:A:160:VAL:CG2	1:B:46:ILE:N	9	2.01
(3,13)	1:A:160:VAL:CG2	1:B:47:ASP:N	9	2.01
(3,13)	1:A:160:VAL:CG2	1:B:48:GLY:N	9	2.01
(3,13)	1:A:160:VAL:CG2	1:B:49:GLU:N	9	2.01
(3,13)	1:A:160:VAL:CG2	1:B:50:THR:N	9	2.01
(3,13)	1:A:160:VAL:CG2	1:B:51:CYS:N	9	2.01
(3,13)	1:A:160:VAL:CG2	1:B:52:LEU:N	9	2.01
(3,13)	1:A:160:VAL:CG2	1:B:53:LEU:N	9	2.01
(3,13)	1:A:160:VAL:CG2	1:B:54:ASP:N	9	2.01
(3,13)	1:A:160:VAL:CG2	1:B:55:ILE:N	9	2.01
(3,13)	1:A:160:VAL:CG2	1:B:56:LEU:N	9	2.01
(3,13)	1:A:160:VAL:CG2	1:B:57:ASP:N	9	2.01
(3,13)	1:A:160:VAL:CG2	1:B:58:THR:N	9	2.01
(3,13)	1:A:160:VAL:CG2	1:B:59:ALA:N	9	2.01
(3,13)	1:A:160:VAL:CG2	1:B:60:GLY:N	9	2.01
(3,13)	1:A:160:VAL:CG2	1:B:61:GLN:N	9	2.01
(3,13)	1:A:160:VAL:CG2	1:B:62:GLU:N	9	2.01
(3,13)	1:A:160:VAL:CG2	1:B:63:GLU:N	9	2.01
(3,13)	1:A:160:VAL:CG2	1:B:64:TYR:N	9	2.01
(3,13)	1:A:160:VAL:CG2	1:B:65:SER:N	9	2.01
(3,13)	1:A:160:VAL:CG2	1:B:66:ALA:N	9	2.01
(3,13)	1:A:160:VAL:CG2	1:B:67:MET:N	9	2.01
(3,13)	1:A:160:VAL:CG2	1:B:68:ARG:N	9	2.01
(3,13)	1:A:160:VAL:CG2	1:B:69:ASP:N	9	2.01
(3,13)	1:A:160:VAL:CG2	1:B:70:GLN:N	9	2.01
(3,13)	1:A:160:VAL:CG2	1:B:71:TYR:N	9	2.01
(3,13)	1:A:160:VAL:CG2	1:B:72:MET:N	9	2.01
(3,13)	1:A:160:VAL:CG2	1:B:73:ARG:N	9	2.01
(3,13)	1:A:160:VAL:CG2	1:B:74:THR:N	9	2.01
(3,13)	1:A:160:VAL:CG2	1:B:75:GLY:N	9	2.01
(3,13)	1:A:160:VAL:CG2	1:B:76:GLU:N	9	2.01
(3,13)	1:A:160:VAL:CG2	1:B:77:GLY:N	9	2.01
(3,13)	1:A:160:VAL:CG2	1:B:78:PHE:N	9	2.01
(3,13)	1:A:160:VAL:CG2	1:B:79:LEU:N	9	2.01
(3,13)	1:A:160:VAL:CG2	1:B:80:CYS:N	9	2.01
(3,13)	1:A:160:VAL:CG2	5:B:203:7Q9:N	9	2.01

Continued on next page...

Continued from previous page...

Key	Atom-1	Atom-2	Model ID	Violation (Å)
(3,13)	1:A:160:VAL:CG2	5:B:204:7Q9:N	9	2.01
(3,13)	1:A:160:VAL:CG2	5:B:205:7Q9:N	9	2.01
(3,13)	1:A:160:VAL:CG2	5:B:206:7Q9:N	9	2.01
(3,13)	1:A:160:VAL:CG2	5:B:207:7Q9:N	9	2.01
(3,13)	1:A:160:VAL:CG2	6:B:208:17F:N1	9	2.01
(3,13)	1:A:160:VAL:CG2	5:B:209:7Q9:N	9	2.01
(3,13)	1:A:160:VAL:CG2	5:B:210:7Q9:N	9	2.01
(3,13)	1:A:160:VAL:CG2	5:B:211:7Q9:N	9	2.01
(3,13)	1:A:160:VAL:CG2	5:B:212:7Q9:N	9	2.01
(3,13)	1:A:160:VAL:CG2	5:B:213:7Q9:N	9	2.01
(3,13)	1:A:160:VAL:CG2	6:B:214:17F:N1	9	2.01
(3,13)	1:A:160:VAL:CG2	6:B:215:17F:N1	9	2.01
(3,13)	1:A:160:VAL:CG2	5:B:216:7Q9:N	9	2.01
(3,13)	1:A:160:VAL:CG2	5:B:217:7Q9:N	9	2.01
(3,13)	1:A:160:VAL:CG2	5:B:218:7Q9:N	9	2.01
(3,13)	1:A:160:VAL:CG2	6:B:219:17F:N1	9	2.01
(3,13)	1:A:160:VAL:CG2	5:B:220:7Q9:N	9	2.01
(1,22)	1:B:184:LYS:C	1:B:2:THR:N	7	1.99
(1,22)	1:B:184:LYS:C	1:B:3:GLU:N	7	1.99
(1,22)	1:B:184:LYS:C	1:B:4:TYR:N	7	1.99
(1,22)	1:B:184:LYS:C	1:B:5:LYS:N	7	1.99
(1,22)	1:B:184:LYS:C	1:B:6:LEU:N	7	1.99
(1,22)	1:B:184:LYS:C	1:B:7:VAL:N	7	1.99
(1,22)	1:B:184:LYS:C	1:B:8:VAL:N	7	1.99
(1,22)	1:B:184:LYS:C	1:B:9:VAL:N	7	1.99
(1,22)	1:B:184:LYS:C	1:B:10:GLY:N	7	1.99
(1,22)	1:B:184:LYS:C	1:B:11:ALA:N	7	1.99
(1,22)	1:B:184:LYS:C	1:B:12:ASP:N	7	1.99
(1,22)	1:B:184:LYS:C	1:B:13:GLY:N	7	1.99
(1,22)	1:B:184:LYS:C	1:B:14:VAL:N	7	1.99
(1,22)	1:B:184:LYS:C	1:B:15:GLY:N	7	1.99
(1,22)	1:B:184:LYS:C	1:B:16:LYS:N	7	1.99
(1,22)	1:B:184:LYS:C	1:B:17:SER:N	7	1.99
(1,22)	1:B:184:LYS:C	1:B:18:ALA:N	7	1.99
(1,22)	1:B:184:LYS:C	1:B:19:LEU:N	7	1.99
(1,22)	1:B:184:LYS:C	1:B:20:THR:N	7	1.99
(1,22)	1:B:184:LYS:C	1:B:21:ILE:N	7	1.99
(1,22)	1:B:184:LYS:C	1:B:22:GLN:N	7	1.99
(1,22)	1:B:184:LYS:C	1:B:23:LEU:N	7	1.99
(1,22)	1:B:184:LYS:C	1:B:24:ILE:N	7	1.99
(1,22)	1:B:184:LYS:C	1:B:25:GLN:N	7	1.99
(1,22)	1:B:184:LYS:C	1:B:26:ASN:N	7	1.99

Continued on next page...

Continued from previous page...

Key	Atom-1	Atom-2	Model ID	Violation (Å)
(1,22)	1:B:184:LYS:C	1:B:27:HIS:N	7	1.99
(1,22)	1:B:184:LYS:C	1:B:28:PHE:N	7	1.99
(1,22)	1:B:184:LYS:C	1:B:29:VAL:N	7	1.99
(1,22)	1:B:184:LYS:C	1:B:30:ASP:N	7	1.99
(1,22)	1:B:184:LYS:C	1:B:31:GLU:N	7	1.99
(1,22)	1:B:184:LYS:C	1:B:32:TYR:N	7	1.99
(1,22)	1:B:184:LYS:C	1:B:33:ASP:N	7	1.99
(1,22)	1:B:184:LYS:C	1:B:34:PRO:N	7	1.99
(1,22)	1:B:184:LYS:C	1:B:35:THR:N	7	1.99
(1,22)	1:B:184:LYS:C	1:B:36:ILE:N	7	1.99
(1,22)	1:B:184:LYS:C	1:B:37:GLU:N	7	1.99
(1,22)	1:B:184:LYS:C	1:B:38:ASP:N	7	1.99
(1,22)	1:B:184:LYS:C	1:B:39:SER:N	7	1.99
(1,22)	1:B:184:LYS:C	1:B:40:TYR:N	7	1.99
(1,22)	1:B:184:LYS:C	1:B:41:ARG:N	7	1.99
(1,22)	1:B:184:LYS:C	1:B:42:LYS:N	7	1.99
(1,22)	1:B:184:LYS:C	1:B:43:GLN:N	7	1.99
(1,22)	1:B:184:LYS:C	1:B:44:VAL:N	7	1.99
(1,22)	1:B:184:LYS:C	1:B:45:VAL:N	7	1.99
(1,22)	1:B:184:LYS:C	1:B:46:ILE:N	7	1.99
(1,22)	1:B:184:LYS:C	1:B:47:ASP:N	7	1.99
(1,22)	1:B:184:LYS:C	1:B:48:GLY:N	7	1.99
(1,22)	1:B:184:LYS:C	1:B:49:GLU:N	7	1.99
(1,22)	1:B:184:LYS:C	1:B:50:THR:N	7	1.99
(1,22)	1:B:184:LYS:C	1:B:51:CYS:N	7	1.99
(1,22)	1:B:184:LYS:C	1:B:52:LEU:N	7	1.99
(1,22)	1:B:184:LYS:C	1:B:53:LEU:N	7	1.99
(1,22)	1:B:184:LYS:C	1:B:54:ASP:N	7	1.99
(1,22)	1:B:184:LYS:C	1:B:55:ILE:N	7	1.99
(1,22)	1:B:184:LYS:C	1:B:56:LEU:N	7	1.99
(1,22)	1:B:184:LYS:C	1:B:57:ASP:N	7	1.99
(1,22)	1:B:184:LYS:C	1:B:58:THR:N	7	1.99
(1,22)	1:B:184:LYS:C	1:B:59:ALA:N	7	1.99
(1,22)	1:B:184:LYS:C	1:B:60:GLY:N	7	1.99
(1,22)	1:B:184:LYS:C	1:B:61:GLN:N	7	1.99
(1,22)	1:B:184:LYS:C	1:B:62:GLU:N	7	1.99
(1,22)	1:B:184:LYS:C	1:B:63:GLU:N	7	1.99
(1,22)	1:B:184:LYS:C	1:B:64:TYR:N	7	1.99
(1,22)	1:B:184:LYS:C	1:B:65:SER:N	7	1.99
(1,22)	1:B:184:LYS:C	1:B:66:ALA:N	7	1.99
(1,22)	1:B:184:LYS:C	1:B:67:MET:N	7	1.99
(1,22)	1:B:184:LYS:C	1:B:68:ARG:N	7	1.99

Continued on next page...

Continued from previous page...

Key	Atom-1	Atom-2	Model ID	Violation (Å)
(1,22)	1:B:184:LYS:C	1:B:69:ASP:N	7	1.99
(1,22)	1:B:184:LYS:C	1:B:70:GLN:N	7	1.99
(1,22)	1:B:184:LYS:C	1:B:71:TYR:N	7	1.99
(1,22)	1:B:184:LYS:C	1:B:72:MET:N	7	1.99
(1,22)	1:B:184:LYS:C	1:B:73:ARG:N	7	1.99
(1,22)	1:B:184:LYS:C	1:B:74:THR:N	7	1.99
(1,22)	1:B:184:LYS:C	1:B:75:GLY:N	7	1.99
(1,22)	1:B:184:LYS:C	1:B:76:GLU:N	7	1.99
(1,22)	1:B:184:LYS:C	1:B:77:GLY:N	7	1.99
(1,22)	1:B:184:LYS:C	1:B:78:PHE:N	7	1.99
(1,22)	1:B:184:LYS:C	1:B:79:LEU:N	7	1.99
(1,22)	1:B:184:LYS:C	1:B:80:CYS:N	7	1.99
(1,22)	1:B:184:LYS:C	5:B:203:7Q9:N	7	1.99
(1,22)	1:B:184:LYS:C	5:B:204:7Q9:N	7	1.99
(1,22)	1:B:184:LYS:C	5:B:205:7Q9:N	7	1.99
(1,22)	1:B:184:LYS:C	5:B:206:7Q9:N	7	1.99
(1,22)	1:B:184:LYS:C	5:B:207:7Q9:N	7	1.99
(1,22)	1:B:184:LYS:C	6:B:208:17F:N1	7	1.99
(1,22)	1:B:184:LYS:C	5:B:209:7Q9:N	7	1.99
(1,22)	1:B:184:LYS:C	5:B:210:7Q9:N	7	1.99
(1,22)	1:B:184:LYS:C	5:B:211:7Q9:N	7	1.99
(1,22)	1:B:184:LYS:C	5:B:212:7Q9:N	7	1.99
(1,22)	1:B:184:LYS:C	5:B:213:7Q9:N	7	1.99
(1,22)	1:B:184:LYS:C	6:B:214:17F:N1	7	1.99
(1,22)	1:B:184:LYS:C	6:B:215:17F:N1	7	1.99
(1,22)	1:B:184:LYS:C	5:B:216:7Q9:N	7	1.99
(1,22)	1:B:184:LYS:C	5:B:217:7Q9:N	7	1.99
(1,22)	1:B:184:LYS:C	5:B:218:7Q9:N	7	1.99
(1,22)	1:B:184:LYS:C	6:B:219:17F:N1	7	1.99
(1,22)	1:B:184:LYS:C	5:B:220:7Q9:N	7	1.99
(1,22)	1:B:184:LYS:CA	1:B:2:THR:N	7	1.99
(1,22)	1:B:184:LYS:CA	1:B:3:GLU:N	7	1.99
(1,22)	1:B:184:LYS:CA	1:B:4:TYR:N	7	1.99
(1,22)	1:B:184:LYS:CA	1:B:5:LYS:N	7	1.99
(1,22)	1:B:184:LYS:CA	1:B:6:LEU:N	7	1.99
(1,22)	1:B:184:LYS:CA	1:B:7:VAL:N	7	1.99
(1,22)	1:B:184:LYS:CA	1:B:8:VAL:N	7	1.99
(1,22)	1:B:184:LYS:CA	1:B:9:VAL:N	7	1.99
(1,22)	1:B:184:LYS:CA	1:B:10:GLY:N	7	1.99
(1,22)	1:B:184:LYS:CA	1:B:11:ALA:N	7	1.99
(1,22)	1:B:184:LYS:CA	1:B:12:ASP:N	7	1.99
(1,22)	1:B:184:LYS:CA	1:B:13:GLY:N	7	1.99

Continued on next page...

Continued from previous page...

Key	Atom-1	Atom-2	Model ID	Violation (Å)
(1,22)	1:B:184:LYS:CA	1:B:14:VAL:N	7	1.99
(1,22)	1:B:184:LYS:CA	1:B:15:GLY:N	7	1.99
(1,22)	1:B:184:LYS:CA	1:B:16:LYS:N	7	1.99
(1,22)	1:B:184:LYS:CA	1:B:17:SER:N	7	1.99
(1,22)	1:B:184:LYS:CA	1:B:18:ALA:N	7	1.99
(1,22)	1:B:184:LYS:CA	1:B:19:LEU:N	7	1.99
(1,22)	1:B:184:LYS:CA	1:B:20:THR:N	7	1.99
(1,22)	1:B:184:LYS:CA	1:B:21:ILE:N	7	1.99
(1,22)	1:B:184:LYS:CA	1:B:22:GLN:N	7	1.99
(1,22)	1:B:184:LYS:CA	1:B:23:LEU:N	7	1.99
(1,22)	1:B:184:LYS:CA	1:B:24:ILE:N	7	1.99
(1,22)	1:B:184:LYS:CA	1:B:25:GLN:N	7	1.99
(1,22)	1:B:184:LYS:CA	1:B:26:ASN:N	7	1.99
(1,22)	1:B:184:LYS:CA	1:B:27:HIS:N	7	1.99
(1,22)	1:B:184:LYS:CA	1:B:28:PHE:N	7	1.99
(1,22)	1:B:184:LYS:CA	1:B:29:VAL:N	7	1.99
(1,22)	1:B:184:LYS:CA	1:B:30:ASP:N	7	1.99
(1,22)	1:B:184:LYS:CA	1:B:31:GLU:N	7	1.99
(1,22)	1:B:184:LYS:CA	1:B:32:TYR:N	7	1.99
(1,22)	1:B:184:LYS:CA	1:B:33:ASP:N	7	1.99
(1,22)	1:B:184:LYS:CA	1:B:34:PRO:N	7	1.99
(1,22)	1:B:184:LYS:CA	1:B:35:THR:N	7	1.99
(1,22)	1:B:184:LYS:CA	1:B:36:ILE:N	7	1.99
(1,22)	1:B:184:LYS:CA	1:B:37:GLU:N	7	1.99
(1,22)	1:B:184:LYS:CA	1:B:38:ASP:N	7	1.99
(1,22)	1:B:184:LYS:CA	1:B:39:SER:N	7	1.99
(1,22)	1:B:184:LYS:CA	1:B:40:TYR:N	7	1.99
(1,22)	1:B:184:LYS:CA	1:B:41:ARG:N	7	1.99
(1,22)	1:B:184:LYS:CA	1:B:42:LYS:N	7	1.99
(1,22)	1:B:184:LYS:CA	1:B:43:GLN:N	7	1.99
(1,22)	1:B:184:LYS:CA	1:B:44:VAL:N	7	1.99
(1,22)	1:B:184:LYS:CA	1:B:45:VAL:N	7	1.99
(1,22)	1:B:184:LYS:CA	1:B:46:ILE:N	7	1.99
(1,22)	1:B:184:LYS:CA	1:B:47:ASP:N	7	1.99
(1,22)	1:B:184:LYS:CA	1:B:48:GLY:N	7	1.99
(1,22)	1:B:184:LYS:CA	1:B:49:GLU:N	7	1.99
(1,22)	1:B:184:LYS:CA	1:B:50:THR:N	7	1.99
(1,22)	1:B:184:LYS:CA	1:B:51:CYS:N	7	1.99
(1,22)	1:B:184:LYS:CA	1:B:52:LEU:N	7	1.99
(1,22)	1:B:184:LYS:CA	1:B:53:LEU:N	7	1.99
(1,22)	1:B:184:LYS:CA	1:B:54:ASP:N	7	1.99
(1,22)	1:B:184:LYS:CA	1:B:55:ILE:N	7	1.99

Continued on next page...

Continued from previous page...

Key	Atom-1	Atom-2	Model ID	Violation (Å)
(1,22)	1:B:184:LYS:CA	1:B:56:LEU:N	7	1.99
(1,22)	1:B:184:LYS:CA	1:B:57:ASP:N	7	1.99
(1,22)	1:B:184:LYS:CA	1:B:58:THR:N	7	1.99
(1,22)	1:B:184:LYS:CA	1:B:59:ALA:N	7	1.99
(1,22)	1:B:184:LYS:CA	1:B:60:GLY:N	7	1.99
(1,22)	1:B:184:LYS:CA	1:B:61:GLN:N	7	1.99
(1,22)	1:B:184:LYS:CA	1:B:62:GLU:N	7	1.99
(1,22)	1:B:184:LYS:CA	1:B:63:GLU:N	7	1.99
(1,22)	1:B:184:LYS:CA	1:B:64:TYR:N	7	1.99
(1,22)	1:B:184:LYS:CA	1:B:65:SER:N	7	1.99
(1,22)	1:B:184:LYS:CA	1:B:66:ALA:N	7	1.99
(1,22)	1:B:184:LYS:CA	1:B:67:MET:N	7	1.99
(1,22)	1:B:184:LYS:CA	1:B:68:ARG:N	7	1.99
(1,22)	1:B:184:LYS:CA	1:B:69:ASP:N	7	1.99
(1,22)	1:B:184:LYS:CA	1:B:70:GLN:N	7	1.99
(1,22)	1:B:184:LYS:CA	1:B:71:TYR:N	7	1.99
(1,22)	1:B:184:LYS:CA	1:B:72:MET:N	7	1.99
(1,22)	1:B:184:LYS:CA	1:B:73:ARG:N	7	1.99
(1,22)	1:B:184:LYS:CA	1:B:74:THR:N	7	1.99
(1,22)	1:B:184:LYS:CA	1:B:75:GLY:N	7	1.99
(1,22)	1:B:184:LYS:CA	1:B:76:GLU:N	7	1.99
(1,22)	1:B:184:LYS:CA	1:B:77:GLY:N	7	1.99
(1,22)	1:B:184:LYS:CA	1:B:78:PHE:N	7	1.99
(1,22)	1:B:184:LYS:CA	1:B:79:LEU:N	7	1.99
(1,22)	1:B:184:LYS:CA	1:B:80:CYS:N	7	1.99
(1,22)	1:B:184:LYS:CA	5:B:203:7Q9:N	7	1.99
(1,22)	1:B:184:LYS:CA	5:B:204:7Q9:N	7	1.99
(1,22)	1:B:184:LYS:CA	5:B:205:7Q9:N	7	1.99
(1,22)	1:B:184:LYS:CA	5:B:206:7Q9:N	7	1.99
(1,22)	1:B:184:LYS:CA	5:B:207:7Q9:N	7	1.99
(1,22)	1:B:184:LYS:CA	6:B:208:17F:N1	7	1.99
(1,22)	1:B:184:LYS:CA	5:B:209:7Q9:N	7	1.99
(1,22)	1:B:184:LYS:CA	5:B:210:7Q9:N	7	1.99
(1,22)	1:B:184:LYS:CA	5:B:211:7Q9:N	7	1.99
(1,22)	1:B:184:LYS:CA	5:B:212:7Q9:N	7	1.99
(1,22)	1:B:184:LYS:CA	5:B:213:7Q9:N	7	1.99
(1,22)	1:B:184:LYS:CA	6:B:214:17F:N1	7	1.99
(1,22)	1:B:184:LYS:CA	6:B:215:17F:N1	7	1.99
(1,22)	1:B:184:LYS:CA	5:B:216:7Q9:N	7	1.99
(1,22)	1:B:184:LYS:CA	5:B:217:7Q9:N	7	1.99
(1,22)	1:B:184:LYS:CA	5:B:218:7Q9:N	7	1.99
(1,22)	1:B:184:LYS:CA	6:B:219:17F:N1	7	1.99

Continued on next page...

Continued from previous page...

Key	Atom-1	Atom-2	Model ID	Violation (Å)
(1,22)	1:B:184:LYS:CA	5:B:220:7Q9:N	7	1.99
(1,22)	1:B:184:LYS:CB	1:B:2:THR:N	7	1.99
(1,22)	1:B:184:LYS:CB	1:B:3:GLU:N	7	1.99
(1,22)	1:B:184:LYS:CB	1:B:4:TYR:N	7	1.99
(1,22)	1:B:184:LYS:CB	1:B:5:LYS:N	7	1.99
(1,22)	1:B:184:LYS:CB	1:B:6:LEU:N	7	1.99
(1,22)	1:B:184:LYS:CB	1:B:7:VAL:N	7	1.99
(1,22)	1:B:184:LYS:CB	1:B:8:VAL:N	7	1.99
(1,22)	1:B:184:LYS:CB	1:B:9:VAL:N	7	1.99
(1,22)	1:B:184:LYS:CB	1:B:10:GLY:N	7	1.99
(1,22)	1:B:184:LYS:CB	1:B:11:ALA:N	7	1.99
(1,22)	1:B:184:LYS:CB	1:B:12:ASP:N	7	1.99
(1,22)	1:B:184:LYS:CB	1:B:13:GLY:N	7	1.99
(1,22)	1:B:184:LYS:CB	1:B:14:VAL:N	7	1.99
(1,22)	1:B:184:LYS:CB	1:B:15:GLY:N	7	1.99
(1,22)	1:B:184:LYS:CB	1:B:16:LYS:N	7	1.99
(1,22)	1:B:184:LYS:CB	1:B:17:SER:N	7	1.99
(1,22)	1:B:184:LYS:CB	1:B:18:ALA:N	7	1.99
(1,22)	1:B:184:LYS:CB	1:B:19:LEU:N	7	1.99
(1,22)	1:B:184:LYS:CB	1:B:20:THR:N	7	1.99
(1,22)	1:B:184:LYS:CB	1:B:21:ILE:N	7	1.99
(1,22)	1:B:184:LYS:CB	1:B:22:GLN:N	7	1.99
(1,22)	1:B:184:LYS:CB	1:B:23:LEU:N	7	1.99
(1,22)	1:B:184:LYS:CB	1:B:24:ILE:N	7	1.99
(1,22)	1:B:184:LYS:CB	1:B:25:GLN:N	7	1.99
(1,22)	1:B:184:LYS:CB	1:B:26:ASN:N	7	1.99
(1,22)	1:B:184:LYS:CB	1:B:27:HIS:N	7	1.99
(1,22)	1:B:184:LYS:CB	1:B:28:PHE:N	7	1.99
(1,22)	1:B:184:LYS:CB	1:B:29:VAL:N	7	1.99
(1,22)	1:B:184:LYS:CB	1:B:30:ASP:N	7	1.99
(1,22)	1:B:184:LYS:CB	1:B:31:GLU:N	7	1.99
(1,22)	1:B:184:LYS:CB	1:B:32:TYR:N	7	1.99
(1,22)	1:B:184:LYS:CB	1:B:33:ASP:N	7	1.99
(1,22)	1:B:184:LYS:CB	1:B:34:PRO:N	7	1.99
(1,22)	1:B:184:LYS:CB	1:B:35:THR:N	7	1.99
(1,22)	1:B:184:LYS:CB	1:B:36:ILE:N	7	1.99
(1,22)	1:B:184:LYS:CB	1:B:37:GLU:N	7	1.99
(1,22)	1:B:184:LYS:CB	1:B:38:ASP:N	7	1.99
(1,22)	1:B:184:LYS:CB	1:B:39:SER:N	7	1.99
(1,22)	1:B:184:LYS:CB	1:B:40:TYR:N	7	1.99
(1,22)	1:B:184:LYS:CB	1:B:41:ARG:N	7	1.99
(1,22)	1:B:184:LYS:CB	1:B:42:LYS:N	7	1.99

Continued on next page...

Continued from previous page...

Key	Atom-1	Atom-2	Model ID	Violation (Å)
(1,22)	1:B:184:LYS:CB	1:B:43:GLN:N	7	1.99
(1,22)	1:B:184:LYS:CB	1:B:44:VAL:N	7	1.99
(1,22)	1:B:184:LYS:CB	1:B:45:VAL:N	7	1.99
(1,22)	1:B:184:LYS:CB	1:B:46:ILE:N	7	1.99
(1,22)	1:B:184:LYS:CB	1:B:47:ASP:N	7	1.99
(1,22)	1:B:184:LYS:CB	1:B:48:GLY:N	7	1.99
(1,22)	1:B:184:LYS:CB	1:B:49:GLU:N	7	1.99
(1,22)	1:B:184:LYS:CB	1:B:50:THR:N	7	1.99
(1,22)	1:B:184:LYS:CB	1:B:51:CYS:N	7	1.99
(1,22)	1:B:184:LYS:CB	1:B:52:LEU:N	7	1.99
(1,22)	1:B:184:LYS:CB	1:B:53:LEU:N	7	1.99
(1,22)	1:B:184:LYS:CB	1:B:54:ASP:N	7	1.99
(1,22)	1:B:184:LYS:CB	1:B:55:ILE:N	7	1.99
(1,22)	1:B:184:LYS:CB	1:B:56:LEU:N	7	1.99
(1,22)	1:B:184:LYS:CB	1:B:57:ASP:N	7	1.99
(1,22)	1:B:184:LYS:CB	1:B:58:THR:N	7	1.99
(1,22)	1:B:184:LYS:CB	1:B:59:ALA:N	7	1.99
(1,22)	1:B:184:LYS:CB	1:B:60:GLY:N	7	1.99
(1,22)	1:B:184:LYS:CB	1:B:61:GLN:N	7	1.99
(1,22)	1:B:184:LYS:CB	1:B:62:GLU:N	7	1.99
(1,22)	1:B:184:LYS:CB	1:B:63:GLU:N	7	1.99
(1,22)	1:B:184:LYS:CB	1:B:64:TYR:N	7	1.99
(1,22)	1:B:184:LYS:CB	1:B:65:SER:N	7	1.99
(1,22)	1:B:184:LYS:CB	1:B:66:ALA:N	7	1.99
(1,22)	1:B:184:LYS:CB	1:B:67:MET:N	7	1.99
(1,22)	1:B:184:LYS:CB	1:B:68:ARG:N	7	1.99
(1,22)	1:B:184:LYS:CB	1:B:69:ASP:N	7	1.99
(1,22)	1:B:184:LYS:CB	1:B:70:GLN:N	7	1.99
(1,22)	1:B:184:LYS:CB	1:B:71:TYR:N	7	1.99
(1,22)	1:B:184:LYS:CB	1:B:72:MET:N	7	1.99
(1,22)	1:B:184:LYS:CB	1:B:73:ARG:N	7	1.99
(1,22)	1:B:184:LYS:CB	1:B:74:THR:N	7	1.99
(1,22)	1:B:184:LYS:CB	1:B:75:GLY:N	7	1.99
(1,22)	1:B:184:LYS:CB	1:B:76:GLU:N	7	1.99
(1,22)	1:B:184:LYS:CB	1:B:77:GLY:N	7	1.99
(1,22)	1:B:184:LYS:CB	1:B:78:PHE:N	7	1.99
(1,22)	1:B:184:LYS:CB	1:B:79:LEU:N	7	1.99
(1,22)	1:B:184:LYS:CB	1:B:80:CYS:N	7	1.99
(1,22)	1:B:184:LYS:CB	5:B:203:7Q9:N	7	1.99
(1,22)	1:B:184:LYS:CB	5:B:204:7Q9:N	7	1.99
(1,22)	1:B:184:LYS:CB	5:B:205:7Q9:N	7	1.99
(1,22)	1:B:184:LYS:CB	5:B:206:7Q9:N	7	1.99

Continued on next page...

Continued from previous page...

Key	Atom-1	Atom-2	Model ID	Violation (Å)
(1,22)	1:B:184:LYS:CB	5:B:207:7Q9:N	7	1.99
(1,22)	1:B:184:LYS:CB	6:B:208:17F:N1	7	1.99
(1,22)	1:B:184:LYS:CB	5:B:209:7Q9:N	7	1.99
(1,22)	1:B:184:LYS:CB	5:B:210:7Q9:N	7	1.99
(1,22)	1:B:184:LYS:CB	5:B:211:7Q9:N	7	1.99
(1,22)	1:B:184:LYS:CB	5:B:212:7Q9:N	7	1.99
(1,22)	1:B:184:LYS:CB	5:B:213:7Q9:N	7	1.99
(1,22)	1:B:184:LYS:CB	6:B:214:17F:N1	7	1.99
(1,22)	1:B:184:LYS:CB	6:B:215:17F:N1	7	1.99
(1,22)	1:B:184:LYS:CB	5:B:216:7Q9:N	7	1.99
(1,22)	1:B:184:LYS:CB	5:B:217:7Q9:N	7	1.99
(1,22)	1:B:184:LYS:CB	5:B:218:7Q9:N	7	1.99
(1,22)	1:B:184:LYS:CB	6:B:219:17F:N1	7	1.99
(1,22)	1:B:184:LYS:CB	5:B:220:7Q9:N	7	1.99
(1,22)	1:B:184:LYS:CD	1:B:2:THR:N	7	1.99
(1,22)	1:B:184:LYS:CD	1:B:3:GLU:N	7	1.99
(1,22)	1:B:184:LYS:CD	1:B:4:TYR:N	7	1.99
(1,22)	1:B:184:LYS:CD	1:B:5:LYS:N	7	1.99
(1,22)	1:B:184:LYS:CD	1:B:6:LEU:N	7	1.99
(1,22)	1:B:184:LYS:CD	1:B:7:VAL:N	7	1.99
(1,22)	1:B:184:LYS:CD	1:B:8:VAL:N	7	1.99
(1,22)	1:B:184:LYS:CD	1:B:9:VAL:N	7	1.99
(1,22)	1:B:184:LYS:CD	1:B:10:GLY:N	7	1.99
(1,22)	1:B:184:LYS:CD	1:B:11:ALA:N	7	1.99
(1,22)	1:B:184:LYS:CD	1:B:12:ASP:N	7	1.99
(1,22)	1:B:184:LYS:CD	1:B:13:GLY:N	7	1.99
(1,22)	1:B:184:LYS:CD	1:B:14:VAL:N	7	1.99
(1,22)	1:B:184:LYS:CD	1:B:15:GLY:N	7	1.99
(1,22)	1:B:184:LYS:CD	1:B:16:LYS:N	7	1.99
(1,22)	1:B:184:LYS:CD	1:B:17:SER:N	7	1.99
(1,22)	1:B:184:LYS:CD	1:B:18:ALA:N	7	1.99
(1,22)	1:B:184:LYS:CD	1:B:19:LEU:N	7	1.99
(1,22)	1:B:184:LYS:CD	1:B:20:THR:N	7	1.99
(1,22)	1:B:184:LYS:CD	1:B:21:ILE:N	7	1.99
(1,22)	1:B:184:LYS:CD	1:B:22:GLN:N	7	1.99
(1,22)	1:B:184:LYS:CD	1:B:23:LEU:N	7	1.99
(1,22)	1:B:184:LYS:CD	1:B:24:ILE:N	7	1.99
(1,22)	1:B:184:LYS:CD	1:B:25:GLN:N	7	1.99
(1,22)	1:B:184:LYS:CD	1:B:26:ASN:N	7	1.99
(1,22)	1:B:184:LYS:CD	1:B:27:HIS:N	7	1.99
(1,22)	1:B:184:LYS:CD	1:B:28:PHE:N	7	1.99
(1,22)	1:B:184:LYS:CD	1:B:29:VAL:N	7	1.99

Continued on next page...

Continued from previous page...

Key	Atom-1	Atom-2	Model ID	Violation (Å)
(1,22)	1:B:184:LYS:CD	1:B:30:ASP:N	7	1.99
(1,22)	1:B:184:LYS:CD	1:B:31:GLU:N	7	1.99
(1,22)	1:B:184:LYS:CD	1:B:32:TYR:N	7	1.99
(1,22)	1:B:184:LYS:CD	1:B:33:ASP:N	7	1.99
(1,22)	1:B:184:LYS:CD	1:B:34:PRO:N	7	1.99
(1,22)	1:B:184:LYS:CD	1:B:35:THR:N	7	1.99
(1,22)	1:B:184:LYS:CD	1:B:36:ILE:N	7	1.99
(1,22)	1:B:184:LYS:CD	1:B:37:GLU:N	7	1.99
(1,22)	1:B:184:LYS:CD	1:B:38:ASP:N	7	1.99
(1,22)	1:B:184:LYS:CD	1:B:39:SER:N	7	1.99
(1,22)	1:B:184:LYS:CD	1:B:40:TYR:N	7	1.99
(1,22)	1:B:184:LYS:CD	1:B:41:ARG:N	7	1.99
(1,22)	1:B:184:LYS:CD	1:B:42:LYS:N	7	1.99
(1,22)	1:B:184:LYS:CD	1:B:43:GLN:N	7	1.99
(1,22)	1:B:184:LYS:CD	1:B:44:VAL:N	7	1.99
(1,22)	1:B:184:LYS:CD	1:B:45:VAL:N	7	1.99
(1,22)	1:B:184:LYS:CD	1:B:46:ILE:N	7	1.99
(1,22)	1:B:184:LYS:CD	1:B:47:ASP:N	7	1.99
(1,22)	1:B:184:LYS:CD	1:B:48:GLY:N	7	1.99
(1,22)	1:B:184:LYS:CD	1:B:49:GLU:N	7	1.99
(1,22)	1:B:184:LYS:CD	1:B:50:THR:N	7	1.99
(1,22)	1:B:184:LYS:CD	1:B:51:CYS:N	7	1.99
(1,22)	1:B:184:LYS:CD	1:B:52:LEU:N	7	1.99
(1,22)	1:B:184:LYS:CD	1:B:53:LEU:N	7	1.99
(1,22)	1:B:184:LYS:CD	1:B:54:ASP:N	7	1.99
(1,22)	1:B:184:LYS:CD	1:B:55:ILE:N	7	1.99
(1,22)	1:B:184:LYS:CD	1:B:56:LEU:N	7	1.99
(1,22)	1:B:184:LYS:CD	1:B:57:ASP:N	7	1.99
(1,22)	1:B:184:LYS:CD	1:B:58:THR:N	7	1.99
(1,22)	1:B:184:LYS:CD	1:B:59:ALA:N	7	1.99
(1,22)	1:B:184:LYS:CD	1:B:60:GLY:N	7	1.99
(1,22)	1:B:184:LYS:CD	1:B:61:GLN:N	7	1.99
(1,22)	1:B:184:LYS:CD	1:B:62:GLU:N	7	1.99
(1,22)	1:B:184:LYS:CD	1:B:63:GLU:N	7	1.99
(1,22)	1:B:184:LYS:CD	1:B:64:TYR:N	7	1.99
(1,22)	1:B:184:LYS:CD	1:B:65:SER:N	7	1.99
(1,22)	1:B:184:LYS:CD	1:B:66:ALA:N	7	1.99
(1,22)	1:B:184:LYS:CD	1:B:67:MET:N	7	1.99
(1,22)	1:B:184:LYS:CD	1:B:68:ARG:N	7	1.99
(1,22)	1:B:184:LYS:CD	1:B:69:ASP:N	7	1.99
(1,22)	1:B:184:LYS:CD	1:B:70:GLN:N	7	1.99
(1,22)	1:B:184:LYS:CD	1:B:71:TYR:N	7	1.99

Continued on next page...

Continued from previous page...

Key	Atom-1	Atom-2	Model ID	Violation (Å)
(1,22)	1:B:184:LYS:CD	1:B:72:MET:N	7	1.99
(1,22)	1:B:184:LYS:CD	1:B:73:ARG:N	7	1.99
(1,22)	1:B:184:LYS:CD	1:B:74:THR:N	7	1.99
(1,22)	1:B:184:LYS:CD	1:B:75:GLY:N	7	1.99
(1,22)	1:B:184:LYS:CD	1:B:76:GLU:N	7	1.99
(1,22)	1:B:184:LYS:CD	1:B:77:GLY:N	7	1.99
(1,22)	1:B:184:LYS:CD	1:B:78:PHE:N	7	1.99
(1,22)	1:B:184:LYS:CD	1:B:79:LEU:N	7	1.99
(1,22)	1:B:184:LYS:CD	1:B:80:CYS:N	7	1.99
(1,22)	1:B:184:LYS:CD	5:B:203:7Q9:N	7	1.99
(1,22)	1:B:184:LYS:CD	5:B:204:7Q9:N	7	1.99
(1,22)	1:B:184:LYS:CD	5:B:205:7Q9:N	7	1.99
(1,22)	1:B:184:LYS:CD	5:B:206:7Q9:N	7	1.99
(1,22)	1:B:184:LYS:CD	5:B:207:7Q9:N	7	1.99
(1,22)	1:B:184:LYS:CD	6:B:208:17F:N1	7	1.99
(1,22)	1:B:184:LYS:CD	5:B:209:7Q9:N	7	1.99
(1,22)	1:B:184:LYS:CD	5:B:210:7Q9:N	7	1.99
(1,22)	1:B:184:LYS:CD	5:B:211:7Q9:N	7	1.99
(1,22)	1:B:184:LYS:CD	5:B:212:7Q9:N	7	1.99
(1,22)	1:B:184:LYS:CD	5:B:213:7Q9:N	7	1.99
(1,22)	1:B:184:LYS:CD	6:B:214:17F:N1	7	1.99
(1,22)	1:B:184:LYS:CD	6:B:215:17F:N1	7	1.99
(1,22)	1:B:184:LYS:CD	5:B:216:7Q9:N	7	1.99
(1,22)	1:B:184:LYS:CD	5:B:217:7Q9:N	7	1.99
(1,22)	1:B:184:LYS:CD	5:B:218:7Q9:N	7	1.99
(1,22)	1:B:184:LYS:CD	6:B:219:17F:N1	7	1.99
(1,22)	1:B:184:LYS:CD	5:B:220:7Q9:N	7	1.99
(1,22)	1:B:184:LYS:CE	1:B:2:THR:N	7	1.99
(1,22)	1:B:184:LYS:CE	1:B:3:GLU:N	7	1.99
(1,22)	1:B:184:LYS:CE	1:B:4:TYR:N	7	1.99
(1,22)	1:B:184:LYS:CE	1:B:5:LYS:N	7	1.99
(1,22)	1:B:184:LYS:CE	1:B:6:LEU:N	7	1.99
(1,22)	1:B:184:LYS:CE	1:B:7:VAL:N	7	1.99
(1,22)	1:B:184:LYS:CE	1:B:8:VAL:N	7	1.99
(1,22)	1:B:184:LYS:CE	1:B:9:VAL:N	7	1.99
(1,22)	1:B:184:LYS:CE	1:B:10:GLY:N	7	1.99
(1,22)	1:B:184:LYS:CE	1:B:11:ALA:N	7	1.99
(1,22)	1:B:184:LYS:CE	1:B:12:ASP:N	7	1.99
(1,22)	1:B:184:LYS:CE	1:B:13:GLY:N	7	1.99
(1,22)	1:B:184:LYS:CE	1:B:14:VAL:N	7	1.99
(1,22)	1:B:184:LYS:CE	1:B:15:GLY:N	7	1.99
(1,22)	1:B:184:LYS:CE	1:B:16:LYS:N	7	1.99

Continued on next page...

Continued from previous page...

Key	Atom-1	Atom-2	Model ID	Violation (Å)
(1,22)	1:B:184:LYS:CE	1:B:17:SER:N	7	1.99
(1,22)	1:B:184:LYS:CE	1:B:18:ALA:N	7	1.99
(1,22)	1:B:184:LYS:CE	1:B:19:LEU:N	7	1.99
(1,22)	1:B:184:LYS:CE	1:B:20:THR:N	7	1.99
(1,22)	1:B:184:LYS:CE	1:B:21:ILE:N	7	1.99
(1,22)	1:B:184:LYS:CE	1:B:22:GLN:N	7	1.99
(1,22)	1:B:184:LYS:CE	1:B:23:LEU:N	7	1.99
(1,22)	1:B:184:LYS:CE	1:B:24:ILE:N	7	1.99
(1,22)	1:B:184:LYS:CE	1:B:25:GLN:N	7	1.99
(1,22)	1:B:184:LYS:CE	1:B:26:ASN:N	7	1.99
(1,22)	1:B:184:LYS:CE	1:B:27:HIS:N	7	1.99
(1,22)	1:B:184:LYS:CE	1:B:28:PHE:N	7	1.99
(1,22)	1:B:184:LYS:CE	1:B:29:VAL:N	7	1.99
(1,22)	1:B:184:LYS:CE	1:B:30:ASP:N	7	1.99
(1,22)	1:B:184:LYS:CE	1:B:31:GLU:N	7	1.99
(1,22)	1:B:184:LYS:CE	1:B:32:TYR:N	7	1.99
(1,22)	1:B:184:LYS:CE	1:B:33:ASP:N	7	1.99
(1,22)	1:B:184:LYS:CE	1:B:34:PRO:N	7	1.99
(1,22)	1:B:184:LYS:CE	1:B:35:THR:N	7	1.99
(1,22)	1:B:184:LYS:CE	1:B:36:ILE:N	7	1.99
(1,22)	1:B:184:LYS:CE	1:B:37:GLU:N	7	1.99
(1,22)	1:B:184:LYS:CE	1:B:38:ASP:N	7	1.99
(1,22)	1:B:184:LYS:CE	1:B:39:SER:N	7	1.99
(1,22)	1:B:184:LYS:CE	1:B:40:TYR:N	7	1.99
(1,22)	1:B:184:LYS:CE	1:B:41:ARG:N	7	1.99
(1,22)	1:B:184:LYS:CE	1:B:42:LYS:N	7	1.99
(1,22)	1:B:184:LYS:CE	1:B:43:GLN:N	7	1.99
(1,22)	1:B:184:LYS:CE	1:B:44:VAL:N	7	1.99
(1,22)	1:B:184:LYS:CE	1:B:45:VAL:N	7	1.99
(1,22)	1:B:184:LYS:CE	1:B:46:ILE:N	7	1.99
(1,22)	1:B:184:LYS:CE	1:B:47:ASP:N	7	1.99
(1,22)	1:B:184:LYS:CE	1:B:48:GLY:N	7	1.99
(1,22)	1:B:184:LYS:CE	1:B:49:GLU:N	7	1.99
(1,22)	1:B:184:LYS:CE	1:B:50:THR:N	7	1.99
(1,22)	1:B:184:LYS:CE	1:B:51:CYS:N	7	1.99
(1,22)	1:B:184:LYS:CE	1:B:52:LEU:N	7	1.99
(1,22)	1:B:184:LYS:CE	1:B:53:LEU:N	7	1.99
(1,22)	1:B:184:LYS:CE	1:B:54:ASP:N	7	1.99
(1,22)	1:B:184:LYS:CE	1:B:55:ILE:N	7	1.99
(1,22)	1:B:184:LYS:CE	1:B:56:LEU:N	7	1.99
(1,22)	1:B:184:LYS:CE	1:B:57:ASP:N	7	1.99
(1,22)	1:B:184:LYS:CE	1:B:58:THR:N	7	1.99

Continued on next page...

Continued from previous page...

Key	Atom-1	Atom-2	Model ID	Violation (Å)
(1,22)	1:B:184:LYS:CE	1:B:59:ALA:N	7	1.99
(1,22)	1:B:184:LYS:CE	1:B:60:GLY:N	7	1.99
(1,22)	1:B:184:LYS:CE	1:B:61:GLN:N	7	1.99
(1,22)	1:B:184:LYS:CE	1:B:62:GLU:N	7	1.99
(1,22)	1:B:184:LYS:CE	1:B:63:GLU:N	7	1.99
(1,22)	1:B:184:LYS:CE	1:B:64:TYR:N	7	1.99
(1,22)	1:B:184:LYS:CE	1:B:65:SER:N	7	1.99
(1,22)	1:B:184:LYS:CE	1:B:66:ALA:N	7	1.99
(1,22)	1:B:184:LYS:CE	1:B:67:MET:N	7	1.99
(1,22)	1:B:184:LYS:CE	1:B:68:ARG:N	7	1.99
(1,22)	1:B:184:LYS:CE	1:B:69:ASP:N	7	1.99
(1,22)	1:B:184:LYS:CE	1:B:70:GLN:N	7	1.99
(1,22)	1:B:184:LYS:CE	1:B:71:TYR:N	7	1.99
(1,22)	1:B:184:LYS:CE	1:B:72:MET:N	7	1.99
(1,22)	1:B:184:LYS:CE	1:B:73:ARG:N	7	1.99
(1,22)	1:B:184:LYS:CE	1:B:74:THR:N	7	1.99
(1,22)	1:B:184:LYS:CE	1:B:75:GLY:N	7	1.99
(1,22)	1:B:184:LYS:CE	1:B:76:GLU:N	7	1.99
(1,22)	1:B:184:LYS:CE	1:B:77:GLY:N	7	1.99
(1,22)	1:B:184:LYS:CE	1:B:78:PHE:N	7	1.99
(1,22)	1:B:184:LYS:CE	1:B:79:LEU:N	7	1.99
(1,22)	1:B:184:LYS:CE	1:B:80:CYS:N	7	1.99
(1,22)	1:B:184:LYS:CE	5:B:203:7Q9:N	7	1.99
(1,22)	1:B:184:LYS:CE	5:B:204:7Q9:N	7	1.99
(1,22)	1:B:184:LYS:CE	5:B:205:7Q9:N	7	1.99
(1,22)	1:B:184:LYS:CE	5:B:206:7Q9:N	7	1.99
(1,22)	1:B:184:LYS:CE	5:B:207:7Q9:N	7	1.99
(1,22)	1:B:184:LYS:CE	6:B:208:17F:N1	7	1.99
(1,22)	1:B:184:LYS:CE	5:B:209:7Q9:N	7	1.99
(1,22)	1:B:184:LYS:CE	5:B:210:7Q9:N	7	1.99
(1,22)	1:B:184:LYS:CE	5:B:211:7Q9:N	7	1.99
(1,22)	1:B:184:LYS:CE	5:B:212:7Q9:N	7	1.99
(1,22)	1:B:184:LYS:CE	5:B:213:7Q9:N	7	1.99
(1,22)	1:B:184:LYS:CE	6:B:214:17F:N1	7	1.99
(1,22)	1:B:184:LYS:CE	6:B:215:17F:N1	7	1.99
(1,22)	1:B:184:LYS:CE	5:B:216:7Q9:N	7	1.99
(1,22)	1:B:184:LYS:CE	5:B:217:7Q9:N	7	1.99
(1,22)	1:B:184:LYS:CE	5:B:218:7Q9:N	7	1.99
(1,22)	1:B:184:LYS:CE	6:B:219:17F:N1	7	1.99
(1,22)	1:B:184:LYS:CE	5:B:220:7Q9:N	7	1.99
(1,22)	1:B:184:LYS:CG	1:B:2:THR:N	7	1.99
(1,22)	1:B:184:LYS:CG	1:B:3:GLU:N	7	1.99

Continued on next page...

Continued from previous page...

Key	Atom-1	Atom-2	Model ID	Violation (Å)
(1,22)	1:B:184:LYS:CG	1:B:4:TYR:N	7	1.99
(1,22)	1:B:184:LYS:CG	1:B:5:LYS:N	7	1.99
(1,22)	1:B:184:LYS:CG	1:B:6:LEU:N	7	1.99
(1,22)	1:B:184:LYS:CG	1:B:7:VAL:N	7	1.99
(1,22)	1:B:184:LYS:CG	1:B:8:VAL:N	7	1.99
(1,22)	1:B:184:LYS:CG	1:B:9:VAL:N	7	1.99
(1,22)	1:B:184:LYS:CG	1:B:10:GLY:N	7	1.99
(1,22)	1:B:184:LYS:CG	1:B:11:ALA:N	7	1.99
(1,22)	1:B:184:LYS:CG	1:B:12:ASP:N	7	1.99
(1,22)	1:B:184:LYS:CG	1:B:13:GLY:N	7	1.99
(1,22)	1:B:184:LYS:CG	1:B:14:VAL:N	7	1.99
(1,22)	1:B:184:LYS:CG	1:B:15:GLY:N	7	1.99
(1,22)	1:B:184:LYS:CG	1:B:16:LYS:N	7	1.99
(1,22)	1:B:184:LYS:CG	1:B:17:SER:N	7	1.99
(1,22)	1:B:184:LYS:CG	1:B:18:ALA:N	7	1.99
(1,22)	1:B:184:LYS:CG	1:B:19:LEU:N	7	1.99
(1,22)	1:B:184:LYS:CG	1:B:20:THR:N	7	1.99
(1,22)	1:B:184:LYS:CG	1:B:21:ILE:N	7	1.99
(1,22)	1:B:184:LYS:CG	1:B:22:GLN:N	7	1.99
(1,22)	1:B:184:LYS:CG	1:B:23:LEU:N	7	1.99
(1,22)	1:B:184:LYS:CG	1:B:24:ILE:N	7	1.99
(1,22)	1:B:184:LYS:CG	1:B:25:GLN:N	7	1.99
(1,22)	1:B:184:LYS:CG	1:B:26:ASN:N	7	1.99
(1,22)	1:B:184:LYS:CG	1:B:27:HIS:N	7	1.99
(1,22)	1:B:184:LYS:CG	1:B:28:PHE:N	7	1.99
(1,22)	1:B:184:LYS:CG	1:B:29:VAL:N	7	1.99
(1,22)	1:B:184:LYS:CG	1:B:30:ASP:N	7	1.99
(1,22)	1:B:184:LYS:CG	1:B:31:GLU:N	7	1.99
(1,22)	1:B:184:LYS:CG	1:B:32:TYR:N	7	1.99
(1,22)	1:B:184:LYS:CG	1:B:33:ASP:N	7	1.99
(1,22)	1:B:184:LYS:CG	1:B:34:PRO:N	7	1.99
(1,22)	1:B:184:LYS:CG	1:B:35:THR:N	7	1.99
(1,22)	1:B:184:LYS:CG	1:B:36:ILE:N	7	1.99
(1,22)	1:B:184:LYS:CG	1:B:37:GLU:N	7	1.99
(1,22)	1:B:184:LYS:CG	1:B:38:ASP:N	7	1.99
(1,22)	1:B:184:LYS:CG	1:B:39:SER:N	7	1.99
(1,22)	1:B:184:LYS:CG	1:B:40:TYR:N	7	1.99
(1,22)	1:B:184:LYS:CG	1:B:41:ARG:N	7	1.99
(1,22)	1:B:184:LYS:CG	1:B:42:LYS:N	7	1.99
(1,22)	1:B:184:LYS:CG	1:B:43:GLN:N	7	1.99
(1,22)	1:B:184:LYS:CG	1:B:44:VAL:N	7	1.99
(1,22)	1:B:184:LYS:CG	1:B:45:VAL:N	7	1.99

Continued on next page...

Continued from previous page...

Key	Atom-1	Atom-2	Model ID	Violation (Å)
(1,22)	1:B:184:LYS:CG	1:B:46:ILE:N	7	1.99
(1,22)	1:B:184:LYS:CG	1:B:47:ASP:N	7	1.99
(1,22)	1:B:184:LYS:CG	1:B:48:GLY:N	7	1.99
(1,22)	1:B:184:LYS:CG	1:B:49:GLU:N	7	1.99
(1,22)	1:B:184:LYS:CG	1:B:50:THR:N	7	1.99
(1,22)	1:B:184:LYS:CG	1:B:51:CYS:N	7	1.99
(1,22)	1:B:184:LYS:CG	1:B:52:LEU:N	7	1.99
(1,22)	1:B:184:LYS:CG	1:B:53:LEU:N	7	1.99
(1,22)	1:B:184:LYS:CG	1:B:54:ASP:N	7	1.99
(1,22)	1:B:184:LYS:CG	1:B:55:ILE:N	7	1.99
(1,22)	1:B:184:LYS:CG	1:B:56:LEU:N	7	1.99
(1,22)	1:B:184:LYS:CG	1:B:57:ASP:N	7	1.99
(1,22)	1:B:184:LYS:CG	1:B:58:THR:N	7	1.99
(1,22)	1:B:184:LYS:CG	1:B:59:ALA:N	7	1.99
(1,22)	1:B:184:LYS:CG	1:B:60:GLY:N	7	1.99
(1,22)	1:B:184:LYS:CG	1:B:61:GLN:N	7	1.99
(1,22)	1:B:184:LYS:CG	1:B:62:GLU:N	7	1.99
(1,22)	1:B:184:LYS:CG	1:B:63:GLU:N	7	1.99
(1,22)	1:B:184:LYS:CG	1:B:64:TYR:N	7	1.99
(1,22)	1:B:184:LYS:CG	1:B:65:SER:N	7	1.99
(1,22)	1:B:184:LYS:CG	1:B:66:ALA:N	7	1.99
(1,22)	1:B:184:LYS:CG	1:B:67:MET:N	7	1.99
(1,22)	1:B:184:LYS:CG	1:B:68:ARG:N	7	1.99
(1,22)	1:B:184:LYS:CG	1:B:69:ASP:N	7	1.99
(1,22)	1:B:184:LYS:CG	1:B:70:GLN:N	7	1.99
(1,22)	1:B:184:LYS:CG	1:B:71:TYR:N	7	1.99
(1,22)	1:B:184:LYS:CG	1:B:72:MET:N	7	1.99
(1,22)	1:B:184:LYS:CG	1:B:73:ARG:N	7	1.99
(1,22)	1:B:184:LYS:CG	1:B:74:THR:N	7	1.99
(1,22)	1:B:184:LYS:CG	1:B:75:GLY:N	7	1.99
(1,22)	1:B:184:LYS:CG	1:B:76:GLU:N	7	1.99
(1,22)	1:B:184:LYS:CG	1:B:77:GLY:N	7	1.99
(1,22)	1:B:184:LYS:CG	1:B:78:PHE:N	7	1.99
(1,22)	1:B:184:LYS:CG	1:B:79:LEU:N	7	1.99
(1,22)	1:B:184:LYS:CG	1:B:80:CYS:N	7	1.99
(1,22)	1:B:184:LYS:CG	5:B:203:7Q9:N	7	1.99
(1,22)	1:B:184:LYS:CG	5:B:204:7Q9:N	7	1.99
(1,22)	1:B:184:LYS:CG	5:B:205:7Q9:N	7	1.99
(1,22)	1:B:184:LYS:CG	5:B:206:7Q9:N	7	1.99
(1,22)	1:B:184:LYS:CG	5:B:207:7Q9:N	7	1.99
(1,22)	1:B:184:LYS:CG	6:B:208:17F:N1	7	1.99
(1,22)	1:B:184:LYS:CG	5:B:209:7Q9:N	7	1.99

Continued on next page...

Continued from previous page...

Key	Atom-1	Atom-2	Model ID	Violation (Å)
(1,22)	1:B:184:LYS:CG	5:B:210:7Q9:N	7	1.99
(1,22)	1:B:184:LYS:CG	5:B:211:7Q9:N	7	1.99
(1,22)	1:B:184:LYS:CG	5:B:212:7Q9:N	7	1.99
(1,22)	1:B:184:LYS:CG	5:B:213:7Q9:N	7	1.99
(1,22)	1:B:184:LYS:CG	6:B:214:17F:N1	7	1.99
(1,22)	1:B:184:LYS:CG	6:B:215:17F:N1	7	1.99
(1,22)	1:B:184:LYS:CG	5:B:216:7Q9:N	7	1.99
(1,22)	1:B:184:LYS:CG	5:B:217:7Q9:N	7	1.99
(1,22)	1:B:184:LYS:CG	5:B:218:7Q9:N	7	1.99
(1,22)	1:B:184:LYS:CG	6:B:219:17F:N1	7	1.99
(1,22)	1:B:184:LYS:CG	5:B:220:7Q9:N	7	1.99
(1,22)	1:B:184:LYS:H	1:B:2:THR:N	7	1.99
(1,22)	1:B:184:LYS:H	1:B:3:GLU:N	7	1.99
(1,22)	1:B:184:LYS:H	1:B:4:TYR:N	7	1.99
(1,22)	1:B:184:LYS:H	1:B:5:LYS:N	7	1.99
(1,22)	1:B:184:LYS:H	1:B:6:LEU:N	7	1.99
(1,22)	1:B:184:LYS:H	1:B:7:VAL:N	7	1.99
(1,22)	1:B:184:LYS:H	1:B:8:VAL:N	7	1.99
(1,22)	1:B:184:LYS:H	1:B:9:VAL:N	7	1.99
(1,22)	1:B:184:LYS:H	1:B:10:GLY:N	7	1.99
(1,22)	1:B:184:LYS:H	1:B:11:ALA:N	7	1.99
(1,22)	1:B:184:LYS:H	1:B:12:ASP:N	7	1.99
(1,22)	1:B:184:LYS:H	1:B:13:GLY:N	7	1.99
(1,22)	1:B:184:LYS:H	1:B:14:VAL:N	7	1.99
(1,22)	1:B:184:LYS:H	1:B:15:GLY:N	7	1.99
(1,22)	1:B:184:LYS:H	1:B:16:LYS:N	7	1.99
(1,22)	1:B:184:LYS:H	1:B:17:SER:N	7	1.99
(1,22)	1:B:184:LYS:H	1:B:18:ALA:N	7	1.99
(1,22)	1:B:184:LYS:H	1:B:19:LEU:N	7	1.99
(1,22)	1:B:184:LYS:H	1:B:20:THR:N	7	1.99
(1,22)	1:B:184:LYS:H	1:B:21:ILE:N	7	1.99
(1,22)	1:B:184:LYS:H	1:B:22:GLN:N	7	1.99
(1,22)	1:B:184:LYS:H	1:B:23:LEU:N	7	1.99
(1,22)	1:B:184:LYS:H	1:B:24:ILE:N	7	1.99
(1,22)	1:B:184:LYS:H	1:B:25:GLN:N	7	1.99
(1,22)	1:B:184:LYS:H	1:B:26:ASN:N	7	1.99
(1,22)	1:B:184:LYS:H	1:B:27:HIS:N	7	1.99
(1,22)	1:B:184:LYS:H	1:B:28:PHE:N	7	1.99
(1,22)	1:B:184:LYS:H	1:B:29:VAL:N	7	1.99
(1,22)	1:B:184:LYS:H	1:B:30:ASP:N	7	1.99
(1,22)	1:B:184:LYS:H	1:B:31:GLU:N	7	1.99
(1,22)	1:B:184:LYS:H	1:B:32:TYR:N	7	1.99

Continued on next page...

Continued from previous page...

Key	Atom-1	Atom-2	Model ID	Violation (Å)
(1,22)	1:B:184:LYS:H	1:B:33:ASP:N	7	1.99
(1,22)	1:B:184:LYS:H	1:B:34:PRO:N	7	1.99
(1,22)	1:B:184:LYS:H	1:B:35:THR:N	7	1.99
(1,22)	1:B:184:LYS:H	1:B:36:ILE:N	7	1.99
(1,22)	1:B:184:LYS:H	1:B:37:GLU:N	7	1.99
(1,22)	1:B:184:LYS:H	1:B:38:ASP:N	7	1.99
(1,22)	1:B:184:LYS:H	1:B:39:SER:N	7	1.99
(1,22)	1:B:184:LYS:H	1:B:40:TYR:N	7	1.99
(1,22)	1:B:184:LYS:H	1:B:41:ARG:N	7	1.99
(1,22)	1:B:184:LYS:H	1:B:42:LYS:N	7	1.99
(1,22)	1:B:184:LYS:H	1:B:43:GLN:N	7	1.99
(1,22)	1:B:184:LYS:H	1:B:44:VAL:N	7	1.99
(1,22)	1:B:184:LYS:H	1:B:45:VAL:N	7	1.99
(1,22)	1:B:184:LYS:H	1:B:46:ILE:N	7	1.99
(1,22)	1:B:184:LYS:H	1:B:47:ASP:N	7	1.99
(1,22)	1:B:184:LYS:H	1:B:48:GLY:N	7	1.99
(1,22)	1:B:184:LYS:H	1:B:49:GLU:N	7	1.99
(1,22)	1:B:184:LYS:H	1:B:50:THR:N	7	1.99
(1,22)	1:B:184:LYS:H	1:B:51:CYS:N	7	1.99
(1,22)	1:B:184:LYS:H	1:B:52:LEU:N	7	1.99
(1,22)	1:B:184:LYS:H	1:B:53:LEU:N	7	1.99
(1,22)	1:B:184:LYS:H	1:B:54:ASP:N	7	1.99
(1,22)	1:B:184:LYS:H	1:B:55:ILE:N	7	1.99
(1,22)	1:B:184:LYS:H	1:B:56:LEU:N	7	1.99
(1,22)	1:B:184:LYS:H	1:B:57:ASP:N	7	1.99
(1,22)	1:B:184:LYS:H	1:B:58:THR:N	7	1.99
(1,22)	1:B:184:LYS:H	1:B:59:ALA:N	7	1.99
(1,22)	1:B:184:LYS:H	1:B:60:GLY:N	7	1.99
(1,22)	1:B:184:LYS:H	1:B:61:GLN:N	7	1.99
(1,22)	1:B:184:LYS:H	1:B:62:GLU:N	7	1.99
(1,22)	1:B:184:LYS:H	1:B:63:GLU:N	7	1.99
(1,22)	1:B:184:LYS:H	1:B:64:TYR:N	7	1.99
(1,22)	1:B:184:LYS:H	1:B:65:SER:N	7	1.99
(1,22)	1:B:184:LYS:H	1:B:66:ALA:N	7	1.99
(1,22)	1:B:184:LYS:H	1:B:67:MET:N	7	1.99
(1,22)	1:B:184:LYS:H	1:B:68:ARG:N	7	1.99
(1,22)	1:B:184:LYS:H	1:B:69:ASP:N	7	1.99
(1,22)	1:B:184:LYS:H	1:B:70:GLN:N	7	1.99
(1,22)	1:B:184:LYS:H	1:B:71:TYR:N	7	1.99
(1,22)	1:B:184:LYS:H	1:B:72:MET:N	7	1.99
(1,22)	1:B:184:LYS:H	1:B:73:ARG:N	7	1.99
(1,22)	1:B:184:LYS:H	1:B:74:THR:N	7	1.99

Continued on next page...

Continued from previous page...

Key	Atom-1	Atom-2	Model ID	Violation (Å)
(1,22)	1:B:184:LYS:H	1:B:75:GLY:N	7	1.99
(1,22)	1:B:184:LYS:H	1:B:76:GLU:N	7	1.99
(1,22)	1:B:184:LYS:H	1:B:77:GLY:N	7	1.99
(1,22)	1:B:184:LYS:H	1:B:78:PHE:N	7	1.99
(1,22)	1:B:184:LYS:H	1:B:79:LEU:N	7	1.99
(1,22)	1:B:184:LYS:H	1:B:80:CYS:N	7	1.99
(1,22)	1:B:184:LYS:H	5:B:203:7Q9:N	7	1.99
(1,22)	1:B:184:LYS:H	5:B:204:7Q9:N	7	1.99
(1,22)	1:B:184:LYS:H	5:B:205:7Q9:N	7	1.99
(1,22)	1:B:184:LYS:H	5:B:206:7Q9:N	7	1.99
(1,22)	1:B:184:LYS:H	5:B:207:7Q9:N	7	1.99
(1,22)	1:B:184:LYS:H	6:B:208:17F:N1	7	1.99
(1,22)	1:B:184:LYS:H	5:B:209:7Q9:N	7	1.99
(1,22)	1:B:184:LYS:H	5:B:210:7Q9:N	7	1.99
(1,22)	1:B:184:LYS:H	5:B:211:7Q9:N	7	1.99
(1,22)	1:B:184:LYS:H	5:B:212:7Q9:N	7	1.99
(1,22)	1:B:184:LYS:H	5:B:213:7Q9:N	7	1.99
(1,22)	1:B:184:LYS:H	6:B:214:17F:N1	7	1.99
(1,22)	1:B:184:LYS:H	6:B:215:17F:N1	7	1.99
(1,22)	1:B:184:LYS:H	5:B:216:7Q9:N	7	1.99
(1,22)	1:B:184:LYS:H	5:B:217:7Q9:N	7	1.99
(1,22)	1:B:184:LYS:H	5:B:218:7Q9:N	7	1.99
(1,22)	1:B:184:LYS:H	6:B:219:17F:N1	7	1.99
(1,22)	1:B:184:LYS:H	5:B:220:7Q9:N	7	1.99
(1,22)	1:B:184:LYS:HZ1	1:B:2:THR:N	7	1.99
(1,22)	1:B:184:LYS:HZ1	1:B:3:GLU:N	7	1.99
(1,22)	1:B:184:LYS:HZ1	1:B:4:TYR:N	7	1.99
(1,22)	1:B:184:LYS:HZ1	1:B:5:LYS:N	7	1.99
(1,22)	1:B:184:LYS:HZ1	1:B:6:LEU:N	7	1.99
(1,22)	1:B:184:LYS:HZ1	1:B:7:VAL:N	7	1.99
(1,22)	1:B:184:LYS:HZ1	1:B:8:VAL:N	7	1.99
(1,22)	1:B:184:LYS:HZ1	1:B:9:VAL:N	7	1.99
(1,22)	1:B:184:LYS:HZ1	1:B:10:GLY:N	7	1.99
(1,22)	1:B:184:LYS:HZ1	1:B:11:ALA:N	7	1.99
(1,22)	1:B:184:LYS:HZ1	1:B:12:ASP:N	7	1.99
(1,22)	1:B:184:LYS:HZ1	1:B:13:GLY:N	7	1.99
(1,22)	1:B:184:LYS:HZ1	1:B:14:VAL:N	7	1.99
(1,22)	1:B:184:LYS:HZ1	1:B:15:GLY:N	7	1.99
(1,22)	1:B:184:LYS:HZ1	1:B:16:LYS:N	7	1.99
(1,22)	1:B:184:LYS:HZ1	1:B:17:SER:N	7	1.99
(1,22)	1:B:184:LYS:HZ1	1:B:18:ALA:N	7	1.99
(1,22)	1:B:184:LYS:HZ1	1:B:19:LEU:N	7	1.99

Continued on next page...

Continued from previous page...

Key	Atom-1	Atom-2	Model ID	Violation (Å)
(1,22)	1:B:184:LYS:HZ1	1:B:20:THR:N	7	1.99
(1,22)	1:B:184:LYS:HZ1	1:B:21:ILE:N	7	1.99
(1,22)	1:B:184:LYS:HZ1	1:B:22:GLN:N	7	1.99
(1,22)	1:B:184:LYS:HZ1	1:B:23:LEU:N	7	1.99
(1,22)	1:B:184:LYS:HZ1	1:B:24:ILE:N	7	1.99
(1,22)	1:B:184:LYS:HZ1	1:B:25:GLN:N	7	1.99
(1,22)	1:B:184:LYS:HZ1	1:B:26:ASN:N	7	1.99
(1,22)	1:B:184:LYS:HZ1	1:B:27:HIS:N	7	1.99
(1,22)	1:B:184:LYS:HZ1	1:B:28:PHE:N	7	1.99
(1,22)	1:B:184:LYS:HZ1	1:B:29:VAL:N	7	1.99
(1,22)	1:B:184:LYS:HZ1	1:B:30:ASP:N	7	1.99
(1,22)	1:B:184:LYS:HZ1	1:B:31:GLU:N	7	1.99
(1,22)	1:B:184:LYS:HZ1	1:B:32:TYR:N	7	1.99
(1,22)	1:B:184:LYS:HZ1	1:B:33:ASP:N	7	1.99
(1,22)	1:B:184:LYS:HZ1	1:B:34:PRO:N	7	1.99
(1,22)	1:B:184:LYS:HZ1	1:B:35:THR:N	7	1.99
(1,22)	1:B:184:LYS:HZ1	1:B:36:ILE:N	7	1.99
(1,22)	1:B:184:LYS:HZ1	1:B:37:GLU:N	7	1.99
(1,22)	1:B:184:LYS:HZ1	1:B:38:ASP:N	7	1.99
(1,22)	1:B:184:LYS:HZ1	1:B:39:SER:N	7	1.99
(1,22)	1:B:184:LYS:HZ1	1:B:40:TYR:N	7	1.99
(1,22)	1:B:184:LYS:HZ1	1:B:41:ARG:N	7	1.99
(1,22)	1:B:184:LYS:HZ1	1:B:42:LYS:N	7	1.99
(1,22)	1:B:184:LYS:HZ1	1:B:43:GLN:N	7	1.99
(1,22)	1:B:184:LYS:HZ1	1:B:44:VAL:N	7	1.99
(1,22)	1:B:184:LYS:HZ1	1:B:45:VAL:N	7	1.99
(1,22)	1:B:184:LYS:HZ1	1:B:46:ILE:N	7	1.99
(1,22)	1:B:184:LYS:HZ1	1:B:47:ASP:N	7	1.99
(1,22)	1:B:184:LYS:HZ1	1:B:48:GLY:N	7	1.99
(1,22)	1:B:184:LYS:HZ1	1:B:49:GLU:N	7	1.99
(1,22)	1:B:184:LYS:HZ1	1:B:50:THR:N	7	1.99
(1,22)	1:B:184:LYS:HZ1	1:B:51:CYS:N	7	1.99
(1,22)	1:B:184:LYS:HZ1	1:B:52:LEU:N	7	1.99
(1,22)	1:B:184:LYS:HZ1	1:B:53:LEU:N	7	1.99
(1,22)	1:B:184:LYS:HZ1	1:B:54:ASP:N	7	1.99
(1,22)	1:B:184:LYS:HZ1	1:B:55:ILE:N	7	1.99
(1,22)	1:B:184:LYS:HZ1	1:B:56:LEU:N	7	1.99
(1,22)	1:B:184:LYS:HZ1	1:B:57:ASP:N	7	1.99
(1,22)	1:B:184:LYS:HZ1	1:B:58:THR:N	7	1.99
(1,22)	1:B:184:LYS:HZ1	1:B:59:ALA:N	7	1.99
(1,22)	1:B:184:LYS:HZ1	1:B:60:GLY:N	7	1.99
(1,22)	1:B:184:LYS:HZ1	1:B:61:GLN:N	7	1.99

Continued on next page...

Continued from previous page...

Key	Atom-1	Atom-2	Model ID	Violation (Å)
(1,22)	1:B:184:LYS:HZ1	1:B:62:GLU:N	7	1.99
(1,22)	1:B:184:LYS:HZ1	1:B:63:GLU:N	7	1.99
(1,22)	1:B:184:LYS:HZ1	1:B:64:TYR:N	7	1.99
(1,22)	1:B:184:LYS:HZ1	1:B:65:SER:N	7	1.99
(1,22)	1:B:184:LYS:HZ1	1:B:66:ALA:N	7	1.99
(1,22)	1:B:184:LYS:HZ1	1:B:67:MET:N	7	1.99
(1,22)	1:B:184:LYS:HZ1	1:B:68:ARG:N	7	1.99
(1,22)	1:B:184:LYS:HZ1	1:B:69:ASP:N	7	1.99
(1,22)	1:B:184:LYS:HZ1	1:B:70:GLN:N	7	1.99
(1,22)	1:B:184:LYS:HZ1	1:B:71:TYR:N	7	1.99
(1,22)	1:B:184:LYS:HZ1	1:B:72:MET:N	7	1.99
(1,22)	1:B:184:LYS:HZ1	1:B:73:ARG:N	7	1.99
(1,22)	1:B:184:LYS:HZ1	1:B:74:THR:N	7	1.99
(1,22)	1:B:184:LYS:HZ1	1:B:75:GLY:N	7	1.99
(1,22)	1:B:184:LYS:HZ1	1:B:76:GLU:N	7	1.99
(1,22)	1:B:184:LYS:HZ1	1:B:77:GLY:N	7	1.99
(1,22)	1:B:184:LYS:HZ1	1:B:78:PHE:N	7	1.99
(1,22)	1:B:184:LYS:HZ1	1:B:79:LEU:N	7	1.99
(1,22)	1:B:184:LYS:HZ1	1:B:80:CYS:N	7	1.99
(1,22)	1:B:184:LYS:HZ1	5:B:203:7Q9:N	7	1.99
(1,22)	1:B:184:LYS:HZ1	5:B:204:7Q9:N	7	1.99
(1,22)	1:B:184:LYS:HZ1	5:B:205:7Q9:N	7	1.99
(1,22)	1:B:184:LYS:HZ1	5:B:206:7Q9:N	7	1.99
(1,22)	1:B:184:LYS:HZ1	5:B:207:7Q9:N	7	1.99
(1,22)	1:B:184:LYS:HZ1	6:B:208:17F:N1	7	1.99
(1,22)	1:B:184:LYS:HZ1	5:B:209:7Q9:N	7	1.99
(1,22)	1:B:184:LYS:HZ1	5:B:210:7Q9:N	7	1.99
(1,22)	1:B:184:LYS:HZ1	5:B:211:7Q9:N	7	1.99
(1,22)	1:B:184:LYS:HZ1	5:B:212:7Q9:N	7	1.99
(1,22)	1:B:184:LYS:HZ1	5:B:213:7Q9:N	7	1.99
(1,22)	1:B:184:LYS:HZ1	6:B:214:17F:N1	7	1.99
(1,22)	1:B:184:LYS:HZ1	6:B:215:17F:N1	7	1.99
(1,22)	1:B:184:LYS:HZ1	5:B:216:7Q9:N	7	1.99
(1,22)	1:B:184:LYS:HZ1	5:B:217:7Q9:N	7	1.99
(1,22)	1:B:184:LYS:HZ1	5:B:218:7Q9:N	7	1.99
(1,22)	1:B:184:LYS:HZ1	6:B:219:17F:N1	7	1.99
(1,22)	1:B:184:LYS:HZ1	5:B:220:7Q9:N	7	1.99
(1,22)	1:B:184:LYS:HZ2	1:B:2:THR:N	7	1.99
(1,22)	1:B:184:LYS:HZ2	1:B:3:GLU:N	7	1.99
(1,22)	1:B:184:LYS:HZ2	1:B:4:TYR:N	7	1.99
(1,22)	1:B:184:LYS:HZ2	1:B:5:LYS:N	7	1.99
(1,22)	1:B:184:LYS:HZ2	1:B:6:LEU:N	7	1.99

Continued on next page...

Continued from previous page...

Key	Atom-1	Atom-2	Model ID	Violation (Å)
(1,22)	1:B:184:LYS:HZ2	1:B:7:VAL:N	7	1.99
(1,22)	1:B:184:LYS:HZ2	1:B:8:VAL:N	7	1.99
(1,22)	1:B:184:LYS:HZ2	1:B:9:VAL:N	7	1.99
(1,22)	1:B:184:LYS:HZ2	1:B:10:GLY:N	7	1.99
(1,22)	1:B:184:LYS:HZ2	1:B:11:ALA:N	7	1.99
(1,22)	1:B:184:LYS:HZ2	1:B:12:ASP:N	7	1.99
(1,22)	1:B:184:LYS:HZ2	1:B:13:GLY:N	7	1.99
(1,22)	1:B:184:LYS:HZ2	1:B:14:VAL:N	7	1.99
(1,22)	1:B:184:LYS:HZ2	1:B:15:GLY:N	7	1.99
(1,22)	1:B:184:LYS:HZ2	1:B:16:LYS:N	7	1.99
(1,22)	1:B:184:LYS:HZ2	1:B:17:SER:N	7	1.99
(1,22)	1:B:184:LYS:HZ2	1:B:18:ALA:N	7	1.99
(1,22)	1:B:184:LYS:HZ2	1:B:19:LEU:N	7	1.99
(1,22)	1:B:184:LYS:HZ2	1:B:20:THR:N	7	1.99
(1,22)	1:B:184:LYS:HZ2	1:B:21:ILE:N	7	1.99
(1,22)	1:B:184:LYS:HZ2	1:B:22:GLN:N	7	1.99
(1,22)	1:B:184:LYS:HZ2	1:B:23:LEU:N	7	1.99
(1,22)	1:B:184:LYS:HZ2	1:B:24:ILE:N	7	1.99
(1,22)	1:B:184:LYS:HZ2	1:B:25:GLN:N	7	1.99
(1,22)	1:B:184:LYS:HZ2	1:B:26:ASN:N	7	1.99
(1,22)	1:B:184:LYS:HZ2	1:B:27:HIS:N	7	1.99
(1,22)	1:B:184:LYS:HZ2	1:B:28:PHE:N	7	1.99
(1,22)	1:B:184:LYS:HZ2	1:B:29:VAL:N	7	1.99
(1,22)	1:B:184:LYS:HZ2	1:B:30:ASP:N	7	1.99
(1,22)	1:B:184:LYS:HZ2	1:B:31:GLU:N	7	1.99
(1,22)	1:B:184:LYS:HZ2	1:B:32:TYR:N	7	1.99
(1,22)	1:B:184:LYS:HZ2	1:B:33:ASP:N	7	1.99
(1,22)	1:B:184:LYS:HZ2	1:B:34:PRO:N	7	1.99
(1,22)	1:B:184:LYS:HZ2	1:B:35:THR:N	7	1.99
(1,22)	1:B:184:LYS:HZ2	1:B:36:ILE:N	7	1.99
(1,22)	1:B:184:LYS:HZ2	1:B:37:GLU:N	7	1.99
(1,22)	1:B:184:LYS:HZ2	1:B:38:ASP:N	7	1.99
(1,22)	1:B:184:LYS:HZ2	1:B:39:SER:N	7	1.99
(1,22)	1:B:184:LYS:HZ2	1:B:40:TYR:N	7	1.99
(1,22)	1:B:184:LYS:HZ2	1:B:41:ARG:N	7	1.99
(1,22)	1:B:184:LYS:HZ2	1:B:42:LYS:N	7	1.99
(1,22)	1:B:184:LYS:HZ2	1:B:43:GLN:N	7	1.99
(1,22)	1:B:184:LYS:HZ2	1:B:44:VAL:N	7	1.99
(1,22)	1:B:184:LYS:HZ2	1:B:45:VAL:N	7	1.99
(1,22)	1:B:184:LYS:HZ2	1:B:46:ILE:N	7	1.99
(1,22)	1:B:184:LYS:HZ2	1:B:47:ASP:N	7	1.99
(1,22)	1:B:184:LYS:HZ2	1:B:48:GLY:N	7	1.99

Continued on next page...

Continued from previous page...

Key	Atom-1	Atom-2	Model ID	Violation (Å)
(1,22)	1:B:184:LYS:HZ2	1:B:49:GLU:N	7	1.99
(1,22)	1:B:184:LYS:HZ2	1:B:50:THR:N	7	1.99
(1,22)	1:B:184:LYS:HZ2	1:B:51:CYS:N	7	1.99
(1,22)	1:B:184:LYS:HZ2	1:B:52:LEU:N	7	1.99
(1,22)	1:B:184:LYS:HZ2	1:B:53:LEU:N	7	1.99
(1,22)	1:B:184:LYS:HZ2	1:B:54:ASP:N	7	1.99
(1,22)	1:B:184:LYS:HZ2	1:B:55:ILE:N	7	1.99
(1,22)	1:B:184:LYS:HZ2	1:B:56:LEU:N	7	1.99
(1,22)	1:B:184:LYS:HZ2	1:B:57:ASP:N	7	1.99
(1,22)	1:B:184:LYS:HZ2	1:B:58:THR:N	7	1.99
(1,22)	1:B:184:LYS:HZ2	1:B:59:ALA:N	7	1.99
(1,22)	1:B:184:LYS:HZ2	1:B:60:GLY:N	7	1.99
(1,22)	1:B:184:LYS:HZ2	1:B:61:GLN:N	7	1.99
(1,22)	1:B:184:LYS:HZ2	1:B:62:GLU:N	7	1.99
(1,22)	1:B:184:LYS:HZ2	1:B:63:GLU:N	7	1.99
(1,22)	1:B:184:LYS:HZ2	1:B:64:TYR:N	7	1.99
(1,22)	1:B:184:LYS:HZ2	1:B:65:SER:N	7	1.99
(1,22)	1:B:184:LYS:HZ2	1:B:66:ALA:N	7	1.99
(1,22)	1:B:184:LYS:HZ2	1:B:67:MET:N	7	1.99
(1,22)	1:B:184:LYS:HZ2	1:B:68:ARG:N	7	1.99
(1,22)	1:B:184:LYS:HZ2	1:B:69:ASP:N	7	1.99
(1,22)	1:B:184:LYS:HZ2	1:B:70:GLN:N	7	1.99
(1,22)	1:B:184:LYS:HZ2	1:B:71:TYR:N	7	1.99
(1,22)	1:B:184:LYS:HZ2	1:B:72:MET:N	7	1.99
(1,22)	1:B:184:LYS:HZ2	1:B:73:ARG:N	7	1.99
(1,22)	1:B:184:LYS:HZ2	1:B:74:THR:N	7	1.99
(1,22)	1:B:184:LYS:HZ2	1:B:75:GLY:N	7	1.99
(1,22)	1:B:184:LYS:HZ2	1:B:76:GLU:N	7	1.99
(1,22)	1:B:184:LYS:HZ2	1:B:77:GLY:N	7	1.99
(1,22)	1:B:184:LYS:HZ2	1:B:78:PHE:N	7	1.99
(1,22)	1:B:184:LYS:HZ2	1:B:79:LEU:N	7	1.99
(1,22)	1:B:184:LYS:HZ2	1:B:80:CYS:N	7	1.99
(1,22)	1:B:184:LYS:HZ2	5:B:203:7Q9:N	7	1.99
(1,22)	1:B:184:LYS:HZ2	5:B:204:7Q9:N	7	1.99
(1,22)	1:B:184:LYS:HZ2	5:B:205:7Q9:N	7	1.99
(1,22)	1:B:184:LYS:HZ2	5:B:206:7Q9:N	7	1.99
(1,22)	1:B:184:LYS:HZ2	5:B:207:7Q9:N	7	1.99
(1,22)	1:B:184:LYS:HZ2	6:B:208:17F:N1	7	1.99
(1,22)	1:B:184:LYS:HZ2	5:B:209:7Q9:N	7	1.99
(1,22)	1:B:184:LYS:HZ2	5:B:210:7Q9:N	7	1.99
(1,22)	1:B:184:LYS:HZ2	5:B:211:7Q9:N	7	1.99
(1,22)	1:B:184:LYS:HZ2	5:B:212:7Q9:N	7	1.99

Continued on next page...

Continued from previous page...

Key	Atom-1	Atom-2	Model ID	Violation (Å)
(1,22)	1:B:184:LYS:HZ2	5:B:213:7Q9:N	7	1.99
(1,22)	1:B:184:LYS:HZ2	6:B:214:17F:N1	7	1.99
(1,22)	1:B:184:LYS:HZ2	6:B:215:17F:N1	7	1.99
(1,22)	1:B:184:LYS:HZ2	5:B:216:7Q9:N	7	1.99
(1,22)	1:B:184:LYS:HZ2	5:B:217:7Q9:N	7	1.99
(1,22)	1:B:184:LYS:HZ2	5:B:218:7Q9:N	7	1.99
(1,22)	1:B:184:LYS:HZ2	6:B:219:17F:N1	7	1.99
(1,22)	1:B:184:LYS:HZ2	5:B:220:7Q9:N	7	1.99
(1,22)	1:B:184:LYS:HZ3	1:B:2:THR:N	7	1.99
(1,22)	1:B:184:LYS:HZ3	1:B:3:GLU:N	7	1.99
(1,22)	1:B:184:LYS:HZ3	1:B:4:TYR:N	7	1.99
(1,22)	1:B:184:LYS:HZ3	1:B:5:LYS:N	7	1.99
(1,22)	1:B:184:LYS:HZ3	1:B:6:LEU:N	7	1.99
(1,22)	1:B:184:LYS:HZ3	1:B:7:VAL:N	7	1.99
(1,22)	1:B:184:LYS:HZ3	1:B:8:VAL:N	7	1.99
(1,22)	1:B:184:LYS:HZ3	1:B:9:VAL:N	7	1.99
(1,22)	1:B:184:LYS:HZ3	1:B:10:GLY:N	7	1.99
(1,22)	1:B:184:LYS:HZ3	1:B:11:ALA:N	7	1.99
(1,22)	1:B:184:LYS:HZ3	1:B:12:ASP:N	7	1.99
(1,22)	1:B:184:LYS:HZ3	1:B:13:GLY:N	7	1.99
(1,22)	1:B:184:LYS:HZ3	1:B:14:VAL:N	7	1.99
(1,22)	1:B:184:LYS:HZ3	1:B:15:GLY:N	7	1.99
(1,22)	1:B:184:LYS:HZ3	1:B:16:LYS:N	7	1.99
(1,22)	1:B:184:LYS:HZ3	1:B:17:SER:N	7	1.99
(1,22)	1:B:184:LYS:HZ3	1:B:18:ALA:N	7	1.99
(1,22)	1:B:184:LYS:HZ3	1:B:19:LEU:N	7	1.99
(1,22)	1:B:184:LYS:HZ3	1:B:20:THR:N	7	1.99
(1,22)	1:B:184:LYS:HZ3	1:B:21:ILE:N	7	1.99
(1,22)	1:B:184:LYS:HZ3	1:B:22:GLN:N	7	1.99
(1,22)	1:B:184:LYS:HZ3	1:B:23:LEU:N	7	1.99
(1,22)	1:B:184:LYS:HZ3	1:B:24:ILE:N	7	1.99
(1,22)	1:B:184:LYS:HZ3	1:B:25:GLN:N	7	1.99
(1,22)	1:B:184:LYS:HZ3	1:B:26:ASN:N	7	1.99
(1,22)	1:B:184:LYS:HZ3	1:B:27:HIS:N	7	1.99
(1,22)	1:B:184:LYS:HZ3	1:B:28:PHE:N	7	1.99
(1,22)	1:B:184:LYS:HZ3	1:B:29:VAL:N	7	1.99
(1,22)	1:B:184:LYS:HZ3	1:B:30:ASP:N	7	1.99
(1,22)	1:B:184:LYS:HZ3	1:B:31:GLU:N	7	1.99
(1,22)	1:B:184:LYS:HZ3	1:B:32:TYR:N	7	1.99
(1,22)	1:B:184:LYS:HZ3	1:B:33:ASP:N	7	1.99
(1,22)	1:B:184:LYS:HZ3	1:B:34:PRO:N	7	1.99
(1,22)	1:B:184:LYS:HZ3	1:B:35:THR:N	7	1.99

Continued on next page...

Continued from previous page...

Key	Atom-1	Atom-2	Model ID	Violation (Å)
(1,22)	1:B:184:LYS:HZ3	1:B:36:ILE:N	7	1.99
(1,22)	1:B:184:LYS:HZ3	1:B:37:GLU:N	7	1.99
(1,22)	1:B:184:LYS:HZ3	1:B:38:ASP:N	7	1.99
(1,22)	1:B:184:LYS:HZ3	1:B:39:SER:N	7	1.99
(1,22)	1:B:184:LYS:HZ3	1:B:40:TYR:N	7	1.99
(1,22)	1:B:184:LYS:HZ3	1:B:41:ARG:N	7	1.99
(1,22)	1:B:184:LYS:HZ3	1:B:42:LYS:N	7	1.99
(1,22)	1:B:184:LYS:HZ3	1:B:43:GLN:N	7	1.99
(1,22)	1:B:184:LYS:HZ3	1:B:44:VAL:N	7	1.99
(1,22)	1:B:184:LYS:HZ3	1:B:45:VAL:N	7	1.99
(1,22)	1:B:184:LYS:HZ3	1:B:46:ILE:N	7	1.99
(1,22)	1:B:184:LYS:HZ3	1:B:47:ASP:N	7	1.99
(1,22)	1:B:184:LYS:HZ3	1:B:48:GLY:N	7	1.99
(1,22)	1:B:184:LYS:HZ3	1:B:49:GLU:N	7	1.99
(1,22)	1:B:184:LYS:HZ3	1:B:50:THR:N	7	1.99
(1,22)	1:B:184:LYS:HZ3	1:B:51:CYS:N	7	1.99
(1,22)	1:B:184:LYS:HZ3	1:B:52:LEU:N	7	1.99
(1,22)	1:B:184:LYS:HZ3	1:B:53:LEU:N	7	1.99
(1,22)	1:B:184:LYS:HZ3	1:B:54:ASP:N	7	1.99
(1,22)	1:B:184:LYS:HZ3	1:B:55:ILE:N	7	1.99
(1,22)	1:B:184:LYS:HZ3	1:B:56:LEU:N	7	1.99
(1,22)	1:B:184:LYS:HZ3	1:B:57:ASP:N	7	1.99
(1,22)	1:B:184:LYS:HZ3	1:B:58:THR:N	7	1.99
(1,22)	1:B:184:LYS:HZ3	1:B:59:ALA:N	7	1.99
(1,22)	1:B:184:LYS:HZ3	1:B:60:GLY:N	7	1.99
(1,22)	1:B:184:LYS:HZ3	1:B:61:GLN:N	7	1.99
(1,22)	1:B:184:LYS:HZ3	1:B:62:GLU:N	7	1.99
(1,22)	1:B:184:LYS:HZ3	1:B:63:GLU:N	7	1.99
(1,22)	1:B:184:LYS:HZ3	1:B:64:TYR:N	7	1.99
(1,22)	1:B:184:LYS:HZ3	1:B:65:SER:N	7	1.99
(1,22)	1:B:184:LYS:HZ3	1:B:66:ALA:N	7	1.99
(1,22)	1:B:184:LYS:HZ3	1:B:67:MET:N	7	1.99
(1,22)	1:B:184:LYS:HZ3	1:B:68:ARG:N	7	1.99
(1,22)	1:B:184:LYS:HZ3	1:B:69:ASP:N	7	1.99
(1,22)	1:B:184:LYS:HZ3	1:B:70:GLN:N	7	1.99
(1,22)	1:B:184:LYS:HZ3	1:B:71:TYR:N	7	1.99
(1,22)	1:B:184:LYS:HZ3	1:B:72:MET:N	7	1.99
(1,22)	1:B:184:LYS:HZ3	1:B:73:ARG:N	7	1.99
(1,22)	1:B:184:LYS:HZ3	1:B:74:THR:N	7	1.99
(1,22)	1:B:184:LYS:HZ3	1:B:75:GLY:N	7	1.99
(1,22)	1:B:184:LYS:HZ3	1:B:76:GLU:N	7	1.99
(1,22)	1:B:184:LYS:HZ3	1:B:77:GLY:N	7	1.99

Continued on next page...

Continued from previous page...

Key	Atom-1	Atom-2	Model ID	Violation (Å)
(1,22)	1:B:184:LYS:HZ3	1:B:78:PHE:N	7	1.99
(1,22)	1:B:184:LYS:HZ3	1:B:79:LEU:N	7	1.99
(1,22)	1:B:184:LYS:HZ3	1:B:80:CYS:N	7	1.99
(1,22)	1:B:184:LYS:HZ3	5:B:203:7Q9:N	7	1.99
(1,22)	1:B:184:LYS:HZ3	5:B:204:7Q9:N	7	1.99
(1,22)	1:B:184:LYS:HZ3	5:B:205:7Q9:N	7	1.99
(1,22)	1:B:184:LYS:HZ3	5:B:206:7Q9:N	7	1.99
(1,22)	1:B:184:LYS:HZ3	5:B:207:7Q9:N	7	1.99
(1,22)	1:B:184:LYS:HZ3	6:B:208:17F:N1	7	1.99
(1,22)	1:B:184:LYS:HZ3	5:B:209:7Q9:N	7	1.99
(1,22)	1:B:184:LYS:HZ3	5:B:210:7Q9:N	7	1.99
(1,22)	1:B:184:LYS:HZ3	5:B:211:7Q9:N	7	1.99
(1,22)	1:B:184:LYS:HZ3	5:B:212:7Q9:N	7	1.99
(1,22)	1:B:184:LYS:HZ3	5:B:213:7Q9:N	7	1.99
(1,22)	1:B:184:LYS:HZ3	6:B:214:17F:N1	7	1.99
(1,22)	1:B:184:LYS:HZ3	6:B:215:17F:N1	7	1.99
(1,22)	1:B:184:LYS:HZ3	5:B:216:7Q9:N	7	1.99
(1,22)	1:B:184:LYS:HZ3	5:B:217:7Q9:N	7	1.99
(1,22)	1:B:184:LYS:HZ3	5:B:218:7Q9:N	7	1.99
(1,22)	1:B:184:LYS:HZ3	6:B:219:17F:N1	7	1.99
(1,22)	1:B:184:LYS:HZ3	5:B:220:7Q9:N	7	1.99
(1,22)	1:B:184:LYS:N	1:B:2:THR:N	7	1.99
(1,22)	1:B:184:LYS:N	1:B:3:GLU:N	7	1.99
(1,22)	1:B:184:LYS:N	1:B:4:TYR:N	7	1.99
(1,22)	1:B:184:LYS:N	1:B:5:LYS:N	7	1.99
(1,22)	1:B:184:LYS:N	1:B:6:LEU:N	7	1.99
(1,22)	1:B:184:LYS:N	1:B:7:VAL:N	7	1.99
(1,22)	1:B:184:LYS:N	1:B:8:VAL:N	7	1.99
(1,22)	1:B:184:LYS:N	1:B:9:VAL:N	7	1.99
(1,22)	1:B:184:LYS:N	1:B:10:GLY:N	7	1.99
(1,22)	1:B:184:LYS:N	1:B:11:ALA:N	7	1.99
(1,22)	1:B:184:LYS:N	1:B:12:ASP:N	7	1.99
(1,22)	1:B:184:LYS:N	1:B:13:GLY:N	7	1.99
(1,22)	1:B:184:LYS:N	1:B:14:VAL:N	7	1.99
(1,22)	1:B:184:LYS:N	1:B:15:GLY:N	7	1.99
(1,22)	1:B:184:LYS:N	1:B:16:LYS:N	7	1.99
(1,22)	1:B:184:LYS:N	1:B:17:SER:N	7	1.99
(1,22)	1:B:184:LYS:N	1:B:18:ALA:N	7	1.99
(1,22)	1:B:184:LYS:N	1:B:19:LEU:N	7	1.99
(1,22)	1:B:184:LYS:N	1:B:20:THR:N	7	1.99
(1,22)	1:B:184:LYS:N	1:B:21:ILE:N	7	1.99
(1,22)	1:B:184:LYS:N	1:B:22:GLN:N	7	1.99

Continued on next page...

Continued from previous page...

Key	Atom-1	Atom-2	Model ID	Violation (Å)
(1,22)	1:B:184:LYS:N	1:B:23:LEU:N	7	1.99
(1,22)	1:B:184:LYS:N	1:B:24:ILE:N	7	1.99
(1,22)	1:B:184:LYS:N	1:B:25:GLN:N	7	1.99
(1,22)	1:B:184:LYS:N	1:B:26:ASN:N	7	1.99
(1,22)	1:B:184:LYS:N	1:B:27:HIS:N	7	1.99
(1,22)	1:B:184:LYS:N	1:B:28:PHE:N	7	1.99
(1,22)	1:B:184:LYS:N	1:B:29:VAL:N	7	1.99
(1,22)	1:B:184:LYS:N	1:B:30:ASP:N	7	1.99
(1,22)	1:B:184:LYS:N	1:B:31:GLU:N	7	1.99
(1,22)	1:B:184:LYS:N	1:B:32:TYR:N	7	1.99
(1,22)	1:B:184:LYS:N	1:B:33:ASP:N	7	1.99
(1,22)	1:B:184:LYS:N	1:B:34:PRO:N	7	1.99
(1,22)	1:B:184:LYS:N	1:B:35:THR:N	7	1.99
(1,22)	1:B:184:LYS:N	1:B:36:ILE:N	7	1.99
(1,22)	1:B:184:LYS:N	1:B:37:GLU:N	7	1.99
(1,22)	1:B:184:LYS:N	1:B:38:ASP:N	7	1.99
(1,22)	1:B:184:LYS:N	1:B:39:SER:N	7	1.99
(1,22)	1:B:184:LYS:N	1:B:40:TYR:N	7	1.99
(1,22)	1:B:184:LYS:N	1:B:41:ARG:N	7	1.99
(1,22)	1:B:184:LYS:N	1:B:42:LYS:N	7	1.99
(1,22)	1:B:184:LYS:N	1:B:43:GLN:N	7	1.99
(1,22)	1:B:184:LYS:N	1:B:44:VAL:N	7	1.99
(1,22)	1:B:184:LYS:N	1:B:45:VAL:N	7	1.99
(1,22)	1:B:184:LYS:N	1:B:46:ILE:N	7	1.99
(1,22)	1:B:184:LYS:N	1:B:47:ASP:N	7	1.99
(1,22)	1:B:184:LYS:N	1:B:48:GLY:N	7	1.99
(1,22)	1:B:184:LYS:N	1:B:49:GLU:N	7	1.99
(1,22)	1:B:184:LYS:N	1:B:50:THR:N	7	1.99
(1,22)	1:B:184:LYS:N	1:B:51:CYS:N	7	1.99
(1,22)	1:B:184:LYS:N	1:B:52:LEU:N	7	1.99
(1,22)	1:B:184:LYS:N	1:B:53:LEU:N	7	1.99
(1,22)	1:B:184:LYS:N	1:B:54:ASP:N	7	1.99
(1,22)	1:B:184:LYS:N	1:B:55:ILE:N	7	1.99
(1,22)	1:B:184:LYS:N	1:B:56:LEU:N	7	1.99
(1,22)	1:B:184:LYS:N	1:B:57:ASP:N	7	1.99
(1,22)	1:B:184:LYS:N	1:B:58:THR:N	7	1.99
(1,22)	1:B:184:LYS:N	1:B:59:ALA:N	7	1.99
(1,22)	1:B:184:LYS:N	1:B:60:GLY:N	7	1.99
(1,22)	1:B:184:LYS:N	1:B:61:GLN:N	7	1.99
(1,22)	1:B:184:LYS:N	1:B:62:GLU:N	7	1.99
(1,22)	1:B:184:LYS:N	1:B:63:GLU:N	7	1.99
(1,22)	1:B:184:LYS:N	1:B:64:TYR:N	7	1.99

Continued on next page...

Continued from previous page...

Key	Atom-1	Atom-2	Model ID	Violation (Å)
(1,22)	1:B:184:LYS:N	1:B:65:SER:N	7	1.99
(1,22)	1:B:184:LYS:N	1:B:66:ALA:N	7	1.99
(1,22)	1:B:184:LYS:N	1:B:67:MET:N	7	1.99
(1,22)	1:B:184:LYS:N	1:B:68:ARG:N	7	1.99
(1,22)	1:B:184:LYS:N	1:B:69:ASP:N	7	1.99
(1,22)	1:B:184:LYS:N	1:B:70:GLN:N	7	1.99
(1,22)	1:B:184:LYS:N	1:B:71:TYR:N	7	1.99
(1,22)	1:B:184:LYS:N	1:B:72:MET:N	7	1.99
(1,22)	1:B:184:LYS:N	1:B:73:ARG:N	7	1.99
(1,22)	1:B:184:LYS:N	1:B:74:THR:N	7	1.99
(1,22)	1:B:184:LYS:N	1:B:75:GLY:N	7	1.99
(1,22)	1:B:184:LYS:N	1:B:76:GLU:N	7	1.99
(1,22)	1:B:184:LYS:N	1:B:77:GLY:N	7	1.99
(1,22)	1:B:184:LYS:N	1:B:78:PHE:N	7	1.99
(1,22)	1:B:184:LYS:N	1:B:79:LEU:N	7	1.99
(1,22)	1:B:184:LYS:N	1:B:80:CYS:N	7	1.99
(1,22)	1:B:184:LYS:N	5:B:203:7Q9:N	7	1.99
(1,22)	1:B:184:LYS:N	5:B:204:7Q9:N	7	1.99
(1,22)	1:B:184:LYS:N	5:B:205:7Q9:N	7	1.99
(1,22)	1:B:184:LYS:N	5:B:206:7Q9:N	7	1.99
(1,22)	1:B:184:LYS:N	5:B:207:7Q9:N	7	1.99
(1,22)	1:B:184:LYS:N	6:B:208:17F:N1	7	1.99
(1,22)	1:B:184:LYS:N	5:B:209:7Q9:N	7	1.99
(1,22)	1:B:184:LYS:N	5:B:210:7Q9:N	7	1.99
(1,22)	1:B:184:LYS:N	5:B:211:7Q9:N	7	1.99
(1,22)	1:B:184:LYS:N	5:B:212:7Q9:N	7	1.99
(1,22)	1:B:184:LYS:N	5:B:213:7Q9:N	7	1.99
(1,22)	1:B:184:LYS:N	6:B:214:17F:N1	7	1.99
(1,22)	1:B:184:LYS:N	6:B:215:17F:N1	7	1.99
(1,22)	1:B:184:LYS:N	5:B:216:7Q9:N	7	1.99
(1,22)	1:B:184:LYS:N	5:B:217:7Q9:N	7	1.99
(1,22)	1:B:184:LYS:N	5:B:218:7Q9:N	7	1.99
(1,22)	1:B:184:LYS:N	6:B:219:17F:N1	7	1.99
(1,22)	1:B:184:LYS:N	5:B:220:7Q9:N	7	1.99
(1,22)	1:B:184:LYS:NZ	1:B:2:THR:N	7	1.99
(1,22)	1:B:184:LYS:NZ	1:B:3:GLU:N	7	1.99
(1,22)	1:B:184:LYS:NZ	1:B:4:TYR:N	7	1.99
(1,22)	1:B:184:LYS:NZ	1:B:5:LYS:N	7	1.99
(1,22)	1:B:184:LYS:NZ	1:B:6:LEU:N	7	1.99
(1,22)	1:B:184:LYS:NZ	1:B:7:VAL:N	7	1.99
(1,22)	1:B:184:LYS:NZ	1:B:8:VAL:N	7	1.99
(1,22)	1:B:184:LYS:NZ	1:B:9:VAL:N	7	1.99

Continued on next page...

Continued from previous page...

Key	Atom-1	Atom-2	Model ID	Violation (Å)
(1,22)	1:B:184:LYS:NZ	1:B:10:GLY:N	7	1.99
(1,22)	1:B:184:LYS:NZ	1:B:11:ALA:N	7	1.99
(1,22)	1:B:184:LYS:NZ	1:B:12:ASP:N	7	1.99
(1,22)	1:B:184:LYS:NZ	1:B:13:GLY:N	7	1.99
(1,22)	1:B:184:LYS:NZ	1:B:14:VAL:N	7	1.99
(1,22)	1:B:184:LYS:NZ	1:B:15:GLY:N	7	1.99
(1,22)	1:B:184:LYS:NZ	1:B:16:LYS:N	7	1.99
(1,22)	1:B:184:LYS:NZ	1:B:17:SER:N	7	1.99
(1,22)	1:B:184:LYS:NZ	1:B:18:ALA:N	7	1.99
(1,22)	1:B:184:LYS:NZ	1:B:19:LEU:N	7	1.99
(1,22)	1:B:184:LYS:NZ	1:B:20:THR:N	7	1.99
(1,22)	1:B:184:LYS:NZ	1:B:21:ILE:N	7	1.99
(1,22)	1:B:184:LYS:NZ	1:B:22:GLN:N	7	1.99
(1,22)	1:B:184:LYS:NZ	1:B:23:LEU:N	7	1.99
(1,22)	1:B:184:LYS:NZ	1:B:24:ILE:N	7	1.99
(1,22)	1:B:184:LYS:NZ	1:B:25:GLN:N	7	1.99
(1,22)	1:B:184:LYS:NZ	1:B:26:ASN:N	7	1.99
(1,22)	1:B:184:LYS:NZ	1:B:27:HIS:N	7	1.99
(1,22)	1:B:184:LYS:NZ	1:B:28:PHE:N	7	1.99
(1,22)	1:B:184:LYS:NZ	1:B:29:VAL:N	7	1.99
(1,22)	1:B:184:LYS:NZ	1:B:30:ASP:N	7	1.99
(1,22)	1:B:184:LYS:NZ	1:B:31:GLU:N	7	1.99
(1,22)	1:B:184:LYS:NZ	1:B:32:TYR:N	7	1.99
(1,22)	1:B:184:LYS:NZ	1:B:33:ASP:N	7	1.99
(1,22)	1:B:184:LYS:NZ	1:B:34:PRO:N	7	1.99
(1,22)	1:B:184:LYS:NZ	1:B:35:THR:N	7	1.99
(1,22)	1:B:184:LYS:NZ	1:B:36:ILE:N	7	1.99
(1,22)	1:B:184:LYS:NZ	1:B:37:GLU:N	7	1.99
(1,22)	1:B:184:LYS:NZ	1:B:38:ASP:N	7	1.99
(1,22)	1:B:184:LYS:NZ	1:B:39:SER:N	7	1.99
(1,22)	1:B:184:LYS:NZ	1:B:40:TYR:N	7	1.99
(1,22)	1:B:184:LYS:NZ	1:B:41:ARG:N	7	1.99
(1,22)	1:B:184:LYS:NZ	1:B:42:LYS:N	7	1.99
(1,22)	1:B:184:LYS:NZ	1:B:43:GLN:N	7	1.99
(1,22)	1:B:184:LYS:NZ	1:B:44:VAL:N	7	1.99
(1,22)	1:B:184:LYS:NZ	1:B:45:VAL:N	7	1.99
(1,22)	1:B:184:LYS:NZ	1:B:46:ILE:N	7	1.99
(1,22)	1:B:184:LYS:NZ	1:B:47:ASP:N	7	1.99
(1,22)	1:B:184:LYS:NZ	1:B:48:GLY:N	7	1.99
(1,22)	1:B:184:LYS:NZ	1:B:49:GLU:N	7	1.99
(1,22)	1:B:184:LYS:NZ	1:B:50:THR:N	7	1.99
(1,22)	1:B:184:LYS:NZ	1:B:51:CYS:N	7	1.99

Continued on next page...

Continued from previous page...

Key	Atom-1	Atom-2	Model ID	Violation (Å)
(1,22)	1:B:184:LYS:NZ	1:B:52:LEU:N	7	1.99
(1,22)	1:B:184:LYS:NZ	1:B:53:LEU:N	7	1.99
(1,22)	1:B:184:LYS:NZ	1:B:54:ASP:N	7	1.99
(1,22)	1:B:184:LYS:NZ	1:B:55:ILE:N	7	1.99
(1,22)	1:B:184:LYS:NZ	1:B:56:LEU:N	7	1.99
(1,22)	1:B:184:LYS:NZ	1:B:57:ASP:N	7	1.99
(1,22)	1:B:184:LYS:NZ	1:B:58:THR:N	7	1.99
(1,22)	1:B:184:LYS:NZ	1:B:59:ALA:N	7	1.99
(1,22)	1:B:184:LYS:NZ	1:B:60:GLY:N	7	1.99
(1,22)	1:B:184:LYS:NZ	1:B:61:GLN:N	7	1.99
(1,22)	1:B:184:LYS:NZ	1:B:62:GLU:N	7	1.99
(1,22)	1:B:184:LYS:NZ	1:B:63:GLU:N	7	1.99
(1,22)	1:B:184:LYS:NZ	1:B:64:TYR:N	7	1.99
(1,22)	1:B:184:LYS:NZ	1:B:65:SER:N	7	1.99
(1,22)	1:B:184:LYS:NZ	1:B:66:ALA:N	7	1.99
(1,22)	1:B:184:LYS:NZ	1:B:67:MET:N	7	1.99
(1,22)	1:B:184:LYS:NZ	1:B:68:ARG:N	7	1.99
(1,22)	1:B:184:LYS:NZ	1:B:69:ASP:N	7	1.99
(1,22)	1:B:184:LYS:NZ	1:B:70:GLN:N	7	1.99
(1,22)	1:B:184:LYS:NZ	1:B:71:TYR:N	7	1.99
(1,22)	1:B:184:LYS:NZ	1:B:72:MET:N	7	1.99
(1,22)	1:B:184:LYS:NZ	1:B:73:ARG:N	7	1.99
(1,22)	1:B:184:LYS:NZ	1:B:74:THR:N	7	1.99
(1,22)	1:B:184:LYS:NZ	1:B:75:GLY:N	7	1.99
(1,22)	1:B:184:LYS:NZ	1:B:76:GLU:N	7	1.99
(1,22)	1:B:184:LYS:NZ	1:B:77:GLY:N	7	1.99
(1,22)	1:B:184:LYS:NZ	1:B:78:PHE:N	7	1.99
(1,22)	1:B:184:LYS:NZ	1:B:79:LEU:N	7	1.99
(1,22)	1:B:184:LYS:NZ	1:B:80:CYS:N	7	1.99
(1,22)	1:B:184:LYS:NZ	5:B:203:7Q9:N	7	1.99
(1,22)	1:B:184:LYS:NZ	5:B:204:7Q9:N	7	1.99
(1,22)	1:B:184:LYS:NZ	5:B:205:7Q9:N	7	1.99
(1,22)	1:B:184:LYS:NZ	5:B:206:7Q9:N	7	1.99
(1,22)	1:B:184:LYS:NZ	5:B:207:7Q9:N	7	1.99
(1,22)	1:B:184:LYS:NZ	6:B:208:17F:N1	7	1.99
(1,22)	1:B:184:LYS:NZ	5:B:209:7Q9:N	7	1.99
(1,22)	1:B:184:LYS:NZ	5:B:210:7Q9:N	7	1.99
(1,22)	1:B:184:LYS:NZ	5:B:211:7Q9:N	7	1.99
(1,22)	1:B:184:LYS:NZ	5:B:212:7Q9:N	7	1.99
(1,22)	1:B:184:LYS:NZ	5:B:213:7Q9:N	7	1.99
(1,22)	1:B:184:LYS:NZ	6:B:214:17F:N1	7	1.99
(1,22)	1:B:184:LYS:NZ	6:B:215:17F:N1	7	1.99

Continued on next page...

Continued from previous page...

Key	Atom-1	Atom-2	Model ID	Violation (Å)
(1,22)	1:B:184:LYS:NZ	5:B:216:7Q9:N	7	1.99
(1,22)	1:B:184:LYS:NZ	5:B:217:7Q9:N	7	1.99
(1,22)	1:B:184:LYS:NZ	5:B:218:7Q9:N	7	1.99
(1,22)	1:B:184:LYS:NZ	6:B:219:17F:N1	7	1.99
(1,22)	1:B:184:LYS:NZ	5:B:220:7Q9:N	7	1.99
(1,22)	1:B:184:LYS:O	1:B:2:THR:N	7	1.99
(1,22)	1:B:184:LYS:O	1:B:3:GLU:N	7	1.99
(1,22)	1:B:184:LYS:O	1:B:4:TYR:N	7	1.99
(1,22)	1:B:184:LYS:O	1:B:5:LYS:N	7	1.99
(1,22)	1:B:184:LYS:O	1:B:6:LEU:N	7	1.99
(1,22)	1:B:184:LYS:O	1:B:7:VAL:N	7	1.99
(1,22)	1:B:184:LYS:O	1:B:8:VAL:N	7	1.99
(1,22)	1:B:184:LYS:O	1:B:9:VAL:N	7	1.99
(1,22)	1:B:184:LYS:O	1:B:10:GLY:N	7	1.99
(1,22)	1:B:184:LYS:O	1:B:11:ALA:N	7	1.99
(1,22)	1:B:184:LYS:O	1:B:12:ASP:N	7	1.99
(1,22)	1:B:184:LYS:O	1:B:13:GLY:N	7	1.99
(1,22)	1:B:184:LYS:O	1:B:14:VAL:N	7	1.99
(1,22)	1:B:184:LYS:O	1:B:15:GLY:N	7	1.99
(1,22)	1:B:184:LYS:O	1:B:16:LYS:N	7	1.99
(1,22)	1:B:184:LYS:O	1:B:17:SER:N	7	1.99
(1,22)	1:B:184:LYS:O	1:B:18:ALA:N	7	1.99
(1,22)	1:B:184:LYS:O	1:B:19:LEU:N	7	1.99
(1,22)	1:B:184:LYS:O	1:B:20:THR:N	7	1.99
(1,22)	1:B:184:LYS:O	1:B:21:ILE:N	7	1.99
(1,22)	1:B:184:LYS:O	1:B:22:GLN:N	7	1.99
(1,22)	1:B:184:LYS:O	1:B:23:LEU:N	7	1.99
(1,22)	1:B:184:LYS:O	1:B:24:ILE:N	7	1.99
(1,22)	1:B:184:LYS:O	1:B:25:GLN:N	7	1.99
(1,22)	1:B:184:LYS:O	1:B:26:ASN:N	7	1.99
(1,22)	1:B:184:LYS:O	1:B:27:HIS:N	7	1.99
(1,22)	1:B:184:LYS:O	1:B:28:PHE:N	7	1.99
(1,22)	1:B:184:LYS:O	1:B:29:VAL:N	7	1.99
(1,22)	1:B:184:LYS:O	1:B:30:ASP:N	7	1.99
(1,22)	1:B:184:LYS:O	1:B:31:GLU:N	7	1.99
(1,22)	1:B:184:LYS:O	1:B:32:TYR:N	7	1.99
(1,22)	1:B:184:LYS:O	1:B:33:ASP:N	7	1.99
(1,22)	1:B:184:LYS:O	1:B:34:PRO:N	7	1.99
(1,22)	1:B:184:LYS:O	1:B:35:THR:N	7	1.99
(1,22)	1:B:184:LYS:O	1:B:36:ILE:N	7	1.99
(1,22)	1:B:184:LYS:O	1:B:37:GLU:N	7	1.99
(1,22)	1:B:184:LYS:O	1:B:38:ASP:N	7	1.99

Continued on next page...

Continued from previous page...

Key	Atom-1	Atom-2	Model ID	Violation (Å)
(1,22)	1:B:184:LYS:O	1:B:39:SER:N	7	1.99
(1,22)	1:B:184:LYS:O	1:B:40:TYR:N	7	1.99
(1,22)	1:B:184:LYS:O	1:B:41:ARG:N	7	1.99
(1,22)	1:B:184:LYS:O	1:B:42:LYS:N	7	1.99
(1,22)	1:B:184:LYS:O	1:B:43:GLN:N	7	1.99
(1,22)	1:B:184:LYS:O	1:B:44:VAL:N	7	1.99
(1,22)	1:B:184:LYS:O	1:B:45:VAL:N	7	1.99
(1,22)	1:B:184:LYS:O	1:B:46:ILE:N	7	1.99
(1,22)	1:B:184:LYS:O	1:B:47:ASP:N	7	1.99
(1,22)	1:B:184:LYS:O	1:B:48:GLY:N	7	1.99
(1,22)	1:B:184:LYS:O	1:B:49:GLU:N	7	1.99
(1,22)	1:B:184:LYS:O	1:B:50:THR:N	7	1.99
(1,22)	1:B:184:LYS:O	1:B:51:CYS:N	7	1.99
(1,22)	1:B:184:LYS:O	1:B:52:LEU:N	7	1.99
(1,22)	1:B:184:LYS:O	1:B:53:LEU:N	7	1.99
(1,22)	1:B:184:LYS:O	1:B:54:ASP:N	7	1.99
(1,22)	1:B:184:LYS:O	1:B:55:ILE:N	7	1.99
(1,22)	1:B:184:LYS:O	1:B:56:LEU:N	7	1.99
(1,22)	1:B:184:LYS:O	1:B:57:ASP:N	7	1.99
(1,22)	1:B:184:LYS:O	1:B:58:THR:N	7	1.99
(1,22)	1:B:184:LYS:O	1:B:59:ALA:N	7	1.99
(1,22)	1:B:184:LYS:O	1:B:60:GLY:N	7	1.99
(1,22)	1:B:184:LYS:O	1:B:61:GLN:N	7	1.99
(1,22)	1:B:184:LYS:O	1:B:62:GLU:N	7	1.99
(1,22)	1:B:184:LYS:O	1:B:63:GLU:N	7	1.99
(1,22)	1:B:184:LYS:O	1:B:64:TYR:N	7	1.99
(1,22)	1:B:184:LYS:O	1:B:65:SER:N	7	1.99
(1,22)	1:B:184:LYS:O	1:B:66:ALA:N	7	1.99
(1,22)	1:B:184:LYS:O	1:B:67:MET:N	7	1.99
(1,22)	1:B:184:LYS:O	1:B:68:ARG:N	7	1.99
(1,22)	1:B:184:LYS:O	1:B:69:ASP:N	7	1.99
(1,22)	1:B:184:LYS:O	1:B:70:GLN:N	7	1.99
(1,22)	1:B:184:LYS:O	1:B:71:TYR:N	7	1.99
(1,22)	1:B:184:LYS:O	1:B:72:MET:N	7	1.99
(1,22)	1:B:184:LYS:O	1:B:73:ARG:N	7	1.99
(1,22)	1:B:184:LYS:O	1:B:74:THR:N	7	1.99
(1,22)	1:B:184:LYS:O	1:B:75:GLY:N	7	1.99
(1,22)	1:B:184:LYS:O	1:B:76:GLU:N	7	1.99
(1,22)	1:B:184:LYS:O	1:B:77:GLY:N	7	1.99
(1,22)	1:B:184:LYS:O	1:B:78:PHE:N	7	1.99
(1,22)	1:B:184:LYS:O	1:B:79:LEU:N	7	1.99
(1,22)	1:B:184:LYS:O	1:B:80:CYS:N	7	1.99

Continued on next page...

Continued from previous page...

Key	Atom-1	Atom-2	Model ID	Violation (Å)
(1,22)	1:B:184:LYS:O	5:B:203:7Q9:N	7	1.99
(1,22)	1:B:184:LYS:O	5:B:204:7Q9:N	7	1.99
(1,22)	1:B:184:LYS:O	5:B:205:7Q9:N	7	1.99
(1,22)	1:B:184:LYS:O	5:B:206:7Q9:N	7	1.99
(1,22)	1:B:184:LYS:O	5:B:207:7Q9:N	7	1.99
(1,22)	1:B:184:LYS:O	6:B:208:17F:N1	7	1.99
(1,22)	1:B:184:LYS:O	5:B:209:7Q9:N	7	1.99
(1,22)	1:B:184:LYS:O	5:B:210:7Q9:N	7	1.99
(1,22)	1:B:184:LYS:O	5:B:211:7Q9:N	7	1.99
(1,22)	1:B:184:LYS:O	5:B:212:7Q9:N	7	1.99
(1,22)	1:B:184:LYS:O	5:B:213:7Q9:N	7	1.99
(1,22)	1:B:184:LYS:O	6:B:214:17F:N1	7	1.99
(1,22)	1:B:184:LYS:O	6:B:215:17F:N1	7	1.99
(1,22)	1:B:184:LYS:O	5:B:216:7Q9:N	7	1.99
(1,22)	1:B:184:LYS:O	5:B:217:7Q9:N	7	1.99
(1,22)	1:B:184:LYS:O	5:B:218:7Q9:N	7	1.99
(1,22)	1:B:184:LYS:O	6:B:219:17F:N1	7	1.99
(1,22)	1:B:184:LYS:O	5:B:220:7Q9:N	7	1.99
(3,9)	1:A:46:ILE:CD1	1:B:2:THR:N	8	1.97
(3,9)	1:A:46:ILE:CD1	1:B:3:GLU:N	8	1.97
(3,9)	1:A:46:ILE:CD1	1:B:4:TYR:N	8	1.97
(3,9)	1:A:46:ILE:CD1	1:B:5:LYS:N	8	1.97
(3,9)	1:A:46:ILE:CD1	1:B:6:LEU:N	8	1.97
(3,9)	1:A:46:ILE:CD1	1:B:7:VAL:N	8	1.97
(3,9)	1:A:46:ILE:CD1	1:B:8:VAL:N	8	1.97
(3,9)	1:A:46:ILE:CD1	1:B:9:VAL:N	8	1.97
(3,9)	1:A:46:ILE:CD1	1:B:10:GLY:N	8	1.97
(3,9)	1:A:46:ILE:CD1	1:B:11:ALA:N	8	1.97
(3,9)	1:A:46:ILE:CD1	1:B:12:ASP:N	8	1.97
(3,9)	1:A:46:ILE:CD1	1:B:13:GLY:N	8	1.97
(3,9)	1:A:46:ILE:CD1	1:B:14:VAL:N	8	1.97
(3,9)	1:A:46:ILE:CD1	1:B:15:GLY:N	8	1.97
(3,9)	1:A:46:ILE:CD1	1:B:16:LYS:N	8	1.97
(3,9)	1:A:46:ILE:CD1	1:B:17:SER:N	8	1.97
(3,9)	1:A:46:ILE:CD1	1:B:18:ALA:N	8	1.97
(3,9)	1:A:46:ILE:CD1	1:B:19:LEU:N	8	1.97
(3,9)	1:A:46:ILE:CD1	1:B:20:THR:N	8	1.97
(3,9)	1:A:46:ILE:CD1	1:B:21:ILE:N	8	1.97
(3,9)	1:A:46:ILE:CD1	1:B:22:GLN:N	8	1.97
(3,9)	1:A:46:ILE:CD1	1:B:23:LEU:N	8	1.97
(3,9)	1:A:46:ILE:CD1	1:B:24:ILE:N	8	1.97
(3,9)	1:A:46:ILE:CD1	1:B:25:GLN:N	8	1.97

Continued on next page...

Continued from previous page...

Key	Atom-1	Atom-2	Model ID	Violation (Å)
(3,9)	1:A:46:ILE:CD1	1:B:26:ASN:N	8	1.97
(3,9)	1:A:46:ILE:CD1	1:B:27:HIS:N	8	1.97
(3,9)	1:A:46:ILE:CD1	1:B:28:PHE:N	8	1.97
(3,9)	1:A:46:ILE:CD1	1:B:29:VAL:N	8	1.97
(3,9)	1:A:46:ILE:CD1	1:B:30:ASP:N	8	1.97
(3,9)	1:A:46:ILE:CD1	1:B:31:GLU:N	8	1.97
(3,9)	1:A:46:ILE:CD1	1:B:32:TYR:N	8	1.97
(3,9)	1:A:46:ILE:CD1	1:B:33:ASP:N	8	1.97
(3,9)	1:A:46:ILE:CD1	1:B:34:PRO:N	8	1.97
(3,9)	1:A:46:ILE:CD1	1:B:35:THR:N	8	1.97
(3,9)	1:A:46:ILE:CD1	1:B:36:ILE:N	8	1.97
(3,9)	1:A:46:ILE:CD1	1:B:37:GLU:N	8	1.97
(3,9)	1:A:46:ILE:CD1	1:B:38:ASP:N	8	1.97
(3,9)	1:A:46:ILE:CD1	1:B:39:SER:N	8	1.97
(3,9)	1:A:46:ILE:CD1	1:B:40:TYR:N	8	1.97
(3,9)	1:A:46:ILE:CD1	1:B:41:ARG:N	8	1.97
(3,9)	1:A:46:ILE:CD1	1:B:42:LYS:N	8	1.97
(3,9)	1:A:46:ILE:CD1	1:B:43:GLN:N	8	1.97
(3,9)	1:A:46:ILE:CD1	1:B:44:VAL:N	8	1.97
(3,9)	1:A:46:ILE:CD1	1:B:45:VAL:N	8	1.97
(3,9)	1:A:46:ILE:CD1	1:B:46:ILE:N	8	1.97
(3,9)	1:A:46:ILE:CD1	1:B:47:ASP:N	8	1.97
(3,9)	1:A:46:ILE:CD1	1:B:48:GLY:N	8	1.97
(3,9)	1:A:46:ILE:CD1	1:B:49:GLU:N	8	1.97
(3,9)	1:A:46:ILE:CD1	1:B:50:THR:N	8	1.97
(3,9)	1:A:46:ILE:CD1	1:B:51:CYS:N	8	1.97
(3,9)	1:A:46:ILE:CD1	1:B:52:LEU:N	8	1.97
(3,9)	1:A:46:ILE:CD1	1:B:53:LEU:N	8	1.97
(3,9)	1:A:46:ILE:CD1	1:B:54:ASP:N	8	1.97
(3,9)	1:A:46:ILE:CD1	1:B:55:ILE:N	8	1.97
(3,9)	1:A:46:ILE:CD1	1:B:56:LEU:N	8	1.97
(3,9)	1:A:46:ILE:CD1	1:B:57:ASP:N	8	1.97
(3,9)	1:A:46:ILE:CD1	1:B:58:THR:N	8	1.97
(3,9)	1:A:46:ILE:CD1	1:B:59:ALA:N	8	1.97
(3,9)	1:A:46:ILE:CD1	1:B:60:GLY:N	8	1.97
(3,9)	1:A:46:ILE:CD1	1:B:61:GLN:N	8	1.97
(3,9)	1:A:46:ILE:CD1	1:B:62:GLU:N	8	1.97
(3,9)	1:A:46:ILE:CD1	1:B:63:GLU:N	8	1.97
(3,9)	1:A:46:ILE:CD1	1:B:64:TYR:N	8	1.97
(3,9)	1:A:46:ILE:CD1	1:B:65:SER:N	8	1.97
(3,9)	1:A:46:ILE:CD1	1:B:66:ALA:N	8	1.97
(3,9)	1:A:46:ILE:CD1	1:B:67:MET:N	8	1.97

Continued on next page...

Continued from previous page...

Key	Atom-1	Atom-2	Model ID	Violation (Å)
(3,9)	1:A:46:ILE:CD1	1:B:68:ARG:N	8	1.97
(3,9)	1:A:46:ILE:CD1	1:B:69:ASP:N	8	1.97
(3,9)	1:A:46:ILE:CD1	1:B:70:GLN:N	8	1.97
(3,9)	1:A:46:ILE:CD1	1:B:71:TYR:N	8	1.97
(3,9)	1:A:46:ILE:CD1	1:B:72:MET:N	8	1.97
(3,9)	1:A:46:ILE:CD1	1:B:73:ARG:N	8	1.97
(3,9)	1:A:46:ILE:CD1	1:B:74:THR:N	8	1.97
(3,9)	1:A:46:ILE:CD1	1:B:75:GLY:N	8	1.97
(3,9)	1:A:46:ILE:CD1	1:B:76:GLU:N	8	1.97
(3,9)	1:A:46:ILE:CD1	1:B:77:GLY:N	8	1.97
(3,9)	1:A:46:ILE:CD1	1:B:78:PHE:N	8	1.97
(3,9)	1:A:46:ILE:CD1	1:B:79:LEU:N	8	1.97
(3,9)	1:A:46:ILE:CD1	1:B:80:CYS:N	8	1.97
(3,9)	1:A:46:ILE:CD1	5:B:203:7Q9:N	8	1.97
(3,9)	1:A:46:ILE:CD1	5:B:204:7Q9:N	8	1.97
(3,9)	1:A:46:ILE:CD1	5:B:205:7Q9:N	8	1.97
(3,9)	1:A:46:ILE:CD1	5:B:206:7Q9:N	8	1.97
(3,9)	1:A:46:ILE:CD1	5:B:207:7Q9:N	8	1.97
(3,9)	1:A:46:ILE:CD1	6:B:208:17F:N1	8	1.97
(3,9)	1:A:46:ILE:CD1	5:B:209:7Q9:N	8	1.97
(3,9)	1:A:46:ILE:CD1	5:B:210:7Q9:N	8	1.97
(3,9)	1:A:46:ILE:CD1	5:B:211:7Q9:N	8	1.97
(3,9)	1:A:46:ILE:CD1	5:B:212:7Q9:N	8	1.97
(3,9)	1:A:46:ILE:CD1	5:B:213:7Q9:N	8	1.97
(3,9)	1:A:46:ILE:CD1	6:B:214:17F:N1	8	1.97
(3,9)	1:A:46:ILE:CD1	6:B:215:17F:N1	8	1.97
(3,9)	1:A:46:ILE:CD1	5:B:216:7Q9:N	8	1.97
(3,9)	1:A:46:ILE:CD1	5:B:217:7Q9:N	8	1.97
(3,9)	1:A:46:ILE:CD1	5:B:218:7Q9:N	8	1.97
(3,9)	1:A:46:ILE:CD1	6:B:219:17F:N1	8	1.97
(3,9)	1:A:46:ILE:CD1	5:B:220:7Q9:N	8	1.97
(3,1)	1:A:6:LEU:CD1	1:B:2:THR:N	11	1.96
(3,1)	1:A:6:LEU:CD1	1:B:3:GLU:N	11	1.96
(3,1)	1:A:6:LEU:CD1	1:B:4:TYR:N	11	1.96
(3,1)	1:A:6:LEU:CD1	1:B:5:LYS:N	11	1.96
(3,1)	1:A:6:LEU:CD1	1:B:6:LEU:N	11	1.96
(3,1)	1:A:6:LEU:CD1	1:B:7:VAL:N	11	1.96
(3,1)	1:A:6:LEU:CD1	1:B:8:VAL:N	11	1.96
(3,1)	1:A:6:LEU:CD1	1:B:9:VAL:N	11	1.96
(3,1)	1:A:6:LEU:CD1	1:B:10:GLY:N	11	1.96
(3,1)	1:A:6:LEU:CD1	1:B:11:ALA:N	11	1.96
(3,1)	1:A:6:LEU:CD1	1:B:12:ASP:N	11	1.96

Continued on next page...

Continued from previous page...

Key	Atom-1	Atom-2	Model ID	Violation (Å)
(3,1)	1:A:6:LEU:CD1	1:B:13:GLY:N	11	1.96
(3,1)	1:A:6:LEU:CD1	1:B:14:VAL:N	11	1.96
(3,1)	1:A:6:LEU:CD1	1:B:15:GLY:N	11	1.96
(3,1)	1:A:6:LEU:CD1	1:B:16:LYS:N	11	1.96
(3,1)	1:A:6:LEU:CD1	1:B:17:SER:N	11	1.96
(3,1)	1:A:6:LEU:CD1	1:B:18:ALA:N	11	1.96
(3,1)	1:A:6:LEU:CD1	1:B:19:LEU:N	11	1.96
(3,1)	1:A:6:LEU:CD1	1:B:20:THR:N	11	1.96
(3,1)	1:A:6:LEU:CD1	1:B:21:ILE:N	11	1.96
(3,1)	1:A:6:LEU:CD1	1:B:22:GLN:N	11	1.96
(3,1)	1:A:6:LEU:CD1	1:B:23:LEU:N	11	1.96
(3,1)	1:A:6:LEU:CD1	1:B:24:ILE:N	11	1.96
(3,1)	1:A:6:LEU:CD1	1:B:25:GLN:N	11	1.96
(3,1)	1:A:6:LEU:CD1	1:B:26:ASN:N	11	1.96
(3,1)	1:A:6:LEU:CD1	1:B:27:HIS:N	11	1.96
(3,1)	1:A:6:LEU:CD1	1:B:28:PHE:N	11	1.96
(3,1)	1:A:6:LEU:CD1	1:B:29:VAL:N	11	1.96
(3,1)	1:A:6:LEU:CD1	1:B:30:ASP:N	11	1.96
(3,1)	1:A:6:LEU:CD1	1:B:31:GLU:N	11	1.96
(3,1)	1:A:6:LEU:CD1	1:B:32:TYR:N	11	1.96
(3,1)	1:A:6:LEU:CD1	1:B:33:ASP:N	11	1.96
(3,1)	1:A:6:LEU:CD1	1:B:34:PRO:N	11	1.96
(3,1)	1:A:6:LEU:CD1	1:B:35:THR:N	11	1.96
(3,1)	1:A:6:LEU:CD1	1:B:36:ILE:N	11	1.96
(3,1)	1:A:6:LEU:CD1	1:B:37:GLU:N	11	1.96
(3,1)	1:A:6:LEU:CD1	1:B:38:ASP:N	11	1.96
(3,1)	1:A:6:LEU:CD1	1:B:39:SER:N	11	1.96
(3,1)	1:A:6:LEU:CD1	1:B:40:TYR:N	11	1.96
(3,1)	1:A:6:LEU:CD1	1:B:41:ARG:N	11	1.96
(3,1)	1:A:6:LEU:CD1	1:B:42:LYS:N	11	1.96
(3,1)	1:A:6:LEU:CD1	1:B:43:GLN:N	11	1.96
(3,1)	1:A:6:LEU:CD1	1:B:44:VAL:N	11	1.96
(3,1)	1:A:6:LEU:CD1	1:B:45:VAL:N	11	1.96
(3,1)	1:A:6:LEU:CD1	1:B:46:ILE:N	11	1.96
(3,1)	1:A:6:LEU:CD1	1:B:47:ASP:N	11	1.96
(3,1)	1:A:6:LEU:CD1	1:B:48:GLY:N	11	1.96
(3,1)	1:A:6:LEU:CD1	1:B:49:GLU:N	11	1.96
(3,1)	1:A:6:LEU:CD1	1:B:50:THR:N	11	1.96
(3,1)	1:A:6:LEU:CD1	1:B:51:CYS:N	11	1.96
(3,1)	1:A:6:LEU:CD1	1:B:52:LEU:N	11	1.96
(3,1)	1:A:6:LEU:CD1	1:B:53:LEU:N	11	1.96
(3,1)	1:A:6:LEU:CD1	1:B:54:ASP:N	11	1.96

Continued on next page...

Continued from previous page...

Key	Atom-1	Atom-2	Model ID	Violation (Å)
(3,1)	1:A:6:LEU:CD1	1:B:55:ILE:N	11	1.96
(3,1)	1:A:6:LEU:CD1	1:B:56:LEU:N	11	1.96
(3,1)	1:A:6:LEU:CD1	1:B:57:ASP:N	11	1.96
(3,1)	1:A:6:LEU:CD1	1:B:58:THR:N	11	1.96
(3,1)	1:A:6:LEU:CD1	1:B:59:ALA:N	11	1.96
(3,1)	1:A:6:LEU:CD1	1:B:60:GLY:N	11	1.96
(3,1)	1:A:6:LEU:CD1	1:B:61:GLN:N	11	1.96
(3,1)	1:A:6:LEU:CD1	1:B:62:GLU:N	11	1.96
(3,1)	1:A:6:LEU:CD1	1:B:63:GLU:N	11	1.96
(3,1)	1:A:6:LEU:CD1	1:B:64:TYR:N	11	1.96
(3,1)	1:A:6:LEU:CD1	1:B:65:SER:N	11	1.96
(3,1)	1:A:6:LEU:CD1	1:B:66:ALA:N	11	1.96
(3,1)	1:A:6:LEU:CD1	1:B:67:MET:N	11	1.96
(3,1)	1:A:6:LEU:CD1	1:B:68:ARG:N	11	1.96
(3,1)	1:A:6:LEU:CD1	1:B:69:ASP:N	11	1.96
(3,1)	1:A:6:LEU:CD1	1:B:70:GLN:N	11	1.96
(3,1)	1:A:6:LEU:CD1	1:B:71:TYR:N	11	1.96
(3,1)	1:A:6:LEU:CD1	1:B:72:MET:N	11	1.96
(3,1)	1:A:6:LEU:CD1	1:B:73:ARG:N	11	1.96
(3,1)	1:A:6:LEU:CD1	1:B:74:THR:N	11	1.96
(3,1)	1:A:6:LEU:CD1	1:B:75:GLY:N	11	1.96
(3,1)	1:A:6:LEU:CD1	1:B:76:GLU:N	11	1.96
(3,1)	1:A:6:LEU:CD1	1:B:77:GLY:N	11	1.96
(3,1)	1:A:6:LEU:CD1	1:B:78:PHE:N	11	1.96
(3,1)	1:A:6:LEU:CD1	1:B:79:LEU:N	11	1.96
(3,1)	1:A:6:LEU:CD1	1:B:80:CYS:N	11	1.96
(3,1)	1:A:6:LEU:CD1	5:B:203:7Q9:N	11	1.96
(3,1)	1:A:6:LEU:CD1	5:B:204:7Q9:N	11	1.96
(3,1)	1:A:6:LEU:CD1	5:B:205:7Q9:N	11	1.96
(3,1)	1:A:6:LEU:CD1	5:B:206:7Q9:N	11	1.96
(3,1)	1:A:6:LEU:CD1	5:B:207:7Q9:N	11	1.96
(3,1)	1:A:6:LEU:CD1	6:B:208:17F:N1	11	1.96
(3,1)	1:A:6:LEU:CD1	5:B:209:7Q9:N	11	1.96
(3,1)	1:A:6:LEU:CD1	5:B:210:7Q9:N	11	1.96
(3,1)	1:A:6:LEU:CD1	5:B:211:7Q9:N	11	1.96
(3,1)	1:A:6:LEU:CD1	5:B:212:7Q9:N	11	1.96
(3,1)	1:A:6:LEU:CD1	5:B:213:7Q9:N	11	1.96
(3,1)	1:A:6:LEU:CD1	6:B:214:17F:N1	11	1.96
(3,1)	1:A:6:LEU:CD1	6:B:215:17F:N1	11	1.96
(3,1)	1:A:6:LEU:CD1	5:B:216:7Q9:N	11	1.96
(3,1)	1:A:6:LEU:CD1	5:B:217:7Q9:N	11	1.96
(3,1)	1:A:6:LEU:CD1	5:B:218:7Q9:N	11	1.96

Continued on next page...

Continued from previous page...

Key	Atom-1	Atom-2	Model ID	Violation (Å)
(3,1)	1:A:6:LEU:CD1	6:B:219:17F:N1	11	1.96
(3,1)	1:A:6:LEU:CD1	5:B:220:7Q9:N	11	1.96
(3,1)	1:A:6:LEU:CD2	1:B:2:THR:N	11	1.96
(3,1)	1:A:6:LEU:CD2	1:B:3:GLU:N	11	1.96
(3,1)	1:A:6:LEU:CD2	1:B:4:TYR:N	11	1.96
(3,1)	1:A:6:LEU:CD2	1:B:5:LYS:N	11	1.96
(3,1)	1:A:6:LEU:CD2	1:B:6:LEU:N	11	1.96
(3,1)	1:A:6:LEU:CD2	1:B:7:VAL:N	11	1.96
(3,1)	1:A:6:LEU:CD2	1:B:8:VAL:N	11	1.96
(3,1)	1:A:6:LEU:CD2	1:B:9:VAL:N	11	1.96
(3,1)	1:A:6:LEU:CD2	1:B:10:GLY:N	11	1.96
(3,1)	1:A:6:LEU:CD2	1:B:11:ALA:N	11	1.96
(3,1)	1:A:6:LEU:CD2	1:B:12:ASP:N	11	1.96
(3,1)	1:A:6:LEU:CD2	1:B:13:GLY:N	11	1.96
(3,1)	1:A:6:LEU:CD2	1:B:14:VAL:N	11	1.96
(3,1)	1:A:6:LEU:CD2	1:B:15:GLY:N	11	1.96
(3,1)	1:A:6:LEU:CD2	1:B:16:LYS:N	11	1.96
(3,1)	1:A:6:LEU:CD2	1:B:17:SER:N	11	1.96
(3,1)	1:A:6:LEU:CD2	1:B:18:ALA:N	11	1.96
(3,1)	1:A:6:LEU:CD2	1:B:19:LEU:N	11	1.96
(3,1)	1:A:6:LEU:CD2	1:B:20:THR:N	11	1.96
(3,1)	1:A:6:LEU:CD2	1:B:21:ILE:N	11	1.96
(3,1)	1:A:6:LEU:CD2	1:B:22:GLN:N	11	1.96
(3,1)	1:A:6:LEU:CD2	1:B:23:LEU:N	11	1.96
(3,1)	1:A:6:LEU:CD2	1:B:24:ILE:N	11	1.96
(3,1)	1:A:6:LEU:CD2	1:B:25:GLN:N	11	1.96
(3,1)	1:A:6:LEU:CD2	1:B:26:ASN:N	11	1.96
(3,1)	1:A:6:LEU:CD2	1:B:27:HIS:N	11	1.96
(3,1)	1:A:6:LEU:CD2	1:B:28:PHE:N	11	1.96
(3,1)	1:A:6:LEU:CD2	1:B:29:VAL:N	11	1.96
(3,1)	1:A:6:LEU:CD2	1:B:30:ASP:N	11	1.96
(3,1)	1:A:6:LEU:CD2	1:B:31:GLU:N	11	1.96
(3,1)	1:A:6:LEU:CD2	1:B:32:TYR:N	11	1.96
(3,1)	1:A:6:LEU:CD2	1:B:33:ASP:N	11	1.96
(3,1)	1:A:6:LEU:CD2	1:B:34:PRO:N	11	1.96
(3,1)	1:A:6:LEU:CD2	1:B:35:THR:N	11	1.96
(3,1)	1:A:6:LEU:CD2	1:B:36:ILE:N	11	1.96
(3,1)	1:A:6:LEU:CD2	1:B:37:GLU:N	11	1.96
(3,1)	1:A:6:LEU:CD2	1:B:38:ASP:N	11	1.96
(3,1)	1:A:6:LEU:CD2	1:B:39:SER:N	11	1.96
(3,1)	1:A:6:LEU:CD2	1:B:40:TYR:N	11	1.96
(3,1)	1:A:6:LEU:CD2	1:B:41:ARG:N	11	1.96

Continued on next page...

Continued from previous page...

Key	Atom-1	Atom-2	Model ID	Violation (Å)
(3,1)	1:A:6:LEU:CD2	1:B:42:LYS:N	11	1.96
(3,1)	1:A:6:LEU:CD2	1:B:43:GLN:N	11	1.96
(3,1)	1:A:6:LEU:CD2	1:B:44:VAL:N	11	1.96
(3,1)	1:A:6:LEU:CD2	1:B:45:VAL:N	11	1.96
(3,1)	1:A:6:LEU:CD2	1:B:46:ILE:N	11	1.96
(3,1)	1:A:6:LEU:CD2	1:B:47:ASP:N	11	1.96
(3,1)	1:A:6:LEU:CD2	1:B:48:GLY:N	11	1.96
(3,1)	1:A:6:LEU:CD2	1:B:49:GLU:N	11	1.96
(3,1)	1:A:6:LEU:CD2	1:B:50:THR:N	11	1.96
(3,1)	1:A:6:LEU:CD2	1:B:51:CYS:N	11	1.96
(3,1)	1:A:6:LEU:CD2	1:B:52:LEU:N	11	1.96
(3,1)	1:A:6:LEU:CD2	1:B:53:LEU:N	11	1.96
(3,1)	1:A:6:LEU:CD2	1:B:54:ASP:N	11	1.96
(3,1)	1:A:6:LEU:CD2	1:B:55:ILE:N	11	1.96
(3,1)	1:A:6:LEU:CD2	1:B:56:LEU:N	11	1.96
(3,1)	1:A:6:LEU:CD2	1:B:57:ASP:N	11	1.96
(3,1)	1:A:6:LEU:CD2	1:B:58:THR:N	11	1.96
(3,1)	1:A:6:LEU:CD2	1:B:59:ALA:N	11	1.96
(3,1)	1:A:6:LEU:CD2	1:B:60:GLY:N	11	1.96
(3,1)	1:A:6:LEU:CD2	1:B:61:GLN:N	11	1.96
(3,1)	1:A:6:LEU:CD2	1:B:62:GLU:N	11	1.96
(3,1)	1:A:6:LEU:CD2	1:B:63:GLU:N	11	1.96
(3,1)	1:A:6:LEU:CD2	1:B:64:TYR:N	11	1.96
(3,1)	1:A:6:LEU:CD2	1:B:65:SER:N	11	1.96
(3,1)	1:A:6:LEU:CD2	1:B:66:ALA:N	11	1.96
(3,1)	1:A:6:LEU:CD2	1:B:67:MET:N	11	1.96
(3,1)	1:A:6:LEU:CD2	1:B:68:ARG:N	11	1.96
(3,1)	1:A:6:LEU:CD2	1:B:69:ASP:N	11	1.96
(3,1)	1:A:6:LEU:CD2	1:B:70:GLN:N	11	1.96
(3,1)	1:A:6:LEU:CD2	1:B:71:TYR:N	11	1.96
(3,1)	1:A:6:LEU:CD2	1:B:72:MET:N	11	1.96
(3,1)	1:A:6:LEU:CD2	1:B:73:ARG:N	11	1.96
(3,1)	1:A:6:LEU:CD2	1:B:74:THR:N	11	1.96
(3,1)	1:A:6:LEU:CD2	1:B:75:GLY:N	11	1.96
(3,1)	1:A:6:LEU:CD2	1:B:76:GLU:N	11	1.96
(3,1)	1:A:6:LEU:CD2	1:B:77:GLY:N	11	1.96
(3,1)	1:A:6:LEU:CD2	1:B:78:PHE:N	11	1.96
(3,1)	1:A:6:LEU:CD2	1:B:79:LEU:N	11	1.96
(3,1)	1:A:6:LEU:CD2	1:B:80:CYS:N	11	1.96
(3,1)	1:A:6:LEU:CD2	5:B:203:7Q9:N	11	1.96
(3,1)	1:A:6:LEU:CD2	5:B:204:7Q9:N	11	1.96
(3,1)	1:A:6:LEU:CD2	5:B:205:7Q9:N	11	1.96

Continued on next page...

Continued from previous page...

Key	Atom-1	Atom-2	Model ID	Violation (Å)
(3,1)	1:A:6:LEU:CD2	5:B:206:7Q9:N	11	1.96
(3,1)	1:A:6:LEU:CD2	5:B:207:7Q9:N	11	1.96
(3,1)	1:A:6:LEU:CD2	6:B:208:17F:N1	11	1.96
(3,1)	1:A:6:LEU:CD2	5:B:209:7Q9:N	11	1.96
(3,1)	1:A:6:LEU:CD2	5:B:210:7Q9:N	11	1.96
(3,1)	1:A:6:LEU:CD2	5:B:211:7Q9:N	11	1.96
(3,1)	1:A:6:LEU:CD2	5:B:212:7Q9:N	11	1.96
(3,1)	1:A:6:LEU:CD2	5:B:213:7Q9:N	11	1.96
(3,1)	1:A:6:LEU:CD2	6:B:214:17F:N1	11	1.96
(3,1)	1:A:6:LEU:CD2	6:B:215:17F:N1	11	1.96
(3,1)	1:A:6:LEU:CD2	5:B:216:7Q9:N	11	1.96
(3,1)	1:A:6:LEU:CD2	5:B:217:7Q9:N	11	1.96
(3,1)	1:A:6:LEU:CD2	5:B:218:7Q9:N	11	1.96
(3,1)	1:A:6:LEU:CD2	6:B:219:17F:N1	11	1.96
(3,1)	1:A:6:LEU:CD2	5:B:220:7Q9:N	11	1.96
(3,10)	1:A:55:ILE:CD1	1:B:2:THR:N	19	1.94
(3,10)	1:A:55:ILE:CD1	1:B:3:GLU:N	19	1.94
(3,10)	1:A:55:ILE:CD1	1:B:4:TYR:N	19	1.94
(3,10)	1:A:55:ILE:CD1	1:B:5:LYS:N	19	1.94
(3,10)	1:A:55:ILE:CD1	1:B:6:LEU:N	19	1.94
(3,10)	1:A:55:ILE:CD1	1:B:7:VAL:N	19	1.94
(3,10)	1:A:55:ILE:CD1	1:B:8:VAL:N	19	1.94
(3,10)	1:A:55:ILE:CD1	1:B:9:VAL:N	19	1.94
(3,10)	1:A:55:ILE:CD1	1:B:10:GLY:N	19	1.94
(3,10)	1:A:55:ILE:CD1	1:B:11:ALA:N	19	1.94
(3,10)	1:A:55:ILE:CD1	1:B:12:ASP:N	19	1.94
(3,10)	1:A:55:ILE:CD1	1:B:13:GLY:N	19	1.94
(3,10)	1:A:55:ILE:CD1	1:B:14:VAL:N	19	1.94
(3,10)	1:A:55:ILE:CD1	1:B:15:GLY:N	19	1.94
(3,10)	1:A:55:ILE:CD1	1:B:16:LYS:N	19	1.94
(3,10)	1:A:55:ILE:CD1	1:B:17:SER:N	19	1.94
(3,10)	1:A:55:ILE:CD1	1:B:18:ALA:N	19	1.94
(3,10)	1:A:55:ILE:CD1	1:B:19:LEU:N	19	1.94
(3,10)	1:A:55:ILE:CD1	1:B:20:THR:N	19	1.94
(3,10)	1:A:55:ILE:CD1	1:B:21:ILE:N	19	1.94
(3,10)	1:A:55:ILE:CD1	1:B:22:GLN:N	19	1.94
(3,10)	1:A:55:ILE:CD1	1:B:23:LEU:N	19	1.94
(3,10)	1:A:55:ILE:CD1	1:B:24:ILE:N	19	1.94
(3,10)	1:A:55:ILE:CD1	1:B:25:GLN:N	19	1.94
(3,10)	1:A:55:ILE:CD1	1:B:26:ASN:N	19	1.94
(3,10)	1:A:55:ILE:CD1	1:B:27:HIS:N	19	1.94
(3,10)	1:A:55:ILE:CD1	1:B:28:PHE:N	19	1.94

Continued on next page...

Continued from previous page...

Key	Atom-1	Atom-2	Model ID	Violation (Å)
(3,10)	1:A:55:ILE:CD1	1:B:29:VAL:N	19	1.94
(3,10)	1:A:55:ILE:CD1	1:B:30:ASP:N	19	1.94
(3,10)	1:A:55:ILE:CD1	1:B:31:GLU:N	19	1.94
(3,10)	1:A:55:ILE:CD1	1:B:32:TYR:N	19	1.94
(3,10)	1:A:55:ILE:CD1	1:B:33:ASP:N	19	1.94
(3,10)	1:A:55:ILE:CD1	1:B:34:PRO:N	19	1.94
(3,10)	1:A:55:ILE:CD1	1:B:35:THR:N	19	1.94
(3,10)	1:A:55:ILE:CD1	1:B:36:ILE:N	19	1.94
(3,10)	1:A:55:ILE:CD1	1:B:37:GLU:N	19	1.94
(3,10)	1:A:55:ILE:CD1	1:B:38:ASP:N	19	1.94
(3,10)	1:A:55:ILE:CD1	1:B:39:SER:N	19	1.94
(3,10)	1:A:55:ILE:CD1	1:B:40:TYR:N	19	1.94
(3,10)	1:A:55:ILE:CD1	1:B:41:ARG:N	19	1.94
(3,10)	1:A:55:ILE:CD1	1:B:42:LYS:N	19	1.94
(3,10)	1:A:55:ILE:CD1	1:B:43:GLN:N	19	1.94
(3,10)	1:A:55:ILE:CD1	1:B:44:VAL:N	19	1.94
(3,10)	1:A:55:ILE:CD1	1:B:45:VAL:N	19	1.94
(3,10)	1:A:55:ILE:CD1	1:B:46:ILE:N	19	1.94
(3,10)	1:A:55:ILE:CD1	1:B:47:ASP:N	19	1.94
(3,10)	1:A:55:ILE:CD1	1:B:48:GLY:N	19	1.94
(3,10)	1:A:55:ILE:CD1	1:B:49:GLU:N	19	1.94
(3,10)	1:A:55:ILE:CD1	1:B:50:THR:N	19	1.94
(3,10)	1:A:55:ILE:CD1	1:B:51:CYS:N	19	1.94
(3,10)	1:A:55:ILE:CD1	1:B:52:LEU:N	19	1.94
(3,10)	1:A:55:ILE:CD1	1:B:53:LEU:N	19	1.94
(3,10)	1:A:55:ILE:CD1	1:B:54:ASP:N	19	1.94
(3,10)	1:A:55:ILE:CD1	1:B:55:ILE:N	19	1.94
(3,10)	1:A:55:ILE:CD1	1:B:56:LEU:N	19	1.94
(3,10)	1:A:55:ILE:CD1	1:B:57:ASP:N	19	1.94
(3,10)	1:A:55:ILE:CD1	1:B:58:THR:N	19	1.94
(3,10)	1:A:55:ILE:CD1	1:B:59:ALA:N	19	1.94
(3,10)	1:A:55:ILE:CD1	1:B:60:GLY:N	19	1.94
(3,10)	1:A:55:ILE:CD1	1:B:61:GLN:N	19	1.94
(3,10)	1:A:55:ILE:CD1	1:B:62:GLU:N	19	1.94
(3,10)	1:A:55:ILE:CD1	1:B:63:GLU:N	19	1.94
(3,10)	1:A:55:ILE:CD1	1:B:64:TYR:N	19	1.94
(3,10)	1:A:55:ILE:CD1	1:B:65:SER:N	19	1.94
(3,10)	1:A:55:ILE:CD1	1:B:66:ALA:N	19	1.94
(3,10)	1:A:55:ILE:CD1	1:B:67:MET:N	19	1.94
(3,10)	1:A:55:ILE:CD1	1:B:68:ARG:N	19	1.94
(3,10)	1:A:55:ILE:CD1	1:B:69:ASP:N	19	1.94
(3,10)	1:A:55:ILE:CD1	1:B:70:GLN:N	19	1.94

Continued on next page...

Continued from previous page...

Key	Atom-1	Atom-2	Model ID	Violation (Å)
(3,10)	1:A:55:ILE:CD1	1:B:71:TYR:N	19	1.94
(3,10)	1:A:55:ILE:CD1	1:B:72:MET:N	19	1.94
(3,10)	1:A:55:ILE:CD1	1:B:73:ARG:N	19	1.94
(3,10)	1:A:55:ILE:CD1	1:B:74:THR:N	19	1.94
(3,10)	1:A:55:ILE:CD1	1:B:75:GLY:N	19	1.94
(3,10)	1:A:55:ILE:CD1	1:B:76:GLU:N	19	1.94
(3,10)	1:A:55:ILE:CD1	1:B:77:GLY:N	19	1.94
(3,10)	1:A:55:ILE:CD1	1:B:78:PHE:N	19	1.94
(3,10)	1:A:55:ILE:CD1	1:B:79:LEU:N	19	1.94
(3,10)	1:A:55:ILE:CD1	1:B:80:CYS:N	19	1.94
(3,10)	1:A:55:ILE:CD1	5:B:203:7Q9:N	19	1.94
(3,10)	1:A:55:ILE:CD1	5:B:204:7Q9:N	19	1.94
(3,10)	1:A:55:ILE:CD1	5:B:205:7Q9:N	19	1.94
(3,10)	1:A:55:ILE:CD1	5:B:206:7Q9:N	19	1.94
(3,10)	1:A:55:ILE:CD1	5:B:207:7Q9:N	19	1.94
(3,10)	1:A:55:ILE:CD1	6:B:208:17F:N1	19	1.94
(3,10)	1:A:55:ILE:CD1	5:B:209:7Q9:N	19	1.94
(3,10)	1:A:55:ILE:CD1	5:B:210:7Q9:N	19	1.94
(3,10)	1:A:55:ILE:CD1	5:B:211:7Q9:N	19	1.94
(3,10)	1:A:55:ILE:CD1	5:B:212:7Q9:N	19	1.94
(3,10)	1:A:55:ILE:CD1	5:B:213:7Q9:N	19	1.94
(3,10)	1:A:55:ILE:CD1	6:B:214:17F:N1	19	1.94
(3,10)	1:A:55:ILE:CD1	6:B:215:17F:N1	19	1.94
(3,10)	1:A:55:ILE:CD1	5:B:216:7Q9:N	19	1.94
(3,10)	1:A:55:ILE:CD1	5:B:217:7Q9:N	19	1.94
(3,10)	1:A:55:ILE:CD1	5:B:218:7Q9:N	19	1.94
(3,10)	1:A:55:ILE:CD1	6:B:219:17F:N1	19	1.94
(3,10)	1:A:55:ILE:CD1	5:B:220:7Q9:N	19	1.94
(3,6)	1:A:36:ILE:CD1	1:B:2:THR:N	1	1.93
(3,6)	1:A:36:ILE:CD1	1:B:3:GLU:N	1	1.93
(3,6)	1:A:36:ILE:CD1	1:B:4:TYR:N	1	1.93
(3,6)	1:A:36:ILE:CD1	1:B:5:LYS:N	1	1.93
(3,6)	1:A:36:ILE:CD1	1:B:6:LEU:N	1	1.93
(3,6)	1:A:36:ILE:CD1	1:B:7:VAL:N	1	1.93
(3,6)	1:A:36:ILE:CD1	1:B:8:VAL:N	1	1.93
(3,6)	1:A:36:ILE:CD1	1:B:9:VAL:N	1	1.93
(3,6)	1:A:36:ILE:CD1	1:B:10:GLY:N	1	1.93
(3,6)	1:A:36:ILE:CD1	1:B:11:ALA:N	1	1.93
(3,6)	1:A:36:ILE:CD1	1:B:12:ASP:N	1	1.93
(3,6)	1:A:36:ILE:CD1	1:B:13:GLY:N	1	1.93
(3,6)	1:A:36:ILE:CD1	1:B:14:VAL:N	1	1.93
(3,6)	1:A:36:ILE:CD1	1:B:15:GLY:N	1	1.93

Continued on next page...

Continued from previous page...

Key	Atom-1	Atom-2	Model ID	Violation (Å)
(3,6)	1:A:36:ILE:CD1	1:B:16:LYS:N	1	1.93
(3,6)	1:A:36:ILE:CD1	1:B:17:SER:N	1	1.93
(3,6)	1:A:36:ILE:CD1	1:B:18:ALA:N	1	1.93
(3,6)	1:A:36:ILE:CD1	1:B:19:LEU:N	1	1.93
(3,6)	1:A:36:ILE:CD1	1:B:20:THR:N	1	1.93
(3,6)	1:A:36:ILE:CD1	1:B:21:ILE:N	1	1.93
(3,6)	1:A:36:ILE:CD1	1:B:22:GLN:N	1	1.93
(3,6)	1:A:36:ILE:CD1	1:B:23:LEU:N	1	1.93
(3,6)	1:A:36:ILE:CD1	1:B:24:ILE:N	1	1.93
(3,6)	1:A:36:ILE:CD1	1:B:25:GLN:N	1	1.93
(3,6)	1:A:36:ILE:CD1	1:B:26:ASN:N	1	1.93
(3,6)	1:A:36:ILE:CD1	1:B:27:HIS:N	1	1.93
(3,6)	1:A:36:ILE:CD1	1:B:28:PHE:N	1	1.93
(3,6)	1:A:36:ILE:CD1	1:B:29:VAL:N	1	1.93
(3,6)	1:A:36:ILE:CD1	1:B:30:ASP:N	1	1.93
(3,6)	1:A:36:ILE:CD1	1:B:31:GLU:N	1	1.93
(3,6)	1:A:36:ILE:CD1	1:B:32:TYR:N	1	1.93
(3,6)	1:A:36:ILE:CD1	1:B:33:ASP:N	1	1.93
(3,6)	1:A:36:ILE:CD1	1:B:34:PRO:N	1	1.93
(3,6)	1:A:36:ILE:CD1	1:B:35:THR:N	1	1.93
(3,6)	1:A:36:ILE:CD1	1:B:36:ILE:N	1	1.93
(3,6)	1:A:36:ILE:CD1	1:B:37:GLU:N	1	1.93
(3,6)	1:A:36:ILE:CD1	1:B:38:ASP:N	1	1.93
(3,6)	1:A:36:ILE:CD1	1:B:39:SER:N	1	1.93
(3,6)	1:A:36:ILE:CD1	1:B:40:TYR:N	1	1.93
(3,6)	1:A:36:ILE:CD1	1:B:41:ARG:N	1	1.93
(3,6)	1:A:36:ILE:CD1	1:B:42:LYS:N	1	1.93
(3,6)	1:A:36:ILE:CD1	1:B:43:GLN:N	1	1.93
(3,6)	1:A:36:ILE:CD1	1:B:44:VAL:N	1	1.93
(3,6)	1:A:36:ILE:CD1	1:B:45:VAL:N	1	1.93
(3,6)	1:A:36:ILE:CD1	1:B:46:ILE:N	1	1.93
(3,6)	1:A:36:ILE:CD1	1:B:47:ASP:N	1	1.93
(3,6)	1:A:36:ILE:CD1	1:B:48:GLY:N	1	1.93
(3,6)	1:A:36:ILE:CD1	1:B:49:GLU:N	1	1.93
(3,6)	1:A:36:ILE:CD1	1:B:50:THR:N	1	1.93
(3,6)	1:A:36:ILE:CD1	1:B:51:CYS:N	1	1.93
(3,6)	1:A:36:ILE:CD1	1:B:52:LEU:N	1	1.93
(3,6)	1:A:36:ILE:CD1	1:B:53:LEU:N	1	1.93
(3,6)	1:A:36:ILE:CD1	1:B:54:ASP:N	1	1.93
(3,6)	1:A:36:ILE:CD1	1:B:55:ILE:N	1	1.93
(3,6)	1:A:36:ILE:CD1	1:B:56:LEU:N	1	1.93
(3,6)	1:A:36:ILE:CD1	1:B:57:ASP:N	1	1.93

Continued on next page...

Continued from previous page...

Key	Atom-1	Atom-2	Model ID	Violation (Å)
(3,6)	1:A:36:ILE:CD1	1:B:58:THR:N	1	1.93
(3,6)	1:A:36:ILE:CD1	1:B:59:ALA:N	1	1.93
(3,6)	1:A:36:ILE:CD1	1:B:60:GLY:N	1	1.93
(3,6)	1:A:36:ILE:CD1	1:B:61:GLN:N	1	1.93
(3,6)	1:A:36:ILE:CD1	1:B:62:GLU:N	1	1.93
(3,6)	1:A:36:ILE:CD1	1:B:63:GLU:N	1	1.93
(3,6)	1:A:36:ILE:CD1	1:B:64:TYR:N	1	1.93
(3,6)	1:A:36:ILE:CD1	1:B:65:SER:N	1	1.93
(3,6)	1:A:36:ILE:CD1	1:B:66:ALA:N	1	1.93
(3,6)	1:A:36:ILE:CD1	1:B:67:MET:N	1	1.93
(3,6)	1:A:36:ILE:CD1	1:B:68:ARG:N	1	1.93
(3,6)	1:A:36:ILE:CD1	1:B:69:ASP:N	1	1.93
(3,6)	1:A:36:ILE:CD1	1:B:70:GLN:N	1	1.93
(3,6)	1:A:36:ILE:CD1	1:B:71:TYR:N	1	1.93
(3,6)	1:A:36:ILE:CD1	1:B:72:MET:N	1	1.93
(3,6)	1:A:36:ILE:CD1	1:B:73:ARG:N	1	1.93
(3,6)	1:A:36:ILE:CD1	1:B:74:THR:N	1	1.93
(3,6)	1:A:36:ILE:CD1	1:B:75:GLY:N	1	1.93
(3,6)	1:A:36:ILE:CD1	1:B:76:GLU:N	1	1.93
(3,6)	1:A:36:ILE:CD1	1:B:77:GLY:N	1	1.93
(3,6)	1:A:36:ILE:CD1	1:B:78:PHE:N	1	1.93
(3,6)	1:A:36:ILE:CD1	1:B:79:LEU:N	1	1.93
(3,6)	1:A:36:ILE:CD1	1:B:80:CYS:N	1	1.93
(3,6)	1:A:36:ILE:CD1	5:B:203:7Q9:N	1	1.93
(3,6)	1:A:36:ILE:CD1	5:B:204:7Q9:N	1	1.93
(3,6)	1:A:36:ILE:CD1	5:B:205:7Q9:N	1	1.93
(3,6)	1:A:36:ILE:CD1	5:B:206:7Q9:N	1	1.93
(3,6)	1:A:36:ILE:CD1	5:B:207:7Q9:N	1	1.93
(3,6)	1:A:36:ILE:CD1	6:B:208:17F:N1	1	1.93
(3,6)	1:A:36:ILE:CD1	5:B:209:7Q9:N	1	1.93
(3,6)	1:A:36:ILE:CD1	5:B:210:7Q9:N	1	1.93
(3,6)	1:A:36:ILE:CD1	5:B:211:7Q9:N	1	1.93
(3,6)	1:A:36:ILE:CD1	5:B:212:7Q9:N	1	1.93
(3,6)	1:A:36:ILE:CD1	5:B:213:7Q9:N	1	1.93
(3,6)	1:A:36:ILE:CD1	6:B:214:17F:N1	1	1.93
(3,6)	1:A:36:ILE:CD1	6:B:215:17F:N1	1	1.93
(3,6)	1:A:36:ILE:CD1	5:B:216:7Q9:N	1	1.93
(3,6)	1:A:36:ILE:CD1	5:B:217:7Q9:N	1	1.93
(3,6)	1:A:36:ILE:CD1	5:B:218:7Q9:N	1	1.93
(3,6)	1:A:36:ILE:CD1	6:B:219:17F:N1	1	1.93
(3,6)	1:A:36:ILE:CD1	5:B:220:7Q9:N	1	1.93
(3,13)	1:A:160:VAL:CG1	1:B:2:THR:N	16	1.92

Continued on next page...

Continued from previous page...

Key	Atom-1	Atom-2	Model ID	Violation (Å)
(3,13)	1:A:160:VAL:CG1	1:B:3:GLU:N	16	1.92
(3,13)	1:A:160:VAL:CG1	1:B:4:TYR:N	16	1.92
(3,13)	1:A:160:VAL:CG1	1:B:5:LYS:N	16	1.92
(3,13)	1:A:160:VAL:CG1	1:B:6:LEU:N	16	1.92
(3,13)	1:A:160:VAL:CG1	1:B:7:VAL:N	16	1.92
(3,13)	1:A:160:VAL:CG1	1:B:8:VAL:N	16	1.92
(3,13)	1:A:160:VAL:CG1	1:B:9:VAL:N	16	1.92
(3,13)	1:A:160:VAL:CG1	1:B:10:GLY:N	16	1.92
(3,13)	1:A:160:VAL:CG1	1:B:11:ALA:N	16	1.92
(3,13)	1:A:160:VAL:CG1	1:B:12:ASP:N	16	1.92
(3,13)	1:A:160:VAL:CG1	1:B:13:GLY:N	16	1.92
(3,13)	1:A:160:VAL:CG1	1:B:14:VAL:N	16	1.92
(3,13)	1:A:160:VAL:CG1	1:B:15:GLY:N	16	1.92
(3,13)	1:A:160:VAL:CG1	1:B:16:LYS:N	16	1.92
(3,13)	1:A:160:VAL:CG1	1:B:17:SER:N	16	1.92
(3,13)	1:A:160:VAL:CG1	1:B:18:ALA:N	16	1.92
(3,13)	1:A:160:VAL:CG1	1:B:19:LEU:N	16	1.92
(3,13)	1:A:160:VAL:CG1	1:B:20:THR:N	16	1.92
(3,13)	1:A:160:VAL:CG1	1:B:21:ILE:N	16	1.92
(3,13)	1:A:160:VAL:CG1	1:B:22:GLN:N	16	1.92
(3,13)	1:A:160:VAL:CG1	1:B:23:LEU:N	16	1.92
(3,13)	1:A:160:VAL:CG1	1:B:24:ILE:N	16	1.92
(3,13)	1:A:160:VAL:CG1	1:B:25:GLN:N	16	1.92
(3,13)	1:A:160:VAL:CG1	1:B:26:ASN:N	16	1.92
(3,13)	1:A:160:VAL:CG1	1:B:27:HIS:N	16	1.92
(3,13)	1:A:160:VAL:CG1	1:B:28:PHE:N	16	1.92
(3,13)	1:A:160:VAL:CG1	1:B:29:VAL:N	16	1.92
(3,13)	1:A:160:VAL:CG1	1:B:30:ASP:N	16	1.92
(3,13)	1:A:160:VAL:CG1	1:B:31:GLU:N	16	1.92
(3,13)	1:A:160:VAL:CG1	1:B:32:TYR:N	16	1.92
(3,13)	1:A:160:VAL:CG1	1:B:33:ASP:N	16	1.92
(3,13)	1:A:160:VAL:CG1	1:B:34:PRO:N	16	1.92
(3,13)	1:A:160:VAL:CG1	1:B:35:THR:N	16	1.92
(3,13)	1:A:160:VAL:CG1	1:B:36:ILE:N	16	1.92
(3,13)	1:A:160:VAL:CG1	1:B:37:GLU:N	16	1.92
(3,13)	1:A:160:VAL:CG1	1:B:38:ASP:N	16	1.92
(3,13)	1:A:160:VAL:CG1	1:B:39:SER:N	16	1.92
(3,13)	1:A:160:VAL:CG1	1:B:40:TYR:N	16	1.92
(3,13)	1:A:160:VAL:CG1	1:B:41:ARG:N	16	1.92
(3,13)	1:A:160:VAL:CG1	1:B:42:LYS:N	16	1.92
(3,13)	1:A:160:VAL:CG1	1:B:43:GLN:N	16	1.92
(3,13)	1:A:160:VAL:CG1	1:B:44:VAL:N	16	1.92

Continued on next page...

Continued from previous page...

Key	Atom-1	Atom-2	Model ID	Violation (Å)
(3,13)	1:A:160:VAL:CG1	1:B:45:VAL:N	16	1.92
(3,13)	1:A:160:VAL:CG1	1:B:46:ILE:N	16	1.92
(3,13)	1:A:160:VAL:CG1	1:B:47:ASP:N	16	1.92
(3,13)	1:A:160:VAL:CG1	1:B:48:GLY:N	16	1.92
(3,13)	1:A:160:VAL:CG1	1:B:49:GLU:N	16	1.92
(3,13)	1:A:160:VAL:CG1	1:B:50:THR:N	16	1.92
(3,13)	1:A:160:VAL:CG1	1:B:51:CYS:N	16	1.92
(3,13)	1:A:160:VAL:CG1	1:B:52:LEU:N	16	1.92
(3,13)	1:A:160:VAL:CG1	1:B:53:LEU:N	16	1.92
(3,13)	1:A:160:VAL:CG1	1:B:54:ASP:N	16	1.92
(3,13)	1:A:160:VAL:CG1	1:B:55:ILE:N	16	1.92
(3,13)	1:A:160:VAL:CG1	1:B:56:LEU:N	16	1.92
(3,13)	1:A:160:VAL:CG1	1:B:57:ASP:N	16	1.92
(3,13)	1:A:160:VAL:CG1	1:B:58:THR:N	16	1.92
(3,13)	1:A:160:VAL:CG1	1:B:59:ALA:N	16	1.92
(3,13)	1:A:160:VAL:CG1	1:B:60:GLY:N	16	1.92
(3,13)	1:A:160:VAL:CG1	1:B:61:GLN:N	16	1.92
(3,13)	1:A:160:VAL:CG1	1:B:62:GLU:N	16	1.92
(3,13)	1:A:160:VAL:CG1	1:B:63:GLU:N	16	1.92
(3,13)	1:A:160:VAL:CG1	1:B:64:TYR:N	16	1.92
(3,13)	1:A:160:VAL:CG1	1:B:65:SER:N	16	1.92
(3,13)	1:A:160:VAL:CG1	1:B:66:ALA:N	16	1.92
(3,13)	1:A:160:VAL:CG1	1:B:67:MET:N	16	1.92
(3,13)	1:A:160:VAL:CG1	1:B:68:ARG:N	16	1.92
(3,13)	1:A:160:VAL:CG1	1:B:69:ASP:N	16	1.92
(3,13)	1:A:160:VAL:CG1	1:B:70:GLN:N	16	1.92
(3,13)	1:A:160:VAL:CG1	1:B:71:TYR:N	16	1.92
(3,13)	1:A:160:VAL:CG1	1:B:72:MET:N	16	1.92
(3,13)	1:A:160:VAL:CG1	1:B:73:ARG:N	16	1.92
(3,13)	1:A:160:VAL:CG1	1:B:74:THR:N	16	1.92
(3,13)	1:A:160:VAL:CG1	1:B:75:GLY:N	16	1.92
(3,13)	1:A:160:VAL:CG1	1:B:76:GLU:N	16	1.92
(3,13)	1:A:160:VAL:CG1	1:B:77:GLY:N	16	1.92
(3,13)	1:A:160:VAL:CG1	1:B:78:PHE:N	16	1.92
(3,13)	1:A:160:VAL:CG1	1:B:79:LEU:N	16	1.92
(3,13)	1:A:160:VAL:CG1	1:B:80:CYS:N	16	1.92
(3,13)	1:A:160:VAL:CG1	5:B:203:7Q9:N	16	1.92
(3,13)	1:A:160:VAL:CG1	5:B:204:7Q9:N	16	1.92
(3,13)	1:A:160:VAL:CG1	5:B:205:7Q9:N	16	1.92
(3,13)	1:A:160:VAL:CG1	5:B:206:7Q9:N	16	1.92
(3,13)	1:A:160:VAL:CG1	5:B:207:7Q9:N	16	1.92
(3,13)	1:A:160:VAL:CG1	6:B:208:17F:N1	16	1.92

Continued on next page...

Continued from previous page...

Key	Atom-1	Atom-2	Model ID	Violation (Å)
(3,13)	1:A:160:VAL:CG1	5:B:209:7Q9:N	16	1.92
(3,13)	1:A:160:VAL:CG1	5:B:210:7Q9:N	16	1.92
(3,13)	1:A:160:VAL:CG1	5:B:211:7Q9:N	16	1.92
(3,13)	1:A:160:VAL:CG1	5:B:212:7Q9:N	16	1.92
(3,13)	1:A:160:VAL:CG1	5:B:213:7Q9:N	16	1.92
(3,13)	1:A:160:VAL:CG1	6:B:214:17F:N1	16	1.92
(3,13)	1:A:160:VAL:CG1	6:B:215:17F:N1	16	1.92
(3,13)	1:A:160:VAL:CG1	5:B:216:7Q9:N	16	1.92
(3,13)	1:A:160:VAL:CG1	5:B:217:7Q9:N	16	1.92
(3,13)	1:A:160:VAL:CG1	5:B:218:7Q9:N	16	1.92
(3,13)	1:A:160:VAL:CG1	6:B:219:17F:N1	16	1.92
(3,13)	1:A:160:VAL:CG1	5:B:220:7Q9:N	16	1.92
(3,13)	1:A:160:VAL:CG2	1:B:2:THR:N	16	1.92
(3,13)	1:A:160:VAL:CG2	1:B:3:GLU:N	16	1.92
(3,13)	1:A:160:VAL:CG2	1:B:4:TYR:N	16	1.92
(3,13)	1:A:160:VAL:CG2	1:B:5:LYS:N	16	1.92
(3,13)	1:A:160:VAL:CG2	1:B:6:LEU:N	16	1.92
(3,13)	1:A:160:VAL:CG2	1:B:7:VAL:N	16	1.92
(3,13)	1:A:160:VAL:CG2	1:B:8:VAL:N	16	1.92
(3,13)	1:A:160:VAL:CG2	1:B:9:VAL:N	16	1.92
(3,13)	1:A:160:VAL:CG2	1:B:10:GLY:N	16	1.92
(3,13)	1:A:160:VAL:CG2	1:B:11:ALA:N	16	1.92
(3,13)	1:A:160:VAL:CG2	1:B:12:ASP:N	16	1.92
(3,13)	1:A:160:VAL:CG2	1:B:13:GLY:N	16	1.92
(3,13)	1:A:160:VAL:CG2	1:B:14:VAL:N	16	1.92
(3,13)	1:A:160:VAL:CG2	1:B:15:GLY:N	16	1.92
(3,13)	1:A:160:VAL:CG2	1:B:16:LYS:N	16	1.92
(3,13)	1:A:160:VAL:CG2	1:B:17:SER:N	16	1.92
(3,13)	1:A:160:VAL:CG2	1:B:18:ALA:N	16	1.92
(3,13)	1:A:160:VAL:CG2	1:B:19:LEU:N	16	1.92
(3,13)	1:A:160:VAL:CG2	1:B:20:THR:N	16	1.92
(3,13)	1:A:160:VAL:CG2	1:B:21:ILE:N	16	1.92
(3,13)	1:A:160:VAL:CG2	1:B:22:GLN:N	16	1.92
(3,13)	1:A:160:VAL:CG2	1:B:23:LEU:N	16	1.92
(3,13)	1:A:160:VAL:CG2	1:B:24:ILE:N	16	1.92
(3,13)	1:A:160:VAL:CG2	1:B:25:GLN:N	16	1.92
(3,13)	1:A:160:VAL:CG2	1:B:26:ASN:N	16	1.92
(3,13)	1:A:160:VAL:CG2	1:B:27:HIS:N	16	1.92
(3,13)	1:A:160:VAL:CG2	1:B:28:PHE:N	16	1.92
(3,13)	1:A:160:VAL:CG2	1:B:29:VAL:N	16	1.92
(3,13)	1:A:160:VAL:CG2	1:B:30:ASP:N	16	1.92
(3,13)	1:A:160:VAL:CG2	1:B:31:GLU:N	16	1.92

Continued on next page...

Continued from previous page...

Key	Atom-1	Atom-2	Model ID	Violation (Å)
(3,13)	1:A:160:VAL:CG2	1:B:32:TYR:N	16	1.92
(3,13)	1:A:160:VAL:CG2	1:B:33:ASP:N	16	1.92
(3,13)	1:A:160:VAL:CG2	1:B:34:PRO:N	16	1.92
(3,13)	1:A:160:VAL:CG2	1:B:35:THR:N	16	1.92
(3,13)	1:A:160:VAL:CG2	1:B:36:ILE:N	16	1.92
(3,13)	1:A:160:VAL:CG2	1:B:37:GLU:N	16	1.92
(3,13)	1:A:160:VAL:CG2	1:B:38:ASP:N	16	1.92
(3,13)	1:A:160:VAL:CG2	1:B:39:SER:N	16	1.92
(3,13)	1:A:160:VAL:CG2	1:B:40:TYR:N	16	1.92
(3,13)	1:A:160:VAL:CG2	1:B:41:ARG:N	16	1.92
(3,13)	1:A:160:VAL:CG2	1:B:42:LYS:N	16	1.92
(3,13)	1:A:160:VAL:CG2	1:B:43:GLN:N	16	1.92
(3,13)	1:A:160:VAL:CG2	1:B:44:VAL:N	16	1.92
(3,13)	1:A:160:VAL:CG2	1:B:45:VAL:N	16	1.92
(3,13)	1:A:160:VAL:CG2	1:B:46:ILE:N	16	1.92
(3,13)	1:A:160:VAL:CG2	1:B:47:ASP:N	16	1.92
(3,13)	1:A:160:VAL:CG2	1:B:48:GLY:N	16	1.92
(3,13)	1:A:160:VAL:CG2	1:B:49:GLU:N	16	1.92
(3,13)	1:A:160:VAL:CG2	1:B:50:THR:N	16	1.92
(3,13)	1:A:160:VAL:CG2	1:B:51:CYS:N	16	1.92
(3,13)	1:A:160:VAL:CG2	1:B:52:LEU:N	16	1.92
(3,13)	1:A:160:VAL:CG2	1:B:53:LEU:N	16	1.92
(3,13)	1:A:160:VAL:CG2	1:B:54:ASP:N	16	1.92
(3,13)	1:A:160:VAL:CG2	1:B:55:ILE:N	16	1.92
(3,13)	1:A:160:VAL:CG2	1:B:56:LEU:N	16	1.92
(3,13)	1:A:160:VAL:CG2	1:B:57:ASP:N	16	1.92
(3,13)	1:A:160:VAL:CG2	1:B:58:THR:N	16	1.92
(3,13)	1:A:160:VAL:CG2	1:B:59:ALA:N	16	1.92
(3,13)	1:A:160:VAL:CG2	1:B:60:GLY:N	16	1.92
(3,13)	1:A:160:VAL:CG2	1:B:61:GLN:N	16	1.92
(3,13)	1:A:160:VAL:CG2	1:B:62:GLU:N	16	1.92
(3,13)	1:A:160:VAL:CG2	1:B:63:GLU:N	16	1.92
(3,13)	1:A:160:VAL:CG2	1:B:64:TYR:N	16	1.92
(3,13)	1:A:160:VAL:CG2	1:B:65:SER:N	16	1.92
(3,13)	1:A:160:VAL:CG2	1:B:66:ALA:N	16	1.92
(3,13)	1:A:160:VAL:CG2	1:B:67:MET:N	16	1.92
(3,13)	1:A:160:VAL:CG2	1:B:68:ARG:N	16	1.92
(3,13)	1:A:160:VAL:CG2	1:B:69:ASP:N	16	1.92
(3,13)	1:A:160:VAL:CG2	1:B:70:GLN:N	16	1.92
(3,13)	1:A:160:VAL:CG2	1:B:71:TYR:N	16	1.92
(3,13)	1:A:160:VAL:CG2	1:B:72:MET:N	16	1.92
(3,13)	1:A:160:VAL:CG2	1:B:73:ARG:N	16	1.92

Continued on next page...

Continued from previous page...

Key	Atom-1	Atom-2	Model ID	Violation (Å)
(3,13)	1:A:160:VAL:CG2	1:B:74:THR:N	16	1.92
(3,13)	1:A:160:VAL:CG2	1:B:75:GLY:N	16	1.92
(3,13)	1:A:160:VAL:CG2	1:B:76:GLU:N	16	1.92
(3,13)	1:A:160:VAL:CG2	1:B:77:GLY:N	16	1.92
(3,13)	1:A:160:VAL:CG2	1:B:78:PHE:N	16	1.92
(3,13)	1:A:160:VAL:CG2	1:B:79:LEU:N	16	1.92
(3,13)	1:A:160:VAL:CG2	1:B:80:CYS:N	16	1.92
(3,13)	1:A:160:VAL:CG2	5:B:203:7Q9:N	16	1.92
(3,13)	1:A:160:VAL:CG2	5:B:204:7Q9:N	16	1.92
(3,13)	1:A:160:VAL:CG2	5:B:205:7Q9:N	16	1.92
(3,13)	1:A:160:VAL:CG2	5:B:206:7Q9:N	16	1.92
(3,13)	1:A:160:VAL:CG2	5:B:207:7Q9:N	16	1.92
(3,13)	1:A:160:VAL:CG2	6:B:208:17F:N1	16	1.92
(3,13)	1:A:160:VAL:CG2	5:B:209:7Q9:N	16	1.92
(3,13)	1:A:160:VAL:CG2	5:B:210:7Q9:N	16	1.92
(3,13)	1:A:160:VAL:CG2	5:B:211:7Q9:N	16	1.92
(3,13)	1:A:160:VAL:CG2	5:B:212:7Q9:N	16	1.92
(3,13)	1:A:160:VAL:CG2	5:B:213:7Q9:N	16	1.92
(3,13)	1:A:160:VAL:CG2	6:B:214:17F:N1	16	1.92
(3,13)	1:A:160:VAL:CG2	6:B:215:17F:N1	16	1.92
(3,13)	1:A:160:VAL:CG2	5:B:216:7Q9:N	16	1.92
(3,13)	1:A:160:VAL:CG2	5:B:217:7Q9:N	16	1.92
(3,13)	1:A:160:VAL:CG2	5:B:218:7Q9:N	16	1.92
(3,13)	1:A:160:VAL:CG2	6:B:219:17F:N1	16	1.92
(3,13)	1:A:160:VAL:CG2	5:B:220:7Q9:N	16	1.92
(3,13)	1:A:160:VAL:CG1	1:B:2:THR:N	20	1.92
(3,13)	1:A:160:VAL:CG1	1:B:3:GLU:N	20	1.92
(3,13)	1:A:160:VAL:CG1	1:B:4:TYR:N	20	1.92
(3,13)	1:A:160:VAL:CG1	1:B:5:LYS:N	20	1.92
(3,13)	1:A:160:VAL:CG1	1:B:6:LEU:N	20	1.92
(3,13)	1:A:160:VAL:CG1	1:B:7:VAL:N	20	1.92
(3,13)	1:A:160:VAL:CG1	1:B:8:VAL:N	20	1.92
(3,13)	1:A:160:VAL:CG1	1:B:9:VAL:N	20	1.92
(3,13)	1:A:160:VAL:CG1	1:B:10:GLY:N	20	1.92
(3,13)	1:A:160:VAL:CG1	1:B:11:ALA:N	20	1.92
(3,13)	1:A:160:VAL:CG1	1:B:12:ASP:N	20	1.92
(3,13)	1:A:160:VAL:CG1	1:B:13:GLY:N	20	1.92
(3,13)	1:A:160:VAL:CG1	1:B:14:VAL:N	20	1.92
(3,13)	1:A:160:VAL:CG1	1:B:15:GLY:N	20	1.92
(3,13)	1:A:160:VAL:CG1	1:B:16:LYS:N	20	1.92
(3,13)	1:A:160:VAL:CG1	1:B:17:SER:N	20	1.92
(3,13)	1:A:160:VAL:CG1	1:B:18:ALA:N	20	1.92

Continued on next page...

Continued from previous page...

Key	Atom-1	Atom-2	Model ID	Violation (Å)
(3,13)	1:A:160:VAL:CG1	1:B:19:LEU:N	20	1.92
(3,13)	1:A:160:VAL:CG1	1:B:20:THR:N	20	1.92
(3,13)	1:A:160:VAL:CG1	1:B:21:ILE:N	20	1.92
(3,13)	1:A:160:VAL:CG1	1:B:22:GLN:N	20	1.92
(3,13)	1:A:160:VAL:CG1	1:B:23:LEU:N	20	1.92
(3,13)	1:A:160:VAL:CG1	1:B:24:ILE:N	20	1.92
(3,13)	1:A:160:VAL:CG1	1:B:25:GLN:N	20	1.92
(3,13)	1:A:160:VAL:CG1	1:B:26:ASN:N	20	1.92
(3,13)	1:A:160:VAL:CG1	1:B:27:HIS:N	20	1.92
(3,13)	1:A:160:VAL:CG1	1:B:28:PHE:N	20	1.92
(3,13)	1:A:160:VAL:CG1	1:B:29:VAL:N	20	1.92
(3,13)	1:A:160:VAL:CG1	1:B:30:ASP:N	20	1.92
(3,13)	1:A:160:VAL:CG1	1:B:31:GLU:N	20	1.92
(3,13)	1:A:160:VAL:CG1	1:B:32:TYR:N	20	1.92
(3,13)	1:A:160:VAL:CG1	1:B:33:ASP:N	20	1.92
(3,13)	1:A:160:VAL:CG1	1:B:34:PRO:N	20	1.92
(3,13)	1:A:160:VAL:CG1	1:B:35:THR:N	20	1.92
(3,13)	1:A:160:VAL:CG1	1:B:36:ILE:N	20	1.92
(3,13)	1:A:160:VAL:CG1	1:B:37:GLU:N	20	1.92
(3,13)	1:A:160:VAL:CG1	1:B:38:ASP:N	20	1.92
(3,13)	1:A:160:VAL:CG1	1:B:39:SER:N	20	1.92
(3,13)	1:A:160:VAL:CG1	1:B:40:TYR:N	20	1.92
(3,13)	1:A:160:VAL:CG1	1:B:41:ARG:N	20	1.92
(3,13)	1:A:160:VAL:CG1	1:B:42:LYS:N	20	1.92
(3,13)	1:A:160:VAL:CG1	1:B:43:GLN:N	20	1.92
(3,13)	1:A:160:VAL:CG1	1:B:44:VAL:N	20	1.92
(3,13)	1:A:160:VAL:CG1	1:B:45:VAL:N	20	1.92
(3,13)	1:A:160:VAL:CG1	1:B:46:ILE:N	20	1.92
(3,13)	1:A:160:VAL:CG1	1:B:47:ASP:N	20	1.92
(3,13)	1:A:160:VAL:CG1	1:B:48:GLY:N	20	1.92
(3,13)	1:A:160:VAL:CG1	1:B:49:GLU:N	20	1.92
(3,13)	1:A:160:VAL:CG1	1:B:50:THR:N	20	1.92
(3,13)	1:A:160:VAL:CG1	1:B:51:CYS:N	20	1.92
(3,13)	1:A:160:VAL:CG1	1:B:52:LEU:N	20	1.92
(3,13)	1:A:160:VAL:CG1	1:B:53:LEU:N	20	1.92
(3,13)	1:A:160:VAL:CG1	1:B:54:ASP:N	20	1.92
(3,13)	1:A:160:VAL:CG1	1:B:55:ILE:N	20	1.92
(3,13)	1:A:160:VAL:CG1	1:B:56:LEU:N	20	1.92
(3,13)	1:A:160:VAL:CG1	1:B:57:ASP:N	20	1.92
(3,13)	1:A:160:VAL:CG1	1:B:58:THR:N	20	1.92
(3,13)	1:A:160:VAL:CG1	1:B:59:ALA:N	20	1.92
(3,13)	1:A:160:VAL:CG1	1:B:60:GLY:N	20	1.92

Continued on next page...

Continued from previous page...

Key	Atom-1	Atom-2	Model ID	Violation (Å)
(3,13)	1:A:160:VAL:CG1	1:B:61:GLN:N	20	1.92
(3,13)	1:A:160:VAL:CG1	1:B:62:GLU:N	20	1.92
(3,13)	1:A:160:VAL:CG1	1:B:63:GLU:N	20	1.92
(3,13)	1:A:160:VAL:CG1	1:B:64:TYR:N	20	1.92
(3,13)	1:A:160:VAL:CG1	1:B:65:SER:N	20	1.92
(3,13)	1:A:160:VAL:CG1	1:B:66:ALA:N	20	1.92
(3,13)	1:A:160:VAL:CG1	1:B:67:MET:N	20	1.92
(3,13)	1:A:160:VAL:CG1	1:B:68:ARG:N	20	1.92
(3,13)	1:A:160:VAL:CG1	1:B:69:ASP:N	20	1.92
(3,13)	1:A:160:VAL:CG1	1:B:70:GLN:N	20	1.92
(3,13)	1:A:160:VAL:CG1	1:B:71:TYR:N	20	1.92
(3,13)	1:A:160:VAL:CG1	1:B:72:MET:N	20	1.92
(3,13)	1:A:160:VAL:CG1	1:B:73:ARG:N	20	1.92
(3,13)	1:A:160:VAL:CG1	1:B:74:THR:N	20	1.92
(3,13)	1:A:160:VAL:CG1	1:B:75:GLY:N	20	1.92
(3,13)	1:A:160:VAL:CG1	1:B:76:GLU:N	20	1.92
(3,13)	1:A:160:VAL:CG1	1:B:77:GLY:N	20	1.92
(3,13)	1:A:160:VAL:CG1	1:B:78:PHE:N	20	1.92
(3,13)	1:A:160:VAL:CG1	1:B:79:LEU:N	20	1.92
(3,13)	1:A:160:VAL:CG1	1:B:80:CYS:N	20	1.92
(3,13)	1:A:160:VAL:CG1	5:B:203:7Q9:N	20	1.92
(3,13)	1:A:160:VAL:CG1	5:B:204:7Q9:N	20	1.92
(3,13)	1:A:160:VAL:CG1	5:B:205:7Q9:N	20	1.92
(3,13)	1:A:160:VAL:CG1	5:B:206:7Q9:N	20	1.92
(3,13)	1:A:160:VAL:CG1	5:B:207:7Q9:N	20	1.92
(3,13)	1:A:160:VAL:CG1	6:B:208:17F:N1	20	1.92
(3,13)	1:A:160:VAL:CG1	5:B:209:7Q9:N	20	1.92
(3,13)	1:A:160:VAL:CG1	5:B:210:7Q9:N	20	1.92
(3,13)	1:A:160:VAL:CG1	5:B:211:7Q9:N	20	1.92
(3,13)	1:A:160:VAL:CG1	5:B:212:7Q9:N	20	1.92
(3,13)	1:A:160:VAL:CG1	5:B:213:7Q9:N	20	1.92
(3,13)	1:A:160:VAL:CG1	6:B:214:17F:N1	20	1.92
(3,13)	1:A:160:VAL:CG1	6:B:215:17F:N1	20	1.92
(3,13)	1:A:160:VAL:CG1	5:B:216:7Q9:N	20	1.92
(3,13)	1:A:160:VAL:CG1	5:B:217:7Q9:N	20	1.92
(3,13)	1:A:160:VAL:CG1	5:B:218:7Q9:N	20	1.92
(3,13)	1:A:160:VAL:CG1	6:B:219:17F:N1	20	1.92
(3,13)	1:A:160:VAL:CG1	5:B:220:7Q9:N	20	1.92
(3,13)	1:A:160:VAL:CG2	1:B:2:THR:N	20	1.92
(3,13)	1:A:160:VAL:CG2	1:B:3:GLU:N	20	1.92
(3,13)	1:A:160:VAL:CG2	1:B:4:TYR:N	20	1.92
(3,13)	1:A:160:VAL:CG2	1:B:5:LYS:N	20	1.92

Continued on next page...

Continued from previous page...

Key	Atom-1	Atom-2	Model ID	Violation (Å)
(3,13)	1:A:160:VAL:CG2	1:B:6:LEU:N	20	1.92
(3,13)	1:A:160:VAL:CG2	1:B:7:VAL:N	20	1.92
(3,13)	1:A:160:VAL:CG2	1:B:8:VAL:N	20	1.92
(3,13)	1:A:160:VAL:CG2	1:B:9:VAL:N	20	1.92
(3,13)	1:A:160:VAL:CG2	1:B:10:GLY:N	20	1.92
(3,13)	1:A:160:VAL:CG2	1:B:11:ALA:N	20	1.92
(3,13)	1:A:160:VAL:CG2	1:B:12:ASP:N	20	1.92
(3,13)	1:A:160:VAL:CG2	1:B:13:GLY:N	20	1.92
(3,13)	1:A:160:VAL:CG2	1:B:14:VAL:N	20	1.92
(3,13)	1:A:160:VAL:CG2	1:B:15:GLY:N	20	1.92
(3,13)	1:A:160:VAL:CG2	1:B:16:LYS:N	20	1.92
(3,13)	1:A:160:VAL:CG2	1:B:17:SER:N	20	1.92
(3,13)	1:A:160:VAL:CG2	1:B:18:ALA:N	20	1.92
(3,13)	1:A:160:VAL:CG2	1:B:19:LEU:N	20	1.92
(3,13)	1:A:160:VAL:CG2	1:B:20:THR:N	20	1.92
(3,13)	1:A:160:VAL:CG2	1:B:21:ILE:N	20	1.92
(3,13)	1:A:160:VAL:CG2	1:B:22:GLN:N	20	1.92
(3,13)	1:A:160:VAL:CG2	1:B:23:LEU:N	20	1.92
(3,13)	1:A:160:VAL:CG2	1:B:24:ILE:N	20	1.92
(3,13)	1:A:160:VAL:CG2	1:B:25:GLN:N	20	1.92
(3,13)	1:A:160:VAL:CG2	1:B:26:ASN:N	20	1.92
(3,13)	1:A:160:VAL:CG2	1:B:27:HIS:N	20	1.92
(3,13)	1:A:160:VAL:CG2	1:B:28:PHE:N	20	1.92
(3,13)	1:A:160:VAL:CG2	1:B:29:VAL:N	20	1.92
(3,13)	1:A:160:VAL:CG2	1:B:30:ASP:N	20	1.92
(3,13)	1:A:160:VAL:CG2	1:B:31:GLU:N	20	1.92
(3,13)	1:A:160:VAL:CG2	1:B:32:TYR:N	20	1.92
(3,13)	1:A:160:VAL:CG2	1:B:33:ASP:N	20	1.92
(3,13)	1:A:160:VAL:CG2	1:B:34:PRO:N	20	1.92
(3,13)	1:A:160:VAL:CG2	1:B:35:THR:N	20	1.92
(3,13)	1:A:160:VAL:CG2	1:B:36:ILE:N	20	1.92
(3,13)	1:A:160:VAL:CG2	1:B:37:GLU:N	20	1.92
(3,13)	1:A:160:VAL:CG2	1:B:38:ASP:N	20	1.92
(3,13)	1:A:160:VAL:CG2	1:B:39:SER:N	20	1.92
(3,13)	1:A:160:VAL:CG2	1:B:40:TYR:N	20	1.92
(3,13)	1:A:160:VAL:CG2	1:B:41:ARG:N	20	1.92
(3,13)	1:A:160:VAL:CG2	1:B:42:LYS:N	20	1.92
(3,13)	1:A:160:VAL:CG2	1:B:43:GLN:N	20	1.92
(3,13)	1:A:160:VAL:CG2	1:B:44:VAL:N	20	1.92
(3,13)	1:A:160:VAL:CG2	1:B:45:VAL:N	20	1.92
(3,13)	1:A:160:VAL:CG2	1:B:46:ILE:N	20	1.92
(3,13)	1:A:160:VAL:CG2	1:B:47:ASP:N	20	1.92

Continued on next page...

Continued from previous page...

Key	Atom-1	Atom-2	Model ID	Violation (Å)
(3,13)	1:A:160:VAL:CG2	1:B:48:GLY:N	20	1.92
(3,13)	1:A:160:VAL:CG2	1:B:49:GLU:N	20	1.92
(3,13)	1:A:160:VAL:CG2	1:B:50:THR:N	20	1.92
(3,13)	1:A:160:VAL:CG2	1:B:51:CYS:N	20	1.92
(3,13)	1:A:160:VAL:CG2	1:B:52:LEU:N	20	1.92
(3,13)	1:A:160:VAL:CG2	1:B:53:LEU:N	20	1.92
(3,13)	1:A:160:VAL:CG2	1:B:54:ASP:N	20	1.92
(3,13)	1:A:160:VAL:CG2	1:B:55:ILE:N	20	1.92
(3,13)	1:A:160:VAL:CG2	1:B:56:LEU:N	20	1.92
(3,13)	1:A:160:VAL:CG2	1:B:57:ASP:N	20	1.92
(3,13)	1:A:160:VAL:CG2	1:B:58:THR:N	20	1.92
(3,13)	1:A:160:VAL:CG2	1:B:59:ALA:N	20	1.92
(3,13)	1:A:160:VAL:CG2	1:B:60:GLY:N	20	1.92
(3,13)	1:A:160:VAL:CG2	1:B:61:GLN:N	20	1.92
(3,13)	1:A:160:VAL:CG2	1:B:62:GLU:N	20	1.92
(3,13)	1:A:160:VAL:CG2	1:B:63:GLU:N	20	1.92
(3,13)	1:A:160:VAL:CG2	1:B:64:TYR:N	20	1.92
(3,13)	1:A:160:VAL:CG2	1:B:65:SER:N	20	1.92
(3,13)	1:A:160:VAL:CG2	1:B:66:ALA:N	20	1.92
(3,13)	1:A:160:VAL:CG2	1:B:67:MET:N	20	1.92
(3,13)	1:A:160:VAL:CG2	1:B:68:ARG:N	20	1.92
(3,13)	1:A:160:VAL:CG2	1:B:69:ASP:N	20	1.92
(3,13)	1:A:160:VAL:CG2	1:B:70:GLN:N	20	1.92
(3,13)	1:A:160:VAL:CG2	1:B:71:TYR:N	20	1.92
(3,13)	1:A:160:VAL:CG2	1:B:72:MET:N	20	1.92
(3,13)	1:A:160:VAL:CG2	1:B:73:ARG:N	20	1.92
(3,13)	1:A:160:VAL:CG2	1:B:74:THR:N	20	1.92
(3,13)	1:A:160:VAL:CG2	1:B:75:GLY:N	20	1.92
(3,13)	1:A:160:VAL:CG2	1:B:76:GLU:N	20	1.92
(3,13)	1:A:160:VAL:CG2	1:B:77:GLY:N	20	1.92
(3,13)	1:A:160:VAL:CG2	1:B:78:PHE:N	20	1.92
(3,13)	1:A:160:VAL:CG2	1:B:79:LEU:N	20	1.92
(3,13)	1:A:160:VAL:CG2	1:B:80:CYS:N	20	1.92
(3,13)	1:A:160:VAL:CG2	5:B:203:7Q9:N	20	1.92
(3,13)	1:A:160:VAL:CG2	5:B:204:7Q9:N	20	1.92
(3,13)	1:A:160:VAL:CG2	5:B:205:7Q9:N	20	1.92
(3,13)	1:A:160:VAL:CG2	5:B:206:7Q9:N	20	1.92
(3,13)	1:A:160:VAL:CG2	5:B:207:7Q9:N	20	1.92
(3,13)	1:A:160:VAL:CG2	6:B:208:17F:N1	20	1.92
(3,13)	1:A:160:VAL:CG2	5:B:209:7Q9:N	20	1.92
(3,13)	1:A:160:VAL:CG2	5:B:210:7Q9:N	20	1.92
(3,13)	1:A:160:VAL:CG2	5:B:211:7Q9:N	20	1.92

Continued on next page...

Continued from previous page...

Key	Atom-1	Atom-2	Model ID	Violation (Å)
(3,13)	1:A:160:VAL:CG2	5:B:212:7Q9:N	20	1.92
(3,13)	1:A:160:VAL:CG2	5:B:213:7Q9:N	20	1.92
(3,13)	1:A:160:VAL:CG2	6:B:214:17F:N1	20	1.92
(3,13)	1:A:160:VAL:CG2	6:B:215:17F:N1	20	1.92
(3,13)	1:A:160:VAL:CG2	5:B:216:7Q9:N	20	1.92
(3,13)	1:A:160:VAL:CG2	5:B:217:7Q9:N	20	1.92
(3,13)	1:A:160:VAL:CG2	5:B:218:7Q9:N	20	1.92
(3,13)	1:A:160:VAL:CG2	6:B:219:17F:N1	20	1.92
(3,13)	1:A:160:VAL:CG2	5:B:220:7Q9:N	20	1.92
(3,1)	1:A:6:LEU:CD1	1:B:2:THR:N	10	1.91
(3,1)	1:A:6:LEU:CD1	1:B:3:GLU:N	10	1.91
(3,1)	1:A:6:LEU:CD1	1:B:4:TYR:N	10	1.91
(3,1)	1:A:6:LEU:CD1	1:B:5:LYS:N	10	1.91
(3,1)	1:A:6:LEU:CD1	1:B:6:LEU:N	10	1.91
(3,1)	1:A:6:LEU:CD1	1:B:7:VAL:N	10	1.91
(3,1)	1:A:6:LEU:CD1	1:B:8:VAL:N	10	1.91
(3,1)	1:A:6:LEU:CD1	1:B:9:VAL:N	10	1.91
(3,1)	1:A:6:LEU:CD1	1:B:10:GLY:N	10	1.91
(3,1)	1:A:6:LEU:CD1	1:B:11:ALA:N	10	1.91
(3,1)	1:A:6:LEU:CD1	1:B:12:ASP:N	10	1.91
(3,1)	1:A:6:LEU:CD1	1:B:13:GLY:N	10	1.91
(3,1)	1:A:6:LEU:CD1	1:B:14:VAL:N	10	1.91
(3,1)	1:A:6:LEU:CD1	1:B:15:GLY:N	10	1.91
(3,1)	1:A:6:LEU:CD1	1:B:16:LYS:N	10	1.91
(3,1)	1:A:6:LEU:CD1	1:B:17:SER:N	10	1.91
(3,1)	1:A:6:LEU:CD1	1:B:18:ALA:N	10	1.91
(3,1)	1:A:6:LEU:CD1	1:B:19:LEU:N	10	1.91
(3,1)	1:A:6:LEU:CD1	1:B:20:THR:N	10	1.91
(3,1)	1:A:6:LEU:CD1	1:B:21:ILE:N	10	1.91
(3,1)	1:A:6:LEU:CD1	1:B:22:GLN:N	10	1.91
(3,1)	1:A:6:LEU:CD1	1:B:23:LEU:N	10	1.91
(3,1)	1:A:6:LEU:CD1	1:B:24:ILE:N	10	1.91
(3,1)	1:A:6:LEU:CD1	1:B:25:GLN:N	10	1.91
(3,1)	1:A:6:LEU:CD1	1:B:26:ASN:N	10	1.91
(3,1)	1:A:6:LEU:CD1	1:B:27:HIS:N	10	1.91
(3,1)	1:A:6:LEU:CD1	1:B:28:PHE:N	10	1.91
(3,1)	1:A:6:LEU:CD1	1:B:29:VAL:N	10	1.91
(3,1)	1:A:6:LEU:CD1	1:B:30:ASP:N	10	1.91
(3,1)	1:A:6:LEU:CD1	1:B:31:GLU:N	10	1.91
(3,1)	1:A:6:LEU:CD1	1:B:32:TYR:N	10	1.91
(3,1)	1:A:6:LEU:CD1	1:B:33:ASP:N	10	1.91
(3,1)	1:A:6:LEU:CD1	1:B:34:PRO:N	10	1.91

Continued on next page...

Continued from previous page...

Key	Atom-1	Atom-2	Model ID	Violation (Å)
(3,1)	1:A:6:LEU:CD1	1:B:35:THR:N	10	1.91
(3,1)	1:A:6:LEU:CD1	1:B:36:ILE:N	10	1.91
(3,1)	1:A:6:LEU:CD1	1:B:37:GLU:N	10	1.91
(3,1)	1:A:6:LEU:CD1	1:B:38:ASP:N	10	1.91
(3,1)	1:A:6:LEU:CD1	1:B:39:SER:N	10	1.91
(3,1)	1:A:6:LEU:CD1	1:B:40:TYR:N	10	1.91
(3,1)	1:A:6:LEU:CD1	1:B:41:ARG:N	10	1.91
(3,1)	1:A:6:LEU:CD1	1:B:42:LYS:N	10	1.91
(3,1)	1:A:6:LEU:CD1	1:B:43:GLN:N	10	1.91
(3,1)	1:A:6:LEU:CD1	1:B:44:VAL:N	10	1.91
(3,1)	1:A:6:LEU:CD1	1:B:45:VAL:N	10	1.91
(3,1)	1:A:6:LEU:CD1	1:B:46:ILE:N	10	1.91
(3,1)	1:A:6:LEU:CD1	1:B:47:ASP:N	10	1.91
(3,1)	1:A:6:LEU:CD1	1:B:48:GLY:N	10	1.91
(3,1)	1:A:6:LEU:CD1	1:B:49:GLU:N	10	1.91
(3,1)	1:A:6:LEU:CD1	1:B:50:THR:N	10	1.91
(3,1)	1:A:6:LEU:CD1	1:B:51:CYS:N	10	1.91
(3,1)	1:A:6:LEU:CD1	1:B:52:LEU:N	10	1.91
(3,1)	1:A:6:LEU:CD1	1:B:53:LEU:N	10	1.91
(3,1)	1:A:6:LEU:CD1	1:B:54:ASP:N	10	1.91
(3,1)	1:A:6:LEU:CD1	1:B:55:ILE:N	10	1.91
(3,1)	1:A:6:LEU:CD1	1:B:56:LEU:N	10	1.91
(3,1)	1:A:6:LEU:CD1	1:B:57:ASP:N	10	1.91
(3,1)	1:A:6:LEU:CD1	1:B:58:THR:N	10	1.91
(3,1)	1:A:6:LEU:CD1	1:B:59:ALA:N	10	1.91
(3,1)	1:A:6:LEU:CD1	1:B:60:GLY:N	10	1.91
(3,1)	1:A:6:LEU:CD1	1:B:61:GLN:N	10	1.91
(3,1)	1:A:6:LEU:CD1	1:B:62:GLU:N	10	1.91
(3,1)	1:A:6:LEU:CD1	1:B:63:GLU:N	10	1.91
(3,1)	1:A:6:LEU:CD1	1:B:64:TYR:N	10	1.91
(3,1)	1:A:6:LEU:CD1	1:B:65:SER:N	10	1.91
(3,1)	1:A:6:LEU:CD1	1:B:66:ALA:N	10	1.91
(3,1)	1:A:6:LEU:CD1	1:B:67:MET:N	10	1.91
(3,1)	1:A:6:LEU:CD1	1:B:68:ARG:N	10	1.91
(3,1)	1:A:6:LEU:CD1	1:B:69:ASP:N	10	1.91
(3,1)	1:A:6:LEU:CD1	1:B:70:GLN:N	10	1.91
(3,1)	1:A:6:LEU:CD1	1:B:71:TYR:N	10	1.91
(3,1)	1:A:6:LEU:CD1	1:B:72:MET:N	10	1.91
(3,1)	1:A:6:LEU:CD1	1:B:73:ARG:N	10	1.91
(3,1)	1:A:6:LEU:CD1	1:B:74:THR:N	10	1.91
(3,1)	1:A:6:LEU:CD1	1:B:75:GLY:N	10	1.91
(3,1)	1:A:6:LEU:CD1	1:B:76:GLU:N	10	1.91

Continued on next page...

Continued from previous page...

Key	Atom-1	Atom-2	Model ID	Violation (Å)
(3,1)	1:A:6:LEU:CD1	1:B:77:GLY:N	10	1.91
(3,1)	1:A:6:LEU:CD1	1:B:78:PHE:N	10	1.91
(3,1)	1:A:6:LEU:CD1	1:B:79:LEU:N	10	1.91
(3,1)	1:A:6:LEU:CD1	1:B:80:CYS:N	10	1.91
(3,1)	1:A:6:LEU:CD1	5:B:203:7Q9:N	10	1.91
(3,1)	1:A:6:LEU:CD1	5:B:204:7Q9:N	10	1.91
(3,1)	1:A:6:LEU:CD1	5:B:205:7Q9:N	10	1.91
(3,1)	1:A:6:LEU:CD1	5:B:206:7Q9:N	10	1.91
(3,1)	1:A:6:LEU:CD1	5:B:207:7Q9:N	10	1.91
(3,1)	1:A:6:LEU:CD1	6:B:208:17F:N1	10	1.91
(3,1)	1:A:6:LEU:CD1	5:B:209:7Q9:N	10	1.91
(3,1)	1:A:6:LEU:CD1	5:B:210:7Q9:N	10	1.91
(3,1)	1:A:6:LEU:CD1	5:B:211:7Q9:N	10	1.91
(3,1)	1:A:6:LEU:CD1	5:B:212:7Q9:N	10	1.91
(3,1)	1:A:6:LEU:CD1	5:B:213:7Q9:N	10	1.91
(3,1)	1:A:6:LEU:CD1	6:B:214:17F:N1	10	1.91
(3,1)	1:A:6:LEU:CD1	6:B:215:17F:N1	10	1.91
(3,1)	1:A:6:LEU:CD1	5:B:216:7Q9:N	10	1.91
(3,1)	1:A:6:LEU:CD1	5:B:217:7Q9:N	10	1.91
(3,1)	1:A:6:LEU:CD1	5:B:218:7Q9:N	10	1.91
(3,1)	1:A:6:LEU:CD1	6:B:219:17F:N1	10	1.91
(3,1)	1:A:6:LEU:CD1	5:B:220:7Q9:N	10	1.91
(3,1)	1:A:6:LEU:CD2	1:B:2:THR:N	10	1.91
(3,1)	1:A:6:LEU:CD2	1:B:3:GLU:N	10	1.91
(3,1)	1:A:6:LEU:CD2	1:B:4:TYR:N	10	1.91
(3,1)	1:A:6:LEU:CD2	1:B:5:LYS:N	10	1.91
(3,1)	1:A:6:LEU:CD2	1:B:6:LEU:N	10	1.91
(3,1)	1:A:6:LEU:CD2	1:B:7:VAL:N	10	1.91
(3,1)	1:A:6:LEU:CD2	1:B:8:VAL:N	10	1.91
(3,1)	1:A:6:LEU:CD2	1:B:9:VAL:N	10	1.91
(3,1)	1:A:6:LEU:CD2	1:B:10:GLY:N	10	1.91
(3,1)	1:A:6:LEU:CD2	1:B:11:ALA:N	10	1.91
(3,1)	1:A:6:LEU:CD2	1:B:12:ASP:N	10	1.91
(3,1)	1:A:6:LEU:CD2	1:B:13:GLY:N	10	1.91
(3,1)	1:A:6:LEU:CD2	1:B:14:VAL:N	10	1.91
(3,1)	1:A:6:LEU:CD2	1:B:15:GLY:N	10	1.91
(3,1)	1:A:6:LEU:CD2	1:B:16:LYS:N	10	1.91
(3,1)	1:A:6:LEU:CD2	1:B:17:SER:N	10	1.91
(3,1)	1:A:6:LEU:CD2	1:B:18:ALA:N	10	1.91
(3,1)	1:A:6:LEU:CD2	1:B:19:LEU:N	10	1.91
(3,1)	1:A:6:LEU:CD2	1:B:20:THR:N	10	1.91
(3,1)	1:A:6:LEU:CD2	1:B:21:ILE:N	10	1.91

Continued on next page...

Continued from previous page...

Key	Atom-1	Atom-2	Model ID	Violation (Å)
(3,1)	1:A:6:LEU:CD2	1:B:22:GLN:N	10	1.91
(3,1)	1:A:6:LEU:CD2	1:B:23:LEU:N	10	1.91
(3,1)	1:A:6:LEU:CD2	1:B:24:ILE:N	10	1.91
(3,1)	1:A:6:LEU:CD2	1:B:25:GLN:N	10	1.91
(3,1)	1:A:6:LEU:CD2	1:B:26:ASN:N	10	1.91
(3,1)	1:A:6:LEU:CD2	1:B:27:HIS:N	10	1.91
(3,1)	1:A:6:LEU:CD2	1:B:28:PHE:N	10	1.91
(3,1)	1:A:6:LEU:CD2	1:B:29:VAL:N	10	1.91
(3,1)	1:A:6:LEU:CD2	1:B:30:ASP:N	10	1.91
(3,1)	1:A:6:LEU:CD2	1:B:31:GLU:N	10	1.91
(3,1)	1:A:6:LEU:CD2	1:B:32:TYR:N	10	1.91
(3,1)	1:A:6:LEU:CD2	1:B:33:ASP:N	10	1.91
(3,1)	1:A:6:LEU:CD2	1:B:34:PRO:N	10	1.91
(3,1)	1:A:6:LEU:CD2	1:B:35:THR:N	10	1.91
(3,1)	1:A:6:LEU:CD2	1:B:36:ILE:N	10	1.91
(3,1)	1:A:6:LEU:CD2	1:B:37:GLU:N	10	1.91
(3,1)	1:A:6:LEU:CD2	1:B:38:ASP:N	10	1.91
(3,1)	1:A:6:LEU:CD2	1:B:39:SER:N	10	1.91
(3,1)	1:A:6:LEU:CD2	1:B:40:TYR:N	10	1.91
(3,1)	1:A:6:LEU:CD2	1:B:41:ARG:N	10	1.91
(3,1)	1:A:6:LEU:CD2	1:B:42:LYS:N	10	1.91
(3,1)	1:A:6:LEU:CD2	1:B:43:GLN:N	10	1.91
(3,1)	1:A:6:LEU:CD2	1:B:44:VAL:N	10	1.91
(3,1)	1:A:6:LEU:CD2	1:B:45:VAL:N	10	1.91
(3,1)	1:A:6:LEU:CD2	1:B:46:ILE:N	10	1.91
(3,1)	1:A:6:LEU:CD2	1:B:47:ASP:N	10	1.91
(3,1)	1:A:6:LEU:CD2	1:B:48:GLY:N	10	1.91
(3,1)	1:A:6:LEU:CD2	1:B:49:GLU:N	10	1.91
(3,1)	1:A:6:LEU:CD2	1:B:50:THR:N	10	1.91
(3,1)	1:A:6:LEU:CD2	1:B:51:CYS:N	10	1.91
(3,1)	1:A:6:LEU:CD2	1:B:52:LEU:N	10	1.91
(3,1)	1:A:6:LEU:CD2	1:B:53:LEU:N	10	1.91
(3,1)	1:A:6:LEU:CD2	1:B:54:ASP:N	10	1.91
(3,1)	1:A:6:LEU:CD2	1:B:55:ILE:N	10	1.91
(3,1)	1:A:6:LEU:CD2	1:B:56:LEU:N	10	1.91
(3,1)	1:A:6:LEU:CD2	1:B:57:ASP:N	10	1.91
(3,1)	1:A:6:LEU:CD2	1:B:58:THR:N	10	1.91
(3,1)	1:A:6:LEU:CD2	1:B:59:ALA:N	10	1.91
(3,1)	1:A:6:LEU:CD2	1:B:60:GLY:N	10	1.91
(3,1)	1:A:6:LEU:CD2	1:B:61:GLN:N	10	1.91
(3,1)	1:A:6:LEU:CD2	1:B:62:GLU:N	10	1.91
(3,1)	1:A:6:LEU:CD2	1:B:63:GLU:N	10	1.91

Continued on next page...

Continued from previous page...

Key	Atom-1	Atom-2	Model ID	Violation (Å)
(3,1)	1:A:6:LEU:CD2	1:B:64:TYR:N	10	1.91
(3,1)	1:A:6:LEU:CD2	1:B:65:SER:N	10	1.91
(3,1)	1:A:6:LEU:CD2	1:B:66:ALA:N	10	1.91
(3,1)	1:A:6:LEU:CD2	1:B:67:MET:N	10	1.91
(3,1)	1:A:6:LEU:CD2	1:B:68:ARG:N	10	1.91
(3,1)	1:A:6:LEU:CD2	1:B:69:ASP:N	10	1.91
(3,1)	1:A:6:LEU:CD2	1:B:70:GLN:N	10	1.91
(3,1)	1:A:6:LEU:CD2	1:B:71:TYR:N	10	1.91
(3,1)	1:A:6:LEU:CD2	1:B:72:MET:N	10	1.91
(3,1)	1:A:6:LEU:CD2	1:B:73:ARG:N	10	1.91
(3,1)	1:A:6:LEU:CD2	1:B:74:THR:N	10	1.91
(3,1)	1:A:6:LEU:CD2	1:B:75:GLY:N	10	1.91
(3,1)	1:A:6:LEU:CD2	1:B:76:GLU:N	10	1.91
(3,1)	1:A:6:LEU:CD2	1:B:77:GLY:N	10	1.91
(3,1)	1:A:6:LEU:CD2	1:B:78:PHE:N	10	1.91
(3,1)	1:A:6:LEU:CD2	1:B:79:LEU:N	10	1.91
(3,1)	1:A:6:LEU:CD2	1:B:80:CYS:N	10	1.91
(3,1)	1:A:6:LEU:CD2	5:B:203:7Q9:N	10	1.91
(3,1)	1:A:6:LEU:CD2	5:B:204:7Q9:N	10	1.91
(3,1)	1:A:6:LEU:CD2	5:B:205:7Q9:N	10	1.91
(3,1)	1:A:6:LEU:CD2	5:B:206:7Q9:N	10	1.91
(3,1)	1:A:6:LEU:CD2	5:B:207:7Q9:N	10	1.91
(3,1)	1:A:6:LEU:CD2	6:B:208:17F:N1	10	1.91
(3,1)	1:A:6:LEU:CD2	5:B:209:7Q9:N	10	1.91
(3,1)	1:A:6:LEU:CD2	5:B:210:7Q9:N	10	1.91
(3,1)	1:A:6:LEU:CD2	5:B:211:7Q9:N	10	1.91
(3,1)	1:A:6:LEU:CD2	5:B:212:7Q9:N	10	1.91
(3,1)	1:A:6:LEU:CD2	5:B:213:7Q9:N	10	1.91
(3,1)	1:A:6:LEU:CD2	6:B:214:17F:N1	10	1.91
(3,1)	1:A:6:LEU:CD2	6:B:215:17F:N1	10	1.91
(3,1)	1:A:6:LEU:CD2	5:B:216:7Q9:N	10	1.91
(3,1)	1:A:6:LEU:CD2	5:B:217:7Q9:N	10	1.91
(3,1)	1:A:6:LEU:CD2	5:B:218:7Q9:N	10	1.91
(3,1)	1:A:6:LEU:CD2	6:B:219:17F:N1	10	1.91
(3,1)	1:A:6:LEU:CD2	5:B:220:7Q9:N	10	1.91
(3,13)	1:A:160:VAL:CG1	1:B:2:THR:N	10	1.89
(3,13)	1:A:160:VAL:CG1	1:B:3:GLU:N	10	1.89
(3,13)	1:A:160:VAL:CG1	1:B:4:TYR:N	10	1.89
(3,13)	1:A:160:VAL:CG1	1:B:5:LYS:N	10	1.89
(3,13)	1:A:160:VAL:CG1	1:B:6:LEU:N	10	1.89
(3,13)	1:A:160:VAL:CG1	1:B:7:VAL:N	10	1.89
(3,13)	1:A:160:VAL:CG1	1:B:8:VAL:N	10	1.89

Continued on next page...

Continued from previous page...

Key	Atom-1	Atom-2	Model ID	Violation (Å)
(3,13)	1:A:160:VAL:CG1	1:B:9:VAL:N	10	1.89
(3,13)	1:A:160:VAL:CG1	1:B:10:GLY:N	10	1.89
(3,13)	1:A:160:VAL:CG1	1:B:11:ALA:N	10	1.89
(3,13)	1:A:160:VAL:CG1	1:B:12:ASP:N	10	1.89
(3,13)	1:A:160:VAL:CG1	1:B:13:GLY:N	10	1.89
(3,13)	1:A:160:VAL:CG1	1:B:14:VAL:N	10	1.89
(3,13)	1:A:160:VAL:CG1	1:B:15:GLY:N	10	1.89
(3,13)	1:A:160:VAL:CG1	1:B:16:LYS:N	10	1.89
(3,13)	1:A:160:VAL:CG1	1:B:17:SER:N	10	1.89
(3,13)	1:A:160:VAL:CG1	1:B:18:ALA:N	10	1.89
(3,13)	1:A:160:VAL:CG1	1:B:19:LEU:N	10	1.89
(3,13)	1:A:160:VAL:CG1	1:B:20:THR:N	10	1.89
(3,13)	1:A:160:VAL:CG1	1:B:21:ILE:N	10	1.89
(3,13)	1:A:160:VAL:CG1	1:B:22:GLN:N	10	1.89
(3,13)	1:A:160:VAL:CG1	1:B:23:LEU:N	10	1.89
(3,13)	1:A:160:VAL:CG1	1:B:24:ILE:N	10	1.89
(3,13)	1:A:160:VAL:CG1	1:B:25:GLN:N	10	1.89
(3,13)	1:A:160:VAL:CG1	1:B:26:ASN:N	10	1.89
(3,13)	1:A:160:VAL:CG1	1:B:27:HIS:N	10	1.89
(3,13)	1:A:160:VAL:CG1	1:B:28:PHE:N	10	1.89
(3,13)	1:A:160:VAL:CG1	1:B:29:VAL:N	10	1.89
(3,13)	1:A:160:VAL:CG1	1:B:30:ASP:N	10	1.89
(3,13)	1:A:160:VAL:CG1	1:B:31:GLU:N	10	1.89
(3,13)	1:A:160:VAL:CG1	1:B:32:TYR:N	10	1.89
(3,13)	1:A:160:VAL:CG1	1:B:33:ASP:N	10	1.89
(3,13)	1:A:160:VAL:CG1	1:B:34:PRO:N	10	1.89
(3,13)	1:A:160:VAL:CG1	1:B:35:THR:N	10	1.89
(3,13)	1:A:160:VAL:CG1	1:B:36:ILE:N	10	1.89
(3,13)	1:A:160:VAL:CG1	1:B:37:GLU:N	10	1.89
(3,13)	1:A:160:VAL:CG1	1:B:38:ASP:N	10	1.89
(3,13)	1:A:160:VAL:CG1	1:B:39:SER:N	10	1.89
(3,13)	1:A:160:VAL:CG1	1:B:40:TYR:N	10	1.89
(3,13)	1:A:160:VAL:CG1	1:B:41:ARG:N	10	1.89
(3,13)	1:A:160:VAL:CG1	1:B:42:LYS:N	10	1.89
(3,13)	1:A:160:VAL:CG1	1:B:43:GLN:N	10	1.89
(3,13)	1:A:160:VAL:CG1	1:B:44:VAL:N	10	1.89
(3,13)	1:A:160:VAL:CG1	1:B:45:VAL:N	10	1.89
(3,13)	1:A:160:VAL:CG1	1:B:46:ILE:N	10	1.89
(3,13)	1:A:160:VAL:CG1	1:B:47:ASP:N	10	1.89
(3,13)	1:A:160:VAL:CG1	1:B:48:GLY:N	10	1.89
(3,13)	1:A:160:VAL:CG1	1:B:49:GLU:N	10	1.89
(3,13)	1:A:160:VAL:CG1	1:B:50:THR:N	10	1.89

Continued on next page...

Continued from previous page...

Key	Atom-1	Atom-2	Model ID	Violation (Å)
(3,13)	1:A:160:VAL:CG1	1:B:51:CYS:N	10	1.89
(3,13)	1:A:160:VAL:CG1	1:B:52:LEU:N	10	1.89
(3,13)	1:A:160:VAL:CG1	1:B:53:LEU:N	10	1.89
(3,13)	1:A:160:VAL:CG1	1:B:54:ASP:N	10	1.89
(3,13)	1:A:160:VAL:CG1	1:B:55:ILE:N	10	1.89
(3,13)	1:A:160:VAL:CG1	1:B:56:LEU:N	10	1.89
(3,13)	1:A:160:VAL:CG1	1:B:57:ASP:N	10	1.89
(3,13)	1:A:160:VAL:CG1	1:B:58:THR:N	10	1.89
(3,13)	1:A:160:VAL:CG1	1:B:59:ALA:N	10	1.89
(3,13)	1:A:160:VAL:CG1	1:B:60:GLY:N	10	1.89
(3,13)	1:A:160:VAL:CG1	1:B:61:GLN:N	10	1.89
(3,13)	1:A:160:VAL:CG1	1:B:62:GLU:N	10	1.89
(3,13)	1:A:160:VAL:CG1	1:B:63:GLU:N	10	1.89
(3,13)	1:A:160:VAL:CG1	1:B:64:TYR:N	10	1.89
(3,13)	1:A:160:VAL:CG1	1:B:65:SER:N	10	1.89
(3,13)	1:A:160:VAL:CG1	1:B:66:ALA:N	10	1.89
(3,13)	1:A:160:VAL:CG1	1:B:67:MET:N	10	1.89
(3,13)	1:A:160:VAL:CG1	1:B:68:ARG:N	10	1.89
(3,13)	1:A:160:VAL:CG1	1:B:69:ASP:N	10	1.89
(3,13)	1:A:160:VAL:CG1	1:B:70:GLN:N	10	1.89
(3,13)	1:A:160:VAL:CG1	1:B:71:TYR:N	10	1.89
(3,13)	1:A:160:VAL:CG1	1:B:72:MET:N	10	1.89
(3,13)	1:A:160:VAL:CG1	1:B:73:ARG:N	10	1.89
(3,13)	1:A:160:VAL:CG1	1:B:74:THR:N	10	1.89
(3,13)	1:A:160:VAL:CG1	1:B:75:GLY:N	10	1.89
(3,13)	1:A:160:VAL:CG1	1:B:76:GLU:N	10	1.89
(3,13)	1:A:160:VAL:CG1	1:B:77:GLY:N	10	1.89
(3,13)	1:A:160:VAL:CG1	1:B:78:PHE:N	10	1.89
(3,13)	1:A:160:VAL:CG1	1:B:79:LEU:N	10	1.89
(3,13)	1:A:160:VAL:CG1	1:B:80:CYS:N	10	1.89
(3,13)	1:A:160:VAL:CG1	5:B:203:7Q9:N	10	1.89
(3,13)	1:A:160:VAL:CG1	5:B:204:7Q9:N	10	1.89
(3,13)	1:A:160:VAL:CG1	5:B:205:7Q9:N	10	1.89
(3,13)	1:A:160:VAL:CG1	5:B:206:7Q9:N	10	1.89
(3,13)	1:A:160:VAL:CG1	5:B:207:7Q9:N	10	1.89
(3,13)	1:A:160:VAL:CG1	6:B:208:17F:N1	10	1.89
(3,13)	1:A:160:VAL:CG1	5:B:209:7Q9:N	10	1.89
(3,13)	1:A:160:VAL:CG1	5:B:210:7Q9:N	10	1.89
(3,13)	1:A:160:VAL:CG1	5:B:211:7Q9:N	10	1.89
(3,13)	1:A:160:VAL:CG1	5:B:212:7Q9:N	10	1.89
(3,13)	1:A:160:VAL:CG1	5:B:213:7Q9:N	10	1.89
(3,13)	1:A:160:VAL:CG1	6:B:214:17F:N1	10	1.89

Continued on next page...

Continued from previous page...

Key	Atom-1	Atom-2	Model ID	Violation (Å)
(3,13)	1:A:160:VAL:CG1	6:B:215:17F:N1	10	1.89
(3,13)	1:A:160:VAL:CG1	5:B:216:7Q9:N	10	1.89
(3,13)	1:A:160:VAL:CG1	5:B:217:7Q9:N	10	1.89
(3,13)	1:A:160:VAL:CG1	5:B:218:7Q9:N	10	1.89
(3,13)	1:A:160:VAL:CG1	6:B:219:17F:N1	10	1.89
(3,13)	1:A:160:VAL:CG1	5:B:220:7Q9:N	10	1.89
(3,13)	1:A:160:VAL:CG2	1:B:2:THR:N	10	1.89
(3,13)	1:A:160:VAL:CG2	1:B:3:GLU:N	10	1.89
(3,13)	1:A:160:VAL:CG2	1:B:4:TYR:N	10	1.89
(3,13)	1:A:160:VAL:CG2	1:B:5:LYS:N	10	1.89
(3,13)	1:A:160:VAL:CG2	1:B:6:LEU:N	10	1.89
(3,13)	1:A:160:VAL:CG2	1:B:7:VAL:N	10	1.89
(3,13)	1:A:160:VAL:CG2	1:B:8:VAL:N	10	1.89
(3,13)	1:A:160:VAL:CG2	1:B:9:VAL:N	10	1.89
(3,13)	1:A:160:VAL:CG2	1:B:10:GLY:N	10	1.89
(3,13)	1:A:160:VAL:CG2	1:B:11:ALA:N	10	1.89
(3,13)	1:A:160:VAL:CG2	1:B:12:ASP:N	10	1.89
(3,13)	1:A:160:VAL:CG2	1:B:13:GLY:N	10	1.89
(3,13)	1:A:160:VAL:CG2	1:B:14:VAL:N	10	1.89
(3,13)	1:A:160:VAL:CG2	1:B:15:GLY:N	10	1.89
(3,13)	1:A:160:VAL:CG2	1:B:16:LYS:N	10	1.89
(3,13)	1:A:160:VAL:CG2	1:B:17:SER:N	10	1.89
(3,13)	1:A:160:VAL:CG2	1:B:18:ALA:N	10	1.89
(3,13)	1:A:160:VAL:CG2	1:B:19:LEU:N	10	1.89
(3,13)	1:A:160:VAL:CG2	1:B:20:THR:N	10	1.89
(3,13)	1:A:160:VAL:CG2	1:B:21:ILE:N	10	1.89
(3,13)	1:A:160:VAL:CG2	1:B:22:GLN:N	10	1.89
(3,13)	1:A:160:VAL:CG2	1:B:23:LEU:N	10	1.89
(3,13)	1:A:160:VAL:CG2	1:B:24:ILE:N	10	1.89
(3,13)	1:A:160:VAL:CG2	1:B:25:GLN:N	10	1.89
(3,13)	1:A:160:VAL:CG2	1:B:26:ASN:N	10	1.89
(3,13)	1:A:160:VAL:CG2	1:B:27:HIS:N	10	1.89
(3,13)	1:A:160:VAL:CG2	1:B:28:PHE:N	10	1.89
(3,13)	1:A:160:VAL:CG2	1:B:29:VAL:N	10	1.89
(3,13)	1:A:160:VAL:CG2	1:B:30:ASP:N	10	1.89
(3,13)	1:A:160:VAL:CG2	1:B:31:GLU:N	10	1.89
(3,13)	1:A:160:VAL:CG2	1:B:32:TYR:N	10	1.89
(3,13)	1:A:160:VAL:CG2	1:B:33:ASP:N	10	1.89
(3,13)	1:A:160:VAL:CG2	1:B:34:PRO:N	10	1.89
(3,13)	1:A:160:VAL:CG2	1:B:35:THR:N	10	1.89
(3,13)	1:A:160:VAL:CG2	1:B:36:ILE:N	10	1.89
(3,13)	1:A:160:VAL:CG2	1:B:37:GLU:N	10	1.89

Continued on next page...

Continued from previous page...

Key	Atom-1	Atom-2	Model ID	Violation (Å)
(3,13)	1:A:160:VAL:CG2	1:B:38:ASP:N	10	1.89
(3,13)	1:A:160:VAL:CG2	1:B:39:SER:N	10	1.89
(3,13)	1:A:160:VAL:CG2	1:B:40:TYR:N	10	1.89
(3,13)	1:A:160:VAL:CG2	1:B:41:ARG:N	10	1.89
(3,13)	1:A:160:VAL:CG2	1:B:42:LYS:N	10	1.89
(3,13)	1:A:160:VAL:CG2	1:B:43:GLN:N	10	1.89
(3,13)	1:A:160:VAL:CG2	1:B:44:VAL:N	10	1.89
(3,13)	1:A:160:VAL:CG2	1:B:45:VAL:N	10	1.89
(3,13)	1:A:160:VAL:CG2	1:B:46:ILE:N	10	1.89
(3,13)	1:A:160:VAL:CG2	1:B:47:ASP:N	10	1.89
(3,13)	1:A:160:VAL:CG2	1:B:48:GLY:N	10	1.89
(3,13)	1:A:160:VAL:CG2	1:B:49:GLU:N	10	1.89
(3,13)	1:A:160:VAL:CG2	1:B:50:THR:N	10	1.89
(3,13)	1:A:160:VAL:CG2	1:B:51:CYS:N	10	1.89
(3,13)	1:A:160:VAL:CG2	1:B:52:LEU:N	10	1.89
(3,13)	1:A:160:VAL:CG2	1:B:53:LEU:N	10	1.89
(3,13)	1:A:160:VAL:CG2	1:B:54:ASP:N	10	1.89
(3,13)	1:A:160:VAL:CG2	1:B:55:ILE:N	10	1.89
(3,13)	1:A:160:VAL:CG2	1:B:56:LEU:N	10	1.89
(3,13)	1:A:160:VAL:CG2	1:B:57:ASP:N	10	1.89
(3,13)	1:A:160:VAL:CG2	1:B:58:THR:N	10	1.89
(3,13)	1:A:160:VAL:CG2	1:B:59:ALA:N	10	1.89
(3,13)	1:A:160:VAL:CG2	1:B:60:GLY:N	10	1.89
(3,13)	1:A:160:VAL:CG2	1:B:61:GLN:N	10	1.89
(3,13)	1:A:160:VAL:CG2	1:B:62:GLU:N	10	1.89
(3,13)	1:A:160:VAL:CG2	1:B:63:GLU:N	10	1.89
(3,13)	1:A:160:VAL:CG2	1:B:64:TYR:N	10	1.89
(3,13)	1:A:160:VAL:CG2	1:B:65:SER:N	10	1.89
(3,13)	1:A:160:VAL:CG2	1:B:66:ALA:N	10	1.89
(3,13)	1:A:160:VAL:CG2	1:B:67:MET:N	10	1.89
(3,13)	1:A:160:VAL:CG2	1:B:68:ARG:N	10	1.89
(3,13)	1:A:160:VAL:CG2	1:B:69:ASP:N	10	1.89
(3,13)	1:A:160:VAL:CG2	1:B:70:GLN:N	10	1.89
(3,13)	1:A:160:VAL:CG2	1:B:71:TYR:N	10	1.89
(3,13)	1:A:160:VAL:CG2	1:B:72:MET:N	10	1.89
(3,13)	1:A:160:VAL:CG2	1:B:73:ARG:N	10	1.89
(3,13)	1:A:160:VAL:CG2	1:B:74:THR:N	10	1.89
(3,13)	1:A:160:VAL:CG2	1:B:75:GLY:N	10	1.89
(3,13)	1:A:160:VAL:CG2	1:B:76:GLU:N	10	1.89
(3,13)	1:A:160:VAL:CG2	1:B:77:GLY:N	10	1.89
(3,13)	1:A:160:VAL:CG2	1:B:78:PHE:N	10	1.89
(3,13)	1:A:160:VAL:CG2	1:B:79:LEU:N	10	1.89

Continued on next page...

Continued from previous page...

Key	Atom-1	Atom-2	Model ID	Violation (Å)
(3,13)	1:A:160:VAL:CG2	1:B:80:CYS:N	10	1.89
(3,13)	1:A:160:VAL:CG2	5:B:203:7Q9:N	10	1.89
(3,13)	1:A:160:VAL:CG2	5:B:204:7Q9:N	10	1.89
(3,13)	1:A:160:VAL:CG2	5:B:205:7Q9:N	10	1.89
(3,13)	1:A:160:VAL:CG2	5:B:206:7Q9:N	10	1.89
(3,13)	1:A:160:VAL:CG2	5:B:207:7Q9:N	10	1.89
(3,13)	1:A:160:VAL:CG2	6:B:208:17F:N1	10	1.89
(3,13)	1:A:160:VAL:CG2	5:B:209:7Q9:N	10	1.89
(3,13)	1:A:160:VAL:CG2	5:B:210:7Q9:N	10	1.89
(3,13)	1:A:160:VAL:CG2	5:B:211:7Q9:N	10	1.89
(3,13)	1:A:160:VAL:CG2	5:B:212:7Q9:N	10	1.89
(3,13)	1:A:160:VAL:CG2	5:B:213:7Q9:N	10	1.89
(3,13)	1:A:160:VAL:CG2	6:B:214:17F:N1	10	1.89
(3,13)	1:A:160:VAL:CG2	6:B:215:17F:N1	10	1.89
(3,13)	1:A:160:VAL:CG2	5:B:216:7Q9:N	10	1.89
(3,13)	1:A:160:VAL:CG2	5:B:217:7Q9:N	10	1.89
(3,13)	1:A:160:VAL:CG2	5:B:218:7Q9:N	10	1.89
(3,13)	1:A:160:VAL:CG2	6:B:219:17F:N1	10	1.89
(3,13)	1:A:160:VAL:CG2	5:B:220:7Q9:N	10	1.89
(3,6)	1:A:36:ILE:CD1	1:B:2:THR:N	5	1.87
(3,6)	1:A:36:ILE:CD1	1:B:3:GLU:N	5	1.87
(3,6)	1:A:36:ILE:CD1	1:B:4:TYR:N	5	1.87
(3,6)	1:A:36:ILE:CD1	1:B:5:LYS:N	5	1.87
(3,6)	1:A:36:ILE:CD1	1:B:6:LEU:N	5	1.87
(3,6)	1:A:36:ILE:CD1	1:B:7:VAL:N	5	1.87
(3,6)	1:A:36:ILE:CD1	1:B:8:VAL:N	5	1.87
(3,6)	1:A:36:ILE:CD1	1:B:9:VAL:N	5	1.87
(3,6)	1:A:36:ILE:CD1	1:B:10:GLY:N	5	1.87
(3,6)	1:A:36:ILE:CD1	1:B:11:ALA:N	5	1.87
(3,6)	1:A:36:ILE:CD1	1:B:12:ASP:N	5	1.87
(3,6)	1:A:36:ILE:CD1	1:B:13:GLY:N	5	1.87
(3,6)	1:A:36:ILE:CD1	1:B:14:VAL:N	5	1.87
(3,6)	1:A:36:ILE:CD1	1:B:15:GLY:N	5	1.87
(3,6)	1:A:36:ILE:CD1	1:B:16:LYS:N	5	1.87
(3,6)	1:A:36:ILE:CD1	1:B:17:SER:N	5	1.87
(3,6)	1:A:36:ILE:CD1	1:B:18:ALA:N	5	1.87
(3,6)	1:A:36:ILE:CD1	1:B:19:LEU:N	5	1.87
(3,6)	1:A:36:ILE:CD1	1:B:20:THR:N	5	1.87
(3,6)	1:A:36:ILE:CD1	1:B:21:ILE:N	5	1.87
(3,6)	1:A:36:ILE:CD1	1:B:22:GLN:N	5	1.87
(3,6)	1:A:36:ILE:CD1	1:B:23:LEU:N	5	1.87
(3,6)	1:A:36:ILE:CD1	1:B:24:ILE:N	5	1.87

Continued on next page...

Continued from previous page...

Key	Atom-1	Atom-2	Model ID	Violation (Å)
(3,6)	1:A:36:ILE:CD1	1:B:25:GLN:N	5	1.87
(3,6)	1:A:36:ILE:CD1	1:B:26:ASN:N	5	1.87
(3,6)	1:A:36:ILE:CD1	1:B:27:HIS:N	5	1.87
(3,6)	1:A:36:ILE:CD1	1:B:28:PHE:N	5	1.87
(3,6)	1:A:36:ILE:CD1	1:B:29:VAL:N	5	1.87
(3,6)	1:A:36:ILE:CD1	1:B:30:ASP:N	5	1.87
(3,6)	1:A:36:ILE:CD1	1:B:31:GLU:N	5	1.87
(3,6)	1:A:36:ILE:CD1	1:B:32:TYR:N	5	1.87
(3,6)	1:A:36:ILE:CD1	1:B:33:ASP:N	5	1.87
(3,6)	1:A:36:ILE:CD1	1:B:34:PRO:N	5	1.87
(3,6)	1:A:36:ILE:CD1	1:B:35:THR:N	5	1.87
(3,6)	1:A:36:ILE:CD1	1:B:36:ILE:N	5	1.87
(3,6)	1:A:36:ILE:CD1	1:B:37:GLU:N	5	1.87
(3,6)	1:A:36:ILE:CD1	1:B:38:ASP:N	5	1.87
(3,6)	1:A:36:ILE:CD1	1:B:39:SER:N	5	1.87
(3,6)	1:A:36:ILE:CD1	1:B:40:TYR:N	5	1.87
(3,6)	1:A:36:ILE:CD1	1:B:41:ARG:N	5	1.87
(3,6)	1:A:36:ILE:CD1	1:B:42:LYS:N	5	1.87
(3,6)	1:A:36:ILE:CD1	1:B:43:GLN:N	5	1.87
(3,6)	1:A:36:ILE:CD1	1:B:44:VAL:N	5	1.87
(3,6)	1:A:36:ILE:CD1	1:B:45:VAL:N	5	1.87
(3,6)	1:A:36:ILE:CD1	1:B:46:ILE:N	5	1.87
(3,6)	1:A:36:ILE:CD1	1:B:47:ASP:N	5	1.87
(3,6)	1:A:36:ILE:CD1	1:B:48:GLY:N	5	1.87
(3,6)	1:A:36:ILE:CD1	1:B:49:GLU:N	5	1.87
(3,6)	1:A:36:ILE:CD1	1:B:50:THR:N	5	1.87
(3,6)	1:A:36:ILE:CD1	1:B:51:CYS:N	5	1.87
(3,6)	1:A:36:ILE:CD1	1:B:52:LEU:N	5	1.87
(3,6)	1:A:36:ILE:CD1	1:B:53:LEU:N	5	1.87
(3,6)	1:A:36:ILE:CD1	1:B:54:ASP:N	5	1.87
(3,6)	1:A:36:ILE:CD1	1:B:55:ILE:N	5	1.87
(3,6)	1:A:36:ILE:CD1	1:B:56:LEU:N	5	1.87
(3,6)	1:A:36:ILE:CD1	1:B:57:ASP:N	5	1.87
(3,6)	1:A:36:ILE:CD1	1:B:58:THR:N	5	1.87
(3,6)	1:A:36:ILE:CD1	1:B:59:ALA:N	5	1.87
(3,6)	1:A:36:ILE:CD1	1:B:60:GLY:N	5	1.87
(3,6)	1:A:36:ILE:CD1	1:B:61:GLN:N	5	1.87
(3,6)	1:A:36:ILE:CD1	1:B:62:GLU:N	5	1.87
(3,6)	1:A:36:ILE:CD1	1:B:63:GLU:N	5	1.87
(3,6)	1:A:36:ILE:CD1	1:B:64:TYR:N	5	1.87
(3,6)	1:A:36:ILE:CD1	1:B:65:SER:N	5	1.87
(3,6)	1:A:36:ILE:CD1	1:B:66:ALA:N	5	1.87

Continued on next page...

Continued from previous page...

Key	Atom-1	Atom-2	Model ID	Violation (Å)
(3,6)	1:A:36:ILE:CD1	1:B:67:MET:N	5	1.87
(3,6)	1:A:36:ILE:CD1	1:B:68:ARG:N	5	1.87
(3,6)	1:A:36:ILE:CD1	1:B:69:ASP:N	5	1.87
(3,6)	1:A:36:ILE:CD1	1:B:70:GLN:N	5	1.87
(3,6)	1:A:36:ILE:CD1	1:B:71:TYR:N	5	1.87
(3,6)	1:A:36:ILE:CD1	1:B:72:MET:N	5	1.87
(3,6)	1:A:36:ILE:CD1	1:B:73:ARG:N	5	1.87
(3,6)	1:A:36:ILE:CD1	1:B:74:THR:N	5	1.87
(3,6)	1:A:36:ILE:CD1	1:B:75:GLY:N	5	1.87
(3,6)	1:A:36:ILE:CD1	1:B:76:GLU:N	5	1.87
(3,6)	1:A:36:ILE:CD1	1:B:77:GLY:N	5	1.87
(3,6)	1:A:36:ILE:CD1	1:B:78:PHE:N	5	1.87
(3,6)	1:A:36:ILE:CD1	1:B:79:LEU:N	5	1.87
(3,6)	1:A:36:ILE:CD1	1:B:80:CYS:N	5	1.87
(3,6)	1:A:36:ILE:CD1	5:B:203:7Q9:N	5	1.87
(3,6)	1:A:36:ILE:CD1	5:B:204:7Q9:N	5	1.87
(3,6)	1:A:36:ILE:CD1	5:B:205:7Q9:N	5	1.87
(3,6)	1:A:36:ILE:CD1	5:B:206:7Q9:N	5	1.87
(3,6)	1:A:36:ILE:CD1	5:B:207:7Q9:N	5	1.87
(3,6)	1:A:36:ILE:CD1	6:B:208:17F:N1	5	1.87
(3,6)	1:A:36:ILE:CD1	5:B:209:7Q9:N	5	1.87
(3,6)	1:A:36:ILE:CD1	5:B:210:7Q9:N	5	1.87
(3,6)	1:A:36:ILE:CD1	5:B:211:7Q9:N	5	1.87
(3,6)	1:A:36:ILE:CD1	5:B:212:7Q9:N	5	1.87
(3,6)	1:A:36:ILE:CD1	5:B:213:7Q9:N	5	1.87
(3,6)	1:A:36:ILE:CD1	6:B:214:17F:N1	5	1.87
(3,6)	1:A:36:ILE:CD1	6:B:215:17F:N1	5	1.87
(3,6)	1:A:36:ILE:CD1	5:B:216:7Q9:N	5	1.87
(3,6)	1:A:36:ILE:CD1	5:B:217:7Q9:N	5	1.87
(3,6)	1:A:36:ILE:CD1	5:B:218:7Q9:N	5	1.87
(3,6)	1:A:36:ILE:CD1	6:B:219:17F:N1	5	1.87
(3,6)	1:A:36:ILE:CD1	5:B:220:7Q9:N	5	1.87
(3,6)	1:A:36:ILE:CD1	1:B:2:THR:N	10	1.87
(3,6)	1:A:36:ILE:CD1	1:B:3:GLU:N	10	1.87
(3,6)	1:A:36:ILE:CD1	1:B:4:TYR:N	10	1.87
(3,6)	1:A:36:ILE:CD1	1:B:5:LYS:N	10	1.87
(3,6)	1:A:36:ILE:CD1	1:B:6:LEU:N	10	1.87
(3,6)	1:A:36:ILE:CD1	1:B:7:VAL:N	10	1.87
(3,6)	1:A:36:ILE:CD1	1:B:8:VAL:N	10	1.87
(3,6)	1:A:36:ILE:CD1	1:B:9:VAL:N	10	1.87
(3,6)	1:A:36:ILE:CD1	1:B:10:GLY:N	10	1.87
(3,6)	1:A:36:ILE:CD1	1:B:11:ALA:N	10	1.87

Continued on next page...

Continued from previous page...

Key	Atom-1	Atom-2	Model ID	Violation (Å)
(3,6)	1:A:36:ILE:CD1	1:B:12:ASP:N	10	1.87
(3,6)	1:A:36:ILE:CD1	1:B:13:GLY:N	10	1.87
(3,6)	1:A:36:ILE:CD1	1:B:14:VAL:N	10	1.87
(3,6)	1:A:36:ILE:CD1	1:B:15:GLY:N	10	1.87
(3,6)	1:A:36:ILE:CD1	1:B:16:LYS:N	10	1.87
(3,6)	1:A:36:ILE:CD1	1:B:17:SER:N	10	1.87
(3,6)	1:A:36:ILE:CD1	1:B:18:ALA:N	10	1.87
(3,6)	1:A:36:ILE:CD1	1:B:19:LEU:N	10	1.87
(3,6)	1:A:36:ILE:CD1	1:B:20:THR:N	10	1.87
(3,6)	1:A:36:ILE:CD1	1:B:21:ILE:N	10	1.87
(3,6)	1:A:36:ILE:CD1	1:B:22:GLN:N	10	1.87
(3,6)	1:A:36:ILE:CD1	1:B:23:LEU:N	10	1.87
(3,6)	1:A:36:ILE:CD1	1:B:24:ILE:N	10	1.87
(3,6)	1:A:36:ILE:CD1	1:B:25:GLN:N	10	1.87
(3,6)	1:A:36:ILE:CD1	1:B:26:ASN:N	10	1.87
(3,6)	1:A:36:ILE:CD1	1:B:27:HIS:N	10	1.87
(3,6)	1:A:36:ILE:CD1	1:B:28:PHE:N	10	1.87
(3,6)	1:A:36:ILE:CD1	1:B:29:VAL:N	10	1.87
(3,6)	1:A:36:ILE:CD1	1:B:30:ASP:N	10	1.87
(3,6)	1:A:36:ILE:CD1	1:B:31:GLU:N	10	1.87
(3,6)	1:A:36:ILE:CD1	1:B:32:TYR:N	10	1.87
(3,6)	1:A:36:ILE:CD1	1:B:33:ASP:N	10	1.87
(3,6)	1:A:36:ILE:CD1	1:B:34:PRO:N	10	1.87
(3,6)	1:A:36:ILE:CD1	1:B:35:THR:N	10	1.87
(3,6)	1:A:36:ILE:CD1	1:B:36:ILE:N	10	1.87
(3,6)	1:A:36:ILE:CD1	1:B:37:GLU:N	10	1.87
(3,6)	1:A:36:ILE:CD1	1:B:38:ASP:N	10	1.87
(3,6)	1:A:36:ILE:CD1	1:B:39:SER:N	10	1.87
(3,6)	1:A:36:ILE:CD1	1:B:40:TYR:N	10	1.87
(3,6)	1:A:36:ILE:CD1	1:B:41:ARG:N	10	1.87
(3,6)	1:A:36:ILE:CD1	1:B:42:LYS:N	10	1.87
(3,6)	1:A:36:ILE:CD1	1:B:43:GLN:N	10	1.87
(3,6)	1:A:36:ILE:CD1	1:B:44:VAL:N	10	1.87
(3,6)	1:A:36:ILE:CD1	1:B:45:VAL:N	10	1.87
(3,6)	1:A:36:ILE:CD1	1:B:46:ILE:N	10	1.87
(3,6)	1:A:36:ILE:CD1	1:B:47:ASP:N	10	1.87
(3,6)	1:A:36:ILE:CD1	1:B:48:GLY:N	10	1.87
(3,6)	1:A:36:ILE:CD1	1:B:49:GLU:N	10	1.87
(3,6)	1:A:36:ILE:CD1	1:B:50:THR:N	10	1.87
(3,6)	1:A:36:ILE:CD1	1:B:51:CYS:N	10	1.87
(3,6)	1:A:36:ILE:CD1	1:B:52:LEU:N	10	1.87
(3,6)	1:A:36:ILE:CD1	1:B:53:LEU:N	10	1.87

Continued on next page...

Continued from previous page...

Key	Atom-1	Atom-2	Model ID	Violation (Å)
(3,6)	1:A:36:ILE:CD1	1:B:54:ASP:N	10	1.87
(3,6)	1:A:36:ILE:CD1	1:B:55:ILE:N	10	1.87
(3,6)	1:A:36:ILE:CD1	1:B:56:LEU:N	10	1.87
(3,6)	1:A:36:ILE:CD1	1:B:57:ASP:N	10	1.87
(3,6)	1:A:36:ILE:CD1	1:B:58:THR:N	10	1.87
(3,6)	1:A:36:ILE:CD1	1:B:59:ALA:N	10	1.87
(3,6)	1:A:36:ILE:CD1	1:B:60:GLY:N	10	1.87
(3,6)	1:A:36:ILE:CD1	1:B:61:GLN:N	10	1.87
(3,6)	1:A:36:ILE:CD1	1:B:62:GLU:N	10	1.87
(3,6)	1:A:36:ILE:CD1	1:B:63:GLU:N	10	1.87
(3,6)	1:A:36:ILE:CD1	1:B:64:TYR:N	10	1.87
(3,6)	1:A:36:ILE:CD1	1:B:65:SER:N	10	1.87
(3,6)	1:A:36:ILE:CD1	1:B:66:ALA:N	10	1.87
(3,6)	1:A:36:ILE:CD1	1:B:67:MET:N	10	1.87
(3,6)	1:A:36:ILE:CD1	1:B:68:ARG:N	10	1.87
(3,6)	1:A:36:ILE:CD1	1:B:69:ASP:N	10	1.87
(3,6)	1:A:36:ILE:CD1	1:B:70:GLN:N	10	1.87
(3,6)	1:A:36:ILE:CD1	1:B:71:TYR:N	10	1.87
(3,6)	1:A:36:ILE:CD1	1:B:72:MET:N	10	1.87
(3,6)	1:A:36:ILE:CD1	1:B:73:ARG:N	10	1.87
(3,6)	1:A:36:ILE:CD1	1:B:74:THR:N	10	1.87
(3,6)	1:A:36:ILE:CD1	1:B:75:GLY:N	10	1.87
(3,6)	1:A:36:ILE:CD1	1:B:76:GLU:N	10	1.87
(3,6)	1:A:36:ILE:CD1	1:B:77:GLY:N	10	1.87
(3,6)	1:A:36:ILE:CD1	1:B:78:PHE:N	10	1.87
(3,6)	1:A:36:ILE:CD1	1:B:79:LEU:N	10	1.87
(3,6)	1:A:36:ILE:CD1	1:B:80:CYS:N	10	1.87
(3,6)	1:A:36:ILE:CD1	5:B:203:7Q9:N	10	1.87
(3,6)	1:A:36:ILE:CD1	5:B:204:7Q9:N	10	1.87
(3,6)	1:A:36:ILE:CD1	5:B:205:7Q9:N	10	1.87
(3,6)	1:A:36:ILE:CD1	5:B:206:7Q9:N	10	1.87
(3,6)	1:A:36:ILE:CD1	5:B:207:7Q9:N	10	1.87
(3,6)	1:A:36:ILE:CD1	6:B:208:17F:N1	10	1.87
(3,6)	1:A:36:ILE:CD1	5:B:209:7Q9:N	10	1.87
(3,6)	1:A:36:ILE:CD1	5:B:210:7Q9:N	10	1.87
(3,6)	1:A:36:ILE:CD1	5:B:211:7Q9:N	10	1.87
(3,6)	1:A:36:ILE:CD1	5:B:212:7Q9:N	10	1.87
(3,6)	1:A:36:ILE:CD1	5:B:213:7Q9:N	10	1.87
(3,6)	1:A:36:ILE:CD1	6:B:214:17F:N1	10	1.87
(3,6)	1:A:36:ILE:CD1	6:B:215:17F:N1	10	1.87
(3,6)	1:A:36:ILE:CD1	5:B:216:7Q9:N	10	1.87
(3,6)	1:A:36:ILE:CD1	5:B:217:7Q9:N	10	1.87

Continued on next page...

Continued from previous page...

Key	Atom-1	Atom-2	Model ID	Violation (Å)
(3,6)	1:A:36:ILE:CD1	5:B:218:7Q9:N	10	1.87
(3,6)	1:A:36:ILE:CD1	6:B:219:17F:N1	10	1.87
(3,6)	1:A:36:ILE:CD1	5:B:220:7Q9:N	10	1.87
(3,6)	1:A:36:ILE:CD1	1:B:2:THR:N	11	1.87
(3,6)	1:A:36:ILE:CD1	1:B:3:GLU:N	11	1.87
(3,6)	1:A:36:ILE:CD1	1:B:4:TYR:N	11	1.87
(3,6)	1:A:36:ILE:CD1	1:B:5:LYS:N	11	1.87
(3,6)	1:A:36:ILE:CD1	1:B:6:LEU:N	11	1.87
(3,6)	1:A:36:ILE:CD1	1:B:7:VAL:N	11	1.87
(3,6)	1:A:36:ILE:CD1	1:B:8:VAL:N	11	1.87
(3,6)	1:A:36:ILE:CD1	1:B:9:VAL:N	11	1.87
(3,6)	1:A:36:ILE:CD1	1:B:10:GLY:N	11	1.87
(3,6)	1:A:36:ILE:CD1	1:B:11:ALA:N	11	1.87
(3,6)	1:A:36:ILE:CD1	1:B:12:ASP:N	11	1.87
(3,6)	1:A:36:ILE:CD1	1:B:13:GLY:N	11	1.87
(3,6)	1:A:36:ILE:CD1	1:B:14:VAL:N	11	1.87
(3,6)	1:A:36:ILE:CD1	1:B:15:GLY:N	11	1.87
(3,6)	1:A:36:ILE:CD1	1:B:16:LYS:N	11	1.87
(3,6)	1:A:36:ILE:CD1	1:B:17:SER:N	11	1.87
(3,6)	1:A:36:ILE:CD1	1:B:18:ALA:N	11	1.87
(3,6)	1:A:36:ILE:CD1	1:B:19:LEU:N	11	1.87
(3,6)	1:A:36:ILE:CD1	1:B:20:THR:N	11	1.87
(3,6)	1:A:36:ILE:CD1	1:B:21:ILE:N	11	1.87
(3,6)	1:A:36:ILE:CD1	1:B:22:GLN:N	11	1.87
(3,6)	1:A:36:ILE:CD1	1:B:23:LEU:N	11	1.87
(3,6)	1:A:36:ILE:CD1	1:B:24:ILE:N	11	1.87
(3,6)	1:A:36:ILE:CD1	1:B:25:GLN:N	11	1.87
(3,6)	1:A:36:ILE:CD1	1:B:26:ASN:N	11	1.87
(3,6)	1:A:36:ILE:CD1	1:B:27:HIS:N	11	1.87
(3,6)	1:A:36:ILE:CD1	1:B:28:PHE:N	11	1.87
(3,6)	1:A:36:ILE:CD1	1:B:29:VAL:N	11	1.87
(3,6)	1:A:36:ILE:CD1	1:B:30:ASP:N	11	1.87
(3,6)	1:A:36:ILE:CD1	1:B:31:GLU:N	11	1.87
(3,6)	1:A:36:ILE:CD1	1:B:32:TYR:N	11	1.87
(3,6)	1:A:36:ILE:CD1	1:B:33:ASP:N	11	1.87
(3,6)	1:A:36:ILE:CD1	1:B:34:PRO:N	11	1.87
(3,6)	1:A:36:ILE:CD1	1:B:35:THR:N	11	1.87
(3,6)	1:A:36:ILE:CD1	1:B:36:ILE:N	11	1.87
(3,6)	1:A:36:ILE:CD1	1:B:37:GLU:N	11	1.87
(3,6)	1:A:36:ILE:CD1	1:B:38:ASP:N	11	1.87
(3,6)	1:A:36:ILE:CD1	1:B:39:SER:N	11	1.87
(3,6)	1:A:36:ILE:CD1	1:B:40:TYR:N	11	1.87

Continued on next page...

Continued from previous page...

Key	Atom-1	Atom-2	Model ID	Violation (Å)
(3,6)	1:A:36:ILE:CD1	1:B:41:ARG:N	11	1.87
(3,6)	1:A:36:ILE:CD1	1:B:42:LYS:N	11	1.87
(3,6)	1:A:36:ILE:CD1	1:B:43:GLN:N	11	1.87
(3,6)	1:A:36:ILE:CD1	1:B:44:VAL:N	11	1.87
(3,6)	1:A:36:ILE:CD1	1:B:45:VAL:N	11	1.87
(3,6)	1:A:36:ILE:CD1	1:B:46:ILE:N	11	1.87
(3,6)	1:A:36:ILE:CD1	1:B:47:ASP:N	11	1.87
(3,6)	1:A:36:ILE:CD1	1:B:48:GLY:N	11	1.87
(3,6)	1:A:36:ILE:CD1	1:B:49:GLU:N	11	1.87
(3,6)	1:A:36:ILE:CD1	1:B:50:THR:N	11	1.87
(3,6)	1:A:36:ILE:CD1	1:B:51:CYS:N	11	1.87
(3,6)	1:A:36:ILE:CD1	1:B:52:LEU:N	11	1.87
(3,6)	1:A:36:ILE:CD1	1:B:53:LEU:N	11	1.87
(3,6)	1:A:36:ILE:CD1	1:B:54:ASP:N	11	1.87
(3,6)	1:A:36:ILE:CD1	1:B:55:ILE:N	11	1.87
(3,6)	1:A:36:ILE:CD1	1:B:56:LEU:N	11	1.87
(3,6)	1:A:36:ILE:CD1	1:B:57:ASP:N	11	1.87
(3,6)	1:A:36:ILE:CD1	1:B:58:THR:N	11	1.87
(3,6)	1:A:36:ILE:CD1	1:B:59:ALA:N	11	1.87
(3,6)	1:A:36:ILE:CD1	1:B:60:GLY:N	11	1.87
(3,6)	1:A:36:ILE:CD1	1:B:61:GLN:N	11	1.87
(3,6)	1:A:36:ILE:CD1	1:B:62:GLU:N	11	1.87
(3,6)	1:A:36:ILE:CD1	1:B:63:GLU:N	11	1.87
(3,6)	1:A:36:ILE:CD1	1:B:64:TYR:N	11	1.87
(3,6)	1:A:36:ILE:CD1	1:B:65:SER:N	11	1.87
(3,6)	1:A:36:ILE:CD1	1:B:66:ALA:N	11	1.87
(3,6)	1:A:36:ILE:CD1	1:B:67:MET:N	11	1.87
(3,6)	1:A:36:ILE:CD1	1:B:68:ARG:N	11	1.87
(3,6)	1:A:36:ILE:CD1	1:B:69:ASP:N	11	1.87
(3,6)	1:A:36:ILE:CD1	1:B:70:GLN:N	11	1.87
(3,6)	1:A:36:ILE:CD1	1:B:71:TYR:N	11	1.87
(3,6)	1:A:36:ILE:CD1	1:B:72:MET:N	11	1.87
(3,6)	1:A:36:ILE:CD1	1:B:73:ARG:N	11	1.87
(3,6)	1:A:36:ILE:CD1	1:B:74:THR:N	11	1.87
(3,6)	1:A:36:ILE:CD1	1:B:75:GLY:N	11	1.87
(3,6)	1:A:36:ILE:CD1	1:B:76:GLU:N	11	1.87
(3,6)	1:A:36:ILE:CD1	1:B:77:GLY:N	11	1.87
(3,6)	1:A:36:ILE:CD1	1:B:78:PHE:N	11	1.87
(3,6)	1:A:36:ILE:CD1	1:B:79:LEU:N	11	1.87
(3,6)	1:A:36:ILE:CD1	1:B:80:CYS:N	11	1.87
(3,6)	1:A:36:ILE:CD1	5:B:203:7Q9:N	11	1.87
(3,6)	1:A:36:ILE:CD1	5:B:204:7Q9:N	11	1.87

Continued on next page...

Continued from previous page...

Key	Atom-1	Atom-2	Model ID	Violation (Å)
(3,6)	1:A:36:ILE:CD1	5:B:205:7Q9:N	11	1.87
(3,6)	1:A:36:ILE:CD1	5:B:206:7Q9:N	11	1.87
(3,6)	1:A:36:ILE:CD1	5:B:207:7Q9:N	11	1.87
(3,6)	1:A:36:ILE:CD1	6:B:208:17F:N1	11	1.87
(3,6)	1:A:36:ILE:CD1	5:B:209:7Q9:N	11	1.87
(3,6)	1:A:36:ILE:CD1	5:B:210:7Q9:N	11	1.87
(3,6)	1:A:36:ILE:CD1	5:B:211:7Q9:N	11	1.87
(3,6)	1:A:36:ILE:CD1	5:B:212:7Q9:N	11	1.87
(3,6)	1:A:36:ILE:CD1	5:B:213:7Q9:N	11	1.87
(3,6)	1:A:36:ILE:CD1	6:B:214:17F:N1	11	1.87
(3,6)	1:A:36:ILE:CD1	6:B:215:17F:N1	11	1.87
(3,6)	1:A:36:ILE:CD1	5:B:216:7Q9:N	11	1.87
(3,6)	1:A:36:ILE:CD1	5:B:217:7Q9:N	11	1.87
(3,6)	1:A:36:ILE:CD1	5:B:218:7Q9:N	11	1.87
(3,6)	1:A:36:ILE:CD1	6:B:219:17F:N1	11	1.87
(3,6)	1:A:36:ILE:CD1	5:B:220:7Q9:N	11	1.87
(3,9)	1:A:46:ILE:CD1	1:B:2:THR:N	4	1.86
(3,9)	1:A:46:ILE:CD1	1:B:3:GLU:N	4	1.86
(3,9)	1:A:46:ILE:CD1	1:B:4:TYR:N	4	1.86
(3,9)	1:A:46:ILE:CD1	1:B:5:LYS:N	4	1.86
(3,9)	1:A:46:ILE:CD1	1:B:6:LEU:N	4	1.86
(3,9)	1:A:46:ILE:CD1	1:B:7:VAL:N	4	1.86
(3,9)	1:A:46:ILE:CD1	1:B:8:VAL:N	4	1.86
(3,9)	1:A:46:ILE:CD1	1:B:9:VAL:N	4	1.86
(3,9)	1:A:46:ILE:CD1	1:B:10:GLY:N	4	1.86
(3,9)	1:A:46:ILE:CD1	1:B:11:ALA:N	4	1.86
(3,9)	1:A:46:ILE:CD1	1:B:12:ASP:N	4	1.86
(3,9)	1:A:46:ILE:CD1	1:B:13:GLY:N	4	1.86
(3,9)	1:A:46:ILE:CD1	1:B:14:VAL:N	4	1.86
(3,9)	1:A:46:ILE:CD1	1:B:15:GLY:N	4	1.86
(3,9)	1:A:46:ILE:CD1	1:B:16:LYS:N	4	1.86
(3,9)	1:A:46:ILE:CD1	1:B:17:SER:N	4	1.86
(3,9)	1:A:46:ILE:CD1	1:B:18:ALA:N	4	1.86
(3,9)	1:A:46:ILE:CD1	1:B:19:LEU:N	4	1.86
(3,9)	1:A:46:ILE:CD1	1:B:20:THR:N	4	1.86
(3,9)	1:A:46:ILE:CD1	1:B:21:ILE:N	4	1.86
(3,9)	1:A:46:ILE:CD1	1:B:22:GLN:N	4	1.86
(3,9)	1:A:46:ILE:CD1	1:B:23:LEU:N	4	1.86
(3,9)	1:A:46:ILE:CD1	1:B:24:ILE:N	4	1.86
(3,9)	1:A:46:ILE:CD1	1:B:25:GLN:N	4	1.86
(3,9)	1:A:46:ILE:CD1	1:B:26:ASN:N	4	1.86
(3,9)	1:A:46:ILE:CD1	1:B:27:HIS:N	4	1.86

Continued on next page...

Continued from previous page...

Key	Atom-1	Atom-2	Model ID	Violation (Å)
(3,9)	1:A:46:ILE:CD1	1:B:28:PHE:N	4	1.86
(3,9)	1:A:46:ILE:CD1	1:B:29:VAL:N	4	1.86
(3,9)	1:A:46:ILE:CD1	1:B:30:ASP:N	4	1.86
(3,9)	1:A:46:ILE:CD1	1:B:31:GLU:N	4	1.86
(3,9)	1:A:46:ILE:CD1	1:B:32:TYR:N	4	1.86
(3,9)	1:A:46:ILE:CD1	1:B:33:ASP:N	4	1.86
(3,9)	1:A:46:ILE:CD1	1:B:34:PRO:N	4	1.86
(3,9)	1:A:46:ILE:CD1	1:B:35:THR:N	4	1.86
(3,9)	1:A:46:ILE:CD1	1:B:36:ILE:N	4	1.86
(3,9)	1:A:46:ILE:CD1	1:B:37:GLU:N	4	1.86
(3,9)	1:A:46:ILE:CD1	1:B:38:ASP:N	4	1.86
(3,9)	1:A:46:ILE:CD1	1:B:39:SER:N	4	1.86
(3,9)	1:A:46:ILE:CD1	1:B:40:TYR:N	4	1.86
(3,9)	1:A:46:ILE:CD1	1:B:41:ARG:N	4	1.86
(3,9)	1:A:46:ILE:CD1	1:B:42:LYS:N	4	1.86
(3,9)	1:A:46:ILE:CD1	1:B:43:GLN:N	4	1.86
(3,9)	1:A:46:ILE:CD1	1:B:44:VAL:N	4	1.86
(3,9)	1:A:46:ILE:CD1	1:B:45:VAL:N	4	1.86
(3,9)	1:A:46:ILE:CD1	1:B:46:ILE:N	4	1.86
(3,9)	1:A:46:ILE:CD1	1:B:47:ASP:N	4	1.86
(3,9)	1:A:46:ILE:CD1	1:B:48:GLY:N	4	1.86
(3,9)	1:A:46:ILE:CD1	1:B:49:GLU:N	4	1.86
(3,9)	1:A:46:ILE:CD1	1:B:50:THR:N	4	1.86
(3,9)	1:A:46:ILE:CD1	1:B:51:CYS:N	4	1.86
(3,9)	1:A:46:ILE:CD1	1:B:52:LEU:N	4	1.86
(3,9)	1:A:46:ILE:CD1	1:B:53:LEU:N	4	1.86
(3,9)	1:A:46:ILE:CD1	1:B:54:ASP:N	4	1.86
(3,9)	1:A:46:ILE:CD1	1:B:55:ILE:N	4	1.86
(3,9)	1:A:46:ILE:CD1	1:B:56:LEU:N	4	1.86
(3,9)	1:A:46:ILE:CD1	1:B:57:ASP:N	4	1.86
(3,9)	1:A:46:ILE:CD1	1:B:58:THR:N	4	1.86
(3,9)	1:A:46:ILE:CD1	1:B:59:ALA:N	4	1.86
(3,9)	1:A:46:ILE:CD1	1:B:60:GLY:N	4	1.86
(3,9)	1:A:46:ILE:CD1	1:B:61:GLN:N	4	1.86
(3,9)	1:A:46:ILE:CD1	1:B:62:GLU:N	4	1.86
(3,9)	1:A:46:ILE:CD1	1:B:63:GLU:N	4	1.86
(3,9)	1:A:46:ILE:CD1	1:B:64:TYR:N	4	1.86
(3,9)	1:A:46:ILE:CD1	1:B:65:SER:N	4	1.86
(3,9)	1:A:46:ILE:CD1	1:B:66:ALA:N	4	1.86
(3,9)	1:A:46:ILE:CD1	1:B:67:MET:N	4	1.86
(3,9)	1:A:46:ILE:CD1	1:B:68:ARG:N	4	1.86
(3,9)	1:A:46:ILE:CD1	1:B:69:ASP:N	4	1.86

Continued on next page...

Continued from previous page...

Key	Atom-1	Atom-2	Model ID	Violation (Å)
(3,9)	1:A:46:ILE:CD1	1:B:70:GLN:N	4	1.86
(3,9)	1:A:46:ILE:CD1	1:B:71:TYR:N	4	1.86
(3,9)	1:A:46:ILE:CD1	1:B:72:MET:N	4	1.86
(3,9)	1:A:46:ILE:CD1	1:B:73:ARG:N	4	1.86
(3,9)	1:A:46:ILE:CD1	1:B:74:THR:N	4	1.86
(3,9)	1:A:46:ILE:CD1	1:B:75:GLY:N	4	1.86
(3,9)	1:A:46:ILE:CD1	1:B:76:GLU:N	4	1.86
(3,9)	1:A:46:ILE:CD1	1:B:77:GLY:N	4	1.86
(3,9)	1:A:46:ILE:CD1	1:B:78:PHE:N	4	1.86
(3,9)	1:A:46:ILE:CD1	1:B:79:LEU:N	4	1.86
(3,9)	1:A:46:ILE:CD1	1:B:80:CYS:N	4	1.86
(3,9)	1:A:46:ILE:CD1	5:B:203:7Q9:N	4	1.86
(3,9)	1:A:46:ILE:CD1	5:B:204:7Q9:N	4	1.86
(3,9)	1:A:46:ILE:CD1	5:B:205:7Q9:N	4	1.86
(3,9)	1:A:46:ILE:CD1	5:B:206:7Q9:N	4	1.86
(3,9)	1:A:46:ILE:CD1	5:B:207:7Q9:N	4	1.86
(3,9)	1:A:46:ILE:CD1	6:B:208:17F:N1	4	1.86
(3,9)	1:A:46:ILE:CD1	5:B:209:7Q9:N	4	1.86
(3,9)	1:A:46:ILE:CD1	5:B:210:7Q9:N	4	1.86
(3,9)	1:A:46:ILE:CD1	5:B:211:7Q9:N	4	1.86
(3,9)	1:A:46:ILE:CD1	5:B:212:7Q9:N	4	1.86
(3,9)	1:A:46:ILE:CD1	5:B:213:7Q9:N	4	1.86
(3,9)	1:A:46:ILE:CD1	6:B:214:17F:N1	4	1.86
(3,9)	1:A:46:ILE:CD1	6:B:215:17F:N1	4	1.86
(3,9)	1:A:46:ILE:CD1	5:B:216:7Q9:N	4	1.86
(3,9)	1:A:46:ILE:CD1	5:B:217:7Q9:N	4	1.86
(3,9)	1:A:46:ILE:CD1	5:B:218:7Q9:N	4	1.86
(3,9)	1:A:46:ILE:CD1	6:B:219:17F:N1	4	1.86
(3,9)	1:A:46:ILE:CD1	5:B:220:7Q9:N	4	1.86
(3,9)	1:A:46:ILE:CD1	1:B:2:THR:N	12	1.84
(3,9)	1:A:46:ILE:CD1	1:B:3:GLU:N	12	1.84
(3,9)	1:A:46:ILE:CD1	1:B:4:TYR:N	12	1.84
(3,9)	1:A:46:ILE:CD1	1:B:5:LYS:N	12	1.84
(3,9)	1:A:46:ILE:CD1	1:B:6:LEU:N	12	1.84
(3,9)	1:A:46:ILE:CD1	1:B:7:VAL:N	12	1.84
(3,9)	1:A:46:ILE:CD1	1:B:8:VAL:N	12	1.84
(3,9)	1:A:46:ILE:CD1	1:B:9:VAL:N	12	1.84
(3,9)	1:A:46:ILE:CD1	1:B:10:GLY:N	12	1.84
(3,9)	1:A:46:ILE:CD1	1:B:11:ALA:N	12	1.84
(3,9)	1:A:46:ILE:CD1	1:B:12:ASP:N	12	1.84
(3,9)	1:A:46:ILE:CD1	1:B:13:GLY:N	12	1.84
(3,9)	1:A:46:ILE:CD1	1:B:14:VAL:N	12	1.84

Continued on next page...

Continued from previous page...

Key	Atom-1	Atom-2	Model ID	Violation (Å)
(3,9)	1:A:46:ILE:CD1	1:B:15:GLY:N	12	1.84
(3,9)	1:A:46:ILE:CD1	1:B:16:LYS:N	12	1.84
(3,9)	1:A:46:ILE:CD1	1:B:17:SER:N	12	1.84
(3,9)	1:A:46:ILE:CD1	1:B:18:ALA:N	12	1.84
(3,9)	1:A:46:ILE:CD1	1:B:19:LEU:N	12	1.84
(3,9)	1:A:46:ILE:CD1	1:B:20:THR:N	12	1.84
(3,9)	1:A:46:ILE:CD1	1:B:21:ILE:N	12	1.84
(3,9)	1:A:46:ILE:CD1	1:B:22:GLN:N	12	1.84
(3,9)	1:A:46:ILE:CD1	1:B:23:LEU:N	12	1.84
(3,9)	1:A:46:ILE:CD1	1:B:24:ILE:N	12	1.84
(3,9)	1:A:46:ILE:CD1	1:B:25:GLN:N	12	1.84
(3,9)	1:A:46:ILE:CD1	1:B:26:ASN:N	12	1.84
(3,9)	1:A:46:ILE:CD1	1:B:27:HIS:N	12	1.84
(3,9)	1:A:46:ILE:CD1	1:B:28:PHE:N	12	1.84
(3,9)	1:A:46:ILE:CD1	1:B:29:VAL:N	12	1.84
(3,9)	1:A:46:ILE:CD1	1:B:30:ASP:N	12	1.84
(3,9)	1:A:46:ILE:CD1	1:B:31:GLU:N	12	1.84
(3,9)	1:A:46:ILE:CD1	1:B:32:TYR:N	12	1.84
(3,9)	1:A:46:ILE:CD1	1:B:33:ASP:N	12	1.84
(3,9)	1:A:46:ILE:CD1	1:B:34:PRO:N	12	1.84
(3,9)	1:A:46:ILE:CD1	1:B:35:THR:N	12	1.84
(3,9)	1:A:46:ILE:CD1	1:B:36:ILE:N	12	1.84
(3,9)	1:A:46:ILE:CD1	1:B:37:GLU:N	12	1.84
(3,9)	1:A:46:ILE:CD1	1:B:38:ASP:N	12	1.84
(3,9)	1:A:46:ILE:CD1	1:B:39:SER:N	12	1.84
(3,9)	1:A:46:ILE:CD1	1:B:40:TYR:N	12	1.84
(3,9)	1:A:46:ILE:CD1	1:B:41:ARG:N	12	1.84
(3,9)	1:A:46:ILE:CD1	1:B:42:LYS:N	12	1.84
(3,9)	1:A:46:ILE:CD1	1:B:43:GLN:N	12	1.84
(3,9)	1:A:46:ILE:CD1	1:B:44:VAL:N	12	1.84
(3,9)	1:A:46:ILE:CD1	1:B:45:VAL:N	12	1.84
(3,9)	1:A:46:ILE:CD1	1:B:46:ILE:N	12	1.84
(3,9)	1:A:46:ILE:CD1	1:B:47:ASP:N	12	1.84
(3,9)	1:A:46:ILE:CD1	1:B:48:GLY:N	12	1.84
(3,9)	1:A:46:ILE:CD1	1:B:49:GLU:N	12	1.84
(3,9)	1:A:46:ILE:CD1	1:B:50:THR:N	12	1.84
(3,9)	1:A:46:ILE:CD1	1:B:51:CYS:N	12	1.84
(3,9)	1:A:46:ILE:CD1	1:B:52:LEU:N	12	1.84
(3,9)	1:A:46:ILE:CD1	1:B:53:LEU:N	12	1.84
(3,9)	1:A:46:ILE:CD1	1:B:54:ASP:N	12	1.84
(3,9)	1:A:46:ILE:CD1	1:B:55:ILE:N	12	1.84
(3,9)	1:A:46:ILE:CD1	1:B:56:LEU:N	12	1.84

Continued on next page...

Continued from previous page...

Key	Atom-1	Atom-2	Model ID	Violation (Å)
(3,9)	1:A:46:ILE:CD1	1:B:57:ASP:N	12	1.84
(3,9)	1:A:46:ILE:CD1	1:B:58:THR:N	12	1.84
(3,9)	1:A:46:ILE:CD1	1:B:59:ALA:N	12	1.84
(3,9)	1:A:46:ILE:CD1	1:B:60:GLY:N	12	1.84
(3,9)	1:A:46:ILE:CD1	1:B:61:GLN:N	12	1.84
(3,9)	1:A:46:ILE:CD1	1:B:62:GLU:N	12	1.84
(3,9)	1:A:46:ILE:CD1	1:B:63:GLU:N	12	1.84
(3,9)	1:A:46:ILE:CD1	1:B:64:TYR:N	12	1.84
(3,9)	1:A:46:ILE:CD1	1:B:65:SER:N	12	1.84
(3,9)	1:A:46:ILE:CD1	1:B:66:ALA:N	12	1.84
(3,9)	1:A:46:ILE:CD1	1:B:67:MET:N	12	1.84
(3,9)	1:A:46:ILE:CD1	1:B:68:ARG:N	12	1.84
(3,9)	1:A:46:ILE:CD1	1:B:69:ASP:N	12	1.84
(3,9)	1:A:46:ILE:CD1	1:B:70:GLN:N	12	1.84
(3,9)	1:A:46:ILE:CD1	1:B:71:TYR:N	12	1.84
(3,9)	1:A:46:ILE:CD1	1:B:72:MET:N	12	1.84
(3,9)	1:A:46:ILE:CD1	1:B:73:ARG:N	12	1.84
(3,9)	1:A:46:ILE:CD1	1:B:74:THR:N	12	1.84
(3,9)	1:A:46:ILE:CD1	1:B:75:GLY:N	12	1.84
(3,9)	1:A:46:ILE:CD1	1:B:76:GLU:N	12	1.84
(3,9)	1:A:46:ILE:CD1	1:B:77:GLY:N	12	1.84
(3,9)	1:A:46:ILE:CD1	1:B:78:PHE:N	12	1.84
(3,9)	1:A:46:ILE:CD1	1:B:79:LEU:N	12	1.84
(3,9)	1:A:46:ILE:CD1	1:B:80:CYS:N	12	1.84
(3,9)	1:A:46:ILE:CD1	5:B:203:7Q9:N	12	1.84
(3,9)	1:A:46:ILE:CD1	5:B:204:7Q9:N	12	1.84
(3,9)	1:A:46:ILE:CD1	5:B:205:7Q9:N	12	1.84
(3,9)	1:A:46:ILE:CD1	5:B:206:7Q9:N	12	1.84
(3,9)	1:A:46:ILE:CD1	5:B:207:7Q9:N	12	1.84
(3,9)	1:A:46:ILE:CD1	6:B:208:17F:N1	12	1.84
(3,9)	1:A:46:ILE:CD1	5:B:209:7Q9:N	12	1.84
(3,9)	1:A:46:ILE:CD1	5:B:210:7Q9:N	12	1.84
(3,9)	1:A:46:ILE:CD1	5:B:211:7Q9:N	12	1.84
(3,9)	1:A:46:ILE:CD1	5:B:212:7Q9:N	12	1.84
(3,9)	1:A:46:ILE:CD1	5:B:213:7Q9:N	12	1.84
(3,9)	1:A:46:ILE:CD1	6:B:214:17F:N1	12	1.84
(3,9)	1:A:46:ILE:CD1	6:B:215:17F:N1	12	1.84
(3,9)	1:A:46:ILE:CD1	5:B:216:7Q9:N	12	1.84
(3,9)	1:A:46:ILE:CD1	5:B:217:7Q9:N	12	1.84
(3,9)	1:A:46:ILE:CD1	5:B:218:7Q9:N	12	1.84
(3,9)	1:A:46:ILE:CD1	6:B:219:17F:N1	12	1.84
(3,9)	1:A:46:ILE:CD1	5:B:220:7Q9:N	12	1.84

Continued on next page...

Continued from previous page...

Key	Atom-1	Atom-2	Model ID	Violation (Å)
(3,1)	1:A:6:LEU:CD1	1:B:2:THR:N	19	1.84
(3,1)	1:A:6:LEU:CD1	1:B:3:GLU:N	19	1.84
(3,1)	1:A:6:LEU:CD1	1:B:4:TYR:N	19	1.84
(3,1)	1:A:6:LEU:CD1	1:B:5:LYS:N	19	1.84
(3,1)	1:A:6:LEU:CD1	1:B:6:LEU:N	19	1.84
(3,1)	1:A:6:LEU:CD1	1:B:7:VAL:N	19	1.84
(3,1)	1:A:6:LEU:CD1	1:B:8:VAL:N	19	1.84
(3,1)	1:A:6:LEU:CD1	1:B:9:VAL:N	19	1.84
(3,1)	1:A:6:LEU:CD1	1:B:10:GLY:N	19	1.84
(3,1)	1:A:6:LEU:CD1	1:B:11:ALA:N	19	1.84
(3,1)	1:A:6:LEU:CD1	1:B:12:ASP:N	19	1.84
(3,1)	1:A:6:LEU:CD1	1:B:13:GLY:N	19	1.84
(3,1)	1:A:6:LEU:CD1	1:B:14:VAL:N	19	1.84
(3,1)	1:A:6:LEU:CD1	1:B:15:GLY:N	19	1.84
(3,1)	1:A:6:LEU:CD1	1:B:16:LYS:N	19	1.84
(3,1)	1:A:6:LEU:CD1	1:B:17:SER:N	19	1.84
(3,1)	1:A:6:LEU:CD1	1:B:18:ALA:N	19	1.84
(3,1)	1:A:6:LEU:CD1	1:B:19:LEU:N	19	1.84
(3,1)	1:A:6:LEU:CD1	1:B:20:THR:N	19	1.84
(3,1)	1:A:6:LEU:CD1	1:B:21:ILE:N	19	1.84
(3,1)	1:A:6:LEU:CD1	1:B:22:GLN:N	19	1.84
(3,1)	1:A:6:LEU:CD1	1:B:23:LEU:N	19	1.84
(3,1)	1:A:6:LEU:CD1	1:B:24:ILE:N	19	1.84
(3,1)	1:A:6:LEU:CD1	1:B:25:GLN:N	19	1.84
(3,1)	1:A:6:LEU:CD1	1:B:26:ASN:N	19	1.84
(3,1)	1:A:6:LEU:CD1	1:B:27:HIS:N	19	1.84
(3,1)	1:A:6:LEU:CD1	1:B:28:PHE:N	19	1.84
(3,1)	1:A:6:LEU:CD1	1:B:29:VAL:N	19	1.84
(3,1)	1:A:6:LEU:CD1	1:B:30:ASP:N	19	1.84
(3,1)	1:A:6:LEU:CD1	1:B:31:GLU:N	19	1.84
(3,1)	1:A:6:LEU:CD1	1:B:32:TYR:N	19	1.84
(3,1)	1:A:6:LEU:CD1	1:B:33:ASP:N	19	1.84
(3,1)	1:A:6:LEU:CD1	1:B:34:PRO:N	19	1.84
(3,1)	1:A:6:LEU:CD1	1:B:35:THR:N	19	1.84
(3,1)	1:A:6:LEU:CD1	1:B:36:ILE:N	19	1.84
(3,1)	1:A:6:LEU:CD1	1:B:37:GLU:N	19	1.84
(3,1)	1:A:6:LEU:CD1	1:B:38:ASP:N	19	1.84
(3,1)	1:A:6:LEU:CD1	1:B:39:SER:N	19	1.84
(3,1)	1:A:6:LEU:CD1	1:B:40:TYR:N	19	1.84
(3,1)	1:A:6:LEU:CD1	1:B:41:ARG:N	19	1.84
(3,1)	1:A:6:LEU:CD1	1:B:42:LYS:N	19	1.84
(3,1)	1:A:6:LEU:CD1	1:B:43:GLN:N	19	1.84

Continued on next page...

Continued from previous page...

Key	Atom-1	Atom-2	Model ID	Violation (Å)
(3,1)	1:A:6:LEU:CD1	1:B:44:VAL:N	19	1.84
(3,1)	1:A:6:LEU:CD1	1:B:45:VAL:N	19	1.84
(3,1)	1:A:6:LEU:CD1	1:B:46:ILE:N	19	1.84
(3,1)	1:A:6:LEU:CD1	1:B:47:ASP:N	19	1.84
(3,1)	1:A:6:LEU:CD1	1:B:48:GLY:N	19	1.84
(3,1)	1:A:6:LEU:CD1	1:B:49:GLU:N	19	1.84
(3,1)	1:A:6:LEU:CD1	1:B:50:THR:N	19	1.84
(3,1)	1:A:6:LEU:CD1	1:B:51:CYS:N	19	1.84
(3,1)	1:A:6:LEU:CD1	1:B:52:LEU:N	19	1.84
(3,1)	1:A:6:LEU:CD1	1:B:53:LEU:N	19	1.84
(3,1)	1:A:6:LEU:CD1	1:B:54:ASP:N	19	1.84
(3,1)	1:A:6:LEU:CD1	1:B:55:ILE:N	19	1.84
(3,1)	1:A:6:LEU:CD1	1:B:56:LEU:N	19	1.84
(3,1)	1:A:6:LEU:CD1	1:B:57:ASP:N	19	1.84
(3,1)	1:A:6:LEU:CD1	1:B:58:THR:N	19	1.84
(3,1)	1:A:6:LEU:CD1	1:B:59:ALA:N	19	1.84
(3,1)	1:A:6:LEU:CD1	1:B:60:GLY:N	19	1.84
(3,1)	1:A:6:LEU:CD1	1:B:61:GLN:N	19	1.84
(3,1)	1:A:6:LEU:CD1	1:B:62:GLU:N	19	1.84
(3,1)	1:A:6:LEU:CD1	1:B:63:GLU:N	19	1.84
(3,1)	1:A:6:LEU:CD1	1:B:64:TYR:N	19	1.84
(3,1)	1:A:6:LEU:CD1	1:B:65:SER:N	19	1.84
(3,1)	1:A:6:LEU:CD1	1:B:66:ALA:N	19	1.84
(3,1)	1:A:6:LEU:CD1	1:B:67:MET:N	19	1.84
(3,1)	1:A:6:LEU:CD1	1:B:68:ARG:N	19	1.84
(3,1)	1:A:6:LEU:CD1	1:B:69:ASP:N	19	1.84
(3,1)	1:A:6:LEU:CD1	1:B:70:GLN:N	19	1.84
(3,1)	1:A:6:LEU:CD1	1:B:71:TYR:N	19	1.84
(3,1)	1:A:6:LEU:CD1	1:B:72:MET:N	19	1.84
(3,1)	1:A:6:LEU:CD1	1:B:73:ARG:N	19	1.84
(3,1)	1:A:6:LEU:CD1	1:B:74:THR:N	19	1.84
(3,1)	1:A:6:LEU:CD1	1:B:75:GLY:N	19	1.84
(3,1)	1:A:6:LEU:CD1	1:B:76:GLU:N	19	1.84
(3,1)	1:A:6:LEU:CD1	1:B:77:GLY:N	19	1.84
(3,1)	1:A:6:LEU:CD1	1:B:78:PHE:N	19	1.84
(3,1)	1:A:6:LEU:CD1	1:B:79:LEU:N	19	1.84
(3,1)	1:A:6:LEU:CD1	1:B:80:CYS:N	19	1.84
(3,1)	1:A:6:LEU:CD1	5:B:203:7Q9:N	19	1.84
(3,1)	1:A:6:LEU:CD1	5:B:204:7Q9:N	19	1.84
(3,1)	1:A:6:LEU:CD1	5:B:205:7Q9:N	19	1.84
(3,1)	1:A:6:LEU:CD1	5:B:206:7Q9:N	19	1.84
(3,1)	1:A:6:LEU:CD1	5:B:207:7Q9:N	19	1.84

Continued on next page...

Continued from previous page...

Key	Atom-1	Atom-2	Model ID	Violation (Å)
(3,1)	1:A:6:LEU:CD1	6:B:208:17F:N1	19	1.84
(3,1)	1:A:6:LEU:CD1	5:B:209:7Q9:N	19	1.84
(3,1)	1:A:6:LEU:CD1	5:B:210:7Q9:N	19	1.84
(3,1)	1:A:6:LEU:CD1	5:B:211:7Q9:N	19	1.84
(3,1)	1:A:6:LEU:CD1	5:B:212:7Q9:N	19	1.84
(3,1)	1:A:6:LEU:CD1	5:B:213:7Q9:N	19	1.84
(3,1)	1:A:6:LEU:CD1	6:B:214:17F:N1	19	1.84
(3,1)	1:A:6:LEU:CD1	6:B:215:17F:N1	19	1.84
(3,1)	1:A:6:LEU:CD1	5:B:216:7Q9:N	19	1.84
(3,1)	1:A:6:LEU:CD1	5:B:217:7Q9:N	19	1.84
(3,1)	1:A:6:LEU:CD1	5:B:218:7Q9:N	19	1.84
(3,1)	1:A:6:LEU:CD1	6:B:219:17F:N1	19	1.84
(3,1)	1:A:6:LEU:CD1	5:B:220:7Q9:N	19	1.84
(3,1)	1:A:6:LEU:CD2	1:B:2:THR:N	19	1.84
(3,1)	1:A:6:LEU:CD2	1:B:3:GLU:N	19	1.84
(3,1)	1:A:6:LEU:CD2	1:B:4:TYR:N	19	1.84
(3,1)	1:A:6:LEU:CD2	1:B:5:LYS:N	19	1.84
(3,1)	1:A:6:LEU:CD2	1:B:6:LEU:N	19	1.84
(3,1)	1:A:6:LEU:CD2	1:B:7:VAL:N	19	1.84
(3,1)	1:A:6:LEU:CD2	1:B:8:VAL:N	19	1.84
(3,1)	1:A:6:LEU:CD2	1:B:9:VAL:N	19	1.84
(3,1)	1:A:6:LEU:CD2	1:B:10:GLY:N	19	1.84
(3,1)	1:A:6:LEU:CD2	1:B:11:ALA:N	19	1.84
(3,1)	1:A:6:LEU:CD2	1:B:12:ASP:N	19	1.84
(3,1)	1:A:6:LEU:CD2	1:B:13:GLY:N	19	1.84
(3,1)	1:A:6:LEU:CD2	1:B:14:VAL:N	19	1.84
(3,1)	1:A:6:LEU:CD2	1:B:15:GLY:N	19	1.84
(3,1)	1:A:6:LEU:CD2	1:B:16:LYS:N	19	1.84
(3,1)	1:A:6:LEU:CD2	1:B:17:SER:N	19	1.84
(3,1)	1:A:6:LEU:CD2	1:B:18:ALA:N	19	1.84
(3,1)	1:A:6:LEU:CD2	1:B:19:LEU:N	19	1.84
(3,1)	1:A:6:LEU:CD2	1:B:20:THR:N	19	1.84
(3,1)	1:A:6:LEU:CD2	1:B:21:ILE:N	19	1.84
(3,1)	1:A:6:LEU:CD2	1:B:22:GLN:N	19	1.84
(3,1)	1:A:6:LEU:CD2	1:B:23:LEU:N	19	1.84
(3,1)	1:A:6:LEU:CD2	1:B:24:ILE:N	19	1.84
(3,1)	1:A:6:LEU:CD2	1:B:25:GLN:N	19	1.84
(3,1)	1:A:6:LEU:CD2	1:B:26:ASN:N	19	1.84
(3,1)	1:A:6:LEU:CD2	1:B:27:HIS:N	19	1.84
(3,1)	1:A:6:LEU:CD2	1:B:28:PHE:N	19	1.84
(3,1)	1:A:6:LEU:CD2	1:B:29:VAL:N	19	1.84
(3,1)	1:A:6:LEU:CD2	1:B:30:ASP:N	19	1.84

Continued on next page...

Continued from previous page...

Key	Atom-1	Atom-2	Model ID	Violation (Å)
(3,1)	1:A:6:LEU:CD2	1:B:31:GLU:N	19	1.84
(3,1)	1:A:6:LEU:CD2	1:B:32:TYR:N	19	1.84
(3,1)	1:A:6:LEU:CD2	1:B:33:ASP:N	19	1.84
(3,1)	1:A:6:LEU:CD2	1:B:34:PRO:N	19	1.84
(3,1)	1:A:6:LEU:CD2	1:B:35:THR:N	19	1.84
(3,1)	1:A:6:LEU:CD2	1:B:36:ILE:N	19	1.84
(3,1)	1:A:6:LEU:CD2	1:B:37:GLU:N	19	1.84
(3,1)	1:A:6:LEU:CD2	1:B:38:ASP:N	19	1.84
(3,1)	1:A:6:LEU:CD2	1:B:39:SER:N	19	1.84
(3,1)	1:A:6:LEU:CD2	1:B:40:TYR:N	19	1.84
(3,1)	1:A:6:LEU:CD2	1:B:41:ARG:N	19	1.84
(3,1)	1:A:6:LEU:CD2	1:B:42:LYS:N	19	1.84
(3,1)	1:A:6:LEU:CD2	1:B:43:GLN:N	19	1.84
(3,1)	1:A:6:LEU:CD2	1:B:44:VAL:N	19	1.84
(3,1)	1:A:6:LEU:CD2	1:B:45:VAL:N	19	1.84
(3,1)	1:A:6:LEU:CD2	1:B:46:ILE:N	19	1.84
(3,1)	1:A:6:LEU:CD2	1:B:47:ASP:N	19	1.84
(3,1)	1:A:6:LEU:CD2	1:B:48:GLY:N	19	1.84
(3,1)	1:A:6:LEU:CD2	1:B:49:GLU:N	19	1.84
(3,1)	1:A:6:LEU:CD2	1:B:50:THR:N	19	1.84
(3,1)	1:A:6:LEU:CD2	1:B:51:CYS:N	19	1.84
(3,1)	1:A:6:LEU:CD2	1:B:52:LEU:N	19	1.84
(3,1)	1:A:6:LEU:CD2	1:B:53:LEU:N	19	1.84
(3,1)	1:A:6:LEU:CD2	1:B:54:ASP:N	19	1.84
(3,1)	1:A:6:LEU:CD2	1:B:55:ILE:N	19	1.84
(3,1)	1:A:6:LEU:CD2	1:B:56:LEU:N	19	1.84
(3,1)	1:A:6:LEU:CD2	1:B:57:ASP:N	19	1.84
(3,1)	1:A:6:LEU:CD2	1:B:58:THR:N	19	1.84
(3,1)	1:A:6:LEU:CD2	1:B:59:ALA:N	19	1.84
(3,1)	1:A:6:LEU:CD2	1:B:60:GLY:N	19	1.84
(3,1)	1:A:6:LEU:CD2	1:B:61:GLN:N	19	1.84
(3,1)	1:A:6:LEU:CD2	1:B:62:GLU:N	19	1.84
(3,1)	1:A:6:LEU:CD2	1:B:63:GLU:N	19	1.84
(3,1)	1:A:6:LEU:CD2	1:B:64:TYR:N	19	1.84
(3,1)	1:A:6:LEU:CD2	1:B:65:SER:N	19	1.84
(3,1)	1:A:6:LEU:CD2	1:B:66:ALA:N	19	1.84
(3,1)	1:A:6:LEU:CD2	1:B:67:MET:N	19	1.84
(3,1)	1:A:6:LEU:CD2	1:B:68:ARG:N	19	1.84
(3,1)	1:A:6:LEU:CD2	1:B:69:ASP:N	19	1.84
(3,1)	1:A:6:LEU:CD2	1:B:70:GLN:N	19	1.84
(3,1)	1:A:6:LEU:CD2	1:B:71:TYR:N	19	1.84
(3,1)	1:A:6:LEU:CD2	1:B:72:MET:N	19	1.84

Continued on next page...

Continued from previous page...

Key	Atom-1	Atom-2	Model ID	Violation (Å)
(3,1)	1:A:6:LEU:CD2	1:B:73:ARG:N	19	1.84
(3,1)	1:A:6:LEU:CD2	1:B:74:THR:N	19	1.84
(3,1)	1:A:6:LEU:CD2	1:B:75:GLY:N	19	1.84
(3,1)	1:A:6:LEU:CD2	1:B:76:GLU:N	19	1.84
(3,1)	1:A:6:LEU:CD2	1:B:77:GLY:N	19	1.84
(3,1)	1:A:6:LEU:CD2	1:B:78:PHE:N	19	1.84
(3,1)	1:A:6:LEU:CD2	1:B:79:LEU:N	19	1.84
(3,1)	1:A:6:LEU:CD2	1:B:80:CYS:N	19	1.84
(3,1)	1:A:6:LEU:CD2	5:B:203:7Q9:N	19	1.84
(3,1)	1:A:6:LEU:CD2	5:B:204:7Q9:N	19	1.84
(3,1)	1:A:6:LEU:CD2	5:B:205:7Q9:N	19	1.84
(3,1)	1:A:6:LEU:CD2	5:B:206:7Q9:N	19	1.84
(3,1)	1:A:6:LEU:CD2	5:B:207:7Q9:N	19	1.84
(3,1)	1:A:6:LEU:CD2	6:B:208:17F:N1	19	1.84
(3,1)	1:A:6:LEU:CD2	5:B:209:7Q9:N	19	1.84
(3,1)	1:A:6:LEU:CD2	5:B:210:7Q9:N	19	1.84
(3,1)	1:A:6:LEU:CD2	5:B:211:7Q9:N	19	1.84
(3,1)	1:A:6:LEU:CD2	5:B:212:7Q9:N	19	1.84
(3,1)	1:A:6:LEU:CD2	5:B:213:7Q9:N	19	1.84
(3,1)	1:A:6:LEU:CD2	6:B:214:17F:N1	19	1.84
(3,1)	1:A:6:LEU:CD2	6:B:215:17F:N1	19	1.84
(3,1)	1:A:6:LEU:CD2	5:B:216:7Q9:N	19	1.84
(3,1)	1:A:6:LEU:CD2	5:B:217:7Q9:N	19	1.84
(3,1)	1:A:6:LEU:CD2	5:B:218:7Q9:N	19	1.84
(3,1)	1:A:6:LEU:CD2	6:B:219:17F:N1	19	1.84
(3,1)	1:A:6:LEU:CD2	5:B:220:7Q9:N	19	1.84
(3,10)	1:A:55:ILE:CD1	1:B:2:THR:N	5	1.83
(3,10)	1:A:55:ILE:CD1	1:B:3:GLU:N	5	1.83
(3,10)	1:A:55:ILE:CD1	1:B:4:TYR:N	5	1.83
(3,10)	1:A:55:ILE:CD1	1:B:5:LYS:N	5	1.83
(3,10)	1:A:55:ILE:CD1	1:B:6:LEU:N	5	1.83
(3,10)	1:A:55:ILE:CD1	1:B:7:VAL:N	5	1.83
(3,10)	1:A:55:ILE:CD1	1:B:8:VAL:N	5	1.83
(3,10)	1:A:55:ILE:CD1	1:B:9:VAL:N	5	1.83
(3,10)	1:A:55:ILE:CD1	1:B:10:GLY:N	5	1.83
(3,10)	1:A:55:ILE:CD1	1:B:11:ALA:N	5	1.83
(3,10)	1:A:55:ILE:CD1	1:B:12:ASP:N	5	1.83
(3,10)	1:A:55:ILE:CD1	1:B:13:GLY:N	5	1.83
(3,10)	1:A:55:ILE:CD1	1:B:14:VAL:N	5	1.83
(3,10)	1:A:55:ILE:CD1	1:B:15:GLY:N	5	1.83
(3,10)	1:A:55:ILE:CD1	1:B:16:LYS:N	5	1.83
(3,10)	1:A:55:ILE:CD1	1:B:17:SER:N	5	1.83

Continued on next page...

Continued from previous page...

Key	Atom-1	Atom-2	Model ID	Violation (Å)
(3,10)	1:A:55:ILE:CD1	1:B:18:ALA:N	5	1.83
(3,10)	1:A:55:ILE:CD1	1:B:19:LEU:N	5	1.83
(3,10)	1:A:55:ILE:CD1	1:B:20:THR:N	5	1.83
(3,10)	1:A:55:ILE:CD1	1:B:21:ILE:N	5	1.83
(3,10)	1:A:55:ILE:CD1	1:B:22:GLN:N	5	1.83
(3,10)	1:A:55:ILE:CD1	1:B:23:LEU:N	5	1.83
(3,10)	1:A:55:ILE:CD1	1:B:24:ILE:N	5	1.83
(3,10)	1:A:55:ILE:CD1	1:B:25:GLN:N	5	1.83
(3,10)	1:A:55:ILE:CD1	1:B:26:ASN:N	5	1.83
(3,10)	1:A:55:ILE:CD1	1:B:27:HIS:N	5	1.83
(3,10)	1:A:55:ILE:CD1	1:B:28:PHE:N	5	1.83
(3,10)	1:A:55:ILE:CD1	1:B:29:VAL:N	5	1.83
(3,10)	1:A:55:ILE:CD1	1:B:30:ASP:N	5	1.83
(3,10)	1:A:55:ILE:CD1	1:B:31:GLU:N	5	1.83
(3,10)	1:A:55:ILE:CD1	1:B:32:TYR:N	5	1.83
(3,10)	1:A:55:ILE:CD1	1:B:33:ASP:N	5	1.83
(3,10)	1:A:55:ILE:CD1	1:B:34:PRO:N	5	1.83
(3,10)	1:A:55:ILE:CD1	1:B:35:THR:N	5	1.83
(3,10)	1:A:55:ILE:CD1	1:B:36:ILE:N	5	1.83
(3,10)	1:A:55:ILE:CD1	1:B:37:GLU:N	5	1.83
(3,10)	1:A:55:ILE:CD1	1:B:38:ASP:N	5	1.83
(3,10)	1:A:55:ILE:CD1	1:B:39:SER:N	5	1.83
(3,10)	1:A:55:ILE:CD1	1:B:40:TYR:N	5	1.83
(3,10)	1:A:55:ILE:CD1	1:B:41:ARG:N	5	1.83
(3,10)	1:A:55:ILE:CD1	1:B:42:LYS:N	5	1.83
(3,10)	1:A:55:ILE:CD1	1:B:43:GLN:N	5	1.83
(3,10)	1:A:55:ILE:CD1	1:B:44:VAL:N	5	1.83
(3,10)	1:A:55:ILE:CD1	1:B:45:VAL:N	5	1.83
(3,10)	1:A:55:ILE:CD1	1:B:46:ILE:N	5	1.83
(3,10)	1:A:55:ILE:CD1	1:B:47:ASP:N	5	1.83
(3,10)	1:A:55:ILE:CD1	1:B:48:GLY:N	5	1.83
(3,10)	1:A:55:ILE:CD1	1:B:49:GLU:N	5	1.83
(3,10)	1:A:55:ILE:CD1	1:B:50:THR:N	5	1.83
(3,10)	1:A:55:ILE:CD1	1:B:51:CYS:N	5	1.83
(3,10)	1:A:55:ILE:CD1	1:B:52:LEU:N	5	1.83
(3,10)	1:A:55:ILE:CD1	1:B:53:LEU:N	5	1.83
(3,10)	1:A:55:ILE:CD1	1:B:54:ASP:N	5	1.83
(3,10)	1:A:55:ILE:CD1	1:B:55:ILE:N	5	1.83
(3,10)	1:A:55:ILE:CD1	1:B:56:LEU:N	5	1.83
(3,10)	1:A:55:ILE:CD1	1:B:57:ASP:N	5	1.83
(3,10)	1:A:55:ILE:CD1	1:B:58:THR:N	5	1.83
(3,10)	1:A:55:ILE:CD1	1:B:59:ALA:N	5	1.83

Continued on next page...

Continued from previous page...

Key	Atom-1	Atom-2	Model ID	Violation (Å)
(3,10)	1:A:55:ILE:CD1	1:B:60:GLY:N	5	1.83
(3,10)	1:A:55:ILE:CD1	1:B:61:GLN:N	5	1.83
(3,10)	1:A:55:ILE:CD1	1:B:62:GLU:N	5	1.83
(3,10)	1:A:55:ILE:CD1	1:B:63:GLU:N	5	1.83
(3,10)	1:A:55:ILE:CD1	1:B:64:TYR:N	5	1.83
(3,10)	1:A:55:ILE:CD1	1:B:65:SER:N	5	1.83
(3,10)	1:A:55:ILE:CD1	1:B:66:ALA:N	5	1.83
(3,10)	1:A:55:ILE:CD1	1:B:67:MET:N	5	1.83
(3,10)	1:A:55:ILE:CD1	1:B:68:ARG:N	5	1.83
(3,10)	1:A:55:ILE:CD1	1:B:69:ASP:N	5	1.83
(3,10)	1:A:55:ILE:CD1	1:B:70:GLN:N	5	1.83
(3,10)	1:A:55:ILE:CD1	1:B:71:TYR:N	5	1.83
(3,10)	1:A:55:ILE:CD1	1:B:72:MET:N	5	1.83
(3,10)	1:A:55:ILE:CD1	1:B:73:ARG:N	5	1.83
(3,10)	1:A:55:ILE:CD1	1:B:74:THR:N	5	1.83
(3,10)	1:A:55:ILE:CD1	1:B:75:GLY:N	5	1.83
(3,10)	1:A:55:ILE:CD1	1:B:76:GLU:N	5	1.83
(3,10)	1:A:55:ILE:CD1	1:B:77:GLY:N	5	1.83
(3,10)	1:A:55:ILE:CD1	1:B:78:PHE:N	5	1.83
(3,10)	1:A:55:ILE:CD1	1:B:79:LEU:N	5	1.83
(3,10)	1:A:55:ILE:CD1	1:B:80:CYS:N	5	1.83
(3,10)	1:A:55:ILE:CD1	5:B:203:7Q9:N	5	1.83
(3,10)	1:A:55:ILE:CD1	5:B:204:7Q9:N	5	1.83
(3,10)	1:A:55:ILE:CD1	5:B:205:7Q9:N	5	1.83
(3,10)	1:A:55:ILE:CD1	5:B:206:7Q9:N	5	1.83
(3,10)	1:A:55:ILE:CD1	5:B:207:7Q9:N	5	1.83
(3,10)	1:A:55:ILE:CD1	6:B:208:17F:N1	5	1.83
(3,10)	1:A:55:ILE:CD1	5:B:209:7Q9:N	5	1.83
(3,10)	1:A:55:ILE:CD1	5:B:210:7Q9:N	5	1.83
(3,10)	1:A:55:ILE:CD1	5:B:211:7Q9:N	5	1.83
(3,10)	1:A:55:ILE:CD1	5:B:212:7Q9:N	5	1.83
(3,10)	1:A:55:ILE:CD1	5:B:213:7Q9:N	5	1.83
(3,10)	1:A:55:ILE:CD1	6:B:214:17F:N1	5	1.83
(3,10)	1:A:55:ILE:CD1	6:B:215:17F:N1	5	1.83
(3,10)	1:A:55:ILE:CD1	5:B:216:7Q9:N	5	1.83
(3,10)	1:A:55:ILE:CD1	5:B:217:7Q9:N	5	1.83
(3,10)	1:A:55:ILE:CD1	5:B:218:7Q9:N	5	1.83
(3,10)	1:A:55:ILE:CD1	6:B:219:17F:N1	5	1.83
(3,10)	1:A:55:ILE:CD1	5:B:220:7Q9:N	5	1.83
(3,6)	1:A:36:ILE:CD1	1:B:2:THR:N	17	1.82
(3,6)	1:A:36:ILE:CD1	1:B:3:GLU:N	17	1.82
(3,6)	1:A:36:ILE:CD1	1:B:4:TYR:N	17	1.82

Continued on next page...

Continued from previous page...

Key	Atom-1	Atom-2	Model ID	Violation (Å)
(3,6)	1:A:36:ILE:CD1	1:B:5:LYS:N	17	1.82
(3,6)	1:A:36:ILE:CD1	1:B:6:LEU:N	17	1.82
(3,6)	1:A:36:ILE:CD1	1:B:7:VAL:N	17	1.82
(3,6)	1:A:36:ILE:CD1	1:B:8:VAL:N	17	1.82
(3,6)	1:A:36:ILE:CD1	1:B:9:VAL:N	17	1.82
(3,6)	1:A:36:ILE:CD1	1:B:10:GLY:N	17	1.82
(3,6)	1:A:36:ILE:CD1	1:B:11:ALA:N	17	1.82
(3,6)	1:A:36:ILE:CD1	1:B:12:ASP:N	17	1.82
(3,6)	1:A:36:ILE:CD1	1:B:13:GLY:N	17	1.82
(3,6)	1:A:36:ILE:CD1	1:B:14:VAL:N	17	1.82
(3,6)	1:A:36:ILE:CD1	1:B:15:GLY:N	17	1.82
(3,6)	1:A:36:ILE:CD1	1:B:16:LYS:N	17	1.82
(3,6)	1:A:36:ILE:CD1	1:B:17:SER:N	17	1.82
(3,6)	1:A:36:ILE:CD1	1:B:18:ALA:N	17	1.82
(3,6)	1:A:36:ILE:CD1	1:B:19:LEU:N	17	1.82
(3,6)	1:A:36:ILE:CD1	1:B:20:THR:N	17	1.82
(3,6)	1:A:36:ILE:CD1	1:B:21:ILE:N	17	1.82
(3,6)	1:A:36:ILE:CD1	1:B:22:GLN:N	17	1.82
(3,6)	1:A:36:ILE:CD1	1:B:23:LEU:N	17	1.82
(3,6)	1:A:36:ILE:CD1	1:B:24:ILE:N	17	1.82
(3,6)	1:A:36:ILE:CD1	1:B:25:GLN:N	17	1.82
(3,6)	1:A:36:ILE:CD1	1:B:26:ASN:N	17	1.82
(3,6)	1:A:36:ILE:CD1	1:B:27:HIS:N	17	1.82
(3,6)	1:A:36:ILE:CD1	1:B:28:PHE:N	17	1.82
(3,6)	1:A:36:ILE:CD1	1:B:29:VAL:N	17	1.82
(3,6)	1:A:36:ILE:CD1	1:B:30:ASP:N	17	1.82
(3,6)	1:A:36:ILE:CD1	1:B:31:GLU:N	17	1.82
(3,6)	1:A:36:ILE:CD1	1:B:32:TYR:N	17	1.82
(3,6)	1:A:36:ILE:CD1	1:B:33:ASP:N	17	1.82
(3,6)	1:A:36:ILE:CD1	1:B:34:PRO:N	17	1.82
(3,6)	1:A:36:ILE:CD1	1:B:35:THR:N	17	1.82
(3,6)	1:A:36:ILE:CD1	1:B:36:ILE:N	17	1.82
(3,6)	1:A:36:ILE:CD1	1:B:37:GLU:N	17	1.82
(3,6)	1:A:36:ILE:CD1	1:B:38:ASP:N	17	1.82
(3,6)	1:A:36:ILE:CD1	1:B:39:SER:N	17	1.82
(3,6)	1:A:36:ILE:CD1	1:B:40:TYR:N	17	1.82
(3,6)	1:A:36:ILE:CD1	1:B:41:ARG:N	17	1.82
(3,6)	1:A:36:ILE:CD1	1:B:42:LYS:N	17	1.82
(3,6)	1:A:36:ILE:CD1	1:B:43:GLN:N	17	1.82
(3,6)	1:A:36:ILE:CD1	1:B:44:VAL:N	17	1.82
(3,6)	1:A:36:ILE:CD1	1:B:45:VAL:N	17	1.82
(3,6)	1:A:36:ILE:CD1	1:B:46:ILE:N	17	1.82

Continued on next page...

Continued from previous page...

Key	Atom-1	Atom-2	Model ID	Violation (Å)
(3,6)	1:A:36:ILE:CD1	1:B:47:ASP:N	17	1.82
(3,6)	1:A:36:ILE:CD1	1:B:48:GLY:N	17	1.82
(3,6)	1:A:36:ILE:CD1	1:B:49:GLU:N	17	1.82
(3,6)	1:A:36:ILE:CD1	1:B:50:THR:N	17	1.82
(3,6)	1:A:36:ILE:CD1	1:B:51:CYS:N	17	1.82
(3,6)	1:A:36:ILE:CD1	1:B:52:LEU:N	17	1.82
(3,6)	1:A:36:ILE:CD1	1:B:53:LEU:N	17	1.82
(3,6)	1:A:36:ILE:CD1	1:B:54:ASP:N	17	1.82
(3,6)	1:A:36:ILE:CD1	1:B:55:ILE:N	17	1.82
(3,6)	1:A:36:ILE:CD1	1:B:56:LEU:N	17	1.82
(3,6)	1:A:36:ILE:CD1	1:B:57:ASP:N	17	1.82
(3,6)	1:A:36:ILE:CD1	1:B:58:THR:N	17	1.82
(3,6)	1:A:36:ILE:CD1	1:B:59:ALA:N	17	1.82
(3,6)	1:A:36:ILE:CD1	1:B:60:GLY:N	17	1.82
(3,6)	1:A:36:ILE:CD1	1:B:61:GLN:N	17	1.82
(3,6)	1:A:36:ILE:CD1	1:B:62:GLU:N	17	1.82
(3,6)	1:A:36:ILE:CD1	1:B:63:GLU:N	17	1.82
(3,6)	1:A:36:ILE:CD1	1:B:64:TYR:N	17	1.82
(3,6)	1:A:36:ILE:CD1	1:B:65:SER:N	17	1.82
(3,6)	1:A:36:ILE:CD1	1:B:66:ALA:N	17	1.82
(3,6)	1:A:36:ILE:CD1	1:B:67:MET:N	17	1.82
(3,6)	1:A:36:ILE:CD1	1:B:68:ARG:N	17	1.82
(3,6)	1:A:36:ILE:CD1	1:B:69:ASP:N	17	1.82
(3,6)	1:A:36:ILE:CD1	1:B:70:GLN:N	17	1.82
(3,6)	1:A:36:ILE:CD1	1:B:71:TYR:N	17	1.82
(3,6)	1:A:36:ILE:CD1	1:B:72:MET:N	17	1.82
(3,6)	1:A:36:ILE:CD1	1:B:73:ARG:N	17	1.82
(3,6)	1:A:36:ILE:CD1	1:B:74:THR:N	17	1.82
(3,6)	1:A:36:ILE:CD1	1:B:75:GLY:N	17	1.82
(3,6)	1:A:36:ILE:CD1	1:B:76:GLU:N	17	1.82
(3,6)	1:A:36:ILE:CD1	1:B:77:GLY:N	17	1.82
(3,6)	1:A:36:ILE:CD1	1:B:78:PHE:N	17	1.82
(3,6)	1:A:36:ILE:CD1	1:B:79:LEU:N	17	1.82
(3,6)	1:A:36:ILE:CD1	1:B:80:CYS:N	17	1.82
(3,6)	1:A:36:ILE:CD1	5:B:203:7Q9:N	17	1.82
(3,6)	1:A:36:ILE:CD1	5:B:204:7Q9:N	17	1.82
(3,6)	1:A:36:ILE:CD1	5:B:205:7Q9:N	17	1.82
(3,6)	1:A:36:ILE:CD1	5:B:206:7Q9:N	17	1.82
(3,6)	1:A:36:ILE:CD1	5:B:207:7Q9:N	17	1.82
(3,6)	1:A:36:ILE:CD1	6:B:208:17F:N1	17	1.82
(3,6)	1:A:36:ILE:CD1	5:B:209:7Q9:N	17	1.82
(3,6)	1:A:36:ILE:CD1	5:B:210:7Q9:N	17	1.82

Continued on next page...

Continued from previous page...

Key	Atom-1	Atom-2	Model ID	Violation (Å)
(3,6)	1:A:36:ILE:CD1	5:B:211:7Q9:N	17	1.82
(3,6)	1:A:36:ILE:CD1	5:B:212:7Q9:N	17	1.82
(3,6)	1:A:36:ILE:CD1	5:B:213:7Q9:N	17	1.82
(3,6)	1:A:36:ILE:CD1	6:B:214:17F:N1	17	1.82
(3,6)	1:A:36:ILE:CD1	6:B:215:17F:N1	17	1.82
(3,6)	1:A:36:ILE:CD1	5:B:216:7Q9:N	17	1.82
(3,6)	1:A:36:ILE:CD1	5:B:217:7Q9:N	17	1.82
(3,6)	1:A:36:ILE:CD1	5:B:218:7Q9:N	17	1.82
(3,6)	1:A:36:ILE:CD1	6:B:219:17F:N1	17	1.82
(3,6)	1:A:36:ILE:CD1	5:B:220:7Q9:N	17	1.82
(3,6)	1:A:36:ILE:CD1	1:B:2:THR:N	7	1.81
(3,6)	1:A:36:ILE:CD1	1:B:3:GLU:N	7	1.81
(3,6)	1:A:36:ILE:CD1	1:B:4:TYR:N	7	1.81
(3,6)	1:A:36:ILE:CD1	1:B:5:LYS:N	7	1.81
(3,6)	1:A:36:ILE:CD1	1:B:6:LEU:N	7	1.81
(3,6)	1:A:36:ILE:CD1	1:B:7:VAL:N	7	1.81
(3,6)	1:A:36:ILE:CD1	1:B:8:VAL:N	7	1.81
(3,6)	1:A:36:ILE:CD1	1:B:9:VAL:N	7	1.81
(3,6)	1:A:36:ILE:CD1	1:B:10:GLY:N	7	1.81
(3,6)	1:A:36:ILE:CD1	1:B:11:ALA:N	7	1.81
(3,6)	1:A:36:ILE:CD1	1:B:12:ASP:N	7	1.81
(3,6)	1:A:36:ILE:CD1	1:B:13:GLY:N	7	1.81
(3,6)	1:A:36:ILE:CD1	1:B:14:VAL:N	7	1.81
(3,6)	1:A:36:ILE:CD1	1:B:15:GLY:N	7	1.81
(3,6)	1:A:36:ILE:CD1	1:B:16:LYS:N	7	1.81
(3,6)	1:A:36:ILE:CD1	1:B:17:SER:N	7	1.81
(3,6)	1:A:36:ILE:CD1	1:B:18:ALA:N	7	1.81
(3,6)	1:A:36:ILE:CD1	1:B:19:LEU:N	7	1.81
(3,6)	1:A:36:ILE:CD1	1:B:20:THR:N	7	1.81
(3,6)	1:A:36:ILE:CD1	1:B:21:ILE:N	7	1.81
(3,6)	1:A:36:ILE:CD1	1:B:22:GLN:N	7	1.81
(3,6)	1:A:36:ILE:CD1	1:B:23:LEU:N	7	1.81
(3,6)	1:A:36:ILE:CD1	1:B:24:ILE:N	7	1.81
(3,6)	1:A:36:ILE:CD1	1:B:25:GLN:N	7	1.81
(3,6)	1:A:36:ILE:CD1	1:B:26:ASN:N	7	1.81
(3,6)	1:A:36:ILE:CD1	1:B:27:HIS:N	7	1.81
(3,6)	1:A:36:ILE:CD1	1:B:28:PHE:N	7	1.81
(3,6)	1:A:36:ILE:CD1	1:B:29:VAL:N	7	1.81
(3,6)	1:A:36:ILE:CD1	1:B:30:ASP:N	7	1.81
(3,6)	1:A:36:ILE:CD1	1:B:31:GLU:N	7	1.81
(3,6)	1:A:36:ILE:CD1	1:B:32:TYR:N	7	1.81
(3,6)	1:A:36:ILE:CD1	1:B:33:ASP:N	7	1.81

Continued on next page...

Continued from previous page...

Key	Atom-1	Atom-2	Model ID	Violation (Å)
(3,6)	1:A:36:ILE:CD1	1:B:34:PRO:N	7	1.81
(3,6)	1:A:36:ILE:CD1	1:B:35:THR:N	7	1.81
(3,6)	1:A:36:ILE:CD1	1:B:36:ILE:N	7	1.81
(3,6)	1:A:36:ILE:CD1	1:B:37:GLU:N	7	1.81
(3,6)	1:A:36:ILE:CD1	1:B:38:ASP:N	7	1.81
(3,6)	1:A:36:ILE:CD1	1:B:39:SER:N	7	1.81
(3,6)	1:A:36:ILE:CD1	1:B:40:TYR:N	7	1.81
(3,6)	1:A:36:ILE:CD1	1:B:41:ARG:N	7	1.81
(3,6)	1:A:36:ILE:CD1	1:B:42:LYS:N	7	1.81
(3,6)	1:A:36:ILE:CD1	1:B:43:GLN:N	7	1.81
(3,6)	1:A:36:ILE:CD1	1:B:44:VAL:N	7	1.81
(3,6)	1:A:36:ILE:CD1	1:B:45:VAL:N	7	1.81
(3,6)	1:A:36:ILE:CD1	1:B:46:ILE:N	7	1.81
(3,6)	1:A:36:ILE:CD1	1:B:47:ASP:N	7	1.81
(3,6)	1:A:36:ILE:CD1	1:B:48:GLY:N	7	1.81
(3,6)	1:A:36:ILE:CD1	1:B:49:GLU:N	7	1.81
(3,6)	1:A:36:ILE:CD1	1:B:50:THR:N	7	1.81
(3,6)	1:A:36:ILE:CD1	1:B:51:CYS:N	7	1.81
(3,6)	1:A:36:ILE:CD1	1:B:52:LEU:N	7	1.81
(3,6)	1:A:36:ILE:CD1	1:B:53:LEU:N	7	1.81
(3,6)	1:A:36:ILE:CD1	1:B:54:ASP:N	7	1.81
(3,6)	1:A:36:ILE:CD1	1:B:55:ILE:N	7	1.81
(3,6)	1:A:36:ILE:CD1	1:B:56:LEU:N	7	1.81
(3,6)	1:A:36:ILE:CD1	1:B:57:ASP:N	7	1.81
(3,6)	1:A:36:ILE:CD1	1:B:58:THR:N	7	1.81
(3,6)	1:A:36:ILE:CD1	1:B:59:ALA:N	7	1.81
(3,6)	1:A:36:ILE:CD1	1:B:60:GLY:N	7	1.81
(3,6)	1:A:36:ILE:CD1	1:B:61:GLN:N	7	1.81
(3,6)	1:A:36:ILE:CD1	1:B:62:GLU:N	7	1.81
(3,6)	1:A:36:ILE:CD1	1:B:63:GLU:N	7	1.81
(3,6)	1:A:36:ILE:CD1	1:B:64:TYR:N	7	1.81
(3,6)	1:A:36:ILE:CD1	1:B:65:SER:N	7	1.81
(3,6)	1:A:36:ILE:CD1	1:B:66:ALA:N	7	1.81
(3,6)	1:A:36:ILE:CD1	1:B:67:MET:N	7	1.81
(3,6)	1:A:36:ILE:CD1	1:B:68:ARG:N	7	1.81
(3,6)	1:A:36:ILE:CD1	1:B:69:ASP:N	7	1.81
(3,6)	1:A:36:ILE:CD1	1:B:70:GLN:N	7	1.81
(3,6)	1:A:36:ILE:CD1	1:B:71:TYR:N	7	1.81
(3,6)	1:A:36:ILE:CD1	1:B:72:MET:N	7	1.81
(3,6)	1:A:36:ILE:CD1	1:B:73:ARG:N	7	1.81
(3,6)	1:A:36:ILE:CD1	1:B:74:THR:N	7	1.81
(3,6)	1:A:36:ILE:CD1	1:B:75:GLY:N	7	1.81

Continued on next page...

Continued from previous page...

Key	Atom-1	Atom-2	Model ID	Violation (Å)
(3,6)	1:A:36:ILE:CD1	1:B:76:GLU:N	7	1.81
(3,6)	1:A:36:ILE:CD1	1:B:77:GLY:N	7	1.81
(3,6)	1:A:36:ILE:CD1	1:B:78:PHE:N	7	1.81
(3,6)	1:A:36:ILE:CD1	1:B:79:LEU:N	7	1.81
(3,6)	1:A:36:ILE:CD1	1:B:80:CYS:N	7	1.81
(3,6)	1:A:36:ILE:CD1	5:B:203:7Q9:N	7	1.81
(3,6)	1:A:36:ILE:CD1	5:B:204:7Q9:N	7	1.81
(3,6)	1:A:36:ILE:CD1	5:B:205:7Q9:N	7	1.81
(3,6)	1:A:36:ILE:CD1	5:B:206:7Q9:N	7	1.81
(3,6)	1:A:36:ILE:CD1	5:B:207:7Q9:N	7	1.81
(3,6)	1:A:36:ILE:CD1	6:B:208:17F:N1	7	1.81
(3,6)	1:A:36:ILE:CD1	5:B:209:7Q9:N	7	1.81
(3,6)	1:A:36:ILE:CD1	5:B:210:7Q9:N	7	1.81
(3,6)	1:A:36:ILE:CD1	5:B:211:7Q9:N	7	1.81
(3,6)	1:A:36:ILE:CD1	5:B:212:7Q9:N	7	1.81
(3,6)	1:A:36:ILE:CD1	5:B:213:7Q9:N	7	1.81
(3,6)	1:A:36:ILE:CD1	6:B:214:17F:N1	7	1.81
(3,6)	1:A:36:ILE:CD1	6:B:215:17F:N1	7	1.81
(3,6)	1:A:36:ILE:CD1	5:B:216:7Q9:N	7	1.81
(3,6)	1:A:36:ILE:CD1	5:B:217:7Q9:N	7	1.81
(3,6)	1:A:36:ILE:CD1	5:B:218:7Q9:N	7	1.81
(3,6)	1:A:36:ILE:CD1	6:B:219:17F:N1	7	1.81
(3,6)	1:A:36:ILE:CD1	5:B:220:7Q9:N	7	1.81
(3,13)	1:A:160:VAL:CG1	1:B:2:THR:N	13	1.81
(3,13)	1:A:160:VAL:CG1	1:B:3:GLU:N	13	1.81
(3,13)	1:A:160:VAL:CG1	1:B:4:TYR:N	13	1.81
(3,13)	1:A:160:VAL:CG1	1:B:5:LYS:N	13	1.81
(3,13)	1:A:160:VAL:CG1	1:B:6:LEU:N	13	1.81
(3,13)	1:A:160:VAL:CG1	1:B:7:VAL:N	13	1.81
(3,13)	1:A:160:VAL:CG1	1:B:8:VAL:N	13	1.81
(3,13)	1:A:160:VAL:CG1	1:B:9:VAL:N	13	1.81
(3,13)	1:A:160:VAL:CG1	1:B:10:GLY:N	13	1.81
(3,13)	1:A:160:VAL:CG1	1:B:11:ALA:N	13	1.81
(3,13)	1:A:160:VAL:CG1	1:B:12:ASP:N	13	1.81
(3,13)	1:A:160:VAL:CG1	1:B:13:GLY:N	13	1.81
(3,13)	1:A:160:VAL:CG1	1:B:14:VAL:N	13	1.81
(3,13)	1:A:160:VAL:CG1	1:B:15:GLY:N	13	1.81
(3,13)	1:A:160:VAL:CG1	1:B:16:LYS:N	13	1.81
(3,13)	1:A:160:VAL:CG1	1:B:17:SER:N	13	1.81
(3,13)	1:A:160:VAL:CG1	1:B:18:ALA:N	13	1.81
(3,13)	1:A:160:VAL:CG1	1:B:19:LEU:N	13	1.81
(3,13)	1:A:160:VAL:CG1	1:B:20:THR:N	13	1.81

Continued on next page...

Continued from previous page...

Key	Atom-1	Atom-2	Model ID	Violation (Å)
(3,13)	1:A:160:VAL:CG1	1:B:21:ILE:N	13	1.81
(3,13)	1:A:160:VAL:CG1	1:B:22:GLN:N	13	1.81
(3,13)	1:A:160:VAL:CG1	1:B:23:LEU:N	13	1.81
(3,13)	1:A:160:VAL:CG1	1:B:24:ILE:N	13	1.81
(3,13)	1:A:160:VAL:CG1	1:B:25:GLN:N	13	1.81
(3,13)	1:A:160:VAL:CG1	1:B:26:ASN:N	13	1.81
(3,13)	1:A:160:VAL:CG1	1:B:27:HIS:N	13	1.81
(3,13)	1:A:160:VAL:CG1	1:B:28:PHE:N	13	1.81
(3,13)	1:A:160:VAL:CG1	1:B:29:VAL:N	13	1.81
(3,13)	1:A:160:VAL:CG1	1:B:30:ASP:N	13	1.81
(3,13)	1:A:160:VAL:CG1	1:B:31:GLU:N	13	1.81
(3,13)	1:A:160:VAL:CG1	1:B:32:TYR:N	13	1.81
(3,13)	1:A:160:VAL:CG1	1:B:33:ASP:N	13	1.81
(3,13)	1:A:160:VAL:CG1	1:B:34:PRO:N	13	1.81
(3,13)	1:A:160:VAL:CG1	1:B:35:THR:N	13	1.81
(3,13)	1:A:160:VAL:CG1	1:B:36:ILE:N	13	1.81
(3,13)	1:A:160:VAL:CG1	1:B:37:GLU:N	13	1.81
(3,13)	1:A:160:VAL:CG1	1:B:38:ASP:N	13	1.81
(3,13)	1:A:160:VAL:CG1	1:B:39:SER:N	13	1.81
(3,13)	1:A:160:VAL:CG1	1:B:40:TYR:N	13	1.81
(3,13)	1:A:160:VAL:CG1	1:B:41:ARG:N	13	1.81
(3,13)	1:A:160:VAL:CG1	1:B:42:LYS:N	13	1.81
(3,13)	1:A:160:VAL:CG1	1:B:43:GLN:N	13	1.81
(3,13)	1:A:160:VAL:CG1	1:B:44:VAL:N	13	1.81
(3,13)	1:A:160:VAL:CG1	1:B:45:VAL:N	13	1.81
(3,13)	1:A:160:VAL:CG1	1:B:46:ILE:N	13	1.81
(3,13)	1:A:160:VAL:CG1	1:B:47:ASP:N	13	1.81
(3,13)	1:A:160:VAL:CG1	1:B:48:GLY:N	13	1.81
(3,13)	1:A:160:VAL:CG1	1:B:49:GLU:N	13	1.81
(3,13)	1:A:160:VAL:CG1	1:B:50:THR:N	13	1.81
(3,13)	1:A:160:VAL:CG1	1:B:51:CYS:N	13	1.81
(3,13)	1:A:160:VAL:CG1	1:B:52:LEU:N	13	1.81
(3,13)	1:A:160:VAL:CG1	1:B:53:LEU:N	13	1.81
(3,13)	1:A:160:VAL:CG1	1:B:54:ASP:N	13	1.81
(3,13)	1:A:160:VAL:CG1	1:B:55:ILE:N	13	1.81
(3,13)	1:A:160:VAL:CG1	1:B:56:LEU:N	13	1.81
(3,13)	1:A:160:VAL:CG1	1:B:57:ASP:N	13	1.81
(3,13)	1:A:160:VAL:CG1	1:B:58:THR:N	13	1.81
(3,13)	1:A:160:VAL:CG1	1:B:59:ALA:N	13	1.81
(3,13)	1:A:160:VAL:CG1	1:B:60:GLY:N	13	1.81
(3,13)	1:A:160:VAL:CG1	1:B:61:GLN:N	13	1.81
(3,13)	1:A:160:VAL:CG1	1:B:62:GLU:N	13	1.81

Continued on next page...

Continued from previous page...

Key	Atom-1	Atom-2	Model ID	Violation (Å)
(3,13)	1:A:160:VAL:CG1	1:B:63:GLU:N	13	1.81
(3,13)	1:A:160:VAL:CG1	1:B:64:TYR:N	13	1.81
(3,13)	1:A:160:VAL:CG1	1:B:65:SER:N	13	1.81
(3,13)	1:A:160:VAL:CG1	1:B:66:ALA:N	13	1.81
(3,13)	1:A:160:VAL:CG1	1:B:67:MET:N	13	1.81
(3,13)	1:A:160:VAL:CG1	1:B:68:ARG:N	13	1.81
(3,13)	1:A:160:VAL:CG1	1:B:69:ASP:N	13	1.81
(3,13)	1:A:160:VAL:CG1	1:B:70:GLN:N	13	1.81
(3,13)	1:A:160:VAL:CG1	1:B:71:TYR:N	13	1.81
(3,13)	1:A:160:VAL:CG1	1:B:72:MET:N	13	1.81
(3,13)	1:A:160:VAL:CG1	1:B:73:ARG:N	13	1.81
(3,13)	1:A:160:VAL:CG1	1:B:74:THR:N	13	1.81
(3,13)	1:A:160:VAL:CG1	1:B:75:GLY:N	13	1.81
(3,13)	1:A:160:VAL:CG1	1:B:76:GLU:N	13	1.81
(3,13)	1:A:160:VAL:CG1	1:B:77:GLY:N	13	1.81
(3,13)	1:A:160:VAL:CG1	1:B:78:PHE:N	13	1.81
(3,13)	1:A:160:VAL:CG1	1:B:79:LEU:N	13	1.81
(3,13)	1:A:160:VAL:CG1	1:B:80:CYS:N	13	1.81
(3,13)	1:A:160:VAL:CG1	5:B:203:7Q9:N	13	1.81
(3,13)	1:A:160:VAL:CG1	5:B:204:7Q9:N	13	1.81
(3,13)	1:A:160:VAL:CG1	5:B:205:7Q9:N	13	1.81
(3,13)	1:A:160:VAL:CG1	5:B:206:7Q9:N	13	1.81
(3,13)	1:A:160:VAL:CG1	5:B:207:7Q9:N	13	1.81
(3,13)	1:A:160:VAL:CG1	6:B:208:17F:N1	13	1.81
(3,13)	1:A:160:VAL:CG1	5:B:209:7Q9:N	13	1.81
(3,13)	1:A:160:VAL:CG1	5:B:210:7Q9:N	13	1.81
(3,13)	1:A:160:VAL:CG1	5:B:211:7Q9:N	13	1.81
(3,13)	1:A:160:VAL:CG1	5:B:212:7Q9:N	13	1.81
(3,13)	1:A:160:VAL:CG1	5:B:213:7Q9:N	13	1.81
(3,13)	1:A:160:VAL:CG1	6:B:214:17F:N1	13	1.81
(3,13)	1:A:160:VAL:CG1	6:B:215:17F:N1	13	1.81
(3,13)	1:A:160:VAL:CG1	5:B:216:7Q9:N	13	1.81
(3,13)	1:A:160:VAL:CG1	5:B:217:7Q9:N	13	1.81
(3,13)	1:A:160:VAL:CG1	5:B:218:7Q9:N	13	1.81
(3,13)	1:A:160:VAL:CG1	6:B:219:17F:N1	13	1.81
(3,13)	1:A:160:VAL:CG1	5:B:220:7Q9:N	13	1.81
(3,13)	1:A:160:VAL:CG2	1:B:2:THR:N	13	1.81
(3,13)	1:A:160:VAL:CG2	1:B:3:GLU:N	13	1.81
(3,13)	1:A:160:VAL:CG2	1:B:4:TYR:N	13	1.81
(3,13)	1:A:160:VAL:CG2	1:B:5:LYS:N	13	1.81
(3,13)	1:A:160:VAL:CG2	1:B:6:LEU:N	13	1.81
(3,13)	1:A:160:VAL:CG2	1:B:7:VAL:N	13	1.81

Continued on next page...

Continued from previous page...

Key	Atom-1	Atom-2	Model ID	Violation (Å)
(3,13)	1:A:160:VAL:CG2	1:B:8:VAL:N	13	1.81
(3,13)	1:A:160:VAL:CG2	1:B:9:VAL:N	13	1.81
(3,13)	1:A:160:VAL:CG2	1:B:10:GLY:N	13	1.81
(3,13)	1:A:160:VAL:CG2	1:B:11:ALA:N	13	1.81
(3,13)	1:A:160:VAL:CG2	1:B:12:ASP:N	13	1.81
(3,13)	1:A:160:VAL:CG2	1:B:13:GLY:N	13	1.81
(3,13)	1:A:160:VAL:CG2	1:B:14:VAL:N	13	1.81
(3,13)	1:A:160:VAL:CG2	1:B:15:GLY:N	13	1.81
(3,13)	1:A:160:VAL:CG2	1:B:16:LYS:N	13	1.81
(3,13)	1:A:160:VAL:CG2	1:B:17:SER:N	13	1.81
(3,13)	1:A:160:VAL:CG2	1:B:18:ALA:N	13	1.81
(3,13)	1:A:160:VAL:CG2	1:B:19:LEU:N	13	1.81
(3,13)	1:A:160:VAL:CG2	1:B:20:THR:N	13	1.81
(3,13)	1:A:160:VAL:CG2	1:B:21:ILE:N	13	1.81
(3,13)	1:A:160:VAL:CG2	1:B:22:GLN:N	13	1.81
(3,13)	1:A:160:VAL:CG2	1:B:23:LEU:N	13	1.81
(3,13)	1:A:160:VAL:CG2	1:B:24:ILE:N	13	1.81
(3,13)	1:A:160:VAL:CG2	1:B:25:GLN:N	13	1.81
(3,13)	1:A:160:VAL:CG2	1:B:26:ASN:N	13	1.81
(3,13)	1:A:160:VAL:CG2	1:B:27:HIS:N	13	1.81
(3,13)	1:A:160:VAL:CG2	1:B:28:PHE:N	13	1.81
(3,13)	1:A:160:VAL:CG2	1:B:29:VAL:N	13	1.81
(3,13)	1:A:160:VAL:CG2	1:B:30:ASP:N	13	1.81
(3,13)	1:A:160:VAL:CG2	1:B:31:GLU:N	13	1.81
(3,13)	1:A:160:VAL:CG2	1:B:32:TYR:N	13	1.81
(3,13)	1:A:160:VAL:CG2	1:B:33:ASP:N	13	1.81
(3,13)	1:A:160:VAL:CG2	1:B:34:PRO:N	13	1.81
(3,13)	1:A:160:VAL:CG2	1:B:35:THR:N	13	1.81
(3,13)	1:A:160:VAL:CG2	1:B:36:ILE:N	13	1.81
(3,13)	1:A:160:VAL:CG2	1:B:37:GLU:N	13	1.81
(3,13)	1:A:160:VAL:CG2	1:B:38:ASP:N	13	1.81
(3,13)	1:A:160:VAL:CG2	1:B:39:SER:N	13	1.81
(3,13)	1:A:160:VAL:CG2	1:B:40:TYR:N	13	1.81
(3,13)	1:A:160:VAL:CG2	1:B:41:ARG:N	13	1.81
(3,13)	1:A:160:VAL:CG2	1:B:42:LYS:N	13	1.81
(3,13)	1:A:160:VAL:CG2	1:B:43:GLN:N	13	1.81
(3,13)	1:A:160:VAL:CG2	1:B:44:VAL:N	13	1.81
(3,13)	1:A:160:VAL:CG2	1:B:45:VAL:N	13	1.81
(3,13)	1:A:160:VAL:CG2	1:B:46:ILE:N	13	1.81
(3,13)	1:A:160:VAL:CG2	1:B:47:ASP:N	13	1.81
(3,13)	1:A:160:VAL:CG2	1:B:48:GLY:N	13	1.81
(3,13)	1:A:160:VAL:CG2	1:B:49:GLU:N	13	1.81

Continued on next page...

Continued from previous page...

Key	Atom-1	Atom-2	Model ID	Violation (Å)
(3,13)	1:A:160:VAL:CG2	1:B:50:THR:N	13	1.81
(3,13)	1:A:160:VAL:CG2	1:B:51:CYS:N	13	1.81
(3,13)	1:A:160:VAL:CG2	1:B:52:LEU:N	13	1.81
(3,13)	1:A:160:VAL:CG2	1:B:53:LEU:N	13	1.81
(3,13)	1:A:160:VAL:CG2	1:B:54:ASP:N	13	1.81
(3,13)	1:A:160:VAL:CG2	1:B:55:ILE:N	13	1.81
(3,13)	1:A:160:VAL:CG2	1:B:56:LEU:N	13	1.81
(3,13)	1:A:160:VAL:CG2	1:B:57:ASP:N	13	1.81
(3,13)	1:A:160:VAL:CG2	1:B:58:THR:N	13	1.81
(3,13)	1:A:160:VAL:CG2	1:B:59:ALA:N	13	1.81
(3,13)	1:A:160:VAL:CG2	1:B:60:GLY:N	13	1.81
(3,13)	1:A:160:VAL:CG2	1:B:61:GLN:N	13	1.81
(3,13)	1:A:160:VAL:CG2	1:B:62:GLU:N	13	1.81
(3,13)	1:A:160:VAL:CG2	1:B:63:GLU:N	13	1.81
(3,13)	1:A:160:VAL:CG2	1:B:64:TYR:N	13	1.81
(3,13)	1:A:160:VAL:CG2	1:B:65:SER:N	13	1.81
(3,13)	1:A:160:VAL:CG2	1:B:66:ALA:N	13	1.81
(3,13)	1:A:160:VAL:CG2	1:B:67:MET:N	13	1.81
(3,13)	1:A:160:VAL:CG2	1:B:68:ARG:N	13	1.81
(3,13)	1:A:160:VAL:CG2	1:B:69:ASP:N	13	1.81
(3,13)	1:A:160:VAL:CG2	1:B:70:GLN:N	13	1.81
(3,13)	1:A:160:VAL:CG2	1:B:71:TYR:N	13	1.81
(3,13)	1:A:160:VAL:CG2	1:B:72:MET:N	13	1.81
(3,13)	1:A:160:VAL:CG2	1:B:73:ARG:N	13	1.81
(3,13)	1:A:160:VAL:CG2	1:B:74:THR:N	13	1.81
(3,13)	1:A:160:VAL:CG2	1:B:75:GLY:N	13	1.81
(3,13)	1:A:160:VAL:CG2	1:B:76:GLU:N	13	1.81
(3,13)	1:A:160:VAL:CG2	1:B:77:GLY:N	13	1.81
(3,13)	1:A:160:VAL:CG2	1:B:78:PHE:N	13	1.81
(3,13)	1:A:160:VAL:CG2	1:B:79:LEU:N	13	1.81
(3,13)	1:A:160:VAL:CG2	1:B:80:CYS:N	13	1.81
(3,13)	1:A:160:VAL:CG2	5:B:203:7Q9:N	13	1.81
(3,13)	1:A:160:VAL:CG2	5:B:204:7Q9:N	13	1.81
(3,13)	1:A:160:VAL:CG2	5:B:205:7Q9:N	13	1.81
(3,13)	1:A:160:VAL:CG2	5:B:206:7Q9:N	13	1.81
(3,13)	1:A:160:VAL:CG2	5:B:207:7Q9:N	13	1.81
(3,13)	1:A:160:VAL:CG2	6:B:208:17F:N1	13	1.81
(3,13)	1:A:160:VAL:CG2	5:B:209:7Q9:N	13	1.81
(3,13)	1:A:160:VAL:CG2	5:B:210:7Q9:N	13	1.81
(3,13)	1:A:160:VAL:CG2	5:B:211:7Q9:N	13	1.81
(3,13)	1:A:160:VAL:CG2	5:B:212:7Q9:N	13	1.81
(3,13)	1:A:160:VAL:CG2	5:B:213:7Q9:N	13	1.81

Continued on next page...

Continued from previous page...

Key	Atom-1	Atom-2	Model ID	Violation (Å)
(3,13)	1:A:160:VAL:CG2	6:B:214:17F:N1	13	1.81
(3,13)	1:A:160:VAL:CG2	6:B:215:17F:N1	13	1.81
(3,13)	1:A:160:VAL:CG2	5:B:216:7Q9:N	13	1.81
(3,13)	1:A:160:VAL:CG2	5:B:217:7Q9:N	13	1.81
(3,13)	1:A:160:VAL:CG2	5:B:218:7Q9:N	13	1.81
(3,13)	1:A:160:VAL:CG2	6:B:219:17F:N1	13	1.81
(3,13)	1:A:160:VAL:CG2	5:B:220:7Q9:N	13	1.81
(3,13)	1:A:160:VAL:CG1	1:B:2:THR:N	3	1.78
(3,13)	1:A:160:VAL:CG1	1:B:3:GLU:N	3	1.78
(3,13)	1:A:160:VAL:CG1	1:B:4:TYR:N	3	1.78
(3,13)	1:A:160:VAL:CG1	1:B:5:LYS:N	3	1.78
(3,13)	1:A:160:VAL:CG1	1:B:6:LEU:N	3	1.78
(3,13)	1:A:160:VAL:CG1	1:B:7:VAL:N	3	1.78
(3,13)	1:A:160:VAL:CG1	1:B:8:VAL:N	3	1.78
(3,13)	1:A:160:VAL:CG1	1:B:9:VAL:N	3	1.78
(3,13)	1:A:160:VAL:CG1	1:B:10:GLY:N	3	1.78
(3,13)	1:A:160:VAL:CG1	1:B:11:ALA:N	3	1.78
(3,13)	1:A:160:VAL:CG1	1:B:12:ASP:N	3	1.78
(3,13)	1:A:160:VAL:CG1	1:B:13:GLY:N	3	1.78
(3,13)	1:A:160:VAL:CG1	1:B:14:VAL:N	3	1.78
(3,13)	1:A:160:VAL:CG1	1:B:15:GLY:N	3	1.78
(3,13)	1:A:160:VAL:CG1	1:B:16:LYS:N	3	1.78
(3,13)	1:A:160:VAL:CG1	1:B:17:SER:N	3	1.78
(3,13)	1:A:160:VAL:CG1	1:B:18:ALA:N	3	1.78
(3,13)	1:A:160:VAL:CG1	1:B:19:LEU:N	3	1.78
(3,13)	1:A:160:VAL:CG1	1:B:20:THR:N	3	1.78
(3,13)	1:A:160:VAL:CG1	1:B:21:ILE:N	3	1.78
(3,13)	1:A:160:VAL:CG1	1:B:22:GLN:N	3	1.78
(3,13)	1:A:160:VAL:CG1	1:B:23:LEU:N	3	1.78
(3,13)	1:A:160:VAL:CG1	1:B:24:ILE:N	3	1.78
(3,13)	1:A:160:VAL:CG1	1:B:25:GLN:N	3	1.78
(3,13)	1:A:160:VAL:CG1	1:B:26:ASN:N	3	1.78
(3,13)	1:A:160:VAL:CG1	1:B:27:HIS:N	3	1.78
(3,13)	1:A:160:VAL:CG1	1:B:28:PHE:N	3	1.78
(3,13)	1:A:160:VAL:CG1	1:B:29:VAL:N	3	1.78
(3,13)	1:A:160:VAL:CG1	1:B:30:ASP:N	3	1.78
(3,13)	1:A:160:VAL:CG1	1:B:31:GLU:N	3	1.78
(3,13)	1:A:160:VAL:CG1	1:B:32:TYR:N	3	1.78
(3,13)	1:A:160:VAL:CG1	1:B:33:ASP:N	3	1.78
(3,13)	1:A:160:VAL:CG1	1:B:34:PRO:N	3	1.78
(3,13)	1:A:160:VAL:CG1	1:B:35:THR:N	3	1.78
(3,13)	1:A:160:VAL:CG1	1:B:36:ILE:N	3	1.78

Continued on next page...

Continued from previous page...

Key	Atom-1	Atom-2	Model ID	Violation (Å)
(3,13)	1:A:160:VAL:CG1	1:B:37:GLU:N	3	1.78
(3,13)	1:A:160:VAL:CG1	1:B:38:ASP:N	3	1.78
(3,13)	1:A:160:VAL:CG1	1:B:39:SER:N	3	1.78
(3,13)	1:A:160:VAL:CG1	1:B:40:TYR:N	3	1.78
(3,13)	1:A:160:VAL:CG1	1:B:41:ARG:N	3	1.78
(3,13)	1:A:160:VAL:CG1	1:B:42:LYS:N	3	1.78
(3,13)	1:A:160:VAL:CG1	1:B:43:GLN:N	3	1.78
(3,13)	1:A:160:VAL:CG1	1:B:44:VAL:N	3	1.78
(3,13)	1:A:160:VAL:CG1	1:B:45:VAL:N	3	1.78
(3,13)	1:A:160:VAL:CG1	1:B:46:ILE:N	3	1.78
(3,13)	1:A:160:VAL:CG1	1:B:47:ASP:N	3	1.78
(3,13)	1:A:160:VAL:CG1	1:B:48:GLY:N	3	1.78
(3,13)	1:A:160:VAL:CG1	1:B:49:GLU:N	3	1.78
(3,13)	1:A:160:VAL:CG1	1:B:50:THR:N	3	1.78
(3,13)	1:A:160:VAL:CG1	1:B:51:CYS:N	3	1.78
(3,13)	1:A:160:VAL:CG1	1:B:52:LEU:N	3	1.78
(3,13)	1:A:160:VAL:CG1	1:B:53:LEU:N	3	1.78
(3,13)	1:A:160:VAL:CG1	1:B:54:ASP:N	3	1.78
(3,13)	1:A:160:VAL:CG1	1:B:55:ILE:N	3	1.78
(3,13)	1:A:160:VAL:CG1	1:B:56:LEU:N	3	1.78
(3,13)	1:A:160:VAL:CG1	1:B:57:ASP:N	3	1.78
(3,13)	1:A:160:VAL:CG1	1:B:58:THR:N	3	1.78
(3,13)	1:A:160:VAL:CG1	1:B:59:ALA:N	3	1.78
(3,13)	1:A:160:VAL:CG1	1:B:60:GLY:N	3	1.78
(3,13)	1:A:160:VAL:CG1	1:B:61:GLN:N	3	1.78
(3,13)	1:A:160:VAL:CG1	1:B:62:GLU:N	3	1.78
(3,13)	1:A:160:VAL:CG1	1:B:63:GLU:N	3	1.78
(3,13)	1:A:160:VAL:CG1	1:B:64:TYR:N	3	1.78
(3,13)	1:A:160:VAL:CG1	1:B:65:SER:N	3	1.78
(3,13)	1:A:160:VAL:CG1	1:B:66:ALA:N	3	1.78
(3,13)	1:A:160:VAL:CG1	1:B:67:MET:N	3	1.78
(3,13)	1:A:160:VAL:CG1	1:B:68:ARG:N	3	1.78
(3,13)	1:A:160:VAL:CG1	1:B:69:ASP:N	3	1.78
(3,13)	1:A:160:VAL:CG1	1:B:70:GLN:N	3	1.78
(3,13)	1:A:160:VAL:CG1	1:B:71:TYR:N	3	1.78
(3,13)	1:A:160:VAL:CG1	1:B:72:MET:N	3	1.78
(3,13)	1:A:160:VAL:CG1	1:B:73:ARG:N	3	1.78
(3,13)	1:A:160:VAL:CG1	1:B:74:THR:N	3	1.78
(3,13)	1:A:160:VAL:CG1	1:B:75:GLY:N	3	1.78
(3,13)	1:A:160:VAL:CG1	1:B:76:GLU:N	3	1.78
(3,13)	1:A:160:VAL:CG1	1:B:77:GLY:N	3	1.78
(3,13)	1:A:160:VAL:CG1	1:B:78:PHE:N	3	1.78

Continued on next page...

Continued from previous page...

Key	Atom-1	Atom-2	Model ID	Violation (Å)
(3,13)	1:A:160:VAL:CG1	1:B:79:LEU:N	3	1.78
(3,13)	1:A:160:VAL:CG1	1:B:80:CYS:N	3	1.78
(3,13)	1:A:160:VAL:CG1	5:B:203:7Q9:N	3	1.78
(3,13)	1:A:160:VAL:CG1	5:B:204:7Q9:N	3	1.78
(3,13)	1:A:160:VAL:CG1	5:B:205:7Q9:N	3	1.78
(3,13)	1:A:160:VAL:CG1	5:B:206:7Q9:N	3	1.78
(3,13)	1:A:160:VAL:CG1	5:B:207:7Q9:N	3	1.78
(3,13)	1:A:160:VAL:CG1	6:B:208:17F:N1	3	1.78
(3,13)	1:A:160:VAL:CG1	5:B:209:7Q9:N	3	1.78
(3,13)	1:A:160:VAL:CG1	5:B:210:7Q9:N	3	1.78
(3,13)	1:A:160:VAL:CG1	5:B:211:7Q9:N	3	1.78
(3,13)	1:A:160:VAL:CG1	5:B:212:7Q9:N	3	1.78
(3,13)	1:A:160:VAL:CG1	5:B:213:7Q9:N	3	1.78
(3,13)	1:A:160:VAL:CG1	6:B:214:17F:N1	3	1.78
(3,13)	1:A:160:VAL:CG1	6:B:215:17F:N1	3	1.78
(3,13)	1:A:160:VAL:CG1	5:B:216:7Q9:N	3	1.78
(3,13)	1:A:160:VAL:CG1	5:B:217:7Q9:N	3	1.78
(3,13)	1:A:160:VAL:CG1	5:B:218:7Q9:N	3	1.78
(3,13)	1:A:160:VAL:CG1	6:B:219:17F:N1	3	1.78
(3,13)	1:A:160:VAL:CG1	5:B:220:7Q9:N	3	1.78
(3,13)	1:A:160:VAL:CG2	1:B:2:THR:N	3	1.78
(3,13)	1:A:160:VAL:CG2	1:B:3:GLU:N	3	1.78
(3,13)	1:A:160:VAL:CG2	1:B:4:TYR:N	3	1.78
(3,13)	1:A:160:VAL:CG2	1:B:5:LYS:N	3	1.78
(3,13)	1:A:160:VAL:CG2	1:B:6:LEU:N	3	1.78
(3,13)	1:A:160:VAL:CG2	1:B:7:VAL:N	3	1.78
(3,13)	1:A:160:VAL:CG2	1:B:8:VAL:N	3	1.78
(3,13)	1:A:160:VAL:CG2	1:B:9:VAL:N	3	1.78
(3,13)	1:A:160:VAL:CG2	1:B:10:GLY:N	3	1.78
(3,13)	1:A:160:VAL:CG2	1:B:11:ALA:N	3	1.78
(3,13)	1:A:160:VAL:CG2	1:B:12:ASP:N	3	1.78
(3,13)	1:A:160:VAL:CG2	1:B:13:GLY:N	3	1.78
(3,13)	1:A:160:VAL:CG2	1:B:14:VAL:N	3	1.78
(3,13)	1:A:160:VAL:CG2	1:B:15:GLY:N	3	1.78
(3,13)	1:A:160:VAL:CG2	1:B:16:LYS:N	3	1.78
(3,13)	1:A:160:VAL:CG2	1:B:17:SER:N	3	1.78
(3,13)	1:A:160:VAL:CG2	1:B:18:ALA:N	3	1.78
(3,13)	1:A:160:VAL:CG2	1:B:19:LEU:N	3	1.78
(3,13)	1:A:160:VAL:CG2	1:B:20:THR:N	3	1.78
(3,13)	1:A:160:VAL:CG2	1:B:21:ILE:N	3	1.78
(3,13)	1:A:160:VAL:CG2	1:B:22:GLN:N	3	1.78
(3,13)	1:A:160:VAL:CG2	1:B:23:LEU:N	3	1.78

Continued on next page...

Continued from previous page...

Key	Atom-1	Atom-2	Model ID	Violation (Å)
(3,13)	1:A:160:VAL:CG2	1:B:24:ILE:N	3	1.78
(3,13)	1:A:160:VAL:CG2	1:B:25:GLN:N	3	1.78
(3,13)	1:A:160:VAL:CG2	1:B:26:ASN:N	3	1.78
(3,13)	1:A:160:VAL:CG2	1:B:27:HIS:N	3	1.78
(3,13)	1:A:160:VAL:CG2	1:B:28:PHE:N	3	1.78
(3,13)	1:A:160:VAL:CG2	1:B:29:VAL:N	3	1.78
(3,13)	1:A:160:VAL:CG2	1:B:30:ASP:N	3	1.78
(3,13)	1:A:160:VAL:CG2	1:B:31:GLU:N	3	1.78
(3,13)	1:A:160:VAL:CG2	1:B:32:TYR:N	3	1.78
(3,13)	1:A:160:VAL:CG2	1:B:33:ASP:N	3	1.78
(3,13)	1:A:160:VAL:CG2	1:B:34:PRO:N	3	1.78
(3,13)	1:A:160:VAL:CG2	1:B:35:THR:N	3	1.78
(3,13)	1:A:160:VAL:CG2	1:B:36:ILE:N	3	1.78
(3,13)	1:A:160:VAL:CG2	1:B:37:GLU:N	3	1.78
(3,13)	1:A:160:VAL:CG2	1:B:38:ASP:N	3	1.78
(3,13)	1:A:160:VAL:CG2	1:B:39:SER:N	3	1.78
(3,13)	1:A:160:VAL:CG2	1:B:40:TYR:N	3	1.78
(3,13)	1:A:160:VAL:CG2	1:B:41:ARG:N	3	1.78
(3,13)	1:A:160:VAL:CG2	1:B:42:LYS:N	3	1.78
(3,13)	1:A:160:VAL:CG2	1:B:43:GLN:N	3	1.78
(3,13)	1:A:160:VAL:CG2	1:B:44:VAL:N	3	1.78
(3,13)	1:A:160:VAL:CG2	1:B:45:VAL:N	3	1.78
(3,13)	1:A:160:VAL:CG2	1:B:46:ILE:N	3	1.78
(3,13)	1:A:160:VAL:CG2	1:B:47:ASP:N	3	1.78
(3,13)	1:A:160:VAL:CG2	1:B:48:GLY:N	3	1.78
(3,13)	1:A:160:VAL:CG2	1:B:49:GLU:N	3	1.78
(3,13)	1:A:160:VAL:CG2	1:B:50:THR:N	3	1.78
(3,13)	1:A:160:VAL:CG2	1:B:51:CYS:N	3	1.78
(3,13)	1:A:160:VAL:CG2	1:B:52:LEU:N	3	1.78
(3,13)	1:A:160:VAL:CG2	1:B:53:LEU:N	3	1.78
(3,13)	1:A:160:VAL:CG2	1:B:54:ASP:N	3	1.78
(3,13)	1:A:160:VAL:CG2	1:B:55:ILE:N	3	1.78
(3,13)	1:A:160:VAL:CG2	1:B:56:LEU:N	3	1.78
(3,13)	1:A:160:VAL:CG2	1:B:57:ASP:N	3	1.78
(3,13)	1:A:160:VAL:CG2	1:B:58:THR:N	3	1.78
(3,13)	1:A:160:VAL:CG2	1:B:59:ALA:N	3	1.78
(3,13)	1:A:160:VAL:CG2	1:B:60:GLY:N	3	1.78
(3,13)	1:A:160:VAL:CG2	1:B:61:GLN:N	3	1.78
(3,13)	1:A:160:VAL:CG2	1:B:62:GLU:N	3	1.78
(3,13)	1:A:160:VAL:CG2	1:B:63:GLU:N	3	1.78
(3,13)	1:A:160:VAL:CG2	1:B:64:TYR:N	3	1.78
(3,13)	1:A:160:VAL:CG2	1:B:65:SER:N	3	1.78

Continued on next page...

Continued from previous page...

Key	Atom-1	Atom-2	Model ID	Violation (Å)
(3,13)	1:A:160:VAL:CG2	1:B:66:ALA:N	3	1.78
(3,13)	1:A:160:VAL:CG2	1:B:67:MET:N	3	1.78
(3,13)	1:A:160:VAL:CG2	1:B:68:ARG:N	3	1.78
(3,13)	1:A:160:VAL:CG2	1:B:69:ASP:N	3	1.78
(3,13)	1:A:160:VAL:CG2	1:B:70:GLN:N	3	1.78
(3,13)	1:A:160:VAL:CG2	1:B:71:TYR:N	3	1.78
(3,13)	1:A:160:VAL:CG2	1:B:72:MET:N	3	1.78
(3,13)	1:A:160:VAL:CG2	1:B:73:ARG:N	3	1.78
(3,13)	1:A:160:VAL:CG2	1:B:74:THR:N	3	1.78
(3,13)	1:A:160:VAL:CG2	1:B:75:GLY:N	3	1.78
(3,13)	1:A:160:VAL:CG2	1:B:76:GLU:N	3	1.78
(3,13)	1:A:160:VAL:CG2	1:B:77:GLY:N	3	1.78
(3,13)	1:A:160:VAL:CG2	1:B:78:PHE:N	3	1.78
(3,13)	1:A:160:VAL:CG2	1:B:79:LEU:N	3	1.78
(3,13)	1:A:160:VAL:CG2	1:B:80:CYS:N	3	1.78
(3,13)	1:A:160:VAL:CG2	5:B:203:7Q9:N	3	1.78
(3,13)	1:A:160:VAL:CG2	5:B:204:7Q9:N	3	1.78
(3,13)	1:A:160:VAL:CG2	5:B:205:7Q9:N	3	1.78
(3,13)	1:A:160:VAL:CG2	5:B:206:7Q9:N	3	1.78
(3,13)	1:A:160:VAL:CG2	5:B:207:7Q9:N	3	1.78
(3,13)	1:A:160:VAL:CG2	6:B:208:17F:N1	3	1.78
(3,13)	1:A:160:VAL:CG2	5:B:209:7Q9:N	3	1.78
(3,13)	1:A:160:VAL:CG2	5:B:210:7Q9:N	3	1.78
(3,13)	1:A:160:VAL:CG2	5:B:211:7Q9:N	3	1.78
(3,13)	1:A:160:VAL:CG2	5:B:212:7Q9:N	3	1.78
(3,13)	1:A:160:VAL:CG2	5:B:213:7Q9:N	3	1.78
(3,13)	1:A:160:VAL:CG2	6:B:214:17F:N1	3	1.78
(3,13)	1:A:160:VAL:CG2	6:B:215:17F:N1	3	1.78
(3,13)	1:A:160:VAL:CG2	5:B:216:7Q9:N	3	1.78
(3,13)	1:A:160:VAL:CG2	5:B:217:7Q9:N	3	1.78
(3,13)	1:A:160:VAL:CG2	5:B:218:7Q9:N	3	1.78
(3,13)	1:A:160:VAL:CG2	6:B:219:17F:N1	3	1.78
(3,13)	1:A:160:VAL:CG2	5:B:220:7Q9:N	3	1.78
(3,6)	1:A:36:ILE:CD1	1:B:2:THR:N	2	1.77
(3,6)	1:A:36:ILE:CD1	1:B:3:GLU:N	2	1.77
(3,6)	1:A:36:ILE:CD1	1:B:4:TYR:N	2	1.77
(3,6)	1:A:36:ILE:CD1	1:B:5:LYS:N	2	1.77
(3,6)	1:A:36:ILE:CD1	1:B:6:LEU:N	2	1.77
(3,6)	1:A:36:ILE:CD1	1:B:7:VAL:N	2	1.77
(3,6)	1:A:36:ILE:CD1	1:B:8:VAL:N	2	1.77
(3,6)	1:A:36:ILE:CD1	1:B:9:VAL:N	2	1.77
(3,6)	1:A:36:ILE:CD1	1:B:10:GLY:N	2	1.77

Continued on next page...

Continued from previous page...

Key	Atom-1	Atom-2	Model ID	Violation (Å)
(3,6)	1:A:36:ILE:CD1	1:B:11:ALA:N	2	1.77
(3,6)	1:A:36:ILE:CD1	1:B:12:ASP:N	2	1.77
(3,6)	1:A:36:ILE:CD1	1:B:13:GLY:N	2	1.77
(3,6)	1:A:36:ILE:CD1	1:B:14:VAL:N	2	1.77
(3,6)	1:A:36:ILE:CD1	1:B:15:GLY:N	2	1.77
(3,6)	1:A:36:ILE:CD1	1:B:16:LYS:N	2	1.77
(3,6)	1:A:36:ILE:CD1	1:B:17:SER:N	2	1.77
(3,6)	1:A:36:ILE:CD1	1:B:18:ALA:N	2	1.77
(3,6)	1:A:36:ILE:CD1	1:B:19:LEU:N	2	1.77
(3,6)	1:A:36:ILE:CD1	1:B:20:THR:N	2	1.77
(3,6)	1:A:36:ILE:CD1	1:B:21:ILE:N	2	1.77
(3,6)	1:A:36:ILE:CD1	1:B:22:GLN:N	2	1.77
(3,6)	1:A:36:ILE:CD1	1:B:23:LEU:N	2	1.77
(3,6)	1:A:36:ILE:CD1	1:B:24:ILE:N	2	1.77
(3,6)	1:A:36:ILE:CD1	1:B:25:GLN:N	2	1.77
(3,6)	1:A:36:ILE:CD1	1:B:26:ASN:N	2	1.77
(3,6)	1:A:36:ILE:CD1	1:B:27:HIS:N	2	1.77
(3,6)	1:A:36:ILE:CD1	1:B:28:PHE:N	2	1.77
(3,6)	1:A:36:ILE:CD1	1:B:29:VAL:N	2	1.77
(3,6)	1:A:36:ILE:CD1	1:B:30:ASP:N	2	1.77
(3,6)	1:A:36:ILE:CD1	1:B:31:GLU:N	2	1.77
(3,6)	1:A:36:ILE:CD1	1:B:32:TYR:N	2	1.77
(3,6)	1:A:36:ILE:CD1	1:B:33:ASP:N	2	1.77
(3,6)	1:A:36:ILE:CD1	1:B:34:PRO:N	2	1.77
(3,6)	1:A:36:ILE:CD1	1:B:35:THR:N	2	1.77
(3,6)	1:A:36:ILE:CD1	1:B:36:ILE:N	2	1.77
(3,6)	1:A:36:ILE:CD1	1:B:37:GLU:N	2	1.77
(3,6)	1:A:36:ILE:CD1	1:B:38:ASP:N	2	1.77
(3,6)	1:A:36:ILE:CD1	1:B:39:SER:N	2	1.77
(3,6)	1:A:36:ILE:CD1	1:B:40:TYR:N	2	1.77
(3,6)	1:A:36:ILE:CD1	1:B:41:ARG:N	2	1.77
(3,6)	1:A:36:ILE:CD1	1:B:42:LYS:N	2	1.77
(3,6)	1:A:36:ILE:CD1	1:B:43:GLN:N	2	1.77
(3,6)	1:A:36:ILE:CD1	1:B:44:VAL:N	2	1.77
(3,6)	1:A:36:ILE:CD1	1:B:45:VAL:N	2	1.77
(3,6)	1:A:36:ILE:CD1	1:B:46:ILE:N	2	1.77
(3,6)	1:A:36:ILE:CD1	1:B:47:ASP:N	2	1.77
(3,6)	1:A:36:ILE:CD1	1:B:48:GLY:N	2	1.77
(3,6)	1:A:36:ILE:CD1	1:B:49:GLU:N	2	1.77
(3,6)	1:A:36:ILE:CD1	1:B:50:THR:N	2	1.77
(3,6)	1:A:36:ILE:CD1	1:B:51:CYS:N	2	1.77
(3,6)	1:A:36:ILE:CD1	1:B:52:LEU:N	2	1.77

Continued on next page...

Continued from previous page...

Key	Atom-1	Atom-2	Model ID	Violation (Å)
(3,6)	1:A:36:ILE:CD1	1:B:53:LEU:N	2	1.77
(3,6)	1:A:36:ILE:CD1	1:B:54:ASP:N	2	1.77
(3,6)	1:A:36:ILE:CD1	1:B:55:ILE:N	2	1.77
(3,6)	1:A:36:ILE:CD1	1:B:56:LEU:N	2	1.77
(3,6)	1:A:36:ILE:CD1	1:B:57:ASP:N	2	1.77
(3,6)	1:A:36:ILE:CD1	1:B:58:THR:N	2	1.77
(3,6)	1:A:36:ILE:CD1	1:B:59:ALA:N	2	1.77
(3,6)	1:A:36:ILE:CD1	1:B:60:GLY:N	2	1.77
(3,6)	1:A:36:ILE:CD1	1:B:61:GLN:N	2	1.77
(3,6)	1:A:36:ILE:CD1	1:B:62:GLU:N	2	1.77
(3,6)	1:A:36:ILE:CD1	1:B:63:GLU:N	2	1.77
(3,6)	1:A:36:ILE:CD1	1:B:64:TYR:N	2	1.77
(3,6)	1:A:36:ILE:CD1	1:B:65:SER:N	2	1.77
(3,6)	1:A:36:ILE:CD1	1:B:66:ALA:N	2	1.77
(3,6)	1:A:36:ILE:CD1	1:B:67:MET:N	2	1.77
(3,6)	1:A:36:ILE:CD1	1:B:68:ARG:N	2	1.77
(3,6)	1:A:36:ILE:CD1	1:B:69:ASP:N	2	1.77
(3,6)	1:A:36:ILE:CD1	1:B:70:GLN:N	2	1.77
(3,6)	1:A:36:ILE:CD1	1:B:71:TYR:N	2	1.77
(3,6)	1:A:36:ILE:CD1	1:B:72:MET:N	2	1.77
(3,6)	1:A:36:ILE:CD1	1:B:73:ARG:N	2	1.77
(3,6)	1:A:36:ILE:CD1	1:B:74:THR:N	2	1.77
(3,6)	1:A:36:ILE:CD1	1:B:75:GLY:N	2	1.77
(3,6)	1:A:36:ILE:CD1	1:B:76:GLU:N	2	1.77
(3,6)	1:A:36:ILE:CD1	1:B:77:GLY:N	2	1.77
(3,6)	1:A:36:ILE:CD1	1:B:78:PHE:N	2	1.77
(3,6)	1:A:36:ILE:CD1	1:B:79:LEU:N	2	1.77
(3,6)	1:A:36:ILE:CD1	1:B:80:CYS:N	2	1.77
(3,6)	1:A:36:ILE:CD1	5:B:203:7Q9:N	2	1.77
(3,6)	1:A:36:ILE:CD1	5:B:204:7Q9:N	2	1.77
(3,6)	1:A:36:ILE:CD1	5:B:205:7Q9:N	2	1.77
(3,6)	1:A:36:ILE:CD1	5:B:206:7Q9:N	2	1.77
(3,6)	1:A:36:ILE:CD1	5:B:207:7Q9:N	2	1.77
(3,6)	1:A:36:ILE:CD1	6:B:208:17F:N1	2	1.77
(3,6)	1:A:36:ILE:CD1	5:B:209:7Q9:N	2	1.77
(3,6)	1:A:36:ILE:CD1	5:B:210:7Q9:N	2	1.77
(3,6)	1:A:36:ILE:CD1	5:B:211:7Q9:N	2	1.77
(3,6)	1:A:36:ILE:CD1	5:B:212:7Q9:N	2	1.77
(3,6)	1:A:36:ILE:CD1	5:B:213:7Q9:N	2	1.77
(3,6)	1:A:36:ILE:CD1	6:B:214:17F:N1	2	1.77
(3,6)	1:A:36:ILE:CD1	6:B:215:17F:N1	2	1.77
(3,6)	1:A:36:ILE:CD1	5:B:216:7Q9:N	2	1.77

Continued on next page...

Continued from previous page...

Key	Atom-1	Atom-2	Model ID	Violation (Å)
(3,6)	1:A:36:ILE:CD1	5:B:217:7Q9:N	2	1.77
(3,6)	1:A:36:ILE:CD1	5:B:218:7Q9:N	2	1.77
(3,6)	1:A:36:ILE:CD1	6:B:219:17F:N1	2	1.77
(3,6)	1:A:36:ILE:CD1	5:B:220:7Q9:N	2	1.77
(1,22)	1:B:184:LYS:C	1:B:2:THR:N	1	1.75
(1,22)	1:B:184:LYS:C	1:B:3:GLU:N	1	1.75
(1,22)	1:B:184:LYS:C	1:B:4:TYR:N	1	1.75
(1,22)	1:B:184:LYS:C	1:B:5:LYS:N	1	1.75
(1,22)	1:B:184:LYS:C	1:B:6:LEU:N	1	1.75
(1,22)	1:B:184:LYS:C	1:B:7:VAL:N	1	1.75
(1,22)	1:B:184:LYS:C	1:B:8:VAL:N	1	1.75
(1,22)	1:B:184:LYS:C	1:B:9:VAL:N	1	1.75
(1,22)	1:B:184:LYS:C	1:B:10:GLY:N	1	1.75
(1,22)	1:B:184:LYS:C	1:B:11:ALA:N	1	1.75
(1,22)	1:B:184:LYS:C	1:B:12:ASP:N	1	1.75
(1,22)	1:B:184:LYS:C	1:B:13:GLY:N	1	1.75
(1,22)	1:B:184:LYS:C	1:B:14:VAL:N	1	1.75
(1,22)	1:B:184:LYS:C	1:B:15:GLY:N	1	1.75
(1,22)	1:B:184:LYS:C	1:B:16:LYS:N	1	1.75
(1,22)	1:B:184:LYS:C	1:B:17:SER:N	1	1.75
(1,22)	1:B:184:LYS:C	1:B:18:ALA:N	1	1.75
(1,22)	1:B:184:LYS:C	1:B:19:LEU:N	1	1.75
(1,22)	1:B:184:LYS:C	1:B:20:THR:N	1	1.75
(1,22)	1:B:184:LYS:C	1:B:21:ILE:N	1	1.75
(1,22)	1:B:184:LYS:C	1:B:22:GLN:N	1	1.75
(1,22)	1:B:184:LYS:C	1:B:23:LEU:N	1	1.75
(1,22)	1:B:184:LYS:C	1:B:24:ILE:N	1	1.75
(1,22)	1:B:184:LYS:C	1:B:25:GLN:N	1	1.75
(1,22)	1:B:184:LYS:C	1:B:26:ASN:N	1	1.75
(1,22)	1:B:184:LYS:C	1:B:27:HIS:N	1	1.75
(1,22)	1:B:184:LYS:C	1:B:28:PHE:N	1	1.75
(1,22)	1:B:184:LYS:C	1:B:29:VAL:N	1	1.75
(1,22)	1:B:184:LYS:C	1:B:30:ASP:N	1	1.75
(1,22)	1:B:184:LYS:C	1:B:31:GLU:N	1	1.75
(1,22)	1:B:184:LYS:C	1:B:32:TYR:N	1	1.75
(1,22)	1:B:184:LYS:C	1:B:33:ASP:N	1	1.75
(1,22)	1:B:184:LYS:C	1:B:34:PRO:N	1	1.75
(1,22)	1:B:184:LYS:C	1:B:35:THR:N	1	1.75
(1,22)	1:B:184:LYS:C	1:B:36:ILE:N	1	1.75
(1,22)	1:B:184:LYS:C	1:B:37:GLU:N	1	1.75
(1,22)	1:B:184:LYS:C	1:B:38:ASP:N	1	1.75
(1,22)	1:B:184:LYS:C	1:B:39:SER:N	1	1.75

Continued on next page...

Continued from previous page...

Key	Atom-1	Atom-2	Model ID	Violation (Å)
(1,22)	1:B:184:LYS:C	1:B:40:TYR:N	1	1.75
(1,22)	1:B:184:LYS:C	1:B:41:ARG:N	1	1.75
(1,22)	1:B:184:LYS:C	1:B:42:LYS:N	1	1.75
(1,22)	1:B:184:LYS:C	1:B:43:GLN:N	1	1.75
(1,22)	1:B:184:LYS:C	1:B:44:VAL:N	1	1.75
(1,22)	1:B:184:LYS:C	1:B:45:VAL:N	1	1.75
(1,22)	1:B:184:LYS:C	1:B:46:ILE:N	1	1.75
(1,22)	1:B:184:LYS:C	1:B:47:ASP:N	1	1.75
(1,22)	1:B:184:LYS:C	1:B:48:GLY:N	1	1.75
(1,22)	1:B:184:LYS:C	1:B:49:GLU:N	1	1.75
(1,22)	1:B:184:LYS:C	1:B:50:THR:N	1	1.75
(1,22)	1:B:184:LYS:C	1:B:51:CYS:N	1	1.75
(1,22)	1:B:184:LYS:C	1:B:52:LEU:N	1	1.75
(1,22)	1:B:184:LYS:C	1:B:53:LEU:N	1	1.75
(1,22)	1:B:184:LYS:C	1:B:54:ASP:N	1	1.75
(1,22)	1:B:184:LYS:C	1:B:55:ILE:N	1	1.75
(1,22)	1:B:184:LYS:C	1:B:56:LEU:N	1	1.75
(1,22)	1:B:184:LYS:C	1:B:57:ASP:N	1	1.75
(1,22)	1:B:184:LYS:C	1:B:58:THR:N	1	1.75
(1,22)	1:B:184:LYS:C	1:B:59:ALA:N	1	1.75
(1,22)	1:B:184:LYS:C	1:B:60:GLY:N	1	1.75
(1,22)	1:B:184:LYS:C	1:B:61:GLN:N	1	1.75
(1,22)	1:B:184:LYS:C	1:B:62:GLU:N	1	1.75
(1,22)	1:B:184:LYS:C	1:B:63:GLU:N	1	1.75
(1,22)	1:B:184:LYS:C	1:B:64:TYR:N	1	1.75
(1,22)	1:B:184:LYS:C	1:B:65:SER:N	1	1.75
(1,22)	1:B:184:LYS:C	1:B:66:ALA:N	1	1.75
(1,22)	1:B:184:LYS:C	1:B:67:MET:N	1	1.75
(1,22)	1:B:184:LYS:C	1:B:68:ARG:N	1	1.75
(1,22)	1:B:184:LYS:C	1:B:69:ASP:N	1	1.75
(1,22)	1:B:184:LYS:C	1:B:70:GLN:N	1	1.75
(1,22)	1:B:184:LYS:C	1:B:71:TYR:N	1	1.75
(1,22)	1:B:184:LYS:C	1:B:72:MET:N	1	1.75
(1,22)	1:B:184:LYS:C	1:B:73:ARG:N	1	1.75
(1,22)	1:B:184:LYS:C	1:B:74:THR:N	1	1.75
(1,22)	1:B:184:LYS:C	1:B:75:GLY:N	1	1.75
(1,22)	1:B:184:LYS:C	1:B:76:GLU:N	1	1.75
(1,22)	1:B:184:LYS:C	1:B:77:GLY:N	1	1.75
(1,22)	1:B:184:LYS:C	1:B:78:PHE:N	1	1.75
(1,22)	1:B:184:LYS:C	1:B:79:LEU:N	1	1.75
(1,22)	1:B:184:LYS:C	1:B:80:CYS:N	1	1.75
(1,22)	1:B:184:LYS:C	5:B:203:7Q9:N	1	1.75

Continued on next page...

Continued from previous page...

Key	Atom-1	Atom-2	Model ID	Violation (Å)
(1,22)	1:B:184:LYS:C	5:B:204:7Q9:N	1	1.75
(1,22)	1:B:184:LYS:C	5:B:205:7Q9:N	1	1.75
(1,22)	1:B:184:LYS:C	5:B:206:7Q9:N	1	1.75
(1,22)	1:B:184:LYS:C	5:B:207:7Q9:N	1	1.75
(1,22)	1:B:184:LYS:C	6:B:208:17F:N1	1	1.75
(1,22)	1:B:184:LYS:C	5:B:209:7Q9:N	1	1.75
(1,22)	1:B:184:LYS:C	5:B:210:7Q9:N	1	1.75
(1,22)	1:B:184:LYS:C	5:B:211:7Q9:N	1	1.75
(1,22)	1:B:184:LYS:C	5:B:212:7Q9:N	1	1.75
(1,22)	1:B:184:LYS:C	5:B:213:7Q9:N	1	1.75
(1,22)	1:B:184:LYS:C	6:B:214:17F:N1	1	1.75
(1,22)	1:B:184:LYS:C	6:B:215:17F:N1	1	1.75
(1,22)	1:B:184:LYS:C	5:B:216:7Q9:N	1	1.75
(1,22)	1:B:184:LYS:C	5:B:217:7Q9:N	1	1.75
(1,22)	1:B:184:LYS:C	5:B:218:7Q9:N	1	1.75
(1,22)	1:B:184:LYS:C	6:B:219:17F:N1	1	1.75
(1,22)	1:B:184:LYS:C	5:B:220:7Q9:N	1	1.75
(1,22)	1:B:184:LYS:CA	1:B:2:THR:N	1	1.75
(1,22)	1:B:184:LYS:CA	1:B:3:GLU:N	1	1.75
(1,22)	1:B:184:LYS:CA	1:B:4:TYR:N	1	1.75
(1,22)	1:B:184:LYS:CA	1:B:5:LYS:N	1	1.75
(1,22)	1:B:184:LYS:CA	1:B:6:LEU:N	1	1.75
(1,22)	1:B:184:LYS:CA	1:B:7:VAL:N	1	1.75
(1,22)	1:B:184:LYS:CA	1:B:8:VAL:N	1	1.75
(1,22)	1:B:184:LYS:CA	1:B:9:VAL:N	1	1.75
(1,22)	1:B:184:LYS:CA	1:B:10:GLY:N	1	1.75
(1,22)	1:B:184:LYS:CA	1:B:11:ALA:N	1	1.75
(1,22)	1:B:184:LYS:CA	1:B:12:ASP:N	1	1.75
(1,22)	1:B:184:LYS:CA	1:B:13:GLY:N	1	1.75
(1,22)	1:B:184:LYS:CA	1:B:14:VAL:N	1	1.75
(1,22)	1:B:184:LYS:CA	1:B:15:GLY:N	1	1.75
(1,22)	1:B:184:LYS:CA	1:B:16:LYS:N	1	1.75
(1,22)	1:B:184:LYS:CA	1:B:17:SER:N	1	1.75
(1,22)	1:B:184:LYS:CA	1:B:18:ALA:N	1	1.75
(1,22)	1:B:184:LYS:CA	1:B:19:LEU:N	1	1.75
(1,22)	1:B:184:LYS:CA	1:B:20:THR:N	1	1.75
(1,22)	1:B:184:LYS:CA	1:B:21:ILE:N	1	1.75
(1,22)	1:B:184:LYS:CA	1:B:22:GLN:N	1	1.75
(1,22)	1:B:184:LYS:CA	1:B:23:LEU:N	1	1.75
(1,22)	1:B:184:LYS:CA	1:B:24:ILE:N	1	1.75
(1,22)	1:B:184:LYS:CA	1:B:25:GLN:N	1	1.75
(1,22)	1:B:184:LYS:CA	1:B:26:ASN:N	1	1.75

Continued on next page...

Continued from previous page...

Key	Atom-1	Atom-2	Model ID	Violation (Å)
(1,22)	1:B:184:LYS:CA	1:B:27:HIS:N	1	1.75
(1,22)	1:B:184:LYS:CA	1:B:28:PHE:N	1	1.75
(1,22)	1:B:184:LYS:CA	1:B:29:VAL:N	1	1.75
(1,22)	1:B:184:LYS:CA	1:B:30:ASP:N	1	1.75
(1,22)	1:B:184:LYS:CA	1:B:31:GLU:N	1	1.75
(1,22)	1:B:184:LYS:CA	1:B:32:TYR:N	1	1.75
(1,22)	1:B:184:LYS:CA	1:B:33:ASP:N	1	1.75
(1,22)	1:B:184:LYS:CA	1:B:34:PRO:N	1	1.75
(1,22)	1:B:184:LYS:CA	1:B:35:THR:N	1	1.75
(1,22)	1:B:184:LYS:CA	1:B:36:ILE:N	1	1.75
(1,22)	1:B:184:LYS:CA	1:B:37:GLU:N	1	1.75
(1,22)	1:B:184:LYS:CA	1:B:38:ASP:N	1	1.75
(1,22)	1:B:184:LYS:CA	1:B:39:SER:N	1	1.75
(1,22)	1:B:184:LYS:CA	1:B:40:TYR:N	1	1.75
(1,22)	1:B:184:LYS:CA	1:B:41:ARG:N	1	1.75
(1,22)	1:B:184:LYS:CA	1:B:42:LYS:N	1	1.75
(1,22)	1:B:184:LYS:CA	1:B:43:GLN:N	1	1.75
(1,22)	1:B:184:LYS:CA	1:B:44:VAL:N	1	1.75
(1,22)	1:B:184:LYS:CA	1:B:45:VAL:N	1	1.75
(1,22)	1:B:184:LYS:CA	1:B:46:ILE:N	1	1.75
(1,22)	1:B:184:LYS:CA	1:B:47:ASP:N	1	1.75
(1,22)	1:B:184:LYS:CA	1:B:48:GLY:N	1	1.75
(1,22)	1:B:184:LYS:CA	1:B:49:GLU:N	1	1.75
(1,22)	1:B:184:LYS:CA	1:B:50:THR:N	1	1.75
(1,22)	1:B:184:LYS:CA	1:B:51:CYS:N	1	1.75
(1,22)	1:B:184:LYS:CA	1:B:52:LEU:N	1	1.75
(1,22)	1:B:184:LYS:CA	1:B:53:LEU:N	1	1.75
(1,22)	1:B:184:LYS:CA	1:B:54:ASP:N	1	1.75
(1,22)	1:B:184:LYS:CA	1:B:55:ILE:N	1	1.75
(1,22)	1:B:184:LYS:CA	1:B:56:LEU:N	1	1.75
(1,22)	1:B:184:LYS:CA	1:B:57:ASP:N	1	1.75
(1,22)	1:B:184:LYS:CA	1:B:58:THR:N	1	1.75
(1,22)	1:B:184:LYS:CA	1:B:59:ALA:N	1	1.75
(1,22)	1:B:184:LYS:CA	1:B:60:GLY:N	1	1.75
(1,22)	1:B:184:LYS:CA	1:B:61:GLN:N	1	1.75
(1,22)	1:B:184:LYS:CA	1:B:62:GLU:N	1	1.75
(1,22)	1:B:184:LYS:CA	1:B:63:GLU:N	1	1.75
(1,22)	1:B:184:LYS:CA	1:B:64:TYR:N	1	1.75
(1,22)	1:B:184:LYS:CA	1:B:65:SER:N	1	1.75
(1,22)	1:B:184:LYS:CA	1:B:66:ALA:N	1	1.75
(1,22)	1:B:184:LYS:CA	1:B:67:MET:N	1	1.75
(1,22)	1:B:184:LYS:CA	1:B:68:ARG:N	1	1.75

Continued on next page...

Continued from previous page...

Key	Atom-1	Atom-2	Model ID	Violation (Å)
(1,22)	1:B:184:LYS:CA	1:B:69:ASP:N	1	1.75
(1,22)	1:B:184:LYS:CA	1:B:70:GLN:N	1	1.75
(1,22)	1:B:184:LYS:CA	1:B:71:TYR:N	1	1.75
(1,22)	1:B:184:LYS:CA	1:B:72:MET:N	1	1.75
(1,22)	1:B:184:LYS:CA	1:B:73:ARG:N	1	1.75
(1,22)	1:B:184:LYS:CA	1:B:74:THR:N	1	1.75
(1,22)	1:B:184:LYS:CA	1:B:75:GLY:N	1	1.75
(1,22)	1:B:184:LYS:CA	1:B:76:GLU:N	1	1.75
(1,22)	1:B:184:LYS:CA	1:B:77:GLY:N	1	1.75
(1,22)	1:B:184:LYS:CA	1:B:78:PHE:N	1	1.75
(1,22)	1:B:184:LYS:CA	1:B:79:LEU:N	1	1.75
(1,22)	1:B:184:LYS:CA	1:B:80:CYS:N	1	1.75
(1,22)	1:B:184:LYS:CA	5:B:203:7Q9:N	1	1.75
(1,22)	1:B:184:LYS:CA	5:B:204:7Q9:N	1	1.75
(1,22)	1:B:184:LYS:CA	5:B:205:7Q9:N	1	1.75
(1,22)	1:B:184:LYS:CA	5:B:206:7Q9:N	1	1.75
(1,22)	1:B:184:LYS:CA	5:B:207:7Q9:N	1	1.75
(1,22)	1:B:184:LYS:CA	6:B:208:17F:N1	1	1.75
(1,22)	1:B:184:LYS:CA	5:B:209:7Q9:N	1	1.75
(1,22)	1:B:184:LYS:CA	5:B:210:7Q9:N	1	1.75
(1,22)	1:B:184:LYS:CA	5:B:211:7Q9:N	1	1.75
(1,22)	1:B:184:LYS:CA	5:B:212:7Q9:N	1	1.75
(1,22)	1:B:184:LYS:CA	5:B:213:7Q9:N	1	1.75
(1,22)	1:B:184:LYS:CA	6:B:214:17F:N1	1	1.75
(1,22)	1:B:184:LYS:CA	6:B:215:17F:N1	1	1.75
(1,22)	1:B:184:LYS:CA	5:B:216:7Q9:N	1	1.75
(1,22)	1:B:184:LYS:CA	5:B:217:7Q9:N	1	1.75
(1,22)	1:B:184:LYS:CA	5:B:218:7Q9:N	1	1.75
(1,22)	1:B:184:LYS:CA	6:B:219:17F:N1	1	1.75
(1,22)	1:B:184:LYS:CA	5:B:220:7Q9:N	1	1.75
(1,22)	1:B:184:LYS:CB	1:B:2:THR:N	1	1.75
(1,22)	1:B:184:LYS:CB	1:B:3:GLU:N	1	1.75
(1,22)	1:B:184:LYS:CB	1:B:4:TYR:N	1	1.75
(1,22)	1:B:184:LYS:CB	1:B:5:LYS:N	1	1.75
(1,22)	1:B:184:LYS:CB	1:B:6:LEU:N	1	1.75
(1,22)	1:B:184:LYS:CB	1:B:7:VAL:N	1	1.75
(1,22)	1:B:184:LYS:CB	1:B:8:VAL:N	1	1.75
(1,22)	1:B:184:LYS:CB	1:B:9:VAL:N	1	1.75
(1,22)	1:B:184:LYS:CB	1:B:10:GLY:N	1	1.75
(1,22)	1:B:184:LYS:CB	1:B:11:ALA:N	1	1.75
(1,22)	1:B:184:LYS:CB	1:B:12:ASP:N	1	1.75
(1,22)	1:B:184:LYS:CB	1:B:13:GLY:N	1	1.75

Continued on next page...

Continued from previous page...

Key	Atom-1	Atom-2	Model ID	Violation (Å)
(1,22)	1:B:184:LYS:CB	1:B:14:VAL:N	1	1.75
(1,22)	1:B:184:LYS:CB	1:B:15:GLY:N	1	1.75
(1,22)	1:B:184:LYS:CB	1:B:16:LYS:N	1	1.75
(1,22)	1:B:184:LYS:CB	1:B:17:SER:N	1	1.75
(1,22)	1:B:184:LYS:CB	1:B:18:ALA:N	1	1.75
(1,22)	1:B:184:LYS:CB	1:B:19:LEU:N	1	1.75
(1,22)	1:B:184:LYS:CB	1:B:20:THR:N	1	1.75
(1,22)	1:B:184:LYS:CB	1:B:21:ILE:N	1	1.75
(1,22)	1:B:184:LYS:CB	1:B:22:GLN:N	1	1.75
(1,22)	1:B:184:LYS:CB	1:B:23:LEU:N	1	1.75
(1,22)	1:B:184:LYS:CB	1:B:24:ILE:N	1	1.75
(1,22)	1:B:184:LYS:CB	1:B:25:GLN:N	1	1.75
(1,22)	1:B:184:LYS:CB	1:B:26:ASN:N	1	1.75
(1,22)	1:B:184:LYS:CB	1:B:27:HIS:N	1	1.75
(1,22)	1:B:184:LYS:CB	1:B:28:PHE:N	1	1.75
(1,22)	1:B:184:LYS:CB	1:B:29:VAL:N	1	1.75
(1,22)	1:B:184:LYS:CB	1:B:30:ASP:N	1	1.75
(1,22)	1:B:184:LYS:CB	1:B:31:GLU:N	1	1.75
(1,22)	1:B:184:LYS:CB	1:B:32:TYR:N	1	1.75
(1,22)	1:B:184:LYS:CB	1:B:33:ASP:N	1	1.75
(1,22)	1:B:184:LYS:CB	1:B:34:PRO:N	1	1.75
(1,22)	1:B:184:LYS:CB	1:B:35:THR:N	1	1.75
(1,22)	1:B:184:LYS:CB	1:B:36:ILE:N	1	1.75
(1,22)	1:B:184:LYS:CB	1:B:37:GLU:N	1	1.75
(1,22)	1:B:184:LYS:CB	1:B:38:ASP:N	1	1.75
(1,22)	1:B:184:LYS:CB	1:B:39:SER:N	1	1.75
(1,22)	1:B:184:LYS:CB	1:B:40:TYR:N	1	1.75
(1,22)	1:B:184:LYS:CB	1:B:41:ARG:N	1	1.75
(1,22)	1:B:184:LYS:CB	1:B:42:LYS:N	1	1.75
(1,22)	1:B:184:LYS:CB	1:B:43:GLN:N	1	1.75
(1,22)	1:B:184:LYS:CB	1:B:44:VAL:N	1	1.75
(1,22)	1:B:184:LYS:CB	1:B:45:VAL:N	1	1.75
(1,22)	1:B:184:LYS:CB	1:B:46:ILE:N	1	1.75
(1,22)	1:B:184:LYS:CB	1:B:47:ASP:N	1	1.75
(1,22)	1:B:184:LYS:CB	1:B:48:GLY:N	1	1.75
(1,22)	1:B:184:LYS:CB	1:B:49:GLU:N	1	1.75
(1,22)	1:B:184:LYS:CB	1:B:50:THR:N	1	1.75
(1,22)	1:B:184:LYS:CB	1:B:51:CYS:N	1	1.75
(1,22)	1:B:184:LYS:CB	1:B:52:LEU:N	1	1.75
(1,22)	1:B:184:LYS:CB	1:B:53:LEU:N	1	1.75
(1,22)	1:B:184:LYS:CB	1:B:54:ASP:N	1	1.75
(1,22)	1:B:184:LYS:CB	1:B:55:ILE:N	1	1.75

Continued on next page...

Continued from previous page...

Key	Atom-1	Atom-2	Model ID	Violation (Å)
(1,22)	1:B:184:LYS:CB	1:B:56:LEU:N	1	1.75
(1,22)	1:B:184:LYS:CB	1:B:57:ASP:N	1	1.75
(1,22)	1:B:184:LYS:CB	1:B:58:THR:N	1	1.75
(1,22)	1:B:184:LYS:CB	1:B:59:ALA:N	1	1.75
(1,22)	1:B:184:LYS:CB	1:B:60:GLY:N	1	1.75
(1,22)	1:B:184:LYS:CB	1:B:61:GLN:N	1	1.75
(1,22)	1:B:184:LYS:CB	1:B:62:GLU:N	1	1.75
(1,22)	1:B:184:LYS:CB	1:B:63:GLU:N	1	1.75
(1,22)	1:B:184:LYS:CB	1:B:64:TYR:N	1	1.75
(1,22)	1:B:184:LYS:CB	1:B:65:SER:N	1	1.75
(1,22)	1:B:184:LYS:CB	1:B:66:ALA:N	1	1.75
(1,22)	1:B:184:LYS:CB	1:B:67:MET:N	1	1.75
(1,22)	1:B:184:LYS:CB	1:B:68:ARG:N	1	1.75
(1,22)	1:B:184:LYS:CB	1:B:69:ASP:N	1	1.75
(1,22)	1:B:184:LYS:CB	1:B:70:GLN:N	1	1.75
(1,22)	1:B:184:LYS:CB	1:B:71:TYR:N	1	1.75
(1,22)	1:B:184:LYS:CB	1:B:72:MET:N	1	1.75
(1,22)	1:B:184:LYS:CB	1:B:73:ARG:N	1	1.75
(1,22)	1:B:184:LYS:CB	1:B:74:THR:N	1	1.75
(1,22)	1:B:184:LYS:CB	1:B:75:GLY:N	1	1.75
(1,22)	1:B:184:LYS:CB	1:B:76:GLU:N	1	1.75
(1,22)	1:B:184:LYS:CB	1:B:77:GLY:N	1	1.75
(1,22)	1:B:184:LYS:CB	1:B:78:PHE:N	1	1.75
(1,22)	1:B:184:LYS:CB	1:B:79:LEU:N	1	1.75
(1,22)	1:B:184:LYS:CB	1:B:80:CYS:N	1	1.75
(1,22)	1:B:184:LYS:CB	5:B:203:7Q9:N	1	1.75
(1,22)	1:B:184:LYS:CB	5:B:204:7Q9:N	1	1.75
(1,22)	1:B:184:LYS:CB	5:B:205:7Q9:N	1	1.75
(1,22)	1:B:184:LYS:CB	5:B:206:7Q9:N	1	1.75
(1,22)	1:B:184:LYS:CB	5:B:207:7Q9:N	1	1.75
(1,22)	1:B:184:LYS:CB	6:B:208:17F:N1	1	1.75
(1,22)	1:B:184:LYS:CB	5:B:209:7Q9:N	1	1.75
(1,22)	1:B:184:LYS:CB	5:B:210:7Q9:N	1	1.75
(1,22)	1:B:184:LYS:CB	5:B:211:7Q9:N	1	1.75
(1,22)	1:B:184:LYS:CB	5:B:212:7Q9:N	1	1.75
(1,22)	1:B:184:LYS:CB	5:B:213:7Q9:N	1	1.75
(1,22)	1:B:184:LYS:CB	6:B:214:17F:N1	1	1.75
(1,22)	1:B:184:LYS:CB	6:B:215:17F:N1	1	1.75
(1,22)	1:B:184:LYS:CB	5:B:216:7Q9:N	1	1.75
(1,22)	1:B:184:LYS:CB	5:B:217:7Q9:N	1	1.75
(1,22)	1:B:184:LYS:CB	5:B:218:7Q9:N	1	1.75
(1,22)	1:B:184:LYS:CB	6:B:219:17F:N1	1	1.75

Continued on next page...

Continued from previous page...

Key	Atom-1	Atom-2	Model ID	Violation (Å)
(1,22)	1:B:184:LYS:CB	5:B:220:7Q9:N	1	1.75
(1,22)	1:B:184:LYS:CD	1:B:2:THR:N	1	1.75
(1,22)	1:B:184:LYS:CD	1:B:3:GLU:N	1	1.75
(1,22)	1:B:184:LYS:CD	1:B:4:TYR:N	1	1.75
(1,22)	1:B:184:LYS:CD	1:B:5:LYS:N	1	1.75
(1,22)	1:B:184:LYS:CD	1:B:6:LEU:N	1	1.75
(1,22)	1:B:184:LYS:CD	1:B:7:VAL:N	1	1.75
(1,22)	1:B:184:LYS:CD	1:B:8:VAL:N	1	1.75
(1,22)	1:B:184:LYS:CD	1:B:9:VAL:N	1	1.75
(1,22)	1:B:184:LYS:CD	1:B:10:GLY:N	1	1.75
(1,22)	1:B:184:LYS:CD	1:B:11:ALA:N	1	1.75
(1,22)	1:B:184:LYS:CD	1:B:12:ASP:N	1	1.75
(1,22)	1:B:184:LYS:CD	1:B:13:GLY:N	1	1.75
(1,22)	1:B:184:LYS:CD	1:B:14:VAL:N	1	1.75
(1,22)	1:B:184:LYS:CD	1:B:15:GLY:N	1	1.75
(1,22)	1:B:184:LYS:CD	1:B:16:LYS:N	1	1.75
(1,22)	1:B:184:LYS:CD	1:B:17:SER:N	1	1.75
(1,22)	1:B:184:LYS:CD	1:B:18:ALA:N	1	1.75
(1,22)	1:B:184:LYS:CD	1:B:19:LEU:N	1	1.75
(1,22)	1:B:184:LYS:CD	1:B:20:THR:N	1	1.75
(1,22)	1:B:184:LYS:CD	1:B:21:ILE:N	1	1.75
(1,22)	1:B:184:LYS:CD	1:B:22:GLN:N	1	1.75
(1,22)	1:B:184:LYS:CD	1:B:23:LEU:N	1	1.75
(1,22)	1:B:184:LYS:CD	1:B:24:ILE:N	1	1.75
(1,22)	1:B:184:LYS:CD	1:B:25:GLN:N	1	1.75
(1,22)	1:B:184:LYS:CD	1:B:26:ASN:N	1	1.75
(1,22)	1:B:184:LYS:CD	1:B:27:HIS:N	1	1.75
(1,22)	1:B:184:LYS:CD	1:B:28:PHE:N	1	1.75
(1,22)	1:B:184:LYS:CD	1:B:29:VAL:N	1	1.75
(1,22)	1:B:184:LYS:CD	1:B:30:ASP:N	1	1.75
(1,22)	1:B:184:LYS:CD	1:B:31:GLU:N	1	1.75
(1,22)	1:B:184:LYS:CD	1:B:32:TYR:N	1	1.75
(1,22)	1:B:184:LYS:CD	1:B:33:ASP:N	1	1.75
(1,22)	1:B:184:LYS:CD	1:B:34:PRO:N	1	1.75
(1,22)	1:B:184:LYS:CD	1:B:35:THR:N	1	1.75
(1,22)	1:B:184:LYS:CD	1:B:36:ILE:N	1	1.75
(1,22)	1:B:184:LYS:CD	1:B:37:GLU:N	1	1.75
(1,22)	1:B:184:LYS:CD	1:B:38:ASP:N	1	1.75
(1,22)	1:B:184:LYS:CD	1:B:39:SER:N	1	1.75
(1,22)	1:B:184:LYS:CD	1:B:40:TYR:N	1	1.75
(1,22)	1:B:184:LYS:CD	1:B:41:ARG:N	1	1.75
(1,22)	1:B:184:LYS:CD	1:B:42:LYS:N	1	1.75

Continued on next page...

Continued from previous page...

Key	Atom-1	Atom-2	Model ID	Violation (Å)
(1,22)	1:B:184:LYS:CD	1:B:43:GLN:N	1	1.75
(1,22)	1:B:184:LYS:CD	1:B:44:VAL:N	1	1.75
(1,22)	1:B:184:LYS:CD	1:B:45:VAL:N	1	1.75
(1,22)	1:B:184:LYS:CD	1:B:46:ILE:N	1	1.75
(1,22)	1:B:184:LYS:CD	1:B:47:ASP:N	1	1.75
(1,22)	1:B:184:LYS:CD	1:B:48:GLY:N	1	1.75
(1,22)	1:B:184:LYS:CD	1:B:49:GLU:N	1	1.75
(1,22)	1:B:184:LYS:CD	1:B:50:THR:N	1	1.75
(1,22)	1:B:184:LYS:CD	1:B:51:CYS:N	1	1.75
(1,22)	1:B:184:LYS:CD	1:B:52:LEU:N	1	1.75
(1,22)	1:B:184:LYS:CD	1:B:53:LEU:N	1	1.75
(1,22)	1:B:184:LYS:CD	1:B:54:ASP:N	1	1.75
(1,22)	1:B:184:LYS:CD	1:B:55:ILE:N	1	1.75
(1,22)	1:B:184:LYS:CD	1:B:56:LEU:N	1	1.75
(1,22)	1:B:184:LYS:CD	1:B:57:ASP:N	1	1.75
(1,22)	1:B:184:LYS:CD	1:B:58:THR:N	1	1.75
(1,22)	1:B:184:LYS:CD	1:B:59:ALA:N	1	1.75
(1,22)	1:B:184:LYS:CD	1:B:60:GLY:N	1	1.75
(1,22)	1:B:184:LYS:CD	1:B:61:GLN:N	1	1.75
(1,22)	1:B:184:LYS:CD	1:B:62:GLU:N	1	1.75
(1,22)	1:B:184:LYS:CD	1:B:63:GLU:N	1	1.75
(1,22)	1:B:184:LYS:CD	1:B:64:TYR:N	1	1.75
(1,22)	1:B:184:LYS:CD	1:B:65:SER:N	1	1.75
(1,22)	1:B:184:LYS:CD	1:B:66:ALA:N	1	1.75
(1,22)	1:B:184:LYS:CD	1:B:67:MET:N	1	1.75
(1,22)	1:B:184:LYS:CD	1:B:68:ARG:N	1	1.75
(1,22)	1:B:184:LYS:CD	1:B:69:ASP:N	1	1.75
(1,22)	1:B:184:LYS:CD	1:B:70:GLN:N	1	1.75
(1,22)	1:B:184:LYS:CD	1:B:71:TYR:N	1	1.75
(1,22)	1:B:184:LYS:CD	1:B:72:MET:N	1	1.75
(1,22)	1:B:184:LYS:CD	1:B:73:ARG:N	1	1.75
(1,22)	1:B:184:LYS:CD	1:B:74:THR:N	1	1.75
(1,22)	1:B:184:LYS:CD	1:B:75:GLY:N	1	1.75
(1,22)	1:B:184:LYS:CD	1:B:76:GLU:N	1	1.75
(1,22)	1:B:184:LYS:CD	1:B:77:GLY:N	1	1.75
(1,22)	1:B:184:LYS:CD	1:B:78:PHE:N	1	1.75
(1,22)	1:B:184:LYS:CD	1:B:79:LEU:N	1	1.75
(1,22)	1:B:184:LYS:CD	1:B:80:CYS:N	1	1.75
(1,22)	1:B:184:LYS:CD	5:B:203:7Q9:N	1	1.75
(1,22)	1:B:184:LYS:CD	5:B:204:7Q9:N	1	1.75
(1,22)	1:B:184:LYS:CD	5:B:205:7Q9:N	1	1.75
(1,22)	1:B:184:LYS:CD	5:B:206:7Q9:N	1	1.75

Continued on next page...

Continued from previous page...

Key	Atom-1	Atom-2	Model ID	Violation (Å)
(1,22)	1:B:184:LYS:CD	5:B:207:7Q9:N	1	1.75
(1,22)	1:B:184:LYS:CD	6:B:208:17F:N1	1	1.75
(1,22)	1:B:184:LYS:CD	5:B:209:7Q9:N	1	1.75
(1,22)	1:B:184:LYS:CD	5:B:210:7Q9:N	1	1.75
(1,22)	1:B:184:LYS:CD	5:B:211:7Q9:N	1	1.75
(1,22)	1:B:184:LYS:CD	5:B:212:7Q9:N	1	1.75
(1,22)	1:B:184:LYS:CD	5:B:213:7Q9:N	1	1.75
(1,22)	1:B:184:LYS:CD	6:B:214:17F:N1	1	1.75
(1,22)	1:B:184:LYS:CD	6:B:215:17F:N1	1	1.75
(1,22)	1:B:184:LYS:CD	5:B:216:7Q9:N	1	1.75
(1,22)	1:B:184:LYS:CD	5:B:217:7Q9:N	1	1.75
(1,22)	1:B:184:LYS:CD	5:B:218:7Q9:N	1	1.75
(1,22)	1:B:184:LYS:CD	6:B:219:17F:N1	1	1.75
(1,22)	1:B:184:LYS:CD	5:B:220:7Q9:N	1	1.75
(1,22)	1:B:184:LYS:CE	1:B:2:THR:N	1	1.75
(1,22)	1:B:184:LYS:CE	1:B:3:GLU:N	1	1.75
(1,22)	1:B:184:LYS:CE	1:B:4:TYR:N	1	1.75
(1,22)	1:B:184:LYS:CE	1:B:5:LYS:N	1	1.75
(1,22)	1:B:184:LYS:CE	1:B:6:LEU:N	1	1.75
(1,22)	1:B:184:LYS:CE	1:B:7:VAL:N	1	1.75
(1,22)	1:B:184:LYS:CE	1:B:8:VAL:N	1	1.75
(1,22)	1:B:184:LYS:CE	1:B:9:VAL:N	1	1.75
(1,22)	1:B:184:LYS:CE	1:B:10:GLY:N	1	1.75
(1,22)	1:B:184:LYS:CE	1:B:11:ALA:N	1	1.75
(1,22)	1:B:184:LYS:CE	1:B:12:ASP:N	1	1.75
(1,22)	1:B:184:LYS:CE	1:B:13:GLY:N	1	1.75
(1,22)	1:B:184:LYS:CE	1:B:14:VAL:N	1	1.75
(1,22)	1:B:184:LYS:CE	1:B:15:GLY:N	1	1.75
(1,22)	1:B:184:LYS:CE	1:B:16:LYS:N	1	1.75
(1,22)	1:B:184:LYS:CE	1:B:17:SER:N	1	1.75
(1,22)	1:B:184:LYS:CE	1:B:18:ALA:N	1	1.75
(1,22)	1:B:184:LYS:CE	1:B:19:LEU:N	1	1.75
(1,22)	1:B:184:LYS:CE	1:B:20:THR:N	1	1.75
(1,22)	1:B:184:LYS:CE	1:B:21:ILE:N	1	1.75
(1,22)	1:B:184:LYS:CE	1:B:22:GLN:N	1	1.75
(1,22)	1:B:184:LYS:CE	1:B:23:LEU:N	1	1.75
(1,22)	1:B:184:LYS:CE	1:B:24:ILE:N	1	1.75
(1,22)	1:B:184:LYS:CE	1:B:25:GLN:N	1	1.75
(1,22)	1:B:184:LYS:CE	1:B:26:ASN:N	1	1.75
(1,22)	1:B:184:LYS:CE	1:B:27:HIS:N	1	1.75
(1,22)	1:B:184:LYS:CE	1:B:28:PHE:N	1	1.75
(1,22)	1:B:184:LYS:CE	1:B:29:VAL:N	1	1.75

Continued on next page...

Continued from previous page...

Key	Atom-1	Atom-2	Model ID	Violation (Å)
(1,22)	1:B:184:LYS:CE	1:B:30:ASP:N	1	1.75
(1,22)	1:B:184:LYS:CE	1:B:31:GLU:N	1	1.75
(1,22)	1:B:184:LYS:CE	1:B:32:TYR:N	1	1.75
(1,22)	1:B:184:LYS:CE	1:B:33:ASP:N	1	1.75
(1,22)	1:B:184:LYS:CE	1:B:34:PRO:N	1	1.75
(1,22)	1:B:184:LYS:CE	1:B:35:THR:N	1	1.75
(1,22)	1:B:184:LYS:CE	1:B:36:ILE:N	1	1.75
(1,22)	1:B:184:LYS:CE	1:B:37:GLU:N	1	1.75
(1,22)	1:B:184:LYS:CE	1:B:38:ASP:N	1	1.75
(1,22)	1:B:184:LYS:CE	1:B:39:SER:N	1	1.75
(1,22)	1:B:184:LYS:CE	1:B:40:TYR:N	1	1.75
(1,22)	1:B:184:LYS:CE	1:B:41:ARG:N	1	1.75
(1,22)	1:B:184:LYS:CE	1:B:42:LYS:N	1	1.75
(1,22)	1:B:184:LYS:CE	1:B:43:GLN:N	1	1.75
(1,22)	1:B:184:LYS:CE	1:B:44:VAL:N	1	1.75
(1,22)	1:B:184:LYS:CE	1:B:45:VAL:N	1	1.75
(1,22)	1:B:184:LYS:CE	1:B:46:ILE:N	1	1.75
(1,22)	1:B:184:LYS:CE	1:B:47:ASP:N	1	1.75
(1,22)	1:B:184:LYS:CE	1:B:48:GLY:N	1	1.75
(1,22)	1:B:184:LYS:CE	1:B:49:GLU:N	1	1.75
(1,22)	1:B:184:LYS:CE	1:B:50:THR:N	1	1.75
(1,22)	1:B:184:LYS:CE	1:B:51:CYS:N	1	1.75
(1,22)	1:B:184:LYS:CE	1:B:52:LEU:N	1	1.75
(1,22)	1:B:184:LYS:CE	1:B:53:LEU:N	1	1.75
(1,22)	1:B:184:LYS:CE	1:B:54:ASP:N	1	1.75
(1,22)	1:B:184:LYS:CE	1:B:55:ILE:N	1	1.75
(1,22)	1:B:184:LYS:CE	1:B:56:LEU:N	1	1.75
(1,22)	1:B:184:LYS:CE	1:B:57:ASP:N	1	1.75
(1,22)	1:B:184:LYS:CE	1:B:58:THR:N	1	1.75
(1,22)	1:B:184:LYS:CE	1:B:59:ALA:N	1	1.75
(1,22)	1:B:184:LYS:CE	1:B:60:GLY:N	1	1.75
(1,22)	1:B:184:LYS:CE	1:B:61:GLN:N	1	1.75
(1,22)	1:B:184:LYS:CE	1:B:62:GLU:N	1	1.75
(1,22)	1:B:184:LYS:CE	1:B:63:GLU:N	1	1.75
(1,22)	1:B:184:LYS:CE	1:B:64:TYR:N	1	1.75
(1,22)	1:B:184:LYS:CE	1:B:65:SER:N	1	1.75
(1,22)	1:B:184:LYS:CE	1:B:66:ALA:N	1	1.75
(1,22)	1:B:184:LYS:CE	1:B:67:MET:N	1	1.75
(1,22)	1:B:184:LYS:CE	1:B:68:ARG:N	1	1.75
(1,22)	1:B:184:LYS:CE	1:B:69:ASP:N	1	1.75
(1,22)	1:B:184:LYS:CE	1:B:70:GLN:N	1	1.75
(1,22)	1:B:184:LYS:CE	1:B:71:TYR:N	1	1.75

Continued on next page...

Continued from previous page...

Key	Atom-1	Atom-2	Model ID	Violation (Å)
(1,22)	1:B:184:LYS:CE	1:B:72:MET:N	1	1.75
(1,22)	1:B:184:LYS:CE	1:B:73:ARG:N	1	1.75
(1,22)	1:B:184:LYS:CE	1:B:74:THR:N	1	1.75
(1,22)	1:B:184:LYS:CE	1:B:75:GLY:N	1	1.75
(1,22)	1:B:184:LYS:CE	1:B:76:GLU:N	1	1.75
(1,22)	1:B:184:LYS:CE	1:B:77:GLY:N	1	1.75
(1,22)	1:B:184:LYS:CE	1:B:78:PHE:N	1	1.75
(1,22)	1:B:184:LYS:CE	1:B:79:LEU:N	1	1.75
(1,22)	1:B:184:LYS:CE	1:B:80:CYS:N	1	1.75
(1,22)	1:B:184:LYS:CE	5:B:203:7Q9:N	1	1.75
(1,22)	1:B:184:LYS:CE	5:B:204:7Q9:N	1	1.75
(1,22)	1:B:184:LYS:CE	5:B:205:7Q9:N	1	1.75
(1,22)	1:B:184:LYS:CE	5:B:206:7Q9:N	1	1.75
(1,22)	1:B:184:LYS:CE	5:B:207:7Q9:N	1	1.75
(1,22)	1:B:184:LYS:CE	6:B:208:17F:N1	1	1.75
(1,22)	1:B:184:LYS:CE	5:B:209:7Q9:N	1	1.75
(1,22)	1:B:184:LYS:CE	5:B:210:7Q9:N	1	1.75
(1,22)	1:B:184:LYS:CE	5:B:211:7Q9:N	1	1.75
(1,22)	1:B:184:LYS:CE	5:B:212:7Q9:N	1	1.75
(1,22)	1:B:184:LYS:CE	5:B:213:7Q9:N	1	1.75
(1,22)	1:B:184:LYS:CE	6:B:214:17F:N1	1	1.75
(1,22)	1:B:184:LYS:CE	6:B:215:17F:N1	1	1.75
(1,22)	1:B:184:LYS:CE	5:B:216:7Q9:N	1	1.75
(1,22)	1:B:184:LYS:CE	5:B:217:7Q9:N	1	1.75
(1,22)	1:B:184:LYS:CE	5:B:218:7Q9:N	1	1.75
(1,22)	1:B:184:LYS:CE	6:B:219:17F:N1	1	1.75
(1,22)	1:B:184:LYS:CE	5:B:220:7Q9:N	1	1.75
(1,22)	1:B:184:LYS:CG	1:B:2:THR:N	1	1.75
(1,22)	1:B:184:LYS:CG	1:B:3:GLU:N	1	1.75
(1,22)	1:B:184:LYS:CG	1:B:4:TYR:N	1	1.75
(1,22)	1:B:184:LYS:CG	1:B:5:LYS:N	1	1.75
(1,22)	1:B:184:LYS:CG	1:B:6:LEU:N	1	1.75
(1,22)	1:B:184:LYS:CG	1:B:7:VAL:N	1	1.75
(1,22)	1:B:184:LYS:CG	1:B:8:VAL:N	1	1.75
(1,22)	1:B:184:LYS:CG	1:B:9:VAL:N	1	1.75
(1,22)	1:B:184:LYS:CG	1:B:10:GLY:N	1	1.75
(1,22)	1:B:184:LYS:CG	1:B:11:ALA:N	1	1.75
(1,22)	1:B:184:LYS:CG	1:B:12:ASP:N	1	1.75
(1,22)	1:B:184:LYS:CG	1:B:13:GLY:N	1	1.75
(1,22)	1:B:184:LYS:CG	1:B:14:VAL:N	1	1.75
(1,22)	1:B:184:LYS:CG	1:B:15:GLY:N	1	1.75
(1,22)	1:B:184:LYS:CG	1:B:16:LYS:N	1	1.75

Continued on next page...

Continued from previous page...

Key	Atom-1	Atom-2	Model ID	Violation (Å)
(1,22)	1:B:184:LYS:CG	1:B:17:SER:N	1	1.75
(1,22)	1:B:184:LYS:CG	1:B:18:ALA:N	1	1.75
(1,22)	1:B:184:LYS:CG	1:B:19:LEU:N	1	1.75
(1,22)	1:B:184:LYS:CG	1:B:20:THR:N	1	1.75
(1,22)	1:B:184:LYS:CG	1:B:21:ILE:N	1	1.75
(1,22)	1:B:184:LYS:CG	1:B:22:GLN:N	1	1.75
(1,22)	1:B:184:LYS:CG	1:B:23:LEU:N	1	1.75
(1,22)	1:B:184:LYS:CG	1:B:24:ILE:N	1	1.75
(1,22)	1:B:184:LYS:CG	1:B:25:GLN:N	1	1.75
(1,22)	1:B:184:LYS:CG	1:B:26:ASN:N	1	1.75
(1,22)	1:B:184:LYS:CG	1:B:27:HIS:N	1	1.75
(1,22)	1:B:184:LYS:CG	1:B:28:PHE:N	1	1.75
(1,22)	1:B:184:LYS:CG	1:B:29:VAL:N	1	1.75
(1,22)	1:B:184:LYS:CG	1:B:30:ASP:N	1	1.75
(1,22)	1:B:184:LYS:CG	1:B:31:GLU:N	1	1.75
(1,22)	1:B:184:LYS:CG	1:B:32:TYR:N	1	1.75
(1,22)	1:B:184:LYS:CG	1:B:33:ASP:N	1	1.75
(1,22)	1:B:184:LYS:CG	1:B:34:PRO:N	1	1.75
(1,22)	1:B:184:LYS:CG	1:B:35:THR:N	1	1.75
(1,22)	1:B:184:LYS:CG	1:B:36:ILE:N	1	1.75
(1,22)	1:B:184:LYS:CG	1:B:37:GLU:N	1	1.75
(1,22)	1:B:184:LYS:CG	1:B:38:ASP:N	1	1.75
(1,22)	1:B:184:LYS:CG	1:B:39:SER:N	1	1.75
(1,22)	1:B:184:LYS:CG	1:B:40:TYR:N	1	1.75
(1,22)	1:B:184:LYS:CG	1:B:41:ARG:N	1	1.75
(1,22)	1:B:184:LYS:CG	1:B:42:LYS:N	1	1.75
(1,22)	1:B:184:LYS:CG	1:B:43:GLN:N	1	1.75
(1,22)	1:B:184:LYS:CG	1:B:44:VAL:N	1	1.75
(1,22)	1:B:184:LYS:CG	1:B:45:VAL:N	1	1.75
(1,22)	1:B:184:LYS:CG	1:B:46:ILE:N	1	1.75
(1,22)	1:B:184:LYS:CG	1:B:47:ASP:N	1	1.75
(1,22)	1:B:184:LYS:CG	1:B:48:GLY:N	1	1.75
(1,22)	1:B:184:LYS:CG	1:B:49:GLU:N	1	1.75
(1,22)	1:B:184:LYS:CG	1:B:50:THR:N	1	1.75
(1,22)	1:B:184:LYS:CG	1:B:51:CYS:N	1	1.75
(1,22)	1:B:184:LYS:CG	1:B:52:LEU:N	1	1.75
(1,22)	1:B:184:LYS:CG	1:B:53:LEU:N	1	1.75
(1,22)	1:B:184:LYS:CG	1:B:54:ASP:N	1	1.75
(1,22)	1:B:184:LYS:CG	1:B:55:ILE:N	1	1.75
(1,22)	1:B:184:LYS:CG	1:B:56:LEU:N	1	1.75
(1,22)	1:B:184:LYS:CG	1:B:57:ASP:N	1	1.75
(1,22)	1:B:184:LYS:CG	1:B:58:THR:N	1	1.75

Continued on next page...

Continued from previous page...

Key	Atom-1	Atom-2	Model ID	Violation (Å)
(1,22)	1:B:184:LYS:CG	1:B:59:ALA:N	1	1.75
(1,22)	1:B:184:LYS:CG	1:B:60:GLY:N	1	1.75
(1,22)	1:B:184:LYS:CG	1:B:61:GLN:N	1	1.75
(1,22)	1:B:184:LYS:CG	1:B:62:GLU:N	1	1.75
(1,22)	1:B:184:LYS:CG	1:B:63:GLU:N	1	1.75
(1,22)	1:B:184:LYS:CG	1:B:64:TYR:N	1	1.75
(1,22)	1:B:184:LYS:CG	1:B:65:SER:N	1	1.75
(1,22)	1:B:184:LYS:CG	1:B:66:ALA:N	1	1.75
(1,22)	1:B:184:LYS:CG	1:B:67:MET:N	1	1.75
(1,22)	1:B:184:LYS:CG	1:B:68:ARG:N	1	1.75
(1,22)	1:B:184:LYS:CG	1:B:69:ASP:N	1	1.75
(1,22)	1:B:184:LYS:CG	1:B:70:GLN:N	1	1.75
(1,22)	1:B:184:LYS:CG	1:B:71:TYR:N	1	1.75
(1,22)	1:B:184:LYS:CG	1:B:72:MET:N	1	1.75
(1,22)	1:B:184:LYS:CG	1:B:73:ARG:N	1	1.75
(1,22)	1:B:184:LYS:CG	1:B:74:THR:N	1	1.75
(1,22)	1:B:184:LYS:CG	1:B:75:GLY:N	1	1.75
(1,22)	1:B:184:LYS:CG	1:B:76:GLU:N	1	1.75
(1,22)	1:B:184:LYS:CG	1:B:77:GLY:N	1	1.75
(1,22)	1:B:184:LYS:CG	1:B:78:PHE:N	1	1.75
(1,22)	1:B:184:LYS:CG	1:B:79:LEU:N	1	1.75
(1,22)	1:B:184:LYS:CG	1:B:80:CYS:N	1	1.75
(1,22)	1:B:184:LYS:CG	5:B:203:7Q9:N	1	1.75
(1,22)	1:B:184:LYS:CG	5:B:204:7Q9:N	1	1.75
(1,22)	1:B:184:LYS:CG	5:B:205:7Q9:N	1	1.75
(1,22)	1:B:184:LYS:CG	5:B:206:7Q9:N	1	1.75
(1,22)	1:B:184:LYS:CG	5:B:207:7Q9:N	1	1.75
(1,22)	1:B:184:LYS:CG	6:B:208:17F:N1	1	1.75
(1,22)	1:B:184:LYS:CG	5:B:209:7Q9:N	1	1.75
(1,22)	1:B:184:LYS:CG	5:B:210:7Q9:N	1	1.75
(1,22)	1:B:184:LYS:CG	5:B:211:7Q9:N	1	1.75
(1,22)	1:B:184:LYS:CG	5:B:212:7Q9:N	1	1.75
(1,22)	1:B:184:LYS:CG	5:B:213:7Q9:N	1	1.75
(1,22)	1:B:184:LYS:CG	6:B:214:17F:N1	1	1.75
(1,22)	1:B:184:LYS:CG	6:B:215:17F:N1	1	1.75
(1,22)	1:B:184:LYS:CG	5:B:216:7Q9:N	1	1.75
(1,22)	1:B:184:LYS:CG	5:B:217:7Q9:N	1	1.75
(1,22)	1:B:184:LYS:CG	5:B:218:7Q9:N	1	1.75
(1,22)	1:B:184:LYS:CG	6:B:219:17F:N1	1	1.75
(1,22)	1:B:184:LYS:CG	5:B:220:7Q9:N	1	1.75
(1,22)	1:B:184:LYS:H	1:B:2:THR:N	1	1.75
(1,22)	1:B:184:LYS:H	1:B:3:GLU:N	1	1.75

Continued on next page...

Continued from previous page...

Key	Atom-1	Atom-2	Model ID	Violation (Å)
(1,22)	1:B:184:LYS:H	1:B:4:TYR:N	1	1.75
(1,22)	1:B:184:LYS:H	1:B:5:LYS:N	1	1.75
(1,22)	1:B:184:LYS:H	1:B:6:LEU:N	1	1.75
(1,22)	1:B:184:LYS:H	1:B:7:VAL:N	1	1.75
(1,22)	1:B:184:LYS:H	1:B:8:VAL:N	1	1.75
(1,22)	1:B:184:LYS:H	1:B:9:VAL:N	1	1.75
(1,22)	1:B:184:LYS:H	1:B:10:GLY:N	1	1.75
(1,22)	1:B:184:LYS:H	1:B:11:ALA:N	1	1.75
(1,22)	1:B:184:LYS:H	1:B:12:ASP:N	1	1.75
(1,22)	1:B:184:LYS:H	1:B:13:GLY:N	1	1.75
(1,22)	1:B:184:LYS:H	1:B:14:VAL:N	1	1.75
(1,22)	1:B:184:LYS:H	1:B:15:GLY:N	1	1.75
(1,22)	1:B:184:LYS:H	1:B:16:LYS:N	1	1.75
(1,22)	1:B:184:LYS:H	1:B:17:SER:N	1	1.75
(1,22)	1:B:184:LYS:H	1:B:18:ALA:N	1	1.75
(1,22)	1:B:184:LYS:H	1:B:19:LEU:N	1	1.75
(1,22)	1:B:184:LYS:H	1:B:20:THR:N	1	1.75
(1,22)	1:B:184:LYS:H	1:B:21:ILE:N	1	1.75
(1,22)	1:B:184:LYS:H	1:B:22:GLN:N	1	1.75
(1,22)	1:B:184:LYS:H	1:B:23:LEU:N	1	1.75
(1,22)	1:B:184:LYS:H	1:B:24:ILE:N	1	1.75
(1,22)	1:B:184:LYS:H	1:B:25:GLN:N	1	1.75
(1,22)	1:B:184:LYS:H	1:B:26:ASN:N	1	1.75
(1,22)	1:B:184:LYS:H	1:B:27:HIS:N	1	1.75
(1,22)	1:B:184:LYS:H	1:B:28:PHE:N	1	1.75
(1,22)	1:B:184:LYS:H	1:B:29:VAL:N	1	1.75
(1,22)	1:B:184:LYS:H	1:B:30:ASP:N	1	1.75
(1,22)	1:B:184:LYS:H	1:B:31:GLU:N	1	1.75
(1,22)	1:B:184:LYS:H	1:B:32:TYR:N	1	1.75
(1,22)	1:B:184:LYS:H	1:B:33:ASP:N	1	1.75
(1,22)	1:B:184:LYS:H	1:B:34:PRO:N	1	1.75
(1,22)	1:B:184:LYS:H	1:B:35:THR:N	1	1.75
(1,22)	1:B:184:LYS:H	1:B:36:ILE:N	1	1.75
(1,22)	1:B:184:LYS:H	1:B:37:GLU:N	1	1.75
(1,22)	1:B:184:LYS:H	1:B:38:ASP:N	1	1.75
(1,22)	1:B:184:LYS:H	1:B:39:SER:N	1	1.75
(1,22)	1:B:184:LYS:H	1:B:40:TYR:N	1	1.75
(1,22)	1:B:184:LYS:H	1:B:41:ARG:N	1	1.75
(1,22)	1:B:184:LYS:H	1:B:42:LYS:N	1	1.75
(1,22)	1:B:184:LYS:H	1:B:43:GLN:N	1	1.75
(1,22)	1:B:184:LYS:H	1:B:44:VAL:N	1	1.75
(1,22)	1:B:184:LYS:H	1:B:45:VAL:N	1	1.75

Continued on next page...

Continued from previous page...

Key	Atom-1	Atom-2	Model ID	Violation (Å)
(1,22)	1:B:184:LYS:H	1:B:46:ILE:N	1	1.75
(1,22)	1:B:184:LYS:H	1:B:47:ASP:N	1	1.75
(1,22)	1:B:184:LYS:H	1:B:48:GLY:N	1	1.75
(1,22)	1:B:184:LYS:H	1:B:49:GLU:N	1	1.75
(1,22)	1:B:184:LYS:H	1:B:50:THR:N	1	1.75
(1,22)	1:B:184:LYS:H	1:B:51:CYS:N	1	1.75
(1,22)	1:B:184:LYS:H	1:B:52:LEU:N	1	1.75
(1,22)	1:B:184:LYS:H	1:B:53:LEU:N	1	1.75
(1,22)	1:B:184:LYS:H	1:B:54:ASP:N	1	1.75
(1,22)	1:B:184:LYS:H	1:B:55:ILE:N	1	1.75
(1,22)	1:B:184:LYS:H	1:B:56:LEU:N	1	1.75
(1,22)	1:B:184:LYS:H	1:B:57:ASP:N	1	1.75
(1,22)	1:B:184:LYS:H	1:B:58:THR:N	1	1.75
(1,22)	1:B:184:LYS:H	1:B:59:ALA:N	1	1.75
(1,22)	1:B:184:LYS:H	1:B:60:GLY:N	1	1.75
(1,22)	1:B:184:LYS:H	1:B:61:GLN:N	1	1.75
(1,22)	1:B:184:LYS:H	1:B:62:GLU:N	1	1.75
(1,22)	1:B:184:LYS:H	1:B:63:GLU:N	1	1.75
(1,22)	1:B:184:LYS:H	1:B:64:TYR:N	1	1.75
(1,22)	1:B:184:LYS:H	1:B:65:SER:N	1	1.75
(1,22)	1:B:184:LYS:H	1:B:66:ALA:N	1	1.75
(1,22)	1:B:184:LYS:H	1:B:67:MET:N	1	1.75
(1,22)	1:B:184:LYS:H	1:B:68:ARG:N	1	1.75
(1,22)	1:B:184:LYS:H	1:B:69:ASP:N	1	1.75
(1,22)	1:B:184:LYS:H	1:B:70:GLN:N	1	1.75
(1,22)	1:B:184:LYS:H	1:B:71:TYR:N	1	1.75
(1,22)	1:B:184:LYS:H	1:B:72:MET:N	1	1.75
(1,22)	1:B:184:LYS:H	1:B:73:ARG:N	1	1.75
(1,22)	1:B:184:LYS:H	1:B:74:THR:N	1	1.75
(1,22)	1:B:184:LYS:H	1:B:75:GLY:N	1	1.75
(1,22)	1:B:184:LYS:H	1:B:76:GLU:N	1	1.75
(1,22)	1:B:184:LYS:H	1:B:77:GLY:N	1	1.75
(1,22)	1:B:184:LYS:H	1:B:78:PHE:N	1	1.75
(1,22)	1:B:184:LYS:H	1:B:79:LEU:N	1	1.75
(1,22)	1:B:184:LYS:H	1:B:80:CYS:N	1	1.75
(1,22)	1:B:184:LYS:H	5:B:203:7Q9:N	1	1.75
(1,22)	1:B:184:LYS:H	5:B:204:7Q9:N	1	1.75
(1,22)	1:B:184:LYS:H	5:B:205:7Q9:N	1	1.75
(1,22)	1:B:184:LYS:H	5:B:206:7Q9:N	1	1.75
(1,22)	1:B:184:LYS:H	5:B:207:7Q9:N	1	1.75
(1,22)	1:B:184:LYS:H	6:B:208:17F:N1	1	1.75
(1,22)	1:B:184:LYS:H	5:B:209:7Q9:N	1	1.75

Continued on next page...

Continued from previous page...

Key	Atom-1	Atom-2	Model ID	Violation (Å)
(1,22)	1:B:184:LYS:H	5:B:210:7Q9:N	1	1.75
(1,22)	1:B:184:LYS:H	5:B:211:7Q9:N	1	1.75
(1,22)	1:B:184:LYS:H	5:B:212:7Q9:N	1	1.75
(1,22)	1:B:184:LYS:H	5:B:213:7Q9:N	1	1.75
(1,22)	1:B:184:LYS:H	6:B:214:17F:N1	1	1.75
(1,22)	1:B:184:LYS:H	6:B:215:17F:N1	1	1.75
(1,22)	1:B:184:LYS:H	5:B:216:7Q9:N	1	1.75
(1,22)	1:B:184:LYS:H	5:B:217:7Q9:N	1	1.75
(1,22)	1:B:184:LYS:H	5:B:218:7Q9:N	1	1.75
(1,22)	1:B:184:LYS:H	6:B:219:17F:N1	1	1.75
(1,22)	1:B:184:LYS:H	5:B:220:7Q9:N	1	1.75
(1,22)	1:B:184:LYS:HZ1	1:B:2:THR:N	1	1.75
(1,22)	1:B:184:LYS:HZ1	1:B:3:GLU:N	1	1.75
(1,22)	1:B:184:LYS:HZ1	1:B:4:TYR:N	1	1.75
(1,22)	1:B:184:LYS:HZ1	1:B:5:LYS:N	1	1.75
(1,22)	1:B:184:LYS:HZ1	1:B:6:LEU:N	1	1.75
(1,22)	1:B:184:LYS:HZ1	1:B:7:VAL:N	1	1.75
(1,22)	1:B:184:LYS:HZ1	1:B:8:VAL:N	1	1.75
(1,22)	1:B:184:LYS:HZ1	1:B:9:VAL:N	1	1.75
(1,22)	1:B:184:LYS:HZ1	1:B:10:GLY:N	1	1.75
(1,22)	1:B:184:LYS:HZ1	1:B:11:ALA:N	1	1.75
(1,22)	1:B:184:LYS:HZ1	1:B:12:ASP:N	1	1.75
(1,22)	1:B:184:LYS:HZ1	1:B:13:GLY:N	1	1.75
(1,22)	1:B:184:LYS:HZ1	1:B:14:VAL:N	1	1.75
(1,22)	1:B:184:LYS:HZ1	1:B:15:GLY:N	1	1.75
(1,22)	1:B:184:LYS:HZ1	1:B:16:LYS:N	1	1.75
(1,22)	1:B:184:LYS:HZ1	1:B:17:SER:N	1	1.75
(1,22)	1:B:184:LYS:HZ1	1:B:18:ALA:N	1	1.75
(1,22)	1:B:184:LYS:HZ1	1:B:19:LEU:N	1	1.75
(1,22)	1:B:184:LYS:HZ1	1:B:20:THR:N	1	1.75
(1,22)	1:B:184:LYS:HZ1	1:B:21:ILE:N	1	1.75
(1,22)	1:B:184:LYS:HZ1	1:B:22:GLN:N	1	1.75
(1,22)	1:B:184:LYS:HZ1	1:B:23:LEU:N	1	1.75
(1,22)	1:B:184:LYS:HZ1	1:B:24:ILE:N	1	1.75
(1,22)	1:B:184:LYS:HZ1	1:B:25:GLN:N	1	1.75
(1,22)	1:B:184:LYS:HZ1	1:B:26:ASN:N	1	1.75
(1,22)	1:B:184:LYS:HZ1	1:B:27:HIS:N	1	1.75
(1,22)	1:B:184:LYS:HZ1	1:B:28:PHE:N	1	1.75
(1,22)	1:B:184:LYS:HZ1	1:B:29:VAL:N	1	1.75
(1,22)	1:B:184:LYS:HZ1	1:B:30:ASP:N	1	1.75
(1,22)	1:B:184:LYS:HZ1	1:B:31:GLU:N	1	1.75
(1,22)	1:B:184:LYS:HZ1	1:B:32:TYR:N	1	1.75

Continued on next page...

Continued from previous page...

Key	Atom-1	Atom-2	Model ID	Violation (Å)
(1,22)	1:B:184:LYS:HZ1	1:B:33:ASP:N	1	1.75
(1,22)	1:B:184:LYS:HZ1	1:B:34:PRO:N	1	1.75
(1,22)	1:B:184:LYS:HZ1	1:B:35:THR:N	1	1.75
(1,22)	1:B:184:LYS:HZ1	1:B:36:ILE:N	1	1.75
(1,22)	1:B:184:LYS:HZ1	1:B:37:GLU:N	1	1.75
(1,22)	1:B:184:LYS:HZ1	1:B:38:ASP:N	1	1.75
(1,22)	1:B:184:LYS:HZ1	1:B:39:SER:N	1	1.75
(1,22)	1:B:184:LYS:HZ1	1:B:40:TYR:N	1	1.75
(1,22)	1:B:184:LYS:HZ1	1:B:41:ARG:N	1	1.75
(1,22)	1:B:184:LYS:HZ1	1:B:42:LYS:N	1	1.75
(1,22)	1:B:184:LYS:HZ1	1:B:43:GLN:N	1	1.75
(1,22)	1:B:184:LYS:HZ1	1:B:44:VAL:N	1	1.75
(1,22)	1:B:184:LYS:HZ1	1:B:45:VAL:N	1	1.75
(1,22)	1:B:184:LYS:HZ1	1:B:46:ILE:N	1	1.75
(1,22)	1:B:184:LYS:HZ1	1:B:47:ASP:N	1	1.75
(1,22)	1:B:184:LYS:HZ1	1:B:48:GLY:N	1	1.75
(1,22)	1:B:184:LYS:HZ1	1:B:49:GLU:N	1	1.75
(1,22)	1:B:184:LYS:HZ1	1:B:50:THR:N	1	1.75
(1,22)	1:B:184:LYS:HZ1	1:B:51:CYS:N	1	1.75
(1,22)	1:B:184:LYS:HZ1	1:B:52:LEU:N	1	1.75
(1,22)	1:B:184:LYS:HZ1	1:B:53:LEU:N	1	1.75
(1,22)	1:B:184:LYS:HZ1	1:B:54:ASP:N	1	1.75
(1,22)	1:B:184:LYS:HZ1	1:B:55:ILE:N	1	1.75
(1,22)	1:B:184:LYS:HZ1	1:B:56:LEU:N	1	1.75
(1,22)	1:B:184:LYS:HZ1	1:B:57:ASP:N	1	1.75
(1,22)	1:B:184:LYS:HZ1	1:B:58:THR:N	1	1.75
(1,22)	1:B:184:LYS:HZ1	1:B:59:ALA:N	1	1.75
(1,22)	1:B:184:LYS:HZ1	1:B:60:GLY:N	1	1.75
(1,22)	1:B:184:LYS:HZ1	1:B:61:GLN:N	1	1.75
(1,22)	1:B:184:LYS:HZ1	1:B:62:GLU:N	1	1.75
(1,22)	1:B:184:LYS:HZ1	1:B:63:GLU:N	1	1.75
(1,22)	1:B:184:LYS:HZ1	1:B:64:TYR:N	1	1.75
(1,22)	1:B:184:LYS:HZ1	1:B:65:SER:N	1	1.75
(1,22)	1:B:184:LYS:HZ1	1:B:66:ALA:N	1	1.75
(1,22)	1:B:184:LYS:HZ1	1:B:67:MET:N	1	1.75
(1,22)	1:B:184:LYS:HZ1	1:B:68:ARG:N	1	1.75
(1,22)	1:B:184:LYS:HZ1	1:B:69:ASP:N	1	1.75
(1,22)	1:B:184:LYS:HZ1	1:B:70:GLN:N	1	1.75
(1,22)	1:B:184:LYS:HZ1	1:B:71:TYR:N	1	1.75
(1,22)	1:B:184:LYS:HZ1	1:B:72:MET:N	1	1.75
(1,22)	1:B:184:LYS:HZ1	1:B:73:ARG:N	1	1.75
(1,22)	1:B:184:LYS:HZ1	1:B:74:THR:N	1	1.75

Continued on next page...

Continued from previous page...

Key	Atom-1	Atom-2	Model ID	Violation (Å)
(1,22)	1:B:184:LYS:HZ1	1:B:75:GLY:N	1	1.75
(1,22)	1:B:184:LYS:HZ1	1:B:76:GLU:N	1	1.75
(1,22)	1:B:184:LYS:HZ1	1:B:77:GLY:N	1	1.75
(1,22)	1:B:184:LYS:HZ1	1:B:78:PHE:N	1	1.75
(1,22)	1:B:184:LYS:HZ1	1:B:79:LEU:N	1	1.75
(1,22)	1:B:184:LYS:HZ1	1:B:80:CYS:N	1	1.75
(1,22)	1:B:184:LYS:HZ1	5:B:203:7Q9:N	1	1.75
(1,22)	1:B:184:LYS:HZ1	5:B:204:7Q9:N	1	1.75
(1,22)	1:B:184:LYS:HZ1	5:B:205:7Q9:N	1	1.75
(1,22)	1:B:184:LYS:HZ1	5:B:206:7Q9:N	1	1.75
(1,22)	1:B:184:LYS:HZ1	5:B:207:7Q9:N	1	1.75
(1,22)	1:B:184:LYS:HZ1	6:B:208:17F:N1	1	1.75
(1,22)	1:B:184:LYS:HZ1	5:B:209:7Q9:N	1	1.75
(1,22)	1:B:184:LYS:HZ1	5:B:210:7Q9:N	1	1.75
(1,22)	1:B:184:LYS:HZ1	5:B:211:7Q9:N	1	1.75
(1,22)	1:B:184:LYS:HZ1	5:B:212:7Q9:N	1	1.75
(1,22)	1:B:184:LYS:HZ1	5:B:213:7Q9:N	1	1.75
(1,22)	1:B:184:LYS:HZ1	6:B:214:17F:N1	1	1.75
(1,22)	1:B:184:LYS:HZ1	6:B:215:17F:N1	1	1.75
(1,22)	1:B:184:LYS:HZ1	5:B:216:7Q9:N	1	1.75
(1,22)	1:B:184:LYS:HZ1	5:B:217:7Q9:N	1	1.75
(1,22)	1:B:184:LYS:HZ1	5:B:218:7Q9:N	1	1.75
(1,22)	1:B:184:LYS:HZ1	6:B:219:17F:N1	1	1.75
(1,22)	1:B:184:LYS:HZ1	5:B:220:7Q9:N	1	1.75
(1,22)	1:B:184:LYS:HZ2	1:B:2:THR:N	1	1.75
(1,22)	1:B:184:LYS:HZ2	1:B:3:GLU:N	1	1.75
(1,22)	1:B:184:LYS:HZ2	1:B:4:TYR:N	1	1.75
(1,22)	1:B:184:LYS:HZ2	1:B:5:LYS:N	1	1.75
(1,22)	1:B:184:LYS:HZ2	1:B:6:LEU:N	1	1.75
(1,22)	1:B:184:LYS:HZ2	1:B:7:VAL:N	1	1.75
(1,22)	1:B:184:LYS:HZ2	1:B:8:VAL:N	1	1.75
(1,22)	1:B:184:LYS:HZ2	1:B:9:VAL:N	1	1.75
(1,22)	1:B:184:LYS:HZ2	1:B:10:GLY:N	1	1.75
(1,22)	1:B:184:LYS:HZ2	1:B:11:ALA:N	1	1.75
(1,22)	1:B:184:LYS:HZ2	1:B:12:ASP:N	1	1.75
(1,22)	1:B:184:LYS:HZ2	1:B:13:GLY:N	1	1.75
(1,22)	1:B:184:LYS:HZ2	1:B:14:VAL:N	1	1.75
(1,22)	1:B:184:LYS:HZ2	1:B:15:GLY:N	1	1.75
(1,22)	1:B:184:LYS:HZ2	1:B:16:LYS:N	1	1.75
(1,22)	1:B:184:LYS:HZ2	1:B:17:SER:N	1	1.75
(1,22)	1:B:184:LYS:HZ2	1:B:18:ALA:N	1	1.75
(1,22)	1:B:184:LYS:HZ2	1:B:19:LEU:N	1	1.75

Continued on next page...

Continued from previous page...

Key	Atom-1	Atom-2	Model ID	Violation (Å)
(1,22)	1:B:184:LYS:HZ2	1:B:20:THR:N	1	1.75
(1,22)	1:B:184:LYS:HZ2	1:B:21:ILE:N	1	1.75
(1,22)	1:B:184:LYS:HZ2	1:B:22:GLN:N	1	1.75
(1,22)	1:B:184:LYS:HZ2	1:B:23:LEU:N	1	1.75
(1,22)	1:B:184:LYS:HZ2	1:B:24:ILE:N	1	1.75
(1,22)	1:B:184:LYS:HZ2	1:B:25:GLN:N	1	1.75
(1,22)	1:B:184:LYS:HZ2	1:B:26:ASN:N	1	1.75
(1,22)	1:B:184:LYS:HZ2	1:B:27:HIS:N	1	1.75
(1,22)	1:B:184:LYS:HZ2	1:B:28:PHE:N	1	1.75
(1,22)	1:B:184:LYS:HZ2	1:B:29:VAL:N	1	1.75
(1,22)	1:B:184:LYS:HZ2	1:B:30:ASP:N	1	1.75
(1,22)	1:B:184:LYS:HZ2	1:B:31:GLU:N	1	1.75
(1,22)	1:B:184:LYS:HZ2	1:B:32:TYR:N	1	1.75
(1,22)	1:B:184:LYS:HZ2	1:B:33:ASP:N	1	1.75
(1,22)	1:B:184:LYS:HZ2	1:B:34:PRO:N	1	1.75
(1,22)	1:B:184:LYS:HZ2	1:B:35:THR:N	1	1.75
(1,22)	1:B:184:LYS:HZ2	1:B:36:ILE:N	1	1.75
(1,22)	1:B:184:LYS:HZ2	1:B:37:GLU:N	1	1.75
(1,22)	1:B:184:LYS:HZ2	1:B:38:ASP:N	1	1.75
(1,22)	1:B:184:LYS:HZ2	1:B:39:SER:N	1	1.75
(1,22)	1:B:184:LYS:HZ2	1:B:40:TYR:N	1	1.75
(1,22)	1:B:184:LYS:HZ2	1:B:41:ARG:N	1	1.75
(1,22)	1:B:184:LYS:HZ2	1:B:42:LYS:N	1	1.75
(1,22)	1:B:184:LYS:HZ2	1:B:43:GLN:N	1	1.75
(1,22)	1:B:184:LYS:HZ2	1:B:44:VAL:N	1	1.75
(1,22)	1:B:184:LYS:HZ2	1:B:45:VAL:N	1	1.75
(1,22)	1:B:184:LYS:HZ2	1:B:46:ILE:N	1	1.75
(1,22)	1:B:184:LYS:HZ2	1:B:47:ASP:N	1	1.75
(1,22)	1:B:184:LYS:HZ2	1:B:48:GLY:N	1	1.75
(1,22)	1:B:184:LYS:HZ2	1:B:49:GLU:N	1	1.75
(1,22)	1:B:184:LYS:HZ2	1:B:50:THR:N	1	1.75
(1,22)	1:B:184:LYS:HZ2	1:B:51:CYS:N	1	1.75
(1,22)	1:B:184:LYS:HZ2	1:B:52:LEU:N	1	1.75
(1,22)	1:B:184:LYS:HZ2	1:B:53:LEU:N	1	1.75
(1,22)	1:B:184:LYS:HZ2	1:B:54:ASP:N	1	1.75
(1,22)	1:B:184:LYS:HZ2	1:B:55:ILE:N	1	1.75
(1,22)	1:B:184:LYS:HZ2	1:B:56:LEU:N	1	1.75
(1,22)	1:B:184:LYS:HZ2	1:B:57:ASP:N	1	1.75
(1,22)	1:B:184:LYS:HZ2	1:B:58:THR:N	1	1.75
(1,22)	1:B:184:LYS:HZ2	1:B:59:ALA:N	1	1.75
(1,22)	1:B:184:LYS:HZ2	1:B:60:GLY:N	1	1.75
(1,22)	1:B:184:LYS:HZ2	1:B:61:GLN:N	1	1.75

Continued on next page...

Continued from previous page...

Key	Atom-1	Atom-2	Model ID	Violation (Å)
(1,22)	1:B:184:LYS:HZ2	1:B:62:GLU:N	1	1.75
(1,22)	1:B:184:LYS:HZ2	1:B:63:GLU:N	1	1.75
(1,22)	1:B:184:LYS:HZ2	1:B:64:TYR:N	1	1.75
(1,22)	1:B:184:LYS:HZ2	1:B:65:SER:N	1	1.75
(1,22)	1:B:184:LYS:HZ2	1:B:66:ALA:N	1	1.75
(1,22)	1:B:184:LYS:HZ2	1:B:67:MET:N	1	1.75
(1,22)	1:B:184:LYS:HZ2	1:B:68:ARG:N	1	1.75
(1,22)	1:B:184:LYS:HZ2	1:B:69:ASP:N	1	1.75
(1,22)	1:B:184:LYS:HZ2	1:B:70:GLN:N	1	1.75
(1,22)	1:B:184:LYS:HZ2	1:B:71:TYR:N	1	1.75
(1,22)	1:B:184:LYS:HZ2	1:B:72:MET:N	1	1.75
(1,22)	1:B:184:LYS:HZ2	1:B:73:ARG:N	1	1.75
(1,22)	1:B:184:LYS:HZ2	1:B:74:THR:N	1	1.75
(1,22)	1:B:184:LYS:HZ2	1:B:75:GLY:N	1	1.75
(1,22)	1:B:184:LYS:HZ2	1:B:76:GLU:N	1	1.75
(1,22)	1:B:184:LYS:HZ2	1:B:77:GLY:N	1	1.75
(1,22)	1:B:184:LYS:HZ2	1:B:78:PHE:N	1	1.75
(1,22)	1:B:184:LYS:HZ2	1:B:79:LEU:N	1	1.75
(1,22)	1:B:184:LYS:HZ2	1:B:80:CYS:N	1	1.75
(1,22)	1:B:184:LYS:HZ2	5:B:203:7Q9:N	1	1.75
(1,22)	1:B:184:LYS:HZ2	5:B:204:7Q9:N	1	1.75
(1,22)	1:B:184:LYS:HZ2	5:B:205:7Q9:N	1	1.75
(1,22)	1:B:184:LYS:HZ2	5:B:206:7Q9:N	1	1.75
(1,22)	1:B:184:LYS:HZ2	5:B:207:7Q9:N	1	1.75
(1,22)	1:B:184:LYS:HZ2	6:B:208:17F:N1	1	1.75
(1,22)	1:B:184:LYS:HZ2	5:B:209:7Q9:N	1	1.75
(1,22)	1:B:184:LYS:HZ2	5:B:210:7Q9:N	1	1.75
(1,22)	1:B:184:LYS:HZ2	5:B:211:7Q9:N	1	1.75
(1,22)	1:B:184:LYS:HZ2	5:B:212:7Q9:N	1	1.75
(1,22)	1:B:184:LYS:HZ2	5:B:213:7Q9:N	1	1.75
(1,22)	1:B:184:LYS:HZ2	6:B:214:17F:N1	1	1.75
(1,22)	1:B:184:LYS:HZ2	6:B:215:17F:N1	1	1.75
(1,22)	1:B:184:LYS:HZ2	5:B:216:7Q9:N	1	1.75
(1,22)	1:B:184:LYS:HZ2	5:B:217:7Q9:N	1	1.75
(1,22)	1:B:184:LYS:HZ2	5:B:218:7Q9:N	1	1.75
(1,22)	1:B:184:LYS:HZ2	6:B:219:17F:N1	1	1.75
(1,22)	1:B:184:LYS:HZ2	5:B:220:7Q9:N	1	1.75
(1,22)	1:B:184:LYS:HZ3	1:B:2:THR:N	1	1.75
(1,22)	1:B:184:LYS:HZ3	1:B:3:GLU:N	1	1.75
(1,22)	1:B:184:LYS:HZ3	1:B:4:TYR:N	1	1.75
(1,22)	1:B:184:LYS:HZ3	1:B:5:LYS:N	1	1.75
(1,22)	1:B:184:LYS:HZ3	1:B:6:LEU:N	1	1.75

Continued on next page...

Continued from previous page...

Key	Atom-1	Atom-2	Model ID	Violation (Å)
(1,22)	1:B:184:LYS:HZ3	1:B:7:VAL:N	1	1.75
(1,22)	1:B:184:LYS:HZ3	1:B:8:VAL:N	1	1.75
(1,22)	1:B:184:LYS:HZ3	1:B:9:VAL:N	1	1.75
(1,22)	1:B:184:LYS:HZ3	1:B:10:GLY:N	1	1.75
(1,22)	1:B:184:LYS:HZ3	1:B:11:ALA:N	1	1.75
(1,22)	1:B:184:LYS:HZ3	1:B:12:ASP:N	1	1.75
(1,22)	1:B:184:LYS:HZ3	1:B:13:GLY:N	1	1.75
(1,22)	1:B:184:LYS:HZ3	1:B:14:VAL:N	1	1.75
(1,22)	1:B:184:LYS:HZ3	1:B:15:GLY:N	1	1.75
(1,22)	1:B:184:LYS:HZ3	1:B:16:LYS:N	1	1.75
(1,22)	1:B:184:LYS:HZ3	1:B:17:SER:N	1	1.75
(1,22)	1:B:184:LYS:HZ3	1:B:18:ALA:N	1	1.75
(1,22)	1:B:184:LYS:HZ3	1:B:19:LEU:N	1	1.75
(1,22)	1:B:184:LYS:HZ3	1:B:20:THR:N	1	1.75
(1,22)	1:B:184:LYS:HZ3	1:B:21:ILE:N	1	1.75
(1,22)	1:B:184:LYS:HZ3	1:B:22:GLN:N	1	1.75
(1,22)	1:B:184:LYS:HZ3	1:B:23:LEU:N	1	1.75
(1,22)	1:B:184:LYS:HZ3	1:B:24:ILE:N	1	1.75
(1,22)	1:B:184:LYS:HZ3	1:B:25:GLN:N	1	1.75
(1,22)	1:B:184:LYS:HZ3	1:B:26:ASN:N	1	1.75
(1,22)	1:B:184:LYS:HZ3	1:B:27:HIS:N	1	1.75
(1,22)	1:B:184:LYS:HZ3	1:B:28:PHE:N	1	1.75
(1,22)	1:B:184:LYS:HZ3	1:B:29:VAL:N	1	1.75
(1,22)	1:B:184:LYS:HZ3	1:B:30:ASP:N	1	1.75
(1,22)	1:B:184:LYS:HZ3	1:B:31:GLU:N	1	1.75
(1,22)	1:B:184:LYS:HZ3	1:B:32:TYR:N	1	1.75
(1,22)	1:B:184:LYS:HZ3	1:B:33:ASP:N	1	1.75
(1,22)	1:B:184:LYS:HZ3	1:B:34:PRO:N	1	1.75
(1,22)	1:B:184:LYS:HZ3	1:B:35:THR:N	1	1.75
(1,22)	1:B:184:LYS:HZ3	1:B:36:ILE:N	1	1.75
(1,22)	1:B:184:LYS:HZ3	1:B:37:GLU:N	1	1.75
(1,22)	1:B:184:LYS:HZ3	1:B:38:ASP:N	1	1.75
(1,22)	1:B:184:LYS:HZ3	1:B:39:SER:N	1	1.75
(1,22)	1:B:184:LYS:HZ3	1:B:40:TYR:N	1	1.75
(1,22)	1:B:184:LYS:HZ3	1:B:41:ARG:N	1	1.75
(1,22)	1:B:184:LYS:HZ3	1:B:42:LYS:N	1	1.75
(1,22)	1:B:184:LYS:HZ3	1:B:43:GLN:N	1	1.75
(1,22)	1:B:184:LYS:HZ3	1:B:44:VAL:N	1	1.75
(1,22)	1:B:184:LYS:HZ3	1:B:45:VAL:N	1	1.75
(1,22)	1:B:184:LYS:HZ3	1:B:46:ILE:N	1	1.75
(1,22)	1:B:184:LYS:HZ3	1:B:47:ASP:N	1	1.75
(1,22)	1:B:184:LYS:HZ3	1:B:48:GLY:N	1	1.75

Continued on next page...

Continued from previous page...

Key	Atom-1	Atom-2	Model ID	Violation (Å)
(1,22)	1:B:184:LYS:HZ3	1:B:49:GLU:N	1	1.75
(1,22)	1:B:184:LYS:HZ3	1:B:50:THR:N	1	1.75
(1,22)	1:B:184:LYS:HZ3	1:B:51:CYS:N	1	1.75
(1,22)	1:B:184:LYS:HZ3	1:B:52:LEU:N	1	1.75
(1,22)	1:B:184:LYS:HZ3	1:B:53:LEU:N	1	1.75
(1,22)	1:B:184:LYS:HZ3	1:B:54:ASP:N	1	1.75
(1,22)	1:B:184:LYS:HZ3	1:B:55:ILE:N	1	1.75
(1,22)	1:B:184:LYS:HZ3	1:B:56:LEU:N	1	1.75
(1,22)	1:B:184:LYS:HZ3	1:B:57:ASP:N	1	1.75
(1,22)	1:B:184:LYS:HZ3	1:B:58:THR:N	1	1.75
(1,22)	1:B:184:LYS:HZ3	1:B:59:ALA:N	1	1.75
(1,22)	1:B:184:LYS:HZ3	1:B:60:GLY:N	1	1.75
(1,22)	1:B:184:LYS:HZ3	1:B:61:GLN:N	1	1.75
(1,22)	1:B:184:LYS:HZ3	1:B:62:GLU:N	1	1.75
(1,22)	1:B:184:LYS:HZ3	1:B:63:GLU:N	1	1.75
(1,22)	1:B:184:LYS:HZ3	1:B:64:TYR:N	1	1.75
(1,22)	1:B:184:LYS:HZ3	1:B:65:SER:N	1	1.75
(1,22)	1:B:184:LYS:HZ3	1:B:66:ALA:N	1	1.75
(1,22)	1:B:184:LYS:HZ3	1:B:67:MET:N	1	1.75
(1,22)	1:B:184:LYS:HZ3	1:B:68:ARG:N	1	1.75
(1,22)	1:B:184:LYS:HZ3	1:B:69:ASP:N	1	1.75
(1,22)	1:B:184:LYS:HZ3	1:B:70:GLN:N	1	1.75
(1,22)	1:B:184:LYS:HZ3	1:B:71:TYR:N	1	1.75
(1,22)	1:B:184:LYS:HZ3	1:B:72:MET:N	1	1.75
(1,22)	1:B:184:LYS:HZ3	1:B:73:ARG:N	1	1.75
(1,22)	1:B:184:LYS:HZ3	1:B:74:THR:N	1	1.75
(1,22)	1:B:184:LYS:HZ3	1:B:75:GLY:N	1	1.75
(1,22)	1:B:184:LYS:HZ3	1:B:76:GLU:N	1	1.75
(1,22)	1:B:184:LYS:HZ3	1:B:77:GLY:N	1	1.75
(1,22)	1:B:184:LYS:HZ3	1:B:78:PHE:N	1	1.75
(1,22)	1:B:184:LYS:HZ3	1:B:79:LEU:N	1	1.75
(1,22)	1:B:184:LYS:HZ3	1:B:80:CYS:N	1	1.75
(1,22)	1:B:184:LYS:HZ3	5:B:203:7Q9:N	1	1.75
(1,22)	1:B:184:LYS:HZ3	5:B:204:7Q9:N	1	1.75
(1,22)	1:B:184:LYS:HZ3	5:B:205:7Q9:N	1	1.75
(1,22)	1:B:184:LYS:HZ3	5:B:206:7Q9:N	1	1.75
(1,22)	1:B:184:LYS:HZ3	5:B:207:7Q9:N	1	1.75
(1,22)	1:B:184:LYS:HZ3	6:B:208:17F:N1	1	1.75
(1,22)	1:B:184:LYS:HZ3	5:B:209:7Q9:N	1	1.75
(1,22)	1:B:184:LYS:HZ3	5:B:210:7Q9:N	1	1.75
(1,22)	1:B:184:LYS:HZ3	5:B:211:7Q9:N	1	1.75
(1,22)	1:B:184:LYS:HZ3	5:B:212:7Q9:N	1	1.75

Continued on next page...

Continued from previous page...

Key	Atom-1	Atom-2	Model ID	Violation (Å)
(1,22)	1:B:184:LYS:HZ3	5:B:213:7Q9:N	1	1.75
(1,22)	1:B:184:LYS:HZ3	6:B:214:17F:N1	1	1.75
(1,22)	1:B:184:LYS:HZ3	6:B:215:17F:N1	1	1.75
(1,22)	1:B:184:LYS:HZ3	5:B:216:7Q9:N	1	1.75
(1,22)	1:B:184:LYS:HZ3	5:B:217:7Q9:N	1	1.75
(1,22)	1:B:184:LYS:HZ3	5:B:218:7Q9:N	1	1.75
(1,22)	1:B:184:LYS:HZ3	6:B:219:17F:N1	1	1.75
(1,22)	1:B:184:LYS:HZ3	5:B:220:7Q9:N	1	1.75
(1,22)	1:B:184:LYS:N	1:B:2:THR:N	1	1.75
(1,22)	1:B:184:LYS:N	1:B:3:GLU:N	1	1.75
(1,22)	1:B:184:LYS:N	1:B:4:TYR:N	1	1.75
(1,22)	1:B:184:LYS:N	1:B:5:LYS:N	1	1.75
(1,22)	1:B:184:LYS:N	1:B:6:LEU:N	1	1.75
(1,22)	1:B:184:LYS:N	1:B:7:VAL:N	1	1.75
(1,22)	1:B:184:LYS:N	1:B:8:VAL:N	1	1.75
(1,22)	1:B:184:LYS:N	1:B:9:VAL:N	1	1.75
(1,22)	1:B:184:LYS:N	1:B:10:GLY:N	1	1.75
(1,22)	1:B:184:LYS:N	1:B:11:ALA:N	1	1.75
(1,22)	1:B:184:LYS:N	1:B:12:ASP:N	1	1.75
(1,22)	1:B:184:LYS:N	1:B:13:GLY:N	1	1.75
(1,22)	1:B:184:LYS:N	1:B:14:VAL:N	1	1.75
(1,22)	1:B:184:LYS:N	1:B:15:GLY:N	1	1.75
(1,22)	1:B:184:LYS:N	1:B:16:LYS:N	1	1.75
(1,22)	1:B:184:LYS:N	1:B:17:SER:N	1	1.75
(1,22)	1:B:184:LYS:N	1:B:18:ALA:N	1	1.75
(1,22)	1:B:184:LYS:N	1:B:19:LEU:N	1	1.75
(1,22)	1:B:184:LYS:N	1:B:20:THR:N	1	1.75
(1,22)	1:B:184:LYS:N	1:B:21:ILE:N	1	1.75
(1,22)	1:B:184:LYS:N	1:B:22:GLN:N	1	1.75
(1,22)	1:B:184:LYS:N	1:B:23:LEU:N	1	1.75
(1,22)	1:B:184:LYS:N	1:B:24:ILE:N	1	1.75
(1,22)	1:B:184:LYS:N	1:B:25:GLN:N	1	1.75
(1,22)	1:B:184:LYS:N	1:B:26:ASN:N	1	1.75
(1,22)	1:B:184:LYS:N	1:B:27:HIS:N	1	1.75
(1,22)	1:B:184:LYS:N	1:B:28:PHE:N	1	1.75
(1,22)	1:B:184:LYS:N	1:B:29:VAL:N	1	1.75
(1,22)	1:B:184:LYS:N	1:B:30:ASP:N	1	1.75
(1,22)	1:B:184:LYS:N	1:B:31:GLU:N	1	1.75
(1,22)	1:B:184:LYS:N	1:B:32:TYR:N	1	1.75
(1,22)	1:B:184:LYS:N	1:B:33:ASP:N	1	1.75
(1,22)	1:B:184:LYS:N	1:B:34:PRO:N	1	1.75
(1,22)	1:B:184:LYS:N	1:B:35:THR:N	1	1.75

Continued on next page...

Continued from previous page...

Key	Atom-1	Atom-2	Model ID	Violation (Å)
(1,22)	1:B:184:LYS:N	1:B:36:ILE:N	1	1.75
(1,22)	1:B:184:LYS:N	1:B:37:GLU:N	1	1.75
(1,22)	1:B:184:LYS:N	1:B:38:ASP:N	1	1.75
(1,22)	1:B:184:LYS:N	1:B:39:SER:N	1	1.75
(1,22)	1:B:184:LYS:N	1:B:40:TYR:N	1	1.75
(1,22)	1:B:184:LYS:N	1:B:41:ARG:N	1	1.75
(1,22)	1:B:184:LYS:N	1:B:42:LYS:N	1	1.75
(1,22)	1:B:184:LYS:N	1:B:43:GLN:N	1	1.75
(1,22)	1:B:184:LYS:N	1:B:44:VAL:N	1	1.75
(1,22)	1:B:184:LYS:N	1:B:45:VAL:N	1	1.75
(1,22)	1:B:184:LYS:N	1:B:46:ILE:N	1	1.75
(1,22)	1:B:184:LYS:N	1:B:47:ASP:N	1	1.75
(1,22)	1:B:184:LYS:N	1:B:48:GLY:N	1	1.75
(1,22)	1:B:184:LYS:N	1:B:49:GLU:N	1	1.75
(1,22)	1:B:184:LYS:N	1:B:50:THR:N	1	1.75
(1,22)	1:B:184:LYS:N	1:B:51:CYS:N	1	1.75
(1,22)	1:B:184:LYS:N	1:B:52:LEU:N	1	1.75
(1,22)	1:B:184:LYS:N	1:B:53:LEU:N	1	1.75
(1,22)	1:B:184:LYS:N	1:B:54:ASP:N	1	1.75
(1,22)	1:B:184:LYS:N	1:B:55:ILE:N	1	1.75
(1,22)	1:B:184:LYS:N	1:B:56:LEU:N	1	1.75
(1,22)	1:B:184:LYS:N	1:B:57:ASP:N	1	1.75
(1,22)	1:B:184:LYS:N	1:B:58:THR:N	1	1.75
(1,22)	1:B:184:LYS:N	1:B:59:ALA:N	1	1.75
(1,22)	1:B:184:LYS:N	1:B:60:GLY:N	1	1.75
(1,22)	1:B:184:LYS:N	1:B:61:GLN:N	1	1.75
(1,22)	1:B:184:LYS:N	1:B:62:GLU:N	1	1.75
(1,22)	1:B:184:LYS:N	1:B:63:GLU:N	1	1.75
(1,22)	1:B:184:LYS:N	1:B:64:TYR:N	1	1.75
(1,22)	1:B:184:LYS:N	1:B:65:SER:N	1	1.75
(1,22)	1:B:184:LYS:N	1:B:66:ALA:N	1	1.75
(1,22)	1:B:184:LYS:N	1:B:67:MET:N	1	1.75
(1,22)	1:B:184:LYS:N	1:B:68:ARG:N	1	1.75
(1,22)	1:B:184:LYS:N	1:B:69:ASP:N	1	1.75
(1,22)	1:B:184:LYS:N	1:B:70:GLN:N	1	1.75
(1,22)	1:B:184:LYS:N	1:B:71:TYR:N	1	1.75
(1,22)	1:B:184:LYS:N	1:B:72:MET:N	1	1.75
(1,22)	1:B:184:LYS:N	1:B:73:ARG:N	1	1.75
(1,22)	1:B:184:LYS:N	1:B:74:THR:N	1	1.75
(1,22)	1:B:184:LYS:N	1:B:75:GLY:N	1	1.75
(1,22)	1:B:184:LYS:N	1:B:76:GLU:N	1	1.75
(1,22)	1:B:184:LYS:N	1:B:77:GLY:N	1	1.75

Continued on next page...

Continued from previous page...

Key	Atom-1	Atom-2	Model ID	Violation (Å)
(1,22)	1:B:184:LYS:N	1:B:78:PHE:N	1	1.75
(1,22)	1:B:184:LYS:N	1:B:79:LEU:N	1	1.75
(1,22)	1:B:184:LYS:N	1:B:80:CYS:N	1	1.75
(1,22)	1:B:184:LYS:N	5:B:203:7Q9:N	1	1.75
(1,22)	1:B:184:LYS:N	5:B:204:7Q9:N	1	1.75
(1,22)	1:B:184:LYS:N	5:B:205:7Q9:N	1	1.75
(1,22)	1:B:184:LYS:N	5:B:206:7Q9:N	1	1.75
(1,22)	1:B:184:LYS:N	5:B:207:7Q9:N	1	1.75
(1,22)	1:B:184:LYS:N	6:B:208:17F:N1	1	1.75
(1,22)	1:B:184:LYS:N	5:B:209:7Q9:N	1	1.75
(1,22)	1:B:184:LYS:N	5:B:210:7Q9:N	1	1.75
(1,22)	1:B:184:LYS:N	5:B:211:7Q9:N	1	1.75
(1,22)	1:B:184:LYS:N	5:B:212:7Q9:N	1	1.75
(1,22)	1:B:184:LYS:N	5:B:213:7Q9:N	1	1.75
(1,22)	1:B:184:LYS:N	6:B:214:17F:N1	1	1.75
(1,22)	1:B:184:LYS:N	6:B:215:17F:N1	1	1.75
(1,22)	1:B:184:LYS:N	5:B:216:7Q9:N	1	1.75
(1,22)	1:B:184:LYS:N	5:B:217:7Q9:N	1	1.75
(1,22)	1:B:184:LYS:N	5:B:218:7Q9:N	1	1.75
(1,22)	1:B:184:LYS:N	6:B:219:17F:N1	1	1.75
(1,22)	1:B:184:LYS:N	5:B:220:7Q9:N	1	1.75
(1,22)	1:B:184:LYS:NZ	1:B:2:THR:N	1	1.75
(1,22)	1:B:184:LYS:NZ	1:B:3:GLU:N	1	1.75
(1,22)	1:B:184:LYS:NZ	1:B:4:TYR:N	1	1.75
(1,22)	1:B:184:LYS:NZ	1:B:5:LYS:N	1	1.75
(1,22)	1:B:184:LYS:NZ	1:B:6:LEU:N	1	1.75
(1,22)	1:B:184:LYS:NZ	1:B:7:VAL:N	1	1.75
(1,22)	1:B:184:LYS:NZ	1:B:8:VAL:N	1	1.75
(1,22)	1:B:184:LYS:NZ	1:B:9:VAL:N	1	1.75
(1,22)	1:B:184:LYS:NZ	1:B:10:GLY:N	1	1.75
(1,22)	1:B:184:LYS:NZ	1:B:11:ALA:N	1	1.75
(1,22)	1:B:184:LYS:NZ	1:B:12:ASP:N	1	1.75
(1,22)	1:B:184:LYS:NZ	1:B:13:GLY:N	1	1.75
(1,22)	1:B:184:LYS:NZ	1:B:14:VAL:N	1	1.75
(1,22)	1:B:184:LYS:NZ	1:B:15:GLY:N	1	1.75
(1,22)	1:B:184:LYS:NZ	1:B:16:LYS:N	1	1.75
(1,22)	1:B:184:LYS:NZ	1:B:17:SER:N	1	1.75
(1,22)	1:B:184:LYS:NZ	1:B:18:ALA:N	1	1.75
(1,22)	1:B:184:LYS:NZ	1:B:19:LEU:N	1	1.75
(1,22)	1:B:184:LYS:NZ	1:B:20:THR:N	1	1.75
(1,22)	1:B:184:LYS:NZ	1:B:21:ILE:N	1	1.75
(1,22)	1:B:184:LYS:NZ	1:B:22:GLN:N	1	1.75

Continued on next page...

Continued from previous page...

Key	Atom-1	Atom-2	Model ID	Violation (Å)
(1,22)	1:B:184:LYS:NZ	1:B:23:LEU:N	1	1.75
(1,22)	1:B:184:LYS:NZ	1:B:24:ILE:N	1	1.75
(1,22)	1:B:184:LYS:NZ	1:B:25:GLN:N	1	1.75
(1,22)	1:B:184:LYS:NZ	1:B:26:ASN:N	1	1.75
(1,22)	1:B:184:LYS:NZ	1:B:27:HIS:N	1	1.75
(1,22)	1:B:184:LYS:NZ	1:B:28:PHE:N	1	1.75
(1,22)	1:B:184:LYS:NZ	1:B:29:VAL:N	1	1.75
(1,22)	1:B:184:LYS:NZ	1:B:30:ASP:N	1	1.75
(1,22)	1:B:184:LYS:NZ	1:B:31:GLU:N	1	1.75
(1,22)	1:B:184:LYS:NZ	1:B:32:TYR:N	1	1.75
(1,22)	1:B:184:LYS:NZ	1:B:33:ASP:N	1	1.75
(1,22)	1:B:184:LYS:NZ	1:B:34:PRO:N	1	1.75
(1,22)	1:B:184:LYS:NZ	1:B:35:THR:N	1	1.75
(1,22)	1:B:184:LYS:NZ	1:B:36:ILE:N	1	1.75
(1,22)	1:B:184:LYS:NZ	1:B:37:GLU:N	1	1.75
(1,22)	1:B:184:LYS:NZ	1:B:38:ASP:N	1	1.75
(1,22)	1:B:184:LYS:NZ	1:B:39:SER:N	1	1.75
(1,22)	1:B:184:LYS:NZ	1:B:40:TYR:N	1	1.75
(1,22)	1:B:184:LYS:NZ	1:B:41:ARG:N	1	1.75
(1,22)	1:B:184:LYS:NZ	1:B:42:LYS:N	1	1.75
(1,22)	1:B:184:LYS:NZ	1:B:43:GLN:N	1	1.75
(1,22)	1:B:184:LYS:NZ	1:B:44:VAL:N	1	1.75
(1,22)	1:B:184:LYS:NZ	1:B:45:VAL:N	1	1.75
(1,22)	1:B:184:LYS:NZ	1:B:46:ILE:N	1	1.75
(1,22)	1:B:184:LYS:NZ	1:B:47:ASP:N	1	1.75
(1,22)	1:B:184:LYS:NZ	1:B:48:GLY:N	1	1.75
(1,22)	1:B:184:LYS:NZ	1:B:49:GLU:N	1	1.75
(1,22)	1:B:184:LYS:NZ	1:B:50:THR:N	1	1.75
(1,22)	1:B:184:LYS:NZ	1:B:51:CYS:N	1	1.75
(1,22)	1:B:184:LYS:NZ	1:B:52:LEU:N	1	1.75
(1,22)	1:B:184:LYS:NZ	1:B:53:LEU:N	1	1.75
(1,22)	1:B:184:LYS:NZ	1:B:54:ASP:N	1	1.75
(1,22)	1:B:184:LYS:NZ	1:B:55:ILE:N	1	1.75
(1,22)	1:B:184:LYS:NZ	1:B:56:LEU:N	1	1.75
(1,22)	1:B:184:LYS:NZ	1:B:57:ASP:N	1	1.75
(1,22)	1:B:184:LYS:NZ	1:B:58:THR:N	1	1.75
(1,22)	1:B:184:LYS:NZ	1:B:59:ALA:N	1	1.75
(1,22)	1:B:184:LYS:NZ	1:B:60:GLY:N	1	1.75
(1,22)	1:B:184:LYS:NZ	1:B:61:GLN:N	1	1.75
(1,22)	1:B:184:LYS:NZ	1:B:62:GLU:N	1	1.75
(1,22)	1:B:184:LYS:NZ	1:B:63:GLU:N	1	1.75
(1,22)	1:B:184:LYS:NZ	1:B:64:TYR:N	1	1.75

Continued on next page...

Continued from previous page...

Key	Atom-1	Atom-2	Model ID	Violation (Å)
(1,22)	1:B:184:LYS:NZ	1:B:65:SER:N	1	1.75
(1,22)	1:B:184:LYS:NZ	1:B:66:ALA:N	1	1.75
(1,22)	1:B:184:LYS:NZ	1:B:67:MET:N	1	1.75
(1,22)	1:B:184:LYS:NZ	1:B:68:ARG:N	1	1.75
(1,22)	1:B:184:LYS:NZ	1:B:69:ASP:N	1	1.75
(1,22)	1:B:184:LYS:NZ	1:B:70:GLN:N	1	1.75
(1,22)	1:B:184:LYS:NZ	1:B:71:TYR:N	1	1.75
(1,22)	1:B:184:LYS:NZ	1:B:72:MET:N	1	1.75
(1,22)	1:B:184:LYS:NZ	1:B:73:ARG:N	1	1.75
(1,22)	1:B:184:LYS:NZ	1:B:74:THR:N	1	1.75
(1,22)	1:B:184:LYS:NZ	1:B:75:GLY:N	1	1.75
(1,22)	1:B:184:LYS:NZ	1:B:76:GLU:N	1	1.75
(1,22)	1:B:184:LYS:NZ	1:B:77:GLY:N	1	1.75
(1,22)	1:B:184:LYS:NZ	1:B:78:PHE:N	1	1.75
(1,22)	1:B:184:LYS:NZ	1:B:79:LEU:N	1	1.75
(1,22)	1:B:184:LYS:NZ	1:B:80:CYS:N	1	1.75
(1,22)	1:B:184:LYS:NZ	5:B:203:7Q9:N	1	1.75
(1,22)	1:B:184:LYS:NZ	5:B:204:7Q9:N	1	1.75
(1,22)	1:B:184:LYS:NZ	5:B:205:7Q9:N	1	1.75
(1,22)	1:B:184:LYS:NZ	5:B:206:7Q9:N	1	1.75
(1,22)	1:B:184:LYS:NZ	5:B:207:7Q9:N	1	1.75
(1,22)	1:B:184:LYS:NZ	6:B:208:17F:N1	1	1.75
(1,22)	1:B:184:LYS:NZ	5:B:209:7Q9:N	1	1.75
(1,22)	1:B:184:LYS:NZ	5:B:210:7Q9:N	1	1.75
(1,22)	1:B:184:LYS:NZ	5:B:211:7Q9:N	1	1.75
(1,22)	1:B:184:LYS:NZ	5:B:212:7Q9:N	1	1.75
(1,22)	1:B:184:LYS:NZ	5:B:213:7Q9:N	1	1.75
(1,22)	1:B:184:LYS:NZ	6:B:214:17F:N1	1	1.75
(1,22)	1:B:184:LYS:NZ	6:B:215:17F:N1	1	1.75
(1,22)	1:B:184:LYS:NZ	5:B:216:7Q9:N	1	1.75
(1,22)	1:B:184:LYS:NZ	5:B:217:7Q9:N	1	1.75
(1,22)	1:B:184:LYS:NZ	5:B:218:7Q9:N	1	1.75
(1,22)	1:B:184:LYS:NZ	6:B:219:17F:N1	1	1.75
(1,22)	1:B:184:LYS:NZ	5:B:220:7Q9:N	1	1.75
(1,22)	1:B:184:LYS:O	1:B:2:THR:N	1	1.75
(1,22)	1:B:184:LYS:O	1:B:3:GLU:N	1	1.75
(1,22)	1:B:184:LYS:O	1:B:4:TYR:N	1	1.75
(1,22)	1:B:184:LYS:O	1:B:5:LYS:N	1	1.75
(1,22)	1:B:184:LYS:O	1:B:6:LEU:N	1	1.75
(1,22)	1:B:184:LYS:O	1:B:7:VAL:N	1	1.75
(1,22)	1:B:184:LYS:O	1:B:8:VAL:N	1	1.75
(1,22)	1:B:184:LYS:O	1:B:9:VAL:N	1	1.75

Continued on next page...

Continued from previous page...

Key	Atom-1	Atom-2	Model ID	Violation (Å)
(1,22)	1:B:184:LYS:O	1:B:10:GLY:N	1	1.75
(1,22)	1:B:184:LYS:O	1:B:11:ALA:N	1	1.75
(1,22)	1:B:184:LYS:O	1:B:12:ASP:N	1	1.75
(1,22)	1:B:184:LYS:O	1:B:13:GLY:N	1	1.75
(1,22)	1:B:184:LYS:O	1:B:14:VAL:N	1	1.75
(1,22)	1:B:184:LYS:O	1:B:15:GLY:N	1	1.75
(1,22)	1:B:184:LYS:O	1:B:16:LYS:N	1	1.75
(1,22)	1:B:184:LYS:O	1:B:17:SER:N	1	1.75
(1,22)	1:B:184:LYS:O	1:B:18:ALA:N	1	1.75
(1,22)	1:B:184:LYS:O	1:B:19:LEU:N	1	1.75
(1,22)	1:B:184:LYS:O	1:B:20:THR:N	1	1.75
(1,22)	1:B:184:LYS:O	1:B:21:ILE:N	1	1.75
(1,22)	1:B:184:LYS:O	1:B:22:GLN:N	1	1.75
(1,22)	1:B:184:LYS:O	1:B:23:LEU:N	1	1.75
(1,22)	1:B:184:LYS:O	1:B:24:ILE:N	1	1.75
(1,22)	1:B:184:LYS:O	1:B:25:GLN:N	1	1.75
(1,22)	1:B:184:LYS:O	1:B:26:ASN:N	1	1.75
(1,22)	1:B:184:LYS:O	1:B:27:HIS:N	1	1.75
(1,22)	1:B:184:LYS:O	1:B:28:PHE:N	1	1.75
(1,22)	1:B:184:LYS:O	1:B:29:VAL:N	1	1.75
(1,22)	1:B:184:LYS:O	1:B:30:ASP:N	1	1.75
(1,22)	1:B:184:LYS:O	1:B:31:GLU:N	1	1.75
(1,22)	1:B:184:LYS:O	1:B:32:TYR:N	1	1.75
(1,22)	1:B:184:LYS:O	1:B:33:ASP:N	1	1.75
(1,22)	1:B:184:LYS:O	1:B:34:PRO:N	1	1.75
(1,22)	1:B:184:LYS:O	1:B:35:THR:N	1	1.75
(1,22)	1:B:184:LYS:O	1:B:36:ILE:N	1	1.75
(1,22)	1:B:184:LYS:O	1:B:37:GLU:N	1	1.75
(1,22)	1:B:184:LYS:O	1:B:38:ASP:N	1	1.75
(1,22)	1:B:184:LYS:O	1:B:39:SER:N	1	1.75
(1,22)	1:B:184:LYS:O	1:B:40:TYR:N	1	1.75
(1,22)	1:B:184:LYS:O	1:B:41:ARG:N	1	1.75
(1,22)	1:B:184:LYS:O	1:B:42:LYS:N	1	1.75
(1,22)	1:B:184:LYS:O	1:B:43:GLN:N	1	1.75
(1,22)	1:B:184:LYS:O	1:B:44:VAL:N	1	1.75
(1,22)	1:B:184:LYS:O	1:B:45:VAL:N	1	1.75
(1,22)	1:B:184:LYS:O	1:B:46:ILE:N	1	1.75
(1,22)	1:B:184:LYS:O	1:B:47:ASP:N	1	1.75
(1,22)	1:B:184:LYS:O	1:B:48:GLY:N	1	1.75
(1,22)	1:B:184:LYS:O	1:B:49:GLU:N	1	1.75
(1,22)	1:B:184:LYS:O	1:B:50:THR:N	1	1.75
(1,22)	1:B:184:LYS:O	1:B:51:CYS:N	1	1.75

Continued on next page...

Continued from previous page...

Key	Atom-1	Atom-2	Model ID	Violation (Å)
(1,22)	1:B:184:LYS:O	1:B:52:LEU:N	1	1.75
(1,22)	1:B:184:LYS:O	1:B:53:LEU:N	1	1.75
(1,22)	1:B:184:LYS:O	1:B:54:ASP:N	1	1.75
(1,22)	1:B:184:LYS:O	1:B:55:ILE:N	1	1.75
(1,22)	1:B:184:LYS:O	1:B:56:LEU:N	1	1.75
(1,22)	1:B:184:LYS:O	1:B:57:ASP:N	1	1.75
(1,22)	1:B:184:LYS:O	1:B:58:THR:N	1	1.75
(1,22)	1:B:184:LYS:O	1:B:59:ALA:N	1	1.75
(1,22)	1:B:184:LYS:O	1:B:60:GLY:N	1	1.75
(1,22)	1:B:184:LYS:O	1:B:61:GLN:N	1	1.75
(1,22)	1:B:184:LYS:O	1:B:62:GLU:N	1	1.75
(1,22)	1:B:184:LYS:O	1:B:63:GLU:N	1	1.75
(1,22)	1:B:184:LYS:O	1:B:64:TYR:N	1	1.75
(1,22)	1:B:184:LYS:O	1:B:65:SER:N	1	1.75
(1,22)	1:B:184:LYS:O	1:B:66:ALA:N	1	1.75
(1,22)	1:B:184:LYS:O	1:B:67:MET:N	1	1.75
(1,22)	1:B:184:LYS:O	1:B:68:ARG:N	1	1.75
(1,22)	1:B:184:LYS:O	1:B:69:ASP:N	1	1.75
(1,22)	1:B:184:LYS:O	1:B:70:GLN:N	1	1.75
(1,22)	1:B:184:LYS:O	1:B:71:TYR:N	1	1.75
(1,22)	1:B:184:LYS:O	1:B:72:MET:N	1	1.75
(1,22)	1:B:184:LYS:O	1:B:73:ARG:N	1	1.75
(1,22)	1:B:184:LYS:O	1:B:74:THR:N	1	1.75
(1,22)	1:B:184:LYS:O	1:B:75:GLY:N	1	1.75
(1,22)	1:B:184:LYS:O	1:B:76:GLU:N	1	1.75
(1,22)	1:B:184:LYS:O	1:B:77:GLY:N	1	1.75
(1,22)	1:B:184:LYS:O	1:B:78:PHE:N	1	1.75
(1,22)	1:B:184:LYS:O	1:B:79:LEU:N	1	1.75
(1,22)	1:B:184:LYS:O	1:B:80:CYS:N	1	1.75
(1,22)	1:B:184:LYS:O	5:B:203:7Q9:N	1	1.75
(1,22)	1:B:184:LYS:O	5:B:204:7Q9:N	1	1.75
(1,22)	1:B:184:LYS:O	5:B:205:7Q9:N	1	1.75
(1,22)	1:B:184:LYS:O	5:B:206:7Q9:N	1	1.75
(1,22)	1:B:184:LYS:O	5:B:207:7Q9:N	1	1.75
(1,22)	1:B:184:LYS:O	6:B:208:17F:N1	1	1.75
(1,22)	1:B:184:LYS:O	5:B:209:7Q9:N	1	1.75
(1,22)	1:B:184:LYS:O	5:B:210:7Q9:N	1	1.75
(1,22)	1:B:184:LYS:O	5:B:211:7Q9:N	1	1.75
(1,22)	1:B:184:LYS:O	5:B:212:7Q9:N	1	1.75
(1,22)	1:B:184:LYS:O	5:B:213:7Q9:N	1	1.75
(1,22)	1:B:184:LYS:O	6:B:214:17F:N1	1	1.75
(1,22)	1:B:184:LYS:O	6:B:215:17F:N1	1	1.75

Continued on next page...

Continued from previous page...

Key	Atom-1	Atom-2	Model ID	Violation (Å)
(1,22)	1:B:184:LYS:O	5:B:216:7Q9:N	1	1.75
(1,22)	1:B:184:LYS:O	5:B:217:7Q9:N	1	1.75
(1,22)	1:B:184:LYS:O	5:B:218:7Q9:N	1	1.75
(1,22)	1:B:184:LYS:O	6:B:219:17F:N1	1	1.75
(1,22)	1:B:184:LYS:O	5:B:220:7Q9:N	1	1.75
(3,13)	1:A:160:VAL:CG1	1:B:2:THR:N	1	1.73
(3,13)	1:A:160:VAL:CG1	1:B:3:GLU:N	1	1.73
(3,13)	1:A:160:VAL:CG1	1:B:4:TYR:N	1	1.73
(3,13)	1:A:160:VAL:CG1	1:B:5:LYS:N	1	1.73
(3,13)	1:A:160:VAL:CG1	1:B:6:LEU:N	1	1.73
(3,13)	1:A:160:VAL:CG1	1:B:7:VAL:N	1	1.73
(3,13)	1:A:160:VAL:CG1	1:B:8:VAL:N	1	1.73
(3,13)	1:A:160:VAL:CG1	1:B:9:VAL:N	1	1.73
(3,13)	1:A:160:VAL:CG1	1:B:10:GLY:N	1	1.73
(3,13)	1:A:160:VAL:CG1	1:B:11:ALA:N	1	1.73
(3,13)	1:A:160:VAL:CG1	1:B:12:ASP:N	1	1.73
(3,13)	1:A:160:VAL:CG1	1:B:13:GLY:N	1	1.73
(3,13)	1:A:160:VAL:CG1	1:B:14:VAL:N	1	1.73
(3,13)	1:A:160:VAL:CG1	1:B:15:GLY:N	1	1.73
(3,13)	1:A:160:VAL:CG1	1:B:16:LYS:N	1	1.73
(3,13)	1:A:160:VAL:CG1	1:B:17:SER:N	1	1.73
(3,13)	1:A:160:VAL:CG1	1:B:18:ALA:N	1	1.73
(3,13)	1:A:160:VAL:CG1	1:B:19:LEU:N	1	1.73
(3,13)	1:A:160:VAL:CG1	1:B:20:THR:N	1	1.73
(3,13)	1:A:160:VAL:CG1	1:B:21:ILE:N	1	1.73
(3,13)	1:A:160:VAL:CG1	1:B:22:GLN:N	1	1.73
(3,13)	1:A:160:VAL:CG1	1:B:23:LEU:N	1	1.73
(3,13)	1:A:160:VAL:CG1	1:B:24:ILE:N	1	1.73
(3,13)	1:A:160:VAL:CG1	1:B:25:GLN:N	1	1.73
(3,13)	1:A:160:VAL:CG1	1:B:26:ASN:N	1	1.73
(3,13)	1:A:160:VAL:CG1	1:B:27:HIS:N	1	1.73
(3,13)	1:A:160:VAL:CG1	1:B:28:PHE:N	1	1.73
(3,13)	1:A:160:VAL:CG1	1:B:29:VAL:N	1	1.73
(3,13)	1:A:160:VAL:CG1	1:B:30:ASP:N	1	1.73
(3,13)	1:A:160:VAL:CG1	1:B:31:GLU:N	1	1.73
(3,13)	1:A:160:VAL:CG1	1:B:32:TYR:N	1	1.73
(3,13)	1:A:160:VAL:CG1	1:B:33:ASP:N	1	1.73
(3,13)	1:A:160:VAL:CG1	1:B:34:PRO:N	1	1.73
(3,13)	1:A:160:VAL:CG1	1:B:35:THR:N	1	1.73
(3,13)	1:A:160:VAL:CG1	1:B:36:ILE:N	1	1.73
(3,13)	1:A:160:VAL:CG1	1:B:37:GLU:N	1	1.73
(3,13)	1:A:160:VAL:CG1	1:B:38:ASP:N	1	1.73

Continued on next page...

Continued from previous page...

Key	Atom-1	Atom-2	Model ID	Violation (Å)
(3,13)	1:A:160:VAL:CG1	1:B:39:SER:N	1	1.73
(3,13)	1:A:160:VAL:CG1	1:B:40:TYR:N	1	1.73
(3,13)	1:A:160:VAL:CG1	1:B:41:ARG:N	1	1.73
(3,13)	1:A:160:VAL:CG1	1:B:42:LYS:N	1	1.73
(3,13)	1:A:160:VAL:CG1	1:B:43:GLN:N	1	1.73
(3,13)	1:A:160:VAL:CG1	1:B:44:VAL:N	1	1.73
(3,13)	1:A:160:VAL:CG1	1:B:45:VAL:N	1	1.73
(3,13)	1:A:160:VAL:CG1	1:B:46:ILE:N	1	1.73
(3,13)	1:A:160:VAL:CG1	1:B:47:ASP:N	1	1.73
(3,13)	1:A:160:VAL:CG1	1:B:48:GLY:N	1	1.73
(3,13)	1:A:160:VAL:CG1	1:B:49:GLU:N	1	1.73
(3,13)	1:A:160:VAL:CG1	1:B:50:THR:N	1	1.73
(3,13)	1:A:160:VAL:CG1	1:B:51:CYS:N	1	1.73
(3,13)	1:A:160:VAL:CG1	1:B:52:LEU:N	1	1.73
(3,13)	1:A:160:VAL:CG1	1:B:53:LEU:N	1	1.73
(3,13)	1:A:160:VAL:CG1	1:B:54:ASP:N	1	1.73
(3,13)	1:A:160:VAL:CG1	1:B:55:ILE:N	1	1.73
(3,13)	1:A:160:VAL:CG1	1:B:56:LEU:N	1	1.73
(3,13)	1:A:160:VAL:CG1	1:B:57:ASP:N	1	1.73
(3,13)	1:A:160:VAL:CG1	1:B:58:THR:N	1	1.73
(3,13)	1:A:160:VAL:CG1	1:B:59:ALA:N	1	1.73
(3,13)	1:A:160:VAL:CG1	1:B:60:GLY:N	1	1.73
(3,13)	1:A:160:VAL:CG1	1:B:61:GLN:N	1	1.73
(3,13)	1:A:160:VAL:CG1	1:B:62:GLU:N	1	1.73
(3,13)	1:A:160:VAL:CG1	1:B:63:GLU:N	1	1.73
(3,13)	1:A:160:VAL:CG1	1:B:64:TYR:N	1	1.73
(3,13)	1:A:160:VAL:CG1	1:B:65:SER:N	1	1.73
(3,13)	1:A:160:VAL:CG1	1:B:66:ALA:N	1	1.73
(3,13)	1:A:160:VAL:CG1	1:B:67:MET:N	1	1.73
(3,13)	1:A:160:VAL:CG1	1:B:68:ARG:N	1	1.73
(3,13)	1:A:160:VAL:CG1	1:B:69:ASP:N	1	1.73
(3,13)	1:A:160:VAL:CG1	1:B:70:GLN:N	1	1.73
(3,13)	1:A:160:VAL:CG1	1:B:71:TYR:N	1	1.73
(3,13)	1:A:160:VAL:CG1	1:B:72:MET:N	1	1.73
(3,13)	1:A:160:VAL:CG1	1:B:73:ARG:N	1	1.73
(3,13)	1:A:160:VAL:CG1	1:B:74:THR:N	1	1.73
(3,13)	1:A:160:VAL:CG1	1:B:75:GLY:N	1	1.73
(3,13)	1:A:160:VAL:CG1	1:B:76:GLU:N	1	1.73
(3,13)	1:A:160:VAL:CG1	1:B:77:GLY:N	1	1.73
(3,13)	1:A:160:VAL:CG1	1:B:78:PHE:N	1	1.73
(3,13)	1:A:160:VAL:CG1	1:B:79:LEU:N	1	1.73
(3,13)	1:A:160:VAL:CG1	1:B:80:CYS:N	1	1.73

Continued on next page...

Continued from previous page...

Key	Atom-1	Atom-2	Model ID	Violation (Å)
(3,13)	1:A:160:VAL:CG1	5:B:203:7Q9:N	1	1.73
(3,13)	1:A:160:VAL:CG1	5:B:204:7Q9:N	1	1.73
(3,13)	1:A:160:VAL:CG1	5:B:205:7Q9:N	1	1.73
(3,13)	1:A:160:VAL:CG1	5:B:206:7Q9:N	1	1.73
(3,13)	1:A:160:VAL:CG1	5:B:207:7Q9:N	1	1.73
(3,13)	1:A:160:VAL:CG1	6:B:208:17F:N1	1	1.73
(3,13)	1:A:160:VAL:CG1	5:B:209:7Q9:N	1	1.73
(3,13)	1:A:160:VAL:CG1	5:B:210:7Q9:N	1	1.73
(3,13)	1:A:160:VAL:CG1	5:B:211:7Q9:N	1	1.73
(3,13)	1:A:160:VAL:CG1	5:B:212:7Q9:N	1	1.73
(3,13)	1:A:160:VAL:CG1	5:B:213:7Q9:N	1	1.73
(3,13)	1:A:160:VAL:CG1	6:B:214:17F:N1	1	1.73
(3,13)	1:A:160:VAL:CG1	6:B:215:17F:N1	1	1.73
(3,13)	1:A:160:VAL:CG1	5:B:216:7Q9:N	1	1.73
(3,13)	1:A:160:VAL:CG1	5:B:217:7Q9:N	1	1.73
(3,13)	1:A:160:VAL:CG1	5:B:218:7Q9:N	1	1.73
(3,13)	1:A:160:VAL:CG1	6:B:219:17F:N1	1	1.73
(3,13)	1:A:160:VAL:CG1	5:B:220:7Q9:N	1	1.73
(3,13)	1:A:160:VAL:CG2	1:B:2:THR:N	1	1.73
(3,13)	1:A:160:VAL:CG2	1:B:3:GLU:N	1	1.73
(3,13)	1:A:160:VAL:CG2	1:B:4:TYR:N	1	1.73
(3,13)	1:A:160:VAL:CG2	1:B:5:LYS:N	1	1.73
(3,13)	1:A:160:VAL:CG2	1:B:6:LEU:N	1	1.73
(3,13)	1:A:160:VAL:CG2	1:B:7:VAL:N	1	1.73
(3,13)	1:A:160:VAL:CG2	1:B:8:VAL:N	1	1.73
(3,13)	1:A:160:VAL:CG2	1:B:9:VAL:N	1	1.73
(3,13)	1:A:160:VAL:CG2	1:B:10:GLY:N	1	1.73
(3,13)	1:A:160:VAL:CG2	1:B:11:ALA:N	1	1.73
(3,13)	1:A:160:VAL:CG2	1:B:12:ASP:N	1	1.73
(3,13)	1:A:160:VAL:CG2	1:B:13:GLY:N	1	1.73
(3,13)	1:A:160:VAL:CG2	1:B:14:VAL:N	1	1.73
(3,13)	1:A:160:VAL:CG2	1:B:15:GLY:N	1	1.73
(3,13)	1:A:160:VAL:CG2	1:B:16:LYS:N	1	1.73
(3,13)	1:A:160:VAL:CG2	1:B:17:SER:N	1	1.73
(3,13)	1:A:160:VAL:CG2	1:B:18:ALA:N	1	1.73
(3,13)	1:A:160:VAL:CG2	1:B:19:LEU:N	1	1.73
(3,13)	1:A:160:VAL:CG2	1:B:20:THR:N	1	1.73
(3,13)	1:A:160:VAL:CG2	1:B:21:ILE:N	1	1.73
(3,13)	1:A:160:VAL:CG2	1:B:22:GLN:N	1	1.73
(3,13)	1:A:160:VAL:CG2	1:B:23:LEU:N	1	1.73
(3,13)	1:A:160:VAL:CG2	1:B:24:ILE:N	1	1.73
(3,13)	1:A:160:VAL:CG2	1:B:25:GLN:N	1	1.73

Continued on next page...

Continued from previous page...

Key	Atom-1	Atom-2	Model ID	Violation (Å)
(3,13)	1:A:160:VAL:CG2	1:B:26:ASN:N	1	1.73
(3,13)	1:A:160:VAL:CG2	1:B:27:HIS:N	1	1.73
(3,13)	1:A:160:VAL:CG2	1:B:28:PHE:N	1	1.73
(3,13)	1:A:160:VAL:CG2	1:B:29:VAL:N	1	1.73
(3,13)	1:A:160:VAL:CG2	1:B:30:ASP:N	1	1.73
(3,13)	1:A:160:VAL:CG2	1:B:31:GLU:N	1	1.73
(3,13)	1:A:160:VAL:CG2	1:B:32:TYR:N	1	1.73
(3,13)	1:A:160:VAL:CG2	1:B:33:ASP:N	1	1.73
(3,13)	1:A:160:VAL:CG2	1:B:34:PRO:N	1	1.73
(3,13)	1:A:160:VAL:CG2	1:B:35:THR:N	1	1.73
(3,13)	1:A:160:VAL:CG2	1:B:36:ILE:N	1	1.73
(3,13)	1:A:160:VAL:CG2	1:B:37:GLU:N	1	1.73
(3,13)	1:A:160:VAL:CG2	1:B:38:ASP:N	1	1.73
(3,13)	1:A:160:VAL:CG2	1:B:39:SER:N	1	1.73
(3,13)	1:A:160:VAL:CG2	1:B:40:TYR:N	1	1.73
(3,13)	1:A:160:VAL:CG2	1:B:41:ARG:N	1	1.73
(3,13)	1:A:160:VAL:CG2	1:B:42:LYS:N	1	1.73
(3,13)	1:A:160:VAL:CG2	1:B:43:GLN:N	1	1.73
(3,13)	1:A:160:VAL:CG2	1:B:44:VAL:N	1	1.73
(3,13)	1:A:160:VAL:CG2	1:B:45:VAL:N	1	1.73
(3,13)	1:A:160:VAL:CG2	1:B:46:ILE:N	1	1.73
(3,13)	1:A:160:VAL:CG2	1:B:47:ASP:N	1	1.73
(3,13)	1:A:160:VAL:CG2	1:B:48:GLY:N	1	1.73
(3,13)	1:A:160:VAL:CG2	1:B:49:GLU:N	1	1.73
(3,13)	1:A:160:VAL:CG2	1:B:50:THR:N	1	1.73
(3,13)	1:A:160:VAL:CG2	1:B:51:CYS:N	1	1.73
(3,13)	1:A:160:VAL:CG2	1:B:52:LEU:N	1	1.73
(3,13)	1:A:160:VAL:CG2	1:B:53:LEU:N	1	1.73
(3,13)	1:A:160:VAL:CG2	1:B:54:ASP:N	1	1.73
(3,13)	1:A:160:VAL:CG2	1:B:55:ILE:N	1	1.73
(3,13)	1:A:160:VAL:CG2	1:B:56:LEU:N	1	1.73
(3,13)	1:A:160:VAL:CG2	1:B:57:ASP:N	1	1.73
(3,13)	1:A:160:VAL:CG2	1:B:58:THR:N	1	1.73
(3,13)	1:A:160:VAL:CG2	1:B:59:ALA:N	1	1.73
(3,13)	1:A:160:VAL:CG2	1:B:60:GLY:N	1	1.73
(3,13)	1:A:160:VAL:CG2	1:B:61:GLN:N	1	1.73
(3,13)	1:A:160:VAL:CG2	1:B:62:GLU:N	1	1.73
(3,13)	1:A:160:VAL:CG2	1:B:63:GLU:N	1	1.73
(3,13)	1:A:160:VAL:CG2	1:B:64:TYR:N	1	1.73
(3,13)	1:A:160:VAL:CG2	1:B:65:SER:N	1	1.73
(3,13)	1:A:160:VAL:CG2	1:B:66:ALA:N	1	1.73
(3,13)	1:A:160:VAL:CG2	1:B:67:MET:N	1	1.73

Continued on next page...

Continued from previous page...

Key	Atom-1	Atom-2	Model ID	Violation (Å)
(3,13)	1:A:160:VAL:CG2	1:B:68:ARG:N	1	1.73
(3,13)	1:A:160:VAL:CG2	1:B:69:ASP:N	1	1.73
(3,13)	1:A:160:VAL:CG2	1:B:70:GLN:N	1	1.73
(3,13)	1:A:160:VAL:CG2	1:B:71:TYR:N	1	1.73
(3,13)	1:A:160:VAL:CG2	1:B:72:MET:N	1	1.73
(3,13)	1:A:160:VAL:CG2	1:B:73:ARG:N	1	1.73
(3,13)	1:A:160:VAL:CG2	1:B:74:THR:N	1	1.73
(3,13)	1:A:160:VAL:CG2	1:B:75:GLY:N	1	1.73
(3,13)	1:A:160:VAL:CG2	1:B:76:GLU:N	1	1.73
(3,13)	1:A:160:VAL:CG2	1:B:77:GLY:N	1	1.73
(3,13)	1:A:160:VAL:CG2	1:B:78:PHE:N	1	1.73
(3,13)	1:A:160:VAL:CG2	1:B:79:LEU:N	1	1.73
(3,13)	1:A:160:VAL:CG2	1:B:80:CYS:N	1	1.73
(3,13)	1:A:160:VAL:CG2	5:B:203:7Q9:N	1	1.73
(3,13)	1:A:160:VAL:CG2	5:B:204:7Q9:N	1	1.73
(3,13)	1:A:160:VAL:CG2	5:B:205:7Q9:N	1	1.73
(3,13)	1:A:160:VAL:CG2	5:B:206:7Q9:N	1	1.73
(3,13)	1:A:160:VAL:CG2	5:B:207:7Q9:N	1	1.73
(3,13)	1:A:160:VAL:CG2	6:B:208:17F:N1	1	1.73
(3,13)	1:A:160:VAL:CG2	5:B:209:7Q9:N	1	1.73
(3,13)	1:A:160:VAL:CG2	5:B:210:7Q9:N	1	1.73
(3,13)	1:A:160:VAL:CG2	5:B:211:7Q9:N	1	1.73
(3,13)	1:A:160:VAL:CG2	5:B:212:7Q9:N	1	1.73
(3,13)	1:A:160:VAL:CG2	5:B:213:7Q9:N	1	1.73
(3,13)	1:A:160:VAL:CG2	6:B:214:17F:N1	1	1.73
(3,13)	1:A:160:VAL:CG2	6:B:215:17F:N1	1	1.73
(3,13)	1:A:160:VAL:CG2	5:B:216:7Q9:N	1	1.73
(3,13)	1:A:160:VAL:CG2	5:B:217:7Q9:N	1	1.73
(3,13)	1:A:160:VAL:CG2	5:B:218:7Q9:N	1	1.73
(3,13)	1:A:160:VAL:CG2	6:B:219:17F:N1	1	1.73
(3,13)	1:A:160:VAL:CG2	5:B:220:7Q9:N	1	1.73
(3,13)	1:A:160:VAL:CG1	1:B:2:THR:N	11	1.73
(3,13)	1:A:160:VAL:CG1	1:B:3:GLU:N	11	1.73
(3,13)	1:A:160:VAL:CG1	1:B:4:TYR:N	11	1.73
(3,13)	1:A:160:VAL:CG1	1:B:5:LYS:N	11	1.73
(3,13)	1:A:160:VAL:CG1	1:B:6:LEU:N	11	1.73
(3,13)	1:A:160:VAL:CG1	1:B:7:VAL:N	11	1.73
(3,13)	1:A:160:VAL:CG1	1:B:8:VAL:N	11	1.73
(3,13)	1:A:160:VAL:CG1	1:B:9:VAL:N	11	1.73
(3,13)	1:A:160:VAL:CG1	1:B:10:GLY:N	11	1.73
(3,13)	1:A:160:VAL:CG1	1:B:11:ALA:N	11	1.73
(3,13)	1:A:160:VAL:CG1	1:B:12:ASP:N	11	1.73

Continued on next page...

Continued from previous page...

Key	Atom-1	Atom-2	Model ID	Violation (Å)
(3,13)	1:A:160:VAL:CG1	1:B:13:GLY:N	11	1.73
(3,13)	1:A:160:VAL:CG1	1:B:14:VAL:N	11	1.73
(3,13)	1:A:160:VAL:CG1	1:B:15:GLY:N	11	1.73
(3,13)	1:A:160:VAL:CG1	1:B:16:LYS:N	11	1.73
(3,13)	1:A:160:VAL:CG1	1:B:17:SER:N	11	1.73
(3,13)	1:A:160:VAL:CG1	1:B:18:ALA:N	11	1.73
(3,13)	1:A:160:VAL:CG1	1:B:19:LEU:N	11	1.73
(3,13)	1:A:160:VAL:CG1	1:B:20:THR:N	11	1.73
(3,13)	1:A:160:VAL:CG1	1:B:21:ILE:N	11	1.73
(3,13)	1:A:160:VAL:CG1	1:B:22:GLN:N	11	1.73
(3,13)	1:A:160:VAL:CG1	1:B:23:LEU:N	11	1.73
(3,13)	1:A:160:VAL:CG1	1:B:24:ILE:N	11	1.73
(3,13)	1:A:160:VAL:CG1	1:B:25:GLN:N	11	1.73
(3,13)	1:A:160:VAL:CG1	1:B:26:ASN:N	11	1.73
(3,13)	1:A:160:VAL:CG1	1:B:27:HIS:N	11	1.73
(3,13)	1:A:160:VAL:CG1	1:B:28:PHE:N	11	1.73
(3,13)	1:A:160:VAL:CG1	1:B:29:VAL:N	11	1.73
(3,13)	1:A:160:VAL:CG1	1:B:30:ASP:N	11	1.73
(3,13)	1:A:160:VAL:CG1	1:B:31:GLU:N	11	1.73
(3,13)	1:A:160:VAL:CG1	1:B:32:TYR:N	11	1.73
(3,13)	1:A:160:VAL:CG1	1:B:33:ASP:N	11	1.73
(3,13)	1:A:160:VAL:CG1	1:B:34:PRO:N	11	1.73
(3,13)	1:A:160:VAL:CG1	1:B:35:THR:N	11	1.73
(3,13)	1:A:160:VAL:CG1	1:B:36:ILE:N	11	1.73
(3,13)	1:A:160:VAL:CG1	1:B:37:GLU:N	11	1.73
(3,13)	1:A:160:VAL:CG1	1:B:38:ASP:N	11	1.73
(3,13)	1:A:160:VAL:CG1	1:B:39:SER:N	11	1.73
(3,13)	1:A:160:VAL:CG1	1:B:40:TYR:N	11	1.73
(3,13)	1:A:160:VAL:CG1	1:B:41:ARG:N	11	1.73
(3,13)	1:A:160:VAL:CG1	1:B:42:LYS:N	11	1.73
(3,13)	1:A:160:VAL:CG1	1:B:43:GLN:N	11	1.73
(3,13)	1:A:160:VAL:CG1	1:B:44:VAL:N	11	1.73
(3,13)	1:A:160:VAL:CG1	1:B:45:VAL:N	11	1.73
(3,13)	1:A:160:VAL:CG1	1:B:46:ILE:N	11	1.73
(3,13)	1:A:160:VAL:CG1	1:B:47:ASP:N	11	1.73
(3,13)	1:A:160:VAL:CG1	1:B:48:GLY:N	11	1.73
(3,13)	1:A:160:VAL:CG1	1:B:49:GLU:N	11	1.73
(3,13)	1:A:160:VAL:CG1	1:B:50:THR:N	11	1.73
(3,13)	1:A:160:VAL:CG1	1:B:51:CYS:N	11	1.73
(3,13)	1:A:160:VAL:CG1	1:B:52:LEU:N	11	1.73
(3,13)	1:A:160:VAL:CG1	1:B:53:LEU:N	11	1.73
(3,13)	1:A:160:VAL:CG1	1:B:54:ASP:N	11	1.73

Continued on next page...

Continued from previous page...

Key	Atom-1	Atom-2	Model ID	Violation (Å)
(3,13)	1:A:160:VAL:CG1	1:B:55:ILE:N	11	1.73
(3,13)	1:A:160:VAL:CG1	1:B:56:LEU:N	11	1.73
(3,13)	1:A:160:VAL:CG1	1:B:57:ASP:N	11	1.73
(3,13)	1:A:160:VAL:CG1	1:B:58:THR:N	11	1.73
(3,13)	1:A:160:VAL:CG1	1:B:59:ALA:N	11	1.73
(3,13)	1:A:160:VAL:CG1	1:B:60:GLY:N	11	1.73
(3,13)	1:A:160:VAL:CG1	1:B:61:GLN:N	11	1.73
(3,13)	1:A:160:VAL:CG1	1:B:62:GLU:N	11	1.73
(3,13)	1:A:160:VAL:CG1	1:B:63:GLU:N	11	1.73
(3,13)	1:A:160:VAL:CG1	1:B:64:TYR:N	11	1.73
(3,13)	1:A:160:VAL:CG1	1:B:65:SER:N	11	1.73
(3,13)	1:A:160:VAL:CG1	1:B:66:ALA:N	11	1.73
(3,13)	1:A:160:VAL:CG1	1:B:67:MET:N	11	1.73
(3,13)	1:A:160:VAL:CG1	1:B:68:ARG:N	11	1.73
(3,13)	1:A:160:VAL:CG1	1:B:69:ASP:N	11	1.73
(3,13)	1:A:160:VAL:CG1	1:B:70:GLN:N	11	1.73
(3,13)	1:A:160:VAL:CG1	1:B:71:TYR:N	11	1.73
(3,13)	1:A:160:VAL:CG1	1:B:72:MET:N	11	1.73
(3,13)	1:A:160:VAL:CG1	1:B:73:ARG:N	11	1.73
(3,13)	1:A:160:VAL:CG1	1:B:74:THR:N	11	1.73
(3,13)	1:A:160:VAL:CG1	1:B:75:GLY:N	11	1.73
(3,13)	1:A:160:VAL:CG1	1:B:76:GLU:N	11	1.73
(3,13)	1:A:160:VAL:CG1	1:B:77:GLY:N	11	1.73
(3,13)	1:A:160:VAL:CG1	1:B:78:PHE:N	11	1.73
(3,13)	1:A:160:VAL:CG1	1:B:79:LEU:N	11	1.73
(3,13)	1:A:160:VAL:CG1	1:B:80:CYS:N	11	1.73
(3,13)	1:A:160:VAL:CG1	5:B:203:7Q9:N	11	1.73
(3,13)	1:A:160:VAL:CG1	5:B:204:7Q9:N	11	1.73
(3,13)	1:A:160:VAL:CG1	5:B:205:7Q9:N	11	1.73
(3,13)	1:A:160:VAL:CG1	5:B:206:7Q9:N	11	1.73
(3,13)	1:A:160:VAL:CG1	5:B:207:7Q9:N	11	1.73
(3,13)	1:A:160:VAL:CG1	6:B:208:17F:N1	11	1.73
(3,13)	1:A:160:VAL:CG1	5:B:209:7Q9:N	11	1.73
(3,13)	1:A:160:VAL:CG1	5:B:210:7Q9:N	11	1.73
(3,13)	1:A:160:VAL:CG1	5:B:211:7Q9:N	11	1.73
(3,13)	1:A:160:VAL:CG1	5:B:212:7Q9:N	11	1.73
(3,13)	1:A:160:VAL:CG1	5:B:213:7Q9:N	11	1.73
(3,13)	1:A:160:VAL:CG1	6:B:214:17F:N1	11	1.73
(3,13)	1:A:160:VAL:CG1	6:B:215:17F:N1	11	1.73
(3,13)	1:A:160:VAL:CG1	5:B:216:7Q9:N	11	1.73
(3,13)	1:A:160:VAL:CG1	5:B:217:7Q9:N	11	1.73
(3,13)	1:A:160:VAL:CG1	5:B:218:7Q9:N	11	1.73

Continued on next page...

Continued from previous page...

Key	Atom-1	Atom-2	Model ID	Violation (Å)
(3,13)	1:A:160:VAL:CG1	6:B:219:17F:N1	11	1.73
(3,13)	1:A:160:VAL:CG1	5:B:220:7Q9:N	11	1.73
(3,13)	1:A:160:VAL:CG2	1:B:2:THR:N	11	1.73
(3,13)	1:A:160:VAL:CG2	1:B:3:GLU:N	11	1.73
(3,13)	1:A:160:VAL:CG2	1:B:4:TYR:N	11	1.73
(3,13)	1:A:160:VAL:CG2	1:B:5:LYS:N	11	1.73
(3,13)	1:A:160:VAL:CG2	1:B:6:LEU:N	11	1.73
(3,13)	1:A:160:VAL:CG2	1:B:7:VAL:N	11	1.73
(3,13)	1:A:160:VAL:CG2	1:B:8:VAL:N	11	1.73
(3,13)	1:A:160:VAL:CG2	1:B:9:VAL:N	11	1.73
(3,13)	1:A:160:VAL:CG2	1:B:10:GLY:N	11	1.73
(3,13)	1:A:160:VAL:CG2	1:B:11:ALA:N	11	1.73
(3,13)	1:A:160:VAL:CG2	1:B:12:ASP:N	11	1.73
(3,13)	1:A:160:VAL:CG2	1:B:13:GLY:N	11	1.73
(3,13)	1:A:160:VAL:CG2	1:B:14:VAL:N	11	1.73
(3,13)	1:A:160:VAL:CG2	1:B:15:GLY:N	11	1.73
(3,13)	1:A:160:VAL:CG2	1:B:16:LYS:N	11	1.73
(3,13)	1:A:160:VAL:CG2	1:B:17:SER:N	11	1.73
(3,13)	1:A:160:VAL:CG2	1:B:18:ALA:N	11	1.73
(3,13)	1:A:160:VAL:CG2	1:B:19:LEU:N	11	1.73
(3,13)	1:A:160:VAL:CG2	1:B:20:THR:N	11	1.73
(3,13)	1:A:160:VAL:CG2	1:B:21:ILE:N	11	1.73
(3,13)	1:A:160:VAL:CG2	1:B:22:GLN:N	11	1.73
(3,13)	1:A:160:VAL:CG2	1:B:23:LEU:N	11	1.73
(3,13)	1:A:160:VAL:CG2	1:B:24:ILE:N	11	1.73
(3,13)	1:A:160:VAL:CG2	1:B:25:GLN:N	11	1.73
(3,13)	1:A:160:VAL:CG2	1:B:26:ASN:N	11	1.73
(3,13)	1:A:160:VAL:CG2	1:B:27:HIS:N	11	1.73
(3,13)	1:A:160:VAL:CG2	1:B:28:PHE:N	11	1.73
(3,13)	1:A:160:VAL:CG2	1:B:29:VAL:N	11	1.73
(3,13)	1:A:160:VAL:CG2	1:B:30:ASP:N	11	1.73
(3,13)	1:A:160:VAL:CG2	1:B:31:GLU:N	11	1.73
(3,13)	1:A:160:VAL:CG2	1:B:32:TYR:N	11	1.73
(3,13)	1:A:160:VAL:CG2	1:B:33:ASP:N	11	1.73
(3,13)	1:A:160:VAL:CG2	1:B:34:PRO:N	11	1.73
(3,13)	1:A:160:VAL:CG2	1:B:35:THR:N	11	1.73
(3,13)	1:A:160:VAL:CG2	1:B:36:ILE:N	11	1.73
(3,13)	1:A:160:VAL:CG2	1:B:37:GLU:N	11	1.73
(3,13)	1:A:160:VAL:CG2	1:B:38:ASP:N	11	1.73
(3,13)	1:A:160:VAL:CG2	1:B:39:SER:N	11	1.73
(3,13)	1:A:160:VAL:CG2	1:B:40:TYR:N	11	1.73
(3,13)	1:A:160:VAL:CG2	1:B:41:ARG:N	11	1.73

Continued on next page...

Continued from previous page...

Key	Atom-1	Atom-2	Model ID	Violation (Å)
(3,13)	1:A:160:VAL:CG2	1:B:42:LYS:N	11	1.73
(3,13)	1:A:160:VAL:CG2	1:B:43:GLN:N	11	1.73
(3,13)	1:A:160:VAL:CG2	1:B:44:VAL:N	11	1.73
(3,13)	1:A:160:VAL:CG2	1:B:45:VAL:N	11	1.73
(3,13)	1:A:160:VAL:CG2	1:B:46:ILE:N	11	1.73
(3,13)	1:A:160:VAL:CG2	1:B:47:ASP:N	11	1.73
(3,13)	1:A:160:VAL:CG2	1:B:48:GLY:N	11	1.73
(3,13)	1:A:160:VAL:CG2	1:B:49:GLU:N	11	1.73
(3,13)	1:A:160:VAL:CG2	1:B:50:THR:N	11	1.73
(3,13)	1:A:160:VAL:CG2	1:B:51:CYS:N	11	1.73
(3,13)	1:A:160:VAL:CG2	1:B:52:LEU:N	11	1.73
(3,13)	1:A:160:VAL:CG2	1:B:53:LEU:N	11	1.73
(3,13)	1:A:160:VAL:CG2	1:B:54:ASP:N	11	1.73
(3,13)	1:A:160:VAL:CG2	1:B:55:ILE:N	11	1.73
(3,13)	1:A:160:VAL:CG2	1:B:56:LEU:N	11	1.73
(3,13)	1:A:160:VAL:CG2	1:B:57:ASP:N	11	1.73
(3,13)	1:A:160:VAL:CG2	1:B:58:THR:N	11	1.73
(3,13)	1:A:160:VAL:CG2	1:B:59:ALA:N	11	1.73
(3,13)	1:A:160:VAL:CG2	1:B:60:GLY:N	11	1.73
(3,13)	1:A:160:VAL:CG2	1:B:61:GLN:N	11	1.73
(3,13)	1:A:160:VAL:CG2	1:B:62:GLU:N	11	1.73
(3,13)	1:A:160:VAL:CG2	1:B:63:GLU:N	11	1.73
(3,13)	1:A:160:VAL:CG2	1:B:64:TYR:N	11	1.73
(3,13)	1:A:160:VAL:CG2	1:B:65:SER:N	11	1.73
(3,13)	1:A:160:VAL:CG2	1:B:66:ALA:N	11	1.73
(3,13)	1:A:160:VAL:CG2	1:B:67:MET:N	11	1.73
(3,13)	1:A:160:VAL:CG2	1:B:68:ARG:N	11	1.73
(3,13)	1:A:160:VAL:CG2	1:B:69:ASP:N	11	1.73
(3,13)	1:A:160:VAL:CG2	1:B:70:GLN:N	11	1.73
(3,13)	1:A:160:VAL:CG2	1:B:71:TYR:N	11	1.73
(3,13)	1:A:160:VAL:CG2	1:B:72:MET:N	11	1.73
(3,13)	1:A:160:VAL:CG2	1:B:73:ARG:N	11	1.73
(3,13)	1:A:160:VAL:CG2	1:B:74:THR:N	11	1.73
(3,13)	1:A:160:VAL:CG2	1:B:75:GLY:N	11	1.73
(3,13)	1:A:160:VAL:CG2	1:B:76:GLU:N	11	1.73
(3,13)	1:A:160:VAL:CG2	1:B:77:GLY:N	11	1.73
(3,13)	1:A:160:VAL:CG2	1:B:78:PHE:N	11	1.73
(3,13)	1:A:160:VAL:CG2	1:B:79:LEU:N	11	1.73
(3,13)	1:A:160:VAL:CG2	1:B:80:CYS:N	11	1.73
(3,13)	1:A:160:VAL:CG2	5:B:203:7Q9:N	11	1.73
(3,13)	1:A:160:VAL:CG2	5:B:204:7Q9:N	11	1.73
(3,13)	1:A:160:VAL:CG2	5:B:205:7Q9:N	11	1.73

Continued on next page...

Continued from previous page...

Key	Atom-1	Atom-2	Model ID	Violation (Å)
(3,13)	1:A:160:VAL:CG2	5:B:206:7Q9:N	11	1.73
(3,13)	1:A:160:VAL:CG2	5:B:207:7Q9:N	11	1.73
(3,13)	1:A:160:VAL:CG2	6:B:208:17F:N1	11	1.73
(3,13)	1:A:160:VAL:CG2	5:B:209:7Q9:N	11	1.73
(3,13)	1:A:160:VAL:CG2	5:B:210:7Q9:N	11	1.73
(3,13)	1:A:160:VAL:CG2	5:B:211:7Q9:N	11	1.73
(3,13)	1:A:160:VAL:CG2	5:B:212:7Q9:N	11	1.73
(3,13)	1:A:160:VAL:CG2	5:B:213:7Q9:N	11	1.73
(3,13)	1:A:160:VAL:CG2	6:B:214:17F:N1	11	1.73
(3,13)	1:A:160:VAL:CG2	6:B:215:17F:N1	11	1.73
(3,13)	1:A:160:VAL:CG2	5:B:216:7Q9:N	11	1.73
(3,13)	1:A:160:VAL:CG2	5:B:217:7Q9:N	11	1.73
(3,13)	1:A:160:VAL:CG2	5:B:218:7Q9:N	11	1.73
(3,13)	1:A:160:VAL:CG2	6:B:219:17F:N1	11	1.73
(3,13)	1:A:160:VAL:CG2	5:B:220:7Q9:N	11	1.73
(1,22)	1:B:184:LYS:C	1:B:2:THR:N	17	1.73
(1,22)	1:B:184:LYS:C	1:B:3:GLU:N	17	1.73
(1,22)	1:B:184:LYS:C	1:B:4:TYR:N	17	1.73
(1,22)	1:B:184:LYS:C	1:B:5:LYS:N	17	1.73
(1,22)	1:B:184:LYS:C	1:B:6:LEU:N	17	1.73
(1,22)	1:B:184:LYS:C	1:B:7:VAL:N	17	1.73
(1,22)	1:B:184:LYS:C	1:B:8:VAL:N	17	1.73
(1,22)	1:B:184:LYS:C	1:B:9:VAL:N	17	1.73
(1,22)	1:B:184:LYS:C	1:B:10:GLY:N	17	1.73
(1,22)	1:B:184:LYS:C	1:B:11:ALA:N	17	1.73
(1,22)	1:B:184:LYS:C	1:B:12:ASP:N	17	1.73
(1,22)	1:B:184:LYS:C	1:B:13:GLY:N	17	1.73
(1,22)	1:B:184:LYS:C	1:B:14:VAL:N	17	1.73
(1,22)	1:B:184:LYS:C	1:B:15:GLY:N	17	1.73
(1,22)	1:B:184:LYS:C	1:B:16:LYS:N	17	1.73
(1,22)	1:B:184:LYS:C	1:B:17:SER:N	17	1.73
(1,22)	1:B:184:LYS:C	1:B:18:ALA:N	17	1.73
(1,22)	1:B:184:LYS:C	1:B:19:LEU:N	17	1.73
(1,22)	1:B:184:LYS:C	1:B:20:THR:N	17	1.73
(1,22)	1:B:184:LYS:C	1:B:21:ILE:N	17	1.73
(1,22)	1:B:184:LYS:C	1:B:22:GLN:N	17	1.73
(1,22)	1:B:184:LYS:C	1:B:23:LEU:N	17	1.73
(1,22)	1:B:184:LYS:C	1:B:24:ILE:N	17	1.73
(1,22)	1:B:184:LYS:C	1:B:25:GLN:N	17	1.73
(1,22)	1:B:184:LYS:C	1:B:26:ASN:N	17	1.73
(1,22)	1:B:184:LYS:C	1:B:27:HIS:N	17	1.73
(1,22)	1:B:184:LYS:C	1:B:28:PHE:N	17	1.73

Continued on next page...

Continued from previous page...

Key	Atom-1	Atom-2	Model ID	Violation (Å)
(1,22)	1:B:184:LYS:C	1:B:29:VAL:N	17	1.73
(1,22)	1:B:184:LYS:C	1:B:30:ASP:N	17	1.73
(1,22)	1:B:184:LYS:C	1:B:31:GLU:N	17	1.73
(1,22)	1:B:184:LYS:C	1:B:32:TYR:N	17	1.73
(1,22)	1:B:184:LYS:C	1:B:33:ASP:N	17	1.73
(1,22)	1:B:184:LYS:C	1:B:34:PRO:N	17	1.73
(1,22)	1:B:184:LYS:C	1:B:35:THR:N	17	1.73
(1,22)	1:B:184:LYS:C	1:B:36:ILE:N	17	1.73
(1,22)	1:B:184:LYS:C	1:B:37:GLU:N	17	1.73
(1,22)	1:B:184:LYS:C	1:B:38:ASP:N	17	1.73
(1,22)	1:B:184:LYS:C	1:B:39:SER:N	17	1.73
(1,22)	1:B:184:LYS:C	1:B:40:TYR:N	17	1.73
(1,22)	1:B:184:LYS:C	1:B:41:ARG:N	17	1.73
(1,22)	1:B:184:LYS:C	1:B:42:LYS:N	17	1.73
(1,22)	1:B:184:LYS:C	1:B:43:GLN:N	17	1.73
(1,22)	1:B:184:LYS:C	1:B:44:VAL:N	17	1.73
(1,22)	1:B:184:LYS:C	1:B:45:VAL:N	17	1.73
(1,22)	1:B:184:LYS:C	1:B:46:ILE:N	17	1.73
(1,22)	1:B:184:LYS:C	1:B:47:ASP:N	17	1.73
(1,22)	1:B:184:LYS:C	1:B:48:GLY:N	17	1.73
(1,22)	1:B:184:LYS:C	1:B:49:GLU:N	17	1.73
(1,22)	1:B:184:LYS:C	1:B:50:THR:N	17	1.73
(1,22)	1:B:184:LYS:C	1:B:51:CYS:N	17	1.73
(1,22)	1:B:184:LYS:C	1:B:52:LEU:N	17	1.73
(1,22)	1:B:184:LYS:C	1:B:53:LEU:N	17	1.73
(1,22)	1:B:184:LYS:C	1:B:54:ASP:N	17	1.73
(1,22)	1:B:184:LYS:C	1:B:55:ILE:N	17	1.73
(1,22)	1:B:184:LYS:C	1:B:56:LEU:N	17	1.73
(1,22)	1:B:184:LYS:C	1:B:57:ASP:N	17	1.73
(1,22)	1:B:184:LYS:C	1:B:58:THR:N	17	1.73
(1,22)	1:B:184:LYS:C	1:B:59:ALA:N	17	1.73
(1,22)	1:B:184:LYS:C	1:B:60:GLY:N	17	1.73
(1,22)	1:B:184:LYS:C	1:B:61:GLN:N	17	1.73
(1,22)	1:B:184:LYS:C	1:B:62:GLU:N	17	1.73
(1,22)	1:B:184:LYS:C	1:B:63:GLU:N	17	1.73
(1,22)	1:B:184:LYS:C	1:B:64:TYR:N	17	1.73
(1,22)	1:B:184:LYS:C	1:B:65:SER:N	17	1.73
(1,22)	1:B:184:LYS:C	1:B:66:ALA:N	17	1.73
(1,22)	1:B:184:LYS:C	1:B:67:MET:N	17	1.73
(1,22)	1:B:184:LYS:C	1:B:68:ARG:N	17	1.73
(1,22)	1:B:184:LYS:C	1:B:69:ASP:N	17	1.73
(1,22)	1:B:184:LYS:C	1:B:70:GLN:N	17	1.73

Continued on next page...

Continued from previous page...

Key	Atom-1	Atom-2	Model ID	Violation (Å)
(1,22)	1:B:184:LYS:C	1:B:71:TYR:N	17	1.73
(1,22)	1:B:184:LYS:C	1:B:72:MET:N	17	1.73
(1,22)	1:B:184:LYS:C	1:B:73:ARG:N	17	1.73
(1,22)	1:B:184:LYS:C	1:B:74:THR:N	17	1.73
(1,22)	1:B:184:LYS:C	1:B:75:GLY:N	17	1.73
(1,22)	1:B:184:LYS:C	1:B:76:GLU:N	17	1.73
(1,22)	1:B:184:LYS:C	1:B:77:GLY:N	17	1.73
(1,22)	1:B:184:LYS:C	1:B:78:PHE:N	17	1.73
(1,22)	1:B:184:LYS:C	1:B:79:LEU:N	17	1.73
(1,22)	1:B:184:LYS:C	1:B:80:CYS:N	17	1.73
(1,22)	1:B:184:LYS:C	5:B:203:7Q9:N	17	1.73
(1,22)	1:B:184:LYS:C	5:B:204:7Q9:N	17	1.73
(1,22)	1:B:184:LYS:C	5:B:205:7Q9:N	17	1.73
(1,22)	1:B:184:LYS:C	5:B:206:7Q9:N	17	1.73
(1,22)	1:B:184:LYS:C	5:B:207:7Q9:N	17	1.73
(1,22)	1:B:184:LYS:C	6:B:208:17F:N1	17	1.73
(1,22)	1:B:184:LYS:C	5:B:209:7Q9:N	17	1.73
(1,22)	1:B:184:LYS:C	5:B:210:7Q9:N	17	1.73
(1,22)	1:B:184:LYS:C	5:B:211:7Q9:N	17	1.73
(1,22)	1:B:184:LYS:C	5:B:212:7Q9:N	17	1.73
(1,22)	1:B:184:LYS:C	5:B:213:7Q9:N	17	1.73
(1,22)	1:B:184:LYS:C	6:B:214:17F:N1	17	1.73
(1,22)	1:B:184:LYS:C	6:B:215:17F:N1	17	1.73
(1,22)	1:B:184:LYS:C	5:B:216:7Q9:N	17	1.73
(1,22)	1:B:184:LYS:C	5:B:217:7Q9:N	17	1.73
(1,22)	1:B:184:LYS:C	5:B:218:7Q9:N	17	1.73
(1,22)	1:B:184:LYS:C	6:B:219:17F:N1	17	1.73
(1,22)	1:B:184:LYS:C	5:B:220:7Q9:N	17	1.73
(1,22)	1:B:184:LYS:CA	1:B:2:THR:N	17	1.73
(1,22)	1:B:184:LYS:CA	1:B:3:GLU:N	17	1.73
(1,22)	1:B:184:LYS:CA	1:B:4:TYR:N	17	1.73
(1,22)	1:B:184:LYS:CA	1:B:5:LYS:N	17	1.73
(1,22)	1:B:184:LYS:CA	1:B:6:LEU:N	17	1.73
(1,22)	1:B:184:LYS:CA	1:B:7:VAL:N	17	1.73
(1,22)	1:B:184:LYS:CA	1:B:8:VAL:N	17	1.73
(1,22)	1:B:184:LYS:CA	1:B:9:VAL:N	17	1.73
(1,22)	1:B:184:LYS:CA	1:B:10:GLY:N	17	1.73
(1,22)	1:B:184:LYS:CA	1:B:11:ALA:N	17	1.73
(1,22)	1:B:184:LYS:CA	1:B:12:ASP:N	17	1.73
(1,22)	1:B:184:LYS:CA	1:B:13:GLY:N	17	1.73
(1,22)	1:B:184:LYS:CA	1:B:14:VAL:N	17	1.73
(1,22)	1:B:184:LYS:CA	1:B:15:GLY:N	17	1.73

Continued on next page...

Continued from previous page...

Key	Atom-1	Atom-2	Model ID	Violation (Å)
(1,22)	1:B:184:LYS:CA	1:B:16:LYS:N	17	1.73
(1,22)	1:B:184:LYS:CA	1:B:17:SER:N	17	1.73
(1,22)	1:B:184:LYS:CA	1:B:18:ALA:N	17	1.73
(1,22)	1:B:184:LYS:CA	1:B:19:LEU:N	17	1.73
(1,22)	1:B:184:LYS:CA	1:B:20:THR:N	17	1.73
(1,22)	1:B:184:LYS:CA	1:B:21:ILE:N	17	1.73
(1,22)	1:B:184:LYS:CA	1:B:22:GLN:N	17	1.73
(1,22)	1:B:184:LYS:CA	1:B:23:LEU:N	17	1.73
(1,22)	1:B:184:LYS:CA	1:B:24:ILE:N	17	1.73
(1,22)	1:B:184:LYS:CA	1:B:25:GLN:N	17	1.73
(1,22)	1:B:184:LYS:CA	1:B:26:ASN:N	17	1.73
(1,22)	1:B:184:LYS:CA	1:B:27:HIS:N	17	1.73
(1,22)	1:B:184:LYS:CA	1:B:28:PHE:N	17	1.73
(1,22)	1:B:184:LYS:CA	1:B:29:VAL:N	17	1.73
(1,22)	1:B:184:LYS:CA	1:B:30:ASP:N	17	1.73
(1,22)	1:B:184:LYS:CA	1:B:31:GLU:N	17	1.73
(1,22)	1:B:184:LYS:CA	1:B:32:TYR:N	17	1.73
(1,22)	1:B:184:LYS:CA	1:B:33:ASP:N	17	1.73
(1,22)	1:B:184:LYS:CA	1:B:34:PRO:N	17	1.73
(1,22)	1:B:184:LYS:CA	1:B:35:THR:N	17	1.73
(1,22)	1:B:184:LYS:CA	1:B:36:ILE:N	17	1.73
(1,22)	1:B:184:LYS:CA	1:B:37:GLU:N	17	1.73
(1,22)	1:B:184:LYS:CA	1:B:38:ASP:N	17	1.73
(1,22)	1:B:184:LYS:CA	1:B:39:SER:N	17	1.73
(1,22)	1:B:184:LYS:CA	1:B:40:TYR:N	17	1.73
(1,22)	1:B:184:LYS:CA	1:B:41:ARG:N	17	1.73
(1,22)	1:B:184:LYS:CA	1:B:42:LYS:N	17	1.73
(1,22)	1:B:184:LYS:CA	1:B:43:GLN:N	17	1.73
(1,22)	1:B:184:LYS:CA	1:B:44:VAL:N	17	1.73
(1,22)	1:B:184:LYS:CA	1:B:45:VAL:N	17	1.73
(1,22)	1:B:184:LYS:CA	1:B:46:ILE:N	17	1.73
(1,22)	1:B:184:LYS:CA	1:B:47:ASP:N	17	1.73
(1,22)	1:B:184:LYS:CA	1:B:48:GLY:N	17	1.73
(1,22)	1:B:184:LYS:CA	1:B:49:GLU:N	17	1.73
(1,22)	1:B:184:LYS:CA	1:B:50:THR:N	17	1.73
(1,22)	1:B:184:LYS:CA	1:B:51:CYS:N	17	1.73
(1,22)	1:B:184:LYS:CA	1:B:52:LEU:N	17	1.73
(1,22)	1:B:184:LYS:CA	1:B:53:LEU:N	17	1.73
(1,22)	1:B:184:LYS:CA	1:B:54:ASP:N	17	1.73
(1,22)	1:B:184:LYS:CA	1:B:55:ILE:N	17	1.73
(1,22)	1:B:184:LYS:CA	1:B:56:LEU:N	17	1.73
(1,22)	1:B:184:LYS:CA	1:B:57:ASP:N	17	1.73

Continued on next page...

Continued from previous page...

Key	Atom-1	Atom-2	Model ID	Violation (Å)
(1,22)	1:B:184:LYS:CA	1:B:58:THR:N	17	1.73
(1,22)	1:B:184:LYS:CA	1:B:59:ALA:N	17	1.73
(1,22)	1:B:184:LYS:CA	1:B:60:GLY:N	17	1.73
(1,22)	1:B:184:LYS:CA	1:B:61:GLN:N	17	1.73
(1,22)	1:B:184:LYS:CA	1:B:62:GLU:N	17	1.73
(1,22)	1:B:184:LYS:CA	1:B:63:GLU:N	17	1.73
(1,22)	1:B:184:LYS:CA	1:B:64:TYR:N	17	1.73
(1,22)	1:B:184:LYS:CA	1:B:65:SER:N	17	1.73
(1,22)	1:B:184:LYS:CA	1:B:66:ALA:N	17	1.73
(1,22)	1:B:184:LYS:CA	1:B:67:MET:N	17	1.73
(1,22)	1:B:184:LYS:CA	1:B:68:ARG:N	17	1.73
(1,22)	1:B:184:LYS:CA	1:B:69:ASP:N	17	1.73
(1,22)	1:B:184:LYS:CA	1:B:70:GLN:N	17	1.73
(1,22)	1:B:184:LYS:CA	1:B:71:TYR:N	17	1.73
(1,22)	1:B:184:LYS:CA	1:B:72:MET:N	17	1.73
(1,22)	1:B:184:LYS:CA	1:B:73:ARG:N	17	1.73
(1,22)	1:B:184:LYS:CA	1:B:74:THR:N	17	1.73
(1,22)	1:B:184:LYS:CA	1:B:75:GLY:N	17	1.73
(1,22)	1:B:184:LYS:CA	1:B:76:GLU:N	17	1.73
(1,22)	1:B:184:LYS:CA	1:B:77:GLY:N	17	1.73
(1,22)	1:B:184:LYS:CA	1:B:78:PHE:N	17	1.73
(1,22)	1:B:184:LYS:CA	1:B:79:LEU:N	17	1.73
(1,22)	1:B:184:LYS:CA	1:B:80:CYS:N	17	1.73
(1,22)	1:B:184:LYS:CA	5:B:203:7Q9:N	17	1.73
(1,22)	1:B:184:LYS:CA	5:B:204:7Q9:N	17	1.73
(1,22)	1:B:184:LYS:CA	5:B:205:7Q9:N	17	1.73
(1,22)	1:B:184:LYS:CA	5:B:206:7Q9:N	17	1.73
(1,22)	1:B:184:LYS:CA	5:B:207:7Q9:N	17	1.73
(1,22)	1:B:184:LYS:CA	6:B:208:17F:N1	17	1.73
(1,22)	1:B:184:LYS:CA	5:B:209:7Q9:N	17	1.73
(1,22)	1:B:184:LYS:CA	5:B:210:7Q9:N	17	1.73
(1,22)	1:B:184:LYS:CA	5:B:211:7Q9:N	17	1.73
(1,22)	1:B:184:LYS:CA	5:B:212:7Q9:N	17	1.73
(1,22)	1:B:184:LYS:CA	5:B:213:7Q9:N	17	1.73
(1,22)	1:B:184:LYS:CA	6:B:214:17F:N1	17	1.73
(1,22)	1:B:184:LYS:CA	6:B:215:17F:N1	17	1.73
(1,22)	1:B:184:LYS:CA	5:B:216:7Q9:N	17	1.73
(1,22)	1:B:184:LYS:CA	5:B:217:7Q9:N	17	1.73
(1,22)	1:B:184:LYS:CA	5:B:218:7Q9:N	17	1.73
(1,22)	1:B:184:LYS:CA	6:B:219:17F:N1	17	1.73
(1,22)	1:B:184:LYS:CA	5:B:220:7Q9:N	17	1.73
(1,22)	1:B:184:LYS:CB	1:B:2:THR:N	17	1.73

Continued on next page...

Continued from previous page...

Key	Atom-1	Atom-2	Model ID	Violation (Å)
(1,22)	1:B:184:LYS:CB	1:B:3:GLU:N	17	1.73
(1,22)	1:B:184:LYS:CB	1:B:4:TYR:N	17	1.73
(1,22)	1:B:184:LYS:CB	1:B:5:LYS:N	17	1.73
(1,22)	1:B:184:LYS:CB	1:B:6:LEU:N	17	1.73
(1,22)	1:B:184:LYS:CB	1:B:7:VAL:N	17	1.73
(1,22)	1:B:184:LYS:CB	1:B:8:VAL:N	17	1.73
(1,22)	1:B:184:LYS:CB	1:B:9:VAL:N	17	1.73
(1,22)	1:B:184:LYS:CB	1:B:10:GLY:N	17	1.73
(1,22)	1:B:184:LYS:CB	1:B:11:ALA:N	17	1.73
(1,22)	1:B:184:LYS:CB	1:B:12:ASP:N	17	1.73
(1,22)	1:B:184:LYS:CB	1:B:13:GLY:N	17	1.73
(1,22)	1:B:184:LYS:CB	1:B:14:VAL:N	17	1.73
(1,22)	1:B:184:LYS:CB	1:B:15:GLY:N	17	1.73
(1,22)	1:B:184:LYS:CB	1:B:16:LYS:N	17	1.73
(1,22)	1:B:184:LYS:CB	1:B:17:SER:N	17	1.73
(1,22)	1:B:184:LYS:CB	1:B:18:ALA:N	17	1.73
(1,22)	1:B:184:LYS:CB	1:B:19:LEU:N	17	1.73
(1,22)	1:B:184:LYS:CB	1:B:20:THR:N	17	1.73
(1,22)	1:B:184:LYS:CB	1:B:21:ILE:N	17	1.73
(1,22)	1:B:184:LYS:CB	1:B:22:GLN:N	17	1.73
(1,22)	1:B:184:LYS:CB	1:B:23:LEU:N	17	1.73
(1,22)	1:B:184:LYS:CB	1:B:24:ILE:N	17	1.73
(1,22)	1:B:184:LYS:CB	1:B:25:GLN:N	17	1.73
(1,22)	1:B:184:LYS:CB	1:B:26:ASN:N	17	1.73
(1,22)	1:B:184:LYS:CB	1:B:27:HIS:N	17	1.73
(1,22)	1:B:184:LYS:CB	1:B:28:PHE:N	17	1.73
(1,22)	1:B:184:LYS:CB	1:B:29:VAL:N	17	1.73
(1,22)	1:B:184:LYS:CB	1:B:30:ASP:N	17	1.73
(1,22)	1:B:184:LYS:CB	1:B:31:GLU:N	17	1.73
(1,22)	1:B:184:LYS:CB	1:B:32:TYR:N	17	1.73
(1,22)	1:B:184:LYS:CB	1:B:33:ASP:N	17	1.73
(1,22)	1:B:184:LYS:CB	1:B:34:PRO:N	17	1.73
(1,22)	1:B:184:LYS:CB	1:B:35:THR:N	17	1.73
(1,22)	1:B:184:LYS:CB	1:B:36:ILE:N	17	1.73
(1,22)	1:B:184:LYS:CB	1:B:37:GLU:N	17	1.73
(1,22)	1:B:184:LYS:CB	1:B:38:ASP:N	17	1.73
(1,22)	1:B:184:LYS:CB	1:B:39:SER:N	17	1.73
(1,22)	1:B:184:LYS:CB	1:B:40:TYR:N	17	1.73
(1,22)	1:B:184:LYS:CB	1:B:41:ARG:N	17	1.73
(1,22)	1:B:184:LYS:CB	1:B:42:LYS:N	17	1.73
(1,22)	1:B:184:LYS:CB	1:B:43:GLN:N	17	1.73
(1,22)	1:B:184:LYS:CB	1:B:44:VAL:N	17	1.73

Continued on next page...

Continued from previous page...

Key	Atom-1	Atom-2	Model ID	Violation (Å)
(1,22)	1:B:184:LYS:CB	1:B:45:VAL:N	17	1.73
(1,22)	1:B:184:LYS:CB	1:B:46:ILE:N	17	1.73
(1,22)	1:B:184:LYS:CB	1:B:47:ASP:N	17	1.73
(1,22)	1:B:184:LYS:CB	1:B:48:GLY:N	17	1.73
(1,22)	1:B:184:LYS:CB	1:B:49:GLU:N	17	1.73
(1,22)	1:B:184:LYS:CB	1:B:50:THR:N	17	1.73
(1,22)	1:B:184:LYS:CB	1:B:51:CYS:N	17	1.73
(1,22)	1:B:184:LYS:CB	1:B:52:LEU:N	17	1.73
(1,22)	1:B:184:LYS:CB	1:B:53:LEU:N	17	1.73
(1,22)	1:B:184:LYS:CB	1:B:54:ASP:N	17	1.73
(1,22)	1:B:184:LYS:CB	1:B:55:ILE:N	17	1.73
(1,22)	1:B:184:LYS:CB	1:B:56:LEU:N	17	1.73
(1,22)	1:B:184:LYS:CB	1:B:57:ASP:N	17	1.73
(1,22)	1:B:184:LYS:CB	1:B:58:THR:N	17	1.73
(1,22)	1:B:184:LYS:CB	1:B:59:ALA:N	17	1.73
(1,22)	1:B:184:LYS:CB	1:B:60:GLY:N	17	1.73
(1,22)	1:B:184:LYS:CB	1:B:61:GLN:N	17	1.73
(1,22)	1:B:184:LYS:CB	1:B:62:GLU:N	17	1.73
(1,22)	1:B:184:LYS:CB	1:B:63:GLU:N	17	1.73
(1,22)	1:B:184:LYS:CB	1:B:64:TYR:N	17	1.73
(1,22)	1:B:184:LYS:CB	1:B:65:SER:N	17	1.73
(1,22)	1:B:184:LYS:CB	1:B:66:ALA:N	17	1.73
(1,22)	1:B:184:LYS:CB	1:B:67:MET:N	17	1.73
(1,22)	1:B:184:LYS:CB	1:B:68:ARG:N	17	1.73
(1,22)	1:B:184:LYS:CB	1:B:69:ASP:N	17	1.73
(1,22)	1:B:184:LYS:CB	1:B:70:GLN:N	17	1.73
(1,22)	1:B:184:LYS:CB	1:B:71:TYR:N	17	1.73
(1,22)	1:B:184:LYS:CB	1:B:72:MET:N	17	1.73
(1,22)	1:B:184:LYS:CB	1:B:73:ARG:N	17	1.73
(1,22)	1:B:184:LYS:CB	1:B:74:THR:N	17	1.73
(1,22)	1:B:184:LYS:CB	1:B:75:GLY:N	17	1.73
(1,22)	1:B:184:LYS:CB	1:B:76:GLU:N	17	1.73
(1,22)	1:B:184:LYS:CB	1:B:77:GLY:N	17	1.73
(1,22)	1:B:184:LYS:CB	1:B:78:PHE:N	17	1.73
(1,22)	1:B:184:LYS:CB	1:B:79:LEU:N	17	1.73
(1,22)	1:B:184:LYS:CB	1:B:80:CYS:N	17	1.73
(1,22)	1:B:184:LYS:CB	5:B:203:7Q9:N	17	1.73
(1,22)	1:B:184:LYS:CB	5:B:204:7Q9:N	17	1.73
(1,22)	1:B:184:LYS:CB	5:B:205:7Q9:N	17	1.73
(1,22)	1:B:184:LYS:CB	5:B:206:7Q9:N	17	1.73
(1,22)	1:B:184:LYS:CB	5:B:207:7Q9:N	17	1.73
(1,22)	1:B:184:LYS:CB	6:B:208:17F:N1	17	1.73

Continued on next page...

Continued from previous page...

Key	Atom-1	Atom-2	Model ID	Violation (Å)
(1,22)	1:B:184:LYS:CB	5:B:209:7Q9:N	17	1.73
(1,22)	1:B:184:LYS:CB	5:B:210:7Q9:N	17	1.73
(1,22)	1:B:184:LYS:CB	5:B:211:7Q9:N	17	1.73
(1,22)	1:B:184:LYS:CB	5:B:212:7Q9:N	17	1.73
(1,22)	1:B:184:LYS:CB	5:B:213:7Q9:N	17	1.73
(1,22)	1:B:184:LYS:CB	6:B:214:17F:N1	17	1.73
(1,22)	1:B:184:LYS:CB	6:B:215:17F:N1	17	1.73
(1,22)	1:B:184:LYS:CB	5:B:216:7Q9:N	17	1.73
(1,22)	1:B:184:LYS:CB	5:B:217:7Q9:N	17	1.73
(1,22)	1:B:184:LYS:CB	5:B:218:7Q9:N	17	1.73
(1,22)	1:B:184:LYS:CB	6:B:219:17F:N1	17	1.73
(1,22)	1:B:184:LYS:CB	5:B:220:7Q9:N	17	1.73
(1,22)	1:B:184:LYS:CD	1:B:2:THR:N	17	1.73
(1,22)	1:B:184:LYS:CD	1:B:3:GLU:N	17	1.73
(1,22)	1:B:184:LYS:CD	1:B:4:TYR:N	17	1.73
(1,22)	1:B:184:LYS:CD	1:B:5:LYS:N	17	1.73
(1,22)	1:B:184:LYS:CD	1:B:6:LEU:N	17	1.73
(1,22)	1:B:184:LYS:CD	1:B:7:VAL:N	17	1.73
(1,22)	1:B:184:LYS:CD	1:B:8:VAL:N	17	1.73
(1,22)	1:B:184:LYS:CD	1:B:9:VAL:N	17	1.73
(1,22)	1:B:184:LYS:CD	1:B:10:GLY:N	17	1.73
(1,22)	1:B:184:LYS:CD	1:B:11:ALA:N	17	1.73
(1,22)	1:B:184:LYS:CD	1:B:12:ASP:N	17	1.73
(1,22)	1:B:184:LYS:CD	1:B:13:GLY:N	17	1.73
(1,22)	1:B:184:LYS:CD	1:B:14:VAL:N	17	1.73
(1,22)	1:B:184:LYS:CD	1:B:15:GLY:N	17	1.73
(1,22)	1:B:184:LYS:CD	1:B:16:LYS:N	17	1.73
(1,22)	1:B:184:LYS:CD	1:B:17:SER:N	17	1.73
(1,22)	1:B:184:LYS:CD	1:B:18:ALA:N	17	1.73
(1,22)	1:B:184:LYS:CD	1:B:19:LEU:N	17	1.73
(1,22)	1:B:184:LYS:CD	1:B:20:THR:N	17	1.73
(1,22)	1:B:184:LYS:CD	1:B:21:ILE:N	17	1.73
(1,22)	1:B:184:LYS:CD	1:B:22:GLN:N	17	1.73
(1,22)	1:B:184:LYS:CD	1:B:23:LEU:N	17	1.73
(1,22)	1:B:184:LYS:CD	1:B:24:ILE:N	17	1.73
(1,22)	1:B:184:LYS:CD	1:B:25:GLN:N	17	1.73
(1,22)	1:B:184:LYS:CD	1:B:26:ASN:N	17	1.73
(1,22)	1:B:184:LYS:CD	1:B:27:HIS:N	17	1.73
(1,22)	1:B:184:LYS:CD	1:B:28:PHE:N	17	1.73
(1,22)	1:B:184:LYS:CD	1:B:29:VAL:N	17	1.73
(1,22)	1:B:184:LYS:CD	1:B:30:ASP:N	17	1.73
(1,22)	1:B:184:LYS:CD	1:B:31:GLU:N	17	1.73

Continued on next page...

Continued from previous page...

Key	Atom-1	Atom-2	Model ID	Violation (Å)
(1,22)	1:B:184:LYS:CD	1:B:32:TYR:N	17	1.73
(1,22)	1:B:184:LYS:CD	1:B:33:ASP:N	17	1.73
(1,22)	1:B:184:LYS:CD	1:B:34:PRO:N	17	1.73
(1,22)	1:B:184:LYS:CD	1:B:35:THR:N	17	1.73
(1,22)	1:B:184:LYS:CD	1:B:36:ILE:N	17	1.73
(1,22)	1:B:184:LYS:CD	1:B:37:GLU:N	17	1.73
(1,22)	1:B:184:LYS:CD	1:B:38:ASP:N	17	1.73
(1,22)	1:B:184:LYS:CD	1:B:39:SER:N	17	1.73
(1,22)	1:B:184:LYS:CD	1:B:40:TYR:N	17	1.73
(1,22)	1:B:184:LYS:CD	1:B:41:ARG:N	17	1.73
(1,22)	1:B:184:LYS:CD	1:B:42:LYS:N	17	1.73
(1,22)	1:B:184:LYS:CD	1:B:43:GLN:N	17	1.73
(1,22)	1:B:184:LYS:CD	1:B:44:VAL:N	17	1.73
(1,22)	1:B:184:LYS:CD	1:B:45:VAL:N	17	1.73
(1,22)	1:B:184:LYS:CD	1:B:46:ILE:N	17	1.73
(1,22)	1:B:184:LYS:CD	1:B:47:ASP:N	17	1.73
(1,22)	1:B:184:LYS:CD	1:B:48:GLY:N	17	1.73
(1,22)	1:B:184:LYS:CD	1:B:49:GLU:N	17	1.73
(1,22)	1:B:184:LYS:CD	1:B:50:THR:N	17	1.73
(1,22)	1:B:184:LYS:CD	1:B:51:CYS:N	17	1.73
(1,22)	1:B:184:LYS:CD	1:B:52:LEU:N	17	1.73
(1,22)	1:B:184:LYS:CD	1:B:53:LEU:N	17	1.73
(1,22)	1:B:184:LYS:CD	1:B:54:ASP:N	17	1.73
(1,22)	1:B:184:LYS:CD	1:B:55:ILE:N	17	1.73
(1,22)	1:B:184:LYS:CD	1:B:56:LEU:N	17	1.73
(1,22)	1:B:184:LYS:CD	1:B:57:ASP:N	17	1.73
(1,22)	1:B:184:LYS:CD	1:B:58:THR:N	17	1.73
(1,22)	1:B:184:LYS:CD	1:B:59:ALA:N	17	1.73
(1,22)	1:B:184:LYS:CD	1:B:60:GLY:N	17	1.73
(1,22)	1:B:184:LYS:CD	1:B:61:GLN:N	17	1.73
(1,22)	1:B:184:LYS:CD	1:B:62:GLU:N	17	1.73
(1,22)	1:B:184:LYS:CD	1:B:63:GLU:N	17	1.73
(1,22)	1:B:184:LYS:CD	1:B:64:TYR:N	17	1.73
(1,22)	1:B:184:LYS:CD	1:B:65:SER:N	17	1.73
(1,22)	1:B:184:LYS:CD	1:B:66:ALA:N	17	1.73
(1,22)	1:B:184:LYS:CD	1:B:67:MET:N	17	1.73
(1,22)	1:B:184:LYS:CD	1:B:68:ARG:N	17	1.73
(1,22)	1:B:184:LYS:CD	1:B:69:ASP:N	17	1.73
(1,22)	1:B:184:LYS:CD	1:B:70:GLN:N	17	1.73
(1,22)	1:B:184:LYS:CD	1:B:71:TYR:N	17	1.73
(1,22)	1:B:184:LYS:CD	1:B:72:MET:N	17	1.73
(1,22)	1:B:184:LYS:CD	1:B:73:ARG:N	17	1.73

Continued on next page...

Continued from previous page...

Key	Atom-1	Atom-2	Model ID	Violation (Å)
(1,22)	1:B:184:LYS:CD	1:B:74:THR:N	17	1.73
(1,22)	1:B:184:LYS:CD	1:B:75:GLY:N	17	1.73
(1,22)	1:B:184:LYS:CD	1:B:76:GLU:N	17	1.73
(1,22)	1:B:184:LYS:CD	1:B:77:GLY:N	17	1.73
(1,22)	1:B:184:LYS:CD	1:B:78:PHE:N	17	1.73
(1,22)	1:B:184:LYS:CD	1:B:79:LEU:N	17	1.73
(1,22)	1:B:184:LYS:CD	1:B:80:CYS:N	17	1.73
(1,22)	1:B:184:LYS:CD	5:B:203:7Q9:N	17	1.73
(1,22)	1:B:184:LYS:CD	5:B:204:7Q9:N	17	1.73
(1,22)	1:B:184:LYS:CD	5:B:205:7Q9:N	17	1.73
(1,22)	1:B:184:LYS:CD	5:B:206:7Q9:N	17	1.73
(1,22)	1:B:184:LYS:CD	5:B:207:7Q9:N	17	1.73
(1,22)	1:B:184:LYS:CD	6:B:208:17F:N1	17	1.73
(1,22)	1:B:184:LYS:CD	5:B:209:7Q9:N	17	1.73
(1,22)	1:B:184:LYS:CD	5:B:210:7Q9:N	17	1.73
(1,22)	1:B:184:LYS:CD	5:B:211:7Q9:N	17	1.73
(1,22)	1:B:184:LYS:CD	5:B:212:7Q9:N	17	1.73
(1,22)	1:B:184:LYS:CD	5:B:213:7Q9:N	17	1.73
(1,22)	1:B:184:LYS:CD	6:B:214:17F:N1	17	1.73
(1,22)	1:B:184:LYS:CD	6:B:215:17F:N1	17	1.73
(1,22)	1:B:184:LYS:CD	5:B:216:7Q9:N	17	1.73
(1,22)	1:B:184:LYS:CD	5:B:217:7Q9:N	17	1.73
(1,22)	1:B:184:LYS:CD	5:B:218:7Q9:N	17	1.73
(1,22)	1:B:184:LYS:CD	6:B:219:17F:N1	17	1.73
(1,22)	1:B:184:LYS:CD	5:B:220:7Q9:N	17	1.73
(1,22)	1:B:184:LYS:CE	1:B:2:THR:N	17	1.73
(1,22)	1:B:184:LYS:CE	1:B:3:GLU:N	17	1.73
(1,22)	1:B:184:LYS:CE	1:B:4:TYR:N	17	1.73
(1,22)	1:B:184:LYS:CE	1:B:5:LYS:N	17	1.73
(1,22)	1:B:184:LYS:CE	1:B:6:LEU:N	17	1.73
(1,22)	1:B:184:LYS:CE	1:B:7:VAL:N	17	1.73
(1,22)	1:B:184:LYS:CE	1:B:8:VAL:N	17	1.73
(1,22)	1:B:184:LYS:CE	1:B:9:VAL:N	17	1.73
(1,22)	1:B:184:LYS:CE	1:B:10:GLY:N	17	1.73
(1,22)	1:B:184:LYS:CE	1:B:11:ALA:N	17	1.73
(1,22)	1:B:184:LYS:CE	1:B:12:ASP:N	17	1.73
(1,22)	1:B:184:LYS:CE	1:B:13:GLY:N	17	1.73
(1,22)	1:B:184:LYS:CE	1:B:14:VAL:N	17	1.73
(1,22)	1:B:184:LYS:CE	1:B:15:GLY:N	17	1.73
(1,22)	1:B:184:LYS:CE	1:B:16:LYS:N	17	1.73
(1,22)	1:B:184:LYS:CE	1:B:17:SER:N	17	1.73
(1,22)	1:B:184:LYS:CE	1:B:18:ALA:N	17	1.73

Continued on next page...

Continued from previous page...

Key	Atom-1	Atom-2	Model ID	Violation (Å)
(1,22)	1:B:184:LYS:CE	1:B:19:LEU:N	17	1.73
(1,22)	1:B:184:LYS:CE	1:B:20:THR:N	17	1.73
(1,22)	1:B:184:LYS:CE	1:B:21:ILE:N	17	1.73
(1,22)	1:B:184:LYS:CE	1:B:22:GLN:N	17	1.73
(1,22)	1:B:184:LYS:CE	1:B:23:LEU:N	17	1.73
(1,22)	1:B:184:LYS:CE	1:B:24:ILE:N	17	1.73
(1,22)	1:B:184:LYS:CE	1:B:25:GLN:N	17	1.73
(1,22)	1:B:184:LYS:CE	1:B:26:ASN:N	17	1.73
(1,22)	1:B:184:LYS:CE	1:B:27:HIS:N	17	1.73
(1,22)	1:B:184:LYS:CE	1:B:28:PHE:N	17	1.73
(1,22)	1:B:184:LYS:CE	1:B:29:VAL:N	17	1.73
(1,22)	1:B:184:LYS:CE	1:B:30:ASP:N	17	1.73
(1,22)	1:B:184:LYS:CE	1:B:31:GLU:N	17	1.73
(1,22)	1:B:184:LYS:CE	1:B:32:TYR:N	17	1.73
(1,22)	1:B:184:LYS:CE	1:B:33:ASP:N	17	1.73
(1,22)	1:B:184:LYS:CE	1:B:34:PRO:N	17	1.73
(1,22)	1:B:184:LYS:CE	1:B:35:THR:N	17	1.73
(1,22)	1:B:184:LYS:CE	1:B:36:ILE:N	17	1.73
(1,22)	1:B:184:LYS:CE	1:B:37:GLU:N	17	1.73
(1,22)	1:B:184:LYS:CE	1:B:38:ASP:N	17	1.73
(1,22)	1:B:184:LYS:CE	1:B:39:SER:N	17	1.73
(1,22)	1:B:184:LYS:CE	1:B:40:TYR:N	17	1.73
(1,22)	1:B:184:LYS:CE	1:B:41:ARG:N	17	1.73
(1,22)	1:B:184:LYS:CE	1:B:42:LYS:N	17	1.73
(1,22)	1:B:184:LYS:CE	1:B:43:GLN:N	17	1.73
(1,22)	1:B:184:LYS:CE	1:B:44:VAL:N	17	1.73
(1,22)	1:B:184:LYS:CE	1:B:45:VAL:N	17	1.73
(1,22)	1:B:184:LYS:CE	1:B:46:ILE:N	17	1.73
(1,22)	1:B:184:LYS:CE	1:B:47:ASP:N	17	1.73
(1,22)	1:B:184:LYS:CE	1:B:48:GLY:N	17	1.73
(1,22)	1:B:184:LYS:CE	1:B:49:GLU:N	17	1.73
(1,22)	1:B:184:LYS:CE	1:B:50:THR:N	17	1.73
(1,22)	1:B:184:LYS:CE	1:B:51:CYS:N	17	1.73
(1,22)	1:B:184:LYS:CE	1:B:52:LEU:N	17	1.73
(1,22)	1:B:184:LYS:CE	1:B:53:LEU:N	17	1.73
(1,22)	1:B:184:LYS:CE	1:B:54:ASP:N	17	1.73
(1,22)	1:B:184:LYS:CE	1:B:55:ILE:N	17	1.73
(1,22)	1:B:184:LYS:CE	1:B:56:LEU:N	17	1.73
(1,22)	1:B:184:LYS:CE	1:B:57:ASP:N	17	1.73
(1,22)	1:B:184:LYS:CE	1:B:58:THR:N	17	1.73
(1,22)	1:B:184:LYS:CE	1:B:59:ALA:N	17	1.73
(1,22)	1:B:184:LYS:CE	1:B:60:GLY:N	17	1.73

Continued on next page...

Continued from previous page...

Key	Atom-1	Atom-2	Model ID	Violation (Å)
(1,22)	1:B:184:LYS:CE	1:B:61:GLN:N	17	1.73
(1,22)	1:B:184:LYS:CE	1:B:62:GLU:N	17	1.73
(1,22)	1:B:184:LYS:CE	1:B:63:GLU:N	17	1.73
(1,22)	1:B:184:LYS:CE	1:B:64:TYR:N	17	1.73
(1,22)	1:B:184:LYS:CE	1:B:65:SER:N	17	1.73
(1,22)	1:B:184:LYS:CE	1:B:66:ALA:N	17	1.73
(1,22)	1:B:184:LYS:CE	1:B:67:MET:N	17	1.73
(1,22)	1:B:184:LYS:CE	1:B:68:ARG:N	17	1.73
(1,22)	1:B:184:LYS:CE	1:B:69:ASP:N	17	1.73
(1,22)	1:B:184:LYS:CE	1:B:70:GLN:N	17	1.73
(1,22)	1:B:184:LYS:CE	1:B:71:TYR:N	17	1.73
(1,22)	1:B:184:LYS:CE	1:B:72:MET:N	17	1.73
(1,22)	1:B:184:LYS:CE	1:B:73:ARG:N	17	1.73
(1,22)	1:B:184:LYS:CE	1:B:74:THR:N	17	1.73
(1,22)	1:B:184:LYS:CE	1:B:75:GLY:N	17	1.73
(1,22)	1:B:184:LYS:CE	1:B:76:GLU:N	17	1.73
(1,22)	1:B:184:LYS:CE	1:B:77:GLY:N	17	1.73
(1,22)	1:B:184:LYS:CE	1:B:78:PHE:N	17	1.73
(1,22)	1:B:184:LYS:CE	1:B:79:LEU:N	17	1.73
(1,22)	1:B:184:LYS:CE	1:B:80:CYS:N	17	1.73
(1,22)	1:B:184:LYS:CE	5:B:203:7Q9:N	17	1.73
(1,22)	1:B:184:LYS:CE	5:B:204:7Q9:N	17	1.73
(1,22)	1:B:184:LYS:CE	5:B:205:7Q9:N	17	1.73
(1,22)	1:B:184:LYS:CE	5:B:206:7Q9:N	17	1.73
(1,22)	1:B:184:LYS:CE	5:B:207:7Q9:N	17	1.73
(1,22)	1:B:184:LYS:CE	6:B:208:17F:N1	17	1.73
(1,22)	1:B:184:LYS:CE	5:B:209:7Q9:N	17	1.73
(1,22)	1:B:184:LYS:CE	5:B:210:7Q9:N	17	1.73
(1,22)	1:B:184:LYS:CE	5:B:211:7Q9:N	17	1.73
(1,22)	1:B:184:LYS:CE	5:B:212:7Q9:N	17	1.73
(1,22)	1:B:184:LYS:CE	5:B:213:7Q9:N	17	1.73
(1,22)	1:B:184:LYS:CE	6:B:214:17F:N1	17	1.73
(1,22)	1:B:184:LYS:CE	6:B:215:17F:N1	17	1.73
(1,22)	1:B:184:LYS:CE	5:B:216:7Q9:N	17	1.73
(1,22)	1:B:184:LYS:CE	5:B:217:7Q9:N	17	1.73
(1,22)	1:B:184:LYS:CE	5:B:218:7Q9:N	17	1.73
(1,22)	1:B:184:LYS:CE	6:B:219:17F:N1	17	1.73
(1,22)	1:B:184:LYS:CE	5:B:220:7Q9:N	17	1.73
(1,22)	1:B:184:LYS:CG	1:B:2:THR:N	17	1.73
(1,22)	1:B:184:LYS:CG	1:B:3:GLU:N	17	1.73
(1,22)	1:B:184:LYS:CG	1:B:4:TYR:N	17	1.73
(1,22)	1:B:184:LYS:CG	1:B:5:LYS:N	17	1.73

Continued on next page...

Continued from previous page...

Key	Atom-1	Atom-2	Model ID	Violation (Å)
(1,22)	1:B:184:LYS:CG	1:B:6:LEU:N	17	1.73
(1,22)	1:B:184:LYS:CG	1:B:7:VAL:N	17	1.73
(1,22)	1:B:184:LYS:CG	1:B:8:VAL:N	17	1.73
(1,22)	1:B:184:LYS:CG	1:B:9:VAL:N	17	1.73
(1,22)	1:B:184:LYS:CG	1:B:10:GLY:N	17	1.73
(1,22)	1:B:184:LYS:CG	1:B:11:ALA:N	17	1.73
(1,22)	1:B:184:LYS:CG	1:B:12:ASP:N	17	1.73
(1,22)	1:B:184:LYS:CG	1:B:13:GLY:N	17	1.73
(1,22)	1:B:184:LYS:CG	1:B:14:VAL:N	17	1.73
(1,22)	1:B:184:LYS:CG	1:B:15:GLY:N	17	1.73
(1,22)	1:B:184:LYS:CG	1:B:16:LYS:N	17	1.73
(1,22)	1:B:184:LYS:CG	1:B:17:SER:N	17	1.73
(1,22)	1:B:184:LYS:CG	1:B:18:ALA:N	17	1.73
(1,22)	1:B:184:LYS:CG	1:B:19:LEU:N	17	1.73
(1,22)	1:B:184:LYS:CG	1:B:20:THR:N	17	1.73
(1,22)	1:B:184:LYS:CG	1:B:21:ILE:N	17	1.73
(1,22)	1:B:184:LYS:CG	1:B:22:GLN:N	17	1.73
(1,22)	1:B:184:LYS:CG	1:B:23:LEU:N	17	1.73
(1,22)	1:B:184:LYS:CG	1:B:24:ILE:N	17	1.73
(1,22)	1:B:184:LYS:CG	1:B:25:GLN:N	17	1.73
(1,22)	1:B:184:LYS:CG	1:B:26:ASN:N	17	1.73
(1,22)	1:B:184:LYS:CG	1:B:27:HIS:N	17	1.73
(1,22)	1:B:184:LYS:CG	1:B:28:PHE:N	17	1.73
(1,22)	1:B:184:LYS:CG	1:B:29:VAL:N	17	1.73
(1,22)	1:B:184:LYS:CG	1:B:30:ASP:N	17	1.73
(1,22)	1:B:184:LYS:CG	1:B:31:GLU:N	17	1.73
(1,22)	1:B:184:LYS:CG	1:B:32:TYR:N	17	1.73
(1,22)	1:B:184:LYS:CG	1:B:33:ASP:N	17	1.73
(1,22)	1:B:184:LYS:CG	1:B:34:PRO:N	17	1.73
(1,22)	1:B:184:LYS:CG	1:B:35:THR:N	17	1.73
(1,22)	1:B:184:LYS:CG	1:B:36:ILE:N	17	1.73
(1,22)	1:B:184:LYS:CG	1:B:37:GLU:N	17	1.73
(1,22)	1:B:184:LYS:CG	1:B:38:ASP:N	17	1.73
(1,22)	1:B:184:LYS:CG	1:B:39:SER:N	17	1.73
(1,22)	1:B:184:LYS:CG	1:B:40:TYR:N	17	1.73
(1,22)	1:B:184:LYS:CG	1:B:41:ARG:N	17	1.73
(1,22)	1:B:184:LYS:CG	1:B:42:LYS:N	17	1.73
(1,22)	1:B:184:LYS:CG	1:B:43:GLN:N	17	1.73
(1,22)	1:B:184:LYS:CG	1:B:44:VAL:N	17	1.73
(1,22)	1:B:184:LYS:CG	1:B:45:VAL:N	17	1.73
(1,22)	1:B:184:LYS:CG	1:B:46:ILE:N	17	1.73
(1,22)	1:B:184:LYS:CG	1:B:47:ASP:N	17	1.73

Continued on next page...

Continued from previous page...

Key	Atom-1	Atom-2	Model ID	Violation (Å)
(1,22)	1:B:184:LYS:CG	1:B:48:GLY:N	17	1.73
(1,22)	1:B:184:LYS:CG	1:B:49:GLU:N	17	1.73
(1,22)	1:B:184:LYS:CG	1:B:50:THR:N	17	1.73
(1,22)	1:B:184:LYS:CG	1:B:51:CYS:N	17	1.73
(1,22)	1:B:184:LYS:CG	1:B:52:LEU:N	17	1.73
(1,22)	1:B:184:LYS:CG	1:B:53:LEU:N	17	1.73
(1,22)	1:B:184:LYS:CG	1:B:54:ASP:N	17	1.73
(1,22)	1:B:184:LYS:CG	1:B:55:ILE:N	17	1.73
(1,22)	1:B:184:LYS:CG	1:B:56:LEU:N	17	1.73
(1,22)	1:B:184:LYS:CG	1:B:57:ASP:N	17	1.73
(1,22)	1:B:184:LYS:CG	1:B:58:THR:N	17	1.73
(1,22)	1:B:184:LYS:CG	1:B:59:ALA:N	17	1.73
(1,22)	1:B:184:LYS:CG	1:B:60:GLY:N	17	1.73
(1,22)	1:B:184:LYS:CG	1:B:61:GLN:N	17	1.73
(1,22)	1:B:184:LYS:CG	1:B:62:GLU:N	17	1.73
(1,22)	1:B:184:LYS:CG	1:B:63:GLU:N	17	1.73
(1,22)	1:B:184:LYS:CG	1:B:64:TYR:N	17	1.73
(1,22)	1:B:184:LYS:CG	1:B:65:SER:N	17	1.73
(1,22)	1:B:184:LYS:CG	1:B:66:ALA:N	17	1.73
(1,22)	1:B:184:LYS:CG	1:B:67:MET:N	17	1.73
(1,22)	1:B:184:LYS:CG	1:B:68:ARG:N	17	1.73
(1,22)	1:B:184:LYS:CG	1:B:69:ASP:N	17	1.73
(1,22)	1:B:184:LYS:CG	1:B:70:GLN:N	17	1.73
(1,22)	1:B:184:LYS:CG	1:B:71:TYR:N	17	1.73
(1,22)	1:B:184:LYS:CG	1:B:72:MET:N	17	1.73
(1,22)	1:B:184:LYS:CG	1:B:73:ARG:N	17	1.73
(1,22)	1:B:184:LYS:CG	1:B:74:THR:N	17	1.73
(1,22)	1:B:184:LYS:CG	1:B:75:GLY:N	17	1.73
(1,22)	1:B:184:LYS:CG	1:B:76:GLU:N	17	1.73
(1,22)	1:B:184:LYS:CG	1:B:77:GLY:N	17	1.73
(1,22)	1:B:184:LYS:CG	1:B:78:PHE:N	17	1.73
(1,22)	1:B:184:LYS:CG	1:B:79:LEU:N	17	1.73
(1,22)	1:B:184:LYS:CG	1:B:80:CYS:N	17	1.73
(1,22)	1:B:184:LYS:CG	5:B:203:7Q9:N	17	1.73
(1,22)	1:B:184:LYS:CG	5:B:204:7Q9:N	17	1.73
(1,22)	1:B:184:LYS:CG	5:B:205:7Q9:N	17	1.73
(1,22)	1:B:184:LYS:CG	5:B:206:7Q9:N	17	1.73
(1,22)	1:B:184:LYS:CG	5:B:207:7Q9:N	17	1.73
(1,22)	1:B:184:LYS:CG	6:B:208:17F:N1	17	1.73
(1,22)	1:B:184:LYS:CG	5:B:209:7Q9:N	17	1.73
(1,22)	1:B:184:LYS:CG	5:B:210:7Q9:N	17	1.73
(1,22)	1:B:184:LYS:CG	5:B:211:7Q9:N	17	1.73

Continued on next page...

Continued from previous page...

Key	Atom-1	Atom-2	Model ID	Violation (Å)
(1,22)	1:B:184:LYS:CG	5:B:212:7Q9:N	17	1.73
(1,22)	1:B:184:LYS:CG	5:B:213:7Q9:N	17	1.73
(1,22)	1:B:184:LYS:CG	6:B:214:17F:N1	17	1.73
(1,22)	1:B:184:LYS:CG	6:B:215:17F:N1	17	1.73
(1,22)	1:B:184:LYS:CG	5:B:216:7Q9:N	17	1.73
(1,22)	1:B:184:LYS:CG	5:B:217:7Q9:N	17	1.73
(1,22)	1:B:184:LYS:CG	5:B:218:7Q9:N	17	1.73
(1,22)	1:B:184:LYS:CG	6:B:219:17F:N1	17	1.73
(1,22)	1:B:184:LYS:CG	5:B:220:7Q9:N	17	1.73
(1,22)	1:B:184:LYS:H	1:B:2:THR:N	17	1.73
(1,22)	1:B:184:LYS:H	1:B:3:GLU:N	17	1.73
(1,22)	1:B:184:LYS:H	1:B:4:TYR:N	17	1.73
(1,22)	1:B:184:LYS:H	1:B:5:LYS:N	17	1.73
(1,22)	1:B:184:LYS:H	1:B:6:LEU:N	17	1.73
(1,22)	1:B:184:LYS:H	1:B:7:VAL:N	17	1.73
(1,22)	1:B:184:LYS:H	1:B:8:VAL:N	17	1.73
(1,22)	1:B:184:LYS:H	1:B:9:VAL:N	17	1.73
(1,22)	1:B:184:LYS:H	1:B:10:GLY:N	17	1.73
(1,22)	1:B:184:LYS:H	1:B:11:ALA:N	17	1.73
(1,22)	1:B:184:LYS:H	1:B:12:ASP:N	17	1.73
(1,22)	1:B:184:LYS:H	1:B:13:GLY:N	17	1.73
(1,22)	1:B:184:LYS:H	1:B:14:VAL:N	17	1.73
(1,22)	1:B:184:LYS:H	1:B:15:GLY:N	17	1.73
(1,22)	1:B:184:LYS:H	1:B:16:LYS:N	17	1.73
(1,22)	1:B:184:LYS:H	1:B:17:SER:N	17	1.73
(1,22)	1:B:184:LYS:H	1:B:18:ALA:N	17	1.73
(1,22)	1:B:184:LYS:H	1:B:19:LEU:N	17	1.73
(1,22)	1:B:184:LYS:H	1:B:20:THR:N	17	1.73
(1,22)	1:B:184:LYS:H	1:B:21:ILE:N	17	1.73
(1,22)	1:B:184:LYS:H	1:B:22:GLN:N	17	1.73
(1,22)	1:B:184:LYS:H	1:B:23:LEU:N	17	1.73
(1,22)	1:B:184:LYS:H	1:B:24:ILE:N	17	1.73
(1,22)	1:B:184:LYS:H	1:B:25:GLN:N	17	1.73
(1,22)	1:B:184:LYS:H	1:B:26:ASN:N	17	1.73
(1,22)	1:B:184:LYS:H	1:B:27:HIS:N	17	1.73
(1,22)	1:B:184:LYS:H	1:B:28:PHE:N	17	1.73
(1,22)	1:B:184:LYS:H	1:B:29:VAL:N	17	1.73
(1,22)	1:B:184:LYS:H	1:B:30:ASP:N	17	1.73
(1,22)	1:B:184:LYS:H	1:B:31:GLU:N	17	1.73
(1,22)	1:B:184:LYS:H	1:B:32:TYR:N	17	1.73
(1,22)	1:B:184:LYS:H	1:B:33:ASP:N	17	1.73
(1,22)	1:B:184:LYS:H	1:B:34:PRO:N	17	1.73

Continued on next page...

Continued from previous page...

Key	Atom-1	Atom-2	Model ID	Violation (Å)
(1,22)	1:B:184:LYS:H	1:B:35:THR:N	17	1.73
(1,22)	1:B:184:LYS:H	1:B:36:ILE:N	17	1.73
(1,22)	1:B:184:LYS:H	1:B:37:GLU:N	17	1.73
(1,22)	1:B:184:LYS:H	1:B:38:ASP:N	17	1.73
(1,22)	1:B:184:LYS:H	1:B:39:SER:N	17	1.73
(1,22)	1:B:184:LYS:H	1:B:40:TYR:N	17	1.73
(1,22)	1:B:184:LYS:H	1:B:41:ARG:N	17	1.73
(1,22)	1:B:184:LYS:H	1:B:42:LYS:N	17	1.73
(1,22)	1:B:184:LYS:H	1:B:43:GLN:N	17	1.73
(1,22)	1:B:184:LYS:H	1:B:44:VAL:N	17	1.73
(1,22)	1:B:184:LYS:H	1:B:45:VAL:N	17	1.73
(1,22)	1:B:184:LYS:H	1:B:46:ILE:N	17	1.73
(1,22)	1:B:184:LYS:H	1:B:47:ASP:N	17	1.73
(1,22)	1:B:184:LYS:H	1:B:48:GLY:N	17	1.73
(1,22)	1:B:184:LYS:H	1:B:49:GLU:N	17	1.73
(1,22)	1:B:184:LYS:H	1:B:50:THR:N	17	1.73
(1,22)	1:B:184:LYS:H	1:B:51:CYS:N	17	1.73
(1,22)	1:B:184:LYS:H	1:B:52:LEU:N	17	1.73
(1,22)	1:B:184:LYS:H	1:B:53:LEU:N	17	1.73
(1,22)	1:B:184:LYS:H	1:B:54:ASP:N	17	1.73
(1,22)	1:B:184:LYS:H	1:B:55:ILE:N	17	1.73
(1,22)	1:B:184:LYS:H	1:B:56:LEU:N	17	1.73
(1,22)	1:B:184:LYS:H	1:B:57:ASP:N	17	1.73
(1,22)	1:B:184:LYS:H	1:B:58:THR:N	17	1.73
(1,22)	1:B:184:LYS:H	1:B:59:ALA:N	17	1.73
(1,22)	1:B:184:LYS:H	1:B:60:GLY:N	17	1.73
(1,22)	1:B:184:LYS:H	1:B:61:GLN:N	17	1.73
(1,22)	1:B:184:LYS:H	1:B:62:GLU:N	17	1.73
(1,22)	1:B:184:LYS:H	1:B:63:GLU:N	17	1.73
(1,22)	1:B:184:LYS:H	1:B:64:TYR:N	17	1.73
(1,22)	1:B:184:LYS:H	1:B:65:SER:N	17	1.73
(1,22)	1:B:184:LYS:H	1:B:66:ALA:N	17	1.73
(1,22)	1:B:184:LYS:H	1:B:67:MET:N	17	1.73
(1,22)	1:B:184:LYS:H	1:B:68:ARG:N	17	1.73
(1,22)	1:B:184:LYS:H	1:B:69:ASP:N	17	1.73
(1,22)	1:B:184:LYS:H	1:B:70:GLN:N	17	1.73
(1,22)	1:B:184:LYS:H	1:B:71:TYR:N	17	1.73
(1,22)	1:B:184:LYS:H	1:B:72:MET:N	17	1.73
(1,22)	1:B:184:LYS:H	1:B:73:ARG:N	17	1.73
(1,22)	1:B:184:LYS:H	1:B:74:THR:N	17	1.73
(1,22)	1:B:184:LYS:H	1:B:75:GLY:N	17	1.73
(1,22)	1:B:184:LYS:H	1:B:76:GLU:N	17	1.73

Continued on next page...

Continued from previous page...

Key	Atom-1	Atom-2	Model ID	Violation (Å)
(1,22)	1:B:184:LYS:H	1:B:77:GLY:N	17	1.73
(1,22)	1:B:184:LYS:H	1:B:78:PHE:N	17	1.73
(1,22)	1:B:184:LYS:H	1:B:79:LEU:N	17	1.73
(1,22)	1:B:184:LYS:H	1:B:80:CYS:N	17	1.73
(1,22)	1:B:184:LYS:H	5:B:203:7Q9:N	17	1.73
(1,22)	1:B:184:LYS:H	5:B:204:7Q9:N	17	1.73
(1,22)	1:B:184:LYS:H	5:B:205:7Q9:N	17	1.73
(1,22)	1:B:184:LYS:H	5:B:206:7Q9:N	17	1.73
(1,22)	1:B:184:LYS:H	5:B:207:7Q9:N	17	1.73
(1,22)	1:B:184:LYS:H	6:B:208:17F:N1	17	1.73
(1,22)	1:B:184:LYS:H	5:B:209:7Q9:N	17	1.73
(1,22)	1:B:184:LYS:H	5:B:210:7Q9:N	17	1.73
(1,22)	1:B:184:LYS:H	5:B:211:7Q9:N	17	1.73
(1,22)	1:B:184:LYS:H	5:B:212:7Q9:N	17	1.73
(1,22)	1:B:184:LYS:H	5:B:213:7Q9:N	17	1.73
(1,22)	1:B:184:LYS:H	6:B:214:17F:N1	17	1.73
(1,22)	1:B:184:LYS:H	6:B:215:17F:N1	17	1.73
(1,22)	1:B:184:LYS:H	5:B:216:7Q9:N	17	1.73
(1,22)	1:B:184:LYS:H	5:B:217:7Q9:N	17	1.73
(1,22)	1:B:184:LYS:H	5:B:218:7Q9:N	17	1.73
(1,22)	1:B:184:LYS:H	6:B:219:17F:N1	17	1.73
(1,22)	1:B:184:LYS:H	5:B:220:7Q9:N	17	1.73
(1,22)	1:B:184:LYS:HZ1	1:B:2:THR:N	17	1.73
(1,22)	1:B:184:LYS:HZ1	1:B:3:GLU:N	17	1.73
(1,22)	1:B:184:LYS:HZ1	1:B:4:TYR:N	17	1.73
(1,22)	1:B:184:LYS:HZ1	1:B:5:LYS:N	17	1.73
(1,22)	1:B:184:LYS:HZ1	1:B:6:LEU:N	17	1.73
(1,22)	1:B:184:LYS:HZ1	1:B:7:VAL:N	17	1.73
(1,22)	1:B:184:LYS:HZ1	1:B:8:VAL:N	17	1.73
(1,22)	1:B:184:LYS:HZ1	1:B:9:VAL:N	17	1.73
(1,22)	1:B:184:LYS:HZ1	1:B:10:GLY:N	17	1.73
(1,22)	1:B:184:LYS:HZ1	1:B:11:ALA:N	17	1.73
(1,22)	1:B:184:LYS:HZ1	1:B:12:ASP:N	17	1.73
(1,22)	1:B:184:LYS:HZ1	1:B:13:GLY:N	17	1.73
(1,22)	1:B:184:LYS:HZ1	1:B:14:VAL:N	17	1.73
(1,22)	1:B:184:LYS:HZ1	1:B:15:GLY:N	17	1.73
(1,22)	1:B:184:LYS:HZ1	1:B:16:LYS:N	17	1.73
(1,22)	1:B:184:LYS:HZ1	1:B:17:SER:N	17	1.73
(1,22)	1:B:184:LYS:HZ1	1:B:18:ALA:N	17	1.73
(1,22)	1:B:184:LYS:HZ1	1:B:19:LEU:N	17	1.73
(1,22)	1:B:184:LYS:HZ1	1:B:20:THR:N	17	1.73
(1,22)	1:B:184:LYS:HZ1	1:B:21:ILE:N	17	1.73

Continued on next page...

Continued from previous page...

Key	Atom-1	Atom-2	Model ID	Violation (Å)
(1,22)	1:B:184:LYS:HZ1	1:B:22:GLN:N	17	1.73
(1,22)	1:B:184:LYS:HZ1	1:B:23:LEU:N	17	1.73
(1,22)	1:B:184:LYS:HZ1	1:B:24:ILE:N	17	1.73
(1,22)	1:B:184:LYS:HZ1	1:B:25:GLN:N	17	1.73
(1,22)	1:B:184:LYS:HZ1	1:B:26:ASN:N	17	1.73
(1,22)	1:B:184:LYS:HZ1	1:B:27:HIS:N	17	1.73
(1,22)	1:B:184:LYS:HZ1	1:B:28:PHE:N	17	1.73
(1,22)	1:B:184:LYS:HZ1	1:B:29:VAL:N	17	1.73
(1,22)	1:B:184:LYS:HZ1	1:B:30:ASP:N	17	1.73
(1,22)	1:B:184:LYS:HZ1	1:B:31:GLU:N	17	1.73
(1,22)	1:B:184:LYS:HZ1	1:B:32:TYR:N	17	1.73
(1,22)	1:B:184:LYS:HZ1	1:B:33:ASP:N	17	1.73
(1,22)	1:B:184:LYS:HZ1	1:B:34:PRO:N	17	1.73
(1,22)	1:B:184:LYS:HZ1	1:B:35:THR:N	17	1.73
(1,22)	1:B:184:LYS:HZ1	1:B:36:ILE:N	17	1.73
(1,22)	1:B:184:LYS:HZ1	1:B:37:GLU:N	17	1.73
(1,22)	1:B:184:LYS:HZ1	1:B:38:ASP:N	17	1.73
(1,22)	1:B:184:LYS:HZ1	1:B:39:SER:N	17	1.73
(1,22)	1:B:184:LYS:HZ1	1:B:40:TYR:N	17	1.73
(1,22)	1:B:184:LYS:HZ1	1:B:41:ARG:N	17	1.73
(1,22)	1:B:184:LYS:HZ1	1:B:42:LYS:N	17	1.73
(1,22)	1:B:184:LYS:HZ1	1:B:43:GLN:N	17	1.73
(1,22)	1:B:184:LYS:HZ1	1:B:44:VAL:N	17	1.73
(1,22)	1:B:184:LYS:HZ1	1:B:45:VAL:N	17	1.73
(1,22)	1:B:184:LYS:HZ1	1:B:46:ILE:N	17	1.73
(1,22)	1:B:184:LYS:HZ1	1:B:47:ASP:N	17	1.73
(1,22)	1:B:184:LYS:HZ1	1:B:48:GLY:N	17	1.73
(1,22)	1:B:184:LYS:HZ1	1:B:49:GLU:N	17	1.73
(1,22)	1:B:184:LYS:HZ1	1:B:50:THR:N	17	1.73
(1,22)	1:B:184:LYS:HZ1	1:B:51:CYS:N	17	1.73
(1,22)	1:B:184:LYS:HZ1	1:B:52:LEU:N	17	1.73
(1,22)	1:B:184:LYS:HZ1	1:B:53:LEU:N	17	1.73
(1,22)	1:B:184:LYS:HZ1	1:B:54:ASP:N	17	1.73
(1,22)	1:B:184:LYS:HZ1	1:B:55:ILE:N	17	1.73
(1,22)	1:B:184:LYS:HZ1	1:B:56:LEU:N	17	1.73
(1,22)	1:B:184:LYS:HZ1	1:B:57:ASP:N	17	1.73
(1,22)	1:B:184:LYS:HZ1	1:B:58:THR:N	17	1.73
(1,22)	1:B:184:LYS:HZ1	1:B:59:ALA:N	17	1.73
(1,22)	1:B:184:LYS:HZ1	1:B:60:GLY:N	17	1.73
(1,22)	1:B:184:LYS:HZ1	1:B:61:GLN:N	17	1.73
(1,22)	1:B:184:LYS:HZ1	1:B:62:GLU:N	17	1.73
(1,22)	1:B:184:LYS:HZ1	1:B:63:GLU:N	17	1.73

Continued on next page...

Continued from previous page...

Key	Atom-1	Atom-2	Model ID	Violation (Å)
(1,22)	1:B:184:LYS:HZ1	1:B:64:TYR:N	17	1.73
(1,22)	1:B:184:LYS:HZ1	1:B:65:SER:N	17	1.73
(1,22)	1:B:184:LYS:HZ1	1:B:66:ALA:N	17	1.73
(1,22)	1:B:184:LYS:HZ1	1:B:67:MET:N	17	1.73
(1,22)	1:B:184:LYS:HZ1	1:B:68:ARG:N	17	1.73
(1,22)	1:B:184:LYS:HZ1	1:B:69:ASP:N	17	1.73
(1,22)	1:B:184:LYS:HZ1	1:B:70:GLN:N	17	1.73
(1,22)	1:B:184:LYS:HZ1	1:B:71:TYR:N	17	1.73
(1,22)	1:B:184:LYS:HZ1	1:B:72:MET:N	17	1.73
(1,22)	1:B:184:LYS:HZ1	1:B:73:ARG:N	17	1.73
(1,22)	1:B:184:LYS:HZ1	1:B:74:THR:N	17	1.73
(1,22)	1:B:184:LYS:HZ1	1:B:75:GLY:N	17	1.73
(1,22)	1:B:184:LYS:HZ1	1:B:76:GLU:N	17	1.73
(1,22)	1:B:184:LYS:HZ1	1:B:77:GLY:N	17	1.73
(1,22)	1:B:184:LYS:HZ1	1:B:78:PHE:N	17	1.73
(1,22)	1:B:184:LYS:HZ1	1:B:79:LEU:N	17	1.73
(1,22)	1:B:184:LYS:HZ1	1:B:80:CYS:N	17	1.73
(1,22)	1:B:184:LYS:HZ1	5:B:203:7Q9:N	17	1.73
(1,22)	1:B:184:LYS:HZ1	5:B:204:7Q9:N	17	1.73
(1,22)	1:B:184:LYS:HZ1	5:B:205:7Q9:N	17	1.73
(1,22)	1:B:184:LYS:HZ1	5:B:206:7Q9:N	17	1.73
(1,22)	1:B:184:LYS:HZ1	5:B:207:7Q9:N	17	1.73
(1,22)	1:B:184:LYS:HZ1	6:B:208:17F:N1	17	1.73
(1,22)	1:B:184:LYS:HZ1	5:B:209:7Q9:N	17	1.73
(1,22)	1:B:184:LYS:HZ1	5:B:210:7Q9:N	17	1.73
(1,22)	1:B:184:LYS:HZ1	5:B:211:7Q9:N	17	1.73
(1,22)	1:B:184:LYS:HZ1	5:B:212:7Q9:N	17	1.73
(1,22)	1:B:184:LYS:HZ1	5:B:213:7Q9:N	17	1.73
(1,22)	1:B:184:LYS:HZ1	6:B:214:17F:N1	17	1.73
(1,22)	1:B:184:LYS:HZ1	6:B:215:17F:N1	17	1.73
(1,22)	1:B:184:LYS:HZ1	5:B:216:7Q9:N	17	1.73
(1,22)	1:B:184:LYS:HZ1	5:B:217:7Q9:N	17	1.73
(1,22)	1:B:184:LYS:HZ1	5:B:218:7Q9:N	17	1.73
(1,22)	1:B:184:LYS:HZ1	6:B:219:17F:N1	17	1.73
(1,22)	1:B:184:LYS:HZ1	5:B:220:7Q9:N	17	1.73
(1,22)	1:B:184:LYS:HZ2	1:B:2:THR:N	17	1.73
(1,22)	1:B:184:LYS:HZ2	1:B:3:GLU:N	17	1.73
(1,22)	1:B:184:LYS:HZ2	1:B:4:TYR:N	17	1.73
(1,22)	1:B:184:LYS:HZ2	1:B:5:LYS:N	17	1.73
(1,22)	1:B:184:LYS:HZ2	1:B:6:LEU:N	17	1.73
(1,22)	1:B:184:LYS:HZ2	1:B:7:VAL:N	17	1.73
(1,22)	1:B:184:LYS:HZ2	1:B:8:VAL:N	17	1.73

Continued on next page...

Continued from previous page...

Key	Atom-1	Atom-2	Model ID	Violation (Å)
(1,22)	1:B:184:LYS:HZ2	1:B:9:VAL:N	17	1.73
(1,22)	1:B:184:LYS:HZ2	1:B:10:GLY:N	17	1.73
(1,22)	1:B:184:LYS:HZ2	1:B:11:ALA:N	17	1.73
(1,22)	1:B:184:LYS:HZ2	1:B:12:ASP:N	17	1.73
(1,22)	1:B:184:LYS:HZ2	1:B:13:GLY:N	17	1.73
(1,22)	1:B:184:LYS:HZ2	1:B:14:VAL:N	17	1.73
(1,22)	1:B:184:LYS:HZ2	1:B:15:GLY:N	17	1.73
(1,22)	1:B:184:LYS:HZ2	1:B:16:LYS:N	17	1.73
(1,22)	1:B:184:LYS:HZ2	1:B:17:SER:N	17	1.73
(1,22)	1:B:184:LYS:HZ2	1:B:18:ALA:N	17	1.73
(1,22)	1:B:184:LYS:HZ2	1:B:19:LEU:N	17	1.73
(1,22)	1:B:184:LYS:HZ2	1:B:20:THR:N	17	1.73
(1,22)	1:B:184:LYS:HZ2	1:B:21:ILE:N	17	1.73
(1,22)	1:B:184:LYS:HZ2	1:B:22:GLN:N	17	1.73
(1,22)	1:B:184:LYS:HZ2	1:B:23:LEU:N	17	1.73
(1,22)	1:B:184:LYS:HZ2	1:B:24:ILE:N	17	1.73
(1,22)	1:B:184:LYS:HZ2	1:B:25:GLN:N	17	1.73
(1,22)	1:B:184:LYS:HZ2	1:B:26:ASN:N	17	1.73
(1,22)	1:B:184:LYS:HZ2	1:B:27:HIS:N	17	1.73
(1,22)	1:B:184:LYS:HZ2	1:B:28:PHE:N	17	1.73
(1,22)	1:B:184:LYS:HZ2	1:B:29:VAL:N	17	1.73
(1,22)	1:B:184:LYS:HZ2	1:B:30:ASP:N	17	1.73
(1,22)	1:B:184:LYS:HZ2	1:B:31:GLU:N	17	1.73
(1,22)	1:B:184:LYS:HZ2	1:B:32:TYR:N	17	1.73
(1,22)	1:B:184:LYS:HZ2	1:B:33:ASP:N	17	1.73
(1,22)	1:B:184:LYS:HZ2	1:B:34:PRO:N	17	1.73
(1,22)	1:B:184:LYS:HZ2	1:B:35:THR:N	17	1.73
(1,22)	1:B:184:LYS:HZ2	1:B:36:ILE:N	17	1.73
(1,22)	1:B:184:LYS:HZ2	1:B:37:GLU:N	17	1.73
(1,22)	1:B:184:LYS:HZ2	1:B:38:ASP:N	17	1.73
(1,22)	1:B:184:LYS:HZ2	1:B:39:SER:N	17	1.73
(1,22)	1:B:184:LYS:HZ2	1:B:40:TYR:N	17	1.73
(1,22)	1:B:184:LYS:HZ2	1:B:41:ARG:N	17	1.73
(1,22)	1:B:184:LYS:HZ2	1:B:42:LYS:N	17	1.73
(1,22)	1:B:184:LYS:HZ2	1:B:43:GLN:N	17	1.73
(1,22)	1:B:184:LYS:HZ2	1:B:44:VAL:N	17	1.73
(1,22)	1:B:184:LYS:HZ2	1:B:45:VAL:N	17	1.73
(1,22)	1:B:184:LYS:HZ2	1:B:46:ILE:N	17	1.73
(1,22)	1:B:184:LYS:HZ2	1:B:47:ASP:N	17	1.73
(1,22)	1:B:184:LYS:HZ2	1:B:48:GLY:N	17	1.73
(1,22)	1:B:184:LYS:HZ2	1:B:49:GLU:N	17	1.73
(1,22)	1:B:184:LYS:HZ2	1:B:50:THR:N	17	1.73

Continued on next page...

Continued from previous page...

Key	Atom-1	Atom-2	Model ID	Violation (Å)
(1,22)	1:B:184:LYS:HZ2	1:B:51:CYS:N	17	1.73
(1,22)	1:B:184:LYS:HZ2	1:B:52:LEU:N	17	1.73
(1,22)	1:B:184:LYS:HZ2	1:B:53:LEU:N	17	1.73
(1,22)	1:B:184:LYS:HZ2	1:B:54:ASP:N	17	1.73
(1,22)	1:B:184:LYS:HZ2	1:B:55:ILE:N	17	1.73
(1,22)	1:B:184:LYS:HZ2	1:B:56:LEU:N	17	1.73
(1,22)	1:B:184:LYS:HZ2	1:B:57:ASP:N	17	1.73
(1,22)	1:B:184:LYS:HZ2	1:B:58:THR:N	17	1.73
(1,22)	1:B:184:LYS:HZ2	1:B:59:ALA:N	17	1.73
(1,22)	1:B:184:LYS:HZ2	1:B:60:GLY:N	17	1.73
(1,22)	1:B:184:LYS:HZ2	1:B:61:GLN:N	17	1.73
(1,22)	1:B:184:LYS:HZ2	1:B:62:GLU:N	17	1.73
(1,22)	1:B:184:LYS:HZ2	1:B:63:GLU:N	17	1.73
(1,22)	1:B:184:LYS:HZ2	1:B:64:TYR:N	17	1.73
(1,22)	1:B:184:LYS:HZ2	1:B:65:SER:N	17	1.73
(1,22)	1:B:184:LYS:HZ2	1:B:66:ALA:N	17	1.73
(1,22)	1:B:184:LYS:HZ2	1:B:67:MET:N	17	1.73
(1,22)	1:B:184:LYS:HZ2	1:B:68:ARG:N	17	1.73
(1,22)	1:B:184:LYS:HZ2	1:B:69:ASP:N	17	1.73
(1,22)	1:B:184:LYS:HZ2	1:B:70:GLN:N	17	1.73
(1,22)	1:B:184:LYS:HZ2	1:B:71:TYR:N	17	1.73
(1,22)	1:B:184:LYS:HZ2	1:B:72:MET:N	17	1.73
(1,22)	1:B:184:LYS:HZ2	1:B:73:ARG:N	17	1.73
(1,22)	1:B:184:LYS:HZ2	1:B:74:THR:N	17	1.73
(1,22)	1:B:184:LYS:HZ2	1:B:75:GLY:N	17	1.73
(1,22)	1:B:184:LYS:HZ2	1:B:76:GLU:N	17	1.73
(1,22)	1:B:184:LYS:HZ2	1:B:77:GLY:N	17	1.73
(1,22)	1:B:184:LYS:HZ2	1:B:78:PHE:N	17	1.73
(1,22)	1:B:184:LYS:HZ2	1:B:79:LEU:N	17	1.73
(1,22)	1:B:184:LYS:HZ2	1:B:80:CYS:N	17	1.73
(1,22)	1:B:184:LYS:HZ2	5:B:203:7Q9:N	17	1.73
(1,22)	1:B:184:LYS:HZ2	5:B:204:7Q9:N	17	1.73
(1,22)	1:B:184:LYS:HZ2	5:B:205:7Q9:N	17	1.73
(1,22)	1:B:184:LYS:HZ2	5:B:206:7Q9:N	17	1.73
(1,22)	1:B:184:LYS:HZ2	5:B:207:7Q9:N	17	1.73
(1,22)	1:B:184:LYS:HZ2	6:B:208:17F:N1	17	1.73
(1,22)	1:B:184:LYS:HZ2	5:B:209:7Q9:N	17	1.73
(1,22)	1:B:184:LYS:HZ2	5:B:210:7Q9:N	17	1.73
(1,22)	1:B:184:LYS:HZ2	5:B:211:7Q9:N	17	1.73
(1,22)	1:B:184:LYS:HZ2	5:B:212:7Q9:N	17	1.73
(1,22)	1:B:184:LYS:HZ2	5:B:213:7Q9:N	17	1.73
(1,22)	1:B:184:LYS:HZ2	6:B:214:17F:N1	17	1.73

Continued on next page...

Continued from previous page...

Key	Atom-1	Atom-2	Model ID	Violation (Å)
(1,22)	1:B:184:LYS:HZ2	6:B:215:17F:N1	17	1.73
(1,22)	1:B:184:LYS:HZ2	5:B:216:7Q9:N	17	1.73
(1,22)	1:B:184:LYS:HZ2	5:B:217:7Q9:N	17	1.73
(1,22)	1:B:184:LYS:HZ2	5:B:218:7Q9:N	17	1.73
(1,22)	1:B:184:LYS:HZ2	6:B:219:17F:N1	17	1.73
(1,22)	1:B:184:LYS:HZ2	5:B:220:7Q9:N	17	1.73
(1,22)	1:B:184:LYS:HZ3	1:B:2:THR:N	17	1.73
(1,22)	1:B:184:LYS:HZ3	1:B:3:GLU:N	17	1.73
(1,22)	1:B:184:LYS:HZ3	1:B:4:TYR:N	17	1.73
(1,22)	1:B:184:LYS:HZ3	1:B:5:LYS:N	17	1.73
(1,22)	1:B:184:LYS:HZ3	1:B:6:LEU:N	17	1.73
(1,22)	1:B:184:LYS:HZ3	1:B:7:VAL:N	17	1.73
(1,22)	1:B:184:LYS:HZ3	1:B:8:VAL:N	17	1.73
(1,22)	1:B:184:LYS:HZ3	1:B:9:VAL:N	17	1.73
(1,22)	1:B:184:LYS:HZ3	1:B:10:GLY:N	17	1.73
(1,22)	1:B:184:LYS:HZ3	1:B:11:ALA:N	17	1.73
(1,22)	1:B:184:LYS:HZ3	1:B:12:ASP:N	17	1.73
(1,22)	1:B:184:LYS:HZ3	1:B:13:GLY:N	17	1.73
(1,22)	1:B:184:LYS:HZ3	1:B:14:VAL:N	17	1.73
(1,22)	1:B:184:LYS:HZ3	1:B:15:GLY:N	17	1.73
(1,22)	1:B:184:LYS:HZ3	1:B:16:LYS:N	17	1.73
(1,22)	1:B:184:LYS:HZ3	1:B:17:SER:N	17	1.73
(1,22)	1:B:184:LYS:HZ3	1:B:18:ALA:N	17	1.73
(1,22)	1:B:184:LYS:HZ3	1:B:19:LEU:N	17	1.73
(1,22)	1:B:184:LYS:HZ3	1:B:20:THR:N	17	1.73
(1,22)	1:B:184:LYS:HZ3	1:B:21:ILE:N	17	1.73
(1,22)	1:B:184:LYS:HZ3	1:B:22:GLN:N	17	1.73
(1,22)	1:B:184:LYS:HZ3	1:B:23:LEU:N	17	1.73
(1,22)	1:B:184:LYS:HZ3	1:B:24:ILE:N	17	1.73
(1,22)	1:B:184:LYS:HZ3	1:B:25:GLN:N	17	1.73
(1,22)	1:B:184:LYS:HZ3	1:B:26:ASN:N	17	1.73
(1,22)	1:B:184:LYS:HZ3	1:B:27:HIS:N	17	1.73
(1,22)	1:B:184:LYS:HZ3	1:B:28:PHE:N	17	1.73
(1,22)	1:B:184:LYS:HZ3	1:B:29:VAL:N	17	1.73
(1,22)	1:B:184:LYS:HZ3	1:B:30:ASP:N	17	1.73
(1,22)	1:B:184:LYS:HZ3	1:B:31:GLU:N	17	1.73
(1,22)	1:B:184:LYS:HZ3	1:B:32:TYR:N	17	1.73
(1,22)	1:B:184:LYS:HZ3	1:B:33:ASP:N	17	1.73
(1,22)	1:B:184:LYS:HZ3	1:B:34:PRO:N	17	1.73
(1,22)	1:B:184:LYS:HZ3	1:B:35:THR:N	17	1.73
(1,22)	1:B:184:LYS:HZ3	1:B:36:ILE:N	17	1.73
(1,22)	1:B:184:LYS:HZ3	1:B:37:GLU:N	17	1.73

Continued on next page...

Continued from previous page...

Key	Atom-1	Atom-2	Model ID	Violation (Å)
(1,22)	1:B:184:LYS:HZ3	1:B:38:ASP:N	17	1.73
(1,22)	1:B:184:LYS:HZ3	1:B:39:SER:N	17	1.73
(1,22)	1:B:184:LYS:HZ3	1:B:40:TYR:N	17	1.73
(1,22)	1:B:184:LYS:HZ3	1:B:41:ARG:N	17	1.73
(1,22)	1:B:184:LYS:HZ3	1:B:42:LYS:N	17	1.73
(1,22)	1:B:184:LYS:HZ3	1:B:43:GLN:N	17	1.73
(1,22)	1:B:184:LYS:HZ3	1:B:44:VAL:N	17	1.73
(1,22)	1:B:184:LYS:HZ3	1:B:45:VAL:N	17	1.73
(1,22)	1:B:184:LYS:HZ3	1:B:46:ILE:N	17	1.73
(1,22)	1:B:184:LYS:HZ3	1:B:47:ASP:N	17	1.73
(1,22)	1:B:184:LYS:HZ3	1:B:48:GLY:N	17	1.73
(1,22)	1:B:184:LYS:HZ3	1:B:49:GLU:N	17	1.73
(1,22)	1:B:184:LYS:HZ3	1:B:50:THR:N	17	1.73
(1,22)	1:B:184:LYS:HZ3	1:B:51:CYS:N	17	1.73
(1,22)	1:B:184:LYS:HZ3	1:B:52:LEU:N	17	1.73
(1,22)	1:B:184:LYS:HZ3	1:B:53:LEU:N	17	1.73
(1,22)	1:B:184:LYS:HZ3	1:B:54:ASP:N	17	1.73
(1,22)	1:B:184:LYS:HZ3	1:B:55:ILE:N	17	1.73
(1,22)	1:B:184:LYS:HZ3	1:B:56:LEU:N	17	1.73
(1,22)	1:B:184:LYS:HZ3	1:B:57:ASP:N	17	1.73
(1,22)	1:B:184:LYS:HZ3	1:B:58:THR:N	17	1.73
(1,22)	1:B:184:LYS:HZ3	1:B:59:ALA:N	17	1.73
(1,22)	1:B:184:LYS:HZ3	1:B:60:GLY:N	17	1.73
(1,22)	1:B:184:LYS:HZ3	1:B:61:GLN:N	17	1.73
(1,22)	1:B:184:LYS:HZ3	1:B:62:GLU:N	17	1.73
(1,22)	1:B:184:LYS:HZ3	1:B:63:GLU:N	17	1.73
(1,22)	1:B:184:LYS:HZ3	1:B:64:TYR:N	17	1.73
(1,22)	1:B:184:LYS:HZ3	1:B:65:SER:N	17	1.73
(1,22)	1:B:184:LYS:HZ3	1:B:66:ALA:N	17	1.73
(1,22)	1:B:184:LYS:HZ3	1:B:67:MET:N	17	1.73
(1,22)	1:B:184:LYS:HZ3	1:B:68:ARG:N	17	1.73
(1,22)	1:B:184:LYS:HZ3	1:B:69:ASP:N	17	1.73
(1,22)	1:B:184:LYS:HZ3	1:B:70:GLN:N	17	1.73
(1,22)	1:B:184:LYS:HZ3	1:B:71:TYR:N	17	1.73
(1,22)	1:B:184:LYS:HZ3	1:B:72:MET:N	17	1.73
(1,22)	1:B:184:LYS:HZ3	1:B:73:ARG:N	17	1.73
(1,22)	1:B:184:LYS:HZ3	1:B:74:THR:N	17	1.73
(1,22)	1:B:184:LYS:HZ3	1:B:75:GLY:N	17	1.73
(1,22)	1:B:184:LYS:HZ3	1:B:76:GLU:N	17	1.73
(1,22)	1:B:184:LYS:HZ3	1:B:77:GLY:N	17	1.73
(1,22)	1:B:184:LYS:HZ3	1:B:78:PHE:N	17	1.73
(1,22)	1:B:184:LYS:HZ3	1:B:79:LEU:N	17	1.73

Continued on next page...

Continued from previous page...

Key	Atom-1	Atom-2	Model ID	Violation (Å)
(1,22)	1:B:184:LYS:HZ3	1:B:80:CYS:N	17	1.73
(1,22)	1:B:184:LYS:HZ3	5:B:203:7Q9:N	17	1.73
(1,22)	1:B:184:LYS:HZ3	5:B:204:7Q9:N	17	1.73
(1,22)	1:B:184:LYS:HZ3	5:B:205:7Q9:N	17	1.73
(1,22)	1:B:184:LYS:HZ3	5:B:206:7Q9:N	17	1.73
(1,22)	1:B:184:LYS:HZ3	5:B:207:7Q9:N	17	1.73
(1,22)	1:B:184:LYS:HZ3	6:B:208:17F:N1	17	1.73
(1,22)	1:B:184:LYS:HZ3	5:B:209:7Q9:N	17	1.73
(1,22)	1:B:184:LYS:HZ3	5:B:210:7Q9:N	17	1.73
(1,22)	1:B:184:LYS:HZ3	5:B:211:7Q9:N	17	1.73
(1,22)	1:B:184:LYS:HZ3	5:B:212:7Q9:N	17	1.73
(1,22)	1:B:184:LYS:HZ3	5:B:213:7Q9:N	17	1.73
(1,22)	1:B:184:LYS:HZ3	6:B:214:17F:N1	17	1.73
(1,22)	1:B:184:LYS:HZ3	6:B:215:17F:N1	17	1.73
(1,22)	1:B:184:LYS:HZ3	5:B:216:7Q9:N	17	1.73
(1,22)	1:B:184:LYS:HZ3	5:B:217:7Q9:N	17	1.73
(1,22)	1:B:184:LYS:HZ3	5:B:218:7Q9:N	17	1.73
(1,22)	1:B:184:LYS:HZ3	6:B:219:17F:N1	17	1.73
(1,22)	1:B:184:LYS:HZ3	5:B:220:7Q9:N	17	1.73
(1,22)	1:B:184:LYS:N	1:B:2:THR:N	17	1.73
(1,22)	1:B:184:LYS:N	1:B:3:GLU:N	17	1.73
(1,22)	1:B:184:LYS:N	1:B:4:TYR:N	17	1.73
(1,22)	1:B:184:LYS:N	1:B:5:LYS:N	17	1.73
(1,22)	1:B:184:LYS:N	1:B:6:LEU:N	17	1.73
(1,22)	1:B:184:LYS:N	1:B:7:VAL:N	17	1.73
(1,22)	1:B:184:LYS:N	1:B:8:VAL:N	17	1.73
(1,22)	1:B:184:LYS:N	1:B:9:VAL:N	17	1.73
(1,22)	1:B:184:LYS:N	1:B:10:GLY:N	17	1.73
(1,22)	1:B:184:LYS:N	1:B:11:ALA:N	17	1.73
(1,22)	1:B:184:LYS:N	1:B:12:ASP:N	17	1.73
(1,22)	1:B:184:LYS:N	1:B:13:GLY:N	17	1.73
(1,22)	1:B:184:LYS:N	1:B:14:VAL:N	17	1.73
(1,22)	1:B:184:LYS:N	1:B:15:GLY:N	17	1.73
(1,22)	1:B:184:LYS:N	1:B:16:LYS:N	17	1.73
(1,22)	1:B:184:LYS:N	1:B:17:SER:N	17	1.73
(1,22)	1:B:184:LYS:N	1:B:18:ALA:N	17	1.73
(1,22)	1:B:184:LYS:N	1:B:19:LEU:N	17	1.73
(1,22)	1:B:184:LYS:N	1:B:20:THR:N	17	1.73
(1,22)	1:B:184:LYS:N	1:B:21:ILE:N	17	1.73
(1,22)	1:B:184:LYS:N	1:B:22:GLN:N	17	1.73
(1,22)	1:B:184:LYS:N	1:B:23:LEU:N	17	1.73
(1,22)	1:B:184:LYS:N	1:B:24:ILE:N	17	1.73

Continued on next page...

Continued from previous page...

Key	Atom-1	Atom-2	Model ID	Violation (Å)
(1,22)	1:B:184:LYS:N	1:B:25:GLN:N	17	1.73
(1,22)	1:B:184:LYS:N	1:B:26:ASN:N	17	1.73
(1,22)	1:B:184:LYS:N	1:B:27:HIS:N	17	1.73
(1,22)	1:B:184:LYS:N	1:B:28:PHE:N	17	1.73
(1,22)	1:B:184:LYS:N	1:B:29:VAL:N	17	1.73
(1,22)	1:B:184:LYS:N	1:B:30:ASP:N	17	1.73
(1,22)	1:B:184:LYS:N	1:B:31:GLU:N	17	1.73
(1,22)	1:B:184:LYS:N	1:B:32:TYR:N	17	1.73
(1,22)	1:B:184:LYS:N	1:B:33:ASP:N	17	1.73
(1,22)	1:B:184:LYS:N	1:B:34:PRO:N	17	1.73
(1,22)	1:B:184:LYS:N	1:B:35:THR:N	17	1.73
(1,22)	1:B:184:LYS:N	1:B:36:ILE:N	17	1.73
(1,22)	1:B:184:LYS:N	1:B:37:GLU:N	17	1.73
(1,22)	1:B:184:LYS:N	1:B:38:ASP:N	17	1.73
(1,22)	1:B:184:LYS:N	1:B:39:SER:N	17	1.73
(1,22)	1:B:184:LYS:N	1:B:40:TYR:N	17	1.73
(1,22)	1:B:184:LYS:N	1:B:41:ARG:N	17	1.73
(1,22)	1:B:184:LYS:N	1:B:42:LYS:N	17	1.73
(1,22)	1:B:184:LYS:N	1:B:43:GLN:N	17	1.73
(1,22)	1:B:184:LYS:N	1:B:44:VAL:N	17	1.73
(1,22)	1:B:184:LYS:N	1:B:45:VAL:N	17	1.73
(1,22)	1:B:184:LYS:N	1:B:46:ILE:N	17	1.73
(1,22)	1:B:184:LYS:N	1:B:47:ASP:N	17	1.73
(1,22)	1:B:184:LYS:N	1:B:48:GLY:N	17	1.73
(1,22)	1:B:184:LYS:N	1:B:49:GLU:N	17	1.73
(1,22)	1:B:184:LYS:N	1:B:50:THR:N	17	1.73
(1,22)	1:B:184:LYS:N	1:B:51:CYS:N	17	1.73
(1,22)	1:B:184:LYS:N	1:B:52:LEU:N	17	1.73
(1,22)	1:B:184:LYS:N	1:B:53:LEU:N	17	1.73
(1,22)	1:B:184:LYS:N	1:B:54:ASP:N	17	1.73
(1,22)	1:B:184:LYS:N	1:B:55:ILE:N	17	1.73
(1,22)	1:B:184:LYS:N	1:B:56:LEU:N	17	1.73
(1,22)	1:B:184:LYS:N	1:B:57:ASP:N	17	1.73
(1,22)	1:B:184:LYS:N	1:B:58:THR:N	17	1.73
(1,22)	1:B:184:LYS:N	1:B:59:ALA:N	17	1.73
(1,22)	1:B:184:LYS:N	1:B:60:GLY:N	17	1.73
(1,22)	1:B:184:LYS:N	1:B:61:GLN:N	17	1.73
(1,22)	1:B:184:LYS:N	1:B:62:GLU:N	17	1.73
(1,22)	1:B:184:LYS:N	1:B:63:GLU:N	17	1.73
(1,22)	1:B:184:LYS:N	1:B:64:TYR:N	17	1.73
(1,22)	1:B:184:LYS:N	1:B:65:SER:N	17	1.73
(1,22)	1:B:184:LYS:N	1:B:66:ALA:N	17	1.73

Continued on next page...

Continued from previous page...

Key	Atom-1	Atom-2	Model ID	Violation (Å)
(1,22)	1:B:184:LYS:N	1:B:67:MET:N	17	1.73
(1,22)	1:B:184:LYS:N	1:B:68:ARG:N	17	1.73
(1,22)	1:B:184:LYS:N	1:B:69:ASP:N	17	1.73
(1,22)	1:B:184:LYS:N	1:B:70:GLN:N	17	1.73
(1,22)	1:B:184:LYS:N	1:B:71:TYR:N	17	1.73
(1,22)	1:B:184:LYS:N	1:B:72:MET:N	17	1.73
(1,22)	1:B:184:LYS:N	1:B:73:ARG:N	17	1.73
(1,22)	1:B:184:LYS:N	1:B:74:THR:N	17	1.73
(1,22)	1:B:184:LYS:N	1:B:75:GLY:N	17	1.73
(1,22)	1:B:184:LYS:N	1:B:76:GLU:N	17	1.73
(1,22)	1:B:184:LYS:N	1:B:77:GLY:N	17	1.73
(1,22)	1:B:184:LYS:N	1:B:78:PHE:N	17	1.73
(1,22)	1:B:184:LYS:N	1:B:79:LEU:N	17	1.73
(1,22)	1:B:184:LYS:N	1:B:80:CYS:N	17	1.73
(1,22)	1:B:184:LYS:N	5:B:203:7Q9:N	17	1.73
(1,22)	1:B:184:LYS:N	5:B:204:7Q9:N	17	1.73
(1,22)	1:B:184:LYS:N	5:B:205:7Q9:N	17	1.73
(1,22)	1:B:184:LYS:N	5:B:206:7Q9:N	17	1.73
(1,22)	1:B:184:LYS:N	5:B:207:7Q9:N	17	1.73
(1,22)	1:B:184:LYS:N	6:B:208:17F:N1	17	1.73
(1,22)	1:B:184:LYS:N	5:B:209:7Q9:N	17	1.73
(1,22)	1:B:184:LYS:N	5:B:210:7Q9:N	17	1.73
(1,22)	1:B:184:LYS:N	5:B:211:7Q9:N	17	1.73
(1,22)	1:B:184:LYS:N	5:B:212:7Q9:N	17	1.73
(1,22)	1:B:184:LYS:N	5:B:213:7Q9:N	17	1.73
(1,22)	1:B:184:LYS:N	6:B:214:17F:N1	17	1.73
(1,22)	1:B:184:LYS:N	6:B:215:17F:N1	17	1.73
(1,22)	1:B:184:LYS:N	5:B:216:7Q9:N	17	1.73
(1,22)	1:B:184:LYS:N	5:B:217:7Q9:N	17	1.73
(1,22)	1:B:184:LYS:N	5:B:218:7Q9:N	17	1.73
(1,22)	1:B:184:LYS:N	6:B:219:17F:N1	17	1.73
(1,22)	1:B:184:LYS:N	5:B:220:7Q9:N	17	1.73
(1,22)	1:B:184:LYS:NZ	1:B:2:THR:N	17	1.73
(1,22)	1:B:184:LYS:NZ	1:B:3:GLU:N	17	1.73
(1,22)	1:B:184:LYS:NZ	1:B:4:TYR:N	17	1.73
(1,22)	1:B:184:LYS:NZ	1:B:5:LYS:N	17	1.73
(1,22)	1:B:184:LYS:NZ	1:B:6:LEU:N	17	1.73
(1,22)	1:B:184:LYS:NZ	1:B:7:VAL:N	17	1.73
(1,22)	1:B:184:LYS:NZ	1:B:8:VAL:N	17	1.73
(1,22)	1:B:184:LYS:NZ	1:B:9:VAL:N	17	1.73
(1,22)	1:B:184:LYS:NZ	1:B:10:GLY:N	17	1.73
(1,22)	1:B:184:LYS:NZ	1:B:11:ALA:N	17	1.73

Continued on next page...

Continued from previous page...

Key	Atom-1	Atom-2	Model ID	Violation (Å)
(1,22)	1:B:184:LYS:NZ	1:B:12:ASP:N	17	1.73
(1,22)	1:B:184:LYS:NZ	1:B:13:GLY:N	17	1.73
(1,22)	1:B:184:LYS:NZ	1:B:14:VAL:N	17	1.73
(1,22)	1:B:184:LYS:NZ	1:B:15:GLY:N	17	1.73
(1,22)	1:B:184:LYS:NZ	1:B:16:LYS:N	17	1.73
(1,22)	1:B:184:LYS:NZ	1:B:17:SER:N	17	1.73
(1,22)	1:B:184:LYS:NZ	1:B:18:ALA:N	17	1.73
(1,22)	1:B:184:LYS:NZ	1:B:19:LEU:N	17	1.73
(1,22)	1:B:184:LYS:NZ	1:B:20:THR:N	17	1.73
(1,22)	1:B:184:LYS:NZ	1:B:21:ILE:N	17	1.73
(1,22)	1:B:184:LYS:NZ	1:B:22:GLN:N	17	1.73
(1,22)	1:B:184:LYS:NZ	1:B:23:LEU:N	17	1.73
(1,22)	1:B:184:LYS:NZ	1:B:24:ILE:N	17	1.73
(1,22)	1:B:184:LYS:NZ	1:B:25:GLN:N	17	1.73
(1,22)	1:B:184:LYS:NZ	1:B:26:ASN:N	17	1.73
(1,22)	1:B:184:LYS:NZ	1:B:27:HIS:N	17	1.73
(1,22)	1:B:184:LYS:NZ	1:B:28:PHE:N	17	1.73
(1,22)	1:B:184:LYS:NZ	1:B:29:VAL:N	17	1.73
(1,22)	1:B:184:LYS:NZ	1:B:30:ASP:N	17	1.73
(1,22)	1:B:184:LYS:NZ	1:B:31:GLU:N	17	1.73
(1,22)	1:B:184:LYS:NZ	1:B:32:TYR:N	17	1.73
(1,22)	1:B:184:LYS:NZ	1:B:33:ASP:N	17	1.73
(1,22)	1:B:184:LYS:NZ	1:B:34:PRO:N	17	1.73
(1,22)	1:B:184:LYS:NZ	1:B:35:THR:N	17	1.73
(1,22)	1:B:184:LYS:NZ	1:B:36:ILE:N	17	1.73
(1,22)	1:B:184:LYS:NZ	1:B:37:GLU:N	17	1.73
(1,22)	1:B:184:LYS:NZ	1:B:38:ASP:N	17	1.73
(1,22)	1:B:184:LYS:NZ	1:B:39:SER:N	17	1.73
(1,22)	1:B:184:LYS:NZ	1:B:40:TYR:N	17	1.73
(1,22)	1:B:184:LYS:NZ	1:B:41:ARG:N	17	1.73
(1,22)	1:B:184:LYS:NZ	1:B:42:LYS:N	17	1.73
(1,22)	1:B:184:LYS:NZ	1:B:43:GLN:N	17	1.73
(1,22)	1:B:184:LYS:NZ	1:B:44:VAL:N	17	1.73
(1,22)	1:B:184:LYS:NZ	1:B:45:VAL:N	17	1.73
(1,22)	1:B:184:LYS:NZ	1:B:46:ILE:N	17	1.73
(1,22)	1:B:184:LYS:NZ	1:B:47:ASP:N	17	1.73
(1,22)	1:B:184:LYS:NZ	1:B:48:GLY:N	17	1.73
(1,22)	1:B:184:LYS:NZ	1:B:49:GLU:N	17	1.73
(1,22)	1:B:184:LYS:NZ	1:B:50:THR:N	17	1.73
(1,22)	1:B:184:LYS:NZ	1:B:51:CYS:N	17	1.73
(1,22)	1:B:184:LYS:NZ	1:B:52:LEU:N	17	1.73
(1,22)	1:B:184:LYS:NZ	1:B:53:LEU:N	17	1.73

Continued on next page...

Continued from previous page...

Key	Atom-1	Atom-2	Model ID	Violation (Å)
(1,22)	1:B:184:LYS:NZ	1:B:54:ASP:N	17	1.73
(1,22)	1:B:184:LYS:NZ	1:B:55:ILE:N	17	1.73
(1,22)	1:B:184:LYS:NZ	1:B:56:LEU:N	17	1.73
(1,22)	1:B:184:LYS:NZ	1:B:57:ASP:N	17	1.73
(1,22)	1:B:184:LYS:NZ	1:B:58:THR:N	17	1.73
(1,22)	1:B:184:LYS:NZ	1:B:59:ALA:N	17	1.73
(1,22)	1:B:184:LYS:NZ	1:B:60:GLY:N	17	1.73
(1,22)	1:B:184:LYS:NZ	1:B:61:GLN:N	17	1.73
(1,22)	1:B:184:LYS:NZ	1:B:62:GLU:N	17	1.73
(1,22)	1:B:184:LYS:NZ	1:B:63:GLU:N	17	1.73
(1,22)	1:B:184:LYS:NZ	1:B:64:TYR:N	17	1.73
(1,22)	1:B:184:LYS:NZ	1:B:65:SER:N	17	1.73
(1,22)	1:B:184:LYS:NZ	1:B:66:ALA:N	17	1.73
(1,22)	1:B:184:LYS:NZ	1:B:67:MET:N	17	1.73
(1,22)	1:B:184:LYS:NZ	1:B:68:ARG:N	17	1.73
(1,22)	1:B:184:LYS:NZ	1:B:69:ASP:N	17	1.73
(1,22)	1:B:184:LYS:NZ	1:B:70:GLN:N	17	1.73
(1,22)	1:B:184:LYS:NZ	1:B:71:TYR:N	17	1.73
(1,22)	1:B:184:LYS:NZ	1:B:72:MET:N	17	1.73
(1,22)	1:B:184:LYS:NZ	1:B:73:ARG:N	17	1.73
(1,22)	1:B:184:LYS:NZ	1:B:74:THR:N	17	1.73
(1,22)	1:B:184:LYS:NZ	1:B:75:GLY:N	17	1.73
(1,22)	1:B:184:LYS:NZ	1:B:76:GLU:N	17	1.73
(1,22)	1:B:184:LYS:NZ	1:B:77:GLY:N	17	1.73
(1,22)	1:B:184:LYS:NZ	1:B:78:PHE:N	17	1.73
(1,22)	1:B:184:LYS:NZ	1:B:79:LEU:N	17	1.73
(1,22)	1:B:184:LYS:NZ	1:B:80:CYS:N	17	1.73
(1,22)	1:B:184:LYS:NZ	5:B:203:7Q9:N	17	1.73
(1,22)	1:B:184:LYS:NZ	5:B:204:7Q9:N	17	1.73
(1,22)	1:B:184:LYS:NZ	5:B:205:7Q9:N	17	1.73
(1,22)	1:B:184:LYS:NZ	5:B:206:7Q9:N	17	1.73
(1,22)	1:B:184:LYS:NZ	5:B:207:7Q9:N	17	1.73
(1,22)	1:B:184:LYS:NZ	6:B:208:17F:N1	17	1.73
(1,22)	1:B:184:LYS:NZ	5:B:209:7Q9:N	17	1.73
(1,22)	1:B:184:LYS:NZ	5:B:210:7Q9:N	17	1.73
(1,22)	1:B:184:LYS:NZ	5:B:211:7Q9:N	17	1.73
(1,22)	1:B:184:LYS:NZ	5:B:212:7Q9:N	17	1.73
(1,22)	1:B:184:LYS:NZ	5:B:213:7Q9:N	17	1.73
(1,22)	1:B:184:LYS:NZ	6:B:214:17F:N1	17	1.73
(1,22)	1:B:184:LYS:NZ	6:B:215:17F:N1	17	1.73
(1,22)	1:B:184:LYS:NZ	5:B:216:7Q9:N	17	1.73
(1,22)	1:B:184:LYS:NZ	5:B:217:7Q9:N	17	1.73

Continued on next page...

Continued from previous page...

Key	Atom-1	Atom-2	Model ID	Violation (Å)
(1,22)	1:B:184:LYS:NZ	5:B:218:7Q9:N	17	1.73
(1,22)	1:B:184:LYS:NZ	6:B:219:17F:N1	17	1.73
(1,22)	1:B:184:LYS:NZ	5:B:220:7Q9:N	17	1.73
(1,22)	1:B:184:LYS:O	1:B:2:THR:N	17	1.73
(1,22)	1:B:184:LYS:O	1:B:3:GLU:N	17	1.73
(1,22)	1:B:184:LYS:O	1:B:4:TYR:N	17	1.73
(1,22)	1:B:184:LYS:O	1:B:5:LYS:N	17	1.73
(1,22)	1:B:184:LYS:O	1:B:6:LEU:N	17	1.73
(1,22)	1:B:184:LYS:O	1:B:7:VAL:N	17	1.73
(1,22)	1:B:184:LYS:O	1:B:8:VAL:N	17	1.73
(1,22)	1:B:184:LYS:O	1:B:9:VAL:N	17	1.73
(1,22)	1:B:184:LYS:O	1:B:10:GLY:N	17	1.73
(1,22)	1:B:184:LYS:O	1:B:11:ALA:N	17	1.73
(1,22)	1:B:184:LYS:O	1:B:12:ASP:N	17	1.73
(1,22)	1:B:184:LYS:O	1:B:13:GLY:N	17	1.73
(1,22)	1:B:184:LYS:O	1:B:14:VAL:N	17	1.73
(1,22)	1:B:184:LYS:O	1:B:15:GLY:N	17	1.73
(1,22)	1:B:184:LYS:O	1:B:16:LYS:N	17	1.73
(1,22)	1:B:184:LYS:O	1:B:17:SER:N	17	1.73
(1,22)	1:B:184:LYS:O	1:B:18:ALA:N	17	1.73
(1,22)	1:B:184:LYS:O	1:B:19:LEU:N	17	1.73
(1,22)	1:B:184:LYS:O	1:B:20:THR:N	17	1.73
(1,22)	1:B:184:LYS:O	1:B:21:ILE:N	17	1.73
(1,22)	1:B:184:LYS:O	1:B:22:GLN:N	17	1.73
(1,22)	1:B:184:LYS:O	1:B:23:LEU:N	17	1.73
(1,22)	1:B:184:LYS:O	1:B:24:ILE:N	17	1.73
(1,22)	1:B:184:LYS:O	1:B:25:GLN:N	17	1.73
(1,22)	1:B:184:LYS:O	1:B:26:ASN:N	17	1.73
(1,22)	1:B:184:LYS:O	1:B:27:HIS:N	17	1.73
(1,22)	1:B:184:LYS:O	1:B:28:PHE:N	17	1.73
(1,22)	1:B:184:LYS:O	1:B:29:VAL:N	17	1.73
(1,22)	1:B:184:LYS:O	1:B:30:ASP:N	17	1.73
(1,22)	1:B:184:LYS:O	1:B:31:GLU:N	17	1.73
(1,22)	1:B:184:LYS:O	1:B:32:TYR:N	17	1.73
(1,22)	1:B:184:LYS:O	1:B:33:ASP:N	17	1.73
(1,22)	1:B:184:LYS:O	1:B:34:PRO:N	17	1.73
(1,22)	1:B:184:LYS:O	1:B:35:THR:N	17	1.73
(1,22)	1:B:184:LYS:O	1:B:36:ILE:N	17	1.73
(1,22)	1:B:184:LYS:O	1:B:37:GLU:N	17	1.73
(1,22)	1:B:184:LYS:O	1:B:38:ASP:N	17	1.73
(1,22)	1:B:184:LYS:O	1:B:39:SER:N	17	1.73
(1,22)	1:B:184:LYS:O	1:B:40:TYR:N	17	1.73

Continued on next page...

Continued from previous page...

Key	Atom-1	Atom-2	Model ID	Violation (Å)
(1,22)	1:B:184:LYS:O	1:B:41:ARG:N	17	1.73
(1,22)	1:B:184:LYS:O	1:B:42:LYS:N	17	1.73
(1,22)	1:B:184:LYS:O	1:B:43:GLN:N	17	1.73
(1,22)	1:B:184:LYS:O	1:B:44:VAL:N	17	1.73
(1,22)	1:B:184:LYS:O	1:B:45:VAL:N	17	1.73
(1,22)	1:B:184:LYS:O	1:B:46:ILE:N	17	1.73
(1,22)	1:B:184:LYS:O	1:B:47:ASP:N	17	1.73
(1,22)	1:B:184:LYS:O	1:B:48:GLY:N	17	1.73
(1,22)	1:B:184:LYS:O	1:B:49:GLU:N	17	1.73
(1,22)	1:B:184:LYS:O	1:B:50:THR:N	17	1.73
(1,22)	1:B:184:LYS:O	1:B:51:CYS:N	17	1.73
(1,22)	1:B:184:LYS:O	1:B:52:LEU:N	17	1.73
(1,22)	1:B:184:LYS:O	1:B:53:LEU:N	17	1.73
(1,22)	1:B:184:LYS:O	1:B:54:ASP:N	17	1.73
(1,22)	1:B:184:LYS:O	1:B:55:ILE:N	17	1.73
(1,22)	1:B:184:LYS:O	1:B:56:LEU:N	17	1.73
(1,22)	1:B:184:LYS:O	1:B:57:ASP:N	17	1.73
(1,22)	1:B:184:LYS:O	1:B:58:THR:N	17	1.73
(1,22)	1:B:184:LYS:O	1:B:59:ALA:N	17	1.73
(1,22)	1:B:184:LYS:O	1:B:60:GLY:N	17	1.73
(1,22)	1:B:184:LYS:O	1:B:61:GLN:N	17	1.73
(1,22)	1:B:184:LYS:O	1:B:62:GLU:N	17	1.73
(1,22)	1:B:184:LYS:O	1:B:63:GLU:N	17	1.73
(1,22)	1:B:184:LYS:O	1:B:64:TYR:N	17	1.73
(1,22)	1:B:184:LYS:O	1:B:65:SER:N	17	1.73
(1,22)	1:B:184:LYS:O	1:B:66:ALA:N	17	1.73
(1,22)	1:B:184:LYS:O	1:B:67:MET:N	17	1.73
(1,22)	1:B:184:LYS:O	1:B:68:ARG:N	17	1.73
(1,22)	1:B:184:LYS:O	1:B:69:ASP:N	17	1.73
(1,22)	1:B:184:LYS:O	1:B:70:GLN:N	17	1.73
(1,22)	1:B:184:LYS:O	1:B:71:TYR:N	17	1.73
(1,22)	1:B:184:LYS:O	1:B:72:MET:N	17	1.73
(1,22)	1:B:184:LYS:O	1:B:73:ARG:N	17	1.73
(1,22)	1:B:184:LYS:O	1:B:74:THR:N	17	1.73
(1,22)	1:B:184:LYS:O	1:B:75:GLY:N	17	1.73
(1,22)	1:B:184:LYS:O	1:B:76:GLU:N	17	1.73
(1,22)	1:B:184:LYS:O	1:B:77:GLY:N	17	1.73
(1,22)	1:B:184:LYS:O	1:B:78:PHE:N	17	1.73
(1,22)	1:B:184:LYS:O	1:B:79:LEU:N	17	1.73
(1,22)	1:B:184:LYS:O	1:B:80:CYS:N	17	1.73
(1,22)	1:B:184:LYS:O	5:B:203:7Q9:N	17	1.73
(1,22)	1:B:184:LYS:O	5:B:204:7Q9:N	17	1.73

Continued on next page...

Continued from previous page...

Key	Atom-1	Atom-2	Model ID	Violation (Å)
(1,22)	1:B:184:LYS:O	5:B:205:7Q9:N	17	1.73
(1,22)	1:B:184:LYS:O	5:B:206:7Q9:N	17	1.73
(1,22)	1:B:184:LYS:O	5:B:207:7Q9:N	17	1.73
(1,22)	1:B:184:LYS:O	6:B:208:17F:N1	17	1.73
(1,22)	1:B:184:LYS:O	5:B:209:7Q9:N	17	1.73
(1,22)	1:B:184:LYS:O	5:B:210:7Q9:N	17	1.73
(1,22)	1:B:184:LYS:O	5:B:211:7Q9:N	17	1.73
(1,22)	1:B:184:LYS:O	5:B:212:7Q9:N	17	1.73
(1,22)	1:B:184:LYS:O	5:B:213:7Q9:N	17	1.73
(1,22)	1:B:184:LYS:O	6:B:214:17F:N1	17	1.73
(1,22)	1:B:184:LYS:O	6:B:215:17F:N1	17	1.73
(1,22)	1:B:184:LYS:O	5:B:216:7Q9:N	17	1.73
(1,22)	1:B:184:LYS:O	5:B:217:7Q9:N	17	1.73
(1,22)	1:B:184:LYS:O	5:B:218:7Q9:N	17	1.73
(1,22)	1:B:184:LYS:O	6:B:219:17F:N1	17	1.73
(1,22)	1:B:184:LYS:O	5:B:220:7Q9:N	17	1.73
(3,13)	1:A:160:VAL:CG1	1:B:2:THR:N	5	1.72
(3,13)	1:A:160:VAL:CG1	1:B:3:GLU:N	5	1.72
(3,13)	1:A:160:VAL:CG1	1:B:4:TYR:N	5	1.72
(3,13)	1:A:160:VAL:CG1	1:B:5:LYS:N	5	1.72
(3,13)	1:A:160:VAL:CG1	1:B:6:LEU:N	5	1.72
(3,13)	1:A:160:VAL:CG1	1:B:7:VAL:N	5	1.72
(3,13)	1:A:160:VAL:CG1	1:B:8:VAL:N	5	1.72
(3,13)	1:A:160:VAL:CG1	1:B:9:VAL:N	5	1.72
(3,13)	1:A:160:VAL:CG1	1:B:10:GLY:N	5	1.72
(3,13)	1:A:160:VAL:CG1	1:B:11:ALA:N	5	1.72
(3,13)	1:A:160:VAL:CG1	1:B:12:ASP:N	5	1.72
(3,13)	1:A:160:VAL:CG1	1:B:13:GLY:N	5	1.72
(3,13)	1:A:160:VAL:CG1	1:B:14:VAL:N	5	1.72
(3,13)	1:A:160:VAL:CG1	1:B:15:GLY:N	5	1.72
(3,13)	1:A:160:VAL:CG1	1:B:16:LYS:N	5	1.72
(3,13)	1:A:160:VAL:CG1	1:B:17:SER:N	5	1.72
(3,13)	1:A:160:VAL:CG1	1:B:18:ALA:N	5	1.72
(3,13)	1:A:160:VAL:CG1	1:B:19:LEU:N	5	1.72
(3,13)	1:A:160:VAL:CG1	1:B:20:THR:N	5	1.72
(3,13)	1:A:160:VAL:CG1	1:B:21:ILE:N	5	1.72
(3,13)	1:A:160:VAL:CG1	1:B:22:GLN:N	5	1.72
(3,13)	1:A:160:VAL:CG1	1:B:23:LEU:N	5	1.72
(3,13)	1:A:160:VAL:CG1	1:B:24:ILE:N	5	1.72
(3,13)	1:A:160:VAL:CG1	1:B:25:GLN:N	5	1.72
(3,13)	1:A:160:VAL:CG1	1:B:26:ASN:N	5	1.72
(3,13)	1:A:160:VAL:CG1	1:B:27:HIS:N	5	1.72

Continued on next page...

Continued from previous page...

Key	Atom-1	Atom-2	Model ID	Violation (Å)
(3,13)	1:A:160:VAL:CG1	1:B:28:PHE:N	5	1.72
(3,13)	1:A:160:VAL:CG1	1:B:29:VAL:N	5	1.72
(3,13)	1:A:160:VAL:CG1	1:B:30:ASP:N	5	1.72
(3,13)	1:A:160:VAL:CG1	1:B:31:GLU:N	5	1.72
(3,13)	1:A:160:VAL:CG1	1:B:32:TYR:N	5	1.72
(3,13)	1:A:160:VAL:CG1	1:B:33:ASP:N	5	1.72
(3,13)	1:A:160:VAL:CG1	1:B:34:PRO:N	5	1.72
(3,13)	1:A:160:VAL:CG1	1:B:35:THR:N	5	1.72
(3,13)	1:A:160:VAL:CG1	1:B:36:ILE:N	5	1.72
(3,13)	1:A:160:VAL:CG1	1:B:37:GLU:N	5	1.72
(3,13)	1:A:160:VAL:CG1	1:B:38:ASP:N	5	1.72
(3,13)	1:A:160:VAL:CG1	1:B:39:SER:N	5	1.72
(3,13)	1:A:160:VAL:CG1	1:B:40:TYR:N	5	1.72
(3,13)	1:A:160:VAL:CG1	1:B:41:ARG:N	5	1.72
(3,13)	1:A:160:VAL:CG1	1:B:42:LYS:N	5	1.72
(3,13)	1:A:160:VAL:CG1	1:B:43:GLN:N	5	1.72
(3,13)	1:A:160:VAL:CG1	1:B:44:VAL:N	5	1.72
(3,13)	1:A:160:VAL:CG1	1:B:45:VAL:N	5	1.72
(3,13)	1:A:160:VAL:CG1	1:B:46:ILE:N	5	1.72
(3,13)	1:A:160:VAL:CG1	1:B:47:ASP:N	5	1.72
(3,13)	1:A:160:VAL:CG1	1:B:48:GLY:N	5	1.72
(3,13)	1:A:160:VAL:CG1	1:B:49:GLU:N	5	1.72
(3,13)	1:A:160:VAL:CG1	1:B:50:THR:N	5	1.72
(3,13)	1:A:160:VAL:CG1	1:B:51:CYS:N	5	1.72
(3,13)	1:A:160:VAL:CG1	1:B:52:LEU:N	5	1.72
(3,13)	1:A:160:VAL:CG1	1:B:53:LEU:N	5	1.72
(3,13)	1:A:160:VAL:CG1	1:B:54:ASP:N	5	1.72
(3,13)	1:A:160:VAL:CG1	1:B:55:ILE:N	5	1.72
(3,13)	1:A:160:VAL:CG1	1:B:56:LEU:N	5	1.72
(3,13)	1:A:160:VAL:CG1	1:B:57:ASP:N	5	1.72
(3,13)	1:A:160:VAL:CG1	1:B:58:THR:N	5	1.72
(3,13)	1:A:160:VAL:CG1	1:B:59:ALA:N	5	1.72
(3,13)	1:A:160:VAL:CG1	1:B:60:GLY:N	5	1.72
(3,13)	1:A:160:VAL:CG1	1:B:61:GLN:N	5	1.72
(3,13)	1:A:160:VAL:CG1	1:B:62:GLU:N	5	1.72
(3,13)	1:A:160:VAL:CG1	1:B:63:GLU:N	5	1.72
(3,13)	1:A:160:VAL:CG1	1:B:64:TYR:N	5	1.72
(3,13)	1:A:160:VAL:CG1	1:B:65:SER:N	5	1.72
(3,13)	1:A:160:VAL:CG1	1:B:66:ALA:N	5	1.72
(3,13)	1:A:160:VAL:CG1	1:B:67:MET:N	5	1.72
(3,13)	1:A:160:VAL:CG1	1:B:68:ARG:N	5	1.72
(3,13)	1:A:160:VAL:CG1	1:B:69:ASP:N	5	1.72

Continued on next page...

Continued from previous page...

Key	Atom-1	Atom-2	Model ID	Violation (Å)
(3,13)	1:A:160:VAL:CG1	1:B:70:GLN:N	5	1.72
(3,13)	1:A:160:VAL:CG1	1:B:71:TYR:N	5	1.72
(3,13)	1:A:160:VAL:CG1	1:B:72:MET:N	5	1.72
(3,13)	1:A:160:VAL:CG1	1:B:73:ARG:N	5	1.72
(3,13)	1:A:160:VAL:CG1	1:B:74:THR:N	5	1.72
(3,13)	1:A:160:VAL:CG1	1:B:75:GLY:N	5	1.72
(3,13)	1:A:160:VAL:CG1	1:B:76:GLU:N	5	1.72
(3,13)	1:A:160:VAL:CG1	1:B:77:GLY:N	5	1.72
(3,13)	1:A:160:VAL:CG1	1:B:78:PHE:N	5	1.72
(3,13)	1:A:160:VAL:CG1	1:B:79:LEU:N	5	1.72
(3,13)	1:A:160:VAL:CG1	1:B:80:CYS:N	5	1.72
(3,13)	1:A:160:VAL:CG1	5:B:203:7Q9:N	5	1.72
(3,13)	1:A:160:VAL:CG1	5:B:204:7Q9:N	5	1.72
(3,13)	1:A:160:VAL:CG1	5:B:205:7Q9:N	5	1.72
(3,13)	1:A:160:VAL:CG1	5:B:206:7Q9:N	5	1.72
(3,13)	1:A:160:VAL:CG1	5:B:207:7Q9:N	5	1.72
(3,13)	1:A:160:VAL:CG1	6:B:208:17F:N1	5	1.72
(3,13)	1:A:160:VAL:CG1	5:B:209:7Q9:N	5	1.72
(3,13)	1:A:160:VAL:CG1	5:B:210:7Q9:N	5	1.72
(3,13)	1:A:160:VAL:CG1	5:B:211:7Q9:N	5	1.72
(3,13)	1:A:160:VAL:CG1	5:B:212:7Q9:N	5	1.72
(3,13)	1:A:160:VAL:CG1	5:B:213:7Q9:N	5	1.72
(3,13)	1:A:160:VAL:CG1	6:B:214:17F:N1	5	1.72
(3,13)	1:A:160:VAL:CG1	6:B:215:17F:N1	5	1.72
(3,13)	1:A:160:VAL:CG1	5:B:216:7Q9:N	5	1.72
(3,13)	1:A:160:VAL:CG1	5:B:217:7Q9:N	5	1.72
(3,13)	1:A:160:VAL:CG1	5:B:218:7Q9:N	5	1.72
(3,13)	1:A:160:VAL:CG1	6:B:219:17F:N1	5	1.72
(3,13)	1:A:160:VAL:CG1	5:B:220:7Q9:N	5	1.72
(3,13)	1:A:160:VAL:CG2	1:B:2:THR:N	5	1.72
(3,13)	1:A:160:VAL:CG2	1:B:3:GLU:N	5	1.72
(3,13)	1:A:160:VAL:CG2	1:B:4:TYR:N	5	1.72
(3,13)	1:A:160:VAL:CG2	1:B:5:LYS:N	5	1.72
(3,13)	1:A:160:VAL:CG2	1:B:6:LEU:N	5	1.72
(3,13)	1:A:160:VAL:CG2	1:B:7:VAL:N	5	1.72
(3,13)	1:A:160:VAL:CG2	1:B:8:VAL:N	5	1.72
(3,13)	1:A:160:VAL:CG2	1:B:9:VAL:N	5	1.72
(3,13)	1:A:160:VAL:CG2	1:B:10:GLY:N	5	1.72
(3,13)	1:A:160:VAL:CG2	1:B:11:ALA:N	5	1.72
(3,13)	1:A:160:VAL:CG2	1:B:12:ASP:N	5	1.72
(3,13)	1:A:160:VAL:CG2	1:B:13:GLY:N	5	1.72
(3,13)	1:A:160:VAL:CG2	1:B:14:VAL:N	5	1.72

Continued on next page...

Continued from previous page...

Key	Atom-1	Atom-2	Model ID	Violation (Å)
(3,13)	1:A:160:VAL:CG2	1:B:15:GLY:N	5	1.72
(3,13)	1:A:160:VAL:CG2	1:B:16:LYS:N	5	1.72
(3,13)	1:A:160:VAL:CG2	1:B:17:SER:N	5	1.72
(3,13)	1:A:160:VAL:CG2	1:B:18:ALA:N	5	1.72
(3,13)	1:A:160:VAL:CG2	1:B:19:LEU:N	5	1.72
(3,13)	1:A:160:VAL:CG2	1:B:20:THR:N	5	1.72
(3,13)	1:A:160:VAL:CG2	1:B:21:ILE:N	5	1.72
(3,13)	1:A:160:VAL:CG2	1:B:22:GLN:N	5	1.72
(3,13)	1:A:160:VAL:CG2	1:B:23:LEU:N	5	1.72
(3,13)	1:A:160:VAL:CG2	1:B:24:ILE:N	5	1.72
(3,13)	1:A:160:VAL:CG2	1:B:25:GLN:N	5	1.72
(3,13)	1:A:160:VAL:CG2	1:B:26:ASN:N	5	1.72
(3,13)	1:A:160:VAL:CG2	1:B:27:HIS:N	5	1.72
(3,13)	1:A:160:VAL:CG2	1:B:28:PHE:N	5	1.72
(3,13)	1:A:160:VAL:CG2	1:B:29:VAL:N	5	1.72
(3,13)	1:A:160:VAL:CG2	1:B:30:ASP:N	5	1.72
(3,13)	1:A:160:VAL:CG2	1:B:31:GLU:N	5	1.72
(3,13)	1:A:160:VAL:CG2	1:B:32:TYR:N	5	1.72
(3,13)	1:A:160:VAL:CG2	1:B:33:ASP:N	5	1.72
(3,13)	1:A:160:VAL:CG2	1:B:34:PRO:N	5	1.72
(3,13)	1:A:160:VAL:CG2	1:B:35:THR:N	5	1.72
(3,13)	1:A:160:VAL:CG2	1:B:36:ILE:N	5	1.72
(3,13)	1:A:160:VAL:CG2	1:B:37:GLU:N	5	1.72
(3,13)	1:A:160:VAL:CG2	1:B:38:ASP:N	5	1.72
(3,13)	1:A:160:VAL:CG2	1:B:39:SER:N	5	1.72
(3,13)	1:A:160:VAL:CG2	1:B:40:TYR:N	5	1.72
(3,13)	1:A:160:VAL:CG2	1:B:41:ARG:N	5	1.72
(3,13)	1:A:160:VAL:CG2	1:B:42:LYS:N	5	1.72
(3,13)	1:A:160:VAL:CG2	1:B:43:GLN:N	5	1.72
(3,13)	1:A:160:VAL:CG2	1:B:44:VAL:N	5	1.72
(3,13)	1:A:160:VAL:CG2	1:B:45:VAL:N	5	1.72
(3,13)	1:A:160:VAL:CG2	1:B:46:ILE:N	5	1.72
(3,13)	1:A:160:VAL:CG2	1:B:47:ASP:N	5	1.72
(3,13)	1:A:160:VAL:CG2	1:B:48:GLY:N	5	1.72
(3,13)	1:A:160:VAL:CG2	1:B:49:GLU:N	5	1.72
(3,13)	1:A:160:VAL:CG2	1:B:50:THR:N	5	1.72
(3,13)	1:A:160:VAL:CG2	1:B:51:CYS:N	5	1.72
(3,13)	1:A:160:VAL:CG2	1:B:52:LEU:N	5	1.72
(3,13)	1:A:160:VAL:CG2	1:B:53:LEU:N	5	1.72
(3,13)	1:A:160:VAL:CG2	1:B:54:ASP:N	5	1.72
(3,13)	1:A:160:VAL:CG2	1:B:55:ILE:N	5	1.72
(3,13)	1:A:160:VAL:CG2	1:B:56:LEU:N	5	1.72

Continued on next page...

Continued from previous page...

Key	Atom-1	Atom-2	Model ID	Violation (Å)
(3,13)	1:A:160:VAL:CG2	1:B:57:ASP:N	5	1.72
(3,13)	1:A:160:VAL:CG2	1:B:58:THR:N	5	1.72
(3,13)	1:A:160:VAL:CG2	1:B:59:ALA:N	5	1.72
(3,13)	1:A:160:VAL:CG2	1:B:60:GLY:N	5	1.72
(3,13)	1:A:160:VAL:CG2	1:B:61:GLN:N	5	1.72
(3,13)	1:A:160:VAL:CG2	1:B:62:GLU:N	5	1.72
(3,13)	1:A:160:VAL:CG2	1:B:63:GLU:N	5	1.72
(3,13)	1:A:160:VAL:CG2	1:B:64:TYR:N	5	1.72
(3,13)	1:A:160:VAL:CG2	1:B:65:SER:N	5	1.72
(3,13)	1:A:160:VAL:CG2	1:B:66:ALA:N	5	1.72
(3,13)	1:A:160:VAL:CG2	1:B:67:MET:N	5	1.72
(3,13)	1:A:160:VAL:CG2	1:B:68:ARG:N	5	1.72
(3,13)	1:A:160:VAL:CG2	1:B:69:ASP:N	5	1.72
(3,13)	1:A:160:VAL:CG2	1:B:70:GLN:N	5	1.72
(3,13)	1:A:160:VAL:CG2	1:B:71:TYR:N	5	1.72
(3,13)	1:A:160:VAL:CG2	1:B:72:MET:N	5	1.72
(3,13)	1:A:160:VAL:CG2	1:B:73:ARG:N	5	1.72
(3,13)	1:A:160:VAL:CG2	1:B:74:THR:N	5	1.72
(3,13)	1:A:160:VAL:CG2	1:B:75:GLY:N	5	1.72
(3,13)	1:A:160:VAL:CG2	1:B:76:GLU:N	5	1.72
(3,13)	1:A:160:VAL:CG2	1:B:77:GLY:N	5	1.72
(3,13)	1:A:160:VAL:CG2	1:B:78:PHE:N	5	1.72
(3,13)	1:A:160:VAL:CG2	1:B:79:LEU:N	5	1.72
(3,13)	1:A:160:VAL:CG2	1:B:80:CYS:N	5	1.72
(3,13)	1:A:160:VAL:CG2	5:B:203:7Q9:N	5	1.72
(3,13)	1:A:160:VAL:CG2	5:B:204:7Q9:N	5	1.72
(3,13)	1:A:160:VAL:CG2	5:B:205:7Q9:N	5	1.72
(3,13)	1:A:160:VAL:CG2	5:B:206:7Q9:N	5	1.72
(3,13)	1:A:160:VAL:CG2	5:B:207:7Q9:N	5	1.72
(3,13)	1:A:160:VAL:CG2	6:B:208:17F:N1	5	1.72
(3,13)	1:A:160:VAL:CG2	5:B:209:7Q9:N	5	1.72
(3,13)	1:A:160:VAL:CG2	5:B:210:7Q9:N	5	1.72
(3,13)	1:A:160:VAL:CG2	5:B:211:7Q9:N	5	1.72
(3,13)	1:A:160:VAL:CG2	5:B:212:7Q9:N	5	1.72
(3,13)	1:A:160:VAL:CG2	5:B:213:7Q9:N	5	1.72
(3,13)	1:A:160:VAL:CG2	6:B:214:17F:N1	5	1.72
(3,13)	1:A:160:VAL:CG2	6:B:215:17F:N1	5	1.72
(3,13)	1:A:160:VAL:CG2	5:B:216:7Q9:N	5	1.72
(3,13)	1:A:160:VAL:CG2	5:B:217:7Q9:N	5	1.72
(3,13)	1:A:160:VAL:CG2	5:B:218:7Q9:N	5	1.72
(3,13)	1:A:160:VAL:CG2	6:B:219:17F:N1	5	1.72
(3,13)	1:A:160:VAL:CG2	5:B:220:7Q9:N	5	1.72

Continued on next page...

Continued from previous page...

Key	Atom-1	Atom-2	Model ID	Violation (Å)
(3,6)	1:A:36:ILE:CD1	1:B:2:THR:N	12	1.71
(3,6)	1:A:36:ILE:CD1	1:B:3:GLU:N	12	1.71
(3,6)	1:A:36:ILE:CD1	1:B:4:TYR:N	12	1.71
(3,6)	1:A:36:ILE:CD1	1:B:5:LYS:N	12	1.71
(3,6)	1:A:36:ILE:CD1	1:B:6:LEU:N	12	1.71
(3,6)	1:A:36:ILE:CD1	1:B:7:VAL:N	12	1.71
(3,6)	1:A:36:ILE:CD1	1:B:8:VAL:N	12	1.71
(3,6)	1:A:36:ILE:CD1	1:B:9:VAL:N	12	1.71
(3,6)	1:A:36:ILE:CD1	1:B:10:GLY:N	12	1.71
(3,6)	1:A:36:ILE:CD1	1:B:11:ALA:N	12	1.71
(3,6)	1:A:36:ILE:CD1	1:B:12:ASP:N	12	1.71
(3,6)	1:A:36:ILE:CD1	1:B:13:GLY:N	12	1.71
(3,6)	1:A:36:ILE:CD1	1:B:14:VAL:N	12	1.71
(3,6)	1:A:36:ILE:CD1	1:B:15:GLY:N	12	1.71
(3,6)	1:A:36:ILE:CD1	1:B:16:LYS:N	12	1.71
(3,6)	1:A:36:ILE:CD1	1:B:17:SER:N	12	1.71
(3,6)	1:A:36:ILE:CD1	1:B:18:ALA:N	12	1.71
(3,6)	1:A:36:ILE:CD1	1:B:19:LEU:N	12	1.71
(3,6)	1:A:36:ILE:CD1	1:B:20:THR:N	12	1.71
(3,6)	1:A:36:ILE:CD1	1:B:21:ILE:N	12	1.71
(3,6)	1:A:36:ILE:CD1	1:B:22:GLN:N	12	1.71
(3,6)	1:A:36:ILE:CD1	1:B:23:LEU:N	12	1.71
(3,6)	1:A:36:ILE:CD1	1:B:24:ILE:N	12	1.71
(3,6)	1:A:36:ILE:CD1	1:B:25:GLN:N	12	1.71
(3,6)	1:A:36:ILE:CD1	1:B:26:ASN:N	12	1.71
(3,6)	1:A:36:ILE:CD1	1:B:27:HIS:N	12	1.71
(3,6)	1:A:36:ILE:CD1	1:B:28:PHE:N	12	1.71
(3,6)	1:A:36:ILE:CD1	1:B:29:VAL:N	12	1.71
(3,6)	1:A:36:ILE:CD1	1:B:30:ASP:N	12	1.71
(3,6)	1:A:36:ILE:CD1	1:B:31:GLU:N	12	1.71
(3,6)	1:A:36:ILE:CD1	1:B:32:TYR:N	12	1.71
(3,6)	1:A:36:ILE:CD1	1:B:33:ASP:N	12	1.71
(3,6)	1:A:36:ILE:CD1	1:B:34:PRO:N	12	1.71
(3,6)	1:A:36:ILE:CD1	1:B:35:THR:N	12	1.71
(3,6)	1:A:36:ILE:CD1	1:B:36:ILE:N	12	1.71
(3,6)	1:A:36:ILE:CD1	1:B:37:GLU:N	12	1.71
(3,6)	1:A:36:ILE:CD1	1:B:38:ASP:N	12	1.71
(3,6)	1:A:36:ILE:CD1	1:B:39:SER:N	12	1.71
(3,6)	1:A:36:ILE:CD1	1:B:40:TYR:N	12	1.71
(3,6)	1:A:36:ILE:CD1	1:B:41:ARG:N	12	1.71
(3,6)	1:A:36:ILE:CD1	1:B:42:LYS:N	12	1.71
(3,6)	1:A:36:ILE:CD1	1:B:43:GLN:N	12	1.71

Continued on next page...

Continued from previous page...

Key	Atom-1	Atom-2	Model ID	Violation (Å)
(3,6)	1:A:36:ILE:CD1	1:B:44:VAL:N	12	1.71
(3,6)	1:A:36:ILE:CD1	1:B:45:VAL:N	12	1.71
(3,6)	1:A:36:ILE:CD1	1:B:46:ILE:N	12	1.71
(3,6)	1:A:36:ILE:CD1	1:B:47:ASP:N	12	1.71
(3,6)	1:A:36:ILE:CD1	1:B:48:GLY:N	12	1.71
(3,6)	1:A:36:ILE:CD1	1:B:49:GLU:N	12	1.71
(3,6)	1:A:36:ILE:CD1	1:B:50:THR:N	12	1.71
(3,6)	1:A:36:ILE:CD1	1:B:51:CYS:N	12	1.71
(3,6)	1:A:36:ILE:CD1	1:B:52:LEU:N	12	1.71
(3,6)	1:A:36:ILE:CD1	1:B:53:LEU:N	12	1.71
(3,6)	1:A:36:ILE:CD1	1:B:54:ASP:N	12	1.71
(3,6)	1:A:36:ILE:CD1	1:B:55:ILE:N	12	1.71
(3,6)	1:A:36:ILE:CD1	1:B:56:LEU:N	12	1.71
(3,6)	1:A:36:ILE:CD1	1:B:57:ASP:N	12	1.71
(3,6)	1:A:36:ILE:CD1	1:B:58:THR:N	12	1.71
(3,6)	1:A:36:ILE:CD1	1:B:59:ALA:N	12	1.71
(3,6)	1:A:36:ILE:CD1	1:B:60:GLY:N	12	1.71
(3,6)	1:A:36:ILE:CD1	1:B:61:GLN:N	12	1.71
(3,6)	1:A:36:ILE:CD1	1:B:62:GLU:N	12	1.71
(3,6)	1:A:36:ILE:CD1	1:B:63:GLU:N	12	1.71
(3,6)	1:A:36:ILE:CD1	1:B:64:TYR:N	12	1.71
(3,6)	1:A:36:ILE:CD1	1:B:65:SER:N	12	1.71
(3,6)	1:A:36:ILE:CD1	1:B:66:ALA:N	12	1.71
(3,6)	1:A:36:ILE:CD1	1:B:67:MET:N	12	1.71
(3,6)	1:A:36:ILE:CD1	1:B:68:ARG:N	12	1.71
(3,6)	1:A:36:ILE:CD1	1:B:69:ASP:N	12	1.71
(3,6)	1:A:36:ILE:CD1	1:B:70:GLN:N	12	1.71
(3,6)	1:A:36:ILE:CD1	1:B:71:TYR:N	12	1.71
(3,6)	1:A:36:ILE:CD1	1:B:72:MET:N	12	1.71
(3,6)	1:A:36:ILE:CD1	1:B:73:ARG:N	12	1.71
(3,6)	1:A:36:ILE:CD1	1:B:74:THR:N	12	1.71
(3,6)	1:A:36:ILE:CD1	1:B:75:GLY:N	12	1.71
(3,6)	1:A:36:ILE:CD1	1:B:76:GLU:N	12	1.71
(3,6)	1:A:36:ILE:CD1	1:B:77:GLY:N	12	1.71
(3,6)	1:A:36:ILE:CD1	1:B:78:PHE:N	12	1.71
(3,6)	1:A:36:ILE:CD1	1:B:79:LEU:N	12	1.71
(3,6)	1:A:36:ILE:CD1	1:B:80:CYS:N	12	1.71
(3,6)	1:A:36:ILE:CD1	5:B:203:7Q9:N	12	1.71
(3,6)	1:A:36:ILE:CD1	5:B:204:7Q9:N	12	1.71
(3,6)	1:A:36:ILE:CD1	5:B:205:7Q9:N	12	1.71
(3,6)	1:A:36:ILE:CD1	5:B:206:7Q9:N	12	1.71
(3,6)	1:A:36:ILE:CD1	5:B:207:7Q9:N	12	1.71

Continued on next page...

Continued from previous page...

Key	Atom-1	Atom-2	Model ID	Violation (Å)
(3,6)	1:A:36:ILE:CD1	6:B:208:17F:N1	12	1.71
(3,6)	1:A:36:ILE:CD1	5:B:209:7Q9:N	12	1.71
(3,6)	1:A:36:ILE:CD1	5:B:210:7Q9:N	12	1.71
(3,6)	1:A:36:ILE:CD1	5:B:211:7Q9:N	12	1.71
(3,6)	1:A:36:ILE:CD1	5:B:212:7Q9:N	12	1.71
(3,6)	1:A:36:ILE:CD1	5:B:213:7Q9:N	12	1.71
(3,6)	1:A:36:ILE:CD1	6:B:214:17F:N1	12	1.71
(3,6)	1:A:36:ILE:CD1	6:B:215:17F:N1	12	1.71
(3,6)	1:A:36:ILE:CD1	5:B:216:7Q9:N	12	1.71
(3,6)	1:A:36:ILE:CD1	5:B:217:7Q9:N	12	1.71
(3,6)	1:A:36:ILE:CD1	5:B:218:7Q9:N	12	1.71
(3,6)	1:A:36:ILE:CD1	6:B:219:17F:N1	12	1.71
(3,6)	1:A:36:ILE:CD1	5:B:220:7Q9:N	12	1.71
(1,22)	1:B:184:LYS:C	1:B:2:THR:N	2	1.68
(1,22)	1:B:184:LYS:C	1:B:3:GLU:N	2	1.68
(1,22)	1:B:184:LYS:C	1:B:4:TYR:N	2	1.68
(1,22)	1:B:184:LYS:C	1:B:5:LYS:N	2	1.68
(1,22)	1:B:184:LYS:C	1:B:6:LEU:N	2	1.68
(1,22)	1:B:184:LYS:C	1:B:7:VAL:N	2	1.68
(1,22)	1:B:184:LYS:C	1:B:8:VAL:N	2	1.68
(1,22)	1:B:184:LYS:C	1:B:9:VAL:N	2	1.68
(1,22)	1:B:184:LYS:C	1:B:10:GLY:N	2	1.68
(1,22)	1:B:184:LYS:C	1:B:11:ALA:N	2	1.68
(1,22)	1:B:184:LYS:C	1:B:12:ASP:N	2	1.68
(1,22)	1:B:184:LYS:C	1:B:13:GLY:N	2	1.68
(1,22)	1:B:184:LYS:C	1:B:14:VAL:N	2	1.68
(1,22)	1:B:184:LYS:C	1:B:15:GLY:N	2	1.68
(1,22)	1:B:184:LYS:C	1:B:16:LYS:N	2	1.68
(1,22)	1:B:184:LYS:C	1:B:17:SER:N	2	1.68
(1,22)	1:B:184:LYS:C	1:B:18:ALA:N	2	1.68
(1,22)	1:B:184:LYS:C	1:B:19:LEU:N	2	1.68
(1,22)	1:B:184:LYS:C	1:B:20:THR:N	2	1.68
(1,22)	1:B:184:LYS:C	1:B:21:ILE:N	2	1.68
(1,22)	1:B:184:LYS:C	1:B:22:GLN:N	2	1.68
(1,22)	1:B:184:LYS:C	1:B:23:LEU:N	2	1.68
(1,22)	1:B:184:LYS:C	1:B:24:ILE:N	2	1.68
(1,22)	1:B:184:LYS:C	1:B:25:GLN:N	2	1.68
(1,22)	1:B:184:LYS:C	1:B:26:ASN:N	2	1.68
(1,22)	1:B:184:LYS:C	1:B:27:HIS:N	2	1.68
(1,22)	1:B:184:LYS:C	1:B:28:PHE:N	2	1.68
(1,22)	1:B:184:LYS:C	1:B:29:VAL:N	2	1.68
(1,22)	1:B:184:LYS:C	1:B:30:ASP:N	2	1.68

Continued on next page...

Continued from previous page...

Key	Atom-1	Atom-2	Model ID	Violation (Å)
(1,22)	1:B:184:LYS:C	1:B:31:GLU:N	2	1.68
(1,22)	1:B:184:LYS:C	1:B:32:TYR:N	2	1.68
(1,22)	1:B:184:LYS:C	1:B:33:ASP:N	2	1.68
(1,22)	1:B:184:LYS:C	1:B:34:PRO:N	2	1.68
(1,22)	1:B:184:LYS:C	1:B:35:THR:N	2	1.68
(1,22)	1:B:184:LYS:C	1:B:36:ILE:N	2	1.68
(1,22)	1:B:184:LYS:C	1:B:37:GLU:N	2	1.68
(1,22)	1:B:184:LYS:C	1:B:38:ASP:N	2	1.68
(1,22)	1:B:184:LYS:C	1:B:39:SER:N	2	1.68
(1,22)	1:B:184:LYS:C	1:B:40:TYR:N	2	1.68
(1,22)	1:B:184:LYS:C	1:B:41:ARG:N	2	1.68
(1,22)	1:B:184:LYS:C	1:B:42:LYS:N	2	1.68
(1,22)	1:B:184:LYS:C	1:B:43:GLN:N	2	1.68
(1,22)	1:B:184:LYS:C	1:B:44:VAL:N	2	1.68
(1,22)	1:B:184:LYS:C	1:B:45:VAL:N	2	1.68
(1,22)	1:B:184:LYS:C	1:B:46:ILE:N	2	1.68
(1,22)	1:B:184:LYS:C	1:B:47:ASP:N	2	1.68
(1,22)	1:B:184:LYS:C	1:B:48:GLY:N	2	1.68
(1,22)	1:B:184:LYS:C	1:B:49:GLU:N	2	1.68
(1,22)	1:B:184:LYS:C	1:B:50:THR:N	2	1.68
(1,22)	1:B:184:LYS:C	1:B:51:CYS:N	2	1.68
(1,22)	1:B:184:LYS:C	1:B:52:LEU:N	2	1.68
(1,22)	1:B:184:LYS:C	1:B:53:LEU:N	2	1.68
(1,22)	1:B:184:LYS:C	1:B:54:ASP:N	2	1.68
(1,22)	1:B:184:LYS:C	1:B:55:ILE:N	2	1.68
(1,22)	1:B:184:LYS:C	1:B:56:LEU:N	2	1.68
(1,22)	1:B:184:LYS:C	1:B:57:ASP:N	2	1.68
(1,22)	1:B:184:LYS:C	1:B:58:THR:N	2	1.68
(1,22)	1:B:184:LYS:C	1:B:59:ALA:N	2	1.68
(1,22)	1:B:184:LYS:C	1:B:60:GLY:N	2	1.68
(1,22)	1:B:184:LYS:C	1:B:61:GLN:N	2	1.68
(1,22)	1:B:184:LYS:C	1:B:62:GLU:N	2	1.68
(1,22)	1:B:184:LYS:C	1:B:63:GLU:N	2	1.68
(1,22)	1:B:184:LYS:C	1:B:64:TYR:N	2	1.68
(1,22)	1:B:184:LYS:C	1:B:65:SER:N	2	1.68
(1,22)	1:B:184:LYS:C	1:B:66:ALA:N	2	1.68
(1,22)	1:B:184:LYS:C	1:B:67:MET:N	2	1.68
(1,22)	1:B:184:LYS:C	1:B:68:ARG:N	2	1.68
(1,22)	1:B:184:LYS:C	1:B:69:ASP:N	2	1.68
(1,22)	1:B:184:LYS:C	1:B:70:GLN:N	2	1.68
(1,22)	1:B:184:LYS:C	1:B:71:TYR:N	2	1.68
(1,22)	1:B:184:LYS:C	1:B:72:MET:N	2	1.68

Continued on next page...

Continued from previous page...

Key	Atom-1	Atom-2	Model ID	Violation (Å)
(1,22)	1:B:184:LYS:C	1:B:73:ARG:N	2	1.68
(1,22)	1:B:184:LYS:C	1:B:74:THR:N	2	1.68
(1,22)	1:B:184:LYS:C	1:B:75:GLY:N	2	1.68
(1,22)	1:B:184:LYS:C	1:B:76:GLU:N	2	1.68
(1,22)	1:B:184:LYS:C	1:B:77:GLY:N	2	1.68
(1,22)	1:B:184:LYS:C	1:B:78:PHE:N	2	1.68
(1,22)	1:B:184:LYS:C	1:B:79:LEU:N	2	1.68
(1,22)	1:B:184:LYS:C	1:B:80:CYS:N	2	1.68
(1,22)	1:B:184:LYS:C	5:B:203:7Q9:N	2	1.68
(1,22)	1:B:184:LYS:C	5:B:204:7Q9:N	2	1.68
(1,22)	1:B:184:LYS:C	5:B:205:7Q9:N	2	1.68
(1,22)	1:B:184:LYS:C	5:B:206:7Q9:N	2	1.68
(1,22)	1:B:184:LYS:C	5:B:207:7Q9:N	2	1.68
(1,22)	1:B:184:LYS:C	6:B:208:17F:N1	2	1.68
(1,22)	1:B:184:LYS:C	5:B:209:7Q9:N	2	1.68
(1,22)	1:B:184:LYS:C	5:B:210:7Q9:N	2	1.68
(1,22)	1:B:184:LYS:C	5:B:211:7Q9:N	2	1.68
(1,22)	1:B:184:LYS:C	5:B:212:7Q9:N	2	1.68
(1,22)	1:B:184:LYS:C	5:B:213:7Q9:N	2	1.68
(1,22)	1:B:184:LYS:C	6:B:214:17F:N1	2	1.68
(1,22)	1:B:184:LYS:C	6:B:215:17F:N1	2	1.68
(1,22)	1:B:184:LYS:C	5:B:216:7Q9:N	2	1.68
(1,22)	1:B:184:LYS:C	5:B:217:7Q9:N	2	1.68
(1,22)	1:B:184:LYS:C	5:B:218:7Q9:N	2	1.68
(1,22)	1:B:184:LYS:C	6:B:219:17F:N1	2	1.68
(1,22)	1:B:184:LYS:C	5:B:220:7Q9:N	2	1.68
(1,22)	1:B:184:LYS:CA	1:B:2:THR:N	2	1.68
(1,22)	1:B:184:LYS:CA	1:B:3:GLU:N	2	1.68
(1,22)	1:B:184:LYS:CA	1:B:4:TYR:N	2	1.68
(1,22)	1:B:184:LYS:CA	1:B:5:LYS:N	2	1.68
(1,22)	1:B:184:LYS:CA	1:B:6:LEU:N	2	1.68
(1,22)	1:B:184:LYS:CA	1:B:7:VAL:N	2	1.68
(1,22)	1:B:184:LYS:CA	1:B:8:VAL:N	2	1.68
(1,22)	1:B:184:LYS:CA	1:B:9:VAL:N	2	1.68
(1,22)	1:B:184:LYS:CA	1:B:10:GLY:N	2	1.68
(1,22)	1:B:184:LYS:CA	1:B:11:ALA:N	2	1.68
(1,22)	1:B:184:LYS:CA	1:B:12:ASP:N	2	1.68
(1,22)	1:B:184:LYS:CA	1:B:13:GLY:N	2	1.68
(1,22)	1:B:184:LYS:CA	1:B:14:VAL:N	2	1.68
(1,22)	1:B:184:LYS:CA	1:B:15:GLY:N	2	1.68
(1,22)	1:B:184:LYS:CA	1:B:16:LYS:N	2	1.68
(1,22)	1:B:184:LYS:CA	1:B:17:SER:N	2	1.68

Continued on next page...

Continued from previous page...

Key	Atom-1	Atom-2	Model ID	Violation (Å)
(1,22)	1:B:184:LYS:CA	1:B:18:ALA:N	2	1.68
(1,22)	1:B:184:LYS:CA	1:B:19:LEU:N	2	1.68
(1,22)	1:B:184:LYS:CA	1:B:20:THR:N	2	1.68
(1,22)	1:B:184:LYS:CA	1:B:21:ILE:N	2	1.68
(1,22)	1:B:184:LYS:CA	1:B:22:GLN:N	2	1.68
(1,22)	1:B:184:LYS:CA	1:B:23:LEU:N	2	1.68
(1,22)	1:B:184:LYS:CA	1:B:24:ILE:N	2	1.68
(1,22)	1:B:184:LYS:CA	1:B:25:GLN:N	2	1.68
(1,22)	1:B:184:LYS:CA	1:B:26:ASN:N	2	1.68
(1,22)	1:B:184:LYS:CA	1:B:27:HIS:N	2	1.68
(1,22)	1:B:184:LYS:CA	1:B:28:PHE:N	2	1.68
(1,22)	1:B:184:LYS:CA	1:B:29:VAL:N	2	1.68
(1,22)	1:B:184:LYS:CA	1:B:30:ASP:N	2	1.68
(1,22)	1:B:184:LYS:CA	1:B:31:GLU:N	2	1.68
(1,22)	1:B:184:LYS:CA	1:B:32:TYR:N	2	1.68
(1,22)	1:B:184:LYS:CA	1:B:33:ASP:N	2	1.68
(1,22)	1:B:184:LYS:CA	1:B:34:PRO:N	2	1.68
(1,22)	1:B:184:LYS:CA	1:B:35:THR:N	2	1.68
(1,22)	1:B:184:LYS:CA	1:B:36:ILE:N	2	1.68
(1,22)	1:B:184:LYS:CA	1:B:37:GLU:N	2	1.68
(1,22)	1:B:184:LYS:CA	1:B:38:ASP:N	2	1.68
(1,22)	1:B:184:LYS:CA	1:B:39:SER:N	2	1.68
(1,22)	1:B:184:LYS:CA	1:B:40:TYR:N	2	1.68
(1,22)	1:B:184:LYS:CA	1:B:41:ARG:N	2	1.68
(1,22)	1:B:184:LYS:CA	1:B:42:LYS:N	2	1.68
(1,22)	1:B:184:LYS:CA	1:B:43:GLN:N	2	1.68
(1,22)	1:B:184:LYS:CA	1:B:44:VAL:N	2	1.68
(1,22)	1:B:184:LYS:CA	1:B:45:VAL:N	2	1.68
(1,22)	1:B:184:LYS:CA	1:B:46:ILE:N	2	1.68
(1,22)	1:B:184:LYS:CA	1:B:47:ASP:N	2	1.68
(1,22)	1:B:184:LYS:CA	1:B:48:GLY:N	2	1.68
(1,22)	1:B:184:LYS:CA	1:B:49:GLU:N	2	1.68
(1,22)	1:B:184:LYS:CA	1:B:50:THR:N	2	1.68
(1,22)	1:B:184:LYS:CA	1:B:51:CYS:N	2	1.68
(1,22)	1:B:184:LYS:CA	1:B:52:LEU:N	2	1.68
(1,22)	1:B:184:LYS:CA	1:B:53:LEU:N	2	1.68
(1,22)	1:B:184:LYS:CA	1:B:54:ASP:N	2	1.68
(1,22)	1:B:184:LYS:CA	1:B:55:ILE:N	2	1.68
(1,22)	1:B:184:LYS:CA	1:B:56:LEU:N	2	1.68
(1,22)	1:B:184:LYS:CA	1:B:57:ASP:N	2	1.68
(1,22)	1:B:184:LYS:CA	1:B:58:THR:N	2	1.68
(1,22)	1:B:184:LYS:CA	1:B:59:ALA:N	2	1.68

Continued on next page...

Continued from previous page...

Key	Atom-1	Atom-2	Model ID	Violation (Å)
(1,22)	1:B:184:LYS:CA	1:B:60:GLY:N	2	1.68
(1,22)	1:B:184:LYS:CA	1:B:61:GLN:N	2	1.68
(1,22)	1:B:184:LYS:CA	1:B:62:GLU:N	2	1.68
(1,22)	1:B:184:LYS:CA	1:B:63:GLU:N	2	1.68
(1,22)	1:B:184:LYS:CA	1:B:64:TYR:N	2	1.68
(1,22)	1:B:184:LYS:CA	1:B:65:SER:N	2	1.68
(1,22)	1:B:184:LYS:CA	1:B:66:ALA:N	2	1.68
(1,22)	1:B:184:LYS:CA	1:B:67:MET:N	2	1.68
(1,22)	1:B:184:LYS:CA	1:B:68:ARG:N	2	1.68
(1,22)	1:B:184:LYS:CA	1:B:69:ASP:N	2	1.68
(1,22)	1:B:184:LYS:CA	1:B:70:GLN:N	2	1.68
(1,22)	1:B:184:LYS:CA	1:B:71:TYR:N	2	1.68
(1,22)	1:B:184:LYS:CA	1:B:72:MET:N	2	1.68
(1,22)	1:B:184:LYS:CA	1:B:73:ARG:N	2	1.68
(1,22)	1:B:184:LYS:CA	1:B:74:THR:N	2	1.68
(1,22)	1:B:184:LYS:CA	1:B:75:GLY:N	2	1.68
(1,22)	1:B:184:LYS:CA	1:B:76:GLU:N	2	1.68
(1,22)	1:B:184:LYS:CA	1:B:77:GLY:N	2	1.68
(1,22)	1:B:184:LYS:CA	1:B:78:PHE:N	2	1.68
(1,22)	1:B:184:LYS:CA	1:B:79:LEU:N	2	1.68
(1,22)	1:B:184:LYS:CA	1:B:80:CYS:N	2	1.68
(1,22)	1:B:184:LYS:CA	5:B:203:7Q9:N	2	1.68
(1,22)	1:B:184:LYS:CA	5:B:204:7Q9:N	2	1.68
(1,22)	1:B:184:LYS:CA	5:B:205:7Q9:N	2	1.68
(1,22)	1:B:184:LYS:CA	5:B:206:7Q9:N	2	1.68
(1,22)	1:B:184:LYS:CA	5:B:207:7Q9:N	2	1.68
(1,22)	1:B:184:LYS:CA	6:B:208:17F:N1	2	1.68
(1,22)	1:B:184:LYS:CA	5:B:209:7Q9:N	2	1.68
(1,22)	1:B:184:LYS:CA	5:B:210:7Q9:N	2	1.68
(1,22)	1:B:184:LYS:CA	5:B:211:7Q9:N	2	1.68
(1,22)	1:B:184:LYS:CA	5:B:212:7Q9:N	2	1.68
(1,22)	1:B:184:LYS:CA	5:B:213:7Q9:N	2	1.68
(1,22)	1:B:184:LYS:CA	6:B:214:17F:N1	2	1.68
(1,22)	1:B:184:LYS:CA	6:B:215:17F:N1	2	1.68
(1,22)	1:B:184:LYS:CA	5:B:216:7Q9:N	2	1.68
(1,22)	1:B:184:LYS:CA	5:B:217:7Q9:N	2	1.68
(1,22)	1:B:184:LYS:CA	5:B:218:7Q9:N	2	1.68
(1,22)	1:B:184:LYS:CA	6:B:219:17F:N1	2	1.68
(1,22)	1:B:184:LYS:CA	5:B:220:7Q9:N	2	1.68
(1,22)	1:B:184:LYS:CB	1:B:2:THR:N	2	1.68
(1,22)	1:B:184:LYS:CB	1:B:3:GLU:N	2	1.68
(1,22)	1:B:184:LYS:CB	1:B:4:TYR:N	2	1.68

Continued on next page...

Continued from previous page...

Key	Atom-1	Atom-2	Model ID	Violation (Å)
(1,22)	1:B:184:LYS:CB	1:B:5:LYS:N	2	1.68
(1,22)	1:B:184:LYS:CB	1:B:6:LEU:N	2	1.68
(1,22)	1:B:184:LYS:CB	1:B:7:VAL:N	2	1.68
(1,22)	1:B:184:LYS:CB	1:B:8:VAL:N	2	1.68
(1,22)	1:B:184:LYS:CB	1:B:9:VAL:N	2	1.68
(1,22)	1:B:184:LYS:CB	1:B:10:GLY:N	2	1.68
(1,22)	1:B:184:LYS:CB	1:B:11:ALA:N	2	1.68
(1,22)	1:B:184:LYS:CB	1:B:12:ASP:N	2	1.68
(1,22)	1:B:184:LYS:CB	1:B:13:GLY:N	2	1.68
(1,22)	1:B:184:LYS:CB	1:B:14:VAL:N	2	1.68
(1,22)	1:B:184:LYS:CB	1:B:15:GLY:N	2	1.68
(1,22)	1:B:184:LYS:CB	1:B:16:LYS:N	2	1.68
(1,22)	1:B:184:LYS:CB	1:B:17:SER:N	2	1.68
(1,22)	1:B:184:LYS:CB	1:B:18:ALA:N	2	1.68
(1,22)	1:B:184:LYS:CB	1:B:19:LEU:N	2	1.68
(1,22)	1:B:184:LYS:CB	1:B:20:THR:N	2	1.68
(1,22)	1:B:184:LYS:CB	1:B:21:ILE:N	2	1.68
(1,22)	1:B:184:LYS:CB	1:B:22:GLN:N	2	1.68
(1,22)	1:B:184:LYS:CB	1:B:23:LEU:N	2	1.68
(1,22)	1:B:184:LYS:CB	1:B:24:ILE:N	2	1.68
(1,22)	1:B:184:LYS:CB	1:B:25:GLN:N	2	1.68
(1,22)	1:B:184:LYS:CB	1:B:26:ASN:N	2	1.68
(1,22)	1:B:184:LYS:CB	1:B:27:HIS:N	2	1.68
(1,22)	1:B:184:LYS:CB	1:B:28:PHE:N	2	1.68
(1,22)	1:B:184:LYS:CB	1:B:29:VAL:N	2	1.68
(1,22)	1:B:184:LYS:CB	1:B:30:ASP:N	2	1.68
(1,22)	1:B:184:LYS:CB	1:B:31:GLU:N	2	1.68
(1,22)	1:B:184:LYS:CB	1:B:32:TYR:N	2	1.68
(1,22)	1:B:184:LYS:CB	1:B:33:ASP:N	2	1.68
(1,22)	1:B:184:LYS:CB	1:B:34:PRO:N	2	1.68
(1,22)	1:B:184:LYS:CB	1:B:35:THR:N	2	1.68
(1,22)	1:B:184:LYS:CB	1:B:36:ILE:N	2	1.68
(1,22)	1:B:184:LYS:CB	1:B:37:GLU:N	2	1.68
(1,22)	1:B:184:LYS:CB	1:B:38:ASP:N	2	1.68
(1,22)	1:B:184:LYS:CB	1:B:39:SER:N	2	1.68
(1,22)	1:B:184:LYS:CB	1:B:40:TYR:N	2	1.68
(1,22)	1:B:184:LYS:CB	1:B:41:ARG:N	2	1.68
(1,22)	1:B:184:LYS:CB	1:B:42:LYS:N	2	1.68
(1,22)	1:B:184:LYS:CB	1:B:43:GLN:N	2	1.68
(1,22)	1:B:184:LYS:CB	1:B:44:VAL:N	2	1.68
(1,22)	1:B:184:LYS:CB	1:B:45:VAL:N	2	1.68
(1,22)	1:B:184:LYS:CB	1:B:46:ILE:N	2	1.68

Continued on next page...

Continued from previous page...

Key	Atom-1	Atom-2	Model ID	Violation (Å)
(1,22)	1:B:184:LYS:CB	1:B:47:ASP:N	2	1.68
(1,22)	1:B:184:LYS:CB	1:B:48:GLY:N	2	1.68
(1,22)	1:B:184:LYS:CB	1:B:49:GLU:N	2	1.68
(1,22)	1:B:184:LYS:CB	1:B:50:THR:N	2	1.68
(1,22)	1:B:184:LYS:CB	1:B:51:CYS:N	2	1.68
(1,22)	1:B:184:LYS:CB	1:B:52:LEU:N	2	1.68
(1,22)	1:B:184:LYS:CB	1:B:53:LEU:N	2	1.68
(1,22)	1:B:184:LYS:CB	1:B:54:ASP:N	2	1.68
(1,22)	1:B:184:LYS:CB	1:B:55:ILE:N	2	1.68
(1,22)	1:B:184:LYS:CB	1:B:56:LEU:N	2	1.68
(1,22)	1:B:184:LYS:CB	1:B:57:ASP:N	2	1.68
(1,22)	1:B:184:LYS:CB	1:B:58:THR:N	2	1.68
(1,22)	1:B:184:LYS:CB	1:B:59:ALA:N	2	1.68
(1,22)	1:B:184:LYS:CB	1:B:60:GLY:N	2	1.68
(1,22)	1:B:184:LYS:CB	1:B:61:GLN:N	2	1.68
(1,22)	1:B:184:LYS:CB	1:B:62:GLU:N	2	1.68
(1,22)	1:B:184:LYS:CB	1:B:63:GLU:N	2	1.68
(1,22)	1:B:184:LYS:CB	1:B:64:TYR:N	2	1.68
(1,22)	1:B:184:LYS:CB	1:B:65:SER:N	2	1.68
(1,22)	1:B:184:LYS:CB	1:B:66:ALA:N	2	1.68
(1,22)	1:B:184:LYS:CB	1:B:67:MET:N	2	1.68
(1,22)	1:B:184:LYS:CB	1:B:68:ARG:N	2	1.68
(1,22)	1:B:184:LYS:CB	1:B:69:ASP:N	2	1.68
(1,22)	1:B:184:LYS:CB	1:B:70:GLN:N	2	1.68
(1,22)	1:B:184:LYS:CB	1:B:71:TYR:N	2	1.68
(1,22)	1:B:184:LYS:CB	1:B:72:MET:N	2	1.68
(1,22)	1:B:184:LYS:CB	1:B:73:ARG:N	2	1.68
(1,22)	1:B:184:LYS:CB	1:B:74:THR:N	2	1.68
(1,22)	1:B:184:LYS:CB	1:B:75:GLY:N	2	1.68
(1,22)	1:B:184:LYS:CB	1:B:76:GLU:N	2	1.68
(1,22)	1:B:184:LYS:CB	1:B:77:GLY:N	2	1.68
(1,22)	1:B:184:LYS:CB	1:B:78:PHE:N	2	1.68
(1,22)	1:B:184:LYS:CB	1:B:79:LEU:N	2	1.68
(1,22)	1:B:184:LYS:CB	1:B:80:CYS:N	2	1.68
(1,22)	1:B:184:LYS:CB	5:B:203:7Q9:N	2	1.68
(1,22)	1:B:184:LYS:CB	5:B:204:7Q9:N	2	1.68
(1,22)	1:B:184:LYS:CB	5:B:205:7Q9:N	2	1.68
(1,22)	1:B:184:LYS:CB	5:B:206:7Q9:N	2	1.68
(1,22)	1:B:184:LYS:CB	5:B:207:7Q9:N	2	1.68
(1,22)	1:B:184:LYS:CB	6:B:208:17F:N1	2	1.68
(1,22)	1:B:184:LYS:CB	5:B:209:7Q9:N	2	1.68
(1,22)	1:B:184:LYS:CB	5:B:210:7Q9:N	2	1.68

Continued on next page...

Continued from previous page...

Key	Atom-1	Atom-2	Model ID	Violation (Å)
(1,22)	1:B:184:LYS:CB	5:B:211:7Q9:N	2	1.68
(1,22)	1:B:184:LYS:CB	5:B:212:7Q9:N	2	1.68
(1,22)	1:B:184:LYS:CB	5:B:213:7Q9:N	2	1.68
(1,22)	1:B:184:LYS:CB	6:B:214:17F:N1	2	1.68
(1,22)	1:B:184:LYS:CB	6:B:215:17F:N1	2	1.68
(1,22)	1:B:184:LYS:CB	5:B:216:7Q9:N	2	1.68
(1,22)	1:B:184:LYS:CB	5:B:217:7Q9:N	2	1.68
(1,22)	1:B:184:LYS:CB	5:B:218:7Q9:N	2	1.68
(1,22)	1:B:184:LYS:CB	6:B:219:17F:N1	2	1.68
(1,22)	1:B:184:LYS:CB	5:B:220:7Q9:N	2	1.68
(1,22)	1:B:184:LYS:CD	1:B:2:THR:N	2	1.68
(1,22)	1:B:184:LYS:CD	1:B:3:GLU:N	2	1.68
(1,22)	1:B:184:LYS:CD	1:B:4:TYR:N	2	1.68
(1,22)	1:B:184:LYS:CD	1:B:5:LYS:N	2	1.68
(1,22)	1:B:184:LYS:CD	1:B:6:LEU:N	2	1.68
(1,22)	1:B:184:LYS:CD	1:B:7:VAL:N	2	1.68
(1,22)	1:B:184:LYS:CD	1:B:8:VAL:N	2	1.68
(1,22)	1:B:184:LYS:CD	1:B:9:VAL:N	2	1.68
(1,22)	1:B:184:LYS:CD	1:B:10:GLY:N	2	1.68
(1,22)	1:B:184:LYS:CD	1:B:11:ALA:N	2	1.68
(1,22)	1:B:184:LYS:CD	1:B:12:ASP:N	2	1.68
(1,22)	1:B:184:LYS:CD	1:B:13:GLY:N	2	1.68
(1,22)	1:B:184:LYS:CD	1:B:14:VAL:N	2	1.68
(1,22)	1:B:184:LYS:CD	1:B:15:GLY:N	2	1.68
(1,22)	1:B:184:LYS:CD	1:B:16:LYS:N	2	1.68
(1,22)	1:B:184:LYS:CD	1:B:17:SER:N	2	1.68
(1,22)	1:B:184:LYS:CD	1:B:18:ALA:N	2	1.68
(1,22)	1:B:184:LYS:CD	1:B:19:LEU:N	2	1.68
(1,22)	1:B:184:LYS:CD	1:B:20:THR:N	2	1.68
(1,22)	1:B:184:LYS:CD	1:B:21:ILE:N	2	1.68
(1,22)	1:B:184:LYS:CD	1:B:22:GLN:N	2	1.68
(1,22)	1:B:184:LYS:CD	1:B:23:LEU:N	2	1.68
(1,22)	1:B:184:LYS:CD	1:B:24:ILE:N	2	1.68
(1,22)	1:B:184:LYS:CD	1:B:25:GLN:N	2	1.68
(1,22)	1:B:184:LYS:CD	1:B:26:ASN:N	2	1.68
(1,22)	1:B:184:LYS:CD	1:B:27:HIS:N	2	1.68
(1,22)	1:B:184:LYS:CD	1:B:28:PHE:N	2	1.68
(1,22)	1:B:184:LYS:CD	1:B:29:VAL:N	2	1.68
(1,22)	1:B:184:LYS:CD	1:B:30:ASP:N	2	1.68
(1,22)	1:B:184:LYS:CD	1:B:31:GLU:N	2	1.68
(1,22)	1:B:184:LYS:CD	1:B:32:TYR:N	2	1.68
(1,22)	1:B:184:LYS:CD	1:B:33:ASP:N	2	1.68

Continued on next page...

Continued from previous page...

Key	Atom-1	Atom-2	Model ID	Violation (Å)
(1,22)	1:B:184:LYS:CD	1:B:34:PRO:N	2	1.68
(1,22)	1:B:184:LYS:CD	1:B:35:THR:N	2	1.68
(1,22)	1:B:184:LYS:CD	1:B:36:ILE:N	2	1.68
(1,22)	1:B:184:LYS:CD	1:B:37:GLU:N	2	1.68
(1,22)	1:B:184:LYS:CD	1:B:38:ASP:N	2	1.68
(1,22)	1:B:184:LYS:CD	1:B:39:SER:N	2	1.68
(1,22)	1:B:184:LYS:CD	1:B:40:TYR:N	2	1.68
(1,22)	1:B:184:LYS:CD	1:B:41:ARG:N	2	1.68
(1,22)	1:B:184:LYS:CD	1:B:42:LYS:N	2	1.68
(1,22)	1:B:184:LYS:CD	1:B:43:GLN:N	2	1.68
(1,22)	1:B:184:LYS:CD	1:B:44:VAL:N	2	1.68
(1,22)	1:B:184:LYS:CD	1:B:45:VAL:N	2	1.68
(1,22)	1:B:184:LYS:CD	1:B:46:ILE:N	2	1.68
(1,22)	1:B:184:LYS:CD	1:B:47:ASP:N	2	1.68
(1,22)	1:B:184:LYS:CD	1:B:48:GLY:N	2	1.68
(1,22)	1:B:184:LYS:CD	1:B:49:GLU:N	2	1.68
(1,22)	1:B:184:LYS:CD	1:B:50:THR:N	2	1.68
(1,22)	1:B:184:LYS:CD	1:B:51:CYS:N	2	1.68
(1,22)	1:B:184:LYS:CD	1:B:52:LEU:N	2	1.68
(1,22)	1:B:184:LYS:CD	1:B:53:LEU:N	2	1.68
(1,22)	1:B:184:LYS:CD	1:B:54:ASP:N	2	1.68
(1,22)	1:B:184:LYS:CD	1:B:55:ILE:N	2	1.68
(1,22)	1:B:184:LYS:CD	1:B:56:LEU:N	2	1.68
(1,22)	1:B:184:LYS:CD	1:B:57:ASP:N	2	1.68
(1,22)	1:B:184:LYS:CD	1:B:58:THR:N	2	1.68
(1,22)	1:B:184:LYS:CD	1:B:59:ALA:N	2	1.68
(1,22)	1:B:184:LYS:CD	1:B:60:GLY:N	2	1.68
(1,22)	1:B:184:LYS:CD	1:B:61:GLN:N	2	1.68
(1,22)	1:B:184:LYS:CD	1:B:62:GLU:N	2	1.68
(1,22)	1:B:184:LYS:CD	1:B:63:GLU:N	2	1.68
(1,22)	1:B:184:LYS:CD	1:B:64:TYR:N	2	1.68
(1,22)	1:B:184:LYS:CD	1:B:65:SER:N	2	1.68
(1,22)	1:B:184:LYS:CD	1:B:66:ALA:N	2	1.68
(1,22)	1:B:184:LYS:CD	1:B:67:MET:N	2	1.68
(1,22)	1:B:184:LYS:CD	1:B:68:ARG:N	2	1.68
(1,22)	1:B:184:LYS:CD	1:B:69:ASP:N	2	1.68
(1,22)	1:B:184:LYS:CD	1:B:70:GLN:N	2	1.68
(1,22)	1:B:184:LYS:CD	1:B:71:TYR:N	2	1.68
(1,22)	1:B:184:LYS:CD	1:B:72:MET:N	2	1.68
(1,22)	1:B:184:LYS:CD	1:B:73:ARG:N	2	1.68
(1,22)	1:B:184:LYS:CD	1:B:74:THR:N	2	1.68
(1,22)	1:B:184:LYS:CD	1:B:75:GLY:N	2	1.68

Continued on next page...

Continued from previous page...

Key	Atom-1	Atom-2	Model ID	Violation (Å)
(1,22)	1:B:184:LYS:CD	1:B:76:GLU:N	2	1.68
(1,22)	1:B:184:LYS:CD	1:B:77:GLY:N	2	1.68
(1,22)	1:B:184:LYS:CD	1:B:78:PHE:N	2	1.68
(1,22)	1:B:184:LYS:CD	1:B:79:LEU:N	2	1.68
(1,22)	1:B:184:LYS:CD	1:B:80:CYS:N	2	1.68
(1,22)	1:B:184:LYS:CD	5:B:203:7Q9:N	2	1.68
(1,22)	1:B:184:LYS:CD	5:B:204:7Q9:N	2	1.68
(1,22)	1:B:184:LYS:CD	5:B:205:7Q9:N	2	1.68
(1,22)	1:B:184:LYS:CD	5:B:206:7Q9:N	2	1.68
(1,22)	1:B:184:LYS:CD	5:B:207:7Q9:N	2	1.68
(1,22)	1:B:184:LYS:CD	6:B:208:17F:N1	2	1.68
(1,22)	1:B:184:LYS:CD	5:B:209:7Q9:N	2	1.68
(1,22)	1:B:184:LYS:CD	5:B:210:7Q9:N	2	1.68
(1,22)	1:B:184:LYS:CD	5:B:211:7Q9:N	2	1.68
(1,22)	1:B:184:LYS:CD	5:B:212:7Q9:N	2	1.68
(1,22)	1:B:184:LYS:CD	5:B:213:7Q9:N	2	1.68
(1,22)	1:B:184:LYS:CD	6:B:214:17F:N1	2	1.68
(1,22)	1:B:184:LYS:CD	6:B:215:17F:N1	2	1.68
(1,22)	1:B:184:LYS:CD	5:B:216:7Q9:N	2	1.68
(1,22)	1:B:184:LYS:CD	5:B:217:7Q9:N	2	1.68
(1,22)	1:B:184:LYS:CD	5:B:218:7Q9:N	2	1.68
(1,22)	1:B:184:LYS:CD	6:B:219:17F:N1	2	1.68
(1,22)	1:B:184:LYS:CD	5:B:220:7Q9:N	2	1.68
(1,22)	1:B:184:LYS:CE	1:B:2:THR:N	2	1.68
(1,22)	1:B:184:LYS:CE	1:B:3:GLU:N	2	1.68
(1,22)	1:B:184:LYS:CE	1:B:4:TYR:N	2	1.68
(1,22)	1:B:184:LYS:CE	1:B:5:LYS:N	2	1.68
(1,22)	1:B:184:LYS:CE	1:B:6:LEU:N	2	1.68
(1,22)	1:B:184:LYS:CE	1:B:7:VAL:N	2	1.68
(1,22)	1:B:184:LYS:CE	1:B:8:VAL:N	2	1.68
(1,22)	1:B:184:LYS:CE	1:B:9:VAL:N	2	1.68
(1,22)	1:B:184:LYS:CE	1:B:10:GLY:N	2	1.68
(1,22)	1:B:184:LYS:CE	1:B:11:ALA:N	2	1.68
(1,22)	1:B:184:LYS:CE	1:B:12:ASP:N	2	1.68
(1,22)	1:B:184:LYS:CE	1:B:13:GLY:N	2	1.68
(1,22)	1:B:184:LYS:CE	1:B:14:VAL:N	2	1.68
(1,22)	1:B:184:LYS:CE	1:B:15:GLY:N	2	1.68
(1,22)	1:B:184:LYS:CE	1:B:16:LYS:N	2	1.68
(1,22)	1:B:184:LYS:CE	1:B:17:SER:N	2	1.68
(1,22)	1:B:184:LYS:CE	1:B:18:ALA:N	2	1.68
(1,22)	1:B:184:LYS:CE	1:B:19:LEU:N	2	1.68
(1,22)	1:B:184:LYS:CE	1:B:20:THR:N	2	1.68

Continued on next page...

Continued from previous page...

Key	Atom-1	Atom-2	Model ID	Violation (Å)
(1,22)	1:B:184:LYS:CE	1:B:21:ILE:N	2	1.68
(1,22)	1:B:184:LYS:CE	1:B:22:GLN:N	2	1.68
(1,22)	1:B:184:LYS:CE	1:B:23:LEU:N	2	1.68
(1,22)	1:B:184:LYS:CE	1:B:24:ILE:N	2	1.68
(1,22)	1:B:184:LYS:CE	1:B:25:GLN:N	2	1.68
(1,22)	1:B:184:LYS:CE	1:B:26:ASN:N	2	1.68
(1,22)	1:B:184:LYS:CE	1:B:27:HIS:N	2	1.68
(1,22)	1:B:184:LYS:CE	1:B:28:PHE:N	2	1.68
(1,22)	1:B:184:LYS:CE	1:B:29:VAL:N	2	1.68
(1,22)	1:B:184:LYS:CE	1:B:30:ASP:N	2	1.68
(1,22)	1:B:184:LYS:CE	1:B:31:GLU:N	2	1.68
(1,22)	1:B:184:LYS:CE	1:B:32:TYR:N	2	1.68
(1,22)	1:B:184:LYS:CE	1:B:33:ASP:N	2	1.68
(1,22)	1:B:184:LYS:CE	1:B:34:PRO:N	2	1.68
(1,22)	1:B:184:LYS:CE	1:B:35:THR:N	2	1.68
(1,22)	1:B:184:LYS:CE	1:B:36:ILE:N	2	1.68
(1,22)	1:B:184:LYS:CE	1:B:37:GLU:N	2	1.68
(1,22)	1:B:184:LYS:CE	1:B:38:ASP:N	2	1.68
(1,22)	1:B:184:LYS:CE	1:B:39:SER:N	2	1.68
(1,22)	1:B:184:LYS:CE	1:B:40:TYR:N	2	1.68
(1,22)	1:B:184:LYS:CE	1:B:41:ARG:N	2	1.68
(1,22)	1:B:184:LYS:CE	1:B:42:LYS:N	2	1.68
(1,22)	1:B:184:LYS:CE	1:B:43:GLN:N	2	1.68
(1,22)	1:B:184:LYS:CE	1:B:44:VAL:N	2	1.68
(1,22)	1:B:184:LYS:CE	1:B:45:VAL:N	2	1.68
(1,22)	1:B:184:LYS:CE	1:B:46:ILE:N	2	1.68
(1,22)	1:B:184:LYS:CE	1:B:47:ASP:N	2	1.68
(1,22)	1:B:184:LYS:CE	1:B:48:GLY:N	2	1.68
(1,22)	1:B:184:LYS:CE	1:B:49:GLU:N	2	1.68
(1,22)	1:B:184:LYS:CE	1:B:50:THR:N	2	1.68
(1,22)	1:B:184:LYS:CE	1:B:51:CYS:N	2	1.68
(1,22)	1:B:184:LYS:CE	1:B:52:LEU:N	2	1.68
(1,22)	1:B:184:LYS:CE	1:B:53:LEU:N	2	1.68
(1,22)	1:B:184:LYS:CE	1:B:54:ASP:N	2	1.68
(1,22)	1:B:184:LYS:CE	1:B:55:ILE:N	2	1.68
(1,22)	1:B:184:LYS:CE	1:B:56:LEU:N	2	1.68
(1,22)	1:B:184:LYS:CE	1:B:57:ASP:N	2	1.68
(1,22)	1:B:184:LYS:CE	1:B:58:THR:N	2	1.68
(1,22)	1:B:184:LYS:CE	1:B:59:ALA:N	2	1.68
(1,22)	1:B:184:LYS:CE	1:B:60:GLY:N	2	1.68
(1,22)	1:B:184:LYS:CE	1:B:61:GLN:N	2	1.68
(1,22)	1:B:184:LYS:CE	1:B:62:GLU:N	2	1.68

Continued on next page...

Continued from previous page...

Key	Atom-1	Atom-2	Model ID	Violation (Å)
(1,22)	1:B:184:LYS:CE	1:B:63:GLU:N	2	1.68
(1,22)	1:B:184:LYS:CE	1:B:64:TYR:N	2	1.68
(1,22)	1:B:184:LYS:CE	1:B:65:SER:N	2	1.68
(1,22)	1:B:184:LYS:CE	1:B:66:ALA:N	2	1.68
(1,22)	1:B:184:LYS:CE	1:B:67:MET:N	2	1.68
(1,22)	1:B:184:LYS:CE	1:B:68:ARG:N	2	1.68
(1,22)	1:B:184:LYS:CE	1:B:69:ASP:N	2	1.68
(1,22)	1:B:184:LYS:CE	1:B:70:GLN:N	2	1.68
(1,22)	1:B:184:LYS:CE	1:B:71:TYR:N	2	1.68
(1,22)	1:B:184:LYS:CE	1:B:72:MET:N	2	1.68
(1,22)	1:B:184:LYS:CE	1:B:73:ARG:N	2	1.68
(1,22)	1:B:184:LYS:CE	1:B:74:THR:N	2	1.68
(1,22)	1:B:184:LYS:CE	1:B:75:GLY:N	2	1.68
(1,22)	1:B:184:LYS:CE	1:B:76:GLU:N	2	1.68
(1,22)	1:B:184:LYS:CE	1:B:77:GLY:N	2	1.68
(1,22)	1:B:184:LYS:CE	1:B:78:PHE:N	2	1.68
(1,22)	1:B:184:LYS:CE	1:B:79:LEU:N	2	1.68
(1,22)	1:B:184:LYS:CE	1:B:80:CYS:N	2	1.68
(1,22)	1:B:184:LYS:CE	5:B:203:7Q9:N	2	1.68
(1,22)	1:B:184:LYS:CE	5:B:204:7Q9:N	2	1.68
(1,22)	1:B:184:LYS:CE	5:B:205:7Q9:N	2	1.68
(1,22)	1:B:184:LYS:CE	5:B:206:7Q9:N	2	1.68
(1,22)	1:B:184:LYS:CE	5:B:207:7Q9:N	2	1.68
(1,22)	1:B:184:LYS:CE	6:B:208:17F:N1	2	1.68
(1,22)	1:B:184:LYS:CE	5:B:209:7Q9:N	2	1.68
(1,22)	1:B:184:LYS:CE	5:B:210:7Q9:N	2	1.68
(1,22)	1:B:184:LYS:CE	5:B:211:7Q9:N	2	1.68
(1,22)	1:B:184:LYS:CE	5:B:212:7Q9:N	2	1.68
(1,22)	1:B:184:LYS:CE	5:B:213:7Q9:N	2	1.68
(1,22)	1:B:184:LYS:CE	6:B:214:17F:N1	2	1.68
(1,22)	1:B:184:LYS:CE	6:B:215:17F:N1	2	1.68
(1,22)	1:B:184:LYS:CE	5:B:216:7Q9:N	2	1.68
(1,22)	1:B:184:LYS:CE	5:B:217:7Q9:N	2	1.68
(1,22)	1:B:184:LYS:CE	5:B:218:7Q9:N	2	1.68
(1,22)	1:B:184:LYS:CE	6:B:219:17F:N1	2	1.68
(1,22)	1:B:184:LYS:CE	5:B:220:7Q9:N	2	1.68
(1,22)	1:B:184:LYS:CG	1:B:2:THR:N	2	1.68
(1,22)	1:B:184:LYS:CG	1:B:3:GLU:N	2	1.68
(1,22)	1:B:184:LYS:CG	1:B:4:TYR:N	2	1.68
(1,22)	1:B:184:LYS:CG	1:B:5:LYS:N	2	1.68
(1,22)	1:B:184:LYS:CG	1:B:6:LEU:N	2	1.68
(1,22)	1:B:184:LYS:CG	1:B:7:VAL:N	2	1.68

Continued on next page...

Continued from previous page...

Key	Atom-1	Atom-2	Model ID	Violation (Å)
(1,22)	1:B:184:LYS:CG	1:B:8:VAL:N	2	1.68
(1,22)	1:B:184:LYS:CG	1:B:9:VAL:N	2	1.68
(1,22)	1:B:184:LYS:CG	1:B:10:GLY:N	2	1.68
(1,22)	1:B:184:LYS:CG	1:B:11:ALA:N	2	1.68
(1,22)	1:B:184:LYS:CG	1:B:12:ASP:N	2	1.68
(1,22)	1:B:184:LYS:CG	1:B:13:GLY:N	2	1.68
(1,22)	1:B:184:LYS:CG	1:B:14:VAL:N	2	1.68
(1,22)	1:B:184:LYS:CG	1:B:15:GLY:N	2	1.68
(1,22)	1:B:184:LYS:CG	1:B:16:LYS:N	2	1.68
(1,22)	1:B:184:LYS:CG	1:B:17:SER:N	2	1.68
(1,22)	1:B:184:LYS:CG	1:B:18:ALA:N	2	1.68
(1,22)	1:B:184:LYS:CG	1:B:19:LEU:N	2	1.68
(1,22)	1:B:184:LYS:CG	1:B:20:THR:N	2	1.68
(1,22)	1:B:184:LYS:CG	1:B:21:ILE:N	2	1.68
(1,22)	1:B:184:LYS:CG	1:B:22:GLN:N	2	1.68
(1,22)	1:B:184:LYS:CG	1:B:23:LEU:N	2	1.68
(1,22)	1:B:184:LYS:CG	1:B:24:ILE:N	2	1.68
(1,22)	1:B:184:LYS:CG	1:B:25:GLN:N	2	1.68
(1,22)	1:B:184:LYS:CG	1:B:26:ASN:N	2	1.68
(1,22)	1:B:184:LYS:CG	1:B:27:HIS:N	2	1.68
(1,22)	1:B:184:LYS:CG	1:B:28:PHE:N	2	1.68
(1,22)	1:B:184:LYS:CG	1:B:29:VAL:N	2	1.68
(1,22)	1:B:184:LYS:CG	1:B:30:ASP:N	2	1.68
(1,22)	1:B:184:LYS:CG	1:B:31:GLU:N	2	1.68
(1,22)	1:B:184:LYS:CG	1:B:32:TYR:N	2	1.68
(1,22)	1:B:184:LYS:CG	1:B:33:ASP:N	2	1.68
(1,22)	1:B:184:LYS:CG	1:B:34:PRO:N	2	1.68
(1,22)	1:B:184:LYS:CG	1:B:35:THR:N	2	1.68
(1,22)	1:B:184:LYS:CG	1:B:36:ILE:N	2	1.68
(1,22)	1:B:184:LYS:CG	1:B:37:GLU:N	2	1.68
(1,22)	1:B:184:LYS:CG	1:B:38:ASP:N	2	1.68
(1,22)	1:B:184:LYS:CG	1:B:39:SER:N	2	1.68
(1,22)	1:B:184:LYS:CG	1:B:40:TYR:N	2	1.68
(1,22)	1:B:184:LYS:CG	1:B:41:ARG:N	2	1.68
(1,22)	1:B:184:LYS:CG	1:B:42:LYS:N	2	1.68
(1,22)	1:B:184:LYS:CG	1:B:43:GLN:N	2	1.68
(1,22)	1:B:184:LYS:CG	1:B:44:VAL:N	2	1.68
(1,22)	1:B:184:LYS:CG	1:B:45:VAL:N	2	1.68
(1,22)	1:B:184:LYS:CG	1:B:46:ILE:N	2	1.68
(1,22)	1:B:184:LYS:CG	1:B:47:ASP:N	2	1.68
(1,22)	1:B:184:LYS:CG	1:B:48:GLY:N	2	1.68
(1,22)	1:B:184:LYS:CG	1:B:49:GLU:N	2	1.68

Continued on next page...

Continued from previous page...

Key	Atom-1	Atom-2	Model ID	Violation (Å)
(1,22)	1:B:184:LYS:CG	1:B:50:THR:N	2	1.68
(1,22)	1:B:184:LYS:CG	1:B:51:CYS:N	2	1.68
(1,22)	1:B:184:LYS:CG	1:B:52:LEU:N	2	1.68
(1,22)	1:B:184:LYS:CG	1:B:53:LEU:N	2	1.68
(1,22)	1:B:184:LYS:CG	1:B:54:ASP:N	2	1.68
(1,22)	1:B:184:LYS:CG	1:B:55:ILE:N	2	1.68
(1,22)	1:B:184:LYS:CG	1:B:56:LEU:N	2	1.68
(1,22)	1:B:184:LYS:CG	1:B:57:ASP:N	2	1.68
(1,22)	1:B:184:LYS:CG	1:B:58:THR:N	2	1.68
(1,22)	1:B:184:LYS:CG	1:B:59:ALA:N	2	1.68
(1,22)	1:B:184:LYS:CG	1:B:60:GLY:N	2	1.68
(1,22)	1:B:184:LYS:CG	1:B:61:GLN:N	2	1.68
(1,22)	1:B:184:LYS:CG	1:B:62:GLU:N	2	1.68
(1,22)	1:B:184:LYS:CG	1:B:63:GLU:N	2	1.68
(1,22)	1:B:184:LYS:CG	1:B:64:TYR:N	2	1.68
(1,22)	1:B:184:LYS:CG	1:B:65:SER:N	2	1.68
(1,22)	1:B:184:LYS:CG	1:B:66:ALA:N	2	1.68
(1,22)	1:B:184:LYS:CG	1:B:67:MET:N	2	1.68
(1,22)	1:B:184:LYS:CG	1:B:68:ARG:N	2	1.68
(1,22)	1:B:184:LYS:CG	1:B:69:ASP:N	2	1.68
(1,22)	1:B:184:LYS:CG	1:B:70:GLN:N	2	1.68
(1,22)	1:B:184:LYS:CG	1:B:71:TYR:N	2	1.68
(1,22)	1:B:184:LYS:CG	1:B:72:MET:N	2	1.68
(1,22)	1:B:184:LYS:CG	1:B:73:ARG:N	2	1.68
(1,22)	1:B:184:LYS:CG	1:B:74:THR:N	2	1.68
(1,22)	1:B:184:LYS:CG	1:B:75:GLY:N	2	1.68
(1,22)	1:B:184:LYS:CG	1:B:76:GLU:N	2	1.68
(1,22)	1:B:184:LYS:CG	1:B:77:GLY:N	2	1.68
(1,22)	1:B:184:LYS:CG	1:B:78:PHE:N	2	1.68
(1,22)	1:B:184:LYS:CG	1:B:79:LEU:N	2	1.68
(1,22)	1:B:184:LYS:CG	1:B:80:CYS:N	2	1.68
(1,22)	1:B:184:LYS:CG	5:B:203:7Q9:N	2	1.68
(1,22)	1:B:184:LYS:CG	5:B:204:7Q9:N	2	1.68
(1,22)	1:B:184:LYS:CG	5:B:205:7Q9:N	2	1.68
(1,22)	1:B:184:LYS:CG	5:B:206:7Q9:N	2	1.68
(1,22)	1:B:184:LYS:CG	5:B:207:7Q9:N	2	1.68
(1,22)	1:B:184:LYS:CG	6:B:208:17F:N1	2	1.68
(1,22)	1:B:184:LYS:CG	5:B:209:7Q9:N	2	1.68
(1,22)	1:B:184:LYS:CG	5:B:210:7Q9:N	2	1.68
(1,22)	1:B:184:LYS:CG	5:B:211:7Q9:N	2	1.68
(1,22)	1:B:184:LYS:CG	5:B:212:7Q9:N	2	1.68
(1,22)	1:B:184:LYS:CG	5:B:213:7Q9:N	2	1.68

Continued on next page...

Continued from previous page...

Key	Atom-1	Atom-2	Model ID	Violation (Å)
(1,22)	1:B:184:LYS:CG	6:B:214:17F:N1	2	1.68
(1,22)	1:B:184:LYS:CG	6:B:215:17F:N1	2	1.68
(1,22)	1:B:184:LYS:CG	5:B:216:7Q9:N	2	1.68
(1,22)	1:B:184:LYS:CG	5:B:217:7Q9:N	2	1.68
(1,22)	1:B:184:LYS:CG	5:B:218:7Q9:N	2	1.68
(1,22)	1:B:184:LYS:CG	6:B:219:17F:N1	2	1.68
(1,22)	1:B:184:LYS:CG	5:B:220:7Q9:N	2	1.68
(1,22)	1:B:184:LYS:H	1:B:2:THR:N	2	1.68
(1,22)	1:B:184:LYS:H	1:B:3:GLU:N	2	1.68
(1,22)	1:B:184:LYS:H	1:B:4:TYR:N	2	1.68
(1,22)	1:B:184:LYS:H	1:B:5:LYS:N	2	1.68
(1,22)	1:B:184:LYS:H	1:B:6:LEU:N	2	1.68
(1,22)	1:B:184:LYS:H	1:B:7:VAL:N	2	1.68
(1,22)	1:B:184:LYS:H	1:B:8:VAL:N	2	1.68
(1,22)	1:B:184:LYS:H	1:B:9:VAL:N	2	1.68
(1,22)	1:B:184:LYS:H	1:B:10:GLY:N	2	1.68
(1,22)	1:B:184:LYS:H	1:B:11:ALA:N	2	1.68
(1,22)	1:B:184:LYS:H	1:B:12:ASP:N	2	1.68
(1,22)	1:B:184:LYS:H	1:B:13:GLY:N	2	1.68
(1,22)	1:B:184:LYS:H	1:B:14:VAL:N	2	1.68
(1,22)	1:B:184:LYS:H	1:B:15:GLY:N	2	1.68
(1,22)	1:B:184:LYS:H	1:B:16:LYS:N	2	1.68
(1,22)	1:B:184:LYS:H	1:B:17:SER:N	2	1.68
(1,22)	1:B:184:LYS:H	1:B:18:ALA:N	2	1.68
(1,22)	1:B:184:LYS:H	1:B:19:LEU:N	2	1.68
(1,22)	1:B:184:LYS:H	1:B:20:THR:N	2	1.68
(1,22)	1:B:184:LYS:H	1:B:21:ILE:N	2	1.68
(1,22)	1:B:184:LYS:H	1:B:22:GLN:N	2	1.68
(1,22)	1:B:184:LYS:H	1:B:23:LEU:N	2	1.68
(1,22)	1:B:184:LYS:H	1:B:24:ILE:N	2	1.68
(1,22)	1:B:184:LYS:H	1:B:25:GLN:N	2	1.68
(1,22)	1:B:184:LYS:H	1:B:26:ASN:N	2	1.68
(1,22)	1:B:184:LYS:H	1:B:27:HIS:N	2	1.68
(1,22)	1:B:184:LYS:H	1:B:28:PHE:N	2	1.68
(1,22)	1:B:184:LYS:H	1:B:29:VAL:N	2	1.68
(1,22)	1:B:184:LYS:H	1:B:30:ASP:N	2	1.68
(1,22)	1:B:184:LYS:H	1:B:31:GLU:N	2	1.68
(1,22)	1:B:184:LYS:H	1:B:32:TYR:N	2	1.68
(1,22)	1:B:184:LYS:H	1:B:33:ASP:N	2	1.68
(1,22)	1:B:184:LYS:H	1:B:34:PRO:N	2	1.68
(1,22)	1:B:184:LYS:H	1:B:35:THR:N	2	1.68
(1,22)	1:B:184:LYS:H	1:B:36:ILE:N	2	1.68

Continued on next page...

Continued from previous page...

Key	Atom-1	Atom-2	Model ID	Violation (Å)
(1,22)	1:B:184:LYS:H	1:B:37:GLU:N	2	1.68
(1,22)	1:B:184:LYS:H	1:B:38:ASP:N	2	1.68
(1,22)	1:B:184:LYS:H	1:B:39:SER:N	2	1.68
(1,22)	1:B:184:LYS:H	1:B:40:TYR:N	2	1.68
(1,22)	1:B:184:LYS:H	1:B:41:ARG:N	2	1.68
(1,22)	1:B:184:LYS:H	1:B:42:LYS:N	2	1.68
(1,22)	1:B:184:LYS:H	1:B:43:GLN:N	2	1.68
(1,22)	1:B:184:LYS:H	1:B:44:VAL:N	2	1.68
(1,22)	1:B:184:LYS:H	1:B:45:VAL:N	2	1.68
(1,22)	1:B:184:LYS:H	1:B:46:ILE:N	2	1.68
(1,22)	1:B:184:LYS:H	1:B:47:ASP:N	2	1.68
(1,22)	1:B:184:LYS:H	1:B:48:GLY:N	2	1.68
(1,22)	1:B:184:LYS:H	1:B:49:GLU:N	2	1.68
(1,22)	1:B:184:LYS:H	1:B:50:THR:N	2	1.68
(1,22)	1:B:184:LYS:H	1:B:51:CYS:N	2	1.68
(1,22)	1:B:184:LYS:H	1:B:52:LEU:N	2	1.68
(1,22)	1:B:184:LYS:H	1:B:53:LEU:N	2	1.68
(1,22)	1:B:184:LYS:H	1:B:54:ASP:N	2	1.68
(1,22)	1:B:184:LYS:H	1:B:55:ILE:N	2	1.68
(1,22)	1:B:184:LYS:H	1:B:56:LEU:N	2	1.68
(1,22)	1:B:184:LYS:H	1:B:57:ASP:N	2	1.68
(1,22)	1:B:184:LYS:H	1:B:58:THR:N	2	1.68
(1,22)	1:B:184:LYS:H	1:B:59:ALA:N	2	1.68
(1,22)	1:B:184:LYS:H	1:B:60:GLY:N	2	1.68
(1,22)	1:B:184:LYS:H	1:B:61:GLN:N	2	1.68
(1,22)	1:B:184:LYS:H	1:B:62:GLU:N	2	1.68
(1,22)	1:B:184:LYS:H	1:B:63:GLU:N	2	1.68
(1,22)	1:B:184:LYS:H	1:B:64:TYR:N	2	1.68
(1,22)	1:B:184:LYS:H	1:B:65:SER:N	2	1.68
(1,22)	1:B:184:LYS:H	1:B:66:ALA:N	2	1.68
(1,22)	1:B:184:LYS:H	1:B:67:MET:N	2	1.68
(1,22)	1:B:184:LYS:H	1:B:68:ARG:N	2	1.68
(1,22)	1:B:184:LYS:H	1:B:69:ASP:N	2	1.68
(1,22)	1:B:184:LYS:H	1:B:70:GLN:N	2	1.68
(1,22)	1:B:184:LYS:H	1:B:71:TYR:N	2	1.68
(1,22)	1:B:184:LYS:H	1:B:72:MET:N	2	1.68
(1,22)	1:B:184:LYS:H	1:B:73:ARG:N	2	1.68
(1,22)	1:B:184:LYS:H	1:B:74:THR:N	2	1.68
(1,22)	1:B:184:LYS:H	1:B:75:GLY:N	2	1.68
(1,22)	1:B:184:LYS:H	1:B:76:GLU:N	2	1.68
(1,22)	1:B:184:LYS:H	1:B:77:GLY:N	2	1.68
(1,22)	1:B:184:LYS:H	1:B:78:PHE:N	2	1.68

Continued on next page...

Continued from previous page...

Key	Atom-1	Atom-2	Model ID	Violation (Å)
(1,22)	1:B:184:LYS:H	1:B:79:LEU:N	2	1.68
(1,22)	1:B:184:LYS:H	1:B:80:CYS:N	2	1.68
(1,22)	1:B:184:LYS:H	5:B:203:7Q9:N	2	1.68
(1,22)	1:B:184:LYS:H	5:B:204:7Q9:N	2	1.68
(1,22)	1:B:184:LYS:H	5:B:205:7Q9:N	2	1.68
(1,22)	1:B:184:LYS:H	5:B:206:7Q9:N	2	1.68
(1,22)	1:B:184:LYS:H	5:B:207:7Q9:N	2	1.68
(1,22)	1:B:184:LYS:H	6:B:208:17F:N1	2	1.68
(1,22)	1:B:184:LYS:H	5:B:209:7Q9:N	2	1.68
(1,22)	1:B:184:LYS:H	5:B:210:7Q9:N	2	1.68
(1,22)	1:B:184:LYS:H	5:B:211:7Q9:N	2	1.68
(1,22)	1:B:184:LYS:H	5:B:212:7Q9:N	2	1.68
(1,22)	1:B:184:LYS:H	5:B:213:7Q9:N	2	1.68
(1,22)	1:B:184:LYS:H	6:B:214:17F:N1	2	1.68
(1,22)	1:B:184:LYS:H	6:B:215:17F:N1	2	1.68
(1,22)	1:B:184:LYS:H	5:B:216:7Q9:N	2	1.68
(1,22)	1:B:184:LYS:H	5:B:217:7Q9:N	2	1.68
(1,22)	1:B:184:LYS:H	5:B:218:7Q9:N	2	1.68
(1,22)	1:B:184:LYS:H	6:B:219:17F:N1	2	1.68
(1,22)	1:B:184:LYS:H	5:B:220:7Q9:N	2	1.68
(1,22)	1:B:184:LYS:HZ1	1:B:2:THR:N	2	1.68
(1,22)	1:B:184:LYS:HZ1	1:B:3:GLU:N	2	1.68
(1,22)	1:B:184:LYS:HZ1	1:B:4:TYR:N	2	1.68
(1,22)	1:B:184:LYS:HZ1	1:B:5:LYS:N	2	1.68
(1,22)	1:B:184:LYS:HZ1	1:B:6:LEU:N	2	1.68
(1,22)	1:B:184:LYS:HZ1	1:B:7:VAL:N	2	1.68
(1,22)	1:B:184:LYS:HZ1	1:B:8:VAL:N	2	1.68
(1,22)	1:B:184:LYS:HZ1	1:B:9:VAL:N	2	1.68
(1,22)	1:B:184:LYS:HZ1	1:B:10:GLY:N	2	1.68
(1,22)	1:B:184:LYS:HZ1	1:B:11:ALA:N	2	1.68
(1,22)	1:B:184:LYS:HZ1	1:B:12:ASP:N	2	1.68
(1,22)	1:B:184:LYS:HZ1	1:B:13:GLY:N	2	1.68
(1,22)	1:B:184:LYS:HZ1	1:B:14:VAL:N	2	1.68
(1,22)	1:B:184:LYS:HZ1	1:B:15:GLY:N	2	1.68
(1,22)	1:B:184:LYS:HZ1	1:B:16:LYS:N	2	1.68
(1,22)	1:B:184:LYS:HZ1	1:B:17:SER:N	2	1.68
(1,22)	1:B:184:LYS:HZ1	1:B:18:ALA:N	2	1.68
(1,22)	1:B:184:LYS:HZ1	1:B:19:LEU:N	2	1.68
(1,22)	1:B:184:LYS:HZ1	1:B:20:THR:N	2	1.68
(1,22)	1:B:184:LYS:HZ1	1:B:21:ILE:N	2	1.68
(1,22)	1:B:184:LYS:HZ1	1:B:22:GLN:N	2	1.68
(1,22)	1:B:184:LYS:HZ1	1:B:23:LEU:N	2	1.68

Continued on next page...

Continued from previous page...

Key	Atom-1	Atom-2	Model ID	Violation (Å)
(1,22)	1:B:184:LYS:HZ1	1:B:24:ILE:N	2	1.68
(1,22)	1:B:184:LYS:HZ1	1:B:25:GLN:N	2	1.68
(1,22)	1:B:184:LYS:HZ1	1:B:26:ASN:N	2	1.68
(1,22)	1:B:184:LYS:HZ1	1:B:27:HIS:N	2	1.68
(1,22)	1:B:184:LYS:HZ1	1:B:28:PHE:N	2	1.68
(1,22)	1:B:184:LYS:HZ1	1:B:29:VAL:N	2	1.68
(1,22)	1:B:184:LYS:HZ1	1:B:30:ASP:N	2	1.68
(1,22)	1:B:184:LYS:HZ1	1:B:31:GLU:N	2	1.68
(1,22)	1:B:184:LYS:HZ1	1:B:32:TYR:N	2	1.68
(1,22)	1:B:184:LYS:HZ1	1:B:33:ASP:N	2	1.68
(1,22)	1:B:184:LYS:HZ1	1:B:34:PRO:N	2	1.68
(1,22)	1:B:184:LYS:HZ1	1:B:35:THR:N	2	1.68
(1,22)	1:B:184:LYS:HZ1	1:B:36:ILE:N	2	1.68
(1,22)	1:B:184:LYS:HZ1	1:B:37:GLU:N	2	1.68
(1,22)	1:B:184:LYS:HZ1	1:B:38:ASP:N	2	1.68
(1,22)	1:B:184:LYS:HZ1	1:B:39:SER:N	2	1.68
(1,22)	1:B:184:LYS:HZ1	1:B:40:TYR:N	2	1.68
(1,22)	1:B:184:LYS:HZ1	1:B:41:ARG:N	2	1.68
(1,22)	1:B:184:LYS:HZ1	1:B:42:LYS:N	2	1.68
(1,22)	1:B:184:LYS:HZ1	1:B:43:GLN:N	2	1.68
(1,22)	1:B:184:LYS:HZ1	1:B:44:VAL:N	2	1.68
(1,22)	1:B:184:LYS:HZ1	1:B:45:VAL:N	2	1.68
(1,22)	1:B:184:LYS:HZ1	1:B:46:ILE:N	2	1.68
(1,22)	1:B:184:LYS:HZ1	1:B:47:ASP:N	2	1.68
(1,22)	1:B:184:LYS:HZ1	1:B:48:GLY:N	2	1.68
(1,22)	1:B:184:LYS:HZ1	1:B:49:GLU:N	2	1.68
(1,22)	1:B:184:LYS:HZ1	1:B:50:THR:N	2	1.68
(1,22)	1:B:184:LYS:HZ1	1:B:51:CYS:N	2	1.68
(1,22)	1:B:184:LYS:HZ1	1:B:52:LEU:N	2	1.68
(1,22)	1:B:184:LYS:HZ1	1:B:53:LEU:N	2	1.68
(1,22)	1:B:184:LYS:HZ1	1:B:54:ASP:N	2	1.68
(1,22)	1:B:184:LYS:HZ1	1:B:55:ILE:N	2	1.68
(1,22)	1:B:184:LYS:HZ1	1:B:56:LEU:N	2	1.68
(1,22)	1:B:184:LYS:HZ1	1:B:57:ASP:N	2	1.68
(1,22)	1:B:184:LYS:HZ1	1:B:58:THR:N	2	1.68
(1,22)	1:B:184:LYS:HZ1	1:B:59:ALA:N	2	1.68
(1,22)	1:B:184:LYS:HZ1	1:B:60:GLY:N	2	1.68
(1,22)	1:B:184:LYS:HZ1	1:B:61:GLN:N	2	1.68
(1,22)	1:B:184:LYS:HZ1	1:B:62:GLU:N	2	1.68
(1,22)	1:B:184:LYS:HZ1	1:B:63:GLU:N	2	1.68
(1,22)	1:B:184:LYS:HZ1	1:B:64:TYR:N	2	1.68
(1,22)	1:B:184:LYS:HZ1	1:B:65:SER:N	2	1.68

Continued on next page...

Continued from previous page...

Key	Atom-1	Atom-2	Model ID	Violation (Å)
(1,22)	1:B:184:LYS:HZ1	1:B:66:ALA:N	2	1.68
(1,22)	1:B:184:LYS:HZ1	1:B:67:MET:N	2	1.68
(1,22)	1:B:184:LYS:HZ1	1:B:68:ARG:N	2	1.68
(1,22)	1:B:184:LYS:HZ1	1:B:69:ASP:N	2	1.68
(1,22)	1:B:184:LYS:HZ1	1:B:70:GLN:N	2	1.68
(1,22)	1:B:184:LYS:HZ1	1:B:71:TYR:N	2	1.68
(1,22)	1:B:184:LYS:HZ1	1:B:72:MET:N	2	1.68
(1,22)	1:B:184:LYS:HZ1	1:B:73:ARG:N	2	1.68
(1,22)	1:B:184:LYS:HZ1	1:B:74:THR:N	2	1.68
(1,22)	1:B:184:LYS:HZ1	1:B:75:GLY:N	2	1.68
(1,22)	1:B:184:LYS:HZ1	1:B:76:GLU:N	2	1.68
(1,22)	1:B:184:LYS:HZ1	1:B:77:GLY:N	2	1.68
(1,22)	1:B:184:LYS:HZ1	1:B:78:PHE:N	2	1.68
(1,22)	1:B:184:LYS:HZ1	1:B:79:LEU:N	2	1.68
(1,22)	1:B:184:LYS:HZ1	1:B:80:CYS:N	2	1.68
(1,22)	1:B:184:LYS:HZ1	5:B:203:7Q9:N	2	1.68
(1,22)	1:B:184:LYS:HZ1	5:B:204:7Q9:N	2	1.68
(1,22)	1:B:184:LYS:HZ1	5:B:205:7Q9:N	2	1.68
(1,22)	1:B:184:LYS:HZ1	5:B:206:7Q9:N	2	1.68
(1,22)	1:B:184:LYS:HZ1	5:B:207:7Q9:N	2	1.68
(1,22)	1:B:184:LYS:HZ1	6:B:208:17F:N1	2	1.68
(1,22)	1:B:184:LYS:HZ1	5:B:209:7Q9:N	2	1.68
(1,22)	1:B:184:LYS:HZ1	5:B:210:7Q9:N	2	1.68
(1,22)	1:B:184:LYS:HZ1	5:B:211:7Q9:N	2	1.68
(1,22)	1:B:184:LYS:HZ1	5:B:212:7Q9:N	2	1.68
(1,22)	1:B:184:LYS:HZ1	5:B:213:7Q9:N	2	1.68
(1,22)	1:B:184:LYS:HZ1	6:B:214:17F:N1	2	1.68
(1,22)	1:B:184:LYS:HZ1	6:B:215:17F:N1	2	1.68
(1,22)	1:B:184:LYS:HZ1	5:B:216:7Q9:N	2	1.68
(1,22)	1:B:184:LYS:HZ1	5:B:217:7Q9:N	2	1.68
(1,22)	1:B:184:LYS:HZ1	5:B:218:7Q9:N	2	1.68
(1,22)	1:B:184:LYS:HZ1	6:B:219:17F:N1	2	1.68
(1,22)	1:B:184:LYS:HZ1	5:B:220:7Q9:N	2	1.68
(1,22)	1:B:184:LYS:HZ2	1:B:2:THR:N	2	1.68
(1,22)	1:B:184:LYS:HZ2	1:B:3:GLU:N	2	1.68
(1,22)	1:B:184:LYS:HZ2	1:B:4:TYR:N	2	1.68
(1,22)	1:B:184:LYS:HZ2	1:B:5:LYS:N	2	1.68
(1,22)	1:B:184:LYS:HZ2	1:B:6:LEU:N	2	1.68
(1,22)	1:B:184:LYS:HZ2	1:B:7:VAL:N	2	1.68
(1,22)	1:B:184:LYS:HZ2	1:B:8:VAL:N	2	1.68
(1,22)	1:B:184:LYS:HZ2	1:B:9:VAL:N	2	1.68
(1,22)	1:B:184:LYS:HZ2	1:B:10:GLY:N	2	1.68

Continued on next page...

Continued from previous page...

Key	Atom-1	Atom-2	Model ID	Violation (Å)
(1,22)	1:B:184:LYS:HZ2	1:B:11:ALA:N	2	1.68
(1,22)	1:B:184:LYS:HZ2	1:B:12:ASP:N	2	1.68
(1,22)	1:B:184:LYS:HZ2	1:B:13:GLY:N	2	1.68
(1,22)	1:B:184:LYS:HZ2	1:B:14:VAL:N	2	1.68
(1,22)	1:B:184:LYS:HZ2	1:B:15:GLY:N	2	1.68
(1,22)	1:B:184:LYS:HZ2	1:B:16:LYS:N	2	1.68
(1,22)	1:B:184:LYS:HZ2	1:B:17:SER:N	2	1.68
(1,22)	1:B:184:LYS:HZ2	1:B:18:ALA:N	2	1.68
(1,22)	1:B:184:LYS:HZ2	1:B:19:LEU:N	2	1.68
(1,22)	1:B:184:LYS:HZ2	1:B:20:THR:N	2	1.68
(1,22)	1:B:184:LYS:HZ2	1:B:21:ILE:N	2	1.68
(1,22)	1:B:184:LYS:HZ2	1:B:22:GLN:N	2	1.68
(1,22)	1:B:184:LYS:HZ2	1:B:23:LEU:N	2	1.68
(1,22)	1:B:184:LYS:HZ2	1:B:24:ILE:N	2	1.68
(1,22)	1:B:184:LYS:HZ2	1:B:25:GLN:N	2	1.68
(1,22)	1:B:184:LYS:HZ2	1:B:26:ASN:N	2	1.68
(1,22)	1:B:184:LYS:HZ2	1:B:27:HIS:N	2	1.68
(1,22)	1:B:184:LYS:HZ2	1:B:28:PHE:N	2	1.68
(1,22)	1:B:184:LYS:HZ2	1:B:29:VAL:N	2	1.68
(1,22)	1:B:184:LYS:HZ2	1:B:30:ASP:N	2	1.68
(1,22)	1:B:184:LYS:HZ2	1:B:31:GLU:N	2	1.68
(1,22)	1:B:184:LYS:HZ2	1:B:32:TYR:N	2	1.68
(1,22)	1:B:184:LYS:HZ2	1:B:33:ASP:N	2	1.68
(1,22)	1:B:184:LYS:HZ2	1:B:34:PRO:N	2	1.68
(1,22)	1:B:184:LYS:HZ2	1:B:35:THR:N	2	1.68
(1,22)	1:B:184:LYS:HZ2	1:B:36:ILE:N	2	1.68
(1,22)	1:B:184:LYS:HZ2	1:B:37:GLU:N	2	1.68
(1,22)	1:B:184:LYS:HZ2	1:B:38:ASP:N	2	1.68
(1,22)	1:B:184:LYS:HZ2	1:B:39:SER:N	2	1.68
(1,22)	1:B:184:LYS:HZ2	1:B:40:TYR:N	2	1.68
(1,22)	1:B:184:LYS:HZ2	1:B:41:ARG:N	2	1.68
(1,22)	1:B:184:LYS:HZ2	1:B:42:LYS:N	2	1.68
(1,22)	1:B:184:LYS:HZ2	1:B:43:GLN:N	2	1.68
(1,22)	1:B:184:LYS:HZ2	1:B:44:VAL:N	2	1.68
(1,22)	1:B:184:LYS:HZ2	1:B:45:VAL:N	2	1.68
(1,22)	1:B:184:LYS:HZ2	1:B:46:ILE:N	2	1.68
(1,22)	1:B:184:LYS:HZ2	1:B:47:ASP:N	2	1.68
(1,22)	1:B:184:LYS:HZ2	1:B:48:GLY:N	2	1.68
(1,22)	1:B:184:LYS:HZ2	1:B:49:GLU:N	2	1.68
(1,22)	1:B:184:LYS:HZ2	1:B:50:THR:N	2	1.68
(1,22)	1:B:184:LYS:HZ2	1:B:51:CYS:N	2	1.68
(1,22)	1:B:184:LYS:HZ2	1:B:52:LEU:N	2	1.68

Continued on next page...

Continued from previous page...

Key	Atom-1	Atom-2	Model ID	Violation (Å)
(1,22)	1:B:184:LYS:HZ2	1:B:53:LEU:N	2	1.68
(1,22)	1:B:184:LYS:HZ2	1:B:54:ASP:N	2	1.68
(1,22)	1:B:184:LYS:HZ2	1:B:55:ILE:N	2	1.68
(1,22)	1:B:184:LYS:HZ2	1:B:56:LEU:N	2	1.68
(1,22)	1:B:184:LYS:HZ2	1:B:57:ASP:N	2	1.68
(1,22)	1:B:184:LYS:HZ2	1:B:58:THR:N	2	1.68
(1,22)	1:B:184:LYS:HZ2	1:B:59:ALA:N	2	1.68
(1,22)	1:B:184:LYS:HZ2	1:B:60:GLY:N	2	1.68
(1,22)	1:B:184:LYS:HZ2	1:B:61:GLN:N	2	1.68
(1,22)	1:B:184:LYS:HZ2	1:B:62:GLU:N	2	1.68
(1,22)	1:B:184:LYS:HZ2	1:B:63:GLU:N	2	1.68
(1,22)	1:B:184:LYS:HZ2	1:B:64:TYR:N	2	1.68
(1,22)	1:B:184:LYS:HZ2	1:B:65:SER:N	2	1.68
(1,22)	1:B:184:LYS:HZ2	1:B:66:ALA:N	2	1.68
(1,22)	1:B:184:LYS:HZ2	1:B:67:MET:N	2	1.68
(1,22)	1:B:184:LYS:HZ2	1:B:68:ARG:N	2	1.68
(1,22)	1:B:184:LYS:HZ2	1:B:69:ASP:N	2	1.68
(1,22)	1:B:184:LYS:HZ2	1:B:70:GLN:N	2	1.68
(1,22)	1:B:184:LYS:HZ2	1:B:71:TYR:N	2	1.68
(1,22)	1:B:184:LYS:HZ2	1:B:72:MET:N	2	1.68
(1,22)	1:B:184:LYS:HZ2	1:B:73:ARG:N	2	1.68
(1,22)	1:B:184:LYS:HZ2	1:B:74:THR:N	2	1.68
(1,22)	1:B:184:LYS:HZ2	1:B:75:GLY:N	2	1.68
(1,22)	1:B:184:LYS:HZ2	1:B:76:GLU:N	2	1.68
(1,22)	1:B:184:LYS:HZ2	1:B:77:GLY:N	2	1.68
(1,22)	1:B:184:LYS:HZ2	1:B:78:PHE:N	2	1.68
(1,22)	1:B:184:LYS:HZ2	1:B:79:LEU:N	2	1.68
(1,22)	1:B:184:LYS:HZ2	1:B:80:CYS:N	2	1.68
(1,22)	1:B:184:LYS:HZ2	5:B:203:7Q9:N	2	1.68
(1,22)	1:B:184:LYS:HZ2	5:B:204:7Q9:N	2	1.68
(1,22)	1:B:184:LYS:HZ2	5:B:205:7Q9:N	2	1.68
(1,22)	1:B:184:LYS:HZ2	5:B:206:7Q9:N	2	1.68
(1,22)	1:B:184:LYS:HZ2	5:B:207:7Q9:N	2	1.68
(1,22)	1:B:184:LYS:HZ2	6:B:208:17F:N1	2	1.68
(1,22)	1:B:184:LYS:HZ2	5:B:209:7Q9:N	2	1.68
(1,22)	1:B:184:LYS:HZ2	5:B:210:7Q9:N	2	1.68
(1,22)	1:B:184:LYS:HZ2	5:B:211:7Q9:N	2	1.68
(1,22)	1:B:184:LYS:HZ2	5:B:212:7Q9:N	2	1.68
(1,22)	1:B:184:LYS:HZ2	5:B:213:7Q9:N	2	1.68
(1,22)	1:B:184:LYS:HZ2	6:B:214:17F:N1	2	1.68
(1,22)	1:B:184:LYS:HZ2	6:B:215:17F:N1	2	1.68
(1,22)	1:B:184:LYS:HZ2	5:B:216:7Q9:N	2	1.68

Continued on next page...

Continued from previous page...

Key	Atom-1	Atom-2	Model ID	Violation (Å)
(1,22)	1:B:184:LYS:HZ2	5:B:217:7Q9:N	2	1.68
(1,22)	1:B:184:LYS:HZ2	5:B:218:7Q9:N	2	1.68
(1,22)	1:B:184:LYS:HZ2	6:B:219:17F:N1	2	1.68
(1,22)	1:B:184:LYS:HZ2	5:B:220:7Q9:N	2	1.68
(1,22)	1:B:184:LYS:HZ3	1:B:2:THR:N	2	1.68
(1,22)	1:B:184:LYS:HZ3	1:B:3:GLU:N	2	1.68
(1,22)	1:B:184:LYS:HZ3	1:B:4:TYR:N	2	1.68
(1,22)	1:B:184:LYS:HZ3	1:B:5:LYS:N	2	1.68
(1,22)	1:B:184:LYS:HZ3	1:B:6:LEU:N	2	1.68
(1,22)	1:B:184:LYS:HZ3	1:B:7:VAL:N	2	1.68
(1,22)	1:B:184:LYS:HZ3	1:B:8:VAL:N	2	1.68
(1,22)	1:B:184:LYS:HZ3	1:B:9:VAL:N	2	1.68
(1,22)	1:B:184:LYS:HZ3	1:B:10:GLY:N	2	1.68
(1,22)	1:B:184:LYS:HZ3	1:B:11:ALA:N	2	1.68
(1,22)	1:B:184:LYS:HZ3	1:B:12:ASP:N	2	1.68
(1,22)	1:B:184:LYS:HZ3	1:B:13:GLY:N	2	1.68
(1,22)	1:B:184:LYS:HZ3	1:B:14:VAL:N	2	1.68
(1,22)	1:B:184:LYS:HZ3	1:B:15:GLY:N	2	1.68
(1,22)	1:B:184:LYS:HZ3	1:B:16:LYS:N	2	1.68
(1,22)	1:B:184:LYS:HZ3	1:B:17:SER:N	2	1.68
(1,22)	1:B:184:LYS:HZ3	1:B:18:ALA:N	2	1.68
(1,22)	1:B:184:LYS:HZ3	1:B:19:LEU:N	2	1.68
(1,22)	1:B:184:LYS:HZ3	1:B:20:THR:N	2	1.68
(1,22)	1:B:184:LYS:HZ3	1:B:21:ILE:N	2	1.68
(1,22)	1:B:184:LYS:HZ3	1:B:22:GLN:N	2	1.68
(1,22)	1:B:184:LYS:HZ3	1:B:23:LEU:N	2	1.68
(1,22)	1:B:184:LYS:HZ3	1:B:24:ILE:N	2	1.68
(1,22)	1:B:184:LYS:HZ3	1:B:25:GLN:N	2	1.68
(1,22)	1:B:184:LYS:HZ3	1:B:26:ASN:N	2	1.68
(1,22)	1:B:184:LYS:HZ3	1:B:27:HIS:N	2	1.68
(1,22)	1:B:184:LYS:HZ3	1:B:28:PHE:N	2	1.68
(1,22)	1:B:184:LYS:HZ3	1:B:29:VAL:N	2	1.68
(1,22)	1:B:184:LYS:HZ3	1:B:30:ASP:N	2	1.68
(1,22)	1:B:184:LYS:HZ3	1:B:31:GLU:N	2	1.68
(1,22)	1:B:184:LYS:HZ3	1:B:32:TYR:N	2	1.68
(1,22)	1:B:184:LYS:HZ3	1:B:33:ASP:N	2	1.68
(1,22)	1:B:184:LYS:HZ3	1:B:34:PRO:N	2	1.68
(1,22)	1:B:184:LYS:HZ3	1:B:35:THR:N	2	1.68
(1,22)	1:B:184:LYS:HZ3	1:B:36:ILE:N	2	1.68
(1,22)	1:B:184:LYS:HZ3	1:B:37:GLU:N	2	1.68
(1,22)	1:B:184:LYS:HZ3	1:B:38:ASP:N	2	1.68
(1,22)	1:B:184:LYS:HZ3	1:B:39:SER:N	2	1.68

Continued on next page...

Continued from previous page...

Key	Atom-1	Atom-2	Model ID	Violation (Å)
(1,22)	1:B:184:LYS:HZ3	1:B:40:TYR:N	2	1.68
(1,22)	1:B:184:LYS:HZ3	1:B:41:ARG:N	2	1.68
(1,22)	1:B:184:LYS:HZ3	1:B:42:LYS:N	2	1.68
(1,22)	1:B:184:LYS:HZ3	1:B:43:GLN:N	2	1.68
(1,22)	1:B:184:LYS:HZ3	1:B:44:VAL:N	2	1.68
(1,22)	1:B:184:LYS:HZ3	1:B:45:VAL:N	2	1.68
(1,22)	1:B:184:LYS:HZ3	1:B:46:ILE:N	2	1.68
(1,22)	1:B:184:LYS:HZ3	1:B:47:ASP:N	2	1.68
(1,22)	1:B:184:LYS:HZ3	1:B:48:GLY:N	2	1.68
(1,22)	1:B:184:LYS:HZ3	1:B:49:GLU:N	2	1.68
(1,22)	1:B:184:LYS:HZ3	1:B:50:THR:N	2	1.68
(1,22)	1:B:184:LYS:HZ3	1:B:51:CYS:N	2	1.68
(1,22)	1:B:184:LYS:HZ3	1:B:52:LEU:N	2	1.68
(1,22)	1:B:184:LYS:HZ3	1:B:53:LEU:N	2	1.68
(1,22)	1:B:184:LYS:HZ3	1:B:54:ASP:N	2	1.68
(1,22)	1:B:184:LYS:HZ3	1:B:55:ILE:N	2	1.68
(1,22)	1:B:184:LYS:HZ3	1:B:56:LEU:N	2	1.68
(1,22)	1:B:184:LYS:HZ3	1:B:57:ASP:N	2	1.68
(1,22)	1:B:184:LYS:HZ3	1:B:58:THR:N	2	1.68
(1,22)	1:B:184:LYS:HZ3	1:B:59:ALA:N	2	1.68
(1,22)	1:B:184:LYS:HZ3	1:B:60:GLY:N	2	1.68
(1,22)	1:B:184:LYS:HZ3	1:B:61:GLN:N	2	1.68
(1,22)	1:B:184:LYS:HZ3	1:B:62:GLU:N	2	1.68
(1,22)	1:B:184:LYS:HZ3	1:B:63:GLU:N	2	1.68
(1,22)	1:B:184:LYS:HZ3	1:B:64:TYR:N	2	1.68
(1,22)	1:B:184:LYS:HZ3	1:B:65:SER:N	2	1.68
(1,22)	1:B:184:LYS:HZ3	1:B:66:ALA:N	2	1.68
(1,22)	1:B:184:LYS:HZ3	1:B:67:MET:N	2	1.68
(1,22)	1:B:184:LYS:HZ3	1:B:68:ARG:N	2	1.68
(1,22)	1:B:184:LYS:HZ3	1:B:69:ASP:N	2	1.68
(1,22)	1:B:184:LYS:HZ3	1:B:70:GLN:N	2	1.68
(1,22)	1:B:184:LYS:HZ3	1:B:71:TYR:N	2	1.68
(1,22)	1:B:184:LYS:HZ3	1:B:72:MET:N	2	1.68
(1,22)	1:B:184:LYS:HZ3	1:B:73:ARG:N	2	1.68
(1,22)	1:B:184:LYS:HZ3	1:B:74:THR:N	2	1.68
(1,22)	1:B:184:LYS:HZ3	1:B:75:GLY:N	2	1.68
(1,22)	1:B:184:LYS:HZ3	1:B:76:GLU:N	2	1.68
(1,22)	1:B:184:LYS:HZ3	1:B:77:GLY:N	2	1.68
(1,22)	1:B:184:LYS:HZ3	1:B:78:PHE:N	2	1.68
(1,22)	1:B:184:LYS:HZ3	1:B:79:LEU:N	2	1.68
(1,22)	1:B:184:LYS:HZ3	1:B:80:CYS:N	2	1.68
(1,22)	1:B:184:LYS:HZ3	5:B:203:7Q9:N	2	1.68

Continued on next page...

Continued from previous page...

Key	Atom-1	Atom-2	Model ID	Violation (Å)
(1,22)	1:B:184:LYS:HZ3	5:B:204:7Q9:N	2	1.68
(1,22)	1:B:184:LYS:HZ3	5:B:205:7Q9:N	2	1.68
(1,22)	1:B:184:LYS:HZ3	5:B:206:7Q9:N	2	1.68
(1,22)	1:B:184:LYS:HZ3	5:B:207:7Q9:N	2	1.68
(1,22)	1:B:184:LYS:HZ3	6:B:208:17F:N1	2	1.68
(1,22)	1:B:184:LYS:HZ3	5:B:209:7Q9:N	2	1.68
(1,22)	1:B:184:LYS:HZ3	5:B:210:7Q9:N	2	1.68
(1,22)	1:B:184:LYS:HZ3	5:B:211:7Q9:N	2	1.68
(1,22)	1:B:184:LYS:HZ3	5:B:212:7Q9:N	2	1.68
(1,22)	1:B:184:LYS:HZ3	5:B:213:7Q9:N	2	1.68
(1,22)	1:B:184:LYS:HZ3	6:B:214:17F:N1	2	1.68
(1,22)	1:B:184:LYS:HZ3	6:B:215:17F:N1	2	1.68
(1,22)	1:B:184:LYS:HZ3	5:B:216:7Q9:N	2	1.68
(1,22)	1:B:184:LYS:HZ3	5:B:217:7Q9:N	2	1.68
(1,22)	1:B:184:LYS:HZ3	5:B:218:7Q9:N	2	1.68
(1,22)	1:B:184:LYS:HZ3	6:B:219:17F:N1	2	1.68
(1,22)	1:B:184:LYS:HZ3	5:B:220:7Q9:N	2	1.68
(1,22)	1:B:184:LYS:N	1:B:2:THR:N	2	1.68
(1,22)	1:B:184:LYS:N	1:B:3:GLU:N	2	1.68
(1,22)	1:B:184:LYS:N	1:B:4:TYR:N	2	1.68
(1,22)	1:B:184:LYS:N	1:B:5:LYS:N	2	1.68
(1,22)	1:B:184:LYS:N	1:B:6:LEU:N	2	1.68
(1,22)	1:B:184:LYS:N	1:B:7:VAL:N	2	1.68
(1,22)	1:B:184:LYS:N	1:B:8:VAL:N	2	1.68
(1,22)	1:B:184:LYS:N	1:B:9:VAL:N	2	1.68
(1,22)	1:B:184:LYS:N	1:B:10:GLY:N	2	1.68
(1,22)	1:B:184:LYS:N	1:B:11:ALA:N	2	1.68
(1,22)	1:B:184:LYS:N	1:B:12:ASP:N	2	1.68
(1,22)	1:B:184:LYS:N	1:B:13:GLY:N	2	1.68
(1,22)	1:B:184:LYS:N	1:B:14:VAL:N	2	1.68
(1,22)	1:B:184:LYS:N	1:B:15:GLY:N	2	1.68
(1,22)	1:B:184:LYS:N	1:B:16:LYS:N	2	1.68
(1,22)	1:B:184:LYS:N	1:B:17:SER:N	2	1.68
(1,22)	1:B:184:LYS:N	1:B:18:ALA:N	2	1.68
(1,22)	1:B:184:LYS:N	1:B:19:LEU:N	2	1.68
(1,22)	1:B:184:LYS:N	1:B:20:THR:N	2	1.68
(1,22)	1:B:184:LYS:N	1:B:21:ILE:N	2	1.68
(1,22)	1:B:184:LYS:N	1:B:22:GLN:N	2	1.68
(1,22)	1:B:184:LYS:N	1:B:23:LEU:N	2	1.68
(1,22)	1:B:184:LYS:N	1:B:24:ILE:N	2	1.68
(1,22)	1:B:184:LYS:N	1:B:25:GLN:N	2	1.68
(1,22)	1:B:184:LYS:N	1:B:26:ASN:N	2	1.68

Continued on next page...

Continued from previous page...

Key	Atom-1	Atom-2	Model ID	Violation (Å)
(1,22)	1:B:184:LYS:N	1:B:27:HIS:N	2	1.68
(1,22)	1:B:184:LYS:N	1:B:28:PHE:N	2	1.68
(1,22)	1:B:184:LYS:N	1:B:29:VAL:N	2	1.68
(1,22)	1:B:184:LYS:N	1:B:30:ASP:N	2	1.68
(1,22)	1:B:184:LYS:N	1:B:31:GLU:N	2	1.68
(1,22)	1:B:184:LYS:N	1:B:32:TYR:N	2	1.68
(1,22)	1:B:184:LYS:N	1:B:33:ASP:N	2	1.68
(1,22)	1:B:184:LYS:N	1:B:34:PRO:N	2	1.68
(1,22)	1:B:184:LYS:N	1:B:35:THR:N	2	1.68
(1,22)	1:B:184:LYS:N	1:B:36:ILE:N	2	1.68
(1,22)	1:B:184:LYS:N	1:B:37:GLU:N	2	1.68
(1,22)	1:B:184:LYS:N	1:B:38:ASP:N	2	1.68
(1,22)	1:B:184:LYS:N	1:B:39:SER:N	2	1.68
(1,22)	1:B:184:LYS:N	1:B:40:TYR:N	2	1.68
(1,22)	1:B:184:LYS:N	1:B:41:ARG:N	2	1.68
(1,22)	1:B:184:LYS:N	1:B:42:LYS:N	2	1.68
(1,22)	1:B:184:LYS:N	1:B:43:GLN:N	2	1.68
(1,22)	1:B:184:LYS:N	1:B:44:VAL:N	2	1.68
(1,22)	1:B:184:LYS:N	1:B:45:VAL:N	2	1.68
(1,22)	1:B:184:LYS:N	1:B:46:ILE:N	2	1.68
(1,22)	1:B:184:LYS:N	1:B:47:ASP:N	2	1.68
(1,22)	1:B:184:LYS:N	1:B:48:GLY:N	2	1.68
(1,22)	1:B:184:LYS:N	1:B:49:GLU:N	2	1.68
(1,22)	1:B:184:LYS:N	1:B:50:THR:N	2	1.68
(1,22)	1:B:184:LYS:N	1:B:51:CYS:N	2	1.68
(1,22)	1:B:184:LYS:N	1:B:52:LEU:N	2	1.68
(1,22)	1:B:184:LYS:N	1:B:53:LEU:N	2	1.68
(1,22)	1:B:184:LYS:N	1:B:54:ASP:N	2	1.68
(1,22)	1:B:184:LYS:N	1:B:55:ILE:N	2	1.68
(1,22)	1:B:184:LYS:N	1:B:56:LEU:N	2	1.68
(1,22)	1:B:184:LYS:N	1:B:57:ASP:N	2	1.68
(1,22)	1:B:184:LYS:N	1:B:58:THR:N	2	1.68
(1,22)	1:B:184:LYS:N	1:B:59:ALA:N	2	1.68
(1,22)	1:B:184:LYS:N	1:B:60:GLY:N	2	1.68
(1,22)	1:B:184:LYS:N	1:B:61:GLN:N	2	1.68
(1,22)	1:B:184:LYS:N	1:B:62:GLU:N	2	1.68
(1,22)	1:B:184:LYS:N	1:B:63:GLU:N	2	1.68
(1,22)	1:B:184:LYS:N	1:B:64:TYR:N	2	1.68
(1,22)	1:B:184:LYS:N	1:B:65:SER:N	2	1.68
(1,22)	1:B:184:LYS:N	1:B:66:ALA:N	2	1.68
(1,22)	1:B:184:LYS:N	1:B:67:MET:N	2	1.68
(1,22)	1:B:184:LYS:N	1:B:68:ARG:N	2	1.68

Continued on next page...

Continued from previous page...

Key	Atom-1	Atom-2	Model ID	Violation (Å)
(1,22)	1:B:184:LYS:N	1:B:69:ASP:N	2	1.68
(1,22)	1:B:184:LYS:N	1:B:70:GLN:N	2	1.68
(1,22)	1:B:184:LYS:N	1:B:71:TYR:N	2	1.68
(1,22)	1:B:184:LYS:N	1:B:72:MET:N	2	1.68
(1,22)	1:B:184:LYS:N	1:B:73:ARG:N	2	1.68
(1,22)	1:B:184:LYS:N	1:B:74:THR:N	2	1.68
(1,22)	1:B:184:LYS:N	1:B:75:GLY:N	2	1.68
(1,22)	1:B:184:LYS:N	1:B:76:GLU:N	2	1.68
(1,22)	1:B:184:LYS:N	1:B:77:GLY:N	2	1.68
(1,22)	1:B:184:LYS:N	1:B:78:PHE:N	2	1.68
(1,22)	1:B:184:LYS:N	1:B:79:LEU:N	2	1.68
(1,22)	1:B:184:LYS:N	1:B:80:CYS:N	2	1.68
(1,22)	1:B:184:LYS:N	5:B:203:7Q9:N	2	1.68
(1,22)	1:B:184:LYS:N	5:B:204:7Q9:N	2	1.68
(1,22)	1:B:184:LYS:N	5:B:205:7Q9:N	2	1.68
(1,22)	1:B:184:LYS:N	5:B:206:7Q9:N	2	1.68
(1,22)	1:B:184:LYS:N	5:B:207:7Q9:N	2	1.68
(1,22)	1:B:184:LYS:N	6:B:208:17F:N1	2	1.68
(1,22)	1:B:184:LYS:N	5:B:209:7Q9:N	2	1.68
(1,22)	1:B:184:LYS:N	5:B:210:7Q9:N	2	1.68
(1,22)	1:B:184:LYS:N	5:B:211:7Q9:N	2	1.68
(1,22)	1:B:184:LYS:N	5:B:212:7Q9:N	2	1.68
(1,22)	1:B:184:LYS:N	5:B:213:7Q9:N	2	1.68
(1,22)	1:B:184:LYS:N	6:B:214:17F:N1	2	1.68
(1,22)	1:B:184:LYS:N	6:B:215:17F:N1	2	1.68
(1,22)	1:B:184:LYS:N	5:B:216:7Q9:N	2	1.68
(1,22)	1:B:184:LYS:N	5:B:217:7Q9:N	2	1.68
(1,22)	1:B:184:LYS:N	5:B:218:7Q9:N	2	1.68
(1,22)	1:B:184:LYS:N	6:B:219:17F:N1	2	1.68
(1,22)	1:B:184:LYS:N	5:B:220:7Q9:N	2	1.68
(1,22)	1:B:184:LYS:NZ	1:B:2:THR:N	2	1.68
(1,22)	1:B:184:LYS:NZ	1:B:3:GLU:N	2	1.68
(1,22)	1:B:184:LYS:NZ	1:B:4:TYR:N	2	1.68
(1,22)	1:B:184:LYS:NZ	1:B:5:LYS:N	2	1.68
(1,22)	1:B:184:LYS:NZ	1:B:6:LEU:N	2	1.68
(1,22)	1:B:184:LYS:NZ	1:B:7:VAL:N	2	1.68
(1,22)	1:B:184:LYS:NZ	1:B:8:VAL:N	2	1.68
(1,22)	1:B:184:LYS:NZ	1:B:9:VAL:N	2	1.68
(1,22)	1:B:184:LYS:NZ	1:B:10:GLY:N	2	1.68
(1,22)	1:B:184:LYS:NZ	1:B:11:ALA:N	2	1.68
(1,22)	1:B:184:LYS:NZ	1:B:12:ASP:N	2	1.68
(1,22)	1:B:184:LYS:NZ	1:B:13:GLY:N	2	1.68

Continued on next page...

Continued from previous page...

Key	Atom-1	Atom-2	Model ID	Violation (Å)
(1,22)	1:B:184:LYS:NZ	1:B:14:VAL:N	2	1.68
(1,22)	1:B:184:LYS:NZ	1:B:15:GLY:N	2	1.68
(1,22)	1:B:184:LYS:NZ	1:B:16:LYS:N	2	1.68
(1,22)	1:B:184:LYS:NZ	1:B:17:SER:N	2	1.68
(1,22)	1:B:184:LYS:NZ	1:B:18:ALA:N	2	1.68
(1,22)	1:B:184:LYS:NZ	1:B:19:LEU:N	2	1.68
(1,22)	1:B:184:LYS:NZ	1:B:20:THR:N	2	1.68
(1,22)	1:B:184:LYS:NZ	1:B:21:ILE:N	2	1.68
(1,22)	1:B:184:LYS:NZ	1:B:22:GLN:N	2	1.68
(1,22)	1:B:184:LYS:NZ	1:B:23:LEU:N	2	1.68
(1,22)	1:B:184:LYS:NZ	1:B:24:ILE:N	2	1.68
(1,22)	1:B:184:LYS:NZ	1:B:25:GLN:N	2	1.68
(1,22)	1:B:184:LYS:NZ	1:B:26:ASN:N	2	1.68
(1,22)	1:B:184:LYS:NZ	1:B:27:HIS:N	2	1.68
(1,22)	1:B:184:LYS:NZ	1:B:28:PHE:N	2	1.68
(1,22)	1:B:184:LYS:NZ	1:B:29:VAL:N	2	1.68
(1,22)	1:B:184:LYS:NZ	1:B:30:ASP:N	2	1.68
(1,22)	1:B:184:LYS:NZ	1:B:31:GLU:N	2	1.68
(1,22)	1:B:184:LYS:NZ	1:B:32:TYR:N	2	1.68
(1,22)	1:B:184:LYS:NZ	1:B:33:ASP:N	2	1.68
(1,22)	1:B:184:LYS:NZ	1:B:34:PRO:N	2	1.68
(1,22)	1:B:184:LYS:NZ	1:B:35:THR:N	2	1.68
(1,22)	1:B:184:LYS:NZ	1:B:36:ILE:N	2	1.68
(1,22)	1:B:184:LYS:NZ	1:B:37:GLU:N	2	1.68
(1,22)	1:B:184:LYS:NZ	1:B:38:ASP:N	2	1.68
(1,22)	1:B:184:LYS:NZ	1:B:39:SER:N	2	1.68
(1,22)	1:B:184:LYS:NZ	1:B:40:TYR:N	2	1.68
(1,22)	1:B:184:LYS:NZ	1:B:41:ARG:N	2	1.68
(1,22)	1:B:184:LYS:NZ	1:B:42:LYS:N	2	1.68
(1,22)	1:B:184:LYS:NZ	1:B:43:GLN:N	2	1.68
(1,22)	1:B:184:LYS:NZ	1:B:44:VAL:N	2	1.68
(1,22)	1:B:184:LYS:NZ	1:B:45:VAL:N	2	1.68
(1,22)	1:B:184:LYS:NZ	1:B:46:ILE:N	2	1.68
(1,22)	1:B:184:LYS:NZ	1:B:47:ASP:N	2	1.68
(1,22)	1:B:184:LYS:NZ	1:B:48:GLY:N	2	1.68
(1,22)	1:B:184:LYS:NZ	1:B:49:GLU:N	2	1.68
(1,22)	1:B:184:LYS:NZ	1:B:50:THR:N	2	1.68
(1,22)	1:B:184:LYS:NZ	1:B:51:CYS:N	2	1.68
(1,22)	1:B:184:LYS:NZ	1:B:52:LEU:N	2	1.68
(1,22)	1:B:184:LYS:NZ	1:B:53:LEU:N	2	1.68
(1,22)	1:B:184:LYS:NZ	1:B:54:ASP:N	2	1.68
(1,22)	1:B:184:LYS:NZ	1:B:55:ILE:N	2	1.68

Continued on next page...

Continued from previous page...

Key	Atom-1	Atom-2	Model ID	Violation (Å)
(1,22)	1:B:184:LYS:NZ	1:B:56:LEU:N	2	1.68
(1,22)	1:B:184:LYS:NZ	1:B:57:ASP:N	2	1.68
(1,22)	1:B:184:LYS:NZ	1:B:58:THR:N	2	1.68
(1,22)	1:B:184:LYS:NZ	1:B:59:ALA:N	2	1.68
(1,22)	1:B:184:LYS:NZ	1:B:60:GLY:N	2	1.68
(1,22)	1:B:184:LYS:NZ	1:B:61:GLN:N	2	1.68
(1,22)	1:B:184:LYS:NZ	1:B:62:GLU:N	2	1.68
(1,22)	1:B:184:LYS:NZ	1:B:63:GLU:N	2	1.68
(1,22)	1:B:184:LYS:NZ	1:B:64:TYR:N	2	1.68
(1,22)	1:B:184:LYS:NZ	1:B:65:SER:N	2	1.68
(1,22)	1:B:184:LYS:NZ	1:B:66:ALA:N	2	1.68
(1,22)	1:B:184:LYS:NZ	1:B:67:MET:N	2	1.68
(1,22)	1:B:184:LYS:NZ	1:B:68:ARG:N	2	1.68
(1,22)	1:B:184:LYS:NZ	1:B:69:ASP:N	2	1.68
(1,22)	1:B:184:LYS:NZ	1:B:70:GLN:N	2	1.68
(1,22)	1:B:184:LYS:NZ	1:B:71:TYR:N	2	1.68
(1,22)	1:B:184:LYS:NZ	1:B:72:MET:N	2	1.68
(1,22)	1:B:184:LYS:NZ	1:B:73:ARG:N	2	1.68
(1,22)	1:B:184:LYS:NZ	1:B:74:THR:N	2	1.68
(1,22)	1:B:184:LYS:NZ	1:B:75:GLY:N	2	1.68
(1,22)	1:B:184:LYS:NZ	1:B:76:GLU:N	2	1.68
(1,22)	1:B:184:LYS:NZ	1:B:77:GLY:N	2	1.68
(1,22)	1:B:184:LYS:NZ	1:B:78:PHE:N	2	1.68
(1,22)	1:B:184:LYS:NZ	1:B:79:LEU:N	2	1.68
(1,22)	1:B:184:LYS:NZ	1:B:80:CYS:N	2	1.68
(1,22)	1:B:184:LYS:NZ	5:B:203:7Q9:N	2	1.68
(1,22)	1:B:184:LYS:NZ	5:B:204:7Q9:N	2	1.68
(1,22)	1:B:184:LYS:NZ	5:B:205:7Q9:N	2	1.68
(1,22)	1:B:184:LYS:NZ	5:B:206:7Q9:N	2	1.68
(1,22)	1:B:184:LYS:NZ	5:B:207:7Q9:N	2	1.68
(1,22)	1:B:184:LYS:NZ	6:B:208:17F:N1	2	1.68
(1,22)	1:B:184:LYS:NZ	5:B:209:7Q9:N	2	1.68
(1,22)	1:B:184:LYS:NZ	5:B:210:7Q9:N	2	1.68
(1,22)	1:B:184:LYS:NZ	5:B:211:7Q9:N	2	1.68
(1,22)	1:B:184:LYS:NZ	5:B:212:7Q9:N	2	1.68
(1,22)	1:B:184:LYS:NZ	5:B:213:7Q9:N	2	1.68
(1,22)	1:B:184:LYS:NZ	6:B:214:17F:N1	2	1.68
(1,22)	1:B:184:LYS:NZ	6:B:215:17F:N1	2	1.68
(1,22)	1:B:184:LYS:NZ	5:B:216:7Q9:N	2	1.68
(1,22)	1:B:184:LYS:NZ	5:B:217:7Q9:N	2	1.68
(1,22)	1:B:184:LYS:NZ	5:B:218:7Q9:N	2	1.68
(1,22)	1:B:184:LYS:NZ	6:B:219:17F:N1	2	1.68

Continued on next page...

Continued from previous page...

Key	Atom-1	Atom-2	Model ID	Violation (Å)
(1,22)	1:B:184:LYS:NZ	5:B:220:7Q9:N	2	1.68
(1,22)	1:B:184:LYS:O	1:B:2:THR:N	2	1.68
(1,22)	1:B:184:LYS:O	1:B:3:GLU:N	2	1.68
(1,22)	1:B:184:LYS:O	1:B:4:TYR:N	2	1.68
(1,22)	1:B:184:LYS:O	1:B:5:LYS:N	2	1.68
(1,22)	1:B:184:LYS:O	1:B:6:LEU:N	2	1.68
(1,22)	1:B:184:LYS:O	1:B:7:VAL:N	2	1.68
(1,22)	1:B:184:LYS:O	1:B:8:VAL:N	2	1.68
(1,22)	1:B:184:LYS:O	1:B:9:VAL:N	2	1.68
(1,22)	1:B:184:LYS:O	1:B:10:GLY:N	2	1.68
(1,22)	1:B:184:LYS:O	1:B:11:ALA:N	2	1.68
(1,22)	1:B:184:LYS:O	1:B:12:ASP:N	2	1.68
(1,22)	1:B:184:LYS:O	1:B:13:GLY:N	2	1.68
(1,22)	1:B:184:LYS:O	1:B:14:VAL:N	2	1.68
(1,22)	1:B:184:LYS:O	1:B:15:GLY:N	2	1.68
(1,22)	1:B:184:LYS:O	1:B:16:LYS:N	2	1.68
(1,22)	1:B:184:LYS:O	1:B:17:SER:N	2	1.68
(1,22)	1:B:184:LYS:O	1:B:18:ALA:N	2	1.68
(1,22)	1:B:184:LYS:O	1:B:19:LEU:N	2	1.68
(1,22)	1:B:184:LYS:O	1:B:20:THR:N	2	1.68
(1,22)	1:B:184:LYS:O	1:B:21:ILE:N	2	1.68
(1,22)	1:B:184:LYS:O	1:B:22:GLN:N	2	1.68
(1,22)	1:B:184:LYS:O	1:B:23:LEU:N	2	1.68
(1,22)	1:B:184:LYS:O	1:B:24:ILE:N	2	1.68
(1,22)	1:B:184:LYS:O	1:B:25:GLN:N	2	1.68
(1,22)	1:B:184:LYS:O	1:B:26:ASN:N	2	1.68
(1,22)	1:B:184:LYS:O	1:B:27:HIS:N	2	1.68
(1,22)	1:B:184:LYS:O	1:B:28:PHE:N	2	1.68
(1,22)	1:B:184:LYS:O	1:B:29:VAL:N	2	1.68
(1,22)	1:B:184:LYS:O	1:B:30:ASP:N	2	1.68
(1,22)	1:B:184:LYS:O	1:B:31:GLU:N	2	1.68
(1,22)	1:B:184:LYS:O	1:B:32:TYR:N	2	1.68
(1,22)	1:B:184:LYS:O	1:B:33:ASP:N	2	1.68
(1,22)	1:B:184:LYS:O	1:B:34:PRO:N	2	1.68
(1,22)	1:B:184:LYS:O	1:B:35:THR:N	2	1.68
(1,22)	1:B:184:LYS:O	1:B:36:ILE:N	2	1.68
(1,22)	1:B:184:LYS:O	1:B:37:GLU:N	2	1.68
(1,22)	1:B:184:LYS:O	1:B:38:ASP:N	2	1.68
(1,22)	1:B:184:LYS:O	1:B:39:SER:N	2	1.68
(1,22)	1:B:184:LYS:O	1:B:40:TYR:N	2	1.68
(1,22)	1:B:184:LYS:O	1:B:41:ARG:N	2	1.68
(1,22)	1:B:184:LYS:O	1:B:42:LYS:N	2	1.68

Continued on next page...

Continued from previous page...

Key	Atom-1	Atom-2	Model ID	Violation (Å)
(1,22)	1:B:184:LYS:O	1:B:43:GLN:N	2	1.68
(1,22)	1:B:184:LYS:O	1:B:44:VAL:N	2	1.68
(1,22)	1:B:184:LYS:O	1:B:45:VAL:N	2	1.68
(1,22)	1:B:184:LYS:O	1:B:46:ILE:N	2	1.68
(1,22)	1:B:184:LYS:O	1:B:47:ASP:N	2	1.68
(1,22)	1:B:184:LYS:O	1:B:48:GLY:N	2	1.68
(1,22)	1:B:184:LYS:O	1:B:49:GLU:N	2	1.68
(1,22)	1:B:184:LYS:O	1:B:50:THR:N	2	1.68
(1,22)	1:B:184:LYS:O	1:B:51:CYS:N	2	1.68
(1,22)	1:B:184:LYS:O	1:B:52:LEU:N	2	1.68
(1,22)	1:B:184:LYS:O	1:B:53:LEU:N	2	1.68
(1,22)	1:B:184:LYS:O	1:B:54:ASP:N	2	1.68
(1,22)	1:B:184:LYS:O	1:B:55:ILE:N	2	1.68
(1,22)	1:B:184:LYS:O	1:B:56:LEU:N	2	1.68
(1,22)	1:B:184:LYS:O	1:B:57:ASP:N	2	1.68
(1,22)	1:B:184:LYS:O	1:B:58:THR:N	2	1.68
(1,22)	1:B:184:LYS:O	1:B:59:ALA:N	2	1.68
(1,22)	1:B:184:LYS:O	1:B:60:GLY:N	2	1.68
(1,22)	1:B:184:LYS:O	1:B:61:GLN:N	2	1.68
(1,22)	1:B:184:LYS:O	1:B:62:GLU:N	2	1.68
(1,22)	1:B:184:LYS:O	1:B:63:GLU:N	2	1.68
(1,22)	1:B:184:LYS:O	1:B:64:TYR:N	2	1.68
(1,22)	1:B:184:LYS:O	1:B:65:SER:N	2	1.68
(1,22)	1:B:184:LYS:O	1:B:66:ALA:N	2	1.68
(1,22)	1:B:184:LYS:O	1:B:67:MET:N	2	1.68
(1,22)	1:B:184:LYS:O	1:B:68:ARG:N	2	1.68
(1,22)	1:B:184:LYS:O	1:B:69:ASP:N	2	1.68
(1,22)	1:B:184:LYS:O	1:B:70:GLN:N	2	1.68
(1,22)	1:B:184:LYS:O	1:B:71:TYR:N	2	1.68
(1,22)	1:B:184:LYS:O	1:B:72:MET:N	2	1.68
(1,22)	1:B:184:LYS:O	1:B:73:ARG:N	2	1.68
(1,22)	1:B:184:LYS:O	1:B:74:THR:N	2	1.68
(1,22)	1:B:184:LYS:O	1:B:75:GLY:N	2	1.68
(1,22)	1:B:184:LYS:O	1:B:76:GLU:N	2	1.68
(1,22)	1:B:184:LYS:O	1:B:77:GLY:N	2	1.68
(1,22)	1:B:184:LYS:O	1:B:78:PHE:N	2	1.68
(1,22)	1:B:184:LYS:O	1:B:79:LEU:N	2	1.68
(1,22)	1:B:184:LYS:O	1:B:80:CYS:N	2	1.68
(1,22)	1:B:184:LYS:O	5:B:203:7Q9:N	2	1.68
(1,22)	1:B:184:LYS:O	5:B:204:7Q9:N	2	1.68
(1,22)	1:B:184:LYS:O	5:B:205:7Q9:N	2	1.68
(1,22)	1:B:184:LYS:O	5:B:206:7Q9:N	2	1.68

Continued on next page...

Continued from previous page...

Key	Atom-1	Atom-2	Model ID	Violation (Å)
(1,22)	1:B:184:LYS:O	5:B:207:7Q9:N	2	1.68
(1,22)	1:B:184:LYS:O	6:B:208:17F:N1	2	1.68
(1,22)	1:B:184:LYS:O	5:B:209:7Q9:N	2	1.68
(1,22)	1:B:184:LYS:O	5:B:210:7Q9:N	2	1.68
(1,22)	1:B:184:LYS:O	5:B:211:7Q9:N	2	1.68
(1,22)	1:B:184:LYS:O	5:B:212:7Q9:N	2	1.68
(1,22)	1:B:184:LYS:O	5:B:213:7Q9:N	2	1.68
(1,22)	1:B:184:LYS:O	6:B:214:17F:N1	2	1.68
(1,22)	1:B:184:LYS:O	6:B:215:17F:N1	2	1.68
(1,22)	1:B:184:LYS:O	5:B:216:7Q9:N	2	1.68
(1,22)	1:B:184:LYS:O	5:B:217:7Q9:N	2	1.68
(1,22)	1:B:184:LYS:O	5:B:218:7Q9:N	2	1.68
(1,22)	1:B:184:LYS:O	6:B:219:17F:N1	2	1.68
(1,22)	1:B:184:LYS:O	5:B:220:7Q9:N	2	1.68
(3,6)	1:A:36:ILE:CD1	1:B:2:THR:N	8	1.56
(3,6)	1:A:36:ILE:CD1	1:B:3:GLU:N	8	1.56
(3,6)	1:A:36:ILE:CD1	1:B:4:TYR:N	8	1.56
(3,6)	1:A:36:ILE:CD1	1:B:5:LYS:N	8	1.56
(3,6)	1:A:36:ILE:CD1	1:B:6:LEU:N	8	1.56
(3,6)	1:A:36:ILE:CD1	1:B:7:VAL:N	8	1.56
(3,6)	1:A:36:ILE:CD1	1:B:8:VAL:N	8	1.56
(3,6)	1:A:36:ILE:CD1	1:B:9:VAL:N	8	1.56
(3,6)	1:A:36:ILE:CD1	1:B:10:GLY:N	8	1.56
(3,6)	1:A:36:ILE:CD1	1:B:11:ALA:N	8	1.56
(3,6)	1:A:36:ILE:CD1	1:B:12:ASP:N	8	1.56
(3,6)	1:A:36:ILE:CD1	1:B:13:GLY:N	8	1.56
(3,6)	1:A:36:ILE:CD1	1:B:14:VAL:N	8	1.56
(3,6)	1:A:36:ILE:CD1	1:B:15:GLY:N	8	1.56
(3,6)	1:A:36:ILE:CD1	1:B:16:LYS:N	8	1.56
(3,6)	1:A:36:ILE:CD1	1:B:17:SER:N	8	1.56
(3,6)	1:A:36:ILE:CD1	1:B:18:ALA:N	8	1.56
(3,6)	1:A:36:ILE:CD1	1:B:19:LEU:N	8	1.56
(3,6)	1:A:36:ILE:CD1	1:B:20:THR:N	8	1.56
(3,6)	1:A:36:ILE:CD1	1:B:21:ILE:N	8	1.56
(3,6)	1:A:36:ILE:CD1	1:B:22:GLN:N	8	1.56
(3,6)	1:A:36:ILE:CD1	1:B:23:LEU:N	8	1.56
(3,6)	1:A:36:ILE:CD1	1:B:24:ILE:N	8	1.56
(3,6)	1:A:36:ILE:CD1	1:B:25:GLN:N	8	1.56
(3,6)	1:A:36:ILE:CD1	1:B:26:ASN:N	8	1.56
(3,6)	1:A:36:ILE:CD1	1:B:27:HIS:N	8	1.56
(3,6)	1:A:36:ILE:CD1	1:B:28:PHE:N	8	1.56
(3,6)	1:A:36:ILE:CD1	1:B:29:VAL:N	8	1.56

Continued on next page...

Continued from previous page...

Key	Atom-1	Atom-2	Model ID	Violation (Å)
(3,6)	1:A:36:ILE:CD1	1:B:30:ASP:N	8	1.56
(3,6)	1:A:36:ILE:CD1	1:B:31:GLU:N	8	1.56
(3,6)	1:A:36:ILE:CD1	1:B:32:TYR:N	8	1.56
(3,6)	1:A:36:ILE:CD1	1:B:33:ASP:N	8	1.56
(3,6)	1:A:36:ILE:CD1	1:B:34:PRO:N	8	1.56
(3,6)	1:A:36:ILE:CD1	1:B:35:THR:N	8	1.56
(3,6)	1:A:36:ILE:CD1	1:B:36:ILE:N	8	1.56
(3,6)	1:A:36:ILE:CD1	1:B:37:GLU:N	8	1.56
(3,6)	1:A:36:ILE:CD1	1:B:38:ASP:N	8	1.56
(3,6)	1:A:36:ILE:CD1	1:B:39:SER:N	8	1.56
(3,6)	1:A:36:ILE:CD1	1:B:40:TYR:N	8	1.56
(3,6)	1:A:36:ILE:CD1	1:B:41:ARG:N	8	1.56
(3,6)	1:A:36:ILE:CD1	1:B:42:LYS:N	8	1.56
(3,6)	1:A:36:ILE:CD1	1:B:43:GLN:N	8	1.56
(3,6)	1:A:36:ILE:CD1	1:B:44:VAL:N	8	1.56
(3,6)	1:A:36:ILE:CD1	1:B:45:VAL:N	8	1.56
(3,6)	1:A:36:ILE:CD1	1:B:46:ILE:N	8	1.56
(3,6)	1:A:36:ILE:CD1	1:B:47:ASP:N	8	1.56
(3,6)	1:A:36:ILE:CD1	1:B:48:GLY:N	8	1.56
(3,6)	1:A:36:ILE:CD1	1:B:49:GLU:N	8	1.56
(3,6)	1:A:36:ILE:CD1	1:B:50:THR:N	8	1.56
(3,6)	1:A:36:ILE:CD1	1:B:51:CYS:N	8	1.56
(3,6)	1:A:36:ILE:CD1	1:B:52:LEU:N	8	1.56
(3,6)	1:A:36:ILE:CD1	1:B:53:LEU:N	8	1.56
(3,6)	1:A:36:ILE:CD1	1:B:54:ASP:N	8	1.56
(3,6)	1:A:36:ILE:CD1	1:B:55:ILE:N	8	1.56
(3,6)	1:A:36:ILE:CD1	1:B:56:LEU:N	8	1.56
(3,6)	1:A:36:ILE:CD1	1:B:57:ASP:N	8	1.56
(3,6)	1:A:36:ILE:CD1	1:B:58:THR:N	8	1.56
(3,6)	1:A:36:ILE:CD1	1:B:59:ALA:N	8	1.56
(3,6)	1:A:36:ILE:CD1	1:B:60:GLY:N	8	1.56
(3,6)	1:A:36:ILE:CD1	1:B:61:GLN:N	8	1.56
(3,6)	1:A:36:ILE:CD1	1:B:62:GLU:N	8	1.56
(3,6)	1:A:36:ILE:CD1	1:B:63:GLU:N	8	1.56
(3,6)	1:A:36:ILE:CD1	1:B:64:TYR:N	8	1.56
(3,6)	1:A:36:ILE:CD1	1:B:65:SER:N	8	1.56
(3,6)	1:A:36:ILE:CD1	1:B:66:ALA:N	8	1.56
(3,6)	1:A:36:ILE:CD1	1:B:67:MET:N	8	1.56
(3,6)	1:A:36:ILE:CD1	1:B:68:ARG:N	8	1.56
(3,6)	1:A:36:ILE:CD1	1:B:69:ASP:N	8	1.56
(3,6)	1:A:36:ILE:CD1	1:B:70:GLN:N	8	1.56
(3,6)	1:A:36:ILE:CD1	1:B:71:TYR:N	8	1.56

Continued on next page...

Continued from previous page...

Key	Atom-1	Atom-2	Model ID	Violation (Å)
(3,6)	1:A:36:ILE:CD1	1:B:72:MET:N	8	1.56
(3,6)	1:A:36:ILE:CD1	1:B:73:ARG:N	8	1.56
(3,6)	1:A:36:ILE:CD1	1:B:74:THR:N	8	1.56
(3,6)	1:A:36:ILE:CD1	1:B:75:GLY:N	8	1.56
(3,6)	1:A:36:ILE:CD1	1:B:76:GLU:N	8	1.56
(3,6)	1:A:36:ILE:CD1	1:B:77:GLY:N	8	1.56
(3,6)	1:A:36:ILE:CD1	1:B:78:PHE:N	8	1.56
(3,6)	1:A:36:ILE:CD1	1:B:79:LEU:N	8	1.56
(3,6)	1:A:36:ILE:CD1	1:B:80:CYS:N	8	1.56
(3,6)	1:A:36:ILE:CD1	5:B:203:7Q9:N	8	1.56
(3,6)	1:A:36:ILE:CD1	5:B:204:7Q9:N	8	1.56
(3,6)	1:A:36:ILE:CD1	5:B:205:7Q9:N	8	1.56
(3,6)	1:A:36:ILE:CD1	5:B:206:7Q9:N	8	1.56
(3,6)	1:A:36:ILE:CD1	5:B:207:7Q9:N	8	1.56
(3,6)	1:A:36:ILE:CD1	6:B:208:17F:N1	8	1.56
(3,6)	1:A:36:ILE:CD1	5:B:209:7Q9:N	8	1.56
(3,6)	1:A:36:ILE:CD1	5:B:210:7Q9:N	8	1.56
(3,6)	1:A:36:ILE:CD1	5:B:211:7Q9:N	8	1.56
(3,6)	1:A:36:ILE:CD1	5:B:212:7Q9:N	8	1.56
(3,6)	1:A:36:ILE:CD1	5:B:213:7Q9:N	8	1.56
(3,6)	1:A:36:ILE:CD1	6:B:214:17F:N1	8	1.56
(3,6)	1:A:36:ILE:CD1	6:B:215:17F:N1	8	1.56
(3,6)	1:A:36:ILE:CD1	5:B:216:7Q9:N	8	1.56
(3,6)	1:A:36:ILE:CD1	5:B:217:7Q9:N	8	1.56
(3,6)	1:A:36:ILE:CD1	5:B:218:7Q9:N	8	1.56
(3,6)	1:A:36:ILE:CD1	6:B:219:17F:N1	8	1.56
(3,6)	1:A:36:ILE:CD1	5:B:220:7Q9:N	8	1.56
(3,13)	1:A:160:VAL:CG1	1:B:2:THR:N	14	1.52
(3,13)	1:A:160:VAL:CG1	1:B:3:GLU:N	14	1.52
(3,13)	1:A:160:VAL:CG1	1:B:4:TYR:N	14	1.52
(3,13)	1:A:160:VAL:CG1	1:B:5:LYS:N	14	1.52
(3,13)	1:A:160:VAL:CG1	1:B:6:LEU:N	14	1.52
(3,13)	1:A:160:VAL:CG1	1:B:7:VAL:N	14	1.52
(3,13)	1:A:160:VAL:CG1	1:B:8:VAL:N	14	1.52
(3,13)	1:A:160:VAL:CG1	1:B:9:VAL:N	14	1.52
(3,13)	1:A:160:VAL:CG1	1:B:10:GLY:N	14	1.52
(3,13)	1:A:160:VAL:CG1	1:B:11:ALA:N	14	1.52
(3,13)	1:A:160:VAL:CG1	1:B:12:ASP:N	14	1.52
(3,13)	1:A:160:VAL:CG1	1:B:13:GLY:N	14	1.52
(3,13)	1:A:160:VAL:CG1	1:B:14:VAL:N	14	1.52
(3,13)	1:A:160:VAL:CG1	1:B:15:GLY:N	14	1.52
(3,13)	1:A:160:VAL:CG1	1:B:16:LYS:N	14	1.52

Continued on next page...

Continued from previous page...

Key	Atom-1	Atom-2	Model ID	Violation (Å)
(3,13)	1:A:160:VAL:CG1	1:B:17:SER:N	14	1.52
(3,13)	1:A:160:VAL:CG1	1:B:18:ALA:N	14	1.52
(3,13)	1:A:160:VAL:CG1	1:B:19:LEU:N	14	1.52
(3,13)	1:A:160:VAL:CG1	1:B:20:THR:N	14	1.52
(3,13)	1:A:160:VAL:CG1	1:B:21:ILE:N	14	1.52
(3,13)	1:A:160:VAL:CG1	1:B:22:GLN:N	14	1.52
(3,13)	1:A:160:VAL:CG1	1:B:23:LEU:N	14	1.52
(3,13)	1:A:160:VAL:CG1	1:B:24:ILE:N	14	1.52
(3,13)	1:A:160:VAL:CG1	1:B:25:GLN:N	14	1.52
(3,13)	1:A:160:VAL:CG1	1:B:26:ASN:N	14	1.52
(3,13)	1:A:160:VAL:CG1	1:B:27:HIS:N	14	1.52
(3,13)	1:A:160:VAL:CG1	1:B:28:PHE:N	14	1.52
(3,13)	1:A:160:VAL:CG1	1:B:29:VAL:N	14	1.52
(3,13)	1:A:160:VAL:CG1	1:B:30:ASP:N	14	1.52
(3,13)	1:A:160:VAL:CG1	1:B:31:GLU:N	14	1.52
(3,13)	1:A:160:VAL:CG1	1:B:32:TYR:N	14	1.52
(3,13)	1:A:160:VAL:CG1	1:B:33:ASP:N	14	1.52
(3,13)	1:A:160:VAL:CG1	1:B:34:PRO:N	14	1.52
(3,13)	1:A:160:VAL:CG1	1:B:35:THR:N	14	1.52
(3,13)	1:A:160:VAL:CG1	1:B:36:ILE:N	14	1.52
(3,13)	1:A:160:VAL:CG1	1:B:37:GLU:N	14	1.52
(3,13)	1:A:160:VAL:CG1	1:B:38:ASP:N	14	1.52
(3,13)	1:A:160:VAL:CG1	1:B:39:SER:N	14	1.52
(3,13)	1:A:160:VAL:CG1	1:B:40:TYR:N	14	1.52
(3,13)	1:A:160:VAL:CG1	1:B:41:ARG:N	14	1.52
(3,13)	1:A:160:VAL:CG1	1:B:42:LYS:N	14	1.52
(3,13)	1:A:160:VAL:CG1	1:B:43:GLN:N	14	1.52
(3,13)	1:A:160:VAL:CG1	1:B:44:VAL:N	14	1.52
(3,13)	1:A:160:VAL:CG1	1:B:45:VAL:N	14	1.52
(3,13)	1:A:160:VAL:CG1	1:B:46:ILE:N	14	1.52
(3,13)	1:A:160:VAL:CG1	1:B:47:ASP:N	14	1.52
(3,13)	1:A:160:VAL:CG1	1:B:48:GLY:N	14	1.52
(3,13)	1:A:160:VAL:CG1	1:B:49:GLU:N	14	1.52
(3,13)	1:A:160:VAL:CG1	1:B:50:THR:N	14	1.52
(3,13)	1:A:160:VAL:CG1	1:B:51:CYS:N	14	1.52
(3,13)	1:A:160:VAL:CG1	1:B:52:LEU:N	14	1.52
(3,13)	1:A:160:VAL:CG1	1:B:53:LEU:N	14	1.52
(3,13)	1:A:160:VAL:CG1	1:B:54:ASP:N	14	1.52
(3,13)	1:A:160:VAL:CG1	1:B:55:ILE:N	14	1.52
(3,13)	1:A:160:VAL:CG1	1:B:56:LEU:N	14	1.52
(3,13)	1:A:160:VAL:CG1	1:B:57:ASP:N	14	1.52
(3,13)	1:A:160:VAL:CG1	1:B:58:THR:N	14	1.52

Continued on next page...

Continued from previous page...

Key	Atom-1	Atom-2	Model ID	Violation (Å)
(3,13)	1:A:160:VAL:CG1	1:B:59:ALA:N	14	1.52
(3,13)	1:A:160:VAL:CG1	1:B:60:GLY:N	14	1.52
(3,13)	1:A:160:VAL:CG1	1:B:61:GLN:N	14	1.52
(3,13)	1:A:160:VAL:CG1	1:B:62:GLU:N	14	1.52
(3,13)	1:A:160:VAL:CG1	1:B:63:GLU:N	14	1.52
(3,13)	1:A:160:VAL:CG1	1:B:64:TYR:N	14	1.52
(3,13)	1:A:160:VAL:CG1	1:B:65:SER:N	14	1.52
(3,13)	1:A:160:VAL:CG1	1:B:66:ALA:N	14	1.52
(3,13)	1:A:160:VAL:CG1	1:B:67:MET:N	14	1.52
(3,13)	1:A:160:VAL:CG1	1:B:68:ARG:N	14	1.52
(3,13)	1:A:160:VAL:CG1	1:B:69:ASP:N	14	1.52
(3,13)	1:A:160:VAL:CG1	1:B:70:GLN:N	14	1.52
(3,13)	1:A:160:VAL:CG1	1:B:71:TYR:N	14	1.52
(3,13)	1:A:160:VAL:CG1	1:B:72:MET:N	14	1.52
(3,13)	1:A:160:VAL:CG1	1:B:73:ARG:N	14	1.52
(3,13)	1:A:160:VAL:CG1	1:B:74:THR:N	14	1.52
(3,13)	1:A:160:VAL:CG1	1:B:75:GLY:N	14	1.52
(3,13)	1:A:160:VAL:CG1	1:B:76:GLU:N	14	1.52
(3,13)	1:A:160:VAL:CG1	1:B:77:GLY:N	14	1.52
(3,13)	1:A:160:VAL:CG1	1:B:78:PHE:N	14	1.52
(3,13)	1:A:160:VAL:CG1	1:B:79:LEU:N	14	1.52
(3,13)	1:A:160:VAL:CG1	1:B:80:CYS:N	14	1.52
(3,13)	1:A:160:VAL:CG1	5:B:203:7Q9:N	14	1.52
(3,13)	1:A:160:VAL:CG1	5:B:204:7Q9:N	14	1.52
(3,13)	1:A:160:VAL:CG1	5:B:205:7Q9:N	14	1.52
(3,13)	1:A:160:VAL:CG1	5:B:206:7Q9:N	14	1.52
(3,13)	1:A:160:VAL:CG1	5:B:207:7Q9:N	14	1.52
(3,13)	1:A:160:VAL:CG1	6:B:208:17F:N1	14	1.52
(3,13)	1:A:160:VAL:CG1	5:B:209:7Q9:N	14	1.52
(3,13)	1:A:160:VAL:CG1	5:B:210:7Q9:N	14	1.52
(3,13)	1:A:160:VAL:CG1	5:B:211:7Q9:N	14	1.52
(3,13)	1:A:160:VAL:CG1	5:B:212:7Q9:N	14	1.52
(3,13)	1:A:160:VAL:CG1	5:B:213:7Q9:N	14	1.52
(3,13)	1:A:160:VAL:CG1	6:B:214:17F:N1	14	1.52
(3,13)	1:A:160:VAL:CG1	6:B:215:17F:N1	14	1.52
(3,13)	1:A:160:VAL:CG1	5:B:216:7Q9:N	14	1.52
(3,13)	1:A:160:VAL:CG1	5:B:217:7Q9:N	14	1.52
(3,13)	1:A:160:VAL:CG1	5:B:218:7Q9:N	14	1.52
(3,13)	1:A:160:VAL:CG1	6:B:219:17F:N1	14	1.52
(3,13)	1:A:160:VAL:CG1	5:B:220:7Q9:N	14	1.52
(3,13)	1:A:160:VAL:CG2	1:B:2:THR:N	14	1.52
(3,13)	1:A:160:VAL:CG2	1:B:3:GLU:N	14	1.52

Continued on next page...

Continued from previous page...

Key	Atom-1	Atom-2	Model ID	Violation (Å)
(3,13)	1:A:160:VAL:CG2	1:B:4:TYR:N	14	1.52
(3,13)	1:A:160:VAL:CG2	1:B:5:LYS:N	14	1.52
(3,13)	1:A:160:VAL:CG2	1:B:6:LEU:N	14	1.52
(3,13)	1:A:160:VAL:CG2	1:B:7:VAL:N	14	1.52
(3,13)	1:A:160:VAL:CG2	1:B:8:VAL:N	14	1.52
(3,13)	1:A:160:VAL:CG2	1:B:9:VAL:N	14	1.52
(3,13)	1:A:160:VAL:CG2	1:B:10:GLY:N	14	1.52
(3,13)	1:A:160:VAL:CG2	1:B:11:ALA:N	14	1.52
(3,13)	1:A:160:VAL:CG2	1:B:12:ASP:N	14	1.52
(3,13)	1:A:160:VAL:CG2	1:B:13:GLY:N	14	1.52
(3,13)	1:A:160:VAL:CG2	1:B:14:VAL:N	14	1.52
(3,13)	1:A:160:VAL:CG2	1:B:15:GLY:N	14	1.52
(3,13)	1:A:160:VAL:CG2	1:B:16:LYS:N	14	1.52
(3,13)	1:A:160:VAL:CG2	1:B:17:SER:N	14	1.52
(3,13)	1:A:160:VAL:CG2	1:B:18:ALA:N	14	1.52
(3,13)	1:A:160:VAL:CG2	1:B:19:LEU:N	14	1.52
(3,13)	1:A:160:VAL:CG2	1:B:20:THR:N	14	1.52
(3,13)	1:A:160:VAL:CG2	1:B:21:ILE:N	14	1.52
(3,13)	1:A:160:VAL:CG2	1:B:22:GLN:N	14	1.52
(3,13)	1:A:160:VAL:CG2	1:B:23:LEU:N	14	1.52
(3,13)	1:A:160:VAL:CG2	1:B:24:ILE:N	14	1.52
(3,13)	1:A:160:VAL:CG2	1:B:25:GLN:N	14	1.52
(3,13)	1:A:160:VAL:CG2	1:B:26:ASN:N	14	1.52
(3,13)	1:A:160:VAL:CG2	1:B:27:HIS:N	14	1.52
(3,13)	1:A:160:VAL:CG2	1:B:28:PHE:N	14	1.52
(3,13)	1:A:160:VAL:CG2	1:B:29:VAL:N	14	1.52
(3,13)	1:A:160:VAL:CG2	1:B:30:ASP:N	14	1.52
(3,13)	1:A:160:VAL:CG2	1:B:31:GLU:N	14	1.52
(3,13)	1:A:160:VAL:CG2	1:B:32:TYR:N	14	1.52
(3,13)	1:A:160:VAL:CG2	1:B:33:ASP:N	14	1.52
(3,13)	1:A:160:VAL:CG2	1:B:34:PRO:N	14	1.52
(3,13)	1:A:160:VAL:CG2	1:B:35:THR:N	14	1.52
(3,13)	1:A:160:VAL:CG2	1:B:36:ILE:N	14	1.52
(3,13)	1:A:160:VAL:CG2	1:B:37:GLU:N	14	1.52
(3,13)	1:A:160:VAL:CG2	1:B:38:ASP:N	14	1.52
(3,13)	1:A:160:VAL:CG2	1:B:39:SER:N	14	1.52
(3,13)	1:A:160:VAL:CG2	1:B:40:TYR:N	14	1.52
(3,13)	1:A:160:VAL:CG2	1:B:41:ARG:N	14	1.52
(3,13)	1:A:160:VAL:CG2	1:B:42:LYS:N	14	1.52
(3,13)	1:A:160:VAL:CG2	1:B:43:GLN:N	14	1.52
(3,13)	1:A:160:VAL:CG2	1:B:44:VAL:N	14	1.52
(3,13)	1:A:160:VAL:CG2	1:B:45:VAL:N	14	1.52

Continued on next page...

Continued from previous page...

Key	Atom-1	Atom-2	Model ID	Violation (Å)
(3,13)	1:A:160:VAL:CG2	1:B:46:ILE:N	14	1.52
(3,13)	1:A:160:VAL:CG2	1:B:47:ASP:N	14	1.52
(3,13)	1:A:160:VAL:CG2	1:B:48:GLY:N	14	1.52
(3,13)	1:A:160:VAL:CG2	1:B:49:GLU:N	14	1.52
(3,13)	1:A:160:VAL:CG2	1:B:50:THR:N	14	1.52
(3,13)	1:A:160:VAL:CG2	1:B:51:CYS:N	14	1.52
(3,13)	1:A:160:VAL:CG2	1:B:52:LEU:N	14	1.52
(3,13)	1:A:160:VAL:CG2	1:B:53:LEU:N	14	1.52
(3,13)	1:A:160:VAL:CG2	1:B:54:ASP:N	14	1.52
(3,13)	1:A:160:VAL:CG2	1:B:55:ILE:N	14	1.52
(3,13)	1:A:160:VAL:CG2	1:B:56:LEU:N	14	1.52
(3,13)	1:A:160:VAL:CG2	1:B:57:ASP:N	14	1.52
(3,13)	1:A:160:VAL:CG2	1:B:58:THR:N	14	1.52
(3,13)	1:A:160:VAL:CG2	1:B:59:ALA:N	14	1.52
(3,13)	1:A:160:VAL:CG2	1:B:60:GLY:N	14	1.52
(3,13)	1:A:160:VAL:CG2	1:B:61:GLN:N	14	1.52
(3,13)	1:A:160:VAL:CG2	1:B:62:GLU:N	14	1.52
(3,13)	1:A:160:VAL:CG2	1:B:63:GLU:N	14	1.52
(3,13)	1:A:160:VAL:CG2	1:B:64:TYR:N	14	1.52
(3,13)	1:A:160:VAL:CG2	1:B:65:SER:N	14	1.52
(3,13)	1:A:160:VAL:CG2	1:B:66:ALA:N	14	1.52
(3,13)	1:A:160:VAL:CG2	1:B:67:MET:N	14	1.52
(3,13)	1:A:160:VAL:CG2	1:B:68:ARG:N	14	1.52
(3,13)	1:A:160:VAL:CG2	1:B:69:ASP:N	14	1.52
(3,13)	1:A:160:VAL:CG2	1:B:70:GLN:N	14	1.52
(3,13)	1:A:160:VAL:CG2	1:B:71:TYR:N	14	1.52
(3,13)	1:A:160:VAL:CG2	1:B:72:MET:N	14	1.52
(3,13)	1:A:160:VAL:CG2	1:B:73:ARG:N	14	1.52
(3,13)	1:A:160:VAL:CG2	1:B:74:THR:N	14	1.52
(3,13)	1:A:160:VAL:CG2	1:B:75:GLY:N	14	1.52
(3,13)	1:A:160:VAL:CG2	1:B:76:GLU:N	14	1.52
(3,13)	1:A:160:VAL:CG2	1:B:77:GLY:N	14	1.52
(3,13)	1:A:160:VAL:CG2	1:B:78:PHE:N	14	1.52
(3,13)	1:A:160:VAL:CG2	1:B:79:LEU:N	14	1.52
(3,13)	1:A:160:VAL:CG2	1:B:80:CYS:N	14	1.52
(3,13)	1:A:160:VAL:CG2	5:B:203:7Q9:N	14	1.52
(3,13)	1:A:160:VAL:CG2	5:B:204:7Q9:N	14	1.52
(3,13)	1:A:160:VAL:CG2	5:B:205:7Q9:N	14	1.52
(3,13)	1:A:160:VAL:CG2	5:B:206:7Q9:N	14	1.52
(3,13)	1:A:160:VAL:CG2	5:B:207:7Q9:N	14	1.52
(3,13)	1:A:160:VAL:CG2	6:B:208:17F:N1	14	1.52
(3,13)	1:A:160:VAL:CG2	5:B:209:7Q9:N	14	1.52

Continued on next page...

Continued from previous page...

Key	Atom-1	Atom-2	Model ID	Violation (Å)
(3,13)	1:A:160:VAL:CG2	5:B:210:7Q9:N	14	1.52
(3,13)	1:A:160:VAL:CG2	5:B:211:7Q9:N	14	1.52
(3,13)	1:A:160:VAL:CG2	5:B:212:7Q9:N	14	1.52
(3,13)	1:A:160:VAL:CG2	5:B:213:7Q9:N	14	1.52
(3,13)	1:A:160:VAL:CG2	6:B:214:17F:N1	14	1.52
(3,13)	1:A:160:VAL:CG2	6:B:215:17F:N1	14	1.52
(3,13)	1:A:160:VAL:CG2	5:B:216:7Q9:N	14	1.52
(3,13)	1:A:160:VAL:CG2	5:B:217:7Q9:N	14	1.52
(3,13)	1:A:160:VAL:CG2	5:B:218:7Q9:N	14	1.52
(3,13)	1:A:160:VAL:CG2	6:B:219:17F:N1	14	1.52
(3,13)	1:A:160:VAL:CG2	5:B:220:7Q9:N	14	1.52
(3,6)	1:A:36:ILE:CD1	1:B:2:THR:N	6	1.49
(3,6)	1:A:36:ILE:CD1	1:B:3:GLU:N	6	1.49
(3,6)	1:A:36:ILE:CD1	1:B:4:TYR:N	6	1.49
(3,6)	1:A:36:ILE:CD1	1:B:5:LYS:N	6	1.49
(3,6)	1:A:36:ILE:CD1	1:B:6:LEU:N	6	1.49
(3,6)	1:A:36:ILE:CD1	1:B:7:VAL:N	6	1.49
(3,6)	1:A:36:ILE:CD1	1:B:8:VAL:N	6	1.49
(3,6)	1:A:36:ILE:CD1	1:B:9:VAL:N	6	1.49
(3,6)	1:A:36:ILE:CD1	1:B:10:GLY:N	6	1.49
(3,6)	1:A:36:ILE:CD1	1:B:11:ALA:N	6	1.49
(3,6)	1:A:36:ILE:CD1	1:B:12:ASP:N	6	1.49
(3,6)	1:A:36:ILE:CD1	1:B:13:GLY:N	6	1.49
(3,6)	1:A:36:ILE:CD1	1:B:14:VAL:N	6	1.49
(3,6)	1:A:36:ILE:CD1	1:B:15:GLY:N	6	1.49
(3,6)	1:A:36:ILE:CD1	1:B:16:LYS:N	6	1.49
(3,6)	1:A:36:ILE:CD1	1:B:17:SER:N	6	1.49
(3,6)	1:A:36:ILE:CD1	1:B:18:ALA:N	6	1.49
(3,6)	1:A:36:ILE:CD1	1:B:19:LEU:N	6	1.49
(3,6)	1:A:36:ILE:CD1	1:B:20:THR:N	6	1.49
(3,6)	1:A:36:ILE:CD1	1:B:21:ILE:N	6	1.49
(3,6)	1:A:36:ILE:CD1	1:B:22:GLN:N	6	1.49
(3,6)	1:A:36:ILE:CD1	1:B:23:LEU:N	6	1.49
(3,6)	1:A:36:ILE:CD1	1:B:24:ILE:N	6	1.49
(3,6)	1:A:36:ILE:CD1	1:B:25:GLN:N	6	1.49
(3,6)	1:A:36:ILE:CD1	1:B:26:ASN:N	6	1.49
(3,6)	1:A:36:ILE:CD1	1:B:27:HIS:N	6	1.49
(3,6)	1:A:36:ILE:CD1	1:B:28:PHE:N	6	1.49
(3,6)	1:A:36:ILE:CD1	1:B:29:VAL:N	6	1.49
(3,6)	1:A:36:ILE:CD1	1:B:30:ASP:N	6	1.49
(3,6)	1:A:36:ILE:CD1	1:B:31:GLU:N	6	1.49
(3,6)	1:A:36:ILE:CD1	1:B:32:TYR:N	6	1.49

Continued on next page...

Continued from previous page...

Key	Atom-1	Atom-2	Model ID	Violation (Å)
(3,6)	1:A:36:ILE:CD1	1:B:33:ASP:N	6	1.49
(3,6)	1:A:36:ILE:CD1	1:B:34:PRO:N	6	1.49
(3,6)	1:A:36:ILE:CD1	1:B:35:THR:N	6	1.49
(3,6)	1:A:36:ILE:CD1	1:B:36:ILE:N	6	1.49
(3,6)	1:A:36:ILE:CD1	1:B:37:GLU:N	6	1.49
(3,6)	1:A:36:ILE:CD1	1:B:38:ASP:N	6	1.49
(3,6)	1:A:36:ILE:CD1	1:B:39:SER:N	6	1.49
(3,6)	1:A:36:ILE:CD1	1:B:40:TYR:N	6	1.49
(3,6)	1:A:36:ILE:CD1	1:B:41:ARG:N	6	1.49
(3,6)	1:A:36:ILE:CD1	1:B:42:LYS:N	6	1.49
(3,6)	1:A:36:ILE:CD1	1:B:43:GLN:N	6	1.49
(3,6)	1:A:36:ILE:CD1	1:B:44:VAL:N	6	1.49
(3,6)	1:A:36:ILE:CD1	1:B:45:VAL:N	6	1.49
(3,6)	1:A:36:ILE:CD1	1:B:46:ILE:N	6	1.49
(3,6)	1:A:36:ILE:CD1	1:B:47:ASP:N	6	1.49
(3,6)	1:A:36:ILE:CD1	1:B:48:GLY:N	6	1.49
(3,6)	1:A:36:ILE:CD1	1:B:49:GLU:N	6	1.49
(3,6)	1:A:36:ILE:CD1	1:B:50:THR:N	6	1.49
(3,6)	1:A:36:ILE:CD1	1:B:51:CYS:N	6	1.49
(3,6)	1:A:36:ILE:CD1	1:B:52:LEU:N	6	1.49
(3,6)	1:A:36:ILE:CD1	1:B:53:LEU:N	6	1.49
(3,6)	1:A:36:ILE:CD1	1:B:54:ASP:N	6	1.49
(3,6)	1:A:36:ILE:CD1	1:B:55:ILE:N	6	1.49
(3,6)	1:A:36:ILE:CD1	1:B:56:LEU:N	6	1.49
(3,6)	1:A:36:ILE:CD1	1:B:57:ASP:N	6	1.49
(3,6)	1:A:36:ILE:CD1	1:B:58:THR:N	6	1.49
(3,6)	1:A:36:ILE:CD1	1:B:59:ALA:N	6	1.49
(3,6)	1:A:36:ILE:CD1	1:B:60:GLY:N	6	1.49
(3,6)	1:A:36:ILE:CD1	1:B:61:GLN:N	6	1.49
(3,6)	1:A:36:ILE:CD1	1:B:62:GLU:N	6	1.49
(3,6)	1:A:36:ILE:CD1	1:B:63:GLU:N	6	1.49
(3,6)	1:A:36:ILE:CD1	1:B:64:TYR:N	6	1.49
(3,6)	1:A:36:ILE:CD1	1:B:65:SER:N	6	1.49
(3,6)	1:A:36:ILE:CD1	1:B:66:ALA:N	6	1.49
(3,6)	1:A:36:ILE:CD1	1:B:67:MET:N	6	1.49
(3,6)	1:A:36:ILE:CD1	1:B:68:ARG:N	6	1.49
(3,6)	1:A:36:ILE:CD1	1:B:69:ASP:N	6	1.49
(3,6)	1:A:36:ILE:CD1	1:B:70:GLN:N	6	1.49
(3,6)	1:A:36:ILE:CD1	1:B:71:TYR:N	6	1.49
(3,6)	1:A:36:ILE:CD1	1:B:72:MET:N	6	1.49
(3,6)	1:A:36:ILE:CD1	1:B:73:ARG:N	6	1.49
(3,6)	1:A:36:ILE:CD1	1:B:74:THR:N	6	1.49

Continued on next page...

Continued from previous page...

Key	Atom-1	Atom-2	Model ID	Violation (Å)
(3,6)	1:A:36:ILE:CD1	1:B:75:GLY:N	6	1.49
(3,6)	1:A:36:ILE:CD1	1:B:76:GLU:N	6	1.49
(3,6)	1:A:36:ILE:CD1	1:B:77:GLY:N	6	1.49
(3,6)	1:A:36:ILE:CD1	1:B:78:PHE:N	6	1.49
(3,6)	1:A:36:ILE:CD1	1:B:79:LEU:N	6	1.49
(3,6)	1:A:36:ILE:CD1	1:B:80:CYS:N	6	1.49
(3,6)	1:A:36:ILE:CD1	5:B:203:7Q9:N	6	1.49
(3,6)	1:A:36:ILE:CD1	5:B:204:7Q9:N	6	1.49
(3,6)	1:A:36:ILE:CD1	5:B:205:7Q9:N	6	1.49
(3,6)	1:A:36:ILE:CD1	5:B:206:7Q9:N	6	1.49
(3,6)	1:A:36:ILE:CD1	5:B:207:7Q9:N	6	1.49
(3,6)	1:A:36:ILE:CD1	6:B:208:17F:N1	6	1.49
(3,6)	1:A:36:ILE:CD1	5:B:209:7Q9:N	6	1.49
(3,6)	1:A:36:ILE:CD1	5:B:210:7Q9:N	6	1.49
(3,6)	1:A:36:ILE:CD1	5:B:211:7Q9:N	6	1.49
(3,6)	1:A:36:ILE:CD1	5:B:212:7Q9:N	6	1.49
(3,6)	1:A:36:ILE:CD1	5:B:213:7Q9:N	6	1.49
(3,6)	1:A:36:ILE:CD1	6:B:214:17F:N1	6	1.49
(3,6)	1:A:36:ILE:CD1	6:B:215:17F:N1	6	1.49
(3,6)	1:A:36:ILE:CD1	5:B:216:7Q9:N	6	1.49
(3,6)	1:A:36:ILE:CD1	5:B:217:7Q9:N	6	1.49
(3,6)	1:A:36:ILE:CD1	5:B:218:7Q9:N	6	1.49
(3,6)	1:A:36:ILE:CD1	6:B:219:17F:N1	6	1.49
(3,6)	1:A:36:ILE:CD1	5:B:220:7Q9:N	6	1.49
(3,13)	1:A:160:VAL:CG1	1:B:2:THR:N	19	1.43
(3,13)	1:A:160:VAL:CG1	1:B:3:GLU:N	19	1.43
(3,13)	1:A:160:VAL:CG1	1:B:4:TYR:N	19	1.43
(3,13)	1:A:160:VAL:CG1	1:B:5:LYS:N	19	1.43
(3,13)	1:A:160:VAL:CG1	1:B:6:LEU:N	19	1.43
(3,13)	1:A:160:VAL:CG1	1:B:7:VAL:N	19	1.43
(3,13)	1:A:160:VAL:CG1	1:B:8:VAL:N	19	1.43
(3,13)	1:A:160:VAL:CG1	1:B:9:VAL:N	19	1.43
(3,13)	1:A:160:VAL:CG1	1:B:10:GLY:N	19	1.43
(3,13)	1:A:160:VAL:CG1	1:B:11:ALA:N	19	1.43
(3,13)	1:A:160:VAL:CG1	1:B:12:ASP:N	19	1.43
(3,13)	1:A:160:VAL:CG1	1:B:13:GLY:N	19	1.43
(3,13)	1:A:160:VAL:CG1	1:B:14:VAL:N	19	1.43
(3,13)	1:A:160:VAL:CG1	1:B:15:GLY:N	19	1.43
(3,13)	1:A:160:VAL:CG1	1:B:16:LYS:N	19	1.43
(3,13)	1:A:160:VAL:CG1	1:B:17:SER:N	19	1.43
(3,13)	1:A:160:VAL:CG1	1:B:18:ALA:N	19	1.43
(3,13)	1:A:160:VAL:CG1	1:B:19:LEU:N	19	1.43

Continued on next page...

Continued from previous page...

Key	Atom-1	Atom-2	Model ID	Violation (Å)
(3,13)	1:A:160:VAL:CG1	1:B:20:THR:N	19	1.43
(3,13)	1:A:160:VAL:CG1	1:B:21:ILE:N	19	1.43
(3,13)	1:A:160:VAL:CG1	1:B:22:GLN:N	19	1.43
(3,13)	1:A:160:VAL:CG1	1:B:23:LEU:N	19	1.43
(3,13)	1:A:160:VAL:CG1	1:B:24:ILE:N	19	1.43
(3,13)	1:A:160:VAL:CG1	1:B:25:GLN:N	19	1.43
(3,13)	1:A:160:VAL:CG1	1:B:26:ASN:N	19	1.43
(3,13)	1:A:160:VAL:CG1	1:B:27:HIS:N	19	1.43
(3,13)	1:A:160:VAL:CG1	1:B:28:PHE:N	19	1.43
(3,13)	1:A:160:VAL:CG1	1:B:29:VAL:N	19	1.43
(3,13)	1:A:160:VAL:CG1	1:B:30:ASP:N	19	1.43
(3,13)	1:A:160:VAL:CG1	1:B:31:GLU:N	19	1.43
(3,13)	1:A:160:VAL:CG1	1:B:32:TYR:N	19	1.43
(3,13)	1:A:160:VAL:CG1	1:B:33:ASP:N	19	1.43
(3,13)	1:A:160:VAL:CG1	1:B:34:PRO:N	19	1.43
(3,13)	1:A:160:VAL:CG1	1:B:35:THR:N	19	1.43
(3,13)	1:A:160:VAL:CG1	1:B:36:ILE:N	19	1.43
(3,13)	1:A:160:VAL:CG1	1:B:37:GLU:N	19	1.43
(3,13)	1:A:160:VAL:CG1	1:B:38:ASP:N	19	1.43
(3,13)	1:A:160:VAL:CG1	1:B:39:SER:N	19	1.43
(3,13)	1:A:160:VAL:CG1	1:B:40:TYR:N	19	1.43
(3,13)	1:A:160:VAL:CG1	1:B:41:ARG:N	19	1.43
(3,13)	1:A:160:VAL:CG1	1:B:42:LYS:N	19	1.43
(3,13)	1:A:160:VAL:CG1	1:B:43:GLN:N	19	1.43
(3,13)	1:A:160:VAL:CG1	1:B:44:VAL:N	19	1.43
(3,13)	1:A:160:VAL:CG1	1:B:45:VAL:N	19	1.43
(3,13)	1:A:160:VAL:CG1	1:B:46:ILE:N	19	1.43
(3,13)	1:A:160:VAL:CG1	1:B:47:ASP:N	19	1.43
(3,13)	1:A:160:VAL:CG1	1:B:48:GLY:N	19	1.43
(3,13)	1:A:160:VAL:CG1	1:B:49:GLU:N	19	1.43
(3,13)	1:A:160:VAL:CG1	1:B:50:THR:N	19	1.43
(3,13)	1:A:160:VAL:CG1	1:B:51:CYS:N	19	1.43
(3,13)	1:A:160:VAL:CG1	1:B:52:LEU:N	19	1.43
(3,13)	1:A:160:VAL:CG1	1:B:53:LEU:N	19	1.43
(3,13)	1:A:160:VAL:CG1	1:B:54:ASP:N	19	1.43
(3,13)	1:A:160:VAL:CG1	1:B:55:ILE:N	19	1.43
(3,13)	1:A:160:VAL:CG1	1:B:56:LEU:N	19	1.43
(3,13)	1:A:160:VAL:CG1	1:B:57:ASP:N	19	1.43
(3,13)	1:A:160:VAL:CG1	1:B:58:THR:N	19	1.43
(3,13)	1:A:160:VAL:CG1	1:B:59:ALA:N	19	1.43
(3,13)	1:A:160:VAL:CG1	1:B:60:GLY:N	19	1.43
(3,13)	1:A:160:VAL:CG1	1:B:61:GLN:N	19	1.43

Continued on next page...

Continued from previous page...

Key	Atom-1	Atom-2	Model ID	Violation (Å)
(3,13)	1:A:160:VAL:CG1	1:B:62:GLU:N	19	1.43
(3,13)	1:A:160:VAL:CG1	1:B:63:GLU:N	19	1.43
(3,13)	1:A:160:VAL:CG1	1:B:64:TYR:N	19	1.43
(3,13)	1:A:160:VAL:CG1	1:B:65:SER:N	19	1.43
(3,13)	1:A:160:VAL:CG1	1:B:66:ALA:N	19	1.43
(3,13)	1:A:160:VAL:CG1	1:B:67:MET:N	19	1.43
(3,13)	1:A:160:VAL:CG1	1:B:68:ARG:N	19	1.43
(3,13)	1:A:160:VAL:CG1	1:B:69:ASP:N	19	1.43
(3,13)	1:A:160:VAL:CG1	1:B:70:GLN:N	19	1.43
(3,13)	1:A:160:VAL:CG1	1:B:71:TYR:N	19	1.43
(3,13)	1:A:160:VAL:CG1	1:B:72:MET:N	19	1.43
(3,13)	1:A:160:VAL:CG1	1:B:73:ARG:N	19	1.43
(3,13)	1:A:160:VAL:CG1	1:B:74:THR:N	19	1.43
(3,13)	1:A:160:VAL:CG1	1:B:75:GLY:N	19	1.43
(3,13)	1:A:160:VAL:CG1	1:B:76:GLU:N	19	1.43
(3,13)	1:A:160:VAL:CG1	1:B:77:GLY:N	19	1.43
(3,13)	1:A:160:VAL:CG1	1:B:78:PHE:N	19	1.43
(3,13)	1:A:160:VAL:CG1	1:B:79:LEU:N	19	1.43
(3,13)	1:A:160:VAL:CG1	1:B:80:CYS:N	19	1.43
(3,13)	1:A:160:VAL:CG1	5:B:203:7Q9:N	19	1.43
(3,13)	1:A:160:VAL:CG1	5:B:204:7Q9:N	19	1.43
(3,13)	1:A:160:VAL:CG1	5:B:205:7Q9:N	19	1.43
(3,13)	1:A:160:VAL:CG1	5:B:206:7Q9:N	19	1.43
(3,13)	1:A:160:VAL:CG1	5:B:207:7Q9:N	19	1.43
(3,13)	1:A:160:VAL:CG1	6:B:208:17F:N1	19	1.43
(3,13)	1:A:160:VAL:CG1	5:B:209:7Q9:N	19	1.43
(3,13)	1:A:160:VAL:CG1	5:B:210:7Q9:N	19	1.43
(3,13)	1:A:160:VAL:CG1	5:B:211:7Q9:N	19	1.43
(3,13)	1:A:160:VAL:CG1	5:B:212:7Q9:N	19	1.43
(3,13)	1:A:160:VAL:CG1	5:B:213:7Q9:N	19	1.43
(3,13)	1:A:160:VAL:CG1	6:B:214:17F:N1	19	1.43
(3,13)	1:A:160:VAL:CG1	6:B:215:17F:N1	19	1.43
(3,13)	1:A:160:VAL:CG1	5:B:216:7Q9:N	19	1.43
(3,13)	1:A:160:VAL:CG1	5:B:217:7Q9:N	19	1.43
(3,13)	1:A:160:VAL:CG1	5:B:218:7Q9:N	19	1.43
(3,13)	1:A:160:VAL:CG1	6:B:219:17F:N1	19	1.43
(3,13)	1:A:160:VAL:CG1	5:B:220:7Q9:N	19	1.43
(3,13)	1:A:160:VAL:CG2	1:B:2:THR:N	19	1.43
(3,13)	1:A:160:VAL:CG2	1:B:3:GLU:N	19	1.43
(3,13)	1:A:160:VAL:CG2	1:B:4:TYR:N	19	1.43
(3,13)	1:A:160:VAL:CG2	1:B:5:LYS:N	19	1.43
(3,13)	1:A:160:VAL:CG2	1:B:6:LEU:N	19	1.43

Continued on next page...

Continued from previous page...

Key	Atom-1	Atom-2	Model ID	Violation (Å)
(3,13)	1:A:160:VAL:CG2	1:B:7:VAL:N	19	1.43
(3,13)	1:A:160:VAL:CG2	1:B:8:VAL:N	19	1.43
(3,13)	1:A:160:VAL:CG2	1:B:9:VAL:N	19	1.43
(3,13)	1:A:160:VAL:CG2	1:B:10:GLY:N	19	1.43
(3,13)	1:A:160:VAL:CG2	1:B:11:ALA:N	19	1.43
(3,13)	1:A:160:VAL:CG2	1:B:12:ASP:N	19	1.43
(3,13)	1:A:160:VAL:CG2	1:B:13:GLY:N	19	1.43
(3,13)	1:A:160:VAL:CG2	1:B:14:VAL:N	19	1.43
(3,13)	1:A:160:VAL:CG2	1:B:15:GLY:N	19	1.43
(3,13)	1:A:160:VAL:CG2	1:B:16:LYS:N	19	1.43
(3,13)	1:A:160:VAL:CG2	1:B:17:SER:N	19	1.43
(3,13)	1:A:160:VAL:CG2	1:B:18:ALA:N	19	1.43
(3,13)	1:A:160:VAL:CG2	1:B:19:LEU:N	19	1.43
(3,13)	1:A:160:VAL:CG2	1:B:20:THR:N	19	1.43
(3,13)	1:A:160:VAL:CG2	1:B:21:ILE:N	19	1.43
(3,13)	1:A:160:VAL:CG2	1:B:22:GLN:N	19	1.43
(3,13)	1:A:160:VAL:CG2	1:B:23:LEU:N	19	1.43
(3,13)	1:A:160:VAL:CG2	1:B:24:ILE:N	19	1.43
(3,13)	1:A:160:VAL:CG2	1:B:25:GLN:N	19	1.43
(3,13)	1:A:160:VAL:CG2	1:B:26:ASN:N	19	1.43
(3,13)	1:A:160:VAL:CG2	1:B:27:HIS:N	19	1.43
(3,13)	1:A:160:VAL:CG2	1:B:28:PHE:N	19	1.43
(3,13)	1:A:160:VAL:CG2	1:B:29:VAL:N	19	1.43
(3,13)	1:A:160:VAL:CG2	1:B:30:ASP:N	19	1.43
(3,13)	1:A:160:VAL:CG2	1:B:31:GLU:N	19	1.43
(3,13)	1:A:160:VAL:CG2	1:B:32:TYR:N	19	1.43
(3,13)	1:A:160:VAL:CG2	1:B:33:ASP:N	19	1.43
(3,13)	1:A:160:VAL:CG2	1:B:34:PRO:N	19	1.43
(3,13)	1:A:160:VAL:CG2	1:B:35:THR:N	19	1.43
(3,13)	1:A:160:VAL:CG2	1:B:36:ILE:N	19	1.43
(3,13)	1:A:160:VAL:CG2	1:B:37:GLU:N	19	1.43
(3,13)	1:A:160:VAL:CG2	1:B:38:ASP:N	19	1.43
(3,13)	1:A:160:VAL:CG2	1:B:39:SER:N	19	1.43
(3,13)	1:A:160:VAL:CG2	1:B:40:TYR:N	19	1.43
(3,13)	1:A:160:VAL:CG2	1:B:41:ARG:N	19	1.43
(3,13)	1:A:160:VAL:CG2	1:B:42:LYS:N	19	1.43
(3,13)	1:A:160:VAL:CG2	1:B:43:GLN:N	19	1.43
(3,13)	1:A:160:VAL:CG2	1:B:44:VAL:N	19	1.43
(3,13)	1:A:160:VAL:CG2	1:B:45:VAL:N	19	1.43
(3,13)	1:A:160:VAL:CG2	1:B:46:ILE:N	19	1.43
(3,13)	1:A:160:VAL:CG2	1:B:47:ASP:N	19	1.43
(3,13)	1:A:160:VAL:CG2	1:B:48:GLY:N	19	1.43

Continued on next page...

Continued from previous page...

Key	Atom-1	Atom-2	Model ID	Violation (Å)
(3,13)	1:A:160:VAL:CG2	1:B:49:GLU:N	19	1.43
(3,13)	1:A:160:VAL:CG2	1:B:50:THR:N	19	1.43
(3,13)	1:A:160:VAL:CG2	1:B:51:CYS:N	19	1.43
(3,13)	1:A:160:VAL:CG2	1:B:52:LEU:N	19	1.43
(3,13)	1:A:160:VAL:CG2	1:B:53:LEU:N	19	1.43
(3,13)	1:A:160:VAL:CG2	1:B:54:ASP:N	19	1.43
(3,13)	1:A:160:VAL:CG2	1:B:55:ILE:N	19	1.43
(3,13)	1:A:160:VAL:CG2	1:B:56:LEU:N	19	1.43
(3,13)	1:A:160:VAL:CG2	1:B:57:ASP:N	19	1.43
(3,13)	1:A:160:VAL:CG2	1:B:58:THR:N	19	1.43
(3,13)	1:A:160:VAL:CG2	1:B:59:ALA:N	19	1.43
(3,13)	1:A:160:VAL:CG2	1:B:60:GLY:N	19	1.43
(3,13)	1:A:160:VAL:CG2	1:B:61:GLN:N	19	1.43
(3,13)	1:A:160:VAL:CG2	1:B:62:GLU:N	19	1.43
(3,13)	1:A:160:VAL:CG2	1:B:63:GLU:N	19	1.43
(3,13)	1:A:160:VAL:CG2	1:B:64:TYR:N	19	1.43
(3,13)	1:A:160:VAL:CG2	1:B:65:SER:N	19	1.43
(3,13)	1:A:160:VAL:CG2	1:B:66:ALA:N	19	1.43
(3,13)	1:A:160:VAL:CG2	1:B:67:MET:N	19	1.43
(3,13)	1:A:160:VAL:CG2	1:B:68:ARG:N	19	1.43
(3,13)	1:A:160:VAL:CG2	1:B:69:ASP:N	19	1.43
(3,13)	1:A:160:VAL:CG2	1:B:70:GLN:N	19	1.43
(3,13)	1:A:160:VAL:CG2	1:B:71:TYR:N	19	1.43
(3,13)	1:A:160:VAL:CG2	1:B:72:MET:N	19	1.43
(3,13)	1:A:160:VAL:CG2	1:B:73:ARG:N	19	1.43
(3,13)	1:A:160:VAL:CG2	1:B:74:THR:N	19	1.43
(3,13)	1:A:160:VAL:CG2	1:B:75:GLY:N	19	1.43
(3,13)	1:A:160:VAL:CG2	1:B:76:GLU:N	19	1.43
(3,13)	1:A:160:VAL:CG2	1:B:77:GLY:N	19	1.43
(3,13)	1:A:160:VAL:CG2	1:B:78:PHE:N	19	1.43
(3,13)	1:A:160:VAL:CG2	1:B:79:LEU:N	19	1.43
(3,13)	1:A:160:VAL:CG2	1:B:80:CYS:N	19	1.43
(3,13)	1:A:160:VAL:CG2	5:B:203:7Q9:N	19	1.43
(3,13)	1:A:160:VAL:CG2	5:B:204:7Q9:N	19	1.43
(3,13)	1:A:160:VAL:CG2	5:B:205:7Q9:N	19	1.43
(3,13)	1:A:160:VAL:CG2	5:B:206:7Q9:N	19	1.43
(3,13)	1:A:160:VAL:CG2	5:B:207:7Q9:N	19	1.43
(3,13)	1:A:160:VAL:CG2	6:B:208:17F:N1	19	1.43
(3,13)	1:A:160:VAL:CG2	5:B:209:7Q9:N	19	1.43
(3,13)	1:A:160:VAL:CG2	5:B:210:7Q9:N	19	1.43
(3,13)	1:A:160:VAL:CG2	5:B:211:7Q9:N	19	1.43
(3,13)	1:A:160:VAL:CG2	5:B:212:7Q9:N	19	1.43

Continued on next page...

Continued from previous page...

Key	Atom-1	Atom-2	Model ID	Violation (Å)
(3,13)	1:A:160:VAL:CG2	5:B:213:7Q9:N	19	1.43
(3,13)	1:A:160:VAL:CG2	6:B:214:17F:N1	19	1.43
(3,13)	1:A:160:VAL:CG2	6:B:215:17F:N1	19	1.43
(3,13)	1:A:160:VAL:CG2	5:B:216:7Q9:N	19	1.43
(3,13)	1:A:160:VAL:CG2	5:B:217:7Q9:N	19	1.43
(3,13)	1:A:160:VAL:CG2	5:B:218:7Q9:N	19	1.43
(3,13)	1:A:160:VAL:CG2	6:B:219:17F:N1	19	1.43
(3,13)	1:A:160:VAL:CG2	5:B:220:7Q9:N	19	1.43
(3,1)	1:A:6:LEU:CD1	1:B:2:THR:N	14	1.41
(3,1)	1:A:6:LEU:CD1	1:B:3:GLU:N	14	1.41
(3,1)	1:A:6:LEU:CD1	1:B:4:TYR:N	14	1.41
(3,1)	1:A:6:LEU:CD1	1:B:5:LYS:N	14	1.41
(3,1)	1:A:6:LEU:CD1	1:B:6:LEU:N	14	1.41
(3,1)	1:A:6:LEU:CD1	1:B:7:VAL:N	14	1.41
(3,1)	1:A:6:LEU:CD1	1:B:8:VAL:N	14	1.41
(3,1)	1:A:6:LEU:CD1	1:B:9:VAL:N	14	1.41
(3,1)	1:A:6:LEU:CD1	1:B:10:GLY:N	14	1.41
(3,1)	1:A:6:LEU:CD1	1:B:11:ALA:N	14	1.41
(3,1)	1:A:6:LEU:CD1	1:B:12:ASP:N	14	1.41
(3,1)	1:A:6:LEU:CD1	1:B:13:GLY:N	14	1.41
(3,1)	1:A:6:LEU:CD1	1:B:14:VAL:N	14	1.41
(3,1)	1:A:6:LEU:CD1	1:B:15:GLY:N	14	1.41
(3,1)	1:A:6:LEU:CD1	1:B:16:LYS:N	14	1.41
(3,1)	1:A:6:LEU:CD1	1:B:17:SER:N	14	1.41
(3,1)	1:A:6:LEU:CD1	1:B:18:ALA:N	14	1.41
(3,1)	1:A:6:LEU:CD1	1:B:19:LEU:N	14	1.41
(3,1)	1:A:6:LEU:CD1	1:B:20:THR:N	14	1.41
(3,1)	1:A:6:LEU:CD1	1:B:21:ILE:N	14	1.41
(3,1)	1:A:6:LEU:CD1	1:B:22:GLN:N	14	1.41
(3,1)	1:A:6:LEU:CD1	1:B:23:LEU:N	14	1.41
(3,1)	1:A:6:LEU:CD1	1:B:24:ILE:N	14	1.41
(3,1)	1:A:6:LEU:CD1	1:B:25:GLN:N	14	1.41
(3,1)	1:A:6:LEU:CD1	1:B:26:ASN:N	14	1.41
(3,1)	1:A:6:LEU:CD1	1:B:27:HIS:N	14	1.41
(3,1)	1:A:6:LEU:CD1	1:B:28:PHE:N	14	1.41
(3,1)	1:A:6:LEU:CD1	1:B:29:VAL:N	14	1.41
(3,1)	1:A:6:LEU:CD1	1:B:30:ASP:N	14	1.41
(3,1)	1:A:6:LEU:CD1	1:B:31:GLU:N	14	1.41
(3,1)	1:A:6:LEU:CD1	1:B:32:TYR:N	14	1.41
(3,1)	1:A:6:LEU:CD1	1:B:33:ASP:N	14	1.41
(3,1)	1:A:6:LEU:CD1	1:B:34:PRO:N	14	1.41
(3,1)	1:A:6:LEU:CD1	1:B:35:THR:N	14	1.41

Continued on next page...

Continued from previous page...

Key	Atom-1	Atom-2	Model ID	Violation (Å)
(3,1)	1:A:6:LEU:CD1	1:B:36:ILE:N	14	1.41
(3,1)	1:A:6:LEU:CD1	1:B:37:GLU:N	14	1.41
(3,1)	1:A:6:LEU:CD1	1:B:38:ASP:N	14	1.41
(3,1)	1:A:6:LEU:CD1	1:B:39:SER:N	14	1.41
(3,1)	1:A:6:LEU:CD1	1:B:40:TYR:N	14	1.41
(3,1)	1:A:6:LEU:CD1	1:B:41:ARG:N	14	1.41
(3,1)	1:A:6:LEU:CD1	1:B:42:LYS:N	14	1.41
(3,1)	1:A:6:LEU:CD1	1:B:43:GLN:N	14	1.41
(3,1)	1:A:6:LEU:CD1	1:B:44:VAL:N	14	1.41
(3,1)	1:A:6:LEU:CD1	1:B:45:VAL:N	14	1.41
(3,1)	1:A:6:LEU:CD1	1:B:46:ILE:N	14	1.41
(3,1)	1:A:6:LEU:CD1	1:B:47:ASP:N	14	1.41
(3,1)	1:A:6:LEU:CD1	1:B:48:GLY:N	14	1.41
(3,1)	1:A:6:LEU:CD1	1:B:49:GLU:N	14	1.41
(3,1)	1:A:6:LEU:CD1	1:B:50:THR:N	14	1.41
(3,1)	1:A:6:LEU:CD1	1:B:51:CYS:N	14	1.41
(3,1)	1:A:6:LEU:CD1	1:B:52:LEU:N	14	1.41
(3,1)	1:A:6:LEU:CD1	1:B:53:LEU:N	14	1.41
(3,1)	1:A:6:LEU:CD1	1:B:54:ASP:N	14	1.41
(3,1)	1:A:6:LEU:CD1	1:B:55:ILE:N	14	1.41
(3,1)	1:A:6:LEU:CD1	1:B:56:LEU:N	14	1.41
(3,1)	1:A:6:LEU:CD1	1:B:57:ASP:N	14	1.41
(3,1)	1:A:6:LEU:CD1	1:B:58:THR:N	14	1.41
(3,1)	1:A:6:LEU:CD1	1:B:59:ALA:N	14	1.41
(3,1)	1:A:6:LEU:CD1	1:B:60:GLY:N	14	1.41
(3,1)	1:A:6:LEU:CD1	1:B:61:GLN:N	14	1.41
(3,1)	1:A:6:LEU:CD1	1:B:62:GLU:N	14	1.41
(3,1)	1:A:6:LEU:CD1	1:B:63:GLU:N	14	1.41
(3,1)	1:A:6:LEU:CD1	1:B:64:TYR:N	14	1.41
(3,1)	1:A:6:LEU:CD1	1:B:65:SER:N	14	1.41
(3,1)	1:A:6:LEU:CD1	1:B:66:ALA:N	14	1.41
(3,1)	1:A:6:LEU:CD1	1:B:67:MET:N	14	1.41
(3,1)	1:A:6:LEU:CD1	1:B:68:ARG:N	14	1.41
(3,1)	1:A:6:LEU:CD1	1:B:69:ASP:N	14	1.41
(3,1)	1:A:6:LEU:CD1	1:B:70:GLN:N	14	1.41
(3,1)	1:A:6:LEU:CD1	1:B:71:TYR:N	14	1.41
(3,1)	1:A:6:LEU:CD1	1:B:72:MET:N	14	1.41
(3,1)	1:A:6:LEU:CD1	1:B:73:ARG:N	14	1.41
(3,1)	1:A:6:LEU:CD1	1:B:74:THR:N	14	1.41
(3,1)	1:A:6:LEU:CD1	1:B:75:GLY:N	14	1.41
(3,1)	1:A:6:LEU:CD1	1:B:76:GLU:N	14	1.41
(3,1)	1:A:6:LEU:CD1	1:B:77:GLY:N	14	1.41

Continued on next page...

Continued from previous page...

Key	Atom-1	Atom-2	Model ID	Violation (Å)
(3,1)	1:A:6:LEU:CD1	1:B:78:PHE:N	14	1.41
(3,1)	1:A:6:LEU:CD1	1:B:79:LEU:N	14	1.41
(3,1)	1:A:6:LEU:CD1	1:B:80:CYS:N	14	1.41
(3,1)	1:A:6:LEU:CD1	5:B:203:7Q9:N	14	1.41
(3,1)	1:A:6:LEU:CD1	5:B:204:7Q9:N	14	1.41
(3,1)	1:A:6:LEU:CD1	5:B:205:7Q9:N	14	1.41
(3,1)	1:A:6:LEU:CD1	5:B:206:7Q9:N	14	1.41
(3,1)	1:A:6:LEU:CD1	5:B:207:7Q9:N	14	1.41
(3,1)	1:A:6:LEU:CD1	6:B:208:17F:N1	14	1.41
(3,1)	1:A:6:LEU:CD1	5:B:209:7Q9:N	14	1.41
(3,1)	1:A:6:LEU:CD1	5:B:210:7Q9:N	14	1.41
(3,1)	1:A:6:LEU:CD1	5:B:211:7Q9:N	14	1.41
(3,1)	1:A:6:LEU:CD1	5:B:212:7Q9:N	14	1.41
(3,1)	1:A:6:LEU:CD1	5:B:213:7Q9:N	14	1.41
(3,1)	1:A:6:LEU:CD1	6:B:214:17F:N1	14	1.41
(3,1)	1:A:6:LEU:CD1	6:B:215:17F:N1	14	1.41
(3,1)	1:A:6:LEU:CD1	5:B:216:7Q9:N	14	1.41
(3,1)	1:A:6:LEU:CD1	5:B:217:7Q9:N	14	1.41
(3,1)	1:A:6:LEU:CD1	5:B:218:7Q9:N	14	1.41
(3,1)	1:A:6:LEU:CD1	6:B:219:17F:N1	14	1.41
(3,1)	1:A:6:LEU:CD1	5:B:220:7Q9:N	14	1.41
(3,1)	1:A:6:LEU:CD2	1:B:2:THR:N	14	1.41
(3,1)	1:A:6:LEU:CD2	1:B:3:GLU:N	14	1.41
(3,1)	1:A:6:LEU:CD2	1:B:4:TYR:N	14	1.41
(3,1)	1:A:6:LEU:CD2	1:B:5:LYS:N	14	1.41
(3,1)	1:A:6:LEU:CD2	1:B:6:LEU:N	14	1.41
(3,1)	1:A:6:LEU:CD2	1:B:7:VAL:N	14	1.41
(3,1)	1:A:6:LEU:CD2	1:B:8:VAL:N	14	1.41
(3,1)	1:A:6:LEU:CD2	1:B:9:VAL:N	14	1.41
(3,1)	1:A:6:LEU:CD2	1:B:10:GLY:N	14	1.41
(3,1)	1:A:6:LEU:CD2	1:B:11:ALA:N	14	1.41
(3,1)	1:A:6:LEU:CD2	1:B:12:ASP:N	14	1.41
(3,1)	1:A:6:LEU:CD2	1:B:13:GLY:N	14	1.41
(3,1)	1:A:6:LEU:CD2	1:B:14:VAL:N	14	1.41
(3,1)	1:A:6:LEU:CD2	1:B:15:GLY:N	14	1.41
(3,1)	1:A:6:LEU:CD2	1:B:16:LYS:N	14	1.41
(3,1)	1:A:6:LEU:CD2	1:B:17:SER:N	14	1.41
(3,1)	1:A:6:LEU:CD2	1:B:18:ALA:N	14	1.41
(3,1)	1:A:6:LEU:CD2	1:B:19:LEU:N	14	1.41
(3,1)	1:A:6:LEU:CD2	1:B:20:THR:N	14	1.41
(3,1)	1:A:6:LEU:CD2	1:B:21:ILE:N	14	1.41
(3,1)	1:A:6:LEU:CD2	1:B:22:GLN:N	14	1.41

Continued on next page...

Continued from previous page...

Key	Atom-1	Atom-2	Model ID	Violation (Å)
(3,1)	1:A:6:LEU:CD2	1:B:23:LEU:N	14	1.41
(3,1)	1:A:6:LEU:CD2	1:B:24:ILE:N	14	1.41
(3,1)	1:A:6:LEU:CD2	1:B:25:GLN:N	14	1.41
(3,1)	1:A:6:LEU:CD2	1:B:26:ASN:N	14	1.41
(3,1)	1:A:6:LEU:CD2	1:B:27:HIS:N	14	1.41
(3,1)	1:A:6:LEU:CD2	1:B:28:PHE:N	14	1.41
(3,1)	1:A:6:LEU:CD2	1:B:29:VAL:N	14	1.41
(3,1)	1:A:6:LEU:CD2	1:B:30:ASP:N	14	1.41
(3,1)	1:A:6:LEU:CD2	1:B:31:GLU:N	14	1.41
(3,1)	1:A:6:LEU:CD2	1:B:32:TYR:N	14	1.41
(3,1)	1:A:6:LEU:CD2	1:B:33:ASP:N	14	1.41
(3,1)	1:A:6:LEU:CD2	1:B:34:PRO:N	14	1.41
(3,1)	1:A:6:LEU:CD2	1:B:35:THR:N	14	1.41
(3,1)	1:A:6:LEU:CD2	1:B:36:ILE:N	14	1.41
(3,1)	1:A:6:LEU:CD2	1:B:37:GLU:N	14	1.41
(3,1)	1:A:6:LEU:CD2	1:B:38:ASP:N	14	1.41
(3,1)	1:A:6:LEU:CD2	1:B:39:SER:N	14	1.41
(3,1)	1:A:6:LEU:CD2	1:B:40:TYR:N	14	1.41
(3,1)	1:A:6:LEU:CD2	1:B:41:ARG:N	14	1.41
(3,1)	1:A:6:LEU:CD2	1:B:42:LYS:N	14	1.41
(3,1)	1:A:6:LEU:CD2	1:B:43:GLN:N	14	1.41
(3,1)	1:A:6:LEU:CD2	1:B:44:VAL:N	14	1.41
(3,1)	1:A:6:LEU:CD2	1:B:45:VAL:N	14	1.41
(3,1)	1:A:6:LEU:CD2	1:B:46:ILE:N	14	1.41
(3,1)	1:A:6:LEU:CD2	1:B:47:ASP:N	14	1.41
(3,1)	1:A:6:LEU:CD2	1:B:48:GLY:N	14	1.41
(3,1)	1:A:6:LEU:CD2	1:B:49:GLU:N	14	1.41
(3,1)	1:A:6:LEU:CD2	1:B:50:THR:N	14	1.41
(3,1)	1:A:6:LEU:CD2	1:B:51:CYS:N	14	1.41
(3,1)	1:A:6:LEU:CD2	1:B:52:LEU:N	14	1.41
(3,1)	1:A:6:LEU:CD2	1:B:53:LEU:N	14	1.41
(3,1)	1:A:6:LEU:CD2	1:B:54:ASP:N	14	1.41
(3,1)	1:A:6:LEU:CD2	1:B:55:ILE:N	14	1.41
(3,1)	1:A:6:LEU:CD2	1:B:56:LEU:N	14	1.41
(3,1)	1:A:6:LEU:CD2	1:B:57:ASP:N	14	1.41
(3,1)	1:A:6:LEU:CD2	1:B:58:THR:N	14	1.41
(3,1)	1:A:6:LEU:CD2	1:B:59:ALA:N	14	1.41
(3,1)	1:A:6:LEU:CD2	1:B:60:GLY:N	14	1.41
(3,1)	1:A:6:LEU:CD2	1:B:61:GLN:N	14	1.41
(3,1)	1:A:6:LEU:CD2	1:B:62:GLU:N	14	1.41
(3,1)	1:A:6:LEU:CD2	1:B:63:GLU:N	14	1.41
(3,1)	1:A:6:LEU:CD2	1:B:64:TYR:N	14	1.41

Continued on next page...

Continued from previous page...

Key	Atom-1	Atom-2	Model ID	Violation (Å)
(3,1)	1:A:6:LEU:CD2	1:B:65:SER:N	14	1.41
(3,1)	1:A:6:LEU:CD2	1:B:66:ALA:N	14	1.41
(3,1)	1:A:6:LEU:CD2	1:B:67:MET:N	14	1.41
(3,1)	1:A:6:LEU:CD2	1:B:68:ARG:N	14	1.41
(3,1)	1:A:6:LEU:CD2	1:B:69:ASP:N	14	1.41
(3,1)	1:A:6:LEU:CD2	1:B:70:GLN:N	14	1.41
(3,1)	1:A:6:LEU:CD2	1:B:71:TYR:N	14	1.41
(3,1)	1:A:6:LEU:CD2	1:B:72:MET:N	14	1.41
(3,1)	1:A:6:LEU:CD2	1:B:73:ARG:N	14	1.41
(3,1)	1:A:6:LEU:CD2	1:B:74:THR:N	14	1.41
(3,1)	1:A:6:LEU:CD2	1:B:75:GLY:N	14	1.41
(3,1)	1:A:6:LEU:CD2	1:B:76:GLU:N	14	1.41
(3,1)	1:A:6:LEU:CD2	1:B:77:GLY:N	14	1.41
(3,1)	1:A:6:LEU:CD2	1:B:78:PHE:N	14	1.41
(3,1)	1:A:6:LEU:CD2	1:B:79:LEU:N	14	1.41
(3,1)	1:A:6:LEU:CD2	1:B:80:CYS:N	14	1.41
(3,1)	1:A:6:LEU:CD2	5:B:203:7Q9:N	14	1.41
(3,1)	1:A:6:LEU:CD2	5:B:204:7Q9:N	14	1.41
(3,1)	1:A:6:LEU:CD2	5:B:205:7Q9:N	14	1.41
(3,1)	1:A:6:LEU:CD2	5:B:206:7Q9:N	14	1.41
(3,1)	1:A:6:LEU:CD2	5:B:207:7Q9:N	14	1.41
(3,1)	1:A:6:LEU:CD2	6:B:208:17F:N1	14	1.41
(3,1)	1:A:6:LEU:CD2	5:B:209:7Q9:N	14	1.41
(3,1)	1:A:6:LEU:CD2	5:B:210:7Q9:N	14	1.41
(3,1)	1:A:6:LEU:CD2	5:B:211:7Q9:N	14	1.41
(3,1)	1:A:6:LEU:CD2	5:B:212:7Q9:N	14	1.41
(3,1)	1:A:6:LEU:CD2	5:B:213:7Q9:N	14	1.41
(3,1)	1:A:6:LEU:CD2	6:B:214:17F:N1	14	1.41
(3,1)	1:A:6:LEU:CD2	6:B:215:17F:N1	14	1.41
(3,1)	1:A:6:LEU:CD2	5:B:216:7Q9:N	14	1.41
(3,1)	1:A:6:LEU:CD2	5:B:217:7Q9:N	14	1.41
(3,1)	1:A:6:LEU:CD2	5:B:218:7Q9:N	14	1.41
(3,1)	1:A:6:LEU:CD2	6:B:219:17F:N1	14	1.41
(3,1)	1:A:6:LEU:CD2	5:B:220:7Q9:N	14	1.41
(1,22)	1:B:184:LYS:C	1:B:2:THR:N	6	1.41
(1,22)	1:B:184:LYS:C	1:B:3:GLU:N	6	1.41
(1,22)	1:B:184:LYS:C	1:B:4:TYR:N	6	1.41
(1,22)	1:B:184:LYS:C	1:B:5:LYS:N	6	1.41
(1,22)	1:B:184:LYS:C	1:B:6:LEU:N	6	1.41
(1,22)	1:B:184:LYS:C	1:B:7:VAL:N	6	1.41
(1,22)	1:B:184:LYS:C	1:B:8:VAL:N	6	1.41
(1,22)	1:B:184:LYS:C	1:B:9:VAL:N	6	1.41

Continued on next page...

Continued from previous page...

Key	Atom-1	Atom-2	Model ID	Violation (Å)
(1,22)	1:B:184:LYS:C	1:B:10:GLY:N	6	1.41
(1,22)	1:B:184:LYS:C	1:B:11:ALA:N	6	1.41
(1,22)	1:B:184:LYS:C	1:B:12:ASP:N	6	1.41
(1,22)	1:B:184:LYS:C	1:B:13:GLY:N	6	1.41
(1,22)	1:B:184:LYS:C	1:B:14:VAL:N	6	1.41
(1,22)	1:B:184:LYS:C	1:B:15:GLY:N	6	1.41
(1,22)	1:B:184:LYS:C	1:B:16:LYS:N	6	1.41
(1,22)	1:B:184:LYS:C	1:B:17:SER:N	6	1.41
(1,22)	1:B:184:LYS:C	1:B:18:ALA:N	6	1.41
(1,22)	1:B:184:LYS:C	1:B:19:LEU:N	6	1.41
(1,22)	1:B:184:LYS:C	1:B:20:THR:N	6	1.41
(1,22)	1:B:184:LYS:C	1:B:21:ILE:N	6	1.41
(1,22)	1:B:184:LYS:C	1:B:22:GLN:N	6	1.41
(1,22)	1:B:184:LYS:C	1:B:23:LEU:N	6	1.41
(1,22)	1:B:184:LYS:C	1:B:24:ILE:N	6	1.41
(1,22)	1:B:184:LYS:C	1:B:25:GLN:N	6	1.41
(1,22)	1:B:184:LYS:C	1:B:26:ASN:N	6	1.41
(1,22)	1:B:184:LYS:C	1:B:27:HIS:N	6	1.41
(1,22)	1:B:184:LYS:C	1:B:28:PHE:N	6	1.41
(1,22)	1:B:184:LYS:C	1:B:29:VAL:N	6	1.41
(1,22)	1:B:184:LYS:C	1:B:30:ASP:N	6	1.41
(1,22)	1:B:184:LYS:C	1:B:31:GLU:N	6	1.41
(1,22)	1:B:184:LYS:C	1:B:32:TYR:N	6	1.41
(1,22)	1:B:184:LYS:C	1:B:33:ASP:N	6	1.41
(1,22)	1:B:184:LYS:C	1:B:34:PRO:N	6	1.41
(1,22)	1:B:184:LYS:C	1:B:35:THR:N	6	1.41
(1,22)	1:B:184:LYS:C	1:B:36:ILE:N	6	1.41
(1,22)	1:B:184:LYS:C	1:B:37:GLU:N	6	1.41
(1,22)	1:B:184:LYS:C	1:B:38:ASP:N	6	1.41
(1,22)	1:B:184:LYS:C	1:B:39:SER:N	6	1.41
(1,22)	1:B:184:LYS:C	1:B:40:TYR:N	6	1.41
(1,22)	1:B:184:LYS:C	1:B:41:ARG:N	6	1.41
(1,22)	1:B:184:LYS:C	1:B:42:LYS:N	6	1.41
(1,22)	1:B:184:LYS:C	1:B:43:GLN:N	6	1.41
(1,22)	1:B:184:LYS:C	1:B:44:VAL:N	6	1.41
(1,22)	1:B:184:LYS:C	1:B:45:VAL:N	6	1.41
(1,22)	1:B:184:LYS:C	1:B:46:ILE:N	6	1.41
(1,22)	1:B:184:LYS:C	1:B:47:ASP:N	6	1.41
(1,22)	1:B:184:LYS:C	1:B:48:GLY:N	6	1.41
(1,22)	1:B:184:LYS:C	1:B:49:GLU:N	6	1.41
(1,22)	1:B:184:LYS:C	1:B:50:THR:N	6	1.41
(1,22)	1:B:184:LYS:C	1:B:51:CYS:N	6	1.41

Continued on next page...

Continued from previous page...

Key	Atom-1	Atom-2	Model ID	Violation (Å)
(1,22)	1:B:184:LYS:C	1:B:52:LEU:N	6	1.41
(1,22)	1:B:184:LYS:C	1:B:53:LEU:N	6	1.41
(1,22)	1:B:184:LYS:C	1:B:54:ASP:N	6	1.41
(1,22)	1:B:184:LYS:C	1:B:55:ILE:N	6	1.41
(1,22)	1:B:184:LYS:C	1:B:56:LEU:N	6	1.41
(1,22)	1:B:184:LYS:C	1:B:57:ASP:N	6	1.41
(1,22)	1:B:184:LYS:C	1:B:58:THR:N	6	1.41
(1,22)	1:B:184:LYS:C	1:B:59:ALA:N	6	1.41
(1,22)	1:B:184:LYS:C	1:B:60:GLY:N	6	1.41
(1,22)	1:B:184:LYS:C	1:B:61:GLN:N	6	1.41
(1,22)	1:B:184:LYS:C	1:B:62:GLU:N	6	1.41
(1,22)	1:B:184:LYS:C	1:B:63:GLU:N	6	1.41
(1,22)	1:B:184:LYS:C	1:B:64:TYR:N	6	1.41
(1,22)	1:B:184:LYS:C	1:B:65:SER:N	6	1.41
(1,22)	1:B:184:LYS:C	1:B:66:ALA:N	6	1.41
(1,22)	1:B:184:LYS:C	1:B:67:MET:N	6	1.41
(1,22)	1:B:184:LYS:C	1:B:68:ARG:N	6	1.41
(1,22)	1:B:184:LYS:C	1:B:69:ASP:N	6	1.41
(1,22)	1:B:184:LYS:C	1:B:70:GLN:N	6	1.41
(1,22)	1:B:184:LYS:C	1:B:71:TYR:N	6	1.41
(1,22)	1:B:184:LYS:C	1:B:72:MET:N	6	1.41
(1,22)	1:B:184:LYS:C	1:B:73:ARG:N	6	1.41
(1,22)	1:B:184:LYS:C	1:B:74:THR:N	6	1.41
(1,22)	1:B:184:LYS:C	1:B:75:GLY:N	6	1.41
(1,22)	1:B:184:LYS:C	1:B:76:GLU:N	6	1.41
(1,22)	1:B:184:LYS:C	1:B:77:GLY:N	6	1.41
(1,22)	1:B:184:LYS:C	1:B:78:PHE:N	6	1.41
(1,22)	1:B:184:LYS:C	1:B:79:LEU:N	6	1.41
(1,22)	1:B:184:LYS:C	1:B:80:CYS:N	6	1.41
(1,22)	1:B:184:LYS:C	5:B:203:7Q9:N	6	1.41
(1,22)	1:B:184:LYS:C	5:B:204:7Q9:N	6	1.41
(1,22)	1:B:184:LYS:C	5:B:205:7Q9:N	6	1.41
(1,22)	1:B:184:LYS:C	5:B:206:7Q9:N	6	1.41
(1,22)	1:B:184:LYS:C	5:B:207:7Q9:N	6	1.41
(1,22)	1:B:184:LYS:C	6:B:208:17F:N1	6	1.41
(1,22)	1:B:184:LYS:C	5:B:209:7Q9:N	6	1.41
(1,22)	1:B:184:LYS:C	5:B:210:7Q9:N	6	1.41
(1,22)	1:B:184:LYS:C	5:B:211:7Q9:N	6	1.41
(1,22)	1:B:184:LYS:C	5:B:212:7Q9:N	6	1.41
(1,22)	1:B:184:LYS:C	5:B:213:7Q9:N	6	1.41
(1,22)	1:B:184:LYS:C	6:B:214:17F:N1	6	1.41
(1,22)	1:B:184:LYS:C	6:B:215:17F:N1	6	1.41

Continued on next page...

Continued from previous page...

Key	Atom-1	Atom-2	Model ID	Violation (Å)
(1,22)	1:B:184:LYS:C	5:B:216:7Q9:N	6	1.41
(1,22)	1:B:184:LYS:C	5:B:217:7Q9:N	6	1.41
(1,22)	1:B:184:LYS:C	5:B:218:7Q9:N	6	1.41
(1,22)	1:B:184:LYS:C	6:B:219:17F:N1	6	1.41
(1,22)	1:B:184:LYS:C	5:B:220:7Q9:N	6	1.41
(1,22)	1:B:184:LYS:CA	1:B:2:THR:N	6	1.41
(1,22)	1:B:184:LYS:CA	1:B:3:GLU:N	6	1.41
(1,22)	1:B:184:LYS:CA	1:B:4:TYR:N	6	1.41
(1,22)	1:B:184:LYS:CA	1:B:5:LYS:N	6	1.41
(1,22)	1:B:184:LYS:CA	1:B:6:LEU:N	6	1.41
(1,22)	1:B:184:LYS:CA	1:B:7:VAL:N	6	1.41
(1,22)	1:B:184:LYS:CA	1:B:8:VAL:N	6	1.41
(1,22)	1:B:184:LYS:CA	1:B:9:VAL:N	6	1.41
(1,22)	1:B:184:LYS:CA	1:B:10:GLY:N	6	1.41
(1,22)	1:B:184:LYS:CA	1:B:11:ALA:N	6	1.41
(1,22)	1:B:184:LYS:CA	1:B:12:ASP:N	6	1.41
(1,22)	1:B:184:LYS:CA	1:B:13:GLY:N	6	1.41
(1,22)	1:B:184:LYS:CA	1:B:14:VAL:N	6	1.41
(1,22)	1:B:184:LYS:CA	1:B:15:GLY:N	6	1.41
(1,22)	1:B:184:LYS:CA	1:B:16:LYS:N	6	1.41
(1,22)	1:B:184:LYS:CA	1:B:17:SER:N	6	1.41
(1,22)	1:B:184:LYS:CA	1:B:18:ALA:N	6	1.41
(1,22)	1:B:184:LYS:CA	1:B:19:LEU:N	6	1.41
(1,22)	1:B:184:LYS:CA	1:B:20:THR:N	6	1.41
(1,22)	1:B:184:LYS:CA	1:B:21:ILE:N	6	1.41
(1,22)	1:B:184:LYS:CA	1:B:22:GLN:N	6	1.41
(1,22)	1:B:184:LYS:CA	1:B:23:LEU:N	6	1.41
(1,22)	1:B:184:LYS:CA	1:B:24:ILE:N	6	1.41
(1,22)	1:B:184:LYS:CA	1:B:25:GLN:N	6	1.41
(1,22)	1:B:184:LYS:CA	1:B:26:ASN:N	6	1.41
(1,22)	1:B:184:LYS:CA	1:B:27:HIS:N	6	1.41
(1,22)	1:B:184:LYS:CA	1:B:28:PHE:N	6	1.41
(1,22)	1:B:184:LYS:CA	1:B:29:VAL:N	6	1.41
(1,22)	1:B:184:LYS:CA	1:B:30:ASP:N	6	1.41
(1,22)	1:B:184:LYS:CA	1:B:31:GLU:N	6	1.41
(1,22)	1:B:184:LYS:CA	1:B:32:TYR:N	6	1.41
(1,22)	1:B:184:LYS:CA	1:B:33:ASP:N	6	1.41
(1,22)	1:B:184:LYS:CA	1:B:34:PRO:N	6	1.41
(1,22)	1:B:184:LYS:CA	1:B:35:THR:N	6	1.41
(1,22)	1:B:184:LYS:CA	1:B:36:ILE:N	6	1.41
(1,22)	1:B:184:LYS:CA	1:B:37:GLU:N	6	1.41
(1,22)	1:B:184:LYS:CA	1:B:38:ASP:N	6	1.41

Continued on next page...

Continued from previous page...

Key	Atom-1	Atom-2	Model ID	Violation (Å)
(1,22)	1:B:184:LYS:CA	1:B:39:SER:N	6	1.41
(1,22)	1:B:184:LYS:CA	1:B:40:TYR:N	6	1.41
(1,22)	1:B:184:LYS:CA	1:B:41:ARG:N	6	1.41
(1,22)	1:B:184:LYS:CA	1:B:42:LYS:N	6	1.41
(1,22)	1:B:184:LYS:CA	1:B:43:GLN:N	6	1.41
(1,22)	1:B:184:LYS:CA	1:B:44:VAL:N	6	1.41
(1,22)	1:B:184:LYS:CA	1:B:45:VAL:N	6	1.41
(1,22)	1:B:184:LYS:CA	1:B:46:ILE:N	6	1.41
(1,22)	1:B:184:LYS:CA	1:B:47:ASP:N	6	1.41
(1,22)	1:B:184:LYS:CA	1:B:48:GLY:N	6	1.41
(1,22)	1:B:184:LYS:CA	1:B:49:GLU:N	6	1.41
(1,22)	1:B:184:LYS:CA	1:B:50:THR:N	6	1.41
(1,22)	1:B:184:LYS:CA	1:B:51:CYS:N	6	1.41
(1,22)	1:B:184:LYS:CA	1:B:52:LEU:N	6	1.41
(1,22)	1:B:184:LYS:CA	1:B:53:LEU:N	6	1.41
(1,22)	1:B:184:LYS:CA	1:B:54:ASP:N	6	1.41
(1,22)	1:B:184:LYS:CA	1:B:55:ILE:N	6	1.41
(1,22)	1:B:184:LYS:CA	1:B:56:LEU:N	6	1.41
(1,22)	1:B:184:LYS:CA	1:B:57:ASP:N	6	1.41
(1,22)	1:B:184:LYS:CA	1:B:58:THR:N	6	1.41
(1,22)	1:B:184:LYS:CA	1:B:59:ALA:N	6	1.41
(1,22)	1:B:184:LYS:CA	1:B:60:GLY:N	6	1.41
(1,22)	1:B:184:LYS:CA	1:B:61:GLN:N	6	1.41
(1,22)	1:B:184:LYS:CA	1:B:62:GLU:N	6	1.41
(1,22)	1:B:184:LYS:CA	1:B:63:GLU:N	6	1.41
(1,22)	1:B:184:LYS:CA	1:B:64:TYR:N	6	1.41
(1,22)	1:B:184:LYS:CA	1:B:65:SER:N	6	1.41
(1,22)	1:B:184:LYS:CA	1:B:66:ALA:N	6	1.41
(1,22)	1:B:184:LYS:CA	1:B:67:MET:N	6	1.41
(1,22)	1:B:184:LYS:CA	1:B:68:ARG:N	6	1.41
(1,22)	1:B:184:LYS:CA	1:B:69:ASP:N	6	1.41
(1,22)	1:B:184:LYS:CA	1:B:70:GLN:N	6	1.41
(1,22)	1:B:184:LYS:CA	1:B:71:TYR:N	6	1.41
(1,22)	1:B:184:LYS:CA	1:B:72:MET:N	6	1.41
(1,22)	1:B:184:LYS:CA	1:B:73:ARG:N	6	1.41
(1,22)	1:B:184:LYS:CA	1:B:74:THR:N	6	1.41
(1,22)	1:B:184:LYS:CA	1:B:75:GLY:N	6	1.41
(1,22)	1:B:184:LYS:CA	1:B:76:GLU:N	6	1.41
(1,22)	1:B:184:LYS:CA	1:B:77:GLY:N	6	1.41
(1,22)	1:B:184:LYS:CA	1:B:78:PHE:N	6	1.41
(1,22)	1:B:184:LYS:CA	1:B:79:LEU:N	6	1.41
(1,22)	1:B:184:LYS:CA	1:B:80:CYS:N	6	1.41

Continued on next page...

Continued from previous page...

Key	Atom-1	Atom-2	Model ID	Violation (Å)
(1,22)	1:B:184:LYS:CA	5:B:203:7Q9:N	6	1.41
(1,22)	1:B:184:LYS:CA	5:B:204:7Q9:N	6	1.41
(1,22)	1:B:184:LYS:CA	5:B:205:7Q9:N	6	1.41
(1,22)	1:B:184:LYS:CA	5:B:206:7Q9:N	6	1.41
(1,22)	1:B:184:LYS:CA	5:B:207:7Q9:N	6	1.41
(1,22)	1:B:184:LYS:CA	6:B:208:17F:N1	6	1.41
(1,22)	1:B:184:LYS:CA	5:B:209:7Q9:N	6	1.41
(1,22)	1:B:184:LYS:CA	5:B:210:7Q9:N	6	1.41
(1,22)	1:B:184:LYS:CA	5:B:211:7Q9:N	6	1.41
(1,22)	1:B:184:LYS:CA	5:B:212:7Q9:N	6	1.41
(1,22)	1:B:184:LYS:CA	5:B:213:7Q9:N	6	1.41
(1,22)	1:B:184:LYS:CA	6:B:214:17F:N1	6	1.41
(1,22)	1:B:184:LYS:CA	6:B:215:17F:N1	6	1.41
(1,22)	1:B:184:LYS:CA	5:B:216:7Q9:N	6	1.41
(1,22)	1:B:184:LYS:CA	5:B:217:7Q9:N	6	1.41
(1,22)	1:B:184:LYS:CA	5:B:218:7Q9:N	6	1.41
(1,22)	1:B:184:LYS:CA	6:B:219:17F:N1	6	1.41
(1,22)	1:B:184:LYS:CA	5:B:220:7Q9:N	6	1.41
(1,22)	1:B:184:LYS:CB	1:B:2:THR:N	6	1.41
(1,22)	1:B:184:LYS:CB	1:B:3:GLU:N	6	1.41
(1,22)	1:B:184:LYS:CB	1:B:4:TYR:N	6	1.41
(1,22)	1:B:184:LYS:CB	1:B:5:LYS:N	6	1.41
(1,22)	1:B:184:LYS:CB	1:B:6:LEU:N	6	1.41
(1,22)	1:B:184:LYS:CB	1:B:7:VAL:N	6	1.41
(1,22)	1:B:184:LYS:CB	1:B:8:VAL:N	6	1.41
(1,22)	1:B:184:LYS:CB	1:B:9:VAL:N	6	1.41
(1,22)	1:B:184:LYS:CB	1:B:10:GLY:N	6	1.41
(1,22)	1:B:184:LYS:CB	1:B:11:ALA:N	6	1.41
(1,22)	1:B:184:LYS:CB	1:B:12:ASP:N	6	1.41
(1,22)	1:B:184:LYS:CB	1:B:13:GLY:N	6	1.41
(1,22)	1:B:184:LYS:CB	1:B:14:VAL:N	6	1.41
(1,22)	1:B:184:LYS:CB	1:B:15:GLY:N	6	1.41
(1,22)	1:B:184:LYS:CB	1:B:16:LYS:N	6	1.41
(1,22)	1:B:184:LYS:CB	1:B:17:SER:N	6	1.41
(1,22)	1:B:184:LYS:CB	1:B:18:ALA:N	6	1.41
(1,22)	1:B:184:LYS:CB	1:B:19:LEU:N	6	1.41
(1,22)	1:B:184:LYS:CB	1:B:20:THR:N	6	1.41
(1,22)	1:B:184:LYS:CB	1:B:21:ILE:N	6	1.41
(1,22)	1:B:184:LYS:CB	1:B:22:GLN:N	6	1.41
(1,22)	1:B:184:LYS:CB	1:B:23:LEU:N	6	1.41
(1,22)	1:B:184:LYS:CB	1:B:24:ILE:N	6	1.41
(1,22)	1:B:184:LYS:CB	1:B:25:GLN:N	6	1.41

Continued on next page...

Continued from previous page...

Key	Atom-1	Atom-2	Model ID	Violation (Å)
(1,22)	1:B:184:LYS:CB	1:B:26:ASN:N	6	1.41
(1,22)	1:B:184:LYS:CB	1:B:27:HIS:N	6	1.41
(1,22)	1:B:184:LYS:CB	1:B:28:PHE:N	6	1.41
(1,22)	1:B:184:LYS:CB	1:B:29:VAL:N	6	1.41
(1,22)	1:B:184:LYS:CB	1:B:30:ASP:N	6	1.41
(1,22)	1:B:184:LYS:CB	1:B:31:GLU:N	6	1.41
(1,22)	1:B:184:LYS:CB	1:B:32:TYR:N	6	1.41
(1,22)	1:B:184:LYS:CB	1:B:33:ASP:N	6	1.41
(1,22)	1:B:184:LYS:CB	1:B:34:PRO:N	6	1.41
(1,22)	1:B:184:LYS:CB	1:B:35:THR:N	6	1.41
(1,22)	1:B:184:LYS:CB	1:B:36:ILE:N	6	1.41
(1,22)	1:B:184:LYS:CB	1:B:37:GLU:N	6	1.41
(1,22)	1:B:184:LYS:CB	1:B:38:ASP:N	6	1.41
(1,22)	1:B:184:LYS:CB	1:B:39:SER:N	6	1.41
(1,22)	1:B:184:LYS:CB	1:B:40:TYR:N	6	1.41
(1,22)	1:B:184:LYS:CB	1:B:41:ARG:N	6	1.41
(1,22)	1:B:184:LYS:CB	1:B:42:LYS:N	6	1.41
(1,22)	1:B:184:LYS:CB	1:B:43:GLN:N	6	1.41
(1,22)	1:B:184:LYS:CB	1:B:44:VAL:N	6	1.41
(1,22)	1:B:184:LYS:CB	1:B:45:VAL:N	6	1.41
(1,22)	1:B:184:LYS:CB	1:B:46:ILE:N	6	1.41
(1,22)	1:B:184:LYS:CB	1:B:47:ASP:N	6	1.41
(1,22)	1:B:184:LYS:CB	1:B:48:GLY:N	6	1.41
(1,22)	1:B:184:LYS:CB	1:B:49:GLU:N	6	1.41
(1,22)	1:B:184:LYS:CB	1:B:50:THR:N	6	1.41
(1,22)	1:B:184:LYS:CB	1:B:51:CYS:N	6	1.41
(1,22)	1:B:184:LYS:CB	1:B:52:LEU:N	6	1.41
(1,22)	1:B:184:LYS:CB	1:B:53:LEU:N	6	1.41
(1,22)	1:B:184:LYS:CB	1:B:54:ASP:N	6	1.41
(1,22)	1:B:184:LYS:CB	1:B:55:ILE:N	6	1.41
(1,22)	1:B:184:LYS:CB	1:B:56:LEU:N	6	1.41
(1,22)	1:B:184:LYS:CB	1:B:57:ASP:N	6	1.41
(1,22)	1:B:184:LYS:CB	1:B:58:THR:N	6	1.41
(1,22)	1:B:184:LYS:CB	1:B:59:ALA:N	6	1.41
(1,22)	1:B:184:LYS:CB	1:B:60:GLY:N	6	1.41
(1,22)	1:B:184:LYS:CB	1:B:61:GLN:N	6	1.41
(1,22)	1:B:184:LYS:CB	1:B:62:GLU:N	6	1.41
(1,22)	1:B:184:LYS:CB	1:B:63:GLU:N	6	1.41
(1,22)	1:B:184:LYS:CB	1:B:64:TYR:N	6	1.41
(1,22)	1:B:184:LYS:CB	1:B:65:SER:N	6	1.41
(1,22)	1:B:184:LYS:CB	1:B:66:ALA:N	6	1.41
(1,22)	1:B:184:LYS:CB	1:B:67:MET:N	6	1.41

Continued on next page...

Continued from previous page...

Key	Atom-1	Atom-2	Model ID	Violation (Å)
(1,22)	1:B:184:LYS:CB	1:B:68:ARG:N	6	1.41
(1,22)	1:B:184:LYS:CB	1:B:69:ASP:N	6	1.41
(1,22)	1:B:184:LYS:CB	1:B:70:GLN:N	6	1.41
(1,22)	1:B:184:LYS:CB	1:B:71:TYR:N	6	1.41
(1,22)	1:B:184:LYS:CB	1:B:72:MET:N	6	1.41
(1,22)	1:B:184:LYS:CB	1:B:73:ARG:N	6	1.41
(1,22)	1:B:184:LYS:CB	1:B:74:THR:N	6	1.41
(1,22)	1:B:184:LYS:CB	1:B:75:GLY:N	6	1.41
(1,22)	1:B:184:LYS:CB	1:B:76:GLU:N	6	1.41
(1,22)	1:B:184:LYS:CB	1:B:77:GLY:N	6	1.41
(1,22)	1:B:184:LYS:CB	1:B:78:PHE:N	6	1.41
(1,22)	1:B:184:LYS:CB	1:B:79:LEU:N	6	1.41
(1,22)	1:B:184:LYS:CB	1:B:80:CYS:N	6	1.41
(1,22)	1:B:184:LYS:CB	5:B:203:7Q9:N	6	1.41
(1,22)	1:B:184:LYS:CB	5:B:204:7Q9:N	6	1.41
(1,22)	1:B:184:LYS:CB	5:B:205:7Q9:N	6	1.41
(1,22)	1:B:184:LYS:CB	5:B:206:7Q9:N	6	1.41
(1,22)	1:B:184:LYS:CB	5:B:207:7Q9:N	6	1.41
(1,22)	1:B:184:LYS:CB	6:B:208:17F:N1	6	1.41
(1,22)	1:B:184:LYS:CB	5:B:209:7Q9:N	6	1.41
(1,22)	1:B:184:LYS:CB	5:B:210:7Q9:N	6	1.41
(1,22)	1:B:184:LYS:CB	5:B:211:7Q9:N	6	1.41
(1,22)	1:B:184:LYS:CB	5:B:212:7Q9:N	6	1.41
(1,22)	1:B:184:LYS:CB	5:B:213:7Q9:N	6	1.41
(1,22)	1:B:184:LYS:CB	6:B:214:17F:N1	6	1.41
(1,22)	1:B:184:LYS:CB	6:B:215:17F:N1	6	1.41
(1,22)	1:B:184:LYS:CB	5:B:216:7Q9:N	6	1.41
(1,22)	1:B:184:LYS:CB	5:B:217:7Q9:N	6	1.41
(1,22)	1:B:184:LYS:CB	5:B:218:7Q9:N	6	1.41
(1,22)	1:B:184:LYS:CB	6:B:219:17F:N1	6	1.41
(1,22)	1:B:184:LYS:CB	5:B:220:7Q9:N	6	1.41
(1,22)	1:B:184:LYS:CD	1:B:2:THR:N	6	1.41
(1,22)	1:B:184:LYS:CD	1:B:3:GLU:N	6	1.41
(1,22)	1:B:184:LYS:CD	1:B:4:TYR:N	6	1.41
(1,22)	1:B:184:LYS:CD	1:B:5:LYS:N	6	1.41
(1,22)	1:B:184:LYS:CD	1:B:6:LEU:N	6	1.41
(1,22)	1:B:184:LYS:CD	1:B:7:VAL:N	6	1.41
(1,22)	1:B:184:LYS:CD	1:B:8:VAL:N	6	1.41
(1,22)	1:B:184:LYS:CD	1:B:9:VAL:N	6	1.41
(1,22)	1:B:184:LYS:CD	1:B:10:GLY:N	6	1.41
(1,22)	1:B:184:LYS:CD	1:B:11:ALA:N	6	1.41
(1,22)	1:B:184:LYS:CD	1:B:12:ASP:N	6	1.41

Continued on next page...

Continued from previous page...

Key	Atom-1	Atom-2	Model ID	Violation (Å)
(1,22)	1:B:184:LYS:CD	1:B:13:GLY:N	6	1.41
(1,22)	1:B:184:LYS:CD	1:B:14:VAL:N	6	1.41
(1,22)	1:B:184:LYS:CD	1:B:15:GLY:N	6	1.41
(1,22)	1:B:184:LYS:CD	1:B:16:LYS:N	6	1.41
(1,22)	1:B:184:LYS:CD	1:B:17:SER:N	6	1.41
(1,22)	1:B:184:LYS:CD	1:B:18:ALA:N	6	1.41
(1,22)	1:B:184:LYS:CD	1:B:19:LEU:N	6	1.41
(1,22)	1:B:184:LYS:CD	1:B:20:THR:N	6	1.41
(1,22)	1:B:184:LYS:CD	1:B:21:ILE:N	6	1.41
(1,22)	1:B:184:LYS:CD	1:B:22:GLN:N	6	1.41
(1,22)	1:B:184:LYS:CD	1:B:23:LEU:N	6	1.41
(1,22)	1:B:184:LYS:CD	1:B:24:ILE:N	6	1.41
(1,22)	1:B:184:LYS:CD	1:B:25:GLN:N	6	1.41
(1,22)	1:B:184:LYS:CD	1:B:26:ASN:N	6	1.41
(1,22)	1:B:184:LYS:CD	1:B:27:HIS:N	6	1.41
(1,22)	1:B:184:LYS:CD	1:B:28:PHE:N	6	1.41
(1,22)	1:B:184:LYS:CD	1:B:29:VAL:N	6	1.41
(1,22)	1:B:184:LYS:CD	1:B:30:ASP:N	6	1.41
(1,22)	1:B:184:LYS:CD	1:B:31:GLU:N	6	1.41
(1,22)	1:B:184:LYS:CD	1:B:32:TYR:N	6	1.41
(1,22)	1:B:184:LYS:CD	1:B:33:ASP:N	6	1.41
(1,22)	1:B:184:LYS:CD	1:B:34:PRO:N	6	1.41
(1,22)	1:B:184:LYS:CD	1:B:35:THR:N	6	1.41
(1,22)	1:B:184:LYS:CD	1:B:36:ILE:N	6	1.41
(1,22)	1:B:184:LYS:CD	1:B:37:GLU:N	6	1.41
(1,22)	1:B:184:LYS:CD	1:B:38:ASP:N	6	1.41
(1,22)	1:B:184:LYS:CD	1:B:39:SER:N	6	1.41
(1,22)	1:B:184:LYS:CD	1:B:40:TYR:N	6	1.41
(1,22)	1:B:184:LYS:CD	1:B:41:ARG:N	6	1.41
(1,22)	1:B:184:LYS:CD	1:B:42:LYS:N	6	1.41
(1,22)	1:B:184:LYS:CD	1:B:43:GLN:N	6	1.41
(1,22)	1:B:184:LYS:CD	1:B:44:VAL:N	6	1.41
(1,22)	1:B:184:LYS:CD	1:B:45:VAL:N	6	1.41
(1,22)	1:B:184:LYS:CD	1:B:46:ILE:N	6	1.41
(1,22)	1:B:184:LYS:CD	1:B:47:ASP:N	6	1.41
(1,22)	1:B:184:LYS:CD	1:B:48:GLY:N	6	1.41
(1,22)	1:B:184:LYS:CD	1:B:49:GLU:N	6	1.41
(1,22)	1:B:184:LYS:CD	1:B:50:THR:N	6	1.41
(1,22)	1:B:184:LYS:CD	1:B:51:CYS:N	6	1.41
(1,22)	1:B:184:LYS:CD	1:B:52:LEU:N	6	1.41
(1,22)	1:B:184:LYS:CD	1:B:53:LEU:N	6	1.41
(1,22)	1:B:184:LYS:CD	1:B:54:ASP:N	6	1.41

Continued on next page...

Continued from previous page...

Key	Atom-1	Atom-2	Model ID	Violation (Å)
(1,22)	1:B:184:LYS:CD	1:B:55:ILE:N	6	1.41
(1,22)	1:B:184:LYS:CD	1:B:56:LEU:N	6	1.41
(1,22)	1:B:184:LYS:CD	1:B:57:ASP:N	6	1.41
(1,22)	1:B:184:LYS:CD	1:B:58:THR:N	6	1.41
(1,22)	1:B:184:LYS:CD	1:B:59:ALA:N	6	1.41
(1,22)	1:B:184:LYS:CD	1:B:60:GLY:N	6	1.41
(1,22)	1:B:184:LYS:CD	1:B:61:GLN:N	6	1.41
(1,22)	1:B:184:LYS:CD	1:B:62:GLU:N	6	1.41
(1,22)	1:B:184:LYS:CD	1:B:63:GLU:N	6	1.41
(1,22)	1:B:184:LYS:CD	1:B:64:TYR:N	6	1.41
(1,22)	1:B:184:LYS:CD	1:B:65:SER:N	6	1.41
(1,22)	1:B:184:LYS:CD	1:B:66:ALA:N	6	1.41
(1,22)	1:B:184:LYS:CD	1:B:67:MET:N	6	1.41
(1,22)	1:B:184:LYS:CD	1:B:68:ARG:N	6	1.41
(1,22)	1:B:184:LYS:CD	1:B:69:ASP:N	6	1.41
(1,22)	1:B:184:LYS:CD	1:B:70:GLN:N	6	1.41
(1,22)	1:B:184:LYS:CD	1:B:71:TYR:N	6	1.41
(1,22)	1:B:184:LYS:CD	1:B:72:MET:N	6	1.41
(1,22)	1:B:184:LYS:CD	1:B:73:ARG:N	6	1.41
(1,22)	1:B:184:LYS:CD	1:B:74:THR:N	6	1.41
(1,22)	1:B:184:LYS:CD	1:B:75:GLY:N	6	1.41
(1,22)	1:B:184:LYS:CD	1:B:76:GLU:N	6	1.41
(1,22)	1:B:184:LYS:CD	1:B:77:GLY:N	6	1.41
(1,22)	1:B:184:LYS:CD	1:B:78:PHE:N	6	1.41
(1,22)	1:B:184:LYS:CD	1:B:79:LEU:N	6	1.41
(1,22)	1:B:184:LYS:CD	1:B:80:CYS:N	6	1.41
(1,22)	1:B:184:LYS:CD	5:B:203:7Q9:N	6	1.41
(1,22)	1:B:184:LYS:CD	5:B:204:7Q9:N	6	1.41
(1,22)	1:B:184:LYS:CD	5:B:205:7Q9:N	6	1.41
(1,22)	1:B:184:LYS:CD	5:B:206:7Q9:N	6	1.41
(1,22)	1:B:184:LYS:CD	5:B:207:7Q9:N	6	1.41
(1,22)	1:B:184:LYS:CD	6:B:208:17F:N1	6	1.41
(1,22)	1:B:184:LYS:CD	5:B:209:7Q9:N	6	1.41
(1,22)	1:B:184:LYS:CD	5:B:210:7Q9:N	6	1.41
(1,22)	1:B:184:LYS:CD	5:B:211:7Q9:N	6	1.41
(1,22)	1:B:184:LYS:CD	5:B:212:7Q9:N	6	1.41
(1,22)	1:B:184:LYS:CD	5:B:213:7Q9:N	6	1.41
(1,22)	1:B:184:LYS:CD	6:B:214:17F:N1	6	1.41
(1,22)	1:B:184:LYS:CD	6:B:215:17F:N1	6	1.41
(1,22)	1:B:184:LYS:CD	5:B:216:7Q9:N	6	1.41
(1,22)	1:B:184:LYS:CD	5:B:217:7Q9:N	6	1.41
(1,22)	1:B:184:LYS:CD	5:B:218:7Q9:N	6	1.41

Continued on next page...

Continued from previous page...

Key	Atom-1	Atom-2	Model ID	Violation (Å)
(1,22)	1:B:184:LYS:CD	6:B:219:17F:N1	6	1.41
(1,22)	1:B:184:LYS:CD	5:B:220:7Q9:N	6	1.41
(1,22)	1:B:184:LYS:CE	1:B:2:THR:N	6	1.41
(1,22)	1:B:184:LYS:CE	1:B:3:GLU:N	6	1.41
(1,22)	1:B:184:LYS:CE	1:B:4:TYR:N	6	1.41
(1,22)	1:B:184:LYS:CE	1:B:5:LYS:N	6	1.41
(1,22)	1:B:184:LYS:CE	1:B:6:LEU:N	6	1.41
(1,22)	1:B:184:LYS:CE	1:B:7:VAL:N	6	1.41
(1,22)	1:B:184:LYS:CE	1:B:8:VAL:N	6	1.41
(1,22)	1:B:184:LYS:CE	1:B:9:VAL:N	6	1.41
(1,22)	1:B:184:LYS:CE	1:B:10:GLY:N	6	1.41
(1,22)	1:B:184:LYS:CE	1:B:11:ALA:N	6	1.41
(1,22)	1:B:184:LYS:CE	1:B:12:ASP:N	6	1.41
(1,22)	1:B:184:LYS:CE	1:B:13:GLY:N	6	1.41
(1,22)	1:B:184:LYS:CE	1:B:14:VAL:N	6	1.41
(1,22)	1:B:184:LYS:CE	1:B:15:GLY:N	6	1.41
(1,22)	1:B:184:LYS:CE	1:B:16:LYS:N	6	1.41
(1,22)	1:B:184:LYS:CE	1:B:17:SER:N	6	1.41
(1,22)	1:B:184:LYS:CE	1:B:18:ALA:N	6	1.41
(1,22)	1:B:184:LYS:CE	1:B:19:LEU:N	6	1.41
(1,22)	1:B:184:LYS:CE	1:B:20:THR:N	6	1.41
(1,22)	1:B:184:LYS:CE	1:B:21:ILE:N	6	1.41
(1,22)	1:B:184:LYS:CE	1:B:22:GLN:N	6	1.41
(1,22)	1:B:184:LYS:CE	1:B:23:LEU:N	6	1.41
(1,22)	1:B:184:LYS:CE	1:B:24:ILE:N	6	1.41
(1,22)	1:B:184:LYS:CE	1:B:25:GLN:N	6	1.41
(1,22)	1:B:184:LYS:CE	1:B:26:ASN:N	6	1.41
(1,22)	1:B:184:LYS:CE	1:B:27:HIS:N	6	1.41
(1,22)	1:B:184:LYS:CE	1:B:28:PHE:N	6	1.41
(1,22)	1:B:184:LYS:CE	1:B:29:VAL:N	6	1.41
(1,22)	1:B:184:LYS:CE	1:B:30:ASP:N	6	1.41
(1,22)	1:B:184:LYS:CE	1:B:31:GLU:N	6	1.41
(1,22)	1:B:184:LYS:CE	1:B:32:TYR:N	6	1.41
(1,22)	1:B:184:LYS:CE	1:B:33:ASP:N	6	1.41
(1,22)	1:B:184:LYS:CE	1:B:34:PRO:N	6	1.41
(1,22)	1:B:184:LYS:CE	1:B:35:THR:N	6	1.41
(1,22)	1:B:184:LYS:CE	1:B:36:ILE:N	6	1.41
(1,22)	1:B:184:LYS:CE	1:B:37:GLU:N	6	1.41
(1,22)	1:B:184:LYS:CE	1:B:38:ASP:N	6	1.41
(1,22)	1:B:184:LYS:CE	1:B:39:SER:N	6	1.41
(1,22)	1:B:184:LYS:CE	1:B:40:TYR:N	6	1.41
(1,22)	1:B:184:LYS:CE	1:B:41:ARG:N	6	1.41

Continued on next page...

Continued from previous page...

Key	Atom-1	Atom-2	Model ID	Violation (Å)
(1,22)	1:B:184:LYS:CE	1:B:42:LYS:N	6	1.41
(1,22)	1:B:184:LYS:CE	1:B:43:GLN:N	6	1.41
(1,22)	1:B:184:LYS:CE	1:B:44:VAL:N	6	1.41
(1,22)	1:B:184:LYS:CE	1:B:45:VAL:N	6	1.41
(1,22)	1:B:184:LYS:CE	1:B:46:ILE:N	6	1.41
(1,22)	1:B:184:LYS:CE	1:B:47:ASP:N	6	1.41
(1,22)	1:B:184:LYS:CE	1:B:48:GLY:N	6	1.41
(1,22)	1:B:184:LYS:CE	1:B:49:GLU:N	6	1.41
(1,22)	1:B:184:LYS:CE	1:B:50:THR:N	6	1.41
(1,22)	1:B:184:LYS:CE	1:B:51:CYS:N	6	1.41
(1,22)	1:B:184:LYS:CE	1:B:52:LEU:N	6	1.41
(1,22)	1:B:184:LYS:CE	1:B:53:LEU:N	6	1.41
(1,22)	1:B:184:LYS:CE	1:B:54:ASP:N	6	1.41
(1,22)	1:B:184:LYS:CE	1:B:55:ILE:N	6	1.41
(1,22)	1:B:184:LYS:CE	1:B:56:LEU:N	6	1.41
(1,22)	1:B:184:LYS:CE	1:B:57:ASP:N	6	1.41
(1,22)	1:B:184:LYS:CE	1:B:58:THR:N	6	1.41
(1,22)	1:B:184:LYS:CE	1:B:59:ALA:N	6	1.41
(1,22)	1:B:184:LYS:CE	1:B:60:GLY:N	6	1.41
(1,22)	1:B:184:LYS:CE	1:B:61:GLN:N	6	1.41
(1,22)	1:B:184:LYS:CE	1:B:62:GLU:N	6	1.41
(1,22)	1:B:184:LYS:CE	1:B:63:GLU:N	6	1.41
(1,22)	1:B:184:LYS:CE	1:B:64:TYR:N	6	1.41
(1,22)	1:B:184:LYS:CE	1:B:65:SER:N	6	1.41
(1,22)	1:B:184:LYS:CE	1:B:66:ALA:N	6	1.41
(1,22)	1:B:184:LYS:CE	1:B:67:MET:N	6	1.41
(1,22)	1:B:184:LYS:CE	1:B:68:ARG:N	6	1.41
(1,22)	1:B:184:LYS:CE	1:B:69:ASP:N	6	1.41
(1,22)	1:B:184:LYS:CE	1:B:70:GLN:N	6	1.41
(1,22)	1:B:184:LYS:CE	1:B:71:TYR:N	6	1.41
(1,22)	1:B:184:LYS:CE	1:B:72:MET:N	6	1.41
(1,22)	1:B:184:LYS:CE	1:B:73:ARG:N	6	1.41
(1,22)	1:B:184:LYS:CE	1:B:74:THR:N	6	1.41
(1,22)	1:B:184:LYS:CE	1:B:75:GLY:N	6	1.41
(1,22)	1:B:184:LYS:CE	1:B:76:GLU:N	6	1.41
(1,22)	1:B:184:LYS:CE	1:B:77:GLY:N	6	1.41
(1,22)	1:B:184:LYS:CE	1:B:78:PHE:N	6	1.41
(1,22)	1:B:184:LYS:CE	1:B:79:LEU:N	6	1.41
(1,22)	1:B:184:LYS:CE	1:B:80:CYS:N	6	1.41
(1,22)	1:B:184:LYS:CE	5:B:203:7Q9:N	6	1.41
(1,22)	1:B:184:LYS:CE	5:B:204:7Q9:N	6	1.41
(1,22)	1:B:184:LYS:CE	5:B:205:7Q9:N	6	1.41

Continued on next page...

Continued from previous page...

Key	Atom-1	Atom-2	Model ID	Violation (Å)
(1,22)	1:B:184:LYS:CE	5:B:206:7Q9:N	6	1.41
(1,22)	1:B:184:LYS:CE	5:B:207:7Q9:N	6	1.41
(1,22)	1:B:184:LYS:CE	6:B:208:17F:N1	6	1.41
(1,22)	1:B:184:LYS:CE	5:B:209:7Q9:N	6	1.41
(1,22)	1:B:184:LYS:CE	5:B:210:7Q9:N	6	1.41
(1,22)	1:B:184:LYS:CE	5:B:211:7Q9:N	6	1.41
(1,22)	1:B:184:LYS:CE	5:B:212:7Q9:N	6	1.41
(1,22)	1:B:184:LYS:CE	5:B:213:7Q9:N	6	1.41
(1,22)	1:B:184:LYS:CE	6:B:214:17F:N1	6	1.41
(1,22)	1:B:184:LYS:CE	6:B:215:17F:N1	6	1.41
(1,22)	1:B:184:LYS:CE	5:B:216:7Q9:N	6	1.41
(1,22)	1:B:184:LYS:CE	5:B:217:7Q9:N	6	1.41
(1,22)	1:B:184:LYS:CE	5:B:218:7Q9:N	6	1.41
(1,22)	1:B:184:LYS:CE	6:B:219:17F:N1	6	1.41
(1,22)	1:B:184:LYS:CE	5:B:220:7Q9:N	6	1.41
(1,22)	1:B:184:LYS:CG	1:B:2:THR:N	6	1.41
(1,22)	1:B:184:LYS:CG	1:B:3:GLU:N	6	1.41
(1,22)	1:B:184:LYS:CG	1:B:4:TYR:N	6	1.41
(1,22)	1:B:184:LYS:CG	1:B:5:LYS:N	6	1.41
(1,22)	1:B:184:LYS:CG	1:B:6:LEU:N	6	1.41
(1,22)	1:B:184:LYS:CG	1:B:7:VAL:N	6	1.41
(1,22)	1:B:184:LYS:CG	1:B:8:VAL:N	6	1.41
(1,22)	1:B:184:LYS:CG	1:B:9:VAL:N	6	1.41
(1,22)	1:B:184:LYS:CG	1:B:10:GLY:N	6	1.41
(1,22)	1:B:184:LYS:CG	1:B:11:ALA:N	6	1.41
(1,22)	1:B:184:LYS:CG	1:B:12:ASP:N	6	1.41
(1,22)	1:B:184:LYS:CG	1:B:13:GLY:N	6	1.41
(1,22)	1:B:184:LYS:CG	1:B:14:VAL:N	6	1.41
(1,22)	1:B:184:LYS:CG	1:B:15:GLY:N	6	1.41
(1,22)	1:B:184:LYS:CG	1:B:16:LYS:N	6	1.41
(1,22)	1:B:184:LYS:CG	1:B:17:SER:N	6	1.41
(1,22)	1:B:184:LYS:CG	1:B:18:ALA:N	6	1.41
(1,22)	1:B:184:LYS:CG	1:B:19:LEU:N	6	1.41
(1,22)	1:B:184:LYS:CG	1:B:20:THR:N	6	1.41
(1,22)	1:B:184:LYS:CG	1:B:21:ILE:N	6	1.41
(1,22)	1:B:184:LYS:CG	1:B:22:GLN:N	6	1.41
(1,22)	1:B:184:LYS:CG	1:B:23:LEU:N	6	1.41
(1,22)	1:B:184:LYS:CG	1:B:24:ILE:N	6	1.41
(1,22)	1:B:184:LYS:CG	1:B:25:GLN:N	6	1.41
(1,22)	1:B:184:LYS:CG	1:B:26:ASN:N	6	1.41
(1,22)	1:B:184:LYS:CG	1:B:27:HIS:N	6	1.41
(1,22)	1:B:184:LYS:CG	1:B:28:PHE:N	6	1.41

Continued on next page...

Continued from previous page...

Key	Atom-1	Atom-2	Model ID	Violation (Å)
(1,22)	1:B:184:LYS:CG	1:B:29:VAL:N	6	1.41
(1,22)	1:B:184:LYS:CG	1:B:30:ASP:N	6	1.41
(1,22)	1:B:184:LYS:CG	1:B:31:GLU:N	6	1.41
(1,22)	1:B:184:LYS:CG	1:B:32:TYR:N	6	1.41
(1,22)	1:B:184:LYS:CG	1:B:33:ASP:N	6	1.41
(1,22)	1:B:184:LYS:CG	1:B:34:PRO:N	6	1.41
(1,22)	1:B:184:LYS:CG	1:B:35:THR:N	6	1.41
(1,22)	1:B:184:LYS:CG	1:B:36:ILE:N	6	1.41
(1,22)	1:B:184:LYS:CG	1:B:37:GLU:N	6	1.41
(1,22)	1:B:184:LYS:CG	1:B:38:ASP:N	6	1.41
(1,22)	1:B:184:LYS:CG	1:B:39:SER:N	6	1.41
(1,22)	1:B:184:LYS:CG	1:B:40:TYR:N	6	1.41
(1,22)	1:B:184:LYS:CG	1:B:41:ARG:N	6	1.41
(1,22)	1:B:184:LYS:CG	1:B:42:LYS:N	6	1.41
(1,22)	1:B:184:LYS:CG	1:B:43:GLN:N	6	1.41
(1,22)	1:B:184:LYS:CG	1:B:44:VAL:N	6	1.41
(1,22)	1:B:184:LYS:CG	1:B:45:VAL:N	6	1.41
(1,22)	1:B:184:LYS:CG	1:B:46:ILE:N	6	1.41
(1,22)	1:B:184:LYS:CG	1:B:47:ASP:N	6	1.41
(1,22)	1:B:184:LYS:CG	1:B:48:GLY:N	6	1.41
(1,22)	1:B:184:LYS:CG	1:B:49:GLU:N	6	1.41
(1,22)	1:B:184:LYS:CG	1:B:50:THR:N	6	1.41
(1,22)	1:B:184:LYS:CG	1:B:51:CYS:N	6	1.41
(1,22)	1:B:184:LYS:CG	1:B:52:LEU:N	6	1.41
(1,22)	1:B:184:LYS:CG	1:B:53:LEU:N	6	1.41
(1,22)	1:B:184:LYS:CG	1:B:54:ASP:N	6	1.41
(1,22)	1:B:184:LYS:CG	1:B:55:ILE:N	6	1.41
(1,22)	1:B:184:LYS:CG	1:B:56:LEU:N	6	1.41
(1,22)	1:B:184:LYS:CG	1:B:57:ASP:N	6	1.41
(1,22)	1:B:184:LYS:CG	1:B:58:THR:N	6	1.41
(1,22)	1:B:184:LYS:CG	1:B:59:ALA:N	6	1.41
(1,22)	1:B:184:LYS:CG	1:B:60:GLY:N	6	1.41
(1,22)	1:B:184:LYS:CG	1:B:61:GLN:N	6	1.41
(1,22)	1:B:184:LYS:CG	1:B:62:GLU:N	6	1.41
(1,22)	1:B:184:LYS:CG	1:B:63:GLU:N	6	1.41
(1,22)	1:B:184:LYS:CG	1:B:64:TYR:N	6	1.41
(1,22)	1:B:184:LYS:CG	1:B:65:SER:N	6	1.41
(1,22)	1:B:184:LYS:CG	1:B:66:ALA:N	6	1.41
(1,22)	1:B:184:LYS:CG	1:B:67:MET:N	6	1.41
(1,22)	1:B:184:LYS:CG	1:B:68:ARG:N	6	1.41
(1,22)	1:B:184:LYS:CG	1:B:69:ASP:N	6	1.41
(1,22)	1:B:184:LYS:CG	1:B:70:GLN:N	6	1.41

Continued on next page...

Continued from previous page...

Key	Atom-1	Atom-2	Model ID	Violation (Å)
(1,22)	1:B:184:LYS:CG	1:B:71:TYR:N	6	1.41
(1,22)	1:B:184:LYS:CG	1:B:72:MET:N	6	1.41
(1,22)	1:B:184:LYS:CG	1:B:73:ARG:N	6	1.41
(1,22)	1:B:184:LYS:CG	1:B:74:THR:N	6	1.41
(1,22)	1:B:184:LYS:CG	1:B:75:GLY:N	6	1.41
(1,22)	1:B:184:LYS:CG	1:B:76:GLU:N	6	1.41
(1,22)	1:B:184:LYS:CG	1:B:77:GLY:N	6	1.41
(1,22)	1:B:184:LYS:CG	1:B:78:PHE:N	6	1.41
(1,22)	1:B:184:LYS:CG	1:B:79:LEU:N	6	1.41
(1,22)	1:B:184:LYS:CG	1:B:80:CYS:N	6	1.41
(1,22)	1:B:184:LYS:CG	5:B:203:7Q9:N	6	1.41
(1,22)	1:B:184:LYS:CG	5:B:204:7Q9:N	6	1.41
(1,22)	1:B:184:LYS:CG	5:B:205:7Q9:N	6	1.41
(1,22)	1:B:184:LYS:CG	5:B:206:7Q9:N	6	1.41
(1,22)	1:B:184:LYS:CG	5:B:207:7Q9:N	6	1.41
(1,22)	1:B:184:LYS:CG	6:B:208:17F:N1	6	1.41
(1,22)	1:B:184:LYS:CG	5:B:209:7Q9:N	6	1.41
(1,22)	1:B:184:LYS:CG	5:B:210:7Q9:N	6	1.41
(1,22)	1:B:184:LYS:CG	5:B:211:7Q9:N	6	1.41
(1,22)	1:B:184:LYS:CG	5:B:212:7Q9:N	6	1.41
(1,22)	1:B:184:LYS:CG	5:B:213:7Q9:N	6	1.41
(1,22)	1:B:184:LYS:CG	6:B:214:17F:N1	6	1.41
(1,22)	1:B:184:LYS:CG	6:B:215:17F:N1	6	1.41
(1,22)	1:B:184:LYS:CG	5:B:216:7Q9:N	6	1.41
(1,22)	1:B:184:LYS:CG	5:B:217:7Q9:N	6	1.41
(1,22)	1:B:184:LYS:CG	5:B:218:7Q9:N	6	1.41
(1,22)	1:B:184:LYS:CG	6:B:219:17F:N1	6	1.41
(1,22)	1:B:184:LYS:CG	5:B:220:7Q9:N	6	1.41
(1,22)	1:B:184:LYS:H	1:B:2:THR:N	6	1.41
(1,22)	1:B:184:LYS:H	1:B:3:GLU:N	6	1.41
(1,22)	1:B:184:LYS:H	1:B:4:TYR:N	6	1.41
(1,22)	1:B:184:LYS:H	1:B:5:LYS:N	6	1.41
(1,22)	1:B:184:LYS:H	1:B:6:LEU:N	6	1.41
(1,22)	1:B:184:LYS:H	1:B:7:VAL:N	6	1.41
(1,22)	1:B:184:LYS:H	1:B:8:VAL:N	6	1.41
(1,22)	1:B:184:LYS:H	1:B:9:VAL:N	6	1.41
(1,22)	1:B:184:LYS:H	1:B:10:GLY:N	6	1.41
(1,22)	1:B:184:LYS:H	1:B:11:ALA:N	6	1.41
(1,22)	1:B:184:LYS:H	1:B:12:ASP:N	6	1.41
(1,22)	1:B:184:LYS:H	1:B:13:GLY:N	6	1.41
(1,22)	1:B:184:LYS:H	1:B:14:VAL:N	6	1.41
(1,22)	1:B:184:LYS:H	1:B:15:GLY:N	6	1.41

Continued on next page...

Continued from previous page...

Key	Atom-1	Atom-2	Model ID	Violation (Å)
(1,22)	1:B:184:LYS:H	1:B:16:LYS:N	6	1.41
(1,22)	1:B:184:LYS:H	1:B:17:SER:N	6	1.41
(1,22)	1:B:184:LYS:H	1:B:18:ALA:N	6	1.41
(1,22)	1:B:184:LYS:H	1:B:19:LEU:N	6	1.41
(1,22)	1:B:184:LYS:H	1:B:20:THR:N	6	1.41
(1,22)	1:B:184:LYS:H	1:B:21:ILE:N	6	1.41
(1,22)	1:B:184:LYS:H	1:B:22:GLN:N	6	1.41
(1,22)	1:B:184:LYS:H	1:B:23:LEU:N	6	1.41
(1,22)	1:B:184:LYS:H	1:B:24:ILE:N	6	1.41
(1,22)	1:B:184:LYS:H	1:B:25:GLN:N	6	1.41
(1,22)	1:B:184:LYS:H	1:B:26:ASN:N	6	1.41
(1,22)	1:B:184:LYS:H	1:B:27:HIS:N	6	1.41
(1,22)	1:B:184:LYS:H	1:B:28:PHE:N	6	1.41
(1,22)	1:B:184:LYS:H	1:B:29:VAL:N	6	1.41
(1,22)	1:B:184:LYS:H	1:B:30:ASP:N	6	1.41
(1,22)	1:B:184:LYS:H	1:B:31:GLU:N	6	1.41
(1,22)	1:B:184:LYS:H	1:B:32:TYR:N	6	1.41
(1,22)	1:B:184:LYS:H	1:B:33:ASP:N	6	1.41
(1,22)	1:B:184:LYS:H	1:B:34:PRO:N	6	1.41
(1,22)	1:B:184:LYS:H	1:B:35:THR:N	6	1.41
(1,22)	1:B:184:LYS:H	1:B:36:ILE:N	6	1.41
(1,22)	1:B:184:LYS:H	1:B:37:GLU:N	6	1.41
(1,22)	1:B:184:LYS:H	1:B:38:ASP:N	6	1.41
(1,22)	1:B:184:LYS:H	1:B:39:SER:N	6	1.41
(1,22)	1:B:184:LYS:H	1:B:40:TYR:N	6	1.41
(1,22)	1:B:184:LYS:H	1:B:41:ARG:N	6	1.41
(1,22)	1:B:184:LYS:H	1:B:42:LYS:N	6	1.41
(1,22)	1:B:184:LYS:H	1:B:43:GLN:N	6	1.41
(1,22)	1:B:184:LYS:H	1:B:44:VAL:N	6	1.41
(1,22)	1:B:184:LYS:H	1:B:45:VAL:N	6	1.41
(1,22)	1:B:184:LYS:H	1:B:46:ILE:N	6	1.41
(1,22)	1:B:184:LYS:H	1:B:47:ASP:N	6	1.41
(1,22)	1:B:184:LYS:H	1:B:48:GLY:N	6	1.41
(1,22)	1:B:184:LYS:H	1:B:49:GLU:N	6	1.41
(1,22)	1:B:184:LYS:H	1:B:50:THR:N	6	1.41
(1,22)	1:B:184:LYS:H	1:B:51:CYS:N	6	1.41
(1,22)	1:B:184:LYS:H	1:B:52:LEU:N	6	1.41
(1,22)	1:B:184:LYS:H	1:B:53:LEU:N	6	1.41
(1,22)	1:B:184:LYS:H	1:B:54:ASP:N	6	1.41
(1,22)	1:B:184:LYS:H	1:B:55:ILE:N	6	1.41
(1,22)	1:B:184:LYS:H	1:B:56:LEU:N	6	1.41
(1,22)	1:B:184:LYS:H	1:B:57:ASP:N	6	1.41

Continued on next page...

Continued from previous page...

Key	Atom-1	Atom-2	Model ID	Violation (Å)
(1,22)	1:B:184:LYS:H	1:B:58:THR:N	6	1.41
(1,22)	1:B:184:LYS:H	1:B:59:ALA:N	6	1.41
(1,22)	1:B:184:LYS:H	1:B:60:GLY:N	6	1.41
(1,22)	1:B:184:LYS:H	1:B:61:GLN:N	6	1.41
(1,22)	1:B:184:LYS:H	1:B:62:GLU:N	6	1.41
(1,22)	1:B:184:LYS:H	1:B:63:GLU:N	6	1.41
(1,22)	1:B:184:LYS:H	1:B:64:TYR:N	6	1.41
(1,22)	1:B:184:LYS:H	1:B:65:SER:N	6	1.41
(1,22)	1:B:184:LYS:H	1:B:66:ALA:N	6	1.41
(1,22)	1:B:184:LYS:H	1:B:67:MET:N	6	1.41
(1,22)	1:B:184:LYS:H	1:B:68:ARG:N	6	1.41
(1,22)	1:B:184:LYS:H	1:B:69:ASP:N	6	1.41
(1,22)	1:B:184:LYS:H	1:B:70:GLN:N	6	1.41
(1,22)	1:B:184:LYS:H	1:B:71:TYR:N	6	1.41
(1,22)	1:B:184:LYS:H	1:B:72:MET:N	6	1.41
(1,22)	1:B:184:LYS:H	1:B:73:ARG:N	6	1.41
(1,22)	1:B:184:LYS:H	1:B:74:THR:N	6	1.41
(1,22)	1:B:184:LYS:H	1:B:75:GLY:N	6	1.41
(1,22)	1:B:184:LYS:H	1:B:76:GLU:N	6	1.41
(1,22)	1:B:184:LYS:H	1:B:77:GLY:N	6	1.41
(1,22)	1:B:184:LYS:H	1:B:78:PHE:N	6	1.41
(1,22)	1:B:184:LYS:H	1:B:79:LEU:N	6	1.41
(1,22)	1:B:184:LYS:H	1:B:80:CYS:N	6	1.41
(1,22)	1:B:184:LYS:H	5:B:203:7Q9:N	6	1.41
(1,22)	1:B:184:LYS:H	5:B:204:7Q9:N	6	1.41
(1,22)	1:B:184:LYS:H	5:B:205:7Q9:N	6	1.41
(1,22)	1:B:184:LYS:H	5:B:206:7Q9:N	6	1.41
(1,22)	1:B:184:LYS:H	5:B:207:7Q9:N	6	1.41
(1,22)	1:B:184:LYS:H	6:B:208:17F:N1	6	1.41
(1,22)	1:B:184:LYS:H	5:B:209:7Q9:N	6	1.41
(1,22)	1:B:184:LYS:H	5:B:210:7Q9:N	6	1.41
(1,22)	1:B:184:LYS:H	5:B:211:7Q9:N	6	1.41
(1,22)	1:B:184:LYS:H	5:B:212:7Q9:N	6	1.41
(1,22)	1:B:184:LYS:H	5:B:213:7Q9:N	6	1.41
(1,22)	1:B:184:LYS:H	6:B:214:17F:N1	6	1.41
(1,22)	1:B:184:LYS:H	6:B:215:17F:N1	6	1.41
(1,22)	1:B:184:LYS:H	5:B:216:7Q9:N	6	1.41
(1,22)	1:B:184:LYS:H	5:B:217:7Q9:N	6	1.41
(1,22)	1:B:184:LYS:H	5:B:218:7Q9:N	6	1.41
(1,22)	1:B:184:LYS:H	6:B:219:17F:N1	6	1.41
(1,22)	1:B:184:LYS:H	5:B:220:7Q9:N	6	1.41
(1,22)	1:B:184:LYS:HZ1	1:B:2:THR:N	6	1.41

Continued on next page...

Continued from previous page...

Key	Atom-1	Atom-2	Model ID	Violation (Å)
(1,22)	1:B:184:LYS:HZ1	1:B:3:GLU:N	6	1.41
(1,22)	1:B:184:LYS:HZ1	1:B:4:TYR:N	6	1.41
(1,22)	1:B:184:LYS:HZ1	1:B:5:LYS:N	6	1.41
(1,22)	1:B:184:LYS:HZ1	1:B:6:LEU:N	6	1.41
(1,22)	1:B:184:LYS:HZ1	1:B:7:VAL:N	6	1.41
(1,22)	1:B:184:LYS:HZ1	1:B:8:VAL:N	6	1.41
(1,22)	1:B:184:LYS:HZ1	1:B:9:VAL:N	6	1.41
(1,22)	1:B:184:LYS:HZ1	1:B:10:GLY:N	6	1.41
(1,22)	1:B:184:LYS:HZ1	1:B:11:ALA:N	6	1.41
(1,22)	1:B:184:LYS:HZ1	1:B:12:ASP:N	6	1.41
(1,22)	1:B:184:LYS:HZ1	1:B:13:GLY:N	6	1.41
(1,22)	1:B:184:LYS:HZ1	1:B:14:VAL:N	6	1.41
(1,22)	1:B:184:LYS:HZ1	1:B:15:GLY:N	6	1.41
(1,22)	1:B:184:LYS:HZ1	1:B:16:LYS:N	6	1.41
(1,22)	1:B:184:LYS:HZ1	1:B:17:SER:N	6	1.41
(1,22)	1:B:184:LYS:HZ1	1:B:18:ALA:N	6	1.41
(1,22)	1:B:184:LYS:HZ1	1:B:19:LEU:N	6	1.41
(1,22)	1:B:184:LYS:HZ1	1:B:20:THR:N	6	1.41
(1,22)	1:B:184:LYS:HZ1	1:B:21:ILE:N	6	1.41
(1,22)	1:B:184:LYS:HZ1	1:B:22:GLN:N	6	1.41
(1,22)	1:B:184:LYS:HZ1	1:B:23:LEU:N	6	1.41
(1,22)	1:B:184:LYS:HZ1	1:B:24:ILE:N	6	1.41
(1,22)	1:B:184:LYS:HZ1	1:B:25:GLN:N	6	1.41
(1,22)	1:B:184:LYS:HZ1	1:B:26:ASN:N	6	1.41
(1,22)	1:B:184:LYS:HZ1	1:B:27:HIS:N	6	1.41
(1,22)	1:B:184:LYS:HZ1	1:B:28:PHE:N	6	1.41
(1,22)	1:B:184:LYS:HZ1	1:B:29:VAL:N	6	1.41
(1,22)	1:B:184:LYS:HZ1	1:B:30:ASP:N	6	1.41
(1,22)	1:B:184:LYS:HZ1	1:B:31:GLU:N	6	1.41
(1,22)	1:B:184:LYS:HZ1	1:B:32:TYR:N	6	1.41
(1,22)	1:B:184:LYS:HZ1	1:B:33:ASP:N	6	1.41
(1,22)	1:B:184:LYS:HZ1	1:B:34:PRO:N	6	1.41
(1,22)	1:B:184:LYS:HZ1	1:B:35:THR:N	6	1.41
(1,22)	1:B:184:LYS:HZ1	1:B:36:ILE:N	6	1.41
(1,22)	1:B:184:LYS:HZ1	1:B:37:GLU:N	6	1.41
(1,22)	1:B:184:LYS:HZ1	1:B:38:ASP:N	6	1.41
(1,22)	1:B:184:LYS:HZ1	1:B:39:SER:N	6	1.41
(1,22)	1:B:184:LYS:HZ1	1:B:40:TYR:N	6	1.41
(1,22)	1:B:184:LYS:HZ1	1:B:41:ARG:N	6	1.41
(1,22)	1:B:184:LYS:HZ1	1:B:42:LYS:N	6	1.41
(1,22)	1:B:184:LYS:HZ1	1:B:43:GLN:N	6	1.41
(1,22)	1:B:184:LYS:HZ1	1:B:44:VAL:N	6	1.41

Continued on next page...

Continued from previous page...

Key	Atom-1	Atom-2	Model ID	Violation (Å)
(1,22)	1:B:184:LYS:HZ1	1:B:45:VAL:N	6	1.41
(1,22)	1:B:184:LYS:HZ1	1:B:46:ILE:N	6	1.41
(1,22)	1:B:184:LYS:HZ1	1:B:47:ASP:N	6	1.41
(1,22)	1:B:184:LYS:HZ1	1:B:48:GLY:N	6	1.41
(1,22)	1:B:184:LYS:HZ1	1:B:49:GLU:N	6	1.41
(1,22)	1:B:184:LYS:HZ1	1:B:50:THR:N	6	1.41
(1,22)	1:B:184:LYS:HZ1	1:B:51:CYS:N	6	1.41
(1,22)	1:B:184:LYS:HZ1	1:B:52:LEU:N	6	1.41
(1,22)	1:B:184:LYS:HZ1	1:B:53:LEU:N	6	1.41
(1,22)	1:B:184:LYS:HZ1	1:B:54:ASP:N	6	1.41
(1,22)	1:B:184:LYS:HZ1	1:B:55:ILE:N	6	1.41
(1,22)	1:B:184:LYS:HZ1	1:B:56:LEU:N	6	1.41
(1,22)	1:B:184:LYS:HZ1	1:B:57:ASP:N	6	1.41
(1,22)	1:B:184:LYS:HZ1	1:B:58:THR:N	6	1.41
(1,22)	1:B:184:LYS:HZ1	1:B:59:ALA:N	6	1.41
(1,22)	1:B:184:LYS:HZ1	1:B:60:GLY:N	6	1.41
(1,22)	1:B:184:LYS:HZ1	1:B:61:GLN:N	6	1.41
(1,22)	1:B:184:LYS:HZ1	1:B:62:GLU:N	6	1.41
(1,22)	1:B:184:LYS:HZ1	1:B:63:GLU:N	6	1.41
(1,22)	1:B:184:LYS:HZ1	1:B:64:TYR:N	6	1.41
(1,22)	1:B:184:LYS:HZ1	1:B:65:SER:N	6	1.41
(1,22)	1:B:184:LYS:HZ1	1:B:66:ALA:N	6	1.41
(1,22)	1:B:184:LYS:HZ1	1:B:67:MET:N	6	1.41
(1,22)	1:B:184:LYS:HZ1	1:B:68:ARG:N	6	1.41
(1,22)	1:B:184:LYS:HZ1	1:B:69:ASP:N	6	1.41
(1,22)	1:B:184:LYS:HZ1	1:B:70:GLN:N	6	1.41
(1,22)	1:B:184:LYS:HZ1	1:B:71:TYR:N	6	1.41
(1,22)	1:B:184:LYS:HZ1	1:B:72:MET:N	6	1.41
(1,22)	1:B:184:LYS:HZ1	1:B:73:ARG:N	6	1.41
(1,22)	1:B:184:LYS:HZ1	1:B:74:THR:N	6	1.41
(1,22)	1:B:184:LYS:HZ1	1:B:75:GLY:N	6	1.41
(1,22)	1:B:184:LYS:HZ1	1:B:76:GLU:N	6	1.41
(1,22)	1:B:184:LYS:HZ1	1:B:77:GLY:N	6	1.41
(1,22)	1:B:184:LYS:HZ1	1:B:78:PHE:N	6	1.41
(1,22)	1:B:184:LYS:HZ1	1:B:79:LEU:N	6	1.41
(1,22)	1:B:184:LYS:HZ1	1:B:80:CYS:N	6	1.41
(1,22)	1:B:184:LYS:HZ1	5:B:203:7Q9:N	6	1.41
(1,22)	1:B:184:LYS:HZ1	5:B:204:7Q9:N	6	1.41
(1,22)	1:B:184:LYS:HZ1	5:B:205:7Q9:N	6	1.41
(1,22)	1:B:184:LYS:HZ1	5:B:206:7Q9:N	6	1.41
(1,22)	1:B:184:LYS:HZ1	5:B:207:7Q9:N	6	1.41
(1,22)	1:B:184:LYS:HZ1	6:B:208:17F:N1	6	1.41

Continued on next page...

Continued from previous page...

Key	Atom-1	Atom-2	Model ID	Violation (Å)
(1,22)	1:B:184:LYS:HZ1	5:B:209:7Q9:N	6	1.41
(1,22)	1:B:184:LYS:HZ1	5:B:210:7Q9:N	6	1.41
(1,22)	1:B:184:LYS:HZ1	5:B:211:7Q9:N	6	1.41
(1,22)	1:B:184:LYS:HZ1	5:B:212:7Q9:N	6	1.41
(1,22)	1:B:184:LYS:HZ1	5:B:213:7Q9:N	6	1.41
(1,22)	1:B:184:LYS:HZ1	6:B:214:17F:N1	6	1.41
(1,22)	1:B:184:LYS:HZ1	6:B:215:17F:N1	6	1.41
(1,22)	1:B:184:LYS:HZ1	5:B:216:7Q9:N	6	1.41
(1,22)	1:B:184:LYS:HZ1	5:B:217:7Q9:N	6	1.41
(1,22)	1:B:184:LYS:HZ1	5:B:218:7Q9:N	6	1.41
(1,22)	1:B:184:LYS:HZ1	6:B:219:17F:N1	6	1.41
(1,22)	1:B:184:LYS:HZ1	5:B:220:7Q9:N	6	1.41
(1,22)	1:B:184:LYS:HZ2	1:B:2:THR:N	6	1.41
(1,22)	1:B:184:LYS:HZ2	1:B:3:GLU:N	6	1.41
(1,22)	1:B:184:LYS:HZ2	1:B:4:TYR:N	6	1.41
(1,22)	1:B:184:LYS:HZ2	1:B:5:LYS:N	6	1.41
(1,22)	1:B:184:LYS:HZ2	1:B:6:LEU:N	6	1.41
(1,22)	1:B:184:LYS:HZ2	1:B:7:VAL:N	6	1.41
(1,22)	1:B:184:LYS:HZ2	1:B:8:VAL:N	6	1.41
(1,22)	1:B:184:LYS:HZ2	1:B:9:VAL:N	6	1.41
(1,22)	1:B:184:LYS:HZ2	1:B:10:GLY:N	6	1.41
(1,22)	1:B:184:LYS:HZ2	1:B:11:ALA:N	6	1.41
(1,22)	1:B:184:LYS:HZ2	1:B:12:ASP:N	6	1.41
(1,22)	1:B:184:LYS:HZ2	1:B:13:GLY:N	6	1.41
(1,22)	1:B:184:LYS:HZ2	1:B:14:VAL:N	6	1.41
(1,22)	1:B:184:LYS:HZ2	1:B:15:GLY:N	6	1.41
(1,22)	1:B:184:LYS:HZ2	1:B:16:LYS:N	6	1.41
(1,22)	1:B:184:LYS:HZ2	1:B:17:SER:N	6	1.41
(1,22)	1:B:184:LYS:HZ2	1:B:18:ALA:N	6	1.41
(1,22)	1:B:184:LYS:HZ2	1:B:19:LEU:N	6	1.41
(1,22)	1:B:184:LYS:HZ2	1:B:20:THR:N	6	1.41
(1,22)	1:B:184:LYS:HZ2	1:B:21:ILE:N	6	1.41
(1,22)	1:B:184:LYS:HZ2	1:B:22:GLN:N	6	1.41
(1,22)	1:B:184:LYS:HZ2	1:B:23:LEU:N	6	1.41
(1,22)	1:B:184:LYS:HZ2	1:B:24:ILE:N	6	1.41
(1,22)	1:B:184:LYS:HZ2	1:B:25:GLN:N	6	1.41
(1,22)	1:B:184:LYS:HZ2	1:B:26:ASN:N	6	1.41
(1,22)	1:B:184:LYS:HZ2	1:B:27:HIS:N	6	1.41
(1,22)	1:B:184:LYS:HZ2	1:B:28:PHE:N	6	1.41
(1,22)	1:B:184:LYS:HZ2	1:B:29:VAL:N	6	1.41
(1,22)	1:B:184:LYS:HZ2	1:B:30:ASP:N	6	1.41
(1,22)	1:B:184:LYS:HZ2	1:B:31:GLU:N	6	1.41

Continued on next page...

Continued from previous page...

Key	Atom-1	Atom-2	Model ID	Violation (Å)
(1,22)	1:B:184:LYS:HZ2	1:B:32:TYR:N	6	1.41
(1,22)	1:B:184:LYS:HZ2	1:B:33:ASP:N	6	1.41
(1,22)	1:B:184:LYS:HZ2	1:B:34:PRO:N	6	1.41
(1,22)	1:B:184:LYS:HZ2	1:B:35:THR:N	6	1.41
(1,22)	1:B:184:LYS:HZ2	1:B:36:ILE:N	6	1.41
(1,22)	1:B:184:LYS:HZ2	1:B:37:GLU:N	6	1.41
(1,22)	1:B:184:LYS:HZ2	1:B:38:ASP:N	6	1.41
(1,22)	1:B:184:LYS:HZ2	1:B:39:SER:N	6	1.41
(1,22)	1:B:184:LYS:HZ2	1:B:40:TYR:N	6	1.41
(1,22)	1:B:184:LYS:HZ2	1:B:41:ARG:N	6	1.41
(1,22)	1:B:184:LYS:HZ2	1:B:42:LYS:N	6	1.41
(1,22)	1:B:184:LYS:HZ2	1:B:43:GLN:N	6	1.41
(1,22)	1:B:184:LYS:HZ2	1:B:44:VAL:N	6	1.41
(1,22)	1:B:184:LYS:HZ2	1:B:45:VAL:N	6	1.41
(1,22)	1:B:184:LYS:HZ2	1:B:46:ILE:N	6	1.41
(1,22)	1:B:184:LYS:HZ2	1:B:47:ASP:N	6	1.41
(1,22)	1:B:184:LYS:HZ2	1:B:48:GLY:N	6	1.41
(1,22)	1:B:184:LYS:HZ2	1:B:49:GLU:N	6	1.41
(1,22)	1:B:184:LYS:HZ2	1:B:50:THR:N	6	1.41
(1,22)	1:B:184:LYS:HZ2	1:B:51:CYS:N	6	1.41
(1,22)	1:B:184:LYS:HZ2	1:B:52:LEU:N	6	1.41
(1,22)	1:B:184:LYS:HZ2	1:B:53:LEU:N	6	1.41
(1,22)	1:B:184:LYS:HZ2	1:B:54:ASP:N	6	1.41
(1,22)	1:B:184:LYS:HZ2	1:B:55:ILE:N	6	1.41
(1,22)	1:B:184:LYS:HZ2	1:B:56:LEU:N	6	1.41
(1,22)	1:B:184:LYS:HZ2	1:B:57:ASP:N	6	1.41
(1,22)	1:B:184:LYS:HZ2	1:B:58:THR:N	6	1.41
(1,22)	1:B:184:LYS:HZ2	1:B:59:ALA:N	6	1.41
(1,22)	1:B:184:LYS:HZ2	1:B:60:GLY:N	6	1.41
(1,22)	1:B:184:LYS:HZ2	1:B:61:GLN:N	6	1.41
(1,22)	1:B:184:LYS:HZ2	1:B:62:GLU:N	6	1.41
(1,22)	1:B:184:LYS:HZ2	1:B:63:GLU:N	6	1.41
(1,22)	1:B:184:LYS:HZ2	1:B:64:TYR:N	6	1.41
(1,22)	1:B:184:LYS:HZ2	1:B:65:SER:N	6	1.41
(1,22)	1:B:184:LYS:HZ2	1:B:66:ALA:N	6	1.41
(1,22)	1:B:184:LYS:HZ2	1:B:67:MET:N	6	1.41
(1,22)	1:B:184:LYS:HZ2	1:B:68:ARG:N	6	1.41
(1,22)	1:B:184:LYS:HZ2	1:B:69:ASP:N	6	1.41
(1,22)	1:B:184:LYS:HZ2	1:B:70:GLN:N	6	1.41
(1,22)	1:B:184:LYS:HZ2	1:B:71:TYR:N	6	1.41
(1,22)	1:B:184:LYS:HZ2	1:B:72:MET:N	6	1.41
(1,22)	1:B:184:LYS:HZ2	1:B:73:ARG:N	6	1.41

Continued on next page...

Continued from previous page...

Key	Atom-1	Atom-2	Model ID	Violation (Å)
(1,22)	1:B:184:LYS:HZ2	1:B:74:THR:N	6	1.41
(1,22)	1:B:184:LYS:HZ2	1:B:75:GLY:N	6	1.41
(1,22)	1:B:184:LYS:HZ2	1:B:76:GLU:N	6	1.41
(1,22)	1:B:184:LYS:HZ2	1:B:77:GLY:N	6	1.41
(1,22)	1:B:184:LYS:HZ2	1:B:78:PHE:N	6	1.41
(1,22)	1:B:184:LYS:HZ2	1:B:79:LEU:N	6	1.41
(1,22)	1:B:184:LYS:HZ2	1:B:80:CYS:N	6	1.41
(1,22)	1:B:184:LYS:HZ2	5:B:203:7Q9:N	6	1.41
(1,22)	1:B:184:LYS:HZ2	5:B:204:7Q9:N	6	1.41
(1,22)	1:B:184:LYS:HZ2	5:B:205:7Q9:N	6	1.41
(1,22)	1:B:184:LYS:HZ2	5:B:206:7Q9:N	6	1.41
(1,22)	1:B:184:LYS:HZ2	5:B:207:7Q9:N	6	1.41
(1,22)	1:B:184:LYS:HZ2	6:B:208:17F:N1	6	1.41
(1,22)	1:B:184:LYS:HZ2	5:B:209:7Q9:N	6	1.41
(1,22)	1:B:184:LYS:HZ2	5:B:210:7Q9:N	6	1.41
(1,22)	1:B:184:LYS:HZ2	5:B:211:7Q9:N	6	1.41
(1,22)	1:B:184:LYS:HZ2	5:B:212:7Q9:N	6	1.41
(1,22)	1:B:184:LYS:HZ2	5:B:213:7Q9:N	6	1.41
(1,22)	1:B:184:LYS:HZ2	6:B:214:17F:N1	6	1.41
(1,22)	1:B:184:LYS:HZ2	6:B:215:17F:N1	6	1.41
(1,22)	1:B:184:LYS:HZ2	5:B:216:7Q9:N	6	1.41
(1,22)	1:B:184:LYS:HZ2	5:B:217:7Q9:N	6	1.41
(1,22)	1:B:184:LYS:HZ2	5:B:218:7Q9:N	6	1.41
(1,22)	1:B:184:LYS:HZ2	6:B:219:17F:N1	6	1.41
(1,22)	1:B:184:LYS:HZ2	5:B:220:7Q9:N	6	1.41
(1,22)	1:B:184:LYS:HZ3	1:B:2:THR:N	6	1.41
(1,22)	1:B:184:LYS:HZ3	1:B:3:GLU:N	6	1.41
(1,22)	1:B:184:LYS:HZ3	1:B:4:TYR:N	6	1.41
(1,22)	1:B:184:LYS:HZ3	1:B:5:LYS:N	6	1.41
(1,22)	1:B:184:LYS:HZ3	1:B:6:LEU:N	6	1.41
(1,22)	1:B:184:LYS:HZ3	1:B:7:VAL:N	6	1.41
(1,22)	1:B:184:LYS:HZ3	1:B:8:VAL:N	6	1.41
(1,22)	1:B:184:LYS:HZ3	1:B:9:VAL:N	6	1.41
(1,22)	1:B:184:LYS:HZ3	1:B:10:GLY:N	6	1.41
(1,22)	1:B:184:LYS:HZ3	1:B:11:ALA:N	6	1.41
(1,22)	1:B:184:LYS:HZ3	1:B:12:ASP:N	6	1.41
(1,22)	1:B:184:LYS:HZ3	1:B:13:GLY:N	6	1.41
(1,22)	1:B:184:LYS:HZ3	1:B:14:VAL:N	6	1.41
(1,22)	1:B:184:LYS:HZ3	1:B:15:GLY:N	6	1.41
(1,22)	1:B:184:LYS:HZ3	1:B:16:LYS:N	6	1.41
(1,22)	1:B:184:LYS:HZ3	1:B:17:SER:N	6	1.41
(1,22)	1:B:184:LYS:HZ3	1:B:18:ALA:N	6	1.41

Continued on next page...

Continued from previous page...

Key	Atom-1	Atom-2	Model ID	Violation (Å)
(1,22)	1:B:184:LYS:HZ3	1:B:19:LEU:N	6	1.41
(1,22)	1:B:184:LYS:HZ3	1:B:20:THR:N	6	1.41
(1,22)	1:B:184:LYS:HZ3	1:B:21:ILE:N	6	1.41
(1,22)	1:B:184:LYS:HZ3	1:B:22:GLN:N	6	1.41
(1,22)	1:B:184:LYS:HZ3	1:B:23:LEU:N	6	1.41
(1,22)	1:B:184:LYS:HZ3	1:B:24:ILE:N	6	1.41
(1,22)	1:B:184:LYS:HZ3	1:B:25:GLN:N	6	1.41
(1,22)	1:B:184:LYS:HZ3	1:B:26:ASN:N	6	1.41
(1,22)	1:B:184:LYS:HZ3	1:B:27:HIS:N	6	1.41
(1,22)	1:B:184:LYS:HZ3	1:B:28:PHE:N	6	1.41
(1,22)	1:B:184:LYS:HZ3	1:B:29:VAL:N	6	1.41
(1,22)	1:B:184:LYS:HZ3	1:B:30:ASP:N	6	1.41
(1,22)	1:B:184:LYS:HZ3	1:B:31:GLU:N	6	1.41
(1,22)	1:B:184:LYS:HZ3	1:B:32:TYR:N	6	1.41
(1,22)	1:B:184:LYS:HZ3	1:B:33:ASP:N	6	1.41
(1,22)	1:B:184:LYS:HZ3	1:B:34:PRO:N	6	1.41
(1,22)	1:B:184:LYS:HZ3	1:B:35:THR:N	6	1.41
(1,22)	1:B:184:LYS:HZ3	1:B:36:ILE:N	6	1.41
(1,22)	1:B:184:LYS:HZ3	1:B:37:GLU:N	6	1.41
(1,22)	1:B:184:LYS:HZ3	1:B:38:ASP:N	6	1.41
(1,22)	1:B:184:LYS:HZ3	1:B:39:SER:N	6	1.41
(1,22)	1:B:184:LYS:HZ3	1:B:40:TYR:N	6	1.41
(1,22)	1:B:184:LYS:HZ3	1:B:41:ARG:N	6	1.41
(1,22)	1:B:184:LYS:HZ3	1:B:42:LYS:N	6	1.41
(1,22)	1:B:184:LYS:HZ3	1:B:43:GLN:N	6	1.41
(1,22)	1:B:184:LYS:HZ3	1:B:44:VAL:N	6	1.41
(1,22)	1:B:184:LYS:HZ3	1:B:45:VAL:N	6	1.41
(1,22)	1:B:184:LYS:HZ3	1:B:46:ILE:N	6	1.41
(1,22)	1:B:184:LYS:HZ3	1:B:47:ASP:N	6	1.41
(1,22)	1:B:184:LYS:HZ3	1:B:48:GLY:N	6	1.41
(1,22)	1:B:184:LYS:HZ3	1:B:49:GLU:N	6	1.41
(1,22)	1:B:184:LYS:HZ3	1:B:50:THR:N	6	1.41
(1,22)	1:B:184:LYS:HZ3	1:B:51:CYS:N	6	1.41
(1,22)	1:B:184:LYS:HZ3	1:B:52:LEU:N	6	1.41
(1,22)	1:B:184:LYS:HZ3	1:B:53:LEU:N	6	1.41
(1,22)	1:B:184:LYS:HZ3	1:B:54:ASP:N	6	1.41
(1,22)	1:B:184:LYS:HZ3	1:B:55:ILE:N	6	1.41
(1,22)	1:B:184:LYS:HZ3	1:B:56:LEU:N	6	1.41
(1,22)	1:B:184:LYS:HZ3	1:B:57:ASP:N	6	1.41
(1,22)	1:B:184:LYS:HZ3	1:B:58:THR:N	6	1.41
(1,22)	1:B:184:LYS:HZ3	1:B:59:ALA:N	6	1.41
(1,22)	1:B:184:LYS:HZ3	1:B:60:GLY:N	6	1.41

Continued on next page...

Continued from previous page...

Key	Atom-1	Atom-2	Model ID	Violation (Å)
(1,22)	1:B:184:LYS:HZ3	1:B:61:GLN:N	6	1.41
(1,22)	1:B:184:LYS:HZ3	1:B:62:GLU:N	6	1.41
(1,22)	1:B:184:LYS:HZ3	1:B:63:GLU:N	6	1.41
(1,22)	1:B:184:LYS:HZ3	1:B:64:TYR:N	6	1.41
(1,22)	1:B:184:LYS:HZ3	1:B:65:SER:N	6	1.41
(1,22)	1:B:184:LYS:HZ3	1:B:66:ALA:N	6	1.41
(1,22)	1:B:184:LYS:HZ3	1:B:67:MET:N	6	1.41
(1,22)	1:B:184:LYS:HZ3	1:B:68:ARG:N	6	1.41
(1,22)	1:B:184:LYS:HZ3	1:B:69:ASP:N	6	1.41
(1,22)	1:B:184:LYS:HZ3	1:B:70:GLN:N	6	1.41
(1,22)	1:B:184:LYS:HZ3	1:B:71:TYR:N	6	1.41
(1,22)	1:B:184:LYS:HZ3	1:B:72:MET:N	6	1.41
(1,22)	1:B:184:LYS:HZ3	1:B:73:ARG:N	6	1.41
(1,22)	1:B:184:LYS:HZ3	1:B:74:THR:N	6	1.41
(1,22)	1:B:184:LYS:HZ3	1:B:75:GLY:N	6	1.41
(1,22)	1:B:184:LYS:HZ3	1:B:76:GLU:N	6	1.41
(1,22)	1:B:184:LYS:HZ3	1:B:77:GLY:N	6	1.41
(1,22)	1:B:184:LYS:HZ3	1:B:78:PHE:N	6	1.41
(1,22)	1:B:184:LYS:HZ3	1:B:79:LEU:N	6	1.41
(1,22)	1:B:184:LYS:HZ3	1:B:80:CYS:N	6	1.41
(1,22)	1:B:184:LYS:HZ3	5:B:203:7Q9:N	6	1.41
(1,22)	1:B:184:LYS:HZ3	5:B:204:7Q9:N	6	1.41
(1,22)	1:B:184:LYS:HZ3	5:B:205:7Q9:N	6	1.41
(1,22)	1:B:184:LYS:HZ3	5:B:206:7Q9:N	6	1.41
(1,22)	1:B:184:LYS:HZ3	5:B:207:7Q9:N	6	1.41
(1,22)	1:B:184:LYS:HZ3	6:B:208:17F:N1	6	1.41
(1,22)	1:B:184:LYS:HZ3	5:B:209:7Q9:N	6	1.41
(1,22)	1:B:184:LYS:HZ3	5:B:210:7Q9:N	6	1.41
(1,22)	1:B:184:LYS:HZ3	5:B:211:7Q9:N	6	1.41
(1,22)	1:B:184:LYS:HZ3	5:B:212:7Q9:N	6	1.41
(1,22)	1:B:184:LYS:HZ3	5:B:213:7Q9:N	6	1.41
(1,22)	1:B:184:LYS:HZ3	6:B:214:17F:N1	6	1.41
(1,22)	1:B:184:LYS:HZ3	6:B:215:17F:N1	6	1.41
(1,22)	1:B:184:LYS:HZ3	5:B:216:7Q9:N	6	1.41
(1,22)	1:B:184:LYS:HZ3	5:B:217:7Q9:N	6	1.41
(1,22)	1:B:184:LYS:HZ3	5:B:218:7Q9:N	6	1.41
(1,22)	1:B:184:LYS:HZ3	6:B:219:17F:N1	6	1.41
(1,22)	1:B:184:LYS:HZ3	5:B:220:7Q9:N	6	1.41
(1,22)	1:B:184:LYS:N	1:B:2:THR:N	6	1.41
(1,22)	1:B:184:LYS:N	1:B:3:GLU:N	6	1.41
(1,22)	1:B:184:LYS:N	1:B:4:TYR:N	6	1.41
(1,22)	1:B:184:LYS:N	1:B:5:LYS:N	6	1.41

Continued on next page...

Continued from previous page...

Key	Atom-1	Atom-2	Model ID	Violation (Å)
(1,22)	1:B:184:LYS:N	1:B:6:LEU:N	6	1.41
(1,22)	1:B:184:LYS:N	1:B:7:VAL:N	6	1.41
(1,22)	1:B:184:LYS:N	1:B:8:VAL:N	6	1.41
(1,22)	1:B:184:LYS:N	1:B:9:VAL:N	6	1.41
(1,22)	1:B:184:LYS:N	1:B:10:GLY:N	6	1.41
(1,22)	1:B:184:LYS:N	1:B:11:ALA:N	6	1.41
(1,22)	1:B:184:LYS:N	1:B:12:ASP:N	6	1.41
(1,22)	1:B:184:LYS:N	1:B:13:GLY:N	6	1.41
(1,22)	1:B:184:LYS:N	1:B:14:VAL:N	6	1.41
(1,22)	1:B:184:LYS:N	1:B:15:GLY:N	6	1.41
(1,22)	1:B:184:LYS:N	1:B:16:LYS:N	6	1.41
(1,22)	1:B:184:LYS:N	1:B:17:SER:N	6	1.41
(1,22)	1:B:184:LYS:N	1:B:18:ALA:N	6	1.41
(1,22)	1:B:184:LYS:N	1:B:19:LEU:N	6	1.41
(1,22)	1:B:184:LYS:N	1:B:20:THR:N	6	1.41
(1,22)	1:B:184:LYS:N	1:B:21:ILE:N	6	1.41
(1,22)	1:B:184:LYS:N	1:B:22:GLN:N	6	1.41
(1,22)	1:B:184:LYS:N	1:B:23:LEU:N	6	1.41
(1,22)	1:B:184:LYS:N	1:B:24:ILE:N	6	1.41
(1,22)	1:B:184:LYS:N	1:B:25:GLN:N	6	1.41
(1,22)	1:B:184:LYS:N	1:B:26:ASN:N	6	1.41
(1,22)	1:B:184:LYS:N	1:B:27:HIS:N	6	1.41
(1,22)	1:B:184:LYS:N	1:B:28:PHE:N	6	1.41
(1,22)	1:B:184:LYS:N	1:B:29:VAL:N	6	1.41
(1,22)	1:B:184:LYS:N	1:B:30:ASP:N	6	1.41
(1,22)	1:B:184:LYS:N	1:B:31:GLU:N	6	1.41
(1,22)	1:B:184:LYS:N	1:B:32:TYR:N	6	1.41
(1,22)	1:B:184:LYS:N	1:B:33:ASP:N	6	1.41
(1,22)	1:B:184:LYS:N	1:B:34:PRO:N	6	1.41
(1,22)	1:B:184:LYS:N	1:B:35:THR:N	6	1.41
(1,22)	1:B:184:LYS:N	1:B:36:ILE:N	6	1.41
(1,22)	1:B:184:LYS:N	1:B:37:GLU:N	6	1.41
(1,22)	1:B:184:LYS:N	1:B:38:ASP:N	6	1.41
(1,22)	1:B:184:LYS:N	1:B:39:SER:N	6	1.41
(1,22)	1:B:184:LYS:N	1:B:40:TYR:N	6	1.41
(1,22)	1:B:184:LYS:N	1:B:41:ARG:N	6	1.41
(1,22)	1:B:184:LYS:N	1:B:42:LYS:N	6	1.41
(1,22)	1:B:184:LYS:N	1:B:43:GLN:N	6	1.41
(1,22)	1:B:184:LYS:N	1:B:44:VAL:N	6	1.41
(1,22)	1:B:184:LYS:N	1:B:45:VAL:N	6	1.41
(1,22)	1:B:184:LYS:N	1:B:46:ILE:N	6	1.41
(1,22)	1:B:184:LYS:N	1:B:47:ASP:N	6	1.41

Continued on next page...

Continued from previous page...

Key	Atom-1	Atom-2	Model ID	Violation (Å)
(1,22)	1:B:184:LYS:N	1:B:48:GLY:N	6	1.41
(1,22)	1:B:184:LYS:N	1:B:49:GLU:N	6	1.41
(1,22)	1:B:184:LYS:N	1:B:50:THR:N	6	1.41
(1,22)	1:B:184:LYS:N	1:B:51:CYS:N	6	1.41
(1,22)	1:B:184:LYS:N	1:B:52:LEU:N	6	1.41
(1,22)	1:B:184:LYS:N	1:B:53:LEU:N	6	1.41
(1,22)	1:B:184:LYS:N	1:B:54:ASP:N	6	1.41
(1,22)	1:B:184:LYS:N	1:B:55:ILE:N	6	1.41
(1,22)	1:B:184:LYS:N	1:B:56:LEU:N	6	1.41
(1,22)	1:B:184:LYS:N	1:B:57:ASP:N	6	1.41
(1,22)	1:B:184:LYS:N	1:B:58:THR:N	6	1.41
(1,22)	1:B:184:LYS:N	1:B:59:ALA:N	6	1.41
(1,22)	1:B:184:LYS:N	1:B:60:GLY:N	6	1.41
(1,22)	1:B:184:LYS:N	1:B:61:GLN:N	6	1.41
(1,22)	1:B:184:LYS:N	1:B:62:GLU:N	6	1.41
(1,22)	1:B:184:LYS:N	1:B:63:GLU:N	6	1.41
(1,22)	1:B:184:LYS:N	1:B:64:TYR:N	6	1.41
(1,22)	1:B:184:LYS:N	1:B:65:SER:N	6	1.41
(1,22)	1:B:184:LYS:N	1:B:66:ALA:N	6	1.41
(1,22)	1:B:184:LYS:N	1:B:67:MET:N	6	1.41
(1,22)	1:B:184:LYS:N	1:B:68:ARG:N	6	1.41
(1,22)	1:B:184:LYS:N	1:B:69:ASP:N	6	1.41
(1,22)	1:B:184:LYS:N	1:B:70:GLN:N	6	1.41
(1,22)	1:B:184:LYS:N	1:B:71:TYR:N	6	1.41
(1,22)	1:B:184:LYS:N	1:B:72:MET:N	6	1.41
(1,22)	1:B:184:LYS:N	1:B:73:ARG:N	6	1.41
(1,22)	1:B:184:LYS:N	1:B:74:THR:N	6	1.41
(1,22)	1:B:184:LYS:N	1:B:75:GLY:N	6	1.41
(1,22)	1:B:184:LYS:N	1:B:76:GLU:N	6	1.41
(1,22)	1:B:184:LYS:N	1:B:77:GLY:N	6	1.41
(1,22)	1:B:184:LYS:N	1:B:78:PHE:N	6	1.41
(1,22)	1:B:184:LYS:N	1:B:79:LEU:N	6	1.41
(1,22)	1:B:184:LYS:N	1:B:80:CYS:N	6	1.41
(1,22)	1:B:184:LYS:N	5:B:203:7Q9:N	6	1.41
(1,22)	1:B:184:LYS:N	5:B:204:7Q9:N	6	1.41
(1,22)	1:B:184:LYS:N	5:B:205:7Q9:N	6	1.41
(1,22)	1:B:184:LYS:N	5:B:206:7Q9:N	6	1.41
(1,22)	1:B:184:LYS:N	5:B:207:7Q9:N	6	1.41
(1,22)	1:B:184:LYS:N	6:B:208:17F:N1	6	1.41
(1,22)	1:B:184:LYS:N	5:B:209:7Q9:N	6	1.41
(1,22)	1:B:184:LYS:N	5:B:210:7Q9:N	6	1.41
(1,22)	1:B:184:LYS:N	5:B:211:7Q9:N	6	1.41

Continued on next page...

Continued from previous page...

Key	Atom-1	Atom-2	Model ID	Violation (Å)
(1,22)	1:B:184:LYS:N	5:B:212:7Q9:N	6	1.41
(1,22)	1:B:184:LYS:N	5:B:213:7Q9:N	6	1.41
(1,22)	1:B:184:LYS:N	6:B:214:17F:N1	6	1.41
(1,22)	1:B:184:LYS:N	6:B:215:17F:N1	6	1.41
(1,22)	1:B:184:LYS:N	5:B:216:7Q9:N	6	1.41
(1,22)	1:B:184:LYS:N	5:B:217:7Q9:N	6	1.41
(1,22)	1:B:184:LYS:N	5:B:218:7Q9:N	6	1.41
(1,22)	1:B:184:LYS:N	6:B:219:17F:N1	6	1.41
(1,22)	1:B:184:LYS:N	5:B:220:7Q9:N	6	1.41
(1,22)	1:B:184:LYS:NZ	1:B:2:THR:N	6	1.41
(1,22)	1:B:184:LYS:NZ	1:B:3:GLU:N	6	1.41
(1,22)	1:B:184:LYS:NZ	1:B:4:TYR:N	6	1.41
(1,22)	1:B:184:LYS:NZ	1:B:5:LYS:N	6	1.41
(1,22)	1:B:184:LYS:NZ	1:B:6:LEU:N	6	1.41
(1,22)	1:B:184:LYS:NZ	1:B:7:VAL:N	6	1.41
(1,22)	1:B:184:LYS:NZ	1:B:8:VAL:N	6	1.41
(1,22)	1:B:184:LYS:NZ	1:B:9:VAL:N	6	1.41
(1,22)	1:B:184:LYS:NZ	1:B:10:GLY:N	6	1.41
(1,22)	1:B:184:LYS:NZ	1:B:11:ALA:N	6	1.41
(1,22)	1:B:184:LYS:NZ	1:B:12:ASP:N	6	1.41
(1,22)	1:B:184:LYS:NZ	1:B:13:GLY:N	6	1.41
(1,22)	1:B:184:LYS:NZ	1:B:14:VAL:N	6	1.41
(1,22)	1:B:184:LYS:NZ	1:B:15:GLY:N	6	1.41
(1,22)	1:B:184:LYS:NZ	1:B:16:LYS:N	6	1.41
(1,22)	1:B:184:LYS:NZ	1:B:17:SER:N	6	1.41
(1,22)	1:B:184:LYS:NZ	1:B:18:ALA:N	6	1.41
(1,22)	1:B:184:LYS:NZ	1:B:19:LEU:N	6	1.41
(1,22)	1:B:184:LYS:NZ	1:B:20:THR:N	6	1.41
(1,22)	1:B:184:LYS:NZ	1:B:21:ILE:N	6	1.41
(1,22)	1:B:184:LYS:NZ	1:B:22:GLN:N	6	1.41
(1,22)	1:B:184:LYS:NZ	1:B:23:LEU:N	6	1.41
(1,22)	1:B:184:LYS:NZ	1:B:24:ILE:N	6	1.41
(1,22)	1:B:184:LYS:NZ	1:B:25:GLN:N	6	1.41
(1,22)	1:B:184:LYS:NZ	1:B:26:ASN:N	6	1.41
(1,22)	1:B:184:LYS:NZ	1:B:27:HIS:N	6	1.41
(1,22)	1:B:184:LYS:NZ	1:B:28:PHE:N	6	1.41
(1,22)	1:B:184:LYS:NZ	1:B:29:VAL:N	6	1.41
(1,22)	1:B:184:LYS:NZ	1:B:30:ASP:N	6	1.41
(1,22)	1:B:184:LYS:NZ	1:B:31:GLU:N	6	1.41
(1,22)	1:B:184:LYS:NZ	1:B:32:TYR:N	6	1.41
(1,22)	1:B:184:LYS:NZ	1:B:33:ASP:N	6	1.41
(1,22)	1:B:184:LYS:NZ	1:B:34:PRO:N	6	1.41

Continued on next page...

Continued from previous page...

Key	Atom-1	Atom-2	Model ID	Violation (Å)
(1,22)	1:B:184:LYS:NZ	1:B:35:THR:N	6	1.41
(1,22)	1:B:184:LYS:NZ	1:B:36:ILE:N	6	1.41
(1,22)	1:B:184:LYS:NZ	1:B:37:GLU:N	6	1.41
(1,22)	1:B:184:LYS:NZ	1:B:38:ASP:N	6	1.41
(1,22)	1:B:184:LYS:NZ	1:B:39:SER:N	6	1.41
(1,22)	1:B:184:LYS:NZ	1:B:40:TYR:N	6	1.41
(1,22)	1:B:184:LYS:NZ	1:B:41:ARG:N	6	1.41
(1,22)	1:B:184:LYS:NZ	1:B:42:LYS:N	6	1.41
(1,22)	1:B:184:LYS:NZ	1:B:43:GLN:N	6	1.41
(1,22)	1:B:184:LYS:NZ	1:B:44:VAL:N	6	1.41
(1,22)	1:B:184:LYS:NZ	1:B:45:VAL:N	6	1.41
(1,22)	1:B:184:LYS:NZ	1:B:46:ILE:N	6	1.41
(1,22)	1:B:184:LYS:NZ	1:B:47:ASP:N	6	1.41
(1,22)	1:B:184:LYS:NZ	1:B:48:GLY:N	6	1.41
(1,22)	1:B:184:LYS:NZ	1:B:49:GLU:N	6	1.41
(1,22)	1:B:184:LYS:NZ	1:B:50:THR:N	6	1.41
(1,22)	1:B:184:LYS:NZ	1:B:51:CYS:N	6	1.41
(1,22)	1:B:184:LYS:NZ	1:B:52:LEU:N	6	1.41
(1,22)	1:B:184:LYS:NZ	1:B:53:LEU:N	6	1.41
(1,22)	1:B:184:LYS:NZ	1:B:54:ASP:N	6	1.41
(1,22)	1:B:184:LYS:NZ	1:B:55:ILE:N	6	1.41
(1,22)	1:B:184:LYS:NZ	1:B:56:LEU:N	6	1.41
(1,22)	1:B:184:LYS:NZ	1:B:57:ASP:N	6	1.41
(1,22)	1:B:184:LYS:NZ	1:B:58:THR:N	6	1.41
(1,22)	1:B:184:LYS:NZ	1:B:59:ALA:N	6	1.41
(1,22)	1:B:184:LYS:NZ	1:B:60:GLY:N	6	1.41
(1,22)	1:B:184:LYS:NZ	1:B:61:GLN:N	6	1.41
(1,22)	1:B:184:LYS:NZ	1:B:62:GLU:N	6	1.41
(1,22)	1:B:184:LYS:NZ	1:B:63:GLU:N	6	1.41
(1,22)	1:B:184:LYS:NZ	1:B:64:TYR:N	6	1.41
(1,22)	1:B:184:LYS:NZ	1:B:65:SER:N	6	1.41
(1,22)	1:B:184:LYS:NZ	1:B:66:ALA:N	6	1.41
(1,22)	1:B:184:LYS:NZ	1:B:67:MET:N	6	1.41
(1,22)	1:B:184:LYS:NZ	1:B:68:ARG:N	6	1.41
(1,22)	1:B:184:LYS:NZ	1:B:69:ASP:N	6	1.41
(1,22)	1:B:184:LYS:NZ	1:B:70:GLN:N	6	1.41
(1,22)	1:B:184:LYS:NZ	1:B:71:TYR:N	6	1.41
(1,22)	1:B:184:LYS:NZ	1:B:72:MET:N	6	1.41
(1,22)	1:B:184:LYS:NZ	1:B:73:ARG:N	6	1.41
(1,22)	1:B:184:LYS:NZ	1:B:74:THR:N	6	1.41
(1,22)	1:B:184:LYS:NZ	1:B:75:GLY:N	6	1.41
(1,22)	1:B:184:LYS:NZ	1:B:76:GLU:N	6	1.41

Continued on next page...

Continued from previous page...

Key	Atom-1	Atom-2	Model ID	Violation (Å)
(1,22)	1:B:184:LYS:NZ	1:B:77:GLY:N	6	1.41
(1,22)	1:B:184:LYS:NZ	1:B:78:PHE:N	6	1.41
(1,22)	1:B:184:LYS:NZ	1:B:79:LEU:N	6	1.41
(1,22)	1:B:184:LYS:NZ	1:B:80:CYS:N	6	1.41
(1,22)	1:B:184:LYS:NZ	5:B:203:7Q9:N	6	1.41
(1,22)	1:B:184:LYS:NZ	5:B:204:7Q9:N	6	1.41
(1,22)	1:B:184:LYS:NZ	5:B:205:7Q9:N	6	1.41
(1,22)	1:B:184:LYS:NZ	5:B:206:7Q9:N	6	1.41
(1,22)	1:B:184:LYS:NZ	5:B:207:7Q9:N	6	1.41
(1,22)	1:B:184:LYS:NZ	6:B:208:17F:N1	6	1.41
(1,22)	1:B:184:LYS:NZ	5:B:209:7Q9:N	6	1.41
(1,22)	1:B:184:LYS:NZ	5:B:210:7Q9:N	6	1.41
(1,22)	1:B:184:LYS:NZ	5:B:211:7Q9:N	6	1.41
(1,22)	1:B:184:LYS:NZ	5:B:212:7Q9:N	6	1.41
(1,22)	1:B:184:LYS:NZ	5:B:213:7Q9:N	6	1.41
(1,22)	1:B:184:LYS:NZ	6:B:214:17F:N1	6	1.41
(1,22)	1:B:184:LYS:NZ	6:B:215:17F:N1	6	1.41
(1,22)	1:B:184:LYS:NZ	5:B:216:7Q9:N	6	1.41
(1,22)	1:B:184:LYS:NZ	5:B:217:7Q9:N	6	1.41
(1,22)	1:B:184:LYS:NZ	5:B:218:7Q9:N	6	1.41
(1,22)	1:B:184:LYS:NZ	6:B:219:17F:N1	6	1.41
(1,22)	1:B:184:LYS:NZ	5:B:220:7Q9:N	6	1.41
(1,22)	1:B:184:LYS:O	1:B:2:THR:N	6	1.41
(1,22)	1:B:184:LYS:O	1:B:3:GLU:N	6	1.41
(1,22)	1:B:184:LYS:O	1:B:4:TYR:N	6	1.41
(1,22)	1:B:184:LYS:O	1:B:5:LYS:N	6	1.41
(1,22)	1:B:184:LYS:O	1:B:6:LEU:N	6	1.41
(1,22)	1:B:184:LYS:O	1:B:7:VAL:N	6	1.41
(1,22)	1:B:184:LYS:O	1:B:8:VAL:N	6	1.41
(1,22)	1:B:184:LYS:O	1:B:9:VAL:N	6	1.41
(1,22)	1:B:184:LYS:O	1:B:10:GLY:N	6	1.41
(1,22)	1:B:184:LYS:O	1:B:11:ALA:N	6	1.41
(1,22)	1:B:184:LYS:O	1:B:12:ASP:N	6	1.41
(1,22)	1:B:184:LYS:O	1:B:13:GLY:N	6	1.41
(1,22)	1:B:184:LYS:O	1:B:14:VAL:N	6	1.41
(1,22)	1:B:184:LYS:O	1:B:15:GLY:N	6	1.41
(1,22)	1:B:184:LYS:O	1:B:16:LYS:N	6	1.41
(1,22)	1:B:184:LYS:O	1:B:17:SER:N	6	1.41
(1,22)	1:B:184:LYS:O	1:B:18:ALA:N	6	1.41
(1,22)	1:B:184:LYS:O	1:B:19:LEU:N	6	1.41
(1,22)	1:B:184:LYS:O	1:B:20:THR:N	6	1.41
(1,22)	1:B:184:LYS:O	1:B:21:ILE:N	6	1.41

Continued on next page...

Continued from previous page...

Key	Atom-1	Atom-2	Model ID	Violation (Å)
(1,22)	1:B:184:LYS:O	1:B:22:GLN:N	6	1.41
(1,22)	1:B:184:LYS:O	1:B:23:LEU:N	6	1.41
(1,22)	1:B:184:LYS:O	1:B:24:ILE:N	6	1.41
(1,22)	1:B:184:LYS:O	1:B:25:GLN:N	6	1.41
(1,22)	1:B:184:LYS:O	1:B:26:ASN:N	6	1.41
(1,22)	1:B:184:LYS:O	1:B:27:HIS:N	6	1.41
(1,22)	1:B:184:LYS:O	1:B:28:PHE:N	6	1.41
(1,22)	1:B:184:LYS:O	1:B:29:VAL:N	6	1.41
(1,22)	1:B:184:LYS:O	1:B:30:ASP:N	6	1.41
(1,22)	1:B:184:LYS:O	1:B:31:GLU:N	6	1.41
(1,22)	1:B:184:LYS:O	1:B:32:TYR:N	6	1.41
(1,22)	1:B:184:LYS:O	1:B:33:ASP:N	6	1.41
(1,22)	1:B:184:LYS:O	1:B:34:PRO:N	6	1.41
(1,22)	1:B:184:LYS:O	1:B:35:THR:N	6	1.41
(1,22)	1:B:184:LYS:O	1:B:36:ILE:N	6	1.41
(1,22)	1:B:184:LYS:O	1:B:37:GLU:N	6	1.41
(1,22)	1:B:184:LYS:O	1:B:38:ASP:N	6	1.41
(1,22)	1:B:184:LYS:O	1:B:39:SER:N	6	1.41
(1,22)	1:B:184:LYS:O	1:B:40:TYR:N	6	1.41
(1,22)	1:B:184:LYS:O	1:B:41:ARG:N	6	1.41
(1,22)	1:B:184:LYS:O	1:B:42:LYS:N	6	1.41
(1,22)	1:B:184:LYS:O	1:B:43:GLN:N	6	1.41
(1,22)	1:B:184:LYS:O	1:B:44:VAL:N	6	1.41
(1,22)	1:B:184:LYS:O	1:B:45:VAL:N	6	1.41
(1,22)	1:B:184:LYS:O	1:B:46:ILE:N	6	1.41
(1,22)	1:B:184:LYS:O	1:B:47:ASP:N	6	1.41
(1,22)	1:B:184:LYS:O	1:B:48:GLY:N	6	1.41
(1,22)	1:B:184:LYS:O	1:B:49:GLU:N	6	1.41
(1,22)	1:B:184:LYS:O	1:B:50:THR:N	6	1.41
(1,22)	1:B:184:LYS:O	1:B:51:CYS:N	6	1.41
(1,22)	1:B:184:LYS:O	1:B:52:LEU:N	6	1.41
(1,22)	1:B:184:LYS:O	1:B:53:LEU:N	6	1.41
(1,22)	1:B:184:LYS:O	1:B:54:ASP:N	6	1.41
(1,22)	1:B:184:LYS:O	1:B:55:ILE:N	6	1.41
(1,22)	1:B:184:LYS:O	1:B:56:LEU:N	6	1.41
(1,22)	1:B:184:LYS:O	1:B:57:ASP:N	6	1.41
(1,22)	1:B:184:LYS:O	1:B:58:THR:N	6	1.41
(1,22)	1:B:184:LYS:O	1:B:59:ALA:N	6	1.41
(1,22)	1:B:184:LYS:O	1:B:60:GLY:N	6	1.41
(1,22)	1:B:184:LYS:O	1:B:61:GLN:N	6	1.41
(1,22)	1:B:184:LYS:O	1:B:62:GLU:N	6	1.41
(1,22)	1:B:184:LYS:O	1:B:63:GLU:N	6	1.41

Continued on next page...

Continued from previous page...

Key	Atom-1	Atom-2	Model ID	Violation (Å)
(1,22)	1:B:184:LYS:O	1:B:64:TYR:N	6	1.41
(1,22)	1:B:184:LYS:O	1:B:65:SER:N	6	1.41
(1,22)	1:B:184:LYS:O	1:B:66:ALA:N	6	1.41
(1,22)	1:B:184:LYS:O	1:B:67:MET:N	6	1.41
(1,22)	1:B:184:LYS:O	1:B:68:ARG:N	6	1.41
(1,22)	1:B:184:LYS:O	1:B:69:ASP:N	6	1.41
(1,22)	1:B:184:LYS:O	1:B:70:GLN:N	6	1.41
(1,22)	1:B:184:LYS:O	1:B:71:TYR:N	6	1.41
(1,22)	1:B:184:LYS:O	1:B:72:MET:N	6	1.41
(1,22)	1:B:184:LYS:O	1:B:73:ARG:N	6	1.41
(1,22)	1:B:184:LYS:O	1:B:74:THR:N	6	1.41
(1,22)	1:B:184:LYS:O	1:B:75:GLY:N	6	1.41
(1,22)	1:B:184:LYS:O	1:B:76:GLU:N	6	1.41
(1,22)	1:B:184:LYS:O	1:B:77:GLY:N	6	1.41
(1,22)	1:B:184:LYS:O	1:B:78:PHE:N	6	1.41
(1,22)	1:B:184:LYS:O	1:B:79:LEU:N	6	1.41
(1,22)	1:B:184:LYS:O	1:B:80:CYS:N	6	1.41
(1,22)	1:B:184:LYS:O	5:B:203:7Q9:N	6	1.41
(1,22)	1:B:184:LYS:O	5:B:204:7Q9:N	6	1.41
(1,22)	1:B:184:LYS:O	5:B:205:7Q9:N	6	1.41
(1,22)	1:B:184:LYS:O	5:B:206:7Q9:N	6	1.41
(1,22)	1:B:184:LYS:O	5:B:207:7Q9:N	6	1.41
(1,22)	1:B:184:LYS:O	6:B:208:17F:N1	6	1.41
(1,22)	1:B:184:LYS:O	5:B:209:7Q9:N	6	1.41
(1,22)	1:B:184:LYS:O	5:B:210:7Q9:N	6	1.41
(1,22)	1:B:184:LYS:O	5:B:211:7Q9:N	6	1.41
(1,22)	1:B:184:LYS:O	5:B:212:7Q9:N	6	1.41
(1,22)	1:B:184:LYS:O	5:B:213:7Q9:N	6	1.41
(1,22)	1:B:184:LYS:O	6:B:214:17F:N1	6	1.41
(1,22)	1:B:184:LYS:O	6:B:215:17F:N1	6	1.41
(1,22)	1:B:184:LYS:O	5:B:216:7Q9:N	6	1.41
(1,22)	1:B:184:LYS:O	5:B:217:7Q9:N	6	1.41
(1,22)	1:B:184:LYS:O	5:B:218:7Q9:N	6	1.41
(1,22)	1:B:184:LYS:O	6:B:219:17F:N1	6	1.41
(1,22)	1:B:184:LYS:O	5:B:220:7Q9:N	6	1.41
(3,6)	1:A:36:ILE:CD1	1:B:2:THR:N	14	1.32
(3,6)	1:A:36:ILE:CD1	1:B:3:GLU:N	14	1.32
(3,6)	1:A:36:ILE:CD1	1:B:4:TYR:N	14	1.32
(3,6)	1:A:36:ILE:CD1	1:B:5:LYS:N	14	1.32
(3,6)	1:A:36:ILE:CD1	1:B:6:LEU:N	14	1.32
(3,6)	1:A:36:ILE:CD1	1:B:7:VAL:N	14	1.32
(3,6)	1:A:36:ILE:CD1	1:B:8:VAL:N	14	1.32

Continued on next page...

Continued from previous page...

Key	Atom-1	Atom-2	Model ID	Violation (Å)
(3,6)	1:A:36:ILE:CD1	1:B:9:VAL:N	14	1.32
(3,6)	1:A:36:ILE:CD1	1:B:10:GLY:N	14	1.32
(3,6)	1:A:36:ILE:CD1	1:B:11:ALA:N	14	1.32
(3,6)	1:A:36:ILE:CD1	1:B:12:ASP:N	14	1.32
(3,6)	1:A:36:ILE:CD1	1:B:13:GLY:N	14	1.32
(3,6)	1:A:36:ILE:CD1	1:B:14:VAL:N	14	1.32
(3,6)	1:A:36:ILE:CD1	1:B:15:GLY:N	14	1.32
(3,6)	1:A:36:ILE:CD1	1:B:16:LYS:N	14	1.32
(3,6)	1:A:36:ILE:CD1	1:B:17:SER:N	14	1.32
(3,6)	1:A:36:ILE:CD1	1:B:18:ALA:N	14	1.32
(3,6)	1:A:36:ILE:CD1	1:B:19:LEU:N	14	1.32
(3,6)	1:A:36:ILE:CD1	1:B:20:THR:N	14	1.32
(3,6)	1:A:36:ILE:CD1	1:B:21:ILE:N	14	1.32
(3,6)	1:A:36:ILE:CD1	1:B:22:GLN:N	14	1.32
(3,6)	1:A:36:ILE:CD1	1:B:23:LEU:N	14	1.32
(3,6)	1:A:36:ILE:CD1	1:B:24:ILE:N	14	1.32
(3,6)	1:A:36:ILE:CD1	1:B:25:GLN:N	14	1.32
(3,6)	1:A:36:ILE:CD1	1:B:26:ASN:N	14	1.32
(3,6)	1:A:36:ILE:CD1	1:B:27:HIS:N	14	1.32
(3,6)	1:A:36:ILE:CD1	1:B:28:PHE:N	14	1.32
(3,6)	1:A:36:ILE:CD1	1:B:29:VAL:N	14	1.32
(3,6)	1:A:36:ILE:CD1	1:B:30:ASP:N	14	1.32
(3,6)	1:A:36:ILE:CD1	1:B:31:GLU:N	14	1.32
(3,6)	1:A:36:ILE:CD1	1:B:32:TYR:N	14	1.32
(3,6)	1:A:36:ILE:CD1	1:B:33:ASP:N	14	1.32
(3,6)	1:A:36:ILE:CD1	1:B:34:PRO:N	14	1.32
(3,6)	1:A:36:ILE:CD1	1:B:35:THR:N	14	1.32
(3,6)	1:A:36:ILE:CD1	1:B:36:ILE:N	14	1.32
(3,6)	1:A:36:ILE:CD1	1:B:37:GLU:N	14	1.32
(3,6)	1:A:36:ILE:CD1	1:B:38:ASP:N	14	1.32
(3,6)	1:A:36:ILE:CD1	1:B:39:SER:N	14	1.32
(3,6)	1:A:36:ILE:CD1	1:B:40:TYR:N	14	1.32
(3,6)	1:A:36:ILE:CD1	1:B:41:ARG:N	14	1.32
(3,6)	1:A:36:ILE:CD1	1:B:42:LYS:N	14	1.32
(3,6)	1:A:36:ILE:CD1	1:B:43:GLN:N	14	1.32
(3,6)	1:A:36:ILE:CD1	1:B:44:VAL:N	14	1.32
(3,6)	1:A:36:ILE:CD1	1:B:45:VAL:N	14	1.32
(3,6)	1:A:36:ILE:CD1	1:B:46:ILE:N	14	1.32
(3,6)	1:A:36:ILE:CD1	1:B:47:ASP:N	14	1.32
(3,6)	1:A:36:ILE:CD1	1:B:48:GLY:N	14	1.32
(3,6)	1:A:36:ILE:CD1	1:B:49:GLU:N	14	1.32
(3,6)	1:A:36:ILE:CD1	1:B:50:THR:N	14	1.32

Continued on next page...

Continued from previous page...

Key	Atom-1	Atom-2	Model ID	Violation (Å)
(3,6)	1:A:36:ILE:CD1	1:B:51:CYS:N	14	1.32
(3,6)	1:A:36:ILE:CD1	1:B:52:LEU:N	14	1.32
(3,6)	1:A:36:ILE:CD1	1:B:53:LEU:N	14	1.32
(3,6)	1:A:36:ILE:CD1	1:B:54:ASP:N	14	1.32
(3,6)	1:A:36:ILE:CD1	1:B:55:ILE:N	14	1.32
(3,6)	1:A:36:ILE:CD1	1:B:56:LEU:N	14	1.32
(3,6)	1:A:36:ILE:CD1	1:B:57:ASP:N	14	1.32
(3,6)	1:A:36:ILE:CD1	1:B:58:THR:N	14	1.32
(3,6)	1:A:36:ILE:CD1	1:B:59:ALA:N	14	1.32
(3,6)	1:A:36:ILE:CD1	1:B:60:GLY:N	14	1.32
(3,6)	1:A:36:ILE:CD1	1:B:61:GLN:N	14	1.32
(3,6)	1:A:36:ILE:CD1	1:B:62:GLU:N	14	1.32
(3,6)	1:A:36:ILE:CD1	1:B:63:GLU:N	14	1.32
(3,6)	1:A:36:ILE:CD1	1:B:64:TYR:N	14	1.32
(3,6)	1:A:36:ILE:CD1	1:B:65:SER:N	14	1.32
(3,6)	1:A:36:ILE:CD1	1:B:66:ALA:N	14	1.32
(3,6)	1:A:36:ILE:CD1	1:B:67:MET:N	14	1.32
(3,6)	1:A:36:ILE:CD1	1:B:68:ARG:N	14	1.32
(3,6)	1:A:36:ILE:CD1	1:B:69:ASP:N	14	1.32
(3,6)	1:A:36:ILE:CD1	1:B:70:GLN:N	14	1.32
(3,6)	1:A:36:ILE:CD1	1:B:71:TYR:N	14	1.32
(3,6)	1:A:36:ILE:CD1	1:B:72:MET:N	14	1.32
(3,6)	1:A:36:ILE:CD1	1:B:73:ARG:N	14	1.32
(3,6)	1:A:36:ILE:CD1	1:B:74:THR:N	14	1.32
(3,6)	1:A:36:ILE:CD1	1:B:75:GLY:N	14	1.32
(3,6)	1:A:36:ILE:CD1	1:B:76:GLU:N	14	1.32
(3,6)	1:A:36:ILE:CD1	1:B:77:GLY:N	14	1.32
(3,6)	1:A:36:ILE:CD1	1:B:78:PHE:N	14	1.32
(3,6)	1:A:36:ILE:CD1	1:B:79:LEU:N	14	1.32
(3,6)	1:A:36:ILE:CD1	1:B:80:CYS:N	14	1.32
(3,6)	1:A:36:ILE:CD1	5:B:203:7Q9:N	14	1.32
(3,6)	1:A:36:ILE:CD1	5:B:204:7Q9:N	14	1.32
(3,6)	1:A:36:ILE:CD1	5:B:205:7Q9:N	14	1.32
(3,6)	1:A:36:ILE:CD1	5:B:206:7Q9:N	14	1.32
(3,6)	1:A:36:ILE:CD1	5:B:207:7Q9:N	14	1.32
(3,6)	1:A:36:ILE:CD1	6:B:208:17F:N1	14	1.32
(3,6)	1:A:36:ILE:CD1	5:B:209:7Q9:N	14	1.32
(3,6)	1:A:36:ILE:CD1	5:B:210:7Q9:N	14	1.32
(3,6)	1:A:36:ILE:CD1	5:B:211:7Q9:N	14	1.32
(3,6)	1:A:36:ILE:CD1	5:B:212:7Q9:N	14	1.32
(3,6)	1:A:36:ILE:CD1	5:B:213:7Q9:N	14	1.32
(3,6)	1:A:36:ILE:CD1	6:B:214:17F:N1	14	1.32

Continued on next page...

Continued from previous page...

Key	Atom-1	Atom-2	Model ID	Violation (Å)
(3,6)	1:A:36:ILE:CD1	6:B:215:17F:N1	14	1.32
(3,6)	1:A:36:ILE:CD1	5:B:216:7Q9:N	14	1.32
(3,6)	1:A:36:ILE:CD1	5:B:217:7Q9:N	14	1.32
(3,6)	1:A:36:ILE:CD1	5:B:218:7Q9:N	14	1.32
(3,6)	1:A:36:ILE:CD1	6:B:219:17F:N1	14	1.32
(3,6)	1:A:36:ILE:CD1	5:B:220:7Q9:N	14	1.32
(3,9)	1:A:46:ILE:CD1	1:B:2:THR:N	11	1.28
(3,9)	1:A:46:ILE:CD1	1:B:3:GLU:N	11	1.28
(3,9)	1:A:46:ILE:CD1	1:B:4:TYR:N	11	1.28
(3,9)	1:A:46:ILE:CD1	1:B:5:LYS:N	11	1.28
(3,9)	1:A:46:ILE:CD1	1:B:6:LEU:N	11	1.28
(3,9)	1:A:46:ILE:CD1	1:B:7:VAL:N	11	1.28
(3,9)	1:A:46:ILE:CD1	1:B:8:VAL:N	11	1.28
(3,9)	1:A:46:ILE:CD1	1:B:9:VAL:N	11	1.28
(3,9)	1:A:46:ILE:CD1	1:B:10:GLY:N	11	1.28
(3,9)	1:A:46:ILE:CD1	1:B:11:ALA:N	11	1.28
(3,9)	1:A:46:ILE:CD1	1:B:12:ASP:N	11	1.28
(3,9)	1:A:46:ILE:CD1	1:B:13:GLY:N	11	1.28
(3,9)	1:A:46:ILE:CD1	1:B:14:VAL:N	11	1.28
(3,9)	1:A:46:ILE:CD1	1:B:15:GLY:N	11	1.28
(3,9)	1:A:46:ILE:CD1	1:B:16:LYS:N	11	1.28
(3,9)	1:A:46:ILE:CD1	1:B:17:SER:N	11	1.28
(3,9)	1:A:46:ILE:CD1	1:B:18:ALA:N	11	1.28
(3,9)	1:A:46:ILE:CD1	1:B:19:LEU:N	11	1.28
(3,9)	1:A:46:ILE:CD1	1:B:20:THR:N	11	1.28
(3,9)	1:A:46:ILE:CD1	1:B:21:ILE:N	11	1.28
(3,9)	1:A:46:ILE:CD1	1:B:22:GLN:N	11	1.28
(3,9)	1:A:46:ILE:CD1	1:B:23:LEU:N	11	1.28
(3,9)	1:A:46:ILE:CD1	1:B:24:ILE:N	11	1.28
(3,9)	1:A:46:ILE:CD1	1:B:25:GLN:N	11	1.28
(3,9)	1:A:46:ILE:CD1	1:B:26:ASN:N	11	1.28
(3,9)	1:A:46:ILE:CD1	1:B:27:HIS:N	11	1.28
(3,9)	1:A:46:ILE:CD1	1:B:28:PHE:N	11	1.28
(3,9)	1:A:46:ILE:CD1	1:B:29:VAL:N	11	1.28
(3,9)	1:A:46:ILE:CD1	1:B:30:ASP:N	11	1.28
(3,9)	1:A:46:ILE:CD1	1:B:31:GLU:N	11	1.28
(3,9)	1:A:46:ILE:CD1	1:B:32:TYR:N	11	1.28
(3,9)	1:A:46:ILE:CD1	1:B:33:ASP:N	11	1.28
(3,9)	1:A:46:ILE:CD1	1:B:34:PRO:N	11	1.28
(3,9)	1:A:46:ILE:CD1	1:B:35:THR:N	11	1.28
(3,9)	1:A:46:ILE:CD1	1:B:36:ILE:N	11	1.28
(3,9)	1:A:46:ILE:CD1	1:B:37:GLU:N	11	1.28

Continued on next page...

Continued from previous page...

Key	Atom-1	Atom-2	Model ID	Violation (Å)
(3,9)	1:A:46:ILE:CD1	1:B:38:ASP:N	11	1.28
(3,9)	1:A:46:ILE:CD1	1:B:39:SER:N	11	1.28
(3,9)	1:A:46:ILE:CD1	1:B:40:TYR:N	11	1.28
(3,9)	1:A:46:ILE:CD1	1:B:41:ARG:N	11	1.28
(3,9)	1:A:46:ILE:CD1	1:B:42:LYS:N	11	1.28
(3,9)	1:A:46:ILE:CD1	1:B:43:GLN:N	11	1.28
(3,9)	1:A:46:ILE:CD1	1:B:44:VAL:N	11	1.28
(3,9)	1:A:46:ILE:CD1	1:B:45:VAL:N	11	1.28
(3,9)	1:A:46:ILE:CD1	1:B:46:ILE:N	11	1.28
(3,9)	1:A:46:ILE:CD1	1:B:47:ASP:N	11	1.28
(3,9)	1:A:46:ILE:CD1	1:B:48:GLY:N	11	1.28
(3,9)	1:A:46:ILE:CD1	1:B:49:GLU:N	11	1.28
(3,9)	1:A:46:ILE:CD1	1:B:50:THR:N	11	1.28
(3,9)	1:A:46:ILE:CD1	1:B:51:CYS:N	11	1.28
(3,9)	1:A:46:ILE:CD1	1:B:52:LEU:N	11	1.28
(3,9)	1:A:46:ILE:CD1	1:B:53:LEU:N	11	1.28
(3,9)	1:A:46:ILE:CD1	1:B:54:ASP:N	11	1.28
(3,9)	1:A:46:ILE:CD1	1:B:55:ILE:N	11	1.28
(3,9)	1:A:46:ILE:CD1	1:B:56:LEU:N	11	1.28
(3,9)	1:A:46:ILE:CD1	1:B:57:ASP:N	11	1.28
(3,9)	1:A:46:ILE:CD1	1:B:58:THR:N	11	1.28
(3,9)	1:A:46:ILE:CD1	1:B:59:ALA:N	11	1.28
(3,9)	1:A:46:ILE:CD1	1:B:60:GLY:N	11	1.28
(3,9)	1:A:46:ILE:CD1	1:B:61:GLN:N	11	1.28
(3,9)	1:A:46:ILE:CD1	1:B:62:GLU:N	11	1.28
(3,9)	1:A:46:ILE:CD1	1:B:63:GLU:N	11	1.28
(3,9)	1:A:46:ILE:CD1	1:B:64:TYR:N	11	1.28
(3,9)	1:A:46:ILE:CD1	1:B:65:SER:N	11	1.28
(3,9)	1:A:46:ILE:CD1	1:B:66:ALA:N	11	1.28
(3,9)	1:A:46:ILE:CD1	1:B:67:MET:N	11	1.28
(3,9)	1:A:46:ILE:CD1	1:B:68:ARG:N	11	1.28
(3,9)	1:A:46:ILE:CD1	1:B:69:ASP:N	11	1.28
(3,9)	1:A:46:ILE:CD1	1:B:70:GLN:N	11	1.28
(3,9)	1:A:46:ILE:CD1	1:B:71:TYR:N	11	1.28
(3,9)	1:A:46:ILE:CD1	1:B:72:MET:N	11	1.28
(3,9)	1:A:46:ILE:CD1	1:B:73:ARG:N	11	1.28
(3,9)	1:A:46:ILE:CD1	1:B:74:THR:N	11	1.28
(3,9)	1:A:46:ILE:CD1	1:B:75:GLY:N	11	1.28
(3,9)	1:A:46:ILE:CD1	1:B:76:GLU:N	11	1.28
(3,9)	1:A:46:ILE:CD1	1:B:77:GLY:N	11	1.28
(3,9)	1:A:46:ILE:CD1	1:B:78:PHE:N	11	1.28
(3,9)	1:A:46:ILE:CD1	1:B:79:LEU:N	11	1.28

Continued on next page...

Continued from previous page...

Key	Atom-1	Atom-2	Model ID	Violation (Å)
(3,9)	1:A:46:ILE:CD1	1:B:80:CYS:N	11	1.28
(3,9)	1:A:46:ILE:CD1	5:B:203:7Q9:N	11	1.28
(3,9)	1:A:46:ILE:CD1	5:B:204:7Q9:N	11	1.28
(3,9)	1:A:46:ILE:CD1	5:B:205:7Q9:N	11	1.28
(3,9)	1:A:46:ILE:CD1	5:B:206:7Q9:N	11	1.28
(3,9)	1:A:46:ILE:CD1	5:B:207:7Q9:N	11	1.28
(3,9)	1:A:46:ILE:CD1	6:B:208:17F:N1	11	1.28
(3,9)	1:A:46:ILE:CD1	5:B:209:7Q9:N	11	1.28
(3,9)	1:A:46:ILE:CD1	5:B:210:7Q9:N	11	1.28
(3,9)	1:A:46:ILE:CD1	5:B:211:7Q9:N	11	1.28
(3,9)	1:A:46:ILE:CD1	5:B:212:7Q9:N	11	1.28
(3,9)	1:A:46:ILE:CD1	5:B:213:7Q9:N	11	1.28
(3,9)	1:A:46:ILE:CD1	6:B:214:17F:N1	11	1.28
(3,9)	1:A:46:ILE:CD1	6:B:215:17F:N1	11	1.28
(3,9)	1:A:46:ILE:CD1	5:B:216:7Q9:N	11	1.28
(3,9)	1:A:46:ILE:CD1	5:B:217:7Q9:N	11	1.28
(3,9)	1:A:46:ILE:CD1	5:B:218:7Q9:N	11	1.28
(3,9)	1:A:46:ILE:CD1	6:B:219:17F:N1	11	1.28
(3,9)	1:A:46:ILE:CD1	5:B:220:7Q9:N	11	1.28
(3,6)	1:A:36:ILE:CD1	1:B:2:THR:N	4	1.28
(3,6)	1:A:36:ILE:CD1	1:B:3:GLU:N	4	1.28
(3,6)	1:A:36:ILE:CD1	1:B:4:TYR:N	4	1.28
(3,6)	1:A:36:ILE:CD1	1:B:5:LYS:N	4	1.28
(3,6)	1:A:36:ILE:CD1	1:B:6:LEU:N	4	1.28
(3,6)	1:A:36:ILE:CD1	1:B:7:VAL:N	4	1.28
(3,6)	1:A:36:ILE:CD1	1:B:8:VAL:N	4	1.28
(3,6)	1:A:36:ILE:CD1	1:B:9:VAL:N	4	1.28
(3,6)	1:A:36:ILE:CD1	1:B:10:GLY:N	4	1.28
(3,6)	1:A:36:ILE:CD1	1:B:11:ALA:N	4	1.28
(3,6)	1:A:36:ILE:CD1	1:B:12:ASP:N	4	1.28
(3,6)	1:A:36:ILE:CD1	1:B:13:GLY:N	4	1.28
(3,6)	1:A:36:ILE:CD1	1:B:14:VAL:N	4	1.28
(3,6)	1:A:36:ILE:CD1	1:B:15:GLY:N	4	1.28
(3,6)	1:A:36:ILE:CD1	1:B:16:LYS:N	4	1.28
(3,6)	1:A:36:ILE:CD1	1:B:17:SER:N	4	1.28
(3,6)	1:A:36:ILE:CD1	1:B:18:ALA:N	4	1.28
(3,6)	1:A:36:ILE:CD1	1:B:19:LEU:N	4	1.28
(3,6)	1:A:36:ILE:CD1	1:B:20:THR:N	4	1.28
(3,6)	1:A:36:ILE:CD1	1:B:21:ILE:N	4	1.28
(3,6)	1:A:36:ILE:CD1	1:B:22:GLN:N	4	1.28
(3,6)	1:A:36:ILE:CD1	1:B:23:LEU:N	4	1.28
(3,6)	1:A:36:ILE:CD1	1:B:24:ILE:N	4	1.28

Continued on next page...

Continued from previous page...

Key	Atom-1	Atom-2	Model ID	Violation (Å)
(3,6)	1:A:36:ILE:CD1	1:B:25:GLN:N	4	1.28
(3,6)	1:A:36:ILE:CD1	1:B:26:ASN:N	4	1.28
(3,6)	1:A:36:ILE:CD1	1:B:27:HIS:N	4	1.28
(3,6)	1:A:36:ILE:CD1	1:B:28:PHE:N	4	1.28
(3,6)	1:A:36:ILE:CD1	1:B:29:VAL:N	4	1.28
(3,6)	1:A:36:ILE:CD1	1:B:30:ASP:N	4	1.28
(3,6)	1:A:36:ILE:CD1	1:B:31:GLU:N	4	1.28
(3,6)	1:A:36:ILE:CD1	1:B:32:TYR:N	4	1.28
(3,6)	1:A:36:ILE:CD1	1:B:33:ASP:N	4	1.28
(3,6)	1:A:36:ILE:CD1	1:B:34:PRO:N	4	1.28
(3,6)	1:A:36:ILE:CD1	1:B:35:THR:N	4	1.28
(3,6)	1:A:36:ILE:CD1	1:B:36:ILE:N	4	1.28
(3,6)	1:A:36:ILE:CD1	1:B:37:GLU:N	4	1.28
(3,6)	1:A:36:ILE:CD1	1:B:38:ASP:N	4	1.28
(3,6)	1:A:36:ILE:CD1	1:B:39:SER:N	4	1.28
(3,6)	1:A:36:ILE:CD1	1:B:40:TYR:N	4	1.28
(3,6)	1:A:36:ILE:CD1	1:B:41:ARG:N	4	1.28
(3,6)	1:A:36:ILE:CD1	1:B:42:LYS:N	4	1.28
(3,6)	1:A:36:ILE:CD1	1:B:43:GLN:N	4	1.28
(3,6)	1:A:36:ILE:CD1	1:B:44:VAL:N	4	1.28
(3,6)	1:A:36:ILE:CD1	1:B:45:VAL:N	4	1.28
(3,6)	1:A:36:ILE:CD1	1:B:46:ILE:N	4	1.28
(3,6)	1:A:36:ILE:CD1	1:B:47:ASP:N	4	1.28
(3,6)	1:A:36:ILE:CD1	1:B:48:GLY:N	4	1.28
(3,6)	1:A:36:ILE:CD1	1:B:49:GLU:N	4	1.28
(3,6)	1:A:36:ILE:CD1	1:B:50:THR:N	4	1.28
(3,6)	1:A:36:ILE:CD1	1:B:51:CYS:N	4	1.28
(3,6)	1:A:36:ILE:CD1	1:B:52:LEU:N	4	1.28
(3,6)	1:A:36:ILE:CD1	1:B:53:LEU:N	4	1.28
(3,6)	1:A:36:ILE:CD1	1:B:54:ASP:N	4	1.28
(3,6)	1:A:36:ILE:CD1	1:B:55:ILE:N	4	1.28
(3,6)	1:A:36:ILE:CD1	1:B:56:LEU:N	4	1.28
(3,6)	1:A:36:ILE:CD1	1:B:57:ASP:N	4	1.28
(3,6)	1:A:36:ILE:CD1	1:B:58:THR:N	4	1.28
(3,6)	1:A:36:ILE:CD1	1:B:59:ALA:N	4	1.28
(3,6)	1:A:36:ILE:CD1	1:B:60:GLY:N	4	1.28
(3,6)	1:A:36:ILE:CD1	1:B:61:GLN:N	4	1.28
(3,6)	1:A:36:ILE:CD1	1:B:62:GLU:N	4	1.28
(3,6)	1:A:36:ILE:CD1	1:B:63:GLU:N	4	1.28
(3,6)	1:A:36:ILE:CD1	1:B:64:TYR:N	4	1.28
(3,6)	1:A:36:ILE:CD1	1:B:65:SER:N	4	1.28
(3,6)	1:A:36:ILE:CD1	1:B:66:ALA:N	4	1.28

Continued on next page...

Continued from previous page...

Key	Atom-1	Atom-2	Model ID	Violation (Å)
(3,6)	1:A:36:ILE:CD1	1:B:67:MET:N	4	1.28
(3,6)	1:A:36:ILE:CD1	1:B:68:ARG:N	4	1.28
(3,6)	1:A:36:ILE:CD1	1:B:69:ASP:N	4	1.28
(3,6)	1:A:36:ILE:CD1	1:B:70:GLN:N	4	1.28
(3,6)	1:A:36:ILE:CD1	1:B:71:TYR:N	4	1.28
(3,6)	1:A:36:ILE:CD1	1:B:72:MET:N	4	1.28
(3,6)	1:A:36:ILE:CD1	1:B:73:ARG:N	4	1.28
(3,6)	1:A:36:ILE:CD1	1:B:74:THR:N	4	1.28
(3,6)	1:A:36:ILE:CD1	1:B:75:GLY:N	4	1.28
(3,6)	1:A:36:ILE:CD1	1:B:76:GLU:N	4	1.28
(3,6)	1:A:36:ILE:CD1	1:B:77:GLY:N	4	1.28
(3,6)	1:A:36:ILE:CD1	1:B:78:PHE:N	4	1.28
(3,6)	1:A:36:ILE:CD1	1:B:79:LEU:N	4	1.28
(3,6)	1:A:36:ILE:CD1	1:B:80:CYS:N	4	1.28
(3,6)	1:A:36:ILE:CD1	5:B:203:7Q9:N	4	1.28
(3,6)	1:A:36:ILE:CD1	5:B:204:7Q9:N	4	1.28
(3,6)	1:A:36:ILE:CD1	5:B:205:7Q9:N	4	1.28
(3,6)	1:A:36:ILE:CD1	5:B:206:7Q9:N	4	1.28
(3,6)	1:A:36:ILE:CD1	5:B:207:7Q9:N	4	1.28
(3,6)	1:A:36:ILE:CD1	6:B:208:17F:N1	4	1.28
(3,6)	1:A:36:ILE:CD1	5:B:209:7Q9:N	4	1.28
(3,6)	1:A:36:ILE:CD1	5:B:210:7Q9:N	4	1.28
(3,6)	1:A:36:ILE:CD1	5:B:211:7Q9:N	4	1.28
(3,6)	1:A:36:ILE:CD1	5:B:212:7Q9:N	4	1.28
(3,6)	1:A:36:ILE:CD1	5:B:213:7Q9:N	4	1.28
(3,6)	1:A:36:ILE:CD1	6:B:214:17F:N1	4	1.28
(3,6)	1:A:36:ILE:CD1	6:B:215:17F:N1	4	1.28
(3,6)	1:A:36:ILE:CD1	5:B:216:7Q9:N	4	1.28
(3,6)	1:A:36:ILE:CD1	5:B:217:7Q9:N	4	1.28
(3,6)	1:A:36:ILE:CD1	5:B:218:7Q9:N	4	1.28
(3,6)	1:A:36:ILE:CD1	6:B:219:17F:N1	4	1.28
(3,6)	1:A:36:ILE:CD1	5:B:220:7Q9:N	4	1.28
(3,10)	1:A:55:ILE:CD1	1:B:2:THR:N	14	1.28
(3,10)	1:A:55:ILE:CD1	1:B:3:GLU:N	14	1.28
(3,10)	1:A:55:ILE:CD1	1:B:4:TYR:N	14	1.28
(3,10)	1:A:55:ILE:CD1	1:B:5:LYS:N	14	1.28
(3,10)	1:A:55:ILE:CD1	1:B:6:LEU:N	14	1.28
(3,10)	1:A:55:ILE:CD1	1:B:7:VAL:N	14	1.28
(3,10)	1:A:55:ILE:CD1	1:B:8:VAL:N	14	1.28
(3,10)	1:A:55:ILE:CD1	1:B:9:VAL:N	14	1.28
(3,10)	1:A:55:ILE:CD1	1:B:10:GLY:N	14	1.28
(3,10)	1:A:55:ILE:CD1	1:B:11:ALA:N	14	1.28

Continued on next page...

Continued from previous page...

Key	Atom-1	Atom-2	Model ID	Violation (Å)
(3,10)	1:A:55:ILE:CD1	1:B:12:ASP:N	14	1.28
(3,10)	1:A:55:ILE:CD1	1:B:13:GLY:N	14	1.28
(3,10)	1:A:55:ILE:CD1	1:B:14:VAL:N	14	1.28
(3,10)	1:A:55:ILE:CD1	1:B:15:GLY:N	14	1.28
(3,10)	1:A:55:ILE:CD1	1:B:16:LYS:N	14	1.28
(3,10)	1:A:55:ILE:CD1	1:B:17:SER:N	14	1.28
(3,10)	1:A:55:ILE:CD1	1:B:18:ALA:N	14	1.28
(3,10)	1:A:55:ILE:CD1	1:B:19:LEU:N	14	1.28
(3,10)	1:A:55:ILE:CD1	1:B:20:THR:N	14	1.28
(3,10)	1:A:55:ILE:CD1	1:B:21:ILE:N	14	1.28
(3,10)	1:A:55:ILE:CD1	1:B:22:GLN:N	14	1.28
(3,10)	1:A:55:ILE:CD1	1:B:23:LEU:N	14	1.28
(3,10)	1:A:55:ILE:CD1	1:B:24:ILE:N	14	1.28
(3,10)	1:A:55:ILE:CD1	1:B:25:GLN:N	14	1.28
(3,10)	1:A:55:ILE:CD1	1:B:26:ASN:N	14	1.28
(3,10)	1:A:55:ILE:CD1	1:B:27:HIS:N	14	1.28
(3,10)	1:A:55:ILE:CD1	1:B:28:PHE:N	14	1.28
(3,10)	1:A:55:ILE:CD1	1:B:29:VAL:N	14	1.28
(3,10)	1:A:55:ILE:CD1	1:B:30:ASP:N	14	1.28
(3,10)	1:A:55:ILE:CD1	1:B:31:GLU:N	14	1.28
(3,10)	1:A:55:ILE:CD1	1:B:32:TYR:N	14	1.28
(3,10)	1:A:55:ILE:CD1	1:B:33:ASP:N	14	1.28
(3,10)	1:A:55:ILE:CD1	1:B:34:PRO:N	14	1.28
(3,10)	1:A:55:ILE:CD1	1:B:35:THR:N	14	1.28
(3,10)	1:A:55:ILE:CD1	1:B:36:ILE:N	14	1.28
(3,10)	1:A:55:ILE:CD1	1:B:37:GLU:N	14	1.28
(3,10)	1:A:55:ILE:CD1	1:B:38:ASP:N	14	1.28
(3,10)	1:A:55:ILE:CD1	1:B:39:SER:N	14	1.28
(3,10)	1:A:55:ILE:CD1	1:B:40:TYR:N	14	1.28
(3,10)	1:A:55:ILE:CD1	1:B:41:ARG:N	14	1.28
(3,10)	1:A:55:ILE:CD1	1:B:42:LYS:N	14	1.28
(3,10)	1:A:55:ILE:CD1	1:B:43:GLN:N	14	1.28
(3,10)	1:A:55:ILE:CD1	1:B:44:VAL:N	14	1.28
(3,10)	1:A:55:ILE:CD1	1:B:45:VAL:N	14	1.28
(3,10)	1:A:55:ILE:CD1	1:B:46:ILE:N	14	1.28
(3,10)	1:A:55:ILE:CD1	1:B:47:ASP:N	14	1.28
(3,10)	1:A:55:ILE:CD1	1:B:48:GLY:N	14	1.28
(3,10)	1:A:55:ILE:CD1	1:B:49:GLU:N	14	1.28
(3,10)	1:A:55:ILE:CD1	1:B:50:THR:N	14	1.28
(3,10)	1:A:55:ILE:CD1	1:B:51:CYS:N	14	1.28
(3,10)	1:A:55:ILE:CD1	1:B:52:LEU:N	14	1.28
(3,10)	1:A:55:ILE:CD1	1:B:53:LEU:N	14	1.28

Continued on next page...

Continued from previous page...

Key	Atom-1	Atom-2	Model ID	Violation (Å)
(3,10)	1:A:55:ILE:CD1	1:B:54:ASP:N	14	1.28
(3,10)	1:A:55:ILE:CD1	1:B:55:ILE:N	14	1.28
(3,10)	1:A:55:ILE:CD1	1:B:56:LEU:N	14	1.28
(3,10)	1:A:55:ILE:CD1	1:B:57:ASP:N	14	1.28
(3,10)	1:A:55:ILE:CD1	1:B:58:THR:N	14	1.28
(3,10)	1:A:55:ILE:CD1	1:B:59:ALA:N	14	1.28
(3,10)	1:A:55:ILE:CD1	1:B:60:GLY:N	14	1.28
(3,10)	1:A:55:ILE:CD1	1:B:61:GLN:N	14	1.28
(3,10)	1:A:55:ILE:CD1	1:B:62:GLU:N	14	1.28
(3,10)	1:A:55:ILE:CD1	1:B:63:GLU:N	14	1.28
(3,10)	1:A:55:ILE:CD1	1:B:64:TYR:N	14	1.28
(3,10)	1:A:55:ILE:CD1	1:B:65:SER:N	14	1.28
(3,10)	1:A:55:ILE:CD1	1:B:66:ALA:N	14	1.28
(3,10)	1:A:55:ILE:CD1	1:B:67:MET:N	14	1.28
(3,10)	1:A:55:ILE:CD1	1:B:68:ARG:N	14	1.28
(3,10)	1:A:55:ILE:CD1	1:B:69:ASP:N	14	1.28
(3,10)	1:A:55:ILE:CD1	1:B:70:GLN:N	14	1.28
(3,10)	1:A:55:ILE:CD1	1:B:71:TYR:N	14	1.28
(3,10)	1:A:55:ILE:CD1	1:B:72:MET:N	14	1.28
(3,10)	1:A:55:ILE:CD1	1:B:73:ARG:N	14	1.28
(3,10)	1:A:55:ILE:CD1	1:B:74:THR:N	14	1.28
(3,10)	1:A:55:ILE:CD1	1:B:75:GLY:N	14	1.28
(3,10)	1:A:55:ILE:CD1	1:B:76:GLU:N	14	1.28
(3,10)	1:A:55:ILE:CD1	1:B:77:GLY:N	14	1.28
(3,10)	1:A:55:ILE:CD1	1:B:78:PHE:N	14	1.28
(3,10)	1:A:55:ILE:CD1	1:B:79:LEU:N	14	1.28
(3,10)	1:A:55:ILE:CD1	1:B:80:CYS:N	14	1.28
(3,10)	1:A:55:ILE:CD1	5:B:203:7Q9:N	14	1.28
(3,10)	1:A:55:ILE:CD1	5:B:204:7Q9:N	14	1.28
(3,10)	1:A:55:ILE:CD1	5:B:205:7Q9:N	14	1.28
(3,10)	1:A:55:ILE:CD1	5:B:206:7Q9:N	14	1.28
(3,10)	1:A:55:ILE:CD1	5:B:207:7Q9:N	14	1.28
(3,10)	1:A:55:ILE:CD1	6:B:208:17F:N1	14	1.28
(3,10)	1:A:55:ILE:CD1	5:B:209:7Q9:N	14	1.28
(3,10)	1:A:55:ILE:CD1	5:B:210:7Q9:N	14	1.28
(3,10)	1:A:55:ILE:CD1	5:B:211:7Q9:N	14	1.28
(3,10)	1:A:55:ILE:CD1	5:B:212:7Q9:N	14	1.28
(3,10)	1:A:55:ILE:CD1	5:B:213:7Q9:N	14	1.28
(3,10)	1:A:55:ILE:CD1	6:B:214:17F:N1	14	1.28
(3,10)	1:A:55:ILE:CD1	6:B:215:17F:N1	14	1.28
(3,10)	1:A:55:ILE:CD1	5:B:216:7Q9:N	14	1.28
(3,10)	1:A:55:ILE:CD1	5:B:217:7Q9:N	14	1.28

Continued on next page...

Continued from previous page...

Key	Atom-1	Atom-2	Model ID	Violation (Å)
(3,10)	1:A:55:ILE:CD1	5:B:218:7Q9:N	14	1.28
(3,10)	1:A:55:ILE:CD1	6:B:219:17F:N1	14	1.28
(3,10)	1:A:55:ILE:CD1	5:B:220:7Q9:N	14	1.28
(3,9)	1:A:46:ILE:CD1	1:B:2:THR:N	10	1.27
(3,9)	1:A:46:ILE:CD1	1:B:3:GLU:N	10	1.27
(3,9)	1:A:46:ILE:CD1	1:B:4:TYR:N	10	1.27
(3,9)	1:A:46:ILE:CD1	1:B:5:LYS:N	10	1.27
(3,9)	1:A:46:ILE:CD1	1:B:6:LEU:N	10	1.27
(3,9)	1:A:46:ILE:CD1	1:B:7:VAL:N	10	1.27
(3,9)	1:A:46:ILE:CD1	1:B:8:VAL:N	10	1.27
(3,9)	1:A:46:ILE:CD1	1:B:9:VAL:N	10	1.27
(3,9)	1:A:46:ILE:CD1	1:B:10:GLY:N	10	1.27
(3,9)	1:A:46:ILE:CD1	1:B:11:ALA:N	10	1.27
(3,9)	1:A:46:ILE:CD1	1:B:12:ASP:N	10	1.27
(3,9)	1:A:46:ILE:CD1	1:B:13:GLY:N	10	1.27
(3,9)	1:A:46:ILE:CD1	1:B:14:VAL:N	10	1.27
(3,9)	1:A:46:ILE:CD1	1:B:15:GLY:N	10	1.27
(3,9)	1:A:46:ILE:CD1	1:B:16:LYS:N	10	1.27
(3,9)	1:A:46:ILE:CD1	1:B:17:SER:N	10	1.27
(3,9)	1:A:46:ILE:CD1	1:B:18:ALA:N	10	1.27
(3,9)	1:A:46:ILE:CD1	1:B:19:LEU:N	10	1.27
(3,9)	1:A:46:ILE:CD1	1:B:20:THR:N	10	1.27
(3,9)	1:A:46:ILE:CD1	1:B:21:ILE:N	10	1.27
(3,9)	1:A:46:ILE:CD1	1:B:22:GLN:N	10	1.27
(3,9)	1:A:46:ILE:CD1	1:B:23:LEU:N	10	1.27
(3,9)	1:A:46:ILE:CD1	1:B:24:ILE:N	10	1.27
(3,9)	1:A:46:ILE:CD1	1:B:25:GLN:N	10	1.27
(3,9)	1:A:46:ILE:CD1	1:B:26:ASN:N	10	1.27
(3,9)	1:A:46:ILE:CD1	1:B:27:HIS:N	10	1.27
(3,9)	1:A:46:ILE:CD1	1:B:28:PHE:N	10	1.27
(3,9)	1:A:46:ILE:CD1	1:B:29:VAL:N	10	1.27
(3,9)	1:A:46:ILE:CD1	1:B:30:ASP:N	10	1.27
(3,9)	1:A:46:ILE:CD1	1:B:31:GLU:N	10	1.27
(3,9)	1:A:46:ILE:CD1	1:B:32:TYR:N	10	1.27
(3,9)	1:A:46:ILE:CD1	1:B:33:ASP:N	10	1.27
(3,9)	1:A:46:ILE:CD1	1:B:34:PRO:N	10	1.27
(3,9)	1:A:46:ILE:CD1	1:B:35:THR:N	10	1.27
(3,9)	1:A:46:ILE:CD1	1:B:36:ILE:N	10	1.27
(3,9)	1:A:46:ILE:CD1	1:B:37:GLU:N	10	1.27
(3,9)	1:A:46:ILE:CD1	1:B:38:ASP:N	10	1.27
(3,9)	1:A:46:ILE:CD1	1:B:39:SER:N	10	1.27
(3,9)	1:A:46:ILE:CD1	1:B:40:TYR:N	10	1.27

Continued on next page...

Continued from previous page...

Key	Atom-1	Atom-2	Model ID	Violation (Å)
(3,9)	1:A:46:ILE:CD1	1:B:41:ARG:N	10	1.27
(3,9)	1:A:46:ILE:CD1	1:B:42:LYS:N	10	1.27
(3,9)	1:A:46:ILE:CD1	1:B:43:GLN:N	10	1.27
(3,9)	1:A:46:ILE:CD1	1:B:44:VAL:N	10	1.27
(3,9)	1:A:46:ILE:CD1	1:B:45:VAL:N	10	1.27
(3,9)	1:A:46:ILE:CD1	1:B:46:ILE:N	10	1.27
(3,9)	1:A:46:ILE:CD1	1:B:47:ASP:N	10	1.27
(3,9)	1:A:46:ILE:CD1	1:B:48:GLY:N	10	1.27
(3,9)	1:A:46:ILE:CD1	1:B:49:GLU:N	10	1.27
(3,9)	1:A:46:ILE:CD1	1:B:50:THR:N	10	1.27
(3,9)	1:A:46:ILE:CD1	1:B:51:CYS:N	10	1.27
(3,9)	1:A:46:ILE:CD1	1:B:52:LEU:N	10	1.27
(3,9)	1:A:46:ILE:CD1	1:B:53:LEU:N	10	1.27
(3,9)	1:A:46:ILE:CD1	1:B:54:ASP:N	10	1.27
(3,9)	1:A:46:ILE:CD1	1:B:55:ILE:N	10	1.27
(3,9)	1:A:46:ILE:CD1	1:B:56:LEU:N	10	1.27
(3,9)	1:A:46:ILE:CD1	1:B:57:ASP:N	10	1.27
(3,9)	1:A:46:ILE:CD1	1:B:58:THR:N	10	1.27
(3,9)	1:A:46:ILE:CD1	1:B:59:ALA:N	10	1.27
(3,9)	1:A:46:ILE:CD1	1:B:60:GLY:N	10	1.27
(3,9)	1:A:46:ILE:CD1	1:B:61:GLN:N	10	1.27
(3,9)	1:A:46:ILE:CD1	1:B:62:GLU:N	10	1.27
(3,9)	1:A:46:ILE:CD1	1:B:63:GLU:N	10	1.27
(3,9)	1:A:46:ILE:CD1	1:B:64:TYR:N	10	1.27
(3,9)	1:A:46:ILE:CD1	1:B:65:SER:N	10	1.27
(3,9)	1:A:46:ILE:CD1	1:B:66:ALA:N	10	1.27
(3,9)	1:A:46:ILE:CD1	1:B:67:MET:N	10	1.27
(3,9)	1:A:46:ILE:CD1	1:B:68:ARG:N	10	1.27
(3,9)	1:A:46:ILE:CD1	1:B:69:ASP:N	10	1.27
(3,9)	1:A:46:ILE:CD1	1:B:70:GLN:N	10	1.27
(3,9)	1:A:46:ILE:CD1	1:B:71:TYR:N	10	1.27
(3,9)	1:A:46:ILE:CD1	1:B:72:MET:N	10	1.27
(3,9)	1:A:46:ILE:CD1	1:B:73:ARG:N	10	1.27
(3,9)	1:A:46:ILE:CD1	1:B:74:THR:N	10	1.27
(3,9)	1:A:46:ILE:CD1	1:B:75:GLY:N	10	1.27
(3,9)	1:A:46:ILE:CD1	1:B:76:GLU:N	10	1.27
(3,9)	1:A:46:ILE:CD1	1:B:77:GLY:N	10	1.27
(3,9)	1:A:46:ILE:CD1	1:B:78:PHE:N	10	1.27
(3,9)	1:A:46:ILE:CD1	1:B:79:LEU:N	10	1.27
(3,9)	1:A:46:ILE:CD1	1:B:80:CYS:N	10	1.27
(3,9)	1:A:46:ILE:CD1	5:B:203:7Q9:N	10	1.27
(3,9)	1:A:46:ILE:CD1	5:B:204:7Q9:N	10	1.27

Continued on next page...

Continued from previous page...

Key	Atom-1	Atom-2	Model ID	Violation (Å)
(3,9)	1:A:46:ILE:CD1	5:B:205:7Q9:N	10	1.27
(3,9)	1:A:46:ILE:CD1	5:B:206:7Q9:N	10	1.27
(3,9)	1:A:46:ILE:CD1	5:B:207:7Q9:N	10	1.27
(3,9)	1:A:46:ILE:CD1	6:B:208:17F:N1	10	1.27
(3,9)	1:A:46:ILE:CD1	5:B:209:7Q9:N	10	1.27
(3,9)	1:A:46:ILE:CD1	5:B:210:7Q9:N	10	1.27
(3,9)	1:A:46:ILE:CD1	5:B:211:7Q9:N	10	1.27
(3,9)	1:A:46:ILE:CD1	5:B:212:7Q9:N	10	1.27
(3,9)	1:A:46:ILE:CD1	5:B:213:7Q9:N	10	1.27
(3,9)	1:A:46:ILE:CD1	6:B:214:17F:N1	10	1.27
(3,9)	1:A:46:ILE:CD1	6:B:215:17F:N1	10	1.27
(3,9)	1:A:46:ILE:CD1	5:B:216:7Q9:N	10	1.27
(3,9)	1:A:46:ILE:CD1	5:B:217:7Q9:N	10	1.27
(3,9)	1:A:46:ILE:CD1	5:B:218:7Q9:N	10	1.27
(3,9)	1:A:46:ILE:CD1	6:B:219:17F:N1	10	1.27
(3,9)	1:A:46:ILE:CD1	5:B:220:7Q9:N	10	1.27
(1,22)	1:B:184:LYS:C	1:B:2:THR:N	11	1.26
(1,22)	1:B:184:LYS:C	1:B:3:GLU:N	11	1.26
(1,22)	1:B:184:LYS:C	1:B:4:TYR:N	11	1.26
(1,22)	1:B:184:LYS:C	1:B:5:LYS:N	11	1.26
(1,22)	1:B:184:LYS:C	1:B:6:LEU:N	11	1.26
(1,22)	1:B:184:LYS:C	1:B:7:VAL:N	11	1.26
(1,22)	1:B:184:LYS:C	1:B:8:VAL:N	11	1.26
(1,22)	1:B:184:LYS:C	1:B:9:VAL:N	11	1.26
(1,22)	1:B:184:LYS:C	1:B:10:GLY:N	11	1.26
(1,22)	1:B:184:LYS:C	1:B:11:ALA:N	11	1.26
(1,22)	1:B:184:LYS:C	1:B:12:ASP:N	11	1.26
(1,22)	1:B:184:LYS:C	1:B:13:GLY:N	11	1.26
(1,22)	1:B:184:LYS:C	1:B:14:VAL:N	11	1.26
(1,22)	1:B:184:LYS:C	1:B:15:GLY:N	11	1.26
(1,22)	1:B:184:LYS:C	1:B:16:LYS:N	11	1.26
(1,22)	1:B:184:LYS:C	1:B:17:SER:N	11	1.26
(1,22)	1:B:184:LYS:C	1:B:18:ALA:N	11	1.26
(1,22)	1:B:184:LYS:C	1:B:19:LEU:N	11	1.26
(1,22)	1:B:184:LYS:C	1:B:20:THR:N	11	1.26
(1,22)	1:B:184:LYS:C	1:B:21:ILE:N	11	1.26
(1,22)	1:B:184:LYS:C	1:B:22:GLN:N	11	1.26
(1,22)	1:B:184:LYS:C	1:B:23:LEU:N	11	1.26
(1,22)	1:B:184:LYS:C	1:B:24:ILE:N	11	1.26
(1,22)	1:B:184:LYS:C	1:B:25:GLN:N	11	1.26
(1,22)	1:B:184:LYS:C	1:B:26:ASN:N	11	1.26
(1,22)	1:B:184:LYS:C	1:B:27:HIS:N	11	1.26

Continued on next page...

Continued from previous page...

Key	Atom-1	Atom-2	Model ID	Violation (Å)
(1,22)	1:B:184:LYS:C	1:B:28:PHE:N	11	1.26
(1,22)	1:B:184:LYS:C	1:B:29:VAL:N	11	1.26
(1,22)	1:B:184:LYS:C	1:B:30:ASP:N	11	1.26
(1,22)	1:B:184:LYS:C	1:B:31:GLU:N	11	1.26
(1,22)	1:B:184:LYS:C	1:B:32:TYR:N	11	1.26
(1,22)	1:B:184:LYS:C	1:B:33:ASP:N	11	1.26
(1,22)	1:B:184:LYS:C	1:B:34:PRO:N	11	1.26
(1,22)	1:B:184:LYS:C	1:B:35:THR:N	11	1.26
(1,22)	1:B:184:LYS:C	1:B:36:ILE:N	11	1.26
(1,22)	1:B:184:LYS:C	1:B:37:GLU:N	11	1.26
(1,22)	1:B:184:LYS:C	1:B:38:ASP:N	11	1.26
(1,22)	1:B:184:LYS:C	1:B:39:SER:N	11	1.26
(1,22)	1:B:184:LYS:C	1:B:40:TYR:N	11	1.26
(1,22)	1:B:184:LYS:C	1:B:41:ARG:N	11	1.26
(1,22)	1:B:184:LYS:C	1:B:42:LYS:N	11	1.26
(1,22)	1:B:184:LYS:C	1:B:43:GLN:N	11	1.26
(1,22)	1:B:184:LYS:C	1:B:44:VAL:N	11	1.26
(1,22)	1:B:184:LYS:C	1:B:45:VAL:N	11	1.26
(1,22)	1:B:184:LYS:C	1:B:46:ILE:N	11	1.26
(1,22)	1:B:184:LYS:C	1:B:47:ASP:N	11	1.26
(1,22)	1:B:184:LYS:C	1:B:48:GLY:N	11	1.26
(1,22)	1:B:184:LYS:C	1:B:49:GLU:N	11	1.26
(1,22)	1:B:184:LYS:C	1:B:50:THR:N	11	1.26
(1,22)	1:B:184:LYS:C	1:B:51:CYS:N	11	1.26
(1,22)	1:B:184:LYS:C	1:B:52:LEU:N	11	1.26
(1,22)	1:B:184:LYS:C	1:B:53:LEU:N	11	1.26
(1,22)	1:B:184:LYS:C	1:B:54:ASP:N	11	1.26
(1,22)	1:B:184:LYS:C	1:B:55:ILE:N	11	1.26
(1,22)	1:B:184:LYS:C	1:B:56:LEU:N	11	1.26
(1,22)	1:B:184:LYS:C	1:B:57:ASP:N	11	1.26
(1,22)	1:B:184:LYS:C	1:B:58:THR:N	11	1.26
(1,22)	1:B:184:LYS:C	1:B:59:ALA:N	11	1.26
(1,22)	1:B:184:LYS:C	1:B:60:GLY:N	11	1.26
(1,22)	1:B:184:LYS:C	1:B:61:GLN:N	11	1.26
(1,22)	1:B:184:LYS:C	1:B:62:GLU:N	11	1.26
(1,22)	1:B:184:LYS:C	1:B:63:GLU:N	11	1.26
(1,22)	1:B:184:LYS:C	1:B:64:TYR:N	11	1.26
(1,22)	1:B:184:LYS:C	1:B:65:SER:N	11	1.26
(1,22)	1:B:184:LYS:C	1:B:66:ALA:N	11	1.26
(1,22)	1:B:184:LYS:C	1:B:67:MET:N	11	1.26
(1,22)	1:B:184:LYS:C	1:B:68:ARG:N	11	1.26
(1,22)	1:B:184:LYS:C	1:B:69:ASP:N	11	1.26

Continued on next page...

Continued from previous page...

Key	Atom-1	Atom-2	Model ID	Violation (Å)
(1,22)	1:B:184:LYS:C	1:B:70:GLN:N	11	1.26
(1,22)	1:B:184:LYS:C	1:B:71:TYR:N	11	1.26
(1,22)	1:B:184:LYS:C	1:B:72:MET:N	11	1.26
(1,22)	1:B:184:LYS:C	1:B:73:ARG:N	11	1.26
(1,22)	1:B:184:LYS:C	1:B:74:THR:N	11	1.26
(1,22)	1:B:184:LYS:C	1:B:75:GLY:N	11	1.26
(1,22)	1:B:184:LYS:C	1:B:76:GLU:N	11	1.26
(1,22)	1:B:184:LYS:C	1:B:77:GLY:N	11	1.26
(1,22)	1:B:184:LYS:C	1:B:78:PHE:N	11	1.26
(1,22)	1:B:184:LYS:C	1:B:79:LEU:N	11	1.26
(1,22)	1:B:184:LYS:C	1:B:80:CYS:N	11	1.26
(1,22)	1:B:184:LYS:C	5:B:203:7Q9:N	11	1.26
(1,22)	1:B:184:LYS:C	5:B:204:7Q9:N	11	1.26
(1,22)	1:B:184:LYS:C	5:B:205:7Q9:N	11	1.26
(1,22)	1:B:184:LYS:C	5:B:206:7Q9:N	11	1.26
(1,22)	1:B:184:LYS:C	5:B:207:7Q9:N	11	1.26
(1,22)	1:B:184:LYS:C	6:B:208:17F:N1	11	1.26
(1,22)	1:B:184:LYS:C	5:B:209:7Q9:N	11	1.26
(1,22)	1:B:184:LYS:C	5:B:210:7Q9:N	11	1.26
(1,22)	1:B:184:LYS:C	5:B:211:7Q9:N	11	1.26
(1,22)	1:B:184:LYS:C	5:B:212:7Q9:N	11	1.26
(1,22)	1:B:184:LYS:C	5:B:213:7Q9:N	11	1.26
(1,22)	1:B:184:LYS:C	6:B:214:17F:N1	11	1.26
(1,22)	1:B:184:LYS:C	6:B:215:17F:N1	11	1.26
(1,22)	1:B:184:LYS:C	5:B:216:7Q9:N	11	1.26
(1,22)	1:B:184:LYS:C	5:B:217:7Q9:N	11	1.26
(1,22)	1:B:184:LYS:C	5:B:218:7Q9:N	11	1.26
(1,22)	1:B:184:LYS:C	6:B:219:17F:N1	11	1.26
(1,22)	1:B:184:LYS:C	5:B:220:7Q9:N	11	1.26
(1,22)	1:B:184:LYS:CA	1:B:2:THR:N	11	1.26
(1,22)	1:B:184:LYS:CA	1:B:3:GLU:N	11	1.26
(1,22)	1:B:184:LYS:CA	1:B:4:TYR:N	11	1.26
(1,22)	1:B:184:LYS:CA	1:B:5:LYS:N	11	1.26
(1,22)	1:B:184:LYS:CA	1:B:6:LEU:N	11	1.26
(1,22)	1:B:184:LYS:CA	1:B:7:VAL:N	11	1.26
(1,22)	1:B:184:LYS:CA	1:B:8:VAL:N	11	1.26
(1,22)	1:B:184:LYS:CA	1:B:9:VAL:N	11	1.26
(1,22)	1:B:184:LYS:CA	1:B:10:GLY:N	11	1.26
(1,22)	1:B:184:LYS:CA	1:B:11:ALA:N	11	1.26
(1,22)	1:B:184:LYS:CA	1:B:12:ASP:N	11	1.26
(1,22)	1:B:184:LYS:CA	1:B:13:GLY:N	11	1.26
(1,22)	1:B:184:LYS:CA	1:B:14:VAL:N	11	1.26

Continued on next page...

Continued from previous page...

Key	Atom-1	Atom-2	Model ID	Violation (Å)
(1,22)	1:B:184:LYS:CA	1:B:15:GLY:N	11	1.26
(1,22)	1:B:184:LYS:CA	1:B:16:LYS:N	11	1.26
(1,22)	1:B:184:LYS:CA	1:B:17:SER:N	11	1.26
(1,22)	1:B:184:LYS:CA	1:B:18:ALA:N	11	1.26
(1,22)	1:B:184:LYS:CA	1:B:19:LEU:N	11	1.26
(1,22)	1:B:184:LYS:CA	1:B:20:THR:N	11	1.26
(1,22)	1:B:184:LYS:CA	1:B:21:ILE:N	11	1.26
(1,22)	1:B:184:LYS:CA	1:B:22:GLN:N	11	1.26
(1,22)	1:B:184:LYS:CA	1:B:23:LEU:N	11	1.26
(1,22)	1:B:184:LYS:CA	1:B:24:ILE:N	11	1.26
(1,22)	1:B:184:LYS:CA	1:B:25:GLN:N	11	1.26
(1,22)	1:B:184:LYS:CA	1:B:26:ASN:N	11	1.26
(1,22)	1:B:184:LYS:CA	1:B:27:HIS:N	11	1.26
(1,22)	1:B:184:LYS:CA	1:B:28:PHE:N	11	1.26
(1,22)	1:B:184:LYS:CA	1:B:29:VAL:N	11	1.26
(1,22)	1:B:184:LYS:CA	1:B:30:ASP:N	11	1.26
(1,22)	1:B:184:LYS:CA	1:B:31:GLU:N	11	1.26
(1,22)	1:B:184:LYS:CA	1:B:32:TYR:N	11	1.26
(1,22)	1:B:184:LYS:CA	1:B:33:ASP:N	11	1.26
(1,22)	1:B:184:LYS:CA	1:B:34:PRO:N	11	1.26
(1,22)	1:B:184:LYS:CA	1:B:35:THR:N	11	1.26
(1,22)	1:B:184:LYS:CA	1:B:36:ILE:N	11	1.26
(1,22)	1:B:184:LYS:CA	1:B:37:GLU:N	11	1.26
(1,22)	1:B:184:LYS:CA	1:B:38:ASP:N	11	1.26
(1,22)	1:B:184:LYS:CA	1:B:39:SER:N	11	1.26
(1,22)	1:B:184:LYS:CA	1:B:40:TYR:N	11	1.26
(1,22)	1:B:184:LYS:CA	1:B:41:ARG:N	11	1.26
(1,22)	1:B:184:LYS:CA	1:B:42:LYS:N	11	1.26
(1,22)	1:B:184:LYS:CA	1:B:43:GLN:N	11	1.26
(1,22)	1:B:184:LYS:CA	1:B:44:VAL:N	11	1.26
(1,22)	1:B:184:LYS:CA	1:B:45:VAL:N	11	1.26
(1,22)	1:B:184:LYS:CA	1:B:46:ILE:N	11	1.26
(1,22)	1:B:184:LYS:CA	1:B:47:ASP:N	11	1.26
(1,22)	1:B:184:LYS:CA	1:B:48:GLY:N	11	1.26
(1,22)	1:B:184:LYS:CA	1:B:49:GLU:N	11	1.26
(1,22)	1:B:184:LYS:CA	1:B:50:THR:N	11	1.26
(1,22)	1:B:184:LYS:CA	1:B:51:CYS:N	11	1.26
(1,22)	1:B:184:LYS:CA	1:B:52:LEU:N	11	1.26
(1,22)	1:B:184:LYS:CA	1:B:53:LEU:N	11	1.26
(1,22)	1:B:184:LYS:CA	1:B:54:ASP:N	11	1.26
(1,22)	1:B:184:LYS:CA	1:B:55:ILE:N	11	1.26
(1,22)	1:B:184:LYS:CA	1:B:56:LEU:N	11	1.26

Continued on next page...

Continued from previous page...

Key	Atom-1	Atom-2	Model ID	Violation (Å)
(1,22)	1:B:184:LYS:CA	1:B:57:ASP:N	11	1.26
(1,22)	1:B:184:LYS:CA	1:B:58:THR:N	11	1.26
(1,22)	1:B:184:LYS:CA	1:B:59:ALA:N	11	1.26
(1,22)	1:B:184:LYS:CA	1:B:60:GLY:N	11	1.26
(1,22)	1:B:184:LYS:CA	1:B:61:GLN:N	11	1.26
(1,22)	1:B:184:LYS:CA	1:B:62:GLU:N	11	1.26
(1,22)	1:B:184:LYS:CA	1:B:63:GLU:N	11	1.26
(1,22)	1:B:184:LYS:CA	1:B:64:TYR:N	11	1.26
(1,22)	1:B:184:LYS:CA	1:B:65:SER:N	11	1.26
(1,22)	1:B:184:LYS:CA	1:B:66:ALA:N	11	1.26
(1,22)	1:B:184:LYS:CA	1:B:67:MET:N	11	1.26
(1,22)	1:B:184:LYS:CA	1:B:68:ARG:N	11	1.26
(1,22)	1:B:184:LYS:CA	1:B:69:ASP:N	11	1.26
(1,22)	1:B:184:LYS:CA	1:B:70:GLN:N	11	1.26
(1,22)	1:B:184:LYS:CA	1:B:71:TYR:N	11	1.26
(1,22)	1:B:184:LYS:CA	1:B:72:MET:N	11	1.26
(1,22)	1:B:184:LYS:CA	1:B:73:ARG:N	11	1.26
(1,22)	1:B:184:LYS:CA	1:B:74:THR:N	11	1.26
(1,22)	1:B:184:LYS:CA	1:B:75:GLY:N	11	1.26
(1,22)	1:B:184:LYS:CA	1:B:76:GLU:N	11	1.26
(1,22)	1:B:184:LYS:CA	1:B:77:GLY:N	11	1.26
(1,22)	1:B:184:LYS:CA	1:B:78:PHE:N	11	1.26
(1,22)	1:B:184:LYS:CA	1:B:79:LEU:N	11	1.26
(1,22)	1:B:184:LYS:CA	1:B:80:CYS:N	11	1.26
(1,22)	1:B:184:LYS:CA	5:B:203:7Q9:N	11	1.26
(1,22)	1:B:184:LYS:CA	5:B:204:7Q9:N	11	1.26
(1,22)	1:B:184:LYS:CA	5:B:205:7Q9:N	11	1.26
(1,22)	1:B:184:LYS:CA	5:B:206:7Q9:N	11	1.26
(1,22)	1:B:184:LYS:CA	5:B:207:7Q9:N	11	1.26
(1,22)	1:B:184:LYS:CA	6:B:208:17F:N1	11	1.26
(1,22)	1:B:184:LYS:CA	5:B:209:7Q9:N	11	1.26
(1,22)	1:B:184:LYS:CA	5:B:210:7Q9:N	11	1.26
(1,22)	1:B:184:LYS:CA	5:B:211:7Q9:N	11	1.26
(1,22)	1:B:184:LYS:CA	5:B:212:7Q9:N	11	1.26
(1,22)	1:B:184:LYS:CA	5:B:213:7Q9:N	11	1.26
(1,22)	1:B:184:LYS:CA	6:B:214:17F:N1	11	1.26
(1,22)	1:B:184:LYS:CA	6:B:215:17F:N1	11	1.26
(1,22)	1:B:184:LYS:CA	5:B:216:7Q9:N	11	1.26
(1,22)	1:B:184:LYS:CA	5:B:217:7Q9:N	11	1.26
(1,22)	1:B:184:LYS:CA	5:B:218:7Q9:N	11	1.26
(1,22)	1:B:184:LYS:CA	6:B:219:17F:N1	11	1.26
(1,22)	1:B:184:LYS:CA	5:B:220:7Q9:N	11	1.26

Continued on next page...

Continued from previous page...

Key	Atom-1	Atom-2	Model ID	Violation (Å)
(1,22)	1:B:184:LYS:CB	1:B:2:THR:N	11	1.26
(1,22)	1:B:184:LYS:CB	1:B:3:GLU:N	11	1.26
(1,22)	1:B:184:LYS:CB	1:B:4:TYR:N	11	1.26
(1,22)	1:B:184:LYS:CB	1:B:5:LYS:N	11	1.26
(1,22)	1:B:184:LYS:CB	1:B:6:LEU:N	11	1.26
(1,22)	1:B:184:LYS:CB	1:B:7:VAL:N	11	1.26
(1,22)	1:B:184:LYS:CB	1:B:8:VAL:N	11	1.26
(1,22)	1:B:184:LYS:CB	1:B:9:VAL:N	11	1.26
(1,22)	1:B:184:LYS:CB	1:B:10:GLY:N	11	1.26
(1,22)	1:B:184:LYS:CB	1:B:11:ALA:N	11	1.26
(1,22)	1:B:184:LYS:CB	1:B:12:ASP:N	11	1.26
(1,22)	1:B:184:LYS:CB	1:B:13:GLY:N	11	1.26
(1,22)	1:B:184:LYS:CB	1:B:14:VAL:N	11	1.26
(1,22)	1:B:184:LYS:CB	1:B:15:GLY:N	11	1.26
(1,22)	1:B:184:LYS:CB	1:B:16:LYS:N	11	1.26
(1,22)	1:B:184:LYS:CB	1:B:17:SER:N	11	1.26
(1,22)	1:B:184:LYS:CB	1:B:18:ALA:N	11	1.26
(1,22)	1:B:184:LYS:CB	1:B:19:LEU:N	11	1.26
(1,22)	1:B:184:LYS:CB	1:B:20:THR:N	11	1.26
(1,22)	1:B:184:LYS:CB	1:B:21:ILE:N	11	1.26
(1,22)	1:B:184:LYS:CB	1:B:22:GLN:N	11	1.26
(1,22)	1:B:184:LYS:CB	1:B:23:LEU:N	11	1.26
(1,22)	1:B:184:LYS:CB	1:B:24:ILE:N	11	1.26
(1,22)	1:B:184:LYS:CB	1:B:25:GLN:N	11	1.26
(1,22)	1:B:184:LYS:CB	1:B:26:ASN:N	11	1.26
(1,22)	1:B:184:LYS:CB	1:B:27:HIS:N	11	1.26
(1,22)	1:B:184:LYS:CB	1:B:28:PHE:N	11	1.26
(1,22)	1:B:184:LYS:CB	1:B:29:VAL:N	11	1.26
(1,22)	1:B:184:LYS:CB	1:B:30:ASP:N	11	1.26
(1,22)	1:B:184:LYS:CB	1:B:31:GLU:N	11	1.26
(1,22)	1:B:184:LYS:CB	1:B:32:TYR:N	11	1.26
(1,22)	1:B:184:LYS:CB	1:B:33:ASP:N	11	1.26
(1,22)	1:B:184:LYS:CB	1:B:34:PRO:N	11	1.26
(1,22)	1:B:184:LYS:CB	1:B:35:THR:N	11	1.26
(1,22)	1:B:184:LYS:CB	1:B:36:ILE:N	11	1.26
(1,22)	1:B:184:LYS:CB	1:B:37:GLU:N	11	1.26
(1,22)	1:B:184:LYS:CB	1:B:38:ASP:N	11	1.26
(1,22)	1:B:184:LYS:CB	1:B:39:SER:N	11	1.26
(1,22)	1:B:184:LYS:CB	1:B:40:TYR:N	11	1.26
(1,22)	1:B:184:LYS:CB	1:B:41:ARG:N	11	1.26
(1,22)	1:B:184:LYS:CB	1:B:42:LYS:N	11	1.26
(1,22)	1:B:184:LYS:CB	1:B:43:GLN:N	11	1.26

Continued on next page...

Continued from previous page...

Key	Atom-1	Atom-2	Model ID	Violation (Å)
(1,22)	1:B:184:LYS:CB	1:B:44:VAL:N	11	1.26
(1,22)	1:B:184:LYS:CB	1:B:45:VAL:N	11	1.26
(1,22)	1:B:184:LYS:CB	1:B:46:ILE:N	11	1.26
(1,22)	1:B:184:LYS:CB	1:B:47:ASP:N	11	1.26
(1,22)	1:B:184:LYS:CB	1:B:48:GLY:N	11	1.26
(1,22)	1:B:184:LYS:CB	1:B:49:GLU:N	11	1.26
(1,22)	1:B:184:LYS:CB	1:B:50:THR:N	11	1.26
(1,22)	1:B:184:LYS:CB	1:B:51:CYS:N	11	1.26
(1,22)	1:B:184:LYS:CB	1:B:52:LEU:N	11	1.26
(1,22)	1:B:184:LYS:CB	1:B:53:LEU:N	11	1.26
(1,22)	1:B:184:LYS:CB	1:B:54:ASP:N	11	1.26
(1,22)	1:B:184:LYS:CB	1:B:55:ILE:N	11	1.26
(1,22)	1:B:184:LYS:CB	1:B:56:LEU:N	11	1.26
(1,22)	1:B:184:LYS:CB	1:B:57:ASP:N	11	1.26
(1,22)	1:B:184:LYS:CB	1:B:58:THR:N	11	1.26
(1,22)	1:B:184:LYS:CB	1:B:59:ALA:N	11	1.26
(1,22)	1:B:184:LYS:CB	1:B:60:GLY:N	11	1.26
(1,22)	1:B:184:LYS:CB	1:B:61:GLN:N	11	1.26
(1,22)	1:B:184:LYS:CB	1:B:62:GLU:N	11	1.26
(1,22)	1:B:184:LYS:CB	1:B:63:GLU:N	11	1.26
(1,22)	1:B:184:LYS:CB	1:B:64:TYR:N	11	1.26
(1,22)	1:B:184:LYS:CB	1:B:65:SER:N	11	1.26
(1,22)	1:B:184:LYS:CB	1:B:66:ALA:N	11	1.26
(1,22)	1:B:184:LYS:CB	1:B:67:MET:N	11	1.26
(1,22)	1:B:184:LYS:CB	1:B:68:ARG:N	11	1.26
(1,22)	1:B:184:LYS:CB	1:B:69:ASP:N	11	1.26
(1,22)	1:B:184:LYS:CB	1:B:70:GLN:N	11	1.26
(1,22)	1:B:184:LYS:CB	1:B:71:TYR:N	11	1.26
(1,22)	1:B:184:LYS:CB	1:B:72:MET:N	11	1.26
(1,22)	1:B:184:LYS:CB	1:B:73:ARG:N	11	1.26
(1,22)	1:B:184:LYS:CB	1:B:74:THR:N	11	1.26
(1,22)	1:B:184:LYS:CB	1:B:75:GLY:N	11	1.26
(1,22)	1:B:184:LYS:CB	1:B:76:GLU:N	11	1.26
(1,22)	1:B:184:LYS:CB	1:B:77:GLY:N	11	1.26
(1,22)	1:B:184:LYS:CB	1:B:78:PHE:N	11	1.26
(1,22)	1:B:184:LYS:CB	1:B:79:LEU:N	11	1.26
(1,22)	1:B:184:LYS:CB	1:B:80:CYS:N	11	1.26
(1,22)	1:B:184:LYS:CB	5:B:203:7Q9:N	11	1.26
(1,22)	1:B:184:LYS:CB	5:B:204:7Q9:N	11	1.26
(1,22)	1:B:184:LYS:CB	5:B:205:7Q9:N	11	1.26
(1,22)	1:B:184:LYS:CB	5:B:206:7Q9:N	11	1.26
(1,22)	1:B:184:LYS:CB	5:B:207:7Q9:N	11	1.26

Continued on next page...

Continued from previous page...

Key	Atom-1	Atom-2	Model ID	Violation (Å)
(1,22)	1:B:184:LYS:CB	6:B:208:17F:N1	11	1.26
(1,22)	1:B:184:LYS:CB	5:B:209:7Q9:N	11	1.26
(1,22)	1:B:184:LYS:CB	5:B:210:7Q9:N	11	1.26
(1,22)	1:B:184:LYS:CB	5:B:211:7Q9:N	11	1.26
(1,22)	1:B:184:LYS:CB	5:B:212:7Q9:N	11	1.26
(1,22)	1:B:184:LYS:CB	5:B:213:7Q9:N	11	1.26
(1,22)	1:B:184:LYS:CB	6:B:214:17F:N1	11	1.26
(1,22)	1:B:184:LYS:CB	6:B:215:17F:N1	11	1.26
(1,22)	1:B:184:LYS:CB	5:B:216:7Q9:N	11	1.26
(1,22)	1:B:184:LYS:CB	5:B:217:7Q9:N	11	1.26
(1,22)	1:B:184:LYS:CB	5:B:218:7Q9:N	11	1.26
(1,22)	1:B:184:LYS:CB	6:B:219:17F:N1	11	1.26
(1,22)	1:B:184:LYS:CB	5:B:220:7Q9:N	11	1.26
(1,22)	1:B:184:LYS:CD	1:B:2:THR:N	11	1.26
(1,22)	1:B:184:LYS:CD	1:B:3:GLU:N	11	1.26
(1,22)	1:B:184:LYS:CD	1:B:4:TYR:N	11	1.26
(1,22)	1:B:184:LYS:CD	1:B:5:LYS:N	11	1.26
(1,22)	1:B:184:LYS:CD	1:B:6:LEU:N	11	1.26
(1,22)	1:B:184:LYS:CD	1:B:7:VAL:N	11	1.26
(1,22)	1:B:184:LYS:CD	1:B:8:VAL:N	11	1.26
(1,22)	1:B:184:LYS:CD	1:B:9:VAL:N	11	1.26
(1,22)	1:B:184:LYS:CD	1:B:10:GLY:N	11	1.26
(1,22)	1:B:184:LYS:CD	1:B:11:ALA:N	11	1.26
(1,22)	1:B:184:LYS:CD	1:B:12:ASP:N	11	1.26
(1,22)	1:B:184:LYS:CD	1:B:13:GLY:N	11	1.26
(1,22)	1:B:184:LYS:CD	1:B:14:VAL:N	11	1.26
(1,22)	1:B:184:LYS:CD	1:B:15:GLY:N	11	1.26
(1,22)	1:B:184:LYS:CD	1:B:16:LYS:N	11	1.26
(1,22)	1:B:184:LYS:CD	1:B:17:SER:N	11	1.26
(1,22)	1:B:184:LYS:CD	1:B:18:ALA:N	11	1.26
(1,22)	1:B:184:LYS:CD	1:B:19:LEU:N	11	1.26
(1,22)	1:B:184:LYS:CD	1:B:20:THR:N	11	1.26
(1,22)	1:B:184:LYS:CD	1:B:21:ILE:N	11	1.26
(1,22)	1:B:184:LYS:CD	1:B:22:GLN:N	11	1.26
(1,22)	1:B:184:LYS:CD	1:B:23:LEU:N	11	1.26
(1,22)	1:B:184:LYS:CD	1:B:24:ILE:N	11	1.26
(1,22)	1:B:184:LYS:CD	1:B:25:GLN:N	11	1.26
(1,22)	1:B:184:LYS:CD	1:B:26:ASN:N	11	1.26
(1,22)	1:B:184:LYS:CD	1:B:27:HIS:N	11	1.26
(1,22)	1:B:184:LYS:CD	1:B:28:PHE:N	11	1.26
(1,22)	1:B:184:LYS:CD	1:B:29:VAL:N	11	1.26
(1,22)	1:B:184:LYS:CD	1:B:30:ASP:N	11	1.26

Continued on next page...

Continued from previous page...

Key	Atom-1	Atom-2	Model ID	Violation (Å)
(1,22)	1:B:184:LYS:CD	1:B:31:GLU:N	11	1.26
(1,22)	1:B:184:LYS:CD	1:B:32:TYR:N	11	1.26
(1,22)	1:B:184:LYS:CD	1:B:33:ASP:N	11	1.26
(1,22)	1:B:184:LYS:CD	1:B:34:PRO:N	11	1.26
(1,22)	1:B:184:LYS:CD	1:B:35:THR:N	11	1.26
(1,22)	1:B:184:LYS:CD	1:B:36:ILE:N	11	1.26
(1,22)	1:B:184:LYS:CD	1:B:37:GLU:N	11	1.26
(1,22)	1:B:184:LYS:CD	1:B:38:ASP:N	11	1.26
(1,22)	1:B:184:LYS:CD	1:B:39:SER:N	11	1.26
(1,22)	1:B:184:LYS:CD	1:B:40:TYR:N	11	1.26
(1,22)	1:B:184:LYS:CD	1:B:41:ARG:N	11	1.26
(1,22)	1:B:184:LYS:CD	1:B:42:LYS:N	11	1.26
(1,22)	1:B:184:LYS:CD	1:B:43:GLN:N	11	1.26
(1,22)	1:B:184:LYS:CD	1:B:44:VAL:N	11	1.26
(1,22)	1:B:184:LYS:CD	1:B:45:VAL:N	11	1.26
(1,22)	1:B:184:LYS:CD	1:B:46:ILE:N	11	1.26
(1,22)	1:B:184:LYS:CD	1:B:47:ASP:N	11	1.26
(1,22)	1:B:184:LYS:CD	1:B:48:GLY:N	11	1.26
(1,22)	1:B:184:LYS:CD	1:B:49:GLU:N	11	1.26
(1,22)	1:B:184:LYS:CD	1:B:50:THR:N	11	1.26
(1,22)	1:B:184:LYS:CD	1:B:51:CYS:N	11	1.26
(1,22)	1:B:184:LYS:CD	1:B:52:LEU:N	11	1.26
(1,22)	1:B:184:LYS:CD	1:B:53:LEU:N	11	1.26
(1,22)	1:B:184:LYS:CD	1:B:54:ASP:N	11	1.26
(1,22)	1:B:184:LYS:CD	1:B:55:ILE:N	11	1.26
(1,22)	1:B:184:LYS:CD	1:B:56:LEU:N	11	1.26
(1,22)	1:B:184:LYS:CD	1:B:57:ASP:N	11	1.26
(1,22)	1:B:184:LYS:CD	1:B:58:THR:N	11	1.26
(1,22)	1:B:184:LYS:CD	1:B:59:ALA:N	11	1.26
(1,22)	1:B:184:LYS:CD	1:B:60:GLY:N	11	1.26
(1,22)	1:B:184:LYS:CD	1:B:61:GLN:N	11	1.26
(1,22)	1:B:184:LYS:CD	1:B:62:GLU:N	11	1.26
(1,22)	1:B:184:LYS:CD	1:B:63:GLU:N	11	1.26
(1,22)	1:B:184:LYS:CD	1:B:64:TYR:N	11	1.26
(1,22)	1:B:184:LYS:CD	1:B:65:SER:N	11	1.26
(1,22)	1:B:184:LYS:CD	1:B:66:ALA:N	11	1.26
(1,22)	1:B:184:LYS:CD	1:B:67:MET:N	11	1.26
(1,22)	1:B:184:LYS:CD	1:B:68:ARG:N	11	1.26
(1,22)	1:B:184:LYS:CD	1:B:69:ASP:N	11	1.26
(1,22)	1:B:184:LYS:CD	1:B:70:GLN:N	11	1.26
(1,22)	1:B:184:LYS:CD	1:B:71:TYR:N	11	1.26
(1,22)	1:B:184:LYS:CD	1:B:72:MET:N	11	1.26

Continued on next page...

Continued from previous page...

Key	Atom-1	Atom-2	Model ID	Violation (Å)
(1,22)	1:B:184:LYS:CD	1:B:73:ARG:N	11	1.26
(1,22)	1:B:184:LYS:CD	1:B:74:THR:N	11	1.26
(1,22)	1:B:184:LYS:CD	1:B:75:GLY:N	11	1.26
(1,22)	1:B:184:LYS:CD	1:B:76:GLU:N	11	1.26
(1,22)	1:B:184:LYS:CD	1:B:77:GLY:N	11	1.26
(1,22)	1:B:184:LYS:CD	1:B:78:PHE:N	11	1.26
(1,22)	1:B:184:LYS:CD	1:B:79:LEU:N	11	1.26
(1,22)	1:B:184:LYS:CD	1:B:80:CYS:N	11	1.26
(1,22)	1:B:184:LYS:CD	5:B:203:7Q9:N	11	1.26
(1,22)	1:B:184:LYS:CD	5:B:204:7Q9:N	11	1.26
(1,22)	1:B:184:LYS:CD	5:B:205:7Q9:N	11	1.26
(1,22)	1:B:184:LYS:CD	5:B:206:7Q9:N	11	1.26
(1,22)	1:B:184:LYS:CD	5:B:207:7Q9:N	11	1.26
(1,22)	1:B:184:LYS:CD	6:B:208:17F:N1	11	1.26
(1,22)	1:B:184:LYS:CD	5:B:209:7Q9:N	11	1.26
(1,22)	1:B:184:LYS:CD	5:B:210:7Q9:N	11	1.26
(1,22)	1:B:184:LYS:CD	5:B:211:7Q9:N	11	1.26
(1,22)	1:B:184:LYS:CD	5:B:212:7Q9:N	11	1.26
(1,22)	1:B:184:LYS:CD	5:B:213:7Q9:N	11	1.26
(1,22)	1:B:184:LYS:CD	6:B:214:17F:N1	11	1.26
(1,22)	1:B:184:LYS:CD	6:B:215:17F:N1	11	1.26
(1,22)	1:B:184:LYS:CD	5:B:216:7Q9:N	11	1.26
(1,22)	1:B:184:LYS:CD	5:B:217:7Q9:N	11	1.26
(1,22)	1:B:184:LYS:CD	5:B:218:7Q9:N	11	1.26
(1,22)	1:B:184:LYS:CD	6:B:219:17F:N1	11	1.26
(1,22)	1:B:184:LYS:CD	5:B:220:7Q9:N	11	1.26
(1,22)	1:B:184:LYS:CE	1:B:2:THR:N	11	1.26
(1,22)	1:B:184:LYS:CE	1:B:3:GLU:N	11	1.26
(1,22)	1:B:184:LYS:CE	1:B:4:TYR:N	11	1.26
(1,22)	1:B:184:LYS:CE	1:B:5:LYS:N	11	1.26
(1,22)	1:B:184:LYS:CE	1:B:6:LEU:N	11	1.26
(1,22)	1:B:184:LYS:CE	1:B:7:VAL:N	11	1.26
(1,22)	1:B:184:LYS:CE	1:B:8:VAL:N	11	1.26
(1,22)	1:B:184:LYS:CE	1:B:9:VAL:N	11	1.26
(1,22)	1:B:184:LYS:CE	1:B:10:GLY:N	11	1.26
(1,22)	1:B:184:LYS:CE	1:B:11:ALA:N	11	1.26
(1,22)	1:B:184:LYS:CE	1:B:12:ASP:N	11	1.26
(1,22)	1:B:184:LYS:CE	1:B:13:GLY:N	11	1.26
(1,22)	1:B:184:LYS:CE	1:B:14:VAL:N	11	1.26
(1,22)	1:B:184:LYS:CE	1:B:15:GLY:N	11	1.26
(1,22)	1:B:184:LYS:CE	1:B:16:LYS:N	11	1.26
(1,22)	1:B:184:LYS:CE	1:B:17:SER:N	11	1.26

Continued on next page...

Continued from previous page...

Key	Atom-1	Atom-2	Model ID	Violation (Å)
(1,22)	1:B:184:LYS:CE	1:B:18:ALA:N	11	1.26
(1,22)	1:B:184:LYS:CE	1:B:19:LEU:N	11	1.26
(1,22)	1:B:184:LYS:CE	1:B:20:THR:N	11	1.26
(1,22)	1:B:184:LYS:CE	1:B:21:ILE:N	11	1.26
(1,22)	1:B:184:LYS:CE	1:B:22:GLN:N	11	1.26
(1,22)	1:B:184:LYS:CE	1:B:23:LEU:N	11	1.26
(1,22)	1:B:184:LYS:CE	1:B:24:ILE:N	11	1.26
(1,22)	1:B:184:LYS:CE	1:B:25:GLN:N	11	1.26
(1,22)	1:B:184:LYS:CE	1:B:26:ASN:N	11	1.26
(1,22)	1:B:184:LYS:CE	1:B:27:HIS:N	11	1.26
(1,22)	1:B:184:LYS:CE	1:B:28:PHE:N	11	1.26
(1,22)	1:B:184:LYS:CE	1:B:29:VAL:N	11	1.26
(1,22)	1:B:184:LYS:CE	1:B:30:ASP:N	11	1.26
(1,22)	1:B:184:LYS:CE	1:B:31:GLU:N	11	1.26
(1,22)	1:B:184:LYS:CE	1:B:32:TYR:N	11	1.26
(1,22)	1:B:184:LYS:CE	1:B:33:ASP:N	11	1.26
(1,22)	1:B:184:LYS:CE	1:B:34:PRO:N	11	1.26
(1,22)	1:B:184:LYS:CE	1:B:35:THR:N	11	1.26
(1,22)	1:B:184:LYS:CE	1:B:36:ILE:N	11	1.26
(1,22)	1:B:184:LYS:CE	1:B:37:GLU:N	11	1.26
(1,22)	1:B:184:LYS:CE	1:B:38:ASP:N	11	1.26
(1,22)	1:B:184:LYS:CE	1:B:39:SER:N	11	1.26
(1,22)	1:B:184:LYS:CE	1:B:40:TYR:N	11	1.26
(1,22)	1:B:184:LYS:CE	1:B:41:ARG:N	11	1.26
(1,22)	1:B:184:LYS:CE	1:B:42:LYS:N	11	1.26
(1,22)	1:B:184:LYS:CE	1:B:43:GLN:N	11	1.26
(1,22)	1:B:184:LYS:CE	1:B:44:VAL:N	11	1.26
(1,22)	1:B:184:LYS:CE	1:B:45:VAL:N	11	1.26
(1,22)	1:B:184:LYS:CE	1:B:46:ILE:N	11	1.26
(1,22)	1:B:184:LYS:CE	1:B:47:ASP:N	11	1.26
(1,22)	1:B:184:LYS:CE	1:B:48:GLY:N	11	1.26
(1,22)	1:B:184:LYS:CE	1:B:49:GLU:N	11	1.26
(1,22)	1:B:184:LYS:CE	1:B:50:THR:N	11	1.26
(1,22)	1:B:184:LYS:CE	1:B:51:CYS:N	11	1.26
(1,22)	1:B:184:LYS:CE	1:B:52:LEU:N	11	1.26
(1,22)	1:B:184:LYS:CE	1:B:53:LEU:N	11	1.26
(1,22)	1:B:184:LYS:CE	1:B:54:ASP:N	11	1.26
(1,22)	1:B:184:LYS:CE	1:B:55:ILE:N	11	1.26
(1,22)	1:B:184:LYS:CE	1:B:56:LEU:N	11	1.26
(1,22)	1:B:184:LYS:CE	1:B:57:ASP:N	11	1.26
(1,22)	1:B:184:LYS:CE	1:B:58:THR:N	11	1.26
(1,22)	1:B:184:LYS:CE	1:B:59:ALA:N	11	1.26

Continued on next page...

Continued from previous page...

Key	Atom-1	Atom-2	Model ID	Violation (Å)
(1,22)	1:B:184:LYS:CE	1:B:60:GLY:N	11	1.26
(1,22)	1:B:184:LYS:CE	1:B:61:GLN:N	11	1.26
(1,22)	1:B:184:LYS:CE	1:B:62:GLU:N	11	1.26
(1,22)	1:B:184:LYS:CE	1:B:63:GLU:N	11	1.26
(1,22)	1:B:184:LYS:CE	1:B:64:TYR:N	11	1.26
(1,22)	1:B:184:LYS:CE	1:B:65:SER:N	11	1.26
(1,22)	1:B:184:LYS:CE	1:B:66:ALA:N	11	1.26
(1,22)	1:B:184:LYS:CE	1:B:67:MET:N	11	1.26
(1,22)	1:B:184:LYS:CE	1:B:68:ARG:N	11	1.26
(1,22)	1:B:184:LYS:CE	1:B:69:ASP:N	11	1.26
(1,22)	1:B:184:LYS:CE	1:B:70:GLN:N	11	1.26
(1,22)	1:B:184:LYS:CE	1:B:71:TYR:N	11	1.26
(1,22)	1:B:184:LYS:CE	1:B:72:MET:N	11	1.26
(1,22)	1:B:184:LYS:CE	1:B:73:ARG:N	11	1.26
(1,22)	1:B:184:LYS:CE	1:B:74:THR:N	11	1.26
(1,22)	1:B:184:LYS:CE	1:B:75:GLY:N	11	1.26
(1,22)	1:B:184:LYS:CE	1:B:76:GLU:N	11	1.26
(1,22)	1:B:184:LYS:CE	1:B:77:GLY:N	11	1.26
(1,22)	1:B:184:LYS:CE	1:B:78:PHE:N	11	1.26
(1,22)	1:B:184:LYS:CE	1:B:79:LEU:N	11	1.26
(1,22)	1:B:184:LYS:CE	1:B:80:CYS:N	11	1.26
(1,22)	1:B:184:LYS:CE	5:B:203:7Q9:N	11	1.26
(1,22)	1:B:184:LYS:CE	5:B:204:7Q9:N	11	1.26
(1,22)	1:B:184:LYS:CE	5:B:205:7Q9:N	11	1.26
(1,22)	1:B:184:LYS:CE	5:B:206:7Q9:N	11	1.26
(1,22)	1:B:184:LYS:CE	5:B:207:7Q9:N	11	1.26
(1,22)	1:B:184:LYS:CE	6:B:208:17F:N1	11	1.26
(1,22)	1:B:184:LYS:CE	5:B:209:7Q9:N	11	1.26
(1,22)	1:B:184:LYS:CE	5:B:210:7Q9:N	11	1.26
(1,22)	1:B:184:LYS:CE	5:B:211:7Q9:N	11	1.26
(1,22)	1:B:184:LYS:CE	5:B:212:7Q9:N	11	1.26
(1,22)	1:B:184:LYS:CE	5:B:213:7Q9:N	11	1.26
(1,22)	1:B:184:LYS:CE	6:B:214:17F:N1	11	1.26
(1,22)	1:B:184:LYS:CE	6:B:215:17F:N1	11	1.26
(1,22)	1:B:184:LYS:CE	5:B:216:7Q9:N	11	1.26
(1,22)	1:B:184:LYS:CE	5:B:217:7Q9:N	11	1.26
(1,22)	1:B:184:LYS:CE	5:B:218:7Q9:N	11	1.26
(1,22)	1:B:184:LYS:CE	6:B:219:17F:N1	11	1.26
(1,22)	1:B:184:LYS:CE	5:B:220:7Q9:N	11	1.26
(1,22)	1:B:184:LYS:CG	1:B:2:THR:N	11	1.26
(1,22)	1:B:184:LYS:CG	1:B:3:GLU:N	11	1.26
(1,22)	1:B:184:LYS:CG	1:B:4:TYR:N	11	1.26

Continued on next page...

Continued from previous page...

Key	Atom-1	Atom-2	Model ID	Violation (Å)
(1,22)	1:B:184:LYS:CG	1:B:5:LYS:N	11	1.26
(1,22)	1:B:184:LYS:CG	1:B:6:LEU:N	11	1.26
(1,22)	1:B:184:LYS:CG	1:B:7:VAL:N	11	1.26
(1,22)	1:B:184:LYS:CG	1:B:8:VAL:N	11	1.26
(1,22)	1:B:184:LYS:CG	1:B:9:VAL:N	11	1.26
(1,22)	1:B:184:LYS:CG	1:B:10:GLY:N	11	1.26
(1,22)	1:B:184:LYS:CG	1:B:11:ALA:N	11	1.26
(1,22)	1:B:184:LYS:CG	1:B:12:ASP:N	11	1.26
(1,22)	1:B:184:LYS:CG	1:B:13:GLY:N	11	1.26
(1,22)	1:B:184:LYS:CG	1:B:14:VAL:N	11	1.26
(1,22)	1:B:184:LYS:CG	1:B:15:GLY:N	11	1.26
(1,22)	1:B:184:LYS:CG	1:B:16:LYS:N	11	1.26
(1,22)	1:B:184:LYS:CG	1:B:17:SER:N	11	1.26
(1,22)	1:B:184:LYS:CG	1:B:18:ALA:N	11	1.26
(1,22)	1:B:184:LYS:CG	1:B:19:LEU:N	11	1.26
(1,22)	1:B:184:LYS:CG	1:B:20:THR:N	11	1.26
(1,22)	1:B:184:LYS:CG	1:B:21:ILE:N	11	1.26
(1,22)	1:B:184:LYS:CG	1:B:22:GLN:N	11	1.26
(1,22)	1:B:184:LYS:CG	1:B:23:LEU:N	11	1.26
(1,22)	1:B:184:LYS:CG	1:B:24:ILE:N	11	1.26
(1,22)	1:B:184:LYS:CG	1:B:25:GLN:N	11	1.26
(1,22)	1:B:184:LYS:CG	1:B:26:ASN:N	11	1.26
(1,22)	1:B:184:LYS:CG	1:B:27:HIS:N	11	1.26
(1,22)	1:B:184:LYS:CG	1:B:28:PHE:N	11	1.26
(1,22)	1:B:184:LYS:CG	1:B:29:VAL:N	11	1.26
(1,22)	1:B:184:LYS:CG	1:B:30:ASP:N	11	1.26
(1,22)	1:B:184:LYS:CG	1:B:31:GLU:N	11	1.26
(1,22)	1:B:184:LYS:CG	1:B:32:TYR:N	11	1.26
(1,22)	1:B:184:LYS:CG	1:B:33:ASP:N	11	1.26
(1,22)	1:B:184:LYS:CG	1:B:34:PRO:N	11	1.26
(1,22)	1:B:184:LYS:CG	1:B:35:THR:N	11	1.26
(1,22)	1:B:184:LYS:CG	1:B:36:ILE:N	11	1.26
(1,22)	1:B:184:LYS:CG	1:B:37:GLU:N	11	1.26
(1,22)	1:B:184:LYS:CG	1:B:38:ASP:N	11	1.26
(1,22)	1:B:184:LYS:CG	1:B:39:SER:N	11	1.26
(1,22)	1:B:184:LYS:CG	1:B:40:TYR:N	11	1.26
(1,22)	1:B:184:LYS:CG	1:B:41:ARG:N	11	1.26
(1,22)	1:B:184:LYS:CG	1:B:42:LYS:N	11	1.26
(1,22)	1:B:184:LYS:CG	1:B:43:GLN:N	11	1.26
(1,22)	1:B:184:LYS:CG	1:B:44:VAL:N	11	1.26
(1,22)	1:B:184:LYS:CG	1:B:45:VAL:N	11	1.26
(1,22)	1:B:184:LYS:CG	1:B:46:ILE:N	11	1.26

Continued on next page...

Continued from previous page...

Key	Atom-1	Atom-2	Model ID	Violation (Å)
(1,22)	1:B:184:LYS:CG	1:B:47:ASP:N	11	1.26
(1,22)	1:B:184:LYS:CG	1:B:48:GLY:N	11	1.26
(1,22)	1:B:184:LYS:CG	1:B:49:GLU:N	11	1.26
(1,22)	1:B:184:LYS:CG	1:B:50:THR:N	11	1.26
(1,22)	1:B:184:LYS:CG	1:B:51:CYS:N	11	1.26
(1,22)	1:B:184:LYS:CG	1:B:52:LEU:N	11	1.26
(1,22)	1:B:184:LYS:CG	1:B:53:LEU:N	11	1.26
(1,22)	1:B:184:LYS:CG	1:B:54:ASP:N	11	1.26
(1,22)	1:B:184:LYS:CG	1:B:55:ILE:N	11	1.26
(1,22)	1:B:184:LYS:CG	1:B:56:LEU:N	11	1.26
(1,22)	1:B:184:LYS:CG	1:B:57:ASP:N	11	1.26
(1,22)	1:B:184:LYS:CG	1:B:58:THR:N	11	1.26
(1,22)	1:B:184:LYS:CG	1:B:59:ALA:N	11	1.26
(1,22)	1:B:184:LYS:CG	1:B:60:GLY:N	11	1.26
(1,22)	1:B:184:LYS:CG	1:B:61:GLN:N	11	1.26
(1,22)	1:B:184:LYS:CG	1:B:62:GLU:N	11	1.26
(1,22)	1:B:184:LYS:CG	1:B:63:GLU:N	11	1.26
(1,22)	1:B:184:LYS:CG	1:B:64:TYR:N	11	1.26
(1,22)	1:B:184:LYS:CG	1:B:65:SER:N	11	1.26
(1,22)	1:B:184:LYS:CG	1:B:66:ALA:N	11	1.26
(1,22)	1:B:184:LYS:CG	1:B:67:MET:N	11	1.26
(1,22)	1:B:184:LYS:CG	1:B:68:ARG:N	11	1.26
(1,22)	1:B:184:LYS:CG	1:B:69:ASP:N	11	1.26
(1,22)	1:B:184:LYS:CG	1:B:70:GLN:N	11	1.26
(1,22)	1:B:184:LYS:CG	1:B:71:TYR:N	11	1.26
(1,22)	1:B:184:LYS:CG	1:B:72:MET:N	11	1.26
(1,22)	1:B:184:LYS:CG	1:B:73:ARG:N	11	1.26
(1,22)	1:B:184:LYS:CG	1:B:74:THR:N	11	1.26
(1,22)	1:B:184:LYS:CG	1:B:75:GLY:N	11	1.26
(1,22)	1:B:184:LYS:CG	1:B:76:GLU:N	11	1.26
(1,22)	1:B:184:LYS:CG	1:B:77:GLY:N	11	1.26
(1,22)	1:B:184:LYS:CG	1:B:78:PHE:N	11	1.26
(1,22)	1:B:184:LYS:CG	1:B:79:LEU:N	11	1.26
(1,22)	1:B:184:LYS:CG	1:B:80:CYS:N	11	1.26
(1,22)	1:B:184:LYS:CG	5:B:203:7Q9:N	11	1.26
(1,22)	1:B:184:LYS:CG	5:B:204:7Q9:N	11	1.26
(1,22)	1:B:184:LYS:CG	5:B:205:7Q9:N	11	1.26
(1,22)	1:B:184:LYS:CG	5:B:206:7Q9:N	11	1.26
(1,22)	1:B:184:LYS:CG	5:B:207:7Q9:N	11	1.26
(1,22)	1:B:184:LYS:CG	6:B:208:17F:N1	11	1.26
(1,22)	1:B:184:LYS:CG	5:B:209:7Q9:N	11	1.26
(1,22)	1:B:184:LYS:CG	5:B:210:7Q9:N	11	1.26

Continued on next page...

Continued from previous page...

Key	Atom-1	Atom-2	Model ID	Violation (Å)
(1,22)	1:B:184:LYS:CG	5:B:211:7Q9:N	11	1.26
(1,22)	1:B:184:LYS:CG	5:B:212:7Q9:N	11	1.26
(1,22)	1:B:184:LYS:CG	5:B:213:7Q9:N	11	1.26
(1,22)	1:B:184:LYS:CG	6:B:214:17F:N1	11	1.26
(1,22)	1:B:184:LYS:CG	6:B:215:17F:N1	11	1.26
(1,22)	1:B:184:LYS:CG	5:B:216:7Q9:N	11	1.26
(1,22)	1:B:184:LYS:CG	5:B:217:7Q9:N	11	1.26
(1,22)	1:B:184:LYS:CG	5:B:218:7Q9:N	11	1.26
(1,22)	1:B:184:LYS:CG	6:B:219:17F:N1	11	1.26
(1,22)	1:B:184:LYS:CG	5:B:220:7Q9:N	11	1.26
(1,22)	1:B:184:LYS:H	1:B:2:THR:N	11	1.26
(1,22)	1:B:184:LYS:H	1:B:3:GLU:N	11	1.26
(1,22)	1:B:184:LYS:H	1:B:4:TYR:N	11	1.26
(1,22)	1:B:184:LYS:H	1:B:5:LYS:N	11	1.26
(1,22)	1:B:184:LYS:H	1:B:6:LEU:N	11	1.26
(1,22)	1:B:184:LYS:H	1:B:7:VAL:N	11	1.26
(1,22)	1:B:184:LYS:H	1:B:8:VAL:N	11	1.26
(1,22)	1:B:184:LYS:H	1:B:9:VAL:N	11	1.26
(1,22)	1:B:184:LYS:H	1:B:10:GLY:N	11	1.26
(1,22)	1:B:184:LYS:H	1:B:11:ALA:N	11	1.26
(1,22)	1:B:184:LYS:H	1:B:12:ASP:N	11	1.26
(1,22)	1:B:184:LYS:H	1:B:13:GLY:N	11	1.26
(1,22)	1:B:184:LYS:H	1:B:14:VAL:N	11	1.26
(1,22)	1:B:184:LYS:H	1:B:15:GLY:N	11	1.26
(1,22)	1:B:184:LYS:H	1:B:16:LYS:N	11	1.26
(1,22)	1:B:184:LYS:H	1:B:17:SER:N	11	1.26
(1,22)	1:B:184:LYS:H	1:B:18:ALA:N	11	1.26
(1,22)	1:B:184:LYS:H	1:B:19:LEU:N	11	1.26
(1,22)	1:B:184:LYS:H	1:B:20:THR:N	11	1.26
(1,22)	1:B:184:LYS:H	1:B:21:ILE:N	11	1.26
(1,22)	1:B:184:LYS:H	1:B:22:GLN:N	11	1.26
(1,22)	1:B:184:LYS:H	1:B:23:LEU:N	11	1.26
(1,22)	1:B:184:LYS:H	1:B:24:ILE:N	11	1.26
(1,22)	1:B:184:LYS:H	1:B:25:GLN:N	11	1.26
(1,22)	1:B:184:LYS:H	1:B:26:ASN:N	11	1.26
(1,22)	1:B:184:LYS:H	1:B:27:HIS:N	11	1.26
(1,22)	1:B:184:LYS:H	1:B:28:PHE:N	11	1.26
(1,22)	1:B:184:LYS:H	1:B:29:VAL:N	11	1.26
(1,22)	1:B:184:LYS:H	1:B:30:ASP:N	11	1.26
(1,22)	1:B:184:LYS:H	1:B:31:GLU:N	11	1.26
(1,22)	1:B:184:LYS:H	1:B:32:TYR:N	11	1.26
(1,22)	1:B:184:LYS:H	1:B:33:ASP:N	11	1.26

Continued on next page...

Continued from previous page...

Key	Atom-1	Atom-2	Model ID	Violation (Å)
(1,22)	1:B:184:LYS:H	1:B:34:PRO:N	11	1.26
(1,22)	1:B:184:LYS:H	1:B:35:THR:N	11	1.26
(1,22)	1:B:184:LYS:H	1:B:36:ILE:N	11	1.26
(1,22)	1:B:184:LYS:H	1:B:37:GLU:N	11	1.26
(1,22)	1:B:184:LYS:H	1:B:38:ASP:N	11	1.26
(1,22)	1:B:184:LYS:H	1:B:39:SER:N	11	1.26
(1,22)	1:B:184:LYS:H	1:B:40:TYR:N	11	1.26
(1,22)	1:B:184:LYS:H	1:B:41:ARG:N	11	1.26
(1,22)	1:B:184:LYS:H	1:B:42:LYS:N	11	1.26
(1,22)	1:B:184:LYS:H	1:B:43:GLN:N	11	1.26
(1,22)	1:B:184:LYS:H	1:B:44:VAL:N	11	1.26
(1,22)	1:B:184:LYS:H	1:B:45:VAL:N	11	1.26
(1,22)	1:B:184:LYS:H	1:B:46:ILE:N	11	1.26
(1,22)	1:B:184:LYS:H	1:B:47:ASP:N	11	1.26
(1,22)	1:B:184:LYS:H	1:B:48:GLY:N	11	1.26
(1,22)	1:B:184:LYS:H	1:B:49:GLU:N	11	1.26
(1,22)	1:B:184:LYS:H	1:B:50:THR:N	11	1.26
(1,22)	1:B:184:LYS:H	1:B:51:CYS:N	11	1.26
(1,22)	1:B:184:LYS:H	1:B:52:LEU:N	11	1.26
(1,22)	1:B:184:LYS:H	1:B:53:LEU:N	11	1.26
(1,22)	1:B:184:LYS:H	1:B:54:ASP:N	11	1.26
(1,22)	1:B:184:LYS:H	1:B:55:ILE:N	11	1.26
(1,22)	1:B:184:LYS:H	1:B:56:LEU:N	11	1.26
(1,22)	1:B:184:LYS:H	1:B:57:ASP:N	11	1.26
(1,22)	1:B:184:LYS:H	1:B:58:THR:N	11	1.26
(1,22)	1:B:184:LYS:H	1:B:59:ALA:N	11	1.26
(1,22)	1:B:184:LYS:H	1:B:60:GLY:N	11	1.26
(1,22)	1:B:184:LYS:H	1:B:61:GLN:N	11	1.26
(1,22)	1:B:184:LYS:H	1:B:62:GLU:N	11	1.26
(1,22)	1:B:184:LYS:H	1:B:63:GLU:N	11	1.26
(1,22)	1:B:184:LYS:H	1:B:64:TYR:N	11	1.26
(1,22)	1:B:184:LYS:H	1:B:65:SER:N	11	1.26
(1,22)	1:B:184:LYS:H	1:B:66:ALA:N	11	1.26
(1,22)	1:B:184:LYS:H	1:B:67:MET:N	11	1.26
(1,22)	1:B:184:LYS:H	1:B:68:ARG:N	11	1.26
(1,22)	1:B:184:LYS:H	1:B:69:ASP:N	11	1.26
(1,22)	1:B:184:LYS:H	1:B:70:GLN:N	11	1.26
(1,22)	1:B:184:LYS:H	1:B:71:TYR:N	11	1.26
(1,22)	1:B:184:LYS:H	1:B:72:MET:N	11	1.26
(1,22)	1:B:184:LYS:H	1:B:73:ARG:N	11	1.26
(1,22)	1:B:184:LYS:H	1:B:74:THR:N	11	1.26
(1,22)	1:B:184:LYS:H	1:B:75:GLY:N	11	1.26

Continued on next page...

Continued from previous page...

Key	Atom-1	Atom-2	Model ID	Violation (Å)
(1,22)	1:B:184:LYS:H	1:B:76:GLU:N	11	1.26
(1,22)	1:B:184:LYS:H	1:B:77:GLY:N	11	1.26
(1,22)	1:B:184:LYS:H	1:B:78:PHE:N	11	1.26
(1,22)	1:B:184:LYS:H	1:B:79:LEU:N	11	1.26
(1,22)	1:B:184:LYS:H	1:B:80:CYS:N	11	1.26
(1,22)	1:B:184:LYS:H	5:B:203:7Q9:N	11	1.26
(1,22)	1:B:184:LYS:H	5:B:204:7Q9:N	11	1.26
(1,22)	1:B:184:LYS:H	5:B:205:7Q9:N	11	1.26
(1,22)	1:B:184:LYS:H	5:B:206:7Q9:N	11	1.26
(1,22)	1:B:184:LYS:H	5:B:207:7Q9:N	11	1.26
(1,22)	1:B:184:LYS:H	6:B:208:17F:N1	11	1.26
(1,22)	1:B:184:LYS:H	5:B:209:7Q9:N	11	1.26
(1,22)	1:B:184:LYS:H	5:B:210:7Q9:N	11	1.26
(1,22)	1:B:184:LYS:H	5:B:211:7Q9:N	11	1.26
(1,22)	1:B:184:LYS:H	5:B:212:7Q9:N	11	1.26
(1,22)	1:B:184:LYS:H	5:B:213:7Q9:N	11	1.26
(1,22)	1:B:184:LYS:H	6:B:214:17F:N1	11	1.26
(1,22)	1:B:184:LYS:H	6:B:215:17F:N1	11	1.26
(1,22)	1:B:184:LYS:H	5:B:216:7Q9:N	11	1.26
(1,22)	1:B:184:LYS:H	5:B:217:7Q9:N	11	1.26
(1,22)	1:B:184:LYS:H	5:B:218:7Q9:N	11	1.26
(1,22)	1:B:184:LYS:H	6:B:219:17F:N1	11	1.26
(1,22)	1:B:184:LYS:H	5:B:220:7Q9:N	11	1.26
(1,22)	1:B:184:LYS:HZ1	1:B:2:THR:N	11	1.26
(1,22)	1:B:184:LYS:HZ1	1:B:3:GLU:N	11	1.26
(1,22)	1:B:184:LYS:HZ1	1:B:4:TYR:N	11	1.26
(1,22)	1:B:184:LYS:HZ1	1:B:5:LYS:N	11	1.26
(1,22)	1:B:184:LYS:HZ1	1:B:6:LEU:N	11	1.26
(1,22)	1:B:184:LYS:HZ1	1:B:7:VAL:N	11	1.26
(1,22)	1:B:184:LYS:HZ1	1:B:8:VAL:N	11	1.26
(1,22)	1:B:184:LYS:HZ1	1:B:9:VAL:N	11	1.26
(1,22)	1:B:184:LYS:HZ1	1:B:10:GLY:N	11	1.26
(1,22)	1:B:184:LYS:HZ1	1:B:11:ALA:N	11	1.26
(1,22)	1:B:184:LYS:HZ1	1:B:12:ASP:N	11	1.26
(1,22)	1:B:184:LYS:HZ1	1:B:13:GLY:N	11	1.26
(1,22)	1:B:184:LYS:HZ1	1:B:14:VAL:N	11	1.26
(1,22)	1:B:184:LYS:HZ1	1:B:15:GLY:N	11	1.26
(1,22)	1:B:184:LYS:HZ1	1:B:16:LYS:N	11	1.26
(1,22)	1:B:184:LYS:HZ1	1:B:17:SER:N	11	1.26
(1,22)	1:B:184:LYS:HZ1	1:B:18:ALA:N	11	1.26
(1,22)	1:B:184:LYS:HZ1	1:B:19:LEU:N	11	1.26
(1,22)	1:B:184:LYS:HZ1	1:B:20:THR:N	11	1.26

Continued on next page...

Continued from previous page...

Key	Atom-1	Atom-2	Model ID	Violation (Å)
(1,22)	1:B:184:LYS:HZ1	1:B:21:ILE:N	11	1.26
(1,22)	1:B:184:LYS:HZ1	1:B:22:GLN:N	11	1.26
(1,22)	1:B:184:LYS:HZ1	1:B:23:LEU:N	11	1.26
(1,22)	1:B:184:LYS:HZ1	1:B:24:ILE:N	11	1.26
(1,22)	1:B:184:LYS:HZ1	1:B:25:GLN:N	11	1.26
(1,22)	1:B:184:LYS:HZ1	1:B:26:ASN:N	11	1.26
(1,22)	1:B:184:LYS:HZ1	1:B:27:HIS:N	11	1.26
(1,22)	1:B:184:LYS:HZ1	1:B:28:PHE:N	11	1.26
(1,22)	1:B:184:LYS:HZ1	1:B:29:VAL:N	11	1.26
(1,22)	1:B:184:LYS:HZ1	1:B:30:ASP:N	11	1.26
(1,22)	1:B:184:LYS:HZ1	1:B:31:GLU:N	11	1.26
(1,22)	1:B:184:LYS:HZ1	1:B:32:TYR:N	11	1.26
(1,22)	1:B:184:LYS:HZ1	1:B:33:ASP:N	11	1.26
(1,22)	1:B:184:LYS:HZ1	1:B:34:PRO:N	11	1.26
(1,22)	1:B:184:LYS:HZ1	1:B:35:THR:N	11	1.26
(1,22)	1:B:184:LYS:HZ1	1:B:36:ILE:N	11	1.26
(1,22)	1:B:184:LYS:HZ1	1:B:37:GLU:N	11	1.26
(1,22)	1:B:184:LYS:HZ1	1:B:38:ASP:N	11	1.26
(1,22)	1:B:184:LYS:HZ1	1:B:39:SER:N	11	1.26
(1,22)	1:B:184:LYS:HZ1	1:B:40:TYR:N	11	1.26
(1,22)	1:B:184:LYS:HZ1	1:B:41:ARG:N	11	1.26
(1,22)	1:B:184:LYS:HZ1	1:B:42:LYS:N	11	1.26
(1,22)	1:B:184:LYS:HZ1	1:B:43:GLN:N	11	1.26
(1,22)	1:B:184:LYS:HZ1	1:B:44:VAL:N	11	1.26
(1,22)	1:B:184:LYS:HZ1	1:B:45:VAL:N	11	1.26
(1,22)	1:B:184:LYS:HZ1	1:B:46:ILE:N	11	1.26
(1,22)	1:B:184:LYS:HZ1	1:B:47:ASP:N	11	1.26
(1,22)	1:B:184:LYS:HZ1	1:B:48:GLY:N	11	1.26
(1,22)	1:B:184:LYS:HZ1	1:B:49:GLU:N	11	1.26
(1,22)	1:B:184:LYS:HZ1	1:B:50:THR:N	11	1.26
(1,22)	1:B:184:LYS:HZ1	1:B:51:CYS:N	11	1.26
(1,22)	1:B:184:LYS:HZ1	1:B:52:LEU:N	11	1.26
(1,22)	1:B:184:LYS:HZ1	1:B:53:LEU:N	11	1.26
(1,22)	1:B:184:LYS:HZ1	1:B:54:ASP:N	11	1.26
(1,22)	1:B:184:LYS:HZ1	1:B:55:ILE:N	11	1.26
(1,22)	1:B:184:LYS:HZ1	1:B:56:LEU:N	11	1.26
(1,22)	1:B:184:LYS:HZ1	1:B:57:ASP:N	11	1.26
(1,22)	1:B:184:LYS:HZ1	1:B:58:THR:N	11	1.26
(1,22)	1:B:184:LYS:HZ1	1:B:59:ALA:N	11	1.26
(1,22)	1:B:184:LYS:HZ1	1:B:60:GLY:N	11	1.26
(1,22)	1:B:184:LYS:HZ1	1:B:61:GLN:N	11	1.26
(1,22)	1:B:184:LYS:HZ1	1:B:62:GLU:N	11	1.26

Continued on next page...

Continued from previous page...

Key	Atom-1	Atom-2	Model ID	Violation (Å)
(1,22)	1:B:184:LYS:HZ1	1:B:63:GLU:N	11	1.26
(1,22)	1:B:184:LYS:HZ1	1:B:64:TYR:N	11	1.26
(1,22)	1:B:184:LYS:HZ1	1:B:65:SER:N	11	1.26
(1,22)	1:B:184:LYS:HZ1	1:B:66:ALA:N	11	1.26
(1,22)	1:B:184:LYS:HZ1	1:B:67:MET:N	11	1.26
(1,22)	1:B:184:LYS:HZ1	1:B:68:ARG:N	11	1.26
(1,22)	1:B:184:LYS:HZ1	1:B:69:ASP:N	11	1.26
(1,22)	1:B:184:LYS:HZ1	1:B:70:GLN:N	11	1.26
(1,22)	1:B:184:LYS:HZ1	1:B:71:TYR:N	11	1.26
(1,22)	1:B:184:LYS:HZ1	1:B:72:MET:N	11	1.26
(1,22)	1:B:184:LYS:HZ1	1:B:73:ARG:N	11	1.26
(1,22)	1:B:184:LYS:HZ1	1:B:74:THR:N	11	1.26
(1,22)	1:B:184:LYS:HZ1	1:B:75:GLY:N	11	1.26
(1,22)	1:B:184:LYS:HZ1	1:B:76:GLU:N	11	1.26
(1,22)	1:B:184:LYS:HZ1	1:B:77:GLY:N	11	1.26
(1,22)	1:B:184:LYS:HZ1	1:B:78:PHE:N	11	1.26
(1,22)	1:B:184:LYS:HZ1	1:B:79:LEU:N	11	1.26
(1,22)	1:B:184:LYS:HZ1	1:B:80:CYS:N	11	1.26
(1,22)	1:B:184:LYS:HZ1	5:B:203:7Q9:N	11	1.26
(1,22)	1:B:184:LYS:HZ1	5:B:204:7Q9:N	11	1.26
(1,22)	1:B:184:LYS:HZ1	5:B:205:7Q9:N	11	1.26
(1,22)	1:B:184:LYS:HZ1	5:B:206:7Q9:N	11	1.26
(1,22)	1:B:184:LYS:HZ1	5:B:207:7Q9:N	11	1.26
(1,22)	1:B:184:LYS:HZ1	6:B:208:17F:N1	11	1.26
(1,22)	1:B:184:LYS:HZ1	5:B:209:7Q9:N	11	1.26
(1,22)	1:B:184:LYS:HZ1	5:B:210:7Q9:N	11	1.26
(1,22)	1:B:184:LYS:HZ1	5:B:211:7Q9:N	11	1.26
(1,22)	1:B:184:LYS:HZ1	5:B:212:7Q9:N	11	1.26
(1,22)	1:B:184:LYS:HZ1	5:B:213:7Q9:N	11	1.26
(1,22)	1:B:184:LYS:HZ1	6:B:214:17F:N1	11	1.26
(1,22)	1:B:184:LYS:HZ1	6:B:215:17F:N1	11	1.26
(1,22)	1:B:184:LYS:HZ1	5:B:216:7Q9:N	11	1.26
(1,22)	1:B:184:LYS:HZ1	5:B:217:7Q9:N	11	1.26
(1,22)	1:B:184:LYS:HZ1	5:B:218:7Q9:N	11	1.26
(1,22)	1:B:184:LYS:HZ1	6:B:219:17F:N1	11	1.26
(1,22)	1:B:184:LYS:HZ1	5:B:220:7Q9:N	11	1.26
(1,22)	1:B:184:LYS:HZ2	1:B:2:THR:N	11	1.26
(1,22)	1:B:184:LYS:HZ2	1:B:3:GLU:N	11	1.26
(1,22)	1:B:184:LYS:HZ2	1:B:4:TYR:N	11	1.26
(1,22)	1:B:184:LYS:HZ2	1:B:5:LYS:N	11	1.26
(1,22)	1:B:184:LYS:HZ2	1:B:6:LEU:N	11	1.26
(1,22)	1:B:184:LYS:HZ2	1:B:7:VAL:N	11	1.26

Continued on next page...

Continued from previous page...

Key	Atom-1	Atom-2	Model ID	Violation (Å)
(1,22)	1:B:184:LYS:HZ2	1:B:8:VAL:N	11	1.26
(1,22)	1:B:184:LYS:HZ2	1:B:9:VAL:N	11	1.26
(1,22)	1:B:184:LYS:HZ2	1:B:10:GLY:N	11	1.26
(1,22)	1:B:184:LYS:HZ2	1:B:11:ALA:N	11	1.26
(1,22)	1:B:184:LYS:HZ2	1:B:12:ASP:N	11	1.26
(1,22)	1:B:184:LYS:HZ2	1:B:13:GLY:N	11	1.26
(1,22)	1:B:184:LYS:HZ2	1:B:14:VAL:N	11	1.26
(1,22)	1:B:184:LYS:HZ2	1:B:15:GLY:N	11	1.26
(1,22)	1:B:184:LYS:HZ2	1:B:16:LYS:N	11	1.26
(1,22)	1:B:184:LYS:HZ2	1:B:17:SER:N	11	1.26
(1,22)	1:B:184:LYS:HZ2	1:B:18:ALA:N	11	1.26
(1,22)	1:B:184:LYS:HZ2	1:B:19:LEU:N	11	1.26
(1,22)	1:B:184:LYS:HZ2	1:B:20:THR:N	11	1.26
(1,22)	1:B:184:LYS:HZ2	1:B:21:ILE:N	11	1.26
(1,22)	1:B:184:LYS:HZ2	1:B:22:GLN:N	11	1.26
(1,22)	1:B:184:LYS:HZ2	1:B:23:LEU:N	11	1.26
(1,22)	1:B:184:LYS:HZ2	1:B:24:ILE:N	11	1.26
(1,22)	1:B:184:LYS:HZ2	1:B:25:GLN:N	11	1.26
(1,22)	1:B:184:LYS:HZ2	1:B:26:ASN:N	11	1.26
(1,22)	1:B:184:LYS:HZ2	1:B:27:HIS:N	11	1.26
(1,22)	1:B:184:LYS:HZ2	1:B:28:PHE:N	11	1.26
(1,22)	1:B:184:LYS:HZ2	1:B:29:VAL:N	11	1.26
(1,22)	1:B:184:LYS:HZ2	1:B:30:ASP:N	11	1.26
(1,22)	1:B:184:LYS:HZ2	1:B:31:GLU:N	11	1.26
(1,22)	1:B:184:LYS:HZ2	1:B:32:TYR:N	11	1.26
(1,22)	1:B:184:LYS:HZ2	1:B:33:ASP:N	11	1.26
(1,22)	1:B:184:LYS:HZ2	1:B:34:PRO:N	11	1.26
(1,22)	1:B:184:LYS:HZ2	1:B:35:THR:N	11	1.26
(1,22)	1:B:184:LYS:HZ2	1:B:36:ILE:N	11	1.26
(1,22)	1:B:184:LYS:HZ2	1:B:37:GLU:N	11	1.26
(1,22)	1:B:184:LYS:HZ2	1:B:38:ASP:N	11	1.26
(1,22)	1:B:184:LYS:HZ2	1:B:39:SER:N	11	1.26
(1,22)	1:B:184:LYS:HZ2	1:B:40:TYR:N	11	1.26
(1,22)	1:B:184:LYS:HZ2	1:B:41:ARG:N	11	1.26
(1,22)	1:B:184:LYS:HZ2	1:B:42:LYS:N	11	1.26
(1,22)	1:B:184:LYS:HZ2	1:B:43:GLN:N	11	1.26
(1,22)	1:B:184:LYS:HZ2	1:B:44:VAL:N	11	1.26
(1,22)	1:B:184:LYS:HZ2	1:B:45:VAL:N	11	1.26
(1,22)	1:B:184:LYS:HZ2	1:B:46:ILE:N	11	1.26
(1,22)	1:B:184:LYS:HZ2	1:B:47:ASP:N	11	1.26
(1,22)	1:B:184:LYS:HZ2	1:B:48:GLY:N	11	1.26
(1,22)	1:B:184:LYS:HZ2	1:B:49:GLU:N	11	1.26

Continued on next page...

Continued from previous page...

Key	Atom-1	Atom-2	Model ID	Violation (Å)
(1,22)	1:B:184:LYS:HZ2	1:B:50:THR:N	11	1.26
(1,22)	1:B:184:LYS:HZ2	1:B:51:CYS:N	11	1.26
(1,22)	1:B:184:LYS:HZ2	1:B:52:LEU:N	11	1.26
(1,22)	1:B:184:LYS:HZ2	1:B:53:LEU:N	11	1.26
(1,22)	1:B:184:LYS:HZ2	1:B:54:ASP:N	11	1.26
(1,22)	1:B:184:LYS:HZ2	1:B:55:ILE:N	11	1.26
(1,22)	1:B:184:LYS:HZ2	1:B:56:LEU:N	11	1.26
(1,22)	1:B:184:LYS:HZ2	1:B:57:ASP:N	11	1.26
(1,22)	1:B:184:LYS:HZ2	1:B:58:THR:N	11	1.26
(1,22)	1:B:184:LYS:HZ2	1:B:59:ALA:N	11	1.26
(1,22)	1:B:184:LYS:HZ2	1:B:60:GLY:N	11	1.26
(1,22)	1:B:184:LYS:HZ2	1:B:61:GLN:N	11	1.26
(1,22)	1:B:184:LYS:HZ2	1:B:62:GLU:N	11	1.26
(1,22)	1:B:184:LYS:HZ2	1:B:63:GLU:N	11	1.26
(1,22)	1:B:184:LYS:HZ2	1:B:64:TYR:N	11	1.26
(1,22)	1:B:184:LYS:HZ2	1:B:65:SER:N	11	1.26
(1,22)	1:B:184:LYS:HZ2	1:B:66:ALA:N	11	1.26
(1,22)	1:B:184:LYS:HZ2	1:B:67:MET:N	11	1.26
(1,22)	1:B:184:LYS:HZ2	1:B:68:ARG:N	11	1.26
(1,22)	1:B:184:LYS:HZ2	1:B:69:ASP:N	11	1.26
(1,22)	1:B:184:LYS:HZ2	1:B:70:GLN:N	11	1.26
(1,22)	1:B:184:LYS:HZ2	1:B:71:TYR:N	11	1.26
(1,22)	1:B:184:LYS:HZ2	1:B:72:MET:N	11	1.26
(1,22)	1:B:184:LYS:HZ2	1:B:73:ARG:N	11	1.26
(1,22)	1:B:184:LYS:HZ2	1:B:74:THR:N	11	1.26
(1,22)	1:B:184:LYS:HZ2	1:B:75:GLY:N	11	1.26
(1,22)	1:B:184:LYS:HZ2	1:B:76:GLU:N	11	1.26
(1,22)	1:B:184:LYS:HZ2	1:B:77:GLY:N	11	1.26
(1,22)	1:B:184:LYS:HZ2	1:B:78:PHE:N	11	1.26
(1,22)	1:B:184:LYS:HZ2	1:B:79:LEU:N	11	1.26
(1,22)	1:B:184:LYS:HZ2	1:B:80:CYS:N	11	1.26
(1,22)	1:B:184:LYS:HZ2	5:B:203:7Q9:N	11	1.26
(1,22)	1:B:184:LYS:HZ2	5:B:204:7Q9:N	11	1.26
(1,22)	1:B:184:LYS:HZ2	5:B:205:7Q9:N	11	1.26
(1,22)	1:B:184:LYS:HZ2	5:B:206:7Q9:N	11	1.26
(1,22)	1:B:184:LYS:HZ2	5:B:207:7Q9:N	11	1.26
(1,22)	1:B:184:LYS:HZ2	6:B:208:17F:N1	11	1.26
(1,22)	1:B:184:LYS:HZ2	5:B:209:7Q9:N	11	1.26
(1,22)	1:B:184:LYS:HZ2	5:B:210:7Q9:N	11	1.26
(1,22)	1:B:184:LYS:HZ2	5:B:211:7Q9:N	11	1.26
(1,22)	1:B:184:LYS:HZ2	5:B:212:7Q9:N	11	1.26
(1,22)	1:B:184:LYS:HZ2	5:B:213:7Q9:N	11	1.26

Continued on next page...

Continued from previous page...

Key	Atom-1	Atom-2	Model ID	Violation (Å)
(1,22)	1:B:184:LYS:HZ2	6:B:214:17F:N1	11	1.26
(1,22)	1:B:184:LYS:HZ2	6:B:215:17F:N1	11	1.26
(1,22)	1:B:184:LYS:HZ2	5:B:216:7Q9:N	11	1.26
(1,22)	1:B:184:LYS:HZ2	5:B:217:7Q9:N	11	1.26
(1,22)	1:B:184:LYS:HZ2	5:B:218:7Q9:N	11	1.26
(1,22)	1:B:184:LYS:HZ2	6:B:219:17F:N1	11	1.26
(1,22)	1:B:184:LYS:HZ2	5:B:220:7Q9:N	11	1.26
(1,22)	1:B:184:LYS:HZ3	1:B:2:THR:N	11	1.26
(1,22)	1:B:184:LYS:HZ3	1:B:3:GLU:N	11	1.26
(1,22)	1:B:184:LYS:HZ3	1:B:4:TYR:N	11	1.26
(1,22)	1:B:184:LYS:HZ3	1:B:5:LYS:N	11	1.26
(1,22)	1:B:184:LYS:HZ3	1:B:6:LEU:N	11	1.26
(1,22)	1:B:184:LYS:HZ3	1:B:7:VAL:N	11	1.26
(1,22)	1:B:184:LYS:HZ3	1:B:8:VAL:N	11	1.26
(1,22)	1:B:184:LYS:HZ3	1:B:9:VAL:N	11	1.26
(1,22)	1:B:184:LYS:HZ3	1:B:10:GLY:N	11	1.26
(1,22)	1:B:184:LYS:HZ3	1:B:11:ALA:N	11	1.26
(1,22)	1:B:184:LYS:HZ3	1:B:12:ASP:N	11	1.26
(1,22)	1:B:184:LYS:HZ3	1:B:13:GLY:N	11	1.26
(1,22)	1:B:184:LYS:HZ3	1:B:14:VAL:N	11	1.26
(1,22)	1:B:184:LYS:HZ3	1:B:15:GLY:N	11	1.26
(1,22)	1:B:184:LYS:HZ3	1:B:16:LYS:N	11	1.26
(1,22)	1:B:184:LYS:HZ3	1:B:17:SER:N	11	1.26
(1,22)	1:B:184:LYS:HZ3	1:B:18:ALA:N	11	1.26
(1,22)	1:B:184:LYS:HZ3	1:B:19:LEU:N	11	1.26
(1,22)	1:B:184:LYS:HZ3	1:B:20:THR:N	11	1.26
(1,22)	1:B:184:LYS:HZ3	1:B:21:ILE:N	11	1.26
(1,22)	1:B:184:LYS:HZ3	1:B:22:GLN:N	11	1.26
(1,22)	1:B:184:LYS:HZ3	1:B:23:LEU:N	11	1.26
(1,22)	1:B:184:LYS:HZ3	1:B:24:ILE:N	11	1.26
(1,22)	1:B:184:LYS:HZ3	1:B:25:GLN:N	11	1.26
(1,22)	1:B:184:LYS:HZ3	1:B:26:ASN:N	11	1.26
(1,22)	1:B:184:LYS:HZ3	1:B:27:HIS:N	11	1.26
(1,22)	1:B:184:LYS:HZ3	1:B:28:PHE:N	11	1.26
(1,22)	1:B:184:LYS:HZ3	1:B:29:VAL:N	11	1.26
(1,22)	1:B:184:LYS:HZ3	1:B:30:ASP:N	11	1.26
(1,22)	1:B:184:LYS:HZ3	1:B:31:GLU:N	11	1.26
(1,22)	1:B:184:LYS:HZ3	1:B:32:TYR:N	11	1.26
(1,22)	1:B:184:LYS:HZ3	1:B:33:ASP:N	11	1.26
(1,22)	1:B:184:LYS:HZ3	1:B:34:PRO:N	11	1.26
(1,22)	1:B:184:LYS:HZ3	1:B:35:THR:N	11	1.26
(1,22)	1:B:184:LYS:HZ3	1:B:36:ILE:N	11	1.26

Continued on next page...

Continued from previous page...

Key	Atom-1	Atom-2	Model ID	Violation (Å)
(1,22)	1:B:184:LYS:HZ3	1:B:37:GLU:N	11	1.26
(1,22)	1:B:184:LYS:HZ3	1:B:38:ASP:N	11	1.26
(1,22)	1:B:184:LYS:HZ3	1:B:39:SER:N	11	1.26
(1,22)	1:B:184:LYS:HZ3	1:B:40:TYR:N	11	1.26
(1,22)	1:B:184:LYS:HZ3	1:B:41:ARG:N	11	1.26
(1,22)	1:B:184:LYS:HZ3	1:B:42:LYS:N	11	1.26
(1,22)	1:B:184:LYS:HZ3	1:B:43:GLN:N	11	1.26
(1,22)	1:B:184:LYS:HZ3	1:B:44:VAL:N	11	1.26
(1,22)	1:B:184:LYS:HZ3	1:B:45:VAL:N	11	1.26
(1,22)	1:B:184:LYS:HZ3	1:B:46:ILE:N	11	1.26
(1,22)	1:B:184:LYS:HZ3	1:B:47:ASP:N	11	1.26
(1,22)	1:B:184:LYS:HZ3	1:B:48:GLY:N	11	1.26
(1,22)	1:B:184:LYS:HZ3	1:B:49:GLU:N	11	1.26
(1,22)	1:B:184:LYS:HZ3	1:B:50:THR:N	11	1.26
(1,22)	1:B:184:LYS:HZ3	1:B:51:CYS:N	11	1.26
(1,22)	1:B:184:LYS:HZ3	1:B:52:LEU:N	11	1.26
(1,22)	1:B:184:LYS:HZ3	1:B:53:LEU:N	11	1.26
(1,22)	1:B:184:LYS:HZ3	1:B:54:ASP:N	11	1.26
(1,22)	1:B:184:LYS:HZ3	1:B:55:ILE:N	11	1.26
(1,22)	1:B:184:LYS:HZ3	1:B:56:LEU:N	11	1.26
(1,22)	1:B:184:LYS:HZ3	1:B:57:ASP:N	11	1.26
(1,22)	1:B:184:LYS:HZ3	1:B:58:THR:N	11	1.26
(1,22)	1:B:184:LYS:HZ3	1:B:59:ALA:N	11	1.26
(1,22)	1:B:184:LYS:HZ3	1:B:60:GLY:N	11	1.26
(1,22)	1:B:184:LYS:HZ3	1:B:61:GLN:N	11	1.26
(1,22)	1:B:184:LYS:HZ3	1:B:62:GLU:N	11	1.26
(1,22)	1:B:184:LYS:HZ3	1:B:63:GLU:N	11	1.26
(1,22)	1:B:184:LYS:HZ3	1:B:64:TYR:N	11	1.26
(1,22)	1:B:184:LYS:HZ3	1:B:65:SER:N	11	1.26
(1,22)	1:B:184:LYS:HZ3	1:B:66:ALA:N	11	1.26
(1,22)	1:B:184:LYS:HZ3	1:B:67:MET:N	11	1.26
(1,22)	1:B:184:LYS:HZ3	1:B:68:ARG:N	11	1.26
(1,22)	1:B:184:LYS:HZ3	1:B:69:ASP:N	11	1.26
(1,22)	1:B:184:LYS:HZ3	1:B:70:GLN:N	11	1.26
(1,22)	1:B:184:LYS:HZ3	1:B:71:TYR:N	11	1.26
(1,22)	1:B:184:LYS:HZ3	1:B:72:MET:N	11	1.26
(1,22)	1:B:184:LYS:HZ3	1:B:73:ARG:N	11	1.26
(1,22)	1:B:184:LYS:HZ3	1:B:74:THR:N	11	1.26
(1,22)	1:B:184:LYS:HZ3	1:B:75:GLY:N	11	1.26
(1,22)	1:B:184:LYS:HZ3	1:B:76:GLU:N	11	1.26
(1,22)	1:B:184:LYS:HZ3	1:B:77:GLY:N	11	1.26
(1,22)	1:B:184:LYS:HZ3	1:B:78:PHE:N	11	1.26

Continued on next page...

Continued from previous page...

Key	Atom-1	Atom-2	Model ID	Violation (Å)
(1,22)	1:B:184:LYS:HZ3	1:B:79:LEU:N	11	1.26
(1,22)	1:B:184:LYS:HZ3	1:B:80:CYS:N	11	1.26
(1,22)	1:B:184:LYS:HZ3	5:B:203:7Q9:N	11	1.26
(1,22)	1:B:184:LYS:HZ3	5:B:204:7Q9:N	11	1.26
(1,22)	1:B:184:LYS:HZ3	5:B:205:7Q9:N	11	1.26
(1,22)	1:B:184:LYS:HZ3	5:B:206:7Q9:N	11	1.26
(1,22)	1:B:184:LYS:HZ3	5:B:207:7Q9:N	11	1.26
(1,22)	1:B:184:LYS:HZ3	6:B:208:17F:N1	11	1.26
(1,22)	1:B:184:LYS:HZ3	5:B:209:7Q9:N	11	1.26
(1,22)	1:B:184:LYS:HZ3	5:B:210:7Q9:N	11	1.26
(1,22)	1:B:184:LYS:HZ3	5:B:211:7Q9:N	11	1.26
(1,22)	1:B:184:LYS:HZ3	5:B:212:7Q9:N	11	1.26
(1,22)	1:B:184:LYS:HZ3	5:B:213:7Q9:N	11	1.26
(1,22)	1:B:184:LYS:HZ3	6:B:214:17F:N1	11	1.26
(1,22)	1:B:184:LYS:HZ3	6:B:215:17F:N1	11	1.26
(1,22)	1:B:184:LYS:HZ3	5:B:216:7Q9:N	11	1.26
(1,22)	1:B:184:LYS:HZ3	5:B:217:7Q9:N	11	1.26
(1,22)	1:B:184:LYS:HZ3	5:B:218:7Q9:N	11	1.26
(1,22)	1:B:184:LYS:HZ3	6:B:219:17F:N1	11	1.26
(1,22)	1:B:184:LYS:HZ3	5:B:220:7Q9:N	11	1.26
(1,22)	1:B:184:LYS:N	1:B:2:THR:N	11	1.26
(1,22)	1:B:184:LYS:N	1:B:3:GLU:N	11	1.26
(1,22)	1:B:184:LYS:N	1:B:4:TYR:N	11	1.26
(1,22)	1:B:184:LYS:N	1:B:5:LYS:N	11	1.26
(1,22)	1:B:184:LYS:N	1:B:6:LEU:N	11	1.26
(1,22)	1:B:184:LYS:N	1:B:7:VAL:N	11	1.26
(1,22)	1:B:184:LYS:N	1:B:8:VAL:N	11	1.26
(1,22)	1:B:184:LYS:N	1:B:9:VAL:N	11	1.26
(1,22)	1:B:184:LYS:N	1:B:10:GLY:N	11	1.26
(1,22)	1:B:184:LYS:N	1:B:11:ALA:N	11	1.26
(1,22)	1:B:184:LYS:N	1:B:12:ASP:N	11	1.26
(1,22)	1:B:184:LYS:N	1:B:13:GLY:N	11	1.26
(1,22)	1:B:184:LYS:N	1:B:14:VAL:N	11	1.26
(1,22)	1:B:184:LYS:N	1:B:15:GLY:N	11	1.26
(1,22)	1:B:184:LYS:N	1:B:16:LYS:N	11	1.26
(1,22)	1:B:184:LYS:N	1:B:17:SER:N	11	1.26
(1,22)	1:B:184:LYS:N	1:B:18:ALA:N	11	1.26
(1,22)	1:B:184:LYS:N	1:B:19:LEU:N	11	1.26
(1,22)	1:B:184:LYS:N	1:B:20:THR:N	11	1.26
(1,22)	1:B:184:LYS:N	1:B:21:ILE:N	11	1.26
(1,22)	1:B:184:LYS:N	1:B:22:GLN:N	11	1.26
(1,22)	1:B:184:LYS:N	1:B:23:LEU:N	11	1.26

Continued on next page...

Continued from previous page...

Key	Atom-1	Atom-2	Model ID	Violation (Å)
(1,22)	1:B:184:LYS:N	1:B:24:ILE:N	11	1.26
(1,22)	1:B:184:LYS:N	1:B:25:GLN:N	11	1.26
(1,22)	1:B:184:LYS:N	1:B:26:ASN:N	11	1.26
(1,22)	1:B:184:LYS:N	1:B:27:HIS:N	11	1.26
(1,22)	1:B:184:LYS:N	1:B:28:PHE:N	11	1.26
(1,22)	1:B:184:LYS:N	1:B:29:VAL:N	11	1.26
(1,22)	1:B:184:LYS:N	1:B:30:ASP:N	11	1.26
(1,22)	1:B:184:LYS:N	1:B:31:GLU:N	11	1.26
(1,22)	1:B:184:LYS:N	1:B:32:TYR:N	11	1.26
(1,22)	1:B:184:LYS:N	1:B:33:ASP:N	11	1.26
(1,22)	1:B:184:LYS:N	1:B:34:PRO:N	11	1.26
(1,22)	1:B:184:LYS:N	1:B:35:THR:N	11	1.26
(1,22)	1:B:184:LYS:N	1:B:36:ILE:N	11	1.26
(1,22)	1:B:184:LYS:N	1:B:37:GLU:N	11	1.26
(1,22)	1:B:184:LYS:N	1:B:38:ASP:N	11	1.26
(1,22)	1:B:184:LYS:N	1:B:39:SER:N	11	1.26
(1,22)	1:B:184:LYS:N	1:B:40:TYR:N	11	1.26
(1,22)	1:B:184:LYS:N	1:B:41:ARG:N	11	1.26
(1,22)	1:B:184:LYS:N	1:B:42:LYS:N	11	1.26
(1,22)	1:B:184:LYS:N	1:B:43:GLN:N	11	1.26
(1,22)	1:B:184:LYS:N	1:B:44:VAL:N	11	1.26
(1,22)	1:B:184:LYS:N	1:B:45:VAL:N	11	1.26
(1,22)	1:B:184:LYS:N	1:B:46:ILE:N	11	1.26
(1,22)	1:B:184:LYS:N	1:B:47:ASP:N	11	1.26
(1,22)	1:B:184:LYS:N	1:B:48:GLY:N	11	1.26
(1,22)	1:B:184:LYS:N	1:B:49:GLU:N	11	1.26
(1,22)	1:B:184:LYS:N	1:B:50:THR:N	11	1.26
(1,22)	1:B:184:LYS:N	1:B:51:CYS:N	11	1.26
(1,22)	1:B:184:LYS:N	1:B:52:LEU:N	11	1.26
(1,22)	1:B:184:LYS:N	1:B:53:LEU:N	11	1.26
(1,22)	1:B:184:LYS:N	1:B:54:ASP:N	11	1.26
(1,22)	1:B:184:LYS:N	1:B:55:ILE:N	11	1.26
(1,22)	1:B:184:LYS:N	1:B:56:LEU:N	11	1.26
(1,22)	1:B:184:LYS:N	1:B:57:ASP:N	11	1.26
(1,22)	1:B:184:LYS:N	1:B:58:THR:N	11	1.26
(1,22)	1:B:184:LYS:N	1:B:59:ALA:N	11	1.26
(1,22)	1:B:184:LYS:N	1:B:60:GLY:N	11	1.26
(1,22)	1:B:184:LYS:N	1:B:61:GLN:N	11	1.26
(1,22)	1:B:184:LYS:N	1:B:62:GLU:N	11	1.26
(1,22)	1:B:184:LYS:N	1:B:63:GLU:N	11	1.26
(1,22)	1:B:184:LYS:N	1:B:64:TYR:N	11	1.26
(1,22)	1:B:184:LYS:N	1:B:65:SER:N	11	1.26

Continued on next page...

Continued from previous page...

Key	Atom-1	Atom-2	Model ID	Violation (Å)
(1,22)	1:B:184:LYS:N	1:B:66:ALA:N	11	1.26
(1,22)	1:B:184:LYS:N	1:B:67:MET:N	11	1.26
(1,22)	1:B:184:LYS:N	1:B:68:ARG:N	11	1.26
(1,22)	1:B:184:LYS:N	1:B:69:ASP:N	11	1.26
(1,22)	1:B:184:LYS:N	1:B:70:GLN:N	11	1.26
(1,22)	1:B:184:LYS:N	1:B:71:TYR:N	11	1.26
(1,22)	1:B:184:LYS:N	1:B:72:MET:N	11	1.26
(1,22)	1:B:184:LYS:N	1:B:73:ARG:N	11	1.26
(1,22)	1:B:184:LYS:N	1:B:74:THR:N	11	1.26
(1,22)	1:B:184:LYS:N	1:B:75:GLY:N	11	1.26
(1,22)	1:B:184:LYS:N	1:B:76:GLU:N	11	1.26
(1,22)	1:B:184:LYS:N	1:B:77:GLY:N	11	1.26
(1,22)	1:B:184:LYS:N	1:B:78:PHE:N	11	1.26
(1,22)	1:B:184:LYS:N	1:B:79:LEU:N	11	1.26
(1,22)	1:B:184:LYS:N	1:B:80:CYS:N	11	1.26
(1,22)	1:B:184:LYS:N	5:B:203:7Q9:N	11	1.26
(1,22)	1:B:184:LYS:N	5:B:204:7Q9:N	11	1.26
(1,22)	1:B:184:LYS:N	5:B:205:7Q9:N	11	1.26
(1,22)	1:B:184:LYS:N	5:B:206:7Q9:N	11	1.26
(1,22)	1:B:184:LYS:N	5:B:207:7Q9:N	11	1.26
(1,22)	1:B:184:LYS:N	6:B:208:17F:N1	11	1.26
(1,22)	1:B:184:LYS:N	5:B:209:7Q9:N	11	1.26
(1,22)	1:B:184:LYS:N	5:B:210:7Q9:N	11	1.26
(1,22)	1:B:184:LYS:N	5:B:211:7Q9:N	11	1.26
(1,22)	1:B:184:LYS:N	5:B:212:7Q9:N	11	1.26
(1,22)	1:B:184:LYS:N	5:B:213:7Q9:N	11	1.26
(1,22)	1:B:184:LYS:N	6:B:214:17F:N1	11	1.26
(1,22)	1:B:184:LYS:N	6:B:215:17F:N1	11	1.26
(1,22)	1:B:184:LYS:N	5:B:216:7Q9:N	11	1.26
(1,22)	1:B:184:LYS:N	5:B:217:7Q9:N	11	1.26
(1,22)	1:B:184:LYS:N	5:B:218:7Q9:N	11	1.26
(1,22)	1:B:184:LYS:N	6:B:219:17F:N1	11	1.26
(1,22)	1:B:184:LYS:N	5:B:220:7Q9:N	11	1.26
(1,22)	1:B:184:LYS:NZ	1:B:2:THR:N	11	1.26
(1,22)	1:B:184:LYS:NZ	1:B:3:GLU:N	11	1.26
(1,22)	1:B:184:LYS:NZ	1:B:4:TYR:N	11	1.26
(1,22)	1:B:184:LYS:NZ	1:B:5:LYS:N	11	1.26
(1,22)	1:B:184:LYS:NZ	1:B:6:LEU:N	11	1.26
(1,22)	1:B:184:LYS:NZ	1:B:7:VAL:N	11	1.26
(1,22)	1:B:184:LYS:NZ	1:B:8:VAL:N	11	1.26
(1,22)	1:B:184:LYS:NZ	1:B:9:VAL:N	11	1.26
(1,22)	1:B:184:LYS:NZ	1:B:10:GLY:N	11	1.26

Continued on next page...

Continued from previous page...

Key	Atom-1	Atom-2	Model ID	Violation (Å)
(1,22)	1:B:184:LYS:NZ	1:B:11:ALA:N	11	1.26
(1,22)	1:B:184:LYS:NZ	1:B:12:ASP:N	11	1.26
(1,22)	1:B:184:LYS:NZ	1:B:13:GLY:N	11	1.26
(1,22)	1:B:184:LYS:NZ	1:B:14:VAL:N	11	1.26
(1,22)	1:B:184:LYS:NZ	1:B:15:GLY:N	11	1.26
(1,22)	1:B:184:LYS:NZ	1:B:16:LYS:N	11	1.26
(1,22)	1:B:184:LYS:NZ	1:B:17:SER:N	11	1.26
(1,22)	1:B:184:LYS:NZ	1:B:18:ALA:N	11	1.26
(1,22)	1:B:184:LYS:NZ	1:B:19:LEU:N	11	1.26
(1,22)	1:B:184:LYS:NZ	1:B:20:THR:N	11	1.26
(1,22)	1:B:184:LYS:NZ	1:B:21:ILE:N	11	1.26
(1,22)	1:B:184:LYS:NZ	1:B:22:GLN:N	11	1.26
(1,22)	1:B:184:LYS:NZ	1:B:23:LEU:N	11	1.26
(1,22)	1:B:184:LYS:NZ	1:B:24:ILE:N	11	1.26
(1,22)	1:B:184:LYS:NZ	1:B:25:GLN:N	11	1.26
(1,22)	1:B:184:LYS:NZ	1:B:26:ASN:N	11	1.26
(1,22)	1:B:184:LYS:NZ	1:B:27:HIS:N	11	1.26
(1,22)	1:B:184:LYS:NZ	1:B:28:PHE:N	11	1.26
(1,22)	1:B:184:LYS:NZ	1:B:29:VAL:N	11	1.26
(1,22)	1:B:184:LYS:NZ	1:B:30:ASP:N	11	1.26
(1,22)	1:B:184:LYS:NZ	1:B:31:GLU:N	11	1.26
(1,22)	1:B:184:LYS:NZ	1:B:32:TYR:N	11	1.26
(1,22)	1:B:184:LYS:NZ	1:B:33:ASP:N	11	1.26
(1,22)	1:B:184:LYS:NZ	1:B:34:PRO:N	11	1.26
(1,22)	1:B:184:LYS:NZ	1:B:35:THR:N	11	1.26
(1,22)	1:B:184:LYS:NZ	1:B:36:ILE:N	11	1.26
(1,22)	1:B:184:LYS:NZ	1:B:37:GLU:N	11	1.26
(1,22)	1:B:184:LYS:NZ	1:B:38:ASP:N	11	1.26
(1,22)	1:B:184:LYS:NZ	1:B:39:SER:N	11	1.26
(1,22)	1:B:184:LYS:NZ	1:B:40:TYR:N	11	1.26
(1,22)	1:B:184:LYS:NZ	1:B:41:ARG:N	11	1.26
(1,22)	1:B:184:LYS:NZ	1:B:42:LYS:N	11	1.26
(1,22)	1:B:184:LYS:NZ	1:B:43:GLN:N	11	1.26
(1,22)	1:B:184:LYS:NZ	1:B:44:VAL:N	11	1.26
(1,22)	1:B:184:LYS:NZ	1:B:45:VAL:N	11	1.26
(1,22)	1:B:184:LYS:NZ	1:B:46:ILE:N	11	1.26
(1,22)	1:B:184:LYS:NZ	1:B:47:ASP:N	11	1.26
(1,22)	1:B:184:LYS:NZ	1:B:48:GLY:N	11	1.26
(1,22)	1:B:184:LYS:NZ	1:B:49:GLU:N	11	1.26
(1,22)	1:B:184:LYS:NZ	1:B:50:THR:N	11	1.26
(1,22)	1:B:184:LYS:NZ	1:B:51:CYS:N	11	1.26
(1,22)	1:B:184:LYS:NZ	1:B:52:LEU:N	11	1.26

Continued on next page...

Continued from previous page...

Key	Atom-1	Atom-2	Model ID	Violation (Å)
(1,22)	1:B:184:LYS:NZ	1:B:53:LEU:N	11	1.26
(1,22)	1:B:184:LYS:NZ	1:B:54:ASP:N	11	1.26
(1,22)	1:B:184:LYS:NZ	1:B:55:ILE:N	11	1.26
(1,22)	1:B:184:LYS:NZ	1:B:56:LEU:N	11	1.26
(1,22)	1:B:184:LYS:NZ	1:B:57:ASP:N	11	1.26
(1,22)	1:B:184:LYS:NZ	1:B:58:THR:N	11	1.26
(1,22)	1:B:184:LYS:NZ	1:B:59:ALA:N	11	1.26
(1,22)	1:B:184:LYS:NZ	1:B:60:GLY:N	11	1.26
(1,22)	1:B:184:LYS:NZ	1:B:61:GLN:N	11	1.26
(1,22)	1:B:184:LYS:NZ	1:B:62:GLU:N	11	1.26
(1,22)	1:B:184:LYS:NZ	1:B:63:GLU:N	11	1.26
(1,22)	1:B:184:LYS:NZ	1:B:64:TYR:N	11	1.26
(1,22)	1:B:184:LYS:NZ	1:B:65:SER:N	11	1.26
(1,22)	1:B:184:LYS:NZ	1:B:66:ALA:N	11	1.26
(1,22)	1:B:184:LYS:NZ	1:B:67:MET:N	11	1.26
(1,22)	1:B:184:LYS:NZ	1:B:68:ARG:N	11	1.26
(1,22)	1:B:184:LYS:NZ	1:B:69:ASP:N	11	1.26
(1,22)	1:B:184:LYS:NZ	1:B:70:GLN:N	11	1.26
(1,22)	1:B:184:LYS:NZ	1:B:71:TYR:N	11	1.26
(1,22)	1:B:184:LYS:NZ	1:B:72:MET:N	11	1.26
(1,22)	1:B:184:LYS:NZ	1:B:73:ARG:N	11	1.26
(1,22)	1:B:184:LYS:NZ	1:B:74:THR:N	11	1.26
(1,22)	1:B:184:LYS:NZ	1:B:75:GLY:N	11	1.26
(1,22)	1:B:184:LYS:NZ	1:B:76:GLU:N	11	1.26
(1,22)	1:B:184:LYS:NZ	1:B:77:GLY:N	11	1.26
(1,22)	1:B:184:LYS:NZ	1:B:78:PHE:N	11	1.26
(1,22)	1:B:184:LYS:NZ	1:B:79:LEU:N	11	1.26
(1,22)	1:B:184:LYS:NZ	1:B:80:CYS:N	11	1.26
(1,22)	1:B:184:LYS:NZ	5:B:203:7Q9:N	11	1.26
(1,22)	1:B:184:LYS:NZ	5:B:204:7Q9:N	11	1.26
(1,22)	1:B:184:LYS:NZ	5:B:205:7Q9:N	11	1.26
(1,22)	1:B:184:LYS:NZ	5:B:206:7Q9:N	11	1.26
(1,22)	1:B:184:LYS:NZ	5:B:207:7Q9:N	11	1.26
(1,22)	1:B:184:LYS:NZ	6:B:208:17F:N1	11	1.26
(1,22)	1:B:184:LYS:NZ	5:B:209:7Q9:N	11	1.26
(1,22)	1:B:184:LYS:NZ	5:B:210:7Q9:N	11	1.26
(1,22)	1:B:184:LYS:NZ	5:B:211:7Q9:N	11	1.26
(1,22)	1:B:184:LYS:NZ	5:B:212:7Q9:N	11	1.26
(1,22)	1:B:184:LYS:NZ	5:B:213:7Q9:N	11	1.26
(1,22)	1:B:184:LYS:NZ	6:B:214:17F:N1	11	1.26
(1,22)	1:B:184:LYS:NZ	6:B:215:17F:N1	11	1.26
(1,22)	1:B:184:LYS:NZ	5:B:216:7Q9:N	11	1.26

Continued on next page...

Continued from previous page...

Key	Atom-1	Atom-2	Model ID	Violation (Å)
(1,22)	1:B:184:LYS:NZ	5:B:217:7Q9:N	11	1.26
(1,22)	1:B:184:LYS:NZ	5:B:218:7Q9:N	11	1.26
(1,22)	1:B:184:LYS:NZ	6:B:219:17F:N1	11	1.26
(1,22)	1:B:184:LYS:NZ	5:B:220:7Q9:N	11	1.26
(1,22)	1:B:184:LYS:O	1:B:2:THR:N	11	1.26
(1,22)	1:B:184:LYS:O	1:B:3:GLU:N	11	1.26
(1,22)	1:B:184:LYS:O	1:B:4:TYR:N	11	1.26
(1,22)	1:B:184:LYS:O	1:B:5:LYS:N	11	1.26
(1,22)	1:B:184:LYS:O	1:B:6:LEU:N	11	1.26
(1,22)	1:B:184:LYS:O	1:B:7:VAL:N	11	1.26
(1,22)	1:B:184:LYS:O	1:B:8:VAL:N	11	1.26
(1,22)	1:B:184:LYS:O	1:B:9:VAL:N	11	1.26
(1,22)	1:B:184:LYS:O	1:B:10:GLY:N	11	1.26
(1,22)	1:B:184:LYS:O	1:B:11:ALA:N	11	1.26
(1,22)	1:B:184:LYS:O	1:B:12:ASP:N	11	1.26
(1,22)	1:B:184:LYS:O	1:B:13:GLY:N	11	1.26
(1,22)	1:B:184:LYS:O	1:B:14:VAL:N	11	1.26
(1,22)	1:B:184:LYS:O	1:B:15:GLY:N	11	1.26
(1,22)	1:B:184:LYS:O	1:B:16:LYS:N	11	1.26
(1,22)	1:B:184:LYS:O	1:B:17:SER:N	11	1.26
(1,22)	1:B:184:LYS:O	1:B:18:ALA:N	11	1.26
(1,22)	1:B:184:LYS:O	1:B:19:LEU:N	11	1.26
(1,22)	1:B:184:LYS:O	1:B:20:THR:N	11	1.26
(1,22)	1:B:184:LYS:O	1:B:21:ILE:N	11	1.26
(1,22)	1:B:184:LYS:O	1:B:22:GLN:N	11	1.26
(1,22)	1:B:184:LYS:O	1:B:23:LEU:N	11	1.26
(1,22)	1:B:184:LYS:O	1:B:24:ILE:N	11	1.26
(1,22)	1:B:184:LYS:O	1:B:25:GLN:N	11	1.26
(1,22)	1:B:184:LYS:O	1:B:26:ASN:N	11	1.26
(1,22)	1:B:184:LYS:O	1:B:27:HIS:N	11	1.26
(1,22)	1:B:184:LYS:O	1:B:28:PHE:N	11	1.26
(1,22)	1:B:184:LYS:O	1:B:29:VAL:N	11	1.26
(1,22)	1:B:184:LYS:O	1:B:30:ASP:N	11	1.26
(1,22)	1:B:184:LYS:O	1:B:31:GLU:N	11	1.26
(1,22)	1:B:184:LYS:O	1:B:32:TYR:N	11	1.26
(1,22)	1:B:184:LYS:O	1:B:33:ASP:N	11	1.26
(1,22)	1:B:184:LYS:O	1:B:34:PRO:N	11	1.26
(1,22)	1:B:184:LYS:O	1:B:35:THR:N	11	1.26
(1,22)	1:B:184:LYS:O	1:B:36:ILE:N	11	1.26
(1,22)	1:B:184:LYS:O	1:B:37:GLU:N	11	1.26
(1,22)	1:B:184:LYS:O	1:B:38:ASP:N	11	1.26
(1,22)	1:B:184:LYS:O	1:B:39:SER:N	11	1.26

Continued on next page...

Continued from previous page...

Key	Atom-1	Atom-2	Model ID	Violation (Å)
(1,22)	1:B:184:LYS:O	1:B:40:TYR:N	11	1.26
(1,22)	1:B:184:LYS:O	1:B:41:ARG:N	11	1.26
(1,22)	1:B:184:LYS:O	1:B:42:LYS:N	11	1.26
(1,22)	1:B:184:LYS:O	1:B:43:GLN:N	11	1.26
(1,22)	1:B:184:LYS:O	1:B:44:VAL:N	11	1.26
(1,22)	1:B:184:LYS:O	1:B:45:VAL:N	11	1.26
(1,22)	1:B:184:LYS:O	1:B:46:ILE:N	11	1.26
(1,22)	1:B:184:LYS:O	1:B:47:ASP:N	11	1.26
(1,22)	1:B:184:LYS:O	1:B:48:GLY:N	11	1.26
(1,22)	1:B:184:LYS:O	1:B:49:GLU:N	11	1.26
(1,22)	1:B:184:LYS:O	1:B:50:THR:N	11	1.26
(1,22)	1:B:184:LYS:O	1:B:51:CYS:N	11	1.26
(1,22)	1:B:184:LYS:O	1:B:52:LEU:N	11	1.26
(1,22)	1:B:184:LYS:O	1:B:53:LEU:N	11	1.26
(1,22)	1:B:184:LYS:O	1:B:54:ASP:N	11	1.26
(1,22)	1:B:184:LYS:O	1:B:55:ILE:N	11	1.26
(1,22)	1:B:184:LYS:O	1:B:56:LEU:N	11	1.26
(1,22)	1:B:184:LYS:O	1:B:57:ASP:N	11	1.26
(1,22)	1:B:184:LYS:O	1:B:58:THR:N	11	1.26
(1,22)	1:B:184:LYS:O	1:B:59:ALA:N	11	1.26
(1,22)	1:B:184:LYS:O	1:B:60:GLY:N	11	1.26
(1,22)	1:B:184:LYS:O	1:B:61:GLN:N	11	1.26
(1,22)	1:B:184:LYS:O	1:B:62:GLU:N	11	1.26
(1,22)	1:B:184:LYS:O	1:B:63:GLU:N	11	1.26
(1,22)	1:B:184:LYS:O	1:B:64:TYR:N	11	1.26
(1,22)	1:B:184:LYS:O	1:B:65:SER:N	11	1.26
(1,22)	1:B:184:LYS:O	1:B:66:ALA:N	11	1.26
(1,22)	1:B:184:LYS:O	1:B:67:MET:N	11	1.26
(1,22)	1:B:184:LYS:O	1:B:68:ARG:N	11	1.26
(1,22)	1:B:184:LYS:O	1:B:69:ASP:N	11	1.26
(1,22)	1:B:184:LYS:O	1:B:70:GLN:N	11	1.26
(1,22)	1:B:184:LYS:O	1:B:71:TYR:N	11	1.26
(1,22)	1:B:184:LYS:O	1:B:72:MET:N	11	1.26
(1,22)	1:B:184:LYS:O	1:B:73:ARG:N	11	1.26
(1,22)	1:B:184:LYS:O	1:B:74:THR:N	11	1.26
(1,22)	1:B:184:LYS:O	1:B:75:GLY:N	11	1.26
(1,22)	1:B:184:LYS:O	1:B:76:GLU:N	11	1.26
(1,22)	1:B:184:LYS:O	1:B:77:GLY:N	11	1.26
(1,22)	1:B:184:LYS:O	1:B:78:PHE:N	11	1.26
(1,22)	1:B:184:LYS:O	1:B:79:LEU:N	11	1.26
(1,22)	1:B:184:LYS:O	1:B:80:CYS:N	11	1.26
(1,22)	1:B:184:LYS:O	5:B:203:7Q9:N	11	1.26

Continued on next page...

Continued from previous page...

Key	Atom-1	Atom-2	Model ID	Violation (Å)
(1,22)	1:B:184:LYS:O	5:B:204:7Q9:N	11	1.26
(1,22)	1:B:184:LYS:O	5:B:205:7Q9:N	11	1.26
(1,22)	1:B:184:LYS:O	5:B:206:7Q9:N	11	1.26
(1,22)	1:B:184:LYS:O	5:B:207:7Q9:N	11	1.26
(1,22)	1:B:184:LYS:O	6:B:208:17F:N1	11	1.26
(1,22)	1:B:184:LYS:O	5:B:209:7Q9:N	11	1.26
(1,22)	1:B:184:LYS:O	5:B:210:7Q9:N	11	1.26
(1,22)	1:B:184:LYS:O	5:B:211:7Q9:N	11	1.26
(1,22)	1:B:184:LYS:O	5:B:212:7Q9:N	11	1.26
(1,22)	1:B:184:LYS:O	5:B:213:7Q9:N	11	1.26
(1,22)	1:B:184:LYS:O	6:B:214:17F:N1	11	1.26
(1,22)	1:B:184:LYS:O	6:B:215:17F:N1	11	1.26
(1,22)	1:B:184:LYS:O	5:B:216:7Q9:N	11	1.26
(1,22)	1:B:184:LYS:O	5:B:217:7Q9:N	11	1.26
(1,22)	1:B:184:LYS:O	5:B:218:7Q9:N	11	1.26
(1,22)	1:B:184:LYS:O	6:B:219:17F:N1	11	1.26
(1,22)	1:B:184:LYS:O	5:B:220:7Q9:N	11	1.26
(3,10)	1:A:55:ILE:CD1	1:B:2:THR:N	6	1.25
(3,10)	1:A:55:ILE:CD1	1:B:3:GLU:N	6	1.25
(3,10)	1:A:55:ILE:CD1	1:B:4:TYR:N	6	1.25
(3,10)	1:A:55:ILE:CD1	1:B:5:LYS:N	6	1.25
(3,10)	1:A:55:ILE:CD1	1:B:6:LEU:N	6	1.25
(3,10)	1:A:55:ILE:CD1	1:B:7:VAL:N	6	1.25
(3,10)	1:A:55:ILE:CD1	1:B:8:VAL:N	6	1.25
(3,10)	1:A:55:ILE:CD1	1:B:9:VAL:N	6	1.25
(3,10)	1:A:55:ILE:CD1	1:B:10:GLY:N	6	1.25
(3,10)	1:A:55:ILE:CD1	1:B:11:ALA:N	6	1.25
(3,10)	1:A:55:ILE:CD1	1:B:12:ASP:N	6	1.25
(3,10)	1:A:55:ILE:CD1	1:B:13:GLY:N	6	1.25
(3,10)	1:A:55:ILE:CD1	1:B:14:VAL:N	6	1.25
(3,10)	1:A:55:ILE:CD1	1:B:15:GLY:N	6	1.25
(3,10)	1:A:55:ILE:CD1	1:B:16:LYS:N	6	1.25
(3,10)	1:A:55:ILE:CD1	1:B:17:SER:N	6	1.25
(3,10)	1:A:55:ILE:CD1	1:B:18:ALA:N	6	1.25
(3,10)	1:A:55:ILE:CD1	1:B:19:LEU:N	6	1.25
(3,10)	1:A:55:ILE:CD1	1:B:20:THR:N	6	1.25
(3,10)	1:A:55:ILE:CD1	1:B:21:ILE:N	6	1.25
(3,10)	1:A:55:ILE:CD1	1:B:22:GLN:N	6	1.25
(3,10)	1:A:55:ILE:CD1	1:B:23:LEU:N	6	1.25
(3,10)	1:A:55:ILE:CD1	1:B:24:ILE:N	6	1.25
(3,10)	1:A:55:ILE:CD1	1:B:25:GLN:N	6	1.25
(3,10)	1:A:55:ILE:CD1	1:B:26:ASN:N	6	1.25

Continued on next page...

Continued from previous page...

Key	Atom-1	Atom-2	Model ID	Violation (Å)
(3,10)	1:A:55:ILE:CD1	1:B:27:HIS:N	6	1.25
(3,10)	1:A:55:ILE:CD1	1:B:28:PHE:N	6	1.25
(3,10)	1:A:55:ILE:CD1	1:B:29:VAL:N	6	1.25
(3,10)	1:A:55:ILE:CD1	1:B:30:ASP:N	6	1.25
(3,10)	1:A:55:ILE:CD1	1:B:31:GLU:N	6	1.25
(3,10)	1:A:55:ILE:CD1	1:B:32:TYR:N	6	1.25
(3,10)	1:A:55:ILE:CD1	1:B:33:ASP:N	6	1.25
(3,10)	1:A:55:ILE:CD1	1:B:34:PRO:N	6	1.25
(3,10)	1:A:55:ILE:CD1	1:B:35:THR:N	6	1.25
(3,10)	1:A:55:ILE:CD1	1:B:36:ILE:N	6	1.25
(3,10)	1:A:55:ILE:CD1	1:B:37:GLU:N	6	1.25
(3,10)	1:A:55:ILE:CD1	1:B:38:ASP:N	6	1.25
(3,10)	1:A:55:ILE:CD1	1:B:39:SER:N	6	1.25
(3,10)	1:A:55:ILE:CD1	1:B:40:TYR:N	6	1.25
(3,10)	1:A:55:ILE:CD1	1:B:41:ARG:N	6	1.25
(3,10)	1:A:55:ILE:CD1	1:B:42:LYS:N	6	1.25
(3,10)	1:A:55:ILE:CD1	1:B:43:GLN:N	6	1.25
(3,10)	1:A:55:ILE:CD1	1:B:44:VAL:N	6	1.25
(3,10)	1:A:55:ILE:CD1	1:B:45:VAL:N	6	1.25
(3,10)	1:A:55:ILE:CD1	1:B:46:ILE:N	6	1.25
(3,10)	1:A:55:ILE:CD1	1:B:47:ASP:N	6	1.25
(3,10)	1:A:55:ILE:CD1	1:B:48:GLY:N	6	1.25
(3,10)	1:A:55:ILE:CD1	1:B:49:GLU:N	6	1.25
(3,10)	1:A:55:ILE:CD1	1:B:50:THR:N	6	1.25
(3,10)	1:A:55:ILE:CD1	1:B:51:CYS:N	6	1.25
(3,10)	1:A:55:ILE:CD1	1:B:52:LEU:N	6	1.25
(3,10)	1:A:55:ILE:CD1	1:B:53:LEU:N	6	1.25
(3,10)	1:A:55:ILE:CD1	1:B:54:ASP:N	6	1.25
(3,10)	1:A:55:ILE:CD1	1:B:55:ILE:N	6	1.25
(3,10)	1:A:55:ILE:CD1	1:B:56:LEU:N	6	1.25
(3,10)	1:A:55:ILE:CD1	1:B:57:ASP:N	6	1.25
(3,10)	1:A:55:ILE:CD1	1:B:58:THR:N	6	1.25
(3,10)	1:A:55:ILE:CD1	1:B:59:ALA:N	6	1.25
(3,10)	1:A:55:ILE:CD1	1:B:60:GLY:N	6	1.25
(3,10)	1:A:55:ILE:CD1	1:B:61:GLN:N	6	1.25
(3,10)	1:A:55:ILE:CD1	1:B:62:GLU:N	6	1.25
(3,10)	1:A:55:ILE:CD1	1:B:63:GLU:N	6	1.25
(3,10)	1:A:55:ILE:CD1	1:B:64:TYR:N	6	1.25
(3,10)	1:A:55:ILE:CD1	1:B:65:SER:N	6	1.25
(3,10)	1:A:55:ILE:CD1	1:B:66:ALA:N	6	1.25
(3,10)	1:A:55:ILE:CD1	1:B:67:MET:N	6	1.25
(3,10)	1:A:55:ILE:CD1	1:B:68:ARG:N	6	1.25

Continued on next page...

Continued from previous page...

Key	Atom-1	Atom-2	Model ID	Violation (Å)
(3,10)	1:A:55:ILE:CD1	1:B:69:ASP:N	6	1.25
(3,10)	1:A:55:ILE:CD1	1:B:70:GLN:N	6	1.25
(3,10)	1:A:55:ILE:CD1	1:B:71:TYR:N	6	1.25
(3,10)	1:A:55:ILE:CD1	1:B:72:MET:N	6	1.25
(3,10)	1:A:55:ILE:CD1	1:B:73:ARG:N	6	1.25
(3,10)	1:A:55:ILE:CD1	1:B:74:THR:N	6	1.25
(3,10)	1:A:55:ILE:CD1	1:B:75:GLY:N	6	1.25
(3,10)	1:A:55:ILE:CD1	1:B:76:GLU:N	6	1.25
(3,10)	1:A:55:ILE:CD1	1:B:77:GLY:N	6	1.25
(3,10)	1:A:55:ILE:CD1	1:B:78:PHE:N	6	1.25
(3,10)	1:A:55:ILE:CD1	1:B:79:LEU:N	6	1.25
(3,10)	1:A:55:ILE:CD1	1:B:80:CYS:N	6	1.25
(3,10)	1:A:55:ILE:CD1	5:B:203:7Q9:N	6	1.25
(3,10)	1:A:55:ILE:CD1	5:B:204:7Q9:N	6	1.25
(3,10)	1:A:55:ILE:CD1	5:B:205:7Q9:N	6	1.25
(3,10)	1:A:55:ILE:CD1	5:B:206:7Q9:N	6	1.25
(3,10)	1:A:55:ILE:CD1	5:B:207:7Q9:N	6	1.25
(3,10)	1:A:55:ILE:CD1	6:B:208:17F:N1	6	1.25
(3,10)	1:A:55:ILE:CD1	5:B:209:7Q9:N	6	1.25
(3,10)	1:A:55:ILE:CD1	5:B:210:7Q9:N	6	1.25
(3,10)	1:A:55:ILE:CD1	5:B:211:7Q9:N	6	1.25
(3,10)	1:A:55:ILE:CD1	5:B:212:7Q9:N	6	1.25
(3,10)	1:A:55:ILE:CD1	5:B:213:7Q9:N	6	1.25
(3,10)	1:A:55:ILE:CD1	6:B:214:17F:N1	6	1.25
(3,10)	1:A:55:ILE:CD1	6:B:215:17F:N1	6	1.25
(3,10)	1:A:55:ILE:CD1	5:B:216:7Q9:N	6	1.25
(3,10)	1:A:55:ILE:CD1	5:B:217:7Q9:N	6	1.25
(3,10)	1:A:55:ILE:CD1	5:B:218:7Q9:N	6	1.25
(3,10)	1:A:55:ILE:CD1	6:B:219:17F:N1	6	1.25
(3,10)	1:A:55:ILE:CD1	5:B:220:7Q9:N	6	1.25
(1,21)	1:A:184:LYS:C	1:B:2:THR:N	2	1.23
(1,21)	1:A:184:LYS:C	1:B:3:GLU:N	2	1.23
(1,21)	1:A:184:LYS:C	1:B:4:TYR:N	2	1.23
(1,21)	1:A:184:LYS:C	1:B:5:LYS:N	2	1.23
(1,21)	1:A:184:LYS:C	1:B:6:LEU:N	2	1.23
(1,21)	1:A:184:LYS:C	1:B:7:VAL:N	2	1.23
(1,21)	1:A:184:LYS:C	1:B:8:VAL:N	2	1.23
(1,21)	1:A:184:LYS:C	1:B:9:VAL:N	2	1.23
(1,21)	1:A:184:LYS:C	1:B:10:GLY:N	2	1.23
(1,21)	1:A:184:LYS:C	1:B:11:ALA:N	2	1.23
(1,21)	1:A:184:LYS:C	1:B:12:ASP:N	2	1.23
(1,21)	1:A:184:LYS:C	1:B:13:GLY:N	2	1.23

Continued on next page...

Continued from previous page...

Key	Atom-1	Atom-2	Model ID	Violation (Å)
(1,21)	1:A:184:LYS:C	1:B:14:VAL:N	2	1.23
(1,21)	1:A:184:LYS:C	1:B:15:GLY:N	2	1.23
(1,21)	1:A:184:LYS:C	1:B:16:LYS:N	2	1.23
(1,21)	1:A:184:LYS:C	1:B:17:SER:N	2	1.23
(1,21)	1:A:184:LYS:C	1:B:18:ALA:N	2	1.23
(1,21)	1:A:184:LYS:C	1:B:19:LEU:N	2	1.23
(1,21)	1:A:184:LYS:C	1:B:20:THR:N	2	1.23
(1,21)	1:A:184:LYS:C	1:B:21:ILE:N	2	1.23
(1,21)	1:A:184:LYS:C	1:B:22:GLN:N	2	1.23
(1,21)	1:A:184:LYS:C	1:B:23:LEU:N	2	1.23
(1,21)	1:A:184:LYS:C	1:B:24:ILE:N	2	1.23
(1,21)	1:A:184:LYS:C	1:B:25:GLN:N	2	1.23
(1,21)	1:A:184:LYS:C	1:B:26:ASN:N	2	1.23
(1,21)	1:A:184:LYS:C	1:B:27:HIS:N	2	1.23
(1,21)	1:A:184:LYS:C	1:B:28:PHE:N	2	1.23
(1,21)	1:A:184:LYS:C	1:B:29:VAL:N	2	1.23
(1,21)	1:A:184:LYS:C	1:B:30:ASP:N	2	1.23
(1,21)	1:A:184:LYS:C	1:B:31:GLU:N	2	1.23
(1,21)	1:A:184:LYS:C	1:B:32:TYR:N	2	1.23
(1,21)	1:A:184:LYS:C	1:B:33:ASP:N	2	1.23
(1,21)	1:A:184:LYS:C	1:B:34:PRO:N	2	1.23
(1,21)	1:A:184:LYS:C	1:B:35:THR:N	2	1.23
(1,21)	1:A:184:LYS:C	1:B:36:ILE:N	2	1.23
(1,21)	1:A:184:LYS:C	1:B:37:GLU:N	2	1.23
(1,21)	1:A:184:LYS:C	1:B:38:ASP:N	2	1.23
(1,21)	1:A:184:LYS:C	1:B:39:SER:N	2	1.23
(1,21)	1:A:184:LYS:C	1:B:40:TYR:N	2	1.23
(1,21)	1:A:184:LYS:C	1:B:41:ARG:N	2	1.23
(1,21)	1:A:184:LYS:C	1:B:42:LYS:N	2	1.23
(1,21)	1:A:184:LYS:C	1:B:43:GLN:N	2	1.23
(1,21)	1:A:184:LYS:C	1:B:44:VAL:N	2	1.23
(1,21)	1:A:184:LYS:C	1:B:45:VAL:N	2	1.23
(1,21)	1:A:184:LYS:C	1:B:46:ILE:N	2	1.23
(1,21)	1:A:184:LYS:C	1:B:47:ASP:N	2	1.23
(1,21)	1:A:184:LYS:C	1:B:48:GLY:N	2	1.23
(1,21)	1:A:184:LYS:C	1:B:49:GLU:N	2	1.23
(1,21)	1:A:184:LYS:C	1:B:50:THR:N	2	1.23
(1,21)	1:A:184:LYS:C	1:B:51:CYS:N	2	1.23
(1,21)	1:A:184:LYS:C	1:B:52:LEU:N	2	1.23
(1,21)	1:A:184:LYS:C	1:B:53:LEU:N	2	1.23
(1,21)	1:A:184:LYS:C	1:B:54:ASP:N	2	1.23
(1,21)	1:A:184:LYS:C	1:B:55:ILE:N	2	1.23

Continued on next page...

Continued from previous page...

Key	Atom-1	Atom-2	Model ID	Violation (Å)
(1,21)	1:A:184:LYS:C	1:B:56:LEU:N	2	1.23
(1,21)	1:A:184:LYS:C	1:B:57:ASP:N	2	1.23
(1,21)	1:A:184:LYS:C	1:B:58:THR:N	2	1.23
(1,21)	1:A:184:LYS:C	1:B:59:ALA:N	2	1.23
(1,21)	1:A:184:LYS:C	1:B:60:GLY:N	2	1.23
(1,21)	1:A:184:LYS:C	1:B:61:GLN:N	2	1.23
(1,21)	1:A:184:LYS:C	1:B:62:GLU:N	2	1.23
(1,21)	1:A:184:LYS:C	1:B:63:GLU:N	2	1.23
(1,21)	1:A:184:LYS:C	1:B:64:TYR:N	2	1.23
(1,21)	1:A:184:LYS:C	1:B:65:SER:N	2	1.23
(1,21)	1:A:184:LYS:C	1:B:66:ALA:N	2	1.23
(1,21)	1:A:184:LYS:C	1:B:67:MET:N	2	1.23
(1,21)	1:A:184:LYS:C	1:B:68:ARG:N	2	1.23
(1,21)	1:A:184:LYS:C	1:B:69:ASP:N	2	1.23
(1,21)	1:A:184:LYS:C	1:B:70:GLN:N	2	1.23
(1,21)	1:A:184:LYS:C	1:B:71:TYR:N	2	1.23
(1,21)	1:A:184:LYS:C	1:B:72:MET:N	2	1.23
(1,21)	1:A:184:LYS:C	1:B:73:ARG:N	2	1.23
(1,21)	1:A:184:LYS:C	1:B:74:THR:N	2	1.23
(1,21)	1:A:184:LYS:C	1:B:75:GLY:N	2	1.23
(1,21)	1:A:184:LYS:C	1:B:76:GLU:N	2	1.23
(1,21)	1:A:184:LYS:C	1:B:77:GLY:N	2	1.23
(1,21)	1:A:184:LYS:C	1:B:78:PHE:N	2	1.23
(1,21)	1:A:184:LYS:C	1:B:79:LEU:N	2	1.23
(1,21)	1:A:184:LYS:C	1:B:80:CYS:N	2	1.23
(1,21)	1:A:184:LYS:C	5:B:203:7Q9:N	2	1.23
(1,21)	1:A:184:LYS:C	5:B:204:7Q9:N	2	1.23
(1,21)	1:A:184:LYS:C	5:B:205:7Q9:N	2	1.23
(1,21)	1:A:184:LYS:C	5:B:206:7Q9:N	2	1.23
(1,21)	1:A:184:LYS:C	5:B:207:7Q9:N	2	1.23
(1,21)	1:A:184:LYS:C	6:B:208:17F:N1	2	1.23
(1,21)	1:A:184:LYS:C	5:B:209:7Q9:N	2	1.23
(1,21)	1:A:184:LYS:C	5:B:210:7Q9:N	2	1.23
(1,21)	1:A:184:LYS:C	5:B:211:7Q9:N	2	1.23
(1,21)	1:A:184:LYS:C	5:B:212:7Q9:N	2	1.23
(1,21)	1:A:184:LYS:C	5:B:213:7Q9:N	2	1.23
(1,21)	1:A:184:LYS:C	6:B:214:17F:N1	2	1.23
(1,21)	1:A:184:LYS:C	6:B:215:17F:N1	2	1.23
(1,21)	1:A:184:LYS:C	5:B:216:7Q9:N	2	1.23
(1,21)	1:A:184:LYS:C	5:B:217:7Q9:N	2	1.23
(1,21)	1:A:184:LYS:C	5:B:218:7Q9:N	2	1.23
(1,21)	1:A:184:LYS:C	6:B:219:17F:N1	2	1.23

Continued on next page...

Continued from previous page...

Key	Atom-1	Atom-2	Model ID	Violation (Å)
(1,21)	1:A:184:LYS:C	5:B:220:7Q9:N	2	1.23
(1,21)	1:A:184:LYS:CA	1:B:2:THR:N	2	1.23
(1,21)	1:A:184:LYS:CA	1:B:3:GLU:N	2	1.23
(1,21)	1:A:184:LYS:CA	1:B:4:TYR:N	2	1.23
(1,21)	1:A:184:LYS:CA	1:B:5:LYS:N	2	1.23
(1,21)	1:A:184:LYS:CA	1:B:6:LEU:N	2	1.23
(1,21)	1:A:184:LYS:CA	1:B:7:VAL:N	2	1.23
(1,21)	1:A:184:LYS:CA	1:B:8:VAL:N	2	1.23
(1,21)	1:A:184:LYS:CA	1:B:9:VAL:N	2	1.23
(1,21)	1:A:184:LYS:CA	1:B:10:GLY:N	2	1.23
(1,21)	1:A:184:LYS:CA	1:B:11:ALA:N	2	1.23
(1,21)	1:A:184:LYS:CA	1:B:12:ASP:N	2	1.23
(1,21)	1:A:184:LYS:CA	1:B:13:GLY:N	2	1.23
(1,21)	1:A:184:LYS:CA	1:B:14:VAL:N	2	1.23
(1,21)	1:A:184:LYS:CA	1:B:15:GLY:N	2	1.23
(1,21)	1:A:184:LYS:CA	1:B:16:LYS:N	2	1.23
(1,21)	1:A:184:LYS:CA	1:B:17:SER:N	2	1.23
(1,21)	1:A:184:LYS:CA	1:B:18:ALA:N	2	1.23
(1,21)	1:A:184:LYS:CA	1:B:19:LEU:N	2	1.23
(1,21)	1:A:184:LYS:CA	1:B:20:THR:N	2	1.23
(1,21)	1:A:184:LYS:CA	1:B:21:ILE:N	2	1.23
(1,21)	1:A:184:LYS:CA	1:B:22:GLN:N	2	1.23
(1,21)	1:A:184:LYS:CA	1:B:23:LEU:N	2	1.23
(1,21)	1:A:184:LYS:CA	1:B:24:ILE:N	2	1.23
(1,21)	1:A:184:LYS:CA	1:B:25:GLN:N	2	1.23
(1,21)	1:A:184:LYS:CA	1:B:26:ASN:N	2	1.23
(1,21)	1:A:184:LYS:CA	1:B:27:HIS:N	2	1.23
(1,21)	1:A:184:LYS:CA	1:B:28:PHE:N	2	1.23
(1,21)	1:A:184:LYS:CA	1:B:29:VAL:N	2	1.23
(1,21)	1:A:184:LYS:CA	1:B:30:ASP:N	2	1.23
(1,21)	1:A:184:LYS:CA	1:B:31:GLU:N	2	1.23
(1,21)	1:A:184:LYS:CA	1:B:32:TYR:N	2	1.23
(1,21)	1:A:184:LYS:CA	1:B:33:ASP:N	2	1.23
(1,21)	1:A:184:LYS:CA	1:B:34:PRO:N	2	1.23
(1,21)	1:A:184:LYS:CA	1:B:35:THR:N	2	1.23
(1,21)	1:A:184:LYS:CA	1:B:36:ILE:N	2	1.23
(1,21)	1:A:184:LYS:CA	1:B:37:GLU:N	2	1.23
(1,21)	1:A:184:LYS:CA	1:B:38:ASP:N	2	1.23
(1,21)	1:A:184:LYS:CA	1:B:39:SER:N	2	1.23
(1,21)	1:A:184:LYS:CA	1:B:40:TYR:N	2	1.23
(1,21)	1:A:184:LYS:CA	1:B:41:ARG:N	2	1.23
(1,21)	1:A:184:LYS:CA	1:B:42:LYS:N	2	1.23

Continued on next page...

Continued from previous page...

Key	Atom-1	Atom-2	Model ID	Violation (Å)
(1,21)	1:A:184:LYS:CA	1:B:43:GLN:N	2	1.23
(1,21)	1:A:184:LYS:CA	1:B:44:VAL:N	2	1.23
(1,21)	1:A:184:LYS:CA	1:B:45:VAL:N	2	1.23
(1,21)	1:A:184:LYS:CA	1:B:46:ILE:N	2	1.23
(1,21)	1:A:184:LYS:CA	1:B:47:ASP:N	2	1.23
(1,21)	1:A:184:LYS:CA	1:B:48:GLY:N	2	1.23
(1,21)	1:A:184:LYS:CA	1:B:49:GLU:N	2	1.23
(1,21)	1:A:184:LYS:CA	1:B:50:THR:N	2	1.23
(1,21)	1:A:184:LYS:CA	1:B:51:CYS:N	2	1.23
(1,21)	1:A:184:LYS:CA	1:B:52:LEU:N	2	1.23
(1,21)	1:A:184:LYS:CA	1:B:53:LEU:N	2	1.23
(1,21)	1:A:184:LYS:CA	1:B:54:ASP:N	2	1.23
(1,21)	1:A:184:LYS:CA	1:B:55:ILE:N	2	1.23
(1,21)	1:A:184:LYS:CA	1:B:56:LEU:N	2	1.23
(1,21)	1:A:184:LYS:CA	1:B:57:ASP:N	2	1.23
(1,21)	1:A:184:LYS:CA	1:B:58:THR:N	2	1.23
(1,21)	1:A:184:LYS:CA	1:B:59:ALA:N	2	1.23
(1,21)	1:A:184:LYS:CA	1:B:60:GLY:N	2	1.23
(1,21)	1:A:184:LYS:CA	1:B:61:GLN:N	2	1.23
(1,21)	1:A:184:LYS:CA	1:B:62:GLU:N	2	1.23
(1,21)	1:A:184:LYS:CA	1:B:63:GLU:N	2	1.23
(1,21)	1:A:184:LYS:CA	1:B:64:TYR:N	2	1.23
(1,21)	1:A:184:LYS:CA	1:B:65:SER:N	2	1.23
(1,21)	1:A:184:LYS:CA	1:B:66:ALA:N	2	1.23
(1,21)	1:A:184:LYS:CA	1:B:67:MET:N	2	1.23
(1,21)	1:A:184:LYS:CA	1:B:68:ARG:N	2	1.23
(1,21)	1:A:184:LYS:CA	1:B:69:ASP:N	2	1.23
(1,21)	1:A:184:LYS:CA	1:B:70:GLN:N	2	1.23
(1,21)	1:A:184:LYS:CA	1:B:71:TYR:N	2	1.23
(1,21)	1:A:184:LYS:CA	1:B:72:MET:N	2	1.23
(1,21)	1:A:184:LYS:CA	1:B:73:ARG:N	2	1.23
(1,21)	1:A:184:LYS:CA	1:B:74:THR:N	2	1.23
(1,21)	1:A:184:LYS:CA	1:B:75:GLY:N	2	1.23
(1,21)	1:A:184:LYS:CA	1:B:76:GLU:N	2	1.23
(1,21)	1:A:184:LYS:CA	1:B:77:GLY:N	2	1.23
(1,21)	1:A:184:LYS:CA	1:B:78:PHE:N	2	1.23
(1,21)	1:A:184:LYS:CA	1:B:79:LEU:N	2	1.23
(1,21)	1:A:184:LYS:CA	1:B:80:CYS:N	2	1.23
(1,21)	1:A:184:LYS:CA	5:B:203:7Q9:N	2	1.23
(1,21)	1:A:184:LYS:CA	5:B:204:7Q9:N	2	1.23
(1,21)	1:A:184:LYS:CA	5:B:205:7Q9:N	2	1.23
(1,21)	1:A:184:LYS:CA	5:B:206:7Q9:N	2	1.23

Continued on next page...

Continued from previous page...

Key	Atom-1	Atom-2	Model ID	Violation (Å)
(1,21)	1:A:184:LYS:CA	5:B:207:7Q9:N	2	1.23
(1,21)	1:A:184:LYS:CA	6:B:208:17F:N1	2	1.23
(1,21)	1:A:184:LYS:CA	5:B:209:7Q9:N	2	1.23
(1,21)	1:A:184:LYS:CA	5:B:210:7Q9:N	2	1.23
(1,21)	1:A:184:LYS:CA	5:B:211:7Q9:N	2	1.23
(1,21)	1:A:184:LYS:CA	5:B:212:7Q9:N	2	1.23
(1,21)	1:A:184:LYS:CA	5:B:213:7Q9:N	2	1.23
(1,21)	1:A:184:LYS:CA	6:B:214:17F:N1	2	1.23
(1,21)	1:A:184:LYS:CA	6:B:215:17F:N1	2	1.23
(1,21)	1:A:184:LYS:CA	5:B:216:7Q9:N	2	1.23
(1,21)	1:A:184:LYS:CA	5:B:217:7Q9:N	2	1.23
(1,21)	1:A:184:LYS:CA	5:B:218:7Q9:N	2	1.23
(1,21)	1:A:184:LYS:CA	6:B:219:17F:N1	2	1.23
(1,21)	1:A:184:LYS:CA	5:B:220:7Q9:N	2	1.23
(1,21)	1:A:184:LYS:CB	1:B:2:THR:N	2	1.23
(1,21)	1:A:184:LYS:CB	1:B:3:GLU:N	2	1.23
(1,21)	1:A:184:LYS:CB	1:B:4:TYR:N	2	1.23
(1,21)	1:A:184:LYS:CB	1:B:5:LYS:N	2	1.23
(1,21)	1:A:184:LYS:CB	1:B:6:LEU:N	2	1.23
(1,21)	1:A:184:LYS:CB	1:B:7:VAL:N	2	1.23
(1,21)	1:A:184:LYS:CB	1:B:8:VAL:N	2	1.23
(1,21)	1:A:184:LYS:CB	1:B:9:VAL:N	2	1.23
(1,21)	1:A:184:LYS:CB	1:B:10:GLY:N	2	1.23
(1,21)	1:A:184:LYS:CB	1:B:11:ALA:N	2	1.23
(1,21)	1:A:184:LYS:CB	1:B:12:ASP:N	2	1.23
(1,21)	1:A:184:LYS:CB	1:B:13:GLY:N	2	1.23
(1,21)	1:A:184:LYS:CB	1:B:14:VAL:N	2	1.23
(1,21)	1:A:184:LYS:CB	1:B:15:GLY:N	2	1.23
(1,21)	1:A:184:LYS:CB	1:B:16:LYS:N	2	1.23
(1,21)	1:A:184:LYS:CB	1:B:17:SER:N	2	1.23
(1,21)	1:A:184:LYS:CB	1:B:18:ALA:N	2	1.23
(1,21)	1:A:184:LYS:CB	1:B:19:LEU:N	2	1.23
(1,21)	1:A:184:LYS:CB	1:B:20:THR:N	2	1.23
(1,21)	1:A:184:LYS:CB	1:B:21:ILE:N	2	1.23
(1,21)	1:A:184:LYS:CB	1:B:22:GLN:N	2	1.23
(1,21)	1:A:184:LYS:CB	1:B:23:LEU:N	2	1.23
(1,21)	1:A:184:LYS:CB	1:B:24:ILE:N	2	1.23
(1,21)	1:A:184:LYS:CB	1:B:25:GLN:N	2	1.23
(1,21)	1:A:184:LYS:CB	1:B:26:ASN:N	2	1.23
(1,21)	1:A:184:LYS:CB	1:B:27:HIS:N	2	1.23
(1,21)	1:A:184:LYS:CB	1:B:28:PHE:N	2	1.23
(1,21)	1:A:184:LYS:CB	1:B:29:VAL:N	2	1.23

Continued on next page...

Continued from previous page...

Key	Atom-1	Atom-2	Model ID	Violation (Å)
(1,21)	1:A:184:LYS:CB	1:B:30:ASP:N	2	1.23
(1,21)	1:A:184:LYS:CB	1:B:31:GLU:N	2	1.23
(1,21)	1:A:184:LYS:CB	1:B:32:TYR:N	2	1.23
(1,21)	1:A:184:LYS:CB	1:B:33:ASP:N	2	1.23
(1,21)	1:A:184:LYS:CB	1:B:34:PRO:N	2	1.23
(1,21)	1:A:184:LYS:CB	1:B:35:THR:N	2	1.23
(1,21)	1:A:184:LYS:CB	1:B:36:ILE:N	2	1.23
(1,21)	1:A:184:LYS:CB	1:B:37:GLU:N	2	1.23
(1,21)	1:A:184:LYS:CB	1:B:38:ASP:N	2	1.23
(1,21)	1:A:184:LYS:CB	1:B:39:SER:N	2	1.23
(1,21)	1:A:184:LYS:CB	1:B:40:TYR:N	2	1.23
(1,21)	1:A:184:LYS:CB	1:B:41:ARG:N	2	1.23
(1,21)	1:A:184:LYS:CB	1:B:42:LYS:N	2	1.23
(1,21)	1:A:184:LYS:CB	1:B:43:GLN:N	2	1.23
(1,21)	1:A:184:LYS:CB	1:B:44:VAL:N	2	1.23
(1,21)	1:A:184:LYS:CB	1:B:45:VAL:N	2	1.23
(1,21)	1:A:184:LYS:CB	1:B:46:ILE:N	2	1.23
(1,21)	1:A:184:LYS:CB	1:B:47:ASP:N	2	1.23
(1,21)	1:A:184:LYS:CB	1:B:48:GLY:N	2	1.23
(1,21)	1:A:184:LYS:CB	1:B:49:GLU:N	2	1.23
(1,21)	1:A:184:LYS:CB	1:B:50:THR:N	2	1.23
(1,21)	1:A:184:LYS:CB	1:B:51:CYS:N	2	1.23
(1,21)	1:A:184:LYS:CB	1:B:52:LEU:N	2	1.23
(1,21)	1:A:184:LYS:CB	1:B:53:LEU:N	2	1.23
(1,21)	1:A:184:LYS:CB	1:B:54:ASP:N	2	1.23
(1,21)	1:A:184:LYS:CB	1:B:55:ILE:N	2	1.23
(1,21)	1:A:184:LYS:CB	1:B:56:LEU:N	2	1.23
(1,21)	1:A:184:LYS:CB	1:B:57:ASP:N	2	1.23
(1,21)	1:A:184:LYS:CB	1:B:58:THR:N	2	1.23
(1,21)	1:A:184:LYS:CB	1:B:59:ALA:N	2	1.23
(1,21)	1:A:184:LYS:CB	1:B:60:GLY:N	2	1.23
(1,21)	1:A:184:LYS:CB	1:B:61:GLN:N	2	1.23
(1,21)	1:A:184:LYS:CB	1:B:62:GLU:N	2	1.23
(1,21)	1:A:184:LYS:CB	1:B:63:GLU:N	2	1.23
(1,21)	1:A:184:LYS:CB	1:B:64:TYR:N	2	1.23
(1,21)	1:A:184:LYS:CB	1:B:65:SER:N	2	1.23
(1,21)	1:A:184:LYS:CB	1:B:66:ALA:N	2	1.23
(1,21)	1:A:184:LYS:CB	1:B:67:MET:N	2	1.23
(1,21)	1:A:184:LYS:CB	1:B:68:ARG:N	2	1.23
(1,21)	1:A:184:LYS:CB	1:B:69:ASP:N	2	1.23
(1,21)	1:A:184:LYS:CB	1:B:70:GLN:N	2	1.23
(1,21)	1:A:184:LYS:CB	1:B:71:TYR:N	2	1.23

Continued on next page...

Continued from previous page...

Key	Atom-1	Atom-2	Model ID	Violation (Å)
(1,21)	1:A:184:LYS:CB	1:B:72:MET:N	2	1.23
(1,21)	1:A:184:LYS:CB	1:B:73:ARG:N	2	1.23
(1,21)	1:A:184:LYS:CB	1:B:74:THR:N	2	1.23
(1,21)	1:A:184:LYS:CB	1:B:75:GLY:N	2	1.23
(1,21)	1:A:184:LYS:CB	1:B:76:GLU:N	2	1.23
(1,21)	1:A:184:LYS:CB	1:B:77:GLY:N	2	1.23
(1,21)	1:A:184:LYS:CB	1:B:78:PHE:N	2	1.23
(1,21)	1:A:184:LYS:CB	1:B:79:LEU:N	2	1.23
(1,21)	1:A:184:LYS:CB	1:B:80:CYS:N	2	1.23
(1,21)	1:A:184:LYS:CB	5:B:203:7Q9:N	2	1.23
(1,21)	1:A:184:LYS:CB	5:B:204:7Q9:N	2	1.23
(1,21)	1:A:184:LYS:CB	5:B:205:7Q9:N	2	1.23
(1,21)	1:A:184:LYS:CB	5:B:206:7Q9:N	2	1.23
(1,21)	1:A:184:LYS:CB	5:B:207:7Q9:N	2	1.23
(1,21)	1:A:184:LYS:CB	6:B:208:17F:N1	2	1.23
(1,21)	1:A:184:LYS:CB	5:B:209:7Q9:N	2	1.23
(1,21)	1:A:184:LYS:CB	5:B:210:7Q9:N	2	1.23
(1,21)	1:A:184:LYS:CB	5:B:211:7Q9:N	2	1.23
(1,21)	1:A:184:LYS:CB	5:B:212:7Q9:N	2	1.23
(1,21)	1:A:184:LYS:CB	5:B:213:7Q9:N	2	1.23
(1,21)	1:A:184:LYS:CB	6:B:214:17F:N1	2	1.23
(1,21)	1:A:184:LYS:CB	6:B:215:17F:N1	2	1.23
(1,21)	1:A:184:LYS:CB	5:B:216:7Q9:N	2	1.23
(1,21)	1:A:184:LYS:CB	5:B:217:7Q9:N	2	1.23
(1,21)	1:A:184:LYS:CB	5:B:218:7Q9:N	2	1.23
(1,21)	1:A:184:LYS:CB	6:B:219:17F:N1	2	1.23
(1,21)	1:A:184:LYS:CB	5:B:220:7Q9:N	2	1.23
(1,21)	1:A:184:LYS:CD	1:B:2:THR:N	2	1.23
(1,21)	1:A:184:LYS:CD	1:B:3:GLU:N	2	1.23
(1,21)	1:A:184:LYS:CD	1:B:4:TYR:N	2	1.23
(1,21)	1:A:184:LYS:CD	1:B:5:LYS:N	2	1.23
(1,21)	1:A:184:LYS:CD	1:B:6:LEU:N	2	1.23
(1,21)	1:A:184:LYS:CD	1:B:7:VAL:N	2	1.23
(1,21)	1:A:184:LYS:CD	1:B:8:VAL:N	2	1.23
(1,21)	1:A:184:LYS:CD	1:B:9:VAL:N	2	1.23
(1,21)	1:A:184:LYS:CD	1:B:10:GLY:N	2	1.23
(1,21)	1:A:184:LYS:CD	1:B:11:ALA:N	2	1.23
(1,21)	1:A:184:LYS:CD	1:B:12:ASP:N	2	1.23
(1,21)	1:A:184:LYS:CD	1:B:13:GLY:N	2	1.23
(1,21)	1:A:184:LYS:CD	1:B:14:VAL:N	2	1.23
(1,21)	1:A:184:LYS:CD	1:B:15:GLY:N	2	1.23
(1,21)	1:A:184:LYS:CD	1:B:16:LYS:N	2	1.23

Continued on next page...

Continued from previous page...

Key	Atom-1	Atom-2	Model ID	Violation (Å)
(1,21)	1:A:184:LYS:CD	1:B:17:SER:N	2	1.23
(1,21)	1:A:184:LYS:CD	1:B:18:ALA:N	2	1.23
(1,21)	1:A:184:LYS:CD	1:B:19:LEU:N	2	1.23
(1,21)	1:A:184:LYS:CD	1:B:20:THR:N	2	1.23
(1,21)	1:A:184:LYS:CD	1:B:21:ILE:N	2	1.23
(1,21)	1:A:184:LYS:CD	1:B:22:GLN:N	2	1.23
(1,21)	1:A:184:LYS:CD	1:B:23:LEU:N	2	1.23
(1,21)	1:A:184:LYS:CD	1:B:24:ILE:N	2	1.23
(1,21)	1:A:184:LYS:CD	1:B:25:GLN:N	2	1.23
(1,21)	1:A:184:LYS:CD	1:B:26:ASN:N	2	1.23
(1,21)	1:A:184:LYS:CD	1:B:27:HIS:N	2	1.23
(1,21)	1:A:184:LYS:CD	1:B:28:PHE:N	2	1.23
(1,21)	1:A:184:LYS:CD	1:B:29:VAL:N	2	1.23
(1,21)	1:A:184:LYS:CD	1:B:30:ASP:N	2	1.23
(1,21)	1:A:184:LYS:CD	1:B:31:GLU:N	2	1.23
(1,21)	1:A:184:LYS:CD	1:B:32:TYR:N	2	1.23
(1,21)	1:A:184:LYS:CD	1:B:33:ASP:N	2	1.23
(1,21)	1:A:184:LYS:CD	1:B:34:PRO:N	2	1.23
(1,21)	1:A:184:LYS:CD	1:B:35:THR:N	2	1.23
(1,21)	1:A:184:LYS:CD	1:B:36:ILE:N	2	1.23
(1,21)	1:A:184:LYS:CD	1:B:37:GLU:N	2	1.23
(1,21)	1:A:184:LYS:CD	1:B:38:ASP:N	2	1.23
(1,21)	1:A:184:LYS:CD	1:B:39:SER:N	2	1.23
(1,21)	1:A:184:LYS:CD	1:B:40:TYR:N	2	1.23
(1,21)	1:A:184:LYS:CD	1:B:41:ARG:N	2	1.23
(1,21)	1:A:184:LYS:CD	1:B:42:LYS:N	2	1.23
(1,21)	1:A:184:LYS:CD	1:B:43:GLN:N	2	1.23
(1,21)	1:A:184:LYS:CD	1:B:44:VAL:N	2	1.23
(1,21)	1:A:184:LYS:CD	1:B:45:VAL:N	2	1.23
(1,21)	1:A:184:LYS:CD	1:B:46:ILE:N	2	1.23
(1,21)	1:A:184:LYS:CD	1:B:47:ASP:N	2	1.23
(1,21)	1:A:184:LYS:CD	1:B:48:GLY:N	2	1.23
(1,21)	1:A:184:LYS:CD	1:B:49:GLU:N	2	1.23
(1,21)	1:A:184:LYS:CD	1:B:50:THR:N	2	1.23
(1,21)	1:A:184:LYS:CD	1:B:51:CYS:N	2	1.23
(1,21)	1:A:184:LYS:CD	1:B:52:LEU:N	2	1.23
(1,21)	1:A:184:LYS:CD	1:B:53:LEU:N	2	1.23
(1,21)	1:A:184:LYS:CD	1:B:54:ASP:N	2	1.23
(1,21)	1:A:184:LYS:CD	1:B:55:ILE:N	2	1.23
(1,21)	1:A:184:LYS:CD	1:B:56:LEU:N	2	1.23
(1,21)	1:A:184:LYS:CD	1:B:57:ASP:N	2	1.23
(1,21)	1:A:184:LYS:CD	1:B:58:THR:N	2	1.23

Continued on next page...

Continued from previous page...

Key	Atom-1	Atom-2	Model ID	Violation (Å)
(1,21)	1:A:184:LYS:CD	1:B:59:ALA:N	2	1.23
(1,21)	1:A:184:LYS:CD	1:B:60:GLY:N	2	1.23
(1,21)	1:A:184:LYS:CD	1:B:61:GLN:N	2	1.23
(1,21)	1:A:184:LYS:CD	1:B:62:GLU:N	2	1.23
(1,21)	1:A:184:LYS:CD	1:B:63:GLU:N	2	1.23
(1,21)	1:A:184:LYS:CD	1:B:64:TYR:N	2	1.23
(1,21)	1:A:184:LYS:CD	1:B:65:SER:N	2	1.23
(1,21)	1:A:184:LYS:CD	1:B:66:ALA:N	2	1.23
(1,21)	1:A:184:LYS:CD	1:B:67:MET:N	2	1.23
(1,21)	1:A:184:LYS:CD	1:B:68:ARG:N	2	1.23
(1,21)	1:A:184:LYS:CD	1:B:69:ASP:N	2	1.23
(1,21)	1:A:184:LYS:CD	1:B:70:GLN:N	2	1.23
(1,21)	1:A:184:LYS:CD	1:B:71:TYR:N	2	1.23
(1,21)	1:A:184:LYS:CD	1:B:72:MET:N	2	1.23
(1,21)	1:A:184:LYS:CD	1:B:73:ARG:N	2	1.23
(1,21)	1:A:184:LYS:CD	1:B:74:THR:N	2	1.23
(1,21)	1:A:184:LYS:CD	1:B:75:GLY:N	2	1.23
(1,21)	1:A:184:LYS:CD	1:B:76:GLU:N	2	1.23
(1,21)	1:A:184:LYS:CD	1:B:77:GLY:N	2	1.23
(1,21)	1:A:184:LYS:CD	1:B:78:PHE:N	2	1.23
(1,21)	1:A:184:LYS:CD	1:B:79:LEU:N	2	1.23
(1,21)	1:A:184:LYS:CD	1:B:80:CYS:N	2	1.23
(1,21)	1:A:184:LYS:CD	5:B:203:7Q9:N	2	1.23
(1,21)	1:A:184:LYS:CD	5:B:204:7Q9:N	2	1.23
(1,21)	1:A:184:LYS:CD	5:B:205:7Q9:N	2	1.23
(1,21)	1:A:184:LYS:CD	5:B:206:7Q9:N	2	1.23
(1,21)	1:A:184:LYS:CD	5:B:207:7Q9:N	2	1.23
(1,21)	1:A:184:LYS:CD	6:B:208:17F:N1	2	1.23
(1,21)	1:A:184:LYS:CD	5:B:209:7Q9:N	2	1.23
(1,21)	1:A:184:LYS:CD	5:B:210:7Q9:N	2	1.23
(1,21)	1:A:184:LYS:CD	5:B:211:7Q9:N	2	1.23
(1,21)	1:A:184:LYS:CD	5:B:212:7Q9:N	2	1.23
(1,21)	1:A:184:LYS:CD	5:B:213:7Q9:N	2	1.23
(1,21)	1:A:184:LYS:CD	6:B:214:17F:N1	2	1.23
(1,21)	1:A:184:LYS:CD	6:B:215:17F:N1	2	1.23
(1,21)	1:A:184:LYS:CD	5:B:216:7Q9:N	2	1.23
(1,21)	1:A:184:LYS:CD	5:B:217:7Q9:N	2	1.23
(1,21)	1:A:184:LYS:CD	5:B:218:7Q9:N	2	1.23
(1,21)	1:A:184:LYS:CD	6:B:219:17F:N1	2	1.23
(1,21)	1:A:184:LYS:CD	5:B:220:7Q9:N	2	1.23
(1,21)	1:A:184:LYS:CE	1:B:2:THR:N	2	1.23
(1,21)	1:A:184:LYS:CE	1:B:3:GLU:N	2	1.23

Continued on next page...

Continued from previous page...

Key	Atom-1	Atom-2	Model ID	Violation (Å)
(1,21)	1:A:184:LYS:CE	1:B:4:TYR:N	2	1.23
(1,21)	1:A:184:LYS:CE	1:B:5:LYS:N	2	1.23
(1,21)	1:A:184:LYS:CE	1:B:6:LEU:N	2	1.23
(1,21)	1:A:184:LYS:CE	1:B:7:VAL:N	2	1.23
(1,21)	1:A:184:LYS:CE	1:B:8:VAL:N	2	1.23
(1,21)	1:A:184:LYS:CE	1:B:9:VAL:N	2	1.23
(1,21)	1:A:184:LYS:CE	1:B:10:GLY:N	2	1.23
(1,21)	1:A:184:LYS:CE	1:B:11:ALA:N	2	1.23
(1,21)	1:A:184:LYS:CE	1:B:12:ASP:N	2	1.23
(1,21)	1:A:184:LYS:CE	1:B:13:GLY:N	2	1.23
(1,21)	1:A:184:LYS:CE	1:B:14:VAL:N	2	1.23
(1,21)	1:A:184:LYS:CE	1:B:15:GLY:N	2	1.23
(1,21)	1:A:184:LYS:CE	1:B:16:LYS:N	2	1.23
(1,21)	1:A:184:LYS:CE	1:B:17:SER:N	2	1.23
(1,21)	1:A:184:LYS:CE	1:B:18:ALA:N	2	1.23
(1,21)	1:A:184:LYS:CE	1:B:19:LEU:N	2	1.23
(1,21)	1:A:184:LYS:CE	1:B:20:THR:N	2	1.23
(1,21)	1:A:184:LYS:CE	1:B:21:ILE:N	2	1.23
(1,21)	1:A:184:LYS:CE	1:B:22:GLN:N	2	1.23
(1,21)	1:A:184:LYS:CE	1:B:23:LEU:N	2	1.23
(1,21)	1:A:184:LYS:CE	1:B:24:ILE:N	2	1.23
(1,21)	1:A:184:LYS:CE	1:B:25:GLN:N	2	1.23
(1,21)	1:A:184:LYS:CE	1:B:26:ASN:N	2	1.23
(1,21)	1:A:184:LYS:CE	1:B:27:HIS:N	2	1.23
(1,21)	1:A:184:LYS:CE	1:B:28:PHE:N	2	1.23
(1,21)	1:A:184:LYS:CE	1:B:29:VAL:N	2	1.23
(1,21)	1:A:184:LYS:CE	1:B:30:ASP:N	2	1.23
(1,21)	1:A:184:LYS:CE	1:B:31:GLU:N	2	1.23
(1,21)	1:A:184:LYS:CE	1:B:32:TYR:N	2	1.23
(1,21)	1:A:184:LYS:CE	1:B:33:ASP:N	2	1.23
(1,21)	1:A:184:LYS:CE	1:B:34:PRO:N	2	1.23
(1,21)	1:A:184:LYS:CE	1:B:35:THR:N	2	1.23
(1,21)	1:A:184:LYS:CE	1:B:36:ILE:N	2	1.23
(1,21)	1:A:184:LYS:CE	1:B:37:GLU:N	2	1.23
(1,21)	1:A:184:LYS:CE	1:B:38:ASP:N	2	1.23
(1,21)	1:A:184:LYS:CE	1:B:39:SER:N	2	1.23
(1,21)	1:A:184:LYS:CE	1:B:40:TYR:N	2	1.23
(1,21)	1:A:184:LYS:CE	1:B:41:ARG:N	2	1.23
(1,21)	1:A:184:LYS:CE	1:B:42:LYS:N	2	1.23
(1,21)	1:A:184:LYS:CE	1:B:43:GLN:N	2	1.23
(1,21)	1:A:184:LYS:CE	1:B:44:VAL:N	2	1.23
(1,21)	1:A:184:LYS:CE	1:B:45:VAL:N	2	1.23

Continued on next page...

Continued from previous page...

Key	Atom-1	Atom-2	Model ID	Violation (Å)
(1,21)	1:A:184:LYS:CE	1:B:46:ILE:N	2	1.23
(1,21)	1:A:184:LYS:CE	1:B:47:ASP:N	2	1.23
(1,21)	1:A:184:LYS:CE	1:B:48:GLY:N	2	1.23
(1,21)	1:A:184:LYS:CE	1:B:49:GLU:N	2	1.23
(1,21)	1:A:184:LYS:CE	1:B:50:THR:N	2	1.23
(1,21)	1:A:184:LYS:CE	1:B:51:CYS:N	2	1.23
(1,21)	1:A:184:LYS:CE	1:B:52:LEU:N	2	1.23
(1,21)	1:A:184:LYS:CE	1:B:53:LEU:N	2	1.23
(1,21)	1:A:184:LYS:CE	1:B:54:ASP:N	2	1.23
(1,21)	1:A:184:LYS:CE	1:B:55:ILE:N	2	1.23
(1,21)	1:A:184:LYS:CE	1:B:56:LEU:N	2	1.23
(1,21)	1:A:184:LYS:CE	1:B:57:ASP:N	2	1.23
(1,21)	1:A:184:LYS:CE	1:B:58:THR:N	2	1.23
(1,21)	1:A:184:LYS:CE	1:B:59:ALA:N	2	1.23
(1,21)	1:A:184:LYS:CE	1:B:60:GLY:N	2	1.23
(1,21)	1:A:184:LYS:CE	1:B:61:GLN:N	2	1.23
(1,21)	1:A:184:LYS:CE	1:B:62:GLU:N	2	1.23
(1,21)	1:A:184:LYS:CE	1:B:63:GLU:N	2	1.23
(1,21)	1:A:184:LYS:CE	1:B:64:TYR:N	2	1.23
(1,21)	1:A:184:LYS:CE	1:B:65:SER:N	2	1.23
(1,21)	1:A:184:LYS:CE	1:B:66:ALA:N	2	1.23
(1,21)	1:A:184:LYS:CE	1:B:67:MET:N	2	1.23
(1,21)	1:A:184:LYS:CE	1:B:68:ARG:N	2	1.23
(1,21)	1:A:184:LYS:CE	1:B:69:ASP:N	2	1.23
(1,21)	1:A:184:LYS:CE	1:B:70:GLN:N	2	1.23
(1,21)	1:A:184:LYS:CE	1:B:71:TYR:N	2	1.23
(1,21)	1:A:184:LYS:CE	1:B:72:MET:N	2	1.23
(1,21)	1:A:184:LYS:CE	1:B:73:ARG:N	2	1.23
(1,21)	1:A:184:LYS:CE	1:B:74:THR:N	2	1.23
(1,21)	1:A:184:LYS:CE	1:B:75:GLY:N	2	1.23
(1,21)	1:A:184:LYS:CE	1:B:76:GLU:N	2	1.23
(1,21)	1:A:184:LYS:CE	1:B:77:GLY:N	2	1.23
(1,21)	1:A:184:LYS:CE	1:B:78:PHE:N	2	1.23
(1,21)	1:A:184:LYS:CE	1:B:79:LEU:N	2	1.23
(1,21)	1:A:184:LYS:CE	1:B:80:CYS:N	2	1.23
(1,21)	1:A:184:LYS:CE	5:B:203:7Q9:N	2	1.23
(1,21)	1:A:184:LYS:CE	5:B:204:7Q9:N	2	1.23
(1,21)	1:A:184:LYS:CE	5:B:205:7Q9:N	2	1.23
(1,21)	1:A:184:LYS:CE	5:B:206:7Q9:N	2	1.23
(1,21)	1:A:184:LYS:CE	5:B:207:7Q9:N	2	1.23
(1,21)	1:A:184:LYS:CE	6:B:208:17F:N1	2	1.23
(1,21)	1:A:184:LYS:CE	5:B:209:7Q9:N	2	1.23

Continued on next page...

Continued from previous page...

Key	Atom-1	Atom-2	Model ID	Violation (Å)
(1,21)	1:A:184:LYS:CE	5:B:210:7Q9:N	2	1.23
(1,21)	1:A:184:LYS:CE	5:B:211:7Q9:N	2	1.23
(1,21)	1:A:184:LYS:CE	5:B:212:7Q9:N	2	1.23
(1,21)	1:A:184:LYS:CE	5:B:213:7Q9:N	2	1.23
(1,21)	1:A:184:LYS:CE	6:B:214:17F:N1	2	1.23
(1,21)	1:A:184:LYS:CE	6:B:215:17F:N1	2	1.23
(1,21)	1:A:184:LYS:CE	5:B:216:7Q9:N	2	1.23
(1,21)	1:A:184:LYS:CE	5:B:217:7Q9:N	2	1.23
(1,21)	1:A:184:LYS:CE	5:B:218:7Q9:N	2	1.23
(1,21)	1:A:184:LYS:CE	6:B:219:17F:N1	2	1.23
(1,21)	1:A:184:LYS:CE	5:B:220:7Q9:N	2	1.23
(1,21)	1:A:184:LYS:CG	1:B:2:THR:N	2	1.23
(1,21)	1:A:184:LYS:CG	1:B:3:GLU:N	2	1.23
(1,21)	1:A:184:LYS:CG	1:B:4:TYR:N	2	1.23
(1,21)	1:A:184:LYS:CG	1:B:5:LYS:N	2	1.23
(1,21)	1:A:184:LYS:CG	1:B:6:LEU:N	2	1.23
(1,21)	1:A:184:LYS:CG	1:B:7:VAL:N	2	1.23
(1,21)	1:A:184:LYS:CG	1:B:8:VAL:N	2	1.23
(1,21)	1:A:184:LYS:CG	1:B:9:VAL:N	2	1.23
(1,21)	1:A:184:LYS:CG	1:B:10:GLY:N	2	1.23
(1,21)	1:A:184:LYS:CG	1:B:11:ALA:N	2	1.23
(1,21)	1:A:184:LYS:CG	1:B:12:ASP:N	2	1.23
(1,21)	1:A:184:LYS:CG	1:B:13:GLY:N	2	1.23
(1,21)	1:A:184:LYS:CG	1:B:14:VAL:N	2	1.23
(1,21)	1:A:184:LYS:CG	1:B:15:GLY:N	2	1.23
(1,21)	1:A:184:LYS:CG	1:B:16:LYS:N	2	1.23
(1,21)	1:A:184:LYS:CG	1:B:17:SER:N	2	1.23
(1,21)	1:A:184:LYS:CG	1:B:18:ALA:N	2	1.23
(1,21)	1:A:184:LYS:CG	1:B:19:LEU:N	2	1.23
(1,21)	1:A:184:LYS:CG	1:B:20:THR:N	2	1.23
(1,21)	1:A:184:LYS:CG	1:B:21:ILE:N	2	1.23
(1,21)	1:A:184:LYS:CG	1:B:22:GLN:N	2	1.23
(1,21)	1:A:184:LYS:CG	1:B:23:LEU:N	2	1.23
(1,21)	1:A:184:LYS:CG	1:B:24:ILE:N	2	1.23
(1,21)	1:A:184:LYS:CG	1:B:25:GLN:N	2	1.23
(1,21)	1:A:184:LYS:CG	1:B:26:ASN:N	2	1.23
(1,21)	1:A:184:LYS:CG	1:B:27:HIS:N	2	1.23
(1,21)	1:A:184:LYS:CG	1:B:28:PHE:N	2	1.23
(1,21)	1:A:184:LYS:CG	1:B:29:VAL:N	2	1.23
(1,21)	1:A:184:LYS:CG	1:B:30:ASP:N	2	1.23
(1,21)	1:A:184:LYS:CG	1:B:31:GLU:N	2	1.23
(1,21)	1:A:184:LYS:CG	1:B:32:TYR:N	2	1.23

Continued on next page...

Continued from previous page...

Key	Atom-1	Atom-2	Model ID	Violation (Å)
(1,21)	1:A:184:LYS:CG	1:B:33:ASP:N	2	1.23
(1,21)	1:A:184:LYS:CG	1:B:34:PRO:N	2	1.23
(1,21)	1:A:184:LYS:CG	1:B:35:THR:N	2	1.23
(1,21)	1:A:184:LYS:CG	1:B:36:ILE:N	2	1.23
(1,21)	1:A:184:LYS:CG	1:B:37:GLU:N	2	1.23
(1,21)	1:A:184:LYS:CG	1:B:38:ASP:N	2	1.23
(1,21)	1:A:184:LYS:CG	1:B:39:SER:N	2	1.23
(1,21)	1:A:184:LYS:CG	1:B:40:TYR:N	2	1.23
(1,21)	1:A:184:LYS:CG	1:B:41:ARG:N	2	1.23
(1,21)	1:A:184:LYS:CG	1:B:42:LYS:N	2	1.23
(1,21)	1:A:184:LYS:CG	1:B:43:GLN:N	2	1.23
(1,21)	1:A:184:LYS:CG	1:B:44:VAL:N	2	1.23
(1,21)	1:A:184:LYS:CG	1:B:45:VAL:N	2	1.23
(1,21)	1:A:184:LYS:CG	1:B:46:ILE:N	2	1.23
(1,21)	1:A:184:LYS:CG	1:B:47:ASP:N	2	1.23
(1,21)	1:A:184:LYS:CG	1:B:48:GLY:N	2	1.23
(1,21)	1:A:184:LYS:CG	1:B:49:GLU:N	2	1.23
(1,21)	1:A:184:LYS:CG	1:B:50:THR:N	2	1.23
(1,21)	1:A:184:LYS:CG	1:B:51:CYS:N	2	1.23
(1,21)	1:A:184:LYS:CG	1:B:52:LEU:N	2	1.23
(1,21)	1:A:184:LYS:CG	1:B:53:LEU:N	2	1.23
(1,21)	1:A:184:LYS:CG	1:B:54:ASP:N	2	1.23
(1,21)	1:A:184:LYS:CG	1:B:55:ILE:N	2	1.23
(1,21)	1:A:184:LYS:CG	1:B:56:LEU:N	2	1.23
(1,21)	1:A:184:LYS:CG	1:B:57:ASP:N	2	1.23
(1,21)	1:A:184:LYS:CG	1:B:58:THR:N	2	1.23
(1,21)	1:A:184:LYS:CG	1:B:59:ALA:N	2	1.23
(1,21)	1:A:184:LYS:CG	1:B:60:GLY:N	2	1.23
(1,21)	1:A:184:LYS:CG	1:B:61:GLN:N	2	1.23
(1,21)	1:A:184:LYS:CG	1:B:62:GLU:N	2	1.23
(1,21)	1:A:184:LYS:CG	1:B:63:GLU:N	2	1.23
(1,21)	1:A:184:LYS:CG	1:B:64:TYR:N	2	1.23
(1,21)	1:A:184:LYS:CG	1:B:65:SER:N	2	1.23
(1,21)	1:A:184:LYS:CG	1:B:66:ALA:N	2	1.23
(1,21)	1:A:184:LYS:CG	1:B:67:MET:N	2	1.23
(1,21)	1:A:184:LYS:CG	1:B:68:ARG:N	2	1.23
(1,21)	1:A:184:LYS:CG	1:B:69:ASP:N	2	1.23
(1,21)	1:A:184:LYS:CG	1:B:70:GLN:N	2	1.23
(1,21)	1:A:184:LYS:CG	1:B:71:TYR:N	2	1.23
(1,21)	1:A:184:LYS:CG	1:B:72:MET:N	2	1.23
(1,21)	1:A:184:LYS:CG	1:B:73:ARG:N	2	1.23
(1,21)	1:A:184:LYS:CG	1:B:74:THR:N	2	1.23

Continued on next page...

Continued from previous page...

Key	Atom-1	Atom-2	Model ID	Violation (Å)
(1,21)	1:A:184:LYS:CG	1:B:75:GLY:N	2	1.23
(1,21)	1:A:184:LYS:CG	1:B:76:GLU:N	2	1.23
(1,21)	1:A:184:LYS:CG	1:B:77:GLY:N	2	1.23
(1,21)	1:A:184:LYS:CG	1:B:78:PHE:N	2	1.23
(1,21)	1:A:184:LYS:CG	1:B:79:LEU:N	2	1.23
(1,21)	1:A:184:LYS:CG	1:B:80:CYS:N	2	1.23
(1,21)	1:A:184:LYS:CG	5:B:203:7Q9:N	2	1.23
(1,21)	1:A:184:LYS:CG	5:B:204:7Q9:N	2	1.23
(1,21)	1:A:184:LYS:CG	5:B:205:7Q9:N	2	1.23
(1,21)	1:A:184:LYS:CG	5:B:206:7Q9:N	2	1.23
(1,21)	1:A:184:LYS:CG	5:B:207:7Q9:N	2	1.23
(1,21)	1:A:184:LYS:CG	6:B:208:17F:N1	2	1.23
(1,21)	1:A:184:LYS:CG	5:B:209:7Q9:N	2	1.23
(1,21)	1:A:184:LYS:CG	5:B:210:7Q9:N	2	1.23
(1,21)	1:A:184:LYS:CG	5:B:211:7Q9:N	2	1.23
(1,21)	1:A:184:LYS:CG	5:B:212:7Q9:N	2	1.23
(1,21)	1:A:184:LYS:CG	5:B:213:7Q9:N	2	1.23
(1,21)	1:A:184:LYS:CG	6:B:214:17F:N1	2	1.23
(1,21)	1:A:184:LYS:CG	6:B:215:17F:N1	2	1.23
(1,21)	1:A:184:LYS:CG	5:B:216:7Q9:N	2	1.23
(1,21)	1:A:184:LYS:CG	5:B:217:7Q9:N	2	1.23
(1,21)	1:A:184:LYS:CG	5:B:218:7Q9:N	2	1.23
(1,21)	1:A:184:LYS:CG	6:B:219:17F:N1	2	1.23
(1,21)	1:A:184:LYS:CG	5:B:220:7Q9:N	2	1.23
(1,21)	1:A:184:LYS:H	1:B:2:THR:N	2	1.23
(1,21)	1:A:184:LYS:H	1:B:3:GLU:N	2	1.23
(1,21)	1:A:184:LYS:H	1:B:4:TYR:N	2	1.23
(1,21)	1:A:184:LYS:H	1:B:5:LYS:N	2	1.23
(1,21)	1:A:184:LYS:H	1:B:6:LEU:N	2	1.23
(1,21)	1:A:184:LYS:H	1:B:7:VAL:N	2	1.23
(1,21)	1:A:184:LYS:H	1:B:8:VAL:N	2	1.23
(1,21)	1:A:184:LYS:H	1:B:9:VAL:N	2	1.23
(1,21)	1:A:184:LYS:H	1:B:10:GLY:N	2	1.23
(1,21)	1:A:184:LYS:H	1:B:11:ALA:N	2	1.23
(1,21)	1:A:184:LYS:H	1:B:12:ASP:N	2	1.23
(1,21)	1:A:184:LYS:H	1:B:13:GLY:N	2	1.23
(1,21)	1:A:184:LYS:H	1:B:14:VAL:N	2	1.23
(1,21)	1:A:184:LYS:H	1:B:15:GLY:N	2	1.23
(1,21)	1:A:184:LYS:H	1:B:16:LYS:N	2	1.23
(1,21)	1:A:184:LYS:H	1:B:17:SER:N	2	1.23
(1,21)	1:A:184:LYS:H	1:B:18:ALA:N	2	1.23
(1,21)	1:A:184:LYS:H	1:B:19:LEU:N	2	1.23

Continued on next page...

Continued from previous page...

Key	Atom-1	Atom-2	Model ID	Violation (Å)
(1,21)	1:A:184:LYS:H	1:B:20:THR:N	2	1.23
(1,21)	1:A:184:LYS:H	1:B:21:ILE:N	2	1.23
(1,21)	1:A:184:LYS:H	1:B:22:GLN:N	2	1.23
(1,21)	1:A:184:LYS:H	1:B:23:LEU:N	2	1.23
(1,21)	1:A:184:LYS:H	1:B:24:ILE:N	2	1.23
(1,21)	1:A:184:LYS:H	1:B:25:GLN:N	2	1.23
(1,21)	1:A:184:LYS:H	1:B:26:ASN:N	2	1.23
(1,21)	1:A:184:LYS:H	1:B:27:HIS:N	2	1.23
(1,21)	1:A:184:LYS:H	1:B:28:PHE:N	2	1.23
(1,21)	1:A:184:LYS:H	1:B:29:VAL:N	2	1.23
(1,21)	1:A:184:LYS:H	1:B:30:ASP:N	2	1.23
(1,21)	1:A:184:LYS:H	1:B:31:GLU:N	2	1.23
(1,21)	1:A:184:LYS:H	1:B:32:TYR:N	2	1.23
(1,21)	1:A:184:LYS:H	1:B:33:ASP:N	2	1.23
(1,21)	1:A:184:LYS:H	1:B:34:PRO:N	2	1.23
(1,21)	1:A:184:LYS:H	1:B:35:THR:N	2	1.23
(1,21)	1:A:184:LYS:H	1:B:36:ILE:N	2	1.23
(1,21)	1:A:184:LYS:H	1:B:37:GLU:N	2	1.23
(1,21)	1:A:184:LYS:H	1:B:38:ASP:N	2	1.23
(1,21)	1:A:184:LYS:H	1:B:39:SER:N	2	1.23
(1,21)	1:A:184:LYS:H	1:B:40:TYR:N	2	1.23
(1,21)	1:A:184:LYS:H	1:B:41:ARG:N	2	1.23
(1,21)	1:A:184:LYS:H	1:B:42:LYS:N	2	1.23
(1,21)	1:A:184:LYS:H	1:B:43:GLN:N	2	1.23
(1,21)	1:A:184:LYS:H	1:B:44:VAL:N	2	1.23
(1,21)	1:A:184:LYS:H	1:B:45:VAL:N	2	1.23
(1,21)	1:A:184:LYS:H	1:B:46:ILE:N	2	1.23
(1,21)	1:A:184:LYS:H	1:B:47:ASP:N	2	1.23
(1,21)	1:A:184:LYS:H	1:B:48:GLY:N	2	1.23
(1,21)	1:A:184:LYS:H	1:B:49:GLU:N	2	1.23
(1,21)	1:A:184:LYS:H	1:B:50:THR:N	2	1.23
(1,21)	1:A:184:LYS:H	1:B:51:CYS:N	2	1.23
(1,21)	1:A:184:LYS:H	1:B:52:LEU:N	2	1.23
(1,21)	1:A:184:LYS:H	1:B:53:LEU:N	2	1.23
(1,21)	1:A:184:LYS:H	1:B:54:ASP:N	2	1.23
(1,21)	1:A:184:LYS:H	1:B:55:ILE:N	2	1.23
(1,21)	1:A:184:LYS:H	1:B:56:LEU:N	2	1.23
(1,21)	1:A:184:LYS:H	1:B:57:ASP:N	2	1.23
(1,21)	1:A:184:LYS:H	1:B:58:THR:N	2	1.23
(1,21)	1:A:184:LYS:H	1:B:59:ALA:N	2	1.23
(1,21)	1:A:184:LYS:H	1:B:60:GLY:N	2	1.23
(1,21)	1:A:184:LYS:H	1:B:61:GLN:N	2	1.23

Continued on next page...

Continued from previous page...

Key	Atom-1	Atom-2	Model ID	Violation (Å)
(1,21)	1:A:184:LYS:H	1:B:62:GLU:N	2	1.23
(1,21)	1:A:184:LYS:H	1:B:63:GLU:N	2	1.23
(1,21)	1:A:184:LYS:H	1:B:64:TYR:N	2	1.23
(1,21)	1:A:184:LYS:H	1:B:65:SER:N	2	1.23
(1,21)	1:A:184:LYS:H	1:B:66:ALA:N	2	1.23
(1,21)	1:A:184:LYS:H	1:B:67:MET:N	2	1.23
(1,21)	1:A:184:LYS:H	1:B:68:ARG:N	2	1.23
(1,21)	1:A:184:LYS:H	1:B:69:ASP:N	2	1.23
(1,21)	1:A:184:LYS:H	1:B:70:GLN:N	2	1.23
(1,21)	1:A:184:LYS:H	1:B:71:TYR:N	2	1.23
(1,21)	1:A:184:LYS:H	1:B:72:MET:N	2	1.23
(1,21)	1:A:184:LYS:H	1:B:73:ARG:N	2	1.23
(1,21)	1:A:184:LYS:H	1:B:74:THR:N	2	1.23
(1,21)	1:A:184:LYS:H	1:B:75:GLY:N	2	1.23
(1,21)	1:A:184:LYS:H	1:B:76:GLU:N	2	1.23
(1,21)	1:A:184:LYS:H	1:B:77:GLY:N	2	1.23
(1,21)	1:A:184:LYS:H	1:B:78:PHE:N	2	1.23
(1,21)	1:A:184:LYS:H	1:B:79:LEU:N	2	1.23
(1,21)	1:A:184:LYS:H	1:B:80:CYS:N	2	1.23
(1,21)	1:A:184:LYS:H	5:B:203:7Q9:N	2	1.23
(1,21)	1:A:184:LYS:H	5:B:204:7Q9:N	2	1.23
(1,21)	1:A:184:LYS:H	5:B:205:7Q9:N	2	1.23
(1,21)	1:A:184:LYS:H	5:B:206:7Q9:N	2	1.23
(1,21)	1:A:184:LYS:H	5:B:207:7Q9:N	2	1.23
(1,21)	1:A:184:LYS:H	6:B:208:17F:N1	2	1.23
(1,21)	1:A:184:LYS:H	5:B:209:7Q9:N	2	1.23
(1,21)	1:A:184:LYS:H	5:B:210:7Q9:N	2	1.23
(1,21)	1:A:184:LYS:H	5:B:211:7Q9:N	2	1.23
(1,21)	1:A:184:LYS:H	5:B:212:7Q9:N	2	1.23
(1,21)	1:A:184:LYS:H	5:B:213:7Q9:N	2	1.23
(1,21)	1:A:184:LYS:H	6:B:214:17F:N1	2	1.23
(1,21)	1:A:184:LYS:H	6:B:215:17F:N1	2	1.23
(1,21)	1:A:184:LYS:H	5:B:216:7Q9:N	2	1.23
(1,21)	1:A:184:LYS:H	5:B:217:7Q9:N	2	1.23
(1,21)	1:A:184:LYS:H	5:B:218:7Q9:N	2	1.23
(1,21)	1:A:184:LYS:H	6:B:219:17F:N1	2	1.23
(1,21)	1:A:184:LYS:H	5:B:220:7Q9:N	2	1.23
(1,21)	1:A:184:LYS:HZ1	1:B:2:THR:N	2	1.23
(1,21)	1:A:184:LYS:HZ1	1:B:3:GLU:N	2	1.23
(1,21)	1:A:184:LYS:HZ1	1:B:4:TYR:N	2	1.23
(1,21)	1:A:184:LYS:HZ1	1:B:5:LYS:N	2	1.23
(1,21)	1:A:184:LYS:HZ1	1:B:6:LEU:N	2	1.23

Continued on next page...

Continued from previous page...

Key	Atom-1	Atom-2	Model ID	Violation (Å)
(1,21)	1:A:184:LYS:HZ1	1:B:7:VAL:N	2	1.23
(1,21)	1:A:184:LYS:HZ1	1:B:8:VAL:N	2	1.23
(1,21)	1:A:184:LYS:HZ1	1:B:9:VAL:N	2	1.23
(1,21)	1:A:184:LYS:HZ1	1:B:10:GLY:N	2	1.23
(1,21)	1:A:184:LYS:HZ1	1:B:11:ALA:N	2	1.23
(1,21)	1:A:184:LYS:HZ1	1:B:12:ASP:N	2	1.23
(1,21)	1:A:184:LYS:HZ1	1:B:13:GLY:N	2	1.23
(1,21)	1:A:184:LYS:HZ1	1:B:14:VAL:N	2	1.23
(1,21)	1:A:184:LYS:HZ1	1:B:15:GLY:N	2	1.23
(1,21)	1:A:184:LYS:HZ1	1:B:16:LYS:N	2	1.23
(1,21)	1:A:184:LYS:HZ1	1:B:17:SER:N	2	1.23
(1,21)	1:A:184:LYS:HZ1	1:B:18:ALA:N	2	1.23
(1,21)	1:A:184:LYS:HZ1	1:B:19:LEU:N	2	1.23
(1,21)	1:A:184:LYS:HZ1	1:B:20:THR:N	2	1.23
(1,21)	1:A:184:LYS:HZ1	1:B:21:ILE:N	2	1.23
(1,21)	1:A:184:LYS:HZ1	1:B:22:GLN:N	2	1.23
(1,21)	1:A:184:LYS:HZ1	1:B:23:LEU:N	2	1.23
(1,21)	1:A:184:LYS:HZ1	1:B:24:ILE:N	2	1.23
(1,21)	1:A:184:LYS:HZ1	1:B:25:GLN:N	2	1.23
(1,21)	1:A:184:LYS:HZ1	1:B:26:ASN:N	2	1.23
(1,21)	1:A:184:LYS:HZ1	1:B:27:HIS:N	2	1.23
(1,21)	1:A:184:LYS:HZ1	1:B:28:PHE:N	2	1.23
(1,21)	1:A:184:LYS:HZ1	1:B:29:VAL:N	2	1.23
(1,21)	1:A:184:LYS:HZ1	1:B:30:ASP:N	2	1.23
(1,21)	1:A:184:LYS:HZ1	1:B:31:GLU:N	2	1.23
(1,21)	1:A:184:LYS:HZ1	1:B:32:TYR:N	2	1.23
(1,21)	1:A:184:LYS:HZ1	1:B:33:ASP:N	2	1.23
(1,21)	1:A:184:LYS:HZ1	1:B:34:PRO:N	2	1.23
(1,21)	1:A:184:LYS:HZ1	1:B:35:THR:N	2	1.23
(1,21)	1:A:184:LYS:HZ1	1:B:36:ILE:N	2	1.23
(1,21)	1:A:184:LYS:HZ1	1:B:37:GLU:N	2	1.23
(1,21)	1:A:184:LYS:HZ1	1:B:38:ASP:N	2	1.23
(1,21)	1:A:184:LYS:HZ1	1:B:39:SER:N	2	1.23
(1,21)	1:A:184:LYS:HZ1	1:B:40:TYR:N	2	1.23
(1,21)	1:A:184:LYS:HZ1	1:B:41:ARG:N	2	1.23
(1,21)	1:A:184:LYS:HZ1	1:B:42:LYS:N	2	1.23
(1,21)	1:A:184:LYS:HZ1	1:B:43:GLN:N	2	1.23
(1,21)	1:A:184:LYS:HZ1	1:B:44:VAL:N	2	1.23
(1,21)	1:A:184:LYS:HZ1	1:B:45:VAL:N	2	1.23
(1,21)	1:A:184:LYS:HZ1	1:B:46:ILE:N	2	1.23
(1,21)	1:A:184:LYS:HZ1	1:B:47:ASP:N	2	1.23
(1,21)	1:A:184:LYS:HZ1	1:B:48:GLY:N	2	1.23

Continued on next page...

Continued from previous page...

Key	Atom-1	Atom-2	Model ID	Violation (Å)
(1,21)	1:A:184:LYS:HZ1	1:B:49:GLU:N	2	1.23
(1,21)	1:A:184:LYS:HZ1	1:B:50:THR:N	2	1.23
(1,21)	1:A:184:LYS:HZ1	1:B:51:CYS:N	2	1.23
(1,21)	1:A:184:LYS:HZ1	1:B:52:LEU:N	2	1.23
(1,21)	1:A:184:LYS:HZ1	1:B:53:LEU:N	2	1.23
(1,21)	1:A:184:LYS:HZ1	1:B:54:ASP:N	2	1.23
(1,21)	1:A:184:LYS:HZ1	1:B:55:ILE:N	2	1.23
(1,21)	1:A:184:LYS:HZ1	1:B:56:LEU:N	2	1.23
(1,21)	1:A:184:LYS:HZ1	1:B:57:ASP:N	2	1.23
(1,21)	1:A:184:LYS:HZ1	1:B:58:THR:N	2	1.23
(1,21)	1:A:184:LYS:HZ1	1:B:59:ALA:N	2	1.23
(1,21)	1:A:184:LYS:HZ1	1:B:60:GLY:N	2	1.23
(1,21)	1:A:184:LYS:HZ1	1:B:61:GLN:N	2	1.23
(1,21)	1:A:184:LYS:HZ1	1:B:62:GLU:N	2	1.23
(1,21)	1:A:184:LYS:HZ1	1:B:63:GLU:N	2	1.23
(1,21)	1:A:184:LYS:HZ1	1:B:64:TYR:N	2	1.23
(1,21)	1:A:184:LYS:HZ1	1:B:65:SER:N	2	1.23
(1,21)	1:A:184:LYS:HZ1	1:B:66:ALA:N	2	1.23
(1,21)	1:A:184:LYS:HZ1	1:B:67:MET:N	2	1.23
(1,21)	1:A:184:LYS:HZ1	1:B:68:ARG:N	2	1.23
(1,21)	1:A:184:LYS:HZ1	1:B:69:ASP:N	2	1.23
(1,21)	1:A:184:LYS:HZ1	1:B:70:GLN:N	2	1.23
(1,21)	1:A:184:LYS:HZ1	1:B:71:TYR:N	2	1.23
(1,21)	1:A:184:LYS:HZ1	1:B:72:MET:N	2	1.23
(1,21)	1:A:184:LYS:HZ1	1:B:73:ARG:N	2	1.23
(1,21)	1:A:184:LYS:HZ1	1:B:74:THR:N	2	1.23
(1,21)	1:A:184:LYS:HZ1	1:B:75:GLY:N	2	1.23
(1,21)	1:A:184:LYS:HZ1	1:B:76:GLU:N	2	1.23
(1,21)	1:A:184:LYS:HZ1	1:B:77:GLY:N	2	1.23
(1,21)	1:A:184:LYS:HZ1	1:B:78:PHE:N	2	1.23
(1,21)	1:A:184:LYS:HZ1	1:B:79:LEU:N	2	1.23
(1,21)	1:A:184:LYS:HZ1	1:B:80:CYS:N	2	1.23
(1,21)	1:A:184:LYS:HZ1	5:B:203:7Q9:N	2	1.23
(1,21)	1:A:184:LYS:HZ1	5:B:204:7Q9:N	2	1.23
(1,21)	1:A:184:LYS:HZ1	5:B:205:7Q9:N	2	1.23
(1,21)	1:A:184:LYS:HZ1	5:B:206:7Q9:N	2	1.23
(1,21)	1:A:184:LYS:HZ1	5:B:207:7Q9:N	2	1.23
(1,21)	1:A:184:LYS:HZ1	6:B:208:17F:N1	2	1.23
(1,21)	1:A:184:LYS:HZ1	5:B:209:7Q9:N	2	1.23
(1,21)	1:A:184:LYS:HZ1	5:B:210:7Q9:N	2	1.23
(1,21)	1:A:184:LYS:HZ1	5:B:211:7Q9:N	2	1.23
(1,21)	1:A:184:LYS:HZ1	5:B:212:7Q9:N	2	1.23

Continued on next page...

Continued from previous page...

Key	Atom-1	Atom-2	Model ID	Violation (Å)
(1,21)	1:A:184:LYS:HZ1	5:B:213:7Q9:N	2	1.23
(1,21)	1:A:184:LYS:HZ1	6:B:214:17F:N1	2	1.23
(1,21)	1:A:184:LYS:HZ1	6:B:215:17F:N1	2	1.23
(1,21)	1:A:184:LYS:HZ1	5:B:216:7Q9:N	2	1.23
(1,21)	1:A:184:LYS:HZ1	5:B:217:7Q9:N	2	1.23
(1,21)	1:A:184:LYS:HZ1	5:B:218:7Q9:N	2	1.23
(1,21)	1:A:184:LYS:HZ1	6:B:219:17F:N1	2	1.23
(1,21)	1:A:184:LYS:HZ1	5:B:220:7Q9:N	2	1.23
(1,21)	1:A:184:LYS:HZ2	1:B:2:THR:N	2	1.23
(1,21)	1:A:184:LYS:HZ2	1:B:3:GLU:N	2	1.23
(1,21)	1:A:184:LYS:HZ2	1:B:4:TYR:N	2	1.23
(1,21)	1:A:184:LYS:HZ2	1:B:5:LYS:N	2	1.23
(1,21)	1:A:184:LYS:HZ2	1:B:6:LEU:N	2	1.23
(1,21)	1:A:184:LYS:HZ2	1:B:7:VAL:N	2	1.23
(1,21)	1:A:184:LYS:HZ2	1:B:8:VAL:N	2	1.23
(1,21)	1:A:184:LYS:HZ2	1:B:9:VAL:N	2	1.23
(1,21)	1:A:184:LYS:HZ2	1:B:10:GLY:N	2	1.23
(1,21)	1:A:184:LYS:HZ2	1:B:11:ALA:N	2	1.23
(1,21)	1:A:184:LYS:HZ2	1:B:12:ASP:N	2	1.23
(1,21)	1:A:184:LYS:HZ2	1:B:13:GLY:N	2	1.23
(1,21)	1:A:184:LYS:HZ2	1:B:14:VAL:N	2	1.23
(1,21)	1:A:184:LYS:HZ2	1:B:15:GLY:N	2	1.23
(1,21)	1:A:184:LYS:HZ2	1:B:16:LYS:N	2	1.23
(1,21)	1:A:184:LYS:HZ2	1:B:17:SER:N	2	1.23
(1,21)	1:A:184:LYS:HZ2	1:B:18:ALA:N	2	1.23
(1,21)	1:A:184:LYS:HZ2	1:B:19:LEU:N	2	1.23
(1,21)	1:A:184:LYS:HZ2	1:B:20:THR:N	2	1.23
(1,21)	1:A:184:LYS:HZ2	1:B:21:ILE:N	2	1.23
(1,21)	1:A:184:LYS:HZ2	1:B:22:GLN:N	2	1.23
(1,21)	1:A:184:LYS:HZ2	1:B:23:LEU:N	2	1.23
(1,21)	1:A:184:LYS:HZ2	1:B:24:ILE:N	2	1.23
(1,21)	1:A:184:LYS:HZ2	1:B:25:GLN:N	2	1.23
(1,21)	1:A:184:LYS:HZ2	1:B:26:ASN:N	2	1.23
(1,21)	1:A:184:LYS:HZ2	1:B:27:HIS:N	2	1.23
(1,21)	1:A:184:LYS:HZ2	1:B:28:PHE:N	2	1.23
(1,21)	1:A:184:LYS:HZ2	1:B:29:VAL:N	2	1.23
(1,21)	1:A:184:LYS:HZ2	1:B:30:ASP:N	2	1.23
(1,21)	1:A:184:LYS:HZ2	1:B:31:GLU:N	2	1.23
(1,21)	1:A:184:LYS:HZ2	1:B:32:TYR:N	2	1.23
(1,21)	1:A:184:LYS:HZ2	1:B:33:ASP:N	2	1.23
(1,21)	1:A:184:LYS:HZ2	1:B:34:PRO:N	2	1.23
(1,21)	1:A:184:LYS:HZ2	1:B:35:THR:N	2	1.23

Continued on next page...

Continued from previous page...

Key	Atom-1	Atom-2	Model ID	Violation (Å)
(1,21)	1:A:184:LYS:HZ2	1:B:36:ILE:N	2	1.23
(1,21)	1:A:184:LYS:HZ2	1:B:37:GLU:N	2	1.23
(1,21)	1:A:184:LYS:HZ2	1:B:38:ASP:N	2	1.23
(1,21)	1:A:184:LYS:HZ2	1:B:39:SER:N	2	1.23
(1,21)	1:A:184:LYS:HZ2	1:B:40:TYR:N	2	1.23
(1,21)	1:A:184:LYS:HZ2	1:B:41:ARG:N	2	1.23
(1,21)	1:A:184:LYS:HZ2	1:B:42:LYS:N	2	1.23
(1,21)	1:A:184:LYS:HZ2	1:B:43:GLN:N	2	1.23
(1,21)	1:A:184:LYS:HZ2	1:B:44:VAL:N	2	1.23
(1,21)	1:A:184:LYS:HZ2	1:B:45:VAL:N	2	1.23
(1,21)	1:A:184:LYS:HZ2	1:B:46:ILE:N	2	1.23
(1,21)	1:A:184:LYS:HZ2	1:B:47:ASP:N	2	1.23
(1,21)	1:A:184:LYS:HZ2	1:B:48:GLY:N	2	1.23
(1,21)	1:A:184:LYS:HZ2	1:B:49:GLU:N	2	1.23
(1,21)	1:A:184:LYS:HZ2	1:B:50:THR:N	2	1.23
(1,21)	1:A:184:LYS:HZ2	1:B:51:CYS:N	2	1.23
(1,21)	1:A:184:LYS:HZ2	1:B:52:LEU:N	2	1.23
(1,21)	1:A:184:LYS:HZ2	1:B:53:LEU:N	2	1.23
(1,21)	1:A:184:LYS:HZ2	1:B:54:ASP:N	2	1.23
(1,21)	1:A:184:LYS:HZ2	1:B:55:ILE:N	2	1.23
(1,21)	1:A:184:LYS:HZ2	1:B:56:LEU:N	2	1.23
(1,21)	1:A:184:LYS:HZ2	1:B:57:ASP:N	2	1.23
(1,21)	1:A:184:LYS:HZ2	1:B:58:THR:N	2	1.23
(1,21)	1:A:184:LYS:HZ2	1:B:59:ALA:N	2	1.23
(1,21)	1:A:184:LYS:HZ2	1:B:60:GLY:N	2	1.23
(1,21)	1:A:184:LYS:HZ2	1:B:61:GLN:N	2	1.23
(1,21)	1:A:184:LYS:HZ2	1:B:62:GLU:N	2	1.23
(1,21)	1:A:184:LYS:HZ2	1:B:63:GLU:N	2	1.23
(1,21)	1:A:184:LYS:HZ2	1:B:64:TYR:N	2	1.23
(1,21)	1:A:184:LYS:HZ2	1:B:65:SER:N	2	1.23
(1,21)	1:A:184:LYS:HZ2	1:B:66:ALA:N	2	1.23
(1,21)	1:A:184:LYS:HZ2	1:B:67:MET:N	2	1.23
(1,21)	1:A:184:LYS:HZ2	1:B:68:ARG:N	2	1.23
(1,21)	1:A:184:LYS:HZ2	1:B:69:ASP:N	2	1.23
(1,21)	1:A:184:LYS:HZ2	1:B:70:GLN:N	2	1.23
(1,21)	1:A:184:LYS:HZ2	1:B:71:TYR:N	2	1.23
(1,21)	1:A:184:LYS:HZ2	1:B:72:MET:N	2	1.23
(1,21)	1:A:184:LYS:HZ2	1:B:73:ARG:N	2	1.23
(1,21)	1:A:184:LYS:HZ2	1:B:74:THR:N	2	1.23
(1,21)	1:A:184:LYS:HZ2	1:B:75:GLY:N	2	1.23
(1,21)	1:A:184:LYS:HZ2	1:B:76:GLU:N	2	1.23
(1,21)	1:A:184:LYS:HZ2	1:B:77:GLY:N	2	1.23

Continued on next page...

Continued from previous page...

Key	Atom-1	Atom-2	Model ID	Violation (Å)
(1,21)	1:A:184:LYS:HZ2	1:B:78:PHE:N	2	1.23
(1,21)	1:A:184:LYS:HZ2	1:B:79:LEU:N	2	1.23
(1,21)	1:A:184:LYS:HZ2	1:B:80:CYS:N	2	1.23
(1,21)	1:A:184:LYS:HZ2	5:B:203:7Q9:N	2	1.23
(1,21)	1:A:184:LYS:HZ2	5:B:204:7Q9:N	2	1.23
(1,21)	1:A:184:LYS:HZ2	5:B:205:7Q9:N	2	1.23
(1,21)	1:A:184:LYS:HZ2	5:B:206:7Q9:N	2	1.23
(1,21)	1:A:184:LYS:HZ2	5:B:207:7Q9:N	2	1.23
(1,21)	1:A:184:LYS:HZ2	6:B:208:17F:N1	2	1.23
(1,21)	1:A:184:LYS:HZ2	5:B:209:7Q9:N	2	1.23
(1,21)	1:A:184:LYS:HZ2	5:B:210:7Q9:N	2	1.23
(1,21)	1:A:184:LYS:HZ2	5:B:211:7Q9:N	2	1.23
(1,21)	1:A:184:LYS:HZ2	5:B:212:7Q9:N	2	1.23
(1,21)	1:A:184:LYS:HZ2	5:B:213:7Q9:N	2	1.23
(1,21)	1:A:184:LYS:HZ2	6:B:214:17F:N1	2	1.23
(1,21)	1:A:184:LYS:HZ2	6:B:215:17F:N1	2	1.23
(1,21)	1:A:184:LYS:HZ2	5:B:216:7Q9:N	2	1.23
(1,21)	1:A:184:LYS:HZ2	5:B:217:7Q9:N	2	1.23
(1,21)	1:A:184:LYS:HZ2	5:B:218:7Q9:N	2	1.23
(1,21)	1:A:184:LYS:HZ2	6:B:219:17F:N1	2	1.23
(1,21)	1:A:184:LYS:HZ2	5:B:220:7Q9:N	2	1.23
(1,21)	1:A:184:LYS:HZ3	1:B:2:THR:N	2	1.23
(1,21)	1:A:184:LYS:HZ3	1:B:3:GLU:N	2	1.23
(1,21)	1:A:184:LYS:HZ3	1:B:4:TYR:N	2	1.23
(1,21)	1:A:184:LYS:HZ3	1:B:5:LYS:N	2	1.23
(1,21)	1:A:184:LYS:HZ3	1:B:6:LEU:N	2	1.23
(1,21)	1:A:184:LYS:HZ3	1:B:7:VAL:N	2	1.23
(1,21)	1:A:184:LYS:HZ3	1:B:8:VAL:N	2	1.23
(1,21)	1:A:184:LYS:HZ3	1:B:9:VAL:N	2	1.23
(1,21)	1:A:184:LYS:HZ3	1:B:10:GLY:N	2	1.23
(1,21)	1:A:184:LYS:HZ3	1:B:11:ALA:N	2	1.23
(1,21)	1:A:184:LYS:HZ3	1:B:12:ASP:N	2	1.23
(1,21)	1:A:184:LYS:HZ3	1:B:13:GLY:N	2	1.23
(1,21)	1:A:184:LYS:HZ3	1:B:14:VAL:N	2	1.23
(1,21)	1:A:184:LYS:HZ3	1:B:15:GLY:N	2	1.23
(1,21)	1:A:184:LYS:HZ3	1:B:16:LYS:N	2	1.23
(1,21)	1:A:184:LYS:HZ3	1:B:17:SER:N	2	1.23
(1,21)	1:A:184:LYS:HZ3	1:B:18:ALA:N	2	1.23
(1,21)	1:A:184:LYS:HZ3	1:B:19:LEU:N	2	1.23
(1,21)	1:A:184:LYS:HZ3	1:B:20:THR:N	2	1.23
(1,21)	1:A:184:LYS:HZ3	1:B:21:ILE:N	2	1.23
(1,21)	1:A:184:LYS:HZ3	1:B:22:GLN:N	2	1.23

Continued on next page...

Continued from previous page...

Key	Atom-1	Atom-2	Model ID	Violation (Å)
(1,21)	1:A:184:LYS:HZ3	1:B:23:LEU:N	2	1.23
(1,21)	1:A:184:LYS:HZ3	1:B:24:ILE:N	2	1.23
(1,21)	1:A:184:LYS:HZ3	1:B:25:GLN:N	2	1.23
(1,21)	1:A:184:LYS:HZ3	1:B:26:ASN:N	2	1.23
(1,21)	1:A:184:LYS:HZ3	1:B:27:HIS:N	2	1.23
(1,21)	1:A:184:LYS:HZ3	1:B:28:PHE:N	2	1.23
(1,21)	1:A:184:LYS:HZ3	1:B:29:VAL:N	2	1.23
(1,21)	1:A:184:LYS:HZ3	1:B:30:ASP:N	2	1.23
(1,21)	1:A:184:LYS:HZ3	1:B:31:GLU:N	2	1.23
(1,21)	1:A:184:LYS:HZ3	1:B:32:TYR:N	2	1.23
(1,21)	1:A:184:LYS:HZ3	1:B:33:ASP:N	2	1.23
(1,21)	1:A:184:LYS:HZ3	1:B:34:PRO:N	2	1.23
(1,21)	1:A:184:LYS:HZ3	1:B:35:THR:N	2	1.23
(1,21)	1:A:184:LYS:HZ3	1:B:36:ILE:N	2	1.23
(1,21)	1:A:184:LYS:HZ3	1:B:37:GLU:N	2	1.23
(1,21)	1:A:184:LYS:HZ3	1:B:38:ASP:N	2	1.23
(1,21)	1:A:184:LYS:HZ3	1:B:39:SER:N	2	1.23
(1,21)	1:A:184:LYS:HZ3	1:B:40:TYR:N	2	1.23
(1,21)	1:A:184:LYS:HZ3	1:B:41:ARG:N	2	1.23
(1,21)	1:A:184:LYS:HZ3	1:B:42:LYS:N	2	1.23
(1,21)	1:A:184:LYS:HZ3	1:B:43:GLN:N	2	1.23
(1,21)	1:A:184:LYS:HZ3	1:B:44:VAL:N	2	1.23
(1,21)	1:A:184:LYS:HZ3	1:B:45:VAL:N	2	1.23
(1,21)	1:A:184:LYS:HZ3	1:B:46:ILE:N	2	1.23
(1,21)	1:A:184:LYS:HZ3	1:B:47:ASP:N	2	1.23
(1,21)	1:A:184:LYS:HZ3	1:B:48:GLY:N	2	1.23
(1,21)	1:A:184:LYS:HZ3	1:B:49:GLU:N	2	1.23
(1,21)	1:A:184:LYS:HZ3	1:B:50:THR:N	2	1.23
(1,21)	1:A:184:LYS:HZ3	1:B:51:CYS:N	2	1.23
(1,21)	1:A:184:LYS:HZ3	1:B:52:LEU:N	2	1.23
(1,21)	1:A:184:LYS:HZ3	1:B:53:LEU:N	2	1.23
(1,21)	1:A:184:LYS:HZ3	1:B:54:ASP:N	2	1.23
(1,21)	1:A:184:LYS:HZ3	1:B:55:ILE:N	2	1.23
(1,21)	1:A:184:LYS:HZ3	1:B:56:LEU:N	2	1.23
(1,21)	1:A:184:LYS:HZ3	1:B:57:ASP:N	2	1.23
(1,21)	1:A:184:LYS:HZ3	1:B:58:THR:N	2	1.23
(1,21)	1:A:184:LYS:HZ3	1:B:59:ALA:N	2	1.23
(1,21)	1:A:184:LYS:HZ3	1:B:60:GLY:N	2	1.23
(1,21)	1:A:184:LYS:HZ3	1:B:61:GLN:N	2	1.23
(1,21)	1:A:184:LYS:HZ3	1:B:62:GLU:N	2	1.23
(1,21)	1:A:184:LYS:HZ3	1:B:63:GLU:N	2	1.23
(1,21)	1:A:184:LYS:HZ3	1:B:64:TYR:N	2	1.23

Continued on next page...

Continued from previous page...

Key	Atom-1	Atom-2	Model ID	Violation (Å)
(1,21)	1:A:184:LYS:HZ3	1:B:65:SER:N	2	1.23
(1,21)	1:A:184:LYS:HZ3	1:B:66:ALA:N	2	1.23
(1,21)	1:A:184:LYS:HZ3	1:B:67:MET:N	2	1.23
(1,21)	1:A:184:LYS:HZ3	1:B:68:ARG:N	2	1.23
(1,21)	1:A:184:LYS:HZ3	1:B:69:ASP:N	2	1.23
(1,21)	1:A:184:LYS:HZ3	1:B:70:GLN:N	2	1.23
(1,21)	1:A:184:LYS:HZ3	1:B:71:TYR:N	2	1.23
(1,21)	1:A:184:LYS:HZ3	1:B:72:MET:N	2	1.23
(1,21)	1:A:184:LYS:HZ3	1:B:73:ARG:N	2	1.23
(1,21)	1:A:184:LYS:HZ3	1:B:74:THR:N	2	1.23
(1,21)	1:A:184:LYS:HZ3	1:B:75:GLY:N	2	1.23
(1,21)	1:A:184:LYS:HZ3	1:B:76:GLU:N	2	1.23
(1,21)	1:A:184:LYS:HZ3	1:B:77:GLY:N	2	1.23
(1,21)	1:A:184:LYS:HZ3	1:B:78:PHE:N	2	1.23
(1,21)	1:A:184:LYS:HZ3	1:B:79:LEU:N	2	1.23
(1,21)	1:A:184:LYS:HZ3	1:B:80:CYS:N	2	1.23
(1,21)	1:A:184:LYS:HZ3	5:B:203:7Q9:N	2	1.23
(1,21)	1:A:184:LYS:HZ3	5:B:204:7Q9:N	2	1.23
(1,21)	1:A:184:LYS:HZ3	5:B:205:7Q9:N	2	1.23
(1,21)	1:A:184:LYS:HZ3	5:B:206:7Q9:N	2	1.23
(1,21)	1:A:184:LYS:HZ3	5:B:207:7Q9:N	2	1.23
(1,21)	1:A:184:LYS:HZ3	6:B:208:17F:N1	2	1.23
(1,21)	1:A:184:LYS:HZ3	5:B:209:7Q9:N	2	1.23
(1,21)	1:A:184:LYS:HZ3	5:B:210:7Q9:N	2	1.23
(1,21)	1:A:184:LYS:HZ3	5:B:211:7Q9:N	2	1.23
(1,21)	1:A:184:LYS:HZ3	5:B:212:7Q9:N	2	1.23
(1,21)	1:A:184:LYS:HZ3	5:B:213:7Q9:N	2	1.23
(1,21)	1:A:184:LYS:HZ3	6:B:214:17F:N1	2	1.23
(1,21)	1:A:184:LYS:HZ3	6:B:215:17F:N1	2	1.23
(1,21)	1:A:184:LYS:HZ3	5:B:216:7Q9:N	2	1.23
(1,21)	1:A:184:LYS:HZ3	5:B:217:7Q9:N	2	1.23
(1,21)	1:A:184:LYS:HZ3	5:B:218:7Q9:N	2	1.23
(1,21)	1:A:184:LYS:HZ3	6:B:219:17F:N1	2	1.23
(1,21)	1:A:184:LYS:HZ3	5:B:220:7Q9:N	2	1.23
(1,21)	1:A:184:LYS:N	1:B:2:THR:N	2	1.23
(1,21)	1:A:184:LYS:N	1:B:3:GLU:N	2	1.23
(1,21)	1:A:184:LYS:N	1:B:4:TYR:N	2	1.23
(1,21)	1:A:184:LYS:N	1:B:5:LYS:N	2	1.23
(1,21)	1:A:184:LYS:N	1:B:6:LEU:N	2	1.23
(1,21)	1:A:184:LYS:N	1:B:7:VAL:N	2	1.23
(1,21)	1:A:184:LYS:N	1:B:8:VAL:N	2	1.23
(1,21)	1:A:184:LYS:N	1:B:9:VAL:N	2	1.23

Continued on next page...

Continued from previous page...

Key	Atom-1	Atom-2	Model ID	Violation (Å)
(1,21)	1:A:184:LYS:N	1:B:10:GLY:N	2	1.23
(1,21)	1:A:184:LYS:N	1:B:11:ALA:N	2	1.23
(1,21)	1:A:184:LYS:N	1:B:12:ASP:N	2	1.23
(1,21)	1:A:184:LYS:N	1:B:13:GLY:N	2	1.23
(1,21)	1:A:184:LYS:N	1:B:14:VAL:N	2	1.23
(1,21)	1:A:184:LYS:N	1:B:15:GLY:N	2	1.23
(1,21)	1:A:184:LYS:N	1:B:16:LYS:N	2	1.23
(1,21)	1:A:184:LYS:N	1:B:17:SER:N	2	1.23
(1,21)	1:A:184:LYS:N	1:B:18:ALA:N	2	1.23
(1,21)	1:A:184:LYS:N	1:B:19:LEU:N	2	1.23
(1,21)	1:A:184:LYS:N	1:B:20:THR:N	2	1.23
(1,21)	1:A:184:LYS:N	1:B:21:ILE:N	2	1.23
(1,21)	1:A:184:LYS:N	1:B:22:GLN:N	2	1.23
(1,21)	1:A:184:LYS:N	1:B:23:LEU:N	2	1.23
(1,21)	1:A:184:LYS:N	1:B:24:ILE:N	2	1.23
(1,21)	1:A:184:LYS:N	1:B:25:GLN:N	2	1.23
(1,21)	1:A:184:LYS:N	1:B:26:ASN:N	2	1.23
(1,21)	1:A:184:LYS:N	1:B:27:HIS:N	2	1.23
(1,21)	1:A:184:LYS:N	1:B:28:PHE:N	2	1.23
(1,21)	1:A:184:LYS:N	1:B:29:VAL:N	2	1.23
(1,21)	1:A:184:LYS:N	1:B:30:ASP:N	2	1.23
(1,21)	1:A:184:LYS:N	1:B:31:GLU:N	2	1.23
(1,21)	1:A:184:LYS:N	1:B:32:TYR:N	2	1.23
(1,21)	1:A:184:LYS:N	1:B:33:ASP:N	2	1.23
(1,21)	1:A:184:LYS:N	1:B:34:PRO:N	2	1.23
(1,21)	1:A:184:LYS:N	1:B:35:THR:N	2	1.23
(1,21)	1:A:184:LYS:N	1:B:36:ILE:N	2	1.23
(1,21)	1:A:184:LYS:N	1:B:37:GLU:N	2	1.23
(1,21)	1:A:184:LYS:N	1:B:38:ASP:N	2	1.23
(1,21)	1:A:184:LYS:N	1:B:39:SER:N	2	1.23
(1,21)	1:A:184:LYS:N	1:B:40:TYR:N	2	1.23
(1,21)	1:A:184:LYS:N	1:B:41:ARG:N	2	1.23
(1,21)	1:A:184:LYS:N	1:B:42:LYS:N	2	1.23
(1,21)	1:A:184:LYS:N	1:B:43:GLN:N	2	1.23
(1,21)	1:A:184:LYS:N	1:B:44:VAL:N	2	1.23
(1,21)	1:A:184:LYS:N	1:B:45:VAL:N	2	1.23
(1,21)	1:A:184:LYS:N	1:B:46:ILE:N	2	1.23
(1,21)	1:A:184:LYS:N	1:B:47:ASP:N	2	1.23
(1,21)	1:A:184:LYS:N	1:B:48:GLY:N	2	1.23
(1,21)	1:A:184:LYS:N	1:B:49:GLU:N	2	1.23
(1,21)	1:A:184:LYS:N	1:B:50:THR:N	2	1.23
(1,21)	1:A:184:LYS:N	1:B:51:CYS:N	2	1.23

Continued on next page...

Continued from previous page...

Key	Atom-1	Atom-2	Model ID	Violation (Å)
(1,21)	1:A:184:LYS:N	1:B:52:LEU:N	2	1.23
(1,21)	1:A:184:LYS:N	1:B:53:LEU:N	2	1.23
(1,21)	1:A:184:LYS:N	1:B:54:ASP:N	2	1.23
(1,21)	1:A:184:LYS:N	1:B:55:ILE:N	2	1.23
(1,21)	1:A:184:LYS:N	1:B:56:LEU:N	2	1.23
(1,21)	1:A:184:LYS:N	1:B:57:ASP:N	2	1.23
(1,21)	1:A:184:LYS:N	1:B:58:THR:N	2	1.23
(1,21)	1:A:184:LYS:N	1:B:59:ALA:N	2	1.23
(1,21)	1:A:184:LYS:N	1:B:60:GLY:N	2	1.23
(1,21)	1:A:184:LYS:N	1:B:61:GLN:N	2	1.23
(1,21)	1:A:184:LYS:N	1:B:62:GLU:N	2	1.23
(1,21)	1:A:184:LYS:N	1:B:63:GLU:N	2	1.23
(1,21)	1:A:184:LYS:N	1:B:64:TYR:N	2	1.23
(1,21)	1:A:184:LYS:N	1:B:65:SER:N	2	1.23
(1,21)	1:A:184:LYS:N	1:B:66:ALA:N	2	1.23
(1,21)	1:A:184:LYS:N	1:B:67:MET:N	2	1.23
(1,21)	1:A:184:LYS:N	1:B:68:ARG:N	2	1.23
(1,21)	1:A:184:LYS:N	1:B:69:ASP:N	2	1.23
(1,21)	1:A:184:LYS:N	1:B:70:GLN:N	2	1.23
(1,21)	1:A:184:LYS:N	1:B:71:TYR:N	2	1.23
(1,21)	1:A:184:LYS:N	1:B:72:MET:N	2	1.23
(1,21)	1:A:184:LYS:N	1:B:73:ARG:N	2	1.23
(1,21)	1:A:184:LYS:N	1:B:74:THR:N	2	1.23
(1,21)	1:A:184:LYS:N	1:B:75:GLY:N	2	1.23
(1,21)	1:A:184:LYS:N	1:B:76:GLU:N	2	1.23
(1,21)	1:A:184:LYS:N	1:B:77:GLY:N	2	1.23
(1,21)	1:A:184:LYS:N	1:B:78:PHE:N	2	1.23
(1,21)	1:A:184:LYS:N	1:B:79:LEU:N	2	1.23
(1,21)	1:A:184:LYS:N	1:B:80:CYS:N	2	1.23
(1,21)	1:A:184:LYS:N	5:B:203:7Q9:N	2	1.23
(1,21)	1:A:184:LYS:N	5:B:204:7Q9:N	2	1.23
(1,21)	1:A:184:LYS:N	5:B:205:7Q9:N	2	1.23
(1,21)	1:A:184:LYS:N	5:B:206:7Q9:N	2	1.23
(1,21)	1:A:184:LYS:N	5:B:207:7Q9:N	2	1.23
(1,21)	1:A:184:LYS:N	6:B:208:17F:N1	2	1.23
(1,21)	1:A:184:LYS:N	5:B:209:7Q9:N	2	1.23
(1,21)	1:A:184:LYS:N	5:B:210:7Q9:N	2	1.23
(1,21)	1:A:184:LYS:N	5:B:211:7Q9:N	2	1.23
(1,21)	1:A:184:LYS:N	5:B:212:7Q9:N	2	1.23
(1,21)	1:A:184:LYS:N	5:B:213:7Q9:N	2	1.23
(1,21)	1:A:184:LYS:N	6:B:214:17F:N1	2	1.23
(1,21)	1:A:184:LYS:N	6:B:215:17F:N1	2	1.23

Continued on next page...

Continued from previous page...

Key	Atom-1	Atom-2	Model ID	Violation (Å)
(1,21)	1:A:184:LYS:N	5:B:216:7Q9:N	2	1.23
(1,21)	1:A:184:LYS:N	5:B:217:7Q9:N	2	1.23
(1,21)	1:A:184:LYS:N	5:B:218:7Q9:N	2	1.23
(1,21)	1:A:184:LYS:N	6:B:219:17F:N1	2	1.23
(1,21)	1:A:184:LYS:N	5:B:220:7Q9:N	2	1.23
(1,21)	1:A:184:LYS:NZ	1:B:2:THR:N	2	1.23
(1,21)	1:A:184:LYS:NZ	1:B:3:GLU:N	2	1.23
(1,21)	1:A:184:LYS:NZ	1:B:4:TYR:N	2	1.23
(1,21)	1:A:184:LYS:NZ	1:B:5:LYS:N	2	1.23
(1,21)	1:A:184:LYS:NZ	1:B:6:LEU:N	2	1.23
(1,21)	1:A:184:LYS:NZ	1:B:7:VAL:N	2	1.23
(1,21)	1:A:184:LYS:NZ	1:B:8:VAL:N	2	1.23
(1,21)	1:A:184:LYS:NZ	1:B:9:VAL:N	2	1.23
(1,21)	1:A:184:LYS:NZ	1:B:10:GLY:N	2	1.23
(1,21)	1:A:184:LYS:NZ	1:B:11:ALA:N	2	1.23
(1,21)	1:A:184:LYS:NZ	1:B:12:ASP:N	2	1.23
(1,21)	1:A:184:LYS:NZ	1:B:13:GLY:N	2	1.23
(1,21)	1:A:184:LYS:NZ	1:B:14:VAL:N	2	1.23
(1,21)	1:A:184:LYS:NZ	1:B:15:GLY:N	2	1.23
(1,21)	1:A:184:LYS:NZ	1:B:16:LYS:N	2	1.23
(1,21)	1:A:184:LYS:NZ	1:B:17:SER:N	2	1.23
(1,21)	1:A:184:LYS:NZ	1:B:18:ALA:N	2	1.23
(1,21)	1:A:184:LYS:NZ	1:B:19:LEU:N	2	1.23
(1,21)	1:A:184:LYS:NZ	1:B:20:THR:N	2	1.23
(1,21)	1:A:184:LYS:NZ	1:B:21:ILE:N	2	1.23
(1,21)	1:A:184:LYS:NZ	1:B:22:GLN:N	2	1.23
(1,21)	1:A:184:LYS:NZ	1:B:23:LEU:N	2	1.23
(1,21)	1:A:184:LYS:NZ	1:B:24:ILE:N	2	1.23
(1,21)	1:A:184:LYS:NZ	1:B:25:GLN:N	2	1.23
(1,21)	1:A:184:LYS:NZ	1:B:26:ASN:N	2	1.23
(1,21)	1:A:184:LYS:NZ	1:B:27:HIS:N	2	1.23
(1,21)	1:A:184:LYS:NZ	1:B:28:PHE:N	2	1.23
(1,21)	1:A:184:LYS:NZ	1:B:29:VAL:N	2	1.23
(1,21)	1:A:184:LYS:NZ	1:B:30:ASP:N	2	1.23
(1,21)	1:A:184:LYS:NZ	1:B:31:GLU:N	2	1.23
(1,21)	1:A:184:LYS:NZ	1:B:32:TYR:N	2	1.23
(1,21)	1:A:184:LYS:NZ	1:B:33:ASP:N	2	1.23
(1,21)	1:A:184:LYS:NZ	1:B:34:PRO:N	2	1.23
(1,21)	1:A:184:LYS:NZ	1:B:35:THR:N	2	1.23
(1,21)	1:A:184:LYS:NZ	1:B:36:ILE:N	2	1.23
(1,21)	1:A:184:LYS:NZ	1:B:37:GLU:N	2	1.23
(1,21)	1:A:184:LYS:NZ	1:B:38:ASP:N	2	1.23

Continued on next page...

Continued from previous page...

Key	Atom-1	Atom-2	Model ID	Violation (Å)
(1,21)	1:A:184:LYS:NZ	1:B:39:SER:N	2	1.23
(1,21)	1:A:184:LYS:NZ	1:B:40:TYR:N	2	1.23
(1,21)	1:A:184:LYS:NZ	1:B:41:ARG:N	2	1.23
(1,21)	1:A:184:LYS:NZ	1:B:42:LYS:N	2	1.23
(1,21)	1:A:184:LYS:NZ	1:B:43:GLN:N	2	1.23
(1,21)	1:A:184:LYS:NZ	1:B:44:VAL:N	2	1.23
(1,21)	1:A:184:LYS:NZ	1:B:45:VAL:N	2	1.23
(1,21)	1:A:184:LYS:NZ	1:B:46:ILE:N	2	1.23
(1,21)	1:A:184:LYS:NZ	1:B:47:ASP:N	2	1.23
(1,21)	1:A:184:LYS:NZ	1:B:48:GLY:N	2	1.23
(1,21)	1:A:184:LYS:NZ	1:B:49:GLU:N	2	1.23
(1,21)	1:A:184:LYS:NZ	1:B:50:THR:N	2	1.23
(1,21)	1:A:184:LYS:NZ	1:B:51:CYS:N	2	1.23
(1,21)	1:A:184:LYS:NZ	1:B:52:LEU:N	2	1.23
(1,21)	1:A:184:LYS:NZ	1:B:53:LEU:N	2	1.23
(1,21)	1:A:184:LYS:NZ	1:B:54:ASP:N	2	1.23
(1,21)	1:A:184:LYS:NZ	1:B:55:ILE:N	2	1.23
(1,21)	1:A:184:LYS:NZ	1:B:56:LEU:N	2	1.23
(1,21)	1:A:184:LYS:NZ	1:B:57:ASP:N	2	1.23
(1,21)	1:A:184:LYS:NZ	1:B:58:THR:N	2	1.23
(1,21)	1:A:184:LYS:NZ	1:B:59:ALA:N	2	1.23
(1,21)	1:A:184:LYS:NZ	1:B:60:GLY:N	2	1.23
(1,21)	1:A:184:LYS:NZ	1:B:61:GLN:N	2	1.23
(1,21)	1:A:184:LYS:NZ	1:B:62:GLU:N	2	1.23
(1,21)	1:A:184:LYS:NZ	1:B:63:GLU:N	2	1.23
(1,21)	1:A:184:LYS:NZ	1:B:64:TYR:N	2	1.23
(1,21)	1:A:184:LYS:NZ	1:B:65:SER:N	2	1.23
(1,21)	1:A:184:LYS:NZ	1:B:66:ALA:N	2	1.23
(1,21)	1:A:184:LYS:NZ	1:B:67:MET:N	2	1.23
(1,21)	1:A:184:LYS:NZ	1:B:68:ARG:N	2	1.23
(1,21)	1:A:184:LYS:NZ	1:B:69:ASP:N	2	1.23
(1,21)	1:A:184:LYS:NZ	1:B:70:GLN:N	2	1.23
(1,21)	1:A:184:LYS:NZ	1:B:71:TYR:N	2	1.23
(1,21)	1:A:184:LYS:NZ	1:B:72:MET:N	2	1.23
(1,21)	1:A:184:LYS:NZ	1:B:73:ARG:N	2	1.23
(1,21)	1:A:184:LYS:NZ	1:B:74:THR:N	2	1.23
(1,21)	1:A:184:LYS:NZ	1:B:75:GLY:N	2	1.23
(1,21)	1:A:184:LYS:NZ	1:B:76:GLU:N	2	1.23
(1,21)	1:A:184:LYS:NZ	1:B:77:GLY:N	2	1.23
(1,21)	1:A:184:LYS:NZ	1:B:78:PHE:N	2	1.23
(1,21)	1:A:184:LYS:NZ	1:B:79:LEU:N	2	1.23
(1,21)	1:A:184:LYS:NZ	1:B:80:CYS:N	2	1.23

Continued on next page...

Continued from previous page...

Key	Atom-1	Atom-2	Model ID	Violation (Å)
(1,21)	1:A:184:LYS:NZ	5:B:203:7Q9:N	2	1.23
(1,21)	1:A:184:LYS:NZ	5:B:204:7Q9:N	2	1.23
(1,21)	1:A:184:LYS:NZ	5:B:205:7Q9:N	2	1.23
(1,21)	1:A:184:LYS:NZ	5:B:206:7Q9:N	2	1.23
(1,21)	1:A:184:LYS:NZ	5:B:207:7Q9:N	2	1.23
(1,21)	1:A:184:LYS:NZ	6:B:208:17F:N1	2	1.23
(1,21)	1:A:184:LYS:NZ	5:B:209:7Q9:N	2	1.23
(1,21)	1:A:184:LYS:NZ	5:B:210:7Q9:N	2	1.23
(1,21)	1:A:184:LYS:NZ	5:B:211:7Q9:N	2	1.23
(1,21)	1:A:184:LYS:NZ	5:B:212:7Q9:N	2	1.23
(1,21)	1:A:184:LYS:NZ	5:B:213:7Q9:N	2	1.23
(1,21)	1:A:184:LYS:NZ	6:B:214:17F:N1	2	1.23
(1,21)	1:A:184:LYS:NZ	6:B:215:17F:N1	2	1.23
(1,21)	1:A:184:LYS:NZ	5:B:216:7Q9:N	2	1.23
(1,21)	1:A:184:LYS:NZ	5:B:217:7Q9:N	2	1.23
(1,21)	1:A:184:LYS:NZ	5:B:218:7Q9:N	2	1.23
(1,21)	1:A:184:LYS:NZ	6:B:219:17F:N1	2	1.23
(1,21)	1:A:184:LYS:NZ	5:B:220:7Q9:N	2	1.23
(1,21)	1:A:184:LYS:O	1:B:2:THR:N	2	1.23
(1,21)	1:A:184:LYS:O	1:B:3:GLU:N	2	1.23
(1,21)	1:A:184:LYS:O	1:B:4:TYR:N	2	1.23
(1,21)	1:A:184:LYS:O	1:B:5:LYS:N	2	1.23
(1,21)	1:A:184:LYS:O	1:B:6:LEU:N	2	1.23
(1,21)	1:A:184:LYS:O	1:B:7:VAL:N	2	1.23
(1,21)	1:A:184:LYS:O	1:B:8:VAL:N	2	1.23
(1,21)	1:A:184:LYS:O	1:B:9:VAL:N	2	1.23
(1,21)	1:A:184:LYS:O	1:B:10:GLY:N	2	1.23
(1,21)	1:A:184:LYS:O	1:B:11:ALA:N	2	1.23
(1,21)	1:A:184:LYS:O	1:B:12:ASP:N	2	1.23
(1,21)	1:A:184:LYS:O	1:B:13:GLY:N	2	1.23
(1,21)	1:A:184:LYS:O	1:B:14:VAL:N	2	1.23
(1,21)	1:A:184:LYS:O	1:B:15:GLY:N	2	1.23
(1,21)	1:A:184:LYS:O	1:B:16:LYS:N	2	1.23
(1,21)	1:A:184:LYS:O	1:B:17:SER:N	2	1.23
(1,21)	1:A:184:LYS:O	1:B:18:ALA:N	2	1.23
(1,21)	1:A:184:LYS:O	1:B:19:LEU:N	2	1.23
(1,21)	1:A:184:LYS:O	1:B:20:THR:N	2	1.23
(1,21)	1:A:184:LYS:O	1:B:21:ILE:N	2	1.23
(1,21)	1:A:184:LYS:O	1:B:22:GLN:N	2	1.23
(1,21)	1:A:184:LYS:O	1:B:23:LEU:N	2	1.23
(1,21)	1:A:184:LYS:O	1:B:24:ILE:N	2	1.23
(1,21)	1:A:184:LYS:O	1:B:25:GLN:N	2	1.23

Continued on next page...

Continued from previous page...

Key	Atom-1	Atom-2	Model ID	Violation (Å)
(1,21)	1:A:184:LYS:O	1:B:26:ASN:N	2	1.23
(1,21)	1:A:184:LYS:O	1:B:27:HIS:N	2	1.23
(1,21)	1:A:184:LYS:O	1:B:28:PHE:N	2	1.23
(1,21)	1:A:184:LYS:O	1:B:29:VAL:N	2	1.23
(1,21)	1:A:184:LYS:O	1:B:30:ASP:N	2	1.23
(1,21)	1:A:184:LYS:O	1:B:31:GLU:N	2	1.23
(1,21)	1:A:184:LYS:O	1:B:32:TYR:N	2	1.23
(1,21)	1:A:184:LYS:O	1:B:33:ASP:N	2	1.23
(1,21)	1:A:184:LYS:O	1:B:34:PRO:N	2	1.23
(1,21)	1:A:184:LYS:O	1:B:35:THR:N	2	1.23
(1,21)	1:A:184:LYS:O	1:B:36:ILE:N	2	1.23
(1,21)	1:A:184:LYS:O	1:B:37:GLU:N	2	1.23
(1,21)	1:A:184:LYS:O	1:B:38:ASP:N	2	1.23
(1,21)	1:A:184:LYS:O	1:B:39:SER:N	2	1.23
(1,21)	1:A:184:LYS:O	1:B:40:TYR:N	2	1.23
(1,21)	1:A:184:LYS:O	1:B:41:ARG:N	2	1.23
(1,21)	1:A:184:LYS:O	1:B:42:LYS:N	2	1.23
(1,21)	1:A:184:LYS:O	1:B:43:GLN:N	2	1.23
(1,21)	1:A:184:LYS:O	1:B:44:VAL:N	2	1.23
(1,21)	1:A:184:LYS:O	1:B:45:VAL:N	2	1.23
(1,21)	1:A:184:LYS:O	1:B:46:ILE:N	2	1.23
(1,21)	1:A:184:LYS:O	1:B:47:ASP:N	2	1.23
(1,21)	1:A:184:LYS:O	1:B:48:GLY:N	2	1.23
(1,21)	1:A:184:LYS:O	1:B:49:GLU:N	2	1.23
(1,21)	1:A:184:LYS:O	1:B:50:THR:N	2	1.23
(1,21)	1:A:184:LYS:O	1:B:51:CYS:N	2	1.23
(1,21)	1:A:184:LYS:O	1:B:52:LEU:N	2	1.23
(1,21)	1:A:184:LYS:O	1:B:53:LEU:N	2	1.23
(1,21)	1:A:184:LYS:O	1:B:54:ASP:N	2	1.23
(1,21)	1:A:184:LYS:O	1:B:55:ILE:N	2	1.23
(1,21)	1:A:184:LYS:O	1:B:56:LEU:N	2	1.23
(1,21)	1:A:184:LYS:O	1:B:57:ASP:N	2	1.23
(1,21)	1:A:184:LYS:O	1:B:58:THR:N	2	1.23
(1,21)	1:A:184:LYS:O	1:B:59:ALA:N	2	1.23
(1,21)	1:A:184:LYS:O	1:B:60:GLY:N	2	1.23
(1,21)	1:A:184:LYS:O	1:B:61:GLN:N	2	1.23
(1,21)	1:A:184:LYS:O	1:B:62:GLU:N	2	1.23
(1,21)	1:A:184:LYS:O	1:B:63:GLU:N	2	1.23
(1,21)	1:A:184:LYS:O	1:B:64:TYR:N	2	1.23
(1,21)	1:A:184:LYS:O	1:B:65:SER:N	2	1.23
(1,21)	1:A:184:LYS:O	1:B:66:ALA:N	2	1.23
(1,21)	1:A:184:LYS:O	1:B:67:MET:N	2	1.23

Continued on next page...

Continued from previous page...

Key	Atom-1	Atom-2	Model ID	Violation (Å)
(1,21)	1:A:184:LYS:O	1:B:68:ARG:N	2	1.23
(1,21)	1:A:184:LYS:O	1:B:69:ASP:N	2	1.23
(1,21)	1:A:184:LYS:O	1:B:70:GLN:N	2	1.23
(1,21)	1:A:184:LYS:O	1:B:71:TYR:N	2	1.23
(1,21)	1:A:184:LYS:O	1:B:72:MET:N	2	1.23
(1,21)	1:A:184:LYS:O	1:B:73:ARG:N	2	1.23
(1,21)	1:A:184:LYS:O	1:B:74:THR:N	2	1.23
(1,21)	1:A:184:LYS:O	1:B:75:GLY:N	2	1.23
(1,21)	1:A:184:LYS:O	1:B:76:GLU:N	2	1.23
(1,21)	1:A:184:LYS:O	1:B:77:GLY:N	2	1.23
(1,21)	1:A:184:LYS:O	1:B:78:PHE:N	2	1.23
(1,21)	1:A:184:LYS:O	1:B:79:LEU:N	2	1.23
(1,21)	1:A:184:LYS:O	1:B:80:CYS:N	2	1.23
(1,21)	1:A:184:LYS:O	5:B:203:7Q9:N	2	1.23
(1,21)	1:A:184:LYS:O	5:B:204:7Q9:N	2	1.23
(1,21)	1:A:184:LYS:O	5:B:205:7Q9:N	2	1.23
(1,21)	1:A:184:LYS:O	5:B:206:7Q9:N	2	1.23
(1,21)	1:A:184:LYS:O	5:B:207:7Q9:N	2	1.23
(1,21)	1:A:184:LYS:O	6:B:208:17F:N1	2	1.23
(1,21)	1:A:184:LYS:O	5:B:209:7Q9:N	2	1.23
(1,21)	1:A:184:LYS:O	5:B:210:7Q9:N	2	1.23
(1,21)	1:A:184:LYS:O	5:B:211:7Q9:N	2	1.23
(1,21)	1:A:184:LYS:O	5:B:212:7Q9:N	2	1.23
(1,21)	1:A:184:LYS:O	5:B:213:7Q9:N	2	1.23
(1,21)	1:A:184:LYS:O	6:B:214:17F:N1	2	1.23
(1,21)	1:A:184:LYS:O	6:B:215:17F:N1	2	1.23
(1,21)	1:A:184:LYS:O	5:B:216:7Q9:N	2	1.23
(1,21)	1:A:184:LYS:O	5:B:217:7Q9:N	2	1.23
(1,21)	1:A:184:LYS:O	5:B:218:7Q9:N	2	1.23
(1,21)	1:A:184:LYS:O	6:B:219:17F:N1	2	1.23
(1,21)	1:A:184:LYS:O	5:B:220:7Q9:N	2	1.23
(3,9)	1:A:46:ILE:CD1	1:B:2:THR:N	20	1.19
(3,9)	1:A:46:ILE:CD1	1:B:3:GLU:N	20	1.19
(3,9)	1:A:46:ILE:CD1	1:B:4:TYR:N	20	1.19
(3,9)	1:A:46:ILE:CD1	1:B:5:LYS:N	20	1.19
(3,9)	1:A:46:ILE:CD1	1:B:6:LEU:N	20	1.19
(3,9)	1:A:46:ILE:CD1	1:B:7:VAL:N	20	1.19
(3,9)	1:A:46:ILE:CD1	1:B:8:VAL:N	20	1.19
(3,9)	1:A:46:ILE:CD1	1:B:9:VAL:N	20	1.19
(3,9)	1:A:46:ILE:CD1	1:B:10:GLY:N	20	1.19
(3,9)	1:A:46:ILE:CD1	1:B:11:ALA:N	20	1.19
(3,9)	1:A:46:ILE:CD1	1:B:12:ASP:N	20	1.19

Continued on next page...

Continued from previous page...

Key	Atom-1	Atom-2	Model ID	Violation (Å)
(3,9)	1:A:46:ILE:CD1	1:B:13:GLY:N	20	1.19
(3,9)	1:A:46:ILE:CD1	1:B:14:VAL:N	20	1.19
(3,9)	1:A:46:ILE:CD1	1:B:15:GLY:N	20	1.19
(3,9)	1:A:46:ILE:CD1	1:B:16:LYS:N	20	1.19
(3,9)	1:A:46:ILE:CD1	1:B:17:SER:N	20	1.19
(3,9)	1:A:46:ILE:CD1	1:B:18:ALA:N	20	1.19
(3,9)	1:A:46:ILE:CD1	1:B:19:LEU:N	20	1.19
(3,9)	1:A:46:ILE:CD1	1:B:20:THR:N	20	1.19
(3,9)	1:A:46:ILE:CD1	1:B:21:ILE:N	20	1.19
(3,9)	1:A:46:ILE:CD1	1:B:22:GLN:N	20	1.19
(3,9)	1:A:46:ILE:CD1	1:B:23:LEU:N	20	1.19
(3,9)	1:A:46:ILE:CD1	1:B:24:ILE:N	20	1.19
(3,9)	1:A:46:ILE:CD1	1:B:25:GLN:N	20	1.19
(3,9)	1:A:46:ILE:CD1	1:B:26:ASN:N	20	1.19
(3,9)	1:A:46:ILE:CD1	1:B:27:HIS:N	20	1.19
(3,9)	1:A:46:ILE:CD1	1:B:28:PHE:N	20	1.19
(3,9)	1:A:46:ILE:CD1	1:B:29:VAL:N	20	1.19
(3,9)	1:A:46:ILE:CD1	1:B:30:ASP:N	20	1.19
(3,9)	1:A:46:ILE:CD1	1:B:31:GLU:N	20	1.19
(3,9)	1:A:46:ILE:CD1	1:B:32:TYR:N	20	1.19
(3,9)	1:A:46:ILE:CD1	1:B:33:ASP:N	20	1.19
(3,9)	1:A:46:ILE:CD1	1:B:34:PRO:N	20	1.19
(3,9)	1:A:46:ILE:CD1	1:B:35:THR:N	20	1.19
(3,9)	1:A:46:ILE:CD1	1:B:36:ILE:N	20	1.19
(3,9)	1:A:46:ILE:CD1	1:B:37:GLU:N	20	1.19
(3,9)	1:A:46:ILE:CD1	1:B:38:ASP:N	20	1.19
(3,9)	1:A:46:ILE:CD1	1:B:39:SER:N	20	1.19
(3,9)	1:A:46:ILE:CD1	1:B:40:TYR:N	20	1.19
(3,9)	1:A:46:ILE:CD1	1:B:41:ARG:N	20	1.19
(3,9)	1:A:46:ILE:CD1	1:B:42:LYS:N	20	1.19
(3,9)	1:A:46:ILE:CD1	1:B:43:GLN:N	20	1.19
(3,9)	1:A:46:ILE:CD1	1:B:44:VAL:N	20	1.19
(3,9)	1:A:46:ILE:CD1	1:B:45:VAL:N	20	1.19
(3,9)	1:A:46:ILE:CD1	1:B:46:ILE:N	20	1.19
(3,9)	1:A:46:ILE:CD1	1:B:47:ASP:N	20	1.19
(3,9)	1:A:46:ILE:CD1	1:B:48:GLY:N	20	1.19
(3,9)	1:A:46:ILE:CD1	1:B:49:GLU:N	20	1.19
(3,9)	1:A:46:ILE:CD1	1:B:50:THR:N	20	1.19
(3,9)	1:A:46:ILE:CD1	1:B:51:CYS:N	20	1.19
(3,9)	1:A:46:ILE:CD1	1:B:52:LEU:N	20	1.19
(3,9)	1:A:46:ILE:CD1	1:B:53:LEU:N	20	1.19
(3,9)	1:A:46:ILE:CD1	1:B:54:ASP:N	20	1.19

Continued on next page...

Continued from previous page...

Key	Atom-1	Atom-2	Model ID	Violation (Å)
(3,9)	1:A:46:ILE:CD1	1:B:55:ILE:N	20	1.19
(3,9)	1:A:46:ILE:CD1	1:B:56:LEU:N	20	1.19
(3,9)	1:A:46:ILE:CD1	1:B:57:ASP:N	20	1.19
(3,9)	1:A:46:ILE:CD1	1:B:58:THR:N	20	1.19
(3,9)	1:A:46:ILE:CD1	1:B:59:ALA:N	20	1.19
(3,9)	1:A:46:ILE:CD1	1:B:60:GLY:N	20	1.19
(3,9)	1:A:46:ILE:CD1	1:B:61:GLN:N	20	1.19
(3,9)	1:A:46:ILE:CD1	1:B:62:GLU:N	20	1.19
(3,9)	1:A:46:ILE:CD1	1:B:63:GLU:N	20	1.19
(3,9)	1:A:46:ILE:CD1	1:B:64:TYR:N	20	1.19
(3,9)	1:A:46:ILE:CD1	1:B:65:SER:N	20	1.19
(3,9)	1:A:46:ILE:CD1	1:B:66:ALA:N	20	1.19
(3,9)	1:A:46:ILE:CD1	1:B:67:MET:N	20	1.19
(3,9)	1:A:46:ILE:CD1	1:B:68:ARG:N	20	1.19
(3,9)	1:A:46:ILE:CD1	1:B:69:ASP:N	20	1.19
(3,9)	1:A:46:ILE:CD1	1:B:70:GLN:N	20	1.19
(3,9)	1:A:46:ILE:CD1	1:B:71:TYR:N	20	1.19
(3,9)	1:A:46:ILE:CD1	1:B:72:MET:N	20	1.19
(3,9)	1:A:46:ILE:CD1	1:B:73:ARG:N	20	1.19
(3,9)	1:A:46:ILE:CD1	1:B:74:THR:N	20	1.19
(3,9)	1:A:46:ILE:CD1	1:B:75:GLY:N	20	1.19
(3,9)	1:A:46:ILE:CD1	1:B:76:GLU:N	20	1.19
(3,9)	1:A:46:ILE:CD1	1:B:77:GLY:N	20	1.19
(3,9)	1:A:46:ILE:CD1	1:B:78:PHE:N	20	1.19
(3,9)	1:A:46:ILE:CD1	1:B:79:LEU:N	20	1.19
(3,9)	1:A:46:ILE:CD1	1:B:80:CYS:N	20	1.19
(3,9)	1:A:46:ILE:CD1	5:B:203:7Q9:N	20	1.19
(3,9)	1:A:46:ILE:CD1	5:B:204:7Q9:N	20	1.19
(3,9)	1:A:46:ILE:CD1	5:B:205:7Q9:N	20	1.19
(3,9)	1:A:46:ILE:CD1	5:B:206:7Q9:N	20	1.19
(3,9)	1:A:46:ILE:CD1	5:B:207:7Q9:N	20	1.19
(3,9)	1:A:46:ILE:CD1	6:B:208:17F:N1	20	1.19
(3,9)	1:A:46:ILE:CD1	5:B:209:7Q9:N	20	1.19
(3,9)	1:A:46:ILE:CD1	5:B:210:7Q9:N	20	1.19
(3,9)	1:A:46:ILE:CD1	5:B:211:7Q9:N	20	1.19
(3,9)	1:A:46:ILE:CD1	5:B:212:7Q9:N	20	1.19
(3,9)	1:A:46:ILE:CD1	5:B:213:7Q9:N	20	1.19
(3,9)	1:A:46:ILE:CD1	6:B:214:17F:N1	20	1.19
(3,9)	1:A:46:ILE:CD1	6:B:215:17F:N1	20	1.19
(3,9)	1:A:46:ILE:CD1	5:B:216:7Q9:N	20	1.19
(3,9)	1:A:46:ILE:CD1	5:B:217:7Q9:N	20	1.19
(3,9)	1:A:46:ILE:CD1	5:B:218:7Q9:N	20	1.19

Continued on next page...

Continued from previous page...

Key	Atom-1	Atom-2	Model ID	Violation (Å)
(3,9)	1:A:46:ILE:CD1	6:B:219:17F:N1	20	1.19
(3,9)	1:A:46:ILE:CD1	5:B:220:7Q9:N	20	1.19
(1,22)	1:B:184:LYS:C	1:B:2:THR:N	12	1.15
(1,22)	1:B:184:LYS:C	1:B:3:GLU:N	12	1.15
(1,22)	1:B:184:LYS:C	1:B:4:TYR:N	12	1.15
(1,22)	1:B:184:LYS:C	1:B:5:LYS:N	12	1.15
(1,22)	1:B:184:LYS:C	1:B:6:LEU:N	12	1.15
(1,22)	1:B:184:LYS:C	1:B:7:VAL:N	12	1.15
(1,22)	1:B:184:LYS:C	1:B:8:VAL:N	12	1.15
(1,22)	1:B:184:LYS:C	1:B:9:VAL:N	12	1.15
(1,22)	1:B:184:LYS:C	1:B:10:GLY:N	12	1.15
(1,22)	1:B:184:LYS:C	1:B:11:ALA:N	12	1.15
(1,22)	1:B:184:LYS:C	1:B:12:ASP:N	12	1.15
(1,22)	1:B:184:LYS:C	1:B:13:GLY:N	12	1.15
(1,22)	1:B:184:LYS:C	1:B:14:VAL:N	12	1.15
(1,22)	1:B:184:LYS:C	1:B:15:GLY:N	12	1.15
(1,22)	1:B:184:LYS:C	1:B:16:LYS:N	12	1.15
(1,22)	1:B:184:LYS:C	1:B:17:SER:N	12	1.15
(1,22)	1:B:184:LYS:C	1:B:18:ALA:N	12	1.15
(1,22)	1:B:184:LYS:C	1:B:19:LEU:N	12	1.15
(1,22)	1:B:184:LYS:C	1:B:20:THR:N	12	1.15
(1,22)	1:B:184:LYS:C	1:B:21:ILE:N	12	1.15
(1,22)	1:B:184:LYS:C	1:B:22:GLN:N	12	1.15
(1,22)	1:B:184:LYS:C	1:B:23:LEU:N	12	1.15
(1,22)	1:B:184:LYS:C	1:B:24:ILE:N	12	1.15
(1,22)	1:B:184:LYS:C	1:B:25:GLN:N	12	1.15
(1,22)	1:B:184:LYS:C	1:B:26:ASN:N	12	1.15
(1,22)	1:B:184:LYS:C	1:B:27:HIS:N	12	1.15
(1,22)	1:B:184:LYS:C	1:B:28:PHE:N	12	1.15
(1,22)	1:B:184:LYS:C	1:B:29:VAL:N	12	1.15
(1,22)	1:B:184:LYS:C	1:B:30:ASP:N	12	1.15
(1,22)	1:B:184:LYS:C	1:B:31:GLU:N	12	1.15
(1,22)	1:B:184:LYS:C	1:B:32:TYR:N	12	1.15
(1,22)	1:B:184:LYS:C	1:B:33:ASP:N	12	1.15
(1,22)	1:B:184:LYS:C	1:B:34:PRO:N	12	1.15
(1,22)	1:B:184:LYS:C	1:B:35:THR:N	12	1.15
(1,22)	1:B:184:LYS:C	1:B:36:ILE:N	12	1.15
(1,22)	1:B:184:LYS:C	1:B:37:GLU:N	12	1.15
(1,22)	1:B:184:LYS:C	1:B:38:ASP:N	12	1.15
(1,22)	1:B:184:LYS:C	1:B:39:SER:N	12	1.15
(1,22)	1:B:184:LYS:C	1:B:40:TYR:N	12	1.15
(1,22)	1:B:184:LYS:C	1:B:41:ARG:N	12	1.15

Continued on next page...

Continued from previous page...

Key	Atom-1	Atom-2	Model ID	Violation (Å)
(1,22)	1:B:184:LYS:C	1:B:42:LYS:N	12	1.15
(1,22)	1:B:184:LYS:C	1:B:43:GLN:N	12	1.15
(1,22)	1:B:184:LYS:C	1:B:44:VAL:N	12	1.15
(1,22)	1:B:184:LYS:C	1:B:45:VAL:N	12	1.15
(1,22)	1:B:184:LYS:C	1:B:46:ILE:N	12	1.15
(1,22)	1:B:184:LYS:C	1:B:47:ASP:N	12	1.15
(1,22)	1:B:184:LYS:C	1:B:48:GLY:N	12	1.15
(1,22)	1:B:184:LYS:C	1:B:49:GLU:N	12	1.15
(1,22)	1:B:184:LYS:C	1:B:50:THR:N	12	1.15
(1,22)	1:B:184:LYS:C	1:B:51:CYS:N	12	1.15
(1,22)	1:B:184:LYS:C	1:B:52:LEU:N	12	1.15
(1,22)	1:B:184:LYS:C	1:B:53:LEU:N	12	1.15
(1,22)	1:B:184:LYS:C	1:B:54:ASP:N	12	1.15
(1,22)	1:B:184:LYS:C	1:B:55:ILE:N	12	1.15
(1,22)	1:B:184:LYS:C	1:B:56:LEU:N	12	1.15
(1,22)	1:B:184:LYS:C	1:B:57:ASP:N	12	1.15
(1,22)	1:B:184:LYS:C	1:B:58:THR:N	12	1.15
(1,22)	1:B:184:LYS:C	1:B:59:ALA:N	12	1.15
(1,22)	1:B:184:LYS:C	1:B:60:GLY:N	12	1.15
(1,22)	1:B:184:LYS:C	1:B:61:GLN:N	12	1.15
(1,22)	1:B:184:LYS:C	1:B:62:GLU:N	12	1.15
(1,22)	1:B:184:LYS:C	1:B:63:GLU:N	12	1.15
(1,22)	1:B:184:LYS:C	1:B:64:TYR:N	12	1.15
(1,22)	1:B:184:LYS:C	1:B:65:SER:N	12	1.15
(1,22)	1:B:184:LYS:C	1:B:66:ALA:N	12	1.15
(1,22)	1:B:184:LYS:C	1:B:67:MET:N	12	1.15
(1,22)	1:B:184:LYS:C	1:B:68:ARG:N	12	1.15
(1,22)	1:B:184:LYS:C	1:B:69:ASP:N	12	1.15
(1,22)	1:B:184:LYS:C	1:B:70:GLN:N	12	1.15
(1,22)	1:B:184:LYS:C	1:B:71:TYR:N	12	1.15
(1,22)	1:B:184:LYS:C	1:B:72:MET:N	12	1.15
(1,22)	1:B:184:LYS:C	1:B:73:ARG:N	12	1.15
(1,22)	1:B:184:LYS:C	1:B:74:THR:N	12	1.15
(1,22)	1:B:184:LYS:C	1:B:75:GLY:N	12	1.15
(1,22)	1:B:184:LYS:C	1:B:76:GLU:N	12	1.15
(1,22)	1:B:184:LYS:C	1:B:77:GLY:N	12	1.15
(1,22)	1:B:184:LYS:C	1:B:78:PHE:N	12	1.15
(1,22)	1:B:184:LYS:C	1:B:79:LEU:N	12	1.15
(1,22)	1:B:184:LYS:C	1:B:80:CYS:N	12	1.15
(1,22)	1:B:184:LYS:C	5:B:203:7Q9:N	12	1.15
(1,22)	1:B:184:LYS:C	5:B:204:7Q9:N	12	1.15
(1,22)	1:B:184:LYS:C	5:B:205:7Q9:N	12	1.15

Continued on next page...

Continued from previous page...

Key	Atom-1	Atom-2	Model ID	Violation (Å)
(1,22)	1:B:184:LYS:C	5:B:206:7Q9:N	12	1.15
(1,22)	1:B:184:LYS:C	5:B:207:7Q9:N	12	1.15
(1,22)	1:B:184:LYS:C	6:B:208:17F:N1	12	1.15
(1,22)	1:B:184:LYS:C	5:B:209:7Q9:N	12	1.15
(1,22)	1:B:184:LYS:C	5:B:210:7Q9:N	12	1.15
(1,22)	1:B:184:LYS:C	5:B:211:7Q9:N	12	1.15
(1,22)	1:B:184:LYS:C	5:B:212:7Q9:N	12	1.15
(1,22)	1:B:184:LYS:C	5:B:213:7Q9:N	12	1.15
(1,22)	1:B:184:LYS:C	6:B:214:17F:N1	12	1.15
(1,22)	1:B:184:LYS:C	6:B:215:17F:N1	12	1.15
(1,22)	1:B:184:LYS:C	5:B:216:7Q9:N	12	1.15
(1,22)	1:B:184:LYS:C	5:B:217:7Q9:N	12	1.15
(1,22)	1:B:184:LYS:C	5:B:218:7Q9:N	12	1.15
(1,22)	1:B:184:LYS:C	6:B:219:17F:N1	12	1.15
(1,22)	1:B:184:LYS:C	5:B:220:7Q9:N	12	1.15
(1,22)	1:B:184:LYS:CA	1:B:2:THR:N	12	1.15
(1,22)	1:B:184:LYS:CA	1:B:3:GLU:N	12	1.15
(1,22)	1:B:184:LYS:CA	1:B:4:TYR:N	12	1.15
(1,22)	1:B:184:LYS:CA	1:B:5:LYS:N	12	1.15
(1,22)	1:B:184:LYS:CA	1:B:6:LEU:N	12	1.15
(1,22)	1:B:184:LYS:CA	1:B:7:VAL:N	12	1.15
(1,22)	1:B:184:LYS:CA	1:B:8:VAL:N	12	1.15
(1,22)	1:B:184:LYS:CA	1:B:9:VAL:N	12	1.15
(1,22)	1:B:184:LYS:CA	1:B:10:GLY:N	12	1.15
(1,22)	1:B:184:LYS:CA	1:B:11:ALA:N	12	1.15
(1,22)	1:B:184:LYS:CA	1:B:12:ASP:N	12	1.15
(1,22)	1:B:184:LYS:CA	1:B:13:GLY:N	12	1.15
(1,22)	1:B:184:LYS:CA	1:B:14:VAL:N	12	1.15
(1,22)	1:B:184:LYS:CA	1:B:15:GLY:N	12	1.15
(1,22)	1:B:184:LYS:CA	1:B:16:LYS:N	12	1.15
(1,22)	1:B:184:LYS:CA	1:B:17:SER:N	12	1.15
(1,22)	1:B:184:LYS:CA	1:B:18:ALA:N	12	1.15
(1,22)	1:B:184:LYS:CA	1:B:19:LEU:N	12	1.15
(1,22)	1:B:184:LYS:CA	1:B:20:THR:N	12	1.15
(1,22)	1:B:184:LYS:CA	1:B:21:ILE:N	12	1.15
(1,22)	1:B:184:LYS:CA	1:B:22:GLN:N	12	1.15
(1,22)	1:B:184:LYS:CA	1:B:23:LEU:N	12	1.15
(1,22)	1:B:184:LYS:CA	1:B:24:ILE:N	12	1.15
(1,22)	1:B:184:LYS:CA	1:B:25:GLN:N	12	1.15
(1,22)	1:B:184:LYS:CA	1:B:26:ASN:N	12	1.15
(1,22)	1:B:184:LYS:CA	1:B:27:HIS:N	12	1.15
(1,22)	1:B:184:LYS:CA	1:B:28:PHE:N	12	1.15

Continued on next page...

Continued from previous page...

Key	Atom-1	Atom-2	Model ID	Violation (Å)
(1,22)	1:B:184:LYS:CA	1:B:29:VAL:N	12	1.15
(1,22)	1:B:184:LYS:CA	1:B:30:ASP:N	12	1.15
(1,22)	1:B:184:LYS:CA	1:B:31:GLU:N	12	1.15
(1,22)	1:B:184:LYS:CA	1:B:32:TYR:N	12	1.15
(1,22)	1:B:184:LYS:CA	1:B:33:ASP:N	12	1.15
(1,22)	1:B:184:LYS:CA	1:B:34:PRO:N	12	1.15
(1,22)	1:B:184:LYS:CA	1:B:35:THR:N	12	1.15
(1,22)	1:B:184:LYS:CA	1:B:36:ILE:N	12	1.15
(1,22)	1:B:184:LYS:CA	1:B:37:GLU:N	12	1.15
(1,22)	1:B:184:LYS:CA	1:B:38:ASP:N	12	1.15
(1,22)	1:B:184:LYS:CA	1:B:39:SER:N	12	1.15
(1,22)	1:B:184:LYS:CA	1:B:40:TYR:N	12	1.15
(1,22)	1:B:184:LYS:CA	1:B:41:ARG:N	12	1.15
(1,22)	1:B:184:LYS:CA	1:B:42:LYS:N	12	1.15
(1,22)	1:B:184:LYS:CA	1:B:43:GLN:N	12	1.15
(1,22)	1:B:184:LYS:CA	1:B:44:VAL:N	12	1.15
(1,22)	1:B:184:LYS:CA	1:B:45:VAL:N	12	1.15
(1,22)	1:B:184:LYS:CA	1:B:46:ILE:N	12	1.15
(1,22)	1:B:184:LYS:CA	1:B:47:ASP:N	12	1.15
(1,22)	1:B:184:LYS:CA	1:B:48:GLY:N	12	1.15
(1,22)	1:B:184:LYS:CA	1:B:49:GLU:N	12	1.15
(1,22)	1:B:184:LYS:CA	1:B:50:THR:N	12	1.15
(1,22)	1:B:184:LYS:CA	1:B:51:CYS:N	12	1.15
(1,22)	1:B:184:LYS:CA	1:B:52:LEU:N	12	1.15
(1,22)	1:B:184:LYS:CA	1:B:53:LEU:N	12	1.15
(1,22)	1:B:184:LYS:CA	1:B:54:ASP:N	12	1.15
(1,22)	1:B:184:LYS:CA	1:B:55:ILE:N	12	1.15
(1,22)	1:B:184:LYS:CA	1:B:56:LEU:N	12	1.15
(1,22)	1:B:184:LYS:CA	1:B:57:ASP:N	12	1.15
(1,22)	1:B:184:LYS:CA	1:B:58:THR:N	12	1.15
(1,22)	1:B:184:LYS:CA	1:B:59:ALA:N	12	1.15
(1,22)	1:B:184:LYS:CA	1:B:60:GLY:N	12	1.15
(1,22)	1:B:184:LYS:CA	1:B:61:GLN:N	12	1.15
(1,22)	1:B:184:LYS:CA	1:B:62:GLU:N	12	1.15
(1,22)	1:B:184:LYS:CA	1:B:63:GLU:N	12	1.15
(1,22)	1:B:184:LYS:CA	1:B:64:TYR:N	12	1.15
(1,22)	1:B:184:LYS:CA	1:B:65:SER:N	12	1.15
(1,22)	1:B:184:LYS:CA	1:B:66:ALA:N	12	1.15
(1,22)	1:B:184:LYS:CA	1:B:67:MET:N	12	1.15
(1,22)	1:B:184:LYS:CA	1:B:68:ARG:N	12	1.15
(1,22)	1:B:184:LYS:CA	1:B:69:ASP:N	12	1.15
(1,22)	1:B:184:LYS:CA	1:B:70:GLN:N	12	1.15

Continued on next page...

Continued from previous page...

Key	Atom-1	Atom-2	Model ID	Violation (Å)
(1,22)	1:B:184:LYS:CA	1:B:71:TYR:N	12	1.15
(1,22)	1:B:184:LYS:CA	1:B:72:MET:N	12	1.15
(1,22)	1:B:184:LYS:CA	1:B:73:ARG:N	12	1.15
(1,22)	1:B:184:LYS:CA	1:B:74:THR:N	12	1.15
(1,22)	1:B:184:LYS:CA	1:B:75:GLY:N	12	1.15
(1,22)	1:B:184:LYS:CA	1:B:76:GLU:N	12	1.15
(1,22)	1:B:184:LYS:CA	1:B:77:GLY:N	12	1.15
(1,22)	1:B:184:LYS:CA	1:B:78:PHE:N	12	1.15
(1,22)	1:B:184:LYS:CA	1:B:79:LEU:N	12	1.15
(1,22)	1:B:184:LYS:CA	1:B:80:CYS:N	12	1.15
(1,22)	1:B:184:LYS:CA	5:B:203:7Q9:N	12	1.15
(1,22)	1:B:184:LYS:CA	5:B:204:7Q9:N	12	1.15
(1,22)	1:B:184:LYS:CA	5:B:205:7Q9:N	12	1.15
(1,22)	1:B:184:LYS:CA	5:B:206:7Q9:N	12	1.15
(1,22)	1:B:184:LYS:CA	5:B:207:7Q9:N	12	1.15
(1,22)	1:B:184:LYS:CA	6:B:208:17F:N1	12	1.15
(1,22)	1:B:184:LYS:CA	5:B:209:7Q9:N	12	1.15
(1,22)	1:B:184:LYS:CA	5:B:210:7Q9:N	12	1.15
(1,22)	1:B:184:LYS:CA	5:B:211:7Q9:N	12	1.15
(1,22)	1:B:184:LYS:CA	5:B:212:7Q9:N	12	1.15
(1,22)	1:B:184:LYS:CA	5:B:213:7Q9:N	12	1.15
(1,22)	1:B:184:LYS:CA	6:B:214:17F:N1	12	1.15
(1,22)	1:B:184:LYS:CA	6:B:215:17F:N1	12	1.15
(1,22)	1:B:184:LYS:CA	5:B:216:7Q9:N	12	1.15
(1,22)	1:B:184:LYS:CA	5:B:217:7Q9:N	12	1.15
(1,22)	1:B:184:LYS:CA	5:B:218:7Q9:N	12	1.15
(1,22)	1:B:184:LYS:CA	6:B:219:17F:N1	12	1.15
(1,22)	1:B:184:LYS:CA	5:B:220:7Q9:N	12	1.15
(1,22)	1:B:184:LYS:CB	1:B:2:THR:N	12	1.15
(1,22)	1:B:184:LYS:CB	1:B:3:GLU:N	12	1.15
(1,22)	1:B:184:LYS:CB	1:B:4:TYR:N	12	1.15
(1,22)	1:B:184:LYS:CB	1:B:5:LYS:N	12	1.15
(1,22)	1:B:184:LYS:CB	1:B:6:LEU:N	12	1.15
(1,22)	1:B:184:LYS:CB	1:B:7:VAL:N	12	1.15
(1,22)	1:B:184:LYS:CB	1:B:8:VAL:N	12	1.15
(1,22)	1:B:184:LYS:CB	1:B:9:VAL:N	12	1.15
(1,22)	1:B:184:LYS:CB	1:B:10:GLY:N	12	1.15
(1,22)	1:B:184:LYS:CB	1:B:11:ALA:N	12	1.15
(1,22)	1:B:184:LYS:CB	1:B:12:ASP:N	12	1.15
(1,22)	1:B:184:LYS:CB	1:B:13:GLY:N	12	1.15
(1,22)	1:B:184:LYS:CB	1:B:14:VAL:N	12	1.15
(1,22)	1:B:184:LYS:CB	1:B:15:GLY:N	12	1.15

Continued on next page...

Continued from previous page...

Key	Atom-1	Atom-2	Model ID	Violation (Å)
(1,22)	1:B:184:LYS:CB	1:B:16:LYS:N	12	1.15
(1,22)	1:B:184:LYS:CB	1:B:17:SER:N	12	1.15
(1,22)	1:B:184:LYS:CB	1:B:18:ALA:N	12	1.15
(1,22)	1:B:184:LYS:CB	1:B:19:LEU:N	12	1.15
(1,22)	1:B:184:LYS:CB	1:B:20:THR:N	12	1.15
(1,22)	1:B:184:LYS:CB	1:B:21:ILE:N	12	1.15
(1,22)	1:B:184:LYS:CB	1:B:22:GLN:N	12	1.15
(1,22)	1:B:184:LYS:CB	1:B:23:LEU:N	12	1.15
(1,22)	1:B:184:LYS:CB	1:B:24:ILE:N	12	1.15
(1,22)	1:B:184:LYS:CB	1:B:25:GLN:N	12	1.15
(1,22)	1:B:184:LYS:CB	1:B:26:ASN:N	12	1.15
(1,22)	1:B:184:LYS:CB	1:B:27:HIS:N	12	1.15
(1,22)	1:B:184:LYS:CB	1:B:28:PHE:N	12	1.15
(1,22)	1:B:184:LYS:CB	1:B:29:VAL:N	12	1.15
(1,22)	1:B:184:LYS:CB	1:B:30:ASP:N	12	1.15
(1,22)	1:B:184:LYS:CB	1:B:31:GLU:N	12	1.15
(1,22)	1:B:184:LYS:CB	1:B:32:TYR:N	12	1.15
(1,22)	1:B:184:LYS:CB	1:B:33:ASP:N	12	1.15
(1,22)	1:B:184:LYS:CB	1:B:34:PRO:N	12	1.15
(1,22)	1:B:184:LYS:CB	1:B:35:THR:N	12	1.15
(1,22)	1:B:184:LYS:CB	1:B:36:ILE:N	12	1.15
(1,22)	1:B:184:LYS:CB	1:B:37:GLU:N	12	1.15
(1,22)	1:B:184:LYS:CB	1:B:38:ASP:N	12	1.15
(1,22)	1:B:184:LYS:CB	1:B:39:SER:N	12	1.15
(1,22)	1:B:184:LYS:CB	1:B:40:TYR:N	12	1.15
(1,22)	1:B:184:LYS:CB	1:B:41:ARG:N	12	1.15
(1,22)	1:B:184:LYS:CB	1:B:42:LYS:N	12	1.15
(1,22)	1:B:184:LYS:CB	1:B:43:GLN:N	12	1.15
(1,22)	1:B:184:LYS:CB	1:B:44:VAL:N	12	1.15
(1,22)	1:B:184:LYS:CB	1:B:45:VAL:N	12	1.15
(1,22)	1:B:184:LYS:CB	1:B:46:ILE:N	12	1.15
(1,22)	1:B:184:LYS:CB	1:B:47:ASP:N	12	1.15
(1,22)	1:B:184:LYS:CB	1:B:48:GLY:N	12	1.15
(1,22)	1:B:184:LYS:CB	1:B:49:GLU:N	12	1.15
(1,22)	1:B:184:LYS:CB	1:B:50:THR:N	12	1.15
(1,22)	1:B:184:LYS:CB	1:B:51:CYS:N	12	1.15
(1,22)	1:B:184:LYS:CB	1:B:52:LEU:N	12	1.15
(1,22)	1:B:184:LYS:CB	1:B:53:LEU:N	12	1.15
(1,22)	1:B:184:LYS:CB	1:B:54:ASP:N	12	1.15
(1,22)	1:B:184:LYS:CB	1:B:55:ILE:N	12	1.15
(1,22)	1:B:184:LYS:CB	1:B:56:LEU:N	12	1.15
(1,22)	1:B:184:LYS:CB	1:B:57:ASP:N	12	1.15

Continued on next page...

Continued from previous page...

Key	Atom-1	Atom-2	Model ID	Violation (Å)
(1,22)	1:B:184:LYS:CB	1:B:58:THR:N	12	1.15
(1,22)	1:B:184:LYS:CB	1:B:59:ALA:N	12	1.15
(1,22)	1:B:184:LYS:CB	1:B:60:GLY:N	12	1.15
(1,22)	1:B:184:LYS:CB	1:B:61:GLN:N	12	1.15
(1,22)	1:B:184:LYS:CB	1:B:62:GLU:N	12	1.15
(1,22)	1:B:184:LYS:CB	1:B:63:GLU:N	12	1.15
(1,22)	1:B:184:LYS:CB	1:B:64:TYR:N	12	1.15
(1,22)	1:B:184:LYS:CB	1:B:65:SER:N	12	1.15
(1,22)	1:B:184:LYS:CB	1:B:66:ALA:N	12	1.15
(1,22)	1:B:184:LYS:CB	1:B:67:MET:N	12	1.15
(1,22)	1:B:184:LYS:CB	1:B:68:ARG:N	12	1.15
(1,22)	1:B:184:LYS:CB	1:B:69:ASP:N	12	1.15
(1,22)	1:B:184:LYS:CB	1:B:70:GLN:N	12	1.15
(1,22)	1:B:184:LYS:CB	1:B:71:TYR:N	12	1.15
(1,22)	1:B:184:LYS:CB	1:B:72:MET:N	12	1.15
(1,22)	1:B:184:LYS:CB	1:B:73:ARG:N	12	1.15
(1,22)	1:B:184:LYS:CB	1:B:74:THR:N	12	1.15
(1,22)	1:B:184:LYS:CB	1:B:75:GLY:N	12	1.15
(1,22)	1:B:184:LYS:CB	1:B:76:GLU:N	12	1.15
(1,22)	1:B:184:LYS:CB	1:B:77:GLY:N	12	1.15
(1,22)	1:B:184:LYS:CB	1:B:78:PHE:N	12	1.15
(1,22)	1:B:184:LYS:CB	1:B:79:LEU:N	12	1.15
(1,22)	1:B:184:LYS:CB	1:B:80:CYS:N	12	1.15
(1,22)	1:B:184:LYS:CB	5:B:203:7Q9:N	12	1.15
(1,22)	1:B:184:LYS:CB	5:B:204:7Q9:N	12	1.15
(1,22)	1:B:184:LYS:CB	5:B:205:7Q9:N	12	1.15
(1,22)	1:B:184:LYS:CB	5:B:206:7Q9:N	12	1.15
(1,22)	1:B:184:LYS:CB	5:B:207:7Q9:N	12	1.15
(1,22)	1:B:184:LYS:CB	6:B:208:17F:N1	12	1.15
(1,22)	1:B:184:LYS:CB	5:B:209:7Q9:N	12	1.15
(1,22)	1:B:184:LYS:CB	5:B:210:7Q9:N	12	1.15
(1,22)	1:B:184:LYS:CB	5:B:211:7Q9:N	12	1.15
(1,22)	1:B:184:LYS:CB	5:B:212:7Q9:N	12	1.15
(1,22)	1:B:184:LYS:CB	5:B:213:7Q9:N	12	1.15
(1,22)	1:B:184:LYS:CB	6:B:214:17F:N1	12	1.15
(1,22)	1:B:184:LYS:CB	6:B:215:17F:N1	12	1.15
(1,22)	1:B:184:LYS:CB	5:B:216:7Q9:N	12	1.15
(1,22)	1:B:184:LYS:CB	5:B:217:7Q9:N	12	1.15
(1,22)	1:B:184:LYS:CB	5:B:218:7Q9:N	12	1.15
(1,22)	1:B:184:LYS:CB	6:B:219:17F:N1	12	1.15
(1,22)	1:B:184:LYS:CB	5:B:220:7Q9:N	12	1.15
(1,22)	1:B:184:LYS:CD	1:B:2:THR:N	12	1.15

Continued on next page...

Continued from previous page...

Key	Atom-1	Atom-2	Model ID	Violation (Å)
(1,22)	1:B:184:LYS:CD	1:B:3:GLU:N	12	1.15
(1,22)	1:B:184:LYS:CD	1:B:4:TYR:N	12	1.15
(1,22)	1:B:184:LYS:CD	1:B:5:LYS:N	12	1.15
(1,22)	1:B:184:LYS:CD	1:B:6:LEU:N	12	1.15
(1,22)	1:B:184:LYS:CD	1:B:7:VAL:N	12	1.15
(1,22)	1:B:184:LYS:CD	1:B:8:VAL:N	12	1.15
(1,22)	1:B:184:LYS:CD	1:B:9:VAL:N	12	1.15
(1,22)	1:B:184:LYS:CD	1:B:10:GLY:N	12	1.15
(1,22)	1:B:184:LYS:CD	1:B:11:ALA:N	12	1.15
(1,22)	1:B:184:LYS:CD	1:B:12:ASP:N	12	1.15
(1,22)	1:B:184:LYS:CD	1:B:13:GLY:N	12	1.15
(1,22)	1:B:184:LYS:CD	1:B:14:VAL:N	12	1.15
(1,22)	1:B:184:LYS:CD	1:B:15:GLY:N	12	1.15
(1,22)	1:B:184:LYS:CD	1:B:16:LYS:N	12	1.15
(1,22)	1:B:184:LYS:CD	1:B:17:SER:N	12	1.15
(1,22)	1:B:184:LYS:CD	1:B:18:ALA:N	12	1.15
(1,22)	1:B:184:LYS:CD	1:B:19:LEU:N	12	1.15
(1,22)	1:B:184:LYS:CD	1:B:20:THR:N	12	1.15
(1,22)	1:B:184:LYS:CD	1:B:21:ILE:N	12	1.15
(1,22)	1:B:184:LYS:CD	1:B:22:GLN:N	12	1.15
(1,22)	1:B:184:LYS:CD	1:B:23:LEU:N	12	1.15
(1,22)	1:B:184:LYS:CD	1:B:24:ILE:N	12	1.15
(1,22)	1:B:184:LYS:CD	1:B:25:GLN:N	12	1.15
(1,22)	1:B:184:LYS:CD	1:B:26:ASN:N	12	1.15
(1,22)	1:B:184:LYS:CD	1:B:27:HIS:N	12	1.15
(1,22)	1:B:184:LYS:CD	1:B:28:PHE:N	12	1.15
(1,22)	1:B:184:LYS:CD	1:B:29:VAL:N	12	1.15
(1,22)	1:B:184:LYS:CD	1:B:30:ASP:N	12	1.15
(1,22)	1:B:184:LYS:CD	1:B:31:GLU:N	12	1.15
(1,22)	1:B:184:LYS:CD	1:B:32:TYR:N	12	1.15
(1,22)	1:B:184:LYS:CD	1:B:33:ASP:N	12	1.15
(1,22)	1:B:184:LYS:CD	1:B:34:PRO:N	12	1.15
(1,22)	1:B:184:LYS:CD	1:B:35:THR:N	12	1.15
(1,22)	1:B:184:LYS:CD	1:B:36:ILE:N	12	1.15
(1,22)	1:B:184:LYS:CD	1:B:37:GLU:N	12	1.15
(1,22)	1:B:184:LYS:CD	1:B:38:ASP:N	12	1.15
(1,22)	1:B:184:LYS:CD	1:B:39:SER:N	12	1.15
(1,22)	1:B:184:LYS:CD	1:B:40:TYR:N	12	1.15
(1,22)	1:B:184:LYS:CD	1:B:41:ARG:N	12	1.15
(1,22)	1:B:184:LYS:CD	1:B:42:LYS:N	12	1.15
(1,22)	1:B:184:LYS:CD	1:B:43:GLN:N	12	1.15
(1,22)	1:B:184:LYS:CD	1:B:44:VAL:N	12	1.15

Continued on next page...

Continued from previous page...

Key	Atom-1	Atom-2	Model ID	Violation (Å)
(1,22)	1:B:184:LYS:CD	1:B:45:VAL:N	12	1.15
(1,22)	1:B:184:LYS:CD	1:B:46:ILE:N	12	1.15
(1,22)	1:B:184:LYS:CD	1:B:47:ASP:N	12	1.15
(1,22)	1:B:184:LYS:CD	1:B:48:GLY:N	12	1.15
(1,22)	1:B:184:LYS:CD	1:B:49:GLU:N	12	1.15
(1,22)	1:B:184:LYS:CD	1:B:50:THR:N	12	1.15
(1,22)	1:B:184:LYS:CD	1:B:51:CYS:N	12	1.15
(1,22)	1:B:184:LYS:CD	1:B:52:LEU:N	12	1.15
(1,22)	1:B:184:LYS:CD	1:B:53:LEU:N	12	1.15
(1,22)	1:B:184:LYS:CD	1:B:54:ASP:N	12	1.15
(1,22)	1:B:184:LYS:CD	1:B:55:ILE:N	12	1.15
(1,22)	1:B:184:LYS:CD	1:B:56:LEU:N	12	1.15
(1,22)	1:B:184:LYS:CD	1:B:57:ASP:N	12	1.15
(1,22)	1:B:184:LYS:CD	1:B:58:THR:N	12	1.15
(1,22)	1:B:184:LYS:CD	1:B:59:ALA:N	12	1.15
(1,22)	1:B:184:LYS:CD	1:B:60:GLY:N	12	1.15
(1,22)	1:B:184:LYS:CD	1:B:61:GLN:N	12	1.15
(1,22)	1:B:184:LYS:CD	1:B:62:GLU:N	12	1.15
(1,22)	1:B:184:LYS:CD	1:B:63:GLU:N	12	1.15
(1,22)	1:B:184:LYS:CD	1:B:64:TYR:N	12	1.15
(1,22)	1:B:184:LYS:CD	1:B:65:SER:N	12	1.15
(1,22)	1:B:184:LYS:CD	1:B:66:ALA:N	12	1.15
(1,22)	1:B:184:LYS:CD	1:B:67:MET:N	12	1.15
(1,22)	1:B:184:LYS:CD	1:B:68:ARG:N	12	1.15
(1,22)	1:B:184:LYS:CD	1:B:69:ASP:N	12	1.15
(1,22)	1:B:184:LYS:CD	1:B:70:GLN:N	12	1.15
(1,22)	1:B:184:LYS:CD	1:B:71:TYR:N	12	1.15
(1,22)	1:B:184:LYS:CD	1:B:72:MET:N	12	1.15
(1,22)	1:B:184:LYS:CD	1:B:73:ARG:N	12	1.15
(1,22)	1:B:184:LYS:CD	1:B:74:THR:N	12	1.15
(1,22)	1:B:184:LYS:CD	1:B:75:GLY:N	12	1.15
(1,22)	1:B:184:LYS:CD	1:B:76:GLU:N	12	1.15
(1,22)	1:B:184:LYS:CD	1:B:77:GLY:N	12	1.15
(1,22)	1:B:184:LYS:CD	1:B:78:PHE:N	12	1.15
(1,22)	1:B:184:LYS:CD	1:B:79:LEU:N	12	1.15
(1,22)	1:B:184:LYS:CD	1:B:80:CYS:N	12	1.15
(1,22)	1:B:184:LYS:CD	5:B:203:7Q9:N	12	1.15
(1,22)	1:B:184:LYS:CD	5:B:204:7Q9:N	12	1.15
(1,22)	1:B:184:LYS:CD	5:B:205:7Q9:N	12	1.15
(1,22)	1:B:184:LYS:CD	5:B:206:7Q9:N	12	1.15
(1,22)	1:B:184:LYS:CD	5:B:207:7Q9:N	12	1.15
(1,22)	1:B:184:LYS:CD	6:B:208:17F:N1	12	1.15

Continued on next page...

Continued from previous page...

Key	Atom-1	Atom-2	Model ID	Violation (Å)
(1,22)	1:B:184:LYS:CD	5:B:209:7Q9:N	12	1.15
(1,22)	1:B:184:LYS:CD	5:B:210:7Q9:N	12	1.15
(1,22)	1:B:184:LYS:CD	5:B:211:7Q9:N	12	1.15
(1,22)	1:B:184:LYS:CD	5:B:212:7Q9:N	12	1.15
(1,22)	1:B:184:LYS:CD	5:B:213:7Q9:N	12	1.15
(1,22)	1:B:184:LYS:CD	6:B:214:17F:N1	12	1.15
(1,22)	1:B:184:LYS:CD	6:B:215:17F:N1	12	1.15
(1,22)	1:B:184:LYS:CD	5:B:216:7Q9:N	12	1.15
(1,22)	1:B:184:LYS:CD	5:B:217:7Q9:N	12	1.15
(1,22)	1:B:184:LYS:CD	5:B:218:7Q9:N	12	1.15
(1,22)	1:B:184:LYS:CD	6:B:219:17F:N1	12	1.15
(1,22)	1:B:184:LYS:CD	5:B:220:7Q9:N	12	1.15
(1,22)	1:B:184:LYS:CE	1:B:2:THR:N	12	1.15
(1,22)	1:B:184:LYS:CE	1:B:3:GLU:N	12	1.15
(1,22)	1:B:184:LYS:CE	1:B:4:TYR:N	12	1.15
(1,22)	1:B:184:LYS:CE	1:B:5:LYS:N	12	1.15
(1,22)	1:B:184:LYS:CE	1:B:6:LEU:N	12	1.15
(1,22)	1:B:184:LYS:CE	1:B:7:VAL:N	12	1.15
(1,22)	1:B:184:LYS:CE	1:B:8:VAL:N	12	1.15
(1,22)	1:B:184:LYS:CE	1:B:9:VAL:N	12	1.15
(1,22)	1:B:184:LYS:CE	1:B:10:GLY:N	12	1.15
(1,22)	1:B:184:LYS:CE	1:B:11:ALA:N	12	1.15
(1,22)	1:B:184:LYS:CE	1:B:12:ASP:N	12	1.15
(1,22)	1:B:184:LYS:CE	1:B:13:GLY:N	12	1.15
(1,22)	1:B:184:LYS:CE	1:B:14:VAL:N	12	1.15
(1,22)	1:B:184:LYS:CE	1:B:15:GLY:N	12	1.15
(1,22)	1:B:184:LYS:CE	1:B:16:LYS:N	12	1.15
(1,22)	1:B:184:LYS:CE	1:B:17:SER:N	12	1.15
(1,22)	1:B:184:LYS:CE	1:B:18:ALA:N	12	1.15
(1,22)	1:B:184:LYS:CE	1:B:19:LEU:N	12	1.15
(1,22)	1:B:184:LYS:CE	1:B:20:THR:N	12	1.15
(1,22)	1:B:184:LYS:CE	1:B:21:ILE:N	12	1.15
(1,22)	1:B:184:LYS:CE	1:B:22:GLN:N	12	1.15
(1,22)	1:B:184:LYS:CE	1:B:23:LEU:N	12	1.15
(1,22)	1:B:184:LYS:CE	1:B:24:ILE:N	12	1.15
(1,22)	1:B:184:LYS:CE	1:B:25:GLN:N	12	1.15
(1,22)	1:B:184:LYS:CE	1:B:26:ASN:N	12	1.15
(1,22)	1:B:184:LYS:CE	1:B:27:HIS:N	12	1.15
(1,22)	1:B:184:LYS:CE	1:B:28:PHE:N	12	1.15
(1,22)	1:B:184:LYS:CE	1:B:29:VAL:N	12	1.15
(1,22)	1:B:184:LYS:CE	1:B:30:ASP:N	12	1.15
(1,22)	1:B:184:LYS:CE	1:B:31:GLU:N	12	1.15

Continued on next page...

Continued from previous page...

Key	Atom-1	Atom-2	Model ID	Violation (Å)
(1,22)	1:B:184:LYS:CE	1:B:32:TYR:N	12	1.15
(1,22)	1:B:184:LYS:CE	1:B:33:ASP:N	12	1.15
(1,22)	1:B:184:LYS:CE	1:B:34:PRO:N	12	1.15
(1,22)	1:B:184:LYS:CE	1:B:35:THR:N	12	1.15
(1,22)	1:B:184:LYS:CE	1:B:36:ILE:N	12	1.15
(1,22)	1:B:184:LYS:CE	1:B:37:GLU:N	12	1.15
(1,22)	1:B:184:LYS:CE	1:B:38:ASP:N	12	1.15
(1,22)	1:B:184:LYS:CE	1:B:39:SER:N	12	1.15
(1,22)	1:B:184:LYS:CE	1:B:40:TYR:N	12	1.15
(1,22)	1:B:184:LYS:CE	1:B:41:ARG:N	12	1.15
(1,22)	1:B:184:LYS:CE	1:B:42:LYS:N	12	1.15
(1,22)	1:B:184:LYS:CE	1:B:43:GLN:N	12	1.15
(1,22)	1:B:184:LYS:CE	1:B:44:VAL:N	12	1.15
(1,22)	1:B:184:LYS:CE	1:B:45:VAL:N	12	1.15
(1,22)	1:B:184:LYS:CE	1:B:46:ILE:N	12	1.15
(1,22)	1:B:184:LYS:CE	1:B:47:ASP:N	12	1.15
(1,22)	1:B:184:LYS:CE	1:B:48:GLY:N	12	1.15
(1,22)	1:B:184:LYS:CE	1:B:49:GLU:N	12	1.15
(1,22)	1:B:184:LYS:CE	1:B:50:THR:N	12	1.15
(1,22)	1:B:184:LYS:CE	1:B:51:CYS:N	12	1.15
(1,22)	1:B:184:LYS:CE	1:B:52:LEU:N	12	1.15
(1,22)	1:B:184:LYS:CE	1:B:53:LEU:N	12	1.15
(1,22)	1:B:184:LYS:CE	1:B:54:ASP:N	12	1.15
(1,22)	1:B:184:LYS:CE	1:B:55:ILE:N	12	1.15
(1,22)	1:B:184:LYS:CE	1:B:56:LEU:N	12	1.15
(1,22)	1:B:184:LYS:CE	1:B:57:ASP:N	12	1.15
(1,22)	1:B:184:LYS:CE	1:B:58:THR:N	12	1.15
(1,22)	1:B:184:LYS:CE	1:B:59:ALA:N	12	1.15
(1,22)	1:B:184:LYS:CE	1:B:60:GLY:N	12	1.15
(1,22)	1:B:184:LYS:CE	1:B:61:GLN:N	12	1.15
(1,22)	1:B:184:LYS:CE	1:B:62:GLU:N	12	1.15
(1,22)	1:B:184:LYS:CE	1:B:63:GLU:N	12	1.15
(1,22)	1:B:184:LYS:CE	1:B:64:TYR:N	12	1.15
(1,22)	1:B:184:LYS:CE	1:B:65:SER:N	12	1.15
(1,22)	1:B:184:LYS:CE	1:B:66:ALA:N	12	1.15
(1,22)	1:B:184:LYS:CE	1:B:67:MET:N	12	1.15
(1,22)	1:B:184:LYS:CE	1:B:68:ARG:N	12	1.15
(1,22)	1:B:184:LYS:CE	1:B:69:ASP:N	12	1.15
(1,22)	1:B:184:LYS:CE	1:B:70:GLN:N	12	1.15
(1,22)	1:B:184:LYS:CE	1:B:71:TYR:N	12	1.15
(1,22)	1:B:184:LYS:CE	1:B:72:MET:N	12	1.15
(1,22)	1:B:184:LYS:CE	1:B:73:ARG:N	12	1.15

Continued on next page...

Continued from previous page...

Key	Atom-1	Atom-2	Model ID	Violation (Å)
(1,22)	1:B:184:LYS:CE	1:B:74:THR:N	12	1.15
(1,22)	1:B:184:LYS:CE	1:B:75:GLY:N	12	1.15
(1,22)	1:B:184:LYS:CE	1:B:76:GLU:N	12	1.15
(1,22)	1:B:184:LYS:CE	1:B:77:GLY:N	12	1.15
(1,22)	1:B:184:LYS:CE	1:B:78:PHE:N	12	1.15
(1,22)	1:B:184:LYS:CE	1:B:79:LEU:N	12	1.15
(1,22)	1:B:184:LYS:CE	1:B:80:CYS:N	12	1.15
(1,22)	1:B:184:LYS:CE	5:B:203:7Q9:N	12	1.15
(1,22)	1:B:184:LYS:CE	5:B:204:7Q9:N	12	1.15
(1,22)	1:B:184:LYS:CE	5:B:205:7Q9:N	12	1.15
(1,22)	1:B:184:LYS:CE	5:B:206:7Q9:N	12	1.15
(1,22)	1:B:184:LYS:CE	5:B:207:7Q9:N	12	1.15
(1,22)	1:B:184:LYS:CE	6:B:208:17F:N1	12	1.15
(1,22)	1:B:184:LYS:CE	5:B:209:7Q9:N	12	1.15
(1,22)	1:B:184:LYS:CE	5:B:210:7Q9:N	12	1.15
(1,22)	1:B:184:LYS:CE	5:B:211:7Q9:N	12	1.15
(1,22)	1:B:184:LYS:CE	5:B:212:7Q9:N	12	1.15
(1,22)	1:B:184:LYS:CE	5:B:213:7Q9:N	12	1.15
(1,22)	1:B:184:LYS:CE	6:B:214:17F:N1	12	1.15
(1,22)	1:B:184:LYS:CE	6:B:215:17F:N1	12	1.15
(1,22)	1:B:184:LYS:CE	5:B:216:7Q9:N	12	1.15
(1,22)	1:B:184:LYS:CE	5:B:217:7Q9:N	12	1.15
(1,22)	1:B:184:LYS:CE	5:B:218:7Q9:N	12	1.15
(1,22)	1:B:184:LYS:CE	6:B:219:17F:N1	12	1.15
(1,22)	1:B:184:LYS:CE	5:B:220:7Q9:N	12	1.15
(1,22)	1:B:184:LYS:CG	1:B:2:THR:N	12	1.15
(1,22)	1:B:184:LYS:CG	1:B:3:GLU:N	12	1.15
(1,22)	1:B:184:LYS:CG	1:B:4:TYR:N	12	1.15
(1,22)	1:B:184:LYS:CG	1:B:5:LYS:N	12	1.15
(1,22)	1:B:184:LYS:CG	1:B:6:LEU:N	12	1.15
(1,22)	1:B:184:LYS:CG	1:B:7:VAL:N	12	1.15
(1,22)	1:B:184:LYS:CG	1:B:8:VAL:N	12	1.15
(1,22)	1:B:184:LYS:CG	1:B:9:VAL:N	12	1.15
(1,22)	1:B:184:LYS:CG	1:B:10:GLY:N	12	1.15
(1,22)	1:B:184:LYS:CG	1:B:11:ALA:N	12	1.15
(1,22)	1:B:184:LYS:CG	1:B:12:ASP:N	12	1.15
(1,22)	1:B:184:LYS:CG	1:B:13:GLY:N	12	1.15
(1,22)	1:B:184:LYS:CG	1:B:14:VAL:N	12	1.15
(1,22)	1:B:184:LYS:CG	1:B:15:GLY:N	12	1.15
(1,22)	1:B:184:LYS:CG	1:B:16:LYS:N	12	1.15
(1,22)	1:B:184:LYS:CG	1:B:17:SER:N	12	1.15
(1,22)	1:B:184:LYS:CG	1:B:18:ALA:N	12	1.15

Continued on next page...

Continued from previous page...

Key	Atom-1	Atom-2	Model ID	Violation (Å)
(1,22)	1:B:184:LYS:CG	1:B:19:LEU:N	12	1.15
(1,22)	1:B:184:LYS:CG	1:B:20:THR:N	12	1.15
(1,22)	1:B:184:LYS:CG	1:B:21:ILE:N	12	1.15
(1,22)	1:B:184:LYS:CG	1:B:22:GLN:N	12	1.15
(1,22)	1:B:184:LYS:CG	1:B:23:LEU:N	12	1.15
(1,22)	1:B:184:LYS:CG	1:B:24:ILE:N	12	1.15
(1,22)	1:B:184:LYS:CG	1:B:25:GLN:N	12	1.15
(1,22)	1:B:184:LYS:CG	1:B:26:ASN:N	12	1.15
(1,22)	1:B:184:LYS:CG	1:B:27:HIS:N	12	1.15
(1,22)	1:B:184:LYS:CG	1:B:28:PHE:N	12	1.15
(1,22)	1:B:184:LYS:CG	1:B:29:VAL:N	12	1.15
(1,22)	1:B:184:LYS:CG	1:B:30:ASP:N	12	1.15
(1,22)	1:B:184:LYS:CG	1:B:31:GLU:N	12	1.15
(1,22)	1:B:184:LYS:CG	1:B:32:TYR:N	12	1.15
(1,22)	1:B:184:LYS:CG	1:B:33:ASP:N	12	1.15
(1,22)	1:B:184:LYS:CG	1:B:34:PRO:N	12	1.15
(1,22)	1:B:184:LYS:CG	1:B:35:THR:N	12	1.15
(1,22)	1:B:184:LYS:CG	1:B:36:ILE:N	12	1.15
(1,22)	1:B:184:LYS:CG	1:B:37:GLU:N	12	1.15
(1,22)	1:B:184:LYS:CG	1:B:38:ASP:N	12	1.15
(1,22)	1:B:184:LYS:CG	1:B:39:SER:N	12	1.15
(1,22)	1:B:184:LYS:CG	1:B:40:TYR:N	12	1.15
(1,22)	1:B:184:LYS:CG	1:B:41:ARG:N	12	1.15
(1,22)	1:B:184:LYS:CG	1:B:42:LYS:N	12	1.15
(1,22)	1:B:184:LYS:CG	1:B:43:GLN:N	12	1.15
(1,22)	1:B:184:LYS:CG	1:B:44:VAL:N	12	1.15
(1,22)	1:B:184:LYS:CG	1:B:45:VAL:N	12	1.15
(1,22)	1:B:184:LYS:CG	1:B:46:ILE:N	12	1.15
(1,22)	1:B:184:LYS:CG	1:B:47:ASP:N	12	1.15
(1,22)	1:B:184:LYS:CG	1:B:48:GLY:N	12	1.15
(1,22)	1:B:184:LYS:CG	1:B:49:GLU:N	12	1.15
(1,22)	1:B:184:LYS:CG	1:B:50:THR:N	12	1.15
(1,22)	1:B:184:LYS:CG	1:B:51:CYS:N	12	1.15
(1,22)	1:B:184:LYS:CG	1:B:52:LEU:N	12	1.15
(1,22)	1:B:184:LYS:CG	1:B:53:LEU:N	12	1.15
(1,22)	1:B:184:LYS:CG	1:B:54:ASP:N	12	1.15
(1,22)	1:B:184:LYS:CG	1:B:55:ILE:N	12	1.15
(1,22)	1:B:184:LYS:CG	1:B:56:LEU:N	12	1.15
(1,22)	1:B:184:LYS:CG	1:B:57:ASP:N	12	1.15
(1,22)	1:B:184:LYS:CG	1:B:58:THR:N	12	1.15
(1,22)	1:B:184:LYS:CG	1:B:59:ALA:N	12	1.15
(1,22)	1:B:184:LYS:CG	1:B:60:GLY:N	12	1.15

Continued on next page...

Continued from previous page...

Key	Atom-1	Atom-2	Model ID	Violation (Å)
(1,22)	1:B:184:LYS:CG	1:B:61:GLN:N	12	1.15
(1,22)	1:B:184:LYS:CG	1:B:62:GLU:N	12	1.15
(1,22)	1:B:184:LYS:CG	1:B:63:GLU:N	12	1.15
(1,22)	1:B:184:LYS:CG	1:B:64:TYR:N	12	1.15
(1,22)	1:B:184:LYS:CG	1:B:65:SER:N	12	1.15
(1,22)	1:B:184:LYS:CG	1:B:66:ALA:N	12	1.15
(1,22)	1:B:184:LYS:CG	1:B:67:MET:N	12	1.15
(1,22)	1:B:184:LYS:CG	1:B:68:ARG:N	12	1.15
(1,22)	1:B:184:LYS:CG	1:B:69:ASP:N	12	1.15
(1,22)	1:B:184:LYS:CG	1:B:70:GLN:N	12	1.15
(1,22)	1:B:184:LYS:CG	1:B:71:TYR:N	12	1.15
(1,22)	1:B:184:LYS:CG	1:B:72:MET:N	12	1.15
(1,22)	1:B:184:LYS:CG	1:B:73:ARG:N	12	1.15
(1,22)	1:B:184:LYS:CG	1:B:74:THR:N	12	1.15
(1,22)	1:B:184:LYS:CG	1:B:75:GLY:N	12	1.15
(1,22)	1:B:184:LYS:CG	1:B:76:GLU:N	12	1.15
(1,22)	1:B:184:LYS:CG	1:B:77:GLY:N	12	1.15
(1,22)	1:B:184:LYS:CG	1:B:78:PHE:N	12	1.15
(1,22)	1:B:184:LYS:CG	1:B:79:LEU:N	12	1.15
(1,22)	1:B:184:LYS:CG	1:B:80:CYS:N	12	1.15
(1,22)	1:B:184:LYS:CG	5:B:203:7Q9:N	12	1.15
(1,22)	1:B:184:LYS:CG	5:B:204:7Q9:N	12	1.15
(1,22)	1:B:184:LYS:CG	5:B:205:7Q9:N	12	1.15
(1,22)	1:B:184:LYS:CG	5:B:206:7Q9:N	12	1.15
(1,22)	1:B:184:LYS:CG	5:B:207:7Q9:N	12	1.15
(1,22)	1:B:184:LYS:CG	6:B:208:17F:N1	12	1.15
(1,22)	1:B:184:LYS:CG	5:B:209:7Q9:N	12	1.15
(1,22)	1:B:184:LYS:CG	5:B:210:7Q9:N	12	1.15
(1,22)	1:B:184:LYS:CG	5:B:211:7Q9:N	12	1.15
(1,22)	1:B:184:LYS:CG	5:B:212:7Q9:N	12	1.15
(1,22)	1:B:184:LYS:CG	5:B:213:7Q9:N	12	1.15
(1,22)	1:B:184:LYS:CG	6:B:214:17F:N1	12	1.15
(1,22)	1:B:184:LYS:CG	6:B:215:17F:N1	12	1.15
(1,22)	1:B:184:LYS:CG	5:B:216:7Q9:N	12	1.15
(1,22)	1:B:184:LYS:CG	5:B:217:7Q9:N	12	1.15
(1,22)	1:B:184:LYS:CG	5:B:218:7Q9:N	12	1.15
(1,22)	1:B:184:LYS:CG	6:B:219:17F:N1	12	1.15
(1,22)	1:B:184:LYS:CG	5:B:220:7Q9:N	12	1.15
(1,22)	1:B:184:LYS:H	1:B:2:THR:N	12	1.15
(1,22)	1:B:184:LYS:H	1:B:3:GLU:N	12	1.15
(1,22)	1:B:184:LYS:H	1:B:4:TYR:N	12	1.15
(1,22)	1:B:184:LYS:H	1:B:5:LYS:N	12	1.15

Continued on next page...

Continued from previous page...

Key	Atom-1	Atom-2	Model ID	Violation (Å)
(1,22)	1:B:184:LYS:H	1:B:6:LEU:N	12	1.15
(1,22)	1:B:184:LYS:H	1:B:7:VAL:N	12	1.15
(1,22)	1:B:184:LYS:H	1:B:8:VAL:N	12	1.15
(1,22)	1:B:184:LYS:H	1:B:9:VAL:N	12	1.15
(1,22)	1:B:184:LYS:H	1:B:10:GLY:N	12	1.15
(1,22)	1:B:184:LYS:H	1:B:11:ALA:N	12	1.15
(1,22)	1:B:184:LYS:H	1:B:12:ASP:N	12	1.15
(1,22)	1:B:184:LYS:H	1:B:13:GLY:N	12	1.15
(1,22)	1:B:184:LYS:H	1:B:14:VAL:N	12	1.15
(1,22)	1:B:184:LYS:H	1:B:15:GLY:N	12	1.15
(1,22)	1:B:184:LYS:H	1:B:16:LYS:N	12	1.15
(1,22)	1:B:184:LYS:H	1:B:17:SER:N	12	1.15
(1,22)	1:B:184:LYS:H	1:B:18:ALA:N	12	1.15
(1,22)	1:B:184:LYS:H	1:B:19:LEU:N	12	1.15
(1,22)	1:B:184:LYS:H	1:B:20:THR:N	12	1.15
(1,22)	1:B:184:LYS:H	1:B:21:ILE:N	12	1.15
(1,22)	1:B:184:LYS:H	1:B:22:GLN:N	12	1.15
(1,22)	1:B:184:LYS:H	1:B:23:LEU:N	12	1.15
(1,22)	1:B:184:LYS:H	1:B:24:ILE:N	12	1.15
(1,22)	1:B:184:LYS:H	1:B:25:GLN:N	12	1.15
(1,22)	1:B:184:LYS:H	1:B:26:ASN:N	12	1.15
(1,22)	1:B:184:LYS:H	1:B:27:HIS:N	12	1.15
(1,22)	1:B:184:LYS:H	1:B:28:PHE:N	12	1.15
(1,22)	1:B:184:LYS:H	1:B:29:VAL:N	12	1.15
(1,22)	1:B:184:LYS:H	1:B:30:ASP:N	12	1.15
(1,22)	1:B:184:LYS:H	1:B:31:GLU:N	12	1.15
(1,22)	1:B:184:LYS:H	1:B:32:TYR:N	12	1.15
(1,22)	1:B:184:LYS:H	1:B:33:ASP:N	12	1.15
(1,22)	1:B:184:LYS:H	1:B:34:PRO:N	12	1.15
(1,22)	1:B:184:LYS:H	1:B:35:THR:N	12	1.15
(1,22)	1:B:184:LYS:H	1:B:36:ILE:N	12	1.15
(1,22)	1:B:184:LYS:H	1:B:37:GLU:N	12	1.15
(1,22)	1:B:184:LYS:H	1:B:38:ASP:N	12	1.15
(1,22)	1:B:184:LYS:H	1:B:39:SER:N	12	1.15
(1,22)	1:B:184:LYS:H	1:B:40:TYR:N	12	1.15
(1,22)	1:B:184:LYS:H	1:B:41:ARG:N	12	1.15
(1,22)	1:B:184:LYS:H	1:B:42:LYS:N	12	1.15
(1,22)	1:B:184:LYS:H	1:B:43:GLN:N	12	1.15
(1,22)	1:B:184:LYS:H	1:B:44:VAL:N	12	1.15
(1,22)	1:B:184:LYS:H	1:B:45:VAL:N	12	1.15
(1,22)	1:B:184:LYS:H	1:B:46:ILE:N	12	1.15
(1,22)	1:B:184:LYS:H	1:B:47:ASP:N	12	1.15

Continued on next page...

Continued from previous page...

Key	Atom-1	Atom-2	Model ID	Violation (Å)
(1,22)	1:B:184:LYS:H	1:B:48:GLY:N	12	1.15
(1,22)	1:B:184:LYS:H	1:B:49:GLU:N	12	1.15
(1,22)	1:B:184:LYS:H	1:B:50:THR:N	12	1.15
(1,22)	1:B:184:LYS:H	1:B:51:CYS:N	12	1.15
(1,22)	1:B:184:LYS:H	1:B:52:LEU:N	12	1.15
(1,22)	1:B:184:LYS:H	1:B:53:LEU:N	12	1.15
(1,22)	1:B:184:LYS:H	1:B:54:ASP:N	12	1.15
(1,22)	1:B:184:LYS:H	1:B:55:ILE:N	12	1.15
(1,22)	1:B:184:LYS:H	1:B:56:LEU:N	12	1.15
(1,22)	1:B:184:LYS:H	1:B:57:ASP:N	12	1.15
(1,22)	1:B:184:LYS:H	1:B:58:THR:N	12	1.15
(1,22)	1:B:184:LYS:H	1:B:59:ALA:N	12	1.15
(1,22)	1:B:184:LYS:H	1:B:60:GLY:N	12	1.15
(1,22)	1:B:184:LYS:H	1:B:61:GLN:N	12	1.15
(1,22)	1:B:184:LYS:H	1:B:62:GLU:N	12	1.15
(1,22)	1:B:184:LYS:H	1:B:63:GLU:N	12	1.15
(1,22)	1:B:184:LYS:H	1:B:64:TYR:N	12	1.15
(1,22)	1:B:184:LYS:H	1:B:65:SER:N	12	1.15
(1,22)	1:B:184:LYS:H	1:B:66:ALA:N	12	1.15
(1,22)	1:B:184:LYS:H	1:B:67:MET:N	12	1.15
(1,22)	1:B:184:LYS:H	1:B:68:ARG:N	12	1.15
(1,22)	1:B:184:LYS:H	1:B:69:ASP:N	12	1.15
(1,22)	1:B:184:LYS:H	1:B:70:GLN:N	12	1.15
(1,22)	1:B:184:LYS:H	1:B:71:TYR:N	12	1.15
(1,22)	1:B:184:LYS:H	1:B:72:MET:N	12	1.15
(1,22)	1:B:184:LYS:H	1:B:73:ARG:N	12	1.15
(1,22)	1:B:184:LYS:H	1:B:74:THR:N	12	1.15
(1,22)	1:B:184:LYS:H	1:B:75:GLY:N	12	1.15
(1,22)	1:B:184:LYS:H	1:B:76:GLU:N	12	1.15
(1,22)	1:B:184:LYS:H	1:B:77:GLY:N	12	1.15
(1,22)	1:B:184:LYS:H	1:B:78:PHE:N	12	1.15
(1,22)	1:B:184:LYS:H	1:B:79:LEU:N	12	1.15
(1,22)	1:B:184:LYS:H	1:B:80:CYS:N	12	1.15
(1,22)	1:B:184:LYS:H	5:B:203:7Q9:N	12	1.15
(1,22)	1:B:184:LYS:H	5:B:204:7Q9:N	12	1.15
(1,22)	1:B:184:LYS:H	5:B:205:7Q9:N	12	1.15
(1,22)	1:B:184:LYS:H	5:B:206:7Q9:N	12	1.15
(1,22)	1:B:184:LYS:H	5:B:207:7Q9:N	12	1.15
(1,22)	1:B:184:LYS:H	6:B:208:17F:N1	12	1.15
(1,22)	1:B:184:LYS:H	5:B:209:7Q9:N	12	1.15
(1,22)	1:B:184:LYS:H	5:B:210:7Q9:N	12	1.15
(1,22)	1:B:184:LYS:H	5:B:211:7Q9:N	12	1.15

Continued on next page...

Continued from previous page...

Key	Atom-1	Atom-2	Model ID	Violation (Å)
(1,22)	1:B:184:LYS:H	5:B:212:7Q9:N	12	1.15
(1,22)	1:B:184:LYS:H	5:B:213:7Q9:N	12	1.15
(1,22)	1:B:184:LYS:H	6:B:214:17F:N1	12	1.15
(1,22)	1:B:184:LYS:H	6:B:215:17F:N1	12	1.15
(1,22)	1:B:184:LYS:H	5:B:216:7Q9:N	12	1.15
(1,22)	1:B:184:LYS:H	5:B:217:7Q9:N	12	1.15
(1,22)	1:B:184:LYS:H	5:B:218:7Q9:N	12	1.15
(1,22)	1:B:184:LYS:H	6:B:219:17F:N1	12	1.15
(1,22)	1:B:184:LYS:H	5:B:220:7Q9:N	12	1.15
(1,22)	1:B:184:LYS:HZ1	1:B:2:THR:N	12	1.15
(1,22)	1:B:184:LYS:HZ1	1:B:3:GLU:N	12	1.15
(1,22)	1:B:184:LYS:HZ1	1:B:4:TYR:N	12	1.15
(1,22)	1:B:184:LYS:HZ1	1:B:5:LYS:N	12	1.15
(1,22)	1:B:184:LYS:HZ1	1:B:6:LEU:N	12	1.15
(1,22)	1:B:184:LYS:HZ1	1:B:7:VAL:N	12	1.15
(1,22)	1:B:184:LYS:HZ1	1:B:8:VAL:N	12	1.15
(1,22)	1:B:184:LYS:HZ1	1:B:9:VAL:N	12	1.15
(1,22)	1:B:184:LYS:HZ1	1:B:10:GLY:N	12	1.15
(1,22)	1:B:184:LYS:HZ1	1:B:11:ALA:N	12	1.15
(1,22)	1:B:184:LYS:HZ1	1:B:12:ASP:N	12	1.15
(1,22)	1:B:184:LYS:HZ1	1:B:13:GLY:N	12	1.15
(1,22)	1:B:184:LYS:HZ1	1:B:14:VAL:N	12	1.15
(1,22)	1:B:184:LYS:HZ1	1:B:15:GLY:N	12	1.15
(1,22)	1:B:184:LYS:HZ1	1:B:16:LYS:N	12	1.15
(1,22)	1:B:184:LYS:HZ1	1:B:17:SER:N	12	1.15
(1,22)	1:B:184:LYS:HZ1	1:B:18:ALA:N	12	1.15
(1,22)	1:B:184:LYS:HZ1	1:B:19:LEU:N	12	1.15
(1,22)	1:B:184:LYS:HZ1	1:B:20:THR:N	12	1.15
(1,22)	1:B:184:LYS:HZ1	1:B:21:ILE:N	12	1.15
(1,22)	1:B:184:LYS:HZ1	1:B:22:GLN:N	12	1.15
(1,22)	1:B:184:LYS:HZ1	1:B:23:LEU:N	12	1.15
(1,22)	1:B:184:LYS:HZ1	1:B:24:ILE:N	12	1.15
(1,22)	1:B:184:LYS:HZ1	1:B:25:GLN:N	12	1.15
(1,22)	1:B:184:LYS:HZ1	1:B:26:ASN:N	12	1.15
(1,22)	1:B:184:LYS:HZ1	1:B:27:HIS:N	12	1.15
(1,22)	1:B:184:LYS:HZ1	1:B:28:PHE:N	12	1.15
(1,22)	1:B:184:LYS:HZ1	1:B:29:VAL:N	12	1.15
(1,22)	1:B:184:LYS:HZ1	1:B:30:ASP:N	12	1.15
(1,22)	1:B:184:LYS:HZ1	1:B:31:GLU:N	12	1.15
(1,22)	1:B:184:LYS:HZ1	1:B:32:TYR:N	12	1.15
(1,22)	1:B:184:LYS:HZ1	1:B:33:ASP:N	12	1.15
(1,22)	1:B:184:LYS:HZ1	1:B:34:PRO:N	12	1.15

Continued on next page...

Continued from previous page...

Key	Atom-1	Atom-2	Model ID	Violation (Å)
(1,22)	1:B:184:LYS:HZ1	1:B:35:THR:N	12	1.15
(1,22)	1:B:184:LYS:HZ1	1:B:36:ILE:N	12	1.15
(1,22)	1:B:184:LYS:HZ1	1:B:37:GLU:N	12	1.15
(1,22)	1:B:184:LYS:HZ1	1:B:38:ASP:N	12	1.15
(1,22)	1:B:184:LYS:HZ1	1:B:39:SER:N	12	1.15
(1,22)	1:B:184:LYS:HZ1	1:B:40:TYR:N	12	1.15
(1,22)	1:B:184:LYS:HZ1	1:B:41:ARG:N	12	1.15
(1,22)	1:B:184:LYS:HZ1	1:B:42:LYS:N	12	1.15
(1,22)	1:B:184:LYS:HZ1	1:B:43:GLN:N	12	1.15
(1,22)	1:B:184:LYS:HZ1	1:B:44:VAL:N	12	1.15
(1,22)	1:B:184:LYS:HZ1	1:B:45:VAL:N	12	1.15
(1,22)	1:B:184:LYS:HZ1	1:B:46:ILE:N	12	1.15
(1,22)	1:B:184:LYS:HZ1	1:B:47:ASP:N	12	1.15
(1,22)	1:B:184:LYS:HZ1	1:B:48:GLY:N	12	1.15
(1,22)	1:B:184:LYS:HZ1	1:B:49:GLU:N	12	1.15
(1,22)	1:B:184:LYS:HZ1	1:B:50:THR:N	12	1.15
(1,22)	1:B:184:LYS:HZ1	1:B:51:CYS:N	12	1.15
(1,22)	1:B:184:LYS:HZ1	1:B:52:LEU:N	12	1.15
(1,22)	1:B:184:LYS:HZ1	1:B:53:LEU:N	12	1.15
(1,22)	1:B:184:LYS:HZ1	1:B:54:ASP:N	12	1.15
(1,22)	1:B:184:LYS:HZ1	1:B:55:ILE:N	12	1.15
(1,22)	1:B:184:LYS:HZ1	1:B:56:LEU:N	12	1.15
(1,22)	1:B:184:LYS:HZ1	1:B:57:ASP:N	12	1.15
(1,22)	1:B:184:LYS:HZ1	1:B:58:THR:N	12	1.15
(1,22)	1:B:184:LYS:HZ1	1:B:59:ALA:N	12	1.15
(1,22)	1:B:184:LYS:HZ1	1:B:60:GLY:N	12	1.15
(1,22)	1:B:184:LYS:HZ1	1:B:61:GLN:N	12	1.15
(1,22)	1:B:184:LYS:HZ1	1:B:62:GLU:N	12	1.15
(1,22)	1:B:184:LYS:HZ1	1:B:63:GLU:N	12	1.15
(1,22)	1:B:184:LYS:HZ1	1:B:64:TYR:N	12	1.15
(1,22)	1:B:184:LYS:HZ1	1:B:65:SER:N	12	1.15
(1,22)	1:B:184:LYS:HZ1	1:B:66:ALA:N	12	1.15
(1,22)	1:B:184:LYS:HZ1	1:B:67:MET:N	12	1.15
(1,22)	1:B:184:LYS:HZ1	1:B:68:ARG:N	12	1.15
(1,22)	1:B:184:LYS:HZ1	1:B:69:ASP:N	12	1.15
(1,22)	1:B:184:LYS:HZ1	1:B:70:GLN:N	12	1.15
(1,22)	1:B:184:LYS:HZ1	1:B:71:TYR:N	12	1.15
(1,22)	1:B:184:LYS:HZ1	1:B:72:MET:N	12	1.15
(1,22)	1:B:184:LYS:HZ1	1:B:73:ARG:N	12	1.15
(1,22)	1:B:184:LYS:HZ1	1:B:74:THR:N	12	1.15
(1,22)	1:B:184:LYS:HZ1	1:B:75:GLY:N	12	1.15
(1,22)	1:B:184:LYS:HZ1	1:B:76:GLU:N	12	1.15

Continued on next page...

Continued from previous page...

Key	Atom-1	Atom-2	Model ID	Violation (Å)
(1,22)	1:B:184:LYS:HZ1	1:B:77:GLY:N	12	1.15
(1,22)	1:B:184:LYS:HZ1	1:B:78:PHE:N	12	1.15
(1,22)	1:B:184:LYS:HZ1	1:B:79:LEU:N	12	1.15
(1,22)	1:B:184:LYS:HZ1	1:B:80:CYS:N	12	1.15
(1,22)	1:B:184:LYS:HZ1	5:B:203:7Q9:N	12	1.15
(1,22)	1:B:184:LYS:HZ1	5:B:204:7Q9:N	12	1.15
(1,22)	1:B:184:LYS:HZ1	5:B:205:7Q9:N	12	1.15
(1,22)	1:B:184:LYS:HZ1	5:B:206:7Q9:N	12	1.15
(1,22)	1:B:184:LYS:HZ1	5:B:207:7Q9:N	12	1.15
(1,22)	1:B:184:LYS:HZ1	6:B:208:17F:N1	12	1.15
(1,22)	1:B:184:LYS:HZ1	5:B:209:7Q9:N	12	1.15
(1,22)	1:B:184:LYS:HZ1	5:B:210:7Q9:N	12	1.15
(1,22)	1:B:184:LYS:HZ1	5:B:211:7Q9:N	12	1.15
(1,22)	1:B:184:LYS:HZ1	5:B:212:7Q9:N	12	1.15
(1,22)	1:B:184:LYS:HZ1	5:B:213:7Q9:N	12	1.15
(1,22)	1:B:184:LYS:HZ1	6:B:214:17F:N1	12	1.15
(1,22)	1:B:184:LYS:HZ1	6:B:215:17F:N1	12	1.15
(1,22)	1:B:184:LYS:HZ1	5:B:216:7Q9:N	12	1.15
(1,22)	1:B:184:LYS:HZ1	5:B:217:7Q9:N	12	1.15
(1,22)	1:B:184:LYS:HZ1	5:B:218:7Q9:N	12	1.15
(1,22)	1:B:184:LYS:HZ1	6:B:219:17F:N1	12	1.15
(1,22)	1:B:184:LYS:HZ1	5:B:220:7Q9:N	12	1.15
(1,22)	1:B:184:LYS:HZ2	1:B:2:THR:N	12	1.15
(1,22)	1:B:184:LYS:HZ2	1:B:3:GLU:N	12	1.15
(1,22)	1:B:184:LYS:HZ2	1:B:4:TYR:N	12	1.15
(1,22)	1:B:184:LYS:HZ2	1:B:5:LYS:N	12	1.15
(1,22)	1:B:184:LYS:HZ2	1:B:6:LEU:N	12	1.15
(1,22)	1:B:184:LYS:HZ2	1:B:7:VAL:N	12	1.15
(1,22)	1:B:184:LYS:HZ2	1:B:8:VAL:N	12	1.15
(1,22)	1:B:184:LYS:HZ2	1:B:9:VAL:N	12	1.15
(1,22)	1:B:184:LYS:HZ2	1:B:10:GLY:N	12	1.15
(1,22)	1:B:184:LYS:HZ2	1:B:11:ALA:N	12	1.15
(1,22)	1:B:184:LYS:HZ2	1:B:12:ASP:N	12	1.15
(1,22)	1:B:184:LYS:HZ2	1:B:13:GLY:N	12	1.15
(1,22)	1:B:184:LYS:HZ2	1:B:14:VAL:N	12	1.15
(1,22)	1:B:184:LYS:HZ2	1:B:15:GLY:N	12	1.15
(1,22)	1:B:184:LYS:HZ2	1:B:16:LYS:N	12	1.15
(1,22)	1:B:184:LYS:HZ2	1:B:17:SER:N	12	1.15
(1,22)	1:B:184:LYS:HZ2	1:B:18:ALA:N	12	1.15
(1,22)	1:B:184:LYS:HZ2	1:B:19:LEU:N	12	1.15
(1,22)	1:B:184:LYS:HZ2	1:B:20:THR:N	12	1.15
(1,22)	1:B:184:LYS:HZ2	1:B:21:ILE:N	12	1.15

Continued on next page...

Continued from previous page...

Key	Atom-1	Atom-2	Model ID	Violation (Å)
(1,22)	1:B:184:LYS:HZ2	1:B:22:GLN:N	12	1.15
(1,22)	1:B:184:LYS:HZ2	1:B:23:LEU:N	12	1.15
(1,22)	1:B:184:LYS:HZ2	1:B:24:ILE:N	12	1.15
(1,22)	1:B:184:LYS:HZ2	1:B:25:GLN:N	12	1.15
(1,22)	1:B:184:LYS:HZ2	1:B:26:ASN:N	12	1.15
(1,22)	1:B:184:LYS:HZ2	1:B:27:HIS:N	12	1.15
(1,22)	1:B:184:LYS:HZ2	1:B:28:PHE:N	12	1.15
(1,22)	1:B:184:LYS:HZ2	1:B:29:VAL:N	12	1.15
(1,22)	1:B:184:LYS:HZ2	1:B:30:ASP:N	12	1.15
(1,22)	1:B:184:LYS:HZ2	1:B:31:GLU:N	12	1.15
(1,22)	1:B:184:LYS:HZ2	1:B:32:TYR:N	12	1.15
(1,22)	1:B:184:LYS:HZ2	1:B:33:ASP:N	12	1.15
(1,22)	1:B:184:LYS:HZ2	1:B:34:PRO:N	12	1.15
(1,22)	1:B:184:LYS:HZ2	1:B:35:THR:N	12	1.15
(1,22)	1:B:184:LYS:HZ2	1:B:36:ILE:N	12	1.15
(1,22)	1:B:184:LYS:HZ2	1:B:37:GLU:N	12	1.15
(1,22)	1:B:184:LYS:HZ2	1:B:38:ASP:N	12	1.15
(1,22)	1:B:184:LYS:HZ2	1:B:39:SER:N	12	1.15
(1,22)	1:B:184:LYS:HZ2	1:B:40:TYR:N	12	1.15
(1,22)	1:B:184:LYS:HZ2	1:B:41:ARG:N	12	1.15
(1,22)	1:B:184:LYS:HZ2	1:B:42:LYS:N	12	1.15
(1,22)	1:B:184:LYS:HZ2	1:B:43:GLN:N	12	1.15
(1,22)	1:B:184:LYS:HZ2	1:B:44:VAL:N	12	1.15
(1,22)	1:B:184:LYS:HZ2	1:B:45:VAL:N	12	1.15
(1,22)	1:B:184:LYS:HZ2	1:B:46:ILE:N	12	1.15
(1,22)	1:B:184:LYS:HZ2	1:B:47:ASP:N	12	1.15
(1,22)	1:B:184:LYS:HZ2	1:B:48:GLY:N	12	1.15
(1,22)	1:B:184:LYS:HZ2	1:B:49:GLU:N	12	1.15
(1,22)	1:B:184:LYS:HZ2	1:B:50:THR:N	12	1.15
(1,22)	1:B:184:LYS:HZ2	1:B:51:CYS:N	12	1.15
(1,22)	1:B:184:LYS:HZ2	1:B:52:LEU:N	12	1.15
(1,22)	1:B:184:LYS:HZ2	1:B:53:LEU:N	12	1.15
(1,22)	1:B:184:LYS:HZ2	1:B:54:ASP:N	12	1.15
(1,22)	1:B:184:LYS:HZ2	1:B:55:ILE:N	12	1.15
(1,22)	1:B:184:LYS:HZ2	1:B:56:LEU:N	12	1.15
(1,22)	1:B:184:LYS:HZ2	1:B:57:ASP:N	12	1.15
(1,22)	1:B:184:LYS:HZ2	1:B:58:THR:N	12	1.15
(1,22)	1:B:184:LYS:HZ2	1:B:59:ALA:N	12	1.15
(1,22)	1:B:184:LYS:HZ2	1:B:60:GLY:N	12	1.15
(1,22)	1:B:184:LYS:HZ2	1:B:61:GLN:N	12	1.15
(1,22)	1:B:184:LYS:HZ2	1:B:62:GLU:N	12	1.15
(1,22)	1:B:184:LYS:HZ2	1:B:63:GLU:N	12	1.15

Continued on next page...

Continued from previous page...

Key	Atom-1	Atom-2	Model ID	Violation (Å)
(1,22)	1:B:184:LYS:HZ2	1:B:64:TYR:N	12	1.15
(1,22)	1:B:184:LYS:HZ2	1:B:65:SER:N	12	1.15
(1,22)	1:B:184:LYS:HZ2	1:B:66:ALA:N	12	1.15
(1,22)	1:B:184:LYS:HZ2	1:B:67:MET:N	12	1.15
(1,22)	1:B:184:LYS:HZ2	1:B:68:ARG:N	12	1.15
(1,22)	1:B:184:LYS:HZ2	1:B:69:ASP:N	12	1.15
(1,22)	1:B:184:LYS:HZ2	1:B:70:GLN:N	12	1.15
(1,22)	1:B:184:LYS:HZ2	1:B:71:TYR:N	12	1.15
(1,22)	1:B:184:LYS:HZ2	1:B:72:MET:N	12	1.15
(1,22)	1:B:184:LYS:HZ2	1:B:73:ARG:N	12	1.15
(1,22)	1:B:184:LYS:HZ2	1:B:74:THR:N	12	1.15
(1,22)	1:B:184:LYS:HZ2	1:B:75:GLY:N	12	1.15
(1,22)	1:B:184:LYS:HZ2	1:B:76:GLU:N	12	1.15
(1,22)	1:B:184:LYS:HZ2	1:B:77:GLY:N	12	1.15
(1,22)	1:B:184:LYS:HZ2	1:B:78:PHE:N	12	1.15
(1,22)	1:B:184:LYS:HZ2	1:B:79:LEU:N	12	1.15
(1,22)	1:B:184:LYS:HZ2	1:B:80:CYS:N	12	1.15
(1,22)	1:B:184:LYS:HZ2	5:B:203:7Q9:N	12	1.15
(1,22)	1:B:184:LYS:HZ2	5:B:204:7Q9:N	12	1.15
(1,22)	1:B:184:LYS:HZ2	5:B:205:7Q9:N	12	1.15
(1,22)	1:B:184:LYS:HZ2	5:B:206:7Q9:N	12	1.15
(1,22)	1:B:184:LYS:HZ2	5:B:207:7Q9:N	12	1.15
(1,22)	1:B:184:LYS:HZ2	6:B:208:17F:N1	12	1.15
(1,22)	1:B:184:LYS:HZ2	5:B:209:7Q9:N	12	1.15
(1,22)	1:B:184:LYS:HZ2	5:B:210:7Q9:N	12	1.15
(1,22)	1:B:184:LYS:HZ2	5:B:211:7Q9:N	12	1.15
(1,22)	1:B:184:LYS:HZ2	5:B:212:7Q9:N	12	1.15
(1,22)	1:B:184:LYS:HZ2	5:B:213:7Q9:N	12	1.15
(1,22)	1:B:184:LYS:HZ2	6:B:214:17F:N1	12	1.15
(1,22)	1:B:184:LYS:HZ2	6:B:215:17F:N1	12	1.15
(1,22)	1:B:184:LYS:HZ2	5:B:216:7Q9:N	12	1.15
(1,22)	1:B:184:LYS:HZ2	5:B:217:7Q9:N	12	1.15
(1,22)	1:B:184:LYS:HZ2	5:B:218:7Q9:N	12	1.15
(1,22)	1:B:184:LYS:HZ2	6:B:219:17F:N1	12	1.15
(1,22)	1:B:184:LYS:HZ2	5:B:220:7Q9:N	12	1.15
(1,22)	1:B:184:LYS:HZ3	1:B:2:THR:N	12	1.15
(1,22)	1:B:184:LYS:HZ3	1:B:3:GLU:N	12	1.15
(1,22)	1:B:184:LYS:HZ3	1:B:4:TYR:N	12	1.15
(1,22)	1:B:184:LYS:HZ3	1:B:5:LYS:N	12	1.15
(1,22)	1:B:184:LYS:HZ3	1:B:6:LEU:N	12	1.15
(1,22)	1:B:184:LYS:HZ3	1:B:7:VAL:N	12	1.15
(1,22)	1:B:184:LYS:HZ3	1:B:8:VAL:N	12	1.15

Continued on next page...

Continued from previous page...

Key	Atom-1	Atom-2	Model ID	Violation (Å)
(1,22)	1:B:184:LYS:HZ3	1:B:9:VAL:N	12	1.15
(1,22)	1:B:184:LYS:HZ3	1:B:10:GLY:N	12	1.15
(1,22)	1:B:184:LYS:HZ3	1:B:11:ALA:N	12	1.15
(1,22)	1:B:184:LYS:HZ3	1:B:12:ASP:N	12	1.15
(1,22)	1:B:184:LYS:HZ3	1:B:13:GLY:N	12	1.15
(1,22)	1:B:184:LYS:HZ3	1:B:14:VAL:N	12	1.15
(1,22)	1:B:184:LYS:HZ3	1:B:15:GLY:N	12	1.15
(1,22)	1:B:184:LYS:HZ3	1:B:16:LYS:N	12	1.15
(1,22)	1:B:184:LYS:HZ3	1:B:17:SER:N	12	1.15
(1,22)	1:B:184:LYS:HZ3	1:B:18:ALA:N	12	1.15
(1,22)	1:B:184:LYS:HZ3	1:B:19:LEU:N	12	1.15
(1,22)	1:B:184:LYS:HZ3	1:B:20:THR:N	12	1.15
(1,22)	1:B:184:LYS:HZ3	1:B:21:ILE:N	12	1.15
(1,22)	1:B:184:LYS:HZ3	1:B:22:GLN:N	12	1.15
(1,22)	1:B:184:LYS:HZ3	1:B:23:LEU:N	12	1.15
(1,22)	1:B:184:LYS:HZ3	1:B:24:ILE:N	12	1.15
(1,22)	1:B:184:LYS:HZ3	1:B:25:GLN:N	12	1.15
(1,22)	1:B:184:LYS:HZ3	1:B:26:ASN:N	12	1.15
(1,22)	1:B:184:LYS:HZ3	1:B:27:HIS:N	12	1.15
(1,22)	1:B:184:LYS:HZ3	1:B:28:PHE:N	12	1.15
(1,22)	1:B:184:LYS:HZ3	1:B:29:VAL:N	12	1.15
(1,22)	1:B:184:LYS:HZ3	1:B:30:ASP:N	12	1.15
(1,22)	1:B:184:LYS:HZ3	1:B:31:GLU:N	12	1.15
(1,22)	1:B:184:LYS:HZ3	1:B:32:TYR:N	12	1.15
(1,22)	1:B:184:LYS:HZ3	1:B:33:ASP:N	12	1.15
(1,22)	1:B:184:LYS:HZ3	1:B:34:PRO:N	12	1.15
(1,22)	1:B:184:LYS:HZ3	1:B:35:THR:N	12	1.15
(1,22)	1:B:184:LYS:HZ3	1:B:36:ILE:N	12	1.15
(1,22)	1:B:184:LYS:HZ3	1:B:37:GLU:N	12	1.15
(1,22)	1:B:184:LYS:HZ3	1:B:38:ASP:N	12	1.15
(1,22)	1:B:184:LYS:HZ3	1:B:39:SER:N	12	1.15
(1,22)	1:B:184:LYS:HZ3	1:B:40:TYR:N	12	1.15
(1,22)	1:B:184:LYS:HZ3	1:B:41:ARG:N	12	1.15
(1,22)	1:B:184:LYS:HZ3	1:B:42:LYS:N	12	1.15
(1,22)	1:B:184:LYS:HZ3	1:B:43:GLN:N	12	1.15
(1,22)	1:B:184:LYS:HZ3	1:B:44:VAL:N	12	1.15
(1,22)	1:B:184:LYS:HZ3	1:B:45:VAL:N	12	1.15
(1,22)	1:B:184:LYS:HZ3	1:B:46:ILE:N	12	1.15
(1,22)	1:B:184:LYS:HZ3	1:B:47:ASP:N	12	1.15
(1,22)	1:B:184:LYS:HZ3	1:B:48:GLY:N	12	1.15
(1,22)	1:B:184:LYS:HZ3	1:B:49:GLU:N	12	1.15
(1,22)	1:B:184:LYS:HZ3	1:B:50:THR:N	12	1.15

Continued on next page...

Continued from previous page...

Key	Atom-1	Atom-2	Model ID	Violation (Å)
(1,22)	1:B:184:LYS:HZ3	1:B:51:CYS:N	12	1.15
(1,22)	1:B:184:LYS:HZ3	1:B:52:LEU:N	12	1.15
(1,22)	1:B:184:LYS:HZ3	1:B:53:LEU:N	12	1.15
(1,22)	1:B:184:LYS:HZ3	1:B:54:ASP:N	12	1.15
(1,22)	1:B:184:LYS:HZ3	1:B:55:ILE:N	12	1.15
(1,22)	1:B:184:LYS:HZ3	1:B:56:LEU:N	12	1.15
(1,22)	1:B:184:LYS:HZ3	1:B:57:ASP:N	12	1.15
(1,22)	1:B:184:LYS:HZ3	1:B:58:THR:N	12	1.15
(1,22)	1:B:184:LYS:HZ3	1:B:59:ALA:N	12	1.15
(1,22)	1:B:184:LYS:HZ3	1:B:60:GLY:N	12	1.15
(1,22)	1:B:184:LYS:HZ3	1:B:61:GLN:N	12	1.15
(1,22)	1:B:184:LYS:HZ3	1:B:62:GLU:N	12	1.15
(1,22)	1:B:184:LYS:HZ3	1:B:63:GLU:N	12	1.15
(1,22)	1:B:184:LYS:HZ3	1:B:64:TYR:N	12	1.15
(1,22)	1:B:184:LYS:HZ3	1:B:65:SER:N	12	1.15
(1,22)	1:B:184:LYS:HZ3	1:B:66:ALA:N	12	1.15
(1,22)	1:B:184:LYS:HZ3	1:B:67:MET:N	12	1.15
(1,22)	1:B:184:LYS:HZ3	1:B:68:ARG:N	12	1.15
(1,22)	1:B:184:LYS:HZ3	1:B:69:ASP:N	12	1.15
(1,22)	1:B:184:LYS:HZ3	1:B:70:GLN:N	12	1.15
(1,22)	1:B:184:LYS:HZ3	1:B:71:TYR:N	12	1.15
(1,22)	1:B:184:LYS:HZ3	1:B:72:MET:N	12	1.15
(1,22)	1:B:184:LYS:HZ3	1:B:73:ARG:N	12	1.15
(1,22)	1:B:184:LYS:HZ3	1:B:74:THR:N	12	1.15
(1,22)	1:B:184:LYS:HZ3	1:B:75:GLY:N	12	1.15
(1,22)	1:B:184:LYS:HZ3	1:B:76:GLU:N	12	1.15
(1,22)	1:B:184:LYS:HZ3	1:B:77:GLY:N	12	1.15
(1,22)	1:B:184:LYS:HZ3	1:B:78:PHE:N	12	1.15
(1,22)	1:B:184:LYS:HZ3	1:B:79:LEU:N	12	1.15
(1,22)	1:B:184:LYS:HZ3	1:B:80:CYS:N	12	1.15
(1,22)	1:B:184:LYS:HZ3	5:B:203:7Q9:N	12	1.15
(1,22)	1:B:184:LYS:HZ3	5:B:204:7Q9:N	12	1.15
(1,22)	1:B:184:LYS:HZ3	5:B:205:7Q9:N	12	1.15
(1,22)	1:B:184:LYS:HZ3	5:B:206:7Q9:N	12	1.15
(1,22)	1:B:184:LYS:HZ3	5:B:207:7Q9:N	12	1.15
(1,22)	1:B:184:LYS:HZ3	6:B:208:17F:N1	12	1.15
(1,22)	1:B:184:LYS:HZ3	5:B:209:7Q9:N	12	1.15
(1,22)	1:B:184:LYS:HZ3	5:B:210:7Q9:N	12	1.15
(1,22)	1:B:184:LYS:HZ3	5:B:211:7Q9:N	12	1.15
(1,22)	1:B:184:LYS:HZ3	5:B:212:7Q9:N	12	1.15
(1,22)	1:B:184:LYS:HZ3	5:B:213:7Q9:N	12	1.15
(1,22)	1:B:184:LYS:HZ3	6:B:214:17F:N1	12	1.15

Continued on next page...

Continued from previous page...

Key	Atom-1	Atom-2	Model ID	Violation (Å)
(1,22)	1:B:184:LYS:HZ3	6:B:215:17F:N1	12	1.15
(1,22)	1:B:184:LYS:HZ3	5:B:216:7Q9:N	12	1.15
(1,22)	1:B:184:LYS:HZ3	5:B:217:7Q9:N	12	1.15
(1,22)	1:B:184:LYS:HZ3	5:B:218:7Q9:N	12	1.15
(1,22)	1:B:184:LYS:HZ3	6:B:219:17F:N1	12	1.15
(1,22)	1:B:184:LYS:HZ3	5:B:220:7Q9:N	12	1.15
(1,22)	1:B:184:LYS:N	1:B:2:THR:N	12	1.15
(1,22)	1:B:184:LYS:N	1:B:3:GLU:N	12	1.15
(1,22)	1:B:184:LYS:N	1:B:4:TYR:N	12	1.15
(1,22)	1:B:184:LYS:N	1:B:5:LYS:N	12	1.15
(1,22)	1:B:184:LYS:N	1:B:6:LEU:N	12	1.15
(1,22)	1:B:184:LYS:N	1:B:7:VAL:N	12	1.15
(1,22)	1:B:184:LYS:N	1:B:8:VAL:N	12	1.15
(1,22)	1:B:184:LYS:N	1:B:9:VAL:N	12	1.15
(1,22)	1:B:184:LYS:N	1:B:10:GLY:N	12	1.15
(1,22)	1:B:184:LYS:N	1:B:11:ALA:N	12	1.15
(1,22)	1:B:184:LYS:N	1:B:12:ASP:N	12	1.15
(1,22)	1:B:184:LYS:N	1:B:13:GLY:N	12	1.15
(1,22)	1:B:184:LYS:N	1:B:14:VAL:N	12	1.15
(1,22)	1:B:184:LYS:N	1:B:15:GLY:N	12	1.15
(1,22)	1:B:184:LYS:N	1:B:16:LYS:N	12	1.15
(1,22)	1:B:184:LYS:N	1:B:17:SER:N	12	1.15
(1,22)	1:B:184:LYS:N	1:B:18:ALA:N	12	1.15
(1,22)	1:B:184:LYS:N	1:B:19:LEU:N	12	1.15
(1,22)	1:B:184:LYS:N	1:B:20:THR:N	12	1.15
(1,22)	1:B:184:LYS:N	1:B:21:ILE:N	12	1.15
(1,22)	1:B:184:LYS:N	1:B:22:GLN:N	12	1.15
(1,22)	1:B:184:LYS:N	1:B:23:LEU:N	12	1.15
(1,22)	1:B:184:LYS:N	1:B:24:ILE:N	12	1.15
(1,22)	1:B:184:LYS:N	1:B:25:GLN:N	12	1.15
(1,22)	1:B:184:LYS:N	1:B:26:ASN:N	12	1.15
(1,22)	1:B:184:LYS:N	1:B:27:HIS:N	12	1.15
(1,22)	1:B:184:LYS:N	1:B:28:PHE:N	12	1.15
(1,22)	1:B:184:LYS:N	1:B:29:VAL:N	12	1.15
(1,22)	1:B:184:LYS:N	1:B:30:ASP:N	12	1.15
(1,22)	1:B:184:LYS:N	1:B:31:GLU:N	12	1.15
(1,22)	1:B:184:LYS:N	1:B:32:TYR:N	12	1.15
(1,22)	1:B:184:LYS:N	1:B:33:ASP:N	12	1.15
(1,22)	1:B:184:LYS:N	1:B:34:PRO:N	12	1.15
(1,22)	1:B:184:LYS:N	1:B:35:THR:N	12	1.15
(1,22)	1:B:184:LYS:N	1:B:36:ILE:N	12	1.15
(1,22)	1:B:184:LYS:N	1:B:37:GLU:N	12	1.15

Continued on next page...

Continued from previous page...

Key	Atom-1	Atom-2	Model ID	Violation (Å)
(1,22)	1:B:184:LYS:N	1:B:38:ASP:N	12	1.15
(1,22)	1:B:184:LYS:N	1:B:39:SER:N	12	1.15
(1,22)	1:B:184:LYS:N	1:B:40:TYR:N	12	1.15
(1,22)	1:B:184:LYS:N	1:B:41:ARG:N	12	1.15
(1,22)	1:B:184:LYS:N	1:B:42:LYS:N	12	1.15
(1,22)	1:B:184:LYS:N	1:B:43:GLN:N	12	1.15
(1,22)	1:B:184:LYS:N	1:B:44:VAL:N	12	1.15
(1,22)	1:B:184:LYS:N	1:B:45:VAL:N	12	1.15
(1,22)	1:B:184:LYS:N	1:B:46:ILE:N	12	1.15
(1,22)	1:B:184:LYS:N	1:B:47:ASP:N	12	1.15
(1,22)	1:B:184:LYS:N	1:B:48:GLY:N	12	1.15
(1,22)	1:B:184:LYS:N	1:B:49:GLU:N	12	1.15
(1,22)	1:B:184:LYS:N	1:B:50:THR:N	12	1.15
(1,22)	1:B:184:LYS:N	1:B:51:CYS:N	12	1.15
(1,22)	1:B:184:LYS:N	1:B:52:LEU:N	12	1.15
(1,22)	1:B:184:LYS:N	1:B:53:LEU:N	12	1.15
(1,22)	1:B:184:LYS:N	1:B:54:ASP:N	12	1.15
(1,22)	1:B:184:LYS:N	1:B:55:ILE:N	12	1.15
(1,22)	1:B:184:LYS:N	1:B:56:LEU:N	12	1.15
(1,22)	1:B:184:LYS:N	1:B:57:ASP:N	12	1.15
(1,22)	1:B:184:LYS:N	1:B:58:THR:N	12	1.15
(1,22)	1:B:184:LYS:N	1:B:59:ALA:N	12	1.15
(1,22)	1:B:184:LYS:N	1:B:60:GLY:N	12	1.15
(1,22)	1:B:184:LYS:N	1:B:61:GLN:N	12	1.15
(1,22)	1:B:184:LYS:N	1:B:62:GLU:N	12	1.15
(1,22)	1:B:184:LYS:N	1:B:63:GLU:N	12	1.15
(1,22)	1:B:184:LYS:N	1:B:64:TYR:N	12	1.15
(1,22)	1:B:184:LYS:N	1:B:65:SER:N	12	1.15
(1,22)	1:B:184:LYS:N	1:B:66:ALA:N	12	1.15
(1,22)	1:B:184:LYS:N	1:B:67:MET:N	12	1.15
(1,22)	1:B:184:LYS:N	1:B:68:ARG:N	12	1.15
(1,22)	1:B:184:LYS:N	1:B:69:ASP:N	12	1.15
(1,22)	1:B:184:LYS:N	1:B:70:GLN:N	12	1.15
(1,22)	1:B:184:LYS:N	1:B:71:TYR:N	12	1.15
(1,22)	1:B:184:LYS:N	1:B:72:MET:N	12	1.15
(1,22)	1:B:184:LYS:N	1:B:73:ARG:N	12	1.15
(1,22)	1:B:184:LYS:N	1:B:74:THR:N	12	1.15
(1,22)	1:B:184:LYS:N	1:B:75:GLY:N	12	1.15
(1,22)	1:B:184:LYS:N	1:B:76:GLU:N	12	1.15
(1,22)	1:B:184:LYS:N	1:B:77:GLY:N	12	1.15
(1,22)	1:B:184:LYS:N	1:B:78:PHE:N	12	1.15
(1,22)	1:B:184:LYS:N	1:B:79:LEU:N	12	1.15

Continued on next page...

Continued from previous page...

Key	Atom-1	Atom-2	Model ID	Violation (Å)
(1,22)	1:B:184:LYS:N	1:B:80:CYS:N	12	1.15
(1,22)	1:B:184:LYS:N	5:B:203:7Q9:N	12	1.15
(1,22)	1:B:184:LYS:N	5:B:204:7Q9:N	12	1.15
(1,22)	1:B:184:LYS:N	5:B:205:7Q9:N	12	1.15
(1,22)	1:B:184:LYS:N	5:B:206:7Q9:N	12	1.15
(1,22)	1:B:184:LYS:N	5:B:207:7Q9:N	12	1.15
(1,22)	1:B:184:LYS:N	6:B:208:17F:N1	12	1.15
(1,22)	1:B:184:LYS:N	5:B:209:7Q9:N	12	1.15
(1,22)	1:B:184:LYS:N	5:B:210:7Q9:N	12	1.15
(1,22)	1:B:184:LYS:N	5:B:211:7Q9:N	12	1.15
(1,22)	1:B:184:LYS:N	5:B:212:7Q9:N	12	1.15
(1,22)	1:B:184:LYS:N	5:B:213:7Q9:N	12	1.15
(1,22)	1:B:184:LYS:N	6:B:214:17F:N1	12	1.15
(1,22)	1:B:184:LYS:N	6:B:215:17F:N1	12	1.15
(1,22)	1:B:184:LYS:N	5:B:216:7Q9:N	12	1.15
(1,22)	1:B:184:LYS:N	5:B:217:7Q9:N	12	1.15
(1,22)	1:B:184:LYS:N	5:B:218:7Q9:N	12	1.15
(1,22)	1:B:184:LYS:N	6:B:219:17F:N1	12	1.15
(1,22)	1:B:184:LYS:N	5:B:220:7Q9:N	12	1.15
(1,22)	1:B:184:LYS:NZ	1:B:2:THR:N	12	1.15
(1,22)	1:B:184:LYS:NZ	1:B:3:GLU:N	12	1.15
(1,22)	1:B:184:LYS:NZ	1:B:4:TYR:N	12	1.15
(1,22)	1:B:184:LYS:NZ	1:B:5:LYS:N	12	1.15
(1,22)	1:B:184:LYS:NZ	1:B:6:LEU:N	12	1.15
(1,22)	1:B:184:LYS:NZ	1:B:7:VAL:N	12	1.15
(1,22)	1:B:184:LYS:NZ	1:B:8:VAL:N	12	1.15
(1,22)	1:B:184:LYS:NZ	1:B:9:VAL:N	12	1.15
(1,22)	1:B:184:LYS:NZ	1:B:10:GLY:N	12	1.15
(1,22)	1:B:184:LYS:NZ	1:B:11:ALA:N	12	1.15
(1,22)	1:B:184:LYS:NZ	1:B:12:ASP:N	12	1.15
(1,22)	1:B:184:LYS:NZ	1:B:13:GLY:N	12	1.15
(1,22)	1:B:184:LYS:NZ	1:B:14:VAL:N	12	1.15
(1,22)	1:B:184:LYS:NZ	1:B:15:GLY:N	12	1.15
(1,22)	1:B:184:LYS:NZ	1:B:16:LYS:N	12	1.15
(1,22)	1:B:184:LYS:NZ	1:B:17:SER:N	12	1.15
(1,22)	1:B:184:LYS:NZ	1:B:18:ALA:N	12	1.15
(1,22)	1:B:184:LYS:NZ	1:B:19:LEU:N	12	1.15
(1,22)	1:B:184:LYS:NZ	1:B:20:THR:N	12	1.15
(1,22)	1:B:184:LYS:NZ	1:B:21:ILE:N	12	1.15
(1,22)	1:B:184:LYS:NZ	1:B:22:GLN:N	12	1.15
(1,22)	1:B:184:LYS:NZ	1:B:23:LEU:N	12	1.15
(1,22)	1:B:184:LYS:NZ	1:B:24:ILE:N	12	1.15

Continued on next page...

Continued from previous page...

Key	Atom-1	Atom-2	Model ID	Violation (Å)
(1,22)	1:B:184:LYS:NZ	1:B:25:GLN:N	12	1.15
(1,22)	1:B:184:LYS:NZ	1:B:26:ASN:N	12	1.15
(1,22)	1:B:184:LYS:NZ	1:B:27:HIS:N	12	1.15
(1,22)	1:B:184:LYS:NZ	1:B:28:PHE:N	12	1.15
(1,22)	1:B:184:LYS:NZ	1:B:29:VAL:N	12	1.15
(1,22)	1:B:184:LYS:NZ	1:B:30:ASP:N	12	1.15
(1,22)	1:B:184:LYS:NZ	1:B:31:GLU:N	12	1.15
(1,22)	1:B:184:LYS:NZ	1:B:32:TYR:N	12	1.15
(1,22)	1:B:184:LYS:NZ	1:B:33:ASP:N	12	1.15
(1,22)	1:B:184:LYS:NZ	1:B:34:PRO:N	12	1.15
(1,22)	1:B:184:LYS:NZ	1:B:35:THR:N	12	1.15
(1,22)	1:B:184:LYS:NZ	1:B:36:ILE:N	12	1.15
(1,22)	1:B:184:LYS:NZ	1:B:37:GLU:N	12	1.15
(1,22)	1:B:184:LYS:NZ	1:B:38:ASP:N	12	1.15
(1,22)	1:B:184:LYS:NZ	1:B:39:SER:N	12	1.15
(1,22)	1:B:184:LYS:NZ	1:B:40:TYR:N	12	1.15
(1,22)	1:B:184:LYS:NZ	1:B:41:ARG:N	12	1.15
(1,22)	1:B:184:LYS:NZ	1:B:42:LYS:N	12	1.15
(1,22)	1:B:184:LYS:NZ	1:B:43:GLN:N	12	1.15
(1,22)	1:B:184:LYS:NZ	1:B:44:VAL:N	12	1.15
(1,22)	1:B:184:LYS:NZ	1:B:45:VAL:N	12	1.15
(1,22)	1:B:184:LYS:NZ	1:B:46:ILE:N	12	1.15
(1,22)	1:B:184:LYS:NZ	1:B:47:ASP:N	12	1.15
(1,22)	1:B:184:LYS:NZ	1:B:48:GLY:N	12	1.15
(1,22)	1:B:184:LYS:NZ	1:B:49:GLU:N	12	1.15
(1,22)	1:B:184:LYS:NZ	1:B:50:THR:N	12	1.15
(1,22)	1:B:184:LYS:NZ	1:B:51:CYS:N	12	1.15
(1,22)	1:B:184:LYS:NZ	1:B:52:LEU:N	12	1.15
(1,22)	1:B:184:LYS:NZ	1:B:53:LEU:N	12	1.15
(1,22)	1:B:184:LYS:NZ	1:B:54:ASP:N	12	1.15
(1,22)	1:B:184:LYS:NZ	1:B:55:ILE:N	12	1.15
(1,22)	1:B:184:LYS:NZ	1:B:56:LEU:N	12	1.15
(1,22)	1:B:184:LYS:NZ	1:B:57:ASP:N	12	1.15
(1,22)	1:B:184:LYS:NZ	1:B:58:THR:N	12	1.15
(1,22)	1:B:184:LYS:NZ	1:B:59:ALA:N	12	1.15
(1,22)	1:B:184:LYS:NZ	1:B:60:GLY:N	12	1.15
(1,22)	1:B:184:LYS:NZ	1:B:61:GLN:N	12	1.15
(1,22)	1:B:184:LYS:NZ	1:B:62:GLU:N	12	1.15
(1,22)	1:B:184:LYS:NZ	1:B:63:GLU:N	12	1.15
(1,22)	1:B:184:LYS:NZ	1:B:64:TYR:N	12	1.15
(1,22)	1:B:184:LYS:NZ	1:B:65:SER:N	12	1.15
(1,22)	1:B:184:LYS:NZ	1:B:66:ALA:N	12	1.15

Continued on next page...

Continued from previous page...

Key	Atom-1	Atom-2	Model ID	Violation (Å)
(1,22)	1:B:184:LYS:NZ	1:B:67:MET:N	12	1.15
(1,22)	1:B:184:LYS:NZ	1:B:68:ARG:N	12	1.15
(1,22)	1:B:184:LYS:NZ	1:B:69:ASP:N	12	1.15
(1,22)	1:B:184:LYS:NZ	1:B:70:GLN:N	12	1.15
(1,22)	1:B:184:LYS:NZ	1:B:71:TYR:N	12	1.15
(1,22)	1:B:184:LYS:NZ	1:B:72:MET:N	12	1.15
(1,22)	1:B:184:LYS:NZ	1:B:73:ARG:N	12	1.15
(1,22)	1:B:184:LYS:NZ	1:B:74:THR:N	12	1.15
(1,22)	1:B:184:LYS:NZ	1:B:75:GLY:N	12	1.15
(1,22)	1:B:184:LYS:NZ	1:B:76:GLU:N	12	1.15
(1,22)	1:B:184:LYS:NZ	1:B:77:GLY:N	12	1.15
(1,22)	1:B:184:LYS:NZ	1:B:78:PHE:N	12	1.15
(1,22)	1:B:184:LYS:NZ	1:B:79:LEU:N	12	1.15
(1,22)	1:B:184:LYS:NZ	1:B:80:CYS:N	12	1.15
(1,22)	1:B:184:LYS:NZ	5:B:203:7Q9:N	12	1.15
(1,22)	1:B:184:LYS:NZ	5:B:204:7Q9:N	12	1.15
(1,22)	1:B:184:LYS:NZ	5:B:205:7Q9:N	12	1.15
(1,22)	1:B:184:LYS:NZ	5:B:206:7Q9:N	12	1.15
(1,22)	1:B:184:LYS:NZ	5:B:207:7Q9:N	12	1.15
(1,22)	1:B:184:LYS:NZ	6:B:208:17F:N1	12	1.15
(1,22)	1:B:184:LYS:NZ	5:B:209:7Q9:N	12	1.15
(1,22)	1:B:184:LYS:NZ	5:B:210:7Q9:N	12	1.15
(1,22)	1:B:184:LYS:NZ	5:B:211:7Q9:N	12	1.15
(1,22)	1:B:184:LYS:NZ	5:B:212:7Q9:N	12	1.15
(1,22)	1:B:184:LYS:NZ	5:B:213:7Q9:N	12	1.15
(1,22)	1:B:184:LYS:NZ	6:B:214:17F:N1	12	1.15
(1,22)	1:B:184:LYS:NZ	6:B:215:17F:N1	12	1.15
(1,22)	1:B:184:LYS:NZ	5:B:216:7Q9:N	12	1.15
(1,22)	1:B:184:LYS:NZ	5:B:217:7Q9:N	12	1.15
(1,22)	1:B:184:LYS:NZ	5:B:218:7Q9:N	12	1.15
(1,22)	1:B:184:LYS:NZ	6:B:219:17F:N1	12	1.15
(1,22)	1:B:184:LYS:NZ	5:B:220:7Q9:N	12	1.15
(1,22)	1:B:184:LYS:O	1:B:2:THR:N	12	1.15
(1,22)	1:B:184:LYS:O	1:B:3:GLU:N	12	1.15
(1,22)	1:B:184:LYS:O	1:B:4:TYR:N	12	1.15
(1,22)	1:B:184:LYS:O	1:B:5:LYS:N	12	1.15
(1,22)	1:B:184:LYS:O	1:B:6:LEU:N	12	1.15
(1,22)	1:B:184:LYS:O	1:B:7:VAL:N	12	1.15
(1,22)	1:B:184:LYS:O	1:B:8:VAL:N	12	1.15
(1,22)	1:B:184:LYS:O	1:B:9:VAL:N	12	1.15
(1,22)	1:B:184:LYS:O	1:B:10:GLY:N	12	1.15
(1,22)	1:B:184:LYS:O	1:B:11:ALA:N	12	1.15

Continued on next page...

Continued from previous page...

Key	Atom-1	Atom-2	Model ID	Violation (Å)
(1,22)	1:B:184:LYS:O	1:B:12:ASP:N	12	1.15
(1,22)	1:B:184:LYS:O	1:B:13:GLY:N	12	1.15
(1,22)	1:B:184:LYS:O	1:B:14:VAL:N	12	1.15
(1,22)	1:B:184:LYS:O	1:B:15:GLY:N	12	1.15
(1,22)	1:B:184:LYS:O	1:B:16:LYS:N	12	1.15
(1,22)	1:B:184:LYS:O	1:B:17:SER:N	12	1.15
(1,22)	1:B:184:LYS:O	1:B:18:ALA:N	12	1.15
(1,22)	1:B:184:LYS:O	1:B:19:LEU:N	12	1.15
(1,22)	1:B:184:LYS:O	1:B:20:THR:N	12	1.15
(1,22)	1:B:184:LYS:O	1:B:21:ILE:N	12	1.15
(1,22)	1:B:184:LYS:O	1:B:22:GLN:N	12	1.15
(1,22)	1:B:184:LYS:O	1:B:23:LEU:N	12	1.15
(1,22)	1:B:184:LYS:O	1:B:24:ILE:N	12	1.15
(1,22)	1:B:184:LYS:O	1:B:25:GLN:N	12	1.15
(1,22)	1:B:184:LYS:O	1:B:26:ASN:N	12	1.15
(1,22)	1:B:184:LYS:O	1:B:27:HIS:N	12	1.15
(1,22)	1:B:184:LYS:O	1:B:28:PHE:N	12	1.15
(1,22)	1:B:184:LYS:O	1:B:29:VAL:N	12	1.15
(1,22)	1:B:184:LYS:O	1:B:30:ASP:N	12	1.15
(1,22)	1:B:184:LYS:O	1:B:31:GLU:N	12	1.15
(1,22)	1:B:184:LYS:O	1:B:32:TYR:N	12	1.15
(1,22)	1:B:184:LYS:O	1:B:33:ASP:N	12	1.15
(1,22)	1:B:184:LYS:O	1:B:34:PRO:N	12	1.15
(1,22)	1:B:184:LYS:O	1:B:35:THR:N	12	1.15
(1,22)	1:B:184:LYS:O	1:B:36:ILE:N	12	1.15
(1,22)	1:B:184:LYS:O	1:B:37:GLU:N	12	1.15
(1,22)	1:B:184:LYS:O	1:B:38:ASP:N	12	1.15
(1,22)	1:B:184:LYS:O	1:B:39:SER:N	12	1.15
(1,22)	1:B:184:LYS:O	1:B:40:TYR:N	12	1.15
(1,22)	1:B:184:LYS:O	1:B:41:ARG:N	12	1.15
(1,22)	1:B:184:LYS:O	1:B:42:LYS:N	12	1.15
(1,22)	1:B:184:LYS:O	1:B:43:GLN:N	12	1.15
(1,22)	1:B:184:LYS:O	1:B:44:VAL:N	12	1.15
(1,22)	1:B:184:LYS:O	1:B:45:VAL:N	12	1.15
(1,22)	1:B:184:LYS:O	1:B:46:ILE:N	12	1.15
(1,22)	1:B:184:LYS:O	1:B:47:ASP:N	12	1.15
(1,22)	1:B:184:LYS:O	1:B:48:GLY:N	12	1.15
(1,22)	1:B:184:LYS:O	1:B:49:GLU:N	12	1.15
(1,22)	1:B:184:LYS:O	1:B:50:THR:N	12	1.15
(1,22)	1:B:184:LYS:O	1:B:51:CYS:N	12	1.15
(1,22)	1:B:184:LYS:O	1:B:52:LEU:N	12	1.15
(1,22)	1:B:184:LYS:O	1:B:53:LEU:N	12	1.15

Continued on next page...

Continued from previous page...

Key	Atom-1	Atom-2	Model ID	Violation (Å)
(1,22)	1:B:184:LYS:O	1:B:54:ASP:N	12	1.15
(1,22)	1:B:184:LYS:O	1:B:55:ILE:N	12	1.15
(1,22)	1:B:184:LYS:O	1:B:56:LEU:N	12	1.15
(1,22)	1:B:184:LYS:O	1:B:57:ASP:N	12	1.15
(1,22)	1:B:184:LYS:O	1:B:58:THR:N	12	1.15
(1,22)	1:B:184:LYS:O	1:B:59:ALA:N	12	1.15
(1,22)	1:B:184:LYS:O	1:B:60:GLY:N	12	1.15
(1,22)	1:B:184:LYS:O	1:B:61:GLN:N	12	1.15
(1,22)	1:B:184:LYS:O	1:B:62:GLU:N	12	1.15
(1,22)	1:B:184:LYS:O	1:B:63:GLU:N	12	1.15
(1,22)	1:B:184:LYS:O	1:B:64:TYR:N	12	1.15
(1,22)	1:B:184:LYS:O	1:B:65:SER:N	12	1.15
(1,22)	1:B:184:LYS:O	1:B:66:ALA:N	12	1.15
(1,22)	1:B:184:LYS:O	1:B:67:MET:N	12	1.15
(1,22)	1:B:184:LYS:O	1:B:68:ARG:N	12	1.15
(1,22)	1:B:184:LYS:O	1:B:69:ASP:N	12	1.15
(1,22)	1:B:184:LYS:O	1:B:70:GLN:N	12	1.15
(1,22)	1:B:184:LYS:O	1:B:71:TYR:N	12	1.15
(1,22)	1:B:184:LYS:O	1:B:72:MET:N	12	1.15
(1,22)	1:B:184:LYS:O	1:B:73:ARG:N	12	1.15
(1,22)	1:B:184:LYS:O	1:B:74:THR:N	12	1.15
(1,22)	1:B:184:LYS:O	1:B:75:GLY:N	12	1.15
(1,22)	1:B:184:LYS:O	1:B:76:GLU:N	12	1.15
(1,22)	1:B:184:LYS:O	1:B:77:GLY:N	12	1.15
(1,22)	1:B:184:LYS:O	1:B:78:PHE:N	12	1.15
(1,22)	1:B:184:LYS:O	1:B:79:LEU:N	12	1.15
(1,22)	1:B:184:LYS:O	1:B:80:CYS:N	12	1.15
(1,22)	1:B:184:LYS:O	5:B:203:7Q9:N	12	1.15
(1,22)	1:B:184:LYS:O	5:B:204:7Q9:N	12	1.15
(1,22)	1:B:184:LYS:O	5:B:205:7Q9:N	12	1.15
(1,22)	1:B:184:LYS:O	5:B:206:7Q9:N	12	1.15
(1,22)	1:B:184:LYS:O	5:B:207:7Q9:N	12	1.15
(1,22)	1:B:184:LYS:O	6:B:208:17F:N1	12	1.15
(1,22)	1:B:184:LYS:O	5:B:209:7Q9:N	12	1.15
(1,22)	1:B:184:LYS:O	5:B:210:7Q9:N	12	1.15
(1,22)	1:B:184:LYS:O	5:B:211:7Q9:N	12	1.15
(1,22)	1:B:184:LYS:O	5:B:212:7Q9:N	12	1.15
(1,22)	1:B:184:LYS:O	5:B:213:7Q9:N	12	1.15
(1,22)	1:B:184:LYS:O	6:B:214:17F:N1	12	1.15
(1,22)	1:B:184:LYS:O	6:B:215:17F:N1	12	1.15
(1,22)	1:B:184:LYS:O	5:B:216:7Q9:N	12	1.15
(1,22)	1:B:184:LYS:O	5:B:217:7Q9:N	12	1.15

Continued on next page...

Continued from previous page...

Key	Atom-1	Atom-2	Model ID	Violation (Å)
(1,22)	1:B:184:LYS:O	5:B:218:7Q9:N	12	1.15
(1,22)	1:B:184:LYS:O	6:B:219:17F:N1	12	1.15
(1,22)	1:B:184:LYS:O	5:B:220:7Q9:N	12	1.15
(3,6)	1:A:36:ILE:CD1	1:B:2:THR:N	13	1.14
(3,6)	1:A:36:ILE:CD1	1:B:3:GLU:N	13	1.14
(3,6)	1:A:36:ILE:CD1	1:B:4:TYR:N	13	1.14
(3,6)	1:A:36:ILE:CD1	1:B:5:LYS:N	13	1.14
(3,6)	1:A:36:ILE:CD1	1:B:6:LEU:N	13	1.14
(3,6)	1:A:36:ILE:CD1	1:B:7:VAL:N	13	1.14
(3,6)	1:A:36:ILE:CD1	1:B:8:VAL:N	13	1.14
(3,6)	1:A:36:ILE:CD1	1:B:9:VAL:N	13	1.14
(3,6)	1:A:36:ILE:CD1	1:B:10:GLY:N	13	1.14
(3,6)	1:A:36:ILE:CD1	1:B:11:ALA:N	13	1.14
(3,6)	1:A:36:ILE:CD1	1:B:12:ASP:N	13	1.14
(3,6)	1:A:36:ILE:CD1	1:B:13:GLY:N	13	1.14
(3,6)	1:A:36:ILE:CD1	1:B:14:VAL:N	13	1.14
(3,6)	1:A:36:ILE:CD1	1:B:15:GLY:N	13	1.14
(3,6)	1:A:36:ILE:CD1	1:B:16:LYS:N	13	1.14
(3,6)	1:A:36:ILE:CD1	1:B:17:SER:N	13	1.14
(3,6)	1:A:36:ILE:CD1	1:B:18:ALA:N	13	1.14
(3,6)	1:A:36:ILE:CD1	1:B:19:LEU:N	13	1.14
(3,6)	1:A:36:ILE:CD1	1:B:20:THR:N	13	1.14
(3,6)	1:A:36:ILE:CD1	1:B:21:ILE:N	13	1.14
(3,6)	1:A:36:ILE:CD1	1:B:22:GLN:N	13	1.14
(3,6)	1:A:36:ILE:CD1	1:B:23:LEU:N	13	1.14
(3,6)	1:A:36:ILE:CD1	1:B:24:ILE:N	13	1.14
(3,6)	1:A:36:ILE:CD1	1:B:25:GLN:N	13	1.14
(3,6)	1:A:36:ILE:CD1	1:B:26:ASN:N	13	1.14
(3,6)	1:A:36:ILE:CD1	1:B:27:HIS:N	13	1.14
(3,6)	1:A:36:ILE:CD1	1:B:28:PHE:N	13	1.14
(3,6)	1:A:36:ILE:CD1	1:B:29:VAL:N	13	1.14
(3,6)	1:A:36:ILE:CD1	1:B:30:ASP:N	13	1.14
(3,6)	1:A:36:ILE:CD1	1:B:31:GLU:N	13	1.14
(3,6)	1:A:36:ILE:CD1	1:B:32:TYR:N	13	1.14
(3,6)	1:A:36:ILE:CD1	1:B:33:ASP:N	13	1.14
(3,6)	1:A:36:ILE:CD1	1:B:34:PRO:N	13	1.14
(3,6)	1:A:36:ILE:CD1	1:B:35:THR:N	13	1.14
(3,6)	1:A:36:ILE:CD1	1:B:36:ILE:N	13	1.14
(3,6)	1:A:36:ILE:CD1	1:B:37:GLU:N	13	1.14
(3,6)	1:A:36:ILE:CD1	1:B:38:ASP:N	13	1.14
(3,6)	1:A:36:ILE:CD1	1:B:39:SER:N	13	1.14
(3,6)	1:A:36:ILE:CD1	1:B:40:TYR:N	13	1.14

Continued on next page...

Continued from previous page...

Key	Atom-1	Atom-2	Model ID	Violation (Å)
(3,6)	1:A:36:ILE:CD1	1:B:41:ARG:N	13	1.14
(3,6)	1:A:36:ILE:CD1	1:B:42:LYS:N	13	1.14
(3,6)	1:A:36:ILE:CD1	1:B:43:GLN:N	13	1.14
(3,6)	1:A:36:ILE:CD1	1:B:44:VAL:N	13	1.14
(3,6)	1:A:36:ILE:CD1	1:B:45:VAL:N	13	1.14
(3,6)	1:A:36:ILE:CD1	1:B:46:ILE:N	13	1.14
(3,6)	1:A:36:ILE:CD1	1:B:47:ASP:N	13	1.14
(3,6)	1:A:36:ILE:CD1	1:B:48:GLY:N	13	1.14
(3,6)	1:A:36:ILE:CD1	1:B:49:GLU:N	13	1.14
(3,6)	1:A:36:ILE:CD1	1:B:50:THR:N	13	1.14
(3,6)	1:A:36:ILE:CD1	1:B:51:CYS:N	13	1.14
(3,6)	1:A:36:ILE:CD1	1:B:52:LEU:N	13	1.14
(3,6)	1:A:36:ILE:CD1	1:B:53:LEU:N	13	1.14
(3,6)	1:A:36:ILE:CD1	1:B:54:ASP:N	13	1.14
(3,6)	1:A:36:ILE:CD1	1:B:55:ILE:N	13	1.14
(3,6)	1:A:36:ILE:CD1	1:B:56:LEU:N	13	1.14
(3,6)	1:A:36:ILE:CD1	1:B:57:ASP:N	13	1.14
(3,6)	1:A:36:ILE:CD1	1:B:58:THR:N	13	1.14
(3,6)	1:A:36:ILE:CD1	1:B:59:ALA:N	13	1.14
(3,6)	1:A:36:ILE:CD1	1:B:60:GLY:N	13	1.14
(3,6)	1:A:36:ILE:CD1	1:B:61:GLN:N	13	1.14
(3,6)	1:A:36:ILE:CD1	1:B:62:GLU:N	13	1.14
(3,6)	1:A:36:ILE:CD1	1:B:63:GLU:N	13	1.14
(3,6)	1:A:36:ILE:CD1	1:B:64:TYR:N	13	1.14
(3,6)	1:A:36:ILE:CD1	1:B:65:SER:N	13	1.14
(3,6)	1:A:36:ILE:CD1	1:B:66:ALA:N	13	1.14
(3,6)	1:A:36:ILE:CD1	1:B:67:MET:N	13	1.14
(3,6)	1:A:36:ILE:CD1	1:B:68:ARG:N	13	1.14
(3,6)	1:A:36:ILE:CD1	1:B:69:ASP:N	13	1.14
(3,6)	1:A:36:ILE:CD1	1:B:70:GLN:N	13	1.14
(3,6)	1:A:36:ILE:CD1	1:B:71:TYR:N	13	1.14
(3,6)	1:A:36:ILE:CD1	1:B:72:MET:N	13	1.14
(3,6)	1:A:36:ILE:CD1	1:B:73:ARG:N	13	1.14
(3,6)	1:A:36:ILE:CD1	1:B:74:THR:N	13	1.14
(3,6)	1:A:36:ILE:CD1	1:B:75:GLY:N	13	1.14
(3,6)	1:A:36:ILE:CD1	1:B:76:GLU:N	13	1.14
(3,6)	1:A:36:ILE:CD1	1:B:77:GLY:N	13	1.14
(3,6)	1:A:36:ILE:CD1	1:B:78:PHE:N	13	1.14
(3,6)	1:A:36:ILE:CD1	1:B:79:LEU:N	13	1.14
(3,6)	1:A:36:ILE:CD1	1:B:80:CYS:N	13	1.14
(3,6)	1:A:36:ILE:CD1	5:B:203:7Q9:N	13	1.14
(3,6)	1:A:36:ILE:CD1	5:B:204:7Q9:N	13	1.14

Continued on next page...

Continued from previous page...

Key	Atom-1	Atom-2	Model ID	Violation (Å)
(3,6)	1:A:36:ILE:CD1	5:B:205:7Q9:N	13	1.14
(3,6)	1:A:36:ILE:CD1	5:B:206:7Q9:N	13	1.14
(3,6)	1:A:36:ILE:CD1	5:B:207:7Q9:N	13	1.14
(3,6)	1:A:36:ILE:CD1	6:B:208:17F:N1	13	1.14
(3,6)	1:A:36:ILE:CD1	5:B:209:7Q9:N	13	1.14
(3,6)	1:A:36:ILE:CD1	5:B:210:7Q9:N	13	1.14
(3,6)	1:A:36:ILE:CD1	5:B:211:7Q9:N	13	1.14
(3,6)	1:A:36:ILE:CD1	5:B:212:7Q9:N	13	1.14
(3,6)	1:A:36:ILE:CD1	5:B:213:7Q9:N	13	1.14
(3,6)	1:A:36:ILE:CD1	6:B:214:17F:N1	13	1.14
(3,6)	1:A:36:ILE:CD1	6:B:215:17F:N1	13	1.14
(3,6)	1:A:36:ILE:CD1	5:B:216:7Q9:N	13	1.14
(3,6)	1:A:36:ILE:CD1	5:B:217:7Q9:N	13	1.14
(3,6)	1:A:36:ILE:CD1	5:B:218:7Q9:N	13	1.14
(3,6)	1:A:36:ILE:CD1	6:B:219:17F:N1	13	1.14
(3,6)	1:A:36:ILE:CD1	5:B:220:7Q9:N	13	1.14
(3,9)	1:A:46:ILE:CD1	1:B:2:THR:N	15	1.11
(3,9)	1:A:46:ILE:CD1	1:B:3:GLU:N	15	1.11
(3,9)	1:A:46:ILE:CD1	1:B:4:TYR:N	15	1.11
(3,9)	1:A:46:ILE:CD1	1:B:5:LYS:N	15	1.11
(3,9)	1:A:46:ILE:CD1	1:B:6:LEU:N	15	1.11
(3,9)	1:A:46:ILE:CD1	1:B:7:VAL:N	15	1.11
(3,9)	1:A:46:ILE:CD1	1:B:8:VAL:N	15	1.11
(3,9)	1:A:46:ILE:CD1	1:B:9:VAL:N	15	1.11
(3,9)	1:A:46:ILE:CD1	1:B:10:GLY:N	15	1.11
(3,9)	1:A:46:ILE:CD1	1:B:11:ALA:N	15	1.11
(3,9)	1:A:46:ILE:CD1	1:B:12:ASP:N	15	1.11
(3,9)	1:A:46:ILE:CD1	1:B:13:GLY:N	15	1.11
(3,9)	1:A:46:ILE:CD1	1:B:14:VAL:N	15	1.11
(3,9)	1:A:46:ILE:CD1	1:B:15:GLY:N	15	1.11
(3,9)	1:A:46:ILE:CD1	1:B:16:LYS:N	15	1.11
(3,9)	1:A:46:ILE:CD1	1:B:17:SER:N	15	1.11
(3,9)	1:A:46:ILE:CD1	1:B:18:ALA:N	15	1.11
(3,9)	1:A:46:ILE:CD1	1:B:19:LEU:N	15	1.11
(3,9)	1:A:46:ILE:CD1	1:B:20:THR:N	15	1.11
(3,9)	1:A:46:ILE:CD1	1:B:21:ILE:N	15	1.11
(3,9)	1:A:46:ILE:CD1	1:B:22:GLN:N	15	1.11
(3,9)	1:A:46:ILE:CD1	1:B:23:LEU:N	15	1.11
(3,9)	1:A:46:ILE:CD1	1:B:24:ILE:N	15	1.11
(3,9)	1:A:46:ILE:CD1	1:B:25:GLN:N	15	1.11
(3,9)	1:A:46:ILE:CD1	1:B:26:ASN:N	15	1.11
(3,9)	1:A:46:ILE:CD1	1:B:27:HIS:N	15	1.11

Continued on next page...

Continued from previous page...

Key	Atom-1	Atom-2	Model ID	Violation (Å)
(3,9)	1:A:46:ILE:CD1	1:B:28:PHE:N	15	1.11
(3,9)	1:A:46:ILE:CD1	1:B:29:VAL:N	15	1.11
(3,9)	1:A:46:ILE:CD1	1:B:30:ASP:N	15	1.11
(3,9)	1:A:46:ILE:CD1	1:B:31:GLU:N	15	1.11
(3,9)	1:A:46:ILE:CD1	1:B:32:TYR:N	15	1.11
(3,9)	1:A:46:ILE:CD1	1:B:33:ASP:N	15	1.11
(3,9)	1:A:46:ILE:CD1	1:B:34:PRO:N	15	1.11
(3,9)	1:A:46:ILE:CD1	1:B:35:THR:N	15	1.11
(3,9)	1:A:46:ILE:CD1	1:B:36:ILE:N	15	1.11
(3,9)	1:A:46:ILE:CD1	1:B:37:GLU:N	15	1.11
(3,9)	1:A:46:ILE:CD1	1:B:38:ASP:N	15	1.11
(3,9)	1:A:46:ILE:CD1	1:B:39:SER:N	15	1.11
(3,9)	1:A:46:ILE:CD1	1:B:40:TYR:N	15	1.11
(3,9)	1:A:46:ILE:CD1	1:B:41:ARG:N	15	1.11
(3,9)	1:A:46:ILE:CD1	1:B:42:LYS:N	15	1.11
(3,9)	1:A:46:ILE:CD1	1:B:43:GLN:N	15	1.11
(3,9)	1:A:46:ILE:CD1	1:B:44:VAL:N	15	1.11
(3,9)	1:A:46:ILE:CD1	1:B:45:VAL:N	15	1.11
(3,9)	1:A:46:ILE:CD1	1:B:46:ILE:N	15	1.11
(3,9)	1:A:46:ILE:CD1	1:B:47:ASP:N	15	1.11
(3,9)	1:A:46:ILE:CD1	1:B:48:GLY:N	15	1.11
(3,9)	1:A:46:ILE:CD1	1:B:49:GLU:N	15	1.11
(3,9)	1:A:46:ILE:CD1	1:B:50:THR:N	15	1.11
(3,9)	1:A:46:ILE:CD1	1:B:51:CYS:N	15	1.11
(3,9)	1:A:46:ILE:CD1	1:B:52:LEU:N	15	1.11
(3,9)	1:A:46:ILE:CD1	1:B:53:LEU:N	15	1.11
(3,9)	1:A:46:ILE:CD1	1:B:54:ASP:N	15	1.11
(3,9)	1:A:46:ILE:CD1	1:B:55:ILE:N	15	1.11
(3,9)	1:A:46:ILE:CD1	1:B:56:LEU:N	15	1.11
(3,9)	1:A:46:ILE:CD1	1:B:57:ASP:N	15	1.11
(3,9)	1:A:46:ILE:CD1	1:B:58:THR:N	15	1.11
(3,9)	1:A:46:ILE:CD1	1:B:59:ALA:N	15	1.11
(3,9)	1:A:46:ILE:CD1	1:B:60:GLY:N	15	1.11
(3,9)	1:A:46:ILE:CD1	1:B:61:GLN:N	15	1.11
(3,9)	1:A:46:ILE:CD1	1:B:62:GLU:N	15	1.11
(3,9)	1:A:46:ILE:CD1	1:B:63:GLU:N	15	1.11
(3,9)	1:A:46:ILE:CD1	1:B:64:TYR:N	15	1.11
(3,9)	1:A:46:ILE:CD1	1:B:65:SER:N	15	1.11
(3,9)	1:A:46:ILE:CD1	1:B:66:ALA:N	15	1.11
(3,9)	1:A:46:ILE:CD1	1:B:67:MET:N	15	1.11
(3,9)	1:A:46:ILE:CD1	1:B:68:ARG:N	15	1.11
(3,9)	1:A:46:ILE:CD1	1:B:69:ASP:N	15	1.11

Continued on next page...

Continued from previous page...

Key	Atom-1	Atom-2	Model ID	Violation (Å)
(3,9)	1:A:46:ILE:CD1	1:B:70:GLN:N	15	1.11
(3,9)	1:A:46:ILE:CD1	1:B:71:TYR:N	15	1.11
(3,9)	1:A:46:ILE:CD1	1:B:72:MET:N	15	1.11
(3,9)	1:A:46:ILE:CD1	1:B:73:ARG:N	15	1.11
(3,9)	1:A:46:ILE:CD1	1:B:74:THR:N	15	1.11
(3,9)	1:A:46:ILE:CD1	1:B:75:GLY:N	15	1.11
(3,9)	1:A:46:ILE:CD1	1:B:76:GLU:N	15	1.11
(3,9)	1:A:46:ILE:CD1	1:B:77:GLY:N	15	1.11
(3,9)	1:A:46:ILE:CD1	1:B:78:PHE:N	15	1.11
(3,9)	1:A:46:ILE:CD1	1:B:79:LEU:N	15	1.11
(3,9)	1:A:46:ILE:CD1	1:B:80:CYS:N	15	1.11
(3,9)	1:A:46:ILE:CD1	5:B:203:7Q9:N	15	1.11
(3,9)	1:A:46:ILE:CD1	5:B:204:7Q9:N	15	1.11
(3,9)	1:A:46:ILE:CD1	5:B:205:7Q9:N	15	1.11
(3,9)	1:A:46:ILE:CD1	5:B:206:7Q9:N	15	1.11
(3,9)	1:A:46:ILE:CD1	5:B:207:7Q9:N	15	1.11
(3,9)	1:A:46:ILE:CD1	6:B:208:17F:N1	15	1.11
(3,9)	1:A:46:ILE:CD1	5:B:209:7Q9:N	15	1.11
(3,9)	1:A:46:ILE:CD1	5:B:210:7Q9:N	15	1.11
(3,9)	1:A:46:ILE:CD1	5:B:211:7Q9:N	15	1.11
(3,9)	1:A:46:ILE:CD1	5:B:212:7Q9:N	15	1.11
(3,9)	1:A:46:ILE:CD1	5:B:213:7Q9:N	15	1.11
(3,9)	1:A:46:ILE:CD1	6:B:214:17F:N1	15	1.11
(3,9)	1:A:46:ILE:CD1	6:B:215:17F:N1	15	1.11
(3,9)	1:A:46:ILE:CD1	5:B:216:7Q9:N	15	1.11
(3,9)	1:A:46:ILE:CD1	5:B:217:7Q9:N	15	1.11
(3,9)	1:A:46:ILE:CD1	5:B:218:7Q9:N	15	1.11
(3,9)	1:A:46:ILE:CD1	6:B:219:17F:N1	15	1.11
(3,9)	1:A:46:ILE:CD1	5:B:220:7Q9:N	15	1.11
(3,6)	1:A:36:ILE:CD1	1:B:2:THR:N	15	1.11
(3,6)	1:A:36:ILE:CD1	1:B:3:GLU:N	15	1.11
(3,6)	1:A:36:ILE:CD1	1:B:4:TYR:N	15	1.11
(3,6)	1:A:36:ILE:CD1	1:B:5:LYS:N	15	1.11
(3,6)	1:A:36:ILE:CD1	1:B:6:LEU:N	15	1.11
(3,6)	1:A:36:ILE:CD1	1:B:7:VAL:N	15	1.11
(3,6)	1:A:36:ILE:CD1	1:B:8:VAL:N	15	1.11
(3,6)	1:A:36:ILE:CD1	1:B:9:VAL:N	15	1.11
(3,6)	1:A:36:ILE:CD1	1:B:10:GLY:N	15	1.11
(3,6)	1:A:36:ILE:CD1	1:B:11:ALA:N	15	1.11
(3,6)	1:A:36:ILE:CD1	1:B:12:ASP:N	15	1.11
(3,6)	1:A:36:ILE:CD1	1:B:13:GLY:N	15	1.11
(3,6)	1:A:36:ILE:CD1	1:B:14:VAL:N	15	1.11

Continued on next page...

Continued from previous page...

Key	Atom-1	Atom-2	Model ID	Violation (Å)
(3,6)	1:A:36:ILE:CD1	1:B:15:GLY:N	15	1.11
(3,6)	1:A:36:ILE:CD1	1:B:16:LYS:N	15	1.11
(3,6)	1:A:36:ILE:CD1	1:B:17:SER:N	15	1.11
(3,6)	1:A:36:ILE:CD1	1:B:18:ALA:N	15	1.11
(3,6)	1:A:36:ILE:CD1	1:B:19:LEU:N	15	1.11
(3,6)	1:A:36:ILE:CD1	1:B:20:THR:N	15	1.11
(3,6)	1:A:36:ILE:CD1	1:B:21:ILE:N	15	1.11
(3,6)	1:A:36:ILE:CD1	1:B:22:GLN:N	15	1.11
(3,6)	1:A:36:ILE:CD1	1:B:23:LEU:N	15	1.11
(3,6)	1:A:36:ILE:CD1	1:B:24:ILE:N	15	1.11
(3,6)	1:A:36:ILE:CD1	1:B:25:GLN:N	15	1.11
(3,6)	1:A:36:ILE:CD1	1:B:26:ASN:N	15	1.11
(3,6)	1:A:36:ILE:CD1	1:B:27:HIS:N	15	1.11
(3,6)	1:A:36:ILE:CD1	1:B:28:PHE:N	15	1.11
(3,6)	1:A:36:ILE:CD1	1:B:29:VAL:N	15	1.11
(3,6)	1:A:36:ILE:CD1	1:B:30:ASP:N	15	1.11
(3,6)	1:A:36:ILE:CD1	1:B:31:GLU:N	15	1.11
(3,6)	1:A:36:ILE:CD1	1:B:32:TYR:N	15	1.11
(3,6)	1:A:36:ILE:CD1	1:B:33:ASP:N	15	1.11
(3,6)	1:A:36:ILE:CD1	1:B:34:PRO:N	15	1.11
(3,6)	1:A:36:ILE:CD1	1:B:35:THR:N	15	1.11
(3,6)	1:A:36:ILE:CD1	1:B:36:ILE:N	15	1.11
(3,6)	1:A:36:ILE:CD1	1:B:37:GLU:N	15	1.11
(3,6)	1:A:36:ILE:CD1	1:B:38:ASP:N	15	1.11
(3,6)	1:A:36:ILE:CD1	1:B:39:SER:N	15	1.11
(3,6)	1:A:36:ILE:CD1	1:B:40:TYR:N	15	1.11
(3,6)	1:A:36:ILE:CD1	1:B:41:ARG:N	15	1.11
(3,6)	1:A:36:ILE:CD1	1:B:42:LYS:N	15	1.11
(3,6)	1:A:36:ILE:CD1	1:B:43:GLN:N	15	1.11
(3,6)	1:A:36:ILE:CD1	1:B:44:VAL:N	15	1.11
(3,6)	1:A:36:ILE:CD1	1:B:45:VAL:N	15	1.11
(3,6)	1:A:36:ILE:CD1	1:B:46:ILE:N	15	1.11
(3,6)	1:A:36:ILE:CD1	1:B:47:ASP:N	15	1.11
(3,6)	1:A:36:ILE:CD1	1:B:48:GLY:N	15	1.11
(3,6)	1:A:36:ILE:CD1	1:B:49:GLU:N	15	1.11
(3,6)	1:A:36:ILE:CD1	1:B:50:THR:N	15	1.11
(3,6)	1:A:36:ILE:CD1	1:B:51:CYS:N	15	1.11
(3,6)	1:A:36:ILE:CD1	1:B:52:LEU:N	15	1.11
(3,6)	1:A:36:ILE:CD1	1:B:53:LEU:N	15	1.11
(3,6)	1:A:36:ILE:CD1	1:B:54:ASP:N	15	1.11
(3,6)	1:A:36:ILE:CD1	1:B:55:ILE:N	15	1.11
(3,6)	1:A:36:ILE:CD1	1:B:56:LEU:N	15	1.11

Continued on next page...

Continued from previous page...

Key	Atom-1	Atom-2	Model ID	Violation (Å)
(3,6)	1:A:36:ILE:CD1	1:B:57:ASP:N	15	1.11
(3,6)	1:A:36:ILE:CD1	1:B:58:THR:N	15	1.11
(3,6)	1:A:36:ILE:CD1	1:B:59:ALA:N	15	1.11
(3,6)	1:A:36:ILE:CD1	1:B:60:GLY:N	15	1.11
(3,6)	1:A:36:ILE:CD1	1:B:61:GLN:N	15	1.11
(3,6)	1:A:36:ILE:CD1	1:B:62:GLU:N	15	1.11
(3,6)	1:A:36:ILE:CD1	1:B:63:GLU:N	15	1.11
(3,6)	1:A:36:ILE:CD1	1:B:64:TYR:N	15	1.11
(3,6)	1:A:36:ILE:CD1	1:B:65:SER:N	15	1.11
(3,6)	1:A:36:ILE:CD1	1:B:66:ALA:N	15	1.11
(3,6)	1:A:36:ILE:CD1	1:B:67:MET:N	15	1.11
(3,6)	1:A:36:ILE:CD1	1:B:68:ARG:N	15	1.11
(3,6)	1:A:36:ILE:CD1	1:B:69:ASP:N	15	1.11
(3,6)	1:A:36:ILE:CD1	1:B:70:GLN:N	15	1.11
(3,6)	1:A:36:ILE:CD1	1:B:71:TYR:N	15	1.11
(3,6)	1:A:36:ILE:CD1	1:B:72:MET:N	15	1.11
(3,6)	1:A:36:ILE:CD1	1:B:73:ARG:N	15	1.11
(3,6)	1:A:36:ILE:CD1	1:B:74:THR:N	15	1.11
(3,6)	1:A:36:ILE:CD1	1:B:75:GLY:N	15	1.11
(3,6)	1:A:36:ILE:CD1	1:B:76:GLU:N	15	1.11
(3,6)	1:A:36:ILE:CD1	1:B:77:GLY:N	15	1.11
(3,6)	1:A:36:ILE:CD1	1:B:78:PHE:N	15	1.11
(3,6)	1:A:36:ILE:CD1	1:B:79:LEU:N	15	1.11
(3,6)	1:A:36:ILE:CD1	1:B:80:CYS:N	15	1.11
(3,6)	1:A:36:ILE:CD1	5:B:203:7Q9:N	15	1.11
(3,6)	1:A:36:ILE:CD1	5:B:204:7Q9:N	15	1.11
(3,6)	1:A:36:ILE:CD1	5:B:205:7Q9:N	15	1.11
(3,6)	1:A:36:ILE:CD1	5:B:206:7Q9:N	15	1.11
(3,6)	1:A:36:ILE:CD1	5:B:207:7Q9:N	15	1.11
(3,6)	1:A:36:ILE:CD1	6:B:208:17F:N1	15	1.11
(3,6)	1:A:36:ILE:CD1	5:B:209:7Q9:N	15	1.11
(3,6)	1:A:36:ILE:CD1	5:B:210:7Q9:N	15	1.11
(3,6)	1:A:36:ILE:CD1	5:B:211:7Q9:N	15	1.11
(3,6)	1:A:36:ILE:CD1	5:B:212:7Q9:N	15	1.11
(3,6)	1:A:36:ILE:CD1	5:B:213:7Q9:N	15	1.11
(3,6)	1:A:36:ILE:CD1	6:B:214:17F:N1	15	1.11
(3,6)	1:A:36:ILE:CD1	6:B:215:17F:N1	15	1.11
(3,6)	1:A:36:ILE:CD1	5:B:216:7Q9:N	15	1.11
(3,6)	1:A:36:ILE:CD1	5:B:217:7Q9:N	15	1.11
(3,6)	1:A:36:ILE:CD1	5:B:218:7Q9:N	15	1.11
(3,6)	1:A:36:ILE:CD1	6:B:219:17F:N1	15	1.11
(3,6)	1:A:36:ILE:CD1	5:B:220:7Q9:N	15	1.11

Continued on next page...

Continued from previous page...

Key	Atom-1	Atom-2	Model ID	Violation (Å)
(3,2)	1:A:8:VAL:CG1	1:B:2:THR:N	2	1.11
(3,2)	1:A:8:VAL:CG1	1:B:3:GLU:N	2	1.11
(3,2)	1:A:8:VAL:CG1	1:B:4:TYR:N	2	1.11
(3,2)	1:A:8:VAL:CG1	1:B:5:LYS:N	2	1.11
(3,2)	1:A:8:VAL:CG1	1:B:6:LEU:N	2	1.11
(3,2)	1:A:8:VAL:CG1	1:B:7:VAL:N	2	1.11
(3,2)	1:A:8:VAL:CG1	1:B:8:VAL:N	2	1.11
(3,2)	1:A:8:VAL:CG1	1:B:9:VAL:N	2	1.11
(3,2)	1:A:8:VAL:CG1	1:B:10:GLY:N	2	1.11
(3,2)	1:A:8:VAL:CG1	1:B:11:ALA:N	2	1.11
(3,2)	1:A:8:VAL:CG1	1:B:12:ASP:N	2	1.11
(3,2)	1:A:8:VAL:CG1	1:B:13:GLY:N	2	1.11
(3,2)	1:A:8:VAL:CG1	1:B:14:VAL:N	2	1.11
(3,2)	1:A:8:VAL:CG1	1:B:15:GLY:N	2	1.11
(3,2)	1:A:8:VAL:CG1	1:B:16:LYS:N	2	1.11
(3,2)	1:A:8:VAL:CG1	1:B:17:SER:N	2	1.11
(3,2)	1:A:8:VAL:CG1	1:B:18:ALA:N	2	1.11
(3,2)	1:A:8:VAL:CG1	1:B:19:LEU:N	2	1.11
(3,2)	1:A:8:VAL:CG1	1:B:20:THR:N	2	1.11
(3,2)	1:A:8:VAL:CG1	1:B:21:ILE:N	2	1.11
(3,2)	1:A:8:VAL:CG1	1:B:22:GLN:N	2	1.11
(3,2)	1:A:8:VAL:CG1	1:B:23:LEU:N	2	1.11
(3,2)	1:A:8:VAL:CG1	1:B:24:ILE:N	2	1.11
(3,2)	1:A:8:VAL:CG1	1:B:25:GLN:N	2	1.11
(3,2)	1:A:8:VAL:CG1	1:B:26:ASN:N	2	1.11
(3,2)	1:A:8:VAL:CG1	1:B:27:HIS:N	2	1.11
(3,2)	1:A:8:VAL:CG1	1:B:28:PHE:N	2	1.11
(3,2)	1:A:8:VAL:CG1	1:B:29:VAL:N	2	1.11
(3,2)	1:A:8:VAL:CG1	1:B:30:ASP:N	2	1.11
(3,2)	1:A:8:VAL:CG1	1:B:31:GLU:N	2	1.11
(3,2)	1:A:8:VAL:CG1	1:B:32:TYR:N	2	1.11
(3,2)	1:A:8:VAL:CG1	1:B:33:ASP:N	2	1.11
(3,2)	1:A:8:VAL:CG1	1:B:34:PRO:N	2	1.11
(3,2)	1:A:8:VAL:CG1	1:B:35:THR:N	2	1.11
(3,2)	1:A:8:VAL:CG1	1:B:36:ILE:N	2	1.11
(3,2)	1:A:8:VAL:CG1	1:B:37:GLU:N	2	1.11
(3,2)	1:A:8:VAL:CG1	1:B:38:ASP:N	2	1.11
(3,2)	1:A:8:VAL:CG1	1:B:39:SER:N	2	1.11
(3,2)	1:A:8:VAL:CG1	1:B:40:TYR:N	2	1.11
(3,2)	1:A:8:VAL:CG1	1:B:41:ARG:N	2	1.11
(3,2)	1:A:8:VAL:CG1	1:B:42:LYS:N	2	1.11
(3,2)	1:A:8:VAL:CG1	1:B:43:GLN:N	2	1.11

Continued on next page...

Continued from previous page...

Key	Atom-1	Atom-2	Model ID	Violation (Å)
(3,2)	1:A:8:VAL:CG1	1:B:44:VAL:N	2	1.11
(3,2)	1:A:8:VAL:CG1	1:B:45:VAL:N	2	1.11
(3,2)	1:A:8:VAL:CG1	1:B:46:ILE:N	2	1.11
(3,2)	1:A:8:VAL:CG1	1:B:47:ASP:N	2	1.11
(3,2)	1:A:8:VAL:CG1	1:B:48:GLY:N	2	1.11
(3,2)	1:A:8:VAL:CG1	1:B:49:GLU:N	2	1.11
(3,2)	1:A:8:VAL:CG1	1:B:50:THR:N	2	1.11
(3,2)	1:A:8:VAL:CG1	1:B:51:CYS:N	2	1.11
(3,2)	1:A:8:VAL:CG1	1:B:52:LEU:N	2	1.11
(3,2)	1:A:8:VAL:CG1	1:B:53:LEU:N	2	1.11
(3,2)	1:A:8:VAL:CG1	1:B:54:ASP:N	2	1.11
(3,2)	1:A:8:VAL:CG1	1:B:55:ILE:N	2	1.11
(3,2)	1:A:8:VAL:CG1	1:B:56:LEU:N	2	1.11
(3,2)	1:A:8:VAL:CG1	1:B:57:ASP:N	2	1.11
(3,2)	1:A:8:VAL:CG1	1:B:58:THR:N	2	1.11
(3,2)	1:A:8:VAL:CG1	1:B:59:ALA:N	2	1.11
(3,2)	1:A:8:VAL:CG1	1:B:60:GLY:N	2	1.11
(3,2)	1:A:8:VAL:CG1	1:B:61:GLN:N	2	1.11
(3,2)	1:A:8:VAL:CG1	1:B:62:GLU:N	2	1.11
(3,2)	1:A:8:VAL:CG1	1:B:63:GLU:N	2	1.11
(3,2)	1:A:8:VAL:CG1	1:B:64:TYR:N	2	1.11
(3,2)	1:A:8:VAL:CG1	1:B:65:SER:N	2	1.11
(3,2)	1:A:8:VAL:CG1	1:B:66:ALA:N	2	1.11
(3,2)	1:A:8:VAL:CG1	1:B:67:MET:N	2	1.11
(3,2)	1:A:8:VAL:CG1	1:B:68:ARG:N	2	1.11
(3,2)	1:A:8:VAL:CG1	1:B:69:ASP:N	2	1.11
(3,2)	1:A:8:VAL:CG1	1:B:70:GLN:N	2	1.11
(3,2)	1:A:8:VAL:CG1	1:B:71:TYR:N	2	1.11
(3,2)	1:A:8:VAL:CG1	1:B:72:MET:N	2	1.11
(3,2)	1:A:8:VAL:CG1	1:B:73:ARG:N	2	1.11
(3,2)	1:A:8:VAL:CG1	1:B:74:THR:N	2	1.11
(3,2)	1:A:8:VAL:CG1	1:B:75:GLY:N	2	1.11
(3,2)	1:A:8:VAL:CG1	1:B:76:GLU:N	2	1.11
(3,2)	1:A:8:VAL:CG1	1:B:77:GLY:N	2	1.11
(3,2)	1:A:8:VAL:CG1	1:B:78:PHE:N	2	1.11
(3,2)	1:A:8:VAL:CG1	1:B:79:LEU:N	2	1.11
(3,2)	1:A:8:VAL:CG1	1:B:80:CYS:N	2	1.11
(3,2)	1:A:8:VAL:CG1	5:B:203:7Q9:N	2	1.11
(3,2)	1:A:8:VAL:CG1	5:B:204:7Q9:N	2	1.11
(3,2)	1:A:8:VAL:CG1	5:B:205:7Q9:N	2	1.11
(3,2)	1:A:8:VAL:CG1	5:B:206:7Q9:N	2	1.11
(3,2)	1:A:8:VAL:CG1	5:B:207:7Q9:N	2	1.11

Continued on next page...

Continued from previous page...

Key	Atom-1	Atom-2	Model ID	Violation (Å)
(3,2)	1:A:8:VAL:CG1	6:B:208:17F:N1	2	1.11
(3,2)	1:A:8:VAL:CG1	5:B:209:7Q9:N	2	1.11
(3,2)	1:A:8:VAL:CG1	5:B:210:7Q9:N	2	1.11
(3,2)	1:A:8:VAL:CG1	5:B:211:7Q9:N	2	1.11
(3,2)	1:A:8:VAL:CG1	5:B:212:7Q9:N	2	1.11
(3,2)	1:A:8:VAL:CG1	5:B:213:7Q9:N	2	1.11
(3,2)	1:A:8:VAL:CG1	6:B:214:17F:N1	2	1.11
(3,2)	1:A:8:VAL:CG1	6:B:215:17F:N1	2	1.11
(3,2)	1:A:8:VAL:CG1	5:B:216:7Q9:N	2	1.11
(3,2)	1:A:8:VAL:CG1	5:B:217:7Q9:N	2	1.11
(3,2)	1:A:8:VAL:CG1	5:B:218:7Q9:N	2	1.11
(3,2)	1:A:8:VAL:CG1	6:B:219:17F:N1	2	1.11
(3,2)	1:A:8:VAL:CG1	5:B:220:7Q9:N	2	1.11
(3,2)	1:A:8:VAL:CG2	1:B:2:THR:N	2	1.11
(3,2)	1:A:8:VAL:CG2	1:B:3:GLU:N	2	1.11
(3,2)	1:A:8:VAL:CG2	1:B:4:TYR:N	2	1.11
(3,2)	1:A:8:VAL:CG2	1:B:5:LYS:N	2	1.11
(3,2)	1:A:8:VAL:CG2	1:B:6:LEU:N	2	1.11
(3,2)	1:A:8:VAL:CG2	1:B:7:VAL:N	2	1.11
(3,2)	1:A:8:VAL:CG2	1:B:8:VAL:N	2	1.11
(3,2)	1:A:8:VAL:CG2	1:B:9:VAL:N	2	1.11
(3,2)	1:A:8:VAL:CG2	1:B:10:GLY:N	2	1.11
(3,2)	1:A:8:VAL:CG2	1:B:11:ALA:N	2	1.11
(3,2)	1:A:8:VAL:CG2	1:B:12:ASP:N	2	1.11
(3,2)	1:A:8:VAL:CG2	1:B:13:GLY:N	2	1.11
(3,2)	1:A:8:VAL:CG2	1:B:14:VAL:N	2	1.11
(3,2)	1:A:8:VAL:CG2	1:B:15:GLY:N	2	1.11
(3,2)	1:A:8:VAL:CG2	1:B:16:LYS:N	2	1.11
(3,2)	1:A:8:VAL:CG2	1:B:17:SER:N	2	1.11
(3,2)	1:A:8:VAL:CG2	1:B:18:ALA:N	2	1.11
(3,2)	1:A:8:VAL:CG2	1:B:19:LEU:N	2	1.11
(3,2)	1:A:8:VAL:CG2	1:B:20:THR:N	2	1.11
(3,2)	1:A:8:VAL:CG2	1:B:21:ILE:N	2	1.11
(3,2)	1:A:8:VAL:CG2	1:B:22:GLN:N	2	1.11
(3,2)	1:A:8:VAL:CG2	1:B:23:LEU:N	2	1.11
(3,2)	1:A:8:VAL:CG2	1:B:24:ILE:N	2	1.11
(3,2)	1:A:8:VAL:CG2	1:B:25:GLN:N	2	1.11
(3,2)	1:A:8:VAL:CG2	1:B:26:ASN:N	2	1.11
(3,2)	1:A:8:VAL:CG2	1:B:27:HIS:N	2	1.11
(3,2)	1:A:8:VAL:CG2	1:B:28:PHE:N	2	1.11
(3,2)	1:A:8:VAL:CG2	1:B:29:VAL:N	2	1.11
(3,2)	1:A:8:VAL:CG2	1:B:30:ASP:N	2	1.11

Continued on next page...

Continued from previous page...

Key	Atom-1	Atom-2	Model ID	Violation (Å)
(3,2)	1:A:8:VAL:CG2	1:B:31:GLU:N	2	1.11
(3,2)	1:A:8:VAL:CG2	1:B:32:TYR:N	2	1.11
(3,2)	1:A:8:VAL:CG2	1:B:33:ASP:N	2	1.11
(3,2)	1:A:8:VAL:CG2	1:B:34:PRO:N	2	1.11
(3,2)	1:A:8:VAL:CG2	1:B:35:THR:N	2	1.11
(3,2)	1:A:8:VAL:CG2	1:B:36:ILE:N	2	1.11
(3,2)	1:A:8:VAL:CG2	1:B:37:GLU:N	2	1.11
(3,2)	1:A:8:VAL:CG2	1:B:38:ASP:N	2	1.11
(3,2)	1:A:8:VAL:CG2	1:B:39:SER:N	2	1.11
(3,2)	1:A:8:VAL:CG2	1:B:40:TYR:N	2	1.11
(3,2)	1:A:8:VAL:CG2	1:B:41:ARG:N	2	1.11
(3,2)	1:A:8:VAL:CG2	1:B:42:LYS:N	2	1.11
(3,2)	1:A:8:VAL:CG2	1:B:43:GLN:N	2	1.11
(3,2)	1:A:8:VAL:CG2	1:B:44:VAL:N	2	1.11
(3,2)	1:A:8:VAL:CG2	1:B:45:VAL:N	2	1.11
(3,2)	1:A:8:VAL:CG2	1:B:46:ILE:N	2	1.11
(3,2)	1:A:8:VAL:CG2	1:B:47:ASP:N	2	1.11
(3,2)	1:A:8:VAL:CG2	1:B:48:GLY:N	2	1.11
(3,2)	1:A:8:VAL:CG2	1:B:49:GLU:N	2	1.11
(3,2)	1:A:8:VAL:CG2	1:B:50:THR:N	2	1.11
(3,2)	1:A:8:VAL:CG2	1:B:51:CYS:N	2	1.11
(3,2)	1:A:8:VAL:CG2	1:B:52:LEU:N	2	1.11
(3,2)	1:A:8:VAL:CG2	1:B:53:LEU:N	2	1.11
(3,2)	1:A:8:VAL:CG2	1:B:54:ASP:N	2	1.11
(3,2)	1:A:8:VAL:CG2	1:B:55:ILE:N	2	1.11
(3,2)	1:A:8:VAL:CG2	1:B:56:LEU:N	2	1.11
(3,2)	1:A:8:VAL:CG2	1:B:57:ASP:N	2	1.11
(3,2)	1:A:8:VAL:CG2	1:B:58:THR:N	2	1.11
(3,2)	1:A:8:VAL:CG2	1:B:59:ALA:N	2	1.11
(3,2)	1:A:8:VAL:CG2	1:B:60:GLY:N	2	1.11
(3,2)	1:A:8:VAL:CG2	1:B:61:GLN:N	2	1.11
(3,2)	1:A:8:VAL:CG2	1:B:62:GLU:N	2	1.11
(3,2)	1:A:8:VAL:CG2	1:B:63:GLU:N	2	1.11
(3,2)	1:A:8:VAL:CG2	1:B:64:TYR:N	2	1.11
(3,2)	1:A:8:VAL:CG2	1:B:65:SER:N	2	1.11
(3,2)	1:A:8:VAL:CG2	1:B:66:ALA:N	2	1.11
(3,2)	1:A:8:VAL:CG2	1:B:67:MET:N	2	1.11
(3,2)	1:A:8:VAL:CG2	1:B:68:ARG:N	2	1.11
(3,2)	1:A:8:VAL:CG2	1:B:69:ASP:N	2	1.11
(3,2)	1:A:8:VAL:CG2	1:B:70:GLN:N	2	1.11
(3,2)	1:A:8:VAL:CG2	1:B:71:TYR:N	2	1.11
(3,2)	1:A:8:VAL:CG2	1:B:72:MET:N	2	1.11

Continued on next page...

Continued from previous page...

Key	Atom-1	Atom-2	Model ID	Violation (Å)
(3,2)	1:A:8:VAL:CG2	1:B:73:ARG:N	2	1.11
(3,2)	1:A:8:VAL:CG2	1:B:74:THR:N	2	1.11
(3,2)	1:A:8:VAL:CG2	1:B:75:GLY:N	2	1.11
(3,2)	1:A:8:VAL:CG2	1:B:76:GLU:N	2	1.11
(3,2)	1:A:8:VAL:CG2	1:B:77:GLY:N	2	1.11
(3,2)	1:A:8:VAL:CG2	1:B:78:PHE:N	2	1.11
(3,2)	1:A:8:VAL:CG2	1:B:79:LEU:N	2	1.11
(3,2)	1:A:8:VAL:CG2	1:B:80:CYS:N	2	1.11
(3,2)	1:A:8:VAL:CG2	5:B:203:7Q9:N	2	1.11
(3,2)	1:A:8:VAL:CG2	5:B:204:7Q9:N	2	1.11
(3,2)	1:A:8:VAL:CG2	5:B:205:7Q9:N	2	1.11
(3,2)	1:A:8:VAL:CG2	5:B:206:7Q9:N	2	1.11
(3,2)	1:A:8:VAL:CG2	5:B:207:7Q9:N	2	1.11
(3,2)	1:A:8:VAL:CG2	6:B:208:17F:N1	2	1.11
(3,2)	1:A:8:VAL:CG2	5:B:209:7Q9:N	2	1.11
(3,2)	1:A:8:VAL:CG2	5:B:210:7Q9:N	2	1.11
(3,2)	1:A:8:VAL:CG2	5:B:211:7Q9:N	2	1.11
(3,2)	1:A:8:VAL:CG2	5:B:212:7Q9:N	2	1.11
(3,2)	1:A:8:VAL:CG2	5:B:213:7Q9:N	2	1.11
(3,2)	1:A:8:VAL:CG2	6:B:214:17F:N1	2	1.11
(3,2)	1:A:8:VAL:CG2	6:B:215:17F:N1	2	1.11
(3,2)	1:A:8:VAL:CG2	5:B:216:7Q9:N	2	1.11
(3,2)	1:A:8:VAL:CG2	5:B:217:7Q9:N	2	1.11
(3,2)	1:A:8:VAL:CG2	5:B:218:7Q9:N	2	1.11
(3,2)	1:A:8:VAL:CG2	6:B:219:17F:N1	2	1.11
(3,2)	1:A:8:VAL:CG2	5:B:220:7Q9:N	2	1.11
(3,1)	1:A:6:LEU:CD1	1:B:2:THR:N	6	1.08
(3,1)	1:A:6:LEU:CD1	1:B:3:GLU:N	6	1.08
(3,1)	1:A:6:LEU:CD1	1:B:4:TYR:N	6	1.08
(3,1)	1:A:6:LEU:CD1	1:B:5:LYS:N	6	1.08
(3,1)	1:A:6:LEU:CD1	1:B:6:LEU:N	6	1.08
(3,1)	1:A:6:LEU:CD1	1:B:7:VAL:N	6	1.08
(3,1)	1:A:6:LEU:CD1	1:B:8:VAL:N	6	1.08
(3,1)	1:A:6:LEU:CD1	1:B:9:VAL:N	6	1.08
(3,1)	1:A:6:LEU:CD1	1:B:10:GLY:N	6	1.08
(3,1)	1:A:6:LEU:CD1	1:B:11:ALA:N	6	1.08
(3,1)	1:A:6:LEU:CD1	1:B:12:ASP:N	6	1.08
(3,1)	1:A:6:LEU:CD1	1:B:13:GLY:N	6	1.08
(3,1)	1:A:6:LEU:CD1	1:B:14:VAL:N	6	1.08
(3,1)	1:A:6:LEU:CD1	1:B:15:GLY:N	6	1.08
(3,1)	1:A:6:LEU:CD1	1:B:16:LYS:N	6	1.08
(3,1)	1:A:6:LEU:CD1	1:B:17:SER:N	6	1.08

Continued on next page...

Continued from previous page...

Key	Atom-1	Atom-2	Model ID	Violation (Å)
(3,1)	1:A:6:LEU:CD1	1:B:18:ALA:N	6	1.08
(3,1)	1:A:6:LEU:CD1	1:B:19:LEU:N	6	1.08
(3,1)	1:A:6:LEU:CD1	1:B:20:THR:N	6	1.08
(3,1)	1:A:6:LEU:CD1	1:B:21:ILE:N	6	1.08
(3,1)	1:A:6:LEU:CD1	1:B:22:GLN:N	6	1.08
(3,1)	1:A:6:LEU:CD1	1:B:23:LEU:N	6	1.08
(3,1)	1:A:6:LEU:CD1	1:B:24:ILE:N	6	1.08
(3,1)	1:A:6:LEU:CD1	1:B:25:GLN:N	6	1.08
(3,1)	1:A:6:LEU:CD1	1:B:26:ASN:N	6	1.08
(3,1)	1:A:6:LEU:CD1	1:B:27:HIS:N	6	1.08
(3,1)	1:A:6:LEU:CD1	1:B:28:PHE:N	6	1.08
(3,1)	1:A:6:LEU:CD1	1:B:29:VAL:N	6	1.08
(3,1)	1:A:6:LEU:CD1	1:B:30:ASP:N	6	1.08
(3,1)	1:A:6:LEU:CD1	1:B:31:GLU:N	6	1.08
(3,1)	1:A:6:LEU:CD1	1:B:32:TYR:N	6	1.08
(3,1)	1:A:6:LEU:CD1	1:B:33:ASP:N	6	1.08
(3,1)	1:A:6:LEU:CD1	1:B:34:PRO:N	6	1.08
(3,1)	1:A:6:LEU:CD1	1:B:35:THR:N	6	1.08
(3,1)	1:A:6:LEU:CD1	1:B:36:ILE:N	6	1.08
(3,1)	1:A:6:LEU:CD1	1:B:37:GLU:N	6	1.08
(3,1)	1:A:6:LEU:CD1	1:B:38:ASP:N	6	1.08
(3,1)	1:A:6:LEU:CD1	1:B:39:SER:N	6	1.08
(3,1)	1:A:6:LEU:CD1	1:B:40:TYR:N	6	1.08
(3,1)	1:A:6:LEU:CD1	1:B:41:ARG:N	6	1.08
(3,1)	1:A:6:LEU:CD1	1:B:42:LYS:N	6	1.08
(3,1)	1:A:6:LEU:CD1	1:B:43:GLN:N	6	1.08
(3,1)	1:A:6:LEU:CD1	1:B:44:VAL:N	6	1.08
(3,1)	1:A:6:LEU:CD1	1:B:45:VAL:N	6	1.08
(3,1)	1:A:6:LEU:CD1	1:B:46:ILE:N	6	1.08
(3,1)	1:A:6:LEU:CD1	1:B:47:ASP:N	6	1.08
(3,1)	1:A:6:LEU:CD1	1:B:48:GLY:N	6	1.08
(3,1)	1:A:6:LEU:CD1	1:B:49:GLU:N	6	1.08
(3,1)	1:A:6:LEU:CD1	1:B:50:THR:N	6	1.08
(3,1)	1:A:6:LEU:CD1	1:B:51:CYS:N	6	1.08
(3,1)	1:A:6:LEU:CD1	1:B:52:LEU:N	6	1.08
(3,1)	1:A:6:LEU:CD1	1:B:53:LEU:N	6	1.08
(3,1)	1:A:6:LEU:CD1	1:B:54:ASP:N	6	1.08
(3,1)	1:A:6:LEU:CD1	1:B:55:ILE:N	6	1.08
(3,1)	1:A:6:LEU:CD1	1:B:56:LEU:N	6	1.08
(3,1)	1:A:6:LEU:CD1	1:B:57:ASP:N	6	1.08
(3,1)	1:A:6:LEU:CD1	1:B:58:THR:N	6	1.08
(3,1)	1:A:6:LEU:CD1	1:B:59:ALA:N	6	1.08

Continued on next page...

Continued from previous page...

Key	Atom-1	Atom-2	Model ID	Violation (Å)
(3,1)	1:A:6:LEU:CD1	1:B:60:GLY:N	6	1.08
(3,1)	1:A:6:LEU:CD1	1:B:61:GLN:N	6	1.08
(3,1)	1:A:6:LEU:CD1	1:B:62:GLU:N	6	1.08
(3,1)	1:A:6:LEU:CD1	1:B:63:GLU:N	6	1.08
(3,1)	1:A:6:LEU:CD1	1:B:64:TYR:N	6	1.08
(3,1)	1:A:6:LEU:CD1	1:B:65:SER:N	6	1.08
(3,1)	1:A:6:LEU:CD1	1:B:66:ALA:N	6	1.08
(3,1)	1:A:6:LEU:CD1	1:B:67:MET:N	6	1.08
(3,1)	1:A:6:LEU:CD1	1:B:68:ARG:N	6	1.08
(3,1)	1:A:6:LEU:CD1	1:B:69:ASP:N	6	1.08
(3,1)	1:A:6:LEU:CD1	1:B:70:GLN:N	6	1.08
(3,1)	1:A:6:LEU:CD1	1:B:71:TYR:N	6	1.08
(3,1)	1:A:6:LEU:CD1	1:B:72:MET:N	6	1.08
(3,1)	1:A:6:LEU:CD1	1:B:73:ARG:N	6	1.08
(3,1)	1:A:6:LEU:CD1	1:B:74:THR:N	6	1.08
(3,1)	1:A:6:LEU:CD1	1:B:75:GLY:N	6	1.08
(3,1)	1:A:6:LEU:CD1	1:B:76:GLU:N	6	1.08
(3,1)	1:A:6:LEU:CD1	1:B:77:GLY:N	6	1.08
(3,1)	1:A:6:LEU:CD1	1:B:78:PHE:N	6	1.08
(3,1)	1:A:6:LEU:CD1	1:B:79:LEU:N	6	1.08
(3,1)	1:A:6:LEU:CD1	1:B:80:CYS:N	6	1.08
(3,1)	1:A:6:LEU:CD1	5:B:203:7Q9:N	6	1.08
(3,1)	1:A:6:LEU:CD1	5:B:204:7Q9:N	6	1.08
(3,1)	1:A:6:LEU:CD1	5:B:205:7Q9:N	6	1.08
(3,1)	1:A:6:LEU:CD1	5:B:206:7Q9:N	6	1.08
(3,1)	1:A:6:LEU:CD1	5:B:207:7Q9:N	6	1.08
(3,1)	1:A:6:LEU:CD1	6:B:208:17F:N1	6	1.08
(3,1)	1:A:6:LEU:CD1	5:B:209:7Q9:N	6	1.08
(3,1)	1:A:6:LEU:CD1	5:B:210:7Q9:N	6	1.08
(3,1)	1:A:6:LEU:CD1	5:B:211:7Q9:N	6	1.08
(3,1)	1:A:6:LEU:CD1	5:B:212:7Q9:N	6	1.08
(3,1)	1:A:6:LEU:CD1	5:B:213:7Q9:N	6	1.08
(3,1)	1:A:6:LEU:CD1	6:B:214:17F:N1	6	1.08
(3,1)	1:A:6:LEU:CD1	6:B:215:17F:N1	6	1.08
(3,1)	1:A:6:LEU:CD1	5:B:216:7Q9:N	6	1.08
(3,1)	1:A:6:LEU:CD1	5:B:217:7Q9:N	6	1.08
(3,1)	1:A:6:LEU:CD1	5:B:218:7Q9:N	6	1.08
(3,1)	1:A:6:LEU:CD1	6:B:219:17F:N1	6	1.08
(3,1)	1:A:6:LEU:CD1	5:B:220:7Q9:N	6	1.08
(3,1)	1:A:6:LEU:CD2	1:B:2:THR:N	6	1.08
(3,1)	1:A:6:LEU:CD2	1:B:3:GLU:N	6	1.08
(3,1)	1:A:6:LEU:CD2	1:B:4:TYR:N	6	1.08

Continued on next page...

Continued from previous page...

Key	Atom-1	Atom-2	Model ID	Violation (Å)
(3,1)	1:A:6:LEU:CD2	1:B:5:LYS:N	6	1.08
(3,1)	1:A:6:LEU:CD2	1:B:6:LEU:N	6	1.08
(3,1)	1:A:6:LEU:CD2	1:B:7:VAL:N	6	1.08
(3,1)	1:A:6:LEU:CD2	1:B:8:VAL:N	6	1.08
(3,1)	1:A:6:LEU:CD2	1:B:9:VAL:N	6	1.08
(3,1)	1:A:6:LEU:CD2	1:B:10:GLY:N	6	1.08
(3,1)	1:A:6:LEU:CD2	1:B:11:ALA:N	6	1.08
(3,1)	1:A:6:LEU:CD2	1:B:12:ASP:N	6	1.08
(3,1)	1:A:6:LEU:CD2	1:B:13:GLY:N	6	1.08
(3,1)	1:A:6:LEU:CD2	1:B:14:VAL:N	6	1.08
(3,1)	1:A:6:LEU:CD2	1:B:15:GLY:N	6	1.08
(3,1)	1:A:6:LEU:CD2	1:B:16:LYS:N	6	1.08
(3,1)	1:A:6:LEU:CD2	1:B:17:SER:N	6	1.08
(3,1)	1:A:6:LEU:CD2	1:B:18:ALA:N	6	1.08
(3,1)	1:A:6:LEU:CD2	1:B:19:LEU:N	6	1.08
(3,1)	1:A:6:LEU:CD2	1:B:20:THR:N	6	1.08
(3,1)	1:A:6:LEU:CD2	1:B:21:ILE:N	6	1.08
(3,1)	1:A:6:LEU:CD2	1:B:22:GLN:N	6	1.08
(3,1)	1:A:6:LEU:CD2	1:B:23:LEU:N	6	1.08
(3,1)	1:A:6:LEU:CD2	1:B:24:ILE:N	6	1.08
(3,1)	1:A:6:LEU:CD2	1:B:25:GLN:N	6	1.08
(3,1)	1:A:6:LEU:CD2	1:B:26:ASN:N	6	1.08
(3,1)	1:A:6:LEU:CD2	1:B:27:HIS:N	6	1.08
(3,1)	1:A:6:LEU:CD2	1:B:28:PHE:N	6	1.08
(3,1)	1:A:6:LEU:CD2	1:B:29:VAL:N	6	1.08
(3,1)	1:A:6:LEU:CD2	1:B:30:ASP:N	6	1.08
(3,1)	1:A:6:LEU:CD2	1:B:31:GLU:N	6	1.08
(3,1)	1:A:6:LEU:CD2	1:B:32:TYR:N	6	1.08
(3,1)	1:A:6:LEU:CD2	1:B:33:ASP:N	6	1.08
(3,1)	1:A:6:LEU:CD2	1:B:34:PRO:N	6	1.08
(3,1)	1:A:6:LEU:CD2	1:B:35:THR:N	6	1.08
(3,1)	1:A:6:LEU:CD2	1:B:36:ILE:N	6	1.08
(3,1)	1:A:6:LEU:CD2	1:B:37:GLU:N	6	1.08
(3,1)	1:A:6:LEU:CD2	1:B:38:ASP:N	6	1.08
(3,1)	1:A:6:LEU:CD2	1:B:39:SER:N	6	1.08
(3,1)	1:A:6:LEU:CD2	1:B:40:TYR:N	6	1.08
(3,1)	1:A:6:LEU:CD2	1:B:41:ARG:N	6	1.08
(3,1)	1:A:6:LEU:CD2	1:B:42:LYS:N	6	1.08
(3,1)	1:A:6:LEU:CD2	1:B:43:GLN:N	6	1.08
(3,1)	1:A:6:LEU:CD2	1:B:44:VAL:N	6	1.08
(3,1)	1:A:6:LEU:CD2	1:B:45:VAL:N	6	1.08
(3,1)	1:A:6:LEU:CD2	1:B:46:ILE:N	6	1.08

Continued on next page...

Continued from previous page...

Key	Atom-1	Atom-2	Model ID	Violation (Å)
(3,1)	1:A:6:LEU:CD2	1:B:47:ASP:N	6	1.08
(3,1)	1:A:6:LEU:CD2	1:B:48:GLY:N	6	1.08
(3,1)	1:A:6:LEU:CD2	1:B:49:GLU:N	6	1.08
(3,1)	1:A:6:LEU:CD2	1:B:50:THR:N	6	1.08
(3,1)	1:A:6:LEU:CD2	1:B:51:CYS:N	6	1.08
(3,1)	1:A:6:LEU:CD2	1:B:52:LEU:N	6	1.08
(3,1)	1:A:6:LEU:CD2	1:B:53:LEU:N	6	1.08
(3,1)	1:A:6:LEU:CD2	1:B:54:ASP:N	6	1.08
(3,1)	1:A:6:LEU:CD2	1:B:55:ILE:N	6	1.08
(3,1)	1:A:6:LEU:CD2	1:B:56:LEU:N	6	1.08
(3,1)	1:A:6:LEU:CD2	1:B:57:ASP:N	6	1.08
(3,1)	1:A:6:LEU:CD2	1:B:58:THR:N	6	1.08
(3,1)	1:A:6:LEU:CD2	1:B:59:ALA:N	6	1.08
(3,1)	1:A:6:LEU:CD2	1:B:60:GLY:N	6	1.08
(3,1)	1:A:6:LEU:CD2	1:B:61:GLN:N	6	1.08
(3,1)	1:A:6:LEU:CD2	1:B:62:GLU:N	6	1.08
(3,1)	1:A:6:LEU:CD2	1:B:63:GLU:N	6	1.08
(3,1)	1:A:6:LEU:CD2	1:B:64:TYR:N	6	1.08
(3,1)	1:A:6:LEU:CD2	1:B:65:SER:N	6	1.08
(3,1)	1:A:6:LEU:CD2	1:B:66:ALA:N	6	1.08
(3,1)	1:A:6:LEU:CD2	1:B:67:MET:N	6	1.08
(3,1)	1:A:6:LEU:CD2	1:B:68:ARG:N	6	1.08
(3,1)	1:A:6:LEU:CD2	1:B:69:ASP:N	6	1.08
(3,1)	1:A:6:LEU:CD2	1:B:70:GLN:N	6	1.08
(3,1)	1:A:6:LEU:CD2	1:B:71:TYR:N	6	1.08
(3,1)	1:A:6:LEU:CD2	1:B:72:MET:N	6	1.08
(3,1)	1:A:6:LEU:CD2	1:B:73:ARG:N	6	1.08
(3,1)	1:A:6:LEU:CD2	1:B:74:THR:N	6	1.08
(3,1)	1:A:6:LEU:CD2	1:B:75:GLY:N	6	1.08
(3,1)	1:A:6:LEU:CD2	1:B:76:GLU:N	6	1.08
(3,1)	1:A:6:LEU:CD2	1:B:77:GLY:N	6	1.08
(3,1)	1:A:6:LEU:CD2	1:B:78:PHE:N	6	1.08
(3,1)	1:A:6:LEU:CD2	1:B:79:LEU:N	6	1.08
(3,1)	1:A:6:LEU:CD2	1:B:80:CYS:N	6	1.08
(3,1)	1:A:6:LEU:CD2	5:B:203:7Q9:N	6	1.08
(3,1)	1:A:6:LEU:CD2	5:B:204:7Q9:N	6	1.08
(3,1)	1:A:6:LEU:CD2	5:B:205:7Q9:N	6	1.08
(3,1)	1:A:6:LEU:CD2	5:B:206:7Q9:N	6	1.08
(3,1)	1:A:6:LEU:CD2	5:B:207:7Q9:N	6	1.08
(3,1)	1:A:6:LEU:CD2	6:B:208:17F:N1	6	1.08
(3,1)	1:A:6:LEU:CD2	5:B:209:7Q9:N	6	1.08
(3,1)	1:A:6:LEU:CD2	5:B:210:7Q9:N	6	1.08

Continued on next page...

Continued from previous page...

Key	Atom-1	Atom-2	Model ID	Violation (Å)
(3,1)	1:A:6:LEU:CD2	5:B:211:7Q9:N	6	1.08
(3,1)	1:A:6:LEU:CD2	5:B:212:7Q9:N	6	1.08
(3,1)	1:A:6:LEU:CD2	5:B:213:7Q9:N	6	1.08
(3,1)	1:A:6:LEU:CD2	6:B:214:17F:N1	6	1.08
(3,1)	1:A:6:LEU:CD2	6:B:215:17F:N1	6	1.08
(3,1)	1:A:6:LEU:CD2	5:B:216:7Q9:N	6	1.08
(3,1)	1:A:6:LEU:CD2	5:B:217:7Q9:N	6	1.08
(3,1)	1:A:6:LEU:CD2	5:B:218:7Q9:N	6	1.08
(3,1)	1:A:6:LEU:CD2	6:B:219:17F:N1	6	1.08
(3,1)	1:A:6:LEU:CD2	5:B:220:7Q9:N	6	1.08
(1,22)	1:B:184:LYS:C	1:B:2:THR:N	4	1.07
(1,22)	1:B:184:LYS:C	1:B:3:GLU:N	4	1.07
(1,22)	1:B:184:LYS:C	1:B:4:TYR:N	4	1.07
(1,22)	1:B:184:LYS:C	1:B:5:LYS:N	4	1.07
(1,22)	1:B:184:LYS:C	1:B:6:LEU:N	4	1.07
(1,22)	1:B:184:LYS:C	1:B:7:VAL:N	4	1.07
(1,22)	1:B:184:LYS:C	1:B:8:VAL:N	4	1.07
(1,22)	1:B:184:LYS:C	1:B:9:VAL:N	4	1.07
(1,22)	1:B:184:LYS:C	1:B:10:GLY:N	4	1.07
(1,22)	1:B:184:LYS:C	1:B:11:ALA:N	4	1.07
(1,22)	1:B:184:LYS:C	1:B:12:ASP:N	4	1.07
(1,22)	1:B:184:LYS:C	1:B:13:GLY:N	4	1.07
(1,22)	1:B:184:LYS:C	1:B:14:VAL:N	4	1.07
(1,22)	1:B:184:LYS:C	1:B:15:GLY:N	4	1.07
(1,22)	1:B:184:LYS:C	1:B:16:LYS:N	4	1.07
(1,22)	1:B:184:LYS:C	1:B:17:SER:N	4	1.07
(1,22)	1:B:184:LYS:C	1:B:18:ALA:N	4	1.07
(1,22)	1:B:184:LYS:C	1:B:19:LEU:N	4	1.07
(1,22)	1:B:184:LYS:C	1:B:20:THR:N	4	1.07
(1,22)	1:B:184:LYS:C	1:B:21:ILE:N	4	1.07
(1,22)	1:B:184:LYS:C	1:B:22:GLN:N	4	1.07
(1,22)	1:B:184:LYS:C	1:B:23:LEU:N	4	1.07
(1,22)	1:B:184:LYS:C	1:B:24:ILE:N	4	1.07
(1,22)	1:B:184:LYS:C	1:B:25:GLN:N	4	1.07
(1,22)	1:B:184:LYS:C	1:B:26:ASN:N	4	1.07
(1,22)	1:B:184:LYS:C	1:B:27:HIS:N	4	1.07
(1,22)	1:B:184:LYS:C	1:B:28:PHE:N	4	1.07
(1,22)	1:B:184:LYS:C	1:B:29:VAL:N	4	1.07
(1,22)	1:B:184:LYS:C	1:B:30:ASP:N	4	1.07
(1,22)	1:B:184:LYS:C	1:B:31:GLU:N	4	1.07
(1,22)	1:B:184:LYS:C	1:B:32:TYR:N	4	1.07
(1,22)	1:B:184:LYS:C	1:B:33:ASP:N	4	1.07

Continued on next page...

Continued from previous page...

Key	Atom-1	Atom-2	Model ID	Violation (Å)
(1,22)	1:B:184:LYS:C	1:B:34:PRO:N	4	1.07
(1,22)	1:B:184:LYS:C	1:B:35:THR:N	4	1.07
(1,22)	1:B:184:LYS:C	1:B:36:ILE:N	4	1.07
(1,22)	1:B:184:LYS:C	1:B:37:GLU:N	4	1.07
(1,22)	1:B:184:LYS:C	1:B:38:ASP:N	4	1.07
(1,22)	1:B:184:LYS:C	1:B:39:SER:N	4	1.07
(1,22)	1:B:184:LYS:C	1:B:40:TYR:N	4	1.07
(1,22)	1:B:184:LYS:C	1:B:41:ARG:N	4	1.07
(1,22)	1:B:184:LYS:C	1:B:42:LYS:N	4	1.07
(1,22)	1:B:184:LYS:C	1:B:43:GLN:N	4	1.07
(1,22)	1:B:184:LYS:C	1:B:44:VAL:N	4	1.07
(1,22)	1:B:184:LYS:C	1:B:45:VAL:N	4	1.07
(1,22)	1:B:184:LYS:C	1:B:46:ILE:N	4	1.07
(1,22)	1:B:184:LYS:C	1:B:47:ASP:N	4	1.07
(1,22)	1:B:184:LYS:C	1:B:48:GLY:N	4	1.07
(1,22)	1:B:184:LYS:C	1:B:49:GLU:N	4	1.07
(1,22)	1:B:184:LYS:C	1:B:50:THR:N	4	1.07
(1,22)	1:B:184:LYS:C	1:B:51:CYS:N	4	1.07
(1,22)	1:B:184:LYS:C	1:B:52:LEU:N	4	1.07
(1,22)	1:B:184:LYS:C	1:B:53:LEU:N	4	1.07
(1,22)	1:B:184:LYS:C	1:B:54:ASP:N	4	1.07
(1,22)	1:B:184:LYS:C	1:B:55:ILE:N	4	1.07
(1,22)	1:B:184:LYS:C	1:B:56:LEU:N	4	1.07
(1,22)	1:B:184:LYS:C	1:B:57:ASP:N	4	1.07
(1,22)	1:B:184:LYS:C	1:B:58:THR:N	4	1.07
(1,22)	1:B:184:LYS:C	1:B:59:ALA:N	4	1.07
(1,22)	1:B:184:LYS:C	1:B:60:GLY:N	4	1.07
(1,22)	1:B:184:LYS:C	1:B:61:GLN:N	4	1.07
(1,22)	1:B:184:LYS:C	1:B:62:GLU:N	4	1.07
(1,22)	1:B:184:LYS:C	1:B:63:GLU:N	4	1.07
(1,22)	1:B:184:LYS:C	1:B:64:TYR:N	4	1.07
(1,22)	1:B:184:LYS:C	1:B:65:SER:N	4	1.07
(1,22)	1:B:184:LYS:C	1:B:66:ALA:N	4	1.07
(1,22)	1:B:184:LYS:C	1:B:67:MET:N	4	1.07
(1,22)	1:B:184:LYS:C	1:B:68:ARG:N	4	1.07
(1,22)	1:B:184:LYS:C	1:B:69:ASP:N	4	1.07
(1,22)	1:B:184:LYS:C	1:B:70:GLN:N	4	1.07
(1,22)	1:B:184:LYS:C	1:B:71:TYR:N	4	1.07
(1,22)	1:B:184:LYS:C	1:B:72:MET:N	4	1.07
(1,22)	1:B:184:LYS:C	1:B:73:ARG:N	4	1.07
(1,22)	1:B:184:LYS:C	1:B:74:THR:N	4	1.07
(1,22)	1:B:184:LYS:C	1:B:75:GLY:N	4	1.07

Continued on next page...

Continued from previous page...

Key	Atom-1	Atom-2	Model ID	Violation (Å)
(1,22)	1:B:184:LYS:C	1:B:76:GLU:N	4	1.07
(1,22)	1:B:184:LYS:C	1:B:77:GLY:N	4	1.07
(1,22)	1:B:184:LYS:C	1:B:78:PHE:N	4	1.07
(1,22)	1:B:184:LYS:C	1:B:79:LEU:N	4	1.07
(1,22)	1:B:184:LYS:C	1:B:80:CYS:N	4	1.07
(1,22)	1:B:184:LYS:C	5:B:203:7Q9:N	4	1.07
(1,22)	1:B:184:LYS:C	5:B:204:7Q9:N	4	1.07
(1,22)	1:B:184:LYS:C	5:B:205:7Q9:N	4	1.07
(1,22)	1:B:184:LYS:C	5:B:206:7Q9:N	4	1.07
(1,22)	1:B:184:LYS:C	5:B:207:7Q9:N	4	1.07
(1,22)	1:B:184:LYS:C	6:B:208:17F:N1	4	1.07
(1,22)	1:B:184:LYS:C	5:B:209:7Q9:N	4	1.07
(1,22)	1:B:184:LYS:C	5:B:210:7Q9:N	4	1.07
(1,22)	1:B:184:LYS:C	5:B:211:7Q9:N	4	1.07
(1,22)	1:B:184:LYS:C	5:B:212:7Q9:N	4	1.07
(1,22)	1:B:184:LYS:C	5:B:213:7Q9:N	4	1.07
(1,22)	1:B:184:LYS:C	6:B:214:17F:N1	4	1.07
(1,22)	1:B:184:LYS:C	6:B:215:17F:N1	4	1.07
(1,22)	1:B:184:LYS:C	5:B:216:7Q9:N	4	1.07
(1,22)	1:B:184:LYS:C	5:B:217:7Q9:N	4	1.07
(1,22)	1:B:184:LYS:C	5:B:218:7Q9:N	4	1.07
(1,22)	1:B:184:LYS:C	6:B:219:17F:N1	4	1.07
(1,22)	1:B:184:LYS:C	5:B:220:7Q9:N	4	1.07
(1,22)	1:B:184:LYS:CA	1:B:2:THR:N	4	1.07
(1,22)	1:B:184:LYS:CA	1:B:3:GLU:N	4	1.07
(1,22)	1:B:184:LYS:CA	1:B:4:TYR:N	4	1.07
(1,22)	1:B:184:LYS:CA	1:B:5:LYS:N	4	1.07
(1,22)	1:B:184:LYS:CA	1:B:6:LEU:N	4	1.07
(1,22)	1:B:184:LYS:CA	1:B:7:VAL:N	4	1.07
(1,22)	1:B:184:LYS:CA	1:B:8:VAL:N	4	1.07
(1,22)	1:B:184:LYS:CA	1:B:9:VAL:N	4	1.07
(1,22)	1:B:184:LYS:CA	1:B:10:GLY:N	4	1.07
(1,22)	1:B:184:LYS:CA	1:B:11:ALA:N	4	1.07
(1,22)	1:B:184:LYS:CA	1:B:12:ASP:N	4	1.07
(1,22)	1:B:184:LYS:CA	1:B:13:GLY:N	4	1.07
(1,22)	1:B:184:LYS:CA	1:B:14:VAL:N	4	1.07
(1,22)	1:B:184:LYS:CA	1:B:15:GLY:N	4	1.07
(1,22)	1:B:184:LYS:CA	1:B:16:LYS:N	4	1.07
(1,22)	1:B:184:LYS:CA	1:B:17:SER:N	4	1.07
(1,22)	1:B:184:LYS:CA	1:B:18:ALA:N	4	1.07
(1,22)	1:B:184:LYS:CA	1:B:19:LEU:N	4	1.07
(1,22)	1:B:184:LYS:CA	1:B:20:THR:N	4	1.07

Continued on next page...

Continued from previous page...

Key	Atom-1	Atom-2	Model ID	Violation (Å)
(1,22)	1:B:184:LYS:CA	1:B:21:ILE:N	4	1.07
(1,22)	1:B:184:LYS:CA	1:B:22:GLN:N	4	1.07
(1,22)	1:B:184:LYS:CA	1:B:23:LEU:N	4	1.07
(1,22)	1:B:184:LYS:CA	1:B:24:ILE:N	4	1.07
(1,22)	1:B:184:LYS:CA	1:B:25:GLN:N	4	1.07
(1,22)	1:B:184:LYS:CA	1:B:26:ASN:N	4	1.07
(1,22)	1:B:184:LYS:CA	1:B:27:HIS:N	4	1.07
(1,22)	1:B:184:LYS:CA	1:B:28:PHE:N	4	1.07
(1,22)	1:B:184:LYS:CA	1:B:29:VAL:N	4	1.07
(1,22)	1:B:184:LYS:CA	1:B:30:ASP:N	4	1.07
(1,22)	1:B:184:LYS:CA	1:B:31:GLU:N	4	1.07
(1,22)	1:B:184:LYS:CA	1:B:32:TYR:N	4	1.07
(1,22)	1:B:184:LYS:CA	1:B:33:ASP:N	4	1.07
(1,22)	1:B:184:LYS:CA	1:B:34:PRO:N	4	1.07
(1,22)	1:B:184:LYS:CA	1:B:35:THR:N	4	1.07
(1,22)	1:B:184:LYS:CA	1:B:36:ILE:N	4	1.07
(1,22)	1:B:184:LYS:CA	1:B:37:GLU:N	4	1.07
(1,22)	1:B:184:LYS:CA	1:B:38:ASP:N	4	1.07
(1,22)	1:B:184:LYS:CA	1:B:39:SER:N	4	1.07
(1,22)	1:B:184:LYS:CA	1:B:40:TYR:N	4	1.07
(1,22)	1:B:184:LYS:CA	1:B:41:ARG:N	4	1.07
(1,22)	1:B:184:LYS:CA	1:B:42:LYS:N	4	1.07
(1,22)	1:B:184:LYS:CA	1:B:43:GLN:N	4	1.07
(1,22)	1:B:184:LYS:CA	1:B:44:VAL:N	4	1.07
(1,22)	1:B:184:LYS:CA	1:B:45:VAL:N	4	1.07
(1,22)	1:B:184:LYS:CA	1:B:46:ILE:N	4	1.07
(1,22)	1:B:184:LYS:CA	1:B:47:ASP:N	4	1.07
(1,22)	1:B:184:LYS:CA	1:B:48:GLY:N	4	1.07
(1,22)	1:B:184:LYS:CA	1:B:49:GLU:N	4	1.07
(1,22)	1:B:184:LYS:CA	1:B:50:THR:N	4	1.07
(1,22)	1:B:184:LYS:CA	1:B:51:CYS:N	4	1.07
(1,22)	1:B:184:LYS:CA	1:B:52:LEU:N	4	1.07
(1,22)	1:B:184:LYS:CA	1:B:53:LEU:N	4	1.07
(1,22)	1:B:184:LYS:CA	1:B:54:ASP:N	4	1.07
(1,22)	1:B:184:LYS:CA	1:B:55:ILE:N	4	1.07
(1,22)	1:B:184:LYS:CA	1:B:56:LEU:N	4	1.07
(1,22)	1:B:184:LYS:CA	1:B:57:ASP:N	4	1.07
(1,22)	1:B:184:LYS:CA	1:B:58:THR:N	4	1.07
(1,22)	1:B:184:LYS:CA	1:B:59:ALA:N	4	1.07
(1,22)	1:B:184:LYS:CA	1:B:60:GLY:N	4	1.07
(1,22)	1:B:184:LYS:CA	1:B:61:GLN:N	4	1.07
(1,22)	1:B:184:LYS:CA	1:B:62:GLU:N	4	1.07

Continued on next page...

Continued from previous page...

Key	Atom-1	Atom-2	Model ID	Violation (Å)
(1,22)	1:B:184:LYS:CA	1:B:63:GLU:N	4	1.07
(1,22)	1:B:184:LYS:CA	1:B:64:TYR:N	4	1.07
(1,22)	1:B:184:LYS:CA	1:B:65:SER:N	4	1.07
(1,22)	1:B:184:LYS:CA	1:B:66:ALA:N	4	1.07
(1,22)	1:B:184:LYS:CA	1:B:67:MET:N	4	1.07
(1,22)	1:B:184:LYS:CA	1:B:68:ARG:N	4	1.07
(1,22)	1:B:184:LYS:CA	1:B:69:ASP:N	4	1.07
(1,22)	1:B:184:LYS:CA	1:B:70:GLN:N	4	1.07
(1,22)	1:B:184:LYS:CA	1:B:71:TYR:N	4	1.07
(1,22)	1:B:184:LYS:CA	1:B:72:MET:N	4	1.07
(1,22)	1:B:184:LYS:CA	1:B:73:ARG:N	4	1.07
(1,22)	1:B:184:LYS:CA	1:B:74:THR:N	4	1.07
(1,22)	1:B:184:LYS:CA	1:B:75:GLY:N	4	1.07
(1,22)	1:B:184:LYS:CA	1:B:76:GLU:N	4	1.07
(1,22)	1:B:184:LYS:CA	1:B:77:GLY:N	4	1.07
(1,22)	1:B:184:LYS:CA	1:B:78:PHE:N	4	1.07
(1,22)	1:B:184:LYS:CA	1:B:79:LEU:N	4	1.07
(1,22)	1:B:184:LYS:CA	1:B:80:CYS:N	4	1.07
(1,22)	1:B:184:LYS:CA	5:B:203:7Q9:N	4	1.07
(1,22)	1:B:184:LYS:CA	5:B:204:7Q9:N	4	1.07
(1,22)	1:B:184:LYS:CA	5:B:205:7Q9:N	4	1.07
(1,22)	1:B:184:LYS:CA	5:B:206:7Q9:N	4	1.07
(1,22)	1:B:184:LYS:CA	5:B:207:7Q9:N	4	1.07
(1,22)	1:B:184:LYS:CA	6:B:208:17F:N1	4	1.07
(1,22)	1:B:184:LYS:CA	5:B:209:7Q9:N	4	1.07
(1,22)	1:B:184:LYS:CA	5:B:210:7Q9:N	4	1.07
(1,22)	1:B:184:LYS:CA	5:B:211:7Q9:N	4	1.07
(1,22)	1:B:184:LYS:CA	5:B:212:7Q9:N	4	1.07
(1,22)	1:B:184:LYS:CA	5:B:213:7Q9:N	4	1.07
(1,22)	1:B:184:LYS:CA	6:B:214:17F:N1	4	1.07
(1,22)	1:B:184:LYS:CA	6:B:215:17F:N1	4	1.07
(1,22)	1:B:184:LYS:CA	5:B:216:7Q9:N	4	1.07
(1,22)	1:B:184:LYS:CA	5:B:217:7Q9:N	4	1.07
(1,22)	1:B:184:LYS:CA	5:B:218:7Q9:N	4	1.07
(1,22)	1:B:184:LYS:CA	6:B:219:17F:N1	4	1.07
(1,22)	1:B:184:LYS:CA	5:B:220:7Q9:N	4	1.07
(1,22)	1:B:184:LYS:CB	1:B:2:THR:N	4	1.07
(1,22)	1:B:184:LYS:CB	1:B:3:GLU:N	4	1.07
(1,22)	1:B:184:LYS:CB	1:B:4:TYR:N	4	1.07
(1,22)	1:B:184:LYS:CB	1:B:5:LYS:N	4	1.07
(1,22)	1:B:184:LYS:CB	1:B:6:LEU:N	4	1.07
(1,22)	1:B:184:LYS:CB	1:B:7:VAL:N	4	1.07

Continued on next page...

Continued from previous page...

Key	Atom-1	Atom-2	Model ID	Violation (Å)
(1,22)	1:B:184:LYS:CB	1:B:8:VAL:N	4	1.07
(1,22)	1:B:184:LYS:CB	1:B:9:VAL:N	4	1.07
(1,22)	1:B:184:LYS:CB	1:B:10:GLY:N	4	1.07
(1,22)	1:B:184:LYS:CB	1:B:11:ALA:N	4	1.07
(1,22)	1:B:184:LYS:CB	1:B:12:ASP:N	4	1.07
(1,22)	1:B:184:LYS:CB	1:B:13:GLY:N	4	1.07
(1,22)	1:B:184:LYS:CB	1:B:14:VAL:N	4	1.07
(1,22)	1:B:184:LYS:CB	1:B:15:GLY:N	4	1.07
(1,22)	1:B:184:LYS:CB	1:B:16:LYS:N	4	1.07
(1,22)	1:B:184:LYS:CB	1:B:17:SER:N	4	1.07
(1,22)	1:B:184:LYS:CB	1:B:18:ALA:N	4	1.07
(1,22)	1:B:184:LYS:CB	1:B:19:LEU:N	4	1.07
(1,22)	1:B:184:LYS:CB	1:B:20:THR:N	4	1.07
(1,22)	1:B:184:LYS:CB	1:B:21:ILE:N	4	1.07
(1,22)	1:B:184:LYS:CB	1:B:22:GLN:N	4	1.07
(1,22)	1:B:184:LYS:CB	1:B:23:LEU:N	4	1.07
(1,22)	1:B:184:LYS:CB	1:B:24:ILE:N	4	1.07
(1,22)	1:B:184:LYS:CB	1:B:25:GLN:N	4	1.07
(1,22)	1:B:184:LYS:CB	1:B:26:ASN:N	4	1.07
(1,22)	1:B:184:LYS:CB	1:B:27:HIS:N	4	1.07
(1,22)	1:B:184:LYS:CB	1:B:28:PHE:N	4	1.07
(1,22)	1:B:184:LYS:CB	1:B:29:VAL:N	4	1.07
(1,22)	1:B:184:LYS:CB	1:B:30:ASP:N	4	1.07
(1,22)	1:B:184:LYS:CB	1:B:31:GLU:N	4	1.07
(1,22)	1:B:184:LYS:CB	1:B:32:TYR:N	4	1.07
(1,22)	1:B:184:LYS:CB	1:B:33:ASP:N	4	1.07
(1,22)	1:B:184:LYS:CB	1:B:34:PRO:N	4	1.07
(1,22)	1:B:184:LYS:CB	1:B:35:THR:N	4	1.07
(1,22)	1:B:184:LYS:CB	1:B:36:ILE:N	4	1.07
(1,22)	1:B:184:LYS:CB	1:B:37:GLU:N	4	1.07
(1,22)	1:B:184:LYS:CB	1:B:38:ASP:N	4	1.07
(1,22)	1:B:184:LYS:CB	1:B:39:SER:N	4	1.07
(1,22)	1:B:184:LYS:CB	1:B:40:TYR:N	4	1.07
(1,22)	1:B:184:LYS:CB	1:B:41:ARG:N	4	1.07
(1,22)	1:B:184:LYS:CB	1:B:42:LYS:N	4	1.07
(1,22)	1:B:184:LYS:CB	1:B:43:GLN:N	4	1.07
(1,22)	1:B:184:LYS:CB	1:B:44:VAL:N	4	1.07
(1,22)	1:B:184:LYS:CB	1:B:45:VAL:N	4	1.07
(1,22)	1:B:184:LYS:CB	1:B:46:ILE:N	4	1.07
(1,22)	1:B:184:LYS:CB	1:B:47:ASP:N	4	1.07
(1,22)	1:B:184:LYS:CB	1:B:48:GLY:N	4	1.07
(1,22)	1:B:184:LYS:CB	1:B:49:GLU:N	4	1.07

Continued on next page...

Continued from previous page...

Key	Atom-1	Atom-2	Model ID	Violation (Å)
(1,22)	1:B:184:LYS:CB	1:B:50:THR:N	4	1.07
(1,22)	1:B:184:LYS:CB	1:B:51:CYS:N	4	1.07
(1,22)	1:B:184:LYS:CB	1:B:52:LEU:N	4	1.07
(1,22)	1:B:184:LYS:CB	1:B:53:LEU:N	4	1.07
(1,22)	1:B:184:LYS:CB	1:B:54:ASP:N	4	1.07
(1,22)	1:B:184:LYS:CB	1:B:55:ILE:N	4	1.07
(1,22)	1:B:184:LYS:CB	1:B:56:LEU:N	4	1.07
(1,22)	1:B:184:LYS:CB	1:B:57:ASP:N	4	1.07
(1,22)	1:B:184:LYS:CB	1:B:58:THR:N	4	1.07
(1,22)	1:B:184:LYS:CB	1:B:59:ALA:N	4	1.07
(1,22)	1:B:184:LYS:CB	1:B:60:GLY:N	4	1.07
(1,22)	1:B:184:LYS:CB	1:B:61:GLN:N	4	1.07
(1,22)	1:B:184:LYS:CB	1:B:62:GLU:N	4	1.07
(1,22)	1:B:184:LYS:CB	1:B:63:GLU:N	4	1.07
(1,22)	1:B:184:LYS:CB	1:B:64:TYR:N	4	1.07
(1,22)	1:B:184:LYS:CB	1:B:65:SER:N	4	1.07
(1,22)	1:B:184:LYS:CB	1:B:66:ALA:N	4	1.07
(1,22)	1:B:184:LYS:CB	1:B:67:MET:N	4	1.07
(1,22)	1:B:184:LYS:CB	1:B:68:ARG:N	4	1.07
(1,22)	1:B:184:LYS:CB	1:B:69:ASP:N	4	1.07
(1,22)	1:B:184:LYS:CB	1:B:70:GLN:N	4	1.07
(1,22)	1:B:184:LYS:CB	1:B:71:TYR:N	4	1.07
(1,22)	1:B:184:LYS:CB	1:B:72:MET:N	4	1.07
(1,22)	1:B:184:LYS:CB	1:B:73:ARG:N	4	1.07
(1,22)	1:B:184:LYS:CB	1:B:74:THR:N	4	1.07
(1,22)	1:B:184:LYS:CB	1:B:75:GLY:N	4	1.07
(1,22)	1:B:184:LYS:CB	1:B:76:GLU:N	4	1.07
(1,22)	1:B:184:LYS:CB	1:B:77:GLY:N	4	1.07
(1,22)	1:B:184:LYS:CB	1:B:78:PHE:N	4	1.07
(1,22)	1:B:184:LYS:CB	1:B:79:LEU:N	4	1.07
(1,22)	1:B:184:LYS:CB	1:B:80:CYS:N	4	1.07
(1,22)	1:B:184:LYS:CB	5:B:203:7Q9:N	4	1.07
(1,22)	1:B:184:LYS:CB	5:B:204:7Q9:N	4	1.07
(1,22)	1:B:184:LYS:CB	5:B:205:7Q9:N	4	1.07
(1,22)	1:B:184:LYS:CB	5:B:206:7Q9:N	4	1.07
(1,22)	1:B:184:LYS:CB	5:B:207:7Q9:N	4	1.07
(1,22)	1:B:184:LYS:CB	6:B:208:17F:N1	4	1.07
(1,22)	1:B:184:LYS:CB	5:B:209:7Q9:N	4	1.07
(1,22)	1:B:184:LYS:CB	5:B:210:7Q9:N	4	1.07
(1,22)	1:B:184:LYS:CB	5:B:211:7Q9:N	4	1.07
(1,22)	1:B:184:LYS:CB	5:B:212:7Q9:N	4	1.07
(1,22)	1:B:184:LYS:CB	5:B:213:7Q9:N	4	1.07

Continued on next page...

Continued from previous page...

Key	Atom-1	Atom-2	Model ID	Violation (Å)
(1,22)	1:B:184:LYS:CB	6:B:214:17F:N1	4	1.07
(1,22)	1:B:184:LYS:CB	6:B:215:17F:N1	4	1.07
(1,22)	1:B:184:LYS:CB	5:B:216:7Q9:N	4	1.07
(1,22)	1:B:184:LYS:CB	5:B:217:7Q9:N	4	1.07
(1,22)	1:B:184:LYS:CB	5:B:218:7Q9:N	4	1.07
(1,22)	1:B:184:LYS:CB	6:B:219:17F:N1	4	1.07
(1,22)	1:B:184:LYS:CB	5:B:220:7Q9:N	4	1.07
(1,22)	1:B:184:LYS:CD	1:B:2:THR:N	4	1.07
(1,22)	1:B:184:LYS:CD	1:B:3:GLU:N	4	1.07
(1,22)	1:B:184:LYS:CD	1:B:4:TYR:N	4	1.07
(1,22)	1:B:184:LYS:CD	1:B:5:LYS:N	4	1.07
(1,22)	1:B:184:LYS:CD	1:B:6:LEU:N	4	1.07
(1,22)	1:B:184:LYS:CD	1:B:7:VAL:N	4	1.07
(1,22)	1:B:184:LYS:CD	1:B:8:VAL:N	4	1.07
(1,22)	1:B:184:LYS:CD	1:B:9:VAL:N	4	1.07
(1,22)	1:B:184:LYS:CD	1:B:10:GLY:N	4	1.07
(1,22)	1:B:184:LYS:CD	1:B:11:ALA:N	4	1.07
(1,22)	1:B:184:LYS:CD	1:B:12:ASP:N	4	1.07
(1,22)	1:B:184:LYS:CD	1:B:13:GLY:N	4	1.07
(1,22)	1:B:184:LYS:CD	1:B:14:VAL:N	4	1.07
(1,22)	1:B:184:LYS:CD	1:B:15:GLY:N	4	1.07
(1,22)	1:B:184:LYS:CD	1:B:16:LYS:N	4	1.07
(1,22)	1:B:184:LYS:CD	1:B:17:SER:N	4	1.07
(1,22)	1:B:184:LYS:CD	1:B:18:ALA:N	4	1.07
(1,22)	1:B:184:LYS:CD	1:B:19:LEU:N	4	1.07
(1,22)	1:B:184:LYS:CD	1:B:20:THR:N	4	1.07
(1,22)	1:B:184:LYS:CD	1:B:21:ILE:N	4	1.07
(1,22)	1:B:184:LYS:CD	1:B:22:GLN:N	4	1.07
(1,22)	1:B:184:LYS:CD	1:B:23:LEU:N	4	1.07
(1,22)	1:B:184:LYS:CD	1:B:24:ILE:N	4	1.07
(1,22)	1:B:184:LYS:CD	1:B:25:GLN:N	4	1.07
(1,22)	1:B:184:LYS:CD	1:B:26:ASN:N	4	1.07
(1,22)	1:B:184:LYS:CD	1:B:27:HIS:N	4	1.07
(1,22)	1:B:184:LYS:CD	1:B:28:PHE:N	4	1.07
(1,22)	1:B:184:LYS:CD	1:B:29:VAL:N	4	1.07
(1,22)	1:B:184:LYS:CD	1:B:30:ASP:N	4	1.07
(1,22)	1:B:184:LYS:CD	1:B:31:GLU:N	4	1.07
(1,22)	1:B:184:LYS:CD	1:B:32:TYR:N	4	1.07
(1,22)	1:B:184:LYS:CD	1:B:33:ASP:N	4	1.07
(1,22)	1:B:184:LYS:CD	1:B:34:PRO:N	4	1.07
(1,22)	1:B:184:LYS:CD	1:B:35:THR:N	4	1.07
(1,22)	1:B:184:LYS:CD	1:B:36:ILE:N	4	1.07

Continued on next page...

Continued from previous page...

Key	Atom-1	Atom-2	Model ID	Violation (Å)
(1,22)	1:B:184:LYS:CD	1:B:37:GLU:N	4	1.07
(1,22)	1:B:184:LYS:CD	1:B:38:ASP:N	4	1.07
(1,22)	1:B:184:LYS:CD	1:B:39:SER:N	4	1.07
(1,22)	1:B:184:LYS:CD	1:B:40:TYR:N	4	1.07
(1,22)	1:B:184:LYS:CD	1:B:41:ARG:N	4	1.07
(1,22)	1:B:184:LYS:CD	1:B:42:LYS:N	4	1.07
(1,22)	1:B:184:LYS:CD	1:B:43:GLN:N	4	1.07
(1,22)	1:B:184:LYS:CD	1:B:44:VAL:N	4	1.07
(1,22)	1:B:184:LYS:CD	1:B:45:VAL:N	4	1.07
(1,22)	1:B:184:LYS:CD	1:B:46:ILE:N	4	1.07
(1,22)	1:B:184:LYS:CD	1:B:47:ASP:N	4	1.07
(1,22)	1:B:184:LYS:CD	1:B:48:GLY:N	4	1.07
(1,22)	1:B:184:LYS:CD	1:B:49:GLU:N	4	1.07
(1,22)	1:B:184:LYS:CD	1:B:50:THR:N	4	1.07
(1,22)	1:B:184:LYS:CD	1:B:51:CYS:N	4	1.07
(1,22)	1:B:184:LYS:CD	1:B:52:LEU:N	4	1.07
(1,22)	1:B:184:LYS:CD	1:B:53:LEU:N	4	1.07
(1,22)	1:B:184:LYS:CD	1:B:54:ASP:N	4	1.07
(1,22)	1:B:184:LYS:CD	1:B:55:ILE:N	4	1.07
(1,22)	1:B:184:LYS:CD	1:B:56:LEU:N	4	1.07
(1,22)	1:B:184:LYS:CD	1:B:57:ASP:N	4	1.07
(1,22)	1:B:184:LYS:CD	1:B:58:THR:N	4	1.07
(1,22)	1:B:184:LYS:CD	1:B:59:ALA:N	4	1.07
(1,22)	1:B:184:LYS:CD	1:B:60:GLY:N	4	1.07
(1,22)	1:B:184:LYS:CD	1:B:61:GLN:N	4	1.07
(1,22)	1:B:184:LYS:CD	1:B:62:GLU:N	4	1.07
(1,22)	1:B:184:LYS:CD	1:B:63:GLU:N	4	1.07
(1,22)	1:B:184:LYS:CD	1:B:64:TYR:N	4	1.07
(1,22)	1:B:184:LYS:CD	1:B:65:SER:N	4	1.07
(1,22)	1:B:184:LYS:CD	1:B:66:ALA:N	4	1.07
(1,22)	1:B:184:LYS:CD	1:B:67:MET:N	4	1.07
(1,22)	1:B:184:LYS:CD	1:B:68:ARG:N	4	1.07
(1,22)	1:B:184:LYS:CD	1:B:69:ASP:N	4	1.07
(1,22)	1:B:184:LYS:CD	1:B:70:GLN:N	4	1.07
(1,22)	1:B:184:LYS:CD	1:B:71:TYR:N	4	1.07
(1,22)	1:B:184:LYS:CD	1:B:72:MET:N	4	1.07
(1,22)	1:B:184:LYS:CD	1:B:73:ARG:N	4	1.07
(1,22)	1:B:184:LYS:CD	1:B:74:THR:N	4	1.07
(1,22)	1:B:184:LYS:CD	1:B:75:GLY:N	4	1.07
(1,22)	1:B:184:LYS:CD	1:B:76:GLU:N	4	1.07
(1,22)	1:B:184:LYS:CD	1:B:77:GLY:N	4	1.07
(1,22)	1:B:184:LYS:CD	1:B:78:PHE:N	4	1.07

Continued on next page...

Continued from previous page...

Key	Atom-1	Atom-2	Model ID	Violation (Å)
(1,22)	1:B:184:LYS:CD	1:B:79:LEU:N	4	1.07
(1,22)	1:B:184:LYS:CD	1:B:80:CYS:N	4	1.07
(1,22)	1:B:184:LYS:CD	5:B:203:7Q9:N	4	1.07
(1,22)	1:B:184:LYS:CD	5:B:204:7Q9:N	4	1.07
(1,22)	1:B:184:LYS:CD	5:B:205:7Q9:N	4	1.07
(1,22)	1:B:184:LYS:CD	5:B:206:7Q9:N	4	1.07
(1,22)	1:B:184:LYS:CD	5:B:207:7Q9:N	4	1.07
(1,22)	1:B:184:LYS:CD	6:B:208:17F:N1	4	1.07
(1,22)	1:B:184:LYS:CD	5:B:209:7Q9:N	4	1.07
(1,22)	1:B:184:LYS:CD	5:B:210:7Q9:N	4	1.07
(1,22)	1:B:184:LYS:CD	5:B:211:7Q9:N	4	1.07
(1,22)	1:B:184:LYS:CD	5:B:212:7Q9:N	4	1.07
(1,22)	1:B:184:LYS:CD	5:B:213:7Q9:N	4	1.07
(1,22)	1:B:184:LYS:CD	6:B:214:17F:N1	4	1.07
(1,22)	1:B:184:LYS:CD	6:B:215:17F:N1	4	1.07
(1,22)	1:B:184:LYS:CD	5:B:216:7Q9:N	4	1.07
(1,22)	1:B:184:LYS:CD	5:B:217:7Q9:N	4	1.07
(1,22)	1:B:184:LYS:CD	5:B:218:7Q9:N	4	1.07
(1,22)	1:B:184:LYS:CD	6:B:219:17F:N1	4	1.07
(1,22)	1:B:184:LYS:CD	5:B:220:7Q9:N	4	1.07
(1,22)	1:B:184:LYS:CE	1:B:2:THR:N	4	1.07
(1,22)	1:B:184:LYS:CE	1:B:3:GLU:N	4	1.07
(1,22)	1:B:184:LYS:CE	1:B:4:TYR:N	4	1.07
(1,22)	1:B:184:LYS:CE	1:B:5:LYS:N	4	1.07
(1,22)	1:B:184:LYS:CE	1:B:6:LEU:N	4	1.07
(1,22)	1:B:184:LYS:CE	1:B:7:VAL:N	4	1.07
(1,22)	1:B:184:LYS:CE	1:B:8:VAL:N	4	1.07
(1,22)	1:B:184:LYS:CE	1:B:9:VAL:N	4	1.07
(1,22)	1:B:184:LYS:CE	1:B:10:GLY:N	4	1.07
(1,22)	1:B:184:LYS:CE	1:B:11:ALA:N	4	1.07
(1,22)	1:B:184:LYS:CE	1:B:12:ASP:N	4	1.07
(1,22)	1:B:184:LYS:CE	1:B:13:GLY:N	4	1.07
(1,22)	1:B:184:LYS:CE	1:B:14:VAL:N	4	1.07
(1,22)	1:B:184:LYS:CE	1:B:15:GLY:N	4	1.07
(1,22)	1:B:184:LYS:CE	1:B:16:LYS:N	4	1.07
(1,22)	1:B:184:LYS:CE	1:B:17:SER:N	4	1.07
(1,22)	1:B:184:LYS:CE	1:B:18:ALA:N	4	1.07
(1,22)	1:B:184:LYS:CE	1:B:19:LEU:N	4	1.07
(1,22)	1:B:184:LYS:CE	1:B:20:THR:N	4	1.07
(1,22)	1:B:184:LYS:CE	1:B:21:ILE:N	4	1.07
(1,22)	1:B:184:LYS:CE	1:B:22:GLN:N	4	1.07
(1,22)	1:B:184:LYS:CE	1:B:23:LEU:N	4	1.07

Continued on next page...

Continued from previous page...

Key	Atom-1	Atom-2	Model ID	Violation (Å)
(1,22)	1:B:184:LYS:CE	1:B:24:ILE:N	4	1.07
(1,22)	1:B:184:LYS:CE	1:B:25:GLN:N	4	1.07
(1,22)	1:B:184:LYS:CE	1:B:26:ASN:N	4	1.07
(1,22)	1:B:184:LYS:CE	1:B:27:HIS:N	4	1.07
(1,22)	1:B:184:LYS:CE	1:B:28:PHE:N	4	1.07
(1,22)	1:B:184:LYS:CE	1:B:29:VAL:N	4	1.07
(1,22)	1:B:184:LYS:CE	1:B:30:ASP:N	4	1.07
(1,22)	1:B:184:LYS:CE	1:B:31:GLU:N	4	1.07
(1,22)	1:B:184:LYS:CE	1:B:32:TYR:N	4	1.07
(1,22)	1:B:184:LYS:CE	1:B:33:ASP:N	4	1.07
(1,22)	1:B:184:LYS:CE	1:B:34:PRO:N	4	1.07
(1,22)	1:B:184:LYS:CE	1:B:35:THR:N	4	1.07
(1,22)	1:B:184:LYS:CE	1:B:36:ILE:N	4	1.07
(1,22)	1:B:184:LYS:CE	1:B:37:GLU:N	4	1.07
(1,22)	1:B:184:LYS:CE	1:B:38:ASP:N	4	1.07
(1,22)	1:B:184:LYS:CE	1:B:39:SER:N	4	1.07
(1,22)	1:B:184:LYS:CE	1:B:40:TYR:N	4	1.07
(1,22)	1:B:184:LYS:CE	1:B:41:ARG:N	4	1.07
(1,22)	1:B:184:LYS:CE	1:B:42:LYS:N	4	1.07
(1,22)	1:B:184:LYS:CE	1:B:43:GLN:N	4	1.07
(1,22)	1:B:184:LYS:CE	1:B:44:VAL:N	4	1.07
(1,22)	1:B:184:LYS:CE	1:B:45:VAL:N	4	1.07
(1,22)	1:B:184:LYS:CE	1:B:46:ILE:N	4	1.07
(1,22)	1:B:184:LYS:CE	1:B:47:ASP:N	4	1.07
(1,22)	1:B:184:LYS:CE	1:B:48:GLY:N	4	1.07
(1,22)	1:B:184:LYS:CE	1:B:49:GLU:N	4	1.07
(1,22)	1:B:184:LYS:CE	1:B:50:THR:N	4	1.07
(1,22)	1:B:184:LYS:CE	1:B:51:CYS:N	4	1.07
(1,22)	1:B:184:LYS:CE	1:B:52:LEU:N	4	1.07
(1,22)	1:B:184:LYS:CE	1:B:53:LEU:N	4	1.07
(1,22)	1:B:184:LYS:CE	1:B:54:ASP:N	4	1.07
(1,22)	1:B:184:LYS:CE	1:B:55:ILE:N	4	1.07
(1,22)	1:B:184:LYS:CE	1:B:56:LEU:N	4	1.07
(1,22)	1:B:184:LYS:CE	1:B:57:ASP:N	4	1.07
(1,22)	1:B:184:LYS:CE	1:B:58:THR:N	4	1.07
(1,22)	1:B:184:LYS:CE	1:B:59:ALA:N	4	1.07
(1,22)	1:B:184:LYS:CE	1:B:60:GLY:N	4	1.07
(1,22)	1:B:184:LYS:CE	1:B:61:GLN:N	4	1.07
(1,22)	1:B:184:LYS:CE	1:B:62:GLU:N	4	1.07
(1,22)	1:B:184:LYS:CE	1:B:63:GLU:N	4	1.07
(1,22)	1:B:184:LYS:CE	1:B:64:TYR:N	4	1.07
(1,22)	1:B:184:LYS:CE	1:B:65:SER:N	4	1.07

Continued on next page...

Continued from previous page...

Key	Atom-1	Atom-2	Model ID	Violation (Å)
(1,22)	1:B:184:LYS:CE	1:B:66:ALA:N	4	1.07
(1,22)	1:B:184:LYS:CE	1:B:67:MET:N	4	1.07
(1,22)	1:B:184:LYS:CE	1:B:68:ARG:N	4	1.07
(1,22)	1:B:184:LYS:CE	1:B:69:ASP:N	4	1.07
(1,22)	1:B:184:LYS:CE	1:B:70:GLN:N	4	1.07
(1,22)	1:B:184:LYS:CE	1:B:71:TYR:N	4	1.07
(1,22)	1:B:184:LYS:CE	1:B:72:MET:N	4	1.07
(1,22)	1:B:184:LYS:CE	1:B:73:ARG:N	4	1.07
(1,22)	1:B:184:LYS:CE	1:B:74:THR:N	4	1.07
(1,22)	1:B:184:LYS:CE	1:B:75:GLY:N	4	1.07
(1,22)	1:B:184:LYS:CE	1:B:76:GLU:N	4	1.07
(1,22)	1:B:184:LYS:CE	1:B:77:GLY:N	4	1.07
(1,22)	1:B:184:LYS:CE	1:B:78:PHE:N	4	1.07
(1,22)	1:B:184:LYS:CE	1:B:79:LEU:N	4	1.07
(1,22)	1:B:184:LYS:CE	1:B:80:CYS:N	4	1.07
(1,22)	1:B:184:LYS:CE	5:B:203:7Q9:N	4	1.07
(1,22)	1:B:184:LYS:CE	5:B:204:7Q9:N	4	1.07
(1,22)	1:B:184:LYS:CE	5:B:205:7Q9:N	4	1.07
(1,22)	1:B:184:LYS:CE	5:B:206:7Q9:N	4	1.07
(1,22)	1:B:184:LYS:CE	5:B:207:7Q9:N	4	1.07
(1,22)	1:B:184:LYS:CE	6:B:208:17F:N1	4	1.07
(1,22)	1:B:184:LYS:CE	5:B:209:7Q9:N	4	1.07
(1,22)	1:B:184:LYS:CE	5:B:210:7Q9:N	4	1.07
(1,22)	1:B:184:LYS:CE	5:B:211:7Q9:N	4	1.07
(1,22)	1:B:184:LYS:CE	5:B:212:7Q9:N	4	1.07
(1,22)	1:B:184:LYS:CE	5:B:213:7Q9:N	4	1.07
(1,22)	1:B:184:LYS:CE	6:B:214:17F:N1	4	1.07
(1,22)	1:B:184:LYS:CE	6:B:215:17F:N1	4	1.07
(1,22)	1:B:184:LYS:CE	5:B:216:7Q9:N	4	1.07
(1,22)	1:B:184:LYS:CE	5:B:217:7Q9:N	4	1.07
(1,22)	1:B:184:LYS:CE	5:B:218:7Q9:N	4	1.07
(1,22)	1:B:184:LYS:CE	6:B:219:17F:N1	4	1.07
(1,22)	1:B:184:LYS:CE	5:B:220:7Q9:N	4	1.07
(1,22)	1:B:184:LYS:CG	1:B:2:THR:N	4	1.07
(1,22)	1:B:184:LYS:CG	1:B:3:GLU:N	4	1.07
(1,22)	1:B:184:LYS:CG	1:B:4:TYR:N	4	1.07
(1,22)	1:B:184:LYS:CG	1:B:5:LYS:N	4	1.07
(1,22)	1:B:184:LYS:CG	1:B:6:LEU:N	4	1.07
(1,22)	1:B:184:LYS:CG	1:B:7:VAL:N	4	1.07
(1,22)	1:B:184:LYS:CG	1:B:8:VAL:N	4	1.07
(1,22)	1:B:184:LYS:CG	1:B:9:VAL:N	4	1.07
(1,22)	1:B:184:LYS:CG	1:B:10:GLY:N	4	1.07

Continued on next page...

Continued from previous page...

Key	Atom-1	Atom-2	Model ID	Violation (Å)
(1,22)	1:B:184:LYS:CG	1:B:11:ALA:N	4	1.07
(1,22)	1:B:184:LYS:CG	1:B:12:ASP:N	4	1.07
(1,22)	1:B:184:LYS:CG	1:B:13:GLY:N	4	1.07
(1,22)	1:B:184:LYS:CG	1:B:14:VAL:N	4	1.07
(1,22)	1:B:184:LYS:CG	1:B:15:GLY:N	4	1.07
(1,22)	1:B:184:LYS:CG	1:B:16:LYS:N	4	1.07
(1,22)	1:B:184:LYS:CG	1:B:17:SER:N	4	1.07
(1,22)	1:B:184:LYS:CG	1:B:18:ALA:N	4	1.07
(1,22)	1:B:184:LYS:CG	1:B:19:LEU:N	4	1.07
(1,22)	1:B:184:LYS:CG	1:B:20:THR:N	4	1.07
(1,22)	1:B:184:LYS:CG	1:B:21:ILE:N	4	1.07
(1,22)	1:B:184:LYS:CG	1:B:22:GLN:N	4	1.07
(1,22)	1:B:184:LYS:CG	1:B:23:LEU:N	4	1.07
(1,22)	1:B:184:LYS:CG	1:B:24:ILE:N	4	1.07
(1,22)	1:B:184:LYS:CG	1:B:25:GLN:N	4	1.07
(1,22)	1:B:184:LYS:CG	1:B:26:ASN:N	4	1.07
(1,22)	1:B:184:LYS:CG	1:B:27:HIS:N	4	1.07
(1,22)	1:B:184:LYS:CG	1:B:28:PHE:N	4	1.07
(1,22)	1:B:184:LYS:CG	1:B:29:VAL:N	4	1.07
(1,22)	1:B:184:LYS:CG	1:B:30:ASP:N	4	1.07
(1,22)	1:B:184:LYS:CG	1:B:31:GLU:N	4	1.07
(1,22)	1:B:184:LYS:CG	1:B:32:TYR:N	4	1.07
(1,22)	1:B:184:LYS:CG	1:B:33:ASP:N	4	1.07
(1,22)	1:B:184:LYS:CG	1:B:34:PRO:N	4	1.07
(1,22)	1:B:184:LYS:CG	1:B:35:THR:N	4	1.07
(1,22)	1:B:184:LYS:CG	1:B:36:ILE:N	4	1.07
(1,22)	1:B:184:LYS:CG	1:B:37:GLU:N	4	1.07
(1,22)	1:B:184:LYS:CG	1:B:38:ASP:N	4	1.07
(1,22)	1:B:184:LYS:CG	1:B:39:SER:N	4	1.07
(1,22)	1:B:184:LYS:CG	1:B:40:TYR:N	4	1.07
(1,22)	1:B:184:LYS:CG	1:B:41:ARG:N	4	1.07
(1,22)	1:B:184:LYS:CG	1:B:42:LYS:N	4	1.07
(1,22)	1:B:184:LYS:CG	1:B:43:GLN:N	4	1.07
(1,22)	1:B:184:LYS:CG	1:B:44:VAL:N	4	1.07
(1,22)	1:B:184:LYS:CG	1:B:45:VAL:N	4	1.07
(1,22)	1:B:184:LYS:CG	1:B:46:ILE:N	4	1.07
(1,22)	1:B:184:LYS:CG	1:B:47:ASP:N	4	1.07
(1,22)	1:B:184:LYS:CG	1:B:48:GLY:N	4	1.07
(1,22)	1:B:184:LYS:CG	1:B:49:GLU:N	4	1.07
(1,22)	1:B:184:LYS:CG	1:B:50:THR:N	4	1.07
(1,22)	1:B:184:LYS:CG	1:B:51:CYS:N	4	1.07
(1,22)	1:B:184:LYS:CG	1:B:52:LEU:N	4	1.07

Continued on next page...

Continued from previous page...

Key	Atom-1	Atom-2	Model ID	Violation (Å)
(1,22)	1:B:184:LYS:CG	1:B:53:LEU:N	4	1.07
(1,22)	1:B:184:LYS:CG	1:B:54:ASP:N	4	1.07
(1,22)	1:B:184:LYS:CG	1:B:55:ILE:N	4	1.07
(1,22)	1:B:184:LYS:CG	1:B:56:LEU:N	4	1.07
(1,22)	1:B:184:LYS:CG	1:B:57:ASP:N	4	1.07
(1,22)	1:B:184:LYS:CG	1:B:58:THR:N	4	1.07
(1,22)	1:B:184:LYS:CG	1:B:59:ALA:N	4	1.07
(1,22)	1:B:184:LYS:CG	1:B:60:GLY:N	4	1.07
(1,22)	1:B:184:LYS:CG	1:B:61:GLN:N	4	1.07
(1,22)	1:B:184:LYS:CG	1:B:62:GLU:N	4	1.07
(1,22)	1:B:184:LYS:CG	1:B:63:GLU:N	4	1.07
(1,22)	1:B:184:LYS:CG	1:B:64:TYR:N	4	1.07
(1,22)	1:B:184:LYS:CG	1:B:65:SER:N	4	1.07
(1,22)	1:B:184:LYS:CG	1:B:66:ALA:N	4	1.07
(1,22)	1:B:184:LYS:CG	1:B:67:MET:N	4	1.07
(1,22)	1:B:184:LYS:CG	1:B:68:ARG:N	4	1.07
(1,22)	1:B:184:LYS:CG	1:B:69:ASP:N	4	1.07
(1,22)	1:B:184:LYS:CG	1:B:70:GLN:N	4	1.07
(1,22)	1:B:184:LYS:CG	1:B:71:TYR:N	4	1.07
(1,22)	1:B:184:LYS:CG	1:B:72:MET:N	4	1.07
(1,22)	1:B:184:LYS:CG	1:B:73:ARG:N	4	1.07
(1,22)	1:B:184:LYS:CG	1:B:74:THR:N	4	1.07
(1,22)	1:B:184:LYS:CG	1:B:75:GLY:N	4	1.07
(1,22)	1:B:184:LYS:CG	1:B:76:GLU:N	4	1.07
(1,22)	1:B:184:LYS:CG	1:B:77:GLY:N	4	1.07
(1,22)	1:B:184:LYS:CG	1:B:78:PHE:N	4	1.07
(1,22)	1:B:184:LYS:CG	1:B:79:LEU:N	4	1.07
(1,22)	1:B:184:LYS:CG	1:B:80:CYS:N	4	1.07
(1,22)	1:B:184:LYS:CG	5:B:203:7Q9:N	4	1.07
(1,22)	1:B:184:LYS:CG	5:B:204:7Q9:N	4	1.07
(1,22)	1:B:184:LYS:CG	5:B:205:7Q9:N	4	1.07
(1,22)	1:B:184:LYS:CG	5:B:206:7Q9:N	4	1.07
(1,22)	1:B:184:LYS:CG	5:B:207:7Q9:N	4	1.07
(1,22)	1:B:184:LYS:CG	6:B:208:17F:N1	4	1.07
(1,22)	1:B:184:LYS:CG	5:B:209:7Q9:N	4	1.07
(1,22)	1:B:184:LYS:CG	5:B:210:7Q9:N	4	1.07
(1,22)	1:B:184:LYS:CG	5:B:211:7Q9:N	4	1.07
(1,22)	1:B:184:LYS:CG	5:B:212:7Q9:N	4	1.07
(1,22)	1:B:184:LYS:CG	5:B:213:7Q9:N	4	1.07
(1,22)	1:B:184:LYS:CG	6:B:214:17F:N1	4	1.07
(1,22)	1:B:184:LYS:CG	6:B:215:17F:N1	4	1.07
(1,22)	1:B:184:LYS:CG	5:B:216:7Q9:N	4	1.07

Continued on next page...

Continued from previous page...

Key	Atom-1	Atom-2	Model ID	Violation (Å)
(1,22)	1:B:184:LYS:CG	5:B:217:7Q9:N	4	1.07
(1,22)	1:B:184:LYS:CG	5:B:218:7Q9:N	4	1.07
(1,22)	1:B:184:LYS:CG	6:B:219:17F:N1	4	1.07
(1,22)	1:B:184:LYS:CG	5:B:220:7Q9:N	4	1.07
(1,22)	1:B:184:LYS:H	1:B:2:THR:N	4	1.07
(1,22)	1:B:184:LYS:H	1:B:3:GLU:N	4	1.07
(1,22)	1:B:184:LYS:H	1:B:4:TYR:N	4	1.07
(1,22)	1:B:184:LYS:H	1:B:5:LYS:N	4	1.07
(1,22)	1:B:184:LYS:H	1:B:6:LEU:N	4	1.07
(1,22)	1:B:184:LYS:H	1:B:7:VAL:N	4	1.07
(1,22)	1:B:184:LYS:H	1:B:8:VAL:N	4	1.07
(1,22)	1:B:184:LYS:H	1:B:9:VAL:N	4	1.07
(1,22)	1:B:184:LYS:H	1:B:10:GLY:N	4	1.07
(1,22)	1:B:184:LYS:H	1:B:11:ALA:N	4	1.07
(1,22)	1:B:184:LYS:H	1:B:12:ASP:N	4	1.07
(1,22)	1:B:184:LYS:H	1:B:13:GLY:N	4	1.07
(1,22)	1:B:184:LYS:H	1:B:14:VAL:N	4	1.07
(1,22)	1:B:184:LYS:H	1:B:15:GLY:N	4	1.07
(1,22)	1:B:184:LYS:H	1:B:16:LYS:N	4	1.07
(1,22)	1:B:184:LYS:H	1:B:17:SER:N	4	1.07
(1,22)	1:B:184:LYS:H	1:B:18:ALA:N	4	1.07
(1,22)	1:B:184:LYS:H	1:B:19:LEU:N	4	1.07
(1,22)	1:B:184:LYS:H	1:B:20:THR:N	4	1.07
(1,22)	1:B:184:LYS:H	1:B:21:ILE:N	4	1.07
(1,22)	1:B:184:LYS:H	1:B:22:GLN:N	4	1.07
(1,22)	1:B:184:LYS:H	1:B:23:LEU:N	4	1.07
(1,22)	1:B:184:LYS:H	1:B:24:ILE:N	4	1.07
(1,22)	1:B:184:LYS:H	1:B:25:GLN:N	4	1.07
(1,22)	1:B:184:LYS:H	1:B:26:ASN:N	4	1.07
(1,22)	1:B:184:LYS:H	1:B:27:HIS:N	4	1.07
(1,22)	1:B:184:LYS:H	1:B:28:PHE:N	4	1.07
(1,22)	1:B:184:LYS:H	1:B:29:VAL:N	4	1.07
(1,22)	1:B:184:LYS:H	1:B:30:ASP:N	4	1.07
(1,22)	1:B:184:LYS:H	1:B:31:GLU:N	4	1.07
(1,22)	1:B:184:LYS:H	1:B:32:TYR:N	4	1.07
(1,22)	1:B:184:LYS:H	1:B:33:ASP:N	4	1.07
(1,22)	1:B:184:LYS:H	1:B:34:PRO:N	4	1.07
(1,22)	1:B:184:LYS:H	1:B:35:THR:N	4	1.07
(1,22)	1:B:184:LYS:H	1:B:36:ILE:N	4	1.07
(1,22)	1:B:184:LYS:H	1:B:37:GLU:N	4	1.07
(1,22)	1:B:184:LYS:H	1:B:38:ASP:N	4	1.07
(1,22)	1:B:184:LYS:H	1:B:39:SER:N	4	1.07

Continued on next page...

Continued from previous page...

Key	Atom-1	Atom-2	Model ID	Violation (Å)
(1,22)	1:B:184:LYS:H	1:B:40:TYR:N	4	1.07
(1,22)	1:B:184:LYS:H	1:B:41:ARG:N	4	1.07
(1,22)	1:B:184:LYS:H	1:B:42:LYS:N	4	1.07
(1,22)	1:B:184:LYS:H	1:B:43:GLN:N	4	1.07
(1,22)	1:B:184:LYS:H	1:B:44:VAL:N	4	1.07
(1,22)	1:B:184:LYS:H	1:B:45:VAL:N	4	1.07
(1,22)	1:B:184:LYS:H	1:B:46:ILE:N	4	1.07
(1,22)	1:B:184:LYS:H	1:B:47:ASP:N	4	1.07
(1,22)	1:B:184:LYS:H	1:B:48:GLY:N	4	1.07
(1,22)	1:B:184:LYS:H	1:B:49:GLU:N	4	1.07
(1,22)	1:B:184:LYS:H	1:B:50:THR:N	4	1.07
(1,22)	1:B:184:LYS:H	1:B:51:CYS:N	4	1.07
(1,22)	1:B:184:LYS:H	1:B:52:LEU:N	4	1.07
(1,22)	1:B:184:LYS:H	1:B:53:LEU:N	4	1.07
(1,22)	1:B:184:LYS:H	1:B:54:ASP:N	4	1.07
(1,22)	1:B:184:LYS:H	1:B:55:ILE:N	4	1.07
(1,22)	1:B:184:LYS:H	1:B:56:LEU:N	4	1.07
(1,22)	1:B:184:LYS:H	1:B:57:ASP:N	4	1.07
(1,22)	1:B:184:LYS:H	1:B:58:THR:N	4	1.07
(1,22)	1:B:184:LYS:H	1:B:59:ALA:N	4	1.07
(1,22)	1:B:184:LYS:H	1:B:60:GLY:N	4	1.07
(1,22)	1:B:184:LYS:H	1:B:61:GLN:N	4	1.07
(1,22)	1:B:184:LYS:H	1:B:62:GLU:N	4	1.07
(1,22)	1:B:184:LYS:H	1:B:63:GLU:N	4	1.07
(1,22)	1:B:184:LYS:H	1:B:64:TYR:N	4	1.07
(1,22)	1:B:184:LYS:H	1:B:65:SER:N	4	1.07
(1,22)	1:B:184:LYS:H	1:B:66:ALA:N	4	1.07
(1,22)	1:B:184:LYS:H	1:B:67:MET:N	4	1.07
(1,22)	1:B:184:LYS:H	1:B:68:ARG:N	4	1.07
(1,22)	1:B:184:LYS:H	1:B:69:ASP:N	4	1.07
(1,22)	1:B:184:LYS:H	1:B:70:GLN:N	4	1.07
(1,22)	1:B:184:LYS:H	1:B:71:TYR:N	4	1.07
(1,22)	1:B:184:LYS:H	1:B:72:MET:N	4	1.07
(1,22)	1:B:184:LYS:H	1:B:73:ARG:N	4	1.07
(1,22)	1:B:184:LYS:H	1:B:74:THR:N	4	1.07
(1,22)	1:B:184:LYS:H	1:B:75:GLY:N	4	1.07
(1,22)	1:B:184:LYS:H	1:B:76:GLU:N	4	1.07
(1,22)	1:B:184:LYS:H	1:B:77:GLY:N	4	1.07
(1,22)	1:B:184:LYS:H	1:B:78:PHE:N	4	1.07
(1,22)	1:B:184:LYS:H	1:B:79:LEU:N	4	1.07
(1,22)	1:B:184:LYS:H	1:B:80:CYS:N	4	1.07
(1,22)	1:B:184:LYS:H	5:B:203:7Q9:N	4	1.07

Continued on next page...

Continued from previous page...

Key	Atom-1	Atom-2	Model ID	Violation (Å)
(1,22)	1:B:184:LYS:H	5:B:204:7Q9:N	4	1.07
(1,22)	1:B:184:LYS:H	5:B:205:7Q9:N	4	1.07
(1,22)	1:B:184:LYS:H	5:B:206:7Q9:N	4	1.07
(1,22)	1:B:184:LYS:H	5:B:207:7Q9:N	4	1.07
(1,22)	1:B:184:LYS:H	6:B:208:17F:N1	4	1.07
(1,22)	1:B:184:LYS:H	5:B:209:7Q9:N	4	1.07
(1,22)	1:B:184:LYS:H	5:B:210:7Q9:N	4	1.07
(1,22)	1:B:184:LYS:H	5:B:211:7Q9:N	4	1.07
(1,22)	1:B:184:LYS:H	5:B:212:7Q9:N	4	1.07
(1,22)	1:B:184:LYS:H	5:B:213:7Q9:N	4	1.07
(1,22)	1:B:184:LYS:H	6:B:214:17F:N1	4	1.07
(1,22)	1:B:184:LYS:H	6:B:215:17F:N1	4	1.07
(1,22)	1:B:184:LYS:H	5:B:216:7Q9:N	4	1.07
(1,22)	1:B:184:LYS:H	5:B:217:7Q9:N	4	1.07
(1,22)	1:B:184:LYS:H	5:B:218:7Q9:N	4	1.07
(1,22)	1:B:184:LYS:H	6:B:219:17F:N1	4	1.07
(1,22)	1:B:184:LYS:H	5:B:220:7Q9:N	4	1.07
(1,22)	1:B:184:LYS:HZ1	1:B:2:THR:N	4	1.07
(1,22)	1:B:184:LYS:HZ1	1:B:3:GLU:N	4	1.07
(1,22)	1:B:184:LYS:HZ1	1:B:4:TYR:N	4	1.07
(1,22)	1:B:184:LYS:HZ1	1:B:5:LYS:N	4	1.07
(1,22)	1:B:184:LYS:HZ1	1:B:6:LEU:N	4	1.07
(1,22)	1:B:184:LYS:HZ1	1:B:7:VAL:N	4	1.07
(1,22)	1:B:184:LYS:HZ1	1:B:8:VAL:N	4	1.07
(1,22)	1:B:184:LYS:HZ1	1:B:9:VAL:N	4	1.07
(1,22)	1:B:184:LYS:HZ1	1:B:10:GLY:N	4	1.07
(1,22)	1:B:184:LYS:HZ1	1:B:11:ALA:N	4	1.07
(1,22)	1:B:184:LYS:HZ1	1:B:12:ASP:N	4	1.07
(1,22)	1:B:184:LYS:HZ1	1:B:13:GLY:N	4	1.07
(1,22)	1:B:184:LYS:HZ1	1:B:14:VAL:N	4	1.07
(1,22)	1:B:184:LYS:HZ1	1:B:15:GLY:N	4	1.07
(1,22)	1:B:184:LYS:HZ1	1:B:16:LYS:N	4	1.07
(1,22)	1:B:184:LYS:HZ1	1:B:17:SER:N	4	1.07
(1,22)	1:B:184:LYS:HZ1	1:B:18:ALA:N	4	1.07
(1,22)	1:B:184:LYS:HZ1	1:B:19:LEU:N	4	1.07
(1,22)	1:B:184:LYS:HZ1	1:B:20:THR:N	4	1.07
(1,22)	1:B:184:LYS:HZ1	1:B:21:ILE:N	4	1.07
(1,22)	1:B:184:LYS:HZ1	1:B:22:GLN:N	4	1.07
(1,22)	1:B:184:LYS:HZ1	1:B:23:LEU:N	4	1.07
(1,22)	1:B:184:LYS:HZ1	1:B:24:ILE:N	4	1.07
(1,22)	1:B:184:LYS:HZ1	1:B:25:GLN:N	4	1.07
(1,22)	1:B:184:LYS:HZ1	1:B:26:ASN:N	4	1.07

Continued on next page...

Continued from previous page...

Key	Atom-1	Atom-2	Model ID	Violation (Å)
(1,22)	1:B:184:LYS:HZ1	1:B:27:HIS:N	4	1.07
(1,22)	1:B:184:LYS:HZ1	1:B:28:PHE:N	4	1.07
(1,22)	1:B:184:LYS:HZ1	1:B:29:VAL:N	4	1.07
(1,22)	1:B:184:LYS:HZ1	1:B:30:ASP:N	4	1.07
(1,22)	1:B:184:LYS:HZ1	1:B:31:GLU:N	4	1.07
(1,22)	1:B:184:LYS:HZ1	1:B:32:TYR:N	4	1.07
(1,22)	1:B:184:LYS:HZ1	1:B:33:ASP:N	4	1.07
(1,22)	1:B:184:LYS:HZ1	1:B:34:PRO:N	4	1.07
(1,22)	1:B:184:LYS:HZ1	1:B:35:THR:N	4	1.07
(1,22)	1:B:184:LYS:HZ1	1:B:36:ILE:N	4	1.07
(1,22)	1:B:184:LYS:HZ1	1:B:37:GLU:N	4	1.07
(1,22)	1:B:184:LYS:HZ1	1:B:38:ASP:N	4	1.07
(1,22)	1:B:184:LYS:HZ1	1:B:39:SER:N	4	1.07
(1,22)	1:B:184:LYS:HZ1	1:B:40:TYR:N	4	1.07
(1,22)	1:B:184:LYS:HZ1	1:B:41:ARG:N	4	1.07
(1,22)	1:B:184:LYS:HZ1	1:B:42:LYS:N	4	1.07
(1,22)	1:B:184:LYS:HZ1	1:B:43:GLN:N	4	1.07
(1,22)	1:B:184:LYS:HZ1	1:B:44:VAL:N	4	1.07
(1,22)	1:B:184:LYS:HZ1	1:B:45:VAL:N	4	1.07
(1,22)	1:B:184:LYS:HZ1	1:B:46:ILE:N	4	1.07
(1,22)	1:B:184:LYS:HZ1	1:B:47:ASP:N	4	1.07
(1,22)	1:B:184:LYS:HZ1	1:B:48:GLY:N	4	1.07
(1,22)	1:B:184:LYS:HZ1	1:B:49:GLU:N	4	1.07
(1,22)	1:B:184:LYS:HZ1	1:B:50:THR:N	4	1.07
(1,22)	1:B:184:LYS:HZ1	1:B:51:CYS:N	4	1.07
(1,22)	1:B:184:LYS:HZ1	1:B:52:LEU:N	4	1.07
(1,22)	1:B:184:LYS:HZ1	1:B:53:LEU:N	4	1.07
(1,22)	1:B:184:LYS:HZ1	1:B:54:ASP:N	4	1.07
(1,22)	1:B:184:LYS:HZ1	1:B:55:ILE:N	4	1.07
(1,22)	1:B:184:LYS:HZ1	1:B:56:LEU:N	4	1.07
(1,22)	1:B:184:LYS:HZ1	1:B:57:ASP:N	4	1.07
(1,22)	1:B:184:LYS:HZ1	1:B:58:THR:N	4	1.07
(1,22)	1:B:184:LYS:HZ1	1:B:59:ALA:N	4	1.07
(1,22)	1:B:184:LYS:HZ1	1:B:60:GLY:N	4	1.07
(1,22)	1:B:184:LYS:HZ1	1:B:61:GLN:N	4	1.07
(1,22)	1:B:184:LYS:HZ1	1:B:62:GLU:N	4	1.07
(1,22)	1:B:184:LYS:HZ1	1:B:63:GLU:N	4	1.07
(1,22)	1:B:184:LYS:HZ1	1:B:64:TYR:N	4	1.07
(1,22)	1:B:184:LYS:HZ1	1:B:65:SER:N	4	1.07
(1,22)	1:B:184:LYS:HZ1	1:B:66:ALA:N	4	1.07
(1,22)	1:B:184:LYS:HZ1	1:B:67:MET:N	4	1.07
(1,22)	1:B:184:LYS:HZ1	1:B:68:ARG:N	4	1.07

Continued on next page...

Continued from previous page...

Key	Atom-1	Atom-2	Model ID	Violation (Å)
(1,22)	1:B:184:LYS:HZ1	1:B:69:ASP:N	4	1.07
(1,22)	1:B:184:LYS:HZ1	1:B:70:GLN:N	4	1.07
(1,22)	1:B:184:LYS:HZ1	1:B:71:TYR:N	4	1.07
(1,22)	1:B:184:LYS:HZ1	1:B:72:MET:N	4	1.07
(1,22)	1:B:184:LYS:HZ1	1:B:73:ARG:N	4	1.07
(1,22)	1:B:184:LYS:HZ1	1:B:74:THR:N	4	1.07
(1,22)	1:B:184:LYS:HZ1	1:B:75:GLY:N	4	1.07
(1,22)	1:B:184:LYS:HZ1	1:B:76:GLU:N	4	1.07
(1,22)	1:B:184:LYS:HZ1	1:B:77:GLY:N	4	1.07
(1,22)	1:B:184:LYS:HZ1	1:B:78:PHE:N	4	1.07
(1,22)	1:B:184:LYS:HZ1	1:B:79:LEU:N	4	1.07
(1,22)	1:B:184:LYS:HZ1	1:B:80:CYS:N	4	1.07
(1,22)	1:B:184:LYS:HZ1	5:B:203:7Q9:N	4	1.07
(1,22)	1:B:184:LYS:HZ1	5:B:204:7Q9:N	4	1.07
(1,22)	1:B:184:LYS:HZ1	5:B:205:7Q9:N	4	1.07
(1,22)	1:B:184:LYS:HZ1	5:B:206:7Q9:N	4	1.07
(1,22)	1:B:184:LYS:HZ1	5:B:207:7Q9:N	4	1.07
(1,22)	1:B:184:LYS:HZ1	6:B:208:17F:N1	4	1.07
(1,22)	1:B:184:LYS:HZ1	5:B:209:7Q9:N	4	1.07
(1,22)	1:B:184:LYS:HZ1	5:B:210:7Q9:N	4	1.07
(1,22)	1:B:184:LYS:HZ1	5:B:211:7Q9:N	4	1.07
(1,22)	1:B:184:LYS:HZ1	5:B:212:7Q9:N	4	1.07
(1,22)	1:B:184:LYS:HZ1	5:B:213:7Q9:N	4	1.07
(1,22)	1:B:184:LYS:HZ1	6:B:214:17F:N1	4	1.07
(1,22)	1:B:184:LYS:HZ1	6:B:215:17F:N1	4	1.07
(1,22)	1:B:184:LYS:HZ1	5:B:216:7Q9:N	4	1.07
(1,22)	1:B:184:LYS:HZ1	5:B:217:7Q9:N	4	1.07
(1,22)	1:B:184:LYS:HZ1	5:B:218:7Q9:N	4	1.07
(1,22)	1:B:184:LYS:HZ1	6:B:219:17F:N1	4	1.07
(1,22)	1:B:184:LYS:HZ1	5:B:220:7Q9:N	4	1.07
(1,22)	1:B:184:LYS:HZ2	1:B:2:THR:N	4	1.07
(1,22)	1:B:184:LYS:HZ2	1:B:3:GLU:N	4	1.07
(1,22)	1:B:184:LYS:HZ2	1:B:4:TYR:N	4	1.07
(1,22)	1:B:184:LYS:HZ2	1:B:5:LYS:N	4	1.07
(1,22)	1:B:184:LYS:HZ2	1:B:6:LEU:N	4	1.07
(1,22)	1:B:184:LYS:HZ2	1:B:7:VAL:N	4	1.07
(1,22)	1:B:184:LYS:HZ2	1:B:8:VAL:N	4	1.07
(1,22)	1:B:184:LYS:HZ2	1:B:9:VAL:N	4	1.07
(1,22)	1:B:184:LYS:HZ2	1:B:10:GLY:N	4	1.07
(1,22)	1:B:184:LYS:HZ2	1:B:11:ALA:N	4	1.07
(1,22)	1:B:184:LYS:HZ2	1:B:12:ASP:N	4	1.07
(1,22)	1:B:184:LYS:HZ2	1:B:13:GLY:N	4	1.07

Continued on next page...

Continued from previous page...

Key	Atom-1	Atom-2	Model ID	Violation (Å)
(1,22)	1:B:184:LYS:HZ2	1:B:14:VAL:N	4	1.07
(1,22)	1:B:184:LYS:HZ2	1:B:15:GLY:N	4	1.07
(1,22)	1:B:184:LYS:HZ2	1:B:16:LYS:N	4	1.07
(1,22)	1:B:184:LYS:HZ2	1:B:17:SER:N	4	1.07
(1,22)	1:B:184:LYS:HZ2	1:B:18:ALA:N	4	1.07
(1,22)	1:B:184:LYS:HZ2	1:B:19:LEU:N	4	1.07
(1,22)	1:B:184:LYS:HZ2	1:B:20:THR:N	4	1.07
(1,22)	1:B:184:LYS:HZ2	1:B:21:ILE:N	4	1.07
(1,22)	1:B:184:LYS:HZ2	1:B:22:GLN:N	4	1.07
(1,22)	1:B:184:LYS:HZ2	1:B:23:LEU:N	4	1.07
(1,22)	1:B:184:LYS:HZ2	1:B:24:ILE:N	4	1.07
(1,22)	1:B:184:LYS:HZ2	1:B:25:GLN:N	4	1.07
(1,22)	1:B:184:LYS:HZ2	1:B:26:ASN:N	4	1.07
(1,22)	1:B:184:LYS:HZ2	1:B:27:HIS:N	4	1.07
(1,22)	1:B:184:LYS:HZ2	1:B:28:PHE:N	4	1.07
(1,22)	1:B:184:LYS:HZ2	1:B:29:VAL:N	4	1.07
(1,22)	1:B:184:LYS:HZ2	1:B:30:ASP:N	4	1.07
(1,22)	1:B:184:LYS:HZ2	1:B:31:GLU:N	4	1.07
(1,22)	1:B:184:LYS:HZ2	1:B:32:TYR:N	4	1.07
(1,22)	1:B:184:LYS:HZ2	1:B:33:ASP:N	4	1.07
(1,22)	1:B:184:LYS:HZ2	1:B:34:PRO:N	4	1.07
(1,22)	1:B:184:LYS:HZ2	1:B:35:THR:N	4	1.07
(1,22)	1:B:184:LYS:HZ2	1:B:36:ILE:N	4	1.07
(1,22)	1:B:184:LYS:HZ2	1:B:37:GLU:N	4	1.07
(1,22)	1:B:184:LYS:HZ2	1:B:38:ASP:N	4	1.07
(1,22)	1:B:184:LYS:HZ2	1:B:39:SER:N	4	1.07
(1,22)	1:B:184:LYS:HZ2	1:B:40:TYR:N	4	1.07
(1,22)	1:B:184:LYS:HZ2	1:B:41:ARG:N	4	1.07
(1,22)	1:B:184:LYS:HZ2	1:B:42:LYS:N	4	1.07
(1,22)	1:B:184:LYS:HZ2	1:B:43:GLN:N	4	1.07
(1,22)	1:B:184:LYS:HZ2	1:B:44:VAL:N	4	1.07
(1,22)	1:B:184:LYS:HZ2	1:B:45:VAL:N	4	1.07
(1,22)	1:B:184:LYS:HZ2	1:B:46:ILE:N	4	1.07
(1,22)	1:B:184:LYS:HZ2	1:B:47:ASP:N	4	1.07
(1,22)	1:B:184:LYS:HZ2	1:B:48:GLY:N	4	1.07
(1,22)	1:B:184:LYS:HZ2	1:B:49:GLU:N	4	1.07
(1,22)	1:B:184:LYS:HZ2	1:B:50:THR:N	4	1.07
(1,22)	1:B:184:LYS:HZ2	1:B:51:CYS:N	4	1.07
(1,22)	1:B:184:LYS:HZ2	1:B:52:LEU:N	4	1.07
(1,22)	1:B:184:LYS:HZ2	1:B:53:LEU:N	4	1.07
(1,22)	1:B:184:LYS:HZ2	1:B:54:ASP:N	4	1.07
(1,22)	1:B:184:LYS:HZ2	1:B:55:ILE:N	4	1.07

Continued on next page...

Continued from previous page...

Key	Atom-1	Atom-2	Model ID	Violation (Å)
(1,22)	1:B:184:LYS:HZ2	1:B:56:LEU:N	4	1.07
(1,22)	1:B:184:LYS:HZ2	1:B:57:ASP:N	4	1.07
(1,22)	1:B:184:LYS:HZ2	1:B:58:THR:N	4	1.07
(1,22)	1:B:184:LYS:HZ2	1:B:59:ALA:N	4	1.07
(1,22)	1:B:184:LYS:HZ2	1:B:60:GLY:N	4	1.07
(1,22)	1:B:184:LYS:HZ2	1:B:61:GLN:N	4	1.07
(1,22)	1:B:184:LYS:HZ2	1:B:62:GLU:N	4	1.07
(1,22)	1:B:184:LYS:HZ2	1:B:63:GLU:N	4	1.07
(1,22)	1:B:184:LYS:HZ2	1:B:64:TYR:N	4	1.07
(1,22)	1:B:184:LYS:HZ2	1:B:65:SER:N	4	1.07
(1,22)	1:B:184:LYS:HZ2	1:B:66:ALA:N	4	1.07
(1,22)	1:B:184:LYS:HZ2	1:B:67:MET:N	4	1.07
(1,22)	1:B:184:LYS:HZ2	1:B:68:ARG:N	4	1.07
(1,22)	1:B:184:LYS:HZ2	1:B:69:ASP:N	4	1.07
(1,22)	1:B:184:LYS:HZ2	1:B:70:GLN:N	4	1.07
(1,22)	1:B:184:LYS:HZ2	1:B:71:TYR:N	4	1.07
(1,22)	1:B:184:LYS:HZ2	1:B:72:MET:N	4	1.07
(1,22)	1:B:184:LYS:HZ2	1:B:73:ARG:N	4	1.07
(1,22)	1:B:184:LYS:HZ2	1:B:74:THR:N	4	1.07
(1,22)	1:B:184:LYS:HZ2	1:B:75:GLY:N	4	1.07
(1,22)	1:B:184:LYS:HZ2	1:B:76:GLU:N	4	1.07
(1,22)	1:B:184:LYS:HZ2	1:B:77:GLY:N	4	1.07
(1,22)	1:B:184:LYS:HZ2	1:B:78:PHE:N	4	1.07
(1,22)	1:B:184:LYS:HZ2	1:B:79:LEU:N	4	1.07
(1,22)	1:B:184:LYS:HZ2	1:B:80:CYS:N	4	1.07
(1,22)	1:B:184:LYS:HZ2	5:B:203:7Q9:N	4	1.07
(1,22)	1:B:184:LYS:HZ2	5:B:204:7Q9:N	4	1.07
(1,22)	1:B:184:LYS:HZ2	5:B:205:7Q9:N	4	1.07
(1,22)	1:B:184:LYS:HZ2	5:B:206:7Q9:N	4	1.07
(1,22)	1:B:184:LYS:HZ2	5:B:207:7Q9:N	4	1.07
(1,22)	1:B:184:LYS:HZ2	6:B:208:17F:N1	4	1.07
(1,22)	1:B:184:LYS:HZ2	5:B:209:7Q9:N	4	1.07
(1,22)	1:B:184:LYS:HZ2	5:B:210:7Q9:N	4	1.07
(1,22)	1:B:184:LYS:HZ2	5:B:211:7Q9:N	4	1.07
(1,22)	1:B:184:LYS:HZ2	5:B:212:7Q9:N	4	1.07
(1,22)	1:B:184:LYS:HZ2	5:B:213:7Q9:N	4	1.07
(1,22)	1:B:184:LYS:HZ2	6:B:214:17F:N1	4	1.07
(1,22)	1:B:184:LYS:HZ2	6:B:215:17F:N1	4	1.07
(1,22)	1:B:184:LYS:HZ2	5:B:216:7Q9:N	4	1.07
(1,22)	1:B:184:LYS:HZ2	5:B:217:7Q9:N	4	1.07
(1,22)	1:B:184:LYS:HZ2	5:B:218:7Q9:N	4	1.07
(1,22)	1:B:184:LYS:HZ2	6:B:219:17F:N1	4	1.07

Continued on next page...

Continued from previous page...

Key	Atom-1	Atom-2	Model ID	Violation (Å)
(1,22)	1:B:184:LYS:HZ2	5:B:220:7Q9:N	4	1.07
(1,22)	1:B:184:LYS:HZ3	1:B:2:THR:N	4	1.07
(1,22)	1:B:184:LYS:HZ3	1:B:3:GLU:N	4	1.07
(1,22)	1:B:184:LYS:HZ3	1:B:4:TYR:N	4	1.07
(1,22)	1:B:184:LYS:HZ3	1:B:5:LYS:N	4	1.07
(1,22)	1:B:184:LYS:HZ3	1:B:6:LEU:N	4	1.07
(1,22)	1:B:184:LYS:HZ3	1:B:7:VAL:N	4	1.07
(1,22)	1:B:184:LYS:HZ3	1:B:8:VAL:N	4	1.07
(1,22)	1:B:184:LYS:HZ3	1:B:9:VAL:N	4	1.07
(1,22)	1:B:184:LYS:HZ3	1:B:10:GLY:N	4	1.07
(1,22)	1:B:184:LYS:HZ3	1:B:11:ALA:N	4	1.07
(1,22)	1:B:184:LYS:HZ3	1:B:12:ASP:N	4	1.07
(1,22)	1:B:184:LYS:HZ3	1:B:13:GLY:N	4	1.07
(1,22)	1:B:184:LYS:HZ3	1:B:14:VAL:N	4	1.07
(1,22)	1:B:184:LYS:HZ3	1:B:15:GLY:N	4	1.07
(1,22)	1:B:184:LYS:HZ3	1:B:16:LYS:N	4	1.07
(1,22)	1:B:184:LYS:HZ3	1:B:17:SER:N	4	1.07
(1,22)	1:B:184:LYS:HZ3	1:B:18:ALA:N	4	1.07
(1,22)	1:B:184:LYS:HZ3	1:B:19:LEU:N	4	1.07
(1,22)	1:B:184:LYS:HZ3	1:B:20:THR:N	4	1.07
(1,22)	1:B:184:LYS:HZ3	1:B:21:ILE:N	4	1.07
(1,22)	1:B:184:LYS:HZ3	1:B:22:GLN:N	4	1.07
(1,22)	1:B:184:LYS:HZ3	1:B:23:LEU:N	4	1.07
(1,22)	1:B:184:LYS:HZ3	1:B:24:ILE:N	4	1.07
(1,22)	1:B:184:LYS:HZ3	1:B:25:GLN:N	4	1.07
(1,22)	1:B:184:LYS:HZ3	1:B:26:ASN:N	4	1.07
(1,22)	1:B:184:LYS:HZ3	1:B:27:HIS:N	4	1.07
(1,22)	1:B:184:LYS:HZ3	1:B:28:PHE:N	4	1.07
(1,22)	1:B:184:LYS:HZ3	1:B:29:VAL:N	4	1.07
(1,22)	1:B:184:LYS:HZ3	1:B:30:ASP:N	4	1.07
(1,22)	1:B:184:LYS:HZ3	1:B:31:GLU:N	4	1.07
(1,22)	1:B:184:LYS:HZ3	1:B:32:TYR:N	4	1.07
(1,22)	1:B:184:LYS:HZ3	1:B:33:ASP:N	4	1.07
(1,22)	1:B:184:LYS:HZ3	1:B:34:PRO:N	4	1.07
(1,22)	1:B:184:LYS:HZ3	1:B:35:THR:N	4	1.07
(1,22)	1:B:184:LYS:HZ3	1:B:36:ILE:N	4	1.07
(1,22)	1:B:184:LYS:HZ3	1:B:37:GLU:N	4	1.07
(1,22)	1:B:184:LYS:HZ3	1:B:38:ASP:N	4	1.07
(1,22)	1:B:184:LYS:HZ3	1:B:39:SER:N	4	1.07
(1,22)	1:B:184:LYS:HZ3	1:B:40:TYR:N	4	1.07
(1,22)	1:B:184:LYS:HZ3	1:B:41:ARG:N	4	1.07
(1,22)	1:B:184:LYS:HZ3	1:B:42:LYS:N	4	1.07

Continued on next page...

Continued from previous page...

Key	Atom-1	Atom-2	Model ID	Violation (Å)
(1,22)	1:B:184:LYS:HZ3	1:B:43:GLN:N	4	1.07
(1,22)	1:B:184:LYS:HZ3	1:B:44:VAL:N	4	1.07
(1,22)	1:B:184:LYS:HZ3	1:B:45:VAL:N	4	1.07
(1,22)	1:B:184:LYS:HZ3	1:B:46:ILE:N	4	1.07
(1,22)	1:B:184:LYS:HZ3	1:B:47:ASP:N	4	1.07
(1,22)	1:B:184:LYS:HZ3	1:B:48:GLY:N	4	1.07
(1,22)	1:B:184:LYS:HZ3	1:B:49:GLU:N	4	1.07
(1,22)	1:B:184:LYS:HZ3	1:B:50:THR:N	4	1.07
(1,22)	1:B:184:LYS:HZ3	1:B:51:CYS:N	4	1.07
(1,22)	1:B:184:LYS:HZ3	1:B:52:LEU:N	4	1.07
(1,22)	1:B:184:LYS:HZ3	1:B:53:LEU:N	4	1.07
(1,22)	1:B:184:LYS:HZ3	1:B:54:ASP:N	4	1.07
(1,22)	1:B:184:LYS:HZ3	1:B:55:ILE:N	4	1.07
(1,22)	1:B:184:LYS:HZ3	1:B:56:LEU:N	4	1.07
(1,22)	1:B:184:LYS:HZ3	1:B:57:ASP:N	4	1.07
(1,22)	1:B:184:LYS:HZ3	1:B:58:THR:N	4	1.07
(1,22)	1:B:184:LYS:HZ3	1:B:59:ALA:N	4	1.07
(1,22)	1:B:184:LYS:HZ3	1:B:60:GLY:N	4	1.07
(1,22)	1:B:184:LYS:HZ3	1:B:61:GLN:N	4	1.07
(1,22)	1:B:184:LYS:HZ3	1:B:62:GLU:N	4	1.07
(1,22)	1:B:184:LYS:HZ3	1:B:63:GLU:N	4	1.07
(1,22)	1:B:184:LYS:HZ3	1:B:64:TYR:N	4	1.07
(1,22)	1:B:184:LYS:HZ3	1:B:65:SER:N	4	1.07
(1,22)	1:B:184:LYS:HZ3	1:B:66:ALA:N	4	1.07
(1,22)	1:B:184:LYS:HZ3	1:B:67:MET:N	4	1.07
(1,22)	1:B:184:LYS:HZ3	1:B:68:ARG:N	4	1.07
(1,22)	1:B:184:LYS:HZ3	1:B:69:ASP:N	4	1.07
(1,22)	1:B:184:LYS:HZ3	1:B:70:GLN:N	4	1.07
(1,22)	1:B:184:LYS:HZ3	1:B:71:TYR:N	4	1.07
(1,22)	1:B:184:LYS:HZ3	1:B:72:MET:N	4	1.07
(1,22)	1:B:184:LYS:HZ3	1:B:73:ARG:N	4	1.07
(1,22)	1:B:184:LYS:HZ3	1:B:74:THR:N	4	1.07
(1,22)	1:B:184:LYS:HZ3	1:B:75:GLY:N	4	1.07
(1,22)	1:B:184:LYS:HZ3	1:B:76:GLU:N	4	1.07
(1,22)	1:B:184:LYS:HZ3	1:B:77:GLY:N	4	1.07
(1,22)	1:B:184:LYS:HZ3	1:B:78:PHE:N	4	1.07
(1,22)	1:B:184:LYS:HZ3	1:B:79:LEU:N	4	1.07
(1,22)	1:B:184:LYS:HZ3	1:B:80:CYS:N	4	1.07
(1,22)	1:B:184:LYS:HZ3	5:B:203:7Q9:N	4	1.07
(1,22)	1:B:184:LYS:HZ3	5:B:204:7Q9:N	4	1.07
(1,22)	1:B:184:LYS:HZ3	5:B:205:7Q9:N	4	1.07
(1,22)	1:B:184:LYS:HZ3	5:B:206:7Q9:N	4	1.07

Continued on next page...

Continued from previous page...

Key	Atom-1	Atom-2	Model ID	Violation (Å)
(1,22)	1:B:184:LYS:HZ3	5:B:207:7Q9:N	4	1.07
(1,22)	1:B:184:LYS:HZ3	6:B:208:17F:N1	4	1.07
(1,22)	1:B:184:LYS:HZ3	5:B:209:7Q9:N	4	1.07
(1,22)	1:B:184:LYS:HZ3	5:B:210:7Q9:N	4	1.07
(1,22)	1:B:184:LYS:HZ3	5:B:211:7Q9:N	4	1.07
(1,22)	1:B:184:LYS:HZ3	5:B:212:7Q9:N	4	1.07
(1,22)	1:B:184:LYS:HZ3	5:B:213:7Q9:N	4	1.07
(1,22)	1:B:184:LYS:HZ3	6:B:214:17F:N1	4	1.07
(1,22)	1:B:184:LYS:HZ3	6:B:215:17F:N1	4	1.07
(1,22)	1:B:184:LYS:HZ3	5:B:216:7Q9:N	4	1.07
(1,22)	1:B:184:LYS:HZ3	5:B:217:7Q9:N	4	1.07
(1,22)	1:B:184:LYS:HZ3	5:B:218:7Q9:N	4	1.07
(1,22)	1:B:184:LYS:HZ3	6:B:219:17F:N1	4	1.07
(1,22)	1:B:184:LYS:HZ3	5:B:220:7Q9:N	4	1.07
(1,22)	1:B:184:LYS:N	1:B:2:THR:N	4	1.07
(1,22)	1:B:184:LYS:N	1:B:3:GLU:N	4	1.07
(1,22)	1:B:184:LYS:N	1:B:4:TYR:N	4	1.07
(1,22)	1:B:184:LYS:N	1:B:5:LYS:N	4	1.07
(1,22)	1:B:184:LYS:N	1:B:6:LEU:N	4	1.07
(1,22)	1:B:184:LYS:N	1:B:7:VAL:N	4	1.07
(1,22)	1:B:184:LYS:N	1:B:8:VAL:N	4	1.07
(1,22)	1:B:184:LYS:N	1:B:9:VAL:N	4	1.07
(1,22)	1:B:184:LYS:N	1:B:10:GLY:N	4	1.07
(1,22)	1:B:184:LYS:N	1:B:11:ALA:N	4	1.07
(1,22)	1:B:184:LYS:N	1:B:12:ASP:N	4	1.07
(1,22)	1:B:184:LYS:N	1:B:13:GLY:N	4	1.07
(1,22)	1:B:184:LYS:N	1:B:14:VAL:N	4	1.07
(1,22)	1:B:184:LYS:N	1:B:15:GLY:N	4	1.07
(1,22)	1:B:184:LYS:N	1:B:16:LYS:N	4	1.07
(1,22)	1:B:184:LYS:N	1:B:17:SER:N	4	1.07
(1,22)	1:B:184:LYS:N	1:B:18:ALA:N	4	1.07
(1,22)	1:B:184:LYS:N	1:B:19:LEU:N	4	1.07
(1,22)	1:B:184:LYS:N	1:B:20:THR:N	4	1.07
(1,22)	1:B:184:LYS:N	1:B:21:ILE:N	4	1.07
(1,22)	1:B:184:LYS:N	1:B:22:GLN:N	4	1.07
(1,22)	1:B:184:LYS:N	1:B:23:LEU:N	4	1.07
(1,22)	1:B:184:LYS:N	1:B:24:ILE:N	4	1.07
(1,22)	1:B:184:LYS:N	1:B:25:GLN:N	4	1.07
(1,22)	1:B:184:LYS:N	1:B:26:ASN:N	4	1.07
(1,22)	1:B:184:LYS:N	1:B:27:HIS:N	4	1.07
(1,22)	1:B:184:LYS:N	1:B:28:PHE:N	4	1.07
(1,22)	1:B:184:LYS:N	1:B:29:VAL:N	4	1.07

Continued on next page...

Continued from previous page...

Key	Atom-1	Atom-2	Model ID	Violation (Å)
(1,22)	1:B:184:LYS:N	1:B:30:ASP:N	4	1.07
(1,22)	1:B:184:LYS:N	1:B:31:GLU:N	4	1.07
(1,22)	1:B:184:LYS:N	1:B:32:TYR:N	4	1.07
(1,22)	1:B:184:LYS:N	1:B:33:ASP:N	4	1.07
(1,22)	1:B:184:LYS:N	1:B:34:PRO:N	4	1.07
(1,22)	1:B:184:LYS:N	1:B:35:THR:N	4	1.07
(1,22)	1:B:184:LYS:N	1:B:36:ILE:N	4	1.07
(1,22)	1:B:184:LYS:N	1:B:37:GLU:N	4	1.07
(1,22)	1:B:184:LYS:N	1:B:38:ASP:N	4	1.07
(1,22)	1:B:184:LYS:N	1:B:39:SER:N	4	1.07
(1,22)	1:B:184:LYS:N	1:B:40:TYR:N	4	1.07
(1,22)	1:B:184:LYS:N	1:B:41:ARG:N	4	1.07
(1,22)	1:B:184:LYS:N	1:B:42:LYS:N	4	1.07
(1,22)	1:B:184:LYS:N	1:B:43:GLN:N	4	1.07
(1,22)	1:B:184:LYS:N	1:B:44:VAL:N	4	1.07
(1,22)	1:B:184:LYS:N	1:B:45:VAL:N	4	1.07
(1,22)	1:B:184:LYS:N	1:B:46:ILE:N	4	1.07
(1,22)	1:B:184:LYS:N	1:B:47:ASP:N	4	1.07
(1,22)	1:B:184:LYS:N	1:B:48:GLY:N	4	1.07
(1,22)	1:B:184:LYS:N	1:B:49:GLU:N	4	1.07
(1,22)	1:B:184:LYS:N	1:B:50:THR:N	4	1.07
(1,22)	1:B:184:LYS:N	1:B:51:CYS:N	4	1.07
(1,22)	1:B:184:LYS:N	1:B:52:LEU:N	4	1.07
(1,22)	1:B:184:LYS:N	1:B:53:LEU:N	4	1.07
(1,22)	1:B:184:LYS:N	1:B:54:ASP:N	4	1.07
(1,22)	1:B:184:LYS:N	1:B:55:ILE:N	4	1.07
(1,22)	1:B:184:LYS:N	1:B:56:LEU:N	4	1.07
(1,22)	1:B:184:LYS:N	1:B:57:ASP:N	4	1.07
(1,22)	1:B:184:LYS:N	1:B:58:THR:N	4	1.07
(1,22)	1:B:184:LYS:N	1:B:59:ALA:N	4	1.07
(1,22)	1:B:184:LYS:N	1:B:60:GLY:N	4	1.07
(1,22)	1:B:184:LYS:N	1:B:61:GLN:N	4	1.07
(1,22)	1:B:184:LYS:N	1:B:62:GLU:N	4	1.07
(1,22)	1:B:184:LYS:N	1:B:63:GLU:N	4	1.07
(1,22)	1:B:184:LYS:N	1:B:64:TYR:N	4	1.07
(1,22)	1:B:184:LYS:N	1:B:65:SER:N	4	1.07
(1,22)	1:B:184:LYS:N	1:B:66:ALA:N	4	1.07
(1,22)	1:B:184:LYS:N	1:B:67:MET:N	4	1.07
(1,22)	1:B:184:LYS:N	1:B:68:ARG:N	4	1.07
(1,22)	1:B:184:LYS:N	1:B:69:ASP:N	4	1.07
(1,22)	1:B:184:LYS:N	1:B:70:GLN:N	4	1.07
(1,22)	1:B:184:LYS:N	1:B:71:TYR:N	4	1.07

Continued on next page...

Continued from previous page...

Key	Atom-1	Atom-2	Model ID	Violation (Å)
(1,22)	1:B:184:LYS:N	1:B:72:MET:N	4	1.07
(1,22)	1:B:184:LYS:N	1:B:73:ARG:N	4	1.07
(1,22)	1:B:184:LYS:N	1:B:74:THR:N	4	1.07
(1,22)	1:B:184:LYS:N	1:B:75:GLY:N	4	1.07
(1,22)	1:B:184:LYS:N	1:B:76:GLU:N	4	1.07
(1,22)	1:B:184:LYS:N	1:B:77:GLY:N	4	1.07
(1,22)	1:B:184:LYS:N	1:B:78:PHE:N	4	1.07
(1,22)	1:B:184:LYS:N	1:B:79:LEU:N	4	1.07
(1,22)	1:B:184:LYS:N	1:B:80:CYS:N	4	1.07
(1,22)	1:B:184:LYS:N	5:B:203:7Q9:N	4	1.07
(1,22)	1:B:184:LYS:N	5:B:204:7Q9:N	4	1.07
(1,22)	1:B:184:LYS:N	5:B:205:7Q9:N	4	1.07
(1,22)	1:B:184:LYS:N	5:B:206:7Q9:N	4	1.07
(1,22)	1:B:184:LYS:N	5:B:207:7Q9:N	4	1.07
(1,22)	1:B:184:LYS:N	6:B:208:17F:N1	4	1.07
(1,22)	1:B:184:LYS:N	5:B:209:7Q9:N	4	1.07
(1,22)	1:B:184:LYS:N	5:B:210:7Q9:N	4	1.07
(1,22)	1:B:184:LYS:N	5:B:211:7Q9:N	4	1.07
(1,22)	1:B:184:LYS:N	5:B:212:7Q9:N	4	1.07
(1,22)	1:B:184:LYS:N	5:B:213:7Q9:N	4	1.07
(1,22)	1:B:184:LYS:N	6:B:214:17F:N1	4	1.07
(1,22)	1:B:184:LYS:N	6:B:215:17F:N1	4	1.07
(1,22)	1:B:184:LYS:N	5:B:216:7Q9:N	4	1.07
(1,22)	1:B:184:LYS:N	5:B:217:7Q9:N	4	1.07
(1,22)	1:B:184:LYS:N	5:B:218:7Q9:N	4	1.07
(1,22)	1:B:184:LYS:N	6:B:219:17F:N1	4	1.07
(1,22)	1:B:184:LYS:N	5:B:220:7Q9:N	4	1.07
(1,22)	1:B:184:LYS:NZ	1:B:2:THR:N	4	1.07
(1,22)	1:B:184:LYS:NZ	1:B:3:GLU:N	4	1.07
(1,22)	1:B:184:LYS:NZ	1:B:4:TYR:N	4	1.07
(1,22)	1:B:184:LYS:NZ	1:B:5:LYS:N	4	1.07
(1,22)	1:B:184:LYS:NZ	1:B:6:LEU:N	4	1.07
(1,22)	1:B:184:LYS:NZ	1:B:7:VAL:N	4	1.07
(1,22)	1:B:184:LYS:NZ	1:B:8:VAL:N	4	1.07
(1,22)	1:B:184:LYS:NZ	1:B:9:VAL:N	4	1.07
(1,22)	1:B:184:LYS:NZ	1:B:10:GLY:N	4	1.07
(1,22)	1:B:184:LYS:NZ	1:B:11:ALA:N	4	1.07
(1,22)	1:B:184:LYS:NZ	1:B:12:ASP:N	4	1.07
(1,22)	1:B:184:LYS:NZ	1:B:13:GLY:N	4	1.07
(1,22)	1:B:184:LYS:NZ	1:B:14:VAL:N	4	1.07
(1,22)	1:B:184:LYS:NZ	1:B:15:GLY:N	4	1.07
(1,22)	1:B:184:LYS:NZ	1:B:16:LYS:N	4	1.07

Continued on next page...

Continued from previous page...

Key	Atom-1	Atom-2	Model ID	Violation (Å)
(1,22)	1:B:184:LYS:NZ	1:B:17:SER:N	4	1.07
(1,22)	1:B:184:LYS:NZ	1:B:18:ALA:N	4	1.07
(1,22)	1:B:184:LYS:NZ	1:B:19:LEU:N	4	1.07
(1,22)	1:B:184:LYS:NZ	1:B:20:THR:N	4	1.07
(1,22)	1:B:184:LYS:NZ	1:B:21:ILE:N	4	1.07
(1,22)	1:B:184:LYS:NZ	1:B:22:GLN:N	4	1.07
(1,22)	1:B:184:LYS:NZ	1:B:23:LEU:N	4	1.07
(1,22)	1:B:184:LYS:NZ	1:B:24:ILE:N	4	1.07
(1,22)	1:B:184:LYS:NZ	1:B:25:GLN:N	4	1.07
(1,22)	1:B:184:LYS:NZ	1:B:26:ASN:N	4	1.07
(1,22)	1:B:184:LYS:NZ	1:B:27:HIS:N	4	1.07
(1,22)	1:B:184:LYS:NZ	1:B:28:PHE:N	4	1.07
(1,22)	1:B:184:LYS:NZ	1:B:29:VAL:N	4	1.07
(1,22)	1:B:184:LYS:NZ	1:B:30:ASP:N	4	1.07
(1,22)	1:B:184:LYS:NZ	1:B:31:GLU:N	4	1.07
(1,22)	1:B:184:LYS:NZ	1:B:32:TYR:N	4	1.07
(1,22)	1:B:184:LYS:NZ	1:B:33:ASP:N	4	1.07
(1,22)	1:B:184:LYS:NZ	1:B:34:PRO:N	4	1.07
(1,22)	1:B:184:LYS:NZ	1:B:35:THR:N	4	1.07
(1,22)	1:B:184:LYS:NZ	1:B:36:ILE:N	4	1.07
(1,22)	1:B:184:LYS:NZ	1:B:37:GLU:N	4	1.07
(1,22)	1:B:184:LYS:NZ	1:B:38:ASP:N	4	1.07
(1,22)	1:B:184:LYS:NZ	1:B:39:SER:N	4	1.07
(1,22)	1:B:184:LYS:NZ	1:B:40:TYR:N	4	1.07
(1,22)	1:B:184:LYS:NZ	1:B:41:ARG:N	4	1.07
(1,22)	1:B:184:LYS:NZ	1:B:42:LYS:N	4	1.07
(1,22)	1:B:184:LYS:NZ	1:B:43:GLN:N	4	1.07
(1,22)	1:B:184:LYS:NZ	1:B:44:VAL:N	4	1.07
(1,22)	1:B:184:LYS:NZ	1:B:45:VAL:N	4	1.07
(1,22)	1:B:184:LYS:NZ	1:B:46:ILE:N	4	1.07
(1,22)	1:B:184:LYS:NZ	1:B:47:ASP:N	4	1.07
(1,22)	1:B:184:LYS:NZ	1:B:48:GLY:N	4	1.07
(1,22)	1:B:184:LYS:NZ	1:B:49:GLU:N	4	1.07
(1,22)	1:B:184:LYS:NZ	1:B:50:THR:N	4	1.07
(1,22)	1:B:184:LYS:NZ	1:B:51:CYS:N	4	1.07
(1,22)	1:B:184:LYS:NZ	1:B:52:LEU:N	4	1.07
(1,22)	1:B:184:LYS:NZ	1:B:53:LEU:N	4	1.07
(1,22)	1:B:184:LYS:NZ	1:B:54:ASP:N	4	1.07
(1,22)	1:B:184:LYS:NZ	1:B:55:ILE:N	4	1.07
(1,22)	1:B:184:LYS:NZ	1:B:56:LEU:N	4	1.07
(1,22)	1:B:184:LYS:NZ	1:B:57:ASP:N	4	1.07
(1,22)	1:B:184:LYS:NZ	1:B:58:THR:N	4	1.07

Continued on next page...

Continued from previous page...

Key	Atom-1	Atom-2	Model ID	Violation (Å)
(1,22)	1:B:184:LYS:NZ	1:B:59:ALA:N	4	1.07
(1,22)	1:B:184:LYS:NZ	1:B:60:GLY:N	4	1.07
(1,22)	1:B:184:LYS:NZ	1:B:61:GLN:N	4	1.07
(1,22)	1:B:184:LYS:NZ	1:B:62:GLU:N	4	1.07
(1,22)	1:B:184:LYS:NZ	1:B:63:GLU:N	4	1.07
(1,22)	1:B:184:LYS:NZ	1:B:64:TYR:N	4	1.07
(1,22)	1:B:184:LYS:NZ	1:B:65:SER:N	4	1.07
(1,22)	1:B:184:LYS:NZ	1:B:66:ALA:N	4	1.07
(1,22)	1:B:184:LYS:NZ	1:B:67:MET:N	4	1.07
(1,22)	1:B:184:LYS:NZ	1:B:68:ARG:N	4	1.07
(1,22)	1:B:184:LYS:NZ	1:B:69:ASP:N	4	1.07
(1,22)	1:B:184:LYS:NZ	1:B:70:GLN:N	4	1.07
(1,22)	1:B:184:LYS:NZ	1:B:71:TYR:N	4	1.07
(1,22)	1:B:184:LYS:NZ	1:B:72:MET:N	4	1.07
(1,22)	1:B:184:LYS:NZ	1:B:73:ARG:N	4	1.07
(1,22)	1:B:184:LYS:NZ	1:B:74:THR:N	4	1.07
(1,22)	1:B:184:LYS:NZ	1:B:75:GLY:N	4	1.07
(1,22)	1:B:184:LYS:NZ	1:B:76:GLU:N	4	1.07
(1,22)	1:B:184:LYS:NZ	1:B:77:GLY:N	4	1.07
(1,22)	1:B:184:LYS:NZ	1:B:78:PHE:N	4	1.07
(1,22)	1:B:184:LYS:NZ	1:B:79:LEU:N	4	1.07
(1,22)	1:B:184:LYS:NZ	1:B:80:CYS:N	4	1.07
(1,22)	1:B:184:LYS:NZ	5:B:203:7Q9:N	4	1.07
(1,22)	1:B:184:LYS:NZ	5:B:204:7Q9:N	4	1.07
(1,22)	1:B:184:LYS:NZ	5:B:205:7Q9:N	4	1.07
(1,22)	1:B:184:LYS:NZ	5:B:206:7Q9:N	4	1.07
(1,22)	1:B:184:LYS:NZ	5:B:207:7Q9:N	4	1.07
(1,22)	1:B:184:LYS:NZ	6:B:208:17F:N1	4	1.07
(1,22)	1:B:184:LYS:NZ	5:B:209:7Q9:N	4	1.07
(1,22)	1:B:184:LYS:NZ	5:B:210:7Q9:N	4	1.07
(1,22)	1:B:184:LYS:NZ	5:B:211:7Q9:N	4	1.07
(1,22)	1:B:184:LYS:NZ	5:B:212:7Q9:N	4	1.07
(1,22)	1:B:184:LYS:NZ	5:B:213:7Q9:N	4	1.07
(1,22)	1:B:184:LYS:NZ	6:B:214:17F:N1	4	1.07
(1,22)	1:B:184:LYS:NZ	6:B:215:17F:N1	4	1.07
(1,22)	1:B:184:LYS:NZ	5:B:216:7Q9:N	4	1.07
(1,22)	1:B:184:LYS:NZ	5:B:217:7Q9:N	4	1.07
(1,22)	1:B:184:LYS:NZ	5:B:218:7Q9:N	4	1.07
(1,22)	1:B:184:LYS:NZ	6:B:219:17F:N1	4	1.07
(1,22)	1:B:184:LYS:NZ	5:B:220:7Q9:N	4	1.07
(1,22)	1:B:184:LYS:O	1:B:2:THR:N	4	1.07
(1,22)	1:B:184:LYS:O	1:B:3:GLU:N	4	1.07

Continued on next page...

Continued from previous page...

Key	Atom-1	Atom-2	Model ID	Violation (Å)
(1,22)	1:B:184:LYS:O	1:B:4:TYR:N	4	1.07
(1,22)	1:B:184:LYS:O	1:B:5:LYS:N	4	1.07
(1,22)	1:B:184:LYS:O	1:B:6:LEU:N	4	1.07
(1,22)	1:B:184:LYS:O	1:B:7:VAL:N	4	1.07
(1,22)	1:B:184:LYS:O	1:B:8:VAL:N	4	1.07
(1,22)	1:B:184:LYS:O	1:B:9:VAL:N	4	1.07
(1,22)	1:B:184:LYS:O	1:B:10:GLY:N	4	1.07
(1,22)	1:B:184:LYS:O	1:B:11:ALA:N	4	1.07
(1,22)	1:B:184:LYS:O	1:B:12:ASP:N	4	1.07
(1,22)	1:B:184:LYS:O	1:B:13:GLY:N	4	1.07
(1,22)	1:B:184:LYS:O	1:B:14:VAL:N	4	1.07
(1,22)	1:B:184:LYS:O	1:B:15:GLY:N	4	1.07
(1,22)	1:B:184:LYS:O	1:B:16:LYS:N	4	1.07
(1,22)	1:B:184:LYS:O	1:B:17:SER:N	4	1.07
(1,22)	1:B:184:LYS:O	1:B:18:ALA:N	4	1.07
(1,22)	1:B:184:LYS:O	1:B:19:LEU:N	4	1.07
(1,22)	1:B:184:LYS:O	1:B:20:THR:N	4	1.07
(1,22)	1:B:184:LYS:O	1:B:21:ILE:N	4	1.07
(1,22)	1:B:184:LYS:O	1:B:22:GLN:N	4	1.07
(1,22)	1:B:184:LYS:O	1:B:23:LEU:N	4	1.07
(1,22)	1:B:184:LYS:O	1:B:24:ILE:N	4	1.07
(1,22)	1:B:184:LYS:O	1:B:25:GLN:N	4	1.07
(1,22)	1:B:184:LYS:O	1:B:26:ASN:N	4	1.07
(1,22)	1:B:184:LYS:O	1:B:27:HIS:N	4	1.07
(1,22)	1:B:184:LYS:O	1:B:28:PHE:N	4	1.07
(1,22)	1:B:184:LYS:O	1:B:29:VAL:N	4	1.07
(1,22)	1:B:184:LYS:O	1:B:30:ASP:N	4	1.07
(1,22)	1:B:184:LYS:O	1:B:31:GLU:N	4	1.07
(1,22)	1:B:184:LYS:O	1:B:32:TYR:N	4	1.07
(1,22)	1:B:184:LYS:O	1:B:33:ASP:N	4	1.07
(1,22)	1:B:184:LYS:O	1:B:34:PRO:N	4	1.07
(1,22)	1:B:184:LYS:O	1:B:35:THR:N	4	1.07
(1,22)	1:B:184:LYS:O	1:B:36:ILE:N	4	1.07
(1,22)	1:B:184:LYS:O	1:B:37:GLU:N	4	1.07
(1,22)	1:B:184:LYS:O	1:B:38:ASP:N	4	1.07
(1,22)	1:B:184:LYS:O	1:B:39:SER:N	4	1.07
(1,22)	1:B:184:LYS:O	1:B:40:TYR:N	4	1.07
(1,22)	1:B:184:LYS:O	1:B:41:ARG:N	4	1.07
(1,22)	1:B:184:LYS:O	1:B:42:LYS:N	4	1.07
(1,22)	1:B:184:LYS:O	1:B:43:GLN:N	4	1.07
(1,22)	1:B:184:LYS:O	1:B:44:VAL:N	4	1.07
(1,22)	1:B:184:LYS:O	1:B:45:VAL:N	4	1.07

Continued on next page...

Continued from previous page...

Key	Atom-1	Atom-2	Model ID	Violation (Å)
(1,22)	1:B:184:LYS:O	1:B:46:ILE:N	4	1.07
(1,22)	1:B:184:LYS:O	1:B:47:ASP:N	4	1.07
(1,22)	1:B:184:LYS:O	1:B:48:GLY:N	4	1.07
(1,22)	1:B:184:LYS:O	1:B:49:GLU:N	4	1.07
(1,22)	1:B:184:LYS:O	1:B:50:THR:N	4	1.07
(1,22)	1:B:184:LYS:O	1:B:51:CYS:N	4	1.07
(1,22)	1:B:184:LYS:O	1:B:52:LEU:N	4	1.07
(1,22)	1:B:184:LYS:O	1:B:53:LEU:N	4	1.07
(1,22)	1:B:184:LYS:O	1:B:54:ASP:N	4	1.07
(1,22)	1:B:184:LYS:O	1:B:55:ILE:N	4	1.07
(1,22)	1:B:184:LYS:O	1:B:56:LEU:N	4	1.07
(1,22)	1:B:184:LYS:O	1:B:57:ASP:N	4	1.07
(1,22)	1:B:184:LYS:O	1:B:58:THR:N	4	1.07
(1,22)	1:B:184:LYS:O	1:B:59:ALA:N	4	1.07
(1,22)	1:B:184:LYS:O	1:B:60:GLY:N	4	1.07
(1,22)	1:B:184:LYS:O	1:B:61:GLN:N	4	1.07
(1,22)	1:B:184:LYS:O	1:B:62:GLU:N	4	1.07
(1,22)	1:B:184:LYS:O	1:B:63:GLU:N	4	1.07
(1,22)	1:B:184:LYS:O	1:B:64:TYR:N	4	1.07
(1,22)	1:B:184:LYS:O	1:B:65:SER:N	4	1.07
(1,22)	1:B:184:LYS:O	1:B:66:ALA:N	4	1.07
(1,22)	1:B:184:LYS:O	1:B:67:MET:N	4	1.07
(1,22)	1:B:184:LYS:O	1:B:68:ARG:N	4	1.07
(1,22)	1:B:184:LYS:O	1:B:69:ASP:N	4	1.07
(1,22)	1:B:184:LYS:O	1:B:70:GLN:N	4	1.07
(1,22)	1:B:184:LYS:O	1:B:71:TYR:N	4	1.07
(1,22)	1:B:184:LYS:O	1:B:72:MET:N	4	1.07
(1,22)	1:B:184:LYS:O	1:B:73:ARG:N	4	1.07
(1,22)	1:B:184:LYS:O	1:B:74:THR:N	4	1.07
(1,22)	1:B:184:LYS:O	1:B:75:GLY:N	4	1.07
(1,22)	1:B:184:LYS:O	1:B:76:GLU:N	4	1.07
(1,22)	1:B:184:LYS:O	1:B:77:GLY:N	4	1.07
(1,22)	1:B:184:LYS:O	1:B:78:PHE:N	4	1.07
(1,22)	1:B:184:LYS:O	1:B:79:LEU:N	4	1.07
(1,22)	1:B:184:LYS:O	1:B:80:CYS:N	4	1.07
(1,22)	1:B:184:LYS:O	5:B:203:7Q9:N	4	1.07
(1,22)	1:B:184:LYS:O	5:B:204:7Q9:N	4	1.07
(1,22)	1:B:184:LYS:O	5:B:205:7Q9:N	4	1.07
(1,22)	1:B:184:LYS:O	5:B:206:7Q9:N	4	1.07
(1,22)	1:B:184:LYS:O	5:B:207:7Q9:N	4	1.07
(1,22)	1:B:184:LYS:O	6:B:208:17F:N1	4	1.07
(1,22)	1:B:184:LYS:O	5:B:209:7Q9:N	4	1.07

Continued on next page...

Continued from previous page...

Key	Atom-1	Atom-2	Model ID	Violation (Å)
(1,22)	1:B:184:LYS:O	5:B:210:7Q9:N	4	1.07
(1,22)	1:B:184:LYS:O	5:B:211:7Q9:N	4	1.07
(1,22)	1:B:184:LYS:O	5:B:212:7Q9:N	4	1.07
(1,22)	1:B:184:LYS:O	5:B:213:7Q9:N	4	1.07
(1,22)	1:B:184:LYS:O	6:B:214:17F:N1	4	1.07
(1,22)	1:B:184:LYS:O	6:B:215:17F:N1	4	1.07
(1,22)	1:B:184:LYS:O	5:B:216:7Q9:N	4	1.07
(1,22)	1:B:184:LYS:O	5:B:217:7Q9:N	4	1.07
(1,22)	1:B:184:LYS:O	5:B:218:7Q9:N	4	1.07
(1,22)	1:B:184:LYS:O	6:B:219:17F:N1	4	1.07
(1,22)	1:B:184:LYS:O	5:B:220:7Q9:N	4	1.07
(3,2)	1:A:8:VAL:CG1	1:B:2:THR:N	15	1.01
(3,2)	1:A:8:VAL:CG1	1:B:3:GLU:N	15	1.01
(3,2)	1:A:8:VAL:CG1	1:B:4:TYR:N	15	1.01
(3,2)	1:A:8:VAL:CG1	1:B:5:LYS:N	15	1.01
(3,2)	1:A:8:VAL:CG1	1:B:6:LEU:N	15	1.01
(3,2)	1:A:8:VAL:CG1	1:B:7:VAL:N	15	1.01
(3,2)	1:A:8:VAL:CG1	1:B:8:VAL:N	15	1.01
(3,2)	1:A:8:VAL:CG1	1:B:9:VAL:N	15	1.01
(3,2)	1:A:8:VAL:CG1	1:B:10:GLY:N	15	1.01
(3,2)	1:A:8:VAL:CG1	1:B:11:ALA:N	15	1.01
(3,2)	1:A:8:VAL:CG1	1:B:12:ASP:N	15	1.01
(3,2)	1:A:8:VAL:CG1	1:B:13:GLY:N	15	1.01
(3,2)	1:A:8:VAL:CG1	1:B:14:VAL:N	15	1.01
(3,2)	1:A:8:VAL:CG1	1:B:15:GLY:N	15	1.01
(3,2)	1:A:8:VAL:CG1	1:B:16:LYS:N	15	1.01
(3,2)	1:A:8:VAL:CG1	1:B:17:SER:N	15	1.01
(3,2)	1:A:8:VAL:CG1	1:B:18:ALA:N	15	1.01
(3,2)	1:A:8:VAL:CG1	1:B:19:LEU:N	15	1.01
(3,2)	1:A:8:VAL:CG1	1:B:20:THR:N	15	1.01
(3,2)	1:A:8:VAL:CG1	1:B:21:ILE:N	15	1.01
(3,2)	1:A:8:VAL:CG1	1:B:22:GLN:N	15	1.01
(3,2)	1:A:8:VAL:CG1	1:B:23:LEU:N	15	1.01
(3,2)	1:A:8:VAL:CG1	1:B:24:ILE:N	15	1.01
(3,2)	1:A:8:VAL:CG1	1:B:25:GLN:N	15	1.01
(3,2)	1:A:8:VAL:CG1	1:B:26:ASN:N	15	1.01
(3,2)	1:A:8:VAL:CG1	1:B:27:HIS:N	15	1.01
(3,2)	1:A:8:VAL:CG1	1:B:28:PHE:N	15	1.01
(3,2)	1:A:8:VAL:CG1	1:B:29:VAL:N	15	1.01
(3,2)	1:A:8:VAL:CG1	1:B:30:ASP:N	15	1.01
(3,2)	1:A:8:VAL:CG1	1:B:31:GLU:N	15	1.01
(3,2)	1:A:8:VAL:CG1	1:B:32:TYR:N	15	1.01

Continued on next page...

Continued from previous page...

Key	Atom-1	Atom-2	Model ID	Violation (Å)
(3,2)	1:A:8:VAL:CG1	1:B:33:ASP:N	15	1.01
(3,2)	1:A:8:VAL:CG1	1:B:34:PRO:N	15	1.01
(3,2)	1:A:8:VAL:CG1	1:B:35:THR:N	15	1.01
(3,2)	1:A:8:VAL:CG1	1:B:36:ILE:N	15	1.01
(3,2)	1:A:8:VAL:CG1	1:B:37:GLU:N	15	1.01
(3,2)	1:A:8:VAL:CG1	1:B:38:ASP:N	15	1.01
(3,2)	1:A:8:VAL:CG1	1:B:39:SER:N	15	1.01
(3,2)	1:A:8:VAL:CG1	1:B:40:TYR:N	15	1.01
(3,2)	1:A:8:VAL:CG1	1:B:41:ARG:N	15	1.01
(3,2)	1:A:8:VAL:CG1	1:B:42:LYS:N	15	1.01
(3,2)	1:A:8:VAL:CG1	1:B:43:GLN:N	15	1.01
(3,2)	1:A:8:VAL:CG1	1:B:44:VAL:N	15	1.01
(3,2)	1:A:8:VAL:CG1	1:B:45:VAL:N	15	1.01
(3,2)	1:A:8:VAL:CG1	1:B:46:ILE:N	15	1.01
(3,2)	1:A:8:VAL:CG1	1:B:47:ASP:N	15	1.01
(3,2)	1:A:8:VAL:CG1	1:B:48:GLY:N	15	1.01
(3,2)	1:A:8:VAL:CG1	1:B:49:GLU:N	15	1.01
(3,2)	1:A:8:VAL:CG1	1:B:50:THR:N	15	1.01
(3,2)	1:A:8:VAL:CG1	1:B:51:CYS:N	15	1.01
(3,2)	1:A:8:VAL:CG1	1:B:52:LEU:N	15	1.01
(3,2)	1:A:8:VAL:CG1	1:B:53:LEU:N	15	1.01
(3,2)	1:A:8:VAL:CG1	1:B:54:ASP:N	15	1.01
(3,2)	1:A:8:VAL:CG1	1:B:55:ILE:N	15	1.01
(3,2)	1:A:8:VAL:CG1	1:B:56:LEU:N	15	1.01
(3,2)	1:A:8:VAL:CG1	1:B:57:ASP:N	15	1.01
(3,2)	1:A:8:VAL:CG1	1:B:58:THR:N	15	1.01
(3,2)	1:A:8:VAL:CG1	1:B:59:ALA:N	15	1.01
(3,2)	1:A:8:VAL:CG1	1:B:60:GLY:N	15	1.01
(3,2)	1:A:8:VAL:CG1	1:B:61:GLN:N	15	1.01
(3,2)	1:A:8:VAL:CG1	1:B:62:GLU:N	15	1.01
(3,2)	1:A:8:VAL:CG1	1:B:63:GLU:N	15	1.01
(3,2)	1:A:8:VAL:CG1	1:B:64:TYR:N	15	1.01
(3,2)	1:A:8:VAL:CG1	1:B:65:SER:N	15	1.01
(3,2)	1:A:8:VAL:CG1	1:B:66:ALA:N	15	1.01
(3,2)	1:A:8:VAL:CG1	1:B:67:MET:N	15	1.01
(3,2)	1:A:8:VAL:CG1	1:B:68:ARG:N	15	1.01
(3,2)	1:A:8:VAL:CG1	1:B:69:ASP:N	15	1.01
(3,2)	1:A:8:VAL:CG1	1:B:70:GLN:N	15	1.01
(3,2)	1:A:8:VAL:CG1	1:B:71:TYR:N	15	1.01
(3,2)	1:A:8:VAL:CG1	1:B:72:MET:N	15	1.01
(3,2)	1:A:8:VAL:CG1	1:B:73:ARG:N	15	1.01
(3,2)	1:A:8:VAL:CG1	1:B:74:THR:N	15	1.01

Continued on next page...

Continued from previous page...

Key	Atom-1	Atom-2	Model ID	Violation (Å)
(3,2)	1:A:8:VAL:CG1	1:B:75:GLY:N	15	1.01
(3,2)	1:A:8:VAL:CG1	1:B:76:GLU:N	15	1.01
(3,2)	1:A:8:VAL:CG1	1:B:77:GLY:N	15	1.01
(3,2)	1:A:8:VAL:CG1	1:B:78:PHE:N	15	1.01
(3,2)	1:A:8:VAL:CG1	1:B:79:LEU:N	15	1.01
(3,2)	1:A:8:VAL:CG1	1:B:80:CYS:N	15	1.01
(3,2)	1:A:8:VAL:CG1	5:B:203:7Q9:N	15	1.01
(3,2)	1:A:8:VAL:CG1	5:B:204:7Q9:N	15	1.01
(3,2)	1:A:8:VAL:CG1	5:B:205:7Q9:N	15	1.01
(3,2)	1:A:8:VAL:CG1	5:B:206:7Q9:N	15	1.01
(3,2)	1:A:8:VAL:CG1	5:B:207:7Q9:N	15	1.01
(3,2)	1:A:8:VAL:CG1	6:B:208:17F:N1	15	1.01
(3,2)	1:A:8:VAL:CG1	5:B:209:7Q9:N	15	1.01
(3,2)	1:A:8:VAL:CG1	5:B:210:7Q9:N	15	1.01
(3,2)	1:A:8:VAL:CG1	5:B:211:7Q9:N	15	1.01
(3,2)	1:A:8:VAL:CG1	5:B:212:7Q9:N	15	1.01
(3,2)	1:A:8:VAL:CG1	5:B:213:7Q9:N	15	1.01
(3,2)	1:A:8:VAL:CG1	6:B:214:17F:N1	15	1.01
(3,2)	1:A:8:VAL:CG1	6:B:215:17F:N1	15	1.01
(3,2)	1:A:8:VAL:CG1	5:B:216:7Q9:N	15	1.01
(3,2)	1:A:8:VAL:CG1	5:B:217:7Q9:N	15	1.01
(3,2)	1:A:8:VAL:CG1	5:B:218:7Q9:N	15	1.01
(3,2)	1:A:8:VAL:CG1	6:B:219:17F:N1	15	1.01
(3,2)	1:A:8:VAL:CG1	5:B:220:7Q9:N	15	1.01
(3,2)	1:A:8:VAL:CG2	1:B:2:THR:N	15	1.01
(3,2)	1:A:8:VAL:CG2	1:B:3:GLU:N	15	1.01
(3,2)	1:A:8:VAL:CG2	1:B:4:TYR:N	15	1.01
(3,2)	1:A:8:VAL:CG2	1:B:5:LYS:N	15	1.01
(3,2)	1:A:8:VAL:CG2	1:B:6:LEU:N	15	1.01
(3,2)	1:A:8:VAL:CG2	1:B:7:VAL:N	15	1.01
(3,2)	1:A:8:VAL:CG2	1:B:8:VAL:N	15	1.01
(3,2)	1:A:8:VAL:CG2	1:B:9:VAL:N	15	1.01
(3,2)	1:A:8:VAL:CG2	1:B:10:GLY:N	15	1.01
(3,2)	1:A:8:VAL:CG2	1:B:11:ALA:N	15	1.01
(3,2)	1:A:8:VAL:CG2	1:B:12:ASP:N	15	1.01
(3,2)	1:A:8:VAL:CG2	1:B:13:GLY:N	15	1.01
(3,2)	1:A:8:VAL:CG2	1:B:14:VAL:N	15	1.01
(3,2)	1:A:8:VAL:CG2	1:B:15:GLY:N	15	1.01
(3,2)	1:A:8:VAL:CG2	1:B:16:LYS:N	15	1.01
(3,2)	1:A:8:VAL:CG2	1:B:17:SER:N	15	1.01
(3,2)	1:A:8:VAL:CG2	1:B:18:ALA:N	15	1.01
(3,2)	1:A:8:VAL:CG2	1:B:19:LEU:N	15	1.01

Continued on next page...

Continued from previous page...

Key	Atom-1	Atom-2	Model ID	Violation (Å)
(3,2)	1:A:8:VAL:CG2	1:B:20:THR:N	15	1.01
(3,2)	1:A:8:VAL:CG2	1:B:21:ILE:N	15	1.01
(3,2)	1:A:8:VAL:CG2	1:B:22:GLN:N	15	1.01
(3,2)	1:A:8:VAL:CG2	1:B:23:LEU:N	15	1.01
(3,2)	1:A:8:VAL:CG2	1:B:24:ILE:N	15	1.01
(3,2)	1:A:8:VAL:CG2	1:B:25:GLN:N	15	1.01
(3,2)	1:A:8:VAL:CG2	1:B:26:ASN:N	15	1.01
(3,2)	1:A:8:VAL:CG2	1:B:27:HIS:N	15	1.01
(3,2)	1:A:8:VAL:CG2	1:B:28:PHE:N	15	1.01
(3,2)	1:A:8:VAL:CG2	1:B:29:VAL:N	15	1.01
(3,2)	1:A:8:VAL:CG2	1:B:30:ASP:N	15	1.01
(3,2)	1:A:8:VAL:CG2	1:B:31:GLU:N	15	1.01
(3,2)	1:A:8:VAL:CG2	1:B:32:TYR:N	15	1.01
(3,2)	1:A:8:VAL:CG2	1:B:33:ASP:N	15	1.01
(3,2)	1:A:8:VAL:CG2	1:B:34:PRO:N	15	1.01
(3,2)	1:A:8:VAL:CG2	1:B:35:THR:N	15	1.01
(3,2)	1:A:8:VAL:CG2	1:B:36:ILE:N	15	1.01
(3,2)	1:A:8:VAL:CG2	1:B:37:GLU:N	15	1.01
(3,2)	1:A:8:VAL:CG2	1:B:38:ASP:N	15	1.01
(3,2)	1:A:8:VAL:CG2	1:B:39:SER:N	15	1.01
(3,2)	1:A:8:VAL:CG2	1:B:40:TYR:N	15	1.01
(3,2)	1:A:8:VAL:CG2	1:B:41:ARG:N	15	1.01
(3,2)	1:A:8:VAL:CG2	1:B:42:LYS:N	15	1.01
(3,2)	1:A:8:VAL:CG2	1:B:43:GLN:N	15	1.01
(3,2)	1:A:8:VAL:CG2	1:B:44:VAL:N	15	1.01
(3,2)	1:A:8:VAL:CG2	1:B:45:VAL:N	15	1.01
(3,2)	1:A:8:VAL:CG2	1:B:46:ILE:N	15	1.01
(3,2)	1:A:8:VAL:CG2	1:B:47:ASP:N	15	1.01
(3,2)	1:A:8:VAL:CG2	1:B:48:GLY:N	15	1.01
(3,2)	1:A:8:VAL:CG2	1:B:49:GLU:N	15	1.01
(3,2)	1:A:8:VAL:CG2	1:B:50:THR:N	15	1.01
(3,2)	1:A:8:VAL:CG2	1:B:51:CYS:N	15	1.01
(3,2)	1:A:8:VAL:CG2	1:B:52:LEU:N	15	1.01
(3,2)	1:A:8:VAL:CG2	1:B:53:LEU:N	15	1.01
(3,2)	1:A:8:VAL:CG2	1:B:54:ASP:N	15	1.01
(3,2)	1:A:8:VAL:CG2	1:B:55:ILE:N	15	1.01
(3,2)	1:A:8:VAL:CG2	1:B:56:LEU:N	15	1.01
(3,2)	1:A:8:VAL:CG2	1:B:57:ASP:N	15	1.01
(3,2)	1:A:8:VAL:CG2	1:B:58:THR:N	15	1.01
(3,2)	1:A:8:VAL:CG2	1:B:59:ALA:N	15	1.01
(3,2)	1:A:8:VAL:CG2	1:B:60:GLY:N	15	1.01
(3,2)	1:A:8:VAL:CG2	1:B:61:GLN:N	15	1.01

Continued on next page...

Continued from previous page...

Key	Atom-1	Atom-2	Model ID	Violation (Å)
(3,2)	1:A:8:VAL:CG2	1:B:62:GLU:N	15	1.01
(3,2)	1:A:8:VAL:CG2	1:B:63:GLU:N	15	1.01
(3,2)	1:A:8:VAL:CG2	1:B:64:TYR:N	15	1.01
(3,2)	1:A:8:VAL:CG2	1:B:65:SER:N	15	1.01
(3,2)	1:A:8:VAL:CG2	1:B:66:ALA:N	15	1.01
(3,2)	1:A:8:VAL:CG2	1:B:67:MET:N	15	1.01
(3,2)	1:A:8:VAL:CG2	1:B:68:ARG:N	15	1.01
(3,2)	1:A:8:VAL:CG2	1:B:69:ASP:N	15	1.01
(3,2)	1:A:8:VAL:CG2	1:B:70:GLN:N	15	1.01
(3,2)	1:A:8:VAL:CG2	1:B:71:TYR:N	15	1.01
(3,2)	1:A:8:VAL:CG2	1:B:72:MET:N	15	1.01
(3,2)	1:A:8:VAL:CG2	1:B:73:ARG:N	15	1.01
(3,2)	1:A:8:VAL:CG2	1:B:74:THR:N	15	1.01
(3,2)	1:A:8:VAL:CG2	1:B:75:GLY:N	15	1.01
(3,2)	1:A:8:VAL:CG2	1:B:76:GLU:N	15	1.01
(3,2)	1:A:8:VAL:CG2	1:B:77:GLY:N	15	1.01
(3,2)	1:A:8:VAL:CG2	1:B:78:PHE:N	15	1.01
(3,2)	1:A:8:VAL:CG2	1:B:79:LEU:N	15	1.01
(3,2)	1:A:8:VAL:CG2	1:B:80:CYS:N	15	1.01
(3,2)	1:A:8:VAL:CG2	5:B:203:7Q9:N	15	1.01
(3,2)	1:A:8:VAL:CG2	5:B:204:7Q9:N	15	1.01
(3,2)	1:A:8:VAL:CG2	5:B:205:7Q9:N	15	1.01
(3,2)	1:A:8:VAL:CG2	5:B:206:7Q9:N	15	1.01
(3,2)	1:A:8:VAL:CG2	5:B:207:7Q9:N	15	1.01
(3,2)	1:A:8:VAL:CG2	6:B:208:17F:N1	15	1.01
(3,2)	1:A:8:VAL:CG2	5:B:209:7Q9:N	15	1.01
(3,2)	1:A:8:VAL:CG2	5:B:210:7Q9:N	15	1.01
(3,2)	1:A:8:VAL:CG2	5:B:211:7Q9:N	15	1.01
(3,2)	1:A:8:VAL:CG2	5:B:212:7Q9:N	15	1.01
(3,2)	1:A:8:VAL:CG2	5:B:213:7Q9:N	15	1.01
(3,2)	1:A:8:VAL:CG2	6:B:214:17F:N1	15	1.01
(3,2)	1:A:8:VAL:CG2	6:B:215:17F:N1	15	1.01
(3,2)	1:A:8:VAL:CG2	5:B:216:7Q9:N	15	1.01
(3,2)	1:A:8:VAL:CG2	5:B:217:7Q9:N	15	1.01
(3,2)	1:A:8:VAL:CG2	5:B:218:7Q9:N	15	1.01
(3,2)	1:A:8:VAL:CG2	6:B:219:17F:N1	15	1.01
(3,2)	1:A:8:VAL:CG2	5:B:220:7Q9:N	15	1.01
(3,9)	1:A:46:ILE:CD1	1:B:2:THR:N	18	1.0
(3,9)	1:A:46:ILE:CD1	1:B:3:GLU:N	18	1.0
(3,9)	1:A:46:ILE:CD1	1:B:4:TYR:N	18	1.0
(3,9)	1:A:46:ILE:CD1	1:B:5:LYS:N	18	1.0
(3,9)	1:A:46:ILE:CD1	1:B:6:LEU:N	18	1.0

Continued on next page...

Continued from previous page...

Key	Atom-1	Atom-2	Model ID	Violation (Å)
(3,9)	1:A:46:ILE:CD1	1:B:7:VAL:N	18	1.0
(3,9)	1:A:46:ILE:CD1	1:B:8:VAL:N	18	1.0
(3,9)	1:A:46:ILE:CD1	1:B:9:VAL:N	18	1.0
(3,9)	1:A:46:ILE:CD1	1:B:10:GLY:N	18	1.0
(3,9)	1:A:46:ILE:CD1	1:B:11:ALA:N	18	1.0
(3,9)	1:A:46:ILE:CD1	1:B:12:ASP:N	18	1.0
(3,9)	1:A:46:ILE:CD1	1:B:13:GLY:N	18	1.0
(3,9)	1:A:46:ILE:CD1	1:B:14:VAL:N	18	1.0
(3,9)	1:A:46:ILE:CD1	1:B:15:GLY:N	18	1.0
(3,9)	1:A:46:ILE:CD1	1:B:16:LYS:N	18	1.0
(3,9)	1:A:46:ILE:CD1	1:B:17:SER:N	18	1.0
(3,9)	1:A:46:ILE:CD1	1:B:18:ALA:N	18	1.0
(3,9)	1:A:46:ILE:CD1	1:B:19:LEU:N	18	1.0
(3,9)	1:A:46:ILE:CD1	1:B:20:THR:N	18	1.0
(3,9)	1:A:46:ILE:CD1	1:B:21:ILE:N	18	1.0
(3,9)	1:A:46:ILE:CD1	1:B:22:GLN:N	18	1.0
(3,9)	1:A:46:ILE:CD1	1:B:23:LEU:N	18	1.0
(3,9)	1:A:46:ILE:CD1	1:B:24:ILE:N	18	1.0
(3,9)	1:A:46:ILE:CD1	1:B:25:GLN:N	18	1.0
(3,9)	1:A:46:ILE:CD1	1:B:26:ASN:N	18	1.0
(3,9)	1:A:46:ILE:CD1	1:B:27:HIS:N	18	1.0
(3,9)	1:A:46:ILE:CD1	1:B:28:PHE:N	18	1.0
(3,9)	1:A:46:ILE:CD1	1:B:29:VAL:N	18	1.0
(3,9)	1:A:46:ILE:CD1	1:B:30:ASP:N	18	1.0
(3,9)	1:A:46:ILE:CD1	1:B:31:GLU:N	18	1.0
(3,9)	1:A:46:ILE:CD1	1:B:32:TYR:N	18	1.0
(3,9)	1:A:46:ILE:CD1	1:B:33:ASP:N	18	1.0
(3,9)	1:A:46:ILE:CD1	1:B:34:PRO:N	18	1.0
(3,9)	1:A:46:ILE:CD1	1:B:35:THR:N	18	1.0
(3,9)	1:A:46:ILE:CD1	1:B:36:ILE:N	18	1.0
(3,9)	1:A:46:ILE:CD1	1:B:37:GLU:N	18	1.0
(3,9)	1:A:46:ILE:CD1	1:B:38:ASP:N	18	1.0
(3,9)	1:A:46:ILE:CD1	1:B:39:SER:N	18	1.0
(3,9)	1:A:46:ILE:CD1	1:B:40:TYR:N	18	1.0
(3,9)	1:A:46:ILE:CD1	1:B:41:ARG:N	18	1.0
(3,9)	1:A:46:ILE:CD1	1:B:42:LYS:N	18	1.0
(3,9)	1:A:46:ILE:CD1	1:B:43:GLN:N	18	1.0
(3,9)	1:A:46:ILE:CD1	1:B:44:VAL:N	18	1.0
(3,9)	1:A:46:ILE:CD1	1:B:45:VAL:N	18	1.0
(3,9)	1:A:46:ILE:CD1	1:B:46:ILE:N	18	1.0
(3,9)	1:A:46:ILE:CD1	1:B:47:ASP:N	18	1.0
(3,9)	1:A:46:ILE:CD1	1:B:48:GLY:N	18	1.0

Continued on next page...

Continued from previous page...

Key	Atom-1	Atom-2	Model ID	Violation (Å)
(3,9)	1:A:46:ILE:CD1	1:B:49:GLU:N	18	1.0
(3,9)	1:A:46:ILE:CD1	1:B:50:THR:N	18	1.0
(3,9)	1:A:46:ILE:CD1	1:B:51:CYS:N	18	1.0
(3,9)	1:A:46:ILE:CD1	1:B:52:LEU:N	18	1.0
(3,9)	1:A:46:ILE:CD1	1:B:53:LEU:N	18	1.0
(3,9)	1:A:46:ILE:CD1	1:B:54:ASP:N	18	1.0
(3,9)	1:A:46:ILE:CD1	1:B:55:ILE:N	18	1.0
(3,9)	1:A:46:ILE:CD1	1:B:56:LEU:N	18	1.0
(3,9)	1:A:46:ILE:CD1	1:B:57:ASP:N	18	1.0
(3,9)	1:A:46:ILE:CD1	1:B:58:THR:N	18	1.0
(3,9)	1:A:46:ILE:CD1	1:B:59:ALA:N	18	1.0
(3,9)	1:A:46:ILE:CD1	1:B:60:GLY:N	18	1.0
(3,9)	1:A:46:ILE:CD1	1:B:61:GLN:N	18	1.0
(3,9)	1:A:46:ILE:CD1	1:B:62:GLU:N	18	1.0
(3,9)	1:A:46:ILE:CD1	1:B:63:GLU:N	18	1.0
(3,9)	1:A:46:ILE:CD1	1:B:64:TYR:N	18	1.0
(3,9)	1:A:46:ILE:CD1	1:B:65:SER:N	18	1.0
(3,9)	1:A:46:ILE:CD1	1:B:66:ALA:N	18	1.0
(3,9)	1:A:46:ILE:CD1	1:B:67:MET:N	18	1.0
(3,9)	1:A:46:ILE:CD1	1:B:68:ARG:N	18	1.0
(3,9)	1:A:46:ILE:CD1	1:B:69:ASP:N	18	1.0
(3,9)	1:A:46:ILE:CD1	1:B:70:GLN:N	18	1.0
(3,9)	1:A:46:ILE:CD1	1:B:71:TYR:N	18	1.0
(3,9)	1:A:46:ILE:CD1	1:B:72:MET:N	18	1.0
(3,9)	1:A:46:ILE:CD1	1:B:73:ARG:N	18	1.0
(3,9)	1:A:46:ILE:CD1	1:B:74:THR:N	18	1.0
(3,9)	1:A:46:ILE:CD1	1:B:75:GLY:N	18	1.0
(3,9)	1:A:46:ILE:CD1	1:B:76:GLU:N	18	1.0
(3,9)	1:A:46:ILE:CD1	1:B:77:GLY:N	18	1.0
(3,9)	1:A:46:ILE:CD1	1:B:78:PHE:N	18	1.0
(3,9)	1:A:46:ILE:CD1	1:B:79:LEU:N	18	1.0
(3,9)	1:A:46:ILE:CD1	1:B:80:CYS:N	18	1.0
(3,9)	1:A:46:ILE:CD1	5:B:203:7Q9:N	18	1.0
(3,9)	1:A:46:ILE:CD1	5:B:204:7Q9:N	18	1.0
(3,9)	1:A:46:ILE:CD1	5:B:205:7Q9:N	18	1.0
(3,9)	1:A:46:ILE:CD1	5:B:206:7Q9:N	18	1.0
(3,9)	1:A:46:ILE:CD1	5:B:207:7Q9:N	18	1.0
(3,9)	1:A:46:ILE:CD1	6:B:208:17F:N1	18	1.0
(3,9)	1:A:46:ILE:CD1	5:B:209:7Q9:N	18	1.0
(3,9)	1:A:46:ILE:CD1	5:B:210:7Q9:N	18	1.0
(3,9)	1:A:46:ILE:CD1	5:B:211:7Q9:N	18	1.0
(3,9)	1:A:46:ILE:CD1	5:B:212:7Q9:N	18	1.0

Continued on next page...

Continued from previous page...

Key	Atom-1	Atom-2	Model ID	Violation (Å)
(3,9)	1:A:46:ILE:CD1	5:B:213:7Q9:N	18	1.0
(3,9)	1:A:46:ILE:CD1	6:B:214:17F:N1	18	1.0
(3,9)	1:A:46:ILE:CD1	6:B:215:17F:N1	18	1.0
(3,9)	1:A:46:ILE:CD1	5:B:216:7Q9:N	18	1.0
(3,9)	1:A:46:ILE:CD1	5:B:217:7Q9:N	18	1.0
(3,9)	1:A:46:ILE:CD1	5:B:218:7Q9:N	18	1.0
(3,9)	1:A:46:ILE:CD1	6:B:219:17F:N1	18	1.0
(3,9)	1:A:46:ILE:CD1	5:B:220:7Q9:N	18	1.0
(1,20)	1:A:21:ILE:CD1	1:A:44:VAL:CG1	4	0.99
(1,20)	1:A:21:ILE:CD1	1:A:44:VAL:CG2	4	0.99
(1,20)	1:A:21:ILE:CD1	1:A:45:VAL:CG1	4	0.99
(1,20)	1:A:21:ILE:CD1	1:A:45:VAL:CG2	4	0.99
(1,20)	1:A:21:ILE:CD1	1:A:46:ILE:CD1	4	0.99
(1,20)	1:A:21:ILE:CD1	1:A:142:ILE:CD1	4	0.99
(1,20)	1:A:21:ILE:CD1	1:A:160:VAL:CG1	4	0.99
(1,20)	1:A:21:ILE:CD1	1:A:160:VAL:CG2	4	0.99
(1,20)	1:A:21:ILE:CD1	1:B:44:VAL:CG1	4	0.99
(1,20)	1:A:21:ILE:CD1	1:B:44:VAL:CG2	4	0.99
(1,20)	1:A:21:ILE:CD1	1:B:45:VAL:CG1	4	0.99
(1,20)	1:A:21:ILE:CD1	1:B:45:VAL:CG2	4	0.99
(1,20)	1:A:21:ILE:CD1	1:B:160:VAL:CG1	4	0.99
(1,20)	1:A:21:ILE:CD1	1:B:160:VAL:CG2	4	0.99
(1,20)	1:A:23:LEU:CD1	1:A:44:VAL:CG1	4	0.99
(1,20)	1:A:23:LEU:CD1	1:A:44:VAL:CG2	4	0.99
(1,20)	1:A:23:LEU:CD1	1:A:45:VAL:CG1	4	0.99
(1,20)	1:A:23:LEU:CD1	1:A:45:VAL:CG2	4	0.99
(1,20)	1:A:23:LEU:CD1	1:A:46:ILE:CD1	4	0.99
(1,20)	1:A:23:LEU:CD1	1:A:142:ILE:CD1	4	0.99
(1,20)	1:A:23:LEU:CD1	1:A:160:VAL:CG1	4	0.99
(1,20)	1:A:23:LEU:CD1	1:A:160:VAL:CG2	4	0.99
(1,20)	1:A:23:LEU:CD1	1:B:44:VAL:CG1	4	0.99
(1,20)	1:A:23:LEU:CD1	1:B:44:VAL:CG2	4	0.99
(1,20)	1:A:23:LEU:CD1	1:B:45:VAL:CG1	4	0.99
(1,20)	1:A:23:LEU:CD1	1:B:45:VAL:CG2	4	0.99
(1,20)	1:A:23:LEU:CD1	1:B:160:VAL:CG1	4	0.99
(1,20)	1:A:23:LEU:CD1	1:B:160:VAL:CG2	4	0.99
(1,20)	1:A:23:LEU:CD2	1:A:44:VAL:CG1	4	0.99
(1,20)	1:A:23:LEU:CD2	1:A:44:VAL:CG2	4	0.99
(1,20)	1:A:23:LEU:CD2	1:A:45:VAL:CG1	4	0.99
(1,20)	1:A:23:LEU:CD2	1:A:45:VAL:CG2	4	0.99
(1,20)	1:A:23:LEU:CD2	1:A:46:ILE:CD1	4	0.99
(1,20)	1:A:23:LEU:CD2	1:A:142:ILE:CD1	4	0.99

Continued on next page...

Continued from previous page...

Key	Atom-1	Atom-2	Model ID	Violation (Å)
(1,20)	1:A:23:LEU:CD2	1:A:160:VAL:CG1	4	0.99
(1,20)	1:A:23:LEU:CD2	1:A:160:VAL:CG2	4	0.99
(1,20)	1:A:23:LEU:CD2	1:B:44:VAL:CG1	4	0.99
(1,20)	1:A:23:LEU:CD2	1:B:44:VAL:CG2	4	0.99
(1,20)	1:A:23:LEU:CD2	1:B:45:VAL:CG1	4	0.99
(1,20)	1:A:23:LEU:CD2	1:B:45:VAL:CG2	4	0.99
(1,20)	1:A:23:LEU:CD2	1:B:160:VAL:CG1	4	0.99
(1,20)	1:A:23:LEU:CD2	1:B:160:VAL:CG2	4	0.99
(1,20)	1:A:24:ILE:CD1	1:A:44:VAL:CG1	4	0.99
(1,20)	1:A:24:ILE:CD1	1:A:44:VAL:CG2	4	0.99
(1,20)	1:A:24:ILE:CD1	1:A:45:VAL:CG1	4	0.99
(1,20)	1:A:24:ILE:CD1	1:A:45:VAL:CG2	4	0.99
(1,20)	1:A:24:ILE:CD1	1:A:46:ILE:CD1	4	0.99
(1,20)	1:A:24:ILE:CD1	1:A:142:ILE:CD1	4	0.99
(1,20)	1:A:24:ILE:CD1	1:A:160:VAL:CG1	4	0.99
(1,20)	1:A:24:ILE:CD1	1:A:160:VAL:CG2	4	0.99
(1,20)	1:A:24:ILE:CD1	1:B:44:VAL:CG1	4	0.99
(1,20)	1:A:24:ILE:CD1	1:B:44:VAL:CG2	4	0.99
(1,20)	1:A:24:ILE:CD1	1:B:45:VAL:CG1	4	0.99
(1,20)	1:A:24:ILE:CD1	1:B:45:VAL:CG2	4	0.99
(1,20)	1:A:24:ILE:CD1	1:B:160:VAL:CG1	4	0.99
(1,20)	1:A:24:ILE:CD1	1:B:160:VAL:CG2	4	0.99
(3,2)	1:A:8:VAL:CG1	1:B:2:THR:N	18	0.96
(3,2)	1:A:8:VAL:CG1	1:B:3:GLU:N	18	0.96
(3,2)	1:A:8:VAL:CG1	1:B:4:TYR:N	18	0.96
(3,2)	1:A:8:VAL:CG1	1:B:5:LYS:N	18	0.96
(3,2)	1:A:8:VAL:CG1	1:B:6:LEU:N	18	0.96
(3,2)	1:A:8:VAL:CG1	1:B:7:VAL:N	18	0.96
(3,2)	1:A:8:VAL:CG1	1:B:8:VAL:N	18	0.96
(3,2)	1:A:8:VAL:CG1	1:B:9:VAL:N	18	0.96
(3,2)	1:A:8:VAL:CG1	1:B:10:GLY:N	18	0.96
(3,2)	1:A:8:VAL:CG1	1:B:11:ALA:N	18	0.96
(3,2)	1:A:8:VAL:CG1	1:B:12:ASP:N	18	0.96
(3,2)	1:A:8:VAL:CG1	1:B:13:GLY:N	18	0.96
(3,2)	1:A:8:VAL:CG1	1:B:14:VAL:N	18	0.96
(3,2)	1:A:8:VAL:CG1	1:B:15:GLY:N	18	0.96
(3,2)	1:A:8:VAL:CG1	1:B:16:LYS:N	18	0.96
(3,2)	1:A:8:VAL:CG1	1:B:17:SER:N	18	0.96
(3,2)	1:A:8:VAL:CG1	1:B:18:ALA:N	18	0.96
(3,2)	1:A:8:VAL:CG1	1:B:19:LEU:N	18	0.96
(3,2)	1:A:8:VAL:CG1	1:B:20:THR:N	18	0.96
(3,2)	1:A:8:VAL:CG1	1:B:21:ILE:N	18	0.96

Continued on next page...

Continued from previous page...

Key	Atom-1	Atom-2	Model ID	Violation (Å)
(3,2)	1:A:8:VAL:CG1	1:B:22:GLN:N	18	0.96
(3,2)	1:A:8:VAL:CG1	1:B:23:LEU:N	18	0.96
(3,2)	1:A:8:VAL:CG1	1:B:24:ILE:N	18	0.96
(3,2)	1:A:8:VAL:CG1	1:B:25:GLN:N	18	0.96
(3,2)	1:A:8:VAL:CG1	1:B:26:ASN:N	18	0.96
(3,2)	1:A:8:VAL:CG1	1:B:27:HIS:N	18	0.96
(3,2)	1:A:8:VAL:CG1	1:B:28:PHE:N	18	0.96
(3,2)	1:A:8:VAL:CG1	1:B:29:VAL:N	18	0.96
(3,2)	1:A:8:VAL:CG1	1:B:30:ASP:N	18	0.96
(3,2)	1:A:8:VAL:CG1	1:B:31:GLU:N	18	0.96
(3,2)	1:A:8:VAL:CG1	1:B:32:TYR:N	18	0.96
(3,2)	1:A:8:VAL:CG1	1:B:33:ASP:N	18	0.96
(3,2)	1:A:8:VAL:CG1	1:B:34:PRO:N	18	0.96
(3,2)	1:A:8:VAL:CG1	1:B:35:THR:N	18	0.96
(3,2)	1:A:8:VAL:CG1	1:B:36:ILE:N	18	0.96
(3,2)	1:A:8:VAL:CG1	1:B:37:GLU:N	18	0.96
(3,2)	1:A:8:VAL:CG1	1:B:38:ASP:N	18	0.96
(3,2)	1:A:8:VAL:CG1	1:B:39:SER:N	18	0.96
(3,2)	1:A:8:VAL:CG1	1:B:40:TYR:N	18	0.96
(3,2)	1:A:8:VAL:CG1	1:B:41:ARG:N	18	0.96
(3,2)	1:A:8:VAL:CG1	1:B:42:LYS:N	18	0.96
(3,2)	1:A:8:VAL:CG1	1:B:43:GLN:N	18	0.96
(3,2)	1:A:8:VAL:CG1	1:B:44:VAL:N	18	0.96
(3,2)	1:A:8:VAL:CG1	1:B:45:VAL:N	18	0.96
(3,2)	1:A:8:VAL:CG1	1:B:46:ILE:N	18	0.96
(3,2)	1:A:8:VAL:CG1	1:B:47:ASP:N	18	0.96
(3,2)	1:A:8:VAL:CG1	1:B:48:GLY:N	18	0.96
(3,2)	1:A:8:VAL:CG1	1:B:49:GLU:N	18	0.96
(3,2)	1:A:8:VAL:CG1	1:B:50:THR:N	18	0.96
(3,2)	1:A:8:VAL:CG1	1:B:51:CYS:N	18	0.96
(3,2)	1:A:8:VAL:CG1	1:B:52:LEU:N	18	0.96
(3,2)	1:A:8:VAL:CG1	1:B:53:LEU:N	18	0.96
(3,2)	1:A:8:VAL:CG1	1:B:54:ASP:N	18	0.96
(3,2)	1:A:8:VAL:CG1	1:B:55:ILE:N	18	0.96
(3,2)	1:A:8:VAL:CG1	1:B:56:LEU:N	18	0.96
(3,2)	1:A:8:VAL:CG1	1:B:57:ASP:N	18	0.96
(3,2)	1:A:8:VAL:CG1	1:B:58:THR:N	18	0.96
(3,2)	1:A:8:VAL:CG1	1:B:59:ALA:N	18	0.96
(3,2)	1:A:8:VAL:CG1	1:B:60:GLY:N	18	0.96
(3,2)	1:A:8:VAL:CG1	1:B:61:GLN:N	18	0.96
(3,2)	1:A:8:VAL:CG1	1:B:62:GLU:N	18	0.96
(3,2)	1:A:8:VAL:CG1	1:B:63:GLU:N	18	0.96

Continued on next page...

Continued from previous page...

Key	Atom-1	Atom-2	Model ID	Violation (Å)
(3,2)	1:A:8:VAL:CG1	1:B:64:TYR:N	18	0.96
(3,2)	1:A:8:VAL:CG1	1:B:65:SER:N	18	0.96
(3,2)	1:A:8:VAL:CG1	1:B:66:ALA:N	18	0.96
(3,2)	1:A:8:VAL:CG1	1:B:67:MET:N	18	0.96
(3,2)	1:A:8:VAL:CG1	1:B:68:ARG:N	18	0.96
(3,2)	1:A:8:VAL:CG1	1:B:69:ASP:N	18	0.96
(3,2)	1:A:8:VAL:CG1	1:B:70:GLN:N	18	0.96
(3,2)	1:A:8:VAL:CG1	1:B:71:TYR:N	18	0.96
(3,2)	1:A:8:VAL:CG1	1:B:72:MET:N	18	0.96
(3,2)	1:A:8:VAL:CG1	1:B:73:ARG:N	18	0.96
(3,2)	1:A:8:VAL:CG1	1:B:74:THR:N	18	0.96
(3,2)	1:A:8:VAL:CG1	1:B:75:GLY:N	18	0.96
(3,2)	1:A:8:VAL:CG1	1:B:76:GLU:N	18	0.96
(3,2)	1:A:8:VAL:CG1	1:B:77:GLY:N	18	0.96
(3,2)	1:A:8:VAL:CG1	1:B:78:PHE:N	18	0.96
(3,2)	1:A:8:VAL:CG1	1:B:79:LEU:N	18	0.96
(3,2)	1:A:8:VAL:CG1	1:B:80:CYS:N	18	0.96
(3,2)	1:A:8:VAL:CG1	5:B:203:7Q9:N	18	0.96
(3,2)	1:A:8:VAL:CG1	5:B:204:7Q9:N	18	0.96
(3,2)	1:A:8:VAL:CG1	5:B:205:7Q9:N	18	0.96
(3,2)	1:A:8:VAL:CG1	5:B:206:7Q9:N	18	0.96
(3,2)	1:A:8:VAL:CG1	5:B:207:7Q9:N	18	0.96
(3,2)	1:A:8:VAL:CG1	6:B:208:17F:N1	18	0.96
(3,2)	1:A:8:VAL:CG1	5:B:209:7Q9:N	18	0.96
(3,2)	1:A:8:VAL:CG1	5:B:210:7Q9:N	18	0.96
(3,2)	1:A:8:VAL:CG1	5:B:211:7Q9:N	18	0.96
(3,2)	1:A:8:VAL:CG1	5:B:212:7Q9:N	18	0.96
(3,2)	1:A:8:VAL:CG1	5:B:213:7Q9:N	18	0.96
(3,2)	1:A:8:VAL:CG1	6:B:214:17F:N1	18	0.96
(3,2)	1:A:8:VAL:CG1	6:B:215:17F:N1	18	0.96
(3,2)	1:A:8:VAL:CG1	5:B:216:7Q9:N	18	0.96
(3,2)	1:A:8:VAL:CG1	5:B:217:7Q9:N	18	0.96
(3,2)	1:A:8:VAL:CG1	5:B:218:7Q9:N	18	0.96
(3,2)	1:A:8:VAL:CG1	6:B:219:17F:N1	18	0.96
(3,2)	1:A:8:VAL:CG1	5:B:220:7Q9:N	18	0.96
(3,2)	1:A:8:VAL:CG2	1:B:2:THR:N	18	0.96
(3,2)	1:A:8:VAL:CG2	1:B:3:GLU:N	18	0.96
(3,2)	1:A:8:VAL:CG2	1:B:4:TYR:N	18	0.96
(3,2)	1:A:8:VAL:CG2	1:B:5:LYS:N	18	0.96
(3,2)	1:A:8:VAL:CG2	1:B:6:LEU:N	18	0.96
(3,2)	1:A:8:VAL:CG2	1:B:7:VAL:N	18	0.96
(3,2)	1:A:8:VAL:CG2	1:B:8:VAL:N	18	0.96

Continued on next page...

Continued from previous page...

Key	Atom-1	Atom-2	Model ID	Violation (Å)
(3,2)	1:A:8:VAL:CG2	1:B:9:VAL:N	18	0.96
(3,2)	1:A:8:VAL:CG2	1:B:10:GLY:N	18	0.96
(3,2)	1:A:8:VAL:CG2	1:B:11:ALA:N	18	0.96
(3,2)	1:A:8:VAL:CG2	1:B:12:ASP:N	18	0.96
(3,2)	1:A:8:VAL:CG2	1:B:13:GLY:N	18	0.96
(3,2)	1:A:8:VAL:CG2	1:B:14:VAL:N	18	0.96
(3,2)	1:A:8:VAL:CG2	1:B:15:GLY:N	18	0.96
(3,2)	1:A:8:VAL:CG2	1:B:16:LYS:N	18	0.96
(3,2)	1:A:8:VAL:CG2	1:B:17:SER:N	18	0.96
(3,2)	1:A:8:VAL:CG2	1:B:18:ALA:N	18	0.96
(3,2)	1:A:8:VAL:CG2	1:B:19:LEU:N	18	0.96
(3,2)	1:A:8:VAL:CG2	1:B:20:THR:N	18	0.96
(3,2)	1:A:8:VAL:CG2	1:B:21:ILE:N	18	0.96
(3,2)	1:A:8:VAL:CG2	1:B:22:GLN:N	18	0.96
(3,2)	1:A:8:VAL:CG2	1:B:23:LEU:N	18	0.96
(3,2)	1:A:8:VAL:CG2	1:B:24:ILE:N	18	0.96
(3,2)	1:A:8:VAL:CG2	1:B:25:GLN:N	18	0.96
(3,2)	1:A:8:VAL:CG2	1:B:26:ASN:N	18	0.96
(3,2)	1:A:8:VAL:CG2	1:B:27:HIS:N	18	0.96
(3,2)	1:A:8:VAL:CG2	1:B:28:PHE:N	18	0.96
(3,2)	1:A:8:VAL:CG2	1:B:29:VAL:N	18	0.96
(3,2)	1:A:8:VAL:CG2	1:B:30:ASP:N	18	0.96
(3,2)	1:A:8:VAL:CG2	1:B:31:GLU:N	18	0.96
(3,2)	1:A:8:VAL:CG2	1:B:32:TYR:N	18	0.96
(3,2)	1:A:8:VAL:CG2	1:B:33:ASP:N	18	0.96
(3,2)	1:A:8:VAL:CG2	1:B:34:PRO:N	18	0.96
(3,2)	1:A:8:VAL:CG2	1:B:35:THR:N	18	0.96
(3,2)	1:A:8:VAL:CG2	1:B:36:ILE:N	18	0.96
(3,2)	1:A:8:VAL:CG2	1:B:37:GLU:N	18	0.96
(3,2)	1:A:8:VAL:CG2	1:B:38:ASP:N	18	0.96
(3,2)	1:A:8:VAL:CG2	1:B:39:SER:N	18	0.96
(3,2)	1:A:8:VAL:CG2	1:B:40:TYR:N	18	0.96
(3,2)	1:A:8:VAL:CG2	1:B:41:ARG:N	18	0.96
(3,2)	1:A:8:VAL:CG2	1:B:42:LYS:N	18	0.96
(3,2)	1:A:8:VAL:CG2	1:B:43:GLN:N	18	0.96
(3,2)	1:A:8:VAL:CG2	1:B:44:VAL:N	18	0.96
(3,2)	1:A:8:VAL:CG2	1:B:45:VAL:N	18	0.96
(3,2)	1:A:8:VAL:CG2	1:B:46:ILE:N	18	0.96
(3,2)	1:A:8:VAL:CG2	1:B:47:ASP:N	18	0.96
(3,2)	1:A:8:VAL:CG2	1:B:48:GLY:N	18	0.96
(3,2)	1:A:8:VAL:CG2	1:B:49:GLU:N	18	0.96
(3,2)	1:A:8:VAL:CG2	1:B:50:THR:N	18	0.96

Continued on next page...

Continued from previous page...

Key	Atom-1	Atom-2	Model ID	Violation (Å)
(3,2)	1:A:8:VAL:CG2	1:B:51:CYS:N	18	0.96
(3,2)	1:A:8:VAL:CG2	1:B:52:LEU:N	18	0.96
(3,2)	1:A:8:VAL:CG2	1:B:53:LEU:N	18	0.96
(3,2)	1:A:8:VAL:CG2	1:B:54:ASP:N	18	0.96
(3,2)	1:A:8:VAL:CG2	1:B:55:ILE:N	18	0.96
(3,2)	1:A:8:VAL:CG2	1:B:56:LEU:N	18	0.96
(3,2)	1:A:8:VAL:CG2	1:B:57:ASP:N	18	0.96
(3,2)	1:A:8:VAL:CG2	1:B:58:THR:N	18	0.96
(3,2)	1:A:8:VAL:CG2	1:B:59:ALA:N	18	0.96
(3,2)	1:A:8:VAL:CG2	1:B:60:GLY:N	18	0.96
(3,2)	1:A:8:VAL:CG2	1:B:61:GLN:N	18	0.96
(3,2)	1:A:8:VAL:CG2	1:B:62:GLU:N	18	0.96
(3,2)	1:A:8:VAL:CG2	1:B:63:GLU:N	18	0.96
(3,2)	1:A:8:VAL:CG2	1:B:64:TYR:N	18	0.96
(3,2)	1:A:8:VAL:CG2	1:B:65:SER:N	18	0.96
(3,2)	1:A:8:VAL:CG2	1:B:66:ALA:N	18	0.96
(3,2)	1:A:8:VAL:CG2	1:B:67:MET:N	18	0.96
(3,2)	1:A:8:VAL:CG2	1:B:68:ARG:N	18	0.96
(3,2)	1:A:8:VAL:CG2	1:B:69:ASP:N	18	0.96
(3,2)	1:A:8:VAL:CG2	1:B:70:GLN:N	18	0.96
(3,2)	1:A:8:VAL:CG2	1:B:71:TYR:N	18	0.96
(3,2)	1:A:8:VAL:CG2	1:B:72:MET:N	18	0.96
(3,2)	1:A:8:VAL:CG2	1:B:73:ARG:N	18	0.96
(3,2)	1:A:8:VAL:CG2	1:B:74:THR:N	18	0.96
(3,2)	1:A:8:VAL:CG2	1:B:75:GLY:N	18	0.96
(3,2)	1:A:8:VAL:CG2	1:B:76:GLU:N	18	0.96
(3,2)	1:A:8:VAL:CG2	1:B:77:GLY:N	18	0.96
(3,2)	1:A:8:VAL:CG2	1:B:78:PHE:N	18	0.96
(3,2)	1:A:8:VAL:CG2	1:B:79:LEU:N	18	0.96
(3,2)	1:A:8:VAL:CG2	1:B:80:CYS:N	18	0.96
(3,2)	1:A:8:VAL:CG2	5:B:203:7Q9:N	18	0.96
(3,2)	1:A:8:VAL:CG2	5:B:204:7Q9:N	18	0.96
(3,2)	1:A:8:VAL:CG2	5:B:205:7Q9:N	18	0.96
(3,2)	1:A:8:VAL:CG2	5:B:206:7Q9:N	18	0.96
(3,2)	1:A:8:VAL:CG2	5:B:207:7Q9:N	18	0.96
(3,2)	1:A:8:VAL:CG2	6:B:208:17F:N1	18	0.96
(3,2)	1:A:8:VAL:CG2	5:B:209:7Q9:N	18	0.96
(3,2)	1:A:8:VAL:CG2	5:B:210:7Q9:N	18	0.96
(3,2)	1:A:8:VAL:CG2	5:B:211:7Q9:N	18	0.96
(3,2)	1:A:8:VAL:CG2	5:B:212:7Q9:N	18	0.96
(3,2)	1:A:8:VAL:CG2	5:B:213:7Q9:N	18	0.96
(3,2)	1:A:8:VAL:CG2	6:B:214:17F:N1	18	0.96

Continued on next page...

Continued from previous page...

Key	Atom-1	Atom-2	Model ID	Violation (Å)
(3,2)	1:A:8:VAL:CG2	6:B:215:17F:N1	18	0.96
(3,2)	1:A:8:VAL:CG2	5:B:216:7Q9:N	18	0.96
(3,2)	1:A:8:VAL:CG2	5:B:217:7Q9:N	18	0.96
(3,2)	1:A:8:VAL:CG2	5:B:218:7Q9:N	18	0.96
(3,2)	1:A:8:VAL:CG2	6:B:219:17F:N1	18	0.96
(3,2)	1:A:8:VAL:CG2	5:B:220:7Q9:N	18	0.96
(1,22)	1:B:184:LYS:C	1:B:2:THR:N	18	0.95
(1,22)	1:B:184:LYS:C	1:B:3:GLU:N	18	0.95
(1,22)	1:B:184:LYS:C	1:B:4:TYR:N	18	0.95
(1,22)	1:B:184:LYS:C	1:B:5:LYS:N	18	0.95
(1,22)	1:B:184:LYS:C	1:B:6:LEU:N	18	0.95
(1,22)	1:B:184:LYS:C	1:B:7:VAL:N	18	0.95
(1,22)	1:B:184:LYS:C	1:B:8:VAL:N	18	0.95
(1,22)	1:B:184:LYS:C	1:B:9:VAL:N	18	0.95
(1,22)	1:B:184:LYS:C	1:B:10:GLY:N	18	0.95
(1,22)	1:B:184:LYS:C	1:B:11:ALA:N	18	0.95
(1,22)	1:B:184:LYS:C	1:B:12:ASP:N	18	0.95
(1,22)	1:B:184:LYS:C	1:B:13:GLY:N	18	0.95
(1,22)	1:B:184:LYS:C	1:B:14:VAL:N	18	0.95
(1,22)	1:B:184:LYS:C	1:B:15:GLY:N	18	0.95
(1,22)	1:B:184:LYS:C	1:B:16:LYS:N	18	0.95
(1,22)	1:B:184:LYS:C	1:B:17:SER:N	18	0.95
(1,22)	1:B:184:LYS:C	1:B:18:ALA:N	18	0.95
(1,22)	1:B:184:LYS:C	1:B:19:LEU:N	18	0.95
(1,22)	1:B:184:LYS:C	1:B:20:THR:N	18	0.95
(1,22)	1:B:184:LYS:C	1:B:21:ILE:N	18	0.95
(1,22)	1:B:184:LYS:C	1:B:22:GLN:N	18	0.95
(1,22)	1:B:184:LYS:C	1:B:23:LEU:N	18	0.95
(1,22)	1:B:184:LYS:C	1:B:24:ILE:N	18	0.95
(1,22)	1:B:184:LYS:C	1:B:25:GLN:N	18	0.95
(1,22)	1:B:184:LYS:C	1:B:26:ASN:N	18	0.95
(1,22)	1:B:184:LYS:C	1:B:27:HIS:N	18	0.95
(1,22)	1:B:184:LYS:C	1:B:28:PHE:N	18	0.95
(1,22)	1:B:184:LYS:C	1:B:29:VAL:N	18	0.95
(1,22)	1:B:184:LYS:C	1:B:30:ASP:N	18	0.95
(1,22)	1:B:184:LYS:C	1:B:31:GLU:N	18	0.95
(1,22)	1:B:184:LYS:C	1:B:32:TYR:N	18	0.95
(1,22)	1:B:184:LYS:C	1:B:33:ASP:N	18	0.95
(1,22)	1:B:184:LYS:C	1:B:34:PRO:N	18	0.95
(1,22)	1:B:184:LYS:C	1:B:35:THR:N	18	0.95
(1,22)	1:B:184:LYS:C	1:B:36:ILE:N	18	0.95
(1,22)	1:B:184:LYS:C	1:B:37:GLU:N	18	0.95

Continued on next page...

Continued from previous page...

Key	Atom-1	Atom-2	Model ID	Violation (Å)
(1,22)	1:B:184:LYS:C	1:B:38:ASP:N	18	0.95
(1,22)	1:B:184:LYS:C	1:B:39:SER:N	18	0.95
(1,22)	1:B:184:LYS:C	1:B:40:TYR:N	18	0.95
(1,22)	1:B:184:LYS:C	1:B:41:ARG:N	18	0.95
(1,22)	1:B:184:LYS:C	1:B:42:LYS:N	18	0.95
(1,22)	1:B:184:LYS:C	1:B:43:GLN:N	18	0.95
(1,22)	1:B:184:LYS:C	1:B:44:VAL:N	18	0.95
(1,22)	1:B:184:LYS:C	1:B:45:VAL:N	18	0.95
(1,22)	1:B:184:LYS:C	1:B:46:ILE:N	18	0.95
(1,22)	1:B:184:LYS:C	1:B:47:ASP:N	18	0.95
(1,22)	1:B:184:LYS:C	1:B:48:GLY:N	18	0.95
(1,22)	1:B:184:LYS:C	1:B:49:GLU:N	18	0.95
(1,22)	1:B:184:LYS:C	1:B:50:THR:N	18	0.95
(1,22)	1:B:184:LYS:C	1:B:51:CYS:N	18	0.95
(1,22)	1:B:184:LYS:C	1:B:52:LEU:N	18	0.95
(1,22)	1:B:184:LYS:C	1:B:53:LEU:N	18	0.95
(1,22)	1:B:184:LYS:C	1:B:54:ASP:N	18	0.95
(1,22)	1:B:184:LYS:C	1:B:55:ILE:N	18	0.95
(1,22)	1:B:184:LYS:C	1:B:56:LEU:N	18	0.95
(1,22)	1:B:184:LYS:C	1:B:57:ASP:N	18	0.95
(1,22)	1:B:184:LYS:C	1:B:58:THR:N	18	0.95
(1,22)	1:B:184:LYS:C	1:B:59:ALA:N	18	0.95
(1,22)	1:B:184:LYS:C	1:B:60:GLY:N	18	0.95
(1,22)	1:B:184:LYS:C	1:B:61:GLN:N	18	0.95
(1,22)	1:B:184:LYS:C	1:B:62:GLU:N	18	0.95
(1,22)	1:B:184:LYS:C	1:B:63:GLU:N	18	0.95
(1,22)	1:B:184:LYS:C	1:B:64:TYR:N	18	0.95
(1,22)	1:B:184:LYS:C	1:B:65:SER:N	18	0.95
(1,22)	1:B:184:LYS:C	1:B:66:ALA:N	18	0.95
(1,22)	1:B:184:LYS:C	1:B:67:MET:N	18	0.95
(1,22)	1:B:184:LYS:C	1:B:68:ARG:N	18	0.95
(1,22)	1:B:184:LYS:C	1:B:69:ASP:N	18	0.95
(1,22)	1:B:184:LYS:C	1:B:70:GLN:N	18	0.95
(1,22)	1:B:184:LYS:C	1:B:71:TYR:N	18	0.95
(1,22)	1:B:184:LYS:C	1:B:72:MET:N	18	0.95
(1,22)	1:B:184:LYS:C	1:B:73:ARG:N	18	0.95
(1,22)	1:B:184:LYS:C	1:B:74:THR:N	18	0.95
(1,22)	1:B:184:LYS:C	1:B:75:GLY:N	18	0.95
(1,22)	1:B:184:LYS:C	1:B:76:GLU:N	18	0.95
(1,22)	1:B:184:LYS:C	1:B:77:GLY:N	18	0.95
(1,22)	1:B:184:LYS:C	1:B:78:PHE:N	18	0.95
(1,22)	1:B:184:LYS:C	1:B:79:LEU:N	18	0.95

Continued on next page...

Continued from previous page...

Key	Atom-1	Atom-2	Model ID	Violation (Å)
(1,22)	1:B:184:LYS:C	1:B:80:CYS:N	18	0.95
(1,22)	1:B:184:LYS:C	5:B:203:7Q9:N	18	0.95
(1,22)	1:B:184:LYS:C	5:B:204:7Q9:N	18	0.95
(1,22)	1:B:184:LYS:C	5:B:205:7Q9:N	18	0.95
(1,22)	1:B:184:LYS:C	5:B:206:7Q9:N	18	0.95
(1,22)	1:B:184:LYS:C	5:B:207:7Q9:N	18	0.95
(1,22)	1:B:184:LYS:C	6:B:208:17F:N1	18	0.95
(1,22)	1:B:184:LYS:C	5:B:209:7Q9:N	18	0.95
(1,22)	1:B:184:LYS:C	5:B:210:7Q9:N	18	0.95
(1,22)	1:B:184:LYS:C	5:B:211:7Q9:N	18	0.95
(1,22)	1:B:184:LYS:C	5:B:212:7Q9:N	18	0.95
(1,22)	1:B:184:LYS:C	5:B:213:7Q9:N	18	0.95
(1,22)	1:B:184:LYS:C	6:B:214:17F:N1	18	0.95
(1,22)	1:B:184:LYS:C	6:B:215:17F:N1	18	0.95
(1,22)	1:B:184:LYS:C	5:B:216:7Q9:N	18	0.95
(1,22)	1:B:184:LYS:C	5:B:217:7Q9:N	18	0.95
(1,22)	1:B:184:LYS:C	5:B:218:7Q9:N	18	0.95
(1,22)	1:B:184:LYS:C	6:B:219:17F:N1	18	0.95
(1,22)	1:B:184:LYS:C	5:B:220:7Q9:N	18	0.95
(1,22)	1:B:184:LYS:CA	1:B:2:THR:N	18	0.95
(1,22)	1:B:184:LYS:CA	1:B:3:GLU:N	18	0.95
(1,22)	1:B:184:LYS:CA	1:B:4:TYR:N	18	0.95
(1,22)	1:B:184:LYS:CA	1:B:5:LYS:N	18	0.95
(1,22)	1:B:184:LYS:CA	1:B:6:LEU:N	18	0.95
(1,22)	1:B:184:LYS:CA	1:B:7:VAL:N	18	0.95
(1,22)	1:B:184:LYS:CA	1:B:8:VAL:N	18	0.95
(1,22)	1:B:184:LYS:CA	1:B:9:VAL:N	18	0.95
(1,22)	1:B:184:LYS:CA	1:B:10:GLY:N	18	0.95
(1,22)	1:B:184:LYS:CA	1:B:11:ALA:N	18	0.95
(1,22)	1:B:184:LYS:CA	1:B:12:ASP:N	18	0.95
(1,22)	1:B:184:LYS:CA	1:B:13:GLY:N	18	0.95
(1,22)	1:B:184:LYS:CA	1:B:14:VAL:N	18	0.95
(1,22)	1:B:184:LYS:CA	1:B:15:GLY:N	18	0.95
(1,22)	1:B:184:LYS:CA	1:B:16:LYS:N	18	0.95
(1,22)	1:B:184:LYS:CA	1:B:17:SER:N	18	0.95
(1,22)	1:B:184:LYS:CA	1:B:18:ALA:N	18	0.95
(1,22)	1:B:184:LYS:CA	1:B:19:LEU:N	18	0.95
(1,22)	1:B:184:LYS:CA	1:B:20:THR:N	18	0.95
(1,22)	1:B:184:LYS:CA	1:B:21:ILE:N	18	0.95
(1,22)	1:B:184:LYS:CA	1:B:22:GLN:N	18	0.95
(1,22)	1:B:184:LYS:CA	1:B:23:LEU:N	18	0.95
(1,22)	1:B:184:LYS:CA	1:B:24:ILE:N	18	0.95

Continued on next page...

Continued from previous page...

Key	Atom-1	Atom-2	Model ID	Violation (Å)
(1,22)	1:B:184:LYS:CA	1:B:25:GLN:N	18	0.95
(1,22)	1:B:184:LYS:CA	1:B:26:ASN:N	18	0.95
(1,22)	1:B:184:LYS:CA	1:B:27:HIS:N	18	0.95
(1,22)	1:B:184:LYS:CA	1:B:28:PHE:N	18	0.95
(1,22)	1:B:184:LYS:CA	1:B:29:VAL:N	18	0.95
(1,22)	1:B:184:LYS:CA	1:B:30:ASP:N	18	0.95
(1,22)	1:B:184:LYS:CA	1:B:31:GLU:N	18	0.95
(1,22)	1:B:184:LYS:CA	1:B:32:TYR:N	18	0.95
(1,22)	1:B:184:LYS:CA	1:B:33:ASP:N	18	0.95
(1,22)	1:B:184:LYS:CA	1:B:34:PRO:N	18	0.95
(1,22)	1:B:184:LYS:CA	1:B:35:THR:N	18	0.95
(1,22)	1:B:184:LYS:CA	1:B:36:ILE:N	18	0.95
(1,22)	1:B:184:LYS:CA	1:B:37:GLU:N	18	0.95
(1,22)	1:B:184:LYS:CA	1:B:38:ASP:N	18	0.95
(1,22)	1:B:184:LYS:CA	1:B:39:SER:N	18	0.95
(1,22)	1:B:184:LYS:CA	1:B:40:TYR:N	18	0.95
(1,22)	1:B:184:LYS:CA	1:B:41:ARG:N	18	0.95
(1,22)	1:B:184:LYS:CA	1:B:42:LYS:N	18	0.95
(1,22)	1:B:184:LYS:CA	1:B:43:GLN:N	18	0.95
(1,22)	1:B:184:LYS:CA	1:B:44:VAL:N	18	0.95
(1,22)	1:B:184:LYS:CA	1:B:45:VAL:N	18	0.95
(1,22)	1:B:184:LYS:CA	1:B:46:ILE:N	18	0.95
(1,22)	1:B:184:LYS:CA	1:B:47:ASP:N	18	0.95
(1,22)	1:B:184:LYS:CA	1:B:48:GLY:N	18	0.95
(1,22)	1:B:184:LYS:CA	1:B:49:GLU:N	18	0.95
(1,22)	1:B:184:LYS:CA	1:B:50:THR:N	18	0.95
(1,22)	1:B:184:LYS:CA	1:B:51:CYS:N	18	0.95
(1,22)	1:B:184:LYS:CA	1:B:52:LEU:N	18	0.95
(1,22)	1:B:184:LYS:CA	1:B:53:LEU:N	18	0.95
(1,22)	1:B:184:LYS:CA	1:B:54:ASP:N	18	0.95
(1,22)	1:B:184:LYS:CA	1:B:55:ILE:N	18	0.95
(1,22)	1:B:184:LYS:CA	1:B:56:LEU:N	18	0.95
(1,22)	1:B:184:LYS:CA	1:B:57:ASP:N	18	0.95
(1,22)	1:B:184:LYS:CA	1:B:58:THR:N	18	0.95
(1,22)	1:B:184:LYS:CA	1:B:59:ALA:N	18	0.95
(1,22)	1:B:184:LYS:CA	1:B:60:GLY:N	18	0.95
(1,22)	1:B:184:LYS:CA	1:B:61:GLN:N	18	0.95
(1,22)	1:B:184:LYS:CA	1:B:62:GLU:N	18	0.95
(1,22)	1:B:184:LYS:CA	1:B:63:GLU:N	18	0.95
(1,22)	1:B:184:LYS:CA	1:B:64:TYR:N	18	0.95
(1,22)	1:B:184:LYS:CA	1:B:65:SER:N	18	0.95
(1,22)	1:B:184:LYS:CA	1:B:66:ALA:N	18	0.95

Continued on next page...

Continued from previous page...

Key	Atom-1	Atom-2	Model ID	Violation (Å)
(1,22)	1:B:184:LYS:CA	1:B:67:MET:N	18	0.95
(1,22)	1:B:184:LYS:CA	1:B:68:ARG:N	18	0.95
(1,22)	1:B:184:LYS:CA	1:B:69:ASP:N	18	0.95
(1,22)	1:B:184:LYS:CA	1:B:70:GLN:N	18	0.95
(1,22)	1:B:184:LYS:CA	1:B:71:TYR:N	18	0.95
(1,22)	1:B:184:LYS:CA	1:B:72:MET:N	18	0.95
(1,22)	1:B:184:LYS:CA	1:B:73:ARG:N	18	0.95
(1,22)	1:B:184:LYS:CA	1:B:74:THR:N	18	0.95
(1,22)	1:B:184:LYS:CA	1:B:75:GLY:N	18	0.95
(1,22)	1:B:184:LYS:CA	1:B:76:GLU:N	18	0.95
(1,22)	1:B:184:LYS:CA	1:B:77:GLY:N	18	0.95
(1,22)	1:B:184:LYS:CA	1:B:78:PHE:N	18	0.95
(1,22)	1:B:184:LYS:CA	1:B:79:LEU:N	18	0.95
(1,22)	1:B:184:LYS:CA	1:B:80:CYS:N	18	0.95
(1,22)	1:B:184:LYS:CA	5:B:203:7Q9:N	18	0.95
(1,22)	1:B:184:LYS:CA	5:B:204:7Q9:N	18	0.95
(1,22)	1:B:184:LYS:CA	5:B:205:7Q9:N	18	0.95
(1,22)	1:B:184:LYS:CA	5:B:206:7Q9:N	18	0.95
(1,22)	1:B:184:LYS:CA	5:B:207:7Q9:N	18	0.95
(1,22)	1:B:184:LYS:CA	6:B:208:17F:N1	18	0.95
(1,22)	1:B:184:LYS:CA	5:B:209:7Q9:N	18	0.95
(1,22)	1:B:184:LYS:CA	5:B:210:7Q9:N	18	0.95
(1,22)	1:B:184:LYS:CA	5:B:211:7Q9:N	18	0.95
(1,22)	1:B:184:LYS:CA	5:B:212:7Q9:N	18	0.95
(1,22)	1:B:184:LYS:CA	5:B:213:7Q9:N	18	0.95
(1,22)	1:B:184:LYS:CA	6:B:214:17F:N1	18	0.95
(1,22)	1:B:184:LYS:CA	6:B:215:17F:N1	18	0.95
(1,22)	1:B:184:LYS:CA	5:B:216:7Q9:N	18	0.95
(1,22)	1:B:184:LYS:CA	5:B:217:7Q9:N	18	0.95
(1,22)	1:B:184:LYS:CA	5:B:218:7Q9:N	18	0.95
(1,22)	1:B:184:LYS:CA	6:B:219:17F:N1	18	0.95
(1,22)	1:B:184:LYS:CA	5:B:220:7Q9:N	18	0.95
(1,22)	1:B:184:LYS:CB	1:B:2:THR:N	18	0.95
(1,22)	1:B:184:LYS:CB	1:B:3:GLU:N	18	0.95
(1,22)	1:B:184:LYS:CB	1:B:4:TYR:N	18	0.95
(1,22)	1:B:184:LYS:CB	1:B:5:LYS:N	18	0.95
(1,22)	1:B:184:LYS:CB	1:B:6:LEU:N	18	0.95
(1,22)	1:B:184:LYS:CB	1:B:7:VAL:N	18	0.95
(1,22)	1:B:184:LYS:CB	1:B:8:VAL:N	18	0.95
(1,22)	1:B:184:LYS:CB	1:B:9:VAL:N	18	0.95
(1,22)	1:B:184:LYS:CB	1:B:10:GLY:N	18	0.95
(1,22)	1:B:184:LYS:CB	1:B:11:ALA:N	18	0.95

Continued on next page...

Continued from previous page...

Key	Atom-1	Atom-2	Model ID	Violation (Å)
(1,22)	1:B:184:LYS:CB	1:B:12:ASP:N	18	0.95
(1,22)	1:B:184:LYS:CB	1:B:13:GLY:N	18	0.95
(1,22)	1:B:184:LYS:CB	1:B:14:VAL:N	18	0.95
(1,22)	1:B:184:LYS:CB	1:B:15:GLY:N	18	0.95
(1,22)	1:B:184:LYS:CB	1:B:16:LYS:N	18	0.95
(1,22)	1:B:184:LYS:CB	1:B:17:SER:N	18	0.95
(1,22)	1:B:184:LYS:CB	1:B:18:ALA:N	18	0.95
(1,22)	1:B:184:LYS:CB	1:B:19:LEU:N	18	0.95
(1,22)	1:B:184:LYS:CB	1:B:20:THR:N	18	0.95
(1,22)	1:B:184:LYS:CB	1:B:21:ILE:N	18	0.95
(1,22)	1:B:184:LYS:CB	1:B:22:GLN:N	18	0.95
(1,22)	1:B:184:LYS:CB	1:B:23:LEU:N	18	0.95
(1,22)	1:B:184:LYS:CB	1:B:24:ILE:N	18	0.95
(1,22)	1:B:184:LYS:CB	1:B:25:GLN:N	18	0.95
(1,22)	1:B:184:LYS:CB	1:B:26:ASN:N	18	0.95
(1,22)	1:B:184:LYS:CB	1:B:27:HIS:N	18	0.95
(1,22)	1:B:184:LYS:CB	1:B:28:PHE:N	18	0.95
(1,22)	1:B:184:LYS:CB	1:B:29:VAL:N	18	0.95
(1,22)	1:B:184:LYS:CB	1:B:30:ASP:N	18	0.95
(1,22)	1:B:184:LYS:CB	1:B:31:GLU:N	18	0.95
(1,22)	1:B:184:LYS:CB	1:B:32:TYR:N	18	0.95
(1,22)	1:B:184:LYS:CB	1:B:33:ASP:N	18	0.95
(1,22)	1:B:184:LYS:CB	1:B:34:PRO:N	18	0.95
(1,22)	1:B:184:LYS:CB	1:B:35:THR:N	18	0.95
(1,22)	1:B:184:LYS:CB	1:B:36:ILE:N	18	0.95
(1,22)	1:B:184:LYS:CB	1:B:37:GLU:N	18	0.95
(1,22)	1:B:184:LYS:CB	1:B:38:ASP:N	18	0.95
(1,22)	1:B:184:LYS:CB	1:B:39:SER:N	18	0.95
(1,22)	1:B:184:LYS:CB	1:B:40:TYR:N	18	0.95
(1,22)	1:B:184:LYS:CB	1:B:41:ARG:N	18	0.95
(1,22)	1:B:184:LYS:CB	1:B:42:LYS:N	18	0.95
(1,22)	1:B:184:LYS:CB	1:B:43:GLN:N	18	0.95
(1,22)	1:B:184:LYS:CB	1:B:44:VAL:N	18	0.95
(1,22)	1:B:184:LYS:CB	1:B:45:VAL:N	18	0.95
(1,22)	1:B:184:LYS:CB	1:B:46:ILE:N	18	0.95
(1,22)	1:B:184:LYS:CB	1:B:47:ASP:N	18	0.95
(1,22)	1:B:184:LYS:CB	1:B:48:GLY:N	18	0.95
(1,22)	1:B:184:LYS:CB	1:B:49:GLU:N	18	0.95
(1,22)	1:B:184:LYS:CB	1:B:50:THR:N	18	0.95
(1,22)	1:B:184:LYS:CB	1:B:51:CYS:N	18	0.95
(1,22)	1:B:184:LYS:CB	1:B:52:LEU:N	18	0.95
(1,22)	1:B:184:LYS:CB	1:B:53:LEU:N	18	0.95

Continued on next page...

Continued from previous page...

Key	Atom-1	Atom-2	Model ID	Violation (Å)
(1,22)	1:B:184:LYS:CB	1:B:54:ASP:N	18	0.95
(1,22)	1:B:184:LYS:CB	1:B:55:ILE:N	18	0.95
(1,22)	1:B:184:LYS:CB	1:B:56:LEU:N	18	0.95
(1,22)	1:B:184:LYS:CB	1:B:57:ASP:N	18	0.95
(1,22)	1:B:184:LYS:CB	1:B:58:THR:N	18	0.95
(1,22)	1:B:184:LYS:CB	1:B:59:ALA:N	18	0.95
(1,22)	1:B:184:LYS:CB	1:B:60:GLY:N	18	0.95
(1,22)	1:B:184:LYS:CB	1:B:61:GLN:N	18	0.95
(1,22)	1:B:184:LYS:CB	1:B:62:GLU:N	18	0.95
(1,22)	1:B:184:LYS:CB	1:B:63:GLU:N	18	0.95
(1,22)	1:B:184:LYS:CB	1:B:64:TYR:N	18	0.95
(1,22)	1:B:184:LYS:CB	1:B:65:SER:N	18	0.95
(1,22)	1:B:184:LYS:CB	1:B:66:ALA:N	18	0.95
(1,22)	1:B:184:LYS:CB	1:B:67:MET:N	18	0.95
(1,22)	1:B:184:LYS:CB	1:B:68:ARG:N	18	0.95
(1,22)	1:B:184:LYS:CB	1:B:69:ASP:N	18	0.95
(1,22)	1:B:184:LYS:CB	1:B:70:GLN:N	18	0.95
(1,22)	1:B:184:LYS:CB	1:B:71:TYR:N	18	0.95
(1,22)	1:B:184:LYS:CB	1:B:72:MET:N	18	0.95
(1,22)	1:B:184:LYS:CB	1:B:73:ARG:N	18	0.95
(1,22)	1:B:184:LYS:CB	1:B:74:THR:N	18	0.95
(1,22)	1:B:184:LYS:CB	1:B:75:GLY:N	18	0.95
(1,22)	1:B:184:LYS:CB	1:B:76:GLU:N	18	0.95
(1,22)	1:B:184:LYS:CB	1:B:77:GLY:N	18	0.95
(1,22)	1:B:184:LYS:CB	1:B:78:PHE:N	18	0.95
(1,22)	1:B:184:LYS:CB	1:B:79:LEU:N	18	0.95
(1,22)	1:B:184:LYS:CB	1:B:80:CYS:N	18	0.95
(1,22)	1:B:184:LYS:CB	5:B:203:7Q9:N	18	0.95
(1,22)	1:B:184:LYS:CB	5:B:204:7Q9:N	18	0.95
(1,22)	1:B:184:LYS:CB	5:B:205:7Q9:N	18	0.95
(1,22)	1:B:184:LYS:CB	5:B:206:7Q9:N	18	0.95
(1,22)	1:B:184:LYS:CB	5:B:207:7Q9:N	18	0.95
(1,22)	1:B:184:LYS:CB	6:B:208:17F:N1	18	0.95
(1,22)	1:B:184:LYS:CB	5:B:209:7Q9:N	18	0.95
(1,22)	1:B:184:LYS:CB	5:B:210:7Q9:N	18	0.95
(1,22)	1:B:184:LYS:CB	5:B:211:7Q9:N	18	0.95
(1,22)	1:B:184:LYS:CB	5:B:212:7Q9:N	18	0.95
(1,22)	1:B:184:LYS:CB	5:B:213:7Q9:N	18	0.95
(1,22)	1:B:184:LYS:CB	6:B:214:17F:N1	18	0.95
(1,22)	1:B:184:LYS:CB	6:B:215:17F:N1	18	0.95
(1,22)	1:B:184:LYS:CB	5:B:216:7Q9:N	18	0.95
(1,22)	1:B:184:LYS:CB	5:B:217:7Q9:N	18	0.95

Continued on next page...

Continued from previous page...

Key	Atom-1	Atom-2	Model ID	Violation (Å)
(1,22)	1:B:184:LYS:CB	5:B:218:7Q9:N	18	0.95
(1,22)	1:B:184:LYS:CB	6:B:219:17F:N1	18	0.95
(1,22)	1:B:184:LYS:CB	5:B:220:7Q9:N	18	0.95
(1,22)	1:B:184:LYS:CD	1:B:2:THR:N	18	0.95
(1,22)	1:B:184:LYS:CD	1:B:3:GLU:N	18	0.95
(1,22)	1:B:184:LYS:CD	1:B:4:TYR:N	18	0.95
(1,22)	1:B:184:LYS:CD	1:B:5:LYS:N	18	0.95
(1,22)	1:B:184:LYS:CD	1:B:6:LEU:N	18	0.95
(1,22)	1:B:184:LYS:CD	1:B:7:VAL:N	18	0.95
(1,22)	1:B:184:LYS:CD	1:B:8:VAL:N	18	0.95
(1,22)	1:B:184:LYS:CD	1:B:9:VAL:N	18	0.95
(1,22)	1:B:184:LYS:CD	1:B:10:GLY:N	18	0.95
(1,22)	1:B:184:LYS:CD	1:B:11:ALA:N	18	0.95
(1,22)	1:B:184:LYS:CD	1:B:12:ASP:N	18	0.95
(1,22)	1:B:184:LYS:CD	1:B:13:GLY:N	18	0.95
(1,22)	1:B:184:LYS:CD	1:B:14:VAL:N	18	0.95
(1,22)	1:B:184:LYS:CD	1:B:15:GLY:N	18	0.95
(1,22)	1:B:184:LYS:CD	1:B:16:LYS:N	18	0.95
(1,22)	1:B:184:LYS:CD	1:B:17:SER:N	18	0.95
(1,22)	1:B:184:LYS:CD	1:B:18:ALA:N	18	0.95
(1,22)	1:B:184:LYS:CD	1:B:19:LEU:N	18	0.95
(1,22)	1:B:184:LYS:CD	1:B:20:THR:N	18	0.95
(1,22)	1:B:184:LYS:CD	1:B:21:ILE:N	18	0.95
(1,22)	1:B:184:LYS:CD	1:B:22:GLN:N	18	0.95
(1,22)	1:B:184:LYS:CD	1:B:23:LEU:N	18	0.95
(1,22)	1:B:184:LYS:CD	1:B:24:ILE:N	18	0.95
(1,22)	1:B:184:LYS:CD	1:B:25:GLN:N	18	0.95
(1,22)	1:B:184:LYS:CD	1:B:26:ASN:N	18	0.95
(1,22)	1:B:184:LYS:CD	1:B:27:HIS:N	18	0.95
(1,22)	1:B:184:LYS:CD	1:B:28:PHE:N	18	0.95
(1,22)	1:B:184:LYS:CD	1:B:29:VAL:N	18	0.95
(1,22)	1:B:184:LYS:CD	1:B:30:ASP:N	18	0.95
(1,22)	1:B:184:LYS:CD	1:B:31:GLU:N	18	0.95
(1,22)	1:B:184:LYS:CD	1:B:32:TYR:N	18	0.95
(1,22)	1:B:184:LYS:CD	1:B:33:ASP:N	18	0.95
(1,22)	1:B:184:LYS:CD	1:B:34:PRO:N	18	0.95
(1,22)	1:B:184:LYS:CD	1:B:35:THR:N	18	0.95
(1,22)	1:B:184:LYS:CD	1:B:36:ILE:N	18	0.95
(1,22)	1:B:184:LYS:CD	1:B:37:GLU:N	18	0.95
(1,22)	1:B:184:LYS:CD	1:B:38:ASP:N	18	0.95
(1,22)	1:B:184:LYS:CD	1:B:39:SER:N	18	0.95
(1,22)	1:B:184:LYS:CD	1:B:40:TYR:N	18	0.95

Continued on next page...

Continued from previous page...

Key	Atom-1	Atom-2	Model ID	Violation (Å)
(1,22)	1:B:184:LYS:CD	1:B:41:ARG:N	18	0.95
(1,22)	1:B:184:LYS:CD	1:B:42:LYS:N	18	0.95
(1,22)	1:B:184:LYS:CD	1:B:43:GLN:N	18	0.95
(1,22)	1:B:184:LYS:CD	1:B:44:VAL:N	18	0.95
(1,22)	1:B:184:LYS:CD	1:B:45:VAL:N	18	0.95
(1,22)	1:B:184:LYS:CD	1:B:46:ILE:N	18	0.95
(1,22)	1:B:184:LYS:CD	1:B:47:ASP:N	18	0.95
(1,22)	1:B:184:LYS:CD	1:B:48:GLY:N	18	0.95
(1,22)	1:B:184:LYS:CD	1:B:49:GLU:N	18	0.95
(1,22)	1:B:184:LYS:CD	1:B:50:THR:N	18	0.95
(1,22)	1:B:184:LYS:CD	1:B:51:CYS:N	18	0.95
(1,22)	1:B:184:LYS:CD	1:B:52:LEU:N	18	0.95
(1,22)	1:B:184:LYS:CD	1:B:53:LEU:N	18	0.95
(1,22)	1:B:184:LYS:CD	1:B:54:ASP:N	18	0.95
(1,22)	1:B:184:LYS:CD	1:B:55:ILE:N	18	0.95
(1,22)	1:B:184:LYS:CD	1:B:56:LEU:N	18	0.95
(1,22)	1:B:184:LYS:CD	1:B:57:ASP:N	18	0.95
(1,22)	1:B:184:LYS:CD	1:B:58:THR:N	18	0.95
(1,22)	1:B:184:LYS:CD	1:B:59:ALA:N	18	0.95
(1,22)	1:B:184:LYS:CD	1:B:60:GLY:N	18	0.95
(1,22)	1:B:184:LYS:CD	1:B:61:GLN:N	18	0.95
(1,22)	1:B:184:LYS:CD	1:B:62:GLU:N	18	0.95
(1,22)	1:B:184:LYS:CD	1:B:63:GLU:N	18	0.95
(1,22)	1:B:184:LYS:CD	1:B:64:TYR:N	18	0.95
(1,22)	1:B:184:LYS:CD	1:B:65:SER:N	18	0.95
(1,22)	1:B:184:LYS:CD	1:B:66:ALA:N	18	0.95
(1,22)	1:B:184:LYS:CD	1:B:67:MET:N	18	0.95
(1,22)	1:B:184:LYS:CD	1:B:68:ARG:N	18	0.95
(1,22)	1:B:184:LYS:CD	1:B:69:ASP:N	18	0.95
(1,22)	1:B:184:LYS:CD	1:B:70:GLN:N	18	0.95
(1,22)	1:B:184:LYS:CD	1:B:71:TYR:N	18	0.95
(1,22)	1:B:184:LYS:CD	1:B:72:MET:N	18	0.95
(1,22)	1:B:184:LYS:CD	1:B:73:ARG:N	18	0.95
(1,22)	1:B:184:LYS:CD	1:B:74:THR:N	18	0.95
(1,22)	1:B:184:LYS:CD	1:B:75:GLY:N	18	0.95
(1,22)	1:B:184:LYS:CD	1:B:76:GLU:N	18	0.95
(1,22)	1:B:184:LYS:CD	1:B:77:GLY:N	18	0.95
(1,22)	1:B:184:LYS:CD	1:B:78:PHE:N	18	0.95
(1,22)	1:B:184:LYS:CD	1:B:79:LEU:N	18	0.95
(1,22)	1:B:184:LYS:CD	1:B:80:CYS:N	18	0.95
(1,22)	1:B:184:LYS:CD	5:B:203:7Q9:N	18	0.95
(1,22)	1:B:184:LYS:CD	5:B:204:7Q9:N	18	0.95

Continued on next page...

Continued from previous page...

Key	Atom-1	Atom-2	Model ID	Violation (Å)
(1,22)	1:B:184:LYS:CD	5:B:205:7Q9:N	18	0.95
(1,22)	1:B:184:LYS:CD	5:B:206:7Q9:N	18	0.95
(1,22)	1:B:184:LYS:CD	5:B:207:7Q9:N	18	0.95
(1,22)	1:B:184:LYS:CD	6:B:208:17F:N1	18	0.95
(1,22)	1:B:184:LYS:CD	5:B:209:7Q9:N	18	0.95
(1,22)	1:B:184:LYS:CD	5:B:210:7Q9:N	18	0.95
(1,22)	1:B:184:LYS:CD	5:B:211:7Q9:N	18	0.95
(1,22)	1:B:184:LYS:CD	5:B:212:7Q9:N	18	0.95
(1,22)	1:B:184:LYS:CD	5:B:213:7Q9:N	18	0.95
(1,22)	1:B:184:LYS:CD	6:B:214:17F:N1	18	0.95
(1,22)	1:B:184:LYS:CD	6:B:215:17F:N1	18	0.95
(1,22)	1:B:184:LYS:CD	5:B:216:7Q9:N	18	0.95
(1,22)	1:B:184:LYS:CD	5:B:217:7Q9:N	18	0.95
(1,22)	1:B:184:LYS:CD	5:B:218:7Q9:N	18	0.95
(1,22)	1:B:184:LYS:CD	6:B:219:17F:N1	18	0.95
(1,22)	1:B:184:LYS:CD	5:B:220:7Q9:N	18	0.95
(1,22)	1:B:184:LYS:CE	1:B:2:THR:N	18	0.95
(1,22)	1:B:184:LYS:CE	1:B:3:GLU:N	18	0.95
(1,22)	1:B:184:LYS:CE	1:B:4:TYR:N	18	0.95
(1,22)	1:B:184:LYS:CE	1:B:5:LYS:N	18	0.95
(1,22)	1:B:184:LYS:CE	1:B:6:LEU:N	18	0.95
(1,22)	1:B:184:LYS:CE	1:B:7:VAL:N	18	0.95
(1,22)	1:B:184:LYS:CE	1:B:8:VAL:N	18	0.95
(1,22)	1:B:184:LYS:CE	1:B:9:VAL:N	18	0.95
(1,22)	1:B:184:LYS:CE	1:B:10:GLY:N	18	0.95
(1,22)	1:B:184:LYS:CE	1:B:11:ALA:N	18	0.95
(1,22)	1:B:184:LYS:CE	1:B:12:ASP:N	18	0.95
(1,22)	1:B:184:LYS:CE	1:B:13:GLY:N	18	0.95
(1,22)	1:B:184:LYS:CE	1:B:14:VAL:N	18	0.95
(1,22)	1:B:184:LYS:CE	1:B:15:GLY:N	18	0.95
(1,22)	1:B:184:LYS:CE	1:B:16:LYS:N	18	0.95
(1,22)	1:B:184:LYS:CE	1:B:17:SER:N	18	0.95
(1,22)	1:B:184:LYS:CE	1:B:18:ALA:N	18	0.95
(1,22)	1:B:184:LYS:CE	1:B:19:LEU:N	18	0.95
(1,22)	1:B:184:LYS:CE	1:B:20:THR:N	18	0.95
(1,22)	1:B:184:LYS:CE	1:B:21:ILE:N	18	0.95
(1,22)	1:B:184:LYS:CE	1:B:22:GLN:N	18	0.95
(1,22)	1:B:184:LYS:CE	1:B:23:LEU:N	18	0.95
(1,22)	1:B:184:LYS:CE	1:B:24:ILE:N	18	0.95
(1,22)	1:B:184:LYS:CE	1:B:25:GLN:N	18	0.95
(1,22)	1:B:184:LYS:CE	1:B:26:ASN:N	18	0.95
(1,22)	1:B:184:LYS:CE	1:B:27:HIS:N	18	0.95

Continued on next page...

Continued from previous page...

Key	Atom-1	Atom-2	Model ID	Violation (Å)
(1,22)	1:B:184:LYS:CE	1:B:28:PHE:N	18	0.95
(1,22)	1:B:184:LYS:CE	1:B:29:VAL:N	18	0.95
(1,22)	1:B:184:LYS:CE	1:B:30:ASP:N	18	0.95
(1,22)	1:B:184:LYS:CE	1:B:31:GLU:N	18	0.95
(1,22)	1:B:184:LYS:CE	1:B:32:TYR:N	18	0.95
(1,22)	1:B:184:LYS:CE	1:B:33:ASP:N	18	0.95
(1,22)	1:B:184:LYS:CE	1:B:34:PRO:N	18	0.95
(1,22)	1:B:184:LYS:CE	1:B:35:THR:N	18	0.95
(1,22)	1:B:184:LYS:CE	1:B:36:ILE:N	18	0.95
(1,22)	1:B:184:LYS:CE	1:B:37:GLU:N	18	0.95
(1,22)	1:B:184:LYS:CE	1:B:38:ASP:N	18	0.95
(1,22)	1:B:184:LYS:CE	1:B:39:SER:N	18	0.95
(1,22)	1:B:184:LYS:CE	1:B:40:TYR:N	18	0.95
(1,22)	1:B:184:LYS:CE	1:B:41:ARG:N	18	0.95
(1,22)	1:B:184:LYS:CE	1:B:42:LYS:N	18	0.95
(1,22)	1:B:184:LYS:CE	1:B:43:GLN:N	18	0.95
(1,22)	1:B:184:LYS:CE	1:B:44:VAL:N	18	0.95
(1,22)	1:B:184:LYS:CE	1:B:45:VAL:N	18	0.95
(1,22)	1:B:184:LYS:CE	1:B:46:ILE:N	18	0.95
(1,22)	1:B:184:LYS:CE	1:B:47:ASP:N	18	0.95
(1,22)	1:B:184:LYS:CE	1:B:48:GLY:N	18	0.95
(1,22)	1:B:184:LYS:CE	1:B:49:GLU:N	18	0.95
(1,22)	1:B:184:LYS:CE	1:B:50:THR:N	18	0.95
(1,22)	1:B:184:LYS:CE	1:B:51:CYS:N	18	0.95
(1,22)	1:B:184:LYS:CE	1:B:52:LEU:N	18	0.95
(1,22)	1:B:184:LYS:CE	1:B:53:LEU:N	18	0.95
(1,22)	1:B:184:LYS:CE	1:B:54:ASP:N	18	0.95
(1,22)	1:B:184:LYS:CE	1:B:55:ILE:N	18	0.95
(1,22)	1:B:184:LYS:CE	1:B:56:LEU:N	18	0.95
(1,22)	1:B:184:LYS:CE	1:B:57:ASP:N	18	0.95
(1,22)	1:B:184:LYS:CE	1:B:58:THR:N	18	0.95
(1,22)	1:B:184:LYS:CE	1:B:59:ALA:N	18	0.95
(1,22)	1:B:184:LYS:CE	1:B:60:GLY:N	18	0.95
(1,22)	1:B:184:LYS:CE	1:B:61:GLN:N	18	0.95
(1,22)	1:B:184:LYS:CE	1:B:62:GLU:N	18	0.95
(1,22)	1:B:184:LYS:CE	1:B:63:GLU:N	18	0.95
(1,22)	1:B:184:LYS:CE	1:B:64:TYR:N	18	0.95
(1,22)	1:B:184:LYS:CE	1:B:65:SER:N	18	0.95
(1,22)	1:B:184:LYS:CE	1:B:66:ALA:N	18	0.95
(1,22)	1:B:184:LYS:CE	1:B:67:MET:N	18	0.95
(1,22)	1:B:184:LYS:CE	1:B:68:ARG:N	18	0.95
(1,22)	1:B:184:LYS:CE	1:B:69:ASP:N	18	0.95

Continued on next page...

Continued from previous page...

Key	Atom-1	Atom-2	Model ID	Violation (Å)
(1,22)	1:B:184:LYS:CE	1:B:70:GLN:N	18	0.95
(1,22)	1:B:184:LYS:CE	1:B:71:TYR:N	18	0.95
(1,22)	1:B:184:LYS:CE	1:B:72:MET:N	18	0.95
(1,22)	1:B:184:LYS:CE	1:B:73:ARG:N	18	0.95
(1,22)	1:B:184:LYS:CE	1:B:74:THR:N	18	0.95
(1,22)	1:B:184:LYS:CE	1:B:75:GLY:N	18	0.95
(1,22)	1:B:184:LYS:CE	1:B:76:GLU:N	18	0.95
(1,22)	1:B:184:LYS:CE	1:B:77:GLY:N	18	0.95
(1,22)	1:B:184:LYS:CE	1:B:78:PHE:N	18	0.95
(1,22)	1:B:184:LYS:CE	1:B:79:LEU:N	18	0.95
(1,22)	1:B:184:LYS:CE	1:B:80:CYS:N	18	0.95
(1,22)	1:B:184:LYS:CE	5:B:203:7Q9:N	18	0.95
(1,22)	1:B:184:LYS:CE	5:B:204:7Q9:N	18	0.95
(1,22)	1:B:184:LYS:CE	5:B:205:7Q9:N	18	0.95
(1,22)	1:B:184:LYS:CE	5:B:206:7Q9:N	18	0.95
(1,22)	1:B:184:LYS:CE	5:B:207:7Q9:N	18	0.95
(1,22)	1:B:184:LYS:CE	6:B:208:17F:N1	18	0.95
(1,22)	1:B:184:LYS:CE	5:B:209:7Q9:N	18	0.95
(1,22)	1:B:184:LYS:CE	5:B:210:7Q9:N	18	0.95
(1,22)	1:B:184:LYS:CE	5:B:211:7Q9:N	18	0.95
(1,22)	1:B:184:LYS:CE	5:B:212:7Q9:N	18	0.95
(1,22)	1:B:184:LYS:CE	5:B:213:7Q9:N	18	0.95
(1,22)	1:B:184:LYS:CE	6:B:214:17F:N1	18	0.95
(1,22)	1:B:184:LYS:CE	6:B:215:17F:N1	18	0.95
(1,22)	1:B:184:LYS:CE	5:B:216:7Q9:N	18	0.95
(1,22)	1:B:184:LYS:CE	5:B:217:7Q9:N	18	0.95
(1,22)	1:B:184:LYS:CE	5:B:218:7Q9:N	18	0.95
(1,22)	1:B:184:LYS:CE	6:B:219:17F:N1	18	0.95
(1,22)	1:B:184:LYS:CE	5:B:220:7Q9:N	18	0.95
(1,22)	1:B:184:LYS:CG	1:B:2:THR:N	18	0.95
(1,22)	1:B:184:LYS:CG	1:B:3:GLU:N	18	0.95
(1,22)	1:B:184:LYS:CG	1:B:4:TYR:N	18	0.95
(1,22)	1:B:184:LYS:CG	1:B:5:LYS:N	18	0.95
(1,22)	1:B:184:LYS:CG	1:B:6:LEU:N	18	0.95
(1,22)	1:B:184:LYS:CG	1:B:7:VAL:N	18	0.95
(1,22)	1:B:184:LYS:CG	1:B:8:VAL:N	18	0.95
(1,22)	1:B:184:LYS:CG	1:B:9:VAL:N	18	0.95
(1,22)	1:B:184:LYS:CG	1:B:10:GLY:N	18	0.95
(1,22)	1:B:184:LYS:CG	1:B:11:ALA:N	18	0.95
(1,22)	1:B:184:LYS:CG	1:B:12:ASP:N	18	0.95
(1,22)	1:B:184:LYS:CG	1:B:13:GLY:N	18	0.95
(1,22)	1:B:184:LYS:CG	1:B:14:VAL:N	18	0.95

Continued on next page...

Continued from previous page...

Key	Atom-1	Atom-2	Model ID	Violation (Å)
(1,22)	1:B:184:LYS:CG	1:B:15:GLY:N	18	0.95
(1,22)	1:B:184:LYS:CG	1:B:16:LYS:N	18	0.95
(1,22)	1:B:184:LYS:CG	1:B:17:SER:N	18	0.95
(1,22)	1:B:184:LYS:CG	1:B:18:ALA:N	18	0.95
(1,22)	1:B:184:LYS:CG	1:B:19:LEU:N	18	0.95
(1,22)	1:B:184:LYS:CG	1:B:20:THR:N	18	0.95
(1,22)	1:B:184:LYS:CG	1:B:21:ILE:N	18	0.95
(1,22)	1:B:184:LYS:CG	1:B:22:GLN:N	18	0.95
(1,22)	1:B:184:LYS:CG	1:B:23:LEU:N	18	0.95
(1,22)	1:B:184:LYS:CG	1:B:24:ILE:N	18	0.95
(1,22)	1:B:184:LYS:CG	1:B:25:GLN:N	18	0.95
(1,22)	1:B:184:LYS:CG	1:B:26:ASN:N	18	0.95
(1,22)	1:B:184:LYS:CG	1:B:27:HIS:N	18	0.95
(1,22)	1:B:184:LYS:CG	1:B:28:PHE:N	18	0.95
(1,22)	1:B:184:LYS:CG	1:B:29:VAL:N	18	0.95
(1,22)	1:B:184:LYS:CG	1:B:30:ASP:N	18	0.95
(1,22)	1:B:184:LYS:CG	1:B:31:GLU:N	18	0.95
(1,22)	1:B:184:LYS:CG	1:B:32:TYR:N	18	0.95
(1,22)	1:B:184:LYS:CG	1:B:33:ASP:N	18	0.95
(1,22)	1:B:184:LYS:CG	1:B:34:PRO:N	18	0.95
(1,22)	1:B:184:LYS:CG	1:B:35:THR:N	18	0.95
(1,22)	1:B:184:LYS:CG	1:B:36:ILE:N	18	0.95
(1,22)	1:B:184:LYS:CG	1:B:37:GLU:N	18	0.95
(1,22)	1:B:184:LYS:CG	1:B:38:ASP:N	18	0.95
(1,22)	1:B:184:LYS:CG	1:B:39:SER:N	18	0.95
(1,22)	1:B:184:LYS:CG	1:B:40:TYR:N	18	0.95
(1,22)	1:B:184:LYS:CG	1:B:41:ARG:N	18	0.95
(1,22)	1:B:184:LYS:CG	1:B:42:LYS:N	18	0.95
(1,22)	1:B:184:LYS:CG	1:B:43:GLN:N	18	0.95
(1,22)	1:B:184:LYS:CG	1:B:44:VAL:N	18	0.95
(1,22)	1:B:184:LYS:CG	1:B:45:VAL:N	18	0.95
(1,22)	1:B:184:LYS:CG	1:B:46:ILE:N	18	0.95
(1,22)	1:B:184:LYS:CG	1:B:47:ASP:N	18	0.95
(1,22)	1:B:184:LYS:CG	1:B:48:GLY:N	18	0.95
(1,22)	1:B:184:LYS:CG	1:B:49:GLU:N	18	0.95
(1,22)	1:B:184:LYS:CG	1:B:50:THR:N	18	0.95
(1,22)	1:B:184:LYS:CG	1:B:51:CYS:N	18	0.95
(1,22)	1:B:184:LYS:CG	1:B:52:LEU:N	18	0.95
(1,22)	1:B:184:LYS:CG	1:B:53:LEU:N	18	0.95
(1,22)	1:B:184:LYS:CG	1:B:54:ASP:N	18	0.95
(1,22)	1:B:184:LYS:CG	1:B:55:ILE:N	18	0.95
(1,22)	1:B:184:LYS:CG	1:B:56:LEU:N	18	0.95

Continued on next page...

Continued from previous page...

Key	Atom-1	Atom-2	Model ID	Violation (Å)
(1,22)	1:B:184:LYS:CG	1:B:57:ASP:N	18	0.95
(1,22)	1:B:184:LYS:CG	1:B:58:THR:N	18	0.95
(1,22)	1:B:184:LYS:CG	1:B:59:ALA:N	18	0.95
(1,22)	1:B:184:LYS:CG	1:B:60:GLY:N	18	0.95
(1,22)	1:B:184:LYS:CG	1:B:61:GLN:N	18	0.95
(1,22)	1:B:184:LYS:CG	1:B:62:GLU:N	18	0.95
(1,22)	1:B:184:LYS:CG	1:B:63:GLU:N	18	0.95
(1,22)	1:B:184:LYS:CG	1:B:64:TYR:N	18	0.95
(1,22)	1:B:184:LYS:CG	1:B:65:SER:N	18	0.95
(1,22)	1:B:184:LYS:CG	1:B:66:ALA:N	18	0.95
(1,22)	1:B:184:LYS:CG	1:B:67:MET:N	18	0.95
(1,22)	1:B:184:LYS:CG	1:B:68:ARG:N	18	0.95
(1,22)	1:B:184:LYS:CG	1:B:69:ASP:N	18	0.95
(1,22)	1:B:184:LYS:CG	1:B:70:GLN:N	18	0.95
(1,22)	1:B:184:LYS:CG	1:B:71:TYR:N	18	0.95
(1,22)	1:B:184:LYS:CG	1:B:72:MET:N	18	0.95
(1,22)	1:B:184:LYS:CG	1:B:73:ARG:N	18	0.95
(1,22)	1:B:184:LYS:CG	1:B:74:THR:N	18	0.95
(1,22)	1:B:184:LYS:CG	1:B:75:GLY:N	18	0.95
(1,22)	1:B:184:LYS:CG	1:B:76:GLU:N	18	0.95
(1,22)	1:B:184:LYS:CG	1:B:77:GLY:N	18	0.95
(1,22)	1:B:184:LYS:CG	1:B:78:PHE:N	18	0.95
(1,22)	1:B:184:LYS:CG	1:B:79:LEU:N	18	0.95
(1,22)	1:B:184:LYS:CG	1:B:80:CYS:N	18	0.95
(1,22)	1:B:184:LYS:CG	5:B:203:7Q9:N	18	0.95
(1,22)	1:B:184:LYS:CG	5:B:204:7Q9:N	18	0.95
(1,22)	1:B:184:LYS:CG	5:B:205:7Q9:N	18	0.95
(1,22)	1:B:184:LYS:CG	5:B:206:7Q9:N	18	0.95
(1,22)	1:B:184:LYS:CG	5:B:207:7Q9:N	18	0.95
(1,22)	1:B:184:LYS:CG	6:B:208:17F:N1	18	0.95
(1,22)	1:B:184:LYS:CG	5:B:209:7Q9:N	18	0.95
(1,22)	1:B:184:LYS:CG	5:B:210:7Q9:N	18	0.95
(1,22)	1:B:184:LYS:CG	5:B:211:7Q9:N	18	0.95
(1,22)	1:B:184:LYS:CG	5:B:212:7Q9:N	18	0.95
(1,22)	1:B:184:LYS:CG	5:B:213:7Q9:N	18	0.95
(1,22)	1:B:184:LYS:CG	6:B:214:17F:N1	18	0.95
(1,22)	1:B:184:LYS:CG	6:B:215:17F:N1	18	0.95
(1,22)	1:B:184:LYS:CG	5:B:216:7Q9:N	18	0.95
(1,22)	1:B:184:LYS:CG	5:B:217:7Q9:N	18	0.95
(1,22)	1:B:184:LYS:CG	5:B:218:7Q9:N	18	0.95
(1,22)	1:B:184:LYS:CG	6:B:219:17F:N1	18	0.95
(1,22)	1:B:184:LYS:CG	5:B:220:7Q9:N	18	0.95

Continued on next page...

Continued from previous page...

Key	Atom-1	Atom-2	Model ID	Violation (Å)
(1,22)	1:B:184:LYS:H	1:B:2:THR:N	18	0.95
(1,22)	1:B:184:LYS:H	1:B:3:GLU:N	18	0.95
(1,22)	1:B:184:LYS:H	1:B:4:TYR:N	18	0.95
(1,22)	1:B:184:LYS:H	1:B:5:LYS:N	18	0.95
(1,22)	1:B:184:LYS:H	1:B:6:LEU:N	18	0.95
(1,22)	1:B:184:LYS:H	1:B:7:VAL:N	18	0.95
(1,22)	1:B:184:LYS:H	1:B:8:VAL:N	18	0.95
(1,22)	1:B:184:LYS:H	1:B:9:VAL:N	18	0.95
(1,22)	1:B:184:LYS:H	1:B:10:GLY:N	18	0.95
(1,22)	1:B:184:LYS:H	1:B:11:ALA:N	18	0.95
(1,22)	1:B:184:LYS:H	1:B:12:ASP:N	18	0.95
(1,22)	1:B:184:LYS:H	1:B:13:GLY:N	18	0.95
(1,22)	1:B:184:LYS:H	1:B:14:VAL:N	18	0.95
(1,22)	1:B:184:LYS:H	1:B:15:GLY:N	18	0.95
(1,22)	1:B:184:LYS:H	1:B:16:LYS:N	18	0.95
(1,22)	1:B:184:LYS:H	1:B:17:SER:N	18	0.95
(1,22)	1:B:184:LYS:H	1:B:18:ALA:N	18	0.95
(1,22)	1:B:184:LYS:H	1:B:19:LEU:N	18	0.95
(1,22)	1:B:184:LYS:H	1:B:20:THR:N	18	0.95
(1,22)	1:B:184:LYS:H	1:B:21:ILE:N	18	0.95
(1,22)	1:B:184:LYS:H	1:B:22:GLN:N	18	0.95
(1,22)	1:B:184:LYS:H	1:B:23:LEU:N	18	0.95
(1,22)	1:B:184:LYS:H	1:B:24:ILE:N	18	0.95
(1,22)	1:B:184:LYS:H	1:B:25:GLN:N	18	0.95
(1,22)	1:B:184:LYS:H	1:B:26:ASN:N	18	0.95
(1,22)	1:B:184:LYS:H	1:B:27:HIS:N	18	0.95
(1,22)	1:B:184:LYS:H	1:B:28:PHE:N	18	0.95
(1,22)	1:B:184:LYS:H	1:B:29:VAL:N	18	0.95
(1,22)	1:B:184:LYS:H	1:B:30:ASP:N	18	0.95
(1,22)	1:B:184:LYS:H	1:B:31:GLU:N	18	0.95
(1,22)	1:B:184:LYS:H	1:B:32:TYR:N	18	0.95
(1,22)	1:B:184:LYS:H	1:B:33:ASP:N	18	0.95
(1,22)	1:B:184:LYS:H	1:B:34:PRO:N	18	0.95
(1,22)	1:B:184:LYS:H	1:B:35:THR:N	18	0.95
(1,22)	1:B:184:LYS:H	1:B:36:ILE:N	18	0.95
(1,22)	1:B:184:LYS:H	1:B:37:GLU:N	18	0.95
(1,22)	1:B:184:LYS:H	1:B:38:ASP:N	18	0.95
(1,22)	1:B:184:LYS:H	1:B:39:SER:N	18	0.95
(1,22)	1:B:184:LYS:H	1:B:40:TYR:N	18	0.95
(1,22)	1:B:184:LYS:H	1:B:41:ARG:N	18	0.95
(1,22)	1:B:184:LYS:H	1:B:42:LYS:N	18	0.95
(1,22)	1:B:184:LYS:H	1:B:43:GLN:N	18	0.95

Continued on next page...

Continued from previous page...

Key	Atom-1	Atom-2	Model ID	Violation (Å)
(1,22)	1:B:184:LYS:H	1:B:44:VAL:N	18	0.95
(1,22)	1:B:184:LYS:H	1:B:45:VAL:N	18	0.95
(1,22)	1:B:184:LYS:H	1:B:46:ILE:N	18	0.95
(1,22)	1:B:184:LYS:H	1:B:47:ASP:N	18	0.95
(1,22)	1:B:184:LYS:H	1:B:48:GLY:N	18	0.95
(1,22)	1:B:184:LYS:H	1:B:49:GLU:N	18	0.95
(1,22)	1:B:184:LYS:H	1:B:50:THR:N	18	0.95
(1,22)	1:B:184:LYS:H	1:B:51:CYS:N	18	0.95
(1,22)	1:B:184:LYS:H	1:B:52:LEU:N	18	0.95
(1,22)	1:B:184:LYS:H	1:B:53:LEU:N	18	0.95
(1,22)	1:B:184:LYS:H	1:B:54:ASP:N	18	0.95
(1,22)	1:B:184:LYS:H	1:B:55:ILE:N	18	0.95
(1,22)	1:B:184:LYS:H	1:B:56:LEU:N	18	0.95
(1,22)	1:B:184:LYS:H	1:B:57:ASP:N	18	0.95
(1,22)	1:B:184:LYS:H	1:B:58:THR:N	18	0.95
(1,22)	1:B:184:LYS:H	1:B:59:ALA:N	18	0.95
(1,22)	1:B:184:LYS:H	1:B:60:GLY:N	18	0.95
(1,22)	1:B:184:LYS:H	1:B:61:GLN:N	18	0.95
(1,22)	1:B:184:LYS:H	1:B:62:GLU:N	18	0.95
(1,22)	1:B:184:LYS:H	1:B:63:GLU:N	18	0.95
(1,22)	1:B:184:LYS:H	1:B:64:TYR:N	18	0.95
(1,22)	1:B:184:LYS:H	1:B:65:SER:N	18	0.95
(1,22)	1:B:184:LYS:H	1:B:66:ALA:N	18	0.95
(1,22)	1:B:184:LYS:H	1:B:67:MET:N	18	0.95
(1,22)	1:B:184:LYS:H	1:B:68:ARG:N	18	0.95
(1,22)	1:B:184:LYS:H	1:B:69:ASP:N	18	0.95
(1,22)	1:B:184:LYS:H	1:B:70:GLN:N	18	0.95
(1,22)	1:B:184:LYS:H	1:B:71:TYR:N	18	0.95
(1,22)	1:B:184:LYS:H	1:B:72:MET:N	18	0.95
(1,22)	1:B:184:LYS:H	1:B:73:ARG:N	18	0.95
(1,22)	1:B:184:LYS:H	1:B:74:THR:N	18	0.95
(1,22)	1:B:184:LYS:H	1:B:75:GLY:N	18	0.95
(1,22)	1:B:184:LYS:H	1:B:76:GLU:N	18	0.95
(1,22)	1:B:184:LYS:H	1:B:77:GLY:N	18	0.95
(1,22)	1:B:184:LYS:H	1:B:78:PHE:N	18	0.95
(1,22)	1:B:184:LYS:H	1:B:79:LEU:N	18	0.95
(1,22)	1:B:184:LYS:H	1:B:80:CYS:N	18	0.95
(1,22)	1:B:184:LYS:H	5:B:203:7Q9:N	18	0.95
(1,22)	1:B:184:LYS:H	5:B:204:7Q9:N	18	0.95
(1,22)	1:B:184:LYS:H	5:B:205:7Q9:N	18	0.95
(1,22)	1:B:184:LYS:H	5:B:206:7Q9:N	18	0.95
(1,22)	1:B:184:LYS:H	5:B:207:7Q9:N	18	0.95

Continued on next page...

Continued from previous page...

Key	Atom-1	Atom-2	Model ID	Violation (Å)
(1,22)	1:B:184:LYS:H	6:B:208:17F:N1	18	0.95
(1,22)	1:B:184:LYS:H	5:B:209:7Q9:N	18	0.95
(1,22)	1:B:184:LYS:H	5:B:210:7Q9:N	18	0.95
(1,22)	1:B:184:LYS:H	5:B:211:7Q9:N	18	0.95
(1,22)	1:B:184:LYS:H	5:B:212:7Q9:N	18	0.95
(1,22)	1:B:184:LYS:H	5:B:213:7Q9:N	18	0.95
(1,22)	1:B:184:LYS:H	6:B:214:17F:N1	18	0.95
(1,22)	1:B:184:LYS:H	6:B:215:17F:N1	18	0.95
(1,22)	1:B:184:LYS:H	5:B:216:7Q9:N	18	0.95
(1,22)	1:B:184:LYS:H	5:B:217:7Q9:N	18	0.95
(1,22)	1:B:184:LYS:H	5:B:218:7Q9:N	18	0.95
(1,22)	1:B:184:LYS:H	6:B:219:17F:N1	18	0.95
(1,22)	1:B:184:LYS:H	5:B:220:7Q9:N	18	0.95
(1,22)	1:B:184:LYS:HZ1	1:B:2:THR:N	18	0.95
(1,22)	1:B:184:LYS:HZ1	1:B:3:GLU:N	18	0.95
(1,22)	1:B:184:LYS:HZ1	1:B:4:TYR:N	18	0.95
(1,22)	1:B:184:LYS:HZ1	1:B:5:LYS:N	18	0.95
(1,22)	1:B:184:LYS:HZ1	1:B:6:LEU:N	18	0.95
(1,22)	1:B:184:LYS:HZ1	1:B:7:VAL:N	18	0.95
(1,22)	1:B:184:LYS:HZ1	1:B:8:VAL:N	18	0.95
(1,22)	1:B:184:LYS:HZ1	1:B:9:VAL:N	18	0.95
(1,22)	1:B:184:LYS:HZ1	1:B:10:GLY:N	18	0.95
(1,22)	1:B:184:LYS:HZ1	1:B:11:ALA:N	18	0.95
(1,22)	1:B:184:LYS:HZ1	1:B:12:ASP:N	18	0.95
(1,22)	1:B:184:LYS:HZ1	1:B:13:GLY:N	18	0.95
(1,22)	1:B:184:LYS:HZ1	1:B:14:VAL:N	18	0.95
(1,22)	1:B:184:LYS:HZ1	1:B:15:GLY:N	18	0.95
(1,22)	1:B:184:LYS:HZ1	1:B:16:LYS:N	18	0.95
(1,22)	1:B:184:LYS:HZ1	1:B:17:SER:N	18	0.95
(1,22)	1:B:184:LYS:HZ1	1:B:18:ALA:N	18	0.95
(1,22)	1:B:184:LYS:HZ1	1:B:19:LEU:N	18	0.95
(1,22)	1:B:184:LYS:HZ1	1:B:20:THR:N	18	0.95
(1,22)	1:B:184:LYS:HZ1	1:B:21:ILE:N	18	0.95
(1,22)	1:B:184:LYS:HZ1	1:B:22:GLN:N	18	0.95
(1,22)	1:B:184:LYS:HZ1	1:B:23:LEU:N	18	0.95
(1,22)	1:B:184:LYS:HZ1	1:B:24:ILE:N	18	0.95
(1,22)	1:B:184:LYS:HZ1	1:B:25:GLN:N	18	0.95
(1,22)	1:B:184:LYS:HZ1	1:B:26:ASN:N	18	0.95
(1,22)	1:B:184:LYS:HZ1	1:B:27:HIS:N	18	0.95
(1,22)	1:B:184:LYS:HZ1	1:B:28:PHE:N	18	0.95
(1,22)	1:B:184:LYS:HZ1	1:B:29:VAL:N	18	0.95
(1,22)	1:B:184:LYS:HZ1	1:B:30:ASP:N	18	0.95

Continued on next page...

Continued from previous page...

Key	Atom-1	Atom-2	Model ID	Violation (Å)
(1,22)	1:B:184:LYS:HZ1	1:B:31:GLU:N	18	0.95
(1,22)	1:B:184:LYS:HZ1	1:B:32:TYR:N	18	0.95
(1,22)	1:B:184:LYS:HZ1	1:B:33:ASP:N	18	0.95
(1,22)	1:B:184:LYS:HZ1	1:B:34:PRO:N	18	0.95
(1,22)	1:B:184:LYS:HZ1	1:B:35:THR:N	18	0.95
(1,22)	1:B:184:LYS:HZ1	1:B:36:ILE:N	18	0.95
(1,22)	1:B:184:LYS:HZ1	1:B:37:GLU:N	18	0.95
(1,22)	1:B:184:LYS:HZ1	1:B:38:ASP:N	18	0.95
(1,22)	1:B:184:LYS:HZ1	1:B:39:SER:N	18	0.95
(1,22)	1:B:184:LYS:HZ1	1:B:40:TYR:N	18	0.95
(1,22)	1:B:184:LYS:HZ1	1:B:41:ARG:N	18	0.95
(1,22)	1:B:184:LYS:HZ1	1:B:42:LYS:N	18	0.95
(1,22)	1:B:184:LYS:HZ1	1:B:43:GLN:N	18	0.95
(1,22)	1:B:184:LYS:HZ1	1:B:44:VAL:N	18	0.95
(1,22)	1:B:184:LYS:HZ1	1:B:45:VAL:N	18	0.95
(1,22)	1:B:184:LYS:HZ1	1:B:46:ILE:N	18	0.95
(1,22)	1:B:184:LYS:HZ1	1:B:47:ASP:N	18	0.95
(1,22)	1:B:184:LYS:HZ1	1:B:48:GLY:N	18	0.95
(1,22)	1:B:184:LYS:HZ1	1:B:49:GLU:N	18	0.95
(1,22)	1:B:184:LYS:HZ1	1:B:50:THR:N	18	0.95
(1,22)	1:B:184:LYS:HZ1	1:B:51:CYS:N	18	0.95
(1,22)	1:B:184:LYS:HZ1	1:B:52:LEU:N	18	0.95
(1,22)	1:B:184:LYS:HZ1	1:B:53:LEU:N	18	0.95
(1,22)	1:B:184:LYS:HZ1	1:B:54:ASP:N	18	0.95
(1,22)	1:B:184:LYS:HZ1	1:B:55:ILE:N	18	0.95
(1,22)	1:B:184:LYS:HZ1	1:B:56:LEU:N	18	0.95
(1,22)	1:B:184:LYS:HZ1	1:B:57:ASP:N	18	0.95
(1,22)	1:B:184:LYS:HZ1	1:B:58:THR:N	18	0.95
(1,22)	1:B:184:LYS:HZ1	1:B:59:ALA:N	18	0.95
(1,22)	1:B:184:LYS:HZ1	1:B:60:GLY:N	18	0.95
(1,22)	1:B:184:LYS:HZ1	1:B:61:GLN:N	18	0.95
(1,22)	1:B:184:LYS:HZ1	1:B:62:GLU:N	18	0.95
(1,22)	1:B:184:LYS:HZ1	1:B:63:GLU:N	18	0.95
(1,22)	1:B:184:LYS:HZ1	1:B:64:TYR:N	18	0.95
(1,22)	1:B:184:LYS:HZ1	1:B:65:SER:N	18	0.95
(1,22)	1:B:184:LYS:HZ1	1:B:66:ALA:N	18	0.95
(1,22)	1:B:184:LYS:HZ1	1:B:67:MET:N	18	0.95
(1,22)	1:B:184:LYS:HZ1	1:B:68:ARG:N	18	0.95
(1,22)	1:B:184:LYS:HZ1	1:B:69:ASP:N	18	0.95
(1,22)	1:B:184:LYS:HZ1	1:B:70:GLN:N	18	0.95
(1,22)	1:B:184:LYS:HZ1	1:B:71:TYR:N	18	0.95
(1,22)	1:B:184:LYS:HZ1	1:B:72:MET:N	18	0.95

Continued on next page...

Continued from previous page...

Key	Atom-1	Atom-2	Model ID	Violation (Å)
(1,22)	1:B:184:LYS:HZ1	1:B:73:ARG:N	18	0.95
(1,22)	1:B:184:LYS:HZ1	1:B:74:THR:N	18	0.95
(1,22)	1:B:184:LYS:HZ1	1:B:75:GLY:N	18	0.95
(1,22)	1:B:184:LYS:HZ1	1:B:76:GLU:N	18	0.95
(1,22)	1:B:184:LYS:HZ1	1:B:77:GLY:N	18	0.95
(1,22)	1:B:184:LYS:HZ1	1:B:78:PHE:N	18	0.95
(1,22)	1:B:184:LYS:HZ1	1:B:79:LEU:N	18	0.95
(1,22)	1:B:184:LYS:HZ1	1:B:80:CYS:N	18	0.95
(1,22)	1:B:184:LYS:HZ1	5:B:203:7Q9:N	18	0.95
(1,22)	1:B:184:LYS:HZ1	5:B:204:7Q9:N	18	0.95
(1,22)	1:B:184:LYS:HZ1	5:B:205:7Q9:N	18	0.95
(1,22)	1:B:184:LYS:HZ1	5:B:206:7Q9:N	18	0.95
(1,22)	1:B:184:LYS:HZ1	5:B:207:7Q9:N	18	0.95
(1,22)	1:B:184:LYS:HZ1	6:B:208:17F:N1	18	0.95
(1,22)	1:B:184:LYS:HZ1	5:B:209:7Q9:N	18	0.95
(1,22)	1:B:184:LYS:HZ1	5:B:210:7Q9:N	18	0.95
(1,22)	1:B:184:LYS:HZ1	5:B:211:7Q9:N	18	0.95
(1,22)	1:B:184:LYS:HZ1	5:B:212:7Q9:N	18	0.95
(1,22)	1:B:184:LYS:HZ1	5:B:213:7Q9:N	18	0.95
(1,22)	1:B:184:LYS:HZ1	6:B:214:17F:N1	18	0.95
(1,22)	1:B:184:LYS:HZ1	6:B:215:17F:N1	18	0.95
(1,22)	1:B:184:LYS:HZ1	5:B:216:7Q9:N	18	0.95
(1,22)	1:B:184:LYS:HZ1	5:B:217:7Q9:N	18	0.95
(1,22)	1:B:184:LYS:HZ1	5:B:218:7Q9:N	18	0.95
(1,22)	1:B:184:LYS:HZ1	6:B:219:17F:N1	18	0.95
(1,22)	1:B:184:LYS:HZ1	5:B:220:7Q9:N	18	0.95
(1,22)	1:B:184:LYS:HZ2	1:B:2:THR:N	18	0.95
(1,22)	1:B:184:LYS:HZ2	1:B:3:GLU:N	18	0.95
(1,22)	1:B:184:LYS:HZ2	1:B:4:TYR:N	18	0.95
(1,22)	1:B:184:LYS:HZ2	1:B:5:LYS:N	18	0.95
(1,22)	1:B:184:LYS:HZ2	1:B:6:LEU:N	18	0.95
(1,22)	1:B:184:LYS:HZ2	1:B:7:VAL:N	18	0.95
(1,22)	1:B:184:LYS:HZ2	1:B:8:VAL:N	18	0.95
(1,22)	1:B:184:LYS:HZ2	1:B:9:VAL:N	18	0.95
(1,22)	1:B:184:LYS:HZ2	1:B:10:GLY:N	18	0.95
(1,22)	1:B:184:LYS:HZ2	1:B:11:ALA:N	18	0.95
(1,22)	1:B:184:LYS:HZ2	1:B:12:ASP:N	18	0.95
(1,22)	1:B:184:LYS:HZ2	1:B:13:GLY:N	18	0.95
(1,22)	1:B:184:LYS:HZ2	1:B:14:VAL:N	18	0.95
(1,22)	1:B:184:LYS:HZ2	1:B:15:GLY:N	18	0.95
(1,22)	1:B:184:LYS:HZ2	1:B:16:LYS:N	18	0.95
(1,22)	1:B:184:LYS:HZ2	1:B:17:SER:N	18	0.95

Continued on next page...

Continued from previous page...

Key	Atom-1	Atom-2	Model ID	Violation (Å)
(1,22)	1:B:184:LYS:HZ2	1:B:18:ALA:N	18	0.95
(1,22)	1:B:184:LYS:HZ2	1:B:19:LEU:N	18	0.95
(1,22)	1:B:184:LYS:HZ2	1:B:20:THR:N	18	0.95
(1,22)	1:B:184:LYS:HZ2	1:B:21:ILE:N	18	0.95
(1,22)	1:B:184:LYS:HZ2	1:B:22:GLN:N	18	0.95
(1,22)	1:B:184:LYS:HZ2	1:B:23:LEU:N	18	0.95
(1,22)	1:B:184:LYS:HZ2	1:B:24:ILE:N	18	0.95
(1,22)	1:B:184:LYS:HZ2	1:B:25:GLN:N	18	0.95
(1,22)	1:B:184:LYS:HZ2	1:B:26:ASN:N	18	0.95
(1,22)	1:B:184:LYS:HZ2	1:B:27:HIS:N	18	0.95
(1,22)	1:B:184:LYS:HZ2	1:B:28:PHE:N	18	0.95
(1,22)	1:B:184:LYS:HZ2	1:B:29:VAL:N	18	0.95
(1,22)	1:B:184:LYS:HZ2	1:B:30:ASP:N	18	0.95
(1,22)	1:B:184:LYS:HZ2	1:B:31:GLU:N	18	0.95
(1,22)	1:B:184:LYS:HZ2	1:B:32:TYR:N	18	0.95
(1,22)	1:B:184:LYS:HZ2	1:B:33:ASP:N	18	0.95
(1,22)	1:B:184:LYS:HZ2	1:B:34:PRO:N	18	0.95
(1,22)	1:B:184:LYS:HZ2	1:B:35:THR:N	18	0.95
(1,22)	1:B:184:LYS:HZ2	1:B:36:ILE:N	18	0.95
(1,22)	1:B:184:LYS:HZ2	1:B:37:GLU:N	18	0.95
(1,22)	1:B:184:LYS:HZ2	1:B:38:ASP:N	18	0.95
(1,22)	1:B:184:LYS:HZ2	1:B:39:SER:N	18	0.95
(1,22)	1:B:184:LYS:HZ2	1:B:40:TYR:N	18	0.95
(1,22)	1:B:184:LYS:HZ2	1:B:41:ARG:N	18	0.95
(1,22)	1:B:184:LYS:HZ2	1:B:42:LYS:N	18	0.95
(1,22)	1:B:184:LYS:HZ2	1:B:43:GLN:N	18	0.95
(1,22)	1:B:184:LYS:HZ2	1:B:44:VAL:N	18	0.95
(1,22)	1:B:184:LYS:HZ2	1:B:45:VAL:N	18	0.95
(1,22)	1:B:184:LYS:HZ2	1:B:46:ILE:N	18	0.95
(1,22)	1:B:184:LYS:HZ2	1:B:47:ASP:N	18	0.95
(1,22)	1:B:184:LYS:HZ2	1:B:48:GLY:N	18	0.95
(1,22)	1:B:184:LYS:HZ2	1:B:49:GLU:N	18	0.95
(1,22)	1:B:184:LYS:HZ2	1:B:50:THR:N	18	0.95
(1,22)	1:B:184:LYS:HZ2	1:B:51:CYS:N	18	0.95
(1,22)	1:B:184:LYS:HZ2	1:B:52:LEU:N	18	0.95
(1,22)	1:B:184:LYS:HZ2	1:B:53:LEU:N	18	0.95
(1,22)	1:B:184:LYS:HZ2	1:B:54:ASP:N	18	0.95
(1,22)	1:B:184:LYS:HZ2	1:B:55:ILE:N	18	0.95
(1,22)	1:B:184:LYS:HZ2	1:B:56:LEU:N	18	0.95
(1,22)	1:B:184:LYS:HZ2	1:B:57:ASP:N	18	0.95
(1,22)	1:B:184:LYS:HZ2	1:B:58:THR:N	18	0.95
(1,22)	1:B:184:LYS:HZ2	1:B:59:ALA:N	18	0.95

Continued on next page...

Continued from previous page...

Key	Atom-1	Atom-2	Model ID	Violation (Å)
(1,22)	1:B:184:LYS:HZ2	1:B:60:GLY:N	18	0.95
(1,22)	1:B:184:LYS:HZ2	1:B:61:GLN:N	18	0.95
(1,22)	1:B:184:LYS:HZ2	1:B:62:GLU:N	18	0.95
(1,22)	1:B:184:LYS:HZ2	1:B:63:GLU:N	18	0.95
(1,22)	1:B:184:LYS:HZ2	1:B:64:TYR:N	18	0.95
(1,22)	1:B:184:LYS:HZ2	1:B:65:SER:N	18	0.95
(1,22)	1:B:184:LYS:HZ2	1:B:66:ALA:N	18	0.95
(1,22)	1:B:184:LYS:HZ2	1:B:67:MET:N	18	0.95
(1,22)	1:B:184:LYS:HZ2	1:B:68:ARG:N	18	0.95
(1,22)	1:B:184:LYS:HZ2	1:B:69:ASP:N	18	0.95
(1,22)	1:B:184:LYS:HZ2	1:B:70:GLN:N	18	0.95
(1,22)	1:B:184:LYS:HZ2	1:B:71:TYR:N	18	0.95
(1,22)	1:B:184:LYS:HZ2	1:B:72:MET:N	18	0.95
(1,22)	1:B:184:LYS:HZ2	1:B:73:ARG:N	18	0.95
(1,22)	1:B:184:LYS:HZ2	1:B:74:THR:N	18	0.95
(1,22)	1:B:184:LYS:HZ2	1:B:75:GLY:N	18	0.95
(1,22)	1:B:184:LYS:HZ2	1:B:76:GLU:N	18	0.95
(1,22)	1:B:184:LYS:HZ2	1:B:77:GLY:N	18	0.95
(1,22)	1:B:184:LYS:HZ2	1:B:78:PHE:N	18	0.95
(1,22)	1:B:184:LYS:HZ2	1:B:79:LEU:N	18	0.95
(1,22)	1:B:184:LYS:HZ2	1:B:80:CYS:N	18	0.95
(1,22)	1:B:184:LYS:HZ2	5:B:203:7Q9:N	18	0.95
(1,22)	1:B:184:LYS:HZ2	5:B:204:7Q9:N	18	0.95
(1,22)	1:B:184:LYS:HZ2	5:B:205:7Q9:N	18	0.95
(1,22)	1:B:184:LYS:HZ2	5:B:206:7Q9:N	18	0.95
(1,22)	1:B:184:LYS:HZ2	5:B:207:7Q9:N	18	0.95
(1,22)	1:B:184:LYS:HZ2	6:B:208:17F:N1	18	0.95
(1,22)	1:B:184:LYS:HZ2	5:B:209:7Q9:N	18	0.95
(1,22)	1:B:184:LYS:HZ2	5:B:210:7Q9:N	18	0.95
(1,22)	1:B:184:LYS:HZ2	5:B:211:7Q9:N	18	0.95
(1,22)	1:B:184:LYS:HZ2	5:B:212:7Q9:N	18	0.95
(1,22)	1:B:184:LYS:HZ2	5:B:213:7Q9:N	18	0.95
(1,22)	1:B:184:LYS:HZ2	6:B:214:17F:N1	18	0.95
(1,22)	1:B:184:LYS:HZ2	6:B:215:17F:N1	18	0.95
(1,22)	1:B:184:LYS:HZ2	5:B:216:7Q9:N	18	0.95
(1,22)	1:B:184:LYS:HZ2	5:B:217:7Q9:N	18	0.95
(1,22)	1:B:184:LYS:HZ2	5:B:218:7Q9:N	18	0.95
(1,22)	1:B:184:LYS:HZ2	6:B:219:17F:N1	18	0.95
(1,22)	1:B:184:LYS:HZ2	5:B:220:7Q9:N	18	0.95
(1,22)	1:B:184:LYS:HZ3	1:B:2:THR:N	18	0.95
(1,22)	1:B:184:LYS:HZ3	1:B:3:GLU:N	18	0.95
(1,22)	1:B:184:LYS:HZ3	1:B:4:TYR:N	18	0.95

Continued on next page...

Continued from previous page...

Key	Atom-1	Atom-2	Model ID	Violation (Å)
(1,22)	1:B:184:LYS:HZ3	1:B:5:LYS:N	18	0.95
(1,22)	1:B:184:LYS:HZ3	1:B:6:LEU:N	18	0.95
(1,22)	1:B:184:LYS:HZ3	1:B:7:VAL:N	18	0.95
(1,22)	1:B:184:LYS:HZ3	1:B:8:VAL:N	18	0.95
(1,22)	1:B:184:LYS:HZ3	1:B:9:VAL:N	18	0.95
(1,22)	1:B:184:LYS:HZ3	1:B:10:GLY:N	18	0.95
(1,22)	1:B:184:LYS:HZ3	1:B:11:ALA:N	18	0.95
(1,22)	1:B:184:LYS:HZ3	1:B:12:ASP:N	18	0.95
(1,22)	1:B:184:LYS:HZ3	1:B:13:GLY:N	18	0.95
(1,22)	1:B:184:LYS:HZ3	1:B:14:VAL:N	18	0.95
(1,22)	1:B:184:LYS:HZ3	1:B:15:GLY:N	18	0.95
(1,22)	1:B:184:LYS:HZ3	1:B:16:LYS:N	18	0.95
(1,22)	1:B:184:LYS:HZ3	1:B:17:SER:N	18	0.95
(1,22)	1:B:184:LYS:HZ3	1:B:18:ALA:N	18	0.95
(1,22)	1:B:184:LYS:HZ3	1:B:19:LEU:N	18	0.95
(1,22)	1:B:184:LYS:HZ3	1:B:20:THR:N	18	0.95
(1,22)	1:B:184:LYS:HZ3	1:B:21:ILE:N	18	0.95
(1,22)	1:B:184:LYS:HZ3	1:B:22:GLN:N	18	0.95
(1,22)	1:B:184:LYS:HZ3	1:B:23:LEU:N	18	0.95
(1,22)	1:B:184:LYS:HZ3	1:B:24:ILE:N	18	0.95
(1,22)	1:B:184:LYS:HZ3	1:B:25:GLN:N	18	0.95
(1,22)	1:B:184:LYS:HZ3	1:B:26:ASN:N	18	0.95
(1,22)	1:B:184:LYS:HZ3	1:B:27:HIS:N	18	0.95
(1,22)	1:B:184:LYS:HZ3	1:B:28:PHE:N	18	0.95
(1,22)	1:B:184:LYS:HZ3	1:B:29:VAL:N	18	0.95
(1,22)	1:B:184:LYS:HZ3	1:B:30:ASP:N	18	0.95
(1,22)	1:B:184:LYS:HZ3	1:B:31:GLU:N	18	0.95
(1,22)	1:B:184:LYS:HZ3	1:B:32:TYR:N	18	0.95
(1,22)	1:B:184:LYS:HZ3	1:B:33:ASP:N	18	0.95
(1,22)	1:B:184:LYS:HZ3	1:B:34:PRO:N	18	0.95
(1,22)	1:B:184:LYS:HZ3	1:B:35:THR:N	18	0.95
(1,22)	1:B:184:LYS:HZ3	1:B:36:ILE:N	18	0.95
(1,22)	1:B:184:LYS:HZ3	1:B:37:GLU:N	18	0.95
(1,22)	1:B:184:LYS:HZ3	1:B:38:ASP:N	18	0.95
(1,22)	1:B:184:LYS:HZ3	1:B:39:SER:N	18	0.95
(1,22)	1:B:184:LYS:HZ3	1:B:40:TYR:N	18	0.95
(1,22)	1:B:184:LYS:HZ3	1:B:41:ARG:N	18	0.95
(1,22)	1:B:184:LYS:HZ3	1:B:42:LYS:N	18	0.95
(1,22)	1:B:184:LYS:HZ3	1:B:43:GLN:N	18	0.95
(1,22)	1:B:184:LYS:HZ3	1:B:44:VAL:N	18	0.95
(1,22)	1:B:184:LYS:HZ3	1:B:45:VAL:N	18	0.95
(1,22)	1:B:184:LYS:HZ3	1:B:46:ILE:N	18	0.95

Continued on next page...

Continued from previous page...

Key	Atom-1	Atom-2	Model ID	Violation (Å)
(1,22)	1:B:184:LYS:HZ3	1:B:47:ASP:N	18	0.95
(1,22)	1:B:184:LYS:HZ3	1:B:48:GLY:N	18	0.95
(1,22)	1:B:184:LYS:HZ3	1:B:49:GLU:N	18	0.95
(1,22)	1:B:184:LYS:HZ3	1:B:50:THR:N	18	0.95
(1,22)	1:B:184:LYS:HZ3	1:B:51:CYS:N	18	0.95
(1,22)	1:B:184:LYS:HZ3	1:B:52:LEU:N	18	0.95
(1,22)	1:B:184:LYS:HZ3	1:B:53:LEU:N	18	0.95
(1,22)	1:B:184:LYS:HZ3	1:B:54:ASP:N	18	0.95
(1,22)	1:B:184:LYS:HZ3	1:B:55:ILE:N	18	0.95
(1,22)	1:B:184:LYS:HZ3	1:B:56:LEU:N	18	0.95
(1,22)	1:B:184:LYS:HZ3	1:B:57:ASP:N	18	0.95
(1,22)	1:B:184:LYS:HZ3	1:B:58:THR:N	18	0.95
(1,22)	1:B:184:LYS:HZ3	1:B:59:ALA:N	18	0.95
(1,22)	1:B:184:LYS:HZ3	1:B:60:GLY:N	18	0.95
(1,22)	1:B:184:LYS:HZ3	1:B:61:GLN:N	18	0.95
(1,22)	1:B:184:LYS:HZ3	1:B:62:GLU:N	18	0.95
(1,22)	1:B:184:LYS:HZ3	1:B:63:GLU:N	18	0.95
(1,22)	1:B:184:LYS:HZ3	1:B:64:TYR:N	18	0.95
(1,22)	1:B:184:LYS:HZ3	1:B:65:SER:N	18	0.95
(1,22)	1:B:184:LYS:HZ3	1:B:66:ALA:N	18	0.95
(1,22)	1:B:184:LYS:HZ3	1:B:67:MET:N	18	0.95
(1,22)	1:B:184:LYS:HZ3	1:B:68:ARG:N	18	0.95
(1,22)	1:B:184:LYS:HZ3	1:B:69:ASP:N	18	0.95
(1,22)	1:B:184:LYS:HZ3	1:B:70:GLN:N	18	0.95
(1,22)	1:B:184:LYS:HZ3	1:B:71:TYR:N	18	0.95
(1,22)	1:B:184:LYS:HZ3	1:B:72:MET:N	18	0.95
(1,22)	1:B:184:LYS:HZ3	1:B:73:ARG:N	18	0.95
(1,22)	1:B:184:LYS:HZ3	1:B:74:THR:N	18	0.95
(1,22)	1:B:184:LYS:HZ3	1:B:75:GLY:N	18	0.95
(1,22)	1:B:184:LYS:HZ3	1:B:76:GLU:N	18	0.95
(1,22)	1:B:184:LYS:HZ3	1:B:77:GLY:N	18	0.95
(1,22)	1:B:184:LYS:HZ3	1:B:78:PHE:N	18	0.95
(1,22)	1:B:184:LYS:HZ3	1:B:79:LEU:N	18	0.95
(1,22)	1:B:184:LYS:HZ3	1:B:80:CYS:N	18	0.95
(1,22)	1:B:184:LYS:HZ3	5:B:203:7Q9:N	18	0.95
(1,22)	1:B:184:LYS:HZ3	5:B:204:7Q9:N	18	0.95
(1,22)	1:B:184:LYS:HZ3	5:B:205:7Q9:N	18	0.95
(1,22)	1:B:184:LYS:HZ3	5:B:206:7Q9:N	18	0.95
(1,22)	1:B:184:LYS:HZ3	5:B:207:7Q9:N	18	0.95
(1,22)	1:B:184:LYS:HZ3	6:B:208:17F:N1	18	0.95
(1,22)	1:B:184:LYS:HZ3	5:B:209:7Q9:N	18	0.95
(1,22)	1:B:184:LYS:HZ3	5:B:210:7Q9:N	18	0.95

Continued on next page...

Continued from previous page...

Key	Atom-1	Atom-2	Model ID	Violation (Å)
(1,22)	1:B:184:LYS:HZ3	5:B:211:7Q9:N	18	0.95
(1,22)	1:B:184:LYS:HZ3	5:B:212:7Q9:N	18	0.95
(1,22)	1:B:184:LYS:HZ3	5:B:213:7Q9:N	18	0.95
(1,22)	1:B:184:LYS:HZ3	6:B:214:17F:N1	18	0.95
(1,22)	1:B:184:LYS:HZ3	6:B:215:17F:N1	18	0.95
(1,22)	1:B:184:LYS:HZ3	5:B:216:7Q9:N	18	0.95
(1,22)	1:B:184:LYS:HZ3	5:B:217:7Q9:N	18	0.95
(1,22)	1:B:184:LYS:HZ3	5:B:218:7Q9:N	18	0.95
(1,22)	1:B:184:LYS:HZ3	6:B:219:17F:N1	18	0.95
(1,22)	1:B:184:LYS:HZ3	5:B:220:7Q9:N	18	0.95
(1,22)	1:B:184:LYS:N	1:B:2:THR:N	18	0.95
(1,22)	1:B:184:LYS:N	1:B:3:GLU:N	18	0.95
(1,22)	1:B:184:LYS:N	1:B:4:TYR:N	18	0.95
(1,22)	1:B:184:LYS:N	1:B:5:LYS:N	18	0.95
(1,22)	1:B:184:LYS:N	1:B:6:LEU:N	18	0.95
(1,22)	1:B:184:LYS:N	1:B:7:VAL:N	18	0.95
(1,22)	1:B:184:LYS:N	1:B:8:VAL:N	18	0.95
(1,22)	1:B:184:LYS:N	1:B:9:VAL:N	18	0.95
(1,22)	1:B:184:LYS:N	1:B:10:GLY:N	18	0.95
(1,22)	1:B:184:LYS:N	1:B:11:ALA:N	18	0.95
(1,22)	1:B:184:LYS:N	1:B:12:ASP:N	18	0.95
(1,22)	1:B:184:LYS:N	1:B:13:GLY:N	18	0.95
(1,22)	1:B:184:LYS:N	1:B:14:VAL:N	18	0.95
(1,22)	1:B:184:LYS:N	1:B:15:GLY:N	18	0.95
(1,22)	1:B:184:LYS:N	1:B:16:LYS:N	18	0.95
(1,22)	1:B:184:LYS:N	1:B:17:SER:N	18	0.95
(1,22)	1:B:184:LYS:N	1:B:18:ALA:N	18	0.95
(1,22)	1:B:184:LYS:N	1:B:19:LEU:N	18	0.95
(1,22)	1:B:184:LYS:N	1:B:20:THR:N	18	0.95
(1,22)	1:B:184:LYS:N	1:B:21:ILE:N	18	0.95
(1,22)	1:B:184:LYS:N	1:B:22:GLN:N	18	0.95
(1,22)	1:B:184:LYS:N	1:B:23:LEU:N	18	0.95
(1,22)	1:B:184:LYS:N	1:B:24:ILE:N	18	0.95
(1,22)	1:B:184:LYS:N	1:B:25:GLN:N	18	0.95
(1,22)	1:B:184:LYS:N	1:B:26:ASN:N	18	0.95
(1,22)	1:B:184:LYS:N	1:B:27:HIS:N	18	0.95
(1,22)	1:B:184:LYS:N	1:B:28:PHE:N	18	0.95
(1,22)	1:B:184:LYS:N	1:B:29:VAL:N	18	0.95
(1,22)	1:B:184:LYS:N	1:B:30:ASP:N	18	0.95
(1,22)	1:B:184:LYS:N	1:B:31:GLU:N	18	0.95
(1,22)	1:B:184:LYS:N	1:B:32:TYR:N	18	0.95
(1,22)	1:B:184:LYS:N	1:B:33:ASP:N	18	0.95

Continued on next page...

Continued from previous page...

Key	Atom-1	Atom-2	Model ID	Violation (Å)
(1,22)	1:B:184:LYS:N	1:B:34:PRO:N	18	0.95
(1,22)	1:B:184:LYS:N	1:B:35:THR:N	18	0.95
(1,22)	1:B:184:LYS:N	1:B:36:ILE:N	18	0.95
(1,22)	1:B:184:LYS:N	1:B:37:GLU:N	18	0.95
(1,22)	1:B:184:LYS:N	1:B:38:ASP:N	18	0.95
(1,22)	1:B:184:LYS:N	1:B:39:SER:N	18	0.95
(1,22)	1:B:184:LYS:N	1:B:40:TYR:N	18	0.95
(1,22)	1:B:184:LYS:N	1:B:41:ARG:N	18	0.95
(1,22)	1:B:184:LYS:N	1:B:42:LYS:N	18	0.95
(1,22)	1:B:184:LYS:N	1:B:43:GLN:N	18	0.95
(1,22)	1:B:184:LYS:N	1:B:44:VAL:N	18	0.95
(1,22)	1:B:184:LYS:N	1:B:45:VAL:N	18	0.95
(1,22)	1:B:184:LYS:N	1:B:46:ILE:N	18	0.95
(1,22)	1:B:184:LYS:N	1:B:47:ASP:N	18	0.95
(1,22)	1:B:184:LYS:N	1:B:48:GLY:N	18	0.95
(1,22)	1:B:184:LYS:N	1:B:49:GLU:N	18	0.95
(1,22)	1:B:184:LYS:N	1:B:50:THR:N	18	0.95
(1,22)	1:B:184:LYS:N	1:B:51:CYS:N	18	0.95
(1,22)	1:B:184:LYS:N	1:B:52:LEU:N	18	0.95
(1,22)	1:B:184:LYS:N	1:B:53:LEU:N	18	0.95
(1,22)	1:B:184:LYS:N	1:B:54:ASP:N	18	0.95
(1,22)	1:B:184:LYS:N	1:B:55:ILE:N	18	0.95
(1,22)	1:B:184:LYS:N	1:B:56:LEU:N	18	0.95
(1,22)	1:B:184:LYS:N	1:B:57:ASP:N	18	0.95
(1,22)	1:B:184:LYS:N	1:B:58:THR:N	18	0.95
(1,22)	1:B:184:LYS:N	1:B:59:ALA:N	18	0.95
(1,22)	1:B:184:LYS:N	1:B:60:GLY:N	18	0.95
(1,22)	1:B:184:LYS:N	1:B:61:GLN:N	18	0.95
(1,22)	1:B:184:LYS:N	1:B:62:GLU:N	18	0.95
(1,22)	1:B:184:LYS:N	1:B:63:GLU:N	18	0.95
(1,22)	1:B:184:LYS:N	1:B:64:TYR:N	18	0.95
(1,22)	1:B:184:LYS:N	1:B:65:SER:N	18	0.95
(1,22)	1:B:184:LYS:N	1:B:66:ALA:N	18	0.95
(1,22)	1:B:184:LYS:N	1:B:67:MET:N	18	0.95
(1,22)	1:B:184:LYS:N	1:B:68:ARG:N	18	0.95
(1,22)	1:B:184:LYS:N	1:B:69:ASP:N	18	0.95
(1,22)	1:B:184:LYS:N	1:B:70:GLN:N	18	0.95
(1,22)	1:B:184:LYS:N	1:B:71:TYR:N	18	0.95
(1,22)	1:B:184:LYS:N	1:B:72:MET:N	18	0.95
(1,22)	1:B:184:LYS:N	1:B:73:ARG:N	18	0.95
(1,22)	1:B:184:LYS:N	1:B:74:THR:N	18	0.95
(1,22)	1:B:184:LYS:N	1:B:75:GLY:N	18	0.95

Continued on next page...

Continued from previous page...

Key	Atom-1	Atom-2	Model ID	Violation (Å)
(1,22)	1:B:184:LYS:N	1:B:76:GLU:N	18	0.95
(1,22)	1:B:184:LYS:N	1:B:77:GLY:N	18	0.95
(1,22)	1:B:184:LYS:N	1:B:78:PHE:N	18	0.95
(1,22)	1:B:184:LYS:N	1:B:79:LEU:N	18	0.95
(1,22)	1:B:184:LYS:N	1:B:80:CYS:N	18	0.95
(1,22)	1:B:184:LYS:N	5:B:203:7Q9:N	18	0.95
(1,22)	1:B:184:LYS:N	5:B:204:7Q9:N	18	0.95
(1,22)	1:B:184:LYS:N	5:B:205:7Q9:N	18	0.95
(1,22)	1:B:184:LYS:N	5:B:206:7Q9:N	18	0.95
(1,22)	1:B:184:LYS:N	5:B:207:7Q9:N	18	0.95
(1,22)	1:B:184:LYS:N	6:B:208:17F:N1	18	0.95
(1,22)	1:B:184:LYS:N	5:B:209:7Q9:N	18	0.95
(1,22)	1:B:184:LYS:N	5:B:210:7Q9:N	18	0.95
(1,22)	1:B:184:LYS:N	5:B:211:7Q9:N	18	0.95
(1,22)	1:B:184:LYS:N	5:B:212:7Q9:N	18	0.95
(1,22)	1:B:184:LYS:N	5:B:213:7Q9:N	18	0.95
(1,22)	1:B:184:LYS:N	6:B:214:17F:N1	18	0.95
(1,22)	1:B:184:LYS:N	6:B:215:17F:N1	18	0.95
(1,22)	1:B:184:LYS:N	5:B:216:7Q9:N	18	0.95
(1,22)	1:B:184:LYS:N	5:B:217:7Q9:N	18	0.95
(1,22)	1:B:184:LYS:N	5:B:218:7Q9:N	18	0.95
(1,22)	1:B:184:LYS:N	6:B:219:17F:N1	18	0.95
(1,22)	1:B:184:LYS:N	5:B:220:7Q9:N	18	0.95
(1,22)	1:B:184:LYS:NZ	1:B:2:THR:N	18	0.95
(1,22)	1:B:184:LYS:NZ	1:B:3:GLU:N	18	0.95
(1,22)	1:B:184:LYS:NZ	1:B:4:TYR:N	18	0.95
(1,22)	1:B:184:LYS:NZ	1:B:5:LYS:N	18	0.95
(1,22)	1:B:184:LYS:NZ	1:B:6:LEU:N	18	0.95
(1,22)	1:B:184:LYS:NZ	1:B:7:VAL:N	18	0.95
(1,22)	1:B:184:LYS:NZ	1:B:8:VAL:N	18	0.95
(1,22)	1:B:184:LYS:NZ	1:B:9:VAL:N	18	0.95
(1,22)	1:B:184:LYS:NZ	1:B:10:GLY:N	18	0.95
(1,22)	1:B:184:LYS:NZ	1:B:11:ALA:N	18	0.95
(1,22)	1:B:184:LYS:NZ	1:B:12:ASP:N	18	0.95
(1,22)	1:B:184:LYS:NZ	1:B:13:GLY:N	18	0.95
(1,22)	1:B:184:LYS:NZ	1:B:14:VAL:N	18	0.95
(1,22)	1:B:184:LYS:NZ	1:B:15:GLY:N	18	0.95
(1,22)	1:B:184:LYS:NZ	1:B:16:LYS:N	18	0.95
(1,22)	1:B:184:LYS:NZ	1:B:17:SER:N	18	0.95
(1,22)	1:B:184:LYS:NZ	1:B:18:ALA:N	18	0.95
(1,22)	1:B:184:LYS:NZ	1:B:19:LEU:N	18	0.95
(1,22)	1:B:184:LYS:NZ	1:B:20:THR:N	18	0.95

Continued on next page...

Continued from previous page...

Key	Atom-1	Atom-2	Model ID	Violation (Å)
(1,22)	1:B:184:LYS:NZ	1:B:21:ILE:N	18	0.95
(1,22)	1:B:184:LYS:NZ	1:B:22:GLN:N	18	0.95
(1,22)	1:B:184:LYS:NZ	1:B:23:LEU:N	18	0.95
(1,22)	1:B:184:LYS:NZ	1:B:24:ILE:N	18	0.95
(1,22)	1:B:184:LYS:NZ	1:B:25:GLN:N	18	0.95
(1,22)	1:B:184:LYS:NZ	1:B:26:ASN:N	18	0.95
(1,22)	1:B:184:LYS:NZ	1:B:27:HIS:N	18	0.95
(1,22)	1:B:184:LYS:NZ	1:B:28:PHE:N	18	0.95
(1,22)	1:B:184:LYS:NZ	1:B:29:VAL:N	18	0.95
(1,22)	1:B:184:LYS:NZ	1:B:30:ASP:N	18	0.95
(1,22)	1:B:184:LYS:NZ	1:B:31:GLU:N	18	0.95
(1,22)	1:B:184:LYS:NZ	1:B:32:TYR:N	18	0.95
(1,22)	1:B:184:LYS:NZ	1:B:33:ASP:N	18	0.95
(1,22)	1:B:184:LYS:NZ	1:B:34:PRO:N	18	0.95
(1,22)	1:B:184:LYS:NZ	1:B:35:THR:N	18	0.95
(1,22)	1:B:184:LYS:NZ	1:B:36:ILE:N	18	0.95
(1,22)	1:B:184:LYS:NZ	1:B:37:GLU:N	18	0.95
(1,22)	1:B:184:LYS:NZ	1:B:38:ASP:N	18	0.95
(1,22)	1:B:184:LYS:NZ	1:B:39:SER:N	18	0.95
(1,22)	1:B:184:LYS:NZ	1:B:40:TYR:N	18	0.95
(1,22)	1:B:184:LYS:NZ	1:B:41:ARG:N	18	0.95
(1,22)	1:B:184:LYS:NZ	1:B:42:LYS:N	18	0.95
(1,22)	1:B:184:LYS:NZ	1:B:43:GLN:N	18	0.95
(1,22)	1:B:184:LYS:NZ	1:B:44:VAL:N	18	0.95
(1,22)	1:B:184:LYS:NZ	1:B:45:VAL:N	18	0.95
(1,22)	1:B:184:LYS:NZ	1:B:46:ILE:N	18	0.95
(1,22)	1:B:184:LYS:NZ	1:B:47:ASP:N	18	0.95
(1,22)	1:B:184:LYS:NZ	1:B:48:GLY:N	18	0.95
(1,22)	1:B:184:LYS:NZ	1:B:49:GLU:N	18	0.95
(1,22)	1:B:184:LYS:NZ	1:B:50:THR:N	18	0.95
(1,22)	1:B:184:LYS:NZ	1:B:51:CYS:N	18	0.95
(1,22)	1:B:184:LYS:NZ	1:B:52:LEU:N	18	0.95
(1,22)	1:B:184:LYS:NZ	1:B:53:LEU:N	18	0.95
(1,22)	1:B:184:LYS:NZ	1:B:54:ASP:N	18	0.95
(1,22)	1:B:184:LYS:NZ	1:B:55:ILE:N	18	0.95
(1,22)	1:B:184:LYS:NZ	1:B:56:LEU:N	18	0.95
(1,22)	1:B:184:LYS:NZ	1:B:57:ASP:N	18	0.95
(1,22)	1:B:184:LYS:NZ	1:B:58:THR:N	18	0.95
(1,22)	1:B:184:LYS:NZ	1:B:59:ALA:N	18	0.95
(1,22)	1:B:184:LYS:NZ	1:B:60:GLY:N	18	0.95
(1,22)	1:B:184:LYS:NZ	1:B:61:GLN:N	18	0.95
(1,22)	1:B:184:LYS:NZ	1:B:62:GLU:N	18	0.95

Continued on next page...

Continued from previous page...

Key	Atom-1	Atom-2	Model ID	Violation (Å)
(1,22)	1:B:184:LYS:NZ	1:B:63:GLU:N	18	0.95
(1,22)	1:B:184:LYS:NZ	1:B:64:TYR:N	18	0.95
(1,22)	1:B:184:LYS:NZ	1:B:65:SER:N	18	0.95
(1,22)	1:B:184:LYS:NZ	1:B:66:ALA:N	18	0.95
(1,22)	1:B:184:LYS:NZ	1:B:67:MET:N	18	0.95
(1,22)	1:B:184:LYS:NZ	1:B:68:ARG:N	18	0.95
(1,22)	1:B:184:LYS:NZ	1:B:69:ASP:N	18	0.95
(1,22)	1:B:184:LYS:NZ	1:B:70:GLN:N	18	0.95
(1,22)	1:B:184:LYS:NZ	1:B:71:TYR:N	18	0.95
(1,22)	1:B:184:LYS:NZ	1:B:72:MET:N	18	0.95
(1,22)	1:B:184:LYS:NZ	1:B:73:ARG:N	18	0.95
(1,22)	1:B:184:LYS:NZ	1:B:74:THR:N	18	0.95
(1,22)	1:B:184:LYS:NZ	1:B:75:GLY:N	18	0.95
(1,22)	1:B:184:LYS:NZ	1:B:76:GLU:N	18	0.95
(1,22)	1:B:184:LYS:NZ	1:B:77:GLY:N	18	0.95
(1,22)	1:B:184:LYS:NZ	1:B:78:PHE:N	18	0.95
(1,22)	1:B:184:LYS:NZ	1:B:79:LEU:N	18	0.95
(1,22)	1:B:184:LYS:NZ	1:B:80:CYS:N	18	0.95
(1,22)	1:B:184:LYS:NZ	5:B:203:7Q9:N	18	0.95
(1,22)	1:B:184:LYS:NZ	5:B:204:7Q9:N	18	0.95
(1,22)	1:B:184:LYS:NZ	5:B:205:7Q9:N	18	0.95
(1,22)	1:B:184:LYS:NZ	5:B:206:7Q9:N	18	0.95
(1,22)	1:B:184:LYS:NZ	5:B:207:7Q9:N	18	0.95
(1,22)	1:B:184:LYS:NZ	6:B:208:17F:N1	18	0.95
(1,22)	1:B:184:LYS:NZ	5:B:209:7Q9:N	18	0.95
(1,22)	1:B:184:LYS:NZ	5:B:210:7Q9:N	18	0.95
(1,22)	1:B:184:LYS:NZ	5:B:211:7Q9:N	18	0.95
(1,22)	1:B:184:LYS:NZ	5:B:212:7Q9:N	18	0.95
(1,22)	1:B:184:LYS:NZ	5:B:213:7Q9:N	18	0.95
(1,22)	1:B:184:LYS:NZ	6:B:214:17F:N1	18	0.95
(1,22)	1:B:184:LYS:NZ	6:B:215:17F:N1	18	0.95
(1,22)	1:B:184:LYS:NZ	5:B:216:7Q9:N	18	0.95
(1,22)	1:B:184:LYS:NZ	5:B:217:7Q9:N	18	0.95
(1,22)	1:B:184:LYS:NZ	5:B:218:7Q9:N	18	0.95
(1,22)	1:B:184:LYS:NZ	6:B:219:17F:N1	18	0.95
(1,22)	1:B:184:LYS:NZ	5:B:220:7Q9:N	18	0.95
(1,22)	1:B:184:LYS:O	1:B:2:THR:N	18	0.95
(1,22)	1:B:184:LYS:O	1:B:3:GLU:N	18	0.95
(1,22)	1:B:184:LYS:O	1:B:4:TYR:N	18	0.95
(1,22)	1:B:184:LYS:O	1:B:5:LYS:N	18	0.95
(1,22)	1:B:184:LYS:O	1:B:6:LEU:N	18	0.95
(1,22)	1:B:184:LYS:O	1:B:7:VAL:N	18	0.95

Continued on next page...

Continued from previous page...

Key	Atom-1	Atom-2	Model ID	Violation (Å)
(1,22)	1:B:184:LYS:O	1:B:8:VAL:N	18	0.95
(1,22)	1:B:184:LYS:O	1:B:9:VAL:N	18	0.95
(1,22)	1:B:184:LYS:O	1:B:10:GLY:N	18	0.95
(1,22)	1:B:184:LYS:O	1:B:11:ALA:N	18	0.95
(1,22)	1:B:184:LYS:O	1:B:12:ASP:N	18	0.95
(1,22)	1:B:184:LYS:O	1:B:13:GLY:N	18	0.95
(1,22)	1:B:184:LYS:O	1:B:14:VAL:N	18	0.95
(1,22)	1:B:184:LYS:O	1:B:15:GLY:N	18	0.95
(1,22)	1:B:184:LYS:O	1:B:16:LYS:N	18	0.95
(1,22)	1:B:184:LYS:O	1:B:17:SER:N	18	0.95
(1,22)	1:B:184:LYS:O	1:B:18:ALA:N	18	0.95
(1,22)	1:B:184:LYS:O	1:B:19:LEU:N	18	0.95
(1,22)	1:B:184:LYS:O	1:B:20:THR:N	18	0.95
(1,22)	1:B:184:LYS:O	1:B:21:ILE:N	18	0.95
(1,22)	1:B:184:LYS:O	1:B:22:GLN:N	18	0.95
(1,22)	1:B:184:LYS:O	1:B:23:LEU:N	18	0.95
(1,22)	1:B:184:LYS:O	1:B:24:ILE:N	18	0.95
(1,22)	1:B:184:LYS:O	1:B:25:GLN:N	18	0.95
(1,22)	1:B:184:LYS:O	1:B:26:ASN:N	18	0.95
(1,22)	1:B:184:LYS:O	1:B:27:HIS:N	18	0.95
(1,22)	1:B:184:LYS:O	1:B:28:PHE:N	18	0.95
(1,22)	1:B:184:LYS:O	1:B:29:VAL:N	18	0.95
(1,22)	1:B:184:LYS:O	1:B:30:ASP:N	18	0.95
(1,22)	1:B:184:LYS:O	1:B:31:GLU:N	18	0.95
(1,22)	1:B:184:LYS:O	1:B:32:TYR:N	18	0.95
(1,22)	1:B:184:LYS:O	1:B:33:ASP:N	18	0.95
(1,22)	1:B:184:LYS:O	1:B:34:PRO:N	18	0.95
(1,22)	1:B:184:LYS:O	1:B:35:THR:N	18	0.95
(1,22)	1:B:184:LYS:O	1:B:36:ILE:N	18	0.95
(1,22)	1:B:184:LYS:O	1:B:37:GLU:N	18	0.95
(1,22)	1:B:184:LYS:O	1:B:38:ASP:N	18	0.95
(1,22)	1:B:184:LYS:O	1:B:39:SER:N	18	0.95
(1,22)	1:B:184:LYS:O	1:B:40:TYR:N	18	0.95
(1,22)	1:B:184:LYS:O	1:B:41:ARG:N	18	0.95
(1,22)	1:B:184:LYS:O	1:B:42:LYS:N	18	0.95
(1,22)	1:B:184:LYS:O	1:B:43:GLN:N	18	0.95
(1,22)	1:B:184:LYS:O	1:B:44:VAL:N	18	0.95
(1,22)	1:B:184:LYS:O	1:B:45:VAL:N	18	0.95
(1,22)	1:B:184:LYS:O	1:B:46:ILE:N	18	0.95
(1,22)	1:B:184:LYS:O	1:B:47:ASP:N	18	0.95
(1,22)	1:B:184:LYS:O	1:B:48:GLY:N	18	0.95
(1,22)	1:B:184:LYS:O	1:B:49:GLU:N	18	0.95

Continued on next page...

Continued from previous page...

Key	Atom-1	Atom-2	Model ID	Violation (Å)
(1,22)	1:B:184:LYS:O	1:B:50:THR:N	18	0.95
(1,22)	1:B:184:LYS:O	1:B:51:CYS:N	18	0.95
(1,22)	1:B:184:LYS:O	1:B:52:LEU:N	18	0.95
(1,22)	1:B:184:LYS:O	1:B:53:LEU:N	18	0.95
(1,22)	1:B:184:LYS:O	1:B:54:ASP:N	18	0.95
(1,22)	1:B:184:LYS:O	1:B:55:ILE:N	18	0.95
(1,22)	1:B:184:LYS:O	1:B:56:LEU:N	18	0.95
(1,22)	1:B:184:LYS:O	1:B:57:ASP:N	18	0.95
(1,22)	1:B:184:LYS:O	1:B:58:THR:N	18	0.95
(1,22)	1:B:184:LYS:O	1:B:59:ALA:N	18	0.95
(1,22)	1:B:184:LYS:O	1:B:60:GLY:N	18	0.95
(1,22)	1:B:184:LYS:O	1:B:61:GLN:N	18	0.95
(1,22)	1:B:184:LYS:O	1:B:62:GLU:N	18	0.95
(1,22)	1:B:184:LYS:O	1:B:63:GLU:N	18	0.95
(1,22)	1:B:184:LYS:O	1:B:64:TYR:N	18	0.95
(1,22)	1:B:184:LYS:O	1:B:65:SER:N	18	0.95
(1,22)	1:B:184:LYS:O	1:B:66:ALA:N	18	0.95
(1,22)	1:B:184:LYS:O	1:B:67:MET:N	18	0.95
(1,22)	1:B:184:LYS:O	1:B:68:ARG:N	18	0.95
(1,22)	1:B:184:LYS:O	1:B:69:ASP:N	18	0.95
(1,22)	1:B:184:LYS:O	1:B:70:GLN:N	18	0.95
(1,22)	1:B:184:LYS:O	1:B:71:TYR:N	18	0.95
(1,22)	1:B:184:LYS:O	1:B:72:MET:N	18	0.95
(1,22)	1:B:184:LYS:O	1:B:73:ARG:N	18	0.95
(1,22)	1:B:184:LYS:O	1:B:74:THR:N	18	0.95
(1,22)	1:B:184:LYS:O	1:B:75:GLY:N	18	0.95
(1,22)	1:B:184:LYS:O	1:B:76:GLU:N	18	0.95
(1,22)	1:B:184:LYS:O	1:B:77:GLY:N	18	0.95
(1,22)	1:B:184:LYS:O	1:B:78:PHE:N	18	0.95
(1,22)	1:B:184:LYS:O	1:B:79:LEU:N	18	0.95
(1,22)	1:B:184:LYS:O	1:B:80:CYS:N	18	0.95
(1,22)	1:B:184:LYS:O	5:B:203:7Q9:N	18	0.95
(1,22)	1:B:184:LYS:O	5:B:204:7Q9:N	18	0.95
(1,22)	1:B:184:LYS:O	5:B:205:7Q9:N	18	0.95
(1,22)	1:B:184:LYS:O	5:B:206:7Q9:N	18	0.95
(1,22)	1:B:184:LYS:O	5:B:207:7Q9:N	18	0.95
(1,22)	1:B:184:LYS:O	6:B:208:17F:N1	18	0.95
(1,22)	1:B:184:LYS:O	5:B:209:7Q9:N	18	0.95
(1,22)	1:B:184:LYS:O	5:B:210:7Q9:N	18	0.95
(1,22)	1:B:184:LYS:O	5:B:211:7Q9:N	18	0.95
(1,22)	1:B:184:LYS:O	5:B:212:7Q9:N	18	0.95
(1,22)	1:B:184:LYS:O	5:B:213:7Q9:N	18	0.95

Continued on next page...

Continued from previous page...

Key	Atom-1	Atom-2	Model ID	Violation (Å)
(1,22)	1:B:184:LYS:O	6:B:214:17F:N1	18	0.95
(1,22)	1:B:184:LYS:O	6:B:215:17F:N1	18	0.95
(1,22)	1:B:184:LYS:O	5:B:216:7Q9:N	18	0.95
(1,22)	1:B:184:LYS:O	5:B:217:7Q9:N	18	0.95
(1,22)	1:B:184:LYS:O	5:B:218:7Q9:N	18	0.95
(1,22)	1:B:184:LYS:O	6:B:219:17F:N1	18	0.95
(1,22)	1:B:184:LYS:O	5:B:220:7Q9:N	18	0.95
(3,2)	1:A:8:VAL:CG1	1:B:2:THR:N	4	0.9
(3,2)	1:A:8:VAL:CG1	1:B:3:GLU:N	4	0.9
(3,2)	1:A:8:VAL:CG1	1:B:4:TYR:N	4	0.9
(3,2)	1:A:8:VAL:CG1	1:B:5:LYS:N	4	0.9
(3,2)	1:A:8:VAL:CG1	1:B:6:LEU:N	4	0.9
(3,2)	1:A:8:VAL:CG1	1:B:7:VAL:N	4	0.9
(3,2)	1:A:8:VAL:CG1	1:B:8:VAL:N	4	0.9
(3,2)	1:A:8:VAL:CG1	1:B:9:VAL:N	4	0.9
(3,2)	1:A:8:VAL:CG1	1:B:10:GLY:N	4	0.9
(3,2)	1:A:8:VAL:CG1	1:B:11:ALA:N	4	0.9
(3,2)	1:A:8:VAL:CG1	1:B:12:ASP:N	4	0.9
(3,2)	1:A:8:VAL:CG1	1:B:13:GLY:N	4	0.9
(3,2)	1:A:8:VAL:CG1	1:B:14:VAL:N	4	0.9
(3,2)	1:A:8:VAL:CG1	1:B:15:GLY:N	4	0.9
(3,2)	1:A:8:VAL:CG1	1:B:16:LYS:N	4	0.9
(3,2)	1:A:8:VAL:CG1	1:B:17:SER:N	4	0.9
(3,2)	1:A:8:VAL:CG1	1:B:18:ALA:N	4	0.9
(3,2)	1:A:8:VAL:CG1	1:B:19:LEU:N	4	0.9
(3,2)	1:A:8:VAL:CG1	1:B:20:THR:N	4	0.9
(3,2)	1:A:8:VAL:CG1	1:B:21:ILE:N	4	0.9
(3,2)	1:A:8:VAL:CG1	1:B:22:GLN:N	4	0.9
(3,2)	1:A:8:VAL:CG1	1:B:23:LEU:N	4	0.9
(3,2)	1:A:8:VAL:CG1	1:B:24:ILE:N	4	0.9
(3,2)	1:A:8:VAL:CG1	1:B:25:GLN:N	4	0.9
(3,2)	1:A:8:VAL:CG1	1:B:26:ASN:N	4	0.9
(3,2)	1:A:8:VAL:CG1	1:B:27:HIS:N	4	0.9
(3,2)	1:A:8:VAL:CG1	1:B:28:PHE:N	4	0.9
(3,2)	1:A:8:VAL:CG1	1:B:29:VAL:N	4	0.9
(3,2)	1:A:8:VAL:CG1	1:B:30:ASP:N	4	0.9
(3,2)	1:A:8:VAL:CG1	1:B:31:GLU:N	4	0.9
(3,2)	1:A:8:VAL:CG1	1:B:32:TYR:N	4	0.9
(3,2)	1:A:8:VAL:CG1	1:B:33:ASP:N	4	0.9
(3,2)	1:A:8:VAL:CG1	1:B:34:PRO:N	4	0.9
(3,2)	1:A:8:VAL:CG1	1:B:35:THR:N	4	0.9
(3,2)	1:A:8:VAL:CG1	1:B:36:ILE:N	4	0.9

Continued on next page...

Continued from previous page...

Key	Atom-1	Atom-2	Model ID	Violation (Å)
(3,2)	1:A:8:VAL:CG1	1:B:37:GLU:N	4	0.9
(3,2)	1:A:8:VAL:CG1	1:B:38:ASP:N	4	0.9
(3,2)	1:A:8:VAL:CG1	1:B:39:SER:N	4	0.9
(3,2)	1:A:8:VAL:CG1	1:B:40:TYR:N	4	0.9
(3,2)	1:A:8:VAL:CG1	1:B:41:ARG:N	4	0.9
(3,2)	1:A:8:VAL:CG1	1:B:42:LYS:N	4	0.9
(3,2)	1:A:8:VAL:CG1	1:B:43:GLN:N	4	0.9
(3,2)	1:A:8:VAL:CG1	1:B:44:VAL:N	4	0.9
(3,2)	1:A:8:VAL:CG1	1:B:45:VAL:N	4	0.9
(3,2)	1:A:8:VAL:CG1	1:B:46:ILE:N	4	0.9
(3,2)	1:A:8:VAL:CG1	1:B:47:ASP:N	4	0.9
(3,2)	1:A:8:VAL:CG1	1:B:48:GLY:N	4	0.9
(3,2)	1:A:8:VAL:CG1	1:B:49:GLU:N	4	0.9
(3,2)	1:A:8:VAL:CG1	1:B:50:THR:N	4	0.9
(3,2)	1:A:8:VAL:CG1	1:B:51:CYS:N	4	0.9
(3,2)	1:A:8:VAL:CG1	1:B:52:LEU:N	4	0.9
(3,2)	1:A:8:VAL:CG1	1:B:53:LEU:N	4	0.9
(3,2)	1:A:8:VAL:CG1	1:B:54:ASP:N	4	0.9
(3,2)	1:A:8:VAL:CG1	1:B:55:ILE:N	4	0.9
(3,2)	1:A:8:VAL:CG1	1:B:56:LEU:N	4	0.9
(3,2)	1:A:8:VAL:CG1	1:B:57:ASP:N	4	0.9
(3,2)	1:A:8:VAL:CG1	1:B:58:THR:N	4	0.9
(3,2)	1:A:8:VAL:CG1	1:B:59:ALA:N	4	0.9
(3,2)	1:A:8:VAL:CG1	1:B:60:GLY:N	4	0.9
(3,2)	1:A:8:VAL:CG1	1:B:61:GLN:N	4	0.9
(3,2)	1:A:8:VAL:CG1	1:B:62:GLU:N	4	0.9
(3,2)	1:A:8:VAL:CG1	1:B:63:GLU:N	4	0.9
(3,2)	1:A:8:VAL:CG1	1:B:64:TYR:N	4	0.9
(3,2)	1:A:8:VAL:CG1	1:B:65:SER:N	4	0.9
(3,2)	1:A:8:VAL:CG1	1:B:66:ALA:N	4	0.9
(3,2)	1:A:8:VAL:CG1	1:B:67:MET:N	4	0.9
(3,2)	1:A:8:VAL:CG1	1:B:68:ARG:N	4	0.9
(3,2)	1:A:8:VAL:CG1	1:B:69:ASP:N	4	0.9
(3,2)	1:A:8:VAL:CG1	1:B:70:GLN:N	4	0.9
(3,2)	1:A:8:VAL:CG1	1:B:71:TYR:N	4	0.9
(3,2)	1:A:8:VAL:CG1	1:B:72:MET:N	4	0.9
(3,2)	1:A:8:VAL:CG1	1:B:73:ARG:N	4	0.9
(3,2)	1:A:8:VAL:CG1	1:B:74:THR:N	4	0.9
(3,2)	1:A:8:VAL:CG1	1:B:75:GLY:N	4	0.9
(3,2)	1:A:8:VAL:CG1	1:B:76:GLU:N	4	0.9
(3,2)	1:A:8:VAL:CG1	1:B:77:GLY:N	4	0.9
(3,2)	1:A:8:VAL:CG1	1:B:78:PHE:N	4	0.9

Continued on next page...

Continued from previous page...

Key	Atom-1	Atom-2	Model ID	Violation (Å)
(3,2)	1:A:8:VAL:CG1	1:B:79:LEU:N	4	0.9
(3,2)	1:A:8:VAL:CG1	1:B:80:CYS:N	4	0.9
(3,2)	1:A:8:VAL:CG1	5:B:203:7Q9:N	4	0.9
(3,2)	1:A:8:VAL:CG1	5:B:204:7Q9:N	4	0.9
(3,2)	1:A:8:VAL:CG1	5:B:205:7Q9:N	4	0.9
(3,2)	1:A:8:VAL:CG1	5:B:206:7Q9:N	4	0.9
(3,2)	1:A:8:VAL:CG1	5:B:207:7Q9:N	4	0.9
(3,2)	1:A:8:VAL:CG1	6:B:208:17F:N1	4	0.9
(3,2)	1:A:8:VAL:CG1	5:B:209:7Q9:N	4	0.9
(3,2)	1:A:8:VAL:CG1	5:B:210:7Q9:N	4	0.9
(3,2)	1:A:8:VAL:CG1	5:B:211:7Q9:N	4	0.9
(3,2)	1:A:8:VAL:CG1	5:B:212:7Q9:N	4	0.9
(3,2)	1:A:8:VAL:CG1	5:B:213:7Q9:N	4	0.9
(3,2)	1:A:8:VAL:CG1	6:B:214:17F:N1	4	0.9
(3,2)	1:A:8:VAL:CG1	6:B:215:17F:N1	4	0.9
(3,2)	1:A:8:VAL:CG1	5:B:216:7Q9:N	4	0.9
(3,2)	1:A:8:VAL:CG1	5:B:217:7Q9:N	4	0.9
(3,2)	1:A:8:VAL:CG1	5:B:218:7Q9:N	4	0.9
(3,2)	1:A:8:VAL:CG1	6:B:219:17F:N1	4	0.9
(3,2)	1:A:8:VAL:CG1	5:B:220:7Q9:N	4	0.9
(3,2)	1:A:8:VAL:CG2	1:B:2:THR:N	4	0.9
(3,2)	1:A:8:VAL:CG2	1:B:3:GLU:N	4	0.9
(3,2)	1:A:8:VAL:CG2	1:B:4:TYR:N	4	0.9
(3,2)	1:A:8:VAL:CG2	1:B:5:LYS:N	4	0.9
(3,2)	1:A:8:VAL:CG2	1:B:6:LEU:N	4	0.9
(3,2)	1:A:8:VAL:CG2	1:B:7:VAL:N	4	0.9
(3,2)	1:A:8:VAL:CG2	1:B:8:VAL:N	4	0.9
(3,2)	1:A:8:VAL:CG2	1:B:9:VAL:N	4	0.9
(3,2)	1:A:8:VAL:CG2	1:B:10:GLY:N	4	0.9
(3,2)	1:A:8:VAL:CG2	1:B:11:ALA:N	4	0.9
(3,2)	1:A:8:VAL:CG2	1:B:12:ASP:N	4	0.9
(3,2)	1:A:8:VAL:CG2	1:B:13:GLY:N	4	0.9
(3,2)	1:A:8:VAL:CG2	1:B:14:VAL:N	4	0.9
(3,2)	1:A:8:VAL:CG2	1:B:15:GLY:N	4	0.9
(3,2)	1:A:8:VAL:CG2	1:B:16:LYS:N	4	0.9
(3,2)	1:A:8:VAL:CG2	1:B:17:SER:N	4	0.9
(3,2)	1:A:8:VAL:CG2	1:B:18:ALA:N	4	0.9
(3,2)	1:A:8:VAL:CG2	1:B:19:LEU:N	4	0.9
(3,2)	1:A:8:VAL:CG2	1:B:20:THR:N	4	0.9
(3,2)	1:A:8:VAL:CG2	1:B:21:ILE:N	4	0.9
(3,2)	1:A:8:VAL:CG2	1:B:22:GLN:N	4	0.9
(3,2)	1:A:8:VAL:CG2	1:B:23:LEU:N	4	0.9

Continued on next page...

Continued from previous page...

Key	Atom-1	Atom-2	Model ID	Violation (Å)
(3,2)	1:A:8:VAL:CG2	1:B:24:ILE:N	4	0.9
(3,2)	1:A:8:VAL:CG2	1:B:25:GLN:N	4	0.9
(3,2)	1:A:8:VAL:CG2	1:B:26:ASN:N	4	0.9
(3,2)	1:A:8:VAL:CG2	1:B:27:HIS:N	4	0.9
(3,2)	1:A:8:VAL:CG2	1:B:28:PHE:N	4	0.9
(3,2)	1:A:8:VAL:CG2	1:B:29:VAL:N	4	0.9
(3,2)	1:A:8:VAL:CG2	1:B:30:ASP:N	4	0.9
(3,2)	1:A:8:VAL:CG2	1:B:31:GLU:N	4	0.9
(3,2)	1:A:8:VAL:CG2	1:B:32:TYR:N	4	0.9
(3,2)	1:A:8:VAL:CG2	1:B:33:ASP:N	4	0.9
(3,2)	1:A:8:VAL:CG2	1:B:34:PRO:N	4	0.9
(3,2)	1:A:8:VAL:CG2	1:B:35:THR:N	4	0.9
(3,2)	1:A:8:VAL:CG2	1:B:36:ILE:N	4	0.9
(3,2)	1:A:8:VAL:CG2	1:B:37:GLU:N	4	0.9
(3,2)	1:A:8:VAL:CG2	1:B:38:ASP:N	4	0.9
(3,2)	1:A:8:VAL:CG2	1:B:39:SER:N	4	0.9
(3,2)	1:A:8:VAL:CG2	1:B:40:TYR:N	4	0.9
(3,2)	1:A:8:VAL:CG2	1:B:41:ARG:N	4	0.9
(3,2)	1:A:8:VAL:CG2	1:B:42:LYS:N	4	0.9
(3,2)	1:A:8:VAL:CG2	1:B:43:GLN:N	4	0.9
(3,2)	1:A:8:VAL:CG2	1:B:44:VAL:N	4	0.9
(3,2)	1:A:8:VAL:CG2	1:B:45:VAL:N	4	0.9
(3,2)	1:A:8:VAL:CG2	1:B:46:ILE:N	4	0.9
(3,2)	1:A:8:VAL:CG2	1:B:47:ASP:N	4	0.9
(3,2)	1:A:8:VAL:CG2	1:B:48:GLY:N	4	0.9
(3,2)	1:A:8:VAL:CG2	1:B:49:GLU:N	4	0.9
(3,2)	1:A:8:VAL:CG2	1:B:50:THR:N	4	0.9
(3,2)	1:A:8:VAL:CG2	1:B:51:CYS:N	4	0.9
(3,2)	1:A:8:VAL:CG2	1:B:52:LEU:N	4	0.9
(3,2)	1:A:8:VAL:CG2	1:B:53:LEU:N	4	0.9
(3,2)	1:A:8:VAL:CG2	1:B:54:ASP:N	4	0.9
(3,2)	1:A:8:VAL:CG2	1:B:55:ILE:N	4	0.9
(3,2)	1:A:8:VAL:CG2	1:B:56:LEU:N	4	0.9
(3,2)	1:A:8:VAL:CG2	1:B:57:ASP:N	4	0.9
(3,2)	1:A:8:VAL:CG2	1:B:58:THR:N	4	0.9
(3,2)	1:A:8:VAL:CG2	1:B:59:ALA:N	4	0.9
(3,2)	1:A:8:VAL:CG2	1:B:60:GLY:N	4	0.9
(3,2)	1:A:8:VAL:CG2	1:B:61:GLN:N	4	0.9
(3,2)	1:A:8:VAL:CG2	1:B:62:GLU:N	4	0.9
(3,2)	1:A:8:VAL:CG2	1:B:63:GLU:N	4	0.9
(3,2)	1:A:8:VAL:CG2	1:B:64:TYR:N	4	0.9
(3,2)	1:A:8:VAL:CG2	1:B:65:SER:N	4	0.9

Continued on next page...

Continued from previous page...

Key	Atom-1	Atom-2	Model ID	Violation (Å)
(3,2)	1:A:8:VAL:CG2	1:B:66:ALA:N	4	0.9
(3,2)	1:A:8:VAL:CG2	1:B:67:MET:N	4	0.9
(3,2)	1:A:8:VAL:CG2	1:B:68:ARG:N	4	0.9
(3,2)	1:A:8:VAL:CG2	1:B:69:ASP:N	4	0.9
(3,2)	1:A:8:VAL:CG2	1:B:70:GLN:N	4	0.9
(3,2)	1:A:8:VAL:CG2	1:B:71:TYR:N	4	0.9
(3,2)	1:A:8:VAL:CG2	1:B:72:MET:N	4	0.9
(3,2)	1:A:8:VAL:CG2	1:B:73:ARG:N	4	0.9
(3,2)	1:A:8:VAL:CG2	1:B:74:THR:N	4	0.9
(3,2)	1:A:8:VAL:CG2	1:B:75:GLY:N	4	0.9
(3,2)	1:A:8:VAL:CG2	1:B:76:GLU:N	4	0.9
(3,2)	1:A:8:VAL:CG2	1:B:77:GLY:N	4	0.9
(3,2)	1:A:8:VAL:CG2	1:B:78:PHE:N	4	0.9
(3,2)	1:A:8:VAL:CG2	1:B:79:LEU:N	4	0.9
(3,2)	1:A:8:VAL:CG2	1:B:80:CYS:N	4	0.9
(3,2)	1:A:8:VAL:CG2	5:B:203:7Q9:N	4	0.9
(3,2)	1:A:8:VAL:CG2	5:B:204:7Q9:N	4	0.9
(3,2)	1:A:8:VAL:CG2	5:B:205:7Q9:N	4	0.9
(3,2)	1:A:8:VAL:CG2	5:B:206:7Q9:N	4	0.9
(3,2)	1:A:8:VAL:CG2	5:B:207:7Q9:N	4	0.9
(3,2)	1:A:8:VAL:CG2	6:B:208:17F:N1	4	0.9
(3,2)	1:A:8:VAL:CG2	5:B:209:7Q9:N	4	0.9
(3,2)	1:A:8:VAL:CG2	5:B:210:7Q9:N	4	0.9
(3,2)	1:A:8:VAL:CG2	5:B:211:7Q9:N	4	0.9
(3,2)	1:A:8:VAL:CG2	5:B:212:7Q9:N	4	0.9
(3,2)	1:A:8:VAL:CG2	5:B:213:7Q9:N	4	0.9
(3,2)	1:A:8:VAL:CG2	6:B:214:17F:N1	4	0.9
(3,2)	1:A:8:VAL:CG2	6:B:215:17F:N1	4	0.9
(3,2)	1:A:8:VAL:CG2	5:B:216:7Q9:N	4	0.9
(3,2)	1:A:8:VAL:CG2	5:B:217:7Q9:N	4	0.9
(3,2)	1:A:8:VAL:CG2	5:B:218:7Q9:N	4	0.9
(3,2)	1:A:8:VAL:CG2	6:B:219:17F:N1	4	0.9
(3,2)	1:A:8:VAL:CG2	5:B:220:7Q9:N	4	0.9
(3,9)	1:A:46:ILE:CD1	1:B:2:THR:N	16	0.89
(3,9)	1:A:46:ILE:CD1	1:B:3:GLU:N	16	0.89
(3,9)	1:A:46:ILE:CD1	1:B:4:TYR:N	16	0.89
(3,9)	1:A:46:ILE:CD1	1:B:5:LYS:N	16	0.89
(3,9)	1:A:46:ILE:CD1	1:B:6:LEU:N	16	0.89
(3,9)	1:A:46:ILE:CD1	1:B:7:VAL:N	16	0.89
(3,9)	1:A:46:ILE:CD1	1:B:8:VAL:N	16	0.89
(3,9)	1:A:46:ILE:CD1	1:B:9:VAL:N	16	0.89
(3,9)	1:A:46:ILE:CD1	1:B:10:GLY:N	16	0.89

Continued on next page...

Continued from previous page...

Key	Atom-1	Atom-2	Model ID	Violation (Å)
(3,9)	1:A:46:ILE:CD1	1:B:11:ALA:N	16	0.89
(3,9)	1:A:46:ILE:CD1	1:B:12:ASP:N	16	0.89
(3,9)	1:A:46:ILE:CD1	1:B:13:GLY:N	16	0.89
(3,9)	1:A:46:ILE:CD1	1:B:14:VAL:N	16	0.89
(3,9)	1:A:46:ILE:CD1	1:B:15:GLY:N	16	0.89
(3,9)	1:A:46:ILE:CD1	1:B:16:LYS:N	16	0.89
(3,9)	1:A:46:ILE:CD1	1:B:17:SER:N	16	0.89
(3,9)	1:A:46:ILE:CD1	1:B:18:ALA:N	16	0.89
(3,9)	1:A:46:ILE:CD1	1:B:19:LEU:N	16	0.89
(3,9)	1:A:46:ILE:CD1	1:B:20:THR:N	16	0.89
(3,9)	1:A:46:ILE:CD1	1:B:21:ILE:N	16	0.89
(3,9)	1:A:46:ILE:CD1	1:B:22:GLN:N	16	0.89
(3,9)	1:A:46:ILE:CD1	1:B:23:LEU:N	16	0.89
(3,9)	1:A:46:ILE:CD1	1:B:24:ILE:N	16	0.89
(3,9)	1:A:46:ILE:CD1	1:B:25:GLN:N	16	0.89
(3,9)	1:A:46:ILE:CD1	1:B:26:ASN:N	16	0.89
(3,9)	1:A:46:ILE:CD1	1:B:27:HIS:N	16	0.89
(3,9)	1:A:46:ILE:CD1	1:B:28:PHE:N	16	0.89
(3,9)	1:A:46:ILE:CD1	1:B:29:VAL:N	16	0.89
(3,9)	1:A:46:ILE:CD1	1:B:30:ASP:N	16	0.89
(3,9)	1:A:46:ILE:CD1	1:B:31:GLU:N	16	0.89
(3,9)	1:A:46:ILE:CD1	1:B:32:TYR:N	16	0.89
(3,9)	1:A:46:ILE:CD1	1:B:33:ASP:N	16	0.89
(3,9)	1:A:46:ILE:CD1	1:B:34:PRO:N	16	0.89
(3,9)	1:A:46:ILE:CD1	1:B:35:THR:N	16	0.89
(3,9)	1:A:46:ILE:CD1	1:B:36:ILE:N	16	0.89
(3,9)	1:A:46:ILE:CD1	1:B:37:GLU:N	16	0.89
(3,9)	1:A:46:ILE:CD1	1:B:38:ASP:N	16	0.89
(3,9)	1:A:46:ILE:CD1	1:B:39:SER:N	16	0.89
(3,9)	1:A:46:ILE:CD1	1:B:40:TYR:N	16	0.89
(3,9)	1:A:46:ILE:CD1	1:B:41:ARG:N	16	0.89
(3,9)	1:A:46:ILE:CD1	1:B:42:LYS:N	16	0.89
(3,9)	1:A:46:ILE:CD1	1:B:43:GLN:N	16	0.89
(3,9)	1:A:46:ILE:CD1	1:B:44:VAL:N	16	0.89
(3,9)	1:A:46:ILE:CD1	1:B:45:VAL:N	16	0.89
(3,9)	1:A:46:ILE:CD1	1:B:46:ILE:N	16	0.89
(3,9)	1:A:46:ILE:CD1	1:B:47:ASP:N	16	0.89
(3,9)	1:A:46:ILE:CD1	1:B:48:GLY:N	16	0.89
(3,9)	1:A:46:ILE:CD1	1:B:49:GLU:N	16	0.89
(3,9)	1:A:46:ILE:CD1	1:B:50:THR:N	16	0.89
(3,9)	1:A:46:ILE:CD1	1:B:51:CYS:N	16	0.89
(3,9)	1:A:46:ILE:CD1	1:B:52:LEU:N	16	0.89

Continued on next page...

Continued from previous page...

Key	Atom-1	Atom-2	Model ID	Violation (Å)
(3,9)	1:A:46:ILE:CD1	1:B:53:LEU:N	16	0.89
(3,9)	1:A:46:ILE:CD1	1:B:54:ASP:N	16	0.89
(3,9)	1:A:46:ILE:CD1	1:B:55:ILE:N	16	0.89
(3,9)	1:A:46:ILE:CD1	1:B:56:LEU:N	16	0.89
(3,9)	1:A:46:ILE:CD1	1:B:57:ASP:N	16	0.89
(3,9)	1:A:46:ILE:CD1	1:B:58:THR:N	16	0.89
(3,9)	1:A:46:ILE:CD1	1:B:59:ALA:N	16	0.89
(3,9)	1:A:46:ILE:CD1	1:B:60:GLY:N	16	0.89
(3,9)	1:A:46:ILE:CD1	1:B:61:GLN:N	16	0.89
(3,9)	1:A:46:ILE:CD1	1:B:62:GLU:N	16	0.89
(3,9)	1:A:46:ILE:CD1	1:B:63:GLU:N	16	0.89
(3,9)	1:A:46:ILE:CD1	1:B:64:TYR:N	16	0.89
(3,9)	1:A:46:ILE:CD1	1:B:65:SER:N	16	0.89
(3,9)	1:A:46:ILE:CD1	1:B:66:ALA:N	16	0.89
(3,9)	1:A:46:ILE:CD1	1:B:67:MET:N	16	0.89
(3,9)	1:A:46:ILE:CD1	1:B:68:ARG:N	16	0.89
(3,9)	1:A:46:ILE:CD1	1:B:69:ASP:N	16	0.89
(3,9)	1:A:46:ILE:CD1	1:B:70:GLN:N	16	0.89
(3,9)	1:A:46:ILE:CD1	1:B:71:TYR:N	16	0.89
(3,9)	1:A:46:ILE:CD1	1:B:72:MET:N	16	0.89
(3,9)	1:A:46:ILE:CD1	1:B:73:ARG:N	16	0.89
(3,9)	1:A:46:ILE:CD1	1:B:74:THR:N	16	0.89
(3,9)	1:A:46:ILE:CD1	1:B:75:GLY:N	16	0.89
(3,9)	1:A:46:ILE:CD1	1:B:76:GLU:N	16	0.89
(3,9)	1:A:46:ILE:CD1	1:B:77:GLY:N	16	0.89
(3,9)	1:A:46:ILE:CD1	1:B:78:PHE:N	16	0.89
(3,9)	1:A:46:ILE:CD1	1:B:79:LEU:N	16	0.89
(3,9)	1:A:46:ILE:CD1	1:B:80:CYS:N	16	0.89
(3,9)	1:A:46:ILE:CD1	5:B:203:7Q9:N	16	0.89
(3,9)	1:A:46:ILE:CD1	5:B:204:7Q9:N	16	0.89
(3,9)	1:A:46:ILE:CD1	5:B:205:7Q9:N	16	0.89
(3,9)	1:A:46:ILE:CD1	5:B:206:7Q9:N	16	0.89
(3,9)	1:A:46:ILE:CD1	5:B:207:7Q9:N	16	0.89
(3,9)	1:A:46:ILE:CD1	6:B:208:17F:N1	16	0.89
(3,9)	1:A:46:ILE:CD1	5:B:209:7Q9:N	16	0.89
(3,9)	1:A:46:ILE:CD1	5:B:210:7Q9:N	16	0.89
(3,9)	1:A:46:ILE:CD1	5:B:211:7Q9:N	16	0.89
(3,9)	1:A:46:ILE:CD1	5:B:212:7Q9:N	16	0.89
(3,9)	1:A:46:ILE:CD1	5:B:213:7Q9:N	16	0.89
(3,9)	1:A:46:ILE:CD1	6:B:214:17F:N1	16	0.89
(3,9)	1:A:46:ILE:CD1	6:B:215:17F:N1	16	0.89
(3,9)	1:A:46:ILE:CD1	5:B:216:7Q9:N	16	0.89

Continued on next page...

Continued from previous page...

Key	Atom-1	Atom-2	Model ID	Violation (Å)
(3,9)	1:A:46:ILE:CD1	5:B:217:7Q9:N	16	0.89
(3,9)	1:A:46:ILE:CD1	5:B:218:7Q9:N	16	0.89
(3,9)	1:A:46:ILE:CD1	6:B:219:17F:N1	16	0.89
(3,9)	1:A:46:ILE:CD1	5:B:220:7Q9:N	16	0.89
(3,2)	1:A:8:VAL:CG1	1:B:2:THR:N	16	0.87
(3,2)	1:A:8:VAL:CG1	1:B:3:GLU:N	16	0.87
(3,2)	1:A:8:VAL:CG1	1:B:4:TYR:N	16	0.87
(3,2)	1:A:8:VAL:CG1	1:B:5:LYS:N	16	0.87
(3,2)	1:A:8:VAL:CG1	1:B:6:LEU:N	16	0.87
(3,2)	1:A:8:VAL:CG1	1:B:7:VAL:N	16	0.87
(3,2)	1:A:8:VAL:CG1	1:B:8:VAL:N	16	0.87
(3,2)	1:A:8:VAL:CG1	1:B:9:VAL:N	16	0.87
(3,2)	1:A:8:VAL:CG1	1:B:10:GLY:N	16	0.87
(3,2)	1:A:8:VAL:CG1	1:B:11:ALA:N	16	0.87
(3,2)	1:A:8:VAL:CG1	1:B:12:ASP:N	16	0.87
(3,2)	1:A:8:VAL:CG1	1:B:13:GLY:N	16	0.87
(3,2)	1:A:8:VAL:CG1	1:B:14:VAL:N	16	0.87
(3,2)	1:A:8:VAL:CG1	1:B:15:GLY:N	16	0.87
(3,2)	1:A:8:VAL:CG1	1:B:16:LYS:N	16	0.87
(3,2)	1:A:8:VAL:CG1	1:B:17:SER:N	16	0.87
(3,2)	1:A:8:VAL:CG1	1:B:18:ALA:N	16	0.87
(3,2)	1:A:8:VAL:CG1	1:B:19:LEU:N	16	0.87
(3,2)	1:A:8:VAL:CG1	1:B:20:THR:N	16	0.87
(3,2)	1:A:8:VAL:CG1	1:B:21:ILE:N	16	0.87
(3,2)	1:A:8:VAL:CG1	1:B:22:GLN:N	16	0.87
(3,2)	1:A:8:VAL:CG1	1:B:23:LEU:N	16	0.87
(3,2)	1:A:8:VAL:CG1	1:B:24:ILE:N	16	0.87
(3,2)	1:A:8:VAL:CG1	1:B:25:GLN:N	16	0.87
(3,2)	1:A:8:VAL:CG1	1:B:26:ASN:N	16	0.87
(3,2)	1:A:8:VAL:CG1	1:B:27:HIS:N	16	0.87
(3,2)	1:A:8:VAL:CG1	1:B:28:PHE:N	16	0.87
(3,2)	1:A:8:VAL:CG1	1:B:29:VAL:N	16	0.87
(3,2)	1:A:8:VAL:CG1	1:B:30:ASP:N	16	0.87
(3,2)	1:A:8:VAL:CG1	1:B:31:GLU:N	16	0.87
(3,2)	1:A:8:VAL:CG1	1:B:32:TYR:N	16	0.87
(3,2)	1:A:8:VAL:CG1	1:B:33:ASP:N	16	0.87
(3,2)	1:A:8:VAL:CG1	1:B:34:PRO:N	16	0.87
(3,2)	1:A:8:VAL:CG1	1:B:35:THR:N	16	0.87
(3,2)	1:A:8:VAL:CG1	1:B:36:ILE:N	16	0.87
(3,2)	1:A:8:VAL:CG1	1:B:37:GLU:N	16	0.87
(3,2)	1:A:8:VAL:CG1	1:B:38:ASP:N	16	0.87
(3,2)	1:A:8:VAL:CG1	1:B:39:SER:N	16	0.87

Continued on next page...

Continued from previous page...

Key	Atom-1	Atom-2	Model ID	Violation (Å)
(3,2)	1:A:8:VAL:CG1	1:B:40:TYR:N	16	0.87
(3,2)	1:A:8:VAL:CG1	1:B:41:ARG:N	16	0.87
(3,2)	1:A:8:VAL:CG1	1:B:42:LYS:N	16	0.87
(3,2)	1:A:8:VAL:CG1	1:B:43:GLN:N	16	0.87
(3,2)	1:A:8:VAL:CG1	1:B:44:VAL:N	16	0.87
(3,2)	1:A:8:VAL:CG1	1:B:45:VAL:N	16	0.87
(3,2)	1:A:8:VAL:CG1	1:B:46:ILE:N	16	0.87
(3,2)	1:A:8:VAL:CG1	1:B:47:ASP:N	16	0.87
(3,2)	1:A:8:VAL:CG1	1:B:48:GLY:N	16	0.87
(3,2)	1:A:8:VAL:CG1	1:B:49:GLU:N	16	0.87
(3,2)	1:A:8:VAL:CG1	1:B:50:THR:N	16	0.87
(3,2)	1:A:8:VAL:CG1	1:B:51:CYS:N	16	0.87
(3,2)	1:A:8:VAL:CG1	1:B:52:LEU:N	16	0.87
(3,2)	1:A:8:VAL:CG1	1:B:53:LEU:N	16	0.87
(3,2)	1:A:8:VAL:CG1	1:B:54:ASP:N	16	0.87
(3,2)	1:A:8:VAL:CG1	1:B:55:ILE:N	16	0.87
(3,2)	1:A:8:VAL:CG1	1:B:56:LEU:N	16	0.87
(3,2)	1:A:8:VAL:CG1	1:B:57:ASP:N	16	0.87
(3,2)	1:A:8:VAL:CG1	1:B:58:THR:N	16	0.87
(3,2)	1:A:8:VAL:CG1	1:B:59:ALA:N	16	0.87
(3,2)	1:A:8:VAL:CG1	1:B:60:GLY:N	16	0.87
(3,2)	1:A:8:VAL:CG1	1:B:61:GLN:N	16	0.87
(3,2)	1:A:8:VAL:CG1	1:B:62:GLU:N	16	0.87
(3,2)	1:A:8:VAL:CG1	1:B:63:GLU:N	16	0.87
(3,2)	1:A:8:VAL:CG1	1:B:64:TYR:N	16	0.87
(3,2)	1:A:8:VAL:CG1	1:B:65:SER:N	16	0.87
(3,2)	1:A:8:VAL:CG1	1:B:66:ALA:N	16	0.87
(3,2)	1:A:8:VAL:CG1	1:B:67:MET:N	16	0.87
(3,2)	1:A:8:VAL:CG1	1:B:68:ARG:N	16	0.87
(3,2)	1:A:8:VAL:CG1	1:B:69:ASP:N	16	0.87
(3,2)	1:A:8:VAL:CG1	1:B:70:GLN:N	16	0.87
(3,2)	1:A:8:VAL:CG1	1:B:71:TYR:N	16	0.87
(3,2)	1:A:8:VAL:CG1	1:B:72:MET:N	16	0.87
(3,2)	1:A:8:VAL:CG1	1:B:73:ARG:N	16	0.87
(3,2)	1:A:8:VAL:CG1	1:B:74:THR:N	16	0.87
(3,2)	1:A:8:VAL:CG1	1:B:75:GLY:N	16	0.87
(3,2)	1:A:8:VAL:CG1	1:B:76:GLU:N	16	0.87
(3,2)	1:A:8:VAL:CG1	1:B:77:GLY:N	16	0.87
(3,2)	1:A:8:VAL:CG1	1:B:78:PHE:N	16	0.87
(3,2)	1:A:8:VAL:CG1	1:B:79:LEU:N	16	0.87
(3,2)	1:A:8:VAL:CG1	1:B:80:CYS:N	16	0.87
(3,2)	1:A:8:VAL:CG1	5:B:203:7Q9:N	16	0.87

Continued on next page...

Continued from previous page...

Key	Atom-1	Atom-2	Model ID	Violation (Å)
(3,2)	1:A:8:VAL:CG1	5:B:204:7Q9:N	16	0.87
(3,2)	1:A:8:VAL:CG1	5:B:205:7Q9:N	16	0.87
(3,2)	1:A:8:VAL:CG1	5:B:206:7Q9:N	16	0.87
(3,2)	1:A:8:VAL:CG1	5:B:207:7Q9:N	16	0.87
(3,2)	1:A:8:VAL:CG1	6:B:208:17F:N1	16	0.87
(3,2)	1:A:8:VAL:CG1	5:B:209:7Q9:N	16	0.87
(3,2)	1:A:8:VAL:CG1	5:B:210:7Q9:N	16	0.87
(3,2)	1:A:8:VAL:CG1	5:B:211:7Q9:N	16	0.87
(3,2)	1:A:8:VAL:CG1	5:B:212:7Q9:N	16	0.87
(3,2)	1:A:8:VAL:CG1	5:B:213:7Q9:N	16	0.87
(3,2)	1:A:8:VAL:CG1	6:B:214:17F:N1	16	0.87
(3,2)	1:A:8:VAL:CG1	6:B:215:17F:N1	16	0.87
(3,2)	1:A:8:VAL:CG1	5:B:216:7Q9:N	16	0.87
(3,2)	1:A:8:VAL:CG1	5:B:217:7Q9:N	16	0.87
(3,2)	1:A:8:VAL:CG1	5:B:218:7Q9:N	16	0.87
(3,2)	1:A:8:VAL:CG1	6:B:219:17F:N1	16	0.87
(3,2)	1:A:8:VAL:CG1	5:B:220:7Q9:N	16	0.87
(3,2)	1:A:8:VAL:CG2	1:B:2:THR:N	16	0.87
(3,2)	1:A:8:VAL:CG2	1:B:3:GLU:N	16	0.87
(3,2)	1:A:8:VAL:CG2	1:B:4:TYR:N	16	0.87
(3,2)	1:A:8:VAL:CG2	1:B:5:LYS:N	16	0.87
(3,2)	1:A:8:VAL:CG2	1:B:6:LEU:N	16	0.87
(3,2)	1:A:8:VAL:CG2	1:B:7:VAL:N	16	0.87
(3,2)	1:A:8:VAL:CG2	1:B:8:VAL:N	16	0.87
(3,2)	1:A:8:VAL:CG2	1:B:9:VAL:N	16	0.87
(3,2)	1:A:8:VAL:CG2	1:B:10:GLY:N	16	0.87
(3,2)	1:A:8:VAL:CG2	1:B:11:ALA:N	16	0.87
(3,2)	1:A:8:VAL:CG2	1:B:12:ASP:N	16	0.87
(3,2)	1:A:8:VAL:CG2	1:B:13:GLY:N	16	0.87
(3,2)	1:A:8:VAL:CG2	1:B:14:VAL:N	16	0.87
(3,2)	1:A:8:VAL:CG2	1:B:15:GLY:N	16	0.87
(3,2)	1:A:8:VAL:CG2	1:B:16:LYS:N	16	0.87
(3,2)	1:A:8:VAL:CG2	1:B:17:SER:N	16	0.87
(3,2)	1:A:8:VAL:CG2	1:B:18:ALA:N	16	0.87
(3,2)	1:A:8:VAL:CG2	1:B:19:LEU:N	16	0.87
(3,2)	1:A:8:VAL:CG2	1:B:20:THR:N	16	0.87
(3,2)	1:A:8:VAL:CG2	1:B:21:ILE:N	16	0.87
(3,2)	1:A:8:VAL:CG2	1:B:22:GLN:N	16	0.87
(3,2)	1:A:8:VAL:CG2	1:B:23:LEU:N	16	0.87
(3,2)	1:A:8:VAL:CG2	1:B:24:ILE:N	16	0.87
(3,2)	1:A:8:VAL:CG2	1:B:25:GLN:N	16	0.87
(3,2)	1:A:8:VAL:CG2	1:B:26:ASN:N	16	0.87

Continued on next page...

Continued from previous page...

Key	Atom-1	Atom-2	Model ID	Violation (Å)
(3,2)	1:A:8:VAL:CG2	1:B:27:HIS:N	16	0.87
(3,2)	1:A:8:VAL:CG2	1:B:28:PHE:N	16	0.87
(3,2)	1:A:8:VAL:CG2	1:B:29:VAL:N	16	0.87
(3,2)	1:A:8:VAL:CG2	1:B:30:ASP:N	16	0.87
(3,2)	1:A:8:VAL:CG2	1:B:31:GLU:N	16	0.87
(3,2)	1:A:8:VAL:CG2	1:B:32:TYR:N	16	0.87
(3,2)	1:A:8:VAL:CG2	1:B:33:ASP:N	16	0.87
(3,2)	1:A:8:VAL:CG2	1:B:34:PRO:N	16	0.87
(3,2)	1:A:8:VAL:CG2	1:B:35:THR:N	16	0.87
(3,2)	1:A:8:VAL:CG2	1:B:36:ILE:N	16	0.87
(3,2)	1:A:8:VAL:CG2	1:B:37:GLU:N	16	0.87
(3,2)	1:A:8:VAL:CG2	1:B:38:ASP:N	16	0.87
(3,2)	1:A:8:VAL:CG2	1:B:39:SER:N	16	0.87
(3,2)	1:A:8:VAL:CG2	1:B:40:TYR:N	16	0.87
(3,2)	1:A:8:VAL:CG2	1:B:41:ARG:N	16	0.87
(3,2)	1:A:8:VAL:CG2	1:B:42:LYS:N	16	0.87
(3,2)	1:A:8:VAL:CG2	1:B:43:GLN:N	16	0.87
(3,2)	1:A:8:VAL:CG2	1:B:44:VAL:N	16	0.87
(3,2)	1:A:8:VAL:CG2	1:B:45:VAL:N	16	0.87
(3,2)	1:A:8:VAL:CG2	1:B:46:ILE:N	16	0.87
(3,2)	1:A:8:VAL:CG2	1:B:47:ASP:N	16	0.87
(3,2)	1:A:8:VAL:CG2	1:B:48:GLY:N	16	0.87
(3,2)	1:A:8:VAL:CG2	1:B:49:GLU:N	16	0.87
(3,2)	1:A:8:VAL:CG2	1:B:50:THR:N	16	0.87
(3,2)	1:A:8:VAL:CG2	1:B:51:CYS:N	16	0.87
(3,2)	1:A:8:VAL:CG2	1:B:52:LEU:N	16	0.87
(3,2)	1:A:8:VAL:CG2	1:B:53:LEU:N	16	0.87
(3,2)	1:A:8:VAL:CG2	1:B:54:ASP:N	16	0.87
(3,2)	1:A:8:VAL:CG2	1:B:55:ILE:N	16	0.87
(3,2)	1:A:8:VAL:CG2	1:B:56:LEU:N	16	0.87
(3,2)	1:A:8:VAL:CG2	1:B:57:ASP:N	16	0.87
(3,2)	1:A:8:VAL:CG2	1:B:58:THR:N	16	0.87
(3,2)	1:A:8:VAL:CG2	1:B:59:ALA:N	16	0.87
(3,2)	1:A:8:VAL:CG2	1:B:60:GLY:N	16	0.87
(3,2)	1:A:8:VAL:CG2	1:B:61:GLN:N	16	0.87
(3,2)	1:A:8:VAL:CG2	1:B:62:GLU:N	16	0.87
(3,2)	1:A:8:VAL:CG2	1:B:63:GLU:N	16	0.87
(3,2)	1:A:8:VAL:CG2	1:B:64:TYR:N	16	0.87
(3,2)	1:A:8:VAL:CG2	1:B:65:SER:N	16	0.87
(3,2)	1:A:8:VAL:CG2	1:B:66:ALA:N	16	0.87
(3,2)	1:A:8:VAL:CG2	1:B:67:MET:N	16	0.87
(3,2)	1:A:8:VAL:CG2	1:B:68:ARG:N	16	0.87

Continued on next page...

Continued from previous page...

Key	Atom-1	Atom-2	Model ID	Violation (Å)
(3,2)	1:A:8:VAL:CG2	1:B:69:ASP:N	16	0.87
(3,2)	1:A:8:VAL:CG2	1:B:70:GLN:N	16	0.87
(3,2)	1:A:8:VAL:CG2	1:B:71:TYR:N	16	0.87
(3,2)	1:A:8:VAL:CG2	1:B:72:MET:N	16	0.87
(3,2)	1:A:8:VAL:CG2	1:B:73:ARG:N	16	0.87
(3,2)	1:A:8:VAL:CG2	1:B:74:THR:N	16	0.87
(3,2)	1:A:8:VAL:CG2	1:B:75:GLY:N	16	0.87
(3,2)	1:A:8:VAL:CG2	1:B:76:GLU:N	16	0.87
(3,2)	1:A:8:VAL:CG2	1:B:77:GLY:N	16	0.87
(3,2)	1:A:8:VAL:CG2	1:B:78:PHE:N	16	0.87
(3,2)	1:A:8:VAL:CG2	1:B:79:LEU:N	16	0.87
(3,2)	1:A:8:VAL:CG2	1:B:80:CYS:N	16	0.87
(3,2)	1:A:8:VAL:CG2	5:B:203:7Q9:N	16	0.87
(3,2)	1:A:8:VAL:CG2	5:B:204:7Q9:N	16	0.87
(3,2)	1:A:8:VAL:CG2	5:B:205:7Q9:N	16	0.87
(3,2)	1:A:8:VAL:CG2	5:B:206:7Q9:N	16	0.87
(3,2)	1:A:8:VAL:CG2	5:B:207:7Q9:N	16	0.87
(3,2)	1:A:8:VAL:CG2	6:B:208:17F:N1	16	0.87
(3,2)	1:A:8:VAL:CG2	5:B:209:7Q9:N	16	0.87
(3,2)	1:A:8:VAL:CG2	5:B:210:7Q9:N	16	0.87
(3,2)	1:A:8:VAL:CG2	5:B:211:7Q9:N	16	0.87
(3,2)	1:A:8:VAL:CG2	5:B:212:7Q9:N	16	0.87
(3,2)	1:A:8:VAL:CG2	5:B:213:7Q9:N	16	0.87
(3,2)	1:A:8:VAL:CG2	6:B:214:17F:N1	16	0.87
(3,2)	1:A:8:VAL:CG2	6:B:215:17F:N1	16	0.87
(3,2)	1:A:8:VAL:CG2	5:B:216:7Q9:N	16	0.87
(3,2)	1:A:8:VAL:CG2	5:B:217:7Q9:N	16	0.87
(3,2)	1:A:8:VAL:CG2	5:B:218:7Q9:N	16	0.87
(3,2)	1:A:8:VAL:CG2	6:B:219:17F:N1	16	0.87
(3,2)	1:A:8:VAL:CG2	5:B:220:7Q9:N	16	0.87
(3,2)	1:A:8:VAL:CG1	1:B:2:THR:N	9	0.86
(3,2)	1:A:8:VAL:CG1	1:B:3:GLU:N	9	0.86
(3,2)	1:A:8:VAL:CG1	1:B:4:TYR:N	9	0.86
(3,2)	1:A:8:VAL:CG1	1:B:5:LYS:N	9	0.86
(3,2)	1:A:8:VAL:CG1	1:B:6:LEU:N	9	0.86
(3,2)	1:A:8:VAL:CG1	1:B:7:VAL:N	9	0.86
(3,2)	1:A:8:VAL:CG1	1:B:8:VAL:N	9	0.86
(3,2)	1:A:8:VAL:CG1	1:B:9:VAL:N	9	0.86
(3,2)	1:A:8:VAL:CG1	1:B:10:GLY:N	9	0.86
(3,2)	1:A:8:VAL:CG1	1:B:11:ALA:N	9	0.86
(3,2)	1:A:8:VAL:CG1	1:B:12:ASP:N	9	0.86
(3,2)	1:A:8:VAL:CG1	1:B:13:GLY:N	9	0.86

Continued on next page...

Continued from previous page...

Key	Atom-1	Atom-2	Model ID	Violation (Å)
(3,2)	1:A:8:VAL:CG1	1:B:14:VAL:N	9	0.86
(3,2)	1:A:8:VAL:CG1	1:B:15:GLY:N	9	0.86
(3,2)	1:A:8:VAL:CG1	1:B:16:LYS:N	9	0.86
(3,2)	1:A:8:VAL:CG1	1:B:17:SER:N	9	0.86
(3,2)	1:A:8:VAL:CG1	1:B:18:ALA:N	9	0.86
(3,2)	1:A:8:VAL:CG1	1:B:19:LEU:N	9	0.86
(3,2)	1:A:8:VAL:CG1	1:B:20:THR:N	9	0.86
(3,2)	1:A:8:VAL:CG1	1:B:21:ILE:N	9	0.86
(3,2)	1:A:8:VAL:CG1	1:B:22:GLN:N	9	0.86
(3,2)	1:A:8:VAL:CG1	1:B:23:LEU:N	9	0.86
(3,2)	1:A:8:VAL:CG1	1:B:24:ILE:N	9	0.86
(3,2)	1:A:8:VAL:CG1	1:B:25:GLN:N	9	0.86
(3,2)	1:A:8:VAL:CG1	1:B:26:ASN:N	9	0.86
(3,2)	1:A:8:VAL:CG1	1:B:27:HIS:N	9	0.86
(3,2)	1:A:8:VAL:CG1	1:B:28:PHE:N	9	0.86
(3,2)	1:A:8:VAL:CG1	1:B:29:VAL:N	9	0.86
(3,2)	1:A:8:VAL:CG1	1:B:30:ASP:N	9	0.86
(3,2)	1:A:8:VAL:CG1	1:B:31:GLU:N	9	0.86
(3,2)	1:A:8:VAL:CG1	1:B:32:TYR:N	9	0.86
(3,2)	1:A:8:VAL:CG1	1:B:33:ASP:N	9	0.86
(3,2)	1:A:8:VAL:CG1	1:B:34:PRO:N	9	0.86
(3,2)	1:A:8:VAL:CG1	1:B:35:THR:N	9	0.86
(3,2)	1:A:8:VAL:CG1	1:B:36:ILE:N	9	0.86
(3,2)	1:A:8:VAL:CG1	1:B:37:GLU:N	9	0.86
(3,2)	1:A:8:VAL:CG1	1:B:38:ASP:N	9	0.86
(3,2)	1:A:8:VAL:CG1	1:B:39:SER:N	9	0.86
(3,2)	1:A:8:VAL:CG1	1:B:40:TYR:N	9	0.86
(3,2)	1:A:8:VAL:CG1	1:B:41:ARG:N	9	0.86
(3,2)	1:A:8:VAL:CG1	1:B:42:LYS:N	9	0.86
(3,2)	1:A:8:VAL:CG1	1:B:43:GLN:N	9	0.86
(3,2)	1:A:8:VAL:CG1	1:B:44:VAL:N	9	0.86
(3,2)	1:A:8:VAL:CG1	1:B:45:VAL:N	9	0.86
(3,2)	1:A:8:VAL:CG1	1:B:46:ILE:N	9	0.86
(3,2)	1:A:8:VAL:CG1	1:B:47:ASP:N	9	0.86
(3,2)	1:A:8:VAL:CG1	1:B:48:GLY:N	9	0.86
(3,2)	1:A:8:VAL:CG1	1:B:49:GLU:N	9	0.86
(3,2)	1:A:8:VAL:CG1	1:B:50:THR:N	9	0.86
(3,2)	1:A:8:VAL:CG1	1:B:51:CYS:N	9	0.86
(3,2)	1:A:8:VAL:CG1	1:B:52:LEU:N	9	0.86
(3,2)	1:A:8:VAL:CG1	1:B:53:LEU:N	9	0.86
(3,2)	1:A:8:VAL:CG1	1:B:54:ASP:N	9	0.86
(3,2)	1:A:8:VAL:CG1	1:B:55:ILE:N	9	0.86

Continued on next page...

Continued from previous page...

Key	Atom-1	Atom-2	Model ID	Violation (Å)
(3,2)	1:A:8:VAL:CG1	1:B:56:LEU:N	9	0.86
(3,2)	1:A:8:VAL:CG1	1:B:57:ASP:N	9	0.86
(3,2)	1:A:8:VAL:CG1	1:B:58:THR:N	9	0.86
(3,2)	1:A:8:VAL:CG1	1:B:59:ALA:N	9	0.86
(3,2)	1:A:8:VAL:CG1	1:B:60:GLY:N	9	0.86
(3,2)	1:A:8:VAL:CG1	1:B:61:GLN:N	9	0.86
(3,2)	1:A:8:VAL:CG1	1:B:62:GLU:N	9	0.86
(3,2)	1:A:8:VAL:CG1	1:B:63:GLU:N	9	0.86
(3,2)	1:A:8:VAL:CG1	1:B:64:TYR:N	9	0.86
(3,2)	1:A:8:VAL:CG1	1:B:65:SER:N	9	0.86
(3,2)	1:A:8:VAL:CG1	1:B:66:ALA:N	9	0.86
(3,2)	1:A:8:VAL:CG1	1:B:67:MET:N	9	0.86
(3,2)	1:A:8:VAL:CG1	1:B:68:ARG:N	9	0.86
(3,2)	1:A:8:VAL:CG1	1:B:69:ASP:N	9	0.86
(3,2)	1:A:8:VAL:CG1	1:B:70:GLN:N	9	0.86
(3,2)	1:A:8:VAL:CG1	1:B:71:TYR:N	9	0.86
(3,2)	1:A:8:VAL:CG1	1:B:72:MET:N	9	0.86
(3,2)	1:A:8:VAL:CG1	1:B:73:ARG:N	9	0.86
(3,2)	1:A:8:VAL:CG1	1:B:74:THR:N	9	0.86
(3,2)	1:A:8:VAL:CG1	1:B:75:GLY:N	9	0.86
(3,2)	1:A:8:VAL:CG1	1:B:76:GLU:N	9	0.86
(3,2)	1:A:8:VAL:CG1	1:B:77:GLY:N	9	0.86
(3,2)	1:A:8:VAL:CG1	1:B:78:PHE:N	9	0.86
(3,2)	1:A:8:VAL:CG1	1:B:79:LEU:N	9	0.86
(3,2)	1:A:8:VAL:CG1	1:B:80:CYS:N	9	0.86
(3,2)	1:A:8:VAL:CG1	5:B:203:7Q9:N	9	0.86
(3,2)	1:A:8:VAL:CG1	5:B:204:7Q9:N	9	0.86
(3,2)	1:A:8:VAL:CG1	5:B:205:7Q9:N	9	0.86
(3,2)	1:A:8:VAL:CG1	5:B:206:7Q9:N	9	0.86
(3,2)	1:A:8:VAL:CG1	5:B:207:7Q9:N	9	0.86
(3,2)	1:A:8:VAL:CG1	6:B:208:17F:N1	9	0.86
(3,2)	1:A:8:VAL:CG1	5:B:209:7Q9:N	9	0.86
(3,2)	1:A:8:VAL:CG1	5:B:210:7Q9:N	9	0.86
(3,2)	1:A:8:VAL:CG1	5:B:211:7Q9:N	9	0.86
(3,2)	1:A:8:VAL:CG1	5:B:212:7Q9:N	9	0.86
(3,2)	1:A:8:VAL:CG1	5:B:213:7Q9:N	9	0.86
(3,2)	1:A:8:VAL:CG1	6:B:214:17F:N1	9	0.86
(3,2)	1:A:8:VAL:CG1	6:B:215:17F:N1	9	0.86
(3,2)	1:A:8:VAL:CG1	5:B:216:7Q9:N	9	0.86
(3,2)	1:A:8:VAL:CG1	5:B:217:7Q9:N	9	0.86
(3,2)	1:A:8:VAL:CG1	5:B:218:7Q9:N	9	0.86
(3,2)	1:A:8:VAL:CG1	6:B:219:17F:N1	9	0.86

Continued on next page...

Continued from previous page...

Key	Atom-1	Atom-2	Model ID	Violation (Å)
(3,2)	1:A:8:VAL:CG1	5:B:220:7Q9:N	9	0.86
(3,2)	1:A:8:VAL:CG2	1:B:2:THR:N	9	0.86
(3,2)	1:A:8:VAL:CG2	1:B:3:GLU:N	9	0.86
(3,2)	1:A:8:VAL:CG2	1:B:4:TYR:N	9	0.86
(3,2)	1:A:8:VAL:CG2	1:B:5:LYS:N	9	0.86
(3,2)	1:A:8:VAL:CG2	1:B:6:LEU:N	9	0.86
(3,2)	1:A:8:VAL:CG2	1:B:7:VAL:N	9	0.86
(3,2)	1:A:8:VAL:CG2	1:B:8:VAL:N	9	0.86
(3,2)	1:A:8:VAL:CG2	1:B:9:VAL:N	9	0.86
(3,2)	1:A:8:VAL:CG2	1:B:10:GLY:N	9	0.86
(3,2)	1:A:8:VAL:CG2	1:B:11:ALA:N	9	0.86
(3,2)	1:A:8:VAL:CG2	1:B:12:ASP:N	9	0.86
(3,2)	1:A:8:VAL:CG2	1:B:13:GLY:N	9	0.86
(3,2)	1:A:8:VAL:CG2	1:B:14:VAL:N	9	0.86
(3,2)	1:A:8:VAL:CG2	1:B:15:GLY:N	9	0.86
(3,2)	1:A:8:VAL:CG2	1:B:16:LYS:N	9	0.86
(3,2)	1:A:8:VAL:CG2	1:B:17:SER:N	9	0.86
(3,2)	1:A:8:VAL:CG2	1:B:18:ALA:N	9	0.86
(3,2)	1:A:8:VAL:CG2	1:B:19:LEU:N	9	0.86
(3,2)	1:A:8:VAL:CG2	1:B:20:THR:N	9	0.86
(3,2)	1:A:8:VAL:CG2	1:B:21:ILE:N	9	0.86
(3,2)	1:A:8:VAL:CG2	1:B:22:GLN:N	9	0.86
(3,2)	1:A:8:VAL:CG2	1:B:23:LEU:N	9	0.86
(3,2)	1:A:8:VAL:CG2	1:B:24:ILE:N	9	0.86
(3,2)	1:A:8:VAL:CG2	1:B:25:GLN:N	9	0.86
(3,2)	1:A:8:VAL:CG2	1:B:26:ASN:N	9	0.86
(3,2)	1:A:8:VAL:CG2	1:B:27:HIS:N	9	0.86
(3,2)	1:A:8:VAL:CG2	1:B:28:PHE:N	9	0.86
(3,2)	1:A:8:VAL:CG2	1:B:29:VAL:N	9	0.86
(3,2)	1:A:8:VAL:CG2	1:B:30:ASP:N	9	0.86
(3,2)	1:A:8:VAL:CG2	1:B:31:GLU:N	9	0.86
(3,2)	1:A:8:VAL:CG2	1:B:32:TYR:N	9	0.86
(3,2)	1:A:8:VAL:CG2	1:B:33:ASP:N	9	0.86
(3,2)	1:A:8:VAL:CG2	1:B:34:PRO:N	9	0.86
(3,2)	1:A:8:VAL:CG2	1:B:35:THR:N	9	0.86
(3,2)	1:A:8:VAL:CG2	1:B:36:ILE:N	9	0.86
(3,2)	1:A:8:VAL:CG2	1:B:37:GLU:N	9	0.86
(3,2)	1:A:8:VAL:CG2	1:B:38:ASP:N	9	0.86
(3,2)	1:A:8:VAL:CG2	1:B:39:SER:N	9	0.86
(3,2)	1:A:8:VAL:CG2	1:B:40:TYR:N	9	0.86
(3,2)	1:A:8:VAL:CG2	1:B:41:ARG:N	9	0.86
(3,2)	1:A:8:VAL:CG2	1:B:42:LYS:N	9	0.86

Continued on next page...

Continued from previous page...

Key	Atom-1	Atom-2	Model ID	Violation (Å)
(3,2)	1:A:8:VAL:CG2	1:B:43:GLN:N	9	0.86
(3,2)	1:A:8:VAL:CG2	1:B:44:VAL:N	9	0.86
(3,2)	1:A:8:VAL:CG2	1:B:45:VAL:N	9	0.86
(3,2)	1:A:8:VAL:CG2	1:B:46:ILE:N	9	0.86
(3,2)	1:A:8:VAL:CG2	1:B:47:ASP:N	9	0.86
(3,2)	1:A:8:VAL:CG2	1:B:48:GLY:N	9	0.86
(3,2)	1:A:8:VAL:CG2	1:B:49:GLU:N	9	0.86
(3,2)	1:A:8:VAL:CG2	1:B:50:THR:N	9	0.86
(3,2)	1:A:8:VAL:CG2	1:B:51:CYS:N	9	0.86
(3,2)	1:A:8:VAL:CG2	1:B:52:LEU:N	9	0.86
(3,2)	1:A:8:VAL:CG2	1:B:53:LEU:N	9	0.86
(3,2)	1:A:8:VAL:CG2	1:B:54:ASP:N	9	0.86
(3,2)	1:A:8:VAL:CG2	1:B:55:ILE:N	9	0.86
(3,2)	1:A:8:VAL:CG2	1:B:56:LEU:N	9	0.86
(3,2)	1:A:8:VAL:CG2	1:B:57:ASP:N	9	0.86
(3,2)	1:A:8:VAL:CG2	1:B:58:THR:N	9	0.86
(3,2)	1:A:8:VAL:CG2	1:B:59:ALA:N	9	0.86
(3,2)	1:A:8:VAL:CG2	1:B:60:GLY:N	9	0.86
(3,2)	1:A:8:VAL:CG2	1:B:61:GLN:N	9	0.86
(3,2)	1:A:8:VAL:CG2	1:B:62:GLU:N	9	0.86
(3,2)	1:A:8:VAL:CG2	1:B:63:GLU:N	9	0.86
(3,2)	1:A:8:VAL:CG2	1:B:64:TYR:N	9	0.86
(3,2)	1:A:8:VAL:CG2	1:B:65:SER:N	9	0.86
(3,2)	1:A:8:VAL:CG2	1:B:66:ALA:N	9	0.86
(3,2)	1:A:8:VAL:CG2	1:B:67:MET:N	9	0.86
(3,2)	1:A:8:VAL:CG2	1:B:68:ARG:N	9	0.86
(3,2)	1:A:8:VAL:CG2	1:B:69:ASP:N	9	0.86
(3,2)	1:A:8:VAL:CG2	1:B:70:GLN:N	9	0.86
(3,2)	1:A:8:VAL:CG2	1:B:71:TYR:N	9	0.86
(3,2)	1:A:8:VAL:CG2	1:B:72:MET:N	9	0.86
(3,2)	1:A:8:VAL:CG2	1:B:73:ARG:N	9	0.86
(3,2)	1:A:8:VAL:CG2	1:B:74:THR:N	9	0.86
(3,2)	1:A:8:VAL:CG2	1:B:75:GLY:N	9	0.86
(3,2)	1:A:8:VAL:CG2	1:B:76:GLU:N	9	0.86
(3,2)	1:A:8:VAL:CG2	1:B:77:GLY:N	9	0.86
(3,2)	1:A:8:VAL:CG2	1:B:78:PHE:N	9	0.86
(3,2)	1:A:8:VAL:CG2	1:B:79:LEU:N	9	0.86
(3,2)	1:A:8:VAL:CG2	1:B:80:CYS:N	9	0.86
(3,2)	1:A:8:VAL:CG2	5:B:203:7Q9:N	9	0.86
(3,2)	1:A:8:VAL:CG2	5:B:204:7Q9:N	9	0.86
(3,2)	1:A:8:VAL:CG2	5:B:205:7Q9:N	9	0.86
(3,2)	1:A:8:VAL:CG2	5:B:206:7Q9:N	9	0.86

Continued on next page...

Continued from previous page...

Key	Atom-1	Atom-2	Model ID	Violation (Å)
(3,2)	1:A:8:VAL:CG2	5:B:207:7Q9:N	9	0.86
(3,2)	1:A:8:VAL:CG2	6:B:208:17F:N1	9	0.86
(3,2)	1:A:8:VAL:CG2	5:B:209:7Q9:N	9	0.86
(3,2)	1:A:8:VAL:CG2	5:B:210:7Q9:N	9	0.86
(3,2)	1:A:8:VAL:CG2	5:B:211:7Q9:N	9	0.86
(3,2)	1:A:8:VAL:CG2	5:B:212:7Q9:N	9	0.86
(3,2)	1:A:8:VAL:CG2	5:B:213:7Q9:N	9	0.86
(3,2)	1:A:8:VAL:CG2	6:B:214:17F:N1	9	0.86
(3,2)	1:A:8:VAL:CG2	6:B:215:17F:N1	9	0.86
(3,2)	1:A:8:VAL:CG2	5:B:216:7Q9:N	9	0.86
(3,2)	1:A:8:VAL:CG2	5:B:217:7Q9:N	9	0.86
(3,2)	1:A:8:VAL:CG2	5:B:218:7Q9:N	9	0.86
(3,2)	1:A:8:VAL:CG2	6:B:219:17F:N1	9	0.86
(3,2)	1:A:8:VAL:CG2	5:B:220:7Q9:N	9	0.86
(3,9)	1:A:46:ILE:CD1	1:B:2:THR:N	1	0.85
(3,9)	1:A:46:ILE:CD1	1:B:3:GLU:N	1	0.85
(3,9)	1:A:46:ILE:CD1	1:B:4:TYR:N	1	0.85
(3,9)	1:A:46:ILE:CD1	1:B:5:LYS:N	1	0.85
(3,9)	1:A:46:ILE:CD1	1:B:6:LEU:N	1	0.85
(3,9)	1:A:46:ILE:CD1	1:B:7:VAL:N	1	0.85
(3,9)	1:A:46:ILE:CD1	1:B:8:VAL:N	1	0.85
(3,9)	1:A:46:ILE:CD1	1:B:9:VAL:N	1	0.85
(3,9)	1:A:46:ILE:CD1	1:B:10:GLY:N	1	0.85
(3,9)	1:A:46:ILE:CD1	1:B:11:ALA:N	1	0.85
(3,9)	1:A:46:ILE:CD1	1:B:12:ASP:N	1	0.85
(3,9)	1:A:46:ILE:CD1	1:B:13:GLY:N	1	0.85
(3,9)	1:A:46:ILE:CD1	1:B:14:VAL:N	1	0.85
(3,9)	1:A:46:ILE:CD1	1:B:15:GLY:N	1	0.85
(3,9)	1:A:46:ILE:CD1	1:B:16:LYS:N	1	0.85
(3,9)	1:A:46:ILE:CD1	1:B:17:SER:N	1	0.85
(3,9)	1:A:46:ILE:CD1	1:B:18:ALA:N	1	0.85
(3,9)	1:A:46:ILE:CD1	1:B:19:LEU:N	1	0.85
(3,9)	1:A:46:ILE:CD1	1:B:20:THR:N	1	0.85
(3,9)	1:A:46:ILE:CD1	1:B:21:ILE:N	1	0.85
(3,9)	1:A:46:ILE:CD1	1:B:22:GLN:N	1	0.85
(3,9)	1:A:46:ILE:CD1	1:B:23:LEU:N	1	0.85
(3,9)	1:A:46:ILE:CD1	1:B:24:ILE:N	1	0.85
(3,9)	1:A:46:ILE:CD1	1:B:25:GLN:N	1	0.85
(3,9)	1:A:46:ILE:CD1	1:B:26:ASN:N	1	0.85
(3,9)	1:A:46:ILE:CD1	1:B:27:HIS:N	1	0.85
(3,9)	1:A:46:ILE:CD1	1:B:28:PHE:N	1	0.85
(3,9)	1:A:46:ILE:CD1	1:B:29:VAL:N	1	0.85

Continued on next page...

Continued from previous page...

Key	Atom-1	Atom-2	Model ID	Violation (Å)
(3,9)	1:A:46:ILE:CD1	1:B:30:ASP:N	1	0.85
(3,9)	1:A:46:ILE:CD1	1:B:31:GLU:N	1	0.85
(3,9)	1:A:46:ILE:CD1	1:B:32:TYR:N	1	0.85
(3,9)	1:A:46:ILE:CD1	1:B:33:ASP:N	1	0.85
(3,9)	1:A:46:ILE:CD1	1:B:34:PRO:N	1	0.85
(3,9)	1:A:46:ILE:CD1	1:B:35:THR:N	1	0.85
(3,9)	1:A:46:ILE:CD1	1:B:36:ILE:N	1	0.85
(3,9)	1:A:46:ILE:CD1	1:B:37:GLU:N	1	0.85
(3,9)	1:A:46:ILE:CD1	1:B:38:ASP:N	1	0.85
(3,9)	1:A:46:ILE:CD1	1:B:39:SER:N	1	0.85
(3,9)	1:A:46:ILE:CD1	1:B:40:TYR:N	1	0.85
(3,9)	1:A:46:ILE:CD1	1:B:41:ARG:N	1	0.85
(3,9)	1:A:46:ILE:CD1	1:B:42:LYS:N	1	0.85
(3,9)	1:A:46:ILE:CD1	1:B:43:GLN:N	1	0.85
(3,9)	1:A:46:ILE:CD1	1:B:44:VAL:N	1	0.85
(3,9)	1:A:46:ILE:CD1	1:B:45:VAL:N	1	0.85
(3,9)	1:A:46:ILE:CD1	1:B:46:ILE:N	1	0.85
(3,9)	1:A:46:ILE:CD1	1:B:47:ASP:N	1	0.85
(3,9)	1:A:46:ILE:CD1	1:B:48:GLY:N	1	0.85
(3,9)	1:A:46:ILE:CD1	1:B:49:GLU:N	1	0.85
(3,9)	1:A:46:ILE:CD1	1:B:50:THR:N	1	0.85
(3,9)	1:A:46:ILE:CD1	1:B:51:CYS:N	1	0.85
(3,9)	1:A:46:ILE:CD1	1:B:52:LEU:N	1	0.85
(3,9)	1:A:46:ILE:CD1	1:B:53:LEU:N	1	0.85
(3,9)	1:A:46:ILE:CD1	1:B:54:ASP:N	1	0.85
(3,9)	1:A:46:ILE:CD1	1:B:55:ILE:N	1	0.85
(3,9)	1:A:46:ILE:CD1	1:B:56:LEU:N	1	0.85
(3,9)	1:A:46:ILE:CD1	1:B:57:ASP:N	1	0.85
(3,9)	1:A:46:ILE:CD1	1:B:58:THR:N	1	0.85
(3,9)	1:A:46:ILE:CD1	1:B:59:ALA:N	1	0.85
(3,9)	1:A:46:ILE:CD1	1:B:60:GLY:N	1	0.85
(3,9)	1:A:46:ILE:CD1	1:B:61:GLN:N	1	0.85
(3,9)	1:A:46:ILE:CD1	1:B:62:GLU:N	1	0.85
(3,9)	1:A:46:ILE:CD1	1:B:63:GLU:N	1	0.85
(3,9)	1:A:46:ILE:CD1	1:B:64:TYR:N	1	0.85
(3,9)	1:A:46:ILE:CD1	1:B:65:SER:N	1	0.85
(3,9)	1:A:46:ILE:CD1	1:B:66:ALA:N	1	0.85
(3,9)	1:A:46:ILE:CD1	1:B:67:MET:N	1	0.85
(3,9)	1:A:46:ILE:CD1	1:B:68:ARG:N	1	0.85
(3,9)	1:A:46:ILE:CD1	1:B:69:ASP:N	1	0.85
(3,9)	1:A:46:ILE:CD1	1:B:70:GLN:N	1	0.85
(3,9)	1:A:46:ILE:CD1	1:B:71:TYR:N	1	0.85

Continued on next page...

Continued from previous page...

Key	Atom-1	Atom-2	Model ID	Violation (Å)
(3,9)	1:A:46:ILE:CD1	1:B:72:MET:N	1	0.85
(3,9)	1:A:46:ILE:CD1	1:B:73:ARG:N	1	0.85
(3,9)	1:A:46:ILE:CD1	1:B:74:THR:N	1	0.85
(3,9)	1:A:46:ILE:CD1	1:B:75:GLY:N	1	0.85
(3,9)	1:A:46:ILE:CD1	1:B:76:GLU:N	1	0.85
(3,9)	1:A:46:ILE:CD1	1:B:77:GLY:N	1	0.85
(3,9)	1:A:46:ILE:CD1	1:B:78:PHE:N	1	0.85
(3,9)	1:A:46:ILE:CD1	1:B:79:LEU:N	1	0.85
(3,9)	1:A:46:ILE:CD1	1:B:80:CYS:N	1	0.85
(3,9)	1:A:46:ILE:CD1	5:B:203:7Q9:N	1	0.85
(3,9)	1:A:46:ILE:CD1	5:B:204:7Q9:N	1	0.85
(3,9)	1:A:46:ILE:CD1	5:B:205:7Q9:N	1	0.85
(3,9)	1:A:46:ILE:CD1	5:B:206:7Q9:N	1	0.85
(3,9)	1:A:46:ILE:CD1	5:B:207:7Q9:N	1	0.85
(3,9)	1:A:46:ILE:CD1	6:B:208:17F:N1	1	0.85
(3,9)	1:A:46:ILE:CD1	5:B:209:7Q9:N	1	0.85
(3,9)	1:A:46:ILE:CD1	5:B:210:7Q9:N	1	0.85
(3,9)	1:A:46:ILE:CD1	5:B:211:7Q9:N	1	0.85
(3,9)	1:A:46:ILE:CD1	5:B:212:7Q9:N	1	0.85
(3,9)	1:A:46:ILE:CD1	5:B:213:7Q9:N	1	0.85
(3,9)	1:A:46:ILE:CD1	6:B:214:17F:N1	1	0.85
(3,9)	1:A:46:ILE:CD1	6:B:215:17F:N1	1	0.85
(3,9)	1:A:46:ILE:CD1	5:B:216:7Q9:N	1	0.85
(3,9)	1:A:46:ILE:CD1	5:B:217:7Q9:N	1	0.85
(3,9)	1:A:46:ILE:CD1	5:B:218:7Q9:N	1	0.85
(3,9)	1:A:46:ILE:CD1	6:B:219:17F:N1	1	0.85
(3,9)	1:A:46:ILE:CD1	5:B:220:7Q9:N	1	0.85
(3,6)	1:A:36:ILE:CD1	1:B:2:THR:N	16	0.85
(3,6)	1:A:36:ILE:CD1	1:B:3:GLU:N	16	0.85
(3,6)	1:A:36:ILE:CD1	1:B:4:TYR:N	16	0.85
(3,6)	1:A:36:ILE:CD1	1:B:5:LYS:N	16	0.85
(3,6)	1:A:36:ILE:CD1	1:B:6:LEU:N	16	0.85
(3,6)	1:A:36:ILE:CD1	1:B:7:VAL:N	16	0.85
(3,6)	1:A:36:ILE:CD1	1:B:8:VAL:N	16	0.85
(3,6)	1:A:36:ILE:CD1	1:B:9:VAL:N	16	0.85
(3,6)	1:A:36:ILE:CD1	1:B:10:GLY:N	16	0.85
(3,6)	1:A:36:ILE:CD1	1:B:11:ALA:N	16	0.85
(3,6)	1:A:36:ILE:CD1	1:B:12:ASP:N	16	0.85
(3,6)	1:A:36:ILE:CD1	1:B:13:GLY:N	16	0.85
(3,6)	1:A:36:ILE:CD1	1:B:14:VAL:N	16	0.85
(3,6)	1:A:36:ILE:CD1	1:B:15:GLY:N	16	0.85
(3,6)	1:A:36:ILE:CD1	1:B:16:LYS:N	16	0.85

Continued on next page...

Continued from previous page...

Key	Atom-1	Atom-2	Model ID	Violation (Å)
(3,6)	1:A:36:ILE:CD1	1:B:17:SER:N	16	0.85
(3,6)	1:A:36:ILE:CD1	1:B:18:ALA:N	16	0.85
(3,6)	1:A:36:ILE:CD1	1:B:19:LEU:N	16	0.85
(3,6)	1:A:36:ILE:CD1	1:B:20:THR:N	16	0.85
(3,6)	1:A:36:ILE:CD1	1:B:21:ILE:N	16	0.85
(3,6)	1:A:36:ILE:CD1	1:B:22:GLN:N	16	0.85
(3,6)	1:A:36:ILE:CD1	1:B:23:LEU:N	16	0.85
(3,6)	1:A:36:ILE:CD1	1:B:24:ILE:N	16	0.85
(3,6)	1:A:36:ILE:CD1	1:B:25:GLN:N	16	0.85
(3,6)	1:A:36:ILE:CD1	1:B:26:ASN:N	16	0.85
(3,6)	1:A:36:ILE:CD1	1:B:27:HIS:N	16	0.85
(3,6)	1:A:36:ILE:CD1	1:B:28:PHE:N	16	0.85
(3,6)	1:A:36:ILE:CD1	1:B:29:VAL:N	16	0.85
(3,6)	1:A:36:ILE:CD1	1:B:30:ASP:N	16	0.85
(3,6)	1:A:36:ILE:CD1	1:B:31:GLU:N	16	0.85
(3,6)	1:A:36:ILE:CD1	1:B:32:TYR:N	16	0.85
(3,6)	1:A:36:ILE:CD1	1:B:33:ASP:N	16	0.85
(3,6)	1:A:36:ILE:CD1	1:B:34:PRO:N	16	0.85
(3,6)	1:A:36:ILE:CD1	1:B:35:THR:N	16	0.85
(3,6)	1:A:36:ILE:CD1	1:B:36:ILE:N	16	0.85
(3,6)	1:A:36:ILE:CD1	1:B:37:GLU:N	16	0.85
(3,6)	1:A:36:ILE:CD1	1:B:38:ASP:N	16	0.85
(3,6)	1:A:36:ILE:CD1	1:B:39:SER:N	16	0.85
(3,6)	1:A:36:ILE:CD1	1:B:40:TYR:N	16	0.85
(3,6)	1:A:36:ILE:CD1	1:B:41:ARG:N	16	0.85
(3,6)	1:A:36:ILE:CD1	1:B:42:LYS:N	16	0.85
(3,6)	1:A:36:ILE:CD1	1:B:43:GLN:N	16	0.85
(3,6)	1:A:36:ILE:CD1	1:B:44:VAL:N	16	0.85
(3,6)	1:A:36:ILE:CD1	1:B:45:VAL:N	16	0.85
(3,6)	1:A:36:ILE:CD1	1:B:46:ILE:N	16	0.85
(3,6)	1:A:36:ILE:CD1	1:B:47:ASP:N	16	0.85
(3,6)	1:A:36:ILE:CD1	1:B:48:GLY:N	16	0.85
(3,6)	1:A:36:ILE:CD1	1:B:49:GLU:N	16	0.85
(3,6)	1:A:36:ILE:CD1	1:B:50:THR:N	16	0.85
(3,6)	1:A:36:ILE:CD1	1:B:51:CYS:N	16	0.85
(3,6)	1:A:36:ILE:CD1	1:B:52:LEU:N	16	0.85
(3,6)	1:A:36:ILE:CD1	1:B:53:LEU:N	16	0.85
(3,6)	1:A:36:ILE:CD1	1:B:54:ASP:N	16	0.85
(3,6)	1:A:36:ILE:CD1	1:B:55:ILE:N	16	0.85
(3,6)	1:A:36:ILE:CD1	1:B:56:LEU:N	16	0.85
(3,6)	1:A:36:ILE:CD1	1:B:57:ASP:N	16	0.85
(3,6)	1:A:36:ILE:CD1	1:B:58:THR:N	16	0.85

Continued on next page...

Continued from previous page...

Key	Atom-1	Atom-2	Model ID	Violation (Å)
(3,6)	1:A:36:ILE:CD1	1:B:59:ALA:N	16	0.85
(3,6)	1:A:36:ILE:CD1	1:B:60:GLY:N	16	0.85
(3,6)	1:A:36:ILE:CD1	1:B:61:GLN:N	16	0.85
(3,6)	1:A:36:ILE:CD1	1:B:62:GLU:N	16	0.85
(3,6)	1:A:36:ILE:CD1	1:B:63:GLU:N	16	0.85
(3,6)	1:A:36:ILE:CD1	1:B:64:TYR:N	16	0.85
(3,6)	1:A:36:ILE:CD1	1:B:65:SER:N	16	0.85
(3,6)	1:A:36:ILE:CD1	1:B:66:ALA:N	16	0.85
(3,6)	1:A:36:ILE:CD1	1:B:67:MET:N	16	0.85
(3,6)	1:A:36:ILE:CD1	1:B:68:ARG:N	16	0.85
(3,6)	1:A:36:ILE:CD1	1:B:69:ASP:N	16	0.85
(3,6)	1:A:36:ILE:CD1	1:B:70:GLN:N	16	0.85
(3,6)	1:A:36:ILE:CD1	1:B:71:TYR:N	16	0.85
(3,6)	1:A:36:ILE:CD1	1:B:72:MET:N	16	0.85
(3,6)	1:A:36:ILE:CD1	1:B:73:ARG:N	16	0.85
(3,6)	1:A:36:ILE:CD1	1:B:74:THR:N	16	0.85
(3,6)	1:A:36:ILE:CD1	1:B:75:GLY:N	16	0.85
(3,6)	1:A:36:ILE:CD1	1:B:76:GLU:N	16	0.85
(3,6)	1:A:36:ILE:CD1	1:B:77:GLY:N	16	0.85
(3,6)	1:A:36:ILE:CD1	1:B:78:PHE:N	16	0.85
(3,6)	1:A:36:ILE:CD1	1:B:79:LEU:N	16	0.85
(3,6)	1:A:36:ILE:CD1	1:B:80:CYS:N	16	0.85
(3,6)	1:A:36:ILE:CD1	5:B:203:7Q9:N	16	0.85
(3,6)	1:A:36:ILE:CD1	5:B:204:7Q9:N	16	0.85
(3,6)	1:A:36:ILE:CD1	5:B:205:7Q9:N	16	0.85
(3,6)	1:A:36:ILE:CD1	5:B:206:7Q9:N	16	0.85
(3,6)	1:A:36:ILE:CD1	5:B:207:7Q9:N	16	0.85
(3,6)	1:A:36:ILE:CD1	6:B:208:17F:N1	16	0.85
(3,6)	1:A:36:ILE:CD1	5:B:209:7Q9:N	16	0.85
(3,6)	1:A:36:ILE:CD1	5:B:210:7Q9:N	16	0.85
(3,6)	1:A:36:ILE:CD1	5:B:211:7Q9:N	16	0.85
(3,6)	1:A:36:ILE:CD1	5:B:212:7Q9:N	16	0.85
(3,6)	1:A:36:ILE:CD1	5:B:213:7Q9:N	16	0.85
(3,6)	1:A:36:ILE:CD1	6:B:214:17F:N1	16	0.85
(3,6)	1:A:36:ILE:CD1	6:B:215:17F:N1	16	0.85
(3,6)	1:A:36:ILE:CD1	5:B:216:7Q9:N	16	0.85
(3,6)	1:A:36:ILE:CD1	5:B:217:7Q9:N	16	0.85
(3,6)	1:A:36:ILE:CD1	5:B:218:7Q9:N	16	0.85
(3,6)	1:A:36:ILE:CD1	6:B:219:17F:N1	16	0.85
(3,6)	1:A:36:ILE:CD1	5:B:220:7Q9:N	16	0.85
(3,9)	1:A:46:ILE:CD1	1:B:2:THR:N	9	0.82
(3,9)	1:A:46:ILE:CD1	1:B:3:GLU:N	9	0.82

Continued on next page...

Continued from previous page...

Key	Atom-1	Atom-2	Model ID	Violation (Å)
(3,9)	1:A:46:ILE:CD1	1:B:4:TYR:N	9	0.82
(3,9)	1:A:46:ILE:CD1	1:B:5:LYS:N	9	0.82
(3,9)	1:A:46:ILE:CD1	1:B:6:LEU:N	9	0.82
(3,9)	1:A:46:ILE:CD1	1:B:7:VAL:N	9	0.82
(3,9)	1:A:46:ILE:CD1	1:B:8:VAL:N	9	0.82
(3,9)	1:A:46:ILE:CD1	1:B:9:VAL:N	9	0.82
(3,9)	1:A:46:ILE:CD1	1:B:10:GLY:N	9	0.82
(3,9)	1:A:46:ILE:CD1	1:B:11:ALA:N	9	0.82
(3,9)	1:A:46:ILE:CD1	1:B:12:ASP:N	9	0.82
(3,9)	1:A:46:ILE:CD1	1:B:13:GLY:N	9	0.82
(3,9)	1:A:46:ILE:CD1	1:B:14:VAL:N	9	0.82
(3,9)	1:A:46:ILE:CD1	1:B:15:GLY:N	9	0.82
(3,9)	1:A:46:ILE:CD1	1:B:16:LYS:N	9	0.82
(3,9)	1:A:46:ILE:CD1	1:B:17:SER:N	9	0.82
(3,9)	1:A:46:ILE:CD1	1:B:18:ALA:N	9	0.82
(3,9)	1:A:46:ILE:CD1	1:B:19:LEU:N	9	0.82
(3,9)	1:A:46:ILE:CD1	1:B:20:THR:N	9	0.82
(3,9)	1:A:46:ILE:CD1	1:B:21:ILE:N	9	0.82
(3,9)	1:A:46:ILE:CD1	1:B:22:GLN:N	9	0.82
(3,9)	1:A:46:ILE:CD1	1:B:23:LEU:N	9	0.82
(3,9)	1:A:46:ILE:CD1	1:B:24:ILE:N	9	0.82
(3,9)	1:A:46:ILE:CD1	1:B:25:GLN:N	9	0.82
(3,9)	1:A:46:ILE:CD1	1:B:26:ASN:N	9	0.82
(3,9)	1:A:46:ILE:CD1	1:B:27:HIS:N	9	0.82
(3,9)	1:A:46:ILE:CD1	1:B:28:PHE:N	9	0.82
(3,9)	1:A:46:ILE:CD1	1:B:29:VAL:N	9	0.82
(3,9)	1:A:46:ILE:CD1	1:B:30:ASP:N	9	0.82
(3,9)	1:A:46:ILE:CD1	1:B:31:GLU:N	9	0.82
(3,9)	1:A:46:ILE:CD1	1:B:32:TYR:N	9	0.82
(3,9)	1:A:46:ILE:CD1	1:B:33:ASP:N	9	0.82
(3,9)	1:A:46:ILE:CD1	1:B:34:PRO:N	9	0.82
(3,9)	1:A:46:ILE:CD1	1:B:35:THR:N	9	0.82
(3,9)	1:A:46:ILE:CD1	1:B:36:ILE:N	9	0.82
(3,9)	1:A:46:ILE:CD1	1:B:37:GLU:N	9	0.82
(3,9)	1:A:46:ILE:CD1	1:B:38:ASP:N	9	0.82
(3,9)	1:A:46:ILE:CD1	1:B:39:SER:N	9	0.82
(3,9)	1:A:46:ILE:CD1	1:B:40:TYR:N	9	0.82
(3,9)	1:A:46:ILE:CD1	1:B:41:ARG:N	9	0.82
(3,9)	1:A:46:ILE:CD1	1:B:42:LYS:N	9	0.82
(3,9)	1:A:46:ILE:CD1	1:B:43:GLN:N	9	0.82
(3,9)	1:A:46:ILE:CD1	1:B:44:VAL:N	9	0.82
(3,9)	1:A:46:ILE:CD1	1:B:45:VAL:N	9	0.82

Continued on next page...

Continued from previous page...

Key	Atom-1	Atom-2	Model ID	Violation (Å)
(3,9)	1:A:46:ILE:CD1	1:B:46:ILE:N	9	0.82
(3,9)	1:A:46:ILE:CD1	1:B:47:ASP:N	9	0.82
(3,9)	1:A:46:ILE:CD1	1:B:48:GLY:N	9	0.82
(3,9)	1:A:46:ILE:CD1	1:B:49:GLU:N	9	0.82
(3,9)	1:A:46:ILE:CD1	1:B:50:THR:N	9	0.82
(3,9)	1:A:46:ILE:CD1	1:B:51:CYS:N	9	0.82
(3,9)	1:A:46:ILE:CD1	1:B:52:LEU:N	9	0.82
(3,9)	1:A:46:ILE:CD1	1:B:53:LEU:N	9	0.82
(3,9)	1:A:46:ILE:CD1	1:B:54:ASP:N	9	0.82
(3,9)	1:A:46:ILE:CD1	1:B:55:ILE:N	9	0.82
(3,9)	1:A:46:ILE:CD1	1:B:56:LEU:N	9	0.82
(3,9)	1:A:46:ILE:CD1	1:B:57:ASP:N	9	0.82
(3,9)	1:A:46:ILE:CD1	1:B:58:THR:N	9	0.82
(3,9)	1:A:46:ILE:CD1	1:B:59:ALA:N	9	0.82
(3,9)	1:A:46:ILE:CD1	1:B:60:GLY:N	9	0.82
(3,9)	1:A:46:ILE:CD1	1:B:61:GLN:N	9	0.82
(3,9)	1:A:46:ILE:CD1	1:B:62:GLU:N	9	0.82
(3,9)	1:A:46:ILE:CD1	1:B:63:GLU:N	9	0.82
(3,9)	1:A:46:ILE:CD1	1:B:64:TYR:N	9	0.82
(3,9)	1:A:46:ILE:CD1	1:B:65:SER:N	9	0.82
(3,9)	1:A:46:ILE:CD1	1:B:66:ALA:N	9	0.82
(3,9)	1:A:46:ILE:CD1	1:B:67:MET:N	9	0.82
(3,9)	1:A:46:ILE:CD1	1:B:68:ARG:N	9	0.82
(3,9)	1:A:46:ILE:CD1	1:B:69:ASP:N	9	0.82
(3,9)	1:A:46:ILE:CD1	1:B:70:GLN:N	9	0.82
(3,9)	1:A:46:ILE:CD1	1:B:71:TYR:N	9	0.82
(3,9)	1:A:46:ILE:CD1	1:B:72:MET:N	9	0.82
(3,9)	1:A:46:ILE:CD1	1:B:73:ARG:N	9	0.82
(3,9)	1:A:46:ILE:CD1	1:B:74:THR:N	9	0.82
(3,9)	1:A:46:ILE:CD1	1:B:75:GLY:N	9	0.82
(3,9)	1:A:46:ILE:CD1	1:B:76:GLU:N	9	0.82
(3,9)	1:A:46:ILE:CD1	1:B:77:GLY:N	9	0.82
(3,9)	1:A:46:ILE:CD1	1:B:78:PHE:N	9	0.82
(3,9)	1:A:46:ILE:CD1	1:B:79:LEU:N	9	0.82
(3,9)	1:A:46:ILE:CD1	1:B:80:CYS:N	9	0.82
(3,9)	1:A:46:ILE:CD1	5:B:203:7Q9:N	9	0.82
(3,9)	1:A:46:ILE:CD1	5:B:204:7Q9:N	9	0.82
(3,9)	1:A:46:ILE:CD1	5:B:205:7Q9:N	9	0.82
(3,9)	1:A:46:ILE:CD1	5:B:206:7Q9:N	9	0.82
(3,9)	1:A:46:ILE:CD1	5:B:207:7Q9:N	9	0.82
(3,9)	1:A:46:ILE:CD1	6:B:208:17F:N1	9	0.82
(3,9)	1:A:46:ILE:CD1	5:B:209:7Q9:N	9	0.82

Continued on next page...

Continued from previous page...

Key	Atom-1	Atom-2	Model ID	Violation (Å)
(3,9)	1:A:46:ILE:CD1	5:B:210:7Q9:N	9	0.82
(3,9)	1:A:46:ILE:CD1	5:B:211:7Q9:N	9	0.82
(3,9)	1:A:46:ILE:CD1	5:B:212:7Q9:N	9	0.82
(3,9)	1:A:46:ILE:CD1	5:B:213:7Q9:N	9	0.82
(3,9)	1:A:46:ILE:CD1	6:B:214:17F:N1	9	0.82
(3,9)	1:A:46:ILE:CD1	6:B:215:17F:N1	9	0.82
(3,9)	1:A:46:ILE:CD1	5:B:216:7Q9:N	9	0.82
(3,9)	1:A:46:ILE:CD1	5:B:217:7Q9:N	9	0.82
(3,9)	1:A:46:ILE:CD1	5:B:218:7Q9:N	9	0.82
(3,9)	1:A:46:ILE:CD1	6:B:219:17F:N1	9	0.82
(3,9)	1:A:46:ILE:CD1	5:B:220:7Q9:N	9	0.82
(3,2)	1:A:8:VAL:CG1	1:B:2:THR:N	7	0.79
(3,2)	1:A:8:VAL:CG1	1:B:3:GLU:N	7	0.79
(3,2)	1:A:8:VAL:CG1	1:B:4:TYR:N	7	0.79
(3,2)	1:A:8:VAL:CG1	1:B:5:LYS:N	7	0.79
(3,2)	1:A:8:VAL:CG1	1:B:6:LEU:N	7	0.79
(3,2)	1:A:8:VAL:CG1	1:B:7:VAL:N	7	0.79
(3,2)	1:A:8:VAL:CG1	1:B:8:VAL:N	7	0.79
(3,2)	1:A:8:VAL:CG1	1:B:9:VAL:N	7	0.79
(3,2)	1:A:8:VAL:CG1	1:B:10:GLY:N	7	0.79
(3,2)	1:A:8:VAL:CG1	1:B:11:ALA:N	7	0.79
(3,2)	1:A:8:VAL:CG1	1:B:12:ASP:N	7	0.79
(3,2)	1:A:8:VAL:CG1	1:B:13:GLY:N	7	0.79
(3,2)	1:A:8:VAL:CG1	1:B:14:VAL:N	7	0.79
(3,2)	1:A:8:VAL:CG1	1:B:15:GLY:N	7	0.79
(3,2)	1:A:8:VAL:CG1	1:B:16:LYS:N	7	0.79
(3,2)	1:A:8:VAL:CG1	1:B:17:SER:N	7	0.79
(3,2)	1:A:8:VAL:CG1	1:B:18:ALA:N	7	0.79
(3,2)	1:A:8:VAL:CG1	1:B:19:LEU:N	7	0.79
(3,2)	1:A:8:VAL:CG1	1:B:20:THR:N	7	0.79
(3,2)	1:A:8:VAL:CG1	1:B:21:ILE:N	7	0.79
(3,2)	1:A:8:VAL:CG1	1:B:22:GLN:N	7	0.79
(3,2)	1:A:8:VAL:CG1	1:B:23:LEU:N	7	0.79
(3,2)	1:A:8:VAL:CG1	1:B:24:ILE:N	7	0.79
(3,2)	1:A:8:VAL:CG1	1:B:25:GLN:N	7	0.79
(3,2)	1:A:8:VAL:CG1	1:B:26:ASN:N	7	0.79
(3,2)	1:A:8:VAL:CG1	1:B:27:HIS:N	7	0.79
(3,2)	1:A:8:VAL:CG1	1:B:28:PHE:N	7	0.79
(3,2)	1:A:8:VAL:CG1	1:B:29:VAL:N	7	0.79
(3,2)	1:A:8:VAL:CG1	1:B:30:ASP:N	7	0.79
(3,2)	1:A:8:VAL:CG1	1:B:31:GLU:N	7	0.79
(3,2)	1:A:8:VAL:CG1	1:B:32:TYR:N	7	0.79

Continued on next page...

Continued from previous page...

Key	Atom-1	Atom-2	Model ID	Violation (Å)
(3,2)	1:A:8:VAL:CG1	1:B:33:ASP:N	7	0.79
(3,2)	1:A:8:VAL:CG1	1:B:34:PRO:N	7	0.79
(3,2)	1:A:8:VAL:CG1	1:B:35:THR:N	7	0.79
(3,2)	1:A:8:VAL:CG1	1:B:36:ILE:N	7	0.79
(3,2)	1:A:8:VAL:CG1	1:B:37:GLU:N	7	0.79
(3,2)	1:A:8:VAL:CG1	1:B:38:ASP:N	7	0.79
(3,2)	1:A:8:VAL:CG1	1:B:39:SER:N	7	0.79
(3,2)	1:A:8:VAL:CG1	1:B:40:TYR:N	7	0.79
(3,2)	1:A:8:VAL:CG1	1:B:41:ARG:N	7	0.79
(3,2)	1:A:8:VAL:CG1	1:B:42:LYS:N	7	0.79
(3,2)	1:A:8:VAL:CG1	1:B:43:GLN:N	7	0.79
(3,2)	1:A:8:VAL:CG1	1:B:44:VAL:N	7	0.79
(3,2)	1:A:8:VAL:CG1	1:B:45:VAL:N	7	0.79
(3,2)	1:A:8:VAL:CG1	1:B:46:ILE:N	7	0.79
(3,2)	1:A:8:VAL:CG1	1:B:47:ASP:N	7	0.79
(3,2)	1:A:8:VAL:CG1	1:B:48:GLY:N	7	0.79
(3,2)	1:A:8:VAL:CG1	1:B:49:GLU:N	7	0.79
(3,2)	1:A:8:VAL:CG1	1:B:50:THR:N	7	0.79
(3,2)	1:A:8:VAL:CG1	1:B:51:CYS:N	7	0.79
(3,2)	1:A:8:VAL:CG1	1:B:52:LEU:N	7	0.79
(3,2)	1:A:8:VAL:CG1	1:B:53:LEU:N	7	0.79
(3,2)	1:A:8:VAL:CG1	1:B:54:ASP:N	7	0.79
(3,2)	1:A:8:VAL:CG1	1:B:55:ILE:N	7	0.79
(3,2)	1:A:8:VAL:CG1	1:B:56:LEU:N	7	0.79
(3,2)	1:A:8:VAL:CG1	1:B:57:ASP:N	7	0.79
(3,2)	1:A:8:VAL:CG1	1:B:58:THR:N	7	0.79
(3,2)	1:A:8:VAL:CG1	1:B:59:ALA:N	7	0.79
(3,2)	1:A:8:VAL:CG1	1:B:60:GLY:N	7	0.79
(3,2)	1:A:8:VAL:CG1	1:B:61:GLN:N	7	0.79
(3,2)	1:A:8:VAL:CG1	1:B:62:GLU:N	7	0.79
(3,2)	1:A:8:VAL:CG1	1:B:63:GLU:N	7	0.79
(3,2)	1:A:8:VAL:CG1	1:B:64:TYR:N	7	0.79
(3,2)	1:A:8:VAL:CG1	1:B:65:SER:N	7	0.79
(3,2)	1:A:8:VAL:CG1	1:B:66:ALA:N	7	0.79
(3,2)	1:A:8:VAL:CG1	1:B:67:MET:N	7	0.79
(3,2)	1:A:8:VAL:CG1	1:B:68:ARG:N	7	0.79
(3,2)	1:A:8:VAL:CG1	1:B:69:ASP:N	7	0.79
(3,2)	1:A:8:VAL:CG1	1:B:70:GLN:N	7	0.79
(3,2)	1:A:8:VAL:CG1	1:B:71:TYR:N	7	0.79
(3,2)	1:A:8:VAL:CG1	1:B:72:MET:N	7	0.79
(3,2)	1:A:8:VAL:CG1	1:B:73:ARG:N	7	0.79
(3,2)	1:A:8:VAL:CG1	1:B:74:THR:N	7	0.79

Continued on next page...

Continued from previous page...

Key	Atom-1	Atom-2	Model ID	Violation (Å)
(3,2)	1:A:8:VAL:CG1	1:B:75:GLY:N	7	0.79
(3,2)	1:A:8:VAL:CG1	1:B:76:GLU:N	7	0.79
(3,2)	1:A:8:VAL:CG1	1:B:77:GLY:N	7	0.79
(3,2)	1:A:8:VAL:CG1	1:B:78:PHE:N	7	0.79
(3,2)	1:A:8:VAL:CG1	1:B:79:LEU:N	7	0.79
(3,2)	1:A:8:VAL:CG1	1:B:80:CYS:N	7	0.79
(3,2)	1:A:8:VAL:CG1	5:B:203:7Q9:N	7	0.79
(3,2)	1:A:8:VAL:CG1	5:B:204:7Q9:N	7	0.79
(3,2)	1:A:8:VAL:CG1	5:B:205:7Q9:N	7	0.79
(3,2)	1:A:8:VAL:CG1	5:B:206:7Q9:N	7	0.79
(3,2)	1:A:8:VAL:CG1	5:B:207:7Q9:N	7	0.79
(3,2)	1:A:8:VAL:CG1	6:B:208:17F:N1	7	0.79
(3,2)	1:A:8:VAL:CG1	5:B:209:7Q9:N	7	0.79
(3,2)	1:A:8:VAL:CG1	5:B:210:7Q9:N	7	0.79
(3,2)	1:A:8:VAL:CG1	5:B:211:7Q9:N	7	0.79
(3,2)	1:A:8:VAL:CG1	5:B:212:7Q9:N	7	0.79
(3,2)	1:A:8:VAL:CG1	5:B:213:7Q9:N	7	0.79
(3,2)	1:A:8:VAL:CG1	6:B:214:17F:N1	7	0.79
(3,2)	1:A:8:VAL:CG1	6:B:215:17F:N1	7	0.79
(3,2)	1:A:8:VAL:CG1	5:B:216:7Q9:N	7	0.79
(3,2)	1:A:8:VAL:CG1	5:B:217:7Q9:N	7	0.79
(3,2)	1:A:8:VAL:CG1	5:B:218:7Q9:N	7	0.79
(3,2)	1:A:8:VAL:CG1	6:B:219:17F:N1	7	0.79
(3,2)	1:A:8:VAL:CG1	5:B:220:7Q9:N	7	0.79
(3,2)	1:A:8:VAL:CG2	1:B:2:THR:N	7	0.79
(3,2)	1:A:8:VAL:CG2	1:B:3:GLU:N	7	0.79
(3,2)	1:A:8:VAL:CG2	1:B:4:TYR:N	7	0.79
(3,2)	1:A:8:VAL:CG2	1:B:5:LYS:N	7	0.79
(3,2)	1:A:8:VAL:CG2	1:B:6:LEU:N	7	0.79
(3,2)	1:A:8:VAL:CG2	1:B:7:VAL:N	7	0.79
(3,2)	1:A:8:VAL:CG2	1:B:8:VAL:N	7	0.79
(3,2)	1:A:8:VAL:CG2	1:B:9:VAL:N	7	0.79
(3,2)	1:A:8:VAL:CG2	1:B:10:GLY:N	7	0.79
(3,2)	1:A:8:VAL:CG2	1:B:11:ALA:N	7	0.79
(3,2)	1:A:8:VAL:CG2	1:B:12:ASP:N	7	0.79
(3,2)	1:A:8:VAL:CG2	1:B:13:GLY:N	7	0.79
(3,2)	1:A:8:VAL:CG2	1:B:14:VAL:N	7	0.79
(3,2)	1:A:8:VAL:CG2	1:B:15:GLY:N	7	0.79
(3,2)	1:A:8:VAL:CG2	1:B:16:LYS:N	7	0.79
(3,2)	1:A:8:VAL:CG2	1:B:17:SER:N	7	0.79
(3,2)	1:A:8:VAL:CG2	1:B:18:ALA:N	7	0.79
(3,2)	1:A:8:VAL:CG2	1:B:19:LEU:N	7	0.79

Continued on next page...

Continued from previous page...

Key	Atom-1	Atom-2	Model ID	Violation (Å)
(3,2)	1:A:8:VAL:CG2	1:B:20:THR:N	7	0.79
(3,2)	1:A:8:VAL:CG2	1:B:21:ILE:N	7	0.79
(3,2)	1:A:8:VAL:CG2	1:B:22:GLN:N	7	0.79
(3,2)	1:A:8:VAL:CG2	1:B:23:LEU:N	7	0.79
(3,2)	1:A:8:VAL:CG2	1:B:24:ILE:N	7	0.79
(3,2)	1:A:8:VAL:CG2	1:B:25:GLN:N	7	0.79
(3,2)	1:A:8:VAL:CG2	1:B:26:ASN:N	7	0.79
(3,2)	1:A:8:VAL:CG2	1:B:27:HIS:N	7	0.79
(3,2)	1:A:8:VAL:CG2	1:B:28:PHE:N	7	0.79
(3,2)	1:A:8:VAL:CG2	1:B:29:VAL:N	7	0.79
(3,2)	1:A:8:VAL:CG2	1:B:30:ASP:N	7	0.79
(3,2)	1:A:8:VAL:CG2	1:B:31:GLU:N	7	0.79
(3,2)	1:A:8:VAL:CG2	1:B:32:TYR:N	7	0.79
(3,2)	1:A:8:VAL:CG2	1:B:33:ASP:N	7	0.79
(3,2)	1:A:8:VAL:CG2	1:B:34:PRO:N	7	0.79
(3,2)	1:A:8:VAL:CG2	1:B:35:THR:N	7	0.79
(3,2)	1:A:8:VAL:CG2	1:B:36:ILE:N	7	0.79
(3,2)	1:A:8:VAL:CG2	1:B:37:GLU:N	7	0.79
(3,2)	1:A:8:VAL:CG2	1:B:38:ASP:N	7	0.79
(3,2)	1:A:8:VAL:CG2	1:B:39:SER:N	7	0.79
(3,2)	1:A:8:VAL:CG2	1:B:40:TYR:N	7	0.79
(3,2)	1:A:8:VAL:CG2	1:B:41:ARG:N	7	0.79
(3,2)	1:A:8:VAL:CG2	1:B:42:LYS:N	7	0.79
(3,2)	1:A:8:VAL:CG2	1:B:43:GLN:N	7	0.79
(3,2)	1:A:8:VAL:CG2	1:B:44:VAL:N	7	0.79
(3,2)	1:A:8:VAL:CG2	1:B:45:VAL:N	7	0.79
(3,2)	1:A:8:VAL:CG2	1:B:46:ILE:N	7	0.79
(3,2)	1:A:8:VAL:CG2	1:B:47:ASP:N	7	0.79
(3,2)	1:A:8:VAL:CG2	1:B:48:GLY:N	7	0.79
(3,2)	1:A:8:VAL:CG2	1:B:49:GLU:N	7	0.79
(3,2)	1:A:8:VAL:CG2	1:B:50:THR:N	7	0.79
(3,2)	1:A:8:VAL:CG2	1:B:51:CYS:N	7	0.79
(3,2)	1:A:8:VAL:CG2	1:B:52:LEU:N	7	0.79
(3,2)	1:A:8:VAL:CG2	1:B:53:LEU:N	7	0.79
(3,2)	1:A:8:VAL:CG2	1:B:54:ASP:N	7	0.79
(3,2)	1:A:8:VAL:CG2	1:B:55:ILE:N	7	0.79
(3,2)	1:A:8:VAL:CG2	1:B:56:LEU:N	7	0.79
(3,2)	1:A:8:VAL:CG2	1:B:57:ASP:N	7	0.79
(3,2)	1:A:8:VAL:CG2	1:B:58:THR:N	7	0.79
(3,2)	1:A:8:VAL:CG2	1:B:59:ALA:N	7	0.79
(3,2)	1:A:8:VAL:CG2	1:B:60:GLY:N	7	0.79
(3,2)	1:A:8:VAL:CG2	1:B:61:GLN:N	7	0.79

Continued on next page...

Continued from previous page...

Key	Atom-1	Atom-2	Model ID	Violation (Å)
(3,2)	1:A:8:VAL:CG2	1:B:62:GLU:N	7	0.79
(3,2)	1:A:8:VAL:CG2	1:B:63:GLU:N	7	0.79
(3,2)	1:A:8:VAL:CG2	1:B:64:TYR:N	7	0.79
(3,2)	1:A:8:VAL:CG2	1:B:65:SER:N	7	0.79
(3,2)	1:A:8:VAL:CG2	1:B:66:ALA:N	7	0.79
(3,2)	1:A:8:VAL:CG2	1:B:67:MET:N	7	0.79
(3,2)	1:A:8:VAL:CG2	1:B:68:ARG:N	7	0.79
(3,2)	1:A:8:VAL:CG2	1:B:69:ASP:N	7	0.79
(3,2)	1:A:8:VAL:CG2	1:B:70:GLN:N	7	0.79
(3,2)	1:A:8:VAL:CG2	1:B:71:TYR:N	7	0.79
(3,2)	1:A:8:VAL:CG2	1:B:72:MET:N	7	0.79
(3,2)	1:A:8:VAL:CG2	1:B:73:ARG:N	7	0.79
(3,2)	1:A:8:VAL:CG2	1:B:74:THR:N	7	0.79
(3,2)	1:A:8:VAL:CG2	1:B:75:GLY:N	7	0.79
(3,2)	1:A:8:VAL:CG2	1:B:76:GLU:N	7	0.79
(3,2)	1:A:8:VAL:CG2	1:B:77:GLY:N	7	0.79
(3,2)	1:A:8:VAL:CG2	1:B:78:PHE:N	7	0.79
(3,2)	1:A:8:VAL:CG2	1:B:79:LEU:N	7	0.79
(3,2)	1:A:8:VAL:CG2	1:B:80:CYS:N	7	0.79
(3,2)	1:A:8:VAL:CG2	5:B:203:7Q9:N	7	0.79
(3,2)	1:A:8:VAL:CG2	5:B:204:7Q9:N	7	0.79
(3,2)	1:A:8:VAL:CG2	5:B:205:7Q9:N	7	0.79
(3,2)	1:A:8:VAL:CG2	5:B:206:7Q9:N	7	0.79
(3,2)	1:A:8:VAL:CG2	5:B:207:7Q9:N	7	0.79
(3,2)	1:A:8:VAL:CG2	6:B:208:17F:N1	7	0.79
(3,2)	1:A:8:VAL:CG2	5:B:209:7Q9:N	7	0.79
(3,2)	1:A:8:VAL:CG2	5:B:210:7Q9:N	7	0.79
(3,2)	1:A:8:VAL:CG2	5:B:211:7Q9:N	7	0.79
(3,2)	1:A:8:VAL:CG2	5:B:212:7Q9:N	7	0.79
(3,2)	1:A:8:VAL:CG2	5:B:213:7Q9:N	7	0.79
(3,2)	1:A:8:VAL:CG2	6:B:214:17F:N1	7	0.79
(3,2)	1:A:8:VAL:CG2	6:B:215:17F:N1	7	0.79
(3,2)	1:A:8:VAL:CG2	5:B:216:7Q9:N	7	0.79
(3,2)	1:A:8:VAL:CG2	5:B:217:7Q9:N	7	0.79
(3,2)	1:A:8:VAL:CG2	5:B:218:7Q9:N	7	0.79
(3,2)	1:A:8:VAL:CG2	6:B:219:17F:N1	7	0.79
(3,2)	1:A:8:VAL:CG2	5:B:220:7Q9:N	7	0.79
(3,11)	1:A:56:LEU:CD1	1:B:2:THR:N	3	0.79
(3,11)	1:A:56:LEU:CD1	1:B:3:GLU:N	3	0.79
(3,11)	1:A:56:LEU:CD1	1:B:4:TYR:N	3	0.79
(3,11)	1:A:56:LEU:CD1	1:B:5:LYS:N	3	0.79
(3,11)	1:A:56:LEU:CD1	1:B:6:LEU:N	3	0.79

Continued on next page...

Continued from previous page...

Key	Atom-1	Atom-2	Model ID	Violation (Å)
(3,11)	1:A:56:LEU:CD1	1:B:7:VAL:N	3	0.79
(3,11)	1:A:56:LEU:CD1	1:B:8:VAL:N	3	0.79
(3,11)	1:A:56:LEU:CD1	1:B:9:VAL:N	3	0.79
(3,11)	1:A:56:LEU:CD1	1:B:10:GLY:N	3	0.79
(3,11)	1:A:56:LEU:CD1	1:B:11:ALA:N	3	0.79
(3,11)	1:A:56:LEU:CD1	1:B:12:ASP:N	3	0.79
(3,11)	1:A:56:LEU:CD1	1:B:13:GLY:N	3	0.79
(3,11)	1:A:56:LEU:CD1	1:B:14:VAL:N	3	0.79
(3,11)	1:A:56:LEU:CD1	1:B:15:GLY:N	3	0.79
(3,11)	1:A:56:LEU:CD1	1:B:16:LYS:N	3	0.79
(3,11)	1:A:56:LEU:CD1	1:B:17:SER:N	3	0.79
(3,11)	1:A:56:LEU:CD1	1:B:18:ALA:N	3	0.79
(3,11)	1:A:56:LEU:CD1	1:B:19:LEU:N	3	0.79
(3,11)	1:A:56:LEU:CD1	1:B:20:THR:N	3	0.79
(3,11)	1:A:56:LEU:CD1	1:B:21:ILE:N	3	0.79
(3,11)	1:A:56:LEU:CD1	1:B:22:GLN:N	3	0.79
(3,11)	1:A:56:LEU:CD1	1:B:23:LEU:N	3	0.79
(3,11)	1:A:56:LEU:CD1	1:B:24:ILE:N	3	0.79
(3,11)	1:A:56:LEU:CD1	1:B:25:GLN:N	3	0.79
(3,11)	1:A:56:LEU:CD1	1:B:26:ASN:N	3	0.79
(3,11)	1:A:56:LEU:CD1	1:B:27:HIS:N	3	0.79
(3,11)	1:A:56:LEU:CD1	1:B:28:PHE:N	3	0.79
(3,11)	1:A:56:LEU:CD1	1:B:29:VAL:N	3	0.79
(3,11)	1:A:56:LEU:CD1	1:B:30:ASP:N	3	0.79
(3,11)	1:A:56:LEU:CD1	1:B:31:GLU:N	3	0.79
(3,11)	1:A:56:LEU:CD1	1:B:32:TYR:N	3	0.79
(3,11)	1:A:56:LEU:CD1	1:B:33:ASP:N	3	0.79
(3,11)	1:A:56:LEU:CD1	1:B:34:PRO:N	3	0.79
(3,11)	1:A:56:LEU:CD1	1:B:35:THR:N	3	0.79
(3,11)	1:A:56:LEU:CD1	1:B:36:ILE:N	3	0.79
(3,11)	1:A:56:LEU:CD1	1:B:37:GLU:N	3	0.79
(3,11)	1:A:56:LEU:CD1	1:B:38:ASP:N	3	0.79
(3,11)	1:A:56:LEU:CD1	1:B:39:SER:N	3	0.79
(3,11)	1:A:56:LEU:CD1	1:B:40:TYR:N	3	0.79
(3,11)	1:A:56:LEU:CD1	1:B:41:ARG:N	3	0.79
(3,11)	1:A:56:LEU:CD1	1:B:42:LYS:N	3	0.79
(3,11)	1:A:56:LEU:CD1	1:B:43:GLN:N	3	0.79
(3,11)	1:A:56:LEU:CD1	1:B:44:VAL:N	3	0.79
(3,11)	1:A:56:LEU:CD1	1:B:45:VAL:N	3	0.79
(3,11)	1:A:56:LEU:CD1	1:B:46:ILE:N	3	0.79
(3,11)	1:A:56:LEU:CD1	1:B:47:ASP:N	3	0.79
(3,11)	1:A:56:LEU:CD1	1:B:48:GLY:N	3	0.79

Continued on next page...

Continued from previous page...

Key	Atom-1	Atom-2	Model ID	Violation (Å)
(3,11)	1:A:56:LEU:CD1	1:B:49:GLU:N	3	0.79
(3,11)	1:A:56:LEU:CD1	1:B:50:THR:N	3	0.79
(3,11)	1:A:56:LEU:CD1	1:B:51:CYS:N	3	0.79
(3,11)	1:A:56:LEU:CD1	1:B:52:LEU:N	3	0.79
(3,11)	1:A:56:LEU:CD1	1:B:53:LEU:N	3	0.79
(3,11)	1:A:56:LEU:CD1	1:B:54:ASP:N	3	0.79
(3,11)	1:A:56:LEU:CD1	1:B:55:ILE:N	3	0.79
(3,11)	1:A:56:LEU:CD1	1:B:56:LEU:N	3	0.79
(3,11)	1:A:56:LEU:CD1	1:B:57:ASP:N	3	0.79
(3,11)	1:A:56:LEU:CD1	1:B:58:THR:N	3	0.79
(3,11)	1:A:56:LEU:CD1	1:B:59:ALA:N	3	0.79
(3,11)	1:A:56:LEU:CD1	1:B:60:GLY:N	3	0.79
(3,11)	1:A:56:LEU:CD1	1:B:61:GLN:N	3	0.79
(3,11)	1:A:56:LEU:CD1	1:B:62:GLU:N	3	0.79
(3,11)	1:A:56:LEU:CD1	1:B:63:GLU:N	3	0.79
(3,11)	1:A:56:LEU:CD1	1:B:64:TYR:N	3	0.79
(3,11)	1:A:56:LEU:CD1	1:B:65:SER:N	3	0.79
(3,11)	1:A:56:LEU:CD1	1:B:66:ALA:N	3	0.79
(3,11)	1:A:56:LEU:CD1	1:B:67:MET:N	3	0.79
(3,11)	1:A:56:LEU:CD1	1:B:68:ARG:N	3	0.79
(3,11)	1:A:56:LEU:CD1	1:B:69:ASP:N	3	0.79
(3,11)	1:A:56:LEU:CD1	1:B:70:GLN:N	3	0.79
(3,11)	1:A:56:LEU:CD1	1:B:71:TYR:N	3	0.79
(3,11)	1:A:56:LEU:CD1	1:B:72:MET:N	3	0.79
(3,11)	1:A:56:LEU:CD1	1:B:73:ARG:N	3	0.79
(3,11)	1:A:56:LEU:CD1	1:B:74:THR:N	3	0.79
(3,11)	1:A:56:LEU:CD1	1:B:75:GLY:N	3	0.79
(3,11)	1:A:56:LEU:CD1	1:B:76:GLU:N	3	0.79
(3,11)	1:A:56:LEU:CD1	1:B:77:GLY:N	3	0.79
(3,11)	1:A:56:LEU:CD1	1:B:78:PHE:N	3	0.79
(3,11)	1:A:56:LEU:CD1	1:B:79:LEU:N	3	0.79
(3,11)	1:A:56:LEU:CD1	1:B:80:CYS:N	3	0.79
(3,11)	1:A:56:LEU:CD1	5:B:203:7Q9:N	3	0.79
(3,11)	1:A:56:LEU:CD1	5:B:204:7Q9:N	3	0.79
(3,11)	1:A:56:LEU:CD1	5:B:205:7Q9:N	3	0.79
(3,11)	1:A:56:LEU:CD1	5:B:206:7Q9:N	3	0.79
(3,11)	1:A:56:LEU:CD1	5:B:207:7Q9:N	3	0.79
(3,11)	1:A:56:LEU:CD1	6:B:208:17F:N1	3	0.79
(3,11)	1:A:56:LEU:CD1	5:B:209:7Q9:N	3	0.79
(3,11)	1:A:56:LEU:CD1	5:B:210:7Q9:N	3	0.79
(3,11)	1:A:56:LEU:CD1	5:B:211:7Q9:N	3	0.79
(3,11)	1:A:56:LEU:CD1	5:B:212:7Q9:N	3	0.79

Continued on next page...

Continued from previous page...

Key	Atom-1	Atom-2	Model ID	Violation (Å)
(3,11)	1:A:56:LEU:CD1	5:B:213:7Q9:N	3	0.79
(3,11)	1:A:56:LEU:CD1	6:B:214:17F:N1	3	0.79
(3,11)	1:A:56:LEU:CD1	6:B:215:17F:N1	3	0.79
(3,11)	1:A:56:LEU:CD1	5:B:216:7Q9:N	3	0.79
(3,11)	1:A:56:LEU:CD1	5:B:217:7Q9:N	3	0.79
(3,11)	1:A:56:LEU:CD1	5:B:218:7Q9:N	3	0.79
(3,11)	1:A:56:LEU:CD1	6:B:219:17F:N1	3	0.79
(3,11)	1:A:56:LEU:CD1	5:B:220:7Q9:N	3	0.79
(3,11)	1:A:56:LEU:CD2	1:B:2:THR:N	3	0.79
(3,11)	1:A:56:LEU:CD2	1:B:3:GLU:N	3	0.79
(3,11)	1:A:56:LEU:CD2	1:B:4:TYR:N	3	0.79
(3,11)	1:A:56:LEU:CD2	1:B:5:LYS:N	3	0.79
(3,11)	1:A:56:LEU:CD2	1:B:6:LEU:N	3	0.79
(3,11)	1:A:56:LEU:CD2	1:B:7:VAL:N	3	0.79
(3,11)	1:A:56:LEU:CD2	1:B:8:VAL:N	3	0.79
(3,11)	1:A:56:LEU:CD2	1:B:9:VAL:N	3	0.79
(3,11)	1:A:56:LEU:CD2	1:B:10:GLY:N	3	0.79
(3,11)	1:A:56:LEU:CD2	1:B:11:ALA:N	3	0.79
(3,11)	1:A:56:LEU:CD2	1:B:12:ASP:N	3	0.79
(3,11)	1:A:56:LEU:CD2	1:B:13:GLY:N	3	0.79
(3,11)	1:A:56:LEU:CD2	1:B:14:VAL:N	3	0.79
(3,11)	1:A:56:LEU:CD2	1:B:15:GLY:N	3	0.79
(3,11)	1:A:56:LEU:CD2	1:B:16:LYS:N	3	0.79
(3,11)	1:A:56:LEU:CD2	1:B:17:SER:N	3	0.79
(3,11)	1:A:56:LEU:CD2	1:B:18:ALA:N	3	0.79
(3,11)	1:A:56:LEU:CD2	1:B:19:LEU:N	3	0.79
(3,11)	1:A:56:LEU:CD2	1:B:20:THR:N	3	0.79
(3,11)	1:A:56:LEU:CD2	1:B:21:ILE:N	3	0.79
(3,11)	1:A:56:LEU:CD2	1:B:22:GLN:N	3	0.79
(3,11)	1:A:56:LEU:CD2	1:B:23:LEU:N	3	0.79
(3,11)	1:A:56:LEU:CD2	1:B:24:ILE:N	3	0.79
(3,11)	1:A:56:LEU:CD2	1:B:25:GLN:N	3	0.79
(3,11)	1:A:56:LEU:CD2	1:B:26:ASN:N	3	0.79
(3,11)	1:A:56:LEU:CD2	1:B:27:HIS:N	3	0.79
(3,11)	1:A:56:LEU:CD2	1:B:28:PHE:N	3	0.79
(3,11)	1:A:56:LEU:CD2	1:B:29:VAL:N	3	0.79
(3,11)	1:A:56:LEU:CD2	1:B:30:ASP:N	3	0.79
(3,11)	1:A:56:LEU:CD2	1:B:31:GLU:N	3	0.79
(3,11)	1:A:56:LEU:CD2	1:B:32:TYR:N	3	0.79
(3,11)	1:A:56:LEU:CD2	1:B:33:ASP:N	3	0.79
(3,11)	1:A:56:LEU:CD2	1:B:34:PRO:N	3	0.79
(3,11)	1:A:56:LEU:CD2	1:B:35:THR:N	3	0.79

Continued on next page...

Continued from previous page...

Key	Atom-1	Atom-2	Model ID	Violation (Å)
(3,11)	1:A:56:LEU:CD2	1:B:36:ILE:N	3	0.79
(3,11)	1:A:56:LEU:CD2	1:B:37:GLU:N	3	0.79
(3,11)	1:A:56:LEU:CD2	1:B:38:ASP:N	3	0.79
(3,11)	1:A:56:LEU:CD2	1:B:39:SER:N	3	0.79
(3,11)	1:A:56:LEU:CD2	1:B:40:TYR:N	3	0.79
(3,11)	1:A:56:LEU:CD2	1:B:41:ARG:N	3	0.79
(3,11)	1:A:56:LEU:CD2	1:B:42:LYS:N	3	0.79
(3,11)	1:A:56:LEU:CD2	1:B:43:GLN:N	3	0.79
(3,11)	1:A:56:LEU:CD2	1:B:44:VAL:N	3	0.79
(3,11)	1:A:56:LEU:CD2	1:B:45:VAL:N	3	0.79
(3,11)	1:A:56:LEU:CD2	1:B:46:ILE:N	3	0.79
(3,11)	1:A:56:LEU:CD2	1:B:47:ASP:N	3	0.79
(3,11)	1:A:56:LEU:CD2	1:B:48:GLY:N	3	0.79
(3,11)	1:A:56:LEU:CD2	1:B:49:GLU:N	3	0.79
(3,11)	1:A:56:LEU:CD2	1:B:50:THR:N	3	0.79
(3,11)	1:A:56:LEU:CD2	1:B:51:CYS:N	3	0.79
(3,11)	1:A:56:LEU:CD2	1:B:52:LEU:N	3	0.79
(3,11)	1:A:56:LEU:CD2	1:B:53:LEU:N	3	0.79
(3,11)	1:A:56:LEU:CD2	1:B:54:ASP:N	3	0.79
(3,11)	1:A:56:LEU:CD2	1:B:55:ILE:N	3	0.79
(3,11)	1:A:56:LEU:CD2	1:B:56:LEU:N	3	0.79
(3,11)	1:A:56:LEU:CD2	1:B:57:ASP:N	3	0.79
(3,11)	1:A:56:LEU:CD2	1:B:58:THR:N	3	0.79
(3,11)	1:A:56:LEU:CD2	1:B:59:ALA:N	3	0.79
(3,11)	1:A:56:LEU:CD2	1:B:60:GLY:N	3	0.79
(3,11)	1:A:56:LEU:CD2	1:B:61:GLN:N	3	0.79
(3,11)	1:A:56:LEU:CD2	1:B:62:GLU:N	3	0.79
(3,11)	1:A:56:LEU:CD2	1:B:63:GLU:N	3	0.79
(3,11)	1:A:56:LEU:CD2	1:B:64:TYR:N	3	0.79
(3,11)	1:A:56:LEU:CD2	1:B:65:SER:N	3	0.79
(3,11)	1:A:56:LEU:CD2	1:B:66:ALA:N	3	0.79
(3,11)	1:A:56:LEU:CD2	1:B:67:MET:N	3	0.79
(3,11)	1:A:56:LEU:CD2	1:B:68:ARG:N	3	0.79
(3,11)	1:A:56:LEU:CD2	1:B:69:ASP:N	3	0.79
(3,11)	1:A:56:LEU:CD2	1:B:70:GLN:N	3	0.79
(3,11)	1:A:56:LEU:CD2	1:B:71:TYR:N	3	0.79
(3,11)	1:A:56:LEU:CD2	1:B:72:MET:N	3	0.79
(3,11)	1:A:56:LEU:CD2	1:B:73:ARG:N	3	0.79
(3,11)	1:A:56:LEU:CD2	1:B:74:THR:N	3	0.79
(3,11)	1:A:56:LEU:CD2	1:B:75:GLY:N	3	0.79
(3,11)	1:A:56:LEU:CD2	1:B:76:GLU:N	3	0.79
(3,11)	1:A:56:LEU:CD2	1:B:77:GLY:N	3	0.79

Continued on next page...

Continued from previous page...

Key	Atom-1	Atom-2	Model ID	Violation (Å)
(3,11)	1:A:56:LEU:CD2	1:B:78:PHE:N	3	0.79
(3,11)	1:A:56:LEU:CD2	1:B:79:LEU:N	3	0.79
(3,11)	1:A:56:LEU:CD2	1:B:80:CYS:N	3	0.79
(3,11)	1:A:56:LEU:CD2	5:B:203:7Q9:N	3	0.79
(3,11)	1:A:56:LEU:CD2	5:B:204:7Q9:N	3	0.79
(3,11)	1:A:56:LEU:CD2	5:B:205:7Q9:N	3	0.79
(3,11)	1:A:56:LEU:CD2	5:B:206:7Q9:N	3	0.79
(3,11)	1:A:56:LEU:CD2	5:B:207:7Q9:N	3	0.79
(3,11)	1:A:56:LEU:CD2	6:B:208:17F:N1	3	0.79
(3,11)	1:A:56:LEU:CD2	5:B:209:7Q9:N	3	0.79
(3,11)	1:A:56:LEU:CD2	5:B:210:7Q9:N	3	0.79
(3,11)	1:A:56:LEU:CD2	5:B:211:7Q9:N	3	0.79
(3,11)	1:A:56:LEU:CD2	5:B:212:7Q9:N	3	0.79
(3,11)	1:A:56:LEU:CD2	5:B:213:7Q9:N	3	0.79
(3,11)	1:A:56:LEU:CD2	6:B:214:17F:N1	3	0.79
(3,11)	1:A:56:LEU:CD2	6:B:215:17F:N1	3	0.79
(3,11)	1:A:56:LEU:CD2	5:B:216:7Q9:N	3	0.79
(3,11)	1:A:56:LEU:CD2	5:B:217:7Q9:N	3	0.79
(3,11)	1:A:56:LEU:CD2	5:B:218:7Q9:N	3	0.79
(3,11)	1:A:56:LEU:CD2	6:B:219:17F:N1	3	0.79
(3,11)	1:A:56:LEU:CD2	5:B:220:7Q9:N	3	0.79
(1,20)	1:A:21:ILE:CD1	1:A:44:VAL:CG1	13	0.79
(1,20)	1:A:21:ILE:CD1	1:A:44:VAL:CG2	13	0.79
(1,20)	1:A:21:ILE:CD1	1:A:45:VAL:CG1	13	0.79
(1,20)	1:A:21:ILE:CD1	1:A:45:VAL:CG2	13	0.79
(1,20)	1:A:21:ILE:CD1	1:A:46:ILE:CD1	13	0.79
(1,20)	1:A:21:ILE:CD1	1:A:142:ILE:CD1	13	0.79
(1,20)	1:A:21:ILE:CD1	1:A:160:VAL:CG1	13	0.79
(1,20)	1:A:21:ILE:CD1	1:A:160:VAL:CG2	13	0.79
(1,20)	1:A:21:ILE:CD1	1:B:44:VAL:CG1	13	0.79
(1,20)	1:A:21:ILE:CD1	1:B:44:VAL:CG2	13	0.79
(1,20)	1:A:21:ILE:CD1	1:B:45:VAL:CG1	13	0.79
(1,20)	1:A:21:ILE:CD1	1:B:45:VAL:CG2	13	0.79
(1,20)	1:A:21:ILE:CD1	1:B:160:VAL:CG1	13	0.79
(1,20)	1:A:21:ILE:CD1	1:B:160:VAL:CG2	13	0.79
(1,20)	1:A:23:LEU:CD1	1:A:44:VAL:CG1	13	0.79
(1,20)	1:A:23:LEU:CD1	1:A:44:VAL:CG2	13	0.79
(1,20)	1:A:23:LEU:CD1	1:A:45:VAL:CG1	13	0.79
(1,20)	1:A:23:LEU:CD1	1:A:45:VAL:CG2	13	0.79
(1,20)	1:A:23:LEU:CD1	1:A:46:ILE:CD1	13	0.79
(1,20)	1:A:23:LEU:CD1	1:A:142:ILE:CD1	13	0.79
(1,20)	1:A:23:LEU:CD1	1:A:160:VAL:CG1	13	0.79

Continued on next page...

Continued from previous page...

Key	Atom-1	Atom-2	Model ID	Violation (Å)
(1,20)	1:A:23:LEU:CD1	1:A:160:VAL:CG2	13	0.79
(1,20)	1:A:23:LEU:CD1	1:B:44:VAL:CG1	13	0.79
(1,20)	1:A:23:LEU:CD1	1:B:44:VAL:CG2	13	0.79
(1,20)	1:A:23:LEU:CD1	1:B:45:VAL:CG1	13	0.79
(1,20)	1:A:23:LEU:CD1	1:B:45:VAL:CG2	13	0.79
(1,20)	1:A:23:LEU:CD1	1:B:160:VAL:CG1	13	0.79
(1,20)	1:A:23:LEU:CD1	1:B:160:VAL:CG2	13	0.79
(1,20)	1:A:23:LEU:CD2	1:A:44:VAL:CG1	13	0.79
(1,20)	1:A:23:LEU:CD2	1:A:44:VAL:CG2	13	0.79
(1,20)	1:A:23:LEU:CD2	1:A:45:VAL:CG1	13	0.79
(1,20)	1:A:23:LEU:CD2	1:A:45:VAL:CG2	13	0.79
(1,20)	1:A:23:LEU:CD2	1:A:46:ILE:CD1	13	0.79
(1,20)	1:A:23:LEU:CD2	1:A:142:ILE:CD1	13	0.79
(1,20)	1:A:23:LEU:CD2	1:A:160:VAL:CG1	13	0.79
(1,20)	1:A:23:LEU:CD2	1:A:160:VAL:CG2	13	0.79
(1,20)	1:A:23:LEU:CD2	1:B:44:VAL:CG1	13	0.79
(1,20)	1:A:23:LEU:CD2	1:B:44:VAL:CG2	13	0.79
(1,20)	1:A:23:LEU:CD2	1:B:45:VAL:CG1	13	0.79
(1,20)	1:A:23:LEU:CD2	1:B:45:VAL:CG2	13	0.79
(1,20)	1:A:23:LEU:CD2	1:B:160:VAL:CG1	13	0.79
(1,20)	1:A:23:LEU:CD2	1:B:160:VAL:CG2	13	0.79
(1,20)	1:A:24:ILE:CD1	1:A:44:VAL:CG1	13	0.79
(1,20)	1:A:24:ILE:CD1	1:A:44:VAL:CG2	13	0.79
(1,20)	1:A:24:ILE:CD1	1:A:45:VAL:CG1	13	0.79
(1,20)	1:A:24:ILE:CD1	1:A:45:VAL:CG2	13	0.79
(1,20)	1:A:24:ILE:CD1	1:A:46:ILE:CD1	13	0.79
(1,20)	1:A:24:ILE:CD1	1:A:142:ILE:CD1	13	0.79
(1,20)	1:A:24:ILE:CD1	1:A:160:VAL:CG1	13	0.79
(1,20)	1:A:24:ILE:CD1	1:A:160:VAL:CG2	13	0.79
(1,20)	1:A:24:ILE:CD1	1:B:44:VAL:CG1	13	0.79
(1,20)	1:A:24:ILE:CD1	1:B:44:VAL:CG2	13	0.79
(1,20)	1:A:24:ILE:CD1	1:B:45:VAL:CG1	13	0.79
(1,20)	1:A:24:ILE:CD1	1:B:45:VAL:CG2	13	0.79
(1,20)	1:A:24:ILE:CD1	1:B:160:VAL:CG1	13	0.79
(1,20)	1:A:24:ILE:CD1	1:B:160:VAL:CG2	13	0.79
(3,11)	1:A:56:LEU:CD1	1:B:2:THR:N	18	0.78
(3,11)	1:A:56:LEU:CD1	1:B:3:GLU:N	18	0.78
(3,11)	1:A:56:LEU:CD1	1:B:4:TYR:N	18	0.78
(3,11)	1:A:56:LEU:CD1	1:B:5:LYS:N	18	0.78
(3,11)	1:A:56:LEU:CD1	1:B:6:LEU:N	18	0.78
(3,11)	1:A:56:LEU:CD1	1:B:7:VAL:N	18	0.78
(3,11)	1:A:56:LEU:CD1	1:B:8:VAL:N	18	0.78

Continued on next page...

Continued from previous page...

Key	Atom-1	Atom-2	Model ID	Violation (Å)
(3,11)	1:A:56:LEU:CD1	1:B:9:VAL:N	18	0.78
(3,11)	1:A:56:LEU:CD1	1:B:10:GLY:N	18	0.78
(3,11)	1:A:56:LEU:CD1	1:B:11:ALA:N	18	0.78
(3,11)	1:A:56:LEU:CD1	1:B:12:ASP:N	18	0.78
(3,11)	1:A:56:LEU:CD1	1:B:13:GLY:N	18	0.78
(3,11)	1:A:56:LEU:CD1	1:B:14:VAL:N	18	0.78
(3,11)	1:A:56:LEU:CD1	1:B:15:GLY:N	18	0.78
(3,11)	1:A:56:LEU:CD1	1:B:16:LYS:N	18	0.78
(3,11)	1:A:56:LEU:CD1	1:B:17:SER:N	18	0.78
(3,11)	1:A:56:LEU:CD1	1:B:18:ALA:N	18	0.78
(3,11)	1:A:56:LEU:CD1	1:B:19:LEU:N	18	0.78
(3,11)	1:A:56:LEU:CD1	1:B:20:THR:N	18	0.78
(3,11)	1:A:56:LEU:CD1	1:B:21:ILE:N	18	0.78
(3,11)	1:A:56:LEU:CD1	1:B:22:GLN:N	18	0.78
(3,11)	1:A:56:LEU:CD1	1:B:23:LEU:N	18	0.78
(3,11)	1:A:56:LEU:CD1	1:B:24:ILE:N	18	0.78
(3,11)	1:A:56:LEU:CD1	1:B:25:GLN:N	18	0.78
(3,11)	1:A:56:LEU:CD1	1:B:26:ASN:N	18	0.78
(3,11)	1:A:56:LEU:CD1	1:B:27:HIS:N	18	0.78
(3,11)	1:A:56:LEU:CD1	1:B:28:PHE:N	18	0.78
(3,11)	1:A:56:LEU:CD1	1:B:29:VAL:N	18	0.78
(3,11)	1:A:56:LEU:CD1	1:B:30:ASP:N	18	0.78
(3,11)	1:A:56:LEU:CD1	1:B:31:GLU:N	18	0.78
(3,11)	1:A:56:LEU:CD1	1:B:32:TYR:N	18	0.78
(3,11)	1:A:56:LEU:CD1	1:B:33:ASP:N	18	0.78
(3,11)	1:A:56:LEU:CD1	1:B:34:PRO:N	18	0.78
(3,11)	1:A:56:LEU:CD1	1:B:35:THR:N	18	0.78
(3,11)	1:A:56:LEU:CD1	1:B:36:ILE:N	18	0.78
(3,11)	1:A:56:LEU:CD1	1:B:37:GLU:N	18	0.78
(3,11)	1:A:56:LEU:CD1	1:B:38:ASP:N	18	0.78
(3,11)	1:A:56:LEU:CD1	1:B:39:SER:N	18	0.78
(3,11)	1:A:56:LEU:CD1	1:B:40:TYR:N	18	0.78
(3,11)	1:A:56:LEU:CD1	1:B:41:ARG:N	18	0.78
(3,11)	1:A:56:LEU:CD1	1:B:42:LYS:N	18	0.78
(3,11)	1:A:56:LEU:CD1	1:B:43:GLN:N	18	0.78
(3,11)	1:A:56:LEU:CD1	1:B:44:VAL:N	18	0.78
(3,11)	1:A:56:LEU:CD1	1:B:45:VAL:N	18	0.78
(3,11)	1:A:56:LEU:CD1	1:B:46:ILE:N	18	0.78
(3,11)	1:A:56:LEU:CD1	1:B:47:ASP:N	18	0.78
(3,11)	1:A:56:LEU:CD1	1:B:48:GLY:N	18	0.78
(3,11)	1:A:56:LEU:CD1	1:B:49:GLU:N	18	0.78
(3,11)	1:A:56:LEU:CD1	1:B:50:THR:N	18	0.78

Continued on next page...

Continued from previous page...

Key	Atom-1	Atom-2	Model ID	Violation (Å)
(3,11)	1:A:56:LEU:CD1	1:B:51:CYS:N	18	0.78
(3,11)	1:A:56:LEU:CD1	1:B:52:LEU:N	18	0.78
(3,11)	1:A:56:LEU:CD1	1:B:53:LEU:N	18	0.78
(3,11)	1:A:56:LEU:CD1	1:B:54:ASP:N	18	0.78
(3,11)	1:A:56:LEU:CD1	1:B:55:ILE:N	18	0.78
(3,11)	1:A:56:LEU:CD1	1:B:56:LEU:N	18	0.78
(3,11)	1:A:56:LEU:CD1	1:B:57:ASP:N	18	0.78
(3,11)	1:A:56:LEU:CD1	1:B:58:THR:N	18	0.78
(3,11)	1:A:56:LEU:CD1	1:B:59:ALA:N	18	0.78
(3,11)	1:A:56:LEU:CD1	1:B:60:GLY:N	18	0.78
(3,11)	1:A:56:LEU:CD1	1:B:61:GLN:N	18	0.78
(3,11)	1:A:56:LEU:CD1	1:B:62:GLU:N	18	0.78
(3,11)	1:A:56:LEU:CD1	1:B:63:GLU:N	18	0.78
(3,11)	1:A:56:LEU:CD1	1:B:64:TYR:N	18	0.78
(3,11)	1:A:56:LEU:CD1	1:B:65:SER:N	18	0.78
(3,11)	1:A:56:LEU:CD1	1:B:66:ALA:N	18	0.78
(3,11)	1:A:56:LEU:CD1	1:B:67:MET:N	18	0.78
(3,11)	1:A:56:LEU:CD1	1:B:68:ARG:N	18	0.78
(3,11)	1:A:56:LEU:CD1	1:B:69:ASP:N	18	0.78
(3,11)	1:A:56:LEU:CD1	1:B:70:GLN:N	18	0.78
(3,11)	1:A:56:LEU:CD1	1:B:71:TYR:N	18	0.78
(3,11)	1:A:56:LEU:CD1	1:B:72:MET:N	18	0.78
(3,11)	1:A:56:LEU:CD1	1:B:73:ARG:N	18	0.78
(3,11)	1:A:56:LEU:CD1	1:B:74:THR:N	18	0.78
(3,11)	1:A:56:LEU:CD1	1:B:75:GLY:N	18	0.78
(3,11)	1:A:56:LEU:CD1	1:B:76:GLU:N	18	0.78
(3,11)	1:A:56:LEU:CD1	1:B:77:GLY:N	18	0.78
(3,11)	1:A:56:LEU:CD1	1:B:78:PHE:N	18	0.78
(3,11)	1:A:56:LEU:CD1	1:B:79:LEU:N	18	0.78
(3,11)	1:A:56:LEU:CD1	1:B:80:CYS:N	18	0.78
(3,11)	1:A:56:LEU:CD1	5:B:203:7Q9:N	18	0.78
(3,11)	1:A:56:LEU:CD1	5:B:204:7Q9:N	18	0.78
(3,11)	1:A:56:LEU:CD1	5:B:205:7Q9:N	18	0.78
(3,11)	1:A:56:LEU:CD1	5:B:206:7Q9:N	18	0.78
(3,11)	1:A:56:LEU:CD1	5:B:207:7Q9:N	18	0.78
(3,11)	1:A:56:LEU:CD1	6:B:208:17F:N1	18	0.78
(3,11)	1:A:56:LEU:CD1	5:B:209:7Q9:N	18	0.78
(3,11)	1:A:56:LEU:CD1	5:B:210:7Q9:N	18	0.78
(3,11)	1:A:56:LEU:CD1	5:B:211:7Q9:N	18	0.78
(3,11)	1:A:56:LEU:CD1	5:B:212:7Q9:N	18	0.78
(3,11)	1:A:56:LEU:CD1	5:B:213:7Q9:N	18	0.78
(3,11)	1:A:56:LEU:CD1	6:B:214:17F:N1	18	0.78

Continued on next page...

Continued from previous page...

Key	Atom-1	Atom-2	Model ID	Violation (Å)
(3,11)	1:A:56:LEU:CD1	6:B:215:17F:N1	18	0.78
(3,11)	1:A:56:LEU:CD1	5:B:216:7Q9:N	18	0.78
(3,11)	1:A:56:LEU:CD1	5:B:217:7Q9:N	18	0.78
(3,11)	1:A:56:LEU:CD1	5:B:218:7Q9:N	18	0.78
(3,11)	1:A:56:LEU:CD1	6:B:219:17F:N1	18	0.78
(3,11)	1:A:56:LEU:CD1	5:B:220:7Q9:N	18	0.78
(3,11)	1:A:56:LEU:CD2	1:B:2:THR:N	18	0.78
(3,11)	1:A:56:LEU:CD2	1:B:3:GLU:N	18	0.78
(3,11)	1:A:56:LEU:CD2	1:B:4:TYR:N	18	0.78
(3,11)	1:A:56:LEU:CD2	1:B:5:LYS:N	18	0.78
(3,11)	1:A:56:LEU:CD2	1:B:6:LEU:N	18	0.78
(3,11)	1:A:56:LEU:CD2	1:B:7:VAL:N	18	0.78
(3,11)	1:A:56:LEU:CD2	1:B:8:VAL:N	18	0.78
(3,11)	1:A:56:LEU:CD2	1:B:9:VAL:N	18	0.78
(3,11)	1:A:56:LEU:CD2	1:B:10:GLY:N	18	0.78
(3,11)	1:A:56:LEU:CD2	1:B:11:ALA:N	18	0.78
(3,11)	1:A:56:LEU:CD2	1:B:12:ASP:N	18	0.78
(3,11)	1:A:56:LEU:CD2	1:B:13:GLY:N	18	0.78
(3,11)	1:A:56:LEU:CD2	1:B:14:VAL:N	18	0.78
(3,11)	1:A:56:LEU:CD2	1:B:15:GLY:N	18	0.78
(3,11)	1:A:56:LEU:CD2	1:B:16:LYS:N	18	0.78
(3,11)	1:A:56:LEU:CD2	1:B:17:SER:N	18	0.78
(3,11)	1:A:56:LEU:CD2	1:B:18:ALA:N	18	0.78
(3,11)	1:A:56:LEU:CD2	1:B:19:LEU:N	18	0.78
(3,11)	1:A:56:LEU:CD2	1:B:20:THR:N	18	0.78
(3,11)	1:A:56:LEU:CD2	1:B:21:ILE:N	18	0.78
(3,11)	1:A:56:LEU:CD2	1:B:22:GLN:N	18	0.78
(3,11)	1:A:56:LEU:CD2	1:B:23:LEU:N	18	0.78
(3,11)	1:A:56:LEU:CD2	1:B:24:ILE:N	18	0.78
(3,11)	1:A:56:LEU:CD2	1:B:25:GLN:N	18	0.78
(3,11)	1:A:56:LEU:CD2	1:B:26:ASN:N	18	0.78
(3,11)	1:A:56:LEU:CD2	1:B:27:HIS:N	18	0.78
(3,11)	1:A:56:LEU:CD2	1:B:28:PHE:N	18	0.78
(3,11)	1:A:56:LEU:CD2	1:B:29:VAL:N	18	0.78
(3,11)	1:A:56:LEU:CD2	1:B:30:ASP:N	18	0.78
(3,11)	1:A:56:LEU:CD2	1:B:31:GLU:N	18	0.78
(3,11)	1:A:56:LEU:CD2	1:B:32:TYR:N	18	0.78
(3,11)	1:A:56:LEU:CD2	1:B:33:ASP:N	18	0.78
(3,11)	1:A:56:LEU:CD2	1:B:34:PRO:N	18	0.78
(3,11)	1:A:56:LEU:CD2	1:B:35:THR:N	18	0.78
(3,11)	1:A:56:LEU:CD2	1:B:36:ILE:N	18	0.78
(3,11)	1:A:56:LEU:CD2	1:B:37:GLU:N	18	0.78

Continued on next page...

Continued from previous page...

Key	Atom-1	Atom-2	Model ID	Violation (Å)
(3,11)	1:A:56:LEU:CD2	1:B:38:ASP:N	18	0.78
(3,11)	1:A:56:LEU:CD2	1:B:39:SER:N	18	0.78
(3,11)	1:A:56:LEU:CD2	1:B:40:TYR:N	18	0.78
(3,11)	1:A:56:LEU:CD2	1:B:41:ARG:N	18	0.78
(3,11)	1:A:56:LEU:CD2	1:B:42:LYS:N	18	0.78
(3,11)	1:A:56:LEU:CD2	1:B:43:GLN:N	18	0.78
(3,11)	1:A:56:LEU:CD2	1:B:44:VAL:N	18	0.78
(3,11)	1:A:56:LEU:CD2	1:B:45:VAL:N	18	0.78
(3,11)	1:A:56:LEU:CD2	1:B:46:ILE:N	18	0.78
(3,11)	1:A:56:LEU:CD2	1:B:47:ASP:N	18	0.78
(3,11)	1:A:56:LEU:CD2	1:B:48:GLY:N	18	0.78
(3,11)	1:A:56:LEU:CD2	1:B:49:GLU:N	18	0.78
(3,11)	1:A:56:LEU:CD2	1:B:50:THR:N	18	0.78
(3,11)	1:A:56:LEU:CD2	1:B:51:CYS:N	18	0.78
(3,11)	1:A:56:LEU:CD2	1:B:52:LEU:N	18	0.78
(3,11)	1:A:56:LEU:CD2	1:B:53:LEU:N	18	0.78
(3,11)	1:A:56:LEU:CD2	1:B:54:ASP:N	18	0.78
(3,11)	1:A:56:LEU:CD2	1:B:55:ILE:N	18	0.78
(3,11)	1:A:56:LEU:CD2	1:B:56:LEU:N	18	0.78
(3,11)	1:A:56:LEU:CD2	1:B:57:ASP:N	18	0.78
(3,11)	1:A:56:LEU:CD2	1:B:58:THR:N	18	0.78
(3,11)	1:A:56:LEU:CD2	1:B:59:ALA:N	18	0.78
(3,11)	1:A:56:LEU:CD2	1:B:60:GLY:N	18	0.78
(3,11)	1:A:56:LEU:CD2	1:B:61:GLN:N	18	0.78
(3,11)	1:A:56:LEU:CD2	1:B:62:GLU:N	18	0.78
(3,11)	1:A:56:LEU:CD2	1:B:63:GLU:N	18	0.78
(3,11)	1:A:56:LEU:CD2	1:B:64:TYR:N	18	0.78
(3,11)	1:A:56:LEU:CD2	1:B:65:SER:N	18	0.78
(3,11)	1:A:56:LEU:CD2	1:B:66:ALA:N	18	0.78
(3,11)	1:A:56:LEU:CD2	1:B:67:MET:N	18	0.78
(3,11)	1:A:56:LEU:CD2	1:B:68:ARG:N	18	0.78
(3,11)	1:A:56:LEU:CD2	1:B:69:ASP:N	18	0.78
(3,11)	1:A:56:LEU:CD2	1:B:70:GLN:N	18	0.78
(3,11)	1:A:56:LEU:CD2	1:B:71:TYR:N	18	0.78
(3,11)	1:A:56:LEU:CD2	1:B:72:MET:N	18	0.78
(3,11)	1:A:56:LEU:CD2	1:B:73:ARG:N	18	0.78
(3,11)	1:A:56:LEU:CD2	1:B:74:THR:N	18	0.78
(3,11)	1:A:56:LEU:CD2	1:B:75:GLY:N	18	0.78
(3,11)	1:A:56:LEU:CD2	1:B:76:GLU:N	18	0.78
(3,11)	1:A:56:LEU:CD2	1:B:77:GLY:N	18	0.78
(3,11)	1:A:56:LEU:CD2	1:B:78:PHE:N	18	0.78
(3,11)	1:A:56:LEU:CD2	1:B:79:LEU:N	18	0.78

Continued on next page...

Continued from previous page...

Key	Atom-1	Atom-2	Model ID	Violation (Å)
(3,11)	1:A:56:LEU:CD2	1:B:80:CYS:N	18	0.78
(3,11)	1:A:56:LEU:CD2	5:B:203:7Q9:N	18	0.78
(3,11)	1:A:56:LEU:CD2	5:B:204:7Q9:N	18	0.78
(3,11)	1:A:56:LEU:CD2	5:B:205:7Q9:N	18	0.78
(3,11)	1:A:56:LEU:CD2	5:B:206:7Q9:N	18	0.78
(3,11)	1:A:56:LEU:CD2	5:B:207:7Q9:N	18	0.78
(3,11)	1:A:56:LEU:CD2	6:B:208:17F:N1	18	0.78
(3,11)	1:A:56:LEU:CD2	5:B:209:7Q9:N	18	0.78
(3,11)	1:A:56:LEU:CD2	5:B:210:7Q9:N	18	0.78
(3,11)	1:A:56:LEU:CD2	5:B:211:7Q9:N	18	0.78
(3,11)	1:A:56:LEU:CD2	5:B:212:7Q9:N	18	0.78
(3,11)	1:A:56:LEU:CD2	5:B:213:7Q9:N	18	0.78
(3,11)	1:A:56:LEU:CD2	6:B:214:17F:N1	18	0.78
(3,11)	1:A:56:LEU:CD2	6:B:215:17F:N1	18	0.78
(3,11)	1:A:56:LEU:CD2	5:B:216:7Q9:N	18	0.78
(3,11)	1:A:56:LEU:CD2	5:B:217:7Q9:N	18	0.78
(3,11)	1:A:56:LEU:CD2	5:B:218:7Q9:N	18	0.78
(3,11)	1:A:56:LEU:CD2	6:B:219:17F:N1	18	0.78
(3,11)	1:A:56:LEU:CD2	5:B:220:7Q9:N	18	0.78
(3,2)	1:A:8:VAL:CG1	1:B:2:THR:N	1	0.76
(3,2)	1:A:8:VAL:CG1	1:B:3:GLU:N	1	0.76
(3,2)	1:A:8:VAL:CG1	1:B:4:TYR:N	1	0.76
(3,2)	1:A:8:VAL:CG1	1:B:5:LYS:N	1	0.76
(3,2)	1:A:8:VAL:CG1	1:B:6:LEU:N	1	0.76
(3,2)	1:A:8:VAL:CG1	1:B:7:VAL:N	1	0.76
(3,2)	1:A:8:VAL:CG1	1:B:8:VAL:N	1	0.76
(3,2)	1:A:8:VAL:CG1	1:B:9:VAL:N	1	0.76
(3,2)	1:A:8:VAL:CG1	1:B:10:GLY:N	1	0.76
(3,2)	1:A:8:VAL:CG1	1:B:11:ALA:N	1	0.76
(3,2)	1:A:8:VAL:CG1	1:B:12:ASP:N	1	0.76
(3,2)	1:A:8:VAL:CG1	1:B:13:GLY:N	1	0.76
(3,2)	1:A:8:VAL:CG1	1:B:14:VAL:N	1	0.76
(3,2)	1:A:8:VAL:CG1	1:B:15:GLY:N	1	0.76
(3,2)	1:A:8:VAL:CG1	1:B:16:LYS:N	1	0.76
(3,2)	1:A:8:VAL:CG1	1:B:17:SER:N	1	0.76
(3,2)	1:A:8:VAL:CG1	1:B:18:ALA:N	1	0.76
(3,2)	1:A:8:VAL:CG1	1:B:19:LEU:N	1	0.76
(3,2)	1:A:8:VAL:CG1	1:B:20:THR:N	1	0.76
(3,2)	1:A:8:VAL:CG1	1:B:21:ILE:N	1	0.76
(3,2)	1:A:8:VAL:CG1	1:B:22:GLN:N	1	0.76
(3,2)	1:A:8:VAL:CG1	1:B:23:LEU:N	1	0.76
(3,2)	1:A:8:VAL:CG1	1:B:24:ILE:N	1	0.76

Continued on next page...

Continued from previous page...

Key	Atom-1	Atom-2	Model ID	Violation (Å)
(3,2)	1:A:8:VAL:CG1	1:B:25:GLN:N	1	0.76
(3,2)	1:A:8:VAL:CG1	1:B:26:ASN:N	1	0.76
(3,2)	1:A:8:VAL:CG1	1:B:27:HIS:N	1	0.76
(3,2)	1:A:8:VAL:CG1	1:B:28:PHE:N	1	0.76
(3,2)	1:A:8:VAL:CG1	1:B:29:VAL:N	1	0.76
(3,2)	1:A:8:VAL:CG1	1:B:30:ASP:N	1	0.76
(3,2)	1:A:8:VAL:CG1	1:B:31:GLU:N	1	0.76
(3,2)	1:A:8:VAL:CG1	1:B:32:TYR:N	1	0.76
(3,2)	1:A:8:VAL:CG1	1:B:33:ASP:N	1	0.76
(3,2)	1:A:8:VAL:CG1	1:B:34:PRO:N	1	0.76
(3,2)	1:A:8:VAL:CG1	1:B:35:THR:N	1	0.76
(3,2)	1:A:8:VAL:CG1	1:B:36:ILE:N	1	0.76
(3,2)	1:A:8:VAL:CG1	1:B:37:GLU:N	1	0.76
(3,2)	1:A:8:VAL:CG1	1:B:38:ASP:N	1	0.76
(3,2)	1:A:8:VAL:CG1	1:B:39:SER:N	1	0.76
(3,2)	1:A:8:VAL:CG1	1:B:40:TYR:N	1	0.76
(3,2)	1:A:8:VAL:CG1	1:B:41:ARG:N	1	0.76
(3,2)	1:A:8:VAL:CG1	1:B:42:LYS:N	1	0.76
(3,2)	1:A:8:VAL:CG1	1:B:43:GLN:N	1	0.76
(3,2)	1:A:8:VAL:CG1	1:B:44:VAL:N	1	0.76
(3,2)	1:A:8:VAL:CG1	1:B:45:VAL:N	1	0.76
(3,2)	1:A:8:VAL:CG1	1:B:46:ILE:N	1	0.76
(3,2)	1:A:8:VAL:CG1	1:B:47:ASP:N	1	0.76
(3,2)	1:A:8:VAL:CG1	1:B:48:GLY:N	1	0.76
(3,2)	1:A:8:VAL:CG1	1:B:49:GLU:N	1	0.76
(3,2)	1:A:8:VAL:CG1	1:B:50:THR:N	1	0.76
(3,2)	1:A:8:VAL:CG1	1:B:51:CYS:N	1	0.76
(3,2)	1:A:8:VAL:CG1	1:B:52:LEU:N	1	0.76
(3,2)	1:A:8:VAL:CG1	1:B:53:LEU:N	1	0.76
(3,2)	1:A:8:VAL:CG1	1:B:54:ASP:N	1	0.76
(3,2)	1:A:8:VAL:CG1	1:B:55:ILE:N	1	0.76
(3,2)	1:A:8:VAL:CG1	1:B:56:LEU:N	1	0.76
(3,2)	1:A:8:VAL:CG1	1:B:57:ASP:N	1	0.76
(3,2)	1:A:8:VAL:CG1	1:B:58:THR:N	1	0.76
(3,2)	1:A:8:VAL:CG1	1:B:59:ALA:N	1	0.76
(3,2)	1:A:8:VAL:CG1	1:B:60:GLY:N	1	0.76
(3,2)	1:A:8:VAL:CG1	1:B:61:GLN:N	1	0.76
(3,2)	1:A:8:VAL:CG1	1:B:62:GLU:N	1	0.76
(3,2)	1:A:8:VAL:CG1	1:B:63:GLU:N	1	0.76
(3,2)	1:A:8:VAL:CG1	1:B:64:TYR:N	1	0.76
(3,2)	1:A:8:VAL:CG1	1:B:65:SER:N	1	0.76
(3,2)	1:A:8:VAL:CG1	1:B:66:ALA:N	1	0.76

Continued on next page...

Continued from previous page...

Key	Atom-1	Atom-2	Model ID	Violation (Å)
(3,2)	1:A:8:VAL:CG1	1:B:67:MET:N	1	0.76
(3,2)	1:A:8:VAL:CG1	1:B:68:ARG:N	1	0.76
(3,2)	1:A:8:VAL:CG1	1:B:69:ASP:N	1	0.76
(3,2)	1:A:8:VAL:CG1	1:B:70:GLN:N	1	0.76
(3,2)	1:A:8:VAL:CG1	1:B:71:TYR:N	1	0.76
(3,2)	1:A:8:VAL:CG1	1:B:72:MET:N	1	0.76
(3,2)	1:A:8:VAL:CG1	1:B:73:ARG:N	1	0.76
(3,2)	1:A:8:VAL:CG1	1:B:74:THR:N	1	0.76
(3,2)	1:A:8:VAL:CG1	1:B:75:GLY:N	1	0.76
(3,2)	1:A:8:VAL:CG1	1:B:76:GLU:N	1	0.76
(3,2)	1:A:8:VAL:CG1	1:B:77:GLY:N	1	0.76
(3,2)	1:A:8:VAL:CG1	1:B:78:PHE:N	1	0.76
(3,2)	1:A:8:VAL:CG1	1:B:79:LEU:N	1	0.76
(3,2)	1:A:8:VAL:CG1	1:B:80:CYS:N	1	0.76
(3,2)	1:A:8:VAL:CG1	5:B:203:7Q9:N	1	0.76
(3,2)	1:A:8:VAL:CG1	5:B:204:7Q9:N	1	0.76
(3,2)	1:A:8:VAL:CG1	5:B:205:7Q9:N	1	0.76
(3,2)	1:A:8:VAL:CG1	5:B:206:7Q9:N	1	0.76
(3,2)	1:A:8:VAL:CG1	5:B:207:7Q9:N	1	0.76
(3,2)	1:A:8:VAL:CG1	6:B:208:17F:N1	1	0.76
(3,2)	1:A:8:VAL:CG1	5:B:209:7Q9:N	1	0.76
(3,2)	1:A:8:VAL:CG1	5:B:210:7Q9:N	1	0.76
(3,2)	1:A:8:VAL:CG1	5:B:211:7Q9:N	1	0.76
(3,2)	1:A:8:VAL:CG1	5:B:212:7Q9:N	1	0.76
(3,2)	1:A:8:VAL:CG1	5:B:213:7Q9:N	1	0.76
(3,2)	1:A:8:VAL:CG1	6:B:214:17F:N1	1	0.76
(3,2)	1:A:8:VAL:CG1	6:B:215:17F:N1	1	0.76
(3,2)	1:A:8:VAL:CG1	5:B:216:7Q9:N	1	0.76
(3,2)	1:A:8:VAL:CG1	5:B:217:7Q9:N	1	0.76
(3,2)	1:A:8:VAL:CG1	5:B:218:7Q9:N	1	0.76
(3,2)	1:A:8:VAL:CG1	6:B:219:17F:N1	1	0.76
(3,2)	1:A:8:VAL:CG1	5:B:220:7Q9:N	1	0.76
(3,2)	1:A:8:VAL:CG2	1:B:2:THR:N	1	0.76
(3,2)	1:A:8:VAL:CG2	1:B:3:GLU:N	1	0.76
(3,2)	1:A:8:VAL:CG2	1:B:4:TYR:N	1	0.76
(3,2)	1:A:8:VAL:CG2	1:B:5:LYS:N	1	0.76
(3,2)	1:A:8:VAL:CG2	1:B:6:LEU:N	1	0.76
(3,2)	1:A:8:VAL:CG2	1:B:7:VAL:N	1	0.76
(3,2)	1:A:8:VAL:CG2	1:B:8:VAL:N	1	0.76
(3,2)	1:A:8:VAL:CG2	1:B:9:VAL:N	1	0.76
(3,2)	1:A:8:VAL:CG2	1:B:10:GLY:N	1	0.76
(3,2)	1:A:8:VAL:CG2	1:B:11:ALA:N	1	0.76

Continued on next page...

Continued from previous page...

Key	Atom-1	Atom-2	Model ID	Violation (Å)
(3,2)	1:A:8:VAL:CG2	1:B:12:ASP:N	1	0.76
(3,2)	1:A:8:VAL:CG2	1:B:13:GLY:N	1	0.76
(3,2)	1:A:8:VAL:CG2	1:B:14:VAL:N	1	0.76
(3,2)	1:A:8:VAL:CG2	1:B:15:GLY:N	1	0.76
(3,2)	1:A:8:VAL:CG2	1:B:16:LYS:N	1	0.76
(3,2)	1:A:8:VAL:CG2	1:B:17:SER:N	1	0.76
(3,2)	1:A:8:VAL:CG2	1:B:18:ALA:N	1	0.76
(3,2)	1:A:8:VAL:CG2	1:B:19:LEU:N	1	0.76
(3,2)	1:A:8:VAL:CG2	1:B:20:THR:N	1	0.76
(3,2)	1:A:8:VAL:CG2	1:B:21:ILE:N	1	0.76
(3,2)	1:A:8:VAL:CG2	1:B:22:GLN:N	1	0.76
(3,2)	1:A:8:VAL:CG2	1:B:23:LEU:N	1	0.76
(3,2)	1:A:8:VAL:CG2	1:B:24:ILE:N	1	0.76
(3,2)	1:A:8:VAL:CG2	1:B:25:GLN:N	1	0.76
(3,2)	1:A:8:VAL:CG2	1:B:26:ASN:N	1	0.76
(3,2)	1:A:8:VAL:CG2	1:B:27:HIS:N	1	0.76
(3,2)	1:A:8:VAL:CG2	1:B:28:PHE:N	1	0.76
(3,2)	1:A:8:VAL:CG2	1:B:29:VAL:N	1	0.76
(3,2)	1:A:8:VAL:CG2	1:B:30:ASP:N	1	0.76
(3,2)	1:A:8:VAL:CG2	1:B:31:GLU:N	1	0.76
(3,2)	1:A:8:VAL:CG2	1:B:32:TYR:N	1	0.76
(3,2)	1:A:8:VAL:CG2	1:B:33:ASP:N	1	0.76
(3,2)	1:A:8:VAL:CG2	1:B:34:PRO:N	1	0.76
(3,2)	1:A:8:VAL:CG2	1:B:35:THR:N	1	0.76
(3,2)	1:A:8:VAL:CG2	1:B:36:ILE:N	1	0.76
(3,2)	1:A:8:VAL:CG2	1:B:37:GLU:N	1	0.76
(3,2)	1:A:8:VAL:CG2	1:B:38:ASP:N	1	0.76
(3,2)	1:A:8:VAL:CG2	1:B:39:SER:N	1	0.76
(3,2)	1:A:8:VAL:CG2	1:B:40:TYR:N	1	0.76
(3,2)	1:A:8:VAL:CG2	1:B:41:ARG:N	1	0.76
(3,2)	1:A:8:VAL:CG2	1:B:42:LYS:N	1	0.76
(3,2)	1:A:8:VAL:CG2	1:B:43:GLN:N	1	0.76
(3,2)	1:A:8:VAL:CG2	1:B:44:VAL:N	1	0.76
(3,2)	1:A:8:VAL:CG2	1:B:45:VAL:N	1	0.76
(3,2)	1:A:8:VAL:CG2	1:B:46:ILE:N	1	0.76
(3,2)	1:A:8:VAL:CG2	1:B:47:ASP:N	1	0.76
(3,2)	1:A:8:VAL:CG2	1:B:48:GLY:N	1	0.76
(3,2)	1:A:8:VAL:CG2	1:B:49:GLU:N	1	0.76
(3,2)	1:A:8:VAL:CG2	1:B:50:THR:N	1	0.76
(3,2)	1:A:8:VAL:CG2	1:B:51:CYS:N	1	0.76
(3,2)	1:A:8:VAL:CG2	1:B:52:LEU:N	1	0.76
(3,2)	1:A:8:VAL:CG2	1:B:53:LEU:N	1	0.76

Continued on next page...

Continued from previous page...

Key	Atom-1	Atom-2	Model ID	Violation (Å)
(3,2)	1:A:8:VAL:CG2	1:B:54:ASP:N	1	0.76
(3,2)	1:A:8:VAL:CG2	1:B:55:ILE:N	1	0.76
(3,2)	1:A:8:VAL:CG2	1:B:56:LEU:N	1	0.76
(3,2)	1:A:8:VAL:CG2	1:B:57:ASP:N	1	0.76
(3,2)	1:A:8:VAL:CG2	1:B:58:THR:N	1	0.76
(3,2)	1:A:8:VAL:CG2	1:B:59:ALA:N	1	0.76
(3,2)	1:A:8:VAL:CG2	1:B:60:GLY:N	1	0.76
(3,2)	1:A:8:VAL:CG2	1:B:61:GLN:N	1	0.76
(3,2)	1:A:8:VAL:CG2	1:B:62:GLU:N	1	0.76
(3,2)	1:A:8:VAL:CG2	1:B:63:GLU:N	1	0.76
(3,2)	1:A:8:VAL:CG2	1:B:64:TYR:N	1	0.76
(3,2)	1:A:8:VAL:CG2	1:B:65:SER:N	1	0.76
(3,2)	1:A:8:VAL:CG2	1:B:66:ALA:N	1	0.76
(3,2)	1:A:8:VAL:CG2	1:B:67:MET:N	1	0.76
(3,2)	1:A:8:VAL:CG2	1:B:68:ARG:N	1	0.76
(3,2)	1:A:8:VAL:CG2	1:B:69:ASP:N	1	0.76
(3,2)	1:A:8:VAL:CG2	1:B:70:GLN:N	1	0.76
(3,2)	1:A:8:VAL:CG2	1:B:71:TYR:N	1	0.76
(3,2)	1:A:8:VAL:CG2	1:B:72:MET:N	1	0.76
(3,2)	1:A:8:VAL:CG2	1:B:73:ARG:N	1	0.76
(3,2)	1:A:8:VAL:CG2	1:B:74:THR:N	1	0.76
(3,2)	1:A:8:VAL:CG2	1:B:75:GLY:N	1	0.76
(3,2)	1:A:8:VAL:CG2	1:B:76:GLU:N	1	0.76
(3,2)	1:A:8:VAL:CG2	1:B:77:GLY:N	1	0.76
(3,2)	1:A:8:VAL:CG2	1:B:78:PHE:N	1	0.76
(3,2)	1:A:8:VAL:CG2	1:B:79:LEU:N	1	0.76
(3,2)	1:A:8:VAL:CG2	1:B:80:CYS:N	1	0.76
(3,2)	1:A:8:VAL:CG2	5:B:203:7Q9:N	1	0.76
(3,2)	1:A:8:VAL:CG2	5:B:204:7Q9:N	1	0.76
(3,2)	1:A:8:VAL:CG2	5:B:205:7Q9:N	1	0.76
(3,2)	1:A:8:VAL:CG2	5:B:206:7Q9:N	1	0.76
(3,2)	1:A:8:VAL:CG2	5:B:207:7Q9:N	1	0.76
(3,2)	1:A:8:VAL:CG2	6:B:208:17F:N1	1	0.76
(3,2)	1:A:8:VAL:CG2	5:B:209:7Q9:N	1	0.76
(3,2)	1:A:8:VAL:CG2	5:B:210:7Q9:N	1	0.76
(3,2)	1:A:8:VAL:CG2	5:B:211:7Q9:N	1	0.76
(3,2)	1:A:8:VAL:CG2	5:B:212:7Q9:N	1	0.76
(3,2)	1:A:8:VAL:CG2	5:B:213:7Q9:N	1	0.76
(3,2)	1:A:8:VAL:CG2	6:B:214:17F:N1	1	0.76
(3,2)	1:A:8:VAL:CG2	6:B:215:17F:N1	1	0.76
(3,2)	1:A:8:VAL:CG2	5:B:216:7Q9:N	1	0.76
(3,2)	1:A:8:VAL:CG2	5:B:217:7Q9:N	1	0.76

Continued on next page...

Continued from previous page...

Key	Atom-1	Atom-2	Model ID	Violation (Å)
(3,2)	1:A:8:VAL:CG2	5:B:218:7Q9:N	1	0.76
(3,2)	1:A:8:VAL:CG2	6:B:219:17F:N1	1	0.76
(3,2)	1:A:8:VAL:CG2	5:B:220:7Q9:N	1	0.76
(3,2)	1:A:8:VAL:CG1	1:B:2:THR:N	13	0.75
(3,2)	1:A:8:VAL:CG1	1:B:3:GLU:N	13	0.75
(3,2)	1:A:8:VAL:CG1	1:B:4:TYR:N	13	0.75
(3,2)	1:A:8:VAL:CG1	1:B:5:LYS:N	13	0.75
(3,2)	1:A:8:VAL:CG1	1:B:6:LEU:N	13	0.75
(3,2)	1:A:8:VAL:CG1	1:B:7:VAL:N	13	0.75
(3,2)	1:A:8:VAL:CG1	1:B:8:VAL:N	13	0.75
(3,2)	1:A:8:VAL:CG1	1:B:9:VAL:N	13	0.75
(3,2)	1:A:8:VAL:CG1	1:B:10:GLY:N	13	0.75
(3,2)	1:A:8:VAL:CG1	1:B:11:ALA:N	13	0.75
(3,2)	1:A:8:VAL:CG1	1:B:12:ASP:N	13	0.75
(3,2)	1:A:8:VAL:CG1	1:B:13:GLY:N	13	0.75
(3,2)	1:A:8:VAL:CG1	1:B:14:VAL:N	13	0.75
(3,2)	1:A:8:VAL:CG1	1:B:15:GLY:N	13	0.75
(3,2)	1:A:8:VAL:CG1	1:B:16:LYS:N	13	0.75
(3,2)	1:A:8:VAL:CG1	1:B:17:SER:N	13	0.75
(3,2)	1:A:8:VAL:CG1	1:B:18:ALA:N	13	0.75
(3,2)	1:A:8:VAL:CG1	1:B:19:LEU:N	13	0.75
(3,2)	1:A:8:VAL:CG1	1:B:20:THR:N	13	0.75
(3,2)	1:A:8:VAL:CG1	1:B:21:ILE:N	13	0.75
(3,2)	1:A:8:VAL:CG1	1:B:22:GLN:N	13	0.75
(3,2)	1:A:8:VAL:CG1	1:B:23:LEU:N	13	0.75
(3,2)	1:A:8:VAL:CG1	1:B:24:ILE:N	13	0.75
(3,2)	1:A:8:VAL:CG1	1:B:25:GLN:N	13	0.75
(3,2)	1:A:8:VAL:CG1	1:B:26:ASN:N	13	0.75
(3,2)	1:A:8:VAL:CG1	1:B:27:HIS:N	13	0.75
(3,2)	1:A:8:VAL:CG1	1:B:28:PHE:N	13	0.75
(3,2)	1:A:8:VAL:CG1	1:B:29:VAL:N	13	0.75
(3,2)	1:A:8:VAL:CG1	1:B:30:ASP:N	13	0.75
(3,2)	1:A:8:VAL:CG1	1:B:31:GLU:N	13	0.75
(3,2)	1:A:8:VAL:CG1	1:B:32:TYR:N	13	0.75
(3,2)	1:A:8:VAL:CG1	1:B:33:ASP:N	13	0.75
(3,2)	1:A:8:VAL:CG1	1:B:34:PRO:N	13	0.75
(3,2)	1:A:8:VAL:CG1	1:B:35:THR:N	13	0.75
(3,2)	1:A:8:VAL:CG1	1:B:36:ILE:N	13	0.75
(3,2)	1:A:8:VAL:CG1	1:B:37:GLU:N	13	0.75
(3,2)	1:A:8:VAL:CG1	1:B:38:ASP:N	13	0.75
(3,2)	1:A:8:VAL:CG1	1:B:39:SER:N	13	0.75
(3,2)	1:A:8:VAL:CG1	1:B:40:TYR:N	13	0.75

Continued on next page...

Continued from previous page...

Key	Atom-1	Atom-2	Model ID	Violation (Å)
(3,2)	1:A:8:VAL:CG1	1:B:41:ARG:N	13	0.75
(3,2)	1:A:8:VAL:CG1	1:B:42:LYS:N	13	0.75
(3,2)	1:A:8:VAL:CG1	1:B:43:GLN:N	13	0.75
(3,2)	1:A:8:VAL:CG1	1:B:44:VAL:N	13	0.75
(3,2)	1:A:8:VAL:CG1	1:B:45:VAL:N	13	0.75
(3,2)	1:A:8:VAL:CG1	1:B:46:ILE:N	13	0.75
(3,2)	1:A:8:VAL:CG1	1:B:47:ASP:N	13	0.75
(3,2)	1:A:8:VAL:CG1	1:B:48:GLY:N	13	0.75
(3,2)	1:A:8:VAL:CG1	1:B:49:GLU:N	13	0.75
(3,2)	1:A:8:VAL:CG1	1:B:50:THR:N	13	0.75
(3,2)	1:A:8:VAL:CG1	1:B:51:CYS:N	13	0.75
(3,2)	1:A:8:VAL:CG1	1:B:52:LEU:N	13	0.75
(3,2)	1:A:8:VAL:CG1	1:B:53:LEU:N	13	0.75
(3,2)	1:A:8:VAL:CG1	1:B:54:ASP:N	13	0.75
(3,2)	1:A:8:VAL:CG1	1:B:55:ILE:N	13	0.75
(3,2)	1:A:8:VAL:CG1	1:B:56:LEU:N	13	0.75
(3,2)	1:A:8:VAL:CG1	1:B:57:ASP:N	13	0.75
(3,2)	1:A:8:VAL:CG1	1:B:58:THR:N	13	0.75
(3,2)	1:A:8:VAL:CG1	1:B:59:ALA:N	13	0.75
(3,2)	1:A:8:VAL:CG1	1:B:60:GLY:N	13	0.75
(3,2)	1:A:8:VAL:CG1	1:B:61:GLN:N	13	0.75
(3,2)	1:A:8:VAL:CG1	1:B:62:GLU:N	13	0.75
(3,2)	1:A:8:VAL:CG1	1:B:63:GLU:N	13	0.75
(3,2)	1:A:8:VAL:CG1	1:B:64:TYR:N	13	0.75
(3,2)	1:A:8:VAL:CG1	1:B:65:SER:N	13	0.75
(3,2)	1:A:8:VAL:CG1	1:B:66:ALA:N	13	0.75
(3,2)	1:A:8:VAL:CG1	1:B:67:MET:N	13	0.75
(3,2)	1:A:8:VAL:CG1	1:B:68:ARG:N	13	0.75
(3,2)	1:A:8:VAL:CG1	1:B:69:ASP:N	13	0.75
(3,2)	1:A:8:VAL:CG1	1:B:70:GLN:N	13	0.75
(3,2)	1:A:8:VAL:CG1	1:B:71:TYR:N	13	0.75
(3,2)	1:A:8:VAL:CG1	1:B:72:MET:N	13	0.75
(3,2)	1:A:8:VAL:CG1	1:B:73:ARG:N	13	0.75
(3,2)	1:A:8:VAL:CG1	1:B:74:THR:N	13	0.75
(3,2)	1:A:8:VAL:CG1	1:B:75:GLY:N	13	0.75
(3,2)	1:A:8:VAL:CG1	1:B:76:GLU:N	13	0.75
(3,2)	1:A:8:VAL:CG1	1:B:77:GLY:N	13	0.75
(3,2)	1:A:8:VAL:CG1	1:B:78:PHE:N	13	0.75
(3,2)	1:A:8:VAL:CG1	1:B:79:LEU:N	13	0.75
(3,2)	1:A:8:VAL:CG1	1:B:80:CYS:N	13	0.75
(3,2)	1:A:8:VAL:CG1	5:B:203:7Q9:N	13	0.75
(3,2)	1:A:8:VAL:CG1	5:B:204:7Q9:N	13	0.75

Continued on next page...

Continued from previous page...

Key	Atom-1	Atom-2	Model ID	Violation (Å)
(3,2)	1:A:8:VAL:CG1	5:B:205:7Q9:N	13	0.75
(3,2)	1:A:8:VAL:CG1	5:B:206:7Q9:N	13	0.75
(3,2)	1:A:8:VAL:CG1	5:B:207:7Q9:N	13	0.75
(3,2)	1:A:8:VAL:CG1	6:B:208:17F:N1	13	0.75
(3,2)	1:A:8:VAL:CG1	5:B:209:7Q9:N	13	0.75
(3,2)	1:A:8:VAL:CG1	5:B:210:7Q9:N	13	0.75
(3,2)	1:A:8:VAL:CG1	5:B:211:7Q9:N	13	0.75
(3,2)	1:A:8:VAL:CG1	5:B:212:7Q9:N	13	0.75
(3,2)	1:A:8:VAL:CG1	5:B:213:7Q9:N	13	0.75
(3,2)	1:A:8:VAL:CG1	6:B:214:17F:N1	13	0.75
(3,2)	1:A:8:VAL:CG1	6:B:215:17F:N1	13	0.75
(3,2)	1:A:8:VAL:CG1	5:B:216:7Q9:N	13	0.75
(3,2)	1:A:8:VAL:CG1	5:B:217:7Q9:N	13	0.75
(3,2)	1:A:8:VAL:CG1	5:B:218:7Q9:N	13	0.75
(3,2)	1:A:8:VAL:CG1	6:B:219:17F:N1	13	0.75
(3,2)	1:A:8:VAL:CG1	5:B:220:7Q9:N	13	0.75
(3,2)	1:A:8:VAL:CG2	1:B:2:THR:N	13	0.75
(3,2)	1:A:8:VAL:CG2	1:B:3:GLU:N	13	0.75
(3,2)	1:A:8:VAL:CG2	1:B:4:TYR:N	13	0.75
(3,2)	1:A:8:VAL:CG2	1:B:5:LYS:N	13	0.75
(3,2)	1:A:8:VAL:CG2	1:B:6:LEU:N	13	0.75
(3,2)	1:A:8:VAL:CG2	1:B:7:VAL:N	13	0.75
(3,2)	1:A:8:VAL:CG2	1:B:8:VAL:N	13	0.75
(3,2)	1:A:8:VAL:CG2	1:B:9:VAL:N	13	0.75
(3,2)	1:A:8:VAL:CG2	1:B:10:GLY:N	13	0.75
(3,2)	1:A:8:VAL:CG2	1:B:11:ALA:N	13	0.75
(3,2)	1:A:8:VAL:CG2	1:B:12:ASP:N	13	0.75
(3,2)	1:A:8:VAL:CG2	1:B:13:GLY:N	13	0.75
(3,2)	1:A:8:VAL:CG2	1:B:14:VAL:N	13	0.75
(3,2)	1:A:8:VAL:CG2	1:B:15:GLY:N	13	0.75
(3,2)	1:A:8:VAL:CG2	1:B:16:LYS:N	13	0.75
(3,2)	1:A:8:VAL:CG2	1:B:17:SER:N	13	0.75
(3,2)	1:A:8:VAL:CG2	1:B:18:ALA:N	13	0.75
(3,2)	1:A:8:VAL:CG2	1:B:19:LEU:N	13	0.75
(3,2)	1:A:8:VAL:CG2	1:B:20:THR:N	13	0.75
(3,2)	1:A:8:VAL:CG2	1:B:21:ILE:N	13	0.75
(3,2)	1:A:8:VAL:CG2	1:B:22:GLN:N	13	0.75
(3,2)	1:A:8:VAL:CG2	1:B:23:LEU:N	13	0.75
(3,2)	1:A:8:VAL:CG2	1:B:24:ILE:N	13	0.75
(3,2)	1:A:8:VAL:CG2	1:B:25:GLN:N	13	0.75
(3,2)	1:A:8:VAL:CG2	1:B:26:ASN:N	13	0.75
(3,2)	1:A:8:VAL:CG2	1:B:27:HIS:N	13	0.75

Continued on next page...

Continued from previous page...

Key	Atom-1	Atom-2	Model ID	Violation (Å)
(3,2)	1:A:8:VAL:CG2	1:B:28:PHE:N	13	0.75
(3,2)	1:A:8:VAL:CG2	1:B:29:VAL:N	13	0.75
(3,2)	1:A:8:VAL:CG2	1:B:30:ASP:N	13	0.75
(3,2)	1:A:8:VAL:CG2	1:B:31:GLU:N	13	0.75
(3,2)	1:A:8:VAL:CG2	1:B:32:TYR:N	13	0.75
(3,2)	1:A:8:VAL:CG2	1:B:33:ASP:N	13	0.75
(3,2)	1:A:8:VAL:CG2	1:B:34:PRO:N	13	0.75
(3,2)	1:A:8:VAL:CG2	1:B:35:THR:N	13	0.75
(3,2)	1:A:8:VAL:CG2	1:B:36:ILE:N	13	0.75
(3,2)	1:A:8:VAL:CG2	1:B:37:GLU:N	13	0.75
(3,2)	1:A:8:VAL:CG2	1:B:38:ASP:N	13	0.75
(3,2)	1:A:8:VAL:CG2	1:B:39:SER:N	13	0.75
(3,2)	1:A:8:VAL:CG2	1:B:40:TYR:N	13	0.75
(3,2)	1:A:8:VAL:CG2	1:B:41:ARG:N	13	0.75
(3,2)	1:A:8:VAL:CG2	1:B:42:LYS:N	13	0.75
(3,2)	1:A:8:VAL:CG2	1:B:43:GLN:N	13	0.75
(3,2)	1:A:8:VAL:CG2	1:B:44:VAL:N	13	0.75
(3,2)	1:A:8:VAL:CG2	1:B:45:VAL:N	13	0.75
(3,2)	1:A:8:VAL:CG2	1:B:46:ILE:N	13	0.75
(3,2)	1:A:8:VAL:CG2	1:B:47:ASP:N	13	0.75
(3,2)	1:A:8:VAL:CG2	1:B:48:GLY:N	13	0.75
(3,2)	1:A:8:VAL:CG2	1:B:49:GLU:N	13	0.75
(3,2)	1:A:8:VAL:CG2	1:B:50:THR:N	13	0.75
(3,2)	1:A:8:VAL:CG2	1:B:51:CYS:N	13	0.75
(3,2)	1:A:8:VAL:CG2	1:B:52:LEU:N	13	0.75
(3,2)	1:A:8:VAL:CG2	1:B:53:LEU:N	13	0.75
(3,2)	1:A:8:VAL:CG2	1:B:54:ASP:N	13	0.75
(3,2)	1:A:8:VAL:CG2	1:B:55:ILE:N	13	0.75
(3,2)	1:A:8:VAL:CG2	1:B:56:LEU:N	13	0.75
(3,2)	1:A:8:VAL:CG2	1:B:57:ASP:N	13	0.75
(3,2)	1:A:8:VAL:CG2	1:B:58:THR:N	13	0.75
(3,2)	1:A:8:VAL:CG2	1:B:59:ALA:N	13	0.75
(3,2)	1:A:8:VAL:CG2	1:B:60:GLY:N	13	0.75
(3,2)	1:A:8:VAL:CG2	1:B:61:GLN:N	13	0.75
(3,2)	1:A:8:VAL:CG2	1:B:62:GLU:N	13	0.75
(3,2)	1:A:8:VAL:CG2	1:B:63:GLU:N	13	0.75
(3,2)	1:A:8:VAL:CG2	1:B:64:TYR:N	13	0.75
(3,2)	1:A:8:VAL:CG2	1:B:65:SER:N	13	0.75
(3,2)	1:A:8:VAL:CG2	1:B:66:ALA:N	13	0.75
(3,2)	1:A:8:VAL:CG2	1:B:67:MET:N	13	0.75
(3,2)	1:A:8:VAL:CG2	1:B:68:ARG:N	13	0.75
(3,2)	1:A:8:VAL:CG2	1:B:69:ASP:N	13	0.75

Continued on next page...

Continued from previous page...

Key	Atom-1	Atom-2	Model ID	Violation (Å)
(3,2)	1:A:8:VAL:CG2	1:B:70:GLN:N	13	0.75
(3,2)	1:A:8:VAL:CG2	1:B:71:TYR:N	13	0.75
(3,2)	1:A:8:VAL:CG2	1:B:72:MET:N	13	0.75
(3,2)	1:A:8:VAL:CG2	1:B:73:ARG:N	13	0.75
(3,2)	1:A:8:VAL:CG2	1:B:74:THR:N	13	0.75
(3,2)	1:A:8:VAL:CG2	1:B:75:GLY:N	13	0.75
(3,2)	1:A:8:VAL:CG2	1:B:76:GLU:N	13	0.75
(3,2)	1:A:8:VAL:CG2	1:B:77:GLY:N	13	0.75
(3,2)	1:A:8:VAL:CG2	1:B:78:PHE:N	13	0.75
(3,2)	1:A:8:VAL:CG2	1:B:79:LEU:N	13	0.75
(3,2)	1:A:8:VAL:CG2	1:B:80:CYS:N	13	0.75
(3,2)	1:A:8:VAL:CG2	5:B:203:7Q9:N	13	0.75
(3,2)	1:A:8:VAL:CG2	5:B:204:7Q9:N	13	0.75
(3,2)	1:A:8:VAL:CG2	5:B:205:7Q9:N	13	0.75
(3,2)	1:A:8:VAL:CG2	5:B:206:7Q9:N	13	0.75
(3,2)	1:A:8:VAL:CG2	5:B:207:7Q9:N	13	0.75
(3,2)	1:A:8:VAL:CG2	6:B:208:17F:N1	13	0.75
(3,2)	1:A:8:VAL:CG2	5:B:209:7Q9:N	13	0.75
(3,2)	1:A:8:VAL:CG2	5:B:210:7Q9:N	13	0.75
(3,2)	1:A:8:VAL:CG2	5:B:211:7Q9:N	13	0.75
(3,2)	1:A:8:VAL:CG2	5:B:212:7Q9:N	13	0.75
(3,2)	1:A:8:VAL:CG2	5:B:213:7Q9:N	13	0.75
(3,2)	1:A:8:VAL:CG2	6:B:214:17F:N1	13	0.75
(3,2)	1:A:8:VAL:CG2	6:B:215:17F:N1	13	0.75
(3,2)	1:A:8:VAL:CG2	5:B:216:7Q9:N	13	0.75
(3,2)	1:A:8:VAL:CG2	5:B:217:7Q9:N	13	0.75
(3,2)	1:A:8:VAL:CG2	5:B:218:7Q9:N	13	0.75
(3,2)	1:A:8:VAL:CG2	6:B:219:17F:N1	13	0.75
(3,2)	1:A:8:VAL:CG2	5:B:220:7Q9:N	13	0.75
(3,2)	1:A:8:VAL:CG1	1:B:2:THR:N	20	0.74
(3,2)	1:A:8:VAL:CG1	1:B:3:GLU:N	20	0.74
(3,2)	1:A:8:VAL:CG1	1:B:4:TYR:N	20	0.74
(3,2)	1:A:8:VAL:CG1	1:B:5:LYS:N	20	0.74
(3,2)	1:A:8:VAL:CG1	1:B:6:LEU:N	20	0.74
(3,2)	1:A:8:VAL:CG1	1:B:7:VAL:N	20	0.74
(3,2)	1:A:8:VAL:CG1	1:B:8:VAL:N	20	0.74
(3,2)	1:A:8:VAL:CG1	1:B:9:VAL:N	20	0.74
(3,2)	1:A:8:VAL:CG1	1:B:10:GLY:N	20	0.74
(3,2)	1:A:8:VAL:CG1	1:B:11:ALA:N	20	0.74
(3,2)	1:A:8:VAL:CG1	1:B:12:ASP:N	20	0.74
(3,2)	1:A:8:VAL:CG1	1:B:13:GLY:N	20	0.74
(3,2)	1:A:8:VAL:CG1	1:B:14:VAL:N	20	0.74

Continued on next page...

Continued from previous page...

Key	Atom-1	Atom-2	Model ID	Violation (Å)
(3,2)	1:A:8:VAL:CG1	1:B:15:GLY:N	20	0.74
(3,2)	1:A:8:VAL:CG1	1:B:16:LYS:N	20	0.74
(3,2)	1:A:8:VAL:CG1	1:B:17:SER:N	20	0.74
(3,2)	1:A:8:VAL:CG1	1:B:18:ALA:N	20	0.74
(3,2)	1:A:8:VAL:CG1	1:B:19:LEU:N	20	0.74
(3,2)	1:A:8:VAL:CG1	1:B:20:THR:N	20	0.74
(3,2)	1:A:8:VAL:CG1	1:B:21:ILE:N	20	0.74
(3,2)	1:A:8:VAL:CG1	1:B:22:GLN:N	20	0.74
(3,2)	1:A:8:VAL:CG1	1:B:23:LEU:N	20	0.74
(3,2)	1:A:8:VAL:CG1	1:B:24:ILE:N	20	0.74
(3,2)	1:A:8:VAL:CG1	1:B:25:GLN:N	20	0.74
(3,2)	1:A:8:VAL:CG1	1:B:26:ASN:N	20	0.74
(3,2)	1:A:8:VAL:CG1	1:B:27:HIS:N	20	0.74
(3,2)	1:A:8:VAL:CG1	1:B:28:PHE:N	20	0.74
(3,2)	1:A:8:VAL:CG1	1:B:29:VAL:N	20	0.74
(3,2)	1:A:8:VAL:CG1	1:B:30:ASP:N	20	0.74
(3,2)	1:A:8:VAL:CG1	1:B:31:GLU:N	20	0.74
(3,2)	1:A:8:VAL:CG1	1:B:32:TYR:N	20	0.74
(3,2)	1:A:8:VAL:CG1	1:B:33:ASP:N	20	0.74
(3,2)	1:A:8:VAL:CG1	1:B:34:PRO:N	20	0.74
(3,2)	1:A:8:VAL:CG1	1:B:35:THR:N	20	0.74
(3,2)	1:A:8:VAL:CG1	1:B:36:ILE:N	20	0.74
(3,2)	1:A:8:VAL:CG1	1:B:37:GLU:N	20	0.74
(3,2)	1:A:8:VAL:CG1	1:B:38:ASP:N	20	0.74
(3,2)	1:A:8:VAL:CG1	1:B:39:SER:N	20	0.74
(3,2)	1:A:8:VAL:CG1	1:B:40:TYR:N	20	0.74
(3,2)	1:A:8:VAL:CG1	1:B:41:ARG:N	20	0.74
(3,2)	1:A:8:VAL:CG1	1:B:42:LYS:N	20	0.74
(3,2)	1:A:8:VAL:CG1	1:B:43:GLN:N	20	0.74
(3,2)	1:A:8:VAL:CG1	1:B:44:VAL:N	20	0.74
(3,2)	1:A:8:VAL:CG1	1:B:45:VAL:N	20	0.74
(3,2)	1:A:8:VAL:CG1	1:B:46:ILE:N	20	0.74
(3,2)	1:A:8:VAL:CG1	1:B:47:ASP:N	20	0.74
(3,2)	1:A:8:VAL:CG1	1:B:48:GLY:N	20	0.74
(3,2)	1:A:8:VAL:CG1	1:B:49:GLU:N	20	0.74
(3,2)	1:A:8:VAL:CG1	1:B:50:THR:N	20	0.74
(3,2)	1:A:8:VAL:CG1	1:B:51:CYS:N	20	0.74
(3,2)	1:A:8:VAL:CG1	1:B:52:LEU:N	20	0.74
(3,2)	1:A:8:VAL:CG1	1:B:53:LEU:N	20	0.74
(3,2)	1:A:8:VAL:CG1	1:B:54:ASP:N	20	0.74
(3,2)	1:A:8:VAL:CG1	1:B:55:ILE:N	20	0.74
(3,2)	1:A:8:VAL:CG1	1:B:56:LEU:N	20	0.74

Continued on next page...

Continued from previous page...

Key	Atom-1	Atom-2	Model ID	Violation (Å)
(3,2)	1:A:8:VAL:CG1	1:B:57:ASP:N	20	0.74
(3,2)	1:A:8:VAL:CG1	1:B:58:THR:N	20	0.74
(3,2)	1:A:8:VAL:CG1	1:B:59:ALA:N	20	0.74
(3,2)	1:A:8:VAL:CG1	1:B:60:GLY:N	20	0.74
(3,2)	1:A:8:VAL:CG1	1:B:61:GLN:N	20	0.74
(3,2)	1:A:8:VAL:CG1	1:B:62:GLU:N	20	0.74
(3,2)	1:A:8:VAL:CG1	1:B:63:GLU:N	20	0.74
(3,2)	1:A:8:VAL:CG1	1:B:64:TYR:N	20	0.74
(3,2)	1:A:8:VAL:CG1	1:B:65:SER:N	20	0.74
(3,2)	1:A:8:VAL:CG1	1:B:66:ALA:N	20	0.74
(3,2)	1:A:8:VAL:CG1	1:B:67:MET:N	20	0.74
(3,2)	1:A:8:VAL:CG1	1:B:68:ARG:N	20	0.74
(3,2)	1:A:8:VAL:CG1	1:B:69:ASP:N	20	0.74
(3,2)	1:A:8:VAL:CG1	1:B:70:GLN:N	20	0.74
(3,2)	1:A:8:VAL:CG1	1:B:71:TYR:N	20	0.74
(3,2)	1:A:8:VAL:CG1	1:B:72:MET:N	20	0.74
(3,2)	1:A:8:VAL:CG1	1:B:73:ARG:N	20	0.74
(3,2)	1:A:8:VAL:CG1	1:B:74:THR:N	20	0.74
(3,2)	1:A:8:VAL:CG1	1:B:75:GLY:N	20	0.74
(3,2)	1:A:8:VAL:CG1	1:B:76:GLU:N	20	0.74
(3,2)	1:A:8:VAL:CG1	1:B:77:GLY:N	20	0.74
(3,2)	1:A:8:VAL:CG1	1:B:78:PHE:N	20	0.74
(3,2)	1:A:8:VAL:CG1	1:B:79:LEU:N	20	0.74
(3,2)	1:A:8:VAL:CG1	1:B:80:CYS:N	20	0.74
(3,2)	1:A:8:VAL:CG1	5:B:203:7Q9:N	20	0.74
(3,2)	1:A:8:VAL:CG1	5:B:204:7Q9:N	20	0.74
(3,2)	1:A:8:VAL:CG1	5:B:205:7Q9:N	20	0.74
(3,2)	1:A:8:VAL:CG1	5:B:206:7Q9:N	20	0.74
(3,2)	1:A:8:VAL:CG1	5:B:207:7Q9:N	20	0.74
(3,2)	1:A:8:VAL:CG1	6:B:208:17F:N1	20	0.74
(3,2)	1:A:8:VAL:CG1	5:B:209:7Q9:N	20	0.74
(3,2)	1:A:8:VAL:CG1	5:B:210:7Q9:N	20	0.74
(3,2)	1:A:8:VAL:CG1	5:B:211:7Q9:N	20	0.74
(3,2)	1:A:8:VAL:CG1	5:B:212:7Q9:N	20	0.74
(3,2)	1:A:8:VAL:CG1	5:B:213:7Q9:N	20	0.74
(3,2)	1:A:8:VAL:CG1	6:B:214:17F:N1	20	0.74
(3,2)	1:A:8:VAL:CG1	6:B:215:17F:N1	20	0.74
(3,2)	1:A:8:VAL:CG1	5:B:216:7Q9:N	20	0.74
(3,2)	1:A:8:VAL:CG1	5:B:217:7Q9:N	20	0.74
(3,2)	1:A:8:VAL:CG1	5:B:218:7Q9:N	20	0.74
(3,2)	1:A:8:VAL:CG1	6:B:219:17F:N1	20	0.74
(3,2)	1:A:8:VAL:CG1	5:B:220:7Q9:N	20	0.74

Continued on next page...

Continued from previous page...

Key	Atom-1	Atom-2	Model ID	Violation (Å)
(3,2)	1:A:8:VAL:CG2	1:B:2:THR:N	20	0.74
(3,2)	1:A:8:VAL:CG2	1:B:3:GLU:N	20	0.74
(3,2)	1:A:8:VAL:CG2	1:B:4:TYR:N	20	0.74
(3,2)	1:A:8:VAL:CG2	1:B:5:LYS:N	20	0.74
(3,2)	1:A:8:VAL:CG2	1:B:6:LEU:N	20	0.74
(3,2)	1:A:8:VAL:CG2	1:B:7:VAL:N	20	0.74
(3,2)	1:A:8:VAL:CG2	1:B:8:VAL:N	20	0.74
(3,2)	1:A:8:VAL:CG2	1:B:9:VAL:N	20	0.74
(3,2)	1:A:8:VAL:CG2	1:B:10:GLY:N	20	0.74
(3,2)	1:A:8:VAL:CG2	1:B:11:ALA:N	20	0.74
(3,2)	1:A:8:VAL:CG2	1:B:12:ASP:N	20	0.74
(3,2)	1:A:8:VAL:CG2	1:B:13:GLY:N	20	0.74
(3,2)	1:A:8:VAL:CG2	1:B:14:VAL:N	20	0.74
(3,2)	1:A:8:VAL:CG2	1:B:15:GLY:N	20	0.74
(3,2)	1:A:8:VAL:CG2	1:B:16:LYS:N	20	0.74
(3,2)	1:A:8:VAL:CG2	1:B:17:SER:N	20	0.74
(3,2)	1:A:8:VAL:CG2	1:B:18:ALA:N	20	0.74
(3,2)	1:A:8:VAL:CG2	1:B:19:LEU:N	20	0.74
(3,2)	1:A:8:VAL:CG2	1:B:20:THR:N	20	0.74
(3,2)	1:A:8:VAL:CG2	1:B:21:ILE:N	20	0.74
(3,2)	1:A:8:VAL:CG2	1:B:22:GLN:N	20	0.74
(3,2)	1:A:8:VAL:CG2	1:B:23:LEU:N	20	0.74
(3,2)	1:A:8:VAL:CG2	1:B:24:ILE:N	20	0.74
(3,2)	1:A:8:VAL:CG2	1:B:25:GLN:N	20	0.74
(3,2)	1:A:8:VAL:CG2	1:B:26:ASN:N	20	0.74
(3,2)	1:A:8:VAL:CG2	1:B:27:HIS:N	20	0.74
(3,2)	1:A:8:VAL:CG2	1:B:28:PHE:N	20	0.74
(3,2)	1:A:8:VAL:CG2	1:B:29:VAL:N	20	0.74
(3,2)	1:A:8:VAL:CG2	1:B:30:ASP:N	20	0.74
(3,2)	1:A:8:VAL:CG2	1:B:31:GLU:N	20	0.74
(3,2)	1:A:8:VAL:CG2	1:B:32:TYR:N	20	0.74
(3,2)	1:A:8:VAL:CG2	1:B:33:ASP:N	20	0.74
(3,2)	1:A:8:VAL:CG2	1:B:34:PRO:N	20	0.74
(3,2)	1:A:8:VAL:CG2	1:B:35:THR:N	20	0.74
(3,2)	1:A:8:VAL:CG2	1:B:36:ILE:N	20	0.74
(3,2)	1:A:8:VAL:CG2	1:B:37:GLU:N	20	0.74
(3,2)	1:A:8:VAL:CG2	1:B:38:ASP:N	20	0.74
(3,2)	1:A:8:VAL:CG2	1:B:39:SER:N	20	0.74
(3,2)	1:A:8:VAL:CG2	1:B:40:TYR:N	20	0.74
(3,2)	1:A:8:VAL:CG2	1:B:41:ARG:N	20	0.74
(3,2)	1:A:8:VAL:CG2	1:B:42:LYS:N	20	0.74
(3,2)	1:A:8:VAL:CG2	1:B:43:GLN:N	20	0.74

Continued on next page...

Continued from previous page...

Key	Atom-1	Atom-2	Model ID	Violation (Å)
(3,2)	1:A:8:VAL:CG2	1:B:44:VAL:N	20	0.74
(3,2)	1:A:8:VAL:CG2	1:B:45:VAL:N	20	0.74
(3,2)	1:A:8:VAL:CG2	1:B:46:ILE:N	20	0.74
(3,2)	1:A:8:VAL:CG2	1:B:47:ASP:N	20	0.74
(3,2)	1:A:8:VAL:CG2	1:B:48:GLY:N	20	0.74
(3,2)	1:A:8:VAL:CG2	1:B:49:GLU:N	20	0.74
(3,2)	1:A:8:VAL:CG2	1:B:50:THR:N	20	0.74
(3,2)	1:A:8:VAL:CG2	1:B:51:CYS:N	20	0.74
(3,2)	1:A:8:VAL:CG2	1:B:52:LEU:N	20	0.74
(3,2)	1:A:8:VAL:CG2	1:B:53:LEU:N	20	0.74
(3,2)	1:A:8:VAL:CG2	1:B:54:ASP:N	20	0.74
(3,2)	1:A:8:VAL:CG2	1:B:55:ILE:N	20	0.74
(3,2)	1:A:8:VAL:CG2	1:B:56:LEU:N	20	0.74
(3,2)	1:A:8:VAL:CG2	1:B:57:ASP:N	20	0.74
(3,2)	1:A:8:VAL:CG2	1:B:58:THR:N	20	0.74
(3,2)	1:A:8:VAL:CG2	1:B:59:ALA:N	20	0.74
(3,2)	1:A:8:VAL:CG2	1:B:60:GLY:N	20	0.74
(3,2)	1:A:8:VAL:CG2	1:B:61:GLN:N	20	0.74
(3,2)	1:A:8:VAL:CG2	1:B:62:GLU:N	20	0.74
(3,2)	1:A:8:VAL:CG2	1:B:63:GLU:N	20	0.74
(3,2)	1:A:8:VAL:CG2	1:B:64:TYR:N	20	0.74
(3,2)	1:A:8:VAL:CG2	1:B:65:SER:N	20	0.74
(3,2)	1:A:8:VAL:CG2	1:B:66:ALA:N	20	0.74
(3,2)	1:A:8:VAL:CG2	1:B:67:MET:N	20	0.74
(3,2)	1:A:8:VAL:CG2	1:B:68:ARG:N	20	0.74
(3,2)	1:A:8:VAL:CG2	1:B:69:ASP:N	20	0.74
(3,2)	1:A:8:VAL:CG2	1:B:70:GLN:N	20	0.74
(3,2)	1:A:8:VAL:CG2	1:B:71:TYR:N	20	0.74
(3,2)	1:A:8:VAL:CG2	1:B:72:MET:N	20	0.74
(3,2)	1:A:8:VAL:CG2	1:B:73:ARG:N	20	0.74
(3,2)	1:A:8:VAL:CG2	1:B:74:THR:N	20	0.74
(3,2)	1:A:8:VAL:CG2	1:B:75:GLY:N	20	0.74
(3,2)	1:A:8:VAL:CG2	1:B:76:GLU:N	20	0.74
(3,2)	1:A:8:VAL:CG2	1:B:77:GLY:N	20	0.74
(3,2)	1:A:8:VAL:CG2	1:B:78:PHE:N	20	0.74
(3,2)	1:A:8:VAL:CG2	1:B:79:LEU:N	20	0.74
(3,2)	1:A:8:VAL:CG2	1:B:80:CYS:N	20	0.74
(3,2)	1:A:8:VAL:CG2	5:B:203:7Q9:N	20	0.74
(3,2)	1:A:8:VAL:CG2	5:B:204:7Q9:N	20	0.74
(3,2)	1:A:8:VAL:CG2	5:B:205:7Q9:N	20	0.74
(3,2)	1:A:8:VAL:CG2	5:B:206:7Q9:N	20	0.74
(3,2)	1:A:8:VAL:CG2	5:B:207:7Q9:N	20	0.74

Continued on next page...

Continued from previous page...

Key	Atom-1	Atom-2	Model ID	Violation (Å)
(3,2)	1:A:8:VAL:CG2	6:B:208:17F:N1	20	0.74
(3,2)	1:A:8:VAL:CG2	5:B:209:7Q9:N	20	0.74
(3,2)	1:A:8:VAL:CG2	5:B:210:7Q9:N	20	0.74
(3,2)	1:A:8:VAL:CG2	5:B:211:7Q9:N	20	0.74
(3,2)	1:A:8:VAL:CG2	5:B:212:7Q9:N	20	0.74
(3,2)	1:A:8:VAL:CG2	5:B:213:7Q9:N	20	0.74
(3,2)	1:A:8:VAL:CG2	6:B:214:17F:N1	20	0.74
(3,2)	1:A:8:VAL:CG2	6:B:215:17F:N1	20	0.74
(3,2)	1:A:8:VAL:CG2	5:B:216:7Q9:N	20	0.74
(3,2)	1:A:8:VAL:CG2	5:B:217:7Q9:N	20	0.74
(3,2)	1:A:8:VAL:CG2	5:B:218:7Q9:N	20	0.74
(3,2)	1:A:8:VAL:CG2	6:B:219:17F:N1	20	0.74
(3,2)	1:A:8:VAL:CG2	5:B:220:7Q9:N	20	0.74
(3,13)	1:A:160:VAL:CG1	1:B:2:THR:N	6	0.73
(3,13)	1:A:160:VAL:CG1	1:B:3:GLU:N	6	0.73
(3,13)	1:A:160:VAL:CG1	1:B:4:TYR:N	6	0.73
(3,13)	1:A:160:VAL:CG1	1:B:5:LYS:N	6	0.73
(3,13)	1:A:160:VAL:CG1	1:B:6:LEU:N	6	0.73
(3,13)	1:A:160:VAL:CG1	1:B:7:VAL:N	6	0.73
(3,13)	1:A:160:VAL:CG1	1:B:8:VAL:N	6	0.73
(3,13)	1:A:160:VAL:CG1	1:B:9:VAL:N	6	0.73
(3,13)	1:A:160:VAL:CG1	1:B:10:GLY:N	6	0.73
(3,13)	1:A:160:VAL:CG1	1:B:11:ALA:N	6	0.73
(3,13)	1:A:160:VAL:CG1	1:B:12:ASP:N	6	0.73
(3,13)	1:A:160:VAL:CG1	1:B:13:GLY:N	6	0.73
(3,13)	1:A:160:VAL:CG1	1:B:14:VAL:N	6	0.73
(3,13)	1:A:160:VAL:CG1	1:B:15:GLY:N	6	0.73
(3,13)	1:A:160:VAL:CG1	1:B:16:LYS:N	6	0.73
(3,13)	1:A:160:VAL:CG1	1:B:17:SER:N	6	0.73
(3,13)	1:A:160:VAL:CG1	1:B:18:ALA:N	6	0.73
(3,13)	1:A:160:VAL:CG1	1:B:19:LEU:N	6	0.73
(3,13)	1:A:160:VAL:CG1	1:B:20:THR:N	6	0.73
(3,13)	1:A:160:VAL:CG1	1:B:21:ILE:N	6	0.73
(3,13)	1:A:160:VAL:CG1	1:B:22:GLN:N	6	0.73
(3,13)	1:A:160:VAL:CG1	1:B:23:LEU:N	6	0.73
(3,13)	1:A:160:VAL:CG1	1:B:24:ILE:N	6	0.73
(3,13)	1:A:160:VAL:CG1	1:B:25:GLN:N	6	0.73
(3,13)	1:A:160:VAL:CG1	1:B:26:ASN:N	6	0.73
(3,13)	1:A:160:VAL:CG1	1:B:27:HIS:N	6	0.73
(3,13)	1:A:160:VAL:CG1	1:B:28:PHE:N	6	0.73
(3,13)	1:A:160:VAL:CG1	1:B:29:VAL:N	6	0.73
(3,13)	1:A:160:VAL:CG1	1:B:30:ASP:N	6	0.73

Continued on next page...

Continued from previous page...

Key	Atom-1	Atom-2	Model ID	Violation (Å)
(3,13)	1:A:160:VAL:CG1	1:B:31:GLU:N	6	0.73
(3,13)	1:A:160:VAL:CG1	1:B:32:TYR:N	6	0.73
(3,13)	1:A:160:VAL:CG1	1:B:33:ASP:N	6	0.73
(3,13)	1:A:160:VAL:CG1	1:B:34:PRO:N	6	0.73
(3,13)	1:A:160:VAL:CG1	1:B:35:THR:N	6	0.73
(3,13)	1:A:160:VAL:CG1	1:B:36:ILE:N	6	0.73
(3,13)	1:A:160:VAL:CG1	1:B:37:GLU:N	6	0.73
(3,13)	1:A:160:VAL:CG1	1:B:38:ASP:N	6	0.73
(3,13)	1:A:160:VAL:CG1	1:B:39:SER:N	6	0.73
(3,13)	1:A:160:VAL:CG1	1:B:40:TYR:N	6	0.73
(3,13)	1:A:160:VAL:CG1	1:B:41:ARG:N	6	0.73
(3,13)	1:A:160:VAL:CG1	1:B:42:LYS:N	6	0.73
(3,13)	1:A:160:VAL:CG1	1:B:43:GLN:N	6	0.73
(3,13)	1:A:160:VAL:CG1	1:B:44:VAL:N	6	0.73
(3,13)	1:A:160:VAL:CG1	1:B:45:VAL:N	6	0.73
(3,13)	1:A:160:VAL:CG1	1:B:46:ILE:N	6	0.73
(3,13)	1:A:160:VAL:CG1	1:B:47:ASP:N	6	0.73
(3,13)	1:A:160:VAL:CG1	1:B:48:GLY:N	6	0.73
(3,13)	1:A:160:VAL:CG1	1:B:49:GLU:N	6	0.73
(3,13)	1:A:160:VAL:CG1	1:B:50:THR:N	6	0.73
(3,13)	1:A:160:VAL:CG1	1:B:51:CYS:N	6	0.73
(3,13)	1:A:160:VAL:CG1	1:B:52:LEU:N	6	0.73
(3,13)	1:A:160:VAL:CG1	1:B:53:LEU:N	6	0.73
(3,13)	1:A:160:VAL:CG1	1:B:54:ASP:N	6	0.73
(3,13)	1:A:160:VAL:CG1	1:B:55:ILE:N	6	0.73
(3,13)	1:A:160:VAL:CG1	1:B:56:LEU:N	6	0.73
(3,13)	1:A:160:VAL:CG1	1:B:57:ASP:N	6	0.73
(3,13)	1:A:160:VAL:CG1	1:B:58:THR:N	6	0.73
(3,13)	1:A:160:VAL:CG1	1:B:59:ALA:N	6	0.73
(3,13)	1:A:160:VAL:CG1	1:B:60:GLY:N	6	0.73
(3,13)	1:A:160:VAL:CG1	1:B:61:GLN:N	6	0.73
(3,13)	1:A:160:VAL:CG1	1:B:62:GLU:N	6	0.73
(3,13)	1:A:160:VAL:CG1	1:B:63:GLU:N	6	0.73
(3,13)	1:A:160:VAL:CG1	1:B:64:TYR:N	6	0.73
(3,13)	1:A:160:VAL:CG1	1:B:65:SER:N	6	0.73
(3,13)	1:A:160:VAL:CG1	1:B:66:ALA:N	6	0.73
(3,13)	1:A:160:VAL:CG1	1:B:67:MET:N	6	0.73
(3,13)	1:A:160:VAL:CG1	1:B:68:ARG:N	6	0.73
(3,13)	1:A:160:VAL:CG1	1:B:69:ASP:N	6	0.73
(3,13)	1:A:160:VAL:CG1	1:B:70:GLN:N	6	0.73
(3,13)	1:A:160:VAL:CG1	1:B:71:TYR:N	6	0.73
(3,13)	1:A:160:VAL:CG1	1:B:72:MET:N	6	0.73

Continued on next page...

Continued from previous page...

Key	Atom-1	Atom-2	Model ID	Violation (Å)
(3,13)	1:A:160:VAL:CG1	1:B:73:ARG:N	6	0.73
(3,13)	1:A:160:VAL:CG1	1:B:74:THR:N	6	0.73
(3,13)	1:A:160:VAL:CG1	1:B:75:GLY:N	6	0.73
(3,13)	1:A:160:VAL:CG1	1:B:76:GLU:N	6	0.73
(3,13)	1:A:160:VAL:CG1	1:B:77:GLY:N	6	0.73
(3,13)	1:A:160:VAL:CG1	1:B:78:PHE:N	6	0.73
(3,13)	1:A:160:VAL:CG1	1:B:79:LEU:N	6	0.73
(3,13)	1:A:160:VAL:CG1	1:B:80:CYS:N	6	0.73
(3,13)	1:A:160:VAL:CG1	5:B:203:7Q9:N	6	0.73
(3,13)	1:A:160:VAL:CG1	5:B:204:7Q9:N	6	0.73
(3,13)	1:A:160:VAL:CG1	5:B:205:7Q9:N	6	0.73
(3,13)	1:A:160:VAL:CG1	5:B:206:7Q9:N	6	0.73
(3,13)	1:A:160:VAL:CG1	5:B:207:7Q9:N	6	0.73
(3,13)	1:A:160:VAL:CG1	6:B:208:17F:N1	6	0.73
(3,13)	1:A:160:VAL:CG1	5:B:209:7Q9:N	6	0.73
(3,13)	1:A:160:VAL:CG1	5:B:210:7Q9:N	6	0.73
(3,13)	1:A:160:VAL:CG1	5:B:211:7Q9:N	6	0.73
(3,13)	1:A:160:VAL:CG1	5:B:212:7Q9:N	6	0.73
(3,13)	1:A:160:VAL:CG1	5:B:213:7Q9:N	6	0.73
(3,13)	1:A:160:VAL:CG1	6:B:214:17F:N1	6	0.73
(3,13)	1:A:160:VAL:CG1	6:B:215:17F:N1	6	0.73
(3,13)	1:A:160:VAL:CG1	5:B:216:7Q9:N	6	0.73
(3,13)	1:A:160:VAL:CG1	5:B:217:7Q9:N	6	0.73
(3,13)	1:A:160:VAL:CG1	5:B:218:7Q9:N	6	0.73
(3,13)	1:A:160:VAL:CG1	6:B:219:17F:N1	6	0.73
(3,13)	1:A:160:VAL:CG1	5:B:220:7Q9:N	6	0.73
(3,13)	1:A:160:VAL:CG2	1:B:2:THR:N	6	0.73
(3,13)	1:A:160:VAL:CG2	1:B:3:GLU:N	6	0.73
(3,13)	1:A:160:VAL:CG2	1:B:4:TYR:N	6	0.73
(3,13)	1:A:160:VAL:CG2	1:B:5:LYS:N	6	0.73
(3,13)	1:A:160:VAL:CG2	1:B:6:LEU:N	6	0.73
(3,13)	1:A:160:VAL:CG2	1:B:7:VAL:N	6	0.73
(3,13)	1:A:160:VAL:CG2	1:B:8:VAL:N	6	0.73
(3,13)	1:A:160:VAL:CG2	1:B:9:VAL:N	6	0.73
(3,13)	1:A:160:VAL:CG2	1:B:10:GLY:N	6	0.73
(3,13)	1:A:160:VAL:CG2	1:B:11:ALA:N	6	0.73
(3,13)	1:A:160:VAL:CG2	1:B:12:ASP:N	6	0.73
(3,13)	1:A:160:VAL:CG2	1:B:13:GLY:N	6	0.73
(3,13)	1:A:160:VAL:CG2	1:B:14:VAL:N	6	0.73
(3,13)	1:A:160:VAL:CG2	1:B:15:GLY:N	6	0.73
(3,13)	1:A:160:VAL:CG2	1:B:16:LYS:N	6	0.73
(3,13)	1:A:160:VAL:CG2	1:B:17:SER:N	6	0.73

Continued on next page...

Continued from previous page...

Key	Atom-1	Atom-2	Model ID	Violation (Å)
(3,13)	1:A:160:VAL:CG2	1:B:18:ALA:N	6	0.73
(3,13)	1:A:160:VAL:CG2	1:B:19:LEU:N	6	0.73
(3,13)	1:A:160:VAL:CG2	1:B:20:THR:N	6	0.73
(3,13)	1:A:160:VAL:CG2	1:B:21:ILE:N	6	0.73
(3,13)	1:A:160:VAL:CG2	1:B:22:GLN:N	6	0.73
(3,13)	1:A:160:VAL:CG2	1:B:23:LEU:N	6	0.73
(3,13)	1:A:160:VAL:CG2	1:B:24:ILE:N	6	0.73
(3,13)	1:A:160:VAL:CG2	1:B:25:GLN:N	6	0.73
(3,13)	1:A:160:VAL:CG2	1:B:26:ASN:N	6	0.73
(3,13)	1:A:160:VAL:CG2	1:B:27:HIS:N	6	0.73
(3,13)	1:A:160:VAL:CG2	1:B:28:PHE:N	6	0.73
(3,13)	1:A:160:VAL:CG2	1:B:29:VAL:N	6	0.73
(3,13)	1:A:160:VAL:CG2	1:B:30:ASP:N	6	0.73
(3,13)	1:A:160:VAL:CG2	1:B:31:GLU:N	6	0.73
(3,13)	1:A:160:VAL:CG2	1:B:32:TYR:N	6	0.73
(3,13)	1:A:160:VAL:CG2	1:B:33:ASP:N	6	0.73
(3,13)	1:A:160:VAL:CG2	1:B:34:PRO:N	6	0.73
(3,13)	1:A:160:VAL:CG2	1:B:35:THR:N	6	0.73
(3,13)	1:A:160:VAL:CG2	1:B:36:ILE:N	6	0.73
(3,13)	1:A:160:VAL:CG2	1:B:37:GLU:N	6	0.73
(3,13)	1:A:160:VAL:CG2	1:B:38:ASP:N	6	0.73
(3,13)	1:A:160:VAL:CG2	1:B:39:SER:N	6	0.73
(3,13)	1:A:160:VAL:CG2	1:B:40:TYR:N	6	0.73
(3,13)	1:A:160:VAL:CG2	1:B:41:ARG:N	6	0.73
(3,13)	1:A:160:VAL:CG2	1:B:42:LYS:N	6	0.73
(3,13)	1:A:160:VAL:CG2	1:B:43:GLN:N	6	0.73
(3,13)	1:A:160:VAL:CG2	1:B:44:VAL:N	6	0.73
(3,13)	1:A:160:VAL:CG2	1:B:45:VAL:N	6	0.73
(3,13)	1:A:160:VAL:CG2	1:B:46:ILE:N	6	0.73
(3,13)	1:A:160:VAL:CG2	1:B:47:ASP:N	6	0.73
(3,13)	1:A:160:VAL:CG2	1:B:48:GLY:N	6	0.73
(3,13)	1:A:160:VAL:CG2	1:B:49:GLU:N	6	0.73
(3,13)	1:A:160:VAL:CG2	1:B:50:THR:N	6	0.73
(3,13)	1:A:160:VAL:CG2	1:B:51:CYS:N	6	0.73
(3,13)	1:A:160:VAL:CG2	1:B:52:LEU:N	6	0.73
(3,13)	1:A:160:VAL:CG2	1:B:53:LEU:N	6	0.73
(3,13)	1:A:160:VAL:CG2	1:B:54:ASP:N	6	0.73
(3,13)	1:A:160:VAL:CG2	1:B:55:ILE:N	6	0.73
(3,13)	1:A:160:VAL:CG2	1:B:56:LEU:N	6	0.73
(3,13)	1:A:160:VAL:CG2	1:B:57:ASP:N	6	0.73
(3,13)	1:A:160:VAL:CG2	1:B:58:THR:N	6	0.73
(3,13)	1:A:160:VAL:CG2	1:B:59:ALA:N	6	0.73

Continued on next page...

Continued from previous page...

Key	Atom-1	Atom-2	Model ID	Violation (Å)
(3,13)	1:A:160:VAL:CG2	1:B:60:GLY:N	6	0.73
(3,13)	1:A:160:VAL:CG2	1:B:61:GLN:N	6	0.73
(3,13)	1:A:160:VAL:CG2	1:B:62:GLU:N	6	0.73
(3,13)	1:A:160:VAL:CG2	1:B:63:GLU:N	6	0.73
(3,13)	1:A:160:VAL:CG2	1:B:64:TYR:N	6	0.73
(3,13)	1:A:160:VAL:CG2	1:B:65:SER:N	6	0.73
(3,13)	1:A:160:VAL:CG2	1:B:66:ALA:N	6	0.73
(3,13)	1:A:160:VAL:CG2	1:B:67:MET:N	6	0.73
(3,13)	1:A:160:VAL:CG2	1:B:68:ARG:N	6	0.73
(3,13)	1:A:160:VAL:CG2	1:B:69:ASP:N	6	0.73
(3,13)	1:A:160:VAL:CG2	1:B:70:GLN:N	6	0.73
(3,13)	1:A:160:VAL:CG2	1:B:71:TYR:N	6	0.73
(3,13)	1:A:160:VAL:CG2	1:B:72:MET:N	6	0.73
(3,13)	1:A:160:VAL:CG2	1:B:73:ARG:N	6	0.73
(3,13)	1:A:160:VAL:CG2	1:B:74:THR:N	6	0.73
(3,13)	1:A:160:VAL:CG2	1:B:75:GLY:N	6	0.73
(3,13)	1:A:160:VAL:CG2	1:B:76:GLU:N	6	0.73
(3,13)	1:A:160:VAL:CG2	1:B:77:GLY:N	6	0.73
(3,13)	1:A:160:VAL:CG2	1:B:78:PHE:N	6	0.73
(3,13)	1:A:160:VAL:CG2	1:B:79:LEU:N	6	0.73
(3,13)	1:A:160:VAL:CG2	1:B:80:CYS:N	6	0.73
(3,13)	1:A:160:VAL:CG2	5:B:203:7Q9:N	6	0.73
(3,13)	1:A:160:VAL:CG2	5:B:204:7Q9:N	6	0.73
(3,13)	1:A:160:VAL:CG2	5:B:205:7Q9:N	6	0.73
(3,13)	1:A:160:VAL:CG2	5:B:206:7Q9:N	6	0.73
(3,13)	1:A:160:VAL:CG2	5:B:207:7Q9:N	6	0.73
(3,13)	1:A:160:VAL:CG2	6:B:208:17F:N1	6	0.73
(3,13)	1:A:160:VAL:CG2	5:B:209:7Q9:N	6	0.73
(3,13)	1:A:160:VAL:CG2	5:B:210:7Q9:N	6	0.73
(3,13)	1:A:160:VAL:CG2	5:B:211:7Q9:N	6	0.73
(3,13)	1:A:160:VAL:CG2	5:B:212:7Q9:N	6	0.73
(3,13)	1:A:160:VAL:CG2	5:B:213:7Q9:N	6	0.73
(3,13)	1:A:160:VAL:CG2	6:B:214:17F:N1	6	0.73
(3,13)	1:A:160:VAL:CG2	6:B:215:17F:N1	6	0.73
(3,13)	1:A:160:VAL:CG2	5:B:216:7Q9:N	6	0.73
(3,13)	1:A:160:VAL:CG2	5:B:217:7Q9:N	6	0.73
(3,13)	1:A:160:VAL:CG2	5:B:218:7Q9:N	6	0.73
(3,13)	1:A:160:VAL:CG2	6:B:219:17F:N1	6	0.73
(3,13)	1:A:160:VAL:CG2	5:B:220:7Q9:N	6	0.73
(3,2)	1:A:8:VAL:CG1	1:B:2:THR:N	3	0.7
(3,2)	1:A:8:VAL:CG1	1:B:3:GLU:N	3	0.7
(3,2)	1:A:8:VAL:CG1	1:B:4:TYR:N	3	0.7

Continued on next page...

Continued from previous page...

Key	Atom-1	Atom-2	Model ID	Violation (Å)
(3,2)	1:A:8:VAL:CG1	1:B:5:LYS:N	3	0.7
(3,2)	1:A:8:VAL:CG1	1:B:6:LEU:N	3	0.7
(3,2)	1:A:8:VAL:CG1	1:B:7:VAL:N	3	0.7
(3,2)	1:A:8:VAL:CG1	1:B:8:VAL:N	3	0.7
(3,2)	1:A:8:VAL:CG1	1:B:9:VAL:N	3	0.7
(3,2)	1:A:8:VAL:CG1	1:B:10:GLY:N	3	0.7
(3,2)	1:A:8:VAL:CG1	1:B:11:ALA:N	3	0.7
(3,2)	1:A:8:VAL:CG1	1:B:12:ASP:N	3	0.7
(3,2)	1:A:8:VAL:CG1	1:B:13:GLY:N	3	0.7
(3,2)	1:A:8:VAL:CG1	1:B:14:VAL:N	3	0.7
(3,2)	1:A:8:VAL:CG1	1:B:15:GLY:N	3	0.7
(3,2)	1:A:8:VAL:CG1	1:B:16:LYS:N	3	0.7
(3,2)	1:A:8:VAL:CG1	1:B:17:SER:N	3	0.7
(3,2)	1:A:8:VAL:CG1	1:B:18:ALA:N	3	0.7
(3,2)	1:A:8:VAL:CG1	1:B:19:LEU:N	3	0.7
(3,2)	1:A:8:VAL:CG1	1:B:20:THR:N	3	0.7
(3,2)	1:A:8:VAL:CG1	1:B:21:ILE:N	3	0.7
(3,2)	1:A:8:VAL:CG1	1:B:22:GLN:N	3	0.7
(3,2)	1:A:8:VAL:CG1	1:B:23:LEU:N	3	0.7
(3,2)	1:A:8:VAL:CG1	1:B:24:ILE:N	3	0.7
(3,2)	1:A:8:VAL:CG1	1:B:25:GLN:N	3	0.7
(3,2)	1:A:8:VAL:CG1	1:B:26:ASN:N	3	0.7
(3,2)	1:A:8:VAL:CG1	1:B:27:HIS:N	3	0.7
(3,2)	1:A:8:VAL:CG1	1:B:28:PHE:N	3	0.7
(3,2)	1:A:8:VAL:CG1	1:B:29:VAL:N	3	0.7
(3,2)	1:A:8:VAL:CG1	1:B:30:ASP:N	3	0.7
(3,2)	1:A:8:VAL:CG1	1:B:31:GLU:N	3	0.7
(3,2)	1:A:8:VAL:CG1	1:B:32:TYR:N	3	0.7
(3,2)	1:A:8:VAL:CG1	1:B:33:ASP:N	3	0.7
(3,2)	1:A:8:VAL:CG1	1:B:34:PRO:N	3	0.7
(3,2)	1:A:8:VAL:CG1	1:B:35:THR:N	3	0.7
(3,2)	1:A:8:VAL:CG1	1:B:36:ILE:N	3	0.7
(3,2)	1:A:8:VAL:CG1	1:B:37:GLU:N	3	0.7
(3,2)	1:A:8:VAL:CG1	1:B:38:ASP:N	3	0.7
(3,2)	1:A:8:VAL:CG1	1:B:39:SER:N	3	0.7
(3,2)	1:A:8:VAL:CG1	1:B:40:TYR:N	3	0.7
(3,2)	1:A:8:VAL:CG1	1:B:41:ARG:N	3	0.7
(3,2)	1:A:8:VAL:CG1	1:B:42:LYS:N	3	0.7
(3,2)	1:A:8:VAL:CG1	1:B:43:GLN:N	3	0.7
(3,2)	1:A:8:VAL:CG1	1:B:44:VAL:N	3	0.7
(3,2)	1:A:8:VAL:CG1	1:B:45:VAL:N	3	0.7
(3,2)	1:A:8:VAL:CG1	1:B:46:ILE:N	3	0.7

Continued on next page...

Continued from previous page...

Key	Atom-1	Atom-2	Model ID	Violation (Å)
(3,2)	1:A:8:VAL:CG1	1:B:47:ASP:N	3	0.7
(3,2)	1:A:8:VAL:CG1	1:B:48:GLY:N	3	0.7
(3,2)	1:A:8:VAL:CG1	1:B:49:GLU:N	3	0.7
(3,2)	1:A:8:VAL:CG1	1:B:50:THR:N	3	0.7
(3,2)	1:A:8:VAL:CG1	1:B:51:CYS:N	3	0.7
(3,2)	1:A:8:VAL:CG1	1:B:52:LEU:N	3	0.7
(3,2)	1:A:8:VAL:CG1	1:B:53:LEU:N	3	0.7
(3,2)	1:A:8:VAL:CG1	1:B:54:ASP:N	3	0.7
(3,2)	1:A:8:VAL:CG1	1:B:55:ILE:N	3	0.7
(3,2)	1:A:8:VAL:CG1	1:B:56:LEU:N	3	0.7
(3,2)	1:A:8:VAL:CG1	1:B:57:ASP:N	3	0.7
(3,2)	1:A:8:VAL:CG1	1:B:58:THR:N	3	0.7
(3,2)	1:A:8:VAL:CG1	1:B:59:ALA:N	3	0.7
(3,2)	1:A:8:VAL:CG1	1:B:60:GLY:N	3	0.7
(3,2)	1:A:8:VAL:CG1	1:B:61:GLN:N	3	0.7
(3,2)	1:A:8:VAL:CG1	1:B:62:GLU:N	3	0.7
(3,2)	1:A:8:VAL:CG1	1:B:63:GLU:N	3	0.7
(3,2)	1:A:8:VAL:CG1	1:B:64:TYR:N	3	0.7
(3,2)	1:A:8:VAL:CG1	1:B:65:SER:N	3	0.7
(3,2)	1:A:8:VAL:CG1	1:B:66:ALA:N	3	0.7
(3,2)	1:A:8:VAL:CG1	1:B:67:MET:N	3	0.7
(3,2)	1:A:8:VAL:CG1	1:B:68:ARG:N	3	0.7
(3,2)	1:A:8:VAL:CG1	1:B:69:ASP:N	3	0.7
(3,2)	1:A:8:VAL:CG1	1:B:70:GLN:N	3	0.7
(3,2)	1:A:8:VAL:CG1	1:B:71:TYR:N	3	0.7
(3,2)	1:A:8:VAL:CG1	1:B:72:MET:N	3	0.7
(3,2)	1:A:8:VAL:CG1	1:B:73:ARG:N	3	0.7
(3,2)	1:A:8:VAL:CG1	1:B:74:THR:N	3	0.7
(3,2)	1:A:8:VAL:CG1	1:B:75:GLY:N	3	0.7
(3,2)	1:A:8:VAL:CG1	1:B:76:GLU:N	3	0.7
(3,2)	1:A:8:VAL:CG1	1:B:77:GLY:N	3	0.7
(3,2)	1:A:8:VAL:CG1	1:B:78:PHE:N	3	0.7
(3,2)	1:A:8:VAL:CG1	1:B:79:LEU:N	3	0.7
(3,2)	1:A:8:VAL:CG1	1:B:80:CYS:N	3	0.7
(3,2)	1:A:8:VAL:CG1	5:B:203:7Q9:N	3	0.7
(3,2)	1:A:8:VAL:CG1	5:B:204:7Q9:N	3	0.7
(3,2)	1:A:8:VAL:CG1	5:B:205:7Q9:N	3	0.7
(3,2)	1:A:8:VAL:CG1	5:B:206:7Q9:N	3	0.7
(3,2)	1:A:8:VAL:CG1	5:B:207:7Q9:N	3	0.7
(3,2)	1:A:8:VAL:CG1	6:B:208:17F:N1	3	0.7
(3,2)	1:A:8:VAL:CG1	5:B:209:7Q9:N	3	0.7
(3,2)	1:A:8:VAL:CG1	5:B:210:7Q9:N	3	0.7

Continued on next page...

Continued from previous page...

Key	Atom-1	Atom-2	Model ID	Violation (Å)
(3,2)	1:A:8:VAL:CG1	5:B:211:7Q9:N	3	0.7
(3,2)	1:A:8:VAL:CG1	5:B:212:7Q9:N	3	0.7
(3,2)	1:A:8:VAL:CG1	5:B:213:7Q9:N	3	0.7
(3,2)	1:A:8:VAL:CG1	6:B:214:17F:N1	3	0.7
(3,2)	1:A:8:VAL:CG1	6:B:215:17F:N1	3	0.7
(3,2)	1:A:8:VAL:CG1	5:B:216:7Q9:N	3	0.7
(3,2)	1:A:8:VAL:CG1	5:B:217:7Q9:N	3	0.7
(3,2)	1:A:8:VAL:CG1	5:B:218:7Q9:N	3	0.7
(3,2)	1:A:8:VAL:CG1	6:B:219:17F:N1	3	0.7
(3,2)	1:A:8:VAL:CG1	5:B:220:7Q9:N	3	0.7
(3,2)	1:A:8:VAL:CG2	1:B:2:THR:N	3	0.7
(3,2)	1:A:8:VAL:CG2	1:B:3:GLU:N	3	0.7
(3,2)	1:A:8:VAL:CG2	1:B:4:TYR:N	3	0.7
(3,2)	1:A:8:VAL:CG2	1:B:5:LYS:N	3	0.7
(3,2)	1:A:8:VAL:CG2	1:B:6:LEU:N	3	0.7
(3,2)	1:A:8:VAL:CG2	1:B:7:VAL:N	3	0.7
(3,2)	1:A:8:VAL:CG2	1:B:8:VAL:N	3	0.7
(3,2)	1:A:8:VAL:CG2	1:B:9:VAL:N	3	0.7
(3,2)	1:A:8:VAL:CG2	1:B:10:GLY:N	3	0.7
(3,2)	1:A:8:VAL:CG2	1:B:11:ALA:N	3	0.7
(3,2)	1:A:8:VAL:CG2	1:B:12:ASP:N	3	0.7
(3,2)	1:A:8:VAL:CG2	1:B:13:GLY:N	3	0.7
(3,2)	1:A:8:VAL:CG2	1:B:14:VAL:N	3	0.7
(3,2)	1:A:8:VAL:CG2	1:B:15:GLY:N	3	0.7
(3,2)	1:A:8:VAL:CG2	1:B:16:LYS:N	3	0.7
(3,2)	1:A:8:VAL:CG2	1:B:17:SER:N	3	0.7
(3,2)	1:A:8:VAL:CG2	1:B:18:ALA:N	3	0.7
(3,2)	1:A:8:VAL:CG2	1:B:19:LEU:N	3	0.7
(3,2)	1:A:8:VAL:CG2	1:B:20:THR:N	3	0.7
(3,2)	1:A:8:VAL:CG2	1:B:21:ILE:N	3	0.7
(3,2)	1:A:8:VAL:CG2	1:B:22:GLN:N	3	0.7
(3,2)	1:A:8:VAL:CG2	1:B:23:LEU:N	3	0.7
(3,2)	1:A:8:VAL:CG2	1:B:24:ILE:N	3	0.7
(3,2)	1:A:8:VAL:CG2	1:B:25:GLN:N	3	0.7
(3,2)	1:A:8:VAL:CG2	1:B:26:ASN:N	3	0.7
(3,2)	1:A:8:VAL:CG2	1:B:27:HIS:N	3	0.7
(3,2)	1:A:8:VAL:CG2	1:B:28:PHE:N	3	0.7
(3,2)	1:A:8:VAL:CG2	1:B:29:VAL:N	3	0.7
(3,2)	1:A:8:VAL:CG2	1:B:30:ASP:N	3	0.7
(3,2)	1:A:8:VAL:CG2	1:B:31:GLU:N	3	0.7
(3,2)	1:A:8:VAL:CG2	1:B:32:TYR:N	3	0.7
(3,2)	1:A:8:VAL:CG2	1:B:33:ASP:N	3	0.7

Continued on next page...

Continued from previous page...

Key	Atom-1	Atom-2	Model ID	Violation (Å)
(3,2)	1:A:8:VAL:CG2	1:B:34:PRO:N	3	0.7
(3,2)	1:A:8:VAL:CG2	1:B:35:THR:N	3	0.7
(3,2)	1:A:8:VAL:CG2	1:B:36:ILE:N	3	0.7
(3,2)	1:A:8:VAL:CG2	1:B:37:GLU:N	3	0.7
(3,2)	1:A:8:VAL:CG2	1:B:38:ASP:N	3	0.7
(3,2)	1:A:8:VAL:CG2	1:B:39:SER:N	3	0.7
(3,2)	1:A:8:VAL:CG2	1:B:40:TYR:N	3	0.7
(3,2)	1:A:8:VAL:CG2	1:B:41:ARG:N	3	0.7
(3,2)	1:A:8:VAL:CG2	1:B:42:LYS:N	3	0.7
(3,2)	1:A:8:VAL:CG2	1:B:43:GLN:N	3	0.7
(3,2)	1:A:8:VAL:CG2	1:B:44:VAL:N	3	0.7
(3,2)	1:A:8:VAL:CG2	1:B:45:VAL:N	3	0.7
(3,2)	1:A:8:VAL:CG2	1:B:46:ILE:N	3	0.7
(3,2)	1:A:8:VAL:CG2	1:B:47:ASP:N	3	0.7
(3,2)	1:A:8:VAL:CG2	1:B:48:GLY:N	3	0.7
(3,2)	1:A:8:VAL:CG2	1:B:49:GLU:N	3	0.7
(3,2)	1:A:8:VAL:CG2	1:B:50:THR:N	3	0.7
(3,2)	1:A:8:VAL:CG2	1:B:51:CYS:N	3	0.7
(3,2)	1:A:8:VAL:CG2	1:B:52:LEU:N	3	0.7
(3,2)	1:A:8:VAL:CG2	1:B:53:LEU:N	3	0.7
(3,2)	1:A:8:VAL:CG2	1:B:54:ASP:N	3	0.7
(3,2)	1:A:8:VAL:CG2	1:B:55:ILE:N	3	0.7
(3,2)	1:A:8:VAL:CG2	1:B:56:LEU:N	3	0.7
(3,2)	1:A:8:VAL:CG2	1:B:57:ASP:N	3	0.7
(3,2)	1:A:8:VAL:CG2	1:B:58:THR:N	3	0.7
(3,2)	1:A:8:VAL:CG2	1:B:59:ALA:N	3	0.7
(3,2)	1:A:8:VAL:CG2	1:B:60:GLY:N	3	0.7
(3,2)	1:A:8:VAL:CG2	1:B:61:GLN:N	3	0.7
(3,2)	1:A:8:VAL:CG2	1:B:62:GLU:N	3	0.7
(3,2)	1:A:8:VAL:CG2	1:B:63:GLU:N	3	0.7
(3,2)	1:A:8:VAL:CG2	1:B:64:TYR:N	3	0.7
(3,2)	1:A:8:VAL:CG2	1:B:65:SER:N	3	0.7
(3,2)	1:A:8:VAL:CG2	1:B:66:ALA:N	3	0.7
(3,2)	1:A:8:VAL:CG2	1:B:67:MET:N	3	0.7
(3,2)	1:A:8:VAL:CG2	1:B:68:ARG:N	3	0.7
(3,2)	1:A:8:VAL:CG2	1:B:69:ASP:N	3	0.7
(3,2)	1:A:8:VAL:CG2	1:B:70:GLN:N	3	0.7
(3,2)	1:A:8:VAL:CG2	1:B:71:TYR:N	3	0.7
(3,2)	1:A:8:VAL:CG2	1:B:72:MET:N	3	0.7
(3,2)	1:A:8:VAL:CG2	1:B:73:ARG:N	3	0.7
(3,2)	1:A:8:VAL:CG2	1:B:74:THR:N	3	0.7
(3,2)	1:A:8:VAL:CG2	1:B:75:GLY:N	3	0.7

Continued on next page...

Continued from previous page...

Key	Atom-1	Atom-2	Model ID	Violation (Å)
(3,2)	1:A:8:VAL:CG2	1:B:76:GLU:N	3	0.7
(3,2)	1:A:8:VAL:CG2	1:B:77:GLY:N	3	0.7
(3,2)	1:A:8:VAL:CG2	1:B:78:PHE:N	3	0.7
(3,2)	1:A:8:VAL:CG2	1:B:79:LEU:N	3	0.7
(3,2)	1:A:8:VAL:CG2	1:B:80:CYS:N	3	0.7
(3,2)	1:A:8:VAL:CG2	5:B:203:7Q9:N	3	0.7
(3,2)	1:A:8:VAL:CG2	5:B:204:7Q9:N	3	0.7
(3,2)	1:A:8:VAL:CG2	5:B:205:7Q9:N	3	0.7
(3,2)	1:A:8:VAL:CG2	5:B:206:7Q9:N	3	0.7
(3,2)	1:A:8:VAL:CG2	5:B:207:7Q9:N	3	0.7
(3,2)	1:A:8:VAL:CG2	6:B:208:17F:N1	3	0.7
(3,2)	1:A:8:VAL:CG2	5:B:209:7Q9:N	3	0.7
(3,2)	1:A:8:VAL:CG2	5:B:210:7Q9:N	3	0.7
(3,2)	1:A:8:VAL:CG2	5:B:211:7Q9:N	3	0.7
(3,2)	1:A:8:VAL:CG2	5:B:212:7Q9:N	3	0.7
(3,2)	1:A:8:VAL:CG2	5:B:213:7Q9:N	3	0.7
(3,2)	1:A:8:VAL:CG2	6:B:214:17F:N1	3	0.7
(3,2)	1:A:8:VAL:CG2	6:B:215:17F:N1	3	0.7
(3,2)	1:A:8:VAL:CG2	5:B:216:7Q9:N	3	0.7
(3,2)	1:A:8:VAL:CG2	5:B:217:7Q9:N	3	0.7
(3,2)	1:A:8:VAL:CG2	5:B:218:7Q9:N	3	0.7
(3,2)	1:A:8:VAL:CG2	6:B:219:17F:N1	3	0.7
(3,2)	1:A:8:VAL:CG2	5:B:220:7Q9:N	3	0.7
(1,22)	1:B:184:LYS:C	1:B:2:THR:N	14	0.7
(1,22)	1:B:184:LYS:C	1:B:3:GLU:N	14	0.7
(1,22)	1:B:184:LYS:C	1:B:4:TYR:N	14	0.7
(1,22)	1:B:184:LYS:C	1:B:5:LYS:N	14	0.7
(1,22)	1:B:184:LYS:C	1:B:6:LEU:N	14	0.7
(1,22)	1:B:184:LYS:C	1:B:7:VAL:N	14	0.7
(1,22)	1:B:184:LYS:C	1:B:8:VAL:N	14	0.7
(1,22)	1:B:184:LYS:C	1:B:9:VAL:N	14	0.7
(1,22)	1:B:184:LYS:C	1:B:10:GLY:N	14	0.7
(1,22)	1:B:184:LYS:C	1:B:11:ALA:N	14	0.7
(1,22)	1:B:184:LYS:C	1:B:12:ASP:N	14	0.7
(1,22)	1:B:184:LYS:C	1:B:13:GLY:N	14	0.7
(1,22)	1:B:184:LYS:C	1:B:14:VAL:N	14	0.7
(1,22)	1:B:184:LYS:C	1:B:15:GLY:N	14	0.7
(1,22)	1:B:184:LYS:C	1:B:16:LYS:N	14	0.7
(1,22)	1:B:184:LYS:C	1:B:17:SER:N	14	0.7
(1,22)	1:B:184:LYS:C	1:B:18:ALA:N	14	0.7
(1,22)	1:B:184:LYS:C	1:B:19:LEU:N	14	0.7
(1,22)	1:B:184:LYS:C	1:B:20:THR:N	14	0.7

Continued on next page...

Continued from previous page...

Key	Atom-1	Atom-2	Model ID	Violation (Å)
(1,22)	1:B:184:LYS:C	1:B:21:ILE:N	14	0.7
(1,22)	1:B:184:LYS:C	1:B:22:GLN:N	14	0.7
(1,22)	1:B:184:LYS:C	1:B:23:LEU:N	14	0.7
(1,22)	1:B:184:LYS:C	1:B:24:ILE:N	14	0.7
(1,22)	1:B:184:LYS:C	1:B:25:GLN:N	14	0.7
(1,22)	1:B:184:LYS:C	1:B:26:ASN:N	14	0.7
(1,22)	1:B:184:LYS:C	1:B:27:HIS:N	14	0.7
(1,22)	1:B:184:LYS:C	1:B:28:PHE:N	14	0.7
(1,22)	1:B:184:LYS:C	1:B:29:VAL:N	14	0.7
(1,22)	1:B:184:LYS:C	1:B:30:ASP:N	14	0.7
(1,22)	1:B:184:LYS:C	1:B:31:GLU:N	14	0.7
(1,22)	1:B:184:LYS:C	1:B:32:TYR:N	14	0.7
(1,22)	1:B:184:LYS:C	1:B:33:ASP:N	14	0.7
(1,22)	1:B:184:LYS:C	1:B:34:PRO:N	14	0.7
(1,22)	1:B:184:LYS:C	1:B:35:THR:N	14	0.7
(1,22)	1:B:184:LYS:C	1:B:36:ILE:N	14	0.7
(1,22)	1:B:184:LYS:C	1:B:37:GLU:N	14	0.7
(1,22)	1:B:184:LYS:C	1:B:38:ASP:N	14	0.7
(1,22)	1:B:184:LYS:C	1:B:39:SER:N	14	0.7
(1,22)	1:B:184:LYS:C	1:B:40:TYR:N	14	0.7
(1,22)	1:B:184:LYS:C	1:B:41:ARG:N	14	0.7
(1,22)	1:B:184:LYS:C	1:B:42:LYS:N	14	0.7
(1,22)	1:B:184:LYS:C	1:B:43:GLN:N	14	0.7
(1,22)	1:B:184:LYS:C	1:B:44:VAL:N	14	0.7
(1,22)	1:B:184:LYS:C	1:B:45:VAL:N	14	0.7
(1,22)	1:B:184:LYS:C	1:B:46:ILE:N	14	0.7
(1,22)	1:B:184:LYS:C	1:B:47:ASP:N	14	0.7
(1,22)	1:B:184:LYS:C	1:B:48:GLY:N	14	0.7
(1,22)	1:B:184:LYS:C	1:B:49:GLU:N	14	0.7
(1,22)	1:B:184:LYS:C	1:B:50:THR:N	14	0.7
(1,22)	1:B:184:LYS:C	1:B:51:CYS:N	14	0.7
(1,22)	1:B:184:LYS:C	1:B:52:LEU:N	14	0.7
(1,22)	1:B:184:LYS:C	1:B:53:LEU:N	14	0.7
(1,22)	1:B:184:LYS:C	1:B:54:ASP:N	14	0.7
(1,22)	1:B:184:LYS:C	1:B:55:ILE:N	14	0.7
(1,22)	1:B:184:LYS:C	1:B:56:LEU:N	14	0.7
(1,22)	1:B:184:LYS:C	1:B:57:ASP:N	14	0.7
(1,22)	1:B:184:LYS:C	1:B:58:THR:N	14	0.7
(1,22)	1:B:184:LYS:C	1:B:59:ALA:N	14	0.7
(1,22)	1:B:184:LYS:C	1:B:60:GLY:N	14	0.7
(1,22)	1:B:184:LYS:C	1:B:61:GLN:N	14	0.7
(1,22)	1:B:184:LYS:C	1:B:62:GLU:N	14	0.7

Continued on next page...

Continued from previous page...

Key	Atom-1	Atom-2	Model ID	Violation (Å)
(1,22)	1:B:184:LYS:C	1:B:63:GLU:N	14	0.7
(1,22)	1:B:184:LYS:C	1:B:64:TYR:N	14	0.7
(1,22)	1:B:184:LYS:C	1:B:65:SER:N	14	0.7
(1,22)	1:B:184:LYS:C	1:B:66:ALA:N	14	0.7
(1,22)	1:B:184:LYS:C	1:B:67:MET:N	14	0.7
(1,22)	1:B:184:LYS:C	1:B:68:ARG:N	14	0.7
(1,22)	1:B:184:LYS:C	1:B:69:ASP:N	14	0.7
(1,22)	1:B:184:LYS:C	1:B:70:GLN:N	14	0.7
(1,22)	1:B:184:LYS:C	1:B:71:TYR:N	14	0.7
(1,22)	1:B:184:LYS:C	1:B:72:MET:N	14	0.7
(1,22)	1:B:184:LYS:C	1:B:73:ARG:N	14	0.7
(1,22)	1:B:184:LYS:C	1:B:74:THR:N	14	0.7
(1,22)	1:B:184:LYS:C	1:B:75:GLY:N	14	0.7
(1,22)	1:B:184:LYS:C	1:B:76:GLU:N	14	0.7
(1,22)	1:B:184:LYS:C	1:B:77:GLY:N	14	0.7
(1,22)	1:B:184:LYS:C	1:B:78:PHE:N	14	0.7
(1,22)	1:B:184:LYS:C	1:B:79:LEU:N	14	0.7
(1,22)	1:B:184:LYS:C	1:B:80:CYS:N	14	0.7
(1,22)	1:B:184:LYS:C	5:B:203:7Q9:N	14	0.7
(1,22)	1:B:184:LYS:C	5:B:204:7Q9:N	14	0.7
(1,22)	1:B:184:LYS:C	5:B:205:7Q9:N	14	0.7
(1,22)	1:B:184:LYS:C	5:B:206:7Q9:N	14	0.7
(1,22)	1:B:184:LYS:C	5:B:207:7Q9:N	14	0.7
(1,22)	1:B:184:LYS:C	6:B:208:17F:N1	14	0.7
(1,22)	1:B:184:LYS:C	5:B:209:7Q9:N	14	0.7
(1,22)	1:B:184:LYS:C	5:B:210:7Q9:N	14	0.7
(1,22)	1:B:184:LYS:C	5:B:211:7Q9:N	14	0.7
(1,22)	1:B:184:LYS:C	5:B:212:7Q9:N	14	0.7
(1,22)	1:B:184:LYS:C	5:B:213:7Q9:N	14	0.7
(1,22)	1:B:184:LYS:C	6:B:214:17F:N1	14	0.7
(1,22)	1:B:184:LYS:C	6:B:215:17F:N1	14	0.7
(1,22)	1:B:184:LYS:C	5:B:216:7Q9:N	14	0.7
(1,22)	1:B:184:LYS:C	5:B:217:7Q9:N	14	0.7
(1,22)	1:B:184:LYS:C	5:B:218:7Q9:N	14	0.7
(1,22)	1:B:184:LYS:C	6:B:219:17F:N1	14	0.7
(1,22)	1:B:184:LYS:C	5:B:220:7Q9:N	14	0.7
(1,22)	1:B:184:LYS:CA	1:B:2:THR:N	14	0.7
(1,22)	1:B:184:LYS:CA	1:B:3:GLU:N	14	0.7
(1,22)	1:B:184:LYS:CA	1:B:4:TYR:N	14	0.7
(1,22)	1:B:184:LYS:CA	1:B:5:LYS:N	14	0.7
(1,22)	1:B:184:LYS:CA	1:B:6:LEU:N	14	0.7
(1,22)	1:B:184:LYS:CA	1:B:7:VAL:N	14	0.7

Continued on next page...

Continued from previous page...

Key	Atom-1	Atom-2	Model ID	Violation (Å)
(1,22)	1:B:184:LYS:CA	1:B:8:VAL:N	14	0.7
(1,22)	1:B:184:LYS:CA	1:B:9:VAL:N	14	0.7
(1,22)	1:B:184:LYS:CA	1:B:10:GLY:N	14	0.7
(1,22)	1:B:184:LYS:CA	1:B:11:ALA:N	14	0.7
(1,22)	1:B:184:LYS:CA	1:B:12:ASP:N	14	0.7
(1,22)	1:B:184:LYS:CA	1:B:13:GLY:N	14	0.7
(1,22)	1:B:184:LYS:CA	1:B:14:VAL:N	14	0.7
(1,22)	1:B:184:LYS:CA	1:B:15:GLY:N	14	0.7
(1,22)	1:B:184:LYS:CA	1:B:16:LYS:N	14	0.7
(1,22)	1:B:184:LYS:CA	1:B:17:SER:N	14	0.7
(1,22)	1:B:184:LYS:CA	1:B:18:ALA:N	14	0.7
(1,22)	1:B:184:LYS:CA	1:B:19:LEU:N	14	0.7
(1,22)	1:B:184:LYS:CA	1:B:20:THR:N	14	0.7
(1,22)	1:B:184:LYS:CA	1:B:21:ILE:N	14	0.7
(1,22)	1:B:184:LYS:CA	1:B:22:GLN:N	14	0.7
(1,22)	1:B:184:LYS:CA	1:B:23:LEU:N	14	0.7
(1,22)	1:B:184:LYS:CA	1:B:24:ILE:N	14	0.7
(1,22)	1:B:184:LYS:CA	1:B:25:GLN:N	14	0.7
(1,22)	1:B:184:LYS:CA	1:B:26:ASN:N	14	0.7
(1,22)	1:B:184:LYS:CA	1:B:27:HIS:N	14	0.7
(1,22)	1:B:184:LYS:CA	1:B:28:PHE:N	14	0.7
(1,22)	1:B:184:LYS:CA	1:B:29:VAL:N	14	0.7
(1,22)	1:B:184:LYS:CA	1:B:30:ASP:N	14	0.7
(1,22)	1:B:184:LYS:CA	1:B:31:GLU:N	14	0.7
(1,22)	1:B:184:LYS:CA	1:B:32:TYR:N	14	0.7
(1,22)	1:B:184:LYS:CA	1:B:33:ASP:N	14	0.7
(1,22)	1:B:184:LYS:CA	1:B:34:PRO:N	14	0.7
(1,22)	1:B:184:LYS:CA	1:B:35:THR:N	14	0.7
(1,22)	1:B:184:LYS:CA	1:B:36:ILE:N	14	0.7
(1,22)	1:B:184:LYS:CA	1:B:37:GLU:N	14	0.7
(1,22)	1:B:184:LYS:CA	1:B:38:ASP:N	14	0.7
(1,22)	1:B:184:LYS:CA	1:B:39:SER:N	14	0.7
(1,22)	1:B:184:LYS:CA	1:B:40:TYR:N	14	0.7
(1,22)	1:B:184:LYS:CA	1:B:41:ARG:N	14	0.7
(1,22)	1:B:184:LYS:CA	1:B:42:LYS:N	14	0.7
(1,22)	1:B:184:LYS:CA	1:B:43:GLN:N	14	0.7
(1,22)	1:B:184:LYS:CA	1:B:44:VAL:N	14	0.7
(1,22)	1:B:184:LYS:CA	1:B:45:VAL:N	14	0.7
(1,22)	1:B:184:LYS:CA	1:B:46:ILE:N	14	0.7
(1,22)	1:B:184:LYS:CA	1:B:47:ASP:N	14	0.7
(1,22)	1:B:184:LYS:CA	1:B:48:GLY:N	14	0.7
(1,22)	1:B:184:LYS:CA	1:B:49:GLU:N	14	0.7

Continued on next page...

Continued from previous page...

Key	Atom-1	Atom-2	Model ID	Violation (Å)
(1,22)	1:B:184:LYS:CA	1:B:50:THR:N	14	0.7
(1,22)	1:B:184:LYS:CA	1:B:51:CYS:N	14	0.7
(1,22)	1:B:184:LYS:CA	1:B:52:LEU:N	14	0.7
(1,22)	1:B:184:LYS:CA	1:B:53:LEU:N	14	0.7
(1,22)	1:B:184:LYS:CA	1:B:54:ASP:N	14	0.7
(1,22)	1:B:184:LYS:CA	1:B:55:ILE:N	14	0.7
(1,22)	1:B:184:LYS:CA	1:B:56:LEU:N	14	0.7
(1,22)	1:B:184:LYS:CA	1:B:57:ASP:N	14	0.7
(1,22)	1:B:184:LYS:CA	1:B:58:THR:N	14	0.7
(1,22)	1:B:184:LYS:CA	1:B:59:ALA:N	14	0.7
(1,22)	1:B:184:LYS:CA	1:B:60:GLY:N	14	0.7
(1,22)	1:B:184:LYS:CA	1:B:61:GLN:N	14	0.7
(1,22)	1:B:184:LYS:CA	1:B:62:GLU:N	14	0.7
(1,22)	1:B:184:LYS:CA	1:B:63:GLU:N	14	0.7
(1,22)	1:B:184:LYS:CA	1:B:64:TYR:N	14	0.7
(1,22)	1:B:184:LYS:CA	1:B:65:SER:N	14	0.7
(1,22)	1:B:184:LYS:CA	1:B:66:ALA:N	14	0.7
(1,22)	1:B:184:LYS:CA	1:B:67:MET:N	14	0.7
(1,22)	1:B:184:LYS:CA	1:B:68:ARG:N	14	0.7
(1,22)	1:B:184:LYS:CA	1:B:69:ASP:N	14	0.7
(1,22)	1:B:184:LYS:CA	1:B:70:GLN:N	14	0.7
(1,22)	1:B:184:LYS:CA	1:B:71:TYR:N	14	0.7
(1,22)	1:B:184:LYS:CA	1:B:72:MET:N	14	0.7
(1,22)	1:B:184:LYS:CA	1:B:73:ARG:N	14	0.7
(1,22)	1:B:184:LYS:CA	1:B:74:THR:N	14	0.7
(1,22)	1:B:184:LYS:CA	1:B:75:GLY:N	14	0.7
(1,22)	1:B:184:LYS:CA	1:B:76:GLU:N	14	0.7
(1,22)	1:B:184:LYS:CA	1:B:77:GLY:N	14	0.7
(1,22)	1:B:184:LYS:CA	1:B:78:PHE:N	14	0.7
(1,22)	1:B:184:LYS:CA	1:B:79:LEU:N	14	0.7
(1,22)	1:B:184:LYS:CA	1:B:80:CYS:N	14	0.7
(1,22)	1:B:184:LYS:CA	5:B:203:7Q9:N	14	0.7
(1,22)	1:B:184:LYS:CA	5:B:204:7Q9:N	14	0.7
(1,22)	1:B:184:LYS:CA	5:B:205:7Q9:N	14	0.7
(1,22)	1:B:184:LYS:CA	5:B:206:7Q9:N	14	0.7
(1,22)	1:B:184:LYS:CA	5:B:207:7Q9:N	14	0.7
(1,22)	1:B:184:LYS:CA	6:B:208:17F:N1	14	0.7
(1,22)	1:B:184:LYS:CA	5:B:209:7Q9:N	14	0.7
(1,22)	1:B:184:LYS:CA	5:B:210:7Q9:N	14	0.7
(1,22)	1:B:184:LYS:CA	5:B:211:7Q9:N	14	0.7
(1,22)	1:B:184:LYS:CA	5:B:212:7Q9:N	14	0.7
(1,22)	1:B:184:LYS:CA	5:B:213:7Q9:N	14	0.7

Continued on next page...

Continued from previous page...

Key	Atom-1	Atom-2	Model ID	Violation (Å)
(1,22)	1:B:184:LYS:CA	6:B:214:17F:N1	14	0.7
(1,22)	1:B:184:LYS:CA	6:B:215:17F:N1	14	0.7
(1,22)	1:B:184:LYS:CA	5:B:216:7Q9:N	14	0.7
(1,22)	1:B:184:LYS:CA	5:B:217:7Q9:N	14	0.7
(1,22)	1:B:184:LYS:CA	5:B:218:7Q9:N	14	0.7
(1,22)	1:B:184:LYS:CA	6:B:219:17F:N1	14	0.7
(1,22)	1:B:184:LYS:CA	5:B:220:7Q9:N	14	0.7
(1,22)	1:B:184:LYS:CB	1:B:2:THR:N	14	0.7
(1,22)	1:B:184:LYS:CB	1:B:3:GLU:N	14	0.7
(1,22)	1:B:184:LYS:CB	1:B:4:TYR:N	14	0.7
(1,22)	1:B:184:LYS:CB	1:B:5:LYS:N	14	0.7
(1,22)	1:B:184:LYS:CB	1:B:6:LEU:N	14	0.7
(1,22)	1:B:184:LYS:CB	1:B:7:VAL:N	14	0.7
(1,22)	1:B:184:LYS:CB	1:B:8:VAL:N	14	0.7
(1,22)	1:B:184:LYS:CB	1:B:9:VAL:N	14	0.7
(1,22)	1:B:184:LYS:CB	1:B:10:GLY:N	14	0.7
(1,22)	1:B:184:LYS:CB	1:B:11:ALA:N	14	0.7
(1,22)	1:B:184:LYS:CB	1:B:12:ASP:N	14	0.7
(1,22)	1:B:184:LYS:CB	1:B:13:GLY:N	14	0.7
(1,22)	1:B:184:LYS:CB	1:B:14:VAL:N	14	0.7
(1,22)	1:B:184:LYS:CB	1:B:15:GLY:N	14	0.7
(1,22)	1:B:184:LYS:CB	1:B:16:LYS:N	14	0.7
(1,22)	1:B:184:LYS:CB	1:B:17:SER:N	14	0.7
(1,22)	1:B:184:LYS:CB	1:B:18:ALA:N	14	0.7
(1,22)	1:B:184:LYS:CB	1:B:19:LEU:N	14	0.7
(1,22)	1:B:184:LYS:CB	1:B:20:THR:N	14	0.7
(1,22)	1:B:184:LYS:CB	1:B:21:ILE:N	14	0.7
(1,22)	1:B:184:LYS:CB	1:B:22:GLN:N	14	0.7
(1,22)	1:B:184:LYS:CB	1:B:23:LEU:N	14	0.7
(1,22)	1:B:184:LYS:CB	1:B:24:ILE:N	14	0.7
(1,22)	1:B:184:LYS:CB	1:B:25:GLN:N	14	0.7
(1,22)	1:B:184:LYS:CB	1:B:26:ASN:N	14	0.7
(1,22)	1:B:184:LYS:CB	1:B:27:HIS:N	14	0.7
(1,22)	1:B:184:LYS:CB	1:B:28:PHE:N	14	0.7
(1,22)	1:B:184:LYS:CB	1:B:29:VAL:N	14	0.7
(1,22)	1:B:184:LYS:CB	1:B:30:ASP:N	14	0.7
(1,22)	1:B:184:LYS:CB	1:B:31:GLU:N	14	0.7
(1,22)	1:B:184:LYS:CB	1:B:32:TYR:N	14	0.7
(1,22)	1:B:184:LYS:CB	1:B:33:ASP:N	14	0.7
(1,22)	1:B:184:LYS:CB	1:B:34:PRO:N	14	0.7
(1,22)	1:B:184:LYS:CB	1:B:35:THR:N	14	0.7
(1,22)	1:B:184:LYS:CB	1:B:36:ILE:N	14	0.7

Continued on next page...

Continued from previous page...

Key	Atom-1	Atom-2	Model ID	Violation (Å)
(1,22)	1:B:184:LYS:CB	1:B:37:GLU:N	14	0.7
(1,22)	1:B:184:LYS:CB	1:B:38:ASP:N	14	0.7
(1,22)	1:B:184:LYS:CB	1:B:39:SER:N	14	0.7
(1,22)	1:B:184:LYS:CB	1:B:40:TYR:N	14	0.7
(1,22)	1:B:184:LYS:CB	1:B:41:ARG:N	14	0.7
(1,22)	1:B:184:LYS:CB	1:B:42:LYS:N	14	0.7
(1,22)	1:B:184:LYS:CB	1:B:43:GLN:N	14	0.7
(1,22)	1:B:184:LYS:CB	1:B:44:VAL:N	14	0.7
(1,22)	1:B:184:LYS:CB	1:B:45:VAL:N	14	0.7
(1,22)	1:B:184:LYS:CB	1:B:46:ILE:N	14	0.7
(1,22)	1:B:184:LYS:CB	1:B:47:ASP:N	14	0.7
(1,22)	1:B:184:LYS:CB	1:B:48:GLY:N	14	0.7
(1,22)	1:B:184:LYS:CB	1:B:49:GLU:N	14	0.7
(1,22)	1:B:184:LYS:CB	1:B:50:THR:N	14	0.7
(1,22)	1:B:184:LYS:CB	1:B:51:CYS:N	14	0.7
(1,22)	1:B:184:LYS:CB	1:B:52:LEU:N	14	0.7
(1,22)	1:B:184:LYS:CB	1:B:53:LEU:N	14	0.7
(1,22)	1:B:184:LYS:CB	1:B:54:ASP:N	14	0.7
(1,22)	1:B:184:LYS:CB	1:B:55:ILE:N	14	0.7
(1,22)	1:B:184:LYS:CB	1:B:56:LEU:N	14	0.7
(1,22)	1:B:184:LYS:CB	1:B:57:ASP:N	14	0.7
(1,22)	1:B:184:LYS:CB	1:B:58:THR:N	14	0.7
(1,22)	1:B:184:LYS:CB	1:B:59:ALA:N	14	0.7
(1,22)	1:B:184:LYS:CB	1:B:60:GLY:N	14	0.7
(1,22)	1:B:184:LYS:CB	1:B:61:GLN:N	14	0.7
(1,22)	1:B:184:LYS:CB	1:B:62:GLU:N	14	0.7
(1,22)	1:B:184:LYS:CB	1:B:63:GLU:N	14	0.7
(1,22)	1:B:184:LYS:CB	1:B:64:TYR:N	14	0.7
(1,22)	1:B:184:LYS:CB	1:B:65:SER:N	14	0.7
(1,22)	1:B:184:LYS:CB	1:B:66:ALA:N	14	0.7
(1,22)	1:B:184:LYS:CB	1:B:67:MET:N	14	0.7
(1,22)	1:B:184:LYS:CB	1:B:68:ARG:N	14	0.7
(1,22)	1:B:184:LYS:CB	1:B:69:ASP:N	14	0.7
(1,22)	1:B:184:LYS:CB	1:B:70:GLN:N	14	0.7
(1,22)	1:B:184:LYS:CB	1:B:71:TYR:N	14	0.7
(1,22)	1:B:184:LYS:CB	1:B:72:MET:N	14	0.7
(1,22)	1:B:184:LYS:CB	1:B:73:ARG:N	14	0.7
(1,22)	1:B:184:LYS:CB	1:B:74:THR:N	14	0.7
(1,22)	1:B:184:LYS:CB	1:B:75:GLY:N	14	0.7
(1,22)	1:B:184:LYS:CB	1:B:76:GLU:N	14	0.7
(1,22)	1:B:184:LYS:CB	1:B:77:GLY:N	14	0.7
(1,22)	1:B:184:LYS:CB	1:B:78:PHE:N	14	0.7

Continued on next page...

Continued from previous page...

Key	Atom-1	Atom-2	Model ID	Violation (Å)
(1,22)	1:B:184:LYS:CB	1:B:79:LEU:N	14	0.7
(1,22)	1:B:184:LYS:CB	1:B:80:CYS:N	14	0.7
(1,22)	1:B:184:LYS:CB	5:B:203:7Q9:N	14	0.7
(1,22)	1:B:184:LYS:CB	5:B:204:7Q9:N	14	0.7
(1,22)	1:B:184:LYS:CB	5:B:205:7Q9:N	14	0.7
(1,22)	1:B:184:LYS:CB	5:B:206:7Q9:N	14	0.7
(1,22)	1:B:184:LYS:CB	5:B:207:7Q9:N	14	0.7
(1,22)	1:B:184:LYS:CB	6:B:208:17F:N1	14	0.7
(1,22)	1:B:184:LYS:CB	5:B:209:7Q9:N	14	0.7
(1,22)	1:B:184:LYS:CB	5:B:210:7Q9:N	14	0.7
(1,22)	1:B:184:LYS:CB	5:B:211:7Q9:N	14	0.7
(1,22)	1:B:184:LYS:CB	5:B:212:7Q9:N	14	0.7
(1,22)	1:B:184:LYS:CB	5:B:213:7Q9:N	14	0.7
(1,22)	1:B:184:LYS:CB	6:B:214:17F:N1	14	0.7
(1,22)	1:B:184:LYS:CB	6:B:215:17F:N1	14	0.7
(1,22)	1:B:184:LYS:CB	5:B:216:7Q9:N	14	0.7
(1,22)	1:B:184:LYS:CB	5:B:217:7Q9:N	14	0.7
(1,22)	1:B:184:LYS:CB	5:B:218:7Q9:N	14	0.7
(1,22)	1:B:184:LYS:CB	6:B:219:17F:N1	14	0.7
(1,22)	1:B:184:LYS:CB	5:B:220:7Q9:N	14	0.7
(1,22)	1:B:184:LYS:CD	1:B:2:THR:N	14	0.7
(1,22)	1:B:184:LYS:CD	1:B:3:GLU:N	14	0.7
(1,22)	1:B:184:LYS:CD	1:B:4:TYR:N	14	0.7
(1,22)	1:B:184:LYS:CD	1:B:5:LYS:N	14	0.7
(1,22)	1:B:184:LYS:CD	1:B:6:LEU:N	14	0.7
(1,22)	1:B:184:LYS:CD	1:B:7:VAL:N	14	0.7
(1,22)	1:B:184:LYS:CD	1:B:8:VAL:N	14	0.7
(1,22)	1:B:184:LYS:CD	1:B:9:VAL:N	14	0.7
(1,22)	1:B:184:LYS:CD	1:B:10:GLY:N	14	0.7
(1,22)	1:B:184:LYS:CD	1:B:11:ALA:N	14	0.7
(1,22)	1:B:184:LYS:CD	1:B:12:ASP:N	14	0.7
(1,22)	1:B:184:LYS:CD	1:B:13:GLY:N	14	0.7
(1,22)	1:B:184:LYS:CD	1:B:14:VAL:N	14	0.7
(1,22)	1:B:184:LYS:CD	1:B:15:GLY:N	14	0.7
(1,22)	1:B:184:LYS:CD	1:B:16:LYS:N	14	0.7
(1,22)	1:B:184:LYS:CD	1:B:17:SER:N	14	0.7
(1,22)	1:B:184:LYS:CD	1:B:18:ALA:N	14	0.7
(1,22)	1:B:184:LYS:CD	1:B:19:LEU:N	14	0.7
(1,22)	1:B:184:LYS:CD	1:B:20:THR:N	14	0.7
(1,22)	1:B:184:LYS:CD	1:B:21:ILE:N	14	0.7
(1,22)	1:B:184:LYS:CD	1:B:22:GLN:N	14	0.7
(1,22)	1:B:184:LYS:CD	1:B:23:LEU:N	14	0.7

Continued on next page...

Continued from previous page...

Key	Atom-1	Atom-2	Model ID	Violation (Å)
(1,22)	1:B:184:LYS:CD	1:B:24:ILE:N	14	0.7
(1,22)	1:B:184:LYS:CD	1:B:25:GLN:N	14	0.7
(1,22)	1:B:184:LYS:CD	1:B:26:ASN:N	14	0.7
(1,22)	1:B:184:LYS:CD	1:B:27:HIS:N	14	0.7
(1,22)	1:B:184:LYS:CD	1:B:28:PHE:N	14	0.7
(1,22)	1:B:184:LYS:CD	1:B:29:VAL:N	14	0.7
(1,22)	1:B:184:LYS:CD	1:B:30:ASP:N	14	0.7
(1,22)	1:B:184:LYS:CD	1:B:31:GLU:N	14	0.7
(1,22)	1:B:184:LYS:CD	1:B:32:TYR:N	14	0.7
(1,22)	1:B:184:LYS:CD	1:B:33:ASP:N	14	0.7
(1,22)	1:B:184:LYS:CD	1:B:34:PRO:N	14	0.7
(1,22)	1:B:184:LYS:CD	1:B:35:THR:N	14	0.7
(1,22)	1:B:184:LYS:CD	1:B:36:ILE:N	14	0.7
(1,22)	1:B:184:LYS:CD	1:B:37:GLU:N	14	0.7
(1,22)	1:B:184:LYS:CD	1:B:38:ASP:N	14	0.7
(1,22)	1:B:184:LYS:CD	1:B:39:SER:N	14	0.7
(1,22)	1:B:184:LYS:CD	1:B:40:TYR:N	14	0.7
(1,22)	1:B:184:LYS:CD	1:B:41:ARG:N	14	0.7
(1,22)	1:B:184:LYS:CD	1:B:42:LYS:N	14	0.7
(1,22)	1:B:184:LYS:CD	1:B:43:GLN:N	14	0.7
(1,22)	1:B:184:LYS:CD	1:B:44:VAL:N	14	0.7
(1,22)	1:B:184:LYS:CD	1:B:45:VAL:N	14	0.7
(1,22)	1:B:184:LYS:CD	1:B:46:ILE:N	14	0.7
(1,22)	1:B:184:LYS:CD	1:B:47:ASP:N	14	0.7
(1,22)	1:B:184:LYS:CD	1:B:48:GLY:N	14	0.7
(1,22)	1:B:184:LYS:CD	1:B:49:GLU:N	14	0.7
(1,22)	1:B:184:LYS:CD	1:B:50:THR:N	14	0.7
(1,22)	1:B:184:LYS:CD	1:B:51:CYS:N	14	0.7
(1,22)	1:B:184:LYS:CD	1:B:52:LEU:N	14	0.7
(1,22)	1:B:184:LYS:CD	1:B:53:LEU:N	14	0.7
(1,22)	1:B:184:LYS:CD	1:B:54:ASP:N	14	0.7
(1,22)	1:B:184:LYS:CD	1:B:55:ILE:N	14	0.7
(1,22)	1:B:184:LYS:CD	1:B:56:LEU:N	14	0.7
(1,22)	1:B:184:LYS:CD	1:B:57:ASP:N	14	0.7
(1,22)	1:B:184:LYS:CD	1:B:58:THR:N	14	0.7
(1,22)	1:B:184:LYS:CD	1:B:59:ALA:N	14	0.7
(1,22)	1:B:184:LYS:CD	1:B:60:GLY:N	14	0.7
(1,22)	1:B:184:LYS:CD	1:B:61:GLN:N	14	0.7
(1,22)	1:B:184:LYS:CD	1:B:62:GLU:N	14	0.7
(1,22)	1:B:184:LYS:CD	1:B:63:GLU:N	14	0.7
(1,22)	1:B:184:LYS:CD	1:B:64:TYR:N	14	0.7
(1,22)	1:B:184:LYS:CD	1:B:65:SER:N	14	0.7

Continued on next page...

Continued from previous page...

Key	Atom-1	Atom-2	Model ID	Violation (Å)
(1,22)	1:B:184:LYS:CD	1:B:66:ALA:N	14	0.7
(1,22)	1:B:184:LYS:CD	1:B:67:MET:N	14	0.7
(1,22)	1:B:184:LYS:CD	1:B:68:ARG:N	14	0.7
(1,22)	1:B:184:LYS:CD	1:B:69:ASP:N	14	0.7
(1,22)	1:B:184:LYS:CD	1:B:70:GLN:N	14	0.7
(1,22)	1:B:184:LYS:CD	1:B:71:TYR:N	14	0.7
(1,22)	1:B:184:LYS:CD	1:B:72:MET:N	14	0.7
(1,22)	1:B:184:LYS:CD	1:B:73:ARG:N	14	0.7
(1,22)	1:B:184:LYS:CD	1:B:74:THR:N	14	0.7
(1,22)	1:B:184:LYS:CD	1:B:75:GLY:N	14	0.7
(1,22)	1:B:184:LYS:CD	1:B:76:GLU:N	14	0.7
(1,22)	1:B:184:LYS:CD	1:B:77:GLY:N	14	0.7
(1,22)	1:B:184:LYS:CD	1:B:78:PHE:N	14	0.7
(1,22)	1:B:184:LYS:CD	1:B:79:LEU:N	14	0.7
(1,22)	1:B:184:LYS:CD	1:B:80:CYS:N	14	0.7
(1,22)	1:B:184:LYS:CD	5:B:203:7Q9:N	14	0.7
(1,22)	1:B:184:LYS:CD	5:B:204:7Q9:N	14	0.7
(1,22)	1:B:184:LYS:CD	5:B:205:7Q9:N	14	0.7
(1,22)	1:B:184:LYS:CD	5:B:206:7Q9:N	14	0.7
(1,22)	1:B:184:LYS:CD	5:B:207:7Q9:N	14	0.7
(1,22)	1:B:184:LYS:CD	6:B:208:17F:N1	14	0.7
(1,22)	1:B:184:LYS:CD	5:B:209:7Q9:N	14	0.7
(1,22)	1:B:184:LYS:CD	5:B:210:7Q9:N	14	0.7
(1,22)	1:B:184:LYS:CD	5:B:211:7Q9:N	14	0.7
(1,22)	1:B:184:LYS:CD	5:B:212:7Q9:N	14	0.7
(1,22)	1:B:184:LYS:CD	5:B:213:7Q9:N	14	0.7
(1,22)	1:B:184:LYS:CD	6:B:214:17F:N1	14	0.7
(1,22)	1:B:184:LYS:CD	6:B:215:17F:N1	14	0.7
(1,22)	1:B:184:LYS:CD	5:B:216:7Q9:N	14	0.7
(1,22)	1:B:184:LYS:CD	5:B:217:7Q9:N	14	0.7
(1,22)	1:B:184:LYS:CD	5:B:218:7Q9:N	14	0.7
(1,22)	1:B:184:LYS:CD	6:B:219:17F:N1	14	0.7
(1,22)	1:B:184:LYS:CD	5:B:220:7Q9:N	14	0.7
(1,22)	1:B:184:LYS:CE	1:B:2:THR:N	14	0.7
(1,22)	1:B:184:LYS:CE	1:B:3:GLU:N	14	0.7
(1,22)	1:B:184:LYS:CE	1:B:4:TYR:N	14	0.7
(1,22)	1:B:184:LYS:CE	1:B:5:LYS:N	14	0.7
(1,22)	1:B:184:LYS:CE	1:B:6:LEU:N	14	0.7
(1,22)	1:B:184:LYS:CE	1:B:7:VAL:N	14	0.7
(1,22)	1:B:184:LYS:CE	1:B:8:VAL:N	14	0.7
(1,22)	1:B:184:LYS:CE	1:B:9:VAL:N	14	0.7
(1,22)	1:B:184:LYS:CE	1:B:10:GLY:N	14	0.7

Continued on next page...

Continued from previous page...

Key	Atom-1	Atom-2	Model ID	Violation (Å)
(1,22)	1:B:184:LYS:CE	1:B:11:ALA:N	14	0.7
(1,22)	1:B:184:LYS:CE	1:B:12:ASP:N	14	0.7
(1,22)	1:B:184:LYS:CE	1:B:13:GLY:N	14	0.7
(1,22)	1:B:184:LYS:CE	1:B:14:VAL:N	14	0.7
(1,22)	1:B:184:LYS:CE	1:B:15:GLY:N	14	0.7
(1,22)	1:B:184:LYS:CE	1:B:16:LYS:N	14	0.7
(1,22)	1:B:184:LYS:CE	1:B:17:SER:N	14	0.7
(1,22)	1:B:184:LYS:CE	1:B:18:ALA:N	14	0.7
(1,22)	1:B:184:LYS:CE	1:B:19:LEU:N	14	0.7
(1,22)	1:B:184:LYS:CE	1:B:20:THR:N	14	0.7
(1,22)	1:B:184:LYS:CE	1:B:21:ILE:N	14	0.7
(1,22)	1:B:184:LYS:CE	1:B:22:GLN:N	14	0.7
(1,22)	1:B:184:LYS:CE	1:B:23:LEU:N	14	0.7
(1,22)	1:B:184:LYS:CE	1:B:24:ILE:N	14	0.7
(1,22)	1:B:184:LYS:CE	1:B:25:GLN:N	14	0.7
(1,22)	1:B:184:LYS:CE	1:B:26:ASN:N	14	0.7
(1,22)	1:B:184:LYS:CE	1:B:27:HIS:N	14	0.7
(1,22)	1:B:184:LYS:CE	1:B:28:PHE:N	14	0.7
(1,22)	1:B:184:LYS:CE	1:B:29:VAL:N	14	0.7
(1,22)	1:B:184:LYS:CE	1:B:30:ASP:N	14	0.7
(1,22)	1:B:184:LYS:CE	1:B:31:GLU:N	14	0.7
(1,22)	1:B:184:LYS:CE	1:B:32:TYR:N	14	0.7
(1,22)	1:B:184:LYS:CE	1:B:33:ASP:N	14	0.7
(1,22)	1:B:184:LYS:CE	1:B:34:PRO:N	14	0.7
(1,22)	1:B:184:LYS:CE	1:B:35:THR:N	14	0.7
(1,22)	1:B:184:LYS:CE	1:B:36:ILE:N	14	0.7
(1,22)	1:B:184:LYS:CE	1:B:37:GLU:N	14	0.7
(1,22)	1:B:184:LYS:CE	1:B:38:ASP:N	14	0.7
(1,22)	1:B:184:LYS:CE	1:B:39:SER:N	14	0.7
(1,22)	1:B:184:LYS:CE	1:B:40:TYR:N	14	0.7
(1,22)	1:B:184:LYS:CE	1:B:41:ARG:N	14	0.7
(1,22)	1:B:184:LYS:CE	1:B:42:LYS:N	14	0.7
(1,22)	1:B:184:LYS:CE	1:B:43:GLN:N	14	0.7
(1,22)	1:B:184:LYS:CE	1:B:44:VAL:N	14	0.7
(1,22)	1:B:184:LYS:CE	1:B:45:VAL:N	14	0.7
(1,22)	1:B:184:LYS:CE	1:B:46:ILE:N	14	0.7
(1,22)	1:B:184:LYS:CE	1:B:47:ASP:N	14	0.7
(1,22)	1:B:184:LYS:CE	1:B:48:GLY:N	14	0.7
(1,22)	1:B:184:LYS:CE	1:B:49:GLU:N	14	0.7
(1,22)	1:B:184:LYS:CE	1:B:50:THR:N	14	0.7
(1,22)	1:B:184:LYS:CE	1:B:51:CYS:N	14	0.7
(1,22)	1:B:184:LYS:CE	1:B:52:LEU:N	14	0.7

Continued on next page...

Continued from previous page...

Key	Atom-1	Atom-2	Model ID	Violation (Å)
(1,22)	1:B:184:LYS:CE	1:B:53:LEU:N	14	0.7
(1,22)	1:B:184:LYS:CE	1:B:54:ASP:N	14	0.7
(1,22)	1:B:184:LYS:CE	1:B:55:ILE:N	14	0.7
(1,22)	1:B:184:LYS:CE	1:B:56:LEU:N	14	0.7
(1,22)	1:B:184:LYS:CE	1:B:57:ASP:N	14	0.7
(1,22)	1:B:184:LYS:CE	1:B:58:THR:N	14	0.7
(1,22)	1:B:184:LYS:CE	1:B:59:ALA:N	14	0.7
(1,22)	1:B:184:LYS:CE	1:B:60:GLY:N	14	0.7
(1,22)	1:B:184:LYS:CE	1:B:61:GLN:N	14	0.7
(1,22)	1:B:184:LYS:CE	1:B:62:GLU:N	14	0.7
(1,22)	1:B:184:LYS:CE	1:B:63:GLU:N	14	0.7
(1,22)	1:B:184:LYS:CE	1:B:64:TYR:N	14	0.7
(1,22)	1:B:184:LYS:CE	1:B:65:SER:N	14	0.7
(1,22)	1:B:184:LYS:CE	1:B:66:ALA:N	14	0.7
(1,22)	1:B:184:LYS:CE	1:B:67:MET:N	14	0.7
(1,22)	1:B:184:LYS:CE	1:B:68:ARG:N	14	0.7
(1,22)	1:B:184:LYS:CE	1:B:69:ASP:N	14	0.7
(1,22)	1:B:184:LYS:CE	1:B:70:GLN:N	14	0.7
(1,22)	1:B:184:LYS:CE	1:B:71:TYR:N	14	0.7
(1,22)	1:B:184:LYS:CE	1:B:72:MET:N	14	0.7
(1,22)	1:B:184:LYS:CE	1:B:73:ARG:N	14	0.7
(1,22)	1:B:184:LYS:CE	1:B:74:THR:N	14	0.7
(1,22)	1:B:184:LYS:CE	1:B:75:GLY:N	14	0.7
(1,22)	1:B:184:LYS:CE	1:B:76:GLU:N	14	0.7
(1,22)	1:B:184:LYS:CE	1:B:77:GLY:N	14	0.7
(1,22)	1:B:184:LYS:CE	1:B:78:PHE:N	14	0.7
(1,22)	1:B:184:LYS:CE	1:B:79:LEU:N	14	0.7
(1,22)	1:B:184:LYS:CE	1:B:80:CYS:N	14	0.7
(1,22)	1:B:184:LYS:CE	5:B:203:7Q9:N	14	0.7
(1,22)	1:B:184:LYS:CE	5:B:204:7Q9:N	14	0.7
(1,22)	1:B:184:LYS:CE	5:B:205:7Q9:N	14	0.7
(1,22)	1:B:184:LYS:CE	5:B:206:7Q9:N	14	0.7
(1,22)	1:B:184:LYS:CE	5:B:207:7Q9:N	14	0.7
(1,22)	1:B:184:LYS:CE	6:B:208:17F:N1	14	0.7
(1,22)	1:B:184:LYS:CE	5:B:209:7Q9:N	14	0.7
(1,22)	1:B:184:LYS:CE	5:B:210:7Q9:N	14	0.7
(1,22)	1:B:184:LYS:CE	5:B:211:7Q9:N	14	0.7
(1,22)	1:B:184:LYS:CE	5:B:212:7Q9:N	14	0.7
(1,22)	1:B:184:LYS:CE	5:B:213:7Q9:N	14	0.7
(1,22)	1:B:184:LYS:CE	6:B:214:17F:N1	14	0.7
(1,22)	1:B:184:LYS:CE	6:B:215:17F:N1	14	0.7
(1,22)	1:B:184:LYS:CE	5:B:216:7Q9:N	14	0.7

Continued on next page...

Continued from previous page...

Key	Atom-1	Atom-2	Model ID	Violation (Å)
(1,22)	1:B:184:LYS:CE	5:B:217:7Q9:N	14	0.7
(1,22)	1:B:184:LYS:CE	5:B:218:7Q9:N	14	0.7
(1,22)	1:B:184:LYS:CE	6:B:219:17F:N1	14	0.7
(1,22)	1:B:184:LYS:CE	5:B:220:7Q9:N	14	0.7
(1,22)	1:B:184:LYS:CG	1:B:2:THR:N	14	0.7
(1,22)	1:B:184:LYS:CG	1:B:3:GLU:N	14	0.7
(1,22)	1:B:184:LYS:CG	1:B:4:TYR:N	14	0.7
(1,22)	1:B:184:LYS:CG	1:B:5:LYS:N	14	0.7
(1,22)	1:B:184:LYS:CG	1:B:6:LEU:N	14	0.7
(1,22)	1:B:184:LYS:CG	1:B:7:VAL:N	14	0.7
(1,22)	1:B:184:LYS:CG	1:B:8:VAL:N	14	0.7
(1,22)	1:B:184:LYS:CG	1:B:9:VAL:N	14	0.7
(1,22)	1:B:184:LYS:CG	1:B:10:GLY:N	14	0.7
(1,22)	1:B:184:LYS:CG	1:B:11:ALA:N	14	0.7
(1,22)	1:B:184:LYS:CG	1:B:12:ASP:N	14	0.7
(1,22)	1:B:184:LYS:CG	1:B:13:GLY:N	14	0.7
(1,22)	1:B:184:LYS:CG	1:B:14:VAL:N	14	0.7
(1,22)	1:B:184:LYS:CG	1:B:15:GLY:N	14	0.7
(1,22)	1:B:184:LYS:CG	1:B:16:LYS:N	14	0.7
(1,22)	1:B:184:LYS:CG	1:B:17:SER:N	14	0.7
(1,22)	1:B:184:LYS:CG	1:B:18:ALA:N	14	0.7
(1,22)	1:B:184:LYS:CG	1:B:19:LEU:N	14	0.7
(1,22)	1:B:184:LYS:CG	1:B:20:THR:N	14	0.7
(1,22)	1:B:184:LYS:CG	1:B:21:ILE:N	14	0.7
(1,22)	1:B:184:LYS:CG	1:B:22:GLN:N	14	0.7
(1,22)	1:B:184:LYS:CG	1:B:23:LEU:N	14	0.7
(1,22)	1:B:184:LYS:CG	1:B:24:ILE:N	14	0.7
(1,22)	1:B:184:LYS:CG	1:B:25:GLN:N	14	0.7
(1,22)	1:B:184:LYS:CG	1:B:26:ASN:N	14	0.7
(1,22)	1:B:184:LYS:CG	1:B:27:HIS:N	14	0.7
(1,22)	1:B:184:LYS:CG	1:B:28:PHE:N	14	0.7
(1,22)	1:B:184:LYS:CG	1:B:29:VAL:N	14	0.7
(1,22)	1:B:184:LYS:CG	1:B:30:ASP:N	14	0.7
(1,22)	1:B:184:LYS:CG	1:B:31:GLU:N	14	0.7
(1,22)	1:B:184:LYS:CG	1:B:32:TYR:N	14	0.7
(1,22)	1:B:184:LYS:CG	1:B:33:ASP:N	14	0.7
(1,22)	1:B:184:LYS:CG	1:B:34:PRO:N	14	0.7
(1,22)	1:B:184:LYS:CG	1:B:35:THR:N	14	0.7
(1,22)	1:B:184:LYS:CG	1:B:36:ILE:N	14	0.7
(1,22)	1:B:184:LYS:CG	1:B:37:GLU:N	14	0.7
(1,22)	1:B:184:LYS:CG	1:B:38:ASP:N	14	0.7
(1,22)	1:B:184:LYS:CG	1:B:39:SER:N	14	0.7

Continued on next page...

Continued from previous page...

Key	Atom-1	Atom-2	Model ID	Violation (Å)
(1,22)	1:B:184:LYS:CG	1:B:40:TYR:N	14	0.7
(1,22)	1:B:184:LYS:CG	1:B:41:ARG:N	14	0.7
(1,22)	1:B:184:LYS:CG	1:B:42:LYS:N	14	0.7
(1,22)	1:B:184:LYS:CG	1:B:43:GLN:N	14	0.7
(1,22)	1:B:184:LYS:CG	1:B:44:VAL:N	14	0.7
(1,22)	1:B:184:LYS:CG	1:B:45:VAL:N	14	0.7
(1,22)	1:B:184:LYS:CG	1:B:46:ILE:N	14	0.7
(1,22)	1:B:184:LYS:CG	1:B:47:ASP:N	14	0.7
(1,22)	1:B:184:LYS:CG	1:B:48:GLY:N	14	0.7
(1,22)	1:B:184:LYS:CG	1:B:49:GLU:N	14	0.7
(1,22)	1:B:184:LYS:CG	1:B:50:THR:N	14	0.7
(1,22)	1:B:184:LYS:CG	1:B:51:CYS:N	14	0.7
(1,22)	1:B:184:LYS:CG	1:B:52:LEU:N	14	0.7
(1,22)	1:B:184:LYS:CG	1:B:53:LEU:N	14	0.7
(1,22)	1:B:184:LYS:CG	1:B:54:ASP:N	14	0.7
(1,22)	1:B:184:LYS:CG	1:B:55:ILE:N	14	0.7
(1,22)	1:B:184:LYS:CG	1:B:56:LEU:N	14	0.7
(1,22)	1:B:184:LYS:CG	1:B:57:ASP:N	14	0.7
(1,22)	1:B:184:LYS:CG	1:B:58:THR:N	14	0.7
(1,22)	1:B:184:LYS:CG	1:B:59:ALA:N	14	0.7
(1,22)	1:B:184:LYS:CG	1:B:60:GLY:N	14	0.7
(1,22)	1:B:184:LYS:CG	1:B:61:GLN:N	14	0.7
(1,22)	1:B:184:LYS:CG	1:B:62:GLU:N	14	0.7
(1,22)	1:B:184:LYS:CG	1:B:63:GLU:N	14	0.7
(1,22)	1:B:184:LYS:CG	1:B:64:TYR:N	14	0.7
(1,22)	1:B:184:LYS:CG	1:B:65:SER:N	14	0.7
(1,22)	1:B:184:LYS:CG	1:B:66:ALA:N	14	0.7
(1,22)	1:B:184:LYS:CG	1:B:67:MET:N	14	0.7
(1,22)	1:B:184:LYS:CG	1:B:68:ARG:N	14	0.7
(1,22)	1:B:184:LYS:CG	1:B:69:ASP:N	14	0.7
(1,22)	1:B:184:LYS:CG	1:B:70:GLN:N	14	0.7
(1,22)	1:B:184:LYS:CG	1:B:71:TYR:N	14	0.7
(1,22)	1:B:184:LYS:CG	1:B:72:MET:N	14	0.7
(1,22)	1:B:184:LYS:CG	1:B:73:ARG:N	14	0.7
(1,22)	1:B:184:LYS:CG	1:B:74:THR:N	14	0.7
(1,22)	1:B:184:LYS:CG	1:B:75:GLY:N	14	0.7
(1,22)	1:B:184:LYS:CG	1:B:76:GLU:N	14	0.7
(1,22)	1:B:184:LYS:CG	1:B:77:GLY:N	14	0.7
(1,22)	1:B:184:LYS:CG	1:B:78:PHE:N	14	0.7
(1,22)	1:B:184:LYS:CG	1:B:79:LEU:N	14	0.7
(1,22)	1:B:184:LYS:CG	1:B:80:CYS:N	14	0.7
(1,22)	1:B:184:LYS:CG	5:B:203:7Q9:N	14	0.7

Continued on next page...

Continued from previous page...

Key	Atom-1	Atom-2	Model ID	Violation (Å)
(1,22)	1:B:184:LYS:CG	5:B:204:7Q9:N	14	0.7
(1,22)	1:B:184:LYS:CG	5:B:205:7Q9:N	14	0.7
(1,22)	1:B:184:LYS:CG	5:B:206:7Q9:N	14	0.7
(1,22)	1:B:184:LYS:CG	5:B:207:7Q9:N	14	0.7
(1,22)	1:B:184:LYS:CG	6:B:208:17F:N1	14	0.7
(1,22)	1:B:184:LYS:CG	5:B:209:7Q9:N	14	0.7
(1,22)	1:B:184:LYS:CG	5:B:210:7Q9:N	14	0.7
(1,22)	1:B:184:LYS:CG	5:B:211:7Q9:N	14	0.7
(1,22)	1:B:184:LYS:CG	5:B:212:7Q9:N	14	0.7
(1,22)	1:B:184:LYS:CG	5:B:213:7Q9:N	14	0.7
(1,22)	1:B:184:LYS:CG	6:B:214:17F:N1	14	0.7
(1,22)	1:B:184:LYS:CG	6:B:215:17F:N1	14	0.7
(1,22)	1:B:184:LYS:CG	5:B:216:7Q9:N	14	0.7
(1,22)	1:B:184:LYS:CG	5:B:217:7Q9:N	14	0.7
(1,22)	1:B:184:LYS:CG	5:B:218:7Q9:N	14	0.7
(1,22)	1:B:184:LYS:CG	6:B:219:17F:N1	14	0.7
(1,22)	1:B:184:LYS:CG	5:B:220:7Q9:N	14	0.7
(1,22)	1:B:184:LYS:H	1:B:2:THR:N	14	0.7
(1,22)	1:B:184:LYS:H	1:B:3:GLU:N	14	0.7
(1,22)	1:B:184:LYS:H	1:B:4:TYR:N	14	0.7
(1,22)	1:B:184:LYS:H	1:B:5:LYS:N	14	0.7
(1,22)	1:B:184:LYS:H	1:B:6:LEU:N	14	0.7
(1,22)	1:B:184:LYS:H	1:B:7:VAL:N	14	0.7
(1,22)	1:B:184:LYS:H	1:B:8:VAL:N	14	0.7
(1,22)	1:B:184:LYS:H	1:B:9:VAL:N	14	0.7
(1,22)	1:B:184:LYS:H	1:B:10:GLY:N	14	0.7
(1,22)	1:B:184:LYS:H	1:B:11:ALA:N	14	0.7
(1,22)	1:B:184:LYS:H	1:B:12:ASP:N	14	0.7
(1,22)	1:B:184:LYS:H	1:B:13:GLY:N	14	0.7
(1,22)	1:B:184:LYS:H	1:B:14:VAL:N	14	0.7
(1,22)	1:B:184:LYS:H	1:B:15:GLY:N	14	0.7
(1,22)	1:B:184:LYS:H	1:B:16:LYS:N	14	0.7
(1,22)	1:B:184:LYS:H	1:B:17:SER:N	14	0.7
(1,22)	1:B:184:LYS:H	1:B:18:ALA:N	14	0.7
(1,22)	1:B:184:LYS:H	1:B:19:LEU:N	14	0.7
(1,22)	1:B:184:LYS:H	1:B:20:THR:N	14	0.7
(1,22)	1:B:184:LYS:H	1:B:21:ILE:N	14	0.7
(1,22)	1:B:184:LYS:H	1:B:22:GLN:N	14	0.7
(1,22)	1:B:184:LYS:H	1:B:23:LEU:N	14	0.7
(1,22)	1:B:184:LYS:H	1:B:24:ILE:N	14	0.7
(1,22)	1:B:184:LYS:H	1:B:25:GLN:N	14	0.7
(1,22)	1:B:184:LYS:H	1:B:26:ASN:N	14	0.7

Continued on next page...

Continued from previous page...

Key	Atom-1	Atom-2	Model ID	Violation (Å)
(1,22)	1:B:184:LYS:H	1:B:27:HIS:N	14	0.7
(1,22)	1:B:184:LYS:H	1:B:28:PHE:N	14	0.7
(1,22)	1:B:184:LYS:H	1:B:29:VAL:N	14	0.7
(1,22)	1:B:184:LYS:H	1:B:30:ASP:N	14	0.7
(1,22)	1:B:184:LYS:H	1:B:31:GLU:N	14	0.7
(1,22)	1:B:184:LYS:H	1:B:32:TYR:N	14	0.7
(1,22)	1:B:184:LYS:H	1:B:33:ASP:N	14	0.7
(1,22)	1:B:184:LYS:H	1:B:34:PRO:N	14	0.7
(1,22)	1:B:184:LYS:H	1:B:35:THR:N	14	0.7
(1,22)	1:B:184:LYS:H	1:B:36:ILE:N	14	0.7
(1,22)	1:B:184:LYS:H	1:B:37:GLU:N	14	0.7
(1,22)	1:B:184:LYS:H	1:B:38:ASP:N	14	0.7
(1,22)	1:B:184:LYS:H	1:B:39:SER:N	14	0.7
(1,22)	1:B:184:LYS:H	1:B:40:TYR:N	14	0.7
(1,22)	1:B:184:LYS:H	1:B:41:ARG:N	14	0.7
(1,22)	1:B:184:LYS:H	1:B:42:LYS:N	14	0.7
(1,22)	1:B:184:LYS:H	1:B:43:GLN:N	14	0.7
(1,22)	1:B:184:LYS:H	1:B:44:VAL:N	14	0.7
(1,22)	1:B:184:LYS:H	1:B:45:VAL:N	14	0.7
(1,22)	1:B:184:LYS:H	1:B:46:ILE:N	14	0.7
(1,22)	1:B:184:LYS:H	1:B:47:ASP:N	14	0.7
(1,22)	1:B:184:LYS:H	1:B:48:GLY:N	14	0.7
(1,22)	1:B:184:LYS:H	1:B:49:GLU:N	14	0.7
(1,22)	1:B:184:LYS:H	1:B:50:THR:N	14	0.7
(1,22)	1:B:184:LYS:H	1:B:51:CYS:N	14	0.7
(1,22)	1:B:184:LYS:H	1:B:52:LEU:N	14	0.7
(1,22)	1:B:184:LYS:H	1:B:53:LEU:N	14	0.7
(1,22)	1:B:184:LYS:H	1:B:54:ASP:N	14	0.7
(1,22)	1:B:184:LYS:H	1:B:55:ILE:N	14	0.7
(1,22)	1:B:184:LYS:H	1:B:56:LEU:N	14	0.7
(1,22)	1:B:184:LYS:H	1:B:57:ASP:N	14	0.7
(1,22)	1:B:184:LYS:H	1:B:58:THR:N	14	0.7
(1,22)	1:B:184:LYS:H	1:B:59:ALA:N	14	0.7
(1,22)	1:B:184:LYS:H	1:B:60:GLY:N	14	0.7
(1,22)	1:B:184:LYS:H	1:B:61:GLN:N	14	0.7
(1,22)	1:B:184:LYS:H	1:B:62:GLU:N	14	0.7
(1,22)	1:B:184:LYS:H	1:B:63:GLU:N	14	0.7
(1,22)	1:B:184:LYS:H	1:B:64:TYR:N	14	0.7
(1,22)	1:B:184:LYS:H	1:B:65:SER:N	14	0.7
(1,22)	1:B:184:LYS:H	1:B:66:ALA:N	14	0.7
(1,22)	1:B:184:LYS:H	1:B:67:MET:N	14	0.7
(1,22)	1:B:184:LYS:H	1:B:68:ARG:N	14	0.7

Continued on next page...

Continued from previous page...

Key	Atom-1	Atom-2	Model ID	Violation (Å)
(1,22)	1:B:184:LYS:H	1:B:69:ASP:N	14	0.7
(1,22)	1:B:184:LYS:H	1:B:70:GLN:N	14	0.7
(1,22)	1:B:184:LYS:H	1:B:71:TYR:N	14	0.7
(1,22)	1:B:184:LYS:H	1:B:72:MET:N	14	0.7
(1,22)	1:B:184:LYS:H	1:B:73:ARG:N	14	0.7
(1,22)	1:B:184:LYS:H	1:B:74:THR:N	14	0.7
(1,22)	1:B:184:LYS:H	1:B:75:GLY:N	14	0.7
(1,22)	1:B:184:LYS:H	1:B:76:GLU:N	14	0.7
(1,22)	1:B:184:LYS:H	1:B:77:GLY:N	14	0.7
(1,22)	1:B:184:LYS:H	1:B:78:PHE:N	14	0.7
(1,22)	1:B:184:LYS:H	1:B:79:LEU:N	14	0.7
(1,22)	1:B:184:LYS:H	1:B:80:CYS:N	14	0.7
(1,22)	1:B:184:LYS:H	5:B:203:7Q9:N	14	0.7
(1,22)	1:B:184:LYS:H	5:B:204:7Q9:N	14	0.7
(1,22)	1:B:184:LYS:H	5:B:205:7Q9:N	14	0.7
(1,22)	1:B:184:LYS:H	5:B:206:7Q9:N	14	0.7
(1,22)	1:B:184:LYS:H	5:B:207:7Q9:N	14	0.7
(1,22)	1:B:184:LYS:H	6:B:208:17F:N1	14	0.7
(1,22)	1:B:184:LYS:H	5:B:209:7Q9:N	14	0.7
(1,22)	1:B:184:LYS:H	5:B:210:7Q9:N	14	0.7
(1,22)	1:B:184:LYS:H	5:B:211:7Q9:N	14	0.7
(1,22)	1:B:184:LYS:H	5:B:212:7Q9:N	14	0.7
(1,22)	1:B:184:LYS:H	5:B:213:7Q9:N	14	0.7
(1,22)	1:B:184:LYS:H	6:B:214:17F:N1	14	0.7
(1,22)	1:B:184:LYS:H	6:B:215:17F:N1	14	0.7
(1,22)	1:B:184:LYS:H	5:B:216:7Q9:N	14	0.7
(1,22)	1:B:184:LYS:H	5:B:217:7Q9:N	14	0.7
(1,22)	1:B:184:LYS:H	5:B:218:7Q9:N	14	0.7
(1,22)	1:B:184:LYS:H	6:B:219:17F:N1	14	0.7
(1,22)	1:B:184:LYS:H	5:B:220:7Q9:N	14	0.7
(1,22)	1:B:184:LYS:HZ1	1:B:2:THR:N	14	0.7
(1,22)	1:B:184:LYS:HZ1	1:B:3:GLU:N	14	0.7
(1,22)	1:B:184:LYS:HZ1	1:B:4:TYR:N	14	0.7
(1,22)	1:B:184:LYS:HZ1	1:B:5:LYS:N	14	0.7
(1,22)	1:B:184:LYS:HZ1	1:B:6:LEU:N	14	0.7
(1,22)	1:B:184:LYS:HZ1	1:B:7:VAL:N	14	0.7
(1,22)	1:B:184:LYS:HZ1	1:B:8:VAL:N	14	0.7
(1,22)	1:B:184:LYS:HZ1	1:B:9:VAL:N	14	0.7
(1,22)	1:B:184:LYS:HZ1	1:B:10:GLY:N	14	0.7
(1,22)	1:B:184:LYS:HZ1	1:B:11:ALA:N	14	0.7
(1,22)	1:B:184:LYS:HZ1	1:B:12:ASP:N	14	0.7
(1,22)	1:B:184:LYS:HZ1	1:B:13:GLY:N	14	0.7

Continued on next page...

Continued from previous page...

Key	Atom-1	Atom-2	Model ID	Violation (Å)
(1,22)	1:B:184:LYS:HZ1	1:B:14:VAL:N	14	0.7
(1,22)	1:B:184:LYS:HZ1	1:B:15:GLY:N	14	0.7
(1,22)	1:B:184:LYS:HZ1	1:B:16:LYS:N	14	0.7
(1,22)	1:B:184:LYS:HZ1	1:B:17:SER:N	14	0.7
(1,22)	1:B:184:LYS:HZ1	1:B:18:ALA:N	14	0.7
(1,22)	1:B:184:LYS:HZ1	1:B:19:LEU:N	14	0.7
(1,22)	1:B:184:LYS:HZ1	1:B:20:THR:N	14	0.7
(1,22)	1:B:184:LYS:HZ1	1:B:21:ILE:N	14	0.7
(1,22)	1:B:184:LYS:HZ1	1:B:22:GLN:N	14	0.7
(1,22)	1:B:184:LYS:HZ1	1:B:23:LEU:N	14	0.7
(1,22)	1:B:184:LYS:HZ1	1:B:24:ILE:N	14	0.7
(1,22)	1:B:184:LYS:HZ1	1:B:25:GLN:N	14	0.7
(1,22)	1:B:184:LYS:HZ1	1:B:26:ASN:N	14	0.7
(1,22)	1:B:184:LYS:HZ1	1:B:27:HIS:N	14	0.7
(1,22)	1:B:184:LYS:HZ1	1:B:28:PHE:N	14	0.7
(1,22)	1:B:184:LYS:HZ1	1:B:29:VAL:N	14	0.7
(1,22)	1:B:184:LYS:HZ1	1:B:30:ASP:N	14	0.7
(1,22)	1:B:184:LYS:HZ1	1:B:31:GLU:N	14	0.7
(1,22)	1:B:184:LYS:HZ1	1:B:32:TYR:N	14	0.7
(1,22)	1:B:184:LYS:HZ1	1:B:33:ASP:N	14	0.7
(1,22)	1:B:184:LYS:HZ1	1:B:34:PRO:N	14	0.7
(1,22)	1:B:184:LYS:HZ1	1:B:35:THR:N	14	0.7
(1,22)	1:B:184:LYS:HZ1	1:B:36:ILE:N	14	0.7
(1,22)	1:B:184:LYS:HZ1	1:B:37:GLU:N	14	0.7
(1,22)	1:B:184:LYS:HZ1	1:B:38:ASP:N	14	0.7
(1,22)	1:B:184:LYS:HZ1	1:B:39:SER:N	14	0.7
(1,22)	1:B:184:LYS:HZ1	1:B:40:TYR:N	14	0.7
(1,22)	1:B:184:LYS:HZ1	1:B:41:ARG:N	14	0.7
(1,22)	1:B:184:LYS:HZ1	1:B:42:LYS:N	14	0.7
(1,22)	1:B:184:LYS:HZ1	1:B:43:GLN:N	14	0.7
(1,22)	1:B:184:LYS:HZ1	1:B:44:VAL:N	14	0.7
(1,22)	1:B:184:LYS:HZ1	1:B:45:VAL:N	14	0.7
(1,22)	1:B:184:LYS:HZ1	1:B:46:ILE:N	14	0.7
(1,22)	1:B:184:LYS:HZ1	1:B:47:ASP:N	14	0.7
(1,22)	1:B:184:LYS:HZ1	1:B:48:GLY:N	14	0.7
(1,22)	1:B:184:LYS:HZ1	1:B:49:GLU:N	14	0.7
(1,22)	1:B:184:LYS:HZ1	1:B:50:THR:N	14	0.7
(1,22)	1:B:184:LYS:HZ1	1:B:51:CYS:N	14	0.7
(1,22)	1:B:184:LYS:HZ1	1:B:52:LEU:N	14	0.7
(1,22)	1:B:184:LYS:HZ1	1:B:53:LEU:N	14	0.7
(1,22)	1:B:184:LYS:HZ1	1:B:54:ASP:N	14	0.7
(1,22)	1:B:184:LYS:HZ1	1:B:55:ILE:N	14	0.7

Continued on next page...

Continued from previous page...

Key	Atom-1	Atom-2	Model ID	Violation (Å)
(1,22)	1:B:184:LYS:HZ1	1:B:56:LEU:N	14	0.7
(1,22)	1:B:184:LYS:HZ1	1:B:57:ASP:N	14	0.7
(1,22)	1:B:184:LYS:HZ1	1:B:58:THR:N	14	0.7
(1,22)	1:B:184:LYS:HZ1	1:B:59:ALA:N	14	0.7
(1,22)	1:B:184:LYS:HZ1	1:B:60:GLY:N	14	0.7
(1,22)	1:B:184:LYS:HZ1	1:B:61:GLN:N	14	0.7
(1,22)	1:B:184:LYS:HZ1	1:B:62:GLU:N	14	0.7
(1,22)	1:B:184:LYS:HZ1	1:B:63:GLU:N	14	0.7
(1,22)	1:B:184:LYS:HZ1	1:B:64:TYR:N	14	0.7
(1,22)	1:B:184:LYS:HZ1	1:B:65:SER:N	14	0.7
(1,22)	1:B:184:LYS:HZ1	1:B:66:ALA:N	14	0.7
(1,22)	1:B:184:LYS:HZ1	1:B:67:MET:N	14	0.7
(1,22)	1:B:184:LYS:HZ1	1:B:68:ARG:N	14	0.7
(1,22)	1:B:184:LYS:HZ1	1:B:69:ASP:N	14	0.7
(1,22)	1:B:184:LYS:HZ1	1:B:70:GLN:N	14	0.7
(1,22)	1:B:184:LYS:HZ1	1:B:71:TYR:N	14	0.7
(1,22)	1:B:184:LYS:HZ1	1:B:72:MET:N	14	0.7
(1,22)	1:B:184:LYS:HZ1	1:B:73:ARG:N	14	0.7
(1,22)	1:B:184:LYS:HZ1	1:B:74:THR:N	14	0.7
(1,22)	1:B:184:LYS:HZ1	1:B:75:GLY:N	14	0.7
(1,22)	1:B:184:LYS:HZ1	1:B:76:GLU:N	14	0.7
(1,22)	1:B:184:LYS:HZ1	1:B:77:GLY:N	14	0.7
(1,22)	1:B:184:LYS:HZ1	1:B:78:PHE:N	14	0.7
(1,22)	1:B:184:LYS:HZ1	1:B:79:LEU:N	14	0.7
(1,22)	1:B:184:LYS:HZ1	1:B:80:CYS:N	14	0.7
(1,22)	1:B:184:LYS:HZ1	5:B:203:7Q9:N	14	0.7
(1,22)	1:B:184:LYS:HZ1	5:B:204:7Q9:N	14	0.7
(1,22)	1:B:184:LYS:HZ1	5:B:205:7Q9:N	14	0.7
(1,22)	1:B:184:LYS:HZ1	5:B:206:7Q9:N	14	0.7
(1,22)	1:B:184:LYS:HZ1	5:B:207:7Q9:N	14	0.7
(1,22)	1:B:184:LYS:HZ1	6:B:208:17F:N1	14	0.7
(1,22)	1:B:184:LYS:HZ1	5:B:209:7Q9:N	14	0.7
(1,22)	1:B:184:LYS:HZ1	5:B:210:7Q9:N	14	0.7
(1,22)	1:B:184:LYS:HZ1	5:B:211:7Q9:N	14	0.7
(1,22)	1:B:184:LYS:HZ1	5:B:212:7Q9:N	14	0.7
(1,22)	1:B:184:LYS:HZ1	5:B:213:7Q9:N	14	0.7
(1,22)	1:B:184:LYS:HZ1	6:B:214:17F:N1	14	0.7
(1,22)	1:B:184:LYS:HZ1	6:B:215:17F:N1	14	0.7
(1,22)	1:B:184:LYS:HZ1	5:B:216:7Q9:N	14	0.7
(1,22)	1:B:184:LYS:HZ1	5:B:217:7Q9:N	14	0.7
(1,22)	1:B:184:LYS:HZ1	5:B:218:7Q9:N	14	0.7
(1,22)	1:B:184:LYS:HZ1	6:B:219:17F:N1	14	0.7

Continued on next page...

Continued from previous page...

Key	Atom-1	Atom-2	Model ID	Violation (Å)
(1,22)	1:B:184:LYS:HZ1	5:B:220:7Q9:N	14	0.7
(1,22)	1:B:184:LYS:HZ2	1:B:2:THR:N	14	0.7
(1,22)	1:B:184:LYS:HZ2	1:B:3:GLU:N	14	0.7
(1,22)	1:B:184:LYS:HZ2	1:B:4:TYR:N	14	0.7
(1,22)	1:B:184:LYS:HZ2	1:B:5:LYS:N	14	0.7
(1,22)	1:B:184:LYS:HZ2	1:B:6:LEU:N	14	0.7
(1,22)	1:B:184:LYS:HZ2	1:B:7:VAL:N	14	0.7
(1,22)	1:B:184:LYS:HZ2	1:B:8:VAL:N	14	0.7
(1,22)	1:B:184:LYS:HZ2	1:B:9:VAL:N	14	0.7
(1,22)	1:B:184:LYS:HZ2	1:B:10:GLY:N	14	0.7
(1,22)	1:B:184:LYS:HZ2	1:B:11:ALA:N	14	0.7
(1,22)	1:B:184:LYS:HZ2	1:B:12:ASP:N	14	0.7
(1,22)	1:B:184:LYS:HZ2	1:B:13:GLY:N	14	0.7
(1,22)	1:B:184:LYS:HZ2	1:B:14:VAL:N	14	0.7
(1,22)	1:B:184:LYS:HZ2	1:B:15:GLY:N	14	0.7
(1,22)	1:B:184:LYS:HZ2	1:B:16:LYS:N	14	0.7
(1,22)	1:B:184:LYS:HZ2	1:B:17:SER:N	14	0.7
(1,22)	1:B:184:LYS:HZ2	1:B:18:ALA:N	14	0.7
(1,22)	1:B:184:LYS:HZ2	1:B:19:LEU:N	14	0.7
(1,22)	1:B:184:LYS:HZ2	1:B:20:THR:N	14	0.7
(1,22)	1:B:184:LYS:HZ2	1:B:21:ILE:N	14	0.7
(1,22)	1:B:184:LYS:HZ2	1:B:22:GLN:N	14	0.7
(1,22)	1:B:184:LYS:HZ2	1:B:23:LEU:N	14	0.7
(1,22)	1:B:184:LYS:HZ2	1:B:24:ILE:N	14	0.7
(1,22)	1:B:184:LYS:HZ2	1:B:25:GLN:N	14	0.7
(1,22)	1:B:184:LYS:HZ2	1:B:26:ASN:N	14	0.7
(1,22)	1:B:184:LYS:HZ2	1:B:27:HIS:N	14	0.7
(1,22)	1:B:184:LYS:HZ2	1:B:28:PHE:N	14	0.7
(1,22)	1:B:184:LYS:HZ2	1:B:29:VAL:N	14	0.7
(1,22)	1:B:184:LYS:HZ2	1:B:30:ASP:N	14	0.7
(1,22)	1:B:184:LYS:HZ2	1:B:31:GLU:N	14	0.7
(1,22)	1:B:184:LYS:HZ2	1:B:32:TYR:N	14	0.7
(1,22)	1:B:184:LYS:HZ2	1:B:33:ASP:N	14	0.7
(1,22)	1:B:184:LYS:HZ2	1:B:34:PRO:N	14	0.7
(1,22)	1:B:184:LYS:HZ2	1:B:35:THR:N	14	0.7
(1,22)	1:B:184:LYS:HZ2	1:B:36:ILE:N	14	0.7
(1,22)	1:B:184:LYS:HZ2	1:B:37:GLU:N	14	0.7
(1,22)	1:B:184:LYS:HZ2	1:B:38:ASP:N	14	0.7
(1,22)	1:B:184:LYS:HZ2	1:B:39:SER:N	14	0.7
(1,22)	1:B:184:LYS:HZ2	1:B:40:TYR:N	14	0.7
(1,22)	1:B:184:LYS:HZ2	1:B:41:ARG:N	14	0.7
(1,22)	1:B:184:LYS:HZ2	1:B:42:LYS:N	14	0.7

Continued on next page...

Continued from previous page...

Key	Atom-1	Atom-2	Model ID	Violation (Å)
(1,22)	1:B:184:LYS:HZ2	1:B:43:GLN:N	14	0.7
(1,22)	1:B:184:LYS:HZ2	1:B:44:VAL:N	14	0.7
(1,22)	1:B:184:LYS:HZ2	1:B:45:VAL:N	14	0.7
(1,22)	1:B:184:LYS:HZ2	1:B:46:ILE:N	14	0.7
(1,22)	1:B:184:LYS:HZ2	1:B:47:ASP:N	14	0.7
(1,22)	1:B:184:LYS:HZ2	1:B:48:GLY:N	14	0.7
(1,22)	1:B:184:LYS:HZ2	1:B:49:GLU:N	14	0.7
(1,22)	1:B:184:LYS:HZ2	1:B:50:THR:N	14	0.7
(1,22)	1:B:184:LYS:HZ2	1:B:51:CYS:N	14	0.7
(1,22)	1:B:184:LYS:HZ2	1:B:52:LEU:N	14	0.7
(1,22)	1:B:184:LYS:HZ2	1:B:53:LEU:N	14	0.7
(1,22)	1:B:184:LYS:HZ2	1:B:54:ASP:N	14	0.7
(1,22)	1:B:184:LYS:HZ2	1:B:55:ILE:N	14	0.7
(1,22)	1:B:184:LYS:HZ2	1:B:56:LEU:N	14	0.7
(1,22)	1:B:184:LYS:HZ2	1:B:57:ASP:N	14	0.7
(1,22)	1:B:184:LYS:HZ2	1:B:58:THR:N	14	0.7
(1,22)	1:B:184:LYS:HZ2	1:B:59:ALA:N	14	0.7
(1,22)	1:B:184:LYS:HZ2	1:B:60:GLY:N	14	0.7
(1,22)	1:B:184:LYS:HZ2	1:B:61:GLN:N	14	0.7
(1,22)	1:B:184:LYS:HZ2	1:B:62:GLU:N	14	0.7
(1,22)	1:B:184:LYS:HZ2	1:B:63:GLU:N	14	0.7
(1,22)	1:B:184:LYS:HZ2	1:B:64:TYR:N	14	0.7
(1,22)	1:B:184:LYS:HZ2	1:B:65:SER:N	14	0.7
(1,22)	1:B:184:LYS:HZ2	1:B:66:ALA:N	14	0.7
(1,22)	1:B:184:LYS:HZ2	1:B:67:MET:N	14	0.7
(1,22)	1:B:184:LYS:HZ2	1:B:68:ARG:N	14	0.7
(1,22)	1:B:184:LYS:HZ2	1:B:69:ASP:N	14	0.7
(1,22)	1:B:184:LYS:HZ2	1:B:70:GLN:N	14	0.7
(1,22)	1:B:184:LYS:HZ2	1:B:71:TYR:N	14	0.7
(1,22)	1:B:184:LYS:HZ2	1:B:72:MET:N	14	0.7
(1,22)	1:B:184:LYS:HZ2	1:B:73:ARG:N	14	0.7
(1,22)	1:B:184:LYS:HZ2	1:B:74:THR:N	14	0.7
(1,22)	1:B:184:LYS:HZ2	1:B:75:GLY:N	14	0.7
(1,22)	1:B:184:LYS:HZ2	1:B:76:GLU:N	14	0.7
(1,22)	1:B:184:LYS:HZ2	1:B:77:GLY:N	14	0.7
(1,22)	1:B:184:LYS:HZ2	1:B:78:PHE:N	14	0.7
(1,22)	1:B:184:LYS:HZ2	1:B:79:LEU:N	14	0.7
(1,22)	1:B:184:LYS:HZ2	1:B:80:CYS:N	14	0.7
(1,22)	1:B:184:LYS:HZ2	5:B:203:7Q9:N	14	0.7
(1,22)	1:B:184:LYS:HZ2	5:B:204:7Q9:N	14	0.7
(1,22)	1:B:184:LYS:HZ2	5:B:205:7Q9:N	14	0.7
(1,22)	1:B:184:LYS:HZ2	5:B:206:7Q9:N	14	0.7

Continued on next page...

Continued from previous page...

Key	Atom-1	Atom-2	Model ID	Violation (Å)
(1,22)	1:B:184:LYS:HZ2	5:B:207:7Q9:N	14	0.7
(1,22)	1:B:184:LYS:HZ2	6:B:208:17F:N1	14	0.7
(1,22)	1:B:184:LYS:HZ2	5:B:209:7Q9:N	14	0.7
(1,22)	1:B:184:LYS:HZ2	5:B:210:7Q9:N	14	0.7
(1,22)	1:B:184:LYS:HZ2	5:B:211:7Q9:N	14	0.7
(1,22)	1:B:184:LYS:HZ2	5:B:212:7Q9:N	14	0.7
(1,22)	1:B:184:LYS:HZ2	5:B:213:7Q9:N	14	0.7
(1,22)	1:B:184:LYS:HZ2	6:B:214:17F:N1	14	0.7
(1,22)	1:B:184:LYS:HZ2	6:B:215:17F:N1	14	0.7
(1,22)	1:B:184:LYS:HZ2	5:B:216:7Q9:N	14	0.7
(1,22)	1:B:184:LYS:HZ2	5:B:217:7Q9:N	14	0.7
(1,22)	1:B:184:LYS:HZ2	5:B:218:7Q9:N	14	0.7
(1,22)	1:B:184:LYS:HZ2	6:B:219:17F:N1	14	0.7
(1,22)	1:B:184:LYS:HZ2	5:B:220:7Q9:N	14	0.7
(1,22)	1:B:184:LYS:HZ3	1:B:2:THR:N	14	0.7
(1,22)	1:B:184:LYS:HZ3	1:B:3:GLU:N	14	0.7
(1,22)	1:B:184:LYS:HZ3	1:B:4:TYR:N	14	0.7
(1,22)	1:B:184:LYS:HZ3	1:B:5:LYS:N	14	0.7
(1,22)	1:B:184:LYS:HZ3	1:B:6:LEU:N	14	0.7
(1,22)	1:B:184:LYS:HZ3	1:B:7:VAL:N	14	0.7
(1,22)	1:B:184:LYS:HZ3	1:B:8:VAL:N	14	0.7
(1,22)	1:B:184:LYS:HZ3	1:B:9:VAL:N	14	0.7
(1,22)	1:B:184:LYS:HZ3	1:B:10:GLY:N	14	0.7
(1,22)	1:B:184:LYS:HZ3	1:B:11:ALA:N	14	0.7
(1,22)	1:B:184:LYS:HZ3	1:B:12:ASP:N	14	0.7
(1,22)	1:B:184:LYS:HZ3	1:B:13:GLY:N	14	0.7
(1,22)	1:B:184:LYS:HZ3	1:B:14:VAL:N	14	0.7
(1,22)	1:B:184:LYS:HZ3	1:B:15:GLY:N	14	0.7
(1,22)	1:B:184:LYS:HZ3	1:B:16:LYS:N	14	0.7
(1,22)	1:B:184:LYS:HZ3	1:B:17:SER:N	14	0.7
(1,22)	1:B:184:LYS:HZ3	1:B:18:ALA:N	14	0.7
(1,22)	1:B:184:LYS:HZ3	1:B:19:LEU:N	14	0.7
(1,22)	1:B:184:LYS:HZ3	1:B:20:THR:N	14	0.7
(1,22)	1:B:184:LYS:HZ3	1:B:21:ILE:N	14	0.7
(1,22)	1:B:184:LYS:HZ3	1:B:22:GLN:N	14	0.7
(1,22)	1:B:184:LYS:HZ3	1:B:23:LEU:N	14	0.7
(1,22)	1:B:184:LYS:HZ3	1:B:24:ILE:N	14	0.7
(1,22)	1:B:184:LYS:HZ3	1:B:25:GLN:N	14	0.7
(1,22)	1:B:184:LYS:HZ3	1:B:26:ASN:N	14	0.7
(1,22)	1:B:184:LYS:HZ3	1:B:27:HIS:N	14	0.7
(1,22)	1:B:184:LYS:HZ3	1:B:28:PHE:N	14	0.7
(1,22)	1:B:184:LYS:HZ3	1:B:29:VAL:N	14	0.7

Continued on next page...

Continued from previous page...

Key	Atom-1	Atom-2	Model ID	Violation (Å)
(1,22)	1:B:184:LYS:HZ3	1:B:30:ASP:N	14	0.7
(1,22)	1:B:184:LYS:HZ3	1:B:31:GLU:N	14	0.7
(1,22)	1:B:184:LYS:HZ3	1:B:32:TYR:N	14	0.7
(1,22)	1:B:184:LYS:HZ3	1:B:33:ASP:N	14	0.7
(1,22)	1:B:184:LYS:HZ3	1:B:34:PRO:N	14	0.7
(1,22)	1:B:184:LYS:HZ3	1:B:35:THR:N	14	0.7
(1,22)	1:B:184:LYS:HZ3	1:B:36:ILE:N	14	0.7
(1,22)	1:B:184:LYS:HZ3	1:B:37:GLU:N	14	0.7
(1,22)	1:B:184:LYS:HZ3	1:B:38:ASP:N	14	0.7
(1,22)	1:B:184:LYS:HZ3	1:B:39:SER:N	14	0.7
(1,22)	1:B:184:LYS:HZ3	1:B:40:TYR:N	14	0.7
(1,22)	1:B:184:LYS:HZ3	1:B:41:ARG:N	14	0.7
(1,22)	1:B:184:LYS:HZ3	1:B:42:LYS:N	14	0.7
(1,22)	1:B:184:LYS:HZ3	1:B:43:GLN:N	14	0.7
(1,22)	1:B:184:LYS:HZ3	1:B:44:VAL:N	14	0.7
(1,22)	1:B:184:LYS:HZ3	1:B:45:VAL:N	14	0.7
(1,22)	1:B:184:LYS:HZ3	1:B:46:ILE:N	14	0.7
(1,22)	1:B:184:LYS:HZ3	1:B:47:ASP:N	14	0.7
(1,22)	1:B:184:LYS:HZ3	1:B:48:GLY:N	14	0.7
(1,22)	1:B:184:LYS:HZ3	1:B:49:GLU:N	14	0.7
(1,22)	1:B:184:LYS:HZ3	1:B:50:THR:N	14	0.7
(1,22)	1:B:184:LYS:HZ3	1:B:51:CYS:N	14	0.7
(1,22)	1:B:184:LYS:HZ3	1:B:52:LEU:N	14	0.7
(1,22)	1:B:184:LYS:HZ3	1:B:53:LEU:N	14	0.7
(1,22)	1:B:184:LYS:HZ3	1:B:54:ASP:N	14	0.7
(1,22)	1:B:184:LYS:HZ3	1:B:55:ILE:N	14	0.7
(1,22)	1:B:184:LYS:HZ3	1:B:56:LEU:N	14	0.7
(1,22)	1:B:184:LYS:HZ3	1:B:57:ASP:N	14	0.7
(1,22)	1:B:184:LYS:HZ3	1:B:58:THR:N	14	0.7
(1,22)	1:B:184:LYS:HZ3	1:B:59:ALA:N	14	0.7
(1,22)	1:B:184:LYS:HZ3	1:B:60:GLY:N	14	0.7
(1,22)	1:B:184:LYS:HZ3	1:B:61:GLN:N	14	0.7
(1,22)	1:B:184:LYS:HZ3	1:B:62:GLU:N	14	0.7
(1,22)	1:B:184:LYS:HZ3	1:B:63:GLU:N	14	0.7
(1,22)	1:B:184:LYS:HZ3	1:B:64:TYR:N	14	0.7
(1,22)	1:B:184:LYS:HZ3	1:B:65:SER:N	14	0.7
(1,22)	1:B:184:LYS:HZ3	1:B:66:ALA:N	14	0.7
(1,22)	1:B:184:LYS:HZ3	1:B:67:MET:N	14	0.7
(1,22)	1:B:184:LYS:HZ3	1:B:68:ARG:N	14	0.7
(1,22)	1:B:184:LYS:HZ3	1:B:69:ASP:N	14	0.7
(1,22)	1:B:184:LYS:HZ3	1:B:70:GLN:N	14	0.7
(1,22)	1:B:184:LYS:HZ3	1:B:71:TYR:N	14	0.7

Continued on next page...

Continued from previous page...

Key	Atom-1	Atom-2	Model ID	Violation (Å)
(1,22)	1:B:184:LYS:HZ3	1:B:72:MET:N	14	0.7
(1,22)	1:B:184:LYS:HZ3	1:B:73:ARG:N	14	0.7
(1,22)	1:B:184:LYS:HZ3	1:B:74:THR:N	14	0.7
(1,22)	1:B:184:LYS:HZ3	1:B:75:GLY:N	14	0.7
(1,22)	1:B:184:LYS:HZ3	1:B:76:GLU:N	14	0.7
(1,22)	1:B:184:LYS:HZ3	1:B:77:GLY:N	14	0.7
(1,22)	1:B:184:LYS:HZ3	1:B:78:PHE:N	14	0.7
(1,22)	1:B:184:LYS:HZ3	1:B:79:LEU:N	14	0.7
(1,22)	1:B:184:LYS:HZ3	1:B:80:CYS:N	14	0.7
(1,22)	1:B:184:LYS:HZ3	5:B:203:7Q9:N	14	0.7
(1,22)	1:B:184:LYS:HZ3	5:B:204:7Q9:N	14	0.7
(1,22)	1:B:184:LYS:HZ3	5:B:205:7Q9:N	14	0.7
(1,22)	1:B:184:LYS:HZ3	5:B:206:7Q9:N	14	0.7
(1,22)	1:B:184:LYS:HZ3	5:B:207:7Q9:N	14	0.7
(1,22)	1:B:184:LYS:HZ3	6:B:208:17F:N1	14	0.7
(1,22)	1:B:184:LYS:HZ3	5:B:209:7Q9:N	14	0.7
(1,22)	1:B:184:LYS:HZ3	5:B:210:7Q9:N	14	0.7
(1,22)	1:B:184:LYS:HZ3	5:B:211:7Q9:N	14	0.7
(1,22)	1:B:184:LYS:HZ3	5:B:212:7Q9:N	14	0.7
(1,22)	1:B:184:LYS:HZ3	5:B:213:7Q9:N	14	0.7
(1,22)	1:B:184:LYS:HZ3	6:B:214:17F:N1	14	0.7
(1,22)	1:B:184:LYS:HZ3	6:B:215:17F:N1	14	0.7
(1,22)	1:B:184:LYS:HZ3	5:B:216:7Q9:N	14	0.7
(1,22)	1:B:184:LYS:HZ3	5:B:217:7Q9:N	14	0.7
(1,22)	1:B:184:LYS:HZ3	5:B:218:7Q9:N	14	0.7
(1,22)	1:B:184:LYS:HZ3	6:B:219:17F:N1	14	0.7
(1,22)	1:B:184:LYS:HZ3	5:B:220:7Q9:N	14	0.7
(1,22)	1:B:184:LYS:N	1:B:2:THR:N	14	0.7
(1,22)	1:B:184:LYS:N	1:B:3:GLU:N	14	0.7
(1,22)	1:B:184:LYS:N	1:B:4:TYR:N	14	0.7
(1,22)	1:B:184:LYS:N	1:B:5:LYS:N	14	0.7
(1,22)	1:B:184:LYS:N	1:B:6:LEU:N	14	0.7
(1,22)	1:B:184:LYS:N	1:B:7:VAL:N	14	0.7
(1,22)	1:B:184:LYS:N	1:B:8:VAL:N	14	0.7
(1,22)	1:B:184:LYS:N	1:B:9:VAL:N	14	0.7
(1,22)	1:B:184:LYS:N	1:B:10:GLY:N	14	0.7
(1,22)	1:B:184:LYS:N	1:B:11:ALA:N	14	0.7
(1,22)	1:B:184:LYS:N	1:B:12:ASP:N	14	0.7
(1,22)	1:B:184:LYS:N	1:B:13:GLY:N	14	0.7
(1,22)	1:B:184:LYS:N	1:B:14:VAL:N	14	0.7
(1,22)	1:B:184:LYS:N	1:B:15:GLY:N	14	0.7
(1,22)	1:B:184:LYS:N	1:B:16:LYS:N	14	0.7

Continued on next page...

Continued from previous page...

Key	Atom-1	Atom-2	Model ID	Violation (Å)
(1,22)	1:B:184:LYS:N	1:B:17:SER:N	14	0.7
(1,22)	1:B:184:LYS:N	1:B:18:ALA:N	14	0.7
(1,22)	1:B:184:LYS:N	1:B:19:LEU:N	14	0.7
(1,22)	1:B:184:LYS:N	1:B:20:THR:N	14	0.7
(1,22)	1:B:184:LYS:N	1:B:21:ILE:N	14	0.7
(1,22)	1:B:184:LYS:N	1:B:22:GLN:N	14	0.7
(1,22)	1:B:184:LYS:N	1:B:23:LEU:N	14	0.7
(1,22)	1:B:184:LYS:N	1:B:24:ILE:N	14	0.7
(1,22)	1:B:184:LYS:N	1:B:25:GLN:N	14	0.7
(1,22)	1:B:184:LYS:N	1:B:26:ASN:N	14	0.7
(1,22)	1:B:184:LYS:N	1:B:27:HIS:N	14	0.7
(1,22)	1:B:184:LYS:N	1:B:28:PHE:N	14	0.7
(1,22)	1:B:184:LYS:N	1:B:29:VAL:N	14	0.7
(1,22)	1:B:184:LYS:N	1:B:30:ASP:N	14	0.7
(1,22)	1:B:184:LYS:N	1:B:31:GLU:N	14	0.7
(1,22)	1:B:184:LYS:N	1:B:32:TYR:N	14	0.7
(1,22)	1:B:184:LYS:N	1:B:33:ASP:N	14	0.7
(1,22)	1:B:184:LYS:N	1:B:34:PRO:N	14	0.7
(1,22)	1:B:184:LYS:N	1:B:35:THR:N	14	0.7
(1,22)	1:B:184:LYS:N	1:B:36:ILE:N	14	0.7
(1,22)	1:B:184:LYS:N	1:B:37:GLU:N	14	0.7
(1,22)	1:B:184:LYS:N	1:B:38:ASP:N	14	0.7
(1,22)	1:B:184:LYS:N	1:B:39:SER:N	14	0.7
(1,22)	1:B:184:LYS:N	1:B:40:TYR:N	14	0.7
(1,22)	1:B:184:LYS:N	1:B:41:ARG:N	14	0.7
(1,22)	1:B:184:LYS:N	1:B:42:LYS:N	14	0.7
(1,22)	1:B:184:LYS:N	1:B:43:GLN:N	14	0.7
(1,22)	1:B:184:LYS:N	1:B:44:VAL:N	14	0.7
(1,22)	1:B:184:LYS:N	1:B:45:VAL:N	14	0.7
(1,22)	1:B:184:LYS:N	1:B:46:ILE:N	14	0.7
(1,22)	1:B:184:LYS:N	1:B:47:ASP:N	14	0.7
(1,22)	1:B:184:LYS:N	1:B:48:GLY:N	14	0.7
(1,22)	1:B:184:LYS:N	1:B:49:GLU:N	14	0.7
(1,22)	1:B:184:LYS:N	1:B:50:THR:N	14	0.7
(1,22)	1:B:184:LYS:N	1:B:51:CYS:N	14	0.7
(1,22)	1:B:184:LYS:N	1:B:52:LEU:N	14	0.7
(1,22)	1:B:184:LYS:N	1:B:53:LEU:N	14	0.7
(1,22)	1:B:184:LYS:N	1:B:54:ASP:N	14	0.7
(1,22)	1:B:184:LYS:N	1:B:55:ILE:N	14	0.7
(1,22)	1:B:184:LYS:N	1:B:56:LEU:N	14	0.7
(1,22)	1:B:184:LYS:N	1:B:57:ASP:N	14	0.7
(1,22)	1:B:184:LYS:N	1:B:58:THR:N	14	0.7

Continued on next page...

Continued from previous page...

Key	Atom-1	Atom-2	Model ID	Violation (Å)
(1,22)	1:B:184:LYS:N	1:B:59:ALA:N	14	0.7
(1,22)	1:B:184:LYS:N	1:B:60:GLY:N	14	0.7
(1,22)	1:B:184:LYS:N	1:B:61:GLN:N	14	0.7
(1,22)	1:B:184:LYS:N	1:B:62:GLU:N	14	0.7
(1,22)	1:B:184:LYS:N	1:B:63:GLU:N	14	0.7
(1,22)	1:B:184:LYS:N	1:B:64:TYR:N	14	0.7
(1,22)	1:B:184:LYS:N	1:B:65:SER:N	14	0.7
(1,22)	1:B:184:LYS:N	1:B:66:ALA:N	14	0.7
(1,22)	1:B:184:LYS:N	1:B:67:MET:N	14	0.7
(1,22)	1:B:184:LYS:N	1:B:68:ARG:N	14	0.7
(1,22)	1:B:184:LYS:N	1:B:69:ASP:N	14	0.7
(1,22)	1:B:184:LYS:N	1:B:70:GLN:N	14	0.7
(1,22)	1:B:184:LYS:N	1:B:71:TYR:N	14	0.7
(1,22)	1:B:184:LYS:N	1:B:72:MET:N	14	0.7
(1,22)	1:B:184:LYS:N	1:B:73:ARG:N	14	0.7
(1,22)	1:B:184:LYS:N	1:B:74:THR:N	14	0.7
(1,22)	1:B:184:LYS:N	1:B:75:GLY:N	14	0.7
(1,22)	1:B:184:LYS:N	1:B:76:GLU:N	14	0.7
(1,22)	1:B:184:LYS:N	1:B:77:GLY:N	14	0.7
(1,22)	1:B:184:LYS:N	1:B:78:PHE:N	14	0.7
(1,22)	1:B:184:LYS:N	1:B:79:LEU:N	14	0.7
(1,22)	1:B:184:LYS:N	1:B:80:CYS:N	14	0.7
(1,22)	1:B:184:LYS:N	5:B:203:7Q9:N	14	0.7
(1,22)	1:B:184:LYS:N	5:B:204:7Q9:N	14	0.7
(1,22)	1:B:184:LYS:N	5:B:205:7Q9:N	14	0.7
(1,22)	1:B:184:LYS:N	5:B:206:7Q9:N	14	0.7
(1,22)	1:B:184:LYS:N	5:B:207:7Q9:N	14	0.7
(1,22)	1:B:184:LYS:N	6:B:208:17F:N1	14	0.7
(1,22)	1:B:184:LYS:N	5:B:209:7Q9:N	14	0.7
(1,22)	1:B:184:LYS:N	5:B:210:7Q9:N	14	0.7
(1,22)	1:B:184:LYS:N	5:B:211:7Q9:N	14	0.7
(1,22)	1:B:184:LYS:N	5:B:212:7Q9:N	14	0.7
(1,22)	1:B:184:LYS:N	5:B:213:7Q9:N	14	0.7
(1,22)	1:B:184:LYS:N	6:B:214:17F:N1	14	0.7
(1,22)	1:B:184:LYS:N	6:B:215:17F:N1	14	0.7
(1,22)	1:B:184:LYS:N	5:B:216:7Q9:N	14	0.7
(1,22)	1:B:184:LYS:N	5:B:217:7Q9:N	14	0.7
(1,22)	1:B:184:LYS:N	5:B:218:7Q9:N	14	0.7
(1,22)	1:B:184:LYS:N	6:B:219:17F:N1	14	0.7
(1,22)	1:B:184:LYS:N	5:B:220:7Q9:N	14	0.7
(1,22)	1:B:184:LYS:NZ	1:B:2:THR:N	14	0.7
(1,22)	1:B:184:LYS:NZ	1:B:3:GLU:N	14	0.7

Continued on next page...

Continued from previous page...

Key	Atom-1	Atom-2	Model ID	Violation (Å)
(1,22)	1:B:184:LYS:NZ	1:B:4:TYR:N	14	0.7
(1,22)	1:B:184:LYS:NZ	1:B:5:LYS:N	14	0.7
(1,22)	1:B:184:LYS:NZ	1:B:6:LEU:N	14	0.7
(1,22)	1:B:184:LYS:NZ	1:B:7:VAL:N	14	0.7
(1,22)	1:B:184:LYS:NZ	1:B:8:VAL:N	14	0.7
(1,22)	1:B:184:LYS:NZ	1:B:9:VAL:N	14	0.7
(1,22)	1:B:184:LYS:NZ	1:B:10:GLY:N	14	0.7
(1,22)	1:B:184:LYS:NZ	1:B:11:ALA:N	14	0.7
(1,22)	1:B:184:LYS:NZ	1:B:12:ASP:N	14	0.7
(1,22)	1:B:184:LYS:NZ	1:B:13:GLY:N	14	0.7
(1,22)	1:B:184:LYS:NZ	1:B:14:VAL:N	14	0.7
(1,22)	1:B:184:LYS:NZ	1:B:15:GLY:N	14	0.7
(1,22)	1:B:184:LYS:NZ	1:B:16:LYS:N	14	0.7
(1,22)	1:B:184:LYS:NZ	1:B:17:SER:N	14	0.7
(1,22)	1:B:184:LYS:NZ	1:B:18:ALA:N	14	0.7
(1,22)	1:B:184:LYS:NZ	1:B:19:LEU:N	14	0.7
(1,22)	1:B:184:LYS:NZ	1:B:20:THR:N	14	0.7
(1,22)	1:B:184:LYS:NZ	1:B:21:ILE:N	14	0.7
(1,22)	1:B:184:LYS:NZ	1:B:22:GLN:N	14	0.7
(1,22)	1:B:184:LYS:NZ	1:B:23:LEU:N	14	0.7
(1,22)	1:B:184:LYS:NZ	1:B:24:ILE:N	14	0.7
(1,22)	1:B:184:LYS:NZ	1:B:25:GLN:N	14	0.7
(1,22)	1:B:184:LYS:NZ	1:B:26:ASN:N	14	0.7
(1,22)	1:B:184:LYS:NZ	1:B:27:HIS:N	14	0.7
(1,22)	1:B:184:LYS:NZ	1:B:28:PHE:N	14	0.7
(1,22)	1:B:184:LYS:NZ	1:B:29:VAL:N	14	0.7
(1,22)	1:B:184:LYS:NZ	1:B:30:ASP:N	14	0.7
(1,22)	1:B:184:LYS:NZ	1:B:31:GLU:N	14	0.7
(1,22)	1:B:184:LYS:NZ	1:B:32:TYR:N	14	0.7
(1,22)	1:B:184:LYS:NZ	1:B:33:ASP:N	14	0.7
(1,22)	1:B:184:LYS:NZ	1:B:34:PRO:N	14	0.7
(1,22)	1:B:184:LYS:NZ	1:B:35:THR:N	14	0.7
(1,22)	1:B:184:LYS:NZ	1:B:36:ILE:N	14	0.7
(1,22)	1:B:184:LYS:NZ	1:B:37:GLU:N	14	0.7
(1,22)	1:B:184:LYS:NZ	1:B:38:ASP:N	14	0.7
(1,22)	1:B:184:LYS:NZ	1:B:39:SER:N	14	0.7
(1,22)	1:B:184:LYS:NZ	1:B:40:TYR:N	14	0.7
(1,22)	1:B:184:LYS:NZ	1:B:41:ARG:N	14	0.7
(1,22)	1:B:184:LYS:NZ	1:B:42:LYS:N	14	0.7
(1,22)	1:B:184:LYS:NZ	1:B:43:GLN:N	14	0.7
(1,22)	1:B:184:LYS:NZ	1:B:44:VAL:N	14	0.7
(1,22)	1:B:184:LYS:NZ	1:B:45:VAL:N	14	0.7

Continued on next page...

Continued from previous page...

Key	Atom-1	Atom-2	Model ID	Violation (Å)
(1,22)	1:B:184:LYS:NZ	1:B:46:ILE:N	14	0.7
(1,22)	1:B:184:LYS:NZ	1:B:47:ASP:N	14	0.7
(1,22)	1:B:184:LYS:NZ	1:B:48:GLY:N	14	0.7
(1,22)	1:B:184:LYS:NZ	1:B:49:GLU:N	14	0.7
(1,22)	1:B:184:LYS:NZ	1:B:50:THR:N	14	0.7
(1,22)	1:B:184:LYS:NZ	1:B:51:CYS:N	14	0.7
(1,22)	1:B:184:LYS:NZ	1:B:52:LEU:N	14	0.7
(1,22)	1:B:184:LYS:NZ	1:B:53:LEU:N	14	0.7
(1,22)	1:B:184:LYS:NZ	1:B:54:ASP:N	14	0.7
(1,22)	1:B:184:LYS:NZ	1:B:55:ILE:N	14	0.7
(1,22)	1:B:184:LYS:NZ	1:B:56:LEU:N	14	0.7
(1,22)	1:B:184:LYS:NZ	1:B:57:ASP:N	14	0.7
(1,22)	1:B:184:LYS:NZ	1:B:58:THR:N	14	0.7
(1,22)	1:B:184:LYS:NZ	1:B:59:ALA:N	14	0.7
(1,22)	1:B:184:LYS:NZ	1:B:60:GLY:N	14	0.7
(1,22)	1:B:184:LYS:NZ	1:B:61:GLN:N	14	0.7
(1,22)	1:B:184:LYS:NZ	1:B:62:GLU:N	14	0.7
(1,22)	1:B:184:LYS:NZ	1:B:63:GLU:N	14	0.7
(1,22)	1:B:184:LYS:NZ	1:B:64:TYR:N	14	0.7
(1,22)	1:B:184:LYS:NZ	1:B:65:SER:N	14	0.7
(1,22)	1:B:184:LYS:NZ	1:B:66:ALA:N	14	0.7
(1,22)	1:B:184:LYS:NZ	1:B:67:MET:N	14	0.7
(1,22)	1:B:184:LYS:NZ	1:B:68:ARG:N	14	0.7
(1,22)	1:B:184:LYS:NZ	1:B:69:ASP:N	14	0.7
(1,22)	1:B:184:LYS:NZ	1:B:70:GLN:N	14	0.7
(1,22)	1:B:184:LYS:NZ	1:B:71:TYR:N	14	0.7
(1,22)	1:B:184:LYS:NZ	1:B:72:MET:N	14	0.7
(1,22)	1:B:184:LYS:NZ	1:B:73:ARG:N	14	0.7
(1,22)	1:B:184:LYS:NZ	1:B:74:THR:N	14	0.7
(1,22)	1:B:184:LYS:NZ	1:B:75:GLY:N	14	0.7
(1,22)	1:B:184:LYS:NZ	1:B:76:GLU:N	14	0.7
(1,22)	1:B:184:LYS:NZ	1:B:77:GLY:N	14	0.7
(1,22)	1:B:184:LYS:NZ	1:B:78:PHE:N	14	0.7
(1,22)	1:B:184:LYS:NZ	1:B:79:LEU:N	14	0.7
(1,22)	1:B:184:LYS:NZ	1:B:80:CYS:N	14	0.7
(1,22)	1:B:184:LYS:NZ	5:B:203:7Q9:N	14	0.7
(1,22)	1:B:184:LYS:NZ	5:B:204:7Q9:N	14	0.7
(1,22)	1:B:184:LYS:NZ	5:B:205:7Q9:N	14	0.7
(1,22)	1:B:184:LYS:NZ	5:B:206:7Q9:N	14	0.7
(1,22)	1:B:184:LYS:NZ	5:B:207:7Q9:N	14	0.7
(1,22)	1:B:184:LYS:NZ	6:B:208:17F:N1	14	0.7
(1,22)	1:B:184:LYS:NZ	5:B:209:7Q9:N	14	0.7

Continued on next page...

Continued from previous page...

Key	Atom-1	Atom-2	Model ID	Violation (Å)
(1,22)	1:B:184:LYS:NZ	5:B:210:7Q9:N	14	0.7
(1,22)	1:B:184:LYS:NZ	5:B:211:7Q9:N	14	0.7
(1,22)	1:B:184:LYS:NZ	5:B:212:7Q9:N	14	0.7
(1,22)	1:B:184:LYS:NZ	5:B:213:7Q9:N	14	0.7
(1,22)	1:B:184:LYS:NZ	6:B:214:17F:N1	14	0.7
(1,22)	1:B:184:LYS:NZ	6:B:215:17F:N1	14	0.7
(1,22)	1:B:184:LYS:NZ	5:B:216:7Q9:N	14	0.7
(1,22)	1:B:184:LYS:NZ	5:B:217:7Q9:N	14	0.7
(1,22)	1:B:184:LYS:NZ	5:B:218:7Q9:N	14	0.7
(1,22)	1:B:184:LYS:NZ	6:B:219:17F:N1	14	0.7
(1,22)	1:B:184:LYS:NZ	5:B:220:7Q9:N	14	0.7
(1,22)	1:B:184:LYS:O	1:B:2:THR:N	14	0.7
(1,22)	1:B:184:LYS:O	1:B:3:GLU:N	14	0.7
(1,22)	1:B:184:LYS:O	1:B:4:TYR:N	14	0.7
(1,22)	1:B:184:LYS:O	1:B:5:LYS:N	14	0.7
(1,22)	1:B:184:LYS:O	1:B:6:LEU:N	14	0.7
(1,22)	1:B:184:LYS:O	1:B:7:VAL:N	14	0.7
(1,22)	1:B:184:LYS:O	1:B:8:VAL:N	14	0.7
(1,22)	1:B:184:LYS:O	1:B:9:VAL:N	14	0.7
(1,22)	1:B:184:LYS:O	1:B:10:GLY:N	14	0.7
(1,22)	1:B:184:LYS:O	1:B:11:ALA:N	14	0.7
(1,22)	1:B:184:LYS:O	1:B:12:ASP:N	14	0.7
(1,22)	1:B:184:LYS:O	1:B:13:GLY:N	14	0.7
(1,22)	1:B:184:LYS:O	1:B:14:VAL:N	14	0.7
(1,22)	1:B:184:LYS:O	1:B:15:GLY:N	14	0.7
(1,22)	1:B:184:LYS:O	1:B:16:LYS:N	14	0.7
(1,22)	1:B:184:LYS:O	1:B:17:SER:N	14	0.7
(1,22)	1:B:184:LYS:O	1:B:18:ALA:N	14	0.7
(1,22)	1:B:184:LYS:O	1:B:19:LEU:N	14	0.7
(1,22)	1:B:184:LYS:O	1:B:20:THR:N	14	0.7
(1,22)	1:B:184:LYS:O	1:B:21:ILE:N	14	0.7
(1,22)	1:B:184:LYS:O	1:B:22:GLN:N	14	0.7
(1,22)	1:B:184:LYS:O	1:B:23:LEU:N	14	0.7
(1,22)	1:B:184:LYS:O	1:B:24:ILE:N	14	0.7
(1,22)	1:B:184:LYS:O	1:B:25:GLN:N	14	0.7
(1,22)	1:B:184:LYS:O	1:B:26:ASN:N	14	0.7
(1,22)	1:B:184:LYS:O	1:B:27:HIS:N	14	0.7
(1,22)	1:B:184:LYS:O	1:B:28:PHE:N	14	0.7
(1,22)	1:B:184:LYS:O	1:B:29:VAL:N	14	0.7
(1,22)	1:B:184:LYS:O	1:B:30:ASP:N	14	0.7
(1,22)	1:B:184:LYS:O	1:B:31:GLU:N	14	0.7
(1,22)	1:B:184:LYS:O	1:B:32:TYR:N	14	0.7

Continued on next page...

Continued from previous page...

Key	Atom-1	Atom-2	Model ID	Violation (Å)
(1,22)	1:B:184:LYS:O	1:B:33:ASP:N	14	0.7
(1,22)	1:B:184:LYS:O	1:B:34:PRO:N	14	0.7
(1,22)	1:B:184:LYS:O	1:B:35:THR:N	14	0.7
(1,22)	1:B:184:LYS:O	1:B:36:ILE:N	14	0.7
(1,22)	1:B:184:LYS:O	1:B:37:GLU:N	14	0.7
(1,22)	1:B:184:LYS:O	1:B:38:ASP:N	14	0.7
(1,22)	1:B:184:LYS:O	1:B:39:SER:N	14	0.7
(1,22)	1:B:184:LYS:O	1:B:40:TYR:N	14	0.7
(1,22)	1:B:184:LYS:O	1:B:41:ARG:N	14	0.7
(1,22)	1:B:184:LYS:O	1:B:42:LYS:N	14	0.7
(1,22)	1:B:184:LYS:O	1:B:43:GLN:N	14	0.7
(1,22)	1:B:184:LYS:O	1:B:44:VAL:N	14	0.7
(1,22)	1:B:184:LYS:O	1:B:45:VAL:N	14	0.7
(1,22)	1:B:184:LYS:O	1:B:46:ILE:N	14	0.7
(1,22)	1:B:184:LYS:O	1:B:47:ASP:N	14	0.7
(1,22)	1:B:184:LYS:O	1:B:48:GLY:N	14	0.7
(1,22)	1:B:184:LYS:O	1:B:49:GLU:N	14	0.7
(1,22)	1:B:184:LYS:O	1:B:50:THR:N	14	0.7
(1,22)	1:B:184:LYS:O	1:B:51:CYS:N	14	0.7
(1,22)	1:B:184:LYS:O	1:B:52:LEU:N	14	0.7
(1,22)	1:B:184:LYS:O	1:B:53:LEU:N	14	0.7
(1,22)	1:B:184:LYS:O	1:B:54:ASP:N	14	0.7
(1,22)	1:B:184:LYS:O	1:B:55:ILE:N	14	0.7
(1,22)	1:B:184:LYS:O	1:B:56:LEU:N	14	0.7
(1,22)	1:B:184:LYS:O	1:B:57:ASP:N	14	0.7
(1,22)	1:B:184:LYS:O	1:B:58:THR:N	14	0.7
(1,22)	1:B:184:LYS:O	1:B:59:ALA:N	14	0.7
(1,22)	1:B:184:LYS:O	1:B:60:GLY:N	14	0.7
(1,22)	1:B:184:LYS:O	1:B:61:GLN:N	14	0.7
(1,22)	1:B:184:LYS:O	1:B:62:GLU:N	14	0.7
(1,22)	1:B:184:LYS:O	1:B:63:GLU:N	14	0.7
(1,22)	1:B:184:LYS:O	1:B:64:TYR:N	14	0.7
(1,22)	1:B:184:LYS:O	1:B:65:SER:N	14	0.7
(1,22)	1:B:184:LYS:O	1:B:66:ALA:N	14	0.7
(1,22)	1:B:184:LYS:O	1:B:67:MET:N	14	0.7
(1,22)	1:B:184:LYS:O	1:B:68:ARG:N	14	0.7
(1,22)	1:B:184:LYS:O	1:B:69:ASP:N	14	0.7
(1,22)	1:B:184:LYS:O	1:B:70:GLN:N	14	0.7
(1,22)	1:B:184:LYS:O	1:B:71:TYR:N	14	0.7
(1,22)	1:B:184:LYS:O	1:B:72:MET:N	14	0.7
(1,22)	1:B:184:LYS:O	1:B:73:ARG:N	14	0.7
(1,22)	1:B:184:LYS:O	1:B:74:THR:N	14	0.7

Continued on next page...

Continued from previous page...

Key	Atom-1	Atom-2	Model ID	Violation (Å)
(1,22)	1:B:184:LYS:O	1:B:75:GLY:N	14	0.7
(1,22)	1:B:184:LYS:O	1:B:76:GLU:N	14	0.7
(1,22)	1:B:184:LYS:O	1:B:77:GLY:N	14	0.7
(1,22)	1:B:184:LYS:O	1:B:78:PHE:N	14	0.7
(1,22)	1:B:184:LYS:O	1:B:79:LEU:N	14	0.7
(1,22)	1:B:184:LYS:O	1:B:80:CYS:N	14	0.7
(1,22)	1:B:184:LYS:O	5:B:203:7Q9:N	14	0.7
(1,22)	1:B:184:LYS:O	5:B:204:7Q9:N	14	0.7
(1,22)	1:B:184:LYS:O	5:B:205:7Q9:N	14	0.7
(1,22)	1:B:184:LYS:O	5:B:206:7Q9:N	14	0.7
(1,22)	1:B:184:LYS:O	5:B:207:7Q9:N	14	0.7
(1,22)	1:B:184:LYS:O	6:B:208:17F:N1	14	0.7
(1,22)	1:B:184:LYS:O	5:B:209:7Q9:N	14	0.7
(1,22)	1:B:184:LYS:O	5:B:210:7Q9:N	14	0.7
(1,22)	1:B:184:LYS:O	5:B:211:7Q9:N	14	0.7
(1,22)	1:B:184:LYS:O	5:B:212:7Q9:N	14	0.7
(1,22)	1:B:184:LYS:O	5:B:213:7Q9:N	14	0.7
(1,22)	1:B:184:LYS:O	6:B:214:17F:N1	14	0.7
(1,22)	1:B:184:LYS:O	6:B:215:17F:N1	14	0.7
(1,22)	1:B:184:LYS:O	5:B:216:7Q9:N	14	0.7
(1,22)	1:B:184:LYS:O	5:B:217:7Q9:N	14	0.7
(1,22)	1:B:184:LYS:O	5:B:218:7Q9:N	14	0.7
(1,22)	1:B:184:LYS:O	6:B:219:17F:N1	14	0.7
(1,22)	1:B:184:LYS:O	5:B:220:7Q9:N	14	0.7
(3,2)	1:A:8:VAL:CG1	1:B:2:THR:N	12	0.69
(3,2)	1:A:8:VAL:CG1	1:B:3:GLU:N	12	0.69
(3,2)	1:A:8:VAL:CG1	1:B:4:TYR:N	12	0.69
(3,2)	1:A:8:VAL:CG1	1:B:5:LYS:N	12	0.69
(3,2)	1:A:8:VAL:CG1	1:B:6:LEU:N	12	0.69
(3,2)	1:A:8:VAL:CG1	1:B:7:VAL:N	12	0.69
(3,2)	1:A:8:VAL:CG1	1:B:8:VAL:N	12	0.69
(3,2)	1:A:8:VAL:CG1	1:B:9:VAL:N	12	0.69
(3,2)	1:A:8:VAL:CG1	1:B:10:GLY:N	12	0.69
(3,2)	1:A:8:VAL:CG1	1:B:11:ALA:N	12	0.69
(3,2)	1:A:8:VAL:CG1	1:B:12:ASP:N	12	0.69
(3,2)	1:A:8:VAL:CG1	1:B:13:GLY:N	12	0.69
(3,2)	1:A:8:VAL:CG1	1:B:14:VAL:N	12	0.69
(3,2)	1:A:8:VAL:CG1	1:B:15:GLY:N	12	0.69
(3,2)	1:A:8:VAL:CG1	1:B:16:LYS:N	12	0.69
(3,2)	1:A:8:VAL:CG1	1:B:17:SER:N	12	0.69
(3,2)	1:A:8:VAL:CG1	1:B:18:ALA:N	12	0.69
(3,2)	1:A:8:VAL:CG1	1:B:19:LEU:N	12	0.69

Continued on next page...

Continued from previous page...

Key	Atom-1	Atom-2	Model ID	Violation (Å)
(3,2)	1:A:8:VAL:CG1	1:B:20:THR:N	12	0.69
(3,2)	1:A:8:VAL:CG1	1:B:21:ILE:N	12	0.69
(3,2)	1:A:8:VAL:CG1	1:B:22:GLN:N	12	0.69
(3,2)	1:A:8:VAL:CG1	1:B:23:LEU:N	12	0.69
(3,2)	1:A:8:VAL:CG1	1:B:24:ILE:N	12	0.69
(3,2)	1:A:8:VAL:CG1	1:B:25:GLN:N	12	0.69
(3,2)	1:A:8:VAL:CG1	1:B:26:ASN:N	12	0.69
(3,2)	1:A:8:VAL:CG1	1:B:27:HIS:N	12	0.69
(3,2)	1:A:8:VAL:CG1	1:B:28:PHE:N	12	0.69
(3,2)	1:A:8:VAL:CG1	1:B:29:VAL:N	12	0.69
(3,2)	1:A:8:VAL:CG1	1:B:30:ASP:N	12	0.69
(3,2)	1:A:8:VAL:CG1	1:B:31:GLU:N	12	0.69
(3,2)	1:A:8:VAL:CG1	1:B:32:TYR:N	12	0.69
(3,2)	1:A:8:VAL:CG1	1:B:33:ASP:N	12	0.69
(3,2)	1:A:8:VAL:CG1	1:B:34:PRO:N	12	0.69
(3,2)	1:A:8:VAL:CG1	1:B:35:THR:N	12	0.69
(3,2)	1:A:8:VAL:CG1	1:B:36:ILE:N	12	0.69
(3,2)	1:A:8:VAL:CG1	1:B:37:GLU:N	12	0.69
(3,2)	1:A:8:VAL:CG1	1:B:38:ASP:N	12	0.69
(3,2)	1:A:8:VAL:CG1	1:B:39:SER:N	12	0.69
(3,2)	1:A:8:VAL:CG1	1:B:40:TYR:N	12	0.69
(3,2)	1:A:8:VAL:CG1	1:B:41:ARG:N	12	0.69
(3,2)	1:A:8:VAL:CG1	1:B:42:LYS:N	12	0.69
(3,2)	1:A:8:VAL:CG1	1:B:43:GLN:N	12	0.69
(3,2)	1:A:8:VAL:CG1	1:B:44:VAL:N	12	0.69
(3,2)	1:A:8:VAL:CG1	1:B:45:VAL:N	12	0.69
(3,2)	1:A:8:VAL:CG1	1:B:46:ILE:N	12	0.69
(3,2)	1:A:8:VAL:CG1	1:B:47:ASP:N	12	0.69
(3,2)	1:A:8:VAL:CG1	1:B:48:GLY:N	12	0.69
(3,2)	1:A:8:VAL:CG1	1:B:49:GLU:N	12	0.69
(3,2)	1:A:8:VAL:CG1	1:B:50:THR:N	12	0.69
(3,2)	1:A:8:VAL:CG1	1:B:51:CYS:N	12	0.69
(3,2)	1:A:8:VAL:CG1	1:B:52:LEU:N	12	0.69
(3,2)	1:A:8:VAL:CG1	1:B:53:LEU:N	12	0.69
(3,2)	1:A:8:VAL:CG1	1:B:54:ASP:N	12	0.69
(3,2)	1:A:8:VAL:CG1	1:B:55:ILE:N	12	0.69
(3,2)	1:A:8:VAL:CG1	1:B:56:LEU:N	12	0.69
(3,2)	1:A:8:VAL:CG1	1:B:57:ASP:N	12	0.69
(3,2)	1:A:8:VAL:CG1	1:B:58:THR:N	12	0.69
(3,2)	1:A:8:VAL:CG1	1:B:59:ALA:N	12	0.69
(3,2)	1:A:8:VAL:CG1	1:B:60:GLY:N	12	0.69
(3,2)	1:A:8:VAL:CG1	1:B:61:GLN:N	12	0.69

Continued on next page...

Continued from previous page...

Key	Atom-1	Atom-2	Model ID	Violation (Å)
(3,2)	1:A:8:VAL:CG1	1:B:62:GLU:N	12	0.69
(3,2)	1:A:8:VAL:CG1	1:B:63:GLU:N	12	0.69
(3,2)	1:A:8:VAL:CG1	1:B:64:TYR:N	12	0.69
(3,2)	1:A:8:VAL:CG1	1:B:65:SER:N	12	0.69
(3,2)	1:A:8:VAL:CG1	1:B:66:ALA:N	12	0.69
(3,2)	1:A:8:VAL:CG1	1:B:67:MET:N	12	0.69
(3,2)	1:A:8:VAL:CG1	1:B:68:ARG:N	12	0.69
(3,2)	1:A:8:VAL:CG1	1:B:69:ASP:N	12	0.69
(3,2)	1:A:8:VAL:CG1	1:B:70:GLN:N	12	0.69
(3,2)	1:A:8:VAL:CG1	1:B:71:TYR:N	12	0.69
(3,2)	1:A:8:VAL:CG1	1:B:72:MET:N	12	0.69
(3,2)	1:A:8:VAL:CG1	1:B:73:ARG:N	12	0.69
(3,2)	1:A:8:VAL:CG1	1:B:74:THR:N	12	0.69
(3,2)	1:A:8:VAL:CG1	1:B:75:GLY:N	12	0.69
(3,2)	1:A:8:VAL:CG1	1:B:76:GLU:N	12	0.69
(3,2)	1:A:8:VAL:CG1	1:B:77:GLY:N	12	0.69
(3,2)	1:A:8:VAL:CG1	1:B:78:PHE:N	12	0.69
(3,2)	1:A:8:VAL:CG1	1:B:79:LEU:N	12	0.69
(3,2)	1:A:8:VAL:CG1	1:B:80:CYS:N	12	0.69
(3,2)	1:A:8:VAL:CG1	5:B:203:7Q9:N	12	0.69
(3,2)	1:A:8:VAL:CG1	5:B:204:7Q9:N	12	0.69
(3,2)	1:A:8:VAL:CG1	5:B:205:7Q9:N	12	0.69
(3,2)	1:A:8:VAL:CG1	5:B:206:7Q9:N	12	0.69
(3,2)	1:A:8:VAL:CG1	5:B:207:7Q9:N	12	0.69
(3,2)	1:A:8:VAL:CG1	6:B:208:17F:N1	12	0.69
(3,2)	1:A:8:VAL:CG1	5:B:209:7Q9:N	12	0.69
(3,2)	1:A:8:VAL:CG1	5:B:210:7Q9:N	12	0.69
(3,2)	1:A:8:VAL:CG1	5:B:211:7Q9:N	12	0.69
(3,2)	1:A:8:VAL:CG1	5:B:212:7Q9:N	12	0.69
(3,2)	1:A:8:VAL:CG1	5:B:213:7Q9:N	12	0.69
(3,2)	1:A:8:VAL:CG1	6:B:214:17F:N1	12	0.69
(3,2)	1:A:8:VAL:CG1	6:B:215:17F:N1	12	0.69
(3,2)	1:A:8:VAL:CG1	5:B:216:7Q9:N	12	0.69
(3,2)	1:A:8:VAL:CG1	5:B:217:7Q9:N	12	0.69
(3,2)	1:A:8:VAL:CG1	5:B:218:7Q9:N	12	0.69
(3,2)	1:A:8:VAL:CG1	6:B:219:17F:N1	12	0.69
(3,2)	1:A:8:VAL:CG1	5:B:220:7Q9:N	12	0.69
(3,2)	1:A:8:VAL:CG2	1:B:2:THR:N	12	0.69
(3,2)	1:A:8:VAL:CG2	1:B:3:GLU:N	12	0.69
(3,2)	1:A:8:VAL:CG2	1:B:4:TYR:N	12	0.69
(3,2)	1:A:8:VAL:CG2	1:B:5:LYS:N	12	0.69
(3,2)	1:A:8:VAL:CG2	1:B:6:LEU:N	12	0.69

Continued on next page...

Continued from previous page...

Key	Atom-1	Atom-2	Model ID	Violation (Å)
(3,2)	1:A:8:VAL:CG2	1:B:7:VAL:N	12	0.69
(3,2)	1:A:8:VAL:CG2	1:B:8:VAL:N	12	0.69
(3,2)	1:A:8:VAL:CG2	1:B:9:VAL:N	12	0.69
(3,2)	1:A:8:VAL:CG2	1:B:10:GLY:N	12	0.69
(3,2)	1:A:8:VAL:CG2	1:B:11:ALA:N	12	0.69
(3,2)	1:A:8:VAL:CG2	1:B:12:ASP:N	12	0.69
(3,2)	1:A:8:VAL:CG2	1:B:13:GLY:N	12	0.69
(3,2)	1:A:8:VAL:CG2	1:B:14:VAL:N	12	0.69
(3,2)	1:A:8:VAL:CG2	1:B:15:GLY:N	12	0.69
(3,2)	1:A:8:VAL:CG2	1:B:16:LYS:N	12	0.69
(3,2)	1:A:8:VAL:CG2	1:B:17:SER:N	12	0.69
(3,2)	1:A:8:VAL:CG2	1:B:18:ALA:N	12	0.69
(3,2)	1:A:8:VAL:CG2	1:B:19:LEU:N	12	0.69
(3,2)	1:A:8:VAL:CG2	1:B:20:THR:N	12	0.69
(3,2)	1:A:8:VAL:CG2	1:B:21:ILE:N	12	0.69
(3,2)	1:A:8:VAL:CG2	1:B:22:GLN:N	12	0.69
(3,2)	1:A:8:VAL:CG2	1:B:23:LEU:N	12	0.69
(3,2)	1:A:8:VAL:CG2	1:B:24:ILE:N	12	0.69
(3,2)	1:A:8:VAL:CG2	1:B:25:GLN:N	12	0.69
(3,2)	1:A:8:VAL:CG2	1:B:26:ASN:N	12	0.69
(3,2)	1:A:8:VAL:CG2	1:B:27:HIS:N	12	0.69
(3,2)	1:A:8:VAL:CG2	1:B:28:PHE:N	12	0.69
(3,2)	1:A:8:VAL:CG2	1:B:29:VAL:N	12	0.69
(3,2)	1:A:8:VAL:CG2	1:B:30:ASP:N	12	0.69
(3,2)	1:A:8:VAL:CG2	1:B:31:GLU:N	12	0.69
(3,2)	1:A:8:VAL:CG2	1:B:32:TYR:N	12	0.69
(3,2)	1:A:8:VAL:CG2	1:B:33:ASP:N	12	0.69
(3,2)	1:A:8:VAL:CG2	1:B:34:PRO:N	12	0.69
(3,2)	1:A:8:VAL:CG2	1:B:35:THR:N	12	0.69
(3,2)	1:A:8:VAL:CG2	1:B:36:ILE:N	12	0.69
(3,2)	1:A:8:VAL:CG2	1:B:37:GLU:N	12	0.69
(3,2)	1:A:8:VAL:CG2	1:B:38:ASP:N	12	0.69
(3,2)	1:A:8:VAL:CG2	1:B:39:SER:N	12	0.69
(3,2)	1:A:8:VAL:CG2	1:B:40:TYR:N	12	0.69
(3,2)	1:A:8:VAL:CG2	1:B:41:ARG:N	12	0.69
(3,2)	1:A:8:VAL:CG2	1:B:42:LYS:N	12	0.69
(3,2)	1:A:8:VAL:CG2	1:B:43:GLN:N	12	0.69
(3,2)	1:A:8:VAL:CG2	1:B:44:VAL:N	12	0.69
(3,2)	1:A:8:VAL:CG2	1:B:45:VAL:N	12	0.69
(3,2)	1:A:8:VAL:CG2	1:B:46:ILE:N	12	0.69
(3,2)	1:A:8:VAL:CG2	1:B:47:ASP:N	12	0.69
(3,2)	1:A:8:VAL:CG2	1:B:48:GLY:N	12	0.69

Continued on next page...

Continued from previous page...

Key	Atom-1	Atom-2	Model ID	Violation (Å)
(3,2)	1:A:8:VAL:CG2	1:B:49:GLU:N	12	0.69
(3,2)	1:A:8:VAL:CG2	1:B:50:THR:N	12	0.69
(3,2)	1:A:8:VAL:CG2	1:B:51:CYS:N	12	0.69
(3,2)	1:A:8:VAL:CG2	1:B:52:LEU:N	12	0.69
(3,2)	1:A:8:VAL:CG2	1:B:53:LEU:N	12	0.69
(3,2)	1:A:8:VAL:CG2	1:B:54:ASP:N	12	0.69
(3,2)	1:A:8:VAL:CG2	1:B:55:ILE:N	12	0.69
(3,2)	1:A:8:VAL:CG2	1:B:56:LEU:N	12	0.69
(3,2)	1:A:8:VAL:CG2	1:B:57:ASP:N	12	0.69
(3,2)	1:A:8:VAL:CG2	1:B:58:THR:N	12	0.69
(3,2)	1:A:8:VAL:CG2	1:B:59:ALA:N	12	0.69
(3,2)	1:A:8:VAL:CG2	1:B:60:GLY:N	12	0.69
(3,2)	1:A:8:VAL:CG2	1:B:61:GLN:N	12	0.69
(3,2)	1:A:8:VAL:CG2	1:B:62:GLU:N	12	0.69
(3,2)	1:A:8:VAL:CG2	1:B:63:GLU:N	12	0.69
(3,2)	1:A:8:VAL:CG2	1:B:64:TYR:N	12	0.69
(3,2)	1:A:8:VAL:CG2	1:B:65:SER:N	12	0.69
(3,2)	1:A:8:VAL:CG2	1:B:66:ALA:N	12	0.69
(3,2)	1:A:8:VAL:CG2	1:B:67:MET:N	12	0.69
(3,2)	1:A:8:VAL:CG2	1:B:68:ARG:N	12	0.69
(3,2)	1:A:8:VAL:CG2	1:B:69:ASP:N	12	0.69
(3,2)	1:A:8:VAL:CG2	1:B:70:GLN:N	12	0.69
(3,2)	1:A:8:VAL:CG2	1:B:71:TYR:N	12	0.69
(3,2)	1:A:8:VAL:CG2	1:B:72:MET:N	12	0.69
(3,2)	1:A:8:VAL:CG2	1:B:73:ARG:N	12	0.69
(3,2)	1:A:8:VAL:CG2	1:B:74:THR:N	12	0.69
(3,2)	1:A:8:VAL:CG2	1:B:75:GLY:N	12	0.69
(3,2)	1:A:8:VAL:CG2	1:B:76:GLU:N	12	0.69
(3,2)	1:A:8:VAL:CG2	1:B:77:GLY:N	12	0.69
(3,2)	1:A:8:VAL:CG2	1:B:78:PHE:N	12	0.69
(3,2)	1:A:8:VAL:CG2	1:B:79:LEU:N	12	0.69
(3,2)	1:A:8:VAL:CG2	1:B:80:CYS:N	12	0.69
(3,2)	1:A:8:VAL:CG2	5:B:203:7Q9:N	12	0.69
(3,2)	1:A:8:VAL:CG2	5:B:204:7Q9:N	12	0.69
(3,2)	1:A:8:VAL:CG2	5:B:205:7Q9:N	12	0.69
(3,2)	1:A:8:VAL:CG2	5:B:206:7Q9:N	12	0.69
(3,2)	1:A:8:VAL:CG2	5:B:207:7Q9:N	12	0.69
(3,2)	1:A:8:VAL:CG2	6:B:208:17F:N1	12	0.69
(3,2)	1:A:8:VAL:CG2	5:B:209:7Q9:N	12	0.69
(3,2)	1:A:8:VAL:CG2	5:B:210:7Q9:N	12	0.69
(3,2)	1:A:8:VAL:CG2	5:B:211:7Q9:N	12	0.69
(3,2)	1:A:8:VAL:CG2	5:B:212:7Q9:N	12	0.69

Continued on next page...

Continued from previous page...

Key	Atom-1	Atom-2	Model ID	Violation (Å)
(3,2)	1:A:8:VAL:CG2	5:B:213:7Q9:N	12	0.69
(3,2)	1:A:8:VAL:CG2	6:B:214:17F:N1	12	0.69
(3,2)	1:A:8:VAL:CG2	6:B:215:17F:N1	12	0.69
(3,2)	1:A:8:VAL:CG2	5:B:216:7Q9:N	12	0.69
(3,2)	1:A:8:VAL:CG2	5:B:217:7Q9:N	12	0.69
(3,2)	1:A:8:VAL:CG2	5:B:218:7Q9:N	12	0.69
(3,2)	1:A:8:VAL:CG2	6:B:219:17F:N1	12	0.69
(3,2)	1:A:8:VAL:CG2	5:B:220:7Q9:N	12	0.69
(3,11)	1:A:56:LEU:CD1	1:B:2:THR:N	4	0.68
(3,11)	1:A:56:LEU:CD1	1:B:3:GLU:N	4	0.68
(3,11)	1:A:56:LEU:CD1	1:B:4:TYR:N	4	0.68
(3,11)	1:A:56:LEU:CD1	1:B:5:LYS:N	4	0.68
(3,11)	1:A:56:LEU:CD1	1:B:6:LEU:N	4	0.68
(3,11)	1:A:56:LEU:CD1	1:B:7:VAL:N	4	0.68
(3,11)	1:A:56:LEU:CD1	1:B:8:VAL:N	4	0.68
(3,11)	1:A:56:LEU:CD1	1:B:9:VAL:N	4	0.68
(3,11)	1:A:56:LEU:CD1	1:B:10:GLY:N	4	0.68
(3,11)	1:A:56:LEU:CD1	1:B:11:ALA:N	4	0.68
(3,11)	1:A:56:LEU:CD1	1:B:12:ASP:N	4	0.68
(3,11)	1:A:56:LEU:CD1	1:B:13:GLY:N	4	0.68
(3,11)	1:A:56:LEU:CD1	1:B:14:VAL:N	4	0.68
(3,11)	1:A:56:LEU:CD1	1:B:15:GLY:N	4	0.68
(3,11)	1:A:56:LEU:CD1	1:B:16:LYS:N	4	0.68
(3,11)	1:A:56:LEU:CD1	1:B:17:SER:N	4	0.68
(3,11)	1:A:56:LEU:CD1	1:B:18:ALA:N	4	0.68
(3,11)	1:A:56:LEU:CD1	1:B:19:LEU:N	4	0.68
(3,11)	1:A:56:LEU:CD1	1:B:20:THR:N	4	0.68
(3,11)	1:A:56:LEU:CD1	1:B:21:ILE:N	4	0.68
(3,11)	1:A:56:LEU:CD1	1:B:22:GLN:N	4	0.68
(3,11)	1:A:56:LEU:CD1	1:B:23:LEU:N	4	0.68
(3,11)	1:A:56:LEU:CD1	1:B:24:ILE:N	4	0.68
(3,11)	1:A:56:LEU:CD1	1:B:25:GLN:N	4	0.68
(3,11)	1:A:56:LEU:CD1	1:B:26:ASN:N	4	0.68
(3,11)	1:A:56:LEU:CD1	1:B:27:HIS:N	4	0.68
(3,11)	1:A:56:LEU:CD1	1:B:28:PHE:N	4	0.68
(3,11)	1:A:56:LEU:CD1	1:B:29:VAL:N	4	0.68
(3,11)	1:A:56:LEU:CD1	1:B:30:ASP:N	4	0.68
(3,11)	1:A:56:LEU:CD1	1:B:31:GLU:N	4	0.68
(3,11)	1:A:56:LEU:CD1	1:B:32:TYR:N	4	0.68
(3,11)	1:A:56:LEU:CD1	1:B:33:ASP:N	4	0.68
(3,11)	1:A:56:LEU:CD1	1:B:34:PRO:N	4	0.68
(3,11)	1:A:56:LEU:CD1	1:B:35:THR:N	4	0.68

Continued on next page...

Continued from previous page...

Key	Atom-1	Atom-2	Model ID	Violation (Å)
(3,11)	1:A:56:LEU:CD1	1:B:36:ILE:N	4	0.68
(3,11)	1:A:56:LEU:CD1	1:B:37:GLU:N	4	0.68
(3,11)	1:A:56:LEU:CD1	1:B:38:ASP:N	4	0.68
(3,11)	1:A:56:LEU:CD1	1:B:39:SER:N	4	0.68
(3,11)	1:A:56:LEU:CD1	1:B:40:TYR:N	4	0.68
(3,11)	1:A:56:LEU:CD1	1:B:41:ARG:N	4	0.68
(3,11)	1:A:56:LEU:CD1	1:B:42:LYS:N	4	0.68
(3,11)	1:A:56:LEU:CD1	1:B:43:GLN:N	4	0.68
(3,11)	1:A:56:LEU:CD1	1:B:44:VAL:N	4	0.68
(3,11)	1:A:56:LEU:CD1	1:B:45:VAL:N	4	0.68
(3,11)	1:A:56:LEU:CD1	1:B:46:ILE:N	4	0.68
(3,11)	1:A:56:LEU:CD1	1:B:47:ASP:N	4	0.68
(3,11)	1:A:56:LEU:CD1	1:B:48:GLY:N	4	0.68
(3,11)	1:A:56:LEU:CD1	1:B:49:GLU:N	4	0.68
(3,11)	1:A:56:LEU:CD1	1:B:50:THR:N	4	0.68
(3,11)	1:A:56:LEU:CD1	1:B:51:CYS:N	4	0.68
(3,11)	1:A:56:LEU:CD1	1:B:52:LEU:N	4	0.68
(3,11)	1:A:56:LEU:CD1	1:B:53:LEU:N	4	0.68
(3,11)	1:A:56:LEU:CD1	1:B:54:ASP:N	4	0.68
(3,11)	1:A:56:LEU:CD1	1:B:55:ILE:N	4	0.68
(3,11)	1:A:56:LEU:CD1	1:B:56:LEU:N	4	0.68
(3,11)	1:A:56:LEU:CD1	1:B:57:ASP:N	4	0.68
(3,11)	1:A:56:LEU:CD1	1:B:58:THR:N	4	0.68
(3,11)	1:A:56:LEU:CD1	1:B:59:ALA:N	4	0.68
(3,11)	1:A:56:LEU:CD1	1:B:60:GLY:N	4	0.68
(3,11)	1:A:56:LEU:CD1	1:B:61:GLN:N	4	0.68
(3,11)	1:A:56:LEU:CD1	1:B:62:GLU:N	4	0.68
(3,11)	1:A:56:LEU:CD1	1:B:63:GLU:N	4	0.68
(3,11)	1:A:56:LEU:CD1	1:B:64:TYR:N	4	0.68
(3,11)	1:A:56:LEU:CD1	1:B:65:SER:N	4	0.68
(3,11)	1:A:56:LEU:CD1	1:B:66:ALA:N	4	0.68
(3,11)	1:A:56:LEU:CD1	1:B:67:MET:N	4	0.68
(3,11)	1:A:56:LEU:CD1	1:B:68:ARG:N	4	0.68
(3,11)	1:A:56:LEU:CD1	1:B:69:ASP:N	4	0.68
(3,11)	1:A:56:LEU:CD1	1:B:70:GLN:N	4	0.68
(3,11)	1:A:56:LEU:CD1	1:B:71:TYR:N	4	0.68
(3,11)	1:A:56:LEU:CD1	1:B:72:MET:N	4	0.68
(3,11)	1:A:56:LEU:CD1	1:B:73:ARG:N	4	0.68
(3,11)	1:A:56:LEU:CD1	1:B:74:THR:N	4	0.68
(3,11)	1:A:56:LEU:CD1	1:B:75:GLY:N	4	0.68
(3,11)	1:A:56:LEU:CD1	1:B:76:GLU:N	4	0.68
(3,11)	1:A:56:LEU:CD1	1:B:77:GLY:N	4	0.68

Continued on next page...

Continued from previous page...

Key	Atom-1	Atom-2	Model ID	Violation (Å)
(3,11)	1:A:56:LEU:CD1	1:B:78:PHE:N	4	0.68
(3,11)	1:A:56:LEU:CD1	1:B:79:LEU:N	4	0.68
(3,11)	1:A:56:LEU:CD1	1:B:80:CYS:N	4	0.68
(3,11)	1:A:56:LEU:CD1	5:B:203:7Q9:N	4	0.68
(3,11)	1:A:56:LEU:CD1	5:B:204:7Q9:N	4	0.68
(3,11)	1:A:56:LEU:CD1	5:B:205:7Q9:N	4	0.68
(3,11)	1:A:56:LEU:CD1	5:B:206:7Q9:N	4	0.68
(3,11)	1:A:56:LEU:CD1	5:B:207:7Q9:N	4	0.68
(3,11)	1:A:56:LEU:CD1	6:B:208:17F:N1	4	0.68
(3,11)	1:A:56:LEU:CD1	5:B:209:7Q9:N	4	0.68
(3,11)	1:A:56:LEU:CD1	5:B:210:7Q9:N	4	0.68
(3,11)	1:A:56:LEU:CD1	5:B:211:7Q9:N	4	0.68
(3,11)	1:A:56:LEU:CD1	5:B:212:7Q9:N	4	0.68
(3,11)	1:A:56:LEU:CD1	5:B:213:7Q9:N	4	0.68
(3,11)	1:A:56:LEU:CD1	6:B:214:17F:N1	4	0.68
(3,11)	1:A:56:LEU:CD1	6:B:215:17F:N1	4	0.68
(3,11)	1:A:56:LEU:CD1	5:B:216:7Q9:N	4	0.68
(3,11)	1:A:56:LEU:CD1	5:B:217:7Q9:N	4	0.68
(3,11)	1:A:56:LEU:CD1	5:B:218:7Q9:N	4	0.68
(3,11)	1:A:56:LEU:CD1	6:B:219:17F:N1	4	0.68
(3,11)	1:A:56:LEU:CD1	5:B:220:7Q9:N	4	0.68
(3,11)	1:A:56:LEU:CD2	1:B:2:THR:N	4	0.68
(3,11)	1:A:56:LEU:CD2	1:B:3:GLU:N	4	0.68
(3,11)	1:A:56:LEU:CD2	1:B:4:TYR:N	4	0.68
(3,11)	1:A:56:LEU:CD2	1:B:5:LYS:N	4	0.68
(3,11)	1:A:56:LEU:CD2	1:B:6:LEU:N	4	0.68
(3,11)	1:A:56:LEU:CD2	1:B:7:VAL:N	4	0.68
(3,11)	1:A:56:LEU:CD2	1:B:8:VAL:N	4	0.68
(3,11)	1:A:56:LEU:CD2	1:B:9:VAL:N	4	0.68
(3,11)	1:A:56:LEU:CD2	1:B:10:GLY:N	4	0.68
(3,11)	1:A:56:LEU:CD2	1:B:11:ALA:N	4	0.68
(3,11)	1:A:56:LEU:CD2	1:B:12:ASP:N	4	0.68
(3,11)	1:A:56:LEU:CD2	1:B:13:GLY:N	4	0.68
(3,11)	1:A:56:LEU:CD2	1:B:14:VAL:N	4	0.68
(3,11)	1:A:56:LEU:CD2	1:B:15:GLY:N	4	0.68
(3,11)	1:A:56:LEU:CD2	1:B:16:LYS:N	4	0.68
(3,11)	1:A:56:LEU:CD2	1:B:17:SER:N	4	0.68
(3,11)	1:A:56:LEU:CD2	1:B:18:ALA:N	4	0.68
(3,11)	1:A:56:LEU:CD2	1:B:19:LEU:N	4	0.68
(3,11)	1:A:56:LEU:CD2	1:B:20:THR:N	4	0.68
(3,11)	1:A:56:LEU:CD2	1:B:21:ILE:N	4	0.68
(3,11)	1:A:56:LEU:CD2	1:B:22:GLN:N	4	0.68

Continued on next page...

Continued from previous page...

Key	Atom-1	Atom-2	Model ID	Violation (Å)
(3,11)	1:A:56:LEU:CD2	1:B:23:LEU:N	4	0.68
(3,11)	1:A:56:LEU:CD2	1:B:24:ILE:N	4	0.68
(3,11)	1:A:56:LEU:CD2	1:B:25:GLN:N	4	0.68
(3,11)	1:A:56:LEU:CD2	1:B:26:ASN:N	4	0.68
(3,11)	1:A:56:LEU:CD2	1:B:27:HIS:N	4	0.68
(3,11)	1:A:56:LEU:CD2	1:B:28:PHE:N	4	0.68
(3,11)	1:A:56:LEU:CD2	1:B:29:VAL:N	4	0.68
(3,11)	1:A:56:LEU:CD2	1:B:30:ASP:N	4	0.68
(3,11)	1:A:56:LEU:CD2	1:B:31:GLU:N	4	0.68
(3,11)	1:A:56:LEU:CD2	1:B:32:TYR:N	4	0.68
(3,11)	1:A:56:LEU:CD2	1:B:33:ASP:N	4	0.68
(3,11)	1:A:56:LEU:CD2	1:B:34:PRO:N	4	0.68
(3,11)	1:A:56:LEU:CD2	1:B:35:THR:N	4	0.68
(3,11)	1:A:56:LEU:CD2	1:B:36:ILE:N	4	0.68
(3,11)	1:A:56:LEU:CD2	1:B:37:GLU:N	4	0.68
(3,11)	1:A:56:LEU:CD2	1:B:38:ASP:N	4	0.68
(3,11)	1:A:56:LEU:CD2	1:B:39:SER:N	4	0.68
(3,11)	1:A:56:LEU:CD2	1:B:40:TYR:N	4	0.68
(3,11)	1:A:56:LEU:CD2	1:B:41:ARG:N	4	0.68
(3,11)	1:A:56:LEU:CD2	1:B:42:LYS:N	4	0.68
(3,11)	1:A:56:LEU:CD2	1:B:43:GLN:N	4	0.68
(3,11)	1:A:56:LEU:CD2	1:B:44:VAL:N	4	0.68
(3,11)	1:A:56:LEU:CD2	1:B:45:VAL:N	4	0.68
(3,11)	1:A:56:LEU:CD2	1:B:46:ILE:N	4	0.68
(3,11)	1:A:56:LEU:CD2	1:B:47:ASP:N	4	0.68
(3,11)	1:A:56:LEU:CD2	1:B:48:GLY:N	4	0.68
(3,11)	1:A:56:LEU:CD2	1:B:49:GLU:N	4	0.68
(3,11)	1:A:56:LEU:CD2	1:B:50:THR:N	4	0.68
(3,11)	1:A:56:LEU:CD2	1:B:51:CYS:N	4	0.68
(3,11)	1:A:56:LEU:CD2	1:B:52:LEU:N	4	0.68
(3,11)	1:A:56:LEU:CD2	1:B:53:LEU:N	4	0.68
(3,11)	1:A:56:LEU:CD2	1:B:54:ASP:N	4	0.68
(3,11)	1:A:56:LEU:CD2	1:B:55:ILE:N	4	0.68
(3,11)	1:A:56:LEU:CD2	1:B:56:LEU:N	4	0.68
(3,11)	1:A:56:LEU:CD2	1:B:57:ASP:N	4	0.68
(3,11)	1:A:56:LEU:CD2	1:B:58:THR:N	4	0.68
(3,11)	1:A:56:LEU:CD2	1:B:59:ALA:N	4	0.68
(3,11)	1:A:56:LEU:CD2	1:B:60:GLY:N	4	0.68
(3,11)	1:A:56:LEU:CD2	1:B:61:GLN:N	4	0.68
(3,11)	1:A:56:LEU:CD2	1:B:62:GLU:N	4	0.68
(3,11)	1:A:56:LEU:CD2	1:B:63:GLU:N	4	0.68
(3,11)	1:A:56:LEU:CD2	1:B:64:TYR:N	4	0.68

Continued on next page...

Continued from previous page...

Key	Atom-1	Atom-2	Model ID	Violation (Å)
(3,11)	1:A:56:LEU:CD2	1:B:65:SER:N	4	0.68
(3,11)	1:A:56:LEU:CD2	1:B:66:ALA:N	4	0.68
(3,11)	1:A:56:LEU:CD2	1:B:67:MET:N	4	0.68
(3,11)	1:A:56:LEU:CD2	1:B:68:ARG:N	4	0.68
(3,11)	1:A:56:LEU:CD2	1:B:69:ASP:N	4	0.68
(3,11)	1:A:56:LEU:CD2	1:B:70:GLN:N	4	0.68
(3,11)	1:A:56:LEU:CD2	1:B:71:TYR:N	4	0.68
(3,11)	1:A:56:LEU:CD2	1:B:72:MET:N	4	0.68
(3,11)	1:A:56:LEU:CD2	1:B:73:ARG:N	4	0.68
(3,11)	1:A:56:LEU:CD2	1:B:74:THR:N	4	0.68
(3,11)	1:A:56:LEU:CD2	1:B:75:GLY:N	4	0.68
(3,11)	1:A:56:LEU:CD2	1:B:76:GLU:N	4	0.68
(3,11)	1:A:56:LEU:CD2	1:B:77:GLY:N	4	0.68
(3,11)	1:A:56:LEU:CD2	1:B:78:PHE:N	4	0.68
(3,11)	1:A:56:LEU:CD2	1:B:79:LEU:N	4	0.68
(3,11)	1:A:56:LEU:CD2	1:B:80:CYS:N	4	0.68
(3,11)	1:A:56:LEU:CD2	5:B:203:7Q9:N	4	0.68
(3,11)	1:A:56:LEU:CD2	5:B:204:7Q9:N	4	0.68
(3,11)	1:A:56:LEU:CD2	5:B:205:7Q9:N	4	0.68
(3,11)	1:A:56:LEU:CD2	5:B:206:7Q9:N	4	0.68
(3,11)	1:A:56:LEU:CD2	5:B:207:7Q9:N	4	0.68
(3,11)	1:A:56:LEU:CD2	6:B:208:17F:N1	4	0.68
(3,11)	1:A:56:LEU:CD2	5:B:209:7Q9:N	4	0.68
(3,11)	1:A:56:LEU:CD2	5:B:210:7Q9:N	4	0.68
(3,11)	1:A:56:LEU:CD2	5:B:211:7Q9:N	4	0.68
(3,11)	1:A:56:LEU:CD2	5:B:212:7Q9:N	4	0.68
(3,11)	1:A:56:LEU:CD2	5:B:213:7Q9:N	4	0.68
(3,11)	1:A:56:LEU:CD2	6:B:214:17F:N1	4	0.68
(3,11)	1:A:56:LEU:CD2	6:B:215:17F:N1	4	0.68
(3,11)	1:A:56:LEU:CD2	5:B:216:7Q9:N	4	0.68
(3,11)	1:A:56:LEU:CD2	5:B:217:7Q9:N	4	0.68
(3,11)	1:A:56:LEU:CD2	5:B:218:7Q9:N	4	0.68
(3,11)	1:A:56:LEU:CD2	6:B:219:17F:N1	4	0.68
(3,11)	1:A:56:LEU:CD2	5:B:220:7Q9:N	4	0.68
(3,11)	1:A:56:LEU:CD1	1:B:2:THR:N	9	0.65
(3,11)	1:A:56:LEU:CD1	1:B:3:GLU:N	9	0.65
(3,11)	1:A:56:LEU:CD1	1:B:4:TYR:N	9	0.65
(3,11)	1:A:56:LEU:CD1	1:B:5:LYS:N	9	0.65
(3,11)	1:A:56:LEU:CD1	1:B:6:LEU:N	9	0.65
(3,11)	1:A:56:LEU:CD1	1:B:7:VAL:N	9	0.65
(3,11)	1:A:56:LEU:CD1	1:B:8:VAL:N	9	0.65
(3,11)	1:A:56:LEU:CD1	1:B:9:VAL:N	9	0.65

Continued on next page...

Continued from previous page...

Key	Atom-1	Atom-2	Model ID	Violation (Å)
(3,11)	1:A:56:LEU:CD1	1:B:10:GLY:N	9	0.65
(3,11)	1:A:56:LEU:CD1	1:B:11:ALA:N	9	0.65
(3,11)	1:A:56:LEU:CD1	1:B:12:ASP:N	9	0.65
(3,11)	1:A:56:LEU:CD1	1:B:13:GLY:N	9	0.65
(3,11)	1:A:56:LEU:CD1	1:B:14:VAL:N	9	0.65
(3,11)	1:A:56:LEU:CD1	1:B:15:GLY:N	9	0.65
(3,11)	1:A:56:LEU:CD1	1:B:16:LYS:N	9	0.65
(3,11)	1:A:56:LEU:CD1	1:B:17:SER:N	9	0.65
(3,11)	1:A:56:LEU:CD1	1:B:18:ALA:N	9	0.65
(3,11)	1:A:56:LEU:CD1	1:B:19:LEU:N	9	0.65
(3,11)	1:A:56:LEU:CD1	1:B:20:THR:N	9	0.65
(3,11)	1:A:56:LEU:CD1	1:B:21:ILE:N	9	0.65
(3,11)	1:A:56:LEU:CD1	1:B:22:GLN:N	9	0.65
(3,11)	1:A:56:LEU:CD1	1:B:23:LEU:N	9	0.65
(3,11)	1:A:56:LEU:CD1	1:B:24:ILE:N	9	0.65
(3,11)	1:A:56:LEU:CD1	1:B:25:GLN:N	9	0.65
(3,11)	1:A:56:LEU:CD1	1:B:26:ASN:N	9	0.65
(3,11)	1:A:56:LEU:CD1	1:B:27:HIS:N	9	0.65
(3,11)	1:A:56:LEU:CD1	1:B:28:PHE:N	9	0.65
(3,11)	1:A:56:LEU:CD1	1:B:29:VAL:N	9	0.65
(3,11)	1:A:56:LEU:CD1	1:B:30:ASP:N	9	0.65
(3,11)	1:A:56:LEU:CD1	1:B:31:GLU:N	9	0.65
(3,11)	1:A:56:LEU:CD1	1:B:32:TYR:N	9	0.65
(3,11)	1:A:56:LEU:CD1	1:B:33:ASP:N	9	0.65
(3,11)	1:A:56:LEU:CD1	1:B:34:PRO:N	9	0.65
(3,11)	1:A:56:LEU:CD1	1:B:35:THR:N	9	0.65
(3,11)	1:A:56:LEU:CD1	1:B:36:ILE:N	9	0.65
(3,11)	1:A:56:LEU:CD1	1:B:37:GLU:N	9	0.65
(3,11)	1:A:56:LEU:CD1	1:B:38:ASP:N	9	0.65
(3,11)	1:A:56:LEU:CD1	1:B:39:SER:N	9	0.65
(3,11)	1:A:56:LEU:CD1	1:B:40:TYR:N	9	0.65
(3,11)	1:A:56:LEU:CD1	1:B:41:ARG:N	9	0.65
(3,11)	1:A:56:LEU:CD1	1:B:42:LYS:N	9	0.65
(3,11)	1:A:56:LEU:CD1	1:B:43:GLN:N	9	0.65
(3,11)	1:A:56:LEU:CD1	1:B:44:VAL:N	9	0.65
(3,11)	1:A:56:LEU:CD1	1:B:45:VAL:N	9	0.65
(3,11)	1:A:56:LEU:CD1	1:B:46:ILE:N	9	0.65
(3,11)	1:A:56:LEU:CD1	1:B:47:ASP:N	9	0.65
(3,11)	1:A:56:LEU:CD1	1:B:48:GLY:N	9	0.65
(3,11)	1:A:56:LEU:CD1	1:B:49:GLU:N	9	0.65
(3,11)	1:A:56:LEU:CD1	1:B:50:THR:N	9	0.65
(3,11)	1:A:56:LEU:CD1	1:B:51:CYS:N	9	0.65

Continued on next page...

Continued from previous page...

Key	Atom-1	Atom-2	Model ID	Violation (Å)
(3,11)	1:A:56:LEU:CD1	1:B:52:LEU:N	9	0.65
(3,11)	1:A:56:LEU:CD1	1:B:53:LEU:N	9	0.65
(3,11)	1:A:56:LEU:CD1	1:B:54:ASP:N	9	0.65
(3,11)	1:A:56:LEU:CD1	1:B:55:ILE:N	9	0.65
(3,11)	1:A:56:LEU:CD1	1:B:56:LEU:N	9	0.65
(3,11)	1:A:56:LEU:CD1	1:B:57:ASP:N	9	0.65
(3,11)	1:A:56:LEU:CD1	1:B:58:THR:N	9	0.65
(3,11)	1:A:56:LEU:CD1	1:B:59:ALA:N	9	0.65
(3,11)	1:A:56:LEU:CD1	1:B:60:GLY:N	9	0.65
(3,11)	1:A:56:LEU:CD1	1:B:61:GLN:N	9	0.65
(3,11)	1:A:56:LEU:CD1	1:B:62:GLU:N	9	0.65
(3,11)	1:A:56:LEU:CD1	1:B:63:GLU:N	9	0.65
(3,11)	1:A:56:LEU:CD1	1:B:64:TYR:N	9	0.65
(3,11)	1:A:56:LEU:CD1	1:B:65:SER:N	9	0.65
(3,11)	1:A:56:LEU:CD1	1:B:66:ALA:N	9	0.65
(3,11)	1:A:56:LEU:CD1	1:B:67:MET:N	9	0.65
(3,11)	1:A:56:LEU:CD1	1:B:68:ARG:N	9	0.65
(3,11)	1:A:56:LEU:CD1	1:B:69:ASP:N	9	0.65
(3,11)	1:A:56:LEU:CD1	1:B:70:GLN:N	9	0.65
(3,11)	1:A:56:LEU:CD1	1:B:71:TYR:N	9	0.65
(3,11)	1:A:56:LEU:CD1	1:B:72:MET:N	9	0.65
(3,11)	1:A:56:LEU:CD1	1:B:73:ARG:N	9	0.65
(3,11)	1:A:56:LEU:CD1	1:B:74:THR:N	9	0.65
(3,11)	1:A:56:LEU:CD1	1:B:75:GLY:N	9	0.65
(3,11)	1:A:56:LEU:CD1	1:B:76:GLU:N	9	0.65
(3,11)	1:A:56:LEU:CD1	1:B:77:GLY:N	9	0.65
(3,11)	1:A:56:LEU:CD1	1:B:78:PHE:N	9	0.65
(3,11)	1:A:56:LEU:CD1	1:B:79:LEU:N	9	0.65
(3,11)	1:A:56:LEU:CD1	1:B:80:CYS:N	9	0.65
(3,11)	1:A:56:LEU:CD1	5:B:203:7Q9:N	9	0.65
(3,11)	1:A:56:LEU:CD1	5:B:204:7Q9:N	9	0.65
(3,11)	1:A:56:LEU:CD1	5:B:205:7Q9:N	9	0.65
(3,11)	1:A:56:LEU:CD1	5:B:206:7Q9:N	9	0.65
(3,11)	1:A:56:LEU:CD1	5:B:207:7Q9:N	9	0.65
(3,11)	1:A:56:LEU:CD1	6:B:208:17F:N1	9	0.65
(3,11)	1:A:56:LEU:CD1	5:B:209:7Q9:N	9	0.65
(3,11)	1:A:56:LEU:CD1	5:B:210:7Q9:N	9	0.65
(3,11)	1:A:56:LEU:CD1	5:B:211:7Q9:N	9	0.65
(3,11)	1:A:56:LEU:CD1	5:B:212:7Q9:N	9	0.65
(3,11)	1:A:56:LEU:CD1	5:B:213:7Q9:N	9	0.65
(3,11)	1:A:56:LEU:CD1	6:B:214:17F:N1	9	0.65
(3,11)	1:A:56:LEU:CD1	6:B:215:17F:N1	9	0.65

Continued on next page...

Continued from previous page...

Key	Atom-1	Atom-2	Model ID	Violation (Å)
(3,11)	1:A:56:LEU:CD1	5:B:216:7Q9:N	9	0.65
(3,11)	1:A:56:LEU:CD1	5:B:217:7Q9:N	9	0.65
(3,11)	1:A:56:LEU:CD1	5:B:218:7Q9:N	9	0.65
(3,11)	1:A:56:LEU:CD1	6:B:219:17F:N1	9	0.65
(3,11)	1:A:56:LEU:CD1	5:B:220:7Q9:N	9	0.65
(3,11)	1:A:56:LEU:CD2	1:B:2:THR:N	9	0.65
(3,11)	1:A:56:LEU:CD2	1:B:3:GLU:N	9	0.65
(3,11)	1:A:56:LEU:CD2	1:B:4:TYR:N	9	0.65
(3,11)	1:A:56:LEU:CD2	1:B:5:LYS:N	9	0.65
(3,11)	1:A:56:LEU:CD2	1:B:6:LEU:N	9	0.65
(3,11)	1:A:56:LEU:CD2	1:B:7:VAL:N	9	0.65
(3,11)	1:A:56:LEU:CD2	1:B:8:VAL:N	9	0.65
(3,11)	1:A:56:LEU:CD2	1:B:9:VAL:N	9	0.65
(3,11)	1:A:56:LEU:CD2	1:B:10:GLY:N	9	0.65
(3,11)	1:A:56:LEU:CD2	1:B:11:ALA:N	9	0.65
(3,11)	1:A:56:LEU:CD2	1:B:12:ASP:N	9	0.65
(3,11)	1:A:56:LEU:CD2	1:B:13:GLY:N	9	0.65
(3,11)	1:A:56:LEU:CD2	1:B:14:VAL:N	9	0.65
(3,11)	1:A:56:LEU:CD2	1:B:15:GLY:N	9	0.65
(3,11)	1:A:56:LEU:CD2	1:B:16:LYS:N	9	0.65
(3,11)	1:A:56:LEU:CD2	1:B:17:SER:N	9	0.65
(3,11)	1:A:56:LEU:CD2	1:B:18:ALA:N	9	0.65
(3,11)	1:A:56:LEU:CD2	1:B:19:LEU:N	9	0.65
(3,11)	1:A:56:LEU:CD2	1:B:20:THR:N	9	0.65
(3,11)	1:A:56:LEU:CD2	1:B:21:ILE:N	9	0.65
(3,11)	1:A:56:LEU:CD2	1:B:22:GLN:N	9	0.65
(3,11)	1:A:56:LEU:CD2	1:B:23:LEU:N	9	0.65
(3,11)	1:A:56:LEU:CD2	1:B:24:ILE:N	9	0.65
(3,11)	1:A:56:LEU:CD2	1:B:25:GLN:N	9	0.65
(3,11)	1:A:56:LEU:CD2	1:B:26:ASN:N	9	0.65
(3,11)	1:A:56:LEU:CD2	1:B:27:HIS:N	9	0.65
(3,11)	1:A:56:LEU:CD2	1:B:28:PHE:N	9	0.65
(3,11)	1:A:56:LEU:CD2	1:B:29:VAL:N	9	0.65
(3,11)	1:A:56:LEU:CD2	1:B:30:ASP:N	9	0.65
(3,11)	1:A:56:LEU:CD2	1:B:31:GLU:N	9	0.65
(3,11)	1:A:56:LEU:CD2	1:B:32:TYR:N	9	0.65
(3,11)	1:A:56:LEU:CD2	1:B:33:ASP:N	9	0.65
(3,11)	1:A:56:LEU:CD2	1:B:34:PRO:N	9	0.65
(3,11)	1:A:56:LEU:CD2	1:B:35:THR:N	9	0.65
(3,11)	1:A:56:LEU:CD2	1:B:36:ILE:N	9	0.65
(3,11)	1:A:56:LEU:CD2	1:B:37:GLU:N	9	0.65
(3,11)	1:A:56:LEU:CD2	1:B:38:ASP:N	9	0.65

Continued on next page...

Continued from previous page...

Key	Atom-1	Atom-2	Model ID	Violation (Å)
(3,11)	1:A:56:LEU:CD2	1:B:39:SER:N	9	0.65
(3,11)	1:A:56:LEU:CD2	1:B:40:TYR:N	9	0.65
(3,11)	1:A:56:LEU:CD2	1:B:41:ARG:N	9	0.65
(3,11)	1:A:56:LEU:CD2	1:B:42:LYS:N	9	0.65
(3,11)	1:A:56:LEU:CD2	1:B:43:GLN:N	9	0.65
(3,11)	1:A:56:LEU:CD2	1:B:44:VAL:N	9	0.65
(3,11)	1:A:56:LEU:CD2	1:B:45:VAL:N	9	0.65
(3,11)	1:A:56:LEU:CD2	1:B:46:ILE:N	9	0.65
(3,11)	1:A:56:LEU:CD2	1:B:47:ASP:N	9	0.65
(3,11)	1:A:56:LEU:CD2	1:B:48:GLY:N	9	0.65
(3,11)	1:A:56:LEU:CD2	1:B:49:GLU:N	9	0.65
(3,11)	1:A:56:LEU:CD2	1:B:50:THR:N	9	0.65
(3,11)	1:A:56:LEU:CD2	1:B:51:CYS:N	9	0.65
(3,11)	1:A:56:LEU:CD2	1:B:52:LEU:N	9	0.65
(3,11)	1:A:56:LEU:CD2	1:B:53:LEU:N	9	0.65
(3,11)	1:A:56:LEU:CD2	1:B:54:ASP:N	9	0.65
(3,11)	1:A:56:LEU:CD2	1:B:55:ILE:N	9	0.65
(3,11)	1:A:56:LEU:CD2	1:B:56:LEU:N	9	0.65
(3,11)	1:A:56:LEU:CD2	1:B:57:ASP:N	9	0.65
(3,11)	1:A:56:LEU:CD2	1:B:58:THR:N	9	0.65
(3,11)	1:A:56:LEU:CD2	1:B:59:ALA:N	9	0.65
(3,11)	1:A:56:LEU:CD2	1:B:60:GLY:N	9	0.65
(3,11)	1:A:56:LEU:CD2	1:B:61:GLN:N	9	0.65
(3,11)	1:A:56:LEU:CD2	1:B:62:GLU:N	9	0.65
(3,11)	1:A:56:LEU:CD2	1:B:63:GLU:N	9	0.65
(3,11)	1:A:56:LEU:CD2	1:B:64:TYR:N	9	0.65
(3,11)	1:A:56:LEU:CD2	1:B:65:SER:N	9	0.65
(3,11)	1:A:56:LEU:CD2	1:B:66:ALA:N	9	0.65
(3,11)	1:A:56:LEU:CD2	1:B:67:MET:N	9	0.65
(3,11)	1:A:56:LEU:CD2	1:B:68:ARG:N	9	0.65
(3,11)	1:A:56:LEU:CD2	1:B:69:ASP:N	9	0.65
(3,11)	1:A:56:LEU:CD2	1:B:70:GLN:N	9	0.65
(3,11)	1:A:56:LEU:CD2	1:B:71:TYR:N	9	0.65
(3,11)	1:A:56:LEU:CD2	1:B:72:MET:N	9	0.65
(3,11)	1:A:56:LEU:CD2	1:B:73:ARG:N	9	0.65
(3,11)	1:A:56:LEU:CD2	1:B:74:THR:N	9	0.65
(3,11)	1:A:56:LEU:CD2	1:B:75:GLY:N	9	0.65
(3,11)	1:A:56:LEU:CD2	1:B:76:GLU:N	9	0.65
(3,11)	1:A:56:LEU:CD2	1:B:77:GLY:N	9	0.65
(3,11)	1:A:56:LEU:CD2	1:B:78:PHE:N	9	0.65
(3,11)	1:A:56:LEU:CD2	1:B:79:LEU:N	9	0.65
(3,11)	1:A:56:LEU:CD2	1:B:80:CYS:N	9	0.65

Continued on next page...

Continued from previous page...

Key	Atom-1	Atom-2	Model ID	Violation (Å)
(3,11)	1:A:56:LEU:CD2	5:B:203:7Q9:N	9	0.65
(3,11)	1:A:56:LEU:CD2	5:B:204:7Q9:N	9	0.65
(3,11)	1:A:56:LEU:CD2	5:B:205:7Q9:N	9	0.65
(3,11)	1:A:56:LEU:CD2	5:B:206:7Q9:N	9	0.65
(3,11)	1:A:56:LEU:CD2	5:B:207:7Q9:N	9	0.65
(3,11)	1:A:56:LEU:CD2	6:B:208:17F:N1	9	0.65
(3,11)	1:A:56:LEU:CD2	5:B:209:7Q9:N	9	0.65
(3,11)	1:A:56:LEU:CD2	5:B:210:7Q9:N	9	0.65
(3,11)	1:A:56:LEU:CD2	5:B:211:7Q9:N	9	0.65
(3,11)	1:A:56:LEU:CD2	5:B:212:7Q9:N	9	0.65
(3,11)	1:A:56:LEU:CD2	5:B:213:7Q9:N	9	0.65
(3,11)	1:A:56:LEU:CD2	6:B:214:17F:N1	9	0.65
(3,11)	1:A:56:LEU:CD2	6:B:215:17F:N1	9	0.65
(3,11)	1:A:56:LEU:CD2	5:B:216:7Q9:N	9	0.65
(3,11)	1:A:56:LEU:CD2	5:B:217:7Q9:N	9	0.65
(3,11)	1:A:56:LEU:CD2	5:B:218:7Q9:N	9	0.65
(3,11)	1:A:56:LEU:CD2	6:B:219:17F:N1	9	0.65
(3,11)	1:A:56:LEU:CD2	5:B:220:7Q9:N	9	0.65
(1,20)	1:A:21:ILE:CD1	1:A:44:VAL:CG1	3	0.63
(1,20)	1:A:21:ILE:CD1	1:A:44:VAL:CG2	3	0.63
(1,20)	1:A:21:ILE:CD1	1:A:45:VAL:CG1	3	0.63
(1,20)	1:A:21:ILE:CD1	1:A:45:VAL:CG2	3	0.63
(1,20)	1:A:21:ILE:CD1	1:A:46:ILE:CD1	3	0.63
(1,20)	1:A:21:ILE:CD1	1:A:142:ILE:CD1	3	0.63
(1,20)	1:A:21:ILE:CD1	1:A:160:VAL:CG1	3	0.63
(1,20)	1:A:21:ILE:CD1	1:A:160:VAL:CG2	3	0.63
(1,20)	1:A:21:ILE:CD1	1:B:44:VAL:CG1	3	0.63
(1,20)	1:A:21:ILE:CD1	1:B:44:VAL:CG2	3	0.63
(1,20)	1:A:21:ILE:CD1	1:B:45:VAL:CG1	3	0.63
(1,20)	1:A:21:ILE:CD1	1:B:45:VAL:CG2	3	0.63
(1,20)	1:A:21:ILE:CD1	1:B:160:VAL:CG1	3	0.63
(1,20)	1:A:21:ILE:CD1	1:B:160:VAL:CG2	3	0.63
(1,20)	1:A:23:LEU:CD1	1:A:44:VAL:CG1	3	0.63
(1,20)	1:A:23:LEU:CD1	1:A:44:VAL:CG2	3	0.63
(1,20)	1:A:23:LEU:CD1	1:A:45:VAL:CG1	3	0.63
(1,20)	1:A:23:LEU:CD1	1:A:45:VAL:CG2	3	0.63
(1,20)	1:A:23:LEU:CD1	1:A:46:ILE:CD1	3	0.63
(1,20)	1:A:23:LEU:CD1	1:A:142:ILE:CD1	3	0.63
(1,20)	1:A:23:LEU:CD1	1:A:160:VAL:CG1	3	0.63
(1,20)	1:A:23:LEU:CD1	1:A:160:VAL:CG2	3	0.63
(1,20)	1:A:23:LEU:CD1	1:B:44:VAL:CG1	3	0.63
(1,20)	1:A:23:LEU:CD1	1:B:44:VAL:CG2	3	0.63

Continued on next page...

Continued from previous page...

Key	Atom-1	Atom-2	Model ID	Violation (Å)
(1,20)	1:A:23:LEU:CD1	1:B:45:VAL:CG1	3	0.63
(1,20)	1:A:23:LEU:CD1	1:B:45:VAL:CG2	3	0.63
(1,20)	1:A:23:LEU:CD1	1:B:160:VAL:CG1	3	0.63
(1,20)	1:A:23:LEU:CD1	1:B:160:VAL:CG2	3	0.63
(1,20)	1:A:23:LEU:CD2	1:A:44:VAL:CG1	3	0.63
(1,20)	1:A:23:LEU:CD2	1:A:44:VAL:CG2	3	0.63
(1,20)	1:A:23:LEU:CD2	1:A:45:VAL:CG1	3	0.63
(1,20)	1:A:23:LEU:CD2	1:A:45:VAL:CG2	3	0.63
(1,20)	1:A:23:LEU:CD2	1:A:46:ILE:CD1	3	0.63
(1,20)	1:A:23:LEU:CD2	1:A:142:ILE:CD1	3	0.63
(1,20)	1:A:23:LEU:CD2	1:A:160:VAL:CG1	3	0.63
(1,20)	1:A:23:LEU:CD2	1:A:160:VAL:CG2	3	0.63
(1,20)	1:A:23:LEU:CD2	1:B:44:VAL:CG1	3	0.63
(1,20)	1:A:23:LEU:CD2	1:B:44:VAL:CG2	3	0.63
(1,20)	1:A:23:LEU:CD2	1:B:45:VAL:CG1	3	0.63
(1,20)	1:A:23:LEU:CD2	1:B:45:VAL:CG2	3	0.63
(1,20)	1:A:23:LEU:CD2	1:B:160:VAL:CG1	3	0.63
(1,20)	1:A:23:LEU:CD2	1:B:160:VAL:CG2	3	0.63
(1,20)	1:A:24:ILE:CD1	1:A:44:VAL:CG1	3	0.63
(1,20)	1:A:24:ILE:CD1	1:A:44:VAL:CG2	3	0.63
(1,20)	1:A:24:ILE:CD1	1:A:45:VAL:CG1	3	0.63
(1,20)	1:A:24:ILE:CD1	1:A:45:VAL:CG2	3	0.63
(1,20)	1:A:24:ILE:CD1	1:A:46:ILE:CD1	3	0.63
(1,20)	1:A:24:ILE:CD1	1:A:142:ILE:CD1	3	0.63
(1,20)	1:A:24:ILE:CD1	1:A:160:VAL:CG1	3	0.63
(1,20)	1:A:24:ILE:CD1	1:A:160:VAL:CG2	3	0.63
(1,20)	1:A:24:ILE:CD1	1:B:44:VAL:CG1	3	0.63
(1,20)	1:A:24:ILE:CD1	1:B:44:VAL:CG2	3	0.63
(1,20)	1:A:24:ILE:CD1	1:B:45:VAL:CG1	3	0.63
(1,20)	1:A:24:ILE:CD1	1:B:45:VAL:CG2	3	0.63
(1,20)	1:A:24:ILE:CD1	1:B:160:VAL:CG1	3	0.63
(1,20)	1:A:24:ILE:CD1	1:B:160:VAL:CG2	3	0.63
(3,9)	1:A:46:ILE:CD1	1:B:2:THR:N	13	0.62
(3,9)	1:A:46:ILE:CD1	1:B:3:GLU:N	13	0.62
(3,9)	1:A:46:ILE:CD1	1:B:4:TYR:N	13	0.62
(3,9)	1:A:46:ILE:CD1	1:B:5:LYS:N	13	0.62
(3,9)	1:A:46:ILE:CD1	1:B:6:LEU:N	13	0.62
(3,9)	1:A:46:ILE:CD1	1:B:7:VAL:N	13	0.62
(3,9)	1:A:46:ILE:CD1	1:B:8:VAL:N	13	0.62
(3,9)	1:A:46:ILE:CD1	1:B:9:VAL:N	13	0.62
(3,9)	1:A:46:ILE:CD1	1:B:10:GLY:N	13	0.62
(3,9)	1:A:46:ILE:CD1	1:B:11:ALA:N	13	0.62

Continued on next page...

Continued from previous page...

Key	Atom-1	Atom-2	Model ID	Violation (Å)
(3,9)	1:A:46:ILE:CD1	1:B:12:ASP:N	13	0.62
(3,9)	1:A:46:ILE:CD1	1:B:13:GLY:N	13	0.62
(3,9)	1:A:46:ILE:CD1	1:B:14:VAL:N	13	0.62
(3,9)	1:A:46:ILE:CD1	1:B:15:GLY:N	13	0.62
(3,9)	1:A:46:ILE:CD1	1:B:16:LYS:N	13	0.62
(3,9)	1:A:46:ILE:CD1	1:B:17:SER:N	13	0.62
(3,9)	1:A:46:ILE:CD1	1:B:18:ALA:N	13	0.62
(3,9)	1:A:46:ILE:CD1	1:B:19:LEU:N	13	0.62
(3,9)	1:A:46:ILE:CD1	1:B:20:THR:N	13	0.62
(3,9)	1:A:46:ILE:CD1	1:B:21:ILE:N	13	0.62
(3,9)	1:A:46:ILE:CD1	1:B:22:GLN:N	13	0.62
(3,9)	1:A:46:ILE:CD1	1:B:23:LEU:N	13	0.62
(3,9)	1:A:46:ILE:CD1	1:B:24:ILE:N	13	0.62
(3,9)	1:A:46:ILE:CD1	1:B:25:GLN:N	13	0.62
(3,9)	1:A:46:ILE:CD1	1:B:26:ASN:N	13	0.62
(3,9)	1:A:46:ILE:CD1	1:B:27:HIS:N	13	0.62
(3,9)	1:A:46:ILE:CD1	1:B:28:PHE:N	13	0.62
(3,9)	1:A:46:ILE:CD1	1:B:29:VAL:N	13	0.62
(3,9)	1:A:46:ILE:CD1	1:B:30:ASP:N	13	0.62
(3,9)	1:A:46:ILE:CD1	1:B:31:GLU:N	13	0.62
(3,9)	1:A:46:ILE:CD1	1:B:32:TYR:N	13	0.62
(3,9)	1:A:46:ILE:CD1	1:B:33:ASP:N	13	0.62
(3,9)	1:A:46:ILE:CD1	1:B:34:PRO:N	13	0.62
(3,9)	1:A:46:ILE:CD1	1:B:35:THR:N	13	0.62
(3,9)	1:A:46:ILE:CD1	1:B:36:ILE:N	13	0.62
(3,9)	1:A:46:ILE:CD1	1:B:37:GLU:N	13	0.62
(3,9)	1:A:46:ILE:CD1	1:B:38:ASP:N	13	0.62
(3,9)	1:A:46:ILE:CD1	1:B:39:SER:N	13	0.62
(3,9)	1:A:46:ILE:CD1	1:B:40:TYR:N	13	0.62
(3,9)	1:A:46:ILE:CD1	1:B:41:ARG:N	13	0.62
(3,9)	1:A:46:ILE:CD1	1:B:42:LYS:N	13	0.62
(3,9)	1:A:46:ILE:CD1	1:B:43:GLN:N	13	0.62
(3,9)	1:A:46:ILE:CD1	1:B:44:VAL:N	13	0.62
(3,9)	1:A:46:ILE:CD1	1:B:45:VAL:N	13	0.62
(3,9)	1:A:46:ILE:CD1	1:B:46:ILE:N	13	0.62
(3,9)	1:A:46:ILE:CD1	1:B:47:ASP:N	13	0.62
(3,9)	1:A:46:ILE:CD1	1:B:48:GLY:N	13	0.62
(3,9)	1:A:46:ILE:CD1	1:B:49:GLU:N	13	0.62
(3,9)	1:A:46:ILE:CD1	1:B:50:THR:N	13	0.62
(3,9)	1:A:46:ILE:CD1	1:B:51:CYS:N	13	0.62
(3,9)	1:A:46:ILE:CD1	1:B:52:LEU:N	13	0.62
(3,9)	1:A:46:ILE:CD1	1:B:53:LEU:N	13	0.62

Continued on next page...

Continued from previous page...

Key	Atom-1	Atom-2	Model ID	Violation (Å)
(3,9)	1:A:46:ILE:CD1	1:B:54:ASP:N	13	0.62
(3,9)	1:A:46:ILE:CD1	1:B:55:ILE:N	13	0.62
(3,9)	1:A:46:ILE:CD1	1:B:56:LEU:N	13	0.62
(3,9)	1:A:46:ILE:CD1	1:B:57:ASP:N	13	0.62
(3,9)	1:A:46:ILE:CD1	1:B:58:THR:N	13	0.62
(3,9)	1:A:46:ILE:CD1	1:B:59:ALA:N	13	0.62
(3,9)	1:A:46:ILE:CD1	1:B:60:GLY:N	13	0.62
(3,9)	1:A:46:ILE:CD1	1:B:61:GLN:N	13	0.62
(3,9)	1:A:46:ILE:CD1	1:B:62:GLU:N	13	0.62
(3,9)	1:A:46:ILE:CD1	1:B:63:GLU:N	13	0.62
(3,9)	1:A:46:ILE:CD1	1:B:64:TYR:N	13	0.62
(3,9)	1:A:46:ILE:CD1	1:B:65:SER:N	13	0.62
(3,9)	1:A:46:ILE:CD1	1:B:66:ALA:N	13	0.62
(3,9)	1:A:46:ILE:CD1	1:B:67:MET:N	13	0.62
(3,9)	1:A:46:ILE:CD1	1:B:68:ARG:N	13	0.62
(3,9)	1:A:46:ILE:CD1	1:B:69:ASP:N	13	0.62
(3,9)	1:A:46:ILE:CD1	1:B:70:GLN:N	13	0.62
(3,9)	1:A:46:ILE:CD1	1:B:71:TYR:N	13	0.62
(3,9)	1:A:46:ILE:CD1	1:B:72:MET:N	13	0.62
(3,9)	1:A:46:ILE:CD1	1:B:73:ARG:N	13	0.62
(3,9)	1:A:46:ILE:CD1	1:B:74:THR:N	13	0.62
(3,9)	1:A:46:ILE:CD1	1:B:75:GLY:N	13	0.62
(3,9)	1:A:46:ILE:CD1	1:B:76:GLU:N	13	0.62
(3,9)	1:A:46:ILE:CD1	1:B:77:GLY:N	13	0.62
(3,9)	1:A:46:ILE:CD1	1:B:78:PHE:N	13	0.62
(3,9)	1:A:46:ILE:CD1	1:B:79:LEU:N	13	0.62
(3,9)	1:A:46:ILE:CD1	1:B:80:CYS:N	13	0.62
(3,9)	1:A:46:ILE:CD1	5:B:203:7Q9:N	13	0.62
(3,9)	1:A:46:ILE:CD1	5:B:204:7Q9:N	13	0.62
(3,9)	1:A:46:ILE:CD1	5:B:205:7Q9:N	13	0.62
(3,9)	1:A:46:ILE:CD1	5:B:206:7Q9:N	13	0.62
(3,9)	1:A:46:ILE:CD1	5:B:207:7Q9:N	13	0.62
(3,9)	1:A:46:ILE:CD1	6:B:208:17F:N1	13	0.62
(3,9)	1:A:46:ILE:CD1	5:B:209:7Q9:N	13	0.62
(3,9)	1:A:46:ILE:CD1	5:B:210:7Q9:N	13	0.62
(3,9)	1:A:46:ILE:CD1	5:B:211:7Q9:N	13	0.62
(3,9)	1:A:46:ILE:CD1	5:B:212:7Q9:N	13	0.62
(3,9)	1:A:46:ILE:CD1	5:B:213:7Q9:N	13	0.62
(3,9)	1:A:46:ILE:CD1	6:B:214:17F:N1	13	0.62
(3,9)	1:A:46:ILE:CD1	6:B:215:17F:N1	13	0.62
(3,9)	1:A:46:ILE:CD1	5:B:216:7Q9:N	13	0.62
(3,9)	1:A:46:ILE:CD1	5:B:217:7Q9:N	13	0.62

Continued on next page...

Continued from previous page...

Key	Atom-1	Atom-2	Model ID	Violation (Å)
(3,9)	1:A:46:ILE:CD1	5:B:218:7Q9:N	13	0.62
(3,9)	1:A:46:ILE:CD1	6:B:219:17F:N1	13	0.62
(3,9)	1:A:46:ILE:CD1	5:B:220:7Q9:N	13	0.62
(3,6)	1:A:36:ILE:CD1	1:B:2:THR:N	20	0.62
(3,6)	1:A:36:ILE:CD1	1:B:3:GLU:N	20	0.62
(3,6)	1:A:36:ILE:CD1	1:B:4:TYR:N	20	0.62
(3,6)	1:A:36:ILE:CD1	1:B:5:LYS:N	20	0.62
(3,6)	1:A:36:ILE:CD1	1:B:6:LEU:N	20	0.62
(3,6)	1:A:36:ILE:CD1	1:B:7:VAL:N	20	0.62
(3,6)	1:A:36:ILE:CD1	1:B:8:VAL:N	20	0.62
(3,6)	1:A:36:ILE:CD1	1:B:9:VAL:N	20	0.62
(3,6)	1:A:36:ILE:CD1	1:B:10:GLY:N	20	0.62
(3,6)	1:A:36:ILE:CD1	1:B:11:ALA:N	20	0.62
(3,6)	1:A:36:ILE:CD1	1:B:12:ASP:N	20	0.62
(3,6)	1:A:36:ILE:CD1	1:B:13:GLY:N	20	0.62
(3,6)	1:A:36:ILE:CD1	1:B:14:VAL:N	20	0.62
(3,6)	1:A:36:ILE:CD1	1:B:15:GLY:N	20	0.62
(3,6)	1:A:36:ILE:CD1	1:B:16:LYS:N	20	0.62
(3,6)	1:A:36:ILE:CD1	1:B:17:SER:N	20	0.62
(3,6)	1:A:36:ILE:CD1	1:B:18:ALA:N	20	0.62
(3,6)	1:A:36:ILE:CD1	1:B:19:LEU:N	20	0.62
(3,6)	1:A:36:ILE:CD1	1:B:20:THR:N	20	0.62
(3,6)	1:A:36:ILE:CD1	1:B:21:ILE:N	20	0.62
(3,6)	1:A:36:ILE:CD1	1:B:22:GLN:N	20	0.62
(3,6)	1:A:36:ILE:CD1	1:B:23:LEU:N	20	0.62
(3,6)	1:A:36:ILE:CD1	1:B:24:ILE:N	20	0.62
(3,6)	1:A:36:ILE:CD1	1:B:25:GLN:N	20	0.62
(3,6)	1:A:36:ILE:CD1	1:B:26:ASN:N	20	0.62
(3,6)	1:A:36:ILE:CD1	1:B:27:HIS:N	20	0.62
(3,6)	1:A:36:ILE:CD1	1:B:28:PHE:N	20	0.62
(3,6)	1:A:36:ILE:CD1	1:B:29:VAL:N	20	0.62
(3,6)	1:A:36:ILE:CD1	1:B:30:ASP:N	20	0.62
(3,6)	1:A:36:ILE:CD1	1:B:31:GLU:N	20	0.62
(3,6)	1:A:36:ILE:CD1	1:B:32:TYR:N	20	0.62
(3,6)	1:A:36:ILE:CD1	1:B:33:ASP:N	20	0.62
(3,6)	1:A:36:ILE:CD1	1:B:34:PRO:N	20	0.62
(3,6)	1:A:36:ILE:CD1	1:B:35:THR:N	20	0.62
(3,6)	1:A:36:ILE:CD1	1:B:36:ILE:N	20	0.62
(3,6)	1:A:36:ILE:CD1	1:B:37:GLU:N	20	0.62
(3,6)	1:A:36:ILE:CD1	1:B:38:ASP:N	20	0.62
(3,6)	1:A:36:ILE:CD1	1:B:39:SER:N	20	0.62
(3,6)	1:A:36:ILE:CD1	1:B:40:TYR:N	20	0.62

Continued on next page...

Continued from previous page...

Key	Atom-1	Atom-2	Model ID	Violation (Å)
(3,6)	1:A:36:ILE:CD1	1:B:41:ARG:N	20	0.62
(3,6)	1:A:36:ILE:CD1	1:B:42:LYS:N	20	0.62
(3,6)	1:A:36:ILE:CD1	1:B:43:GLN:N	20	0.62
(3,6)	1:A:36:ILE:CD1	1:B:44:VAL:N	20	0.62
(3,6)	1:A:36:ILE:CD1	1:B:45:VAL:N	20	0.62
(3,6)	1:A:36:ILE:CD1	1:B:46:ILE:N	20	0.62
(3,6)	1:A:36:ILE:CD1	1:B:47:ASP:N	20	0.62
(3,6)	1:A:36:ILE:CD1	1:B:48:GLY:N	20	0.62
(3,6)	1:A:36:ILE:CD1	1:B:49:GLU:N	20	0.62
(3,6)	1:A:36:ILE:CD1	1:B:50:THR:N	20	0.62
(3,6)	1:A:36:ILE:CD1	1:B:51:CYS:N	20	0.62
(3,6)	1:A:36:ILE:CD1	1:B:52:LEU:N	20	0.62
(3,6)	1:A:36:ILE:CD1	1:B:53:LEU:N	20	0.62
(3,6)	1:A:36:ILE:CD1	1:B:54:ASP:N	20	0.62
(3,6)	1:A:36:ILE:CD1	1:B:55:ILE:N	20	0.62
(3,6)	1:A:36:ILE:CD1	1:B:56:LEU:N	20	0.62
(3,6)	1:A:36:ILE:CD1	1:B:57:ASP:N	20	0.62
(3,6)	1:A:36:ILE:CD1	1:B:58:THR:N	20	0.62
(3,6)	1:A:36:ILE:CD1	1:B:59:ALA:N	20	0.62
(3,6)	1:A:36:ILE:CD1	1:B:60:GLY:N	20	0.62
(3,6)	1:A:36:ILE:CD1	1:B:61:GLN:N	20	0.62
(3,6)	1:A:36:ILE:CD1	1:B:62:GLU:N	20	0.62
(3,6)	1:A:36:ILE:CD1	1:B:63:GLU:N	20	0.62
(3,6)	1:A:36:ILE:CD1	1:B:64:TYR:N	20	0.62
(3,6)	1:A:36:ILE:CD1	1:B:65:SER:N	20	0.62
(3,6)	1:A:36:ILE:CD1	1:B:66:ALA:N	20	0.62
(3,6)	1:A:36:ILE:CD1	1:B:67:MET:N	20	0.62
(3,6)	1:A:36:ILE:CD1	1:B:68:ARG:N	20	0.62
(3,6)	1:A:36:ILE:CD1	1:B:69:ASP:N	20	0.62
(3,6)	1:A:36:ILE:CD1	1:B:70:GLN:N	20	0.62
(3,6)	1:A:36:ILE:CD1	1:B:71:TYR:N	20	0.62
(3,6)	1:A:36:ILE:CD1	1:B:72:MET:N	20	0.62
(3,6)	1:A:36:ILE:CD1	1:B:73:ARG:N	20	0.62
(3,6)	1:A:36:ILE:CD1	1:B:74:THR:N	20	0.62
(3,6)	1:A:36:ILE:CD1	1:B:75:GLY:N	20	0.62
(3,6)	1:A:36:ILE:CD1	1:B:76:GLU:N	20	0.62
(3,6)	1:A:36:ILE:CD1	1:B:77:GLY:N	20	0.62
(3,6)	1:A:36:ILE:CD1	1:B:78:PHE:N	20	0.62
(3,6)	1:A:36:ILE:CD1	1:B:79:LEU:N	20	0.62
(3,6)	1:A:36:ILE:CD1	1:B:80:CYS:N	20	0.62
(3,6)	1:A:36:ILE:CD1	5:B:203:7Q9:N	20	0.62
(3,6)	1:A:36:ILE:CD1	5:B:204:7Q9:N	20	0.62

Continued on next page...

Continued from previous page...

Key	Atom-1	Atom-2	Model ID	Violation (Å)
(3,6)	1:A:36:ILE:CD1	5:B:205:7Q9:N	20	0.62
(3,6)	1:A:36:ILE:CD1	5:B:206:7Q9:N	20	0.62
(3,6)	1:A:36:ILE:CD1	5:B:207:7Q9:N	20	0.62
(3,6)	1:A:36:ILE:CD1	6:B:208:17F:N1	20	0.62
(3,6)	1:A:36:ILE:CD1	5:B:209:7Q9:N	20	0.62
(3,6)	1:A:36:ILE:CD1	5:B:210:7Q9:N	20	0.62
(3,6)	1:A:36:ILE:CD1	5:B:211:7Q9:N	20	0.62
(3,6)	1:A:36:ILE:CD1	5:B:212:7Q9:N	20	0.62
(3,6)	1:A:36:ILE:CD1	5:B:213:7Q9:N	20	0.62
(3,6)	1:A:36:ILE:CD1	6:B:214:17F:N1	20	0.62
(3,6)	1:A:36:ILE:CD1	6:B:215:17F:N1	20	0.62
(3,6)	1:A:36:ILE:CD1	5:B:216:7Q9:N	20	0.62
(3,6)	1:A:36:ILE:CD1	5:B:217:7Q9:N	20	0.62
(3,6)	1:A:36:ILE:CD1	5:B:218:7Q9:N	20	0.62
(3,6)	1:A:36:ILE:CD1	6:B:219:17F:N1	20	0.62
(3,6)	1:A:36:ILE:CD1	5:B:220:7Q9:N	20	0.62
(3,9)	1:A:46:ILE:CD1	1:B:2:THR:N	5	0.61
(3,9)	1:A:46:ILE:CD1	1:B:3:GLU:N	5	0.61
(3,9)	1:A:46:ILE:CD1	1:B:4:TYR:N	5	0.61
(3,9)	1:A:46:ILE:CD1	1:B:5:LYS:N	5	0.61
(3,9)	1:A:46:ILE:CD1	1:B:6:LEU:N	5	0.61
(3,9)	1:A:46:ILE:CD1	1:B:7:VAL:N	5	0.61
(3,9)	1:A:46:ILE:CD1	1:B:8:VAL:N	5	0.61
(3,9)	1:A:46:ILE:CD1	1:B:9:VAL:N	5	0.61
(3,9)	1:A:46:ILE:CD1	1:B:10:GLY:N	5	0.61
(3,9)	1:A:46:ILE:CD1	1:B:11:ALA:N	5	0.61
(3,9)	1:A:46:ILE:CD1	1:B:12:ASP:N	5	0.61
(3,9)	1:A:46:ILE:CD1	1:B:13:GLY:N	5	0.61
(3,9)	1:A:46:ILE:CD1	1:B:14:VAL:N	5	0.61
(3,9)	1:A:46:ILE:CD1	1:B:15:GLY:N	5	0.61
(3,9)	1:A:46:ILE:CD1	1:B:16:LYS:N	5	0.61
(3,9)	1:A:46:ILE:CD1	1:B:17:SER:N	5	0.61
(3,9)	1:A:46:ILE:CD1	1:B:18:ALA:N	5	0.61
(3,9)	1:A:46:ILE:CD1	1:B:19:LEU:N	5	0.61
(3,9)	1:A:46:ILE:CD1	1:B:20:THR:N	5	0.61
(3,9)	1:A:46:ILE:CD1	1:B:21:ILE:N	5	0.61
(3,9)	1:A:46:ILE:CD1	1:B:22:GLN:N	5	0.61
(3,9)	1:A:46:ILE:CD1	1:B:23:LEU:N	5	0.61
(3,9)	1:A:46:ILE:CD1	1:B:24:ILE:N	5	0.61
(3,9)	1:A:46:ILE:CD1	1:B:25:GLN:N	5	0.61
(3,9)	1:A:46:ILE:CD1	1:B:26:ASN:N	5	0.61
(3,9)	1:A:46:ILE:CD1	1:B:27:HIS:N	5	0.61

Continued on next page...

Continued from previous page...

Key	Atom-1	Atom-2	Model ID	Violation (Å)
(3,9)	1:A:46:ILE:CD1	1:B:28:PHE:N	5	0.61
(3,9)	1:A:46:ILE:CD1	1:B:29:VAL:N	5	0.61
(3,9)	1:A:46:ILE:CD1	1:B:30:ASP:N	5	0.61
(3,9)	1:A:46:ILE:CD1	1:B:31:GLU:N	5	0.61
(3,9)	1:A:46:ILE:CD1	1:B:32:TYR:N	5	0.61
(3,9)	1:A:46:ILE:CD1	1:B:33:ASP:N	5	0.61
(3,9)	1:A:46:ILE:CD1	1:B:34:PRO:N	5	0.61
(3,9)	1:A:46:ILE:CD1	1:B:35:THR:N	5	0.61
(3,9)	1:A:46:ILE:CD1	1:B:36:ILE:N	5	0.61
(3,9)	1:A:46:ILE:CD1	1:B:37:GLU:N	5	0.61
(3,9)	1:A:46:ILE:CD1	1:B:38:ASP:N	5	0.61
(3,9)	1:A:46:ILE:CD1	1:B:39:SER:N	5	0.61
(3,9)	1:A:46:ILE:CD1	1:B:40:TYR:N	5	0.61
(3,9)	1:A:46:ILE:CD1	1:B:41:ARG:N	5	0.61
(3,9)	1:A:46:ILE:CD1	1:B:42:LYS:N	5	0.61
(3,9)	1:A:46:ILE:CD1	1:B:43:GLN:N	5	0.61
(3,9)	1:A:46:ILE:CD1	1:B:44:VAL:N	5	0.61
(3,9)	1:A:46:ILE:CD1	1:B:45:VAL:N	5	0.61
(3,9)	1:A:46:ILE:CD1	1:B:46:ILE:N	5	0.61
(3,9)	1:A:46:ILE:CD1	1:B:47:ASP:N	5	0.61
(3,9)	1:A:46:ILE:CD1	1:B:48:GLY:N	5	0.61
(3,9)	1:A:46:ILE:CD1	1:B:49:GLU:N	5	0.61
(3,9)	1:A:46:ILE:CD1	1:B:50:THR:N	5	0.61
(3,9)	1:A:46:ILE:CD1	1:B:51:CYS:N	5	0.61
(3,9)	1:A:46:ILE:CD1	1:B:52:LEU:N	5	0.61
(3,9)	1:A:46:ILE:CD1	1:B:53:LEU:N	5	0.61
(3,9)	1:A:46:ILE:CD1	1:B:54:ASP:N	5	0.61
(3,9)	1:A:46:ILE:CD1	1:B:55:ILE:N	5	0.61
(3,9)	1:A:46:ILE:CD1	1:B:56:LEU:N	5	0.61
(3,9)	1:A:46:ILE:CD1	1:B:57:ASP:N	5	0.61
(3,9)	1:A:46:ILE:CD1	1:B:58:THR:N	5	0.61
(3,9)	1:A:46:ILE:CD1	1:B:59:ALA:N	5	0.61
(3,9)	1:A:46:ILE:CD1	1:B:60:GLY:N	5	0.61
(3,9)	1:A:46:ILE:CD1	1:B:61:GLN:N	5	0.61
(3,9)	1:A:46:ILE:CD1	1:B:62:GLU:N	5	0.61
(3,9)	1:A:46:ILE:CD1	1:B:63:GLU:N	5	0.61
(3,9)	1:A:46:ILE:CD1	1:B:64:TYR:N	5	0.61
(3,9)	1:A:46:ILE:CD1	1:B:65:SER:N	5	0.61
(3,9)	1:A:46:ILE:CD1	1:B:66:ALA:N	5	0.61
(3,9)	1:A:46:ILE:CD1	1:B:67:MET:N	5	0.61
(3,9)	1:A:46:ILE:CD1	1:B:68:ARG:N	5	0.61
(3,9)	1:A:46:ILE:CD1	1:B:69:ASP:N	5	0.61

Continued on next page...

Continued from previous page...

Key	Atom-1	Atom-2	Model ID	Violation (Å)
(3,9)	1:A:46:ILE:CD1	1:B:70:GLN:N	5	0.61
(3,9)	1:A:46:ILE:CD1	1:B:71:TYR:N	5	0.61
(3,9)	1:A:46:ILE:CD1	1:B:72:MET:N	5	0.61
(3,9)	1:A:46:ILE:CD1	1:B:73:ARG:N	5	0.61
(3,9)	1:A:46:ILE:CD1	1:B:74:THR:N	5	0.61
(3,9)	1:A:46:ILE:CD1	1:B:75:GLY:N	5	0.61
(3,9)	1:A:46:ILE:CD1	1:B:76:GLU:N	5	0.61
(3,9)	1:A:46:ILE:CD1	1:B:77:GLY:N	5	0.61
(3,9)	1:A:46:ILE:CD1	1:B:78:PHE:N	5	0.61
(3,9)	1:A:46:ILE:CD1	1:B:79:LEU:N	5	0.61
(3,9)	1:A:46:ILE:CD1	1:B:80:CYS:N	5	0.61
(3,9)	1:A:46:ILE:CD1	5:B:203:7Q9:N	5	0.61
(3,9)	1:A:46:ILE:CD1	5:B:204:7Q9:N	5	0.61
(3,9)	1:A:46:ILE:CD1	5:B:205:7Q9:N	5	0.61
(3,9)	1:A:46:ILE:CD1	5:B:206:7Q9:N	5	0.61
(3,9)	1:A:46:ILE:CD1	5:B:207:7Q9:N	5	0.61
(3,9)	1:A:46:ILE:CD1	6:B:208:17F:N1	5	0.61
(3,9)	1:A:46:ILE:CD1	5:B:209:7Q9:N	5	0.61
(3,9)	1:A:46:ILE:CD1	5:B:210:7Q9:N	5	0.61
(3,9)	1:A:46:ILE:CD1	5:B:211:7Q9:N	5	0.61
(3,9)	1:A:46:ILE:CD1	5:B:212:7Q9:N	5	0.61
(3,9)	1:A:46:ILE:CD1	5:B:213:7Q9:N	5	0.61
(3,9)	1:A:46:ILE:CD1	6:B:214:17F:N1	5	0.61
(3,9)	1:A:46:ILE:CD1	6:B:215:17F:N1	5	0.61
(3,9)	1:A:46:ILE:CD1	5:B:216:7Q9:N	5	0.61
(3,9)	1:A:46:ILE:CD1	5:B:217:7Q9:N	5	0.61
(3,9)	1:A:46:ILE:CD1	5:B:218:7Q9:N	5	0.61
(3,9)	1:A:46:ILE:CD1	6:B:219:17F:N1	5	0.61
(3,9)	1:A:46:ILE:CD1	5:B:220:7Q9:N	5	0.61
(3,9)	1:A:46:ILE:CD1	1:B:2:THR:N	14	0.58
(3,9)	1:A:46:ILE:CD1	1:B:3:GLU:N	14	0.58
(3,9)	1:A:46:ILE:CD1	1:B:4:TYR:N	14	0.58
(3,9)	1:A:46:ILE:CD1	1:B:5:LYS:N	14	0.58
(3,9)	1:A:46:ILE:CD1	1:B:6:LEU:N	14	0.58
(3,9)	1:A:46:ILE:CD1	1:B:7:VAL:N	14	0.58
(3,9)	1:A:46:ILE:CD1	1:B:8:VAL:N	14	0.58
(3,9)	1:A:46:ILE:CD1	1:B:9:VAL:N	14	0.58
(3,9)	1:A:46:ILE:CD1	1:B:10:GLY:N	14	0.58
(3,9)	1:A:46:ILE:CD1	1:B:11:ALA:N	14	0.58
(3,9)	1:A:46:ILE:CD1	1:B:12:ASP:N	14	0.58
(3,9)	1:A:46:ILE:CD1	1:B:13:GLY:N	14	0.58
(3,9)	1:A:46:ILE:CD1	1:B:14:VAL:N	14	0.58

Continued on next page...

Continued from previous page...

Key	Atom-1	Atom-2	Model ID	Violation (Å)
(3,9)	1:A:46:ILE:CD1	1:B:15:GLY:N	14	0.58
(3,9)	1:A:46:ILE:CD1	1:B:16:LYS:N	14	0.58
(3,9)	1:A:46:ILE:CD1	1:B:17:SER:N	14	0.58
(3,9)	1:A:46:ILE:CD1	1:B:18:ALA:N	14	0.58
(3,9)	1:A:46:ILE:CD1	1:B:19:LEU:N	14	0.58
(3,9)	1:A:46:ILE:CD1	1:B:20:THR:N	14	0.58
(3,9)	1:A:46:ILE:CD1	1:B:21:ILE:N	14	0.58
(3,9)	1:A:46:ILE:CD1	1:B:22:GLN:N	14	0.58
(3,9)	1:A:46:ILE:CD1	1:B:23:LEU:N	14	0.58
(3,9)	1:A:46:ILE:CD1	1:B:24:ILE:N	14	0.58
(3,9)	1:A:46:ILE:CD1	1:B:25:GLN:N	14	0.58
(3,9)	1:A:46:ILE:CD1	1:B:26:ASN:N	14	0.58
(3,9)	1:A:46:ILE:CD1	1:B:27:HIS:N	14	0.58
(3,9)	1:A:46:ILE:CD1	1:B:28:PHE:N	14	0.58
(3,9)	1:A:46:ILE:CD1	1:B:29:VAL:N	14	0.58
(3,9)	1:A:46:ILE:CD1	1:B:30:ASP:N	14	0.58
(3,9)	1:A:46:ILE:CD1	1:B:31:GLU:N	14	0.58
(3,9)	1:A:46:ILE:CD1	1:B:32:TYR:N	14	0.58
(3,9)	1:A:46:ILE:CD1	1:B:33:ASP:N	14	0.58
(3,9)	1:A:46:ILE:CD1	1:B:34:PRO:N	14	0.58
(3,9)	1:A:46:ILE:CD1	1:B:35:THR:N	14	0.58
(3,9)	1:A:46:ILE:CD1	1:B:36:ILE:N	14	0.58
(3,9)	1:A:46:ILE:CD1	1:B:37:GLU:N	14	0.58
(3,9)	1:A:46:ILE:CD1	1:B:38:ASP:N	14	0.58
(3,9)	1:A:46:ILE:CD1	1:B:39:SER:N	14	0.58
(3,9)	1:A:46:ILE:CD1	1:B:40:TYR:N	14	0.58
(3,9)	1:A:46:ILE:CD1	1:B:41:ARG:N	14	0.58
(3,9)	1:A:46:ILE:CD1	1:B:42:LYS:N	14	0.58
(3,9)	1:A:46:ILE:CD1	1:B:43:GLN:N	14	0.58
(3,9)	1:A:46:ILE:CD1	1:B:44:VAL:N	14	0.58
(3,9)	1:A:46:ILE:CD1	1:B:45:VAL:N	14	0.58
(3,9)	1:A:46:ILE:CD1	1:B:46:ILE:N	14	0.58
(3,9)	1:A:46:ILE:CD1	1:B:47:ASP:N	14	0.58
(3,9)	1:A:46:ILE:CD1	1:B:48:GLY:N	14	0.58
(3,9)	1:A:46:ILE:CD1	1:B:49:GLU:N	14	0.58
(3,9)	1:A:46:ILE:CD1	1:B:50:THR:N	14	0.58
(3,9)	1:A:46:ILE:CD1	1:B:51:CYS:N	14	0.58
(3,9)	1:A:46:ILE:CD1	1:B:52:LEU:N	14	0.58
(3,9)	1:A:46:ILE:CD1	1:B:53:LEU:N	14	0.58
(3,9)	1:A:46:ILE:CD1	1:B:54:ASP:N	14	0.58
(3,9)	1:A:46:ILE:CD1	1:B:55:ILE:N	14	0.58
(3,9)	1:A:46:ILE:CD1	1:B:56:LEU:N	14	0.58

Continued on next page...

Continued from previous page...

Key	Atom-1	Atom-2	Model ID	Violation (Å)
(3,9)	1:A:46:ILE:CD1	1:B:57:ASP:N	14	0.58
(3,9)	1:A:46:ILE:CD1	1:B:58:THR:N	14	0.58
(3,9)	1:A:46:ILE:CD1	1:B:59:ALA:N	14	0.58
(3,9)	1:A:46:ILE:CD1	1:B:60:GLY:N	14	0.58
(3,9)	1:A:46:ILE:CD1	1:B:61:GLN:N	14	0.58
(3,9)	1:A:46:ILE:CD1	1:B:62:GLU:N	14	0.58
(3,9)	1:A:46:ILE:CD1	1:B:63:GLU:N	14	0.58
(3,9)	1:A:46:ILE:CD1	1:B:64:TYR:N	14	0.58
(3,9)	1:A:46:ILE:CD1	1:B:65:SER:N	14	0.58
(3,9)	1:A:46:ILE:CD1	1:B:66:ALA:N	14	0.58
(3,9)	1:A:46:ILE:CD1	1:B:67:MET:N	14	0.58
(3,9)	1:A:46:ILE:CD1	1:B:68:ARG:N	14	0.58
(3,9)	1:A:46:ILE:CD1	1:B:69:ASP:N	14	0.58
(3,9)	1:A:46:ILE:CD1	1:B:70:GLN:N	14	0.58
(3,9)	1:A:46:ILE:CD1	1:B:71:TYR:N	14	0.58
(3,9)	1:A:46:ILE:CD1	1:B:72:MET:N	14	0.58
(3,9)	1:A:46:ILE:CD1	1:B:73:ARG:N	14	0.58
(3,9)	1:A:46:ILE:CD1	1:B:74:THR:N	14	0.58
(3,9)	1:A:46:ILE:CD1	1:B:75:GLY:N	14	0.58
(3,9)	1:A:46:ILE:CD1	1:B:76:GLU:N	14	0.58
(3,9)	1:A:46:ILE:CD1	1:B:77:GLY:N	14	0.58
(3,9)	1:A:46:ILE:CD1	1:B:78:PHE:N	14	0.58
(3,9)	1:A:46:ILE:CD1	1:B:79:LEU:N	14	0.58
(3,9)	1:A:46:ILE:CD1	1:B:80:CYS:N	14	0.58
(3,9)	1:A:46:ILE:CD1	5:B:203:7Q9:N	14	0.58
(3,9)	1:A:46:ILE:CD1	5:B:204:7Q9:N	14	0.58
(3,9)	1:A:46:ILE:CD1	5:B:205:7Q9:N	14	0.58
(3,9)	1:A:46:ILE:CD1	5:B:206:7Q9:N	14	0.58
(3,9)	1:A:46:ILE:CD1	5:B:207:7Q9:N	14	0.58
(3,9)	1:A:46:ILE:CD1	6:B:208:17F:N1	14	0.58
(3,9)	1:A:46:ILE:CD1	5:B:209:7Q9:N	14	0.58
(3,9)	1:A:46:ILE:CD1	5:B:210:7Q9:N	14	0.58
(3,9)	1:A:46:ILE:CD1	5:B:211:7Q9:N	14	0.58
(3,9)	1:A:46:ILE:CD1	5:B:212:7Q9:N	14	0.58
(3,9)	1:A:46:ILE:CD1	5:B:213:7Q9:N	14	0.58
(3,9)	1:A:46:ILE:CD1	6:B:214:17F:N1	14	0.58
(3,9)	1:A:46:ILE:CD1	6:B:215:17F:N1	14	0.58
(3,9)	1:A:46:ILE:CD1	5:B:216:7Q9:N	14	0.58
(3,9)	1:A:46:ILE:CD1	5:B:217:7Q9:N	14	0.58
(3,9)	1:A:46:ILE:CD1	5:B:218:7Q9:N	14	0.58
(3,9)	1:A:46:ILE:CD1	6:B:219:17F:N1	14	0.58
(3,9)	1:A:46:ILE:CD1	5:B:220:7Q9:N	14	0.58

Continued on next page...

Continued from previous page...

Key	Atom-1	Atom-2	Model ID	Violation (Å)
(3,9)	1:A:46:ILE:CD1	1:B:2:THR:N	19	0.57
(3,9)	1:A:46:ILE:CD1	1:B:3:GLU:N	19	0.57
(3,9)	1:A:46:ILE:CD1	1:B:4:TYR:N	19	0.57
(3,9)	1:A:46:ILE:CD1	1:B:5:LYS:N	19	0.57
(3,9)	1:A:46:ILE:CD1	1:B:6:LEU:N	19	0.57
(3,9)	1:A:46:ILE:CD1	1:B:7:VAL:N	19	0.57
(3,9)	1:A:46:ILE:CD1	1:B:8:VAL:N	19	0.57
(3,9)	1:A:46:ILE:CD1	1:B:9:VAL:N	19	0.57
(3,9)	1:A:46:ILE:CD1	1:B:10:GLY:N	19	0.57
(3,9)	1:A:46:ILE:CD1	1:B:11:ALA:N	19	0.57
(3,9)	1:A:46:ILE:CD1	1:B:12:ASP:N	19	0.57
(3,9)	1:A:46:ILE:CD1	1:B:13:GLY:N	19	0.57
(3,9)	1:A:46:ILE:CD1	1:B:14:VAL:N	19	0.57
(3,9)	1:A:46:ILE:CD1	1:B:15:GLY:N	19	0.57
(3,9)	1:A:46:ILE:CD1	1:B:16:LYS:N	19	0.57
(3,9)	1:A:46:ILE:CD1	1:B:17:SER:N	19	0.57
(3,9)	1:A:46:ILE:CD1	1:B:18:ALA:N	19	0.57
(3,9)	1:A:46:ILE:CD1	1:B:19:LEU:N	19	0.57
(3,9)	1:A:46:ILE:CD1	1:B:20:THR:N	19	0.57
(3,9)	1:A:46:ILE:CD1	1:B:21:ILE:N	19	0.57
(3,9)	1:A:46:ILE:CD1	1:B:22:GLN:N	19	0.57
(3,9)	1:A:46:ILE:CD1	1:B:23:LEU:N	19	0.57
(3,9)	1:A:46:ILE:CD1	1:B:24:ILE:N	19	0.57
(3,9)	1:A:46:ILE:CD1	1:B:25:GLN:N	19	0.57
(3,9)	1:A:46:ILE:CD1	1:B:26:ASN:N	19	0.57
(3,9)	1:A:46:ILE:CD1	1:B:27:HIS:N	19	0.57
(3,9)	1:A:46:ILE:CD1	1:B:28:PHE:N	19	0.57
(3,9)	1:A:46:ILE:CD1	1:B:29:VAL:N	19	0.57
(3,9)	1:A:46:ILE:CD1	1:B:30:ASP:N	19	0.57
(3,9)	1:A:46:ILE:CD1	1:B:31:GLU:N	19	0.57
(3,9)	1:A:46:ILE:CD1	1:B:32:TYR:N	19	0.57
(3,9)	1:A:46:ILE:CD1	1:B:33:ASP:N	19	0.57
(3,9)	1:A:46:ILE:CD1	1:B:34:PRO:N	19	0.57
(3,9)	1:A:46:ILE:CD1	1:B:35:THR:N	19	0.57
(3,9)	1:A:46:ILE:CD1	1:B:36:ILE:N	19	0.57
(3,9)	1:A:46:ILE:CD1	1:B:37:GLU:N	19	0.57
(3,9)	1:A:46:ILE:CD1	1:B:38:ASP:N	19	0.57
(3,9)	1:A:46:ILE:CD1	1:B:39:SER:N	19	0.57
(3,9)	1:A:46:ILE:CD1	1:B:40:TYR:N	19	0.57
(3,9)	1:A:46:ILE:CD1	1:B:41:ARG:N	19	0.57
(3,9)	1:A:46:ILE:CD1	1:B:42:LYS:N	19	0.57
(3,9)	1:A:46:ILE:CD1	1:B:43:GLN:N	19	0.57

Continued on next page...

Continued from previous page...

Key	Atom-1	Atom-2	Model ID	Violation (Å)
(3,9)	1:A:46:ILE:CD1	1:B:44:VAL:N	19	0.57
(3,9)	1:A:46:ILE:CD1	1:B:45:VAL:N	19	0.57
(3,9)	1:A:46:ILE:CD1	1:B:46:ILE:N	19	0.57
(3,9)	1:A:46:ILE:CD1	1:B:47:ASP:N	19	0.57
(3,9)	1:A:46:ILE:CD1	1:B:48:GLY:N	19	0.57
(3,9)	1:A:46:ILE:CD1	1:B:49:GLU:N	19	0.57
(3,9)	1:A:46:ILE:CD1	1:B:50:THR:N	19	0.57
(3,9)	1:A:46:ILE:CD1	1:B:51:CYS:N	19	0.57
(3,9)	1:A:46:ILE:CD1	1:B:52:LEU:N	19	0.57
(3,9)	1:A:46:ILE:CD1	1:B:53:LEU:N	19	0.57
(3,9)	1:A:46:ILE:CD1	1:B:54:ASP:N	19	0.57
(3,9)	1:A:46:ILE:CD1	1:B:55:ILE:N	19	0.57
(3,9)	1:A:46:ILE:CD1	1:B:56:LEU:N	19	0.57
(3,9)	1:A:46:ILE:CD1	1:B:57:ASP:N	19	0.57
(3,9)	1:A:46:ILE:CD1	1:B:58:THR:N	19	0.57
(3,9)	1:A:46:ILE:CD1	1:B:59:ALA:N	19	0.57
(3,9)	1:A:46:ILE:CD1	1:B:60:GLY:N	19	0.57
(3,9)	1:A:46:ILE:CD1	1:B:61:GLN:N	19	0.57
(3,9)	1:A:46:ILE:CD1	1:B:62:GLU:N	19	0.57
(3,9)	1:A:46:ILE:CD1	1:B:63:GLU:N	19	0.57
(3,9)	1:A:46:ILE:CD1	1:B:64:TYR:N	19	0.57
(3,9)	1:A:46:ILE:CD1	1:B:65:SER:N	19	0.57
(3,9)	1:A:46:ILE:CD1	1:B:66:ALA:N	19	0.57
(3,9)	1:A:46:ILE:CD1	1:B:67:MET:N	19	0.57
(3,9)	1:A:46:ILE:CD1	1:B:68:ARG:N	19	0.57
(3,9)	1:A:46:ILE:CD1	1:B:69:ASP:N	19	0.57
(3,9)	1:A:46:ILE:CD1	1:B:70:GLN:N	19	0.57
(3,9)	1:A:46:ILE:CD1	1:B:71:TYR:N	19	0.57
(3,9)	1:A:46:ILE:CD1	1:B:72:MET:N	19	0.57
(3,9)	1:A:46:ILE:CD1	1:B:73:ARG:N	19	0.57
(3,9)	1:A:46:ILE:CD1	1:B:74:THR:N	19	0.57
(3,9)	1:A:46:ILE:CD1	1:B:75:GLY:N	19	0.57
(3,9)	1:A:46:ILE:CD1	1:B:76:GLU:N	19	0.57
(3,9)	1:A:46:ILE:CD1	1:B:77:GLY:N	19	0.57
(3,9)	1:A:46:ILE:CD1	1:B:78:PHE:N	19	0.57
(3,9)	1:A:46:ILE:CD1	1:B:79:LEU:N	19	0.57
(3,9)	1:A:46:ILE:CD1	1:B:80:CYS:N	19	0.57
(3,9)	1:A:46:ILE:CD1	5:B:203:7Q9:N	19	0.57
(3,9)	1:A:46:ILE:CD1	5:B:204:7Q9:N	19	0.57
(3,9)	1:A:46:ILE:CD1	5:B:205:7Q9:N	19	0.57
(3,9)	1:A:46:ILE:CD1	5:B:206:7Q9:N	19	0.57
(3,9)	1:A:46:ILE:CD1	5:B:207:7Q9:N	19	0.57

Continued on next page...

Continued from previous page...

Key	Atom-1	Atom-2	Model ID	Violation (Å)
(3,9)	1:A:46:ILE:CD1	6:B:208:17F:N1	19	0.57
(3,9)	1:A:46:ILE:CD1	5:B:209:7Q9:N	19	0.57
(3,9)	1:A:46:ILE:CD1	5:B:210:7Q9:N	19	0.57
(3,9)	1:A:46:ILE:CD1	5:B:211:7Q9:N	19	0.57
(3,9)	1:A:46:ILE:CD1	5:B:212:7Q9:N	19	0.57
(3,9)	1:A:46:ILE:CD1	5:B:213:7Q9:N	19	0.57
(3,9)	1:A:46:ILE:CD1	6:B:214:17F:N1	19	0.57
(3,9)	1:A:46:ILE:CD1	6:B:215:17F:N1	19	0.57
(3,9)	1:A:46:ILE:CD1	5:B:216:7Q9:N	19	0.57
(3,9)	1:A:46:ILE:CD1	5:B:217:7Q9:N	19	0.57
(3,9)	1:A:46:ILE:CD1	5:B:218:7Q9:N	19	0.57
(3,9)	1:A:46:ILE:CD1	6:B:219:17F:N1	19	0.57
(3,9)	1:A:46:ILE:CD1	5:B:220:7Q9:N	19	0.57
(3,2)	1:A:8:VAL:CG1	1:B:2:THR:N	10	0.57
(3,2)	1:A:8:VAL:CG1	1:B:3:GLU:N	10	0.57
(3,2)	1:A:8:VAL:CG1	1:B:4:TYR:N	10	0.57
(3,2)	1:A:8:VAL:CG1	1:B:5:LYS:N	10	0.57
(3,2)	1:A:8:VAL:CG1	1:B:6:LEU:N	10	0.57
(3,2)	1:A:8:VAL:CG1	1:B:7:VAL:N	10	0.57
(3,2)	1:A:8:VAL:CG1	1:B:8:VAL:N	10	0.57
(3,2)	1:A:8:VAL:CG1	1:B:9:VAL:N	10	0.57
(3,2)	1:A:8:VAL:CG1	1:B:10:GLY:N	10	0.57
(3,2)	1:A:8:VAL:CG1	1:B:11:ALA:N	10	0.57
(3,2)	1:A:8:VAL:CG1	1:B:12:ASP:N	10	0.57
(3,2)	1:A:8:VAL:CG1	1:B:13:GLY:N	10	0.57
(3,2)	1:A:8:VAL:CG1	1:B:14:VAL:N	10	0.57
(3,2)	1:A:8:VAL:CG1	1:B:15:GLY:N	10	0.57
(3,2)	1:A:8:VAL:CG1	1:B:16:LYS:N	10	0.57
(3,2)	1:A:8:VAL:CG1	1:B:17:SER:N	10	0.57
(3,2)	1:A:8:VAL:CG1	1:B:18:ALA:N	10	0.57
(3,2)	1:A:8:VAL:CG1	1:B:19:LEU:N	10	0.57
(3,2)	1:A:8:VAL:CG1	1:B:20:THR:N	10	0.57
(3,2)	1:A:8:VAL:CG1	1:B:21:ILE:N	10	0.57
(3,2)	1:A:8:VAL:CG1	1:B:22:GLN:N	10	0.57
(3,2)	1:A:8:VAL:CG1	1:B:23:LEU:N	10	0.57
(3,2)	1:A:8:VAL:CG1	1:B:24:ILE:N	10	0.57
(3,2)	1:A:8:VAL:CG1	1:B:25:GLN:N	10	0.57
(3,2)	1:A:8:VAL:CG1	1:B:26:ASN:N	10	0.57
(3,2)	1:A:8:VAL:CG1	1:B:27:HIS:N	10	0.57
(3,2)	1:A:8:VAL:CG1	1:B:28:PHE:N	10	0.57
(3,2)	1:A:8:VAL:CG1	1:B:29:VAL:N	10	0.57
(3,2)	1:A:8:VAL:CG1	1:B:30:ASP:N	10	0.57

Continued on next page...

Continued from previous page...

Key	Atom-1	Atom-2	Model ID	Violation (Å)
(3,2)	1:A:8:VAL:CG1	1:B:31:GLU:N	10	0.57
(3,2)	1:A:8:VAL:CG1	1:B:32:TYR:N	10	0.57
(3,2)	1:A:8:VAL:CG1	1:B:33:ASP:N	10	0.57
(3,2)	1:A:8:VAL:CG1	1:B:34:PRO:N	10	0.57
(3,2)	1:A:8:VAL:CG1	1:B:35:THR:N	10	0.57
(3,2)	1:A:8:VAL:CG1	1:B:36:ILE:N	10	0.57
(3,2)	1:A:8:VAL:CG1	1:B:37:GLU:N	10	0.57
(3,2)	1:A:8:VAL:CG1	1:B:38:ASP:N	10	0.57
(3,2)	1:A:8:VAL:CG1	1:B:39:SER:N	10	0.57
(3,2)	1:A:8:VAL:CG1	1:B:40:TYR:N	10	0.57
(3,2)	1:A:8:VAL:CG1	1:B:41:ARG:N	10	0.57
(3,2)	1:A:8:VAL:CG1	1:B:42:LYS:N	10	0.57
(3,2)	1:A:8:VAL:CG1	1:B:43:GLN:N	10	0.57
(3,2)	1:A:8:VAL:CG1	1:B:44:VAL:N	10	0.57
(3,2)	1:A:8:VAL:CG1	1:B:45:VAL:N	10	0.57
(3,2)	1:A:8:VAL:CG1	1:B:46:ILE:N	10	0.57
(3,2)	1:A:8:VAL:CG1	1:B:47:ASP:N	10	0.57
(3,2)	1:A:8:VAL:CG1	1:B:48:GLY:N	10	0.57
(3,2)	1:A:8:VAL:CG1	1:B:49:GLU:N	10	0.57
(3,2)	1:A:8:VAL:CG1	1:B:50:THR:N	10	0.57
(3,2)	1:A:8:VAL:CG1	1:B:51:CYS:N	10	0.57
(3,2)	1:A:8:VAL:CG1	1:B:52:LEU:N	10	0.57
(3,2)	1:A:8:VAL:CG1	1:B:53:LEU:N	10	0.57
(3,2)	1:A:8:VAL:CG1	1:B:54:ASP:N	10	0.57
(3,2)	1:A:8:VAL:CG1	1:B:55:ILE:N	10	0.57
(3,2)	1:A:8:VAL:CG1	1:B:56:LEU:N	10	0.57
(3,2)	1:A:8:VAL:CG1	1:B:57:ASP:N	10	0.57
(3,2)	1:A:8:VAL:CG1	1:B:58:THR:N	10	0.57
(3,2)	1:A:8:VAL:CG1	1:B:59:ALA:N	10	0.57
(3,2)	1:A:8:VAL:CG1	1:B:60:GLY:N	10	0.57
(3,2)	1:A:8:VAL:CG1	1:B:61:GLN:N	10	0.57
(3,2)	1:A:8:VAL:CG1	1:B:62:GLU:N	10	0.57
(3,2)	1:A:8:VAL:CG1	1:B:63:GLU:N	10	0.57
(3,2)	1:A:8:VAL:CG1	1:B:64:TYR:N	10	0.57
(3,2)	1:A:8:VAL:CG1	1:B:65:SER:N	10	0.57
(3,2)	1:A:8:VAL:CG1	1:B:66:ALA:N	10	0.57
(3,2)	1:A:8:VAL:CG1	1:B:67:MET:N	10	0.57
(3,2)	1:A:8:VAL:CG1	1:B:68:ARG:N	10	0.57
(3,2)	1:A:8:VAL:CG1	1:B:69:ASP:N	10	0.57
(3,2)	1:A:8:VAL:CG1	1:B:70:GLN:N	10	0.57
(3,2)	1:A:8:VAL:CG1	1:B:71:TYR:N	10	0.57
(3,2)	1:A:8:VAL:CG1	1:B:72:MET:N	10	0.57

Continued on next page...

Continued from previous page...

Key	Atom-1	Atom-2	Model ID	Violation (Å)
(3,2)	1:A:8:VAL:CG1	1:B:73:ARG:N	10	0.57
(3,2)	1:A:8:VAL:CG1	1:B:74:THR:N	10	0.57
(3,2)	1:A:8:VAL:CG1	1:B:75:GLY:N	10	0.57
(3,2)	1:A:8:VAL:CG1	1:B:76:GLU:N	10	0.57
(3,2)	1:A:8:VAL:CG1	1:B:77:GLY:N	10	0.57
(3,2)	1:A:8:VAL:CG1	1:B:78:PHE:N	10	0.57
(3,2)	1:A:8:VAL:CG1	1:B:79:LEU:N	10	0.57
(3,2)	1:A:8:VAL:CG1	1:B:80:CYS:N	10	0.57
(3,2)	1:A:8:VAL:CG1	5:B:203:7Q9:N	10	0.57
(3,2)	1:A:8:VAL:CG1	5:B:204:7Q9:N	10	0.57
(3,2)	1:A:8:VAL:CG1	5:B:205:7Q9:N	10	0.57
(3,2)	1:A:8:VAL:CG1	5:B:206:7Q9:N	10	0.57
(3,2)	1:A:8:VAL:CG1	5:B:207:7Q9:N	10	0.57
(3,2)	1:A:8:VAL:CG1	6:B:208:17F:N1	10	0.57
(3,2)	1:A:8:VAL:CG1	5:B:209:7Q9:N	10	0.57
(3,2)	1:A:8:VAL:CG1	5:B:210:7Q9:N	10	0.57
(3,2)	1:A:8:VAL:CG1	5:B:211:7Q9:N	10	0.57
(3,2)	1:A:8:VAL:CG1	5:B:212:7Q9:N	10	0.57
(3,2)	1:A:8:VAL:CG1	5:B:213:7Q9:N	10	0.57
(3,2)	1:A:8:VAL:CG1	6:B:214:17F:N1	10	0.57
(3,2)	1:A:8:VAL:CG1	6:B:215:17F:N1	10	0.57
(3,2)	1:A:8:VAL:CG1	5:B:216:7Q9:N	10	0.57
(3,2)	1:A:8:VAL:CG1	5:B:217:7Q9:N	10	0.57
(3,2)	1:A:8:VAL:CG1	5:B:218:7Q9:N	10	0.57
(3,2)	1:A:8:VAL:CG1	6:B:219:17F:N1	10	0.57
(3,2)	1:A:8:VAL:CG1	5:B:220:7Q9:N	10	0.57
(3,2)	1:A:8:VAL:CG2	1:B:2:THR:N	10	0.57
(3,2)	1:A:8:VAL:CG2	1:B:3:GLU:N	10	0.57
(3,2)	1:A:8:VAL:CG2	1:B:4:TYR:N	10	0.57
(3,2)	1:A:8:VAL:CG2	1:B:5:LYS:N	10	0.57
(3,2)	1:A:8:VAL:CG2	1:B:6:LEU:N	10	0.57
(3,2)	1:A:8:VAL:CG2	1:B:7:VAL:N	10	0.57
(3,2)	1:A:8:VAL:CG2	1:B:8:VAL:N	10	0.57
(3,2)	1:A:8:VAL:CG2	1:B:9:VAL:N	10	0.57
(3,2)	1:A:8:VAL:CG2	1:B:10:GLY:N	10	0.57
(3,2)	1:A:8:VAL:CG2	1:B:11:ALA:N	10	0.57
(3,2)	1:A:8:VAL:CG2	1:B:12:ASP:N	10	0.57
(3,2)	1:A:8:VAL:CG2	1:B:13:GLY:N	10	0.57
(3,2)	1:A:8:VAL:CG2	1:B:14:VAL:N	10	0.57
(3,2)	1:A:8:VAL:CG2	1:B:15:GLY:N	10	0.57
(3,2)	1:A:8:VAL:CG2	1:B:16:LYS:N	10	0.57
(3,2)	1:A:8:VAL:CG2	1:B:17:SER:N	10	0.57

Continued on next page...

Continued from previous page...

Key	Atom-1	Atom-2	Model ID	Violation (Å)
(3,2)	1:A:8:VAL:CG2	1:B:18:ALA:N	10	0.57
(3,2)	1:A:8:VAL:CG2	1:B:19:LEU:N	10	0.57
(3,2)	1:A:8:VAL:CG2	1:B:20:THR:N	10	0.57
(3,2)	1:A:8:VAL:CG2	1:B:21:ILE:N	10	0.57
(3,2)	1:A:8:VAL:CG2	1:B:22:GLN:N	10	0.57
(3,2)	1:A:8:VAL:CG2	1:B:23:LEU:N	10	0.57
(3,2)	1:A:8:VAL:CG2	1:B:24:ILE:N	10	0.57
(3,2)	1:A:8:VAL:CG2	1:B:25:GLN:N	10	0.57
(3,2)	1:A:8:VAL:CG2	1:B:26:ASN:N	10	0.57
(3,2)	1:A:8:VAL:CG2	1:B:27:HIS:N	10	0.57
(3,2)	1:A:8:VAL:CG2	1:B:28:PHE:N	10	0.57
(3,2)	1:A:8:VAL:CG2	1:B:29:VAL:N	10	0.57
(3,2)	1:A:8:VAL:CG2	1:B:30:ASP:N	10	0.57
(3,2)	1:A:8:VAL:CG2	1:B:31:GLU:N	10	0.57
(3,2)	1:A:8:VAL:CG2	1:B:32:TYR:N	10	0.57
(3,2)	1:A:8:VAL:CG2	1:B:33:ASP:N	10	0.57
(3,2)	1:A:8:VAL:CG2	1:B:34:PRO:N	10	0.57
(3,2)	1:A:8:VAL:CG2	1:B:35:THR:N	10	0.57
(3,2)	1:A:8:VAL:CG2	1:B:36:ILE:N	10	0.57
(3,2)	1:A:8:VAL:CG2	1:B:37:GLU:N	10	0.57
(3,2)	1:A:8:VAL:CG2	1:B:38:ASP:N	10	0.57
(3,2)	1:A:8:VAL:CG2	1:B:39:SER:N	10	0.57
(3,2)	1:A:8:VAL:CG2	1:B:40:TYR:N	10	0.57
(3,2)	1:A:8:VAL:CG2	1:B:41:ARG:N	10	0.57
(3,2)	1:A:8:VAL:CG2	1:B:42:LYS:N	10	0.57
(3,2)	1:A:8:VAL:CG2	1:B:43:GLN:N	10	0.57
(3,2)	1:A:8:VAL:CG2	1:B:44:VAL:N	10	0.57
(3,2)	1:A:8:VAL:CG2	1:B:45:VAL:N	10	0.57
(3,2)	1:A:8:VAL:CG2	1:B:46:ILE:N	10	0.57
(3,2)	1:A:8:VAL:CG2	1:B:47:ASP:N	10	0.57
(3,2)	1:A:8:VAL:CG2	1:B:48:GLY:N	10	0.57
(3,2)	1:A:8:VAL:CG2	1:B:49:GLU:N	10	0.57
(3,2)	1:A:8:VAL:CG2	1:B:50:THR:N	10	0.57
(3,2)	1:A:8:VAL:CG2	1:B:51:CYS:N	10	0.57
(3,2)	1:A:8:VAL:CG2	1:B:52:LEU:N	10	0.57
(3,2)	1:A:8:VAL:CG2	1:B:53:LEU:N	10	0.57
(3,2)	1:A:8:VAL:CG2	1:B:54:ASP:N	10	0.57
(3,2)	1:A:8:VAL:CG2	1:B:55:ILE:N	10	0.57
(3,2)	1:A:8:VAL:CG2	1:B:56:LEU:N	10	0.57
(3,2)	1:A:8:VAL:CG2	1:B:57:ASP:N	10	0.57
(3,2)	1:A:8:VAL:CG2	1:B:58:THR:N	10	0.57
(3,2)	1:A:8:VAL:CG2	1:B:59:ALA:N	10	0.57

Continued on next page...

Continued from previous page...

Key	Atom-1	Atom-2	Model ID	Violation (Å)
(3,2)	1:A:8:VAL:CG2	1:B:60:GLY:N	10	0.57
(3,2)	1:A:8:VAL:CG2	1:B:61:GLN:N	10	0.57
(3,2)	1:A:8:VAL:CG2	1:B:62:GLU:N	10	0.57
(3,2)	1:A:8:VAL:CG2	1:B:63:GLU:N	10	0.57
(3,2)	1:A:8:VAL:CG2	1:B:64:TYR:N	10	0.57
(3,2)	1:A:8:VAL:CG2	1:B:65:SER:N	10	0.57
(3,2)	1:A:8:VAL:CG2	1:B:66:ALA:N	10	0.57
(3,2)	1:A:8:VAL:CG2	1:B:67:MET:N	10	0.57
(3,2)	1:A:8:VAL:CG2	1:B:68:ARG:N	10	0.57
(3,2)	1:A:8:VAL:CG2	1:B:69:ASP:N	10	0.57
(3,2)	1:A:8:VAL:CG2	1:B:70:GLN:N	10	0.57
(3,2)	1:A:8:VAL:CG2	1:B:71:TYR:N	10	0.57
(3,2)	1:A:8:VAL:CG2	1:B:72:MET:N	10	0.57
(3,2)	1:A:8:VAL:CG2	1:B:73:ARG:N	10	0.57
(3,2)	1:A:8:VAL:CG2	1:B:74:THR:N	10	0.57
(3,2)	1:A:8:VAL:CG2	1:B:75:GLY:N	10	0.57
(3,2)	1:A:8:VAL:CG2	1:B:76:GLU:N	10	0.57
(3,2)	1:A:8:VAL:CG2	1:B:77:GLY:N	10	0.57
(3,2)	1:A:8:VAL:CG2	1:B:78:PHE:N	10	0.57
(3,2)	1:A:8:VAL:CG2	1:B:79:LEU:N	10	0.57
(3,2)	1:A:8:VAL:CG2	1:B:80:CYS:N	10	0.57
(3,2)	1:A:8:VAL:CG2	5:B:203:7Q9:N	10	0.57
(3,2)	1:A:8:VAL:CG2	5:B:204:7Q9:N	10	0.57
(3,2)	1:A:8:VAL:CG2	5:B:205:7Q9:N	10	0.57
(3,2)	1:A:8:VAL:CG2	5:B:206:7Q9:N	10	0.57
(3,2)	1:A:8:VAL:CG2	5:B:207:7Q9:N	10	0.57
(3,2)	1:A:8:VAL:CG2	6:B:208:17F:N1	10	0.57
(3,2)	1:A:8:VAL:CG2	5:B:209:7Q9:N	10	0.57
(3,2)	1:A:8:VAL:CG2	5:B:210:7Q9:N	10	0.57
(3,2)	1:A:8:VAL:CG2	5:B:211:7Q9:N	10	0.57
(3,2)	1:A:8:VAL:CG2	5:B:212:7Q9:N	10	0.57
(3,2)	1:A:8:VAL:CG2	5:B:213:7Q9:N	10	0.57
(3,2)	1:A:8:VAL:CG2	6:B:214:17F:N1	10	0.57
(3,2)	1:A:8:VAL:CG2	6:B:215:17F:N1	10	0.57
(3,2)	1:A:8:VAL:CG2	5:B:216:7Q9:N	10	0.57
(3,2)	1:A:8:VAL:CG2	5:B:217:7Q9:N	10	0.57
(3,2)	1:A:8:VAL:CG2	5:B:218:7Q9:N	10	0.57
(3,2)	1:A:8:VAL:CG2	6:B:219:17F:N1	10	0.57
(3,2)	1:A:8:VAL:CG2	5:B:220:7Q9:N	10	0.57
(3,2)	1:A:8:VAL:CG1	1:B:2:THR:N	17	0.57
(3,2)	1:A:8:VAL:CG1	1:B:3:GLU:N	17	0.57
(3,2)	1:A:8:VAL:CG1	1:B:4:TYR:N	17	0.57

Continued on next page...

Continued from previous page...

Key	Atom-1	Atom-2	Model ID	Violation (Å)
(3,2)	1:A:8:VAL:CG1	1:B:5:LYS:N	17	0.57
(3,2)	1:A:8:VAL:CG1	1:B:6:LEU:N	17	0.57
(3,2)	1:A:8:VAL:CG1	1:B:7:VAL:N	17	0.57
(3,2)	1:A:8:VAL:CG1	1:B:8:VAL:N	17	0.57
(3,2)	1:A:8:VAL:CG1	1:B:9:VAL:N	17	0.57
(3,2)	1:A:8:VAL:CG1	1:B:10:GLY:N	17	0.57
(3,2)	1:A:8:VAL:CG1	1:B:11:ALA:N	17	0.57
(3,2)	1:A:8:VAL:CG1	1:B:12:ASP:N	17	0.57
(3,2)	1:A:8:VAL:CG1	1:B:13:GLY:N	17	0.57
(3,2)	1:A:8:VAL:CG1	1:B:14:VAL:N	17	0.57
(3,2)	1:A:8:VAL:CG1	1:B:15:GLY:N	17	0.57
(3,2)	1:A:8:VAL:CG1	1:B:16:LYS:N	17	0.57
(3,2)	1:A:8:VAL:CG1	1:B:17:SER:N	17	0.57
(3,2)	1:A:8:VAL:CG1	1:B:18:ALA:N	17	0.57
(3,2)	1:A:8:VAL:CG1	1:B:19:LEU:N	17	0.57
(3,2)	1:A:8:VAL:CG1	1:B:20:THR:N	17	0.57
(3,2)	1:A:8:VAL:CG1	1:B:21:ILE:N	17	0.57
(3,2)	1:A:8:VAL:CG1	1:B:22:GLN:N	17	0.57
(3,2)	1:A:8:VAL:CG1	1:B:23:LEU:N	17	0.57
(3,2)	1:A:8:VAL:CG1	1:B:24:ILE:N	17	0.57
(3,2)	1:A:8:VAL:CG1	1:B:25:GLN:N	17	0.57
(3,2)	1:A:8:VAL:CG1	1:B:26:ASN:N	17	0.57
(3,2)	1:A:8:VAL:CG1	1:B:27:HIS:N	17	0.57
(3,2)	1:A:8:VAL:CG1	1:B:28:PHE:N	17	0.57
(3,2)	1:A:8:VAL:CG1	1:B:29:VAL:N	17	0.57
(3,2)	1:A:8:VAL:CG1	1:B:30:ASP:N	17	0.57
(3,2)	1:A:8:VAL:CG1	1:B:31:GLU:N	17	0.57
(3,2)	1:A:8:VAL:CG1	1:B:32:TYR:N	17	0.57
(3,2)	1:A:8:VAL:CG1	1:B:33:ASP:N	17	0.57
(3,2)	1:A:8:VAL:CG1	1:B:34:PRO:N	17	0.57
(3,2)	1:A:8:VAL:CG1	1:B:35:THR:N	17	0.57
(3,2)	1:A:8:VAL:CG1	1:B:36:ILE:N	17	0.57
(3,2)	1:A:8:VAL:CG1	1:B:37:GLU:N	17	0.57
(3,2)	1:A:8:VAL:CG1	1:B:38:ASP:N	17	0.57
(3,2)	1:A:8:VAL:CG1	1:B:39:SER:N	17	0.57
(3,2)	1:A:8:VAL:CG1	1:B:40:TYR:N	17	0.57
(3,2)	1:A:8:VAL:CG1	1:B:41:ARG:N	17	0.57
(3,2)	1:A:8:VAL:CG1	1:B:42:LYS:N	17	0.57
(3,2)	1:A:8:VAL:CG1	1:B:43:GLN:N	17	0.57
(3,2)	1:A:8:VAL:CG1	1:B:44:VAL:N	17	0.57
(3,2)	1:A:8:VAL:CG1	1:B:45:VAL:N	17	0.57
(3,2)	1:A:8:VAL:CG1	1:B:46:ILE:N	17	0.57

Continued on next page...

Continued from previous page...

Key	Atom-1	Atom-2	Model ID	Violation (Å)
(3,2)	1:A:8:VAL:CG1	1:B:47:ASP:N	17	0.57
(3,2)	1:A:8:VAL:CG1	1:B:48:GLY:N	17	0.57
(3,2)	1:A:8:VAL:CG1	1:B:49:GLU:N	17	0.57
(3,2)	1:A:8:VAL:CG1	1:B:50:THR:N	17	0.57
(3,2)	1:A:8:VAL:CG1	1:B:51:CYS:N	17	0.57
(3,2)	1:A:8:VAL:CG1	1:B:52:LEU:N	17	0.57
(3,2)	1:A:8:VAL:CG1	1:B:53:LEU:N	17	0.57
(3,2)	1:A:8:VAL:CG1	1:B:54:ASP:N	17	0.57
(3,2)	1:A:8:VAL:CG1	1:B:55:ILE:N	17	0.57
(3,2)	1:A:8:VAL:CG1	1:B:56:LEU:N	17	0.57
(3,2)	1:A:8:VAL:CG1	1:B:57:ASP:N	17	0.57
(3,2)	1:A:8:VAL:CG1	1:B:58:THR:N	17	0.57
(3,2)	1:A:8:VAL:CG1	1:B:59:ALA:N	17	0.57
(3,2)	1:A:8:VAL:CG1	1:B:60:GLY:N	17	0.57
(3,2)	1:A:8:VAL:CG1	1:B:61:GLN:N	17	0.57
(3,2)	1:A:8:VAL:CG1	1:B:62:GLU:N	17	0.57
(3,2)	1:A:8:VAL:CG1	1:B:63:GLU:N	17	0.57
(3,2)	1:A:8:VAL:CG1	1:B:64:TYR:N	17	0.57
(3,2)	1:A:8:VAL:CG1	1:B:65:SER:N	17	0.57
(3,2)	1:A:8:VAL:CG1	1:B:66:ALA:N	17	0.57
(3,2)	1:A:8:VAL:CG1	1:B:67:MET:N	17	0.57
(3,2)	1:A:8:VAL:CG1	1:B:68:ARG:N	17	0.57
(3,2)	1:A:8:VAL:CG1	1:B:69:ASP:N	17	0.57
(3,2)	1:A:8:VAL:CG1	1:B:70:GLN:N	17	0.57
(3,2)	1:A:8:VAL:CG1	1:B:71:TYR:N	17	0.57
(3,2)	1:A:8:VAL:CG1	1:B:72:MET:N	17	0.57
(3,2)	1:A:8:VAL:CG1	1:B:73:ARG:N	17	0.57
(3,2)	1:A:8:VAL:CG1	1:B:74:THR:N	17	0.57
(3,2)	1:A:8:VAL:CG1	1:B:75:GLY:N	17	0.57
(3,2)	1:A:8:VAL:CG1	1:B:76:GLU:N	17	0.57
(3,2)	1:A:8:VAL:CG1	1:B:77:GLY:N	17	0.57
(3,2)	1:A:8:VAL:CG1	1:B:78:PHE:N	17	0.57
(3,2)	1:A:8:VAL:CG1	1:B:79:LEU:N	17	0.57
(3,2)	1:A:8:VAL:CG1	1:B:80:CYS:N	17	0.57
(3,2)	1:A:8:VAL:CG1	5:B:203:7Q9:N	17	0.57
(3,2)	1:A:8:VAL:CG1	5:B:204:7Q9:N	17	0.57
(3,2)	1:A:8:VAL:CG1	5:B:205:7Q9:N	17	0.57
(3,2)	1:A:8:VAL:CG1	5:B:206:7Q9:N	17	0.57
(3,2)	1:A:8:VAL:CG1	5:B:207:7Q9:N	17	0.57
(3,2)	1:A:8:VAL:CG1	6:B:208:17F:N1	17	0.57
(3,2)	1:A:8:VAL:CG1	5:B:209:7Q9:N	17	0.57
(3,2)	1:A:8:VAL:CG1	5:B:210:7Q9:N	17	0.57

Continued on next page...

Continued from previous page...

Key	Atom-1	Atom-2	Model ID	Violation (Å)
(3,2)	1:A:8:VAL:CG1	5:B:211:7Q9:N	17	0.57
(3,2)	1:A:8:VAL:CG1	5:B:212:7Q9:N	17	0.57
(3,2)	1:A:8:VAL:CG1	5:B:213:7Q9:N	17	0.57
(3,2)	1:A:8:VAL:CG1	6:B:214:17F:N1	17	0.57
(3,2)	1:A:8:VAL:CG1	6:B:215:17F:N1	17	0.57
(3,2)	1:A:8:VAL:CG1	5:B:216:7Q9:N	17	0.57
(3,2)	1:A:8:VAL:CG1	5:B:217:7Q9:N	17	0.57
(3,2)	1:A:8:VAL:CG1	5:B:218:7Q9:N	17	0.57
(3,2)	1:A:8:VAL:CG1	6:B:219:17F:N1	17	0.57
(3,2)	1:A:8:VAL:CG1	5:B:220:7Q9:N	17	0.57
(3,2)	1:A:8:VAL:CG2	1:B:2:THR:N	17	0.57
(3,2)	1:A:8:VAL:CG2	1:B:3:GLU:N	17	0.57
(3,2)	1:A:8:VAL:CG2	1:B:4:TYR:N	17	0.57
(3,2)	1:A:8:VAL:CG2	1:B:5:LYS:N	17	0.57
(3,2)	1:A:8:VAL:CG2	1:B:6:LEU:N	17	0.57
(3,2)	1:A:8:VAL:CG2	1:B:7:VAL:N	17	0.57
(3,2)	1:A:8:VAL:CG2	1:B:8:VAL:N	17	0.57
(3,2)	1:A:8:VAL:CG2	1:B:9:VAL:N	17	0.57
(3,2)	1:A:8:VAL:CG2	1:B:10:GLY:N	17	0.57
(3,2)	1:A:8:VAL:CG2	1:B:11:ALA:N	17	0.57
(3,2)	1:A:8:VAL:CG2	1:B:12:ASP:N	17	0.57
(3,2)	1:A:8:VAL:CG2	1:B:13:GLY:N	17	0.57
(3,2)	1:A:8:VAL:CG2	1:B:14:VAL:N	17	0.57
(3,2)	1:A:8:VAL:CG2	1:B:15:GLY:N	17	0.57
(3,2)	1:A:8:VAL:CG2	1:B:16:LYS:N	17	0.57
(3,2)	1:A:8:VAL:CG2	1:B:17:SER:N	17	0.57
(3,2)	1:A:8:VAL:CG2	1:B:18:ALA:N	17	0.57
(3,2)	1:A:8:VAL:CG2	1:B:19:LEU:N	17	0.57
(3,2)	1:A:8:VAL:CG2	1:B:20:THR:N	17	0.57
(3,2)	1:A:8:VAL:CG2	1:B:21:ILE:N	17	0.57
(3,2)	1:A:8:VAL:CG2	1:B:22:GLN:N	17	0.57
(3,2)	1:A:8:VAL:CG2	1:B:23:LEU:N	17	0.57
(3,2)	1:A:8:VAL:CG2	1:B:24:ILE:N	17	0.57
(3,2)	1:A:8:VAL:CG2	1:B:25:GLN:N	17	0.57
(3,2)	1:A:8:VAL:CG2	1:B:26:ASN:N	17	0.57
(3,2)	1:A:8:VAL:CG2	1:B:27:HIS:N	17	0.57
(3,2)	1:A:8:VAL:CG2	1:B:28:PHE:N	17	0.57
(3,2)	1:A:8:VAL:CG2	1:B:29:VAL:N	17	0.57
(3,2)	1:A:8:VAL:CG2	1:B:30:ASP:N	17	0.57
(3,2)	1:A:8:VAL:CG2	1:B:31:GLU:N	17	0.57
(3,2)	1:A:8:VAL:CG2	1:B:32:TYR:N	17	0.57
(3,2)	1:A:8:VAL:CG2	1:B:33:ASP:N	17	0.57

Continued on next page...

Continued from previous page...

Key	Atom-1	Atom-2	Model ID	Violation (Å)
(3,2)	1:A:8:VAL:CG2	1:B:34:PRO:N	17	0.57
(3,2)	1:A:8:VAL:CG2	1:B:35:THR:N	17	0.57
(3,2)	1:A:8:VAL:CG2	1:B:36:ILE:N	17	0.57
(3,2)	1:A:8:VAL:CG2	1:B:37:GLU:N	17	0.57
(3,2)	1:A:8:VAL:CG2	1:B:38:ASP:N	17	0.57
(3,2)	1:A:8:VAL:CG2	1:B:39:SER:N	17	0.57
(3,2)	1:A:8:VAL:CG2	1:B:40:TYR:N	17	0.57
(3,2)	1:A:8:VAL:CG2	1:B:41:ARG:N	17	0.57
(3,2)	1:A:8:VAL:CG2	1:B:42:LYS:N	17	0.57
(3,2)	1:A:8:VAL:CG2	1:B:43:GLN:N	17	0.57
(3,2)	1:A:8:VAL:CG2	1:B:44:VAL:N	17	0.57
(3,2)	1:A:8:VAL:CG2	1:B:45:VAL:N	17	0.57
(3,2)	1:A:8:VAL:CG2	1:B:46:ILE:N	17	0.57
(3,2)	1:A:8:VAL:CG2	1:B:47:ASP:N	17	0.57
(3,2)	1:A:8:VAL:CG2	1:B:48:GLY:N	17	0.57
(3,2)	1:A:8:VAL:CG2	1:B:49:GLU:N	17	0.57
(3,2)	1:A:8:VAL:CG2	1:B:50:THR:N	17	0.57
(3,2)	1:A:8:VAL:CG2	1:B:51:CYS:N	17	0.57
(3,2)	1:A:8:VAL:CG2	1:B:52:LEU:N	17	0.57
(3,2)	1:A:8:VAL:CG2	1:B:53:LEU:N	17	0.57
(3,2)	1:A:8:VAL:CG2	1:B:54:ASP:N	17	0.57
(3,2)	1:A:8:VAL:CG2	1:B:55:ILE:N	17	0.57
(3,2)	1:A:8:VAL:CG2	1:B:56:LEU:N	17	0.57
(3,2)	1:A:8:VAL:CG2	1:B:57:ASP:N	17	0.57
(3,2)	1:A:8:VAL:CG2	1:B:58:THR:N	17	0.57
(3,2)	1:A:8:VAL:CG2	1:B:59:ALA:N	17	0.57
(3,2)	1:A:8:VAL:CG2	1:B:60:GLY:N	17	0.57
(3,2)	1:A:8:VAL:CG2	1:B:61:GLN:N	17	0.57
(3,2)	1:A:8:VAL:CG2	1:B:62:GLU:N	17	0.57
(3,2)	1:A:8:VAL:CG2	1:B:63:GLU:N	17	0.57
(3,2)	1:A:8:VAL:CG2	1:B:64:TYR:N	17	0.57
(3,2)	1:A:8:VAL:CG2	1:B:65:SER:N	17	0.57
(3,2)	1:A:8:VAL:CG2	1:B:66:ALA:N	17	0.57
(3,2)	1:A:8:VAL:CG2	1:B:67:MET:N	17	0.57
(3,2)	1:A:8:VAL:CG2	1:B:68:ARG:N	17	0.57
(3,2)	1:A:8:VAL:CG2	1:B:69:ASP:N	17	0.57
(3,2)	1:A:8:VAL:CG2	1:B:70:GLN:N	17	0.57
(3,2)	1:A:8:VAL:CG2	1:B:71:TYR:N	17	0.57
(3,2)	1:A:8:VAL:CG2	1:B:72:MET:N	17	0.57
(3,2)	1:A:8:VAL:CG2	1:B:73:ARG:N	17	0.57
(3,2)	1:A:8:VAL:CG2	1:B:74:THR:N	17	0.57
(3,2)	1:A:8:VAL:CG2	1:B:75:GLY:N	17	0.57

Continued on next page...

Continued from previous page...

Key	Atom-1	Atom-2	Model ID	Violation (Å)
(3,2)	1:A:8:VAL:CG2	1:B:76:GLU:N	17	0.57
(3,2)	1:A:8:VAL:CG2	1:B:77:GLY:N	17	0.57
(3,2)	1:A:8:VAL:CG2	1:B:78:PHE:N	17	0.57
(3,2)	1:A:8:VAL:CG2	1:B:79:LEU:N	17	0.57
(3,2)	1:A:8:VAL:CG2	1:B:80:CYS:N	17	0.57
(3,2)	1:A:8:VAL:CG2	5:B:203:7Q9:N	17	0.57
(3,2)	1:A:8:VAL:CG2	5:B:204:7Q9:N	17	0.57
(3,2)	1:A:8:VAL:CG2	5:B:205:7Q9:N	17	0.57
(3,2)	1:A:8:VAL:CG2	5:B:206:7Q9:N	17	0.57
(3,2)	1:A:8:VAL:CG2	5:B:207:7Q9:N	17	0.57
(3,2)	1:A:8:VAL:CG2	6:B:208:17F:N1	17	0.57
(3,2)	1:A:8:VAL:CG2	5:B:209:7Q9:N	17	0.57
(3,2)	1:A:8:VAL:CG2	5:B:210:7Q9:N	17	0.57
(3,2)	1:A:8:VAL:CG2	5:B:211:7Q9:N	17	0.57
(3,2)	1:A:8:VAL:CG2	5:B:212:7Q9:N	17	0.57
(3,2)	1:A:8:VAL:CG2	5:B:213:7Q9:N	17	0.57
(3,2)	1:A:8:VAL:CG2	6:B:214:17F:N1	17	0.57
(3,2)	1:A:8:VAL:CG2	6:B:215:17F:N1	17	0.57
(3,2)	1:A:8:VAL:CG2	5:B:216:7Q9:N	17	0.57
(3,2)	1:A:8:VAL:CG2	5:B:217:7Q9:N	17	0.57
(3,2)	1:A:8:VAL:CG2	5:B:218:7Q9:N	17	0.57
(3,2)	1:A:8:VAL:CG2	6:B:219:17F:N1	17	0.57
(3,2)	1:A:8:VAL:CG2	5:B:220:7Q9:N	17	0.57
(3,6)	1:A:36:ILE:CD1	1:B:2:THR:N	9	0.55
(3,6)	1:A:36:ILE:CD1	1:B:3:GLU:N	9	0.55
(3,6)	1:A:36:ILE:CD1	1:B:4:TYR:N	9	0.55
(3,6)	1:A:36:ILE:CD1	1:B:5:LYS:N	9	0.55
(3,6)	1:A:36:ILE:CD1	1:B:6:LEU:N	9	0.55
(3,6)	1:A:36:ILE:CD1	1:B:7:VAL:N	9	0.55
(3,6)	1:A:36:ILE:CD1	1:B:8:VAL:N	9	0.55
(3,6)	1:A:36:ILE:CD1	1:B:9:VAL:N	9	0.55
(3,6)	1:A:36:ILE:CD1	1:B:10:GLY:N	9	0.55
(3,6)	1:A:36:ILE:CD1	1:B:11:ALA:N	9	0.55
(3,6)	1:A:36:ILE:CD1	1:B:12:ASP:N	9	0.55
(3,6)	1:A:36:ILE:CD1	1:B:13:GLY:N	9	0.55
(3,6)	1:A:36:ILE:CD1	1:B:14:VAL:N	9	0.55
(3,6)	1:A:36:ILE:CD1	1:B:15:GLY:N	9	0.55
(3,6)	1:A:36:ILE:CD1	1:B:16:LYS:N	9	0.55
(3,6)	1:A:36:ILE:CD1	1:B:17:SER:N	9	0.55
(3,6)	1:A:36:ILE:CD1	1:B:18:ALA:N	9	0.55
(3,6)	1:A:36:ILE:CD1	1:B:19:LEU:N	9	0.55
(3,6)	1:A:36:ILE:CD1	1:B:20:THR:N	9	0.55

Continued on next page...

Continued from previous page...

Key	Atom-1	Atom-2	Model ID	Violation (Å)
(3,6)	1:A:36:ILE:CD1	1:B:21:ILE:N	9	0.55
(3,6)	1:A:36:ILE:CD1	1:B:22:GLN:N	9	0.55
(3,6)	1:A:36:ILE:CD1	1:B:23:LEU:N	9	0.55
(3,6)	1:A:36:ILE:CD1	1:B:24:ILE:N	9	0.55
(3,6)	1:A:36:ILE:CD1	1:B:25:GLN:N	9	0.55
(3,6)	1:A:36:ILE:CD1	1:B:26:ASN:N	9	0.55
(3,6)	1:A:36:ILE:CD1	1:B:27:HIS:N	9	0.55
(3,6)	1:A:36:ILE:CD1	1:B:28:PHE:N	9	0.55
(3,6)	1:A:36:ILE:CD1	1:B:29:VAL:N	9	0.55
(3,6)	1:A:36:ILE:CD1	1:B:30:ASP:N	9	0.55
(3,6)	1:A:36:ILE:CD1	1:B:31:GLU:N	9	0.55
(3,6)	1:A:36:ILE:CD1	1:B:32:TYR:N	9	0.55
(3,6)	1:A:36:ILE:CD1	1:B:33:ASP:N	9	0.55
(3,6)	1:A:36:ILE:CD1	1:B:34:PRO:N	9	0.55
(3,6)	1:A:36:ILE:CD1	1:B:35:THR:N	9	0.55
(3,6)	1:A:36:ILE:CD1	1:B:36:ILE:N	9	0.55
(3,6)	1:A:36:ILE:CD1	1:B:37:GLU:N	9	0.55
(3,6)	1:A:36:ILE:CD1	1:B:38:ASP:N	9	0.55
(3,6)	1:A:36:ILE:CD1	1:B:39:SER:N	9	0.55
(3,6)	1:A:36:ILE:CD1	1:B:40:TYR:N	9	0.55
(3,6)	1:A:36:ILE:CD1	1:B:41:ARG:N	9	0.55
(3,6)	1:A:36:ILE:CD1	1:B:42:LYS:N	9	0.55
(3,6)	1:A:36:ILE:CD1	1:B:43:GLN:N	9	0.55
(3,6)	1:A:36:ILE:CD1	1:B:44:VAL:N	9	0.55
(3,6)	1:A:36:ILE:CD1	1:B:45:VAL:N	9	0.55
(3,6)	1:A:36:ILE:CD1	1:B:46:ILE:N	9	0.55
(3,6)	1:A:36:ILE:CD1	1:B:47:ASP:N	9	0.55
(3,6)	1:A:36:ILE:CD1	1:B:48:GLY:N	9	0.55
(3,6)	1:A:36:ILE:CD1	1:B:49:GLU:N	9	0.55
(3,6)	1:A:36:ILE:CD1	1:B:50:THR:N	9	0.55
(3,6)	1:A:36:ILE:CD1	1:B:51:CYS:N	9	0.55
(3,6)	1:A:36:ILE:CD1	1:B:52:LEU:N	9	0.55
(3,6)	1:A:36:ILE:CD1	1:B:53:LEU:N	9	0.55
(3,6)	1:A:36:ILE:CD1	1:B:54:ASP:N	9	0.55
(3,6)	1:A:36:ILE:CD1	1:B:55:ILE:N	9	0.55
(3,6)	1:A:36:ILE:CD1	1:B:56:LEU:N	9	0.55
(3,6)	1:A:36:ILE:CD1	1:B:57:ASP:N	9	0.55
(3,6)	1:A:36:ILE:CD1	1:B:58:THR:N	9	0.55
(3,6)	1:A:36:ILE:CD1	1:B:59:ALA:N	9	0.55
(3,6)	1:A:36:ILE:CD1	1:B:60:GLY:N	9	0.55
(3,6)	1:A:36:ILE:CD1	1:B:61:GLN:N	9	0.55
(3,6)	1:A:36:ILE:CD1	1:B:62:GLU:N	9	0.55

Continued on next page...

Continued from previous page...

Key	Atom-1	Atom-2	Model ID	Violation (Å)
(3,6)	1:A:36:ILE:CD1	1:B:63:GLU:N	9	0.55
(3,6)	1:A:36:ILE:CD1	1:B:64:TYR:N	9	0.55
(3,6)	1:A:36:ILE:CD1	1:B:65:SER:N	9	0.55
(3,6)	1:A:36:ILE:CD1	1:B:66:ALA:N	9	0.55
(3,6)	1:A:36:ILE:CD1	1:B:67:MET:N	9	0.55
(3,6)	1:A:36:ILE:CD1	1:B:68:ARG:N	9	0.55
(3,6)	1:A:36:ILE:CD1	1:B:69:ASP:N	9	0.55
(3,6)	1:A:36:ILE:CD1	1:B:70:GLN:N	9	0.55
(3,6)	1:A:36:ILE:CD1	1:B:71:TYR:N	9	0.55
(3,6)	1:A:36:ILE:CD1	1:B:72:MET:N	9	0.55
(3,6)	1:A:36:ILE:CD1	1:B:73:ARG:N	9	0.55
(3,6)	1:A:36:ILE:CD1	1:B:74:THR:N	9	0.55
(3,6)	1:A:36:ILE:CD1	1:B:75:GLY:N	9	0.55
(3,6)	1:A:36:ILE:CD1	1:B:76:GLU:N	9	0.55
(3,6)	1:A:36:ILE:CD1	1:B:77:GLY:N	9	0.55
(3,6)	1:A:36:ILE:CD1	1:B:78:PHE:N	9	0.55
(3,6)	1:A:36:ILE:CD1	1:B:79:LEU:N	9	0.55
(3,6)	1:A:36:ILE:CD1	1:B:80:CYS:N	9	0.55
(3,6)	1:A:36:ILE:CD1	5:B:203:7Q9:N	9	0.55
(3,6)	1:A:36:ILE:CD1	5:B:204:7Q9:N	9	0.55
(3,6)	1:A:36:ILE:CD1	5:B:205:7Q9:N	9	0.55
(3,6)	1:A:36:ILE:CD1	5:B:206:7Q9:N	9	0.55
(3,6)	1:A:36:ILE:CD1	5:B:207:7Q9:N	9	0.55
(3,6)	1:A:36:ILE:CD1	6:B:208:17F:N1	9	0.55
(3,6)	1:A:36:ILE:CD1	5:B:209:7Q9:N	9	0.55
(3,6)	1:A:36:ILE:CD1	5:B:210:7Q9:N	9	0.55
(3,6)	1:A:36:ILE:CD1	5:B:211:7Q9:N	9	0.55
(3,6)	1:A:36:ILE:CD1	5:B:212:7Q9:N	9	0.55
(3,6)	1:A:36:ILE:CD1	5:B:213:7Q9:N	9	0.55
(3,6)	1:A:36:ILE:CD1	6:B:214:17F:N1	9	0.55
(3,6)	1:A:36:ILE:CD1	6:B:215:17F:N1	9	0.55
(3,6)	1:A:36:ILE:CD1	5:B:216:7Q9:N	9	0.55
(3,6)	1:A:36:ILE:CD1	5:B:217:7Q9:N	9	0.55
(3,6)	1:A:36:ILE:CD1	5:B:218:7Q9:N	9	0.55
(3,6)	1:A:36:ILE:CD1	6:B:219:17F:N1	9	0.55
(3,6)	1:A:36:ILE:CD1	5:B:220:7Q9:N	9	0.55
(3,2)	1:A:8:VAL:CG1	1:B:2:THR:N	8	0.53
(3,2)	1:A:8:VAL:CG1	1:B:3:GLU:N	8	0.53
(3,2)	1:A:8:VAL:CG1	1:B:4:TYR:N	8	0.53
(3,2)	1:A:8:VAL:CG1	1:B:5:LYS:N	8	0.53
(3,2)	1:A:8:VAL:CG1	1:B:6:LEU:N	8	0.53
(3,2)	1:A:8:VAL:CG1	1:B:7:VAL:N	8	0.53

Continued on next page...

Continued from previous page...

Key	Atom-1	Atom-2	Model ID	Violation (Å)
(3,2)	1:A:8:VAL:CG1	1:B:8:VAL:N	8	0.53
(3,2)	1:A:8:VAL:CG1	1:B:9:VAL:N	8	0.53
(3,2)	1:A:8:VAL:CG1	1:B:10:GLY:N	8	0.53
(3,2)	1:A:8:VAL:CG1	1:B:11:ALA:N	8	0.53
(3,2)	1:A:8:VAL:CG1	1:B:12:ASP:N	8	0.53
(3,2)	1:A:8:VAL:CG1	1:B:13:GLY:N	8	0.53
(3,2)	1:A:8:VAL:CG1	1:B:14:VAL:N	8	0.53
(3,2)	1:A:8:VAL:CG1	1:B:15:GLY:N	8	0.53
(3,2)	1:A:8:VAL:CG1	1:B:16:LYS:N	8	0.53
(3,2)	1:A:8:VAL:CG1	1:B:17:SER:N	8	0.53
(3,2)	1:A:8:VAL:CG1	1:B:18:ALA:N	8	0.53
(3,2)	1:A:8:VAL:CG1	1:B:19:LEU:N	8	0.53
(3,2)	1:A:8:VAL:CG1	1:B:20:THR:N	8	0.53
(3,2)	1:A:8:VAL:CG1	1:B:21:ILE:N	8	0.53
(3,2)	1:A:8:VAL:CG1	1:B:22:GLN:N	8	0.53
(3,2)	1:A:8:VAL:CG1	1:B:23:LEU:N	8	0.53
(3,2)	1:A:8:VAL:CG1	1:B:24:ILE:N	8	0.53
(3,2)	1:A:8:VAL:CG1	1:B:25:GLN:N	8	0.53
(3,2)	1:A:8:VAL:CG1	1:B:26:ASN:N	8	0.53
(3,2)	1:A:8:VAL:CG1	1:B:27:HIS:N	8	0.53
(3,2)	1:A:8:VAL:CG1	1:B:28:PHE:N	8	0.53
(3,2)	1:A:8:VAL:CG1	1:B:29:VAL:N	8	0.53
(3,2)	1:A:8:VAL:CG1	1:B:30:ASP:N	8	0.53
(3,2)	1:A:8:VAL:CG1	1:B:31:GLU:N	8	0.53
(3,2)	1:A:8:VAL:CG1	1:B:32:TYR:N	8	0.53
(3,2)	1:A:8:VAL:CG1	1:B:33:ASP:N	8	0.53
(3,2)	1:A:8:VAL:CG1	1:B:34:PRO:N	8	0.53
(3,2)	1:A:8:VAL:CG1	1:B:35:THR:N	8	0.53
(3,2)	1:A:8:VAL:CG1	1:B:36:ILE:N	8	0.53
(3,2)	1:A:8:VAL:CG1	1:B:37:GLU:N	8	0.53
(3,2)	1:A:8:VAL:CG1	1:B:38:ASP:N	8	0.53
(3,2)	1:A:8:VAL:CG1	1:B:39:SER:N	8	0.53
(3,2)	1:A:8:VAL:CG1	1:B:40:TYR:N	8	0.53
(3,2)	1:A:8:VAL:CG1	1:B:41:ARG:N	8	0.53
(3,2)	1:A:8:VAL:CG1	1:B:42:LYS:N	8	0.53
(3,2)	1:A:8:VAL:CG1	1:B:43:GLN:N	8	0.53
(3,2)	1:A:8:VAL:CG1	1:B:44:VAL:N	8	0.53
(3,2)	1:A:8:VAL:CG1	1:B:45:VAL:N	8	0.53
(3,2)	1:A:8:VAL:CG1	1:B:46:ILE:N	8	0.53
(3,2)	1:A:8:VAL:CG1	1:B:47:ASP:N	8	0.53
(3,2)	1:A:8:VAL:CG1	1:B:48:GLY:N	8	0.53
(3,2)	1:A:8:VAL:CG1	1:B:49:GLU:N	8	0.53

Continued on next page...

Continued from previous page...

Key	Atom-1	Atom-2	Model ID	Violation (Å)
(3,2)	1:A:8:VAL:CG1	1:B:50:THR:N	8	0.53
(3,2)	1:A:8:VAL:CG1	1:B:51:CYS:N	8	0.53
(3,2)	1:A:8:VAL:CG1	1:B:52:LEU:N	8	0.53
(3,2)	1:A:8:VAL:CG1	1:B:53:LEU:N	8	0.53
(3,2)	1:A:8:VAL:CG1	1:B:54:ASP:N	8	0.53
(3,2)	1:A:8:VAL:CG1	1:B:55:ILE:N	8	0.53
(3,2)	1:A:8:VAL:CG1	1:B:56:LEU:N	8	0.53
(3,2)	1:A:8:VAL:CG1	1:B:57:ASP:N	8	0.53
(3,2)	1:A:8:VAL:CG1	1:B:58:THR:N	8	0.53
(3,2)	1:A:8:VAL:CG1	1:B:59:ALA:N	8	0.53
(3,2)	1:A:8:VAL:CG1	1:B:60:GLY:N	8	0.53
(3,2)	1:A:8:VAL:CG1	1:B:61:GLN:N	8	0.53
(3,2)	1:A:8:VAL:CG1	1:B:62:GLU:N	8	0.53
(3,2)	1:A:8:VAL:CG1	1:B:63:GLU:N	8	0.53
(3,2)	1:A:8:VAL:CG1	1:B:64:TYR:N	8	0.53
(3,2)	1:A:8:VAL:CG1	1:B:65:SER:N	8	0.53
(3,2)	1:A:8:VAL:CG1	1:B:66:ALA:N	8	0.53
(3,2)	1:A:8:VAL:CG1	1:B:67:MET:N	8	0.53
(3,2)	1:A:8:VAL:CG1	1:B:68:ARG:N	8	0.53
(3,2)	1:A:8:VAL:CG1	1:B:69:ASP:N	8	0.53
(3,2)	1:A:8:VAL:CG1	1:B:70:GLN:N	8	0.53
(3,2)	1:A:8:VAL:CG1	1:B:71:TYR:N	8	0.53
(3,2)	1:A:8:VAL:CG1	1:B:72:MET:N	8	0.53
(3,2)	1:A:8:VAL:CG1	1:B:73:ARG:N	8	0.53
(3,2)	1:A:8:VAL:CG1	1:B:74:THR:N	8	0.53
(3,2)	1:A:8:VAL:CG1	1:B:75:GLY:N	8	0.53
(3,2)	1:A:8:VAL:CG1	1:B:76:GLU:N	8	0.53
(3,2)	1:A:8:VAL:CG1	1:B:77:GLY:N	8	0.53
(3,2)	1:A:8:VAL:CG1	1:B:78:PHE:N	8	0.53
(3,2)	1:A:8:VAL:CG1	1:B:79:LEU:N	8	0.53
(3,2)	1:A:8:VAL:CG1	1:B:80:CYS:N	8	0.53
(3,2)	1:A:8:VAL:CG1	5:B:203:7Q9:N	8	0.53
(3,2)	1:A:8:VAL:CG1	5:B:204:7Q9:N	8	0.53
(3,2)	1:A:8:VAL:CG1	5:B:205:7Q9:N	8	0.53
(3,2)	1:A:8:VAL:CG1	5:B:206:7Q9:N	8	0.53
(3,2)	1:A:8:VAL:CG1	5:B:207:7Q9:N	8	0.53
(3,2)	1:A:8:VAL:CG1	6:B:208:17F:N1	8	0.53
(3,2)	1:A:8:VAL:CG1	5:B:209:7Q9:N	8	0.53
(3,2)	1:A:8:VAL:CG1	5:B:210:7Q9:N	8	0.53
(3,2)	1:A:8:VAL:CG1	5:B:211:7Q9:N	8	0.53
(3,2)	1:A:8:VAL:CG1	5:B:212:7Q9:N	8	0.53
(3,2)	1:A:8:VAL:CG1	5:B:213:7Q9:N	8	0.53

Continued on next page...

Continued from previous page...

Key	Atom-1	Atom-2	Model ID	Violation (Å)
(3,2)	1:A:8:VAL:CG1	6:B:214:17F:N1	8	0.53
(3,2)	1:A:8:VAL:CG1	6:B:215:17F:N1	8	0.53
(3,2)	1:A:8:VAL:CG1	5:B:216:7Q9:N	8	0.53
(3,2)	1:A:8:VAL:CG1	5:B:217:7Q9:N	8	0.53
(3,2)	1:A:8:VAL:CG1	5:B:218:7Q9:N	8	0.53
(3,2)	1:A:8:VAL:CG1	6:B:219:17F:N1	8	0.53
(3,2)	1:A:8:VAL:CG1	5:B:220:7Q9:N	8	0.53
(3,2)	1:A:8:VAL:CG2	1:B:2:THR:N	8	0.53
(3,2)	1:A:8:VAL:CG2	1:B:3:GLU:N	8	0.53
(3,2)	1:A:8:VAL:CG2	1:B:4:TYR:N	8	0.53
(3,2)	1:A:8:VAL:CG2	1:B:5:LYS:N	8	0.53
(3,2)	1:A:8:VAL:CG2	1:B:6:LEU:N	8	0.53
(3,2)	1:A:8:VAL:CG2	1:B:7:VAL:N	8	0.53
(3,2)	1:A:8:VAL:CG2	1:B:8:VAL:N	8	0.53
(3,2)	1:A:8:VAL:CG2	1:B:9:VAL:N	8	0.53
(3,2)	1:A:8:VAL:CG2	1:B:10:GLY:N	8	0.53
(3,2)	1:A:8:VAL:CG2	1:B:11:ALA:N	8	0.53
(3,2)	1:A:8:VAL:CG2	1:B:12:ASP:N	8	0.53
(3,2)	1:A:8:VAL:CG2	1:B:13:GLY:N	8	0.53
(3,2)	1:A:8:VAL:CG2	1:B:14:VAL:N	8	0.53
(3,2)	1:A:8:VAL:CG2	1:B:15:GLY:N	8	0.53
(3,2)	1:A:8:VAL:CG2	1:B:16:LYS:N	8	0.53
(3,2)	1:A:8:VAL:CG2	1:B:17:SER:N	8	0.53
(3,2)	1:A:8:VAL:CG2	1:B:18:ALA:N	8	0.53
(3,2)	1:A:8:VAL:CG2	1:B:19:LEU:N	8	0.53
(3,2)	1:A:8:VAL:CG2	1:B:20:THR:N	8	0.53
(3,2)	1:A:8:VAL:CG2	1:B:21:ILE:N	8	0.53
(3,2)	1:A:8:VAL:CG2	1:B:22:GLN:N	8	0.53
(3,2)	1:A:8:VAL:CG2	1:B:23:LEU:N	8	0.53
(3,2)	1:A:8:VAL:CG2	1:B:24:ILE:N	8	0.53
(3,2)	1:A:8:VAL:CG2	1:B:25:GLN:N	8	0.53
(3,2)	1:A:8:VAL:CG2	1:B:26:ASN:N	8	0.53
(3,2)	1:A:8:VAL:CG2	1:B:27:HIS:N	8	0.53
(3,2)	1:A:8:VAL:CG2	1:B:28:PHE:N	8	0.53
(3,2)	1:A:8:VAL:CG2	1:B:29:VAL:N	8	0.53
(3,2)	1:A:8:VAL:CG2	1:B:30:ASP:N	8	0.53
(3,2)	1:A:8:VAL:CG2	1:B:31:GLU:N	8	0.53
(3,2)	1:A:8:VAL:CG2	1:B:32:TYR:N	8	0.53
(3,2)	1:A:8:VAL:CG2	1:B:33:ASP:N	8	0.53
(3,2)	1:A:8:VAL:CG2	1:B:34:PRO:N	8	0.53
(3,2)	1:A:8:VAL:CG2	1:B:35:THR:N	8	0.53
(3,2)	1:A:8:VAL:CG2	1:B:36:ILE:N	8	0.53

Continued on next page...

Continued from previous page...

Key	Atom-1	Atom-2	Model ID	Violation (Å)
(3,2)	1:A:8:VAL:CG2	1:B:37:GLU:N	8	0.53
(3,2)	1:A:8:VAL:CG2	1:B:38:ASP:N	8	0.53
(3,2)	1:A:8:VAL:CG2	1:B:39:SER:N	8	0.53
(3,2)	1:A:8:VAL:CG2	1:B:40:TYR:N	8	0.53
(3,2)	1:A:8:VAL:CG2	1:B:41:ARG:N	8	0.53
(3,2)	1:A:8:VAL:CG2	1:B:42:LYS:N	8	0.53
(3,2)	1:A:8:VAL:CG2	1:B:43:GLN:N	8	0.53
(3,2)	1:A:8:VAL:CG2	1:B:44:VAL:N	8	0.53
(3,2)	1:A:8:VAL:CG2	1:B:45:VAL:N	8	0.53
(3,2)	1:A:8:VAL:CG2	1:B:46:ILE:N	8	0.53
(3,2)	1:A:8:VAL:CG2	1:B:47:ASP:N	8	0.53
(3,2)	1:A:8:VAL:CG2	1:B:48:GLY:N	8	0.53
(3,2)	1:A:8:VAL:CG2	1:B:49:GLU:N	8	0.53
(3,2)	1:A:8:VAL:CG2	1:B:50:THR:N	8	0.53
(3,2)	1:A:8:VAL:CG2	1:B:51:CYS:N	8	0.53
(3,2)	1:A:8:VAL:CG2	1:B:52:LEU:N	8	0.53
(3,2)	1:A:8:VAL:CG2	1:B:53:LEU:N	8	0.53
(3,2)	1:A:8:VAL:CG2	1:B:54:ASP:N	8	0.53
(3,2)	1:A:8:VAL:CG2	1:B:55:ILE:N	8	0.53
(3,2)	1:A:8:VAL:CG2	1:B:56:LEU:N	8	0.53
(3,2)	1:A:8:VAL:CG2	1:B:57:ASP:N	8	0.53
(3,2)	1:A:8:VAL:CG2	1:B:58:THR:N	8	0.53
(3,2)	1:A:8:VAL:CG2	1:B:59:ALA:N	8	0.53
(3,2)	1:A:8:VAL:CG2	1:B:60:GLY:N	8	0.53
(3,2)	1:A:8:VAL:CG2	1:B:61:GLN:N	8	0.53
(3,2)	1:A:8:VAL:CG2	1:B:62:GLU:N	8	0.53
(3,2)	1:A:8:VAL:CG2	1:B:63:GLU:N	8	0.53
(3,2)	1:A:8:VAL:CG2	1:B:64:TYR:N	8	0.53
(3,2)	1:A:8:VAL:CG2	1:B:65:SER:N	8	0.53
(3,2)	1:A:8:VAL:CG2	1:B:66:ALA:N	8	0.53
(3,2)	1:A:8:VAL:CG2	1:B:67:MET:N	8	0.53
(3,2)	1:A:8:VAL:CG2	1:B:68:ARG:N	8	0.53
(3,2)	1:A:8:VAL:CG2	1:B:69:ASP:N	8	0.53
(3,2)	1:A:8:VAL:CG2	1:B:70:GLN:N	8	0.53
(3,2)	1:A:8:VAL:CG2	1:B:71:TYR:N	8	0.53
(3,2)	1:A:8:VAL:CG2	1:B:72:MET:N	8	0.53
(3,2)	1:A:8:VAL:CG2	1:B:73:ARG:N	8	0.53
(3,2)	1:A:8:VAL:CG2	1:B:74:THR:N	8	0.53
(3,2)	1:A:8:VAL:CG2	1:B:75:GLY:N	8	0.53
(3,2)	1:A:8:VAL:CG2	1:B:76:GLU:N	8	0.53
(3,2)	1:A:8:VAL:CG2	1:B:77:GLY:N	8	0.53
(3,2)	1:A:8:VAL:CG2	1:B:78:PHE:N	8	0.53

Continued on next page...

Continued from previous page...

Key	Atom-1	Atom-2	Model ID	Violation (Å)
(3,2)	1:A:8:VAL:CG2	1:B:79:LEU:N	8	0.53
(3,2)	1:A:8:VAL:CG2	1:B:80:CYS:N	8	0.53
(3,2)	1:A:8:VAL:CG2	5:B:203:7Q9:N	8	0.53
(3,2)	1:A:8:VAL:CG2	5:B:204:7Q9:N	8	0.53
(3,2)	1:A:8:VAL:CG2	5:B:205:7Q9:N	8	0.53
(3,2)	1:A:8:VAL:CG2	5:B:206:7Q9:N	8	0.53
(3,2)	1:A:8:VAL:CG2	5:B:207:7Q9:N	8	0.53
(3,2)	1:A:8:VAL:CG2	6:B:208:17F:N1	8	0.53
(3,2)	1:A:8:VAL:CG2	5:B:209:7Q9:N	8	0.53
(3,2)	1:A:8:VAL:CG2	5:B:210:7Q9:N	8	0.53
(3,2)	1:A:8:VAL:CG2	5:B:211:7Q9:N	8	0.53
(3,2)	1:A:8:VAL:CG2	5:B:212:7Q9:N	8	0.53
(3,2)	1:A:8:VAL:CG2	5:B:213:7Q9:N	8	0.53
(3,2)	1:A:8:VAL:CG2	6:B:214:17F:N1	8	0.53
(3,2)	1:A:8:VAL:CG2	6:B:215:17F:N1	8	0.53
(3,2)	1:A:8:VAL:CG2	5:B:216:7Q9:N	8	0.53
(3,2)	1:A:8:VAL:CG2	5:B:217:7Q9:N	8	0.53
(3,2)	1:A:8:VAL:CG2	5:B:218:7Q9:N	8	0.53
(3,2)	1:A:8:VAL:CG2	6:B:219:17F:N1	8	0.53
(3,2)	1:A:8:VAL:CG2	5:B:220:7Q9:N	8	0.53
(3,11)	1:A:56:LEU:CD1	1:B:2:THR:N	15	0.52
(3,11)	1:A:56:LEU:CD1	1:B:3:GLU:N	15	0.52
(3,11)	1:A:56:LEU:CD1	1:B:4:TYR:N	15	0.52
(3,11)	1:A:56:LEU:CD1	1:B:5:LYS:N	15	0.52
(3,11)	1:A:56:LEU:CD1	1:B:6:LEU:N	15	0.52
(3,11)	1:A:56:LEU:CD1	1:B:7:VAL:N	15	0.52
(3,11)	1:A:56:LEU:CD1	1:B:8:VAL:N	15	0.52
(3,11)	1:A:56:LEU:CD1	1:B:9:VAL:N	15	0.52
(3,11)	1:A:56:LEU:CD1	1:B:10:GLY:N	15	0.52
(3,11)	1:A:56:LEU:CD1	1:B:11:ALA:N	15	0.52
(3,11)	1:A:56:LEU:CD1	1:B:12:ASP:N	15	0.52
(3,11)	1:A:56:LEU:CD1	1:B:13:GLY:N	15	0.52
(3,11)	1:A:56:LEU:CD1	1:B:14:VAL:N	15	0.52
(3,11)	1:A:56:LEU:CD1	1:B:15:GLY:N	15	0.52
(3,11)	1:A:56:LEU:CD1	1:B:16:LYS:N	15	0.52
(3,11)	1:A:56:LEU:CD1	1:B:17:SER:N	15	0.52
(3,11)	1:A:56:LEU:CD1	1:B:18:ALA:N	15	0.52
(3,11)	1:A:56:LEU:CD1	1:B:19:LEU:N	15	0.52
(3,11)	1:A:56:LEU:CD1	1:B:20:THR:N	15	0.52
(3,11)	1:A:56:LEU:CD1	1:B:21:ILE:N	15	0.52
(3,11)	1:A:56:LEU:CD1	1:B:22:GLN:N	15	0.52
(3,11)	1:A:56:LEU:CD1	1:B:23:LEU:N	15	0.52

Continued on next page...

Continued from previous page...

Key	Atom-1	Atom-2	Model ID	Violation (Å)
(3,11)	1:A:56:LEU:CD1	1:B:24:ILE:N	15	0.52
(3,11)	1:A:56:LEU:CD1	1:B:25:GLN:N	15	0.52
(3,11)	1:A:56:LEU:CD1	1:B:26:ASN:N	15	0.52
(3,11)	1:A:56:LEU:CD1	1:B:27:HIS:N	15	0.52
(3,11)	1:A:56:LEU:CD1	1:B:28:PHE:N	15	0.52
(3,11)	1:A:56:LEU:CD1	1:B:29:VAL:N	15	0.52
(3,11)	1:A:56:LEU:CD1	1:B:30:ASP:N	15	0.52
(3,11)	1:A:56:LEU:CD1	1:B:31:GLU:N	15	0.52
(3,11)	1:A:56:LEU:CD1	1:B:32:TYR:N	15	0.52
(3,11)	1:A:56:LEU:CD1	1:B:33:ASP:N	15	0.52
(3,11)	1:A:56:LEU:CD1	1:B:34:PRO:N	15	0.52
(3,11)	1:A:56:LEU:CD1	1:B:35:THR:N	15	0.52
(3,11)	1:A:56:LEU:CD1	1:B:36:ILE:N	15	0.52
(3,11)	1:A:56:LEU:CD1	1:B:37:GLU:N	15	0.52
(3,11)	1:A:56:LEU:CD1	1:B:38:ASP:N	15	0.52
(3,11)	1:A:56:LEU:CD1	1:B:39:SER:N	15	0.52
(3,11)	1:A:56:LEU:CD1	1:B:40:TYR:N	15	0.52
(3,11)	1:A:56:LEU:CD1	1:B:41:ARG:N	15	0.52
(3,11)	1:A:56:LEU:CD1	1:B:42:LYS:N	15	0.52
(3,11)	1:A:56:LEU:CD1	1:B:43:GLN:N	15	0.52
(3,11)	1:A:56:LEU:CD1	1:B:44:VAL:N	15	0.52
(3,11)	1:A:56:LEU:CD1	1:B:45:VAL:N	15	0.52
(3,11)	1:A:56:LEU:CD1	1:B:46:ILE:N	15	0.52
(3,11)	1:A:56:LEU:CD1	1:B:47:ASP:N	15	0.52
(3,11)	1:A:56:LEU:CD1	1:B:48:GLY:N	15	0.52
(3,11)	1:A:56:LEU:CD1	1:B:49:GLU:N	15	0.52
(3,11)	1:A:56:LEU:CD1	1:B:50:THR:N	15	0.52
(3,11)	1:A:56:LEU:CD1	1:B:51:CYS:N	15	0.52
(3,11)	1:A:56:LEU:CD1	1:B:52:LEU:N	15	0.52
(3,11)	1:A:56:LEU:CD1	1:B:53:LEU:N	15	0.52
(3,11)	1:A:56:LEU:CD1	1:B:54:ASP:N	15	0.52
(3,11)	1:A:56:LEU:CD1	1:B:55:ILE:N	15	0.52
(3,11)	1:A:56:LEU:CD1	1:B:56:LEU:N	15	0.52
(3,11)	1:A:56:LEU:CD1	1:B:57:ASP:N	15	0.52
(3,11)	1:A:56:LEU:CD1	1:B:58:THR:N	15	0.52
(3,11)	1:A:56:LEU:CD1	1:B:59:ALA:N	15	0.52
(3,11)	1:A:56:LEU:CD1	1:B:60:GLY:N	15	0.52
(3,11)	1:A:56:LEU:CD1	1:B:61:GLN:N	15	0.52
(3,11)	1:A:56:LEU:CD1	1:B:62:GLU:N	15	0.52
(3,11)	1:A:56:LEU:CD1	1:B:63:GLU:N	15	0.52
(3,11)	1:A:56:LEU:CD1	1:B:64:TYR:N	15	0.52
(3,11)	1:A:56:LEU:CD1	1:B:65:SER:N	15	0.52

Continued on next page...

Continued from previous page...

Key	Atom-1	Atom-2	Model ID	Violation (Å)
(3,11)	1:A:56:LEU:CD1	1:B:66:ALA:N	15	0.52
(3,11)	1:A:56:LEU:CD1	1:B:67:MET:N	15	0.52
(3,11)	1:A:56:LEU:CD1	1:B:68:ARG:N	15	0.52
(3,11)	1:A:56:LEU:CD1	1:B:69:ASP:N	15	0.52
(3,11)	1:A:56:LEU:CD1	1:B:70:GLN:N	15	0.52
(3,11)	1:A:56:LEU:CD1	1:B:71:TYR:N	15	0.52
(3,11)	1:A:56:LEU:CD1	1:B:72:MET:N	15	0.52
(3,11)	1:A:56:LEU:CD1	1:B:73:ARG:N	15	0.52
(3,11)	1:A:56:LEU:CD1	1:B:74:THR:N	15	0.52
(3,11)	1:A:56:LEU:CD1	1:B:75:GLY:N	15	0.52
(3,11)	1:A:56:LEU:CD1	1:B:76:GLU:N	15	0.52
(3,11)	1:A:56:LEU:CD1	1:B:77:GLY:N	15	0.52
(3,11)	1:A:56:LEU:CD1	1:B:78:PHE:N	15	0.52
(3,11)	1:A:56:LEU:CD1	1:B:79:LEU:N	15	0.52
(3,11)	1:A:56:LEU:CD1	1:B:80:CYS:N	15	0.52
(3,11)	1:A:56:LEU:CD1	5:B:203:7Q9:N	15	0.52
(3,11)	1:A:56:LEU:CD1	5:B:204:7Q9:N	15	0.52
(3,11)	1:A:56:LEU:CD1	5:B:205:7Q9:N	15	0.52
(3,11)	1:A:56:LEU:CD1	5:B:206:7Q9:N	15	0.52
(3,11)	1:A:56:LEU:CD1	5:B:207:7Q9:N	15	0.52
(3,11)	1:A:56:LEU:CD1	6:B:208:17F:N1	15	0.52
(3,11)	1:A:56:LEU:CD1	5:B:209:7Q9:N	15	0.52
(3,11)	1:A:56:LEU:CD1	5:B:210:7Q9:N	15	0.52
(3,11)	1:A:56:LEU:CD1	5:B:211:7Q9:N	15	0.52
(3,11)	1:A:56:LEU:CD1	5:B:212:7Q9:N	15	0.52
(3,11)	1:A:56:LEU:CD1	5:B:213:7Q9:N	15	0.52
(3,11)	1:A:56:LEU:CD1	6:B:214:17F:N1	15	0.52
(3,11)	1:A:56:LEU:CD1	6:B:215:17F:N1	15	0.52
(3,11)	1:A:56:LEU:CD1	5:B:216:7Q9:N	15	0.52
(3,11)	1:A:56:LEU:CD1	5:B:217:7Q9:N	15	0.52
(3,11)	1:A:56:LEU:CD1	5:B:218:7Q9:N	15	0.52
(3,11)	1:A:56:LEU:CD1	6:B:219:17F:N1	15	0.52
(3,11)	1:A:56:LEU:CD1	5:B:220:7Q9:N	15	0.52
(3,11)	1:A:56:LEU:CD2	1:B:2:THR:N	15	0.52
(3,11)	1:A:56:LEU:CD2	1:B:3:GLU:N	15	0.52
(3,11)	1:A:56:LEU:CD2	1:B:4:TYR:N	15	0.52
(3,11)	1:A:56:LEU:CD2	1:B:5:LYS:N	15	0.52
(3,11)	1:A:56:LEU:CD2	1:B:6:LEU:N	15	0.52
(3,11)	1:A:56:LEU:CD2	1:B:7:VAL:N	15	0.52
(3,11)	1:A:56:LEU:CD2	1:B:8:VAL:N	15	0.52
(3,11)	1:A:56:LEU:CD2	1:B:9:VAL:N	15	0.52
(3,11)	1:A:56:LEU:CD2	1:B:10:GLY:N	15	0.52

Continued on next page...

Continued from previous page...

Key	Atom-1	Atom-2	Model ID	Violation (Å)
(3,11)	1:A:56:LEU:CD2	1:B:11:ALA:N	15	0.52
(3,11)	1:A:56:LEU:CD2	1:B:12:ASP:N	15	0.52
(3,11)	1:A:56:LEU:CD2	1:B:13:GLY:N	15	0.52
(3,11)	1:A:56:LEU:CD2	1:B:14:VAL:N	15	0.52
(3,11)	1:A:56:LEU:CD2	1:B:15:GLY:N	15	0.52
(3,11)	1:A:56:LEU:CD2	1:B:16:LYS:N	15	0.52
(3,11)	1:A:56:LEU:CD2	1:B:17:SER:N	15	0.52
(3,11)	1:A:56:LEU:CD2	1:B:18:ALA:N	15	0.52
(3,11)	1:A:56:LEU:CD2	1:B:19:LEU:N	15	0.52
(3,11)	1:A:56:LEU:CD2	1:B:20:THR:N	15	0.52
(3,11)	1:A:56:LEU:CD2	1:B:21:ILE:N	15	0.52
(3,11)	1:A:56:LEU:CD2	1:B:22:GLN:N	15	0.52
(3,11)	1:A:56:LEU:CD2	1:B:23:LEU:N	15	0.52
(3,11)	1:A:56:LEU:CD2	1:B:24:ILE:N	15	0.52
(3,11)	1:A:56:LEU:CD2	1:B:25:GLN:N	15	0.52
(3,11)	1:A:56:LEU:CD2	1:B:26:ASN:N	15	0.52
(3,11)	1:A:56:LEU:CD2	1:B:27:HIS:N	15	0.52
(3,11)	1:A:56:LEU:CD2	1:B:28:PHE:N	15	0.52
(3,11)	1:A:56:LEU:CD2	1:B:29:VAL:N	15	0.52
(3,11)	1:A:56:LEU:CD2	1:B:30:ASP:N	15	0.52
(3,11)	1:A:56:LEU:CD2	1:B:31:GLU:N	15	0.52
(3,11)	1:A:56:LEU:CD2	1:B:32:TYR:N	15	0.52
(3,11)	1:A:56:LEU:CD2	1:B:33:ASP:N	15	0.52
(3,11)	1:A:56:LEU:CD2	1:B:34:PRO:N	15	0.52
(3,11)	1:A:56:LEU:CD2	1:B:35:THR:N	15	0.52
(3,11)	1:A:56:LEU:CD2	1:B:36:ILE:N	15	0.52
(3,11)	1:A:56:LEU:CD2	1:B:37:GLU:N	15	0.52
(3,11)	1:A:56:LEU:CD2	1:B:38:ASP:N	15	0.52
(3,11)	1:A:56:LEU:CD2	1:B:39:SER:N	15	0.52
(3,11)	1:A:56:LEU:CD2	1:B:40:TYR:N	15	0.52
(3,11)	1:A:56:LEU:CD2	1:B:41:ARG:N	15	0.52
(3,11)	1:A:56:LEU:CD2	1:B:42:LYS:N	15	0.52
(3,11)	1:A:56:LEU:CD2	1:B:43:GLN:N	15	0.52
(3,11)	1:A:56:LEU:CD2	1:B:44:VAL:N	15	0.52
(3,11)	1:A:56:LEU:CD2	1:B:45:VAL:N	15	0.52
(3,11)	1:A:56:LEU:CD2	1:B:46:ILE:N	15	0.52
(3,11)	1:A:56:LEU:CD2	1:B:47:ASP:N	15	0.52
(3,11)	1:A:56:LEU:CD2	1:B:48:GLY:N	15	0.52
(3,11)	1:A:56:LEU:CD2	1:B:49:GLU:N	15	0.52
(3,11)	1:A:56:LEU:CD2	1:B:50:THR:N	15	0.52
(3,11)	1:A:56:LEU:CD2	1:B:51:CYS:N	15	0.52
(3,11)	1:A:56:LEU:CD2	1:B:52:LEU:N	15	0.52

Continued on next page...

Continued from previous page...

Key	Atom-1	Atom-2	Model ID	Violation (Å)
(3,11)	1:A:56:LEU:CD2	1:B:53:LEU:N	15	0.52
(3,11)	1:A:56:LEU:CD2	1:B:54:ASP:N	15	0.52
(3,11)	1:A:56:LEU:CD2	1:B:55:ILE:N	15	0.52
(3,11)	1:A:56:LEU:CD2	1:B:56:LEU:N	15	0.52
(3,11)	1:A:56:LEU:CD2	1:B:57:ASP:N	15	0.52
(3,11)	1:A:56:LEU:CD2	1:B:58:THR:N	15	0.52
(3,11)	1:A:56:LEU:CD2	1:B:59:ALA:N	15	0.52
(3,11)	1:A:56:LEU:CD2	1:B:60:GLY:N	15	0.52
(3,11)	1:A:56:LEU:CD2	1:B:61:GLN:N	15	0.52
(3,11)	1:A:56:LEU:CD2	1:B:62:GLU:N	15	0.52
(3,11)	1:A:56:LEU:CD2	1:B:63:GLU:N	15	0.52
(3,11)	1:A:56:LEU:CD2	1:B:64:TYR:N	15	0.52
(3,11)	1:A:56:LEU:CD2	1:B:65:SER:N	15	0.52
(3,11)	1:A:56:LEU:CD2	1:B:66:ALA:N	15	0.52
(3,11)	1:A:56:LEU:CD2	1:B:67:MET:N	15	0.52
(3,11)	1:A:56:LEU:CD2	1:B:68:ARG:N	15	0.52
(3,11)	1:A:56:LEU:CD2	1:B:69:ASP:N	15	0.52
(3,11)	1:A:56:LEU:CD2	1:B:70:GLN:N	15	0.52
(3,11)	1:A:56:LEU:CD2	1:B:71:TYR:N	15	0.52
(3,11)	1:A:56:LEU:CD2	1:B:72:MET:N	15	0.52
(3,11)	1:A:56:LEU:CD2	1:B:73:ARG:N	15	0.52
(3,11)	1:A:56:LEU:CD2	1:B:74:THR:N	15	0.52
(3,11)	1:A:56:LEU:CD2	1:B:75:GLY:N	15	0.52
(3,11)	1:A:56:LEU:CD2	1:B:76:GLU:N	15	0.52
(3,11)	1:A:56:LEU:CD2	1:B:77:GLY:N	15	0.52
(3,11)	1:A:56:LEU:CD2	1:B:78:PHE:N	15	0.52
(3,11)	1:A:56:LEU:CD2	1:B:79:LEU:N	15	0.52
(3,11)	1:A:56:LEU:CD2	1:B:80:CYS:N	15	0.52
(3,11)	1:A:56:LEU:CD2	5:B:203:7Q9:N	15	0.52
(3,11)	1:A:56:LEU:CD2	5:B:204:7Q9:N	15	0.52
(3,11)	1:A:56:LEU:CD2	5:B:205:7Q9:N	15	0.52
(3,11)	1:A:56:LEU:CD2	5:B:206:7Q9:N	15	0.52
(3,11)	1:A:56:LEU:CD2	5:B:207:7Q9:N	15	0.52
(3,11)	1:A:56:LEU:CD2	6:B:208:17F:N1	15	0.52
(3,11)	1:A:56:LEU:CD2	5:B:209:7Q9:N	15	0.52
(3,11)	1:A:56:LEU:CD2	5:B:210:7Q9:N	15	0.52
(3,11)	1:A:56:LEU:CD2	5:B:211:7Q9:N	15	0.52
(3,11)	1:A:56:LEU:CD2	5:B:212:7Q9:N	15	0.52
(3,11)	1:A:56:LEU:CD2	5:B:213:7Q9:N	15	0.52
(3,11)	1:A:56:LEU:CD2	6:B:214:17F:N1	15	0.52
(3,11)	1:A:56:LEU:CD2	6:B:215:17F:N1	15	0.52
(3,11)	1:A:56:LEU:CD2	5:B:216:7Q9:N	15	0.52

Continued on next page...

Continued from previous page...

Key	Atom-1	Atom-2	Model ID	Violation (Å)
(3,11)	1:A:56:LEU:CD2	5:B:217:7Q9:N	15	0.52
(3,11)	1:A:56:LEU:CD2	5:B:218:7Q9:N	15	0.52
(3,11)	1:A:56:LEU:CD2	6:B:219:17F:N1	15	0.52
(3,11)	1:A:56:LEU:CD2	5:B:220:7Q9:N	15	0.52
(3,2)	1:A:8:VAL:CG1	1:B:2:THR:N	5	0.48
(3,2)	1:A:8:VAL:CG1	1:B:3:GLU:N	5	0.48
(3,2)	1:A:8:VAL:CG1	1:B:4:TYR:N	5	0.48
(3,2)	1:A:8:VAL:CG1	1:B:5:LYS:N	5	0.48
(3,2)	1:A:8:VAL:CG1	1:B:6:LEU:N	5	0.48
(3,2)	1:A:8:VAL:CG1	1:B:7:VAL:N	5	0.48
(3,2)	1:A:8:VAL:CG1	1:B:8:VAL:N	5	0.48
(3,2)	1:A:8:VAL:CG1	1:B:9:VAL:N	5	0.48
(3,2)	1:A:8:VAL:CG1	1:B:10:GLY:N	5	0.48
(3,2)	1:A:8:VAL:CG1	1:B:11:ALA:N	5	0.48
(3,2)	1:A:8:VAL:CG1	1:B:12:ASP:N	5	0.48
(3,2)	1:A:8:VAL:CG1	1:B:13:GLY:N	5	0.48
(3,2)	1:A:8:VAL:CG1	1:B:14:VAL:N	5	0.48
(3,2)	1:A:8:VAL:CG1	1:B:15:GLY:N	5	0.48
(3,2)	1:A:8:VAL:CG1	1:B:16:LYS:N	5	0.48
(3,2)	1:A:8:VAL:CG1	1:B:17:SER:N	5	0.48
(3,2)	1:A:8:VAL:CG1	1:B:18:ALA:N	5	0.48
(3,2)	1:A:8:VAL:CG1	1:B:19:LEU:N	5	0.48
(3,2)	1:A:8:VAL:CG1	1:B:20:THR:N	5	0.48
(3,2)	1:A:8:VAL:CG1	1:B:21:ILE:N	5	0.48
(3,2)	1:A:8:VAL:CG1	1:B:22:GLN:N	5	0.48
(3,2)	1:A:8:VAL:CG1	1:B:23:LEU:N	5	0.48
(3,2)	1:A:8:VAL:CG1	1:B:24:ILE:N	5	0.48
(3,2)	1:A:8:VAL:CG1	1:B:25:GLN:N	5	0.48
(3,2)	1:A:8:VAL:CG1	1:B:26:ASN:N	5	0.48
(3,2)	1:A:8:VAL:CG1	1:B:27:HIS:N	5	0.48
(3,2)	1:A:8:VAL:CG1	1:B:28:PHE:N	5	0.48
(3,2)	1:A:8:VAL:CG1	1:B:29:VAL:N	5	0.48
(3,2)	1:A:8:VAL:CG1	1:B:30:ASP:N	5	0.48
(3,2)	1:A:8:VAL:CG1	1:B:31:GLU:N	5	0.48
(3,2)	1:A:8:VAL:CG1	1:B:32:TYR:N	5	0.48
(3,2)	1:A:8:VAL:CG1	1:B:33:ASP:N	5	0.48
(3,2)	1:A:8:VAL:CG1	1:B:34:PRO:N	5	0.48
(3,2)	1:A:8:VAL:CG1	1:B:35:THR:N	5	0.48
(3,2)	1:A:8:VAL:CG1	1:B:36:ILE:N	5	0.48
(3,2)	1:A:8:VAL:CG1	1:B:37:GLU:N	5	0.48
(3,2)	1:A:8:VAL:CG1	1:B:38:ASP:N	5	0.48
(3,2)	1:A:8:VAL:CG1	1:B:39:SER:N	5	0.48

Continued on next page...

Continued from previous page...

Key	Atom-1	Atom-2	Model ID	Violation (Å)
(3,2)	1:A:8:VAL:CG1	1:B:40:TYR:N	5	0.48
(3,2)	1:A:8:VAL:CG1	1:B:41:ARG:N	5	0.48
(3,2)	1:A:8:VAL:CG1	1:B:42:LYS:N	5	0.48
(3,2)	1:A:8:VAL:CG1	1:B:43:GLN:N	5	0.48
(3,2)	1:A:8:VAL:CG1	1:B:44:VAL:N	5	0.48
(3,2)	1:A:8:VAL:CG1	1:B:45:VAL:N	5	0.48
(3,2)	1:A:8:VAL:CG1	1:B:46:ILE:N	5	0.48
(3,2)	1:A:8:VAL:CG1	1:B:47:ASP:N	5	0.48
(3,2)	1:A:8:VAL:CG1	1:B:48:GLY:N	5	0.48
(3,2)	1:A:8:VAL:CG1	1:B:49:GLU:N	5	0.48
(3,2)	1:A:8:VAL:CG1	1:B:50:THR:N	5	0.48
(3,2)	1:A:8:VAL:CG1	1:B:51:CYS:N	5	0.48
(3,2)	1:A:8:VAL:CG1	1:B:52:LEU:N	5	0.48
(3,2)	1:A:8:VAL:CG1	1:B:53:LEU:N	5	0.48
(3,2)	1:A:8:VAL:CG1	1:B:54:ASP:N	5	0.48
(3,2)	1:A:8:VAL:CG1	1:B:55:ILE:N	5	0.48
(3,2)	1:A:8:VAL:CG1	1:B:56:LEU:N	5	0.48
(3,2)	1:A:8:VAL:CG1	1:B:57:ASP:N	5	0.48
(3,2)	1:A:8:VAL:CG1	1:B:58:THR:N	5	0.48
(3,2)	1:A:8:VAL:CG1	1:B:59:ALA:N	5	0.48
(3,2)	1:A:8:VAL:CG1	1:B:60:GLY:N	5	0.48
(3,2)	1:A:8:VAL:CG1	1:B:61:GLN:N	5	0.48
(3,2)	1:A:8:VAL:CG1	1:B:62:GLU:N	5	0.48
(3,2)	1:A:8:VAL:CG1	1:B:63:GLU:N	5	0.48
(3,2)	1:A:8:VAL:CG1	1:B:64:TYR:N	5	0.48
(3,2)	1:A:8:VAL:CG1	1:B:65:SER:N	5	0.48
(3,2)	1:A:8:VAL:CG1	1:B:66:ALA:N	5	0.48
(3,2)	1:A:8:VAL:CG1	1:B:67:MET:N	5	0.48
(3,2)	1:A:8:VAL:CG1	1:B:68:ARG:N	5	0.48
(3,2)	1:A:8:VAL:CG1	1:B:69:ASP:N	5	0.48
(3,2)	1:A:8:VAL:CG1	1:B:70:GLN:N	5	0.48
(3,2)	1:A:8:VAL:CG1	1:B:71:TYR:N	5	0.48
(3,2)	1:A:8:VAL:CG1	1:B:72:MET:N	5	0.48
(3,2)	1:A:8:VAL:CG1	1:B:73:ARG:N	5	0.48
(3,2)	1:A:8:VAL:CG1	1:B:74:THR:N	5	0.48
(3,2)	1:A:8:VAL:CG1	1:B:75:GLY:N	5	0.48
(3,2)	1:A:8:VAL:CG1	1:B:76:GLU:N	5	0.48
(3,2)	1:A:8:VAL:CG1	1:B:77:GLY:N	5	0.48
(3,2)	1:A:8:VAL:CG1	1:B:78:PHE:N	5	0.48
(3,2)	1:A:8:VAL:CG1	1:B:79:LEU:N	5	0.48
(3,2)	1:A:8:VAL:CG1	1:B:80:CYS:N	5	0.48
(3,2)	1:A:8:VAL:CG1	5:B:203:7Q9:N	5	0.48

Continued on next page...

Continued from previous page...

Key	Atom-1	Atom-2	Model ID	Violation (Å)
(3,2)	1:A:8:VAL:CG1	5:B:204:7Q9:N	5	0.48
(3,2)	1:A:8:VAL:CG1	5:B:205:7Q9:N	5	0.48
(3,2)	1:A:8:VAL:CG1	5:B:206:7Q9:N	5	0.48
(3,2)	1:A:8:VAL:CG1	5:B:207:7Q9:N	5	0.48
(3,2)	1:A:8:VAL:CG1	6:B:208:17F:N1	5	0.48
(3,2)	1:A:8:VAL:CG1	5:B:209:7Q9:N	5	0.48
(3,2)	1:A:8:VAL:CG1	5:B:210:7Q9:N	5	0.48
(3,2)	1:A:8:VAL:CG1	5:B:211:7Q9:N	5	0.48
(3,2)	1:A:8:VAL:CG1	5:B:212:7Q9:N	5	0.48
(3,2)	1:A:8:VAL:CG1	5:B:213:7Q9:N	5	0.48
(3,2)	1:A:8:VAL:CG1	6:B:214:17F:N1	5	0.48
(3,2)	1:A:8:VAL:CG1	6:B:215:17F:N1	5	0.48
(3,2)	1:A:8:VAL:CG1	5:B:216:7Q9:N	5	0.48
(3,2)	1:A:8:VAL:CG1	5:B:217:7Q9:N	5	0.48
(3,2)	1:A:8:VAL:CG1	5:B:218:7Q9:N	5	0.48
(3,2)	1:A:8:VAL:CG1	6:B:219:17F:N1	5	0.48
(3,2)	1:A:8:VAL:CG1	5:B:220:7Q9:N	5	0.48
(3,2)	1:A:8:VAL:CG2	1:B:2:THR:N	5	0.48
(3,2)	1:A:8:VAL:CG2	1:B:3:GLU:N	5	0.48
(3,2)	1:A:8:VAL:CG2	1:B:4:TYR:N	5	0.48
(3,2)	1:A:8:VAL:CG2	1:B:5:LYS:N	5	0.48
(3,2)	1:A:8:VAL:CG2	1:B:6:LEU:N	5	0.48
(3,2)	1:A:8:VAL:CG2	1:B:7:VAL:N	5	0.48
(3,2)	1:A:8:VAL:CG2	1:B:8:VAL:N	5	0.48
(3,2)	1:A:8:VAL:CG2	1:B:9:VAL:N	5	0.48
(3,2)	1:A:8:VAL:CG2	1:B:10:GLY:N	5	0.48
(3,2)	1:A:8:VAL:CG2	1:B:11:ALA:N	5	0.48
(3,2)	1:A:8:VAL:CG2	1:B:12:ASP:N	5	0.48
(3,2)	1:A:8:VAL:CG2	1:B:13:GLY:N	5	0.48
(3,2)	1:A:8:VAL:CG2	1:B:14:VAL:N	5	0.48
(3,2)	1:A:8:VAL:CG2	1:B:15:GLY:N	5	0.48
(3,2)	1:A:8:VAL:CG2	1:B:16:LYS:N	5	0.48
(3,2)	1:A:8:VAL:CG2	1:B:17:SER:N	5	0.48
(3,2)	1:A:8:VAL:CG2	1:B:18:ALA:N	5	0.48
(3,2)	1:A:8:VAL:CG2	1:B:19:LEU:N	5	0.48
(3,2)	1:A:8:VAL:CG2	1:B:20:THR:N	5	0.48
(3,2)	1:A:8:VAL:CG2	1:B:21:ILE:N	5	0.48
(3,2)	1:A:8:VAL:CG2	1:B:22:GLN:N	5	0.48
(3,2)	1:A:8:VAL:CG2	1:B:23:LEU:N	5	0.48
(3,2)	1:A:8:VAL:CG2	1:B:24:ILE:N	5	0.48
(3,2)	1:A:8:VAL:CG2	1:B:25:GLN:N	5	0.48
(3,2)	1:A:8:VAL:CG2	1:B:26:ASN:N	5	0.48

Continued on next page...

Continued from previous page...

Key	Atom-1	Atom-2	Model ID	Violation (Å)
(3,2)	1:A:8:VAL:CG2	1:B:27:HIS:N	5	0.48
(3,2)	1:A:8:VAL:CG2	1:B:28:PHE:N	5	0.48
(3,2)	1:A:8:VAL:CG2	1:B:29:VAL:N	5	0.48
(3,2)	1:A:8:VAL:CG2	1:B:30:ASP:N	5	0.48
(3,2)	1:A:8:VAL:CG2	1:B:31:GLU:N	5	0.48
(3,2)	1:A:8:VAL:CG2	1:B:32:TYR:N	5	0.48
(3,2)	1:A:8:VAL:CG2	1:B:33:ASP:N	5	0.48
(3,2)	1:A:8:VAL:CG2	1:B:34:PRO:N	5	0.48
(3,2)	1:A:8:VAL:CG2	1:B:35:THR:N	5	0.48
(3,2)	1:A:8:VAL:CG2	1:B:36:ILE:N	5	0.48
(3,2)	1:A:8:VAL:CG2	1:B:37:GLU:N	5	0.48
(3,2)	1:A:8:VAL:CG2	1:B:38:ASP:N	5	0.48
(3,2)	1:A:8:VAL:CG2	1:B:39:SER:N	5	0.48
(3,2)	1:A:8:VAL:CG2	1:B:40:TYR:N	5	0.48
(3,2)	1:A:8:VAL:CG2	1:B:41:ARG:N	5	0.48
(3,2)	1:A:8:VAL:CG2	1:B:42:LYS:N	5	0.48
(3,2)	1:A:8:VAL:CG2	1:B:43:GLN:N	5	0.48
(3,2)	1:A:8:VAL:CG2	1:B:44:VAL:N	5	0.48
(3,2)	1:A:8:VAL:CG2	1:B:45:VAL:N	5	0.48
(3,2)	1:A:8:VAL:CG2	1:B:46:ILE:N	5	0.48
(3,2)	1:A:8:VAL:CG2	1:B:47:ASP:N	5	0.48
(3,2)	1:A:8:VAL:CG2	1:B:48:GLY:N	5	0.48
(3,2)	1:A:8:VAL:CG2	1:B:49:GLU:N	5	0.48
(3,2)	1:A:8:VAL:CG2	1:B:50:THR:N	5	0.48
(3,2)	1:A:8:VAL:CG2	1:B:51:CYS:N	5	0.48
(3,2)	1:A:8:VAL:CG2	1:B:52:LEU:N	5	0.48
(3,2)	1:A:8:VAL:CG2	1:B:53:LEU:N	5	0.48
(3,2)	1:A:8:VAL:CG2	1:B:54:ASP:N	5	0.48
(3,2)	1:A:8:VAL:CG2	1:B:55:ILE:N	5	0.48
(3,2)	1:A:8:VAL:CG2	1:B:56:LEU:N	5	0.48
(3,2)	1:A:8:VAL:CG2	1:B:57:ASP:N	5	0.48
(3,2)	1:A:8:VAL:CG2	1:B:58:THR:N	5	0.48
(3,2)	1:A:8:VAL:CG2	1:B:59:ALA:N	5	0.48
(3,2)	1:A:8:VAL:CG2	1:B:60:GLY:N	5	0.48
(3,2)	1:A:8:VAL:CG2	1:B:61:GLN:N	5	0.48
(3,2)	1:A:8:VAL:CG2	1:B:62:GLU:N	5	0.48
(3,2)	1:A:8:VAL:CG2	1:B:63:GLU:N	5	0.48
(3,2)	1:A:8:VAL:CG2	1:B:64:TYR:N	5	0.48
(3,2)	1:A:8:VAL:CG2	1:B:65:SER:N	5	0.48
(3,2)	1:A:8:VAL:CG2	1:B:66:ALA:N	5	0.48
(3,2)	1:A:8:VAL:CG2	1:B:67:MET:N	5	0.48
(3,2)	1:A:8:VAL:CG2	1:B:68:ARG:N	5	0.48

Continued on next page...

Continued from previous page...

Key	Atom-1	Atom-2	Model ID	Violation (Å)
(3,2)	1:A:8:VAL:CG2	1:B:69:ASP:N	5	0.48
(3,2)	1:A:8:VAL:CG2	1:B:70:GLN:N	5	0.48
(3,2)	1:A:8:VAL:CG2	1:B:71:TYR:N	5	0.48
(3,2)	1:A:8:VAL:CG2	1:B:72:MET:N	5	0.48
(3,2)	1:A:8:VAL:CG2	1:B:73:ARG:N	5	0.48
(3,2)	1:A:8:VAL:CG2	1:B:74:THR:N	5	0.48
(3,2)	1:A:8:VAL:CG2	1:B:75:GLY:N	5	0.48
(3,2)	1:A:8:VAL:CG2	1:B:76:GLU:N	5	0.48
(3,2)	1:A:8:VAL:CG2	1:B:77:GLY:N	5	0.48
(3,2)	1:A:8:VAL:CG2	1:B:78:PHE:N	5	0.48
(3,2)	1:A:8:VAL:CG2	1:B:79:LEU:N	5	0.48
(3,2)	1:A:8:VAL:CG2	1:B:80:CYS:N	5	0.48
(3,2)	1:A:8:VAL:CG2	5:B:203:7Q9:N	5	0.48
(3,2)	1:A:8:VAL:CG2	5:B:204:7Q9:N	5	0.48
(3,2)	1:A:8:VAL:CG2	5:B:205:7Q9:N	5	0.48
(3,2)	1:A:8:VAL:CG2	5:B:206:7Q9:N	5	0.48
(3,2)	1:A:8:VAL:CG2	5:B:207:7Q9:N	5	0.48
(3,2)	1:A:8:VAL:CG2	6:B:208:17F:N1	5	0.48
(3,2)	1:A:8:VAL:CG2	5:B:209:7Q9:N	5	0.48
(3,2)	1:A:8:VAL:CG2	5:B:210:7Q9:N	5	0.48
(3,2)	1:A:8:VAL:CG2	5:B:211:7Q9:N	5	0.48
(3,2)	1:A:8:VAL:CG2	5:B:212:7Q9:N	5	0.48
(3,2)	1:A:8:VAL:CG2	5:B:213:7Q9:N	5	0.48
(3,2)	1:A:8:VAL:CG2	6:B:214:17F:N1	5	0.48
(3,2)	1:A:8:VAL:CG2	6:B:215:17F:N1	5	0.48
(3,2)	1:A:8:VAL:CG2	5:B:216:7Q9:N	5	0.48
(3,2)	1:A:8:VAL:CG2	5:B:217:7Q9:N	5	0.48
(3,2)	1:A:8:VAL:CG2	5:B:218:7Q9:N	5	0.48
(3,2)	1:A:8:VAL:CG2	6:B:219:17F:N1	5	0.48
(3,2)	1:A:8:VAL:CG2	5:B:220:7Q9:N	5	0.48
(3,11)	1:A:56:LEU:CD1	1:B:2:THR:N	13	0.45
(3,11)	1:A:56:LEU:CD1	1:B:3:GLU:N	13	0.45
(3,11)	1:A:56:LEU:CD1	1:B:4:TYR:N	13	0.45
(3,11)	1:A:56:LEU:CD1	1:B:5:LYS:N	13	0.45
(3,11)	1:A:56:LEU:CD1	1:B:6:LEU:N	13	0.45
(3,11)	1:A:56:LEU:CD1	1:B:7:VAL:N	13	0.45
(3,11)	1:A:56:LEU:CD1	1:B:8:VAL:N	13	0.45
(3,11)	1:A:56:LEU:CD1	1:B:9:VAL:N	13	0.45
(3,11)	1:A:56:LEU:CD1	1:B:10:GLY:N	13	0.45
(3,11)	1:A:56:LEU:CD1	1:B:11:ALA:N	13	0.45
(3,11)	1:A:56:LEU:CD1	1:B:12:ASP:N	13	0.45
(3,11)	1:A:56:LEU:CD1	1:B:13:GLY:N	13	0.45

Continued on next page...

Continued from previous page...

Key	Atom-1	Atom-2	Model ID	Violation (Å)
(3,11)	1:A:56:LEU:CD1	1:B:14:VAL:N	13	0.45
(3,11)	1:A:56:LEU:CD1	1:B:15:GLY:N	13	0.45
(3,11)	1:A:56:LEU:CD1	1:B:16:LYS:N	13	0.45
(3,11)	1:A:56:LEU:CD1	1:B:17:SER:N	13	0.45
(3,11)	1:A:56:LEU:CD1	1:B:18:ALA:N	13	0.45
(3,11)	1:A:56:LEU:CD1	1:B:19:LEU:N	13	0.45
(3,11)	1:A:56:LEU:CD1	1:B:20:THR:N	13	0.45
(3,11)	1:A:56:LEU:CD1	1:B:21:ILE:N	13	0.45
(3,11)	1:A:56:LEU:CD1	1:B:22:GLN:N	13	0.45
(3,11)	1:A:56:LEU:CD1	1:B:23:LEU:N	13	0.45
(3,11)	1:A:56:LEU:CD1	1:B:24:ILE:N	13	0.45
(3,11)	1:A:56:LEU:CD1	1:B:25:GLN:N	13	0.45
(3,11)	1:A:56:LEU:CD1	1:B:26:ASN:N	13	0.45
(3,11)	1:A:56:LEU:CD1	1:B:27:HIS:N	13	0.45
(3,11)	1:A:56:LEU:CD1	1:B:28:PHE:N	13	0.45
(3,11)	1:A:56:LEU:CD1	1:B:29:VAL:N	13	0.45
(3,11)	1:A:56:LEU:CD1	1:B:30:ASP:N	13	0.45
(3,11)	1:A:56:LEU:CD1	1:B:31:GLU:N	13	0.45
(3,11)	1:A:56:LEU:CD1	1:B:32:TYR:N	13	0.45
(3,11)	1:A:56:LEU:CD1	1:B:33:ASP:N	13	0.45
(3,11)	1:A:56:LEU:CD1	1:B:34:PRO:N	13	0.45
(3,11)	1:A:56:LEU:CD1	1:B:35:THR:N	13	0.45
(3,11)	1:A:56:LEU:CD1	1:B:36:ILE:N	13	0.45
(3,11)	1:A:56:LEU:CD1	1:B:37:GLU:N	13	0.45
(3,11)	1:A:56:LEU:CD1	1:B:38:ASP:N	13	0.45
(3,11)	1:A:56:LEU:CD1	1:B:39:SER:N	13	0.45
(3,11)	1:A:56:LEU:CD1	1:B:40:TYR:N	13	0.45
(3,11)	1:A:56:LEU:CD1	1:B:41:ARG:N	13	0.45
(3,11)	1:A:56:LEU:CD1	1:B:42:LYS:N	13	0.45
(3,11)	1:A:56:LEU:CD1	1:B:43:GLN:N	13	0.45
(3,11)	1:A:56:LEU:CD1	1:B:44:VAL:N	13	0.45
(3,11)	1:A:56:LEU:CD1	1:B:45:VAL:N	13	0.45
(3,11)	1:A:56:LEU:CD1	1:B:46:ILE:N	13	0.45
(3,11)	1:A:56:LEU:CD1	1:B:47:ASP:N	13	0.45
(3,11)	1:A:56:LEU:CD1	1:B:48:GLY:N	13	0.45
(3,11)	1:A:56:LEU:CD1	1:B:49:GLU:N	13	0.45
(3,11)	1:A:56:LEU:CD1	1:B:50:THR:N	13	0.45
(3,11)	1:A:56:LEU:CD1	1:B:51:CYS:N	13	0.45
(3,11)	1:A:56:LEU:CD1	1:B:52:LEU:N	13	0.45
(3,11)	1:A:56:LEU:CD1	1:B:53:LEU:N	13	0.45
(3,11)	1:A:56:LEU:CD1	1:B:54:ASP:N	13	0.45
(3,11)	1:A:56:LEU:CD1	1:B:55:ILE:N	13	0.45

Continued on next page...

Continued from previous page...

Key	Atom-1	Atom-2	Model ID	Violation (Å)
(3,11)	1:A:56:LEU:CD1	1:B:56:LEU:N	13	0.45
(3,11)	1:A:56:LEU:CD1	1:B:57:ASP:N	13	0.45
(3,11)	1:A:56:LEU:CD1	1:B:58:THR:N	13	0.45
(3,11)	1:A:56:LEU:CD1	1:B:59:ALA:N	13	0.45
(3,11)	1:A:56:LEU:CD1	1:B:60:GLY:N	13	0.45
(3,11)	1:A:56:LEU:CD1	1:B:61:GLN:N	13	0.45
(3,11)	1:A:56:LEU:CD1	1:B:62:GLU:N	13	0.45
(3,11)	1:A:56:LEU:CD1	1:B:63:GLU:N	13	0.45
(3,11)	1:A:56:LEU:CD1	1:B:64:TYR:N	13	0.45
(3,11)	1:A:56:LEU:CD1	1:B:65:SER:N	13	0.45
(3,11)	1:A:56:LEU:CD1	1:B:66:ALA:N	13	0.45
(3,11)	1:A:56:LEU:CD1	1:B:67:MET:N	13	0.45
(3,11)	1:A:56:LEU:CD1	1:B:68:ARG:N	13	0.45
(3,11)	1:A:56:LEU:CD1	1:B:69:ASP:N	13	0.45
(3,11)	1:A:56:LEU:CD1	1:B:70:GLN:N	13	0.45
(3,11)	1:A:56:LEU:CD1	1:B:71:TYR:N	13	0.45
(3,11)	1:A:56:LEU:CD1	1:B:72:MET:N	13	0.45
(3,11)	1:A:56:LEU:CD1	1:B:73:ARG:N	13	0.45
(3,11)	1:A:56:LEU:CD1	1:B:74:THR:N	13	0.45
(3,11)	1:A:56:LEU:CD1	1:B:75:GLY:N	13	0.45
(3,11)	1:A:56:LEU:CD1	1:B:76:GLU:N	13	0.45
(3,11)	1:A:56:LEU:CD1	1:B:77:GLY:N	13	0.45
(3,11)	1:A:56:LEU:CD1	1:B:78:PHE:N	13	0.45
(3,11)	1:A:56:LEU:CD1	1:B:79:LEU:N	13	0.45
(3,11)	1:A:56:LEU:CD1	1:B:80:CYS:N	13	0.45
(3,11)	1:A:56:LEU:CD1	5:B:203:7Q9:N	13	0.45
(3,11)	1:A:56:LEU:CD1	5:B:204:7Q9:N	13	0.45
(3,11)	1:A:56:LEU:CD1	5:B:205:7Q9:N	13	0.45
(3,11)	1:A:56:LEU:CD1	5:B:206:7Q9:N	13	0.45
(3,11)	1:A:56:LEU:CD1	5:B:207:7Q9:N	13	0.45
(3,11)	1:A:56:LEU:CD1	6:B:208:17F:N1	13	0.45
(3,11)	1:A:56:LEU:CD1	5:B:209:7Q9:N	13	0.45
(3,11)	1:A:56:LEU:CD1	5:B:210:7Q9:N	13	0.45
(3,11)	1:A:56:LEU:CD1	5:B:211:7Q9:N	13	0.45
(3,11)	1:A:56:LEU:CD1	5:B:212:7Q9:N	13	0.45
(3,11)	1:A:56:LEU:CD1	5:B:213:7Q9:N	13	0.45
(3,11)	1:A:56:LEU:CD1	6:B:214:17F:N1	13	0.45
(3,11)	1:A:56:LEU:CD1	6:B:215:17F:N1	13	0.45
(3,11)	1:A:56:LEU:CD1	5:B:216:7Q9:N	13	0.45
(3,11)	1:A:56:LEU:CD1	5:B:217:7Q9:N	13	0.45
(3,11)	1:A:56:LEU:CD1	5:B:218:7Q9:N	13	0.45
(3,11)	1:A:56:LEU:CD1	6:B:219:17F:N1	13	0.45

Continued on next page...

Continued from previous page...

Key	Atom-1	Atom-2	Model ID	Violation (Å)
(3,11)	1:A:56:LEU:CD1	5:B:220:7Q9:N	13	0.45
(3,11)	1:A:56:LEU:CD2	1:B:2:THR:N	13	0.45
(3,11)	1:A:56:LEU:CD2	1:B:3:GLU:N	13	0.45
(3,11)	1:A:56:LEU:CD2	1:B:4:TYR:N	13	0.45
(3,11)	1:A:56:LEU:CD2	1:B:5:LYS:N	13	0.45
(3,11)	1:A:56:LEU:CD2	1:B:6:LEU:N	13	0.45
(3,11)	1:A:56:LEU:CD2	1:B:7:VAL:N	13	0.45
(3,11)	1:A:56:LEU:CD2	1:B:8:VAL:N	13	0.45
(3,11)	1:A:56:LEU:CD2	1:B:9:VAL:N	13	0.45
(3,11)	1:A:56:LEU:CD2	1:B:10:GLY:N	13	0.45
(3,11)	1:A:56:LEU:CD2	1:B:11:ALA:N	13	0.45
(3,11)	1:A:56:LEU:CD2	1:B:12:ASP:N	13	0.45
(3,11)	1:A:56:LEU:CD2	1:B:13:GLY:N	13	0.45
(3,11)	1:A:56:LEU:CD2	1:B:14:VAL:N	13	0.45
(3,11)	1:A:56:LEU:CD2	1:B:15:GLY:N	13	0.45
(3,11)	1:A:56:LEU:CD2	1:B:16:LYS:N	13	0.45
(3,11)	1:A:56:LEU:CD2	1:B:17:SER:N	13	0.45
(3,11)	1:A:56:LEU:CD2	1:B:18:ALA:N	13	0.45
(3,11)	1:A:56:LEU:CD2	1:B:19:LEU:N	13	0.45
(3,11)	1:A:56:LEU:CD2	1:B:20:THR:N	13	0.45
(3,11)	1:A:56:LEU:CD2	1:B:21:ILE:N	13	0.45
(3,11)	1:A:56:LEU:CD2	1:B:22:GLN:N	13	0.45
(3,11)	1:A:56:LEU:CD2	1:B:23:LEU:N	13	0.45
(3,11)	1:A:56:LEU:CD2	1:B:24:ILE:N	13	0.45
(3,11)	1:A:56:LEU:CD2	1:B:25:GLN:N	13	0.45
(3,11)	1:A:56:LEU:CD2	1:B:26:ASN:N	13	0.45
(3,11)	1:A:56:LEU:CD2	1:B:27:HIS:N	13	0.45
(3,11)	1:A:56:LEU:CD2	1:B:28:PHE:N	13	0.45
(3,11)	1:A:56:LEU:CD2	1:B:29:VAL:N	13	0.45
(3,11)	1:A:56:LEU:CD2	1:B:30:ASP:N	13	0.45
(3,11)	1:A:56:LEU:CD2	1:B:31:GLU:N	13	0.45
(3,11)	1:A:56:LEU:CD2	1:B:32:TYR:N	13	0.45
(3,11)	1:A:56:LEU:CD2	1:B:33:ASP:N	13	0.45
(3,11)	1:A:56:LEU:CD2	1:B:34:PRO:N	13	0.45
(3,11)	1:A:56:LEU:CD2	1:B:35:THR:N	13	0.45
(3,11)	1:A:56:LEU:CD2	1:B:36:ILE:N	13	0.45
(3,11)	1:A:56:LEU:CD2	1:B:37:GLU:N	13	0.45
(3,11)	1:A:56:LEU:CD2	1:B:38:ASP:N	13	0.45
(3,11)	1:A:56:LEU:CD2	1:B:39:SER:N	13	0.45
(3,11)	1:A:56:LEU:CD2	1:B:40:TYR:N	13	0.45
(3,11)	1:A:56:LEU:CD2	1:B:41:ARG:N	13	0.45
(3,11)	1:A:56:LEU:CD2	1:B:42:LYS:N	13	0.45

Continued on next page...

Continued from previous page...

Key	Atom-1	Atom-2	Model ID	Violation (Å)
(3,11)	1:A:56:LEU:CD2	1:B:43:GLN:N	13	0.45
(3,11)	1:A:56:LEU:CD2	1:B:44:VAL:N	13	0.45
(3,11)	1:A:56:LEU:CD2	1:B:45:VAL:N	13	0.45
(3,11)	1:A:56:LEU:CD2	1:B:46:ILE:N	13	0.45
(3,11)	1:A:56:LEU:CD2	1:B:47:ASP:N	13	0.45
(3,11)	1:A:56:LEU:CD2	1:B:48:GLY:N	13	0.45
(3,11)	1:A:56:LEU:CD2	1:B:49:GLU:N	13	0.45
(3,11)	1:A:56:LEU:CD2	1:B:50:THR:N	13	0.45
(3,11)	1:A:56:LEU:CD2	1:B:51:CYS:N	13	0.45
(3,11)	1:A:56:LEU:CD2	1:B:52:LEU:N	13	0.45
(3,11)	1:A:56:LEU:CD2	1:B:53:LEU:N	13	0.45
(3,11)	1:A:56:LEU:CD2	1:B:54:ASP:N	13	0.45
(3,11)	1:A:56:LEU:CD2	1:B:55:ILE:N	13	0.45
(3,11)	1:A:56:LEU:CD2	1:B:56:LEU:N	13	0.45
(3,11)	1:A:56:LEU:CD2	1:B:57:ASP:N	13	0.45
(3,11)	1:A:56:LEU:CD2	1:B:58:THR:N	13	0.45
(3,11)	1:A:56:LEU:CD2	1:B:59:ALA:N	13	0.45
(3,11)	1:A:56:LEU:CD2	1:B:60:GLY:N	13	0.45
(3,11)	1:A:56:LEU:CD2	1:B:61:GLN:N	13	0.45
(3,11)	1:A:56:LEU:CD2	1:B:62:GLU:N	13	0.45
(3,11)	1:A:56:LEU:CD2	1:B:63:GLU:N	13	0.45
(3,11)	1:A:56:LEU:CD2	1:B:64:TYR:N	13	0.45
(3,11)	1:A:56:LEU:CD2	1:B:65:SER:N	13	0.45
(3,11)	1:A:56:LEU:CD2	1:B:66:ALA:N	13	0.45
(3,11)	1:A:56:LEU:CD2	1:B:67:MET:N	13	0.45
(3,11)	1:A:56:LEU:CD2	1:B:68:ARG:N	13	0.45
(3,11)	1:A:56:LEU:CD2	1:B:69:ASP:N	13	0.45
(3,11)	1:A:56:LEU:CD2	1:B:70:GLN:N	13	0.45
(3,11)	1:A:56:LEU:CD2	1:B:71:TYR:N	13	0.45
(3,11)	1:A:56:LEU:CD2	1:B:72:MET:N	13	0.45
(3,11)	1:A:56:LEU:CD2	1:B:73:ARG:N	13	0.45
(3,11)	1:A:56:LEU:CD2	1:B:74:THR:N	13	0.45
(3,11)	1:A:56:LEU:CD2	1:B:75:GLY:N	13	0.45
(3,11)	1:A:56:LEU:CD2	1:B:76:GLU:N	13	0.45
(3,11)	1:A:56:LEU:CD2	1:B:77:GLY:N	13	0.45
(3,11)	1:A:56:LEU:CD2	1:B:78:PHE:N	13	0.45
(3,11)	1:A:56:LEU:CD2	1:B:79:LEU:N	13	0.45
(3,11)	1:A:56:LEU:CD2	1:B:80:CYS:N	13	0.45
(3,11)	1:A:56:LEU:CD2	5:B:203:7Q9:N	13	0.45
(3,11)	1:A:56:LEU:CD2	5:B:204:7Q9:N	13	0.45
(3,11)	1:A:56:LEU:CD2	5:B:205:7Q9:N	13	0.45
(3,11)	1:A:56:LEU:CD2	5:B:206:7Q9:N	13	0.45

Continued on next page...

Continued from previous page...

Key	Atom-1	Atom-2	Model ID	Violation (Å)
(3,11)	1:A:56:LEU:CD2	5:B:207:7Q9:N	13	0.45
(3,11)	1:A:56:LEU:CD2	6:B:208:17F:N1	13	0.45
(3,11)	1:A:56:LEU:CD2	5:B:209:7Q9:N	13	0.45
(3,11)	1:A:56:LEU:CD2	5:B:210:7Q9:N	13	0.45
(3,11)	1:A:56:LEU:CD2	5:B:211:7Q9:N	13	0.45
(3,11)	1:A:56:LEU:CD2	5:B:212:7Q9:N	13	0.45
(3,11)	1:A:56:LEU:CD2	5:B:213:7Q9:N	13	0.45
(3,11)	1:A:56:LEU:CD2	6:B:214:17F:N1	13	0.45
(3,11)	1:A:56:LEU:CD2	6:B:215:17F:N1	13	0.45
(3,11)	1:A:56:LEU:CD2	5:B:216:7Q9:N	13	0.45
(3,11)	1:A:56:LEU:CD2	5:B:217:7Q9:N	13	0.45
(3,11)	1:A:56:LEU:CD2	5:B:218:7Q9:N	13	0.45
(3,11)	1:A:56:LEU:CD2	6:B:219:17F:N1	13	0.45
(3,11)	1:A:56:LEU:CD2	5:B:220:7Q9:N	13	0.45
(3,2)	1:A:8:VAL:CG1	1:B:2:THR:N	19	0.39
(3,2)	1:A:8:VAL:CG1	1:B:3:GLU:N	19	0.39
(3,2)	1:A:8:VAL:CG1	1:B:4:TYR:N	19	0.39
(3,2)	1:A:8:VAL:CG1	1:B:5:LYS:N	19	0.39
(3,2)	1:A:8:VAL:CG1	1:B:6:LEU:N	19	0.39
(3,2)	1:A:8:VAL:CG1	1:B:7:VAL:N	19	0.39
(3,2)	1:A:8:VAL:CG1	1:B:8:VAL:N	19	0.39
(3,2)	1:A:8:VAL:CG1	1:B:9:VAL:N	19	0.39
(3,2)	1:A:8:VAL:CG1	1:B:10:GLY:N	19	0.39
(3,2)	1:A:8:VAL:CG1	1:B:11:ALA:N	19	0.39
(3,2)	1:A:8:VAL:CG1	1:B:12:ASP:N	19	0.39
(3,2)	1:A:8:VAL:CG1	1:B:13:GLY:N	19	0.39
(3,2)	1:A:8:VAL:CG1	1:B:14:VAL:N	19	0.39
(3,2)	1:A:8:VAL:CG1	1:B:15:GLY:N	19	0.39
(3,2)	1:A:8:VAL:CG1	1:B:16:LYS:N	19	0.39
(3,2)	1:A:8:VAL:CG1	1:B:17:SER:N	19	0.39
(3,2)	1:A:8:VAL:CG1	1:B:18:ALA:N	19	0.39
(3,2)	1:A:8:VAL:CG1	1:B:19:LEU:N	19	0.39
(3,2)	1:A:8:VAL:CG1	1:B:20:THR:N	19	0.39
(3,2)	1:A:8:VAL:CG1	1:B:21:ILE:N	19	0.39
(3,2)	1:A:8:VAL:CG1	1:B:22:GLN:N	19	0.39
(3,2)	1:A:8:VAL:CG1	1:B:23:LEU:N	19	0.39
(3,2)	1:A:8:VAL:CG1	1:B:24:ILE:N	19	0.39
(3,2)	1:A:8:VAL:CG1	1:B:25:GLN:N	19	0.39
(3,2)	1:A:8:VAL:CG1	1:B:26:ASN:N	19	0.39
(3,2)	1:A:8:VAL:CG1	1:B:27:HIS:N	19	0.39
(3,2)	1:A:8:VAL:CG1	1:B:28:PHE:N	19	0.39
(3,2)	1:A:8:VAL:CG1	1:B:29:VAL:N	19	0.39

Continued on next page...

Continued from previous page...

Key	Atom-1	Atom-2	Model ID	Violation (Å)
(3,2)	1:A:8:VAL:CG1	1:B:30:ASP:N	19	0.39
(3,2)	1:A:8:VAL:CG1	1:B:31:GLU:N	19	0.39
(3,2)	1:A:8:VAL:CG1	1:B:32:TYR:N	19	0.39
(3,2)	1:A:8:VAL:CG1	1:B:33:ASP:N	19	0.39
(3,2)	1:A:8:VAL:CG1	1:B:34:PRO:N	19	0.39
(3,2)	1:A:8:VAL:CG1	1:B:35:THR:N	19	0.39
(3,2)	1:A:8:VAL:CG1	1:B:36:ILE:N	19	0.39
(3,2)	1:A:8:VAL:CG1	1:B:37:GLU:N	19	0.39
(3,2)	1:A:8:VAL:CG1	1:B:38:ASP:N	19	0.39
(3,2)	1:A:8:VAL:CG1	1:B:39:SER:N	19	0.39
(3,2)	1:A:8:VAL:CG1	1:B:40:TYR:N	19	0.39
(3,2)	1:A:8:VAL:CG1	1:B:41:ARG:N	19	0.39
(3,2)	1:A:8:VAL:CG1	1:B:42:LYS:N	19	0.39
(3,2)	1:A:8:VAL:CG1	1:B:43:GLN:N	19	0.39
(3,2)	1:A:8:VAL:CG1	1:B:44:VAL:N	19	0.39
(3,2)	1:A:8:VAL:CG1	1:B:45:VAL:N	19	0.39
(3,2)	1:A:8:VAL:CG1	1:B:46:ILE:N	19	0.39
(3,2)	1:A:8:VAL:CG1	1:B:47:ASP:N	19	0.39
(3,2)	1:A:8:VAL:CG1	1:B:48:GLY:N	19	0.39
(3,2)	1:A:8:VAL:CG1	1:B:49:GLU:N	19	0.39
(3,2)	1:A:8:VAL:CG1	1:B:50:THR:N	19	0.39
(3,2)	1:A:8:VAL:CG1	1:B:51:CYS:N	19	0.39
(3,2)	1:A:8:VAL:CG1	1:B:52:LEU:N	19	0.39
(3,2)	1:A:8:VAL:CG1	1:B:53:LEU:N	19	0.39
(3,2)	1:A:8:VAL:CG1	1:B:54:ASP:N	19	0.39
(3,2)	1:A:8:VAL:CG1	1:B:55:ILE:N	19	0.39
(3,2)	1:A:8:VAL:CG1	1:B:56:LEU:N	19	0.39
(3,2)	1:A:8:VAL:CG1	1:B:57:ASP:N	19	0.39
(3,2)	1:A:8:VAL:CG1	1:B:58:THR:N	19	0.39
(3,2)	1:A:8:VAL:CG1	1:B:59:ALA:N	19	0.39
(3,2)	1:A:8:VAL:CG1	1:B:60:GLY:N	19	0.39
(3,2)	1:A:8:VAL:CG1	1:B:61:GLN:N	19	0.39
(3,2)	1:A:8:VAL:CG1	1:B:62:GLU:N	19	0.39
(3,2)	1:A:8:VAL:CG1	1:B:63:GLU:N	19	0.39
(3,2)	1:A:8:VAL:CG1	1:B:64:TYR:N	19	0.39
(3,2)	1:A:8:VAL:CG1	1:B:65:SER:N	19	0.39
(3,2)	1:A:8:VAL:CG1	1:B:66:ALA:N	19	0.39
(3,2)	1:A:8:VAL:CG1	1:B:67:MET:N	19	0.39
(3,2)	1:A:8:VAL:CG1	1:B:68:ARG:N	19	0.39
(3,2)	1:A:8:VAL:CG1	1:B:69:ASP:N	19	0.39
(3,2)	1:A:8:VAL:CG1	1:B:70:GLN:N	19	0.39
(3,2)	1:A:8:VAL:CG1	1:B:71:TYR:N	19	0.39

Continued on next page...

Continued from previous page...

Key	Atom-1	Atom-2	Model ID	Violation (Å)
(3,2)	1:A:8:VAL:CG1	1:B:72:MET:N	19	0.39
(3,2)	1:A:8:VAL:CG1	1:B:73:ARG:N	19	0.39
(3,2)	1:A:8:VAL:CG1	1:B:74:THR:N	19	0.39
(3,2)	1:A:8:VAL:CG1	1:B:75:GLY:N	19	0.39
(3,2)	1:A:8:VAL:CG1	1:B:76:GLU:N	19	0.39
(3,2)	1:A:8:VAL:CG1	1:B:77:GLY:N	19	0.39
(3,2)	1:A:8:VAL:CG1	1:B:78:PHE:N	19	0.39
(3,2)	1:A:8:VAL:CG1	1:B:79:LEU:N	19	0.39
(3,2)	1:A:8:VAL:CG1	1:B:80:CYS:N	19	0.39
(3,2)	1:A:8:VAL:CG1	5:B:203:7Q9:N	19	0.39
(3,2)	1:A:8:VAL:CG1	5:B:204:7Q9:N	19	0.39
(3,2)	1:A:8:VAL:CG1	5:B:205:7Q9:N	19	0.39
(3,2)	1:A:8:VAL:CG1	5:B:206:7Q9:N	19	0.39
(3,2)	1:A:8:VAL:CG1	5:B:207:7Q9:N	19	0.39
(3,2)	1:A:8:VAL:CG1	6:B:208:17F:N1	19	0.39
(3,2)	1:A:8:VAL:CG1	5:B:209:7Q9:N	19	0.39
(3,2)	1:A:8:VAL:CG1	5:B:210:7Q9:N	19	0.39
(3,2)	1:A:8:VAL:CG1	5:B:211:7Q9:N	19	0.39
(3,2)	1:A:8:VAL:CG1	5:B:212:7Q9:N	19	0.39
(3,2)	1:A:8:VAL:CG1	5:B:213:7Q9:N	19	0.39
(3,2)	1:A:8:VAL:CG1	6:B:214:17F:N1	19	0.39
(3,2)	1:A:8:VAL:CG1	6:B:215:17F:N1	19	0.39
(3,2)	1:A:8:VAL:CG1	5:B:216:7Q9:N	19	0.39
(3,2)	1:A:8:VAL:CG1	5:B:217:7Q9:N	19	0.39
(3,2)	1:A:8:VAL:CG1	5:B:218:7Q9:N	19	0.39
(3,2)	1:A:8:VAL:CG1	6:B:219:17F:N1	19	0.39
(3,2)	1:A:8:VAL:CG1	5:B:220:7Q9:N	19	0.39
(3,2)	1:A:8:VAL:CG2	1:B:2:THR:N	19	0.39
(3,2)	1:A:8:VAL:CG2	1:B:3:GLU:N	19	0.39
(3,2)	1:A:8:VAL:CG2	1:B:4:TYR:N	19	0.39
(3,2)	1:A:8:VAL:CG2	1:B:5:LYS:N	19	0.39
(3,2)	1:A:8:VAL:CG2	1:B:6:LEU:N	19	0.39
(3,2)	1:A:8:VAL:CG2	1:B:7:VAL:N	19	0.39
(3,2)	1:A:8:VAL:CG2	1:B:8:VAL:N	19	0.39
(3,2)	1:A:8:VAL:CG2	1:B:9:VAL:N	19	0.39
(3,2)	1:A:8:VAL:CG2	1:B:10:GLY:N	19	0.39
(3,2)	1:A:8:VAL:CG2	1:B:11:ALA:N	19	0.39
(3,2)	1:A:8:VAL:CG2	1:B:12:ASP:N	19	0.39
(3,2)	1:A:8:VAL:CG2	1:B:13:GLY:N	19	0.39
(3,2)	1:A:8:VAL:CG2	1:B:14:VAL:N	19	0.39
(3,2)	1:A:8:VAL:CG2	1:B:15:GLY:N	19	0.39
(3,2)	1:A:8:VAL:CG2	1:B:16:LYS:N	19	0.39

Continued on next page...

Continued from previous page...

Key	Atom-1	Atom-2	Model ID	Violation (Å)
(3,2)	1:A:8:VAL:CG2	1:B:17:SER:N	19	0.39
(3,2)	1:A:8:VAL:CG2	1:B:18:ALA:N	19	0.39
(3,2)	1:A:8:VAL:CG2	1:B:19:LEU:N	19	0.39
(3,2)	1:A:8:VAL:CG2	1:B:20:THR:N	19	0.39
(3,2)	1:A:8:VAL:CG2	1:B:21:ILE:N	19	0.39
(3,2)	1:A:8:VAL:CG2	1:B:22:GLN:N	19	0.39
(3,2)	1:A:8:VAL:CG2	1:B:23:LEU:N	19	0.39
(3,2)	1:A:8:VAL:CG2	1:B:24:ILE:N	19	0.39
(3,2)	1:A:8:VAL:CG2	1:B:25:GLN:N	19	0.39
(3,2)	1:A:8:VAL:CG2	1:B:26:ASN:N	19	0.39
(3,2)	1:A:8:VAL:CG2	1:B:27:HIS:N	19	0.39
(3,2)	1:A:8:VAL:CG2	1:B:28:PHE:N	19	0.39
(3,2)	1:A:8:VAL:CG2	1:B:29:VAL:N	19	0.39
(3,2)	1:A:8:VAL:CG2	1:B:30:ASP:N	19	0.39
(3,2)	1:A:8:VAL:CG2	1:B:31:GLU:N	19	0.39
(3,2)	1:A:8:VAL:CG2	1:B:32:TYR:N	19	0.39
(3,2)	1:A:8:VAL:CG2	1:B:33:ASP:N	19	0.39
(3,2)	1:A:8:VAL:CG2	1:B:34:PRO:N	19	0.39
(3,2)	1:A:8:VAL:CG2	1:B:35:THR:N	19	0.39
(3,2)	1:A:8:VAL:CG2	1:B:36:ILE:N	19	0.39
(3,2)	1:A:8:VAL:CG2	1:B:37:GLU:N	19	0.39
(3,2)	1:A:8:VAL:CG2	1:B:38:ASP:N	19	0.39
(3,2)	1:A:8:VAL:CG2	1:B:39:SER:N	19	0.39
(3,2)	1:A:8:VAL:CG2	1:B:40:TYR:N	19	0.39
(3,2)	1:A:8:VAL:CG2	1:B:41:ARG:N	19	0.39
(3,2)	1:A:8:VAL:CG2	1:B:42:LYS:N	19	0.39
(3,2)	1:A:8:VAL:CG2	1:B:43:GLN:N	19	0.39
(3,2)	1:A:8:VAL:CG2	1:B:44:VAL:N	19	0.39
(3,2)	1:A:8:VAL:CG2	1:B:45:VAL:N	19	0.39
(3,2)	1:A:8:VAL:CG2	1:B:46:ILE:N	19	0.39
(3,2)	1:A:8:VAL:CG2	1:B:47:ASP:N	19	0.39
(3,2)	1:A:8:VAL:CG2	1:B:48:GLY:N	19	0.39
(3,2)	1:A:8:VAL:CG2	1:B:49:GLU:N	19	0.39
(3,2)	1:A:8:VAL:CG2	1:B:50:THR:N	19	0.39
(3,2)	1:A:8:VAL:CG2	1:B:51:CYS:N	19	0.39
(3,2)	1:A:8:VAL:CG2	1:B:52:LEU:N	19	0.39
(3,2)	1:A:8:VAL:CG2	1:B:53:LEU:N	19	0.39
(3,2)	1:A:8:VAL:CG2	1:B:54:ASP:N	19	0.39
(3,2)	1:A:8:VAL:CG2	1:B:55:ILE:N	19	0.39
(3,2)	1:A:8:VAL:CG2	1:B:56:LEU:N	19	0.39
(3,2)	1:A:8:VAL:CG2	1:B:57:ASP:N	19	0.39
(3,2)	1:A:8:VAL:CG2	1:B:58:THR:N	19	0.39

Continued on next page...

Continued from previous page...

Key	Atom-1	Atom-2	Model ID	Violation (Å)
(3,2)	1:A:8:VAL:CG2	1:B:59:ALA:N	19	0.39
(3,2)	1:A:8:VAL:CG2	1:B:60:GLY:N	19	0.39
(3,2)	1:A:8:VAL:CG2	1:B:61:GLN:N	19	0.39
(3,2)	1:A:8:VAL:CG2	1:B:62:GLU:N	19	0.39
(3,2)	1:A:8:VAL:CG2	1:B:63:GLU:N	19	0.39
(3,2)	1:A:8:VAL:CG2	1:B:64:TYR:N	19	0.39
(3,2)	1:A:8:VAL:CG2	1:B:65:SER:N	19	0.39
(3,2)	1:A:8:VAL:CG2	1:B:66:ALA:N	19	0.39
(3,2)	1:A:8:VAL:CG2	1:B:67:MET:N	19	0.39
(3,2)	1:A:8:VAL:CG2	1:B:68:ARG:N	19	0.39
(3,2)	1:A:8:VAL:CG2	1:B:69:ASP:N	19	0.39
(3,2)	1:A:8:VAL:CG2	1:B:70:GLN:N	19	0.39
(3,2)	1:A:8:VAL:CG2	1:B:71:TYR:N	19	0.39
(3,2)	1:A:8:VAL:CG2	1:B:72:MET:N	19	0.39
(3,2)	1:A:8:VAL:CG2	1:B:73:ARG:N	19	0.39
(3,2)	1:A:8:VAL:CG2	1:B:74:THR:N	19	0.39
(3,2)	1:A:8:VAL:CG2	1:B:75:GLY:N	19	0.39
(3,2)	1:A:8:VAL:CG2	1:B:76:GLU:N	19	0.39
(3,2)	1:A:8:VAL:CG2	1:B:77:GLY:N	19	0.39
(3,2)	1:A:8:VAL:CG2	1:B:78:PHE:N	19	0.39
(3,2)	1:A:8:VAL:CG2	1:B:79:LEU:N	19	0.39
(3,2)	1:A:8:VAL:CG2	1:B:80:CYS:N	19	0.39
(3,2)	1:A:8:VAL:CG2	5:B:203:7Q9:N	19	0.39
(3,2)	1:A:8:VAL:CG2	5:B:204:7Q9:N	19	0.39
(3,2)	1:A:8:VAL:CG2	5:B:205:7Q9:N	19	0.39
(3,2)	1:A:8:VAL:CG2	5:B:206:7Q9:N	19	0.39
(3,2)	1:A:8:VAL:CG2	5:B:207:7Q9:N	19	0.39
(3,2)	1:A:8:VAL:CG2	6:B:208:17F:N1	19	0.39
(3,2)	1:A:8:VAL:CG2	5:B:209:7Q9:N	19	0.39
(3,2)	1:A:8:VAL:CG2	5:B:210:7Q9:N	19	0.39
(3,2)	1:A:8:VAL:CG2	5:B:211:7Q9:N	19	0.39
(3,2)	1:A:8:VAL:CG2	5:B:212:7Q9:N	19	0.39
(3,2)	1:A:8:VAL:CG2	5:B:213:7Q9:N	19	0.39
(3,2)	1:A:8:VAL:CG2	6:B:214:17F:N1	19	0.39
(3,2)	1:A:8:VAL:CG2	6:B:215:17F:N1	19	0.39
(3,2)	1:A:8:VAL:CG2	5:B:216:7Q9:N	19	0.39
(3,2)	1:A:8:VAL:CG2	5:B:217:7Q9:N	19	0.39
(3,2)	1:A:8:VAL:CG2	5:B:218:7Q9:N	19	0.39
(3,2)	1:A:8:VAL:CG2	6:B:219:17F:N1	19	0.39
(3,2)	1:A:8:VAL:CG2	5:B:220:7Q9:N	19	0.39
(3,11)	1:A:56:LEU:CD1	1:B:2:THR:N	8	0.38
(3,11)	1:A:56:LEU:CD1	1:B:3:GLU:N	8	0.38

Continued on next page...

Continued from previous page...

Key	Atom-1	Atom-2	Model ID	Violation (Å)
(3,11)	1:A:56:LEU:CD1	1:B:4:TYR:N	8	0.38
(3,11)	1:A:56:LEU:CD1	1:B:5:LYS:N	8	0.38
(3,11)	1:A:56:LEU:CD1	1:B:6:LEU:N	8	0.38
(3,11)	1:A:56:LEU:CD1	1:B:7:VAL:N	8	0.38
(3,11)	1:A:56:LEU:CD1	1:B:8:VAL:N	8	0.38
(3,11)	1:A:56:LEU:CD1	1:B:9:VAL:N	8	0.38
(3,11)	1:A:56:LEU:CD1	1:B:10:GLY:N	8	0.38
(3,11)	1:A:56:LEU:CD1	1:B:11:ALA:N	8	0.38
(3,11)	1:A:56:LEU:CD1	1:B:12:ASP:N	8	0.38
(3,11)	1:A:56:LEU:CD1	1:B:13:GLY:N	8	0.38
(3,11)	1:A:56:LEU:CD1	1:B:14:VAL:N	8	0.38
(3,11)	1:A:56:LEU:CD1	1:B:15:GLY:N	8	0.38
(3,11)	1:A:56:LEU:CD1	1:B:16:LYS:N	8	0.38
(3,11)	1:A:56:LEU:CD1	1:B:17:SER:N	8	0.38
(3,11)	1:A:56:LEU:CD1	1:B:18:ALA:N	8	0.38
(3,11)	1:A:56:LEU:CD1	1:B:19:LEU:N	8	0.38
(3,11)	1:A:56:LEU:CD1	1:B:20:THR:N	8	0.38
(3,11)	1:A:56:LEU:CD1	1:B:21:ILE:N	8	0.38
(3,11)	1:A:56:LEU:CD1	1:B:22:GLN:N	8	0.38
(3,11)	1:A:56:LEU:CD1	1:B:23:LEU:N	8	0.38
(3,11)	1:A:56:LEU:CD1	1:B:24:ILE:N	8	0.38
(3,11)	1:A:56:LEU:CD1	1:B:25:GLN:N	8	0.38
(3,11)	1:A:56:LEU:CD1	1:B:26:ASN:N	8	0.38
(3,11)	1:A:56:LEU:CD1	1:B:27:HIS:N	8	0.38
(3,11)	1:A:56:LEU:CD1	1:B:28:PHE:N	8	0.38
(3,11)	1:A:56:LEU:CD1	1:B:29:VAL:N	8	0.38
(3,11)	1:A:56:LEU:CD1	1:B:30:ASP:N	8	0.38
(3,11)	1:A:56:LEU:CD1	1:B:31:GLU:N	8	0.38
(3,11)	1:A:56:LEU:CD1	1:B:32:TYR:N	8	0.38
(3,11)	1:A:56:LEU:CD1	1:B:33:ASP:N	8	0.38
(3,11)	1:A:56:LEU:CD1	1:B:34:PRO:N	8	0.38
(3,11)	1:A:56:LEU:CD1	1:B:35:THR:N	8	0.38
(3,11)	1:A:56:LEU:CD1	1:B:36:ILE:N	8	0.38
(3,11)	1:A:56:LEU:CD1	1:B:37:GLU:N	8	0.38
(3,11)	1:A:56:LEU:CD1	1:B:38:ASP:N	8	0.38
(3,11)	1:A:56:LEU:CD1	1:B:39:SER:N	8	0.38
(3,11)	1:A:56:LEU:CD1	1:B:40:TYR:N	8	0.38
(3,11)	1:A:56:LEU:CD1	1:B:41:ARG:N	8	0.38
(3,11)	1:A:56:LEU:CD1	1:B:42:LYS:N	8	0.38
(3,11)	1:A:56:LEU:CD1	1:B:43:GLN:N	8	0.38
(3,11)	1:A:56:LEU:CD1	1:B:44:VAL:N	8	0.38
(3,11)	1:A:56:LEU:CD1	1:B:45:VAL:N	8	0.38

Continued on next page...

Continued from previous page...

Key	Atom-1	Atom-2	Model ID	Violation (Å)
(3,11)	1:A:56:LEU:CD1	1:B:46:ILE:N	8	0.38
(3,11)	1:A:56:LEU:CD1	1:B:47:ASP:N	8	0.38
(3,11)	1:A:56:LEU:CD1	1:B:48:GLY:N	8	0.38
(3,11)	1:A:56:LEU:CD1	1:B:49:GLU:N	8	0.38
(3,11)	1:A:56:LEU:CD1	1:B:50:THR:N	8	0.38
(3,11)	1:A:56:LEU:CD1	1:B:51:CYS:N	8	0.38
(3,11)	1:A:56:LEU:CD1	1:B:52:LEU:N	8	0.38
(3,11)	1:A:56:LEU:CD1	1:B:53:LEU:N	8	0.38
(3,11)	1:A:56:LEU:CD1	1:B:54:ASP:N	8	0.38
(3,11)	1:A:56:LEU:CD1	1:B:55:ILE:N	8	0.38
(3,11)	1:A:56:LEU:CD1	1:B:56:LEU:N	8	0.38
(3,11)	1:A:56:LEU:CD1	1:B:57:ASP:N	8	0.38
(3,11)	1:A:56:LEU:CD1	1:B:58:THR:N	8	0.38
(3,11)	1:A:56:LEU:CD1	1:B:59:ALA:N	8	0.38
(3,11)	1:A:56:LEU:CD1	1:B:60:GLY:N	8	0.38
(3,11)	1:A:56:LEU:CD1	1:B:61:GLN:N	8	0.38
(3,11)	1:A:56:LEU:CD1	1:B:62:GLU:N	8	0.38
(3,11)	1:A:56:LEU:CD1	1:B:63:GLU:N	8	0.38
(3,11)	1:A:56:LEU:CD1	1:B:64:TYR:N	8	0.38
(3,11)	1:A:56:LEU:CD1	1:B:65:SER:N	8	0.38
(3,11)	1:A:56:LEU:CD1	1:B:66:ALA:N	8	0.38
(3,11)	1:A:56:LEU:CD1	1:B:67:MET:N	8	0.38
(3,11)	1:A:56:LEU:CD1	1:B:68:ARG:N	8	0.38
(3,11)	1:A:56:LEU:CD1	1:B:69:ASP:N	8	0.38
(3,11)	1:A:56:LEU:CD1	1:B:70:GLN:N	8	0.38
(3,11)	1:A:56:LEU:CD1	1:B:71:TYR:N	8	0.38
(3,11)	1:A:56:LEU:CD1	1:B:72:MET:N	8	0.38
(3,11)	1:A:56:LEU:CD1	1:B:73:ARG:N	8	0.38
(3,11)	1:A:56:LEU:CD1	1:B:74:THR:N	8	0.38
(3,11)	1:A:56:LEU:CD1	1:B:75:GLY:N	8	0.38
(3,11)	1:A:56:LEU:CD1	1:B:76:GLU:N	8	0.38
(3,11)	1:A:56:LEU:CD1	1:B:77:GLY:N	8	0.38
(3,11)	1:A:56:LEU:CD1	1:B:78:PHE:N	8	0.38
(3,11)	1:A:56:LEU:CD1	1:B:79:LEU:N	8	0.38
(3,11)	1:A:56:LEU:CD1	1:B:80:CYS:N	8	0.38
(3,11)	1:A:56:LEU:CD1	5:B:203:7Q9:N	8	0.38
(3,11)	1:A:56:LEU:CD1	5:B:204:7Q9:N	8	0.38
(3,11)	1:A:56:LEU:CD1	5:B:205:7Q9:N	8	0.38
(3,11)	1:A:56:LEU:CD1	5:B:206:7Q9:N	8	0.38
(3,11)	1:A:56:LEU:CD1	5:B:207:7Q9:N	8	0.38
(3,11)	1:A:56:LEU:CD1	6:B:208:17F:N1	8	0.38
(3,11)	1:A:56:LEU:CD1	5:B:209:7Q9:N	8	0.38

Continued on next page...

Continued from previous page...

Key	Atom-1	Atom-2	Model ID	Violation (Å)
(3,11)	1:A:56:LEU:CD1	5:B:210:7Q9:N	8	0.38
(3,11)	1:A:56:LEU:CD1	5:B:211:7Q9:N	8	0.38
(3,11)	1:A:56:LEU:CD1	5:B:212:7Q9:N	8	0.38
(3,11)	1:A:56:LEU:CD1	5:B:213:7Q9:N	8	0.38
(3,11)	1:A:56:LEU:CD1	6:B:214:17F:N1	8	0.38
(3,11)	1:A:56:LEU:CD1	6:B:215:17F:N1	8	0.38
(3,11)	1:A:56:LEU:CD1	5:B:216:7Q9:N	8	0.38
(3,11)	1:A:56:LEU:CD1	5:B:217:7Q9:N	8	0.38
(3,11)	1:A:56:LEU:CD1	5:B:218:7Q9:N	8	0.38
(3,11)	1:A:56:LEU:CD1	6:B:219:17F:N1	8	0.38
(3,11)	1:A:56:LEU:CD1	5:B:220:7Q9:N	8	0.38
(3,11)	1:A:56:LEU:CD2	1:B:2:THR:N	8	0.38
(3,11)	1:A:56:LEU:CD2	1:B:3:GLU:N	8	0.38
(3,11)	1:A:56:LEU:CD2	1:B:4:TYR:N	8	0.38
(3,11)	1:A:56:LEU:CD2	1:B:5:LYS:N	8	0.38
(3,11)	1:A:56:LEU:CD2	1:B:6:LEU:N	8	0.38
(3,11)	1:A:56:LEU:CD2	1:B:7:VAL:N	8	0.38
(3,11)	1:A:56:LEU:CD2	1:B:8:VAL:N	8	0.38
(3,11)	1:A:56:LEU:CD2	1:B:9:VAL:N	8	0.38
(3,11)	1:A:56:LEU:CD2	1:B:10:GLY:N	8	0.38
(3,11)	1:A:56:LEU:CD2	1:B:11:ALA:N	8	0.38
(3,11)	1:A:56:LEU:CD2	1:B:12:ASP:N	8	0.38
(3,11)	1:A:56:LEU:CD2	1:B:13:GLY:N	8	0.38
(3,11)	1:A:56:LEU:CD2	1:B:14:VAL:N	8	0.38
(3,11)	1:A:56:LEU:CD2	1:B:15:GLY:N	8	0.38
(3,11)	1:A:56:LEU:CD2	1:B:16:LYS:N	8	0.38
(3,11)	1:A:56:LEU:CD2	1:B:17:SER:N	8	0.38
(3,11)	1:A:56:LEU:CD2	1:B:18:ALA:N	8	0.38
(3,11)	1:A:56:LEU:CD2	1:B:19:LEU:N	8	0.38
(3,11)	1:A:56:LEU:CD2	1:B:20:THR:N	8	0.38
(3,11)	1:A:56:LEU:CD2	1:B:21:ILE:N	8	0.38
(3,11)	1:A:56:LEU:CD2	1:B:22:GLN:N	8	0.38
(3,11)	1:A:56:LEU:CD2	1:B:23:LEU:N	8	0.38
(3,11)	1:A:56:LEU:CD2	1:B:24:ILE:N	8	0.38
(3,11)	1:A:56:LEU:CD2	1:B:25:GLN:N	8	0.38
(3,11)	1:A:56:LEU:CD2	1:B:26:ASN:N	8	0.38
(3,11)	1:A:56:LEU:CD2	1:B:27:HIS:N	8	0.38
(3,11)	1:A:56:LEU:CD2	1:B:28:PHE:N	8	0.38
(3,11)	1:A:56:LEU:CD2	1:B:29:VAL:N	8	0.38
(3,11)	1:A:56:LEU:CD2	1:B:30:ASP:N	8	0.38
(3,11)	1:A:56:LEU:CD2	1:B:31:GLU:N	8	0.38
(3,11)	1:A:56:LEU:CD2	1:B:32:TYR:N	8	0.38

Continued on next page...

Continued from previous page...

Key	Atom-1	Atom-2	Model ID	Violation (Å)
(3,11)	1:A:56:LEU:CD2	1:B:33:ASP:N	8	0.38
(3,11)	1:A:56:LEU:CD2	1:B:34:PRO:N	8	0.38
(3,11)	1:A:56:LEU:CD2	1:B:35:THR:N	8	0.38
(3,11)	1:A:56:LEU:CD2	1:B:36:ILE:N	8	0.38
(3,11)	1:A:56:LEU:CD2	1:B:37:GLU:N	8	0.38
(3,11)	1:A:56:LEU:CD2	1:B:38:ASP:N	8	0.38
(3,11)	1:A:56:LEU:CD2	1:B:39:SER:N	8	0.38
(3,11)	1:A:56:LEU:CD2	1:B:40:TYR:N	8	0.38
(3,11)	1:A:56:LEU:CD2	1:B:41:ARG:N	8	0.38
(3,11)	1:A:56:LEU:CD2	1:B:42:LYS:N	8	0.38
(3,11)	1:A:56:LEU:CD2	1:B:43:GLN:N	8	0.38
(3,11)	1:A:56:LEU:CD2	1:B:44:VAL:N	8	0.38
(3,11)	1:A:56:LEU:CD2	1:B:45:VAL:N	8	0.38
(3,11)	1:A:56:LEU:CD2	1:B:46:ILE:N	8	0.38
(3,11)	1:A:56:LEU:CD2	1:B:47:ASP:N	8	0.38
(3,11)	1:A:56:LEU:CD2	1:B:48:GLY:N	8	0.38
(3,11)	1:A:56:LEU:CD2	1:B:49:GLU:N	8	0.38
(3,11)	1:A:56:LEU:CD2	1:B:50:THR:N	8	0.38
(3,11)	1:A:56:LEU:CD2	1:B:51:CYS:N	8	0.38
(3,11)	1:A:56:LEU:CD2	1:B:52:LEU:N	8	0.38
(3,11)	1:A:56:LEU:CD2	1:B:53:LEU:N	8	0.38
(3,11)	1:A:56:LEU:CD2	1:B:54:ASP:N	8	0.38
(3,11)	1:A:56:LEU:CD2	1:B:55:ILE:N	8	0.38
(3,11)	1:A:56:LEU:CD2	1:B:56:LEU:N	8	0.38
(3,11)	1:A:56:LEU:CD2	1:B:57:ASP:N	8	0.38
(3,11)	1:A:56:LEU:CD2	1:B:58:THR:N	8	0.38
(3,11)	1:A:56:LEU:CD2	1:B:59:ALA:N	8	0.38
(3,11)	1:A:56:LEU:CD2	1:B:60:GLY:N	8	0.38
(3,11)	1:A:56:LEU:CD2	1:B:61:GLN:N	8	0.38
(3,11)	1:A:56:LEU:CD2	1:B:62:GLU:N	8	0.38
(3,11)	1:A:56:LEU:CD2	1:B:63:GLU:N	8	0.38
(3,11)	1:A:56:LEU:CD2	1:B:64:TYR:N	8	0.38
(3,11)	1:A:56:LEU:CD2	1:B:65:SER:N	8	0.38
(3,11)	1:A:56:LEU:CD2	1:B:66:ALA:N	8	0.38
(3,11)	1:A:56:LEU:CD2	1:B:67:MET:N	8	0.38
(3,11)	1:A:56:LEU:CD2	1:B:68:ARG:N	8	0.38
(3,11)	1:A:56:LEU:CD2	1:B:69:ASP:N	8	0.38
(3,11)	1:A:56:LEU:CD2	1:B:70:GLN:N	8	0.38
(3,11)	1:A:56:LEU:CD2	1:B:71:TYR:N	8	0.38
(3,11)	1:A:56:LEU:CD2	1:B:72:MET:N	8	0.38
(3,11)	1:A:56:LEU:CD2	1:B:73:ARG:N	8	0.38
(3,11)	1:A:56:LEU:CD2	1:B:74:THR:N	8	0.38

Continued on next page...

Continued from previous page...

Key	Atom-1	Atom-2	Model ID	Violation (Å)
(3,11)	1:A:56:LEU:CD2	1:B:75:GLY:N	8	0.38
(3,11)	1:A:56:LEU:CD2	1:B:76:GLU:N	8	0.38
(3,11)	1:A:56:LEU:CD2	1:B:77:GLY:N	8	0.38
(3,11)	1:A:56:LEU:CD2	1:B:78:PHE:N	8	0.38
(3,11)	1:A:56:LEU:CD2	1:B:79:LEU:N	8	0.38
(3,11)	1:A:56:LEU:CD2	1:B:80:CYS:N	8	0.38
(3,11)	1:A:56:LEU:CD2	5:B:203:7Q9:N	8	0.38
(3,11)	1:A:56:LEU:CD2	5:B:204:7Q9:N	8	0.38
(3,11)	1:A:56:LEU:CD2	5:B:205:7Q9:N	8	0.38
(3,11)	1:A:56:LEU:CD2	5:B:206:7Q9:N	8	0.38
(3,11)	1:A:56:LEU:CD2	5:B:207:7Q9:N	8	0.38
(3,11)	1:A:56:LEU:CD2	6:B:208:17F:N1	8	0.38
(3,11)	1:A:56:LEU:CD2	5:B:209:7Q9:N	8	0.38
(3,11)	1:A:56:LEU:CD2	5:B:210:7Q9:N	8	0.38
(3,11)	1:A:56:LEU:CD2	5:B:211:7Q9:N	8	0.38
(3,11)	1:A:56:LEU:CD2	5:B:212:7Q9:N	8	0.38
(3,11)	1:A:56:LEU:CD2	5:B:213:7Q9:N	8	0.38
(3,11)	1:A:56:LEU:CD2	6:B:214:17F:N1	8	0.38
(3,11)	1:A:56:LEU:CD2	6:B:215:17F:N1	8	0.38
(3,11)	1:A:56:LEU:CD2	5:B:216:7Q9:N	8	0.38
(3,11)	1:A:56:LEU:CD2	5:B:217:7Q9:N	8	0.38
(3,11)	1:A:56:LEU:CD2	5:B:218:7Q9:N	8	0.38
(3,11)	1:A:56:LEU:CD2	6:B:219:17F:N1	8	0.38
(3,11)	1:A:56:LEU:CD2	5:B:220:7Q9:N	8	0.38
(3,11)	1:A:56:LEU:CD1	1:B:2:THR:N	20	0.38
(3,11)	1:A:56:LEU:CD1	1:B:3:GLU:N	20	0.38
(3,11)	1:A:56:LEU:CD1	1:B:4:TYR:N	20	0.38
(3,11)	1:A:56:LEU:CD1	1:B:5:LYS:N	20	0.38
(3,11)	1:A:56:LEU:CD1	1:B:6:LEU:N	20	0.38
(3,11)	1:A:56:LEU:CD1	1:B:7:VAL:N	20	0.38
(3,11)	1:A:56:LEU:CD1	1:B:8:VAL:N	20	0.38
(3,11)	1:A:56:LEU:CD1	1:B:9:VAL:N	20	0.38
(3,11)	1:A:56:LEU:CD1	1:B:10:GLY:N	20	0.38
(3,11)	1:A:56:LEU:CD1	1:B:11:ALA:N	20	0.38
(3,11)	1:A:56:LEU:CD1	1:B:12:ASP:N	20	0.38
(3,11)	1:A:56:LEU:CD1	1:B:13:GLY:N	20	0.38
(3,11)	1:A:56:LEU:CD1	1:B:14:VAL:N	20	0.38
(3,11)	1:A:56:LEU:CD1	1:B:15:GLY:N	20	0.38
(3,11)	1:A:56:LEU:CD1	1:B:16:LYS:N	20	0.38
(3,11)	1:A:56:LEU:CD1	1:B:17:SER:N	20	0.38
(3,11)	1:A:56:LEU:CD1	1:B:18:ALA:N	20	0.38
(3,11)	1:A:56:LEU:CD1	1:B:19:LEU:N	20	0.38

Continued on next page...

Continued from previous page...

Key	Atom-1	Atom-2	Model ID	Violation (Å)
(3,11)	1:A:56:LEU:CD1	1:B:20:THR:N	20	0.38
(3,11)	1:A:56:LEU:CD1	1:B:21:ILE:N	20	0.38
(3,11)	1:A:56:LEU:CD1	1:B:22:GLN:N	20	0.38
(3,11)	1:A:56:LEU:CD1	1:B:23:LEU:N	20	0.38
(3,11)	1:A:56:LEU:CD1	1:B:24:ILE:N	20	0.38
(3,11)	1:A:56:LEU:CD1	1:B:25:GLN:N	20	0.38
(3,11)	1:A:56:LEU:CD1	1:B:26:ASN:N	20	0.38
(3,11)	1:A:56:LEU:CD1	1:B:27:HIS:N	20	0.38
(3,11)	1:A:56:LEU:CD1	1:B:28:PHE:N	20	0.38
(3,11)	1:A:56:LEU:CD1	1:B:29:VAL:N	20	0.38
(3,11)	1:A:56:LEU:CD1	1:B:30:ASP:N	20	0.38
(3,11)	1:A:56:LEU:CD1	1:B:31:GLU:N	20	0.38
(3,11)	1:A:56:LEU:CD1	1:B:32:TYR:N	20	0.38
(3,11)	1:A:56:LEU:CD1	1:B:33:ASP:N	20	0.38
(3,11)	1:A:56:LEU:CD1	1:B:34:PRO:N	20	0.38
(3,11)	1:A:56:LEU:CD1	1:B:35:THR:N	20	0.38
(3,11)	1:A:56:LEU:CD1	1:B:36:ILE:N	20	0.38
(3,11)	1:A:56:LEU:CD1	1:B:37:GLU:N	20	0.38
(3,11)	1:A:56:LEU:CD1	1:B:38:ASP:N	20	0.38
(3,11)	1:A:56:LEU:CD1	1:B:39:SER:N	20	0.38
(3,11)	1:A:56:LEU:CD1	1:B:40:TYR:N	20	0.38
(3,11)	1:A:56:LEU:CD1	1:B:41:ARG:N	20	0.38
(3,11)	1:A:56:LEU:CD1	1:B:42:LYS:N	20	0.38
(3,11)	1:A:56:LEU:CD1	1:B:43:GLN:N	20	0.38
(3,11)	1:A:56:LEU:CD1	1:B:44:VAL:N	20	0.38
(3,11)	1:A:56:LEU:CD1	1:B:45:VAL:N	20	0.38
(3,11)	1:A:56:LEU:CD1	1:B:46:ILE:N	20	0.38
(3,11)	1:A:56:LEU:CD1	1:B:47:ASP:N	20	0.38
(3,11)	1:A:56:LEU:CD1	1:B:48:GLY:N	20	0.38
(3,11)	1:A:56:LEU:CD1	1:B:49:GLU:N	20	0.38
(3,11)	1:A:56:LEU:CD1	1:B:50:THR:N	20	0.38
(3,11)	1:A:56:LEU:CD1	1:B:51:CYS:N	20	0.38
(3,11)	1:A:56:LEU:CD1	1:B:52:LEU:N	20	0.38
(3,11)	1:A:56:LEU:CD1	1:B:53:LEU:N	20	0.38
(3,11)	1:A:56:LEU:CD1	1:B:54:ASP:N	20	0.38
(3,11)	1:A:56:LEU:CD1	1:B:55:ILE:N	20	0.38
(3,11)	1:A:56:LEU:CD1	1:B:56:LEU:N	20	0.38
(3,11)	1:A:56:LEU:CD1	1:B:57:ASP:N	20	0.38
(3,11)	1:A:56:LEU:CD1	1:B:58:THR:N	20	0.38
(3,11)	1:A:56:LEU:CD1	1:B:59:ALA:N	20	0.38
(3,11)	1:A:56:LEU:CD1	1:B:60:GLY:N	20	0.38
(3,11)	1:A:56:LEU:CD1	1:B:61:GLN:N	20	0.38

Continued on next page...

Continued from previous page...

Key	Atom-1	Atom-2	Model ID	Violation (Å)
(3,11)	1:A:56:LEU:CD1	1:B:62:GLU:N	20	0.38
(3,11)	1:A:56:LEU:CD1	1:B:63:GLU:N	20	0.38
(3,11)	1:A:56:LEU:CD1	1:B:64:TYR:N	20	0.38
(3,11)	1:A:56:LEU:CD1	1:B:65:SER:N	20	0.38
(3,11)	1:A:56:LEU:CD1	1:B:66:ALA:N	20	0.38
(3,11)	1:A:56:LEU:CD1	1:B:67:MET:N	20	0.38
(3,11)	1:A:56:LEU:CD1	1:B:68:ARG:N	20	0.38
(3,11)	1:A:56:LEU:CD1	1:B:69:ASP:N	20	0.38
(3,11)	1:A:56:LEU:CD1	1:B:70:GLN:N	20	0.38
(3,11)	1:A:56:LEU:CD1	1:B:71:TYR:N	20	0.38
(3,11)	1:A:56:LEU:CD1	1:B:72:MET:N	20	0.38
(3,11)	1:A:56:LEU:CD1	1:B:73:ARG:N	20	0.38
(3,11)	1:A:56:LEU:CD1	1:B:74:THR:N	20	0.38
(3,11)	1:A:56:LEU:CD1	1:B:75:GLY:N	20	0.38
(3,11)	1:A:56:LEU:CD1	1:B:76:GLU:N	20	0.38
(3,11)	1:A:56:LEU:CD1	1:B:77:GLY:N	20	0.38
(3,11)	1:A:56:LEU:CD1	1:B:78:PHE:N	20	0.38
(3,11)	1:A:56:LEU:CD1	1:B:79:LEU:N	20	0.38
(3,11)	1:A:56:LEU:CD1	1:B:80:CYS:N	20	0.38
(3,11)	1:A:56:LEU:CD1	5:B:203:7Q9:N	20	0.38
(3,11)	1:A:56:LEU:CD1	5:B:204:7Q9:N	20	0.38
(3,11)	1:A:56:LEU:CD1	5:B:205:7Q9:N	20	0.38
(3,11)	1:A:56:LEU:CD1	5:B:206:7Q9:N	20	0.38
(3,11)	1:A:56:LEU:CD1	5:B:207:7Q9:N	20	0.38
(3,11)	1:A:56:LEU:CD1	6:B:208:17F:N1	20	0.38
(3,11)	1:A:56:LEU:CD1	5:B:209:7Q9:N	20	0.38
(3,11)	1:A:56:LEU:CD1	5:B:210:7Q9:N	20	0.38
(3,11)	1:A:56:LEU:CD1	5:B:211:7Q9:N	20	0.38
(3,11)	1:A:56:LEU:CD1	5:B:212:7Q9:N	20	0.38
(3,11)	1:A:56:LEU:CD1	5:B:213:7Q9:N	20	0.38
(3,11)	1:A:56:LEU:CD1	6:B:214:17F:N1	20	0.38
(3,11)	1:A:56:LEU:CD1	6:B:215:17F:N1	20	0.38
(3,11)	1:A:56:LEU:CD1	5:B:216:7Q9:N	20	0.38
(3,11)	1:A:56:LEU:CD1	5:B:217:7Q9:N	20	0.38
(3,11)	1:A:56:LEU:CD1	5:B:218:7Q9:N	20	0.38
(3,11)	1:A:56:LEU:CD1	6:B:219:17F:N1	20	0.38
(3,11)	1:A:56:LEU:CD1	5:B:220:7Q9:N	20	0.38
(3,11)	1:A:56:LEU:CD2	1:B:2:THR:N	20	0.38
(3,11)	1:A:56:LEU:CD2	1:B:3:GLU:N	20	0.38
(3,11)	1:A:56:LEU:CD2	1:B:4:TYR:N	20	0.38
(3,11)	1:A:56:LEU:CD2	1:B:5:LYS:N	20	0.38
(3,11)	1:A:56:LEU:CD2	1:B:6:LEU:N	20	0.38

Continued on next page...

Continued from previous page...

Key	Atom-1	Atom-2	Model ID	Violation (Å)
(3,11)	1:A:56:LEU:CD2	1:B:7:VAL:N	20	0.38
(3,11)	1:A:56:LEU:CD2	1:B:8:VAL:N	20	0.38
(3,11)	1:A:56:LEU:CD2	1:B:9:VAL:N	20	0.38
(3,11)	1:A:56:LEU:CD2	1:B:10:GLY:N	20	0.38
(3,11)	1:A:56:LEU:CD2	1:B:11:ALA:N	20	0.38
(3,11)	1:A:56:LEU:CD2	1:B:12:ASP:N	20	0.38
(3,11)	1:A:56:LEU:CD2	1:B:13:GLY:N	20	0.38
(3,11)	1:A:56:LEU:CD2	1:B:14:VAL:N	20	0.38
(3,11)	1:A:56:LEU:CD2	1:B:15:GLY:N	20	0.38
(3,11)	1:A:56:LEU:CD2	1:B:16:LYS:N	20	0.38
(3,11)	1:A:56:LEU:CD2	1:B:17:SER:N	20	0.38
(3,11)	1:A:56:LEU:CD2	1:B:18:ALA:N	20	0.38
(3,11)	1:A:56:LEU:CD2	1:B:19:LEU:N	20	0.38
(3,11)	1:A:56:LEU:CD2	1:B:20:THR:N	20	0.38
(3,11)	1:A:56:LEU:CD2	1:B:21:ILE:N	20	0.38
(3,11)	1:A:56:LEU:CD2	1:B:22:GLN:N	20	0.38
(3,11)	1:A:56:LEU:CD2	1:B:23:LEU:N	20	0.38
(3,11)	1:A:56:LEU:CD2	1:B:24:ILE:N	20	0.38
(3,11)	1:A:56:LEU:CD2	1:B:25:GLN:N	20	0.38
(3,11)	1:A:56:LEU:CD2	1:B:26:ASN:N	20	0.38
(3,11)	1:A:56:LEU:CD2	1:B:27:HIS:N	20	0.38
(3,11)	1:A:56:LEU:CD2	1:B:28:PHE:N	20	0.38
(3,11)	1:A:56:LEU:CD2	1:B:29:VAL:N	20	0.38
(3,11)	1:A:56:LEU:CD2	1:B:30:ASP:N	20	0.38
(3,11)	1:A:56:LEU:CD2	1:B:31:GLU:N	20	0.38
(3,11)	1:A:56:LEU:CD2	1:B:32:TYR:N	20	0.38
(3,11)	1:A:56:LEU:CD2	1:B:33:ASP:N	20	0.38
(3,11)	1:A:56:LEU:CD2	1:B:34:PRO:N	20	0.38
(3,11)	1:A:56:LEU:CD2	1:B:35:THR:N	20	0.38
(3,11)	1:A:56:LEU:CD2	1:B:36:ILE:N	20	0.38
(3,11)	1:A:56:LEU:CD2	1:B:37:GLU:N	20	0.38
(3,11)	1:A:56:LEU:CD2	1:B:38:ASP:N	20	0.38
(3,11)	1:A:56:LEU:CD2	1:B:39:SER:N	20	0.38
(3,11)	1:A:56:LEU:CD2	1:B:40:TYR:N	20	0.38
(3,11)	1:A:56:LEU:CD2	1:B:41:ARG:N	20	0.38
(3,11)	1:A:56:LEU:CD2	1:B:42:LYS:N	20	0.38
(3,11)	1:A:56:LEU:CD2	1:B:43:GLN:N	20	0.38
(3,11)	1:A:56:LEU:CD2	1:B:44:VAL:N	20	0.38
(3,11)	1:A:56:LEU:CD2	1:B:45:VAL:N	20	0.38
(3,11)	1:A:56:LEU:CD2	1:B:46:ILE:N	20	0.38
(3,11)	1:A:56:LEU:CD2	1:B:47:ASP:N	20	0.38
(3,11)	1:A:56:LEU:CD2	1:B:48:GLY:N	20	0.38

Continued on next page...

Continued from previous page...

Key	Atom-1	Atom-2	Model ID	Violation (Å)
(3,11)	1:A:56:LEU:CD2	1:B:49:GLU:N	20	0.38
(3,11)	1:A:56:LEU:CD2	1:B:50:THR:N	20	0.38
(3,11)	1:A:56:LEU:CD2	1:B:51:CYS:N	20	0.38
(3,11)	1:A:56:LEU:CD2	1:B:52:LEU:N	20	0.38
(3,11)	1:A:56:LEU:CD2	1:B:53:LEU:N	20	0.38
(3,11)	1:A:56:LEU:CD2	1:B:54:ASP:N	20	0.38
(3,11)	1:A:56:LEU:CD2	1:B:55:ILE:N	20	0.38
(3,11)	1:A:56:LEU:CD2	1:B:56:LEU:N	20	0.38
(3,11)	1:A:56:LEU:CD2	1:B:57:ASP:N	20	0.38
(3,11)	1:A:56:LEU:CD2	1:B:58:THR:N	20	0.38
(3,11)	1:A:56:LEU:CD2	1:B:59:ALA:N	20	0.38
(3,11)	1:A:56:LEU:CD2	1:B:60:GLY:N	20	0.38
(3,11)	1:A:56:LEU:CD2	1:B:61:GLN:N	20	0.38
(3,11)	1:A:56:LEU:CD2	1:B:62:GLU:N	20	0.38
(3,11)	1:A:56:LEU:CD2	1:B:63:GLU:N	20	0.38
(3,11)	1:A:56:LEU:CD2	1:B:64:TYR:N	20	0.38
(3,11)	1:A:56:LEU:CD2	1:B:65:SER:N	20	0.38
(3,11)	1:A:56:LEU:CD2	1:B:66:ALA:N	20	0.38
(3,11)	1:A:56:LEU:CD2	1:B:67:MET:N	20	0.38
(3,11)	1:A:56:LEU:CD2	1:B:68:ARG:N	20	0.38
(3,11)	1:A:56:LEU:CD2	1:B:69:ASP:N	20	0.38
(3,11)	1:A:56:LEU:CD2	1:B:70:GLN:N	20	0.38
(3,11)	1:A:56:LEU:CD2	1:B:71:TYR:N	20	0.38
(3,11)	1:A:56:LEU:CD2	1:B:72:MET:N	20	0.38
(3,11)	1:A:56:LEU:CD2	1:B:73:ARG:N	20	0.38
(3,11)	1:A:56:LEU:CD2	1:B:74:THR:N	20	0.38
(3,11)	1:A:56:LEU:CD2	1:B:75:GLY:N	20	0.38
(3,11)	1:A:56:LEU:CD2	1:B:76:GLU:N	20	0.38
(3,11)	1:A:56:LEU:CD2	1:B:77:GLY:N	20	0.38
(3,11)	1:A:56:LEU:CD2	1:B:78:PHE:N	20	0.38
(3,11)	1:A:56:LEU:CD2	1:B:79:LEU:N	20	0.38
(3,11)	1:A:56:LEU:CD2	1:B:80:CYS:N	20	0.38
(3,11)	1:A:56:LEU:CD2	5:B:203:7Q9:N	20	0.38
(3,11)	1:A:56:LEU:CD2	5:B:204:7Q9:N	20	0.38
(3,11)	1:A:56:LEU:CD2	5:B:205:7Q9:N	20	0.38
(3,11)	1:A:56:LEU:CD2	5:B:206:7Q9:N	20	0.38
(3,11)	1:A:56:LEU:CD2	5:B:207:7Q9:N	20	0.38
(3,11)	1:A:56:LEU:CD2	6:B:208:17F:N1	20	0.38
(3,11)	1:A:56:LEU:CD2	5:B:209:7Q9:N	20	0.38
(3,11)	1:A:56:LEU:CD2	5:B:210:7Q9:N	20	0.38
(3,11)	1:A:56:LEU:CD2	5:B:211:7Q9:N	20	0.38
(3,11)	1:A:56:LEU:CD2	5:B:212:7Q9:N	20	0.38

Continued on next page...

Continued from previous page...

Key	Atom-1	Atom-2	Model ID	Violation (Å)
(3,11)	1:A:56:LEU:CD2	5:B:213:7Q9:N	20	0.38
(3,11)	1:A:56:LEU:CD2	6:B:214:17F:N1	20	0.38
(3,11)	1:A:56:LEU:CD2	6:B:215:17F:N1	20	0.38
(3,11)	1:A:56:LEU:CD2	5:B:216:7Q9:N	20	0.38
(3,11)	1:A:56:LEU:CD2	5:B:217:7Q9:N	20	0.38
(3,11)	1:A:56:LEU:CD2	5:B:218:7Q9:N	20	0.38
(3,11)	1:A:56:LEU:CD2	6:B:219:17F:N1	20	0.38
(3,11)	1:A:56:LEU:CD2	5:B:220:7Q9:N	20	0.38
(3,11)	1:A:56:LEU:CD1	1:B:2:THR:N	16	0.37
(3,11)	1:A:56:LEU:CD1	1:B:3:GLU:N	16	0.37
(3,11)	1:A:56:LEU:CD1	1:B:4:TYR:N	16	0.37
(3,11)	1:A:56:LEU:CD1	1:B:5:LYS:N	16	0.37
(3,11)	1:A:56:LEU:CD1	1:B:6:LEU:N	16	0.37
(3,11)	1:A:56:LEU:CD1	1:B:7:VAL:N	16	0.37
(3,11)	1:A:56:LEU:CD1	1:B:8:VAL:N	16	0.37
(3,11)	1:A:56:LEU:CD1	1:B:9:VAL:N	16	0.37
(3,11)	1:A:56:LEU:CD1	1:B:10:GLY:N	16	0.37
(3,11)	1:A:56:LEU:CD1	1:B:11:ALA:N	16	0.37
(3,11)	1:A:56:LEU:CD1	1:B:12:ASP:N	16	0.37
(3,11)	1:A:56:LEU:CD1	1:B:13:GLY:N	16	0.37
(3,11)	1:A:56:LEU:CD1	1:B:14:VAL:N	16	0.37
(3,11)	1:A:56:LEU:CD1	1:B:15:GLY:N	16	0.37
(3,11)	1:A:56:LEU:CD1	1:B:16:LYS:N	16	0.37
(3,11)	1:A:56:LEU:CD1	1:B:17:SER:N	16	0.37
(3,11)	1:A:56:LEU:CD1	1:B:18:ALA:N	16	0.37
(3,11)	1:A:56:LEU:CD1	1:B:19:LEU:N	16	0.37
(3,11)	1:A:56:LEU:CD1	1:B:20:THR:N	16	0.37
(3,11)	1:A:56:LEU:CD1	1:B:21:ILE:N	16	0.37
(3,11)	1:A:56:LEU:CD1	1:B:22:GLN:N	16	0.37
(3,11)	1:A:56:LEU:CD1	1:B:23:LEU:N	16	0.37
(3,11)	1:A:56:LEU:CD1	1:B:24:ILE:N	16	0.37
(3,11)	1:A:56:LEU:CD1	1:B:25:GLN:N	16	0.37
(3,11)	1:A:56:LEU:CD1	1:B:26:ASN:N	16	0.37
(3,11)	1:A:56:LEU:CD1	1:B:27:HIS:N	16	0.37
(3,11)	1:A:56:LEU:CD1	1:B:28:PHE:N	16	0.37
(3,11)	1:A:56:LEU:CD1	1:B:29:VAL:N	16	0.37
(3,11)	1:A:56:LEU:CD1	1:B:30:ASP:N	16	0.37
(3,11)	1:A:56:LEU:CD1	1:B:31:GLU:N	16	0.37
(3,11)	1:A:56:LEU:CD1	1:B:32:TYR:N	16	0.37
(3,11)	1:A:56:LEU:CD1	1:B:33:ASP:N	16	0.37
(3,11)	1:A:56:LEU:CD1	1:B:34:PRO:N	16	0.37
(3,11)	1:A:56:LEU:CD1	1:B:35:THR:N	16	0.37

Continued on next page...

Continued from previous page...

Key	Atom-1	Atom-2	Model ID	Violation (Å)
(3,11)	1:A:56:LEU:CD1	1:B:36:ILE:N	16	0.37
(3,11)	1:A:56:LEU:CD1	1:B:37:GLU:N	16	0.37
(3,11)	1:A:56:LEU:CD1	1:B:38:ASP:N	16	0.37
(3,11)	1:A:56:LEU:CD1	1:B:39:SER:N	16	0.37
(3,11)	1:A:56:LEU:CD1	1:B:40:TYR:N	16	0.37
(3,11)	1:A:56:LEU:CD1	1:B:41:ARG:N	16	0.37
(3,11)	1:A:56:LEU:CD1	1:B:42:LYS:N	16	0.37
(3,11)	1:A:56:LEU:CD1	1:B:43:GLN:N	16	0.37
(3,11)	1:A:56:LEU:CD1	1:B:44:VAL:N	16	0.37
(3,11)	1:A:56:LEU:CD1	1:B:45:VAL:N	16	0.37
(3,11)	1:A:56:LEU:CD1	1:B:46:ILE:N	16	0.37
(3,11)	1:A:56:LEU:CD1	1:B:47:ASP:N	16	0.37
(3,11)	1:A:56:LEU:CD1	1:B:48:GLY:N	16	0.37
(3,11)	1:A:56:LEU:CD1	1:B:49:GLU:N	16	0.37
(3,11)	1:A:56:LEU:CD1	1:B:50:THR:N	16	0.37
(3,11)	1:A:56:LEU:CD1	1:B:51:CYS:N	16	0.37
(3,11)	1:A:56:LEU:CD1	1:B:52:LEU:N	16	0.37
(3,11)	1:A:56:LEU:CD1	1:B:53:LEU:N	16	0.37
(3,11)	1:A:56:LEU:CD1	1:B:54:ASP:N	16	0.37
(3,11)	1:A:56:LEU:CD1	1:B:55:ILE:N	16	0.37
(3,11)	1:A:56:LEU:CD1	1:B:56:LEU:N	16	0.37
(3,11)	1:A:56:LEU:CD1	1:B:57:ASP:N	16	0.37
(3,11)	1:A:56:LEU:CD1	1:B:58:THR:N	16	0.37
(3,11)	1:A:56:LEU:CD1	1:B:59:ALA:N	16	0.37
(3,11)	1:A:56:LEU:CD1	1:B:60:GLY:N	16	0.37
(3,11)	1:A:56:LEU:CD1	1:B:61:GLN:N	16	0.37
(3,11)	1:A:56:LEU:CD1	1:B:62:GLU:N	16	0.37
(3,11)	1:A:56:LEU:CD1	1:B:63:GLU:N	16	0.37
(3,11)	1:A:56:LEU:CD1	1:B:64:TYR:N	16	0.37
(3,11)	1:A:56:LEU:CD1	1:B:65:SER:N	16	0.37
(3,11)	1:A:56:LEU:CD1	1:B:66:ALA:N	16	0.37
(3,11)	1:A:56:LEU:CD1	1:B:67:MET:N	16	0.37
(3,11)	1:A:56:LEU:CD1	1:B:68:ARG:N	16	0.37
(3,11)	1:A:56:LEU:CD1	1:B:69:ASP:N	16	0.37
(3,11)	1:A:56:LEU:CD1	1:B:70:GLN:N	16	0.37
(3,11)	1:A:56:LEU:CD1	1:B:71:TYR:N	16	0.37
(3,11)	1:A:56:LEU:CD1	1:B:72:MET:N	16	0.37
(3,11)	1:A:56:LEU:CD1	1:B:73:ARG:N	16	0.37
(3,11)	1:A:56:LEU:CD1	1:B:74:THR:N	16	0.37
(3,11)	1:A:56:LEU:CD1	1:B:75:GLY:N	16	0.37
(3,11)	1:A:56:LEU:CD1	1:B:76:GLU:N	16	0.37
(3,11)	1:A:56:LEU:CD1	1:B:77:GLY:N	16	0.37

Continued on next page...

Continued from previous page...

Key	Atom-1	Atom-2	Model ID	Violation (Å)
(3,11)	1:A:56:LEU:CD1	1:B:78:PHE:N	16	0.37
(3,11)	1:A:56:LEU:CD1	1:B:79:LEU:N	16	0.37
(3,11)	1:A:56:LEU:CD1	1:B:80:CYS:N	16	0.37
(3,11)	1:A:56:LEU:CD1	5:B:203:7Q9:N	16	0.37
(3,11)	1:A:56:LEU:CD1	5:B:204:7Q9:N	16	0.37
(3,11)	1:A:56:LEU:CD1	5:B:205:7Q9:N	16	0.37
(3,11)	1:A:56:LEU:CD1	5:B:206:7Q9:N	16	0.37
(3,11)	1:A:56:LEU:CD1	5:B:207:7Q9:N	16	0.37
(3,11)	1:A:56:LEU:CD1	6:B:208:17F:N1	16	0.37
(3,11)	1:A:56:LEU:CD1	5:B:209:7Q9:N	16	0.37
(3,11)	1:A:56:LEU:CD1	5:B:210:7Q9:N	16	0.37
(3,11)	1:A:56:LEU:CD1	5:B:211:7Q9:N	16	0.37
(3,11)	1:A:56:LEU:CD1	5:B:212:7Q9:N	16	0.37
(3,11)	1:A:56:LEU:CD1	5:B:213:7Q9:N	16	0.37
(3,11)	1:A:56:LEU:CD1	6:B:214:17F:N1	16	0.37
(3,11)	1:A:56:LEU:CD1	6:B:215:17F:N1	16	0.37
(3,11)	1:A:56:LEU:CD1	5:B:216:7Q9:N	16	0.37
(3,11)	1:A:56:LEU:CD1	5:B:217:7Q9:N	16	0.37
(3,11)	1:A:56:LEU:CD1	5:B:218:7Q9:N	16	0.37
(3,11)	1:A:56:LEU:CD1	6:B:219:17F:N1	16	0.37
(3,11)	1:A:56:LEU:CD1	5:B:220:7Q9:N	16	0.37
(3,11)	1:A:56:LEU:CD2	1:B:2:THR:N	16	0.37
(3,11)	1:A:56:LEU:CD2	1:B:3:GLU:N	16	0.37
(3,11)	1:A:56:LEU:CD2	1:B:4:TYR:N	16	0.37
(3,11)	1:A:56:LEU:CD2	1:B:5:LYS:N	16	0.37
(3,11)	1:A:56:LEU:CD2	1:B:6:LEU:N	16	0.37
(3,11)	1:A:56:LEU:CD2	1:B:7:VAL:N	16	0.37
(3,11)	1:A:56:LEU:CD2	1:B:8:VAL:N	16	0.37
(3,11)	1:A:56:LEU:CD2	1:B:9:VAL:N	16	0.37
(3,11)	1:A:56:LEU:CD2	1:B:10:GLY:N	16	0.37
(3,11)	1:A:56:LEU:CD2	1:B:11:ALA:N	16	0.37
(3,11)	1:A:56:LEU:CD2	1:B:12:ASP:N	16	0.37
(3,11)	1:A:56:LEU:CD2	1:B:13:GLY:N	16	0.37
(3,11)	1:A:56:LEU:CD2	1:B:14:VAL:N	16	0.37
(3,11)	1:A:56:LEU:CD2	1:B:15:GLY:N	16	0.37
(3,11)	1:A:56:LEU:CD2	1:B:16:LYS:N	16	0.37
(3,11)	1:A:56:LEU:CD2	1:B:17:SER:N	16	0.37
(3,11)	1:A:56:LEU:CD2	1:B:18:ALA:N	16	0.37
(3,11)	1:A:56:LEU:CD2	1:B:19:LEU:N	16	0.37
(3,11)	1:A:56:LEU:CD2	1:B:20:THR:N	16	0.37
(3,11)	1:A:56:LEU:CD2	1:B:21:ILE:N	16	0.37
(3,11)	1:A:56:LEU:CD2	1:B:22:GLN:N	16	0.37

Continued on next page...

Continued from previous page...

Key	Atom-1	Atom-2	Model ID	Violation (Å)
(3,11)	1:A:56:LEU:CD2	1:B:23:LEU:N	16	0.37
(3,11)	1:A:56:LEU:CD2	1:B:24:ILE:N	16	0.37
(3,11)	1:A:56:LEU:CD2	1:B:25:GLN:N	16	0.37
(3,11)	1:A:56:LEU:CD2	1:B:26:ASN:N	16	0.37
(3,11)	1:A:56:LEU:CD2	1:B:27:HIS:N	16	0.37
(3,11)	1:A:56:LEU:CD2	1:B:28:PHE:N	16	0.37
(3,11)	1:A:56:LEU:CD2	1:B:29:VAL:N	16	0.37
(3,11)	1:A:56:LEU:CD2	1:B:30:ASP:N	16	0.37
(3,11)	1:A:56:LEU:CD2	1:B:31:GLU:N	16	0.37
(3,11)	1:A:56:LEU:CD2	1:B:32:TYR:N	16	0.37
(3,11)	1:A:56:LEU:CD2	1:B:33:ASP:N	16	0.37
(3,11)	1:A:56:LEU:CD2	1:B:34:PRO:N	16	0.37
(3,11)	1:A:56:LEU:CD2	1:B:35:THR:N	16	0.37
(3,11)	1:A:56:LEU:CD2	1:B:36:ILE:N	16	0.37
(3,11)	1:A:56:LEU:CD2	1:B:37:GLU:N	16	0.37
(3,11)	1:A:56:LEU:CD2	1:B:38:ASP:N	16	0.37
(3,11)	1:A:56:LEU:CD2	1:B:39:SER:N	16	0.37
(3,11)	1:A:56:LEU:CD2	1:B:40:TYR:N	16	0.37
(3,11)	1:A:56:LEU:CD2	1:B:41:ARG:N	16	0.37
(3,11)	1:A:56:LEU:CD2	1:B:42:LYS:N	16	0.37
(3,11)	1:A:56:LEU:CD2	1:B:43:GLN:N	16	0.37
(3,11)	1:A:56:LEU:CD2	1:B:44:VAL:N	16	0.37
(3,11)	1:A:56:LEU:CD2	1:B:45:VAL:N	16	0.37
(3,11)	1:A:56:LEU:CD2	1:B:46:ILE:N	16	0.37
(3,11)	1:A:56:LEU:CD2	1:B:47:ASP:N	16	0.37
(3,11)	1:A:56:LEU:CD2	1:B:48:GLY:N	16	0.37
(3,11)	1:A:56:LEU:CD2	1:B:49:GLU:N	16	0.37
(3,11)	1:A:56:LEU:CD2	1:B:50:THR:N	16	0.37
(3,11)	1:A:56:LEU:CD2	1:B:51:CYS:N	16	0.37
(3,11)	1:A:56:LEU:CD2	1:B:52:LEU:N	16	0.37
(3,11)	1:A:56:LEU:CD2	1:B:53:LEU:N	16	0.37
(3,11)	1:A:56:LEU:CD2	1:B:54:ASP:N	16	0.37
(3,11)	1:A:56:LEU:CD2	1:B:55:ILE:N	16	0.37
(3,11)	1:A:56:LEU:CD2	1:B:56:LEU:N	16	0.37
(3,11)	1:A:56:LEU:CD2	1:B:57:ASP:N	16	0.37
(3,11)	1:A:56:LEU:CD2	1:B:58:THR:N	16	0.37
(3,11)	1:A:56:LEU:CD2	1:B:59:ALA:N	16	0.37
(3,11)	1:A:56:LEU:CD2	1:B:60:GLY:N	16	0.37
(3,11)	1:A:56:LEU:CD2	1:B:61:GLN:N	16	0.37
(3,11)	1:A:56:LEU:CD2	1:B:62:GLU:N	16	0.37
(3,11)	1:A:56:LEU:CD2	1:B:63:GLU:N	16	0.37
(3,11)	1:A:56:LEU:CD2	1:B:64:TYR:N	16	0.37

Continued on next page...

Continued from previous page...

Key	Atom-1	Atom-2	Model ID	Violation (Å)
(3,11)	1:A:56:LEU:CD2	1:B:65:SER:N	16	0.37
(3,11)	1:A:56:LEU:CD2	1:B:66:ALA:N	16	0.37
(3,11)	1:A:56:LEU:CD2	1:B:67:MET:N	16	0.37
(3,11)	1:A:56:LEU:CD2	1:B:68:ARG:N	16	0.37
(3,11)	1:A:56:LEU:CD2	1:B:69:ASP:N	16	0.37
(3,11)	1:A:56:LEU:CD2	1:B:70:GLN:N	16	0.37
(3,11)	1:A:56:LEU:CD2	1:B:71:TYR:N	16	0.37
(3,11)	1:A:56:LEU:CD2	1:B:72:MET:N	16	0.37
(3,11)	1:A:56:LEU:CD2	1:B:73:ARG:N	16	0.37
(3,11)	1:A:56:LEU:CD2	1:B:74:THR:N	16	0.37
(3,11)	1:A:56:LEU:CD2	1:B:75:GLY:N	16	0.37
(3,11)	1:A:56:LEU:CD2	1:B:76:GLU:N	16	0.37
(3,11)	1:A:56:LEU:CD2	1:B:77:GLY:N	16	0.37
(3,11)	1:A:56:LEU:CD2	1:B:78:PHE:N	16	0.37
(3,11)	1:A:56:LEU:CD2	1:B:79:LEU:N	16	0.37
(3,11)	1:A:56:LEU:CD2	1:B:80:CYS:N	16	0.37
(3,11)	1:A:56:LEU:CD2	5:B:203:7Q9:N	16	0.37
(3,11)	1:A:56:LEU:CD2	5:B:204:7Q9:N	16	0.37
(3,11)	1:A:56:LEU:CD2	5:B:205:7Q9:N	16	0.37
(3,11)	1:A:56:LEU:CD2	5:B:206:7Q9:N	16	0.37
(3,11)	1:A:56:LEU:CD2	5:B:207:7Q9:N	16	0.37
(3,11)	1:A:56:LEU:CD2	6:B:208:17F:N1	16	0.37
(3,11)	1:A:56:LEU:CD2	5:B:209:7Q9:N	16	0.37
(3,11)	1:A:56:LEU:CD2	5:B:210:7Q9:N	16	0.37
(3,11)	1:A:56:LEU:CD2	5:B:211:7Q9:N	16	0.37
(3,11)	1:A:56:LEU:CD2	5:B:212:7Q9:N	16	0.37
(3,11)	1:A:56:LEU:CD2	5:B:213:7Q9:N	16	0.37
(3,11)	1:A:56:LEU:CD2	6:B:214:17F:N1	16	0.37
(3,11)	1:A:56:LEU:CD2	6:B:215:17F:N1	16	0.37
(3,11)	1:A:56:LEU:CD2	5:B:216:7Q9:N	16	0.37
(3,11)	1:A:56:LEU:CD2	5:B:217:7Q9:N	16	0.37
(3,11)	1:A:56:LEU:CD2	5:B:218:7Q9:N	16	0.37
(3,11)	1:A:56:LEU:CD2	6:B:219:17F:N1	16	0.37
(3,11)	1:A:56:LEU:CD2	5:B:220:7Q9:N	16	0.37
(1,20)	1:A:21:ILE:CD1	1:A:44:VAL:CG1	12	0.36
(1,20)	1:A:21:ILE:CD1	1:A:44:VAL:CG2	12	0.36
(1,20)	1:A:21:ILE:CD1	1:A:45:VAL:CG1	12	0.36
(1,20)	1:A:21:ILE:CD1	1:A:45:VAL:CG2	12	0.36
(1,20)	1:A:21:ILE:CD1	1:A:46:ILE:CD1	12	0.36
(1,20)	1:A:21:ILE:CD1	1:A:142:ILE:CD1	12	0.36
(1,20)	1:A:21:ILE:CD1	1:A:160:VAL:CG1	12	0.36
(1,20)	1:A:21:ILE:CD1	1:A:160:VAL:CG2	12	0.36

Continued on next page...

Continued from previous page...

Key	Atom-1	Atom-2	Model ID	Violation (Å)
(1,20)	1:A:21:ILE:CD1	1:B:44:VAL:CG1	12	0.36
(1,20)	1:A:21:ILE:CD1	1:B:44:VAL:CG2	12	0.36
(1,20)	1:A:21:ILE:CD1	1:B:45:VAL:CG1	12	0.36
(1,20)	1:A:21:ILE:CD1	1:B:45:VAL:CG2	12	0.36
(1,20)	1:A:21:ILE:CD1	1:B:160:VAL:CG1	12	0.36
(1,20)	1:A:21:ILE:CD1	1:B:160:VAL:CG2	12	0.36
(1,20)	1:A:23:LEU:CD1	1:A:44:VAL:CG1	12	0.36
(1,20)	1:A:23:LEU:CD1	1:A:44:VAL:CG2	12	0.36
(1,20)	1:A:23:LEU:CD1	1:A:45:VAL:CG1	12	0.36
(1,20)	1:A:23:LEU:CD1	1:A:45:VAL:CG2	12	0.36
(1,20)	1:A:23:LEU:CD1	1:A:46:ILE:CD1	12	0.36
(1,20)	1:A:23:LEU:CD1	1:A:142:ILE:CD1	12	0.36
(1,20)	1:A:23:LEU:CD1	1:A:160:VAL:CG1	12	0.36
(1,20)	1:A:23:LEU:CD1	1:A:160:VAL:CG2	12	0.36
(1,20)	1:A:23:LEU:CD1	1:B:44:VAL:CG1	12	0.36
(1,20)	1:A:23:LEU:CD1	1:B:44:VAL:CG2	12	0.36
(1,20)	1:A:23:LEU:CD1	1:B:45:VAL:CG1	12	0.36
(1,20)	1:A:23:LEU:CD1	1:B:45:VAL:CG2	12	0.36
(1,20)	1:A:23:LEU:CD1	1:B:160:VAL:CG1	12	0.36
(1,20)	1:A:23:LEU:CD1	1:B:160:VAL:CG2	12	0.36
(1,20)	1:A:23:LEU:CD2	1:A:44:VAL:CG1	12	0.36
(1,20)	1:A:23:LEU:CD2	1:A:44:VAL:CG2	12	0.36
(1,20)	1:A:23:LEU:CD2	1:A:45:VAL:CG1	12	0.36
(1,20)	1:A:23:LEU:CD2	1:A:45:VAL:CG2	12	0.36
(1,20)	1:A:23:LEU:CD2	1:A:46:ILE:CD1	12	0.36
(1,20)	1:A:23:LEU:CD2	1:A:142:ILE:CD1	12	0.36
(1,20)	1:A:23:LEU:CD2	1:A:160:VAL:CG1	12	0.36
(1,20)	1:A:23:LEU:CD2	1:A:160:VAL:CG2	12	0.36
(1,20)	1:A:23:LEU:CD2	1:B:44:VAL:CG1	12	0.36
(1,20)	1:A:23:LEU:CD2	1:B:44:VAL:CG2	12	0.36
(1,20)	1:A:23:LEU:CD2	1:B:45:VAL:CG1	12	0.36
(1,20)	1:A:23:LEU:CD2	1:B:45:VAL:CG2	12	0.36
(1,20)	1:A:23:LEU:CD2	1:B:160:VAL:CG1	12	0.36
(1,20)	1:A:23:LEU:CD2	1:B:160:VAL:CG2	12	0.36
(1,20)	1:A:24:ILE:CD1	1:A:44:VAL:CG1	12	0.36
(1,20)	1:A:24:ILE:CD1	1:A:44:VAL:CG2	12	0.36
(1,20)	1:A:24:ILE:CD1	1:A:45:VAL:CG1	12	0.36
(1,20)	1:A:24:ILE:CD1	1:A:45:VAL:CG2	12	0.36
(1,20)	1:A:24:ILE:CD1	1:A:46:ILE:CD1	12	0.36
(1,20)	1:A:24:ILE:CD1	1:A:142:ILE:CD1	12	0.36
(1,20)	1:A:24:ILE:CD1	1:A:160:VAL:CG1	12	0.36
(1,20)	1:A:24:ILE:CD1	1:A:160:VAL:CG2	12	0.36

Continued on next page...

Continued from previous page...

Key	Atom-1	Atom-2	Model ID	Violation (Å)
(1,20)	1:A:24:ILE:CD1	1:B:44:VAL:CG1	12	0.36
(1,20)	1:A:24:ILE:CD1	1:B:44:VAL:CG2	12	0.36
(1,20)	1:A:24:ILE:CD1	1:B:45:VAL:CG1	12	0.36
(1,20)	1:A:24:ILE:CD1	1:B:45:VAL:CG2	12	0.36
(1,20)	1:A:24:ILE:CD1	1:B:160:VAL:CG1	12	0.36
(1,20)	1:A:24:ILE:CD1	1:B:160:VAL:CG2	12	0.36
(1,20)	1:A:21:ILE:CD1	1:A:44:VAL:CG1	19	0.35
(1,20)	1:A:21:ILE:CD1	1:A:44:VAL:CG2	19	0.35
(1,20)	1:A:21:ILE:CD1	1:A:45:VAL:CG1	19	0.35
(1,20)	1:A:21:ILE:CD1	1:A:45:VAL:CG2	19	0.35
(1,20)	1:A:21:ILE:CD1	1:A:46:ILE:CD1	19	0.35
(1,20)	1:A:21:ILE:CD1	1:A:142:ILE:CD1	19	0.35
(1,20)	1:A:21:ILE:CD1	1:A:160:VAL:CG1	19	0.35
(1,20)	1:A:21:ILE:CD1	1:A:160:VAL:CG2	19	0.35
(1,20)	1:A:21:ILE:CD1	1:B:44:VAL:CG1	19	0.35
(1,20)	1:A:21:ILE:CD1	1:B:44:VAL:CG2	19	0.35
(1,20)	1:A:21:ILE:CD1	1:B:45:VAL:CG1	19	0.35
(1,20)	1:A:21:ILE:CD1	1:B:45:VAL:CG2	19	0.35
(1,20)	1:A:21:ILE:CD1	1:B:160:VAL:CG1	19	0.35
(1,20)	1:A:21:ILE:CD1	1:B:160:VAL:CG2	19	0.35
(1,20)	1:A:23:LEU:CD1	1:A:44:VAL:CG1	19	0.35
(1,20)	1:A:23:LEU:CD1	1:A:44:VAL:CG2	19	0.35
(1,20)	1:A:23:LEU:CD1	1:A:45:VAL:CG1	19	0.35
(1,20)	1:A:23:LEU:CD1	1:A:45:VAL:CG2	19	0.35
(1,20)	1:A:23:LEU:CD1	1:A:46:ILE:CD1	19	0.35
(1,20)	1:A:23:LEU:CD1	1:A:142:ILE:CD1	19	0.35
(1,20)	1:A:23:LEU:CD1	1:A:160:VAL:CG1	19	0.35
(1,20)	1:A:23:LEU:CD1	1:A:160:VAL:CG2	19	0.35
(1,20)	1:A:23:LEU:CD1	1:B:44:VAL:CG1	19	0.35
(1,20)	1:A:23:LEU:CD1	1:B:44:VAL:CG2	19	0.35
(1,20)	1:A:23:LEU:CD1	1:B:45:VAL:CG1	19	0.35
(1,20)	1:A:23:LEU:CD1	1:B:45:VAL:CG2	19	0.35
(1,20)	1:A:23:LEU:CD1	1:B:160:VAL:CG1	19	0.35
(1,20)	1:A:23:LEU:CD1	1:B:160:VAL:CG2	19	0.35
(1,20)	1:A:23:LEU:CD2	1:A:44:VAL:CG1	19	0.35
(1,20)	1:A:23:LEU:CD2	1:A:44:VAL:CG2	19	0.35
(1,20)	1:A:23:LEU:CD2	1:A:45:VAL:CG1	19	0.35
(1,20)	1:A:23:LEU:CD2	1:A:45:VAL:CG2	19	0.35
(1,20)	1:A:23:LEU:CD2	1:A:46:ILE:CD1	19	0.35
(1,20)	1:A:23:LEU:CD2	1:A:142:ILE:CD1	19	0.35
(1,20)	1:A:23:LEU:CD2	1:A:160:VAL:CG1	19	0.35
(1,20)	1:A:23:LEU:CD2	1:A:160:VAL:CG2	19	0.35

Continued on next page...

Continued from previous page...

Key	Atom-1	Atom-2	Model ID	Violation (Å)
(1,20)	1:A:23:LEU:CD2	1:B:44:VAL:CG1	19	0.35
(1,20)	1:A:23:LEU:CD2	1:B:44:VAL:CG2	19	0.35
(1,20)	1:A:23:LEU:CD2	1:B:45:VAL:CG1	19	0.35
(1,20)	1:A:23:LEU:CD2	1:B:45:VAL:CG2	19	0.35
(1,20)	1:A:23:LEU:CD2	1:B:160:VAL:CG1	19	0.35
(1,20)	1:A:23:LEU:CD2	1:B:160:VAL:CG2	19	0.35
(1,20)	1:A:24:ILE:CD1	1:A:44:VAL:CG1	19	0.35
(1,20)	1:A:24:ILE:CD1	1:A:44:VAL:CG2	19	0.35
(1,20)	1:A:24:ILE:CD1	1:A:45:VAL:CG1	19	0.35
(1,20)	1:A:24:ILE:CD1	1:A:45:VAL:CG2	19	0.35
(1,20)	1:A:24:ILE:CD1	1:A:46:ILE:CD1	19	0.35
(1,20)	1:A:24:ILE:CD1	1:A:142:ILE:CD1	19	0.35
(1,20)	1:A:24:ILE:CD1	1:A:160:VAL:CG1	19	0.35
(1,20)	1:A:24:ILE:CD1	1:A:160:VAL:CG2	19	0.35
(1,20)	1:A:24:ILE:CD1	1:B:44:VAL:CG1	19	0.35
(1,20)	1:A:24:ILE:CD1	1:B:44:VAL:CG2	19	0.35
(1,20)	1:A:24:ILE:CD1	1:B:45:VAL:CG1	19	0.35
(1,20)	1:A:24:ILE:CD1	1:B:45:VAL:CG2	19	0.35
(1,20)	1:A:24:ILE:CD1	1:B:160:VAL:CG1	19	0.35
(1,20)	1:A:24:ILE:CD1	1:B:160:VAL:CG2	19	0.35
(3,2)	1:A:8:VAL:CG1	1:B:2:THR:N	11	0.29
(3,2)	1:A:8:VAL:CG1	1:B:3:GLU:N	11	0.29
(3,2)	1:A:8:VAL:CG1	1:B:4:TYR:N	11	0.29
(3,2)	1:A:8:VAL:CG1	1:B:5:LYS:N	11	0.29
(3,2)	1:A:8:VAL:CG1	1:B:6:LEU:N	11	0.29
(3,2)	1:A:8:VAL:CG1	1:B:7:VAL:N	11	0.29
(3,2)	1:A:8:VAL:CG1	1:B:8:VAL:N	11	0.29
(3,2)	1:A:8:VAL:CG1	1:B:9:VAL:N	11	0.29
(3,2)	1:A:8:VAL:CG1	1:B:10:GLY:N	11	0.29
(3,2)	1:A:8:VAL:CG1	1:B:11:ALA:N	11	0.29
(3,2)	1:A:8:VAL:CG1	1:B:12:ASP:N	11	0.29
(3,2)	1:A:8:VAL:CG1	1:B:13:GLY:N	11	0.29
(3,2)	1:A:8:VAL:CG1	1:B:14:VAL:N	11	0.29
(3,2)	1:A:8:VAL:CG1	1:B:15:GLY:N	11	0.29
(3,2)	1:A:8:VAL:CG1	1:B:16:LYS:N	11	0.29
(3,2)	1:A:8:VAL:CG1	1:B:17:SER:N	11	0.29
(3,2)	1:A:8:VAL:CG1	1:B:18:ALA:N	11	0.29
(3,2)	1:A:8:VAL:CG1	1:B:19:LEU:N	11	0.29
(3,2)	1:A:8:VAL:CG1	1:B:20:THR:N	11	0.29
(3,2)	1:A:8:VAL:CG1	1:B:21:ILE:N	11	0.29
(3,2)	1:A:8:VAL:CG1	1:B:22:GLN:N	11	0.29
(3,2)	1:A:8:VAL:CG1	1:B:23:LEU:N	11	0.29

Continued on next page...

Continued from previous page...

Key	Atom-1	Atom-2	Model ID	Violation (Å)
(3,2)	1:A:8:VAL:CG1	1:B:24:ILE:N	11	0.29
(3,2)	1:A:8:VAL:CG1	1:B:25:GLN:N	11	0.29
(3,2)	1:A:8:VAL:CG1	1:B:26:ASN:N	11	0.29
(3,2)	1:A:8:VAL:CG1	1:B:27:HIS:N	11	0.29
(3,2)	1:A:8:VAL:CG1	1:B:28:PHE:N	11	0.29
(3,2)	1:A:8:VAL:CG1	1:B:29:VAL:N	11	0.29
(3,2)	1:A:8:VAL:CG1	1:B:30:ASP:N	11	0.29
(3,2)	1:A:8:VAL:CG1	1:B:31:GLU:N	11	0.29
(3,2)	1:A:8:VAL:CG1	1:B:32:TYR:N	11	0.29
(3,2)	1:A:8:VAL:CG1	1:B:33:ASP:N	11	0.29
(3,2)	1:A:8:VAL:CG1	1:B:34:PRO:N	11	0.29
(3,2)	1:A:8:VAL:CG1	1:B:35:THR:N	11	0.29
(3,2)	1:A:8:VAL:CG1	1:B:36:ILE:N	11	0.29
(3,2)	1:A:8:VAL:CG1	1:B:37:GLU:N	11	0.29
(3,2)	1:A:8:VAL:CG1	1:B:38:ASP:N	11	0.29
(3,2)	1:A:8:VAL:CG1	1:B:39:SER:N	11	0.29
(3,2)	1:A:8:VAL:CG1	1:B:40:TYR:N	11	0.29
(3,2)	1:A:8:VAL:CG1	1:B:41:ARG:N	11	0.29
(3,2)	1:A:8:VAL:CG1	1:B:42:LYS:N	11	0.29
(3,2)	1:A:8:VAL:CG1	1:B:43:GLN:N	11	0.29
(3,2)	1:A:8:VAL:CG1	1:B:44:VAL:N	11	0.29
(3,2)	1:A:8:VAL:CG1	1:B:45:VAL:N	11	0.29
(3,2)	1:A:8:VAL:CG1	1:B:46:ILE:N	11	0.29
(3,2)	1:A:8:VAL:CG1	1:B:47:ASP:N	11	0.29
(3,2)	1:A:8:VAL:CG1	1:B:48:GLY:N	11	0.29
(3,2)	1:A:8:VAL:CG1	1:B:49:GLU:N	11	0.29
(3,2)	1:A:8:VAL:CG1	1:B:50:THR:N	11	0.29
(3,2)	1:A:8:VAL:CG1	1:B:51:CYS:N	11	0.29
(3,2)	1:A:8:VAL:CG1	1:B:52:LEU:N	11	0.29
(3,2)	1:A:8:VAL:CG1	1:B:53:LEU:N	11	0.29
(3,2)	1:A:8:VAL:CG1	1:B:54:ASP:N	11	0.29
(3,2)	1:A:8:VAL:CG1	1:B:55:ILE:N	11	0.29
(3,2)	1:A:8:VAL:CG1	1:B:56:LEU:N	11	0.29
(3,2)	1:A:8:VAL:CG1	1:B:57:ASP:N	11	0.29
(3,2)	1:A:8:VAL:CG1	1:B:58:THR:N	11	0.29
(3,2)	1:A:8:VAL:CG1	1:B:59:ALA:N	11	0.29
(3,2)	1:A:8:VAL:CG1	1:B:60:GLY:N	11	0.29
(3,2)	1:A:8:VAL:CG1	1:B:61:GLN:N	11	0.29
(3,2)	1:A:8:VAL:CG1	1:B:62:GLU:N	11	0.29
(3,2)	1:A:8:VAL:CG1	1:B:63:GLU:N	11	0.29
(3,2)	1:A:8:VAL:CG1	1:B:64:TYR:N	11	0.29
(3,2)	1:A:8:VAL:CG1	1:B:65:SER:N	11	0.29

Continued on next page...

Continued from previous page...

Key	Atom-1	Atom-2	Model ID	Violation (Å)
(3,2)	1:A:8:VAL:CG1	1:B:66:ALA:N	11	0.29
(3,2)	1:A:8:VAL:CG1	1:B:67:MET:N	11	0.29
(3,2)	1:A:8:VAL:CG1	1:B:68:ARG:N	11	0.29
(3,2)	1:A:8:VAL:CG1	1:B:69:ASP:N	11	0.29
(3,2)	1:A:8:VAL:CG1	1:B:70:GLN:N	11	0.29
(3,2)	1:A:8:VAL:CG1	1:B:71:TYR:N	11	0.29
(3,2)	1:A:8:VAL:CG1	1:B:72:MET:N	11	0.29
(3,2)	1:A:8:VAL:CG1	1:B:73:ARG:N	11	0.29
(3,2)	1:A:8:VAL:CG1	1:B:74:THR:N	11	0.29
(3,2)	1:A:8:VAL:CG1	1:B:75:GLY:N	11	0.29
(3,2)	1:A:8:VAL:CG1	1:B:76:GLU:N	11	0.29
(3,2)	1:A:8:VAL:CG1	1:B:77:GLY:N	11	0.29
(3,2)	1:A:8:VAL:CG1	1:B:78:PHE:N	11	0.29
(3,2)	1:A:8:VAL:CG1	1:B:79:LEU:N	11	0.29
(3,2)	1:A:8:VAL:CG1	1:B:80:CYS:N	11	0.29
(3,2)	1:A:8:VAL:CG1	5:B:203:7Q9:N	11	0.29
(3,2)	1:A:8:VAL:CG1	5:B:204:7Q9:N	11	0.29
(3,2)	1:A:8:VAL:CG1	5:B:205:7Q9:N	11	0.29
(3,2)	1:A:8:VAL:CG1	5:B:206:7Q9:N	11	0.29
(3,2)	1:A:8:VAL:CG1	5:B:207:7Q9:N	11	0.29
(3,2)	1:A:8:VAL:CG1	6:B:208:17F:N1	11	0.29
(3,2)	1:A:8:VAL:CG1	5:B:209:7Q9:N	11	0.29
(3,2)	1:A:8:VAL:CG1	5:B:210:7Q9:N	11	0.29
(3,2)	1:A:8:VAL:CG1	5:B:211:7Q9:N	11	0.29
(3,2)	1:A:8:VAL:CG1	5:B:212:7Q9:N	11	0.29
(3,2)	1:A:8:VAL:CG1	5:B:213:7Q9:N	11	0.29
(3,2)	1:A:8:VAL:CG1	6:B:214:17F:N1	11	0.29
(3,2)	1:A:8:VAL:CG1	6:B:215:17F:N1	11	0.29
(3,2)	1:A:8:VAL:CG1	5:B:216:7Q9:N	11	0.29
(3,2)	1:A:8:VAL:CG1	5:B:217:7Q9:N	11	0.29
(3,2)	1:A:8:VAL:CG1	5:B:218:7Q9:N	11	0.29
(3,2)	1:A:8:VAL:CG1	6:B:219:17F:N1	11	0.29
(3,2)	1:A:8:VAL:CG1	5:B:220:7Q9:N	11	0.29
(3,2)	1:A:8:VAL:CG2	1:B:2:THR:N	11	0.29
(3,2)	1:A:8:VAL:CG2	1:B:3:GLU:N	11	0.29
(3,2)	1:A:8:VAL:CG2	1:B:4:TYR:N	11	0.29
(3,2)	1:A:8:VAL:CG2	1:B:5:LYS:N	11	0.29
(3,2)	1:A:8:VAL:CG2	1:B:6:LEU:N	11	0.29
(3,2)	1:A:8:VAL:CG2	1:B:7:VAL:N	11	0.29
(3,2)	1:A:8:VAL:CG2	1:B:8:VAL:N	11	0.29
(3,2)	1:A:8:VAL:CG2	1:B:9:VAL:N	11	0.29
(3,2)	1:A:8:VAL:CG2	1:B:10:GLY:N	11	0.29

Continued on next page...

Continued from previous page...

Key	Atom-1	Atom-2	Model ID	Violation (Å)
(3,2)	1:A:8:VAL:CG2	1:B:11:ALA:N	11	0.29
(3,2)	1:A:8:VAL:CG2	1:B:12:ASP:N	11	0.29
(3,2)	1:A:8:VAL:CG2	1:B:13:GLY:N	11	0.29
(3,2)	1:A:8:VAL:CG2	1:B:14:VAL:N	11	0.29
(3,2)	1:A:8:VAL:CG2	1:B:15:GLY:N	11	0.29
(3,2)	1:A:8:VAL:CG2	1:B:16:LYS:N	11	0.29
(3,2)	1:A:8:VAL:CG2	1:B:17:SER:N	11	0.29
(3,2)	1:A:8:VAL:CG2	1:B:18:ALA:N	11	0.29
(3,2)	1:A:8:VAL:CG2	1:B:19:LEU:N	11	0.29
(3,2)	1:A:8:VAL:CG2	1:B:20:THR:N	11	0.29
(3,2)	1:A:8:VAL:CG2	1:B:21:ILE:N	11	0.29
(3,2)	1:A:8:VAL:CG2	1:B:22:GLN:N	11	0.29
(3,2)	1:A:8:VAL:CG2	1:B:23:LEU:N	11	0.29
(3,2)	1:A:8:VAL:CG2	1:B:24:ILE:N	11	0.29
(3,2)	1:A:8:VAL:CG2	1:B:25:GLN:N	11	0.29
(3,2)	1:A:8:VAL:CG2	1:B:26:ASN:N	11	0.29
(3,2)	1:A:8:VAL:CG2	1:B:27:HIS:N	11	0.29
(3,2)	1:A:8:VAL:CG2	1:B:28:PHE:N	11	0.29
(3,2)	1:A:8:VAL:CG2	1:B:29:VAL:N	11	0.29
(3,2)	1:A:8:VAL:CG2	1:B:30:ASP:N	11	0.29
(3,2)	1:A:8:VAL:CG2	1:B:31:GLU:N	11	0.29
(3,2)	1:A:8:VAL:CG2	1:B:32:TYR:N	11	0.29
(3,2)	1:A:8:VAL:CG2	1:B:33:ASP:N	11	0.29
(3,2)	1:A:8:VAL:CG2	1:B:34:PRO:N	11	0.29
(3,2)	1:A:8:VAL:CG2	1:B:35:THR:N	11	0.29
(3,2)	1:A:8:VAL:CG2	1:B:36:ILE:N	11	0.29
(3,2)	1:A:8:VAL:CG2	1:B:37:GLU:N	11	0.29
(3,2)	1:A:8:VAL:CG2	1:B:38:ASP:N	11	0.29
(3,2)	1:A:8:VAL:CG2	1:B:39:SER:N	11	0.29
(3,2)	1:A:8:VAL:CG2	1:B:40:TYR:N	11	0.29
(3,2)	1:A:8:VAL:CG2	1:B:41:ARG:N	11	0.29
(3,2)	1:A:8:VAL:CG2	1:B:42:LYS:N	11	0.29
(3,2)	1:A:8:VAL:CG2	1:B:43:GLN:N	11	0.29
(3,2)	1:A:8:VAL:CG2	1:B:44:VAL:N	11	0.29
(3,2)	1:A:8:VAL:CG2	1:B:45:VAL:N	11	0.29
(3,2)	1:A:8:VAL:CG2	1:B:46:ILE:N	11	0.29
(3,2)	1:A:8:VAL:CG2	1:B:47:ASP:N	11	0.29
(3,2)	1:A:8:VAL:CG2	1:B:48:GLY:N	11	0.29
(3,2)	1:A:8:VAL:CG2	1:B:49:GLU:N	11	0.29
(3,2)	1:A:8:VAL:CG2	1:B:50:THR:N	11	0.29
(3,2)	1:A:8:VAL:CG2	1:B:51:CYS:N	11	0.29
(3,2)	1:A:8:VAL:CG2	1:B:52:LEU:N	11	0.29

Continued on next page...

Continued from previous page...

Key	Atom-1	Atom-2	Model ID	Violation (Å)
(3,2)	1:A:8:VAL:CG2	1:B:53:LEU:N	11	0.29
(3,2)	1:A:8:VAL:CG2	1:B:54:ASP:N	11	0.29
(3,2)	1:A:8:VAL:CG2	1:B:55:ILE:N	11	0.29
(3,2)	1:A:8:VAL:CG2	1:B:56:LEU:N	11	0.29
(3,2)	1:A:8:VAL:CG2	1:B:57:ASP:N	11	0.29
(3,2)	1:A:8:VAL:CG2	1:B:58:THR:N	11	0.29
(3,2)	1:A:8:VAL:CG2	1:B:59:ALA:N	11	0.29
(3,2)	1:A:8:VAL:CG2	1:B:60:GLY:N	11	0.29
(3,2)	1:A:8:VAL:CG2	1:B:61:GLN:N	11	0.29
(3,2)	1:A:8:VAL:CG2	1:B:62:GLU:N	11	0.29
(3,2)	1:A:8:VAL:CG2	1:B:63:GLU:N	11	0.29
(3,2)	1:A:8:VAL:CG2	1:B:64:TYR:N	11	0.29
(3,2)	1:A:8:VAL:CG2	1:B:65:SER:N	11	0.29
(3,2)	1:A:8:VAL:CG2	1:B:66:ALA:N	11	0.29
(3,2)	1:A:8:VAL:CG2	1:B:67:MET:N	11	0.29
(3,2)	1:A:8:VAL:CG2	1:B:68:ARG:N	11	0.29
(3,2)	1:A:8:VAL:CG2	1:B:69:ASP:N	11	0.29
(3,2)	1:A:8:VAL:CG2	1:B:70:GLN:N	11	0.29
(3,2)	1:A:8:VAL:CG2	1:B:71:TYR:N	11	0.29
(3,2)	1:A:8:VAL:CG2	1:B:72:MET:N	11	0.29
(3,2)	1:A:8:VAL:CG2	1:B:73:ARG:N	11	0.29
(3,2)	1:A:8:VAL:CG2	1:B:74:THR:N	11	0.29
(3,2)	1:A:8:VAL:CG2	1:B:75:GLY:N	11	0.29
(3,2)	1:A:8:VAL:CG2	1:B:76:GLU:N	11	0.29
(3,2)	1:A:8:VAL:CG2	1:B:77:GLY:N	11	0.29
(3,2)	1:A:8:VAL:CG2	1:B:78:PHE:N	11	0.29
(3,2)	1:A:8:VAL:CG2	1:B:79:LEU:N	11	0.29
(3,2)	1:A:8:VAL:CG2	1:B:80:CYS:N	11	0.29
(3,2)	1:A:8:VAL:CG2	5:B:203:7Q9:N	11	0.29
(3,2)	1:A:8:VAL:CG2	5:B:204:7Q9:N	11	0.29
(3,2)	1:A:8:VAL:CG2	5:B:205:7Q9:N	11	0.29
(3,2)	1:A:8:VAL:CG2	5:B:206:7Q9:N	11	0.29
(3,2)	1:A:8:VAL:CG2	5:B:207:7Q9:N	11	0.29
(3,2)	1:A:8:VAL:CG2	6:B:208:17F:N1	11	0.29
(3,2)	1:A:8:VAL:CG2	5:B:209:7Q9:N	11	0.29
(3,2)	1:A:8:VAL:CG2	5:B:210:7Q9:N	11	0.29
(3,2)	1:A:8:VAL:CG2	5:B:211:7Q9:N	11	0.29
(3,2)	1:A:8:VAL:CG2	5:B:212:7Q9:N	11	0.29
(3,2)	1:A:8:VAL:CG2	5:B:213:7Q9:N	11	0.29
(3,2)	1:A:8:VAL:CG2	6:B:214:17F:N1	11	0.29
(3,2)	1:A:8:VAL:CG2	6:B:215:17F:N1	11	0.29
(3,2)	1:A:8:VAL:CG2	5:B:216:7Q9:N	11	0.29

Continued on next page...

Continued from previous page...

Key	Atom-1	Atom-2	Model ID	Violation (Å)
(3,2)	1:A:8:VAL:CG2	5:B:217:7Q9:N	11	0.29
(3,2)	1:A:8:VAL:CG2	5:B:218:7Q9:N	11	0.29
(3,2)	1:A:8:VAL:CG2	6:B:219:17F:N1	11	0.29
(3,2)	1:A:8:VAL:CG2	5:B:220:7Q9:N	11	0.29
(1,20)	1:A:21:ILE:CD1	1:A:44:VAL:CG1	10	0.29
(1,20)	1:A:21:ILE:CD1	1:A:44:VAL:CG2	10	0.29
(1,20)	1:A:21:ILE:CD1	1:A:45:VAL:CG1	10	0.29
(1,20)	1:A:21:ILE:CD1	1:A:45:VAL:CG2	10	0.29
(1,20)	1:A:21:ILE:CD1	1:A:46:ILE:CD1	10	0.29
(1,20)	1:A:21:ILE:CD1	1:A:142:ILE:CD1	10	0.29
(1,20)	1:A:21:ILE:CD1	1:A:160:VAL:CG1	10	0.29
(1,20)	1:A:21:ILE:CD1	1:A:160:VAL:CG2	10	0.29
(1,20)	1:A:21:ILE:CD1	1:B:44:VAL:CG1	10	0.29
(1,20)	1:A:21:ILE:CD1	1:B:44:VAL:CG2	10	0.29
(1,20)	1:A:21:ILE:CD1	1:B:45:VAL:CG1	10	0.29
(1,20)	1:A:21:ILE:CD1	1:B:45:VAL:CG2	10	0.29
(1,20)	1:A:21:ILE:CD1	1:B:160:VAL:CG1	10	0.29
(1,20)	1:A:21:ILE:CD1	1:B:160:VAL:CG2	10	0.29
(1,20)	1:A:23:LEU:CD1	1:A:44:VAL:CG1	10	0.29
(1,20)	1:A:23:LEU:CD1	1:A:44:VAL:CG2	10	0.29
(1,20)	1:A:23:LEU:CD1	1:A:45:VAL:CG1	10	0.29
(1,20)	1:A:23:LEU:CD1	1:A:45:VAL:CG2	10	0.29
(1,20)	1:A:23:LEU:CD1	1:A:46:ILE:CD1	10	0.29
(1,20)	1:A:23:LEU:CD1	1:A:142:ILE:CD1	10	0.29
(1,20)	1:A:23:LEU:CD1	1:A:160:VAL:CG1	10	0.29
(1,20)	1:A:23:LEU:CD1	1:A:160:VAL:CG2	10	0.29
(1,20)	1:A:23:LEU:CD1	1:B:44:VAL:CG1	10	0.29
(1,20)	1:A:23:LEU:CD1	1:B:44:VAL:CG2	10	0.29
(1,20)	1:A:23:LEU:CD1	1:B:45:VAL:CG1	10	0.29
(1,20)	1:A:23:LEU:CD1	1:B:45:VAL:CG2	10	0.29
(1,20)	1:A:23:LEU:CD1	1:B:160:VAL:CG1	10	0.29
(1,20)	1:A:23:LEU:CD1	1:B:160:VAL:CG2	10	0.29
(1,20)	1:A:23:LEU:CD2	1:A:44:VAL:CG1	10	0.29
(1,20)	1:A:23:LEU:CD2	1:A:44:VAL:CG2	10	0.29
(1,20)	1:A:23:LEU:CD2	1:A:45:VAL:CG1	10	0.29
(1,20)	1:A:23:LEU:CD2	1:A:45:VAL:CG2	10	0.29
(1,20)	1:A:23:LEU:CD2	1:A:46:ILE:CD1	10	0.29
(1,20)	1:A:23:LEU:CD2	1:A:142:ILE:CD1	10	0.29
(1,20)	1:A:23:LEU:CD2	1:A:160:VAL:CG1	10	0.29
(1,20)	1:A:23:LEU:CD2	1:A:160:VAL:CG2	10	0.29
(1,20)	1:A:23:LEU:CD2	1:B:44:VAL:CG1	10	0.29
(1,20)	1:A:23:LEU:CD2	1:B:44:VAL:CG2	10	0.29

Continued on next page...

Continued from previous page...

Key	Atom-1	Atom-2	Model ID	Violation (Å)
(1,20)	1:A:23:LEU:CD2	1:B:45:VAL:CG1	10	0.29
(1,20)	1:A:23:LEU:CD2	1:B:45:VAL:CG2	10	0.29
(1,20)	1:A:23:LEU:CD2	1:B:160:VAL:CG1	10	0.29
(1,20)	1:A:23:LEU:CD2	1:B:160:VAL:CG2	10	0.29
(1,20)	1:A:24:ILE:CD1	1:A:44:VAL:CG1	10	0.29
(1,20)	1:A:24:ILE:CD1	1:A:44:VAL:CG2	10	0.29
(1,20)	1:A:24:ILE:CD1	1:A:45:VAL:CG1	10	0.29
(1,20)	1:A:24:ILE:CD1	1:A:45:VAL:CG2	10	0.29
(1,20)	1:A:24:ILE:CD1	1:A:46:ILE:CD1	10	0.29
(1,20)	1:A:24:ILE:CD1	1:A:142:ILE:CD1	10	0.29
(1,20)	1:A:24:ILE:CD1	1:A:160:VAL:CG1	10	0.29
(1,20)	1:A:24:ILE:CD1	1:A:160:VAL:CG2	10	0.29
(1,20)	1:A:24:ILE:CD1	1:B:44:VAL:CG1	10	0.29
(1,20)	1:A:24:ILE:CD1	1:B:44:VAL:CG2	10	0.29
(1,20)	1:A:24:ILE:CD1	1:B:45:VAL:CG1	10	0.29
(1,20)	1:A:24:ILE:CD1	1:B:45:VAL:CG2	10	0.29
(1,20)	1:A:24:ILE:CD1	1:B:160:VAL:CG1	10	0.29
(1,20)	1:A:24:ILE:CD1	1:B:160:VAL:CG2	10	0.29
(3,11)	1:A:56:LEU:CD1	1:B:2:THR:N	7	0.25
(3,11)	1:A:56:LEU:CD1	1:B:3:GLU:N	7	0.25
(3,11)	1:A:56:LEU:CD1	1:B:4:TYR:N	7	0.25
(3,11)	1:A:56:LEU:CD1	1:B:5:LYS:N	7	0.25
(3,11)	1:A:56:LEU:CD1	1:B:6:LEU:N	7	0.25
(3,11)	1:A:56:LEU:CD1	1:B:7:VAL:N	7	0.25
(3,11)	1:A:56:LEU:CD1	1:B:8:VAL:N	7	0.25
(3,11)	1:A:56:LEU:CD1	1:B:9:VAL:N	7	0.25
(3,11)	1:A:56:LEU:CD1	1:B:10:GLY:N	7	0.25
(3,11)	1:A:56:LEU:CD1	1:B:11:ALA:N	7	0.25
(3,11)	1:A:56:LEU:CD1	1:B:12:ASP:N	7	0.25
(3,11)	1:A:56:LEU:CD1	1:B:13:GLY:N	7	0.25
(3,11)	1:A:56:LEU:CD1	1:B:14:VAL:N	7	0.25
(3,11)	1:A:56:LEU:CD1	1:B:15:GLY:N	7	0.25
(3,11)	1:A:56:LEU:CD1	1:B:16:LYS:N	7	0.25
(3,11)	1:A:56:LEU:CD1	1:B:17:SER:N	7	0.25
(3,11)	1:A:56:LEU:CD1	1:B:18:ALA:N	7	0.25
(3,11)	1:A:56:LEU:CD1	1:B:19:LEU:N	7	0.25
(3,11)	1:A:56:LEU:CD1	1:B:20:THR:N	7	0.25
(3,11)	1:A:56:LEU:CD1	1:B:21:ILE:N	7	0.25
(3,11)	1:A:56:LEU:CD1	1:B:22:GLN:N	7	0.25
(3,11)	1:A:56:LEU:CD1	1:B:23:LEU:N	7	0.25
(3,11)	1:A:56:LEU:CD1	1:B:24:ILE:N	7	0.25
(3,11)	1:A:56:LEU:CD1	1:B:25:GLN:N	7	0.25

Continued on next page...

Continued from previous page...

Key	Atom-1	Atom-2	Model ID	Violation (Å)
(3,11)	1:A:56:LEU:CD1	1:B:26:ASN:N	7	0.25
(3,11)	1:A:56:LEU:CD1	1:B:27:HIS:N	7	0.25
(3,11)	1:A:56:LEU:CD1	1:B:28:PHE:N	7	0.25
(3,11)	1:A:56:LEU:CD1	1:B:29:VAL:N	7	0.25
(3,11)	1:A:56:LEU:CD1	1:B:30:ASP:N	7	0.25
(3,11)	1:A:56:LEU:CD1	1:B:31:GLU:N	7	0.25
(3,11)	1:A:56:LEU:CD1	1:B:32:TYR:N	7	0.25
(3,11)	1:A:56:LEU:CD1	1:B:33:ASP:N	7	0.25
(3,11)	1:A:56:LEU:CD1	1:B:34:PRO:N	7	0.25
(3,11)	1:A:56:LEU:CD1	1:B:35:THR:N	7	0.25
(3,11)	1:A:56:LEU:CD1	1:B:36:ILE:N	7	0.25
(3,11)	1:A:56:LEU:CD1	1:B:37:GLU:N	7	0.25
(3,11)	1:A:56:LEU:CD1	1:B:38:ASP:N	7	0.25
(3,11)	1:A:56:LEU:CD1	1:B:39:SER:N	7	0.25
(3,11)	1:A:56:LEU:CD1	1:B:40:TYR:N	7	0.25
(3,11)	1:A:56:LEU:CD1	1:B:41:ARG:N	7	0.25
(3,11)	1:A:56:LEU:CD1	1:B:42:LYS:N	7	0.25
(3,11)	1:A:56:LEU:CD1	1:B:43:GLN:N	7	0.25
(3,11)	1:A:56:LEU:CD1	1:B:44:VAL:N	7	0.25
(3,11)	1:A:56:LEU:CD1	1:B:45:VAL:N	7	0.25
(3,11)	1:A:56:LEU:CD1	1:B:46:ILE:N	7	0.25
(3,11)	1:A:56:LEU:CD1	1:B:47:ASP:N	7	0.25
(3,11)	1:A:56:LEU:CD1	1:B:48:GLY:N	7	0.25
(3,11)	1:A:56:LEU:CD1	1:B:49:GLU:N	7	0.25
(3,11)	1:A:56:LEU:CD1	1:B:50:THR:N	7	0.25
(3,11)	1:A:56:LEU:CD1	1:B:51:CYS:N	7	0.25
(3,11)	1:A:56:LEU:CD1	1:B:52:LEU:N	7	0.25
(3,11)	1:A:56:LEU:CD1	1:B:53:LEU:N	7	0.25
(3,11)	1:A:56:LEU:CD1	1:B:54:ASP:N	7	0.25
(3,11)	1:A:56:LEU:CD1	1:B:55:ILE:N	7	0.25
(3,11)	1:A:56:LEU:CD1	1:B:56:LEU:N	7	0.25
(3,11)	1:A:56:LEU:CD1	1:B:57:ASP:N	7	0.25
(3,11)	1:A:56:LEU:CD1	1:B:58:THR:N	7	0.25
(3,11)	1:A:56:LEU:CD1	1:B:59:ALA:N	7	0.25
(3,11)	1:A:56:LEU:CD1	1:B:60:GLY:N	7	0.25
(3,11)	1:A:56:LEU:CD1	1:B:61:GLN:N	7	0.25
(3,11)	1:A:56:LEU:CD1	1:B:62:GLU:N	7	0.25
(3,11)	1:A:56:LEU:CD1	1:B:63:GLU:N	7	0.25
(3,11)	1:A:56:LEU:CD1	1:B:64:TYR:N	7	0.25
(3,11)	1:A:56:LEU:CD1	1:B:65:SER:N	7	0.25
(3,11)	1:A:56:LEU:CD1	1:B:66:ALA:N	7	0.25
(3,11)	1:A:56:LEU:CD1	1:B:67:MET:N	7	0.25

Continued on next page...

Continued from previous page...

Key	Atom-1	Atom-2	Model ID	Violation (Å)
(3,11)	1:A:56:LEU:CD1	1:B:68:ARG:N	7	0.25
(3,11)	1:A:56:LEU:CD1	1:B:69:ASP:N	7	0.25
(3,11)	1:A:56:LEU:CD1	1:B:70:GLN:N	7	0.25
(3,11)	1:A:56:LEU:CD1	1:B:71:TYR:N	7	0.25
(3,11)	1:A:56:LEU:CD1	1:B:72:MET:N	7	0.25
(3,11)	1:A:56:LEU:CD1	1:B:73:ARG:N	7	0.25
(3,11)	1:A:56:LEU:CD1	1:B:74:THR:N	7	0.25
(3,11)	1:A:56:LEU:CD1	1:B:75:GLY:N	7	0.25
(3,11)	1:A:56:LEU:CD1	1:B:76:GLU:N	7	0.25
(3,11)	1:A:56:LEU:CD1	1:B:77:GLY:N	7	0.25
(3,11)	1:A:56:LEU:CD1	1:B:78:PHE:N	7	0.25
(3,11)	1:A:56:LEU:CD1	1:B:79:LEU:N	7	0.25
(3,11)	1:A:56:LEU:CD1	1:B:80:CYS:N	7	0.25
(3,11)	1:A:56:LEU:CD1	5:B:203:7Q9:N	7	0.25
(3,11)	1:A:56:LEU:CD1	5:B:204:7Q9:N	7	0.25
(3,11)	1:A:56:LEU:CD1	5:B:205:7Q9:N	7	0.25
(3,11)	1:A:56:LEU:CD1	5:B:206:7Q9:N	7	0.25
(3,11)	1:A:56:LEU:CD1	5:B:207:7Q9:N	7	0.25
(3,11)	1:A:56:LEU:CD1	6:B:208:17F:N1	7	0.25
(3,11)	1:A:56:LEU:CD1	5:B:209:7Q9:N	7	0.25
(3,11)	1:A:56:LEU:CD1	5:B:210:7Q9:N	7	0.25
(3,11)	1:A:56:LEU:CD1	5:B:211:7Q9:N	7	0.25
(3,11)	1:A:56:LEU:CD1	5:B:212:7Q9:N	7	0.25
(3,11)	1:A:56:LEU:CD1	5:B:213:7Q9:N	7	0.25
(3,11)	1:A:56:LEU:CD1	6:B:214:17F:N1	7	0.25
(3,11)	1:A:56:LEU:CD1	6:B:215:17F:N1	7	0.25
(3,11)	1:A:56:LEU:CD1	5:B:216:7Q9:N	7	0.25
(3,11)	1:A:56:LEU:CD1	5:B:217:7Q9:N	7	0.25
(3,11)	1:A:56:LEU:CD1	5:B:218:7Q9:N	7	0.25
(3,11)	1:A:56:LEU:CD1	6:B:219:17F:N1	7	0.25
(3,11)	1:A:56:LEU:CD1	5:B:220:7Q9:N	7	0.25
(3,11)	1:A:56:LEU:CD2	1:B:2:THR:N	7	0.25
(3,11)	1:A:56:LEU:CD2	1:B:3:GLU:N	7	0.25
(3,11)	1:A:56:LEU:CD2	1:B:4:TYR:N	7	0.25
(3,11)	1:A:56:LEU:CD2	1:B:5:LYS:N	7	0.25
(3,11)	1:A:56:LEU:CD2	1:B:6:LEU:N	7	0.25
(3,11)	1:A:56:LEU:CD2	1:B:7:VAL:N	7	0.25
(3,11)	1:A:56:LEU:CD2	1:B:8:VAL:N	7	0.25
(3,11)	1:A:56:LEU:CD2	1:B:9:VAL:N	7	0.25
(3,11)	1:A:56:LEU:CD2	1:B:10:GLY:N	7	0.25
(3,11)	1:A:56:LEU:CD2	1:B:11:ALA:N	7	0.25
(3,11)	1:A:56:LEU:CD2	1:B:12:ASP:N	7	0.25

Continued on next page...

Continued from previous page...

Key	Atom-1	Atom-2	Model ID	Violation (Å)
(3,11)	1:A:56:LEU:CD2	1:B:13:GLY:N	7	0.25
(3,11)	1:A:56:LEU:CD2	1:B:14:VAL:N	7	0.25
(3,11)	1:A:56:LEU:CD2	1:B:15:GLY:N	7	0.25
(3,11)	1:A:56:LEU:CD2	1:B:16:LYS:N	7	0.25
(3,11)	1:A:56:LEU:CD2	1:B:17:SER:N	7	0.25
(3,11)	1:A:56:LEU:CD2	1:B:18:ALA:N	7	0.25
(3,11)	1:A:56:LEU:CD2	1:B:19:LEU:N	7	0.25
(3,11)	1:A:56:LEU:CD2	1:B:20:THR:N	7	0.25
(3,11)	1:A:56:LEU:CD2	1:B:21:ILE:N	7	0.25
(3,11)	1:A:56:LEU:CD2	1:B:22:GLN:N	7	0.25
(3,11)	1:A:56:LEU:CD2	1:B:23:LEU:N	7	0.25
(3,11)	1:A:56:LEU:CD2	1:B:24:ILE:N	7	0.25
(3,11)	1:A:56:LEU:CD2	1:B:25:GLN:N	7	0.25
(3,11)	1:A:56:LEU:CD2	1:B:26:ASN:N	7	0.25
(3,11)	1:A:56:LEU:CD2	1:B:27:HIS:N	7	0.25
(3,11)	1:A:56:LEU:CD2	1:B:28:PHE:N	7	0.25
(3,11)	1:A:56:LEU:CD2	1:B:29:VAL:N	7	0.25
(3,11)	1:A:56:LEU:CD2	1:B:30:ASP:N	7	0.25
(3,11)	1:A:56:LEU:CD2	1:B:31:GLU:N	7	0.25
(3,11)	1:A:56:LEU:CD2	1:B:32:TYR:N	7	0.25
(3,11)	1:A:56:LEU:CD2	1:B:33:ASP:N	7	0.25
(3,11)	1:A:56:LEU:CD2	1:B:34:PRO:N	7	0.25
(3,11)	1:A:56:LEU:CD2	1:B:35:THR:N	7	0.25
(3,11)	1:A:56:LEU:CD2	1:B:36:ILE:N	7	0.25
(3,11)	1:A:56:LEU:CD2	1:B:37:GLU:N	7	0.25
(3,11)	1:A:56:LEU:CD2	1:B:38:ASP:N	7	0.25
(3,11)	1:A:56:LEU:CD2	1:B:39:SER:N	7	0.25
(3,11)	1:A:56:LEU:CD2	1:B:40:TYR:N	7	0.25
(3,11)	1:A:56:LEU:CD2	1:B:41:ARG:N	7	0.25
(3,11)	1:A:56:LEU:CD2	1:B:42:LYS:N	7	0.25
(3,11)	1:A:56:LEU:CD2	1:B:43:GLN:N	7	0.25
(3,11)	1:A:56:LEU:CD2	1:B:44:VAL:N	7	0.25
(3,11)	1:A:56:LEU:CD2	1:B:45:VAL:N	7	0.25
(3,11)	1:A:56:LEU:CD2	1:B:46:ILE:N	7	0.25
(3,11)	1:A:56:LEU:CD2	1:B:47:ASP:N	7	0.25
(3,11)	1:A:56:LEU:CD2	1:B:48:GLY:N	7	0.25
(3,11)	1:A:56:LEU:CD2	1:B:49:GLU:N	7	0.25
(3,11)	1:A:56:LEU:CD2	1:B:50:THR:N	7	0.25
(3,11)	1:A:56:LEU:CD2	1:B:51:CYS:N	7	0.25
(3,11)	1:A:56:LEU:CD2	1:B:52:LEU:N	7	0.25
(3,11)	1:A:56:LEU:CD2	1:B:53:LEU:N	7	0.25
(3,11)	1:A:56:LEU:CD2	1:B:54:ASP:N	7	0.25

Continued on next page...

Continued from previous page...

Key	Atom-1	Atom-2	Model ID	Violation (Å)
(3,11)	1:A:56:LEU:CD2	1:B:55:ILE:N	7	0.25
(3,11)	1:A:56:LEU:CD2	1:B:56:LEU:N	7	0.25
(3,11)	1:A:56:LEU:CD2	1:B:57:ASP:N	7	0.25
(3,11)	1:A:56:LEU:CD2	1:B:58:THR:N	7	0.25
(3,11)	1:A:56:LEU:CD2	1:B:59:ALA:N	7	0.25
(3,11)	1:A:56:LEU:CD2	1:B:60:GLY:N	7	0.25
(3,11)	1:A:56:LEU:CD2	1:B:61:GLN:N	7	0.25
(3,11)	1:A:56:LEU:CD2	1:B:62:GLU:N	7	0.25
(3,11)	1:A:56:LEU:CD2	1:B:63:GLU:N	7	0.25
(3,11)	1:A:56:LEU:CD2	1:B:64:TYR:N	7	0.25
(3,11)	1:A:56:LEU:CD2	1:B:65:SER:N	7	0.25
(3,11)	1:A:56:LEU:CD2	1:B:66:ALA:N	7	0.25
(3,11)	1:A:56:LEU:CD2	1:B:67:MET:N	7	0.25
(3,11)	1:A:56:LEU:CD2	1:B:68:ARG:N	7	0.25
(3,11)	1:A:56:LEU:CD2	1:B:69:ASP:N	7	0.25
(3,11)	1:A:56:LEU:CD2	1:B:70:GLN:N	7	0.25
(3,11)	1:A:56:LEU:CD2	1:B:71:TYR:N	7	0.25
(3,11)	1:A:56:LEU:CD2	1:B:72:MET:N	7	0.25
(3,11)	1:A:56:LEU:CD2	1:B:73:ARG:N	7	0.25
(3,11)	1:A:56:LEU:CD2	1:B:74:THR:N	7	0.25
(3,11)	1:A:56:LEU:CD2	1:B:75:GLY:N	7	0.25
(3,11)	1:A:56:LEU:CD2	1:B:76:GLU:N	7	0.25
(3,11)	1:A:56:LEU:CD2	1:B:77:GLY:N	7	0.25
(3,11)	1:A:56:LEU:CD2	1:B:78:PHE:N	7	0.25
(3,11)	1:A:56:LEU:CD2	1:B:79:LEU:N	7	0.25
(3,11)	1:A:56:LEU:CD2	1:B:80:CYS:N	7	0.25
(3,11)	1:A:56:LEU:CD2	5:B:203:7Q9:N	7	0.25
(3,11)	1:A:56:LEU:CD2	5:B:204:7Q9:N	7	0.25
(3,11)	1:A:56:LEU:CD2	5:B:205:7Q9:N	7	0.25
(3,11)	1:A:56:LEU:CD2	5:B:206:7Q9:N	7	0.25
(3,11)	1:A:56:LEU:CD2	5:B:207:7Q9:N	7	0.25
(3,11)	1:A:56:LEU:CD2	6:B:208:17F:N1	7	0.25
(3,11)	1:A:56:LEU:CD2	5:B:209:7Q9:N	7	0.25
(3,11)	1:A:56:LEU:CD2	5:B:210:7Q9:N	7	0.25
(3,11)	1:A:56:LEU:CD2	5:B:211:7Q9:N	7	0.25
(3,11)	1:A:56:LEU:CD2	5:B:212:7Q9:N	7	0.25
(3,11)	1:A:56:LEU:CD2	5:B:213:7Q9:N	7	0.25
(3,11)	1:A:56:LEU:CD2	6:B:214:17F:N1	7	0.25
(3,11)	1:A:56:LEU:CD2	6:B:215:17F:N1	7	0.25
(3,11)	1:A:56:LEU:CD2	5:B:216:7Q9:N	7	0.25
(3,11)	1:A:56:LEU:CD2	5:B:217:7Q9:N	7	0.25
(3,11)	1:A:56:LEU:CD2	5:B:218:7Q9:N	7	0.25

Continued on next page...

Continued from previous page...

Key	Atom-1	Atom-2	Model ID	Violation (Å)
(3,11)	1:A:56:LEU:CD2	6:B:219:17F:N1	7	0.25
(3,11)	1:A:56:LEU:CD2	5:B:220:7Q9:N	7	0.25
(3,9)	1:A:46:ILE:CD1	1:B:2:THR:N	3	0.2
(3,9)	1:A:46:ILE:CD1	1:B:3:GLU:N	3	0.2
(3,9)	1:A:46:ILE:CD1	1:B:4:TYR:N	3	0.2
(3,9)	1:A:46:ILE:CD1	1:B:5:LYS:N	3	0.2
(3,9)	1:A:46:ILE:CD1	1:B:6:LEU:N	3	0.2
(3,9)	1:A:46:ILE:CD1	1:B:7:VAL:N	3	0.2
(3,9)	1:A:46:ILE:CD1	1:B:8:VAL:N	3	0.2
(3,9)	1:A:46:ILE:CD1	1:B:9:VAL:N	3	0.2
(3,9)	1:A:46:ILE:CD1	1:B:10:GLY:N	3	0.2
(3,9)	1:A:46:ILE:CD1	1:B:11:ALA:N	3	0.2
(3,9)	1:A:46:ILE:CD1	1:B:12:ASP:N	3	0.2
(3,9)	1:A:46:ILE:CD1	1:B:13:GLY:N	3	0.2
(3,9)	1:A:46:ILE:CD1	1:B:14:VAL:N	3	0.2
(3,9)	1:A:46:ILE:CD1	1:B:15:GLY:N	3	0.2
(3,9)	1:A:46:ILE:CD1	1:B:16:LYS:N	3	0.2
(3,9)	1:A:46:ILE:CD1	1:B:17:SER:N	3	0.2
(3,9)	1:A:46:ILE:CD1	1:B:18:ALA:N	3	0.2
(3,9)	1:A:46:ILE:CD1	1:B:19:LEU:N	3	0.2
(3,9)	1:A:46:ILE:CD1	1:B:20:THR:N	3	0.2
(3,9)	1:A:46:ILE:CD1	1:B:21:ILE:N	3	0.2
(3,9)	1:A:46:ILE:CD1	1:B:22:GLN:N	3	0.2
(3,9)	1:A:46:ILE:CD1	1:B:23:LEU:N	3	0.2
(3,9)	1:A:46:ILE:CD1	1:B:24:ILE:N	3	0.2
(3,9)	1:A:46:ILE:CD1	1:B:25:GLN:N	3	0.2
(3,9)	1:A:46:ILE:CD1	1:B:26:ASN:N	3	0.2
(3,9)	1:A:46:ILE:CD1	1:B:27:HIS:N	3	0.2
(3,9)	1:A:46:ILE:CD1	1:B:28:PHE:N	3	0.2
(3,9)	1:A:46:ILE:CD1	1:B:29:VAL:N	3	0.2
(3,9)	1:A:46:ILE:CD1	1:B:30:ASP:N	3	0.2
(3,9)	1:A:46:ILE:CD1	1:B:31:GLU:N	3	0.2
(3,9)	1:A:46:ILE:CD1	1:B:32:TYR:N	3	0.2
(3,9)	1:A:46:ILE:CD1	1:B:33:ASP:N	3	0.2
(3,9)	1:A:46:ILE:CD1	1:B:34:PRO:N	3	0.2
(3,9)	1:A:46:ILE:CD1	1:B:35:THR:N	3	0.2
(3,9)	1:A:46:ILE:CD1	1:B:36:ILE:N	3	0.2
(3,9)	1:A:46:ILE:CD1	1:B:37:GLU:N	3	0.2
(3,9)	1:A:46:ILE:CD1	1:B:38:ASP:N	3	0.2
(3,9)	1:A:46:ILE:CD1	1:B:39:SER:N	3	0.2
(3,9)	1:A:46:ILE:CD1	1:B:40:TYR:N	3	0.2
(3,9)	1:A:46:ILE:CD1	1:B:41:ARG:N	3	0.2

Continued on next page...

Continued from previous page...

Key	Atom-1	Atom-2	Model ID	Violation (Å)
(3,9)	1:A:46:ILE:CD1	1:B:42:LYS:N	3	0.2
(3,9)	1:A:46:ILE:CD1	1:B:43:GLN:N	3	0.2
(3,9)	1:A:46:ILE:CD1	1:B:44:VAL:N	3	0.2
(3,9)	1:A:46:ILE:CD1	1:B:45:VAL:N	3	0.2
(3,9)	1:A:46:ILE:CD1	1:B:46:ILE:N	3	0.2
(3,9)	1:A:46:ILE:CD1	1:B:47:ASP:N	3	0.2
(3,9)	1:A:46:ILE:CD1	1:B:48:GLY:N	3	0.2
(3,9)	1:A:46:ILE:CD1	1:B:49:GLU:N	3	0.2
(3,9)	1:A:46:ILE:CD1	1:B:50:THR:N	3	0.2
(3,9)	1:A:46:ILE:CD1	1:B:51:CYS:N	3	0.2
(3,9)	1:A:46:ILE:CD1	1:B:52:LEU:N	3	0.2
(3,9)	1:A:46:ILE:CD1	1:B:53:LEU:N	3	0.2
(3,9)	1:A:46:ILE:CD1	1:B:54:ASP:N	3	0.2
(3,9)	1:A:46:ILE:CD1	1:B:55:ILE:N	3	0.2
(3,9)	1:A:46:ILE:CD1	1:B:56:LEU:N	3	0.2
(3,9)	1:A:46:ILE:CD1	1:B:57:ASP:N	3	0.2
(3,9)	1:A:46:ILE:CD1	1:B:58:THR:N	3	0.2
(3,9)	1:A:46:ILE:CD1	1:B:59:ALA:N	3	0.2
(3,9)	1:A:46:ILE:CD1	1:B:60:GLY:N	3	0.2
(3,9)	1:A:46:ILE:CD1	1:B:61:GLN:N	3	0.2
(3,9)	1:A:46:ILE:CD1	1:B:62:GLU:N	3	0.2
(3,9)	1:A:46:ILE:CD1	1:B:63:GLU:N	3	0.2
(3,9)	1:A:46:ILE:CD1	1:B:64:TYR:N	3	0.2
(3,9)	1:A:46:ILE:CD1	1:B:65:SER:N	3	0.2
(3,9)	1:A:46:ILE:CD1	1:B:66:ALA:N	3	0.2
(3,9)	1:A:46:ILE:CD1	1:B:67:MET:N	3	0.2
(3,9)	1:A:46:ILE:CD1	1:B:68:ARG:N	3	0.2
(3,9)	1:A:46:ILE:CD1	1:B:69:ASP:N	3	0.2
(3,9)	1:A:46:ILE:CD1	1:B:70:GLN:N	3	0.2
(3,9)	1:A:46:ILE:CD1	1:B:71:TYR:N	3	0.2
(3,9)	1:A:46:ILE:CD1	1:B:72:MET:N	3	0.2
(3,9)	1:A:46:ILE:CD1	1:B:73:ARG:N	3	0.2
(3,9)	1:A:46:ILE:CD1	1:B:74:THR:N	3	0.2
(3,9)	1:A:46:ILE:CD1	1:B:75:GLY:N	3	0.2
(3,9)	1:A:46:ILE:CD1	1:B:76:GLU:N	3	0.2
(3,9)	1:A:46:ILE:CD1	1:B:77:GLY:N	3	0.2
(3,9)	1:A:46:ILE:CD1	1:B:78:PHE:N	3	0.2
(3,9)	1:A:46:ILE:CD1	1:B:79:LEU:N	3	0.2
(3,9)	1:A:46:ILE:CD1	1:B:80:CYS:N	3	0.2
(3,9)	1:A:46:ILE:CD1	5:B:203:7Q9:N	3	0.2
(3,9)	1:A:46:ILE:CD1	5:B:204:7Q9:N	3	0.2
(3,9)	1:A:46:ILE:CD1	5:B:205:7Q9:N	3	0.2

Continued on next page...

Continued from previous page...

Key	Atom-1	Atom-2	Model ID	Violation (Å)
(3,9)	1:A:46:ILE:CD1	5:B:206:7Q9:N	3	0.2
(3,9)	1:A:46:ILE:CD1	5:B:207:7Q9:N	3	0.2
(3,9)	1:A:46:ILE:CD1	6:B:208:17F:N1	3	0.2
(3,9)	1:A:46:ILE:CD1	5:B:209:7Q9:N	3	0.2
(3,9)	1:A:46:ILE:CD1	5:B:210:7Q9:N	3	0.2
(3,9)	1:A:46:ILE:CD1	5:B:211:7Q9:N	3	0.2
(3,9)	1:A:46:ILE:CD1	5:B:212:7Q9:N	3	0.2
(3,9)	1:A:46:ILE:CD1	5:B:213:7Q9:N	3	0.2
(3,9)	1:A:46:ILE:CD1	6:B:214:17F:N1	3	0.2
(3,9)	1:A:46:ILE:CD1	6:B:215:17F:N1	3	0.2
(3,9)	1:A:46:ILE:CD1	5:B:216:7Q9:N	3	0.2
(3,9)	1:A:46:ILE:CD1	5:B:217:7Q9:N	3	0.2
(3,9)	1:A:46:ILE:CD1	5:B:218:7Q9:N	3	0.2
(3,9)	1:A:46:ILE:CD1	6:B:219:17F:N1	3	0.2
(3,9)	1:A:46:ILE:CD1	5:B:220:7Q9:N	3	0.2
(3,11)	1:A:56:LEU:CD1	1:B:2:THR:N	5	0.11
(3,11)	1:A:56:LEU:CD1	1:B:3:GLU:N	5	0.11
(3,11)	1:A:56:LEU:CD1	1:B:4:TYR:N	5	0.11
(3,11)	1:A:56:LEU:CD1	1:B:5:LYS:N	5	0.11
(3,11)	1:A:56:LEU:CD1	1:B:6:LEU:N	5	0.11
(3,11)	1:A:56:LEU:CD1	1:B:7:VAL:N	5	0.11
(3,11)	1:A:56:LEU:CD1	1:B:8:VAL:N	5	0.11
(3,11)	1:A:56:LEU:CD1	1:B:9:VAL:N	5	0.11
(3,11)	1:A:56:LEU:CD1	1:B:10:GLY:N	5	0.11
(3,11)	1:A:56:LEU:CD1	1:B:11:ALA:N	5	0.11
(3,11)	1:A:56:LEU:CD1	1:B:12:ASP:N	5	0.11
(3,11)	1:A:56:LEU:CD1	1:B:13:GLY:N	5	0.11
(3,11)	1:A:56:LEU:CD1	1:B:14:VAL:N	5	0.11
(3,11)	1:A:56:LEU:CD1	1:B:15:GLY:N	5	0.11
(3,11)	1:A:56:LEU:CD1	1:B:16:LYS:N	5	0.11
(3,11)	1:A:56:LEU:CD1	1:B:17:SER:N	5	0.11
(3,11)	1:A:56:LEU:CD1	1:B:18:ALA:N	5	0.11
(3,11)	1:A:56:LEU:CD1	1:B:19:LEU:N	5	0.11
(3,11)	1:A:56:LEU:CD1	1:B:20:THR:N	5	0.11
(3,11)	1:A:56:LEU:CD1	1:B:21:ILE:N	5	0.11
(3,11)	1:A:56:LEU:CD1	1:B:22:GLN:N	5	0.11
(3,11)	1:A:56:LEU:CD1	1:B:23:LEU:N	5	0.11
(3,11)	1:A:56:LEU:CD1	1:B:24:ILE:N	5	0.11
(3,11)	1:A:56:LEU:CD1	1:B:25:GLN:N	5	0.11
(3,11)	1:A:56:LEU:CD1	1:B:26:ASN:N	5	0.11
(3,11)	1:A:56:LEU:CD1	1:B:27:HIS:N	5	0.11
(3,11)	1:A:56:LEU:CD1	1:B:28:PHE:N	5	0.11

Continued on next page...

Continued from previous page...

Key	Atom-1	Atom-2	Model ID	Violation (Å)
(3,11)	1:A:56:LEU:CD1	1:B:29:VAL:N	5	0.11
(3,11)	1:A:56:LEU:CD1	1:B:30:ASP:N	5	0.11
(3,11)	1:A:56:LEU:CD1	1:B:31:GLU:N	5	0.11
(3,11)	1:A:56:LEU:CD1	1:B:32:TYR:N	5	0.11
(3,11)	1:A:56:LEU:CD1	1:B:33:ASP:N	5	0.11
(3,11)	1:A:56:LEU:CD1	1:B:34:PRO:N	5	0.11
(3,11)	1:A:56:LEU:CD1	1:B:35:THR:N	5	0.11
(3,11)	1:A:56:LEU:CD1	1:B:36:ILE:N	5	0.11
(3,11)	1:A:56:LEU:CD1	1:B:37:GLU:N	5	0.11
(3,11)	1:A:56:LEU:CD1	1:B:38:ASP:N	5	0.11
(3,11)	1:A:56:LEU:CD1	1:B:39:SER:N	5	0.11
(3,11)	1:A:56:LEU:CD1	1:B:40:TYR:N	5	0.11
(3,11)	1:A:56:LEU:CD1	1:B:41:ARG:N	5	0.11
(3,11)	1:A:56:LEU:CD1	1:B:42:LYS:N	5	0.11
(3,11)	1:A:56:LEU:CD1	1:B:43:GLN:N	5	0.11
(3,11)	1:A:56:LEU:CD1	1:B:44:VAL:N	5	0.11
(3,11)	1:A:56:LEU:CD1	1:B:45:VAL:N	5	0.11
(3,11)	1:A:56:LEU:CD1	1:B:46:ILE:N	5	0.11
(3,11)	1:A:56:LEU:CD1	1:B:47:ASP:N	5	0.11
(3,11)	1:A:56:LEU:CD1	1:B:48:GLY:N	5	0.11
(3,11)	1:A:56:LEU:CD1	1:B:49:GLU:N	5	0.11
(3,11)	1:A:56:LEU:CD1	1:B:50:THR:N	5	0.11
(3,11)	1:A:56:LEU:CD1	1:B:51:CYS:N	5	0.11
(3,11)	1:A:56:LEU:CD1	1:B:52:LEU:N	5	0.11
(3,11)	1:A:56:LEU:CD1	1:B:53:LEU:N	5	0.11
(3,11)	1:A:56:LEU:CD1	1:B:54:ASP:N	5	0.11
(3,11)	1:A:56:LEU:CD1	1:B:55:ILE:N	5	0.11
(3,11)	1:A:56:LEU:CD1	1:B:56:LEU:N	5	0.11
(3,11)	1:A:56:LEU:CD1	1:B:57:ASP:N	5	0.11
(3,11)	1:A:56:LEU:CD1	1:B:58:THR:N	5	0.11
(3,11)	1:A:56:LEU:CD1	1:B:59:ALA:N	5	0.11
(3,11)	1:A:56:LEU:CD1	1:B:60:GLY:N	5	0.11
(3,11)	1:A:56:LEU:CD1	1:B:61:GLN:N	5	0.11
(3,11)	1:A:56:LEU:CD1	1:B:62:GLU:N	5	0.11
(3,11)	1:A:56:LEU:CD1	1:B:63:GLU:N	5	0.11
(3,11)	1:A:56:LEU:CD1	1:B:64:TYR:N	5	0.11
(3,11)	1:A:56:LEU:CD1	1:B:65:SER:N	5	0.11
(3,11)	1:A:56:LEU:CD1	1:B:66:ALA:N	5	0.11
(3,11)	1:A:56:LEU:CD1	1:B:67:MET:N	5	0.11
(3,11)	1:A:56:LEU:CD1	1:B:68:ARG:N	5	0.11
(3,11)	1:A:56:LEU:CD1	1:B:69:ASP:N	5	0.11
(3,11)	1:A:56:LEU:CD1	1:B:70:GLN:N	5	0.11

Continued on next page...

Continued from previous page...

Key	Atom-1	Atom-2	Model ID	Violation (Å)
(3,11)	1:A:56:LEU:CD1	1:B:71:TYR:N	5	0.11
(3,11)	1:A:56:LEU:CD1	1:B:72:MET:N	5	0.11
(3,11)	1:A:56:LEU:CD1	1:B:73:ARG:N	5	0.11
(3,11)	1:A:56:LEU:CD1	1:B:74:THR:N	5	0.11
(3,11)	1:A:56:LEU:CD1	1:B:75:GLY:N	5	0.11
(3,11)	1:A:56:LEU:CD1	1:B:76:GLU:N	5	0.11
(3,11)	1:A:56:LEU:CD1	1:B:77:GLY:N	5	0.11
(3,11)	1:A:56:LEU:CD1	1:B:78:PHE:N	5	0.11
(3,11)	1:A:56:LEU:CD1	1:B:79:LEU:N	5	0.11
(3,11)	1:A:56:LEU:CD1	1:B:80:CYS:N	5	0.11
(3,11)	1:A:56:LEU:CD1	5:B:203:7Q9:N	5	0.11
(3,11)	1:A:56:LEU:CD1	5:B:204:7Q9:N	5	0.11
(3,11)	1:A:56:LEU:CD1	5:B:205:7Q9:N	5	0.11
(3,11)	1:A:56:LEU:CD1	5:B:206:7Q9:N	5	0.11
(3,11)	1:A:56:LEU:CD1	5:B:207:7Q9:N	5	0.11
(3,11)	1:A:56:LEU:CD1	6:B:208:17F:N1	5	0.11
(3,11)	1:A:56:LEU:CD1	5:B:209:7Q9:N	5	0.11
(3,11)	1:A:56:LEU:CD1	5:B:210:7Q9:N	5	0.11
(3,11)	1:A:56:LEU:CD1	5:B:211:7Q9:N	5	0.11
(3,11)	1:A:56:LEU:CD1	5:B:212:7Q9:N	5	0.11
(3,11)	1:A:56:LEU:CD1	5:B:213:7Q9:N	5	0.11
(3,11)	1:A:56:LEU:CD1	6:B:214:17F:N1	5	0.11
(3,11)	1:A:56:LEU:CD1	6:B:215:17F:N1	5	0.11
(3,11)	1:A:56:LEU:CD1	5:B:216:7Q9:N	5	0.11
(3,11)	1:A:56:LEU:CD1	5:B:217:7Q9:N	5	0.11
(3,11)	1:A:56:LEU:CD1	5:B:218:7Q9:N	5	0.11
(3,11)	1:A:56:LEU:CD1	6:B:219:17F:N1	5	0.11
(3,11)	1:A:56:LEU:CD1	5:B:220:7Q9:N	5	0.11
(3,11)	1:A:56:LEU:CD2	1:B:2:THR:N	5	0.11
(3,11)	1:A:56:LEU:CD2	1:B:3:GLU:N	5	0.11
(3,11)	1:A:56:LEU:CD2	1:B:4:TYR:N	5	0.11
(3,11)	1:A:56:LEU:CD2	1:B:5:LYS:N	5	0.11
(3,11)	1:A:56:LEU:CD2	1:B:6:LEU:N	5	0.11
(3,11)	1:A:56:LEU:CD2	1:B:7:VAL:N	5	0.11
(3,11)	1:A:56:LEU:CD2	1:B:8:VAL:N	5	0.11
(3,11)	1:A:56:LEU:CD2	1:B:9:VAL:N	5	0.11
(3,11)	1:A:56:LEU:CD2	1:B:10:GLY:N	5	0.11
(3,11)	1:A:56:LEU:CD2	1:B:11:ALA:N	5	0.11
(3,11)	1:A:56:LEU:CD2	1:B:12:ASP:N	5	0.11
(3,11)	1:A:56:LEU:CD2	1:B:13:GLY:N	5	0.11
(3,11)	1:A:56:LEU:CD2	1:B:14:VAL:N	5	0.11
(3,11)	1:A:56:LEU:CD2	1:B:15:GLY:N	5	0.11

Continued on next page...

Continued from previous page...

Key	Atom-1	Atom-2	Model ID	Violation (Å)
(3,11)	1:A:56:LEU:CD2	1:B:16:LYS:N	5	0.11
(3,11)	1:A:56:LEU:CD2	1:B:17:SER:N	5	0.11
(3,11)	1:A:56:LEU:CD2	1:B:18:ALA:N	5	0.11
(3,11)	1:A:56:LEU:CD2	1:B:19:LEU:N	5	0.11
(3,11)	1:A:56:LEU:CD2	1:B:20:THR:N	5	0.11
(3,11)	1:A:56:LEU:CD2	1:B:21:ILE:N	5	0.11
(3,11)	1:A:56:LEU:CD2	1:B:22:GLN:N	5	0.11
(3,11)	1:A:56:LEU:CD2	1:B:23:LEU:N	5	0.11
(3,11)	1:A:56:LEU:CD2	1:B:24:ILE:N	5	0.11
(3,11)	1:A:56:LEU:CD2	1:B:25:GLN:N	5	0.11
(3,11)	1:A:56:LEU:CD2	1:B:26:ASN:N	5	0.11
(3,11)	1:A:56:LEU:CD2	1:B:27:HIS:N	5	0.11
(3,11)	1:A:56:LEU:CD2	1:B:28:PHE:N	5	0.11
(3,11)	1:A:56:LEU:CD2	1:B:29:VAL:N	5	0.11
(3,11)	1:A:56:LEU:CD2	1:B:30:ASP:N	5	0.11
(3,11)	1:A:56:LEU:CD2	1:B:31:GLU:N	5	0.11
(3,11)	1:A:56:LEU:CD2	1:B:32:TYR:N	5	0.11
(3,11)	1:A:56:LEU:CD2	1:B:33:ASP:N	5	0.11
(3,11)	1:A:56:LEU:CD2	1:B:34:PRO:N	5	0.11
(3,11)	1:A:56:LEU:CD2	1:B:35:THR:N	5	0.11
(3,11)	1:A:56:LEU:CD2	1:B:36:ILE:N	5	0.11
(3,11)	1:A:56:LEU:CD2	1:B:37:GLU:N	5	0.11
(3,11)	1:A:56:LEU:CD2	1:B:38:ASP:N	5	0.11
(3,11)	1:A:56:LEU:CD2	1:B:39:SER:N	5	0.11
(3,11)	1:A:56:LEU:CD2	1:B:40:TYR:N	5	0.11
(3,11)	1:A:56:LEU:CD2	1:B:41:ARG:N	5	0.11
(3,11)	1:A:56:LEU:CD2	1:B:42:LYS:N	5	0.11
(3,11)	1:A:56:LEU:CD2	1:B:43:GLN:N	5	0.11
(3,11)	1:A:56:LEU:CD2	1:B:44:VAL:N	5	0.11
(3,11)	1:A:56:LEU:CD2	1:B:45:VAL:N	5	0.11
(3,11)	1:A:56:LEU:CD2	1:B:46:ILE:N	5	0.11
(3,11)	1:A:56:LEU:CD2	1:B:47:ASP:N	5	0.11
(3,11)	1:A:56:LEU:CD2	1:B:48:GLY:N	5	0.11
(3,11)	1:A:56:LEU:CD2	1:B:49:GLU:N	5	0.11
(3,11)	1:A:56:LEU:CD2	1:B:50:THR:N	5	0.11
(3,11)	1:A:56:LEU:CD2	1:B:51:CYS:N	5	0.11
(3,11)	1:A:56:LEU:CD2	1:B:52:LEU:N	5	0.11
(3,11)	1:A:56:LEU:CD2	1:B:53:LEU:N	5	0.11
(3,11)	1:A:56:LEU:CD2	1:B:54:ASP:N	5	0.11
(3,11)	1:A:56:LEU:CD2	1:B:55:ILE:N	5	0.11
(3,11)	1:A:56:LEU:CD2	1:B:56:LEU:N	5	0.11
(3,11)	1:A:56:LEU:CD2	1:B:57:ASP:N	5	0.11

Continued on next page...

Continued from previous page...

Key	Atom-1	Atom-2	Model ID	Violation (Å)
(3,11)	1:A:56:LEU:CD2	1:B:58:THR:N	5	0.11
(3,11)	1:A:56:LEU:CD2	1:B:59:ALA:N	5	0.11
(3,11)	1:A:56:LEU:CD2	1:B:60:GLY:N	5	0.11
(3,11)	1:A:56:LEU:CD2	1:B:61:GLN:N	5	0.11
(3,11)	1:A:56:LEU:CD2	1:B:62:GLU:N	5	0.11
(3,11)	1:A:56:LEU:CD2	1:B:63:GLU:N	5	0.11
(3,11)	1:A:56:LEU:CD2	1:B:64:TYR:N	5	0.11
(3,11)	1:A:56:LEU:CD2	1:B:65:SER:N	5	0.11
(3,11)	1:A:56:LEU:CD2	1:B:66:ALA:N	5	0.11
(3,11)	1:A:56:LEU:CD2	1:B:67:MET:N	5	0.11
(3,11)	1:A:56:LEU:CD2	1:B:68:ARG:N	5	0.11
(3,11)	1:A:56:LEU:CD2	1:B:69:ASP:N	5	0.11
(3,11)	1:A:56:LEU:CD2	1:B:70:GLN:N	5	0.11
(3,11)	1:A:56:LEU:CD2	1:B:71:TYR:N	5	0.11
(3,11)	1:A:56:LEU:CD2	1:B:72:MET:N	5	0.11
(3,11)	1:A:56:LEU:CD2	1:B:73:ARG:N	5	0.11
(3,11)	1:A:56:LEU:CD2	1:B:74:THR:N	5	0.11
(3,11)	1:A:56:LEU:CD2	1:B:75:GLY:N	5	0.11
(3,11)	1:A:56:LEU:CD2	1:B:76:GLU:N	5	0.11
(3,11)	1:A:56:LEU:CD2	1:B:77:GLY:N	5	0.11
(3,11)	1:A:56:LEU:CD2	1:B:78:PHE:N	5	0.11
(3,11)	1:A:56:LEU:CD2	1:B:79:LEU:N	5	0.11
(3,11)	1:A:56:LEU:CD2	1:B:80:CYS:N	5	0.11
(3,11)	1:A:56:LEU:CD2	5:B:203:7Q9:N	5	0.11
(3,11)	1:A:56:LEU:CD2	5:B:204:7Q9:N	5	0.11
(3,11)	1:A:56:LEU:CD2	5:B:205:7Q9:N	5	0.11
(3,11)	1:A:56:LEU:CD2	5:B:206:7Q9:N	5	0.11
(3,11)	1:A:56:LEU:CD2	5:B:207:7Q9:N	5	0.11
(3,11)	1:A:56:LEU:CD2	6:B:208:17F:N1	5	0.11
(3,11)	1:A:56:LEU:CD2	5:B:209:7Q9:N	5	0.11
(3,11)	1:A:56:LEU:CD2	5:B:210:7Q9:N	5	0.11
(3,11)	1:A:56:LEU:CD2	5:B:211:7Q9:N	5	0.11
(3,11)	1:A:56:LEU:CD2	5:B:212:7Q9:N	5	0.11
(3,11)	1:A:56:LEU:CD2	5:B:213:7Q9:N	5	0.11
(3,11)	1:A:56:LEU:CD2	6:B:214:17F:N1	5	0.11
(3,11)	1:A:56:LEU:CD2	6:B:215:17F:N1	5	0.11
(3,11)	1:A:56:LEU:CD2	5:B:216:7Q9:N	5	0.11
(3,11)	1:A:56:LEU:CD2	5:B:217:7Q9:N	5	0.11
(3,11)	1:A:56:LEU:CD2	5:B:218:7Q9:N	5	0.11
(3,11)	1:A:56:LEU:CD2	6:B:219:17F:N1	5	0.11
(3,11)	1:A:56:LEU:CD2	5:B:220:7Q9:N	5	0.11

10 Dihedral-angle violation analysis

No dihedral-angle restraints found