



Full wwPDB X-ray Structure Validation Report ⓘ

Jan 30, 2023 – 12:45 pm GMT

PDB ID : 7PA9
Title : JC polyomavirus VP1 in complex with Fab 98D3
Authors : Stroeh, L.J.; Harprecht, C.; Freytag, J.; Stehle, T.
Deposited on : 2021-07-29
Resolution : 2.75 Å(reported)

This is a Full wwPDB X-ray Structure Validation Report for a publicly released PDB entry.

We welcome your comments at validation@mail.wwpdb.org

A user guide is available at

<https://www.wwpdb.org/validation/2017/XrayValidationReportHelp>

with specific help available everywhere you see the ⓘ symbol.

The types of validation reports are described at

<http://www.wwpdb.org/validation/2017/FAQs#types>.

The following versions of software and data (see [references ⓘ](#)) were used in the production of this report:

MolProbity : 4.02b-467
Xtriage (Phenix) : 1.13
EDS : 2.31.3
Percentile statistics : 20191225.v01 (using entries in the PDB archive December 25th 2019)
Refmac : 5.8.0158
CCP4 : 7.0.044 (Gargrove)
Ideal geometry (proteins) : Engh & Huber (2001)
Ideal geometry (DNA, RNA) : Parkinson et al. (1996)
Validation Pipeline (wwPDB-VP) : 2.31.3

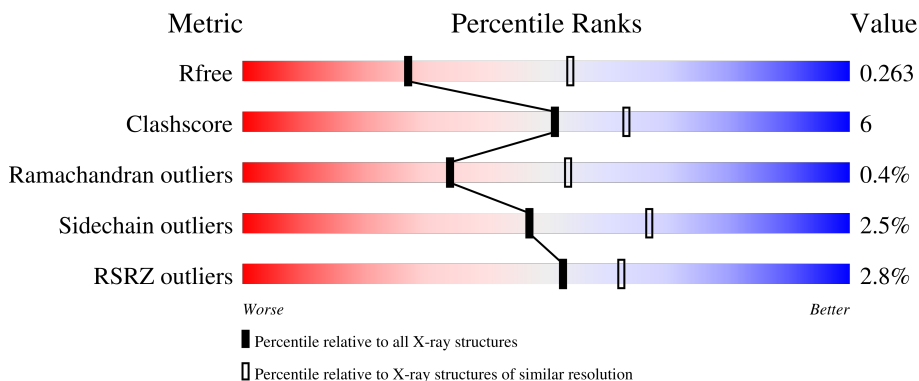
1 Overall quality at a glance

The following experimental techniques were used to determine the structure:

X-RAY DIFFRACTION

The reported resolution of this entry is 2.75 Å.

Percentile scores (ranging between 0-100) for global validation metrics of the entry are shown in the following graphic. The table shows the number of entries on which the scores are based.



Metric	Whole archive (#Entries)	Similar resolution (#Entries, resolution range(Å))
R_{free}	130704	1235 (2.78-2.74)
Clashscore	141614	1277 (2.78-2.74)
Ramachandran outliers	138981	1257 (2.78-2.74)
Sidechain outliers	138945	1257 (2.78-2.74)
RSRZ outliers	127900	1207 (2.78-2.74)

The table below summarises the geometric issues observed across the polymeric chains and their fit to the electron density. The red, orange, yellow and green segments of the lower bar indicate the fraction of residues that contain outliers for ≥ 3 , 2, 1 and 0 types of geometric quality criteria respectively. A grey segment represents the fraction of residues that are not modelled. The numeric value for each fraction is indicated below the corresponding segment, with a dot representing fractions $\leq 5\%$. The upper red bar (where present) indicates the fraction of residues that have poor fit to the electron density. The numeric value is given above the bar.

Mol	Chain	Length	Quality of chain
1	AAA	272	 83% 12% 5%
1	BBB	272	 % 80% 14% • 5%
1	CCC	272	 83% 11% • 5%
1	DDD	272	 83% 12% 5%
1	EEE	272	 82% 13% • 5%

Continued on next page...

Continued from previous page...

Mol	Chain	Length	Quality of chain
1	FFF	272	81% 13% 5%
1	GGG	272	83% 12% 5%
1	HHH	272	85% 10% 5%
1	III	272	77% 17% 5%
1	JJJ	272	84% 10% 5%
2	KKK	404	45% 8% 47%
2	MMM	404	43% 53%
2	OOO	404	47% 6% 47%
2	QQQ	404	46% 7% 47%
2	TTT	404	48% 5% 47%
2	VVV	404	49% 48%
2	XXX	404	45% 5% 50%
2	YYY	404	46% 7% 48%
2	bbb	404	51% 47%
2	ccc	404	49% 50%
3	LLL	212	79% 19%
3	NNN	212	60% 12% 26%
3	PPP	212	83% 16%
3	RRR	212	73% 22% 5%
3	SSS	212	82% 11% 6%
3	UUU	212	72% 10% 17%
3	WWW	212	84% 15%
3	ZZZ	212	83% 16%
3	aaa	212	97%
3	ddd	212	94%

2 Entry composition

There are 4 unique types of molecules in this entry. The entry contains 51021 atoms, of which 0 are hydrogens and 0 are deuteriums.

In the tables below, the ZeroOcc column contains the number of atoms modelled with zero occupancy, the AltConf column contains the number of residues with at least one atom in alternate conformation and the Trace column contains the number of residues modelled with at most 2 atoms.

- Molecule 1 is a protein called Major capsid protein VP1.

Mol	Chain	Residues	Atoms					ZeroOcc	AltConf	Trace
			Total	C	N	O	S			
1	AAA	259	2014	1270	347	386	11	0	0	0
1	BBB	258	2010	1269	344	386	11	0	0	0
1	CCC	258	2009	1267	346	385	11	0	0	0
1	DDD	259	2020	1274	347	388	11	0	0	0
1	EEE	259	2023	1275	348	389	11	0	0	0
1	FFF	259	2016	1272	347	386	11	0	0	0
1	GGG	258	2015	1271	346	387	11	0	0	0
1	HHH	258	2007	1264	345	387	11	0	0	0
1	III	259	2016	1271	346	388	11	0	0	0
1	JJJ	259	2018	1272	347	388	11	0	0	0

There are 40 discrepancies between the modelled and reference sequences:

Chain	Residue	Modelled	Actual	Comment	Reference
AAA	18	GLY	-	expression tag	UNP P03089
AAA	19	SER	-	expression tag	UNP P03089
AAA	20	HIS	-	expression tag	UNP P03089
AAA	21	MET	-	expression tag	UNP P03089
BBB	18	GLY	-	expression tag	UNP P03089
BBB	19	SER	-	expression tag	UNP P03089
BBB	20	HIS	-	expression tag	UNP P03089
BBB	21	MET	-	expression tag	UNP P03089
CCC	18	GLY	-	expression tag	UNP P03089

Continued on next page...

Continued from previous page...

Chain	Residue	Modelled	Actual	Comment	Reference
CCC	19	SER	-	expression tag	UNP P03089
CCC	20	HIS	-	expression tag	UNP P03089
CCC	21	MET	-	expression tag	UNP P03089
DDD	18	GLY	-	expression tag	UNP P03089
DDD	19	SER	-	expression tag	UNP P03089
DDD	20	HIS	-	expression tag	UNP P03089
DDD	21	MET	-	expression tag	UNP P03089
EEE	18	GLY	-	expression tag	UNP P03089
EEE	19	SER	-	expression tag	UNP P03089
EEE	20	HIS	-	expression tag	UNP P03089
EEE	21	MET	-	expression tag	UNP P03089
FFF	18	GLY	-	expression tag	UNP P03089
FFF	19	SER	-	expression tag	UNP P03089
FFF	20	HIS	-	expression tag	UNP P03089
FFF	21	MET	-	expression tag	UNP P03089
GGG	18	GLY	-	expression tag	UNP P03089
GGG	19	SER	-	expression tag	UNP P03089
GGG	20	HIS	-	expression tag	UNP P03089
GGG	21	MET	-	expression tag	UNP P03089
HHH	18	GLY	-	expression tag	UNP P03089
HHH	19	SER	-	expression tag	UNP P03089
HHH	20	HIS	-	expression tag	UNP P03089
HHH	21	MET	-	expression tag	UNP P03089
III	18	GLY	-	expression tag	UNP P03089
III	19	SER	-	expression tag	UNP P03089
III	20	HIS	-	expression tag	UNP P03089
III	21	MET	-	expression tag	UNP P03089
JJJ	18	GLY	-	expression tag	UNP P03089
JJJ	19	SER	-	expression tag	UNP P03089
JJJ	20	HIS	-	expression tag	UNP P03089
JJJ	21	MET	-	expression tag	UNP P03089

- Molecule 2 is a protein called Fab 98D3 VH.

Mol	Chain	Residues	Atoms					ZeroOcc	AltConf	Trace
2	KKK	214	Total	C	N	O	S	0	0	0
			1599	1013	268	313	5			
2	MMM	191	Total	C	N	O	S	0	0	0
			1401	886	236	274	5			
2	OOO	215	Total	C	N	O	S	0	0	0
			1593	1011	267	310	5			
2	QQQ	213	Total	C	N	O	S	0	0	0
			1561	987	259	310	5			

Continued on next page...

Continued from previous page...

Mol	Chain	Residues	Atoms					ZeroOcc	AltConf	Trace
2	TTT	214	Total	C	N	O	S	0	0	0
			1575	996	264	310	5			
2	VVV	212	Total	C	N	O	S	0	0	0
			1579	1004	264	306	5			
2	XXX	203	Total	C	N	O	S	0	0	0
			1500	955	249	291	5			
2	YYY	212	Total	C	N	O	S	0	0	0
			1584	1004	267	308	5			
2	bbb	215	Total	C	N	O	S	0	0	0
			1588	1008	264	311	5			
2	ccc	202	Total	C	N	O	S	0	0	0
			1503	958	250	290	5			

- Molecule 3 is a protein called Fab 98D3 VL.

Mol	Chain	Residues	Atoms					ZeroOcc	AltConf	Trace
3	LLL	211	Total	C	N	O	S	0	0	0
			1592	993	266	328	5			
3	NNN	157	Total	C	N	O	S	0	0	0
			1160	728	183	245	4			
3	PPP	211	Total	C	N	O	S	0	0	0
			1570	977	263	325	5			
3	RRR	202	Total	C	N	O	S	0	0	0
			1515	947	249	314	5			
3	SSS	199	Total	C	N	O	S	0	0	0
			1493	930	248	310	5			
3	UUU	175	Total	C	N	O	S	0	0	0
			1328	831	221	272	4			
3	WWW	212	Total	C	N	O	S	0	0	0
			1605	1000	270	330	5			
3	ZZZ	211	Total	C	N	O	S	0	0	0
			1614	1010	270	329	5			
3	aaa	211	Total	C	N	O	S	0	0	0
			1595	994	267	329	5			
3	ddd	206	Total	C	N	O	S	0	0	0
			1572	983	263	321	5			

- Molecule 4 is water.

Mol	Chain	Residues	Atoms		ZeroOcc	AltConf
4	AAA	22	Total	O	0	0
			22	22		

Continued on next page...

Continued from previous page...

Mol	Chain	Residues	Atoms	ZeroOcc	AltConf
4	BBB	31	Total O 31 31	0	0
4	CCC	27	Total O 27 27	0	0
4	DDD	23	Total O 23 23	0	0
4	EEE	29	Total O 29 29	0	0
4	FFF	22	Total O 22 22	0	0
4	GGG	35	Total O 35 35	0	0
4	HHH	34	Total O 34 34	0	0
4	III	31	Total O 31 31	0	0
4	JJJ	31	Total O 31 31	0	0
4	KKK	9	Total O 9 9	0	0
4	LLL	9	Total O 9 9	0	0
4	MMM	4	Total O 4 4	0	0
4	NNN	2	Total O 2 2	0	0
4	OOO	3	Total O 3 3	0	0
4	PPP	3	Total O 3 3	0	0
4	QQQ	6	Total O 6 6	0	0
4	RRR	4	Total O 4 4	0	0
4	SSS	3	Total O 3 3	0	0
4	TTT	2	Total O 2 2	0	0
4	UUU	2	Total O 2 2	0	0
4	VVV	3	Total O 3 3	0	0

Continued on next page...

Continued from previous page...

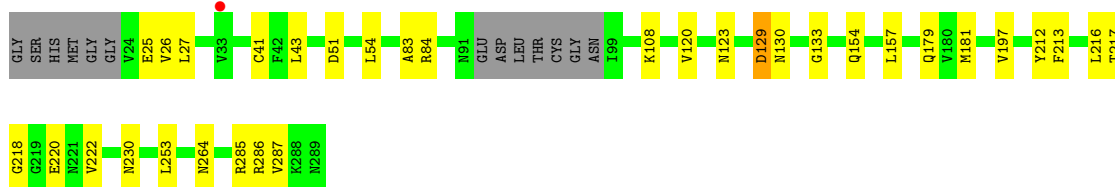
Mol	Chain	Residues	Atoms	ZeroOcc	AltConf
4	WWW	1	Total O 1 1	0	0
4	XXX	1	Total O 1 1	0	0
4	YYY	1	Total O 1 1	0	0
4	ZZZ	1	Total O 1 1	0	0
4	bbb	1	Total O 1 1	0	0
4	ccc	4	Total O 4 4	0	0
4	ddd	2	Total O 2 2	0	0

3 Residue-property plots


These plots are drawn for all protein, RNA, DNA and oligosaccharide chains in the entry. The first graphic for a chain summarises the proportions of the various outlier classes displayed in the second graphic. The second graphic shows the sequence view annotated by issues in geometry and electron density. Residues are color-coded according to the number of geometric quality criteria for which they contain at least one outlier: green = 0, yellow = 1, orange = 2 and red = 3 or more. A red dot above a residue indicates a poor fit to the electron density ($RSRZ > 2$). Stretches of 2 or more consecutive residues without any outlier are shown as a green connector. Residues present in the sample, but not in the model, are shown in grey.

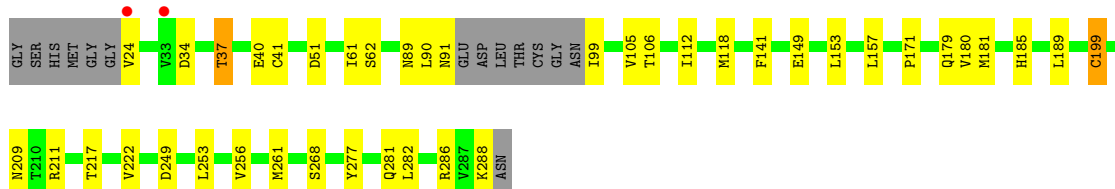
- Molecule 1: Major capsid protein VP1

Chain AAA: 




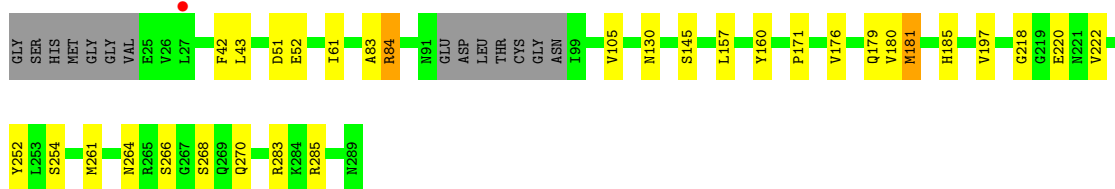
- Molecule 1: Major capsid protein VP1

Chain BBB: 




- Molecule 1: Major capsid protein VP1

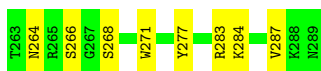
Chain CCC: 



- Molecule 1: Major capsid protein VP1

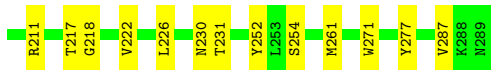
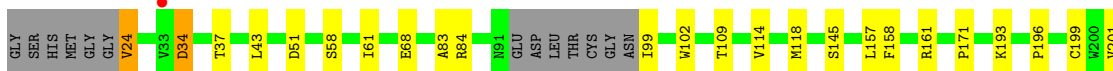
Chain DDD: 





- Molecule 1: Major capsid protein VP1

Chain EEE: 82% 13% 5%



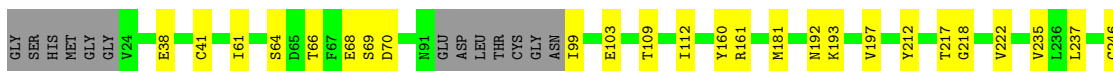
- Molecule 1: Major capsid protein VP1

Chain FFF: 81% 13% 5%




- Molecule 1: Major capsid protein VP1

Chain GGG: 83% 12% 5%



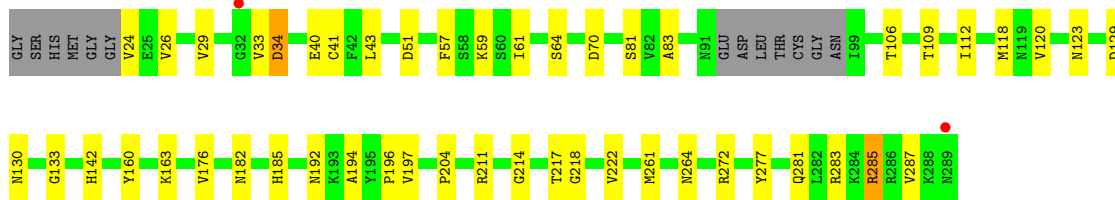
- Molecule 1: Major capsid protein VP1

Chain HHH: 85% 10% 5%

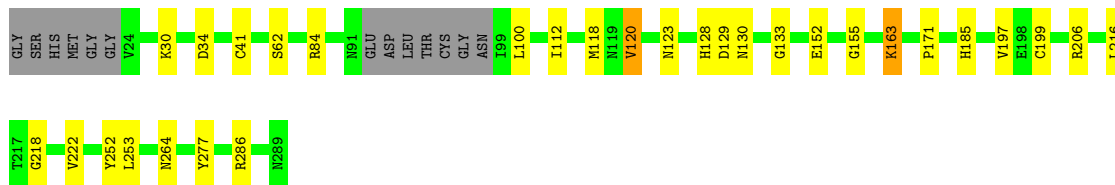
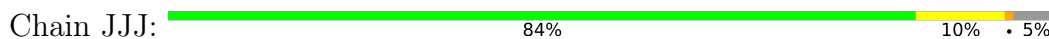


- Molecule 1: Major capsid protein VP1

Chain III: 77% 17% 5%



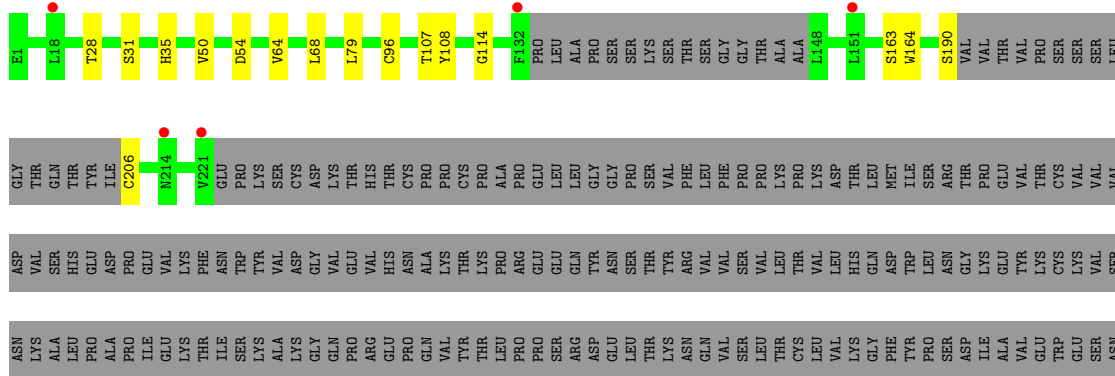
• Molecule 1: Major capsid protein VP1



• Molecule 2: Fab 98D3 VH



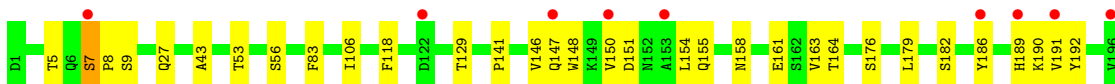
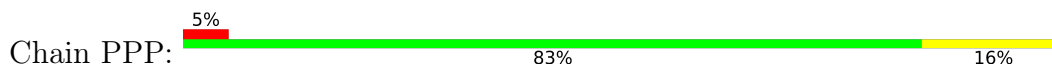
• Molecule 2: Fab 98D3 VH





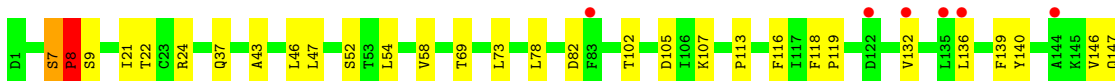
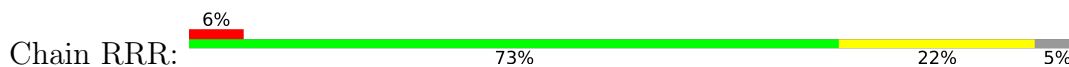
ARG
GLY

- Molecule 3: Fab 98D3 VL



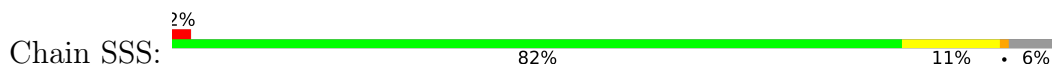
T197, H198, Q199, G200, F209, N210, R211, GLY

- Molecule 3: Fab 98D3 VL



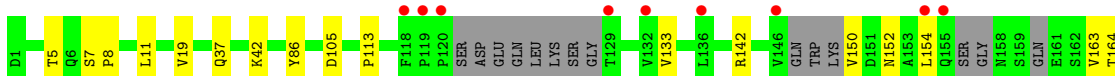
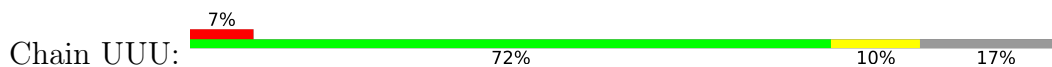
W148, D151, L154, S162, V163, Y173, L175, T178, L179, T180, R24, L181, SER, LYS, ALA, ASP, TYR, GLU, LYS, HIS, K190, Y191, Y192, A193, C194, E195, V196, Q199, S202, S203, P204, V205, T206, F209, N210, ARG, GLY

- Molecule 3: Fab 98D3 VL



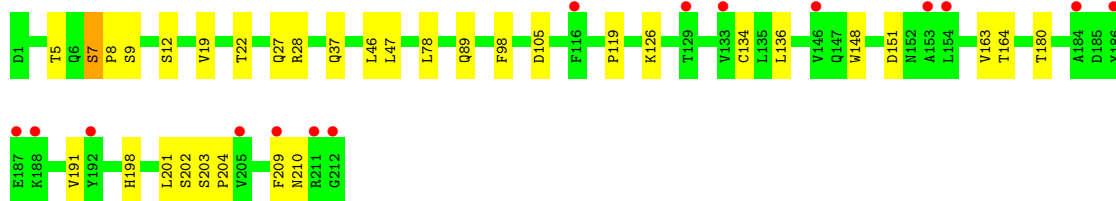
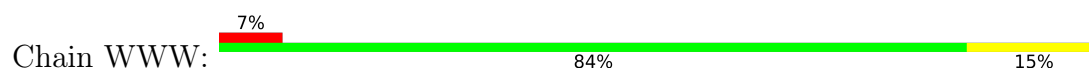
TYR, ALA, C194, T197, P204, F209, N210, ARG, GLY

- Molecule 3: Fab 98D3 VL

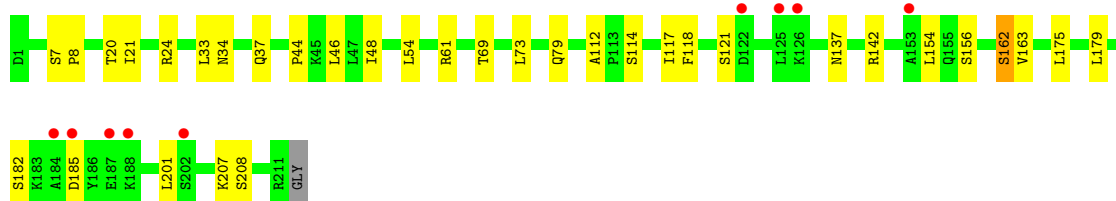
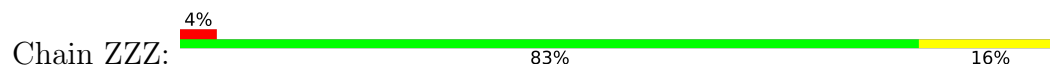


Y173, S174, L175, T178, LEU, THR, LEU, SER, LYS, ASP, TYR, GLU, LYS, HIS, LYS, VAL, TYR, ALA, CYS, E195, V196, T197, H198, Q199, G200, L201, S202, S203, P204, V205, THR, LYS, SER, PHE, ASN, ARG, GLY

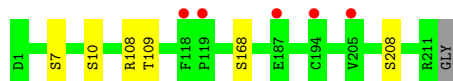
- Molecule 3: Fab 98D3 VL



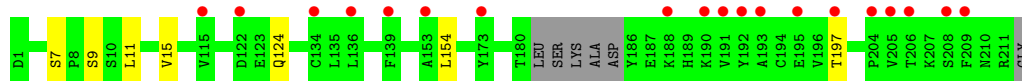
- Molecule 3: Fab 98D3 VL



- Molecule 3: Fab 98D3 VL



- Molecule 3: Fab 98D3 VL



4 Data and refinement statistics

Property	Value	Source
Space group	P 21 21 21	Depositor
Cell constants a, b, c, α , β , γ	170.97Å 202.31Å 251.66Å 90.00° 90.00° 90.00°	Depositor
Resolution (Å)	49.15 – 2.75 49.15 – 2.75	Depositor EDS
% Data completeness (in resolution range)	100.0 (49.15-2.75) 100.0 (49.15-2.75)	Depositor EDS
R_{merge}	(Not available)	Depositor
R_{sym}	(Not available)	Depositor
$\langle I/\sigma(I) \rangle$ ¹	2.18 (at 2.77Å)	Xtrriage
Refinement program	REFMAC 5.8.0258	Depositor
R, R_{free}	0.207 , 0.263 0.210 , 0.263	Depositor DCC
R_{free} test set	11285 reflections (5.00%)	wwPDB-VP
Wilson B-factor (Å ²)	41.9	Xtrriage
Anisotropy	0.769	Xtrriage
Bulk solvent k_{sol} (e/Å ³), B_{sol} (Å ²)	0.29 , 33.8	EDS
L-test for twinning ²	$\langle L \rangle = 0.46$, $\langle L^2 \rangle = 0.29$	Xtrriage
Estimated twinning fraction	No twinning to report.	Xtrriage
F_o, F_c correlation	0.92	EDS
Total number of atoms	51021	wwPDB-VP
Average B, all atoms (Å ²)	50.0	wwPDB-VP

Xtrriage's analysis on translational NCS is as follows: *The largest off-origin peak in the Patterson function is 2.05% of the height of the origin peak. No significant pseudotranslation is detected.*

¹Intensities estimated from amplitudes.

²Theoretical values of $\langle |L| \rangle$, $\langle L^2 \rangle$ for acentric reflections are 0.5, 0.333 respectively for untwinned datasets, and 0.375, 0.2 for perfectly twinned datasets.

5 Model quality [i](#)

5.1 Standard geometry [i](#)

The Z score for a bond length (or angle) is the number of standard deviations the observed value is removed from the expected value. A bond length (or angle) with $|Z| > 5$ is considered an outlier worth inspection. RMSZ is the root-mean-square of all Z scores of the bond lengths (or angles).

Mol	Chain	Bond lengths		Bond angles	
		RMSZ	# Z >5	RMSZ	# Z >5
1	AAA	0.66	0/2059	0.93	0/2797
1	BBB	0.65	0/2055	0.93	0/2792
1	CCC	0.64	0/2054	0.93	0/2790
1	DDD	0.63	0/2065	0.92	0/2805
1	EEE	0.66	0/2068	0.91	0/2809
1	FFF	0.64	0/2061	0.97	0/2800
1	GGG	0.63	0/2060	0.94	0/2798
1	HHH	0.64	0/2052	0.91	0/2788
1	III	0.64	0/2061	0.92	0/2801
1	JJJ	0.66	0/2063	0.92	0/2802
2	KKK	0.67	0/1636	0.91	0/2227
2	MMM	0.69	0/1434	0.87	0/1956
2	OOO	0.67	0/1632	0.88	0/2227
2	QQQ	0.67	0/1599	0.87	0/2190
2	TTT	0.68	0/1612	0.93	0/2200
2	VVV	0.67	0/1618	0.90	0/2207
2	XXX	0.68	0/1536	0.89	0/2096
2	YYY	0.68	0/1622	0.91	0/2211
2	bbb	0.67	0/1627	0.90	0/2222
2	ccc	0.68	0/1539	0.92	0/2097
3	LLL	0.66	0/1628	0.89	0/2221
3	NNN	0.70	0/1186	0.94	0/1622
3	PPP	0.68	0/1606	0.89	0/2197
3	RRR	0.70	0/1548	0.91	2/2113 (0.1%)
3	SSS	0.68	0/1524	0.90	0/2076
3	UUU	0.67	0/1353	0.90	0/1837
3	WWW	0.69	0/1641	0.91	0/2234
3	ZZZ	0.67	0/1650	0.88	0/2243
3	aaa	0.67	0/1629	0.90	0/2216
3	ddd	0.70	0/1607	0.93	0/2185
All	All	0.67	0/51825	0.91	2/70559 (0.0%)

There are no bond length outliers.

All (2) bond angle outliers are listed below:

Mol	Chain	Res	Type	Atoms	Z	Observed(°)	Ideal(°)
3	RRR	8	PRO	CA-N-CD	-7.37	101.18	111.50
3	RRR	8	PRO	N-CA-CB	-5.29	96.78	102.60

There are no chirality outliers.

There are no planarity outliers.

5.2 Too-close contacts [i](#)

In the following table, the Non-H and H(model) columns list the number of non-hydrogen atoms and hydrogen atoms in the chain respectively. The H(added) column lists the number of hydrogen atoms added and optimized by MolProbity. The Clashes column lists the number of clashes within the asymmetric unit, whereas Symm-Clashes lists symmetry-related clashes.

Mol	Chain	Non-H	H(model)	H(added)	Clashes	Symm-Clashes
1	AAA	2014	0	1965	36	0
1	BBB	2010	0	1963	25	0
1	CCC	2009	0	1963	19	0
1	DDD	2020	0	1976	21	0
1	EEE	2023	0	1980	29	0
1	FFF	2016	0	1972	28	0
1	GGG	2015	0	1974	23	0
1	HHH	2007	0	1949	16	0
1	III	2016	0	1965	30	0
1	JJJ	2018	0	1969	23	0
2	KKK	1599	0	1542	19	0
2	MMM	1401	0	1295	11	0
2	OOO	1593	0	1529	11	0
2	QQQ	1561	0	1458	16	0
2	TTT	1575	0	1501	9	0
2	VVV	1579	0	1521	6	0
2	XXX	1500	0	1418	12	0
2	YYY	1584	0	1528	21	0
2	bbb	1588	0	1515	0	0
2	ccc	1503	0	1438	0	0
3	LLL	1592	0	1506	33	0
3	NNN	1160	0	1073	24	0
3	PPP	1570	0	1453	20	0
3	RRR	1515	0	1436	31	0
3	SSS	1493	0	1418	22	0
3	UUU	1328	0	1288	14	0

Continued on next page...

Continued from previous page...

Mol	Chain	Non-H	H(model)	H(added)	Clashes	Symm-Clashes
3	WWW	1605	0	1526	23	0
3	ZZZ	1614	0	1567	16	0
3	aaa	1595	0	1530	0	0
3	ddd	1572	0	1510	0	0
4	AAA	22	0	0	0	0
4	BBB	31	0	0	0	0
4	CCC	27	0	0	0	0
4	DDD	23	0	0	0	0
4	EEE	29	0	0	1	0
4	FFF	22	0	0	0	0
4	GGG	35	0	0	1	0
4	HHH	34	0	0	0	0
4	III	31	0	0	0	0
4	JJJ	31	0	0	0	0
4	KKK	9	0	0	0	0
4	LLL	9	0	0	1	0
4	MMM	4	0	0	0	0
4	NNN	2	0	0	0	0
4	OOO	3	0	0	0	0
4	PPP	3	0	0	0	0
4	QQQ	6	0	0	0	0
4	RRR	4	0	0	0	0
4	SSS	3	0	0	0	0
4	TTT	2	0	0	0	0
4	UUU	2	0	0	0	0
4	VVV	3	0	0	0	0
4	WWW	1	0	0	0	0
4	XXX	1	0	0	0	0
4	YYY	1	0	0	0	0
4	ZZZ	1	0	0	0	0
4	bbb	1	0	0	0	0
4	ccc	4	0	0	0	0
4	ddd	2	0	0	0	0
All	All	51021	0	48728	484	0

The all-atom clashscore is defined as the number of clashes found per 1000 atoms (including hydrogen atoms). The all-atom clashscore for this structure is 6.

All (484) close contacts within the same asymmetric unit are listed below, sorted by their clash magnitude.

Atom-1	Atom-2	Interatomic distance (Å)	Clash overlap (Å)
1:AAA:26:VAL:CG1	1:AAA:285:ARG:HH11	1.29	1.45
1:AAA:26:VAL:CG1	1:AAA:285:ARG:NH1	1.92	1.28
3:PPP:147:GLN:NE2	3:PPP:154:LEU:HD23	1.60	1.17
1:AAA:26:VAL:HG12	1:AAA:285:ARG:HH11	0.94	1.08
1:AAA:26:VAL:HG11	1:AAA:285:ARG:NH1	1.75	1.01
2:MMM:28:THR:HG23	2:MMM:31:SER:HB2	1.43	0.97
1:AAA:26:VAL:HG12	1:AAA:285:ARG:NH1	1.65	0.96
3:PPP:147:GLN:HE21	3:PPP:154:LEU:HD23	1.26	0.95
3:WWW:7:SER:OG	3:WWW:8:PRO:HD2	1.70	0.92
1:HHH:223:PRO:HB2	1:III:218:GLY:O	1.73	0.89
2:YYY:91:THR:HG22	2:YYY:121:VAL:H	1.44	0.83
1:AAA:27:LEU:O	1:AAA:285:ARG:HD2	1.78	0.82
3:WWW:7:SER:HB3	3:WWW:22:THR:H	1.43	0.82
3:LLL:7:SER:OG	3:LLL:8:PRO:HD2	1.80	0.80
3:LLL:7:SER:HB3	3:LLL:22:THR:H	1.47	0.79
3:UUU:154:LEU:HD12	3:UUU:154:LEU:O	1.87	0.75
3:NNN:7:SER:HB3	3:NNN:8:PRO:HD2	1.67	0.74
3:NNN:7:SER:HB2	3:NNN:22:THR:H	1.53	0.74
1:AAA:26:VAL:HG13	1:AAA:285:ARG:HH11	1.48	0.74
3:LLL:7:SER:HB3	3:LLL:22:THR:OG1	1.88	0.74
1:CCC:264:ASN:OD1	1:CCC:266:SER:OG	2.05	0.73
3:LLL:7:SER:CB	3:LLL:22:THR:H	2.01	0.72
2:YYY:170:THR:O	2:YYY:173:VAL:HG12	1.88	0.72
2:TTT:206:CYS:O	2:TTT:218:ASP:HA	1.90	0.71
3:UUU:150:VAL:HG12	3:UUU:150:VAL:O	1.89	0.71
2:QQQ:115:GLN:HA	3:RRR:43:ALA:HB2	1.72	0.71
3:RRR:8:PRO:O	3:RRR:102:THR:HG23	1.90	0.71
3:WWW:7:SER:CB	3:WWW:8:PRO:HD2	2.20	0.71
1:AAA:27:LEU:O	1:AAA:285:ARG:CD	2.39	0.70
3:SSS:7:SER:HB3	3:SSS:22:THR:OG1	1.90	0.70
1:DDD:264:ASN:OD1	1:DDD:266:SER:HB3	1.91	0.69
2:KKK:196:SER:OG	2:KKK:197:SER:N	2.25	0.69
3:PPP:7:SER:HB3	3:PPP:8:PRO:HD3	1.74	0.69
3:LLL:7:SER:CB	3:LLL:8:PRO:CD	2.70	0.69
3:WWW:119:PRO:HB3	3:WWW:209:PHE:CE2	2.27	0.69
3:PPP:147:GLN:HE22	3:PPP:154:LEU:HD23	1.52	0.69
1:AAA:26:VAL:HG11	1:AAA:285:ARG:HH12	1.58	0.68
3:NNN:7:SER:HB3	3:NNN:8:PRO:CD	2.24	0.68
3:WWW:7:SER:CB	3:WWW:8:PRO:CD	2.72	0.68
2:YYY:91:THR:HG22	2:YYY:121:VAL:N	2.08	0.67
3:NNN:7:SER:CB	3:NNN:8:PRO:CD	2.72	0.67
3:SSS:37:GLN:HB2	3:SSS:47:LEU:HD11	1.76	0.66

Continued on next page...

Continued from previous page...

Atom-1	Atom-2	Interatomic distance (Å)	Clash overlap (Å)
1:JJJ:112:ILE:HD11	1:JJJ:277:TYR:CB	2.25	0.66
3:LLL:7:SER:OG	3:LLL:8:PRO:CD	2.45	0.65
3:SSS:117:ILE:HD11	3:SSS:209:PHE:HE2	1.62	0.65
3:NNN:105:ASP:HB2	3:NNN:166:GLN:OE1	1.96	0.65
2:YYY:131:VAL:CG1	2:YYY:217:VAL:HG11	2.26	0.65
1:AAA:285:ARG:HG3	1:AAA:286:ARG:O	1.97	0.64
1:JJJ:120:VAL:HG22	1:JJJ:133:GLY:O	1.97	0.64
3:PPP:148:TRP:CD2	3:PPP:179:LEU:HD12	2.32	0.64
3:LLL:7:SER:HB2	3:LLL:8:PRO:HD3	1.80	0.64
1:JJJ:218:GLY:O	1:JJJ:222:VAL:HG21	1.97	0.63
1:III:118:MET:HE3	1:JJJ:197:VAL:HG12	1.79	0.63
3:RRR:119:PRO:HB3	3:RRR:209:PHE:CE2	2.33	0.63
1:CCC:218:GLY:O	1:CCC:222:VAL:HG21	1.97	0.63
1:III:112:ILE:HD11	1:III:277:TYR:HB2	1.80	0.63
1:GGG:218:GLY:O	1:GGG:222:VAL:HG21	1.98	0.62
3:UUU:11:LEU:CD2	3:UUU:19:VAL:HG13	2.29	0.62
2:KKK:127:LYS:HE3	2:KKK:154:ASP:O	2.00	0.62
1:EEE:34:ASP:OD1	1:EEE:34:ASP:N	2.31	0.61
1:III:118:MET:CE	1:JJJ:197:VAL:HG12	2.30	0.61
1:JJJ:84:ARG:HD3	1:JJJ:252:TYR:CZ	2.36	0.61
2:OOO:134:LEU:HB3	3:PPP:118:PHE:CD2	2.36	0.61
1:EEE:217:THR:HG22	1:EEE:222:VAL:HG11	1.81	0.61
3:SSS:108:ARG:NH1	3:SSS:109:THR:O	2.34	0.61
3:PPP:141:PRO:O	3:PPP:198:HIS:HE1	1.84	0.61
2:YYY:131:VAL:HG11	2:YYY:217:VAL:HG11	1.83	0.60
1:JJJ:34:ASP:OD1	1:JJJ:34:ASP:N	2.35	0.60
2:KKK:211:LYS:HG2	2:KKK:212:PRO:HD3	1.83	0.60
1:BBB:112:ILE:HD11	1:BBB:277:TYR:HB2	1.83	0.60
3:RRR:7:SER:HB3	3:RRR:8:PRO:HD2	1.82	0.60
1:JJJ:112:ILE:HD11	1:JJJ:277:TYR:HB2	1.83	0.60
1:DDD:34:ASP:OD1	1:DDD:34:ASP:N	2.33	0.59
3:NNN:115:VAL:HG23	3:NNN:136:LEU:HD13	1.83	0.59
2:TTT:91:THR:HG23	2:TTT:120:THR:HA	1.84	0.59
1:AAA:217:THR:HG22	1:AAA:222:VAL:HG11	1.84	0.59
2:MMM:28:THR:CG2	2:MMM:31:SER:HB2	2.26	0.59
3:RRR:37:GLN:HB2	3:RRR:47:LEU:HD11	1.84	0.59
3:SSS:6:GLN:NE2	3:SSS:86:TYR:O	2.36	0.59
1:HHH:112:ILE:HD11	1:HHH:277:TYR:HB2	1.84	0.59
3:NNN:7:SER:OG	3:NNN:8:PRO:HD3	2.03	0.58
3:RRR:7:SER:HB2	3:RRR:22:THR:OG1	2.04	0.58
1:AAA:216:LEU:HD13	1:EEE:114:VAL:O	2.03	0.58

Continued on next page...

Continued from previous page...

Atom-1	Atom-2	Interatomic distance (Å)	Clash overlap (Å)
1:BBB:157:LEU:HD23	1:BBB:199:CYS:HB3	1.84	0.58
1:III:112:ILE:HD11	1:III:277:TYR:CB	2.34	0.58
3:LLL:72:THR:HG23	4:LLL:309:HOH:O	2.03	0.58
3:RRR:105:ASP:OD1	3:RRR:173:TYR:OH	2.22	0.57
3:WWW:7:SER:HB2	3:WWW:8:PRO:CD	2.34	0.57
1:BBB:90:LEU:O	1:BBB:91:ASN:CB	2.52	0.57
2:YYY:91:THR:CG2	2:YYY:121:VAL:H	2.15	0.57
1:BBB:106:THR:OG1	1:BBB:281:GLN:HG3	2.05	0.57
3:LLL:163:VAL:HG22	3:LLL:175:LEU:HD12	1.85	0.57
2:XXX:91:THR:HG23	2:XXX:120:THR:HA	1.86	0.57
3:SSS:22:THR:HG22	3:SSS:72:THR:HG22	1.86	0.57
1:GGG:103:GLU:OE1	1:GGG:285:ARG:HD3	2.05	0.56
1:AAA:129:ASP:OD2	3:PPP:27:GLN:NE2	2.38	0.56
1:HHH:157:LEU:HD21	1:HHH:171:PRO:HG2	1.87	0.56
1:DDD:112:ILE:HD11	1:DDD:277:TYR:HB2	1.88	0.56
2:YYY:194:VAL:HG22	2:YYY:195:PRO:HD2	1.88	0.56
1:BBB:217:THR:HG22	1:BBB:222:VAL:HG11	1.87	0.56
1:EEE:24:VAL:HG13	1:EEE:287:VAL:HG13	1.87	0.56
3:NNN:37:GLN:HB2	3:NNN:47:LEU:HD11	1.88	0.56
1:GGG:281:GLN:HG3	4:GGG:309:HOH:O	2.04	0.56
1:AAA:120:VAL:HG22	1:AAA:133:GLY:O	2.07	0.55
1:GGG:112:ILE:HD11	1:GGG:277:TYR:N	2.22	0.55
2:KKK:153:LYS:HE2	2:KKK:181:GLN:OE1	2.06	0.55
1:DDD:123:ASN:O	1:DDD:264:ASN:HA	2.06	0.55
3:LLL:115:VAL:HG21	3:LLL:196:VAL:HG11	1.87	0.55
3:SSS:7:SER:CB	3:SSS:8:PRO:HD3	2.37	0.55
1:FFF:118:MET:CE	1:GGG:197:VAL:HG12	2.36	0.55
2:QQQ:177:PRO:HG2	3:RRR:163:VAL:O	2.07	0.55
3:NNN:7:SER:CB	3:NNN:22:THR:H	2.19	0.55
1:DDD:218:GLY:O	1:DDD:222:VAL:HG21	2.05	0.55
1:AAA:26:VAL:HG13	1:AAA:285:ARG:HG2	1.89	0.54
3:RRR:54:LEU:HD21	3:RRR:58:VAL:O	2.07	0.54
1:III:61:ILE:HG13	1:III:261:MET:HE1	1.89	0.54
1:JJJ:84:ARG:HD3	1:JJJ:252:TYR:OH	2.06	0.54
3:LLL:7:SER:HB3	3:LLL:22:THR:N	2.18	0.54
1:DDD:157:LEU:O	1:DDD:179:GLN:HA	2.08	0.54
3:LLL:137:ASN:ND2	3:LLL:138:ASN:OD1	2.40	0.54
1:DDD:24:VAL:HG13	1:DDD:287:VAL:HG13	1.90	0.54
1:AAA:197:VAL:HG12	1:EEE:118:MET:CE	2.38	0.54
1:BBB:118:MET:CE	1:CCC:197:VAL:HG12	2.38	0.53
3:LLL:117:ILE:HD13	3:LLL:209:PHE:HD2	1.74	0.53

Continued on next page...

Continued from previous page...

Atom-1	Atom-2	Interatomic distance (Å)	Clash overlap (Å)
3:PPP:151:ASP:OD2	3:PPP:189:HIS:HB3	2.07	0.53
2:YYY:131:VAL:HG11	2:YYY:217:VAL:CG1	2.38	0.53
1:CCC:157:LEU:HD21	1:CCC:171:PRO:HG2	1.89	0.53
1:FFF:120:VAL:HG22	1:FFF:133:GLY:O	2.08	0.53
2:OOO:91:THR:HG23	2:OOO:120:THR:HA	1.91	0.53
3:LLL:7:SER:HB2	3:LLL:8:PRO:CD	2.38	0.53
3:PPP:163:VAL:HG12	3:PPP:164:THR:O	2.09	0.53
1:CCC:84:ARG:HG3	1:CCC:252:TYR:CZ	2.43	0.53
3:NNN:180:THR:O	3:NNN:181:LEU:HB2	2.08	0.53
3:UUU:11:LEU:HD21	3:UUU:19:VAL:HG13	1.91	0.53
2:YYY:27:PHE:CE2	2:YYY:98:ARG:HD3	2.43	0.53
1:III:33:VAL:O	1:III:34:ASP:HB2	2.08	0.53
3:UUU:163:VAL:HG12	3:UUU:164:THR:O	2.09	0.53
2:VVV:68:LEU:HD23	2:VVV:81:LEU:HD11	1.91	0.53
3:PPP:148:TRP:CG	3:PPP:179:LEU:HD12	2.44	0.52
3:SSS:7:SER:HB2	3:SSS:8:PRO:HD3	1.91	0.52
1:FFF:197:VAL:HG12	1:JJJ:118:MET:HE3	1.91	0.52
1:AAA:43:LEU:CD1	1:AAA:83:ALA:HB2	2.40	0.52
1:DDD:37:THR:HG22	1:DDD:102:TRP:CZ3	2.44	0.52
1:EEE:193:LYS:O	1:EEE:193:LYS:HG2	2.09	0.52
2:MMM:79:LEU:HD23	2:MMM:96:CYS:SG	2.49	0.52
2:YYY:71:SER:OG	2:YYY:80:TYR:HB2	2.09	0.52
1:FFF:25:GLU:O	1:FFF:287:VAL:HA	2.10	0.51
3:WWW:191:VAL:HG12	3:WWW:210:ASN:OD1	2.11	0.51
3:WWW:7:SER:HB3	3:WWW:22:THR:N	2.21	0.51
1:AAA:197:VAL:CG1	1:EEE:118:MET:CE	2.88	0.51
1:EEE:193:LYS:HG2	4:EEE:320:HOH:O	2.11	0.51
1:III:59:LYS:HE3	2:TTT:103:TYR:O	2.10	0.51
3:WWW:7:SER:OG	3:WWW:8:PRO:CD	2.51	0.51
3:LLL:37:GLN:HB2	3:LLL:47:LEU:HD11	1.92	0.51
3:UUU:105:ASP:OD1	3:UUU:173:TYR:OH	2.28	0.51
1:GGG:112:ILE:HD11	1:GGG:277:TYR:CB	2.41	0.51
1:III:120:VAL:HG22	1:III:133:GLY:O	2.10	0.51
2:YYY:111:ASP:HA	3:ZZZ:46:LEU:HD22	1.93	0.51
2:KKK:209:ASN:HD21	2:KKK:216:LYS:HE2	1.76	0.50
3:NNN:140:TYR:O	3:NNN:142:ARG:N	2.44	0.50
1:BBB:118:MET:HE3	1:CCC:197:VAL:HG12	1.94	0.50
1:CCC:61:ILE:HG13	1:CCC:261:MET:HE2	1.93	0.50
2:MMM:64:VAL:HB	2:MMM:68:LEU:HD22	1.93	0.50
3:ZZZ:24:ARG:HA	3:ZZZ:69:THR:O	2.11	0.50
1:GGG:41:CYS:SG	1:GGG:253:LEU:HD12	2.51	0.50

Continued on next page...

Continued from previous page...

Atom-1	Atom-2	Interatomic distance (Å)	Clash overlap (Å)
3:RRR:180:THR:O	3:RRR:181:LEU:HD23	2.11	0.50
1:DDD:171:PRO:HB3	1:DDD:185:HIS:CG	2.46	0.50
1:AAA:130:ASN:O	1:BBB:268:SER:HA	2.11	0.50
1:EEE:58:SER:HB3	1:EEE:271:TRP:HB2	1.94	0.50
2:OOO:115:GLN:HG3	2:OOO:116:GLY:O	2.12	0.50
1:BBB:24:VAL:HG13	1:BBB:288:LYS:HG3	1.94	0.50
1:FFF:84:ARG:HD2	1:FFF:252:TYR:OH	2.12	0.50
3:RRR:154:LEU:C	3:RRR:154:LEU:HD13	2.32	0.49
3:WWW:27:GLN:HG3	3:WWW:28:ARG:O	2.12	0.49
1:GGG:246:CYS:HB3	1:GGG:250:ASN:O	2.12	0.49
2:OOO:155:TYR:CE2	2:OOO:160:VAL:HG13	2.46	0.49
2:XXX:129:PRO:HD2	2:XXX:215:THR:HG21	1.94	0.49
2:OOO:170:THR:O	2:OOO:173:VAL:HG23	2.13	0.49
2:QQQ:83:LEU:HD12	2:QQQ:83:LEU:N	2.28	0.49
1:FFF:197:VAL:HG12	1:JJJ:118:MET:CE	2.43	0.49
3:ZZZ:117:ILE:HG22	3:ZZZ:207:LYS:HB3	1.94	0.49
1:EEE:218:GLY:O	1:EEE:222:VAL:HG21	2.12	0.49
2:XXX:170:THR:O	2:XXX:173:VAL:HG12	2.11	0.49
2:KKK:12:VAL:O	2:KKK:121:VAL:HA	2.12	0.49
2:KKK:194:VAL:HG11	2:KKK:204:TYR:OH	2.12	0.49
3:RRR:146:VAL:HG23	3:RRR:146:VAL:O	2.12	0.49
3:UUU:201:LEU:HD13	3:UUU:205:VAL:CG2	2.43	0.49
2:XXX:179:VAL:O	2:XXX:186:TYR:HA	2.12	0.49
1:FFF:156:VAL:HG21	1:JJJ:112:ILE:HG22	1.94	0.49
2:MMM:28:THR:HG23	2:MMM:28:THR:O	2.13	0.49
1:CCC:180:VAL:O	1:CCC:181:MET:HB2	2.12	0.49
3:SSS:7:SER:CB	3:SSS:8:PRO:CD	2.90	0.49
1:III:24:VAL:HG13	1:III:287:VAL:HG13	1.95	0.48
3:ZZZ:61:ARG:CZ	3:ZZZ:79:GLN:HG3	2.43	0.48
1:CCC:264:ASN:ND2	1:CCC:268:SER:OG	2.29	0.48
2:XXX:12:VAL:HG21	2:XXX:18:LEU:HD22	1.95	0.48
1:JJJ:155:GLY:HA2	1:JJJ:199:CYS:O	2.13	0.48
2:KKK:145:THR:HG23	2:KKK:145:THR:O	2.13	0.48
3:PPP:150:VAL:HG12	3:PPP:192:TYR:CD1	2.49	0.48
3:UUU:142:ARG:NH1	3:UUU:163:VAL:HG21	2.29	0.48
1:EEE:84:ARG:HD3	1:EEE:252:TYR:OH	2.14	0.48
3:LLL:21:ILE:HD11	3:LLL:73:LEU:HD23	1.96	0.48
2:MMM:164:TRP:CZ3	2:MMM:206:CYS:HB3	2.48	0.48
2:OOO:114:GLY:O	3:PPP:43:ALA:HB2	2.14	0.48
2:TTT:161:THR:O	2:TTT:208:VAL:HA	2.13	0.48
3:ZZZ:21:ILE:HD11	3:ZZZ:73:LEU:HD23	1.96	0.48

Continued on next page...

Continued from previous page...

Atom-1	Atom-2	Interatomic distance (Å)	Clash overlap (Å)
1:FFF:34:ASP:OD1	1:FFF:34:ASP:N	2.46	0.48
3:RRR:132:VAL:HG12	3:RRR:148:TRP:CH2	2.48	0.48
3:WWW:19:VAL:HG21	3:WWW:78:LEU:HD22	1.96	0.48
3:ZZZ:182:SER:OG	3:ZZZ:185:ASP:OD1	2.32	0.48
2:KKK:91:THR:HG23	2:KKK:120:THR:HA	1.96	0.47
1:BBB:149:GLU:HG2	1:BBB:209:ASN:HD22	1.78	0.47
3:PPP:129:THR:HA	3:PPP:182:SER:HA	1.96	0.47
1:AAA:157:LEU:O	1:AAA:179:GLN:HA	2.15	0.47
3:RRR:151:ASP:HA	3:RRR:191:VAL:HG13	1.95	0.47
2:KKK:111:ASP:HA	3:LLL:46:LEU:HD22	1.96	0.47
2:QQQ:173:VAL:HG22	2:QQQ:192:VAL:HG22	1.96	0.47
3:WWW:203:SER:OG	3:WWW:204:PRO:HD2	2.13	0.47
2:YYY:88:THR:O	2:YYY:91:THR:HG23	2.14	0.47
1:BBB:171:PRO:HB3	1:BBB:185:HIS:CG	2.49	0.47
1:EEE:68:GLU:HG3	1:EEE:161:ARG:NH1	2.30	0.47
1:III:123:ASN:O	1:III:264:ASN:HA	2.14	0.47
1:AAA:108:LYS:NZ	1:AAA:230:ASN:O	2.46	0.47
1:EEE:109:THR:HA	1:EEE:277:TYR:O	2.14	0.47
3:SSS:11:LEU:HD21	3:SSS:19:VAL:HG13	1.97	0.47
2:TTT:194:VAL:HG11	2:TTT:204:TYR:CZ	2.49	0.47
1:AAA:26:VAL:HG13	1:AAA:285:ARG:NH1	2.14	0.47
3:RRR:107:LYS:HA	3:RRR:140:TYR:OH	2.15	0.47
2:XXX:205:ILE:CD1	2:XXX:207:ASN:HD21	2.28	0.47
1:EEE:37:THR:HG22	1:EEE:102:TRP:CZ3	2.49	0.47
1:FFF:118:MET:HE1	1:GGG:197:VAL:HG12	1.97	0.47
1:HHH:99:ILE:HG23	1:HHH:287:VAL:O	2.15	0.47
3:SSS:197:THR:HG22	3:SSS:204:PRO:HB3	1.97	0.47
2:YYY:211:LYS:HB2	2:YYY:212:PRO:HD3	1.95	0.47
1:BBB:105:VAL:HG12	1:BBB:106:THR:HG23	1.97	0.47
2:QQQ:147:ALA:HB3	3:RRR:116:PHE:CD2	2.50	0.46
1:GGG:217:THR:HG22	1:GGG:222:VAL:HG11	1.97	0.46
1:HHH:118:MET:HE3	1:III:197:VAL:HG12	1.97	0.46
1:JJJ:100:LEU:HD23	1:JJJ:286:ARG:HA	1.97	0.46
2:MMM:114:GLY:O	3:NNN:43:ALA:CB	2.64	0.46
2:OOO:68:LEU:HG	2:OOO:83:LEU:HD23	1.96	0.46
1:BBB:112:ILE:HD11	1:BBB:277:TYR:CB	2.45	0.46
1:III:109:THR:HA	1:III:277:TYR:O	2.15	0.46
3:LLL:7:SER:CB	3:LLL:8:PRO:HD3	2.41	0.46
3:UUU:133:VAL:HG21	2:XXX:134:LEU:HD11	1.98	0.46
3:WWW:89:GLN:HB2	3:WWW:98:PHE:CD1	2.51	0.46
1:BBB:118:MET:HE1	1:CCC:197:VAL:CG1	2.45	0.46

Continued on next page...

Continued from previous page...

Atom-1	Atom-2	Interatomic distance (Å)	Clash overlap (Å)
1:AAA:41:CYS:SG	1:AAA:253:LEU:HD12	2.55	0.46
1:FFF:194:ALA:O	1:FFF:196:PRO:HD3	2.14	0.46
3:LLL:21:ILE:CG2	3:LLL:102:THR:HG21	2.45	0.46
2:MMM:108:TYR:HB2	3:NNN:96:PRO:HG3	1.98	0.46
1:FFF:61:ILE:HG13	1:FFF:261:MET:HE1	1.96	0.46
3:LLL:150:VAL:HG23	3:LLL:155:GLN:HG3	1.96	0.46
1:FFF:109:THR:HA	1:FFF:277:TYR:O	2.16	0.46
1:DDD:112:ILE:HD11	1:DDD:277:TYR:CB	2.45	0.46
1:FFF:84:ARG:HG3	1:FFF:252:TYR:CZ	2.51	0.46
1:GGG:112:ILE:HD11	1:GGG:277:TYR:HB2	1.97	0.46
3:RRR:78:LEU:CD1	3:RRR:82:ASP:HB2	2.46	0.46
1:CCC:42:PHE:CD1	1:DDD:181:MET:HG2	2.51	0.46
3:PPP:155:GLN:OE1	3:PPP:158:ASN:ND2	2.46	0.45
1:AAA:197:VAL:CG1	1:EEE:118:MET:HE1	2.46	0.45
3:PPP:146:VAL:HG12	3:PPP:161:GLU:OE2	2.17	0.45
3:WWW:7:SER:CB	3:WWW:22:THR:H	2.22	0.45
1:AAA:123:ASN:O	1:AAA:264:ASN:HA	2.16	0.45
1:CCC:43:LEU:HD11	1:CCC:83:ALA:HB2	1.98	0.45
1:CCC:171:PRO:HB3	1:CCC:185:HIS:CG	2.51	0.45
2:KKK:131:VAL:HG21	2:KKK:208:VAL:HG21	1.98	0.45
3:RRR:24:ARG:HA	3:RRR:69:THR:O	2.16	0.45
3:RRR:147:GLN:OE1	3:RRR:154:LEU:HD21	2.15	0.45
3:WWW:7:SER:HB2	3:WWW:8:PRO:HD2	1.96	0.45
1:EEE:61:ILE:HG13	1:EEE:261:MET:HE1	1.98	0.45
1:FFF:197:VAL:CG1	1:JJJ:118:MET:HE1	2.47	0.45
1:JJJ:152:GLU:HB3	1:JJJ:206:ARG:CZ	2.47	0.45
1:EEE:51:ASP:OD1	1:EEE:51:ASP:C	2.55	0.45
1:GGG:66:THR:OG1	1:GGG:68:GLU:HG2	2.17	0.45
3:UUU:195:GLU:HA	3:UUU:205:VAL:O	2.16	0.45
1:BBB:41:CYS:SG	1:BBB:253:LEU:HD12	2.57	0.45
1:DDD:261:MET:HE3	1:DDD:271:TRP:CZ2	2.52	0.45
2:KKK:88:THR:HA	2:KKK:121:VAL:HB	1.99	0.45
2:KKK:211:LYS:N	2:KKK:212:PRO:CD	2.80	0.45
2:QQQ:111:ASP:HA	3:RRR:46:LEU:HD22	1.98	0.45
2:YYY:193:THR:HG21	3:ZZZ:137:ASN:HD22	1.81	0.45
3:ZZZ:33:LEU:HD13	3:ZZZ:34:ASN:N	2.31	0.45
1:CCC:261:MET:HA	1:CCC:270:GLN:O	2.17	0.45
1:EEE:145:SER:OG	1:EEE:254:SER:HB2	2.17	0.45
1:GGG:235:VAL:HG12	1:GGG:237:LEU:H	1.82	0.45
3:NNN:7:SER:HB2	3:NNN:22:THR:N	2.27	0.45
3:NNN:113:PRO:HB3	3:NNN:139:PHE:CD2	2.52	0.45

Continued on next page...

Continued from previous page...

Atom-1	Atom-2	Interatomic distance (Å)	Clash overlap (Å)
2:VVV:111:ASP:HA	3:WWW:46:LEU:HD22	1.99	0.45
2:XXX:155:TYR:CE2	2:XXX:160:VAL:HG23	2.52	0.45
1:CCC:105:VAL:HG21	1:CCC:283:ARG:HD3	1.98	0.45
3:NNN:166:GLN:HG3	3:NNN:173:TYR:CZ	2.51	0.45
3:WWW:163:VAL:HG12	3:WWW:164:THR:O	2.17	0.45
1:III:194:ALA:O	1:III:196:PRO:HD3	2.15	0.45
3:LLL:19:VAL:HG21	3:LLL:78:LEU:HD13	1.98	0.45
3:PPP:198:HIS:CD2	3:PPP:200:GLY:H	2.35	0.45
3:RRR:21:ILE:HD12	3:RRR:73:LEU:HD23	1.98	0.45
1:EEE:114:VAL:HG12	1:EEE:226:LEU:HD13	1.98	0.45
1:FFF:118:MET:HE3	1:GGG:197:VAL:HG12	1.98	0.45
1:III:81:SER:HA	1:III:192:ASN:OD1	2.16	0.45
2:KKK:210:HIS:CE1	2:KKK:213:SER:HB2	2.52	0.45
2:QQQ:48:VAL:HG13	2:QQQ:64:VAL:HG21	1.98	0.45
1:AAA:25:GLU:O	1:AAA:287:VAL:HA	2.17	0.44
1:III:64:SER:HB3	1:III:70:ASP:HA	1.99	0.44
1:JJJ:128:HIS:HD2	1:JJJ:129:ASP:O	2.00	0.44
3:ZZZ:112:ALA:HB1	3:ZZZ:201:LEU:HD21	2.00	0.44
1:FFF:64:SER:HB3	1:FFF:70:ASP:HA	1.98	0.44
1:GGG:61:ILE:HG12	1:GGG:269:GLN:O	2.18	0.44
3:LLL:186:TYR:O	3:LLL:192:TYR:OH	2.33	0.44
3:LLL:195:GLU:HG3	3:LLL:206:THR:HG22	1.98	0.44
3:SSS:47:LEU:HA	3:SSS:58:VAL:HG21	1.99	0.44
3:NNN:11:LEU:O	3:NNN:104:VAL:HA	2.17	0.44
3:UUU:7:SER:HB3	3:UUU:8:PRO:HD3	1.99	0.44
3:ZZZ:7:SER:HB3	3:ZZZ:8:PRO:HD3	1.98	0.44
1:HHH:171:PRO:HB3	1:HHH:185:HIS:ND1	2.33	0.44
1:HHH:181:MET:HE2	1:HHH:183:THR:HG22	2.00	0.44
2:TTT:161:THR:OG1	2:TTT:209:ASN:HB3	2.17	0.44
2:YYY:180:LEU:HD13	2:YYY:186:TYR:CZ	2.52	0.44
1:HHH:25:GLU:O	1:HHH:287:VAL:HA	2.18	0.44
1:III:106:THR:OG1	1:III:281:GLN:OE1	2.34	0.44
2:OOO:12:VAL:HG21	2:OOO:18:LEU:HD22	2.00	0.44
2:QQQ:169:LEU:HD21	2:QQQ:192:VAL:HG11	2.00	0.44
3:UUU:37:GLN:HG3	3:UUU:86:TYR:CE2	2.52	0.44
2:YYY:134:LEU:HB3	3:ZZZ:118:PHE:CD2	2.52	0.44
3:ZZZ:37:GLN:O	3:ZZZ:44:PRO:HA	2.18	0.44
1:DDD:35:SER:HA	1:DDD:284:LYS:HE3	2.00	0.44
1:HHH:171:PRO:HB3	1:HHH:185:HIS:CG	2.53	0.44
1:AAA:43:LEU:HD11	1:AAA:83:ALA:HB2	2.00	0.44
1:JJJ:41:CYS:SG	1:JJJ:253:LEU:HD12	2.58	0.44

Continued on next page...

Continued from previous page...

Atom-1	Atom-2	Interatomic distance (Å)	Clash overlap (Å)
3:LLL:22:THR:HG22	3:LLL:72:THR:HG22	2.00	0.44
2:OOO:12:VAL:CG2	2:OOO:18:LEU:HD22	2.48	0.44
1:FFF:122:SER:HB2	1:GGG:70:ASP:OD2	2.18	0.44
3:LLL:180:THR:O	3:LLL:181:LEU:HD23	2.17	0.44
1:DDD:262:PHE:CD1	1:EEE:158:PHE:HZ	2.37	0.43
1:FFF:80:TYR:CE1	1:FFF:197:VAL:HA	2.52	0.43
1:FFF:123:ASN:O	1:FFF:264:ASN:HA	2.18	0.43
1:GGG:38:GLU:OE1	1:GGG:281:GLN:NE2	2.51	0.43
3:NNN:115:VAL:O	3:NNN:115:VAL:HG13	2.18	0.43
3:RRR:136:LEU:HD21	3:RRR:196:VAL:HG13	2.00	0.43
3:RRR:162:SER:O	3:RRR:175:LEU:HD22	2.18	0.43
1:EEE:157:LEU:HD21	1:EEE:171:PRO:HG2	2.00	0.43
2:KKK:53:TYR:CG	2:KKK:54:ASP:N	2.86	0.43
1:FFF:139:THR:O	1:FFF:260:GLY:HA2	2.19	0.43
1:III:211:ARG:HD3	1:III:211:ARG:N	2.33	0.43
3:LLL:34:ASN:O	3:LLL:88:CYS:HA	2.17	0.43
1:III:129:ASP:O	1:III:130:ASN:HB2	2.18	0.43
3:PPP:186:TYR:CD1	3:PPP:192:TYR:CE2	3.06	0.43
3:SSS:117:ILE:CD1	3:SSS:209:PHE:HE2	2.30	0.43
3:LLL:24:ARG:HA	3:LLL:69:THR:O	2.18	0.43
2:QQQ:51:ILE:HG12	2:QQQ:55:GLY:HA2	1.99	0.43
2:VVV:53:TYR:CG	2:VVV:54:ASP:N	2.86	0.43
1:AAA:197:VAL:HG12	1:EEE:118:MET:HE1	2.00	0.43
1:JJJ:163:LYS:HA	1:JJJ:163:LYS:HD3	1.79	0.43
2:KKK:194:VAL:CG1	2:KKK:204:TYR:OH	2.67	0.43
3:RRR:113:PRO:HB3	3:RRR:139:PHE:HB3	2.00	0.43
2:VVV:12:VAL:O	2:VVV:121:VAL:HA	2.18	0.43
1:AAA:120:VAL:CG2	1:AAA:133:GLY:O	2.66	0.43
1:AAA:212:TYR:CE2	1:EEE:230:ASN:HB3	2.53	0.43
1:GGG:103:GLU:O	1:GGG:282:LEU:HA	2.18	0.43
1:III:57:PHE:CE2	1:III:272:ARG:HD3	2.54	0.43
3:SSS:7:SER:OG	3:SSS:8:PRO:CD	2.67	0.43
3:SSS:145:LYS:HD3	3:SSS:145:LYS:HA	1.78	0.43
1:DDD:186:LYS:NZ	1:DDD:203:ASP:OD2	2.33	0.43
1:EEE:43:LEU:HD11	1:EEE:83:ALA:HB2	1.99	0.43
1:III:182:ASN:HB3	1:III:185:HIS:CD2	2.53	0.43
3:SSS:3:GLN:N	3:SSS:26:SER:OG	2.43	0.43
1:GGG:64:SER:HB2	1:GGG:69:SER:OG	2.18	0.43
1:HHH:182:ASN:HB3	1:HHH:185:HIS:CD2	2.54	0.43
3:LLL:113:PRO:HB3	3:LLL:139:PHE:HB3	2.00	0.43
2:YYY:177:PRO:O	3:ZZZ:162:SER:OG	2.34	0.43

Continued on next page...

Continued from previous page...

Atom-1	Atom-2	Interatomic distance (Å)	Clash overlap (Å)
1:HHH:109:THR:HA	1:HHH:277:TYR:O	2.19	0.42
1:BBB:89:ASN:HA	1:BBB:249:ASP:OD2	2.20	0.42
1:HHH:32:GLY:O	1:HHH:35:SER:HB3	2.19	0.42
1:HHH:89:ASN:HA	1:HHH:249:ASP:OD2	2.20	0.42
3:LLL:136:LEU:HD21	3:LLL:196:VAL:CG2	2.49	0.42
2:YYY:164:TRP:CZ3	2:YYY:206:CYS:HB3	2.54	0.42
1:GGG:109:THR:HA	1:GGG:277:TYR:O	2.19	0.42
2:TTT:73:ASP:OD2	2:TTT:75:SER:OG	2.38	0.42
3:WWW:136:LEU:HD23	3:WWW:136:LEU:N	2.34	0.42
1:AAA:218:GLY:O	1:AAA:222:VAL:HG21	2.19	0.42
3:NNN:140:TYR:H	3:NNN:141:PRO:HD2	1.83	0.42
2:QQQ:210:HIS:ND1	2:QQQ:213:SER:HB3	2.34	0.42
1:AAA:54:LEU:HA	1:BBB:179:GLN:HE22	1.84	0.42
1:AAA:197:VAL:CG1	1:EEE:118:MET:HE3	2.48	0.42
1:DDD:35:SER:O	1:DDD:283:ARG:HA	2.20	0.42
2:KKK:162:VAL:HA	2:KKK:207:ASN:O	2.20	0.42
3:WWW:151:ASP:OD1	3:WWW:191:VAL:HG22	2.18	0.42
1:EEE:43:LEU:HD12	1:EEE:43:LEU:HA	1.90	0.42
2:QQQ:115:GLN:H	2:QQQ:115:GLN:HG3	1.73	0.42
3:SSS:21:ILE:HD12	3:SSS:73:LEU:HD23	2.00	0.42
2:TTT:160:VAL:HG22	2:TTT:210:HIS:HB2	2.01	0.42
3:ZZZ:48:ILE:CD1	3:ZZZ:54:LEU:HD12	2.49	0.42
3:LLL:194:CYS:O	3:LLL:206:THR:HA	2.19	0.42
1:III:160:TYR:CD1	1:III:176:VAL:HA	2.55	0.42
2:QQQ:162:VAL:HG12	2:QQQ:208:VAL:HG12	2.02	0.42
3:SSS:7:SER:CB	3:SSS:22:THR:OG1	2.63	0.42
3:SSS:24:ARG:HA	3:SSS:69:THR:O	2.19	0.42
1:CCC:145:SER:OG	1:CCC:254:SER:HB2	2.20	0.42
1:DDD:43:LEU:HD12	1:DDD:43:LEU:HA	1.80	0.42
1:DDD:151:LEU:HD12	1:DDD:207:ASN:OD1	2.19	0.42
1:EEE:196:PRO:HB2	1:EEE:199:CYS:SG	2.60	0.42
1:HHH:277:TYR:CD2	1:III:204:PRO:HB2	2.54	0.42
1:III:142:HIS:O	1:III:214:GLY:HA2	2.20	0.42
2:QQQ:134:LEU:HB3	3:RRR:118:PHE:CD1	2.54	0.42
3:SSS:117:ILE:CD1	3:SSS:209:PHE:CE2	3.03	0.42
3:UUU:42:LYS:HA	2:XXX:115:GLN:HE22	1.84	0.42
1:FFF:230:ASN:HB3	1:GGG:212:TYR:CE2	2.55	0.41
1:III:29:VAL:HG11	1:III:283:ARG:HD2	2.00	0.41
1:AAA:43:LEU:HA	1:AAA:43:LEU:HD12	1.76	0.41
1:DDD:103:GLU:HA	1:DDD:244:PRO:O	2.20	0.41
2:XXX:205:ILE:HD12	2:XXX:207:ASN:HD21	1.83	0.41

Continued on next page...

Continued from previous page...

Atom-1	Atom-2	Interatomic distance (Å)	Clash overlap (Å)
1:CCC:157:LEU:O	1:CCC:179:GLN:HA	2.19	0.41
1:FFF:106:THR:OG1	1:FFF:281:GLN:HB2	2.20	0.41
1:JJJ:171:PRO:HB3	1:JJJ:185:HIS:CG	2.55	0.41
2:OOO:36:TRP:CE2	2:OOO:81:LEU:HB2	2.56	0.41
3:RRR:136:LEU:HD21	3:RRR:196:VAL:CG1	2.50	0.41
3:RRR:151:ASP:HA	3:RRR:191:VAL:CG1	2.51	0.41
2:TTT:12:VAL:HG11	2:TTT:18:LEU:HD22	2.03	0.41
3:WWW:37:GLN:HB2	3:WWW:47:LEU:HD11	2.02	0.41
2:YYY:131:VAL:HG12	2:YYY:217:VAL:HG11	2.01	0.41
1:BBB:180:VAL:HG23	1:BBB:181:MET:N	2.36	0.41
1:BBB:211:ARG:HD3	1:BBB:211:ARG:N	2.36	0.41
1:CCC:160:TYR:CD2	1:CCC:176:VAL:HA	2.56	0.41
1:III:26:VAL:HG13	1:III:285:ARG:HD3	2.02	0.41
1:III:43:LEU:HD11	1:III:83:ALA:HB2	2.03	0.41
3:LLL:60:SER:HB2	2:QQQ:89:GLU:OE2	2.21	0.41
3:NNN:7:SER:HB2	3:NNN:22:THR:O	2.20	0.41
3:RRR:7:SER:CB	3:RRR:8:PRO:HD2	2.48	0.41
3:RRR:78:LEU:HD12	3:RRR:82:ASP:HB2	2.02	0.41
3:WWW:198:HIS:HB3	3:WWW:201:LEU:CD1	2.50	0.41
2:KKK:68:LEU:HD23	2:KKK:81:LEU:HD11	2.03	0.41
3:NNN:181:LEU:HD12	3:NNN:181:LEU:HA	1.89	0.41
1:AAA:154:GLN:NE2	1:AAA:181:MET:HE3	2.36	0.41
1:AAA:213:PHE:CZ	1:EEE:231:THR:HG21	2.55	0.41
1:FFF:43:LEU:HD12	1:FFF:43:LEU:HA	1.91	0.41
1:JJJ:123:ASN:O	1:JJJ:264:ASN:HA	2.19	0.41
2:KKK:210:HIS:CD2	2:KKK:212:PRO:HD2	2.56	0.41
3:SSS:117:ILE:HD11	3:SSS:209:PHE:CE2	2.49	0.41
2:VVV:201:THR:O	2:VVV:201:THR:OG1	2.33	0.41
1:BBB:37:THR:HG22	1:BBB:282:LEU:HB2	2.03	0.41
1:BBB:141:PHE:HD2	1:BBB:256:VAL:HG11	1.85	0.41
1:CCC:130:ASN:O	1:DDD:268:SER:HA	2.20	0.41
1:FFF:43:LEU:HD11	1:FFF:83:ALA:HB2	2.02	0.41
1:BBB:61:ILE:HG13	1:BBB:261:MET:HE1	2.03	0.41
2:QQQ:194:VAL:HG11	2:QQQ:204:TYR:CZ	2.55	0.41
3:ZZZ:163:VAL:CG2	3:ZZZ:175:LEU:HD12	2.51	0.41
1:EEE:211:ARG:N	1:EEE:211:ARG:HD3	2.35	0.41
1:GGG:192:ASN:O	1:GGG:193:LYS:HB2	2.20	0.41
1:HHH:157:LEU:O	1:HHH:179:GLN:HA	2.21	0.41
1:HHH:223:PRO:HA	1:HHH:224:PRO:HD3	1.95	0.41
1:III:217:THR:HG22	1:III:222:VAL:HG11	2.03	0.41
2:MMM:35:HIS:CE1	2:MMM:50:VAL:CG2	3.04	0.41

Continued on next page...

Continued from previous page...

Atom-1	Atom-2	Interatomic distance (Å)	Clash overlap (Å)
3:NNN:136:LEU:HD23	3:NNN:175:LEU:HB3	2.01	0.41
3:RRR:146:VAL:O	3:RRR:146:VAL:CG2	2.69	0.41
2:YYY:133:PRO:HD2	3:ZZZ:121:SER:HB3	2.02	0.41
1:BBB:153:LEU:HD11	1:BBB:189:LEU:HB2	2.02	0.41
1:BBB:157:LEU:CD2	1:BBB:199:CYS:HB3	2.48	0.41
1:FFF:29:VAL:HG12	1:FFF:30:LYS:O	2.21	0.41
1:FFF:268:SER:HA	1:JJJ:130:ASN:O	2.21	0.41
1:III:112:ILE:HD11	1:III:277:TYR:N	2.36	0.41
1:GGG:160:TYR:CE1	1:GGG:161:ARG:HG3	2.56	0.40
1:JJJ:30:LYS:HD2	1:JJJ:100:LEU:HD11	2.03	0.40
3:LLL:136:LEU:HD21	3:LLL:196:VAL:HG21	2.03	0.40
2:QQQ:173:VAL:HG23	2:QQQ:192:VAL:HG13	2.02	0.40
3:RRR:190:LYS:O	3:RRR:210:ASN:HA	2.21	0.40
1:BBB:99:ILE:O	1:BBB:286:ARG:HA	2.22	0.40
1:FFF:119:ASN:C	1:FFF:119:ASN:OD1	2.60	0.40
3:UUU:113:PRO:HD2	3:UUU:201:LEU:HD12	2.02	0.40
3:WWW:134:CYS:HB2	3:WWW:148:TRP:CZ2	2.56	0.40
1:FFF:105:VAL:HG12	1:FFF:106:THR:HG23	2.02	0.40
3:LLL:2:ILE:HD13	3:LLL:29:ILE:CG2	2.51	0.40
2:XXX:50:VAL:CG1	2:XXX:59:LEU:HB2	2.52	0.40
2:XXX:205:ILE:HA	2:XXX:219:LYS:O	2.21	0.40
1:DDD:217:THR:HG22	1:DDD:222:VAL:HG11	2.03	0.40
1:III:40:GLU:O	1:III:41:CYS:HB3	2.21	0.40
2:MMM:114:GLY:O	3:NNN:43:ALA:HB2	2.21	0.40
3:PPP:186:TYR:CD1	3:PPP:192:TYR:HE2	2.39	0.40
3:SSS:54:LEU:HD11	3:SSS:58:VAL:HG12	2.04	0.40
2:YYY:194:VAL:CG2	2:YYY:195:PRO:HD2	2.50	0.40
2:MMM:107:THR:HA	3:NNN:91:SER:O	2.21	0.40
2:OOO:175:THR:HG23	2:OOO:190:SER:HB2	2.03	0.40
3:PPP:83:PHE:CE1	3:PPP:106:ILE:HA	2.57	0.40
2:VVV:203:THR:HG22	2:VVV:220:LYS:HE3	2.04	0.40
3:WWW:12:SER:HA	3:WWW:105:ASP:HB3	2.03	0.40

There are no symmetry-related clashes.

5.3 Torsion angles [i](#)

5.3.1 Protein backbone [i](#)

In the following table, the Percentiles column shows the percent Ramachandran outliers of the chain as a percentile score with respect to all X-ray entries followed by that with respect to entries

of similar resolution.

The Analysed column shows the number of residues for which the backbone conformation was analysed, and the total number of residues.

Mol	Chain	Analysed	Favoured	Allowed	Outliers	Percentiles	
1	AAA	255/272 (94%)	240 (94%)	15 (6%)	0	100	100
1	BBB	254/272 (93%)	242 (95%)	12 (5%)	0	100	100
1	CCC	254/272 (93%)	238 (94%)	14 (6%)	2 (1%)	19	34
1	DDD	255/272 (94%)	245 (96%)	10 (4%)	0	100	100
1	EEE	255/272 (94%)	242 (95%)	13 (5%)	0	100	100
1	FFF	255/272 (94%)	244 (96%)	11 (4%)	0	100	100
1	GGG	254/272 (93%)	243 (96%)	10 (4%)	1 (0%)	34	53
1	HHH	254/272 (93%)	242 (95%)	12 (5%)	0	100	100
1	III	255/272 (94%)	241 (94%)	14 (6%)	0	100	100
1	JJJ	255/272 (94%)	244 (96%)	11 (4%)	0	100	100
2	KKK	208/404 (52%)	195 (94%)	11 (5%)	2 (1%)	15	27
2	MMM	185/404 (46%)	176 (95%)	9 (5%)	0	100	100
2	OOO	211/404 (52%)	202 (96%)	8 (4%)	1 (0%)	29	47
2	QQQ	209/404 (52%)	200 (96%)	8 (4%)	1 (0%)	29	47
2	TTT	210/404 (52%)	201 (96%)	9 (4%)	0	100	100
2	VVV	208/404 (52%)	197 (95%)	9 (4%)	2 (1%)	15	27
2	XXX	197/404 (49%)	190 (96%)	7 (4%)	0	100	100
2	YYY	208/404 (52%)	200 (96%)	8 (4%)	0	100	100
2	bbb	211/404 (52%)	201 (95%)	9 (4%)	1 (0%)	29	47
2	ccc	196/404 (48%)	185 (94%)	11 (6%)	0	100	100
3	LLL	209/212 (99%)	195 (93%)	13 (6%)	1 (0%)	29	47
3	NNN	151/212 (71%)	134 (89%)	13 (9%)	4 (3%)	5	8
3	PPP	209/212 (99%)	192 (92%)	14 (7%)	3 (1%)	11	19
3	RRR	198/212 (93%)	186 (94%)	11 (6%)	1 (0%)	29	47
3	SSS	193/212 (91%)	177 (92%)	14 (7%)	2 (1%)	15	27
3	UUU	163/212 (77%)	148 (91%)	15 (9%)	0	100	100
3	WWW	210/212 (99%)	200 (95%)	9 (4%)	1 (0%)	29	47
3	ZZZ	209/212 (99%)	196 (94%)	13 (6%)	0	100	100
3	aaa	209/212 (99%)	196 (94%)	12 (6%)	1 (0%)	29	47

Continued on next page...

Continued from previous page...

Mol	Chain	Analysed	Favoured	Allowed	Outliers	Percentiles	
3	ddd	202/212 (95%)	191 (95%)	9 (4%)	2 (1%)	15	27
All	All	6542/8880 (74%)	6183 (94%)	334 (5%)	25 (0%)	34	53

All (25) Ramachandran outliers are listed below:

Mol	Chain	Res	Type
3	LLL	7	SER
3	NNN	7	SER
3	RRR	8	PRO
3	SSS	7	SER
3	WWW	7	SER
3	aaa	7	SER
2	bbb	2	VAL
3	ddd	7	SER
1	CCC	52	GLU
1	CCC	181	MET
2	KKK	196	SER
3	NNN	138	ASN
2	OOO	178	ALA
2	QQQ	182	SER
3	SSS	108	ARG
3	NNN	141	PRO
3	NNN	181	LEU
2	VVV	124	ALA
2	VVV	182	SER
1	GGG	181	MET
2	KKK	195	PRO
3	PPP	7	SER
3	PPP	190	LYS
3	ddd	15	VAL
3	PPP	191	VAL

5.3.2 Protein sidechains [i](#)

In the following table, the Percentiles column shows the percent sidechain outliers of the chain as a percentile score with respect to all X-ray entries followed by that with respect to entries of similar resolution.

The Analysed column shows the number of residues for which the sidechain conformation was analysed, and the total number of residues.

Mol	Chain	Analysed	Rotameric	Outliers	Percentiles	
1	AAA	225/237 (95%)	221 (98%)	4 (2%)	59	75
1	BBB	225/237 (95%)	219 (97%)	6 (3%)	44	65
1	CCC	225/237 (95%)	221 (98%)	4 (2%)	59	75
1	DDD	227/237 (96%)	225 (99%)	2 (1%)	78	87
1	EEE	228/237 (96%)	224 (98%)	4 (2%)	59	75
1	FFF	226/237 (95%)	220 (97%)	6 (3%)	44	65
1	GGG	227/237 (96%)	225 (99%)	2 (1%)	78	87
1	HHH	224/237 (94%)	216 (96%)	8 (4%)	35	55
1	III	226/237 (95%)	222 (98%)	4 (2%)	59	75
1	JJJ	226/237 (95%)	222 (98%)	4 (2%)	59	75
2	KKK	176/353 (50%)	172 (98%)	4 (2%)	50	69
2	MMM	147/353 (42%)	144 (98%)	3 (2%)	55	72
2	OOO	173/353 (49%)	165 (95%)	8 (5%)	27	46
2	QQQ	168/353 (48%)	160 (95%)	8 (5%)	25	44
2	TTT	170/353 (48%)	163 (96%)	7 (4%)	30	50
2	VVV	173/353 (49%)	171 (99%)	2 (1%)	71	82
2	XXX	160/353 (45%)	158 (99%)	2 (1%)	69	81
2	YYY	174/353 (49%)	170 (98%)	4 (2%)	50	69
2	bbb	172/353 (49%)	166 (96%)	6 (4%)	36	56
2	ccc	162/353 (46%)	159 (98%)	3 (2%)	57	73
3	LLL	180/187 (96%)	175 (97%)	5 (3%)	43	63
3	NNN	131/187 (70%)	126 (96%)	5 (4%)	33	53
3	PPP	174/187 (93%)	169 (97%)	5 (3%)	42	62
3	RRR	173/187 (92%)	165 (95%)	8 (5%)	27	46
3	SSS	171/187 (91%)	169 (99%)	2 (1%)	71	82
3	UUU	155/187 (83%)	152 (98%)	3 (2%)	57	73
3	WWW	182/187 (97%)	177 (97%)	5 (3%)	44	65
3	ZZZ	186/187 (100%)	178 (96%)	8 (4%)	29	48
3	aaa	182/187 (97%)	177 (97%)	5 (3%)	44	65
3	ddd	180/187 (96%)	175 (97%)	5 (3%)	43	63
All	All	5648/7770 (73%)	5506 (98%)	142 (2%)	47	67

All (142) residues with a non-rotameric sidechain are listed below:

Mol	Chain	Res	Type
1	AAA	51	ASP
1	AAA	84	ARG
1	AAA	129	ASP
1	AAA	220	GLU
1	BBB	34	ASP
1	BBB	37	THR
1	BBB	40	GLU
1	BBB	51	ASP
1	BBB	62	SER
1	BBB	199	CYS
1	CCC	51	ASP
1	CCC	84	ARG
1	CCC	220	GLU
1	CCC	285	ARG
1	DDD	62	SER
1	DDD	222	VAL
1	EEE	24	VAL
1	EEE	34	ASP
1	EEE	99	ILE
1	EEE	201	VAL
1	FFF	34	ASP
1	FFF	41	CYS
1	FFF	62	SER
1	FFF	159	ASN
1	FFF	217	THR
1	FFF	287	VAL
1	GGG	99	ILE
1	GGG	288	LYS
1	HHH	34	ASP
1	HHH	35	SER
1	HHH	41	CYS
1	HHH	51	ASP
1	HHH	129	ASP
1	HHH	166	ASP
1	HHH	216	LEU
1	HHH	285	ARG
1	III	34	ASP
1	III	51	ASP
1	III	163	LYS
1	III	285	ARG
1	JJJ	62	SER
1	JJJ	120	VAL
1	JJJ	163	LYS

Continued on next page...

Continued from previous page...

Mol	Chain	Res	Type
1	JJJ	216	LEU
2	KKK	96	CYS
2	KKK	125	SER
2	KKK	183	SER
2	KKK	209	ASN
3	LLL	9	SER
3	LLL	11	LEU
3	LLL	18	ARG
3	LLL	56	SER
3	LLL	206	THR
2	MMM	54	ASP
2	MMM	163	SER
2	MMM	190	SER
3	NNN	54	LEU
3	NNN	63	SER
3	NNN	109	THR
3	NNN	162	SER
3	NNN	178	THR
2	OOO	54	ASP
2	OOO	89	GLU
2	OOO	130	SER
2	OOO	170	THR
2	OOO	179	VAL
2	OOO	196	SER
2	OOO	197	SER
2	OOO	201	THR
3	PPP	5	THR
3	PPP	9	SER
3	PPP	53	THR
3	PPP	56	SER
3	PPP	176	SER
2	QQQ	7	SER
2	QQQ	13	GLN
2	QQQ	28	THR
2	QQQ	123	SER
2	QQQ	148	LEU
2	QQQ	179	VAL
2	QQQ	180	LEU
2	QQQ	197	SER
3	RRR	7	SER
3	RRR	8	PRO
3	RRR	9	SER

Continued on next page...

Continued from previous page...

Mol	Chain	Res	Type
3	RRR	52	SER
3	RRR	178	THR
3	RRR	199	GLN
3	RRR	202	SER
3	RRR	204	PRO
3	SSS	26	SER
3	SSS	105	ASP
2	TTT	73	ASP
2	TTT	96	CYS
2	TTT	145	THR
2	TTT	158	GLU
2	TTT	170	THR
2	TTT	207	ASN
2	TTT	219	LYS
3	UUU	5	THR
3	UUU	152	ASN
3	UUU	199	GLN
2	VVV	96	CYS
2	VVV	201	THR
3	WWW	5	THR
3	WWW	9	SER
3	WWW	126	LYS
3	WWW	180	THR
3	WWW	202	SER
2	XXX	89	GLU
2	XXX	170	THR
2	YYY	127	LYS
2	YYY	160	VAL
2	YYY	171	SER
2	YYY	196	SER
3	ZZZ	20	THR
3	ZZZ	114	SER
3	ZZZ	142	ARG
3	ZZZ	154	LEU
3	ZZZ	156	SER
3	ZZZ	162	SER
3	ZZZ	179	LEU
3	ZZZ	208	SER
3	aaa	10	SER
3	aaa	108	ARG
3	aaa	109	THR
3	aaa	168	SER

Continued on next page...

Continued from previous page...

Mol	Chain	Res	Type
3	aaa	208	SER
2	bbb	96	CYS
2	bbb	170	THR
2	bbb	197	SER
2	bbb	198	SER
2	bbb	203	THR
2	bbb	214	ASN
2	ccc	21	SER
2	ccc	120	THR
2	ccc	125	SER
3	ddd	9	SER
3	ddd	11	LEU
3	ddd	124	GLN
3	ddd	154	LEU
3	ddd	197	THR

Sometimes sidechains can be flipped to improve hydrogen bonding and reduce clashes. There are no such sidechains identified.

5.3.3 RNA [i](#)

There are no RNA molecules in this entry.

5.4 Non-standard residues in protein, DNA, RNA chains [i](#)

There are no non-standard protein/DNA/RNA residues in this entry.

5.5 Carbohydrates [i](#)

There are no monosaccharides in this entry.

5.6 Ligand geometry [i](#)

There are no ligands in this entry.

5.7 Other polymers [i](#)

There are no such residues in this entry.

5.8 Polymer linkage issues

There are no chain breaks in this entry.

6 Fit of model and data [i](#)

6.1 Protein, DNA and RNA chains [i](#)

In the following table, the column labelled ‘#RSRZ> 2’ contains the number (and percentage) of RSRZ outliers, followed by percent RSRZ outliers for the chain as percentile scores relative to all X-ray entries and entries of similar resolution. The OWAB column contains the minimum, median, 95th percentile and maximum values of the occupancy-weighted average B-factor per residue. The column labelled ‘Q< 0.9’ lists the number of (and percentage) of residues with an average occupancy less than 0.9.

Mol	Chain	Analysed	<RSRZ>	#RSRZ>2	OWAB(Å ²)	Q<0.9
1	AAA	259/272 (95%)	-0.26	1 (0%) 92 95	26, 37, 57, 83	0
1	BBB	258/272 (94%)	-0.28	2 (0%) 86 90	24, 36, 55, 92	0
1	CCC	258/272 (94%)	-0.27	1 (0%) 92 95	23, 32, 53, 72	0
1	DDD	259/272 (95%)	-0.29	0 100 100	23, 31, 50, 73	0
1	EEE	259/272 (95%)	-0.33	1 (0%) 92 95	24, 34, 54, 81	0
1	FFF	259/272 (95%)	-0.28	1 (0%) 92 95	23, 34, 53, 88	0
1	GGG	258/272 (94%)	-0.33	0 100 100	23, 31, 51, 81	0
1	HHH	258/272 (94%)	-0.27	0 100 100	22, 33, 53, 80	0
1	III	259/272 (95%)	-0.32	2 (0%) 86 90	25, 35, 55, 84	0
1	JJJ	259/272 (95%)	-0.34	0 100 100	23, 35, 56, 82	0
2	KKK	214/404 (52%)	0.03	6 (2%) 53 62	23, 48, 79, 96	0
2	MMM	191/404 (47%)	0.15	5 (2%) 56 65	34, 57, 82, 91	0
2	OOO	215/404 (53%)	-0.03	2 (0%) 84 89	25, 54, 77, 90	0
2	QQQ	213/404 (52%)	0.19	10 (4%) 31 37	30, 64, 95, 103	0
2	TTT	214/404 (52%)	0.17	5 (2%) 60 69	34, 61, 82, 99	0
2	VVV	212/404 (52%)	-0.11	9 (4%) 36 43	32, 52, 83, 101	0
2	XXX	203/404 (50%)	0.36	23 (11%) 5 6	23, 50, 107, 129	0
2	YYY	212/404 (52%)	0.04	3 (1%) 75 82	25, 54, 81, 96	0
2	bbb	215/404 (53%)	-0.07	4 (1%) 66 75	27, 51, 74, 84	0
2	ccc	202/404 (50%)	0.18	12 (5%) 22 27	26, 58, 83, 96	0
3	LLL	211/212 (99%)	-0.08	0 100 100	27, 59, 85, 112	0
3	NNN	157/212 (74%)	0.31	13 (8%) 11 13	33, 64, 100, 119	0
3	PPP	211/212 (99%)	0.17	11 (5%) 27 33	29, 57, 98, 108	0
3	RRR	202/212 (95%)	0.34	12 (5%) 22 27	29, 75, 100, 116	0

Continued on next page...

Continued from previous page...

Mol	Chain	Analysed	<RSRZ>	#RSRZ>2	OWAB(Å ²)	Q<0.9
3	SSS	199/212 (93%)	0.05	4 (2%) 65 73	31, 60, 94, 108	0
3	UUU	175/212 (82%)	0.15	14 (8%) 12 15	28, 53, 105, 128	0
3	WWW	212/212 (100%)	0.28	15 (7%) 16 19	32, 60, 92, 107	0
3	ZZZ	211/212 (99%)	0.05	9 (4%) 35 42	29, 58, 96, 113	0
3	aaa	211/212 (99%)	0.19	5 (2%) 59 68	28, 64, 100, 113	0
3	ddd	206/212 (97%)	0.51	19 (9%) 9 10	26, 67, 98, 119	0
All	All	6672/8880 (75%)	-0.03	189 (2%) 53 62	22, 46, 89, 129	0

All (189) RSRZ outliers are listed below:

Mol	Chain	Res	Type	RSRZ
2	XXX	221	VAL	4.8
1	FFF	33	VAL	4.7
3	WWW	212	GLY	4.6
2	XXX	169	LEU	4.6
1	BBB	33	VAL	4.6
3	UUU	119	PRO	4.4
3	NNN	118	PHE	4.4
3	WWW	184	ALA	4.4
2	XXX	208	VAL	4.3
2	VVV	195	PRO	4.3
3	aaa	205	VAL	4.3
3	ZZZ	122	ASP	4.2
2	XXX	205	ILE	4.1
3	WWW	187	GLU	4.0
3	ddd	204	PRO	3.9
2	OOO	199	LEU	3.9
3	RRR	192	TYR	3.9
2	XXX	168	ALA	3.8
2	XXX	134	LEU	3.8
2	XXX	204	TYR	3.7
2	YYY	204	TYR	3.7
3	ddd	197	THR	3.7
3	UUU	202	SER	3.6
2	ccc	135	ALA	3.6
2	ccc	204	TYR	3.6
2	XXX	148	LEU	3.6
3	PPP	209	PHE	3.6
3	ZZZ	202	SER	3.6
2	MMM	214	ASN	3.6

Continued on next page...

Continued from previous page...

Mol	Chain	Res	Type	RSRZ
3	WWW	209	PHE	3.5
3	PPP	7	SER	3.5
3	RRR	83	PHE	3.4
3	ddd	173	TYR	3.4
2	QQQ	208	VAL	3.4
3	SSS	209	PHE	3.4
3	NNN	117	ILE	3.4
3	ddd	192	TYR	3.4
2	ccc	169	LEU	3.4
2	XXX	136	PRO	3.3
3	ddd	139	PHE	3.3
2	TTT	199	LEU	3.3
2	XXX	132	PHE	3.3
3	ZZZ	184	ALA	3.3
1	EEE	33	VAL	3.3
3	ddd	191	VAL	3.2
3	aaa	187	GLU	3.2
3	ZZZ	126	LYS	3.2
2	XXX	194	VAL	3.2
2	VVV	194	VAL	3.1
2	TTT	86	LEU	3.1
2	XXX	222	GLU	3.1
2	XXX	135	ALA	3.1
1	AAA	33	VAL	3.1
3	ddd	208	SER	3.1
3	NNN	116	PHE	3.0
3	WWW	188	LYS	3.0
2	ccc	170	THR	3.0
2	KKK	204	TYR	3.0
2	QQQ	148	LEU	3.0
2	XXX	151	LEU	3.0
3	NNN	134	CYS	3.0
3	PPP	191	VAL	3.0
2	QQQ	200	GLY	3.0
2	XXX	166	SER	3.0
2	XXX	217	VAL	2.9
3	NNN	180	THR	2.9
3	ZZZ	187	GLU	2.9
2	QQQ	190	SER	2.9
3	ddd	209	PHE	2.9
2	KKK	192	VAL	2.9
3	UUU	146	VAL	2.9

Continued on next page...

Continued from previous page...

Mol	Chain	Res	Type	RSRZ
2	XXX	167	GLY	2.9
3	aaa	118	PHE	2.9
2	ccc	131	VAL	2.9
2	VVV	171	SER	2.8
2	KKK	169	LEU	2.8
3	ZZZ	153	ALA	2.8
2	YYY	205	ILE	2.8
3	WWW	154	LEU	2.8
3	NNN	115	VAL	2.8
2	ccc	174	HIS	2.8
3	SSS	135	LEU	2.8
1	BBB	24	VAL	2.8
2	bbb	136	PRO	2.8
3	WWW	186	TYR	2.8
2	OOO	151	LEU	2.8
2	KKK	148	LEU	2.7
3	ddd	188	LYS	2.7
3	ddd	205	VAL	2.7
2	MMM	132	PHE	2.7
3	UUU	175	LEU	2.7
2	XXX	164	TRP	2.7
2	QQQ	203	THR	2.7
3	UUU	203	SER	2.7
2	ccc	194	VAL	2.7
2	QQQ	192	VAL	2.6
2	XXX	133	PRO	2.6
3	WWW	205	VAL	2.6
2	VVV	201	THR	2.6
3	NNN	144	ALA	2.6
2	QQQ	209	ASN	2.6
3	SSS	147	GLN	2.5
3	UUU	155	GLN	2.5
1	CCC	27	LEU	2.5
3	ddd	134	CYS	2.5
3	NNN	119	PRO	2.5
3	aaa	119	PRO	2.5
2	ccc	221	VAL	2.5
2	QQQ	175	THR	2.5
3	UUU	197	THR	2.5
3	PPP	153	ALA	2.5
2	bbb	135	ALA	2.4
3	ddd	153	ALA	2.4

Continued on next page...

Continued from previous page...

Mol	Chain	Res	Type	RSRZ
2	QQQ	205	ILE	2.4
3	RRR	135	LEU	2.4
3	ddd	115	VAL	2.4
2	VVV	170	THR	2.4
3	PPP	196	VAL	2.4
2	ccc	172	GLY	2.4
3	ZZZ	188	LYS	2.4
3	WWW	192	TYR	2.4
2	XXX	207	ASN	2.4
2	QQQ	159	PRO	2.3
3	PPP	210	ASN	2.3
3	UUU	118	PHE	2.3
2	ccc	151	LEU	2.3
3	UUU	136	LEU	2.3
2	XXX	150	CYS	2.3
2	KKK	147	ALA	2.3
2	XXX	220	LYS	2.3
3	WWW	146	VAL	2.3
2	VVV	197	SER	2.3
3	ddd	122	ASP	2.3
3	RRR	193	ALA	2.3
3	PPP	150	VAL	2.3
3	ddd	206	THR	2.3
3	ZZZ	185	ASP	2.3
2	VVV	123	SER	2.2
3	UUU	204	PRO	2.2
3	WWW	153	ALA	2.2
3	PPP	186	TYR	2.2
2	ccc	195	PRO	2.2
3	UUU	154	LEU	2.2
3	WWW	129	THR	2.2
2	VVV	198	SER	2.2
3	NNN	136	LEU	2.2
3	RRR	122	ASP	2.2
2	MMM	151	LEU	2.2
2	TTT	188	LEU	2.2
3	PPP	147	GLN	2.2
3	PPP	122	ASP	2.2
3	RRR	196	VAL	2.2
3	ZZZ	125	LEU	2.2
3	aaa	194	CYS	2.1
2	TTT	13	GLN	2.1

Continued on next page...

Continued from previous page...

Mol	Chain	Res	Type	RSRZ
3	UUU	132	VAL	2.1
3	NNN	164	THR	2.1
2	MMM	18	LEU	2.1
3	ddd	190	LYS	2.1
1	III	289	ASN	2.1
3	WWW	116	PHE	2.1
2	MMM	221	VAL	2.1
3	WWW	211	ARG	2.1
2	bbb	132	PHE	2.1
2	TTT	200	GLY	2.1
3	RRR	132	VAL	2.1
3	RRR	191	VAL	2.1
3	ddd	136	LEU	2.1
2	YYY	170	THR	2.1
3	NNN	137	ASN	2.1
2	ccc	132	PHE	2.1
3	RRR	136	LEU	2.1
3	RRR	144	ALA	2.1
3	RRR	206	THR	2.1
3	RRR	194	CYS	2.1
2	VVV	172	GLY	2.1
3	SSS	153	ALA	2.0
3	ddd	195	GLU	2.0
1	III	32	GLY	2.0
2	XXX	192	VAL	2.0
3	PPP	189	HIS	2.0
3	UUU	120	PRO	2.0
2	KKK	146	ALA	2.0
3	ddd	193	ALA	2.0
3	UUU	129	THR	2.0
2	bbb	199	LEU	2.0
3	NNN	135	LEU	2.0
3	NNN	19	VAL	2.0
3	WWW	133	VAL	2.0

6.2 Non-standard residues in protein, DNA, RNA chains [i](#)

There are no non-standard protein/DNA/RNA residues in this entry.

6.3 Carbohydrates [i](#)

There are no monosaccharides in this entry.

6.4 Ligands [i](#)

There are no ligands in this entry.

6.5 Other polymers [i](#)

There are no such residues in this entry.