



Full wwPDB EM Validation Report ⓘ

Nov 7, 2023 – 08:43 am GMT

PDB ID : 6ZSG
EMDB ID : EMD-11397
Title : Human mitochondrial ribosome in complex with mRNA, A-site tRNA, P-site tRNA and E-site tRNA
Authors : Aibara, S.; Singh, V.; Modelska, A.; Amunts, A.
Deposited on : 2020-07-15
Resolution : 4.00 Å(reported)

This is a Full wwPDB EM Validation Report for a publicly released PDB entry.

We welcome your comments at validation@mail.wwpdb.org

A user guide is available at

<https://www.wwpdb.org/validation/2017/EMValidationReportHelp>

with specific help available everywhere you see the ⓘ symbol.

The types of validation reports are described at

<http://www.wwpdb.org/validation/2017/FAQs#types>.

The following versions of software and data (see [references ⓘ](#)) were used in the production of this report:

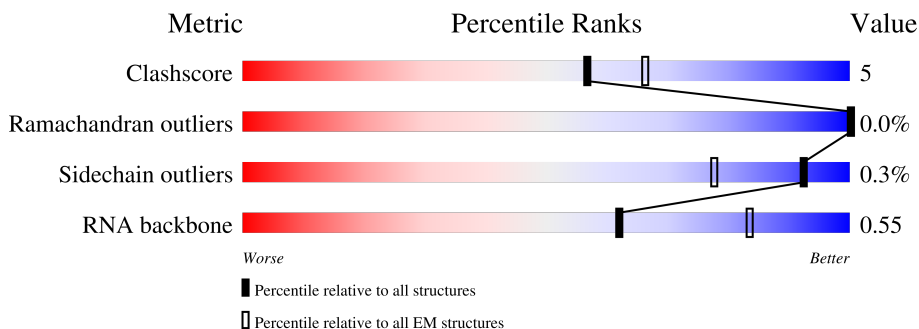
EMDB validation analysis : 0.0.1.dev70
Mogul : 1.8.4, CSD as541be (2020)
MolProbity : 4.02b-467
buster-report : 1.1.7 (2018)
Percentile statistics : 20191225.v01 (using entries in the PDB archive December 25th 2019)
MapQ : **FAILED**
Ideal geometry (proteins) : Engh & Huber (2001)
Ideal geometry (DNA, RNA) : Parkinson et al. (1996)
Validation Pipeline (wwPDB-VP) : 2.36

1 Overall quality at a glance i

The following experimental techniques were used to determine the structure:
ELECTRON MICROSCOPY

The reported resolution of this entry is 4.00 Å.

Percentile scores (ranging between 0-100) for global validation metrics of the entry are shown in the following graphic. The table shows the number of entries on which the scores are based.



Metric	Whole archive (#Entries)	EM structures (#Entries)
Clashscore	158937	4297
Ramachandran outliers	154571	4023
Sidechain outliers	154315	3826
RNA backbone	4643	859

The table below summarises the geometric issues observed across the polymeric chains and their fit to the map. The red, orange, yellow and green segments of the bar indicate the fraction of residues that contain outliers for ≥ 3 , 2, 1 and 0 types of geometric quality criteria respectively. A grey segment represents the fraction of residues that are not modelled. The numeric value for each fraction is indicated below the corresponding segment, with a dot representing fractions $\leq 5\%$

Mol	Chain	Length	Quality of chain
1	0	188	49% (green), 8% (yellow), 43% (grey)
2	1	65	72% (green), 9% (yellow), 18% (grey)
3	2	92	47% (green), . (yellow), 50% (grey)
4	3	188	43% (green), 8% (yellow), 49% (grey)
5	4	103	30% (green), 7% (yellow), 63% (grey)
6	5	423	83% (green), 10% (yellow), 7% (grey)
7	6	380	81% (green), 13% (yellow), 7% (grey)







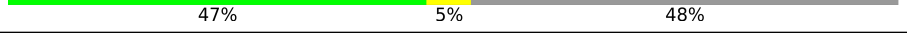


















Continued on next page...

Continued from previous page...

Mol	Chain	Length	Quality of chain
8	7	338	76% 10% 14%
9	8	206	62% 5% 33%
10	9	137	77% 13% 9%
11	XA	1561	63% 29% 5% .
12	A0	218	82% 11% 8%
13	A1	323	70% 15% 15%
14	A2	118	79% 19% .
15	A3	199	29% 5% . 65%
16	A4	689	70% 10% 20%
17	AA	954	66% 26% 5% .
18	AB	296	66% 7% 26%
19	AC	167	69% 10% 21%
20	AD	430	69% 10% 20%
21	AE	125	82% 16% .
22	AF	242	69% 14% 17%
23	AG	396	67% 10% 23%
24	AH	201	58% 9% 33%
25	AI	194	60% 10% 30%
26	AJ	138	69% 9% 22%
27	AK	128	66% 12% 21%
28	AL	257	58% 5% 36%
29	AM	137	74% 11% 15%
30	AN	130	71% 12% 18%
31	AO	258	66% 5% 28%
32	AP	142	61% 6% 33%

Continued on next page...

Continued from previous page...

Mol	Chain	Length	Quality of chain
33	AQ	86	 83% 16%
34	AR	360	 60% 10% 31%
35	AS	190	 61% 9% 30%
36	AT	173	 83% 11% 6%
37	AU	205	 73% 11% 16%
38	AV	414	 74% 10% 16%
39	AW	187	 47% 5% 48%
40	AX	398	 74% 13% 13%
41	AY	395	 22% 7% 71%
42	AZ	106	 72% 9% 19%
43	XB	72	 53% 24% 6% 18%
44	XD	305	 64% 13% 23%
45	XE	348	 80% 8% 13%
46	XF	311	 66% 14% 20%
47	XH	267	 29% 6% 64%
48	XI	261	 72% 9% 19%
49	XJ	192	 79% 9% 11%
50	XK	178	 88% 12%
51	XL	145	 70% 9% 21%
52	XM	296	 81% 16%
53	XN	251	 79% 9% 12%
54	XO	175	 73% 14% 13%
55	XP	180	 72% 7% 21%
56	XQ	292	 71% 11% 18%
57	XR	149	 80% 14% 6%

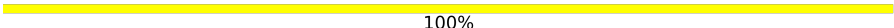


Continued on next page...

Continued from previous page...

Mol	Chain	Length	Quality of chain
58	XS	205	
59	XT	206	
60	XU	153	
61	XV	216	
62	XW	148	
63	XX	256	
64	XY	250	
65	XZ	161	
66	a	142	
67	b	215	
68	c	332	
69	d	306	
70	e	279	
71	f	212	
72	g	166	
73	h	158	
74	i	128	
75	j	123	
76	k	112	
77	l	138	
78	m	128	
79	o	102	
80	p	206	
81	q	222	
82	r	196	

Continued on next page...

Continued from previous page...

Mol	Chain	Length	Quality of chain
83	r1	14	 100%
84	r2	76	 100%
85	r3	75	 100%
86	r4	75	 100%
87	s	439	 84% 16%
88	t1	198	 23% 77%
88	t2	198	 15% 85%
88	t3	198	 15% 85%
88	t4	198	 15% 85%
88	t5	198	 15% 85%
88	t6	198	 14% 86%
89	A	8	 12% 38% 50%

2 Entry composition

There are 93 unique types of molecules in this entry. The entry contains 315349 atoms, of which 143121 are hydrogens and 0 are deuteriums.

In the tables below, the AltConf column contains the number of residues with at least one atom in alternate conformation and the Trace column contains the number of residues modelled with at most 2 atoms.

- Molecule 1 is a protein called 39S ribosomal protein L32, mitochondrial.

Mol	Chain	Residues	Atoms					AltConf	Trace	
			Total	C	H	N	O			S
1	0	108	1783	545	903	172	157	6	0	0

- Molecule 2 is a protein called 39S ribosomal protein L33, mitochondrial.

Mol	Chain	Residues	Atoms					AltConf	Trace	
			Total	C	H	N	O			S
2	1	53	919	281	480	84	72	2	0	0

- Molecule 3 is a protein called 39S ribosomal protein L34, mitochondrial.

Mol	Chain	Residues	Atoms					AltConf	Trace	
			Total	C	H	N	O			S
3	2	46	783	233	407	83	59	1	0	0

- Molecule 4 is a protein called 39S ribosomal protein L35, mitochondrial.

Mol	Chain	Residues	Atoms					AltConf	Trace	
			Total	C	H	N	O			S
4	3	95	1714	539	883	162	127	3	0	0

- Molecule 5 is a protein called 39S ribosomal protein L36, mitochondrial.

Mol	Chain	Residues	Atoms					AltConf	Trace	
			Total	C	H	N	O			S
5	4	38	702	217	361	72	48	4	0	0

- Molecule 6 is a protein called 39S ribosomal protein L37, mitochondrial.

Mol	Chain	Residues	Atoms					AltConf	Trace	
			Total	C	H	N	O			S
6	5	393	6405	2070	3201	559	564	11	0	0

- Molecule 7 is a protein called 39S ribosomal protein L38, mitochondrial.

Mol	Chain	Residues	Atoms					AltConf	Trace	
			Total	C	H	N	O			S
7	6	354	5788	1881	2841	525	532	9	0	0

- Molecule 8 is a protein called 39S ribosomal protein L39, mitochondrial.

Mol	Chain	Residues	Atoms					AltConf	Trace	
			Total	C	H	N	O			S
8	7	291	4740	1514	2375	401	432	18	0	0

- Molecule 9 is a protein called 39S ribosomal protein L40, mitochondrial.

Mol	Chain	Residues	Atoms					AltConf	Trace	
			Total	C	H	N	O			S
9	8	139	2377	747	1202	208	218	2	0	0

- Molecule 10 is a protein called 39S ribosomal protein L41, mitochondrial.

Mol	Chain	Residues	Atoms					AltConf	Trace	
			Total	C	H	N	O			S
10	9	124	1983	644	987	170	180	2	0	0

- Molecule 11 is a RNA chain called 16S mitochondrial rRNA.

Mol	Chain	Residues	Atoms					AltConf	Trace	
			Total	C	H	N	O			P
11	XA	1499	47993	14284	16160	5756	10294	1499	0	0

- Molecule 12 is a protein called 28S ribosomal protein S34, mitochondrial.

Mol	Chain	Residues	Atoms					AltConf	Trace	
			Total	C	H	N	O			S
12	A0	201	3369	1065	1685	322	292	5	0	0

- Molecule 13 is a protein called 28S ribosomal protein S35, mitochondrial.

Mol	Chain	Residues	Atoms					AltConf	Trace	
			Total	C	H	N	O			S
13	A1	275	4491	1414	2261	380	425	11	0	0

- Molecule 14 is a protein called Coiled-coil-helix-coiled-coil-helix domain-containing protein 1.

Mol	Chain	Residues	Atoms						AltConf	Trace
			Total	C	H	N	O	S		
14	A2	116	1889	574	964	181	162	8	0	0

- Molecule 15 is a protein called Aurora kinase A-interacting protein.

Mol	Chain	Residues	Atoms						AltConf	Trace
			Total	C	H	N	O	S		
15	A3	69	1292	393	682	130	86	1	0	0

- Molecule 16 is a protein called Pentatricopeptide repeat domain-containing protein 3, mitochondrial.

Mol	Chain	Residues	Atoms						AltConf	Trace
			Total	C	H	N	O	S		
16	A4	552	8955	2866	4485	756	820	28	0	0

- Molecule 17 is a RNA chain called 12S mitochondrial rRNA.

Mol	Chain	Residues	Atoms						AltConf	Trace
			Total	C	H	N	O	P		
17	AA	924	29593	8800	9965	3540	6364	924	0	0

- Molecule 18 is a protein called 28S ribosomal protein S2, mitochondrial.

Mol	Chain	Residues	Atoms						AltConf	Trace
			Total	C	H	N	O	S		
18	AB	218	3545	1135	1769	322	309	10	0	0

- Molecule 19 is a protein called 28S ribosomal protein S24, mitochondrial.

Mol	Chain	Residues	Atoms						AltConf	Trace
			Total	C	H	N	O	S		
19	AC	132	2170	699	1088	195	184	4	0	0

- Molecule 20 is a protein called 28S ribosomal protein S5, mitochondrial.

Mol	Chain	Residues	Atoms						AltConf	Trace
			Total	C	H	N	O	S		
20	AD	343	5500	1706	2784	515	482	13	0	0

- Molecule 21 is a protein called 28S ribosomal protein S6, mitochondrial.

Mol	Chain	Residues	Atoms					AltConf	Trace	
			Total	C	H	N	O			S
21	AE	122	1973	614	1001	177	177	4	0	0

- Molecule 22 is a protein called 28S ribosomal protein S7, mitochondrial.

Mol	Chain	Residues	Atoms					AltConf	Trace	
			Total	C	H	N	O			S
22	AF	201	3384	1069	1716	305	283	11	0	0

- Molecule 23 is a protein called 28S ribosomal protein S9, mitochondrial.

Mol	Chain	Residues	Atoms					AltConf	Trace	
			Total	C	H	N	O			S
23	AG	304	4996	1593	2491	444	454	14	0	0

- Molecule 24 is a protein called 28S ribosomal protein S10, mitochondrial.

Mol	Chain	Residues	Atoms					AltConf	Trace	
			Total	C	H	N	O			S
24	AH	135	2241	712	1136	187	203	3	0	0

- Molecule 25 is a protein called 28S ribosomal protein S11, mitochondrial.

Mol	Chain	Residues	Atoms					AltConf	Trace	
			Total	C	H	N	O			S
25	AI	136	2063	637	1052	192	178	4	0	0

- Molecule 26 is a protein called 28S ribosomal protein S12, mitochondrial.

Mol	Chain	Residues	Atoms					AltConf	Trace	
			Total	C	H	N	O			S
26	AJ	108	1725	521	887	169	142	6	0	0

- Molecule 27 is a protein called 28S ribosomal protein S14, mitochondrial.

Mol	Chain	Residues	Atoms					AltConf	Trace	
			Total	C	H	N	O			S
27	AK	101	1746	537	885	179	140	5	0	0

- Molecule 28 is a protein called 28S ribosomal protein S15, mitochondrial.

Mol	Chain	Residues	Atoms					AltConf	Trace	
			Total	C	H	N	O			S
28	AL	164	2854	883	1472	257	235	7	0	0

- Molecule 29 is a protein called 28S ribosomal protein S16, mitochondrial.

Mol	Chain	Residues	Atoms					AltConf	Trace	
			Total	C	H	N	O			S
29	AM	116	1871	582	951	182	150	6	0	0

- Molecule 30 is a protein called 28S ribosomal protein S17, mitochondrial.

Mol	Chain	Residues	Atoms					AltConf	Trace	
			Total	C	H	N	O			S
30	AN	107	1754	549	908	153	141	3	0	0

- Molecule 31 is a protein called 28S ribosomal protein S18b, mitochondrial.

Mol	Chain	Residues	Atoms					AltConf	Trace	
			Total	C	H	N	O			S
31	AO	185	3017	970	1489	285	267	6	0	0

- Molecule 32 is a protein called 28S ribosomal protein S18c, mitochondrial.

Mol	Chain	Residues	Atoms					AltConf	Trace	
			Total	C	H	N	O			S
32	AP	95	1561	493	796	132	132	8	0	0

- Molecule 33 is a protein called 28S ribosomal protein S21, mitochondrial.

Mol	Chain	Residues	Atoms					AltConf	Trace	
			Total	C	H	N	O			S
33	AQ	85	1483	455	749	149	123	7	0	0

There is a discrepancy between the modelled and reference sequences:

Chain	Residue	Modelled	Actual	Comment	Reference
AQ	50	ARG	CYS	conflict	UNP P82921

- Molecule 34 is a protein called 28S ribosomal protein S22, mitochondrial.

Mol	Chain	Residues	Atoms					AltConf	Trace	
			Total	C	H	N	O			S
34	AR	250	4134	1314	2074	353	385	8	0	0

- Molecule 35 is a protein called 28S ribosomal protein S23, mitochondrial.

Mol	Chain	Residues	Atoms					AltConf	Trace	
			Total	C	H	N	O			S
35	AS	133	2203	709	1103	196	194	1	0	0

- Molecule 36 is a protein called 28S ribosomal protein S25, mitochondrial.

Mol	Chain	Residues	Atoms					AltConf	Trace	
			Total	C	H	N	O			S
36	AT	162	2672	850	1342	231	238	11	0	0

- Molecule 37 is a protein called 28S ribosomal protein S26, mitochondrial.

Mol	Chain	Residues	Atoms					AltConf	Trace	
			Total	C	H	N	O			S
37	AU	173	2932	900	1471	294	263	4	0	0

- Molecule 38 is a protein called 28S ribosomal protein S27, mitochondrial.

Mol	Chain	Residues	Atoms					AltConf	Trace	
			Total	C	H	N	O			S
38	AV	349	5729	1841	2862	478	536	12	0	0

- Molecule 39 is a protein called 28S ribosomal protein S28, mitochondrial.

Mol	Chain	Residues	Atoms					AltConf	Trace	
			Total	C	H	N	O			S
39	AW	97	1551	486	785	137	139	4	0	0

- Molecule 40 is a protein called 28S ribosomal protein S29, mitochondrial.

Mol	Chain	Residues	Atoms					AltConf	Trace	
			Total	C	H	N	O			S
40	AX	348	5619	1802	2805	491	510	11	0	0

- Molecule 41 is a protein called 28S ribosomal protein S31, mitochondrial.

Mol	Chain	Residues	Atoms					AltConf	Trace	
			Total	C	H	N	O			S
41	AY	113	1868	621	912	157	176	2	0	0

- Molecule 42 is a protein called 28S ribosomal protein S33, mitochondrial.

Mol	Chain	Residues	Atoms					AltConf	Trace	
			Total	C	H	N	O			S
42	AZ	86	1465	467	734	131	129	4	0	0

- Molecule 43 is a RNA chain called mitochondrial tRNAVal.

Mol	Chain	Residues	Atoms						AltConf	Trace
			Total	C	H	N	O	P		
43	XB	59	1890	563	635	227	406	59	0	0

- Molecule 44 is a protein called 39S ribosomal protein L2, mitochondrial.

Mol	Chain	Residues	Atoms					AltConf	Trace	
			Total	C	H	N	O			S
44	XD	236	3739	1145	1897	373	315	9	0	0

- Molecule 45 is a protein called 39S ribosomal protein L3, mitochondrial.

Mol	Chain	Residues	Atoms					AltConf	Trace	
			Total	C	H	N	O			S
45	XE	304	4798	1539	2402	416	430	11	0	0

- Molecule 46 is a protein called 39S ribosomal protein L4, mitochondrial.

Mol	Chain	Residues	Atoms					AltConf	Trace	
			Total	C	H	N	O			S
46	XF	250	4058	1294	2045	365	348	6	0	0

- Molecule 47 is a protein called 39S ribosomal protein L9, mitochondrial.

Mol	Chain	Residues	Atoms					AltConf	Trace
			Total	C	H	N	O		
47	XH	95	1616	498	832	152	134	0	0

- Molecule 48 is a protein called 39S ribosomal protein L10, mitochondrial.

Mol	Chain	Residues	Atoms					AltConf	Trace	
48	XI	211	Total	C	H	N	O	S	0	0
			3474	1086	1783	303	291	11		

- Molecule 49 is a protein called 39S ribosomal protein L11, mitochondrial.

Mol	Chain	Residues	Atoms					AltConf	Trace	
49	XJ	170	Total	C	H	N	O	S	0	0
			2657	825	1366	230	234	2		

- Molecule 50 is a protein called 39S ribosomal protein L13, mitochondrial.

Mol	Chain	Residues	Atoms					AltConf	Trace	
50	XK	177	Total	C	H	N	O	S	0	0
			2899	934	1448	259	251	7		

- Molecule 51 is a protein called 39S ribosomal protein L14, mitochondrial.

Mol	Chain	Residues	Atoms					AltConf	Trace	
51	XL	115	Total	C	H	N	O	S	0	0
			1830	559	941	171	154	5		

- Molecule 52 is a protein called 39S ribosomal protein L15, mitochondrial.

Mol	Chain	Residues	Atoms					AltConf	Trace	
52	XM	287	Total	C	H	N	O	S	0	0
			4682	1472	2377	425	402	6		

- Molecule 53 is a protein called 39S ribosomal protein L16, mitochondrial.

Mol	Chain	Residues	Atoms					AltConf	Trace	
53	XN	221	Total	C	H	N	O	S	0	0
			3586	1138	1808	325	305	10		

- Molecule 54 is a protein called 39S ribosomal protein L17, mitochondrial.

Mol	Chain	Residues	Atoms					AltConf	Trace	
54	XO	152	Total	C	H	N	O	S	0	0
			2528	784	1283	239	215	7		

- Molecule 55 is a protein called 39S ribosomal protein L18, mitochondrial.

Mol	Chain	Residues	Atoms					AltConf	Trace	
			Total	C	H	N	O			S
55	XP	143	2326	729	1162	223	207	5	0	0

- Molecule 56 is a protein called 39S ribosomal protein L19, mitochondrial.

Mol	Chain	Residues	Atoms					AltConf	Trace	
			Total	C	H	N	O			S
56	XQ	238	4000	1268	2022	352	349	9	0	0

- Molecule 57 is a protein called 39S ribosomal protein L20, mitochondrial.

Mol	Chain	Residues	Atoms					AltConf	Trace	
			Total	C	H	N	O			S
57	XR	140	2367	732	1214	231	186	4	0	0

- Molecule 58 is a protein called 39S ribosomal protein L21, mitochondrial.

Mol	Chain	Residues	Atoms					AltConf	Trace	
			Total	C	H	N	O			S
58	XS	160	2638	829	1354	226	225	4	0	0

- Molecule 59 is a protein called 39S ribosomal protein L22, mitochondrial.

Mol	Chain	Residues	Atoms					AltConf	Trace	
			Total	C	H	N	O			S
59	XT	166	2778	875	1410	254	232	7	0	0

- Molecule 60 is a protein called 39S ribosomal protein L23, mitochondrial.

Mol	Chain	Residues	Atoms					AltConf	Trace	
			Total	C	H	N	O			S
60	XU	141	2335	743	1164	222	203	3	0	0

- Molecule 61 is a protein called 39S ribosomal protein L24, mitochondrial.

Mol	Chain	Residues	Atoms					AltConf	Trace	
			Total	C	H	N	O			S
61	XV	202	3304	1051	1656	294	295	8	0	0

- Molecule 62 is a protein called 39S ribosomal protein L27, mitochondrial.

Mol	Chain	Residues	Atoms					AltConf	Trace	
			Total	C	H	N	O			S
62	XW	111	1769	558	898	164	146	3	0	0

- Molecule 63 is a protein called 39S ribosomal protein L28, mitochondrial.

Mol	Chain	Residues	Atoms					AltConf	Trace	
			Total	C	H	N	O			S
63	XX	243	4089	1317	2054	351	362	5	0	0

- Molecule 64 is a protein called 39S ribosomal protein L47, mitochondrial.

Mol	Chain	Residues	Atoms					AltConf	Trace	
			Total	C	H	N	O			S
64	XY	178	3109	981	1575	295	254	4	0	0

- Molecule 65 is a protein called 39S ribosomal protein L30, mitochondrial.

Mol	Chain	Residues	Atoms					AltConf	Trace	
			Total	C	H	N	O			S
65	XZ	120	2008	626	1030	183	166	3	0	0

- Molecule 66 is a protein called 39S ribosomal protein L42, mitochondrial.

Mol	Chain	Residues	Atoms					AltConf	Trace	
			Total	C	H	N	O			S
66	a	97	1590	512	777	145	151	5	0	0

- Molecule 67 is a protein called 39S ribosomal protein L43, mitochondrial.

Mol	Chain	Residues	Atoms					AltConf	Trace	
			Total	C	H	N	O			S
67	b	148	2358	733	1180	229	213	3	0	0

- Molecule 68 is a protein called 39S ribosomal protein L44, mitochondrial.

Mol	Chain	Residues	Atoms					AltConf	Trace	
			Total	C	H	N	O			S
68	c	275	4437	1415	2220	383	410	9	0	0

- Molecule 69 is a protein called 39S ribosomal protein L45, mitochondrial.

Mol	Chain	Residues	Atoms					AltConf	Trace	
			Total	C	H	N	O			S
69	d	216	3501	1125	1743	305	315	13	0	0

- Molecule 70 is a protein called 39S ribosomal protein L46, mitochondrial.

Mol	Chain	Residues	Atoms					AltConf	Trace	
			Total	C	H	N	O			S
70	e	217	3529	1124	1767	310	323	5	0	0

- Molecule 71 is a protein called 39S ribosomal protein L48, mitochondrial.

Mol	Chain	Residues	Atoms					AltConf	Trace	
			Total	C	H	N	O			S
71	f	143	2314	737	1165	187	221	4	0	0

- Molecule 72 is a protein called 39S ribosomal protein L49, mitochondrial.

Mol	Chain	Residues	Atoms					AltConf	Trace	
			Total	C	H	N	O			S
72	g	132	2183	710	1086	191	194	2	0	0

- Molecule 73 is a protein called 39S ribosomal protein L50, mitochondrial.

Mol	Chain	Residues	Atoms					AltConf	Trace	
			Total	C	H	N	O			S
73	h	108	1748	560	866	154	165	3	0	0

- Molecule 74 is a protein called 39S ribosomal protein L51, mitochondrial.

Mol	Chain	Residues	Atoms					AltConf	Trace	
			Total	C	H	N	O			S
74	i	97	1684	532	857	165	126	4	0	0

- Molecule 75 is a protein called 39S ribosomal protein L52, mitochondrial.

Mol	Chain	Residues	Atoms					AltConf	Trace	
			Total	C	H	N	O			S
75	j	86	1367	426	678	134	127	2	0	0

- Molecule 76 is a protein called 39S ribosomal protein L53, mitochondrial.

Mol	Chain	Residues	Atoms					AltConf	Trace	
			Total	C	H	N	O			S
76	k	95	1477	456	745	139	132	5	0	0

- Molecule 77 is a protein called 39S ribosomal protein L54, mitochondrial.

Mol	Chain	Residues	Atoms					AltConf	Trace	
			Total	C	H	N	O			S
77	l	80	1327	427	654	118	125	3	0	0

- Molecule 78 is a protein called 39S ribosomal protein L55, mitochondrial.

Mol	Chain	Residues	Atoms					AltConf	Trace	
			Total	C	H	N	O			S
78	m	60	1025	309	525	104	85	2	0	0

- Molecule 79 is a protein called Ribosomal protein 63, mitochondrial.

Mol	Chain	Residues	Atoms					AltConf	Trace	
			Total	C	H	N	O			S
79	o	94	1601	501	804	165	128	3	0	0

- Molecule 80 is a protein called Peptidyl-tRNA hydrolase ICT1, mitochondrial.

Mol	Chain	Residues	Atoms					AltConf	Trace	
			Total	C	H	N	O			S
80	p	127	2141	661	1083	201	192	4	0	0

- Molecule 81 is a protein called Growth arrest and DNA damage-inducible proteins-interacting protein 1.

Mol	Chain	Residues	Atoms					AltConf	Trace	
			Total	C	H	N	O			S
81	q	164	2738	858	1359	267	249	5	0	0

- Molecule 82 is a protein called 39S ribosomal protein S18a, mitochondrial.

Mol	Chain	Residues	Atoms					AltConf	Trace	
			Total	C	H	N	O			S
82	r	161	2653	834	1341	250	220	8	0	0

- Molecule 83 is a RNA chain called mRNA.

Mol	Chain	Residues	Atoms					AltConf	Trace
83	r1	14	Total	C	N	O	P	0	0
			252	126	28	84	14		

- Molecule 84 is a RNA chain called A-site tRNA.

Mol	Chain	Residues	Atoms					AltConf	Trace
84	r2	76	Total	C	N	O	P	0	0
			1485	723	230	456	76		

- Molecule 85 is a RNA chain called P-site tRNA.

Mol	Chain	Residues	Atoms					AltConf	Trace
85	r3	75	Total	C	N	O	P	0	0
			1459	711	222	451	75		

- Molecule 86 is a RNA chain called E-site tRNA.

Mol	Chain	Residues	Atoms					AltConf	Trace
86	r4	75	Total	C	N	O	P	0	0
			1464	713	226	450	75		

- Molecule 87 is a protein called 39S ribosomal protein S30, mitochondrial.

Mol	Chain	Residues	Atoms					AltConf	Trace	
87	s	370	Total	C	H	N	O	S	0	0
			6059	1946	3023	542	534	14		

- Molecule 88 is a protein called 39S ribosomal protein L12, mitochondrial.

Mol	Chain	Residues	Atoms					AltConf	Trace
88	t1	46	Total	C	H	N	O	2	0
			733	228	379	56	70		
88	t2	30	Total	C	H	N	O	0	0
			506	154	268	38	46		
88	t3	30	Total	C	H	N	O	0	0
			506	154	268	38	46		
88	t4	29	Total	C	H	N	O	0	0
			484	148	255	36	45		
88	t5	29	Total	C	H	N	O	0	0
			484	148	255	36	45		
88	t6	27	Total	C	H	N	O	0	0
			450	137	236	34	43		

- Molecule 89 is a protein called Quinupristin.

Mol	Chain	Residues	Atoms					AltConf	Trace	
			Total	C	H	N	O			S
89	A	8	140	53	67	9	10	1	0	0

- Molecule 90 is ZINC ION (three-letter code: ZN) (formula: Zn).

Mol	Chain	Residues	Atoms		AltConf
90	0	1	Total 1	Zn 1	0
90	4	1	Total 1	Zn 1	0
90	AB	1	Total 1	Zn 1	0
90	AO	1	Total 1	Zn 1	0
90	AP	1	Total 1	Zn 1	0
90	AT	1	Total 1	Zn 1	0
90	r	1	Total 1	Zn 1	0

- Molecule 91 is MAGNESIUM ION (three-letter code: MG) (formula: Mg).

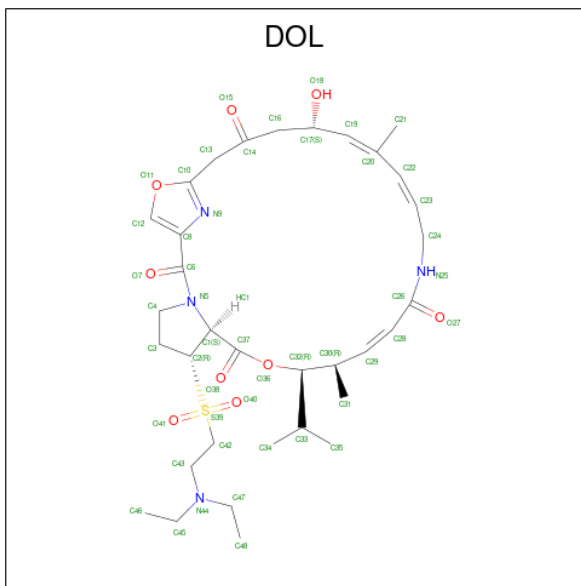
Mol	Chain	Residues	Atoms		AltConf
91	2	1	Total 1	Mg 1	0
91	9	1	Total 1	Mg 1	0
91	XA	141	Total 141	Mg 141	0
91	AA	46	Total 46	Mg 46	0
91	XD	1	Total 1	Mg 1	0
91	XE	1	Total 1	Mg 1	0
91	XI	1	Total 1	Mg 1	0
91	XM	1	Total 1	Mg 1	0
91	XW	1	Total 1	Mg 1	0

Continued on next page...

Continued from previous page...

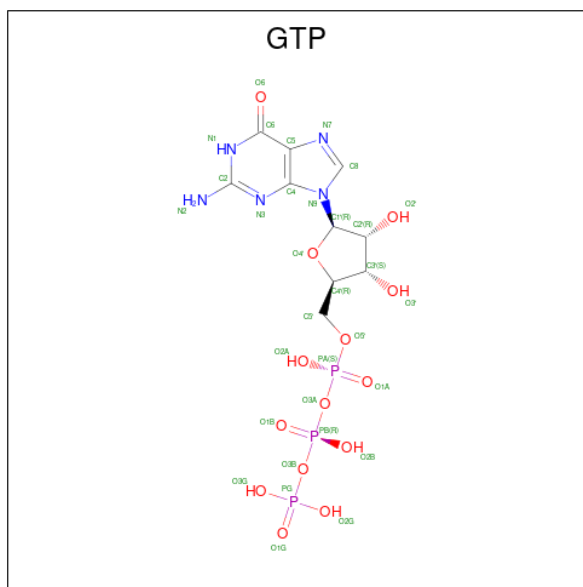
Mol	Chain	Residues	Atoms		AltConf
			Total	Mg	
91	g	1	1	1	0

- Molecule 92 is 5-(2-DIETHYLAMINO-ETHANESULFONYL)-21-HYDROXY-10-ISOPROPYL-11,19-DIMETHYL-9,26-DIOXA-3,15,28-TRIAZA-TRICYCLO[23.2.1.00,255]OCTACOSA-1(27),12,17,19,25(28)-PENTAENE-2,8,14,23-TETRAONE (three-letter code: DOL) (formula: $C_{34}H_{50}N_4O_9S$).



Mol	Chain	Residues	Atoms					AltConf	
			Total	C	H	N	O		S
92	XA	1	98	34	50	4	9	1	0

- Molecule 93 is GUANOSINE-5'-TRIPHOSPHATE (three-letter code: GTP) (formula: $C_{10}H_{16}N_5O_{14}P_3$).

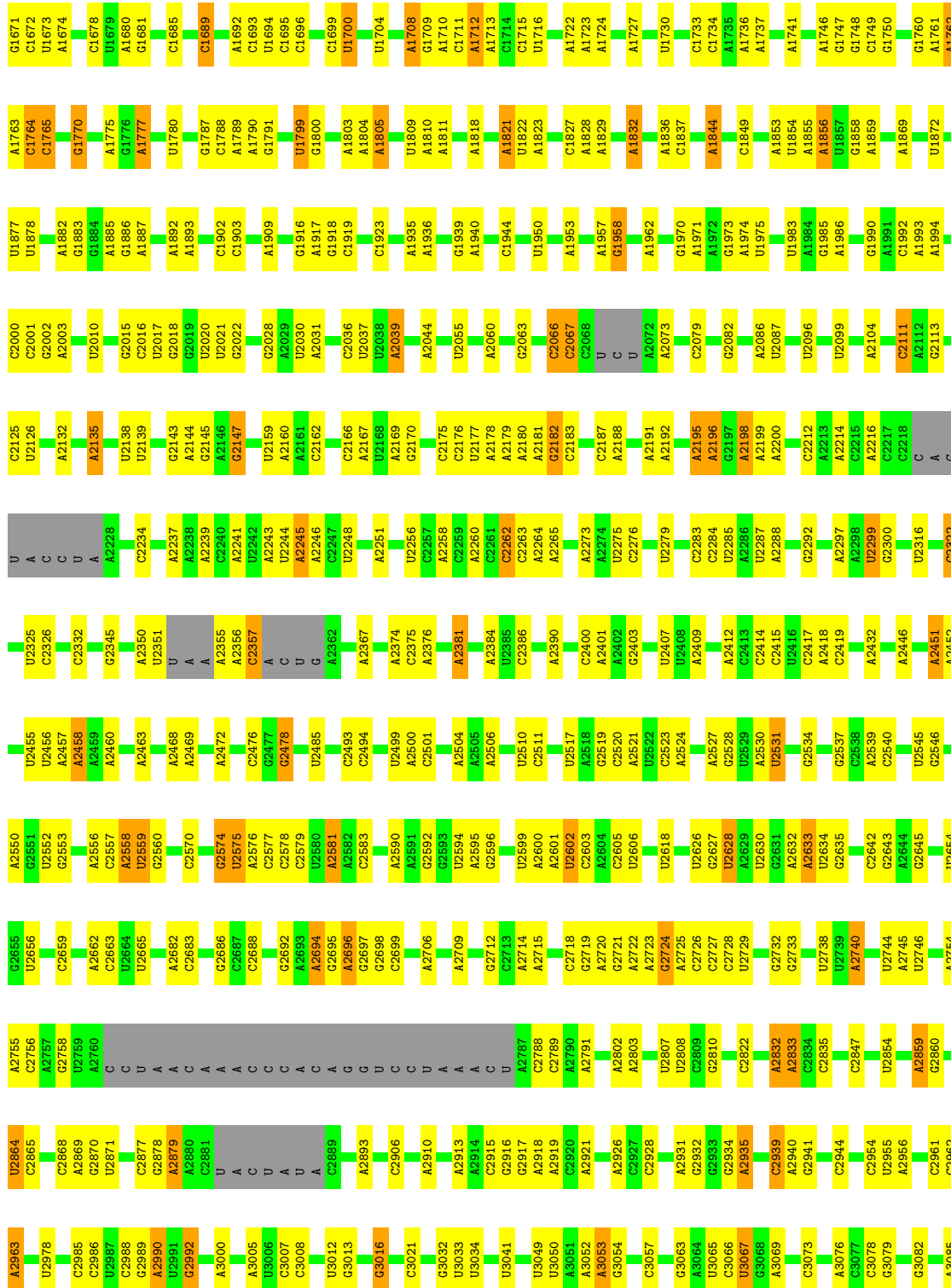


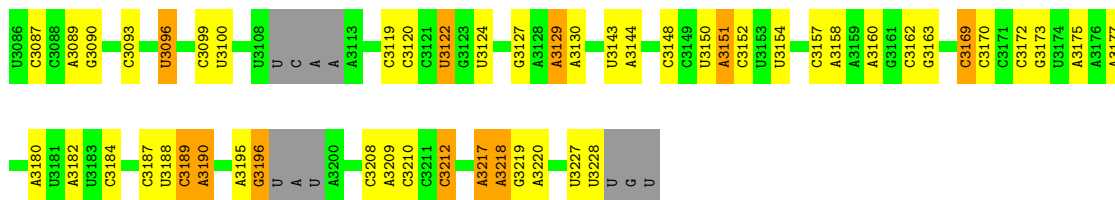
Mol	Chain	Residues	Atoms					AltConf	
			Total	C	H	N	O		P
93	AX	1	42	10	10	5	14	3	0

MET	GLY	VAL	LEU	LEU	ALA	ALA	ALA	ALA	ALA	ARG	CYS	LEU	LEU	VAL	ARG	G14	A15	D16	R17	M18	S19	T22	S23	K24	R25	R28	R31	R36	P72	Y73	V74	T84	D112	M113	L127	M134	F135	L136	R137
-----	-----	-----	-----	-----	-----	-----	-----	-----	-----	-----	-----	-----	-----	-----	-----	-----	-----	-----	-----	-----	-----	-----	-----	-----	-----	-----	-----	-----	-----	-----	-----	-----	------	------	------	------	------	------	------

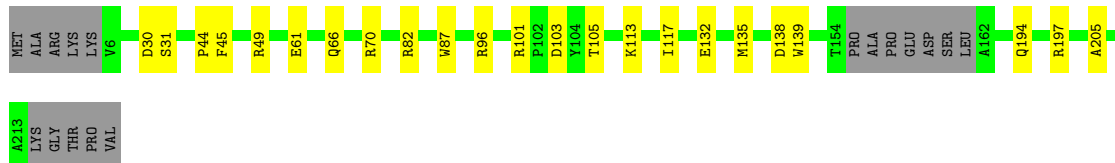
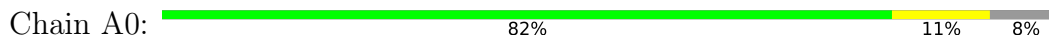
● Molecule 11: 16S mitochondrial rRNA

Chain XA: 63% 29% 5%

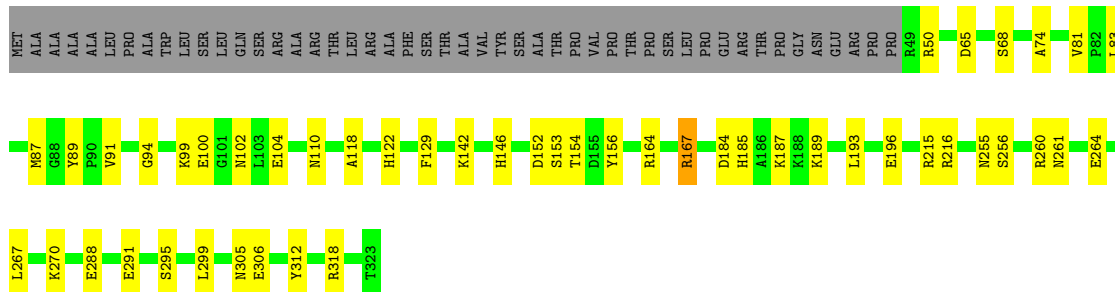




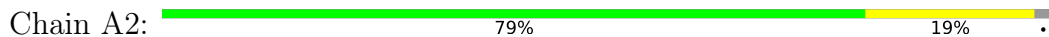
• Molecule 12: 28S ribosomal protein S34, mitochondrial



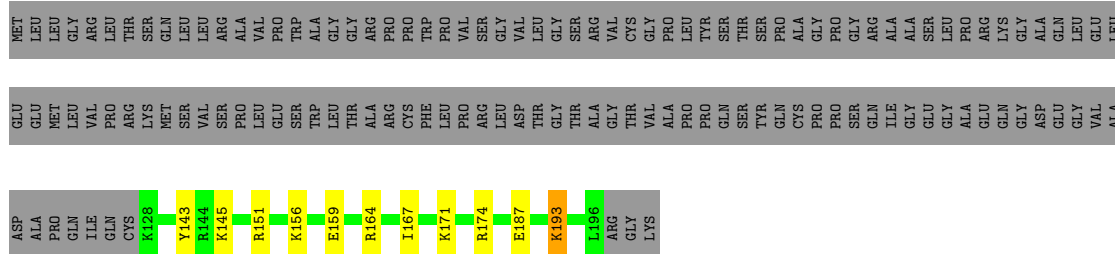
• Molecule 13: 28S ribosomal protein S35, mitochondrial



• Molecule 14: Coiled-coil-helix-coiled-coil-helix domain-containing protein 1

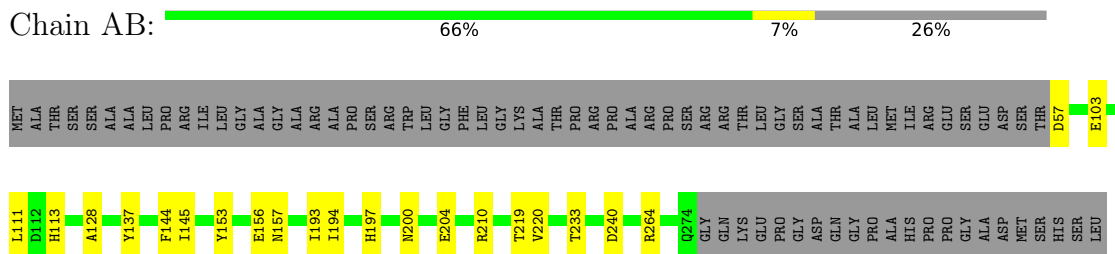


• Molecule 15: Aurora kinase A-interacting protein

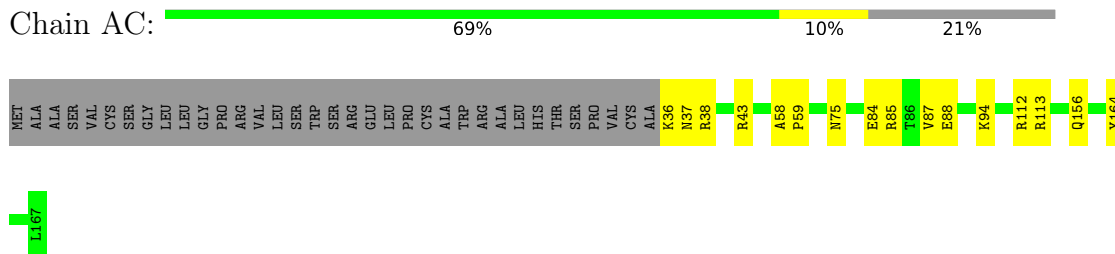


• Molecule 16: Pentatricopeptide repeat domain-containing protein 3, mitochondrial

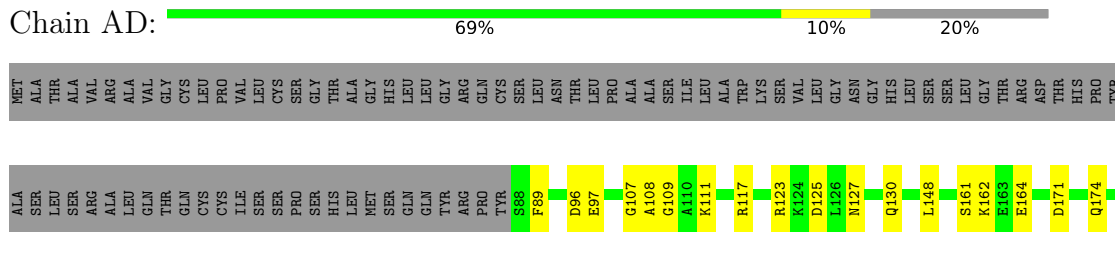
- Molecule 18: 28S ribosomal protein S2, mitochondrial



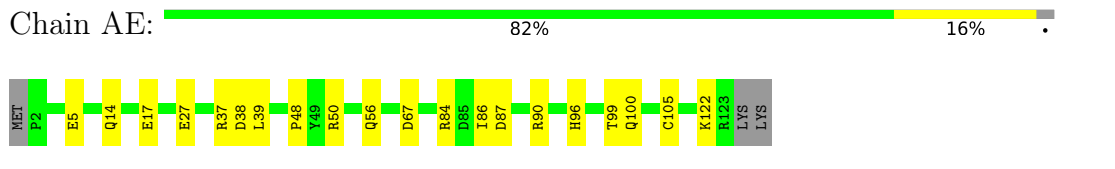
- Molecule 19: 28S ribosomal protein S24, mitochondrial



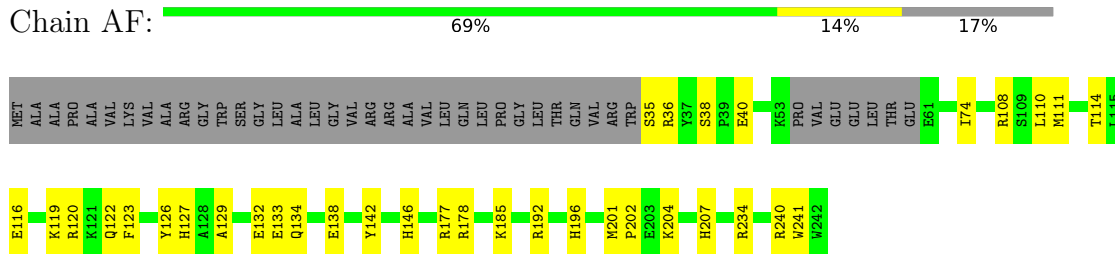
- Molecule 20: 28S ribosomal protein S5, mitochondrial



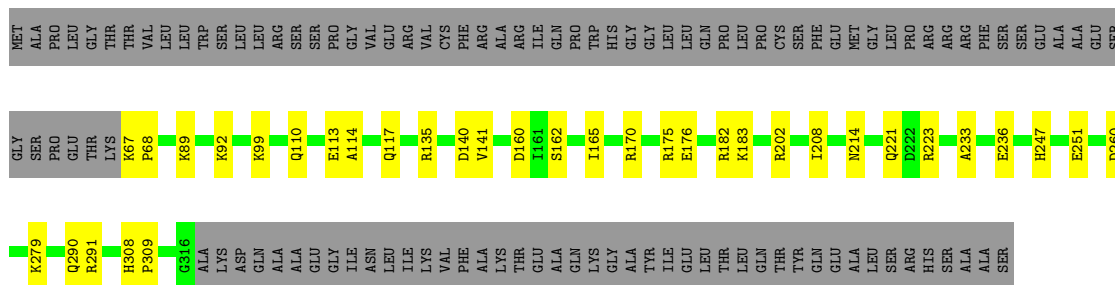
- Molecule 21: 28S ribosomal protein S6, mitochondrial



- Molecule 22: 28S ribosomal protein S7, mitochondrial

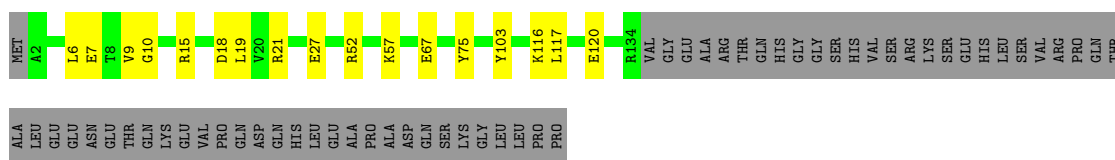


Chain AR: 




- Molecule 35: 28S ribosomal protein S23, mitochondrial

Chain AS: 



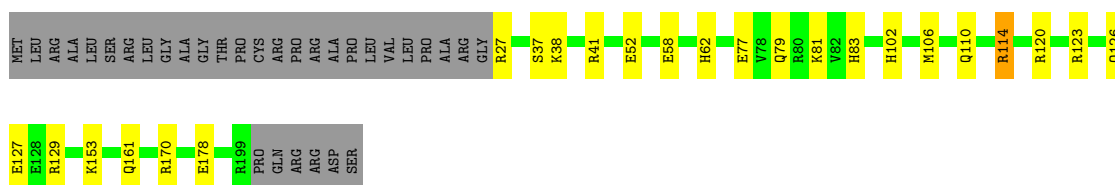
- Molecule 36: 28S ribosomal protein S25, mitochondrial

Chain AT: 




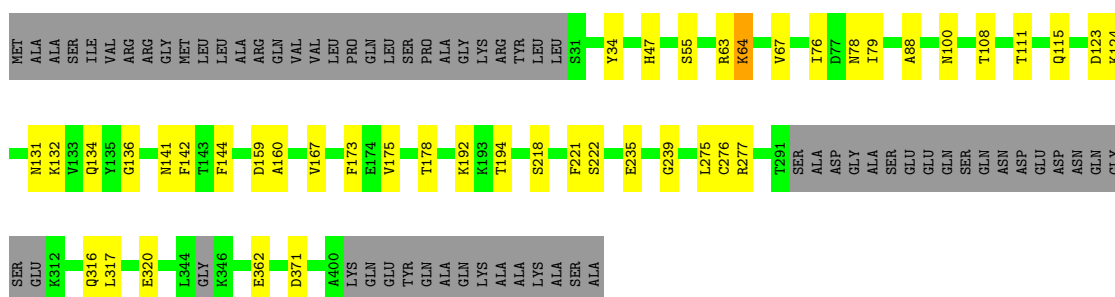
- Molecule 37: 28S ribosomal protein S26, mitochondrial

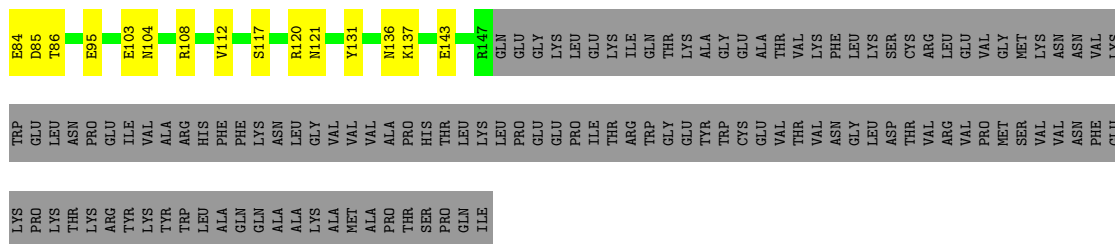
Chain AU: 



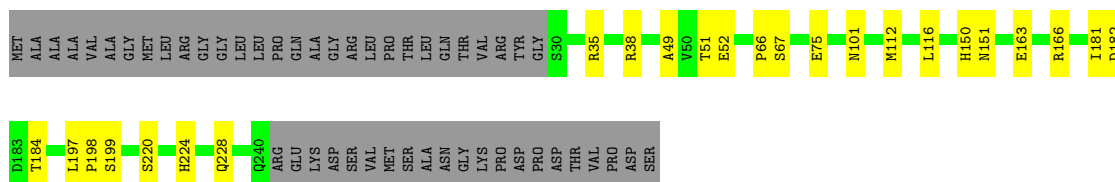
- Molecule 38: 28S ribosomal protein S27, mitochondrial

Chain AV: 

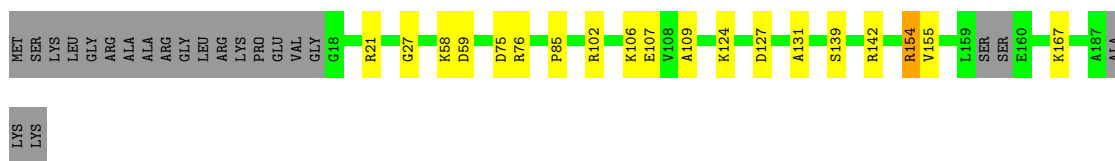
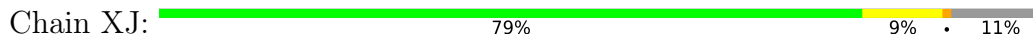




• Molecule 48: 39S ribosomal protein L10, mitochondrial



• Molecule 49: 39S ribosomal protein L11, mitochondrial



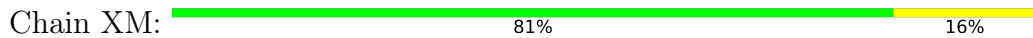
• Molecule 50: 39S ribosomal protein L13, mitochondrial



• Molecule 51: 39S ribosomal protein L14, mitochondrial



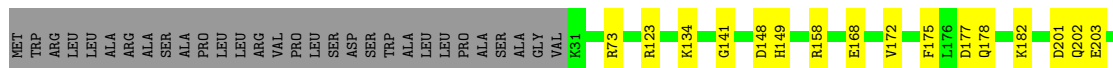
• Molecule 52: 39S ribosomal protein L15, mitochondrial






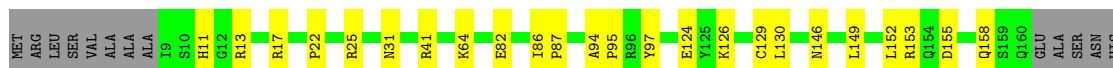
- Molecule 53: 39S ribosomal protein L16, mitochondrial

Chain XN: 79% 9% 12%



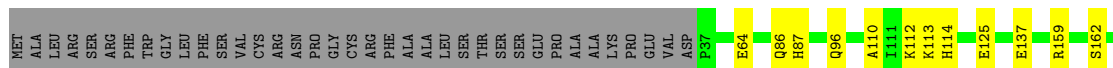
- Molecule 54: 39S ribosomal protein L17, mitochondrial

Chain XO: 73% 14% 13%



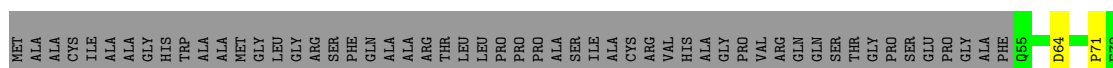
- Molecule 55: 39S ribosomal protein L18, mitochondrial

Chain XP: 72% 7% 21%



- Molecule 56: 39S ribosomal protein L19, mitochondrial

Chain XQ: 71% 11% 18%




- Molecule 57: 39S ribosomal protein L20, mitochondrial

Chain XR: 80% 14% 6%




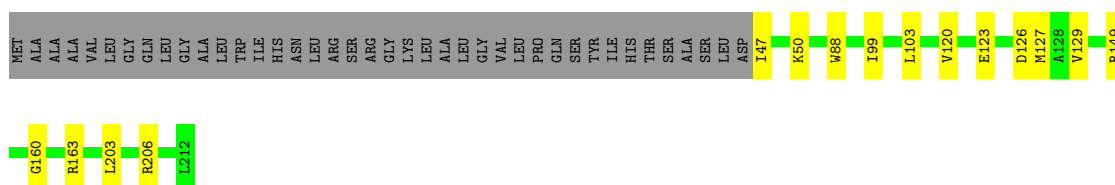
- Molecule 58: 39S ribosomal protein L21, mitochondrial

Chain XS:  72% 6% 22%




- Molecule 59: 39S ribosomal protein L22, mitochondrial

Chain XT:  73% 7% 19%




- Molecule 60: 39S ribosomal protein L23, mitochondrial

Chain XU:  86% 7% 8%




- Molecule 61: 39S ribosomal protein L24, mitochondrial

Chain XV:  83% 11% 6%




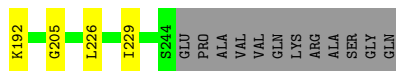
- Molecule 62: 39S ribosomal protein L27, mitochondrial

Chain XW:  65% 10% 25%


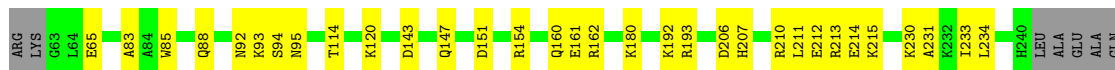
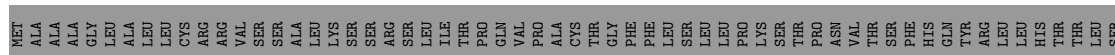


- Molecule 63: 39S ribosomal protein L28, mitochondrial

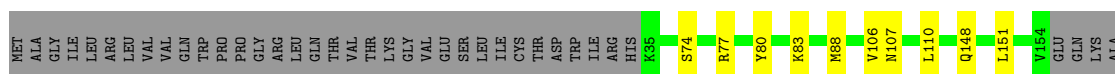
Chain XX:  81% 14% 5%



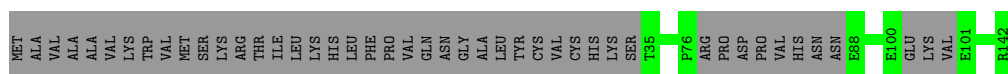
- Molecule 64: 39S ribosomal protein L47, mitochondrial




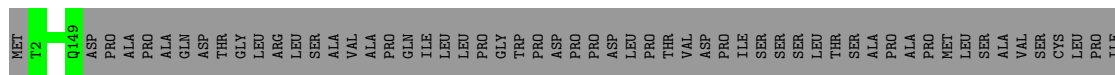
- Molecule 65: 39S ribosomal protein L30, mitochondrial



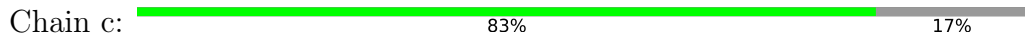
- Molecule 66: 39S ribosomal protein L42, mitochondrial



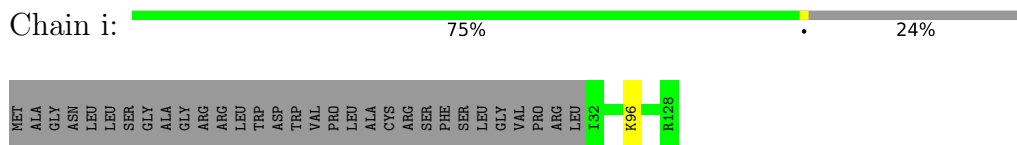
- Molecule 67: 39S ribosomal protein L43, mitochondrial



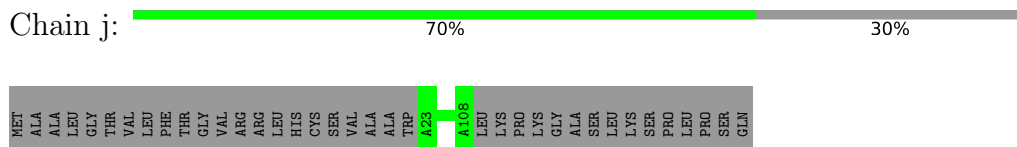
- Molecule 68: 39S ribosomal protein L44, mitochondrial



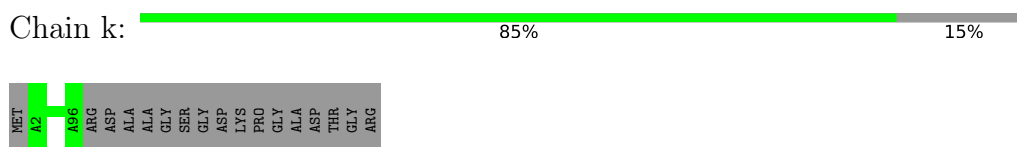
- Molecule 74: 39S ribosomal protein L51, mitochondrial




- Molecule 75: 39S ribosomal protein L52, mitochondrial




- Molecule 76: 39S ribosomal protein L53, mitochondrial



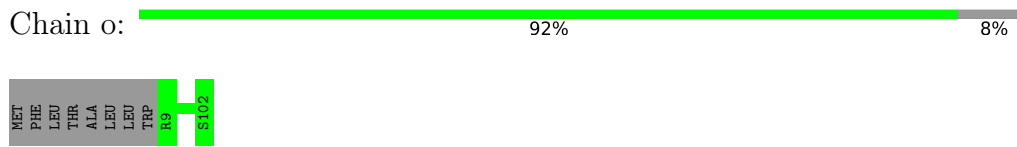
- Molecule 77: 39S ribosomal protein L54, mitochondrial



- Molecule 78: 39S ribosomal protein L55, mitochondrial



- Molecule 79: Ribosomal protein 63, mitochondrial



- Molecule 80: Peptidyl-tRNA hydrolase ICT1, mitochondrial



MET ALA ALA THR ARG CYS LEU ARG TRP LEU LEU ARG ALA VAL VAL TRP LEU LEU PRO PRO PRO PRO ALA ARG ALA HIS LYS LYS ASP GLY THR E38 V61 PRO ASN GLY ALA LYS GLN ALA ASP SER D70 S83 SER GLY PRO PRO GLY GLN ASN VAL

ASN LYS V95 Q163 THR PRO LYS GLU PRO THR LYS GLU ASP VAL K174 I193 HIS SER ALA VAL LYS THR ARG ARG ASP MET ASP


- Molecule 81: Growth arrest and DNA damage-inducible proteins-interacting protein 1

Chain q:  73% 26%

MET ALA ALA SER VAL ARG GLN ALA ARG LEU LEU VAL VAL ALA THR LEU ALA PRO GLY SER PRO ARG ARG LYS THR Y25 R140 K188 LEU LYS GLU GLN LYS ARG LYS GLU ALA ARG ALA ALA LEU ALA ALA VAL VAL ASP GLN PRO ALA ALA

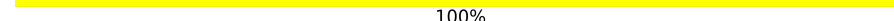
PRO
SER
SER

- Molecule 82: 39S ribosomal protein S18a, mitochondrial

Chain r:  82% 18%

MET ALA ALA LEU LYS ALA LEU VAL SER SER GLY CYS ARG GLY LEU LEU ARG LEU LEU LEU ALA PRO ARG GLY THR TRP SER Y35 T41 GLN E43 R134 H196

- Molecule 83: mRNA

Chain r1:  100%

Y5P44
Y5P45
Y5P46
Y5P47
Y5P48
Y5P49
Y5P50
Y5P51
Y5P52
Y5P53
Y5P54
Y5P55
Y5P56
Y5P57

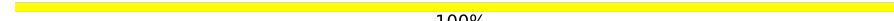
- Molecule 84: A-site tRNA

Chain r2:  100%

A1 Y5P2 Y5P3 Y5P4 A5 A6 A7 Y5P8 A9 A10 A11 Y5P11 Y5P12 Y5P13 A14 A15 Y5P16 Y5P17 A18 A19 Y5P20 A21 A22 A23 A24 Y5P25 A26 A27 A28 A29 A30 A31 Y5P32 Y5P33 A34 A35 A36 A37 A38 Y5P39 Y5P40 Y5P41 Y5P42 Y5P43 A44 Y5P45 A46 Y5P47 Y5P48 Y5P49 Y5P50 Y5P51 A52 A53 Y5P54 Y5P55 Y5P56 A57 A58 Y5P59 Y5P60

Y5P61
Y5P62
A63
A64
A65
Y5P66
Y5P67
Y5P68
A69
A70
A71
Y5P72
A73
Y5P74
Y5P75
A76

- Molecule 85: P-site tRNA

Chain r3:  100%

Y5P1 Y5P2 A3 Y5P3 A4 A5 Y5P6 Y5P7 A8 A9 A10 Y5P10 A11 Y5P11 Y5P12 Y5P13 A14 A15 Y5P16 Y5P17 Y5P18 A19 A20 Y5P21 A22 A23 A24 Y5P25 Y5P26 A27 Y5P28 Y5P29 A30 A31 A32 Y5P33 Y5P34 Y5P35 A36 Y5P37 A38 Y5P39 Y5P40 Y5P41 Y5P42 A43 A44 A45 A46 A47 Y5P48 A49 Y5P50 Y5P51 A52 A53 Y5P54 Y5P55 A56 Y5P57 A58 Y5P59 Y5P60

Y5P61
Y5P62
Y5P63
Y5P64
Y5P65
Y5P66
A67
Y5P68
A69
Y5P70
Y5P71
A72
Y5P73
Y5P74
A75

- Molecule 86: E-site tRNA

4 Experimental information

Property	Value	Source
EM reconstruction method	SINGLE PARTICLE	Depositor
Imposed symmetry	POINT, Not provided	
Number of particles used	13350	Depositor
Resolution determination method	FSC 0.143 CUT-OFF	Depositor
CTF correction method	PHASE FLIPPING AND AMPLITUDE CORRECTION	Depositor
Microscope	FEI TITAN KRIOS	Depositor
Voltage (kV)	300	Depositor
Electron dose ($e^-/\text{\AA}^2$)	30	Depositor
Minimum defocus (nm)	Not provided	
Maximum defocus (nm)	Not provided	
Magnification	Not provided	
Image detector	GATAN K2 SUMMIT (4k x 4k)	Depositor

5 Model quality i

5.1 Standard geometry i

Bond lengths and bond angles in the following residue types are not validated in this section: MHV, MHW, Y5P, 004, MHU, ZN, MHT, DBB, MG, DOL, GTP, P5P

The Z score for a bond length (or angle) is the number of standard deviations the observed value is removed from the expected value. A bond length (or angle) with $|Z| > 5$ is considered an outlier worth inspection. RMSZ is the root-mean-square of all Z scores of the bond lengths (or angles).

Mol	Chain	Bond lengths		Bond angles	
		RMSZ	# Z >5	RMSZ	# Z >5
1	0	0.28	0/895	0.44	0/1201
2	1	0.26	0/444	0.48	0/591
3	2	0.33	0/382	0.42	0/507
4	3	0.33	0/852	0.45	0/1136
5	4	0.28	0/349	0.46	0/461
6	5	0.27	0/3299	0.43	0/4495
7	6	0.28	0/3042	0.42	0/4140
8	7	0.26	0/2422	0.41	0/3276
9	8	1.80	1/1199 (0.1%)	0.45	2/1612 (0.1%)
10	9	0.28	0/1024	0.41	0/1379
11	XA	0.37	0/35615	0.79	0/55429
12	A0	0.23	0/1727	0.41	0/2338
13	A1	0.25	0/2276	0.39	0/3079
14	A2	0.25	0/939	0.42	0/1256
15	A3	0.30	0/621	0.46	0/820
16	A4	0.25	0/4559	0.41	0/6149
17	AA	0.27	0/21952	0.77	1/34164 (0.0%)
18	AB	0.26	0/1819	0.40	0/2462
19	AC	0.28	0/1112	0.42	0/1505
20	AD	0.26	0/2768	0.44	0/3707
21	AE	0.26	0/989	0.45	0/1335
22	AF	0.24	0/1708	0.40	0/2291
23	AG	0.26	0/2559	0.42	0/3429
24	AH	0.27	0/1128	0.44	0/1529
25	AI	0.26	0/1031	0.42	0/1390
26	AJ	0.26	0/854	0.45	0/1148
27	AK	0.25	0/879	0.42	0/1182
28	AL	0.26	0/1406	0.40	0/1878
29	AM	0.25	0/941	0.42	0/1265
30	AN	0.26	0/864	0.44	0/1169
31	AO	0.24	0/1580	0.39	0/2150
32	AP	0.27	0/782	0.41	0/1050

Mol	Chain	Bond lengths		Bond angles	
		RMSZ	# Z >5	RMSZ	# Z >5
33	AQ	0.27	0/746	0.42	0/993
34	AR	0.36	1/2103 (0.0%)	0.43	0/2842
35	AS	0.26	0/1127	0.39	0/1518
36	AT	0.26	0/1361	0.42	0/1829
37	AU	0.24	0/1482	0.39	0/1987
38	AV	0.24	0/2925	0.39	0/3948
39	AW	0.26	0/778	0.44	0/1048
40	AX	0.25	0/2886	0.43	0/3909
41	AY	0.26	0/985	0.40	0/1329
42	AZ	0.26	0/748	0.38	0/1000
43	XB	0.20	0/1400	0.73	0/2168
44	XD	0.29	0/1879	0.47	0/2527
45	XE	0.29	0/2465	0.44	0/3344
46	XF	0.33	0/2071	0.45	0/2817
47	XH	0.26	0/798	0.43	0/1073
48	XI	0.25	0/1727	0.43	0/2340
49	XJ	0.24	0/1309	0.40	0/1764
50	XK	0.30	0/1495	0.41	0/2029
51	XL	0.27	0/904	0.44	0/1218
52	XM	0.31	0/2359	0.44	0/3185
53	XN	0.29	0/1825	0.45	0/2458
54	XO	0.27	0/1269	0.42	0/1708
55	XP	0.27	0/1190	0.44	0/1611
56	XQ	0.26	0/2026	0.43	0/2734
57	XR	0.32	0/1174	0.45	0/1572
58	XS	0.30	0/1311	0.47	0/1778
59	XT	0.31	0/1402	0.44	0/1886
60	XU	0.29	0/1200	0.42	0/1623
61	XV	0.27	0/1693	0.43	0/2297
62	XW	0.32	0/893	0.47	0/1204
63	XX	0.28	0/2090	0.41	0/2825
64	XY	0.28	0/1571	0.41	0/2106
65	XZ	0.29	0/1003	0.45	0/1354
66	a	0.28	0/838	0.45	0/1138
67	b	0.30	0/1202	0.45	0/1626
68	c	0.27	0/2264	0.40	0/3059
69	d	0.26	0/1807	0.42	0/2450
70	e	1.43	6/1797 (0.3%)	0.42	0/2422
71	f	0.28	0/1169	0.43	0/1576
72	g	0.34	1/1134 (0.1%)	0.44	0/1547
73	h	0.25	0/905	0.41	0/1233
74	i	0.32	0/849	0.45	0/1135
75	j	0.27	0/703	0.42	0/947

Mol	Chain	Bond lengths		Bond angles	
		RMSZ	# Z >5	RMSZ	# Z >5
76	k	0.24	0/743	0.43	0/1003
77	l	0.24	0/692	0.37	0/939
78	m	0.23	0/508	0.45	0/682
79	o	0.31	0/818	0.45	0/1097
80	p	0.24	0/1071	0.43	0/1433
81	q	0.25	0/1413	0.42	0/1906
82	r	0.27	0/1351	0.43	0/1831
87	s	0.27	0/3114	0.44	0/4225
88	t1	0.25	0/366	0.38	0/497
88	t2	0.22	0/238	0.39	0/319
88	t3	0.22	0/238	0.39	0/319
88	t4	0.23	0/229	0.41	0/308
88	t5	0.22	0/229	0.36	0/308
88	t6	0.25	0/213	0.46	0/286
89	A	0.55	0/13	0.66	0/15
All	All	0.36	9/176116 (0.0%)	0.58	3/249848 (0.0%)

Chiral center outliers are detected by calculating the chiral volume of a chiral center and verifying if the center is modelled as a planar moiety or with the opposite hand. A planarity outlier is detected by checking planarity of atoms in a peptide group, atoms in a mainchain group or atoms of a sidechain that are expected to be planar.

Mol	Chain	#Chirality outliers	#Planarity outliers
44	XD	0	1
48	XI	0	1
55	XP	0	1
71	f	0	1
73	h	0	1
89	A	2	3
All	All	2	8

All (9) bond length outliers are listed below:

Mol	Chain	Res	Type	Atoms	Z	Observed(Å)	Ideal(Å)
9	8	99	ARG	CG-CD	61.72	3.06	1.51
70	e	84	TYR	CD2-CE2	31.52	1.86	1.39
70	e	84	TYR	CD1-CE1	31.26	1.86	1.39
70	e	84	TYR	CE2-CZ	22.29	1.67	1.38
70	e	84	TYR	CE1-CZ	21.16	1.66	1.38
70	e	84	TYR	CG-CD1	18.72	1.63	1.39
70	e	84	TYR	CG-CD2	16.87	1.61	1.39
34	AR	309	PRO	N-CD	11.16	1.63	1.47

Continued on next page...

Continued from previous page...

Mol	Chain	Res	Type	Atoms	Z	Observed(Å)	Ideal(Å)
72	g	36	PRO	N-CD	5.84	1.56	1.47

All (3) bond angle outliers are listed below:

Mol	Chain	Res	Type	Atoms	Z	Observed(°)	Ideal(°)
9	8	99	ARG	CB-CG-CD	5.74	126.51	111.60
9	8	99	ARG	CG-CD-NE	5.64	123.64	111.80
17	AA	765	C	C2-N1-C1'	5.44	124.78	118.80

All (2) chirality outliers are listed below:

Mol	Chain	Res	Type	Atom
89	A	2	THR	CB
89	A	4	PRO	CA

All (8) planarity outliers are listed below:

Mol	Chain	Res	Type	Group
89	A	3	DBB	Peptide
89	A	4	PRO	Peptide
89	A	5	MHU	Peptide
44	XD	206	TYR	Peptide
48	XI	197	LEU	Peptide
55	XP	114	HIS	Peptide
71	f	138	GLN	Peptide
73	h	78	PHE	Peptide

5.2 Too-close contacts [i](#)

In the following table, the Non-H and H(model) columns list the number of non-hydrogen atoms and hydrogen atoms in the chain respectively. The H(added) column lists the number of hydrogen atoms added and optimized by MolProbity. The Clashes column lists the number of clashes within the asymmetric unit, whereas Symm-Clashes lists symmetry-related clashes.

Mol	Chain	Non-H	H(model)	H(added)	Clashes	Symm-Clashes
1	0	880	903	903	13	0
2	1	439	480	480	5	0
3	2	376	407	406	4	0
4	3	831	883	883	12	0
5	4	341	361	361	6	0
6	5	3204	3201	3201	27	0

Continued on next page...

Continued from previous page...

Mol	Chain	Non-H	H(model)	H(added)	Clashes	Symm-Clashes
7	6	2947	2841	2841	34	0
8	7	2365	2375	2374	21	0
9	8	1175	1202	1202	7	0
10	9	996	987	987	13	0
11	XA	31833	16160	16169	260	0
12	A0	1684	1685	1685	13	0
13	A1	2230	2261	2261	34	0
14	A2	925	964	964	16	0
15	A3	610	682	682	8	0
16	A4	4470	4485	4486	43	0
17	AA	19628	9965	9972	146	0
18	AB	1776	1769	1769	13	0
19	AC	1082	1088	1088	14	0
20	AD	2716	2784	2785	33	0
21	AE	972	1001	1001	15	0
22	AF	1668	1716	1716	30	0
23	AG	2505	2491	2490	31	0
24	AH	1105	1136	1136	15	0
25	AI	1011	1052	1052	12	0
26	AJ	838	887	887	11	0
27	AK	861	885	885	13	0
28	AL	1382	1472	1472	11	0
29	AM	920	951	951	10	0
30	AN	846	908	908	12	0
31	AO	1528	1489	1489	12	0
32	AP	765	796	796	5	0
33	AQ	734	749	749	11	0
34	AR	2060	2074	2074	24	0
35	AS	1100	1103	1103	13	0
36	AT	1330	1342	1342	13	0
37	AU	1461	1471	1471	18	0
38	AV	2867	2862	2862	24	0
39	AW	766	785	785	6	0
40	AX	2814	2805	2804	31	0
41	AY	956	912	911	19	0
42	AZ	731	734	734	8	0
43	XB	1255	635	640	12	0
44	XD	1842	1897	1896	29	0
45	XE	2396	2402	2402	23	0
46	XF	2013	2045	2044	29	0
47	XH	784	832	832	13	0
48	XI	1691	1783	1783	15	0

Continued on next page...

Continued from previous page...

Mol	Chain	Non-H	H(model)	H(added)	Clashes	Symm-Clashes
49	XJ	1291	1366	1364	12	0
50	XK	1451	1448	1448	13	0
51	XL	889	941	941	8	0
52	XM	2305	2377	2377	34	0
53	XN	1778	1808	1808	16	0
54	XO	1245	1283	1283	19	0
55	XP	1164	1162	1162	11	0
56	XQ	1978	2022	2022	22	0
57	XR	1153	1214	1214	17	0
58	XS	1284	1354	1354	12	0
59	XT	1368	1410	1410	15	0
60	XU	1171	1164	1164	8	0
61	XV	1648	1656	1654	15	0
62	XW	871	898	898	11	0
63	XX	2035	2054	2054	25	0
64	XY	1534	1575	1575	29	0
65	XZ	978	1030	1030	9	0
66	a	813	777	777	0	0
67	b	1178	1180	1180	0	0
68	c	2217	2220	2220	0	0
69	d	1758	1743	1742	0	0
70	e	1762	1767	1767	0	0
71	f	1149	1165	1165	0	0
72	g	1097	1086	1085	0	0
73	h	882	866	867	0	0
74	i	827	857	857	0	0
75	j	689	678	678	0	0
76	k	732	745	745	0	0
77	l	673	654	653	0	0
78	m	500	525	525	0	0
79	o	797	804	804	0	0
80	p	1058	1083	1083	0	0
81	q	1379	1359	1359	0	0
82	r	1312	1341	1341	0	0
83	r1	252	0	169	0	0
84	r2	1485	0	835	0	0
85	r3	1459	0	830	0	0
86	r4	1464	0	825	0	0
87	s	3036	3023	3022	0	0
88	t1	354	379	374	0	0
88	t2	238	268	270	0	0
88	t3	238	268	270	0	0

Continued on next page...

Continued from previous page...

Mol	Chain	Non-H	H(model)	H(added)	Clashes	Symm-Clashes
88	t4	229	255	257	0	0
88	t5	229	255	257	0	0
88	t6	214	236	236	0	0
89	A	73	67	64	7	0
90	0	1	0	0	0	0
90	4	1	0	0	0	0
90	AB	1	0	0	0	0
90	AO	1	0	0	0	0
90	AP	1	0	0	0	0
90	AT	1	0	0	0	0
90	r	1	0	0	0	0
91	2	1	0	0	0	0
91	9	1	0	0	0	0
91	AA	46	0	0	0	0
91	XA	141	0	0	0	0
91	XD	1	0	0	0	0
91	XE	1	0	0	0	0
91	XI	1	0	0	0	0
91	XM	1	0	0	0	0
91	XW	1	0	0	0	0
91	g	1	0	0	0	0
92	XA	48	50	50	2	0
93	AX	32	10	12	1	0
All	All	172228	143121	145791	1171	0

The all-atom clashscore is defined as the number of clashes found per 1000 atoms (including hydrogen atoms). The all-atom clashscore for this structure is 5.

All (1171) close contacts within the same asymmetric unit are listed below, sorted by their clash magnitude.

Atom-1	Atom-2	Interatomic distance (Å)	Clash overlap (Å)
23:AG:155:LYS:NZ	23:AG:212:LYS:O	1.98	0.97
43:XB:1621:A:OP1	55:XP:112:LYS:NZ	2.00	0.94
11:XA:2039:A:N6	11:XA:2729:U:O2	2.03	0.92
23:AG:310:ARG:NH1	40:AX:383:LEU:O	2.05	0.90
11:XA:1680:A:OP1	64:XY:230:LYS:NZ	2.06	0.89
51:XL:31:ALA:N	51:XL:91:MET:SD	2.46	0.89
11:XA:2082:G:N2	65:XZ:88:MET:SD	2.46	0.88
34:AR:279:LYS:HZ1	34:AR:308:HIS:CE1	1.92	0.87
11:XA:3063:G:O2'	11:XA:3066:C:OP2	1.92	0.87
11:XA:1777:A:N6	11:XA:1780:U:OP2	2.08	0.87

Continued on next page...

Continued from previous page...

Atom-1	Atom-2	Interatomic distance (Å)	Clash overlap (Å)
11:XA:3050:U:O2'	51:XL:63:LYS:NZ	2.07	0.86
34:AR:279:LYS:NZ	34:AR:308:HIS:CE1	2.44	0.86
48:XI:51:THR:O	53:XN:250:ARG:NH1	2.08	0.86
11:XA:2144:A:OP1	57:XR:57:ARG:NH1	2.09	0.86
11:XA:3220:A:OP1	45:XE:260:LYS:NZ	2.08	0.86
11:XA:1689:C:OP2	63:XX:5:LYS:NZ	2.09	0.86
11:XA:2517:U:OP1	44:XD:287:ARG:NH2	2.09	0.86
11:XA:2954:C:O2	53:XN:182:LYS:NZ	2.09	0.86
18:AB:103:GLU:OE2	35:AS:52:ARG:NH2	2.10	0.85
23:AG:103:ASP:OD1	23:AG:106:ARG:NH2	2.09	0.85
11:XA:2864:U:O5'	62:XW:50:ARG:NH1	2.11	0.83
11:XA:2145:G:N3	58:XS:104:ARG:NH2	2.26	0.83
20:AD:130:GLN:O	42:AZ:72:ARG:NH1	2.11	0.83
25:AI:71:SER:O	25:AI:74:ARG:NH1	2.11	0.83
37:AU:126:GLN:OE1	37:AU:129:ARG:NH2	2.11	0.83
11:XA:2175:C:O2'	49:XJ:102:ARG:NH2	2.11	0.83
61:XV:136:ARG:O	61:XV:143:ARG:NH2	2.11	0.82
47:XH:84:GLU:OE1	63:XX:44:ARG:NH2	2.12	0.82
13:A1:154:THR:OG1	24:AH:171:GLU:OE2	1.96	0.82
36:AT:89:ASP:OD2	37:AU:120:ARG:NH2	2.13	0.81
52:XM:72:THR:OG1	52:XM:77:ARG:NH2	2.13	0.81
17:AA:826:A:OP1	26:AJ:55:ARG:NH1	2.13	0.81
56:XQ:71:PRO:O	56:XQ:73:ARG:NH1	2.14	0.81
44:XD:132:ASP:OD2	44:XD:135:ARG:NH1	2.14	0.80
7:6:117:VAL:O	7:6:121:ARG:NH2	2.14	0.80
11:XA:2111:C:OP1	48:XI:35:ARG:NH1	2.15	0.80
11:XA:2248:U:OP1	57:XR:99:ARG:NH2	2.14	0.79
10:9:74:VAL:O	64:XY:83:ALA:N	2.15	0.79
17:AA:1141:C:O2	17:AA:1162:A:N6	2.15	0.79
37:AU:77:GLU:OE1	37:AU:81:LYS:NZ	2.15	0.79
52:XM:185:ASP:OD1	52:XM:186:ILE:N	2.14	0.79
31:AO:185:SER:O	34:AR:183:LYS:NZ	2.15	0.79
11:XA:1746:A:OP1	63:XX:55:LYS:NZ	2.15	0.79
11:XA:1958:G:OP2	59:XT:160:GLY:N	2.16	0.79
30:AN:62:ASP:OD1	30:AN:88:VAL:N	2.16	0.79
11:XA:2265:A:OP1	52:XM:47:ARG:NH1	2.15	0.79
19:AC:84:GLU:OE1	19:AC:85:ARG:NH2	2.16	0.79
11:XA:2524:A:OP1	44:XD:67:LYS:NZ	2.16	0.78
17:AA:701:G:N2	17:AA:841:A:O2'	2.16	0.78
7:6:191:ASN:ND2	55:XP:137:GLU:O	2.16	0.78
7:6:284:ASP:OD1	7:6:286:ARG:NH2	2.17	0.78

Continued on next page...

Continued from previous page...

Atom-1	Atom-2	Interatomic distance (Å)	Clash overlap (Å)
4:3:113:ARG:NH1	52:XM:75:TYR:O	2.17	0.78
44:XD:204:ALA:O	44:XD:208:ARG:NH2	2.17	0.78
4:3:116:ARG:NH2	4:3:159:ASP:OD1	2.16	0.78
11:XA:1957:A:O4'	59:XT:163:ARG:NH1	2.17	0.78
14:A2:44:THR:O	22:AF:240:ARG:NH2	2.16	0.78
61:XV:181:ASP:O	64:XY:93:LYS:NZ	2.16	0.78
34:AR:176:GLU:OE2	34:AR:182:ARG:NE	2.17	0.78
7:6:380:TYR:O	52:XM:97:SER:OG	2.01	0.78
17:AA:825:U:N3	17:AA:827:A:OP1	2.17	0.78
2:1:23:GLU:N	2:1:23:GLU:OE1	2.17	0.77
11:XA:2063:G:N2	62:XW:56:MET:SD	2.57	0.77
34:AR:279:LYS:NZ	34:AR:308:HIS:NE2	2.32	0.77
11:XA:1935:A:OP2	11:XA:1936:A:N6	2.17	0.77
24:AH:74:LYS:N	24:AH:175:THR:O	2.17	0.77
23:AG:105:ASP:OD1	23:AG:106:ARG:N	2.18	0.77
53:XN:201:ASP:OD1	53:XN:202:GLN:N	2.17	0.77
63:XX:53:ASN:ND2	63:XX:56:ASN:OD1	2.18	0.77
11:XA:2187:C:O3'	49:XJ:106:LYS:NZ	2.18	0.77
17:AA:868:C:OP2	17:AA:870:C:N4	2.18	0.77
11:XA:2726:C:N4	11:XA:2988:C:O2	2.18	0.76
53:XN:134:LYS:NZ	53:XN:141:GLY:O	2.18	0.76
25:AI:182:PRO:O	33:AQ:42:ARG:NH2	2.18	0.76
40:AX:53:GLU:N	40:AX:67:HIS:O	2.19	0.76
47:XH:103:GLU:OE1	47:XH:104:ASN:ND2	2.18	0.76
63:XX:36:ARG:NH2	63:XX:151:GLU:OE1	2.19	0.76
11:XA:2167:A:N6	11:XA:2212:C:OP2	2.18	0.76
59:XT:126:ASP:OD1	59:XT:127:MET:N	2.19	0.76
23:AG:198:ARG:N	23:AG:246:ARG:O	2.18	0.76
35:AS:6:LEU:O	35:AS:15:ARG:NH1	2.19	0.75
38:AV:316:GLN:NE2	38:AV:317:LEU:O	2.19	0.75
17:AA:1233:C:OP1	17:AA:1353:A:N6	2.19	0.75
11:XA:1696:C:OP2	64:XY:180:LYS:NZ	2.18	0.74
11:XA:2166:C:O2	11:XA:2214:A:N6	2.20	0.74
2:1:34:ARG:NH2	2:1:38:ARG:O	2.21	0.74
7:6:106:ARG:NH1	43:XB:1621:A:OP2	2.21	0.74
27:AK:90:ARG:NH2	27:AK:95:SER:O	2.21	0.74
16:A4:269:HIS:O	16:A4:270:ARG:NE	2.20	0.74
17:AA:826:A:N7	26:AJ:55:ARG:NE	2.34	0.74
40:AX:174:ASN:OD1	40:AX:177:ARG:NH1	2.19	0.74
12:A0:49:ARG:NH2	37:AU:41:ARG:O	2.20	0.74
11:XA:2534:G:OP2	44:XD:268:LYS:NZ	2.20	0.74

Continued on next page...

Continued from previous page...

Atom-1	Atom-2	Interatomic distance (Å)	Clash overlap (Å)
38:AV:131:ASN:ND2	38:AV:134:GLN:OE1	2.21	0.74
4:3:175:ASP:O	4:3:178:GLN:NE2	2.19	0.73
40:AX:121:ALA:N	40:AX:299:ASN:OD1	2.21	0.73
10:9:28:ARG:NH1	11:XA:2376:A:O2'	2.20	0.73
38:AV:222:SER:OG	38:AV:277:ARG:NH1	2.20	0.73
45:XE:54:SER:OG	45:XE:57:ASN:OD1	2.07	0.73
11:XA:2191:A:N6	11:XA:2198:A:OP2	2.21	0.73
20:AD:127:ASN:OD1	42:AZ:72:ARG:NH2	2.22	0.73
23:AG:276:ARG:NH1	23:AG:373:ASP:OD2	2.22	0.73
38:AV:132:LYS:O	38:AV:136:GLY:N	2.22	0.72
1:0:181:ARG:NH1	1:0:186:THR:O	2.22	0.72
51:XL:70:GLY:O	51:XL:130:ARG:NH1	2.22	0.72
60:XU:16:GLN:NE2	60:XU:17:LEU:O	2.22	0.72
17:AA:1006:U:OP1	33:AQ:6:LYS:NZ	2.23	0.72
11:XA:2712:G:N2	45:XE:257:MET:SD	2.61	0.72
50:XK:10:GLN:NE2	59:XT:203:LEU:O	2.22	0.72
38:AV:316:GLN:NE2	38:AV:320:GLU:O	2.22	0.72
11:XA:1787:G:N2	11:XA:1790:A:OP2	2.22	0.72
22:AF:129:ALA:O	22:AF:134:GLN:NE2	2.23	0.72
58:XS:72:GLU:O	58:XS:76:HIS:ND1	2.22	0.72
1:0:139:ARG:NH2	11:XA:2322:C:OP1	2.22	0.71
16:A4:479:GLU:HA	16:A4:482:ILE:HD12	1.71	0.71
15:A3:145:LYS:NZ	17:AA:1583:A:OP1	2.23	0.71
40:AX:206:GLU:OE1	40:AX:249:ARG:NH1	2.23	0.71
48:XI:224:HIS:O	48:XI:228:GLN:N	2.20	0.71
46:XF:167:MET:SD	46:XF:279:ARG:NH1	2.63	0.71
6:5:30:ALA:N	44:XD:201:GLY:O	2.24	0.71
9:8:110:GLU:OE2	9:8:114:ARG:NE	2.23	0.71
42:AZ:26:THR:OG1	42:AZ:30:SER:OG	2.06	0.71
14:A2:42:GLU:N	22:AF:241:TRP:O	2.24	0.71
38:AV:362:GLU:N	38:AV:362:GLU:OE1	2.24	0.71
30:AN:12:TRP:NE1	36:AT:81:ASP:O	2.23	0.71
61:XV:55:TYR:O	61:XV:145:ARG:NH2	2.24	0.71
22:AF:119:LYS:NZ	40:AX:398:LEU:O	2.24	0.71
40:AX:111:TYR:O	40:AX:115:THR:OG1	2.09	0.70
11:XA:1883:G:N7	46:XF:281:ARG:NH1	2.38	0.70
49:XJ:85:PRO:O	49:XJ:124:LYS:NZ	2.24	0.70
31:AO:65:GLN:O	31:AO:69:GLY:N	2.24	0.70
61:XV:54:TRP:NE1	61:XV:56:LEU:O	2.24	0.70
10:9:22:THR:OG1	10:9:36:ARG:NH1	2.24	0.70
11:XA:1957:A:OP2	89:A:8:MHT:H7A	1.91	0.70

Continued on next page...

Continued from previous page...

Atom-1	Atom-2	Interatomic distance (Å)	Clash overlap (Å)
11:XA:3012:U:O4'	11:XA:3173:G:N2	2.25	0.70
40:AX:56:PRO:O	40:AX:59:HIS:NE2	2.23	0.70
11:XA:2499:U:OP2	11:XA:2504:A:N6	2.23	0.70
17:AA:1411:G:O3'	40:AX:279:LYS:NZ	2.24	0.70
11:XA:2724:G:OP1	46:XF:131:LYS:NZ	2.24	0.70
11:XA:2643:G:O2'	11:XA:2645:G:OP2	2.09	0.70
16:A4:470:GLN:OE1	16:A4:472:ASP:N	2.25	0.70
1:0:95:ARG:NH1	11:XA:1821:A:OP2	2.25	0.69
23:AG:217:ASP:OD1	23:AG:218:TYR:N	2.25	0.69
41:AY:340:SER:OG	41:AY:377:ARG:NH2	2.26	0.69
11:XA:1953:A:O2'	11:XA:2463:A:OP1	2.10	0.69
11:XA:1800:G:N1	11:XA:1803:A:OP2	2.26	0.69
17:AA:1429:C:OP1	23:AG:388:ARG:NH2	2.25	0.69
4:3:113:ARG:NH2	11:XA:1750:G:OP2	2.25	0.69
14:A2:32:ARG:NH1	17:AA:1599:A:OP2	2.25	0.69
36:AT:97:GLU:N	36:AT:97:GLU:OE1	2.26	0.69
7:6:308:GLN:NE2	7:6:311:MET:SD	2.66	0.69
13:A1:100:GLU:O	19:AC:156:GLN:NE2	2.25	0.69
17:AA:949:U:O3'	30:AN:29:ARG:NH1	2.25	0.69
36:AT:91:GLU:OE2	37:AU:123:ARG:NH1	2.25	0.69
11:XA:1716:U:O2	63:XX:89:GLN:NE2	2.26	0.69
13:A1:261:ASN:ND2	13:A1:264:GLU:OE1	2.25	0.69
17:AA:1231:A:OP1	27:AK:98:ARG:NE	2.25	0.69
6:5:149:ASN:ND2	6:5:152:GLU:OE2	2.26	0.69
2:1:53:ARG:NH2	11:XA:2879:A:O2'	2.25	0.68
5:4:84:ARG:NE	11:XA:3188:U:OP2	2.26	0.68
7:6:160:ASP:OD2	7:6:267:ARG:NH1	2.26	0.68
11:XA:2016:C:OP2	52:XM:59:ARG:NH1	2.26	0.68
11:XA:3127:G:O2'	11:XA:3130:A:N6	2.25	0.68
21:AE:5:GLU:OE2	21:AE:96:HIS:ND1	2.26	0.68
17:AA:1433:A:N3	17:AA:1458:A:N6	2.41	0.68
17:AA:1314:C:N3	22:AF:36:ARG:NH2	2.40	0.68
13:A1:312:TYR:OH	40:AX:338:ASP:O	2.10	0.68
22:AF:126:TYR:O	22:AF:134:GLN:NE2	2.26	0.68
22:AF:122:GLN:NE2	22:AF:138:GLU:O	2.26	0.68
11:XA:3175:A:OP2	11:XA:3187:C:N4	2.26	0.68
17:AA:996:A:OP2	25:AI:119:ASN:ND2	2.27	0.68
17:AA:860:A:N7	17:AA:919:A:O2'	2.27	0.67
34:AR:260:ASP:OD1	34:AR:291:ARG:NH1	2.27	0.67
1:0:136:GLU:OE1	1:0:177:ARG:NH2	2.26	0.67
4:3:124:ARG:NH2	11:XA:2868:C:OP1	2.27	0.67

Continued on next page...

Continued from previous page...

Atom-1	Atom-2	Interatomic distance (Å)	Clash overlap (Å)
11:XA:2139:U:O4	65:XZ:77:ARG:NH1	2.28	0.67
18:AB:219:THR:O	18:AB:233:THR:OG1	2.11	0.67
28:AL:84:LYS:NZ	37:AU:161:GLN:OE1	2.26	0.67
27:AK:58:ARG:NE	27:AK:72:ASP:OD1	2.25	0.67
37:AU:58:GLU:OE2	37:AU:62:HIS:NE2	2.28	0.67
13:A1:256:SER:O	13:A1:260:ARG:NH1	2.27	0.67
11:XA:1877:U:O3'	52:XM:30:ASN:ND2	2.28	0.67
58:XS:188:THR:O	58:XS:190:GLN:NE2	2.27	0.67
63:XX:13:ARG:NE	63:XX:33:GLU:OE2	2.28	0.67
7:6:114:ARG:NH1	43:XB:1643:A:OP1	2.28	0.67
27:AK:28:HIS:NE2	42:AZ:60:GLU:OE2	2.27	0.67
39:AW:132:GLU:O	39:AW:135:GLN:NE2	2.27	0.67
52:XM:148:PHE:O	52:XM:170:ASN:ND2	2.27	0.67
4:3:182:ASP:OD2	11:XA:1892:A:N6	2.29	0.66
29:AM:59:ASN:ND2	29:AM:63:GLU:OE2	2.29	0.66
40:AX:266:ASN:ND2	40:AX:311:SER:O	2.29	0.66
62:XW:62:HIS:N	62:XW:65:ASN:OD1	2.27	0.66
11:XA:1708:A:O5'	64:XY:192:LYS:NZ	2.28	0.66
13:A1:291:GLU:OE1	13:A1:318:ARG:NH2	2.27	0.66
46:XF:75:GLU:OE2	46:XF:210:ARG:NE	2.28	0.66
58:XS:91:GLN:N	58:XS:91:GLN:OE1	2.28	0.66
17:AA:1389:G:N2	17:AA:1416:A:N7	2.44	0.66
49:XJ:154:ARG:NH1	49:XJ:155:VAL:O	2.28	0.66
61:XV:184:GLU:O	64:XY:93:LYS:NZ	2.25	0.66
3:2:82:ARG:NH2	11:XA:1791:G:OP2	2.28	0.66
16:A4:478:TYR:CE2	16:A4:482:ILE:HD11	2.31	0.66
18:AB:200:ASN:ND2	18:AB:204:GLU:OE2	2.29	0.65
38:AV:67:VAL:O	38:AV:100:ASN:ND2	2.29	0.65
6:5:182:ASP:OD1	6:5:183:ASN:N	2.29	0.65
44:XD:206:TYR:O	44:XD:208:ARG:N	2.28	0.65
8:7:279:GLU:N	8:7:279:GLU:OE1	2.29	0.65
11:XA:1856:A:OP2	11:XA:2986:C:O2'	2.14	0.65
35:AS:52:ARG:NH1	35:AS:57:LYS:O	2.30	0.65
44:XD:128:GLN:NE2	44:XD:129:VAL:O	2.29	0.65
16:A4:198:TYR:O	16:A4:239:ARG:NH1	2.28	0.65
41:AY:292:GLN:OE1	41:AY:292:GLN:N	2.30	0.65
53:XN:148:ASP:OD1	53:XN:149:HIS:N	2.30	0.65
2:1:34:ARG:NH2	2:1:35:ASN:O	2.30	0.65
4:3:169:ARG:NH2	11:XA:1892:A:OP1	2.30	0.64
4:3:168:ARG:NH2	4:3:170:ASN:OD1	2.29	0.64
11:XA:2537:G:O2'	11:XA:2634:U:OP2	2.15	0.64

Continued on next page...

Continued from previous page...

Atom-1	Atom-2	Interatomic distance (Å)	Clash overlap (Å)
11:XA:2822:C:O2'	11:XA:2915:C:OP2	2.15	0.64
46:XF:49:ARG:NH1	46:XF:270:GLU:OE1	2.30	0.64
61:XV:19:TYR:OH	61:XV:31:ASP:OD2	2.15	0.64
64:XY:151:ASP:OD1	64:XY:154:ARG:NH2	2.28	0.64
17:AA:1450:C:O2'	24:AH:131:ARG:NH2	2.29	0.64
38:AV:192:LYS:NZ	38:AV:194:THR:O	2.30	0.64
29:AM:93:LEU:O	34:AR:175:ARG:NH2	2.31	0.64
30:AN:31:THR:OG1	36:AT:65:MET:SD	2.56	0.64
34:AR:165:ILE:O	34:AR:170:ARG:NH2	2.31	0.64
16:A4:478:TYR:CD2	16:A4:482:ILE:HD11	2.32	0.64
17:AA:780:C:N3	28:AL:197:ARG:NH2	2.46	0.64
52:XM:99:ASN:OD1	52:XM:100:ARG:N	2.31	0.64
11:XA:1672:C:O2'	59:XT:149:ARG:O	2.15	0.63
11:XA:2531:U:O4	44:XD:246:ARG:NH2	2.30	0.63
19:AC:75:ASN:O	27:AK:103:ARG:NH2	2.31	0.63
33:AQ:55:GLU:OE2	33:AQ:59:ARG:NE	2.31	0.63
2:1:23:GLU:OE2	2:1:57:VAL:N	2.30	0.63
7:6:74:TYR:OH	55:XP:64:GLU:OE2	2.15	0.63
17:AA:1014:A:O2'	17:AA:1031:G:O4'	2.15	0.63
25:AI:79:LYS:N	25:AI:82:GLU:OE2	2.30	0.63
61:XV:66:GLU:N	61:XV:66:GLU:OE1	2.32	0.63
13:A1:87:MET:O	13:A1:102:ASN:ND2	2.31	0.63
50:XK:44:LYS:NZ	50:XK:53:CYS:O	2.32	0.62
52:XM:261:ASP:OD1	52:XM:264:GLN:NE2	2.30	0.62
29:AM:20:ARG:NH1	29:AM:42:PRO:O	2.31	0.62
63:XX:147:LYS:O	63:XX:147:LYS:HG2	1.98	0.62
11:XA:2626:U:O2'	11:XA:2628:U:OP2	2.15	0.62
16:A4:455:ASN:O	16:A4:486:TYR:OH	2.17	0.62
11:XA:2990:A:O2'	11:XA:2992:G:OP2	2.16	0.62
8:7:59:THR:O	8:7:61:ARG:NH2	2.33	0.62
24:AH:109:HIS:NE2	24:AH:144:GLU:OE2	2.33	0.62
52:XM:289:ASN:OD1	52:XM:290:LEU:N	2.33	0.62
62:XW:115:ASP:OD1	62:XW:116:LEU:N	2.33	0.62
11:XA:2367:A:O2'	64:XY:120:LYS:NZ	2.32	0.62
17:AA:873:G:O2'	17:AA:921:U:O2	2.17	0.62
13:A1:129:PHE:HB3	16:A4:65:TRP:CH2	2.35	0.62
51:XL:96:MET:SD	56:XQ:170:ARG:NH1	2.73	0.61
17:AA:668:U:O2'	31:AO:83:GLY:O	2.19	0.61
17:AA:870:C:OP2	31:AO:97:ARG:NH2	2.31	0.61
63:XX:36:ARG:NE	63:XX:151:GLU:OE2	2.33	0.61
32:AP:140:TYR:O	32:AP:141:ARG:NE	2.31	0.61

Continued on next page...

Continued from previous page...

Atom-1	Atom-2	Interatomic distance (Å)	Clash overlap (Å)
13:A1:118:ALA:O	13:A1:122:HIS:ND1	2.33	0.61
46:XF:220:ASP:O	46:XF:245:ALA:N	2.33	0.61
11:XA:1962:A:OP2	11:XA:2501:C:N4	2.34	0.61
63:XX:83:GLU:N	63:XX:83:GLU:OE1	2.34	0.61
37:AU:110:GLN:O	37:AU:114:ARG:NE	2.33	0.61
11:XA:1844:A:OP2	57:XR:48:ARG:NH2	2.32	0.60
50:XK:73:GLU:N	50:XK:73:GLU:OE1	2.34	0.60
11:XA:1694:U:O4'	64:XY:162:ARG:NH2	2.34	0.60
18:AB:137:TYR:O	18:AB:264:ARG:NH2	2.35	0.60
17:AA:1289:G:O2'	17:AA:1297:G:OP2	2.19	0.60
11:XA:1832:A:N6	11:XA:1837:C:OP2	2.35	0.60
11:XA:1761:A:O2'	11:XA:1762:A:O5'	2.18	0.60
12:A0:66:GLN:O	12:A0:70:ARG:NH1	2.34	0.60
12:A0:132:GLU:OE1	12:A0:205:ALA:N	2.34	0.60
13:A1:50:ARG:HD3	16:A4:94:TYR:CE1	2.37	0.60
41:AY:303:GLN:NE2	41:AY:307:GLU:OE1	2.34	0.60
36:AT:130:GLY:N	36:AT:135:CYS:SG	2.75	0.60
7:6:376:THR:O	11:XA:1892:A:N6	2.35	0.59
11:XA:2016:C:O2	11:XA:2931:A:O2'	2.20	0.59
11:XA:2273:A:O2'	57:XR:16:ASP:OD2	2.20	0.59
7:6:360:ARG:NH1	11:XA:2870:G:O6	2.34	0.59
20:AD:216:GLU:N	20:AD:216:GLU:OE1	2.35	0.59
42:AZ:54:ASN:ND2	42:AZ:57:THR:OG1	2.35	0.59
16:A4:99:SER:N	16:A4:102:GLU:OE2	2.33	0.59
7:6:159:ARG:NH2	7:6:160:ASP:OD1	2.36	0.59
7:6:27:ARG:N	11:XA:2832:A:N1	2.51	0.59
38:AV:76:ILE:O	38:AV:115:GLN:NE2	2.34	0.59
11:XA:3151:A:N6	11:XA:3163:G:O2'	2.35	0.59
14:A2:18:LYS:NZ	17:AA:1024:G:O6	2.35	0.59
16:A4:339:LEU:O	16:A4:374:HIS:NE2	2.36	0.59
16:A4:443:ASP:O	16:A4:446:LYS:NZ	2.35	0.59
41:AY:378:ASN:O	41:AY:382:GLU:OE1	2.20	0.59
24:AH:75:ARG:N	24:AH:175:THR:OG1	2.36	0.59
5:4:88:TRP:NE1	11:XA:2160:A:OP2	2.32	0.59
64:XY:206:ASP:OD1	64:XY:207:HIS:N	2.36	0.59
11:XA:2021:U:O4	52:XM:41:ARG:NH2	2.35	0.59
56:XQ:205:LYS:NZ	56:XQ:206:PRO:O	2.35	0.59
4:3:179:LYS:NZ	7:6:373:HIS:O	2.36	0.58
11:XA:1674:A:N7	59:XT:47:ILE:N	2.51	0.58
45:XE:212:GLY:O	54:XO:11:HIS:NE2	2.34	0.58
92:XA:5143:DOL:H311	92:XA:5143:DOL:H343	1.85	0.58

Continued on next page...

Continued from previous page...

Atom-1	Atom-2	Interatomic distance (Å)	Clash overlap (Å)
18:AB:111:LEU:O	18:AB:113:HIS:ND1	2.37	0.58
4:3:168:ARG:NH1	52:XM:130:GLN:OE1	2.36	0.58
17:AA:1430:A:OP1	23:AG:388:ARG:NH2	2.35	0.58
63:XX:61:ARG:NH2	63:XX:63:GLU:OE2	2.36	0.58
11:XA:2754:A:N3	63:XX:108:GLN:NE2	2.51	0.58
17:AA:1478:A:N6	17:AA:1565:A:O2'	2.35	0.58
21:AE:37:ARG:N	21:AE:67:ASP:O	2.35	0.58
22:AF:38:SER:OG	22:AF:40:GLU:OE1	2.21	0.58
30:AN:59:THR:OG1	30:AN:62:ASP:OD2	2.20	0.58
3:2:49:ARG:NH2	11:XA:2500:A:N1	2.52	0.58
56:XQ:103:ARG:NH2	56:XQ:167:TYR:OH	2.36	0.58
63:XX:82:GLY:N	63:XX:83:GLU:OE1	2.36	0.58
11:XA:1730:U:OP2	47:XH:75:ARG:NH2	2.37	0.58
17:AA:702:C:O2'	17:AA:842:C:O2	2.21	0.58
18:AB:197:HIS:NE2	18:AB:240:ASP:O	2.36	0.58
25:AI:94:ASN:OD1	25:AI:95:THR:N	2.35	0.58
1:0:79:ALA:N	11:XA:3099:C:O2	2.37	0.58
46:XF:94:ASP:OD1	46:XF:95:ILE:N	2.36	0.58
54:XO:97:TYR:OH	54:XO:126:LYS:O	2.22	0.57
8:7:298:GLN:NE2	8:7:322:LYS:O	2.37	0.57
11:XA:1747:G:OP2	11:XA:1749:C:N4	2.36	0.57
11:XA:2147:G:OP1	58:XS:104:ARG:NE	2.36	0.57
11:XA:2457:A:O2'	54:XO:17:ARG:NH2	2.36	0.57
8:7:190:ASP:O	8:7:295:ARG:NH1	2.37	0.57
25:AI:158:ARG:NH2	25:AI:177:ASP:OD2	2.36	0.57
20:AD:257:SER:OG	20:AD:271:ALA:O	2.21	0.57
11:XA:2104:A:OP1	53:XN:73:ARG:NH1	2.32	0.57
31:AO:81:HIS:ND1	31:AO:82:LYS:O	2.36	0.57
11:XA:2558:A:N6	17:AA:1001:C:OP1	2.37	0.57
11:XA:1672:C:OP1	59:XT:50:LYS:N	2.37	0.57
11:XA:1877:U:O2'	52:XM:30:ASN:ND2	2.38	0.57
35:AS:27:GLU:N	35:AS:27:GLU:OE1	2.38	0.57
7:6:119:GLU:N	7:6:119:GLU:OE1	2.37	0.57
12:A0:96:ARG:N	12:A0:117:ILE:O	2.38	0.57
17:AA:1231:A:OP2	27:AK:88:ARG:NH2	2.37	0.57
17:AA:1347:G:OP1	27:AK:36:ARG:NH1	2.34	0.57
51:XL:93:GLY:O	51:XL:95:ARG:NH2	2.38	0.57
21:AE:38:ASP:OD1	21:AE:39:LEU:N	2.38	0.56
1:0:99:LYS:NZ	11:XA:2709:A:O2'	2.37	0.56
11:XA:2400:C:O2'	11:XA:2401:A:O5'	2.23	0.56
13:A1:104:GLU:N	13:A1:104:GLU:OE1	2.39	0.56

Continued on next page...

Continued from previous page...

Atom-1	Atom-2	Interatomic distance (Å)	Clash overlap (Å)
14:A2:9:ARG:NH2	17:AA:1021:U:OP2	2.38	0.56
17:AA:1598:G:OP1	33:AQ:57:TYR:OH	2.20	0.56
47:XH:108:ARG:NH1	47:XH:143:GLU:OE2	2.35	0.56
48:XI:38:ARG:O	53:XN:242:TRP:NE1	2.37	0.56
3:2:82:ARG:NH2	11:XA:1790:A:OP1	2.39	0.56
11:XA:2926:A:O2'	11:XA:3087:C:OP1	2.22	0.56
57:XR:122:ARG:NH2	57:XR:126:GLU:OE2	2.39	0.56
8:7:262:ASP:OD1	8:7:263:VAL:N	2.39	0.56
11:XA:2325:U:O2'	54:XO:82:GLU:OE2	2.23	0.56
53:XN:177:ASP:OD1	53:XN:178:GLN:N	2.38	0.56
20:AD:96:ASP:OD1	20:AD:97:GLU:N	2.39	0.56
11:XA:2472:A:O2'	11:XA:2478:G:N7	2.35	0.56
33:AQ:20:GLU:OE1	33:AQ:24:ARG:NH1	2.36	0.56
52:XM:202:LYS:NZ	52:XM:293:TYR:O	2.37	0.56
60:XU:52:ASP:OD1	60:XU:53:LEU:N	2.39	0.56
17:AA:1236:C:OP2	27:AK:33:ARG:NH2	2.39	0.56
19:AC:88:GLU:OE2	19:AC:112:ARG:NH1	2.39	0.56
11:XA:2195:A:O2'	11:XA:2196:A:O5'	2.20	0.55
35:AS:7:GLU:N	35:AS:7:GLU:OE1	2.40	0.55
17:AA:1134:G:OP2	26:AJ:38:ARG:NH2	2.39	0.55
34:AR:176:GLU:N	34:AR:176:GLU:OE1	2.39	0.55
41:AY:377:ARG:O	41:AY:381:ASN:ND2	2.39	0.55
11:XA:1673:U:O2'	59:XT:149:ARG:NH2	2.38	0.55
14:A2:12:ARG:NH2	17:AA:1125:A:O4'	2.40	0.55
51:XL:43:ASN:ND2	51:XL:117:THR:OG1	2.39	0.55
56:XQ:268:ASP:OD1	56:XQ:269:MET:N	2.40	0.55
13:A1:89:TYR:O	19:AC:164:TYR:OH	2.22	0.55
20:AD:283:GLU:O	20:AD:356:GLN:NE2	2.37	0.55
22:AF:132:GLU:OE2	22:AF:132:GLU:N	2.37	0.55
10:9:134:ASN:OD1	10:9:135:PHE:N	2.38	0.55
16:A4:175:GLN:O	16:A4:180:GLY:N	2.40	0.55
11:XA:2182:G:O2'	11:XA:2183:C:O4'	2.21	0.55
11:XA:2978:U:O2'	11:XA:3057:C:OP1	2.24	0.55
16:A4:264:ARG:HE	16:A4:293:THR:HG22	1.72	0.55
57:XR:96:GLU:O	58:XS:105:GLN:NE2	2.36	0.55
6:5:337:GLU:N	6:5:337:GLU:OE1	2.39	0.55
11:XA:2595:A:O2'	15:A3:151:ARG:NH1	2.40	0.55
17:AA:769:G:N2	17:AA:772:A:OP2	2.37	0.55
49:XJ:27:GLY:O	49:XJ:58:LYS:NZ	2.39	0.55
11:XA:2663:C:OP1	54:XO:13:ARG:NH1	2.34	0.55
32:AP:65:CYS:SG	32:AP:68:CYS:N	2.80	0.55

Continued on next page...

Continued from previous page...

Atom-1	Atom-2	Interatomic distance (Å)	Clash overlap (Å)
13:A1:83:LEU:O	13:A1:99:LYS:NZ	2.38	0.55
17:AA:722:C:N3	17:AA:798:C:O2'	2.39	0.54
23:AG:227:LYS:O	23:AG:230:THR:OG1	2.25	0.54
17:AA:1266:A:OP2	19:AC:36:LYS:N	2.40	0.54
17:AA:1320:G:OP2	19:AC:37:ASN:ND2	2.40	0.54
55:XP:125:GLU:OE1	55:XP:159:ARG:NH2	2.40	0.54
62:XW:62:HIS:ND1	62:XW:94:GLU:OE1	2.41	0.54
23:AG:362:GLU:OE2	23:AG:365:ARG:NH1	2.40	0.54
12:A0:82:ARG:NH2	12:A0:138:ASP:O	2.41	0.54
11:XA:1885:A:OP2	46:XF:168:LYS:NZ	2.40	0.54
38:AV:159:ASP:OD1	38:AV:160:ALA:N	2.38	0.54
56:XQ:118:ARG:NH2	56:XQ:202:VAL:O	2.41	0.54
11:XA:2581:A:O2'	11:XA:2583:C:N4	2.40	0.54
22:AF:108:ARG:NH2	23:AG:307:THR:OG1	2.41	0.54
50:XK:110:GLY:O	50:XK:114:LYS:NZ	2.41	0.54
6:5:393:LYS:O	6:5:396:VAL:HG12	2.08	0.54
23:AG:272:SER:OG	23:AG:347:ALA:O	2.24	0.54
39:AW:78:GLU:OE1	39:AW:78:GLU:N	2.40	0.54
11:XA:2182:G:N2	11:XA:2199:A:N3	2.55	0.53
17:AA:1526:U:O2	17:AA:1526:U:O2'	2.25	0.53
47:XH:136:ASN:OD1	47:XH:137:LYS:N	2.41	0.53
11:XA:2696:A:O2'	11:XA:2698:G:OP1	2.25	0.53
43:XB:1630:A:N1	43:XB:1637:C:N4	2.56	0.53
24:AH:161:GLN:HA	24:AH:164:LEU:CD1	2.38	0.53
49:XJ:107:GLU:OE1	49:XJ:109:ALA:N	2.39	0.53
61:XV:185:ARG:NE	64:XY:92:ASN:OD1	2.40	0.53
11:XA:3152:C:OP1	56:XQ:141:SER:OG	2.23	0.53
14:A2:113:ASN:OD1	14:A2:114:LYS:N	2.42	0.53
40:AX:171:SER:OG	40:AX:178:PHE:O	2.27	0.53
11:XA:1805:A:OP2	61:XV:94:HIS:NE2	2.41	0.53
35:AS:18:ASP:OD1	35:AS:19:LEU:N	2.41	0.53
52:XM:203:ARG:NH2	52:XM:261:ASP:O	2.42	0.53
11:XA:1770:G:OP2	57:XR:11:ARG:NH1	2.36	0.53
18:AB:153:TYR:O	18:AB:157:ASN:ND2	2.42	0.53
34:AR:247:HIS:O	34:AR:251:GLU:OE1	2.27	0.53
11:XA:2145:G:OP1	58:XS:169:ARG:NH2	2.41	0.53
40:AX:161:TRP:NE1	40:AX:183:GLU:OE2	2.42	0.53
56:XQ:227:LYS:O	56:XQ:229:TRP:N	2.42	0.53
11:XA:2558:A:O5'	17:AA:1001:C:N4	2.42	0.52
13:A1:255:ASN:OD1	13:A1:256:SER:N	2.42	0.52
38:AV:123:ASP:OD1	38:AV:124:LYS:N	2.42	0.52

Continued on next page...

Continued from previous page...

Atom-1	Atom-2	Interatomic distance (Å)	Clash overlap (Å)
63:XX:149:PRO:HG2	63:XX:152:ASP:OD2	2.10	0.52
11:XA:2145:G:O2'	11:XA:2147:G:OP1	2.27	0.52
11:XA:2939:C:H2'	11:XA:2940:A:O4'	2.09	0.52
12:A0:61:GLU:OE2	12:A0:139:TRP:N	2.41	0.52
13:A1:288:GLU:OE1	13:A1:318:ARG:NE	2.42	0.52
17:AA:769:G:OP2	30:AN:73:ARG:NH2	2.43	0.52
22:AF:201:MET:SD	22:AF:201:MET:N	2.81	0.52
58:XS:94:ARG:NH1	58:XS:111:GLU:OE2	2.35	0.52
8:7:247:ASN:ND2	8:7:251:ILE:O	2.40	0.52
11:XA:1788:C:N4	11:XA:1916:G:O2'	2.36	0.52
21:AE:96:HIS:O	21:AE:100:GLN:NE2	2.43	0.52
11:XA:2510:U:OP2	11:XA:2539:A:N6	2.39	0.52
22:AF:35:SER:OG	22:AF:36:ARG:N	2.43	0.52
40:AX:214:GLU:OE2	40:AX:232:ARG:NH2	2.43	0.52
7:6:27:ARG:N	11:XA:2073:A:OP2	2.43	0.52
11:XA:2170:G:OP1	49:XJ:21:ARG:NH1	2.42	0.52
11:XA:2216:A:N3	48:XI:150:HIS:NE2	2.58	0.52
11:XA:2367:A:O3'	64:XY:120:LYS:NZ	2.42	0.52
13:A1:81:VAL:O	13:A1:99:LYS:NZ	2.41	0.52
29:AM:71:ASP:OD1	29:AM:72:ARG:N	2.42	0.52
34:AR:202:ARG:NE	34:AR:233:ALA:O	2.40	0.52
42:AZ:80:ASP:OD1	42:AZ:81:GLU:N	2.43	0.52
6:5:334:LYS:N	6:5:362:THR:OG1	2.43	0.52
11:XA:2662:A:OP1	45:XE:220:LYS:NZ	2.43	0.52
30:AN:67:ARG:NH1	30:AN:80:GLU:OE2	2.43	0.52
7:6:239:ASN:OD1	7:6:275:GLN:NE2	2.43	0.52
10:9:16:ASP:OD1	10:9:25:ARG:NH1	2.42	0.52
10:9:72:PRO:O	64:XY:85:TRP:NE1	2.41	0.52
20:AD:123:ARG:NH1	20:AD:125:ASP:OD1	2.43	0.52
44:XD:207:ILE:O	44:XD:212:THR:OG1	2.26	0.52
11:XA:2355:A:H2'	11:XA:2356:A:H5'	1.92	0.52
12:A0:103:ASP:OD2	12:A0:105:THR:OG1	2.25	0.52
17:AA:698:C:OP1	37:AU:37:SER:OG	2.28	0.52
17:AA:1307:G:O2'	23:AG:120:ARG:NH2	2.43	0.52
8:7:66:GLU:OE2	60:XU:143:ARG:NE	2.43	0.51
11:XA:2714:A:OP2	45:XE:239:ARG:NH1	2.43	0.51
17:AA:661:C:OP1	20:AD:339:SER:OG	2.20	0.51
17:AA:1239:C:O2	17:AA:1351:G:N2	2.43	0.51
11:XA:1859:A:OP1	11:XA:2299:U:O2'	2.25	0.51
17:AA:819:A:O2'	17:AA:831:U:O2'	2.25	0.51
17:AA:1517:A:O2'	17:AA:1518:C:O4'	2.26	0.51

Continued on next page...

Continued from previous page...

Atom-1	Atom-2	Interatomic distance (Å)	Clash overlap (Å)
23:AG:384:GLN:NE2	23:AG:386:GLY:O	2.43	0.51
23:AG:129:GLU:OE1	23:AG:129:GLU:N	2.38	0.51
40:AX:157:ASP:OD1	40:AX:158:ALA:N	2.43	0.51
43:XB:1615:A:O2'	43:XB:1616:A:O4'	2.21	0.51
11:XA:2692:G:N1	11:XA:2696:A:OP2	2.32	0.51
12:A0:30:ASP:OD1	12:A0:31:SER:N	2.43	0.51
13:A1:305:ASN:OD1	13:A1:306:GLU:N	2.42	0.51
17:AA:901:G:OP1	20:AD:117:ARG:NH1	2.43	0.51
17:AA:1482:A:N6	20:AD:232:THR:O	2.38	0.51
16:A4:478:TYR:O	16:A4:482:ILE:HG13	2.11	0.51
20:AD:107:GLY:O	20:AD:111:LYS:NZ	2.43	0.51
36:AT:95:ASN:OD1	36:AT:96:LYS:N	2.43	0.51
38:AV:55:SER:OG	56:XQ:64:ASP:OD2	2.23	0.51
36:AT:138:GLU:N	36:AT:142:GLU:OE1	2.42	0.51
16:A4:98:ALA:N	16:A4:102:GLU:OE2	2.44	0.51
17:AA:947:U:OP1	28:AL:162:GLN:NE2	2.41	0.51
17:AA:1008:A:OP1	21:AE:50:ARG:NE	2.42	0.51
17:AA:1053:A:N1	17:AA:1100:C:O2'	2.42	0.51
17:AA:1278:C:OP2	20:AD:269:ARG:NH1	2.44	0.51
38:AV:235:GLU:O	38:AV:239:GLY:N	2.43	0.51
10:9:19:SER:O	10:9:25:ARG:NH2	2.43	0.51
11:XA:1775:A:O2'	57:XR:10:LEU:N	2.44	0.51
11:XA:2756:C:OP1	47:XH:121:ASN:ND2	2.40	0.51
16:A4:70:VAL:HG11	24:AH:158:GLU:OE1	2.11	0.51
17:AA:1050:C:OP2	28:AL:198:ARG:NH1	2.44	0.51
11:XA:1678:C:O4'	61:XV:42:ARG:NH2	2.42	0.51
11:XA:3008:C:C2	11:XA:3032:G:N2	2.79	0.51
48:XI:181:ILE:O	48:XI:184:THR:N	2.43	0.51
57:XR:96:GLU:OE1	57:XR:96:GLU:N	2.44	0.51
7:6:283:GLU:OE2	7:6:283:GLU:N	2.39	0.51
37:AU:178:GLU:N	37:AU:178:GLU:OE1	2.42	0.51
11:XA:2552:U:C2	11:XA:2553:G:C8	2.99	0.50
44:XD:253:ASN:OD1	44:XD:254:LYS:N	2.43	0.50
7:6:368:ARG:NE	11:XA:2860:G:OP2	2.44	0.50
13:A1:156:TYR:O	13:A1:167:ARG:NH1	2.44	0.50
21:AE:56:GLN:OE1	21:AE:56:GLN:N	2.44	0.50
34:AR:114:ALA:O	34:AR:117:GLN:NE2	2.44	0.50
52:XM:153:ASN:ND2	52:XM:256:LEU:O	2.44	0.50
17:AA:1195:U:OP1	22:AF:185:LYS:NZ	2.36	0.50
38:AV:34:TYR:OH	38:AV:371:ASP:OD2	2.29	0.50
11:XA:3218:A:OP2	45:XE:212:GLY:N	2.44	0.50

Continued on next page...

Continued from previous page...

Atom-1	Atom-2	Interatomic distance (Å)	Clash overlap (Å)
17:AA:1225:C:O2'	17:AA:1449:G:O2'	2.26	0.50
17:AA:1261:C:OP1	20:AD:109:GLY:N	2.42	0.50
11:XA:2802:A:H2'	11:XA:2803:A:O4'	2.12	0.50
46:XF:215:SER:OG	46:XF:257:GLN:N	2.34	0.50
7:6:166:THR:OG1	7:6:167:PHE:N	2.44	0.50
13:A1:196:GLU:N	13:A1:196:GLU:OE1	2.45	0.50
38:AV:108:THR:O	38:AV:111:THR:OG1	2.27	0.50
50:XK:160:GLN:NE2	50:XK:164:ASP:OD1	2.42	0.50
54:XO:41:ARG:NE	54:XO:124:GLU:OE1	2.36	0.50
13:A1:267:LEU:O	13:A1:270:LYS:NZ	2.43	0.50
34:AR:221:GLN:OE1	34:AR:223:ARG:NE	2.44	0.50
9:8:137:ARG:O	9:8:141:GLU:OE1	2.30	0.50
26:AJ:84:ARG:NH1	26:AJ:85:LEU:O	2.45	0.50
44:XD:86:ASP:OD2	44:XD:87:HIS:ND1	2.45	0.50
54:XO:129:CYS:SG	54:XO:130:LEU:N	2.85	0.50
14:A2:102:ASN:OD1	14:A2:103:LYS:N	2.45	0.49
61:XV:68:LYS:NZ	61:XV:69:ASP:OD1	2.45	0.49
13:A1:129:PHE:HB3	16:A4:65:TRP:CZ2	2.47	0.49
13:A1:152:ASP:N	13:A1:152:ASP:OD1	2.45	0.49
17:AA:1261:C:OP1	20:AD:108:ALA:N	2.45	0.49
27:AK:89:ASN:OD1	27:AK:102:ARG:NH1	2.45	0.49
1:0:91:ARG:NH2	11:XA:1818:A:OP2	2.42	0.49
7:6:198:ALA:O	7:6:254:TYR:OH	2.30	0.49
17:AA:1051:A:O3'	28:AL:153:LYS:NZ	2.41	0.49
34:AR:279:LYS:HZ3	34:AR:308:HIS:CE1	2.28	0.49
11:XA:2682:A:OP1	57:XR:34:ARG:NH2	2.45	0.49
20:AD:171:ASP:O	20:AD:174:GLN:NE2	2.46	0.49
63:XX:118:ILE:O	63:XX:168:ARG:NH1	2.45	0.49
10:9:137:ARG:NE	60:XU:21:ARG:O	2.38	0.49
17:AA:906:C:OP1	20:AD:117:ARG:NE	2.44	0.49
17:AA:949:U:O2'	30:AN:29:ARG:NH1	2.43	0.49
25:AI:81:GLU:O	25:AI:148:ARG:NH1	2.46	0.49
30:AN:30:VAL:N	30:AN:47:LYS:O	2.44	0.49
45:XE:54:SER:N	54:XO:146:ASN:OD1	2.46	0.49
45:XE:316:PHE:HB3	45:XE:317:PRO:HD3	1.94	0.49
8:7:197:GLU:OE2	8:7:200:ARG:NH2	2.45	0.49
38:AV:47:HIS:N	38:AV:78:ASN:OD1	2.46	0.49
6:5:160:HIS:HA	6:5:164:TRP:HB2	1.94	0.49
6:5:173:ARG:NH1	6:5:348:ASP:O	2.43	0.49
11:XA:2574:G:O2'	11:XA:2575:U:P	2.71	0.49
17:AA:729:U:O2'	17:AA:745:A:N6	2.45	0.49

Continued on next page...

Continued from previous page...

Atom-1	Atom-2	Interatomic distance (Å)	Clash overlap (Å)
17:AA:1187:U:OP2	17:AA:1189:U:N3	2.43	0.49
43:XB:1644:G:O6	55:XP:87:HIS:NE2	2.42	0.49
11:XA:2145:G:N1	11:XA:2256:U:O4	2.46	0.49
34:AR:140:ASP:OD1	34:AR:141:VAL:N	2.46	0.49
45:XE:56:GLU:O	54:XO:153:ARG:NH2	2.46	0.49
11:XA:2143:G:C6	11:XA:2258:A:N1	2.81	0.49
11:XA:2939:C:O2'	11:XA:2940:A:H5'	2.13	0.49
12:A0:87:TRP:O	31:AO:218:ARG:NH1	2.45	0.48
17:AA:1454:G:OP2	23:AG:377:ARG:NH2	2.46	0.48
20:AD:192:GLY:O	31:AO:78:ARG:NH2	2.45	0.48
42:AZ:27:ASN:O	42:AZ:30:SER:OG	2.20	0.48
47:XH:95:GLU:OE2	47:XH:112:VAL:N	2.46	0.48
11:XA:2031:A:N6	11:XA:2044:A:O2'	2.45	0.48
16:A4:108:LEU:HD23	20:AD:148:LEU:HD21	1.96	0.48
17:AA:1293:C:N4	33:AQ:80:ARG:O	2.45	0.48
41:AY:367:LYS:O	41:AY:371:GLU:OE1	2.30	0.48
42:AZ:81:GLU:OE2	42:AZ:84:ARG:NH2	2.42	0.48
46:XF:191:ASP:OD1	46:XF:192:SER:N	2.44	0.48
23:AG:276:ARG:HG3	23:AG:277:LYS:H	1.79	0.48
33:AQ:49:CYS:SG	33:AQ:50:ARG:N	2.86	0.48
1:0:166:SER:N	1:0:169:ASP:OD1	2.47	0.48
8:7:164:VAL:HG12	8:7:164:VAL:O	2.13	0.48
11:XA:1700:U:O4	64:XY:193:ARG:NH2	2.47	0.48
11:XA:2472:A:OP1	51:XL:37:ARG:NH2	2.41	0.48
44:XD:64:VAL:O	44:XD:80:ARG:NH2	2.45	0.48
48:XI:101:ASN:OD1	48:XI:151:ASN:N	2.46	0.48
52:XM:192:PRO:O	52:XM:196:ARG:HG3	2.13	0.48
8:7:238:ASP:OD1	8:7:239:PHE:N	2.46	0.48
11:XA:1957:A:P	89:A:8:MHT:H7	2.53	0.48
11:XA:3119:C:C2	11:XA:3120:C:C5	3.01	0.48
17:AA:1367:A:N6	17:AA:1388:C:O4'	2.46	0.48
35:AS:67:GLU:OE2	39:AW:85:ARG:NE	2.47	0.48
36:AT:9:ILE:O	36:AT:12:THR:OG1	2.30	0.48
11:XA:2028:G:N1	11:XA:2264:A:OP2	2.36	0.48
11:XA:2279:U:OP1	46:XF:255:LYS:NZ	2.42	0.48
11:XA:3082:G:N2	11:XA:3085:A:OP2	2.38	0.48
17:AA:990:U:H2'	17:AA:991:G:O4'	2.14	0.48
13:A1:142:LYS:O	13:A1:146:HIS:ND1	2.41	0.48
17:AA:662:U:H2'	17:AA:663:A:O4'	2.14	0.48
17:AA:1433:A:C4	17:AA:1458:A:N6	2.82	0.48
54:XO:64:LYS:NZ	54:XO:97:TYR:O	2.47	0.48

Continued on next page...

Continued from previous page...

Atom-1	Atom-2	Interatomic distance (Å)	Clash overlap (Å)
6:5:300:ARG:HA	6:5:303:ARG:HE	1.79	0.48
11:XA:2519:G:N2	11:XA:2530:A:OP2	2.40	0.48
57:XR:66:THR:HA	57:XR:69:ILE:HG22	1.96	0.48
11:XA:2139:U:OP2	65:XZ:74:SER:N	2.38	0.48
17:AA:1121:A:OP2	20:AD:297:ARG:NH2	2.47	0.48
27:AK:64:PRO:O	27:AK:68:GLN:NE2	2.46	0.48
37:AU:52:GLU:OE1	37:AU:52:GLU:N	2.45	0.48
40:AX:170:GLN:OE1	40:AX:175:LYS:NZ	2.39	0.48
48:XI:163:GLU:O	48:XI:166:ARG:HG3	2.14	0.48
61:XV:148:THR:O	61:XV:149:ARG:HG2	2.14	0.48
5:4:74:LYS:NZ	11:XA:2162:C:OP1	2.36	0.48
11:XA:2262:C:O2'	58:XS:175:ARG:NH2	2.46	0.48
11:XA:2665:U:OP2	54:XO:17:ARG:NH1	2.45	0.48
17:AA:948:U:OP2	17:AA:1045:G:N2	2.46	0.48
17:AA:1441:A:O2'	27:AK:101:LYS:NZ	2.45	0.48
20:AD:293:ASP:OD1	20:AD:294:ILE:N	2.47	0.48
11:XA:3195:A:OP2	11:XA:3196:G:O2'	2.23	0.47
38:AV:173:PHE:O	38:AV:178:THR:OG1	2.32	0.47
63:XX:163:ARG:NH2	63:XX:205:GLY:O	2.47	0.47
11:XA:3066:C:H2'	11:XA:3067:U:H5'	1.97	0.47
13:A1:129:PHE:O	16:A4:63:LYS:NZ	2.43	0.47
17:AA:682:A:N6	17:AA:865:A:H61	2.11	0.47
50:XK:142:VAL:HG23	50:XK:143:GLU:N	2.29	0.47
9:8:186:GLN:N	9:8:186:GLN:OE1	2.47	0.47
11:XA:1821:A:H2'	11:XA:1822:U:O4'	2.13	0.47
11:XA:2460:A:OP1	45:XE:238:ARG:NH2	2.45	0.47
36:AT:113:LEU:O	36:AT:117:GLU:OE1	2.32	0.47
14:A2:78:ALA:O	14:A2:82:GLU:OE1	2.32	0.47
17:AA:1235:U:H5''	17:AA:1236:C:OP2	2.15	0.47
11:XA:3096:U:C5	89:A:7:004:O	2.67	0.47
21:AE:27:GLU:OE2	37:AU:170:ARG:NH1	2.45	0.47
44:XD:209:ALA:O	44:XD:212:THR:OG1	2.32	0.47
65:XZ:106:VAL:O	65:XZ:110:LEU:HD23	2.14	0.47
8:7:192:TRP:O	8:7:295:ARG:NH1	2.47	0.47
9:8:165:ASP:OD1	9:8:165:ASP:N	2.47	0.47
11:XA:2511:C:O2'	44:XD:257:ILE:O	2.23	0.47
34:AR:135:ARG:NH1	34:AR:236:GLU:OE2	2.46	0.47
12:A0:194:GLN:O	12:A0:197:ARG:NH1	2.47	0.47
14:A2:24:ASN:OD1	14:A2:25:LYS:N	2.45	0.47
16:A4:366:GLU:OE1	16:A4:366:GLU:N	2.42	0.47
17:AA:1526:U:O2'	17:AA:1527:A:O4'	2.23	0.47

Continued on next page...

Continued from previous page...

Atom-1	Atom-2	Interatomic distance (Å)	Clash overlap (Å)
19:AC:113:ARG:NH2	24:AH:166:GLU:OE2	2.48	0.47
21:AE:48:PRO:O	32:AP:124:TYR:OH	2.32	0.47
22:AF:204:LYS:O	22:AF:207:HIS:ND1	2.48	0.47
24:AH:70:ASP:OD1	24:AH:71:ILE:N	2.47	0.47
52:XM:231:GLU:O	52:XM:235:GLU:OE1	2.32	0.47
63:XX:80:TRP:O	63:XX:131:THR:OG1	2.30	0.47
11:XA:1671:G:C6	11:XA:1818:A:N1	2.82	0.47
17:AA:656:U:N3	17:AA:659:U:OP2	2.45	0.47
17:AA:1234:C:H2'	17:AA:1234:C:O2	2.15	0.47
11:XA:2182:G:H2'	11:XA:2183:C:C6	2.50	0.47
22:AF:108:ARG:O	22:AF:111:MET:HG3	2.15	0.47
40:AX:346:SER:OG	40:AX:347:ASN:N	2.47	0.47
46:XF:91:PRO:O	46:XF:176:VAL:HG21	2.15	0.47
17:AA:1046:A:O2'	17:AA:1048:C:OP1	2.32	0.47
21:AE:5:GLU:N	21:AE:5:GLU:OE1	2.48	0.47
21:AE:105:CYS:SG	32:AP:64:LYS:NZ	2.82	0.47
46:XF:220:ASP:OD1	46:XF:221:LEU:N	2.47	0.47
11:XA:2403:G:OP2	44:XD:105:ARG:NH2	2.41	0.46
40:AX:51:THR:O	40:AX:67:HIS:N	2.46	0.46
40:AX:159:HIS:NE2	40:AX:266:ASN:OD1	2.48	0.46
65:XZ:107:ASN:HA	65:XZ:110:LEU:CD2	2.45	0.46
17:AA:703:A:O3'	17:AA:845:A:N6	2.48	0.46
22:AF:133:GLU:N	22:AF:133:GLU:OE2	2.48	0.46
14:A2:84:ARG:NH2	17:AA:1464:G:OP1	2.43	0.46
17:AA:1048:C:O2'	17:AA:1049:A:OP1	2.23	0.46
20:AD:250:GLY:N	20:AD:326:LEU:O	2.49	0.46
43:XB:1620:A:N3	43:XB:1620:A:H2'	2.31	0.46
29:AM:111:ARG:NH2	31:AO:232:PRO:O	2.48	0.46
50:XK:52:ASP:OD1	59:XT:206:ARG:NH1	2.48	0.46
14:A2:9:ARG:O	14:A2:20:VAL:N	2.47	0.46
20:AD:283:GLU:OE1	35:AS:21:ARG:NH2	2.49	0.46
22:AF:201:MET:N	22:AF:202:PRO:HD2	2.30	0.46
39:AW:152:ARG:NH1	39:AW:157:THR:O	2.45	0.46
41:AY:295:GLN:N	41:AY:295:GLN:OE1	2.48	0.46
56:XQ:107:HIS:O	56:XQ:108:ILE:HG13	2.16	0.46
11:XA:2455:U:C2	11:XA:2456:U:C5	3.03	0.46
11:XA:2755:A:O2'	63:XX:112:ARG:NH2	2.48	0.46
11:XA:2833:A:OP1	62:XW:74:ARG:NH1	2.36	0.46
26:AJ:61:VAL:O	26:AJ:84:ARG:N	2.45	0.46
47:XH:117:SER:O	47:XH:121:ASN:ND2	2.49	0.46
15:A3:187:GLU:O	28:AL:212:ARG:NH2	2.49	0.46

Continued on next page...

Continued from previous page...

Atom-1	Atom-2	Interatomic distance (Å)	Clash overlap (Å)
11:XA:2239:A:OP2	50:XK:75:LYS:NZ	2.44	0.46
11:XA:2955:U:C5	11:XA:2963:A:N1	2.84	0.46
12:A0:135:MET:SD	12:A0:135:MET:N	2.84	0.46
17:AA:893:G:OP2	26:AJ:79:LYS:NZ	2.41	0.46
17:AA:1286:A:OP1	20:AD:260:LYS:NZ	2.43	0.46
21:AE:84:ARG:NH2	44:XD:173:ALA:O	2.42	0.46
65:XZ:80:TYR:HA	65:XZ:83:LYS:HG2	1.98	0.46
13:A1:65:ASP:OD1	13:A1:68:SER:N	2.49	0.46
22:AF:40:GLU:OE1	22:AF:40:GLU:N	2.46	0.46
53:XN:218:ILE:HG22	53:XN:226:ILE:HD11	1.97	0.46
60:XU:109:ASP:OD1	60:XU:110:LEU:N	2.49	0.46
6:5:72:ARG:NH2	11:XA:1712:A:OP2	2.49	0.46
11:XA:2451:A:N7	11:XA:2452:A:N6	2.64	0.46
22:AF:116:GLU:O	22:AF:120:ARG:HG2	2.15	0.46
52:XM:156:VAL:HG22	52:XM:157:GLN:H	1.81	0.46
54:XO:86:ILE:HB	54:XO:87:PRO:HD3	1.98	0.46
65:XZ:148:GLN:OE1	65:XZ:148:GLN:N	2.47	0.46
57:XR:134:ASP:N	57:XR:134:ASP:OD1	2.48	0.45
11:XA:1799:U:H2'	11:XA:1800:G:O4'	2.16	0.45
11:XA:2262:C:O2	58:XS:175:ARG:NH2	2.49	0.45
13:A1:153:SER:OG	13:A1:215:ARG:NE	2.49	0.45
13:A1:216:ARG:NH1	41:AY:326:SER:O	2.46	0.45
14:A2:56:TRP:HD1	14:A2:66:CYS:HG	1.65	0.45
16:A4:66:ASP:OD1	16:A4:67:LYS:N	2.49	0.45
16:A4:556:LYS:HD3	16:A4:595:MET:HE1	1.98	0.45
45:XE:214:GLY:O	45:XE:216:GLN:NE2	2.48	0.45
11:XA:1855:A:N6	11:XA:2697:G:OP1	2.50	0.45
11:XA:2955:U:OP2	11:XA:2963:A:N6	2.50	0.45
16:A4:164:ARG:H	16:A4:167:LYS:HE3	1.82	0.45
17:AA:1211:G:N1	17:AA:1354:A:C6	2.84	0.45
26:AJ:50:GLY:O	26:AJ:89:ARG:NH1	2.49	0.45
44:XD:194:ASN:ND2	44:XD:245:GLY:O	2.49	0.45
46:XF:142:ARG:HA	46:XF:149:GLY:HA2	1.97	0.45
56:XQ:108:ILE:HG13	56:XQ:108:ILE:O	2.16	0.45
8:7:147:ALA:O	8:7:150:MET:HG2	2.17	0.45
11:XA:2456:U:H2'	11:XA:2457:A:O4'	2.17	0.45
17:AA:700:A:OP2	37:AU:27:ARG:NH2	2.50	0.45
17:AA:1112:A:N6	17:AA:1130:G:O6	2.49	0.45
11:XA:1957:A:OP2	89:A:8:MHT:C7	2.64	0.45
11:XA:2145:G:H1'	58:XS:104:ARG:NH2	2.31	0.45
17:AA:781:A:OP2	28:AL:195:TYR:OH	2.31	0.45

Continued on next page...

Continued from previous page...

Atom-1	Atom-2	Interatomic distance (Å)	Clash overlap (Å)
48:XI:66:PRO:O	48:XI:67:SER:OG	2.28	0.45
8:7:143:TRP:HE3	8:7:179:PHE:HB3	1.81	0.45
8:7:306:LEU:O	8:7:306:LEU:HG	2.17	0.45
11:XA:2017:U:H4'	11:XA:2932:G:O3'	2.17	0.45
11:XA:3034:U:OP2	11:XA:3053:A:O2'	2.32	0.45
29:AM:59:ASN:OD1	29:AM:62:GLY:N	2.50	0.45
60:XU:49:THR:O	60:XU:52:ASP:OD1	2.34	0.45
6:5:216:GLU:O	6:5:218:LEU:HD22	2.16	0.45
11:XA:1689:C:O2	64:XY:213:ARG:NH2	2.50	0.45
11:XA:2066:C:O2'	11:XA:2067:C:OP1	2.33	0.45
13:A1:184:ASP:OD1	13:A1:185:HIS:N	2.50	0.45
34:AR:290:GLN:OE1	34:AR:290:GLN:N	2.48	0.45
89:A:1:MHW:OG1	89:A:1:MHW:O	2.33	0.45
1:0:113:CYS:SG	1:0:114:GLY:N	2.90	0.45
11:XA:2694:A:O2'	11:XA:2941:G:N2	2.47	0.45
20:AD:161:SER:OG	20:AD:162:LYS:N	2.49	0.45
20:AD:245:VAL:HG22	20:AD:271:ALA:HB1	1.99	0.45
38:AV:144:PHE:CZ	38:AV:167:VAL:HG21	2.51	0.45
17:AA:975:A:OP1	21:AE:90:ARG:NH1	2.43	0.45
17:AA:1066:C:O2'	25:AI:187:ARG:O	2.35	0.45
17:AA:1444:A:OP2	27:AK:102:ARG:NH1	2.46	0.45
40:AX:130:LYS:O	40:AX:130:LYS:HG3	2.16	0.45
6:5:151:ASP:OD1	6:5:152:GLU:N	2.50	0.45
6:5:201:ARG:NH2	6:5:418:TYR:O	2.44	0.45
92:XA:5143:DOL:H311	92:XA:5143:DOL:C34	2.47	0.45
17:AA:1067:A:H2'	17:AA:1068:A:O4'	2.17	0.45
64:XY:161:GLU:OE1	64:XY:161:GLU:N	2.50	0.45
64:XY:231:ALA:HA	64:XY:234:LEU:CD2	2.47	0.45
11:XA:2545:U:O2'	11:XA:2633:A:OP2	2.28	0.44
17:AA:1121:A:O5'	17:AA:1283:A:N6	2.50	0.44
17:AA:1461:A:OP2	22:AF:177:ARG:NH2	2.50	0.44
19:AC:94:LYS:NZ	20:AD:89:PHE:O	2.41	0.44
24:AH:126:ILE:O	24:AH:127:TYR:CG	2.70	0.44
46:XF:224:GLU:N	46:XF:224:GLU:OE1	2.50	0.44
8:7:38:THR:O	8:7:42:GLU:OE1	2.34	0.44
16:A4:482:ILE:CG2	16:A4:519:TYR:HE2	2.30	0.44
20:AD:174:GLN:O	20:AD:178:GLU:OE1	2.34	0.44
40:AX:337:LEU:HG	40:AX:337:LEU:O	2.16	0.44
46:XF:292:ASP:OD1	46:XF:293:PHE:N	2.50	0.44
52:XM:102:GLN:HA	52:XM:105:ILE:HG22	1.98	0.44
52:XM:225:ASP:OD2	52:XM:228:LYS:NZ	2.50	0.44

Continued on next page...

Continued from previous page...

Atom-1	Atom-2	Interatomic distance (Å)	Clash overlap (Å)
54:XO:155:ASP:OD1	54:XO:158:GLN:NE2	2.51	0.44
57:XR:17:ARG:HA	57:XR:20:ARG:HG2	2.00	0.44
7:6:51:TYR:O	62:XW:118:THR:HA	2.16	0.44
11:XA:2326:C:O2	54:XO:31:ASN:ND2	2.50	0.44
25:AI:140:LYS:NZ	25:AI:168:GLY:O	2.50	0.44
52:XM:209:GLU:N	52:XM:209:GLU:OE1	2.50	0.44
56:XQ:238:PHE:O	56:XQ:239:ASN:OD1	2.36	0.44
56:XQ:243:ILE:HD11	56:XQ:245:PHE:CE1	2.53	0.44
59:XT:99:ILE:O	59:XT:103:LEU:HD23	2.17	0.44
11:XA:2521:A:OP2	44:XD:202:ARG:NH2	2.38	0.44
41:AY:367:LYS:O	41:AY:370:VAL:HG12	2.17	0.44
49:XJ:139:SER:OG	49:XJ:142:ARG:NH2	2.51	0.44
52:XM:255:MET:O	52:XM:258:THR:OG1	2.33	0.44
6:5:114:LEU:N	6:5:264:ASP:OD2	2.50	0.44
11:XA:2239:A:O2'	50:XK:29:GLY:HA3	2.18	0.44
15:A3:193:LYS:HD2	15:A3:193:LYS:O	2.18	0.44
16:A4:71:LEU:HB3	41:AY:302:ILE:CG2	2.47	0.44
17:AA:1213:A:H2'	17:AA:1214:A:C4	2.52	0.44
17:AA:1449:G:C2	17:AA:1450:C:C6	3.05	0.44
34:AR:208:ILE:O	34:AR:214:ASN:ND2	2.49	0.44
44:XD:177:ARG:O	44:XD:244:VAL:HG11	2.17	0.44
61:XV:205:LYS:NZ	61:XV:206:GLU:O	2.49	0.44
64:XY:233:ILE:HG13	64:XY:234:LEU:N	2.33	0.44
8:7:235:TYR:O	8:7:238:ASP:OD1	2.36	0.44
10:9:127:LEU:O	10:9:134:ASN:ND2	2.40	0.44
11:XA:1722:A:H2'	11:XA:1723:A:O4'	2.18	0.44
11:XA:2143:G:C6	11:XA:2258:A:C2	3.05	0.44
11:XA:2275:U:H2'	11:XA:2276:C:C6	2.53	0.44
17:AA:1172:C:C2	17:AA:1173:C:C5	3.06	0.44
17:AA:1399:A:H2'	17:AA:1400:U:C6	2.53	0.44
20:AD:254:ALA:O	20:AD:280:HIS:N	2.49	0.44
46:XF:141:ILE:O	46:XF:142:ARG:HB2	2.18	0.44
47:XH:131:TYR:O	47:XH:136:ASN:ND2	2.42	0.44
60:XU:28:LEU:N	64:XY:114:THR:HG22	2.32	0.44
17:AA:1432:U:H2'	17:AA:1433:A:O4'	2.18	0.44
24:AH:123:SER:OG	24:AH:124:VAL:N	2.51	0.44
39:AW:103:ARG:O	39:AW:115:ASP:N	2.47	0.44
13:A1:164:ARG:NH2	41:AY:320:GLY:O	2.51	0.44
14:A2:39:GLU:N	14:A2:39:GLU:OE1	2.50	0.44
15:A3:143:TYR:OH	17:AA:1145:A:OP1	2.24	0.44
41:AY:344:GLN:N	41:AY:344:GLN:OE1	2.51	0.44

Continued on next page...

Continued from previous page...

Atom-1	Atom-2	Interatomic distance (Å)	Clash overlap (Å)
47:XH:58:ARG:NH1	47:XH:77:HIS:O	2.51	0.44
55:XP:162:SER:O	55:XP:166:GLU:OE1	2.36	0.44
63:XX:189:ASP:O	63:XX:192:LYS:NZ	2.43	0.44
64:XY:210:ARG:O	64:XY:214:GLU:OE1	2.35	0.44
1:0:91:ARG:HG3	1:0:95:ARG:NE	2.33	0.44
11:XA:3066:C:C2'	11:XA:3067:U:H5'	2.48	0.44
13:A1:216:ARG:NH2	41:AY:326:SER:O	2.49	0.44
17:AA:1322:C:OP1	19:AC:43:ARG:NH1	2.46	0.44
22:AF:111:MET:O	22:AF:114:THR:OG1	2.29	0.44
45:XE:221:ARG:NH1	45:XE:257:MET:O	2.50	0.44
46:XF:222:THR:OG1	46:XF:225:GLU:OE1	2.33	0.44
11:XA:3143:U:O4	11:XA:3144:A:N6	2.51	0.43
23:AG:140:TRP:HA	23:AG:146:PRO:HA	2.00	0.43
38:AV:175:VAL:O	38:AV:178:THR:OG1	2.30	0.43
6:5:270:ILE:HG22	6:5:270:ILE:O	2.18	0.43
7:6:55:ASP:OD2	7:6:59:ARG:NH2	2.51	0.43
11:XA:1674:A:N6	59:XT:47:ILE:O	2.48	0.43
17:AA:865:A:H2'	17:AA:866:A:N9	2.33	0.43
29:AM:85:LYS:HA	29:AM:88:GLU:OE2	2.18	0.43
35:AS:116:LYS:O	35:AS:120:GLU:OE1	2.36	0.43
40:AX:63:HIS:O	40:AX:63:HIS:ND1	2.50	0.43
11:XA:3169:C:O2'	11:XA:3170:C:O4'	2.35	0.43
17:AA:1499:U:C2	17:AA:1500:C:C5	3.07	0.43
48:XI:112:MET:O	48:XI:116:LEU:HD23	2.18	0.43
54:XO:149:LEU:HA	54:XO:152:LEU:CD2	2.48	0.43
7:6:41:ASP:OD1	7:6:42:LEU:N	2.51	0.43
7:6:289:PRO:O	7:6:290:CYS:SG	2.76	0.43
11:XA:2096:U:O4	52:XM:57:ARG:NH1	2.37	0.43
11:XA:2665:U:OP2	54:XO:17:ARG:HD2	2.17	0.43
16:A4:62:LYS:HA	24:AH:70:ASP:HB2	2.00	0.43
17:AA:1143:C:N4	17:AA:1576:G:OP1	2.50	0.43
37:AU:102:HIS:O	37:AU:106:MET:SD	2.76	0.43
40:AX:350:PRO:O	40:AX:354:GLU:OE1	2.36	0.43
65:XZ:151:LEU:HD23	65:XZ:151:LEU:O	2.17	0.43
7:6:144:GLY:N	7:6:145:PRO:CD	2.82	0.43
11:XA:2086:A:H2'	11:XA:2087:U:C6	2.53	0.43
11:XA:2835:C:H4'	62:XW:50:ARG:HE	1.83	0.43
15:A3:156:LYS:O	15:A3:159:GLU:HG3	2.18	0.43
17:AA:1516:G:C6	17:AA:1517:A:N6	2.87	0.43
30:AN:83:GLU:OE2	36:AT:85:GLN:NE2	2.51	0.43
34:AR:89:LYS:O	34:AR:92:LYS:NZ	2.44	0.43

Continued on next page...

Continued from previous page...

Atom-1	Atom-2	Interatomic distance (Å)	Clash overlap (Å)
63:XX:178:PRO:O	63:XX:179:GLU:HG2	2.18	0.43
18:AB:156:GLU:OE1	23:AG:163:HIS:ND1	2.51	0.43
31:AO:106:PRO:HA	31:AO:109:ARG:HG2	2.00	0.43
31:AO:163:LEU:HD23	31:AO:163:LEU:H	1.82	0.43
37:AU:79:GLN:OE1	37:AU:83:HIS:NE2	2.52	0.43
40:AX:297:MET:O	40:AX:297:MET:HG2	2.18	0.43
46:XF:77:VAL:O	46:XF:77:VAL:HG13	2.18	0.43
62:XW:112:GLU:O	62:XW:115:ASP:OD1	2.36	0.43
64:XY:212:GLU:O	64:XY:215:LYS:HG2	2.18	0.43
6:5:242:ARG:HA	6:5:245:ILE:HG12	2.00	0.43
11:XA:1957:A:P	89:A:8:MHT:C7	3.07	0.43
11:XA:3032:G:H2'	11:XA:3033:U:O4'	2.19	0.43
11:XA:3148:C:OP1	45:XE:211:ILE:HG12	2.18	0.43
11:XA:3180:A:C4	11:XA:3190:A:C6	3.07	0.43
13:A1:295:SER:O	13:A1:299:LEU:HD23	2.18	0.43
16:A4:634:ALA:HB3	16:A4:641:ILE:HG21	2.01	0.43
26:AJ:47:ARG:HE	26:AJ:48:LYS:H	1.66	0.43
28:AL:175:TYR:O	28:AL:179:GLU:OE1	2.36	0.43
33:AQ:35:LEU:O	33:AQ:38:ASP:N	2.52	0.43
50:XK:28:PRO:HG3	50:XK:67:PHE:CE1	2.54	0.43
52:XM:133:LYS:C	52:XM:134:ARG:HG2	2.39	0.43
63:XX:189:ASP:OD1	63:XX:190:LYS:N	2.51	0.43
11:XA:1849:C:H5''	11:XA:2935:A:N1	2.33	0.43
11:XA:3189:C:C2'	11:XA:3190:A:OP2	2.66	0.43
11:XA:3212:C:O2	11:XA:3212:C:O4'	2.36	0.43
20:AD:332:MET:HG2	20:AD:333:TYR:N	2.34	0.43
21:AE:96:HIS:O	21:AE:99:THR:OG1	2.37	0.43
23:AG:320:VAL:O	23:AG:321:ASP:OD1	2.37	0.43
34:AR:160:ASP:OD2	34:AR:162:SER:N	2.52	0.43
53:XN:123:ARG:O	53:XN:158:ARG:NH2	2.49	0.43
7:6:113:LEU:HD13	55:XP:113:LYS:O	2.19	0.43
7:6:379:ILE:O	7:6:380:TYR:CG	2.72	0.43
8:7:51:GLU:OE2	8:7:54:ARG:NH2	2.44	0.43
11:XA:2135:A:H2'	11:XA:2135:A:N3	2.33	0.43
11:XA:2468:A:C2	11:XA:2469:A:C5	3.07	0.43
14:A2:53:MET:SD	22:AF:234:ARG:HD2	2.59	0.43
17:AA:805:C:O4'	17:AA:805:C:O2	2.35	0.43
22:AF:196:HIS:HB3	22:AF:204:LYS:HD3	1.99	0.43
49:XJ:59:ASP:N	49:XJ:59:ASP:OD1	2.51	0.43
56:XQ:103:ARG:CD	56:XQ:108:ILE:HG12	2.49	0.43
56:XQ:225:LYS:HG2	56:XQ:226:PRO:HD2	2.00	0.43

Continued on next page...

Continued from previous page...

Atom-1	Atom-2	Interatomic distance (Å)	Clash overlap (Å)
61:XV:103:ASP:OD1	61:XV:104:TYR:N	2.50	0.43
4:3:138:PRO:HA	4:3:141:LYS:HG2	2.01	0.43
11:XA:2132:A:O2'	11:XA:2699:C:O2'	2.35	0.43
11:XA:2234:C:O2'	11:XA:2688:C:O2'	2.30	0.43
12:A0:101:ARG:NH1	17:AA:1528:A:OP1	2.52	0.43
35:AS:15:ARG:O	35:AS:18:ASP:OD1	2.37	0.43
11:XA:2350:A:H2'	11:XA:2351:U:C6	2.54	0.42
11:XA:2546:G:N7	11:XA:2632:A:N7	2.67	0.42
23:AG:105:ASP:HA	23:AG:108:ILE:HG12	2.01	0.42
41:AY:377:ARG:HA	41:AY:380:PHE:CE2	2.54	0.42
46:XF:228:GLN:HA	46:XF:231:VAL:HG12	2.01	0.42
48:XI:181:ILE:O	48:XI:182:ASP:OD1	2.36	0.42
6:5:244:GLU:O	6:5:248:THR:HG23	2.18	0.42
16:A4:243:ASN:O	16:A4:247:ILE:HG12	2.19	0.42
16:A4:372:TYR:O	16:A4:376:ILE:HG12	2.19	0.42
17:AA:728:C:OP1	30:AN:5:ARG:NH2	2.52	0.42
23:AG:382:PRO:O	24:AH:131:ARG:NH1	2.53	0.42
26:AJ:78:ARG:NE	26:AJ:117:ASP:OD2	2.52	0.42
45:XE:310:LEU:HG	45:XE:310:LEU:O	2.19	0.42
64:XY:143:ASP:O	64:XY:147:GLN:OE1	2.37	0.42
11:XA:2605:C:OP2	11:XA:2606:U:O2'	2.26	0.42
34:AR:279:LYS:CE	34:AR:308:HIS:NE2	2.82	0.42
46:XF:171:ALA:O	46:XF:175:LYS:HG3	2.19	0.42
49:XJ:75:ASP:O	49:XJ:76:ARG:HB3	2.20	0.42
17:AA:770:C:O2'	17:AA:771:A:OP1	2.31	0.42
22:AF:123:PHE:O	22:AF:127:HIS:ND1	2.52	0.42
28:AL:87:ASP:OD1	28:AL:88:VAL:N	2.52	0.42
37:AU:123:ARG:O	37:AU:127:GLU:OE1	2.38	0.42
53:XN:172:VAL:HG13	53:XN:175:PHE:CZ	2.54	0.42
63:XX:20:ILE:HA	63:XX:23:ARG:HE	1.84	0.42
6:5:215:ARG:O	6:5:216:GLU:HG3	2.19	0.42
7:6:124:ARG:NH2	9:8:112:GLU:OE1	2.39	0.42
11:XA:1939:G:O2'	11:XA:1973:G:H4'	2.20	0.42
11:XA:2020:U:O4	52:XM:58:GLN:NE2	2.52	0.42
11:XA:2600:A:C8	11:XA:2602:U:H2'	2.55	0.42
17:AA:869:C:OP2	31:AO:97:ARG:NH2	2.52	0.42
17:AA:1282:G:N2	17:AA:1286:A:OP2	2.43	0.42
29:AM:55:ASP:OD2	36:AT:146:GLN:NE2	2.53	0.42
46:XF:175:LYS:O	46:XF:178:LEU:HD23	2.20	0.42
56:XQ:199:THR:O	56:XQ:199:THR:HG23	2.19	0.42
63:XX:226:LEU:HA	63:XX:229:ILE:HG12	2.00	0.42

Continued on next page...

Continued from previous page...

Atom-1	Atom-2	Interatomic distance (Å)	Clash overlap (Å)
3:2:84:LEU:HD11	64:XY:211:LEU:HB3	2.02	0.42
8:7:207:HIS:HA	8:7:210:ILE:HG12	2.01	0.42
11:XA:1917:A:C8	11:XA:1983:U:C4	3.08	0.42
16:A4:638:SER:OG	16:A4:640:PRO:HD2	2.20	0.42
17:AA:826:A:N7	26:AJ:55:ARG:CZ	2.81	0.42
17:AA:1440:G:H2'	17:AA:1441:A:C8	2.54	0.42
24:AH:146:GLU:OE1	24:AH:146:GLU:N	2.53	0.42
11:XA:1923:C:O4'	44:XD:85:ARG:NH1	2.52	0.42
11:XA:2356:A:C2	11:XA:2357:C:H1'	2.54	0.42
11:XA:2877:C:H2'	11:XA:2878:G:O4'	2.19	0.42
16:A4:319:LEU:HA	16:A4:322:HIS:CD2	2.55	0.42
16:A4:643:GLU:O	16:A4:646:THR:OG1	2.34	0.42
38:AV:63:ARG:O	38:AV:64:LYS:HG3	2.20	0.42
62:XW:100:THR:OG1	62:XW:132:HIS:NE2	2.53	0.42
8:7:276:PHE:H	8:7:303:PRO:HA	1.85	0.42
10:9:84:THR:OG1	64:XY:88:GLN:NE2	2.53	0.42
11:XA:2738:U:H2'	11:XA:2740:A:OP2	2.19	0.42
11:XA:2744:U:O2'	11:XA:2746:U:O4	2.33	0.42
13:A1:91:VAL:O	13:A1:94:GLY:N	2.53	0.42
13:A1:189:LYS:O	13:A1:193:LEU:HD23	2.20	0.42
23:AG:244:PHE:O	23:AG:246:ARG:NH1	2.52	0.42
25:AI:174:SER:OG	33:AQ:13:MET:SD	2.78	0.42
38:AV:275:LEU:HD23	38:AV:276:CYS:N	2.35	0.42
45:XE:248:ILE:HG23	45:XE:250:ARG:H	1.84	0.42
45:XE:344:SER:OG	56:XQ:172:GLN:NE2	2.52	0.42
51:XL:110:ASP:OD1	51:XL:111:ASN:N	2.53	0.42
52:XM:277:MET:SD	52:XM:277:MET:N	2.83	0.42
6:5:377:ASP:OD2	6:5:380:GLN:NE2	2.53	0.42
8:7:167:VAL:HG13	8:7:168:ARG:N	2.35	0.42
15:A3:171:LYS:O	15:A3:174:ARG:HG2	2.19	0.42
16:A4:335:PHE:HA	16:A4:338:ILE:HG22	2.01	0.42
17:AA:918:A:O2'	17:AA:919:A:O4'	2.37	0.42
17:AA:1447:G:C6	17:AA:1449:G:C2	3.08	0.42
17:AA:1578:A:H2'	17:AA:1579:C:C6	2.55	0.42
30:AN:85:VAL:HG13	30:AN:86:PHE:N	2.35	0.42
34:AR:67:LYS:N	34:AR:68:PRO:CD	2.83	0.42
41:AY:299:GLU:HA	41:AY:302:ILE:HG12	2.02	0.42
41:AY:375:TRP:CZ2	41:AY:379:TYR:CE2	3.08	0.42
44:XD:124:GLU:OE2	44:XD:144:GLY:N	2.53	0.42
6:5:307:ASP:OD1	6:5:310:ARG:NH2	2.52	0.42
11:XA:1760:G:OP1	52:XM:196:ARG:HG2	2.20	0.42

Continued on next page...

Continued from previous page...

Atom-1	Atom-2	Interatomic distance (Å)	Clash overlap (Å)
11:XA:2192:A:H4'	49:XJ:139:SER:HB3	2.01	0.42
16:A4:640:PRO:O	16:A4:643:GLU:HG2	2.20	0.42
23:AG:214:SER:O	23:AG:217:ASP:OD1	2.37	0.42
29:AM:73:ILE:O	29:AM:77:ILE:HG12	2.20	0.42
43:XB:1623:G:OP2	55:XP:87:HIS:HB2	2.19	0.42
43:XB:1624:C:H2'	43:XB:1625:A:O4'	2.20	0.42
48:XI:220:SER:O	48:XI:224:HIS:ND1	2.53	0.42
50:XK:24:LYS:O	50:XK:26:GLN:NE2	2.53	0.42
52:XM:133:LYS:O	52:XM:134:ARG:HG2	2.20	0.42
55:XP:96:GLN:O	55:XP:96:GLN:NE2	2.52	0.42
56:XQ:261:ASN:OD1	56:XQ:262:GLN:N	2.53	0.42
5:4:97:ARG:NH1	11:XA:3016:G:O6	2.52	0.41
7:6:364:ARG:NE	11:XA:2859:A:OP2	2.39	0.41
35:AS:75:TYR:OH	39:AW:91:GLN:O	2.36	0.41
54:XO:94:ALA:HB3	54:XO:95:PRO:HD3	2.00	0.41
55:XP:110:ALA:HA	55:XP:113:LYS:NZ	2.35	0.41
57:XR:67:LEU:HD21	57:XR:71:ARG:CZ	2.50	0.41
64:XY:154:ARG:NH1	64:XY:160:GLN:O	2.53	0.41
7:6:181:GLU:OE2	7:6:181:GLU:N	2.53	0.41
11:XA:2287:U:C4	11:XA:2288:A:N7	2.88	0.41
17:AA:822:G:H2'	17:AA:823:A:C8	2.55	0.41
17:AA:1281:U:OP1	18:AB:210:ARG:NH2	2.52	0.41
22:AF:114:THR:HG22	22:AF:202:PRO:HA	2.01	0.41
26:AJ:49:LEU:HG	26:AJ:50:GLY:H	1.85	0.41
45:XE:142:MET:HG2	45:XE:181:ILE:O	2.20	0.41
46:XF:194:GLU:OE1	46:XF:194:GLU:N	2.48	0.41
53:XN:201:ASP:OD1	53:XN:201:ASP:C	2.57	0.41
53:XN:203:GLU:O	53:XN:206:GLU:HG3	2.20	0.41
64:XY:94:SER:OG	64:XY:95:ASN:N	2.54	0.41
65:XZ:107:ASN:HA	65:XZ:110:LEU:HD23	2.02	0.41
1:0:91:ARG:HG3	1:0:95:ARG:HE	1.86	0.41
11:XA:1837:C:O2	11:XA:1837:C:O4'	2.38	0.41
11:XA:2506:A:H1'	11:XA:2601:A:N6	2.35	0.41
16:A4:455:ASN:HA	16:A4:486:TYR:CE1	2.55	0.41
17:AA:1042:U:C2	17:AA:1043:C:C5	3.08	0.41
17:AA:1476:G:H2'	17:AA:1477:U:O4'	2.21	0.41
25:AI:127:ALA:O	25:AI:130:THR:OG1	2.38	0.41
43:XB:1615:A:N1	43:XB:1622:A:C5	2.89	0.41
50:XK:135:GLU:HA	50:XK:138:LEU:CD2	2.51	0.41
57:XR:95:VAL:HG23	57:XR:95:VAL:O	2.20	0.41
64:XY:211:LEU:HA	64:XY:214:GLU:OE1	2.20	0.41

Continued on next page...

Continued from previous page...

Atom-1	Atom-2	Interatomic distance (Å)	Clash overlap (Å)
1:0:138:ARG:HA	1:0:141:ILE:HG12	2.02	0.41
6:5:182:ASP:OD1	6:5:182:ASP:C	2.58	0.41
7:6:39:ASP:OD1	7:6:40:ILE:N	2.53	0.41
11:XA:2195:A:HO2'	11:XA:2196:A:P	2.42	0.41
11:XA:2384:A:N1	11:XA:2409:A:N6	2.68	0.41
11:XA:2457:A:N3	54:XO:17:ARG:NH2	2.68	0.41
11:XA:3078:C:N4	11:XA:3079:G:O6	2.54	0.41
11:XA:3227:U:OP1	45:XE:153:SER:N	2.40	0.41
13:A1:74:ALA:O	13:A1:110:ASN:ND2	2.47	0.41
15:A3:164:ARG:HA	15:A3:167:ILE:HG12	2.03	0.41
17:AA:1015:A:O2'	33:AQ:42:ARG:NH1	2.53	0.41
17:AA:1173:C:H2'	17:AA:1174:U:C6	2.55	0.41
18:AB:57:ASP:N	18:AB:57:ASP:OD1	2.53	0.41
24:AH:126:ILE:O	24:AH:126:ILE:HG13	2.19	0.41
28:AL:141:GLU:O	28:AL:144:GLU:HG3	2.20	0.41
43:XB:1607:U:O2'	43:XB:1608:G:H5'	2.21	0.41
44:XD:251:ASP:OD1	44:XD:251:ASP:C	2.59	0.41
47:XH:120:ARG:NE	63:XX:136:ASP:OD2	2.51	0.41
48:XI:49:ALA:HA	48:XI:52:GLU:OE2	2.21	0.41
52:XM:100:ARG:O	52:XM:104:LEU:HG	2.20	0.41
5:4:99:LYS:NZ	11:XA:3013:G:O2'	2.47	0.41
11:XA:3127:G:C2	11:XA:3129:A:OP2	2.74	0.41
12:A0:44:PRO:O	12:A0:45:PHE:HB3	2.21	0.41
20:AD:184:LYS:O	20:AD:184:LYS:CG	2.68	0.41
29:AM:84:SER:O	29:AM:88:GLU:OE1	2.38	0.41
31:AO:105:CYS:HB2	31:AO:106:PRO:HD2	2.01	0.41
45:XE:60:PHE:O	45:XE:63:GLN:NE2	2.53	0.41
46:XF:83:HIS:HB3	46:XF:86:VAL:HG12	2.02	0.41
46:XF:190:MET:N	46:XF:261:LEU:O	2.53	0.41
46:XF:280:TYR:CE2	52:XM:125:ARG:HD3	2.55	0.41
58:XS:79:VAL:O	58:XS:82:LYS:HG2	2.21	0.41
10:9:23:SER:O	10:9:31:ARG:HG2	2.20	0.41
16:A4:561:SER:O	16:A4:563:PRO:HD3	2.21	0.41
16:A4:616:ASP:HA	16:A4:619:LYS:HG2	2.01	0.41
16:A4:639:LEU:N	16:A4:640:PRO:CD	2.83	0.41
17:AA:701:G:OP1	37:AU:38:LYS:NZ	2.45	0.41
17:AA:1431:G:N2	17:AA:1458:A:OP2	2.43	0.41
18:AB:144:PHE:CD1	18:AB:194:ILE:HG12	2.55	0.41
23:AG:102:GLU:O	23:AG:105:ASP:OD1	2.39	0.41
25:AI:181:ILE:O	25:AI:181:ILE:HG13	2.20	0.41
38:AV:79:ILE:CD1	38:AV:88:ALA:HB2	2.51	0.41

Continued on next page...

Continued from previous page...

Atom-1	Atom-2	Interatomic distance (Å)	Clash overlap (Å)
7:6:109:ALA:O	7:6:112:GLU:HG3	2.21	0.41
17:AA:877:G:C2	17:AA:878:G:C5	3.09	0.41
17:AA:1558:A:O2'	17:AA:1559:G:OP2	2.39	0.41
17:AA:1577:U:N3	17:AA:1578:A:N7	2.69	0.41
18:AB:128:ALA:HB1	18:AB:220:VAL:HG11	2.03	0.41
64:XY:65:GLU:OE1	64:XY:65:GLU:N	2.50	0.41
10:9:17:ARG:NH2	11:XA:1789:A:OP1	2.40	0.41
11:XA:3096:U:C6	89:A:7:004:O	2.74	0.41
17:AA:1452:U:H2'	17:AA:1453:A:C8	2.56	0.41
19:AC:84:GLU:HA	19:AC:87:VAL:HG12	2.03	0.41
20:AD:285:TYR:OH	20:AD:372:GLU:OE1	2.27	0.41
22:AF:74:ILE:HG21	23:AG:365:ARG:O	2.21	0.41
35:AS:9:VAL:HG23	35:AS:10:GLY:N	2.35	0.41
38:AV:141:ASN:OD1	38:AV:142:PHE:N	2.54	0.41
41:AY:277:LEU:O	41:AY:281:GLU:OE1	2.39	0.41
48:XI:198:PRO:O	48:XI:199:SER:C	2.59	0.41
6:5:306:PRO:O	6:5:310:ARG:NE	2.47	0.41
8:7:150:MET:HA	8:7:153:VAL:HG22	2.03	0.41
9:8:116:LEU:O	9:8:119:LYS:HG3	2.21	0.41
11:XA:1970:G:H2'	11:XA:1971:A:O4'	2.20	0.41
11:XA:2111:C:H1'	11:XA:2944:C:O2'	2.20	0.41
11:XA:2642:C:O2'	11:XA:2643:G:H5'	2.21	0.41
16:A4:416:PHE:CE2	16:A4:457:TYR:CG	3.09	0.41
16:A4:491:GLN:O	16:A4:495:HIS:ND1	2.45	0.41
17:AA:663:A:H2'	17:AA:664:G:C8	2.56	0.41
17:AA:731:A:C4	17:AA:732:A:C8	3.09	0.41
17:AA:1193:U:O3'	22:AF:178:ARG:NH2	2.50	0.41
17:AA:1262:C:C4	17:AA:1263:G:C5	3.09	0.41
17:AA:1265:C:OP1	27:AK:112:ARG:NH1	2.53	0.41
17:AA:1287:A:OP2	20:AD:260:LYS:NZ	2.45	0.41
17:AA:1459:A:H2'	17:AA:1460:C:C6	2.56	0.41
19:AC:58:ALA:HB1	19:AC:59:PRO:HD2	2.03	0.41
22:AF:192:ARG:HG3	22:AF:192:ARG:O	2.21	0.41
23:AG:217:ASP:OD1	23:AG:217:ASP:C	2.59	0.41
23:AG:321:ASP:OD1	23:AG:321:ASP:C	2.59	0.41
28:AL:75:ASP:OD2	37:AU:153:LYS:NZ	2.43	0.41
32:AP:108:THR:O	32:AP:112:LYS:HG2	2.21	0.41
33:AQ:35:LEU:O	33:AQ:39:ILE:HD12	2.19	0.41
35:AS:103:TYR:CZ	35:AS:117:LEU:HD11	2.56	0.41
40:AX:100:MET:HB3	93:AX:500:GTP:HN1	1.86	0.41
40:AX:371:ALA:O	40:AX:373:THR:N	2.53	0.41

Continued on next page...

Continued from previous page...

Atom-1	Atom-2	Interatomic distance (Å)	Clash overlap (Å)
40:AX:371:ALA:N	40:AX:372:PRO:CD	2.84	0.41
40:AX:378:LYS:HA	40:AX:381:LEU:CD2	2.50	0.41
41:AY:364:LEU:H	41:AY:364:LEU:HD23	1.85	0.41
44:XD:116:GLU:O	44:XD:117:THR:OG1	2.37	0.41
44:XD:187:LEU:O	44:XD:219:LYS:NZ	2.42	0.41
44:XD:216:LEU:HD23	44:XD:216:LEU:H	1.85	0.41
45:XE:145:LEU:CD1	45:XE:181:ILE:HG21	2.50	0.41
46:XF:165:LEU:O	46:XF:170:ARG:NH2	2.54	0.41
46:XF:166:PRO:O	46:XF:169:VAL:HG12	2.21	0.41
52:XM:146:ASP:O	52:XM:147:THR:OG1	2.34	0.41
5:4:92:CYS:SG	5:4:94:THR:OG1	2.76	0.41
6:5:409:GLU:OE1	6:5:409:GLU:N	2.51	0.41
9:8:169:PHE:HB2	9:8:170:PRO:HD3	2.03	0.41
11:XA:1764:C:H3'	11:XA:1765:C:C5'	2.51	0.41
11:XA:2381:A:N6	11:XA:2412:A:N1	2.68	0.41
11:XA:2494:C:O2	11:XA:2494:C:H2'	2.20	0.41
11:XA:3217:A:O4'	56:XQ:86:ARG:NH2	2.54	0.41
18:AB:145:ILE:CD1	18:AB:193:ILE:HG23	2.51	0.41
21:AE:14:GLN:N	21:AE:17:GLU:OE2	2.43	0.41
23:AG:340:GLN:O	23:AG:344:ILE:HG12	2.21	0.41
46:XF:225:GLU:OE1	46:XF:225:GLU:N	2.41	0.41
49:XJ:127:ASP:O	49:XJ:131:ALA:N	2.46	0.41
50:XK:21:LEU:HD21	50:XK:31:LEU:HD22	2.03	0.41
53:YN:168:GLU:N	53:YN:168:GLU:OE1	2.54	0.41
57:XR:75:ALA:HA	57:XR:78:GLU:HG2	2.03	0.41
59:XT:120:VAL:O	59:XT:123:GLU:HG2	2.21	0.41
61:XV:139:GLU:OE1	61:XV:139:GLU:N	2.44	0.41
1:0:95:ARG:CZ	59:XT:88:TRP:CZ2	3.04	0.40
6:5:177:CYS:O	6:5:180:ILE:HG22	2.21	0.40
6:5:313:MET:HE2	6:5:344:SER:OG	2.21	0.40
10:9:112:ASP:O	10:9:113:ASN:OD1	2.38	0.40
11:XA:1681:G:OP2	64:XY:230:LYS:NZ	2.53	0.40
11:XA:1858:G:H2'	11:XA:1859:A:O4'	2.21	0.40
11:XA:2017:U:H2'	11:XA:2018:G:O4'	2.21	0.40
11:XA:2386:C:OP2	44:XD:71:LYS:NZ	2.45	0.40
11:XA:2550:A:C8	11:XA:2590:A:C5	3.09	0.40
11:XA:2558:A:C4'	11:XA:2559:U:OP2	2.69	0.40
11:XA:2720:A:H2'	11:XA:2721:G:O4'	2.21	0.40
11:XA:3076:A:N1	11:XA:3093:C:N4	2.69	0.40
17:AA:920:G:C6	17:AA:921:U:O4	2.73	0.40
17:AA:1497:C:H2'	17:AA:1498:C:H6	1.85	0.40

Continued on next page...

Continued from previous page...

Atom-1	Atom-2	Interatomic distance (Å)	Clash overlap (Å)
40:AX:374:GLU:HG2	40:AX:375:GLU:N	2.35	0.40
45:XE:58:VAL:HB	45:XE:59:PRO:HD3	2.02	0.40
52:XM:185:ASP:OD1	52:XM:185:ASP:C	2.56	0.40
54:XO:22:PRO:O	54:XO:25:ARG:HG2	2.21	0.40
56:XQ:152:ARG:NH1	56:XQ:198:SER:OG	2.54	0.40
6:5:155:LEU:HA	6:5:158:ILE:HG22	2.02	0.40
7:6:50:LYS:HA	62:XW:121:PRO:HA	2.02	0.40
11:XA:2245:A:H1'	11:XA:2246:A:C8	2.56	0.40
11:XA:2595:A:H2'	11:XA:2596:G:O4'	2.21	0.40
14:A2:38:ARG:NH2	17:AA:1184:U:OP1	2.54	0.40
20:AD:164:GLU:OE1	20:AD:164:GLU:N	2.48	0.40
22:AF:110:LEU:O	22:AF:114:THR:HG23	2.21	0.40
23:AG:353:CYS:HA	23:AG:356:VAL:HG12	2.03	0.40
44:XD:163:ILE:HG22	44:XD:164:LEU:N	2.36	0.40
53:XN:177:ASP:OD1	53:XN:177:ASP:C	2.59	0.40
57:XR:66:THR:O	57:XR:69:ILE:HG22	2.21	0.40
11:XA:2556:A:C2	11:XA:2560:G:C6	3.09	0.40
11:XA:2807:U:H2'	11:XA:2808:U:C6	2.57	0.40
11:XA:3050:U:C2	11:XA:3052:A:OP2	2.74	0.40
34:AR:221:GLN:OE1	34:AR:223:ARG:NH2	2.52	0.40
38:AV:218:SER:HA	38:AV:221:PHE:CE2	2.56	0.40
40:AX:72:PRO:O	40:AX:76:GLU:OE1	2.40	0.40
43:XB:1625:A:N7	55:XP:86:GLN:NE2	2.52	0.40
47:XH:120:ARG:NH2	63:XX:136:ASP:OD2	2.50	0.40
53:XN:234:ASP:O	53:XN:238:LYS:HA	2.21	0.40
56:XQ:168:ASN:O	56:XQ:171:VAL:HG22	2.21	0.40
56:XQ:226:PRO:O	56:XQ:229:TRP:NE1	2.55	0.40
4:3:94:LEU:N	4:3:96:TYR:CE1	2.90	0.40
6:5:173:ARG:HA	6:5:176:TYR:CE2	2.56	0.40
11:XA:2419:C:OP1	60:XU:49:THR:OG1	2.36	0.40
11:XA:2458:A:O4'	11:XA:3220:A:H5'	2.21	0.40
16:A4:167:LYS:HG3	16:A4:168:ALA:N	2.37	0.40
16:A4:409:ASP:O	16:A4:412:ASP:OD2	2.40	0.40
17:AA:823:A:H2'	17:AA:824:U:O4'	2.21	0.40
17:AA:1265:C:OP2	19:AC:38:ARG:N	2.48	0.40
22:AF:142:TYR:O	22:AF:146:HIS:CD2	2.74	0.40
47:XH:85:ASP:O	47:XH:86:THR:HG22	2.20	0.40
48:XI:75:GLU:HA	48:XI:75:GLU:OE1	2.21	0.40
59:XT:123:GLU:O	59:XT:126:ASP:OD1	2.40	0.40
11:XA:1990:G:OP1	44:XD:269:ARG:NH2	2.43	0.40
11:XA:2599:U:O2	11:XA:2599:U:O4'	2.39	0.40

Continued on next page...

Continued from previous page...

Atom-1	Atom-2	Interatomic distance (Å)	Clash overlap (Å)
11:XA:2727:C:H2'	11:XA:2728:C:H6	1.87	0.40
11:XA:3122:U:O2	11:XA:3122:U:O4'	2.37	0.40
11:XA:3228:U:OP1	45:XE:153:SER:OG	2.33	0.40
17:AA:750:A:H2'	17:AA:751:A:C8	2.56	0.40
17:AA:955:A:C6	17:AA:1042:U:C4	3.10	0.40
17:AA:1433:A:C4	17:AA:1434:A:C8	3.10	0.40
19:AC:38:ARG:CZ	19:AC:43:ARG:CZ	3.00	0.40
21:AE:86:ILE:HG23	21:AE:87:ASP:N	2.36	0.40
34:AR:110:GLN:O	34:AR:113:GLU:HG3	2.21	0.40
36:AT:101:HIS:O	36:AT:105:ILE:HD12	2.21	0.40
40:AX:181:PRO:HB2	40:AX:233:VAL:HG22	2.03	0.40
41:AY:387:LEU:O	41:AY:388:LYS:HE2	2.22	0.40
59:XT:126:ASP:HA	59:XT:129:VAL:HG22	2.04	0.40

There are no symmetry-related clashes.

5.3 Torsion angles [\(i\)](#)

5.3.1 Protein backbone [\(i\)](#)

In the following table, the Percentiles column shows the percent Ramachandran outliers of the chain as a percentile score with respect to all PDB entries followed by that with respect to all EM entries.

The Analysed column shows the number of residues for which the backbone conformation was analysed, and the total number of residues.

Mol	Chain	Analysed	Favoured	Allowed	Outliers	Percentiles	
1	0	106/188 (56%)	103 (97%)	3 (3%)	0	100	100
2	1	51/65 (78%)	49 (96%)	2 (4%)	0	100	100
3	2	44/92 (48%)	43 (98%)	1 (2%)	0	100	100
4	3	93/188 (50%)	93 (100%)	0	0	100	100
5	4	36/103 (35%)	35 (97%)	1 (3%)	0	100	100
6	5	391/423 (92%)	371 (95%)	20 (5%)	0	100	100
7	6	352/380 (93%)	330 (94%)	22 (6%)	0	100	100
8	7	289/338 (86%)	270 (93%)	19 (7%)	0	100	100
9	8	137/206 (66%)	132 (96%)	5 (4%)	0	100	100
10	9	122/137 (89%)	115 (94%)	7 (6%)	0	100	100

Continued on next page...

Continued from previous page...

Mol	Chain	Analysed	Favoured	Allowed	Outliers	Percentiles	
12	A0	197/218 (90%)	187 (95%)	10 (5%)	0	100	100
13	A1	273/323 (84%)	259 (95%)	14 (5%)	0	100	100
14	A2	114/118 (97%)	109 (96%)	5 (4%)	0	100	100
15	A3	67/199 (34%)	66 (98%)	1 (2%)	0	100	100
16	A4	526/689 (76%)	493 (94%)	33 (6%)	0	100	100
18	AB	216/296 (73%)	211 (98%)	5 (2%)	0	100	100
19	AC	130/167 (78%)	127 (98%)	3 (2%)	0	100	100
20	AD	341/430 (79%)	321 (94%)	20 (6%)	0	100	100
21	AE	120/125 (96%)	117 (98%)	3 (2%)	0	100	100
22	AF	197/242 (81%)	192 (98%)	5 (2%)	0	100	100
23	AG	300/396 (76%)	283 (94%)	17 (6%)	0	100	100
24	AH	133/201 (66%)	125 (94%)	8 (6%)	0	100	100
25	AI	134/194 (69%)	128 (96%)	6 (4%)	0	100	100
26	AJ	106/138 (77%)	98 (92%)	8 (8%)	0	100	100
27	AK	99/128 (77%)	97 (98%)	2 (2%)	0	100	100
28	AL	162/257 (63%)	157 (97%)	5 (3%)	0	100	100
29	AM	114/137 (83%)	112 (98%)	2 (2%)	0	100	100
30	AN	105/130 (81%)	101 (96%)	4 (4%)	0	100	100
31	AO	183/258 (71%)	180 (98%)	3 (2%)	0	100	100
32	AP	93/142 (66%)	87 (94%)	6 (6%)	0	100	100
33	AQ	83/86 (96%)	79 (95%)	4 (5%)	0	100	100
34	AR	248/360 (69%)	234 (94%)	14 (6%)	0	100	100
35	AS	131/190 (69%)	121 (92%)	10 (8%)	0	100	100
36	AT	160/173 (92%)	151 (94%)	9 (6%)	0	100	100
37	AU	171/205 (83%)	169 (99%)	2 (1%)	0	100	100
38	AV	341/414 (82%)	320 (94%)	21 (6%)	0	100	100
39	AW	95/187 (51%)	90 (95%)	5 (5%)	0	100	100
40	AX	346/398 (87%)	328 (95%)	18 (5%)	0	100	100
41	AY	111/395 (28%)	103 (93%)	8 (7%)	0	100	100
42	AZ	84/106 (79%)	84 (100%)	0	0	100	100
44	XD	234/305 (77%)	220 (94%)	12 (5%)	2 (1%)	17	55

Continued on next page...

Continued from previous page...

Mol	Chain	Analysed	Favoured	Allowed	Outliers	Percentiles	
45	XE	302/348 (87%)	285 (94%)	17 (6%)	0	100	100
46	XF	248/311 (80%)	238 (96%)	10 (4%)	0	100	100
47	XH	93/267 (35%)	86 (92%)	7 (8%)	0	100	100
48	XI	209/261 (80%)	196 (94%)	13 (6%)	0	100	100
49	XJ	168/192 (88%)	156 (93%)	12 (7%)	0	100	100
50	XK	175/178 (98%)	167 (95%)	8 (5%)	0	100	100
51	XL	113/145 (78%)	107 (95%)	6 (5%)	0	100	100
52	XM	285/296 (96%)	271 (95%)	14 (5%)	0	100	100
53	XN	219/251 (87%)	210 (96%)	9 (4%)	0	100	100
54	XO	150/175 (86%)	144 (96%)	6 (4%)	0	100	100
55	XP	141/180 (78%)	132 (94%)	9 (6%)	0	100	100
56	XQ	236/292 (81%)	224 (95%)	12 (5%)	0	100	100
57	XR	138/149 (93%)	133 (96%)	5 (4%)	0	100	100
58	XS	158/205 (77%)	152 (96%)	6 (4%)	0	100	100
59	XT	164/206 (80%)	160 (98%)	4 (2%)	0	100	100
60	XU	137/153 (90%)	132 (96%)	5 (4%)	0	100	100
61	XV	200/216 (93%)	191 (96%)	9 (4%)	0	100	100
62	XW	109/148 (74%)	106 (97%)	3 (3%)	0	100	100
63	XX	241/256 (94%)	234 (97%)	7 (3%)	0	100	100
64	XY	176/250 (70%)	168 (96%)	8 (4%)	0	100	100
65	XZ	118/161 (73%)	114 (97%)	4 (3%)	0	100	100
66	a	93/142 (66%)	87 (94%)	6 (6%)	0	100	100
67	b	146/215 (68%)	136 (93%)	10 (7%)	0	100	100
68	c	271/332 (82%)	261 (96%)	10 (4%)	0	100	100
69	d	212/306 (69%)	200 (94%)	11 (5%)	1 (0%)	29	67
70	e	211/279 (76%)	203 (96%)	8 (4%)	0	100	100
71	f	139/212 (66%)	132 (95%)	7 (5%)	0	100	100
72	g	130/166 (78%)	125 (96%)	5 (4%)	0	100	100
73	h	106/158 (67%)	100 (94%)	6 (6%)	0	100	100
74	i	95/128 (74%)	91 (96%)	4 (4%)	0	100	100
75	j	84/123 (68%)	83 (99%)	1 (1%)	0	100	100

Continued on next page...

Continued from previous page...

Mol	Chain	Analysed	Favoured	Allowed	Outliers	Percentiles	
76	k	93/112 (83%)	86 (92%)	7 (8%)	0	100	100
77	l	78/138 (56%)	72 (92%)	6 (8%)	0	100	100
78	m	58/128 (45%)	54 (93%)	4 (7%)	0	100	100
79	o	92/102 (90%)	88 (96%)	4 (4%)	0	100	100
80	p	119/206 (58%)	113 (95%)	6 (5%)	0	100	100
81	q	162/222 (73%)	160 (99%)	2 (1%)	0	100	100
82	r	157/196 (80%)	148 (94%)	9 (6%)	0	100	100
87	s	366/439 (83%)	349 (95%)	17 (5%)	0	100	100
88	t1	45/198 (23%)	42 (93%)	3 (7%)	0	100	100
88	t2	28/198 (14%)	28 (100%)	0	0	100	100
88	t3	28/198 (14%)	27 (96%)	1 (4%)	0	100	100
88	t4	27/198 (14%)	25 (93%)	2 (7%)	0	100	100
88	t5	27/198 (14%)	26 (96%)	1 (4%)	0	100	100
88	t6	25/198 (13%)	25 (100%)	0	0	100	100
89	A	2/8 (25%)	0	1 (50%)	1 (50%)	0	0
All	All	13809/19167 (72%)	13157 (95%)	648 (5%)	4 (0%)	100	100

All (4) Ramachandran outliers are listed below:

Mol	Chain	Res	Type
44	XD	207	ILE
89	A	4	PRO
44	XD	208	ARG
69	d	289	PRO

5.3.2 Protein sidechains [i](#)

In the following table, the Percentiles column shows the percent sidechain outliers of the chain as a percentile score with respect to all PDB entries followed by that with respect to all EM entries.

The Analysed column shows the number of residues for which the sidechain conformation was analysed, and the total number of residues.

Mol	Chain	Analysed	Rotameric	Outliers	Percentiles	
1	0	97/164 (59%)	97 (100%)	0	100	100

Continued on next page...

Continued from previous page...

Mol	Chain	Analysed	Rotameric	Outliers	Percentiles	
2	1	50/60 (83%)	50 (100%)	0	100	100
3	2	40/72 (56%)	40 (100%)	0	100	100
4	3	88/166 (53%)	88 (100%)	0	100	100
5	4	37/89 (42%)	37 (100%)	0	100	100
6	5	353/368 (96%)	352 (100%)	1 (0%)	92	95
7	6	313/332 (94%)	311 (99%)	2 (1%)	86	92
8	7	267/303 (88%)	267 (100%)	0	100	100
9	8	128/190 (67%)	127 (99%)	1 (1%)	81	89
10	9	104/112 (93%)	104 (100%)	0	100	100
12	A0	176/190 (93%)	175 (99%)	1 (1%)	86	92
13	A1	253/291 (87%)	251 (99%)	2 (1%)	81	89
14	A2	99/101 (98%)	97 (98%)	2 (2%)	55	73
15	A3	63/166 (38%)	62 (98%)	1 (2%)	62	79
16	A4	494/609 (81%)	490 (99%)	4 (1%)	81	89
18	AB	192/249 (77%)	192 (100%)	0	100	100
19	AC	115/143 (80%)	115 (100%)	0	100	100
20	AD	283/357 (79%)	280 (99%)	3 (1%)	73	85
21	AE	104/107 (97%)	103 (99%)	1 (1%)	76	86
22	AF	178/209 (85%)	178 (100%)	0	100	100
23	AG	264/342 (77%)	263 (100%)	1 (0%)	91	94
24	AH	125/180 (69%)	125 (100%)	0	100	100
25	AI	104/147 (71%)	104 (100%)	0	100	100
26	AJ	93/118 (79%)	93 (100%)	0	100	100
27	AK	91/113 (80%)	91 (100%)	0	100	100
28	AL	152/226 (67%)	151 (99%)	1 (1%)	84	90
29	AM	95/113 (84%)	95 (100%)	0	100	100
30	AN	93/115 (81%)	93 (100%)	0	100	100
31	AO	166/230 (72%)	166 (100%)	0	100	100
32	AP	86/123 (70%)	86 (100%)	0	100	100
33	AQ	77/78 (99%)	77 (100%)	0	100	100
34	AR	229/318 (72%)	228 (100%)	1 (0%)	91	94

Continued on next page...

Continued from previous page...

Mol	Chain	Analysed	Rotameric	Outliers	Percentiles	
35	AS	115/164 (70%)	115 (100%)	0	100	100
36	AT	150/157 (96%)	150 (100%)	0	100	100
37	AU	149/174 (86%)	148 (99%)	1 (1%)	84	90
38	AV	315/364 (86%)	314 (100%)	1 (0%)	92	95
39	AW	84/158 (53%)	84 (100%)	0	100	100
40	AX	307/351 (88%)	304 (99%)	3 (1%)	76	86
41	AY	104/357 (29%)	103 (99%)	1 (1%)	76	86
42	AZ	79/95 (83%)	79 (100%)	0	100	100
44	XD	190/245 (78%)	190 (100%)	0	100	100
45	XE	259/290 (89%)	259 (100%)	0	100	100
46	XF	217/262 (83%)	217 (100%)	0	100	100
47	XH	86/228 (38%)	85 (99%)	1 (1%)	71	84
48	XI	194/232 (84%)	194 (100%)	0	100	100
49	XJ	133/150 (89%)	131 (98%)	2 (2%)	65	80
50	XK	155/156 (99%)	155 (100%)	0	100	100
51	XL	98/124 (79%)	98 (100%)	0	100	100
52	XM	245/249 (98%)	244 (100%)	1 (0%)	91	94
53	XN	188/211 (89%)	188 (100%)	0	100	100
54	XO	133/150 (89%)	133 (100%)	0	100	100
55	XP	125/155 (81%)	125 (100%)	0	100	100
56	XQ	220/256 (86%)	220 (100%)	0	100	100
57	XR	118/126 (94%)	117 (99%)	1 (1%)	81	89
58	XS	145/180 (81%)	145 (100%)	0	100	100
59	XT	146/176 (83%)	146 (100%)	0	100	100
60	XU	126/135 (93%)	126 (100%)	0	100	100
61	XV	179/191 (94%)	179 (100%)	0	100	100
62	XW	91/119 (76%)	89 (98%)	2 (2%)	52	71
63	XX	219/229 (96%)	219 (100%)	0	100	100
64	XY	161/223 (72%)	161 (100%)	0	100	100
65	XZ	111/147 (76%)	111 (100%)	0	100	100
66	a	93/133 (70%)	93 (100%)	0	100	100

Continued on next page...

Continued from previous page...

Mol	Chain	Analysed	Rotameric	Outliers	Percentiles	
67	b	130/186 (70%)	130 (100%)	0	100	100
68	c	241/288 (84%)	240 (100%)	1 (0%)	91	94
69	d	196/274 (72%)	196 (100%)	0	100	100
70	e	188/236 (80%)	187 (100%)	1 (0%)	88	93
71	f	128/188 (68%)	128 (100%)	0	100	100
72	g	122/148 (82%)	122 (100%)	0	100	100
73	h	103/148 (70%)	103 (100%)	0	100	100
74	i	86/110 (78%)	85 (99%)	1 (1%)	71	84
75	j	68/97 (70%)	68 (100%)	0	100	100
76	k	80/90 (89%)	80 (100%)	0	100	100
77	l	74/116 (64%)	74 (100%)	0	100	100
78	m	54/113 (48%)	54 (100%)	0	100	100
79	o	80/87 (92%)	80 (100%)	0	100	100
80	p	117/181 (65%)	117 (100%)	0	100	100
81	q	141/178 (79%)	140 (99%)	1 (1%)	84	90
82	r	146/169 (86%)	145 (99%)	1 (1%)	84	90
87	s	326/381 (86%)	325 (100%)	1 (0%)	92	95
88	t1	41/158 (26%)	40 (98%)	1 (2%)	49	69
88	t2	29/158 (18%)	29 (100%)	0	100	100
88	t3	29/158 (18%)	28 (97%)	1 (3%)	37	61
88	t4	28/158 (18%)	28 (100%)	0	100	100
88	t5	28/158 (18%)	28 (100%)	0	100	100
88	t6	26/158 (16%)	26 (100%)	0	100	100
89	A	2/2 (100%)	2 (100%)	0	100	100
All	All	12407/16508 (75%)	12365 (100%)	42 (0%)	92	95

All (42) residues with a non-rotameric sidechain are listed below:

Mol	Chain	Res	Type
6	5	310	ARG
7	6	52	ARG
7	6	99	ARG
9	8	119	LYS
12	A0	113	LYS

Continued on next page...

Continued from previous page...

Mol	Chain	Res	Type
13	A1	167	ARG
13	A1	187	LYS
14	A2	37	ARG
14	A2	40	LYS
15	A3	193	LYS
16	A4	158	LYS
16	A4	242	ASN
16	A4	403	LYS
16	A4	594	LYS
20	AD	186	LYS
20	AD	305	MET
20	AD	365	LYS
21	AE	122	LYS
23	AG	120	ARG
28	AL	84	LYS
34	AR	99	LYS
37	AU	114	ARG
38	AV	64	LYS
40	AX	163	LYS
40	AX	232	ARG
40	AX	275	LYS
41	AY	343	LYS
47	XH	75	ARG
49	XJ	154	ARG
49	XJ	167	LYS
52	XM	44	ARG
57	XR	44	ARG
62	XW	119	ARG
62	XW	137	LYS
68	c	302	ARG
70	e	273	ARG
74	i	96	LYS
81	q	140	ARG
82	r	134	ARG
87	s	230	ARG
88	t1	21[A]	LEU
88	t3	27	LYS

Sometimes sidechains can be flipped to improve hydrogen bonding and reduce clashes. All (17) such sidechains are listed below:

Mol	Chain	Res	Type
13	A1	279	ASN

Continued on next page...

Continued from previous page...

Mol	Chain	Res	Type
16	A4	242	ASN
16	A4	566	GLN
16	A4	590	GLN
16	A4	656	ASN
22	AF	72	GLN
22	AF	146	HIS
24	AH	163	ASN
42	AZ	76	GLN
45	XE	174	GLN
45	XE	180	ASN
50	XK	26	GLN
54	XO	27	HIS
70	e	144	ASN
76	k	15	GLN
82	r	112	HIS
88	t4	5	GLN

5.3.3 RNA [i](#)

Mol	Chain	Analysed	Backbone Outliers	Pucker Outliers
11	XA	1490/1561 (95%)	266 (17%)	7 (0%)
17	AA	916/954 (96%)	158 (17%)	4 (0%)
43	XB	54/72 (75%)	11 (20%)	0
83	r1	0/14	-	-
84	r2	0/76	-	-
85	r3	0/75	-	-
86	r4	0/75	-	-
All	All	2460/2827 (87%)	435 (17%)	11 (0%)

All (435) RNA backbone outliers are listed below:

Mol	Chain	Res	Type
11	XA	1685	C
11	XA	1689	C
11	XA	1692	A
11	XA	1693	C
11	XA	1695	C
11	XA	1699	C
11	XA	1700	U
11	XA	1704	U
11	XA	1708	A

Continued on next page...

Continued from previous page...

Mol	Chain	Res	Type
11	XA	1709	G
11	XA	1710	A
11	XA	1711	C
11	XA	1712	A
11	XA	1713	A
11	XA	1715	C
11	XA	1724	A
11	XA	1727	A
11	XA	1733	C
11	XA	1734	C
11	XA	1736	A
11	XA	1737	A
11	XA	1741	A
11	XA	1748	G
11	XA	1762	A
11	XA	1763	A
11	XA	1764	C
11	XA	1765	C
11	XA	1770	G
11	XA	1777	A
11	XA	1799	U
11	XA	1804	A
11	XA	1805	A
11	XA	1809	U
11	XA	1810	A
11	XA	1811	A
11	XA	1821	A
11	XA	1823	A
11	XA	1827	C
11	XA	1828	A
11	XA	1829	A
11	XA	1832	A
11	XA	1836	A
11	XA	1844	A
11	XA	1853	A
11	XA	1854	U
11	XA	1856	A
11	XA	1869	A
11	XA	1872	U
11	XA	1878	U
11	XA	1882	A
11	XA	1886	G

Continued on next page...

Continued from previous page...

Mol	Chain	Res	Type
11	XA	1887	A
11	XA	1893	A
11	XA	1902	C
11	XA	1903	C
11	XA	1909	A
11	XA	1918	G
11	XA	1919	C
11	XA	1940	A
11	XA	1944	C
11	XA	1950	U
11	XA	1958	G
11	XA	1974	A
11	XA	1975	U
11	XA	1985	G
11	XA	1986	A
11	XA	1992	C
11	XA	1993	A
11	XA	1994	A
11	XA	2000	C
11	XA	2001	C
11	XA	2002	G
11	XA	2003	A
11	XA	2010	U
11	XA	2015	G
11	XA	2022	G
11	XA	2030	U
11	XA	2036	C
11	XA	2037	U
11	XA	2039	A
11	XA	2055	U
11	XA	2060	A
11	XA	2067	C
11	XA	2079	C
11	XA	2099	U
11	XA	2111	C
11	XA	2113	G
11	XA	2125	C
11	XA	2126	U
11	XA	2135	A
11	XA	2138	U
11	XA	2147	G
11	XA	2159	U

Continued on next page...

Continued from previous page...

Mol	Chain	Res	Type
11	XA	2169	A
11	XA	2176	C
11	XA	2177	U
11	XA	2178	A
11	XA	2179	A
11	XA	2180	A
11	XA	2181	A
11	XA	2182	G
11	XA	2188	A
11	XA	2195	A
11	XA	2196	A
11	XA	2198	A
11	XA	2200	A
11	XA	2237	A
11	XA	2241	A
11	XA	2243	A
11	XA	2244	U
11	XA	2245	A
11	XA	2251	A
11	XA	2260	A
11	XA	2262	C
11	XA	2263	C
11	XA	2283	C
11	XA	2284	C
11	XA	2285	U
11	XA	2292	G
11	XA	2297	A
11	XA	2299	U
11	XA	2300	G
11	XA	2316	U
11	XA	2322	C
11	XA	2332	C
11	XA	2345	G
11	XA	2357	C
11	XA	2374	A
11	XA	2375	C
11	XA	2381	A
11	XA	2390	A
11	XA	2407	U
11	XA	2414	C
11	XA	2415	C
11	XA	2418	A

Continued on next page...

Continued from previous page...

Mol	Chain	Res	Type
11	XA	2432	A
11	XA	2446	A
11	XA	2451	A
11	XA	2458	A
11	XA	2476	C
11	XA	2478	G
11	XA	2485	U
11	XA	2493	C
11	XA	2520	C
11	XA	2523	C
11	XA	2527	A
11	XA	2528	G
11	XA	2531	U
11	XA	2540	C
11	XA	2557	C
11	XA	2558	A
11	XA	2559	U
11	XA	2570	C
11	XA	2575	U
11	XA	2576	A
11	XA	2577	C
11	XA	2578	C
11	XA	2579	C
11	XA	2581	A
11	XA	2592	G
11	XA	2594	U
11	XA	2602	U
11	XA	2603	C
11	XA	2618	U
11	XA	2627	G
11	XA	2628	U
11	XA	2630	U
11	XA	2633	A
11	XA	2635	G
11	XA	2654	U
11	XA	2656	U
11	XA	2659	C
11	XA	2683	C
11	XA	2686	G
11	XA	2694	A
11	XA	2695	G
11	XA	2696	A

Continued on next page...

Continued from previous page...

Mol	Chain	Res	Type
11	XA	2706	A
11	XA	2715	A
11	XA	2718	C
11	XA	2719	G
11	XA	2722	A
11	XA	2723	A
11	XA	2724	G
11	XA	2725	A
11	XA	2732	G
11	XA	2733	G
11	XA	2740	A
11	XA	2745	A
11	XA	2758	G
11	XA	2788	C
11	XA	2789	C
11	XA	2791	A
11	XA	2810	G
11	XA	2832	A
11	XA	2833	A
11	XA	2847	C
11	XA	2854	U
11	XA	2859	A
11	XA	2864	U
11	XA	2865	C
11	XA	2869	A
11	XA	2871	U
11	XA	2879	A
11	XA	2893	A
11	XA	2906	C
11	XA	2910	A
11	XA	2913	A
11	XA	2916	G
11	XA	2917	G
11	XA	2918	A
11	XA	2919	A
11	XA	2921	A
11	XA	2928	C
11	XA	2934	G
11	XA	2935	A
11	XA	2939	C
11	XA	2956	A
11	XA	2962	C

Continued on next page...

Continued from previous page...

Mol	Chain	Res	Type
11	XA	2963	A
11	XA	2985	C
11	XA	2989	G
11	XA	2990	A
11	XA	2992	G
11	XA	3000	A
11	XA	3005	A
11	XA	3007	C
11	XA	3016	G
11	XA	3021	C
11	XA	3041	U
11	XA	3049	U
11	XA	3053	A
11	XA	3054	G
11	XA	3065	U
11	XA	3067	U
11	XA	3069	A
11	XA	3073	C
11	XA	3089	A
11	XA	3090	G
11	XA	3096	U
11	XA	3100	U
11	XA	3122	U
11	XA	3124	U
11	XA	3129	A
11	XA	3150	U
11	XA	3151	A
11	XA	3154	U
11	XA	3157	C
11	XA	3158	A
11	XA	3160	A
11	XA	3162	C
11	XA	3169	C
11	XA	3172	C
11	XA	3177	A
11	XA	3182	A
11	XA	3184	C
11	XA	3189	C
11	XA	3190	A
11	XA	3196	G
11	XA	3208	C
11	XA	3209	A

Continued on next page...

Continued from previous page...

Mol	Chain	Res	Type
11	XA	3210	C
11	XA	3212	C
11	XA	3217	A
11	XA	3218	A
11	XA	3219	G
17	AA	651	A
17	AA	680	U
17	AA	688	A
17	AA	694	C
17	AA	700	A
17	AA	704	U
17	AA	721	U
17	AA	722	C
17	AA	730	A
17	AA	753	A
17	AA	757	A
17	AA	761	A
17	AA	766	G
17	AA	771	A
17	AA	791	G
17	AA	792	C
17	AA	794	U
17	AA	796	G
17	AA	811	G
17	AA	814	A
17	AA	825	U
17	AA	826	A
17	AA	829	C
17	AA	830	U
17	AA	832	U
17	AA	835	C
17	AA	836	A
17	AA	851	A
17	AA	856	A
17	AA	860	A
17	AA	861	U
17	AA	865	A
17	AA	866	A
17	AA	868	C
17	AA	869	C
17	AA	880	C
17	AA	881	A

Continued on next page...

Continued from previous page...

Mol	Chain	Res	Type
17	AA	890	C
17	AA	893	G
17	AA	897	C
17	AA	899	G
17	AA	903	U
17	AA	905	A
17	AA	909	G
17	AA	917	C
17	AA	919	A
17	AA	923	A
17	AA	932	C
17	AA	933	G
17	AA	938	A
17	AA	939	A
17	AA	942	A
17	AA	950	A
17	AA	967	A
17	AA	975	A
17	AA	993	A
17	AA	994	A
17	AA	1001	C
17	AA	1009	C
17	AA	1015	A
17	AA	1031	G
17	AA	1042	U
17	AA	1046	A
17	AA	1049	A
17	AA	1062	G
17	AA	1069	A
17	AA	1081	U
17	AA	1082	A
17	AA	1096	A
17	AA	1103	A
17	AA	1105	C
17	AA	1106	C
17	AA	1109	A
17	AA	1121	A
17	AA	1128	C
17	AA	1138	G
17	AA	1142	A
17	AA	1143	C
17	AA	1151	C

Continued on next page...

Continued from previous page...

Mol	Chain	Res	Type
17	AA	1167	A
17	AA	1188	A
17	AA	1189	U
17	AA	1190	C
17	AA	1193	U
17	AA	1194	C
17	AA	1213	A
17	AA	1214	A
17	AA	1215	U
17	AA	1220	A
17	AA	1223	C
17	AA	1225	C
17	AA	1226	C
17	AA	1227	G
17	AA	1228	A
17	AA	1229	U
17	AA	1235	U
17	AA	1236	C
17	AA	1237	A
17	AA	1248	C
17	AA	1251	A
17	AA	1261	C
17	AA	1268	C
17	AA	1271	C
17	AA	1284	U
17	AA	1290	C
17	AA	1293	C
17	AA	1295	A
17	AA	1296	A
17	AA	1297	G
17	AA	1307	G
17	AA	1326	A
17	AA	1327	G
17	AA	1331	A
17	AA	1341	C
17	AA	1342	C
17	AA	1343	A
17	AA	1344	U
17	AA	1349	U
17	AA	1353	A
17	AA	1354	A
17	AA	1356	A

Continued on next page...

Continued from previous page...

Mol	Chain	Res	Type
17	AA	1365	A
17	AA	1369	U
17	AA	1378	C
17	AA	1390	A
17	AA	1402	A
17	AA	1416	A
17	AA	1422	G
17	AA	1424	U
17	AA	1430	A
17	AA	1448	U
17	AA	1459	A
17	AA	1461	A
17	AA	1463	G
17	AA	1478	A
17	AA	1482	A
17	AA	1487	C
17	AA	1488	C
17	AA	1503	G
17	AA	1525	C
17	AA	1526	U
17	AA	1527	A
17	AA	1528	A
17	AA	1531	C
17	AA	1537	C
17	AA	1539	C
17	AA	1540	A
17	AA	1557	A
17	AA	1559	G
17	AA	1568	U
17	AA	1571	U
17	AA	1582	G
17	AA	1583	A
17	AA	1584	A
17	AA	1594	G
17	AA	1595	G
17	AA	1598	G
17	AA	1599	A
43	XB	1608	G
43	XB	1609	U
43	XB	1611	G
43	XB	1615	A
43	XB	1619	C

Continued on next page...

Continued from previous page...

Mol	Chain	Res	Type
43	XB	1620	A
43	XB	1621	A
43	XB	1641	G
43	XB	1646	U
43	XB	1649	C
43	XB	1659	U

All (11) RNA pucker outliers are listed below:

Mol	Chain	Res	Type
11	XA	2066	C
11	XA	2195	A
11	XA	2417	C
11	XA	2558	A
11	XA	2574	G
11	XA	2961	C
11	XA	2962	C
17	AA	770	C
17	AA	1048	C
17	AA	1234	C
17	AA	1558	A

5.4 Non-standard residues in protein, DNA, RNA chains [i](#)

245 non-standard protein/DNA/RNA residues are modelled in this entry.

In the following table, the Counts columns list the number of bonds (or angles) for which Mogul statistics could be retrieved, the number of bonds (or angles) that are observed in the model and the number of bonds (or angles) that are defined in the Chemical Component Dictionary. The Link column lists molecule types, if any, to which the group is linked. The Z score for a bond length (or angle) is the number of standard deviations the observed value is removed from the expected value. A bond length (or angle) with $|Z| > 2$ is considered an outlier worth inspection. RMSZ is the root-mean-square of all Z scores of the bond lengths (or angles).

Mol	Type	Chain	Res	Link	Bond lengths			Bond angles		
					Counts	RMSZ	# Z > 2	Counts	RMSZ	# Z > 2
86	Y5P	r4	40	86	14,19,20	3.13	3 (21%)	18,26,29	0.58	0
84	Y5P	r2	17	84	14,19,20	3.13	3 (21%)	18,26,29	0.56	0
86	P5P	r4	70	86	16,23,24	0.94	1 (6%)	14,33,36	1.97	3 (21%)
84	P5P	r2	64	84	16,23,24	0.96	1 (6%)	14,33,36	1.97	3 (21%)
83	Y5P	r1	52	83	14,19,20	3.13	3 (21%)	18,26,29	0.56	0

Mol	Type	Chain	Res	Link	Bond lengths			Bond angles		
					Counts	RMSZ	# Z > 2	Counts	RMSZ	# Z > 2
85	P5P	r3	20	85	16,23,24	0.96	1 (6%)	14,33,36	1.99	3 (21%)
84	P5P	r2	19	84	16,23,24	0.96	1 (6%)	14,33,36	2.01	3 (21%)
85	Y5P	r3	7	85	14,19,20	3.14	3 (21%)	18,26,29	0.61	0
86	P5P	r4	6	86	16,23,24	0.95	1 (6%)	14,33,36	2.00	3 (21%)
86	P5P	r4	24	86	16,23,24	0.95	1 (6%)	14,33,36	1.99	3 (21%)
85	Y5P	r3	68	85	14,19,20	3.13	3 (21%)	18,26,29	0.60	0
85	Y5P	r3	25	85	14,19,20	3.11	3 (21%)	18,26,29	0.65	0
85	P5P	r3	31	85	16,23,24	0.95	1 (6%)	14,33,36	1.98	3 (21%)
84	P5P	r2	63	84	16,23,24	0.97	1 (6%)	14,33,36	2.01	3 (21%)
86	P5P	r4	58	86	16,23,24	0.95	1 (6%)	14,33,36	1.97	3 (21%)
85	Y5P	r3	71	85	14,19,20	3.14	3 (21%)	18,26,29	0.60	0
84	P5P	r2	76	84	16,23,24	0.94	1 (6%)	14,33,36	1.97	3 (21%)
85	Y5P	r3	61	85	14,19,20	3.14	3 (21%)	18,26,29	0.54	0
85	P5P	r3	14	85	16,23,24	0.94	1 (6%)	14,33,36	2.02	3 (21%)
86	P5P	r4	7	86	16,23,24	0.96	1 (6%)	14,33,36	2.01	3 (21%)
85	P5P	r3	45	85	16,23,24	0.96	1 (6%)	14,33,36	1.98	3 (21%)
86	Y5P	r4	51	86	14,19,20	3.13	3 (21%)	18,26,29	0.57	0
86	Y5P	r4	74	86	14,19,20	3.16	3 (21%)	18,26,29	0.56	0
89	MHV	A	6	89	7,9,10	0.35	0	7,11,13	1.73	2 (28%)
84	Y5P	r2	13	84	14,19,20	3.13	3 (21%)	18,26,29	0.59	0
84	P5P	r2	10	84	16,23,24	0.94	1 (6%)	14,33,36	1.99	3 (21%)
86	Y5P	r4	68	86	14,19,20	3.13	3 (21%)	18,26,29	0.57	0
85	Y5P	r3	41	85	14,19,20	3.09	3 (21%)	18,26,29	0.63	0
84	Y5P	r2	16	84	14,19,20	3.15	3 (21%)	18,26,29	0.55	0
84	P5P	r2	34	84	16,23,24	0.96	1 (6%)	14,33,36	1.99	3 (21%)
83	Y5P	r1	56	83	14,19,20	3.13	3 (21%)	18,26,29	0.62	0
83	Y5P	r1	48	83	14,19,20	3.10	3 (21%)	18,26,29	0.56	0
84	Y5P	r2	55	84	14,19,20	3.13	3 (21%)	18,26,29	0.57	0
84	P5P	r2	37	84	16,23,24	0.95	1 (6%)	14,33,36	1.99	3 (21%)
86	Y5P	r4	55	86	14,19,20	3.15	3 (21%)	18,26,29	0.56	0
84	P5P	r2	5	84	16,23,24	0.95	1 (6%)	14,33,36	1.97	3 (21%)
86	P5P	r4	5	86	16,23,24	0.95	1 (6%)	14,33,36	1.98	3 (21%)
89	DBB	A	3	89	4,5,6	0.56	0	1,5,7	0.66	0
86	Y5P	r4	32	86	14,19,20	3.14	3 (21%)	18,26,29	0.57	0
83	Y5P	r1	57	83	14,19,20	3.13	3 (21%)	18,26,29	0.59	0

Mol	Type	Chain	Res	Link	Bond lengths			Bond angles		
					Counts	RMSZ	# Z > 2	Counts	RMSZ	# Z > 2
85	P5P	r3	67	85	16,23,24	0.96	1 (6%)	14,33,36	1.98	3 (21%)
85	P5P	r3	44	85	16,23,24	0.94	1 (6%)	14,33,36	1.98	3 (21%)
86	Y5P	r4	72	86	14,19,20	3.13	3 (21%)	18,26,29	0.57	0
84	P5P	r2	38	84	16,23,24	0.95	1 (6%)	14,33,36	1.98	3 (21%)
85	Y5P	r3	70	85	14,19,20	3.13	3 (21%)	18,26,29	0.55	0
85	P5P	r3	8	85	16,23,24	0.96	1 (6%)	14,33,36	1.98	3 (21%)
84	P5P	r2	73	84	16,23,24	0.98	1 (6%)	14,33,36	2.01	3 (21%)
85	Y5P	r3	66	85	14,19,20	3.13	3 (21%)	18,26,29	0.65	0
84	Y5P	r2	3	84	14,19,20	3.14	4 (28%)	18,26,29	0.59	0
85	Y5P	r3	37	85	14,19,20	3.11	3 (21%)	18,26,29	0.65	0
86	Y5P	r4	56	86	14,19,20	3.13	3 (21%)	18,26,29	0.56	0
84	P5P	r2	71	84	16,23,24	0.97	1 (6%)	14,33,36	1.99	3 (21%)
85	P5P	r3	23	85	16,23,24	0.96	1 (6%)	14,33,36	2.00	3 (21%)
85	P5P	r3	36	85	16,23,24	0.96	1 (6%)	14,33,36	2.00	3 (21%)
85	Y5P	r3	51	85	14,19,20	3.14	3 (21%)	18,26,29	0.58	0
83	Y5P	r1	45	83	14,19,20	3.14	4 (28%)	18,26,29	0.60	0
84	Y5P	r2	74	84	14,19,20	3.13	3 (21%)	18,26,29	0.59	0
86	P5P	r4	28	86	16,23,24	0.96	1 (6%)	14,33,36	1.97	3 (21%)
86	P5P	r4	44	86	16,23,24	0.96	1 (6%)	14,33,36	2.00	3 (21%)
86	Y5P	r4	12	86	14,19,20	3.14	3 (21%)	18,26,29	0.60	0
86	P5P	r4	26	86	16,23,24	0.95	1 (6%)	14,33,36	2.01	3 (21%)
86	Y5P	r4	54	86	14,19,20	3.15	3 (21%)	18,26,29	0.55	0
86	P5P	r4	69	86	16,23,24	0.95	1 (6%)	14,33,36	1.99	3 (21%)
84	Y5P	r2	12	84	14,19,20	3.13	3 (21%)	18,26,29	0.57	0
84	P5P	r2	22	84	16,23,24	0.95	1 (6%)	14,33,36	1.98	3 (21%)
85	Y5P	r3	48	85	14,19,20	3.13	3 (21%)	18,26,29	0.60	0
85	P5P	r3	22	85	16,23,24	0.97	1 (6%)	14,33,36	1.99	3 (21%)
86	Y5P	r4	25	86	14,19,20	3.14	3 (21%)	18,26,29	0.56	0
86	Y5P	r4	47	86	14,19,20	3.16	3 (21%)	18,26,29	0.57	0
85	Y5P	r3	35	85	14,19,20	3.11	3 (21%)	18,26,29	0.58	0
85	P5P	r3	58	85	16,23,24	0.93	1 (6%)	14,33,36	1.99	3 (21%)
86	Y5P	r4	39	86	14,19,20	3.14	3 (21%)	18,26,29	0.55	0
86	Y5P	r4	13	86	14,19,20	3.15	3 (21%)	18,26,29	0.56	0
84	P5P	r2	46	84	16,23,24	0.97	1 (6%)	14,33,36	2.00	3 (21%)
86	P5P	r4	23	86	16,23,24	0.96	1 (6%)	14,33,36	1.99	3 (21%)

Mol	Type	Chain	Res	Link	Bond lengths			Bond angles		
					Counts	RMSZ	# Z > 2	Counts	RMSZ	# Z > 2
85	P5P	r3	32	85	16,23,24	0.94	1 (6%)	14,33,36	1.98	3 (21%)
85	P5P	r3	3	85	16,23,24	0.95	1 (6%)	14,33,36	2.05	3 (21%)
85	Y5P	r3	62	85	14,19,20	3.15	3 (21%)	18,26,29	0.55	0
85	P5P	r3	9	85	16,23,24	0.97	1 (6%)	14,33,36	2.01	3 (21%)
86	Y5P	r4	20	86	14,19,20	3.14	3 (21%)	18,26,29	0.59	0
86	P5P	r4	38	86	16,23,24	0.95	1 (6%)	14,33,36	1.99	3 (21%)
86	Y5P	r4	33	86	14,19,20	3.13	3 (21%)	18,26,29	0.56	0
84	Y5P	r2	48	84	14,19,20	3.13	3 (21%)	18,26,29	0.57	0
84	Y5P	r2	4	84	14,19,20	3.14	3 (21%)	18,26,29	0.56	0
84	Y5P	r2	50	84	14,19,20	3.13	3 (21%)	18,26,29	0.56	0
84	P5P	r2	36	84	16,23,24	0.96	1 (6%)	14,33,36	2.00	3 (21%)
84	Y5P	r2	41	84	14,19,20	3.13	3 (21%)	18,26,29	0.56	0
84	P5P	r2	1	84	16,23,24	0.95	1 (6%)	14,33,36	1.99	3 (21%)
85	P5P	r3	52	85	16,23,24	0.95	1 (6%)	14,33,36	1.97	3 (21%)
86	Y5P	r4	61	86	14,19,20	3.14	3 (21%)	18,26,29	0.55	0
83	Y5P	r1	55	83	14,19,20	3.13	3 (21%)	18,26,29	0.56	0
84	Y5P	r2	43	84	14,19,20	3.13	3 (21%)	18,26,29	0.58	0
84	P5P	r2	9	84	16,23,24	0.95	1 (6%)	14,33,36	2.02	3 (21%)
85	Y5P	r3	1	85	18,20,20	2.76	3 (16%)	25,29,29	0.69	0
86	P5P	r4	71	86	16,23,24	0.95	1 (6%)	14,33,36	1.99	3 (21%)
86	Y5P	r4	66	86	14,19,20	3.15	3 (21%)	18,26,29	0.55	0
84	P5P	r2	15	84	16,23,24	0.95	1 (6%)	14,33,36	2.01	3 (21%)
84	Y5P	r2	42	84	14,19,20	3.13	3 (21%)	18,26,29	0.59	0
85	Y5P	r3	33	85	14,19,20	3.12	3 (21%)	18,26,29	0.56	0
86	P5P	r4	65	86	16,23,24	0.97	1 (6%)	14,33,36	1.96	3 (21%)
86	P5P	r4	63	86	16,23,24	0.95	1 (6%)	14,33,36	1.99	3 (21%)
84	P5P	r2	23	84	16,23,24	0.97	1 (6%)	14,33,36	1.98	3 (21%)
85	P5P	r3	75	85	16,23,24	0.95	1 (6%)	14,33,36	2.02	3 (21%)
84	P5P	r2	30	84	16,23,24	0.95	1 (6%)	14,33,36	1.98	3 (21%)
86	P5P	r4	1	86	16,23,24	0.95	1 (6%)	14,33,36	2.01	3 (21%)
86	P5P	r4	21	86	16,23,24	0.96	1 (6%)	14,33,36	1.98	3 (21%)
85	P5P	r3	53	85	16,23,24	0.95	1 (6%)	14,33,36	1.99	3 (21%)
85	Y5P	r3	40	85	14,19,20	3.14	3 (21%)	18,26,29	0.52	0
84	Y5P	r2	20	84	14,19,20	3.14	3 (21%)	18,26,29	0.61	0
85	Y5P	r3	39	85	14,19,20	3.12	3 (21%)	18,26,29	0.57	0

Mol	Type	Chain	Res	Link	Bond lengths			Bond angles		
					Counts	RMSZ	# Z > 2	Counts	RMSZ	# Z > 2
85	Y5P	r3	54	85	14,19,20	3.14	3 (21%)	18,26,29	0.54	0
85	P5P	r3	69	85	16,23,24	0.95	1 (6%)	14,33,36	1.99	3 (21%)
83	Y5P	r1	46	83	14,19,20	3.10	3 (21%)	18,26,29	0.58	0
84	Y5P	r2	40	84	14,19,20	3.13	3 (21%)	18,26,29	0.59	0
85	Y5P	r3	59	85	14,19,20	3.13	3 (21%)	18,26,29	0.62	0
84	Y5P	r2	75	84	14,19,20	3.11	3 (21%)	18,26,29	0.58	0
84	P5P	r2	58	84	16,23,24	0.95	1 (6%)	14,33,36	1.97	3 (21%)
84	Y5P	r2	11	84	14,19,20	3.13	3 (21%)	18,26,29	0.56	0
86	P5P	r4	46	86	16,23,24	0.96	1 (6%)	14,33,36	1.96	3 (21%)
84	P5P	r2	7	84	16,23,24	0.96	1 (6%)	14,33,36	2.01	3 (21%)
83	Y5P	r1	47	83	14,19,20	3.09	3 (21%)	18,26,29	0.65	0
84	Y5P	r2	47	84	14,19,20	3.14	3 (21%)	18,26,29	0.57	0
84	Y5P	r2	45	84	14,19,20	3.13	3 (21%)	18,26,29	0.53	0
86	P5P	r4	30	86	16,23,24	0.96	1 (6%)	14,33,36	1.99	3 (21%)
86	P5P	r4	14	86	16,23,24	0.95	1 (6%)	14,33,36	2.00	3 (21%)
86	Y5P	r4	62	86	14,19,20	3.14	3 (21%)	18,26,29	0.57	0
86	Y5P	r4	45	86	14,19,20	3.14	3 (21%)	18,26,29	0.56	0
86	Y5P	r4	3	86	14,19,20	3.14	3 (21%)	18,26,29	0.55	0
84	Y5P	r2	60	84	14,19,20	3.13	3 (21%)	18,26,29	0.60	0
85	Y5P	r3	26	85	14,19,20	3.13	3 (21%)	18,26,29	0.60	0
86	Y5P	r4	16	86	14,19,20	3.12	3 (21%)	18,26,29	0.63	0
85	Y5P	r3	50	85	14,19,20	3.15	3 (21%)	18,26,29	0.57	0
86	Y5P	r4	75	86	14,19,20	3.15	3 (21%)	18,26,29	0.59	0
83	Y5P	r1	54	83	14,19,20	3.16	4 (28%)	18,26,29	0.56	0
85	P5P	r3	4	85	16,23,24	0.97	1 (6%)	14,33,36	1.99	3 (21%)
85	Y5P	r3	12	85	14,19,20	3.10	3 (21%)	18,26,29	0.59	0
85	Y5P	r3	34	85	14,19,20	3.11	3 (21%)	18,26,29	0.56	0
85	P5P	r3	49	85	16,23,24	0.96	1 (6%)	14,33,36	1.99	3 (21%)
85	Y5P	r3	64	85	14,19,20	3.13	3 (21%)	18,26,29	0.57	0
86	Y5P	r4	49	86	14,19,20	3.13	3 (21%)	18,26,29	0.57	0
86	Y5P	r4	60	86	14,19,20	3.12	3 (21%)	18,26,29	0.58	0
86	Y5P	r4	67	86	14,19,20	3.14	3 (21%)	18,26,29	0.57	0
85	P5P	r3	5	85	16,23,24	0.97	1 (6%)	14,33,36	2.00	3 (21%)
84	P5P	r2	27	84	16,23,24	0.95	1 (6%)	14,33,36	2.00	3 (21%)
85	Y5P	r3	42	85	14,19,20	3.12	3 (21%)	18,26,29	0.60	0

Mol	Type	Chain	Res	Link	Bond lengths			Bond angles		
					Counts	RMSZ	# Z > 2	Counts	RMSZ	# Z > 2
86	P5P	r4	36	86	16,23,24	0.95	1 (6%)	14,33,36	1.98	3 (21%)
85	Y5P	r3	73	85	14,19,20	3.09	3 (21%)	18,26,29	0.62	0
86	P5P	r4	15	86	16,23,24	0.95	1 (6%)	14,33,36	2.00	3 (21%)
84	P5P	r2	28	84	16,23,24	0.96	1 (6%)	14,33,36	1.98	3 (21%)
85	P5P	r3	17	85	16,23,24	0.95	1 (6%)	14,33,36	2.01	3 (21%)
84	Y5P	r2	51	84	14,19,20	3.13	3 (21%)	18,26,29	0.57	0
83	Y5P	r1	44	83	14,19,20	3.14	3 (21%)	18,26,29	0.60	0
85	Y5P	r3	13	85	14,19,20	3.13	3 (21%)	18,26,29	0.62	0
86	Y5P	r4	59	86	14,19,20	3.12	3 (21%)	18,26,29	0.60	0
86	Y5P	r4	43	86	14,19,20	3.15	3 (21%)	18,26,29	0.58	0
86	P5P	r4	37	86	16,23,24	0.96	1 (6%)	14,33,36	1.96	3 (21%)
86	P5P	r4	22	86	16,23,24	0.95	1 (6%)	14,33,36	2.00	3 (21%)
86	P5P	r4	64	86	16,23,24	0.96	1 (6%)	14,33,36	1.99	3 (21%)
85	Y5P	r3	74	85	14,19,20	3.10	3 (21%)	18,26,29	0.54	0
84	Y5P	r2	54	84	14,19,20	3.15	3 (21%)	18,26,29	0.56	0
84	P5P	r2	69	84	16,23,24	0.95	1 (6%)	14,33,36	1.99	3 (21%)
84	Y5P	r2	2	84	14,19,20	3.14	3 (21%)	18,26,29	0.56	0
85	Y5P	r3	60	85	14,19,20	3.12	3 (21%)	18,26,29	0.58	0
84	P5P	r2	24	84	16,23,24	0.95	1 (6%)	14,33,36	2.01	3 (21%)
84	Y5P	r2	59	84	14,19,20	3.14	3 (21%)	18,26,29	0.57	0
86	Y5P	r4	42	86	14,19,20	3.15	3 (21%)	18,26,29	0.56	0
84	P5P	r2	70	84	16,23,24	0.95	1 (6%)	14,33,36	2.00	3 (21%)
85	Y5P	r3	65	85	14,19,20	3.12	3 (21%)	18,26,29	0.57	0
83	Y5P	r1	53	83	14,19,20	3.10	3 (21%)	18,26,29	0.66	0
89	004	A	7	89	9,10,11	1.08	1 (11%)	9,12,14	1.80	3 (33%)
84	Y5P	r2	67	84	14,19,20	3.14	3 (21%)	18,26,29	0.55	0
83	Y5P	r1	50	83	14,19,20	3.11	3 (21%)	18,26,29	0.61	0
86	P5P	r4	53	86	16,23,24	0.96	1 (6%)	14,33,36	2.00	3 (21%)
85	P5P	r3	43	85	16,23,24	0.95	1 (6%)	14,33,36	1.99	3 (21%)
85	P5P	r3	47	85	16,23,24	0.96	1 (6%)	14,33,36	2.00	3 (21%)
84	P5P	r2	35	84	16,23,24	0.94	1 (6%)	14,33,36	2.04	3 (21%)
85	Y5P	r3	16	85	14,19,20	3.13	3 (21%)	18,26,29	0.58	0
86	P5P	r4	73	86	16,23,24	0.97	1 (6%)	14,33,36	2.01	3 (21%)
85	P5P	r3	19	85	16,23,24	0.97	1 (6%)	14,33,36	1.99	3 (21%)
84	Y5P	r2	39	84	14,19,20	3.13	3 (21%)	18,26,29	0.58	0

Mol	Type	Chain	Res	Link	Bond lengths			Bond angles		
					Counts	RMSZ	# Z > 2	Counts	RMSZ	# Z > 2
85	Y5P	r3	63	85	14,19,20	3.12	3 (21%)	18,26,29	0.63	0
84	P5P	r2	44	84	16,23,24	0.95	1 (6%)	14,33,36	1.98	3 (21%)
86	P5P	r4	10	86	16,23,24	0.95	1 (6%)	14,33,36	2.01	3 (21%)
85	Y5P	r3	18	85	14,19,20	3.15	3 (21%)	18,26,29	0.56	0
84	Y5P	r2	61	84	14,19,20	3.14	4 (28%)	18,26,29	0.58	0
84	Y5P	r2	72	84	14,19,20	3.13	3 (21%)	18,26,29	0.55	0
84	Y5P	r2	66	84	14,19,20	3.13	3 (21%)	18,26,29	0.59	0
84	P5P	r2	6	84	16,23,24	0.95	1 (6%)	14,33,36	1.99	3 (21%)
86	P5P	r4	18	86	16,23,24	0.96	1 (6%)	14,33,36	1.98	3 (21%)
86	Y5P	r4	41	86	14,19,20	3.14	3 (21%)	18,26,29	0.56	0
84	P5P	r2	65	84	16,23,24	0.96	1 (6%)	14,33,36	1.98	3 (21%)
86	Y5P	r4	48	86	14,19,20	3.14	3 (21%)	18,26,29	0.58	0
83	Y5P	r1	49	83	14,19,20	3.11	3 (21%)	18,26,29	0.56	0
85	P5P	r3	46	85	16,23,24	0.95	1 (6%)	14,33,36	1.97	3 (21%)
86	Y5P	r4	11	86	14,19,20	3.14	3 (21%)	18,26,29	0.57	0
85	P5P	r3	11	85	16,23,24	0.97	1 (6%)	14,33,36	1.96	3 (21%)
85	Y5P	r3	21	85	14,19,20	3.13	3 (21%)	18,26,29	0.58	0
85	P5P	r3	10	85	16,23,24	0.96	1 (6%)	14,33,36	1.98	3 (21%)
83	Y5P	r1	51	83	14,19,20	3.11	3 (21%)	18,26,29	0.62	0
84	Y5P	r2	8	84	14,19,20	3.14	3 (21%)	18,26,29	0.59	0
84	P5P	r2	53	84	16,23,24	0.95	1 (6%)	14,33,36	1.97	3 (21%)
85	Y5P	r3	57	85	14,19,20	3.13	4 (28%)	18,26,29	0.64	0
85	P5P	r3	24	85	16,23,24	0.96	1 (6%)	14,33,36	1.99	3 (21%)
85	P5P	r3	30	85	16,23,24	0.95	1 (6%)	14,33,36	1.99	3 (21%)
85	Y5P	r3	2	85	14,19,20	3.13	3 (21%)	18,26,29	0.55	0
85	P5P	r3	56	85	16,23,24	0.96	1 (6%)	14,33,36	1.98	3 (21%)
84	Y5P	r2	56	84	14,19,20	3.15	3 (21%)	18,26,29	0.58	0
86	Y5P	r4	2	86	14,19,20	3.14	3 (21%)	18,26,29	0.56	0
84	P5P	r2	26	84	16,23,24	0.94	1 (6%)	14,33,36	2.00	3 (21%)
86	P5P	r4	27	86	16,23,24	0.96	1 (6%)	14,33,36	1.99	3 (21%)
86	P5P	r4	29	86	16,23,24	0.95	1 (6%)	14,33,36	2.01	3 (21%)
86	Y5P	r4	17	86	14,19,20	3.14	3 (21%)	18,26,29	0.56	0
84	Y5P	r2	68	84	14,19,20	3.12	3 (21%)	18,26,29	0.55	0
84	P5P	r2	52	84	16,23,24	0.96	1 (6%)	14,33,36	2.00	3 (21%)
84	P5P	r2	21	84	16,23,24	0.94	1 (6%)	14,33,36	1.98	3 (21%)

Mol	Type	Chain	Res	Link	Bond lengths			Bond angles		
					Counts	RMSZ	# Z > 2	Counts	RMSZ	# Z > 2
84	P5P	r2	31	84	16,23,24	0.93	1 (6%)	14,33,36	2.01	3 (21%)
86	P5P	r4	19	86	16,23,24	0.95	1 (6%)	14,33,36	1.98	3 (21%)
84	Y5P	r2	25	84	14,19,20	3.13	3 (21%)	18,26,29	0.57	0
86	P5P	r4	57	86	16,23,24	0.96	1 (6%)	14,33,36	1.98	3 (21%)
85	Y5P	r3	28	85	14,19,20	3.13	3 (21%)	18,26,29	0.57	0
89	MHU	A	5	89	14,15,16	0.44	0	18,19,21	1.23	3 (16%)
85	P5P	r3	38	85	16,23,24	0.96	1 (6%)	14,33,36	1.96	3 (21%)
84	P5P	r2	14	84	16,23,24	0.95	1 (6%)	14,33,36	1.98	3 (21%)
86	Y5P	r4	4	86	14,19,20	3.13	3 (21%)	18,26,29	0.57	0
86	Y5P	r4	8	86	14,19,20	3.15	3 (21%)	18,26,29	0.58	0
84	Y5P	r2	33	84	14,19,20	3.13	3 (21%)	18,26,29	0.59	0
85	P5P	r3	27	85	16,23,24	0.95	1 (6%)	14,33,36	1.99	3 (21%)
84	P5P	r2	18	84	16,23,24	0.96	1 (6%)	14,33,36	2.00	3 (21%)
86	P5P	r4	34	86	16,23,24	0.97	1 (6%)	14,33,36	2.00	3 (21%)
89	MHW	A	1	89	9,9,10	0.82	0	10,11,13	3.06	3 (30%)
84	Y5P	r2	32	84	14,19,20	3.13	3 (21%)	18,26,29	0.58	0
84	P5P	r2	29	84	16,23,24	0.95	1 (6%)	14,33,36	1.99	3 (21%)
84	Y5P	r2	62	84	14,19,20	3.14	3 (21%)	18,26,29	0.59	0
85	Y5P	r3	55	85	14,19,20	3.15	3 (21%)	18,26,29	0.54	0
85	P5P	r3	72	85	16,23,24	0.96	1 (6%)	14,33,36	1.98	3 (21%)
86	P5P	r4	9	86	16,23,24	0.95	1 (6%)	14,33,36	1.97	3 (21%)
84	Y5P	r2	49	84	14,19,20	3.14	3 (21%)	18,26,29	0.57	0
86	P5P	r4	31	86	16,23,24	0.95	1 (6%)	14,33,36	2.03	3 (21%)
86	Y5P	r4	50	86	14,19,20	3.13	3 (21%)	18,26,29	0.57	0
85	P5P	r3	6	85	16,23,24	0.96	1 (6%)	14,33,36	1.99	3 (21%)
86	P5P	r4	35	86	16,23,24	0.96	1 (6%)	14,33,36	1.99	3 (21%)
85	P5P	r3	15	85	16,23,24	0.98	1 (6%)	14,33,36	1.97	3 (21%)
86	P5P	r4	52	86	16,23,24	0.96	1 (6%)	14,33,36	2.00	3 (21%)
85	Y5P	r3	29	85	14,19,20	3.13	3 (21%)	18,26,29	0.59	0
84	P5P	r2	57	84	16,23,24	0.96	1 (6%)	14,33,36	1.98	3 (21%)

In the following table, the Chirals column lists the number of chiral outliers, the number of chiral centers analysed, the number of these observed in the model and the number defined in the Chemical Component Dictionary. Similar counts are reported in the Torsion and Rings columns. '-' means no outliers of that kind were identified.

Mol	Type	Chain	Res	Link	Chirals	Torsions	Rings
86	Y5P	r4	40	86	-	1/7/33/34	0/2/2/2
84	Y5P	r2	17	84	-	4/7/33/34	0/2/2/2
86	P5P	r4	70	86	-	0/3/25/26	0/3/3/3
84	P5P	r2	64	84	-	0/3/25/26	0/3/3/3
83	Y5P	r1	52	83	-	1/7/33/34	0/2/2/2
85	P5P	r3	20	85	-	2/3/25/26	0/3/3/3
84	P5P	r2	19	84	-	3/3/25/26	0/3/3/3
85	Y5P	r3	7	85	-	3/7/33/34	0/2/2/2
86	P5P	r4	6	86	-	2/3/25/26	0/3/3/3
86	P5P	r4	24	86	-	2/3/25/26	0/3/3/3
85	Y5P	r3	68	85	-	1/7/33/34	0/2/2/2
85	Y5P	r3	25	85	-	1/7/33/34	0/2/2/2
85	P5P	r3	31	85	-	1/3/25/26	0/3/3/3
84	P5P	r2	63	84	-	0/3/25/26	0/3/3/3
86	P5P	r4	58	86	-	0/3/25/26	0/3/3/3
85	Y5P	r3	71	85	-	3/7/33/34	0/2/2/2
84	P5P	r2	76	84	-	1/3/25/26	0/3/3/3
85	Y5P	r3	61	85	-	2/7/33/34	0/2/2/2
85	P5P	r3	14	85	-	1/3/25/26	0/3/3/3
86	P5P	r4	7	86	-	2/3/25/26	0/3/3/3
85	P5P	r3	45	85	-	0/3/25/26	0/3/3/3
86	Y5P	r4	51	86	-	1/7/33/34	0/2/2/2
86	Y5P	r4	74	86	-	4/7/33/34	0/2/2/2
89	MHV	A	6	89	-	0/1/12/14	0/1/1/1
84	Y5P	r2	13	84	-	3/7/33/34	0/2/2/2
84	P5P	r2	10	84	-	0/3/25/26	0/3/3/3
86	Y5P	r4	68	86	-	1/7/33/34	0/2/2/2
85	Y5P	r3	41	85	-	3/7/33/34	0/2/2/2
84	Y5P	r2	16	84	-	1/7/33/34	0/2/2/2
84	P5P	r2	34	84	-	0/3/25/26	0/3/3/3
83	Y5P	r1	56	83	-	5/7/33/34	0/2/2/2
83	Y5P	r1	48	83	-	1/7/33/34	0/2/2/2
84	Y5P	r2	55	84	-	1/7/33/34	0/2/2/2
84	P5P	r2	37	84	-	0/3/25/26	0/3/3/3
86	Y5P	r4	55	86	-	1/7/33/34	0/2/2/2
84	P5P	r2	5	84	-	0/3/25/26	0/3/3/3
86	P5P	r4	5	86	-	0/3/25/26	0/3/3/3
89	DBB	A	3	89	-	0/3/4/6	-
86	Y5P	r4	32	86	-	3/7/33/34	0/2/2/2
83	Y5P	r1	57	83	-	1/7/33/34	0/2/2/2

Continued on next page...

Continued from previous page...

Mol	Type	Chain	Res	Link	Chirals	Torsions	Rings
85	P5P	r3	67	85	-	1/3/25/26	0/3/3/3
85	P5P	r3	44	85	-	1/3/25/26	0/3/3/3
86	Y5P	r4	72	86	-	3/7/33/34	0/2/2/2
84	P5P	r2	38	84	-	0/3/25/26	0/3/3/3
85	Y5P	r3	70	85	-	1/7/33/34	0/2/2/2
85	P5P	r3	8	85	-	0/3/25/26	0/3/3/3
84	P5P	r2	73	84	-	3/3/25/26	0/3/3/3
85	Y5P	r3	66	85	-	3/7/33/34	0/2/2/2
84	Y5P	r2	3	84	-	3/7/33/34	0/2/2/2
85	Y5P	r3	37	85	-	1/7/33/34	0/2/2/2
86	Y5P	r4	56	86	-	3/7/33/34	0/2/2/2
84	P5P	r2	71	84	-	0/3/25/26	0/3/3/3
85	P5P	r3	23	85	-	0/3/25/26	0/3/3/3
85	P5P	r3	36	85	-	0/3/25/26	0/3/3/3
85	Y5P	r3	51	85	-	4/7/33/34	0/2/2/2
83	Y5P	r1	45	83	-	3/7/33/34	0/2/2/2
84	Y5P	r2	74	84	-	3/7/33/34	0/2/2/2
86	P5P	r4	28	86	-	2/3/25/26	0/3/3/3
86	P5P	r4	44	86	-	0/3/25/26	0/3/3/3
86	Y5P	r4	12	86	-	2/7/33/34	0/2/2/2
86	P5P	r4	26	86	-	2/3/25/26	0/3/3/3
86	Y5P	r4	54	86	-	1/7/33/34	0/2/2/2
86	P5P	r4	69	86	-	0/3/25/26	0/3/3/3
84	Y5P	r2	12	84	-	1/7/33/34	0/2/2/2
84	P5P	r2	22	84	-	1/3/25/26	0/3/3/3
85	Y5P	r3	48	85	-	4/7/33/34	0/2/2/2
85	P5P	r3	22	85	-	3/3/25/26	0/3/3/3
86	Y5P	r4	25	86	-	1/7/33/34	0/2/2/2
86	Y5P	r4	47	86	-	4/7/33/34	0/2/2/2
85	Y5P	r3	35	85	-	3/7/33/34	0/2/2/2
85	P5P	r3	58	85	-	2/3/25/26	0/3/3/3
86	Y5P	r4	39	86	-	1/7/33/34	0/2/2/2
86	Y5P	r4	13	86	-	3/7/33/34	0/2/2/2
84	P5P	r2	46	84	-	3/3/25/26	0/3/3/3
86	P5P	r4	23	86	-	3/3/25/26	0/3/3/3
85	P5P	r3	32	85	-	0/3/25/26	0/3/3/3
85	P5P	r3	3	85	-	3/3/25/26	0/3/3/3
85	Y5P	r3	62	85	-	1/7/33/34	0/2/2/2

Continued on next page...

Continued from previous page...

Mol	Type	Chain	Res	Link	Chirals	Torsions	Rings
85	P5P	r3	9	85	-	1/3/25/26	0/3/3/3
86	Y5P	r4	20	86	-	2/7/33/34	0/2/2/2
86	P5P	r4	38	86	-	2/3/25/26	0/3/3/3
86	Y5P	r4	33	86	-	2/7/33/34	0/2/2/2
84	Y5P	r2	48	84	-	1/7/33/34	0/2/2/2
84	Y5P	r2	4	84	-	1/7/33/34	0/2/2/2
84	Y5P	r2	50	84	-	3/7/33/34	0/2/2/2
84	P5P	r2	36	84	-	3/3/25/26	0/3/3/3
84	Y5P	r2	41	84	-	1/7/33/34	0/2/2/2
84	P5P	r2	1	84	-	3/3/25/26	0/3/3/3
85	P5P	r3	52	85	-	2/3/25/26	0/3/3/3
86	Y5P	r4	61	86	-	2/7/33/34	0/2/2/2
83	Y5P	r1	55	83	-	3/7/33/34	0/2/2/2
84	Y5P	r2	43	84	-	1/7/33/34	0/2/2/2
84	P5P	r2	9	84	-	3/3/25/26	0/3/3/3
85	Y5P	r3	1	85	-	1/10/34/34	0/2/2/2
86	P5P	r4	71	86	-	0/3/25/26	0/3/3/3
86	Y5P	r4	66	86	-	3/7/33/34	0/2/2/2
84	P5P	r2	15	84	-	2/3/25/26	0/3/3/3
84	Y5P	r2	42	84	-	1/7/33/34	0/2/2/2
85	Y5P	r3	33	85	-	1/7/33/34	0/2/2/2
86	P5P	r4	65	86	-	0/3/25/26	0/3/3/3
86	P5P	r4	63	86	-	0/3/25/26	0/3/3/3
84	P5P	r2	23	84	-	2/3/25/26	0/3/3/3
85	P5P	r3	75	85	-	0/3/25/26	0/3/3/3
84	P5P	r2	30	84	-	0/3/25/26	0/3/3/3
86	P5P	r4	1	86	-	3/3/25/26	0/3/3/3
86	P5P	r4	21	86	-	1/3/25/26	0/3/3/3
85	P5P	r3	53	85	-	0/3/25/26	0/3/3/3
85	Y5P	r3	40	85	-	1/7/33/34	0/2/2/2
84	Y5P	r2	20	84	-	1/7/33/34	0/2/2/2
85	Y5P	r3	39	85	-	1/7/33/34	0/2/2/2
85	Y5P	r3	54	85	-	3/7/33/34	0/2/2/2
85	P5P	r3	69	85	-	0/3/25/26	0/3/3/3
83	Y5P	r1	46	83	-	2/7/33/34	0/2/2/2
84	Y5P	r2	40	84	-	1/7/33/34	0/2/2/2
85	Y5P	r3	59	85	-	1/7/33/34	0/2/2/2
84	Y5P	r2	75	84	-	4/7/33/34	0/2/2/2

Continued on next page...

Continued from previous page...

Mol	Type	Chain	Res	Link	Chirals	Torsions	Rings
84	P5P	r2	58	84	-	0/3/25/26	0/3/3/3
84	Y5P	r2	11	84	-	1/7/33/34	0/2/2/2
86	P5P	r4	46	86	-	0/3/25/26	0/3/3/3
84	P5P	r2	7	84	-	2/3/25/26	0/3/3/3
83	Y5P	r1	47	83	-	3/7/33/34	0/2/2/2
84	Y5P	r2	47	84	-	2/7/33/34	0/2/2/2
84	Y5P	r2	45	84	-	3/7/33/34	0/2/2/2
86	P5P	r4	30	86	-	1/3/25/26	0/3/3/3
86	P5P	r4	14	86	-	0/3/25/26	0/3/3/3
86	Y5P	r4	62	86	-	1/7/33/34	0/2/2/2
86	Y5P	r4	45	86	-	4/7/33/34	0/2/2/2
86	Y5P	r4	3	86	-	1/7/33/34	0/2/2/2
84	Y5P	r2	60	84	-	1/7/33/34	0/2/2/2
85	Y5P	r3	26	85	-	1/7/33/34	0/2/2/2
86	Y5P	r4	16	86	-	1/7/33/34	0/2/2/2
85	Y5P	r3	50	85	-	4/7/33/34	0/2/2/2
86	Y5P	r4	75	86	-	5/7/33/34	0/2/2/2
83	Y5P	r1	54	83	-	1/7/33/34	0/2/2/2
85	P5P	r3	4	85	-	3/3/25/26	0/3/3/3
85	Y5P	r3	12	85	-	1/7/33/34	0/2/2/2
85	Y5P	r3	34	85	-	1/7/33/34	0/2/2/2
85	P5P	r3	49	85	-	1/3/25/26	0/3/3/3
85	Y5P	r3	64	85	-	3/7/33/34	0/2/2/2
86	Y5P	r4	49	86	-	3/7/33/34	0/2/2/2
86	Y5P	r4	60	86	-	1/7/33/34	0/2/2/2
86	Y5P	r4	67	86	-	5/7/33/34	0/2/2/2
85	P5P	r3	5	85	-	2/3/25/26	0/3/3/3
84	P5P	r2	27	84	-	0/3/25/26	0/3/3/3
85	Y5P	r3	42	85	-	1/7/33/34	0/2/2/2
86	P5P	r4	36	86	-	0/3/25/26	0/3/3/3
85	Y5P	r3	73	85	-	3/7/33/34	0/2/2/2
86	P5P	r4	15	86	-	0/3/25/26	0/3/3/3
84	P5P	r2	28	84	-	0/3/25/26	0/3/3/3
85	P5P	r3	17	85	-	3/3/25/26	0/3/3/3
84	Y5P	r2	51	84	-	1/7/33/34	0/2/2/2
83	Y5P	r1	44	83	-	1/7/33/34	0/2/2/2
85	Y5P	r3	13	85	-	5/7/33/34	0/2/2/2
86	Y5P	r4	59	86	-	2/7/33/34	0/2/2/2

Continued on next page...

Continued from previous page...

Mol	Type	Chain	Res	Link	Chirals	Torsions	Rings
86	Y5P	r4	43	86	-	1/7/33/34	0/2/2/2
86	P5P	r4	37	86	-	0/3/25/26	0/3/3/3
86	P5P	r4	22	86	-	3/3/25/26	0/3/3/3
86	P5P	r4	64	86	-	2/3/25/26	0/3/3/3
85	Y5P	r3	74	85	-	1/7/33/34	0/2/2/2
84	Y5P	r2	54	84	-	1/7/33/34	0/2/2/2
84	P5P	r2	69	84	-	3/3/25/26	0/3/3/3
84	Y5P	r2	2	84	-	2/7/33/34	0/2/2/2
85	Y5P	r3	60	85	-	2/7/33/34	0/2/2/2
84	P5P	r2	24	84	-	0/3/25/26	0/3/3/3
84	Y5P	r2	59	84	-	2/7/33/34	0/2/2/2
86	Y5P	r4	42	86	-	1/7/33/34	0/2/2/2
84	P5P	r2	70	84	-	0/3/25/26	0/3/3/3
85	Y5P	r3	65	85	-	1/7/33/34	0/2/2/2
83	Y5P	r1	53	83	-	6/7/33/34	0/2/2/2
89	004	A	7	89	-	1/4/6/8	0/1/1/1
84	Y5P	r2	67	84	-	3/7/33/34	0/2/2/2
83	Y5P	r1	50	83	-	2/7/33/34	0/2/2/2
86	P5P	r4	53	86	-	3/3/25/26	0/3/3/3
85	P5P	r3	43	85	-	0/3/25/26	0/3/3/3
85	P5P	r3	47	85	-	1/3/25/26	0/3/3/3
84	P5P	r2	35	84	-	2/3/25/26	0/3/3/3
85	Y5P	r3	16	85	-	2/7/33/34	0/2/2/2
86	P5P	r4	73	86	-	3/3/25/26	0/3/3/3
85	P5P	r3	19	85	-	3/3/25/26	0/3/3/3
84	Y5P	r2	39	84	-	1/7/33/34	0/2/2/2
85	Y5P	r3	63	85	-	1/7/33/34	0/2/2/2
84	P5P	r2	44	84	-	0/3/25/26	0/3/3/3
86	P5P	r4	10	86	-	0/3/25/26	0/3/3/3
85	Y5P	r3	18	85	-	4/7/33/34	0/2/2/2
84	Y5P	r2	61	84	-	2/7/33/34	0/2/2/2
84	Y5P	r2	72	84	-	3/7/33/34	0/2/2/2
84	Y5P	r2	66	84	-	3/7/33/34	0/2/2/2
84	P5P	r2	6	84	-	1/3/25/26	0/3/3/3
86	P5P	r4	18	86	-	2/3/25/26	0/3/3/3
86	Y5P	r4	41	86	-	3/7/33/34	0/2/2/2
84	P5P	r2	65	84	-	0/3/25/26	0/3/3/3

Continued on next page...

Continued from previous page...

Mol	Type	Chain	Res	Link	Chirals	Torsions	Rings
86	Y5P	r4	48	86	-	3/7/33/34	0/2/2/2
83	Y5P	r1	49	83	-	3/7/33/34	0/2/2/2
85	P5P	r3	46	85	-	0/3/25/26	0/3/3/3
86	Y5P	r4	11	86	-	1/7/33/34	0/2/2/2
85	P5P	r3	11	85	-	0/3/25/26	0/3/3/3
85	Y5P	r3	21	85	-	1/7/33/34	0/2/2/2
85	P5P	r3	10	85	-	0/3/25/26	0/3/3/3
83	Y5P	r1	51	83	-	2/7/33/34	0/2/2/2
84	Y5P	r2	8	84	-	1/7/33/34	0/2/2/2
84	P5P	r2	53	84	-	0/3/25/26	0/3/3/3
85	Y5P	r3	57	85	-	3/7/33/34	0/2/2/2
85	P5P	r3	24	85	-	2/3/25/26	0/3/3/3
85	P5P	r3	30	85	-	2/3/25/26	0/3/3/3
85	Y5P	r3	2	85	-	1/7/33/34	0/2/2/2
85	P5P	r3	56	85	-	2/3/25/26	0/3/3/3
84	Y5P	r2	56	84	-	1/7/33/34	0/2/2/2
86	Y5P	r4	2	86	-	1/7/33/34	0/2/2/2
84	P5P	r2	26	84	-	0/3/25/26	0/3/3/3
86	P5P	r4	27	86	-	0/3/25/26	0/3/3/3
86	P5P	r4	29	86	-	2/3/25/26	0/3/3/3
86	Y5P	r4	17	86	-	3/7/33/34	0/2/2/2
84	Y5P	r2	68	84	-	3/7/33/34	0/2/2/2
84	P5P	r2	52	84	-	1/3/25/26	0/3/3/3
84	P5P	r2	21	84	-	2/3/25/26	0/3/3/3
84	P5P	r2	31	84	-	0/3/25/26	0/3/3/3
86	P5P	r4	19	86	-	0/3/25/26	0/3/3/3
84	Y5P	r2	25	84	-	1/7/33/34	0/2/2/2
86	P5P	r4	57	86	-	0/3/25/26	0/3/3/3
85	Y5P	r3	28	85	-	1/7/33/34	0/2/2/2
89	MHU	A	5	89	-	5/9/12/14	0/1/1/1
85	P5P	r3	38	85	-	2/3/25/26	0/3/3/3
84	P5P	r2	14	84	-	3/3/25/26	0/3/3/3
86	Y5P	r4	4	86	-	1/7/33/34	0/2/2/2
86	Y5P	r4	8	86	-	1/7/33/34	0/2/2/2
84	Y5P	r2	33	84	-	6/7/33/34	0/2/2/2
85	P5P	r3	27	85	-	0/3/25/26	0/3/3/3
84	P5P	r2	18	84	-	1/3/25/26	0/3/3/3
86	P5P	r4	34	86	-	2/3/25/26	0/3/3/3

Continued on next page...

Continued from previous page...

Mol	Type	Chain	Res	Link	Chirals	Torsions	Rings
89	MHW	A	1	89	-	0/2/2/4	0/1/1/1
84	Y5P	r2	32	84	-	1/7/33/34	0/2/2/2
84	P5P	r2	29	84	-	0/3/25/26	0/3/3/3
84	Y5P	r2	62	84	-	1/7/33/34	0/2/2/2
85	Y5P	r3	55	85	-	1/7/33/34	0/2/2/2
85	P5P	r3	72	85	-	0/3/25/26	0/3/3/3
86	P5P	r4	9	86	-	2/3/25/26	0/3/3/3
84	Y5P	r2	49	84	-	3/7/33/34	0/2/2/2
86	P5P	r4	31	86	-	0/3/25/26	0/3/3/3
86	Y5P	r4	50	86	-	2/7/33/34	0/2/2/2
85	P5P	r3	6	85	-	0/3/25/26	0/3/3/3
86	P5P	r4	35	86	-	0/3/25/26	0/3/3/3
85	P5P	r3	15	85	-	0/3/25/26	0/3/3/3
86	P5P	r4	52	86	-	2/3/25/26	0/3/3/3
85	Y5P	r3	29	85	-	1/7/33/34	0/2/2/2
84	P5P	r2	57	84	-	0/3/25/26	0/3/3/3

All (500) bond length outliers are listed below:

Mol	Chain	Res	Type	Atoms	Z	Observed(Å)	Ideal(Å)
86	r4	75	Y5P	C6-C5	10.60	1.52	1.33
86	r4	74	Y5P	C6-C5	10.59	1.52	1.33
85	r3	18	Y5P	C6-C5	10.59	1.52	1.33
85	r3	40	Y5P	C6-C5	10.59	1.52	1.33
86	r4	66	Y5P	C6-C5	10.58	1.52	1.33
83	r1	54	Y5P	C6-C5	10.58	1.52	1.33
84	r2	56	Y5P	C6-C5	10.57	1.52	1.33
84	r2	54	Y5P	C6-C5	10.57	1.52	1.33
85	r3	7	Y5P	C6-C5	10.57	1.52	1.33
85	r3	62	Y5P	C6-C5	10.57	1.52	1.33
86	r4	42	Y5P	C6-C5	10.57	1.52	1.33
86	r4	47	Y5P	C6-C5	10.57	1.52	1.33
84	r2	16	Y5P	C6-C5	10.57	1.52	1.33
86	r4	8	Y5P	C6-C5	10.57	1.52	1.33
86	r4	13	Y5P	C6-C5	10.57	1.52	1.33
86	r4	55	Y5P	C6-C5	10.57	1.52	1.33
86	r4	39	Y5P	C6-C5	10.57	1.52	1.33
84	r2	39	Y5P	C6-C5	10.57	1.52	1.33
86	r4	43	Y5P	C6-C5	10.56	1.52	1.33
85	r3	55	Y5P	C6-C5	10.56	1.52	1.33
85	r3	61	Y5P	C6-C5	10.56	1.52	1.33

Continued on next page...

Continued from previous page...

Mol	Chain	Res	Type	Atoms	Z	Observed(Å)	Ideal(Å)
86	r4	54	Y5P	C6-C5	10.56	1.52	1.33
84	r2	4	Y5P	C6-C5	10.55	1.52	1.33
85	r3	51	Y5P	C6-C5	10.55	1.52	1.33
84	r2	20	Y5P	C6-C5	10.55	1.52	1.33
86	r4	25	Y5P	C6-C5	10.55	1.52	1.33
85	r3	50	Y5P	C6-C5	10.55	1.52	1.33
86	r4	3	Y5P	C6-C5	10.55	1.52	1.33
84	r2	41	Y5P	C6-C5	10.55	1.52	1.33
84	r2	11	Y5P	C6-C5	10.54	1.52	1.33
86	r4	61	Y5P	C6-C5	10.54	1.52	1.33
86	r4	17	Y5P	C6-C5	10.54	1.52	1.33
84	r2	47	Y5P	C6-C5	10.53	1.52	1.33
85	r3	54	Y5P	C6-C5	10.53	1.52	1.33
85	r3	70	Y5P	C6-C5	10.53	1.52	1.33
86	r4	62	Y5P	C6-C5	10.53	1.52	1.33
86	r4	2	Y5P	C6-C5	10.53	1.52	1.33
84	r2	17	Y5P	C6-C5	10.53	1.52	1.33
84	r2	32	Y5P	C6-C5	10.53	1.52	1.33
85	r3	71	Y5P	C6-C5	10.53	1.52	1.33
84	r2	42	Y5P	C6-C5	10.53	1.52	1.33
86	r4	41	Y5P	C6-C5	10.53	1.52	1.33
86	r4	20	Y5P	C6-C5	10.53	1.52	1.33
84	r2	48	Y5P	C6-C5	10.53	1.52	1.33
86	r4	51	Y5P	C6-C5	10.53	1.52	1.33
86	r4	67	Y5P	C6-C5	10.53	1.52	1.33
84	r2	50	Y5P	C6-C5	10.53	1.52	1.33
85	r3	29	Y5P	C6-C5	10.53	1.52	1.33
85	r3	39	Y5P	C6-C5	10.53	1.52	1.33
83	r1	44	Y5P	C6-C5	10.53	1.52	1.33
84	r2	43	Y5P	C6-C5	10.53	1.52	1.33
86	r4	11	Y5P	C6-C5	10.52	1.52	1.33
86	r4	32	Y5P	C6-C5	10.52	1.52	1.33
86	r4	68	Y5P	C6-C5	10.52	1.52	1.33
84	r2	61	Y5P	C6-C5	10.52	1.52	1.33
84	r2	45	Y5P	C6-C5	10.52	1.52	1.33
83	r1	57	Y5P	C6-C5	10.52	1.52	1.33
84	r2	59	Y5P	C6-C5	10.52	1.52	1.33
86	r4	48	Y5P	C6-C5	10.52	1.52	1.33
85	r3	26	Y5P	C6-C5	10.52	1.52	1.33
84	r2	51	Y5P	C6-C5	10.52	1.52	1.33
84	r2	67	Y5P	C6-C5	10.52	1.52	1.33
84	r2	60	Y5P	C6-C5	10.52	1.52	1.33

Continued on next page...

Continued from previous page...

Mol	Chain	Res	Type	Atoms	Z	Observed(Å)	Ideal(Å)
85	r3	28	Y5P	C6-C5	10.52	1.52	1.33
86	r4	45	Y5P	C6-C5	10.52	1.52	1.33
84	r2	8	Y5P	C6-C5	10.52	1.52	1.33
85	r3	16	Y5P	C6-C5	10.52	1.52	1.33
86	r4	72	Y5P	C6-C5	10.51	1.52	1.33
84	r2	62	Y5P	C6-C5	10.51	1.52	1.33
83	r1	52	Y5P	C6-C5	10.51	1.52	1.33
84	r2	25	Y5P	C6-C5	10.51	1.52	1.33
84	r2	2	Y5P	C6-C5	10.51	1.52	1.33
86	r4	49	Y5P	C6-C5	10.51	1.52	1.33
85	r3	59	Y5P	C6-C5	10.51	1.52	1.33
84	r2	49	Y5P	C6-C5	10.51	1.52	1.33
83	r1	45	Y5P	C6-C5	10.51	1.52	1.33
83	r1	56	Y5P	C6-C5	10.51	1.52	1.33
84	r2	3	Y5P	C6-C5	10.51	1.52	1.33
86	r4	12	Y5P	C6-C5	10.51	1.52	1.33
84	r2	72	Y5P	C6-C5	10.51	1.52	1.33
85	r3	68	Y5P	C6-C5	10.51	1.52	1.33
85	r3	42	Y5P	C6-C5	10.51	1.52	1.33
84	r2	12	Y5P	C6-C5	10.51	1.52	1.33
86	r4	33	Y5P	C6-C5	10.51	1.52	1.33
86	r4	4	Y5P	C6-C5	10.50	1.52	1.33
84	r2	55	Y5P	C6-C5	10.50	1.52	1.33
85	r3	48	Y5P	C6-C5	10.50	1.52	1.33
86	r4	40	Y5P	C6-C5	10.50	1.52	1.33
85	r3	2	Y5P	C6-C5	10.50	1.52	1.33
85	r3	64	Y5P	C6-C5	10.50	1.52	1.33
85	r3	33	Y5P	C6-C5	10.49	1.52	1.33
84	r2	74	Y5P	C6-C5	10.49	1.52	1.33
85	r3	65	Y5P	C6-C5	10.49	1.52	1.33
84	r2	13	Y5P	C6-C5	10.49	1.52	1.33
85	r3	60	Y5P	C6-C5	10.49	1.52	1.33
85	r3	21	Y5P	C6-C5	10.49	1.52	1.33
85	r3	34	Y5P	C6-C5	10.48	1.52	1.33
85	r3	66	Y5P	C6-C5	10.48	1.52	1.33
86	r4	60	Y5P	C6-C5	10.48	1.52	1.33
83	r1	51	Y5P	C6-C5	10.48	1.52	1.33
83	r1	55	Y5P	C6-C5	10.48	1.52	1.33
84	r2	40	Y5P	C6-C5	10.48	1.52	1.33
84	r2	66	Y5P	C6-C5	10.48	1.52	1.33
85	r3	35	Y5P	C6-C5	10.47	1.52	1.33
85	r3	57	Y5P	C6-C5	10.47	1.52	1.33

Continued on next page...

Continued from previous page...

Mol	Chain	Res	Type	Atoms	Z	Observed(Å)	Ideal(Å)
86	r4	59	Y5P	C6-C5	10.47	1.52	1.33
84	r2	68	Y5P	C6-C5	10.47	1.52	1.33
86	r4	50	Y5P	C6-C5	10.47	1.52	1.33
85	r3	13	Y5P	C6-C5	10.47	1.52	1.33
83	r1	48	Y5P	C6-C5	10.46	1.52	1.33
86	r4	56	Y5P	C6-C5	10.46	1.52	1.33
84	r2	33	Y5P	C6-C5	10.46	1.52	1.33
83	r1	50	Y5P	C6-C5	10.45	1.52	1.33
85	r3	63	Y5P	C6-C5	10.45	1.52	1.33
84	r2	75	Y5P	C6-C5	10.45	1.52	1.33
85	r3	1	Y5P	C6-C5	10.45	1.52	1.33
85	r3	37	Y5P	C6-C5	10.45	1.52	1.33
85	r3	12	Y5P	C6-C5	10.44	1.52	1.33
85	r3	74	Y5P	C6-C5	10.43	1.52	1.33
86	r4	16	Y5P	C6-C5	10.43	1.52	1.33
83	r1	49	Y5P	C6-C5	10.43	1.52	1.33
85	r3	73	Y5P	C6-C5	10.43	1.51	1.33
83	r1	46	Y5P	C6-C5	10.41	1.51	1.33
85	r3	25	Y5P	C6-C5	10.41	1.51	1.33
83	r1	53	Y5P	C6-C5	10.40	1.51	1.33
85	r3	41	Y5P	C6-C5	10.38	1.51	1.33
83	r1	47	Y5P	C6-C5	10.37	1.51	1.33
84	r2	33	Y5P	C2-N1	3.88	1.45	1.36
85	r3	13	Y5P	C2-N1	3.88	1.45	1.36
86	r4	12	Y5P	C2-N1	3.88	1.45	1.36
85	r3	25	Y5P	C2-N1	3.88	1.45	1.36
85	r3	1	Y5P	C2-N1	3.87	1.45	1.36
85	r3	66	Y5P	C2-N1	3.87	1.45	1.36
86	r4	16	Y5P	C2-N1	3.87	1.45	1.36
84	r2	59	Y5P	C2-N1	3.87	1.45	1.36
84	r2	13	Y5P	C2-N1	3.87	1.45	1.36
83	r1	44	Y5P	C2-N1	3.86	1.45	1.36
86	r4	40	Y5P	C2-N1	3.86	1.45	1.36
84	r2	66	Y5P	C2-N1	3.86	1.45	1.36
84	r2	49	Y5P	C2-N1	3.86	1.45	1.36
86	r4	50	Y5P	C2-N1	3.86	1.45	1.36
84	r2	3	Y5P	C2-N1	3.86	1.45	1.36
83	r1	45	Y5P	C2-N1	3.86	1.45	1.36
84	r2	61	Y5P	C2-N1	3.86	1.45	1.36
83	r1	53	Y5P	C2-N1	3.85	1.45	1.36
85	r3	2	Y5P	C2-N1	3.85	1.45	1.36
85	r3	16	Y5P	C2-N1	3.85	1.45	1.36

Continued on next page...

Continued from previous page...

Mol	Chain	Res	Type	Atoms	Z	Observed(Å)	Ideal(Å)
85	r3	57	Y5P	C2-N1	3.85	1.45	1.36
86	r4	47	Y5P	C2-N1	3.85	1.45	1.36
86	r4	2	Y5P	C2-N1	3.85	1.45	1.36
83	r1	55	Y5P	C2-N1	3.85	1.45	1.36
85	r3	50	Y5P	C2-N1	3.85	1.45	1.36
86	r4	20	Y5P	C2-N1	3.85	1.45	1.36
85	r3	7	Y5P	C2-N1	3.84	1.45	1.36
84	r2	56	Y5P	C2-N1	3.84	1.45	1.36
86	r4	8	Y5P	C2-N1	3.84	1.45	1.36
84	r2	74	Y5P	C2-N1	3.84	1.45	1.36
86	r4	56	Y5P	C2-N1	3.84	1.45	1.36
86	r4	17	Y5P	C2-N1	3.84	1.45	1.36
86	r4	55	Y5P	C2-N1	3.83	1.45	1.36
85	r3	55	Y5P	C2-N1	3.83	1.45	1.36
84	r2	62	Y5P	C2-N1	3.83	1.45	1.36
86	r4	32	Y5P	C2-N1	3.83	1.45	1.36
84	r2	68	Y5P	C2-N1	3.83	1.45	1.36
85	r3	71	Y5P	C2-N1	3.83	1.45	1.36
84	r2	8	Y5P	C2-N1	3.83	1.45	1.36
86	r4	4	Y5P	C2-N1	3.83	1.45	1.36
85	r3	63	Y5P	C2-N1	3.83	1.45	1.36
86	r4	60	Y5P	C2-N1	3.83	1.45	1.36
84	r2	2	Y5P	C2-N1	3.83	1.45	1.36
84	r2	16	Y5P	C2-N1	3.83	1.45	1.36
85	r3	18	Y5P	C2-N1	3.83	1.45	1.36
86	r4	33	Y5P	C2-N1	3.83	1.45	1.36
85	r3	59	Y5P	C2-N1	3.83	1.45	1.36
86	r4	45	Y5P	C2-N1	3.82	1.45	1.36
84	r2	20	Y5P	C2-N1	3.82	1.45	1.36
86	r4	59	Y5P	C2-N1	3.82	1.45	1.36
86	r4	48	Y5P	C2-N1	3.82	1.45	1.36
83	r1	56	Y5P	C2-N1	3.82	1.45	1.36
84	r2	17	Y5P	C2-N1	3.82	1.45	1.36
86	r4	11	Y5P	C2-N1	3.82	1.45	1.36
84	r2	60	Y5P	C2-N1	3.82	1.45	1.36
86	r4	41	Y5P	C2-N1	3.82	1.45	1.36
86	r4	43	Y5P	C2-N1	3.82	1.45	1.36
86	r4	54	Y5P	C2-N1	3.82	1.45	1.36
86	r4	67	Y5P	C2-N1	3.82	1.45	1.36
85	r3	60	Y5P	C2-N1	3.81	1.45	1.36
84	r2	40	Y5P	C2-N1	3.81	1.45	1.36
86	r4	75	Y5P	C2-N1	3.81	1.45	1.36

Continued on next page...

Continued from previous page...

Mol	Chain	Res	Type	Atoms	Z	Observed(Å)	Ideal(Å)
83	r1	54	Y5P	C2-N1	3.81	1.45	1.36
84	r2	67	Y5P	C2-N1	3.81	1.45	1.36
85	r3	62	Y5P	C2-N1	3.81	1.45	1.36
84	r2	4	Y5P	C2-N1	3.81	1.45	1.36
85	r3	21	Y5P	C2-N1	3.81	1.45	1.36
85	r3	64	Y5P	C2-N1	3.80	1.45	1.36
84	r2	72	Y5P	C2-N1	3.80	1.45	1.36
85	r3	54	Y5P	C2-N1	3.80	1.45	1.36
84	r2	12	Y5P	C2-N1	3.80	1.45	1.36
86	r4	13	Y5P	C2-N1	3.80	1.45	1.36
84	r2	41	Y5P	C2-N1	3.80	1.45	1.36
85	r3	37	Y5P	C2-N1	3.80	1.45	1.36
83	r1	51	Y5P	C2-N1	3.80	1.45	1.36
84	r2	43	Y5P	C2-N1	3.80	1.45	1.36
86	r4	25	Y5P	C2-N1	3.80	1.45	1.36
84	r2	47	Y5P	C2-N1	3.80	1.45	1.36
85	r3	41	Y5P	C2-N1	3.80	1.45	1.36
84	r2	51	Y5P	C2-N1	3.80	1.45	1.36
83	r1	49	Y5P	C2-N1	3.80	1.45	1.36
83	r1	57	Y5P	C2-N1	3.80	1.45	1.36
84	r2	54	Y5P	C2-N1	3.79	1.45	1.36
86	r4	49	Y5P	C2-N1	3.79	1.45	1.36
85	r3	68	Y5P	C2-N1	3.79	1.45	1.36
85	r3	26	Y5P	C2-N1	3.79	1.45	1.36
83	r1	47	Y5P	C2-N1	3.79	1.45	1.36
86	r4	51	Y5P	C2-N1	3.79	1.45	1.36
85	r3	61	Y5P	C2-N1	3.79	1.45	1.36
86	r4	62	Y5P	C2-N1	3.79	1.45	1.36
84	r2	55	Y5P	C2-N1	3.79	1.45	1.36
86	r4	42	Y5P	C2-N1	3.79	1.45	1.36
83	r1	46	Y5P	C2-N1	3.79	1.45	1.36
84	r2	48	Y5P	C2-N1	3.79	1.45	1.36
85	r3	28	Y5P	C2-N1	3.78	1.45	1.36
85	r3	51	Y5P	C2-N1	3.78	1.45	1.36
86	r4	68	Y5P	C2-N1	3.78	1.45	1.36
85	r3	48	Y5P	C2-N1	3.78	1.45	1.36
85	r3	12	Y5P	C2-N1	3.78	1.45	1.36
86	r4	66	Y5P	C2-N1	3.78	1.45	1.36
84	r2	45	Y5P	C2-N1	3.78	1.45	1.36
84	r2	50	Y5P	C2-N1	3.77	1.45	1.36
85	r3	29	Y5P	C2-N1	3.77	1.45	1.36
83	r1	50	Y5P	C2-N1	3.77	1.45	1.36

Continued on next page...

Continued from previous page...

Mol	Chain	Res	Type	Atoms	Z	Observed(Å)	Ideal(Å)
84	r2	25	Y5P	C2-N1	3.77	1.45	1.36
86	r4	61	Y5P	C2-N1	3.77	1.45	1.36
86	r4	74	Y5P	C2-N1	3.77	1.45	1.36
85	r3	65	Y5P	C2-N1	3.77	1.45	1.36
85	r3	70	Y5P	C2-N1	3.77	1.45	1.36
83	r1	52	Y5P	C2-N1	3.76	1.45	1.36
84	r2	11	Y5P	C2-N1	3.76	1.45	1.36
86	r4	72	Y5P	C2-N1	3.76	1.45	1.36
84	r2	32	Y5P	C2-N1	3.76	1.45	1.36
85	r3	34	Y5P	C2-N1	3.76	1.45	1.36
83	r1	48	Y5P	C2-N1	3.75	1.45	1.36
86	r4	3	Y5P	C2-N1	3.75	1.45	1.36
85	r3	42	Y5P	C2-N1	3.75	1.45	1.36
86	r4	39	Y5P	C2-N1	3.75	1.45	1.36
84	r2	42	Y5P	C2-N1	3.75	1.45	1.36
85	r3	35	Y5P	C2-N1	3.75	1.45	1.36
85	r3	40	Y5P	C2-N1	3.74	1.45	1.36
85	r3	39	Y5P	C2-N1	3.74	1.45	1.36
85	r3	74	Y5P	C2-N1	3.74	1.45	1.36
85	r3	33	Y5P	C2-N1	3.73	1.45	1.36
84	r2	39	Y5P	C2-N1	3.71	1.45	1.36
85	r3	73	Y5P	C2-N1	3.68	1.44	1.36
84	r2	75	Y5P	C2-N1	3.67	1.44	1.36
89	A	7	004	CB-CA	-2.99	1.49	1.52
86	r4	56	Y5P	C6-N1	2.71	1.44	1.37
86	r4	55	Y5P	C6-N1	2.70	1.44	1.37
84	r2	16	Y5P	C6-N1	2.69	1.44	1.37
83	r1	44	Y5P	C6-N1	2.69	1.44	1.37
85	r3	21	Y5P	C6-N1	2.69	1.44	1.37
86	r4	47	Y5P	C6-N1	2.69	1.44	1.37
86	r4	32	Y5P	C6-N1	2.68	1.44	1.37
86	r4	45	Y5P	C6-N1	2.68	1.44	1.37
83	r1	54	Y5P	C6-N1	2.68	1.44	1.37
86	r4	13	Y5P	C6-N1	2.68	1.44	1.37
86	r4	39	Y5P	C6-N1	2.68	1.44	1.37
86	r4	43	Y5P	C6-N1	2.68	1.44	1.37
84	r2	67	Y5P	C6-N1	2.67	1.44	1.37
86	r4	54	Y5P	C6-N1	2.67	1.44	1.37
84	r2	12	Y5P	C6-N1	2.67	1.44	1.37
84	r2	51	Y5P	C6-N1	2.67	1.44	1.37
86	r4	48	Y5P	C6-N1	2.67	1.44	1.37
86	r4	2	Y5P	C6-N1	2.67	1.44	1.37

Continued on next page...

Continued from previous page...

Mol	Chain	Res	Type	Atoms	Z	Observed(Å)	Ideal(Å)
86	r4	49	Y5P	C6-N1	2.67	1.44	1.37
85	r3	2	Y5P	C6-N1	2.67	1.44	1.37
86	r4	12	Y5P	C6-N1	2.67	1.44	1.37
84	r2	60	Y5P	C6-N1	2.67	1.44	1.37
86	r4	61	Y5P	C6-N1	2.67	1.44	1.37
84	r2	55	Y5P	C6-N1	2.67	1.44	1.37
83	r1	45	Y5P	C6-N1	2.67	1.44	1.37
86	r4	8	Y5P	C6-N1	2.67	1.43	1.37
86	r4	16	Y5P	C6-N1	2.67	1.43	1.37
84	r2	47	Y5P	C6-N1	2.67	1.43	1.37
84	r2	2	Y5P	C6-N1	2.66	1.43	1.37
86	r4	59	Y5P	C6-N1	2.66	1.43	1.37
86	r4	11	Y5P	C6-N1	2.66	1.43	1.37
85	r3	16	Y5P	C6-N1	2.66	1.43	1.37
86	r4	67	Y5P	C6-N1	2.66	1.43	1.37
84	r2	48	Y5P	C6-N1	2.66	1.43	1.37
86	r4	62	Y5P	C6-N1	2.66	1.43	1.37
84	r2	13	Y5P	C6-N1	2.66	1.43	1.37
85	r3	13	Y5P	C6-N1	2.66	1.43	1.37
86	r4	4	Y5P	C6-N1	2.66	1.43	1.37
86	r4	75	Y5P	C6-N1	2.66	1.43	1.37
84	r2	68	Y5P	C6-N1	2.66	1.43	1.37
85	r3	62	Y5P	C6-N1	2.66	1.43	1.37
86	r4	20	Y5P	C6-N1	2.66	1.43	1.37
86	r4	68	Y5P	C6-N1	2.66	1.43	1.37
86	r4	42	Y5P	C6-N1	2.66	1.43	1.37
84	r2	4	Y5P	C6-N1	2.66	1.43	1.37
86	r4	51	Y5P	C6-N1	2.66	1.43	1.37
83	r1	56	Y5P	C6-N1	2.65	1.43	1.37
85	r3	7	Y5P	C6-N1	2.65	1.43	1.37
85	r3	70	Y5P	C6-N1	2.65	1.43	1.37
86	r4	25	Y5P	C6-N1	2.65	1.43	1.37
86	r4	33	Y5P	C6-N1	2.65	1.43	1.37
85	r3	40	Y5P	C6-N1	2.65	1.43	1.37
85	r3	50	Y5P	C6-N1	2.65	1.43	1.37
84	r2	25	Y5P	C6-N1	2.65	1.43	1.37
83	r1	57	Y5P	C6-N1	2.65	1.43	1.37
85	r3	1	Y5P	C6-N1	2.65	1.43	1.37
84	r2	33	Y5P	C6-N1	2.65	1.43	1.37
85	r3	55	Y5P	C6-N1	2.65	1.43	1.37
84	r2	3	Y5P	C6-N1	2.65	1.43	1.37
85	r3	48	Y5P	C6-N1	2.65	1.43	1.37

Continued on next page...

Continued from previous page...

Mol	Chain	Res	Type	Atoms	Z	Observed(Å)	Ideal(Å)
84	r2	49	Y5P	C6-N1	2.65	1.43	1.37
85	r3	51	Y5P	C6-N1	2.65	1.43	1.37
86	r4	3	Y5P	C6-N1	2.65	1.43	1.37
86	r4	41	Y5P	C6-N1	2.65	1.43	1.37
84	r2	20	Y5P	C6-N1	2.65	1.43	1.37
85	r3	18	Y5P	C6-N1	2.65	1.43	1.37
84	r2	66	Y5P	C6-N1	2.65	1.43	1.37
86	r4	17	Y5P	C6-N1	2.65	1.43	1.37
84	r2	40	Y5P	C6-N1	2.65	1.43	1.37
84	r2	74	Y5P	C6-N1	2.64	1.43	1.37
85	r3	59	Y5P	C6-N1	2.64	1.43	1.37
86	r4	60	Y5P	C6-N1	2.64	1.43	1.37
84	r2	43	Y5P	C6-N1	2.64	1.43	1.37
84	r2	42	Y5P	C6-N1	2.64	1.43	1.37
85	r3	68	Y5P	C6-N1	2.64	1.43	1.37
85	r3	63	Y5P	C6-N1	2.64	1.43	1.37
86	r4	50	Y5P	C6-N1	2.64	1.43	1.37
84	r2	62	Y5P	C6-N1	2.64	1.43	1.37
84	r2	56	Y5P	C6-N1	2.64	1.43	1.37
86	r4	66	Y5P	C6-N1	2.64	1.43	1.37
85	r3	64	Y5P	C6-N1	2.64	1.43	1.37
85	r3	54	Y5P	C6-N1	2.64	1.43	1.37
86	r4	74	Y5P	C6-N1	2.64	1.43	1.37
85	r3	26	Y5P	C6-N1	2.64	1.43	1.37
85	r3	28	Y5P	C6-N1	2.64	1.43	1.37
84	r2	50	Y5P	C6-N1	2.64	1.43	1.37
84	r2	17	Y5P	C6-N1	2.63	1.43	1.37
84	r2	8	Y5P	C6-N1	2.63	1.43	1.37
84	r2	72	Y5P	C6-N1	2.63	1.43	1.37
85	r3	60	Y5P	C6-N1	2.63	1.43	1.37
85	r3	61	Y5P	C6-N1	2.63	1.43	1.37
83	r1	55	Y5P	C6-N1	2.63	1.43	1.37
84	r2	11	Y5P	C6-N1	2.63	1.43	1.37
84	r2	45	Y5P	C6-N1	2.63	1.43	1.37
84	r2	54	Y5P	C6-N1	2.63	1.43	1.37
86	r4	40	Y5P	C6-N1	2.63	1.43	1.37
84	r2	75	Y5P	C6-N1	2.62	1.43	1.37
85	r3	66	Y5P	C6-N1	2.62	1.43	1.37
84	r2	59	Y5P	C6-N1	2.62	1.43	1.37
86	r4	72	Y5P	C6-N1	2.62	1.43	1.37
85	r3	57	Y5P	C6-N1	2.62	1.43	1.37
85	r3	29	Y5P	C6-N1	2.62	1.43	1.37

Continued on next page...

Continued from previous page...

Mol	Chain	Res	Type	Atoms	Z	Observed(Å)	Ideal(Å)
84	r2	39	Y5P	C6-N1	2.62	1.43	1.37
85	r3	65	Y5P	C6-N1	2.62	1.43	1.37
85	r3	42	Y5P	C6-N1	2.62	1.43	1.37
85	r3	41	Y5P	C6-N1	2.61	1.43	1.37
85	r3	25	Y5P	C6-N1	2.61	1.43	1.37
83	r1	52	Y5P	C6-N1	2.61	1.43	1.37
84	r2	41	Y5P	C6-N1	2.61	1.43	1.37
84	r2	61	Y5P	C6-N1	2.60	1.43	1.37
83	r1	53	Y5P	C6-N1	2.60	1.43	1.37
83	r1	50	Y5P	C6-N1	2.60	1.43	1.37
85	r3	33	Y5P	C6-N1	2.60	1.43	1.37
83	r1	46	Y5P	C6-N1	2.60	1.43	1.37
85	r3	39	Y5P	C6-N1	2.59	1.43	1.37
83	r1	49	Y5P	C6-N1	2.59	1.43	1.37
85	r3	37	Y5P	C6-N1	2.59	1.43	1.37
85	r3	35	Y5P	C6-N1	2.58	1.43	1.37
83	r1	47	Y5P	C6-N1	2.58	1.43	1.37
85	r3	71	Y5P	C6-N1	2.58	1.43	1.37
84	r2	32	Y5P	C6-N1	2.58	1.43	1.37
85	r3	12	Y5P	C6-N1	2.58	1.43	1.37
85	r3	34	Y5P	C6-N1	2.58	1.43	1.37
85	r3	73	Y5P	C6-N1	2.57	1.43	1.37
83	r1	48	Y5P	C6-N1	2.57	1.43	1.37
83	r1	51	Y5P	C6-N1	2.56	1.43	1.37
85	r3	74	Y5P	C6-N1	2.53	1.43	1.37
84	r2	37	P5P	C5-C4	-2.29	1.34	1.40
85	r3	75	P5P	C5-C4	-2.29	1.34	1.40
85	r3	38	P5P	C5-C4	-2.27	1.34	1.40
85	r3	24	P5P	C5-C4	-2.26	1.34	1.40
85	r3	6	P5P	C5-C4	-2.25	1.35	1.40
86	r4	64	P5P	C5-C4	-2.25	1.35	1.40
85	r3	31	P5P	C5-C4	-2.25	1.35	1.40
85	r3	3	P5P	C5-C4	-2.25	1.35	1.40
84	r2	53	P5P	C5-C4	-2.24	1.35	1.40
85	r3	43	P5P	C5-C4	-2.24	1.35	1.40
84	r2	71	P5P	C5-C4	-2.24	1.35	1.40
84	r2	35	P5P	C5-C4	-2.23	1.35	1.40
86	r4	63	P5P	C5-C4	-2.23	1.35	1.40
85	r3	22	P5P	C5-C4	-2.23	1.35	1.40
84	r2	38	P5P	C5-C4	-2.23	1.35	1.40
84	r2	29	P5P	C5-C4	-2.23	1.35	1.40
85	r3	36	P5P	C5-C4	-2.23	1.35	1.40

Continued on next page...

Continued from previous page...

Mol	Chain	Res	Type	Atoms	Z	Observed(Å)	Ideal(Å)
85	r3	32	P5P	C5-C4	-2.22	1.35	1.40
86	r4	53	P5P	C5-C4	-2.22	1.35	1.40
84	r2	36	P5P	C5-C4	-2.22	1.35	1.40
84	r2	7	P5P	C5-C4	-2.22	1.35	1.40
85	r3	4	P5P	C5-C4	-2.22	1.35	1.40
85	r3	5	P5P	C5-C4	-2.22	1.35	1.40
86	r4	38	P5P	C5-C4	-2.22	1.35	1.40
85	r3	49	P5P	C5-C4	-2.21	1.35	1.40
86	r4	57	P5P	C5-C4	-2.21	1.35	1.40
84	r2	69	P5P	C5-C4	-2.21	1.35	1.40
85	r3	30	P5P	C5-C4	-2.21	1.35	1.40
86	r4	19	P5P	C5-C4	-2.21	1.35	1.40
86	r4	65	P5P	C5-C4	-2.21	1.35	1.40
86	r4	30	P5P	C5-C4	-2.21	1.35	1.40
85	r3	11	P5P	C5-C4	-2.21	1.35	1.40
84	r2	65	P5P	C5-C4	-2.21	1.35	1.40
86	r4	24	P5P	C5-C4	-2.21	1.35	1.40
84	r2	28	P5P	C5-C4	-2.21	1.35	1.40
84	r2	58	P5P	C5-C4	-2.21	1.35	1.40
85	r3	47	P5P	C5-C4	-2.21	1.35	1.40
85	r3	53	P5P	C5-C4	-2.20	1.35	1.40
86	r4	7	P5P	C5-C4	-2.20	1.35	1.40
84	r2	19	P5P	C5-C4	-2.20	1.35	1.40
86	r4	31	P5P	C5-C4	-2.20	1.35	1.40
84	r2	57	P5P	C5-C4	-2.20	1.35	1.40
84	r2	63	P5P	C5-C4	-2.20	1.35	1.40
86	r4	1	P5P	C5-C4	-2.20	1.35	1.40
86	r4	69	P5P	C5-C4	-2.20	1.35	1.40
85	r3	17	P5P	C5-C4	-2.20	1.35	1.40
84	r2	6	P5P	C5-C4	-2.20	1.35	1.40
84	r2	21	P5P	C5-C4	-2.20	1.35	1.40
85	r3	23	P5P	C5-C4	-2.20	1.35	1.40
85	r3	44	P5P	C5-C4	-2.20	1.35	1.40
84	r2	30	P5P	C5-C4	-2.20	1.35	1.40
84	r2	64	P5P	C5-C4	-2.20	1.35	1.40
86	r4	44	P5P	C5-C4	-2.20	1.35	1.40
84	r2	15	P5P	C5-C4	-2.20	1.35	1.40
84	r2	26	P5P	C5-C4	-2.20	1.35	1.40
84	r2	46	P5P	C5-C4	-2.20	1.35	1.40
86	r4	5	P5P	C5-C4	-2.20	1.35	1.40
86	r4	71	P5P	C5-C4	-2.20	1.35	1.40
86	r4	52	P5P	C5-C4	-2.20	1.35	1.40

Continued on next page...

Continued from previous page...

Mol	Chain	Res	Type	Atoms	Z	Observed(Å)	Ideal(Å)
86	r4	23	P5P	C5-C4	-2.20	1.35	1.40
86	r4	36	P5P	C5-C4	-2.19	1.35	1.40
85	r3	10	P5P	C5-C4	-2.19	1.35	1.40
84	r2	27	P5P	C5-C4	-2.19	1.35	1.40
86	r4	22	P5P	C5-C4	-2.19	1.35	1.40
84	r2	52	P5P	C5-C4	-2.19	1.35	1.40
86	r4	35	P5P	C5-C4	-2.19	1.35	1.40
85	r3	19	P5P	C5-C4	-2.19	1.35	1.40
85	r3	27	P5P	C5-C4	-2.19	1.35	1.40
86	r4	28	P5P	C5-C4	-2.19	1.35	1.40
86	r4	27	P5P	C5-C4	-2.19	1.35	1.40
84	r2	1	P5P	C5-C4	-2.19	1.35	1.40
85	r3	69	P5P	C5-C4	-2.19	1.35	1.40
85	r3	45	P5P	C5-C4	-2.19	1.35	1.40
84	r2	14	P5P	C5-C4	-2.19	1.35	1.40
84	r2	31	P5P	C5-C4	-2.19	1.35	1.40
86	r4	21	P5P	C5-C4	-2.19	1.35	1.40
86	r4	6	P5P	C5-C4	-2.18	1.35	1.40
85	r3	52	P5P	C5-C4	-2.18	1.35	1.40
84	r2	5	P5P	C5-C4	-2.18	1.35	1.40
84	r2	73	P5P	C5-C4	-2.18	1.35	1.40
85	r3	56	P5P	C5-C4	-2.18	1.35	1.40
84	r2	24	P5P	C5-C4	-2.18	1.35	1.40
85	r3	15	P5P	C5-C4	-2.18	1.35	1.40
85	r3	46	P5P	C5-C4	-2.18	1.35	1.40
86	r4	46	P5P	C5-C4	-2.18	1.35	1.40
84	r2	23	P5P	C5-C4	-2.18	1.35	1.40
85	r3	67	P5P	C5-C4	-2.18	1.35	1.40
86	r4	18	P5P	C5-C4	-2.18	1.35	1.40
85	r3	72	P5P	C5-C4	-2.18	1.35	1.40
85	r3	14	P5P	C5-C4	-2.18	1.35	1.40
86	r4	14	P5P	C5-C4	-2.18	1.35	1.40
86	r4	26	P5P	C5-C4	-2.18	1.35	1.40
86	r4	9	P5P	C5-C4	-2.18	1.35	1.40
85	r3	8	P5P	C5-C4	-2.17	1.35	1.40
86	r4	73	P5P	C5-C4	-2.17	1.35	1.40
86	r4	37	P5P	C5-C4	-2.17	1.35	1.40
84	r2	10	P5P	C5-C4	-2.17	1.35	1.40
84	r2	22	P5P	C5-C4	-2.17	1.35	1.40
84	r2	34	P5P	C5-C4	-2.17	1.35	1.40
84	r2	44	P5P	C5-C4	-2.17	1.35	1.40
86	r4	15	P5P	C5-C4	-2.17	1.35	1.40

Continued on next page...

Continued from previous page...

Mol	Chain	Res	Type	Atoms	Z	Observed(Å)	Ideal(Å)
86	r4	70	P5P	C5-C4	-2.17	1.35	1.40
86	r4	58	P5P	C5-C4	-2.17	1.35	1.40
84	r2	76	P5P	C5-C4	-2.16	1.35	1.40
85	r3	20	P5P	C5-C4	-2.16	1.35	1.40
84	r2	9	P5P	C5-C4	-2.16	1.35	1.40
86	r4	29	P5P	C5-C4	-2.16	1.35	1.40
86	r4	34	P5P	C5-C4	-2.16	1.35	1.40
85	r3	58	P5P	C5-C4	-2.16	1.35	1.40
84	r2	18	P5P	C5-C4	-2.15	1.35	1.40
84	r2	70	P5P	C5-C4	-2.15	1.35	1.40
86	r4	10	P5P	C5-C4	-2.15	1.35	1.40
85	r3	9	P5P	C5-C4	-2.14	1.35	1.40
85	r3	57	Y5P	C4-N3	2.04	1.48	1.46
83	r1	45	Y5P	C4-N3	2.03	1.48	1.46
83	r1	54	Y5P	C4-N3	2.03	1.48	1.46
84	r2	3	Y5P	C4-N3	2.02	1.48	1.46
84	r2	61	Y5P	C4-N3	2.01	1.48	1.46

All (350) bond angle outliers are listed below:

Mol	Chain	Res	Type	Atoms	Z	Observed(°)	Ideal(°)
89	A	1	MHW	O-C-CA	-8.04	116.60	124.22
85	r3	3	P5P	N1-C2-N3	-6.12	119.82	127.65
86	r4	15	P5P	N1-C2-N3	-6.03	119.94	127.65
84	r2	63	P5P	N1-C2-N3	-6.02	119.95	127.65
85	r3	24	P5P	N1-C2-N3	-6.01	119.96	127.65
84	r2	70	P5P	N1-C2-N3	-6.00	119.97	127.65
85	r3	6	P5P	N1-C2-N3	-6.00	119.97	127.65
86	r4	64	P5P	N1-C2-N3	-6.00	119.97	127.65
86	r4	53	P5P	N1-C2-N3	-6.00	119.98	127.65
86	r4	63	P5P	N1-C2-N3	-6.00	119.98	127.65
86	r4	31	P5P	N1-C2-N3	-5.99	119.98	127.65
86	r4	24	P5P	N1-C2-N3	-5.99	119.98	127.65
86	r4	1	P5P	N1-C2-N3	-5.99	119.99	127.65
86	r4	30	P5P	N1-C2-N3	-5.99	119.99	127.65
86	r4	52	P5P	N1-C2-N3	-5.99	119.99	127.65
84	r2	31	P5P	N1-C2-N3	-5.98	119.99	127.65
84	r2	15	P5P	N1-C2-N3	-5.98	120.00	127.65
84	r2	71	P5P	N1-C2-N3	-5.98	120.00	127.65
84	r2	14	P5P	N1-C2-N3	-5.98	120.00	127.65
85	r3	53	P5P	N1-C2-N3	-5.97	120.00	127.65
86	r4	71	P5P	N1-C2-N3	-5.97	120.01	127.65

Continued on next page...

Continued from previous page...

Mol	Chain	Res	Type	Atoms	Z	Observed(°)	Ideal(°)
84	r2	21	P5P	N1-C2-N3	-5.96	120.03	127.65
84	r2	30	P5P	N1-C2-N3	-5.95	120.03	127.65
84	r2	69	P5P	N1-C2-N3	-5.95	120.03	127.65
85	r3	31	P5P	N1-C2-N3	-5.95	120.03	127.65
85	r3	72	P5P	N1-C2-N3	-5.95	120.04	127.65
86	r4	73	P5P	N1-C2-N3	-5.95	120.04	127.65
84	r2	27	P5P	N1-C2-N3	-5.95	120.04	127.65
84	r2	1	P5P	N1-C2-N3	-5.94	120.04	127.65
84	r2	29	P5P	N1-C2-N3	-5.94	120.04	127.65
84	r2	23	P5P	N1-C2-N3	-5.94	120.04	127.65
84	r2	35	P5P	N1-C2-N3	-5.94	120.04	127.65
84	r2	26	P5P	N1-C2-N3	-5.94	120.05	127.65
84	r2	52	P5P	N1-C2-N3	-5.94	120.05	127.65
85	r3	23	P5P	N1-C2-N3	-5.94	120.05	127.65
86	r4	69	P5P	N1-C2-N3	-5.94	120.06	127.65
85	r3	10	P5P	N1-C2-N3	-5.93	120.06	127.65
86	r4	19	P5P	N1-C2-N3	-5.93	120.06	127.65
85	r3	45	P5P	N1-C2-N3	-5.93	120.06	127.65
86	r4	58	P5P	N1-C2-N3	-5.93	120.06	127.65
86	r4	6	P5P	N1-C2-N3	-5.93	120.06	127.65
84	r2	53	P5P	N1-C2-N3	-5.93	120.07	127.65
86	r4	22	P5P	N1-C2-N3	-5.93	120.07	127.65
86	r4	57	P5P	N1-C2-N3	-5.92	120.07	127.65
84	r2	64	P5P	N1-C2-N3	-5.92	120.07	127.65
84	r2	18	P5P	N1-C2-N3	-5.92	120.07	127.65
86	r4	46	P5P	N1-C2-N3	-5.92	120.07	127.65
84	r2	6	P5P	N1-C2-N3	-5.92	120.07	127.65
84	r2	19	P5P	N1-C2-N3	-5.92	120.07	127.65
85	r3	52	P5P	N1-C2-N3	-5.92	120.07	127.65
84	r2	65	P5P	N1-C2-N3	-5.92	120.08	127.65
85	r3	17	P5P	N1-C2-N3	-5.92	120.08	127.65
85	r3	67	P5P	N1-C2-N3	-5.92	120.08	127.65
86	r4	26	P5P	N1-C2-N3	-5.92	120.08	127.65
84	r2	38	P5P	N1-C2-N3	-5.92	120.08	127.65
85	r3	49	P5P	N1-C2-N3	-5.91	120.08	127.65
86	r4	28	P5P	N1-C2-N3	-5.91	120.08	127.65
86	r4	38	P5P	N1-C2-N3	-5.91	120.08	127.65
86	r4	14	P5P	N1-C2-N3	-5.91	120.08	127.65
84	r2	28	P5P	N1-C2-N3	-5.91	120.09	127.65
86	r4	23	P5P	N1-C2-N3	-5.90	120.09	127.65
84	r2	44	P5P	N1-C2-N3	-5.90	120.09	127.65
84	r2	7	P5P	N1-C2-N3	-5.90	120.10	127.65

Continued on next page...

Continued from previous page...

Mol	Chain	Res	Type	Atoms	Z	Observed(°)	Ideal(°)
85	r3	44	P5P	N1-C2-N3	-5.90	120.10	127.65
86	r4	36	P5P	N1-C2-N3	-5.90	120.10	127.65
85	r3	20	P5P	N1-C2-N3	-5.90	120.10	127.65
86	r4	44	P5P	N1-C2-N3	-5.90	120.10	127.65
84	r2	58	P5P	N1-C2-N3	-5.90	120.10	127.65
84	r2	37	P5P	N1-C2-N3	-5.90	120.10	127.65
85	r3	43	P5P	N1-C2-N3	-5.90	120.10	127.65
84	r2	46	P5P	N1-C2-N3	-5.90	120.11	127.65
85	r3	22	P5P	N1-C2-N3	-5.90	120.11	127.65
85	r3	14	P5P	N1-C2-N3	-5.90	120.11	127.65
86	r4	9	P5P	N1-C2-N3	-5.90	120.11	127.65
84	r2	5	P5P	N1-C2-N3	-5.89	120.11	127.65
84	r2	57	P5P	N1-C2-N3	-5.89	120.11	127.65
85	r3	56	P5P	N1-C2-N3	-5.89	120.11	127.65
86	r4	5	P5P	N1-C2-N3	-5.89	120.11	127.65
86	r4	65	P5P	N1-C2-N3	-5.89	120.11	127.65
86	r4	7	P5P	N1-C2-N3	-5.89	120.11	127.65
86	r4	10	P5P	N1-C2-N3	-5.89	120.12	127.65
86	r4	37	P5P	N1-C2-N3	-5.88	120.12	127.65
85	r3	47	P5P	N1-C2-N3	-5.88	120.12	127.65
86	r4	21	P5P	N1-C2-N3	-5.88	120.12	127.65
86	r4	27	P5P	N1-C2-N3	-5.88	120.12	127.65
85	r3	8	P5P	N1-C2-N3	-5.88	120.13	127.65
85	r3	69	P5P	N1-C2-N3	-5.88	120.13	127.65
85	r3	4	P5P	N1-C2-N3	-5.88	120.13	127.65
84	r2	36	P5P	N1-C2-N3	-5.87	120.13	127.65
86	r4	18	P5P	N1-C2-N3	-5.87	120.13	127.65
84	r2	24	P5P	N1-C2-N3	-5.87	120.13	127.65
85	r3	5	P5P	N1-C2-N3	-5.87	120.14	127.65
84	r2	9	P5P	N1-C2-N3	-5.87	120.14	127.65
84	r2	10	P5P	N1-C2-N3	-5.87	120.14	127.65
86	r4	35	P5P	N1-C2-N3	-5.87	120.14	127.65
86	r4	70	P5P	N1-C2-N3	-5.87	120.14	127.65
85	r3	30	P5P	N1-C2-N3	-5.86	120.15	127.65
85	r3	58	P5P	N1-C2-N3	-5.86	120.15	127.65
85	r3	36	P5P	N1-C2-N3	-5.86	120.15	127.65
86	r4	29	P5P	N1-C2-N3	-5.86	120.15	127.65
85	r3	75	P5P	N1-C2-N3	-5.86	120.16	127.65
85	r3	27	P5P	N1-C2-N3	-5.85	120.16	127.65
85	r3	15	P5P	N1-C2-N3	-5.84	120.18	127.65
86	r4	34	P5P	N1-C2-N3	-5.84	120.18	127.65
85	r3	9	P5P	N1-C2-N3	-5.83	120.19	127.65

Continued on next page...

Continued from previous page...

Mol	Chain	Res	Type	Atoms	Z	Observed(°)	Ideal(°)
85	r3	19	P5P	N1-C2-N3	-5.82	120.20	127.65
85	r3	11	P5P	N1-C2-N3	-5.82	120.21	127.65
85	r3	32	P5P	N1-C2-N3	-5.81	120.21	127.65
85	r3	38	P5P	N1-C2-N3	-5.81	120.22	127.65
84	r2	73	P5P	N1-C2-N3	-5.81	120.22	127.65
84	r2	22	P5P	N1-C2-N3	-5.80	120.22	127.65
84	r2	76	P5P	N1-C2-N3	-5.80	120.22	127.65
84	r2	34	P5P	N1-C2-N3	-5.78	120.25	127.65
85	r3	46	P5P	N1-C2-N3	-5.78	120.25	127.65
89	A	1	MHW	C-CA-N	4.01	121.92	115.41
86	r4	29	P5P	C1'-N9-C4	3.35	132.53	126.64
84	r2	73	P5P	C1'-N9-C4	3.30	132.44	126.64
85	r3	9	P5P	C1'-N9-C4	3.26	132.37	126.64
84	r2	34	P5P	C1'-N9-C4	3.26	132.36	126.64
85	r3	14	P5P	C1'-N9-C4	3.22	132.31	126.64
85	r3	3	P5P	C6-N1-C2	3.22	120.45	115.84
89	A	7	004	CG2-CB-CA	-3.21	115.48	120.65
84	r2	10	P5P	C1'-N9-C4	3.20	132.27	126.64
84	r2	36	P5P	C1'-N9-C4	3.20	132.27	126.64
86	r4	31	P5P	C6-N1-C2	3.19	120.41	115.84
86	r4	10	P5P	C1'-N9-C4	3.19	132.24	126.64
86	r4	52	P5P	C6-N1-C2	3.17	120.38	115.84
84	r2	15	P5P	C6-N1-C2	3.17	120.38	115.84
84	r2	31	P5P	C6-N1-C2	3.17	120.38	115.84
84	r2	26	P5P	C6-N1-C2	3.16	120.36	115.84
86	r4	34	P5P	C1'-N9-C4	3.15	132.18	126.64
84	r2	24	P5P	C1'-N9-C4	3.15	132.18	126.64
86	r4	15	P5P	C6-N1-C2	3.15	120.35	115.84
84	r2	52	P5P	C6-N1-C2	3.15	120.34	115.84
85	r3	58	P5P	C6-N1-C2	3.15	120.34	115.84
85	r3	36	P5P	C1'-N9-C4	3.14	132.16	126.64
84	r2	63	P5P	C6-N1-C2	3.14	120.34	115.84
86	r4	64	P5P	C6-N1-C2	3.14	120.34	115.84
84	r2	35	P5P	C6-N1-C2	3.14	120.33	115.84
84	r2	9	P5P	C1'-N9-C4	3.14	132.15	126.64
86	r4	53	P5P	C6-N1-C2	3.13	120.33	115.84
85	r3	75	P5P	C6-N1-C2	3.13	120.32	115.84
84	r2	35	P5P	C1'-N9-C4	3.13	132.14	126.64
84	r2	70	P5P	C6-N1-C2	3.13	120.32	115.84
86	r4	73	P5P	C1'-N9-C4	3.13	132.13	126.64
84	r2	27	P5P	C6-N1-C2	3.12	120.31	115.84
85	r3	44	P5P	C6-N1-C2	3.12	120.31	115.84

Continued on next page...

Continued from previous page...

Mol	Chain	Res	Type	Atoms	Z	Observed(°)	Ideal(°)
86	r4	1	P5P	C6-N1-C2	3.12	120.30	115.84
86	r4	30	P5P	C6-N1-C2	3.11	120.30	115.84
84	r2	21	P5P	C6-N1-C2	3.11	120.30	115.84
85	r3	5	P5P	C1'-N9-C4	3.11	132.10	126.64
85	r3	19	P5P	C1'-N9-C4	3.11	132.10	126.64
85	r3	49	P5P	C6-N1-C2	3.11	120.29	115.84
86	r4	70	P5P	C6-N1-C2	3.11	120.29	115.84
86	r4	63	P5P	C6-N1-C2	3.11	120.29	115.84
84	r2	23	P5P	C6-N1-C2	3.10	120.29	115.84
86	r4	6	P5P	C6-N1-C2	3.10	120.28	115.84
84	r2	6	P5P	C6-N1-C2	3.10	120.28	115.84
86	r4	24	P5P	C6-N1-C2	3.09	120.27	115.84
85	r3	10	P5P	C6-N1-C2	3.09	120.27	115.84
84	r2	30	P5P	C6-N1-C2	3.09	120.27	115.84
85	r3	31	P5P	C6-N1-C2	3.09	120.27	115.84
85	r3	23	P5P	C6-N1-C2	3.09	120.27	115.84
89	A	7	004	CG1-CB-CA	3.08	125.62	120.65
85	r3	8	P5P	C6-N1-C2	3.08	120.25	115.84
86	r4	19	P5P	C6-N1-C2	3.08	120.25	115.84
85	r3	30	P5P	C6-N1-C2	3.07	120.24	115.84
85	r3	53	P5P	C6-N1-C2	3.07	120.23	115.84
85	r3	17	P5P	C1'-N9-C4	3.07	132.03	126.64
84	r2	28	P5P	C6-N1-C2	3.07	120.23	115.84
86	r4	69	P5P	C6-N1-C2	3.07	120.23	115.84
84	r2	64	P5P	C6-N1-C2	3.06	120.23	115.84
85	r3	6	P5P	C6-N1-C2	3.06	120.23	115.84
84	r2	53	P5P	C6-N1-C2	3.06	120.23	115.84
85	r3	47	P5P	C6-N1-C2	3.06	120.23	115.84
84	r2	38	P5P	C6-N1-C2	3.06	120.22	115.84
86	r4	38	P5P	C6-N1-C2	3.06	120.22	115.84
84	r2	29	P5P	C6-N1-C2	3.06	120.22	115.84
85	r3	52	P5P	C6-N1-C2	3.06	120.22	115.84
85	r3	72	P5P	C6-N1-C2	3.06	120.22	115.84
86	r4	14	P5P	C6-N1-C2	3.06	120.22	115.84
86	r4	26	P5P	C6-N1-C2	3.06	120.22	115.84
84	r2	14	P5P	C6-N1-C2	3.06	120.22	115.84
84	r2	46	P5P	C6-N1-C2	3.06	120.22	115.84
86	r4	22	P5P	C6-N1-C2	3.06	120.22	115.84
84	r2	76	P5P	C1'-N9-C4	3.05	132.01	126.64
85	r3	15	P5P	C1'-N9-C4	3.05	132.00	126.64
84	r2	37	P5P	C6-N1-C2	3.05	120.21	115.84
85	r3	4	P5P	C6-N1-C2	3.05	120.21	115.84

Continued on next page...

Continued from previous page...

Mol	Chain	Res	Type	Atoms	Z	Observed(°)	Ideal(°)
86	r4	10	P5P	C6-N1-C2	3.05	120.21	115.84
86	r4	21	P5P	C6-N1-C2	3.05	120.21	115.84
86	r4	37	P5P	C6-N1-C2	3.05	120.21	115.84
84	r2	44	P5P	C6-N1-C2	3.05	120.21	115.84
85	r3	45	P5P	C6-N1-C2	3.05	120.21	115.84
86	r4	44	P5P	C6-N1-C2	3.05	120.21	115.84
86	r4	28	P5P	C6-N1-C2	3.05	120.21	115.84
85	r3	43	P5P	C6-N1-C2	3.05	120.20	115.84
86	r4	9	P5P	C6-N1-C2	3.05	120.20	115.84
86	r4	5	P5P	C6-N1-C2	3.05	120.20	115.84
86	r4	46	P5P	C6-N1-C2	3.04	120.20	115.84
85	r3	75	P5P	C1'-N9-C4	3.04	131.99	126.64
84	r2	19	P5P	C6-N1-C2	3.04	120.20	115.84
84	r2	24	P5P	C6-N1-C2	3.04	120.19	115.84
84	r2	71	P5P	C6-N1-C2	3.04	120.19	115.84
86	r4	23	P5P	C6-N1-C2	3.04	120.19	115.84
84	r2	1	P5P	C6-N1-C2	3.04	120.19	115.84
84	r2	18	P5P	C6-N1-C2	3.04	120.19	115.84
84	r2	58	P5P	C6-N1-C2	3.04	120.19	115.84
85	r3	27	P5P	C6-N1-C2	3.04	120.19	115.84
85	r3	46	P5P	C1'-N9-C4	3.04	131.97	126.64
84	r2	22	P5P	C6-N1-C2	3.03	120.19	115.84
84	r2	65	P5P	C6-N1-C2	3.03	120.19	115.84
85	r3	32	P5P	C6-N1-C2	3.03	120.19	115.84
86	r4	36	P5P	C6-N1-C2	3.03	120.19	115.84
85	r3	36	P5P	C6-N1-C2	3.03	120.18	115.84
86	r4	27	P5P	C6-N1-C2	3.03	120.18	115.84
86	r4	71	P5P	C6-N1-C2	3.03	120.18	115.84
86	r4	73	P5P	C6-N1-C2	3.03	120.18	115.84
85	r3	69	P5P	C1'-N9-C4	3.03	131.96	126.64
85	r3	67	P5P	C6-N1-C2	3.03	120.18	115.84
85	r3	17	P5P	C6-N1-C2	3.03	120.18	115.84
85	r3	8	P5P	C1'-N9-C4	3.03	131.96	126.64
86	r4	23	P5P	C1'-N9-C4	3.03	131.96	126.64
85	r3	24	P5P	C6-N1-C2	3.02	120.17	115.84
86	r4	58	P5P	C6-N1-C2	3.02	120.17	115.84
84	r2	18	P5P	C1'-N9-C4	3.02	131.95	126.64
85	r3	30	P5P	C1'-N9-C4	3.02	131.95	126.64
84	r2	57	P5P	C6-N1-C2	3.02	120.17	115.84
84	r2	7	P5P	C6-N1-C2	3.02	120.16	115.84
85	r3	20	P5P	C6-N1-C2	3.02	120.16	115.84
84	r2	36	P5P	C6-N1-C2	3.02	120.16	115.84

Continued on next page...

Continued from previous page...

Mol	Chain	Res	Type	Atoms	Z	Observed(°)	Ideal(°)
86	r4	18	P5P	C6-N1-C2	3.02	120.16	115.84
85	r3	14	P5P	C6-N1-C2	3.01	120.16	115.84
86	r4	57	P5P	C6-N1-C2	3.01	120.16	115.84
85	r3	11	P5P	C1'-N9-C4	3.01	131.93	126.64
85	r3	22	P5P	C6-N1-C2	3.01	120.15	115.84
86	r4	7	P5P	C6-N1-C2	3.01	120.15	115.84
84	r2	9	P5P	C6-N1-C2	3.01	120.15	115.84
85	r3	69	P5P	C6-N1-C2	3.01	120.15	115.84
84	r2	22	P5P	C1'-N9-C4	3.01	131.93	126.64
86	r4	35	P5P	C6-N1-C2	3.01	120.14	115.84
84	r2	5	P5P	C6-N1-C2	3.00	120.14	115.84
84	r2	34	P5P	C6-N1-C2	3.00	120.14	115.84
85	r3	56	P5P	C6-N1-C2	3.00	120.14	115.84
86	r4	29	P5P	C6-N1-C2	3.00	120.14	115.84
85	r3	46	P5P	C6-N1-C2	3.00	120.13	115.84
84	r2	69	P5P	C6-N1-C2	3.00	120.13	115.84
86	r4	65	P5P	C6-N1-C2	2.99	120.13	115.84
85	r3	9	P5P	C6-N1-C2	2.99	120.12	115.84
86	r4	44	P5P	C1'-N9-C4	2.99	131.89	126.64
85	r3	5	P5P	C6-N1-C2	2.98	120.11	115.84
85	r3	32	P5P	C1'-N9-C4	2.98	131.88	126.64
85	r3	38	P5P	C6-N1-C2	2.98	120.10	115.84
85	r3	15	P5P	C6-N1-C2	2.97	120.10	115.84
85	r3	27	P5P	C1'-N9-C4	2.97	131.87	126.64
86	r4	34	P5P	C6-N1-C2	2.97	120.09	115.84
84	r2	73	P5P	C6-N1-C2	2.97	120.09	115.84
84	r2	76	P5P	C6-N1-C2	2.97	120.09	115.84
86	r4	26	P5P	C1'-N9-C4	2.96	131.85	126.64
86	r4	7	P5P	C1'-N9-C4	2.96	131.85	126.64
85	r3	22	P5P	C1'-N9-C4	2.96	131.84	126.64
86	r4	14	P5P	C1'-N9-C4	2.95	131.82	126.64
86	r4	31	P5P	C1'-N9-C4	2.95	131.82	126.64
85	r3	58	P5P	C1'-N9-C4	2.95	131.82	126.64
85	r3	56	P5P	C1'-N9-C4	2.94	131.81	126.64
85	r3	19	P5P	C6-N1-C2	2.94	120.05	115.84
86	r4	6	P5P	C1'-N9-C4	2.93	131.79	126.64
84	r2	10	P5P	C6-N1-C2	2.93	120.03	115.84
85	r3	11	P5P	C6-N1-C2	2.92	120.02	115.84
84	r2	27	P5P	C1'-N9-C4	2.91	131.75	126.64
84	r2	7	P5P	C1'-N9-C4	2.90	131.74	126.64
84	r2	37	P5P	C1'-N9-C4	2.89	131.73	126.64
84	r2	52	P5P	C1'-N9-C4	2.89	131.73	126.64

Continued on next page...

Continued from previous page...

Mol	Chain	Res	Type	Atoms	Z	Observed(°)	Ideal(°)
89	A	7	004	CB-CA-N	-2.89	105.49	112.40
84	r2	57	P5P	C1'-N9-C4	2.89	131.71	126.64
86	r4	1	P5P	C1'-N9-C4	2.89	131.71	126.64
86	r4	35	P5P	C1'-N9-C4	2.89	131.71	126.64
84	r2	44	P5P	C1'-N9-C4	2.88	131.71	126.64
86	r4	5	P5P	C1'-N9-C4	2.87	131.69	126.64
84	r2	69	P5P	C1'-N9-C4	2.87	131.68	126.64
86	r4	36	P5P	C1'-N9-C4	2.86	131.66	126.64
85	r3	23	P5P	C1'-N9-C4	2.86	131.66	126.64
84	r2	70	P5P	C1'-N9-C4	2.86	131.66	126.64
86	r4	69	P5P	C1'-N9-C4	2.85	131.65	126.64
84	r2	1	P5P	C1'-N9-C4	2.84	131.63	126.64
86	r4	21	P5P	C1'-N9-C4	2.83	131.61	126.64
85	r3	47	P5P	C1'-N9-C4	2.83	131.61	126.64
86	r4	38	P5P	C1'-N9-C4	2.82	131.60	126.64
86	r4	22	P5P	C1'-N9-C4	2.82	131.60	126.64
85	r3	38	P5P	C1'-N9-C4	2.82	131.60	126.64
84	r2	26	P5P	C1'-N9-C4	2.82	131.60	126.64
84	r2	28	P5P	C1'-N9-C4	2.82	131.59	126.64
84	r2	31	P5P	C1'-N9-C4	2.81	131.58	126.64
86	r4	70	P5P	C1'-N9-C4	2.81	131.58	126.64
84	r2	19	P5P	C1'-N9-C4	2.81	131.58	126.64
84	r2	6	P5P	C1'-N9-C4	2.81	131.57	126.64
85	r3	43	P5P	C1'-N9-C4	2.80	131.57	126.64
86	r4	18	P5P	C1'-N9-C4	2.79	131.55	126.64
86	r4	52	P5P	C1'-N9-C4	2.79	131.54	126.64
84	r2	46	P5P	C1'-N9-C4	2.79	131.54	126.64
86	r4	71	P5P	C1'-N9-C4	2.78	131.53	126.64
85	r3	45	P5P	C1'-N9-C4	2.78	131.53	126.64
85	r3	10	P5P	C1'-N9-C4	2.78	131.52	126.64
84	r2	65	P5P	C1'-N9-C4	2.77	131.51	126.64
86	r4	28	P5P	C1'-N9-C4	2.77	131.51	126.64
86	r4	27	P5P	C1'-N9-C4	2.76	131.49	126.64
85	r3	20	P5P	C1'-N9-C4	2.76	131.49	126.64
85	r3	3	P5P	C1'-N9-C4	2.76	131.48	126.64
84	r2	5	P5P	C1'-N9-C4	2.75	131.48	126.64
85	r3	49	P5P	C1'-N9-C4	2.75	131.48	126.64
85	r3	52	P5P	C1'-N9-C4	2.75	131.47	126.64
85	r3	67	P5P	C1'-N9-C4	2.75	131.47	126.64
89	A	5	MHU	O-C-CA	-2.74	117.60	124.78
86	r4	9	P5P	C1'-N9-C4	2.73	131.44	126.64
86	r4	19	P5P	C1'-N9-C4	2.73	131.44	126.64

Continued on next page...

Continued from previous page...

Mol	Chain	Res	Type	Atoms	Z	Observed(°)	Ideal(°)
86	r4	24	P5P	C1'-N9-C4	2.72	131.41	126.64
84	r2	64	P5P	C1'-N9-C4	2.71	131.41	126.64
84	r2	30	P5P	C1'-N9-C4	2.71	131.40	126.64
84	r2	58	P5P	C1'-N9-C4	2.71	131.40	126.64
86	r4	58	P5P	C1'-N9-C4	2.70	131.39	126.64
84	r2	29	P5P	C1'-N9-C4	2.68	131.35	126.64
86	r4	30	P5P	C1'-N9-C4	2.67	131.34	126.64
89	A	6	MHV	CD2-CG-CB	2.66	119.86	115.89
84	r2	21	P5P	C1'-N9-C4	2.66	131.32	126.64
84	r2	38	P5P	C1'-N9-C4	2.66	131.31	126.64
85	r3	44	P5P	C1'-N9-C4	2.66	131.31	126.64
89	A	1	MHW	CE-N-CA	2.66	121.26	116.69
84	r2	14	P5P	C1'-N9-C4	2.65	131.29	126.64
86	r4	46	P5P	C1'-N9-C4	2.64	131.28	126.64
84	r2	15	P5P	C1'-N9-C4	2.64	131.28	126.64
86	r4	65	P5P	C1'-N9-C4	2.64	131.28	126.64
86	r4	15	P5P	C1'-N9-C4	2.63	131.26	126.64
86	r4	57	P5P	C1'-N9-C4	2.63	131.26	126.64
84	r2	63	P5P	C1'-N9-C4	2.63	131.25	126.64
85	r3	4	P5P	C1'-N9-C4	2.62	131.25	126.64
84	r2	53	P5P	C1'-N9-C4	2.62	131.24	126.64
85	r3	53	P5P	C1'-N9-C4	2.61	131.23	126.64
85	r3	72	P5P	C1'-N9-C4	2.61	131.23	126.64
84	r2	71	P5P	C1'-N9-C4	2.59	131.18	126.64
86	r4	53	P5P	C1'-N9-C4	2.58	131.18	126.64
85	r3	24	P5P	C1'-N9-C4	2.56	131.14	126.64
86	r4	37	P5P	C1'-N9-C4	2.56	131.13	126.64
86	r4	63	P5P	C1'-N9-C4	2.54	131.10	126.64
86	r4	64	P5P	C1'-N9-C4	2.54	131.10	126.64
85	r3	6	P5P	C1'-N9-C4	2.52	131.08	126.64
84	r2	23	P5P	C1'-N9-C4	2.47	130.98	126.64
85	r3	31	P5P	C1'-N9-C4	2.45	130.95	126.64
89	A	6	MHV	CB-CA-N	-2.42	107.50	112.50
89	A	5	MHU	CM-N-CA	2.37	121.00	113.64
89	A	5	MHU	CB-CA-N	-2.11	107.38	110.65

There are no chirality outliers.

All (384) torsion outliers are listed below:

Mol	Chain	Res	Type	Atoms
83	r1	51	Y5P	O4'-C1'-N1-C2
83	r1	53	Y5P	O4'-C4'-C5'-O5'

Continued on next page...

Continued from previous page...

Mol	Chain	Res	Type	Atoms
84	r2	12	Y5P	O4'-C1'-N1-C2
84	r2	13	Y5P	O4'-C4'-C5'-O5'
84	r2	13	Y5P	C3'-C4'-C5'-O5'
84	r2	14	P5P	C3'-C4'-C5'-O5'
84	r2	17	Y5P	O4'-C1'-N1-C2
84	r2	18	P5P	O4'-C4'-C5'-O5'
84	r2	20	Y5P	O4'-C1'-N1-C2
84	r2	33	Y5P	O4'-C1'-N1-C6
84	r2	35	P5P	C3'-C4'-C5'-O5'
84	r2	35	P5P	O4'-C4'-C5'-O5'
84	r2	36	P5P	C3'-C4'-C5'-O5'
84	r2	40	Y5P	O4'-C1'-N1-C2
84	r2	41	Y5P	O4'-C1'-N1-C2
84	r2	45	Y5P	O4'-C4'-C5'-O5'
84	r2	45	Y5P	C3'-C4'-C5'-O5'
84	r2	50	Y5P	O4'-C4'-C5'-O5'
84	r2	50	Y5P	C3'-C4'-C5'-O5'
84	r2	54	Y5P	O4'-C1'-N1-C2
84	r2	66	Y5P	C3'-C4'-C5'-O5'
84	r2	67	Y5P	O4'-C4'-C5'-O5'
84	r2	72	Y5P	C3'-C4'-C5'-O5'
84	r2	73	P5P	C3'-C4'-C5'-O5'
84	r2	73	P5P	O4'-C4'-C5'-O5'
84	r2	74	Y5P	O4'-C4'-C5'-O5'
84	r2	74	Y5P	O4'-C1'-N1-C2
85	r3	1	Y5P	O4'-C1'-N1-C2
85	r3	3	P5P	O4'-C4'-C5'-O5'
85	r3	16	Y5P	C4'-C5'-O5'-P
85	r3	17	P5P	C3'-C4'-C5'-O5'
85	r3	22	P5P	C3'-C4'-C5'-O5'
85	r3	22	P5P	O4'-C4'-C5'-O5'
85	r3	22	P5P	C4'-C5'-O5'-P
85	r3	28	Y5P	O4'-C1'-N1-C2
85	r3	35	Y5P	O4'-C4'-C5'-O5'
85	r3	35	Y5P	C3'-C4'-C5'-O5'
85	r3	37	Y5P	O4'-C1'-N1-C2
85	r3	39	Y5P	O4'-C1'-N1-C2
85	r3	41	Y5P	C2'-C1'-N1-C6
85	r3	42	Y5P	O4'-C1'-N1-C2
85	r3	55	Y5P	O4'-C1'-N1-C2
85	r3	60	Y5P	O4'-C1'-N1-C2
85	r3	63	Y5P	O4'-C1'-N1-C2

Continued on next page...

Continued from previous page...

Mol	Chain	Res	Type	Atoms
85	r3	64	Y5P	O4'-C4'-C5'-O5'
85	r3	64	Y5P	C3'-C4'-C5'-O5'
85	r3	71	Y5P	O4'-C1'-N1-C2
86	r4	2	Y5P	O4'-C1'-N1-C2
86	r4	8	Y5P	O4'-C1'-N1-C2
86	r4	9	P5P	C3'-C4'-C5'-O5'
86	r4	9	P5P	O4'-C4'-C5'-O5'
86	r4	13	Y5P	O4'-C4'-C5'-O5'
86	r4	13	Y5P	C3'-C4'-C5'-O5'
86	r4	16	Y5P	O4'-C1'-N1-C2
86	r4	20	Y5P	O4'-C1'-N1-C2
86	r4	21	P5P	C4'-C5'-O5'-P
86	r4	22	P5P	C3'-C4'-C5'-O5'
86	r4	22	P5P	O4'-C4'-C5'-O5'
86	r4	26	P5P	C3'-C4'-C5'-O5'
86	r4	29	P5P	O4'-C4'-C5'-O5'
86	r4	32	Y5P	O4'-C4'-C5'-O5'
86	r4	39	Y5P	O4'-C1'-N1-C2
86	r4	40	Y5P	O4'-C1'-N1-C2
86	r4	42	Y5P	O4'-C1'-N1-C2
86	r4	48	Y5P	C3'-C4'-C5'-O5'
86	r4	54	Y5P	O4'-C1'-N1-C2
86	r4	55	Y5P	O4'-C1'-N1-C2
86	r4	56	Y5P	O4'-C4'-C5'-O5'
86	r4	60	Y5P	O4'-C1'-N1-C2
86	r4	64	P5P	C3'-C4'-C5'-O5'
86	r4	64	P5P	O4'-C4'-C5'-O5'
86	r4	68	Y5P	O4'-C1'-N1-C2
86	r4	72	Y5P	C3'-C4'-C5'-O5'
86	r4	73	P5P	C3'-C4'-C5'-O5'
86	r4	74	Y5P	O4'-C4'-C5'-O5'
86	r4	75	Y5P	O4'-C4'-C5'-O5'
86	r4	75	Y5P	O4'-C1'-N1-C2
89	A	5	MHU	O-C-CA-CB
83	r1	44	Y5P	O4'-C1'-N1-C2
83	r1	45	Y5P	O4'-C1'-N1-C2
83	r1	47	Y5P	O4'-C1'-N1-C2
83	r1	48	Y5P	O4'-C1'-N1-C2
83	r1	49	Y5P	O4'-C1'-N1-C2
83	r1	50	Y5P	O4'-C1'-N1-C2
83	r1	52	Y5P	O4'-C1'-N1-C2
83	r1	54	Y5P	O4'-C1'-N1-C2

Continued on next page...

Continued from previous page...

Mol	Chain	Res	Type	Atoms
83	r1	55	Y5P	O4'-C1'-N1-C2
83	r1	57	Y5P	O4'-C1'-N1-C2
84	r2	2	Y5P	O4'-C1'-N1-C2
84	r2	3	Y5P	O4'-C1'-N1-C2
84	r2	4	Y5P	O4'-C1'-N1-C2
84	r2	8	Y5P	O4'-C1'-N1-C2
84	r2	11	Y5P	O4'-C1'-N1-C2
84	r2	13	Y5P	O4'-C1'-N1-C2
84	r2	16	Y5P	O4'-C1'-N1-C2
84	r2	25	Y5P	O4'-C1'-N1-C2
84	r2	32	Y5P	O4'-C1'-N1-C2
84	r2	39	Y5P	O4'-C1'-N1-C2
84	r2	42	Y5P	O4'-C1'-N1-C2
84	r2	43	Y5P	O4'-C1'-N1-C2
84	r2	45	Y5P	O4'-C1'-N1-C2
84	r2	47	Y5P	O4'-C1'-N1-C2
84	r2	48	Y5P	O4'-C1'-N1-C2
84	r2	49	Y5P	O4'-C1'-N1-C2
84	r2	50	Y5P	O4'-C1'-N1-C2
84	r2	51	Y5P	O4'-C1'-N1-C2
84	r2	55	Y5P	O4'-C1'-N1-C2
84	r2	56	Y5P	O4'-C1'-N1-C2
84	r2	59	Y5P	O4'-C1'-N1-C2
84	r2	60	Y5P	O4'-C1'-N1-C2
84	r2	61	Y5P	O4'-C1'-N1-C2
84	r2	62	Y5P	O4'-C1'-N1-C2
84	r2	66	Y5P	O4'-C1'-N1-C2
84	r2	72	Y5P	O4'-C1'-N1-C2
84	r2	75	Y5P	O4'-C1'-N1-C2
85	r3	7	Y5P	O4'-C1'-N1-C2
85	r3	12	Y5P	O4'-C1'-N1-C2
85	r3	25	Y5P	O4'-C1'-N1-C2
85	r3	26	Y5P	O4'-C1'-N1-C2
85	r3	29	Y5P	O4'-C1'-N1-C2
85	r3	33	Y5P	O4'-C1'-N1-C2
85	r3	34	Y5P	O4'-C1'-N1-C2
85	r3	35	Y5P	O4'-C1'-N1-C2
85	r3	50	Y5P	O4'-C1'-N1-C2
85	r3	61	Y5P	O4'-C1'-N1-C2
85	r3	62	Y5P	O4'-C1'-N1-C2
85	r3	64	Y5P	O4'-C1'-N1-C2
85	r3	65	Y5P	O4'-C1'-N1-C2

Continued on next page...

Continued from previous page...

Mol	Chain	Res	Type	Atoms
85	r3	66	Y5P	O4'-C1'-N1-C2
85	r3	68	Y5P	O4'-C1'-N1-C2
85	r3	70	Y5P	O4'-C1'-N1-C2
85	r3	73	Y5P	O4'-C1'-N1-C2
86	r4	3	Y5P	O4'-C1'-N1-C2
86	r4	4	Y5P	O4'-C1'-N1-C2
86	r4	12	Y5P	O4'-C1'-N1-C2
86	r4	13	Y5P	O4'-C1'-N1-C2
86	r4	17	Y5P	O4'-C1'-N1-C2
86	r4	25	Y5P	O4'-C1'-N1-C2
86	r4	32	Y5P	O4'-C1'-N1-C2
86	r4	41	Y5P	O4'-C1'-N1-C2
86	r4	43	Y5P	O4'-C1'-N1-C2
86	r4	48	Y5P	O4'-C1'-N1-C2
86	r4	49	Y5P	O4'-C1'-N1-C2
86	r4	50	Y5P	O4'-C1'-N1-C2
86	r4	51	Y5P	O4'-C1'-N1-C2
86	r4	56	Y5P	O4'-C1'-N1-C2
86	r4	59	Y5P	O4'-C1'-N1-C2
86	r4	61	Y5P	O4'-C1'-N1-C2
86	r4	66	Y5P	O4'-C1'-N1-C2
86	r4	67	Y5P	O4'-C1'-N1-C2
86	r4	72	Y5P	O4'-C1'-N1-C2
83	r1	46	Y5P	O4'-C1'-N1-C6
89	A	5	MHU	CE1-CZ-NZ-CZ2
89	A	5	MHU	CE2-CZ-NZ-CZ1
85	r3	41	Y5P	C2'-C1'-N1-C2
89	A	5	MHU	CE1-CZ-NZ-CZ1
89	A	5	MHU	CE2-CZ-NZ-CZ2
85	r3	13	Y5P	C4'-C5'-O5'-P
85	r3	44	P5P	C4'-C5'-O5'-P
83	r1	45	Y5P	O4'-C4'-C5'-O5'
83	r1	53	Y5P	C3'-C4'-C5'-O5'
83	r1	55	Y5P	O4'-C4'-C5'-O5'
84	r2	1	P5P	O4'-C4'-C5'-O5'
84	r2	14	P5P	O4'-C4'-C5'-O5'
84	r2	21	P5P	C3'-C4'-C5'-O5'
84	r2	21	P5P	O4'-C4'-C5'-O5'
84	r2	23	P5P	C3'-C4'-C5'-O5'
84	r2	23	P5P	O4'-C4'-C5'-O5'
84	r2	36	P5P	O4'-C4'-C5'-O5'
84	r2	66	Y5P	O4'-C4'-C5'-O5'

Continued on next page...

Continued from previous page...

Mol	Chain	Res	Type	Atoms
84	r2	72	Y5P	O4'-C4'-C5'-O5'
84	r2	74	Y5P	C3'-C4'-C5'-O5'
85	r3	3	P5P	C3'-C4'-C5'-O5'
85	r3	7	Y5P	O4'-C4'-C5'-O5'
85	r3	17	P5P	O4'-C4'-C5'-O5'
85	r3	19	P5P	O4'-C4'-C5'-O5'
85	r3	38	P5P	O4'-C4'-C5'-O5'
85	r3	51	Y5P	O4'-C4'-C5'-O5'
86	r4	1	P5P	O4'-C4'-C5'-O5'
86	r4	6	P5P	O4'-C4'-C5'-O5'
86	r4	17	Y5P	O4'-C4'-C5'-O5'
86	r4	26	P5P	O4'-C4'-C5'-O5'
86	r4	28	P5P	O4'-C4'-C5'-O5'
86	r4	29	P5P	C3'-C4'-C5'-O5'
86	r4	32	Y5P	C3'-C4'-C5'-O5'
86	r4	41	Y5P	O4'-C4'-C5'-O5'
86	r4	41	Y5P	C3'-C4'-C5'-O5'
86	r4	45	Y5P	O4'-C4'-C5'-O5'
86	r4	45	Y5P	C3'-C4'-C5'-O5'
86	r4	47	Y5P	O4'-C4'-C5'-O5'
86	r4	49	Y5P	C3'-C4'-C5'-O5'
86	r4	52	P5P	C3'-C4'-C5'-O5'
86	r4	56	Y5P	C3'-C4'-C5'-O5'
86	r4	66	Y5P	C3'-C4'-C5'-O5'
86	r4	67	Y5P	C3'-C4'-C5'-O5'
86	r4	73	P5P	O4'-C4'-C5'-O5'
86	r4	75	Y5P	C3'-C4'-C5'-O5'
86	r4	74	Y5P	O4'-C1'-N1-C6
85	r3	13	Y5P	C2'-C1'-N1-C2
85	r3	13	Y5P	C2'-C1'-N1-C6
86	r4	74	Y5P	C2'-C1'-N1-C6
84	r2	47	Y5P	C4'-C5'-O5'-P
83	r1	45	Y5P	C3'-C4'-C5'-O5'
83	r1	49	Y5P	O4'-C4'-C5'-O5'
83	r1	55	Y5P	C3'-C4'-C5'-O5'
84	r2	15	P5P	C3'-C4'-C5'-O5'
84	r2	15	P5P	O4'-C4'-C5'-O5'
84	r2	19	P5P	O4'-C4'-C5'-O5'
84	r2	33	Y5P	O4'-C4'-C5'-O5'
84	r2	33	Y5P	C3'-C4'-C5'-O5'
84	r2	49	Y5P	O4'-C4'-C5'-O5'
84	r2	67	Y5P	C3'-C4'-C5'-O5'

Continued on next page...

Continued from previous page...

Mol	Chain	Res	Type	Atoms
84	r2	69	P5P	C3'-C4'-C5'-O5'
85	r3	7	Y5P	C3'-C4'-C5'-O5'
85	r3	19	P5P	C3'-C4'-C5'-O5'
85	r3	38	P5P	C3'-C4'-C5'-O5'
85	r3	51	Y5P	C3'-C4'-C5'-O5'
85	r3	54	Y5P	O4'-C4'-C5'-O5'
85	r3	54	Y5P	C3'-C4'-C5'-O5'
85	r3	56	P5P	C3'-C4'-C5'-O5'
85	r3	56	P5P	O4'-C4'-C5'-O5'
86	r4	1	P5P	C3'-C4'-C5'-O5'
86	r4	28	P5P	C3'-C4'-C5'-O5'
86	r4	38	P5P	O4'-C4'-C5'-O5'
86	r4	48	Y5P	O4'-C4'-C5'-O5'
86	r4	49	Y5P	O4'-C4'-C5'-O5'
86	r4	52	P5P	O4'-C4'-C5'-O5'
86	r4	53	P5P	C3'-C4'-C5'-O5'
86	r4	53	P5P	O4'-C4'-C5'-O5'
86	r4	66	Y5P	O4'-C4'-C5'-O5'
86	r4	67	Y5P	O4'-C4'-C5'-O5'
85	r3	54	Y5P	O4'-C1'-N1-C2
86	r4	62	Y5P	O4'-C1'-N1-C2
84	r2	33	Y5P	C2'-C1'-N1-C2
84	r2	75	Y5P	C2'-C1'-N1-C2
86	r4	74	Y5P	C2'-C1'-N1-C2
84	r2	75	Y5P	C2'-C1'-N1-C6
84	r2	67	Y5P	O4'-C1'-N1-C2
85	r3	21	Y5P	O4'-C1'-N1-C2
85	r3	51	Y5P	O4'-C1'-N1-C2
86	r4	11	Y5P	O4'-C1'-N1-C2
85	r3	5	P5P	C3'-C4'-C5'-O5'
86	r4	6	P5P	C3'-C4'-C5'-O5'
86	r4	72	Y5P	O4'-C4'-C5'-O5'
84	r2	33	Y5P	C2'-C1'-N1-C6
85	r3	16	Y5P	O4'-C1'-N1-C2
84	r2	19	P5P	C3'-C4'-C5'-O5'
85	r3	20	P5P	C3'-C4'-C5'-O5'
85	r3	60	Y5P	O4'-C4'-C5'-O5'
86	r4	23	P5P	C3'-C4'-C5'-O5'
85	r3	47	P5P	C4'-C5'-O5'-P
85	r3	48	Y5P	C4'-C5'-O5'-P
86	r4	20	Y5P	C4'-C5'-O5'-P
83	r1	49	Y5P	C3'-C4'-C5'-O5'

Continued on next page...

Continued from previous page...

Mol	Chain	Res	Type	Atoms
84	r2	49	Y5P	C3'-C4'-C5'-O5'
84	r2	68	Y5P	O4'-C4'-C5'-O5'
84	r2	69	P5P	O4'-C4'-C5'-O5'
85	r3	24	P5P	O4'-C4'-C5'-O5'
85	r3	57	Y5P	O4'-C4'-C5'-O5'
84	r2	3	Y5P	C2'-C1'-N1-C2
83	r1	56	Y5P	C2'-C1'-N1-C6
84	r2	3	Y5P	C2'-C1'-N1-C6
86	r4	33	Y5P	O4'-C1'-N1-C2
86	r4	73	P5P	C4'-C5'-O5'-P
85	r3	48	Y5P	O4'-C4'-C5'-O5'
85	r3	48	Y5P	C3'-C4'-C5'-O5'
85	r3	58	P5P	O4'-C4'-C5'-O5'
85	r3	74	Y5P	O4'-C1'-N1-C2
85	r3	18	Y5P	C2'-C1'-N1-C2
86	r4	23	P5P	C4'-C5'-O5'-P
85	r3	5	P5P	O4'-C4'-C5'-O5'
85	r3	50	Y5P	C3'-C4'-C5'-O5'
85	r3	52	P5P	C3'-C4'-C5'-O5'
85	r3	66	Y5P	O4'-C4'-C5'-O5'
86	r4	23	P5P	O4'-C4'-C5'-O5'
86	r4	47	Y5P	C3'-C4'-C5'-O5'
85	r3	40	Y5P	O4'-C1'-N1-C2
89	A	7	004	C-CA-CB-CG1
85	r3	2	Y5P	O4'-C1'-N1-C2
86	r4	45	Y5P	O4'-C1'-N1-C2
84	r2	9	P5P	O4'-C4'-C5'-O5'
83	r1	56	Y5P	C2'-C1'-N1-C2
84	r2	68	Y5P	O4'-C1'-N1-C2
85	r3	48	Y5P	O4'-C1'-N1-C2
85	r3	71	Y5P	C2'-C1'-N1-C6
83	r1	56	Y5P	O4'-C1'-N1-C6
85	r3	17	P5P	C4'-C5'-O5'-P
86	r4	1	P5P	C4'-C5'-O5'-P
86	r4	18	P5P	C4'-C5'-O5'-P
86	r4	34	P5P	C4'-C5'-O5'-P
86	r4	47	Y5P	C4'-C5'-O5'-P
85	r3	18	Y5P	O4'-C1'-N1-C2
85	r3	13	Y5P	O4'-C1'-N1-C6
85	r3	41	Y5P	O4'-C1'-N1-C6
86	r4	47	Y5P	O4'-C1'-N1-C2
83	r1	47	Y5P	C4'-C5'-O5'-P

Continued on next page...

Continued from previous page...

Mol	Chain	Res	Type	Atoms
84	r2	33	Y5P	C4'-C5'-O5'-P
85	r3	3	P5P	C4'-C5'-O5'-P
86	r4	45	Y5P	C4'-C5'-O5'-P
84	r2	1	P5P	C3'-C4'-C5'-O5'
84	r2	46	P5P	O4'-C4'-C5'-O5'
85	r3	30	P5P	O4'-C4'-C5'-O5'
86	r4	38	P5P	C3'-C4'-C5'-O5'
85	r3	18	Y5P	C2'-C1'-N1-C6
83	r1	56	Y5P	O4'-C1'-N1-C2
85	r3	13	Y5P	O4'-C1'-N1-C2
85	r3	59	Y5P	O4'-C1'-N1-C2
85	r3	18	Y5P	O4'-C1'-N1-C6
83	r1	46	Y5P	C4'-C5'-O5'-P
84	r2	1	P5P	C4'-C5'-O5'-P
84	r2	76	P5P	C4'-C5'-O5'-P
85	r3	14	P5P	C4'-C5'-O5'-P
85	r3	19	P5P	C4'-C5'-O5'-P
86	r4	22	P5P	C4'-C5'-O5'-P
86	r4	30	P5P	C4'-C5'-O5'-P
84	r2	75	Y5P	O4'-C4'-C5'-O5'
85	r3	4	P5P	O4'-C4'-C5'-O5'
85	r3	30	P5P	C3'-C4'-C5'-O5'
85	r3	50	Y5P	O4'-C4'-C5'-O5'
85	r3	57	Y5P	C3'-C4'-C5'-O5'
84	r2	17	Y5P	C2'-C1'-N1-C6
83	r1	53	Y5P	O4'-C1'-N1-C2
84	r2	17	Y5P	C4'-C5'-O5'-P
84	r2	69	P5P	C4'-C5'-O5'-P
84	r2	73	P5P	C4'-C5'-O5'-P
85	r3	61	Y5P	C2'-C1'-N1-C6
86	r4	75	Y5P	C2'-C1'-N1-C6
86	r4	7	P5P	O4'-C4'-C5'-O5'
83	r1	53	Y5P	C2'-C1'-N1-C2
84	r2	9	P5P	C4'-C5'-O5'-P
84	r2	19	P5P	C4'-C5'-O5'-P
86	r4	33	Y5P	C4'-C5'-O5'-P
86	r4	67	Y5P	C4'-C5'-O5'-P
86	r4	67	Y5P	C2'-C1'-N1-C6
85	r3	57	Y5P	O4'-C1'-N1-C2
83	r1	50	Y5P	C2'-C1'-N1-C6
84	r2	68	Y5P	C3'-C4'-C5'-O5'
85	r3	24	P5P	C3'-C4'-C5'-O5'

Continued on next page...

Continued from previous page...

Mol	Chain	Res	Type	Atoms
86	r4	17	Y5P	C3'-C4'-C5'-O5'
86	r4	59	Y5P	O4'-C4'-C5'-O5'
85	r3	71	Y5P	C2'-C1'-N1-C2
84	r2	2	Y5P	C2'-C1'-N1-C6
85	r3	4	P5P	C4'-C5'-O5'-P
86	r4	53	P5P	C4'-C5'-O5'-P
85	r3	52	P5P	O4'-C4'-C5'-O5'
85	r3	73	Y5P	C2'-C1'-N1-C6
86	r4	50	Y5P	C2'-C1'-N1-C6
85	r3	49	P5P	C4'-C5'-O5'-P
85	r3	51	Y5P	C4'-C5'-O5'-P
83	r1	51	Y5P	O4'-C4'-C5'-O5'
85	r3	31	P5P	O4'-C4'-C5'-O5'
83	r1	53	Y5P	C2'-C1'-N1-C6
84	r2	17	Y5P	C2'-C1'-N1-C2
84	r2	14	P5P	C4'-C5'-O5'-P
84	r2	46	P5P	C4'-C5'-O5'-P
84	r2	7	P5P	O4'-C4'-C5'-O5'
85	r3	4	P5P	C3'-C4'-C5'-O5'
85	r3	58	P5P	C3'-C4'-C5'-O5'
85	r3	66	Y5P	C3'-C4'-C5'-O5'
86	r4	7	P5P	C3'-C4'-C5'-O5'
83	r1	47	Y5P	C2'-C1'-N1-C6
85	r3	73	Y5P	C4'-C5'-O5'-P
84	r2	6	P5P	O4'-C4'-C5'-O5'
84	r2	9	P5P	C3'-C4'-C5'-O5'
84	r2	46	P5P	C3'-C4'-C5'-O5'
85	r3	20	P5P	O4'-C4'-C5'-O5'
85	r3	67	P5P	O4'-C4'-C5'-O5'
86	r4	24	P5P	C3'-C4'-C5'-O5'
83	r1	53	Y5P	O4'-C1'-N1-C6
84	r2	22	P5P	C4'-C5'-O5'-P
84	r2	59	Y5P	O4'-C4'-C5'-O5'
86	r4	18	P5P	O4'-C4'-C5'-O5'
86	r4	24	P5P	O4'-C4'-C5'-O5'
86	r4	34	P5P	O4'-C4'-C5'-O5'
85	r3	9	P5P	C4'-C5'-O5'-P
86	r4	75	Y5P	C2'-C1'-N1-C2
83	r1	56	Y5P	O4'-C4'-C5'-O5'
84	r2	7	P5P	C3'-C4'-C5'-O5'
84	r2	52	P5P	C3'-C4'-C5'-O5'
84	r2	36	P5P	C4'-C5'-O5'-P

Continued on next page...

Continued from previous page...

Mol	Chain	Res	Type	Atoms
84	r2	61	Y5P	C4'-C5'-O5'-P
86	r4	12	Y5P	C4'-C5'-O5'-P
86	r4	61	Y5P	C4'-C5'-O5'-P
85	r3	50	Y5P	C2'-C1'-N1-C6

There are no ring outliers.

2 monomers are involved in 3 short contacts:

Mol	Chain	Res	Type	Clashes	Symm-Clashes
89	A	7	004	2	0
89	A	1	MHW	1	0

5.5 Carbohydrates [i](#)

There are no monosaccharides in this entry.

5.6 Ligand geometry [i](#)

Of 204 ligands modelled in this entry, 202 are monoatomic - leaving 2 for Mogul analysis.

In the following table, the Counts columns list the number of bonds (or angles) for which Mogul statistics could be retrieved, the number of bonds (or angles) that are observed in the model and the number of bonds (or angles) that are defined in the Chemical Component Dictionary. The Link column lists molecule types, if any, to which the group is linked. The Z score for a bond length (or angle) is the number of standard deviations the observed value is removed from the expected value. A bond length (or angle) with $|Z| > 2$ is considered an outlier worth inspection. RMSZ is the root-mean-square of all Z scores of the bond lengths (or angles).

Mol	Type	Chain	Res	Link	Bond lengths			Bond angles		
					Counts	RMSZ	# $ Z > 2$	Counts	RMSZ	# $ Z > 2$
93	GTP	AX	500	-	26,34,34	1.14	2 (7%)	32,54,54	1.53	6 (18%)
92	DOL	XA	5143	-	43,50,50	3.53	17 (39%)	51,70,70	2.78	11 (21%)

In the following table, the Chirals column lists the number of chiral outliers, the number of chiral centers analysed, the number of these observed in the model and the number defined in the Chemical Component Dictionary. Similar counts are reported in the Torsion and Rings columns. '-' means no outliers of that kind were identified.

Mol	Type	Chain	Res	Link	Chirals	Torsions	Rings
93	GTP	AX	500	-	-	8/18/38/38	0/3/3/3

Continued on next page...

Continued from previous page...

Mol	Type	Chain	Res	Link	Chirals	Torsions	Rings
92	DOL	XA	5143	-	-	16/58/77/77	0/2/3/3

All (19) bond length outliers are listed below:

Mol	Chain	Res	Type	Atoms	Z	Observed(Å)	Ideal(Å)
92	XA	5143	DOL	C28-C29	9.95	1.55	1.32
92	XA	5143	DOL	C22-C23	9.60	1.57	1.32
92	XA	5143	DOL	C19-C20	7.39	1.57	1.34
92	XA	5143	DOL	C6-N5	6.53	1.49	1.34
92	XA	5143	DOL	C26-N25	6.52	1.48	1.34
92	XA	5143	DOL	C22-C20	5.49	1.57	1.45
92	XA	5143	DOL	C42-S39	5.38	1.86	1.78
92	XA	5143	DOL	O36-C37	5.34	1.46	1.34
92	XA	5143	DOL	C13-C10	4.64	1.57	1.50
92	XA	5143	DOL	C16-C14	4.36	1.57	1.51
93	AX	500	GTP	C5-C6	-4.04	1.39	1.47
92	XA	5143	DOL	C28-C26	3.45	1.55	1.48
92	XA	5143	DOL	C8-C6	3.04	1.56	1.50
92	XA	5143	DOL	O27-C26	-2.83	1.19	1.24
92	XA	5143	DOL	O18-C17	-2.81	1.38	1.43
92	XA	5143	DOL	C13-C14	2.32	1.56	1.52
93	AX	500	GTP	C2-N3	2.23	1.38	1.33
92	XA	5143	DOL	C24-C23	2.11	1.58	1.50
92	XA	5143	DOL	O36-C32	-2.04	1.41	1.44

All (17) bond angle outliers are listed below:

Mol	Chain	Res	Type	Atoms	Z	Observed(°)	Ideal(°)
92	XA	5143	DOL	O40-S39-O41	-15.71	100.27	118.19
92	XA	5143	DOL	C24-N25-C26	-5.47	113.18	122.03
92	XA	5143	DOL	C23-C22-C20	-4.11	119.68	125.89
93	AX	500	GTP	PA-O3A-PB	-3.94	119.31	132.83
92	XA	5143	DOL	C3-C4-N5	3.34	106.78	103.33
92	XA	5143	DOL	C32-O36-C37	-3.28	112.16	117.78
93	AX	500	GTP	C5-C6-N1	3.26	119.71	113.95
93	AX	500	GTP	PB-O3B-PG	-3.17	121.96	132.83
93	AX	500	GTP	C8-N7-C5	3.13	108.94	102.99
92	XA	5143	DOL	C4-N5-C1	-3.09	108.66	112.45
93	AX	500	GTP	C2-N1-C6	-3.04	119.50	125.10
92	XA	5143	DOL	C30-C29-C28	-2.81	118.77	126.44
92	XA	5143	DOL	C30-C32-C33	-2.73	109.26	115.98
92	XA	5143	DOL	O36-C32-C30	2.59	111.42	107.09

Continued on next page...

Continued from previous page...

Mol	Chain	Res	Type	Atoms	Z	Observed(°)	Ideal(°)
92	XA	5143	DOL	C28-C26-N25	-2.23	110.76	114.97
93	AX	500	GTP	O6-C6-C5	-2.15	120.17	124.37
92	XA	5143	DOL	C43-C42-S39	-2.12	107.70	112.14

There are no chirality outliers.

All (24) torsion outliers are listed below:

Mol	Chain	Res	Type	Atoms
92	XA	5143	DOL	C3-C2-S39-C42
92	XA	5143	DOL	C1-C2-S39-O41
92	XA	5143	DOL	C1-C2-S39-O40
92	XA	5143	DOL	C43-C42-S39-C2
92	XA	5143	DOL	C43-C42-S39-O41
92	XA	5143	DOL	C29-C30-C32-C33
92	XA	5143	DOL	C31-C30-C32-C33
93	AX	500	GTP	PB-O3B-PG-O3G
93	AX	500	GTP	C5'-O5'-PA-O3A
92	XA	5143	DOL	C3-C2-S39-O41
92	XA	5143	DOL	C28-C29-C30-C31
93	AX	500	GTP	O4'-C4'-C5'-O5'
92	XA	5143	DOL	C1-C2-S39-C42
92	XA	5143	DOL	C3-C2-S39-O40
92	XA	5143	DOL	C31-C30-C32-O36
93	AX	500	GTP	C5'-O5'-PA-O2A
92	XA	5143	DOL	C29-C30-C32-O36
93	AX	500	GTP	C3'-C4'-C5'-O5'
92	XA	5143	DOL	C22-C23-C24-N25
92	XA	5143	DOL	C43-C42-S39-O40
92	XA	5143	DOL	C28-C29-C30-C32
93	AX	500	GTP	PB-O3B-PG-O1G
93	AX	500	GTP	PB-O3B-PG-O2G
93	AX	500	GTP	C5'-O5'-PA-O1A

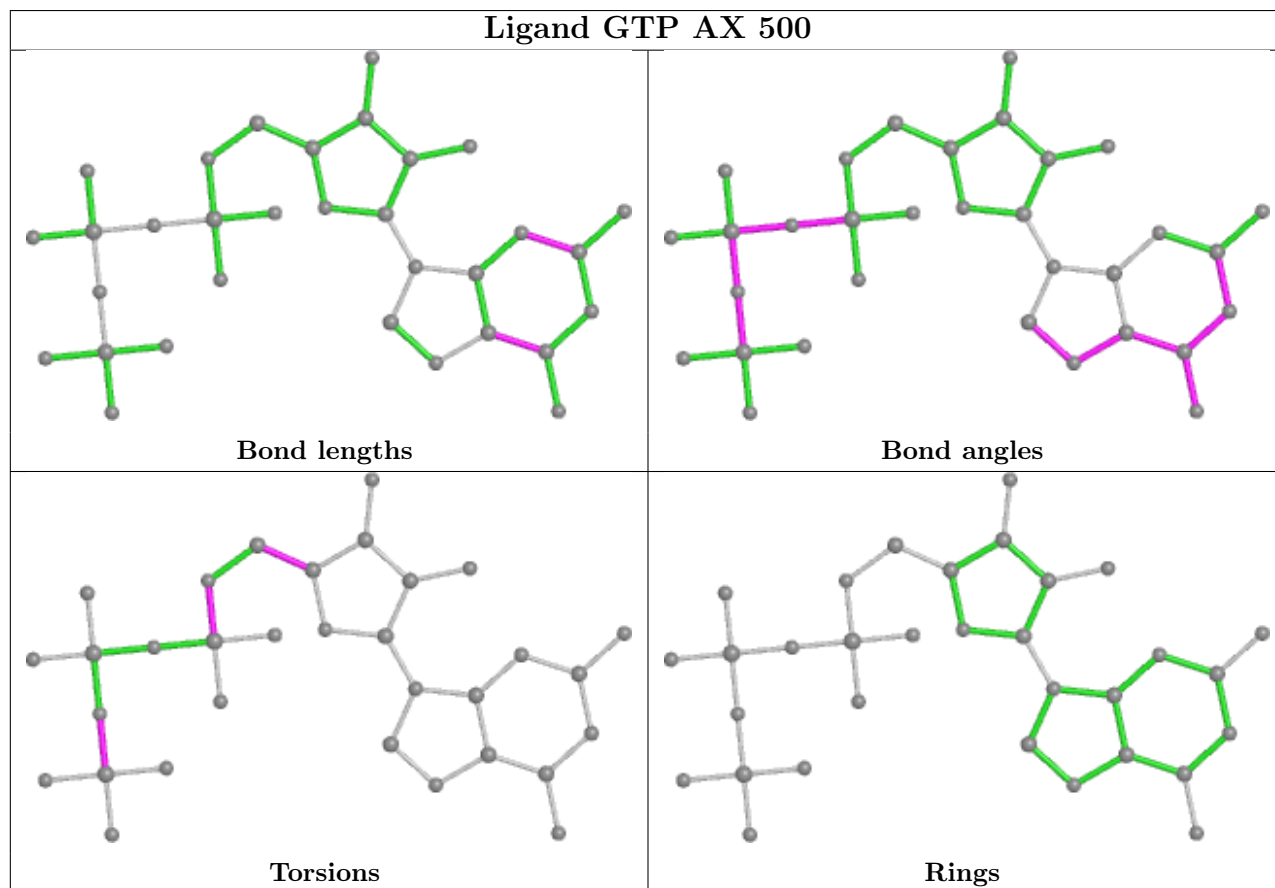
There are no ring outliers.

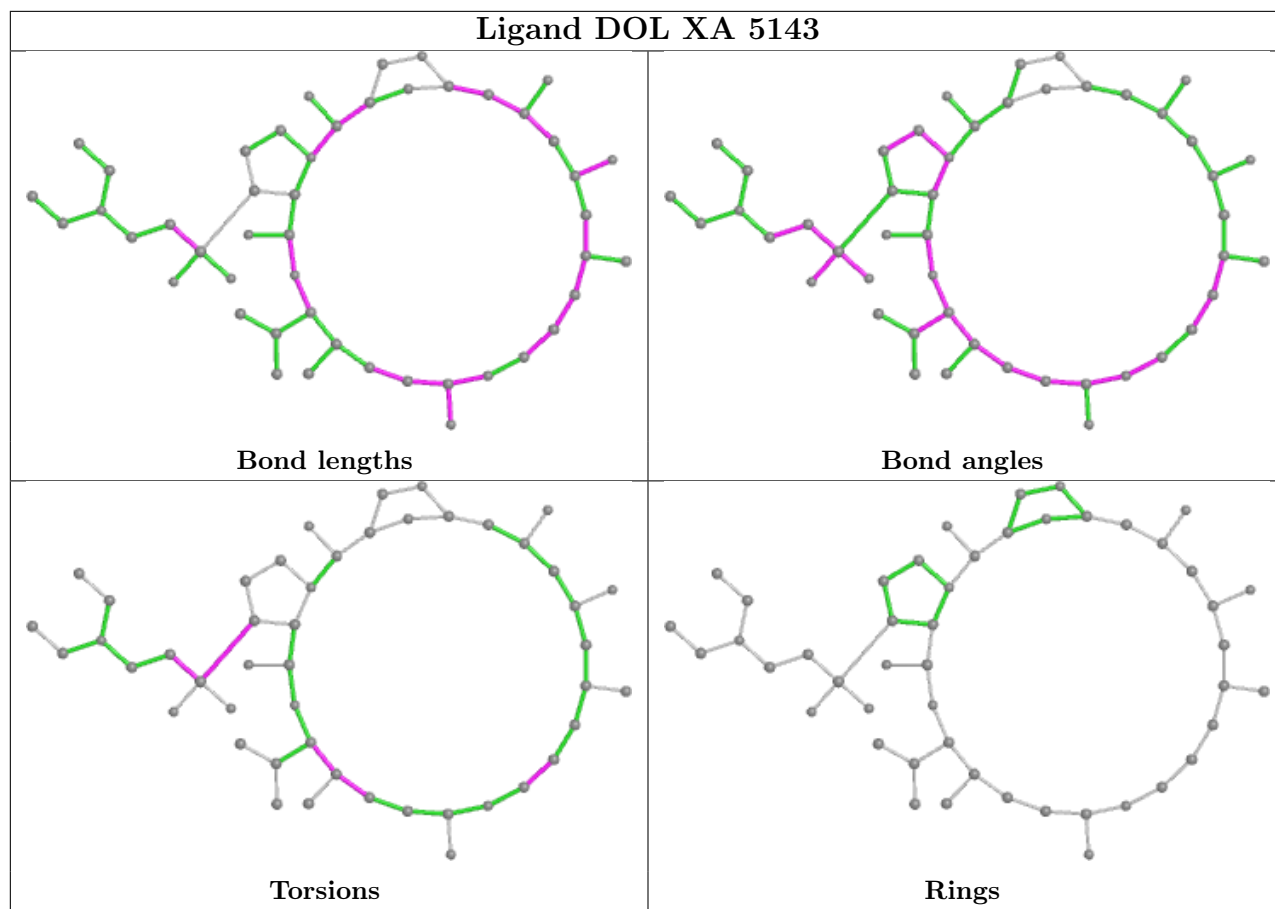
2 monomers are involved in 3 short contacts:

Mol	Chain	Res	Type	Clashes	Symm-Clashes
93	AX	500	GTP	1	0
92	XA	5143	DOL	2	0

The following is a two-dimensional graphical depiction of Mogul quality analysis of bond lengths,

bond angles, torsion angles, and ring geometry for all instances of the Ligand of Interest. In addition, ligands with molecular weight > 250 and outliers as shown on the validation Tables will also be included. For torsion angles, if less than 5% of the Mogul distribution of torsion angles is within 10 degrees of the torsion angle in question, then that torsion angle is considered an outlier. Any bond that is central to one or more torsion angles identified as an outlier by Mogul will be highlighted in the graph. For rings, the root-mean-square deviation (RMSD) between the ring in question and similar rings identified by Mogul is calculated over all ring torsion angles. If the average RMSD is greater than 60 degrees and the minimal RMSD between the ring in question and any Mogul-identified rings is also greater than 60 degrees, then that ring is considered an outlier. The outliers are highlighted in purple. The color gray indicates Mogul did not find sufficient equivalents in the CSD to analyse the geometry.





5.7 Other polymers [\(i\)](#)

There are no such residues in this entry.

5.8 Polymer linkage issues [\(i\)](#)

The following chains have linkage breaks:

Mol	Chain	Number of breaks
85	r3	3
16	A4	2
38	AV	1

All chain breaks are listed below:

Model	Chain	Residue-1	Atom-1	Residue-2	Atom-2	Distance (Å)
1	r3	18:Y5P	O3'	19:P5P	P	6.45
1	A4	537:ARG	C	538:ASP	N	6.17
1	r3	17:P5P	O3'	18:Y5P	P	5.79
1	r3	16:Y5P	O3'	17:P5P	P	5.56

Continued on next page...

Continued from previous page...

Model	Chain	Residue-1	Atom-1	Residue-2	Atom-2	Distance (Å)
1	AV	269:SER	C	270:PRO	N	4.72
1	A4	143:GLU	C	144:TYR	N	3.07

6 Map visualisation

This section contains visualisations of the EMDB entry EMD-11397. These allow visual inspection of the internal detail of the map and identification of artifacts.

No raw map or half-maps were deposited for this entry and therefore no images, graphs, etc. pertaining to the raw map can be shown.

6.1 Orthogonal projections

This section was not generated.

6.2 Central slices

This section was not generated.

6.3 Largest variance slices

This section was not generated.

6.4 Orthogonal standard-deviation projections (False-color)

This section was not generated.

6.5 Orthogonal surface views

This section was not generated.

6.6 Mask visualisation

This section was not generated. No masks/segmentation were deposited.

7 Map analysis

This section contains the results of statistical analysis of the map.

7.1 Map-value distribution

This section was not generated.

7.2 Volume estimate versus contour level

This section was not generated.

7.3 Rotationally averaged power spectrum

This section was not generated. The rotationally averaged power spectrum had issues being displayed.

8 Fourier-Shell correlation

This section was not generated. No FSC curve or half-maps provided.

9 Map-model fit

This section was not generated.