



Full wwPDB EM Validation Report ⓘ

Nov 14, 2022 – 02:04 PM JST

PDB ID : 6JEO
EMDB ID : EMD-9807
Title : Structure of PSI tetramer from Anabaena
Authors : Kato, K.; Nagao, R.; Shen, J.R.; Miyazaki, N.; Akita, F.
Deposited on : 2019-02-06
Resolution : 3.30 Å (reported)
Based on initial model : 1JB0

This is a Full wwPDB EM Validation Report for a publicly released PDB entry.

We welcome your comments at validation@mail.wwpdb.org

A user guide is available at

<https://www.wwpdb.org/validation/2017/EMValidationReportHelp>

with specific help available everywhere you see the ⓘ symbol.

The types of validation reports are described at

<http://www.wwpdb.org/validation/2017/FAQs#types>.

The following versions of software and data (see [references ⓘ](#)) were used in the production of this report:

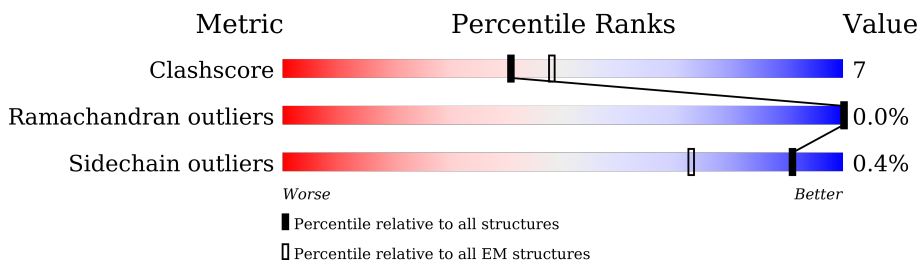
EMDB validation analysis : 0.0.1.dev43
Mogul : 1.8.5 (274361), CSD as541be (2020)
MolProbity : 4.02b-467
buster-report : 1.1.7 (2018)
Percentile statistics : 20191225.v01 (using entries in the PDB archive December 25th 2019)
MapQ : 1.9.9
Ideal geometry (proteins) : Engh & Huber (2001)
Ideal geometry (DNA, RNA) : Parkinson et al. (1996)
Validation Pipeline (wwPDB-VP) : 2.31.2

1 Overall quality at a glance

The following experimental techniques were used to determine the structure:
ELECTRON MICROSCOPY

The reported resolution of this entry is 3.30 Å.

Percentile scores (ranging between 0-100) for global validation metrics of the entry are shown in the following graphic. The table shows the number of entries on which the scores are based.



Metric	Whole archive (#Entries)	EM structures (#Entries)
Clashscore	158937	4297
Ramachandran outliers	154571	4023
Sidechain outliers	154315	3826

The table below summarises the geometric issues observed across the polymeric chains and their fit to the map. The red, orange, yellow and green segments of the bar indicate the fraction of residues that contain outliers for ≥ 3 , 2, 1 and 0 types of geometric quality criteria respectively. A grey segment represents the fraction of residues that are not modelled. The numeric value for each fraction is indicated below the corresponding segment, with a dot representing fractions $\leq 5\%$. The upper red bar (where present) indicates the fraction of residues that have poor fit to the EM map (all-atom inclusion $< 40\%$). The numeric value is given above the bar.

Mol	Chain	Length	Quality of chain
1	aA	752	
1	bA	752	
1	cA	752	
1	dA	752	
2	aB	741	
2	bB	741	
2	cB	741	
2	dB	741	

Continued on next page...

Continued from previous page...

Mol	Chain	Length	Quality of chain
3	aC	81	30% 99%
3	bC	81	23% 99%
3	cC	81	28% 99%
3	dC	81	23% 99%
4	aD	139	32% 53% 47%
4	bD	139	38% 69% 31%
4	cD	139	32% 53% 47%
4	dD	139	38% 69% 31%
5	aE	70	47% 87% 13%
5	bE	70	46% 87% 13%
5	cE	70	50% 87% 13%
5	dE	70	46% 87% 13%
6	aF	164	56% 85% 15%
6	bF	164	51% 86% 14%
6	cF	164	56% 85% 15%
6	dF	164	52% 86% 14%
7	aI	46	17% 67% 33%
7	bI	46	26% 67% 33%
7	cI	46	20% 67% 33%
7	dI	46	28% 67% 33%
8	aJ	49	61% 88% 12%
8	bJ	49	53% 88% 12%
8	cJ	49	61% 88% 12%
8	dJ	49	49% 88% 12%
9	aK	86	74% 76% 23%

Continued on next page...

Continued from previous page...

Mol	Chain	Length	Quality of chain
9	bK	86	55% 76% 23%
9	cK	86	74% 76% 23%
9	dK	86	57% 76% 23%
10	aL	172	28% 81% 19%
10	bL	172	35% 91% 6%
10	cL	172	28% 81% 19%
10	dL	172	35% 91% 6%
11	aM	40	22% 75% 25%
11	bM	40	28% 75% 25%
11	cM	40	28% 75% 25%
11	dM	40	30% 75% 25%
12	aX	44	52% 64% 34%
12	bX	44	39% 64% 34%
12	cX	44	52% 64% 34%
12	dX	44	39% 64% 34%

The following table lists non-polymeric compounds, carbohydrate monomers and non-standard residues in protein, DNA, RNA chains that are outliers for geometric or electron-density-fit criteria:

Mol	Type	Chain	Res	Chirality	Geometry	Clashes	Electron density
13	CL0	aA	801	X	-	-	-
13	CL0	bA	801	X	-	-	-
13	CL0	cA	801	X	-	-	-
13	CL0	dA	801	X	-	-	-
14	CLA	aA	802	X	-	-	-
14	CLA	aA	803	X	-	-	-
14	CLA	aA	804	X	-	-	-
14	CLA	aA	805	X	-	-	-
14	CLA	aA	806	X	-	-	-
14	CLA	aA	807	X	-	-	-
14	CLA	aA	808	X	-	-	-
14	CLA	aA	809	X	-	-	-

Continued on next page...

Continued from previous page...

Mol	Type	Chain	Res	Chirality	Geometry	Clashes	Electron density
14	CLA	aA	810	X	-	-	-
14	CLA	aA	811	X	-	-	-
14	CLA	aA	812	X	-	-	-
14	CLA	aA	814	X	-	-	-
14	CLA	aA	815	X	-	-	-
14	CLA	aA	817	X	-	-	-
14	CLA	aA	818	X	-	-	-
14	CLA	aA	819	X	-	-	-
14	CLA	aA	820	X	-	-	-
14	CLA	aA	821	X	-	-	-
14	CLA	aA	822	X	-	-	-
14	CLA	aA	823	X	-	-	-
14	CLA	aA	824	X	-	-	-
14	CLA	aA	825	X	-	-	-
14	CLA	aA	826	X	-	-	-
14	CLA	aA	827	X	-	-	-
14	CLA	aA	828	X	-	-	-
14	CLA	aA	829	X	-	-	-
14	CLA	aA	830	X	-	-	-
14	CLA	aA	831	X	-	-	-
14	CLA	aA	832	X	-	-	-
14	CLA	aA	833	X	-	-	-
14	CLA	aA	834	X	-	-	-
14	CLA	aA	835	X	-	-	-
14	CLA	aA	836	X	-	-	-
14	CLA	aA	837	X	-	-	-
14	CLA	aA	838	X	-	-	-
14	CLA	aA	839	X	-	-	-
14	CLA	aA	840	X	-	-	-
14	CLA	aA	841	X	-	-	-
14	CLA	aA	842	X	-	-	-
14	CLA	aA	843	X	-	-	-
14	CLA	aB	801	X	-	-	-
14	CLA	aB	802	X	-	-	-
14	CLA	aB	803	X	-	-	-
14	CLA	aB	804	X	-	-	-
14	CLA	aB	805	X	-	-	-
14	CLA	aB	806	X	-	-	-
14	CLA	aB	807	X	-	-	-
14	CLA	aB	808	X	-	-	-
14	CLA	aB	809	X	-	-	-
14	CLA	aB	810	X	-	-	-

Continued on next page...

Continued from previous page...

Mol	Type	Chain	Res	Chirality	Geometry	Clashes	Electron density
14	CLA	aB	811	X	-	-	-
14	CLA	aB	812	X	-	-	-
14	CLA	aB	813	X	-	-	-
14	CLA	aB	814	X	-	-	-
14	CLA	aB	815	X	-	-	-
14	CLA	aB	816	X	-	-	-
14	CLA	aB	817	X	-	-	-
14	CLA	aB	818	X	-	-	-
14	CLA	aB	819	X	-	-	-
14	CLA	aB	820	X	-	-	-
14	CLA	aB	821	X	-	-	-
14	CLA	aB	822	X	-	-	-
14	CLA	aB	823	X	-	-	-
14	CLA	aB	825	X	-	-	-
14	CLA	aB	826	X	-	-	-
14	CLA	aB	827	X	-	-	-
14	CLA	aB	828	X	-	-	-
14	CLA	aB	829	X	-	-	-
14	CLA	aB	830	X	-	-	-
14	CLA	aB	831	X	-	-	-
14	CLA	aB	832	X	-	-	-
14	CLA	aB	833	X	-	-	-
14	CLA	aB	834	X	-	-	-
14	CLA	aB	835	X	-	-	-
14	CLA	aB	837	X	-	-	-
14	CLA	aB	838	X	-	-	-
14	CLA	aB	840	X	-	-	-
14	CLA	aB	841	X	-	-	-
14	CLA	aF	201	X	-	-	-
14	CLA	aF	203	X	-	-	-
14	CLA	aJ	101	X	-	-	-
14	CLA	aJ	102	X	-	-	-
14	CLA	aK	101	X	-	-	-
14	CLA	aK	102	X	-	-	-
14	CLA	aL	202	X	-	-	-
14	CLA	aL	203	X	-	-	-
14	CLA	aL	204	X	-	-	-
14	CLA	aX	101	X	-	-	-
14	CLA	bA	802	X	-	-	-
14	CLA	bA	803	X	-	-	-
14	CLA	bA	804	X	-	-	-
14	CLA	bA	805	X	-	-	-

Continued on next page...

Continued from previous page...

Mol	Type	Chain	Res	Chirality	Geometry	Clashes	Electron density
14	CLA	bA	806	X	-	-	-
14	CLA	bA	807	X	-	-	-
14	CLA	bA	808	X	-	-	-
14	CLA	bA	809	X	-	-	-
14	CLA	bA	810	X	-	-	-
14	CLA	bA	811	X	-	-	-
14	CLA	bA	812	X	-	-	-
14	CLA	bA	814	X	-	-	-
14	CLA	bA	815	X	-	-	-
14	CLA	bA	817	X	-	-	-
14	CLA	bA	818	X	-	-	-
14	CLA	bA	819	X	-	-	-
14	CLA	bA	820	X	-	-	-
14	CLA	bA	821	X	-	-	-
14	CLA	bA	822	X	-	-	-
14	CLA	bA	823	X	-	-	-
14	CLA	bA	824	X	-	-	-
14	CLA	bA	825	X	-	-	-
14	CLA	bA	826	X	-	-	-
14	CLA	bA	827	X	-	-	-
14	CLA	bA	828	X	-	-	-
14	CLA	bA	829	X	-	-	-
14	CLA	bA	830	X	-	-	-
14	CLA	bA	831	X	-	-	-
14	CLA	bA	832	X	-	-	-
14	CLA	bA	833	X	-	-	-
14	CLA	bA	834	X	-	-	-
14	CLA	bA	835	X	-	-	-
14	CLA	bA	836	X	-	-	-
14	CLA	bA	837	X	-	-	-
14	CLA	bA	838	X	-	-	-
14	CLA	bA	839	X	-	-	-
14	CLA	bA	840	X	-	-	-
14	CLA	bA	841	X	-	-	-
14	CLA	bA	842	X	-	-	-
14	CLA	bB	801	X	-	-	-
14	CLA	bB	802	X	-	-	-
14	CLA	bB	803	X	-	-	-
14	CLA	bB	804	X	-	-	-
14	CLA	bB	805	X	-	-	-
14	CLA	bB	806	X	-	-	-
14	CLA	bB	807	X	-	-	-

Continued on next page...

Continued from previous page...

Mol	Type	Chain	Res	Chirality	Geometry	Clashes	Electron density
14	CLA	bB	808	X	-	-	-
14	CLA	bB	809	X	-	-	-
14	CLA	bB	810	X	-	-	-
14	CLA	bB	811	X	-	-	-
14	CLA	bB	812	X	-	-	-
14	CLA	bB	813	X	-	-	-
14	CLA	bB	814	X	-	-	-
14	CLA	bB	815	X	-	-	-
14	CLA	bB	816	X	-	-	-
14	CLA	bB	817	X	-	-	-
14	CLA	bB	818	X	-	-	-
14	CLA	bB	819	X	-	-	-
14	CLA	bB	820	X	-	-	-
14	CLA	bB	821	X	-	-	-
14	CLA	bB	822	X	-	-	-
14	CLA	bB	823	X	-	-	-
14	CLA	bB	824	X	-	-	-
14	CLA	bB	826	X	-	-	-
14	CLA	bB	827	X	-	-	-
14	CLA	bB	828	X	-	-	-
14	CLA	bB	829	X	-	-	-
14	CLA	bB	830	X	-	-	-
14	CLA	bB	831	X	-	-	-
14	CLA	bB	832	X	-	-	-
14	CLA	bB	833	X	-	-	-
14	CLA	bB	834	X	-	-	-
14	CLA	bB	835	X	-	-	-
14	CLA	bB	836	X	-	-	-
14	CLA	bB	838	X	-	-	-
14	CLA	bB	839	X	-	-	-
14	CLA	bB	841	X	-	-	-
14	CLA	bB	842	X	-	-	-
14	CLA	bF	201	X	-	-	-
14	CLA	bF	203	X	-	-	-
14	CLA	bJ	101	X	-	-	-
14	CLA	bJ	102	X	-	-	-
14	CLA	bK	101	X	-	-	-
14	CLA	bK	103	X	-	-	-
14	CLA	bL	201	X	-	-	-
14	CLA	bL	202	X	-	-	-
14	CLA	bL	204	X	-	-	-
14	CLA	bL	205	X	-	-	-

Continued on next page...

Continued from previous page...

Mol	Type	Chain	Res	Chirality	Geometry	Clashes	Electron density
14	CLA	bL	206	X	-	-	-
14	CLA	bX	101	X	-	-	-
14	CLA	cA	802	X	-	-	-
14	CLA	cA	803	X	-	-	-
14	CLA	cA	804	X	-	-	-
14	CLA	cA	805	X	-	-	-
14	CLA	cA	806	X	-	-	-
14	CLA	cA	807	X	-	-	-
14	CLA	cA	808	X	-	-	-
14	CLA	cA	809	X	-	-	-
14	CLA	cA	810	X	-	-	-
14	CLA	cA	811	X	-	-	-
14	CLA	cA	812	X	-	-	-
14	CLA	cA	814	X	-	-	-
14	CLA	cA	815	X	-	-	-
14	CLA	cA	817	X	-	-	-
14	CLA	cA	818	X	-	-	-
14	CLA	cA	819	X	-	-	-
14	CLA	cA	820	X	-	-	-
14	CLA	cA	821	X	-	-	-
14	CLA	cA	822	X	-	-	-
14	CLA	cA	823	X	-	-	-
14	CLA	cA	824	X	-	-	-
14	CLA	cA	825	X	-	-	-
14	CLA	cA	826	X	-	-	-
14	CLA	cA	827	X	-	-	-
14	CLA	cA	828	X	-	-	-
14	CLA	cA	829	X	-	-	-
14	CLA	cA	830	X	-	-	-
14	CLA	cA	831	X	-	-	-
14	CLA	cA	832	X	-	-	-
14	CLA	cA	833	X	-	-	-
14	CLA	cA	834	X	-	-	-
14	CLA	cA	835	X	-	-	-
14	CLA	cA	836	X	-	-	-
14	CLA	cA	837	X	-	-	-
14	CLA	cA	838	X	-	-	-
14	CLA	cA	839	X	-	-	-
14	CLA	cA	840	X	-	-	-
14	CLA	cA	841	X	-	-	-
14	CLA	cA	842	X	-	-	-
14	CLA	cA	843	X	-	-	-

Continued on next page...

Continued from previous page...

Mol	Type	Chain	Res	Chirality	Geometry	Clashes	Electron density
14	CLA	cB	801	X	-	-	-
14	CLA	cB	802	X	-	-	-
14	CLA	cB	803	X	-	-	-
14	CLA	cB	804	X	-	-	-
14	CLA	cB	805	X	-	-	-
14	CLA	cB	806	X	-	-	-
14	CLA	cB	807	X	-	-	-
14	CLA	cB	808	X	-	-	-
14	CLA	cB	809	X	-	-	-
14	CLA	cB	810	X	-	-	-
14	CLA	cB	811	X	-	-	-
14	CLA	cB	812	X	-	-	-
14	CLA	cB	813	X	-	-	-
14	CLA	cB	814	X	-	-	-
14	CLA	cB	815	X	-	-	-
14	CLA	cB	816	X	-	-	-
14	CLA	cB	817	X	-	-	-
14	CLA	cB	818	X	-	-	-
14	CLA	cB	819	X	-	-	-
14	CLA	cB	820	X	-	-	-
14	CLA	cB	821	X	-	-	-
14	CLA	cB	822	X	-	-	-
14	CLA	cB	823	X	-	-	-
14	CLA	cB	825	X	-	-	-
14	CLA	cB	826	X	-	-	-
14	CLA	cB	827	X	-	-	-
14	CLA	cB	828	X	-	-	-
14	CLA	cB	829	X	-	-	-
14	CLA	cB	830	X	-	-	-
14	CLA	cB	831	X	-	-	-
14	CLA	cB	832	X	-	-	-
14	CLA	cB	833	X	-	-	-
14	CLA	cB	834	X	-	-	-
14	CLA	cB	835	X	-	-	-
14	CLA	cB	837	X	-	-	-
14	CLA	cB	838	X	-	-	-
14	CLA	cB	840	X	-	-	-
14	CLA	cB	841	X	-	-	-
14	CLA	cF	201	X	-	-	-
14	CLA	cF	203	X	-	-	-
14	CLA	cJ	101	X	-	-	-
14	CLA	cJ	102	X	-	-	-

Continued on next page...

Continued from previous page...

Mol	Type	Chain	Res	Chirality	Geometry	Clashes	Electron density
14	CLA	cK	101	X	-	-	-
14	CLA	cK	102	X	-	-	-
14	CLA	cL	202	X	-	-	-
14	CLA	cL	203	X	-	-	-
14	CLA	cL	204	X	-	-	-
14	CLA	cX	101	X	-	-	-
14	CLA	dA	802	X	-	-	-
14	CLA	dA	803	X	-	-	-
14	CLA	dA	804	X	-	-	-
14	CLA	dA	805	X	-	-	-
14	CLA	dA	806	X	-	-	-
14	CLA	dA	807	X	-	-	-
14	CLA	dA	808	X	-	-	-
14	CLA	dA	809	X	-	-	-
14	CLA	dA	810	X	-	-	-
14	CLA	dA	811	X	-	-	-
14	CLA	dA	812	X	-	-	-
14	CLA	dA	814	X	-	-	-
14	CLA	dA	815	X	-	-	-
14	CLA	dA	817	X	-	-	-
14	CLA	dA	818	X	-	-	-
14	CLA	dA	819	X	-	-	-
14	CLA	dA	820	X	-	-	-
14	CLA	dA	821	X	-	-	-
14	CLA	dA	822	X	-	-	-
14	CLA	dA	823	X	-	-	-
14	CLA	dA	824	X	-	-	-
14	CLA	dA	825	X	-	-	-
14	CLA	dA	826	X	-	-	-
14	CLA	dA	827	X	-	-	-
14	CLA	dA	828	X	-	-	-
14	CLA	dA	829	X	-	-	-
14	CLA	dA	830	X	-	-	-
14	CLA	dA	831	X	-	-	-
14	CLA	dA	832	X	-	-	-
14	CLA	dA	833	X	-	-	-
14	CLA	dA	834	X	-	-	-
14	CLA	dA	835	X	-	-	-
14	CLA	dA	836	X	-	-	-
14	CLA	dA	837	X	-	-	-
14	CLA	dA	838	X	-	-	-
14	CLA	dA	839	X	-	-	-

Continued on next page...

Continued from previous page...

Mol	Type	Chain	Res	Chirality	Geometry	Clashes	Electron density
14	CLA	dA	840	X	-	-	-
14	CLA	dA	841	X	-	-	-
14	CLA	dA	842	X	-	-	-
14	CLA	dB	801	X	-	-	-
14	CLA	dB	802	X	-	-	-
14	CLA	dB	803	X	-	-	-
14	CLA	dB	804	X	-	-	-
14	CLA	dB	805	X	-	-	-
14	CLA	dB	806	X	-	-	-
14	CLA	dB	807	X	-	-	-
14	CLA	dB	808	X	-	-	-
14	CLA	dB	809	X	-	-	-
14	CLA	dB	810	X	-	-	-
14	CLA	dB	811	X	-	-	-
14	CLA	dB	812	X	-	-	-
14	CLA	dB	813	X	-	-	-
14	CLA	dB	814	X	-	-	-
14	CLA	dB	815	X	-	-	-
14	CLA	dB	816	X	-	-	-
14	CLA	dB	817	X	-	-	-
14	CLA	dB	818	X	-	-	-
14	CLA	dB	819	X	-	-	-
14	CLA	dB	820	X	-	-	-
14	CLA	dB	821	X	-	-	-
14	CLA	dB	822	X	-	-	-
14	CLA	dB	823	X	-	-	-
14	CLA	dB	824	X	-	-	-
14	CLA	dB	826	X	-	-	-
14	CLA	dB	827	X	-	-	-
14	CLA	dB	828	X	-	-	-
14	CLA	dB	829	X	-	-	-
14	CLA	dB	830	X	-	-	-
14	CLA	dB	831	X	-	-	-
14	CLA	dB	832	X	-	-	-
14	CLA	dB	833	X	-	-	-
14	CLA	dB	834	X	-	-	-
14	CLA	dB	835	X	-	-	-
14	CLA	dB	836	X	-	-	-
14	CLA	dB	838	X	-	-	-
14	CLA	dB	839	X	-	-	-
14	CLA	dB	841	X	-	-	-
14	CLA	dB	842	X	-	-	-

Continued on next page...

Continued from previous page...

Mol	Type	Chain	Res	Chirality	Geometry	Clashes	Electron density
14	CLA	dF	201	X	-	-	-
14	CLA	dF	203	X	-	-	-
14	CLA	dJ	101	X	-	-	-
14	CLA	dJ	102	X	-	-	-
14	CLA	dK	101	X	-	-	-
14	CLA	dK	103	X	-	-	-
14	CLA	dL	201	X	-	-	-
14	CLA	dL	202	X	-	-	-
14	CLA	dL	204	X	-	-	-
14	CLA	dL	205	X	-	-	-
14	CLA	dL	206	X	-	-	-
14	CLA	dX	101	X	-	-	-

2 Entry composition

There are 19 unique types of molecules in this entry. The entry contains 94576 atoms, of which 0 are hydrogens and 0 are deuteriums.

In the tables below, the AltConf column contains the number of residues with at least one atom in alternate conformation and the Trace column contains the number of residues modelled with at most 2 atoms.

- Molecule 1 is a protein called Photosystem I P700 chlorophyll a apoprotein A1.

Mol	Chain	Residues	Atoms					AltConf	Trace
			Total	C	N	O	S		
1	aA	739	Total	C	N	O	S	0	0
			5801	3806	998	976	21		
1	bA	739	Total	C	N	O	S	0	0
			5801	3806	998	976	21		
1	cA	739	Total	C	N	O	S	0	0
			5801	3806	998	976	21		
1	dA	739	Total	C	N	O	S	0	0
			5801	3806	998	976	21		

- Molecule 2 is a protein called Photosystem I P700 chlorophyll a apoprotein A2 1.

Mol	Chain	Residues	Atoms					AltConf	Trace
			Total	C	N	O	S		
2	aB	739	Total	C	N	O	S	0	0
			5919	3906	990	1005	18		
2	bB	739	Total	C	N	O	S	0	0
			5919	3906	990	1005	18		
2	cB	739	Total	C	N	O	S	0	0
			5919	3906	990	1005	18		
2	dB	739	Total	C	N	O	S	0	0
			5919	3906	990	1005	18		

- Molecule 3 is a protein called Photosystem I iron-sulfur center.

Mol	Chain	Residues	Atoms					AltConf	Trace
			Total	C	N	O	S		
3	aC	80	Total	C	N	O	S	0	0
			599	367	103	118	11		
3	bC	80	Total	C	N	O	S	0	0
			599	367	103	118	11		
3	cC	80	Total	C	N	O	S	0	0
			599	367	103	118	11		
3	dC	80	Total	C	N	O	S	0	0
			599	367	103	118	11		

- Molecule 4 is a protein called Photosystem I reaction center subunit II.

Mol	Chain	Residues	Atoms					AltConf	Trace
4	aD	73	Total	C	N	O	S	0	0
			581	378	97	105	1		
4	bD	96	Total	C	N	O	S	0	0
			740	479	122	138	1		
4	cD	73	Total	C	N	O	S	0	0
			581	378	97	105	1		
4	dD	96	Total	C	N	O	S	0	0
			740	479	122	138	1		

- Molecule 5 is a protein called Photosystem I reaction center subunit IV.

Mol	Chain	Residues	Atoms				AltConf	Trace
5	aE	61	Total	C	N	O	0	0
			490	313	84	93		
5	bE	61	Total	C	N	O	0	0
			490	313	84	93		
5	cE	61	Total	C	N	O	0	0
			490	313	84	93		
5	dE	61	Total	C	N	O	0	0
			490	313	84	93		

- Molecule 6 is a protein called Photosystem I reaction center subunit III.

Mol	Chain	Residues	Atoms					AltConf	Trace
6	aF	140	Total	C	N	O	S	0	0
			1072	684	183	203	2		
6	bF	141	Total	C	N	O	S	0	0
			1080	690	184	204	2		
6	cF	140	Total	C	N	O	S	0	0
			1072	684	183	203	2		
6	dF	141	Total	C	N	O	S	0	0
			1080	690	184	204	2		

- Molecule 7 is a protein called Photosystem I reaction center subunit VIII.

Mol	Chain	Residues	Atoms				AltConf	Trace
7	aI	31	Total	C	N	O	0	0
			253	177	35	41		
7	bI	31	Total	C	N	O	0	0
			253	177	35	41		
7	cI	31	Total	C	N	O	0	0
			253	177	35	41		

Continued on next page...

Continued from previous page...

Mol	Chain	Residues	Atoms				AltConf	Trace
7	dI	31	Total	C	N	O	0	0
			253	177	35	41		

- Molecule 8 is a protein called Photosystem I reaction center subunit IX.

Mol	Chain	Residues	Atoms				AltConf	Trace
8	aJ	43	Total	C	N	O	0	0
			347	236	52	59		
8	bJ	43	Total	C	N	O	0	0
			347	236	52	59		
8	cJ	43	Total	C	N	O	0	0
			347	236	52	59		
8	dJ	43	Total	C	N	O	0	0
			347	236	52	59		

- Molecule 9 is a protein called Photosystem I reaction center subunit PsaK 1.

Mol	Chain	Residues	Atoms					AltConf	Trace
9	aK	66	Total	C	N	O	S	0	0
			480	322	78	79	1		
9	bK	66	Total	C	N	O	S	0	0
			480	322	78	79	1		
9	cK	66	Total	C	N	O	S	0	0
			480	322	78	79	1		
9	dK	66	Total	C	N	O	S	0	0
			480	322	78	79	1		

- Molecule 10 is a protein called Photosystem I reaction center subunit XI.

Mol	Chain	Residues	Atoms					AltConf	Trace
10	aL	140	Total	C	N	O	S	0	0
			1037	684	172	180	1		
10	bL	161	Total	C	N	O	S	0	0
			1210	792	206	211	1		
10	cL	140	Total	C	N	O	S	0	0
			1037	684	172	180	1		
10	dL	161	Total	C	N	O	S	0	0
			1210	792	206	211	1		

- Molecule 11 is a protein called Photosystem I reaction center subunit XII.

Mol	Chain	Residues	Atoms				AltConf	Trace
11	aM	30	Total 235	C 157	N 36	O 42	0	0
11	bM	30	Total 235	C 157	N 36	O 42	0	0
11	cM	30	Total 235	C 157	N 36	O 42	0	0
11	dM	30	Total 235	C 157	N 36	O 42	0	0

There are 36 discrepancies between the modelled and reference sequences:

Chain	Residue	Modelled	Actual	Comment	Reference
aM	1	MET	-	see sequence details	UNP Q8YNB0
aM	2	PRO	-	see sequence details	UNP Q8YNB0
aM	3	THR	-	see sequence details	UNP Q8YNB0
aM	4	LEU	-	see sequence details	UNP Q8YNB0
aM	5	TYR	-	see sequence details	UNP Q8YNB0
aM	6	LEU	-	see sequence details	UNP Q8YNB0
aM	7	ALA	-	see sequence details	UNP Q8YNB0
aM	8	GLN	-	see sequence details	UNP Q8YNB0
aM	9	VAL	-	see sequence details	UNP Q8YNB0
bM	1	MET	-	see sequence details	UNP Q8YNB0
bM	2	PRO	-	see sequence details	UNP Q8YNB0
bM	3	THR	-	see sequence details	UNP Q8YNB0
bM	4	LEU	-	see sequence details	UNP Q8YNB0
bM	5	TYR	-	see sequence details	UNP Q8YNB0
bM	6	LEU	-	see sequence details	UNP Q8YNB0
bM	7	ALA	-	see sequence details	UNP Q8YNB0
bM	8	GLN	-	see sequence details	UNP Q8YNB0
bM	9	VAL	-	see sequence details	UNP Q8YNB0
cM	1	MET	-	see sequence details	UNP Q8YNB0
cM	2	PRO	-	see sequence details	UNP Q8YNB0
cM	3	THR	-	see sequence details	UNP Q8YNB0
cM	4	LEU	-	see sequence details	UNP Q8YNB0
cM	5	TYR	-	see sequence details	UNP Q8YNB0
cM	6	LEU	-	see sequence details	UNP Q8YNB0
cM	7	ALA	-	see sequence details	UNP Q8YNB0
cM	8	GLN	-	see sequence details	UNP Q8YNB0
cM	9	VAL	-	see sequence details	UNP Q8YNB0
dM	1	MET	-	see sequence details	UNP Q8YNB0
dM	2	PRO	-	see sequence details	UNP Q8YNB0
dM	3	THR	-	see sequence details	UNP Q8YNB0
dM	4	LEU	-	see sequence details	UNP Q8YNB0

Continued on next page...

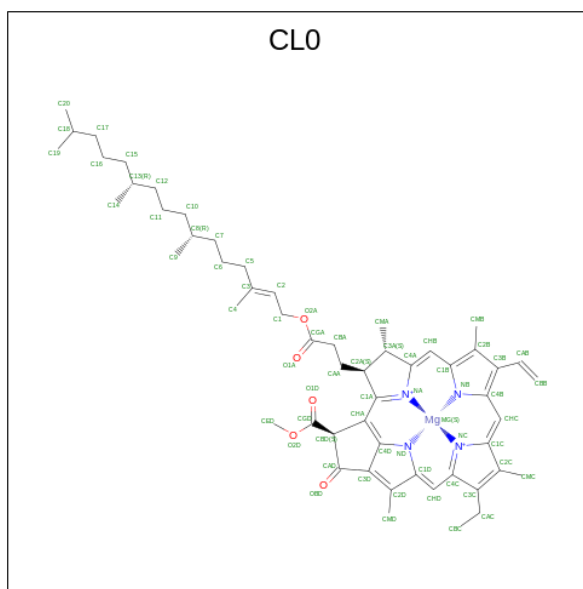
Continued from previous page...

Chain	Residue	Modelled	Actual	Comment	Reference
dM	5	TYR	-	see sequence details	UNP Q8YNB0
dM	6	LEU	-	see sequence details	UNP Q8YNB0
dM	7	ALA	-	see sequence details	UNP Q8YNB0
dM	8	GLN	-	see sequence details	UNP Q8YNB0
dM	9	VAL	-	see sequence details	UNP Q8YNB0

- Molecule 12 is a protein called Photosystem I 4.8 kDa protein.

Mol	Chain	Residues	Atoms				AltConf	Trace
			Total	C	N	O		
12	aX	29	Total 243	C 170	N 37	O 36	0	0
12	bX	29	Total 243	C 170	N 37	O 36	0	0
12	cX	29	Total 243	C 170	N 37	O 36	0	0
12	dX	29	Total 243	C 170	N 37	O 36	0	0

- Molecule 13 is CHLOROPHYLL A ISOMER (three-letter code: CL0) (formula: C₅₅H₇₂MgN₄O₅).



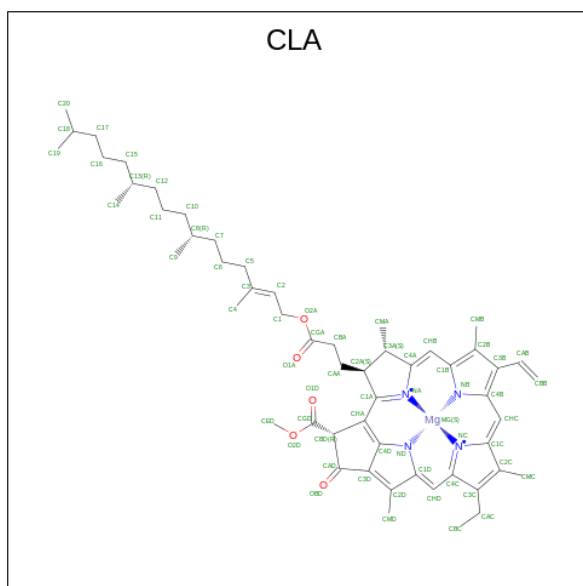
Mol	Chain	Residues	Atoms				AltConf	
			Total	C	Mg	N		O
13	aA	1	Total 65	C 55	Mg 1	N 4	O 5	0
13	bA	1	Total 65	C 55	Mg 1	N 4	O 5	0
13	cA	1	Total 65	C 55	Mg 1	N 4	O 5	0

Continued on next page...

Continued from previous page...

Mol	Chain	Residues	Atoms					AltConf
			Total	C	Mg	N	O	
13	dA	1	65	55	1	4	5	0

- Molecule 14 is CHLOROPHYLL A (three-letter code: CLA) (formula: $C_{55}H_{72}MgN_4O_5$).



Mol	Chain	Residues	Atoms					AltConf
			Total	C	Mg	N	O	
14	aA	1	2332	1912	42	168	210	0
14	aA	1	2332	1912	42	168	210	0
14	aA	1	2332	1912	42	168	210	0
14	aA	1	2332	1912	42	168	210	0
14	aA	1	2332	1912	42	168	210	0
14	aA	1	2332	1912	42	168	210	0
14	aA	1	2332	1912	42	168	210	0
14	aA	1	2332	1912	42	168	210	0
14	aA	1	2332	1912	42	168	210	0
14	aA	1	2332	1912	42	168	210	0
14	aA	1	2332	1912	42	168	210	0
14	aA	1	2332	1912	42	168	210	0
14	aA	1	2332	1912	42	168	210	0

Continued on next page...

Continued from previous page...

Mol	Chain	Residues	Atoms					AltConf
			Total	C	Mg	N	O	
14	aA	1	2332	1912	42	168	210	0
14	aA	1	2332	1912	42	168	210	0
14	aA	1	2332	1912	42	168	210	0
14	aA	1	2332	1912	42	168	210	0
14	aA	1	2332	1912	42	168	210	0
14	aA	1	2332	1912	42	168	210	0
14	aA	1	2332	1912	42	168	210	0
14	aA	1	2332	1912	42	168	210	0
14	aA	1	2332	1912	42	168	210	0
14	aA	1	2332	1912	42	168	210	0
14	aA	1	2332	1912	42	168	210	0
14	aA	1	2332	1912	42	168	210	0
14	aB	1	2340	1930	41	164	205	0
14	aB	1	2340	1930	41	164	205	0
14	aB	1	2340	1930	41	164	205	0
14	aB	1	2340	1930	41	164	205	0
14	aB	1	2340	1930	41	164	205	0
14	aB	1	2340	1930	41	164	205	0
14	aB	1	2340	1930	41	164	205	0
14	aB	1	2340	1930	41	164	205	0
14	aB	1	2340	1930	41	164	205	0
14	aB	1	2340	1930	41	164	205	0
14	aB	1	2340	1930	41	164	205	0

Continued on next page...

Continued from previous page...

Mol	Chain	Residues	Atoms					AltConf
			Total	C	Mg	N	O	
14	aB	1	Total 2340	C 1930	Mg 41	N 164	O 205	0
14	aB	1	Total 2340	C 1930	Mg 41	N 164	O 205	0
14	aB	1	Total 2340	C 1930	Mg 41	N 164	O 205	0
14	aB	1	Total 2340	C 1930	Mg 41	N 164	O 205	0
14	aB	1	Total 2340	C 1930	Mg 41	N 164	O 205	0
14	aB	1	Total 2340	C 1930	Mg 41	N 164	O 205	0
14	aB	1	Total 2340	C 1930	Mg 41	N 164	O 205	0
14	aB	1	Total 2340	C 1930	Mg 41	N 164	O 205	0
14	aB	1	Total 2340	C 1930	Mg 41	N 164	O 205	0
14	aB	1	Total 2340	C 1930	Mg 41	N 164	O 205	0
14	aF	1	Total 96	C 76	Mg 2	N 8	O 10	0
14	aF	1	Total 96	C 76	Mg 2	N 8	O 10	0
14	aJ	1	Total 82	C 66	Mg 2	N 8	O 6	0
14	aJ	1	Total 82	C 66	Mg 2	N 8	O 6	0
14	aK	1	Total 86	C 68	Mg 2	N 8	O 8	0
14	aK	1	Total 86	C 68	Mg 2	N 8	O 8	0
14	aL	1	Total 182	C 152	Mg 3	N 12	O 15	0
14	aL	1	Total 182	C 152	Mg 3	N 12	O 15	0
14	aL	1	Total 182	C 152	Mg 3	N 12	O 15	0
14	aX	1	Total 45	C 35	Mg 1	N 4	O 5	0
14	bA	1	Total 2280	C 1870	Mg 41	N 164	O 205	0

Continued on next page...

Continued from previous page...

Mol	Chain	Residues	Atoms					AltConf
			Total	C	Mg	N	O	
14	bB	1	Total 2405	C 1985	Mg 42	N 168	O 210	0
14	bB	1	Total 2405	C 1985	Mg 42	N 168	O 210	0
14	bB	1	Total 2405	C 1985	Mg 42	N 168	O 210	0
14	bB	1	Total 2405	C 1985	Mg 42	N 168	O 210	0
14	bB	1	Total 2405	C 1985	Mg 42	N 168	O 210	0
14	bB	1	Total 2405	C 1985	Mg 42	N 168	O 210	0
14	bB	1	Total 2405	C 1985	Mg 42	N 168	O 210	0
14	bB	1	Total 2405	C 1985	Mg 42	N 168	O 210	0
14	bB	1	Total 2405	C 1985	Mg 42	N 168	O 210	0
14	bB	1	Total 2405	C 1985	Mg 42	N 168	O 210	0
14	bB	1	Total 2405	C 1985	Mg 42	N 168	O 210	0
14	bB	1	Total 2405	C 1985	Mg 42	N 168	O 210	0
14	bB	1	Total 2405	C 1985	Mg 42	N 168	O 210	0
14	bB	1	Total 2405	C 1985	Mg 42	N 168	O 210	0
14	bB	1	Total 2405	C 1985	Mg 42	N 168	O 210	0
14	bB	1	Total 2405	C 1985	Mg 42	N 168	O 210	0
14	bB	1	Total 2405	C 1985	Mg 42	N 168	O 210	0
14	bB	1	Total 2405	C 1985	Mg 42	N 168	O 210	0
14	bB	1	Total 2405	C 1985	Mg 42	N 168	O 210	0
14	bF	1	Total 96	C 76	Mg 2	N 8	O 10	0
14	bF	1	Total 96	C 76	Mg 2	N 8	O 10	0

Continued on next page...

Continued from previous page...

Mol	Chain	Residues	Atoms					AltConf
			Total	C	Mg	N	O	
14	bJ	1	82	66	2	8	6	0
14	bJ	1	82	66	2	8	6	0
14	bK	1	86	68	2	8	8	0
14	bK	1	86	68	2	8	8	0
14	bL	1	299	249	5	20	25	0
14	bL	1	299	249	5	20	25	0
14	bL	1	299	249	5	20	25	0
14	bL	1	299	249	5	20	25	0
14	bL	1	299	249	5	20	25	0
14	bL	1	299	249	5	20	25	0
14	bX	1	45	35	1	4	5	0
14	cA	1	2332	1912	42	168	210	0
14	cA	1	2332	1912	42	168	210	0
14	cA	1	2332	1912	42	168	210	0
14	cA	1	2332	1912	42	168	210	0
14	cA	1	2332	1912	42	168	210	0
14	cA	1	2332	1912	42	168	210	0
14	cA	1	2332	1912	42	168	210	0
14	cA	1	2332	1912	42	168	210	0
14	cA	1	2332	1912	42	168	210	0
14	cA	1	2332	1912	42	168	210	0
14	cA	1	2332	1912	42	168	210	0
14	cA	1	2332	1912	42	168	210	0

Continued on next page...

Continued from previous page...

Mol	Chain	Residues	Atoms					AltConf
14	cA	1	Total 2332	C 1912	Mg 42	N 168	O 210	0
14	cA	1	Total 2332	C 1912	Mg 42	N 168	O 210	0
14	cA	1	Total 2332	C 1912	Mg 42	N 168	O 210	0
14	cA	1	Total 2332	C 1912	Mg 42	N 168	O 210	0
14	cA	1	Total 2332	C 1912	Mg 42	N 168	O 210	0
14	cA	1	Total 2332	C 1912	Mg 42	N 168	O 210	0
14	cA	1	Total 2332	C 1912	Mg 42	N 168	O 210	0
14	cA	1	Total 2332	C 1912	Mg 42	N 168	O 210	0
14	cA	1	Total 2332	C 1912	Mg 42	N 168	O 210	0
14	cA	1	Total 2332	C 1912	Mg 42	N 168	O 210	0
14	cA	1	Total 2332	C 1912	Mg 42	N 168	O 210	0
14	cA	1	Total 2332	C 1912	Mg 42	N 168	O 210	0
14	cB	1	Total 2340	C 1930	Mg 41	N 164	O 205	0
14	cB	1	Total 2340	C 1930	Mg 41	N 164	O 205	0
14	cB	1	Total 2340	C 1930	Mg 41	N 164	O 205	0
14	cB	1	Total 2340	C 1930	Mg 41	N 164	O 205	0
14	cB	1	Total 2340	C 1930	Mg 41	N 164	O 205	0
14	cB	1	Total 2340	C 1930	Mg 41	N 164	O 205	0
14	cB	1	Total 2340	C 1930	Mg 41	N 164	O 205	0
14	cB	1	Total 2340	C 1930	Mg 41	N 164	O 205	0
14	cB	1	Total 2340	C 1930	Mg 41	N 164	O 205	0
14	cB	1	Total 2340	C 1930	Mg 41	N 164	O 205	0
14	cB	1	Total 2340	C 1930	Mg 41	N 164	O 205	0

Continued on next page...

Continued from previous page...

Mol	Chain	Residues	Atoms					AltConf
			Total	C	Mg	N	O	
14	cB	1	Total 2340	C 1930	Mg 41	N 164	O 205	0
14	cB	1	Total 2340	C 1930	Mg 41	N 164	O 205	0
14	cB	1	Total 2340	C 1930	Mg 41	N 164	O 205	0
14	cB	1	Total 2340	C 1930	Mg 41	N 164	O 205	0
14	cB	1	Total 2340	C 1930	Mg 41	N 164	O 205	0
14	cB	1	Total 2340	C 1930	Mg 41	N 164	O 205	0
14	cB	1	Total 2340	C 1930	Mg 41	N 164	O 205	0
14	cB	1	Total 2340	C 1930	Mg 41	N 164	O 205	0
14	cB	1	Total 2340	C 1930	Mg 41	N 164	O 205	0
14	cF	1	Total 96	C 76	Mg 2	N 8	O 10	0
14	cF	1	Total 96	C 76	Mg 2	N 8	O 10	0
14	cJ	1	Total 82	C 66	Mg 2	N 8	O 6	0
14	cJ	1	Total 82	C 66	Mg 2	N 8	O 6	0
14	cK	1	Total 86	C 68	Mg 2	N 8	O 8	0
14	cK	1	Total 86	C 68	Mg 2	N 8	O 8	0
14	cL	1	Total 182	C 152	Mg 3	N 12	O 15	0
14	cL	1	Total 182	C 152	Mg 3	N 12	O 15	0
14	cL	1	Total 182	C 152	Mg 3	N 12	O 15	0
14	cX	1	Total 45	C 35	Mg 1	N 4	O 5	0
14	dA	1	Total 2280	C 1870	Mg 41	N 164	O 205	0
14	dA	1	Total 2280	C 1870	Mg 41	N 164	O 205	0

Continued on next page...

Continued from previous page...

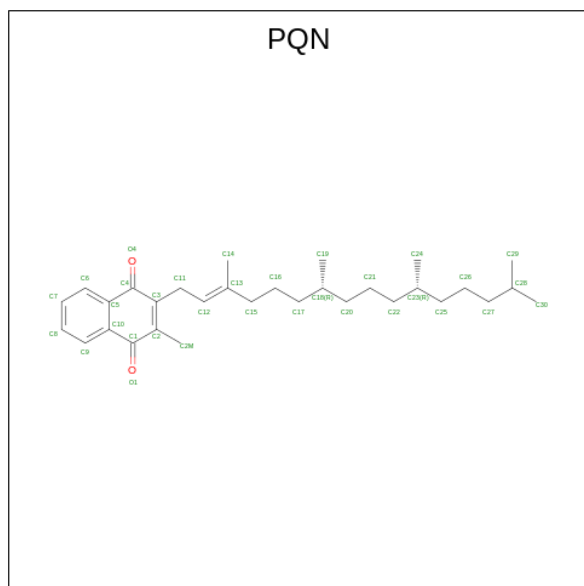
Mol	Chain	Residues	Atoms					AltConf
			Total	C	Mg	N	O	
14	dA	1	2280	1870	41	164	205	0
14	dA	1	2280	1870	41	164	205	0
14	dA	1	2280	1870	41	164	205	0
14	dA	1	2280	1870	41	164	205	0
14	dA	1	2280	1870	41	164	205	0
14	dA	1	2280	1870	41	164	205	0
14	dA	1	2280	1870	41	164	205	0
14	dA	1	2280	1870	41	164	205	0
14	dA	1	2280	1870	41	164	205	0
14	dA	1	2280	1870	41	164	205	0
14	dA	1	2280	1870	41	164	205	0
14	dA	1	2280	1870	41	164	205	0
14	dA	1	2280	1870	41	164	205	0
14	dA	1	2280	1870	41	164	205	0
14	dA	1	2280	1870	41	164	205	0
14	dA	1	2280	1870	41	164	205	0
14	dA	1	2280	1870	41	164	205	0
14	dB	1	2405	1985	42	168	210	0
14	dB	1	2405	1985	42	168	210	0
14	dB	1	2405	1985	42	168	210	0

Continued on next page...

Continued from previous page...

Mol	Chain	Residues	Atoms					AltConf
			Total	C	Mg	N	O	
14	dJ	1	Total 82	C 66	Mg 2	N 8	O 6	0
14	dK	1	Total 86	C 68	Mg 2	N 8	O 8	0
14	dK	1	Total 86	C 68	Mg 2	N 8	O 8	0
14	dL	1	Total 299	C 249	Mg 5	N 20	O 25	0
14	dL	1	Total 299	C 249	Mg 5	N 20	O 25	0
14	dL	1	Total 299	C 249	Mg 5	N 20	O 25	0
14	dL	1	Total 299	C 249	Mg 5	N 20	O 25	0
14	dL	1	Total 299	C 249	Mg 5	N 20	O 25	0
14	dL	1	Total 299	C 249	Mg 5	N 20	O 25	0
14	dX	1	Total 45	C 35	Mg 1	N 4	O 5	0

- Molecule 15 is PHYLLOQUINONE (three-letter code: PQN) (formula: C₃₁H₄₆O₂).



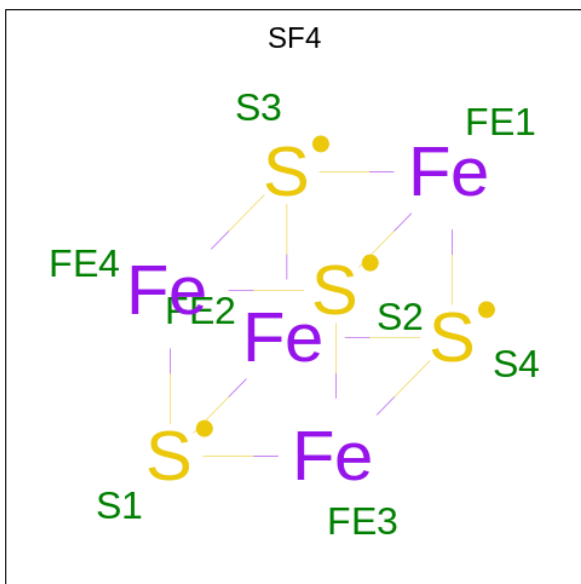
Mol	Chain	Residues	Atoms			AltConf
			Total	C	O	
15	aA	1	Total 33	C 31	O 2	0
15	aB	1	Total 33	C 31	O 2	0

Continued on next page...

Continued from previous page...

Mol	Chain	Residues	Atoms			AltConf
			Total	C	O	
15	bA	1	33	31	2	0
15	bB	1	33	31	2	0
15	cA	1	33	31	2	0
15	cB	1	33	31	2	0
15	dA	1	33	31	2	0
15	dB	1	33	31	2	0

- Molecule 16 is IRON/SULFUR CLUSTER (three-letter code: SF4) (formula: Fe₄S₄).



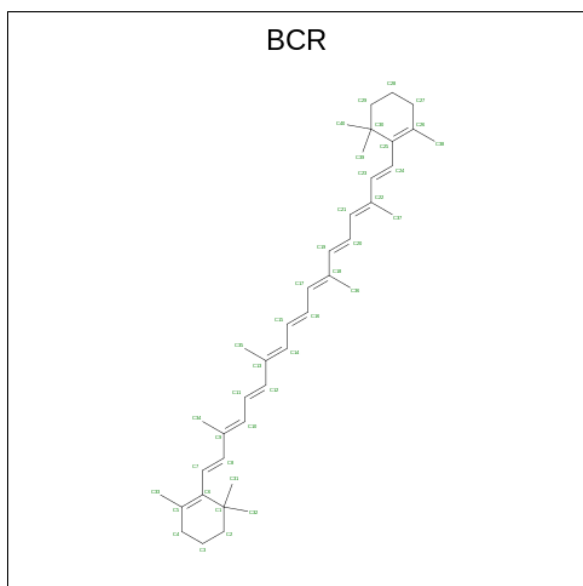
Mol	Chain	Residues	Atoms			AltConf
			Total	Fe	S	
16	aA	1	8	4	4	0
16	aC	1	16	8	8	0
16	aC	1	16	8	8	0
16	bA	1	8	4	4	0
16	bC	1	16	8	8	0

Continued on next page...

Continued from previous page...

Mol	Chain	Residues	Atoms			AltConf
			Total	Fe	S	
16	bC	1	Total 16	Fe 8	S 8	0
16	cA	1	Total 8	Fe 4	S 4	0
16	cC	1	Total 16	Fe 8	S 8	0
16	cC	1	Total 16	Fe 8	S 8	0
16	dA	1	Total 8	Fe 4	S 4	0
16	dC	1	Total 16	Fe 8	S 8	0
16	dC	1	Total 16	Fe 8	S 8	0

- Molecule 17 is BETA-CAROTENE (three-letter code: BCR) (formula: $C_{40}H_{56}$).



Mol	Chain	Residues	Atoms		AltConf
			Total	C	
17	aA	1	Total 240	C 240	0
17	aA	1	Total 240	C 240	0
17	aA	1	Total 240	C 240	0
17	aA	1	Total 240	C 240	0

Continued on next page...

Continued from previous page...

Mol	Chain	Residues	Atoms		AltConf
17	aA	1	Total 240	C 240	0
17	aA	1	Total 240	C 240	0
17	aB	1	Total 280	C 280	0
17	aB	1	Total 280	C 280	0
17	aB	1	Total 280	C 280	0
17	aB	1	Total 280	C 280	0
17	aB	1	Total 280	C 280	0
17	aB	1	Total 280	C 280	0
17	aB	1	Total 280	C 280	0
17	aF	1	Total 80	C 80	0
17	aF	1	Total 80	C 80	0
17	aI	1	Total 40	C 40	0
17	aJ	1	Total 80	C 80	0
17	aJ	1	Total 80	C 80	0
17	aL	1	Total 120	C 120	0
17	aL	1	Total 120	C 120	0
17	aL	1	Total 120	C 120	0
17	aM	1	Total 40	C 40	0
17	bA	1	Total 200	C 200	0
17	bA	1	Total 200	C 200	0
17	bA	1	Total 200	C 200	0

Continued on next page...

Continued from previous page...

Mol	Chain	Residues	Atoms		AltConf
17	bA	1	Total 200	C 200	0
17	bA	1	Total 200	C 200	0
17	bB	1	Total 280	C 280	0
17	bB	1	Total 280	C 280	0
17	bB	1	Total 280	C 280	0
17	bB	1	Total 280	C 280	0
17	bB	1	Total 280	C 280	0
17	bB	1	Total 280	C 280	0
17	bB	1	Total 280	C 280	0
17	bF	1	Total 80	C 80	0
17	bF	1	Total 80	C 80	0
17	bI	1	Total 40	C 40	0
17	bJ	1	Total 80	C 80	0
17	bJ	1	Total 80	C 80	0
17	bK	1	Total 40	C 40	0
17	bL	1	Total 120	C 120	0
17	bL	1	Total 120	C 120	0
17	bL	1	Total 120	C 120	0
17	bM	1	Total 40	C 40	0
17	cA	1	Total 240	C 240	0
17	cA	1	Total 240	C 240	0

Continued on next page...

Continued from previous page...

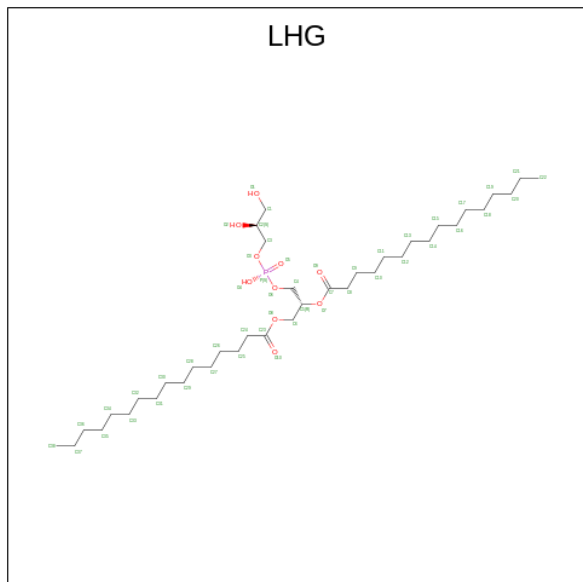
Mol	Chain	Residues	Atoms		AltConf
17	cA	1	Total 240	C 240	0
17	cA	1	Total 240	C 240	0
17	cA	1	Total 240	C 240	0
17	cA	1	Total 240	C 240	0
17	cB	1	Total 280	C 280	0
17	cB	1	Total 280	C 280	0
17	cB	1	Total 280	C 280	0
17	cB	1	Total 280	C 280	0
17	cB	1	Total 280	C 280	0
17	cB	1	Total 280	C 280	0
17	cB	1	Total 280	C 280	0
17	cB	1	Total 280	C 280	0
17	cB	1	Total 280	C 280	0
17	cF	1	Total 80	C 80	0
17	cF	1	Total 80	C 80	0
17	cI	1	Total 40	C 40	0
17	cJ	1	Total 80	C 80	0
17	cJ	1	Total 80	C 80	0
17	cL	1	Total 120	C 120	0
17	cL	1	Total 120	C 120	0
17	cL	1	Total 120	C 120	0
17	cM	1	Total 40	C 40	0
17	dA	1	Total 200	C 200	0

Continued on next page...

Continued from previous page...

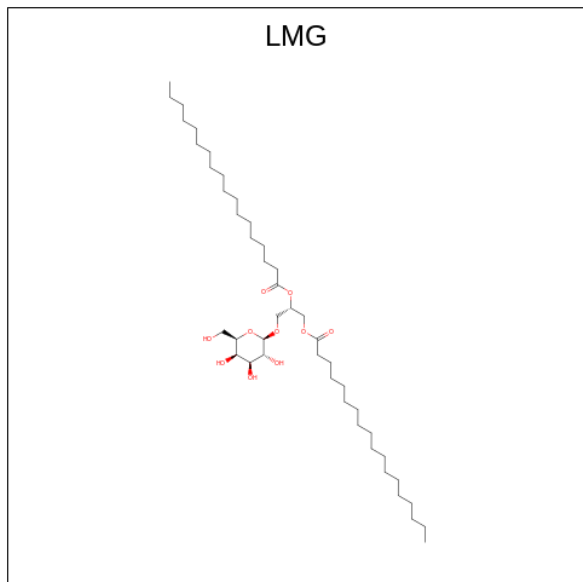
Mol	Chain	Residues	Atoms		AltConf
17	dA	1	Total 200	C 200	0
17	dA	1	Total 200	C 200	0
17	dA	1	Total 200	C 200	0
17	dA	1	Total 200	C 200	0
17	dB	1	Total 280	C 280	0
17	dB	1	Total 280	C 280	0
17	dB	1	Total 280	C 280	0
17	dB	1	Total 280	C 280	0
17	dB	1	Total 280	C 280	0
17	dB	1	Total 280	C 280	0
17	dB	1	Total 280	C 280	0
17	dB	1	Total 280	C 280	0
17	dB	1	Total 280	C 280	0
17	dF	1	Total 80	C 80	0
17	dF	1	Total 80	C 80	0
17	dI	1	Total 40	C 40	0
17	dJ	1	Total 80	C 80	0
17	dJ	1	Total 80	C 80	0
17	dK	1	Total 40	C 40	0
17	dL	1	Total 120	C 120	0
17	dL	1	Total 120	C 120	0
17	dL	1	Total 120	C 120	0
17	dM	1	Total 40	C 40	0

- Molecule 18 is 1,2-DIPALMITOYL-PHOSPHATIDYL-GLYCEROLE (three-letter code: LHG) (formula: $C_{38}H_{75}O_{10}P$).



Mol	Chain	Residues	Atoms				AltConf
			Total	C	O	P	
18	aA	1	76	54	20	2	0
18	aA	1	76	54	20	2	0
18	aB	1	23	12	10	1	0
18	bA	1	76	54	20	2	0
18	bA	1	76	54	20	2	0
18	bB	1	23	12	10	1	0
18	cA	1	76	54	20	2	0
18	cA	1	76	54	20	2	0
18	cB	1	23	12	10	1	0
18	dA	1	76	54	20	2	0
18	dA	1	76	54	20	2	0
18	dB	1	23	12	10	1	0

- Molecule 19 is 1,2-DISTEAROYL-MONOGALACTOSYL-DIGLYCERIDE (three-letter code: LMG) (formula: $C_{45}H_{86}O_{10}$).




Mol	Chain	Residues	Atoms			AltConf
			Total	C	O	
19	aB	1	55	45	10	0
19	bB	1	55	45	10	0
19	cB	1	55	45	10	0
19	dB	1	55	45	10	0

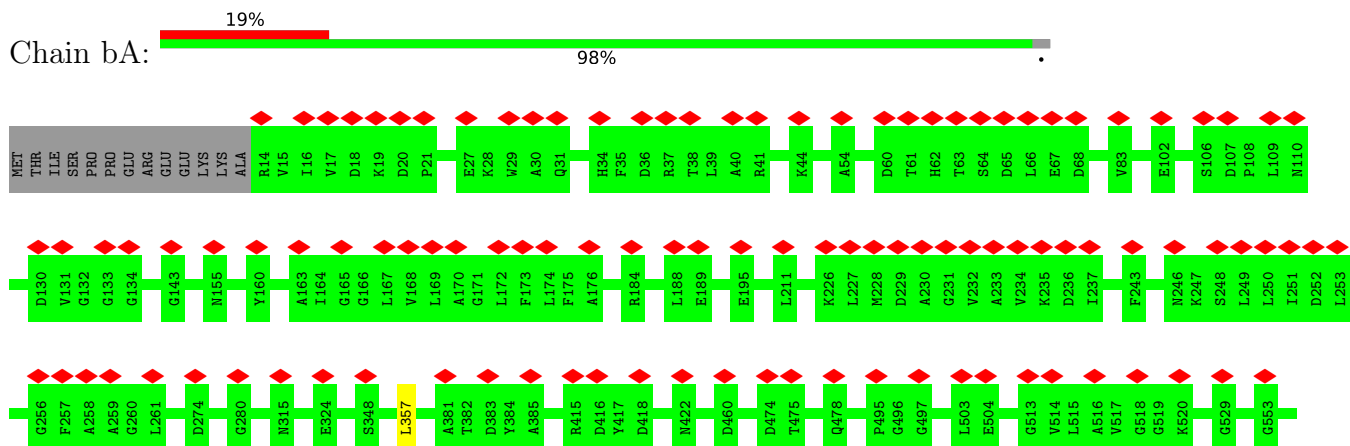
3 Residue-property plots i

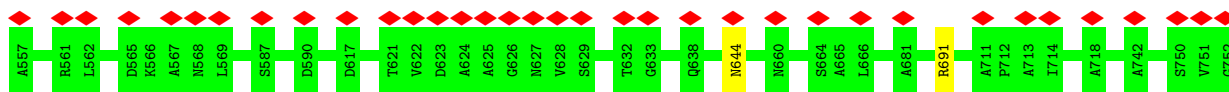
These plots are drawn for all protein, RNA, DNA and oligosaccharide chains in the entry. The first graphic for a chain summarises the proportions of the various outlier classes displayed in the second graphic. The second graphic shows the sequence view annotated by issues in geometry and atom inclusion in map density. Residues are color-coded according to the number of geometric quality criteria for which they contain at least one outlier: green = 0, yellow = 1, orange = 2 and red = 3 or more. A red diamond above a residue indicates a poor fit to the EM map for this residue (all-atom inclusion < 40%). Stretches of 2 or more consecutive residues without any outlier are shown as a green connector. Residues present in the sample, but not in the model, are shown in grey.

- Molecule 1: Photosystem I P700 chlorophyll a apoprotein A1




- Molecule 1: Photosystem I P700 chlorophyll a apoprotein A1

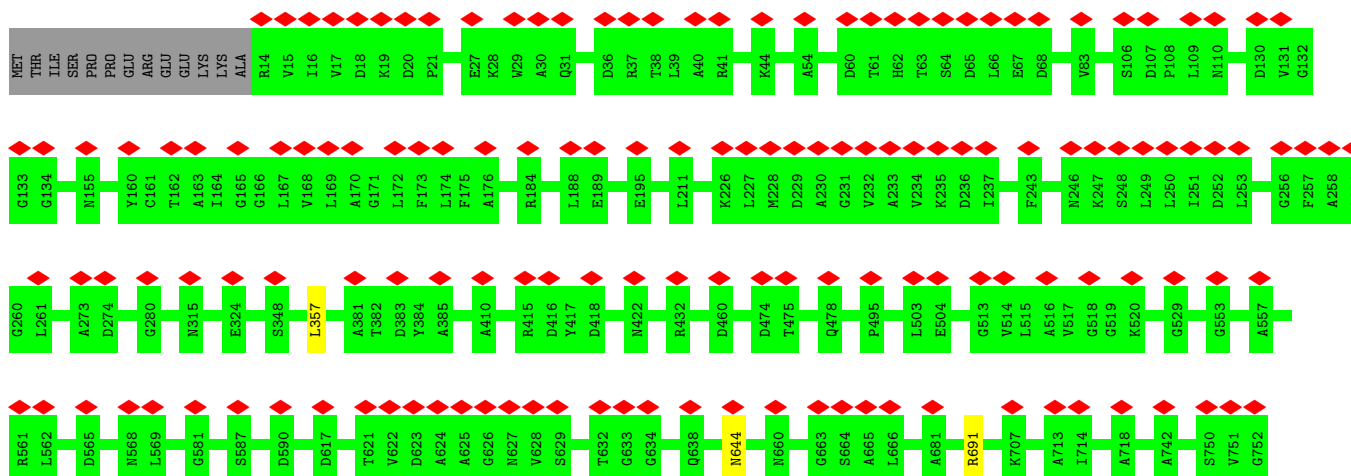




• Molecule 1: Photosystem I P700 chlorophyll a apoprotein A1

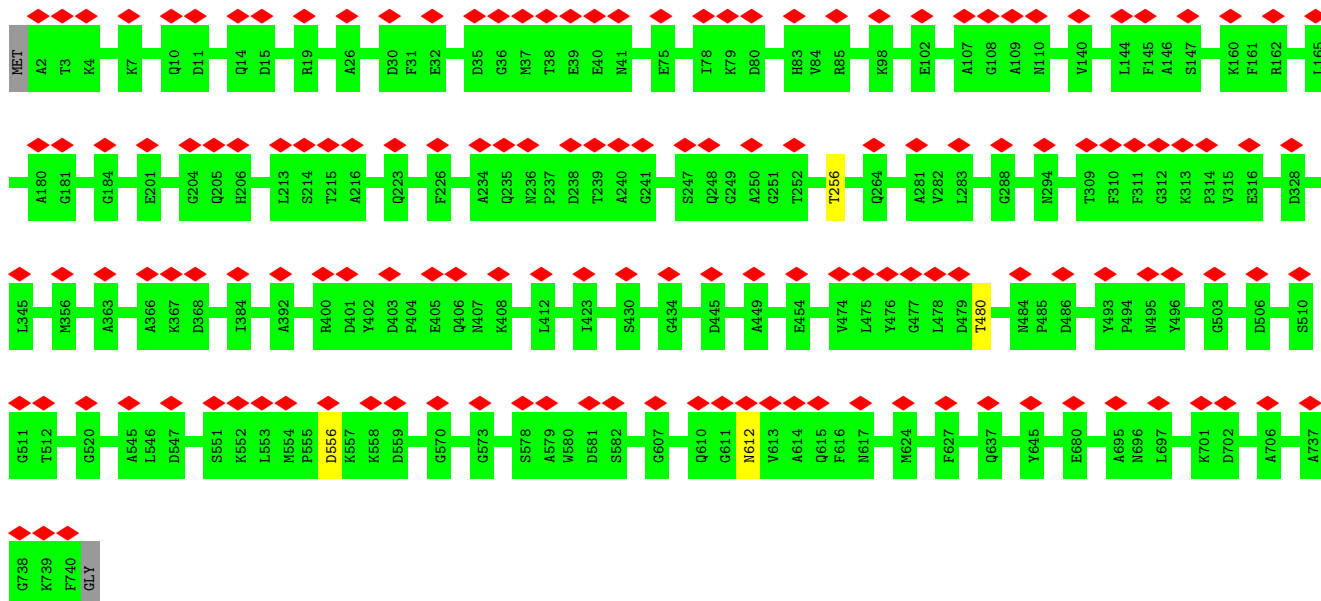


• Molecule 1: Photosystem I P700 chlorophyll a apoprotein A1

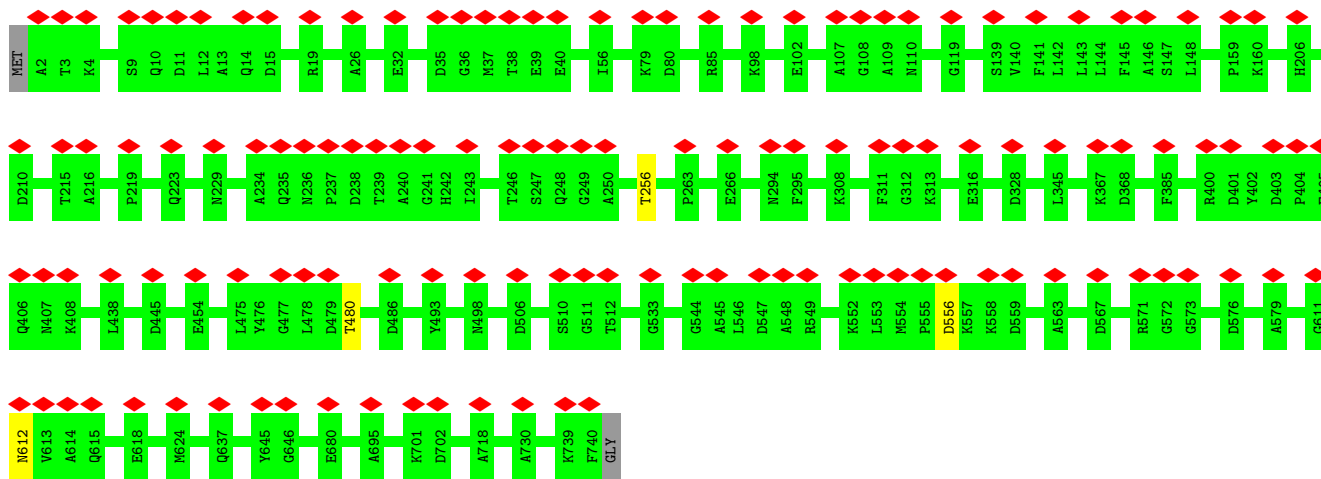


• Molecule 2: Photosystem I P700 chlorophyll a apoprotein A2 1

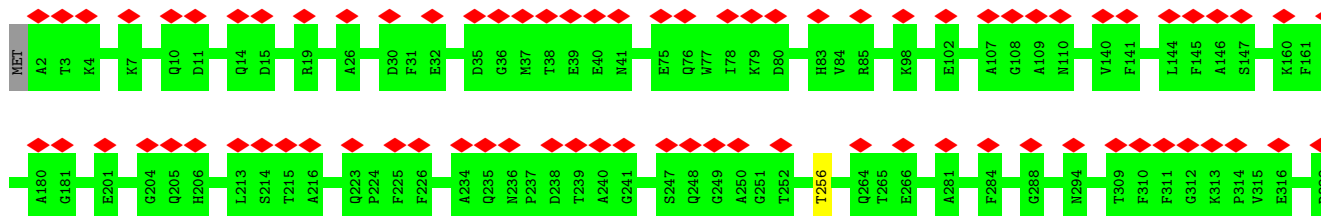


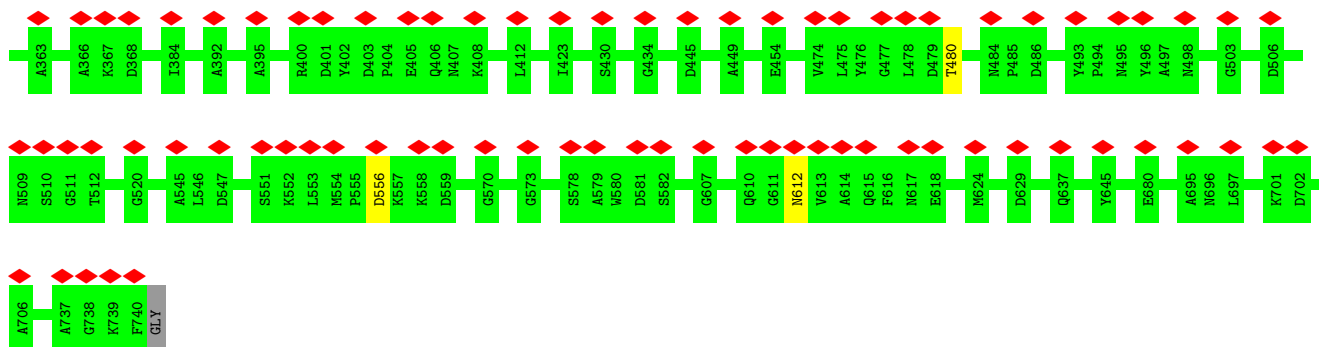


• Molecule 2: Photosystem I P700 chlorophyll a apoprotein A2 1

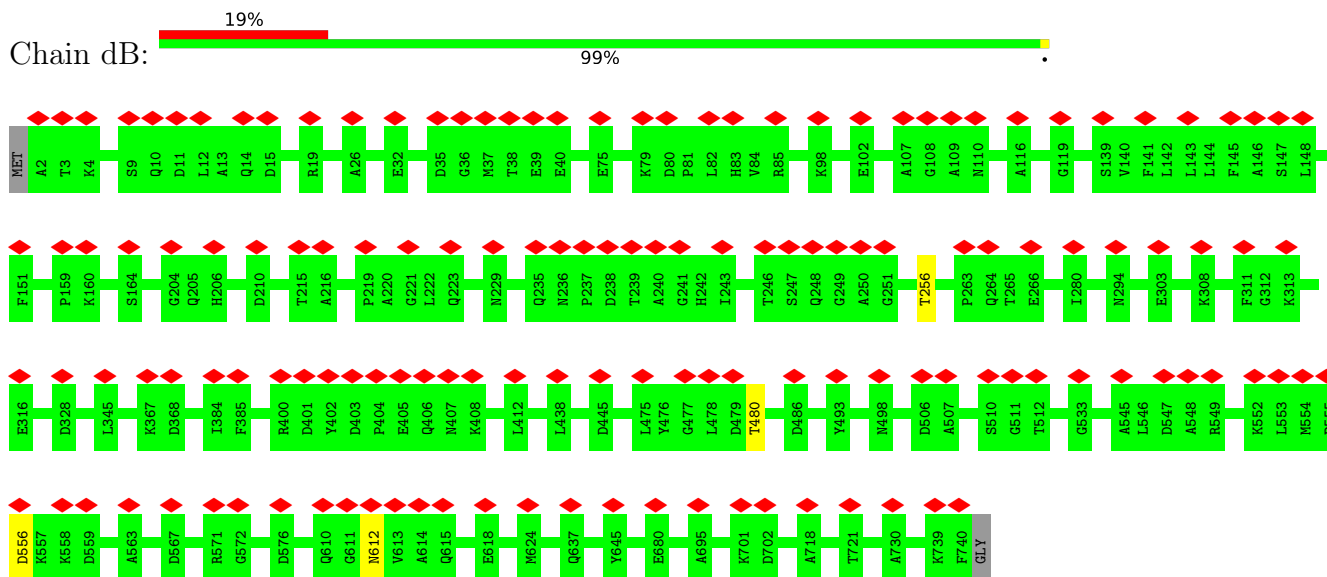


• Molecule 2: Photosystem I P700 chlorophyll a apoprotein A2 1

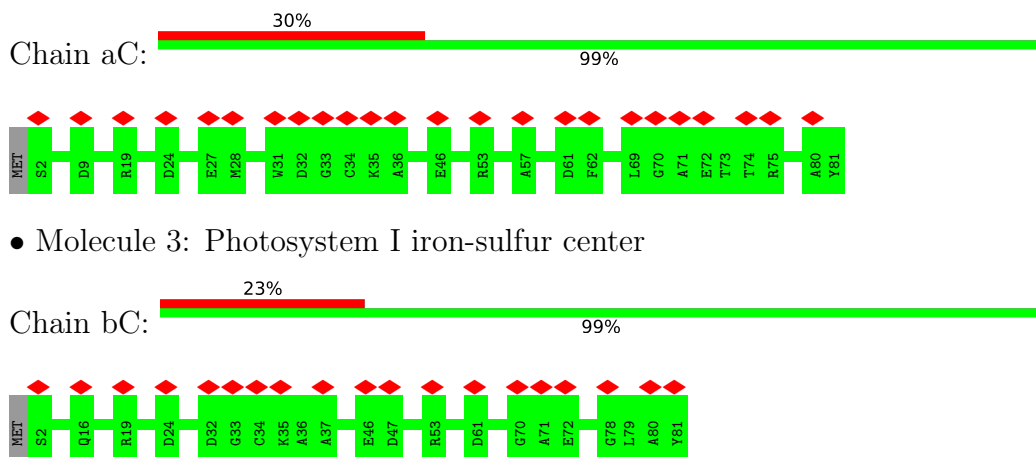




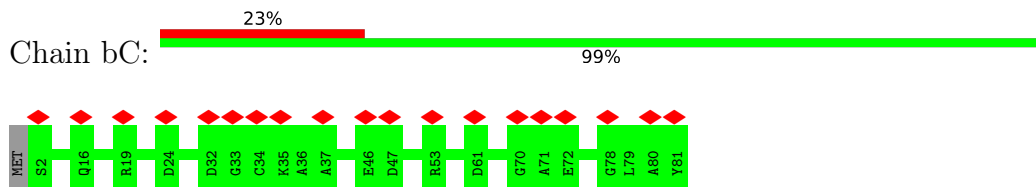
- Molecule 2: Photosystem I P700 chlorophyll a apoprotein A2 1



- Molecule 3: Photosystem I iron-sulfur center

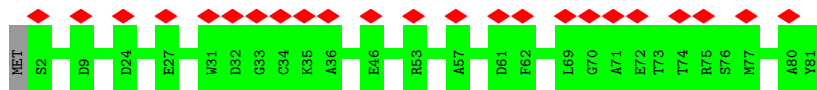


- Molecule 3: Photosystem I iron-sulfur center

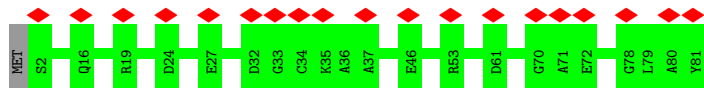


- Molecule 3: Photosystem I iron-sulfur center

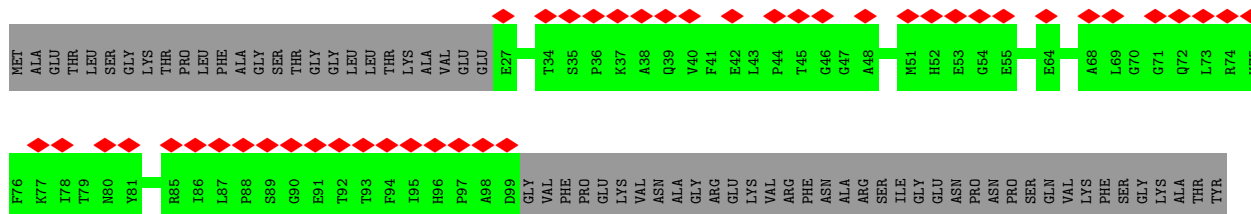




• Molecule 3: Photosystem I iron-sulfur center

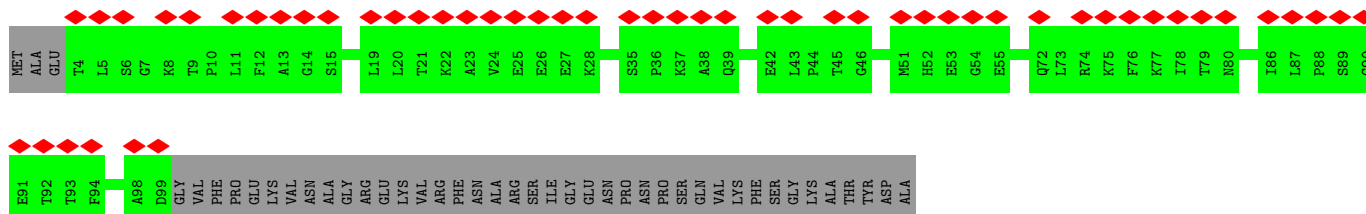
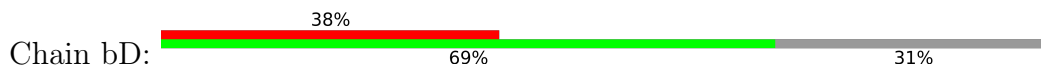


• Molecule 4: Photosystem I reaction center subunit II

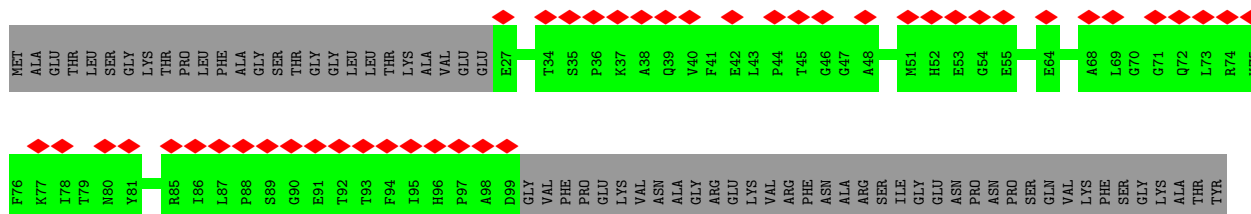


ASP
ALA

• Molecule 4: Photosystem I reaction center subunit II

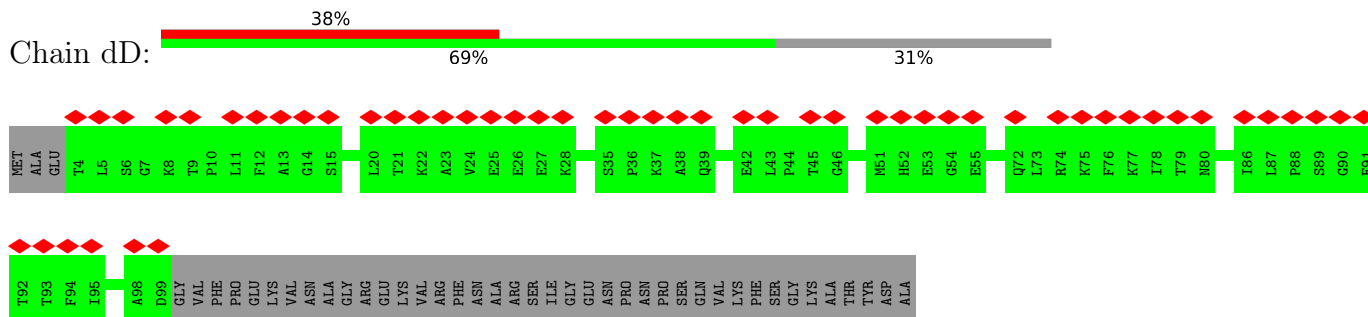


• Molecule 4: Photosystem I reaction center subunit II

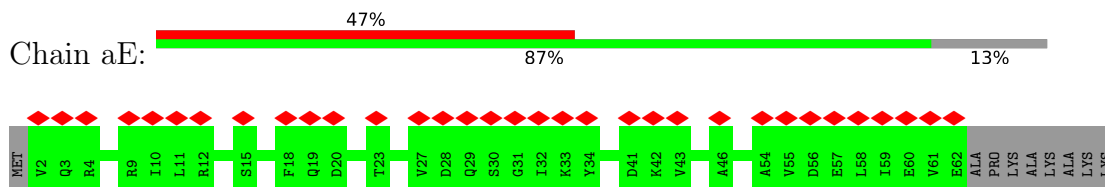


ASP
ALA

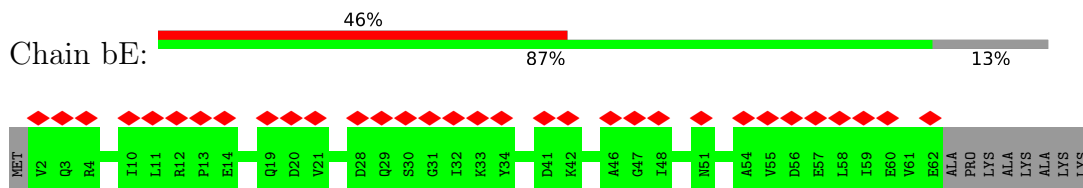
- Molecule 4: Photosystem I reaction center subunit II



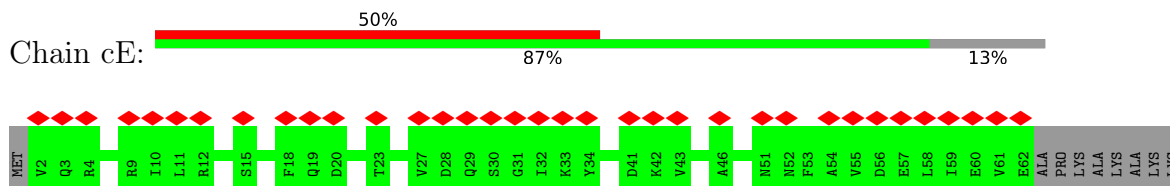
- Molecule 5: Photosystem I reaction center subunit IV



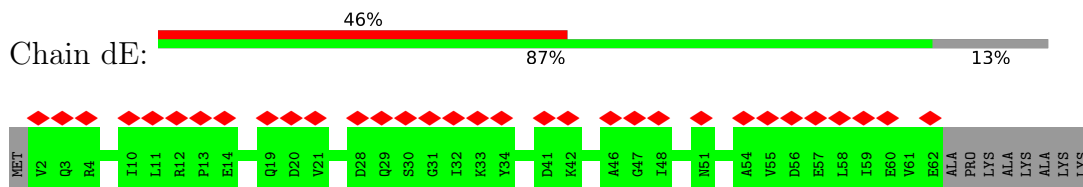
- Molecule 5: Photosystem I reaction center subunit IV



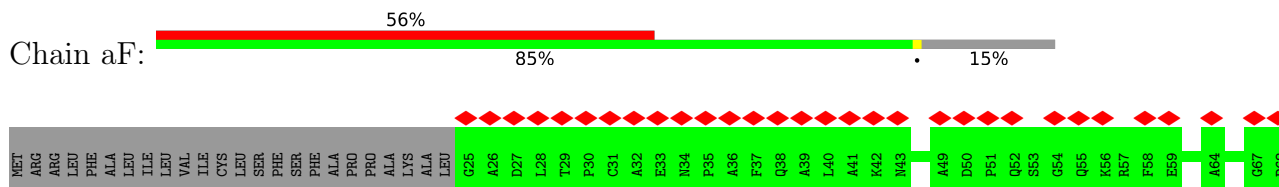
- Molecule 5: Photosystem I reaction center subunit IV




- Molecule 5: Photosystem I reaction center subunit IV

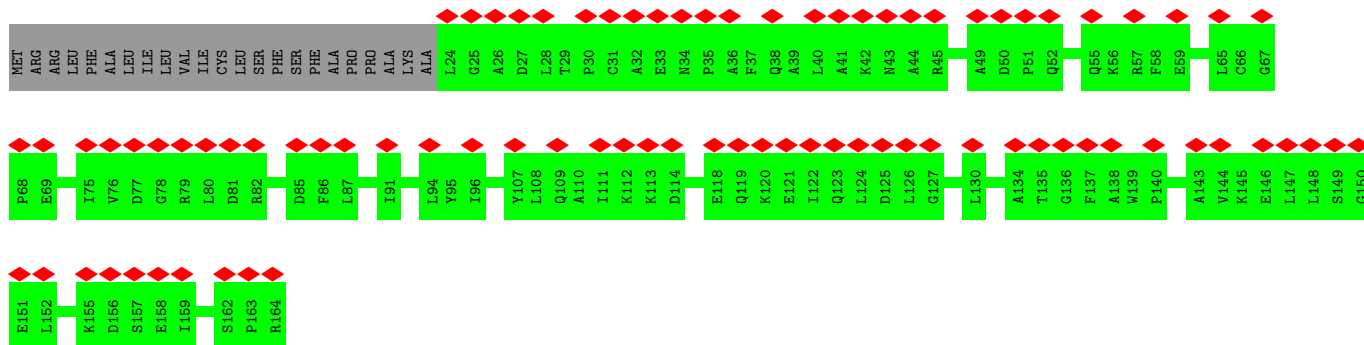
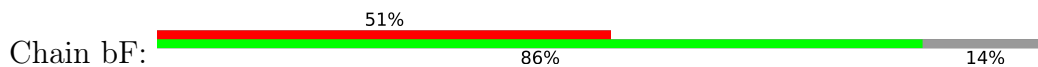


- Molecule 6: Photosystem I reaction center subunit III


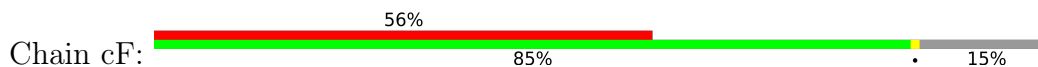




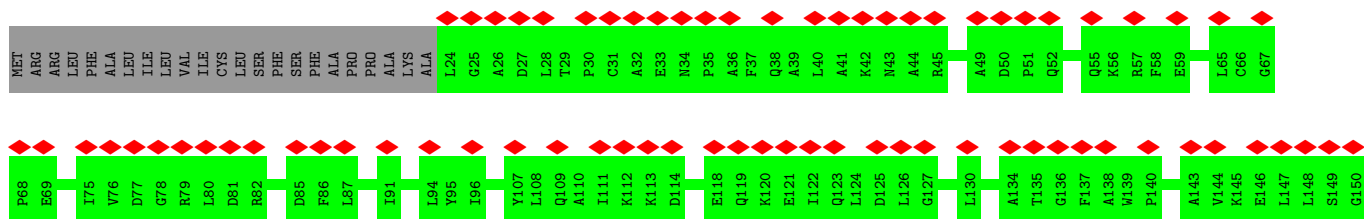
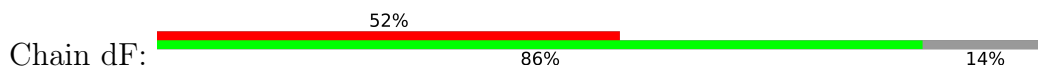
• Molecule 6: Photosystem I reaction center subunit III

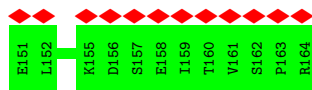


• Molecule 6: Photosystem I reaction center subunit III



• Molecule 6: Photosystem I reaction center subunit III

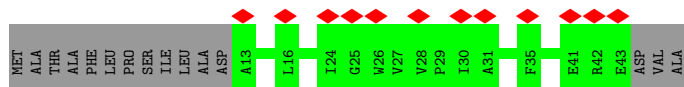




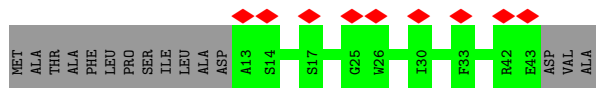
• Molecule 7: Photosystem I reaction center subunit VIII



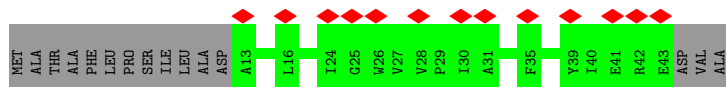
• Molecule 7: Photosystem I reaction center subunit VIII



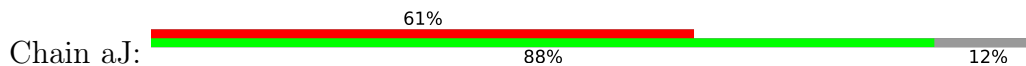
• Molecule 7: Photosystem I reaction center subunit VIII



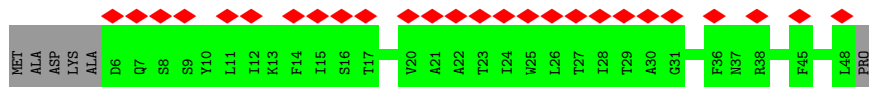
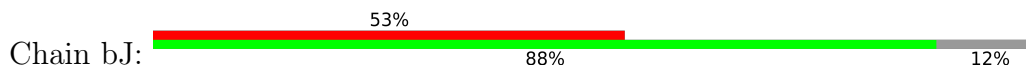
• Molecule 7: Photosystem I reaction center subunit VIII



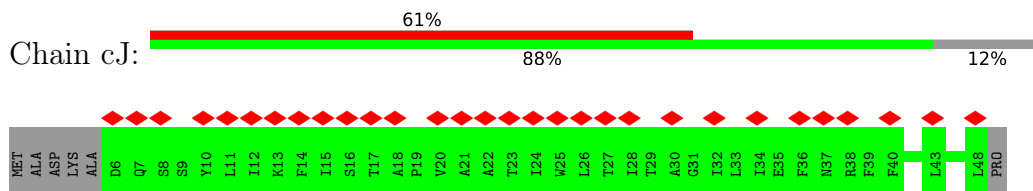
• Molecule 8: Photosystem I reaction center subunit IX



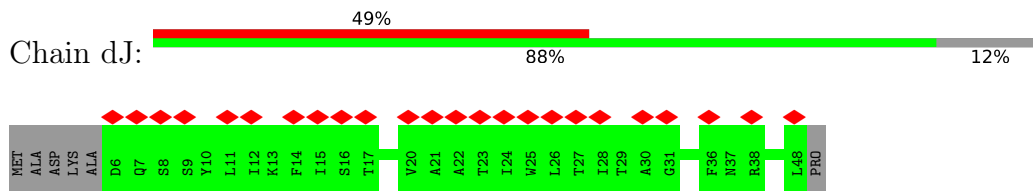
• Molecule 8: Photosystem I reaction center subunit IX



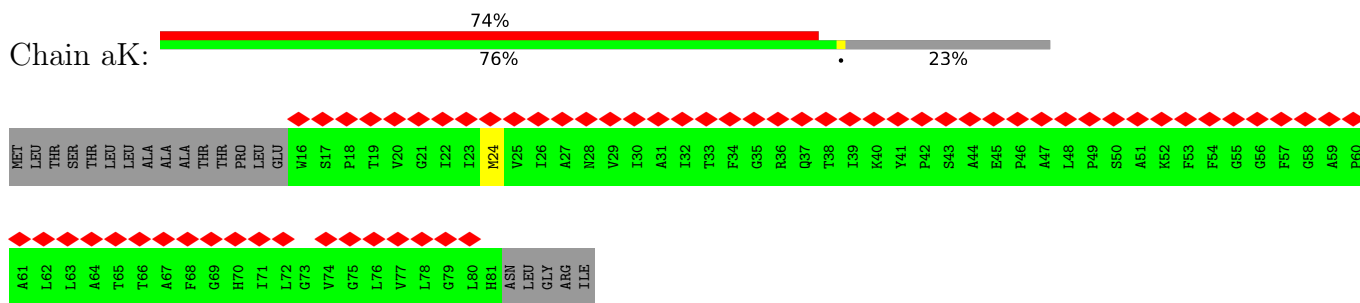
• Molecule 8: Photosystem I reaction center subunit IX



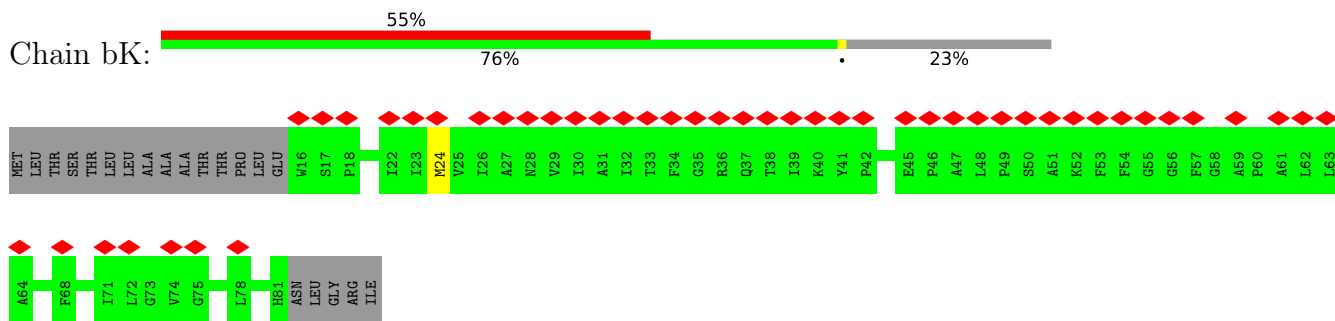
• Molecule 8: Photosystem I reaction center subunit IX



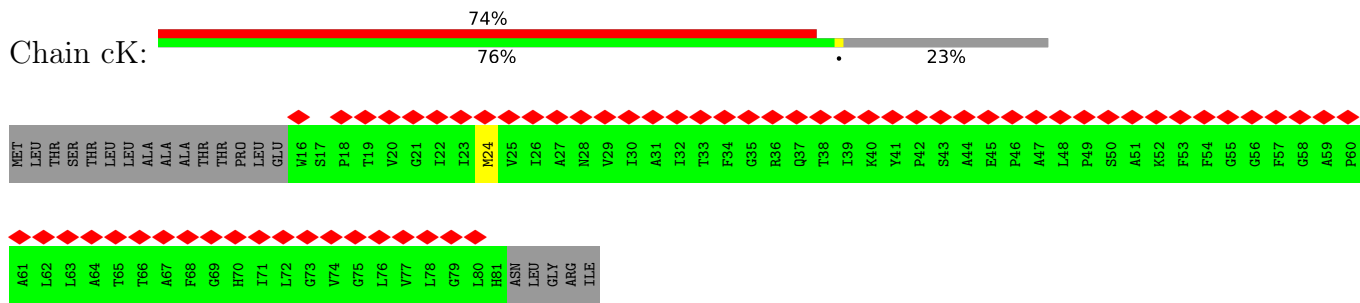
• Molecule 9: Photosystem I reaction center subunit PsaK 1



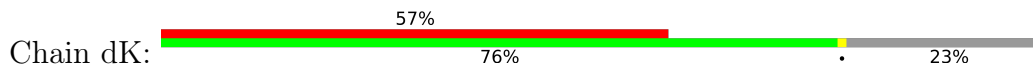
• Molecule 9: Photosystem I reaction center subunit PsaK 1




• Molecule 9: Photosystem I reaction center subunit PsaK 1

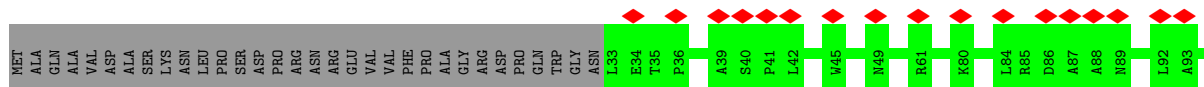
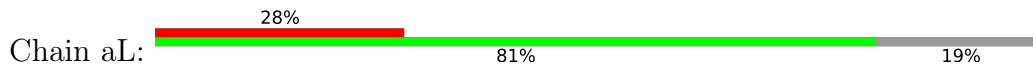


• Molecule 9: Photosystem I reaction center subunit PsaK 1

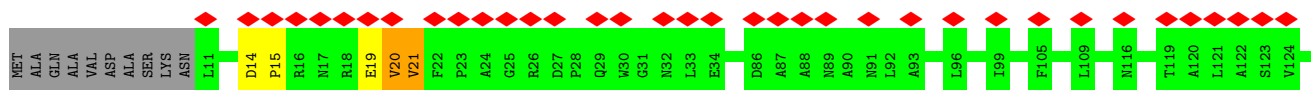
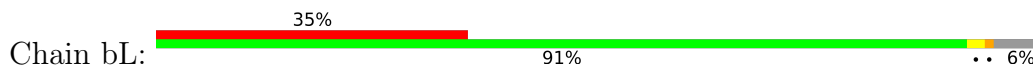




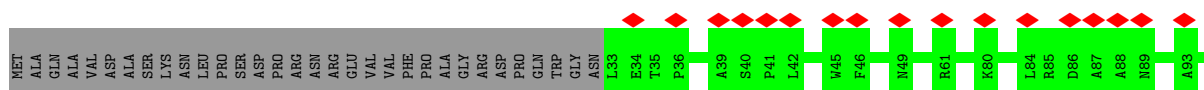
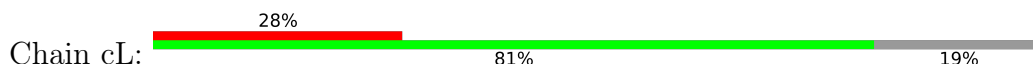
• Molecule 10: Photosystem I reaction center subunit XI



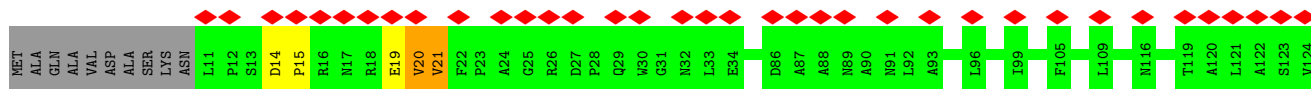
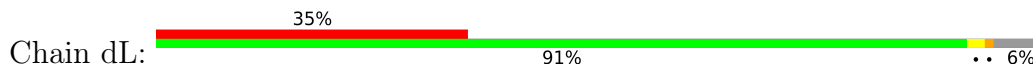
• Molecule 10: Photosystem I reaction center subunit XI

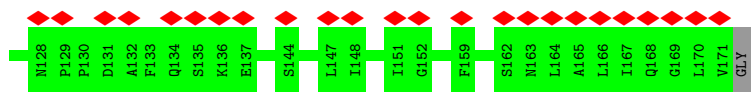


• Molecule 10: Photosystem I reaction center subunit XI

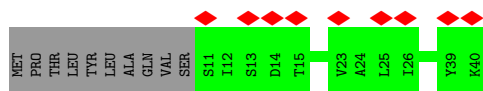
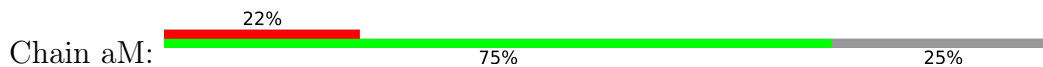


• Molecule 10: Photosystem I reaction center subunit XI

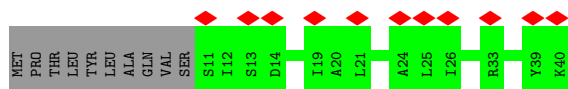
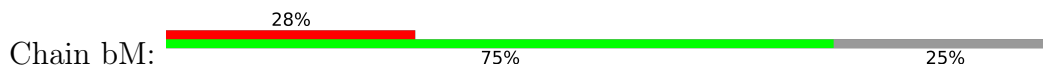




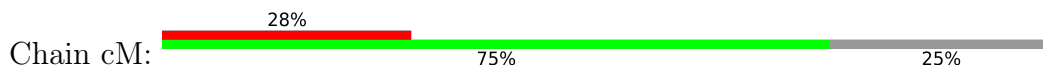
• Molecule 11: Photosystem I reaction center subunit XII



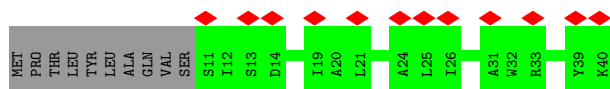
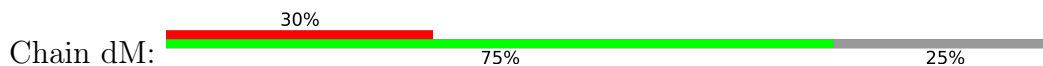
• Molecule 11: Photosystem I reaction center subunit XII



• Molecule 11: Photosystem I reaction center subunit XII



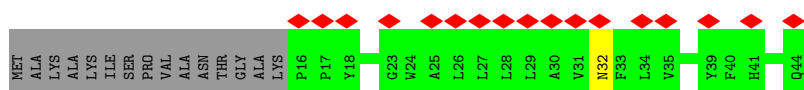
• Molecule 11: Photosystem I reaction center subunit XII



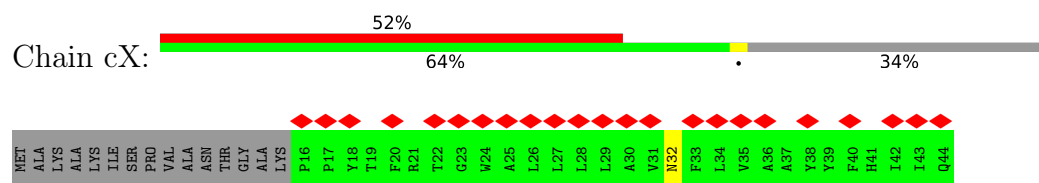
• Molecule 12: Photosystem I 4.8 kDa protein



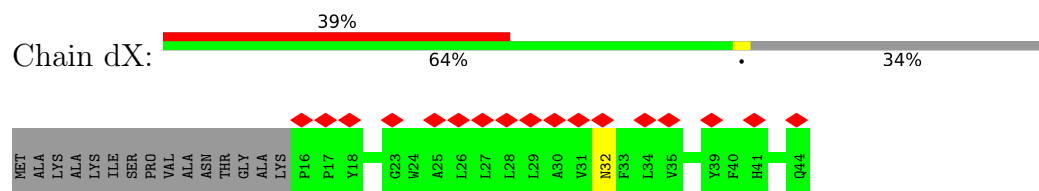
• Molecule 12: Photosystem I 4.8 kDa protein



• Molecule 12: Photosystem I 4.8 kDa protein



- Molecule 12: Photosystem I 4.8 kDa protein



4 Experimental information

Property	Value	Source
EM reconstruction method	SINGLE PARTICLE	Depositor
Imposed symmetry	POINT, C2	Depositor
Number of particles used	111400	Depositor
Resolution determination method	FSC 0.143 CUT-OFF	Depositor
CTF correction method	PHASE FLIPPING AND AMPLITUDE CORRECTION	Depositor
Microscope	FEI TITAN KRIOS	Depositor
Voltage (kV)	300	Depositor
Electron dose ($e^-/\text{\AA}^2$)	40	Depositor
Minimum defocus (nm)	Not provided	
Maximum defocus (nm)	Not provided	
Magnification	Not provided	
Image detector	FEI FALCON III (4k x 4k)	Depositor
Maximum map value	0.260	Depositor
Minimum map value	-0.129	Depositor
Average map value	0.001	Depositor
Map value standard deviation	0.006	Depositor
Recommended contour level	0.06	Depositor
Map size (Å)	492.8, 492.8, 492.8	wwPDB
Map dimensions	440, 440, 440	wwPDB
Map angles (°)	90.0, 90.0, 90.0	wwPDB
Pixel spacing (Å)	1.12, 1.12, 1.12	Depositor

5 Model quality [i](#)

5.1 Standard geometry [i](#)

Bond lengths and bond angles in the following residue types are not validated in this section: SF4, CL0, BCR, CLA, PQN, LMG, LHG

The Z score for a bond length (or angle) is the number of standard deviations the observed value is removed from the expected value. A bond length (or angle) with $|Z| > 5$ is considered an outlier worth inspection. RMSZ is the root-mean-square of all Z scores of the bond lengths (or angles).

Mol	Chain	Bond lengths		Bond angles	
		RMSZ	# Z >5	RMSZ	# Z >5
1	aA	0.40	0/6000	0.52	1/8187 (0.0%)
1	bA	0.40	0/6000	0.52	1/8187 (0.0%)
1	cA	0.40	0/6000	0.52	1/8187 (0.0%)
1	dA	0.40	0/6000	0.52	1/8187 (0.0%)
2	aB	0.44	0/6143	0.55	1/8398 (0.0%)
2	bB	0.44	0/6143	0.55	1/8398 (0.0%)
2	cB	0.44	0/6143	0.55	1/8398 (0.0%)
2	dB	0.44	0/6143	0.55	1/8398 (0.0%)
3	aC	0.37	0/609	0.54	0/826
3	bC	0.37	0/609	0.54	0/826
3	cC	0.37	0/609	0.54	0/826
3	dC	0.37	0/609	0.54	0/826
4	aD	0.33	0/596	0.53	0/806
4	bD	0.36	0/757	0.58	0/1024
4	cD	0.33	0/596	0.53	0/806
4	dD	0.36	0/757	0.58	0/1024
5	aE	0.41	0/499	0.50	0/677
5	bE	0.41	0/499	0.50	0/677
5	cE	0.41	0/499	0.50	0/677
5	dE	0.41	0/499	0.50	0/677
6	aF	0.33	0/1096	0.55	0/1489
6	bF	0.37	0/1104	0.61	0/1500
6	cF	0.33	0/1096	0.55	0/1489
6	dF	0.37	0/1104	0.61	0/1500
7	aI	0.40	0/262	0.59	0/358
7	bI	0.40	0/262	0.59	0/358
7	cI	0.40	0/262	0.59	0/358
7	dI	0.39	0/262	0.59	0/358
8	aJ	0.33	0/358	0.51	0/490
8	bJ	0.34	0/358	0.51	0/490
8	cJ	0.34	0/358	0.51	0/490
8	dJ	0.33	0/358	0.51	0/490

Mol	Chain	Bond lengths		Bond angles	
		RMSZ	# Z >5	RMSZ	# Z >5
9	aK	0.34	0/494	0.70	0/675
9	bK	0.34	0/494	0.70	0/675
9	cK	0.34	0/494	0.70	0/675
9	dK	0.34	0/494	0.70	0/675
10	aL	0.38	0/1067	0.58	0/1462
10	bL	0.41	0/1247	0.67	1/1710 (0.1%)
10	cL	0.38	0/1067	0.58	0/1462
10	dL	0.41	0/1247	0.68	1/1710 (0.1%)
11	aM	0.32	0/239	0.50	0/326
11	bM	0.32	0/239	0.50	0/326
11	cM	0.32	0/239	0.50	0/326
11	dM	0.32	0/239	0.50	0/326
12	aX	0.37	0/253	0.44	0/347
12	bX	0.37	0/253	0.44	0/347
12	cX	0.37	0/253	0.44	0/347
12	dX	0.37	0/253	0.45	0/347
All	All	0.41	0/71162	0.55	10/97118 (0.0%)

Chiral center outliers are detected by calculating the chiral volume of a chiral center and verifying if the center is modelled as a planar moiety or with the opposite hand. A planarity outlier is detected by checking planarity of atoms in a peptide group, atoms in a mainchain group or atoms of a sidechain that are expected to be planar.

Mol	Chain	#Chirality outliers	#Planarity outliers
2	aB	0	1
2	bB	0	1
2	cB	0	1
2	dB	0	1
6	aF	0	1
6	cF	0	1
10	bL	0	3
10	dL	0	3
All	All	0	12

There are no bond length outliers.

All (10) bond angle outliers are listed below:

Mol	Chain	Res	Type	Atoms	Z	Observed(°)	Ideal(°)
10	dL	21	VAL	CG1-CB-CG2	-9.94	95.00	110.90
10	bL	21	VAL	CG1-CB-CG2	-9.93	95.01	110.90
2	bB	556	ASP	CB-CG-OD1	5.99	123.69	118.30
2	cB	556	ASP	CB-CG-OD1	5.92	123.63	118.30

Continued on next page...

Continued from previous page...

Mol	Chain	Res	Type	Atoms	Z	Observed(°)	Ideal(°)
2	aB	556	ASP	CB-CG-OD1	5.92	123.63	118.30
2	dB	556	ASP	CB-CG-OD1	5.88	123.60	118.30
1	dA	357	LEU	CA-CB-CG	5.64	128.28	115.30
1	aA	357	LEU	CA-CB-CG	5.63	128.26	115.30
1	bA	357	LEU	CA-CB-CG	5.63	128.25	115.30
1	cA	357	LEU	CA-CB-CG	5.63	128.25	115.30

There are no chirality outliers.

All (12) planarity outliers are listed below:

Mol	Chain	Res	Type	Group
2	aB	480	THR	Peptide
6	aF	135	THR	Peptide
2	bB	480	THR	Peptide
10	bL	14	ASP	Peptide
10	bL	19	GLU	Peptide
10	bL	20	VAL	Peptide
2	cB	480	THR	Peptide
6	cF	135	THR	Peptide
2	dB	480	THR	Peptide
10	dL	14	ASP	Peptide
10	dL	19	GLU	Peptide
10	dL	20	VAL	Peptide

5.2 Too-close contacts [i](#)

In the following table, the Non-H and H(model) columns list the number of non-hydrogen atoms and hydrogen atoms in the chain respectively. The H(added) column lists the number of hydrogen atoms added and optimized by MolProbity. The Clashes column lists the number of clashes within the asymmetric unit, whereas Symm-Clashes lists symmetry-related clashes.

Mol	Chain	Non-H	H(model)	H(added)	Clashes	Symm-Clashes
1	aA	5801	0	5667	0	0
1	bA	5801	0	5667	0	0
1	cA	5801	0	5667	0	0
1	dA	5801	0	5667	0	0
2	aB	5919	0	5675	0	0
2	bB	5919	0	5675	0	0
2	cB	5919	0	5675	0	0
2	dB	5919	0	5675	0	0
3	aC	599	0	577	0	0

Continued on next page...

Continued from previous page...

Mol	Chain	Non-H	H(model)	H(added)	Clashes	Symm-Clashes
3	bC	599	0	577	0	0
3	cC	599	0	577	0	0
3	dC	599	0	577	0	0
4	aD	581	0	584	0	0
4	bD	740	0	751	0	0
4	cD	581	0	584	0	0
4	dD	740	0	751	0	0
5	aE	490	0	484	0	0
5	bE	490	0	484	0	0
5	cE	490	0	484	0	0
5	dE	490	0	484	0	0
6	aF	1072	0	1065	0	0
6	bF	1080	0	1076	0	0
6	cF	1072	0	1065	0	0
6	dF	1080	0	1076	0	0
7	aI	253	0	255	0	0
7	bI	253	0	255	0	0
7	cI	253	0	255	0	0
7	dI	253	0	255	0	0
8	aJ	347	0	352	0	0
8	bJ	347	0	352	0	0
8	cJ	347	0	352	0	0
8	dJ	347	0	352	0	0
9	aK	480	0	501	0	0
9	bK	480	0	501	0	0
9	cK	480	0	501	0	0
9	dK	480	0	501	0	0
10	aL	1037	0	1051	0	0
10	bL	1210	0	1213	0	0
10	cL	1037	0	1051	0	0
10	dL	1210	0	1213	0	0
11	aM	235	0	251	0	0
11	bM	235	0	251	0	0
11	cM	235	0	251	0	0
11	dM	235	0	251	0	0
12	aX	243	0	244	0	0
12	bX	243	0	244	0	0
12	cX	243	0	244	0	0
12	dX	243	0	244	0	0
13	aA	65	0	72	0	0
13	bA	65	0	72	0	0
13	cA	65	0	72	0	0

Continued on next page...

Continued from previous page...

Mol	Chain	Non-H	H(model)	H(added)	Clashes	Symm-Clashes
13	dA	65	0	72	0	0
14	aA	2332	0	2197	0	0
14	aB	2340	0	2282	0	0
14	aF	96	0	74	0	0
14	aJ	82	0	58	0	0
14	aK	86	0	62	0	0
14	aL	182	0	187	0	0
14	aX	45	0	33	0	0
14	bA	2280	0	2154	0	0
14	bB	2405	0	2354	0	0
14	bF	96	0	74	0	0
14	bJ	82	0	58	0	0
14	bK	86	0	62	0	0
14	bL	299	0	301	0	0
14	bX	45	0	33	0	0
14	cA	2332	0	2197	0	0
14	cB	2340	0	2282	0	0
14	cF	96	0	74	0	0
14	cJ	82	0	58	0	0
14	cK	86	0	62	0	0
14	cL	182	0	187	0	0
14	cX	45	0	33	0	0
14	dA	2280	0	2154	0	0
14	dB	2405	0	2354	0	0
14	dF	96	0	74	0	0
14	dJ	82	0	58	0	0
14	dK	86	0	62	0	0
14	dL	299	0	301	0	0
14	dX	45	0	33	0	0
15	aA	33	0	46	0	0
15	aB	33	0	46	0	0
15	bA	33	0	46	0	0
15	bB	33	0	46	0	0
15	cA	33	0	46	0	0
15	cB	33	0	46	0	0
15	dA	33	0	46	0	0
15	dB	33	0	46	0	0
16	aA	8	0	0	0	0
16	aC	16	0	0	0	0
16	bA	8	0	0	0	0
16	bC	16	0	0	0	0
16	cA	8	0	0	0	0

Continued on next page...

Continued from previous page...

Mol	Chain	Non-H	H(model)	H(added)	Clashes	Symm-Clashes
16	cC	16	0	0	0	0
16	dA	8	0	0	0	0
16	dC	16	0	0	0	0
17	aA	240	0	336	0	0
17	aB	280	0	392	0	0
17	aF	80	0	112	0	0
17	aI	40	0	56	0	0
17	aJ	80	0	112	0	0
17	aL	120	0	168	0	0
17	aM	40	0	56	0	0
17	bA	200	0	280	0	0
17	bB	280	0	392	0	0
17	bF	80	0	112	0	0
17	bI	40	0	56	0	0
17	bJ	80	0	112	0	0
17	bK	40	0	56	0	0
17	bL	120	0	168	0	0
17	bM	40	0	56	0	0
17	cA	240	0	336	0	0
17	cB	280	0	392	0	0
17	cF	80	0	112	0	0
17	cI	40	0	56	0	0
17	cJ	80	0	112	0	0
17	cL	120	0	168	0	0
17	cM	40	0	56	0	0
17	dA	200	0	280	0	0
17	dB	280	0	392	0	0
17	dF	80	0	112	0	0
17	dI	40	0	56	0	0
17	dJ	80	0	112	0	0
17	dK	40	0	56	0	0
17	dL	120	0	168	0	0
17	dM	40	0	56	0	0
18	aA	76	0	98	0	0
18	aB	23	0	16	0	0
18	bA	76	0	98	0	0
18	bB	23	0	16	0	0
18	cA	76	0	98	0	0
18	cB	23	0	16	0	0
18	dA	76	0	98	0	0
18	dB	23	0	16	0	0
19	aB	55	0	86	0	0

Continued on next page...

Continued from previous page...

Mol	Chain	Non-H	H(model)	H(added)	Clashes	Symm-Clashes
19	bB	55	0	86	0	0
19	cB	55	0	86	0	0
19	dB	55	0	86	0	0
All	All	94576	0	93746	0	0

The all-atom clashscore is defined as the number of clashes found per 1000 atoms (including hydrogen atoms). The all-atom clashscore for this structure is 7.

There are no clashes within the asymmetric unit.

There are no symmetry-related clashes.

5.3 Torsion angles [i](#)

5.3.1 Protein backbone [i](#)

In the following table, the Percentiles column shows the percent Ramachandran outliers of the chain as a percentile score with respect to all PDB entries followed by that with respect to all EM entries.

The Analysed column shows the number of residues for which the backbone conformation was analysed, and the total number of residues.

Mol	Chain	Analysed	Favoured	Allowed	Outliers	Percentiles	
1	aA	737/752 (98%)	704 (96%)	33 (4%)	0	100	100
1	bA	737/752 (98%)	703 (95%)	34 (5%)	0	100	100
1	cA	737/752 (98%)	704 (96%)	33 (4%)	0	100	100
1	dA	737/752 (98%)	703 (95%)	34 (5%)	0	100	100
2	aB	737/741 (100%)	707 (96%)	30 (4%)	0	100	100
2	bB	737/741 (100%)	707 (96%)	30 (4%)	0	100	100
2	cB	737/741 (100%)	707 (96%)	30 (4%)	0	100	100
2	dB	737/741 (100%)	707 (96%)	30 (4%)	0	100	100
3	aC	78/81 (96%)	74 (95%)	4 (5%)	0	100	100
3	bC	78/81 (96%)	74 (95%)	4 (5%)	0	100	100
3	cC	78/81 (96%)	74 (95%)	4 (5%)	0	100	100
3	dC	78/81 (96%)	74 (95%)	4 (5%)	0	100	100
4	aD	71/139 (51%)	69 (97%)	2 (3%)	0	100	100
4	bD	94/139 (68%)	89 (95%)	5 (5%)	0	100	100

Continued on next page...

Continued from previous page...

Mol	Chain	Analysed	Favoured	Allowed	Outliers	Percentiles	
4	cD	71/139 (51%)	69 (97%)	2 (3%)	0	100	100
4	dD	94/139 (68%)	89 (95%)	5 (5%)	0	100	100
5	aE	59/70 (84%)	53 (90%)	6 (10%)	0	100	100
5	bE	59/70 (84%)	53 (90%)	6 (10%)	0	100	100
5	cE	59/70 (84%)	53 (90%)	6 (10%)	0	100	100
5	dE	59/70 (84%)	53 (90%)	6 (10%)	0	100	100
6	aF	138/164 (84%)	129 (94%)	9 (6%)	0	100	100
6	bF	139/164 (85%)	131 (94%)	8 (6%)	0	100	100
6	cF	138/164 (84%)	130 (94%)	8 (6%)	0	100	100
6	dF	139/164 (85%)	131 (94%)	8 (6%)	0	100	100
7	aI	29/46 (63%)	28 (97%)	1 (3%)	0	100	100
7	bI	29/46 (63%)	28 (97%)	1 (3%)	0	100	100
7	cI	29/46 (63%)	28 (97%)	1 (3%)	0	100	100
7	dI	29/46 (63%)	28 (97%)	1 (3%)	0	100	100
8	aJ	41/49 (84%)	41 (100%)	0	0	100	100
8	bJ	41/49 (84%)	41 (100%)	0	0	100	100
8	cJ	41/49 (84%)	41 (100%)	0	0	100	100
8	dJ	41/49 (84%)	41 (100%)	0	0	100	100
9	aK	64/86 (74%)	55 (86%)	9 (14%)	0	100	100
9	bK	64/86 (74%)	55 (86%)	9 (14%)	0	100	100
9	cK	64/86 (74%)	55 (86%)	9 (14%)	0	100	100
9	dK	64/86 (74%)	55 (86%)	9 (14%)	0	100	100
10	aL	138/172 (80%)	134 (97%)	4 (3%)	0	100	100
10	bL	159/172 (92%)	145 (91%)	12 (8%)	2 (1%)	12	40
10	cL	138/172 (80%)	134 (97%)	4 (3%)	0	100	100
10	dL	159/172 (92%)	144 (91%)	13 (8%)	2 (1%)	12	40
11	aM	28/40 (70%)	28 (100%)	0	0	100	100
11	bM	28/40 (70%)	28 (100%)	0	0	100	100
11	cM	28/40 (70%)	28 (100%)	0	0	100	100
11	dM	28/40 (70%)	28 (100%)	0	0	100	100
12	aX	27/44 (61%)	27 (100%)	0	0	100	100

Continued on next page...

Continued from previous page...

Mol	Chain	Analysed	Favoured	Allowed	Outliers	Percentiles	
12	bX	27/44 (61%)	27 (100%)	0	0	100	100
12	cX	27/44 (61%)	27 (100%)	0	0	100	100
12	dX	27/44 (61%)	27 (100%)	0	0	100	100
All	All	8678/9536 (91%)	8260 (95%)	414 (5%)	4 (0%)	100	100

All (4) Ramachandran outliers are listed below:

Mol	Chain	Res	Type
10	bL	15	PRO
10	dL	15	PRO
10	dL	21	VAL
10	bL	21	VAL

5.3.2 Protein sidechains [i](#)

In the following table, the Percentiles column shows the percent sidechain outliers of the chain as a percentile score with respect to all PDB entries followed by that with respect to all EM entries.

The Analysed column shows the number of residues for which the sidechain conformation was analysed, and the total number of residues.

Mol	Chain	Analysed	Rotameric	Outliers	Percentiles	
1	aA	593/605 (98%)	591 (100%)	2 (0%)	92	96
1	bA	593/605 (98%)	591 (100%)	2 (0%)	92	96
1	cA	593/605 (98%)	591 (100%)	2 (0%)	92	96
1	dA	593/605 (98%)	591 (100%)	2 (0%)	92	96
2	aB	601/602 (100%)	599 (100%)	2 (0%)	92	96
2	bB	601/602 (100%)	599 (100%)	2 (0%)	92	96
2	cB	601/602 (100%)	599 (100%)	2 (0%)	92	96
2	dB	601/602 (100%)	599 (100%)	2 (0%)	92	96
3	aC	68/69 (99%)	68 (100%)	0	100	100
3	bC	68/69 (99%)	68 (100%)	0	100	100
3	cC	68/69 (99%)	68 (100%)	0	100	100
3	dC	68/69 (99%)	68 (100%)	0	100	100
4	aD	59/110 (54%)	59 (100%)	0	100	100

Continued on next page...

Continued from previous page...

Mol	Chain	Analysed	Rotameric	Outliers	Percentiles	
4	bD	76/110 (69%)	76 (100%)	0	100	100
4	cD	59/110 (54%)	59 (100%)	0	100	100
4	dD	76/110 (69%)	76 (100%)	0	100	100
5	aE	54/60 (90%)	54 (100%)	0	100	100
5	bE	54/60 (90%)	54 (100%)	0	100	100
5	cE	54/60 (90%)	54 (100%)	0	100	100
5	dE	54/60 (90%)	54 (100%)	0	100	100
6	aF	109/129 (84%)	109 (100%)	0	100	100
6	bF	110/129 (85%)	110 (100%)	0	100	100
6	cF	109/129 (84%)	109 (100%)	0	100	100
6	dF	110/129 (85%)	110 (100%)	0	100	100
7	aI	28/39 (72%)	28 (100%)	0	100	100
7	bI	28/39 (72%)	28 (100%)	0	100	100
7	cI	28/39 (72%)	28 (100%)	0	100	100
7	dI	28/39 (72%)	28 (100%)	0	100	100
8	aJ	38/42 (90%)	38 (100%)	0	100	100
8	bJ	38/42 (90%)	38 (100%)	0	100	100
8	cJ	38/42 (90%)	38 (100%)	0	100	100
8	dJ	38/42 (90%)	38 (100%)	0	100	100
9	aK	48/64 (75%)	47 (98%)	1 (2%)	53	75
9	bK	48/64 (75%)	47 (98%)	1 (2%)	53	75
9	cK	48/64 (75%)	47 (98%)	1 (2%)	53	75
9	dK	48/64 (75%)	47 (98%)	1 (2%)	53	75
10	aL	105/131 (80%)	105 (100%)	0	100	100
10	bL	124/131 (95%)	123 (99%)	1 (1%)	81	89
10	cL	105/131 (80%)	105 (100%)	0	100	100
10	dL	124/131 (95%)	123 (99%)	1 (1%)	81	89
11	aM	25/34 (74%)	25 (100%)	0	100	100
11	bM	25/34 (74%)	25 (100%)	0	100	100
11	cM	25/34 (74%)	25 (100%)	0	100	100
11	dM	25/34 (74%)	25 (100%)	0	100	100

Continued on next page...

Continued from previous page...

Mol	Chain	Analysed	Rotameric	Outliers	Percentiles	
12	aX	24/34 (71%)	23 (96%)	1 (4%)	30	60
12	bX	24/34 (71%)	23 (96%)	1 (4%)	30	60
12	cX	24/34 (71%)	23 (96%)	1 (4%)	30	60
12	dX	24/34 (71%)	23 (96%)	1 (4%)	30	60
All	All	7082/7676 (92%)	7056 (100%)	26 (0%)	91	95

All (26) residues with a non-rotameric sidechain are listed below:

Mol	Chain	Res	Type
1	aA	644	ASN
1	aA	691	ARG
2	aB	256	THR
2	aB	612	ASN
9	aK	24	MET
12	aX	32	ASN
1	bA	644	ASN
1	bA	691	ARG
2	bB	256	THR
2	bB	612	ASN
9	bK	24	MET
10	bL	20	VAL
12	bX	32	ASN
1	cA	644	ASN
1	cA	691	ARG
2	cB	256	THR
2	cB	612	ASN
9	cK	24	MET
12	cX	32	ASN
1	dA	644	ASN
1	dA	691	ARG
2	dB	256	THR
2	dB	612	ASN
9	dK	24	MET
10	dL	20	VAL
12	dX	32	ASN

Sometimes sidechains can be flipped to improve hydrogen bonding and reduce clashes. All (69) such sidechains are listed below:

Mol	Chain	Res	Type
1	aA	146	GLN

Continued on next page...

Continued from previous page...

Mol	Chain	Res	Type
1	aA	539	HIS
1	aA	615	GLN
1	aA	644	ASN
1	aA	695	GLN
2	aB	114	ASN
2	aB	158	GLN
2	aB	262	HIS
2	aB	407	ASN
2	aB	417	GLN
2	aB	465	GLN
2	aB	612	ASN
2	aB	619	ASN
2	aB	640	ASN
4	aD	56	ASN
4	aD	72	GLN
1	bA	146	GLN
1	bA	539	HIS
1	bA	615	GLN
1	bA	644	ASN
1	bA	695	GLN
2	bB	114	ASN
2	bB	158	GLN
2	bB	262	HIS
2	bB	407	ASN
2	bB	417	GLN
2	bB	465	GLN
2	bB	612	ASN
2	bB	619	ASN
2	bB	640	ASN
4	bD	56	ASN
4	bD	72	GLN
8	bJ	37	ASN
10	bL	38	ASN
1	cA	146	GLN
1	cA	539	HIS
1	cA	615	GLN
1	cA	644	ASN
1	cA	695	GLN
2	cB	114	ASN
2	cB	158	GLN
2	cB	262	HIS
2	cB	354	GLN

Continued on next page...

Continued from previous page...

Mol	Chain	Res	Type
2	cB	407	ASN
2	cB	417	GLN
2	cB	465	GLN
2	cB	612	ASN
2	cB	619	ASN
2	cB	640	ASN
4	cD	56	ASN
4	cD	72	GLN
8	cJ	37	ASN
1	dA	146	GLN
1	dA	539	HIS
1	dA	615	GLN
1	dA	644	ASN
1	dA	695	GLN
2	dB	114	ASN
2	dB	262	HIS
2	dB	354	GLN
2	dB	407	ASN
2	dB	417	GLN
2	dB	465	GLN
2	dB	612	ASN
2	dB	619	ASN
2	dB	640	ASN
4	dD	56	ASN
4	dD	72	GLN
10	dL	38	ASN

5.3.3 RNA [i](#)

There are no RNA molecules in this entry.

5.4 Non-standard residues in protein, DNA, RNA chains [i](#)

There are no non-standard protein/DNA/RNA residues in this entry.

5.5 Carbohydrates [i](#)

There are no monosaccharides in this entry.

5.6 Ligand geometry

504 ligands are modelled in this entry.

In the following table, the Counts columns list the number of bonds (or angles) for which Mogul statistics could be retrieved, the number of bonds (or angles) that are observed in the model and the number of bonds (or angles) that are defined in the Chemical Component Dictionary. The Link column lists molecule types, if any, to which the group is linked. The Z score for a bond length (or angle) is the number of standard deviations the observed value is removed from the expected value. A bond length (or angle) with $|Z| > 2$ is considered an outlier worth inspection. RMSZ is the root-mean-square of all Z scores of the bond lengths (or angles).

Mol	Type	Chain	Res	Link	Bond lengths			Bond angles		
					Counts	RMSZ	# Z > 2	Counts	RMSZ	# Z > 2
14	CLA	cB	804	-	65,73,73	1.39	9 (13%)	76,113,113	1.80	12 (15%)
14	CLA	bA	819	1	65,73,73	1.44	9 (13%)	76,113,113	1.55	9 (11%)
14	CLA	bA	828	1	65,73,73	1.42	8 (12%)	76,113,113	1.59	10 (13%)
14	CLA	cB	838	2	65,73,73	1.43	7 (10%)	76,113,113	1.61	9 (11%)
14	CLA	dB	814	2	65,73,73	1.43	10 (15%)	76,113,113	1.52	9 (11%)
14	CLA	dB	834	2	58,66,73	1.55	8 (13%)	67,104,113	1.48	9 (13%)
14	CLA	dA	838	1	65,73,73	1.47	9 (13%)	76,113,113	1.52	9 (11%)
17	BCR	aB	845	-	41,41,41	1.17	3 (7%)	56,56,56	1.17	3 (5%)
14	CLA	cA	840	1	65,73,73	1.46	10 (15%)	76,113,113	1.49	7 (9%)
17	BCR	bK	102	-	41,41,41	1.20	3 (7%)	56,56,56	1.42	10 (17%)
14	CLA	aB	804	-	65,73,73	1.39	9 (13%)	76,113,113	1.80	12 (15%)
14	CLA	cA	816	-	49,57,73	1.69	6 (12%)	55,93,113	1.65	7 (12%)
14	CLA	aB	830	2	45,53,73	1.77	9 (20%)	52,89,113	1.59	6 (11%)
16	SF4	cC	102	3	0,12,12	-	-	-	-	-
18	LHG	bB	851	-	22,22,48	0.89	1 (4%)	25,28,54	1.20	1 (4%)
14	CLA	cA	832	1	65,73,73	1.45	10 (15%)	76,113,113	1.48	10 (13%)
14	CLA	bA	838	1	65,73,73	1.47	9 (13%)	76,113,113	1.51	9 (11%)
15	PQN	bB	843	-	34,34,34	1.53	2 (5%)	42,45,45	1.20	4 (9%)
14	CLA	cA	842	-	65,73,73	1.49	10 (15%)	76,113,113	1.45	7 (9%)
14	CLA	bB	814	2	65,73,73	1.43	10 (15%)	76,113,113	1.52	9 (11%)
14	CLA	aA	802	-	45,53,73	1.68	8 (17%)	52,89,113	1.84	6 (11%)
14	CLA	dK	103	-	45,53,73	1.73	8 (17%)	52,89,113	1.66	6 (11%)
14	CLA	cA	815	1	45,53,73	1.78	8 (17%)	52,89,113	1.72	6 (11%)
14	CLA	aA	810	1	45,53,73	1.70	6 (13%)	52,89,113	1.65	6 (11%)
14	CLA	dA	840	1	65,73,73	1.46	10 (15%)	76,113,113	1.50	7 (9%)
17	BCR	bL	208	-	41,41,41	1.12	2 (4%)	56,56,56	1.38	10 (17%)

Mol	Type	Chain	Res	Link	Bond lengths			Bond angles		
					Counts	RMSZ	# Z > 2	Counts	RMSZ	# Z > 2
14	CLA	aA	820	1	61,69,73	1.52	8 (13%)	71,108,113	1.50	7 (9%)
17	BCR	dA	845	-	41,41,41	1.14	3 (7%)	56,56,56	1.29	8 (14%)
17	BCR	bB	849	-	41,41,41	1.21	2 (4%)	56,56,56	1.17	4 (7%)
17	BCR	aL	201	-	41,41,41	1.23	3 (7%)	56,56,56	1.26	5 (8%)
18	LHG	aA	853	14	26,26,48	0.86	1 (3%)	29,32,54	1.31	3 (10%)
14	CLA	cK	101	9	42,49,73	1.74	7 (16%)	48,83,113	1.68	6 (12%)
17	BCR	dA	847	-	41,41,41	1.17	2 (4%)	56,56,56	1.22	3 (5%)
14	CLA	aA	829	1	65,73,73	1.47	10 (15%)	76,113,113	1.38	7 (9%)
14	CLA	dB	812	2	45,53,73	1.71	8 (17%)	52,89,113	1.68	7 (13%)
14	CLA	bA	807	1	51,59,73	1.63	7 (13%)	59,96,113	1.61	6 (10%)
14	CLA	bB	824	2	45,53,73	1.77	8 (17%)	52,89,113	1.57	8 (15%)
14	CLA	aB	802	2	65,73,73	1.47	9 (13%)	76,113,113	1.35	5 (6%)
14	CLA	bB	817	2	55,63,73	1.63	9 (16%)	64,101,113	1.47	9 (14%)
14	CLA	dA	814	1	45,53,73	1.74	7 (15%)	52,89,113	1.67	8 (15%)
17	BCR	aJ	103	-	41,41,41	1.16	3 (7%)	56,56,56	1.25	6 (10%)
13	CL0	cA	801	1	65,73,73	2.03	18 (27%)	76,113,113	2.76	26 (34%)
18	LHG	dB	851	-	22,22,48	0.90	1 (4%)	25,28,54	1.20	1 (4%)
14	CLA	aF	201	-	51,59,73	1.64	7 (13%)	59,96,113	1.61	7 (11%)
14	CLA	aA	841	1	65,73,73	1.46	9 (13%)	76,113,113	1.43	7 (9%)
14	CLA	cB	825	-	46,54,73	1.66	10 (21%)	53,90,113	1.69	8 (15%)
14	CLA	cA	817	1	54,62,73	1.61	8 (14%)	62,99,113	1.54	8 (12%)
17	BCR	bB	846	-	41,41,41	1.16	2 (4%)	56,56,56	1.17	3 (5%)
17	BCR	dA	849	-	41,41,41	1.15	2 (4%)	56,56,56	1.24	6 (10%)
14	CLA	aA	805	1	45,53,73	1.82	10 (22%)	52,89,113	1.72	9 (17%)
14	CLA	bB	829	2	65,73,73	1.43	10 (15%)	76,113,113	1.46	8 (10%)
13	CL0	dA	801	1	65,73,73	2.03	17 (26%)	76,113,113	2.79	28 (36%)
14	CLA	bJ	101	-	45,53,73	1.76	7 (15%)	52,89,113	1.63	6 (11%)
14	CLA	aB	819	-	65,73,73	1.42	8 (12%)	76,113,113	1.54	6 (7%)
14	CLA	cA	833	1	65,73,73	1.44	8 (12%)	76,113,113	1.53	10 (13%)
14	CLA	cB	832	2	65,73,73	1.53	8 (12%)	76,113,113	1.42	8 (10%)
14	CLA	dB	809	2	65,73,73	1.45	12 (18%)	76,113,113	1.60	9 (11%)
14	CLA	dB	816	2	45,53,73	1.73	7 (15%)	52,89,113	1.74	7 (13%)
13	CL0	bA	801	1	65,73,73	2.03	17 (26%)	76,113,113	2.79	28 (36%)
17	BCR	cB	845	-	41,41,41	1.17	2 (4%)	56,56,56	1.16	3 (5%)
14	CLA	aB	814	2	56,64,73	1.54	7 (12%)	65,102,113	1.53	6 (9%)

Mol	Type	Chain	Res	Link	Bond lengths			Bond angles		
					Counts	RMSZ	# Z > 2	Counts	RMSZ	# Z > 2
14	CLA	aB	834	2	45,53,73	1.71	7 (15%)	52,89,113	1.88	7 (13%)
14	CLA	bA	806	1	65,73,73	1.46	10 (15%)	76,113,113	1.47	9 (11%)
14	CLA	dA	827	14,1	65,73,73	1.42	8 (12%)	76,113,113	1.53	8 (10%)
17	BCR	cJ	103	-	41,41,41	1.15	2 (4%)	56,56,56	1.25	6 (10%)
14	CLA	dB	842	2	65,73,73	1.47	9 (13%)	76,113,113	1.51	7 (9%)
16	SF4	dC	102	3	0,12,12	-	-	-	-	-
14	CLA	bL	201	2,10	65,73,73	1.45	10 (15%)	76,113,113	1.36	7 (9%)
18	LHG	aA	852	-	48,48,48	0.65	1 (2%)	51,54,54	1.29	5 (9%)
18	LHG	dA	851	14	26,26,48	0.87	1 (3%)	29,32,54	1.31	3 (10%)
14	CLA	dA	818	1	54,62,73	1.56	9 (16%)	62,99,113	1.62	7 (11%)
17	BCR	bB	848	-	41,41,41	1.16	2 (4%)	56,56,56	1.32	5 (8%)
14	CLA	aB	839	2	47,55,73	1.66	7 (14%)	54,91,113	1.74	8 (14%)
15	PQN	dA	843	-	34,34,34	1.50	2 (5%)	42,45,45	1.27	6 (14%)
14	CLA	cA	813	1	45,53,73	1.73	9 (20%)	52,89,113	1.69	12 (23%)
14	CLA	cB	809	2	65,73,73	1.46	12 (18%)	76,113,113	1.60	9 (11%)
17	BCR	dL	207	-	41,41,41	1.17	3 (7%)	56,56,56	1.43	7 (12%)
14	CLA	cL	203	10	65,73,73	1.45	10 (15%)	76,113,113	1.55	9 (11%)
14	CLA	dX	101	12	45,53,73	1.75	9 (20%)	52,89,113	1.64	6 (11%)
14	CLA	bA	826	-	55,63,73	1.57	8 (14%)	64,101,113	1.56	8 (12%)
14	CLA	dL	206	-	65,73,73	1.45	10 (15%)	76,113,113	1.38	7 (9%)
14	CLA	cB	827	2	65,73,73	1.40	7 (10%)	76,113,113	1.55	9 (11%)
14	CLA	bB	842	2	65,73,73	1.47	10 (15%)	76,113,113	1.51	7 (9%)
14	CLA	aB	821	2	45,53,73	1.71	8 (17%)	52,89,113	1.67	7 (13%)
14	CLA	aB	809	2	65,73,73	1.45	11 (16%)	76,113,113	1.61	9 (11%)
14	CLA	aK	102	-	45,53,73	1.72	8 (17%)	52,89,113	1.66	6 (11%)
14	CLA	dJ	101	-	45,53,73	1.76	7 (15%)	52,89,113	1.64	6 (11%)
14	CLA	bB	819	2	60,68,73	1.53	10 (16%)	70,107,113	1.48	7 (10%)
17	BCR	aL	205	-	41,41,41	1.18	2 (4%)	56,56,56	1.36	7 (12%)
14	CLA	cA	804	14,1	45,53,73	1.80	9 (20%)	52,89,113	1.79	8 (15%)
14	CLA	bX	101	12	45,53,73	1.75	8 (17%)	52,89,113	1.64	6 (11%)
14	CLA	dA	817	1	54,62,73	1.60	8 (14%)	62,99,113	1.54	8 (12%)
17	BCR	bA	848	-	41,41,41	1.21	2 (4%)	56,56,56	1.22	6 (10%)
14	CLA	dB	806	2	65,73,73	1.37	8 (12%)	76,113,113	1.58	8 (10%)
17	BCR	dA	846	-	41,41,41	1.10	2 (4%)	56,56,56	1.32	8 (14%)
14	CLA	dB	833	2	65,73,73	1.53	8 (12%)	76,113,113	1.41	8 (10%)

Mol	Type	Chain	Res	Link	Bond lengths			Bond angles		
					Counts	RMSZ	# Z > 2	Counts	RMSZ	# Z > 2
14	CLA	aB	836	-	45,53,73	1.82	9 (20%)	52,89,113	1.56	7 (13%)
17	BCR	bJ	103	-	41,41,41	1.15	3 (7%)	56,56,56	1.25	7 (12%)
14	CLA	dA	826	-	55,63,73	1.57	8 (14%)	64,101,113	1.56	8 (12%)
14	CLA	cB	824	2	54,62,73	1.65	10 (18%)	62,99,113	1.45	8 (12%)
14	CLA	dA	829	1	65,73,73	1.48	10 (15%)	76,113,113	1.38	7 (9%)
14	CLA	dA	804	14,1	45,53,73	1.80	8 (17%)	52,89,113	1.78	8 (15%)
14	CLA	dA	836	1	45,53,73	1.72	7 (15%)	52,89,113	1.82	8 (15%)
14	CLA	aB	813	2	65,73,73	1.43	10 (15%)	76,113,113	1.52	9 (11%)
17	BCR	bA	846	-	41,41,41	1.10	2 (4%)	56,56,56	1.32	8 (14%)
18	LHG	cB	850	-	22,22,48	0.89	1 (4%)	25,28,54	1.20	1 (4%)
14	CLA	dB	831	2	45,53,73	1.76	9 (20%)	52,89,113	1.59	6 (11%)
14	CLA	bA	834	1	65,73,73	1.46	8 (12%)	76,113,113	1.43	7 (9%)
14	CLA	bA	829	1	65,73,73	1.47	10 (15%)	76,113,113	1.38	7 (9%)
14	CLA	cB	822	-	55,63,73	1.55	8 (14%)	64,101,113	1.60	6 (9%)
14	CLA	aA	837	1	51,59,73	1.57	8 (15%)	59,96,113	1.70	8 (13%)
14	CLA	bA	825	-	65,73,73	1.40	8 (12%)	76,113,113	1.56	10 (13%)
14	CLA	dF	203	-	45,53,73	1.71	8 (17%)	52,89,113	1.68	7 (13%)
14	CLA	bB	841	-	65,73,73	1.47	10 (15%)	76,113,113	1.33	7 (9%)
14	CLA	aK	101	9	42,49,73	1.74	6 (14%)	48,83,113	1.68	6 (12%)
14	CLA	bB	808	2	65,73,73	1.50	7 (10%)	76,113,113	1.49	9 (11%)
16	SF4	dA	844	2,1	0,12,12	-	-	-	-	-
17	BCR	aB	843	-	41,41,41	1.13	2 (4%)	56,56,56	1.31	6 (10%)
14	CLA	aB	822	-	55,63,73	1.57	8 (14%)	64,101,113	1.61	6 (9%)
14	CLA	bJ	102	-	38,45,73	1.85	7 (18%)	43,78,113	1.70	7 (16%)
18	LHG	cA	853	14	26,26,48	0.87	1 (3%)	29,32,54	1.31	3 (10%)
14	CLA	cK	102	-	45,53,73	1.73	7 (15%)	52,89,113	1.66	6 (11%)
14	CLA	cB	802	2	65,73,73	1.46	9 (13%)	76,113,113	1.36	6 (7%)
17	BCR	bA	847	-	41,41,41	1.17	3 (7%)	56,56,56	1.22	3 (5%)
17	BCR	dJ	104	-	41,41,41	1.13	3 (7%)	56,56,56	1.21	4 (7%)
17	BCR	dB	845	-	41,41,41	1.11	2 (4%)	56,56,56	1.15	5 (8%)
14	CLA	dA	816	-	49,57,73	1.69	6 (12%)	55,93,113	1.65	7 (12%)
14	CLA	aB	837	2	60,68,73	1.51	8 (13%)	70,107,113	1.48	9 (12%)
14	CLA	cB	821	2	45,53,73	1.72	9 (20%)	52,89,113	1.67	7 (13%)
17	BCR	dB	844	-	41,41,41	1.13	2 (4%)	56,56,56	1.32	6 (10%)
14	CLA	bL	205	10	65,73,73	1.44	9 (13%)	76,113,113	1.55	9 (11%)

Mol	Type	Chain	Res	Link	Bond lengths			Bond angles		
					Counts	RMSZ	# Z > 2	Counts	RMSZ	# Z > 2
14	CLA	dA	842	-	65,73,73	1.49	10 (15%)	76,113,113	1.45	7 (9%)
15	PQN	aA	844	-	34,34,34	1.52	2 (5%)	42,45,45	1.26	5 (11%)
17	BCR	dB	847	-	41,41,41	1.06	2 (4%)	56,56,56	1.26	4 (7%)
14	CLA	cA	838	1	65,73,73	1.46	9 (13%)	76,113,113	1.51	9 (11%)
17	BCR	aB	844	-	41,41,41	1.10	2 (4%)	56,56,56	1.15	5 (8%)
14	CLA	aL	203	10	65,73,73	1.45	10 (15%)	76,113,113	1.54	9 (11%)
14	CLA	cA	834	1	65,73,73	1.45	9 (13%)	76,113,113	1.44	7 (9%)
14	CLA	cB	805	2	54,62,73	1.57	7 (12%)	62,99,113	1.61	7 (11%)
14	CLA	dA	808	1	45,53,73	1.74	9 (20%)	52,89,113	1.67	8 (15%)
17	BCR	cM	101	-	41,41,41	1.14	2 (4%)	56,56,56	1.28	6 (10%)
14	CLA	bA	841	1	65,73,73	1.46	9 (13%)	76,113,113	1.44	7 (9%)
14	CLA	aA	809	1	45,53,73	1.71	8 (17%)	52,89,113	1.73	8 (15%)
14	CLA	aA	842	-	65,73,73	1.49	10 (15%)	76,113,113	1.46	7 (9%)
14	CLA	dB	825	2	54,62,73	1.65	10 (18%)	62,99,113	1.44	8 (12%)
14	CLA	aJ	102	-	38,45,73	1.85	7 (18%)	43,78,113	1.70	7 (16%)
14	CLA	bA	808	1	45,53,73	1.73	9 (20%)	52,89,113	1.67	8 (15%)
14	CLA	cA	823	1	51,59,73	1.66	8 (15%)	59,96,113	1.54	8 (13%)
14	CLA	dB	811	2	65,73,73	1.45	10 (15%)	76,113,113	1.37	8 (10%)
17	BCR	aF	202	-	41,41,41	1.17	2 (4%)	56,56,56	1.29	5 (8%)
16	SF4	cA	845	2,1	0,12,12	-	-	-	-	-
14	CLA	bF	201	-	51,59,73	1.64	7 (13%)	59,96,113	1.61	7 (11%)
17	BCR	dB	849	-	41,41,41	1.21	2 (4%)	56,56,56	1.16	4 (7%)
14	CLA	bL	202	10,18	52,60,73	1.62	8 (15%)	60,97,113	2.13	12 (20%)
17	BCR	cB	847	-	41,41,41	1.17	2 (4%)	56,56,56	1.32	5 (8%)
14	CLA	dB	837	-	45,53,73	1.81	8 (17%)	52,89,113	1.57	7 (13%)
13	CL0	aA	801	1	65,73,73	2.04	18 (27%)	76,113,113	2.77	25 (32%)
17	BCR	bL	203	-	41,41,41	1.23	3 (7%)	56,56,56	1.25	5 (8%)
17	BCR	dM	101	-	41,41,41	1.13	2 (4%)	56,56,56	1.28	6 (10%)
18	LHG	bA	851	14	26,26,48	0.87	1 (3%)	29,32,54	1.31	3 (10%)
14	CLA	aA	817	1	54,62,73	1.60	8 (14%)	62,99,113	1.54	8 (12%)
14	CLA	aA	836	1	45,53,73	1.72	7 (15%)	52,89,113	1.81	8 (15%)
14	CLA	cA	809	1	45,53,73	1.71	8 (17%)	52,89,113	1.72	8 (15%)
17	BCR	aA	850	-	41,41,41	1.20	2 (4%)	56,56,56	1.21	5 (8%)
17	BCR	dF	204	-	41,41,41	1.12	2 (4%)	56,56,56	1.30	8 (14%)
14	CLA	bB	832	2	49,57,73	1.69	7 (14%)	55,93,113	1.71	9 (16%)

Mol	Type	Chain	Res	Link	Bond lengths			Bond angles		
					Counts	RMSZ	# Z > 2	Counts	RMSZ	# Z > 2
15	PQN	cA	844	-	34,34,34	1.52	2 (5%)	42,45,45	1.27	5 (11%)
14	CLA	bA	818	1	54,62,73	1.57	9 (16%)	62,99,113	1.63	7 (11%)
14	CLA	aB	810	2	65,73,73	1.48	10 (15%)	76,113,113	1.47	6 (7%)
14	CLA	cB	830	2	45,53,73	1.77	10 (22%)	52,89,113	1.60	6 (11%)
17	BCR	bB	845	-	41,41,41	1.10	2 (4%)	56,56,56	1.15	5 (8%)
14	CLA	cB	835	-	45,53,73	1.79	8 (17%)	52,89,113	1.71	8 (15%)
17	BCR	bB	847	-	41,41,41	1.06	2 (4%)	56,56,56	1.26	4 (7%)
17	BCR	cF	204	-	41,41,41	1.10	2 (4%)	56,56,56	1.29	8 (14%)
14	CLA	dA	803	1	45,53,73	1.75	8 (17%)	52,89,113	1.69	9 (17%)
14	CLA	cB	831	2	49,57,73	1.69	7 (14%)	55,93,113	1.70	9 (16%)
14	CLA	dB	828	2	65,73,73	1.40	7 (10%)	76,113,113	1.55	9 (11%)
17	BCR	bF	204	-	41,41,41	1.12	2 (4%)	56,56,56	1.29	8 (14%)
14	CLA	bA	835	1	54,62,73	1.65	10 (18%)	62,99,113	1.54	8 (12%)
17	BCR	cA	851	-	41,41,41	1.15	2 (4%)	56,56,56	1.25	6 (10%)
14	CLA	cB	839	2	47,55,73	1.66	7 (14%)	54,91,113	1.74	8 (14%)
16	SF4	bC	101	3	0,12,12	-	-	-	-	-
17	BCR	cA	849	-	41,41,41	1.17	2 (4%)	56,56,56	1.22	3 (5%)
19	LMG	bB	850	-	55,55,55	0.79	2 (3%)	63,63,63	1.46	9 (14%)
14	CLA	cF	201	-	51,59,73	1.65	7 (13%)	59,96,113	1.61	7 (11%)
14	CLA	dA	819	1	65,73,73	1.44	9 (13%)	76,113,113	1.56	9 (11%)
14	CLA	bB	827	2	65,73,73	1.45	10 (15%)	76,113,113	1.45	8 (10%)
14	CLA	aA	813	1	45,53,73	1.73	9 (20%)	52,89,113	1.69	11 (21%)
14	CLA	dL	204	10	52,60,73	1.66	9 (17%)	60,97,113	1.63	9 (15%)
14	CLA	cA	824	1	47,55,73	1.71	8 (17%)	54,91,113	1.64	8 (14%)
14	CLA	aB	826	2	65,73,73	1.45	10 (15%)	76,113,113	1.45	8 (10%)
14	CLA	bB	834	2	58,66,73	1.56	8 (13%)	67,104,113	1.48	10 (14%)
14	CLA	bA	832	1	65,73,73	1.45	10 (15%)	76,113,113	1.49	10 (13%)
14	CLA	aB	811	2	45,53,73	1.72	8 (17%)	52,89,113	1.68	7 (13%)
14	CLA	dB	839	2	65,73,73	1.43	7 (10%)	76,113,113	1.62	9 (11%)
17	BCR	aB	851	-	41,41,41	1.18	2 (4%)	56,56,56	1.38	8 (14%)
17	BCR	dB	848	-	41,41,41	1.17	2 (4%)	56,56,56	1.32	5 (8%)
14	CLA	aA	843	18	52,60,73	1.62	8 (15%)	60,97,113	2.13	11 (18%)
17	BCR	bF	202	-	41,41,41	1.16	2 (4%)	56,56,56	1.29	5 (8%)
14	CLA	cB	841	2	65,73,73	1.46	9 (13%)	76,113,113	1.52	7 (9%)
14	CLA	aL	204	-	52,60,73	1.61	8 (15%)	60,97,113	1.56	9 (15%)

Mol	Type	Chain	Res	Link	Bond lengths			Bond angles		
					Counts	RMSZ	# Z > 2	Counts	RMSZ	# Z > 2
14	CLA	bB	839	2	65,73,73	1.43	7 (10%)	76,113,113	1.61	9 (11%)
14	CLA	bA	816	-	49,57,73	1.69	6 (12%)	55,93,113	1.65	7 (12%)
14	CLA	cL	204	-	52,60,73	1.60	8 (15%)	60,97,113	1.56	8 (13%)
14	CLA	cB	808	2	65,73,73	1.48	7 (10%)	76,113,113	1.49	9 (11%)
14	CLA	cB	812	2	45,53,73	1.76	9 (20%)	52,89,113	1.64	7 (13%)
14	CLA	dB	819	2	60,68,73	1.53	10 (16%)	70,107,113	1.47	7 (10%)
14	CLA	aA	840	1	65,73,73	1.46	10 (15%)	76,113,113	1.50	7 (9%)
17	BCR	cL	201	-	41,41,41	1.24	3 (7%)	56,56,56	1.25	5 (8%)
14	CLA	bB	806	2	65,73,73	1.38	8 (12%)	76,113,113	1.57	8 (10%)
17	BCR	dJ	103	-	41,41,41	1.15	2 (4%)	56,56,56	1.26	7 (12%)
14	CLA	aA	804	14,1	45,53,73	1.81	9 (20%)	52,89,113	1.78	8 (15%)
14	CLA	bL	204	10	52,60,73	1.65	9 (17%)	60,97,113	1.63	9 (15%)
17	BCR	dB	852	-	41,41,41	1.18	2 (4%)	56,56,56	1.38	8 (14%)
14	CLA	cB	828	2	65,73,73	1.43	10 (15%)	76,113,113	1.46	8 (10%)
14	CLA	bB	801	-	65,73,73	1.45	10 (15%)	76,113,113	1.42	7 (9%)
14	CLA	cA	831	1	50,58,73	1.63	10 (20%)	58,95,113	1.66	8 (13%)
14	CLA	dB	830	2	65,73,73	1.46	10 (15%)	76,113,113	1.70	9 (11%)
14	CLA	dB	838	2	60,68,73	1.52	9 (15%)	70,107,113	1.49	9 (12%)
14	CLA	dB	827	2	65,73,73	1.46	9 (13%)	76,113,113	1.44	8 (10%)
17	BCR	bA	849	-	41,41,41	1.16	2 (4%)	56,56,56	1.24	6 (10%)
14	CLA	aA	803	1	45,53,73	1.76	8 (17%)	52,89,113	1.70	9 (17%)
14	CLA	dA	832	1	65,73,73	1.46	10 (15%)	76,113,113	1.49	10 (13%)
14	CLA	cA	821	14	65,73,73	1.44	10 (15%)	76,113,113	1.52	7 (9%)
14	CLA	dB	803	-	65,73,73	1.44	9 (13%)	76,113,113	1.40	6 (7%)
14	CLA	aB	828	2	65,73,73	1.44	10 (15%)	76,113,113	1.46	8 (10%)
14	CLA	dA	839	1	65,73,73	1.48	8 (12%)	76,113,113	1.49	8 (10%)
17	BCR	bB	852	-	41,41,41	1.19	2 (4%)	56,56,56	1.37	8 (14%)
14	CLA	bB	810	2	65,73,73	1.48	10 (15%)	76,113,113	1.47	6 (7%)
14	CLA	bB	812	2	45,53,73	1.71	8 (17%)	52,89,113	1.68	7 (13%)
14	CLA	cB	823	2	45,53,73	1.76	8 (17%)	52,89,113	1.57	8 (15%)
17	BCR	cL	206	-	41,41,41	1.07	1 (2%)	56,56,56	1.33	7 (12%)
14	CLA	dA	806	1	65,73,73	1.47	10 (15%)	76,113,113	1.46	9 (11%)
14	CLA	cA	805	1	45,53,73	1.83	10 (22%)	52,89,113	1.72	9 (17%)
14	CLA	cA	843	18	52,60,73	1.62	8 (15%)	60,97,113	2.12	11 (18%)
17	BCR	cB	848	-	41,41,41	1.22	2 (4%)	56,56,56	1.16	4 (7%)

Mol	Type	Chain	Res	Link	Bond lengths			Bond angles		
					Counts	RMSZ	# Z > 2	Counts	RMSZ	# Z > 2
17	BCR	cI	101	-	41,41,41	1.14	2 (4%)	56,56,56	1.33	7 (12%)
14	CLA	bA	839	1	65,73,73	1.48	9 (13%)	76,113,113	1.49	8 (10%)
17	BCR	aJ	104	-	41,41,41	1.13	3 (7%)	56,56,56	1.21	4 (7%)
14	CLA	dB	840	2	47,55,73	1.66	7 (14%)	54,91,113	1.74	8 (14%)
14	CLA	bA	817	1	54,62,73	1.61	8 (14%)	62,99,113	1.54	8 (12%)
14	CLA	cB	803	-	65,73,73	1.44	8 (12%)	76,113,113	1.41	6 (7%)
14	CLA	cB	836	-	45,53,73	1.82	9 (20%)	52,89,113	1.57	7 (13%)
14	CLA	bA	830	1	65,73,73	1.49	9 (13%)	76,113,113	1.52	7 (9%)
14	CLA	dA	841	1	65,73,73	1.47	9 (13%)	76,113,113	1.42	6 (7%)
14	CLA	bB	807	2	65,73,73	1.44	8 (12%)	76,113,113	1.46	6 (7%)
14	CLA	bA	815	1	45,53,73	1.77	8 (17%)	52,89,113	1.71	6 (11%)
14	CLA	bB	826	-	46,54,73	1.66	9 (19%)	53,90,113	1.70	8 (15%)
14	CLA	dA	834	1	65,73,73	1.46	8 (12%)	76,113,113	1.44	7 (9%)
14	CLA	bB	811	2	65,73,73	1.46	10 (15%)	76,113,113	1.37	7 (9%)
17	BCR	aA	851	-	41,41,41	1.15	2 (4%)	56,56,56	1.24	6 (10%)
14	CLA	cL	202	10	65,73,73	1.47	7 (10%)	76,113,113	1.39	9 (11%)
14	CLA	dA	831	1	50,58,73	1.62	10 (20%)	58,95,113	1.66	8 (13%)
14	CLA	cB	811	2	45,53,73	1.72	8 (17%)	52,89,113	1.67	7 (13%)
19	LMG	aB	849	-	55,55,55	0.79	2 (3%)	63,63,63	1.46	9 (14%)
14	CLA	aA	814	1	45,53,73	1.73	7 (15%)	52,89,113	1.67	8 (15%)
14	CLA	aA	834	1	65,73,73	1.46	8 (12%)	76,113,113	1.43	7 (9%)
14	CLA	cA	835	1	54,62,73	1.65	9 (16%)	62,99,113	1.54	8 (12%)
14	CLA	dL	201	2,10	65,73,73	1.45	10 (15%)	76,113,113	1.36	8 (10%)
14	CLA	aB	838	2	65,73,73	1.43	7 (10%)	76,113,113	1.61	9 (11%)
16	SF4	bC	102	3	0,12,12	-	-	-	-	-
14	CLA	bB	836	-	45,53,73	1.79	8 (17%)	52,89,113	1.71	9 (17%)
14	CLA	aJ	101	-	45,53,73	1.75	7 (15%)	52,89,113	1.64	6 (11%)
17	BCR	aL	206	-	41,41,41	1.08	1 (2%)	56,56,56	1.32	7 (12%)
14	CLA	aB	803	-	65,73,73	1.43	8 (12%)	76,113,113	1.40	6 (7%)
14	CLA	cB	816	2	55,63,73	1.64	9 (16%)	64,101,113	1.47	9 (14%)
14	CLA	dB	832	2	49,57,73	1.69	7 (14%)	55,93,113	1.71	9 (16%)
14	CLA	cB	807	2	65,73,73	1.45	8 (12%)	76,113,113	1.47	6 (7%)
14	CLA	bA	820	1	61,69,73	1.52	9 (14%)	71,108,113	1.50	8 (11%)
14	CLA	cB	801	-	65,73,73	1.45	10 (15%)	76,113,113	1.42	7 (9%)
14	CLA	bA	813	1	45,53,73	1.73	9 (20%)	52,89,113	1.69	11 (21%)

Mol	Type	Chain	Res	Link	Bond lengths			Bond angles		
					Counts	RMSZ	# Z > 2	Counts	RMSZ	# Z > 2
14	CLA	dB	818	2	59,67,73	1.54	9 (15%)	68,105,113	1.54	9 (13%)
14	CLA	bB	816	2	45,53,73	1.73	7 (15%)	52,89,113	1.73	7 (13%)
14	CLA	aA	821	14	65,73,73	1.44	10 (15%)	76,113,113	1.52	7 (9%)
14	CLA	bB	830	2	65,73,73	1.47	10 (15%)	76,113,113	1.69	9 (11%)
14	CLA	aA	839	1	65,73,73	1.48	9 (13%)	76,113,113	1.49	8 (10%)
14	CLA	cB	806	2	65,73,73	1.38	8 (12%)	76,113,113	1.58	8 (10%)
14	CLA	dB	826	-	46,54,73	1.66	10 (21%)	53,90,113	1.70	8 (15%)
14	CLA	bB	809	2	65,73,73	1.46	12 (18%)	76,113,113	1.61	9 (11%)
17	BCR	cJ	104	-	41,41,41	1.14	3 (7%)	56,56,56	1.21	4 (7%)
14	CLA	dB	824	2	45,53,73	1.77	8 (17%)	52,89,113	1.58	8 (15%)
14	CLA	dB	822	2	45,53,73	1.72	9 (20%)	52,89,113	1.67	7 (13%)
14	CLA	aA	828	1	65,73,73	1.42	7 (10%)	76,113,113	1.59	9 (11%)
14	CLA	dA	812	1	54,62,73	1.61	9 (16%)	62,99,113	1.56	6 (9%)
14	CLA	dF	201	-	51,59,73	1.65	7 (13%)	59,96,113	1.62	8 (13%)
17	BCR	aM	101	-	41,41,41	1.14	2 (4%)	56,56,56	1.28	6 (10%)
14	CLA	dK	101	9	42,49,73	1.74	7 (16%)	48,83,113	1.67	6 (12%)
17	BCR	dI	101	-	41,41,41	1.14	2 (4%)	56,56,56	1.33	7 (12%)
14	CLA	aB	840	-	65,73,73	1.47	10 (15%)	76,113,113	1.33	7 (9%)
14	CLA	bA	804	14,1	45,53,73	1.81	9 (20%)	52,89,113	1.77	8 (15%)
14	CLA	dB	810	2	65,73,73	1.48	10 (15%)	76,113,113	1.47	6 (7%)
14	CLA	aB	816	2	55,63,73	1.64	9 (16%)	64,101,113	1.47	9 (14%)
14	CLA	dJ	102	-	38,45,73	1.85	8 (21%)	43,78,113	1.70	7 (16%)
14	CLA	aA	838	1	65,73,73	1.46	9 (13%)	76,113,113	1.51	9 (11%)
14	CLA	bB	815	2	56,64,73	1.54	7 (12%)	65,102,113	1.53	6 (9%)
16	SF4	cC	101	3	0,12,12	-	-	-	-	-
14	CLA	cA	812	1	54,62,73	1.61	9 (16%)	62,99,113	1.56	6 (9%)
14	CLA	aB	827	2	65,73,73	1.40	7 (10%)	76,113,113	1.55	9 (11%)
15	PQN	cB	842	-	34,34,34	1.52	2 (5%)	42,45,45	1.23	5 (11%)
14	CLA	cB	813	2	65,73,73	1.44	10 (15%)	76,113,113	1.52	9 (11%)
14	CLA	cA	818	1	54,62,73	1.56	9 (16%)	62,99,113	1.63	7 (11%)
14	CLA	bB	802	2	65,73,73	1.46	9 (13%)	76,113,113	1.35	6 (7%)
14	CLA	cF	203	-	45,53,73	1.74	8 (17%)	52,89,113	1.65	6 (11%)
14	CLA	aA	807	1	51,59,73	1.65	8 (15%)	59,96,113	1.61	6 (10%)
17	BCR	bB	844	-	41,41,41	1.14	2 (4%)	56,56,56	1.31	6 (10%)
14	CLA	dA	824	1	47,55,73	1.70	8 (17%)	54,91,113	1.65	8 (14%)

Mol	Type	Chain	Res	Link	Bond lengths			Bond angles		
					Counts	RMSZ	# Z > 2	Counts	RMSZ	# Z > 2
14	CLA	dB	821	2	47,55,73	1.67	8 (17%)	54,91,113	1.58	6 (11%)
14	CLA	cA	819	1	65,73,73	1.44	9 (13%)	76,113,113	1.56	9 (11%)
14	CLA	cB	819	-	65,73,73	1.42	8 (12%)	76,113,113	1.53	6 (7%)
14	CLA	dA	815	1	45,53,73	1.76	7 (15%)	52,89,113	1.72	6 (11%)
17	BCR	bM	101	-	41,41,41	1.14	2 (4%)	56,56,56	1.27	6 (10%)
17	BCR	aB	848	-	41,41,41	1.22	2 (4%)	56,56,56	1.16	4 (7%)
14	CLA	dB	841	-	65,73,73	1.47	10 (15%)	76,113,113	1.33	7 (9%)
17	BCR	bA	845	-	41,41,41	1.13	3 (7%)	56,56,56	1.29	8 (14%)
17	BCR	cB	843	-	41,41,41	1.13	2 (4%)	56,56,56	1.31	6 (10%)
17	BCR	dL	208	-	41,41,41	1.12	2 (4%)	56,56,56	1.38	10 (17%)
14	CLA	bB	813	2	45,53,73	1.76	9 (20%)	52,89,113	1.64	7 (13%)
14	CLA	bB	833	2	65,73,73	1.53	8 (12%)	76,113,113	1.41	8 (10%)
14	CLA	bB	803	-	65,73,73	1.43	9 (13%)	76,113,113	1.41	6 (7%)
15	PQN	aB	842	-	34,34,34	1.52	2 (5%)	42,45,45	1.23	5 (11%)
14	CLA	aA	811	14,1	65,73,73	1.48	9 (13%)	76,113,113	1.41	8 (10%)
15	PQN	bA	843	-	34,34,34	1.51	2 (5%)	42,45,45	1.27	6 (14%)
14	CLA	bA	814	1	45,53,73	1.74	7 (15%)	52,89,113	1.66	8 (15%)
14	CLA	bB	825	2	54,62,73	1.65	10 (18%)	62,99,113	1.43	8 (12%)
14	CLA	aB	825	-	46,54,73	1.67	10 (21%)	53,90,113	1.69	8 (15%)
18	LHG	cA	852	-	48,48,48	0.65	1 (2%)	51,54,54	1.29	5 (9%)
14	CLA	dA	830	1	65,73,73	1.50	9 (13%)	76,113,113	1.52	7 (9%)
14	CLA	dA	833	1	65,73,73	1.44	9 (13%)	76,113,113	1.53	10 (13%)
14	CLA	bA	802	-	45,53,73	1.68	8 (17%)	52,89,113	1.83	6 (11%)
14	CLA	cX	101	12	45,53,73	1.76	8 (17%)	52,89,113	1.65	6 (11%)
17	BCR	cB	846	-	41,41,41	1.06	2 (4%)	56,56,56	1.26	4 (7%)
14	CLA	cA	811	14,1	65,73,73	1.47	9 (13%)	76,113,113	1.41	8 (10%)
14	CLA	bA	827	14,1	65,73,73	1.42	7 (10%)	76,113,113	1.52	8 (10%)
14	CLA	bB	840	2	47,55,73	1.65	7 (14%)	54,91,113	1.74	8 (14%)
17	BCR	cA	850	-	41,41,41	1.21	2 (4%)	56,56,56	1.22	5 (8%)
14	CLA	dB	807	2	65,73,73	1.44	8 (12%)	76,113,113	1.46	6 (7%)
16	SF4	dC	101	3	0,12,12	-	-	-	-	-
14	CLA	dB	815	2	56,64,73	1.53	7 (12%)	65,102,113	1.54	6 (9%)
14	CLA	cA	810	1	45,53,73	1.72	6 (13%)	52,89,113	1.66	6 (11%)
14	CLA	aA	822	1	49,57,73	1.65	9 (18%)	55,93,113	1.64	6 (10%)
14	CLA	cB	829	2	65,73,73	1.46	10 (15%)	76,113,113	1.69	9 (11%)

Mol	Type	Chain	Res	Link	Bond lengths			Bond angles		
					Counts	RMSZ	# Z > 2	Counts	RMSZ	# Z > 2
14	CLA	dA	825	-	65,73,73	1.40	8 (12%)	76,113,113	1.56	10 (13%)
14	CLA	dB	835	2	45,53,73	1.71	7 (15%)	52,89,113	1.88	7 (13%)
14	CLA	aA	816	-	49,57,73	1.69	6 (12%)	55,93,113	1.65	7 (12%)
14	CLA	cB	834	2	45,53,73	1.72	7 (15%)	52,89,113	1.87	7 (13%)
17	BCR	aB	846	-	41,41,41	1.05	2 (4%)	56,56,56	1.26	4 (7%)
14	CLA	dB	808	2	65,73,73	1.48	8 (12%)	76,113,113	1.50	9 (11%)
14	CLA	bA	805	1	45,53,73	1.82	10 (22%)	52,89,113	1.72	9 (17%)
14	CLA	aB	829	2	65,73,73	1.47	10 (15%)	76,113,113	1.69	9 (11%)
14	CLA	aB	824	2	54,62,73	1.65	10 (18%)	62,99,113	1.45	8 (12%)
14	CLA	cA	807	1	51,59,73	1.64	7 (13%)	59,96,113	1.62	6 (10%)
14	CLA	bA	811	14,1	65,73,73	1.47	9 (13%)	76,113,113	1.40	8 (10%)
14	CLA	cA	820	1	61,69,73	1.51	8 (13%)	71,108,113	1.50	7 (9%)
14	CLA	aA	831	1	50,58,73	1.62	10 (20%)	58,95,113	1.66	8 (13%)
14	CLA	bB	804	-	65,73,73	1.40	9 (13%)	76,113,113	1.79	12 (15%)
14	CLA	bA	837	1	51,59,73	1.57	8 (15%)	59,96,113	1.70	8 (13%)
17	BCR	cF	202	-	41,41,41	1.16	2 (4%)	56,56,56	1.30	5 (8%)
14	CLA	dB	823	-	55,63,73	1.56	9 (16%)	64,101,113	1.60	6 (9%)
14	CLA	cA	806	1	65,73,73	1.46	10 (15%)	76,113,113	1.46	9 (11%)
14	CLA	aB	841	2	65,73,73	1.46	10 (15%)	76,113,113	1.51	7 (9%)
14	CLA	cA	841	1	65,73,73	1.47	9 (13%)	76,113,113	1.44	7 (9%)
17	BCR	aA	848	-	41,41,41	1.10	2 (4%)	56,56,56	1.32	8 (14%)
14	CLA	cA	827	14,1	65,73,73	1.42	7 (10%)	76,113,113	1.53	8 (10%)
17	BCR	aI	101	-	41,41,41	1.14	2 (4%)	56,56,56	1.33	7 (12%)
14	CLA	dA	813	1	45,53,73	1.73	8 (17%)	52,89,113	1.68	11 (21%)
16	SF4	bA	844	2,1	0,12,12	-	-	-	-	-
14	CLA	cA	837	1	51,59,73	1.56	8 (15%)	59,96,113	1.69	8 (13%)
14	CLA	bB	818	2	59,67,73	1.54	9 (15%)	68,105,113	1.53	9 (13%)
14	CLA	dA	809	1	45,53,73	1.73	8 (17%)	52,89,113	1.73	8 (15%)
17	BCR	dF	202	-	41,41,41	1.16	2 (4%)	56,56,56	1.29	5 (8%)
14	CLA	bA	840	1	65,73,73	1.46	10 (15%)	76,113,113	1.50	7 (9%)
14	CLA	bA	824	1	47,55,73	1.70	7 (14%)	54,91,113	1.65	8 (14%)
14	CLA	bA	833	1	65,73,73	1.44	9 (13%)	76,113,113	1.53	10 (13%)
14	CLA	aB	818	2	60,68,73	1.54	10 (16%)	70,107,113	1.47	7 (10%)
14	CLA	cB	826	2	65,73,73	1.46	9 (13%)	76,113,113	1.44	8 (10%)
17	BCR	aA	846	-	41,41,41	1.20	3 (7%)	56,56,56	1.42	11 (19%)

Mol	Type	Chain	Res	Link	Bond lengths			Bond angles		
					Counts	RMSZ	# Z > 2	Counts	RMSZ	# Z > 2
17	BCR	cB	851	-	41,41,41	1.18	2 (4%)	56,56,56	1.38	8 (14%)
14	CLA	bA	809	1	45,53,73	1.71	8 (17%)	52,89,113	1.72	8 (15%)
14	CLA	bA	842	-	65,73,73	1.49	10 (15%)	76,113,113	1.46	7 (9%)
14	CLA	cB	810	2	65,73,73	1.48	10 (15%)	76,113,113	1.48	6 (7%)
14	CLA	cB	814	2	56,64,73	1.54	8 (14%)	65,102,113	1.54	6 (9%)
14	CLA	dB	836	-	45,53,73	1.81	8 (17%)	52,89,113	1.72	9 (17%)
14	CLA	aB	807	2	65,73,73	1.45	8 (12%)	76,113,113	1.47	6 (7%)
17	BCR	aF	204	-	41,41,41	1.11	2 (4%)	56,56,56	1.29	9 (16%)
14	CLA	aB	823	2	45,53,73	1.77	8 (17%)	52,89,113	1.57	8 (15%)
14	CLA	bA	831	1	50,58,73	1.63	10 (20%)	58,95,113	1.66	8 (13%)
14	CLA	aA	825	-	65,73,73	1.40	8 (12%)	76,113,113	1.55	9 (11%)
14	CLA	aB	808	2	65,73,73	1.49	8 (12%)	76,113,113	1.49	9 (11%)
14	CLA	aB	812	2	45,53,73	1.76	9 (20%)	52,89,113	1.63	7 (13%)
17	BCR	cA	848	-	41,41,41	1.10	2 (4%)	56,56,56	1.33	8 (14%)
16	SF4	aC	102	3	0,12,12	-	-	-	-	-
14	CLA	cA	802	-	45,53,73	1.68	8 (17%)	52,89,113	1.83	6 (11%)
14	CLA	bB	837	-	45,53,73	1.81	8 (17%)	52,89,113	1.57	7 (13%)
14	CLA	bB	828	2	65,73,73	1.41	7 (10%)	76,113,113	1.55	9 (11%)
14	CLA	cB	820	2	47,55,73	1.67	8 (17%)	54,91,113	1.58	6 (11%)
17	BCR	aA	847	-	41,41,41	1.13	3 (7%)	56,56,56	1.29	8 (14%)
14	CLA	dB	802	2	65,73,73	1.46	9 (13%)	76,113,113	1.35	6 (7%)
17	BCR	dL	203	-	41,41,41	1.24	3 (7%)	56,56,56	1.25	5 (8%)
17	BCR	cB	844	-	41,41,41	1.10	2 (4%)	56,56,56	1.15	5 (8%)
14	CLA	aF	203	-	45,53,73	1.72	8 (17%)	52,89,113	1.65	6 (11%)
14	CLA	aA	812	1	54,62,73	1.61	8 (14%)	62,99,113	1.55	6 (9%)
16	SF4	aC	101	3	0,12,12	-	-	-	-	-
19	LMG	cB	849	-	55,55,55	0.79	2 (3%)	63,63,63	1.46	9 (14%)
14	CLA	cA	822	1	49,57,73	1.65	9 (18%)	55,93,113	1.64	7 (12%)
14	CLA	aA	824	1	47,55,73	1.71	8 (17%)	54,91,113	1.65	8 (14%)
17	BCR	aB	847	-	41,41,41	1.17	2 (4%)	56,56,56	1.31	5 (8%)
14	CLA	dA	822	1	49,57,73	1.65	9 (18%)	55,93,113	1.63	7 (12%)
17	BCR	cA	847	-	41,41,41	1.13	3 (7%)	56,56,56	1.29	8 (14%)
14	CLA	aX	101	12	45,53,73	1.75	8 (17%)	52,89,113	1.65	6 (11%)
14	CLA	aB	835	-	45,53,73	1.80	8 (17%)	52,89,113	1.71	9 (17%)
14	CLA	aA	808	1	45,53,73	1.73	9 (20%)	52,89,113	1.66	8 (15%)

Mol	Type	Chain	Res	Link	Bond lengths			Bond angles		
					Counts	RMSZ	# Z > 2	Counts	RMSZ	# Z > 2
14	CLA	bA	822	1	49,57,73	1.65	9 (18%)	55,93,113	1.64	7 (12%)
14	CLA	bB	835	2	45,53,73	1.71	7 (15%)	52,89,113	1.88	7 (13%)
14	CLA	bA	803	1	45,53,73	1.75	8 (17%)	52,89,113	1.70	9 (17%)
17	BCR	aA	849	-	41,41,41	1.17	2 (4%)	56,56,56	1.22	3 (5%)
14	CLA	dA	828	1	65,73,73	1.42	8 (12%)	76,113,113	1.60	10 (13%)
14	CLA	dB	817	2	55,63,73	1.63	9 (16%)	64,101,113	1.47	9 (14%)
14	CLA	dA	802	-	45,53,73	1.69	8 (17%)	52,89,113	1.83	6 (11%)
14	CLA	dL	202	10,18	52,60,73	1.62	8 (15%)	60,97,113	2.12	11 (18%)
14	CLA	bF	203	-	45,53,73	1.72	8 (17%)	52,89,113	1.68	7 (13%)
14	CLA	cA	814	1	45,53,73	1.73	8 (17%)	52,89,113	1.66	9 (17%)
14	CLA	bA	823	1	51,59,73	1.66	8 (15%)	59,96,113	1.54	8 (13%)
17	BCR	cA	846	-	41,41,41	1.20	3 (7%)	56,56,56	1.42	11 (19%)
14	CLA	dA	823	1	51,59,73	1.66	9 (17%)	59,96,113	1.55	8 (13%)
14	CLA	cB	840	-	65,73,73	1.47	10 (15%)	76,113,113	1.34	7 (9%)
14	CLA	aA	818	1	54,62,73	1.56	9 (16%)	62,99,113	1.61	7 (11%)
14	CLA	cB	833	2	58,66,73	1.54	8 (13%)	67,104,113	1.48	10 (14%)
14	CLA	aB	832	2	65,73,73	1.53	8 (12%)	76,113,113	1.41	8 (10%)
14	CLA	cA	829	1	65,73,73	1.48	10 (15%)	76,113,113	1.39	8 (10%)
14	CLA	bB	823	-	55,63,73	1.56	9 (16%)	64,101,113	1.60	6 (9%)
14	CLA	aL	202	10	65,73,73	1.47	7 (10%)	76,113,113	1.38	9 (11%)
14	CLA	dA	835	1	54,62,73	1.64	9 (16%)	62,99,113	1.56	8 (12%)
14	CLA	aA	823	1	51,59,73	1.65	8 (15%)	59,96,113	1.55	8 (13%)
14	CLA	aB	806	2	65,73,73	1.39	8 (12%)	76,113,113	1.57	8 (10%)
14	CLA	aA	826	-	55,63,73	1.57	8 (14%)	64,101,113	1.56	8 (12%)
14	CLA	cB	815	2	45,53,73	1.73	7 (15%)	52,89,113	1.73	7 (13%)
14	CLA	bL	206	-	65,73,73	1.46	10 (15%)	76,113,113	1.37	7 (9%)
14	CLA	aA	833	1	65,73,73	1.45	9 (13%)	76,113,113	1.53	10 (13%)
14	CLA	dA	837	1	51,59,73	1.57	8 (15%)	59,96,113	1.70	8 (13%)
14	CLA	dB	805	2	54,62,73	1.56	7 (12%)	62,99,113	1.61	8 (12%)
14	CLA	bA	836	1	45,53,73	1.72	7 (15%)	52,89,113	1.81	8 (15%)
14	CLA	aA	819	1	65,73,73	1.44	9 (13%)	76,113,113	1.55	9 (11%)
14	CLA	aA	835	1	54,62,73	1.66	9 (16%)	62,99,113	1.55	8 (12%)
14	CLA	cA	836	1	45,53,73	1.72	7 (15%)	52,89,113	1.82	8 (15%)
14	CLA	aB	815	2	45,53,73	1.74	7 (15%)	52,89,113	1.74	7 (13%)
14	CLA	cA	839	1	65,73,73	1.48	8 (12%)	76,113,113	1.49	8 (10%)

Mol	Type	Chain	Res	Link	Bond lengths			Bond angles		
					Counts	RMSZ	# Z > 2	Counts	RMSZ	# Z > 2
14	CLA	dA	811	14,1	65,73,73	1.48	9 (13%)	76,113,113	1.41	8 (10%)
14	CLA	aB	833	2	58,66,73	1.56	8 (13%)	67,104,113	1.49	10 (14%)
14	CLA	cA	830	1	65,73,73	1.49	10 (15%)	76,113,113	1.53	7 (9%)
14	CLA	dA	810	1	45,53,73	1.71	6 (13%)	52,89,113	1.65	6 (11%)
14	CLA	bK	101	9	42,49,73	1.73	7 (16%)	48,83,113	1.67	6 (12%)
14	CLA	dB	820	-	65,73,73	1.43	8 (12%)	76,113,113	1.53	6 (7%)
17	BCR	bI	101	-	41,41,41	1.14	2 (4%)	56,56,56	1.33	7 (12%)
14	CLA	cJ	101	-	45,53,73	1.75	7 (15%)	52,89,113	1.64	6 (11%)
14	CLA	cA	826	-	55,63,73	1.56	8 (14%)	64,101,113	1.55	8 (12%)
14	CLA	cJ	102	-	38,45,73	1.86	8 (21%)	43,78,113	1.70	7 (16%)
17	BCR	cL	205	-	41,41,41	1.18	2 (4%)	56,56,56	1.37	9 (16%)
14	CLA	bB	838	2	60,68,73	1.52	8 (13%)	70,107,113	1.49	9 (12%)
17	BCR	dA	848	-	41,41,41	1.21	2 (4%)	56,56,56	1.22	6 (10%)
14	CLA	cA	808	1	45,53,73	1.73	9 (20%)	52,89,113	1.68	8 (15%)
14	CLA	bA	810	1	45,53,73	1.71	6 (13%)	52,89,113	1.66	6 (11%)
17	BCR	dK	102	-	41,41,41	1.19	3 (7%)	56,56,56	1.42	10 (17%)
14	CLA	bB	831	2	45,53,73	1.77	9 (20%)	52,89,113	1.60	6 (11%)
14	CLA	dB	813	2	45,53,73	1.76	9 (20%)	52,89,113	1.63	7 (13%)
18	LHG	aB	850	-	22,22,48	0.89	1 (4%)	25,28,54	1.20	1 (4%)
14	CLA	cB	817	2	59,67,73	1.54	9 (15%)	68,105,113	1.52	9 (13%)
14	CLA	dB	829	2	65,73,73	1.43	10 (15%)	76,113,113	1.45	8 (10%)
14	CLA	bB	820	-	65,73,73	1.42	8 (12%)	76,113,113	1.53	6 (7%)
14	CLA	dB	804	-	65,73,73	1.39	9 (13%)	76,113,113	1.80	12 (15%)
14	CLA	aB	817	2	59,67,73	1.53	9 (15%)	68,105,113	1.54	9 (13%)
14	CLA	dL	205	10	65,73,73	1.43	9 (13%)	76,113,113	1.55	9 (11%)
17	BCR	bJ	104	-	41,41,41	1.13	3 (7%)	56,56,56	1.21	5 (8%)
14	CLA	cB	837	2	60,68,73	1.51	9 (15%)	70,107,113	1.48	9 (12%)
14	CLA	bA	812	1	54,62,73	1.61	8 (14%)	62,99,113	1.56	6 (9%)
14	CLA	aA	827	14,1	65,73,73	1.42	8 (12%)	76,113,113	1.53	8 (10%)
14	CLA	cA	828	1	65,73,73	1.42	7 (10%)	76,113,113	1.59	9 (11%)
14	CLA	dA	805	1	45,53,73	1.84	10 (22%)	52,89,113	1.72	9 (17%)
14	CLA	bB	821	2	47,55,73	1.67	8 (17%)	54,91,113	1.59	6 (11%)
15	PQN	dB	843	-	34,34,34	1.52	2 (5%)	42,45,45	1.27	4 (9%)
14	CLA	dA	820	1	61,69,73	1.52	9 (14%)	71,108,113	1.49	7 (9%)
18	LHG	dA	850	-	48,48,48	0.65	1 (2%)	51,54,54	1.29	5 (9%)

Mol	Type	Chain	Res	Link	Bond lengths			Bond angles		
					Counts	RMSZ	# Z > 2	Counts	RMSZ	# Z > 2
14	CLA	bB	822	2	45,53,73	1.72	8 (17%)	52,89,113	1.67	7 (13%)
14	CLA	bB	805	2	54,62,73	1.57	7 (12%)	62,99,113	1.61	7 (11%)
14	CLA	aA	832	1	65,73,73	1.44	10 (15%)	76,113,113	1.49	10 (13%)
14	CLA	aB	805	2	54,62,73	1.57	7 (12%)	62,99,113	1.61	7 (11%)
14	CLA	aB	831	2	49,57,73	1.69	7 (14%)	55,93,113	1.70	9 (16%)
18	LHG	bA	850	-	48,48,48	0.65	1 (2%)	51,54,54	1.29	5 (9%)
14	CLA	dA	807	1	51,59,73	1.65	8 (15%)	59,96,113	1.61	6 (10%)
14	CLA	cA	803	1	45,53,73	1.75	8 (17%)	52,89,113	1.70	9 (17%)
17	BCR	dB	846	-	41,41,41	1.16	2 (4%)	56,56,56	1.17	3 (5%)
14	CLA	aA	806	1	65,73,73	1.47	10 (15%)	76,113,113	1.46	9 (11%)
16	SF4	aA	845	2,1	0,12,12	-	-	-	-	-
14	CLA	aB	820	2	47,55,73	1.67	8 (17%)	54,91,113	1.58	6 (11%)
17	BCR	bL	207	-	41,41,41	1.18	3 (7%)	56,56,56	1.42	7 (12%)
14	CLA	cB	818	2	60,68,73	1.54	10 (16%)	70,107,113	1.47	7 (10%)
14	CLA	dA	821	14	65,73,73	1.44	10 (15%)	76,113,113	1.52	7 (9%)
14	CLA	cA	825	-	65,73,73	1.39	8 (12%)	76,113,113	1.55	10 (13%)
14	CLA	bK	103	-	45,53,73	1.72	8 (17%)	52,89,113	1.66	6 (11%)
14	CLA	dB	801	-	65,73,73	1.46	10 (15%)	76,113,113	1.42	7 (9%)
14	CLA	aA	830	1	65,73,73	1.50	10 (15%)	76,113,113	1.53	7 (9%)
14	CLA	aA	815	1	45,53,73	1.77	8 (17%)	52,89,113	1.70	6 (11%)
19	LMG	dB	850	-	55,55,55	0.79	2 (3%)	63,63,63	1.46	9 (14%)
14	CLA	bA	821	14	65,73,73	1.44	10 (15%)	76,113,113	1.52	7 (9%)
14	CLA	aB	801	-	65,73,73	1.46	10 (15%)	76,113,113	1.42	7 (9%)

In the following table, the Chirals column lists the number of chiral outliers, the number of chiral centers analysed, the number of these observed in the model and the number defined in the Chemical Component Dictionary. Similar counts are reported in the Torsion and Rings columns. '-' means no outliers of that kind were identified.

Mol	Type	Chain	Res	Link	Chirals	Torsions	Rings
14	CLA	cB	804	-	1/1/15/20	13/37/115/115	-
14	CLA	bA	819	1	1/1/15/20	19/37/115/115	-
14	CLA	bA	828	1	1/1/15/20	6/37/115/115	-
14	CLA	cB	838	2	1/1/15/20	8/37/115/115	-
14	CLA	dB	814	2	1/1/15/20	13/37/115/115	-
14	CLA	dB	834	2	1/1/13/20	11/29/107/115	-

Continued on next page...

Continued from previous page...

Mol	Type	Chain	Res	Link	Chirals	Torsions	Rings
14	CLA	dA	838	1	1/1/15/20	14/37/115/115	-
17	BCR	aB	845	-	-	12/29/63/63	0/2/2/2
14	CLA	cA	840	1	1/1/15/20	12/37/115/115	-
17	BCR	bK	102	-	-	6/29/63/63	0/2/2/2
14	CLA	aB	804	-	1/1/15/20	13/37/115/115	-
14	CLA	cA	816	-	-	8/18/96/115	-
14	CLA	aB	830	2	1/1/11/20	6/13/91/115	-
18	LHG	bB	851	-	-	11/26/26/53	-
16	SF4	cC	102	3	-	-	0/6/5/5
14	CLA	cA	832	1	1/1/15/20	12/37/115/115	-
14	CLA	bA	838	1	1/1/15/20	14/37/115/115	-
15	PQN	bB	843	-	-	7/23/43/43	0/2/2/2
14	CLA	cA	842	-	1/1/15/20	12/37/115/115	-
14	CLA	bB	814	2	1/1/15/20	13/37/115/115	-
14	CLA	aA	802	-	1/1/11/20	3/13/91/115	-
14	CLA	dK	103	-	1/1/11/20	3/13/91/115	-
14	CLA	cA	815	1	1/1/11/20	4/13/91/115	-
14	CLA	aA	810	1	1/1/11/20	5/13/91/115	-
14	CLA	dA	840	1	1/1/15/20	12/37/115/115	-
17	BCR	bL	208	-	-	15/29/63/63	0/2/2/2
14	CLA	aA	820	1	1/1/14/20	11/33/111/115	-
17	BCR	dA	845	-	-	7/29/63/63	0/2/2/2
17	BCR	bB	849	-	-	7/29/63/63	0/2/2/2
17	BCR	aL	201	-	-	13/29/63/63	0/2/2/2
18	LHG	aA	853	14	-	10/31/31/53	-
14	CLA	cK	101	9	1/1/9/20	3/7/81/115	-
17	BCR	dA	847	-	-	18/29/63/63	0/2/2/2
14	CLA	aA	829	1	1/1/15/20	14/37/115/115	-
14	CLA	dB	812	2	1/1/11/20	4/13/91/115	-
14	CLA	bA	807	1	1/1/12/20	2/21/99/115	-
14	CLA	bB	824	2	1/1/11/20	6/13/91/115	-
14	CLA	aB	802	2	1/1/15/20	12/37/115/115	-
14	CLA	bB	817	2	1/1/13/20	8/25/103/115	-
14	CLA	dA	814	1	1/1/11/20	5/13/91/115	-

Continued on next page...

Continued from previous page...

Mol	Type	Chain	Res	Link	Chirals	Torsions	Rings
17	BCR	aJ	103	-	-	15/29/63/63	0/2/2/2
13	CL0	cA	801	1	3/3/20/25	20/37/135/135	-
18	LHG	dB	851	-	-	11/26/26/53	-
14	CLA	aF	201	-	1/1/12/20	5/21/99/115	-
14	CLA	aA	841	1	1/1/15/20	12/37/115/115	-
14	CLA	cB	825	-	1/1/11/20	6/15/93/115	-
14	CLA	cA	817	1	1/1/12/20	9/24/102/115	-
17	BCR	bB	846	-	-	12/29/63/63	0/2/2/2
17	BCR	dA	849	-	-	20/29/63/63	0/2/2/2
14	CLA	aA	805	1	1/1/11/20	5/13/91/115	-
14	CLA	bB	829	2	1/1/15/20	9/37/115/115	-
13	CL0	dA	801	1	2/2/20/25	11/37/135/135	-
14	CLA	bJ	101	-	1/1/11/20	10/13/91/115	-
14	CLA	aB	819	-	1/1/15/20	9/37/115/115	-
14	CLA	cA	833	1	1/1/15/20	9/37/115/115	-
14	CLA	cB	832	2	1/1/15/20	15/37/115/115	-
14	CLA	dB	809	2	1/1/15/20	9/37/115/115	-
14	CLA	dB	816	2	1/1/11/20	5/13/91/115	-
13	CL0	bA	801	1	2/2/20/25	12/37/135/135	-
17	BCR	cB	845	-	-	12/29/63/63	0/2/2/2
14	CLA	aB	814	2	1/1/13/20	2/27/105/115	-
14	CLA	aB	834	2	1/1/11/20	4/13/91/115	-
14	CLA	bA	806	1	1/1/15/20	10/37/115/115	-
14	CLA	dA	827	14,1	1/1/15/20	12/37/115/115	-
17	BCR	cJ	103	-	-	15/29/63/63	0/2/2/2
14	CLA	dB	842	2	1/1/15/20	20/37/115/115	-
16	SF4	dC	102	3	-	-	0/6/5/5
14	CLA	bL	201	2,10	1/1/15/20	6/37/115/115	-
18	LHG	aA	852	-	-	18/53/53/53	-
18	LHG	dA	851	14	-	10/31/31/53	-
14	CLA	dA	818	1	1/1/12/20	7/24/102/115	-
17	BCR	bB	848	-	-	10/29/63/63	0/2/2/2
14	CLA	aB	839	2	-	1/16/94/115	-
15	PQN	dA	843	-	-	5/23/43/43	0/2/2/2

Continued on next page...

Continued from previous page...

Mol	Type	Chain	Res	Link	Chirals	Torsions	Rings
14	CLA	cA	813	1	-	6/13/91/115	-
14	CLA	cB	809	2	1/1/15/20	9/37/115/115	-
17	BCR	dL	207	-	-	9/29/63/63	0/2/2/2
14	CLA	cL	203	10	1/1/15/20	12/37/115/115	-
14	CLA	dX	101	12	1/1/11/20	7/13/91/115	-
14	CLA	bA	826	-	1/1/13/20	5/25/103/115	-
14	CLA	dL	206	-	1/1/15/20	20/37/115/115	-
14	CLA	cB	827	2	1/1/15/20	13/37/115/115	-
14	CLA	bB	842	2	1/1/15/20	20/37/115/115	-
14	CLA	aB	821	2	1/1/11/20	5/13/91/115	-
14	CLA	aB	809	2	1/1/15/20	9/37/115/115	-
14	CLA	aK	102	-	1/1/11/20	3/13/91/115	-
14	CLA	dJ	101	-	1/1/11/20	10/13/91/115	-
14	CLA	bB	819	2	1/1/14/20	8/31/109/115	-
17	BCR	aL	205	-	-	9/29/63/63	0/2/2/2
14	CLA	cA	804	14,1	1/1/11/20	4/13/91/115	-
14	CLA	bX	101	12	1/1/11/20	7/13/91/115	-
14	CLA	dA	817	1	1/1/12/20	9/24/102/115	-
17	BCR	bA	848	-	-	9/29/63/63	0/2/2/2
14	CLA	dB	806	2	1/1/15/20	15/37/115/115	-
17	BCR	dA	846	-	-	8/29/63/63	0/2/2/2
14	CLA	dB	833	2	1/1/15/20	15/37/115/115	-
14	CLA	aB	836	-	-	6/13/91/115	-
17	BCR	bJ	103	-	-	15/29/63/63	0/2/2/2
14	CLA	dA	826	-	1/1/13/20	5/25/103/115	-
14	CLA	dA	829	1	1/1/15/20	14/37/115/115	-
14	CLA	cB	824	2	-	6/24/102/115	-
14	CLA	dA	804	14,1	1/1/11/20	4/13/91/115	-
14	CLA	dA	836	1	1/1/11/20	7/13/91/115	-
14	CLA	aB	813	2	1/1/15/20	13/37/115/115	-
17	BCR	bA	846	-	-	8/29/63/63	0/2/2/2
18	LHG	cB	850	-	-	11/26/26/53	-
14	CLA	dB	831	2	1/1/11/20	6/13/91/115	-
14	CLA	bA	834	1	1/1/15/20	9/37/115/115	-

Continued on next page...

Continued from previous page...

Mol	Type	Chain	Res	Link	Chirals	Torsions	Rings
14	CLA	bA	829	1	1/1/15/20	14/37/115/115	-
14	CLA	cB	822	-	1/1/13/20	12/25/103/115	-
14	CLA	aA	837	1	1/1/12/20	7/21/99/115	-
14	CLA	bA	825	-	1/1/15/20	13/37/115/115	-
14	CLA	dF	203	-	1/1/11/20	3/13/91/115	-
14	CLA	bB	841	-	1/1/15/20	3/37/115/115	-
14	CLA	aK	101	9	1/1/9/20	3/7/81/115	-
14	CLA	bB	808	2	1/1/15/20	8/37/115/115	-
16	SF4	dA	844	2,1	-	-	0/6/5/5
17	BCR	aB	843	-	-	10/29/63/63	0/2/2/2
14	CLA	aB	822	-	1/1/13/20	13/25/103/115	-
14	CLA	bJ	102	-	1/1/8/20	0/2/76/115	-
18	LHG	cA	853	14	-	10/31/31/53	-
14	CLA	cK	102	-	1/1/11/20	3/13/91/115	-
14	CLA	cB	802	2	1/1/15/20	13/37/115/115	-
17	BCR	bA	847	-	-	18/29/63/63	0/2/2/2
17	BCR	dJ	104	-	-	9/29/63/63	0/2/2/2
17	BCR	dB	845	-	-	9/29/63/63	0/2/2/2
14	CLA	dA	816	-	-	8/18/96/115	-
14	CLA	aB	837	2	1/1/14/20	8/31/109/115	-
14	CLA	cB	821	2	1/1/11/20	5/13/91/115	-
17	BCR	dB	844	-	-	10/29/63/63	0/2/2/2
14	CLA	bL	205	10	1/1/15/20	10/37/115/115	-
14	CLA	dA	842	-	1/1/15/20	12/37/115/115	-
15	PQN	aA	844	-	-	8/23/43/43	0/2/2/2
17	BCR	dB	847	-	-	17/29/63/63	0/2/2/2
14	CLA	cA	838	1	1/1/15/20	14/37/115/115	-
17	BCR	aB	844	-	-	9/29/63/63	0/2/2/2
14	CLA	aL	203	10	1/1/15/20	12/37/115/115	-
14	CLA	cA	834	1	1/1/15/20	9/37/115/115	-
14	CLA	cB	805	2	1/1/12/20	7/24/102/115	-
14	CLA	dA	808	1	1/1/11/20	4/13/91/115	-
17	BCR	cM	101	-	-	9/29/63/63	0/2/2/2
14	CLA	bA	841	1	1/1/15/20	12/37/115/115	-

Continued on next page...

Continued from previous page...

Mol	Type	Chain	Res	Link	Chirals	Torsions	Rings
14	CLA	aA	809	1	1/1/11/20	5/13/91/115	-
14	CLA	aA	842	-	1/1/15/20	12/37/115/115	-
14	CLA	dB	825	2	-	6/24/102/115	-
14	CLA	aJ	102	-	1/1/8/20	0/2/76/115	-
14	CLA	bA	808	1	1/1/11/20	4/13/91/115	-
14	CLA	cA	823	1	1/1/12/20	12/21/99/115	-
14	CLA	dB	811	2	1/1/15/20	6/37/115/115	-
17	BCR	aF	202	-	-	11/29/63/63	0/2/2/2
16	SF4	cA	845	2,1	-	-	0/6/5/5
14	CLA	bF	201	-	1/1/12/20	5/21/99/115	-
17	BCR	dB	849	-	-	7/29/63/63	0/2/2/2
14	CLA	bL	202	10,18	1/1/12/20	13/22/100/115	-
17	BCR	cB	847	-	-	9/29/63/63	0/2/2/2
14	CLA	dB	837	-	-	6/13/91/115	-
13	CL0	aA	801	1	3/3/20/25	17/37/135/135	-
17	BCR	bL	203	-	-	13/29/63/63	0/2/2/2
17	BCR	dM	101	-	-	9/29/63/63	0/2/2/2
18	LHG	bA	851	14	-	10/31/31/53	-
14	CLA	aA	817	1	1/1/12/20	9/24/102/115	-
14	CLA	aA	836	1	1/1/11/20	7/13/91/115	-
14	CLA	cA	809	1	1/1/11/20	5/13/91/115	-
17	BCR	aA	850	-	-	9/29/63/63	0/2/2/2
17	BCR	dF	204	-	-	13/29/63/63	0/2/2/2
14	CLA	bB	832	2	1/1/11/20	11/18/96/115	-
15	PQN	cA	844	-	-	8/23/43/43	0/2/2/2
14	CLA	bA	818	1	1/1/12/20	7/24/102/115	-
14	CLA	aB	810	2	1/1/15/20	9/37/115/115	-
14	CLA	cB	830	2	1/1/11/20	6/13/91/115	-
17	BCR	bB	845	-	-	9/29/63/63	0/2/2/2
14	CLA	cB	835	-	1/1/11/20	2/13/91/115	-
17	BCR	bB	847	-	-	17/29/63/63	0/2/2/2
17	BCR	cF	204	-	-	14/29/63/63	0/2/2/2
14	CLA	dA	803	1	1/1/11/20	6/13/91/115	-
14	CLA	cB	831	2	1/1/11/20	11/18/96/115	-

Continued on next page...

Continued from previous page...

Mol	Type	Chain	Res	Link	Chirals	Torsions	Rings
14	CLA	dB	828	2	1/1/15/20	13/37/115/115	-
17	BCR	bF	204	-	-	13/29/63/63	0/2/2/2
14	CLA	bA	835	1	1/1/12/20	5/24/102/115	-
17	BCR	cA	851	-	-	20/29/63/63	0/2/2/2
14	CLA	cB	839	2	-	1/16/94/115	-
16	SF4	bC	101	3	-	-	0/6/5/5
17	BCR	cA	849	-	-	18/29/63/63	0/2/2/2
19	LMG	bB	850	-	-	23/50/70/70	0/1/1/1
14	CLA	cF	201	-	1/1/12/20	5/21/99/115	-
14	CLA	dA	819	1	1/1/15/20	19/37/115/115	-
14	CLA	bB	827	2	1/1/15/20	20/37/115/115	-
14	CLA	aA	813	1	-	6/13/91/115	-
14	CLA	dL	204	10	1/1/12/20	8/22/100/115	-
14	CLA	cA	824	1	1/1/11/20	5/16/94/115	-
14	CLA	aB	826	2	1/1/15/20	20/37/115/115	-
14	CLA	bB	834	2	1/1/13/20	11/29/107/115	-
14	CLA	bA	832	1	1/1/15/20	11/37/115/115	-
14	CLA	aB	811	2	1/1/11/20	4/13/91/115	-
14	CLA	dB	839	2	1/1/15/20	8/37/115/115	-
17	BCR	aB	851	-	-	8/29/63/63	0/2/2/2
17	BCR	dB	848	-	-	10/29/63/63	0/2/2/2
14	CLA	aA	843	18	1/1/12/20	13/22/100/115	-
17	BCR	bF	202	-	-	11/29/63/63	0/2/2/2
14	CLA	cB	841	2	1/1/15/20	20/37/115/115	-
14	CLA	aL	204	-	1/1/12/20	8/22/100/115	-
14	CLA	bB	839	2	1/1/15/20	8/37/115/115	-
14	CLA	cL	204	-	1/1/12/20	7/22/100/115	-
14	CLA	bA	816	-	-	8/18/96/115	-
14	CLA	cB	808	2	1/1/15/20	8/37/115/115	-
14	CLA	cB	812	2	1/1/11/20	6/13/91/115	-
14	CLA	dB	819	2	1/1/14/20	8/31/109/115	-
14	CLA	aA	840	1	1/1/15/20	12/37/115/115	-
17	BCR	cL	201	-	-	13/29/63/63	0/2/2/2
14	CLA	bB	806	2	1/1/15/20	15/37/115/115	-

Continued on next page...

Continued from previous page...

Mol	Type	Chain	Res	Link	Chirals	Torsions	Rings
17	BCR	dJ	103	-	-	15/29/63/63	0/2/2/2
14	CLA	aA	804	14,1	1/1/11/20	4/13/91/115	-
14	CLA	bL	204	10	1/1/12/20	8/22/100/115	-
17	BCR	dB	852	-	-	8/29/63/63	0/2/2/2
14	CLA	cB	828	2	1/1/15/20	9/37/115/115	-
14	CLA	bB	801	-	1/1/15/20	14/37/115/115	-
14	CLA	cA	831	1	1/1/12/20	2/19/97/115	-
14	CLA	dB	830	2	1/1/15/20	13/37/115/115	-
14	CLA	dB	838	2	1/1/14/20	8/31/109/115	-
14	CLA	dB	827	2	1/1/15/20	20/37/115/115	-
17	BCR	bA	849	-	-	20/29/63/63	0/2/2/2
14	CLA	aA	803	1	1/1/11/20	6/13/91/115	-
14	CLA	dA	832	1	1/1/15/20	11/37/115/115	-
14	CLA	cA	821	14	1/1/15/20	14/37/115/115	-
14	CLA	dB	803	-	1/1/15/20	18/37/115/115	-
14	CLA	aB	828	2	1/1/15/20	9/37/115/115	-
14	CLA	dA	839	1	1/1/15/20	10/37/115/115	-
17	BCR	bB	852	-	-	8/29/63/63	0/2/2/2
14	CLA	bB	810	2	1/1/15/20	9/37/115/115	-
14	CLA	bB	812	2	1/1/11/20	4/13/91/115	-
14	CLA	cB	823	2	1/1/11/20	6/13/91/115	-
17	BCR	cL	206	-	-	11/29/63/63	0/2/2/2
14	CLA	dA	806	1	1/1/15/20	10/37/115/115	-
14	CLA	cA	805	1	1/1/11/20	5/13/91/115	-
14	CLA	cA	843	18	1/1/12/20	13/22/100/115	-
17	BCR	cB	848	-	-	7/29/63/63	0/2/2/2
17	BCR	cI	101	-	-	14/29/63/63	0/2/2/2
14	CLA	bA	839	1	1/1/15/20	10/37/115/115	-
17	BCR	aJ	104	-	-	9/29/63/63	0/2/2/2
14	CLA	dB	840	2	-	1/16/94/115	-
14	CLA	bA	817	1	1/1/12/20	9/24/102/115	-
14	CLA	cB	803	-	1/1/15/20	18/37/115/115	-
14	CLA	cB	836	-	-	6/13/91/115	-
14	CLA	bA	830	1	1/1/15/20	12/37/115/115	-

Continued on next page...

Continued from previous page...

Mol	Type	Chain	Res	Link	Chirals	Torsions	Rings
14	CLA	dA	841	1	1/1/15/20	12/37/115/115	-
14	CLA	bB	807	2	1/1/15/20	20/37/115/115	-
14	CLA	bA	815	1	1/1/11/20	4/13/91/115	-
14	CLA	bB	826	-	1/1/11/20	6/15/93/115	-
14	CLA	dA	834	1	1/1/15/20	9/37/115/115	-
14	CLA	bB	811	2	1/1/15/20	6/37/115/115	-
17	BCR	aA	851	-	-	20/29/63/63	0/2/2/2
14	CLA	cL	202	10	1/1/15/20	10/37/115/115	-
14	CLA	dA	831	1	1/1/12/20	2/19/97/115	-
14	CLA	cB	811	2	1/1/11/20	4/13/91/115	-
19	LMG	aB	849	-	-	23/50/70/70	0/1/1/1
14	CLA	aA	814	1	1/1/11/20	5/13/91/115	-
14	CLA	aA	834	1	1/1/15/20	9/37/115/115	-
14	CLA	cA	835	1	1/1/12/20	5/24/102/115	-
14	CLA	dL	201	2,10	1/1/15/20	6/37/115/115	-
14	CLA	aB	838	2	1/1/15/20	8/37/115/115	-
16	SF4	bC	102	3	-	-	0/6/5/5
14	CLA	bB	836	-	1/1/11/20	2/13/91/115	-
14	CLA	aJ	101	-	1/1/11/20	10/13/91/115	-
17	BCR	aL	206	-	-	11/29/63/63	0/2/2/2
14	CLA	aB	803	-	1/1/15/20	18/37/115/115	-
14	CLA	cB	816	2	1/1/13/20	8/25/103/115	-
14	CLA	dB	832	2	1/1/11/20	11/18/96/115	-
14	CLA	cB	807	2	1/1/15/20	20/37/115/115	-
14	CLA	bA	820	1	1/1/14/20	11/33/111/115	-
14	CLA	cB	801	-	1/1/15/20	14/37/115/115	-
14	CLA	dB	818	2	1/1/13/20	9/30/108/115	-
14	CLA	bA	813	1	-	6/13/91/115	-
14	CLA	bB	816	2	1/1/11/20	5/13/91/115	-
14	CLA	aA	821	14	1/1/15/20	14/37/115/115	-
14	CLA	bB	830	2	1/1/15/20	13/37/115/115	-
14	CLA	aA	839	1	1/1/15/20	10/37/115/115	-
14	CLA	cB	806	2	1/1/15/20	15/37/115/115	-
14	CLA	dB	826	-	1/1/11/20	6/15/93/115	-

Continued on next page...

Continued from previous page...

Mol	Type	Chain	Res	Link	Chirals	Torsions	Rings
14	CLA	bB	809	2	1/1/15/20	9/37/115/115	-
17	BCR	cJ	104	-	-	9/29/63/63	0/2/2/2
14	CLA	dB	824	2	1/1/11/20	6/13/91/115	-
14	CLA	dB	822	2	1/1/11/20	5/13/91/115	-
14	CLA	aA	828	1	1/1/15/20	6/37/115/115	-
14	CLA	dA	812	1	1/1/12/20	11/24/102/115	-
14	CLA	dF	201	-	1/1/12/20	5/21/99/115	-
17	BCR	aM	101	-	-	9/29/63/63	0/2/2/2
14	CLA	dK	101	9	1/1/9/20	3/7/81/115	-
17	BCR	dI	101	-	-	14/29/63/63	0/2/2/2
14	CLA	aB	840	-	1/1/15/20	2/37/115/115	-
14	CLA	bA	804	14,1	1/1/11/20	4/13/91/115	-
14	CLA	dB	810	2	1/1/15/20	9/37/115/115	-
14	CLA	aB	816	2	1/1/13/20	8/25/103/115	-
14	CLA	dJ	102	-	1/1/8/20	0/2/76/115	-
14	CLA	aA	838	1	1/1/15/20	14/37/115/115	-
14	CLA	bB	815	2	1/1/13/20	2/27/105/115	-
16	SF4	cC	101	3	-	-	0/6/5/5
14	CLA	cA	812	1	1/1/12/20	11/24/102/115	-
14	CLA	aB	827	2	1/1/15/20	13/37/115/115	-
15	PQN	cB	842	-	-	9/23/43/43	0/2/2/2
14	CLA	cB	813	2	1/1/15/20	13/37/115/115	-
14	CLA	cA	818	1	1/1/12/20	7/24/102/115	-
14	CLA	bB	802	2	1/1/15/20	12/37/115/115	-
14	CLA	cF	203	-	1/1/11/20	4/13/91/115	-
14	CLA	aA	807	1	1/1/12/20	2/21/99/115	-
17	BCR	bB	844	-	-	10/29/63/63	0/2/2/2
14	CLA	dA	824	1	1/1/11/20	5/16/94/115	-
14	CLA	dB	821	2	1/1/11/20	8/16/94/115	-
14	CLA	cA	819	1	1/1/15/20	19/37/115/115	-
14	CLA	cB	819	-	1/1/15/20	9/37/115/115	-
14	CLA	dA	815	1	1/1/11/20	4/13/91/115	-
17	BCR	bM	101	-	-	9/29/63/63	0/2/2/2
17	BCR	aB	848	-	-	7/29/63/63	0/2/2/2

Continued on next page...

Continued from previous page...

Mol	Type	Chain	Res	Link	Chirals	Torsions	Rings
14	CLA	dB	841	-	1/1/15/20	2/37/115/115	-
17	BCR	bA	845	-	-	7/29/63/63	0/2/2/2
17	BCR	cB	843	-	-	10/29/63/63	0/2/2/2
17	BCR	dL	208	-	-	15/29/63/63	0/2/2/2
14	CLA	bB	813	2	1/1/11/20	6/13/91/115	-
14	CLA	bB	833	2	1/1/15/20	15/37/115/115	-
14	CLA	bB	803	-	1/1/15/20	18/37/115/115	-
15	PQN	aB	842	-	-	9/23/43/43	0/2/2/2
14	CLA	aA	811	14,1	1/1/15/20	11/37/115/115	-
15	PQN	bA	843	-	-	5/23/43/43	0/2/2/2
14	CLA	bA	814	1	1/1/11/20	5/13/91/115	-
14	CLA	bB	825	2	-	6/24/102/115	-
14	CLA	aB	825	-	1/1/11/20	6/15/93/115	-
18	LHG	cA	852	-	-	18/53/53/53	-
14	CLA	dA	830	1	1/1/15/20	12/37/115/115	-
14	CLA	dA	833	1	1/1/15/20	9/37/115/115	-
14	CLA	bA	802	-	1/1/11/20	3/13/91/115	-
14	CLA	cX	101	12	1/1/11/20	7/13/91/115	-
17	BCR	cB	846	-	-	17/29/63/63	0/2/2/2
14	CLA	cA	811	14,1	1/1/15/20	11/37/115/115	-
14	CLA	bA	827	14,1	1/1/15/20	12/37/115/115	-
14	CLA	bB	840	2	-	1/16/94/115	-
17	BCR	cA	850	-	-	9/29/63/63	0/2/2/2
14	CLA	dB	807	2	1/1/15/20	20/37/115/115	-
16	SF4	dC	101	3	-	-	0/6/5/5
14	CLA	dB	815	2	1/1/13/20	2/27/105/115	-
14	CLA	cA	810	1	1/1/11/20	5/13/91/115	-
14	CLA	aA	822	1	1/1/11/20	11/18/96/115	-
14	CLA	cB	829	2	1/1/15/20	13/37/115/115	-
14	CLA	dA	825	-	1/1/15/20	13/37/115/115	-
14	CLA	dB	835	2	1/1/11/20	4/13/91/115	-
14	CLA	aA	816	-	-	8/18/96/115	-
14	CLA	cB	834	2	1/1/11/20	4/13/91/115	-
17	BCR	aB	846	-	-	17/29/63/63	0/2/2/2

Continued on next page...

Continued from previous page...

Mol	Type	Chain	Res	Link	Chirals	Torsions	Rings
14	CLA	dB	808	2	1/1/15/20	8/37/115/115	-
14	CLA	bA	805	1	1/1/11/20	5/13/91/115	-
14	CLA	aB	829	2	1/1/15/20	13/37/115/115	-
14	CLA	aB	824	2	-	6/24/102/115	-
14	CLA	cA	807	1	1/1/12/20	2/21/99/115	-
14	CLA	bA	811	14,1	1/1/15/20	11/37/115/115	-
14	CLA	cA	820	1	1/1/14/20	11/33/111/115	-
14	CLA	aA	831	1	1/1/12/20	2/19/97/115	-
14	CLA	bB	804	-	1/1/15/20	13/37/115/115	-
14	CLA	bA	837	1	1/1/12/20	7/21/99/115	-
17	BCR	cF	202	-	-	11/29/63/63	0/2/2/2
14	CLA	dB	823	-	1/1/13/20	12/25/103/115	-
14	CLA	cA	806	1	1/1/15/20	10/37/115/115	-
14	CLA	aB	841	2	1/1/15/20	20/37/115/115	-
14	CLA	cA	841	1	1/1/15/20	12/37/115/115	-
17	BCR	aA	848	-	-	8/29/63/63	0/2/2/2
14	CLA	cA	827	14,1	1/1/15/20	12/37/115/115	-
17	BCR	aI	101	-	-	14/29/63/63	0/2/2/2
14	CLA	dA	813	1	-	6/13/91/115	-
16	SF4	bA	844	2,1	-	-	0/6/5/5
14	CLA	cA	837	1	1/1/12/20	7/21/99/115	-
14	CLA	bB	818	2	1/1/13/20	9/30/108/115	-
14	CLA	dA	809	1	1/1/11/20	5/13/91/115	-
17	BCR	dF	202	-	-	11/29/63/63	0/2/2/2
14	CLA	bA	840	1	1/1/15/20	12/37/115/115	-
14	CLA	bA	824	1	1/1/11/20	5/16/94/115	-
14	CLA	bA	833	1	1/1/15/20	9/37/115/115	-
14	CLA	aB	818	2	1/1/14/20	8/31/109/115	-
14	CLA	cB	826	2	1/1/15/20	20/37/115/115	-
17	BCR	aA	846	-	-	6/29/63/63	0/2/2/2
17	BCR	cB	851	-	-	8/29/63/63	0/2/2/2
14	CLA	bA	809	1	1/1/11/20	5/13/91/115	-
14	CLA	bA	842	-	1/1/15/20	12/37/115/115	-
14	CLA	cB	810	2	1/1/15/20	9/37/115/115	-

Continued on next page...

Continued from previous page...

Mol	Type	Chain	Res	Link	Chirals	Torsions	Rings
14	CLA	cB	814	2	1/1/13/20	2/27/105/115	-
14	CLA	dB	836	-	1/1/11/20	2/13/91/115	-
14	CLA	aB	807	2	1/1/15/20	20/37/115/115	-
17	BCR	aF	204	-	-	14/29/63/63	0/2/2/2
14	CLA	aB	823	2	1/1/11/20	6/13/91/115	-
14	CLA	bA	831	1	1/1/12/20	2/19/97/115	-
14	CLA	aA	825	-	1/1/15/20	13/37/115/115	-
14	CLA	aB	808	2	1/1/15/20	8/37/115/115	-
14	CLA	aB	812	2	1/1/11/20	6/13/91/115	-
17	BCR	cA	848	-	-	8/29/63/63	0/2/2/2
16	SF4	aC	102	3	-	-	0/6/5/5
14	CLA	cA	802	-	1/1/11/20	3/13/91/115	-
14	CLA	bB	837	-	-	6/13/91/115	-
14	CLA	bB	828	2	1/1/15/20	13/37/115/115	-
14	CLA	cB	820	2	1/1/11/20	8/16/94/115	-
17	BCR	aA	847	-	-	7/29/63/63	0/2/2/2
14	CLA	dB	802	2	1/1/15/20	12/37/115/115	-
17	BCR	dL	203	-	-	13/29/63/63	0/2/2/2
17	BCR	cB	844	-	-	9/29/63/63	0/2/2/2
14	CLA	aF	203	-	1/1/11/20	4/13/91/115	-
14	CLA	aA	812	1	1/1/12/20	11/24/102/115	-
16	SF4	aC	101	3	-	-	0/6/5/5
19	LMG	cB	849	-	-	23/50/70/70	0/1/1/1
14	CLA	cA	822	1	1/1/11/20	11/18/96/115	-
14	CLA	aA	824	1	1/1/11/20	5/16/94/115	-
17	BCR	aB	847	-	-	9/29/63/63	0/2/2/2
14	CLA	dA	822	1	1/1/11/20	11/18/96/115	-
17	BCR	cA	847	-	-	7/29/63/63	0/2/2/2
14	CLA	aX	101	12	1/1/11/20	7/13/91/115	-
14	CLA	aB	835	-	1/1/11/20	2/13/91/115	-
14	CLA	aA	808	1	1/1/11/20	4/13/91/115	-
14	CLA	bA	822	1	1/1/11/20	11/18/96/115	-
14	CLA	bB	835	2	1/1/11/20	4/13/91/115	-
14	CLA	bA	803	1	1/1/11/20	6/13/91/115	-

Continued on next page...

Continued from previous page...

Mol	Type	Chain	Res	Link	Chirals	Torsions	Rings
17	BCR	aA	849	-	-	18/29/63/63	0/2/2/2
14	CLA	dA	828	1	1/1/15/20	6/37/115/115	-
14	CLA	dB	817	2	1/1/13/20	8/25/103/115	-
14	CLA	dA	802	-	1/1/11/20	3/13/91/115	-
14	CLA	dL	202	10,18	1/1/12/20	13/22/100/115	-
14	CLA	bF	203	-	1/1/11/20	3/13/91/115	-
14	CLA	cA	814	1	1/1/11/20	5/13/91/115	-
14	CLA	bA	823	1	1/1/12/20	12/21/99/115	-
17	BCR	cA	846	-	-	6/29/63/63	0/2/2/2
14	CLA	dA	823	1	1/1/12/20	12/21/99/115	-
14	CLA	cB	840	-	1/1/15/20	3/37/115/115	-
14	CLA	aA	818	1	1/1/12/20	7/24/102/115	-
14	CLA	cB	833	2	1/1/13/20	11/29/107/115	-
14	CLA	aB	832	2	1/1/15/20	15/37/115/115	-
14	CLA	cA	829	1	1/1/15/20	14/37/115/115	-
14	CLA	bB	823	-	1/1/13/20	13/25/103/115	-
14	CLA	aL	202	10	1/1/15/20	10/37/115/115	-
14	CLA	dA	835	1	1/1/12/20	5/24/102/115	-
14	CLA	aA	823	1	1/1/12/20	12/21/99/115	-
14	CLA	aB	806	2	1/1/15/20	15/37/115/115	-
14	CLA	aA	826	-	1/1/13/20	5/25/103/115	-
14	CLA	cB	815	2	1/1/11/20	5/13/91/115	-
14	CLA	bL	206	-	1/1/15/20	20/37/115/115	-
14	CLA	aA	833	1	1/1/15/20	9/37/115/115	-
14	CLA	dA	837	1	1/1/12/20	7/21/99/115	-
14	CLA	dB	805	2	1/1/12/20	7/24/102/115	-
14	CLA	bA	836	1	1/1/11/20	7/13/91/115	-
14	CLA	aA	819	1	1/1/15/20	19/37/115/115	-
14	CLA	aA	835	1	1/1/12/20	5/24/102/115	-
14	CLA	cA	836	1	1/1/11/20	7/13/91/115	-
14	CLA	aB	815	2	1/1/11/20	5/13/91/115	-
14	CLA	cA	839	1	1/1/15/20	10/37/115/115	-
14	CLA	dA	811	14,1	1/1/15/20	11/37/115/115	-
14	CLA	aB	833	2	1/1/13/20	11/29/107/115	-

Continued on next page...

Continued from previous page...

Mol	Type	Chain	Res	Link	Chirals	Torsions	Rings
14	CLA	cA	830	1	1/1/15/20	12/37/115/115	-
14	CLA	dA	810	1	1/1/11/20	5/13/91/115	-
14	CLA	bK	101	9	1/1/9/20	3/7/81/115	-
14	CLA	dB	820	-	1/1/15/20	9/37/115/115	-
17	BCR	bI	101	-	-	14/29/63/63	0/2/2/2
14	CLA	cJ	101	-	1/1/11/20	10/13/91/115	-
14	CLA	cA	826	-	1/1/13/20	5/25/103/115	-
14	CLA	cJ	102	-	1/1/8/20	0/2/76/115	-
17	BCR	cL	205	-	-	9/29/63/63	0/2/2/2
14	CLA	bB	838	2	1/1/14/20	8/31/109/115	-
17	BCR	dA	848	-	-	9/29/63/63	0/2/2/2
14	CLA	cA	808	1	1/1/11/20	4/13/91/115	-
14	CLA	bA	810	1	1/1/11/20	5/13/91/115	-
17	BCR	dK	102	-	-	6/29/63/63	0/2/2/2
14	CLA	bB	831	2	1/1/11/20	6/13/91/115	-
14	CLA	dB	813	2	1/1/11/20	6/13/91/115	-
18	LHG	aB	850	-	-	11/26/26/53	-
14	CLA	cB	817	2	1/1/13/20	9/30/108/115	-
14	CLA	dB	829	2	1/1/15/20	9/37/115/115	-
14	CLA	bB	820	-	1/1/15/20	9/37/115/115	-
14	CLA	dB	804	-	1/1/15/20	13/37/115/115	-
14	CLA	aB	817	2	1/1/13/20	9/30/108/115	-
14	CLA	dL	205	10	1/1/15/20	10/37/115/115	-
17	BCR	bJ	104	-	-	9/29/63/63	0/2/2/2
14	CLA	cB	837	2	1/1/14/20	8/31/109/115	-
14	CLA	bA	812	1	1/1/12/20	11/24/102/115	-
14	CLA	aA	827	14,1	1/1/15/20	12/37/115/115	-
14	CLA	cA	828	1	1/1/15/20	6/37/115/115	-
14	CLA	dA	805	1	1/1/11/20	5/13/91/115	-
14	CLA	bB	821	2	1/1/11/20	8/16/94/115	-
15	PQN	dB	843	-	-	5/23/43/43	0/2/2/2
14	CLA	dA	820	1	1/1/14/20	11/33/111/115	-
18	LHG	dA	850	-	-	18/53/53/53	-
14	CLA	bB	822	2	1/1/11/20	5/13/91/115	-

Continued on next page...

Continued from previous page...

Mol	Type	Chain	Res	Link	Chirals	Torsions	Rings
14	CLA	bB	805	2	1/1/12/20	7/24/102/115	-
14	CLA	aA	832	1	1/1/15/20	11/37/115/115	-
14	CLA	aB	805	2	1/1/12/20	7/24/102/115	-
14	CLA	aB	831	2	1/1/11/20	11/18/96/115	-
18	LHG	bA	850	-	-	18/53/53/53	-
14	CLA	dA	807	1	1/1/12/20	2/21/99/115	-
14	CLA	cA	803	1	1/1/11/20	6/13/91/115	-
17	BCR	dB	846	-	-	12/29/63/63	0/2/2/2
14	CLA	aA	806	1	1/1/15/20	10/37/115/115	-
16	SF4	aA	845	2,1	-	-	0/6/5/5
14	CLA	aB	820	2	1/1/11/20	8/16/94/115	-
17	BCR	bL	207	-	-	9/29/63/63	0/2/2/2
14	CLA	cB	818	2	1/1/14/20	8/31/109/115	-
14	CLA	dA	821	14	1/1/15/20	14/37/115/115	-
14	CLA	cA	825	-	1/1/15/20	13/37/115/115	-
14	CLA	bK	103	-	1/1/11/20	3/13/91/115	-
14	CLA	dB	801	-	1/1/15/20	14/37/115/115	-
14	CLA	aA	830	1	1/1/15/20	12/37/115/115	-
14	CLA	aA	815	1	1/1/11/20	4/13/91/115	-
19	LMG	dB	850	-	-	23/50/70/70	0/1/1/1
14	CLA	bA	821	14	1/1/15/20	14/37/115/115	-
14	CLA	aB	801	-	1/1/15/20	14/37/115/115	-

All (3502) bond length outliers are listed below:

Mol	Chain	Res	Type	Atoms	Z	Observed(Å)	Ideal(Å)
14	bB	808	CLA	C4B-NB	7.89	1.42	1.35
14	bB	833	CLA	C4B-NB	7.83	1.42	1.35
14	dB	833	CLA	C4B-NB	7.81	1.42	1.35
14	aB	832	CLA	C4B-NB	7.80	1.42	1.35
14	cB	832	CLA	C4B-NB	7.78	1.42	1.35
14	dB	808	CLA	C4B-NB	7.76	1.42	1.35
14	bA	804	CLA	C4B-NB	7.76	1.42	1.35
14	aA	804	CLA	C4B-NB	7.75	1.42	1.35
14	aB	808	CLA	C4B-NB	7.75	1.42	1.35
14	dA	804	CLA	C4B-NB	7.71	1.42	1.35
14	cA	804	CLA	C4B-NB	7.70	1.42	1.35

Continued on next page...

Continued from previous page...

Mol	Chain	Res	Type	Atoms	Z	Observed(Å)	Ideal(Å)
14	cB	808	CLA	C4B-NB	7.68	1.42	1.35
14	aB	836	CLA	C4B-NB	7.64	1.42	1.35
14	dB	837	CLA	C4B-NB	7.62	1.42	1.35
14	cB	836	CLA	C4B-NB	7.61	1.42	1.35
14	bB	837	CLA	C4B-NB	7.57	1.42	1.35
14	aB	816	CLA	C4B-NB	7.56	1.42	1.35
14	cB	816	CLA	C4B-NB	7.52	1.41	1.35
14	dB	817	CLA	C4B-NB	7.49	1.41	1.35
14	bB	817	CLA	C4B-NB	7.49	1.41	1.35
14	dB	836	CLA	C4B-NB	7.45	1.41	1.35
15	bB	843	PQN	C3-C2	7.39	1.48	1.35
14	cA	816	CLA	C4B-NB	7.37	1.41	1.35
14	aA	835	CLA	C4B-NB	7.36	1.41	1.35
15	dB	843	PQN	C3-C2	7.35	1.48	1.35
14	aB	835	CLA	C4B-NB	7.35	1.41	1.35
14	cA	817	CLA	C4B-NB	7.33	1.41	1.35
14	bA	835	CLA	C4B-NB	7.31	1.41	1.35
14	bB	836	CLA	C4B-NB	7.31	1.41	1.35
15	cA	844	PQN	C3-C2	7.31	1.48	1.35
14	dA	816	CLA	C4B-NB	7.30	1.41	1.35
15	aA	844	PQN	C3-C2	7.29	1.48	1.35
14	aA	816	CLA	C4B-NB	7.29	1.41	1.35
14	cA	815	CLA	C4B-NB	7.28	1.41	1.35
14	bA	816	CLA	C4B-NB	7.28	1.41	1.35
14	cA	835	CLA	C4B-NB	7.28	1.41	1.35
14	bA	817	CLA	C4B-NB	7.26	1.41	1.35
15	aB	842	PQN	C3-C2	7.26	1.48	1.35
15	cB	842	PQN	C3-C2	7.26	1.48	1.35
14	cB	835	CLA	C4B-NB	7.26	1.41	1.35
14	dA	835	CLA	C4B-NB	7.24	1.41	1.35
14	dA	817	CLA	C4B-NB	7.24	1.41	1.35
14	bA	815	CLA	C4B-NB	7.23	1.41	1.35
14	aL	202	CLA	C4B-NB	7.22	1.41	1.35
14	aA	817	CLA	C4B-NB	7.21	1.41	1.35
14	aA	815	CLA	C4B-NB	7.21	1.41	1.35
14	cX	101	CLA	C4B-NB	7.21	1.41	1.35
14	aA	811	CLA	C4B-NB	7.20	1.41	1.35
15	bA	843	PQN	C3-C2	7.20	1.48	1.35
14	dB	832	CLA	C4B-NB	7.19	1.41	1.35
14	dX	101	CLA	C4B-NB	7.19	1.41	1.35
14	cJ	101	CLA	C4B-NB	7.18	1.41	1.35
14	dA	811	CLA	C4B-NB	7.18	1.41	1.35

Continued on next page...

Continued from previous page...

Mol	Chain	Res	Type	Atoms	Z	Observed(Å)	Ideal(Å)
14	bJ	101	CLA	C4B-NB	7.17	1.41	1.35
14	dJ	101	CLA	C4B-NB	7.17	1.41	1.35
14	aA	807	CLA	C4B-NB	7.17	1.41	1.35
14	cL	202	CLA	C4B-NB	7.17	1.41	1.35
15	dA	843	PQN	C3-C2	7.17	1.48	1.35
14	aB	830	CLA	C4B-NB	7.17	1.41	1.35
14	bB	831	CLA	C4B-NB	7.17	1.41	1.35
14	bA	811	CLA	C4B-NB	7.16	1.41	1.35
14	dA	807	CLA	C4B-NB	7.16	1.41	1.35
14	dA	842	CLA	C4B-NB	7.16	1.41	1.35
14	cB	830	CLA	C4B-NB	7.16	1.41	1.35
14	dA	815	CLA	C4B-NB	7.16	1.41	1.35
14	bX	101	CLA	C4B-NB	7.15	1.41	1.35
14	bB	832	CLA	C4B-NB	7.15	1.41	1.35
14	cA	803	CLA	C4B-NB	7.14	1.41	1.35
14	aX	101	CLA	C4B-NB	7.14	1.41	1.35
14	aB	831	CLA	C4B-NB	7.13	1.41	1.35
14	cB	831	CLA	C4B-NB	7.13	1.41	1.35
14	aB	815	CLA	C4B-NB	7.13	1.41	1.35
14	bB	834	CLA	C4B-NB	7.13	1.41	1.35
14	cJ	102	CLA	C4B-NB	7.13	1.41	1.35
14	aA	820	CLA	C4B-NB	7.13	1.41	1.35
14	aA	803	CLA	C4B-NB	7.12	1.41	1.35
14	dB	816	CLA	C4B-NB	7.12	1.41	1.35
14	aJ	101	CLA	C4B-NB	7.11	1.41	1.35
14	aB	833	CLA	C4B-NB	7.11	1.41	1.35
14	bA	805	CLA	C4B-NB	7.11	1.41	1.35
14	bF	201	CLA	C4B-NB	7.11	1.41	1.35
14	aJ	102	CLA	C4B-NB	7.10	1.41	1.35
14	bA	803	CLA	C4B-NB	7.10	1.41	1.35
14	cA	814	CLA	C4B-NB	7.10	1.41	1.35
14	cF	201	CLA	C4B-NB	7.10	1.41	1.35
14	dB	831	CLA	C4B-NB	7.10	1.41	1.35
14	dF	201	CLA	C4B-NB	7.10	1.41	1.35
14	cB	815	CLA	C4B-NB	7.10	1.41	1.35
14	dA	805	CLA	C4B-NB	7.10	1.41	1.35
14	bA	820	CLA	C4B-NB	7.09	1.41	1.35
14	dA	841	CLA	C4B-NB	7.09	1.41	1.35
14	dB	834	CLA	C4B-NB	7.09	1.41	1.35
14	dA	820	CLA	C4B-NB	7.09	1.41	1.35
14	cA	811	CLA	C4B-NB	7.08	1.41	1.35
14	aA	842	CLA	C4B-NB	7.08	1.41	1.35

Continued on next page...

Continued from previous page...

Mol	Chain	Res	Type	Atoms	Z	Observed(Å)	Ideal(Å)
14	bA	807	CLA	C4B-NB	7.08	1.41	1.35
14	bA	842	CLA	C4B-NB	7.08	1.41	1.35
14	dA	803	CLA	C4B-NB	7.07	1.41	1.35
14	cA	841	CLA	C4B-NB	7.07	1.41	1.35
14	aF	201	CLA	C4B-NB	7.07	1.41	1.35
14	bJ	102	CLA	C4B-NB	7.07	1.41	1.35
14	cA	820	CLA	C4B-NB	7.07	1.41	1.35
14	cA	842	CLA	C4B-NB	7.06	1.41	1.35
14	bA	814	CLA	C4B-NB	7.06	1.41	1.35
14	dA	830	CLA	C4B-NB	7.06	1.41	1.35
14	cA	805	CLA	C4B-NB	7.05	1.41	1.35
14	dJ	102	CLA	C4B-NB	7.05	1.41	1.35
14	aA	836	CLA	C4B-NB	7.05	1.41	1.35
14	dB	825	CLA	C4B-NB	7.05	1.41	1.35
14	aA	812	CLA	C4B-NB	7.05	1.41	1.35
14	bB	816	CLA	C4B-NB	7.05	1.41	1.35
14	cB	824	CLA	C4B-NB	7.05	1.41	1.35
14	bA	812	CLA	C4B-NB	7.04	1.41	1.35
14	aA	834	CLA	C4B-NB	7.04	1.41	1.35
14	bB	825	CLA	C4B-NB	7.04	1.41	1.35
14	bA	836	CLA	C4B-NB	7.04	1.41	1.35
14	dA	814	CLA	C4B-NB	7.03	1.41	1.35
14	cB	833	CLA	C4B-NB	7.03	1.41	1.35
14	aA	805	CLA	C4B-NB	7.03	1.41	1.35
14	cA	807	CLA	C4B-NB	7.03	1.41	1.35
14	aA	814	CLA	C4B-NB	7.02	1.41	1.35
14	cA	812	CLA	C4B-NB	7.02	1.41	1.35
14	dA	836	CLA	C4B-NB	7.01	1.41	1.35
14	aB	824	CLA	C4B-NB	7.00	1.41	1.35
14	dA	834	CLA	C4B-NB	7.00	1.41	1.35
14	dL	204	CLA	C4B-NB	7.00	1.41	1.35
14	dA	812	CLA	C4B-NB	7.00	1.41	1.35
14	aA	830	CLA	C4B-NB	6.99	1.41	1.35
14	bA	830	CLA	C4B-NB	6.98	1.41	1.35
14	dB	842	CLA	C4B-NB	6.98	1.41	1.35
14	cA	823	CLA	C4B-NB	6.97	1.41	1.35
14	bA	834	CLA	C4B-NB	6.97	1.41	1.35
14	aB	818	CLA	C4B-NB	6.97	1.41	1.35
14	cA	829	CLA	C4B-NB	6.96	1.41	1.35
14	cA	836	CLA	C4B-NB	6.96	1.41	1.35
14	aA	841	CLA	C4B-NB	6.96	1.41	1.35
14	cB	818	CLA	C4B-NB	6.95	1.41	1.35

Continued on next page...

Continued from previous page...

Mol	Chain	Res	Type	Atoms	Z	Observed(Å)	Ideal(Å)
14	dA	839	CLA	C4B-NB	6.94	1.41	1.35
14	dA	838	CLA	C4B-NB	6.94	1.41	1.35
14	bA	841	CLA	C4B-NB	6.93	1.41	1.35
14	cA	834	CLA	C4B-NB	6.93	1.41	1.35
14	aB	841	CLA	C4B-NB	6.93	1.41	1.35
14	aB	840	CLA	C4B-NB	6.93	1.41	1.35
14	dA	829	CLA	C4B-NB	6.93	1.41	1.35
14	cA	830	CLA	C4B-NB	6.93	1.41	1.35
14	cB	841	CLA	C4B-NB	6.92	1.41	1.35
14	bB	842	CLA	C4B-NB	6.92	1.41	1.35
14	bB	819	CLA	C4B-NB	6.92	1.41	1.35
14	cA	839	CLA	C4B-NB	6.92	1.41	1.35
14	bL	204	CLA	C4B-NB	6.91	1.41	1.35
14	dA	808	CLA	C4B-NB	6.91	1.41	1.35
14	bB	818	CLA	C4B-NB	6.91	1.41	1.35
14	aA	824	CLA	C4B-NB	6.91	1.41	1.35
14	cA	824	CLA	C4B-NB	6.91	1.41	1.35
14	aB	823	CLA	C4B-NB	6.90	1.41	1.35
14	bA	823	CLA	C4B-NB	6.90	1.41	1.35
14	aA	823	CLA	C4B-NB	6.90	1.41	1.35
14	bB	841	CLA	C4B-NB	6.90	1.41	1.35
14	dB	841	CLA	C4B-NB	6.90	1.41	1.35
14	cL	203	CLA	C4B-NB	6.90	1.41	1.35
14	dB	819	CLA	C4B-NB	6.89	1.41	1.35
14	cK	102	CLA	C4B-NB	6.89	1.41	1.35
14	bA	839	CLA	C4B-NB	6.89	1.41	1.35
14	bB	838	CLA	C4B-NB	6.89	1.41	1.35
14	aL	203	CLA	C4B-NB	6.88	1.41	1.35
14	bA	824	CLA	C4B-NB	6.88	1.41	1.35
14	dB	838	CLA	C4B-NB	6.88	1.41	1.35
14	dB	824	CLA	C4B-NB	6.88	1.41	1.35
14	aA	839	CLA	C4B-NB	6.88	1.41	1.35
14	cB	840	CLA	C4B-NB	6.88	1.41	1.35
14	dA	823	CLA	C4B-NB	6.88	1.41	1.35
14	bA	838	CLA	C4B-NB	6.87	1.41	1.35
14	cB	834	CLA	C4B-NB	6.87	1.41	1.35
14	dB	818	CLA	C4B-NB	6.86	1.41	1.35
14	dA	824	CLA	C4B-NB	6.86	1.41	1.35
14	dB	835	CLA	C4B-NB	6.85	1.41	1.35
14	dK	103	CLA	C4B-NB	6.85	1.41	1.35
14	aB	817	CLA	C4B-NB	6.85	1.41	1.35
14	cB	823	CLA	C4B-NB	6.85	1.41	1.35

Continued on next page...

Continued from previous page...

Mol	Chain	Res	Type	Atoms	Z	Observed(Å)	Ideal(Å)
14	aA	808	CLA	C4B-NB	6.85	1.41	1.35
14	aB	812	CLA	C4B-NB	6.85	1.41	1.35
14	bB	824	CLA	C4B-NB	6.84	1.41	1.35
14	cA	808	CLA	C4B-NB	6.84	1.41	1.35
14	cA	840	CLA	C4B-NB	6.84	1.41	1.35
14	aA	829	CLA	C4B-NB	6.84	1.41	1.35
14	aB	837	CLA	C4B-NB	6.84	1.41	1.35
14	dA	840	CLA	C4B-NB	6.84	1.41	1.35
14	bA	829	CLA	C4B-NB	6.83	1.41	1.35
14	aA	833	CLA	C4B-NB	6.83	1.41	1.35
14	aB	814	CLA	C4B-NB	6.83	1.41	1.35
14	bB	835	CLA	C4B-NB	6.82	1.41	1.35
14	cB	817	CLA	C4B-NB	6.82	1.41	1.35
14	dB	822	CLA	C4B-NB	6.81	1.41	1.35
14	aB	834	CLA	C4B-NB	6.81	1.41	1.35
14	aK	102	CLA	C4B-NB	6.81	1.41	1.35
14	bF	203	CLA	C4B-NB	6.81	1.41	1.35
14	cA	838	CLA	C4B-NB	6.81	1.41	1.35
14	aA	838	CLA	C4B-NB	6.81	1.41	1.35
14	aA	840	CLA	C4B-NB	6.80	1.41	1.35
14	dB	821	CLA	C4B-NB	6.80	1.41	1.35
14	bA	808	CLA	C4B-NB	6.80	1.41	1.35
14	bB	822	CLA	C4B-NB	6.79	1.41	1.35
14	bA	819	CLA	C4B-NB	6.79	1.41	1.35
14	bB	815	CLA	C4B-NB	6.79	1.41	1.35
14	bB	805	CLA	C4B-NB	6.79	1.41	1.35
14	cB	820	CLA	C4B-NB	6.78	1.41	1.35
14	cB	837	CLA	C4B-NB	6.78	1.41	1.35
14	bB	821	CLA	C4B-NB	6.77	1.41	1.35
14	bB	813	CLA	C4B-NB	6.77	1.41	1.35
14	cB	814	CLA	C4B-NB	6.77	1.41	1.35
14	cA	843	CLA	C4B-NB	6.77	1.41	1.35
14	cB	812	CLA	C4B-NB	6.77	1.41	1.35
14	cF	203	CLA	C4B-NB	6.76	1.41	1.35
14	dB	813	CLA	C4B-NB	6.76	1.41	1.35
14	bA	840	CLA	C4B-NB	6.75	1.41	1.35
14	aB	822	CLA	C4B-NB	6.75	1.41	1.35
14	cA	819	CLA	C4B-NB	6.75	1.41	1.35
14	dB	820	CLA	C4B-NB	6.75	1.41	1.35
14	dB	815	CLA	C4B-NB	6.75	1.41	1.35
14	dB	805	CLA	C4B-NB	6.75	1.41	1.35
14	aB	821	CLA	C4B-NB	6.74	1.41	1.35

Continued on next page...

Continued from previous page...

Mol	Chain	Res	Type	Atoms	Z	Observed(Å)	Ideal(Å)
14	cB	821	CLA	C4B-NB	6.74	1.41	1.35
14	aB	820	CLA	C4B-NB	6.74	1.41	1.35
14	bK	103	CLA	C4B-NB	6.73	1.41	1.35
14	dA	833	CLA	C4B-NB	6.73	1.41	1.35
14	cA	810	CLA	C4B-NB	6.73	1.41	1.35
14	cA	833	CLA	C4B-NB	6.73	1.41	1.35
14	dA	809	CLA	C4B-NB	6.73	1.41	1.35
14	bL	202	CLA	C4B-NB	6.73	1.41	1.35
14	cB	805	CLA	C4B-NB	6.72	1.41	1.35
14	dB	827	CLA	C4B-NB	6.71	1.41	1.35
14	cA	828	CLA	C4B-NB	6.71	1.41	1.35
14	dL	202	CLA	C4B-NB	6.71	1.41	1.35
14	bB	820	CLA	C4B-NB	6.71	1.41	1.35
14	dA	819	CLA	C4B-NB	6.71	1.41	1.35
14	bL	205	CLA	C4B-NB	6.70	1.41	1.35
14	bA	833	CLA	C4B-NB	6.70	1.41	1.35
14	dA	810	CLA	C4B-NB	6.70	1.41	1.35
14	dA	822	CLA	C4B-NB	6.70	1.41	1.35
14	bA	822	CLA	C4B-NB	6.69	1.41	1.35
14	bA	810	CLA	C4B-NB	6.69	1.41	1.35
14	aA	828	CLA	C4B-NB	6.69	1.41	1.35
14	aA	819	CLA	C4B-NB	6.69	1.41	1.35
14	aA	843	CLA	C4B-NB	6.69	1.41	1.35
14	cK	101	CLA	C4B-NB	6.69	1.41	1.35
14	aA	822	CLA	C4B-NB	6.69	1.41	1.35
14	aB	805	CLA	C4B-NB	6.68	1.41	1.35
14	aB	819	CLA	C4B-NB	6.68	1.41	1.35
14	dF	203	CLA	C4B-NB	6.68	1.41	1.35
14	bA	828	CLA	C4B-NB	6.68	1.41	1.35
14	bB	823	CLA	C4B-NB	6.68	1.41	1.35
14	dL	205	CLA	C4B-NB	6.68	1.41	1.35
14	dA	828	CLA	C4B-NB	6.67	1.41	1.35
14	cB	819	CLA	C4B-NB	6.67	1.41	1.35
14	cA	822	CLA	C4B-NB	6.67	1.41	1.35
14	dB	823	CLA	C4B-NB	6.67	1.41	1.35
14	aB	829	CLA	C4B-NB	6.67	1.41	1.35
14	aL	204	CLA	C4B-NB	6.67	1.41	1.35
14	dA	832	CLA	C4B-NB	6.66	1.41	1.35
14	cB	826	CLA	C4B-NB	6.66	1.41	1.35
14	aB	826	CLA	C4B-NB	6.65	1.41	1.35
14	aF	203	CLA	C4B-NB	6.65	1.41	1.35
14	cB	839	CLA	C4B-NB	6.64	1.41	1.35

Continued on next page...

Continued from previous page...

Mol	Chain	Res	Type	Atoms	Z	Observed(Å)	Ideal(Å)
14	dK	101	CLA	C4B-NB	6.63	1.41	1.35
14	dB	810	CLA	C4B-NB	6.63	1.41	1.35
14	bB	839	CLA	C4B-NB	6.63	1.41	1.35
14	bK	101	CLA	C4B-NB	6.62	1.41	1.35
14	cA	809	CLA	C4B-NB	6.62	1.41	1.35
14	aB	802	CLA	C4B-NB	6.62	1.41	1.35
14	dB	839	CLA	C4B-NB	6.62	1.41	1.35
14	aK	101	CLA	C4B-NB	6.62	1.41	1.35
14	cB	822	CLA	C4B-NB	6.62	1.41	1.35
14	aA	809	CLA	C4B-NB	6.61	1.41	1.35
14	cL	204	CLA	C4B-NB	6.61	1.41	1.35
14	cB	829	CLA	C4B-NB	6.61	1.41	1.35
14	bB	830	CLA	C4B-NB	6.60	1.41	1.35
14	bB	827	CLA	C4B-NB	6.60	1.41	1.35
14	dB	840	CLA	C4B-NB	6.60	1.41	1.35
14	cB	802	CLA	C4B-NB	6.60	1.41	1.35
14	aA	810	CLA	C4B-NB	6.60	1.41	1.35
14	bA	809	CLA	C4B-NB	6.60	1.41	1.35
14	aB	839	CLA	C4B-NB	6.59	1.41	1.35
14	dB	830	CLA	C4B-NB	6.59	1.41	1.35
14	cA	831	CLA	C4B-NB	6.58	1.41	1.35
14	cB	810	CLA	C4B-NB	6.58	1.41	1.35
14	bB	811	CLA	C4B-NB	6.58	1.41	1.35
14	cB	811	CLA	C4B-NB	6.58	1.41	1.35
14	dB	802	CLA	C4B-NB	6.58	1.41	1.35
14	bA	831	CLA	C4B-NB	6.58	1.41	1.35
14	bB	810	CLA	C4B-NB	6.58	1.41	1.35
14	bB	828	CLA	C4B-NB	6.58	1.41	1.35
14	bA	826	CLA	C4B-NB	6.56	1.41	1.35
14	aB	810	CLA	C4B-NB	6.55	1.41	1.35
14	bL	201	CLA	C4B-NB	6.55	1.41	1.35
14	cB	838	CLA	C4B-NB	6.55	1.41	1.35
14	bB	802	CLA	C4B-NB	6.55	1.41	1.35
14	aA	832	CLA	C4B-NB	6.55	1.41	1.35
14	aB	838	CLA	C4B-NB	6.55	1.41	1.35
14	cB	827	CLA	C4B-NB	6.55	1.41	1.35
14	dA	806	CLA	C4B-NB	6.54	1.41	1.35
14	aA	831	CLA	C4B-NB	6.54	1.41	1.35
14	dL	201	CLA	C4B-NB	6.54	1.41	1.35
14	dB	828	CLA	C4B-NB	6.53	1.41	1.35
14	dB	811	CLA	C4B-NB	6.53	1.41	1.35
14	bA	832	CLA	C4B-NB	6.52	1.41	1.35

Continued on next page...

Continued from previous page...

Mol	Chain	Res	Type	Atoms	Z	Observed(Å)	Ideal(Å)
14	aB	811	CLA	C4B-NB	6.52	1.41	1.35
14	bB	812	CLA	C4B-NB	6.52	1.41	1.35
14	aA	821	CLA	C4B-NB	6.51	1.41	1.35
14	bL	206	CLA	C4B-NB	6.51	1.41	1.35
14	aA	826	CLA	C4B-NB	6.51	1.41	1.35
14	cA	827	CLA	C4B-NB	6.51	1.41	1.35
14	dA	826	CLA	C4B-NB	6.51	1.41	1.35
14	dA	802	CLA	C4B-NB	6.50	1.41	1.35
14	aA	827	CLA	C4B-NB	6.50	1.41	1.35
14	bB	809	CLA	C4B-NB	6.49	1.41	1.35
14	cA	832	CLA	C4B-NB	6.49	1.41	1.35
14	bB	840	CLA	C4B-NB	6.49	1.41	1.35
14	aB	825	CLA	C4B-NB	6.49	1.41	1.35
14	bA	802	CLA	C4B-NB	6.49	1.41	1.35
14	dA	821	CLA	C4B-NB	6.49	1.41	1.35
14	bA	806	CLA	C4B-NB	6.48	1.41	1.35
14	aB	827	CLA	C4B-NB	6.48	1.41	1.35
14	dB	812	CLA	C4B-NB	6.47	1.41	1.35
14	dL	206	CLA	C4B-NB	6.47	1.41	1.35
14	cB	809	CLA	C4B-NB	6.47	1.41	1.35
14	aB	807	CLA	C4B-NB	6.47	1.41	1.35
14	dA	831	CLA	C4B-NB	6.47	1.41	1.35
14	cB	807	CLA	C4B-NB	6.47	1.41	1.35
14	aA	806	CLA	C4B-NB	6.46	1.41	1.35
14	bA	827	CLA	C4B-NB	6.46	1.41	1.35
14	cB	803	CLA	C4B-NB	6.46	1.41	1.35
14	dB	829	CLA	C4B-NB	6.46	1.41	1.35
14	bA	821	CLA	C4B-NB	6.46	1.41	1.35
14	bB	826	CLA	C4B-NB	6.45	1.41	1.35
14	cB	828	CLA	C4B-NB	6.45	1.41	1.35
14	cA	813	CLA	C4B-NB	6.45	1.41	1.35
14	cA	802	CLA	C4B-NB	6.45	1.41	1.35
14	cA	821	CLA	C4B-NB	6.45	1.41	1.35
14	aB	828	CLA	C4B-NB	6.44	1.41	1.35
14	dA	813	CLA	C4B-NB	6.44	1.41	1.35
14	dA	827	CLA	C4B-NB	6.43	1.40	1.35
14	cA	826	CLA	C4B-NB	6.43	1.40	1.35
14	cB	825	CLA	C4B-NB	6.42	1.40	1.35
14	bB	829	CLA	C4B-NB	6.42	1.40	1.35
14	cA	806	CLA	C4B-NB	6.42	1.40	1.35
14	dB	803	CLA	C4B-NB	6.42	1.40	1.35
14	dB	807	CLA	C4B-NB	6.42	1.40	1.35

Continued on next page...

Continued from previous page...

Mol	Chain	Res	Type	Atoms	Z	Observed(Å)	Ideal(Å)
14	dB	826	CLA	C4B-NB	6.41	1.40	1.35
14	bB	803	CLA	C4B-NB	6.41	1.40	1.35
14	bB	807	CLA	C4B-NB	6.40	1.40	1.35
14	aA	802	CLA	C4B-NB	6.39	1.40	1.35
14	bA	813	CLA	C4B-NB	6.39	1.40	1.35
14	dB	809	CLA	C4B-NB	6.37	1.40	1.35
14	aB	803	CLA	C4B-NB	6.36	1.40	1.35
14	aA	813	CLA	C4B-NB	6.35	1.40	1.35
14	aB	809	CLA	C4B-NB	6.33	1.40	1.35
14	aA	825	CLA	C4B-NB	6.29	1.40	1.35
14	bA	837	CLA	C4B-NB	6.27	1.40	1.35
14	cB	801	CLA	C4B-NB	6.25	1.40	1.35
14	bA	825	CLA	C4B-NB	6.25	1.40	1.35
14	dB	801	CLA	C4B-NB	6.24	1.40	1.35
14	bB	814	CLA	C4B-NB	6.24	1.40	1.35
14	bB	801	CLA	C4B-NB	6.24	1.40	1.35
14	dA	837	CLA	C4B-NB	6.23	1.40	1.35
14	dA	825	CLA	C4B-NB	6.23	1.40	1.35
14	bA	818	CLA	C4B-NB	6.22	1.40	1.35
14	cB	813	CLA	C4B-NB	6.22	1.40	1.35
14	aB	806	CLA	C4B-NB	6.22	1.40	1.35
14	dA	818	CLA	C4B-NB	6.21	1.40	1.35
14	aB	801	CLA	C4B-NB	6.19	1.40	1.35
14	cA	825	CLA	C4B-NB	6.18	1.40	1.35
14	aB	813	CLA	C4B-NB	6.18	1.40	1.35
14	dB	814	CLA	C4B-NB	6.17	1.40	1.35
14	aA	837	CLA	C4B-NB	6.17	1.40	1.35
14	aA	818	CLA	C4B-NB	6.17	1.40	1.35
14	cA	818	CLA	C4B-NB	6.17	1.40	1.35
14	cB	806	CLA	C4B-NB	6.16	1.40	1.35
14	bB	806	CLA	C4B-NB	6.14	1.40	1.35
14	dB	806	CLA	C4B-NB	6.13	1.40	1.35
14	cA	837	CLA	C4B-NB	6.12	1.40	1.35
13	aA	801	CL0	C3B-C2B	5.81	1.48	1.40
14	bB	804	CLA	C4B-NB	5.79	1.40	1.35
14	aB	804	CLA	C4B-NB	5.78	1.40	1.35
14	dB	804	CLA	C4B-NB	5.78	1.40	1.35
14	cB	804	CLA	C4B-NB	5.75	1.40	1.35
13	bA	801	CL0	C3B-C2B	5.74	1.48	1.40
13	cA	801	CL0	C3B-C2B	5.73	1.48	1.40
13	dA	801	CL0	C3B-C2B	5.71	1.48	1.40
13	dA	801	CL0	C3C-C2C	5.33	1.48	1.36

Continued on next page...

Continued from previous page...

Mol	Chain	Res	Type	Atoms	Z	Observed(Å)	Ideal(Å)
13	bA	801	CL0	C3C-C2C	5.30	1.48	1.36
13	aA	801	CL0	C3C-C2C	5.23	1.47	1.36
13	cA	801	CL0	C3C-C2C	5.22	1.47	1.36
13	aA	801	CL0	CHC-C1C	5.01	1.47	1.35
13	cA	801	CL0	CHC-C1C	5.00	1.47	1.35
13	bA	801	CL0	CHC-C1C	4.96	1.47	1.35
13	dA	801	CL0	O2D-CGD	4.95	1.45	1.33
13	bA	801	CL0	O2D-CGD	4.95	1.45	1.33
13	dA	801	CL0	CHC-C1C	4.94	1.47	1.35
13	aA	801	CL0	O2D-CGD	4.91	1.45	1.33
13	dA	801	CL0	C1D-ND	4.83	1.43	1.37
13	cA	801	CL0	O2D-CGD	4.83	1.45	1.33
13	bA	801	CL0	C1D-ND	4.81	1.43	1.37
13	cA	801	CL0	C1D-ND	4.70	1.43	1.37
13	aA	801	CL0	C1D-ND	4.70	1.43	1.37
15	bA	843	PQN	C10-C5	4.63	1.48	1.40
15	dA	843	PQN	C10-C5	4.63	1.48	1.40
15	aB	842	PQN	C10-C5	4.59	1.48	1.40
15	cB	842	PQN	C10-C5	4.59	1.48	1.40
15	bB	843	PQN	C10-C5	4.57	1.48	1.40
15	dB	843	PQN	C10-C5	4.55	1.48	1.40
15	cA	844	PQN	C10-C5	4.55	1.48	1.40
15	aA	844	PQN	C10-C5	4.53	1.48	1.40
13	dA	801	CL0	CHD-C1D	4.32	1.46	1.38
13	bA	801	CL0	CHD-C1D	4.30	1.46	1.38
13	cA	801	CL0	O2A-CGA	4.25	1.45	1.33
13	aA	801	CL0	O2A-CGA	4.25	1.45	1.33
13	cA	801	CL0	CHD-C1D	4.23	1.46	1.38
13	aA	801	CL0	CHD-C1D	4.20	1.46	1.38
13	bA	801	CL0	O2A-CGA	4.00	1.45	1.33
13	cA	801	CL0	CHD-C4C	3.99	1.48	1.39
13	dA	801	CL0	O2A-CGA	3.95	1.44	1.33
13	aA	801	CL0	CHD-C4C	3.94	1.48	1.39
13	bA	801	CL0	CHD-C4C	3.93	1.48	1.39
13	dA	801	CL0	CHD-C4C	3.93	1.48	1.39
14	dK	101	CLA	C1D-ND	3.90	1.42	1.37
14	aK	101	CLA	C1D-ND	3.87	1.42	1.37
14	bL	205	CLA	C4D-ND	-3.85	1.32	1.37
14	dL	205	CLA	C4D-ND	-3.85	1.32	1.37
14	bK	101	CLA	C1D-ND	3.85	1.42	1.37
14	cK	101	CLA	C1D-ND	3.85	1.42	1.37
14	dA	816	CLA	C1D-ND	3.84	1.42	1.37

Continued on next page...

Continued from previous page...

Mol	Chain	Res	Type	Atoms	Z	Observed(Å)	Ideal(Å)
14	aA	816	CLA	C1D-ND	3.81	1.42	1.37
14	cA	816	CLA	C1D-ND	3.81	1.42	1.37
14	aA	803	CLA	C1D-ND	3.80	1.42	1.37
14	aB	801	CLA	C4D-ND	-3.80	1.32	1.37
13	bA	801	CL0	C3D-C2D	3.79	1.49	1.39
14	bB	804	CLA	C4D-ND	-3.78	1.32	1.37
14	cB	801	CLA	C4D-ND	-3.77	1.32	1.37
14	cA	836	CLA	C1D-ND	3.76	1.42	1.37
14	dA	836	CLA	C1D-ND	3.76	1.42	1.37
13	dA	801	CL0	C3D-C2D	3.75	1.49	1.39
14	bB	801	CLA	C4D-ND	-3.74	1.32	1.37
14	bA	816	CLA	C1D-ND	3.74	1.42	1.37
14	aB	804	CLA	C4D-ND	-3.74	1.32	1.37
14	dA	803	CLA	C1D-ND	3.73	1.42	1.37
14	cB	804	CLA	C4D-ND	-3.72	1.32	1.37
14	dB	801	CLA	C4D-ND	-3.72	1.32	1.37
14	dA	805	CLA	C4D-ND	-3.71	1.32	1.37
14	cA	815	CLA	C1D-ND	3.71	1.42	1.37
14	aA	830	CLA	CMB-C2B	-3.71	1.43	1.51
14	cA	830	CLA	CMB-C2B	-3.71	1.43	1.51
14	aB	836	CLA	C1D-ND	3.70	1.42	1.37
14	dA	830	CLA	CMB-C2B	-3.70	1.43	1.51
14	bA	830	CLA	CMB-C2B	-3.70	1.43	1.51
14	cA	803	CLA	C1D-ND	3.70	1.42	1.37
14	cB	807	CLA	C4D-ND	-3.69	1.32	1.37
14	cB	836	CLA	C1D-ND	3.69	1.42	1.37
14	aA	836	CLA	C1D-ND	3.69	1.42	1.37
14	bA	826	CLA	C4D-ND	-3.68	1.32	1.37
14	aA	822	CLA	C4D-ND	-3.68	1.32	1.37
14	bA	836	CLA	C1D-ND	3.68	1.42	1.37
14	dB	837	CLA	C1D-ND	3.68	1.42	1.37
14	cL	203	CLA	C4D-ND	-3.67	1.32	1.37
14	dB	804	CLA	C4D-ND	-3.67	1.32	1.37
14	aA	815	CLA	C1D-ND	3.67	1.42	1.37
14	dA	822	CLA	C4D-ND	-3.67	1.32	1.37
14	dA	815	CLA	C1D-ND	3.66	1.42	1.37
14	dJ	102	CLA	C1D-ND	3.66	1.42	1.37
14	dL	202	CLA	C4D-ND	-3.66	1.32	1.37
14	aA	805	CLA	C4D-ND	-3.66	1.32	1.37
14	aB	807	CLA	C4D-ND	-3.66	1.32	1.37
14	bA	803	CLA	C1D-ND	3.66	1.42	1.37
14	bA	822	CLA	C4D-ND	-3.66	1.32	1.37

Continued on next page...

Continued from previous page...

Mol	Chain	Res	Type	Atoms	Z	Observed(Å)	Ideal(Å)
14	cA	822	CLA	C4D-ND	-3.65	1.32	1.37
14	bA	815	CLA	C1D-ND	3.65	1.42	1.37
14	bA	805	CLA	C4D-ND	-3.64	1.32	1.37
14	aA	826	CLA	C4D-ND	-3.64	1.32	1.37
14	cA	805	CLA	C4D-ND	-3.64	1.32	1.37
13	cA	801	CL0	C3D-C2D	3.64	1.49	1.39
14	bB	837	CLA	C1D-ND	3.64	1.42	1.37
14	bB	830	CLA	CMB-C2B	-3.63	1.44	1.51
14	bB	807	CLA	C4D-ND	-3.63	1.32	1.37
14	cA	843	CLA	C4D-ND	-3.63	1.32	1.37
14	cA	826	CLA	C4D-ND	-3.63	1.32	1.37
14	cJ	102	CLA	C1D-ND	3.63	1.42	1.37
14	bJ	102	CLA	C1D-ND	3.63	1.42	1.37
14	aB	829	CLA	CMB-C2B	-3.63	1.44	1.51
14	cB	829	CLA	CMB-C2B	-3.63	1.44	1.51
14	dB	830	CLA	CMB-C2B	-3.62	1.44	1.51
14	aA	843	CLA	C4D-ND	-3.62	1.32	1.37
14	aL	203	CLA	C4D-ND	-3.60	1.32	1.37
14	bL	202	CLA	C4D-ND	-3.60	1.32	1.37
14	dA	826	CLA	C4D-ND	-3.59	1.32	1.37
13	aA	801	CL0	C3D-C2D	3.59	1.48	1.39
14	aJ	102	CLA	C1D-ND	3.59	1.42	1.37
14	bA	818	CLA	C4D-ND	-3.58	1.32	1.37
14	cA	818	CLA	C4D-ND	-3.58	1.32	1.37
14	dA	806	CLA	C4D-ND	-3.58	1.32	1.37
14	dB	807	CLA	C4D-ND	-3.58	1.32	1.37
14	aA	806	CLA	C4D-ND	-3.57	1.32	1.37
14	aA	824	CLA	C1D-ND	3.57	1.42	1.37
14	aB	806	CLA	C4D-ND	-3.57	1.32	1.37
14	bL	204	CLA	C4D-ND	-3.57	1.32	1.37
14	dL	204	CLA	C4D-ND	-3.56	1.32	1.37
17	aB	848	BCR	C30-C25	-3.56	1.48	1.53
14	dA	818	CLA	C4D-ND	-3.56	1.32	1.37
14	dL	206	CLA	C4D-ND	-3.56	1.32	1.37
14	aA	825	CLA	C4D-ND	-3.56	1.32	1.37
14	cB	835	CLA	C1D-ND	3.56	1.42	1.37
14	aF	203	CLA	C1D-ND	3.55	1.42	1.37
17	cA	849	BCR	C1-C6	-3.55	1.48	1.53
14	aB	810	CLA	C4D-ND	-3.55	1.32	1.37
14	dA	825	CLA	C4D-ND	-3.55	1.32	1.37
17	dA	847	BCR	C1-C6	-3.55	1.48	1.53
14	cA	806	CLA	C4D-ND	-3.55	1.32	1.37

Continued on next page...

Continued from previous page...

Mol	Chain	Res	Type	Atoms	Z	Observed(Å)	Ideal(Å)
14	cA	839	CLA	C4D-ND	-3.55	1.32	1.37
14	bB	836	CLA	C1D-ND	3.55	1.42	1.37
14	bL	206	CLA	C4D-ND	-3.55	1.32	1.37
17	dB	849	BCR	C30-C25	-3.55	1.48	1.53
14	bA	825	CLA	C4D-ND	-3.54	1.32	1.37
14	dB	806	CLA	C4D-ND	-3.54	1.32	1.37
14	dA	811	CLA	C4D-ND	-3.54	1.32	1.37
14	aA	807	CLA	C1D-ND	3.54	1.42	1.37
17	bA	847	BCR	C1-C6	-3.54	1.48	1.53
14	bA	806	CLA	C4D-ND	-3.54	1.32	1.37
14	dK	103	CLA	C1D-ND	3.54	1.42	1.37
14	aA	811	CLA	C4D-ND	-3.54	1.32	1.37
14	cA	824	CLA	C1D-ND	3.54	1.42	1.37
14	cB	810	CLA	C4D-ND	-3.53	1.32	1.37
14	bB	833	CLA	C4D-ND	-3.53	1.32	1.37
14	cA	807	CLA	C1D-ND	3.53	1.42	1.37
14	cB	832	CLA	C4D-ND	-3.53	1.32	1.37
14	aA	818	CLA	C4D-ND	-3.53	1.32	1.37
14	dA	807	CLA	C1D-ND	3.53	1.42	1.37
14	aB	832	CLA	C4D-ND	-3.52	1.32	1.37
14	bB	832	CLA	C1D-ND	3.52	1.42	1.37
14	cK	102	CLA	C1D-ND	3.52	1.42	1.37
14	cA	825	CLA	C4D-ND	-3.52	1.32	1.37
14	dB	836	CLA	C1D-ND	3.52	1.42	1.37
17	bB	849	BCR	C30-C25	-3.51	1.48	1.53
14	aK	102	CLA	C1D-ND	3.51	1.42	1.37
14	bA	824	CLA	C1D-ND	3.51	1.42	1.37
14	cB	809	CLA	C4D-ND	-3.51	1.32	1.37
14	bA	811	CLA	C4D-ND	-3.51	1.32	1.37
14	aA	813	CLA	C1D-ND	3.51	1.42	1.37
14	dA	828	CLA	C1D-ND	3.51	1.42	1.37
14	bB	806	CLA	C4D-ND	-3.51	1.32	1.37
14	dB	833	CLA	C4D-ND	-3.51	1.32	1.37
14	cB	806	CLA	C4D-ND	-3.51	1.32	1.37
14	aB	835	CLA	C1D-ND	3.50	1.42	1.37
17	aA	849	BCR	C1-C6	-3.50	1.49	1.53
14	dA	824	CLA	C1D-ND	3.50	1.42	1.37
17	cB	848	BCR	C30-C25	-3.50	1.49	1.53
14	cA	828	CLA	C1D-ND	3.50	1.42	1.37
14	cB	813	CLA	C4D-ND	-3.49	1.32	1.37
14	dB	832	CLA	C1D-ND	3.49	1.42	1.37
14	aB	823	CLA	C1D-ND	3.49	1.42	1.37

Continued on next page...

Continued from previous page...

Mol	Chain	Res	Type	Atoms	Z	Observed(Å)	Ideal(Å)
14	cB	839	CLA	C4D-ND	-3.49	1.32	1.37
14	dB	803	CLA	C4D-ND	-3.49	1.32	1.37
14	cA	811	CLA	C4D-ND	-3.49	1.32	1.37
14	cB	840	CLA	C4D-ND	-3.49	1.32	1.37
14	bA	820	CLA	C1D-ND	3.49	1.42	1.37
14	bB	834	CLA	C1D-ND	3.49	1.42	1.37
14	bA	839	CLA	C4D-ND	-3.49	1.32	1.37
14	cB	831	CLA	C1D-ND	3.49	1.42	1.37
14	dB	840	CLA	C4D-ND	-3.48	1.32	1.37
14	dJ	101	CLA	C1D-ND	3.48	1.42	1.37
14	aB	822	CLA	C1D-ND	3.48	1.42	1.37
14	cB	803	CLA	C4D-ND	-3.48	1.32	1.37
14	cF	203	CLA	C1D-ND	3.48	1.42	1.37
14	bB	810	CLA	C4D-ND	-3.48	1.32	1.37
14	bB	840	CLA	C4D-ND	-3.48	1.32	1.37
14	cB	818	CLA	C4D-ND	-3.48	1.32	1.37
14	bA	813	CLA	C1D-ND	3.47	1.42	1.37
14	dA	839	CLA	C4D-ND	-3.47	1.32	1.37
14	aJ	101	CLA	C1D-ND	3.47	1.42	1.37
14	cJ	101	CLA	C1D-ND	3.47	1.42	1.37
14	aA	835	CLA	CMB-C2B	-3.47	1.44	1.51
14	aB	803	CLA	C4D-ND	-3.47	1.32	1.37
14	aF	201	CLA	C1D-ND	3.47	1.42	1.37
14	cA	813	CLA	C1D-ND	3.47	1.42	1.37
14	dB	824	CLA	C1D-ND	3.47	1.42	1.37
14	dB	841	CLA	C4D-ND	-3.47	1.32	1.37
14	aB	831	CLA	C1D-ND	3.47	1.42	1.37
14	bB	803	CLA	C4D-ND	-3.47	1.32	1.37
14	bB	841	CLA	C4D-ND	-3.46	1.32	1.37
14	bK	103	CLA	C1D-ND	3.46	1.42	1.37
14	dA	835	CLA	CMB-C2B	-3.46	1.44	1.51
14	cF	201	CLA	C1D-ND	3.46	1.42	1.37
14	bA	835	CLA	CMB-C2B	-3.46	1.44	1.51
14	bB	814	CLA	C4D-ND	-3.46	1.32	1.37
14	aB	818	CLA	C4D-ND	-3.46	1.32	1.37
14	dA	840	CLA	C1D-ND	3.46	1.42	1.37
14	dA	813	CLA	C1D-ND	3.46	1.42	1.37
14	dB	810	CLA	C4D-ND	-3.45	1.32	1.37
14	bB	819	CLA	C4D-ND	-3.45	1.32	1.37
14	cA	839	CLA	C1D-ND	3.45	1.42	1.37
14	bA	839	CLA	C1D-ND	3.45	1.42	1.37
14	dA	820	CLA	C1D-ND	3.45	1.42	1.37

Continued on next page...

Continued from previous page...

Mol	Chain	Res	Type	Atoms	Z	Observed(Å)	Ideal(Å)
14	dA	842	CLA	C4D-ND	-3.45	1.33	1.37
14	aA	839	CLA	C4D-ND	-3.45	1.33	1.37
14	aA	828	CLA	C1D-ND	3.45	1.42	1.37
14	aB	833	CLA	C1D-ND	3.45	1.42	1.37
14	bA	827	CLA	C1D-ND	3.45	1.42	1.37
14	dA	812	CLA	C1D-ND	3.45	1.42	1.37
14	dB	814	CLA	C4D-ND	-3.45	1.33	1.37
14	cA	835	CLA	CMB-C2B	-3.45	1.44	1.51
14	cA	810	CLA	C1D-ND	3.44	1.42	1.37
14	dA	810	CLA	C1D-ND	3.44	1.42	1.37
14	bA	840	CLA	C1D-ND	3.44	1.42	1.37
14	bA	828	CLA	C1D-ND	3.44	1.42	1.37
14	aB	813	CLA	C4D-ND	-3.44	1.33	1.37
14	bJ	101	CLA	C1D-ND	3.44	1.42	1.37
14	aA	820	CLA	C1D-ND	3.44	1.42	1.37
14	bA	807	CLA	C1D-ND	3.43	1.42	1.37
14	bA	810	CLA	C1D-ND	3.43	1.42	1.37
14	dA	827	CLA	C1D-ND	3.43	1.42	1.37
14	cA	812	CLA	C1D-ND	3.43	1.42	1.37
14	aA	842	CLA	C4D-ND	-3.43	1.33	1.37
14	bB	827	CLA	C4D-ND	-3.42	1.33	1.37
14	cA	832	CLA	C4D-ND	-3.42	1.33	1.37
14	dB	809	CLA	C4D-ND	-3.42	1.33	1.37
14	cL	202	CLA	C1D-ND	3.42	1.42	1.37
14	bA	832	CLA	C4D-ND	-3.42	1.33	1.37
14	dB	834	CLA	C1D-ND	3.42	1.42	1.37
14	aB	839	CLA	C4D-ND	-3.42	1.33	1.37
14	aA	813	CLA	C4D-ND	-3.42	1.33	1.37
14	aB	831	CLA	C4D-ND	-3.42	1.33	1.37
14	dB	832	CLA	C4D-ND	-3.42	1.33	1.37
14	cB	812	CLA	C1D-ND	3.42	1.42	1.37
14	bB	823	CLA	C1D-ND	3.41	1.42	1.37
14	cA	840	CLA	C1D-ND	3.41	1.42	1.37
14	cB	820	CLA	C1D-ND	3.41	1.42	1.37
14	bB	809	CLA	C4D-ND	-3.41	1.33	1.37
14	bB	824	CLA	C1D-ND	3.41	1.42	1.37
17	aA	846	BCR	C1-C6	-3.41	1.49	1.53
14	aA	839	CLA	C1D-ND	3.41	1.42	1.37
14	aA	827	CLA	C4D-ND	-3.41	1.33	1.37
14	dA	832	CLA	C4D-ND	-3.41	1.33	1.37
14	cA	831	CLA	C1D-ND	3.41	1.42	1.37
14	cB	826	CLA	C4D-ND	-3.41	1.33	1.37

Continued on next page...

Continued from previous page...

Mol	Chain	Res	Type	Atoms	Z	Observed(Å)	Ideal(Å)
14	bA	842	CLA	C4D-ND	-3.41	1.33	1.37
14	bB	820	CLA	C4D-ND	-3.41	1.33	1.37
14	cA	827	CLA	C1D-ND	3.41	1.42	1.37
14	aB	840	CLA	C4D-ND	-3.41	1.33	1.37
14	bB	813	CLA	C1D-ND	3.41	1.42	1.37
14	cB	822	CLA	C1D-ND	3.40	1.42	1.37
14	cB	823	CLA	C1D-ND	3.40	1.42	1.37
14	aA	840	CLA	C1D-ND	3.40	1.42	1.37
14	bF	201	CLA	C1D-ND	3.40	1.42	1.37
14	aL	202	CLA	C1D-ND	3.40	1.42	1.37
14	aB	809	CLA	C4D-ND	-3.40	1.33	1.37
14	dA	813	CLA	C4D-ND	-3.40	1.33	1.37
14	aA	812	CLA	C1D-ND	3.40	1.42	1.37
14	aL	204	CLA	C1D-ND	3.40	1.42	1.37
14	dF	201	CLA	C1D-ND	3.40	1.42	1.37
14	dB	827	CLA	C4D-ND	-3.40	1.33	1.37
14	bX	101	CLA	C1D-ND	3.40	1.42	1.37
14	bB	832	CLA	C4D-ND	-3.40	1.33	1.37
14	cA	819	CLA	C4D-ND	-3.40	1.33	1.37
14	dA	814	CLA	C1D-ND	3.39	1.42	1.37
14	dB	839	CLA	C4D-ND	-3.39	1.33	1.37
14	bB	838	CLA	C4D-ND	-3.39	1.33	1.37
14	cB	819	CLA	C4D-ND	-3.39	1.33	1.37
14	cA	842	CLA	C4D-ND	-3.39	1.33	1.37
14	dA	839	CLA	C1D-ND	3.39	1.41	1.37
14	dB	823	CLA	C1D-ND	3.39	1.41	1.37
14	cB	831	CLA	C4D-ND	-3.39	1.33	1.37
14	bB	808	CLA	CHC-C1C	3.38	1.43	1.35
14	aB	837	CLA	C4D-ND	-3.38	1.33	1.37
14	cB	837	CLA	C4D-ND	-3.38	1.33	1.37
14	dB	825	CLA	C4D-ND	-3.38	1.33	1.37
14	cA	820	CLA	C1D-ND	3.38	1.41	1.37
14	cL	204	CLA	C1D-ND	3.38	1.41	1.37
14	cB	833	CLA	C1D-ND	3.38	1.41	1.37
14	dA	827	CLA	C4D-ND	-3.38	1.33	1.37
14	bA	814	CLA	C1D-ND	3.38	1.41	1.37
14	cA	821	CLA	C1D-ND	3.38	1.41	1.37
14	cB	819	CLA	C1D-ND	3.38	1.41	1.37
14	dB	819	CLA	C4D-ND	-3.38	1.33	1.37
14	aA	827	CLA	C1D-ND	3.38	1.41	1.37
14	bA	827	CLA	C4D-ND	-3.37	1.33	1.37
17	bK	102	BCR	C1-C6	-3.37	1.49	1.53

Continued on next page...

Continued from previous page...

Mol	Chain	Res	Type	Atoms	Z	Observed(Å)	Ideal(Å)
14	dB	813	CLA	C1D-ND	3.37	1.41	1.37
14	aB	827	CLA	C4D-ND	-3.37	1.33	1.37
14	cA	831	CLA	C4D-ND	-3.37	1.33	1.37
14	bB	835	CLA	C1D-ND	3.37	1.41	1.37
14	bA	821	CLA	C1D-ND	3.37	1.41	1.37
17	cA	850	BCR	C30-C25	-3.37	1.49	1.53
14	dB	808	CLA	CHC-C1C	3.37	1.43	1.35
14	aA	833	CLA	C4D-ND	-3.37	1.33	1.37
17	cA	846	BCR	C1-C6	-3.37	1.49	1.53
14	bA	812	CLA	C1D-ND	3.37	1.41	1.37
14	cA	813	CLA	C4D-ND	-3.37	1.33	1.37
14	dB	835	CLA	C1D-ND	3.37	1.41	1.37
14	aA	824	CLA	C4D-ND	-3.37	1.33	1.37
14	dB	828	CLA	C4D-ND	-3.37	1.33	1.37
14	dA	821	CLA	C1D-ND	3.37	1.41	1.37
14	aA	837	CLA	C1D-ND	3.37	1.41	1.37
14	bA	831	CLA	C1D-ND	3.37	1.41	1.37
14	cB	841	CLA	C1D-ND	3.37	1.41	1.37
14	bA	833	CLA	C4D-ND	-3.36	1.33	1.37
14	cL	202	CLA	C4D-ND	-3.36	1.33	1.37
14	cB	808	CLA	CHC-C1C	3.36	1.43	1.35
14	cB	827	CLA	C4D-ND	-3.36	1.33	1.37
14	aB	838	CLA	C4D-ND	-3.36	1.33	1.37
14	cA	824	CLA	C4D-ND	-3.36	1.33	1.37
14	dB	820	CLA	C4D-ND	-3.36	1.33	1.37
17	dK	102	BCR	C1-C6	-3.36	1.49	1.53
14	aB	808	CLA	CHC-C1C	3.36	1.43	1.35
14	aB	834	CLA	C1D-ND	3.36	1.41	1.37
14	cB	821	CLA	C1D-ND	3.36	1.41	1.37
14	bA	838	CLA	C4D-ND	-3.36	1.33	1.37
14	cA	823	CLA	C1D-ND	3.36	1.41	1.37
14	cX	101	CLA	C1D-ND	3.36	1.41	1.37
14	bA	830	CLA	C4D-ND	-3.36	1.33	1.37
14	cA	837	CLA	C1D-ND	3.36	1.41	1.37
14	bA	824	CLA	C4D-ND	-3.36	1.33	1.37
14	dA	824	CLA	C4D-ND	-3.36	1.33	1.37
14	aA	832	CLA	C4D-ND	-3.36	1.33	1.37
14	bB	802	CLA	C4D-ND	-3.36	1.33	1.37
14	dB	820	CLA	C1D-ND	3.36	1.41	1.37
14	bB	822	CLA	C1D-ND	3.35	1.41	1.37
14	dA	838	CLA	C4D-ND	-3.35	1.33	1.37
14	cB	839	CLA	C1D-ND	3.35	1.41	1.37

Continued on next page...

Continued from previous page...

Mol	Chain	Res	Type	Atoms	Z	Observed(Å)	Ideal(Å)
14	dA	831	CLA	C1D-ND	3.35	1.41	1.37
14	cA	814	CLA	C1D-ND	3.35	1.41	1.37
14	bB	840	CLA	C1D-ND	3.35	1.41	1.37
14	bB	828	CLA	C4D-ND	-3.35	1.33	1.37
14	aB	819	CLA	C1D-ND	3.35	1.41	1.37
14	aA	837	CLA	C4D-ND	-3.35	1.33	1.37
14	aB	821	CLA	C1D-ND	3.35	1.41	1.37
14	bA	823	CLA	C1D-ND	3.35	1.41	1.37
14	cB	838	CLA	C4D-ND	-3.35	1.33	1.37
14	dB	838	CLA	C4D-ND	-3.35	1.33	1.37
13	dA	801	CL0	OBD-CAD	3.35	1.28	1.22
14	cA	827	CLA	C4D-ND	-3.35	1.33	1.37
14	dB	826	CLA	C4D-ND	-3.35	1.33	1.37
14	dK	103	CLA	C4D-ND	-3.35	1.33	1.37
14	aA	838	CLA	C4D-ND	-3.35	1.33	1.37
14	bA	813	CLA	C4D-ND	-3.35	1.33	1.37
14	dA	829	CLA	C4D-ND	-3.35	1.33	1.37
14	cB	834	CLA	C1D-ND	3.35	1.41	1.37
14	dF	203	CLA	C1D-ND	3.35	1.41	1.37
17	bA	848	BCR	C30-C25	-3.35	1.49	1.53
14	cA	809	CLA	C4D-ND	-3.35	1.33	1.37
14	aA	831	CLA	C1D-ND	3.34	1.41	1.37
14	aB	839	CLA	C1D-ND	3.34	1.41	1.37
14	aB	824	CLA	C4D-ND	-3.34	1.33	1.37
14	aA	810	CLA	C1D-ND	3.34	1.41	1.37
13	aA	801	CL0	OBD-CAD	3.34	1.28	1.22
14	aB	826	CLA	C4D-ND	-3.34	1.33	1.37
14	dB	817	CLA	C4D-ND	-3.34	1.33	1.37
14	aB	841	CLA	C1D-ND	3.34	1.41	1.37
14	bA	819	CLA	C4D-ND	-3.34	1.33	1.37
14	dB	840	CLA	C1D-ND	3.34	1.41	1.37
14	dA	819	CLA	C4D-ND	-3.34	1.33	1.37
14	cA	835	CLA	C1D-ND	3.34	1.41	1.37
14	aA	814	CLA	C1D-ND	3.34	1.41	1.37
14	cA	830	CLA	C4D-ND	-3.34	1.33	1.37
14	bB	842	CLA	C1D-ND	3.34	1.41	1.37
14	bB	829	CLA	C4D-ND	-3.34	1.33	1.37
14	dA	809	CLA	C4D-ND	-3.34	1.33	1.37
14	aX	101	CLA	C1D-ND	3.33	1.41	1.37
14	bA	835	CLA	C1D-ND	3.33	1.41	1.37
14	aB	819	CLA	C4D-ND	-3.33	1.33	1.37
14	dB	830	CLA	C4D-ND	-3.33	1.33	1.37

Continued on next page...

Continued from previous page...

Mol	Chain	Res	Type	Atoms	Z	Observed(Å)	Ideal(Å)
14	bA	829	CLA	C4D-ND	-3.33	1.33	1.37
14	bB	821	CLA	C1D-ND	3.33	1.41	1.37
14	bB	826	CLA	C4D-ND	-3.33	1.33	1.37
14	cB	825	CLA	C4D-ND	-3.33	1.33	1.37
14	cB	829	CLA	C4D-ND	-3.33	1.33	1.37
14	cA	829	CLA	C4D-ND	-3.33	1.33	1.37
14	bB	839	CLA	C4D-ND	-3.33	1.33	1.37
14	cL	204	CLA	C4D-ND	-3.33	1.33	1.37
14	aB	812	CLA	C1D-ND	3.33	1.41	1.37
14	aA	806	CLA	C1D-ND	3.33	1.41	1.37
14	cB	816	CLA	C4D-ND	-3.33	1.33	1.37
14	aB	809	CLA	C1D-ND	3.33	1.41	1.37
14	aB	816	CLA	C4D-ND	-3.32	1.33	1.37
14	bA	819	CLA	C1D-ND	3.32	1.41	1.37
14	dX	101	CLA	C1D-ND	3.32	1.41	1.37
14	bA	834	CLA	C4D-ND	-3.32	1.33	1.37
14	bB	830	CLA	C4D-ND	-3.32	1.33	1.37
14	dA	834	CLA	C4D-ND	-3.32	1.33	1.37
17	dA	848	BCR	C30-C25	-3.32	1.49	1.53
14	aB	829	CLA	C4D-ND	-3.32	1.33	1.37
14	cB	824	CLA	C4D-ND	-3.32	1.33	1.37
14	cA	838	CLA	C4D-ND	-3.32	1.33	1.37
14	dA	823	CLA	C1D-ND	3.32	1.41	1.37
14	aA	819	CLA	C4D-ND	-3.32	1.33	1.37
14	dB	802	CLA	C4D-ND	-3.32	1.33	1.37
14	bB	820	CLA	C1D-ND	3.32	1.41	1.37
14	aL	204	CLA	C4D-ND	-3.32	1.33	1.37
14	bA	822	CLA	C1D-ND	3.31	1.41	1.37
14	dB	822	CLA	C1D-ND	3.31	1.41	1.37
14	aA	829	CLA	C4D-ND	-3.31	1.33	1.37
14	aA	831	CLA	C4D-ND	-3.31	1.33	1.37
14	dA	804	CLA	CHC-C1C	3.31	1.43	1.35
14	bB	816	CLA	C1D-ND	3.31	1.41	1.37
14	aA	809	CLA	C4D-ND	-3.31	1.33	1.37
14	aA	834	CLA	C4D-ND	-3.31	1.33	1.37
14	cA	833	CLA	C4D-ND	-3.31	1.33	1.37
14	dB	829	CLA	C4D-ND	-3.31	1.33	1.37
14	dA	808	CLA	C1D-ND	3.31	1.41	1.37
14	dB	818	CLA	C1D-ND	3.31	1.41	1.37
14	cB	802	CLA	C4D-ND	-3.31	1.33	1.37
14	dA	823	CLA	C4D-ND	-3.31	1.33	1.37
14	dA	837	CLA	C4D-ND	-3.31	1.33	1.37

Continued on next page...

Continued from previous page...

Mol	Chain	Res	Type	Atoms	Z	Observed(Å)	Ideal(Å)
14	aL	202	CLA	C4D-ND	-3.31	1.33	1.37
14	cK	102	CLA	C4D-ND	-3.31	1.33	1.37
14	dA	833	CLA	C4D-ND	-3.31	1.33	1.37
13	bA	801	CL0	OBD-CAD	3.31	1.28	1.22
14	bB	825	CLA	C4D-ND	-3.31	1.33	1.37
14	aA	841	CLA	C4D-ND	-3.31	1.33	1.37
14	aA	842	CLA	CMB-C2B	-3.31	1.44	1.51
14	aA	817	CLA	C1D-ND	3.30	1.41	1.37
14	cA	806	CLA	C1D-ND	3.30	1.41	1.37
14	cA	822	CLA	C1D-ND	3.30	1.41	1.37
14	dA	809	CLA	C1D-ND	3.30	1.41	1.37
14	dB	821	CLA	C1D-ND	3.30	1.41	1.37
14	dB	813	CLA	C4D-ND	-3.30	1.33	1.37
14	cA	837	CLA	C4D-ND	-3.30	1.33	1.37
14	dL	201	CLA	C4D-ND	-3.30	1.33	1.37
14	aA	821	CLA	C1D-ND	3.30	1.41	1.37
14	aB	820	CLA	C1D-ND	3.30	1.41	1.37
14	bA	804	CLA	CHC-C1C	3.30	1.43	1.35
14	aA	835	CLA	C1D-ND	3.30	1.41	1.37
14	dA	806	CLA	C1D-ND	3.30	1.41	1.37
17	bB	852	BCR	C30-C25	-3.30	1.49	1.53
14	cA	834	CLA	C4D-ND	-3.30	1.33	1.37
14	dA	830	CLA	C4D-ND	-3.30	1.33	1.37
14	bA	806	CLA	C1D-ND	3.30	1.41	1.37
14	cA	838	CLA	C1D-ND	3.30	1.41	1.37
14	aB	812	CLA	C4D-ND	-3.30	1.33	1.37
14	aA	809	CLA	C1D-ND	3.29	1.41	1.37
14	dL	202	CLA	C1D-ND	3.29	1.41	1.37
13	cA	801	CL0	OBD-CAD	3.29	1.28	1.22
14	bB	817	CLA	C4D-ND	-3.29	1.33	1.37
14	bL	202	CLA	C1D-ND	3.29	1.41	1.37
14	bA	809	CLA	C4D-ND	-3.29	1.33	1.37
14	aA	819	CLA	C1D-ND	3.29	1.41	1.37
14	dA	838	CLA	C1D-ND	3.29	1.41	1.37
14	cB	809	CLA	C1D-ND	3.29	1.41	1.37
14	bA	842	CLA	CMB-C2B	-3.29	1.44	1.51
14	bB	815	CLA	C4D-ND	-3.29	1.33	1.37
14	dB	824	CLA	C4D-ND	-3.29	1.33	1.37
14	cA	841	CLA	C4D-ND	-3.29	1.33	1.37
14	cB	817	CLA	C1D-ND	3.29	1.41	1.37
14	bA	831	CLA	C4D-ND	-3.29	1.33	1.37
14	aB	815	CLA	C4D-ND	-3.29	1.33	1.37

Continued on next page...

Continued from previous page...

Mol	Chain	Res	Type	Atoms	Z	Observed(Å)	Ideal(Å)
14	aB	825	CLA	C4D-ND	-3.29	1.33	1.37
14	dB	811	CLA	C4D-ND	-3.29	1.33	1.37
14	cB	805	CLA	C4D-ND	-3.29	1.33	1.37
14	dB	815	CLA	C4D-ND	-3.29	1.33	1.37
14	cA	817	CLA	C1D-ND	3.28	1.41	1.37
14	dB	842	CLA	C1D-ND	3.28	1.41	1.37
14	bA	841	CLA	C4D-ND	-3.28	1.33	1.37
14	cA	808	CLA	C4D-ND	-3.28	1.33	1.37
14	cA	843	CLA	C1D-ND	3.28	1.41	1.37
14	bB	824	CLA	C4D-ND	-3.28	1.33	1.37
14	bB	809	CLA	C1D-ND	3.28	1.41	1.37
14	cB	815	CLA	C4D-ND	-3.28	1.33	1.37
14	dA	822	CLA	C1D-ND	3.28	1.41	1.37
14	aA	823	CLA	C1D-ND	3.28	1.41	1.37
14	dA	817	CLA	C1D-ND	3.28	1.41	1.37
14	aA	830	CLA	C4D-ND	-3.28	1.33	1.37
14	bA	837	CLA	C4D-ND	-3.28	1.33	1.37
14	dB	831	CLA	C4D-ND	-3.28	1.33	1.37
14	aB	816	CLA	C1D-ND	3.28	1.41	1.37
14	cB	811	CLA	C1D-ND	3.28	1.41	1.37
14	cA	804	CLA	CHC-C1C	3.28	1.43	1.35
14	dA	831	CLA	C4D-ND	-3.28	1.33	1.37
14	aB	823	CLA	C4D-ND	-3.28	1.33	1.37
14	aB	802	CLA	C4D-ND	-3.28	1.33	1.37
14	bK	103	CLA	C4D-ND	-3.28	1.33	1.37
14	dA	842	CLA	CMB-C2B	-3.28	1.44	1.51
14	aB	828	CLA	C4D-ND	-3.27	1.33	1.37
14	aA	822	CLA	C1D-ND	3.27	1.41	1.37
14	aA	804	CLA	CHC-C1C	3.27	1.43	1.35
14	aK	102	CLA	C4D-ND	-3.27	1.33	1.37
14	bB	842	CLA	C4D-ND	-3.27	1.33	1.37
14	bB	810	CLA	CMB-C2B	-3.27	1.44	1.51
14	aB	811	CLA	C1D-ND	3.27	1.41	1.37
14	dA	835	CLA	C1D-ND	3.27	1.41	1.37
14	dB	814	CLA	C1D-ND	3.27	1.41	1.37
14	aA	838	CLA	C1D-ND	3.27	1.41	1.37
14	aA	808	CLA	C4D-ND	-3.27	1.33	1.37
14	dB	805	CLA	C4D-ND	-3.27	1.33	1.37
14	cB	826	CLA	C1D-ND	3.27	1.41	1.37
14	cA	812	CLA	C4D-ND	-3.27	1.33	1.37
14	bA	837	CLA	C1D-ND	3.27	1.41	1.37
14	aB	830	CLA	C4D-ND	-3.27	1.33	1.37

Continued on next page...

Continued from previous page...

Mol	Chain	Res	Type	Atoms	Z	Observed(Å)	Ideal(Å)
14	aB	811	CLA	C4D-ND	-3.26	1.33	1.37
14	cA	840	CLA	C4D-ND	-3.26	1.33	1.37
14	cB	823	CLA	C4D-ND	-3.26	1.33	1.37
17	aA	850	BCR	C30-C25	-3.26	1.49	1.53
14	aA	808	CLA	C1D-ND	3.26	1.41	1.37
14	cA	819	CLA	C1D-ND	3.26	1.41	1.37
14	dA	841	CLA	C4D-ND	-3.26	1.33	1.37
14	cB	810	CLA	CMB-C2B	-3.26	1.44	1.51
14	dA	815	CLA	C4D-ND	-3.26	1.33	1.37
14	cB	830	CLA	C4D-ND	-3.26	1.33	1.37
14	dA	810	CLA	C4D-ND	-3.26	1.33	1.37
14	dB	839	CLA	C1D-ND	3.26	1.41	1.37
14	cA	810	CLA	C4D-ND	-3.26	1.33	1.37
14	bB	818	CLA	C1D-ND	3.26	1.41	1.37
14	aB	814	CLA	C4D-ND	-3.26	1.33	1.37
17	cM	101	BCR	C1-C6	-3.25	1.49	1.53
14	bA	808	CLA	C4D-ND	-3.25	1.33	1.37
14	bB	805	CLA	C4D-ND	-3.25	1.33	1.37
14	dB	810	CLA	CMB-C2B	-3.25	1.44	1.51
14	bA	817	CLA	C1D-ND	3.25	1.41	1.37
14	bA	815	CLA	C4D-ND	-3.25	1.33	1.37
14	aB	810	CLA	CMB-C2B	-3.25	1.44	1.51
14	dB	842	CLA	C4D-ND	-3.25	1.33	1.37
14	cA	809	CLA	C1D-ND	3.25	1.41	1.37
14	dB	817	CLA	C1D-ND	3.25	1.41	1.37
14	bA	823	CLA	C4D-ND	-3.25	1.33	1.37
14	cA	823	CLA	C4D-ND	-3.25	1.33	1.37
14	cA	842	CLA	CMB-C2B	-3.25	1.44	1.51
14	dA	819	CLA	C1D-ND	3.25	1.41	1.37
14	bB	813	CLA	C4D-ND	-3.25	1.33	1.37
14	dA	830	CLA	C1D-ND	3.24	1.41	1.37
14	dA	837	CLA	C1D-ND	3.24	1.41	1.37
14	dB	838	CLA	C1D-ND	3.24	1.41	1.37
14	bB	810	CLA	C1D-ND	3.24	1.41	1.37
14	aB	817	CLA	C1D-ND	3.24	1.41	1.37
14	dB	811	CLA	C1D-ND	3.24	1.41	1.37
14	cB	812	CLA	C4D-ND	-3.24	1.33	1.37
14	bB	829	CLA	C1D-ND	3.24	1.41	1.37
14	dB	812	CLA	C1D-ND	3.24	1.41	1.37
14	cB	814	CLA	C4D-ND	-3.24	1.33	1.37
14	bA	808	CLA	C1D-ND	3.24	1.41	1.37
14	bB	814	CLA	C1D-ND	3.24	1.41	1.37

Continued on next page...

Continued from previous page...

Mol	Chain	Res	Type	Atoms	Z	Observed(Å)	Ideal(Å)
14	bB	831	CLA	C4D-ND	-3.24	1.33	1.37
14	cA	815	CLA	C4D-ND	-3.24	1.33	1.37
14	aA	843	CLA	C1D-ND	3.24	1.41	1.37
14	bA	809	CLA	C1D-ND	3.24	1.41	1.37
14	aA	815	CLA	C4D-ND	-3.24	1.33	1.37
14	bF	203	CLA	C1D-ND	3.24	1.41	1.37
14	bB	821	CLA	C4D-ND	-3.24	1.33	1.37
14	cB	813	CLA	C1D-ND	3.23	1.41	1.37
14	cB	816	CLA	C1D-ND	3.23	1.41	1.37
14	dB	816	CLA	C1D-ND	3.23	1.41	1.37
14	bB	811	CLA	C4D-ND	-3.23	1.33	1.37
14	bB	816	CLA	C4D-ND	-3.23	1.33	1.37
17	bB	844	BCR	C1-C6	-3.23	1.49	1.53
14	aB	805	CLA	C1D-ND	3.23	1.41	1.37
17	dB	844	BCR	C1-C6	-3.23	1.49	1.53
14	aA	810	CLA	C4D-ND	-3.23	1.33	1.37
14	bA	838	CLA	C1D-ND	3.23	1.41	1.37
14	cB	810	CLA	C1D-ND	3.23	1.41	1.37
14	cB	815	CLA	C1D-ND	3.23	1.41	1.37
14	dB	812	CLA	C4D-ND	-3.23	1.33	1.37
17	cB	851	BCR	C30-C25	-3.23	1.49	1.53
14	bB	817	CLA	C1D-ND	3.23	1.41	1.37
14	bB	812	CLA	C4D-ND	-3.23	1.33	1.37
14	bL	201	CLA	C4D-ND	-3.23	1.33	1.37
14	aB	813	CLA	C1D-ND	3.23	1.41	1.37
14	dA	808	CLA	C4D-ND	-3.23	1.33	1.37
14	aB	826	CLA	C1D-ND	3.22	1.41	1.37
14	bB	812	CLA	C1D-ND	3.22	1.41	1.37
14	dB	809	CLA	C1D-ND	3.22	1.41	1.37
14	aB	805	CLA	C4D-ND	-3.22	1.33	1.37
14	bA	840	CLA	C4D-ND	-3.22	1.33	1.37
14	dA	840	CLA	C4D-ND	-3.22	1.33	1.37
14	cB	841	CLA	C4D-ND	-3.22	1.33	1.37
17	aB	845	BCR	C30-C25	-3.22	1.49	1.53
14	cA	808	CLA	C1D-ND	3.22	1.41	1.37
14	bB	805	CLA	C1D-ND	3.22	1.41	1.37
14	bA	810	CLA	C4D-ND	-3.22	1.33	1.37
17	aB	843	BCR	C1-C6	-3.22	1.49	1.53
17	bM	101	BCR	C1-C6	-3.22	1.49	1.53
17	cB	845	BCR	C30-C25	-3.22	1.49	1.53
14	aB	838	CLA	C1D-ND	3.22	1.41	1.37
14	cB	828	CLA	C4D-ND	-3.22	1.33	1.37

Continued on next page...

Continued from previous page...

Mol	Chain	Res	Type	Atoms	Z	Observed(Å)	Ideal(Å)
14	aB	817	CLA	C4D-ND	-3.22	1.33	1.37
14	bB	827	CLA	C1D-ND	3.22	1.41	1.37
17	aB	851	BCR	C30-C25	-3.22	1.49	1.53
14	aB	841	CLA	C4D-ND	-3.21	1.33	1.37
14	aA	830	CLA	C1D-ND	3.21	1.41	1.37
14	aB	815	CLA	C1D-ND	3.21	1.41	1.37
14	dB	802	CLA	C1D-ND	3.21	1.41	1.37
14	bA	841	CLA	C1D-ND	3.21	1.41	1.37
14	dB	822	CLA	C4D-ND	-3.21	1.33	1.37
17	dB	852	BCR	C30-C25	-3.21	1.49	1.53
14	bA	812	CLA	C4D-ND	-3.21	1.33	1.37
14	cB	811	CLA	C4D-ND	-3.21	1.33	1.37
14	cB	820	CLA	C4D-ND	-3.21	1.33	1.37
14	bA	817	CLA	C4D-ND	-3.21	1.33	1.37
14	bB	822	CLA	C4D-ND	-3.21	1.33	1.37
14	bB	802	CLA	C1D-ND	3.21	1.41	1.37
14	bB	811	CLA	C1D-ND	3.21	1.41	1.37
14	cB	805	CLA	C1D-ND	3.21	1.41	1.37
14	cB	817	CLA	C4D-ND	-3.21	1.33	1.37
14	cB	821	CLA	C4D-ND	-3.21	1.33	1.37
14	aB	810	CLA	C1D-ND	3.21	1.41	1.37
14	cA	830	CLA	C1D-ND	3.21	1.41	1.37
14	aA	823	CLA	C4D-ND	-3.21	1.33	1.37
17	cB	843	BCR	C1-C6	-3.20	1.49	1.53
14	aB	802	CLA	C1D-ND	3.20	1.41	1.37
17	aM	101	BCR	C1-C6	-3.20	1.49	1.53
14	cA	817	CLA	C4D-ND	-3.20	1.33	1.37
14	aA	812	CLA	C4D-ND	-3.20	1.33	1.37
14	cB	838	CLA	C1D-ND	3.20	1.41	1.37
14	cB	824	CLA	C1D-ND	3.20	1.41	1.37
14	cA	841	CLA	C1D-ND	3.20	1.41	1.37
14	aA	817	CLA	C4D-ND	-3.20	1.33	1.37
14	dB	821	CLA	C4D-ND	-3.20	1.33	1.37
14	dA	805	CLA	C1D-ND	3.20	1.41	1.37
14	dB	827	CLA	C1D-ND	3.20	1.41	1.37
14	dL	206	CLA	C1D-ND	3.20	1.41	1.37
14	bB	818	CLA	C4D-ND	-3.20	1.33	1.37
17	bB	846	BCR	C30-C25	-3.20	1.49	1.53
14	dA	812	CLA	C4D-ND	-3.19	1.33	1.37
17	dL	203	BCR	C1-C6	-3.19	1.49	1.53
14	dB	818	CLA	C4D-ND	-3.19	1.33	1.37
14	dB	805	CLA	C1D-ND	3.19	1.41	1.37

Continued on next page...

Continued from previous page...

Mol	Chain	Res	Type	Atoms	Z	Observed(Å)	Ideal(Å)
14	aA	840	CLA	C4D-ND	-3.19	1.33	1.37
14	dB	829	CLA	C1D-ND	3.19	1.41	1.37
17	cL	201	BCR	C1-C6	-3.19	1.49	1.53
14	dA	821	CLA	C4D-ND	-3.19	1.33	1.37
14	aB	828	CLA	C1D-ND	3.19	1.41	1.37
14	aB	824	CLA	C1D-ND	3.19	1.41	1.37
14	dB	810	CLA	C1D-ND	3.19	1.41	1.37
14	dA	841	CLA	C1D-ND	3.19	1.41	1.37
14	bA	802	CLA	C4D-ND	-3.19	1.33	1.37
14	aA	835	CLA	C4D-ND	-3.18	1.33	1.37
14	bA	821	CLA	C4D-ND	-3.18	1.33	1.37
14	bL	206	CLA	C1D-ND	3.18	1.41	1.37
14	aA	802	CLA	C4D-ND	-3.18	1.33	1.37
14	aB	820	CLA	C4D-ND	-3.18	1.33	1.37
14	dA	832	CLA	C1D-ND	3.18	1.41	1.37
14	cA	811	CLA	C1D-ND	3.18	1.41	1.37
14	aA	821	CLA	C4D-ND	-3.18	1.33	1.37
14	bJ	101	CLA	C4D-ND	-3.18	1.33	1.37
14	aA	828	CLA	C4D-ND	-3.18	1.33	1.37
14	dA	811	CLA	C1D-ND	3.18	1.41	1.37
14	bB	825	CLA	C1D-ND	3.18	1.41	1.37
14	cF	203	CLA	C4D-ND	-3.17	1.33	1.37
14	dB	816	CLA	C4D-ND	-3.17	1.33	1.37
14	bA	818	CLA	C1D-ND	3.17	1.41	1.37
14	bB	838	CLA	C1D-ND	3.17	1.41	1.37
14	dB	825	CLA	CHC-C1C	3.17	1.43	1.35
14	cA	802	CLA	C4D-ND	-3.17	1.33	1.37
14	dA	802	CLA	C4D-ND	-3.17	1.33	1.37
14	dL	201	CLA	C1D-ND	3.17	1.41	1.37
17	dB	846	BCR	C30-C25	-3.17	1.49	1.53
17	dM	101	BCR	C1-C6	-3.17	1.49	1.53
14	aB	822	CLA	C4D-ND	-3.17	1.33	1.37
14	aA	841	CLA	C1D-ND	3.17	1.41	1.37
14	cB	802	CLA	C1D-ND	3.17	1.41	1.37
14	aB	821	CLA	C4D-ND	-3.17	1.33	1.37
14	cA	835	CLA	C4D-ND	-3.17	1.33	1.37
14	cB	828	CLA	C1D-ND	3.17	1.41	1.37
14	cX	101	CLA	C4D-ND	-3.16	1.33	1.37
14	dA	829	CLA	C1D-ND	3.16	1.41	1.37
14	dB	825	CLA	C1D-ND	3.16	1.41	1.37
14	aX	101	CLA	C4D-ND	-3.16	1.33	1.37
14	bA	811	CLA	C1D-ND	3.16	1.41	1.37

Continued on next page...

Continued from previous page...

Mol	Chain	Res	Type	Atoms	Z	Observed(Å)	Ideal(Å)
14	bA	835	CLA	C4D-ND	-3.16	1.33	1.37
14	aA	811	CLA	C1D-ND	3.16	1.41	1.37
14	bA	832	CLA	C1D-ND	3.16	1.41	1.37
14	cA	832	CLA	C1D-ND	3.16	1.41	1.37
14	aA	832	CLA	C1D-ND	3.16	1.41	1.37
14	bB	839	CLA	C1D-ND	3.16	1.41	1.37
14	cB	833	CLA	C4D-ND	-3.16	1.33	1.37
14	cA	818	CLA	C1D-ND	3.16	1.41	1.37
14	cB	837	CLA	C1D-ND	3.16	1.41	1.37
14	cB	824	CLA	CHC-C1C	3.16	1.43	1.35
14	dA	825	CLA	C1D-ND	3.16	1.41	1.37
14	cB	803	CLA	CHC-C1C	3.16	1.43	1.35
14	bA	830	CLA	C1D-ND	3.15	1.41	1.37
17	aL	201	BCR	C1-C6	-3.15	1.49	1.53
14	cA	834	CLA	C1D-ND	3.15	1.41	1.37
14	bB	804	CLA	CMC-C2C	-3.15	1.44	1.50
14	dJ	101	CLA	C4D-ND	-3.15	1.33	1.37
17	cL	201	BCR	C30-C25	-3.15	1.49	1.53
14	bB	825	CLA	CHC-C1C	3.15	1.43	1.35
14	aB	837	CLA	C1D-ND	3.15	1.41	1.37
14	cJ	101	CLA	C4D-ND	-3.15	1.33	1.37
14	bL	201	CLA	C1D-ND	3.15	1.41	1.37
14	dB	804	CLA	CMC-C2C	-3.15	1.44	1.50
14	bA	825	CLA	C1D-ND	3.15	1.41	1.37
17	cF	202	BCR	C1-C6	-3.15	1.49	1.53
14	dA	818	CLA	C1D-ND	3.14	1.41	1.37
14	dA	836	CLA	C4D-ND	-3.14	1.33	1.37
17	bL	203	BCR	C30-C25	-3.14	1.49	1.53
17	bL	203	BCR	C1-C6	-3.14	1.49	1.53
17	dL	203	BCR	C30-C25	-3.14	1.49	1.53
14	dB	828	CLA	C1D-ND	3.14	1.41	1.37
14	aB	833	CLA	C4D-ND	-3.14	1.33	1.37
14	aB	824	CLA	CHC-C1C	3.14	1.43	1.35
14	bB	834	CLA	C4D-ND	-3.13	1.33	1.37
14	aF	201	CLA	CHC-C1C	3.13	1.43	1.35
14	cB	804	CLA	CMC-C2C	-3.13	1.44	1.50
14	dB	803	CLA	CHC-C1C	3.13	1.43	1.35
14	aB	827	CLA	C1D-ND	3.13	1.41	1.37
14	dB	807	CLA	C1D-ND	3.13	1.41	1.37
17	dF	202	BCR	C1-C6	-3.13	1.49	1.53
14	aB	803	CLA	CHC-C1C	3.13	1.43	1.35
14	cF	201	CLA	CHC-C1C	3.13	1.43	1.35

Continued on next page...

Continued from previous page...

Mol	Chain	Res	Type	Atoms	Z	Observed(Å)	Ideal(Å)
14	dA	802	CLA	CHC-C1C	3.13	1.43	1.35
14	aA	834	CLA	C1D-ND	3.13	1.41	1.37
14	dA	817	CLA	C4D-ND	-3.13	1.33	1.37
14	bA	802	CLA	CHC-C1C	3.13	1.43	1.35
14	cB	835	CLA	C4D-ND	-3.13	1.33	1.37
14	dA	828	CLA	C4D-ND	-3.13	1.33	1.37
14	dX	101	CLA	C4D-ND	-3.13	1.33	1.37
14	bA	836	CLA	C4D-ND	-3.13	1.33	1.37
14	cB	834	CLA	C4D-ND	-3.13	1.33	1.37
14	aA	802	CLA	CHC-C1C	3.13	1.43	1.35
14	dF	201	CLA	CHC-C1C	3.13	1.43	1.35
14	bA	834	CLA	C1D-ND	3.12	1.41	1.37
14	cA	829	CLA	C1D-ND	3.12	1.41	1.37
14	bF	201	CLA	CHC-C1C	3.12	1.43	1.35
14	aB	835	CLA	C4D-ND	-3.12	1.33	1.37
14	aA	825	CLA	C1D-ND	3.12	1.41	1.37
14	dA	834	CLA	C1D-ND	3.12	1.41	1.37
14	aB	807	CLA	C1D-ND	3.12	1.41	1.37
14	bA	829	CLA	C1D-ND	3.12	1.41	1.37
17	aL	201	BCR	C30-C25	-3.11	1.49	1.53
14	aB	804	CLA	CMC-C2C	-3.11	1.44	1.50
14	aJ	101	CLA	C4D-ND	-3.11	1.33	1.37
14	cA	821	CLA	C4D-ND	-3.11	1.33	1.37
14	bB	803	CLA	CHC-C1C	3.11	1.42	1.35
14	cB	818	CLA	C1D-ND	3.11	1.41	1.37
14	dK	101	CLA	CHC-C1C	3.11	1.42	1.35
14	bA	828	CLA	C4D-ND	-3.11	1.33	1.37
14	bB	823	CLA	C4D-ND	-3.11	1.33	1.37
14	bX	101	CLA	C4D-ND	-3.11	1.33	1.37
14	aA	808	CLA	CHC-C1C	3.11	1.42	1.35
17	dB	846	BCR	C1-C6	-3.11	1.49	1.53
14	cA	826	CLA	CHC-C1C	3.11	1.42	1.35
14	dB	834	CLA	C4D-ND	-3.10	1.33	1.37
14	dA	835	CLA	C4D-ND	-3.10	1.33	1.37
14	aF	203	CLA	C4D-ND	-3.10	1.33	1.37
14	cA	802	CLA	CHC-C1C	3.10	1.42	1.35
14	cB	822	CLA	C4D-ND	-3.10	1.33	1.37
14	bL	204	CLA	C1D-ND	3.10	1.41	1.37
14	dB	837	CLA	C4D-ND	-3.10	1.33	1.37
14	bB	833	CLA	C1D-ND	3.10	1.41	1.37
14	cA	828	CLA	C4D-ND	-3.10	1.33	1.37
14	cB	832	CLA	C1D-ND	3.10	1.41	1.37

Continued on next page...

Continued from previous page...

Mol	Chain	Res	Type	Atoms	Z	Observed(Å)	Ideal(Å)
14	aK	101	CLA	CHC-C1C	3.10	1.42	1.35
14	cA	805	CLA	C1D-ND	3.10	1.41	1.37
14	dB	823	CLA	C4D-ND	-3.10	1.33	1.37
14	dB	842	CLA	CMB-C2B	-3.10	1.45	1.51
14	bB	836	CLA	C4D-ND	-3.09	1.33	1.37
14	aA	818	CLA	C1D-ND	3.09	1.41	1.37
14	dB	835	CLA	C4D-ND	-3.09	1.33	1.37
14	bA	826	CLA	C1D-ND	3.09	1.41	1.37
14	dB	836	CLA	C4D-ND	-3.09	1.33	1.37
14	cB	841	CLA	CMB-C2B	-3.09	1.45	1.51
17	cA	850	BCR	C1-C6	-3.09	1.49	1.53
14	bB	819	CLA	C1D-ND	3.09	1.41	1.37
14	dA	808	CLA	CHC-C1C	3.09	1.42	1.35
14	bB	824	CLA	CHC-C1C	3.09	1.42	1.35
17	bB	846	BCR	C1-C6	-3.09	1.49	1.53
14	aB	801	CLA	C1D-ND	3.09	1.41	1.37
14	bB	801	CLA	C1D-ND	3.09	1.41	1.37
14	cA	836	CLA	C4D-ND	-3.09	1.33	1.37
14	cB	836	CLA	CHC-C1C	3.08	1.42	1.35
14	aB	818	CLA	C1D-ND	3.08	1.41	1.37
14	bK	101	CLA	CHC-C1C	3.08	1.42	1.35
14	aA	820	CLA	C4D-ND	-3.08	1.33	1.37
14	aB	823	CLA	CHC-C1C	3.08	1.42	1.35
17	aB	845	BCR	C1-C6	-3.08	1.49	1.53
14	bA	808	CLA	CHC-C1C	3.08	1.42	1.35
14	bB	837	CLA	CHC-C1C	3.08	1.42	1.35
17	bF	202	BCR	C1-C6	-3.08	1.49	1.53
14	cK	101	CLA	CHC-C1C	3.08	1.42	1.35
14	aB	834	CLA	C4D-ND	-3.08	1.33	1.37
14	aB	841	CLA	CMB-C2B	-3.08	1.45	1.51
14	dA	826	CLA	CHC-C1C	3.08	1.42	1.35
17	dA	848	BCR	C1-C6	-3.08	1.49	1.53
14	bA	816	CLA	C4D-ND	-3.08	1.33	1.37
14	aA	826	CLA	CHC-C1C	3.08	1.42	1.35
14	cB	827	CLA	C1D-ND	3.07	1.41	1.37
14	bB	835	CLA	C4D-ND	-3.07	1.33	1.37
14	aA	816	CLA	C4D-ND	-3.07	1.33	1.37
14	aB	836	CLA	C4D-ND	-3.07	1.33	1.37
14	bA	826	CLA	CHC-C1C	3.07	1.42	1.35
14	cA	808	CLA	CHC-C1C	3.07	1.42	1.35
14	bB	828	CLA	C1D-ND	3.07	1.41	1.37
17	dA	845	BCR	C1-C6	-3.07	1.49	1.53

Continued on next page...

Continued from previous page...

Mol	Chain	Res	Type	Atoms	Z	Observed(Å)	Ideal(Å)
14	dB	841	CLA	C1D-ND	3.07	1.41	1.37
14	cB	840	CLA	CHC-C1C	3.07	1.42	1.35
14	aA	805	CLA	C1D-ND	3.06	1.41	1.37
14	cB	807	CLA	C1D-ND	3.06	1.41	1.37
14	cB	823	CLA	CHC-C1C	3.06	1.42	1.35
14	aB	815	CLA	CHC-C1C	3.06	1.42	1.35
17	bA	848	BCR	C1-C6	-3.06	1.49	1.53
17	cB	845	BCR	C1-C6	-3.06	1.49	1.53
14	dB	824	CLA	CHC-C1C	3.06	1.42	1.35
14	cA	807	CLA	C4D-ND	-3.06	1.33	1.37
17	aF	202	BCR	C1-C6	-3.06	1.49	1.53
14	bB	816	CLA	CHC-C1C	3.06	1.42	1.35
14	aB	836	CLA	CHC-C1C	3.06	1.42	1.35
14	cB	815	CLA	CHC-C1C	3.06	1.42	1.35
14	cA	825	CLA	C1D-ND	3.06	1.41	1.37
14	dL	204	CLA	C1D-ND	3.06	1.41	1.37
14	aB	832	CLA	C1D-ND	3.06	1.41	1.37
14	aA	807	CLA	C4D-ND	-3.06	1.33	1.37
14	dA	805	CLA	C3B-C2B	-3.06	1.36	1.40
14	bJ	101	CLA	CHC-C1C	3.06	1.42	1.35
14	bB	831	CLA	CMB-C2B	-3.06	1.45	1.51
14	cB	801	CLA	CMB-C2B	-3.05	1.45	1.51
14	aA	804	CLA	C1D-ND	3.05	1.41	1.37
14	dB	833	CLA	C1D-ND	3.05	1.41	1.37
17	aB	847	BCR	C30-C25	-3.05	1.49	1.53
14	dB	801	CLA	CMB-C2B	-3.05	1.45	1.51
14	cB	830	CLA	CMB-C2B	-3.05	1.45	1.51
14	aA	836	CLA	C4D-ND	-3.05	1.33	1.37
14	aA	805	CLA	C3B-C2B	-3.05	1.36	1.40
14	cA	805	CLA	C3B-C2B	-3.05	1.36	1.40
14	dA	816	CLA	C4D-ND	-3.05	1.33	1.37
14	dB	819	CLA	C1D-ND	3.05	1.41	1.37
17	cB	847	BCR	C30-C25	-3.05	1.49	1.53
14	dA	820	CLA	C4D-ND	-3.05	1.33	1.37
14	dB	816	CLA	CHC-C1C	3.05	1.42	1.35
14	bB	841	CLA	CHC-C1C	3.05	1.42	1.35
14	bB	842	CLA	CMB-C2B	-3.05	1.45	1.51
14	cA	829	CLA	CHC-C1C	3.04	1.42	1.35
14	cA	832	CLA	CHC-C1C	3.04	1.42	1.35
14	bB	830	CLA	C1D-ND	3.04	1.41	1.37
14	aB	831	CLA	CHC-C1C	3.04	1.42	1.35
14	cB	818	CLA	CMB-C2B	-3.04	1.45	1.51

Continued on next page...

Continued from previous page...

Mol	Chain	Res	Type	Atoms	Z	Observed(Å)	Ideal(Å)
17	dB	848	BCR	C30-C25	-3.04	1.49	1.53
14	bA	805	CLA	C1D-ND	3.04	1.41	1.37
14	aB	840	CLA	CHC-C1C	3.04	1.42	1.35
14	bA	829	CLA	CHC-C1C	3.04	1.42	1.35
14	cB	826	CLA	CHC-C1C	3.04	1.42	1.35
17	bB	849	BCR	C1-C6	-3.04	1.49	1.53
14	cB	836	CLA	C4D-ND	-3.04	1.33	1.37
14	aB	808	CLA	C4D-ND	-3.04	1.33	1.37
14	dB	801	CLA	C1D-ND	3.04	1.41	1.37
14	aA	829	CLA	CHC-C1C	3.04	1.42	1.35
14	dB	841	CLA	CHC-C1C	3.04	1.42	1.35
14	bB	819	CLA	CMB-C2B	-3.04	1.45	1.51
17	aJ	103	BCR	C1-C6	-3.04	1.49	1.53
17	cB	848	BCR	C1-C6	-3.04	1.49	1.53
14	dA	807	CLA	C4D-ND	-3.04	1.33	1.37
17	dJ	103	BCR	C1-C6	-3.04	1.49	1.53
14	aB	818	CLA	CMB-C2B	-3.04	1.45	1.51
17	bA	845	BCR	C1-C6	-3.04	1.49	1.53
14	dA	829	CLA	CHC-C1C	3.04	1.42	1.35
14	dA	832	CLA	CHC-C1C	3.04	1.42	1.35
14	aA	829	CLA	C1D-ND	3.04	1.41	1.37
14	bB	807	CLA	C1D-ND	3.04	1.41	1.37
14	cB	831	CLA	CHC-C1C	3.04	1.42	1.35
17	dF	204	BCR	C1-C6	-3.04	1.49	1.53
14	dB	837	CLA	CHC-C1C	3.03	1.42	1.35
14	cB	801	CLA	C1D-ND	3.03	1.41	1.37
14	cA	842	CLA	C1D-ND	3.03	1.41	1.37
14	dB	808	CLA	C1D-ND	3.03	1.41	1.37
14	dL	201	CLA	CHC-C1C	3.03	1.42	1.35
14	dB	827	CLA	CHC-C1C	3.03	1.42	1.35
14	bB	837	CLA	C4D-ND	-3.03	1.33	1.37
14	dB	808	CLA	C4D-ND	-3.03	1.33	1.37
14	bB	832	CLA	CHC-C1C	3.03	1.42	1.35
17	bL	207	BCR	C30-C25	-3.03	1.49	1.53
14	dB	832	CLA	CHC-C1C	3.03	1.42	1.35
14	dB	803	CLA	C1D-ND	3.03	1.41	1.37
14	bB	811	CLA	CHC-C1C	3.03	1.42	1.35
14	cA	843	CLA	CHC-C1C	3.03	1.42	1.35
17	aA	850	BCR	C1-C6	-3.03	1.49	1.53
17	dB	849	BCR	C1-C6	-3.03	1.49	1.53
14	cA	820	CLA	C4D-ND	-3.03	1.33	1.37
14	dJ	101	CLA	CHC-C1C	3.03	1.42	1.35

Continued on next page...

Continued from previous page...

Mol	Chain	Res	Type	Atoms	Z	Observed(Å)	Ideal(Å)
14	aB	801	CLA	CMB-C2B	-3.03	1.45	1.51
14	aB	830	CLA	CMB-C2B	-3.03	1.45	1.51
14	bA	820	CLA	C4D-ND	-3.03	1.33	1.37
14	aB	832	CLA	CHC-C1C	3.02	1.42	1.35
17	aB	848	BCR	C1-C6	-3.02	1.49	1.53
14	aB	808	CLA	C1D-ND	3.02	1.41	1.37
14	bB	818	CLA	CHC-C1C	3.02	1.42	1.35
14	cB	808	CLA	C1D-ND	3.02	1.41	1.37
17	cJ	103	BCR	C1-C6	-3.02	1.49	1.53
14	bA	842	CLA	C1D-ND	3.02	1.41	1.37
14	cB	808	CLA	C4D-ND	-3.02	1.33	1.37
14	aA	828	CLA	CHC-C1C	3.02	1.42	1.35
14	bB	841	CLA	C1D-ND	3.02	1.41	1.37
14	bL	202	CLA	CHC-C1C	3.02	1.42	1.35
14	dB	833	CLA	CHC-C1C	3.02	1.42	1.35
14	cA	826	CLA	C1D-ND	3.02	1.41	1.37
14	bA	832	CLA	CHC-C1C	3.02	1.42	1.35
14	bL	201	CLA	CHC-C1C	3.02	1.42	1.35
14	bB	808	CLA	C1D-ND	3.02	1.41	1.37
14	aB	803	CLA	C1D-ND	3.02	1.41	1.37
14	aA	843	CLA	CHC-C1C	3.02	1.42	1.35
17	cA	847	BCR	C1-C6	-3.02	1.49	1.53
14	bB	823	CLA	CHC-C1C	3.02	1.42	1.35
14	bB	833	CLA	CHC-C1C	3.02	1.42	1.35
14	dL	202	CLA	CHC-C1C	3.02	1.42	1.35
14	aA	804	CLA	C4D-ND	-3.02	1.33	1.37
14	cA	816	CLA	C4D-ND	-3.02	1.33	1.37
14	aA	826	CLA	C1D-ND	3.02	1.41	1.37
14	aB	840	CLA	C1D-ND	3.02	1.41	1.37
14	cB	840	CLA	C1D-ND	3.01	1.41	1.37
17	cA	848	BCR	C1-C6	-3.01	1.49	1.53
14	bB	801	CLA	CMB-C2B	-3.01	1.45	1.51
14	dB	818	CLA	CHC-C1C	3.01	1.42	1.35
14	dB	831	CLA	CMB-C2B	-3.01	1.45	1.51
14	aA	822	CLA	CHC-C1C	3.01	1.42	1.35
14	cB	830	CLA	C1D-ND	3.01	1.41	1.37
14	dA	812	CLA	CHC-C1C	3.01	1.42	1.35
14	aA	832	CLA	CHC-C1C	3.01	1.42	1.35
17	bF	204	BCR	C1-C6	-3.01	1.49	1.53
14	aB	822	CLA	CHC-C1C	3.01	1.42	1.35
14	dA	814	CLA	CHC-C1C	3.01	1.42	1.35
14	cB	817	CLA	CHC-C1C	3.01	1.42	1.35

Continued on next page...

Continued from previous page...

Mol	Chain	Res	Type	Atoms	Z	Observed(Å)	Ideal(Å)
14	dB	819	CLA	CMB-C2B	-3.01	1.45	1.51
14	bA	804	CLA	C4D-ND	-3.01	1.33	1.37
14	aB	817	CLA	CHC-C1C	3.01	1.42	1.35
14	cB	832	CLA	CHC-C1C	3.01	1.42	1.35
14	cJ	101	CLA	CHC-C1C	3.00	1.42	1.35
14	dA	822	CLA	CHC-C1C	3.00	1.42	1.35
14	dB	811	CLA	CHC-C1C	3.00	1.42	1.35
14	dA	804	CLA	C1D-ND	3.00	1.41	1.37
14	bA	807	CLA	C4D-ND	-3.00	1.33	1.37
14	aB	826	CLA	CHC-C1C	3.00	1.42	1.35
14	aA	842	CLA	C1D-ND	3.00	1.41	1.37
14	aJ	101	CLA	CHC-C1C	3.00	1.42	1.35
17	bJ	103	BCR	C1-C6	-3.00	1.49	1.53
14	bB	808	CLA	C4D-ND	-3.00	1.33	1.37
14	aA	829	CLA	CMB-C2B	-3.00	1.45	1.51
14	aB	830	CLA	C1D-ND	3.00	1.41	1.37
17	aA	847	BCR	C1-C6	-2.99	1.49	1.53
14	cB	805	CLA	CHC-C1C	2.99	1.42	1.35
14	cB	816	CLA	CHC-C1C	2.99	1.42	1.35
14	bA	805	CLA	C3B-C2B	-2.99	1.36	1.40
14	bB	803	CLA	C1D-ND	2.99	1.41	1.37
14	aB	805	CLA	CHC-C1C	2.99	1.42	1.35
14	cB	803	CLA	C1D-ND	2.99	1.41	1.37
14	cB	834	CLA	CHC-C1C	2.99	1.42	1.35
17	dL	207	BCR	C30-C25	-2.99	1.49	1.53
14	bB	835	CLA	CHC-C1C	2.99	1.42	1.35
14	cA	804	CLA	C4D-ND	-2.99	1.33	1.37
14	dA	828	CLA	CHC-C1C	2.99	1.42	1.35
14	dB	823	CLA	CHC-C1C	2.99	1.42	1.35
14	bA	828	CLA	CHC-C1C	2.99	1.42	1.35
14	cA	828	CLA	CHC-C1C	2.99	1.42	1.35
14	cA	822	CLA	CHC-C1C	2.99	1.42	1.35
14	dA	804	CLA	C4D-ND	-2.99	1.33	1.37
14	bA	812	CLA	CHC-C1C	2.99	1.42	1.35
14	dB	802	CLA	CHC-C1C	2.98	1.42	1.35
14	bB	831	CLA	C1D-ND	2.98	1.41	1.37
14	bB	805	CLA	CHC-C1C	2.98	1.42	1.35
14	dB	835	CLA	CHC-C1C	2.98	1.42	1.35
17	aA	848	BCR	C1-C6	-2.98	1.49	1.53
14	bB	827	CLA	CHC-C1C	2.98	1.42	1.35
14	cB	818	CLA	CHC-C1C	2.98	1.42	1.35
14	dB	831	CLA	C1D-ND	2.98	1.41	1.37

Continued on next page...

Continued from previous page...

Mol	Chain	Res	Type	Atoms	Z	Observed(Å)	Ideal(Å)
14	cA	814	CLA	CHC-C1C	2.98	1.42	1.35
14	aB	818	CLA	CHC-C1C	2.98	1.42	1.35
14	dB	830	CLA	C1D-ND	2.98	1.41	1.37
14	dB	818	CLA	CMB-C2B	-2.98	1.45	1.51
14	cB	822	CLA	CHC-C1C	2.98	1.42	1.35
14	dB	805	CLA	CHC-C1C	2.97	1.42	1.35
14	bA	814	CLA	C4D-ND	-2.97	1.33	1.37
17	dA	846	BCR	C1-C6	-2.97	1.49	1.53
14	bB	817	CLA	CHC-C1C	2.97	1.42	1.35
14	aB	802	CLA	CHC-C1C	2.97	1.42	1.35
14	dA	814	CLA	C4D-ND	-2.97	1.33	1.37
14	aB	816	CLA	CHC-C1C	2.97	1.42	1.35
14	cB	829	CLA	C1D-ND	2.97	1.41	1.37
14	dJ	102	CLA	CHC-C1C	2.97	1.42	1.35
14	bB	836	CLA	CMB-C2B	-2.97	1.45	1.51
14	bB	818	CLA	CMB-C2B	-2.97	1.45	1.51
14	bA	822	CLA	CHC-C1C	2.97	1.42	1.35
14	dA	826	CLA	C1D-ND	2.97	1.41	1.37
14	dA	809	CLA	CHC-C1C	2.97	1.42	1.35
14	aJ	102	CLA	C4D-ND	-2.97	1.33	1.37
14	dB	817	CLA	CHC-C1C	2.97	1.42	1.35
14	aB	834	CLA	CHC-C1C	2.97	1.42	1.35
14	cJ	102	CLA	CHC-C1C	2.97	1.42	1.35
14	aA	814	CLA	CHC-C1C	2.97	1.42	1.35
14	dB	836	CLA	CMB-C2B	-2.96	1.45	1.51
14	bB	802	CLA	CHC-C1C	2.96	1.42	1.35
17	bB	848	BCR	C30-C25	-2.96	1.49	1.53
14	cF	203	CLA	CHC-C1C	2.96	1.42	1.35
14	bA	829	CLA	CMB-C2B	-2.96	1.45	1.51
14	aJ	102	CLA	CHC-C1C	2.96	1.42	1.35
14	aA	814	CLA	C4D-ND	-2.96	1.33	1.37
14	cA	804	CLA	C1D-ND	2.96	1.41	1.37
14	cB	835	CLA	CMB-C2B	-2.96	1.45	1.51
14	bA	809	CLA	CHC-C1C	2.96	1.42	1.35
14	cX	101	CLA	CHC-C1C	2.96	1.42	1.35
14	cB	802	CLA	CHC-C1C	2.96	1.42	1.35
14	aF	203	CLA	CHC-C1C	2.96	1.42	1.35
14	cA	829	CLA	CMB-C2B	-2.95	1.45	1.51
14	dL	206	CLA	CHC-C1C	2.95	1.42	1.35
14	cB	838	CLA	CHC-C1C	2.95	1.42	1.35
14	cA	812	CLA	CHC-C1C	2.95	1.42	1.35
14	aA	812	CLA	CHC-C1C	2.95	1.42	1.35

Continued on next page...

Continued from previous page...

Mol	Chain	Res	Type	Atoms	Z	Observed(Å)	Ideal(Å)
14	bK	103	CLA	CHC-C1C	2.95	1.42	1.35
14	aB	817	CLA	CMB-C2B	-2.95	1.45	1.51
14	aK	102	CLA	CHC-C1C	2.95	1.42	1.35
14	bX	101	CLA	CHC-C1C	2.95	1.42	1.35
14	dA	807	CLA	CHC-C1C	2.95	1.42	1.35
14	dA	842	CLA	C1D-ND	2.95	1.41	1.37
17	bA	846	BCR	C1-C6	-2.95	1.49	1.53
14	bL	206	CLA	CHC-C1C	2.95	1.42	1.35
17	aF	204	BCR	C1-C6	-2.94	1.49	1.53
14	aA	809	CLA	CHC-C1C	2.94	1.42	1.35
14	bB	819	CLA	CHC-C1C	2.94	1.42	1.35
14	dB	819	CLA	CHC-C1C	2.94	1.42	1.35
17	aL	205	BCR	C30-C25	-2.94	1.49	1.53
14	cA	807	CLA	CHC-C1C	2.94	1.42	1.35
14	cK	102	CLA	CHC-C1C	2.94	1.42	1.35
14	dA	816	CLA	CHC-C1C	2.94	1.42	1.35
14	aB	838	CLA	CHC-C1C	2.94	1.42	1.35
14	bJ	102	CLA	CHC-C1C	2.94	1.42	1.35
14	bA	807	CLA	CHC-C1C	2.94	1.42	1.35
14	bA	814	CLA	CHC-C1C	2.94	1.42	1.35
14	dK	103	CLA	CHC-C1C	2.94	1.42	1.35
14	bB	839	CLA	CHC-C1C	2.94	1.42	1.35
17	cF	204	BCR	C1-C6	-2.94	1.49	1.53
14	dB	826	CLA	CHC-C1C	2.94	1.42	1.35
14	aB	835	CLA	CMB-C2B	-2.94	1.45	1.51
14	cB	827	CLA	CHC-C1C	2.94	1.42	1.35
14	aA	807	CLA	CHC-C1C	2.93	1.42	1.35
14	dA	821	CLA	CHC-C1C	2.93	1.42	1.35
14	dX	101	CLA	CHC-C1C	2.93	1.42	1.35
14	dB	839	CLA	CHC-C1C	2.93	1.42	1.35
17	cL	205	BCR	C30-C25	-2.93	1.49	1.53
14	cA	809	CLA	CHC-C1C	2.93	1.42	1.35
14	dB	828	CLA	CHC-C1C	2.93	1.42	1.35
14	aB	829	CLA	CMD-C2D	-2.93	1.44	1.50
14	dB	820	CLA	CHC-C1C	2.93	1.42	1.35
14	bJ	102	CLA	C4D-ND	-2.93	1.33	1.37
14	cB	817	CLA	CMB-C2B	-2.93	1.45	1.51
17	aL	205	BCR	C1-C6	-2.93	1.49	1.53
14	aB	839	CLA	CHC-C1C	2.93	1.42	1.35
14	dA	829	CLA	CMB-C2B	-2.93	1.45	1.51
14	bB	820	CLA	CHC-C1C	2.93	1.42	1.35
14	dA	823	CLA	CHC-C1C	2.93	1.42	1.35

Continued on next page...

Continued from previous page...

Mol	Chain	Res	Type	Atoms	Z	Observed(Å)	Ideal(Å)
14	aB	809	CLA	CMB-C2B	-2.93	1.45	1.51
14	aB	829	CLA	C1D-ND	2.92	1.41	1.37
14	bB	840	CLA	CHC-C1C	2.92	1.42	1.35
14	aB	827	CLA	CHC-C1C	2.92	1.42	1.35
14	cB	819	CLA	CHC-C1C	2.92	1.42	1.35
14	aX	101	CLA	CHC-C1C	2.92	1.42	1.35
14	cB	820	CLA	CHC-C1C	2.92	1.42	1.35
14	aA	821	CLA	CHC-C1C	2.92	1.42	1.35
14	bA	840	CLA	CHC-C1C	2.92	1.42	1.35
14	cA	821	CLA	CHC-C1C	2.92	1.42	1.35
14	aB	825	CLA	CHC-C1C	2.92	1.42	1.35
14	cA	805	CLA	CHC-C1C	2.92	1.42	1.35
14	cA	823	CLA	CHC-C1C	2.92	1.42	1.35
14	bA	833	CLA	C1D-ND	2.92	1.41	1.37
14	cA	816	CLA	CHC-C1C	2.92	1.42	1.35
14	cA	837	CLA	CHC-C1C	2.91	1.42	1.35
14	cA	840	CLA	CHC-C1C	2.91	1.42	1.35
14	cB	825	CLA	CHC-C1C	2.91	1.42	1.35
14	aB	819	CLA	CHC-C1C	2.91	1.42	1.35
14	cB	829	CLA	CMD-C2D	-2.91	1.44	1.50
17	dL	207	BCR	C1-C6	-2.91	1.49	1.53
14	bB	821	CLA	CHC-C1C	2.91	1.42	1.35
14	bA	821	CLA	CHC-C1C	2.91	1.42	1.35
14	aA	840	CLA	CHC-C1C	2.91	1.42	1.35
14	aA	833	CLA	C1D-ND	2.91	1.41	1.37
14	aA	816	CLA	CHC-C1C	2.91	1.42	1.35
14	bB	828	CLA	CHC-C1C	2.91	1.42	1.35
14	aA	805	CLA	CHC-C1C	2.91	1.42	1.35
14	dB	821	CLA	CHC-C1C	2.91	1.42	1.35
17	bL	207	BCR	C1-C6	-2.91	1.49	1.53
14	cA	825	CLA	CHC-C1C	2.91	1.42	1.35
14	bA	804	CLA	C1D-ND	2.91	1.41	1.37
14	aA	838	CLA	CMB-C2B	-2.91	1.45	1.51
14	cB	839	CLA	CHC-C1C	2.91	1.42	1.35
14	dA	837	CLA	CHC-C1C	2.91	1.42	1.35
14	aB	820	CLA	CHC-C1C	2.91	1.42	1.35
14	dA	825	CLA	CHC-C1C	2.90	1.42	1.35
14	aA	823	CLA	CHC-C1C	2.90	1.42	1.35
14	dA	840	CLA	CHC-C1C	2.90	1.42	1.35
14	dJ	102	CLA	C4D-ND	-2.90	1.33	1.37
14	dB	840	CLA	CHC-C1C	2.90	1.42	1.35
14	bA	816	CLA	CHC-C1C	2.90	1.42	1.35

Continued on next page...

Continued from previous page...

Mol	Chain	Res	Type	Atoms	Z	Observed(Å)	Ideal(Å)
14	aB	806	CLA	C1D-ND	2.89	1.41	1.37
14	aB	821	CLA	CHC-C1C	2.89	1.42	1.35
14	cB	809	CLA	CMB-C2B	-2.89	1.45	1.51
14	dA	838	CLA	CMB-C2B	-2.89	1.45	1.51
14	cA	838	CLA	CMB-C2B	-2.89	1.45	1.51
14	dA	811	CLA	CHC-C1C	2.89	1.42	1.35
14	cJ	102	CLA	C4D-ND	-2.89	1.33	1.37
17	bJ	103	BCR	C30-C25	-2.89	1.49	1.53
14	aA	825	CLA	CHC-C1C	2.89	1.42	1.35
14	bA	823	CLA	CHC-C1C	2.89	1.42	1.35
14	dB	830	CLA	CMD-C2D	-2.89	1.44	1.50
14	bB	826	CLA	CHC-C1C	2.89	1.42	1.35
14	bA	825	CLA	CHC-C1C	2.89	1.42	1.35
14	bA	838	CLA	CMB-C2B	-2.89	1.45	1.51
14	bB	830	CLA	CMD-C2D	-2.89	1.44	1.50
14	aA	824	CLA	CHC-C1C	2.89	1.42	1.35
14	dA	833	CLA	C1D-ND	2.89	1.41	1.37
14	bA	805	CLA	CHC-C1C	2.89	1.42	1.35
14	dB	836	CLA	CHC-C1C	2.89	1.42	1.35
14	aA	811	CLA	CHC-C1C	2.88	1.42	1.35
14	bB	834	CLA	CHC-C1C	2.88	1.42	1.35
14	dA	838	CLA	CHC-C1C	2.88	1.42	1.35
14	cB	806	CLA	C1D-ND	2.88	1.41	1.37
14	dA	806	CLA	CHC-C1C	2.88	1.42	1.35
14	aA	837	CLA	CHC-C1C	2.88	1.42	1.35
14	dA	810	CLA	CHC-C1C	2.88	1.42	1.35
17	aJ	103	BCR	C30-C25	-2.88	1.49	1.53
14	bA	824	CLA	CHC-C1C	2.88	1.42	1.35
14	bB	831	CLA	CHC-C1C	2.88	1.42	1.35
14	dA	805	CLA	CHC-C1C	2.88	1.42	1.35
14	bB	809	CLA	CMB-C2B	-2.88	1.45	1.51
14	cB	835	CLA	CHC-C1C	2.88	1.42	1.35
14	bA	837	CLA	CHC-C1C	2.88	1.42	1.35
14	bL	205	CLA	CHC-C1C	2.88	1.42	1.35
14	cA	824	CLA	CHC-C1C	2.88	1.42	1.35
14	dB	809	CLA	CMB-C2B	-2.87	1.45	1.51
14	aA	810	CLA	CHC-C1C	2.87	1.42	1.35
14	aB	833	CLA	CHC-C1C	2.87	1.42	1.35
14	cB	821	CLA	CHC-C1C	2.87	1.42	1.35
14	cA	814	CLA	C4D-ND	-2.87	1.33	1.37
14	bA	803	CLA	CHC-C1C	2.87	1.42	1.35
14	bA	810	CLA	CHC-C1C	2.87	1.42	1.35

Continued on next page...

Continued from previous page...

Mol	Chain	Res	Type	Atoms	Z	Observed(Å)	Ideal(Å)
14	cA	819	CLA	CHC-C1C	2.87	1.42	1.35
14	dL	205	CLA	CHC-C1C	2.87	1.42	1.35
14	dL	204	CLA	CMB-C2B	-2.87	1.45	1.51
14	bA	811	CLA	CHC-C1C	2.87	1.42	1.35
14	cB	830	CLA	CHC-C1C	2.87	1.42	1.35
14	aA	819	CLA	CHC-C1C	2.87	1.42	1.35
14	dB	834	CLA	CHC-C1C	2.87	1.42	1.35
17	bJ	104	BCR	C1-C6	-2.87	1.49	1.53
14	dA	819	CLA	CHC-C1C	2.86	1.42	1.35
14	aB	812	CLA	CMB-C2B	-2.86	1.45	1.51
14	bA	827	CLA	CMB-C2B	-2.86	1.45	1.51
14	bA	819	CLA	CHC-C1C	2.86	1.42	1.35
14	cL	203	CLA	CHC-C1C	2.86	1.42	1.35
14	aB	824	CLA	C3B-C2B	-2.86	1.36	1.40
14	aB	835	CLA	CHC-C1C	2.86	1.42	1.35
14	bA	838	CLA	CHC-C1C	2.86	1.42	1.35
14	dB	809	CLA	C3B-C2B	-2.86	1.36	1.40
14	dA	824	CLA	CHC-C1C	2.86	1.42	1.35
14	cA	833	CLA	C1D-ND	2.86	1.41	1.37
14	aA	838	CLA	CHC-C1C	2.86	1.42	1.35
14	aB	812	CLA	CHC-C1C	2.86	1.42	1.35
14	bA	806	CLA	CHC-C1C	2.86	1.42	1.35
14	aA	806	CLA	CHC-C1C	2.86	1.42	1.35
14	bB	813	CLA	CMB-C2B	-2.86	1.45	1.51
14	cA	838	CLA	CHC-C1C	2.86	1.42	1.35
17	dJ	103	BCR	C30-C25	-2.86	1.49	1.53
14	aB	830	CLA	CHC-C1C	2.85	1.42	1.35
14	cA	806	CLA	CHC-C1C	2.85	1.42	1.35
17	cJ	104	BCR	C1-C6	-2.85	1.49	1.53
14	aA	819	CLA	CMB-C2B	-2.85	1.45	1.51
14	bB	822	CLA	CHC-C1C	2.85	1.42	1.35
14	bB	836	CLA	CHC-C1C	2.85	1.42	1.35
14	cB	813	CLA	CHC-C1C	2.85	1.42	1.35
17	cL	205	BCR	C1-C6	-2.85	1.49	1.53
14	dB	831	CLA	CHC-C1C	2.85	1.42	1.35
14	dB	833	CLA	CMB-C2B	-2.85	1.45	1.51
14	cA	811	CLA	CHC-C1C	2.85	1.42	1.35
14	cA	842	CLA	CHC-C1C	2.85	1.42	1.35
14	bB	833	CLA	CMB-C2B	-2.85	1.45	1.51
14	cA	827	CLA	CMB-C2B	-2.85	1.45	1.51
14	bB	829	CLA	CMB-C2B	-2.85	1.45	1.51
14	aL	203	CLA	CHC-C1C	2.85	1.42	1.35

Continued on next page...

Continued from previous page...

Mol	Chain	Res	Type	Atoms	Z	Observed(Å)	Ideal(Å)
14	cB	833	CLA	CHC-C1C	2.85	1.42	1.35
14	dB	822	CLA	CHC-C1C	2.85	1.42	1.35
14	cA	821	CLA	CMB-C2B	-2.85	1.45	1.51
17	bA	849	BCR	C1-C6	-2.85	1.49	1.53
14	bA	815	CLA	CHC-C1C	2.85	1.42	1.35
14	cA	810	CLA	CHC-C1C	2.85	1.42	1.35
17	cJ	103	BCR	C30-C25	-2.85	1.49	1.53
14	bA	821	CLA	CMB-C2B	-2.85	1.45	1.51
14	aA	827	CLA	CMB-C2B	-2.84	1.45	1.51
14	cB	814	CLA	C1D-ND	2.84	1.41	1.37
14	aL	202	CLA	CHC-C1C	2.84	1.42	1.35
14	dB	813	CLA	CHC-C1C	2.84	1.42	1.35
14	bB	809	CLA	C3B-C2B	-2.84	1.36	1.40
14	cB	832	CLA	CMB-C2B	-2.84	1.45	1.51
14	dB	815	CLA	C1D-ND	2.84	1.41	1.37
14	bB	812	CLA	CMB-C2B	-2.84	1.45	1.51
14	bB	815	CLA	CHC-C1C	2.84	1.42	1.35
14	dA	836	CLA	CHC-C1C	2.84	1.42	1.35
14	aA	821	CLA	CMB-C2B	-2.84	1.45	1.51
14	bB	815	CLA	C1D-ND	2.84	1.41	1.37
14	aA	836	CLA	CHC-C1C	2.84	1.42	1.35
14	aL	204	CLA	CHC-C1C	2.84	1.42	1.35
14	bL	204	CLA	CMB-C2B	-2.84	1.45	1.51
17	cA	851	BCR	C1-C6	-2.84	1.49	1.53
14	bA	842	CLA	CHC-C1C	2.84	1.42	1.35
14	bB	813	CLA	CHC-C1C	2.84	1.42	1.35
14	cB	826	CLA	CMB-C2B	-2.84	1.45	1.51
14	aA	803	CLA	CHC-C1C	2.84	1.42	1.35
14	dA	834	CLA	CHC-C1C	2.83	1.42	1.35
14	bA	805	CLA	CMB-C2B	-2.83	1.45	1.51
14	cB	812	CLA	CMB-C2B	-2.83	1.45	1.51
17	dJ	104	BCR	C1-C6	-2.83	1.49	1.53
17	aA	851	BCR	C1-C6	-2.83	1.49	1.53
14	cB	812	CLA	CHC-C1C	2.83	1.42	1.35
14	cB	814	CLA	CHC-C1C	2.83	1.42	1.35
14	dA	815	CLA	CHC-C1C	2.83	1.42	1.35
14	dB	801	CLA	CHC-C1C	2.83	1.42	1.35
14	cA	803	CLA	CHC-C1C	2.83	1.42	1.35
17	aJ	104	BCR	C1-C6	-2.83	1.49	1.53
14	aB	809	CLA	C3B-C2B	-2.83	1.36	1.40
14	cA	836	CLA	CHC-C1C	2.83	1.42	1.35
14	dA	842	CLA	CHC-C1C	2.83	1.42	1.35

Continued on next page...

Continued from previous page...

Mol	Chain	Res	Type	Atoms	Z	Observed(Å)	Ideal(Å)
14	aA	842	CLA	CHC-C1C	2.83	1.42	1.35
14	bA	841	CLA	CHC-C1C	2.83	1.42	1.35
14	cB	809	CLA	C3B-C2B	-2.83	1.36	1.40
14	bF	201	CLA	C4D-ND	-2.83	1.33	1.37
14	dB	815	CLA	CHC-C1C	2.83	1.42	1.35
17	dA	849	BCR	C1-C6	-2.83	1.49	1.53
14	dB	810	CLA	CHC-C1C	2.83	1.42	1.35
14	cA	805	CLA	CMB-C2B	-2.83	1.45	1.51
14	aB	832	CLA	CMB-C2B	-2.83	1.45	1.51
14	cB	824	CLA	C3B-C2B	-2.83	1.36	1.40
14	dB	814	CLA	CHC-C1C	2.83	1.42	1.35
14	dA	803	CLA	CHC-C1C	2.82	1.42	1.35
14	cL	202	CLA	CHC-C1C	2.82	1.42	1.35
14	dB	813	CLA	C3B-C2B	-2.82	1.36	1.40
14	aF	201	CLA	C4D-ND	-2.82	1.33	1.37
14	dF	201	CLA	C4D-ND	-2.82	1.33	1.37
14	aA	841	CLA	CHC-C1C	2.82	1.42	1.35
14	aB	814	CLA	CHC-C1C	2.82	1.42	1.35
14	bA	836	CLA	CHC-C1C	2.82	1.42	1.35
14	bA	819	CLA	CMB-C2B	-2.82	1.45	1.51
14	aA	815	CLA	CHC-C1C	2.82	1.42	1.35
14	bF	203	CLA	C4D-ND	-2.82	1.33	1.37
14	bA	835	CLA	CHC-C1C	2.82	1.42	1.35
17	dB	845	BCR	C1-C6	-2.82	1.49	1.53
14	aA	818	CLA	CHC-C1C	2.82	1.42	1.35
14	dB	827	CLA	CMB-C2B	-2.82	1.45	1.51
14	dA	818	CLA	CHC-C1C	2.82	1.42	1.35
14	cA	841	CLA	CHC-C1C	2.82	1.42	1.35
14	dA	819	CLA	CMB-C2B	-2.82	1.45	1.51
14	bA	831	CLA	CHC-C1C	2.82	1.42	1.35
14	dB	825	CLA	C3B-C2B	-2.82	1.36	1.40
14	cA	815	CLA	CHC-C1C	2.82	1.42	1.35
14	bA	834	CLA	CHC-C1C	2.82	1.42	1.35
14	dA	813	CLA	CHC-C1C	2.82	1.42	1.35
14	aB	826	CLA	CMB-C2B	-2.82	1.45	1.51
14	cB	833	CLA	CMB-C2B	-2.82	1.45	1.51
14	aA	834	CLA	CHC-C1C	2.82	1.42	1.35
14	cB	825	CLA	C1D-ND	2.82	1.41	1.37
14	cL	204	CLA	CHC-C1C	2.81	1.42	1.35
14	aA	805	CLA	CMB-C2B	-2.81	1.45	1.51
14	dB	806	CLA	C1D-ND	2.81	1.41	1.37
14	bB	827	CLA	CMB-C2B	-2.81	1.45	1.51

Continued on next page...

Continued from previous page...

Mol	Chain	Res	Type	Atoms	Z	Observed(Å)	Ideal(Å)
14	dB	829	CLA	CMB-C2B	-2.81	1.45	1.51
14	aB	807	CLA	CHC-C1C	2.81	1.42	1.35
14	cA	839	CLA	CMB-C2B	-2.81	1.45	1.51
14	cB	811	CLA	CMB-C2B	-2.81	1.45	1.51
14	cA	804	CLA	CMB-C2B	-2.81	1.45	1.51
14	bB	806	CLA	C1D-ND	2.81	1.41	1.37
14	dA	827	CLA	CMB-C2B	-2.81	1.45	1.51
14	bB	825	CLA	C3B-C2B	-2.81	1.36	1.40
14	dA	811	CLA	CMB-C2B	-2.81	1.45	1.51
14	bB	814	CLA	CHC-C1C	2.81	1.42	1.35
14	dA	831	CLA	CMB-C2B	-2.81	1.45	1.51
14	bA	813	CLA	CHC-C1C	2.80	1.42	1.35
14	cA	818	CLA	CHC-C1C	2.80	1.42	1.35
14	bA	803	CLA	C4D-ND	-2.80	1.33	1.37
14	cA	834	CLA	CHC-C1C	2.80	1.42	1.35
14	aB	833	CLA	CMB-C2B	-2.80	1.45	1.51
14	dA	805	CLA	CMB-C2B	-2.80	1.45	1.51
14	dA	821	CLA	CMB-C2B	-2.80	1.45	1.51
14	bA	818	CLA	CHC-C1C	2.80	1.42	1.35
14	aA	803	CLA	C4D-ND	-2.80	1.33	1.37
14	bB	801	CLA	CHC-C1C	2.80	1.42	1.35
14	cB	801	CLA	CHC-C1C	2.80	1.42	1.35
14	cB	807	CLA	CHC-C1C	2.80	1.42	1.35
14	dA	841	CLA	CHC-C1C	2.80	1.42	1.35
14	cA	835	CLA	CHC-C1C	2.80	1.42	1.35
14	aA	831	CLA	CMB-C2B	-2.80	1.45	1.51
14	bA	804	CLA	CMB-C2B	-2.80	1.45	1.51
17	bK	102	BCR	C30-C25	-2.80	1.49	1.53
14	dA	835	CLA	CHC-C1C	2.80	1.42	1.35
14	bB	810	CLA	CHC-C1C	2.80	1.42	1.35
14	aB	810	CLA	CHC-C1C	2.79	1.42	1.35
14	dB	826	CLA	C1D-ND	2.79	1.41	1.37
14	bA	803	CLA	CMB-C2B	-2.79	1.45	1.51
14	cB	812	CLA	C3B-C2B	-2.79	1.36	1.40
14	dB	812	CLA	CMB-C2B	-2.79	1.45	1.51
14	cB	828	CLA	CMB-C2B	-2.79	1.45	1.51
14	bB	834	CLA	CMB-C2B	-2.79	1.45	1.51
14	cA	831	CLA	CHC-C1C	2.79	1.42	1.35
14	cF	201	CLA	C4D-ND	-2.79	1.33	1.37
17	cB	844	BCR	C1-C6	-2.79	1.49	1.53
14	bB	826	CLA	C1D-ND	2.79	1.41	1.37
14	aB	811	CLA	CMB-C2B	-2.79	1.45	1.51

Continued on next page...

Continued from previous page...

Mol	Chain	Res	Type	Atoms	Z	Observed(Å)	Ideal(Å)
14	aB	801	CLA	CHC-C1C	2.79	1.42	1.35
14	aB	813	CLA	CHC-C1C	2.79	1.42	1.35
14	dB	807	CLA	CHC-C1C	2.79	1.42	1.35
14	dL	204	CLA	C3B-C2B	-2.79	1.36	1.40
14	bL	204	CLA	CHC-C1C	2.79	1.42	1.35
14	aA	811	CLA	CMB-C2B	-2.79	1.45	1.51
14	dB	834	CLA	CMB-C2B	-2.79	1.45	1.51
14	bA	817	CLA	CHC-C1C	2.79	1.42	1.35
14	aA	831	CLA	CHC-C1C	2.79	1.42	1.35
17	cA	846	BCR	C30-C25	-2.79	1.49	1.53
14	aA	839	CLA	CMB-C2B	-2.79	1.45	1.51
14	dA	834	CLA	CMB-C2B	-2.79	1.45	1.51
14	cA	820	CLA	CHC-C1C	2.79	1.42	1.35
14	aB	814	CLA	C1D-ND	2.79	1.41	1.37
14	bA	811	CLA	CMB-C2B	-2.78	1.45	1.51
14	cF	203	CLA	CMB-C2B	-2.78	1.45	1.51
14	bB	812	CLA	CHC-C1C	2.78	1.42	1.35
14	dB	812	CLA	CHC-C1C	2.78	1.42	1.35
14	aB	837	CLA	CMB-C2B	-2.78	1.45	1.51
14	cA	811	CLA	CMB-C2B	-2.78	1.45	1.51
14	aA	804	CLA	CMB-C2B	-2.78	1.45	1.51
14	aB	825	CLA	C1D-ND	2.78	1.41	1.37
14	aA	818	CLA	CMB-C2B	-2.78	1.45	1.51
14	aA	813	CLA	CHC-C1C	2.78	1.42	1.35
14	dA	820	CLA	CHC-C1C	2.78	1.42	1.35
14	aA	835	CLA	CHC-C1C	2.78	1.42	1.35
14	dA	804	CLA	CMB-C2B	-2.78	1.45	1.51
14	aB	811	CLA	CHC-C1C	2.78	1.42	1.35
14	cA	819	CLA	CMB-C2B	-2.78	1.45	1.51
14	dA	831	CLA	CHC-C1C	2.77	1.42	1.35
14	aB	828	CLA	CMB-C2B	-2.77	1.45	1.51
14	cA	831	CLA	CMB-C2B	-2.77	1.45	1.51
17	aB	844	BCR	C1-C6	-2.77	1.50	1.53
14	bB	807	CLA	CHC-C1C	2.77	1.42	1.35
14	bA	802	CLA	CMB-C2B	-2.77	1.45	1.51
14	bA	820	CLA	CMB-C2B	-2.77	1.45	1.51
14	dA	820	CLA	CMB-C2B	-2.77	1.45	1.51
17	dK	102	BCR	C30-C25	-2.77	1.50	1.53
14	cB	811	CLA	CHC-C1C	2.77	1.42	1.35
14	cA	820	CLA	CMB-C2B	-2.77	1.45	1.51
17	aA	846	BCR	C30-C25	-2.77	1.50	1.53
14	aF	203	CLA	CMB-C2B	-2.77	1.45	1.51

Continued on next page...

Continued from previous page...

Mol	Chain	Res	Type	Atoms	Z	Observed(Å)	Ideal(Å)
14	aA	820	CLA	CMB-C2B	-2.77	1.45	1.51
14	dL	204	CLA	CHC-C1C	2.77	1.42	1.35
14	cA	813	CLA	CHC-C1C	2.76	1.42	1.35
14	dB	813	CLA	CMB-C2B	-2.76	1.45	1.51
14	bA	839	CLA	CMB-C2B	-2.76	1.45	1.51
14	bA	831	CLA	CMB-C2B	-2.76	1.45	1.51
14	cB	814	CLA	CMB-C2B	-2.76	1.45	1.51
14	dA	833	CLA	CMB-C2B	-2.76	1.45	1.51
14	cB	810	CLA	CHC-C1C	2.76	1.42	1.35
14	dA	803	CLA	CMB-C2B	-2.76	1.45	1.51
14	dA	839	CLA	CMB-C2B	-2.76	1.45	1.51
17	bB	845	BCR	C1-C6	-2.76	1.50	1.53
14	aA	820	CLA	CHC-C1C	2.76	1.42	1.35
14	cA	803	CLA	C4D-ND	-2.75	1.33	1.37
14	bA	833	CLA	CHC-C1C	2.75	1.42	1.35
14	dF	203	CLA	C4D-ND	-2.75	1.33	1.37
14	cB	832	CLA	C3B-C2B	-2.75	1.36	1.40
14	cA	802	CLA	CMB-C2B	-2.75	1.45	1.51
14	cA	834	CLA	CMB-C2B	-2.75	1.45	1.51
14	bF	203	CLA	CHC-C1C	2.75	1.42	1.35
14	bA	818	CLA	CMB-C2B	-2.75	1.45	1.51
14	bA	840	CLA	CMB-C2B	-2.75	1.45	1.51
14	cB	837	CLA	CMB-C2B	-2.75	1.45	1.51
14	aA	817	CLA	CHC-C1C	2.75	1.42	1.35
14	cA	818	CLA	CMB-C2B	-2.75	1.45	1.51
14	bL	204	CLA	C3B-C2B	-2.74	1.36	1.40
14	dB	838	CLA	CHC-C1C	2.74	1.42	1.35
14	dA	802	CLA	CMB-C2B	-2.74	1.45	1.51
14	bB	813	CLA	C3B-C2B	-2.74	1.36	1.40
14	bB	814	CLA	CMB-C2B	-2.74	1.45	1.51
14	dA	806	CLA	CMB-C2B	-2.74	1.45	1.51
14	aA	839	CLA	CHC-C1C	2.74	1.42	1.35
14	dF	203	CLA	CHC-C1C	2.74	1.42	1.35
14	aA	840	CLA	CMB-C2B	-2.74	1.45	1.51
14	cA	836	CLA	CMB-C2B	-2.74	1.45	1.51
14	aB	837	CLA	CHC-C1C	2.74	1.42	1.35
14	bA	834	CLA	CMB-C2B	-2.74	1.45	1.51
14	aB	813	CLA	CMB-C2B	-2.74	1.45	1.51
14	cA	803	CLA	CMB-C2B	-2.74	1.45	1.51
14	cA	806	CLA	CMB-C2B	-2.74	1.45	1.51
14	bA	839	CLA	C3B-C2B	-2.74	1.36	1.40
14	dA	803	CLA	C4D-ND	-2.74	1.33	1.37

Continued on next page...

Continued from previous page...

Mol	Chain	Res	Type	Atoms	Z	Observed(Å)	Ideal(Å)
14	aB	834	CLA	CMB-C2B	-2.74	1.46	1.51
14	bA	824	CLA	CMB-C2B	-2.73	1.46	1.51
14	bB	838	CLA	CHC-C1C	2.73	1.42	1.35
14	dA	817	CLA	CHC-C1C	2.73	1.42	1.35
14	aA	803	CLA	CMB-C2B	-2.73	1.46	1.51
14	aA	802	CLA	CMB-C2B	-2.73	1.46	1.51
14	dB	815	CLA	CMB-C2B	-2.73	1.46	1.51
14	aB	814	CLA	CMB-C2B	-2.73	1.46	1.51
14	dA	830	CLA	CHC-C1C	2.73	1.42	1.35
14	dA	818	CLA	CMB-C2B	-2.73	1.46	1.51
14	dA	824	CLA	CMB-C2B	-2.73	1.46	1.51
14	aA	830	CLA	CHC-C1C	2.73	1.42	1.35
14	dA	839	CLA	CHC-C1C	2.73	1.42	1.35
14	bB	833	CLA	C3B-C2B	-2.73	1.36	1.40
14	bA	820	CLA	CHC-C1C	2.73	1.42	1.35
14	bA	836	CLA	CMB-C2B	-2.73	1.46	1.51
14	cA	817	CLA	CHC-C1C	2.73	1.42	1.35
14	bB	806	CLA	CHC-C1C	2.73	1.42	1.35
14	aB	807	CLA	CMB-C2B	-2.73	1.46	1.51
14	aA	833	CLA	CHC-C1C	2.72	1.42	1.35
14	dB	835	CLA	CMB-C2B	-2.72	1.46	1.51
14	aA	806	CLA	CMB-C2B	-2.72	1.46	1.51
14	aA	834	CLA	CMB-C2B	-2.72	1.46	1.51
14	cA	833	CLA	CMB-C2B	-2.72	1.46	1.51
14	bA	806	CLA	CMB-C2B	-2.72	1.46	1.51
14	cA	824	CLA	CMB-C2B	-2.72	1.46	1.51
14	bB	825	CLA	CMB-C2B	-2.72	1.46	1.51
14	dB	838	CLA	CMB-C2B	-2.72	1.46	1.51
14	bA	833	CLA	CMB-C2B	-2.72	1.46	1.51
14	cB	813	CLA	CMB-C2B	-2.72	1.46	1.51
14	cA	830	CLA	CHC-C1C	2.72	1.41	1.35
14	aB	828	CLA	CHC-C1C	2.72	1.41	1.35
14	cA	840	CLA	CMB-C2B	-2.72	1.46	1.51
14	dA	840	CLA	CMB-C2B	-2.72	1.46	1.51
14	bA	839	CLA	CHC-C1C	2.71	1.41	1.35
14	bA	832	CLA	CMB-C2B	-2.71	1.46	1.51
14	cA	833	CLA	CHC-C1C	2.71	1.41	1.35
14	aB	832	CLA	C3B-C2B	-2.71	1.36	1.40
14	bB	838	CLA	CMB-C2B	-2.71	1.46	1.51
14	dA	833	CLA	CHC-C1C	2.71	1.41	1.35
14	dB	825	CLA	CMB-C2B	-2.71	1.46	1.51
14	dL	206	CLA	CMB-C2B	-2.71	1.46	1.51

Continued on next page...

Continued from previous page...

Mol	Chain	Res	Type	Atoms	Z	Observed(Å)	Ideal(Å)
14	cB	837	CLA	CHC-C1C	2.71	1.41	1.35
14	aB	819	CLA	CMB-C2B	-2.71	1.46	1.51
14	dA	836	CLA	CMB-C2B	-2.71	1.46	1.51
14	aA	841	CLA	CMB-C2B	-2.71	1.46	1.51
14	aB	806	CLA	CHC-C1C	2.71	1.41	1.35
14	cB	804	CLA	CHC-C1C	2.71	1.41	1.35
14	bB	815	CLA	CMB-C2B	-2.71	1.46	1.51
14	aB	804	CLA	CHC-C1C	2.71	1.41	1.35
14	cL	202	CLA	CMB-C2B	-2.71	1.46	1.51
14	cB	819	CLA	CMB-C2B	-2.71	1.46	1.51
14	dB	803	CLA	CMB-C2B	-2.71	1.46	1.51
14	aA	824	CLA	CMB-C2B	-2.70	1.46	1.51
14	aA	833	CLA	CMB-C2B	-2.70	1.46	1.51
14	cB	840	CLA	CMB-C2B	-2.70	1.46	1.51
14	cA	841	CLA	CMB-C2B	-2.70	1.46	1.51
14	dA	812	CLA	CMB-C2B	-2.70	1.46	1.51
14	bB	820	CLA	CMB-C2B	-2.70	1.46	1.51
14	dA	810	CLA	CMB-C2B	-2.70	1.46	1.51
14	cA	810	CLA	CMB-C2B	-2.70	1.46	1.51
14	dB	820	CLA	CMB-C2B	-2.70	1.46	1.51
14	bB	835	CLA	CMB-C2B	-2.70	1.46	1.51
14	cA	832	CLA	CMB-C2B	-2.70	1.46	1.51
14	dB	814	CLA	CMB-C2B	-2.70	1.46	1.51
14	bL	201	CLA	CMB-C2B	-2.70	1.46	1.51
14	aB	812	CLA	C3B-C2B	-2.70	1.36	1.40
14	bB	807	CLA	CMB-C2B	-2.70	1.46	1.51
14	bB	809	CLA	CMD-C2D	-2.70	1.45	1.50
14	cB	807	CLA	CMB-C2B	-2.70	1.46	1.51
14	cB	834	CLA	CMB-C2B	-2.70	1.46	1.51
14	aL	202	CLA	CMB-C2B	-2.70	1.46	1.51
14	aL	203	CLA	CMB-C2B	-2.70	1.46	1.51
14	bA	810	CLA	CMB-C2B	-2.69	1.46	1.51
14	dA	832	CLA	CMB-C2B	-2.69	1.46	1.51
14	bL	206	CLA	CMB-C2B	-2.69	1.46	1.51
14	cB	828	CLA	CHC-C1C	2.69	1.41	1.35
14	cB	806	CLA	CHC-C1C	2.69	1.41	1.35
14	aB	806	CLA	CMB-C2B	-2.69	1.46	1.51
14	bA	830	CLA	CHC-C1C	2.69	1.41	1.35
14	bB	841	CLA	CMB-C2B	-2.69	1.46	1.51
14	dB	806	CLA	CHC-C1C	2.69	1.41	1.35
14	aB	840	CLA	CMB-C2B	-2.69	1.46	1.51
14	dB	829	CLA	CHC-C1C	2.69	1.41	1.35

Continued on next page...

Continued from previous page...

Mol	Chain	Res	Type	Atoms	Z	Observed(Å)	Ideal(Å)
14	dB	833	CLA	C3B-C2B	-2.69	1.36	1.40
14	cB	824	CLA	CMB-C2B	-2.69	1.46	1.51
14	bA	827	CLA	CHC-C1C	2.69	1.41	1.35
14	dL	201	CLA	CMB-C2B	-2.69	1.46	1.51
14	dA	823	CLA	CMB-C2B	-2.69	1.46	1.51
14	aA	837	CLA	CMB-C2B	-2.69	1.46	1.51
14	bA	837	CLA	CMB-C2B	-2.68	1.46	1.51
14	aB	824	CLA	CMB-C2B	-2.68	1.46	1.51
14	aB	803	CLA	CMB-C2B	-2.68	1.46	1.51
14	cA	827	CLA	CHC-C1C	2.68	1.41	1.35
14	cA	839	CLA	CHC-C1C	2.68	1.41	1.35
14	aA	836	CLA	CMB-C2B	-2.68	1.46	1.51
14	cA	813	CLA	CMB-C2B	-2.68	1.46	1.51
14	cL	204	CLA	CMB-C2B	-2.68	1.46	1.51
14	bB	804	CLA	CHC-C1C	2.68	1.41	1.35
14	aL	204	CLA	CMB-C2B	-2.68	1.46	1.51
14	dA	827	CLA	CHC-C1C	2.68	1.41	1.35
14	cA	812	CLA	CMB-C2B	-2.68	1.46	1.51
14	aA	823	CLA	CMB-C2B	-2.68	1.46	1.51
14	bB	803	CLA	CMB-C2B	-2.67	1.46	1.51
14	aA	827	CLA	CHC-C1C	2.67	1.41	1.35
14	aA	810	CLA	CMB-C2B	-2.67	1.46	1.51
14	dA	839	CLA	C3B-C2B	-2.67	1.36	1.40
14	dB	804	CLA	CHC-C1C	2.67	1.41	1.35
14	bB	829	CLA	CHC-C1C	2.67	1.41	1.35
13	aA	801	CL0	C3D-C4D	-2.67	1.38	1.44
14	dB	811	CLA	CMB-C2B	-2.67	1.46	1.51
14	dB	807	CLA	CMB-C2B	-2.67	1.46	1.51
14	aA	832	CLA	CMB-C2B	-2.67	1.46	1.51
14	cA	815	CLA	CMB-C2B	-2.67	1.46	1.51
14	aA	812	CLA	CMB-C2B	-2.67	1.46	1.51
14	bA	841	CLA	CMB-C2B	-2.67	1.46	1.51
14	aA	835	CLA	C3B-C2B	-2.67	1.36	1.40
14	cA	839	CLA	C3B-C2B	-2.67	1.36	1.40
14	cB	816	CLA	CMB-C2B	-2.67	1.46	1.51
13	cA	801	CL0	C3D-C4D	-2.67	1.38	1.44
14	dA	841	CLA	CMB-C2B	-2.67	1.46	1.51
14	cB	803	CLA	CMB-C2B	-2.66	1.46	1.51
14	bA	802	CLA	C1D-ND	2.66	1.41	1.37
14	dB	841	CLA	CMB-C2B	-2.66	1.46	1.51
14	dB	806	CLA	CMB-C2B	-2.66	1.46	1.51
14	bA	812	CLA	CMB-C2B	-2.66	1.46	1.51

Continued on next page...

Continued from previous page...

Mol	Chain	Res	Type	Atoms	Z	Observed(Å)	Ideal(Å)
14	bA	813	CLA	CMB-C2B	-2.66	1.46	1.51
14	dB	809	CLA	CMD-C2D	-2.66	1.45	1.50
14	bB	817	CLA	CMB-C2B	-2.66	1.46	1.51
14	bA	823	CLA	CMB-C2B	-2.66	1.46	1.51
14	cB	809	CLA	CMD-C2D	-2.65	1.45	1.50
14	aB	809	CLA	CMD-C2D	-2.65	1.45	1.50
14	cL	203	CLA	CMB-C2B	-2.65	1.46	1.51
14	cA	817	CLA	CMB-C2B	-2.65	1.46	1.51
14	dA	802	CLA	C1D-ND	2.65	1.41	1.37
14	cB	829	CLA	CHC-C1C	2.65	1.41	1.35
14	aB	829	CLA	CHC-C1C	2.65	1.41	1.35
14	aA	813	CLA	CMB-C2B	-2.65	1.46	1.51
14	aA	815	CLA	CMB-C2B	-2.65	1.46	1.51
14	aB	808	CLA	CMB-C2B	-2.65	1.46	1.51
14	aA	817	CLA	CMB-C2B	-2.65	1.46	1.51
14	cB	808	CLA	CMB-C2B	-2.65	1.46	1.51
14	cB	831	CLA	CMB-C2B	-2.65	1.46	1.51
14	bB	808	CLA	CMB-C2B	-2.65	1.46	1.51
14	bB	811	CLA	CMB-C2B	-2.65	1.46	1.51
14	cA	823	CLA	CMB-C2B	-2.65	1.46	1.51
14	cA	835	CLA	C3B-C2B	-2.65	1.36	1.40
14	dB	808	CLA	CMB-C2B	-2.65	1.46	1.51
14	cA	802	CLA	C1D-ND	2.65	1.41	1.37
14	cB	806	CLA	CMB-C2B	-2.65	1.46	1.51
14	cL	203	CLA	C1D-ND	2.65	1.41	1.37
17	dI	101	BCR	C30-C25	-2.65	1.50	1.53
14	bA	815	CLA	CMB-C2B	-2.65	1.46	1.51
14	dL	205	CLA	CMB-C2B	-2.65	1.46	1.51
14	dA	813	CLA	CMB-C2B	-2.65	1.46	1.51
14	dA	837	CLA	CMB-C2B	-2.65	1.46	1.51
14	dK	101	CLA	C4D-ND	-2.64	1.34	1.37
14	aB	816	CLA	CMB-C2B	-2.64	1.46	1.51
14	cA	837	CLA	CMB-C2B	-2.64	1.46	1.51
14	dA	817	CLA	CMB-C2B	-2.64	1.46	1.51
14	dB	804	CLA	CMB-C2B	-2.64	1.46	1.51
14	aB	831	CLA	CMB-C2B	-2.64	1.46	1.51
14	aA	839	CLA	C3B-C2B	-2.64	1.36	1.40
14	dA	816	CLA	CMB-C2B	-2.64	1.46	1.51
14	dA	838	CLA	C3B-C2B	-2.64	1.36	1.40
14	bA	817	CLA	CMB-C2B	-2.64	1.46	1.51
14	aB	802	CLA	CMB-C2B	-2.64	1.46	1.51
14	bX	101	CLA	CMB-C2B	-2.64	1.46	1.51

Continued on next page...

Continued from previous page...

Mol	Chain	Res	Type	Atoms	Z	Observed(Å)	Ideal(Å)
14	cA	838	CLA	C3B-C2B	-2.64	1.36	1.40
14	bB	827	CLA	CMC-C2C	-2.64	1.45	1.50
17	cI	101	BCR	C30-C25	-2.63	1.50	1.53
14	bB	811	CLA	CMD-C2D	-2.63	1.45	1.50
14	bB	806	CLA	CMB-C2B	-2.63	1.46	1.51
14	cA	807	CLA	CMB-C2B	-2.63	1.46	1.51
14	aF	201	CLA	CMB-C2B	-2.63	1.46	1.51
14	aK	101	CLA	C4D-ND	-2.63	1.34	1.37
13	bA	801	CL0	C3D-C4D	-2.63	1.38	1.44
14	bL	205	CLA	CMB-C2B	-2.63	1.46	1.51
14	aB	841	CLA	CHC-C1C	2.63	1.41	1.35
14	dB	802	CLA	CMB-C2B	-2.63	1.46	1.51
14	bA	835	CLA	C3B-C2B	-2.63	1.36	1.40
14	aB	838	CLA	CMB-C2B	-2.63	1.46	1.51
14	dB	830	CLA	CHC-C1C	2.63	1.41	1.35
14	bA	838	CLA	C3B-C2B	-2.63	1.36	1.40
14	aB	830	CLA	C3B-C2B	-2.62	1.36	1.40
14	bB	802	CLA	CMB-C2B	-2.62	1.46	1.51
14	cF	201	CLA	CMB-C2B	-2.62	1.46	1.51
14	bB	824	CLA	CMB-C2B	-2.62	1.46	1.51
14	dB	817	CLA	CMB-C2B	-2.62	1.46	1.51
14	bA	816	CLA	CMB-C2B	-2.62	1.46	1.51
14	bL	201	CLA	CMD-C2D	-2.62	1.45	1.50
14	dX	101	CLA	CMB-C2B	-2.62	1.46	1.51
14	dF	201	CLA	CMB-C2B	-2.62	1.46	1.51
14	aA	838	CLA	C3B-C2B	-2.62	1.36	1.40
14	aL	203	CLA	C1D-ND	2.62	1.41	1.37
17	aJ	104	BCR	C30-C25	-2.62	1.50	1.53
17	bI	101	BCR	C30-C25	-2.62	1.50	1.53
14	bB	842	CLA	CHC-C1C	2.62	1.41	1.35
14	cK	101	CLA	C4D-ND	-2.62	1.34	1.37
14	aA	802	CLA	C1D-ND	2.62	1.41	1.37
14	cB	826	CLA	CMC-C2C	-2.62	1.45	1.50
14	aA	807	CLA	CMB-C2B	-2.62	1.46	1.51
17	bB	852	BCR	C1-C6	-2.62	1.50	1.53
14	aA	816	CLA	CMB-C2B	-2.62	1.46	1.51
14	cB	815	CLA	CMB-C2B	-2.61	1.46	1.51
14	dB	837	CLA	CMB-C2B	-2.61	1.46	1.51
14	cB	823	CLA	CMB-C2B	-2.61	1.46	1.51
14	aA	808	CLA	CMB-C2B	-2.61	1.46	1.51
14	aA	802	CLA	CMC-C2C	-2.61	1.45	1.50
14	dB	842	CLA	CHC-C1C	2.61	1.41	1.35

Continued on next page...

Continued from previous page...

Mol	Chain	Res	Type	Atoms	Z	Observed(Å)	Ideal(Å)
14	bB	826	CLA	CMB-C2B	-2.61	1.46	1.51
14	bB	832	CLA	CMB-C2B	-2.61	1.46	1.51
14	bB	804	CLA	CMB-C2B	-2.61	1.46	1.51
14	bF	203	CLA	CMB-C2B	-2.61	1.46	1.51
14	aB	825	CLA	CMB-C2B	-2.61	1.46	1.51
17	aF	202	BCR	C30-C25	-2.61	1.50	1.53
17	dJ	104	BCR	C30-C25	-2.61	1.50	1.53
14	dA	815	CLA	CMB-C2B	-2.61	1.46	1.51
14	bB	837	CLA	CMB-C2B	-2.61	1.46	1.51
14	bB	831	CLA	C3B-C2B	-2.61	1.36	1.40
14	bB	823	CLA	CMB-C2B	-2.61	1.46	1.51
14	bB	830	CLA	CHC-C1C	2.61	1.41	1.35
14	aB	826	CLA	CMC-C2C	-2.61	1.45	1.50
14	cB	830	CLA	C3B-C2B	-2.61	1.36	1.40
14	bA	807	CLA	CMB-C2B	-2.61	1.46	1.51
14	bB	816	CLA	CMB-C2B	-2.61	1.46	1.51
14	cA	808	CLA	CMB-C2B	-2.61	1.46	1.51
14	dB	826	CLA	CMB-C2B	-2.61	1.46	1.51
14	bB	822	CLA	CMB-C2B	-2.60	1.46	1.51
14	cB	841	CLA	CHC-C1C	2.60	1.41	1.35
14	cB	804	CLA	CMB-C2B	-2.60	1.46	1.51
14	cB	802	CLA	CMB-C2B	-2.60	1.46	1.51
14	aB	804	CLA	CMB-C2B	-2.60	1.46	1.51
14	bA	830	CLA	C3B-C2B	-2.60	1.36	1.40
17	dB	852	BCR	C1-C6	-2.60	1.50	1.53
14	cX	101	CLA	CMB-C2B	-2.60	1.46	1.51
14	bA	808	CLA	CMB-C2B	-2.60	1.46	1.51
14	dA	808	CLA	CMB-C2B	-2.60	1.46	1.51
14	bF	201	CLA	CMB-C2B	-2.60	1.46	1.51
14	cB	836	CLA	CMB-C2B	-2.60	1.46	1.51
14	dB	832	CLA	CMB-C2B	-2.60	1.46	1.51
14	dF	203	CLA	CMB-C2B	-2.60	1.46	1.51
14	dB	817	CLA	C3B-C2B	-2.60	1.36	1.40
14	cA	816	CLA	CMB-C2B	-2.60	1.46	1.51
14	bB	839	CLA	CMD-C2D	-2.60	1.45	1.50
14	bL	205	CLA	C3B-C2B	-2.60	1.36	1.40
14	dL	205	CLA	C3B-C2B	-2.60	1.36	1.40
13	dA	801	CL0	C3D-C4D	-2.60	1.38	1.44
17	aB	851	BCR	C1-C6	-2.60	1.50	1.53
14	aX	101	CLA	CMB-C2B	-2.59	1.46	1.51
17	dL	208	BCR	C1-C6	-2.59	1.50	1.53
14	cB	821	CLA	CMB-C2B	-2.59	1.46	1.51

Continued on next page...

Continued from previous page...

Mol	Chain	Res	Type	Atoms	Z	Observed(Å)	Ideal(Å)
14	cB	825	CLA	CMB-C2B	-2.59	1.46	1.51
14	cB	838	CLA	CMB-C2B	-2.59	1.46	1.51
17	aA	849	BCR	C30-C25	-2.59	1.50	1.53
14	dA	807	CLA	CMB-C2B	-2.59	1.46	1.51
14	dL	201	CLA	CMD-C2D	-2.59	1.45	1.50
14	dB	831	CLA	C3B-C2B	-2.59	1.36	1.40
14	aB	823	CLA	CMB-C2B	-2.59	1.46	1.51
14	bA	825	CLA	CMD-C2D	-2.59	1.45	1.50
14	bB	817	CLA	C3B-C2B	-2.59	1.36	1.40
14	dA	830	CLA	C3B-C2B	-2.59	1.36	1.40
14	aB	815	CLA	CMB-C2B	-2.59	1.46	1.51
14	dA	802	CLA	CMC-C2C	-2.59	1.45	1.50
14	cB	822	CLA	CMB-C2B	-2.59	1.46	1.51
14	aB	838	CLA	CMD-C2D	-2.59	1.45	1.50
14	aB	836	CLA	CMB-C2B	-2.59	1.46	1.51
14	aA	825	CLA	CMD-C2D	-2.58	1.45	1.50
14	dB	839	CLA	CMB-C2B	-2.58	1.46	1.51
14	aB	820	CLA	CMB-C2B	-2.58	1.46	1.51
14	dB	827	CLA	CMC-C2C	-2.58	1.45	1.50
14	dB	816	CLA	CMB-C2B	-2.58	1.46	1.51
14	cA	802	CLA	CMC-C2C	-2.58	1.45	1.50
14	cB	820	CLA	CMB-C2B	-2.58	1.46	1.51
17	cJ	104	BCR	C30-C25	-2.58	1.50	1.53
17	aI	101	BCR	C30-C25	-2.58	1.50	1.53
14	aB	816	CLA	C3B-C2B	-2.58	1.36	1.40
17	dI	101	BCR	C1-C6	-2.58	1.50	1.53
14	dA	825	CLA	CMD-C2D	-2.58	1.45	1.50
14	dB	811	CLA	CMD-C2D	-2.58	1.45	1.50
14	aB	822	CLA	CMB-C2B	-2.57	1.46	1.51
14	dB	840	CLA	CMB-C2B	-2.57	1.46	1.51
14	bB	839	CLA	CMB-C2B	-2.57	1.46	1.51
14	bB	821	CLA	CMB-C2B	-2.57	1.46	1.51
14	cA	825	CLA	CMD-C2D	-2.57	1.45	1.50
14	aB	821	CLA	CMB-C2B	-2.57	1.46	1.51
18	dA	850	LHG	O7-C5	-2.57	1.40	1.46
14	dA	835	CLA	C3B-C2B	-2.57	1.36	1.40
14	bK	101	CLA	C4D-ND	-2.56	1.34	1.37
17	bB	844	BCR	C30-C25	-2.56	1.50	1.53
14	dB	839	CLA	CMD-C2D	-2.56	1.45	1.50
17	bF	202	BCR	C30-C25	-2.56	1.50	1.53
17	cI	101	BCR	C1-C6	-2.56	1.50	1.53
14	dB	821	CLA	CMB-C2B	-2.56	1.46	1.51

Continued on next page...

Continued from previous page...

Mol	Chain	Res	Type	Atoms	Z	Observed(Å)	Ideal(Å)
14	cA	830	CLA	C3B-C2B	-2.56	1.36	1.40
17	bA	847	BCR	C30-C25	-2.56	1.50	1.53
14	cB	816	CLA	C3B-C2B	-2.56	1.36	1.40
14	cB	805	CLA	CMB-C2B	-2.56	1.46	1.51
14	dB	809	CLA	CHC-C1C	2.56	1.41	1.35
14	dB	824	CLA	CMB-C2B	-2.56	1.46	1.51
14	bA	802	CLA	CMC-C2C	-2.56	1.45	1.50
17	cA	849	BCR	C30-C25	-2.56	1.50	1.53
14	dB	823	CLA	CMB-C2B	-2.55	1.46	1.51
14	aA	826	CLA	CMD-C2D	-2.55	1.45	1.50
14	aA	826	CLA	CMB-C2B	-2.55	1.46	1.51
17	bJ	104	BCR	C30-C25	-2.55	1.50	1.53
14	bB	840	CLA	CMB-C2B	-2.55	1.46	1.51
14	bA	823	CLA	C3B-C2B	-2.55	1.36	1.40
14	dA	818	CLA	CMD-C2D	-2.55	1.45	1.50
14	dA	834	CLA	C3B-C2B	-2.55	1.36	1.40
14	cB	809	CLA	CHC-C1C	2.55	1.41	1.35
14	cA	826	CLA	CMD-C2D	-2.55	1.45	1.50
18	cA	852	LHG	O7-C5	-2.55	1.40	1.46
14	aJ	101	CLA	CMB-C2B	-2.55	1.46	1.51
14	aB	809	CLA	CHC-C1C	2.55	1.41	1.35
14	bB	805	CLA	CMB-C2B	-2.55	1.46	1.51
14	aL	203	CLA	C3B-C2B	-2.55	1.36	1.40
14	aJ	102	CLA	CMB-C2B	-2.54	1.46	1.51
17	cF	202	BCR	C30-C25	-2.54	1.50	1.53
14	cB	838	CLA	CMD-C2D	-2.54	1.45	1.50
14	dJ	101	CLA	CMB-C2B	-2.54	1.46	1.51
14	dB	828	CLA	CMB-C2B	-2.54	1.46	1.51
14	bA	809	CLA	CMB-C2B	-2.54	1.46	1.51
14	cA	826	CLA	CMB-C2B	-2.54	1.46	1.51
14	bA	818	CLA	CMD-C2D	-2.54	1.45	1.50
14	aB	805	CLA	CMB-C2B	-2.54	1.46	1.51
14	dB	822	CLA	CMB-C2B	-2.54	1.46	1.51
14	bA	826	CLA	CMD-C2D	-2.54	1.45	1.50
14	aA	834	CLA	C3B-C2B	-2.54	1.36	1.40
14	cB	839	CLA	CMB-C2B	-2.54	1.46	1.51
14	cA	818	CLA	CMD-C2D	-2.54	1.45	1.50
14	bB	809	CLA	CHC-C1C	2.54	1.41	1.35
18	aA	852	LHG	O7-C5	-2.54	1.40	1.46
14	aA	818	CLA	CMD-C2D	-2.53	1.45	1.50
14	dA	826	CLA	CMD-C2D	-2.53	1.45	1.50
14	bA	834	CLA	C3B-C2B	-2.53	1.36	1.40

Continued on next page...

Continued from previous page...

Mol	Chain	Res	Type	Atoms	Z	Observed(Å)	Ideal(Å)
14	cA	817	CLA	CMC-C2C	-2.53	1.45	1.50
14	dA	829	CLA	CMD-C2D	-2.53	1.45	1.50
14	bJ	102	CLA	CMB-C2B	-2.53	1.46	1.51
14	aA	809	CLA	CMB-C2B	-2.53	1.46	1.51
14	cA	818	CLA	C3B-CAB	-2.53	1.42	1.47
14	dA	809	CLA	CMB-C2B	-2.53	1.46	1.51
14	dA	826	CLA	CMB-C2B	-2.53	1.46	1.51
14	aA	830	CLA	C3B-C2B	-2.53	1.36	1.40
14	dA	828	CLA	CMB-C2B	-2.52	1.46	1.51
14	aA	842	CLA	C3B-C2B	-2.52	1.36	1.40
14	dB	805	CLA	CMB-C2B	-2.52	1.46	1.51
14	bA	826	CLA	CMB-C2B	-2.52	1.46	1.51
18	bA	850	LHG	O7-C5	-2.52	1.40	1.46
14	cJ	101	CLA	CMB-C2B	-2.52	1.46	1.51
14	cB	803	CLA	CMD-C2D	-2.52	1.45	1.50
14	aB	839	CLA	CMB-C2B	-2.52	1.46	1.51
14	dL	205	CLA	C3B-CAB	-2.52	1.42	1.47
17	bI	101	BCR	C1-C6	-2.52	1.50	1.53
17	dB	844	BCR	C30-C25	-2.52	1.50	1.53
19	cB	849	LMG	O7-C8	-2.52	1.40	1.46
17	cA	847	BCR	C30-C25	-2.52	1.50	1.53
17	cB	851	BCR	C1-C6	-2.52	1.50	1.53
14	cA	829	CLA	CMD-C2D	-2.52	1.45	1.50
17	bL	208	BCR	C1-C6	-2.52	1.50	1.53
14	cB	828	CLA	CMD-C2D	-2.51	1.45	1.50
19	bB	850	LMG	O7-C8	-2.51	1.40	1.46
17	aA	847	BCR	C30-C25	-2.51	1.50	1.53
17	aB	843	BCR	C30-C25	-2.51	1.50	1.53
14	aA	829	CLA	CMD-C2D	-2.51	1.45	1.50
17	bA	849	BCR	C30-C25	-2.51	1.50	1.53
14	dB	803	CLA	CMD-C2D	-2.51	1.45	1.50
17	aI	101	BCR	C1-C6	-2.51	1.50	1.53
17	cA	851	BCR	C30-C25	-2.51	1.50	1.53
14	bB	842	CLA	C3B-C2B	-2.51	1.36	1.40
14	bL	205	CLA	C3B-CAB	-2.51	1.42	1.47
14	dA	817	CLA	CMC-C2C	-2.51	1.45	1.50
17	dF	202	BCR	C30-C25	-2.51	1.50	1.53
14	dA	814	CLA	CMB-C2B	-2.51	1.46	1.51
14	bJ	101	CLA	CMB-C2B	-2.51	1.46	1.51
19	aB	849	LMG	O7-C8	-2.51	1.40	1.46
14	dA	823	CLA	C3B-C2B	-2.51	1.36	1.40
14	aA	825	CLA	CMB-C2B	-2.51	1.46	1.51

Continued on next page...

Continued from previous page...

Mol	Chain	Res	Type	Atoms	Z	Observed(Å)	Ideal(Å)
14	dB	841	CLA	CMD-C2D	-2.50	1.45	1.50
17	dA	849	BCR	C30-C25	-2.50	1.50	1.53
14	cJ	102	CLA	CMB-C2B	-2.50	1.46	1.51
14	bA	817	CLA	CMC-C2C	-2.50	1.45	1.50
14	dA	825	CLA	CMB-C2B	-2.50	1.46	1.51
17	cB	843	BCR	C30-C25	-2.50	1.50	1.53
14	cA	834	CLA	C3B-C2B	-2.50	1.36	1.40
14	cL	203	CLA	C3B-C2B	-2.50	1.36	1.40
14	dA	842	CLA	C3B-C2B	-2.50	1.36	1.40
14	cA	809	CLA	CMB-C2B	-2.50	1.46	1.51
14	cA	818	CLA	CMC-C2C	-2.50	1.45	1.50
14	bA	818	CLA	C3B-CAB	-2.50	1.42	1.47
14	bA	804	CLA	CMC-C2C	-2.50	1.45	1.50
14	dA	804	CLA	CMC-C2C	-2.50	1.45	1.50
14	cA	842	CLA	C3B-C2B	-2.50	1.36	1.40
14	aA	818	CLA	C3B-CAB	-2.50	1.42	1.47
14	dA	818	CLA	C3B-CAB	-2.49	1.42	1.47
14	aB	824	CLA	CMD-C2D	-2.49	1.45	1.50
14	aB	803	CLA	CMD-C2D	-2.49	1.45	1.50
14	cA	828	CLA	CMB-C2B	-2.49	1.46	1.51
14	cA	823	CLA	C3B-C2B	-2.49	1.36	1.40
14	dJ	102	CLA	CMB-C2B	-2.49	1.46	1.51
14	bA	818	CLA	CMC-C2C	-2.49	1.45	1.50
14	bB	803	CLA	CMD-C2D	-2.49	1.45	1.50
14	aA	823	CLA	C3B-C2B	-2.49	1.36	1.40
14	bB	841	CLA	CMD-C2D	-2.49	1.45	1.50
14	bA	814	CLA	CMB-C2B	-2.49	1.46	1.51
14	bB	828	CLA	CMB-C2B	-2.49	1.46	1.51
14	dB	829	CLA	CMD-C2D	-2.49	1.45	1.50
14	bA	842	CLA	C3B-C2B	-2.49	1.36	1.40
14	aA	828	CLA	CMB-C2B	-2.49	1.46	1.51
14	bA	829	CLA	CMD-C2D	-2.49	1.45	1.50
17	bA	846	BCR	C30-C25	-2.49	1.50	1.53
17	dA	845	BCR	C30-C25	-2.48	1.50	1.53
14	aA	806	CLA	CMD-C2D	-2.48	1.45	1.50
14	aB	840	CLA	CMD-C2D	-2.48	1.45	1.50
14	bA	827	CLA	CMC-C2C	-2.48	1.45	1.50
14	dA	822	CLA	CMB-C2B	-2.48	1.46	1.51
19	dB	850	LMG	O7-C8	-2.48	1.40	1.46
14	aB	810	CLA	CMD-C2D	-2.48	1.45	1.50
14	cB	840	CLA	CMD-C2D	-2.48	1.45	1.50
14	bA	825	CLA	CMB-C2B	-2.48	1.46	1.51

Continued on next page...

Continued from previous page...

Mol	Chain	Res	Type	Atoms	Z	Observed(Å)	Ideal(Å)
14	cA	806	CLA	CMD-C2D	-2.48	1.45	1.50
14	aK	102	CLA	CMB-C2B	-2.48	1.46	1.51
14	bB	810	CLA	CMD-C2D	-2.48	1.45	1.50
14	aA	814	CLA	CMB-C2B	-2.48	1.46	1.51
14	cA	822	CLA	CMB-C2B	-2.48	1.46	1.51
14	aB	828	CLA	CMD-C2D	-2.48	1.45	1.50
14	bB	829	CLA	CMD-C2D	-2.48	1.45	1.50
14	bA	811	CLA	C3B-C2B	-2.48	1.36	1.40
14	dA	811	CLA	C3B-C2B	-2.48	1.36	1.40
14	aA	817	CLA	CMC-C2C	-2.48	1.45	1.50
14	dB	810	CLA	CMD-C2D	-2.48	1.45	1.50
17	dB	848	BCR	C1-C6	-2.47	1.50	1.53
14	dB	825	CLA	CMD-C2D	-2.47	1.45	1.50
14	cA	825	CLA	CMB-C2B	-2.47	1.46	1.51
14	cA	804	CLA	CMC-C2C	-2.47	1.45	1.50
14	aB	841	CLA	C3B-C2B	-2.47	1.36	1.40
14	cA	809	CLA	CMD-C2D	-2.47	1.45	1.50
14	bL	202	CLA	CMB-C2B	-2.47	1.46	1.51
14	bB	825	CLA	CMD-C2D	-2.47	1.45	1.50
17	aB	847	BCR	C1-C6	-2.47	1.50	1.53
14	cA	842	CLA	CMD-C2D	-2.47	1.45	1.50
14	bA	828	CLA	CMB-C2B	-2.47	1.46	1.51
14	dA	806	CLA	CMD-C2D	-2.47	1.45	1.50
14	cB	810	CLA	CMD-C2D	-2.47	1.45	1.50
14	bK	103	CLA	CMB-C2B	-2.47	1.46	1.51
14	aA	803	CLA	C3B-C2B	-2.46	1.36	1.40
14	aB	827	CLA	CMB-C2B	-2.46	1.46	1.51
17	aA	848	BCR	C30-C25	-2.46	1.50	1.53
17	bA	845	BCR	C30-C25	-2.46	1.50	1.53
14	bA	809	CLA	CMD-C2D	-2.46	1.45	1.50
14	dA	809	CLA	CMD-C2D	-2.46	1.45	1.50
14	bA	822	CLA	CMB-C2B	-2.46	1.46	1.51
14	bB	815	CLA	CMD-C2D	-2.46	1.45	1.50
14	cB	824	CLA	CMD-C2D	-2.46	1.45	1.50
14	cA	814	CLA	CMB-C2B	-2.46	1.46	1.51
14	aK	101	CLA	CMB-C2B	-2.46	1.46	1.51
14	dB	815	CLA	CMD-C2D	-2.46	1.45	1.50
14	aA	809	CLA	CMD-C2D	-2.46	1.45	1.50
14	aA	842	CLA	CMD-C2D	-2.46	1.45	1.50
14	aA	827	CLA	CMC-C2C	-2.46	1.45	1.50
14	aA	833	CLA	CMD-C2D	-2.46	1.45	1.50
14	aB	814	CLA	CMD-C2D	-2.46	1.45	1.50

Continued on next page...

Continued from previous page...

Mol	Chain	Res	Type	Atoms	Z	Observed(Å)	Ideal(Å)
17	dA	847	BCR	C30-C25	-2.46	1.50	1.53
14	dK	103	CLA	CMB-C2B	-2.46	1.46	1.51
14	cB	827	CLA	CMB-C2B	-2.46	1.46	1.51
14	bA	833	CLA	CMD-C2D	-2.46	1.45	1.50
14	dB	842	CLA	C3B-C2B	-2.46	1.37	1.40
14	bB	834	CLA	C3B-C2B	-2.45	1.37	1.40
14	aA	818	CLA	CMC-C2C	-2.45	1.45	1.50
14	dA	833	CLA	CMD-C2D	-2.45	1.45	1.50
14	aA	804	CLA	CMC-C2C	-2.45	1.45	1.50
14	dA	818	CLA	CMC-C2C	-2.45	1.45	1.50
14	cA	841	CLA	CMD-C2D	-2.45	1.45	1.50
14	cA	843	CLA	CMB-C2B	-2.45	1.46	1.51
14	cK	102	CLA	CMB-C2B	-2.45	1.46	1.51
14	dA	827	CLA	CMC-C2C	-2.45	1.45	1.50
14	dB	801	CLA	MG-ND	-2.45	2.00	2.05
17	aA	851	BCR	C30-C25	-2.45	1.50	1.53
14	bA	806	CLA	CMD-C2D	-2.45	1.45	1.50
13	cA	801	CL0	C4D-CHA	2.45	1.47	1.38
14	dB	809	CLA	CMC-C2C	-2.45	1.45	1.50
17	cB	847	BCR	C1-C6	-2.45	1.50	1.53
14	aB	802	CLA	CMD-C2D	-2.45	1.45	1.50
14	dL	202	CLA	CMB-C2B	-2.45	1.46	1.51
14	cB	841	CLA	C3B-C2B	-2.45	1.37	1.40
14	cA	833	CLA	CMD-C2D	-2.45	1.45	1.50
14	aA	825	CLA	MG-ND	-2.44	2.00	2.05
14	dA	842	CLA	CMD-C2D	-2.44	1.45	1.50
14	dB	807	CLA	CMD-C2D	-2.44	1.45	1.50
14	aA	843	CLA	CMB-C2B	-2.44	1.46	1.51
14	bB	802	CLA	CMD-C2D	-2.44	1.45	1.50
14	cB	809	CLA	CMC-C2C	-2.44	1.45	1.50
14	bB	809	CLA	CMC-C2C	-2.44	1.45	1.50
14	cB	814	CLA	CMD-C2D	-2.44	1.45	1.50
17	dA	846	BCR	C30-C25	-2.44	1.50	1.53
14	aB	833	CLA	C3B-C2B	-2.44	1.37	1.40
14	cA	827	CLA	CMC-C2C	-2.44	1.45	1.50
14	bA	841	CLA	CMD-C2D	-2.44	1.45	1.50
17	bB	848	BCR	C1-C6	-2.44	1.50	1.53
17	cA	848	BCR	C30-C25	-2.44	1.50	1.53
14	cA	840	CLA	CMD-C2D	-2.44	1.45	1.50
14	dK	101	CLA	CMB-C2B	-2.44	1.46	1.51
17	bL	208	BCR	C30-C25	-2.43	1.50	1.53
14	bA	825	CLA	MG-ND	-2.43	2.01	2.05

Continued on next page...

Continued from previous page...

Mol	Chain	Res	Type	Atoms	Z	Observed(Å)	Ideal(Å)
13	bA	801	CL0	C4D-CHA	2.43	1.47	1.38
14	dB	802	CLA	CMD-C2D	-2.43	1.45	1.50
14	bB	807	CLA	CMD-C2D	-2.43	1.45	1.50
14	aA	822	CLA	CMB-C2B	-2.43	1.46	1.51
14	aA	811	CLA	C3B-C2B	-2.43	1.37	1.40
14	bA	842	CLA	CMD-C2D	-2.43	1.45	1.50
14	bA	837	CLA	CMD-C2D	-2.43	1.45	1.50
14	bA	813	CLA	CMC-C2C	-2.43	1.45	1.50
14	cA	811	CLA	C3B-C2B	-2.42	1.37	1.40
14	dL	206	CLA	CMC-C2C	-2.42	1.45	1.50
14	dA	825	CLA	MG-ND	-2.42	2.01	2.05
14	bL	206	CLA	CMC-C2C	-2.42	1.45	1.50
14	aB	801	CLA	MG-ND	-2.42	2.01	2.05
14	dF	203	CLA	CMD-C2D	-2.42	1.45	1.50
14	bA	803	CLA	C3B-C2B	-2.42	1.37	1.40
13	dA	801	CL0	C4D-CHA	2.42	1.47	1.38
14	bB	819	CLA	C3B-C2B	-2.42	1.37	1.40
14	cB	807	CLA	CMD-C2D	-2.42	1.45	1.50
14	aB	809	CLA	CMC-C2C	-2.42	1.45	1.50
14	cK	101	CLA	CMB-C2B	-2.42	1.46	1.51
14	dB	834	CLA	C3B-C2B	-2.42	1.37	1.40
14	aA	841	CLA	CMD-C2D	-2.42	1.45	1.50
14	aA	813	CLA	CMC-C2C	-2.41	1.45	1.50
14	cB	825	CLA	CMD-C2D	-2.41	1.45	1.50
14	aA	840	CLA	CMD-C2D	-2.41	1.45	1.50
14	dB	819	CLA	C3B-C2B	-2.41	1.37	1.40
14	aB	802	CLA	CMC-C2C	-2.41	1.45	1.50
14	dA	841	CLA	CMD-C2D	-2.41	1.45	1.50
14	bK	101	CLA	CMB-C2B	-2.41	1.46	1.51
14	cA	837	CLA	CMD-C2D	-2.41	1.45	1.50
14	cB	810	CLA	CMC-C2C	-2.41	1.45	1.50
14	aB	810	CLA	CMC-C2C	-2.41	1.45	1.50
14	aB	807	CLA	CMD-C2D	-2.40	1.45	1.50
17	aL	206	BCR	C30-C25	-2.40	1.50	1.53
14	cA	825	CLA	MG-ND	-2.40	2.01	2.05
13	aA	801	CL0	C4D-CHA	2.40	1.46	1.38
14	bB	811	CLA	C3B-C2B	-2.40	1.37	1.40
14	aB	837	CLA	CMC-C2C	-2.40	1.45	1.50
14	bF	203	CLA	CMD-C2D	-2.40	1.45	1.50
14	dA	813	CLA	CMC-C2C	-2.40	1.45	1.50
14	bB	802	CLA	CMC-C2C	-2.40	1.45	1.50
14	cB	833	CLA	C3B-C2B	-2.40	1.37	1.40

Continued on next page...

Continued from previous page...

Mol	Chain	Res	Type	Atoms	Z	Observed(Å)	Ideal(Å)
14	cA	803	CLA	C3B-C2B	-2.40	1.37	1.40
14	cA	813	CLA	CMC-C2C	-2.40	1.45	1.50
14	aA	805	CLA	CMC-C2C	-2.40	1.45	1.50
14	bB	828	CLA	CMC-C2C	-2.40	1.45	1.50
14	dA	813	CLA	C3B-CAB	-2.39	1.43	1.47
14	cB	834	CLA	CMD-C2D	-2.39	1.45	1.50
14	cB	835	CLA	CMC-C2C	-2.39	1.45	1.50
14	dB	810	CLA	CMC-C2C	-2.39	1.45	1.50
14	dB	826	CLA	CMD-C2D	-2.39	1.45	1.50
14	dA	805	CLA	CMC-C2C	-2.39	1.45	1.50
14	bB	801	CLA	CMD-C2D	-2.39	1.45	1.50
14	dB	802	CLA	CMC-C2C	-2.39	1.45	1.50
14	dA	813	CLA	C3B-C2B	-2.39	1.37	1.40
14	cB	837	CLA	CMC-C2C	-2.39	1.45	1.50
14	cB	802	CLA	CMD-C2D	-2.39	1.45	1.50
14	bB	838	CLA	CMC-C2C	-2.39	1.45	1.50
14	bB	801	CLA	MG-ND	-2.39	2.01	2.05
14	bA	817	CLA	C3B-C2B	-2.39	1.37	1.40
14	cB	806	CLA	CMD-C2D	-2.39	1.45	1.50
14	cB	817	CLA	CMC-C2C	-2.39	1.45	1.50
14	aB	818	CLA	C3B-C2B	-2.39	1.37	1.40
14	aA	837	CLA	CMD-C2D	-2.39	1.45	1.50
14	aB	813	CLA	CMC-C2C	-2.39	1.45	1.50
14	bB	810	CLA	CMC-C2C	-2.39	1.45	1.50
14	bA	840	CLA	CMD-C2D	-2.39	1.45	1.50
14	aB	801	CLA	CMD-C2D	-2.38	1.45	1.50
14	cB	801	CLA	MG-ND	-2.38	2.01	2.05
14	cL	203	CLA	C3B-CAB	-2.38	1.43	1.47
14	cB	802	CLA	CMC-C2C	-2.38	1.45	1.50
14	dA	805	CLA	CMD-C2D	-2.38	1.45	1.50
14	bB	804	CLA	C1D-ND	2.38	1.40	1.37
14	aB	825	CLA	CMD-C2D	-2.38	1.45	1.50
14	bB	826	CLA	CMD-C2D	-2.38	1.45	1.50
14	cB	828	CLA	C3B-C2B	-2.38	1.37	1.40
14	dB	804	CLA	CMD-C2D	-2.38	1.45	1.50
14	dB	838	CLA	CMC-C2C	-2.38	1.45	1.50
17	aF	204	BCR	C30-C25	-2.38	1.50	1.53
14	cA	823	CLA	CMD-C2D	-2.38	1.45	1.50
14	bA	813	CLA	C3B-CAB	-2.38	1.43	1.47
14	dA	837	CLA	CMD-C2D	-2.38	1.45	1.50
14	dA	840	CLA	CMD-C2D	-2.38	1.45	1.50
14	dB	823	CLA	CMC-C2C	-2.38	1.45	1.50

Continued on next page...

Continued from previous page...

Mol	Chain	Res	Type	Atoms	Z	Observed(Å)	Ideal(Å)
14	aA	820	CLA	C3B-C2B	-2.37	1.37	1.40
14	cB	801	CLA	CMD-C2D	-2.37	1.45	1.50
14	aB	828	CLA	C3B-C2B	-2.37	1.37	1.40
14	cA	813	CLA	C3B-C2B	-2.37	1.37	1.40
14	cL	204	CLA	C3B-C2B	-2.37	1.37	1.40
14	aB	804	CLA	CMD-C2D	-2.37	1.45	1.50
14	cB	805	CLA	CMD-C2D	-2.37	1.45	1.50
17	cF	204	BCR	C30-C25	-2.37	1.50	1.53
14	aB	834	CLA	CMD-C2D	-2.37	1.45	1.50
14	cB	804	CLA	CMD-C2D	-2.37	1.45	1.50
14	bB	836	CLA	CMC-C2C	-2.37	1.45	1.50
14	dA	817	CLA	C3B-C2B	-2.37	1.37	1.40
17	cL	206	BCR	C30-C25	-2.37	1.50	1.53
17	dL	208	BCR	C30-C25	-2.37	1.50	1.53
14	cB	818	CLA	C3B-C2B	-2.37	1.37	1.40
14	cB	827	CLA	CMC-C2C	-2.37	1.45	1.50
14	dB	836	CLA	CMC-C2C	-2.37	1.45	1.50
14	aB	835	CLA	CMC-C2C	-2.37	1.45	1.50
14	aA	817	CLA	C3B-C2B	-2.37	1.37	1.40
14	cA	829	CLA	C3B-C2B	-2.37	1.37	1.40
14	aA	823	CLA	CMD-C2D	-2.37	1.45	1.50
14	dB	814	CLA	CMC-C2C	-2.37	1.45	1.50
14	aB	805	CLA	CMC-C2C	-2.36	1.45	1.50
14	bB	823	CLA	CMC-C2C	-2.36	1.45	1.50
14	dB	801	CLA	CMD-C2D	-2.36	1.45	1.50
14	aA	813	CLA	C3B-C2B	-2.36	1.37	1.40
14	bA	813	CLA	C3B-C2B	-2.36	1.37	1.40
14	dB	804	CLA	C1D-ND	2.36	1.40	1.37
14	bB	835	CLA	CMD-C2D	-2.36	1.45	1.50
14	bA	823	CLA	CMD-C2D	-2.36	1.45	1.50
14	cA	805	CLA	CMC-C2C	-2.36	1.45	1.50
14	dL	201	CLA	CMC-C2C	-2.36	1.45	1.50
14	bA	805	CLA	CMC-C2C	-2.36	1.45	1.50
14	bB	820	CLA	CMD-C2D	-2.36	1.45	1.50
14	aB	804	CLA	C1D-ND	2.36	1.40	1.37
14	aB	824	CLA	CMC-C2C	-2.36	1.45	1.50
14	cA	805	CLA	CMD-C2D	-2.36	1.45	1.50
14	cB	813	CLA	CMC-C2C	-2.36	1.45	1.50
14	aA	812	CLA	C3B-C2B	-2.36	1.37	1.40
14	bL	206	CLA	C3B-CAB	-2.36	1.43	1.47
14	bL	201	CLA	CMC-C2C	-2.36	1.45	1.50
14	dB	805	CLA	CMD-C2D	-2.36	1.45	1.50

Continued on next page...

Continued from previous page...

Mol	Chain	Res	Type	Atoms	Z	Observed(Å)	Ideal(Å)
14	aL	203	CLA	C3B-CAB	-2.36	1.43	1.47
14	bB	805	CLA	CMD-C2D	-2.36	1.45	1.50
14	bA	820	CLA	C3B-C2B	-2.36	1.37	1.40
14	cB	804	CLA	C1D-ND	2.36	1.40	1.37
14	dA	823	CLA	CMD-C2D	-2.36	1.45	1.50
14	bB	814	CLA	CMC-C2C	-2.35	1.45	1.50
14	aB	805	CLA	CMD-C2D	-2.35	1.45	1.50
14	aB	819	CLA	CMD-C2D	-2.35	1.45	1.50
14	aA	813	CLA	C3B-CAB	-2.35	1.43	1.47
14	bB	811	CLA	CMC-C2C	-2.35	1.45	1.50
14	bB	830	CLA	CMC-C2C	-2.35	1.45	1.50
14	cB	805	CLA	CMC-C2C	-2.35	1.45	1.50
14	cB	829	CLA	CMC-C2C	-2.35	1.45	1.50
14	dB	820	CLA	CMD-C2D	-2.35	1.45	1.50
14	aB	817	CLA	CMC-C2C	-2.35	1.45	1.50
14	dA	803	CLA	C3B-C2B	-2.35	1.37	1.40
14	cB	819	CLA	CMD-C2D	-2.35	1.45	1.50
14	bB	805	CLA	CMC-C2C	-2.35	1.45	1.50
14	aB	806	CLA	CMD-C2D	-2.35	1.45	1.50
14	aB	827	CLA	CMC-C2C	-2.35	1.45	1.50
14	dB	835	CLA	CMD-C2D	-2.35	1.45	1.50
14	cA	813	CLA	C3B-CAB	-2.35	1.43	1.47
14	dB	805	CLA	CMC-C2C	-2.35	1.45	1.50
14	dB	818	CLA	CMD-C2D	-2.35	1.45	1.50
17	cB	844	BCR	C30-C25	-2.34	1.50	1.53
13	cA	801	CL0	C4C-C3C	2.34	1.49	1.45
14	bA	805	CLA	CMD-C2D	-2.34	1.45	1.50
14	aL	204	CLA	C3B-C2B	-2.34	1.37	1.40
14	bA	829	CLA	C3B-C2B	-2.34	1.37	1.40
14	dB	830	CLA	CMC-C2C	-2.34	1.45	1.50
14	dB	828	CLA	CMC-C2C	-2.34	1.45	1.50
14	bB	842	CLA	CMD-C2D	-2.34	1.45	1.50
14	dB	818	CLA	CMC-C2C	-2.34	1.45	1.50
14	cA	817	CLA	C3B-C2B	-2.34	1.37	1.40
14	aB	834	CLA	CMC-C2C	-2.34	1.45	1.50
14	cB	822	CLA	CMC-C2C	-2.34	1.45	1.50
14	dA	819	CLA	CMD-C2D	-2.34	1.45	1.50
17	bB	845	BCR	C30-C25	-2.34	1.50	1.53
14	cB	834	CLA	CMC-C2C	-2.34	1.45	1.50
14	dB	811	CLA	C3B-C2B	-2.34	1.37	1.40
14	bB	804	CLA	CMD-C2D	-2.34	1.45	1.50
14	bB	816	CLA	CMC-C2C	-2.33	1.45	1.50

Continued on next page...

Continued from previous page...

Mol	Chain	Res	Type	Atoms	Z	Observed(Å)	Ideal(Å)
13	aA	801	CL0	C4C-C3C	2.33	1.49	1.45
14	cA	820	CLA	C3B-C2B	-2.33	1.37	1.40
14	bB	825	CLA	CMC-C2C	-2.33	1.45	1.50
14	bB	828	CLA	CMD-C2D	-2.33	1.45	1.50
17	cB	846	BCR	C30-C25	-2.33	1.50	1.53
14	bB	830	CLA	MG-ND	-2.33	2.01	2.05
14	dA	805	CLA	MG-ND	-2.33	2.01	2.05
14	bB	818	CLA	CMC-C2C	-2.33	1.45	1.50
17	dF	204	BCR	C30-C25	-2.33	1.50	1.53
14	dB	806	CLA	CMD-C2D	-2.33	1.45	1.50
14	aA	819	CLA	CMD-C2D	-2.33	1.45	1.50
14	bA	802	CLA	CMD-C2D	-2.33	1.45	1.50
14	aB	815	CLA	CMC-C2C	-2.33	1.45	1.50
14	cA	802	CLA	CMD-C2D	-2.33	1.45	1.50
14	cB	815	CLA	CMC-C2C	-2.33	1.45	1.50
14	dB	825	CLA	CMC-C2C	-2.33	1.45	1.50
14	dL	204	CLA	CMD-C2D	-2.33	1.45	1.50
14	aB	841	CLA	CMD-C2D	-2.33	1.45	1.50
14	bB	835	CLA	CMC-C2C	-2.33	1.45	1.50
14	bL	206	CLA	CMD-C2D	-2.33	1.45	1.50
14	aA	821	CLA	CMD-C2D	-2.33	1.45	1.50
14	aA	805	CLA	CMD-C2D	-2.32	1.45	1.50
14	dB	811	CLA	CMC-C2C	-2.32	1.45	1.50
14	bB	818	CLA	CMD-C2D	-2.32	1.45	1.50
14	cB	824	CLA	CMC-C2C	-2.32	1.45	1.50
14	aB	822	CLA	CMC-C2C	-2.32	1.45	1.50
14	dB	835	CLA	CMC-C2C	-2.32	1.45	1.50
14	cB	802	CLA	C3B-C2B	-2.32	1.37	1.40
14	dL	206	CLA	C3B-CAB	-2.32	1.43	1.47
14	dA	802	CLA	CMD-C2D	-2.32	1.45	1.50
14	dB	802	CLA	C3B-C2B	-2.32	1.37	1.40
14	aA	812	CLA	CMD-C2D	-2.32	1.45	1.50
14	dA	829	CLA	C3B-C2B	-2.32	1.37	1.40
14	bB	829	CLA	C3B-C2B	-2.32	1.37	1.40
14	dA	820	CLA	C3B-C2B	-2.32	1.37	1.40
14	aB	817	CLA	CMD-C2D	-2.32	1.45	1.50
17	bF	204	BCR	C30-C25	-2.32	1.50	1.53
14	dB	816	CLA	CMC-C2C	-2.32	1.45	1.50
14	aB	820	CLA	CMD-C2D	-2.32	1.45	1.50
17	bB	847	BCR	C30-C25	-2.32	1.50	1.53
14	aB	802	CLA	C3B-C2B	-2.32	1.37	1.40
14	dA	831	CLA	CMD-C2D	-2.32	1.45	1.50

Continued on next page...

Continued from previous page...

Mol	Chain	Res	Type	Atoms	Z	Observed(Å)	Ideal(Å)
14	dB	834	CLA	CMD-C2D	-2.32	1.45	1.50
14	dA	812	CLA	CMD-C2D	-2.32	1.45	1.50
14	bB	814	CLA	CMD-C2D	-2.32	1.45	1.50
14	aB	829	CLA	MG-ND	-2.31	2.01	2.05
14	bA	808	CLA	CMC-C2C	-2.31	1.45	1.50
14	bA	814	CLA	CMC-C2C	-2.31	1.45	1.50
14	cA	812	CLA	CMD-C2D	-2.31	1.45	1.50
14	bA	831	CLA	CMD-C2D	-2.31	1.45	1.50
14	dB	821	CLA	CMD-C2D	-2.31	1.45	1.50
14	bB	806	CLA	CMD-C2D	-2.31	1.45	1.50
14	aB	802	CLA	C3B-CAB	-2.31	1.43	1.47
14	aB	811	CLA	CMD-C2D	-2.31	1.45	1.50
14	dB	842	CLA	CMD-C2D	-2.31	1.45	1.50
14	bA	819	CLA	CMD-C2D	-2.31	1.45	1.50
14	aB	829	CLA	CMC-C2C	-2.31	1.45	1.50
14	aA	802	CLA	CMD-C2D	-2.31	1.45	1.50
14	aB	817	CLA	C3B-C2B	-2.31	1.37	1.40
14	aA	828	CLA	CMC-C2C	-2.31	1.45	1.50
14	aA	830	CLA	CMC-C2C	-2.31	1.45	1.50
14	aB	839	CLA	CMD-C2D	-2.31	1.45	1.50
14	bA	812	CLA	CMD-C2D	-2.31	1.45	1.50
14	cA	842	CLA	CMC-C2C	-2.31	1.45	1.50
14	dL	201	CLA	C3B-C2B	-2.31	1.37	1.40
14	dA	814	CLA	CMC-C2C	-2.31	1.45	1.50
14	bB	802	CLA	C3B-C2B	-2.31	1.37	1.40
14	bB	818	CLA	C3B-C2B	-2.31	1.37	1.40
14	cA	831	CLA	CMD-C2D	-2.31	1.45	1.50
14	cB	835	CLA	CMD-C2D	-2.31	1.45	1.50
14	bA	821	CLA	CMD-C2D	-2.31	1.45	1.50
14	dB	830	CLA	MG-ND	-2.31	2.01	2.05
14	aA	814	CLA	CMC-C2C	-2.31	1.45	1.50
14	cB	813	CLA	CMD-C2D	-2.31	1.45	1.50
14	aA	805	CLA	MG-ND	-2.31	2.01	2.05
14	bL	205	CLA	CMC-C2C	-2.31	1.45	1.50
14	cB	841	CLA	CMD-C2D	-2.31	1.45	1.50
14	aB	811	CLA	C3B-C2B	-2.30	1.37	1.40
14	dB	812	CLA	C3B-C2B	-2.30	1.37	1.40
14	bB	821	CLA	CMD-C2D	-2.30	1.45	1.50
14	dB	802	CLA	C3B-CAB	-2.30	1.43	1.47
14	bL	204	CLA	CMD-C2D	-2.30	1.45	1.50
14	dB	814	CLA	CMD-C2D	-2.30	1.45	1.50
14	cA	828	CLA	CMC-C2C	-2.30	1.45	1.50

Continued on next page...

Continued from previous page...

Mol	Chain	Res	Type	Atoms	Z	Observed(Å)	Ideal(Å)
14	dA	804	CLA	CMD-C2D	-2.30	1.45	1.50
14	cB	817	CLA	C3B-CAB	-2.30	1.43	1.47
14	dB	818	CLA	C3B-CAB	-2.30	1.43	1.47
14	cB	811	CLA	CMD-C2D	-2.30	1.45	1.50
14	cB	817	CLA	CMD-C2D	-2.30	1.45	1.50
14	bA	812	CLA	C3B-C2B	-2.30	1.37	1.40
14	cB	820	CLA	CMD-C2D	-2.30	1.45	1.50
17	aB	844	BCR	C30-C25	-2.30	1.50	1.53
14	bB	802	CLA	C3B-CAB	-2.30	1.43	1.47
14	bL	201	CLA	C3B-CAB	-2.30	1.43	1.47
14	dB	829	CLA	C3B-C2B	-2.30	1.37	1.40
14	bA	828	CLA	CMC-C2C	-2.30	1.45	1.50
14	cA	812	CLA	C3B-C2B	-2.30	1.37	1.40
14	aA	807	CLA	CMD-C2D	-2.30	1.45	1.50
14	cA	828	CLA	CMD-C2D	-2.30	1.45	1.50
14	bL	201	CLA	C3B-C2B	-2.30	1.37	1.40
17	dB	845	BCR	C30-C25	-2.30	1.50	1.53
14	dA	812	CLA	C3B-C2B	-2.30	1.37	1.40
14	aA	831	CLA	CMD-C2D	-2.30	1.45	1.50
14	cB	827	CLA	CMD-C2D	-2.30	1.45	1.50
14	dA	828	CLA	CMC-C2C	-2.30	1.45	1.50
14	aA	835	CLA	CMD-C2D	-2.29	1.45	1.50
14	cA	821	CLA	CMD-C2D	-2.29	1.45	1.50
14	cX	101	CLA	CMD-C2D	-2.29	1.45	1.50
14	bA	805	CLA	MG-ND	-2.29	2.01	2.05
14	aA	808	CLA	CMC-C2C	-2.29	1.45	1.50
14	bA	804	CLA	CMD-C2D	-2.29	1.45	1.50
14	bB	813	CLA	CMD-C2D	-2.29	1.45	1.50
14	dB	804	CLA	MG-ND	-2.29	2.01	2.05
17	dB	847	BCR	C30-C25	-2.29	1.50	1.53
14	cB	802	CLA	C3B-CAB	-2.29	1.43	1.47
14	cA	832	CLA	CMD-C2D	-2.29	1.45	1.50
14	bB	812	CLA	CMD-C2D	-2.29	1.45	1.50
14	cA	814	CLA	CMC-C2C	-2.29	1.45	1.50
14	dL	205	CLA	C1D-ND	2.29	1.40	1.37
14	bA	835	CLA	CMD-C2D	-2.29	1.45	1.50
14	dB	812	CLA	CMD-C2D	-2.29	1.45	1.50
14	dB	840	CLA	CMD-C2D	-2.29	1.45	1.50
14	cA	819	CLA	CMD-C2D	-2.29	1.45	1.50
14	dB	829	CLA	CMC-C2C	-2.29	1.45	1.50
14	cA	831	CLA	C3B-C2B	-2.29	1.37	1.40
14	dB	828	CLA	CMD-C2D	-2.29	1.46	1.50

Continued on next page...

Continued from previous page...

Mol	Chain	Res	Type	Atoms	Z	Observed(Å)	Ideal(Å)
14	bB	818	CLA	C3B-CAB	-2.29	1.43	1.47
14	dA	821	CLA	CMD-C2D	-2.29	1.46	1.50
14	cB	829	CLA	MG-ND	-2.29	2.01	2.05
14	cA	830	CLA	CMC-C2C	-2.29	1.46	1.50
14	aA	842	CLA	CMC-C2C	-2.29	1.46	1.50
14	dA	838	CLA	CMD-C2D	-2.29	1.46	1.50
14	cA	835	CLA	CMD-C2D	-2.28	1.46	1.50
14	dA	805	CLA	C3B-CAB	-2.28	1.43	1.47
14	bB	840	CLA	CMD-C2D	-2.28	1.46	1.50
14	aB	833	CLA	CMD-C2D	-2.28	1.46	1.50
14	bA	830	CLA	CMC-C2C	-2.28	1.46	1.50
14	dX	101	CLA	CMD-C2D	-2.28	1.46	1.50
14	aA	838	CLA	CMD-C2D	-2.28	1.46	1.50
14	bB	834	CLA	CMD-C2D	-2.28	1.46	1.50
14	bA	832	CLA	CMD-C2D	-2.28	1.46	1.50
14	dB	836	CLA	CMD-C2D	-2.28	1.46	1.50
14	dB	810	CLA	C3B-C2B	-2.28	1.37	1.40
17	aB	846	BCR	C30-C25	-2.28	1.50	1.53
14	dA	808	CLA	CMC-C2C	-2.28	1.46	1.50
14	cB	839	CLA	CMD-C2D	-2.28	1.46	1.50
14	cB	828	CLA	CMC-C2C	-2.27	1.46	1.50
14	cB	833	CLA	CMD-C2D	-2.27	1.46	1.50
14	dA	832	CLA	CMD-C2D	-2.27	1.46	1.50
14	dB	826	CLA	C3B-CAB	-2.27	1.43	1.47
14	bA	828	CLA	CMD-C2D	-2.27	1.46	1.50
14	bB	829	CLA	CMC-C2C	-2.27	1.46	1.50
14	bB	826	CLA	C3B-CAB	-2.27	1.43	1.47
14	aA	829	CLA	C3B-C2B	-2.27	1.37	1.40
14	cA	805	CLA	MG-ND	-2.27	2.01	2.05
14	bB	817	CLA	CMD-C2D	-2.27	1.46	1.50
14	cA	808	CLA	CMC-C2C	-2.27	1.46	1.50
14	dL	206	CLA	CMD-C2D	-2.27	1.46	1.50
14	aA	840	CLA	CMC-C2C	-2.27	1.46	1.50
14	aB	828	CLA	CMC-C2C	-2.27	1.46	1.50
14	cA	841	CLA	C3B-C2B	-2.27	1.37	1.40
14	aB	813	CLA	CMD-C2D	-2.27	1.46	1.50
14	bB	819	CLA	CMD-C2D	-2.27	1.46	1.50
14	cB	822	CLA	CMD-C2D	-2.27	1.46	1.50
14	cB	811	CLA	C3B-C2B	-2.27	1.37	1.40
14	aA	832	CLA	CMD-C2D	-2.27	1.46	1.50
14	aA	824	CLA	CMD-C2D	-2.27	1.46	1.50
14	aB	827	CLA	CMD-C2D	-2.27	1.46	1.50

Continued on next page...

Continued from previous page...

Mol	Chain	Res	Type	Atoms	Z	Observed(Å)	Ideal(Å)
14	cA	810	CLA	CMD-C2D	-2.27	1.46	1.50
14	dB	827	CLA	CMD-C2D	-2.27	1.46	1.50
14	cB	812	CLA	CMD-C2D	-2.27	1.46	1.50
14	aB	812	CLA	CMD-C2D	-2.27	1.46	1.50
14	aA	841	CLA	C3B-C2B	-2.27	1.37	1.40
14	dA	841	CLA	C3B-C2B	-2.27	1.37	1.40
14	bB	806	CLA	CMC-C2C	-2.26	1.46	1.50
14	bB	801	CLA	C3B-CAB	-2.26	1.43	1.47
14	dB	811	CLA	C3B-CAB	-2.26	1.43	1.47
14	aA	804	CLA	CMD-C2D	-2.26	1.46	1.50
14	aB	835	CLA	CMD-C2D	-2.26	1.46	1.50
14	cA	804	CLA	CMD-C2D	-2.26	1.46	1.50
14	cA	817	CLA	CMD-C2D	-2.26	1.46	1.50
14	dA	817	CLA	CMD-C2D	-2.26	1.46	1.50
14	cA	824	CLA	CMD-C2D	-2.26	1.46	1.50
14	dB	818	CLA	C3B-C2B	-2.26	1.37	1.40
14	dA	828	CLA	CMD-C2D	-2.26	1.46	1.50
14	bB	838	CLA	C3B-C2B	-2.26	1.37	1.40
14	aB	816	CLA	CMD-C2D	-2.26	1.46	1.50
14	bB	836	CLA	CMD-C2D	-2.26	1.46	1.50
14	bA	805	CLA	C3B-CAB	-2.26	1.43	1.47
14	bA	830	CLA	CMD-C2D	-2.26	1.46	1.50
14	bA	824	CLA	CMD-C2D	-2.26	1.46	1.50
14	bB	825	CLA	MG-ND	-2.26	2.01	2.05
14	aB	825	CLA	C3B-CAB	-2.26	1.43	1.47
14	dA	835	CLA	CMD-C2D	-2.26	1.46	1.50
14	aB	817	CLA	C3B-CAB	-2.26	1.43	1.47
14	bX	101	CLA	CMD-C2D	-2.26	1.46	1.50
14	cA	807	CLA	CMD-C2D	-2.26	1.46	1.50
14	cB	806	CLA	MG-ND	-2.26	2.01	2.05
14	bA	841	CLA	C3B-C2B	-2.26	1.37	1.40
13	aA	801	CL0	C4B-NB	-2.26	1.33	1.35
14	aB	822	CLA	CMD-C2D	-2.26	1.46	1.50
14	bA	817	CLA	CMD-C2D	-2.26	1.46	1.50
14	aB	818	CLA	CMD-C2D	-2.26	1.46	1.50
14	dA	830	CLA	CMD-C2D	-2.26	1.46	1.50
14	aB	824	CLA	MG-ND	-2.26	2.01	2.05
14	aA	828	CLA	CMD-C2D	-2.26	1.46	1.50
14	bF	203	CLA	CMC-C2C	-2.26	1.46	1.50
14	cA	805	CLA	C3B-CAB	-2.26	1.43	1.47
14	bA	808	CLA	C3B-C2B	-2.25	1.37	1.40
14	dB	817	CLA	CMD-C2D	-2.25	1.46	1.50

Continued on next page...

Continued from previous page...

Mol	Chain	Res	Type	Atoms	Z	Observed(Å)	Ideal(Å)
14	cB	816	CLA	CMD-C2D	-2.25	1.46	1.50
14	dB	819	CLA	CMD-C2D	-2.25	1.46	1.50
14	dB	806	CLA	CMC-C2C	-2.25	1.46	1.50
14	dB	813	CLA	CMD-C2D	-2.25	1.46	1.50
14	cB	817	CLA	C3B-C2B	-2.25	1.37	1.40
14	bA	834	CLA	CMD-C2D	-2.25	1.46	1.50
14	dA	842	CLA	CMC-C2C	-2.25	1.46	1.50
14	aB	806	CLA	CMC-C2C	-2.25	1.46	1.50
14	cA	808	CLA	C3B-C2B	-2.25	1.37	1.40
14	aB	831	CLA	CMD-C2D	-2.25	1.46	1.50
14	aB	804	CLA	MG-ND	-2.25	2.01	2.05
17	aB	846	BCR	C1-C6	-2.25	1.50	1.53
14	aA	837	CLA	CMC-C2C	-2.25	1.46	1.50
14	bB	827	CLA	CMD-C2D	-2.25	1.46	1.50
14	dA	824	CLA	CMD-C2D	-2.25	1.46	1.50
14	cB	806	CLA	CMC-C2C	-2.25	1.46	1.50
14	cB	837	CLA	CMD-C2D	-2.25	1.46	1.50
14	dB	831	CLA	CMD-C2D	-2.25	1.46	1.50
14	aB	810	CLA	C3B-C2B	-2.25	1.37	1.40
14	cB	825	CLA	C3B-CAB	-2.25	1.43	1.47
14	dL	201	CLA	C3B-CAB	-2.25	1.43	1.47
14	aB	801	CLA	CMC-C2C	-2.25	1.46	1.50
14	bA	838	CLA	CMD-C2D	-2.25	1.46	1.50
14	cF	203	CLA	CMD-C2D	-2.25	1.46	1.50
14	bA	842	CLA	CMC-C2C	-2.25	1.46	1.50
14	bB	832	CLA	CMD-C2D	-2.25	1.46	1.50
14	dA	830	CLA	CMC-C2C	-2.25	1.46	1.50
14	bB	817	CLA	CMC-C2C	-2.25	1.46	1.50
14	dA	810	CLA	CMD-C2D	-2.25	1.46	1.50
14	dA	821	CLA	C3B-C2B	-2.25	1.37	1.40
14	dB	838	CLA	CMD-C2D	-2.25	1.46	1.50
14	bL	205	CLA	C1D-ND	2.25	1.40	1.37
14	aB	830	CLA	CMD-C2D	-2.25	1.46	1.50
14	dK	101	CLA	CMD-C2D	-2.25	1.46	1.50
14	cA	838	CLA	CMD-C2D	-2.24	1.46	1.50
14	dA	811	CLA	CMD-C2D	-2.24	1.46	1.50
14	bA	831	CLA	C3B-C2B	-2.24	1.37	1.40
14	cB	812	CLA	CMC-C2C	-2.24	1.46	1.50
14	dB	824	CLA	C3B-C2B	-2.24	1.37	1.40
14	aX	101	CLA	CMD-C2D	-2.24	1.46	1.50
14	bA	827	CLA	CMD-C2D	-2.24	1.46	1.50
14	bB	839	CLA	CMC-C2C	-2.24	1.46	1.50

Continued on next page...

Continued from previous page...

Mol	Chain	Res	Type	Atoms	Z	Observed(Å)	Ideal(Å)
14	cA	806	CLA	CMC-C2C	-2.24	1.46	1.50
14	aA	830	CLA	CMD-C2D	-2.24	1.46	1.50
14	bB	813	CLA	CMC-C2C	-2.24	1.46	1.50
14	cA	830	CLA	CMD-C2D	-2.24	1.46	1.50
14	bB	801	CLA	CMC-C2C	-2.24	1.46	1.50
14	bB	823	CLA	CMD-C2D	-2.24	1.46	1.50
14	bB	804	CLA	MG-ND	-2.24	2.01	2.05
14	dA	807	CLA	CMD-C2D	-2.24	1.46	1.50
14	dA	837	CLA	CMC-C2C	-2.24	1.46	1.50
14	aB	825	CLA	MG-ND	-2.24	2.01	2.05
14	bB	831	CLA	CMD-C2D	-2.24	1.46	1.50
14	bB	812	CLA	C3B-C2B	-2.24	1.37	1.40
14	aL	204	CLA	CMD-C2D	-2.24	1.46	1.50
14	dB	801	CLA	C3B-CAB	-2.24	1.43	1.47
14	cB	838	CLA	CMC-C2C	-2.24	1.46	1.50
14	bB	811	CLA	C3B-CAB	-2.24	1.43	1.47
14	cL	204	CLA	CMD-C2D	-2.24	1.46	1.50
14	dB	838	CLA	C3B-C2B	-2.24	1.37	1.40
14	aK	101	CLA	CMD-C2D	-2.24	1.46	1.50
14	dL	205	CLA	CMC-C2C	-2.24	1.46	1.50
14	cB	810	CLA	C3B-C2B	-2.24	1.37	1.40
14	dB	823	CLA	CMD-C2D	-2.24	1.46	1.50
14	cB	804	CLA	MG-ND	-2.24	2.01	2.05
14	cA	839	CLA	CMD-C2D	-2.24	1.46	1.50
14	bA	833	CLA	MG-ND	-2.24	2.01	2.05
14	aB	826	CLA	CMD-C2D	-2.24	1.46	1.50
14	bA	820	CLA	CMD-C2D	-2.24	1.46	1.50
14	dB	832	CLA	CMD-C2D	-2.24	1.46	1.50
14	dB	839	CLA	CMC-C2C	-2.23	1.46	1.50
14	aA	805	CLA	C3B-CAB	-2.23	1.43	1.47
14	aB	823	CLA	C3B-C2B	-2.23	1.37	1.40
14	aA	843	CLA	CMC-C2C	-2.23	1.46	1.50
14	bA	806	CLA	CMC-C2C	-2.23	1.46	1.50
14	aB	801	CLA	C3B-CAB	-2.23	1.43	1.47
17	dM	101	BCR	C30-C25	-2.23	1.50	1.53
14	aB	837	CLA	CMD-C2D	-2.23	1.46	1.50
14	aA	810	CLA	CMD-C2D	-2.23	1.46	1.50
14	aA	841	CLA	CMC-C2C	-2.23	1.46	1.50
14	aA	834	CLA	CMD-C2D	-2.23	1.46	1.50
14	aF	203	CLA	CMD-C2D	-2.23	1.46	1.50
14	cA	808	CLA	CMD-C2D	-2.23	1.46	1.50
14	dA	833	CLA	MG-ND	-2.23	2.01	2.05

Continued on next page...

Continued from previous page...

Mol	Chain	Res	Type	Atoms	Z	Observed(Å)	Ideal(Å)
14	cA	827	CLA	CMD-C2D	-2.23	1.46	1.50
14	cB	826	CLA	CMD-C2D	-2.23	1.46	1.50
14	dA	840	CLA	CMC-C2C	-2.23	1.46	1.50
14	cA	820	CLA	CMD-C2D	-2.23	1.46	1.50
14	dA	808	CLA	CMD-C2D	-2.23	1.46	1.50
14	dF	203	CLA	CMC-C2C	-2.23	1.46	1.50
17	aM	101	BCR	C30-C25	-2.23	1.50	1.53
14	aA	840	CLA	C3B-C2B	-2.23	1.37	1.40
14	bB	810	CLA	C3B-C2B	-2.23	1.37	1.40
14	cA	822	CLA	CMD-C2D	-2.23	1.46	1.50
13	dA	801	CL0	C1C-C2C	2.23	1.48	1.44
14	bA	807	CLA	CMD-C2D	-2.23	1.46	1.50
14	bB	803	CLA	CMC-C2C	-2.23	1.46	1.50
14	aL	203	CLA	CMD-C2D	-2.23	1.46	1.50
14	dA	808	CLA	C3B-C2B	-2.23	1.37	1.40
14	cA	840	CLA	CMC-C2C	-2.23	1.46	1.50
14	cB	816	CLA	CMC-C2C	-2.23	1.46	1.50
14	dA	815	CLA	C3B-C2B	-2.23	1.37	1.40
14	aB	838	CLA	CMC-C2C	-2.23	1.46	1.50
14	dB	817	CLA	CMC-C2C	-2.23	1.46	1.50
14	dA	841	CLA	CMC-C2C	-2.23	1.46	1.50
14	dB	825	CLA	MG-ND	-2.23	2.01	2.05
14	aA	833	CLA	MG-ND	-2.23	2.01	2.05
14	aA	817	CLA	CMD-C2D	-2.22	1.46	1.50
14	cB	809	CLA	C3B-CAB	-2.22	1.43	1.47
14	dA	819	CLA	CMC-C2C	-2.22	1.46	1.50
14	aA	806	CLA	CMC-C2C	-2.22	1.46	1.50
14	dB	801	CLA	CMC-C2C	-2.22	1.46	1.50
14	cB	801	CLA	C3B-CAB	-2.22	1.43	1.47
17	bB	847	BCR	C1-C6	-2.22	1.50	1.53
14	dA	827	CLA	CMD-C2D	-2.22	1.46	1.50
14	aA	839	CLA	CMD-C2D	-2.22	1.46	1.50
14	dB	826	CLA	MG-ND	-2.22	2.01	2.05
14	dB	803	CLA	CMC-C2C	-2.22	1.46	1.50
17	dK	102	BCR	C33-C5	-2.22	1.47	1.50
14	aA	827	CLA	CMD-C2D	-2.22	1.46	1.50
14	cB	830	CLA	CMD-C2D	-2.22	1.46	1.50
14	dA	840	CLA	C3B-C2B	-2.22	1.37	1.40
14	dB	825	CLA	C3B-CAB	-2.22	1.43	1.47
14	bB	806	CLA	MG-ND	-2.22	2.01	2.05
14	dB	810	CLA	MG-ND	-2.22	2.01	2.05
14	aB	812	CLA	CMC-C2C	-2.22	1.46	1.50

Continued on next page...

Continued from previous page...

Mol	Chain	Res	Type	Atoms	Z	Observed(Å)	Ideal(Å)
14	bB	824	CLA	CMD-C2D	-2.22	1.46	1.50
14	cB	801	CLA	CMC-C2C	-2.22	1.46	1.50
14	dA	834	CLA	CMD-C2D	-2.22	1.46	1.50
14	aB	809	CLA	C3B-CAB	-2.22	1.43	1.47
14	bB	834	CLA	CMC-C2C	-2.22	1.46	1.50
14	dB	834	CLA	CMC-C2C	-2.22	1.46	1.50
17	cB	846	BCR	C1-C6	-2.22	1.50	1.53
14	aA	832	CLA	CMC-C2C	-2.22	1.46	1.50
14	dA	820	CLA	CMD-C2D	-2.22	1.46	1.50
14	cB	818	CLA	CMD-C2D	-2.21	1.46	1.50
17	bM	101	BCR	C30-C25	-2.21	1.50	1.53
14	cA	819	CLA	CMC-C2C	-2.21	1.46	1.50
14	dA	838	CLA	CMC-C2C	-2.21	1.46	1.50
13	cA	801	CL0	C4B-NB	-2.21	1.33	1.35
14	bA	810	CLA	CMD-C2D	-2.21	1.46	1.50
14	cB	831	CLA	CMD-C2D	-2.21	1.46	1.50
14	dB	813	CLA	CMC-C2C	-2.21	1.46	1.50
14	cB	824	CLA	MG-ND	-2.21	2.01	2.05
14	aB	832	CLA	CMD-C2D	-2.21	1.46	1.50
14	cL	203	CLA	CMD-C2D	-2.21	1.46	1.50
14	cB	810	CLA	MG-ND	-2.21	2.01	2.05
14	bA	837	CLA	CMC-C2C	-2.21	1.46	1.50
14	bB	838	CLA	CMD-C2D	-2.21	1.46	1.50
17	cA	846	BCR	C33-C5	-2.21	1.47	1.50
14	cB	837	CLA	C3B-C2B	-2.21	1.37	1.40
14	cA	833	CLA	MG-ND	-2.21	2.01	2.05
14	cB	803	CLA	CMC-C2C	-2.21	1.46	1.50
14	dA	839	CLA	CMD-C2D	-2.21	1.46	1.50
14	aB	810	CLA	MG-ND	-2.21	2.01	2.05
14	bB	837	CLA	C3B-C2B	-2.21	1.37	1.40
14	bB	809	CLA	C3B-CAB	-2.21	1.43	1.47
14	dB	809	CLA	C3B-CAB	-2.21	1.43	1.47
14	aB	803	CLA	CMC-C2C	-2.21	1.46	1.50
14	cA	837	CLA	CMC-C2C	-2.21	1.46	1.50
14	cB	825	CLA	CMC-C2C	-2.21	1.46	1.50
14	cB	825	CLA	MG-ND	-2.21	2.01	2.05
14	cB	833	CLA	CMC-C2C	-2.21	1.46	1.50
14	dL	202	CLA	CMC-C2C	-2.21	1.46	1.50
14	bB	824	CLA	C3B-C2B	-2.21	1.37	1.40
14	bK	101	CLA	CMD-C2D	-2.21	1.46	1.50
14	bA	840	CLA	CMC-C2C	-2.21	1.46	1.50
14	aB	840	CLA	C3B-C2B	-2.21	1.37	1.40

Continued on next page...

Continued from previous page...

Mol	Chain	Res	Type	Atoms	Z	Observed(Å)	Ideal(Å)
14	bA	811	CLA	CMD-C2D	-2.21	1.46	1.50
14	cA	821	CLA	C3B-C2B	-2.21	1.37	1.40
14	bB	826	CLA	MG-ND	-2.20	2.01	2.05
14	cA	834	CLA	CMD-C2D	-2.20	1.46	1.50
14	aB	824	CLA	C3B-CAB	-2.20	1.43	1.47
14	aA	818	CLA	MG-ND	-2.20	2.01	2.05
14	aB	806	CLA	MG-ND	-2.20	2.01	2.05
14	aA	808	CLA	C3B-C2B	-2.20	1.37	1.40
14	aB	825	CLA	CMC-C2C	-2.20	1.46	1.50
14	dA	825	CLA	CMC-C2C	-2.20	1.46	1.50
14	bB	837	CLA	CMD-C2D	-2.20	1.46	1.50
14	bF	201	CLA	CMD-C2D	-2.20	1.46	1.50
14	cA	811	CLA	CMD-C2D	-2.20	1.46	1.50
13	bA	801	CL0	C1C-C2C	2.20	1.48	1.44
13	aA	801	CL0	C4B-CHC	2.20	1.47	1.41
13	bA	801	CL0	C4B-CHC	2.20	1.47	1.41
14	cB	836	CLA	CMC-C2C	-2.20	1.46	1.50
14	aA	838	CLA	CMC-C2C	-2.20	1.46	1.50
14	bA	841	CLA	CMC-C2C	-2.20	1.46	1.50
14	aA	803	CLA	CMD-C2D	-2.20	1.46	1.50
13	aA	801	CL0	C1B-CHB	2.20	1.47	1.41
14	cF	201	CLA	CMD-C2D	-2.20	1.46	1.50
14	dB	826	CLA	CMC-C2C	-2.20	1.46	1.50
14	bB	825	CLA	C3B-CAB	-2.20	1.43	1.47
14	aB	816	CLA	CMC-C2C	-2.20	1.46	1.50
14	bL	202	CLA	CMC-C2C	-2.20	1.46	1.50
14	dA	806	CLA	CMC-C2C	-2.20	1.46	1.50
14	aB	814	CLA	CMC-C2C	-2.20	1.46	1.50
14	dA	832	CLA	CMC-C2C	-2.19	1.46	1.50
14	dK	103	CLA	CMD-C2D	-2.19	1.46	1.50
14	aA	811	CLA	CMD-C2D	-2.19	1.46	1.50
14	bL	206	CLA	C3B-C2B	-2.19	1.37	1.40
14	bA	825	CLA	CMC-C2C	-2.19	1.46	1.50
14	aA	820	CLA	CMD-C2D	-2.19	1.46	1.50
13	dA	801	CL0	C4B-CHC	2.19	1.47	1.41
17	aA	846	BCR	C33-C5	-2.19	1.47	1.50
14	cA	840	CLA	C3B-C2B	-2.19	1.37	1.40
14	dL	206	CLA	C3B-C2B	-2.19	1.37	1.40
14	bA	839	CLA	CMD-C2D	-2.19	1.46	1.50
14	aA	819	CLA	CMC-C2C	-2.19	1.46	1.50
14	bA	819	CLA	CMC-C2C	-2.19	1.46	1.50
14	bB	833	CLA	CMD-C2D	-2.19	1.46	1.50

Continued on next page...

Continued from previous page...

Mol	Chain	Res	Type	Atoms	Z	Observed(Å)	Ideal(Å)
14	aB	828	CLA	C3B-CAB	-2.19	1.43	1.47
14	dA	818	CLA	MG-ND	-2.19	2.01	2.05
14	bB	826	CLA	CMC-C2C	-2.19	1.46	1.50
14	cA	841	CLA	CMC-C2C	-2.19	1.46	1.50
14	bB	810	CLA	MG-ND	-2.19	2.01	2.05
14	cA	825	CLA	CMC-C2C	-2.19	1.46	1.50
14	bB	841	CLA	C3B-C2B	-2.19	1.37	1.40
14	bA	838	CLA	CMC-C2C	-2.19	1.46	1.50
14	dL	205	CLA	CMD-C2D	-2.19	1.46	1.50
14	cB	824	CLA	C3B-CAB	-2.18	1.43	1.47
14	dA	841	CLA	C3B-CAB	-2.18	1.43	1.47
14	bA	821	CLA	C3B-C2B	-2.18	1.37	1.40
17	bK	102	BCR	C33-C5	-2.18	1.47	1.50
14	aB	833	CLA	CMC-C2C	-2.18	1.46	1.50
14	cB	818	CLA	CMC-C2C	-2.18	1.46	1.50
14	dB	833	CLA	CMD-C2D	-2.18	1.46	1.50
14	cA	838	CLA	CMC-C2C	-2.18	1.46	1.50
14	cK	102	CLA	CMD-C2D	-2.18	1.46	1.50
14	cB	823	CLA	C3B-C2B	-2.18	1.37	1.40
14	cA	806	CLA	MG-ND	-2.18	2.01	2.05
14	aA	822	CLA	CMD-C2D	-2.18	1.46	1.50
14	cK	101	CLA	CMD-C2D	-2.18	1.46	1.50
14	bB	829	CLA	C3B-CAB	-2.18	1.43	1.47
17	dB	847	BCR	C1-C6	-2.18	1.50	1.53
14	bB	812	CLA	CMC-C2C	-2.18	1.46	1.50
14	aB	808	CLA	C3B-C2B	-2.18	1.37	1.40
14	cA	832	CLA	CMC-C2C	-2.18	1.46	1.50
14	bL	206	CLA	MG-ND	-2.18	2.01	2.05
14	cB	840	CLA	C3B-CAB	-2.18	1.43	1.47
14	bA	808	CLA	CMD-C2D	-2.18	1.46	1.50
14	aB	801	CLA	C3B-C2B	-2.18	1.37	1.40
14	cB	836	CLA	CMD-C2D	-2.18	1.46	1.50
14	aB	840	CLA	C3B-CAB	-2.18	1.43	1.47
14	dB	841	CLA	C3B-C2B	-2.18	1.37	1.40
14	aA	831	CLA	C3B-C2B	-2.18	1.37	1.40
14	cB	804	CLA	C4B-CHC	-2.18	1.34	1.41
14	bA	811	CLA	CMC-C2C	-2.18	1.46	1.50
14	bB	833	CLA	CMC-C2C	-2.18	1.46	1.50
14	cA	843	CLA	CMC-C2C	-2.18	1.46	1.50
14	cB	839	CLA	CMC-C2C	-2.18	1.46	1.50
14	bF	203	CLA	MG-ND	-2.17	2.01	2.05
14	bA	832	CLA	CMC-C2C	-2.17	1.46	1.50

Continued on next page...

Continued from previous page...

Mol	Chain	Res	Type	Atoms	Z	Observed(Å)	Ideal(Å)
14	bK	103	CLA	CMD-C2D	-2.17	1.46	1.50
14	aB	823	CLA	CMD-C2D	-2.17	1.46	1.50
14	cA	803	CLA	CMD-C2D	-2.17	1.46	1.50
14	dB	840	CLA	CMC-C2C	-2.17	1.46	1.50
14	aB	815	CLA	CMD-C2D	-2.17	1.46	1.50
14	aB	836	CLA	C3B-C2B	-2.17	1.37	1.40
14	aX	101	CLA	C3B-C2B	-2.17	1.37	1.40
14	bB	821	CLA	CMC-C2C	-2.17	1.46	1.50
14	dB	806	CLA	MG-ND	-2.17	2.01	2.05
14	aA	825	CLA	CMC-C2C	-2.17	1.46	1.50
14	bB	837	CLA	CMC-C2C	-2.17	1.46	1.50
13	aA	801	CL0	C1C-C2C	2.17	1.48	1.44
14	cB	832	CLA	CMD-C2D	-2.17	1.46	1.50
14	dA	822	CLA	CMD-C2D	-2.17	1.46	1.50
14	dB	824	CLA	CMD-C2D	-2.17	1.46	1.50
14	dB	807	CLA	CMC-C2C	-2.17	1.46	1.50
14	dF	201	CLA	CMD-C2D	-2.17	1.46	1.50
17	cM	101	BCR	C30-C25	-2.17	1.50	1.53
14	bA	806	CLA	MG-ND	-2.17	2.01	2.05
14	bB	807	CLA	CMC-C2C	-2.17	1.46	1.50
14	bA	818	CLA	MG-ND	-2.17	2.01	2.05
14	cA	830	CLA	MG-ND	-2.17	2.01	2.05
14	aB	818	CLA	CMC-C2C	-2.17	1.46	1.50
14	aB	836	CLA	CMC-C2C	-2.17	1.46	1.50
14	dB	819	CLA	CMC-C2C	-2.17	1.46	1.50
14	cA	822	CLA	MG-ND	-2.17	2.01	2.05
14	aB	829	CLA	C4B-CHC	-2.17	1.35	1.41
14	aB	837	CLA	C3B-C2B	-2.17	1.37	1.40
14	aA	806	CLA	MG-ND	-2.17	2.01	2.05
14	bA	822	CLA	MG-ND	-2.17	2.01	2.05
14	dA	806	CLA	MG-ND	-2.17	2.01	2.05
14	aL	202	CLA	CMD-C2D	-2.17	1.46	1.50
14	bA	836	CLA	CMD-C2D	-2.17	1.46	1.50
14	bB	841	CLA	C3B-CAB	-2.17	1.43	1.47
14	aB	804	CLA	C4B-CHC	-2.17	1.35	1.41
14	aF	201	CLA	CMD-C2D	-2.17	1.46	1.50
14	cB	808	CLA	C3B-C2B	-2.17	1.37	1.40
14	dA	831	CLA	C3B-C2B	-2.17	1.37	1.40
14	aB	807	CLA	CMC-C2C	-2.17	1.46	1.50
14	aA	830	CLA	MG-ND	-2.17	2.01	2.05
14	bJ	101	CLA	C3B-C2B	-2.17	1.37	1.40
14	aK	102	CLA	CMD-C2D	-2.17	1.46	1.50

Continued on next page...

Continued from previous page...

Mol	Chain	Res	Type	Atoms	Z	Observed(Å)	Ideal(Å)
14	aB	820	CLA	CMC-C2C	-2.16	1.46	1.50
14	dB	816	CLA	CMD-C2D	-2.16	1.46	1.50
13	cA	801	CL0	C1B-CHB	2.16	1.47	1.41
14	bA	822	CLA	CMD-C2D	-2.16	1.46	1.50
14	cL	202	CLA	CMD-C2D	-2.16	1.46	1.50
14	bA	830	CLA	MG-ND	-2.16	2.01	2.05
13	cA	801	CL0	C4B-CHC	2.16	1.47	1.41
14	bB	804	CLA	C4B-CHC	-2.16	1.35	1.41
14	bA	841	CLA	C3B-CAB	-2.16	1.43	1.47
14	aB	839	CLA	CMC-C2C	-2.16	1.46	1.50
14	bL	205	CLA	CMD-C2D	-2.16	1.46	1.50
14	dB	832	CLA	CMC-C2C	-2.16	1.46	1.50
14	dB	841	CLA	C3B-CAB	-2.16	1.43	1.47
14	dJ	101	CLA	C3B-C2B	-2.16	1.37	1.40
14	dF	203	CLA	MG-ND	-2.16	2.01	2.05
14	bB	808	CLA	C3B-C2B	-2.16	1.37	1.40
14	dB	808	CLA	C3B-C2B	-2.16	1.37	1.40
14	dA	830	CLA	MG-ND	-2.16	2.01	2.05
14	bB	816	CLA	CMD-C2D	-2.16	1.46	1.50
14	cB	831	CLA	CMC-C2C	-2.16	1.46	1.50
14	dA	836	CLA	CMD-C2D	-2.16	1.46	1.50
14	dL	202	CLA	C3C-C2C	2.16	1.41	1.36
14	aA	808	CLA	CMD-C2D	-2.16	1.46	1.50
14	aA	814	CLA	CMD-C2D	-2.16	1.46	1.50
14	aA	821	CLA	MG-ND	-2.16	2.01	2.05
14	aA	821	CLA	C3B-C2B	-2.16	1.37	1.40
14	cB	807	CLA	CMC-C2C	-2.16	1.46	1.50
14	dB	837	CLA	CMC-C2C	-2.16	1.46	1.50
17	bJ	104	BCR	C33-C5	-2.16	1.47	1.50
14	aA	831	CLA	CMC-C2C	-2.16	1.46	1.50
14	dA	834	CLA	CMC-C2C	-2.16	1.46	1.50
14	bA	840	CLA	C3B-C2B	-2.16	1.37	1.40
14	aA	819	CLA	MG-ND	-2.16	2.01	2.05
14	dA	802	CLA	MG-ND	-2.16	2.01	2.05
14	dB	804	CLA	C4B-CHC	-2.16	1.35	1.41
14	aA	836	CLA	CMD-C2D	-2.16	1.46	1.50
14	cB	832	CLA	CMC-C2C	-2.16	1.46	1.50
14	bA	831	CLA	CMC-C2C	-2.16	1.46	1.50
14	cA	811	CLA	CMC-C2C	-2.16	1.46	1.50
14	bA	815	CLA	C3B-C2B	-2.15	1.37	1.40
14	bB	830	CLA	C4B-CHC	-2.15	1.35	1.41
14	bA	821	CLA	MG-ND	-2.15	2.01	2.05

Continued on next page...

Continued from previous page...

Mol	Chain	Res	Type	Atoms	Z	Observed(Å)	Ideal(Å)
14	dB	837	CLA	CMD-C2D	-2.15	1.46	1.50
14	dB	830	CLA	C4B-CHC	-2.15	1.35	1.41
14	cB	840	CLA	C3B-C2B	-2.15	1.37	1.40
17	cL	201	BCR	C33-C5	-2.15	1.47	1.50
14	cA	821	CLA	MG-ND	-2.15	2.01	2.05
14	aB	831	CLA	CMC-C2C	-2.15	1.46	1.50
14	cA	821	CLA	CMC-C2C	-2.15	1.46	1.50
14	dA	831	CLA	CMC-C2C	-2.15	1.46	1.50
14	cA	840	CLA	C3B-CAB	-2.15	1.43	1.47
14	aB	832	CLA	CMC-C2C	-2.15	1.46	1.50
14	bB	840	CLA	CMC-C2C	-2.15	1.46	1.50
14	cA	818	CLA	MG-ND	-2.15	2.01	2.05
14	bJ	101	CLA	CMD-C2D	-2.15	1.46	1.50
14	aB	803	CLA	MG-ND	-2.15	2.01	2.05
14	aA	841	CLA	C3B-CAB	-2.15	1.43	1.47
14	cX	101	CLA	C3B-C2B	-2.15	1.37	1.40
14	cA	831	CLA	CMC-C2C	-2.15	1.46	1.50
14	dB	821	CLA	CMC-C2C	-2.15	1.46	1.50
14	cA	841	CLA	C3B-CAB	-2.15	1.43	1.47
14	cB	828	CLA	C3B-CAB	-2.15	1.43	1.47
14	aB	813	CLA	MG-ND	-2.15	2.01	2.05
14	aA	811	CLA	CMC-C2C	-2.15	1.46	1.50
14	cB	823	CLA	CMD-C2D	-2.15	1.46	1.50
14	dA	840	CLA	C3B-CAB	-2.15	1.43	1.47
14	cJ	101	CLA	CMD-C2D	-2.14	1.46	1.50
14	bL	202	CLA	C3C-C2C	2.14	1.41	1.36
14	dA	803	CLA	CMC-C2C	-2.14	1.46	1.50
14	aA	826	CLA	CMC-C2C	-2.14	1.46	1.50
14	bA	832	CLA	CAA-C2A	-2.14	1.50	1.54
14	aA	842	CLA	MG-ND	-2.14	2.01	2.05
14	aB	821	CLA	CMD-C2D	-2.14	1.46	1.50
14	dB	815	CLA	CMC-C2C	-2.14	1.46	1.50
14	dB	829	CLA	C3B-CAB	-2.14	1.43	1.47
14	dA	803	CLA	CMD-C2D	-2.14	1.46	1.50
14	dB	812	CLA	CMC-C2C	-2.14	1.46	1.50
14	cA	842	CLA	MG-ND	-2.14	2.01	2.05
14	aA	843	CLA	C3C-C2C	2.14	1.41	1.36
14	dB	807	CLA	MG-ND	-2.14	2.01	2.05
14	cJ	102	CLA	CMD-C2D	-2.14	1.46	1.50
14	bB	807	CLA	MG-ND	-2.14	2.01	2.05
14	dB	822	CLA	CMD-C2D	-2.14	1.46	1.50
14	dJ	101	CLA	CMD-C2D	-2.14	1.46	1.50

Continued on next page...

Continued from previous page...

Mol	Chain	Res	Type	Atoms	Z	Observed(Å)	Ideal(Å)
14	dL	206	CLA	MG-ND	-2.14	2.01	2.05
14	cB	820	CLA	CMC-C2C	-2.14	1.46	1.50
14	aJ	101	CLA	C3B-C2B	-2.14	1.37	1.40
14	cJ	101	CLA	C3B-C2B	-2.14	1.37	1.40
13	dA	801	CL0	C1B-CHB	2.14	1.46	1.41
14	dB	837	CLA	C3B-C2B	-2.14	1.37	1.40
14	dB	833	CLA	CMC-C2C	-2.14	1.46	1.50
14	cA	815	CLA	C3B-C2B	-2.14	1.37	1.40
13	bA	801	CL0	C1B-CHB	2.14	1.46	1.41
14	dA	822	CLA	MG-ND	-2.14	2.01	2.05
14	aB	808	CLA	CMD-C2D	-2.14	1.46	1.50
14	aJ	102	CLA	CMD-C2D	-2.14	1.46	1.50
14	bA	814	CLA	CMD-C2D	-2.14	1.46	1.50
14	cB	815	CLA	CMD-C2D	-2.14	1.46	1.50
14	cB	803	CLA	MG-ND	-2.14	2.01	2.05
14	dA	842	CLA	MG-ND	-2.14	2.01	2.05
14	aL	204	CLA	CMC-C2C	-2.14	1.46	1.50
14	cB	829	CLA	C4B-CHC	-2.14	1.35	1.41
17	bL	203	BCR	C33-C5	-2.14	1.47	1.50
17	dL	203	BCR	C33-C5	-2.14	1.47	1.50
14	dA	826	CLA	MG-ND	-2.14	2.01	2.05
14	bB	815	CLA	CMC-C2C	-2.14	1.46	1.50
14	aA	840	CLA	C3B-CAB	-2.14	1.43	1.47
17	cJ	104	BCR	C33-C5	-2.14	1.47	1.50
14	aA	829	CLA	CMC-C2C	-2.13	1.46	1.50
14	cB	814	CLA	CMC-C2C	-2.13	1.46	1.50
14	dL	204	CLA	CMC-C2C	-2.13	1.46	1.50
14	bA	829	CLA	CMC-C2C	-2.13	1.46	1.50
14	cL	204	CLA	CMC-C2C	-2.13	1.46	1.50
14	cA	804	CLA	C3B-C2B	-2.13	1.37	1.40
14	dA	832	CLA	CAA-C2A	-2.13	1.50	1.54
14	cK	102	CLA	CMC-C2C	-2.13	1.46	1.50
14	dB	809	CLA	C4B-CHC	-2.13	1.35	1.41
14	bA	834	CLA	CMC-C2C	-2.13	1.46	1.50
14	bA	842	CLA	MG-ND	-2.13	2.01	2.05
14	aK	102	CLA	CMC-C2C	-2.13	1.46	1.50
14	cA	836	CLA	CMD-C2D	-2.13	1.46	1.50
14	aA	815	CLA	C3B-C2B	-2.13	1.37	1.40
14	cA	802	CLA	MG-ND	-2.13	2.01	2.05
14	bA	803	CLA	CMD-C2D	-2.13	1.46	1.50
14	bA	808	CLA	C3B-CAB	-2.13	1.43	1.47
14	aA	843	CLA	CMD-C2D	-2.13	1.46	1.50

Continued on next page...

Continued from previous page...

Mol	Chain	Res	Type	Atoms	Z	Observed(Å)	Ideal(Å)
14	aB	836	CLA	CMD-C2D	-2.13	1.46	1.50
14	dB	803	CLA	MG-ND	-2.13	2.01	2.05
14	dA	821	CLA	CMC-C2C	-2.13	1.46	1.50
14	cA	819	CLA	MG-ND	-2.13	2.01	2.05
13	cA	801	CL0	C1C-C2C	2.13	1.48	1.44
14	aB	811	CLA	CMC-C2C	-2.13	1.46	1.50
14	aB	809	CLA	MG-ND	-2.12	2.01	2.05
14	cA	840	CLA	MG-ND	-2.12	2.01	2.05
14	bA	826	CLA	CMC-C2C	-2.12	1.46	1.50
13	aA	801	CL0	C1C-NC	-2.12	1.34	1.37
14	aB	835	CLA	C3B-C2B	-2.12	1.37	1.40
14	dA	832	CLA	C3B-C2B	-2.12	1.37	1.40
14	aA	826	CLA	MG-ND	-2.12	2.01	2.05
14	dA	826	CLA	CMC-C2C	-2.12	1.46	1.50
13	cA	801	CL0	C1C-NC	-2.12	1.34	1.37
14	cA	824	CLA	C3B-C2B	-2.12	1.37	1.40
14	cB	836	CLA	C3B-C2B	-2.12	1.37	1.40
17	aL	201	BCR	C33-C5	-2.12	1.47	1.50
14	aJ	101	CLA	CMD-C2D	-2.12	1.46	1.50
14	bB	832	CLA	CMC-C2C	-2.12	1.46	1.50
14	cB	811	CLA	CMC-C2C	-2.12	1.46	1.50
14	bA	840	CLA	C3B-CAB	-2.12	1.43	1.47
14	bB	819	CLA	CMC-C2C	-2.12	1.46	1.50
14	dA	833	CLA	CMC-C2C	-2.12	1.46	1.50
14	dA	821	CLA	MG-ND	-2.12	2.01	2.05
14	cB	818	CLA	MG-ND	-2.12	2.01	2.05
14	cA	808	CLA	C3B-CAB	-2.12	1.43	1.47
14	bA	832	CLA	C3B-C2B	-2.12	1.37	1.40
14	dJ	102	CLA	CMD-C2D	-2.12	1.46	1.50
14	dB	836	CLA	C3B-C2B	-2.12	1.37	1.40
14	cA	826	CLA	MG-ND	-2.12	2.01	2.05
14	cL	203	CLA	CMC-C2C	-2.12	1.46	1.50
14	cA	823	CLA	C3B-CAB	-2.12	1.43	1.47
14	aL	203	CLA	CMC-C2C	-2.12	1.46	1.50
14	dA	811	CLA	CMC-C2C	-2.12	1.46	1.50
14	aA	803	CLA	CMC-C2C	-2.12	1.46	1.50
14	dA	829	CLA	CMC-C2C	-2.12	1.46	1.50
14	dA	808	CLA	C3B-CAB	-2.12	1.43	1.47
14	dA	821	CLA	C3B-CAB	-2.12	1.43	1.47
14	bA	802	CLA	MG-ND	-2.12	2.01	2.05
14	cA	837	CLA	MG-ND	-2.12	2.01	2.05
14	dB	814	CLA	MG-ND	-2.12	2.01	2.05

Continued on next page...

Continued from previous page...

Mol	Chain	Res	Type	Atoms	Z	Observed(Å)	Ideal(Å)
14	bB	809	CLA	C4B-CHC	-2.12	1.35	1.41
14	aA	834	CLA	CMC-C2C	-2.11	1.46	1.50
14	bA	826	CLA	MG-ND	-2.11	2.01	2.05
14	cB	801	CLA	C3B-C2B	-2.11	1.37	1.40
14	dX	101	CLA	C3B-C2B	-2.11	1.37	1.40
14	bA	812	CLA	CMC-C2C	-2.11	1.46	1.50
14	bB	809	CLA	MG-ND	-2.11	2.01	2.05
18	dB	851	LHG	P-O6	2.11	1.67	1.59
14	aB	807	CLA	MG-ND	-2.11	2.01	2.05
14	cA	806	CLA	C3B-CAB	-2.11	1.43	1.47
14	dB	841	CLA	MG-ND	-2.11	2.01	2.05
14	aA	840	CLA	MG-ND	-2.11	2.01	2.05
14	bX	101	CLA	C3B-C2B	-2.11	1.37	1.40
14	cA	819	CLA	C3B-C2B	-2.11	1.37	1.40
14	dA	804	CLA	C3B-C2B	-2.11	1.37	1.40
14	cB	821	CLA	CMD-C2D	-2.11	1.46	1.50
14	cA	843	CLA	C3C-C2C	2.11	1.41	1.36
14	bB	801	CLA	C3B-C2B	-2.11	1.37	1.40
14	aX	101	CLA	CMC-C2C	-2.11	1.46	1.50
14	bA	819	CLA	MG-ND	-2.11	2.01	2.05
14	aA	839	CLA	C3B-CAB	-2.11	1.43	1.47
14	bA	821	CLA	C3B-CAB	-2.11	1.43	1.47
14	bA	821	CLA	CMC-C2C	-2.11	1.46	1.50
14	dA	819	CLA	C3B-C2B	-2.11	1.37	1.40
14	dA	823	CLA	C3B-CAB	-2.11	1.43	1.47
17	dJ	104	BCR	C33-C5	-2.11	1.47	1.50
17	aJ	104	BCR	C33-C5	-2.11	1.47	1.50
14	bK	103	CLA	CMC-C2C	-2.11	1.46	1.50
14	cA	826	CLA	CMC-C2C	-2.11	1.46	1.50
14	cB	830	CLA	CMC-C2C	-2.11	1.46	1.50
14	cB	821	CLA	MG-ND	-2.11	2.01	2.05
14	aA	821	CLA	C3B-CAB	-2.11	1.43	1.47
14	cB	809	CLA	C4B-CHC	-2.11	1.35	1.41
14	cA	833	CLA	CMC-C2C	-2.11	1.46	1.50
14	dA	819	CLA	MG-ND	-2.11	2.01	2.05
14	dB	819	CLA	MG-ND	-2.11	2.01	2.05
14	aA	823	CLA	C3B-CAB	-2.10	1.43	1.47
14	cA	834	CLA	CMC-C2C	-2.10	1.46	1.50
14	aA	809	CLA	MG-ND	-2.10	2.01	2.05
18	bB	851	LHG	P-O6	2.10	1.67	1.59
14	aA	802	CLA	MG-ND	-2.10	2.01	2.05
14	cB	840	CLA	MG-ND	-2.10	2.01	2.05

Continued on next page...

Continued from previous page...

Mol	Chain	Res	Type	Atoms	Z	Observed(Å)	Ideal(Å)
14	dA	809	CLA	MG-ND	-2.10	2.01	2.05
14	aA	833	CLA	CMC-C2C	-2.10	1.46	1.50
14	aB	823	CLA	CMC-C2C	-2.10	1.46	1.50
14	dK	103	CLA	CMC-C2C	-2.10	1.46	1.50
14	bB	841	CLA	MG-ND	-2.10	2.01	2.05
14	cA	809	CLA	MG-ND	-2.10	2.01	2.05
14	cB	808	CLA	CMD-C2D	-2.10	1.46	1.50
14	bB	822	CLA	CMD-C2D	-2.10	1.46	1.50
18	aB	850	LHG	P-O6	2.10	1.67	1.59
14	aA	824	CLA	C3B-C2B	-2.10	1.37	1.40
14	aA	821	CLA	CMC-C2C	-2.10	1.46	1.50
14	dB	808	CLA	CMD-C2D	-2.10	1.46	1.50
14	bB	803	CLA	MG-ND	-2.10	2.01	2.05
14	bA	804	CLA	C3B-C2B	-2.10	1.37	1.40
14	bL	204	CLA	CMC-C2C	-2.10	1.46	1.50
14	bA	822	CLA	C3B-CAB	-2.10	1.43	1.47
14	aA	811	CLA	C3B-CAB	-2.10	1.43	1.47
13	bA	801	CL0	C4C-C3C	2.10	1.48	1.45
14	bA	840	CLA	MG-ND	-2.10	2.01	2.05
18	cB	850	LHG	P-O6	2.10	1.67	1.59
14	aB	809	CLA	C4B-CHC	-2.10	1.35	1.41
14	bF	201	CLA	C3B-CAB	-2.10	1.43	1.47
14	cA	843	CLA	CMD-C2D	-2.10	1.46	1.50
14	aA	822	CLA	MG-ND	-2.10	2.01	2.05
14	cB	813	CLA	MG-ND	-2.10	2.01	2.05
14	bB	824	CLA	CMC-C2C	-2.10	1.46	1.50
14	dA	814	CLA	CMD-C2D	-2.10	1.46	1.50
14	aB	840	CLA	MG-ND	-2.10	2.01	2.05
18	dA	851	LHG	O7-C5	-2.10	1.41	1.46
14	aA	837	CLA	MG-ND	-2.10	2.01	2.05
14	dL	202	CLA	CMD-C2D	-2.10	1.46	1.50
14	bA	806	CLA	C3B-CAB	-2.10	1.43	1.47
14	cB	820	CLA	MG-ND	-2.09	2.01	2.05
14	bA	809	CLA	CMC-C2C	-2.09	1.46	1.50
14	dB	831	CLA	CMC-C2C	-2.09	1.46	1.50
14	bA	809	CLA	MG-ND	-2.09	2.01	2.05
14	dB	801	CLA	C3B-C2B	-2.09	1.37	1.40
14	bB	831	CLA	C3B-CAB	-2.09	1.43	1.47
14	dF	201	CLA	C3B-CAB	-2.09	1.43	1.47
14	bB	814	CLA	MG-ND	-2.09	2.01	2.05
14	dB	814	CLA	C3B-C2B	-2.09	1.37	1.40
14	aL	203	CLA	MG-ND	-2.09	2.01	2.05

Continued on next page...

Continued from previous page...

Mol	Chain	Res	Type	Atoms	Z	Observed(Å)	Ideal(Å)
14	bB	808	CLA	CMD-C2D	-2.09	1.46	1.50
14	dA	832	CLA	C3B-CAB	-2.09	1.43	1.47
14	bA	833	CLA	CMC-C2C	-2.09	1.46	1.50
14	bA	837	CLA	MG-ND	-2.09	2.01	2.05
14	aA	806	CLA	C3B-CAB	-2.09	1.43	1.47
14	cB	807	CLA	MG-ND	-2.09	2.01	2.05
14	aA	812	CLA	CMC-C2C	-2.09	1.46	1.50
18	cA	853	LHG	O7-C5	-2.09	1.41	1.46
14	aA	808	CLA	C3B-CAB	-2.09	1.43	1.47
14	aA	832	CLA	C3B-CAB	-2.09	1.43	1.47
14	bJ	102	CLA	CMD-C2D	-2.09	1.46	1.50
14	cA	811	CLA	C3B-CAB	-2.09	1.43	1.47
14	cB	813	CLA	C3B-CAB	-2.09	1.43	1.47
14	cB	823	CLA	CMC-C2C	-2.09	1.46	1.50
14	aA	804	CLA	C3B-C2B	-2.09	1.37	1.40
14	cA	821	CLA	C3B-CAB	-2.09	1.43	1.47
14	dX	101	CLA	CMC-C2C	-2.09	1.46	1.50
14	aB	820	CLA	MG-ND	-2.09	2.01	2.05
14	dA	806	CLA	C3B-C2B	-2.09	1.37	1.40
14	aB	830	CLA	CMC-C2C	-2.09	1.46	1.50
14	aF	201	CLA	C3B-CAB	-2.09	1.43	1.47
14	dA	829	CLA	MG-ND	-2.09	2.01	2.05
14	bA	835	CLA	CMC-C2C	-2.09	1.46	1.50
14	bB	831	CLA	CMC-C2C	-2.09	1.46	1.50
18	bA	851	LHG	O7-C5	-2.09	1.41	1.46
14	cA	832	CLA	C3B-C2B	-2.09	1.37	1.40
14	aA	829	CLA	C3B-CAB	-2.09	1.43	1.47
14	cA	814	CLA	CMD-C2D	-2.09	1.46	1.50
14	cA	838	CLA	C3B-CAB	-2.09	1.43	1.47
14	dB	809	CLA	MG-ND	-2.08	2.01	2.05
14	aA	832	CLA	CAA-C2A	-2.08	1.50	1.54
14	dA	835	CLA	C3B-CAB	-2.08	1.43	1.47
14	cA	829	CLA	CMC-C2C	-2.08	1.46	1.50
14	bB	819	CLA	MG-ND	-2.08	2.01	2.05
14	bB	822	CLA	MG-ND	-2.08	2.01	2.05
14	aL	202	CLA	C3B-C2B	-2.08	1.37	1.40
14	cB	826	CLA	C3B-CAB	-2.08	1.43	1.47
14	cB	830	CLA	C3B-CAB	-2.08	1.43	1.47
14	aA	832	CLA	C3B-C2B	-2.08	1.37	1.40
14	bB	842	CLA	CMC-C2C	-2.08	1.46	1.50
13	dA	801	CL0	C4C-C3C	2.08	1.48	1.45
14	bA	803	CLA	CMC-C2C	-2.08	1.46	1.50

Continued on next page...

Continued from previous page...

Mol	Chain	Res	Type	Atoms	Z	Observed(Å)	Ideal(Å)
14	dB	830	CLA	C3B-C2B	-2.08	1.37	1.40
14	aA	809	CLA	CMC-C2C	-2.08	1.46	1.50
14	bA	823	CLA	C3B-CAB	-2.08	1.43	1.47
14	bA	835	CLA	C3B-CAB	-2.08	1.43	1.47
14	dA	829	CLA	C3B-CAB	-2.08	1.43	1.47
14	cX	101	CLA	CMC-C2C	-2.08	1.46	1.50
14	dA	831	CLA	C3B-CAB	-2.08	1.43	1.47
14	dA	809	CLA	CMC-C2C	-2.08	1.46	1.50
14	dA	840	CLA	MG-ND	-2.08	2.01	2.05
14	cA	832	CLA	CAA-C2A	-2.08	1.50	1.54
14	bB	820	CLA	CMC-C2C	-2.08	1.46	1.50
14	bL	204	CLA	C3B-CAB	-2.08	1.43	1.47
14	aB	821	CLA	MG-ND	-2.08	2.01	2.05
14	aF	203	CLA	MG-ND	-2.08	2.01	2.05
14	bB	823	CLA	C3B-CAB	-2.08	1.43	1.47
14	cA	807	CLA	C3B-CAB	-2.08	1.43	1.47
14	dB	819	CLA	C3B-CAB	-2.08	1.43	1.47
14	bB	841	CLA	CMC-C2C	-2.08	1.46	1.50
14	aB	822	CLA	C3B-CAB	-2.08	1.43	1.47
14	aB	830	CLA	C3B-CAB	-2.08	1.43	1.47
14	dA	837	CLA	MG-ND	-2.08	2.01	2.05
14	aB	826	CLA	C3B-C2B	-2.08	1.37	1.40
14	bB	813	CLA	C3B-CAB	-2.08	1.43	1.47
14	cA	812	CLA	CMC-C2C	-2.08	1.46	1.50
14	dA	812	CLA	CMC-C2C	-2.08	1.46	1.50
14	dA	839	CLA	C3B-CAB	-2.07	1.43	1.47
14	aB	818	CLA	MG-ND	-2.07	2.01	2.05
14	aA	806	CLA	C3B-C2B	-2.07	1.37	1.40
14	cA	809	CLA	CMC-C2C	-2.07	1.46	1.50
14	aB	818	CLA	C3B-CAB	-2.07	1.43	1.47
14	bB	830	CLA	C3B-C2B	-2.07	1.37	1.40
14	cA	839	CLA	C3B-CAB	-2.07	1.43	1.47
14	cB	809	CLA	MG-ND	-2.07	2.01	2.05
14	bA	831	CLA	MG-ND	-2.07	2.01	2.05
14	bX	101	CLA	CMC-C2C	-2.07	1.46	1.50
14	cL	202	CLA	C3B-C2B	-2.07	1.37	1.40
14	dB	814	CLA	C3B-CAB	-2.07	1.43	1.47
14	aA	835	CLA	CMC-C2C	-2.07	1.46	1.50
14	cA	803	CLA	CMC-C2C	-2.07	1.46	1.50
14	bB	821	CLA	MG-ND	-2.07	2.01	2.05
14	aB	819	CLA	CMC-C2C	-2.07	1.46	1.50
14	bA	839	CLA	C3B-CAB	-2.07	1.43	1.47

Continued on next page...

Continued from previous page...

Mol	Chain	Res	Type	Atoms	Z	Observed(Å)	Ideal(Å)
14	cF	201	CLA	C3B-CAB	-2.07	1.43	1.47
14	dA	806	CLA	C3B-CAB	-2.07	1.43	1.47
14	cA	831	CLA	C3B-CAB	-2.07	1.43	1.47
14	bA	829	CLA	MG-ND	-2.07	2.01	2.05
18	aA	853	LHG	O7-C5	-2.07	1.41	1.46
14	cA	829	CLA	C3B-CAB	-2.07	1.43	1.47
14	dB	827	CLA	C3B-C2B	-2.07	1.37	1.40
14	bB	819	CLA	C3B-CAB	-2.07	1.43	1.47
14	bB	827	CLA	C3B-CAB	-2.07	1.43	1.47
14	cB	822	CLA	C3B-CAB	-2.07	1.43	1.47
14	cB	829	CLA	C3B-C2B	-2.06	1.37	1.40
14	cA	829	CLA	MG-ND	-2.06	2.01	2.05
14	cB	818	CLA	C3B-CAB	-2.06	1.43	1.47
14	bA	824	CLA	C3B-C2B	-2.06	1.37	1.40
14	bA	833	CLA	C3B-C2B	-2.06	1.37	1.40
14	bB	810	CLA	C3B-CAB	-2.06	1.43	1.47
14	aA	815	CLA	CMD-C2D	-2.06	1.46	1.50
14	bL	202	CLA	CMD-C2D	-2.06	1.46	1.50
14	bA	816	CLA	CMD-C2D	-2.06	1.46	1.50
14	dB	824	CLA	CMC-C2C	-2.06	1.46	1.50
14	cA	806	CLA	C3B-C2B	-2.06	1.37	1.40
14	dB	831	CLA	C3B-CAB	-2.06	1.43	1.47
14	cL	203	CLA	MG-ND	-2.06	2.01	2.05
14	bA	806	CLA	C3B-C2B	-2.06	1.37	1.40
14	dB	842	CLA	CMC-C2C	-2.06	1.46	1.50
14	dB	820	CLA	CMC-C2C	-2.06	1.46	1.50
14	aA	838	CLA	C3B-CAB	-2.06	1.43	1.47
14	dJ	102	CLA	CMC-C2C	-2.06	1.46	1.50
14	bA	829	CLA	C3B-CAB	-2.06	1.43	1.47
14	aA	829	CLA	MG-ND	-2.06	2.01	2.05
14	bJ	102	CLA	CMC-C2C	-2.06	1.46	1.50
14	aA	833	CLA	C3B-C2B	-2.06	1.37	1.40
14	aB	828	CLA	MG-ND	-2.06	2.01	2.05
14	aB	841	CLA	CMC-C2C	-2.06	1.46	1.50
14	aA	822	CLA	C3B-CAB	-2.06	1.43	1.47
14	cA	832	CLA	C3B-CAB	-2.06	1.43	1.47
14	dB	817	CLA	C3B-CAB	-2.06	1.43	1.47
14	dA	807	CLA	C3B-CAB	-2.05	1.43	1.47
14	dB	822	CLA	MG-ND	-2.05	2.01	2.05
14	aB	829	CLA	C3B-C2B	-2.05	1.37	1.40
14	dA	838	CLA	C3B-CAB	-2.05	1.43	1.47
14	cA	835	CLA	CMC-C2C	-2.05	1.46	1.50

Continued on next page...

Continued from previous page...

Mol	Chain	Res	Type	Atoms	Z	Observed(Å)	Ideal(Å)
17	dA	845	BCR	C38-C26	-2.05	1.47	1.50
14	bB	817	CLA	C3B-CAB	-2.05	1.43	1.47
14	aB	826	CLA	C3B-CAB	-2.05	1.43	1.47
14	bB	811	CLA	MG-ND	-2.05	2.01	2.05
14	dA	815	CLA	CMD-C2D	-2.05	1.46	1.50
14	dB	842	CLA	C4B-CHC	-2.05	1.35	1.41
14	bA	819	CLA	C3B-C2B	-2.05	1.37	1.40
14	bB	827	CLA	C3B-C2B	-2.05	1.37	1.40
14	aA	831	CLA	MG-ND	-2.05	2.01	2.05
14	aA	831	CLA	C3B-CAB	-2.05	1.43	1.47
14	bA	822	CLA	CMC-C2C	-2.05	1.46	1.50
14	bA	839	CLA	MG-ND	-2.05	2.01	2.05
13	bA	801	CL0	C1B-NB	-2.05	1.33	1.35
14	aF	203	CLA	CMC-C2C	-2.05	1.46	1.50
14	aB	816	CLA	C3B-CAB	-2.05	1.43	1.47
14	bA	831	CLA	C3B-CAB	-2.05	1.43	1.47
14	cJ	102	CLA	C3B-C2B	-2.05	1.37	1.40
14	cF	203	CLA	MG-ND	-2.05	2.01	2.05
14	aA	816	CLA	CMD-C2D	-2.05	1.46	1.50
14	bA	832	CLA	C3B-CAB	-2.05	1.43	1.47
14	dB	810	CLA	C3B-CAB	-2.05	1.43	1.47
14	dB	821	CLA	MG-ND	-2.05	2.01	2.05
14	aA	835	CLA	C3B-CAB	-2.05	1.43	1.47
14	aB	812	CLA	C3B-CAB	-2.05	1.43	1.47
14	dB	822	CLA	CMC-C2C	-2.05	1.46	1.50
14	dA	811	CLA	C3B-CAB	-2.05	1.43	1.47
14	bL	201	CLA	MG-ND	-2.05	2.01	2.05
14	cA	842	CLA	C3B-CAB	-2.05	1.43	1.47
14	aA	827	CLA	C3B-C2B	-2.05	1.37	1.40
14	bB	814	CLA	C3B-C2B	-2.05	1.37	1.40
14	dA	812	CLA	C3B-CAB	-2.05	1.43	1.47
14	dB	813	CLA	C3B-CAB	-2.05	1.43	1.47
14	dB	823	CLA	C3B-CAB	-2.04	1.43	1.47
14	dA	816	CLA	CMD-C2D	-2.04	1.46	1.50
14	cB	810	CLA	C3B-CAB	-2.04	1.43	1.47
14	aB	819	CLA	MG-ND	-2.04	2.01	2.05
14	bB	836	CLA	C3B-C2B	-2.04	1.37	1.40
14	bA	813	CLA	CMD-C2D	-2.04	1.46	1.50
14	bA	811	CLA	C3B-CAB	-2.04	1.43	1.47
14	dA	822	CLA	C3B-CAB	-2.04	1.43	1.47
14	dA	822	CLA	CMC-C2C	-2.04	1.46	1.50
14	dA	835	CLA	CMC-C2C	-2.04	1.46	1.50

Continued on next page...

Continued from previous page...

Mol	Chain	Res	Type	Atoms	Z	Observed(Å)	Ideal(Å)
14	aA	807	CLA	C3B-CAB	-2.04	1.43	1.47
14	aB	840	CLA	CMC-C2C	-2.04	1.46	1.50
14	dB	820	CLA	MG-ND	-2.04	2.01	2.05
13	dA	801	CL0	C1B-NB	-2.04	1.33	1.35
14	cA	816	CLA	CMD-C2D	-2.04	1.46	1.50
14	aA	836	CLA	CMC-C2C	-2.04	1.46	1.50
14	aB	813	CLA	C3B-CAB	-2.04	1.43	1.47
17	bA	845	BCR	C38-C26	-2.04	1.47	1.50
14	cB	835	CLA	C3B-C2B	-2.04	1.37	1.40
14	cA	835	CLA	C3B-CAB	-2.04	1.43	1.47
14	cA	822	CLA	CMC-C2C	-2.04	1.46	1.50
14	aA	839	CLA	MG-ND	-2.04	2.01	2.05
14	cB	816	CLA	C3B-CAB	-2.04	1.43	1.47
14	aA	822	CLA	CMC-C2C	-2.04	1.46	1.50
14	cJ	102	CLA	CMC-C2C	-2.04	1.46	1.50
14	cK	101	CLA	CMC-C2C	-2.04	1.46	1.50
17	bA	847	BCR	C33-C5	-2.04	1.47	1.50
14	cA	813	CLA	CMD-C2D	-2.04	1.46	1.50
14	bB	842	CLA	C3B-CAB	-2.04	1.43	1.47
14	aA	807	CLA	CMC-C2C	-2.04	1.46	1.50
14	cA	836	CLA	CMC-C2C	-2.04	1.46	1.50
14	cB	819	CLA	CMC-C2C	-2.04	1.46	1.50
14	aA	819	CLA	C3B-C2B	-2.04	1.37	1.40
14	bA	815	CLA	CMD-C2D	-2.03	1.46	1.50
14	aB	841	CLA	C4B-CHC	-2.03	1.35	1.41
14	dB	829	CLA	MG-ND	-2.03	2.01	2.05
14	cF	203	CLA	CMC-C2C	-2.03	1.46	1.50
14	bB	803	CLA	C3B-CAB	-2.03	1.43	1.47
14	cB	841	CLA	CMC-C2C	-2.03	1.46	1.50
14	cB	813	CLA	C3B-C2B	-2.03	1.37	1.40
14	bB	814	CLA	C3B-CAB	-2.03	1.43	1.47
14	cA	814	CLA	C3B-C2B	-2.03	1.37	1.40
14	bB	820	CLA	MG-ND	-2.03	2.01	2.05
14	cB	826	CLA	MG-ND	-2.03	2.01	2.05
14	aB	813	CLA	C3B-C2B	-2.03	1.37	1.40
14	cB	825	CLA	C3B-C2B	-2.03	1.37	1.40
14	dB	826	CLA	C3B-C2B	-2.03	1.37	1.40
19	aB	849	LMG	O8-C9	-2.03	1.40	1.45
19	bB	850	LMG	O8-C9	-2.03	1.40	1.45
14	aJ	102	CLA	CMC-C2C	-2.03	1.46	1.50
14	dB	841	CLA	CMC-C2C	-2.03	1.46	1.50
17	cA	847	BCR	C38-C26	-2.03	1.47	1.50

Continued on next page...

Continued from previous page...

Mol	Chain	Res	Type	Atoms	Z	Observed(Å)	Ideal(Å)
14	aB	841	CLA	C3B-CAB	-2.03	1.43	1.47
14	bA	804	CLA	C3B-CAB	-2.03	1.43	1.47
14	dL	204	CLA	C3B-CAB	-2.03	1.43	1.47
14	dA	807	CLA	CMC-C2C	-2.03	1.46	1.50
14	dJ	102	CLA	C3B-C2B	-2.03	1.37	1.40
14	dA	824	CLA	C3B-CAB	-2.03	1.43	1.47
14	cA	831	CLA	MG-ND	-2.03	2.01	2.05
14	cB	814	CLA	MG-ND	-2.03	2.01	2.05
14	bA	836	CLA	CMC-C2C	-2.03	1.46	1.50
14	cB	836	CLA	C3B-CAB	-2.03	1.43	1.47
14	bB	842	CLA	C4B-CHC	-2.03	1.35	1.41
14	aB	836	CLA	C3B-CAB	-2.03	1.43	1.47
14	dB	809	CLA	CAC-C3C	-2.03	1.45	1.51
14	bA	838	CLA	C3B-CAB	-2.03	1.43	1.47
14	dK	103	CLA	MG-ND	-2.03	2.01	2.05
14	dA	824	CLA	C3B-C2B	-2.03	1.37	1.40
14	aA	820	CLA	CMC-C2C	-2.02	1.46	1.50
14	aB	808	CLA	CMC-C2C	-2.02	1.46	1.50
14	dB	827	CLA	C3B-CAB	-2.02	1.43	1.47
14	bB	829	CLA	MG-ND	-2.02	2.01	2.05
14	cB	841	CLA	C4B-CHC	-2.02	1.35	1.41
14	bA	842	CLA	C3B-CAB	-2.02	1.43	1.47
19	dB	850	LMG	O8-C9	-2.02	1.40	1.45
14	dB	823	CLA	C3B-C2B	-2.02	1.37	1.40
14	cB	819	CLA	MG-ND	-2.02	2.01	2.05
14	cA	815	CLA	CMD-C2D	-2.02	1.46	1.50
14	aB	810	CLA	C3B-CAB	-2.02	1.43	1.47
14	cB	830	CLA	MG-ND	-2.02	2.01	2.05
14	aA	815	CLA	C3B-CAB	-2.02	1.43	1.47
14	aA	824	CLA	C3B-CAB	-2.02	1.43	1.47
14	dA	836	CLA	CMC-C2C	-2.02	1.46	1.50
14	dL	201	CLA	MG-ND	-2.02	2.01	2.05
17	dL	207	BCR	C38-C26	-2.02	1.47	1.50
19	cB	849	LMG	O8-C9	-2.02	1.40	1.45
14	aA	804	CLA	C3B-CAB	-2.02	1.43	1.47
14	dA	833	CLA	C3B-CAB	-2.02	1.43	1.47
17	bJ	103	BCR	C33-C5	-2.02	1.47	1.50
14	bA	807	CLA	C3B-CAB	-2.02	1.43	1.47
14	cA	824	CLA	C3B-CAB	-2.02	1.43	1.47
14	dB	811	CLA	MG-ND	-2.02	2.01	2.05
14	aA	813	CLA	CMD-C2D	-2.02	1.46	1.50
14	bA	820	CLA	MG-ND	-2.02	2.01	2.05

Continued on next page...

Continued from previous page...

Mol	Chain	Res	Type	Atoms	Z	Observed(Å)	Ideal(Å)
14	bB	809	CLA	CAC-C3C	-2.02	1.45	1.51
14	dA	842	CLA	C3B-CAB	-2.02	1.43	1.47
14	cB	840	CLA	CMC-C2C	-2.01	1.46	1.50
14	cB	809	CLA	CAC-C3C	-2.01	1.45	1.51
14	bA	820	CLA	CMC-C2C	-2.01	1.46	1.50
17	aB	845	BCR	C38-C26	-2.01	1.47	1.50
14	cB	812	CLA	C3B-CAB	-2.01	1.43	1.47
14	dA	827	CLA	C3B-C2B	-2.01	1.37	1.40
14	aB	821	CLA	C3B-CAB	-2.01	1.43	1.47
14	cA	815	CLA	C3B-CAB	-2.01	1.43	1.47
14	cA	822	CLA	C3B-CAB	-2.01	1.43	1.47
14	bA	815	CLA	C3B-CAB	-2.01	1.43	1.47
14	dA	831	CLA	MG-ND	-2.01	2.01	2.05
14	dA	823	CLA	CMC-C2C	-2.01	1.46	1.50
14	cA	830	CLA	C3B-CAB	-2.01	1.43	1.47
14	cB	828	CLA	MG-ND	-2.01	2.01	2.05
14	dB	838	CLA	MG-ND	-2.01	2.01	2.05
14	aB	825	CLA	C3B-C2B	-2.01	1.37	1.40
14	cA	804	CLA	C3B-CAB	-2.01	1.43	1.47
14	bK	103	CLA	MG-ND	-2.01	2.01	2.05
17	aJ	103	BCR	C33-C5	-2.01	1.47	1.50
14	bA	828	CLA	C3B-C2B	-2.01	1.37	1.40
14	cA	834	CLA	C3B-CAB	-2.01	1.43	1.47
17	aA	847	BCR	C38-C26	-2.01	1.47	1.50
14	bB	822	CLA	C3B-CAB	-2.01	1.43	1.47
14	dX	101	CLA	C3B-CAB	-2.01	1.43	1.47
14	cB	821	CLA	C3B-CAB	-2.01	1.43	1.47
14	aB	826	CLA	MG-ND	-2.01	2.01	2.05
14	bK	101	CLA	CMC-C2C	-2.01	1.46	1.50
14	cA	820	CLA	CMC-C2C	-2.01	1.46	1.50
14	cB	821	CLA	CMC-C2C	-2.01	1.46	1.50
14	cA	812	CLA	MG-ND	-2.01	2.01	2.05
14	dA	820	CLA	MG-ND	-2.01	2.01	2.05
14	dB	803	CLA	C3B-CAB	-2.01	1.43	1.47
14	aK	102	CLA	MG-ND	-2.01	2.01	2.05
14	cB	837	CLA	MG-ND	-2.00	2.01	2.05
14	bB	823	CLA	C3B-C2B	-2.00	1.37	1.40
14	dB	808	CLA	CMC-C2C	-2.00	1.46	1.50
14	bB	827	CLA	MG-ND	-2.00	2.01	2.05
17	bL	207	BCR	C38-C26	-2.00	1.47	1.50
14	aA	842	CLA	C3B-CAB	-2.00	1.43	1.47
14	dB	822	CLA	C3B-CAB	-2.00	1.43	1.47

Continued on next page...

Continued from previous page...

Mol	Chain	Res	Type	Atoms	Z	Observed(Å)	Ideal(Å)
14	bA	835	CLA	MG-ND	-2.00	2.01	2.05
14	aA	830	CLA	C3B-CAB	-2.00	1.43	1.47
14	dA	820	CLA	CMC-C2C	-2.00	1.46	1.50
14	dK	101	CLA	CMC-C2C	-2.00	1.46	1.50
14	dA	828	CLA	C3B-C2B	-2.00	1.37	1.40

All (3665) bond angle outliers are listed below:

Mol	Chain	Res	Type	Atoms	Z	Observed(°)	Ideal(°)
14	aB	804	CLA	C4A-NA-C1A	9.40	110.93	106.71
14	dB	804	CLA	C4A-NA-C1A	9.36	110.91	106.71
14	bB	804	CLA	C4A-NA-C1A	9.30	110.89	106.71
14	cB	804	CLA	C4A-NA-C1A	9.28	110.88	106.71
13	aA	801	CL0	C1D-ND-C4D	-8.96	99.97	106.33
13	cA	801	CL0	C1D-ND-C4D	-8.96	99.97	106.33
13	bA	801	CL0	C1D-ND-C4D	-8.90	100.01	106.33
13	dA	801	CL0	C1D-ND-C4D	-8.90	100.02	106.33
14	aB	809	CLA	C4A-NA-C1A	8.59	110.57	106.71
14	bB	809	CLA	C4A-NA-C1A	8.57	110.56	106.71
14	cB	809	CLA	C4A-NA-C1A	8.53	110.54	106.71
14	dB	835	CLA	C4A-NA-C1A	8.52	110.54	106.71
14	dB	809	CLA	C4A-NA-C1A	8.52	110.54	106.71
14	aB	834	CLA	C4A-NA-C1A	8.50	110.53	106.71
14	bB	835	CLA	C4A-NA-C1A	8.46	110.51	106.71
14	aB	806	CLA	C4A-NA-C1A	8.44	110.50	106.71
14	cB	806	CLA	C4A-NA-C1A	8.44	110.50	106.71
14	bB	806	CLA	C4A-NA-C1A	8.42	110.49	106.71
14	dB	806	CLA	C4A-NA-C1A	8.42	110.49	106.71
14	cB	834	CLA	C4A-NA-C1A	8.42	110.49	106.71
14	bA	841	CLA	C4A-NA-C1A	8.36	110.47	106.71
14	cA	827	CLA	C4A-NA-C1A	8.36	110.46	106.71
14	cA	841	CLA	C4A-NA-C1A	8.35	110.46	106.71
14	aA	827	CLA	C4A-NA-C1A	8.34	110.46	106.71
14	cL	203	CLA	C4A-NA-C1A	8.33	110.45	106.71
14	aA	841	CLA	C4A-NA-C1A	8.29	110.43	106.71
14	dA	827	CLA	C4A-NA-C1A	8.28	110.43	106.71
14	aA	843	CLA	C4A-NA-C1A	8.24	110.41	106.71
14	bL	202	CLA	C4A-NA-C1A	8.23	110.41	106.71
14	bA	827	CLA	C4A-NA-C1A	8.22	110.40	106.71
14	aL	203	CLA	C4A-NA-C1A	8.20	110.39	106.71
14	dL	202	CLA	C4A-NA-C1A	8.18	110.39	106.71
14	dA	841	CLA	C4A-NA-C1A	8.17	110.38	106.71

Continued on next page...

Continued from previous page...

Mol	Chain	Res	Type	Atoms	Z	Observed(°)	Ideal(°)
14	cA	843	CLA	C4A-NA-C1A	8.10	110.35	106.71
14	dA	828	CLA	C4A-NA-C1A	8.04	110.32	106.71
14	aA	805	CLA	C4A-NA-C1A	7.97	110.29	106.71
14	bA	805	CLA	C4A-NA-C1A	7.97	110.29	106.71
14	dA	838	CLA	C4A-NA-C1A	7.97	110.29	106.71
14	aA	838	CLA	C4A-NA-C1A	7.95	110.28	106.71
14	bA	828	CLA	C4A-NA-C1A	7.95	110.28	106.71
14	aA	828	CLA	C4A-NA-C1A	7.94	110.28	106.71
14	cA	838	CLA	C4A-NA-C1A	7.94	110.28	106.71
14	cB	841	CLA	C4A-NA-C1A	7.93	110.27	106.71
14	dA	805	CLA	C4A-NA-C1A	7.93	110.27	106.71
14	cA	828	CLA	C4A-NA-C1A	7.92	110.27	106.71
14	aB	841	CLA	C4A-NA-C1A	7.92	110.27	106.71
14	bL	205	CLA	C4A-NA-C1A	7.92	110.27	106.71
14	bB	842	CLA	C4A-NA-C1A	7.91	110.26	106.71
14	bA	838	CLA	C4A-NA-C1A	7.90	110.26	106.71
14	dL	205	CLA	C4A-NA-C1A	7.90	110.26	106.71
14	dB	842	CLA	C4A-NA-C1A	7.90	110.26	106.71
14	cA	805	CLA	C4A-NA-C1A	7.89	110.25	106.71
14	bA	820	CLA	C4A-NA-C1A	7.81	110.22	106.71
14	aA	820	CLA	C4A-NA-C1A	7.80	110.21	106.71
14	aB	822	CLA	C4A-NA-C1A	7.78	110.20	106.71
14	dA	839	CLA	C4A-NA-C1A	7.76	110.20	106.71
14	dA	836	CLA	C4A-NA-C1A	7.76	110.19	106.71
14	cA	836	CLA	C4A-NA-C1A	7.75	110.19	106.71
14	cA	804	CLA	C4A-NA-C1A	7.73	110.18	106.71
14	cA	820	CLA	C4A-NA-C1A	7.71	110.17	106.71
14	cA	839	CLA	C4A-NA-C1A	7.70	110.17	106.71
14	dA	820	CLA	C4A-NA-C1A	7.70	110.17	106.71
14	dA	840	CLA	C4A-NA-C1A	7.69	110.16	106.71
14	bA	836	CLA	C4A-NA-C1A	7.69	110.16	106.71
14	bA	839	CLA	C4A-NA-C1A	7.69	110.16	106.71
14	aA	839	CLA	C4A-NA-C1A	7.68	110.16	106.71
14	aA	836	CLA	C4A-NA-C1A	7.67	110.16	106.71
14	bB	823	CLA	C4A-NA-C1A	7.67	110.16	106.71
14	aA	804	CLA	C4A-NA-C1A	7.66	110.15	106.71
14	dA	804	CLA	C4A-NA-C1A	7.66	110.15	106.71
14	dB	823	CLA	C4A-NA-C1A	7.65	110.15	106.71
14	cB	822	CLA	C4A-NA-C1A	7.64	110.14	106.71
14	bA	840	CLA	C4A-NA-C1A	7.59	110.12	106.71
14	aA	840	CLA	C4A-NA-C1A	7.58	110.11	106.71
14	aJ	101	CLA	C4A-NA-C1A	7.56	110.10	106.71

Continued on next page...

Continued from previous page...

Mol	Chain	Res	Type	Atoms	Z	Observed(°)	Ideal(°)
14	cA	840	CLA	C4A-NA-C1A	7.54	110.10	106.71
14	dJ	101	CLA	C4A-NA-C1A	7.52	110.09	106.71
14	dB	839	CLA	C4A-NA-C1A	7.51	110.08	106.71
14	dB	830	CLA	C4A-NA-C1A	7.50	110.08	106.71
14	cA	815	CLA	C4A-NA-C1A	7.50	110.08	106.71
14	aB	838	CLA	C4A-NA-C1A	7.49	110.08	106.71
14	bA	804	CLA	C4A-NA-C1A	7.49	110.07	106.71
14	cJ	101	CLA	C4A-NA-C1A	7.49	110.07	106.71
14	dA	815	CLA	C4A-NA-C1A	7.48	110.07	106.71
14	bJ	101	CLA	C4A-NA-C1A	7.48	110.07	106.71
14	dB	816	CLA	C4A-NA-C1A	7.47	110.06	106.71
14	aB	815	CLA	C4A-NA-C1A	7.46	110.06	106.71
14	aB	805	CLA	C4A-NA-C1A	7.45	110.06	106.71
14	bB	839	CLA	C4A-NA-C1A	7.45	110.06	106.71
14	cB	829	CLA	C4A-NA-C1A	7.44	110.05	106.71
14	aB	829	CLA	C4A-NA-C1A	7.42	110.04	106.71
14	cB	838	CLA	C4A-NA-C1A	7.42	110.04	106.71
14	cB	805	CLA	C4A-NA-C1A	7.42	110.04	106.71
14	bB	805	CLA	C4A-NA-C1A	7.40	110.03	106.71
14	dB	805	CLA	C4A-NA-C1A	7.40	110.03	106.71
14	bA	815	CLA	C4A-NA-C1A	7.37	110.02	106.71
14	aA	815	CLA	C4A-NA-C1A	7.36	110.02	106.71
14	cA	817	CLA	C4A-NA-C1A	7.36	110.02	106.71
14	dA	817	CLA	C4A-NA-C1A	7.36	110.02	106.71
14	bB	830	CLA	C4A-NA-C1A	7.34	110.01	106.71
14	cB	815	CLA	C4A-NA-C1A	7.34	110.00	106.71
14	aA	817	CLA	C4A-NA-C1A	7.30	109.99	106.71
13	aA	801	CL0	C2D-C1D-ND	7.28	115.47	110.10
14	bB	816	CLA	C4A-NA-C1A	7.27	109.97	106.71
14	dA	835	CLA	C4A-NA-C1A	7.27	109.97	106.71
13	cA	801	CL0	C2D-C1D-ND	7.27	115.46	110.10
14	bA	817	CLA	C4A-NA-C1A	7.26	109.97	106.71
14	cA	807	CLA	C4A-NA-C1A	7.24	109.96	106.71
14	aA	821	CLA	C4A-NA-C1A	7.21	109.95	106.71
13	bA	801	CL0	C2D-C1D-ND	7.21	115.42	110.10
14	bA	821	CLA	C4A-NA-C1A	7.21	109.95	106.71
14	cA	808	CLA	C4A-NA-C1A	7.21	109.95	106.71
14	cA	821	CLA	C4A-NA-C1A	7.21	109.95	106.71
14	cB	807	CLA	C4A-NA-C1A	7.20	109.94	106.71
14	dA	821	CLA	C4A-NA-C1A	7.20	109.94	106.71
14	cX	101	CLA	C4A-NA-C1A	7.19	109.94	106.71
14	cB	832	CLA	C4A-NA-C1A	7.19	109.94	106.71

Continued on next page...

Continued from previous page...

Mol	Chain	Res	Type	Atoms	Z	Observed(°)	Ideal(°)
14	aA	835	CLA	C4A-NA-C1A	7.18	109.94	106.71
14	dL	204	CLA	C4A-NA-C1A	7.18	109.93	106.71
14	bA	816	CLA	C4A-NA-C1A	7.17	109.93	106.71
13	dA	801	CL0	C2D-C1D-ND	7.15	115.38	110.10
14	dA	833	CLA	C4A-NA-C1A	7.15	109.92	106.71
14	aA	809	CLA	C4A-NA-C1A	7.14	109.91	106.71
14	cA	816	CLA	C4A-NA-C1A	7.13	109.91	106.71
14	aA	807	CLA	C4A-NA-C1A	7.13	109.91	106.71
14	cA	835	CLA	C4A-NA-C1A	7.13	109.91	106.71
14	dA	808	CLA	C4A-NA-C1A	7.13	109.91	106.71
14	bB	836	CLA	C4A-NA-C1A	7.12	109.91	106.71
14	bA	807	CLA	C4A-NA-C1A	7.12	109.91	106.71
14	cA	830	CLA	C4A-NA-C1A	7.12	109.91	106.71
14	cA	822	CLA	C4A-NA-C1A	7.11	109.90	106.71
14	cA	833	CLA	C4A-NA-C1A	7.11	109.90	106.71
14	dA	816	CLA	C4A-NA-C1A	7.10	109.90	106.71
14	bA	835	CLA	C4A-NA-C1A	7.10	109.90	106.71
14	dA	807	CLA	C4A-NA-C1A	7.10	109.90	106.71
14	aX	101	CLA	C4A-NA-C1A	7.09	109.89	106.71
14	aA	830	CLA	C4A-NA-C1A	7.09	109.89	106.71
14	aA	816	CLA	C4A-NA-C1A	7.09	109.89	106.71
14	dA	809	CLA	C4A-NA-C1A	7.09	109.89	106.71
14	bA	808	CLA	C4A-NA-C1A	7.08	109.89	106.71
14	bL	204	CLA	C4A-NA-C1A	7.08	109.89	106.71
14	aB	807	CLA	C4A-NA-C1A	7.08	109.89	106.71
14	dB	836	CLA	C4A-NA-C1A	7.08	109.89	106.71
14	aB	819	CLA	C4A-NA-C1A	7.08	109.89	106.71
14	cA	809	CLA	C4A-NA-C1A	7.08	109.89	106.71
14	dB	833	CLA	C4A-NA-C1A	7.06	109.88	106.71
14	aB	832	CLA	C4A-NA-C1A	7.06	109.88	106.71
14	bB	822	CLA	C4A-NA-C1A	7.06	109.88	106.71
14	aA	833	CLA	C4A-NA-C1A	7.05	109.88	106.71
14	bA	833	CLA	C4A-NA-C1A	7.05	109.88	106.71
14	bB	833	CLA	C4A-NA-C1A	7.05	109.87	106.71
14	dB	838	CLA	C4A-NA-C1A	7.04	109.87	106.71
14	dX	101	CLA	C4A-NA-C1A	7.04	109.87	106.71
14	dA	822	CLA	C4A-NA-C1A	7.04	109.87	106.71
14	bB	807	CLA	C4A-NA-C1A	7.04	109.87	106.71
14	cB	835	CLA	C4A-NA-C1A	7.04	109.87	106.71
14	dB	815	CLA	C4A-NA-C1A	7.03	109.87	106.71
14	aA	822	CLA	C4A-NA-C1A	7.03	109.87	106.71
14	aB	835	CLA	C4A-NA-C1A	7.03	109.87	106.71

Continued on next page...

Continued from previous page...

Mol	Chain	Res	Type	Atoms	Z	Observed(°)	Ideal(°)
14	cB	812	CLA	C4A-NA-C1A	7.03	109.87	106.71
14	dB	807	CLA	C4A-NA-C1A	7.03	109.87	106.71
14	bX	101	CLA	C4A-NA-C1A	7.02	109.86	106.71
14	dA	831	CLA	C4A-NA-C1A	7.02	109.86	106.71
14	cB	819	CLA	C4A-NA-C1A	7.02	109.86	106.71
14	cL	202	CLA	C4A-NA-C1A	7.02	109.86	106.71
14	bA	830	CLA	C4A-NA-C1A	7.02	109.86	106.71
14	aA	831	CLA	C4A-NA-C1A	7.01	109.86	106.71
14	bA	809	CLA	C4A-NA-C1A	7.01	109.86	106.71
14	aA	808	CLA	C4A-NA-C1A	7.00	109.85	106.71
14	bA	822	CLA	C4A-NA-C1A	7.00	109.85	106.71
14	bB	820	CLA	C4A-NA-C1A	7.00	109.85	106.71
14	cA	811	CLA	C4A-NA-C1A	6.99	109.85	106.71
14	aA	811	CLA	C4A-NA-C1A	6.99	109.85	106.71
14	bB	838	CLA	C4A-NA-C1A	6.99	109.85	106.71
14	dA	830	CLA	C4A-NA-C1A	6.99	109.85	106.71
14	aB	821	CLA	C4A-NA-C1A	6.99	109.85	106.71
14	dA	811	CLA	C4A-NA-C1A	6.99	109.85	106.71
14	cB	814	CLA	C4A-NA-C1A	6.98	109.85	106.71
14	dB	820	CLA	C4A-NA-C1A	6.98	109.84	106.71
14	bB	813	CLA	C4A-NA-C1A	6.98	109.84	106.71
14	cB	821	CLA	C4A-NA-C1A	6.97	109.84	106.71
14	aA	842	CLA	C4A-NA-C1A	6.96	109.83	106.71
14	bA	842	CLA	C4A-NA-C1A	6.96	109.83	106.71
14	bA	831	CLA	C4A-NA-C1A	6.95	109.83	106.71
14	aB	814	CLA	C4A-NA-C1A	6.94	109.83	106.71
14	dB	808	CLA	C4A-NA-C1A	6.94	109.83	106.71
14	cB	827	CLA	C4A-NA-C1A	6.93	109.82	106.71
14	aB	837	CLA	C4A-NA-C1A	6.92	109.82	106.71
14	dB	822	CLA	C4A-NA-C1A	6.92	109.82	106.71
14	bB	831	CLA	C4A-NA-C1A	6.92	109.82	106.71
14	bB	826	CLA	C4A-NA-C1A	6.92	109.82	106.71
14	bB	815	CLA	C4A-NA-C1A	6.92	109.81	106.71
14	aL	202	CLA	C4A-NA-C1A	6.91	109.81	106.71
14	cB	837	CLA	C4A-NA-C1A	6.89	109.80	106.71
14	dB	813	CLA	C4A-NA-C1A	6.89	109.80	106.71
14	bA	806	CLA	C4A-NA-C1A	6.88	109.80	106.71
14	aB	812	CLA	C4A-NA-C1A	6.88	109.80	106.71
14	cA	831	CLA	C4A-NA-C1A	6.86	109.79	106.71
14	bB	808	CLA	C4A-NA-C1A	6.86	109.79	106.71
14	aB	808	CLA	C4A-NA-C1A	6.86	109.79	106.71
14	bB	821	CLA	C4A-NA-C1A	6.86	109.79	106.71

Continued on next page...

Continued from previous page...

Mol	Chain	Res	Type	Atoms	Z	Observed(°)	Ideal(°)
14	aB	830	CLA	C4A-NA-C1A	6.86	109.79	106.71
14	cB	808	CLA	C4A-NA-C1A	6.85	109.79	106.71
14	bB	828	CLA	C4A-NA-C1A	6.85	109.79	106.71
14	bA	811	CLA	C4A-NA-C1A	6.85	109.78	106.71
14	dB	826	CLA	C4A-NA-C1A	6.85	109.78	106.71
14	cB	830	CLA	C4A-NA-C1A	6.84	109.78	106.71
14	cB	825	CLA	C4A-NA-C1A	6.84	109.78	106.71
14	dB	831	CLA	C4A-NA-C1A	6.84	109.78	106.71
14	bA	812	CLA	C4A-NA-C1A	6.83	109.78	106.71
14	cB	839	CLA	C4A-NA-C1A	6.83	109.78	106.71
13	cA	801	CL0	CMD-C2D-C1D	6.82	136.74	124.71
14	dA	842	CLA	C4A-NA-C1A	6.81	109.77	106.71
14	cB	820	CLA	C4A-NA-C1A	6.81	109.77	106.71
14	dB	821	CLA	C4A-NA-C1A	6.81	109.77	106.71
14	dB	840	CLA	C4A-NA-C1A	6.80	109.76	106.71
14	bB	840	CLA	C4A-NA-C1A	6.80	109.76	106.71
14	cA	812	CLA	C4A-NA-C1A	6.79	109.76	106.71
14	cA	842	CLA	C4A-NA-C1A	6.79	109.76	106.71
14	cA	806	CLA	C4A-NA-C1A	6.79	109.76	106.71
14	aB	825	CLA	C4A-NA-C1A	6.78	109.76	106.71
14	dJ	102	CLA	C4A-NA-C1A	6.78	109.75	106.71
13	aA	801	CL0	CMD-C2D-C1D	6.78	136.66	124.71
14	aB	827	CLA	C4A-NA-C1A	6.77	109.75	106.71
14	aA	802	CLA	C4A-NA-C1A	6.76	109.75	106.71
14	bJ	102	CLA	C4A-NA-C1A	6.76	109.75	106.71
14	dA	812	CLA	C4A-NA-C1A	6.76	109.75	106.71
14	dB	828	CLA	C4A-NA-C1A	6.76	109.74	106.71
14	aA	814	CLA	C4A-NA-C1A	6.75	109.74	106.71
14	dA	806	CLA	C4A-NA-C1A	6.75	109.74	106.71
14	bA	802	CLA	C4A-NA-C1A	6.75	109.74	106.71
14	aB	820	CLA	C4A-NA-C1A	6.74	109.74	106.71
14	aB	839	CLA	C4A-NA-C1A	6.74	109.73	106.71
14	aA	837	CLA	C4A-NA-C1A	6.73	109.73	106.71
14	dA	837	CLA	C4A-NA-C1A	6.73	109.73	106.71
14	dA	802	CLA	C4A-NA-C1A	6.73	109.73	106.71
14	bA	837	CLA	C4A-NA-C1A	6.73	109.73	106.71
14	cJ	102	CLA	C4A-NA-C1A	6.73	109.73	106.71
14	dB	818	CLA	C4A-NA-C1A	6.73	109.73	106.71
14	aB	817	CLA	C4A-NA-C1A	6.72	109.73	106.71
14	aJ	102	CLA	C4A-NA-C1A	6.72	109.73	106.71
14	aA	812	CLA	C4A-NA-C1A	6.71	109.72	106.71
14	aA	806	CLA	C4A-NA-C1A	6.71	109.72	106.71

Continued on next page...

Continued from previous page...

Mol	Chain	Res	Type	Atoms	Z	Observed(°)	Ideal(°)
14	cA	802	CLA	C4A-NA-C1A	6.71	109.72	106.71
14	cA	818	CLA	C4A-NA-C1A	6.70	109.72	106.71
14	dA	814	CLA	C4A-NA-C1A	6.69	109.71	106.71
14	aB	833	CLA	C4A-NA-C1A	6.68	109.71	106.71
14	bA	818	CLA	C4A-NA-C1A	6.68	109.71	106.71
14	bA	814	CLA	C4A-NA-C1A	6.67	109.70	106.71
14	bB	818	CLA	C4A-NA-C1A	6.64	109.69	106.71
14	cA	837	CLA	C4A-NA-C1A	6.63	109.69	106.71
14	dF	203	CLA	C4A-NA-C1A	6.61	109.68	106.71
14	cB	817	CLA	C4A-NA-C1A	6.58	109.66	106.71
14	dB	834	CLA	C4A-NA-C1A	6.57	109.66	106.71
14	bA	803	CLA	C4A-NA-C1A	6.56	109.66	106.71
14	cA	814	CLA	C4A-NA-C1A	6.56	109.66	106.71
14	aA	818	CLA	C4A-NA-C1A	6.56	109.65	106.71
14	cA	810	CLA	C4A-NA-C1A	6.55	109.65	106.71
14	bB	834	CLA	C4A-NA-C1A	6.53	109.64	106.71
14	cB	840	CLA	C4A-NA-C1A	6.53	109.64	106.71
14	dA	818	CLA	C4A-NA-C1A	6.53	109.64	106.71
14	cB	833	CLA	C4A-NA-C1A	6.52	109.64	106.71
14	bA	810	CLA	C4A-NA-C1A	6.49	109.62	106.71
14	bF	203	CLA	C4A-NA-C1A	6.49	109.62	106.71
14	cB	802	CLA	C4A-NA-C1A	6.49	109.62	106.71
14	cB	836	CLA	C4A-NA-C1A	6.49	109.62	106.71
14	bB	841	CLA	C4A-NA-C1A	6.47	109.62	106.71
14	bA	825	CLA	C4A-NA-C1A	6.47	109.62	106.71
14	aB	826	CLA	C4A-NA-C1A	6.47	109.61	106.71
14	cA	803	CLA	C4A-NA-C1A	6.47	109.61	106.71
14	aA	823	CLA	C4A-NA-C1A	6.47	109.61	106.71
14	dA	803	CLA	C4A-NA-C1A	6.46	109.61	106.71
14	dA	810	CLA	C4A-NA-C1A	6.46	109.61	106.71
14	bB	827	CLA	C4A-NA-C1A	6.45	109.61	106.71
14	aB	811	CLA	C4A-NA-C1A	6.45	109.61	106.71
14	aB	813	CLA	C4A-NA-C1A	6.45	109.60	106.71
14	bB	837	CLA	C4A-NA-C1A	6.45	109.60	106.71
13	bA	801	CL0	CMD-C2D-C1D	6.44	136.06	124.71
14	aA	803	CLA	C4A-NA-C1A	6.43	109.60	106.71
14	dB	812	CLA	C4A-NA-C1A	6.43	109.60	106.71
14	aB	802	CLA	C4A-NA-C1A	6.42	109.59	106.71
14	aB	840	CLA	C4A-NA-C1A	6.42	109.59	106.71
14	dB	837	CLA	C4A-NA-C1A	6.41	109.59	106.71
13	dA	801	CL0	CMD-C2D-C1D	6.41	136.01	124.71
14	dA	823	CLA	C4A-NA-C1A	6.41	109.59	106.71

Continued on next page...

Continued from previous page...

Mol	Chain	Res	Type	Atoms	Z	Observed(°)	Ideal(°)
14	cB	813	CLA	C4A-NA-C1A	6.40	109.58	106.71
14	dB	827	CLA	C4A-NA-C1A	6.40	109.58	106.71
14	aA	810	CLA	C4A-NA-C1A	6.40	109.58	106.71
14	aL	204	CLA	C4A-NA-C1A	6.40	109.58	106.71
14	dA	825	CLA	C4A-NA-C1A	6.40	109.58	106.71
14	dB	814	CLA	C4A-NA-C1A	6.39	109.58	106.71
14	dB	841	CLA	C4A-NA-C1A	6.39	109.58	106.71
14	bA	823	CLA	C4A-NA-C1A	6.39	109.58	106.71
14	bB	814	CLA	C4A-NA-C1A	6.38	109.57	106.71
14	aB	836	CLA	C4A-NA-C1A	6.38	109.57	106.71
14	bB	802	CLA	C4A-NA-C1A	6.38	109.57	106.71
14	bB	812	CLA	C4A-NA-C1A	6.37	109.57	106.71
14	cA	823	CLA	C4A-NA-C1A	6.37	109.57	106.71
14	cB	826	CLA	C4A-NA-C1A	6.36	109.56	106.71
13	aA	801	CL0	CHD-C1D-ND	-6.36	118.61	124.45
14	cA	825	CLA	C4A-NA-C1A	6.35	109.56	106.71
13	cA	801	CL0	CHD-C1D-ND	-6.34	118.62	124.45
14	cA	819	CLA	C4A-NA-C1A	6.34	109.56	106.71
14	dA	819	CLA	C4A-NA-C1A	6.33	109.55	106.71
14	dB	802	CLA	C4A-NA-C1A	6.33	109.55	106.71
14	aB	828	CLA	C4A-NA-C1A	6.33	109.55	106.71
14	cK	102	CLA	C4A-NA-C1A	6.33	109.55	106.71
13	dA	801	CL0	C4A-NA-C1A	-6.31	103.87	106.71
14	aA	832	CLA	C4A-NA-C1A	6.30	109.54	106.71
14	aA	819	CLA	C4A-NA-C1A	6.29	109.54	106.71
14	dK	103	CLA	C4A-NA-C1A	6.28	109.53	106.71
14	bB	829	CLA	C4A-NA-C1A	6.28	109.53	106.71
14	cB	828	CLA	C4A-NA-C1A	6.27	109.53	106.71
14	aA	825	CLA	C4A-NA-C1A	6.26	109.52	106.71
14	aK	102	CLA	C4A-NA-C1A	6.26	109.52	106.71
14	cB	811	CLA	C4A-NA-C1A	6.26	109.52	106.71
13	bA	801	CL0	C4A-NA-C1A	-6.25	103.89	106.71
14	cL	204	CLA	C4A-NA-C1A	6.25	109.52	106.71
14	bB	811	CLA	C4A-NA-C1A	6.24	109.51	106.71
14	cB	816	CLA	C4A-NA-C1A	6.24	109.51	106.71
13	dA	801	CL0	CHD-C1D-ND	-6.24	118.72	124.45
13	bA	801	CL0	CHD-C1D-ND	-6.24	118.72	124.45
14	bK	103	CLA	C4A-NA-C1A	6.24	109.51	106.71
14	bA	819	CLA	C4A-NA-C1A	6.23	109.51	106.71
14	bB	817	CLA	C4A-NA-C1A	6.23	109.51	106.71
14	dB	811	CLA	C4A-NA-C1A	6.23	109.51	106.71
14	dB	817	CLA	C4A-NA-C1A	6.23	109.50	106.71

Continued on next page...

Continued from previous page...

Mol	Chain	Res	Type	Atoms	Z	Observed(°)	Ideal(°)
14	dA	832	CLA	C4A-NA-C1A	6.22	109.50	106.71
14	dB	829	CLA	C4A-NA-C1A	6.21	109.50	106.71
14	cA	832	CLA	C4A-NA-C1A	6.21	109.50	106.71
14	aB	816	CLA	C4A-NA-C1A	6.20	109.50	106.71
14	bA	824	CLA	C4A-NA-C1A	6.20	109.50	106.71
14	bA	832	CLA	C4A-NA-C1A	6.19	109.49	106.71
14	dL	201	CLA	C4A-NA-C1A	6.19	109.49	106.71
14	aF	203	CLA	C4A-NA-C1A	6.18	109.49	106.71
14	dA	802	CLA	CMB-C2B-C1B	-6.17	118.98	128.46
14	dF	201	CLA	C4A-NA-C1A	6.17	109.48	106.71
14	bL	201	CLA	C4A-NA-C1A	6.15	109.47	106.71
14	bA	802	CLA	CMB-C2B-C1B	-6.15	119.01	128.46
14	cA	802	CLA	CMB-C2B-C1B	-6.15	119.01	128.46
14	aA	802	CLA	CMB-C2B-C1B	-6.15	119.02	128.46
14	aA	824	CLA	C4A-NA-C1A	6.15	109.47	106.71
14	dA	834	CLA	C4A-NA-C1A	6.13	109.46	106.71
14	cF	203	CLA	C4A-NA-C1A	6.12	109.46	106.71
14	cB	829	CLA	CMB-C2B-C1B	-6.11	119.07	128.46
14	bB	830	CLA	CMB-C2B-C1B	-6.11	119.07	128.46
14	cK	101	CLA	C4A-NA-C1A	6.11	109.45	106.71
14	dB	830	CLA	CMB-C2B-C1B	-6.10	119.08	128.46
14	aK	101	CLA	C4A-NA-C1A	6.10	109.45	106.71
14	cB	810	CLA	C4A-NA-C1A	6.10	109.45	106.71
14	aB	829	CLA	CMB-C2B-C1B	-6.10	119.09	128.46
14	dA	824	CLA	C4A-NA-C1A	6.10	109.45	106.71
14	bA	834	CLA	C4A-NA-C1A	6.09	109.45	106.71
14	aA	834	CLA	C4A-NA-C1A	6.08	109.44	106.71
14	cF	201	CLA	C4A-NA-C1A	6.06	109.43	106.71
14	bF	201	CLA	C4A-NA-C1A	6.06	109.43	106.71
14	bK	101	CLA	C4A-NA-C1A	6.06	109.43	106.71
14	cA	834	CLA	C4A-NA-C1A	6.06	109.43	106.71
14	bL	206	CLA	C4A-NA-C1A	6.06	109.43	106.71
14	dL	206	CLA	C4A-NA-C1A	6.06	109.43	106.71
14	aB	810	CLA	C4A-NA-C1A	6.05	109.43	106.71
14	aF	201	CLA	C4A-NA-C1A	6.04	109.42	106.71
14	cA	824	CLA	C4A-NA-C1A	6.04	109.42	106.71
14	dK	101	CLA	C4A-NA-C1A	6.03	109.42	106.71
14	dA	826	CLA	C4A-NA-C1A	6.02	109.41	106.71
14	dB	810	CLA	C4A-NA-C1A	5.99	109.40	106.71
14	bB	810	CLA	C4A-NA-C1A	5.98	109.40	106.71
14	bB	819	CLA	C4A-NA-C1A	5.97	109.39	106.71
14	bA	826	CLA	C4A-NA-C1A	5.95	109.38	106.71

Continued on next page...

Continued from previous page...

Mol	Chain	Res	Type	Atoms	Z	Observed(°)	Ideal(°)
14	dB	819	CLA	C4A-NA-C1A	5.94	109.38	106.71
14	cA	843	CLA	CAC-C3C-C4C	-5.91	117.14	124.81
14	cB	818	CLA	C4A-NA-C1A	5.91	109.36	106.71
14	aA	826	CLA	C4A-NA-C1A	5.90	109.36	106.71
14	aB	818	CLA	C4A-NA-C1A	5.89	109.36	106.71
14	aA	843	CLA	CAC-C3C-C4C	-5.88	117.18	124.81
14	cA	826	CLA	C4A-NA-C1A	5.88	109.35	106.71
14	cA	829	CLA	C4A-NA-C1A	5.87	109.35	106.71
14	dL	202	CLA	CAC-C3C-C4C	-5.87	117.20	124.81
14	bL	202	CLA	CAC-C3C-C4C	-5.84	117.23	124.81
13	aA	801	CL0	O2D-CGD-CBD	5.84	121.64	111.27
14	cA	843	CLA	CAC-C3C-C2C	5.82	137.49	127.53
14	aA	829	CLA	C4A-NA-C1A	5.82	109.32	106.71
14	dL	202	CLA	CAC-C3C-C2C	5.79	137.44	127.53
14	aA	843	CLA	CAC-C3C-C2C	5.79	137.43	127.53
14	bL	202	CLA	CAC-C3C-C2C	5.79	137.43	127.53
14	bA	829	CLA	C4A-NA-C1A	5.76	109.29	106.71
13	bA	801	CL0	O2D-CGD-CBD	5.73	121.46	111.27
14	cB	824	CLA	C4A-NA-C1A	5.73	109.28	106.71
13	cA	801	CL0	O2D-CGD-CBD	5.73	121.44	111.27
14	aB	824	CLA	C4A-NA-C1A	5.71	109.28	106.71
14	dA	829	CLA	C4A-NA-C1A	5.70	109.27	106.71
14	cB	803	CLA	C4A-NA-C1A	5.68	109.26	106.71
14	bB	803	CLA	C4A-NA-C1A	5.67	109.26	106.71
13	dA	801	CL0	O2D-CGD-CBD	5.67	121.34	111.27
14	aA	813	CLA	C4A-NA-C1A	5.62	109.23	106.71
14	bA	813	CLA	C4A-NA-C1A	5.62	109.23	106.71
14	cA	813	CLA	C4A-NA-C1A	5.62	109.23	106.71
14	dB	825	CLA	C4A-NA-C1A	5.61	109.23	106.71
13	aA	801	CL0	C4A-NA-C1A	-5.59	104.19	106.71
14	bB	825	CLA	C4A-NA-C1A	5.59	109.22	106.71
14	dB	803	CLA	C4A-NA-C1A	5.58	109.22	106.71
13	dA	801	CL0	CHD-C4C-C3C	-5.57	116.65	124.84
14	aB	803	CLA	C4A-NA-C1A	5.55	109.20	106.71
14	dA	813	CLA	C4A-NA-C1A	5.54	109.20	106.71
13	cA	801	CL0	C4A-NA-C1A	-5.53	104.22	106.71
13	bA	801	CL0	CHD-C4C-C3C	-5.53	116.71	124.84
14	aB	827	CLA	CMB-C2B-C1B	-5.44	120.10	128.46
14	aB	801	CLA	C4A-NA-C1A	5.43	109.15	106.71
14	bA	825	CLA	CMB-C2B-C1B	-5.43	120.12	128.46
14	aA	825	CLA	CMB-C2B-C1B	-5.42	120.13	128.46
14	bB	828	CLA	CMB-C2B-C1B	-5.41	120.15	128.46

Continued on next page...

Continued from previous page...

Mol	Chain	Res	Type	Atoms	Z	Observed(°)	Ideal(°)
14	cB	827	CLA	CMB-C2B-C1B	-5.41	120.15	128.46
14	dA	825	CLA	CMB-C2B-C1B	-5.41	120.16	128.46
14	dB	828	CLA	CMB-C2B-C1B	-5.40	120.16	128.46
14	cA	825	CLA	CMB-C2B-C1B	-5.39	120.17	128.46
14	cB	801	CLA	C4A-NA-C1A	5.38	109.13	106.71
14	aB	819	CLA	CMB-C2B-C1B	-5.36	120.22	128.46
14	bB	820	CLA	CMB-C2B-C1B	-5.36	120.23	128.46
14	dB	820	CLA	CMB-C2B-C1B	-5.36	120.23	128.46
14	cA	837	CLA	CMB-C2B-C1B	-5.35	120.24	128.46
14	bA	837	CLA	CMB-C2B-C1B	-5.35	120.25	128.46
14	cB	819	CLA	CMB-C2B-C1B	-5.34	120.26	128.46
14	aA	837	CLA	CMB-C2B-C1B	-5.33	120.27	128.46
14	dA	837	CLA	CMB-C2B-C1B	-5.32	120.29	128.46
14	dB	832	CLA	C4A-NA-C1A	5.32	109.10	106.71
14	bB	832	CLA	C4A-NA-C1A	5.31	109.09	106.71
14	bB	801	CLA	C4A-NA-C1A	5.30	109.09	106.71
13	aA	801	CL0	CHD-C4C-C3C	-5.30	117.06	124.84
13	cA	801	CL0	C2C-C1C-NC	5.28	114.92	109.97
14	dB	801	CLA	C4A-NA-C1A	5.28	109.08	106.71
14	cA	830	CLA	CMB-C2B-C1B	-5.27	120.37	128.46
14	dA	830	CLA	CMB-C2B-C1B	-5.26	120.37	128.46
14	bA	830	CLA	CMB-C2B-C1B	-5.26	120.38	128.46
13	cA	801	CL0	CHD-C4C-C3C	-5.25	117.12	124.84
13	bA	801	CL0	C2C-C1C-NC	5.25	114.89	109.97
14	aB	831	CLA	C4A-NA-C1A	5.25	109.06	106.71
14	aA	830	CLA	CMB-C2B-C1B	-5.23	120.42	128.46
13	aA	801	CL0	C2C-C1C-NC	5.23	114.87	109.97
13	dA	801	CL0	C2C-C1C-NC	5.22	114.86	109.97
14	bA	818	CLA	CMB-C2B-C1B	-5.20	120.47	128.46
14	cA	818	CLA	CMB-C2B-C1B	-5.20	120.48	128.46
14	bB	832	CLA	CMB-C2B-C1B	-5.18	120.50	128.46
14	dB	832	CLA	CMB-C2B-C1B	-5.18	120.50	128.46
14	cB	831	CLA	C4A-NA-C1A	5.17	109.03	106.71
14	aA	818	CLA	CMB-C2B-C1B	-5.17	120.51	128.46
14	dA	818	CLA	CMB-C2B-C1B	-5.17	120.52	128.46
14	aB	831	CLA	CMB-C2B-C1B	-5.17	120.52	128.46
14	cB	831	CLA	CMB-C2B-C1B	-5.16	120.53	128.46
14	aB	810	CLA	CMB-C2B-C1B	-5.15	120.55	128.46
14	cA	819	CLA	CMB-C2B-C1B	-5.15	120.55	128.46
14	dA	819	CLA	CMB-C2B-C1B	-5.15	120.55	128.46
14	cB	810	CLA	CMB-C2B-C1B	-5.14	120.56	128.46
14	dB	810	CLA	CMB-C2B-C1B	-5.14	120.56	128.46

Continued on next page...

Continued from previous page...

Mol	Chain	Res	Type	Atoms	Z	Observed(°)	Ideal(°)
14	bA	819	CLA	CMB-C2B-C1B	-5.14	120.56	128.46
14	bB	810	CLA	CMB-C2B-C1B	-5.12	120.59	128.46
14	aA	819	CLA	CMB-C2B-C1B	-5.11	120.61	128.46
14	dB	824	CLA	C4A-NA-C1A	5.04	108.97	106.71
14	bB	824	CLA	C4A-NA-C1A	5.03	108.97	106.71
14	aA	802	CLA	CMB-C2B-C3B	5.00	134.04	124.68
14	bA	802	CLA	CMB-C2B-C3B	5.00	134.04	124.68
14	cA	802	CLA	CMB-C2B-C3B	5.00	134.04	124.68
14	dA	802	CLA	CMB-C2B-C3B	5.00	134.03	124.68
14	aB	823	CLA	C4A-NA-C1A	4.99	108.95	106.71
14	cB	823	CLA	C4A-NA-C1A	4.98	108.95	106.71
14	aB	801	CLA	CMB-C2B-C1B	-4.91	120.92	128.46
14	bB	801	CLA	CMB-C2B-C1B	-4.91	120.92	128.46
14	cB	801	CLA	CMB-C2B-C1B	-4.88	120.97	128.46
14	dB	801	CLA	CMB-C2B-C1B	-4.87	120.97	128.46
14	dB	840	CLA	CMB-C2B-C1B	-4.86	120.99	128.46
14	aB	839	CLA	CMB-C2B-C1B	-4.86	121.00	128.46
14	cB	839	CLA	CMB-C2B-C1B	-4.85	121.02	128.46
14	bB	840	CLA	CMB-C2B-C1B	-4.84	121.02	128.46
14	bB	839	CLA	CMB-C2B-C1B	-4.83	121.04	128.46
14	cB	838	CLA	CMB-C2B-C1B	-4.83	121.04	128.46
14	dB	839	CLA	CMB-C2B-C1B	-4.83	121.05	128.46
14	aB	838	CLA	CMB-C2B-C1B	-4.82	121.06	128.46
14	aB	803	CLA	CMB-C2B-C1B	-4.75	121.16	128.46
14	aA	825	CLA	CMB-C2B-C3B	4.75	133.56	124.68
14	dB	828	CLA	CMB-C2B-C3B	4.73	133.53	124.68
14	aB	827	CLA	CMB-C2B-C3B	4.73	133.52	124.68
14	bA	825	CLA	CMB-C2B-C3B	4.72	133.52	124.68
14	dA	825	CLA	CMB-C2B-C3B	4.72	133.50	124.68
14	cA	825	CLA	CMB-C2B-C3B	4.72	133.50	124.68
14	bB	803	CLA	CMB-C2B-C1B	-4.71	121.22	128.46
14	bB	828	CLA	CMB-C2B-C3B	4.71	133.49	124.68
14	cB	803	CLA	CMB-C2B-C1B	-4.71	121.23	128.46
14	cB	827	CLA	CMB-C2B-C3B	4.71	133.48	124.68
14	dB	803	CLA	CMB-C2B-C1B	-4.70	121.24	128.46
14	aB	805	CLA	CMB-C2B-C1B	-4.69	121.25	128.46
14	bB	808	CLA	CMB-C2B-C1B	-4.68	121.27	128.46
14	dB	805	CLA	CMB-C2B-C1B	-4.68	121.28	128.46
14	dB	808	CLA	CMB-C2B-C1B	-4.66	121.30	128.46
14	aB	808	CLA	CMB-C2B-C1B	-4.66	121.30	128.46
14	bB	805	CLA	CMB-C2B-C1B	-4.65	121.31	128.46
14	dA	818	CLA	CMB-C2B-C3B	4.65	133.38	124.68

Continued on next page...

Continued from previous page...

Mol	Chain	Res	Type	Atoms	Z	Observed(°)	Ideal(°)
14	bA	818	CLA	CMB-C2B-C3B	4.65	133.37	124.68
14	cA	818	CLA	CMB-C2B-C3B	4.64	133.37	124.68
14	aA	804	CLA	CMB-C2B-C1B	-4.64	121.33	128.46
14	cB	808	CLA	CMB-C2B-C1B	-4.64	121.33	128.46
14	bA	804	CLA	CMB-C2B-C1B	-4.64	121.34	128.46
14	cB	805	CLA	CMB-C2B-C1B	-4.63	121.35	128.46
14	dA	804	CLA	CMB-C2B-C1B	-4.63	121.35	128.46
14	aA	818	CLA	CMB-C2B-C3B	4.63	133.34	124.68
14	aA	836	CLA	CMB-C2B-C1B	-4.63	121.35	128.46
14	cA	804	CLA	CMB-C2B-C1B	-4.62	121.36	128.46
14	dA	842	CLA	CMB-C2B-C1B	-4.62	121.36	128.46
14	cA	842	CLA	CMB-C2B-C1B	-4.62	121.36	128.46
14	dA	836	CLA	CMB-C2B-C1B	-4.62	121.37	128.46
14	dB	806	CLA	CMB-C2B-C1B	-4.61	121.39	128.46
14	aA	842	CLA	CMB-C2B-C1B	-4.60	121.39	128.46
14	cB	806	CLA	CMB-C2B-C1B	-4.60	121.39	128.46
14	bA	836	CLA	CMB-C2B-C1B	-4.60	121.40	128.46
14	bB	806	CLA	CMB-C2B-C1B	-4.59	121.40	128.46
14	cA	836	CLA	CMB-C2B-C1B	-4.59	121.41	128.46
14	cA	828	CLA	CMB-C2B-C1B	-4.58	121.42	128.46
14	bA	828	CLA	CMB-C2B-C1B	-4.58	121.43	128.46
14	aA	828	CLA	CMB-C2B-C1B	-4.58	121.43	128.46
14	cB	804	CLA	CMB-C2B-C1B	-4.57	121.44	128.46
14	bA	842	CLA	CMB-C2B-C1B	-4.57	121.44	128.46
14	dF	201	CLA	O2D-CGD-O1D	-4.56	114.92	123.84
14	dB	804	CLA	CMB-C2B-C1B	-4.56	121.46	128.46
14	dA	828	CLA	CMB-C2B-C1B	-4.56	121.46	128.46
14	aB	804	CLA	CMB-C2B-C1B	-4.55	121.47	128.46
14	cF	201	CLA	O2D-CGD-O1D	-4.55	114.94	123.84
14	bB	804	CLA	CMB-C2B-C1B	-4.55	121.47	128.46
14	aB	806	CLA	CMB-C2B-C1B	-4.55	121.48	128.46
14	aF	201	CLA	O2D-CGD-O1D	-4.53	114.97	123.84
14	bF	201	CLA	O2D-CGD-O1D	-4.53	114.98	123.84
14	cF	203	CLA	CMB-C2B-C1B	-4.51	121.54	128.46
14	aB	834	CLA	CMB-C2B-C1B	-4.50	121.54	128.46
14	bB	835	CLA	CMB-C2B-C1B	-4.50	121.55	128.46
14	dB	835	CLA	CMB-C2B-C1B	-4.50	121.55	128.46
14	bB	816	CLA	CMB-C2B-C1B	-4.50	121.55	128.46
14	cB	834	CLA	CMB-C2B-C1B	-4.50	121.55	128.46
14	aB	815	CLA	CMB-C2B-C1B	-4.49	121.56	128.46
14	dB	816	CLA	CMB-C2B-C1B	-4.48	121.57	128.46
13	bA	801	CL0	C3D-C4D-ND	4.47	117.46	110.24

Continued on next page...

Continued from previous page...

Mol	Chain	Res	Type	Atoms	Z	Observed(°)	Ideal(°)
14	aF	203	CLA	CMB-C2B-C1B	-4.46	121.61	128.46
14	cB	831	CLA	CMB-C2B-C3B	4.46	133.02	124.68
13	dA	801	CL0	C3D-C4D-ND	4.46	117.45	110.24
14	cB	815	CLA	CMB-C2B-C1B	-4.45	121.63	128.46
14	aB	831	CLA	CMB-C2B-C3B	4.44	132.99	124.68
14	dB	832	CLA	CMB-C2B-C3B	4.43	132.97	124.68
14	aA	837	CLA	CMB-C2B-C3B	4.43	132.97	124.68
13	cA	801	CL0	C3D-C4D-ND	4.42	117.39	110.24
14	bA	837	CLA	CMB-C2B-C3B	4.42	132.94	124.68
14	bB	832	CLA	CMB-C2B-C3B	4.42	132.94	124.68
14	cA	837	CLA	CMB-C2B-C3B	4.41	132.94	124.68
13	aA	801	CL0	C3D-C2D-C1D	-4.41	99.81	105.83
17	dL	207	BCR	C24-C23-C22	-4.41	119.57	126.23
13	bA	801	CL0	C3D-C2D-C1D	-4.40	99.82	105.83
14	bA	826	CLA	CMB-C2B-C1B	-4.40	121.70	128.46
13	aA	801	CL0	C3D-C4D-ND	4.40	117.35	110.24
14	dA	837	CLA	CMB-C2B-C3B	4.40	132.91	124.68
13	cA	801	CL0	C3D-C2D-C1D	-4.40	99.83	105.83
14	aB	819	CLA	CMB-C2B-C3B	4.38	132.87	124.68
17	bL	207	BCR	C24-C23-C22	-4.37	119.63	126.23
14	aA	826	CLA	CMB-C2B-C1B	-4.36	121.76	128.46
14	dA	826	CLA	CMB-C2B-C1B	-4.36	121.76	128.46
14	bB	819	CLA	CMB-C2B-C1B	-4.36	121.77	128.46
14	bF	203	CLA	CMB-C2B-C1B	-4.35	121.77	128.46
14	cA	826	CLA	CMB-C2B-C1B	-4.35	121.77	128.46
13	dA	801	CL0	C3D-C2D-C1D	-4.35	99.90	105.83
14	cB	819	CLA	CMB-C2B-C3B	4.34	132.81	124.68
14	dA	821	CLA	CMB-C2B-C1B	-4.34	121.79	128.46
14	bB	820	CLA	CMB-C2B-C3B	4.34	132.81	124.68
14	dB	820	CLA	CMB-C2B-C3B	4.34	132.80	124.68
14	dB	840	CLA	CMB-C2B-C3B	4.33	132.77	124.68
14	aB	818	CLA	CMB-C2B-C1B	-4.33	121.81	128.46
14	aA	810	CLA	CMB-C2B-C1B	-4.32	121.82	128.46
14	dB	819	CLA	CMB-C2B-C1B	-4.32	121.83	128.46
14	dB	830	CLA	CMB-C2B-C3B	4.32	132.76	124.68
14	aB	839	CLA	CMB-C2B-C3B	4.32	132.75	124.68
14	bB	840	CLA	CMB-C2B-C3B	4.32	132.75	124.68
14	bA	810	CLA	CMB-C2B-C1B	-4.31	121.83	128.46
14	bB	830	CLA	CMB-C2B-C3B	4.31	132.75	124.68
14	cB	818	CLA	CMB-C2B-C1B	-4.31	121.84	128.46
14	cB	829	CLA	CMB-C2B-C3B	4.31	132.74	124.68
14	cB	839	CLA	CMB-C2B-C3B	4.30	132.73	124.68

Continued on next page...

Continued from previous page...

Mol	Chain	Res	Type	Atoms	Z	Observed(°)	Ideal(°)
14	cA	821	CLA	CMB-C2B-C1B	-4.30	121.85	128.46
14	aB	829	CLA	CMB-C2B-C3B	4.30	132.72	124.68
14	aA	821	CLA	CMB-C2B-C1B	-4.30	121.86	128.46
14	dA	810	CLA	CMB-C2B-C1B	-4.29	121.87	128.46
14	cA	831	CLA	CMB-C2B-C1B	-4.29	121.87	128.46
14	bA	821	CLA	CMB-C2B-C1B	-4.29	121.87	128.46
14	cA	810	CLA	CMB-C2B-C1B	-4.28	121.88	128.46
14	bA	831	CLA	CMB-C2B-C1B	-4.28	121.89	128.46
18	bA	851	LHG	O4-P-O5	4.28	133.38	112.24
18	dA	851	LHG	O4-P-O5	4.27	133.37	112.24
18	aA	853	LHG	O4-P-O5	4.27	133.36	112.24
14	dF	203	CLA	CMB-C2B-C1B	-4.27	121.90	128.46
18	cA	853	LHG	O4-P-O5	4.27	133.34	112.24
18	cA	852	LHG	O4-P-O5	4.26	133.31	112.24
18	aA	852	LHG	O4-P-O5	4.25	133.27	112.24
14	dA	831	CLA	CMB-C2B-C1B	-4.25	121.93	128.46
18	bA	850	LHG	O4-P-O5	4.25	133.25	112.24
18	dA	850	LHG	O4-P-O5	4.25	133.24	112.24
14	bB	815	CLA	CMB-C2B-C1B	-4.25	121.94	128.46
14	dB	836	CLA	CMB-C2B-C1B	-4.24	121.95	128.46
14	cB	814	CLA	CMB-C2B-C1B	-4.23	121.96	128.46
14	aA	831	CLA	CMB-C2B-C1B	-4.23	121.97	128.46
14	aB	814	CLA	CMB-C2B-C1B	-4.23	121.97	128.46
14	dA	832	CLA	CMB-C2B-C1B	-4.22	121.98	128.46
14	cB	835	CLA	CMB-C2B-C1B	-4.21	121.99	128.46
14	dB	815	CLA	CMB-C2B-C1B	-4.21	121.99	128.46
14	aB	835	CLA	CMB-C2B-C1B	-4.21	121.99	128.46
14	bA	832	CLA	CMB-C2B-C1B	-4.21	122.00	128.46
18	bB	851	LHG	O4-P-O5	4.21	133.03	112.24
14	aA	832	CLA	CMB-C2B-C1B	-4.20	122.00	128.46
14	cA	832	CLA	CMB-C2B-C1B	-4.20	122.01	128.46
18	cB	850	LHG	O4-P-O5	4.20	133.00	112.24
18	aB	850	LHG	O4-P-O5	4.20	133.00	112.24
18	dB	851	LHG	O4-P-O5	4.20	133.00	112.24
14	aA	843	CLA	CMB-C2B-C1B	-4.20	122.01	128.46
14	dB	818	CLA	CMB-C2B-C1B	-4.19	122.03	128.46
14	aB	817	CLA	CMB-C2B-C1B	-4.18	122.03	128.46
14	bB	836	CLA	CMB-C2B-C1B	-4.18	122.03	128.46
14	cA	843	CLA	CMB-C2B-C1B	-4.18	122.05	128.46
14	dK	101	CLA	CMB-C2B-C1B	-4.17	122.05	128.46
14	bL	202	CLA	CMB-C2B-C1B	-4.17	122.06	128.46
14	bB	818	CLA	CMB-C2B-C1B	-4.16	122.07	128.46

Continued on next page...

Continued from previous page...

Mol	Chain	Res	Type	Atoms	Z	Observed(°)	Ideal(°)
14	aK	101	CLA	CMB-C2B-C1B	-4.15	122.08	128.46
14	aK	102	CLA	CMB-C2B-C1B	-4.15	122.08	128.46
14	cB	817	CLA	CMB-C2B-C1B	-4.15	122.08	128.46
14	aB	826	CLA	CMB-C2B-C1B	-4.15	122.08	128.46
14	cB	826	CLA	CMB-C2B-C1B	-4.14	122.10	128.46
14	bB	827	CLA	CMB-C2B-C1B	-4.14	122.10	128.46
14	cK	101	CLA	CMB-C2B-C1B	-4.14	122.10	128.46
14	dL	202	CLA	CMB-C2B-C1B	-4.14	122.10	128.46
14	dB	827	CLA	CMB-C2B-C1B	-4.13	122.11	128.46
14	bB	807	CLA	CMB-C2B-C1B	-4.13	122.11	128.46
14	bK	103	CLA	CMB-C2B-C1B	-4.13	122.12	128.46
14	dB	807	CLA	CMB-C2B-C1B	-4.12	122.13	128.46
14	bK	101	CLA	CMB-C2B-C1B	-4.12	122.13	128.46
14	aB	838	CLA	CMB-C2B-C3B	4.12	132.39	124.68
14	dK	103	CLA	CMB-C2B-C1B	-4.12	122.13	128.46
14	cB	807	CLA	CMB-C2B-C1B	-4.12	122.14	128.46
14	aA	828	CLA	CMB-C2B-C3B	4.11	132.37	124.68
14	cA	828	CLA	CMB-C2B-C3B	4.11	132.37	124.68
14	aB	807	CLA	CMB-C2B-C1B	-4.11	122.15	128.46
14	dA	828	CLA	CMB-C2B-C3B	4.11	132.37	124.68
14	aA	814	CLA	CMB-C2B-C1B	-4.11	122.15	128.46
14	dA	814	CLA	CMB-C2B-C1B	-4.11	122.15	128.46
14	cA	814	CLA	CMB-C2B-C1B	-4.10	122.16	128.46
14	dA	819	CLA	CMB-C2B-C3B	4.10	132.34	124.68
14	dB	839	CLA	CMB-C2B-C3B	4.09	132.34	124.68
14	bA	807	CLA	CMB-C2B-C1B	-4.09	122.18	128.46
14	dB	804	CLA	CAC-C3C-C4C	4.09	130.12	124.81
14	bA	828	CLA	CMB-C2B-C3B	4.09	132.33	124.68
14	cK	102	CLA	CMB-C2B-C1B	-4.09	122.18	128.46
14	cA	819	CLA	CMB-C2B-C3B	4.09	132.32	124.68
14	bA	819	CLA	CMB-C2B-C3B	4.08	132.32	124.68
14	bA	814	CLA	CMB-C2B-C1B	-4.08	122.19	128.46
15	cB	842	PQN	C11-C12-C13	-4.08	120.00	126.79
14	cB	804	CLA	CAC-C3C-C4C	4.08	130.10	124.81
14	aA	819	CLA	CMB-C2B-C3B	4.08	132.30	124.68
14	bB	839	CLA	CMB-C2B-C3B	4.08	132.30	124.68
14	dA	807	CLA	CMB-C2B-C1B	-4.07	122.21	128.46
14	cB	838	CLA	CMB-C2B-C3B	4.07	132.29	124.68
14	bB	814	CLA	CMB-C2B-C1B	-4.07	122.22	128.46
15	aB	842	PQN	C11-C12-C13	-4.06	120.03	126.79
14	dB	814	CLA	CMB-C2B-C1B	-4.06	122.22	128.46
14	aB	804	CLA	CAC-C3C-C4C	4.06	130.08	124.81

Continued on next page...

Continued from previous page...

Mol	Chain	Res	Type	Atoms	Z	Observed(°)	Ideal(°)
14	bB	804	CLA	CAC-C3C-C4C	4.06	130.07	124.81
14	cA	807	CLA	CMB-C2B-C1B	-4.04	122.25	128.46
14	cB	825	CLA	CMB-C2B-C1B	-4.04	122.26	128.46
14	dB	826	CLA	CMB-C2B-C1B	-4.04	122.26	128.46
14	aB	813	CLA	CMB-C2B-C1B	-4.03	122.26	128.46
14	aA	807	CLA	CMB-C2B-C1B	-4.03	122.27	128.46
14	aB	825	CLA	CMB-C2B-C1B	-4.03	122.27	128.46
14	cB	813	CLA	CMB-C2B-C1B	-4.03	122.27	128.46
14	bB	826	CLA	CMB-C2B-C1B	-4.02	122.29	128.46
14	aB	801	CLA	CMB-C2B-C3B	4.02	132.19	124.68
14	aB	803	CLA	CMB-C2B-C3B	4.01	132.17	124.68
14	bB	801	CLA	CMB-C2B-C3B	4.00	132.16	124.68
13	dA	801	CL0	C1D-CHD-C4C	-3.99	117.45	126.06
14	dB	803	CLA	CMB-C2B-C3B	3.99	132.14	124.68
14	dB	801	CLA	CMB-C2B-C3B	3.98	132.13	124.68
14	cB	801	CLA	CMB-C2B-C3B	3.98	132.13	124.68
14	cB	803	CLA	CMB-C2B-C3B	3.98	132.13	124.68
14	cA	829	CLA	CMB-C2B-C1B	-3.98	122.35	128.46
14	cA	833	CLA	CMB-C2B-C1B	-3.97	122.36	128.46
13	bA	801	CL0	C1D-CHD-C4C	-3.97	117.49	126.06
14	bB	803	CLA	CMB-C2B-C3B	3.97	132.11	124.68
14	aA	833	CLA	CMB-C2B-C1B	-3.97	122.36	128.46
14	bA	833	CLA	CMB-C2B-C1B	-3.97	122.36	128.46
14	aA	816	CLA	CMB-C2B-C1B	-3.95	122.39	128.46
14	dA	829	CLA	CMB-C2B-C1B	-3.95	122.39	128.46
14	dA	809	CLA	CMB-C2B-C1B	-3.95	122.39	128.46
14	bA	829	CLA	CMB-C2B-C1B	-3.95	122.40	128.46
14	dA	833	CLA	CMB-C2B-C1B	-3.95	122.40	128.46
14	aA	835	CLA	CMB-C2B-C1B	-3.95	122.40	128.46
14	cA	809	CLA	CMB-C2B-C1B	-3.95	122.40	128.46
14	dB	823	CLA	CMB-C2B-C1B	-3.94	122.41	128.46
14	dB	806	CLA	CMB-C2B-C3B	3.94	132.04	124.68
14	aA	829	CLA	CMB-C2B-C1B	-3.93	122.42	128.46
14	bA	809	CLA	CMB-C2B-C1B	-3.93	122.42	128.46
14	aB	822	CLA	CMB-C2B-C1B	-3.93	122.43	128.46
14	aA	809	CLA	CMB-C2B-C1B	-3.92	122.43	128.46
14	cA	816	CLA	CMB-C2B-C1B	-3.92	122.44	128.46
14	aB	805	CLA	CMB-C2B-C3B	3.92	132.01	124.68
14	dA	816	CLA	CMB-C2B-C1B	-3.92	122.44	128.46
14	bB	823	CLA	CMB-C2B-C1B	-3.91	122.45	128.46
14	bA	835	CLA	CMB-C2B-C1B	-3.91	122.45	128.46
14	bA	816	CLA	CMB-C2B-C1B	-3.91	122.45	128.46

Continued on next page...

Continued from previous page...

Mol	Chain	Res	Type	Atoms	Z	Observed(°)	Ideal(°)
14	dB	805	CLA	CMB-C2B-C3B	3.91	132.00	124.68
14	cA	835	CLA	CMB-C2B-C1B	-3.91	122.45	128.46
14	bB	805	CLA	CMB-C2B-C3B	3.91	131.99	124.68
14	cB	806	CLA	CMB-C2B-C3B	3.91	131.99	124.68
14	bB	806	CLA	CMB-C2B-C3B	3.91	131.99	124.68
14	cB	822	CLA	CMB-C2B-C1B	-3.91	122.46	128.46
14	dA	815	CLA	CMB-C2B-C1B	-3.91	122.46	128.46
14	dA	835	CLA	CMB-C2B-C1B	-3.90	122.46	128.46
14	bA	815	CLA	CMB-C2B-C1B	-3.90	122.46	128.46
14	cB	805	CLA	CMB-C2B-C3B	3.90	131.98	124.68
14	aB	806	CLA	CMB-C2B-C3B	3.90	131.97	124.68
14	aA	815	CLA	CMB-C2B-C1B	-3.89	122.48	128.46
14	aB	823	CLA	CMB-C2B-C1B	-3.89	122.49	128.46
14	aA	827	CLA	CMB-C2B-C1B	-3.89	122.49	128.46
15	bB	843	PQN	C11-C12-C13	-3.88	120.33	126.79
14	dB	824	CLA	CMB-C2B-C1B	-3.88	122.50	128.46
15	dB	843	PQN	C11-C12-C13	-3.88	120.33	126.79
14	bA	822	CLA	CMB-C2B-C1B	-3.88	122.51	128.46
14	cA	815	CLA	CMB-C2B-C1B	-3.87	122.51	128.46
14	bA	827	CLA	CMB-C2B-C1B	-3.87	122.52	128.46
14	bB	824	CLA	CMB-C2B-C1B	-3.87	122.52	128.46
14	dA	827	CLA	CMB-C2B-C1B	-3.85	122.54	128.46
14	dL	206	CLA	CMB-C2B-C1B	-3.85	122.55	128.46
13	cA	801	CL0	CAC-C3C-C4C	3.84	129.79	124.81
14	cA	827	CLA	CMB-C2B-C1B	-3.84	122.56	128.46
14	dF	201	CLA	CMB-C2B-C1B	-3.84	122.57	128.46
14	bB	804	CLA	CMB-C2B-C3B	3.84	131.85	124.68
14	dB	804	CLA	CMB-C2B-C3B	3.83	131.85	124.68
14	cB	823	CLA	CMB-C2B-C1B	-3.83	122.58	128.46
14	aA	840	CLA	CMB-C2B-C1B	-3.83	122.58	128.46
14	bL	206	CLA	CMB-C2B-C1B	-3.83	122.58	128.46
14	aL	204	CLA	O2D-CGD-O1D	-3.83	116.36	123.84
14	aB	804	CLA	CMB-C2B-C3B	3.83	131.84	124.68
14	cA	840	CLA	CMB-C2B-C1B	-3.82	122.58	128.46
14	cB	804	CLA	CMB-C2B-C3B	3.82	131.83	124.68
14	dB	810	CLA	CMB-C2B-C3B	3.82	131.83	124.68
14	dA	840	CLA	CMB-C2B-C1B	-3.82	122.59	128.46
14	aA	822	CLA	CMB-C2B-C1B	-3.82	122.60	128.46
14	cB	828	CLA	CMB-C2B-C1B	-3.82	122.60	128.46
14	dA	822	CLA	CMB-C2B-C1B	-3.82	122.60	128.46
14	cA	822	CLA	CMB-C2B-C1B	-3.82	122.60	128.46
14	aB	810	CLA	CMB-C2B-C3B	3.82	131.82	124.68

Continued on next page...

Continued from previous page...

Mol	Chain	Res	Type	Atoms	Z	Observed(°)	Ideal(°)
14	aB	821	CLA	CMB-C2B-C1B	-3.82	122.60	128.46
14	cB	810	CLA	CMB-C2B-C3B	3.82	131.82	124.68
14	bB	829	CLA	CMB-C2B-C1B	-3.81	122.60	128.46
14	dB	829	CLA	CMB-C2B-C1B	-3.81	122.61	128.46
14	cL	204	CLA	O2D-CGD-O1D	-3.81	116.39	123.84
14	dB	808	CLA	CMB-C2B-C3B	3.81	131.80	124.68
14	bB	808	CLA	CMB-C2B-C3B	3.81	131.80	124.68
14	aB	828	CLA	CMB-C2B-C1B	-3.81	122.61	128.46
13	dA	801	CL0	C1C-C2C-C3C	-3.81	102.95	106.96
14	bB	810	CLA	CMB-C2B-C3B	3.81	131.80	124.68
14	bA	840	CLA	CMB-C2B-C1B	-3.80	122.62	128.46
14	cF	201	CLA	CMB-C2B-C1B	-3.80	122.62	128.46
14	dB	822	CLA	CMB-C2B-C1B	-3.80	122.63	128.46
14	bF	201	CLA	CMB-C2B-C1B	-3.79	122.64	128.46
14	bB	822	CLA	CMB-C2B-C1B	-3.79	122.64	128.46
14	aB	808	CLA	CMB-C2B-C3B	3.78	131.76	124.68
14	dK	101	CLA	CMB-C2B-C3B	3.78	131.75	124.68
14	aK	101	CLA	CMB-C2B-C3B	3.78	131.75	124.68
14	aF	201	CLA	CMB-C2B-C1B	-3.78	122.65	128.46
13	aA	801	CL0	CAC-C3C-C4C	3.77	129.70	124.81
13	bA	801	CL0	C1C-C2C-C3C	-3.77	102.99	106.96
14	cB	821	CLA	CMB-C2B-C1B	-3.77	122.67	128.46
14	cB	808	CLA	CMB-C2B-C3B	3.77	131.72	124.68
14	aA	806	CLA	CMB-C2B-C1B	-3.77	122.68	128.46
14	aA	826	CLA	CMB-C2B-C3B	3.76	131.72	124.68
14	bB	816	CLA	CMB-C2B-C3B	3.76	131.71	124.68
15	cA	844	PQN	C11-C12-C13	-3.76	120.53	126.79
14	aB	811	CLA	CMB-C2B-C1B	-3.76	122.69	128.46
14	aB	815	CLA	CMB-C2B-C3B	3.76	131.71	124.68
14	dB	816	CLA	CMB-C2B-C3B	3.75	131.70	124.68
14	cB	811	CLA	CMB-C2B-C1B	-3.75	122.70	128.46
14	dB	812	CLA	CMB-C2B-C1B	-3.75	122.70	128.46
13	bA	801	CL0	O2D-CGD-O1D	-3.75	116.50	123.84
14	bA	826	CLA	CMB-C2B-C3B	3.75	131.70	124.68
14	bA	806	CLA	CMB-C2B-C1B	-3.75	122.70	128.46
14	cK	101	CLA	CMB-C2B-C3B	3.75	131.69	124.68
14	bB	838	CLA	CMB-C2B-C1B	-3.74	122.71	128.46
14	cA	836	CLA	CMB-C2B-C3B	3.74	131.68	124.68
14	bB	812	CLA	CMB-C2B-C1B	-3.74	122.71	128.46
14	aA	836	CLA	CMB-C2B-C3B	3.74	131.68	124.68
13	dA	801	CL0	O2D-CGD-O1D	-3.74	116.53	123.84
14	bK	101	CLA	CMB-C2B-C3B	3.74	131.67	124.68

Continued on next page...

Continued from previous page...

Mol	Chain	Res	Type	Atoms	Z	Observed(°)	Ideal(°)
15	aA	844	PQN	C11-C12-C13	-3.73	120.58	126.79
14	dA	826	CLA	CMB-C2B-C3B	3.73	131.66	124.68
14	bA	836	CLA	CMB-C2B-C3B	3.73	131.66	124.68
14	dA	806	CLA	CMB-C2B-C1B	-3.73	122.73	128.46
14	cB	815	CLA	CMB-C2B-C3B	3.73	131.66	124.68
14	dA	836	CLA	CMB-C2B-C3B	3.73	131.66	124.68
14	cB	837	CLA	CMB-C2B-C1B	-3.73	122.74	128.46
14	bA	832	CLA	CMB-C2B-C3B	3.73	131.65	124.68
14	cA	806	CLA	CMB-C2B-C1B	-3.72	122.74	128.46
14	cA	826	CLA	CMB-C2B-C3B	3.72	131.64	124.68
14	cA	832	CLA	CMB-C2B-C3B	3.72	131.63	124.68
14	aB	834	CLA	CMB-C2B-C3B	3.71	131.62	124.68
14	aA	832	CLA	CMB-C2B-C3B	3.71	131.62	124.68
14	dA	832	CLA	CMB-C2B-C3B	3.71	131.62	124.68
14	cB	834	CLA	CMB-C2B-C3B	3.71	131.61	124.68
14	bB	835	CLA	CMB-C2B-C3B	3.71	131.61	124.68
14	dB	835	CLA	CMB-C2B-C3B	3.70	131.60	124.68
13	aA	801	CL0	C3C-C4C-NC	3.70	114.72	110.57
17	bB	852	BCR	C2-C1-C6	3.69	116.17	110.48
14	aB	837	CLA	CMB-C2B-C1B	-3.69	122.79	128.46
17	dB	852	BCR	C2-C1-C6	3.68	116.15	110.48
17	dL	208	BCR	C2-C1-C6	3.68	116.15	110.48
14	bB	841	CLA	CMB-C2B-C1B	-3.68	122.81	128.46
14	dB	838	CLA	CMB-C2B-C1B	-3.68	122.81	128.46
14	aB	840	CLA	CMB-C2B-C1B	-3.68	122.81	128.46
14	cB	840	CLA	CMB-C2B-C1B	-3.68	122.81	128.46
14	bB	817	CLA	CMB-C2B-C1B	-3.67	122.82	128.46
14	aA	843	CLA	CBC-CAC-C3C	3.67	122.55	112.43
14	cA	843	CLA	CMC-C2C-C1C	-3.67	119.45	125.04
14	bL	202	CLA	CBC-CAC-C3C	3.67	122.54	112.43
14	dL	202	CLA	CBC-CAC-C3C	3.66	122.53	112.43
14	bL	202	CLA	CMC-C2C-C1C	-3.66	119.46	125.04
14	aA	843	CLA	CMC-C2C-C1C	-3.66	119.46	125.04
15	bA	843	PQN	C11-C12-C13	-3.66	120.69	126.79
14	dB	817	CLA	CMB-C2B-C1B	-3.66	122.84	128.46
14	bF	203	CLA	CMB-C2B-C3B	3.66	131.52	124.68
17	aB	851	BCR	C2-C1-C6	3.66	116.11	110.48
14	cA	824	CLA	CMB-C2B-C1B	-3.66	122.84	128.46
14	aA	826	CLA	O2D-CGD-O1D	-3.66	116.69	123.84
17	cB	851	BCR	C2-C1-C6	3.66	116.11	110.48
17	bL	208	BCR	C2-C1-C6	3.65	116.11	110.48
14	cA	808	CLA	CMB-C2B-C1B	-3.65	122.85	128.46

Continued on next page...

Continued from previous page...

Mol	Chain	Res	Type	Atoms	Z	Observed(°)	Ideal(°)
14	cA	843	CLA	CBC-CAC-C3C	3.65	122.50	112.43
14	aB	816	CLA	CMB-C2B-C1B	-3.65	122.85	128.46
14	dB	841	CLA	CMB-C2B-C1B	-3.65	122.85	128.46
14	aA	824	CLA	CMB-C2B-C1B	-3.65	122.85	128.46
14	bA	824	CLA	CMB-C2B-C1B	-3.65	122.86	128.46
13	cA	801	CL0	C3C-C4C-NC	3.65	114.66	110.57
14	bA	826	CLA	O2D-CGD-O1D	-3.64	116.71	123.84
13	dA	801	CL0	C3C-C4C-NC	3.64	114.66	110.57
14	dL	202	CLA	CMC-C2C-C1C	-3.64	119.49	125.04
14	dA	826	CLA	O2D-CGD-O1D	-3.64	116.72	123.84
14	dA	811	CLA	CMB-C2B-C1B	-3.64	122.87	128.46
14	aA	834	CLA	O2D-CGD-O1D	-3.64	116.72	123.84
14	cA	834	CLA	O2D-CGD-O1D	-3.64	116.72	123.84
15	dA	843	PQN	C11-C12-C13	-3.64	120.74	126.79
14	cA	826	CLA	O2D-CGD-O1D	-3.64	116.73	123.84
14	cB	816	CLA	CMB-C2B-C1B	-3.64	122.88	128.46
14	dA	824	CLA	CMB-C2B-C1B	-3.64	122.88	128.46
14	bB	811	CLA	CMB-C2B-C1B	-3.63	122.88	128.46
13	cA	801	CL0	C1D-CHD-C4C	-3.63	118.22	126.06
14	dF	203	CLA	CMB-C2B-C3B	3.63	131.47	124.68
14	aA	811	CLA	CMB-C2B-C1B	-3.63	122.89	128.46
14	dA	834	CLA	O2D-CGD-O1D	-3.62	116.75	123.84
13	bA	801	CL0	C3C-C4C-NC	3.62	114.64	110.57
14	bA	834	CLA	O2D-CGD-O1D	-3.62	116.76	123.84
14	bA	808	CLA	CMB-C2B-C1B	-3.61	122.91	128.46
14	bA	804	CLA	CMB-C2B-C3B	3.61	131.44	124.68
14	bL	201	CLA	CMB-C2B-C1B	-3.61	122.92	128.46
14	cA	811	CLA	CMB-C2B-C1B	-3.61	122.92	128.46
14	dB	811	CLA	CMB-C2B-C1B	-3.61	122.92	128.46
14	aA	808	CLA	CMB-C2B-C1B	-3.61	122.92	128.46
14	bA	811	CLA	CMB-C2B-C1B	-3.61	122.92	128.46
14	aA	804	CLA	CMB-C2B-C3B	3.61	131.42	124.68
13	aA	801	CL0	C1D-CHD-C4C	-3.60	118.28	126.06
14	bB	835	CLA	O2D-CGD-O1D	-3.60	116.80	123.84
14	dA	808	CLA	CMB-C2B-C1B	-3.60	122.93	128.46
14	dA	804	CLA	CMB-C2B-C3B	3.59	131.40	124.68
14	cF	203	CLA	CMB-C2B-C3B	3.59	131.40	124.68
14	aA	843	CLA	CMB-C2B-C3B	3.59	131.40	124.68
14	cA	804	CLA	CMB-C2B-C3B	3.59	131.39	124.68
14	aB	834	CLA	O2D-CGD-O1D	-3.59	116.83	123.84
14	aL	202	CLA	CMB-C2B-C1B	-3.58	122.95	128.46
14	aF	203	CLA	CMB-C2B-C3B	3.58	131.38	124.68

Continued on next page...

Continued from previous page...

Mol	Chain	Res	Type	Atoms	Z	Observed(°)	Ideal(°)
14	bL	202	CLA	CMB-C2B-C3B	3.58	131.38	124.68
14	dL	201	CLA	CMB-C2B-C1B	-3.58	122.96	128.46
14	cB	834	CLA	O2D-CGD-O1D	-3.58	116.83	123.84
14	dB	835	CLA	O2D-CGD-O1D	-3.58	116.84	123.84
14	cL	202	CLA	CMB-C2B-C1B	-3.57	122.97	128.46
14	aK	102	CLA	CMB-C2B-C3B	3.57	131.36	124.68
14	bA	836	CLA	O2D-CGD-O1D	-3.57	116.86	123.84
14	bA	810	CLA	CMB-C2B-C3B	3.57	131.35	124.68
14	cA	843	CLA	CMB-C2B-C3B	3.57	131.35	124.68
14	cA	836	CLA	O2D-CGD-O1D	-3.56	116.88	123.84
14	dA	836	CLA	O2D-CGD-O1D	-3.56	116.88	123.84
14	aA	813	CLA	CMB-C2B-C1B	-3.55	123.00	128.46
14	bK	103	CLA	CMB-C2B-C3B	3.55	131.32	124.68
17	cL	205	BCR	C24-C23-C22	-3.55	120.87	126.23
14	dA	813	CLA	CMB-C2B-C1B	-3.55	123.01	128.46
14	aA	836	CLA	O2D-CGD-O1D	-3.54	116.91	123.84
14	aA	810	CLA	CMB-C2B-C3B	3.54	131.30	124.68
14	bL	204	CLA	O2D-CGD-O1D	-3.54	116.91	123.84
14	dK	103	CLA	CMB-C2B-C3B	3.54	131.30	124.68
14	bA	813	CLA	CMB-C2B-C1B	-3.54	123.03	128.46
14	cA	813	CLA	CMB-C2B-C1B	-3.54	123.03	128.46
14	dA	810	CLA	CMB-C2B-C3B	3.53	131.29	124.68
14	bB	833	CLA	CMB-C2B-C1B	-3.53	123.04	128.46
14	dL	202	CLA	CMB-C2B-C3B	3.52	131.27	124.68
14	bA	839	CLA	CMB-C2B-C1B	-3.52	123.05	128.46
14	dA	839	CLA	CMB-C2B-C1B	-3.52	123.06	128.46
14	cA	839	CLA	CMB-C2B-C1B	-3.52	123.06	128.46
14	aA	839	CLA	CMB-C2B-C1B	-3.51	123.06	128.46
14	cA	810	CLA	CMB-C2B-C3B	3.51	131.25	124.68
14	cB	832	CLA	CMB-C2B-C1B	-3.51	123.06	128.46
13	cA	801	CL0	C1C-C2C-C3C	-3.51	103.27	106.96
14	aB	832	CLA	CMB-C2B-C1B	-3.51	123.07	128.46
14	bB	821	CLA	CMB-C2B-C1B	-3.51	123.08	128.46
14	cK	102	CLA	CMB-C2B-C3B	3.50	131.23	124.68
14	dB	821	CLA	CMB-C2B-C1B	-3.50	123.08	128.46
14	aB	820	CLA	CMB-C2B-C1B	-3.50	123.08	128.46
14	dB	833	CLA	CMB-C2B-C1B	-3.50	123.08	128.46
14	cA	821	CLA	CMB-C2B-C3B	3.50	131.22	124.68
14	dA	821	CLA	CMB-C2B-C3B	3.49	131.21	124.68
14	cB	820	CLA	CMB-C2B-C1B	-3.49	123.09	128.46
13	aA	801	CL0	C1C-C2C-C3C	-3.49	103.28	106.96
14	dB	826	CLA	CMB-C2B-C3B	3.48	131.20	124.68

Continued on next page...

Continued from previous page...

Mol	Chain	Res	Type	Atoms	Z	Observed(°)	Ideal(°)
17	aL	205	BCR	C24-C23-C22	-3.48	120.97	126.23
14	bB	826	CLA	CMB-C2B-C3B	3.48	131.19	124.68
14	aB	825	CLA	CMB-C2B-C3B	3.48	131.19	124.68
14	cA	838	CLA	CMB-C2B-C1B	-3.48	123.12	128.46
14	bA	821	CLA	CMB-C2B-C3B	3.48	131.18	124.68
14	cB	825	CLA	CMB-C2B-C3B	3.48	131.18	124.68
14	bB	842	CLA	O2D-CGD-O1D	-3.47	117.04	123.84
14	cB	841	CLA	O2D-CGD-O1D	-3.47	117.05	123.84
14	aA	821	CLA	CMB-C2B-C3B	3.47	131.18	124.68
14	aB	841	CLA	O2D-CGD-O1D	-3.47	117.05	123.84
14	dB	842	CLA	O2D-CGD-O1D	-3.47	117.05	123.84
14	dB	825	CLA	CMB-C2B-C1B	-3.46	123.14	128.46
14	bB	831	CLA	CMB-C2B-C1B	-3.46	123.15	128.46
14	dA	833	CLA	O2D-CGD-O1D	-3.46	117.08	123.84
14	cB	830	CLA	CMB-C2B-C1B	-3.46	123.15	128.46
14	dA	838	CLA	CMB-C2B-C1B	-3.46	123.15	128.46
14	bA	833	CLA	O2D-CGD-O1D	-3.46	117.08	123.84
14	aA	833	CLA	O2D-CGD-O1D	-3.46	117.08	123.84
14	aA	838	CLA	CMB-C2B-C1B	-3.45	123.15	128.46
14	dA	830	CLA	CMB-C2B-C3B	3.45	131.14	124.68
14	cA	833	CLA	O2D-CGD-O1D	-3.45	117.09	123.84
14	cL	204	CLA	CMB-C2B-C1B	-3.45	123.16	128.46
14	aB	824	CLA	CMB-C2B-C1B	-3.45	123.16	128.46
14	cA	830	CLA	CMB-C2B-C3B	3.44	131.12	124.68
14	dL	204	CLA	O2D-CGD-O1D	-3.44	117.11	123.84
14	aA	812	CLA	CMB-C2B-C1B	-3.44	123.17	128.46
14	dB	831	CLA	CMB-C2B-C1B	-3.44	123.18	128.46
14	dB	823	CLA	CMB-C2B-C3B	3.44	131.11	124.68
14	cB	807	CLA	CMB-C2B-C3B	3.43	131.10	124.68
14	bB	807	CLA	CMB-C2B-C3B	3.43	131.10	124.68
14	aB	807	CLA	CMB-C2B-C3B	3.43	131.10	124.68
14	aB	818	CLA	CMB-C2B-C3B	3.43	131.10	124.68
14	bB	819	CLA	CMB-C2B-C3B	3.43	131.10	124.68
14	aB	822	CLA	CMB-C2B-C3B	3.43	131.10	124.68
14	bA	838	CLA	CMB-C2B-C1B	-3.43	123.19	128.46
14	bA	830	CLA	CMB-C2B-C3B	3.43	131.09	124.68
14	cA	830	CLA	O2D-CGD-O1D	-3.43	117.14	123.84
14	dB	807	CLA	CMB-C2B-C3B	3.43	131.09	124.68
14	bA	812	CLA	CMB-C2B-C1B	-3.43	123.20	128.46
14	dA	830	CLA	O2D-CGD-O1D	-3.43	117.14	123.84
14	cA	831	CLA	CMB-C2B-C3B	3.43	131.09	124.68
14	cB	818	CLA	CMB-C2B-C3B	3.42	131.09	124.68

Continued on next page...

Continued from previous page...

Mol	Chain	Res	Type	Atoms	Z	Observed(°)	Ideal(°)
14	dA	812	CLA	CMB-C2B-C1B	-3.42	123.20	128.46
14	bB	825	CLA	CMB-C2B-C1B	-3.42	123.20	128.46
14	bA	831	CLA	CMB-C2B-C3B	3.42	131.08	124.68
14	aB	830	CLA	CMB-C2B-C1B	-3.42	123.21	128.46
14	aA	831	CLA	CMB-C2B-C3B	3.42	131.07	124.68
14	aA	830	CLA	O2D-CGD-O1D	-3.42	117.16	123.84
14	cB	824	CLA	CMB-C2B-C1B	-3.42	123.22	128.46
14	cB	822	CLA	CMB-C2B-C3B	3.41	131.07	124.68
14	dA	831	CLA	CMB-C2B-C3B	3.41	131.07	124.68
14	bB	823	CLA	CMB-C2B-C3B	3.41	131.06	124.68
14	bB	824	CLA	CMB-C2B-C3B	3.41	131.06	124.68
14	aA	830	CLA	CMB-C2B-C3B	3.41	131.06	124.68
14	cA	812	CLA	CMB-C2B-C1B	-3.41	123.22	128.46
14	bA	817	CLA	CMB-C2B-C1B	-3.41	123.23	128.46
14	bA	807	CLA	CMB-C2B-C3B	3.41	131.05	124.68
14	dB	819	CLA	CMB-C2B-C3B	3.41	131.05	124.68
14	bA	830	CLA	O2D-CGD-O1D	-3.41	117.18	123.84
14	aA	812	CLA	O2D-CGD-O1D	-3.40	117.19	123.84
14	dA	817	CLA	CMB-C2B-C1B	-3.40	123.24	128.46
17	dB	844	BCR	C24-C23-C22	-3.40	121.10	126.23
14	aL	204	CLA	CMB-C2B-C1B	-3.39	123.25	128.46
14	cA	807	CLA	CMB-C2B-C3B	3.39	131.03	124.68
14	bB	814	CLA	CMB-C2B-C3B	3.39	131.02	124.68
14	cB	823	CLA	CMB-C2B-C3B	3.39	131.02	124.68
14	aA	814	CLA	CMB-C2B-C3B	3.39	131.02	124.68
14	dA	812	CLA	O2D-CGD-O1D	-3.39	117.21	123.84
13	bA	801	CL0	C3B-C4B-NB	3.39	113.59	109.21
14	aB	823	CLA	CMB-C2B-C3B	3.39	131.02	124.68
14	cA	817	CLA	CMB-C2B-C1B	-3.39	123.26	128.46
14	cJ	102	CLA	CMB-C2B-C1B	-3.39	123.26	128.46
14	dB	827	CLA	CMB-C2B-C3B	3.39	131.02	124.68
14	aA	817	CLA	CMB-C2B-C1B	-3.39	123.26	128.46
14	dJ	102	CLA	CMB-C2B-C1B	-3.39	123.26	128.46
14	cA	814	CLA	CMB-C2B-C3B	3.39	131.01	124.68
14	dA	814	CLA	CMB-C2B-C3B	3.38	131.01	124.68
14	bA	812	CLA	O2D-CGD-O1D	-3.38	117.22	123.84
14	cA	812	CLA	O2D-CGD-O1D	-3.38	117.22	123.84
14	dB	824	CLA	CMB-C2B-C3B	3.38	131.01	124.68
17	cB	843	BCR	C24-C23-C22	-3.38	121.13	126.23
14	aA	807	CLA	CMB-C2B-C3B	3.38	131.00	124.68
14	bA	815	CLA	CMB-C2B-C3B	3.38	131.00	124.68
14	dA	807	CLA	CMB-C2B-C3B	3.38	131.00	124.68

Continued on next page...

Continued from previous page...

Mol	Chain	Res	Type	Atoms	Z	Observed(°)	Ideal(°)
14	bA	814	CLA	CMB-C2B-C3B	3.38	131.00	124.68
14	aJ	102	CLA	CMB-C2B-C1B	-3.38	123.28	128.46
14	cB	826	CLA	CMB-C2B-C3B	3.38	130.99	124.68
14	dA	823	CLA	CMB-C2B-C1B	-3.38	123.28	128.46
14	bB	827	CLA	CMB-C2B-C3B	3.37	130.99	124.68
17	aB	843	BCR	C24-C23-C22	-3.37	121.14	126.23
17	bB	844	BCR	C24-C23-C22	-3.37	121.14	126.23
14	aB	836	CLA	CMB-C2B-C1B	-3.37	123.28	128.46
14	cA	823	CLA	CMB-C2B-C1B	-3.37	123.29	128.46
14	aX	101	CLA	CMB-C2B-C1B	-3.37	123.29	128.46
14	cJ	102	CLA	CAA-C2A-C3A	-3.36	108.25	116.10
14	bJ	102	CLA	CMB-C2B-C1B	-3.36	123.29	128.46
14	aB	826	CLA	CMB-C2B-C3B	3.36	130.97	124.68
14	aL	203	CLA	CMB-C2B-C1B	-3.36	123.30	128.46
14	bB	837	CLA	CMB-C2B-C1B	-3.36	123.30	128.46
14	aA	823	CLA	CMB-C2B-C1B	-3.36	123.30	128.46
14	cX	101	CLA	CMB-C2B-C1B	-3.36	123.30	128.46
13	dA	801	CL0	C3B-C4B-NB	3.36	113.55	109.21
14	dA	815	CLA	CMB-C2B-C3B	3.36	130.96	124.68
14	dA	834	CLA	CMB-C2B-C1B	-3.36	123.30	128.46
14	dA	809	CLA	CMB-C2B-C3B	3.36	130.96	124.68
14	aA	803	CLA	CMB-C2B-C1B	-3.36	123.31	128.46
14	dB	814	CLA	CMB-C2B-C3B	3.35	130.95	124.68
14	aJ	102	CLA	CAA-C2A-C3A	-3.35	108.27	116.10
14	cL	203	CLA	CMB-C2B-C1B	-3.35	123.31	128.46
14	bB	842	CLA	CMB-C2B-C1B	-3.35	123.31	128.46
14	dJ	102	CLA	CAA-C2A-C3A	-3.35	108.28	116.10
14	bA	823	CLA	CMB-C2B-C1B	-3.35	123.32	128.46
14	aB	813	CLA	CMB-C2B-C3B	3.35	130.94	124.68
14	cA	815	CLA	CMB-C2B-C3B	3.35	130.94	124.68
14	aA	815	CLA	CMB-C2B-C3B	3.35	130.94	124.68
14	cB	836	CLA	CMB-C2B-C1B	-3.35	123.32	128.46
14	bJ	101	CLA	CMB-C2B-C1B	-3.35	123.32	128.46
14	dX	101	CLA	CMB-C2B-C1B	-3.34	123.33	128.46
14	dL	206	CLA	CMB-C2B-C3B	3.34	130.93	124.68
14	bA	803	CLA	CMB-C2B-C1B	-3.34	123.33	128.46
14	bJ	102	CLA	CAA-C2A-C3A	-3.34	108.31	116.10
14	bA	809	CLA	CMB-C2B-C3B	3.34	130.93	124.68
14	aB	841	CLA	CMB-C2B-C1B	-3.34	123.33	128.46
14	aA	809	CLA	CMB-C2B-C3B	3.34	130.92	124.68
14	aA	840	CLA	CMB-C2B-C3B	3.34	130.92	124.68
14	cB	814	CLA	CMB-C2B-C3B	3.34	130.92	124.68

Continued on next page...

Continued from previous page...

Mol	Chain	Res	Type	Atoms	Z	Observed(°)	Ideal(°)
14	cB	841	CLA	CMB-C2B-C1B	-3.33	123.34	128.46
14	cA	834	CLA	CMB-C2B-C1B	-3.33	123.34	128.46
14	dA	803	CLA	CMB-C2B-C1B	-3.33	123.35	128.46
14	cB	813	CLA	CMB-C2B-C3B	3.33	130.91	124.68
14	cA	803	CLA	CMB-C2B-C1B	-3.33	123.35	128.46
14	dB	837	CLA	CMB-C2B-C1B	-3.33	123.35	128.46
14	bX	101	CLA	CMB-C2B-C1B	-3.33	123.35	128.46
14	dL	204	CLA	CMB-C2B-C1B	-3.32	123.36	128.46
14	aB	831	CLA	C1B-CHB-C4A	-3.32	123.54	130.12
14	bA	834	CLA	CMB-C2B-C1B	-3.32	123.36	128.46
14	dB	818	CLA	CMB-C2B-C3B	3.32	130.89	124.68
14	cA	809	CLA	CMB-C2B-C3B	3.32	130.89	124.68
14	cJ	101	CLA	CMB-C2B-C1B	-3.32	123.36	128.46
14	dB	842	CLA	CMB-C2B-C1B	-3.32	123.36	128.46
14	cA	840	CLA	CMB-C2B-C3B	3.32	130.88	124.68
14	aA	834	CLA	CMB-C2B-C1B	-3.32	123.37	128.46
14	dJ	101	CLA	CMB-C2B-C1B	-3.32	123.37	128.46
14	bB	832	CLA	C1B-CHB-C4A	-3.32	123.55	130.12
14	cB	831	CLA	C1B-CHB-C4A	-3.32	123.55	130.12
14	cA	839	CLA	O2D-CGD-O1D	-3.31	117.36	123.84
14	bA	803	CLA	O2D-CGD-O1D	-3.31	117.36	123.84
14	cA	803	CLA	O2D-CGD-O1D	-3.31	117.36	123.84
14	dB	832	CLA	C1B-CHB-C4A	-3.31	123.56	130.12
14	aJ	101	CLA	CMB-C2B-C1B	-3.31	123.37	128.46
14	bA	840	CLA	CMB-C2B-C3B	3.31	130.88	124.68
14	aA	803	CLA	O2D-CGD-O1D	-3.31	117.36	123.84
14	bA	839	CLA	O2D-CGD-O1D	-3.31	117.36	123.84
17	cB	846	BCR	C37-C22-C21	-3.31	118.29	122.92
14	bB	815	CLA	CMB-C2B-C3B	3.31	130.87	124.68
14	cA	833	CLA	CMB-C2B-C3B	3.31	130.87	124.68
14	aB	814	CLA	CMB-C2B-C3B	3.31	130.87	124.68
14	bA	833	CLA	CMB-C2B-C3B	3.30	130.86	124.68
14	bB	818	CLA	CMB-C2B-C3B	3.30	130.86	124.68
14	bL	206	CLA	CMB-C2B-C3B	3.30	130.86	124.68
14	cB	817	CLA	CMB-C2B-C3B	3.30	130.86	124.68
14	dA	840	CLA	CMB-C2B-C3B	3.30	130.86	124.68
14	aA	839	CLA	O2D-CGD-O1D	-3.30	117.38	123.84
14	aB	817	CLA	CMB-C2B-C3B	3.30	130.85	124.68
14	dA	803	CLA	O2D-CGD-O1D	-3.30	117.39	123.84
14	bL	204	CLA	CMB-C2B-C1B	-3.30	123.39	128.46
14	cB	839	CLA	O2D-CGD-O1D	-3.30	117.39	123.84
14	aA	833	CLA	CMB-C2B-C3B	3.30	130.84	124.68

Continued on next page...

Continued from previous page...

Mol	Chain	Res	Type	Atoms	Z	Observed(°)	Ideal(°)
17	bB	847	BCR	C37-C22-C21	-3.29	118.31	122.92
14	dA	833	CLA	CMB-C2B-C3B	3.29	130.84	124.68
14	aB	839	CLA	O2D-CGD-O1D	-3.29	117.41	123.84
14	bB	840	CLA	O2D-CGD-O1D	-3.29	117.41	123.84
14	bB	829	CLA	CMB-C2B-C3B	3.29	130.83	124.68
14	cL	203	CLA	O2D-CGD-O1D	-3.28	117.42	123.84
14	dB	815	CLA	CMB-C2B-C3B	3.28	130.82	124.68
14	dA	839	CLA	O2D-CGD-O1D	-3.28	117.42	123.84
14	dA	816	CLA	CMB-C2B-C3B	3.28	130.81	124.68
14	aA	816	CLA	CMB-C2B-C3B	3.28	130.81	124.68
14	cB	828	CLA	CMB-C2B-C3B	3.28	130.81	124.68
14	dB	840	CLA	O2D-CGD-O1D	-3.27	117.44	123.84
14	dB	829	CLA	CMB-C2B-C3B	3.27	130.80	124.68
14	bB	830	CLA	O2D-CGD-O1D	-3.27	117.44	123.84
14	bB	802	CLA	O2D-CGD-O1D	-3.27	117.45	123.84
14	aL	203	CLA	O2D-CGD-O1D	-3.27	117.45	123.84
14	bA	816	CLA	CMB-C2B-C3B	3.27	130.79	124.68
14	dA	842	CLA	CMB-C2B-C3B	3.27	130.79	124.68
14	aA	842	CLA	CMB-C2B-C3B	3.26	130.79	124.68
14	cA	816	CLA	CMB-C2B-C3B	3.26	130.78	124.68
14	bL	205	CLA	CMB-C2B-C1B	-3.26	123.45	128.46
14	aB	802	CLA	O2D-CGD-O1D	-3.26	117.47	123.84
14	dL	205	CLA	CMB-C2B-C1B	-3.26	123.46	128.46
14	cA	842	CLA	CMB-C2B-C3B	3.26	130.77	124.68
14	dB	802	CLA	O2D-CGD-O1D	-3.26	117.47	123.84
17	dB	847	BCR	C37-C22-C21	-3.25	118.37	122.92
14	dF	201	CLA	CMB-C2B-C3B	3.25	130.75	124.68
14	cB	802	CLA	O2D-CGD-O1D	-3.24	117.50	123.84
14	bA	842	CLA	CMB-C2B-C3B	3.24	130.75	124.68
14	bA	822	CLA	CMB-C2B-C3B	3.24	130.74	124.68
18	cA	853	LHG	O8-C23-C24	3.24	119.87	111.38
17	aB	846	BCR	C37-C22-C21	-3.24	118.39	122.92
18	aA	853	LHG	O8-C23-C24	3.23	119.86	111.38
14	aB	828	CLA	CMB-C2B-C3B	3.23	130.73	124.68
14	cA	822	CLA	CMB-C2B-C3B	3.23	130.73	124.68
14	cB	829	CLA	O2D-CGD-O1D	-3.23	117.52	123.84
14	aB	829	CLA	O2D-CGD-O1D	-3.23	117.52	123.84
14	dB	830	CLA	O2D-CGD-O1D	-3.23	117.52	123.84
14	cF	201	CLA	CMB-C2B-C3B	3.23	130.72	124.68
14	cB	809	CLA	O2D-CGD-O1D	-3.23	117.52	123.84
18	dA	851	LHG	O8-C23-C24	3.23	119.85	111.38
18	bA	851	LHG	O8-C23-C24	3.23	119.84	111.38

Continued on next page...

Continued from previous page...

Mol	Chain	Res	Type	Atoms	Z	Observed(°)	Ideal(°)
14	aF	201	CLA	CMB-C2B-C3B	3.23	130.71	124.68
14	bF	201	CLA	CMB-C2B-C3B	3.22	130.71	124.68
14	dB	809	CLA	O2D-CGD-O1D	-3.22	117.54	123.84
14	bB	809	CLA	O2D-CGD-O1D	-3.22	117.54	123.84
14	dA	822	CLA	CMB-C2B-C3B	3.22	130.70	124.68
14	dA	827	CLA	O2D-CGD-O1D	-3.22	117.55	123.84
14	aA	822	CLA	CMB-C2B-C3B	3.22	130.70	124.68
14	aB	809	CLA	O2D-CGD-O1D	-3.22	117.55	123.84
14	cB	831	CLA	O2D-CGD-O1D	-3.21	117.55	123.84
17	cM	101	BCR	C15-C16-C17	-3.21	116.89	123.47
13	cA	801	CL0	O2D-CGD-O1D	-3.21	117.56	123.84
14	bL	205	CLA	O2D-CGD-O1D	-3.21	117.56	123.84
14	bB	832	CLA	O2D-CGD-O1D	-3.21	117.56	123.84
14	dA	840	CLA	CHB-C4A-NA	3.21	128.95	124.51
13	aA	801	CL0	C3B-C4B-NB	3.20	113.35	109.21
14	aA	827	CLA	O2D-CGD-O1D	-3.20	117.57	123.84
14	dA	816	CLA	O2D-CGD-O1D	-3.20	117.57	123.84
14	aB	816	CLA	O2D-CGD-O1D	-3.20	117.58	123.84
14	cF	203	CLA	O2D-CGD-O1D	-3.20	117.58	123.84
14	bA	803	CLA	CHB-C4A-NA	3.20	128.94	124.51
14	aB	831	CLA	O2D-CGD-O1D	-3.20	117.58	123.84
14	bB	817	CLA	O2D-CGD-O1D	-3.20	117.58	123.84
14	aA	803	CLA	CHB-C4A-NA	3.19	128.93	124.51
14	dB	836	CLA	CMB-C2B-C3B	3.19	130.66	124.68
14	aL	203	CLA	CHB-C4A-NA	3.19	128.93	124.51
17	dK	102	BCR	C37-C22-C21	-3.19	118.45	122.92
14	cA	816	CLA	O2D-CGD-O1D	-3.19	117.59	123.84
14	cB	816	CLA	O2D-CGD-O1D	-3.19	117.60	123.84
14	cA	808	CLA	CMB-C2B-C3B	3.19	130.65	124.68
17	dB	848	BCR	C15-C16-C17	-3.19	116.94	123.47
14	cB	833	CLA	CMB-C2B-C1B	-3.19	123.56	128.46
13	cA	801	CL0	C3B-C4B-NB	3.19	113.33	109.21
14	cL	203	CLA	CHB-C4A-NA	3.19	128.92	124.51
14	dB	817	CLA	O2D-CGD-O1D	-3.19	117.61	123.84
14	dB	832	CLA	O2D-CGD-O1D	-3.18	117.62	123.84
14	aA	806	CLA	CMB-C2B-C3B	3.18	130.63	124.68
14	bA	806	CLA	CMB-C2B-C3B	3.18	130.63	124.68
14	aA	816	CLA	O2D-CGD-O1D	-3.18	117.62	123.84
14	dA	803	CLA	CHB-C4A-NA	3.18	128.91	124.51
14	bA	816	CLA	O2D-CGD-O1D	-3.18	117.62	123.84
17	bB	848	BCR	C15-C16-C17	-3.18	116.97	123.47
14	cA	840	CLA	CHB-C4A-NA	3.18	128.90	124.51

Continued on next page...

Continued from previous page...

Mol	Chain	Res	Type	Atoms	Z	Observed(°)	Ideal(°)
17	aA	846	BCR	C37-C22-C21	-3.18	118.47	122.92
17	bM	101	BCR	C15-C16-C17	-3.17	116.97	123.47
17	dM	101	BCR	C15-C16-C17	-3.17	116.97	123.47
14	dA	806	CLA	CMB-C2B-C3B	3.17	130.61	124.68
14	aB	833	CLA	CMB-C2B-C1B	-3.17	123.59	128.46
14	bB	834	CLA	CMB-C2B-C1B	-3.17	123.59	128.46
14	cA	813	CLA	CMB-C2B-C3B	3.17	130.61	124.68
15	bA	843	PQN	C14-C13-C15	3.17	120.60	115.27
14	bA	827	CLA	O2D-CGD-O1D	-3.17	117.64	123.84
17	cA	846	BCR	C37-C22-C21	-3.17	118.48	122.92
14	cB	809	CLA	CMB-C2B-C1B	-3.17	123.59	128.46
14	dL	205	CLA	O2D-CGD-O1D	-3.17	117.64	123.84
14	bA	820	CLA	CHB-C4A-NA	3.17	128.89	124.51
14	bA	840	CLA	CHB-C4A-NA	3.17	128.89	124.51
14	cA	820	CLA	CHB-C4A-NA	3.17	128.89	124.51
14	aA	808	CLA	CMB-C2B-C3B	3.16	130.60	124.68
17	cB	847	BCR	C15-C16-C17	-3.16	116.99	123.47
14	aA	838	CLA	CHB-C4A-NA	3.16	128.89	124.51
14	dB	834	CLA	CMB-C2B-C1B	-3.16	123.60	128.46
14	cA	803	CLA	CHB-C4A-NA	3.16	128.88	124.51
14	bB	812	CLA	CMB-C2B-C3B	3.16	130.59	124.68
14	bB	809	CLA	CMB-C2B-C1B	-3.16	123.61	128.46
14	aF	203	CLA	O2D-CGD-O1D	-3.16	117.66	123.84
17	aM	101	BCR	C15-C16-C17	-3.16	117.00	123.47
14	cA	806	CLA	CMB-C2B-C3B	3.16	130.59	124.68
14	aA	840	CLA	CHB-C4A-NA	3.16	128.88	124.51
14	bA	838	CLA	CHB-C4A-NA	3.15	128.87	124.51
14	cA	827	CLA	O2D-CGD-O1D	-3.15	117.67	123.84
14	dA	808	CLA	CMB-C2B-C3B	3.15	130.58	124.68
14	aA	820	CLA	CHB-C4A-NA	3.15	128.87	124.51
14	bA	813	CLA	CMB-C2B-C3B	3.15	130.57	124.68
14	aX	101	CLA	O2D-CGD-O1D	-3.15	117.68	123.84
14	aB	835	CLA	CMB-C2B-C3B	3.15	130.57	124.68
14	cB	835	CLA	CMB-C2B-C3B	3.15	130.57	124.68
17	aB	847	BCR	C15-C16-C17	-3.15	117.02	123.47
14	aB	821	CLA	CMB-C2B-C3B	3.15	130.57	124.68
15	dA	843	PQN	C14-C13-C15	3.15	120.57	115.27
14	dA	813	CLA	CMB-C2B-C3B	3.15	130.57	124.68
14	dA	820	CLA	CHB-C4A-NA	3.15	128.86	124.51
14	cA	838	CLA	CHB-C4A-NA	3.15	128.86	124.51
14	bB	836	CLA	CMB-C2B-C3B	3.14	130.56	124.68
14	cA	822	CLA	O2D-CGD-O1D	-3.14	117.69	123.84

Continued on next page...

Continued from previous page...

Mol	Chain	Res	Type	Atoms	Z	Observed(°)	Ideal(°)
14	aA	804	CLA	CHB-C4A-NA	3.14	128.86	124.51
17	bK	102	BCR	C37-C22-C21	-3.14	118.52	122.92
14	bA	832	CLA	O2D-CGD-O1D	-3.14	117.70	123.84
14	cB	806	CLA	CHB-C4A-NA	3.14	128.85	124.51
14	bB	824	CLA	O2D-CGD-O1D	-3.14	117.70	123.84
14	cB	811	CLA	CMB-C2B-C3B	3.14	130.55	124.68
14	bA	822	CLA	O2D-CGD-O1D	-3.14	117.70	123.84
14	aB	822	CLA	CHB-C4A-NA	3.14	128.85	124.51
14	cA	804	CLA	CHB-C4A-NA	3.14	128.85	124.51
14	dB	823	CLA	CHB-C4A-NA	3.14	128.85	124.51
14	aB	823	CLA	O2D-CGD-O1D	-3.14	117.71	123.84
14	bX	101	CLA	O2D-CGD-O1D	-3.14	117.71	123.84
14	dB	809	CLA	CMB-C2B-C1B	-3.14	123.64	128.46
14	aB	811	CLA	CMB-C2B-C3B	3.14	130.54	124.68
14	bB	822	CLA	CMB-C2B-C3B	3.13	130.54	124.68
14	cB	822	CLA	CHB-C4A-NA	3.13	128.84	124.51
14	dA	804	CLA	CHB-C4A-NA	3.13	128.84	124.51
13	dA	801	CL0	C1-C2-C3	-3.13	120.63	126.04
14	aA	813	CLA	CMB-C2B-C3B	3.13	130.54	124.68
14	cA	829	CLA	CMB-C2B-C3B	3.13	130.54	124.68
14	dA	838	CLA	CHB-C4A-NA	3.13	128.84	124.51
14	bA	828	CLA	O2D-CGD-O1D	-3.13	117.72	123.84
14	aB	809	CLA	CMB-C2B-C1B	-3.13	123.65	128.46
14	bA	808	CLA	CMB-C2B-C3B	3.13	130.53	124.68
14	dB	822	CLA	CMB-C2B-C3B	3.13	130.53	124.68
14	aA	828	CLA	O2D-CGD-O1D	-3.13	117.72	123.84
14	aA	832	CLA	O2D-CGD-O1D	-3.13	117.72	123.84
14	dB	824	CLA	O2D-CGD-O1D	-3.13	117.73	123.84
14	aA	829	CLA	CMB-C2B-C3B	3.13	130.53	124.68
14	aB	834	CLA	CHB-C4A-NA	3.13	128.83	124.51
14	bB	806	CLA	CHB-C4A-NA	3.13	128.83	124.51
14	dB	812	CLA	CMB-C2B-C3B	3.12	130.52	124.68
14	dB	806	CLA	CHB-C4A-NA	3.12	128.83	124.51
14	aA	822	CLA	O2D-CGD-O1D	-3.12	117.73	123.84
14	cA	832	CLA	O2D-CGD-O1D	-3.12	117.73	123.84
14	dX	101	CLA	O2D-CGD-O1D	-3.12	117.73	123.84
14	cJ	101	CLA	CHB-C4A-NA	3.12	128.83	124.51
14	bA	829	CLA	CMB-C2B-C3B	3.12	130.52	124.68
14	dB	835	CLA	CHB-C4A-NA	3.12	128.83	124.51
14	dJ	101	CLA	CHB-C4A-NA	3.12	128.83	124.51
14	bA	804	CLA	CHB-C4A-NA	3.12	128.83	124.51
14	cB	823	CLA	O2D-CGD-O1D	-3.12	117.74	123.84

Continued on next page...

Continued from previous page...

Mol	Chain	Res	Type	Atoms	Z	Observed(°)	Ideal(°)
17	bK	102	BCR	C15-C14-C13	-3.12	122.86	127.31
13	bA	801	CL0	C1-C2-C3	-3.11	120.66	126.04
14	cX	101	CLA	O2D-CGD-O1D	-3.11	117.75	123.84
14	dA	829	CLA	CMB-C2B-C3B	3.11	130.50	124.68
14	bB	823	CLA	CHB-C4A-NA	3.11	128.81	124.51
14	bB	835	CLA	CHB-C4A-NA	3.11	128.81	124.51
14	dA	822	CLA	O2D-CGD-O1D	-3.11	117.76	123.84
14	dA	832	CLA	O2D-CGD-O1D	-3.11	117.76	123.84
14	aJ	101	CLA	CHB-C4A-NA	3.11	128.81	124.51
14	cA	828	CLA	O2D-CGD-O1D	-3.11	117.76	123.84
14	aB	806	CLA	CHB-C4A-NA	3.11	128.81	124.51
14	cB	821	CLA	CMB-C2B-C3B	3.11	130.49	124.68
17	dK	102	BCR	C15-C14-C13	-3.10	122.89	127.31
14	dA	828	CLA	O2D-CGD-O1D	-3.10	117.78	123.84
19	dB	850	LMG	O6-C1-O1	-3.10	102.64	109.97
19	cB	849	LMG	O6-C1-O1	-3.10	102.64	109.97
17	aA	846	BCR	C15-C14-C13	-3.10	122.89	127.31
13	dA	801	CL0	O2A-CGA-CBA	3.09	121.62	111.91
17	aB	843	BCR	C28-C27-C26	-3.09	108.55	114.08
19	aB	849	LMG	O6-C1-O1	-3.09	102.65	109.97
17	cB	843	BCR	C28-C27-C26	-3.09	108.56	114.08
13	bA	801	CL0	O2A-CGA-CBA	3.09	121.61	111.91
14	bJ	101	CLA	CHB-C4A-NA	3.09	128.79	124.51
14	bB	838	CLA	O2D-CGD-O1D	-3.09	117.80	123.84
14	dA	813	CLA	CED-O2D-CGD	3.08	122.91	115.94
14	dF	203	CLA	O2D-CGD-O1D	-3.08	117.81	123.84
14	bA	821	CLA	CHB-C4A-NA	3.08	128.77	124.51
19	bB	850	LMG	O6-C1-O1	-3.08	102.68	109.97
17	dB	844	BCR	C28-C27-C26	-3.08	108.58	114.08
13	aA	801	CL0	C1-C2-C3	-3.08	120.72	126.04
14	aA	821	CLA	CHB-C4A-NA	3.08	128.77	124.51
17	cA	846	BCR	C15-C14-C13	-3.08	122.92	127.31
14	bA	813	CLA	CED-O2D-CGD	3.08	122.90	115.94
14	cB	837	CLA	O2D-CGD-O1D	-3.08	117.82	123.84
14	cA	813	CLA	CED-O2D-CGD	3.08	122.89	115.94
14	dA	821	CLA	CHB-C4A-NA	3.07	128.76	124.51
14	dA	805	CLA	CAA-C2A-C3A	-3.07	104.36	112.78
14	cA	821	CLA	CHB-C4A-NA	3.07	128.76	124.51
14	dL	205	CLA	CHB-C4A-NA	3.07	128.76	124.51
14	bA	805	CLA	CAA-C2A-C3A	-3.07	104.37	112.78
14	aB	837	CLA	O2D-CGD-O1D	-3.07	117.83	123.84
14	bB	825	CLA	C2A-C1A-CHA	3.07	129.23	123.86

Continued on next page...

Continued from previous page...

Mol	Chain	Res	Type	Atoms	Z	Observed(°)	Ideal(°)
17	bK	102	BCR	C38-C26-C27	-3.07	107.72	113.62
14	bL	205	CLA	CHB-C4A-NA	3.07	128.75	124.51
14	bB	812	CLA	O2D-CGD-O1D	-3.07	117.84	123.84
14	dB	838	CLA	O2D-CGD-O1D	-3.07	117.84	123.84
14	aB	813	CLA	O2D-CGD-O1D	-3.07	117.84	123.84
14	dB	825	CLA	C2A-C1A-CHA	3.07	129.22	123.86
17	dK	102	BCR	C38-C26-C27	-3.07	107.73	113.62
13	bA	801	CL0	C4-C3-C5	3.06	120.42	115.27
14	aA	813	CLA	CED-O2D-CGD	3.06	122.87	115.94
14	cB	824	CLA	C2A-C1A-CHA	3.06	129.22	123.86
14	bA	838	CLA	O2D-CGD-O1D	-3.06	117.85	123.84
14	aA	805	CLA	CAA-C2A-C3A	-3.06	104.39	112.78
14	cA	805	CLA	CAA-C2A-C3A	-3.06	104.39	112.78
14	aA	838	CLA	O2D-CGD-O1D	-3.06	117.85	123.84
14	bB	816	CLA	O2D-CGD-O1D	-3.06	117.85	123.84
14	cB	834	CLA	CHB-C4A-NA	3.06	128.74	124.51
14	aB	824	CLA	C2A-C1A-CHA	3.06	129.21	123.86
17	cA	846	BCR	C38-C26-C27	-3.06	107.74	113.62
17	aL	206	BCR	C24-C23-C22	-3.06	121.61	126.23
14	dB	812	CLA	O2D-CGD-O1D	-3.06	117.86	123.84
17	bB	844	BCR	C28-C27-C26	-3.06	108.62	114.08
14	cB	812	CLA	O2D-CGD-O1D	-3.06	117.86	123.84
13	cA	801	CL0	C1-C2-C3	-3.06	120.76	126.04
17	aA	846	BCR	C38-C26-C27	-3.05	107.75	113.62
14	dA	842	CLA	O2D-CGD-O1D	-3.05	117.87	123.84
14	dA	838	CLA	O2D-CGD-O1D	-3.05	117.87	123.84
14	cB	813	CLA	O2D-CGD-O1D	-3.05	117.87	123.84
13	aA	801	CL0	O2D-CGD-O1D	-3.05	117.88	123.84
14	aA	842	CLA	O2D-CGD-O1D	-3.05	117.88	123.84
14	bA	805	CLA	CHB-C4A-NA	3.05	128.73	124.51
14	cA	842	CLA	O2D-CGD-O1D	-3.05	117.88	123.84
14	cB	821	CLA	O2D-CGD-O1D	-3.05	117.88	123.84
14	bA	842	CLA	O2D-CGD-O1D	-3.05	117.88	123.84
14	dB	814	CLA	O2D-CGD-O1D	-3.05	117.88	123.84
14	bF	203	CLA	O2D-CGD-O1D	-3.05	117.88	123.84
14	cA	838	CLA	O2D-CGD-O1D	-3.05	117.88	123.84
14	dB	825	CLA	CMB-C2B-C3B	3.04	130.37	124.68
14	aB	811	CLA	O2D-CGD-O1D	-3.04	117.89	123.84
14	cA	841	CLA	CMB-C2B-C1B	-3.04	123.79	128.46
14	dB	816	CLA	O2D-CGD-O1D	-3.04	117.89	123.84
14	dB	813	CLA	O2D-CGD-O1D	-3.04	117.89	123.84
13	dA	801	CL0	C4-C3-C5	3.04	120.38	115.27

Continued on next page...

Continued from previous page...

Mol	Chain	Res	Type	Atoms	Z	Observed(°)	Ideal(°)
14	cB	811	CLA	O2D-CGD-O1D	-3.04	117.90	123.84
14	bB	825	CLA	CMB-C2B-C3B	3.04	130.36	124.68
14	dB	822	CLA	O2D-CGD-O1D	-3.04	117.90	123.84
14	bB	813	CLA	O2D-CGD-O1D	-3.03	117.91	123.84
14	aA	805	CLA	CHB-C4A-NA	3.03	128.70	124.51
14	bA	824	CLA	CMB-C2B-C3B	3.03	130.35	124.68
14	aB	824	CLA	CMB-C2B-C3B	3.03	130.34	124.68
14	bB	814	CLA	O2D-CGD-O1D	-3.03	117.92	123.84
14	aA	824	CLA	CMB-C2B-C3B	3.03	130.34	124.68
14	cB	817	CLA	O2D-CGD-O1D	-3.03	117.92	123.84
14	aA	815	CLA	C1B-CHB-C4A	-3.03	124.12	130.12
14	aB	812	CLA	O2D-CGD-O1D	-3.02	117.92	123.84
14	aB	815	CLA	O2D-CGD-O1D	-3.02	117.93	123.84
14	cA	808	CLA	O2D-CGD-O1D	-3.02	117.93	123.84
14	dA	841	CLA	CMB-C2B-C1B	-3.02	123.82	128.46
14	aB	819	CLA	C1B-CHB-C4A	-3.02	124.13	130.12
14	cB	819	CLA	C1B-CHB-C4A	-3.02	124.13	130.12
14	aA	841	CLA	CMB-C2B-C1B	-3.02	123.82	128.46
14	aB	821	CLA	O2D-CGD-O1D	-3.02	117.93	123.84
14	dA	808	CLA	O2D-CGD-O1D	-3.02	117.93	123.84
17	cL	206	BCR	C15-C16-C17	-3.02	117.29	123.47
14	bB	822	CLA	O2D-CGD-O1D	-3.02	117.94	123.84
14	cB	815	CLA	O2D-CGD-O1D	-3.02	117.94	123.84
14	cB	824	CLA	CMB-C2B-C3B	3.02	130.32	124.68
14	cB	840	CLA	CMB-C2B-C3B	3.02	130.32	124.68
14	bB	818	CLA	O2D-CGD-O1D	-3.02	117.94	123.84
14	cA	824	CLA	CMB-C2B-C3B	3.01	130.32	124.68
14	dB	820	CLA	C1B-CHB-C4A	-3.01	124.15	130.12
14	dA	824	CLA	CMB-C2B-C3B	3.01	130.31	124.68
14	aB	817	CLA	O2D-CGD-O1D	-3.01	117.95	123.84
13	aA	801	CL0	C4C-C3C-C2C	-3.01	102.51	106.90
14	aB	815	CLA	CHB-C4A-NA	3.01	128.68	124.51
14	bB	811	CLA	CMB-C2B-C3B	3.01	130.31	124.68
14	bB	841	CLA	CMB-C2B-C3B	3.01	130.31	124.68
14	dA	815	CLA	C1B-CHB-C4A	-3.01	124.16	130.12
14	cK	102	CLA	O2D-CGD-O1D	-3.01	117.95	123.84
17	aL	205	BCR	C39-C30-C25	3.01	115.18	110.30
14	aB	840	CLA	CMB-C2B-C3B	3.01	130.31	124.68
14	bA	815	CLA	C1B-CHB-C4A	-3.01	124.16	130.12
17	cL	205	BCR	C39-C30-C25	3.01	115.17	110.30
14	aK	101	CLA	CHB-C4A-NA	3.01	128.67	124.51
14	bK	103	CLA	O2D-CGD-O1D	-3.01	117.96	123.84

Continued on next page...

Continued from previous page...

Mol	Chain	Res	Type	Atoms	Z	Observed(°)	Ideal(°)
14	bA	841	CLA	CMB-C2B-C1B	-3.00	123.85	128.46
17	cL	206	BCR	C24-C23-C22	-3.00	121.70	126.23
14	dB	839	CLA	CHB-C4A-NA	3.00	128.66	124.51
14	bB	820	CLA	C1B-CHB-C4A	-3.00	124.18	130.12
14	bA	808	CLA	O2D-CGD-O1D	-3.00	117.98	123.84
14	bA	837	CLA	O2D-CGD-O1D	-3.00	117.98	123.84
14	cA	815	CLA	C1B-CHB-C4A	-3.00	124.19	130.12
14	dB	818	CLA	O2D-CGD-O1D	-2.99	117.98	123.84
14	dA	805	CLA	CHB-C4A-NA	2.99	128.65	124.51
14	bL	201	CLA	CMB-C2B-C3B	2.99	130.28	124.68
14	aK	102	CLA	O2D-CGD-O1D	-2.99	117.99	123.84
14	cA	837	CLA	O2D-CGD-O1D	-2.99	117.99	123.84
14	aB	832	CLA	CHB-C4A-NA	2.99	128.65	124.51
14	cA	805	CLA	CHB-C4A-NA	2.99	128.65	124.51
14	dB	816	CLA	CHB-C4A-NA	2.99	128.65	124.51
14	aB	838	CLA	CHB-C4A-NA	2.99	128.65	124.51
14	aB	804	CLA	CHB-C4A-NA	2.99	128.65	124.51
14	dB	811	CLA	CMB-C2B-C3B	2.99	130.27	124.68
14	dB	833	CLA	CHB-C4A-NA	2.99	128.64	124.51
13	cA	801	CL0	C4C-C3C-C2C	-2.99	102.55	106.90
14	aA	837	CLA	O2D-CGD-O1D	-2.98	118.01	123.84
14	aA	808	CLA	O2D-CGD-O1D	-2.98	118.01	123.84
14	cA	808	CLA	CHB-C4A-NA	2.98	128.63	124.51
14	dB	841	CLA	CMB-C2B-C3B	2.98	130.25	124.68
14	aB	805	CLA	O2D-CGD-O1D	-2.98	118.01	123.84
14	dA	820	CLA	O2D-CGD-O1D	-2.98	118.01	123.84
14	dK	103	CLA	O2D-CGD-O1D	-2.98	118.01	123.84
14	dA	837	CLA	O2D-CGD-O1D	-2.98	118.01	123.84
14	bA	804	CLA	O2D-CGD-O1D	-2.98	118.02	123.84
14	dL	201	CLA	CMB-C2B-C3B	2.98	130.25	124.68
14	cK	101	CLA	CHB-C4A-NA	2.98	128.63	124.51
15	aA	844	PQN	C14-C13-C15	2.98	120.28	115.27
14	cB	818	CLA	O2D-CGD-O1D	-2.98	118.02	123.84
14	bL	205	CLA	O2D-CGD-CBD	2.97	116.55	111.27
14	dA	823	CLA	O2D-CGD-O1D	-2.97	118.02	123.84
14	bB	839	CLA	CHB-C4A-NA	2.97	128.62	124.51
14	cB	832	CLA	CHB-C4A-NA	2.97	128.62	124.51
14	dB	819	CLA	O2D-CGD-O1D	-2.97	118.03	123.84
15	cA	844	PQN	C14-C13-C15	2.97	120.27	115.27
14	dA	830	CLA	O2D-CGD-CBD	2.97	116.55	111.27
14	bB	805	CLA	O2D-CGD-O1D	-2.97	118.03	123.84
14	cB	838	CLA	CHB-C4A-NA	2.97	128.62	124.51

Continued on next page...

Continued from previous page...

Mol	Chain	Res	Type	Atoms	Z	Observed(°)	Ideal(°)
14	cB	805	CLA	O2D-CGD-O1D	-2.97	118.03	123.84
14	dB	806	CLA	O2D-CGD-O1D	-2.97	118.03	123.84
14	dK	101	CLA	CHB-C4A-NA	2.97	128.62	124.51
14	bB	833	CLA	CHB-C4A-NA	2.97	128.62	124.51
14	cA	820	CLA	O2D-CGD-O1D	-2.97	118.04	123.84
14	bA	820	CLA	O2D-CGD-O1D	-2.97	118.04	123.84
14	dB	832	CLA	CAA-C2A-C3A	-2.96	104.66	112.78
14	aB	818	CLA	O2D-CGD-O1D	-2.96	118.04	123.84
14	dB	837	CLA	O2D-CGD-O1D	-2.96	118.04	123.84
14	bB	819	CLA	O2D-CGD-O1D	-2.96	118.05	123.84
14	bK	101	CLA	CHB-C4A-NA	2.96	128.61	124.51
14	cA	830	CLA	O2D-CGD-CBD	2.96	116.53	111.27
14	aA	820	CLA	O2D-CGD-O1D	-2.96	118.05	123.84
17	bK	102	BCR	C15-C16-C17	-2.96	117.41	123.47
14	aA	830	CLA	O2D-CGD-CBD	2.96	116.53	111.27
14	aB	824	CLA	O2D-CGD-O1D	-2.96	118.05	123.84
14	cA	804	CLA	O2D-CGD-O1D	-2.96	118.06	123.84
14	dA	804	CLA	O2D-CGD-O1D	-2.96	118.06	123.84
14	aB	836	CLA	O2D-CGD-O1D	-2.96	118.06	123.84
14	cB	824	CLA	O2D-CGD-O1D	-2.95	118.06	123.84
14	aA	823	CLA	O2D-CGD-O1D	-2.95	118.06	123.84
14	aB	820	CLA	CMB-C2B-C3B	2.95	130.21	124.68
14	cA	815	CLA	O2D-CGD-O1D	-2.95	118.06	123.84
13	cA	801	CL0	CHC-C1C-C2C	-2.95	118.55	126.72
14	cB	831	CLA	CAA-C2A-C3A	-2.95	104.69	112.78
14	bB	832	CLA	CAA-C2A-C3A	-2.95	104.69	112.78
14	aA	804	CLA	O2D-CGD-O1D	-2.95	118.07	123.84
14	cB	836	CLA	O2D-CGD-O1D	-2.95	118.07	123.84
14	bB	804	CLA	CHB-C4A-NA	2.95	128.59	124.51
14	bB	816	CLA	CHB-C4A-NA	2.95	128.59	124.51
14	bB	821	CLA	CMB-C2B-C3B	2.95	130.20	124.68
14	bA	815	CLA	O2D-CGD-O1D	-2.95	118.07	123.84
14	dB	805	CLA	O2D-CGD-O1D	-2.95	118.07	123.84
14	cB	804	CLA	CHB-C4A-NA	2.95	128.59	124.51
14	dB	821	CLA	CMB-C2B-C3B	2.95	130.20	124.68
14	cB	815	CLA	CHB-C4A-NA	2.95	128.59	124.51
14	bA	819	CLA	O2D-CGD-O1D	-2.95	118.07	123.84
13	aA	801	CL0	CHC-C1C-C2C	-2.95	118.57	126.72
14	dB	809	CLA	O2A-CGA-O1A	-2.95	116.15	123.59
14	aB	831	CLA	CAA-C2A-C3A	-2.95	104.71	112.78
14	aA	811	CLA	O2D-CGD-O1D	-2.95	118.08	123.84
14	aB	809	CLA	O2A-CGA-O1A	-2.94	116.16	123.59

Continued on next page...

Continued from previous page...

Mol	Chain	Res	Type	Atoms	Z	Observed(°)	Ideal(°)
14	cB	809	CLA	O2A-CGA-O1A	-2.94	116.16	123.59
14	aA	831	CLA	O2D-CGD-O1D	-2.94	118.08	123.84
14	cA	823	CLA	O2D-CGD-O1D	-2.94	118.08	123.84
14	dL	205	CLA	O2D-CGD-CBD	2.94	116.50	111.27
17	dK	102	BCR	C15-C16-C17	-2.94	117.44	123.47
14	aB	804	CLA	O2D-CGD-O1D	-2.94	118.08	123.84
14	bA	823	CLA	O2D-CGD-O1D	-2.94	118.09	123.84
14	dB	824	CLA	C1B-CHB-C4A	-2.94	124.29	130.12
14	dA	815	CLA	O2D-CGD-O1D	-2.94	118.09	123.84
14	cA	831	CLA	O2D-CGD-O1D	-2.94	118.09	123.84
14	bB	809	CLA	O2A-CGA-O1A	-2.94	116.17	123.59
17	dK	102	BCR	C27-C26-C25	2.94	127.00	122.73
14	bA	830	CLA	O2D-CGD-CBD	2.94	116.49	111.27
14	bA	831	CLA	O2D-CGD-O1D	-2.94	118.09	123.84
17	dB	844	BCR	C15-C16-C17	-2.94	117.46	123.47
14	cA	811	CLA	O2D-CGD-O1D	-2.94	118.09	123.84
17	cA	846	BCR	C27-C26-C25	2.94	127.00	122.73
14	dB	804	CLA	CHB-C4A-NA	2.94	128.57	124.51
14	bB	837	CLA	O2D-CGD-O1D	-2.94	118.10	123.84
14	dB	804	CLA	O2D-CGD-O1D	-2.94	118.10	123.84
14	aA	819	CLA	O2D-CGD-O1D	-2.94	118.10	123.84
14	dB	825	CLA	O2D-CGD-O1D	-2.94	118.10	123.84
17	aA	846	BCR	C27-C26-C25	2.94	126.99	122.73
17	bK	102	BCR	C27-C26-C25	2.93	126.99	122.73
14	bB	804	CLA	O2D-CGD-O1D	-2.93	118.10	123.84
14	cB	806	CLA	O2D-CGD-O1D	-2.93	118.10	123.84
14	cB	823	CLA	C1B-CHB-C4A	-2.93	124.31	130.12
14	dB	813	CLA	CMB-C2B-C1B	-2.93	123.96	128.46
14	cB	804	CLA	O2D-CGD-O1D	-2.93	118.10	123.84
17	aA	846	BCR	C15-C16-C17	-2.93	117.47	123.47
14	cB	805	CLA	CHB-C4A-NA	2.93	128.57	124.51
14	cB	820	CLA	CMB-C2B-C3B	2.93	130.16	124.68
14	bA	808	CLA	CHB-C4A-NA	2.93	128.56	124.51
14	bA	811	CLA	O2D-CGD-O1D	-2.93	118.11	123.84
14	bB	830	CLA	C2D-C1D-ND	-2.93	107.94	110.10
14	bB	806	CLA	O2D-CGD-O1D	-2.93	118.11	123.84
14	bB	809	CLA	CHB-C4A-NA	2.93	128.56	124.51
14	bB	824	CLA	C1B-CHB-C4A	-2.93	124.32	130.12
17	aA	848	BCR	C40-C30-C25	2.93	115.04	110.30
14	dA	808	CLA	CHB-C4A-NA	2.93	128.56	124.51
14	cA	819	CLA	O2D-CGD-O1D	-2.92	118.12	123.84
14	dB	805	CLA	CHB-C4A-NA	2.92	128.56	124.51

Continued on next page...

Continued from previous page...

Mol	Chain	Res	Type	Atoms	Z	Observed(°)	Ideal(°)
14	bB	825	CLA	O2D-CGD-O1D	-2.92	118.12	123.84
14	dA	831	CLA	O2D-CGD-O1D	-2.92	118.12	123.84
14	aB	806	CLA	O2D-CGD-O1D	-2.92	118.12	123.84
17	bB	844	BCR	C15-C16-C17	-2.92	117.49	123.47
14	aB	823	CLA	C1B-CHB-C4A	-2.92	124.33	130.12
17	aB	843	BCR	C15-C16-C17	-2.92	117.49	123.47
17	cA	846	BCR	C15-C16-C17	-2.92	117.49	123.47
14	dB	823	CLA	O2D-CGD-O1D	-2.92	118.13	123.84
14	dA	840	CLA	C1B-CHB-C4A	-2.92	124.33	130.12
14	bL	202	CLA	CHB-C4A-NA	2.92	128.55	124.51
14	bA	811	CLA	C1B-CHB-C4A	-2.92	124.34	130.12
14	cA	840	CLA	C1B-CHB-C4A	-2.92	124.34	130.12
14	dB	827	CLA	O2D-CGD-O1D	-2.91	118.14	123.84
14	bB	823	CLA	O2D-CGD-O1D	-2.91	118.14	123.84
14	cB	837	CLA	CMB-C2B-C3B	2.91	130.13	124.68
14	dA	839	CLA	CHB-C4A-NA	2.91	128.54	124.51
14	cA	836	CLA	CHB-C4A-NA	2.91	128.54	124.51
14	bB	805	CLA	CHB-C4A-NA	2.91	128.54	124.51
14	aA	815	CLA	O2D-CGD-O1D	-2.91	118.15	123.84
17	dI	101	BCR	C15-C16-C17	-2.91	117.52	123.47
14	aA	811	CLA	C1B-CHB-C4A	-2.91	124.36	130.12
14	cB	812	CLA	CMB-C2B-C1B	-2.91	123.99	128.46
14	dA	819	CLA	O2D-CGD-O1D	-2.91	118.15	123.84
14	cB	820	CLA	O2D-CGD-O1D	-2.91	118.15	123.84
14	aA	808	CLA	CHB-C4A-NA	2.91	128.53	124.51
14	aB	805	CLA	CHB-C4A-NA	2.91	128.53	124.51
14	dA	811	CLA	O2D-CGD-O1D	-2.91	118.16	123.84
14	dA	812	CLA	CHB-C4A-NA	2.91	128.53	124.51
14	bA	840	CLA	C1B-CHB-C4A	-2.91	124.36	130.12
14	dB	809	CLA	CHB-C4A-NA	2.90	128.53	124.51
17	dA	846	BCR	C40-C30-C25	2.90	115.01	110.30
14	bB	838	CLA	CMB-C2B-C3B	2.90	130.11	124.68
14	cB	826	CLA	O2D-CGD-O1D	-2.90	118.16	123.84
14	dA	836	CLA	CHB-C4A-NA	2.90	128.53	124.51
17	aL	206	BCR	C15-C16-C17	-2.90	117.53	123.47
17	cB	843	BCR	C15-C16-C17	-2.90	117.53	123.47
14	aB	809	CLA	CHB-C4A-NA	2.90	128.52	124.51
14	aB	837	CLA	CMB-C2B-C3B	2.90	130.10	124.68
17	bA	846	BCR	C40-C30-C25	2.90	115.00	110.30
14	cA	817	CLA	O2D-CGD-O1D	-2.90	118.17	123.84
14	aA	843	CLA	CHB-C4A-NA	2.90	128.52	124.51
14	aB	826	CLA	O2D-CGD-O1D	-2.90	118.17	123.84

Continued on next page...

Continued from previous page...

Mol	Chain	Res	Type	Atoms	Z	Observed(°)	Ideal(°)
14	cX	101	CLA	CHB-C4A-NA	2.90	128.52	124.51
14	bB	813	CLA	CMB-C2B-C1B	-2.90	124.01	128.46
14	cA	839	CLA	CHB-C4A-NA	2.90	128.52	124.51
14	aA	840	CLA	C1B-CHB-C4A	-2.90	124.38	130.12
14	cA	811	CLA	C1B-CHB-C4A	-2.90	124.38	130.12
14	dL	205	CLA	CMB-C2B-C3B	2.89	130.09	124.68
14	dA	817	CLA	O2D-CGD-O1D	-2.89	118.18	123.84
14	bB	827	CLA	O2D-CGD-O1D	-2.89	118.18	123.84
14	aA	839	CLA	CHB-C4A-NA	2.89	128.51	124.51
14	dA	819	CLA	CHB-C4A-NA	2.89	128.51	124.51
14	bA	836	CLA	CHB-C4A-NA	2.89	128.51	124.51
14	bA	817	CLA	O2D-CGD-O1D	-2.89	118.18	123.84
14	aB	812	CLA	CMB-C2B-C1B	-2.89	124.02	128.46
14	cB	828	CLA	O2D-CGD-O1D	-2.89	118.19	123.84
13	cA	801	CL0	O2A-CGA-CBA	2.89	120.98	111.91
13	aA	801	CL0	O2A-CGA-CBA	2.89	120.98	111.91
14	cB	809	CLA	CHB-C4A-NA	2.89	128.51	124.51
14	aX	101	CLA	CHB-C4A-NA	2.89	128.51	124.51
14	dB	829	CLA	O2D-CGD-O1D	-2.89	118.19	123.84
14	cB	822	CLA	O2D-CGD-O1D	-2.89	118.19	123.84
17	bI	101	BCR	C15-C16-C17	-2.89	117.56	123.47
14	bA	839	CLA	CHB-C4A-NA	2.89	128.50	124.51
14	cA	843	CLA	CHB-C4A-NA	2.89	128.50	124.51
14	bB	821	CLA	O2D-CGD-O1D	-2.88	118.20	123.84
14	dA	811	CLA	C1B-CHB-C4A	-2.88	124.40	130.12
14	cA	812	CLA	CHB-C4A-NA	2.88	128.50	124.51
14	cB	808	CLA	O2D-CGD-O1D	-2.88	118.20	123.84
17	cI	101	BCR	C15-C16-C17	-2.88	117.57	123.47
17	aB	847	BCR	C11-C10-C9	-2.88	123.20	127.31
17	cA	848	BCR	C40-C30-C25	2.88	114.97	110.30
14	aB	820	CLA	O2D-CGD-O1D	-2.88	118.20	123.84
17	bL	208	BCR	C15-C16-C17	-2.88	117.57	123.47
14	cB	841	CLA	CHB-C4A-NA	2.88	128.50	124.51
14	aA	836	CLA	CHB-C4A-NA	2.88	128.50	124.51
14	aA	812	CLA	CHB-C4A-NA	2.88	128.49	124.51
14	dL	205	CLA	CHD-C1D-ND	-2.88	121.81	124.45
14	dB	838	CLA	CMB-C2B-C3B	2.88	130.06	124.68
14	aB	822	CLA	O2D-CGD-O1D	-2.88	118.21	123.84
14	dB	821	CLA	O2D-CGD-O1D	-2.88	118.21	123.84
14	bB	812	CLA	CHB-C4A-NA	2.88	128.49	124.51
17	aI	101	BCR	C15-C16-C17	-2.87	117.58	123.47
14	aB	828	CLA	O2D-CGD-O1D	-2.87	118.22	123.84

Continued on next page...

Continued from previous page...

Mol	Chain	Res	Type	Atoms	Z	Observed(°)	Ideal(°)
17	cB	847	BCR	C11-C10-C9	-2.87	123.21	127.31
15	cA	844	PQN	C2M-C2-C3	-2.87	119.71	124.40
14	dB	812	CLA	CHB-C4A-NA	2.87	128.49	124.51
14	dB	842	CLA	CHB-C4A-NA	2.87	128.49	124.51
14	dL	202	CLA	CHB-C4A-NA	2.87	128.49	124.51
14	bB	817	CLA	CMB-C2B-C3B	2.87	130.05	124.68
14	cB	835	CLA	CHB-C4A-NA	2.87	128.48	124.51
17	dB	848	BCR	C11-C10-C9	-2.87	123.21	127.31
14	dB	836	CLA	CHB-C4A-NA	2.87	128.48	124.51
14	bL	205	CLA	CMB-C2B-C3B	2.87	130.05	124.68
15	aA	844	PQN	C2M-C2-C3	-2.87	119.72	124.40
14	aA	809	CLA	CHB-C4A-NA	2.87	128.48	124.51
14	aB	811	CLA	CHB-C4A-NA	2.87	128.48	124.51
14	aB	841	CLA	CHB-C4A-NA	2.87	128.48	124.51
14	dB	817	CLA	CMB-C2B-C3B	2.87	130.05	124.68
17	dL	208	BCR	C15-C16-C17	-2.87	117.60	123.47
14	bA	812	CLA	CHB-C4A-NA	2.87	128.48	124.51
14	aL	203	CLA	CMB-C2B-C3B	2.87	130.04	124.68
14	aA	817	CLA	O2D-CGD-O1D	-2.87	118.23	123.84
17	bB	848	BCR	C27-C26-C25	2.87	126.89	122.73
14	cB	829	CLA	C2D-C1D-ND	-2.87	107.99	110.10
14	bB	842	CLA	CHB-C4A-NA	2.87	128.47	124.51
17	bB	848	BCR	C11-C10-C9	-2.86	123.22	127.31
14	bB	829	CLA	O2D-CGD-O1D	-2.86	118.24	123.84
14	dX	101	CLA	CHB-C4A-NA	2.86	128.47	124.51
14	aL	204	CLA	CMB-C2B-C3B	2.86	130.03	124.68
19	dB	850	LMG	O1-C7-C8	-2.86	103.99	110.90
14	cL	204	CLA	CMB-C2B-C3B	2.86	130.03	124.68
17	cB	851	BCR	C7-C8-C9	-2.86	121.91	126.23
14	bB	829	CLA	CHB-C4A-NA	2.86	128.47	124.51
14	cA	825	CLA	C2A-C1A-CHA	2.86	128.85	123.86
14	dA	825	CLA	C2A-C1A-CHA	2.86	128.85	123.86
14	cA	819	CLA	CHB-C4A-NA	2.86	128.46	124.51
17	dB	852	BCR	C7-C8-C9	-2.86	121.92	126.23
14	bB	836	CLA	CHB-C4A-NA	2.85	128.46	124.51
17	aB	851	BCR	C7-C8-C9	-2.85	121.92	126.23
19	cB	849	LMG	O1-C7-C8	-2.85	104.02	110.90
14	aL	203	CLA	C1B-CHB-C4A	-2.85	124.47	130.12
14	cB	828	CLA	CHB-C4A-NA	2.85	128.46	124.51
17	cB	847	BCR	C27-C26-C25	2.85	126.87	122.73
14	bB	837	CLA	CMB-C2B-C3B	2.85	130.01	124.68
19	bB	850	LMG	O1-C7-C8	-2.85	104.02	110.90

Continued on next page...

Continued from previous page...

Mol	Chain	Res	Type	Atoms	Z	Observed(°)	Ideal(°)
14	bA	819	CLA	CHB-C4A-NA	2.85	128.45	124.51
14	cB	816	CLA	CMB-C2B-C3B	2.85	130.01	124.68
14	bA	834	CLA	C1B-CHB-C4A	-2.85	124.47	130.12
14	aA	843	CLA	CMC-C2C-C3C	2.85	133.85	126.12
14	cA	834	CLA	C1B-CHB-C4A	-2.85	124.47	130.12
14	cA	809	CLA	CHB-C4A-NA	2.85	128.45	124.51
14	dB	829	CLA	CHB-C4A-NA	2.85	128.45	124.51
14	aB	816	CLA	CMB-C2B-C3B	2.85	130.01	124.68
14	dA	823	CLA	C1B-CHB-C4A	-2.85	124.48	130.12
14	bA	825	CLA	C2A-C1A-CHA	2.85	128.84	123.86
13	dA	801	CL0	CHD-C4C-NC	2.85	128.69	124.20
14	dA	828	CLA	CHB-C4A-NA	2.85	128.45	124.51
14	cA	821	CLA	O2D-CGD-O1D	-2.85	118.27	123.84
14	dA	819	CLA	C1B-CHB-C4A	-2.85	124.48	130.12
14	aB	826	CLA	CHB-C4A-NA	2.85	128.45	124.51
14	aB	836	CLA	CMB-C2B-C3B	2.85	130.00	124.68
19	aB	849	LMG	O1-C7-C8	-2.84	104.04	110.90
14	dB	837	CLA	CMB-C2B-C3B	2.84	130.00	124.68
14	aB	829	CLA	C2D-C1D-ND	-2.84	108.01	110.10
14	aA	821	CLA	O2D-CGD-O1D	-2.84	118.28	123.84
14	dB	819	CLA	C1B-CHB-C4A	-2.84	124.49	130.12
14	aA	819	CLA	CHB-C4A-NA	2.84	128.44	124.51
14	aB	835	CLA	CHB-C4A-NA	2.84	128.44	124.51
14	aA	825	CLA	C2A-C1A-CHA	2.84	128.83	123.86
14	cL	203	CLA	C1B-CHB-C4A	-2.84	124.49	130.12
14	dA	834	CLA	C1B-CHB-C4A	-2.84	124.49	130.12
14	cB	811	CLA	CHB-C4A-NA	2.84	128.44	124.51
14	bB	808	CLA	O2D-CGD-O1D	-2.84	118.28	123.84
14	dA	821	CLA	O2D-CGD-O1D	-2.84	118.28	123.84
14	cL	202	CLA	CHB-C4A-NA	2.84	128.44	124.51
13	dA	801	CL0	CHC-C1C-C2C	-2.84	118.86	126.72
13	bA	801	CL0	CHC-C1C-C2C	-2.84	118.87	126.72
14	dB	808	CLA	O2D-CGD-O1D	-2.84	118.29	123.84
14	aB	802	CLA	C1B-CHB-C4A	-2.84	124.49	130.12
14	bL	202	CLA	CMC-C2C-C3C	2.84	133.82	126.12
17	bB	852	BCR	C7-C8-C9	-2.84	121.95	126.23
17	aB	847	BCR	C27-C26-C25	2.84	126.85	122.73
14	bB	839	CLA	O2D-CGD-O1D	-2.84	118.29	123.84
14	cL	203	CLA	CMB-C2B-C3B	2.84	129.99	124.68
14	cB	836	CLA	CMB-C2B-C3B	2.84	129.99	124.68
14	cA	839	CLA	O2D-CGD-CBD	2.84	116.31	111.27
14	dB	830	CLA	C2D-C1D-ND	-2.84	108.01	110.10

Continued on next page...

Continued from previous page...

Mol	Chain	Res	Type	Atoms	Z	Observed(°)	Ideal(°)
14	bA	819	CLA	C1B-CHB-C4A	-2.84	124.50	130.12
14	cB	818	CLA	C1B-CHB-C4A	-2.84	124.50	130.12
14	aB	828	CLA	CHB-C4A-NA	2.84	128.43	124.51
14	bA	821	CLA	O2D-CGD-O1D	-2.83	118.30	123.84
14	cJ	102	CLA	CMB-C2B-C3B	2.83	129.98	124.68
14	aB	808	CLA	O2D-CGD-O1D	-2.83	118.30	123.84
14	aA	834	CLA	C1B-CHB-C4A	-2.83	124.50	130.12
17	bJ	103	BCR	C11-C10-C9	-2.83	123.27	127.31
14	cA	807	CLA	CHB-C4A-NA	2.83	128.43	124.51
14	bB	821	CLA	CHB-C4A-NA	2.83	128.43	124.51
14	bA	823	CLA	C1B-CHB-C4A	-2.83	124.51	130.12
14	bA	839	CLA	O2D-CGD-CBD	2.83	116.30	111.27
14	dL	202	CLA	CMC-C2C-C3C	2.83	133.80	126.12
14	aA	807	CLA	CHB-C4A-NA	2.83	128.42	124.51
14	bA	828	CLA	CHB-C4A-NA	2.83	128.42	124.51
14	cA	843	CLA	CMC-C2C-C3C	2.83	133.80	126.12
14	dB	839	CLA	O2D-CGD-O1D	-2.83	118.31	123.84
14	cA	823	CLA	C1B-CHB-C4A	-2.83	124.52	130.12
14	bX	101	CLA	CHB-C4A-NA	2.83	128.42	124.51
14	aA	839	CLA	O2D-CGD-CBD	2.83	116.29	111.27
14	dA	809	CLA	CHB-C4A-NA	2.83	128.42	124.51
14	cB	802	CLA	C1B-CHB-C4A	-2.83	124.52	130.12
14	dB	802	CLA	C1B-CHB-C4A	-2.83	124.52	130.12
14	aB	825	CLA	O2D-CGD-O1D	-2.82	118.32	123.84
13	bA	801	CL0	CHD-C4C-NC	2.82	128.65	124.20
14	dB	826	CLA	CHB-C4A-NA	2.82	128.41	124.51
14	bJ	102	CLA	CMB-C2B-C3B	2.82	129.96	124.68
14	cF	201	CLA	O1D-CGD-CBD	2.82	130.26	124.48
14	cA	819	CLA	C1B-CHB-C4A	-2.82	124.53	130.12
14	aL	202	CLA	CHB-C4A-NA	2.82	128.41	124.51
14	bB	826	CLA	CHB-C4A-NA	2.82	128.41	124.51
14	cB	838	CLA	O2D-CGD-O1D	-2.82	118.33	123.84
17	cJ	103	BCR	C11-C10-C9	-2.82	123.29	127.31
14	aA	812	CLA	CMB-C2B-C3B	2.82	129.95	124.68
14	aB	838	CLA	O2D-CGD-O1D	-2.82	118.33	123.84
14	bA	807	CLA	CHB-C4A-NA	2.82	128.41	124.51
14	aA	803	CLA	O2D-CGD-CBD	2.82	116.28	111.27
17	dB	848	BCR	C27-C26-C25	2.82	126.82	122.73
14	dA	839	CLA	O2D-CGD-CBD	2.82	116.27	111.27
14	aA	819	CLA	C1B-CHB-C4A	-2.82	124.54	130.12
14	bB	826	CLA	O2D-CGD-O1D	-2.82	118.33	123.84
14	bB	802	CLA	C1B-CHB-C4A	-2.82	124.54	130.12

Continued on next page...

Continued from previous page...

Mol	Chain	Res	Type	Atoms	Z	Observed(°)	Ideal(°)
14	bB	827	CLA	CHB-C4A-NA	2.81	128.40	124.51
14	bB	809	CLA	O2D-CGD-CBD	2.81	116.27	111.27
14	cA	827	CLA	CHB-C4A-NA	2.81	128.40	124.51
14	dA	812	CLA	CMB-C2B-C3B	2.81	129.94	124.68
14	aA	827	CLA	CHB-C4A-NA	2.81	128.40	124.51
14	aB	825	CLA	CHB-C4A-NA	2.81	128.40	124.51
17	dB	846	BCR	C27-C26-C25	2.81	126.81	122.73
14	bA	824	CLA	CHD-C1D-ND	-2.81	121.87	124.45
14	cL	202	CLA	O2D-CGD-O1D	-2.81	118.34	123.84
14	dF	201	CLA	O1D-CGD-CBD	2.81	130.23	124.48
14	bA	803	CLA	O2D-CGD-CBD	2.81	116.26	111.27
14	bB	819	CLA	C1B-CHB-C4A	-2.81	124.56	130.12
14	cB	826	CLA	CHB-C4A-NA	2.81	128.39	124.51
14	aA	823	CLA	C1B-CHB-C4A	-2.81	124.56	130.12
14	aB	809	CLA	O2D-CGD-CBD	2.81	116.25	111.27
14	dJ	102	CLA	CMB-C2B-C3B	2.81	129.93	124.68
14	dA	811	CLA	CMB-C2B-C3B	2.80	129.92	124.68
14	cA	828	CLA	CHB-C4A-NA	2.80	128.39	124.51
14	bA	820	CLA	CMB-C2B-C1B	-2.80	124.16	128.46
17	dJ	103	BCR	C11-C10-C9	-2.80	123.31	127.31
14	aB	818	CLA	C1B-CHB-C4A	-2.80	124.57	130.12
14	dB	826	CLA	O2D-CGD-O1D	-2.80	118.36	123.84
14	cB	820	CLA	CHB-C4A-NA	2.80	128.39	124.51
14	dB	827	CLA	CHB-C4A-NA	2.80	128.39	124.51
14	dB	809	CLA	O2D-CGD-CBD	2.80	116.25	111.27
14	aB	820	CLA	CHB-C4A-NA	2.80	128.38	124.51
14	bA	827	CLA	CHB-C4A-NA	2.80	128.38	124.51
17	aJ	103	BCR	C11-C10-C9	-2.80	123.31	127.31
14	bA	824	CLA	O2D-CGD-O1D	-2.80	118.36	123.84
14	cA	811	CLA	CMB-C2B-C3B	2.80	129.92	124.68
14	aA	828	CLA	CHB-C4A-NA	2.80	128.38	124.51
14	bF	201	CLA	O1D-CGD-CBD	2.80	130.21	124.48
14	aJ	102	CLA	CMB-C2B-C3B	2.80	129.91	124.68
14	cB	809	CLA	O2D-CGD-CBD	2.80	116.24	111.27
14	bB	834	CLA	O2D-CGD-O1D	-2.80	118.37	123.84
14	bA	825	CLA	CHB-C4A-NA	2.80	128.38	124.51
14	dA	827	CLA	CHB-C4A-NA	2.80	128.38	124.51
14	bL	205	CLA	CHD-C1D-ND	-2.80	121.89	124.45
14	aL	202	CLA	O2D-CGD-O1D	-2.80	118.37	123.84
15	bA	843	PQN	C2M-C2-C3	-2.80	119.84	124.40
14	bA	812	CLA	CMB-C2B-C3B	2.79	129.91	124.68
14	cB	825	CLA	O2D-CGD-O1D	-2.79	118.37	123.84

Continued on next page...

Continued from previous page...

Mol	Chain	Res	Type	Atoms	Z	Observed(°)	Ideal(°)
14	cA	803	CLA	O2D-CGD-CBD	2.79	116.23	111.27
14	aA	811	CLA	CMB-C2B-C3B	2.79	129.91	124.68
14	bA	841	CLA	O2D-CGD-O1D	-2.79	118.38	123.84
14	cA	820	CLA	CMB-C2B-C1B	-2.79	124.17	128.46
14	bA	809	CLA	CHB-C4A-NA	2.79	128.38	124.51
14	aF	201	CLA	O1D-CGD-CBD	2.79	130.20	124.48
14	aA	824	CLA	O2D-CGD-O1D	-2.79	118.38	123.84
14	dA	825	CLA	CHB-C4A-NA	2.79	128.37	124.51
17	bB	846	BCR	C27-C26-C25	2.79	126.78	122.73
14	dB	821	CLA	CHB-C4A-NA	2.79	128.37	124.51
14	cA	807	CLA	O2D-CGD-O1D	-2.79	118.39	123.84
14	bJ	101	CLA	CMB-C2B-C3B	2.79	129.90	124.68
14	dA	807	CLA	CHB-C4A-NA	2.79	128.37	124.51
14	cB	814	CLA	CHB-C4A-NA	2.79	128.36	124.51
14	cA	826	CLA	CAA-C2A-C1A	-2.79	102.85	111.97
17	bB	844	BCR	C15-C14-C13	-2.78	123.34	127.31
14	dA	834	CLA	O2D-CGD-CBD	2.78	116.22	111.27
14	dB	815	CLA	CHB-C4A-NA	2.78	128.36	124.51
14	cB	833	CLA	O2D-CGD-O1D	-2.78	118.39	123.84
14	dF	203	CLA	CHB-C4A-NA	2.78	128.36	124.51
14	cB	839	CLA	C1B-CHB-C4A	-2.78	124.61	130.12
14	bA	821	CLA	C1B-CHB-C4A	-2.78	124.61	130.12
14	aA	820	CLA	CMB-C2B-C1B	-2.78	124.19	128.46
13	cA	801	CL0	CMB-C2B-C3B	2.78	129.88	124.68
14	cA	812	CLA	CMB-C2B-C3B	2.78	129.88	124.68
14	bA	811	CLA	CMB-C2B-C3B	2.78	129.88	124.68
17	dB	844	BCR	C15-C14-C13	-2.78	123.34	127.31
14	dA	803	CLA	O2D-CGD-CBD	2.78	116.21	111.27
14	aB	814	CLA	CHB-C4A-NA	2.78	128.36	124.51
14	aB	825	CLA	CAA-CBA-CGA	-2.78	105.13	113.25
14	aJ	101	CLA	CMB-C2B-C3B	2.78	129.88	124.68
14	cA	834	CLA	O2D-CGD-CBD	2.78	116.21	111.27
14	dA	807	CLA	O2D-CGD-O1D	-2.78	118.41	123.84
14	dA	820	CLA	CMB-C2B-C1B	-2.78	124.19	128.46
14	cA	818	CLA	CHB-C4A-NA	2.78	128.35	124.51
14	cB	825	CLA	CHB-C4A-NA	2.78	128.35	124.51
14	dL	204	CLA	CHB-C4A-NA	2.78	128.35	124.51
14	dB	826	CLA	CAA-CBA-CGA	-2.78	105.14	113.25
14	aA	826	CLA	CAA-C2A-C1A	-2.78	102.88	111.97
14	bA	841	CLA	CHB-C4A-NA	2.78	128.35	124.51
14	aA	824	CLA	CHD-C1D-ND	-2.78	121.90	124.45
14	dJ	101	CLA	CMB-C2B-C3B	2.78	129.87	124.68

Continued on next page...

Continued from previous page...

Mol	Chain	Res	Type	Atoms	Z	Observed(°)	Ideal(°)
14	cB	808	CLA	CHD-C1D-ND	-2.77	121.90	124.45
14	bB	817	CLA	CHB-C4A-NA	2.77	128.35	124.51
14	dA	824	CLA	O2D-CGD-O1D	-2.77	118.41	123.84
14	dA	821	CLA	C1B-CHB-C4A	-2.77	124.62	130.12
14	dB	801	CLA	O2D-CGD-O1D	-2.77	118.42	123.84
14	aB	833	CLA	O2D-CGD-O1D	-2.77	118.42	123.84
14	dA	841	CLA	O2D-CGD-O1D	-2.77	118.42	123.84
14	bB	817	CLA	C1B-CHB-C4A	-2.77	124.62	130.12
14	bA	834	CLA	O2D-CGD-CBD	2.77	116.19	111.27
14	bB	808	CLA	CHD-C1D-ND	-2.77	121.91	124.45
14	cA	821	CLA	C1B-CHB-C4A	-2.77	124.63	130.12
17	aB	845	BCR	C27-C26-C25	2.77	126.75	122.73
14	bL	204	CLA	CHB-C4A-NA	2.77	128.34	124.51
14	bA	807	CLA	O2D-CGD-O1D	-2.77	118.42	123.84
14	bA	809	CLA	O2D-CGD-O1D	-2.77	118.42	123.84
14	dB	834	CLA	O2D-CGD-O1D	-2.77	118.42	123.84
14	aA	834	CLA	O2D-CGD-CBD	2.77	116.19	111.27
14	cA	841	CLA	CHB-C4A-NA	2.77	128.34	124.51
14	bB	826	CLA	CAA-CBA-CGA	-2.77	105.17	113.25
14	cB	825	CLA	CAA-CBA-CGA	-2.77	105.17	113.25
14	aA	821	CLA	C1B-CHB-C4A	-2.77	124.64	130.12
15	aB	842	PQN	C2M-C2-C3	-2.77	119.89	124.40
15	cB	842	PQN	C2M-C2-C3	-2.77	119.89	124.40
14	aA	841	CLA	O2D-CGD-O1D	-2.77	118.43	123.84
14	bA	818	CLA	CHB-C4A-NA	2.77	128.34	124.51
14	cA	824	CLA	O2D-CGD-O1D	-2.77	118.43	123.84
14	aB	839	CLA	C1B-CHB-C4A	-2.76	124.64	130.12
14	cA	841	CLA	O2D-CGD-O1D	-2.76	118.44	123.84
14	dA	824	CLA	CHD-C1D-ND	-2.76	121.92	124.45
13	aA	801	CL0	CMB-C2B-C3B	2.76	129.84	124.68
14	cJ	101	CLA	CMB-C2B-C3B	2.76	129.84	124.68
14	aB	801	CLA	O2D-CGD-O1D	-2.76	118.44	123.84
14	dA	839	CLA	C1B-CHB-C4A	-2.76	124.65	130.12
14	aA	825	CLA	CHB-C4A-NA	2.76	128.33	124.51
15	dA	843	PQN	C2M-C2-C3	-2.76	119.90	124.40
17	dJ	103	BCR	C27-C26-C25	2.76	126.74	122.73
14	dB	817	CLA	C1B-CHB-C4A	-2.76	124.65	130.12
13	bA	801	CL0	C4C-C3C-C2C	-2.76	102.88	106.90
14	aA	841	CLA	CHB-C4A-NA	2.76	128.33	124.51
17	cJ	103	BCR	C27-C26-C25	2.76	126.74	122.73
14	bA	839	CLA	C1B-CHB-C4A	-2.76	124.65	130.12
13	dA	801	CL0	C4C-C3C-C2C	-2.76	102.88	106.90

Continued on next page...

Continued from previous page...

Mol	Chain	Res	Type	Atoms	Z	Observed(°)	Ideal(°)
14	aA	818	CLA	CHB-C4A-NA	2.76	128.33	124.51
14	cA	839	CLA	C1B-CHB-C4A	-2.76	124.66	130.12
17	aA	848	BCR	C27-C26-C25	2.76	126.73	122.73
14	bF	203	CLA	CHB-C4A-NA	2.76	128.32	124.51
14	cA	825	CLA	CHB-C4A-NA	2.76	128.32	124.51
14	dA	826	CLA	CAA-C2A-C1A	-2.76	102.94	111.97
17	cA	848	BCR	C27-C26-C25	2.76	126.73	122.73
14	bB	840	CLA	C1B-CHB-C4A	-2.76	124.66	130.12
14	aA	814	CLA	CHB-C4A-NA	2.76	128.32	124.51
14	cA	809	CLA	O2D-CGD-O1D	-2.76	118.45	123.84
14	aL	202	CLA	CMB-C2B-C3B	2.76	129.84	124.68
14	cB	829	CLA	O2D-CGD-CBD	2.76	116.17	111.27
17	dB	852	BCR	C3-C4-C5	-2.76	109.16	114.08
14	dA	809	CLA	O2D-CGD-O1D	-2.76	118.45	123.84
14	aA	840	CLA	O2D-CGD-O1D	-2.75	118.45	123.84
14	bB	815	CLA	CHB-C4A-NA	2.75	128.32	124.51
14	bA	826	CLA	CAA-C2A-C1A	-2.75	102.95	111.97
14	aB	816	CLA	C1B-CHB-C4A	-2.75	124.66	130.12
17	aB	843	BCR	C15-C14-C13	-2.75	123.38	127.31
17	cB	843	BCR	C15-C14-C13	-2.75	123.38	127.31
14	aA	807	CLA	O2D-CGD-O1D	-2.75	118.45	123.84
14	cA	806	CLA	CHB-C4A-NA	2.75	128.32	124.51
17	aI	101	BCR	C31-C1-C6	2.75	114.76	110.30
14	aA	839	CLA	C1B-CHB-C4A	-2.75	124.67	130.12
14	dB	803	CLA	C1B-CHB-C4A	-2.75	124.67	130.12
17	bB	852	BCR	C3-C4-C5	-2.75	109.17	114.08
14	bB	830	CLA	O2D-CGD-CBD	2.75	116.15	111.27
14	dA	833	CLA	CHB-C4A-NA	2.75	128.31	124.51
14	aB	808	CLA	CHD-C1D-ND	-2.75	121.93	124.45
14	dB	817	CLA	CHB-C4A-NA	2.75	128.31	124.51
14	aB	819	CLA	CHB-C4A-NA	2.75	128.31	124.51
14	dB	840	CLA	C1B-CHB-C4A	-2.75	124.68	130.12
17	dA	846	BCR	C27-C26-C25	2.75	126.72	122.73
17	dI	101	BCR	C31-C1-C6	2.75	114.75	110.30
13	aA	801	CL0	C2A-C1A-CHA	-2.75	119.06	123.86
14	dJ	101	CLA	O2D-CGD-O1D	-2.75	118.47	123.84
17	bA	846	BCR	C27-C26-C25	2.74	126.72	122.73
17	cB	845	BCR	C27-C26-C25	2.74	126.72	122.73
17	bI	101	BCR	C31-C1-C6	2.74	114.75	110.30
14	aA	809	CLA	O2D-CGD-O1D	-2.74	118.47	123.84
14	dA	810	CLA	C1B-CHB-C4A	-2.74	124.68	130.12
17	cB	851	BCR	C3-C4-C5	-2.74	109.18	114.08

Continued on next page...

Continued from previous page...

Mol	Chain	Res	Type	Atoms	Z	Observed(°)	Ideal(°)
14	cA	813	CLA	O2D-CGD-O1D	-2.74	118.48	123.84
14	cB	816	CLA	CHB-C4A-NA	2.74	128.30	124.51
14	dA	814	CLA	CHB-C4A-NA	2.74	128.30	124.51
14	cA	810	CLA	C1B-CHB-C4A	-2.74	124.69	130.12
14	bB	837	CLA	C1B-CHB-C4A	-2.74	124.69	130.12
14	aA	842	CLA	CHB-C4A-NA	2.74	128.30	124.51
14	bA	842	CLA	CHB-C4A-NA	2.74	128.30	124.51
14	bB	801	CLA	O2D-CGD-O1D	-2.74	118.48	123.84
14	cB	801	CLA	O2D-CGD-O1D	-2.74	118.48	123.84
14	bA	814	CLA	CHB-C4A-NA	2.74	128.30	124.51
14	bB	813	CLA	CHB-C4A-NA	2.74	128.30	124.51
14	cA	833	CLA	CHB-C4A-NA	2.74	128.30	124.51
14	aB	816	CLA	CHB-C4A-NA	2.74	128.30	124.51
14	bA	806	CLA	CHB-C4A-NA	2.74	128.30	124.51
14	dA	834	CLA	CHB-C4A-NA	2.74	128.30	124.51
17	bJ	103	BCR	C27-C26-C25	2.74	126.70	122.73
14	dK	103	CLA	CHB-C4A-NA	2.74	128.29	124.51
14	cB	803	CLA	C1B-CHB-C4A	-2.74	124.70	130.12
14	dA	838	CLA	C1B-CHB-C4A	-2.73	124.70	130.12
14	cA	824	CLA	CHD-C1D-ND	-2.73	121.94	124.45
14	aB	829	CLA	O2D-CGD-CBD	2.73	116.13	111.27
14	cB	816	CLA	C1B-CHB-C4A	-2.73	124.70	130.12
14	aA	838	CLA	C1B-CHB-C4A	-2.73	124.70	130.12
14	cK	102	CLA	CHB-C4A-NA	2.73	128.29	124.51
14	bB	803	CLA	C1B-CHB-C4A	-2.73	124.70	130.12
14	cA	814	CLA	CHB-C4A-NA	2.73	128.29	124.51
17	aA	851	BCR	C28-C27-C26	-2.73	109.20	114.08
13	cA	801	CL0	C2A-C1A-CHA	-2.73	119.08	123.86
14	dB	837	CLA	C1B-CHB-C4A	-2.73	124.71	130.12
17	aJ	103	BCR	C27-C26-C25	2.73	126.69	122.73
14	cA	838	CLA	C1B-CHB-C4A	-2.73	124.71	130.12
14	bA	813	CLA	O2D-CGD-O1D	-2.73	118.50	123.84
14	dB	838	CLA	CHB-C4A-NA	2.73	128.29	124.51
17	aB	851	BCR	C3-C4-C5	-2.73	109.20	114.08
14	aJ	101	CLA	O2D-CGD-O1D	-2.73	118.50	123.84
14	bA	838	CLA	C1B-CHB-C4A	-2.73	124.72	130.12
17	cA	851	BCR	C28-C27-C26	-2.73	109.21	114.08
14	cA	834	CLA	CHB-C4A-NA	2.73	128.28	124.51
14	cA	839	CLA	CMB-C2B-C3B	2.73	129.78	124.68
14	bB	828	CLA	O2D-CGD-O1D	-2.73	118.51	123.84
14	cA	840	CLA	O2D-CGD-O1D	-2.73	118.51	123.84
14	dB	828	CLA	O2D-CGD-O1D	-2.73	118.51	123.84

Continued on next page...

Continued from previous page...

Mol	Chain	Res	Type	Atoms	Z	Observed(°)	Ideal(°)
14	bA	810	CLA	C1B-CHB-C4A	-2.72	124.72	130.12
14	dA	838	CLA	CMB-C2B-C3B	2.72	129.77	124.68
14	cB	827	CLA	O2D-CGD-O1D	-2.72	118.51	123.84
14	dL	205	CLA	C1B-CHB-C4A	-2.72	124.72	130.12
14	aA	813	CLA	O2D-CGD-O1D	-2.72	118.52	123.84
14	dA	840	CLA	O2D-CGD-O1D	-2.72	118.52	123.84
14	bA	803	CLA	CMB-C2B-C3B	2.72	129.77	124.68
14	dA	818	CLA	CHB-C4A-NA	2.72	128.27	124.51
14	aB	803	CLA	C1B-CHB-C4A	-2.72	124.73	130.12
14	cA	832	CLA	C1B-CHB-C4A	-2.72	124.73	130.12
14	dB	830	CLA	O2D-CGD-CBD	2.72	116.10	111.27
14	bL	205	CLA	C1B-CHB-C4A	-2.72	124.73	130.12
17	cI	101	BCR	C31-C1-C6	2.72	114.71	110.30
14	dA	839	CLA	CMB-C2B-C3B	2.72	129.76	124.68
14	cB	812	CLA	CHB-C4A-NA	2.72	128.27	124.51
14	dA	832	CLA	C1B-CHB-C4A	-2.72	124.74	130.12
14	cL	202	CLA	CMB-C2B-C3B	2.72	129.76	124.68
14	aA	833	CLA	CHB-C4A-NA	2.72	128.27	124.51
14	dB	808	CLA	CHD-C1D-ND	-2.71	121.96	124.45
14	cB	837	CLA	CHB-C4A-NA	2.71	128.27	124.51
14	cB	808	CLA	C1B-CHB-C4A	-2.71	124.74	130.12
14	dB	820	CLA	CHB-C4A-NA	2.71	128.26	124.51
14	aB	836	CLA	C1B-CHB-C4A	-2.71	124.75	130.12
14	cB	819	CLA	CHB-C4A-NA	2.71	128.26	124.51
14	aB	837	CLA	CHB-C4A-NA	2.71	128.26	124.51
14	aB	827	CLA	O2D-CGD-O1D	-2.71	118.54	123.84
15	dB	843	PQN	C14-C13-C15	2.71	119.83	115.27
14	aA	806	CLA	CHB-C4A-NA	2.71	128.26	124.51
14	bA	839	CLA	CMB-C2B-C3B	2.71	129.75	124.68
14	cA	829	CLA	O2D-CGD-O1D	-2.71	118.54	123.84
14	aA	834	CLA	CHB-C4A-NA	2.71	128.26	124.51
17	aL	206	BCR	C2-C1-C6	2.71	114.65	110.48
14	bA	828	CLA	C1B-CHB-C4A	-2.71	124.75	130.12
14	cB	829	CLA	C1B-CHB-C4A	-2.71	124.75	130.12
14	dA	835	CLA	O2D-CGD-O1D	-2.71	118.54	123.84
14	dA	841	CLA	CHB-C4A-NA	2.71	128.26	124.51
17	cL	206	BCR	C2-C1-C6	2.71	114.65	110.48
14	bA	834	CLA	CHB-C4A-NA	2.71	128.25	124.51
14	bB	820	CLA	CHB-C4A-NA	2.71	128.25	124.51
14	bA	838	CLA	CMB-C2B-C3B	2.71	129.74	124.68
14	aA	810	CLA	C1B-CHB-C4A	-2.71	124.76	130.12
14	cA	838	CLA	CMB-C2B-C3B	2.70	129.74	124.68

Continued on next page...

Continued from previous page...

Mol	Chain	Res	Type	Atoms	Z	Observed(°)	Ideal(°)
14	dA	813	CLA	O2D-CGD-O1D	-2.70	118.55	123.84
14	aX	101	CLA	CMB-C2B-C3B	2.70	129.74	124.68
14	dA	803	CLA	CMB-C2B-C3B	2.70	129.74	124.68
14	dB	808	CLA	C1B-CHB-C4A	-2.70	124.76	130.12
14	cJ	101	CLA	O2D-CGD-O1D	-2.70	118.55	123.84
14	dA	842	CLA	CHB-C4A-NA	2.70	128.25	124.51
14	bA	840	CLA	O2D-CGD-O1D	-2.70	118.56	123.84
17	cB	847	BCR	C15-C14-C13	-2.70	123.45	127.31
14	bB	830	CLA	C1B-CHB-C4A	-2.70	124.77	130.12
14	aA	803	CLA	CMB-C2B-C3B	2.70	129.73	124.68
14	cX	101	CLA	CMB-C2B-C3B	2.70	129.73	124.68
14	dA	814	CLA	O2D-CGD-O1D	-2.70	118.56	123.84
14	bA	814	CLA	O2D-CGD-O1D	-2.70	118.56	123.84
17	dA	849	BCR	C28-C27-C26	-2.70	109.26	114.08
14	cA	828	CLA	C1B-CHB-C4A	-2.70	124.77	130.12
17	cA	851	BCR	C24-C23-C22	-2.70	122.16	126.23
17	bA	849	BCR	C28-C27-C26	-2.70	109.26	114.08
17	bB	848	BCR	C15-C14-C13	-2.70	123.46	127.31
15	dB	843	PQN	C2M-C2-C3	-2.70	120.00	124.40
14	dX	101	CLA	CMB-C2B-C3B	2.70	129.72	124.68
14	dB	830	CLA	C1B-CHB-C4A	-2.70	124.78	130.12
17	dA	847	BCR	C15-C16-C17	-2.70	117.95	123.47
17	dF	204	BCR	C27-C26-C25	2.70	126.65	122.73
14	aA	839	CLA	CMB-C2B-C3B	2.70	129.72	124.68
14	aA	832	CLA	C1B-CHB-C4A	-2.70	124.78	130.12
14	aA	838	CLA	CMB-C2B-C3B	2.70	129.72	124.68
17	bA	849	BCR	C24-C23-C22	-2.69	122.16	126.23
14	bA	832	CLA	C1B-CHB-C4A	-2.69	124.78	130.12
14	dA	828	CLA	C1B-CHB-C4A	-2.69	124.79	130.12
17	bA	847	BCR	C15-C16-C17	-2.69	117.96	123.47
14	cB	836	CLA	C1B-CHB-C4A	-2.69	124.79	130.12
14	cA	843	CLA	O2D-CGD-O1D	-2.69	118.58	123.84
14	bB	811	CLA	CHB-C4A-NA	2.69	128.23	124.51
14	aB	808	CLA	C1B-CHB-C4A	-2.69	124.79	130.12
14	bA	833	CLA	CHB-C4A-NA	2.69	128.23	124.51
14	cA	835	CLA	O2D-CGD-O1D	-2.69	118.58	123.84
14	aA	829	CLA	O2D-CGD-O1D	-2.69	118.58	123.84
14	aB	829	CLA	C1B-CHB-C4A	-2.69	124.79	130.12
14	bB	808	CLA	C1B-CHB-C4A	-2.69	124.79	130.12
14	dA	806	CLA	CHB-C4A-NA	2.69	128.23	124.51
14	bJ	101	CLA	O2D-CGD-O1D	-2.69	118.58	123.84
14	cA	814	CLA	O2D-CGD-O1D	-2.69	118.58	123.84

Continued on next page...

Continued from previous page...

Mol	Chain	Res	Type	Atoms	Z	Observed(°)	Ideal(°)
14	bA	829	CLA	O2D-CGD-O1D	-2.69	118.58	123.84
14	aA	828	CLA	C1B-CHB-C4A	-2.69	124.80	130.12
14	bB	838	CLA	CHB-C4A-NA	2.69	128.23	124.51
14	cA	842	CLA	CHB-C4A-NA	2.69	128.22	124.51
14	dL	202	CLA	O2D-CGD-O1D	-2.68	118.59	123.84
14	dL	201	CLA	CHB-C4A-NA	2.68	128.22	124.51
17	dB	848	BCR	C15-C14-C13	-2.68	123.48	127.31
14	aA	843	CLA	O2D-CGD-O1D	-2.68	118.59	123.84
14	dA	806	CLA	CAA-C2A-C3A	-2.68	105.44	112.78
14	aB	812	CLA	CHB-C4A-NA	2.68	128.22	124.51
14	dB	813	CLA	CHB-C4A-NA	2.68	128.22	124.51
14	bB	810	CLA	C1B-CHB-C4A	-2.68	124.81	130.12
14	cA	818	CLA	C1B-CHB-C4A	-2.68	124.81	130.12
14	dA	829	CLA	O2D-CGD-O1D	-2.68	118.60	123.84
13	aA	801	CL0	C4-C3-C5	2.68	119.78	115.27
14	bX	101	CLA	CMB-C2B-C3B	2.68	129.69	124.68
14	cA	803	CLA	CMB-C2B-C3B	2.68	129.69	124.68
14	aA	835	CLA	O2D-CGD-O1D	-2.68	118.60	123.84
14	aA	817	CLA	C1B-CHB-C4A	-2.68	124.81	130.12
14	cA	806	CLA	CAA-C2A-C3A	-2.68	105.44	112.78
17	dL	207	BCR	C15-C14-C13	-2.68	123.49	127.31
17	aA	849	BCR	C15-C16-C17	-2.68	117.99	123.47
14	bA	802	CLA	O2D-CGD-O1D	-2.68	118.60	123.84
14	aK	102	CLA	CHB-C4A-NA	2.68	128.22	124.51
14	bA	818	CLA	C1B-CHB-C4A	-2.68	124.81	130.12
14	dA	823	CLA	CMB-C2B-C3B	2.68	129.69	124.68
14	bK	103	CLA	CHB-C4A-NA	2.68	128.21	124.51
14	dB	811	CLA	CHB-C4A-NA	2.67	128.21	124.51
17	bA	846	BCR	C15-C16-C17	-2.67	118.00	123.47
14	aA	827	CLA	CMB-C2B-C3B	2.67	129.68	124.68
17	aB	847	BCR	C15-C14-C13	-2.67	123.50	127.31
14	aA	823	CLA	CMB-C2B-C3B	2.67	129.68	124.68
14	cA	823	CLA	CMB-C2B-C3B	2.67	129.68	124.68
14	bB	820	CLA	O2D-CGD-O1D	-2.67	118.62	123.84
17	cA	849	BCR	C15-C16-C17	-2.67	118.00	123.47
14	dB	810	CLA	C1B-CHB-C4A	-2.67	124.83	130.12
14	dA	802	CLA	O2D-CGD-O1D	-2.67	118.62	123.84
14	aA	814	CLA	O2D-CGD-O1D	-2.67	118.62	123.84
14	bA	835	CLA	O2D-CGD-O1D	-2.67	118.62	123.84
14	bA	806	CLA	CAA-C2A-C3A	-2.67	105.47	112.78
17	dA	849	BCR	C24-C23-C22	-2.67	122.20	126.23
17	bF	204	BCR	C27-C26-C25	2.67	126.60	122.73

Continued on next page...

Continued from previous page...

Mol	Chain	Res	Type	Atoms	Z	Observed(°)	Ideal(°)
14	aA	802	CLA	O2D-CGD-O1D	-2.67	118.63	123.84
14	cA	802	CLA	O2D-CGD-O1D	-2.67	118.63	123.84
14	dA	837	CLA	CHB-C4A-NA	2.66	128.20	124.51
14	cB	810	CLA	C1B-CHB-C4A	-2.66	124.84	130.12
14	bA	823	CLA	CMB-C2B-C3B	2.66	129.66	124.68
14	bL	202	CLA	O2D-CGD-O1D	-2.66	118.63	123.84
14	cB	813	CLA	CHB-C4A-NA	2.66	128.19	124.51
17	cA	848	BCR	C15-C16-C17	-2.66	118.02	123.47
14	dA	818	CLA	C1B-CHB-C4A	-2.66	124.85	130.12
14	aA	806	CLA	CAA-C2A-C3A	-2.66	105.49	112.78
14	aB	819	CLA	O2D-CGD-O1D	-2.66	118.64	123.84
14	aB	832	CLA	O2D-CGD-O1D	-2.66	118.64	123.84
14	dB	820	CLA	O2D-CGD-O1D	-2.66	118.64	123.84
14	dL	201	CLA	O2D-CGD-O1D	-2.66	118.64	123.84
14	aA	818	CLA	C1B-CHB-C4A	-2.66	124.85	130.12
17	dA	846	BCR	C15-C16-C17	-2.66	118.03	123.47
14	aA	837	CLA	CHB-C4A-NA	2.66	128.19	124.51
17	dB	848	BCR	C2-C1-C6	2.66	114.57	110.48
14	dA	817	CLA	C1B-CHB-C4A	-2.66	124.85	130.12
14	bA	837	CLA	CHB-C4A-NA	2.66	128.19	124.51
14	aB	804	CLA	CHC-C1C-NC	2.66	128.23	124.20
14	cA	837	CLA	CHB-C4A-NA	2.66	128.19	124.51
14	cB	819	CLA	O2D-CGD-O1D	-2.66	118.64	123.84
14	bA	817	CLA	C1B-CHB-C4A	-2.65	124.86	130.12
14	aB	810	CLA	C1B-CHB-C4A	-2.65	124.86	130.12
14	bA	827	CLA	CMB-C2B-C3B	2.65	129.64	124.68
14	bB	804	CLA	CHC-C1C-NC	2.65	128.23	124.20
14	aA	826	CLA	C1B-CHB-C4A	-2.65	124.86	130.12
14	dL	206	CLA	C1B-CHB-C4A	-2.65	124.86	130.12
17	aA	848	BCR	C15-C16-C17	-2.65	118.04	123.47
14	dB	811	CLA	O2D-CGD-O1D	-2.65	118.65	123.84
17	cA	849	BCR	C27-C26-C25	2.65	126.58	122.73
14	dA	827	CLA	CMB-C2B-C3B	2.65	129.64	124.68
14	bB	811	CLA	O2D-CGD-O1D	-2.65	118.65	123.84
14	bL	201	CLA	CHB-C4A-NA	2.65	128.18	124.51
14	aA	824	CLA	CHB-C4A-NA	2.65	128.18	124.51
14	aA	805	CLA	C2A-C1A-CHA	2.65	128.49	123.86
13	cA	801	CL0	C4-C3-C5	2.65	119.73	115.27
14	dB	826	CLA	C1B-CHB-C4A	-2.65	124.87	130.12
14	cA	805	CLA	C2A-C1A-CHA	2.65	128.49	123.86
14	bL	201	CLA	O2D-CGD-O1D	-2.65	118.67	123.84
14	cA	810	CLA	O2D-CGD-O1D	-2.64	118.67	123.84

Continued on next page...

Continued from previous page...

Mol	Chain	Res	Type	Atoms	Z	Observed(°)	Ideal(°)
14	cA	817	CLA	C1B-CHB-C4A	-2.64	124.88	130.12
14	dA	826	CLA	C1B-CHB-C4A	-2.64	124.88	130.12
14	dA	834	CLA	CMB-C2B-C3B	2.64	129.63	124.68
14	bB	814	CLA	CHB-C4A-NA	2.64	128.17	124.51
17	cB	847	BCR	C2-C1-C6	2.64	114.55	110.48
14	bA	813	CLA	CAC-C3C-C4C	2.64	128.24	124.81
14	bA	826	CLA	C1B-CHB-C4A	-2.64	124.88	130.12
14	cA	805	CLA	CMB-C2B-C1B	-2.64	124.40	128.46
14	bL	206	CLA	C1B-CHB-C4A	-2.64	124.88	130.12
17	aB	847	BCR	C2-C1-C6	2.64	114.55	110.48
14	cA	827	CLA	CMB-C2B-C3B	2.64	129.62	124.68
14	aB	813	CLA	CHB-C4A-NA	2.64	128.16	124.51
17	bL	207	BCR	C15-C14-C13	-2.64	123.54	127.31
14	bB	809	CLA	C1B-CHB-C4A	-2.64	124.89	130.12
14	cB	804	CLA	CHC-C1C-NC	2.64	128.21	124.20
14	dA	836	CLA	O2D-CGD-CBD	2.64	115.96	111.27
14	cB	832	CLA	O2D-CGD-O1D	-2.64	118.68	123.84
17	cF	204	BCR	C27-C26-C25	2.64	126.56	122.73
14	bB	826	CLA	C1B-CHB-C4A	-2.64	124.89	130.12
13	dA	801	CL0	CAC-C3C-C4C	2.64	128.23	124.81
14	dB	833	CLA	O2D-CGD-O1D	-2.64	118.68	123.84
13	bA	801	CL0	CMB-C2B-C3B	2.64	129.61	124.68
14	cJ	102	CLA	CHB-C4A-NA	2.64	128.16	124.51
14	dA	805	CLA	CMB-C2B-C1B	-2.64	124.41	128.46
14	dB	814	CLA	CHB-C4A-NA	2.64	128.16	124.51
17	aA	851	BCR	C24-C23-C22	-2.63	122.25	126.23
14	dB	839	CLA	C1B-CHB-C4A	-2.63	124.90	130.12
14	cB	829	CLA	CHB-C4A-NA	2.63	128.16	124.51
14	dB	804	CLA	CHC-C1C-NC	2.63	128.20	124.20
14	dA	835	CLA	CHB-C4A-NA	2.63	128.15	124.51
14	dJ	102	CLA	CHB-C4A-NA	2.63	128.15	124.51
14	bA	805	CLA	C2A-C1A-CHA	2.63	128.46	123.86
14	aJ	102	CLA	CHB-C4A-NA	2.63	128.15	124.51
14	cB	828	CLA	O2A-CGA-O1A	-2.63	116.95	123.59
14	cB	801	CLA	C1B-CHB-C4A	-2.63	124.91	130.12
14	bA	824	CLA	CHB-C4A-NA	2.63	128.15	124.51
14	bB	829	CLA	C1B-CHB-C4A	-2.63	124.91	130.12
14	bB	839	CLA	C1B-CHB-C4A	-2.63	124.91	130.12
17	cA	848	BCR	C30-C25-C26	-2.63	118.91	122.61
17	dL	203	BCR	C15-C16-C17	-2.63	118.09	123.47
14	bA	834	CLA	CMB-C2B-C3B	2.63	129.60	124.68
14	aA	805	CLA	CMB-C2B-C1B	-2.63	124.42	128.46

Continued on next page...

Continued from previous page...

Mol	Chain	Res	Type	Atoms	Z	Observed(°)	Ideal(°)
17	bB	848	BCR	C2-C1-C6	2.63	114.53	110.48
14	bA	810	CLA	O2D-CGD-O1D	-2.63	118.70	123.84
17	cL	201	BCR	C15-C16-C17	-2.63	118.09	123.47
17	dF	202	BCR	C16-C15-C14	-2.63	118.09	123.47
14	dB	829	CLA	O2A-CGA-O1A	-2.63	116.96	123.59
14	bA	830	CLA	C1B-CHB-C4A	-2.63	124.92	130.12
14	cB	838	CLA	C1B-CHB-C4A	-2.63	124.92	130.12
14	bJ	102	CLA	CHB-C4A-NA	2.63	128.14	124.51
14	aB	838	CLA	C1B-CHB-C4A	-2.62	124.92	130.12
14	bA	836	CLA	O2D-CGD-CBD	2.62	115.93	111.27
14	bB	829	CLA	O2A-CGA-O1A	-2.62	116.97	123.59
14	dB	829	CLA	C1B-CHB-C4A	-2.62	124.92	130.12
14	dB	809	CLA	C1B-CHB-C4A	-2.62	124.92	130.12
14	aB	828	CLA	O2A-CGA-O1A	-2.62	116.98	123.59
14	dA	817	CLA	CHB-C4A-NA	2.62	128.14	124.51
14	aA	810	CLA	O2D-CGD-O1D	-2.62	118.71	123.84
14	aA	842	CLA	C1B-CHB-C4A	-2.62	124.93	130.12
14	bA	805	CLA	CMB-C2B-C1B	-2.62	124.44	128.46
14	cA	834	CLA	CMB-C2B-C3B	2.62	129.58	124.68
13	bA	801	CL0	C2A-C1A-CHA	-2.62	119.28	123.86
14	aB	833	CLA	CHB-C4A-NA	2.62	128.13	124.51
14	bB	829	CLA	C2D-C1D-ND	-2.62	108.17	110.10
17	bL	207	BCR	C15-C16-C17	-2.62	118.11	123.47
14	aA	835	CLA	CMB-C2B-C3B	2.62	129.58	124.68
14	aB	825	CLA	C1B-CHB-C4A	-2.62	124.93	130.12
13	dA	801	CL0	CMB-C2B-C3B	2.62	129.57	124.68
14	aB	809	CLA	C1B-CHB-C4A	-2.62	124.93	130.12
14	aB	830	CLA	C1B-CHB-C4A	-2.62	124.93	130.12
14	aB	817	CLA	CHB-C4A-NA	2.62	128.13	124.51
13	dA	801	CL0	C2A-C1A-CHA	-2.62	119.29	123.86
14	aA	834	CLA	CMB-C2B-C3B	2.61	129.57	124.68
17	aL	201	BCR	C15-C16-C17	-2.61	118.12	123.47
17	aF	204	BCR	C27-C26-C25	2.61	126.53	122.73
14	aA	835	CLA	CHB-C4A-NA	2.61	128.13	124.51
14	dA	805	CLA	C2A-C1A-CHA	2.61	128.43	123.86
17	aA	848	BCR	C30-C25-C26	-2.61	118.93	122.61
14	bB	833	CLA	O2D-CGD-O1D	-2.61	118.73	123.84
14	bB	809	CLA	CBA-CAA-C2A	2.61	121.58	113.86
17	dA	847	BCR	C27-C26-C25	2.61	126.52	122.73
14	aB	801	CLA	C1B-CHB-C4A	-2.61	124.94	130.12
14	bB	831	CLA	C1B-CHB-C4A	-2.61	124.94	130.12
17	cF	202	BCR	C16-C15-C14	-2.61	118.12	123.47

Continued on next page...

Continued from previous page...

Mol	Chain	Res	Type	Atoms	Z	Observed(°)	Ideal(°)
14	cB	841	CLA	C1B-CHB-C4A	-2.61	124.94	130.12
17	dL	207	BCR	C27-C26-C25	2.61	126.52	122.73
14	aB	809	CLA	CBA-CAA-C2A	2.61	121.57	113.86
17	bA	847	BCR	C27-C26-C25	2.61	126.52	122.73
14	cB	828	CLA	C1B-CHB-C4A	-2.61	124.95	130.12
14	bA	842	CLA	C1B-CHB-C4A	-2.61	124.95	130.12
14	cB	825	CLA	C1B-CHB-C4A	-2.61	124.95	130.12
14	dB	830	CLA	CHB-C4A-NA	2.61	128.12	124.51
17	aA	849	BCR	C27-C26-C25	2.61	126.52	122.73
14	dA	830	CLA	C1B-CHB-C4A	-2.61	124.95	130.12
14	aB	828	CLA	C1B-CHB-C4A	-2.61	124.95	130.12
17	bA	846	BCR	C30-C25-C26	-2.61	118.94	122.61
14	aA	817	CLA	CHB-C4A-NA	2.61	128.12	124.51
14	bB	818	CLA	CHB-C4A-NA	2.61	128.12	124.51
14	dB	809	CLA	CBA-CAA-C2A	2.61	121.56	113.86
18	bA	850	LHG	O8-C23-C24	2.61	120.09	111.91
17	bF	202	BCR	C16-C15-C14	-2.61	118.13	123.47
14	cB	809	CLA	CBA-CAA-C2A	2.61	121.56	113.86
14	cA	835	CLA	CHB-C4A-NA	2.61	128.12	124.51
14	dB	818	CLA	CHB-C4A-NA	2.61	128.12	124.51
14	dB	801	CLA	C1B-CHB-C4A	-2.61	124.96	130.12
13	bA	801	CL0	CAC-C3C-C4C	2.61	128.19	124.81
14	aA	836	CLA	O2D-CGD-CBD	2.60	115.90	111.27
14	dB	831	CLA	C1B-CHB-C4A	-2.60	124.96	130.12
14	dA	824	CLA	CHB-C4A-NA	2.60	128.11	124.51
17	bL	207	BCR	C27-C26-C25	2.60	126.51	122.73
14	bB	801	CLA	C1B-CHB-C4A	-2.60	124.97	130.12
14	dA	810	CLA	O2D-CGD-O1D	-2.60	118.75	123.84
14	aA	830	CLA	C1B-CHB-C4A	-2.60	124.97	130.12
14	cA	826	CLA	C1B-CHB-C4A	-2.60	124.97	130.12
17	aF	202	BCR	C16-C15-C14	-2.60	118.15	123.47
14	cB	809	CLA	C1B-CHB-C4A	-2.60	124.97	130.12
14	aB	841	CLA	C1B-CHB-C4A	-2.60	124.97	130.12
14	dA	842	CLA	C1B-CHB-C4A	-2.60	124.97	130.12
17	bL	203	BCR	C15-C16-C17	-2.60	118.15	123.47
17	bB	847	BCR	C1-C6-C5	-2.60	118.95	122.61
14	bB	835	CLA	C1B-CHB-C4A	-2.60	124.97	130.12
14	cA	824	CLA	CHB-C4A-NA	2.60	128.10	124.51
14	dB	831	CLA	O2D-CGD-O1D	-2.60	118.76	123.84
14	aA	811	CLA	CHB-C4A-NA	2.60	128.10	124.51
14	cA	825	CLA	O2D-CGD-O1D	-2.60	118.76	123.84
14	bA	835	CLA	CMB-C2B-C3B	2.60	129.53	124.68

Continued on next page...

Continued from previous page...

Mol	Chain	Res	Type	Atoms	Z	Observed(°)	Ideal(°)
14	cA	813	CLA	CAC-C3C-C4C	2.60	128.18	124.81
14	cB	830	CLA	C1B-CHB-C4A	-2.59	124.98	130.12
18	aA	852	LHG	O8-C23-C24	2.59	120.05	111.91
14	bA	835	CLA	CHB-C4A-NA	2.59	128.10	124.51
14	cB	833	CLA	CHB-C4A-NA	2.59	128.09	124.51
14	cA	835	CLA	CMB-C2B-C3B	2.59	129.52	124.68
14	cA	836	CLA	O2D-CGD-CBD	2.59	115.87	111.27
14	dA	816	CLA	CHB-C4A-NA	2.59	128.09	124.51
18	dA	850	LHG	O8-C23-C24	2.59	120.03	111.91
14	cA	831	CLA	C1B-CHB-C4A	-2.59	124.99	130.12
14	dA	835	CLA	CMB-C2B-C3B	2.59	129.52	124.68
14	dB	842	CLA	C1B-CHB-C4A	-2.59	124.99	130.12
17	dA	846	BCR	C30-C25-C26	-2.59	118.97	122.61
14	dA	813	CLA	CAC-C3C-C4C	2.59	128.16	124.81
14	bL	206	CLA	O2D-CGD-O1D	-2.59	118.78	123.84
14	dB	834	CLA	CHB-C4A-NA	2.59	128.09	124.51
14	dA	835	CLA	C1B-CHB-C4A	-2.58	125.00	130.12
14	bA	829	CLA	C1B-CHB-C4A	-2.58	125.00	130.12
14	cB	817	CLA	CHB-C4A-NA	2.58	128.08	124.51
14	cB	840	CLA	O2D-CGD-O1D	-2.58	118.79	123.84
14	bB	842	CLA	C1B-CHB-C4A	-2.58	125.00	130.12
19	cB	849	LMG	O1-C1-C2	-2.58	104.27	108.30
14	bA	816	CLA	CHB-C4A-NA	2.58	128.08	124.51
14	cB	834	CLA	C1B-CHB-C4A	-2.58	125.00	130.12
14	cA	817	CLA	CHB-C4A-NA	2.58	128.08	124.51
14	aA	813	CLA	CAC-C3C-C4C	2.58	128.16	124.81
14	bA	811	CLA	CHB-C4A-NA	2.58	128.08	124.51
14	dF	201	CLA	CHB-C4A-NA	2.58	128.08	124.51
14	dB	835	CLA	C1B-CHB-C4A	-2.58	125.01	130.12
14	aA	816	CLA	CHB-C4A-NA	2.58	128.08	124.51
14	bA	817	CLA	CHB-C4A-NA	2.58	128.08	124.51
14	bB	812	CLA	C1B-CHB-C4A	-2.58	125.01	130.12
14	cA	830	CLA	C1B-CHB-C4A	-2.58	125.01	130.12
18	cA	852	LHG	O8-C23-C24	2.58	120.00	111.91
14	cA	832	CLA	CAA-C2A-C1A	-2.58	103.53	111.97
14	aB	828	CLA	C2D-C1D-ND	-2.58	108.20	110.10
14	aB	840	CLA	O2D-CGD-O1D	-2.58	118.80	123.84
17	aA	846	BCR	C24-C23-C22	-2.58	122.34	126.23
14	aB	830	CLA	O2D-CGD-O1D	-2.58	118.80	123.84
17	dL	207	BCR	C15-C16-C17	-2.58	118.20	123.47
14	bL	204	CLA	C1B-CHB-C4A	-2.58	125.02	130.12
14	cA	829	CLA	C1B-CHB-C4A	-2.58	125.02	130.12

Continued on next page...

Continued from previous page...

Mol	Chain	Res	Type	Atoms	Z	Observed(°)	Ideal(°)
14	cB	807	CLA	CHB-C4A-NA	2.58	128.07	124.51
13	dA	801	CL0	CBC-CAC-C3C	-2.58	105.33	112.43
14	cB	830	CLA	O2D-CGD-O1D	-2.58	118.80	123.84
17	dL	203	BCR	C24-C23-C22	-2.58	122.34	126.23
14	dA	832	CLA	CAA-C2A-C1A	-2.57	103.54	111.97
14	bB	818	CLA	C1B-CHB-C4A	-2.57	125.02	130.12
13	bA	801	CL0	CBC-CAC-C3C	-2.57	105.33	112.43
14	aB	817	CLA	C1B-CHB-C4A	-2.57	125.02	130.12
14	bB	814	CLA	CBC-CAC-C3C	2.57	119.53	112.43
14	bB	815	CLA	O2D-CGD-O1D	-2.57	118.81	123.84
17	cL	201	BCR	C24-C23-C22	-2.57	122.35	126.23
14	bA	831	CLA	C1B-CHB-C4A	-2.57	125.02	130.12
14	dB	829	CLA	C2D-C1D-ND	-2.57	108.21	110.10
14	aB	834	CLA	C1B-CHB-C4A	-2.57	125.02	130.12
14	dB	828	CLA	C1B-CHB-C4A	-2.57	125.02	130.12
14	bB	830	CLA	CHB-C4A-NA	2.57	128.07	124.51
14	aA	807	CLA	C1B-CHB-C4A	-2.57	125.02	130.12
14	cA	822	CLA	C1B-CHB-C4A	-2.57	125.03	130.12
14	bB	807	CLA	O2D-CGD-O1D	-2.57	118.81	123.84
14	cB	814	CLA	O2D-CGD-O1D	-2.57	118.81	123.84
14	aA	829	CLA	C1B-CHB-C4A	-2.57	125.03	130.12
14	cA	842	CLA	C1B-CHB-C4A	-2.57	125.03	130.12
14	dB	812	CLA	C1B-CHB-C4A	-2.57	125.03	130.12
14	dB	818	CLA	C1B-CHB-C4A	-2.57	125.03	130.12
14	cB	828	CLA	C2D-C1D-ND	-2.57	108.21	110.10
14	cA	811	CLA	CHB-C4A-NA	2.57	128.06	124.51
14	aA	831	CLA	C1B-CHB-C4A	-2.57	125.03	130.12
14	cB	827	CLA	C1B-CHB-C4A	-2.57	125.03	130.12
14	dA	829	CLA	C1B-CHB-C4A	-2.57	125.03	130.12
17	dK	102	BCR	C24-C23-C22	-2.57	122.36	126.23
14	dA	825	CLA	O2D-CGD-O1D	-2.57	118.82	123.84
14	aA	832	CLA	CAA-C2A-C1A	-2.57	103.56	111.97
14	aA	835	CLA	C1B-CHB-C4A	-2.57	125.03	130.12
14	bA	835	CLA	C1B-CHB-C4A	-2.57	125.03	130.12
14	aB	814	CLA	O2D-CGD-O1D	-2.57	118.82	123.84
14	aB	813	CLA	CBC-CAC-C3C	2.57	119.50	112.43
17	bL	203	BCR	C24-C23-C22	-2.57	122.36	126.23
14	bA	832	CLA	CAA-C2A-C1A	-2.57	103.57	111.97
15	bB	843	PQN	C14-C13-C15	2.57	119.59	115.27
17	aL	201	BCR	C24-C23-C22	-2.57	122.36	126.23
14	dB	807	CLA	O2D-CGD-O1D	-2.56	118.82	123.84
14	aB	829	CLA	CHB-C4A-NA	2.56	128.06	124.51

Continued on next page...

Continued from previous page...

Mol	Chain	Res	Type	Atoms	Z	Observed(°)	Ideal(°)
14	bB	834	CLA	CHB-C4A-NA	2.56	128.06	124.51
14	bA	825	CLA	O2D-CGD-O1D	-2.56	118.83	123.84
14	dB	802	CLA	CMB-C2B-C1B	-2.56	124.52	128.46
14	cB	811	CLA	C1B-CHB-C4A	-2.56	125.04	130.12
14	dL	206	CLA	O2D-CGD-O1D	-2.56	118.83	123.84
14	aB	802	CLA	CMB-C2B-C1B	-2.56	124.53	128.46
14	bF	201	CLA	CHB-C4A-NA	2.56	128.05	124.51
14	bB	831	CLA	O2D-CGD-O1D	-2.56	118.83	123.84
14	cA	807	CLA	C1B-CHB-C4A	-2.56	125.05	130.12
14	cA	835	CLA	C1B-CHB-C4A	-2.56	125.05	130.12
14	dB	809	CLA	CMB-C2B-C3B	2.56	129.47	124.68
14	cA	810	CLA	CHB-C4A-NA	2.56	128.05	124.51
14	aB	807	CLA	O2D-CGD-O1D	-2.56	118.83	123.84
19	dB	850	LMG	O1-C1-C2	-2.56	104.31	108.30
14	cB	807	CLA	O2D-CGD-O1D	-2.56	118.84	123.84
17	dL	207	BCR	C37-C22-C21	-2.56	119.34	122.92
14	aF	201	CLA	CHB-C4A-NA	2.56	128.05	124.51
14	bA	831	CLA	CHB-C4A-NA	2.56	128.05	124.51
19	bB	850	LMG	O1-C1-C2	-2.56	104.31	108.30
14	aA	825	CLA	O2D-CGD-O1D	-2.56	118.84	123.84
14	aA	831	CLA	CHB-C4A-NA	2.56	128.05	124.51
14	bB	809	CLA	CMB-C2B-C3B	2.56	129.46	124.68
14	aB	811	CLA	C1B-CHB-C4A	-2.55	125.06	130.12
14	bA	822	CLA	C1B-CHB-C4A	-2.55	125.06	130.12
14	bB	819	CLA	CHB-C4A-NA	2.55	128.04	124.51
13	aA	801	CL0	CHD-C4C-NC	2.55	128.23	124.20
17	dL	208	BCR	C15-C14-C13	-2.55	123.67	127.31
17	cA	850	BCR	C27-C26-C25	2.55	126.44	122.73
17	dL	208	BCR	C27-C26-C25	2.55	126.44	122.73
14	cB	809	CLA	CMB-C2B-C3B	2.55	129.46	124.68
14	dB	819	CLA	CHB-C4A-NA	2.55	128.04	124.51
17	dA	848	BCR	C27-C26-C25	2.55	126.44	122.73
14	cA	816	CLA	CHB-C4A-NA	2.55	128.04	124.51
14	cF	201	CLA	CHB-C4A-NA	2.55	128.04	124.51
14	dA	811	CLA	CHB-C4A-NA	2.55	128.04	124.51
14	aA	822	CLA	C1B-CHB-C4A	-2.55	125.06	130.12
17	aJ	104	BCR	C29-C30-C25	2.55	114.41	110.48
14	bB	802	CLA	CMB-C2B-C1B	-2.55	124.54	128.46
14	bB	831	CLA	CHB-C4A-NA	2.55	128.04	124.51
14	cA	823	CLA	CHB-C4A-NA	2.55	128.04	124.51
14	dA	822	CLA	C1B-CHB-C4A	-2.55	125.07	130.12
14	dA	823	CLA	CHB-C4A-NA	2.55	128.04	124.51

Continued on next page...

Continued from previous page...

Mol	Chain	Res	Type	Atoms	Z	Observed(°)	Ideal(°)
14	cB	817	CLA	C1B-CHB-C4A	-2.55	125.07	130.12
14	dA	831	CLA	C1B-CHB-C4A	-2.55	125.07	130.12
14	dA	810	CLA	CHB-C4A-NA	2.55	128.04	124.51
13	cA	801	CL0	CHD-C4C-NC	2.55	128.22	124.20
19	bB	850	LMG	C38-C37-C36	-2.55	101.49	114.42
14	bB	828	CLA	C1B-CHB-C4A	-2.55	125.07	130.12
17	aB	846	BCR	C1-C6-C5	-2.55	119.03	122.61
15	bB	843	PQN	C2M-C2-C3	-2.55	120.25	124.40
14	cB	802	CLA	CMB-C2B-C1B	-2.55	124.55	128.46
14	aB	807	CLA	CHB-C4A-NA	2.55	128.03	124.51
17	cA	846	BCR	C24-C23-C22	-2.54	122.39	126.23
19	dB	850	LMG	C38-C37-C36	-2.54	101.51	114.42
14	aB	809	CLA	CMB-C2B-C3B	2.54	129.44	124.68
17	bK	102	BCR	C24-C23-C22	-2.54	122.39	126.23
19	cB	849	LMG	C38-C37-C36	-2.54	101.52	114.42
17	aA	850	BCR	C27-C26-C25	2.54	126.42	122.73
19	aB	849	LMG	C38-C37-C36	-2.54	101.53	114.42
14	dB	814	CLA	CBC-CAC-C3C	2.54	119.44	112.43
14	cA	831	CLA	CHB-C4A-NA	2.54	128.03	124.51
14	bL	204	CLA	O2A-CGA-O1A	-2.54	117.18	123.59
14	dA	807	CLA	C1B-CHB-C4A	-2.54	125.09	130.12
17	dB	847	BCR	C1-C6-C5	-2.54	119.04	122.61
14	dB	815	CLA	O2D-CGD-O1D	-2.54	118.87	123.84
14	dB	841	CLA	O2D-CGD-O1D	-2.54	118.88	123.84
17	dB	852	BCR	C15-C14-C13	-2.54	123.69	127.31
14	bB	825	CLA	CHA-C1A-NA	-2.54	120.59	126.40
14	bA	807	CLA	C1B-CHB-C4A	-2.54	125.09	130.12
14	aB	830	CLA	CHB-C4A-NA	2.54	128.02	124.51
14	cJ	101	CLA	C1B-CHB-C4A	-2.54	125.09	130.12
14	cB	813	CLA	CBC-CAC-C3C	2.54	119.42	112.43
14	bB	805	CLA	C1B-CHB-C4A	-2.54	125.09	130.12
14	dA	816	CLA	C1B-CHB-C4A	-2.54	125.09	130.12
14	dJ	101	CLA	C1B-CHB-C4A	-2.54	125.09	130.12
14	bA	823	CLA	CHB-C4A-NA	2.54	128.02	124.51
14	dB	825	CLA	CHA-C1A-NA	-2.53	120.59	126.40
14	aB	801	CLA	CAA-CBA-CGA	-2.53	105.85	113.25
14	bB	807	CLA	CHB-C4A-NA	2.53	128.02	124.51
17	bA	848	BCR	C27-C26-C25	2.53	126.41	122.73
14	cB	818	CLA	CHB-C4A-NA	2.53	128.02	124.51
17	bL	208	BCR	C15-C14-C13	-2.53	123.69	127.31
14	dF	201	CLA	C1B-CHB-C4A	-2.53	125.10	130.12
17	dJ	104	BCR	C29-C30-C25	2.53	114.38	110.48

Continued on next page...

Continued from previous page...

Mol	Chain	Res	Type	Atoms	Z	Observed(°)	Ideal(°)
17	bL	207	BCR	C37-C22-C21	-2.53	119.38	122.92
14	bF	201	CLA	C1B-CHB-C4A	-2.53	125.10	130.12
14	cB	805	CLA	C1B-CHB-C4A	-2.53	125.11	130.12
14	dL	204	CLA	C1B-CHB-C4A	-2.53	125.11	130.12
14	aB	827	CLA	C1B-CHB-C4A	-2.53	125.11	130.12
14	aA	823	CLA	CHB-C4A-NA	2.53	128.01	124.51
14	cB	801	CLA	CAA-CBA-CGA	-2.53	105.86	113.25
14	aF	201	CLA	C1B-CHB-C4A	-2.53	125.11	130.12
14	bB	841	CLA	O2D-CGD-O1D	-2.53	118.89	123.84
14	aJ	101	CLA	C1B-CHB-C4A	-2.53	125.11	130.12
14	dB	805	CLA	C1B-CHB-C4A	-2.53	125.11	130.12
14	cF	201	CLA	C1B-CHB-C4A	-2.53	125.11	130.12
17	dB	852	BCR	C27-C26-C25	2.53	126.40	122.73
17	cB	851	BCR	C27-C26-C25	2.52	126.40	122.73
14	cA	808	CLA	C1B-CHB-C4A	-2.52	125.12	130.12
19	aB	849	LMG	O1-C1-C2	-2.52	104.36	108.30
14	dA	831	CLA	CHB-C4A-NA	2.52	128.00	124.51
14	aB	824	CLA	CHA-C1A-NA	-2.52	120.62	126.40
14	aA	832	CLA	CHB-C4A-NA	2.52	128.00	124.51
14	dA	832	CLA	CHB-C4A-NA	2.52	128.00	124.51
17	bL	208	BCR	C27-C26-C25	2.52	126.39	122.73
14	cA	832	CLA	CHB-C4A-NA	2.52	128.00	124.51
17	cB	851	BCR	C15-C14-C13	-2.52	123.71	127.31
17	cJ	104	BCR	C29-C30-C25	2.52	114.36	110.48
17	aB	851	BCR	C27-C26-C25	2.52	126.39	122.73
14	bJ	101	CLA	C1B-CHB-C4A	-2.52	125.13	130.12
14	bB	801	CLA	CAA-CBA-CGA	-2.52	105.89	113.25
17	aB	851	BCR	C15-C14-C13	-2.52	123.72	127.31
14	cB	824	CLA	CHA-C1A-NA	-2.52	120.63	126.40
17	cB	846	BCR	C1-C6-C5	-2.52	119.07	122.61
14	aL	203	CLA	O2D-CGD-CBD	2.52	115.74	111.27
14	dA	808	CLA	C1B-CHB-C4A	-2.52	125.13	130.12
14	dL	204	CLA	CMB-C2B-C3B	2.52	129.38	124.68
14	dB	801	CLA	CAA-CBA-CGA	-2.52	105.90	113.25
14	aA	816	CLA	C1B-CHB-C4A	-2.52	125.14	130.12
14	cB	830	CLA	CHB-C4A-NA	2.51	127.99	124.51
14	dB	831	CLA	CHB-C4A-NA	2.51	127.99	124.51
14	cB	822	CLA	C1B-CHB-C4A	-2.51	125.14	130.12
14	aB	805	CLA	C1B-CHB-C4A	-2.51	125.14	130.12
14	cL	203	CLA	O2D-CGD-CBD	2.51	115.73	111.27
18	cA	853	LHG	C11-C10-C9	-2.51	101.67	114.42
14	dB	823	CLA	C1B-CHB-C4A	-2.51	125.14	130.12

Continued on next page...

Continued from previous page...

Mol	Chain	Res	Type	Atoms	Z	Observed(°)	Ideal(°)
14	aA	815	CLA	CHB-C4A-NA	2.51	127.98	124.51
14	dL	204	CLA	O2A-CGA-O1A	-2.51	117.26	123.59
17	bJ	104	BCR	C29-C30-C25	2.51	114.34	110.48
14	cB	839	CLA	CHB-C4A-NA	2.51	127.98	124.51
18	aA	853	LHG	C11-C10-C9	-2.51	101.69	114.42
14	bA	806	CLA	O2D-CGD-O1D	-2.51	118.94	123.84
14	aB	818	CLA	CHB-C4A-NA	2.51	127.98	124.51
14	aB	804	CLA	C1B-CHB-C4A	-2.51	125.15	130.12
17	bF	204	BCR	C40-C30-C25	2.51	114.36	110.30
14	cB	804	CLA	CBC-CAC-C3C	2.51	119.34	112.43
18	dA	851	LHG	C11-C10-C9	-2.51	101.70	114.42
18	bA	851	LHG	C11-C10-C9	-2.50	101.71	114.42
14	aA	808	CLA	C1B-CHB-C4A	-2.50	125.16	130.12
14	bA	810	CLA	CHB-C4A-NA	2.50	127.97	124.51
14	bB	823	CLA	C1B-CHB-C4A	-2.50	125.16	130.12
14	dB	816	CLA	C1B-CHB-C4A	-2.50	125.16	130.12
15	bA	843	PQN	C2M-C2-C1	2.50	120.42	116.27
14	aB	822	CLA	C1B-CHB-C4A	-2.50	125.17	130.12
14	bA	808	CLA	C1B-CHB-C4A	-2.50	125.17	130.12
14	cA	816	CLA	C1B-CHB-C4A	-2.50	125.17	130.12
14	dB	810	CLA	O2D-CGD-O1D	-2.50	118.95	123.84
14	aA	806	CLA	O2D-CGD-O1D	-2.50	118.96	123.84
14	bA	832	CLA	CHB-C4A-NA	2.50	127.96	124.51
17	cJ	104	BCR	C15-C16-C17	-2.50	118.36	123.47
14	bA	816	CLA	C1B-CHB-C4A	-2.50	125.17	130.12
14	aB	804	CLA	CBC-CAC-C3C	2.49	119.31	112.43
14	cA	815	CLA	CHB-C4A-NA	2.49	127.96	124.51
14	dB	804	CLA	CBC-CAC-C3C	2.49	119.31	112.43
14	aB	815	CLA	C1B-CHB-C4A	-2.49	125.18	130.12
14	dB	807	CLA	CHB-C4A-NA	2.49	127.96	124.51
14	cB	804	CLA	C1B-CHB-C4A	-2.49	125.18	130.12
19	bB	850	LMG	C40-C39-C38	-2.49	101.78	114.42
14	bB	804	CLA	CBC-CAC-C3C	2.49	119.30	112.43
17	dF	204	BCR	C40-C30-C25	2.49	114.34	110.30
17	bA	848	BCR	C15-C16-C17	-2.49	118.37	123.47
14	bB	816	CLA	C1B-CHB-C4A	-2.49	125.19	130.12
19	cB	849	LMG	C40-C39-C38	-2.49	101.79	114.42
14	cA	806	CLA	O2D-CGD-O1D	-2.49	118.97	123.84
19	aB	849	LMG	C40-C39-C38	-2.49	101.80	114.42
19	dB	850	LMG	C40-C39-C38	-2.49	101.80	114.42
17	dJ	104	BCR	C15-C16-C17	-2.49	118.38	123.47
17	bJ	104	BCR	C15-C16-C17	-2.48	118.38	123.47

Continued on next page...

Continued from previous page...

Mol	Chain	Res	Type	Atoms	Z	Observed(°)	Ideal(°)
17	bJ	104	BCR	C15-C14-C13	-2.48	123.76	127.31
15	dA	843	PQN	C2M-C2-C1	2.48	120.39	116.27
17	cA	850	BCR	C15-C16-C17	-2.48	118.39	123.47
14	aA	833	CLA	C1-C2-C3	-2.48	121.75	126.04
14	dA	815	CLA	CHB-C4A-NA	2.48	127.95	124.51
14	bA	815	CLA	CHB-C4A-NA	2.48	127.94	124.51
17	dL	207	BCR	C20-C21-C22	-2.48	123.77	127.31
17	aJ	104	BCR	C15-C16-C17	-2.48	118.39	123.47
14	cA	818	CLA	O2D-CGD-O1D	-2.48	118.99	123.84
14	dB	827	CLA	O2A-CGA-O1A	-2.48	117.33	123.59
14	bA	805	CLA	O2D-CGD-O1D	-2.48	118.99	123.84
14	bA	833	CLA	C1-C2-C3	-2.48	121.75	126.04
14	aL	204	CLA	C1B-CHB-C4A	-2.48	125.20	130.12
14	dA	818	CLA	O2D-CGD-O1D	-2.48	118.99	123.84
14	aA	841	CLA	CMB-C2B-C3B	2.48	129.31	124.68
14	dA	805	CLA	O2D-CGD-O1D	-2.48	118.99	123.84
14	cB	814	CLA	C1B-CHB-C4A	-2.48	125.21	130.12
14	bL	204	CLA	CMB-C2B-C3B	2.48	129.31	124.68
14	cA	829	CLA	CHB-C4A-NA	2.48	127.94	124.51
14	aA	837	CLA	O2A-CGA-O1A	-2.48	117.34	123.59
14	cA	833	CLA	C1B-CHB-C4A	-2.47	125.22	130.12
18	cA	852	LHG	C11-C10-C9	-2.47	101.86	114.42
14	cA	841	CLA	CMB-C2B-C3B	2.47	129.31	124.68
17	dA	848	BCR	C15-C16-C17	-2.47	118.41	123.47
14	dA	833	CLA	C1-C2-C3	-2.47	121.77	126.04
14	cB	830	CLA	CMB-C2B-C3B	2.47	129.30	124.68
17	bB	852	BCR	C27-C26-C25	2.47	126.32	122.73
15	dB	843	PQN	C2M-C2-C1	2.47	120.37	116.27
14	aA	810	CLA	CHB-C4A-NA	2.47	127.93	124.51
14	aL	204	CLA	CHB-C4A-NA	2.47	127.93	124.51
14	dA	833	CLA	C1B-CHB-C4A	-2.47	125.22	130.12
14	aB	814	CLA	C1B-CHB-C4A	-2.47	125.22	130.12
18	aA	852	LHG	C11-C10-C9	-2.47	101.88	114.42
18	dA	850	LHG	C11-C10-C9	-2.47	101.89	114.42
14	bB	804	CLA	C1B-CHB-C4A	-2.47	125.23	130.12
14	bB	815	CLA	C1B-CHB-C4A	-2.47	125.23	130.12
14	cB	826	CLA	O2A-CGA-O1A	-2.47	117.36	123.59
14	dB	808	CLA	CHB-C4A-NA	2.47	127.92	124.51
15	aB	842	PQN	C14-C13-C15	2.47	119.42	115.27
14	cA	836	CLA	C1B-CHB-C4A	-2.47	125.23	130.12
14	bA	818	CLA	O2D-CGD-O1D	-2.47	119.02	123.84
18	bA	850	LHG	C11-C10-C9	-2.47	101.91	114.42

Continued on next page...

Continued from previous page...

Mol	Chain	Res	Type	Atoms	Z	Observed(°)	Ideal(°)
14	cB	815	CLA	C1B-CHB-C4A	-2.47	125.23	130.12
17	cJ	104	BCR	C15-C14-C13	-2.47	123.79	127.31
14	dA	806	CLA	O2D-CGD-O1D	-2.46	119.02	123.84
17	aA	850	BCR	C15-C16-C17	-2.46	118.42	123.47
14	cL	204	CLA	C1B-CHB-C4A	-2.46	125.24	130.12
14	dA	837	CLA	O2A-CGA-O1A	-2.46	117.38	123.59
17	bB	852	BCR	C15-C14-C13	-2.46	123.80	127.31
14	dB	804	CLA	C1B-CHB-C4A	-2.46	125.24	130.12
14	bB	831	CLA	CMB-C2B-C3B	2.46	129.28	124.68
14	bA	829	CLA	CHB-C4A-NA	2.46	127.92	124.51
17	aA	847	BCR	C28-C27-C26	-2.46	109.68	114.08
14	aA	818	CLA	O2D-CGD-O1D	-2.46	119.03	123.84
14	bB	827	CLA	O2A-CGA-O1A	-2.46	117.39	123.59
14	bA	836	CLA	C1B-CHB-C4A	-2.46	125.25	130.12
17	dA	845	BCR	C28-C27-C26	-2.46	109.69	114.08
14	cA	805	CLA	O2D-CGD-O1D	-2.46	119.03	123.84
14	cB	832	CLA	CMB-C2B-C3B	2.46	129.28	124.68
17	bA	845	BCR	C28-C27-C26	-2.46	109.69	114.08
17	dF	202	BCR	C27-C26-C25	2.46	126.30	122.73
14	aB	826	CLA	O2A-CGA-O1A	-2.46	117.39	123.59
14	aA	833	CLA	C1B-CHB-C4A	-2.46	125.25	130.12
14	aX	101	CLA	C1B-CHB-C4A	-2.46	125.25	130.12
14	dB	815	CLA	C1B-CHB-C4A	-2.46	125.25	130.12
14	aB	839	CLA	CHB-C4A-NA	2.46	127.91	124.51
17	bB	849	BCR	C27-C26-C25	2.45	126.30	122.73
14	bB	810	CLA	O2D-CGD-O1D	-2.45	119.04	123.84
14	cA	833	CLA	C1-C2-C3	-2.45	121.80	126.04
17	cF	202	BCR	C27-C26-C25	2.45	126.29	122.73
14	dA	841	CLA	CMB-C2B-C3B	2.45	129.26	124.68
14	dB	831	CLA	CMB-C2B-C3B	2.45	129.26	124.68
14	aA	825	CLA	CHA-C1A-NA	-2.45	120.78	126.40
14	cB	810	CLA	O2D-CGD-O1D	-2.45	119.05	123.84
14	dA	802	CLA	CHB-C4A-NA	2.45	127.90	124.51
17	bF	202	BCR	C27-C26-C25	2.45	126.29	122.73
14	cB	841	CLA	CMB-C2B-C3B	2.45	129.26	124.68
15	cB	842	PQN	C14-C13-C15	2.45	119.39	115.27
14	cX	101	CLA	C1B-CHB-C4A	-2.45	125.27	130.12
17	aJ	104	BCR	C15-C14-C13	-2.45	123.81	127.31
14	aA	802	CLA	CHB-C4A-NA	2.45	127.90	124.51
14	bB	808	CLA	CHB-C4A-NA	2.45	127.90	124.51
14	bB	821	CLA	C1B-CHB-C4A	-2.45	125.27	130.12
14	aA	829	CLA	CHB-C4A-NA	2.45	127.90	124.51

Continued on next page...

Continued from previous page...

Mol	Chain	Res	Type	Atoms	Z	Observed(°)	Ideal(°)
14	bB	832	CLA	CHB-C4A-NA	2.45	127.90	124.51
14	bB	840	CLA	O2D-CGD-CBD	2.45	115.62	111.27
14	aF	203	CLA	CHB-C4A-NA	2.45	127.90	124.51
14	cB	839	CLA	O2D-CGD-CBD	2.45	115.62	111.27
14	cA	802	CLA	CHB-C4A-NA	2.45	127.89	124.51
14	aA	805	CLA	O2D-CGD-O1D	-2.45	119.06	123.84
14	dA	825	CLA	CHA-C1A-NA	-2.45	120.80	126.40
14	aB	808	CLA	CHB-C4A-NA	2.44	127.89	124.51
14	bA	837	CLA	O2A-CGA-O1A	-2.44	117.42	123.59
14	aB	821	CLA	CHB-C4A-NA	2.44	127.89	124.51
14	dX	101	CLA	C1B-CHB-C4A	-2.44	125.28	130.12
14	aB	810	CLA	O2D-CGD-O1D	-2.44	119.06	123.84
17	dJ	104	BCR	C15-C14-C13	-2.44	123.83	127.31
14	bB	840	CLA	CHB-C4A-NA	2.44	127.89	124.51
14	dB	840	CLA	CHB-C4A-NA	2.44	127.89	124.51
14	cA	837	CLA	O2A-CGA-O1A	-2.44	117.43	123.59
14	bB	822	CLA	CHB-C4A-NA	2.44	127.89	124.51
14	dB	822	CLA	CHB-C4A-NA	2.44	127.89	124.51
17	aF	202	BCR	C27-C26-C25	2.44	126.27	122.73
14	aB	820	CLA	C1B-CHB-C4A	-2.44	125.28	130.12
14	aB	839	CLA	O2D-CGD-CBD	2.44	115.60	111.27
14	cB	833	CLA	CMB-C2B-C3B	2.44	129.24	124.68
14	cB	821	CLA	CHB-C4A-NA	2.44	127.89	124.51
14	cA	817	CLA	CMB-C2B-C3B	2.44	129.24	124.68
14	aA	836	CLA	C1B-CHB-C4A	-2.44	125.29	130.12
14	dA	836	CLA	C1B-CHB-C4A	-2.44	125.29	130.12
14	dB	832	CLA	CHB-C4A-NA	2.44	127.88	124.51
17	dA	849	BCR	C1-C6-C5	-2.44	119.18	122.61
14	dL	206	CLA	O2A-CGA-O1A	-2.44	117.44	123.59
14	dA	817	CLA	CMB-C2B-C3B	2.44	129.24	124.68
14	cA	803	CLA	O2A-CGA-O1A	-2.44	117.23	123.30
17	cA	851	BCR	C1-C6-C5	-2.44	119.18	122.61
14	aB	830	CLA	CMB-C2B-C3B	2.44	129.24	124.68
17	cB	846	BCR	C32-C1-C6	2.44	114.25	110.30
14	dA	803	CLA	O2A-CGA-O1A	-2.44	117.23	123.30
17	cA	847	BCR	C28-C27-C26	-2.44	109.73	114.08
14	bA	841	CLA	CMB-C2B-C3B	2.44	129.23	124.68
17	bF	204	BCR	C38-C26-C27	-2.43	108.94	113.62
14	bB	803	CLA	O2D-CGD-O1D	-2.43	119.08	123.84
17	aA	851	BCR	C1-C6-C5	-2.43	119.19	122.61
14	dB	840	CLA	O2D-CGD-CBD	2.43	115.59	111.27
14	bA	802	CLA	CHB-C4A-NA	2.43	127.88	124.51

Continued on next page...

Continued from previous page...

Mol	Chain	Res	Type	Atoms	Z	Observed(°)	Ideal(°)
14	bB	833	CLA	CMB-C2B-C3B	2.43	129.23	124.68
14	dB	842	CLA	CMB-C2B-C3B	2.43	129.23	124.68
14	dB	803	CLA	O2D-CGD-O1D	-2.43	119.08	123.84
17	dF	204	BCR	C38-C26-C27	-2.43	108.94	113.62
14	cB	808	CLA	CHB-C4A-NA	2.43	127.87	124.51
14	bA	825	CLA	CHA-C1A-NA	-2.43	120.83	126.40
14	aA	817	CLA	CMB-C2B-C3B	2.43	129.22	124.68
14	cA	837	CLA	O2D-CGD-CBD	2.43	115.58	111.27
17	bL	207	BCR	C20-C21-C22	-2.43	123.84	127.31
14	bB	822	CLA	C1B-CHB-C4A	-2.43	125.31	130.12
14	cA	825	CLA	CHA-C1A-NA	-2.43	120.84	126.40
14	bA	803	CLA	O2A-CGA-O1A	-2.43	117.25	123.30
17	cB	848	BCR	C27-C26-C25	2.43	126.25	122.73
14	aA	832	CLA	CAA-C2A-C3A	-2.43	106.13	112.78
14	bA	833	CLA	C1B-CHB-C4A	-2.43	125.31	130.12
14	bX	101	CLA	C1B-CHB-C4A	-2.43	125.31	130.12
14	aA	826	CLA	O1D-CGD-CBD	2.43	129.45	124.48
14	bL	206	CLA	O2A-CGA-O1A	-2.43	117.47	123.59
17	bA	849	BCR	C1-C6-C5	-2.42	119.20	122.61
14	aA	803	CLA	O2A-CGA-O1A	-2.42	117.26	123.30
14	bA	813	CLA	CAA-C2A-C3A	-2.42	106.14	112.78
14	bB	842	CLA	CMB-C2B-C3B	2.42	129.21	124.68
14	aB	831	CLA	CHB-C4A-NA	2.42	127.86	124.51
14	aB	821	CLA	C1B-CHB-C4A	-2.42	125.32	130.12
14	aB	832	CLA	CMB-C2B-C3B	2.42	129.21	124.68
17	aB	848	BCR	C27-C26-C25	2.42	126.25	122.73
17	bL	207	BCR	C11-C10-C9	-2.42	123.85	127.31
14	aB	841	CLA	CMB-C2B-C3B	2.42	129.21	124.68
14	aB	833	CLA	C1B-CHB-C4A	-2.42	125.32	130.12
14	dB	834	CLA	C1B-CHB-C4A	-2.42	125.32	130.12
14	cB	833	CLA	C1B-CHB-C4A	-2.42	125.32	130.12
14	cB	803	CLA	O2D-CGD-O1D	-2.42	119.11	123.84
14	bA	817	CLA	CMB-C2B-C3B	2.42	129.21	124.68
19	bB	850	LMG	O3-C3-C2	-2.42	104.75	110.35
17	dB	849	BCR	C27-C26-C25	2.42	126.24	122.73
14	cA	813	CLA	CAA-C2A-C3A	-2.42	106.16	112.78
19	cB	849	LMG	O3-C3-C2	-2.42	104.76	110.35
14	dB	833	CLA	CMB-C2B-C3B	2.42	129.20	124.68
14	dB	814	CLA	CAA-C2A-C3A	-2.42	106.16	112.78
14	dA	826	CLA	O1D-CGD-CBD	2.42	129.43	124.48
14	cB	813	CLA	CAA-C2A-C3A	-2.42	106.16	112.78
14	aB	833	CLA	CMB-C2B-C3B	2.42	129.20	124.68

Continued on next page...

Continued from previous page...

Mol	Chain	Res	Type	Atoms	Z	Observed(°)	Ideal(°)
14	cA	832	CLA	CAA-C2A-C3A	-2.42	106.16	112.78
14	bA	832	CLA	CAA-C2A-C3A	-2.42	106.16	112.78
14	dA	832	CLA	CAA-C2A-C3A	-2.42	106.16	112.78
14	bB	834	CLA	C1B-CHB-C4A	-2.41	125.33	130.12
14	bB	841	CLA	CHB-C4A-NA	2.41	127.85	124.51
19	aB	849	LMG	O3-C3-C2	-2.41	104.77	110.35
14	dB	822	CLA	C1B-CHB-C4A	-2.41	125.34	130.12
14	aB	803	CLA	O2D-CGD-O1D	-2.41	119.12	123.84
14	cA	826	CLA	O1D-CGD-CBD	2.41	129.42	124.48
14	aA	825	CLA	C1B-CHB-C4A	-2.41	125.34	130.12
14	cB	821	CLA	C1B-CHB-C4A	-2.41	125.34	130.12
17	aB	846	BCR	C32-C1-C6	2.41	114.21	110.30
14	cB	840	CLA	CHB-C4A-NA	2.41	127.84	124.51
17	dL	207	BCR	C11-C10-C9	-2.41	123.87	127.31
14	aA	830	CLA	CHB-C4A-NA	2.41	127.84	124.51
14	bB	814	CLA	CAA-C2A-C3A	-2.41	106.18	112.78
14	dB	834	CLA	CMB-C2B-C3B	2.41	129.18	124.68
17	dA	846	BCR	C38-C26-C27	-2.41	108.99	113.62
14	cA	825	CLA	C1B-CHB-C4A	-2.41	125.35	130.12
14	aB	813	CLA	CAA-C2A-C3A	-2.41	106.19	112.78
14	cB	820	CLA	C1B-CHB-C4A	-2.41	125.35	130.12
14	dB	821	CLA	C1B-CHB-C4A	-2.41	125.35	130.12
14	aB	834	CLA	O2D-CGD-CBD	2.41	115.54	111.27
14	dA	813	CLA	CAA-C2A-C3A	-2.40	106.19	112.78
19	dB	850	LMG	O3-C3-C2	-2.40	104.79	110.35
14	bA	837	CLA	O2D-CGD-CBD	2.40	115.54	111.27
14	bA	826	CLA	O1D-CGD-CBD	2.40	129.40	124.48
14	dB	841	CLA	CHB-C4A-NA	2.40	127.84	124.51
14	bB	834	CLA	CMB-C2B-C3B	2.40	129.18	124.68
14	aA	813	CLA	CAA-C2A-C3A	-2.40	106.20	112.78
14	dA	829	CLA	CHB-C4A-NA	2.40	127.83	124.51
14	aA	837	CLA	O2D-CGD-CBD	2.40	115.54	111.27
14	bB	835	CLA	O2D-CGD-CBD	2.40	115.53	111.27
17	cL	206	BCR	C27-C26-C25	2.40	126.22	122.73
17	dF	204	BCR	C16-C15-C14	-2.40	118.56	123.47
14	cF	203	CLA	CHB-C4A-NA	2.40	127.83	124.51
14	dA	825	CLA	C1B-CHB-C4A	-2.40	125.36	130.12
14	bA	830	CLA	CHB-C4A-NA	2.40	127.83	124.51
17	dL	208	BCR	C3-C4-C5	-2.40	109.79	114.08
14	cL	204	CLA	CHB-C4A-NA	2.40	127.83	124.51
17	dA	846	BCR	C15-C14-C13	-2.40	123.89	127.31
17	dB	852	BCR	C15-C16-C17	-2.40	118.56	123.47

Continued on next page...

Continued from previous page...

Mol	Chain	Res	Type	Atoms	Z	Observed(°)	Ideal(°)
17	aA	848	BCR	C38-C26-C27	-2.40	109.01	113.62
14	bA	825	CLA	C1B-CHB-C4A	-2.40	125.37	130.12
14	cA	802	CLA	C1B-CHB-C4A	-2.40	125.37	130.12
14	dA	837	CLA	O2D-CGD-CBD	2.40	115.53	111.27
14	aB	840	CLA	CHB-C4A-NA	2.40	127.82	124.51
17	cA	848	BCR	C38-C26-C27	-2.39	109.02	113.62
14	dA	802	CLA	C1B-CHB-C4A	-2.39	125.38	130.12
17	bA	846	BCR	C38-C26-C27	-2.39	109.03	113.62
17	dB	847	BCR	C32-C1-C6	2.39	114.17	110.30
14	aA	802	CLA	C1B-CHB-C4A	-2.39	125.39	130.12
17	bF	204	BCR	C15-C16-C17	-2.39	118.58	123.47
15	cA	844	PQN	C2M-C2-C1	2.39	120.23	116.27
17	bB	847	BCR	C32-C1-C6	2.39	114.17	110.30
17	bB	852	BCR	C15-C16-C17	-2.39	118.58	123.47
17	aB	851	BCR	C15-C16-C17	-2.39	118.58	123.47
14	cB	824	CLA	CHB-C4A-NA	2.39	127.81	124.51
14	aB	824	CLA	CHB-C4A-NA	2.39	127.81	124.51
14	cB	831	CLA	CHB-C4A-NA	2.38	127.81	124.51
17	cA	848	BCR	C15-C14-C13	-2.38	123.91	127.31
14	cA	830	CLA	CHB-C4A-NA	2.38	127.81	124.51
14	bA	802	CLA	C1B-CHB-C4A	-2.38	125.40	130.12
17	aF	204	BCR	C16-C15-C14	-2.38	118.60	123.47
14	bF	203	CLA	C1B-CHB-C4A	-2.38	125.40	130.12
14	aA	824	CLA	C1B-CHB-C4A	-2.38	125.40	130.12
17	dF	204	BCR	C15-C16-C17	-2.38	118.60	123.47
17	bA	845	BCR	C24-C23-C22	-2.38	122.64	126.23
14	cF	203	CLA	C1B-CHB-C4A	-2.38	125.40	130.12
17	bF	204	BCR	C11-C10-C9	-2.38	123.92	127.31
17	bL	208	BCR	C3-C4-C5	-2.38	109.83	114.08
14	cB	813	CLA	C1B-CHB-C4A	-2.38	125.41	130.12
17	cB	851	BCR	C15-C16-C17	-2.37	118.61	123.47
14	dB	825	CLA	CHB-C4A-NA	2.37	127.80	124.51
14	cJ	102	CLA	C1B-CHB-C4A	-2.37	125.42	130.12
14	bA	824	CLA	C1B-CHB-C4A	-2.37	125.42	130.12
14	cB	834	CLA	O2D-CGD-CBD	2.37	115.48	111.27
14	dA	830	CLA	CHB-C4A-NA	2.37	127.79	124.51
14	dB	835	CLA	O2D-CGD-CBD	2.37	115.47	111.27
14	cB	827	CLA	CHB-C4A-NA	2.37	127.78	124.51
17	dA	845	BCR	C24-C23-C22	-2.37	122.66	126.23
17	cF	204	BCR	C16-C15-C14	-2.37	118.63	123.47
17	cA	847	BCR	C24-C23-C22	-2.36	122.66	126.23
14	cB	831	CLA	CHD-C1D-ND	-2.36	122.28	124.45

Continued on next page...

Continued from previous page...

Mol	Chain	Res	Type	Atoms	Z	Observed(°)	Ideal(°)
14	bB	814	CLA	C1B-CHB-C4A	-2.36	125.44	130.12
14	bA	814	CLA	C1B-CHB-C4A	-2.36	125.44	130.12
17	bA	846	BCR	C15-C14-C13	-2.36	123.94	127.31
14	cA	814	CLA	C1B-CHB-C4A	-2.36	125.44	130.12
14	cA	824	CLA	C1B-CHB-C4A	-2.36	125.44	130.12
14	bB	832	CLA	CHD-C1D-ND	-2.36	122.28	124.45
14	bA	813	CLA	C1B-CHB-C4A	-2.36	125.45	130.12
14	dF	203	CLA	C1B-CHB-C4A	-2.36	125.45	130.12
14	dL	204	CLA	C1-O2A-CGA	2.36	122.63	116.44
14	bB	825	CLA	CHB-C4A-NA	2.36	127.77	124.51
17	aA	848	BCR	C15-C14-C13	-2.36	123.95	127.31
14	aB	813	CLA	C1B-CHB-C4A	-2.36	125.45	130.12
14	dA	824	CLA	C1B-CHB-C4A	-2.36	125.45	130.12
14	dB	812	CLA	C2D-C1D-ND	-2.36	108.37	110.10
14	dJ	102	CLA	C1B-CHB-C4A	-2.36	125.45	130.12
15	aB	842	PQN	C11-C3-C4	2.35	121.02	118.50
15	cB	842	PQN	C11-C3-C4	2.35	121.02	118.50
15	aA	844	PQN	C2M-C2-C1	2.35	120.17	116.27
14	bB	828	CLA	CHB-C4A-NA	2.35	127.77	124.51
17	aA	847	BCR	C24-C23-C22	-2.35	122.68	126.23
14	aF	203	CLA	C1B-CHB-C4A	-2.35	125.46	130.12
14	dB	814	CLA	C1B-CHB-C4A	-2.35	125.46	130.12
14	bB	812	CLA	C2D-C1D-ND	-2.35	108.37	110.10
14	dL	206	CLA	CHB-C4A-NA	2.35	127.76	124.51
14	dA	814	CLA	C1B-CHB-C4A	-2.35	125.46	130.12
14	bB	819	CLA	C7-C6-C5	-2.35	106.98	113.36
14	bA	840	CLA	O2A-CGA-O1A	-2.35	117.66	123.59
14	bA	813	CLA	CHB-C4A-NA	2.35	127.76	124.51
14	aJ	102	CLA	C1B-CHB-C4A	-2.35	125.47	130.12
17	cF	204	BCR	C38-C26-C27	-2.35	109.11	113.62
14	aA	840	CLA	O2A-CGA-O1A	-2.35	117.67	123.59
17	bF	204	BCR	C16-C15-C14	-2.35	118.67	123.47
14	bA	817	CLA	CAC-C3C-C4C	2.35	127.86	124.81
14	cA	813	CLA	C1B-CHB-C4A	-2.35	125.47	130.12
14	aB	818	CLA	C7-C6-C5	-2.34	106.99	113.36
14	bL	206	CLA	CHB-C4A-NA	2.34	127.75	124.51
14	cA	840	CLA	O2A-CGA-O1A	-2.34	117.68	123.59
14	dB	832	CLA	CHD-C1D-ND	-2.34	122.30	124.45
14	bL	204	CLA	C1-O2A-CGA	2.34	122.59	116.44
14	aA	814	CLA	C1B-CHB-C4A	-2.34	125.48	130.12
17	dF	204	BCR	C11-C10-C9	-2.34	123.97	127.31
14	aA	813	CLA	CHB-C4A-NA	2.34	127.75	124.51

Continued on next page...

Continued from previous page...

Mol	Chain	Res	Type	Atoms	Z	Observed(°)	Ideal(°)
17	aJ	104	BCR	C28-C27-C26	-2.34	109.90	114.08
14	cB	811	CLA	C2D-C1D-ND	-2.34	108.38	110.10
19	cB	849	LMG	C42-C41-C40	-2.34	102.55	114.42
14	bA	819	CLA	O2D-CGD-CBD	2.34	115.42	111.27
19	bB	850	LMG	C42-C41-C40	-2.34	102.56	114.42
13	dA	801	CL0	CMC-C2C-C1C	2.34	128.60	125.04
14	bJ	102	CLA	C1B-CHB-C4A	-2.34	125.49	130.12
19	dB	850	LMG	C42-C41-C40	-2.34	102.56	114.42
17	cA	847	BCR	C15-C14-C13	-2.34	123.97	127.31
17	aF	204	BCR	C38-C26-C27	-2.34	109.13	113.62
14	dA	823	CLA	C2D-C1D-ND	-2.34	108.38	110.10
19	aB	849	LMG	C42-C41-C40	-2.33	102.57	114.42
14	dB	838	CLA	C1B-CHB-C4A	-2.33	125.49	130.12
14	dB	840	CLA	O2A-CGA-O1A	-2.33	117.70	123.59
17	dM	101	BCR	C15-C14-C13	-2.33	123.98	127.31
14	aB	837	CLA	C1B-CHB-C4A	-2.33	125.50	130.12
17	cL	201	BCR	C15-C14-C13	-2.33	123.98	127.31
14	bB	818	CLA	O2D-CGD-CBD	2.33	115.41	111.27
14	aA	817	CLA	CAC-C3C-C4C	2.33	127.83	124.81
14	cA	817	CLA	CAC-C3C-C4C	2.33	127.83	124.81
14	dA	840	CLA	O2A-CGA-O1A	-2.33	117.72	123.59
14	cA	813	CLA	CHB-C4A-NA	2.33	127.73	124.51
14	cB	817	CLA	O2D-CGD-CBD	2.33	115.40	111.27
14	dA	819	CLA	O2D-CGD-CBD	2.33	115.40	111.27
18	bA	850	LHG	C18-C17-C16	-2.33	102.61	114.42
14	bB	840	CLA	O2A-CGA-O1A	-2.33	117.72	123.59
17	aF	204	BCR	C30-C25-C26	-2.33	119.34	122.61
14	aB	811	CLA	C2D-C1D-ND	-2.33	108.39	110.10
14	aA	813	CLA	C1B-CHB-C4A	-2.33	125.51	130.12
14	bB	837	CLA	CHB-C4A-NA	2.32	127.73	124.51
18	cA	852	LHG	C18-C17-C16	-2.32	102.63	114.42
14	bA	809	CLA	CAA-CBA-CGA	-2.32	106.34	112.51
18	dA	850	LHG	C18-C17-C16	-2.32	102.63	114.42
14	cK	102	CLA	C1B-CHB-C4A	-2.32	125.51	130.12
14	dA	809	CLA	CAA-CBA-CGA	-2.32	106.34	112.51
14	cB	837	CLA	C1B-CHB-C4A	-2.32	125.52	130.12
14	cA	809	CLA	CAA-CBA-CGA	-2.32	106.34	112.51
17	aL	206	BCR	C27-C26-C25	2.32	126.10	122.73
17	bJ	104	BCR	C28-C27-C26	-2.32	109.93	114.08
18	aA	852	LHG	C18-C17-C16	-2.32	102.64	114.42
14	dA	817	CLA	CAC-C3C-C4C	2.32	127.82	124.81
17	dL	203	BCR	C15-C14-C13	-2.32	124.00	127.31

Continued on next page...

Continued from previous page...

Mol	Chain	Res	Type	Atoms	Z	Observed(°)	Ideal(°)
14	dA	813	CLA	C1B-CHB-C4A	-2.32	125.52	130.12
14	cL	202	CLA	O2A-CGA-O1A	-2.32	117.73	123.59
14	dA	827	CLA	O2D-CGD-CBD	2.32	115.39	111.27
14	dB	828	CLA	CHB-C4A-NA	2.32	127.72	124.51
17	dA	845	BCR	C15-C14-C13	-2.32	124.00	127.31
14	aK	101	CLA	C2D-C1D-ND	-2.32	108.39	110.10
14	cB	839	CLA	O2A-CGA-O1A	-2.32	117.74	123.59
14	cB	818	CLA	C7-C6-C5	-2.32	107.06	113.36
14	dB	837	CLA	CHB-C4A-NA	2.32	127.72	124.51
14	dK	101	CLA	C2D-C1D-ND	-2.32	108.40	110.10
17	cF	204	BCR	C30-C25-C26	-2.32	119.35	122.61
14	bA	820	CLA	O2A-CGA-O1A	-2.32	117.75	123.59
13	bA	801	CL0	O2A-CGA-O1A	-2.32	117.75	123.59
14	aA	819	CLA	O2D-CGD-CBD	2.32	115.38	111.27
14	dB	819	CLA	C7-C6-C5	-2.32	107.07	113.36
14	cA	819	CLA	O2D-CGD-CBD	2.32	115.38	111.27
14	aB	817	CLA	O2D-CGD-CBD	2.31	115.38	111.27
14	aB	838	CLA	CHD-C1D-ND	-2.31	122.33	124.45
14	cK	101	CLA	C1B-CHB-C4A	-2.31	125.53	130.12
14	aA	809	CLA	CAA-CBA-CGA	-2.31	106.37	112.51
17	bB	849	BCR	C10-C11-C12	-2.31	116.00	123.22
17	bL	208	BCR	C11-C10-C9	-2.31	124.01	127.31
13	bA	801	CL0	CMC-C2C-C1C	2.31	128.56	125.04
18	bA	850	LHG	C20-C19-C18	-2.31	102.69	114.42
14	dK	103	CLA	C1B-CHB-C4A	-2.31	125.54	130.12
14	dB	817	CLA	O2A-CGA-O1A	-2.31	117.76	123.59
17	bA	845	BCR	C15-C14-C13	-2.31	124.01	127.31
14	bA	819	CLA	O2A-CGA-O1A	-2.31	117.76	123.59
18	cA	852	LHG	C20-C19-C18	-2.31	102.70	114.42
14	aB	839	CLA	O2A-CGA-O1A	-2.31	117.76	123.59
18	aA	852	LHG	C20-C19-C18	-2.31	102.70	114.42
17	aI	101	BCR	C15-C14-C13	-2.31	124.01	127.31
17	aM	101	BCR	C15-C14-C13	-2.31	124.01	127.31
14	cB	838	CLA	CHD-C1D-ND	-2.31	122.33	124.45
14	bA	827	CLA	O2D-CGD-CBD	2.31	115.37	111.27
14	dB	818	CLA	O2D-CGD-CBD	2.31	115.37	111.27
14	bB	817	CLA	O2A-CGA-O1A	-2.31	117.77	123.59
17	dB	845	BCR	C15-C16-C17	-2.31	118.75	123.47
17	cB	848	BCR	C10-C11-C12	-2.31	116.01	123.22
14	aK	101	CLA	C1B-CHB-C4A	-2.31	125.55	130.12
14	dA	820	CLA	O2A-CGA-O1A	-2.31	117.77	123.59
18	dA	850	LHG	C20-C19-C18	-2.31	102.71	114.42

Continued on next page...

Continued from previous page...

Mol	Chain	Res	Type	Atoms	Z	Observed(°)	Ideal(°)
17	bL	203	BCR	C15-C14-C13	-2.31	124.02	127.31
14	dA	826	CLA	CHB-C4A-NA	2.31	127.70	124.51
14	bF	203	CLA	O2D-CGD-CBD	2.31	115.37	111.27
14	dA	819	CLA	O2A-CGA-O1A	-2.31	117.77	123.59
14	aB	831	CLA	CHD-C1D-ND	-2.31	122.33	124.45
14	dB	839	CLA	CHD-C1D-ND	-2.31	122.33	124.45
14	aA	803	CLA	C1B-CHB-C4A	-2.31	125.55	130.12
14	cB	816	CLA	O2A-CGA-O1A	-2.31	117.77	123.59
14	bB	818	CLA	CAA-C2A-C3A	-2.31	106.47	112.78
14	dB	833	CLA	C1B-CHB-C4A	-2.31	125.55	130.12
17	dJ	104	BCR	C28-C27-C26	-2.30	109.96	114.08
14	dK	101	CLA	C1B-CHB-C4A	-2.30	125.55	130.12
17	cL	205	BCR	C27-C26-C25	2.30	126.08	122.73
17	dI	101	BCR	C15-C14-C13	-2.30	124.02	127.31
13	dA	801	CL0	O2A-CGA-O1A	-2.30	117.78	123.59
15	bB	843	PQN	C2M-C2-C1	2.30	120.09	116.27
14	dF	203	CLA	O2D-CGD-CBD	2.30	115.36	111.27
14	aB	827	CLA	CHB-C4A-NA	2.30	127.70	124.51
14	aA	820	CLA	O2A-CGA-O1A	-2.30	117.78	123.59
17	dF	204	BCR	C35-C13-C14	-2.30	119.70	122.92
17	dB	849	BCR	C10-C11-C12	-2.30	116.03	123.22
17	aA	847	BCR	C15-C14-C13	-2.30	124.03	127.31
17	aL	201	BCR	C15-C14-C13	-2.30	124.03	127.31
14	aA	827	CLA	O2D-CGD-CBD	2.30	115.36	111.27
14	bK	101	CLA	C1B-CHB-C4A	-2.30	125.56	130.12
14	cK	101	CLA	C2D-C1D-ND	-2.30	108.41	110.10
17	aB	848	BCR	C10-C11-C12	-2.30	116.04	123.22
17	cL	206	BCR	C10-C11-C12	-2.30	116.04	123.22
14	aB	816	CLA	O2A-CGA-O1A	-2.30	117.79	123.59
14	cB	836	CLA	CHB-C4A-NA	2.30	127.69	124.51
14	aL	202	CLA	O2A-CGA-O1A	-2.30	117.79	123.59
17	aL	206	BCR	C10-C11-C12	-2.30	116.05	123.22
14	aB	836	CLA	CHB-C4A-NA	2.30	127.69	124.51
17	cJ	104	BCR	C28-C27-C26	-2.30	109.98	114.08
14	dB	818	CLA	CAA-C2A-C3A	-2.29	106.49	112.78
14	dA	813	CLA	CHB-C4A-NA	2.29	127.68	124.51
14	bK	103	CLA	C1B-CHB-C4A	-2.29	125.57	130.12
14	cA	822	CLA	CHB-C4A-NA	2.29	127.68	124.51
14	aB	817	CLA	CAA-C2A-C3A	-2.29	106.50	112.78
14	cA	827	CLA	O2D-CGD-CBD	2.29	115.34	111.27
17	bL	208	BCR	C40-C30-C25	2.29	114.02	110.30
14	aL	203	CLA	C11-C12-C13	-2.29	108.51	115.92

Continued on next page...

Continued from previous page...

Mol	Chain	Res	Type	Atoms	Z	Observed(°)	Ideal(°)
17	bF	204	BCR	C30-C25-C26	-2.29	119.39	122.61
14	aB	832	CLA	C1B-CHB-C4A	-2.29	125.58	130.12
17	dB	852	BCR	C11-C10-C9	-2.29	124.04	127.31
17	aM	101	BCR	C24-C23-C22	-2.29	122.78	126.23
17	cM	101	BCR	C15-C14-C13	-2.29	124.04	127.31
14	bB	839	CLA	CHD-C1D-ND	-2.29	122.35	124.45
14	bB	838	CLA	C1B-CHB-C4A	-2.29	125.58	130.12
14	aA	811	CLA	O2A-CGA-O1A	-2.29	117.82	123.59
14	bB	833	CLA	C1B-CHB-C4A	-2.29	125.59	130.12
14	cA	820	CLA	O2A-CGA-O1A	-2.29	117.82	123.59
14	dA	842	CLA	O2A-CGA-O1A	-2.29	117.82	123.59
14	aA	823	CLA	C2D-C1D-ND	-2.28	108.42	110.10
17	bB	845	BCR	C15-C16-C17	-2.28	118.80	123.47
14	cL	203	CLA	C11-C12-C13	-2.28	108.54	115.92
17	cF	204	BCR	C40-C30-C25	2.28	114.00	110.30
17	bM	101	BCR	C15-C14-C13	-2.28	124.05	127.31
14	bA	811	CLA	O2A-CGA-O1A	-2.28	117.83	123.59
14	aA	819	CLA	O2A-CGA-O1A	-2.28	117.83	123.59
14	aA	842	CLA	O2A-CGA-O1A	-2.28	117.83	123.59
14	aK	102	CLA	C1B-CHB-C4A	-2.28	125.60	130.12
14	bA	803	CLA	C1B-CHB-C4A	-2.28	125.60	130.12
17	cB	845	BCR	C7-C8-C9	-2.28	122.79	126.23
17	aB	844	BCR	C15-C16-C17	-2.28	118.80	123.47
14	cA	803	CLA	C1B-CHB-C4A	-2.28	125.60	130.12
17	cF	204	BCR	C11-C10-C9	-2.28	124.06	127.31
17	aM	101	BCR	C7-C8-C9	-2.28	122.79	126.23
17	cI	101	BCR	C15-C14-C13	-2.28	124.06	127.31
14	cB	832	CLA	C1B-CHB-C4A	-2.28	125.60	130.12
14	cL	202	CLA	C1B-CHB-C4A	-2.28	125.61	130.12
14	cB	817	CLA	CAA-C2A-C3A	-2.28	106.54	112.78
17	aF	204	BCR	C11-C10-C9	-2.28	124.06	127.31
14	bB	834	CLA	CAA-C2A-C3A	-2.28	106.54	112.78
14	dA	828	CLA	O2A-CGA-O1A	-2.28	117.85	123.59
17	bM	101	BCR	C7-C8-C9	-2.28	122.80	126.23
17	aB	851	BCR	C11-C10-C9	-2.28	124.06	127.31
14	aL	202	CLA	C1B-CHB-C4A	-2.27	125.61	130.12
17	aB	845	BCR	C7-C8-C9	-2.27	122.80	126.23
17	bB	852	BCR	C11-C10-C9	-2.27	124.07	127.31
14	bA	826	CLA	CHB-C4A-NA	2.27	127.66	124.51
14	bB	827	CLA	C1B-CHB-C4A	-2.27	125.62	130.12
14	bA	842	CLA	O2A-CGA-O1A	-2.27	117.86	123.59
17	cB	844	BCR	C15-C16-C17	-2.27	118.82	123.47

Continued on next page...

Continued from previous page...

Mol	Chain	Res	Type	Atoms	Z	Observed(°)	Ideal(°)
17	aL	205	BCR	C27-C26-C25	2.27	126.03	122.73
14	dA	803	CLA	C1B-CHB-C4A	-2.27	125.62	130.12
14	cA	819	CLA	O2A-CGA-O1A	-2.27	117.86	123.59
17	aF	204	BCR	C40-C30-C25	2.27	113.98	110.30
14	dB	804	CLA	CMC-C2C-C1C	-2.27	121.58	125.04
14	cA	811	CLA	O2A-CGA-O1A	-2.27	117.86	123.59
14	cA	828	CLA	O2A-CGA-O1A	-2.27	117.86	123.59
17	dL	208	BCR	C11-C10-C9	-2.27	124.07	127.31
14	aA	828	CLA	O2A-CGA-O1A	-2.27	117.87	123.59
14	aA	826	CLA	CHB-C4A-NA	2.27	127.65	124.51
17	dF	204	BCR	C30-C25-C26	-2.27	119.42	122.61
14	cB	833	CLA	CAA-C2A-C3A	-2.27	106.57	112.78
14	dL	202	CLA	C1B-CHB-C4A	-2.27	125.63	130.12
17	cM	101	BCR	C7-C8-C9	-2.27	122.81	126.23
14	dA	812	CLA	C1B-CHB-C4A	-2.27	125.63	130.12
14	bA	828	CLA	O2A-CGA-O1A	-2.27	117.87	123.59
14	cB	804	CLA	CMC-C2C-C1C	-2.26	121.59	125.04
14	bL	202	CLA	C1B-CHB-C4A	-2.26	125.63	130.12
14	dA	822	CLA	CHB-C4A-NA	2.26	127.64	124.51
17	cB	851	BCR	C11-C10-C9	-2.26	124.08	127.31
14	cA	842	CLA	O2A-CGA-O1A	-2.26	117.88	123.59
17	bI	101	BCR	C15-C14-C13	-2.26	124.08	127.31
14	dA	804	CLA	C1B-CHB-C4A	-2.26	125.64	130.12
14	cA	823	CLA	C2D-C1D-ND	-2.26	108.44	110.10
14	dB	834	CLA	CAA-C2A-C3A	-2.26	106.59	112.78
14	dB	839	CLA	C1-C2-C3	-2.26	122.14	126.04
14	aB	805	CLA	O2D-CGD-CBD	2.26	115.28	111.27
14	cA	843	CLA	C1B-CHB-C4A	-2.26	125.65	130.12
14	cB	826	CLA	C1B-CHB-C4A	-2.26	125.65	130.12
14	bA	823	CLA	C2D-C1D-ND	-2.26	108.44	110.10
14	aA	804	CLA	C1B-CHB-C4A	-2.26	125.65	130.12
14	cB	805	CLA	O2D-CGD-CBD	2.26	115.28	111.27
14	dB	805	CLA	O2D-CGD-CBD	2.26	115.28	111.27
17	dL	208	BCR	C40-C30-C25	2.26	113.96	110.30
14	aA	843	CLA	C1B-CHB-C4A	-2.25	125.65	130.12
14	bA	804	CLA	C1B-CHB-C4A	-2.25	125.65	130.12
17	bB	846	BCR	C7-C8-C9	-2.25	122.83	126.23
17	cM	101	BCR	C24-C23-C22	-2.25	122.83	126.23
14	aB	833	CLA	CAA-C2A-C3A	-2.25	106.61	112.78
14	bB	839	CLA	C1-C2-C3	-2.25	122.14	126.04
17	dB	846	BCR	C7-C8-C9	-2.25	122.83	126.23
14	cA	804	CLA	C1B-CHB-C4A	-2.25	125.65	130.12

Continued on next page...

Continued from previous page...

Mol	Chain	Res	Type	Atoms	Z	Observed(°)	Ideal(°)
14	cA	824	CLA	C2D-C1D-ND	-2.25	108.44	110.10
14	bB	805	CLA	O2D-CGD-CBD	2.25	115.27	111.27
17	aJ	103	BCR	C33-C5-C6	-2.25	122.00	124.53
17	dM	101	BCR	C7-C8-C9	-2.25	122.83	126.23
14	bA	822	CLA	CHB-C4A-NA	2.25	127.63	124.51
17	bM	101	BCR	C24-C23-C22	-2.25	122.83	126.23
14	aB	826	CLA	C1B-CHB-C4A	-2.25	125.66	130.12
17	bJ	103	BCR	C33-C5-C6	-2.25	122.00	124.53
17	dJ	103	BCR	C33-C5-C6	-2.25	122.00	124.53
14	dB	827	CLA	C1B-CHB-C4A	-2.25	125.66	130.12
14	cB	838	CLA	C1-C2-C3	-2.25	122.15	126.04
14	cB	835	CLA	O2D-CGD-O1D	-2.25	119.44	123.84
14	aL	203	CLA	O2A-CGA-O1A	-2.25	117.92	123.59
17	cL	205	BCR	C11-C10-C9	-2.25	124.10	127.31
17	aL	205	BCR	C11-C10-C9	-2.25	124.10	127.31
14	dA	811	CLA	O2A-CGA-O1A	-2.25	117.92	123.59
14	aA	812	CLA	C1B-CHB-C4A	-2.25	125.67	130.12
14	aA	822	CLA	CHB-C4A-NA	2.24	127.62	124.51
14	dB	836	CLA	C1B-CHB-C4A	-2.24	125.67	130.12
14	bK	101	CLA	C2D-C1D-ND	-2.24	108.45	110.10
17	aL	201	BCR	C27-C26-C25	2.24	125.99	122.73
14	dB	836	CLA	O2D-CGD-O1D	-2.24	119.45	123.84
14	dB	802	CLA	CMB-C2B-C3B	2.24	128.88	124.68
15	aB	842	PQN	C2M-C2-C1	2.24	119.98	116.27
15	cB	842	PQN	C2M-C2-C1	2.24	119.98	116.27
14	bB	811	CLA	CAC-C3C-C4C	2.24	127.72	124.81
14	aB	835	CLA	O2D-CGD-O1D	-2.24	119.46	123.84
14	bB	836	CLA	O2D-CGD-O1D	-2.24	119.46	123.84
14	bB	804	CLA	CMC-C2C-C1C	-2.24	121.63	125.04
14	aB	802	CLA	CMB-C2B-C3B	2.24	128.86	124.68
14	aB	804	CLA	CMC-C2C-C1C	-2.24	121.63	125.04
14	cA	812	CLA	C1B-CHB-C4A	-2.24	125.69	130.12
14	cA	820	CLA	C1B-CHB-C4A	-2.24	125.69	130.12
14	aA	809	CLA	C1B-CHB-C4A	-2.24	125.69	130.12
14	dB	824	CLA	CHB-C4A-NA	2.23	127.60	124.51
14	dA	809	CLA	C2A-C1A-CHA	2.23	127.77	123.86
17	aA	846	BCR	C33-C5-C6	-2.23	122.02	124.53
14	cB	835	CLA	C1B-CHB-C4A	-2.23	125.69	130.12
13	bA	801	CL0	CAA-C2A-C3A	-2.23	106.67	112.78
14	bA	841	CLA	C1B-CHB-C4A	-2.23	125.70	130.12
14	bB	802	CLA	CMB-C2B-C3B	2.23	128.85	124.68
14	cA	823	CLA	O2D-CGD-CBD	2.23	115.23	111.27

Continued on next page...

Continued from previous page...

Mol	Chain	Res	Type	Atoms	Z	Observed(°)	Ideal(°)
14	aL	202	CLA	O1D-CGD-CBD	2.23	129.05	124.48
14	cL	203	CLA	O2A-CGA-O1A	-2.23	117.96	123.59
14	dB	811	CLA	CAC-C3C-C4C	2.23	127.70	124.81
17	cF	204	BCR	C15-C14-C13	-2.23	124.13	127.31
14	aB	838	CLA	C1-C2-C3	-2.23	122.19	126.04
14	aA	824	CLA	C2D-C1D-ND	-2.23	108.46	110.10
14	cB	823	CLA	CHB-C4A-NA	2.23	127.59	124.51
14	cA	806	CLA	C1B-CHB-C4A	-2.23	125.70	130.12
17	dK	102	BCR	C33-C5-C6	-2.23	122.03	124.53
17	cJ	103	BCR	C33-C5-C6	-2.23	122.03	124.53
14	cB	802	CLA	CMB-C2B-C3B	2.23	128.84	124.68
17	dL	203	BCR	C27-C26-C25	2.22	125.96	122.73
14	dB	841	CLA	C1B-CHB-C4A	-2.22	125.71	130.12
13	dA	801	CL0	CAA-C2A-C3A	-2.22	106.69	112.78
14	dB	832	CLA	O2A-CGA-O1A	-2.22	117.98	123.59
17	cJ	103	BCR	C15-C16-C17	-2.22	118.92	123.47
14	cB	831	CLA	O2A-CGA-O1A	-2.22	117.98	123.59
14	aB	835	CLA	C1B-CHB-C4A	-2.22	125.72	130.12
14	dA	820	CLA	C1B-CHB-C4A	-2.22	125.72	130.12
14	aA	841	CLA	C1B-CHB-C4A	-2.22	125.72	130.12
17	bL	203	BCR	C27-C26-C25	2.22	125.96	122.73
14	aA	832	CLA	CAA-CBA-CGA	-2.22	106.76	113.25
14	aB	831	CLA	O2A-CGA-O1A	-2.22	117.99	123.59
14	cA	805	CLA	CHA-C1A-NA	-2.22	121.31	126.40
14	bL	201	CLA	CAC-C3C-C4C	2.22	127.69	124.81
14	cA	826	CLA	CHB-C4A-NA	2.22	127.58	124.51
14	bB	841	CLA	C1B-CHB-C4A	-2.22	125.72	130.12
17	bK	102	BCR	C33-C5-C6	-2.22	122.04	124.53
14	bB	833	CLA	CHD-C1D-ND	-2.22	122.42	124.45
14	cA	841	CLA	C1B-CHB-C4A	-2.22	125.72	130.12
14	bB	814	CLA	C1-C2-C3	-2.22	122.21	126.04
14	bB	836	CLA	C1B-CHB-C4A	-2.22	125.73	130.12
14	bB	832	CLA	O2A-CGA-O1A	-2.22	118.00	123.59
17	cF	202	BCR	C15-C16-C17	-2.22	118.93	123.47
17	dM	101	BCR	C24-C23-C22	-2.22	122.89	126.23
14	aB	840	CLA	C1B-CHB-C4A	-2.21	125.73	130.12
14	aA	805	CLA	CHA-C1A-NA	-2.21	121.33	126.40
14	bB	824	CLA	CHB-C4A-NA	2.21	127.57	124.51
14	cA	836	CLA	O2A-CGA-O1A	-2.21	117.79	123.30
14	bA	812	CLA	C1B-CHB-C4A	-2.21	125.74	130.12
14	aB	823	CLA	CHB-C4A-NA	2.21	127.57	124.51
17	cL	201	BCR	C27-C26-C25	2.21	125.94	122.73

Continued on next page...

Continued from previous page...

Mol	Chain	Res	Type	Atoms	Z	Observed(°)	Ideal(°)
14	cL	202	CLA	O1D-CGD-CBD	2.21	129.00	124.48
17	aJ	103	BCR	C15-C14-C13	-2.21	124.16	127.31
17	bB	844	BCR	C29-C30-C25	2.21	113.88	110.48
14	dA	841	CLA	C1B-CHB-C4A	-2.21	125.74	130.12
14	bA	820	CLA	C1B-CHB-C4A	-2.21	125.75	130.12
17	dL	208	BCR	C38-C26-C27	-2.21	109.38	113.62
14	bA	806	CLA	C1B-CHB-C4A	-2.21	125.75	130.12
17	cA	851	BCR	C29-C30-C25	2.21	113.88	110.48
14	cB	813	CLA	C1-C2-C3	-2.21	122.23	126.04
14	cA	809	CLA	C1B-CHB-C4A	-2.21	125.75	130.12
17	bA	849	BCR	C29-C30-C25	2.21	113.88	110.48
14	bA	805	CLA	CHA-C1A-NA	-2.20	121.35	126.40
14	dA	805	CLA	CHA-C1A-NA	-2.20	121.35	126.40
14	aA	820	CLA	C1B-CHB-C4A	-2.20	125.75	130.12
14	bL	205	CLA	O2A-CGA-O1A	-2.20	118.03	123.59
14	dB	814	CLA	C1-C2-C3	-2.20	122.23	126.04
17	cB	844	BCR	C7-C8-C9	-2.20	122.91	126.23
14	aA	809	CLA	C2A-C1A-CHA	2.20	127.71	123.86
17	aB	843	BCR	C11-C10-C9	-2.20	124.17	127.31
14	dA	809	CLA	C1B-CHB-C4A	-2.20	125.75	130.12
17	cB	843	BCR	C29-C30-C25	2.20	113.87	110.48
14	cA	832	CLA	CAA-CBA-CGA	-2.20	106.82	113.25
14	aA	806	CLA	C1B-CHB-C4A	-2.20	125.76	130.12
14	cB	804	CLA	O2A-CGA-O1A	-2.20	118.04	123.59
14	bA	824	CLA	C2D-C1D-ND	-2.20	108.48	110.10
14	dB	816	CLA	O2D-CGD-CBD	2.20	115.17	111.27
14	dA	824	CLA	C2D-C1D-ND	-2.20	108.48	110.10
14	dA	806	CLA	C1B-CHB-C4A	-2.20	125.76	130.12
14	aA	823	CLA	O2D-CGD-CBD	2.20	115.17	111.27
17	aF	204	BCR	C15-C14-C13	-2.20	124.17	127.31
14	dB	841	CLA	O2A-CGA-O1A	-2.20	118.05	123.59
17	cA	846	BCR	C33-C5-C6	-2.20	122.06	124.53
17	bK	102	BCR	C11-C10-C9	-2.20	124.17	127.31
17	cL	205	BCR	C20-C21-C22	-2.20	124.17	127.31
14	cA	809	CLA	C2A-C1A-CHA	2.20	127.70	123.86
17	bB	845	BCR	C7-C8-C9	-2.20	122.92	126.23
14	dA	823	CLA	O2D-CGD-CBD	2.20	115.17	111.27
14	bA	809	CLA	C1B-CHB-C4A	-2.20	125.77	130.12
14	aB	804	CLA	O2A-CGA-O1A	-2.20	118.05	123.59
14	bA	823	CLA	O2D-CGD-CBD	2.19	115.17	111.27
14	bA	811	CLA	CHD-C1D-ND	-2.19	122.44	124.45
14	bA	809	CLA	C2A-C1A-CHA	2.19	127.69	123.86

Continued on next page...

Continued from previous page...

Mol	Chain	Res	Type	Atoms	Z	Observed(°)	Ideal(°)
14	aB	840	CLA	O2A-CGA-O1A	-2.19	118.06	123.59
14	dA	836	CLA	O2A-CGA-O1A	-2.19	117.83	123.30
14	bA	838	CLA	O2D-CGD-CBD	2.19	115.16	111.27
14	bB	816	CLA	O2D-CGD-CBD	2.19	115.16	111.27
17	dF	202	BCR	C15-C16-C17	-2.19	118.98	123.47
14	aB	832	CLA	CHD-C1D-ND	-2.19	122.44	124.45
14	dB	804	CLA	O2A-CGA-O1A	-2.19	118.06	123.59
14	cA	837	CLA	C1B-CHB-C4A	-2.19	125.78	130.12
17	dJ	103	BCR	C15-C16-C17	-2.19	118.99	123.47
14	dA	832	CLA	CAA-CBA-CGA	-2.19	106.85	113.25
17	dM	101	BCR	C10-C11-C12	-2.19	116.38	123.22
17	cB	843	BCR	C11-C10-C9	-2.19	124.19	127.31
14	cB	840	CLA	C1B-CHB-C4A	-2.19	125.78	130.12
17	aA	851	BCR	C29-C30-C25	2.19	113.85	110.48
14	bA	832	CLA	CAA-CBA-CGA	-2.19	106.86	113.25
14	dL	201	CLA	CAC-C3C-C4C	2.19	127.65	124.81
14	cB	840	CLA	O2A-CGA-O1A	-2.19	118.07	123.59
17	cA	846	BCR	C11-C10-C9	-2.19	124.19	127.31
17	cJ	103	BCR	C15-C14-C13	-2.19	124.19	127.31
14	cA	811	CLA	CHD-C1D-ND	-2.19	122.44	124.45
14	aA	837	CLA	C1B-CHB-C4A	-2.18	125.79	130.12
14	bB	813	CLA	C1B-CHB-C4A	-2.18	125.79	130.12
14	bA	827	CLA	O2A-CGA-O1A	-2.18	118.08	123.59
14	cA	838	CLA	O2D-CGD-CBD	2.18	115.15	111.27
17	bL	208	BCR	C38-C26-C27	-2.18	109.42	113.62
14	aB	813	CLA	C1-C2-C3	-2.18	122.27	126.04
14	aA	836	CLA	O2A-CGA-O1A	-2.18	117.86	123.30
15	bA	843	PQN	C12-C11-C3	-2.18	106.16	112.05
17	dK	102	BCR	C11-C10-C9	-2.18	124.20	127.31
14	dA	833	CLA	O2D-CGD-CBD	2.18	115.14	111.27
14	dB	839	CLA	O2A-CGA-O1A	-2.18	118.09	123.59
14	cB	812	CLA	CMB-C2B-C3B	2.18	128.76	124.68
14	cB	810	CLA	CHB-C4A-NA	2.18	127.53	124.51
14	aB	812	CLA	CMB-C2B-C3B	2.18	128.76	124.68
14	bB	804	CLA	O2A-CGA-O1A	-2.18	118.09	123.59
14	bB	841	CLA	O2A-CGA-O1A	-2.18	118.09	123.59
14	bA	837	CLA	C1B-CHB-C4A	-2.18	125.80	130.12
14	aA	827	CLA	O2A-CGA-O1A	-2.18	118.09	123.59
14	cA	833	CLA	O2D-CGD-CBD	2.18	115.14	111.27
17	aB	844	BCR	C7-C8-C9	-2.18	122.94	126.23
17	bJ	103	BCR	C15-C14-C13	-2.18	124.20	127.31
17	dJ	103	BCR	C15-C14-C13	-2.18	124.20	127.31

Continued on next page...

Continued from previous page...

Mol	Chain	Res	Type	Atoms	Z	Observed(°)	Ideal(°)
17	aJ	103	BCR	C15-C16-C17	-2.18	119.01	123.47
17	aB	843	BCR	C29-C30-C25	2.18	113.83	110.48
17	dB	844	BCR	C29-C30-C25	2.18	113.83	110.48
14	aA	813	CLA	C2A-C1A-CHA	2.18	127.67	123.86
14	dA	837	CLA	C1B-CHB-C4A	-2.18	125.81	130.12
14	cB	815	CLA	O2D-CGD-CBD	2.18	115.14	111.27
17	bJ	103	BCR	C15-C16-C17	-2.18	119.02	123.47
14	bA	833	CLA	O2D-CGD-CBD	2.18	115.13	111.27
14	aB	838	CLA	O2A-CGA-O1A	-2.17	118.11	123.59
17	bM	101	BCR	C10-C11-C12	-2.17	116.43	123.22
14	dB	828	CLA	O2D-CGD-CBD	2.17	115.13	111.27
14	bA	836	CLA	O2A-CGA-O1A	-2.17	117.88	123.30
17	aF	202	BCR	C15-C16-C17	-2.17	119.02	123.47
17	bF	202	BCR	C15-C16-C17	-2.17	119.02	123.47
14	cA	827	CLA	O2A-CGA-O1A	-2.17	118.11	123.59
14	cB	827	CLA	CHD-C1D-ND	-2.17	122.46	124.45
14	cB	832	CLA	CHD-C1D-ND	-2.17	122.46	124.45
14	cB	812	CLA	C1B-CHB-C4A	-2.17	125.81	130.12
17	cA	848	BCR	C33-C5-C6	-2.17	122.09	124.53
17	cA	851	BCR	C7-C8-C9	-2.17	122.95	126.23
14	dA	838	CLA	O2D-CGD-CBD	2.17	115.12	111.27
17	bB	844	BCR	C11-C10-C9	-2.17	124.21	127.31
15	dA	843	PQN	C12-C11-C3	-2.17	106.20	112.05
17	bA	849	BCR	C7-C8-C9	-2.17	122.96	126.23
14	dA	813	CLA	C2A-C1A-CHA	2.17	127.65	123.86
14	dL	205	CLA	O2A-CGA-O1A	-2.17	118.12	123.59
17	dA	849	BCR	C29-C30-C25	2.17	113.82	110.48
17	aA	846	BCR	C11-C10-C9	-2.17	124.22	127.31
17	dB	844	BCR	C11-C10-C9	-2.17	124.22	127.31
14	dA	827	CLA	O2A-CGA-O1A	-2.17	118.12	123.59
17	cM	101	BCR	C10-C11-C12	-2.17	116.45	123.22
13	aA	801	CL0	CMC-C2C-C1C	2.17	128.34	125.04
14	dB	833	CLA	CHD-C1D-ND	-2.17	122.46	124.45
14	bB	813	CLA	CMB-C2B-C3B	2.17	128.73	124.68
17	aM	101	BCR	C10-C11-C12	-2.16	116.46	123.22
17	bA	846	BCR	C33-C5-C6	-2.16	122.10	124.53
14	cA	813	CLA	C2A-C1A-CHA	2.16	127.64	123.86
17	dA	849	BCR	C7-C8-C9	-2.16	122.97	126.23
17	dB	845	BCR	C7-C8-C9	-2.16	122.97	126.23
14	bB	811	CLA	C1B-CHB-C4A	-2.16	125.84	130.12
17	aA	850	BCR	C11-C10-C9	-2.16	124.23	127.31
14	dB	813	CLA	CMB-C2B-C3B	2.16	128.72	124.68

Continued on next page...

Continued from previous page...

Mol	Chain	Res	Type	Atoms	Z	Observed(°)	Ideal(°)
14	cB	838	CLA	O2A-CGA-O1A	-2.16	118.14	123.59
13	cA	801	CL0	CAA-C2A-C3A	-2.16	106.87	112.78
17	aA	847	BCR	C11-C10-C9	-2.16	124.23	127.31
14	bB	828	CLA	O2D-CGD-CBD	2.16	115.10	111.27
14	dB	813	CLA	C1B-CHB-C4A	-2.16	125.84	130.12
14	cA	825	CLA	CAA-C2A-C3A	-2.16	106.87	112.78
14	cA	820	CLA	CMB-C2B-C3B	2.16	128.72	124.68
14	cA	806	CLA	C2A-C1A-CHA	2.16	127.63	123.86
14	aA	833	CLA	O2D-CGD-CBD	2.16	115.10	111.27
14	bA	825	CLA	CAA-C2A-C3A	-2.16	106.87	112.78
14	dA	811	CLA	CHD-C1D-ND	-2.16	122.47	124.45
17	aL	205	BCR	C20-C21-C22	-2.16	124.23	127.31
17	bA	845	BCR	C11-C10-C9	-2.16	124.23	127.31
14	aA	838	CLA	O2D-CGD-CBD	2.16	115.10	111.27
17	cF	202	BCR	C38-C26-C27	-2.16	109.47	113.62
17	bF	204	BCR	C35-C13-C14	-2.16	119.90	122.92
17	aA	850	BCR	C33-C5-C6	-2.16	122.11	124.53
17	dA	845	BCR	C11-C10-C9	-2.15	124.23	127.31
17	aB	844	BCR	C27-C26-C25	2.15	125.86	122.73
14	aB	815	CLA	O2D-CGD-CBD	2.15	115.10	111.27
14	dB	824	CLA	O2A-CGA-O1A	-2.15	117.93	123.30
14	bA	818	CLA	C2D-C1D-ND	-2.15	108.52	110.10
14	aB	827	CLA	CHD-C1D-ND	-2.15	122.47	124.45
14	bB	808	CLA	O2A-CGA-O1A	-2.15	118.16	123.59
14	bB	810	CLA	CHB-C4A-NA	2.15	127.49	124.51
14	bB	824	CLA	O2A-CGA-O1A	-2.15	117.93	123.30
14	bB	817	CLA	CHD-C1D-ND	-2.15	122.48	124.45
14	aA	825	CLA	CAA-C2A-C3A	-2.15	106.89	112.78
14	dL	201	CLA	C1B-CHB-C4A	-2.15	125.86	130.12
14	aB	823	CLA	O2A-CGA-O1A	-2.15	117.94	123.30
17	dB	846	BCR	C15-C16-C17	-2.15	119.07	123.47
14	bB	803	CLA	O2A-CGA-O1A	-2.15	118.17	123.59
14	dA	825	CLA	CAA-C2A-C3A	-2.15	106.89	112.78
14	dB	836	CLA	O2A-CGA-O1A	-2.15	117.94	123.30
17	aF	202	BCR	C40-C30-C25	2.15	113.78	110.30
14	bB	817	CLA	O2D-CGD-CBD	2.15	115.09	111.27
14	bA	820	CLA	CMB-C2B-C3B	2.15	128.70	124.68
14	aB	808	CLA	O2A-CGA-O1A	-2.15	118.17	123.59
14	bB	813	CLA	O2A-CGA-O1A	-2.15	117.94	123.30
17	bF	202	BCR	C40-C30-C25	2.15	113.78	110.30
14	dB	828	CLA	CHD-C1D-ND	-2.15	122.48	124.45
14	aA	820	CLA	CMB-C2B-C3B	2.15	128.69	124.68

Continued on next page...

Continued from previous page...

Mol	Chain	Res	Type	Atoms	Z	Observed(°)	Ideal(°)
14	aA	808	CLA	O2A-CGA-O1A	-2.15	117.95	123.30
14	cB	835	CLA	O2A-CGA-O1A	-2.15	117.95	123.30
15	cA	844	PQN	C11-C3-C4	2.15	120.80	118.50
14	aB	837	CLA	C2A-C1A-CHA	2.15	127.61	123.86
14	dB	811	CLA	C1B-CHB-C4A	-2.15	125.87	130.12
14	cB	816	CLA	CHD-C1D-ND	-2.15	122.48	124.45
17	cL	206	BCR	C15-C14-C13	-2.15	124.25	127.31
14	dB	807	CLA	C11-C12-C13	-2.14	108.99	115.92
14	bB	839	CLA	O2A-CGA-O1A	-2.14	118.18	123.59
14	cB	803	CLA	O2A-CGA-O1A	-2.14	118.18	123.59
14	dB	808	CLA	O2A-CGA-O1A	-2.14	118.18	123.59
15	aA	844	PQN	C11-C3-C4	2.14	120.80	118.50
17	bF	202	BCR	C38-C26-C27	-2.14	109.50	113.62
14	aA	806	CLA	O2A-CGA-O1A	-2.14	118.18	123.59
14	cB	806	CLA	C1B-CHB-C4A	-2.14	125.87	130.12
14	bB	807	CLA	C11-C12-C13	-2.14	109.00	115.92
17	cI	101	BCR	C38-C26-C27	-2.14	109.50	113.62
17	dB	845	BCR	C27-C26-C25	2.14	125.84	122.73
14	cB	827	CLA	O2D-CGD-CBD	2.14	115.07	111.27
14	cB	823	CLA	O2A-CGA-O1A	-2.14	117.96	123.30
14	aB	807	CLA	C11-C12-C13	-2.14	109.00	115.92
14	bA	808	CLA	O2A-CGA-O1A	-2.14	117.96	123.30
14	aB	827	CLA	O2D-CGD-CBD	2.14	115.07	111.27
14	aB	816	CLA	CHD-C1D-ND	-2.14	122.49	124.45
17	bK	102	BCR	C20-C21-C22	-2.14	124.26	127.31
14	aB	812	CLA	C1B-CHB-C4A	-2.14	125.88	130.12
14	cA	808	CLA	O2A-CGA-O1A	-2.14	117.97	123.30
14	dA	808	CLA	O2A-CGA-O1A	-2.14	117.97	123.30
17	bB	849	BCR	C15-C16-C17	-2.14	119.10	123.47
14	bL	201	CLA	C1B-CHB-C4A	-2.14	125.88	130.12
14	aB	810	CLA	CHB-C4A-NA	2.14	127.47	124.51
17	bB	845	BCR	C27-C26-C25	2.14	125.83	122.73
14	cB	808	CLA	O2A-CGA-O1A	-2.14	118.20	123.59
14	bB	828	CLA	CHD-C1D-ND	-2.14	122.49	124.45
17	aA	846	BCR	C20-C21-C22	-2.14	124.26	127.31
17	aF	202	BCR	C38-C26-C27	-2.14	109.51	113.62
14	dB	803	CLA	O2A-CGA-O1A	-2.14	118.20	123.59
17	dB	849	BCR	C24-C23-C22	-2.13	123.01	126.23
14	aB	835	CLA	O2A-CGA-O1A	-2.13	117.98	123.30
17	aA	848	BCR	C33-C5-C6	-2.13	122.13	124.53
17	cB	844	BCR	C27-C26-C25	2.13	125.83	122.73
17	bB	846	BCR	C15-C16-C17	-2.13	119.10	123.47

Continued on next page...

Continued from previous page...

Mol	Chain	Res	Type	Atoms	Z	Observed(°)	Ideal(°)
14	bA	813	CLA	C2A-C1A-CHA	2.13	127.59	123.86
14	dB	813	CLA	O2A-CGA-O1A	-2.13	117.98	123.30
17	aA	848	BCR	C11-C10-C9	-2.13	124.27	127.31
17	bA	849	BCR	C32-C1-C6	2.13	113.76	110.30
14	cB	807	CLA	C11-C12-C13	-2.13	109.02	115.92
14	cA	838	CLA	O2A-CGA-O1A	-2.13	118.21	123.59
14	bB	836	CLA	O2A-CGA-O1A	-2.13	117.98	123.30
14	aA	811	CLA	CHD-C1D-ND	-2.13	122.49	124.45
17	aI	101	BCR	C38-C26-C27	-2.13	109.52	113.62
17	dF	202	BCR	C38-C26-C27	-2.13	109.52	113.62
14	dB	810	CLA	CHB-C4A-NA	2.13	127.46	124.51
17	cA	846	BCR	C20-C21-C22	-2.13	124.27	127.31
13	cA	801	CL0	CMC-C2C-C1C	2.13	128.28	125.04
14	aB	812	CLA	O2A-CGA-O1A	-2.13	117.99	123.30
14	dA	820	CLA	CMB-C2B-C3B	2.13	128.66	124.68
14	dA	806	CLA	C2A-C1A-CHA	2.13	127.58	123.86
17	cB	848	BCR	C15-C16-C17	-2.13	119.11	123.47
17	dM	101	BCR	C33-C5-C6	-2.13	122.14	124.53
17	bK	102	BCR	C7-C8-C9	-2.13	123.02	126.23
14	aB	803	CLA	O2A-CGA-O1A	-2.13	118.22	123.59
14	bB	828	CLA	O2A-CGA-O1A	-2.13	118.22	123.59
14	dA	806	CLA	O2A-CGA-O1A	-2.13	118.22	123.59
14	cB	812	CLA	O2A-CGA-O1A	-2.13	118.00	123.30
14	bA	806	CLA	C2A-C1A-CHA	2.13	127.58	123.86
17	dB	849	BCR	C15-C16-C17	-2.13	119.12	123.47
14	bA	805	CLA	C1B-CHB-C4A	-2.13	125.91	130.12
17	dA	846	BCR	C11-C10-C9	-2.13	124.28	127.31
14	cB	833	CLA	O2A-CGA-O1A	-2.13	118.23	123.59
14	bA	838	CLA	O2A-CGA-O1A	-2.12	118.23	123.59
17	dF	202	BCR	C40-C30-C25	2.12	113.75	110.30
14	bB	806	CLA	C1B-CHB-C4A	-2.12	125.91	130.12
17	bI	101	BCR	C38-C26-C27	-2.12	109.53	113.62
14	bB	834	CLA	O2A-CGA-O1A	-2.12	118.23	123.59
17	cL	206	BCR	C40-C30-C25	2.12	113.74	110.30
14	dB	817	CLA	O2D-CGD-CBD	2.12	115.04	111.27
17	bA	848	BCR	C11-C10-C9	-2.12	124.28	127.31
14	aA	838	CLA	O2A-CGA-O1A	-2.12	118.23	123.59
14	aB	827	CLA	O2A-CGA-O1A	-2.12	118.23	123.59
17	dI	101	BCR	C38-C26-C27	-2.12	109.54	113.62
17	aB	845	BCR	C15-C16-C17	-2.12	119.13	123.47
17	dA	848	BCR	C11-C10-C9	-2.12	124.28	127.31
19	cB	849	LMG	O2-C2-C1	-2.12	104.89	110.05

Continued on next page...

Continued from previous page...

Mol	Chain	Res	Type	Atoms	Z	Observed(°)	Ideal(°)
14	aA	806	CLA	C2A-C1A-CHA	2.12	127.57	123.86
17	aJ	103	BCR	C24-C23-C22	-2.12	123.03	126.23
14	dB	817	CLA	CHD-C1D-ND	-2.12	122.50	124.45
14	aB	835	CLA	C2A-C1A-CHA	2.12	127.57	123.86
14	bB	826	CLA	CAA-C2A-C1A	-2.12	105.03	111.97
17	cF	202	BCR	C40-C30-C25	2.12	113.74	110.30
17	cB	848	BCR	C24-C23-C22	-2.12	123.03	126.23
17	aL	206	BCR	C15-C14-C13	-2.12	124.29	127.31
14	aB	816	CLA	O2D-CGD-CBD	2.12	115.03	111.27
14	bA	817	CLA	O2A-CGA-O1A	-2.12	118.25	123.59
14	dB	838	CLA	C2A-C1A-CHA	2.12	127.56	123.86
14	cA	806	CLA	O2A-CGA-O1A	-2.12	118.25	123.59
14	cA	818	CLA	C2D-C1D-ND	-2.12	108.54	110.10
14	cB	825	CLA	CAA-C2A-C1A	-2.12	105.03	111.97
17	dJ	103	BCR	C24-C23-C22	-2.12	123.03	126.23
14	bA	803	CLA	C2A-C1A-CHA	2.12	127.56	123.86
17	aB	848	BCR	C15-C16-C17	-2.12	119.14	123.47
17	cB	844	BCR	C38-C26-C27	-2.12	109.55	113.62
14	bA	819	CLA	C2D-C1D-ND	-2.12	108.54	110.10
14	cA	819	CLA	C2D-C1D-ND	-2.12	108.54	110.10
17	dK	102	BCR	C20-C21-C22	-2.12	124.29	127.31
17	aL	206	BCR	C40-C30-C25	2.12	113.73	110.30
14	aA	805	CLA	C1B-CHB-C4A	-2.12	125.92	130.12
17	bB	845	BCR	C38-C26-C27	-2.12	109.55	113.62
17	aB	844	BCR	C38-C26-C27	-2.12	109.55	113.62
14	dB	824	CLA	C2D-C1D-ND	-2.12	108.55	110.10
17	cA	847	BCR	C11-C10-C9	-2.12	124.29	127.31
14	aB	806	CLA	C1B-CHB-C4A	-2.12	125.93	130.12
17	cB	845	BCR	C15-C16-C17	-2.12	119.14	123.47
14	aB	837	CLA	C1-C2-C3	-2.12	122.39	126.04
17	cA	848	BCR	C11-C10-C9	-2.11	124.29	127.31
14	dA	827	CLA	C1B-CHB-C4A	-2.11	125.93	130.12
14	bA	828	CLA	C2A-C1A-CHA	2.11	127.56	123.86
14	dB	806	CLA	C1B-CHB-C4A	-2.11	125.93	130.12
14	dB	826	CLA	CAA-C2A-C1A	-2.11	105.05	111.97
14	cB	816	CLA	O2D-CGD-CBD	2.11	115.02	111.27
14	cA	833	CLA	CAA-CBA-CGA	-2.11	107.08	113.25
14	aB	823	CLA	C2D-C1D-ND	-2.11	108.55	110.10
17	dA	849	BCR	C32-C1-C6	2.11	113.72	110.30
14	bB	838	CLA	C2A-C1A-CHA	2.11	127.55	123.86
17	aA	851	BCR	C7-C8-C9	-2.11	123.05	126.23
14	aA	817	CLA	O2A-CGA-O1A	-2.11	118.26	123.59

Continued on next page...

Continued from previous page...

Mol	Chain	Res	Type	Atoms	Z	Observed(°)	Ideal(°)
14	aB	825	CLA	CAA-C2A-C1A	-2.11	105.06	111.97
15	bA	843	PQN	C11-C3-C4	2.11	120.76	118.50
15	dA	843	PQN	C11-C3-C4	2.11	120.76	118.50
14	aB	833	CLA	O2A-CGA-O1A	-2.11	118.27	123.59
14	dB	828	CLA	O2A-CGA-O1A	-2.11	118.27	123.59
14	dA	828	CLA	C2A-C1A-CHA	2.11	127.55	123.86
14	dA	838	CLA	O2A-CGA-O1A	-2.11	118.27	123.59
14	dB	838	CLA	C1-C2-C3	-2.11	122.39	126.04
17	aA	847	BCR	C16-C17-C18	-2.11	124.30	127.31
17	cA	851	BCR	C32-C1-C6	2.11	113.72	110.30
14	bA	806	CLA	O2A-CGA-O1A	-2.11	118.27	123.59
17	bA	848	BCR	C33-C5-C6	-2.11	122.16	124.53
14	aA	833	CLA	C2A-C1A-CHA	2.11	127.55	123.86
14	dA	803	CLA	C2A-C1A-CHA	2.11	127.55	123.86
14	aA	833	CLA	CAA-CBA-CGA	-2.11	107.09	113.25
17	dA	848	BCR	C33-C5-C6	-2.11	122.16	124.53
17	bA	846	BCR	C11-C10-C9	-2.11	124.30	127.31
14	cB	808	CLA	O2D-CGD-CBD	2.11	115.01	111.27
17	cL	205	BCR	C2-C1-C6	2.11	113.72	110.48
14	aA	803	CLA	C2A-C1A-CHA	2.11	127.54	123.86
14	cA	828	CLA	C2A-C1A-CHA	2.11	127.54	123.86
17	cA	850	BCR	C33-C5-C6	-2.11	122.16	124.53
19	aB	849	LMG	O2-C2-C1	-2.11	104.93	110.05
14	dB	811	CLA	C2D-C1D-ND	-2.11	108.55	110.10
14	aB	808	CLA	O2D-CGD-CBD	2.11	115.01	111.27
17	bB	845	BCR	C28-C27-C26	-2.11	110.32	114.08
14	aB	817	CLA	C3A-C2A-C1A	2.11	104.49	101.34
14	cB	837	CLA	C2A-C1A-CHA	2.11	127.54	123.86
19	dB	850	LMG	O2-C2-C1	-2.11	104.93	110.05
14	cB	827	CLA	O2A-CGA-O1A	-2.11	118.28	123.59
17	aB	848	BCR	C24-C23-C22	-2.10	123.06	126.23
14	dB	834	CLA	O2A-CGA-O1A	-2.10	118.28	123.59
17	aA	851	BCR	C32-C1-C6	2.10	113.71	110.30
14	bA	833	CLA	C2A-C1A-CHA	2.10	127.54	123.86
17	dB	845	BCR	C38-C26-C27	-2.10	109.58	113.62
17	dB	845	BCR	C28-C27-C26	-2.10	110.32	114.08
17	bB	849	BCR	C24-C23-C22	-2.10	123.06	126.23
14	cA	817	CLA	O2A-CGA-O1A	-2.10	118.28	123.59
19	bB	850	LMG	O2-C2-C1	-2.10	104.94	110.05
17	cA	850	BCR	C11-C10-C9	-2.10	124.31	127.31
17	dA	845	BCR	C16-C17-C18	-2.10	124.31	127.31
17	cA	846	BCR	C7-C8-C9	-2.10	123.06	126.23

Continued on next page...

Continued from previous page...

Mol	Chain	Res	Type	Atoms	Z	Observed(°)	Ideal(°)
14	aA	814	CLA	C2A-C1A-CHA	2.10	127.53	123.86
14	aL	202	CLA	C2A-C1A-CHA	2.10	127.53	123.86
14	cL	202	CLA	C2A-C1A-CHA	2.10	127.53	123.86
14	bB	802	CLA	C1D-ND-C4D	-2.10	104.84	106.33
14	aA	828	CLA	C2A-C1A-CHA	2.10	127.53	123.86
14	cA	803	CLA	C2A-C1A-CHA	2.10	127.53	123.86
17	dI	101	BCR	C1-C6-C5	-2.10	119.66	122.61
17	dA	847	BCR	C7-C8-C9	-2.10	123.06	126.23
17	dA	846	BCR	C33-C5-C6	-2.10	122.17	124.53
14	dB	808	CLA	O2D-CGD-CBD	2.10	115.00	111.27
17	cJ	103	BCR	C24-C23-C22	-2.10	123.06	126.23
14	dA	805	CLA	C1B-CHB-C4A	-2.10	125.96	130.12
17	aB	844	BCR	C28-C27-C26	-2.10	110.33	114.08
14	cB	835	CLA	C2A-C1A-CHA	2.10	127.53	123.86
17	aA	847	BCR	C27-C26-C25	2.10	125.78	122.73
14	bA	833	CLA	CAA-CBA-CGA	-2.10	107.13	113.25
17	cA	847	BCR	C16-C17-C18	-2.10	124.32	127.31
17	cF	204	BCR	C15-C16-C17	-2.10	119.18	123.47
14	cB	823	CLA	C2D-C1D-ND	-2.10	108.56	110.10
14	cA	814	CLA	C2A-C1A-CHA	2.09	127.52	123.86
14	bB	838	CLA	C1-C2-C3	-2.09	122.42	126.04
14	cB	837	CLA	C1-C2-C3	-2.09	122.42	126.04
14	aB	836	CLA	O2A-CGA-O1A	-2.09	118.08	123.30
14	bA	827	CLA	C1B-CHB-C4A	-2.09	125.97	130.12
17	aI	101	BCR	C1-C6-C5	-2.09	119.67	122.61
14	dA	831	CLA	O2A-CGA-O1A	-2.09	118.31	123.59
14	dA	817	CLA	O2A-CGA-O1A	-2.09	118.31	123.59
14	bB	808	CLA	O2D-CGD-CBD	2.09	114.99	111.27
14	cA	833	CLA	C2A-C1A-CHA	2.09	127.52	123.86
14	bB	837	CLA	O2A-CGA-O1A	-2.09	118.08	123.30
17	bM	101	BCR	C33-C5-C6	-2.09	122.18	124.53
14	aA	831	CLA	O2D-CGD-CBD	2.09	114.98	111.27
14	aA	827	CLA	C1B-CHB-C4A	-2.09	125.97	130.12
14	dB	837	CLA	O2A-CGA-O1A	-2.09	118.09	123.30
14	dA	819	CLA	C2D-C1D-ND	-2.09	108.56	110.10
14	dA	833	CLA	C2A-C1A-CHA	2.09	127.51	123.86
14	cA	827	CLA	C1B-CHB-C4A	-2.09	125.98	130.12
17	cI	101	BCR	C1-C6-C5	-2.09	119.67	122.61
14	cB	832	CLA	O2D-CGD-CBD	2.09	114.98	111.27
17	aB	846	BCR	C28-C27-C26	-2.09	110.35	114.08
14	cA	805	CLA	C1B-CHB-C4A	-2.09	125.98	130.12
17	bB	847	BCR	C28-C27-C26	-2.09	110.35	114.08

Continued on next page...

Continued from previous page...

Mol	Chain	Res	Type	Atoms	Z	Observed(°)	Ideal(°)
17	cB	844	BCR	C28-C27-C26	-2.09	110.35	114.08
14	cB	841	CLA	O2A-CGA-O1A	-2.08	118.33	123.59
17	cI	101	BCR	C28-C27-C26	-2.08	110.36	114.08
17	dK	102	BCR	C7-C8-C9	-2.08	123.09	126.23
14	dA	833	CLA	CAA-CBA-CGA	-2.08	107.16	113.25
14	dA	814	CLA	C2A-C1A-CHA	2.08	127.50	123.86
14	cA	831	CLA	O2A-CGA-O1A	-2.08	118.34	123.59
17	aF	204	BCR	C35-C13-C14	-2.08	120.01	122.92
17	aI	101	BCR	C28-C27-C26	-2.08	110.36	114.08
14	bB	836	CLA	C2A-C1A-CHA	2.08	127.50	123.86
17	cA	847	BCR	C27-C26-C25	2.08	125.75	122.73
17	dA	845	BCR	C27-C26-C25	2.08	125.75	122.73
14	dB	833	CLA	O2D-CGD-CBD	2.08	114.97	111.27
14	aA	813	CLA	CHA-C1A-NA	-2.08	121.63	126.40
14	dA	813	CLA	CHA-C1A-NA	-2.08	121.63	126.40
17	cB	846	BCR	C28-C27-C26	-2.08	110.36	114.08
14	aA	832	CLA	CHD-C1D-ND	-2.08	122.54	124.45
17	bL	208	BCR	C30-C25-C26	-2.08	119.69	122.61
14	dB	818	CLA	C3A-C2A-C1A	2.08	104.45	101.34
17	bI	101	BCR	C28-C27-C26	-2.08	110.37	114.08
14	aA	831	CLA	O2A-CGA-O1A	-2.08	118.35	123.59
17	aA	847	BCR	C29-C30-C25	2.08	113.68	110.48
17	dB	847	BCR	C28-C27-C26	-2.08	110.37	114.08
17	cM	101	BCR	C33-C5-C6	-2.08	122.19	124.53
17	bJ	103	BCR	C24-C23-C22	-2.08	123.10	126.23
17	dL	208	BCR	C30-C25-C26	-2.08	119.69	122.61
14	cA	805	CLA	CMB-C2B-C3B	2.08	128.56	124.68
17	aM	101	BCR	C33-C5-C6	-2.08	122.20	124.53
17	bA	845	BCR	C27-C26-C25	2.08	125.75	122.73
14	aL	204	CLA	O2D-CGD-CBD	2.08	114.96	111.27
14	bA	831	CLA	O2A-CGA-O1A	-2.08	118.35	123.59
14	dA	808	CLA	O2D-CGD-CBD	2.08	114.96	111.27
17	bA	847	BCR	C7-C8-C9	-2.08	123.10	126.23
14	bB	818	CLA	C3A-C2A-C1A	2.07	104.44	101.34
17	dI	101	BCR	C28-C27-C26	-2.07	110.38	114.08
14	cA	804	CLA	O2D-CGD-CBD	2.07	114.95	111.27
17	bI	101	BCR	C1-C6-C5	-2.07	119.69	122.61
14	cJ	102	CLA	CMA-C3A-C2A	-2.07	111.26	116.10
14	dA	835	CLA	C4-C3-C5	2.07	118.75	115.27
14	dA	832	CLA	CHD-C1D-ND	-2.07	122.55	124.45
14	dB	836	CLA	C2D-C1D-ND	-2.07	108.58	110.10
14	dA	831	CLA	O2D-CGD-CBD	2.07	114.95	111.27

Continued on next page...

Continued from previous page...

Mol	Chain	Res	Type	Atoms	Z	Observed(°)	Ideal(°)
14	dA	805	CLA	CMB-C2B-C3B	2.07	128.55	124.68
14	cA	813	CLA	CHA-C1A-NA	-2.07	121.66	126.40
14	dB	842	CLA	O2A-CGA-O1A	-2.07	118.37	123.59
17	dI	101	BCR	C2-C1-C6	2.07	113.66	110.48
17	aA	846	BCR	C7-C8-C9	-2.07	123.11	126.23
17	aB	851	BCR	C24-C23-C22	-2.07	123.11	126.23
14	dB	806	CLA	C2A-C1A-CHA	2.07	127.47	123.86
14	bB	842	CLA	O2A-CGA-O1A	-2.07	118.38	123.59
14	aB	832	CLA	O2D-CGD-CBD	2.07	114.94	111.27
14	bA	805	CLA	CMB-C2B-C3B	2.07	128.54	124.68
17	cA	850	BCR	C35-C13-C14	-2.07	120.03	122.92
14	dA	828	CLA	CHD-C1D-ND	-2.06	122.56	124.45
14	cL	204	CLA	O2D-CGD-CBD	2.06	114.93	111.27
14	aA	805	CLA	CMB-C2B-C3B	2.06	128.54	124.68
14	cB	833	CLA	C2A-C1A-CHA	2.06	127.46	123.86
17	cL	201	BCR	C7-C8-C9	-2.06	123.12	126.23
14	cB	836	CLA	O2A-CGA-O1A	-2.06	118.16	123.30
14	aA	835	CLA	C4-C3-C5	2.06	118.74	115.27
14	aB	841	CLA	O2A-CGA-O1A	-2.06	118.40	123.59
14	aA	828	CLA	O2D-CGD-CBD	2.06	114.93	111.27
14	dB	836	CLA	C2A-C1A-CHA	2.06	127.46	123.86
14	cB	829	CLA	C4-C3-C5	2.06	118.73	115.27
17	cL	205	BCR	C31-C1-C6	2.06	113.64	110.30
14	cA	832	CLA	CHD-C1D-ND	-2.06	122.56	124.45
14	aA	804	CLA	O2D-CGD-CBD	2.06	114.92	111.27
14	aB	824	CLA	O1D-CGD-CBD	2.06	128.69	124.48
14	cA	831	CLA	O2D-CGD-CBD	2.06	114.92	111.27
14	dB	834	CLA	C2A-C1A-CHA	2.06	127.45	123.86
17	aL	201	BCR	C7-C8-C9	-2.06	123.13	126.23
14	aB	833	CLA	C2A-C1A-CHA	2.06	127.45	123.86
14	bB	824	CLA	C2D-C1D-ND	-2.06	108.59	110.10
14	dA	818	CLA	C2D-C1D-ND	-2.06	108.59	110.10
17	aA	849	BCR	C7-C8-C9	-2.06	123.13	126.23
14	cA	821	CLA	O2A-CGA-O1A	-2.06	118.41	123.59
14	cB	804	CLA	C2A-C1A-CHA	2.05	127.45	123.86
14	aA	808	CLA	O2D-CGD-CBD	2.05	114.92	111.27
14	cB	817	CLA	C3A-C2A-C1A	2.05	104.42	101.34
14	cB	806	CLA	C2A-C1A-CHA	2.05	127.45	123.86
14	bA	828	CLA	O2D-CGD-CBD	2.05	114.92	111.27
14	aL	204	CLA	O1D-CGD-CBD	2.05	128.69	124.48
14	bA	820	CLA	C2D-C1D-ND	-2.05	108.59	110.10
14	dA	804	CLA	O2D-CGD-CBD	2.05	114.92	111.27

Continued on next page...

Continued from previous page...

Mol	Chain	Res	Type	Atoms	Z	Observed(°)	Ideal(°)
17	dB	852	BCR	C24-C23-C22	-2.05	123.13	126.23
14	dJ	102	CLA	CMA-C3A-C2A	-2.05	111.31	116.10
17	cI	101	BCR	C2-C1-C6	2.05	113.64	110.48
14	dL	204	CLA	O2A-C1-C2	2.05	114.03	108.64
14	aB	829	CLA	C4-C3-C5	2.05	118.72	115.27
14	bB	806	CLA	C2A-C1A-CHA	2.05	127.45	123.86
14	bA	821	CLA	O2A-CGA-O1A	-2.05	118.42	123.59
14	cA	814	CLA	O2A-CGA-O1A	-2.05	118.19	123.30
14	bA	831	CLA	O2D-CGD-CBD	2.05	114.91	111.27
14	bA	813	CLA	CHA-C1A-NA	-2.05	121.70	126.40
14	cL	204	CLA	O1D-CGD-CBD	2.05	128.68	124.48
14	bB	804	CLA	C2A-C1A-CHA	2.05	127.44	123.86
17	cA	847	BCR	C29-C30-C25	2.05	113.64	110.48
14	bB	827	CLA	C1-C2-C3	-2.05	122.50	126.04
14	aA	819	CLA	C2D-C1D-ND	-2.05	108.59	110.10
14	bA	808	CLA	O2D-CGD-CBD	2.05	114.91	111.27
14	cA	808	CLA	O2D-CGD-CBD	2.05	114.91	111.27
14	bA	814	CLA	C2A-C1A-CHA	2.05	127.44	123.86
14	bA	835	CLA	C4-C3-C5	2.05	118.72	115.27
17	dL	208	BCR	C16-C15-C14	-2.05	119.28	123.47
14	aJ	102	CLA	CMA-C3A-C2A	-2.05	111.32	116.10
17	aL	205	BCR	C2-C1-C6	2.05	113.63	110.48
14	aB	804	CLA	C2A-C1A-CHA	2.05	127.44	123.86
14	dA	828	CLA	O2D-CGD-CBD	2.05	114.91	111.27
14	cA	828	CLA	O2D-CGD-CBD	2.05	114.90	111.27
17	bA	845	BCR	C16-C17-C18	-2.05	124.39	127.31
17	cA	847	BCR	C15-C16-C17	-2.05	119.28	123.47
17	cB	851	BCR	C24-C23-C22	-2.05	123.14	126.23
14	bA	804	CLA	O2D-CGD-CBD	2.04	114.90	111.27
14	bA	814	CLA	O2A-CGA-O1A	-2.04	118.20	123.30
14	bA	832	CLA	CHD-C1D-ND	-2.04	122.58	124.45
14	bA	839	CLA	O2A-CGA-O1A	-2.04	118.44	123.59
14	dA	821	CLA	O2A-CGA-O1A	-2.04	118.44	123.59
17	dA	848	BCR	C35-C13-C14	-2.04	120.06	122.92
17	dA	845	BCR	C29-C30-C25	2.04	113.62	110.48
17	bB	852	BCR	C24-C23-C22	-2.04	123.15	126.23
17	cA	849	BCR	C7-C8-C9	-2.04	123.15	126.23
17	bL	203	BCR	C7-C8-C9	-2.04	123.15	126.23
14	cA	835	CLA	C4-C3-C5	2.04	118.70	115.27
17	aF	204	BCR	C15-C16-C17	-2.04	119.30	123.47
14	dB	825	CLA	O1D-CGD-CBD	2.04	128.66	124.48
17	bA	848	BCR	C35-C13-C14	-2.04	120.07	122.92

Continued on next page...

Continued from previous page...

Mol	Chain	Res	Type	Atoms	Z	Observed(°)	Ideal(°)
14	dA	816	CLA	O2A-CGA-O1A	-2.04	118.45	123.59
17	bI	101	BCR	C2-C1-C6	2.04	113.62	110.48
14	dB	801	CLA	CHA-C1A-NA	-2.04	121.73	126.40
14	cB	833	CLA	C2D-C1D-ND	-2.04	108.60	110.10
14	aA	814	CLA	O2A-CGA-O1A	-2.04	118.22	123.30
14	aA	835	CLA	O2A-CGA-O1A	-2.04	118.45	123.59
14	dA	839	CLA	O2A-CGA-O1A	-2.04	118.45	123.59
14	cB	802	CLA	C1D-ND-C4D	-2.04	104.89	106.33
14	aB	835	CLA	C2D-C1D-ND	-2.04	108.60	110.10
17	bL	208	BCR	C16-C15-C14	-2.04	119.30	123.47
14	dB	804	CLA	C2A-C1A-CHA	2.04	127.42	123.86
14	bB	838	CLA	CBA-CAA-C2A	-2.04	107.85	113.86
14	bB	833	CLA	O2D-CGD-CBD	2.04	114.89	111.27
14	aB	806	CLA	C2A-C1A-CHA	2.03	127.42	123.86
17	dA	845	BCR	C15-C16-C17	-2.03	119.31	123.47
17	bA	845	BCR	C15-C16-C17	-2.03	119.31	123.47
14	bB	801	CLA	CHA-C1A-NA	-2.03	121.74	126.40
14	bA	816	CLA	O2A-CGA-O1A	-2.03	118.46	123.59
14	bA	804	CLA	C2A-C1A-CHA	2.03	127.41	123.86
14	aA	821	CLA	O2A-CGA-O1A	-2.03	118.46	123.59
14	aB	806	CLA	O2A-CGA-O1A	-2.03	118.46	123.59
14	bJ	102	CLA	CMA-C3A-C2A	-2.03	111.36	116.10
14	cA	816	CLA	O2A-CGA-O1A	-2.03	118.46	123.59
14	aB	801	CLA	CHA-C1A-NA	-2.03	121.75	126.40
14	cA	825	CLA	C2D-C1D-ND	-2.03	108.61	110.10
14	dA	825	CLA	C2D-C1D-ND	-2.03	108.61	110.10
14	dA	814	CLA	O2A-CGA-O1A	-2.03	118.24	123.30
14	bB	834	CLA	C2A-C1A-CHA	2.03	127.41	123.86
14	aL	204	CLA	CAA-C2A-C3A	-2.03	107.22	112.78
14	aA	839	CLA	O2A-CGA-O1A	-2.03	118.47	123.59
14	cB	824	CLA	O1D-CGD-CBD	2.03	128.64	124.48
14	cA	839	CLA	O2A-CGA-O1A	-2.03	118.47	123.59
14	bA	829	CLA	C2D-C1D-ND	-2.03	108.61	110.10
14	bB	834	CLA	C2D-C1D-ND	-2.03	108.61	110.10
17	aA	847	BCR	C15-C16-C17	-2.03	119.32	123.47
14	cB	806	CLA	O2A-CGA-O1A	-2.03	118.47	123.59
17	aI	101	BCR	C2-C1-C6	2.03	113.60	110.48
14	bB	806	CLA	O2A-CGA-O1A	-2.03	118.47	123.59
14	dB	806	CLA	O2A-CGA-O1A	-2.03	118.47	123.59
14	aB	826	CLA	C1-C2-C3	-2.03	122.54	126.04
17	bJ	104	BCR	C24-C23-C22	-2.03	123.17	126.23
17	aA	850	BCR	C35-C13-C14	-2.03	120.08	122.92

Continued on next page...

Continued from previous page...

Mol	Chain	Res	Type	Atoms	Z	Observed(°)	Ideal(°)
17	dL	203	BCR	C7-C8-C9	-2.03	123.17	126.23
14	cA	835	CLA	O2A-CGA-O1A	-2.03	118.48	123.59
14	bL	204	CLA	O2A-C1-C2	2.02	113.95	108.64
14	dB	830	CLA	C4-C3-C5	2.02	118.67	115.27
19	aB	849	LMG	O7-C10-O9	-2.02	118.81	123.70
19	dB	850	LMG	O7-C10-O9	-2.02	118.81	123.70
14	dA	835	CLA	O2A-CGA-O1A	-2.02	118.49	123.59
14	aA	816	CLA	O2A-CGA-O1A	-2.02	118.49	123.59
14	dA	838	CLA	C3A-C2A-C1A	2.02	104.37	101.34
14	cB	801	CLA	CHA-C1A-NA	-2.02	121.77	126.40
14	bA	835	CLA	O2A-CGA-O1A	-2.02	118.49	123.59
17	bA	845	BCR	C29-C30-C25	2.02	113.59	110.48
14	cA	829	CLA	O2A-CGA-O1A	-2.02	118.49	123.59
14	cB	826	CLA	C1-C2-C3	-2.02	122.55	126.04
14	aA	818	CLA	C2D-C1D-ND	-2.02	108.62	110.10
14	bA	825	CLA	C2D-C1D-ND	-2.02	108.62	110.10
14	aA	841	CLA	C2A-C1A-CHA	2.02	127.39	123.86
14	dB	838	CLA	CBA-CAA-C2A	-2.02	107.90	113.86
14	dB	802	CLA	C1D-ND-C4D	-2.02	104.90	106.33
14	aB	837	CLA	CBA-CAA-C2A	-2.02	107.91	113.86
14	bB	830	CLA	C4-C3-C5	2.02	118.66	115.27
14	dB	822	CLA	O2A-CGA-O1A	-2.02	118.27	123.30
17	aL	205	BCR	C31-C1-C6	2.02	113.57	110.30
14	aA	804	CLA	C2A-C1A-CHA	2.02	127.38	123.86
14	dA	822	CLA	O2A-CGA-O1A	-2.01	118.51	123.59
14	dA	804	CLA	C2A-C1A-CHA	2.01	127.38	123.86
14	cB	837	CLA	CBA-CAA-C2A	-2.01	107.92	113.86
14	bB	822	CLA	O2A-CGA-O1A	-2.01	118.28	123.30
14	dA	829	CLA	C2D-C1D-ND	-2.01	108.62	110.10
17	bA	848	BCR	C15-C14-C13	-2.01	124.44	127.31
14	bA	828	CLA	CHD-C1D-ND	-2.01	122.61	124.45
19	cB	849	LMG	O7-C10-O9	-2.01	118.84	123.70
17	aA	846	BCR	C30-C25-C26	-2.01	119.78	122.61
14	bB	825	CLA	O1D-CGD-CBD	2.01	128.60	124.48
14	cA	841	CLA	C2A-C1A-CHA	2.01	127.37	123.86
14	bA	822	CLA	O2A-CGA-O1A	-2.01	118.52	123.59
14	cB	821	CLA	O2A-CGA-O1A	-2.01	118.29	123.30
19	bB	850	LMG	O7-C10-O9	-2.01	118.85	123.70
14	cA	804	CLA	C2A-C1A-CHA	2.01	127.37	123.86
14	cA	829	CLA	C2D-C1D-ND	-2.01	108.62	110.10
14	aB	821	CLA	O2A-CGA-O1A	-2.01	118.29	123.30
14	bA	841	CLA	C2A-C1A-CHA	2.01	127.37	123.86

Continued on next page...

Continued from previous page...

Mol	Chain	Res	Type	Atoms	Z	Observed(°)	Ideal(°)
14	dL	201	CLA	C2D-C1D-ND	-2.01	108.62	110.10
17	cA	846	BCR	C30-C25-C26	-2.01	119.79	122.61
17	dJ	103	BCR	C31-C1-C6	2.01	113.55	110.30
14	aA	829	CLA	O2A-CGA-O1A	-2.01	118.53	123.59
14	cA	822	CLA	O2A-CGA-O1A	-2.01	118.53	123.59
14	dB	805	CLA	CAA-C2A-C3A	-2.01	107.28	112.78
14	dB	827	CLA	C1-C2-C3	-2.01	122.57	126.04
14	aA	838	CLA	C3A-C2A-C1A	2.00	104.34	101.34
14	bA	838	CLA	C3A-C2A-C1A	2.00	104.34	101.34
14	cA	838	CLA	C3A-C2A-C1A	2.00	104.34	101.34
17	dA	848	BCR	C15-C14-C13	-2.00	124.45	127.31
14	bB	836	CLA	C2D-C1D-ND	-2.00	108.63	110.10
14	dF	201	CLA	O2D-CGD-CBD	2.00	114.83	111.27
17	cL	205	BCR	C15-C16-C17	-2.00	119.37	123.47
17	bJ	103	BCR	C31-C1-C6	2.00	113.55	110.30
14	bL	202	CLA	CHD-C1D-ND	-2.00	122.61	124.45
14	cA	814	CLA	CHA-C1A-NA	-2.00	121.82	126.40
14	cA	813	CLA	O2A-CGA-O1A	-2.00	118.31	123.30
14	aB	833	CLA	C2D-C1D-ND	-2.00	108.63	110.10
17	cL	205	BCR	C16-C15-C14	-2.00	119.38	123.47

All (366) chirality outliers are listed below:

Mol	Chain	Res	Type	Atom
13	aA	801	CL0	NC
13	aA	801	CL0	ND
13	aA	801	CL0	NA
13	bA	801	CL0	ND
13	bA	801	CL0	NC
13	cA	801	CL0	NC
13	cA	801	CL0	ND
13	cA	801	CL0	NA
13	dA	801	CL0	ND
13	dA	801	CL0	NC
14	aA	802	CLA	ND
14	aA	803	CLA	ND
14	aA	804	CLA	ND
14	aA	805	CLA	ND
14	aA	806	CLA	ND
14	aA	807	CLA	ND
14	aA	808	CLA	ND
14	aA	809	CLA	ND

Continued on next page...

Continued from previous page...

Mol	Chain	Res	Type	Atom
14	aA	810	CLA	ND
14	aA	811	CLA	ND
14	aA	812	CLA	ND
14	aA	814	CLA	ND
14	aA	815	CLA	ND
14	aA	817	CLA	ND
14	aA	818	CLA	ND
14	aA	819	CLA	ND
14	aA	820	CLA	ND
14	aA	821	CLA	ND
14	aA	822	CLA	ND
14	aA	823	CLA	ND
14	aA	824	CLA	ND
14	aA	825	CLA	ND
14	aA	826	CLA	ND
14	aA	827	CLA	ND
14	aA	828	CLA	ND
14	aA	829	CLA	ND
14	aA	830	CLA	ND
14	aA	831	CLA	ND
14	aA	832	CLA	ND
14	aA	833	CLA	ND
14	aA	834	CLA	ND
14	aA	835	CLA	ND
14	aA	836	CLA	ND
14	aA	837	CLA	ND
14	aA	838	CLA	ND
14	aA	839	CLA	ND
14	aA	840	CLA	ND
14	aA	841	CLA	ND
14	aA	842	CLA	ND
14	aA	843	CLA	ND
14	aB	801	CLA	ND
14	aB	802	CLA	ND
14	aB	803	CLA	ND
14	aB	804	CLA	ND
14	aB	805	CLA	ND
14	aB	806	CLA	ND
14	aB	807	CLA	ND
14	aB	808	CLA	ND
14	aB	809	CLA	ND
14	aB	810	CLA	ND

Continued on next page...

Continued from previous page...

Mol	Chain	Res	Type	Atom
14	aB	811	CLA	ND
14	aB	812	CLA	ND
14	aB	813	CLA	ND
14	aB	814	CLA	ND
14	aB	815	CLA	ND
14	aB	816	CLA	ND
14	aB	817	CLA	ND
14	aB	818	CLA	ND
14	aB	819	CLA	ND
14	aB	820	CLA	ND
14	aB	821	CLA	ND
14	aB	822	CLA	ND
14	aB	823	CLA	ND
14	aB	825	CLA	ND
14	aB	826	CLA	ND
14	aB	827	CLA	ND
14	aB	828	CLA	ND
14	aB	829	CLA	ND
14	aB	830	CLA	ND
14	aB	831	CLA	ND
14	aB	832	CLA	ND
14	aB	833	CLA	ND
14	aB	834	CLA	ND
14	aB	835	CLA	ND
14	aB	837	CLA	ND
14	aB	838	CLA	ND
14	aB	840	CLA	ND
14	aB	841	CLA	ND
14	aF	201	CLA	ND
14	aF	203	CLA	ND
14	aJ	101	CLA	ND
14	aJ	102	CLA	ND
14	aK	101	CLA	ND
14	aK	102	CLA	ND
14	aL	202	CLA	ND
14	aL	203	CLA	ND
14	aL	204	CLA	ND
14	aX	101	CLA	ND
14	bA	802	CLA	ND
14	bA	803	CLA	ND
14	bA	804	CLA	ND
14	bA	805	CLA	ND

Continued on next page...

Continued from previous page...

Mol	Chain	Res	Type	Atom
14	bA	806	CLA	ND
14	bA	807	CLA	ND
14	bA	808	CLA	ND
14	bA	809	CLA	ND
14	bA	810	CLA	ND
14	bA	811	CLA	ND
14	bA	812	CLA	ND
14	bA	814	CLA	ND
14	bA	815	CLA	ND
14	bA	817	CLA	ND
14	bA	818	CLA	ND
14	bA	819	CLA	ND
14	bA	820	CLA	ND
14	bA	821	CLA	ND
14	bA	822	CLA	ND
14	bA	823	CLA	ND
14	bA	824	CLA	ND
14	bA	825	CLA	ND
14	bA	826	CLA	ND
14	bA	827	CLA	ND
14	bA	828	CLA	ND
14	bA	829	CLA	ND
14	bA	830	CLA	ND
14	bA	831	CLA	ND
14	bA	832	CLA	ND
14	bA	833	CLA	ND
14	bA	834	CLA	ND
14	bA	835	CLA	ND
14	bA	836	CLA	ND
14	bA	837	CLA	ND
14	bA	838	CLA	ND
14	bA	839	CLA	ND
14	bA	840	CLA	ND
14	bA	841	CLA	ND
14	bA	842	CLA	ND
14	bB	801	CLA	ND
14	bB	802	CLA	ND
14	bB	803	CLA	ND
14	bB	804	CLA	ND
14	bB	805	CLA	ND
14	bB	806	CLA	ND
14	bB	807	CLA	ND

Continued on next page...

Continued from previous page...

Mol	Chain	Res	Type	Atom
14	bB	808	CLA	ND
14	bB	809	CLA	ND
14	bB	810	CLA	ND
14	bB	811	CLA	ND
14	bB	812	CLA	ND
14	bB	813	CLA	ND
14	bB	814	CLA	ND
14	bB	815	CLA	ND
14	bB	816	CLA	ND
14	bB	817	CLA	ND
14	bB	818	CLA	ND
14	bB	819	CLA	ND
14	bB	820	CLA	ND
14	bB	821	CLA	ND
14	bB	822	CLA	ND
14	bB	823	CLA	ND
14	bB	824	CLA	ND
14	bB	826	CLA	ND
14	bB	827	CLA	ND
14	bB	828	CLA	ND
14	bB	829	CLA	ND
14	bB	830	CLA	ND
14	bB	831	CLA	ND
14	bB	832	CLA	ND
14	bB	833	CLA	ND
14	bB	834	CLA	ND
14	bB	835	CLA	ND
14	bB	836	CLA	ND
14	bB	838	CLA	ND
14	bB	839	CLA	ND
14	bB	841	CLA	ND
14	bB	842	CLA	ND
14	bF	201	CLA	ND
14	bF	203	CLA	ND
14	bJ	101	CLA	ND
14	bJ	102	CLA	ND
14	bK	101	CLA	ND
14	bK	103	CLA	ND
14	bL	201	CLA	ND
14	bL	202	CLA	ND
14	bL	204	CLA	ND
14	bL	205	CLA	ND

Continued on next page...

Continued from previous page...

Mol	Chain	Res	Type	Atom
14	bL	206	CLA	ND
14	bX	101	CLA	ND
14	cA	802	CLA	ND
14	cA	803	CLA	ND
14	cA	804	CLA	ND
14	cA	805	CLA	ND
14	cA	806	CLA	ND
14	cA	807	CLA	ND
14	cA	808	CLA	ND
14	cA	809	CLA	ND
14	cA	810	CLA	ND
14	cA	811	CLA	ND
14	cA	812	CLA	ND
14	cA	814	CLA	ND
14	cA	815	CLA	ND
14	cA	817	CLA	ND
14	cA	818	CLA	ND
14	cA	819	CLA	ND
14	cA	820	CLA	ND
14	cA	821	CLA	ND
14	cA	822	CLA	ND
14	cA	823	CLA	ND
14	cA	824	CLA	ND
14	cA	825	CLA	ND
14	cA	826	CLA	ND
14	cA	827	CLA	ND
14	cA	828	CLA	ND
14	cA	829	CLA	ND
14	cA	830	CLA	ND
14	cA	831	CLA	ND
14	cA	832	CLA	ND
14	cA	833	CLA	ND
14	cA	834	CLA	ND
14	cA	835	CLA	ND
14	cA	836	CLA	ND
14	cA	837	CLA	ND
14	cA	838	CLA	ND
14	cA	839	CLA	ND
14	cA	840	CLA	ND
14	cA	841	CLA	ND
14	cA	842	CLA	ND
14	cA	843	CLA	ND

Continued on next page...

Continued from previous page...

Mol	Chain	Res	Type	Atom
14	cB	801	CLA	ND
14	cB	802	CLA	ND
14	cB	803	CLA	ND
14	cB	804	CLA	ND
14	cB	805	CLA	ND
14	cB	806	CLA	ND
14	cB	807	CLA	ND
14	cB	808	CLA	ND
14	cB	809	CLA	ND
14	cB	810	CLA	ND
14	cB	811	CLA	ND
14	cB	812	CLA	ND
14	cB	813	CLA	ND
14	cB	814	CLA	ND
14	cB	815	CLA	ND
14	cB	816	CLA	ND
14	cB	817	CLA	ND
14	cB	818	CLA	ND
14	cB	819	CLA	ND
14	cB	820	CLA	ND
14	cB	821	CLA	ND
14	cB	822	CLA	ND
14	cB	823	CLA	ND
14	cB	825	CLA	ND
14	cB	826	CLA	ND
14	cB	827	CLA	ND
14	cB	828	CLA	ND
14	cB	829	CLA	ND
14	cB	830	CLA	ND
14	cB	831	CLA	ND
14	cB	832	CLA	ND
14	cB	833	CLA	ND
14	cB	834	CLA	ND
14	cB	835	CLA	ND
14	cB	837	CLA	ND
14	cB	838	CLA	ND
14	cB	840	CLA	ND
14	cB	841	CLA	ND
14	cF	201	CLA	ND
14	cF	203	CLA	ND
14	cJ	101	CLA	ND
14	cJ	102	CLA	ND

Continued on next page...

Continued from previous page...

Mol	Chain	Res	Type	Atom
14	cK	101	CLA	ND
14	cK	102	CLA	ND
14	cL	202	CLA	ND
14	cL	203	CLA	ND
14	cL	204	CLA	ND
14	cX	101	CLA	ND
14	dA	802	CLA	ND
14	dA	803	CLA	ND
14	dA	804	CLA	ND
14	dA	805	CLA	ND
14	dA	806	CLA	ND
14	dA	807	CLA	ND
14	dA	808	CLA	ND
14	dA	809	CLA	ND
14	dA	810	CLA	ND
14	dA	811	CLA	ND
14	dA	812	CLA	ND
14	dA	814	CLA	ND
14	dA	815	CLA	ND
14	dA	817	CLA	ND
14	dA	818	CLA	ND
14	dA	819	CLA	ND
14	dA	820	CLA	ND
14	dA	821	CLA	ND
14	dA	822	CLA	ND
14	dA	823	CLA	ND
14	dA	824	CLA	ND
14	dA	825	CLA	ND
14	dA	826	CLA	ND
14	dA	827	CLA	ND
14	dA	828	CLA	ND
14	dA	829	CLA	ND
14	dA	830	CLA	ND
14	dA	831	CLA	ND
14	dA	832	CLA	ND
14	dA	833	CLA	ND
14	dA	834	CLA	ND
14	dA	835	CLA	ND
14	dA	836	CLA	ND
14	dA	837	CLA	ND
14	dA	838	CLA	ND
14	dA	839	CLA	ND

Continued on next page...

Continued from previous page...

Mol	Chain	Res	Type	Atom
14	dA	840	CLA	ND
14	dA	841	CLA	ND
14	dA	842	CLA	ND
14	dB	801	CLA	ND
14	dB	802	CLA	ND
14	dB	803	CLA	ND
14	dB	804	CLA	ND
14	dB	805	CLA	ND
14	dB	806	CLA	ND
14	dB	807	CLA	ND
14	dB	808	CLA	ND
14	dB	809	CLA	ND
14	dB	810	CLA	ND
14	dB	811	CLA	ND
14	dB	812	CLA	ND
14	dB	813	CLA	ND
14	dB	814	CLA	ND
14	dB	815	CLA	ND
14	dB	816	CLA	ND
14	dB	817	CLA	ND
14	dB	818	CLA	ND
14	dB	819	CLA	ND
14	dB	820	CLA	ND
14	dB	821	CLA	ND
14	dB	822	CLA	ND
14	dB	823	CLA	ND
14	dB	824	CLA	ND
14	dB	826	CLA	ND
14	dB	827	CLA	ND
14	dB	828	CLA	ND
14	dB	829	CLA	ND
14	dB	830	CLA	ND
14	dB	831	CLA	ND
14	dB	832	CLA	ND
14	dB	833	CLA	ND
14	dB	834	CLA	ND
14	dB	835	CLA	ND
14	dB	836	CLA	ND
14	dB	838	CLA	ND
14	dB	839	CLA	ND
14	dB	841	CLA	ND
14	dB	842	CLA	ND

Continued on next page...

Continued from previous page...

Mol	Chain	Res	Type	Atom
14	dF	201	CLA	ND
14	dF	203	CLA	ND
14	dJ	101	CLA	ND
14	dJ	102	CLA	ND
14	dK	101	CLA	ND
14	dK	103	CLA	ND
14	dL	201	CLA	ND
14	dL	202	CLA	ND
14	dL	204	CLA	ND
14	dL	205	CLA	ND
14	dL	206	CLA	ND
14	dX	101	CLA	ND

All (4615) torsion outliers are listed below:

Mol	Chain	Res	Type	Atoms
14	aA	803	CLA	CHA-CBD-CGD-O1D
14	aA	803	CLA	CHA-CBD-CGD-O2D
14	aA	805	CLA	C1A-C2A-CAA-CBA
14	aA	805	CLA	C3A-C2A-CAA-CBA
14	aA	806	CLA	C1A-C2A-CAA-CBA
14	aA	808	CLA	C3A-C2A-CAA-CBA
14	aA	808	CLA	C2A-CAA-CBA-CGA
14	aA	810	CLA	CHA-CBD-CGD-O1D
14	aA	810	CLA	CHA-CBD-CGD-O2D
14	aA	811	CLA	CHA-CBD-CGD-O1D
14	aA	811	CLA	CHA-CBD-CGD-O2D
14	aA	811	CLA	CBD-CGD-O2D-CED
14	aA	812	CLA	CBD-CGD-O2D-CED
14	aA	816	CLA	C1A-C2A-CAA-CBA
14	aA	816	CLA	C3A-C2A-CAA-CBA
14	aA	816	CLA	CBD-CGD-O2D-CED
14	aA	817	CLA	C2-C3-C5-C6
14	aA	817	CLA	C4-C3-C5-C6
14	aA	818	CLA	C1A-C2A-CAA-CBA
14	aA	818	CLA	C3A-C2A-CAA-CBA
14	aA	819	CLA	C1A-C2A-CAA-CBA
14	aA	819	CLA	C3A-C2A-CAA-CBA
14	aA	819	CLA	CHA-CBD-CGD-O1D
14	aA	819	CLA	CHA-CBD-CGD-O2D
14	aA	821	CLA	CHA-CBD-CGD-O1D
14	aA	821	CLA	CHA-CBD-CGD-O2D

Continued on next page...

Continued from previous page...

Mol	Chain	Res	Type	Atoms
14	aA	822	CLA	C3A-C2A-CAA-CBA
14	aA	822	CLA	CHA-CBD-CGD-O1D
14	aA	822	CLA	CHA-CBD-CGD-O2D
14	aA	822	CLA	CAD-CBD-CGD-O1D
14	aA	823	CLA	C1A-C2A-CAA-CBA
14	aA	823	CLA	C2-C3-C5-C6
14	aA	823	CLA	C4-C3-C5-C6
14	aA	825	CLA	CHA-CBD-CGD-O1D
14	aA	825	CLA	CHA-CBD-CGD-O2D
14	aA	825	CLA	CAD-CBD-CGD-O1D
14	aA	826	CLA	CBD-CGD-O2D-CED
14	aA	827	CLA	CHA-CBD-CGD-O1D
14	aA	827	CLA	CHA-CBD-CGD-O2D
14	aA	828	CLA	C2-C3-C5-C6
14	aA	828	CLA	C4-C3-C5-C6
14	aA	830	CLA	CHA-CBD-CGD-O1D
14	aA	830	CLA	CHA-CBD-CGD-O2D
14	aA	832	CLA	C1A-C2A-CAA-CBA
14	aA	832	CLA	C3A-C2A-CAA-CBA
14	aA	832	CLA	C2-C3-C5-C6
14	aA	832	CLA	C4-C3-C5-C6
14	aA	834	CLA	CHA-CBD-CGD-O1D
14	aA	834	CLA	CHA-CBD-CGD-O2D
14	aA	835	CLA	C2-C3-C5-C6
14	aA	835	CLA	C4-C3-C5-C6
14	aA	836	CLA	C1A-C2A-CAA-CBA
14	aA	836	CLA	C3A-C2A-CAA-CBA
14	aA	838	CLA	CHA-CBD-CGD-O1D
14	aA	838	CLA	CHA-CBD-CGD-O2D
14	aA	838	CLA	CAD-CBD-CGD-O1D
14	aA	840	CLA	CHA-CBD-CGD-O1D
14	aA	841	CLA	C1A-C2A-CAA-CBA
14	aA	841	CLA	C3A-C2A-CAA-CBA
14	aA	842	CLA	C1A-C2A-CAA-CBA
14	aA	842	CLA	C3A-C2A-CAA-CBA
14	aA	843	CLA	C1A-C2A-CAA-CBA
14	aA	843	CLA	C3A-C2A-CAA-CBA
14	aA	843	CLA	CHA-CBD-CGD-O1D
14	aA	843	CLA	CHA-CBD-CGD-O2D
14	aB	801	CLA	CHA-CBD-CGD-O1D
14	aB	801	CLA	CHA-CBD-CGD-O2D
14	aB	802	CLA	CHA-CBD-CGD-O1D

Continued on next page...

Continued from previous page...

Mol	Chain	Res	Type	Atoms
14	aB	802	CLA	CHA-CBD-CGD-O2D
14	aB	802	CLA	CBD-CGD-O2D-CED
14	aB	803	CLA	C2A-CAA-CBA-CGA
14	aB	803	CLA	CHA-CBD-CGD-O1D
14	aB	803	CLA	CHA-CBD-CGD-O2D
14	aB	803	CLA	C2-C3-C5-C6
14	aB	803	CLA	C4-C3-C5-C6
14	aB	804	CLA	CBD-CGD-O2D-CED
14	aB	806	CLA	C3A-C2A-CAA-CBA
14	aB	809	CLA	CHA-CBD-CGD-O2D
14	aB	813	CLA	C1A-C2A-CAA-CBA
14	aB	813	CLA	C3A-C2A-CAA-CBA
14	aB	815	CLA	C1A-C2A-CAA-CBA
14	aB	815	CLA	C3A-C2A-CAA-CBA
14	aB	818	CLA	C1A-C2A-CAA-CBA
14	aB	818	CLA	C3A-C2A-CAA-CBA
14	aB	819	CLA	CHA-CBD-CGD-O1D
14	aB	819	CLA	CHA-CBD-CGD-O2D
14	aB	820	CLA	C1A-C2A-CAA-CBA
14	aB	820	CLA	C3A-C2A-CAA-CBA
14	aB	822	CLA	CBD-CGD-O2D-CED
14	aB	823	CLA	CBD-CGD-O2D-CED
14	aB	825	CLA	C1A-C2A-CAA-CBA
14	aB	827	CLA	C1A-C2A-CAA-CBA
14	aB	827	CLA	C3A-C2A-CAA-CBA
14	aB	828	CLA	C1A-C2A-CAA-CBA
14	aB	829	CLA	CHA-CBD-CGD-O2D
14	aB	830	CLA	C1A-C2A-CAA-CBA
14	aB	830	CLA	C3A-C2A-CAA-CBA
14	aB	831	CLA	C1A-C2A-CAA-CBA
14	aB	833	CLA	C1A-C2A-CAA-CBA
14	aB	834	CLA	CHA-CBD-CGD-O1D
14	aB	834	CLA	CHA-CBD-CGD-O2D
14	aB	841	CLA	C1A-C2A-CAA-CBA
14	aB	841	CLA	C3A-C2A-CAA-CBA
14	aB	841	CLA	CHA-CBD-CGD-O1D
14	aB	841	CLA	CHA-CBD-CGD-O2D
14	aB	841	CLA	CAD-CBD-CGD-O1D
14	aB	841	CLA	CAD-CBD-CGD-O2D
14	aB	841	CLA	CBD-CGD-O2D-CED
14	aF	201	CLA	C1A-C2A-CAA-CBA
14	aF	201	CLA	C3A-C2A-CAA-CBA

Continued on next page...

Continued from previous page...

Mol	Chain	Res	Type	Atoms
14	aJ	101	CLA	C1A-C2A-CAA-CBA
14	aJ	101	CLA	C3A-C2A-CAA-CBA
14	aJ	101	CLA	CHA-CBD-CGD-O1D
14	aJ	101	CLA	CHA-CBD-CGD-O2D
14	aJ	101	CLA	CAD-CBD-CGD-O1D
14	aJ	101	CLA	CBD-CGD-O2D-CED
14	aL	202	CLA	C1A-C2A-CAA-CBA
14	aL	202	CLA	C3A-C2A-CAA-CBA
14	aL	203	CLA	C2A-CAA-CBA-CGA
14	aL	203	CLA	C6-C7-C8-C9
14	aX	101	CLA	CBD-CGD-O2D-CED
14	bA	803	CLA	CHA-CBD-CGD-O1D
14	bA	803	CLA	CHA-CBD-CGD-O2D
14	bA	805	CLA	C1A-C2A-CAA-CBA
14	bA	805	CLA	C3A-C2A-CAA-CBA
14	bA	806	CLA	C1A-C2A-CAA-CBA
14	bA	808	CLA	C3A-C2A-CAA-CBA
14	bA	808	CLA	C2A-CAA-CBA-CGA
14	bA	810	CLA	CHA-CBD-CGD-O1D
14	bA	810	CLA	CHA-CBD-CGD-O2D
14	bA	811	CLA	CHA-CBD-CGD-O1D
14	bA	811	CLA	CHA-CBD-CGD-O2D
14	bA	811	CLA	CBD-CGD-O2D-CED
14	bA	812	CLA	CBD-CGD-O2D-CED
14	bA	816	CLA	C1A-C2A-CAA-CBA
14	bA	816	CLA	C3A-C2A-CAA-CBA
14	bA	816	CLA	CBD-CGD-O2D-CED
14	bA	817	CLA	C2-C3-C5-C6
14	bA	817	CLA	C4-C3-C5-C6
14	bA	818	CLA	C1A-C2A-CAA-CBA
14	bA	818	CLA	C3A-C2A-CAA-CBA
14	bA	819	CLA	C1A-C2A-CAA-CBA
14	bA	819	CLA	C3A-C2A-CAA-CBA
14	bA	819	CLA	CHA-CBD-CGD-O1D
14	bA	819	CLA	CHA-CBD-CGD-O2D
14	bA	821	CLA	CHA-CBD-CGD-O1D
14	bA	821	CLA	CHA-CBD-CGD-O2D
14	bA	822	CLA	C3A-C2A-CAA-CBA
14	bA	822	CLA	CHA-CBD-CGD-O1D
14	bA	822	CLA	CHA-CBD-CGD-O2D
14	bA	822	CLA	CAD-CBD-CGD-O1D
14	bA	823	CLA	C1A-C2A-CAA-CBA

Continued on next page...

Continued from previous page...

Mol	Chain	Res	Type	Atoms
14	bA	823	CLA	C2-C3-C5-C6
14	bA	823	CLA	C4-C3-C5-C6
14	bA	825	CLA	CHA-CBD-CGD-O1D
14	bA	825	CLA	CHA-CBD-CGD-O2D
14	bA	825	CLA	CAD-CBD-CGD-O1D
14	bA	826	CLA	CBD-CGD-O2D-CED
14	bA	827	CLA	CHA-CBD-CGD-O1D
14	bA	827	CLA	CHA-CBD-CGD-O2D
14	bA	828	CLA	C2-C3-C5-C6
14	bA	828	CLA	C4-C3-C5-C6
14	bA	830	CLA	CHA-CBD-CGD-O1D
14	bA	830	CLA	CHA-CBD-CGD-O2D
14	bA	832	CLA	C1A-C2A-CAA-CBA
14	bA	832	CLA	C3A-C2A-CAA-CBA
14	bA	832	CLA	C2-C3-C5-C6
14	bA	832	CLA	C4-C3-C5-C6
14	bA	834	CLA	CHA-CBD-CGD-O1D
14	bA	834	CLA	CHA-CBD-CGD-O2D
14	bA	835	CLA	C2-C3-C5-C6
14	bA	835	CLA	C4-C3-C5-C6
14	bA	836	CLA	C1A-C2A-CAA-CBA
14	bA	836	CLA	C3A-C2A-CAA-CBA
14	bA	838	CLA	CHA-CBD-CGD-O1D
14	bA	838	CLA	CHA-CBD-CGD-O2D
14	bA	838	CLA	CAD-CBD-CGD-O1D
14	bA	840	CLA	CHA-CBD-CGD-O1D
14	bA	841	CLA	C1A-C2A-CAA-CBA
14	bA	841	CLA	C3A-C2A-CAA-CBA
14	bA	842	CLA	C1A-C2A-CAA-CBA
14	bA	842	CLA	C3A-C2A-CAA-CBA
14	bB	801	CLA	CHA-CBD-CGD-O1D
14	bB	801	CLA	CHA-CBD-CGD-O2D
14	bB	802	CLA	CHA-CBD-CGD-O1D
14	bB	802	CLA	CHA-CBD-CGD-O2D
14	bB	802	CLA	CBD-CGD-O2D-CED
14	bB	803	CLA	C2A-CAA-CBA-CGA
14	bB	803	CLA	CHA-CBD-CGD-O1D
14	bB	803	CLA	CHA-CBD-CGD-O2D
14	bB	803	CLA	C2-C3-C5-C6
14	bB	803	CLA	C4-C3-C5-C6
14	bB	804	CLA	CBD-CGD-O2D-CED
14	bB	806	CLA	C3A-C2A-CAA-CBA

Continued on next page...

Continued from previous page...

Mol	Chain	Res	Type	Atoms
14	bB	809	CLA	CHA-CBD-CGD-O2D
14	bB	814	CLA	C1A-C2A-CAA-CBA
14	bB	814	CLA	C3A-C2A-CAA-CBA
14	bB	816	CLA	C1A-C2A-CAA-CBA
14	bB	816	CLA	C3A-C2A-CAA-CBA
14	bB	819	CLA	C1A-C2A-CAA-CBA
14	bB	819	CLA	C3A-C2A-CAA-CBA
14	bB	820	CLA	CHA-CBD-CGD-O1D
14	bB	820	CLA	CHA-CBD-CGD-O2D
14	bB	821	CLA	C1A-C2A-CAA-CBA
14	bB	821	CLA	C3A-C2A-CAA-CBA
14	bB	823	CLA	CBD-CGD-O2D-CED
14	bB	824	CLA	CBD-CGD-O2D-CED
14	bB	826	CLA	C1A-C2A-CAA-CBA
14	bB	828	CLA	C1A-C2A-CAA-CBA
14	bB	828	CLA	C3A-C2A-CAA-CBA
14	bB	829	CLA	C1A-C2A-CAA-CBA
14	bB	830	CLA	CHA-CBD-CGD-O2D
14	bB	831	CLA	C1A-C2A-CAA-CBA
14	bB	831	CLA	C3A-C2A-CAA-CBA
14	bB	832	CLA	C1A-C2A-CAA-CBA
14	bB	834	CLA	C1A-C2A-CAA-CBA
14	bB	835	CLA	CHA-CBD-CGD-O1D
14	bB	835	CLA	CHA-CBD-CGD-O2D
14	bB	842	CLA	C1A-C2A-CAA-CBA
14	bB	842	CLA	C3A-C2A-CAA-CBA
14	bB	842	CLA	CHA-CBD-CGD-O1D
14	bB	842	CLA	CHA-CBD-CGD-O2D
14	bB	842	CLA	CAD-CBD-CGD-O1D
14	bB	842	CLA	CAD-CBD-CGD-O2D
14	bB	842	CLA	CBD-CGD-O2D-CED
14	bF	201	CLA	C1A-C2A-CAA-CBA
14	bF	201	CLA	C3A-C2A-CAA-CBA
14	bJ	101	CLA	C1A-C2A-CAA-CBA
14	bJ	101	CLA	C3A-C2A-CAA-CBA
14	bJ	101	CLA	CHA-CBD-CGD-O1D
14	bJ	101	CLA	CHA-CBD-CGD-O2D
14	bJ	101	CLA	CAD-CBD-CGD-O1D
14	bJ	101	CLA	CBD-CGD-O2D-CED
14	bL	202	CLA	C1A-C2A-CAA-CBA
14	bL	202	CLA	C3A-C2A-CAA-CBA
14	bL	202	CLA	CHA-CBD-CGD-O1D

Continued on next page...

Continued from previous page...

Mol	Chain	Res	Type	Atoms
14	bL	202	CLA	CHA-CBD-CGD-O2D
14	bL	204	CLA	C1A-C2A-CAA-CBA
14	bL	204	CLA	C3A-C2A-CAA-CBA
14	bL	204	CLA	CBD-CGD-O2D-CED
14	bL	206	CLA	CBD-CGD-O2D-CED
14	bX	101	CLA	CBD-CGD-O2D-CED
14	cA	803	CLA	CHA-CBD-CGD-O1D
14	cA	803	CLA	CHA-CBD-CGD-O2D
14	cA	805	CLA	C1A-C2A-CAA-CBA
14	cA	805	CLA	C3A-C2A-CAA-CBA
14	cA	806	CLA	C1A-C2A-CAA-CBA
14	cA	808	CLA	C3A-C2A-CAA-CBA
14	cA	808	CLA	C2A-CAA-CBA-CGA
14	cA	810	CLA	CHA-CBD-CGD-O1D
14	cA	810	CLA	CHA-CBD-CGD-O2D
14	cA	811	CLA	CHA-CBD-CGD-O1D
14	cA	811	CLA	CHA-CBD-CGD-O2D
14	cA	811	CLA	CBD-CGD-O2D-CED
14	cA	812	CLA	CBD-CGD-O2D-CED
14	cA	816	CLA	C1A-C2A-CAA-CBA
14	cA	816	CLA	C3A-C2A-CAA-CBA
14	cA	816	CLA	CBD-CGD-O2D-CED
14	cA	817	CLA	C2-C3-C5-C6
14	cA	817	CLA	C4-C3-C5-C6
14	cA	818	CLA	C1A-C2A-CAA-CBA
14	cA	818	CLA	C3A-C2A-CAA-CBA
14	cA	819	CLA	C1A-C2A-CAA-CBA
14	cA	819	CLA	C3A-C2A-CAA-CBA
14	cA	819	CLA	CHA-CBD-CGD-O1D
14	cA	819	CLA	CHA-CBD-CGD-O2D
14	cA	821	CLA	CHA-CBD-CGD-O1D
14	cA	821	CLA	CHA-CBD-CGD-O2D
14	cA	822	CLA	C3A-C2A-CAA-CBA
14	cA	822	CLA	CHA-CBD-CGD-O1D
14	cA	822	CLA	CHA-CBD-CGD-O2D
14	cA	822	CLA	CAD-CBD-CGD-O1D
14	cA	823	CLA	C1A-C2A-CAA-CBA
14	cA	823	CLA	C2-C3-C5-C6
14	cA	823	CLA	C4-C3-C5-C6
14	cA	825	CLA	CHA-CBD-CGD-O1D
14	cA	825	CLA	CHA-CBD-CGD-O2D
14	cA	825	CLA	CAD-CBD-CGD-O1D

Continued on next page...

Continued from previous page...

Mol	Chain	Res	Type	Atoms
14	cA	826	CLA	CBD-CGD-O2D-CED
14	cA	827	CLA	CHA-CBD-CGD-O1D
14	cA	827	CLA	CHA-CBD-CGD-O2D
14	cA	828	CLA	C2-C3-C5-C6
14	cA	828	CLA	C4-C3-C5-C6
14	cA	830	CLA	CHA-CBD-CGD-O1D
14	cA	830	CLA	CHA-CBD-CGD-O2D
14	cA	832	CLA	C1A-C2A-CAA-CBA
14	cA	832	CLA	C3A-C2A-CAA-CBA
14	cA	832	CLA	C2-C3-C5-C6
14	cA	832	CLA	C4-C3-C5-C6
14	cA	834	CLA	CHA-CBD-CGD-O1D
14	cA	834	CLA	CHA-CBD-CGD-O2D
14	cA	835	CLA	C2-C3-C5-C6
14	cA	835	CLA	C4-C3-C5-C6
14	cA	836	CLA	C1A-C2A-CAA-CBA
14	cA	836	CLA	C3A-C2A-CAA-CBA
14	cA	838	CLA	CHA-CBD-CGD-O1D
14	cA	838	CLA	CHA-CBD-CGD-O2D
14	cA	838	CLA	CAD-CBD-CGD-O1D
14	cA	840	CLA	CHA-CBD-CGD-O1D
14	cA	841	CLA	C1A-C2A-CAA-CBA
14	cA	841	CLA	C3A-C2A-CAA-CBA
14	cA	842	CLA	C1A-C2A-CAA-CBA
14	cA	842	CLA	C3A-C2A-CAA-CBA
14	cA	843	CLA	C1A-C2A-CAA-CBA
14	cA	843	CLA	C3A-C2A-CAA-CBA
14	cA	843	CLA	CHA-CBD-CGD-O1D
14	cA	843	CLA	CHA-CBD-CGD-O2D
14	cB	801	CLA	CHA-CBD-CGD-O1D
14	cB	801	CLA	CHA-CBD-CGD-O2D
14	cB	802	CLA	CHA-CBD-CGD-O1D
14	cB	802	CLA	CHA-CBD-CGD-O2D
14	cB	802	CLA	CBD-CGD-O2D-CED
14	cB	803	CLA	C2A-CAA-CBA-CGA
14	cB	803	CLA	CHA-CBD-CGD-O1D
14	cB	803	CLA	CHA-CBD-CGD-O2D
14	cB	803	CLA	C2-C3-C5-C6
14	cB	803	CLA	C4-C3-C5-C6
14	cB	804	CLA	CBD-CGD-O2D-CED
14	cB	806	CLA	C3A-C2A-CAA-CBA
14	cB	809	CLA	CHA-CBD-CGD-O2D

Continued on next page...

Continued from previous page...

Mol	Chain	Res	Type	Atoms
14	cB	813	CLA	C1A-C2A-CAA-CBA
14	cB	813	CLA	C3A-C2A-CAA-CBA
14	cB	815	CLA	C1A-C2A-CAA-CBA
14	cB	815	CLA	C3A-C2A-CAA-CBA
14	cB	818	CLA	C1A-C2A-CAA-CBA
14	cB	818	CLA	C3A-C2A-CAA-CBA
14	cB	819	CLA	CHA-CBD-CGD-O1D
14	cB	819	CLA	CHA-CBD-CGD-O2D
14	cB	820	CLA	C1A-C2A-CAA-CBA
14	cB	820	CLA	C3A-C2A-CAA-CBA
14	cB	822	CLA	CBD-CGD-O2D-CED
14	cB	823	CLA	CBD-CGD-O2D-CED
14	cB	825	CLA	C1A-C2A-CAA-CBA
14	cB	827	CLA	C1A-C2A-CAA-CBA
14	cB	827	CLA	C3A-C2A-CAA-CBA
14	cB	828	CLA	C1A-C2A-CAA-CBA
14	cB	829	CLA	CHA-CBD-CGD-O2D
14	cB	830	CLA	C1A-C2A-CAA-CBA
14	cB	830	CLA	C3A-C2A-CAA-CBA
14	cB	831	CLA	C1A-C2A-CAA-CBA
14	cB	833	CLA	C1A-C2A-CAA-CBA
14	cB	834	CLA	CHA-CBD-CGD-O1D
14	cB	834	CLA	CHA-CBD-CGD-O2D
14	cB	841	CLA	C1A-C2A-CAA-CBA
14	cB	841	CLA	C3A-C2A-CAA-CBA
14	cB	841	CLA	CHA-CBD-CGD-O1D
14	cB	841	CLA	CHA-CBD-CGD-O2D
14	cB	841	CLA	CAD-CBD-CGD-O1D
14	cB	841	CLA	CAD-CBD-CGD-O2D
14	cB	841	CLA	CBD-CGD-O2D-CED
14	cF	201	CLA	C1A-C2A-CAA-CBA
14	cF	201	CLA	C3A-C2A-CAA-CBA
14	cJ	101	CLA	C1A-C2A-CAA-CBA
14	cJ	101	CLA	C3A-C2A-CAA-CBA
14	cJ	101	CLA	CHA-CBD-CGD-O1D
14	cJ	101	CLA	CHA-CBD-CGD-O2D
14	cJ	101	CLA	CAD-CBD-CGD-O1D
14	cJ	101	CLA	CBD-CGD-O2D-CED
14	cL	202	CLA	C1A-C2A-CAA-CBA
14	cL	202	CLA	C3A-C2A-CAA-CBA
14	cX	101	CLA	CBD-CGD-O2D-CED
14	dA	803	CLA	CHA-CBD-CGD-O1D

Continued on next page...

Continued from previous page...

Mol	Chain	Res	Type	Atoms
14	dA	803	CLA	CHA-CBD-CGD-O2D
14	dA	805	CLA	C1A-C2A-CAA-CBA
14	dA	805	CLA	C3A-C2A-CAA-CBA
14	dA	806	CLA	C1A-C2A-CAA-CBA
14	dA	808	CLA	C3A-C2A-CAA-CBA
14	dA	808	CLA	C2A-CAA-CBA-CGA
14	dA	810	CLA	CHA-CBD-CGD-O1D
14	dA	810	CLA	CHA-CBD-CGD-O2D
14	dA	811	CLA	CHA-CBD-CGD-O1D
14	dA	811	CLA	CHA-CBD-CGD-O2D
14	dA	811	CLA	CBD-CGD-O2D-CED
14	dA	812	CLA	CBD-CGD-O2D-CED
14	dA	816	CLA	C1A-C2A-CAA-CBA
14	dA	816	CLA	C3A-C2A-CAA-CBA
14	dA	816	CLA	CBD-CGD-O2D-CED
14	dA	817	CLA	C2-C3-C5-C6
14	dA	817	CLA	C4-C3-C5-C6
14	dA	818	CLA	C1A-C2A-CAA-CBA
14	dA	818	CLA	C3A-C2A-CAA-CBA
14	dA	819	CLA	C1A-C2A-CAA-CBA
14	dA	819	CLA	C3A-C2A-CAA-CBA
14	dA	819	CLA	CHA-CBD-CGD-O1D
14	dA	819	CLA	CHA-CBD-CGD-O2D
14	dA	821	CLA	CHA-CBD-CGD-O1D
14	dA	821	CLA	CHA-CBD-CGD-O2D
14	dA	822	CLA	C3A-C2A-CAA-CBA
14	dA	822	CLA	CHA-CBD-CGD-O1D
14	dA	822	CLA	CHA-CBD-CGD-O2D
14	dA	822	CLA	CAD-CBD-CGD-O1D
14	dA	823	CLA	C1A-C2A-CAA-CBA
14	dA	823	CLA	C2-C3-C5-C6
14	dA	823	CLA	C4-C3-C5-C6
14	dA	825	CLA	CHA-CBD-CGD-O1D
14	dA	825	CLA	CHA-CBD-CGD-O2D
14	dA	825	CLA	CAD-CBD-CGD-O1D
14	dA	826	CLA	CBD-CGD-O2D-CED
14	dA	827	CLA	CHA-CBD-CGD-O1D
14	dA	827	CLA	CHA-CBD-CGD-O2D
14	dA	828	CLA	C2-C3-C5-C6
14	dA	828	CLA	C4-C3-C5-C6
14	dA	830	CLA	CHA-CBD-CGD-O1D
14	dA	830	CLA	CHA-CBD-CGD-O2D

Continued on next page...

Continued from previous page...

Mol	Chain	Res	Type	Atoms
14	dA	832	CLA	C1A-C2A-CAA-CBA
14	dA	832	CLA	C3A-C2A-CAA-CBA
14	dA	832	CLA	C2-C3-C5-C6
14	dA	832	CLA	C4-C3-C5-C6
14	dA	834	CLA	CHA-CBD-CGD-O1D
14	dA	834	CLA	CHA-CBD-CGD-O2D
14	dA	835	CLA	C2-C3-C5-C6
14	dA	835	CLA	C4-C3-C5-C6
14	dA	836	CLA	C1A-C2A-CAA-CBA
14	dA	836	CLA	C3A-C2A-CAA-CBA
14	dA	838	CLA	CHA-CBD-CGD-O1D
14	dA	838	CLA	CHA-CBD-CGD-O2D
14	dA	838	CLA	CAD-CBD-CGD-O1D
14	dA	840	CLA	CHA-CBD-CGD-O1D
14	dA	841	CLA	C1A-C2A-CAA-CBA
14	dA	841	CLA	C3A-C2A-CAA-CBA
14	dA	842	CLA	C1A-C2A-CAA-CBA
14	dA	842	CLA	C3A-C2A-CAA-CBA
14	dB	801	CLA	CHA-CBD-CGD-O1D
14	dB	801	CLA	CHA-CBD-CGD-O2D
14	dB	802	CLA	CHA-CBD-CGD-O1D
14	dB	802	CLA	CHA-CBD-CGD-O2D
14	dB	802	CLA	CBD-CGD-O2D-CED
14	dB	803	CLA	C2A-CAA-CBA-CGA
14	dB	803	CLA	CHA-CBD-CGD-O1D
14	dB	803	CLA	CHA-CBD-CGD-O2D
14	dB	803	CLA	C2-C3-C5-C6
14	dB	803	CLA	C4-C3-C5-C6
14	dB	804	CLA	CBD-CGD-O2D-CED
14	dB	806	CLA	C3A-C2A-CAA-CBA
14	dB	809	CLA	CHA-CBD-CGD-O2D
14	dB	814	CLA	C1A-C2A-CAA-CBA
14	dB	814	CLA	C3A-C2A-CAA-CBA
14	dB	816	CLA	C1A-C2A-CAA-CBA
14	dB	816	CLA	C3A-C2A-CAA-CBA
14	dB	819	CLA	C1A-C2A-CAA-CBA
14	dB	819	CLA	C3A-C2A-CAA-CBA
14	dB	820	CLA	CHA-CBD-CGD-O1D
14	dB	820	CLA	CHA-CBD-CGD-O2D
14	dB	821	CLA	C1A-C2A-CAA-CBA
14	dB	821	CLA	C3A-C2A-CAA-CBA
14	dB	823	CLA	CBD-CGD-O2D-CED

Continued on next page...

Continued from previous page...

Mol	Chain	Res	Type	Atoms
14	dB	824	CLA	CBD-CGD-O2D-CED
14	dB	826	CLA	C1A-C2A-CAA-CBA
14	dB	828	CLA	C1A-C2A-CAA-CBA
14	dB	828	CLA	C3A-C2A-CAA-CBA
14	dB	829	CLA	C1A-C2A-CAA-CBA
14	dB	830	CLA	CHA-CBD-CGD-O2D
14	dB	831	CLA	C1A-C2A-CAA-CBA
14	dB	831	CLA	C3A-C2A-CAA-CBA
14	dB	832	CLA	C1A-C2A-CAA-CBA
14	dB	834	CLA	C1A-C2A-CAA-CBA
14	dB	835	CLA	CHA-CBD-CGD-O1D
14	dB	835	CLA	CHA-CBD-CGD-O2D
14	dB	842	CLA	C1A-C2A-CAA-CBA
14	dB	842	CLA	C3A-C2A-CAA-CBA
14	dB	842	CLA	CHA-CBD-CGD-O1D
14	dB	842	CLA	CHA-CBD-CGD-O2D
14	dB	842	CLA	CAD-CBD-CGD-O1D
14	dB	842	CLA	CAD-CBD-CGD-O2D
14	dB	842	CLA	CBD-CGD-O2D-CED
14	dF	201	CLA	C1A-C2A-CAA-CBA
14	dF	201	CLA	C3A-C2A-CAA-CBA
14	dJ	101	CLA	C1A-C2A-CAA-CBA
14	dJ	101	CLA	C3A-C2A-CAA-CBA
14	dJ	101	CLA	CHA-CBD-CGD-O1D
14	dJ	101	CLA	CHA-CBD-CGD-O2D
14	dJ	101	CLA	CAD-CBD-CGD-O1D
14	dJ	101	CLA	CBD-CGD-O2D-CED
14	dL	202	CLA	C1A-C2A-CAA-CBA
14	dL	202	CLA	C3A-C2A-CAA-CBA
14	dL	202	CLA	CHA-CBD-CGD-O1D
14	dL	202	CLA	CHA-CBD-CGD-O2D
14	dL	204	CLA	C1A-C2A-CAA-CBA
14	dL	204	CLA	C3A-C2A-CAA-CBA
14	dL	204	CLA	CBD-CGD-O2D-CED
14	dL	206	CLA	CBD-CGD-O2D-CED
14	dX	101	CLA	CBD-CGD-O2D-CED
15	aA	844	PQN	C12-C13-C15-C16
15	aA	844	PQN	C14-C13-C15-C16
15	cA	844	PQN	C12-C13-C15-C16
15	cA	844	PQN	C14-C13-C15-C16
17	aA	846	BCR	C7-C8-C9-C10
17	aA	846	BCR	C21-C22-C23-C24

Continued on next page...

Continued from previous page...

Mol	Chain	Res	Type	Atoms
17	aA	847	BCR	C1-C6-C7-C8
17	aA	847	BCR	C7-C8-C9-C34
17	aA	847	BCR	C23-C24-C25-C30
17	aA	848	BCR	C6-C7-C8-C9
17	aA	848	BCR	C21-C22-C23-C24
17	aA	848	BCR	C37-C22-C23-C24
17	aA	849	BCR	C1-C6-C7-C8
17	aA	849	BCR	C6-C7-C8-C9
17	aA	849	BCR	C11-C12-C13-C35
17	aA	849	BCR	C16-C17-C18-C36
17	aA	849	BCR	C36-C18-C19-C20
17	aA	849	BCR	C18-C19-C20-C21
17	aA	849	BCR	C20-C21-C22-C23
17	aA	849	BCR	C20-C21-C22-C37
17	aA	850	BCR	C35-C13-C14-C15
17	aA	850	BCR	C21-C22-C23-C24
17	aA	850	BCR	C23-C24-C25-C30
17	aA	851	BCR	C7-C8-C9-C34
17	aA	851	BCR	C10-C11-C12-C13
17	aA	851	BCR	C11-C12-C13-C35
17	aA	851	BCR	C16-C17-C18-C36
17	aA	851	BCR	C18-C19-C20-C21
17	aA	851	BCR	C20-C21-C22-C23
17	aA	851	BCR	C20-C21-C22-C37
17	aA	851	BCR	C37-C22-C23-C24
17	aA	851	BCR	C22-C23-C24-C25
17	aB	843	BCR	C1-C6-C7-C8
17	aB	843	BCR	C7-C8-C9-C10
17	aB	843	BCR	C18-C19-C20-C21
17	aB	843	BCR	C37-C22-C23-C24
17	aB	843	BCR	C23-C24-C25-C30
17	aB	844	BCR	C1-C6-C7-C8
17	aB	844	BCR	C11-C10-C9-C8
17	aB	845	BCR	C1-C6-C7-C8
17	aB	845	BCR	C7-C8-C9-C10
17	aB	845	BCR	C7-C8-C9-C34
17	aB	845	BCR	C37-C22-C23-C24
17	aB	845	BCR	C23-C24-C25-C30
17	aB	846	BCR	C11-C12-C13-C35
17	aB	846	BCR	C18-C19-C20-C21
17	aB	846	BCR	C19-C20-C21-C22
17	aB	846	BCR	C20-C21-C22-C23

Continued on next page...

Continued from previous page...

Mol	Chain	Res	Type	Atoms
17	aB	846	BCR	C20-C21-C22-C37
17	aB	846	BCR	C37-C22-C23-C24
17	aB	846	BCR	C23-C24-C25-C30
17	aB	848	BCR	C1-C6-C7-C8
17	aB	848	BCR	C23-C24-C25-C30
17	aB	851	BCR	C7-C8-C9-C10
17	aB	851	BCR	C7-C8-C9-C34
17	aB	851	BCR	C22-C23-C24-C25
17	aB	851	BCR	C23-C24-C25-C30
17	aF	202	BCR	C7-C8-C9-C10
17	aF	202	BCR	C37-C22-C23-C24
17	aF	204	BCR	C7-C8-C9-C10
17	aF	204	BCR	C10-C11-C12-C13
17	aF	204	BCR	C12-C13-C14-C15
17	aF	204	BCR	C37-C22-C23-C24
17	aI	101	BCR	C6-C7-C8-C9
17	aI	101	BCR	C7-C8-C9-C10
17	aI	101	BCR	C11-C12-C13-C35
17	aI	101	BCR	C37-C22-C23-C24
17	aJ	103	BCR	C6-C7-C8-C9
17	aJ	103	BCR	C7-C8-C9-C10
17	aJ	103	BCR	C7-C8-C9-C34
17	aJ	103	BCR	C11-C12-C13-C14
17	aJ	103	BCR	C21-C22-C23-C24
17	aJ	103	BCR	C37-C22-C23-C24
17	aJ	103	BCR	C23-C24-C25-C30
17	aJ	104	BCR	C1-C6-C7-C8
17	aJ	104	BCR	C16-C17-C18-C36
17	aJ	104	BCR	C23-C24-C25-C30
17	aL	201	BCR	C7-C8-C9-C34
17	aL	201	BCR	C22-C23-C24-C25
17	aL	205	BCR	C1-C6-C7-C8
17	aL	205	BCR	C6-C7-C8-C9
17	aL	205	BCR	C7-C8-C9-C10
17	aL	205	BCR	C7-C8-C9-C34
17	aL	205	BCR	C37-C22-C23-C24
17	aL	205	BCR	C23-C24-C25-C26
17	aL	205	BCR	C23-C24-C25-C30
17	aL	206	BCR	C11-C12-C13-C35
17	aL	206	BCR	C17-C18-C19-C20
17	aL	206	BCR	C36-C18-C19-C20
17	aM	101	BCR	C7-C8-C9-C34

Continued on next page...

Continued from previous page...

Mol	Chain	Res	Type	Atoms
17	aM	101	BCR	C18-C19-C20-C21
17	aM	101	BCR	C22-C23-C24-C25
17	bA	845	BCR	C1-C6-C7-C8
17	bA	845	BCR	C7-C8-C9-C34
17	bA	845	BCR	C23-C24-C25-C30
17	bA	846	BCR	C6-C7-C8-C9
17	bA	846	BCR	C21-C22-C23-C24
17	bA	846	BCR	C37-C22-C23-C24
17	bA	847	BCR	C1-C6-C7-C8
17	bA	847	BCR	C6-C7-C8-C9
17	bA	847	BCR	C11-C12-C13-C35
17	bA	847	BCR	C16-C17-C18-C36
17	bA	847	BCR	C36-C18-C19-C20
17	bA	847	BCR	C18-C19-C20-C21
17	bA	847	BCR	C20-C21-C22-C23
17	bA	847	BCR	C20-C21-C22-C37
17	bA	848	BCR	C35-C13-C14-C15
17	bA	848	BCR	C21-C22-C23-C24
17	bA	848	BCR	C23-C24-C25-C30
17	bA	849	BCR	C7-C8-C9-C34
17	bA	849	BCR	C10-C11-C12-C13
17	bA	849	BCR	C11-C12-C13-C35
17	bA	849	BCR	C16-C17-C18-C36
17	bA	849	BCR	C18-C19-C20-C21
17	bA	849	BCR	C20-C21-C22-C23
17	bA	849	BCR	C20-C21-C22-C37
17	bA	849	BCR	C37-C22-C23-C24
17	bA	849	BCR	C22-C23-C24-C25
17	bB	844	BCR	C1-C6-C7-C8
17	bB	844	BCR	C7-C8-C9-C10
17	bB	844	BCR	C18-C19-C20-C21
17	bB	844	BCR	C37-C22-C23-C24
17	bB	844	BCR	C23-C24-C25-C30
17	bB	845	BCR	C1-C6-C7-C8
17	bB	845	BCR	C11-C10-C9-C8
17	bB	846	BCR	C1-C6-C7-C8
17	bB	846	BCR	C7-C8-C9-C10
17	bB	846	BCR	C7-C8-C9-C34
17	bB	846	BCR	C37-C22-C23-C24
17	bB	846	BCR	C23-C24-C25-C30
17	bB	847	BCR	C11-C12-C13-C35
17	bB	847	BCR	C18-C19-C20-C21

Continued on next page...

Continued from previous page...

Mol	Chain	Res	Type	Atoms
17	bB	847	BCR	C19-C20-C21-C22
17	bB	847	BCR	C20-C21-C22-C23
17	bB	847	BCR	C20-C21-C22-C37
17	bB	847	BCR	C37-C22-C23-C24
17	bB	847	BCR	C23-C24-C25-C30
17	bB	849	BCR	C1-C6-C7-C8
17	bB	849	BCR	C23-C24-C25-C30
17	bB	852	BCR	C7-C8-C9-C10
17	bB	852	BCR	C7-C8-C9-C34
17	bB	852	BCR	C22-C23-C24-C25
17	bB	852	BCR	C23-C24-C25-C30
17	bF	202	BCR	C7-C8-C9-C10
17	bF	202	BCR	C37-C22-C23-C24
17	bF	204	BCR	C1-C6-C7-C8
17	bF	204	BCR	C7-C8-C9-C10
17	bF	204	BCR	C7-C8-C9-C34
17	bF	204	BCR	C10-C11-C12-C13
17	bF	204	BCR	C37-C22-C23-C24
17	bI	101	BCR	C6-C7-C8-C9
17	bI	101	BCR	C7-C8-C9-C10
17	bI	101	BCR	C11-C12-C13-C35
17	bI	101	BCR	C37-C22-C23-C24
17	bJ	103	BCR	C6-C7-C8-C9
17	bJ	103	BCR	C7-C8-C9-C10
17	bJ	103	BCR	C7-C8-C9-C34
17	bJ	103	BCR	C11-C12-C13-C14
17	bJ	103	BCR	C21-C22-C23-C24
17	bJ	103	BCR	C37-C22-C23-C24
17	bJ	103	BCR	C23-C24-C25-C30
17	bJ	104	BCR	C1-C6-C7-C8
17	bJ	104	BCR	C16-C17-C18-C36
17	bJ	104	BCR	C23-C24-C25-C30
17	bK	102	BCR	C7-C8-C9-C10
17	bK	102	BCR	C21-C22-C23-C24
17	bL	203	BCR	C7-C8-C9-C34
17	bL	203	BCR	C22-C23-C24-C25
17	bL	207	BCR	C1-C6-C7-C8
17	bL	207	BCR	C7-C8-C9-C10
17	bL	207	BCR	C37-C22-C23-C24
17	bL	207	BCR	C23-C24-C25-C26
17	bL	207	BCR	C23-C24-C25-C30
17	bL	208	BCR	C6-C7-C8-C9

Continued on next page...

Continued from previous page...

Mol	Chain	Res	Type	Atoms
17	bL	208	BCR	C7-C8-C9-C34
17	bL	208	BCR	C10-C11-C12-C13
17	bL	208	BCR	C12-C13-C14-C15
17	bL	208	BCR	C21-C22-C23-C24
17	bM	101	BCR	C7-C8-C9-C34
17	bM	101	BCR	C18-C19-C20-C21
17	bM	101	BCR	C22-C23-C24-C25
17	cA	846	BCR	C7-C8-C9-C10
17	cA	846	BCR	C21-C22-C23-C24
17	cA	847	BCR	C1-C6-C7-C8
17	cA	847	BCR	C7-C8-C9-C34
17	cA	848	BCR	C6-C7-C8-C9
17	cA	848	BCR	C21-C22-C23-C24
17	cA	848	BCR	C37-C22-C23-C24
17	cA	849	BCR	C1-C6-C7-C8
17	cA	849	BCR	C6-C7-C8-C9
17	cA	849	BCR	C11-C12-C13-C35
17	cA	849	BCR	C16-C17-C18-C36
17	cA	849	BCR	C36-C18-C19-C20
17	cA	849	BCR	C18-C19-C20-C21
17	cA	849	BCR	C20-C21-C22-C23
17	cA	849	BCR	C20-C21-C22-C37
17	cA	850	BCR	C35-C13-C14-C15
17	cA	850	BCR	C21-C22-C23-C24
17	cA	850	BCR	C23-C24-C25-C30
17	cA	851	BCR	C7-C8-C9-C34
17	cA	851	BCR	C10-C11-C12-C13
17	cA	851	BCR	C11-C12-C13-C35
17	cA	851	BCR	C16-C17-C18-C36
17	cA	851	BCR	C18-C19-C20-C21
17	cA	851	BCR	C20-C21-C22-C23
17	cA	851	BCR	C20-C21-C22-C37
17	cA	851	BCR	C37-C22-C23-C24
17	cA	851	BCR	C22-C23-C24-C25
17	cB	843	BCR	C1-C6-C7-C8
17	cB	843	BCR	C7-C8-C9-C10
17	cB	843	BCR	C18-C19-C20-C21
17	cB	843	BCR	C37-C22-C23-C24
17	cB	843	BCR	C23-C24-C25-C30
17	cB	844	BCR	C1-C6-C7-C8
17	cB	844	BCR	C11-C10-C9-C8
17	cB	845	BCR	C1-C6-C7-C8

Continued on next page...

Continued from previous page...

Mol	Chain	Res	Type	Atoms
17	cB	845	BCR	C7-C8-C9-C10
17	cB	845	BCR	C7-C8-C9-C34
17	cB	845	BCR	C37-C22-C23-C24
17	cB	845	BCR	C23-C24-C25-C30
17	cB	846	BCR	C11-C12-C13-C35
17	cB	846	BCR	C18-C19-C20-C21
17	cB	846	BCR	C19-C20-C21-C22
17	cB	846	BCR	C20-C21-C22-C23
17	cB	846	BCR	C20-C21-C22-C37
17	cB	846	BCR	C37-C22-C23-C24
17	cB	846	BCR	C23-C24-C25-C30
17	cB	848	BCR	C1-C6-C7-C8
17	cB	848	BCR	C23-C24-C25-C30
17	cB	851	BCR	C7-C8-C9-C10
17	cB	851	BCR	C7-C8-C9-C34
17	cB	851	BCR	C22-C23-C24-C25
17	cB	851	BCR	C23-C24-C25-C30
17	cF	202	BCR	C7-C8-C9-C10
17	cF	202	BCR	C37-C22-C23-C24
17	cF	204	BCR	C7-C8-C9-C10
17	cF	204	BCR	C10-C11-C12-C13
17	cF	204	BCR	C37-C22-C23-C24
17	cI	101	BCR	C6-C7-C8-C9
17	cI	101	BCR	C7-C8-C9-C10
17	cI	101	BCR	C11-C12-C13-C35
17	cI	101	BCR	C37-C22-C23-C24
17	cJ	103	BCR	C6-C7-C8-C9
17	cJ	103	BCR	C7-C8-C9-C10
17	cJ	103	BCR	C7-C8-C9-C34
17	cJ	103	BCR	C11-C12-C13-C14
17	cJ	103	BCR	C21-C22-C23-C24
17	cJ	103	BCR	C37-C22-C23-C24
17	cJ	103	BCR	C23-C24-C25-C30
17	cJ	104	BCR	C1-C6-C7-C8
17	cJ	104	BCR	C16-C17-C18-C36
17	cJ	104	BCR	C23-C24-C25-C30
17	cL	201	BCR	C7-C8-C9-C34
17	cL	201	BCR	C22-C23-C24-C25
17	cL	205	BCR	C1-C6-C7-C8
17	cL	205	BCR	C6-C7-C8-C9
17	cL	205	BCR	C7-C8-C9-C10
17	cL	205	BCR	C7-C8-C9-C34

Continued on next page...

Continued from previous page...

Mol	Chain	Res	Type	Atoms
17	cL	205	BCR	C37-C22-C23-C24
17	cL	205	BCR	C23-C24-C25-C26
17	cL	205	BCR	C23-C24-C25-C30
17	cL	206	BCR	C11-C12-C13-C35
17	cL	206	BCR	C17-C18-C19-C20
17	cL	206	BCR	C36-C18-C19-C20
17	cM	101	BCR	C7-C8-C9-C34
17	cM	101	BCR	C18-C19-C20-C21
17	cM	101	BCR	C22-C23-C24-C25
17	dA	845	BCR	C1-C6-C7-C8
17	dA	845	BCR	C7-C8-C9-C34
17	dA	845	BCR	C23-C24-C25-C30
17	dA	846	BCR	C6-C7-C8-C9
17	dA	846	BCR	C21-C22-C23-C24
17	dA	846	BCR	C37-C22-C23-C24
17	dA	847	BCR	C1-C6-C7-C8
17	dA	847	BCR	C6-C7-C8-C9
17	dA	847	BCR	C11-C12-C13-C35
17	dA	847	BCR	C16-C17-C18-C36
17	dA	847	BCR	C36-C18-C19-C20
17	dA	847	BCR	C18-C19-C20-C21
17	dA	847	BCR	C20-C21-C22-C23
17	dA	847	BCR	C20-C21-C22-C37
17	dA	848	BCR	C35-C13-C14-C15
17	dA	848	BCR	C21-C22-C23-C24
17	dA	848	BCR	C23-C24-C25-C30
17	dA	849	BCR	C7-C8-C9-C34
17	dA	849	BCR	C10-C11-C12-C13
17	dA	849	BCR	C11-C12-C13-C35
17	dA	849	BCR	C16-C17-C18-C36
17	dA	849	BCR	C18-C19-C20-C21
17	dA	849	BCR	C20-C21-C22-C23
17	dA	849	BCR	C20-C21-C22-C37
17	dA	849	BCR	C37-C22-C23-C24
17	dA	849	BCR	C22-C23-C24-C25
17	dB	844	BCR	C1-C6-C7-C8
17	dB	844	BCR	C7-C8-C9-C10
17	dB	844	BCR	C18-C19-C20-C21
17	dB	844	BCR	C37-C22-C23-C24
17	dB	844	BCR	C23-C24-C25-C30
17	dB	845	BCR	C1-C6-C7-C8
17	dB	845	BCR	C11-C10-C9-C8

Continued on next page...

Continued from previous page...

Mol	Chain	Res	Type	Atoms
17	dB	846	BCR	C1-C6-C7-C8
17	dB	846	BCR	C7-C8-C9-C10
17	dB	846	BCR	C7-C8-C9-C34
17	dB	846	BCR	C37-C22-C23-C24
17	dB	846	BCR	C23-C24-C25-C30
17	dB	847	BCR	C11-C12-C13-C35
17	dB	847	BCR	C18-C19-C20-C21
17	dB	847	BCR	C19-C20-C21-C22
17	dB	847	BCR	C20-C21-C22-C23
17	dB	847	BCR	C20-C21-C22-C37
17	dB	847	BCR	C37-C22-C23-C24
17	dB	847	BCR	C23-C24-C25-C30
17	dB	849	BCR	C1-C6-C7-C8
17	dB	849	BCR	C23-C24-C25-C30
17	dB	852	BCR	C7-C8-C9-C10
17	dB	852	BCR	C7-C8-C9-C34
17	dB	852	BCR	C22-C23-C24-C25
17	dB	852	BCR	C23-C24-C25-C30
17	dF	202	BCR	C7-C8-C9-C10
17	dF	202	BCR	C37-C22-C23-C24
17	dF	204	BCR	C1-C6-C7-C8
17	dF	204	BCR	C7-C8-C9-C10
17	dF	204	BCR	C7-C8-C9-C34
17	dF	204	BCR	C10-C11-C12-C13
17	dF	204	BCR	C12-C13-C14-C15
17	dF	204	BCR	C37-C22-C23-C24
17	dI	101	BCR	C6-C7-C8-C9
17	dI	101	BCR	C7-C8-C9-C10
17	dI	101	BCR	C11-C12-C13-C35
17	dI	101	BCR	C37-C22-C23-C24
17	dJ	103	BCR	C6-C7-C8-C9
17	dJ	103	BCR	C7-C8-C9-C10
17	dJ	103	BCR	C7-C8-C9-C34
17	dJ	103	BCR	C11-C12-C13-C14
17	dJ	103	BCR	C21-C22-C23-C24
17	dJ	103	BCR	C37-C22-C23-C24
17	dJ	103	BCR	C23-C24-C25-C30
17	dJ	104	BCR	C1-C6-C7-C8
17	dJ	104	BCR	C16-C17-C18-C36
17	dJ	104	BCR	C23-C24-C25-C30
17	dK	102	BCR	C7-C8-C9-C10
17	dK	102	BCR	C21-C22-C23-C24

Continued on next page...

Continued from previous page...

Mol	Chain	Res	Type	Atoms
17	dL	203	BCR	C7-C8-C9-C34
17	dL	203	BCR	C22-C23-C24-C25
17	dL	207	BCR	C1-C6-C7-C8
17	dL	207	BCR	C7-C8-C9-C10
17	dL	207	BCR	C37-C22-C23-C24
17	dL	207	BCR	C23-C24-C25-C26
17	dL	207	BCR	C23-C24-C25-C30
17	dL	208	BCR	C6-C7-C8-C9
17	dL	208	BCR	C7-C8-C9-C34
17	dL	208	BCR	C10-C11-C12-C13
17	dL	208	BCR	C12-C13-C14-C15
17	dL	208	BCR	C21-C22-C23-C24
17	dM	101	BCR	C7-C8-C9-C34
17	dM	101	BCR	C18-C19-C20-C21
17	dM	101	BCR	C22-C23-C24-C25
18	aA	852	LHG	O1-C1-C2-C3
18	aA	852	LHG	C1-C2-C3-O3
18	aA	852	LHG	C3-O3-P-O4
18	aA	852	LHG	O9-C7-O7-C5
18	aA	853	LHG	O2-C2-C3-O3
18	aA	853	LHG	C3-O3-P-O5
18	aB	850	LHG	O1-C1-C2-C3
18	aB	850	LHG	C4-O6-P-O5
18	bA	850	LHG	O1-C1-C2-C3
18	bA	850	LHG	C1-C2-C3-O3
18	bA	850	LHG	C3-O3-P-O4
18	bA	850	LHG	O9-C7-O7-C5
18	bA	851	LHG	O2-C2-C3-O3
18	bA	851	LHG	C3-O3-P-O5
18	bB	851	LHG	O1-C1-C2-C3
18	bB	851	LHG	C4-O6-P-O5
18	cA	852	LHG	O1-C1-C2-C3
18	cA	852	LHG	C1-C2-C3-O3
18	cA	852	LHG	C3-O3-P-O4
18	cA	852	LHG	O9-C7-O7-C5
18	cA	853	LHG	O2-C2-C3-O3
18	cA	853	LHG	C3-O3-P-O5
18	cB	850	LHG	O1-C1-C2-C3
18	cB	850	LHG	C4-O6-P-O5
18	dA	850	LHG	O1-C1-C2-C3
18	dA	850	LHG	C1-C2-C3-O3
18	dA	850	LHG	C3-O3-P-O4

Continued on next page...

Continued from previous page...

Mol	Chain	Res	Type	Atoms
18	dA	850	LHG	O9-C7-O7-C5
18	dA	851	LHG	O2-C2-C3-O3
18	dA	851	LHG	C3-O3-P-O5
18	dB	851	LHG	O1-C1-C2-C3
18	dB	851	LHG	C4-O6-P-O5
19	aB	849	LMG	C2-C1-O1-C7
19	aB	849	LMG	O6-C1-O1-C7
19	bB	850	LMG	C2-C1-O1-C7
19	bB	850	LMG	O6-C1-O1-C7
19	cB	849	LMG	C2-C1-O1-C7
19	cB	849	LMG	O6-C1-O1-C7
19	dB	850	LMG	C2-C1-O1-C7
19	dB	850	LMG	O6-C1-O1-C7
14	aA	810	CLA	O1D-CGD-O2D-CED
14	aA	813	CLA	O1D-CGD-O2D-CED
14	aB	804	CLA	O1D-CGD-O2D-CED
14	bA	810	CLA	O1D-CGD-O2D-CED
14	bA	813	CLA	O1D-CGD-O2D-CED
14	bB	804	CLA	O1D-CGD-O2D-CED
14	cA	810	CLA	O1D-CGD-O2D-CED
14	cA	813	CLA	O1D-CGD-O2D-CED
14	cB	804	CLA	O1D-CGD-O2D-CED
14	dA	810	CLA	O1D-CGD-O2D-CED
14	dA	813	CLA	O1D-CGD-O2D-CED
14	dB	804	CLA	O1D-CGD-O2D-CED
14	aA	826	CLA	O1D-CGD-O2D-CED
14	aA	833	CLA	O1D-CGD-O2D-CED
14	aB	834	CLA	O1D-CGD-O2D-CED
14	bA	826	CLA	O1D-CGD-O2D-CED
14	bA	833	CLA	O1D-CGD-O2D-CED
14	bB	835	CLA	O1D-CGD-O2D-CED
14	cA	826	CLA	O1D-CGD-O2D-CED
14	cA	833	CLA	O1D-CGD-O2D-CED
14	cB	834	CLA	O1D-CGD-O2D-CED
14	dA	826	CLA	O1D-CGD-O2D-CED
14	dA	833	CLA	O1D-CGD-O2D-CED
14	dB	835	CLA	O1D-CGD-O2D-CED
14	aA	809	CLA	CBD-CGD-O2D-CED
14	aA	810	CLA	CBD-CGD-O2D-CED
14	aA	813	CLA	CBD-CGD-O2D-CED
14	aA	815	CLA	CBD-CGD-O2D-CED
14	aA	822	CLA	CBD-CGD-O2D-CED

Continued on next page...

Continued from previous page...

Mol	Chain	Res	Type	Atoms
14	aA	833	CLA	CBD-CGD-O2D-CED
14	aA	834	CLA	CBD-CGD-O2D-CED
14	aA	836	CLA	CBD-CGD-O2D-CED
14	aB	834	CLA	CBD-CGD-O2D-CED
14	aL	204	CLA	CBD-CGD-O2D-CED
14	bA	809	CLA	CBD-CGD-O2D-CED
14	bA	810	CLA	CBD-CGD-O2D-CED
14	bA	813	CLA	CBD-CGD-O2D-CED
14	bA	815	CLA	CBD-CGD-O2D-CED
14	bA	822	CLA	CBD-CGD-O2D-CED
14	bA	833	CLA	CBD-CGD-O2D-CED
14	bA	834	CLA	CBD-CGD-O2D-CED
14	bA	836	CLA	CBD-CGD-O2D-CED
14	bB	835	CLA	CBD-CGD-O2D-CED
14	cA	809	CLA	CBD-CGD-O2D-CED
14	cA	810	CLA	CBD-CGD-O2D-CED
14	cA	813	CLA	CBD-CGD-O2D-CED
14	cA	815	CLA	CBD-CGD-O2D-CED
14	cA	822	CLA	CBD-CGD-O2D-CED
14	cA	833	CLA	CBD-CGD-O2D-CED
14	cA	834	CLA	CBD-CGD-O2D-CED
14	cA	836	CLA	CBD-CGD-O2D-CED
14	cB	834	CLA	CBD-CGD-O2D-CED
14	cL	204	CLA	CBD-CGD-O2D-CED
14	dA	809	CLA	CBD-CGD-O2D-CED
14	dA	810	CLA	CBD-CGD-O2D-CED
14	dA	813	CLA	CBD-CGD-O2D-CED
14	dA	815	CLA	CBD-CGD-O2D-CED
14	dA	822	CLA	CBD-CGD-O2D-CED
14	dA	833	CLA	CBD-CGD-O2D-CED
14	dA	834	CLA	CBD-CGD-O2D-CED
14	dA	836	CLA	CBD-CGD-O2D-CED
14	dB	835	CLA	CBD-CGD-O2D-CED
14	aA	843	CLA	O1A-CGA-O2A-C1
14	aB	816	CLA	O1A-CGA-O2A-C1
14	aL	202	CLA	O1A-CGA-O2A-C1
14	bB	817	CLA	O1A-CGA-O2A-C1
14	bL	202	CLA	O1A-CGA-O2A-C1
14	cA	843	CLA	O1A-CGA-O2A-C1
14	cB	816	CLA	O1A-CGA-O2A-C1
14	cL	202	CLA	O1A-CGA-O2A-C1
14	dB	817	CLA	O1A-CGA-O2A-C1

Continued on next page...

Continued from previous page...

Mol	Chain	Res	Type	Atoms
14	dL	202	CLA	O1A-CGA-O2A-C1
13	aA	801	CL0	C2C-C3C-CAC-CBC
13	cA	801	CL0	C2C-C3C-CAC-CBC
14	aA	843	CLA	C2C-C3C-CAC-CBC
14	bL	202	CLA	C2C-C3C-CAC-CBC
14	cA	843	CLA	C2C-C3C-CAC-CBC
14	dL	202	CLA	C2C-C3C-CAC-CBC
14	aA	816	CLA	O1D-CGD-O2D-CED
14	aA	836	CLA	O1D-CGD-O2D-CED
14	aB	841	CLA	O1D-CGD-O2D-CED
14	aJ	101	CLA	O1D-CGD-O2D-CED
14	aL	204	CLA	O1D-CGD-O2D-CED
14	bA	816	CLA	O1D-CGD-O2D-CED
14	bA	836	CLA	O1D-CGD-O2D-CED
14	bB	842	CLA	O1D-CGD-O2D-CED
14	bJ	101	CLA	O1D-CGD-O2D-CED
14	cA	816	CLA	O1D-CGD-O2D-CED
14	cA	836	CLA	O1D-CGD-O2D-CED
14	cB	841	CLA	O1D-CGD-O2D-CED
14	cJ	101	CLA	O1D-CGD-O2D-CED
14	cL	204	CLA	O1D-CGD-O2D-CED
14	dA	816	CLA	O1D-CGD-O2D-CED
14	dA	836	CLA	O1D-CGD-O2D-CED
14	dB	842	CLA	O1D-CGD-O2D-CED
14	dJ	101	CLA	O1D-CGD-O2D-CED
14	aA	811	CLA	O1D-CGD-O2D-CED
14	aA	812	CLA	O1D-CGD-O2D-CED
14	bA	811	CLA	O1D-CGD-O2D-CED
14	bA	812	CLA	O1D-CGD-O2D-CED
14	cA	811	CLA	O1D-CGD-O2D-CED
14	cA	812	CLA	O1D-CGD-O2D-CED
14	dA	811	CLA	O1D-CGD-O2D-CED
14	dA	812	CLA	O1D-CGD-O2D-CED
14	dL	204	CLA	O1D-CGD-O2D-CED
14	dL	206	CLA	O1D-CGD-O2D-CED
14	aA	804	CLA	CBD-CGD-O2D-CED
14	aA	821	CLA	CBD-CGD-O2D-CED
14	aA	842	CLA	CBD-CGD-O2D-CED
14	aB	813	CLA	CBD-CGD-O2D-CED
14	aB	833	CLA	CBD-CGD-O2D-CED
14	aL	202	CLA	CBD-CGD-O2D-CED
14	bA	804	CLA	CBD-CGD-O2D-CED

Continued on next page...

Continued from previous page...

Mol	Chain	Res	Type	Atoms
14	bA	821	CLA	CBD-CGD-O2D-CED
14	bA	842	CLA	CBD-CGD-O2D-CED
14	bB	814	CLA	CBD-CGD-O2D-CED
14	bB	834	CLA	CBD-CGD-O2D-CED
14	bF	203	CLA	CBD-CGD-O2D-CED
14	cA	804	CLA	CBD-CGD-O2D-CED
14	cA	821	CLA	CBD-CGD-O2D-CED
14	cA	842	CLA	CBD-CGD-O2D-CED
14	cB	813	CLA	CBD-CGD-O2D-CED
14	cB	833	CLA	CBD-CGD-O2D-CED
14	cL	202	CLA	CBD-CGD-O2D-CED
14	dA	804	CLA	CBD-CGD-O2D-CED
14	dA	821	CLA	CBD-CGD-O2D-CED
14	dA	842	CLA	CBD-CGD-O2D-CED
14	dB	814	CLA	CBD-CGD-O2D-CED
14	dB	834	CLA	CBD-CGD-O2D-CED
14	dF	203	CLA	CBD-CGD-O2D-CED
14	aA	843	CLA	C4C-C3C-CAC-CBC
14	bL	202	CLA	C4C-C3C-CAC-CBC
14	cA	843	CLA	C4C-C3C-CAC-CBC
14	dL	202	CLA	C4C-C3C-CAC-CBC
14	aB	822	CLA	O1A-CGA-O2A-C1
14	bB	823	CLA	O1A-CGA-O2A-C1
14	cB	822	CLA	O1A-CGA-O2A-C1
14	dB	823	CLA	O1A-CGA-O2A-C1
14	aB	802	CLA	O1D-CGD-O2D-CED
14	aX	101	CLA	O1D-CGD-O2D-CED
14	bB	802	CLA	O1D-CGD-O2D-CED
14	bL	204	CLA	O1D-CGD-O2D-CED
14	bL	206	CLA	O1D-CGD-O2D-CED
14	bX	101	CLA	O1D-CGD-O2D-CED
14	cB	802	CLA	O1D-CGD-O2D-CED
14	cX	101	CLA	O1D-CGD-O2D-CED
14	dB	802	CLA	O1D-CGD-O2D-CED
14	dX	101	CLA	O1D-CGD-O2D-CED
14	aB	822	CLA	O1D-CGD-O2D-CED
14	bB	823	CLA	O1D-CGD-O2D-CED
14	cB	822	CLA	O1D-CGD-O2D-CED
14	dB	823	CLA	O1D-CGD-O2D-CED
14	aB	807	CLA	CBD-CGD-O2D-CED
14	bB	807	CLA	CBD-CGD-O2D-CED
14	cB	807	CLA	CBD-CGD-O2D-CED

Continued on next page...

Continued from previous page...

Mol	Chain	Res	Type	Atoms
14	dB	807	CLA	CBD-CGD-O2D-CED
14	aB	823	CLA	O1D-CGD-O2D-CED
14	bB	824	CLA	O1D-CGD-O2D-CED
14	cB	823	CLA	O1D-CGD-O2D-CED
14	dB	824	CLA	O1D-CGD-O2D-CED
13	aA	801	CL0	C4C-C3C-CAC-CBC
13	cA	801	CL0	C4C-C3C-CAC-CBC
13	aA	801	CL0	C3-C5-C6-C7
13	cA	801	CL0	C3-C5-C6-C7
14	aA	806	CLA	C3-C5-C6-C7
14	aA	820	CLA	C3-C5-C6-C7
14	aB	803	CLA	C3-C5-C6-C7
14	aB	809	CLA	C3-C5-C6-C7
14	aB	829	CLA	C3-C5-C6-C7
14	aB	833	CLA	C3-C5-C6-C7
14	aB	838	CLA	C3-C5-C6-C7
14	aB	840	CLA	C3-C5-C6-C7
14	bA	806	CLA	C3-C5-C6-C7
14	bA	820	CLA	C3-C5-C6-C7
14	bB	803	CLA	C3-C5-C6-C7
14	bB	809	CLA	C3-C5-C6-C7
14	bB	830	CLA	C3-C5-C6-C7
14	bB	834	CLA	C3-C5-C6-C7
14	bB	839	CLA	C3-C5-C6-C7
14	bB	841	CLA	C3-C5-C6-C7
14	bL	206	CLA	C3-C5-C6-C7
14	cA	806	CLA	C3-C5-C6-C7
14	cA	820	CLA	C3-C5-C6-C7
14	cB	803	CLA	C3-C5-C6-C7
14	cB	809	CLA	C3-C5-C6-C7
14	cB	829	CLA	C3-C5-C6-C7
14	cB	833	CLA	C3-C5-C6-C7
14	cB	838	CLA	C3-C5-C6-C7
14	cB	840	CLA	C3-C5-C6-C7
14	dA	806	CLA	C3-C5-C6-C7
14	dA	820	CLA	C3-C5-C6-C7
14	dB	803	CLA	C3-C5-C6-C7
14	dB	809	CLA	C3-C5-C6-C7
14	dB	830	CLA	C3-C5-C6-C7
14	dB	834	CLA	C3-C5-C6-C7
14	dB	839	CLA	C3-C5-C6-C7
14	dB	841	CLA	C3-C5-C6-C7

Continued on next page...

Continued from previous page...

Mol	Chain	Res	Type	Atoms
14	dL	206	CLA	C3-C5-C6-C7
15	aA	844	PQN	C13-C15-C16-C17
15	cA	844	PQN	C13-C15-C16-C17
14	aA	843	CLA	CBA-CGA-O2A-C1
14	aB	816	CLA	CBA-CGA-O2A-C1
14	aL	202	CLA	CBA-CGA-O2A-C1
14	bB	817	CLA	CBA-CGA-O2A-C1
14	bL	202	CLA	CBA-CGA-O2A-C1
14	bL	204	CLA	CBA-CGA-O2A-C1
14	bL	206	CLA	CBA-CGA-O2A-C1
14	cA	843	CLA	CBA-CGA-O2A-C1
14	cB	816	CLA	CBA-CGA-O2A-C1
14	cL	202	CLA	CBA-CGA-O2A-C1
14	dB	817	CLA	CBA-CGA-O2A-C1
14	dL	202	CLA	CBA-CGA-O2A-C1
14	dL	204	CLA	CBA-CGA-O2A-C1
14	dL	206	CLA	CBA-CGA-O2A-C1
14	aB	816	CLA	CBD-CGD-O2D-CED
14	aB	829	CLA	CBD-CGD-O2D-CED
14	bB	817	CLA	CBD-CGD-O2D-CED
14	bB	830	CLA	CBD-CGD-O2D-CED
14	cB	816	CLA	CBD-CGD-O2D-CED
14	cB	829	CLA	CBD-CGD-O2D-CED
14	dB	817	CLA	CBD-CGD-O2D-CED
14	dB	830	CLA	CBD-CGD-O2D-CED
14	aA	819	CLA	O1A-CGA-O2A-C1
14	bA	819	CLA	O1A-CGA-O2A-C1
14	cA	819	CLA	O1A-CGA-O2A-C1
14	dA	819	CLA	O1A-CGA-O2A-C1
14	aL	204	CLA	C3-C5-C6-C7
14	cL	204	CLA	C3-C5-C6-C7
13	aA	801	CL0	C2A-CAA-CBA-CGA
13	cA	801	CL0	C2A-CAA-CBA-CGA
14	aA	809	CLA	C2A-CAA-CBA-CGA
14	aA	812	CLA	C2A-CAA-CBA-CGA
14	aA	821	CLA	C2A-CAA-CBA-CGA
14	aA	828	CLA	C2A-CAA-CBA-CGA
14	aA	837	CLA	C2A-CAA-CBA-CGA
14	aA	843	CLA	C2A-CAA-CBA-CGA
14	aB	801	CLA	C2A-CAA-CBA-CGA
14	aB	815	CLA	C2A-CAA-CBA-CGA
14	aB	827	CLA	C2A-CAA-CBA-CGA

Continued on next page...

Continued from previous page...

Mol	Chain	Res	Type	Atoms
14	aB	840	CLA	C2A-CAA-CBA-CGA
14	bA	809	CLA	C2A-CAA-CBA-CGA
14	bA	812	CLA	C2A-CAA-CBA-CGA
14	bA	821	CLA	C2A-CAA-CBA-CGA
14	bA	828	CLA	C2A-CAA-CBA-CGA
14	bA	837	CLA	C2A-CAA-CBA-CGA
14	bB	801	CLA	C2A-CAA-CBA-CGA
14	bB	816	CLA	C2A-CAA-CBA-CGA
14	bB	828	CLA	C2A-CAA-CBA-CGA
14	bB	841	CLA	C2A-CAA-CBA-CGA
14	bL	202	CLA	C2A-CAA-CBA-CGA
14	cA	809	CLA	C2A-CAA-CBA-CGA
14	cA	812	CLA	C2A-CAA-CBA-CGA
14	cA	821	CLA	C2A-CAA-CBA-CGA
14	cA	828	CLA	C2A-CAA-CBA-CGA
14	cA	837	CLA	C2A-CAA-CBA-CGA
14	cA	843	CLA	C2A-CAA-CBA-CGA
14	cB	801	CLA	C2A-CAA-CBA-CGA
14	cB	815	CLA	C2A-CAA-CBA-CGA
14	cB	827	CLA	C2A-CAA-CBA-CGA
14	cB	840	CLA	C2A-CAA-CBA-CGA
14	cL	203	CLA	C2A-CAA-CBA-CGA
14	dA	809	CLA	C2A-CAA-CBA-CGA
14	dA	812	CLA	C2A-CAA-CBA-CGA
14	dA	821	CLA	C2A-CAA-CBA-CGA
14	dA	828	CLA	C2A-CAA-CBA-CGA
14	dA	837	CLA	C2A-CAA-CBA-CGA
14	dB	801	CLA	C2A-CAA-CBA-CGA
14	dB	816	CLA	C2A-CAA-CBA-CGA
14	dB	828	CLA	C2A-CAA-CBA-CGA
14	dB	841	CLA	C2A-CAA-CBA-CGA
14	dL	202	CLA	C2A-CAA-CBA-CGA
14	aA	840	CLA	C3-C5-C6-C7
14	aB	808	CLA	C3-C5-C6-C7
14	bA	840	CLA	C3-C5-C6-C7
14	bB	808	CLA	C3-C5-C6-C7
14	cA	840	CLA	C3-C5-C6-C7
14	cB	808	CLA	C3-C5-C6-C7
14	dA	840	CLA	C3-C5-C6-C7
14	dB	808	CLA	C3-C5-C6-C7
15	dB	843	PQN	C13-C15-C16-C17
13	cA	801	CL0	CBA-CGA-O2A-C1

Continued on next page...

Continued from previous page...

Mol	Chain	Res	Type	Atoms
14	aA	812	CLA	CBA-CGA-O2A-C1
14	aA	828	CLA	CBA-CGA-O2A-C1
14	aB	818	CLA	CBA-CGA-O2A-C1
14	aB	822	CLA	CBA-CGA-O2A-C1
14	bA	812	CLA	CBA-CGA-O2A-C1
14	bA	828	CLA	CBA-CGA-O2A-C1
14	bB	819	CLA	CBA-CGA-O2A-C1
14	bB	823	CLA	CBA-CGA-O2A-C1
14	cA	812	CLA	CBA-CGA-O2A-C1
14	cA	828	CLA	CBA-CGA-O2A-C1
14	cB	818	CLA	CBA-CGA-O2A-C1
14	cB	822	CLA	CBA-CGA-O2A-C1
14	dA	812	CLA	CBA-CGA-O2A-C1
14	dA	828	CLA	CBA-CGA-O2A-C1
14	dB	819	CLA	CBA-CGA-O2A-C1
14	dB	823	CLA	CBA-CGA-O2A-C1
14	aB	801	CLA	CBD-CGD-O2D-CED
14	aB	821	CLA	CBD-CGD-O2D-CED
14	bB	801	CLA	CBD-CGD-O2D-CED
14	bB	822	CLA	CBD-CGD-O2D-CED
14	cB	801	CLA	CBD-CGD-O2D-CED
14	cB	821	CLA	CBD-CGD-O2D-CED
14	dB	801	CLA	CBD-CGD-O2D-CED
14	dB	822	CLA	CBD-CGD-O2D-CED
14	aA	815	CLA	O1D-CGD-O2D-CED
14	aA	834	CLA	O1D-CGD-O2D-CED
14	bA	815	CLA	O1D-CGD-O2D-CED
14	bA	834	CLA	O1D-CGD-O2D-CED
14	cA	815	CLA	O1D-CGD-O2D-CED
14	cA	834	CLA	O1D-CGD-O2D-CED
14	dA	815	CLA	O1D-CGD-O2D-CED
14	dA	834	CLA	O1D-CGD-O2D-CED
13	aA	801	CL0	O1A-CGA-O2A-C1
13	cA	801	CL0	O1A-CGA-O2A-C1
14	bL	204	CLA	O1A-CGA-O2A-C1
14	dL	204	CLA	O1A-CGA-O2A-C1
14	aB	825	CLA	CBD-CGD-O2D-CED
14	aF	201	CLA	CBD-CGD-O2D-CED
14	bB	826	CLA	CBD-CGD-O2D-CED
14	bF	201	CLA	CBD-CGD-O2D-CED
14	cB	825	CLA	CBD-CGD-O2D-CED
14	cF	201	CLA	CBD-CGD-O2D-CED

Continued on next page...

Continued from previous page...

Mol	Chain	Res	Type	Atoms
14	dB	826	CLA	CBD-CGD-O2D-CED
14	dF	201	CLA	CBD-CGD-O2D-CED
18	aA	852	LHG	O2-C2-C3-O3
18	bA	850	LHG	O2-C2-C3-O3
18	cA	852	LHG	O2-C2-C3-O3
18	dA	850	LHG	O2-C2-C3-O3
15	bA	843	PQN	C13-C15-C16-C17
15	dA	843	PQN	C13-C15-C16-C17
13	aA	801	CL0	CBA-CGA-O2A-C1
14	aA	819	CLA	CBA-CGA-O2A-C1
14	aA	821	CLA	CBA-CGA-O2A-C1
14	bA	819	CLA	CBA-CGA-O2A-C1
14	bA	821	CLA	CBA-CGA-O2A-C1
14	cA	819	CLA	CBA-CGA-O2A-C1
14	cA	821	CLA	CBA-CGA-O2A-C1
14	dA	819	CLA	CBA-CGA-O2A-C1
14	dA	821	CLA	CBA-CGA-O2A-C1
14	bL	206	CLA	O1A-CGA-O2A-C1
14	dL	206	CLA	O1A-CGA-O2A-C1
14	aA	822	CLA	O1D-CGD-O2D-CED
14	bA	822	CLA	O1D-CGD-O2D-CED
14	cA	822	CLA	O1D-CGD-O2D-CED
14	dA	822	CLA	O1D-CGD-O2D-CED
14	aA	814	CLA	CBD-CGD-O2D-CED
14	aB	803	CLA	CBD-CGD-O2D-CED
14	bA	814	CLA	CBD-CGD-O2D-CED
14	bB	803	CLA	CBD-CGD-O2D-CED
14	cA	814	CLA	CBD-CGD-O2D-CED
14	cB	803	CLA	CBD-CGD-O2D-CED
14	dA	814	CLA	CBD-CGD-O2D-CED
14	dB	803	CLA	CBD-CGD-O2D-CED
14	cA	821	CLA	O1A-CGA-O2A-C1
14	dA	821	CLA	O1A-CGA-O2A-C1
14	aA	826	CLA	C3-C5-C6-C7
14	bA	826	CLA	C3-C5-C6-C7
14	cA	826	CLA	C3-C5-C6-C7
14	dA	826	CLA	C3-C5-C6-C7
14	aB	826	CLA	CBA-CGA-O2A-C1
14	bB	827	CLA	CBA-CGA-O2A-C1
14	cB	826	CLA	CBA-CGA-O2A-C1
14	dB	827	CLA	CBA-CGA-O2A-C1
19	aB	849	LMG	O6-C5-C6-O5

Continued on next page...

Continued from previous page...

Mol	Chain	Res	Type	Atoms
19	bB	850	LMG	O6-C5-C6-O5
19	cB	849	LMG	O6-C5-C6-O5
19	dB	850	LMG	O6-C5-C6-O5
14	aA	812	CLA	O1A-CGA-O2A-C1
14	aA	821	CLA	O1A-CGA-O2A-C1
14	aA	828	CLA	O1A-CGA-O2A-C1
14	aB	818	CLA	O1A-CGA-O2A-C1
14	bA	812	CLA	O1A-CGA-O2A-C1
14	bA	821	CLA	O1A-CGA-O2A-C1
14	bA	828	CLA	O1A-CGA-O2A-C1
14	bB	819	CLA	O1A-CGA-O2A-C1
14	cA	812	CLA	O1A-CGA-O2A-C1
14	cA	828	CLA	O1A-CGA-O2A-C1
14	cB	818	CLA	O1A-CGA-O2A-C1
14	dA	812	CLA	O1A-CGA-O2A-C1
14	dA	828	CLA	O1A-CGA-O2A-C1
14	dB	819	CLA	O1A-CGA-O2A-C1
14	aB	829	CLA	C4-C3-C5-C6
14	bB	830	CLA	C4-C3-C5-C6
14	cB	829	CLA	C4-C3-C5-C6
14	dB	830	CLA	C4-C3-C5-C6
14	aB	829	CLA	C2-C3-C5-C6
14	bB	830	CLA	C2-C3-C5-C6
14	cB	829	CLA	C2-C3-C5-C6
14	dB	830	CLA	C2-C3-C5-C6
18	cB	850	LHG	O10-C23-O8-C6
14	aA	818	CLA	C2A-CAA-CBA-CGA
14	aB	828	CLA	C2A-CAA-CBA-CGA
14	bA	818	CLA	C2A-CAA-CBA-CGA
14	bB	829	CLA	C2A-CAA-CBA-CGA
14	cA	818	CLA	C2A-CAA-CBA-CGA
14	cB	828	CLA	C2A-CAA-CBA-CGA
14	dA	818	CLA	C2A-CAA-CBA-CGA
14	dB	829	CLA	C2A-CAA-CBA-CGA
14	aA	809	CLA	O1D-CGD-O2D-CED
14	bA	809	CLA	O1D-CGD-O2D-CED
14	cA	809	CLA	O1D-CGD-O2D-CED
14	dA	809	CLA	O1D-CGD-O2D-CED
14	aA	839	CLA	C3-C5-C6-C7
14	bA	839	CLA	C3-C5-C6-C7
14	cA	839	CLA	C3-C5-C6-C7
14	aA	811	CLA	CBA-CGA-O2A-C1

Continued on next page...

Continued from previous page...

Mol	Chain	Res	Type	Atoms
14	aA	824	CLA	CBA-CGA-O2A-C1
14	bA	811	CLA	CBA-CGA-O2A-C1
14	bA	824	CLA	CBA-CGA-O2A-C1
14	cA	811	CLA	CBA-CGA-O2A-C1
14	cA	824	CLA	CBA-CGA-O2A-C1
14	dA	811	CLA	CBA-CGA-O2A-C1
14	dA	824	CLA	CBA-CGA-O2A-C1
14	aB	837	CLA	CBD-CGD-O2D-CED
14	bB	816	CLA	CBD-CGD-O2D-CED
14	bB	838	CLA	CBD-CGD-O2D-CED
14	cB	837	CLA	CBD-CGD-O2D-CED
14	dB	816	CLA	CBD-CGD-O2D-CED
14	dB	838	CLA	CBD-CGD-O2D-CED
18	aB	850	LHG	O10-C23-O8-C6
18	bB	851	LHG	O10-C23-O8-C6
18	dB	851	LHG	O10-C23-O8-C6
18	aB	850	LHG	C24-C23-O8-C6
18	bB	851	LHG	C24-C23-O8-C6
18	cB	850	LHG	C24-C23-O8-C6
18	dB	851	LHG	C24-C23-O8-C6
14	bF	203	CLA	O1D-CGD-O2D-CED
14	cL	202	CLA	O1D-CGD-O2D-CED
14	aA	804	CLA	O1D-CGD-O2D-CED
14	aL	202	CLA	O1D-CGD-O2D-CED
14	bA	804	CLA	O1D-CGD-O2D-CED
14	cA	804	CLA	O1D-CGD-O2D-CED
14	dA	804	CLA	O1D-CGD-O2D-CED
14	dF	203	CLA	O1D-CGD-O2D-CED
14	aA	819	CLA	CBD-CGD-O2D-CED
14	aB	815	CLA	CBD-CGD-O2D-CED
14	bA	819	CLA	CBD-CGD-O2D-CED
14	cA	819	CLA	CBD-CGD-O2D-CED
14	cB	815	CLA	CBD-CGD-O2D-CED
14	dA	819	CLA	CBD-CGD-O2D-CED
18	aA	853	LHG	C1-C2-C3-O3
18	bA	851	LHG	C1-C2-C3-O3
18	cA	853	LHG	C1-C2-C3-O3
18	dA	851	LHG	C1-C2-C3-O3
14	aA	824	CLA	O1A-CGA-O2A-C1
14	aB	826	CLA	O1A-CGA-O2A-C1
14	bA	824	CLA	O1A-CGA-O2A-C1
14	bB	827	CLA	O1A-CGA-O2A-C1

Continued on next page...

Continued from previous page...

Mol	Chain	Res	Type	Atoms
14	cA	824	CLA	O1A-CGA-O2A-C1
14	cB	826	CLA	O1A-CGA-O2A-C1
14	dA	824	CLA	O1A-CGA-O2A-C1
14	dB	827	CLA	O1A-CGA-O2A-C1
14	dA	839	CLA	C3-C5-C6-C7
14	aA	820	CLA	CBA-CGA-O2A-C1
14	aA	823	CLA	CBA-CGA-O2A-C1
14	aB	802	CLA	CBA-CGA-O2A-C1
14	aB	817	CLA	CBA-CGA-O2A-C1
14	aB	828	CLA	CBA-CGA-O2A-C1
14	bA	820	CLA	CBA-CGA-O2A-C1
14	bA	823	CLA	CBA-CGA-O2A-C1
14	bB	802	CLA	CBA-CGA-O2A-C1
14	bB	811	CLA	CBA-CGA-O2A-C1
14	bB	818	CLA	CBA-CGA-O2A-C1
14	bB	829	CLA	CBA-CGA-O2A-C1
14	bL	201	CLA	CBA-CGA-O2A-C1
14	cA	820	CLA	CBA-CGA-O2A-C1
14	cA	823	CLA	CBA-CGA-O2A-C1
14	cB	802	CLA	CBA-CGA-O2A-C1
14	cB	817	CLA	CBA-CGA-O2A-C1
14	cB	828	CLA	CBA-CGA-O2A-C1
14	dA	820	CLA	CBA-CGA-O2A-C1
14	dA	823	CLA	CBA-CGA-O2A-C1
14	dB	802	CLA	CBA-CGA-O2A-C1
14	dB	811	CLA	CBA-CGA-O2A-C1
14	dB	818	CLA	CBA-CGA-O2A-C1
14	dB	829	CLA	CBA-CGA-O2A-C1
14	dL	201	CLA	CBA-CGA-O2A-C1
19	bB	850	LMG	C4-C5-C6-O5
19	dB	850	LMG	C4-C5-C6-O5
17	aA	849	BCR	C15-C16-C17-C18
17	bA	847	BCR	C15-C16-C17-C18
17	cA	849	BCR	C15-C16-C17-C18
17	dA	847	BCR	C15-C16-C17-C18
19	aB	849	LMG	C4-C5-C6-O5
19	cB	849	LMG	C4-C5-C6-O5
14	aB	826	CLA	C10-C11-C12-C13
14	bB	827	CLA	C10-C11-C12-C13
14	bL	206	CLA	C8-C10-C11-C12
14	cB	826	CLA	C10-C11-C12-C13
14	dB	827	CLA	C10-C11-C12-C13

Continued on next page...

Continued from previous page...

Mol	Chain	Res	Type	Atoms
14	dL	206	CLA	C5-C6-C7-C8
14	dL	206	CLA	C8-C10-C11-C12
14	aL	204	CLA	C4-C3-C5-C6
14	aA	827	CLA	C6-C7-C8-C9
14	aB	806	CLA	C6-C7-C8-C9
14	aB	829	CLA	C11-C12-C13-C14
14	bA	827	CLA	C6-C7-C8-C9
14	bB	806	CLA	C6-C7-C8-C9
14	bB	830	CLA	C11-C12-C13-C14
14	cA	827	CLA	C6-C7-C8-C9
14	cB	806	CLA	C6-C7-C8-C9
14	cB	829	CLA	C11-C12-C13-C14
14	cL	203	CLA	C6-C7-C8-C9
14	dA	827	CLA	C6-C7-C8-C9
14	dB	806	CLA	C6-C7-C8-C9
14	dB	830	CLA	C11-C12-C13-C14
14	aB	833	CLA	O1D-CGD-O2D-CED
14	bB	834	CLA	O1D-CGD-O2D-CED
14	cB	833	CLA	O1D-CGD-O2D-CED
14	dB	834	CLA	O1D-CGD-O2D-CED
15	bB	843	PQN	C25-C26-C27-C28
17	aA	846	BCR	C7-C8-C9-C34
17	aA	850	BCR	C7-C8-C9-C34
17	aB	843	BCR	C7-C8-C9-C34
17	aB	846	BCR	C7-C8-C9-C34
17	aB	846	BCR	C36-C18-C19-C20
17	aB	848	BCR	C7-C8-C9-C34
17	aF	202	BCR	C7-C8-C9-C34
17	aI	101	BCR	C7-C8-C9-C34
17	aL	206	BCR	C37-C22-C23-C24
17	bA	848	BCR	C7-C8-C9-C34
17	bB	844	BCR	C7-C8-C9-C34
17	bB	847	BCR	C7-C8-C9-C34
17	bB	847	BCR	C36-C18-C19-C20
17	bB	849	BCR	C7-C8-C9-C34
17	bF	202	BCR	C7-C8-C9-C34
17	bI	101	BCR	C7-C8-C9-C34
17	bK	102	BCR	C7-C8-C9-C34
17	bL	207	BCR	C7-C8-C9-C34
17	bL	208	BCR	C37-C22-C23-C24
17	cA	846	BCR	C7-C8-C9-C34
17	cA	850	BCR	C7-C8-C9-C34

Continued on next page...

Continued from previous page...

Mol	Chain	Res	Type	Atoms
17	cB	843	BCR	C7-C8-C9-C34
17	cB	846	BCR	C7-C8-C9-C34
17	cB	846	BCR	C36-C18-C19-C20
17	cB	848	BCR	C7-C8-C9-C34
17	cF	202	BCR	C7-C8-C9-C34
17	cI	101	BCR	C7-C8-C9-C34
17	cL	206	BCR	C37-C22-C23-C24
17	dA	848	BCR	C7-C8-C9-C34
17	dB	844	BCR	C7-C8-C9-C34
17	dB	847	BCR	C7-C8-C9-C34
17	dB	847	BCR	C36-C18-C19-C20
17	dB	849	BCR	C7-C8-C9-C34
17	dF	202	BCR	C7-C8-C9-C34
17	dI	101	BCR	C7-C8-C9-C34
17	dK	102	BCR	C7-C8-C9-C34
17	dL	207	BCR	C7-C8-C9-C34
17	dL	208	BCR	C37-C22-C23-C24
17	aA	851	BCR	C21-C22-C23-C24
17	aB	843	BCR	C21-C22-C23-C24
17	aB	846	BCR	C17-C18-C19-C20
17	aB	846	BCR	C21-C22-C23-C24
17	aL	205	BCR	C21-C22-C23-C24
17	aL	206	BCR	C21-C22-C23-C24
17	bA	849	BCR	C21-C22-C23-C24
17	bB	844	BCR	C21-C22-C23-C24
17	bB	847	BCR	C17-C18-C19-C20
17	bB	847	BCR	C21-C22-C23-C24
17	bL	207	BCR	C21-C22-C23-C24
17	cA	851	BCR	C21-C22-C23-C24
17	cB	843	BCR	C21-C22-C23-C24
17	cB	846	BCR	C17-C18-C19-C20
17	cB	846	BCR	C21-C22-C23-C24
17	cL	205	BCR	C21-C22-C23-C24
17	cL	206	BCR	C21-C22-C23-C24
17	dA	849	BCR	C21-C22-C23-C24
17	dB	844	BCR	C21-C22-C23-C24
17	dB	847	BCR	C17-C18-C19-C20
17	dB	847	BCR	C21-C22-C23-C24
17	dL	207	BCR	C21-C22-C23-C24
14	aA	820	CLA	O1A-CGA-O2A-C1
14	bA	820	CLA	O1A-CGA-O2A-C1
14	cA	820	CLA	O1A-CGA-O2A-C1

Continued on next page...

Continued from previous page...

Mol	Chain	Res	Type	Atoms
14	dA	820	CLA	O1A-CGA-O2A-C1
14	aB	826	CLA	C5-C6-C7-C8
14	aB	841	CLA	C5-C6-C7-C8
14	bB	827	CLA	C5-C6-C7-C8
14	bB	842	CLA	C5-C6-C7-C8
14	bL	206	CLA	C5-C6-C7-C8
14	cB	826	CLA	C5-C6-C7-C8
14	cB	841	CLA	C5-C6-C7-C8
14	dB	827	CLA	C5-C6-C7-C8
14	dB	842	CLA	C5-C6-C7-C8
14	aB	826	CLA	C3-C5-C6-C7
14	bB	827	CLA	C3-C5-C6-C7
14	cB	826	CLA	C3-C5-C6-C7
14	dB	827	CLA	C3-C5-C6-C7
14	aA	816	CLA	CBA-CGA-O2A-C1
14	aB	803	CLA	CBA-CGA-O2A-C1
14	bA	816	CLA	CBA-CGA-O2A-C1
14	bB	803	CLA	CBA-CGA-O2A-C1
14	cA	816	CLA	CBA-CGA-O2A-C1
14	cB	803	CLA	CBA-CGA-O2A-C1
14	dA	816	CLA	CBA-CGA-O2A-C1
14	dB	803	CLA	CBA-CGA-O2A-C1
14	aA	819	CLA	C15-C16-C17-C18
14	aB	803	CLA	C13-C15-C16-C17
14	aB	832	CLA	C8-C10-C11-C12
14	bA	819	CLA	C15-C16-C17-C18
14	bB	803	CLA	C13-C15-C16-C17
14	bB	833	CLA	C8-C10-C11-C12
14	bL	206	CLA	C10-C11-C12-C13
14	cA	819	CLA	C15-C16-C17-C18
14	cB	803	CLA	C13-C15-C16-C17
14	cB	832	CLA	C8-C10-C11-C12
14	dA	819	CLA	C15-C16-C17-C18
14	dB	803	CLA	C13-C15-C16-C17
14	dB	833	CLA	C8-C10-C11-C12
14	dL	206	CLA	C10-C11-C12-C13
18	aA	853	LHG	C7-C8-C9-C10
18	bA	851	LHG	C7-C8-C9-C10
18	cA	853	LHG	C7-C8-C9-C10
18	dA	851	LHG	C7-C8-C9-C10
14	aA	842	CLA	O1D-CGD-O2D-CED
14	cA	842	CLA	O1D-CGD-O2D-CED

Continued on next page...

Continued from previous page...

Mol	Chain	Res	Type	Atoms
14	dA	842	CLA	O1D-CGD-O2D-CED
14	bA	842	CLA	O1D-CGD-O2D-CED
14	aA	819	CLA	C13-C15-C16-C17
14	aA	841	CLA	C15-C16-C17-C18
14	aB	804	CLA	C10-C11-C12-C13
14	aB	817	CLA	C8-C10-C11-C12
14	aB	841	CLA	C13-C15-C16-C17
14	bA	819	CLA	C13-C15-C16-C17
14	bA	841	CLA	C15-C16-C17-C18
14	bB	804	CLA	C10-C11-C12-C13
14	bB	818	CLA	C8-C10-C11-C12
14	bB	842	CLA	C13-C15-C16-C17
14	cA	819	CLA	C13-C15-C16-C17
14	cA	841	CLA	C15-C16-C17-C18
14	cB	804	CLA	C10-C11-C12-C13
14	cB	817	CLA	C8-C10-C11-C12
14	cB	841	CLA	C13-C15-C16-C17
14	dA	819	CLA	C13-C15-C16-C17
14	dA	841	CLA	C15-C16-C17-C18
14	dB	804	CLA	C10-C11-C12-C13
14	dB	818	CLA	C8-C10-C11-C12
14	dB	842	CLA	C13-C15-C16-C17
15	dB	843	PQN	C25-C26-C27-C28
14	aB	813	CLA	O1D-CGD-O2D-CED
14	bB	814	CLA	O1D-CGD-O2D-CED
14	cB	813	CLA	O1D-CGD-O2D-CED
14	dB	814	CLA	O1D-CGD-O2D-CED
18	aA	852	LHG	O1-C1-C2-O2
18	bA	850	LHG	O1-C1-C2-O2
18	cA	852	LHG	O1-C1-C2-O2
18	dA	850	LHG	O1-C1-C2-O2
14	aA	811	CLA	C15-C16-C17-C18
14	aA	839	CLA	C10-C11-C12-C13
14	bA	811	CLA	C15-C16-C17-C18
14	bA	839	CLA	C10-C11-C12-C13
14	cA	811	CLA	C15-C16-C17-C18
14	cA	839	CLA	C10-C11-C12-C13
14	dA	811	CLA	C15-C16-C17-C18
14	dA	839	CLA	C10-C11-C12-C13
15	bA	843	PQN	C15-C16-C17-C18
15	dA	843	PQN	C15-C16-C17-C18
14	aA	819	CLA	C5-C6-C7-C8

Continued on next page...

Continued from previous page...

Mol	Chain	Res	Type	Atoms
14	aB	807	CLA	C13-C15-C16-C17
14	aL	203	CLA	C8-C10-C11-C12
14	bA	819	CLA	C5-C6-C7-C8
14	bB	807	CLA	C13-C15-C16-C17
14	cA	819	CLA	C5-C6-C7-C8
14	cB	807	CLA	C13-C15-C16-C17
14	cL	203	CLA	C8-C10-C11-C12
14	dA	819	CLA	C5-C6-C7-C8
14	dB	807	CLA	C13-C15-C16-C17
15	aA	844	PQN	C23-C25-C26-C27
15	cA	844	PQN	C23-C25-C26-C27
14	aB	831	CLA	CBD-CGD-O2D-CED
14	aB	836	CLA	CBD-CGD-O2D-CED
14	bB	832	CLA	CBD-CGD-O2D-CED
14	bB	837	CLA	CBD-CGD-O2D-CED
14	cB	831	CLA	CBD-CGD-O2D-CED
14	cB	836	CLA	CBD-CGD-O2D-CED
14	dB	832	CLA	CBD-CGD-O2D-CED
14	dB	837	CLA	CBD-CGD-O2D-CED
14	aA	827	CLA	C10-C11-C12-C13
14	aA	841	CLA	C10-C11-C12-C13
14	aB	801	CLA	C13-C15-C16-C17
14	aB	802	CLA	C13-C15-C16-C17
14	bA	827	CLA	C10-C11-C12-C13
14	bB	801	CLA	C13-C15-C16-C17
14	bB	802	CLA	C13-C15-C16-C17
14	cA	827	CLA	C10-C11-C12-C13
14	cA	841	CLA	C10-C11-C12-C13
14	cB	801	CLA	C13-C15-C16-C17
14	cB	802	CLA	C13-C15-C16-C17
14	dA	827	CLA	C10-C11-C12-C13
14	dA	841	CLA	C10-C11-C12-C13
14	dB	801	CLA	C13-C15-C16-C17
14	dB	802	CLA	C13-C15-C16-C17
13	aA	801	CL0	C11-C12-C13-C15
13	cA	801	CL0	C11-C12-C13-C15
14	aA	811	CLA	C11-C12-C13-C15
14	aA	820	CLA	C11-C10-C8-C7
14	aA	830	CLA	C11-C10-C8-C7
14	aA	839	CLA	C12-C13-C15-C16
14	bA	811	CLA	C11-C12-C13-C15
14	bA	820	CLA	C11-C10-C8-C7

Continued on next page...

Continued from previous page...

Mol	Chain	Res	Type	Atoms
14	bA	830	CLA	C11-C10-C8-C7
14	bA	839	CLA	C12-C13-C15-C16
14	cA	811	CLA	C11-C12-C13-C15
14	cA	820	CLA	C11-C10-C8-C7
14	cA	830	CLA	C11-C10-C8-C7
14	cA	839	CLA	C12-C13-C15-C16
14	dA	811	CLA	C11-C12-C13-C15
14	dA	820	CLA	C11-C10-C8-C7
14	dA	830	CLA	C11-C10-C8-C7
14	dA	839	CLA	C12-C13-C15-C16
14	aB	810	CLA	C3-C5-C6-C7
14	bB	810	CLA	C3-C5-C6-C7
14	cB	810	CLA	C3-C5-C6-C7
14	dB	810	CLA	C3-C5-C6-C7
14	aB	828	CLA	O1A-CGA-O2A-C1
14	bB	811	CLA	O1A-CGA-O2A-C1
14	bB	829	CLA	O1A-CGA-O2A-C1
14	bL	201	CLA	O1A-CGA-O2A-C1
14	cB	828	CLA	O1A-CGA-O2A-C1
14	dB	811	CLA	O1A-CGA-O2A-C1
14	dB	829	CLA	O1A-CGA-O2A-C1
14	dL	201	CLA	O1A-CGA-O2A-C1
17	bL	208	BCR	C9-C10-C11-C12
17	dL	208	BCR	C9-C10-C11-C12
14	aA	802	CLA	C2A-CAA-CBA-CGA
14	aA	807	CLA	C2A-CAA-CBA-CGA
14	aB	831	CLA	C2A-CAA-CBA-CGA
14	aF	203	CLA	C2A-CAA-CBA-CGA
14	bA	802	CLA	C2A-CAA-CBA-CGA
14	bA	807	CLA	C2A-CAA-CBA-CGA
14	bB	832	CLA	C2A-CAA-CBA-CGA
14	cA	802	CLA	C2A-CAA-CBA-CGA
14	cA	807	CLA	C2A-CAA-CBA-CGA
14	cB	831	CLA	C2A-CAA-CBA-CGA
14	cF	203	CLA	C2A-CAA-CBA-CGA
14	dA	802	CLA	C2A-CAA-CBA-CGA
14	dA	807	CLA	C2A-CAA-CBA-CGA
14	dB	832	CLA	C2A-CAA-CBA-CGA
14	aA	821	CLA	O1D-CGD-O2D-CED
14	aB	807	CLA	O1D-CGD-O2D-CED
14	aB	829	CLA	O1D-CGD-O2D-CED
14	bA	821	CLA	O1D-CGD-O2D-CED

Continued on next page...

Continued from previous page...

Mol	Chain	Res	Type	Atoms
14	bB	807	CLA	O1D-CGD-O2D-CED
14	bB	830	CLA	O1D-CGD-O2D-CED
14	cA	821	CLA	O1D-CGD-O2D-CED
14	cB	807	CLA	O1D-CGD-O2D-CED
14	cB	829	CLA	O1D-CGD-O2D-CED
14	dA	821	CLA	O1D-CGD-O2D-CED
14	dB	807	CLA	O1D-CGD-O2D-CED
14	dB	830	CLA	O1D-CGD-O2D-CED
14	aA	821	CLA	C5-C6-C7-C8
14	aA	821	CLA	C10-C11-C12-C13
14	aA	825	CLA	C5-C6-C7-C8
14	aA	841	CLA	C13-C15-C16-C17
14	aB	806	CLA	C13-C15-C16-C17
14	aB	807	CLA	C5-C6-C7-C8
14	aB	813	CLA	C10-C11-C12-C13
14	aB	832	CLA	C10-C11-C12-C13
14	bA	821	CLA	C5-C6-C7-C8
14	bA	821	CLA	C10-C11-C12-C13
14	bA	825	CLA	C5-C6-C7-C8
14	bA	841	CLA	C10-C11-C12-C13
14	bA	841	CLA	C13-C15-C16-C17
14	bB	806	CLA	C13-C15-C16-C17
14	bB	807	CLA	C5-C6-C7-C8
14	bB	814	CLA	C10-C11-C12-C13
14	bB	833	CLA	C10-C11-C12-C13
14	cA	821	CLA	C5-C6-C7-C8
14	cA	821	CLA	C10-C11-C12-C13
14	cA	825	CLA	C5-C6-C7-C8
14	cA	841	CLA	C13-C15-C16-C17
14	cB	806	CLA	C13-C15-C16-C17
14	cB	807	CLA	C5-C6-C7-C8
14	cB	813	CLA	C10-C11-C12-C13
14	cB	832	CLA	C10-C11-C12-C13
14	dA	821	CLA	C5-C6-C7-C8
14	dA	821	CLA	C10-C11-C12-C13
14	dA	825	CLA	C5-C6-C7-C8
14	dA	841	CLA	C13-C15-C16-C17
14	dB	806	CLA	C13-C15-C16-C17
14	dB	814	CLA	C10-C11-C12-C13
14	dB	833	CLA	C10-C11-C12-C13
14	bB	826	CLA	CBA-CGA-O2A-C1
14	cB	825	CLA	CBA-CGA-O2A-C1

Continued on next page...

Continued from previous page...

Mol	Chain	Res	Type	Atoms
14	dB	826	CLA	CBA-CGA-O2A-C1
17	aB	846	BCR	C22-C23-C24-C25
17	aJ	104	BCR	C22-C23-C24-C25
17	bB	847	BCR	C22-C23-C24-C25
17	bJ	104	BCR	C22-C23-C24-C25
17	cB	846	BCR	C22-C23-C24-C25
17	cJ	104	BCR	C22-C23-C24-C25
17	dB	847	BCR	C22-C23-C24-C25
17	dJ	104	BCR	C22-C23-C24-C25
14	aA	811	CLA	O1A-CGA-O2A-C1
14	aB	802	CLA	O1A-CGA-O2A-C1
14	bA	811	CLA	O1A-CGA-O2A-C1
14	bB	802	CLA	O1A-CGA-O2A-C1
14	cA	811	CLA	O1A-CGA-O2A-C1
14	cB	802	CLA	O1A-CGA-O2A-C1
14	dA	811	CLA	O1A-CGA-O2A-C1
14	dB	802	CLA	O1A-CGA-O2A-C1
14	aB	824	CLA	CBD-CGD-O2D-CED
14	bB	825	CLA	CBD-CGD-O2D-CED
14	cB	824	CLA	CBD-CGD-O2D-CED
14	dB	825	CLA	CBD-CGD-O2D-CED
14	aA	840	CLA	C8-C10-C11-C12
14	bA	840	CLA	C8-C10-C11-C12
14	cA	840	CLA	C8-C10-C11-C12
14	dA	840	CLA	C8-C10-C11-C12
14	dB	807	CLA	C5-C6-C7-C8
17	aA	849	BCR	C10-C11-C12-C13
17	aB	846	BCR	C10-C11-C12-C13
17	aB	847	BCR	C18-C19-C20-C21
17	aJ	103	BCR	C18-C19-C20-C21
17	bA	847	BCR	C10-C11-C12-C13
17	bB	847	BCR	C10-C11-C12-C13
17	bB	848	BCR	C18-C19-C20-C21
17	bJ	103	BCR	C18-C19-C20-C21
17	cA	849	BCR	C10-C11-C12-C13
17	cB	846	BCR	C10-C11-C12-C13
17	cB	847	BCR	C18-C19-C20-C21
17	cJ	103	BCR	C18-C19-C20-C21
17	dA	847	BCR	C10-C11-C12-C13
17	dB	847	BCR	C10-C11-C12-C13
17	dB	848	BCR	C18-C19-C20-C21
17	dJ	103	BCR	C18-C19-C20-C21

Continued on next page...

Continued from previous page...

Mol	Chain	Res	Type	Atoms
14	aB	807	CLA	C3-C5-C6-C7
14	bB	807	CLA	C3-C5-C6-C7
14	cB	807	CLA	C3-C5-C6-C7
14	dB	807	CLA	C3-C5-C6-C7
14	aA	840	CLA	C5-C6-C7-C8
14	aA	842	CLA	C5-C6-C7-C8
14	aB	802	CLA	C15-C16-C17-C18
14	aB	810	CLA	C13-C15-C16-C17
14	aB	818	CLA	C8-C10-C11-C12
14	aB	819	CLA	C10-C11-C12-C13
14	bA	840	CLA	C5-C6-C7-C8
14	bA	842	CLA	C5-C6-C7-C8
14	bB	802	CLA	C15-C16-C17-C18
14	bB	810	CLA	C13-C15-C16-C17
14	bB	819	CLA	C8-C10-C11-C12
14	bB	820	CLA	C10-C11-C12-C13
14	cA	840	CLA	C5-C6-C7-C8
14	cA	842	CLA	C5-C6-C7-C8
14	cB	802	CLA	C15-C16-C17-C18
14	cB	810	CLA	C13-C15-C16-C17
14	cB	818	CLA	C8-C10-C11-C12
14	cB	819	CLA	C10-C11-C12-C13
14	dA	840	CLA	C5-C6-C7-C8
14	dA	842	CLA	C5-C6-C7-C8
14	dB	802	CLA	C15-C16-C17-C18
14	dB	810	CLA	C13-C15-C16-C17
14	dB	819	CLA	C8-C10-C11-C12
14	dB	820	CLA	C10-C11-C12-C13
15	aA	844	PQN	C25-C26-C27-C28
15	cA	844	PQN	C25-C26-C27-C28
14	bA	823	CLA	O1A-CGA-O2A-C1
14	cA	823	CLA	O1A-CGA-O2A-C1
14	dA	823	CLA	O1A-CGA-O2A-C1
14	aB	825	CLA	CBA-CGA-O2A-C1
13	aA	801	CL0	C8-C10-C11-C12
13	cA	801	CL0	C8-C10-C11-C12
14	aA	806	CLA	C5-C6-C7-C8
14	aA	811	CLA	C10-C11-C12-C13
14	bA	806	CLA	C5-C6-C7-C8
14	bA	811	CLA	C10-C11-C12-C13
14	bB	806	CLA	C15-C16-C17-C18
14	cA	806	CLA	C5-C6-C7-C8

Continued on next page...

Continued from previous page...

Mol	Chain	Res	Type	Atoms
14	cA	811	CLA	C10-C11-C12-C13
14	dA	806	CLA	C5-C6-C7-C8
14	dA	811	CLA	C10-C11-C12-C13
14	dB	806	CLA	C15-C16-C17-C18
15	aB	842	PQN	C20-C21-C22-C23
15	cB	842	PQN	C20-C21-C22-C23
14	aA	823	CLA	O1A-CGA-O2A-C1
14	aB	817	CLA	O1A-CGA-O2A-C1
14	bB	818	CLA	O1A-CGA-O2A-C1
14	cB	817	CLA	O1A-CGA-O2A-C1
14	dB	818	CLA	O1A-CGA-O2A-C1
14	aB	806	CLA	C10-C11-C12-C13
14	aB	806	CLA	C15-C16-C17-C18
14	aB	808	CLA	C13-C15-C16-C17
14	aB	813	CLA	C15-C16-C17-C18
14	bB	806	CLA	C10-C11-C12-C13
14	bB	808	CLA	C13-C15-C16-C17
14	bB	814	CLA	C15-C16-C17-C18
14	cB	806	CLA	C10-C11-C12-C13
14	cB	806	CLA	C15-C16-C17-C18
14	cB	808	CLA	C13-C15-C16-C17
14	cB	813	CLA	C15-C16-C17-C18
14	dB	806	CLA	C10-C11-C12-C13
14	dB	808	CLA	C13-C15-C16-C17
14	dB	814	CLA	C15-C16-C17-C18
18	aA	852	LHG	C3-O3-P-O6
18	aB	850	LHG	C3-O3-P-O6
18	bA	850	LHG	C3-O3-P-O6
18	bB	851	LHG	C3-O3-P-O6
18	cA	852	LHG	C3-O3-P-O6
18	cB	850	LHG	C3-O3-P-O6
18	dA	850	LHG	C3-O3-P-O6
18	dB	851	LHG	C3-O3-P-O6
14	aA	835	CLA	C3-C5-C6-C7
14	bA	835	CLA	C3-C5-C6-C7
14	cA	835	CLA	C3-C5-C6-C7
14	dA	835	CLA	C3-C5-C6-C7
14	aA	829	CLA	CBA-CGA-O2A-C1
14	bA	829	CLA	CBA-CGA-O2A-C1
14	cA	829	CLA	CBA-CGA-O2A-C1
14	aB	841	CLA	C10-C11-C12-C13
14	bB	842	CLA	C10-C11-C12-C13

Continued on next page...

Continued from previous page...

Mol	Chain	Res	Type	Atoms
14	cB	841	CLA	C10-C11-C12-C13
14	dB	842	CLA	C10-C11-C12-C13
14	cL	204	CLA	C4-C3-C5-C6
14	bB	804	CLA	C2C-C3C-CAC-CBC
14	aA	821	CLA	C15-C16-C17-C18
14	aA	838	CLA	C15-C16-C17-C18
14	bA	821	CLA	C15-C16-C17-C18
14	bA	838	CLA	C15-C16-C17-C18
14	cA	821	CLA	C15-C16-C17-C18
14	cA	838	CLA	C15-C16-C17-C18
14	dA	821	CLA	C15-C16-C17-C18
14	dA	838	CLA	C15-C16-C17-C18
14	cB	804	CLA	C2C-C3C-CAC-CBC
14	dB	804	CLA	C2C-C3C-CAC-CBC
14	aA	813	CLA	C2A-CAA-CBA-CGA
14	aA	842	CLA	C2A-CAA-CBA-CGA
14	aB	820	CLA	C2A-CAA-CBA-CGA
14	aB	830	CLA	C2A-CAA-CBA-CGA
14	bA	813	CLA	C2A-CAA-CBA-CGA
14	bA	842	CLA	C2A-CAA-CBA-CGA
14	bB	821	CLA	C2A-CAA-CBA-CGA
14	bB	831	CLA	C2A-CAA-CBA-CGA
14	cA	813	CLA	C2A-CAA-CBA-CGA
14	cA	842	CLA	C2A-CAA-CBA-CGA
14	cB	820	CLA	C2A-CAA-CBA-CGA
14	cB	830	CLA	C2A-CAA-CBA-CGA
14	dA	813	CLA	C2A-CAA-CBA-CGA
14	dA	842	CLA	C2A-CAA-CBA-CGA
14	dB	821	CLA	C2A-CAA-CBA-CGA
14	dB	831	CLA	C2A-CAA-CBA-CGA
14	aB	807	CLA	C16-C17-C18-C20
14	bB	807	CLA	C16-C17-C18-C20
14	cB	807	CLA	C16-C17-C18-C20
14	dB	807	CLA	C16-C17-C18-C20
14	aB	833	CLA	CBA-CGA-O2A-C1
14	bB	834	CLA	CBA-CGA-O2A-C1
14	cB	833	CLA	CBA-CGA-O2A-C1
14	dA	829	CLA	CBA-CGA-O2A-C1
14	dB	834	CLA	CBA-CGA-O2A-C1
14	aB	804	CLA	C2C-C3C-CAC-CBC
14	dL	205	CLA	C10-C11-C12-C13
18	bA	850	LHG	C28-C29-C30-C31

Continued on next page...

Continued from previous page...

Mol	Chain	Res	Type	Atoms
18	cA	852	LHG	C28-C29-C30-C31
18	dA	850	LHG	C28-C29-C30-C31
14	cB	816	CLA	O1D-CGD-O2D-CED
14	dB	817	CLA	O1D-CGD-O2D-CED
14	aA	824	CLA	CBD-CGD-O2D-CED
14	bA	824	CLA	CBD-CGD-O2D-CED
14	cA	824	CLA	CBD-CGD-O2D-CED
14	dA	824	CLA	CBD-CGD-O2D-CED
17	aA	848	BCR	C20-C21-C22-C37
17	aA	850	BCR	C20-C21-C22-C37
17	aB	843	BCR	C20-C21-C22-C37
17	aB	844	BCR	C11-C10-C9-C34
17	aB	844	BCR	C16-C17-C18-C36
17	aB	848	BCR	C20-C21-C22-C37
17	aF	204	BCR	C11-C10-C9-C34
17	aF	204	BCR	C35-C13-C14-C15
17	aL	201	BCR	C16-C17-C18-C36
17	aL	201	BCR	C20-C21-C22-C37
17	aL	206	BCR	C20-C21-C22-C37
17	bA	846	BCR	C20-C21-C22-C37
17	bA	848	BCR	C20-C21-C22-C37
17	bB	844	BCR	C20-C21-C22-C37
17	bB	845	BCR	C11-C10-C9-C34
17	bB	845	BCR	C16-C17-C18-C36
17	bB	849	BCR	C20-C21-C22-C37
17	bL	203	BCR	C16-C17-C18-C36
17	bL	203	BCR	C20-C21-C22-C37
17	bL	208	BCR	C11-C10-C9-C34
17	cA	848	BCR	C20-C21-C22-C37
17	cA	850	BCR	C20-C21-C22-C37
17	cB	843	BCR	C20-C21-C22-C37
17	cB	844	BCR	C11-C10-C9-C34
17	cB	844	BCR	C16-C17-C18-C36
17	cB	848	BCR	C20-C21-C22-C37
17	cF	204	BCR	C11-C10-C9-C34
17	cF	204	BCR	C35-C13-C14-C15
17	cL	201	BCR	C16-C17-C18-C36
17	cL	201	BCR	C20-C21-C22-C37
17	cL	206	BCR	C20-C21-C22-C37
17	dA	846	BCR	C20-C21-C22-C37
17	dA	848	BCR	C20-C21-C22-C37
17	dB	844	BCR	C20-C21-C22-C37

Continued on next page...

Continued from previous page...

Mol	Chain	Res	Type	Atoms
17	dB	845	BCR	C11-C10-C9-C34
17	dB	845	BCR	C16-C17-C18-C36
17	dB	849	BCR	C20-C21-C22-C37
17	dL	203	BCR	C16-C17-C18-C36
17	dL	203	BCR	C20-C21-C22-C37
17	dL	208	BCR	C11-C10-C9-C34
18	aA	852	LHG	C28-C29-C30-C31
19	aB	849	LMG	C11-C12-C13-C14
19	bB	850	LMG	C11-C12-C13-C14
14	aB	803	CLA	O1A-CGA-O2A-C1
14	aB	816	CLA	O1D-CGD-O2D-CED
14	bB	817	CLA	O1D-CGD-O2D-CED
14	aB	832	CLA	C16-C17-C18-C20
14	bB	833	CLA	C16-C17-C18-C20
14	cB	832	CLA	C16-C17-C18-C20
14	dB	833	CLA	C16-C17-C18-C20
19	aB	849	LMG	C21-C22-C23-C24
19	bB	850	LMG	C21-C22-C23-C24
19	cB	849	LMG	C11-C12-C13-C14
19	cB	849	LMG	C21-C22-C23-C24
19	dB	850	LMG	C11-C12-C13-C14
19	dB	850	LMG	C21-C22-C23-C24
14	aB	801	CLA	O1D-CGD-O2D-CED
14	aB	821	CLA	O1D-CGD-O2D-CED
14	aB	825	CLA	O1D-CGD-O2D-CED
14	bB	801	CLA	O1D-CGD-O2D-CED
14	bB	826	CLA	O1D-CGD-O2D-CED
14	cB	801	CLA	O1D-CGD-O2D-CED
14	cB	825	CLA	O1D-CGD-O2D-CED
14	dB	801	CLA	O1D-CGD-O2D-CED
14	dB	826	CLA	O1D-CGD-O2D-CED
14	bB	822	CLA	O1D-CGD-O2D-CED
14	cB	821	CLA	O1D-CGD-O2D-CED
14	dB	822	CLA	O1D-CGD-O2D-CED
14	bA	816	CLA	O1A-CGA-O2A-C1
14	bB	803	CLA	O1A-CGA-O2A-C1
14	cB	803	CLA	O1A-CGA-O2A-C1
14	dB	803	CLA	O1A-CGA-O2A-C1
19	aB	849	LMG	C29-C30-C31-C32
19	bB	850	LMG	C29-C30-C31-C32
19	dB	850	LMG	C29-C30-C31-C32
19	cB	849	LMG	C29-C30-C31-C32

Continued on next page...

Continued from previous page...

Mol	Chain	Res	Type	Atoms
17	aA	849	BCR	C16-C17-C18-C19
17	aA	851	BCR	C16-C17-C18-C19
17	aB	845	BCR	C20-C21-C22-C23
17	aI	101	BCR	C11-C10-C9-C8
17	aI	101	BCR	C12-C13-C14-C15
17	aI	101	BCR	C20-C21-C22-C23
17	aJ	104	BCR	C16-C17-C18-C19
17	aM	101	BCR	C11-C10-C9-C8
17	bA	847	BCR	C16-C17-C18-C19
17	bA	849	BCR	C16-C17-C18-C19
17	bB	846	BCR	C20-C21-C22-C23
17	bF	204	BCR	C12-C13-C14-C15
17	bF	204	BCR	C16-C17-C18-C19
17	bI	101	BCR	C11-C10-C9-C8
17	bI	101	BCR	C12-C13-C14-C15
17	bI	101	BCR	C20-C21-C22-C23
17	bJ	104	BCR	C16-C17-C18-C19
17	bM	101	BCR	C11-C10-C9-C8
17	cA	849	BCR	C16-C17-C18-C19
17	cA	851	BCR	C16-C17-C18-C19
17	cB	845	BCR	C20-C21-C22-C23
17	cF	204	BCR	C12-C13-C14-C15
17	cI	101	BCR	C11-C10-C9-C8
17	cI	101	BCR	C12-C13-C14-C15
17	cI	101	BCR	C20-C21-C22-C23
17	cJ	104	BCR	C16-C17-C18-C19
17	cM	101	BCR	C11-C10-C9-C8
17	dA	847	BCR	C16-C17-C18-C19
17	dA	849	BCR	C16-C17-C18-C19
17	dB	846	BCR	C20-C21-C22-C23
17	dI	101	BCR	C11-C10-C9-C8
17	dI	101	BCR	C12-C13-C14-C15
17	dI	101	BCR	C20-C21-C22-C23
17	dJ	104	BCR	C16-C17-C18-C19
17	dM	101	BCR	C11-C10-C9-C8
14	aB	837	CLA	C8-C10-C11-C12
14	bB	838	CLA	C8-C10-C11-C12
14	cB	837	CLA	C8-C10-C11-C12
14	dB	838	CLA	C8-C10-C11-C12
14	aA	816	CLA	O1A-CGA-O2A-C1
14	cA	816	CLA	O1A-CGA-O2A-C1
14	dA	816	CLA	O1A-CGA-O2A-C1

Continued on next page...

Continued from previous page...

Mol	Chain	Res	Type	Atoms
14	aA	819	CLA	C16-C17-C18-C20
14	bA	819	CLA	C16-C17-C18-C20
14	cA	819	CLA	C16-C17-C18-C20
14	dA	819	CLA	C16-C17-C18-C20
14	aF	201	CLA	O1D-CGD-O2D-CED
14	bF	201	CLA	O1D-CGD-O2D-CED
14	cF	201	CLA	O1D-CGD-O2D-CED
14	dF	201	CLA	O1D-CGD-O2D-CED
14	aB	808	CLA	C4-C3-C5-C6
14	bB	808	CLA	C4-C3-C5-C6
14	bL	206	CLA	C4-C3-C5-C6
14	cB	808	CLA	C4-C3-C5-C6
14	dB	808	CLA	C4-C3-C5-C6
14	dL	206	CLA	C4-C3-C5-C6
14	aB	808	CLA	C2-C3-C5-C6
14	bB	808	CLA	C2-C3-C5-C6
14	bB	809	CLA	C2-C3-C5-C6
14	cB	808	CLA	C2-C3-C5-C6
14	cB	809	CLA	C2-C3-C5-C6
14	dB	808	CLA	C2-C3-C5-C6
14	aA	830	CLA	C14-C13-C15-C16
14	aA	840	CLA	C11-C10-C8-C9
14	aB	841	CLA	C11-C12-C13-C14
14	bA	830	CLA	C14-C13-C15-C16
14	bA	840	CLA	C11-C10-C8-C9
14	bB	842	CLA	C11-C12-C13-C14
14	cA	830	CLA	C14-C13-C15-C16
14	cA	840	CLA	C11-C10-C8-C9
14	cB	841	CLA	C11-C12-C13-C14
14	dA	830	CLA	C14-C13-C15-C16
14	dA	840	CLA	C11-C10-C8-C9
14	dB	842	CLA	C11-C12-C13-C14
14	aA	829	CLA	C2A-CAA-CBA-CGA
14	aA	831	CLA	C2A-CAA-CBA-CGA
14	bA	829	CLA	C2A-CAA-CBA-CGA
14	bA	831	CLA	C2A-CAA-CBA-CGA
14	cA	829	CLA	C2A-CAA-CBA-CGA
14	cA	831	CLA	C2A-CAA-CBA-CGA
14	dA	829	CLA	C2A-CAA-CBA-CGA
14	dA	831	CLA	C2A-CAA-CBA-CGA
17	aA	846	BCR	C37-C22-C23-C24
17	aF	204	BCR	C7-C8-C9-C34

Continued on next page...

Continued from previous page...

Mol	Chain	Res	Type	Atoms
17	bK	102	BCR	C37-C22-C23-C24
17	cA	846	BCR	C37-C22-C23-C24
17	cF	204	BCR	C7-C8-C9-C34
17	dK	102	BCR	C37-C22-C23-C24
19	aB	849	LMG	C34-C35-C36-C37
19	bB	850	LMG	C34-C35-C36-C37
19	cB	849	LMG	C34-C35-C36-C37
19	dB	850	LMG	C34-C35-C36-C37
18	aA	853	LHG	O1-C1-C2-C3
18	bA	851	LHG	O1-C1-C2-C3
18	cA	853	LHG	O1-C1-C2-C3
18	dA	851	LHG	O1-C1-C2-C3
17	aA	851	BCR	C7-C8-C9-C10
17	aB	848	BCR	C21-C22-C23-C24
17	bA	849	BCR	C7-C8-C9-C10
17	bB	849	BCR	C21-C22-C23-C24
17	cA	851	BCR	C7-C8-C9-C10
17	cB	848	BCR	C21-C22-C23-C24
17	dA	849	BCR	C7-C8-C9-C10
17	dB	849	BCR	C21-C22-C23-C24
14	bL	205	CLA	C10-C11-C12-C13
18	aA	852	LHG	C8-C7-O7-C5
18	bA	850	LHG	C8-C7-O7-C5
18	cA	852	LHG	C8-C7-O7-C5
18	dA	850	LHG	C8-C7-O7-C5
19	aB	849	LMG	C31-C32-C33-C34
19	bB	850	LMG	C31-C32-C33-C34
19	cB	849	LMG	C31-C32-C33-C34
19	dB	850	LMG	C31-C32-C33-C34
14	aB	817	CLA	CBD-CGD-O2D-CED
14	bB	812	CLA	CBD-CGD-O2D-CED
14	bB	818	CLA	CBD-CGD-O2D-CED
14	cB	817	CLA	CBD-CGD-O2D-CED
14	dB	818	CLA	CBD-CGD-O2D-CED
19	aB	849	LMG	C16-C17-C18-C19
19	aB	849	LMG	C17-C18-C19-C20
19	bB	850	LMG	C16-C17-C18-C19
19	bB	850	LMG	C17-C18-C19-C20
19	cB	849	LMG	C16-C17-C18-C19
19	cB	849	LMG	C17-C18-C19-C20
19	dB	850	LMG	C16-C17-C18-C19
19	dB	850	LMG	C17-C18-C19-C20

Continued on next page...

Continued from previous page...

Mol	Chain	Res	Type	Atoms
14	aA	832	CLA	C16-C17-C18-C20
14	aB	807	CLA	C16-C17-C18-C19
14	aB	832	CLA	C16-C17-C18-C19
14	bA	832	CLA	C16-C17-C18-C20
14	bB	807	CLA	C16-C17-C18-C19
14	bB	833	CLA	C16-C17-C18-C19
14	cA	832	CLA	C16-C17-C18-C20
14	cB	807	CLA	C16-C17-C18-C19
14	cB	832	CLA	C16-C17-C18-C19
14	dA	832	CLA	C16-C17-C18-C20
14	dB	807	CLA	C16-C17-C18-C19
14	dB	833	CLA	C16-C17-C18-C19
18	aA	852	LHG	C29-C30-C31-C32
18	bA	850	LHG	C29-C30-C31-C32
18	cA	852	LHG	C29-C30-C31-C32
18	dA	850	LHG	C29-C30-C31-C32
14	aB	811	CLA	CBD-CGD-O2D-CED
14	cB	811	CLA	CBD-CGD-O2D-CED
14	dB	812	CLA	CBD-CGD-O2D-CED
15	aB	842	PQN	C15-C16-C17-C18
15	cB	842	PQN	C15-C16-C17-C18
18	aA	852	LHG	C27-C28-C29-C30
18	bA	850	LHG	C27-C28-C29-C30
18	cA	852	LHG	C27-C28-C29-C30
18	dA	850	LHG	C27-C28-C29-C30
14	aB	820	CLA	CBA-CGA-O2A-C1
14	bB	821	CLA	CBA-CGA-O2A-C1
14	cB	820	CLA	CBA-CGA-O2A-C1
14	cL	203	CLA	CBA-CGA-O2A-C1
14	dB	821	CLA	CBA-CGA-O2A-C1
14	aA	803	CLA	C3A-C2A-CAA-CBA
14	aA	806	CLA	C3A-C2A-CAA-CBA
14	aA	823	CLA	C3A-C2A-CAA-CBA
14	aA	837	CLA	C3A-C2A-CAA-CBA
14	aB	823	CLA	C3A-C2A-CAA-CBA
14	aB	825	CLA	C3A-C2A-CAA-CBA
14	aB	828	CLA	C3A-C2A-CAA-CBA
14	aB	833	CLA	C3A-C2A-CAA-CBA
14	bA	803	CLA	C3A-C2A-CAA-CBA
14	bA	806	CLA	C3A-C2A-CAA-CBA
14	bA	823	CLA	C3A-C2A-CAA-CBA
14	bA	837	CLA	C3A-C2A-CAA-CBA

Continued on next page...

Continued from previous page...

Mol	Chain	Res	Type	Atoms
14	bB	824	CLA	C3A-C2A-CAA-CBA
14	bB	826	CLA	C3A-C2A-CAA-CBA
14	bB	829	CLA	C3A-C2A-CAA-CBA
14	bB	834	CLA	C3A-C2A-CAA-CBA
14	cA	803	CLA	C3A-C2A-CAA-CBA
14	cA	806	CLA	C3A-C2A-CAA-CBA
14	cA	823	CLA	C3A-C2A-CAA-CBA
14	cA	837	CLA	C3A-C2A-CAA-CBA
14	cB	823	CLA	C3A-C2A-CAA-CBA
14	cB	825	CLA	C3A-C2A-CAA-CBA
14	cB	828	CLA	C3A-C2A-CAA-CBA
14	cB	833	CLA	C3A-C2A-CAA-CBA
14	dA	803	CLA	C3A-C2A-CAA-CBA
14	dA	806	CLA	C3A-C2A-CAA-CBA
14	dA	823	CLA	C3A-C2A-CAA-CBA
14	dA	837	CLA	C3A-C2A-CAA-CBA
14	dB	824	CLA	C3A-C2A-CAA-CBA
14	dB	826	CLA	C3A-C2A-CAA-CBA
14	dB	829	CLA	C3A-C2A-CAA-CBA
14	dB	834	CLA	C3A-C2A-CAA-CBA
14	bA	829	CLA	O1A-CGA-O2A-C1
14	cA	829	CLA	O1A-CGA-O2A-C1
14	dA	829	CLA	O1A-CGA-O2A-C1
14	aA	832	CLA	C16-C17-C18-C19
14	cA	832	CLA	C16-C17-C18-C19
17	aA	851	BCR	C14-C15-C16-C17
17	aL	201	BCR	C14-C15-C16-C17
17	bA	849	BCR	C14-C15-C16-C17
17	bF	202	BCR	C14-C15-C16-C17
17	bF	204	BCR	C14-C15-C16-C17
17	bL	203	BCR	C14-C15-C16-C17
17	cA	851	BCR	C14-C15-C16-C17
17	cL	201	BCR	C14-C15-C16-C17
17	dA	849	BCR	C14-C15-C16-C17
17	dL	203	BCR	C14-C15-C16-C17
14	aA	825	CLA	C3-C5-C6-C7
14	aB	819	CLA	C3-C5-C6-C7
14	bA	825	CLA	C3-C5-C6-C7
14	bB	820	CLA	C3-C5-C6-C7
14	cA	825	CLA	C3-C5-C6-C7
14	cB	819	CLA	C3-C5-C6-C7
14	dA	825	CLA	C3-C5-C6-C7

Continued on next page...

Continued from previous page...

Mol	Chain	Res	Type	Atoms
14	dB	820	CLA	C3-C5-C6-C7
14	aA	829	CLA	O1A-CGA-O2A-C1
14	aA	829	CLA	C4-C3-C5-C6
14	aA	833	CLA	C4-C3-C5-C6
14	aA	840	CLA	C4-C3-C5-C6
14	aB	801	CLA	C4-C3-C5-C6
14	aB	826	CLA	C4-C3-C5-C6
14	aB	837	CLA	C4-C3-C5-C6
14	bA	829	CLA	C4-C3-C5-C6
14	bA	833	CLA	C4-C3-C5-C6
14	bA	840	CLA	C4-C3-C5-C6
14	bB	801	CLA	C4-C3-C5-C6
14	bB	827	CLA	C4-C3-C5-C6
14	bB	838	CLA	C4-C3-C5-C6
14	cA	829	CLA	C4-C3-C5-C6
14	cA	833	CLA	C4-C3-C5-C6
14	cA	840	CLA	C4-C3-C5-C6
14	cB	801	CLA	C4-C3-C5-C6
14	cB	826	CLA	C4-C3-C5-C6
14	cB	837	CLA	C4-C3-C5-C6
14	dA	829	CLA	C4-C3-C5-C6
14	dA	833	CLA	C4-C3-C5-C6
14	dA	840	CLA	C4-C3-C5-C6
14	dB	801	CLA	C4-C3-C5-C6
14	dB	827	CLA	C4-C3-C5-C6
14	dB	838	CLA	C4-C3-C5-C6
14	aL	203	CLA	CBA-CGA-O2A-C1
14	aA	829	CLA	C2-C3-C5-C6
14	aA	833	CLA	C2-C3-C5-C6
14	aA	840	CLA	C2-C3-C5-C6
14	aB	801	CLA	C2-C3-C5-C6
14	aB	809	CLA	C2-C3-C5-C6
14	aL	204	CLA	C2-C3-C5-C6
14	bA	829	CLA	C2-C3-C5-C6
14	bA	833	CLA	C2-C3-C5-C6
14	bA	840	CLA	C2-C3-C5-C6
14	bB	801	CLA	C2-C3-C5-C6
14	bL	206	CLA	C2-C3-C5-C6
14	cA	829	CLA	C2-C3-C5-C6
14	cA	833	CLA	C2-C3-C5-C6
14	cA	840	CLA	C2-C3-C5-C6
14	cB	801	CLA	C2-C3-C5-C6

Continued on next page...

Continued from previous page...

Mol	Chain	Res	Type	Atoms
14	dA	829	CLA	C2-C3-C5-C6
14	dA	833	CLA	C2-C3-C5-C6
14	dA	840	CLA	C2-C3-C5-C6
14	dB	801	CLA	C2-C3-C5-C6
14	dB	809	CLA	C2-C3-C5-C6
14	dL	206	CLA	C2-C3-C5-C6
18	aB	850	LHG	O1-C1-C2-O2
18	bB	851	LHG	O1-C1-C2-O2
18	cB	850	LHG	O1-C1-C2-O2
18	dB	851	LHG	O1-C1-C2-O2
13	bA	801	CL0	C16-C17-C18-C19
13	dA	801	CL0	C16-C17-C18-C19
14	bA	832	CLA	C16-C17-C18-C19
14	dA	832	CLA	C16-C17-C18-C19
14	aA	806	CLA	C15-C16-C17-C18
14	bA	806	CLA	C15-C16-C17-C18
14	dA	806	CLA	C15-C16-C17-C18
14	cA	806	CLA	C15-C16-C17-C18
14	aA	843	CLA	C2-C1-O2A-CGA
14	bL	202	CLA	C2-C1-O2A-CGA
14	bL	204	CLA	C2-C1-O2A-CGA
14	cA	843	CLA	C2-C1-O2A-CGA
14	dL	202	CLA	C2-C1-O2A-CGA
14	dL	204	CLA	C2-C1-O2A-CGA
14	aB	801	CLA	C15-C16-C17-C18
14	bB	801	CLA	C15-C16-C17-C18
14	cB	801	CLA	C15-C16-C17-C18
14	dB	801	CLA	C15-C16-C17-C18
14	aB	820	CLA	O1A-CGA-O2A-C1
14	aB	833	CLA	O1A-CGA-O2A-C1
14	bB	821	CLA	O1A-CGA-O2A-C1
14	cB	820	CLA	O1A-CGA-O2A-C1
14	cB	833	CLA	O1A-CGA-O2A-C1
14	dB	821	CLA	O1A-CGA-O2A-C1
14	dB	834	CLA	O1A-CGA-O2A-C1
17	aA	846	BCR	C1-C6-C7-C8
17	aA	846	BCR	C5-C6-C7-C8
17	aA	847	BCR	C5-C6-C7-C8
17	aA	847	BCR	C23-C24-C25-C26
17	aA	848	BCR	C1-C6-C7-C8
17	aA	848	BCR	C5-C6-C7-C8
17	aA	849	BCR	C5-C6-C7-C8

Continued on next page...

Continued from previous page...

Mol	Chain	Res	Type	Atoms
17	aA	849	BCR	C23-C24-C25-C26
17	aA	849	BCR	C23-C24-C25-C30
17	aA	850	BCR	C1-C6-C7-C8
17	aA	850	BCR	C5-C6-C7-C8
17	aA	850	BCR	C23-C24-C25-C26
17	aA	851	BCR	C23-C24-C25-C26
17	aA	851	BCR	C23-C24-C25-C30
17	aB	843	BCR	C5-C6-C7-C8
17	aB	843	BCR	C23-C24-C25-C26
17	aB	844	BCR	C5-C6-C7-C8
17	aB	845	BCR	C5-C6-C7-C8
17	aB	845	BCR	C23-C24-C25-C26
17	aB	846	BCR	C23-C24-C25-C26
17	aB	847	BCR	C23-C24-C25-C26
17	aB	847	BCR	C23-C24-C25-C30
17	aB	848	BCR	C5-C6-C7-C8
17	aB	848	BCR	C23-C24-C25-C26
17	aB	851	BCR	C5-C6-C7-C8
17	aB	851	BCR	C23-C24-C25-C26
17	aF	202	BCR	C5-C6-C7-C8
17	aF	204	BCR	C1-C6-C7-C8
17	aF	204	BCR	C5-C6-C7-C8
17	aJ	103	BCR	C1-C6-C7-C8
17	aJ	103	BCR	C5-C6-C7-C8
17	aJ	103	BCR	C23-C24-C25-C26
17	aJ	104	BCR	C5-C6-C7-C8
17	aJ	104	BCR	C23-C24-C25-C26
17	aL	201	BCR	C1-C6-C7-C8
17	aL	201	BCR	C5-C6-C7-C8
17	aL	205	BCR	C5-C6-C7-C8
17	aM	101	BCR	C1-C6-C7-C8
17	aM	101	BCR	C5-C6-C7-C8
17	aM	101	BCR	C23-C24-C25-C26
17	bA	845	BCR	C5-C6-C7-C8
17	bA	845	BCR	C23-C24-C25-C26
17	bA	846	BCR	C1-C6-C7-C8
17	bA	846	BCR	C5-C6-C7-C8
17	bA	847	BCR	C5-C6-C7-C8
17	bA	847	BCR	C23-C24-C25-C26
17	bA	847	BCR	C23-C24-C25-C30
17	bA	848	BCR	C1-C6-C7-C8
17	bA	848	BCR	C5-C6-C7-C8

Continued on next page...

Continued from previous page...

Mol	Chain	Res	Type	Atoms
17	bA	848	BCR	C23-C24-C25-C26
17	bA	849	BCR	C23-C24-C25-C26
17	bA	849	BCR	C23-C24-C25-C30
17	bB	844	BCR	C5-C6-C7-C8
17	bB	844	BCR	C23-C24-C25-C26
17	bB	845	BCR	C5-C6-C7-C8
17	bB	846	BCR	C5-C6-C7-C8
17	bB	846	BCR	C23-C24-C25-C26
17	bB	847	BCR	C23-C24-C25-C26
17	bB	848	BCR	C23-C24-C25-C26
17	bB	848	BCR	C23-C24-C25-C30
17	bB	849	BCR	C5-C6-C7-C8
17	bB	849	BCR	C23-C24-C25-C26
17	bB	852	BCR	C5-C6-C7-C8
17	bB	852	BCR	C23-C24-C25-C26
17	bF	202	BCR	C5-C6-C7-C8
17	bF	204	BCR	C5-C6-C7-C8
17	bJ	103	BCR	C1-C6-C7-C8
17	bJ	103	BCR	C5-C6-C7-C8
17	bJ	103	BCR	C23-C24-C25-C26
17	bJ	104	BCR	C5-C6-C7-C8
17	bJ	104	BCR	C23-C24-C25-C26
17	bK	102	BCR	C1-C6-C7-C8
17	bK	102	BCR	C5-C6-C7-C8
17	bL	203	BCR	C1-C6-C7-C8
17	bL	203	BCR	C5-C6-C7-C8
17	bL	207	BCR	C5-C6-C7-C8
17	bL	208	BCR	C1-C6-C7-C8
17	bM	101	BCR	C1-C6-C7-C8
17	bM	101	BCR	C5-C6-C7-C8
17	bM	101	BCR	C23-C24-C25-C26
17	cA	846	BCR	C1-C6-C7-C8
17	cA	846	BCR	C5-C6-C7-C8
17	cA	847	BCR	C5-C6-C7-C8
17	cA	847	BCR	C23-C24-C25-C26
17	cA	847	BCR	C23-C24-C25-C30
17	cA	848	BCR	C1-C6-C7-C8
17	cA	848	BCR	C5-C6-C7-C8
17	cA	849	BCR	C5-C6-C7-C8
17	cA	849	BCR	C23-C24-C25-C26
17	cA	849	BCR	C23-C24-C25-C30
17	cA	850	BCR	C1-C6-C7-C8

Continued on next page...

Continued from previous page...

Mol	Chain	Res	Type	Atoms
17	cA	850	BCR	C5-C6-C7-C8
17	cA	850	BCR	C23-C24-C25-C26
17	cA	851	BCR	C23-C24-C25-C26
17	cA	851	BCR	C23-C24-C25-C30
17	cB	843	BCR	C5-C6-C7-C8
17	cB	843	BCR	C23-C24-C25-C26
17	cB	844	BCR	C5-C6-C7-C8
17	cB	845	BCR	C5-C6-C7-C8
17	cB	845	BCR	C23-C24-C25-C26
17	cB	846	BCR	C23-C24-C25-C26
17	cB	847	BCR	C23-C24-C25-C26
17	cB	847	BCR	C23-C24-C25-C30
17	cB	848	BCR	C5-C6-C7-C8
17	cB	848	BCR	C23-C24-C25-C26
17	cB	851	BCR	C5-C6-C7-C8
17	cB	851	BCR	C23-C24-C25-C26
17	cF	202	BCR	C5-C6-C7-C8
17	cF	204	BCR	C1-C6-C7-C8
17	cF	204	BCR	C5-C6-C7-C8
17	cJ	103	BCR	C1-C6-C7-C8
17	cJ	103	BCR	C5-C6-C7-C8
17	cJ	103	BCR	C23-C24-C25-C26
17	cJ	104	BCR	C5-C6-C7-C8
17	cJ	104	BCR	C23-C24-C25-C26
17	cL	201	BCR	C1-C6-C7-C8
17	cL	201	BCR	C5-C6-C7-C8
17	cL	205	BCR	C5-C6-C7-C8
17	cM	101	BCR	C1-C6-C7-C8
17	cM	101	BCR	C5-C6-C7-C8
17	cM	101	BCR	C23-C24-C25-C26
17	dA	845	BCR	C5-C6-C7-C8
17	dA	845	BCR	C23-C24-C25-C26
17	dA	846	BCR	C1-C6-C7-C8
17	dA	846	BCR	C5-C6-C7-C8
17	dA	847	BCR	C5-C6-C7-C8
17	dA	847	BCR	C23-C24-C25-C26
17	dA	847	BCR	C23-C24-C25-C30
17	dA	848	BCR	C1-C6-C7-C8
17	dA	848	BCR	C5-C6-C7-C8
17	dA	848	BCR	C23-C24-C25-C26
17	dA	849	BCR	C23-C24-C25-C26
17	dA	849	BCR	C23-C24-C25-C30

Continued on next page...

Continued from previous page...

Mol	Chain	Res	Type	Atoms
17	dB	844	BCR	C5-C6-C7-C8
17	dB	844	BCR	C23-C24-C25-C26
17	dB	845	BCR	C5-C6-C7-C8
17	dB	846	BCR	C5-C6-C7-C8
17	dB	846	BCR	C23-C24-C25-C26
17	dB	847	BCR	C23-C24-C25-C26
17	dB	848	BCR	C23-C24-C25-C26
17	dB	848	BCR	C23-C24-C25-C30
17	dB	849	BCR	C5-C6-C7-C8
17	dB	849	BCR	C23-C24-C25-C26
17	dB	852	BCR	C5-C6-C7-C8
17	dB	852	BCR	C23-C24-C25-C26
17	dF	202	BCR	C5-C6-C7-C8
17	dF	204	BCR	C5-C6-C7-C8
17	dJ	103	BCR	C1-C6-C7-C8
17	dJ	103	BCR	C5-C6-C7-C8
17	dJ	103	BCR	C23-C24-C25-C26
17	dJ	104	BCR	C5-C6-C7-C8
17	dJ	104	BCR	C23-C24-C25-C26
17	dK	102	BCR	C1-C6-C7-C8
17	dK	102	BCR	C5-C6-C7-C8
17	dL	203	BCR	C1-C6-C7-C8
17	dL	203	BCR	C5-C6-C7-C8
17	dL	207	BCR	C5-C6-C7-C8
17	dL	208	BCR	C1-C6-C7-C8
17	dM	101	BCR	C1-C6-C7-C8
17	dM	101	BCR	C5-C6-C7-C8
17	dM	101	BCR	C23-C24-C25-C26
14	aA	838	CLA	CBA-CGA-O2A-C1
14	bA	838	CLA	CBA-CGA-O2A-C1
14	cA	838	CLA	CBA-CGA-O2A-C1
14	dA	838	CLA	CBA-CGA-O2A-C1
14	aA	833	CLA	C13-C15-C16-C17
14	bA	833	CLA	C13-C15-C16-C17
14	cA	833	CLA	C13-C15-C16-C17
14	dA	833	CLA	C13-C15-C16-C17
14	bB	834	CLA	O1A-CGA-O2A-C1
14	aA	820	CLA	C14-C13-C15-C16
14	bA	820	CLA	C14-C13-C15-C16
14	cA	820	CLA	C14-C13-C15-C16
14	dA	820	CLA	C14-C13-C15-C16
14	aB	809	CLA	C4-C3-C5-C6

Continued on next page...

Continued from previous page...

Mol	Chain	Res	Type	Atoms
14	bB	809	CLA	C4-C3-C5-C6
14	cB	809	CLA	C4-C3-C5-C6
14	dB	809	CLA	C4-C3-C5-C6
14	aA	820	CLA	C6-C7-C8-C10
14	aA	830	CLA	C12-C13-C15-C16
14	aA	840	CLA	C11-C10-C8-C7
14	aA	841	CLA	C12-C13-C15-C16
14	aB	807	CLA	C6-C7-C8-C10
14	aB	819	CLA	C6-C7-C8-C10
14	aB	826	CLA	C2-C3-C5-C6
14	aB	832	CLA	C11-C10-C8-C7
14	aB	837	CLA	C2-C3-C5-C6
14	aL	203	CLA	C6-C7-C8-C10
14	bA	820	CLA	C6-C7-C8-C10
14	bA	830	CLA	C12-C13-C15-C16
14	bA	840	CLA	C11-C10-C8-C7
14	bA	841	CLA	C12-C13-C15-C16
14	bB	807	CLA	C6-C7-C8-C10
14	bB	811	CLA	C11-C10-C8-C7
14	bB	820	CLA	C6-C7-C8-C10
14	bB	827	CLA	C2-C3-C5-C6
14	bB	833	CLA	C11-C10-C8-C7
14	bB	838	CLA	C2-C3-C5-C6
14	bL	201	CLA	C11-C10-C8-C7
14	bL	206	CLA	C11-C10-C8-C7
14	cA	820	CLA	C6-C7-C8-C10
14	cA	830	CLA	C12-C13-C15-C16
14	cA	840	CLA	C11-C10-C8-C7
14	cA	841	CLA	C12-C13-C15-C16
14	cB	807	CLA	C6-C7-C8-C10
14	cB	819	CLA	C6-C7-C8-C10
14	cB	826	CLA	C2-C3-C5-C6
14	cB	832	CLA	C11-C10-C8-C7
14	cB	837	CLA	C2-C3-C5-C6
14	cL	203	CLA	C6-C7-C8-C10
14	dA	820	CLA	C6-C7-C8-C10
14	dA	830	CLA	C12-C13-C15-C16
14	dA	840	CLA	C11-C10-C8-C7
14	dA	841	CLA	C12-C13-C15-C16
14	dB	807	CLA	C6-C7-C8-C10
14	dB	811	CLA	C11-C10-C8-C7
14	dB	820	CLA	C6-C7-C8-C10

Continued on next page...

Continued from previous page...

Mol	Chain	Res	Type	Atoms
14	dB	827	CLA	C2-C3-C5-C6
14	dB	833	CLA	C11-C10-C8-C7
14	dB	838	CLA	C2-C3-C5-C6
14	dL	201	CLA	C11-C10-C8-C7
14	dL	206	CLA	C11-C10-C8-C7
14	aA	838	CLA	O1A-CGA-O2A-C1
14	bA	838	CLA	O1A-CGA-O2A-C1
14	cA	838	CLA	O1A-CGA-O2A-C1
14	cL	203	CLA	O1A-CGA-O2A-C1
14	dA	838	CLA	O1A-CGA-O2A-C1
14	aB	804	CLA	C8-C10-C11-C12
14	cB	804	CLA	C8-C10-C11-C12
17	aJ	103	BCR	C9-C10-C11-C12
17	bJ	103	BCR	C9-C10-C11-C12
17	bL	208	BCR	C15-C16-C17-C18
17	cJ	103	BCR	C9-C10-C11-C12
17	dJ	103	BCR	C9-C10-C11-C12
17	dL	208	BCR	C15-C16-C17-C18
14	aA	819	CLA	C16-C17-C18-C19
14	bA	819	CLA	C16-C17-C18-C19
14	cA	819	CLA	C16-C17-C18-C19
14	dA	819	CLA	C16-C17-C18-C19
14	aA	841	CLA	CBA-CGA-O2A-C1
14	bA	841	CLA	CBA-CGA-O2A-C1
14	cA	841	CLA	CBA-CGA-O2A-C1
14	dA	841	CLA	CBA-CGA-O2A-C1
18	aA	853	LHG	C24-C23-O8-C6
18	bA	851	LHG	C24-C23-O8-C6
18	cA	853	LHG	C24-C23-O8-C6
18	dA	851	LHG	C24-C23-O8-C6
14	aA	822	CLA	C2A-CAA-CBA-CGA
14	aB	804	CLA	C2A-CAA-CBA-CGA
14	aB	822	CLA	C2A-CAA-CBA-CGA
14	aX	101	CLA	C2A-CAA-CBA-CGA
14	bA	822	CLA	C2A-CAA-CBA-CGA
14	bB	804	CLA	C2A-CAA-CBA-CGA
14	bB	823	CLA	C2A-CAA-CBA-CGA
14	bX	101	CLA	C2A-CAA-CBA-CGA
14	cA	822	CLA	C2A-CAA-CBA-CGA
14	cB	804	CLA	C2A-CAA-CBA-CGA
14	cB	822	CLA	C2A-CAA-CBA-CGA
14	cX	101	CLA	C2A-CAA-CBA-CGA

Continued on next page...

Continued from previous page...

Mol	Chain	Res	Type	Atoms
14	dA	822	CLA	C2A-CAA-CBA-CGA
14	dB	804	CLA	C2A-CAA-CBA-CGA
14	dB	823	CLA	C2A-CAA-CBA-CGA
14	dX	101	CLA	C2A-CAA-CBA-CGA
14	aA	838	CLA	C13-C15-C16-C17
14	aB	803	CLA	C8-C10-C11-C12
14	bA	838	CLA	C13-C15-C16-C17
14	bB	803	CLA	C8-C10-C11-C12
14	bB	804	CLA	C8-C10-C11-C12
14	cA	838	CLA	C13-C15-C16-C17
14	cB	803	CLA	C8-C10-C11-C12
14	dA	838	CLA	C13-C15-C16-C17
14	dB	803	CLA	C8-C10-C11-C12
14	dB	804	CLA	C8-C10-C11-C12
19	aB	849	LMG	C30-C31-C32-C33
19	bB	850	LMG	C30-C31-C32-C33
19	cB	849	LMG	C30-C31-C32-C33
17	aA	847	BCR	C22-C23-C24-C25
17	bA	845	BCR	C22-C23-C24-C25
17	cA	847	BCR	C22-C23-C24-C25
17	dA	845	BCR	C22-C23-C24-C25
14	aL	203	CLA	O1A-CGA-O2A-C1
19	dB	850	LMG	C30-C31-C32-C33
19	aB	849	LMG	C28-C29-C30-C31
19	bB	850	LMG	C28-C29-C30-C31
19	cB	849	LMG	C28-C29-C30-C31
19	dB	850	LMG	C28-C29-C30-C31
17	aF	202	BCR	C14-C15-C16-C17
17	cF	202	BCR	C14-C15-C16-C17
17	dF	202	BCR	C14-C15-C16-C17
14	aB	809	CLA	C8-C10-C11-C12
14	aB	826	CLA	C13-C15-C16-C17
14	aL	202	CLA	C15-C16-C17-C18
14	bB	809	CLA	C8-C10-C11-C12
14	bB	827	CLA	C13-C15-C16-C17
14	cB	809	CLA	C8-C10-C11-C12
14	cL	202	CLA	C15-C16-C17-C18
14	dB	827	CLA	C13-C15-C16-C17
14	aA	843	CLA	CBD-CGD-O2D-CED
14	bL	202	CLA	CBD-CGD-O2D-CED
14	cA	843	CLA	CBD-CGD-O2D-CED
14	dL	202	CLA	CBD-CGD-O2D-CED

Continued on next page...

Continued from previous page...

Mol	Chain	Res	Type	Atoms
19	aB	849	LMG	C15-C16-C17-C18
19	bB	850	LMG	C15-C16-C17-C18
19	cB	849	LMG	C15-C16-C17-C18
19	dB	850	LMG	C15-C16-C17-C18
14	aB	804	CLA	C3-C5-C6-C7
14	bB	804	CLA	C3-C5-C6-C7
14	cB	804	CLA	C3-C5-C6-C7
14	dB	804	CLA	C3-C5-C6-C7
18	bA	850	LHG	C23-C24-C25-C26
18	cA	852	LHG	C23-C24-C25-C26
18	dA	850	LHG	C23-C24-C25-C26
14	cB	826	CLA	C13-C15-C16-C17
14	dB	809	CLA	C8-C10-C11-C12
18	aA	852	LHG	O7-C5-C6-O8
18	bA	850	LHG	O7-C5-C6-O8
18	cA	852	LHG	O7-C5-C6-O8
18	dA	850	LHG	O7-C5-C6-O8
14	cA	814	CLA	O1D-CGD-O2D-CED
14	aB	827	CLA	C13-C15-C16-C17
14	aA	814	CLA	O1D-CGD-O2D-CED
14	bB	803	CLA	O1D-CGD-O2D-CED
14	aB	832	CLA	C4-C3-C5-C6
14	bB	833	CLA	C4-C3-C5-C6
18	aA	852	LHG	C23-C24-C25-C26
14	cL	204	CLA	C2-C3-C5-C6
13	aA	801	CL0	C11-C12-C13-C14
13	cA	801	CL0	C11-C12-C13-C14
14	aA	811	CLA	C11-C12-C13-C14
14	aA	820	CLA	C6-C7-C8-C9
14	aA	820	CLA	C11-C10-C8-C9
14	aA	830	CLA	C11-C10-C8-C9
14	aA	841	CLA	C14-C13-C15-C16
14	aB	807	CLA	C6-C7-C8-C9
14	aB	819	CLA	C6-C7-C8-C9
14	aB	832	CLA	C11-C10-C8-C9
14	bA	811	CLA	C11-C12-C13-C14
14	bA	820	CLA	C6-C7-C8-C9
14	bA	820	CLA	C11-C10-C8-C9
14	bA	830	CLA	C11-C10-C8-C9
14	bA	841	CLA	C14-C13-C15-C16
14	bB	807	CLA	C6-C7-C8-C9
14	bB	820	CLA	C6-C7-C8-C9

Continued on next page...

Continued from previous page...

Mol	Chain	Res	Type	Atoms
14	bB	833	CLA	C11-C10-C8-C9
14	cA	811	CLA	C11-C12-C13-C14
14	cA	820	CLA	C6-C7-C8-C9
14	cA	820	CLA	C11-C10-C8-C9
14	cA	830	CLA	C11-C10-C8-C9
14	cA	841	CLA	C14-C13-C15-C16
14	cB	807	CLA	C6-C7-C8-C9
14	cB	819	CLA	C6-C7-C8-C9
14	cB	832	CLA	C11-C10-C8-C9
14	dA	811	CLA	C11-C12-C13-C14
14	dA	820	CLA	C6-C7-C8-C9
14	dA	820	CLA	C11-C10-C8-C9
14	dA	830	CLA	C11-C10-C8-C9
14	dA	841	CLA	C14-C13-C15-C16
14	dB	807	CLA	C6-C7-C8-C9
14	dB	820	CLA	C6-C7-C8-C9
14	dB	833	CLA	C11-C10-C8-C9
15	bA	843	PQN	C24-C23-C25-C26
15	dA	843	PQN	C24-C23-C25-C26
14	aB	803	CLA	O1D-CGD-O2D-CED
14	bA	814	CLA	O1D-CGD-O2D-CED
14	dB	803	CLA	O1D-CGD-O2D-CED
14	aA	830	CLA	CBD-CGD-O2D-CED
14	cA	830	CLA	CBD-CGD-O2D-CED
14	aL	203	CLA	C3-C5-C6-C7
14	cB	803	CLA	O1D-CGD-O2D-CED
14	dA	814	CLA	O1D-CGD-O2D-CED
14	bL	205	CLA	C2A-CAA-CBA-CGA
14	dL	205	CLA	C2A-CAA-CBA-CGA
17	aJ	103	BCR	C36-C18-C19-C20
17	bJ	103	BCR	C36-C18-C19-C20
17	cJ	103	BCR	C36-C18-C19-C20
17	dJ	103	BCR	C36-C18-C19-C20
14	dB	816	CLA	O1D-CGD-O2D-CED
14	bB	828	CLA	C13-C15-C16-C17
17	aA	851	BCR	C11-C12-C13-C14
17	aL	201	BCR	C7-C8-C9-C10
17	bA	849	BCR	C11-C12-C13-C14
17	bL	203	BCR	C7-C8-C9-C10
17	cA	851	BCR	C11-C12-C13-C14
17	cL	201	BCR	C7-C8-C9-C10
17	dA	849	BCR	C11-C12-C13-C14

Continued on next page...

Continued from previous page...

Mol	Chain	Res	Type	Atoms
17	dL	203	BCR	C7-C8-C9-C10
14	bA	841	CLA	O1A-CGA-O2A-C1
14	bB	816	CLA	O1D-CGD-O2D-CED
14	aA	803	CLA	C1A-C2A-CAA-CBA
14	aA	808	CLA	C1A-C2A-CAA-CBA
14	aA	811	CLA	C1A-C2A-CAA-CBA
14	aA	822	CLA	C1A-C2A-CAA-CBA
14	aA	824	CLA	C1A-C2A-CAA-CBA
14	aA	834	CLA	C1A-C2A-CAA-CBA
14	aA	837	CLA	C1A-C2A-CAA-CBA
14	aB	806	CLA	C1A-C2A-CAA-CBA
14	aB	812	CLA	C1A-C2A-CAA-CBA
14	aB	823	CLA	C1A-C2A-CAA-CBA
14	aB	835	CLA	C1A-C2A-CAA-CBA
14	bA	803	CLA	C1A-C2A-CAA-CBA
14	bA	808	CLA	C1A-C2A-CAA-CBA
14	bA	811	CLA	C1A-C2A-CAA-CBA
14	bA	822	CLA	C1A-C2A-CAA-CBA
14	bA	824	CLA	C1A-C2A-CAA-CBA
14	bA	834	CLA	C1A-C2A-CAA-CBA
14	bA	837	CLA	C1A-C2A-CAA-CBA
14	bB	806	CLA	C1A-C2A-CAA-CBA
14	bB	813	CLA	C1A-C2A-CAA-CBA
14	bB	824	CLA	C1A-C2A-CAA-CBA
14	bB	836	CLA	C1A-C2A-CAA-CBA
14	cA	803	CLA	C1A-C2A-CAA-CBA
14	cA	808	CLA	C1A-C2A-CAA-CBA
14	cA	811	CLA	C1A-C2A-CAA-CBA
14	cA	822	CLA	C1A-C2A-CAA-CBA
14	cA	824	CLA	C1A-C2A-CAA-CBA
14	cA	834	CLA	C1A-C2A-CAA-CBA
14	cA	837	CLA	C1A-C2A-CAA-CBA
14	cB	806	CLA	C1A-C2A-CAA-CBA
14	cB	812	CLA	C1A-C2A-CAA-CBA
14	cB	823	CLA	C1A-C2A-CAA-CBA
14	cB	835	CLA	C1A-C2A-CAA-CBA
14	dA	803	CLA	C1A-C2A-CAA-CBA
14	dA	808	CLA	C1A-C2A-CAA-CBA
14	dA	811	CLA	C1A-C2A-CAA-CBA
14	dA	822	CLA	C1A-C2A-CAA-CBA
14	dA	824	CLA	C1A-C2A-CAA-CBA
14	dA	834	CLA	C1A-C2A-CAA-CBA

Continued on next page...

Continued from previous page...

Mol	Chain	Res	Type	Atoms
14	dA	837	CLA	C1A-C2A-CAA-CBA
14	dB	806	CLA	C1A-C2A-CAA-CBA
14	dB	813	CLA	C1A-C2A-CAA-CBA
14	dB	824	CLA	C1A-C2A-CAA-CBA
14	dB	836	CLA	C1A-C2A-CAA-CBA
19	bB	850	LMG	C41-C42-C43-C44
14	aB	815	CLA	O1D-CGD-O2D-CED
14	aB	818	CLA	C10-C11-C12-C13
14	bB	819	CLA	C10-C11-C12-C13
14	cB	818	CLA	C10-C11-C12-C13
14	cB	827	CLA	C13-C15-C16-C17
14	dB	819	CLA	C10-C11-C12-C13
14	dB	828	CLA	C13-C15-C16-C17
19	aB	849	LMG	C41-C42-C43-C44
19	cB	849	LMG	C41-C42-C43-C44
19	dB	850	LMG	C41-C42-C43-C44
14	bA	830	CLA	CBD-CGD-O2D-CED
14	dA	830	CLA	CBD-CGD-O2D-CED
14	cB	815	CLA	O1D-CGD-O2D-CED
14	aA	841	CLA	O1A-CGA-O2A-C1
14	cA	841	CLA	O1A-CGA-O2A-C1
14	dA	841	CLA	O1A-CGA-O2A-C1
14	bL	205	CLA	CBA-CGA-O2A-C1
14	dL	205	CLA	CBA-CGA-O2A-C1
14	bA	819	CLA	O1D-CGD-O2D-CED
14	cA	819	CLA	O1D-CGD-O2D-CED
14	aA	819	CLA	O1D-CGD-O2D-CED
14	dA	819	CLA	O1D-CGD-O2D-CED
14	cA	830	CLA	C10-C11-C12-C13
14	dA	830	CLA	C10-C11-C12-C13
14	aA	812	CLA	C4-C3-C5-C6
14	bA	812	CLA	C4-C3-C5-C6
14	cA	812	CLA	C4-C3-C5-C6
14	cB	832	CLA	C4-C3-C5-C6
14	dA	812	CLA	C4-C3-C5-C6
14	dB	833	CLA	C4-C3-C5-C6
14	aA	830	CLA	C10-C11-C12-C13
14	bA	830	CLA	C10-C11-C12-C13
18	aB	850	LHG	C4-C5-C6-O8
18	bB	851	LHG	C4-C5-C6-O8
18	cB	850	LHG	C4-C5-C6-O8
18	dB	851	LHG	C4-C5-C6-O8

Continued on next page...

Continued from previous page...

Mol	Chain	Res	Type	Atoms
14	aB	837	CLA	O1D-CGD-O2D-CED
14	bB	838	CLA	O1D-CGD-O2D-CED
14	dB	838	CLA	O1D-CGD-O2D-CED
14	aB	824	CLA	C5-C6-C7-C8
14	bA	817	CLA	C6-C7-C8-C9
14	bB	825	CLA	C5-C6-C7-C8
14	cA	817	CLA	C6-C7-C8-C9
14	dB	825	CLA	C5-C6-C7-C8
14	aB	831	CLA	O1D-CGD-O2D-CED
14	cB	837	CLA	O1D-CGD-O2D-CED
14	dB	832	CLA	O1D-CGD-O2D-CED
14	aA	817	CLA	C6-C7-C8-C9
14	cB	824	CLA	C5-C6-C7-C8
14	dA	817	CLA	C6-C7-C8-C9
14	bB	832	CLA	O1D-CGD-O2D-CED
14	cB	831	CLA	O1D-CGD-O2D-CED
17	aB	847	BCR	C20-C21-C22-C37
17	bB	848	BCR	C20-C21-C22-C37
17	bF	204	BCR	C11-C10-C9-C34
17	bL	208	BCR	C35-C13-C14-C15
17	cB	847	BCR	C20-C21-C22-C37
17	dB	848	BCR	C20-C21-C22-C37
17	dF	204	BCR	C35-C13-C14-C15
17	dL	208	BCR	C35-C13-C14-C15
14	aB	827	CLA	C4-C3-C5-C6
14	bB	828	CLA	C4-C3-C5-C6
14	cB	827	CLA	C4-C3-C5-C6
14	dB	828	CLA	C4-C3-C5-C6
15	bB	843	PQN	C14-C13-C15-C16
14	aB	827	CLA	C2-C3-C5-C6
14	bB	828	CLA	C2-C3-C5-C6
14	cB	827	CLA	C2-C3-C5-C6
14	dB	828	CLA	C2-C3-C5-C6
14	aB	805	CLA	CBA-CGA-O2A-C1
14	bB	805	CLA	CBA-CGA-O2A-C1
14	cB	805	CLA	CBA-CGA-O2A-C1
14	dB	805	CLA	CBA-CGA-O2A-C1
14	aB	841	CLA	C8-C10-C11-C12
14	bB	842	CLA	C8-C10-C11-C12
14	cB	841	CLA	C8-C10-C11-C12
14	dB	842	CLA	C8-C10-C11-C12
14	aB	825	CLA	O1A-CGA-O2A-C1

Continued on next page...

Continued from previous page...

Mol	Chain	Res	Type	Atoms
14	bB	826	CLA	O1A-CGA-O2A-C1
14	cB	825	CLA	O1A-CGA-O2A-C1
14	dB	826	CLA	O1A-CGA-O2A-C1
14	bL	205	CLA	C8-C10-C11-C12
14	dL	205	CLA	C8-C10-C11-C12
14	aB	810	CLA	CBA-CGA-O2A-C1
14	bB	810	CLA	CBA-CGA-O2A-C1
14	cB	810	CLA	CBA-CGA-O2A-C1
14	dB	810	CLA	CBA-CGA-O2A-C1
18	aB	850	LHG	O6-C4-C5-O7
18	bB	851	LHG	O6-C4-C5-O7
18	cB	850	LHG	O6-C4-C5-O7
18	dB	851	LHG	O6-C4-C5-O7
14	aB	836	CLA	O1D-CGD-O2D-CED
14	bB	837	CLA	O1D-CGD-O2D-CED
14	dB	837	CLA	O1D-CGD-O2D-CED
14	bL	205	CLA	O1A-CGA-O2A-C1
14	aL	203	CLA	C13-C15-C16-C17
14	cL	203	CLA	C13-C15-C16-C17
14	bL	205	CLA	C13-C15-C16-C17
15	aA	844	PQN	C15-C16-C17-C18
15	cA	844	PQN	C15-C16-C17-C18
14	dL	205	CLA	O1A-CGA-O2A-C1
14	cB	836	CLA	O1D-CGD-O2D-CED
13	cA	801	CL0	C4-C3-C5-C6
14	aA	839	CLA	C4-C3-C5-C6
14	bA	839	CLA	C4-C3-C5-C6
14	cA	839	CLA	C4-C3-C5-C6
14	dA	839	CLA	C4-C3-C5-C6
14	aA	819	CLA	C11-C10-C8-C7
14	aA	825	CLA	C12-C13-C15-C16
14	aA	829	CLA	C12-C13-C15-C16
14	aA	834	CLA	C12-C13-C15-C16
14	aA	839	CLA	C2-C3-C5-C6
14	aA	841	CLA	C11-C10-C8-C7
14	aB	803	CLA	C12-C13-C15-C16
14	aB	826	CLA	C6-C7-C8-C10
14	aB	826	CLA	C12-C13-C15-C16
14	aB	829	CLA	C11-C12-C13-C15
14	aL	203	CLA	C11-C10-C8-C7
14	bA	819	CLA	C11-C10-C8-C7
14	bA	825	CLA	C12-C13-C15-C16

Continued on next page...

Continued from previous page...

Mol	Chain	Res	Type	Atoms
14	bA	829	CLA	C12-C13-C15-C16
14	bA	834	CLA	C12-C13-C15-C16
14	bA	839	CLA	C2-C3-C5-C6
14	bA	841	CLA	C11-C10-C8-C7
14	bB	803	CLA	C12-C13-C15-C16
14	bB	827	CLA	C6-C7-C8-C10
14	bB	827	CLA	C12-C13-C15-C16
14	bB	830	CLA	C11-C12-C13-C15
14	bL	206	CLA	C11-C12-C13-C15
14	cA	819	CLA	C11-C10-C8-C7
14	cA	825	CLA	C12-C13-C15-C16
14	cA	829	CLA	C12-C13-C15-C16
14	cA	834	CLA	C12-C13-C15-C16
14	cA	839	CLA	C2-C3-C5-C6
14	cA	841	CLA	C11-C10-C8-C7
14	cB	803	CLA	C12-C13-C15-C16
14	cB	826	CLA	C6-C7-C8-C10
14	cB	826	CLA	C12-C13-C15-C16
14	cB	829	CLA	C11-C12-C13-C15
14	cL	203	CLA	C11-C10-C8-C7
14	dA	819	CLA	C11-C10-C8-C7
14	dA	825	CLA	C12-C13-C15-C16
14	dA	829	CLA	C12-C13-C15-C16
14	dA	834	CLA	C12-C13-C15-C16
14	dA	839	CLA	C2-C3-C5-C6
14	dA	841	CLA	C11-C10-C8-C7
14	dB	803	CLA	C12-C13-C15-C16
14	dB	827	CLA	C6-C7-C8-C10
14	dB	827	CLA	C12-C13-C15-C16
14	dB	830	CLA	C11-C12-C13-C15
14	dL	206	CLA	C11-C12-C13-C15
15	bA	843	PQN	C22-C23-C25-C26
15	dA	843	PQN	C22-C23-C25-C26
15	dB	843	PQN	C21-C22-C23-C25
14	cL	203	CLA	C3-C5-C6-C7
14	aA	819	CLA	C11-C10-C8-C9
14	aA	819	CLA	C14-C13-C15-C16
14	aA	821	CLA	C11-C10-C8-C9
14	aA	825	CLA	C14-C13-C15-C16
14	aA	827	CLA	C11-C10-C8-C9
14	aA	829	CLA	C14-C13-C15-C16
14	aA	833	CLA	C11-C10-C8-C9

Continued on next page...

Continued from previous page...

Mol	Chain	Res	Type	Atoms
14	aA	834	CLA	C14-C13-C15-C16
14	aA	838	CLA	C11-C12-C13-C14
14	aA	841	CLA	C11-C10-C8-C9
14	aB	803	CLA	C14-C13-C15-C16
14	aB	826	CLA	C6-C7-C8-C9
14	aB	829	CLA	C6-C7-C8-C9
14	aL	202	CLA	C11-C10-C8-C9
14	bA	819	CLA	C11-C10-C8-C9
14	bA	819	CLA	C14-C13-C15-C16
14	bA	821	CLA	C11-C10-C8-C9
14	bA	825	CLA	C14-C13-C15-C16
14	bA	827	CLA	C11-C10-C8-C9
14	bA	829	CLA	C14-C13-C15-C16
14	bA	833	CLA	C11-C10-C8-C9
14	bA	834	CLA	C14-C13-C15-C16
14	bA	838	CLA	C11-C12-C13-C14
14	bA	841	CLA	C11-C10-C8-C9
14	bB	803	CLA	C14-C13-C15-C16
14	bB	827	CLA	C6-C7-C8-C9
14	bB	830	CLA	C6-C7-C8-C9
14	bL	206	CLA	C11-C12-C13-C14
14	cA	819	CLA	C11-C10-C8-C9
14	cA	819	CLA	C14-C13-C15-C16
14	cA	821	CLA	C11-C10-C8-C9
14	cA	825	CLA	C14-C13-C15-C16
14	cA	827	CLA	C11-C10-C8-C9
14	cA	829	CLA	C14-C13-C15-C16
14	cA	833	CLA	C11-C10-C8-C9
14	cA	834	CLA	C14-C13-C15-C16
14	cA	838	CLA	C11-C12-C13-C14
14	cA	841	CLA	C11-C10-C8-C9
14	cB	803	CLA	C14-C13-C15-C16
14	cB	826	CLA	C6-C7-C8-C9
14	cB	829	CLA	C6-C7-C8-C9
14	cL	202	CLA	C11-C10-C8-C9
14	dA	819	CLA	C11-C10-C8-C9
14	dA	819	CLA	C14-C13-C15-C16
14	dA	821	CLA	C11-C10-C8-C9
14	dA	825	CLA	C14-C13-C15-C16
14	dA	827	CLA	C11-C10-C8-C9
14	dA	829	CLA	C14-C13-C15-C16
14	dA	833	CLA	C11-C10-C8-C9

Continued on next page...

Continued from previous page...

Mol	Chain	Res	Type	Atoms
14	dA	834	CLA	C14-C13-C15-C16
14	dA	838	CLA	C11-C12-C13-C14
14	dA	841	CLA	C11-C10-C8-C9
14	dB	803	CLA	C14-C13-C15-C16
14	dB	827	CLA	C6-C7-C8-C9
14	dB	830	CLA	C6-C7-C8-C9
14	dL	206	CLA	C11-C12-C13-C14
15	bB	843	PQN	C21-C22-C23-C24
14	aA	840	CLA	CBA-CGA-O2A-C1
14	bA	840	CLA	CBA-CGA-O2A-C1
14	cA	840	CLA	CBA-CGA-O2A-C1
14	dA	840	CLA	CBA-CGA-O2A-C1
17	aM	101	BCR	C7-C8-C9-C10
17	bM	101	BCR	C7-C8-C9-C10
17	cM	101	BCR	C7-C8-C9-C10
17	dM	101	BCR	C7-C8-C9-C10
14	aA	827	CLA	C3-C5-C6-C7
14	bA	827	CLA	C3-C5-C6-C7
14	cA	827	CLA	C3-C5-C6-C7
14	dA	827	CLA	C3-C5-C6-C7
14	aB	805	CLA	O1A-CGA-O2A-C1
14	cB	805	CLA	O1A-CGA-O2A-C1
14	dB	805	CLA	O1A-CGA-O2A-C1
17	aB	847	BCR	C22-C23-C24-C25
17	bB	848	BCR	C22-C23-C24-C25
17	cB	847	BCR	C22-C23-C24-C25
17	dB	848	BCR	C22-C23-C24-C25
14	bB	805	CLA	O1A-CGA-O2A-C1
14	aB	819	CLA	CBA-CGA-O2A-C1
14	bB	820	CLA	CBA-CGA-O2A-C1
14	cB	819	CLA	CBA-CGA-O2A-C1
14	dB	820	CLA	CBA-CGA-O2A-C1
14	bB	812	CLA	O1D-CGD-O2D-CED
13	cA	801	CL0	C2-C3-C5-C6
14	aB	832	CLA	C2-C3-C5-C6
14	bB	833	CLA	C2-C3-C5-C6
14	cB	832	CLA	C2-C3-C5-C6
14	dB	833	CLA	C2-C3-C5-C6
15	bB	843	PQN	C12-C13-C15-C16
14	dB	812	CLA	O1D-CGD-O2D-CED
14	dL	205	CLA	C13-C15-C16-C17
14	cB	811	CLA	O1D-CGD-O2D-CED

Continued on next page...

Continued from previous page...

Mol	Chain	Res	Type	Atoms
14	aA	827	CLA	CBA-CGA-O2A-C1
14	aA	832	CLA	CBA-CGA-O2A-C1
14	bA	827	CLA	CBA-CGA-O2A-C1
14	bA	832	CLA	CBA-CGA-O2A-C1
14	cA	827	CLA	CBA-CGA-O2A-C1
14	dA	827	CLA	CBA-CGA-O2A-C1
14	dA	832	CLA	CBA-CGA-O2A-C1
14	aB	811	CLA	O1D-CGD-O2D-CED
14	aB	824	CLA	O1D-CGD-O2D-CED
14	bB	825	CLA	O1D-CGD-O2D-CED
14	dB	825	CLA	O1D-CGD-O2D-CED
14	aB	824	CLA	C3A-C2A-CAA-CBA
14	bB	825	CLA	C3A-C2A-CAA-CBA
14	cB	824	CLA	C3A-C2A-CAA-CBA
14	dB	825	CLA	C3A-C2A-CAA-CBA
17	aI	101	BCR	C9-C10-C11-C12
17	bI	101	BCR	C9-C10-C11-C12
17	cI	101	BCR	C9-C10-C11-C12
17	dI	101	BCR	C9-C10-C11-C12
14	cB	824	CLA	O1D-CGD-O2D-CED
14	aB	808	CLA	CBA-CGA-O2A-C1
14	bB	808	CLA	CBA-CGA-O2A-C1
14	cA	832	CLA	CBA-CGA-O2A-C1
14	cB	808	CLA	CBA-CGA-O2A-C1
14	dB	808	CLA	CBA-CGA-O2A-C1
14	aB	804	CLA	C13-C15-C16-C17
14	bB	804	CLA	C13-C15-C16-C17
14	cB	804	CLA	C13-C15-C16-C17
14	dB	804	CLA	C13-C15-C16-C17
14	aA	823	CLA	CBD-CGD-O2D-CED
14	bA	823	CLA	CBD-CGD-O2D-CED
14	dA	823	CLA	CBD-CGD-O2D-CED
17	dF	204	BCR	C14-C15-C16-C17
14	aA	822	CLA	CAA-CBA-CGA-O2A
14	bA	822	CLA	CAA-CBA-CGA-O2A
14	cA	822	CLA	CAA-CBA-CGA-O2A
14	dA	822	CLA	CAA-CBA-CGA-O2A
14	bA	825	CLA	C13-C15-C16-C17
14	cB	828	CLA	C15-C16-C17-C18
14	aA	825	CLA	C13-C15-C16-C17
14	aB	828	CLA	C15-C16-C17-C18
14	bB	829	CLA	C15-C16-C17-C18

Continued on next page...

Continued from previous page...

Mol	Chain	Res	Type	Atoms
14	cA	825	CLA	C13-C15-C16-C17
14	dB	829	CLA	C15-C16-C17-C18
14	dA	825	CLA	C13-C15-C16-C17
18	aA	852	LHG	C26-C27-C28-C29
18	bA	850	LHG	C26-C27-C28-C29
18	cA	852	LHG	C26-C27-C28-C29
18	dA	850	LHG	C26-C27-C28-C29
14	aB	810	CLA	O1A-CGA-O2A-C1
14	bB	810	CLA	O1A-CGA-O2A-C1
14	cB	810	CLA	O1A-CGA-O2A-C1
14	dB	810	CLA	O1A-CGA-O2A-C1
13	bA	801	CL0	C16-C17-C18-C20
13	dA	801	CL0	C16-C17-C18-C20
14	aB	802	CLA	CAA-CBA-CGA-O2A
14	bB	802	CLA	CAA-CBA-CGA-O2A
14	cB	802	CLA	CAA-CBA-CGA-O2A
14	dB	802	CLA	CAA-CBA-CGA-O2A
14	bB	818	CLA	O1D-CGD-O2D-CED
14	dB	818	CLA	O1D-CGD-O2D-CED
14	cA	823	CLA	CBD-CGD-O2D-CED
18	aB	850	LHG	O7-C5-C6-O8
18	bB	851	LHG	O7-C5-C6-O8
18	cB	850	LHG	O7-C5-C6-O8
18	dB	851	LHG	O7-C5-C6-O8
19	aB	849	LMG	O7-C8-C9-O8
19	bB	850	LMG	O7-C8-C9-O8
19	cB	849	LMG	O7-C8-C9-O8
19	dB	850	LMG	O7-C8-C9-O8
14	aB	817	CLA	O1D-CGD-O2D-CED
14	cB	817	CLA	O1D-CGD-O2D-CED
14	aA	826	CLA	C2-C1-O2A-CGA
14	aA	835	CLA	C2-C1-O2A-CGA
14	bA	826	CLA	C2-C1-O2A-CGA
14	bA	835	CLA	C2-C1-O2A-CGA
14	cA	826	CLA	C2-C1-O2A-CGA
14	cA	835	CLA	C2-C1-O2A-CGA
14	dA	826	CLA	C2-C1-O2A-CGA
14	dA	835	CLA	C2-C1-O2A-CGA
14	cA	830	CLA	O1D-CGD-O2D-CED
13	aA	801	CL0	C15-C16-C17-C18
13	cA	801	CL0	C15-C16-C17-C18
14	aB	832	CLA	C13-C15-C16-C17

Continued on next page...

Continued from previous page...

Mol	Chain	Res	Type	Atoms
14	bB	833	CLA	C13-C15-C16-C17
14	dB	833	CLA	C13-C15-C16-C17
14	aB	802	CLA	C14-C13-C15-C16
14	aB	810	CLA	C11-C10-C8-C9
14	aB	832	CLA	C6-C7-C8-C9
14	bB	802	CLA	C14-C13-C15-C16
14	bB	810	CLA	C11-C10-C8-C9
14	bB	833	CLA	C6-C7-C8-C9
14	bL	206	CLA	C6-C7-C8-C9
14	cB	802	CLA	C14-C13-C15-C16
14	cB	810	CLA	C11-C10-C8-C9
14	cB	832	CLA	C6-C7-C8-C9
14	dB	802	CLA	C14-C13-C15-C16
14	dB	810	CLA	C11-C10-C8-C9
14	dB	833	CLA	C6-C7-C8-C9
14	dL	206	CLA	C6-C7-C8-C9
14	aB	803	CLA	C15-C16-C17-C18
14	aB	838	CLA	C15-C16-C17-C18
14	bB	803	CLA	C15-C16-C17-C18
14	bB	839	CLA	C15-C16-C17-C18
14	cB	803	CLA	C15-C16-C17-C18
14	cB	832	CLA	C13-C15-C16-C17
14	cB	838	CLA	C15-C16-C17-C18
14	dB	803	CLA	C15-C16-C17-C18
14	dB	839	CLA	C15-C16-C17-C18
17	aB	844	BCR	C23-C24-C25-C26
17	aB	851	BCR	C1-C6-C7-C8
17	aF	202	BCR	C1-C6-C7-C8
17	aF	202	BCR	C23-C24-C25-C26
17	aI	101	BCR	C5-C6-C7-C8
17	aL	201	BCR	C23-C24-C25-C30
17	aL	206	BCR	C23-C24-C25-C26
17	aM	101	BCR	C23-C24-C25-C30
17	bB	845	BCR	C23-C24-C25-C26
17	bB	852	BCR	C1-C6-C7-C8
17	bF	202	BCR	C1-C6-C7-C8
17	bF	202	BCR	C23-C24-C25-C26
17	bI	101	BCR	C5-C6-C7-C8
17	bL	203	BCR	C23-C24-C25-C30
17	bL	208	BCR	C5-C6-C7-C8
17	bL	208	BCR	C23-C24-C25-C26
17	bM	101	BCR	C23-C24-C25-C30

Continued on next page...

Continued from previous page...

Mol	Chain	Res	Type	Atoms
17	cB	844	BCR	C23-C24-C25-C26
17	cB	851	BCR	C1-C6-C7-C8
17	cF	202	BCR	C1-C6-C7-C8
17	cF	202	BCR	C23-C24-C25-C26
17	cI	101	BCR	C5-C6-C7-C8
17	cL	201	BCR	C23-C24-C25-C30
17	cL	206	BCR	C23-C24-C25-C26
17	cM	101	BCR	C23-C24-C25-C30
17	dB	845	BCR	C23-C24-C25-C26
17	dB	852	BCR	C1-C6-C7-C8
17	dF	202	BCR	C1-C6-C7-C8
17	dF	202	BCR	C23-C24-C25-C26
17	dI	101	BCR	C5-C6-C7-C8
17	dL	203	BCR	C23-C24-C25-C30
17	dL	208	BCR	C5-C6-C7-C8
17	dL	208	BCR	C23-C24-C25-C26
17	dM	101	BCR	C23-C24-C25-C30
14	aA	830	CLA	O1D-CGD-O2D-CED
14	bA	830	CLA	O1D-CGD-O2D-CED
14	dA	830	CLA	O1D-CGD-O2D-CED
15	bB	843	PQN	C20-C21-C22-C23
18	bB	851	LHG	O6-C4-C5-C6
18	cB	850	LHG	O6-C4-C5-C6
18	dB	851	LHG	O6-C4-C5-C6
13	aA	801	CL0	C4-C3-C5-C6
14	aA	806	CLA	C12-C13-C15-C16
14	aA	819	CLA	C12-C13-C15-C16
14	aA	821	CLA	C11-C10-C8-C7
14	aA	827	CLA	C11-C10-C8-C7
14	aA	832	CLA	C11-C10-C8-C7
14	aA	833	CLA	C11-C10-C8-C7
14	aA	838	CLA	C11-C12-C13-C15
14	aB	802	CLA	C12-C13-C15-C16
14	aB	806	CLA	C6-C7-C8-C10
14	aB	810	CLA	C11-C10-C8-C7
14	aB	827	CLA	C11-C12-C13-C15
14	aB	829	CLA	C6-C7-C8-C10
14	aB	832	CLA	C6-C7-C8-C10
14	aL	202	CLA	C11-C10-C8-C7
14	bA	806	CLA	C12-C13-C15-C16
14	bA	819	CLA	C12-C13-C15-C16
14	bA	821	CLA	C11-C10-C8-C7

Continued on next page...

Continued from previous page...

Mol	Chain	Res	Type	Atoms
14	bA	827	CLA	C11-C10-C8-C7
14	bA	832	CLA	C11-C10-C8-C7
14	bA	833	CLA	C11-C10-C8-C7
14	bA	838	CLA	C11-C12-C13-C15
14	bB	802	CLA	C12-C13-C15-C16
14	bB	806	CLA	C6-C7-C8-C10
14	bB	810	CLA	C11-C10-C8-C7
14	bB	828	CLA	C11-C12-C13-C15
14	bB	830	CLA	C6-C7-C8-C10
14	cA	806	CLA	C12-C13-C15-C16
14	cA	819	CLA	C12-C13-C15-C16
14	cA	821	CLA	C11-C10-C8-C7
14	cA	827	CLA	C11-C10-C8-C7
14	cA	829	CLA	C6-C7-C8-C10
14	cA	832	CLA	C11-C10-C8-C7
14	cA	833	CLA	C11-C10-C8-C7
14	cA	838	CLA	C11-C12-C13-C15
14	cB	802	CLA	C12-C13-C15-C16
14	cB	806	CLA	C6-C7-C8-C10
14	cB	810	CLA	C11-C10-C8-C7
14	cB	827	CLA	C11-C12-C13-C15
14	cB	829	CLA	C6-C7-C8-C10
14	cL	202	CLA	C11-C10-C8-C7
14	dA	806	CLA	C12-C13-C15-C16
14	dA	819	CLA	C12-C13-C15-C16
14	dA	821	CLA	C11-C10-C8-C7
14	dA	827	CLA	C11-C10-C8-C7
14	dA	832	CLA	C11-C10-C8-C7
14	dA	833	CLA	C11-C10-C8-C7
14	dA	838	CLA	C11-C12-C13-C15
14	dB	802	CLA	C12-C13-C15-C16
14	dB	806	CLA	C6-C7-C8-C10
14	dB	810	CLA	C11-C10-C8-C7
14	dB	828	CLA	C11-C12-C13-C15
14	dB	830	CLA	C6-C7-C8-C10
14	dB	833	CLA	C6-C7-C8-C10
15	aB	842	PQN	C21-C22-C23-C25
15	bB	843	PQN	C21-C22-C23-C25
15	cB	842	PQN	C21-C22-C23-C25
14	aA	842	CLA	C15-C16-C17-C18
14	bA	842	CLA	C15-C16-C17-C18
14	cA	842	CLA	C15-C16-C17-C18

Continued on next page...

Continued from previous page...

Mol	Chain	Res	Type	Atoms
14	dA	842	CLA	C15-C16-C17-C18
14	aA	832	CLA	O1A-CGA-O2A-C1
14	bA	832	CLA	O1A-CGA-O2A-C1
14	cA	832	CLA	O1A-CGA-O2A-C1
14	dA	832	CLA	O1A-CGA-O2A-C1
14	aB	814	CLA	C2A-CAA-CBA-CGA
14	bB	815	CLA	C2A-CAA-CBA-CGA
14	cB	814	CLA	C2A-CAA-CBA-CGA
14	dB	815	CLA	C2A-CAA-CBA-CGA
14	aB	807	CLA	C8-C10-C11-C12
14	cB	807	CLA	C8-C10-C11-C12
14	dB	807	CLA	C8-C10-C11-C12
17	aA	847	BCR	C20-C21-C22-C37
17	aA	851	BCR	C11-C10-C9-C34
17	aB	851	BCR	C16-C17-C18-C36
17	aF	202	BCR	C35-C13-C14-C15
17	aJ	103	BCR	C11-C10-C9-C34
17	bA	845	BCR	C20-C21-C22-C37
17	bA	849	BCR	C11-C10-C9-C34
17	bB	852	BCR	C16-C17-C18-C36
17	bF	202	BCR	C35-C13-C14-C15
17	bL	207	BCR	C16-C17-C18-C36
17	cA	847	BCR	C20-C21-C22-C37
17	cA	851	BCR	C11-C10-C9-C34
17	cB	851	BCR	C16-C17-C18-C36
17	cF	202	BCR	C35-C13-C14-C15
17	dA	845	BCR	C20-C21-C22-C37
17	dA	849	BCR	C11-C10-C9-C34
17	dB	852	BCR	C16-C17-C18-C36
17	dF	202	BCR	C35-C13-C14-C15
17	dF	204	BCR	C11-C10-C9-C34
17	dJ	103	BCR	C11-C10-C9-C34
17	dL	207	BCR	C16-C17-C18-C36
14	bB	807	CLA	C8-C10-C11-C12
13	bA	801	CL0	CBA-CGA-O2A-C1
13	dA	801	CL0	CBA-CGA-O2A-C1
14	aB	806	CLA	CBA-CGA-O2A-C1
14	bB	806	CLA	CBA-CGA-O2A-C1
14	cB	806	CLA	CBA-CGA-O2A-C1
14	dB	806	CLA	CBA-CGA-O2A-C1
14	aA	807	CLA	CAD-CBD-CGD-O2D
14	aA	813	CLA	CAD-CBD-CGD-O2D

Continued on next page...

Continued from previous page...

Mol	Chain	Res	Type	Atoms
14	aA	817	CLA	CAD-CBD-CGD-O2D
14	aA	825	CLA	CAD-CBD-CGD-O2D
14	aA	831	CLA	CAD-CBD-CGD-O2D
14	aA	838	CLA	CAD-CBD-CGD-O2D
14	aA	839	CLA	CAD-CBD-CGD-O2D
14	aA	841	CLA	CAD-CBD-CGD-O2D
14	aB	812	CLA	CAD-CBD-CGD-O2D
14	aB	816	CLA	CAD-CBD-CGD-O2D
14	aB	822	CLA	CAD-CBD-CGD-O2D
14	aB	831	CLA	CAD-CBD-CGD-O2D
14	aB	833	CLA	CAD-CBD-CGD-O2D
14	aB	836	CLA	CAD-CBD-CGD-O2D
14	aB	837	CLA	CAD-CBD-CGD-O2D
14	aB	839	CLA	CAD-CBD-CGD-O2D
14	bA	807	CLA	CAD-CBD-CGD-O2D
14	bA	813	CLA	CAD-CBD-CGD-O2D
14	bA	817	CLA	CAD-CBD-CGD-O2D
14	bA	825	CLA	CAD-CBD-CGD-O2D
14	bA	831	CLA	CAD-CBD-CGD-O2D
14	bA	838	CLA	CAD-CBD-CGD-O2D
14	bA	839	CLA	CAD-CBD-CGD-O2D
14	bA	841	CLA	CAD-CBD-CGD-O2D
14	bB	813	CLA	CAD-CBD-CGD-O2D
14	bB	817	CLA	CAD-CBD-CGD-O2D
14	bB	823	CLA	CAD-CBD-CGD-O2D
14	bB	832	CLA	CAD-CBD-CGD-O2D
14	bB	834	CLA	CAD-CBD-CGD-O2D
14	bB	837	CLA	CAD-CBD-CGD-O2D
14	bB	838	CLA	CAD-CBD-CGD-O2D
14	bB	840	CLA	CAD-CBD-CGD-O2D
14	cA	807	CLA	CAD-CBD-CGD-O2D
14	cA	813	CLA	CAD-CBD-CGD-O2D
14	cA	817	CLA	CAD-CBD-CGD-O2D
14	cA	825	CLA	CAD-CBD-CGD-O2D
14	cA	831	CLA	CAD-CBD-CGD-O2D
14	cA	838	CLA	CAD-CBD-CGD-O2D
14	cA	839	CLA	CAD-CBD-CGD-O2D
14	cA	841	CLA	CAD-CBD-CGD-O2D
14	cB	812	CLA	CAD-CBD-CGD-O2D
14	cB	816	CLA	CAD-CBD-CGD-O2D
14	cB	822	CLA	CAD-CBD-CGD-O2D
14	cB	831	CLA	CAD-CBD-CGD-O2D

Continued on next page...

Continued from previous page...

Mol	Chain	Res	Type	Atoms
14	cB	833	CLA	CAD-CBD-CGD-O2D
14	cB	836	CLA	CAD-CBD-CGD-O2D
14	cB	837	CLA	CAD-CBD-CGD-O2D
14	cB	839	CLA	CAD-CBD-CGD-O2D
14	dA	807	CLA	CAD-CBD-CGD-O2D
14	dA	813	CLA	CAD-CBD-CGD-O2D
14	dA	817	CLA	CAD-CBD-CGD-O2D
14	dA	825	CLA	CAD-CBD-CGD-O2D
14	dA	831	CLA	CAD-CBD-CGD-O2D
14	dA	838	CLA	CAD-CBD-CGD-O2D
14	dA	839	CLA	CAD-CBD-CGD-O2D
14	dA	841	CLA	CAD-CBD-CGD-O2D
14	dB	813	CLA	CAD-CBD-CGD-O2D
14	dB	817	CLA	CAD-CBD-CGD-O2D
14	dB	823	CLA	CAD-CBD-CGD-O2D
14	dB	832	CLA	CAD-CBD-CGD-O2D
14	dB	834	CLA	CAD-CBD-CGD-O2D
14	dB	837	CLA	CAD-CBD-CGD-O2D
14	dB	838	CLA	CAD-CBD-CGD-O2D
14	dB	840	CLA	CAD-CBD-CGD-O2D
14	cA	843	CLA	O1D-CGD-O2D-CED
14	aA	839	CLA	C5-C6-C7-C8
14	bA	839	CLA	C5-C6-C7-C8
14	cA	839	CLA	C5-C6-C7-C8
14	dA	839	CLA	C5-C6-C7-C8
17	aF	204	BCR	C6-C7-C8-C9
17	cF	204	BCR	C6-C7-C8-C9
14	aB	809	CLA	CBA-CGA-O2A-C1
14	bB	809	CLA	CBA-CGA-O2A-C1
14	cB	809	CLA	CBA-CGA-O2A-C1
14	dB	809	CLA	CBA-CGA-O2A-C1
13	aA	801	CL0	C2-C3-C5-C6
19	aB	849	LMG	O1-C7-C8-C9
19	bB	850	LMG	O1-C7-C8-C9
19	cB	849	LMG	O1-C7-C8-C9
19	dB	850	LMG	O1-C7-C8-C9
14	aA	816	CLA	O2A-C1-C2-C3
14	bA	816	CLA	O2A-C1-C2-C3
14	cA	816	CLA	O2A-C1-C2-C3
14	dA	816	CLA	O2A-C1-C2-C3
14	aA	843	CLA	O1D-CGD-O2D-CED
14	bA	824	CLA	O1D-CGD-O2D-CED

Continued on next page...

Continued from previous page...

Mol	Chain	Res	Type	Atoms
14	bL	202	CLA	O1D-CGD-O2D-CED
14	dL	202	CLA	O1D-CGD-O2D-CED
19	aB	849	LMG	C35-C36-C37-C38
14	aB	816	CLA	C2A-CAA-CBA-CGA
14	bB	817	CLA	C2A-CAA-CBA-CGA
14	cB	816	CLA	C2A-CAA-CBA-CGA
14	dB	817	CLA	C2A-CAA-CBA-CGA
19	bB	850	LMG	C35-C36-C37-C38
19	cB	849	LMG	C35-C36-C37-C38
19	dB	850	LMG	C35-C36-C37-C38
14	aA	824	CLA	O1D-CGD-O2D-CED
14	cA	824	CLA	O1D-CGD-O2D-CED
14	aA	805	CLA	CHA-CBD-CGD-O1D
14	aA	805	CLA	CHA-CBD-CGD-O2D
14	aA	814	CLA	CHA-CBD-CGD-O1D
14	aA	837	CLA	CHA-CBD-CGD-O1D
14	aA	837	CLA	CHA-CBD-CGD-O2D
14	aA	840	CLA	CHA-CBD-CGD-O2D
14	aB	805	CLA	CHA-CBD-CGD-O1D
14	aB	805	CLA	CHA-CBD-CGD-O2D
14	aB	806	CLA	CHA-CBD-CGD-O1D
14	aB	806	CLA	CHA-CBD-CGD-O2D
14	aB	809	CLA	CHA-CBD-CGD-O1D
14	aB	817	CLA	CHA-CBD-CGD-O1D
14	aB	821	CLA	CHA-CBD-CGD-O1D
14	aB	821	CLA	CHA-CBD-CGD-O2D
14	aB	826	CLA	CHA-CBD-CGD-O1D
14	aB	826	CLA	CHA-CBD-CGD-O2D
14	aB	829	CLA	CHA-CBD-CGD-O1D
14	aL	203	CLA	CHA-CBD-CGD-O1D
14	aX	101	CLA	CHA-CBD-CGD-O1D
14	aX	101	CLA	CHA-CBD-CGD-O2D
14	bA	805	CLA	CHA-CBD-CGD-O1D
14	bA	805	CLA	CHA-CBD-CGD-O2D
14	bA	814	CLA	CHA-CBD-CGD-O1D
14	bA	837	CLA	CHA-CBD-CGD-O1D
14	bA	837	CLA	CHA-CBD-CGD-O2D
14	bA	840	CLA	CHA-CBD-CGD-O2D
14	bB	805	CLA	CHA-CBD-CGD-O1D
14	bB	805	CLA	CHA-CBD-CGD-O2D
14	bB	806	CLA	CHA-CBD-CGD-O1D
14	bB	806	CLA	CHA-CBD-CGD-O2D

Continued on next page...

Continued from previous page...

Mol	Chain	Res	Type	Atoms
14	bB	809	CLA	CHA-CBD-CGD-01D
14	bB	818	CLA	CHA-CBD-CGD-01D
14	bB	822	CLA	CHA-CBD-CGD-01D
14	bB	822	CLA	CHA-CBD-CGD-02D
14	bB	827	CLA	CHA-CBD-CGD-01D
14	bB	827	CLA	CHA-CBD-CGD-02D
14	bB	830	CLA	CHA-CBD-CGD-01D
14	bX	101	CLA	CHA-CBD-CGD-01D
14	bX	101	CLA	CHA-CBD-CGD-02D
14	cA	805	CLA	CHA-CBD-CGD-01D
14	cA	805	CLA	CHA-CBD-CGD-02D
14	cA	814	CLA	CHA-CBD-CGD-01D
14	cA	837	CLA	CHA-CBD-CGD-01D
14	cA	837	CLA	CHA-CBD-CGD-02D
14	cA	840	CLA	CHA-CBD-CGD-02D
14	cB	805	CLA	CHA-CBD-CGD-01D
14	cB	805	CLA	CHA-CBD-CGD-02D
14	cB	806	CLA	CHA-CBD-CGD-01D
14	cB	806	CLA	CHA-CBD-CGD-02D
14	cB	809	CLA	CHA-CBD-CGD-01D
14	cB	817	CLA	CHA-CBD-CGD-01D
14	cB	821	CLA	CHA-CBD-CGD-01D
14	cB	821	CLA	CHA-CBD-CGD-02D
14	cB	826	CLA	CHA-CBD-CGD-01D
14	cB	826	CLA	CHA-CBD-CGD-02D
14	cB	829	CLA	CHA-CBD-CGD-01D
14	cL	203	CLA	CHA-CBD-CGD-01D
14	cX	101	CLA	CHA-CBD-CGD-01D
14	cX	101	CLA	CHA-CBD-CGD-02D
14	dA	805	CLA	CHA-CBD-CGD-01D
14	dA	805	CLA	CHA-CBD-CGD-02D
14	dA	814	CLA	CHA-CBD-CGD-01D
14	dA	837	CLA	CHA-CBD-CGD-01D
14	dA	837	CLA	CHA-CBD-CGD-02D
14	dA	840	CLA	CHA-CBD-CGD-02D
14	dB	805	CLA	CHA-CBD-CGD-01D
14	dB	805	CLA	CHA-CBD-CGD-02D
14	dB	806	CLA	CHA-CBD-CGD-01D
14	dB	806	CLA	CHA-CBD-CGD-02D
14	dB	809	CLA	CHA-CBD-CGD-01D
14	dB	818	CLA	CHA-CBD-CGD-01D
14	dB	822	CLA	CHA-CBD-CGD-01D

Continued on next page...

Continued from previous page...

Mol	Chain	Res	Type	Atoms
14	dB	822	CLA	CHA-CBD-CGD-O2D
14	dB	827	CLA	CHA-CBD-CGD-O1D
14	dB	827	CLA	CHA-CBD-CGD-O2D
14	dB	830	CLA	CHA-CBD-CGD-O1D
14	dX	101	CLA	CHA-CBD-CGD-O1D
14	dX	101	CLA	CHA-CBD-CGD-O2D
14	aB	819	CLA	O1A-CGA-O2A-C1
14	bA	840	CLA	O1A-CGA-O2A-C1
14	bB	820	CLA	O1A-CGA-O2A-C1
14	cB	819	CLA	O1A-CGA-O2A-C1
14	dA	840	CLA	O1A-CGA-O2A-C1
14	dB	820	CLA	O1A-CGA-O2A-C1
14	dA	824	CLA	O1D-CGD-O2D-CED
17	aA	850	BCR	C12-C13-C14-C15
17	aJ	104	BCR	C12-C13-C14-C15
17	bA	847	BCR	C11-C10-C9-C8
17	bA	848	BCR	C12-C13-C14-C15
17	bJ	104	BCR	C12-C13-C14-C15
17	cA	850	BCR	C12-C13-C14-C15
17	cJ	104	BCR	C12-C13-C14-C15
17	dA	848	BCR	C12-C13-C14-C15
17	dJ	104	BCR	C12-C13-C14-C15
19	aB	849	LMG	O1-C7-C8-O7
19	bB	850	LMG	O1-C7-C8-O7
19	cB	849	LMG	O1-C7-C8-O7
19	dB	850	LMG	O1-C7-C8-O7
14	aA	827	CLA	O1A-CGA-O2A-C1
14	aA	840	CLA	O1A-CGA-O2A-C1
14	aB	808	CLA	O1A-CGA-O2A-C1
14	bA	827	CLA	O1A-CGA-O2A-C1
14	cA	827	CLA	O1A-CGA-O2A-C1
14	cA	840	CLA	O1A-CGA-O2A-C1
14	cB	808	CLA	O1A-CGA-O2A-C1
14	dA	827	CLA	O1A-CGA-O2A-C1
14	dB	808	CLA	O1A-CGA-O2A-C1
14	bB	818	CLA	C3-C5-C6-C7
14	bB	808	CLA	O1A-CGA-O2A-C1
14	aA	825	CLA	C8-C10-C11-C12
14	bA	825	CLA	C8-C10-C11-C12
14	dA	825	CLA	C8-C10-C11-C12
14	aA	832	CLA	C11-C10-C8-C9
14	bA	832	CLA	C11-C10-C8-C9

Continued on next page...

Continued from previous page...

Mol	Chain	Res	Type	Atoms
14	bB	806	CLA	C14-C13-C15-C16
14	cA	832	CLA	C11-C10-C8-C9
14	cB	806	CLA	C14-C13-C15-C16
14	dA	832	CLA	C11-C10-C8-C9
14	dB	806	CLA	C14-C13-C15-C16
14	aB	804	CLA	O1A-CGA-O2A-C1
14	aB	806	CLA	O1A-CGA-O2A-C1
14	bB	804	CLA	O1A-CGA-O2A-C1
14	bB	806	CLA	O1A-CGA-O2A-C1
14	cB	804	CLA	O1A-CGA-O2A-C1
14	cB	806	CLA	O1A-CGA-O2A-C1
14	dB	804	CLA	O1A-CGA-O2A-C1
14	aA	817	CLA	C5-C6-C7-C8
14	aA	833	CLA	C8-C10-C11-C12
14	bA	833	CLA	C8-C10-C11-C12
14	cA	825	CLA	C8-C10-C11-C12
14	cA	833	CLA	C8-C10-C11-C12
14	dA	833	CLA	C8-C10-C11-C12
14	cB	817	CLA	C3-C5-C6-C7
14	dA	817	CLA	C5-C6-C7-C8
14	bA	817	CLA	C5-C6-C7-C8
14	cA	817	CLA	C5-C6-C7-C8
14	dB	806	CLA	O1A-CGA-O2A-C1
14	aB	817	CLA	C3-C5-C6-C7
14	bB	833	CLA	C3-C5-C6-C7
14	cB	832	CLA	C3-C5-C6-C7
14	dB	818	CLA	C3-C5-C6-C7
14	dB	833	CLA	C3-C5-C6-C7
14	aA	810	CLA	C1A-C2A-CAA-CBA
14	aA	830	CLA	C1A-C2A-CAA-CBA
14	aA	835	CLA	C1A-C2A-CAA-CBA
14	aB	811	CLA	C1A-C2A-CAA-CBA
14	aB	832	CLA	C1A-C2A-CAA-CBA
14	bA	810	CLA	C1A-C2A-CAA-CBA
14	bA	830	CLA	C1A-C2A-CAA-CBA
14	bA	835	CLA	C1A-C2A-CAA-CBA
14	bB	812	CLA	C1A-C2A-CAA-CBA
14	bB	833	CLA	C1A-C2A-CAA-CBA
14	bL	206	CLA	C1A-C2A-CAA-CBA
14	cA	810	CLA	C1A-C2A-CAA-CBA
14	cA	830	CLA	C1A-C2A-CAA-CBA
14	cA	835	CLA	C1A-C2A-CAA-CBA

Continued on next page...

Continued from previous page...

Mol	Chain	Res	Type	Atoms
14	cB	811	CLA	C1A-C2A-CAA-CBA
14	cB	832	CLA	C1A-C2A-CAA-CBA
14	dA	810	CLA	C1A-C2A-CAA-CBA
14	dA	830	CLA	C1A-C2A-CAA-CBA
14	dA	835	CLA	C1A-C2A-CAA-CBA
14	dB	812	CLA	C1A-C2A-CAA-CBA
14	dB	833	CLA	C1A-C2A-CAA-CBA
14	dL	206	CLA	C1A-C2A-CAA-CBA
13	cA	801	CL0	CBD-CGD-O2D-CED
14	aB	832	CLA	C3-C5-C6-C7
13	bA	801	CL0	O1A-CGA-O2A-C1
18	aB	850	LHG	C3-O3-P-O5
18	bB	851	LHG	C3-O3-P-O5
18	cB	850	LHG	C3-O3-P-O5
18	dB	851	LHG	C3-O3-P-O5
18	aB	850	LHG	O6-C4-C5-C6
13	dA	801	CL0	O1A-CGA-O2A-C1
14	aB	822	CLA	C6-C7-C8-C9
14	bB	823	CLA	C6-C7-C8-C9
14	cB	822	CLA	C6-C7-C8-C9
14	dB	823	CLA	C6-C7-C8-C9
15	aA	844	PQN	C26-C27-C28-C30
15	cA	844	PQN	C26-C27-C28-C30
14	aA	805	CLA	CAD-CBD-CGD-O1D
14	aA	814	CLA	CAD-CBD-CGD-O1D
14	aA	826	CLA	CAD-CBD-CGD-O1D
14	aA	827	CLA	CAD-CBD-CGD-O1D
14	aA	843	CLA	CAD-CBD-CGD-O1D
14	aB	803	CLA	CAD-CBD-CGD-O1D
14	aB	806	CLA	CAD-CBD-CGD-O1D
14	aB	821	CLA	CAD-CBD-CGD-O1D
14	aB	826	CLA	CAD-CBD-CGD-O1D
14	bA	805	CLA	CAD-CBD-CGD-O1D
14	bA	814	CLA	CAD-CBD-CGD-O1D
14	bA	827	CLA	CAD-CBD-CGD-O1D
14	bB	803	CLA	CAD-CBD-CGD-O1D
14	bB	806	CLA	CAD-CBD-CGD-O1D
14	bB	822	CLA	CAD-CBD-CGD-O1D
14	bB	827	CLA	CAD-CBD-CGD-O1D
14	bL	202	CLA	CAD-CBD-CGD-O1D
14	cA	805	CLA	CAD-CBD-CGD-O1D
14	cA	814	CLA	CAD-CBD-CGD-O1D

Continued on next page...

Continued from previous page...

Mol	Chain	Res	Type	Atoms
14	cA	826	CLA	CAD-CBD-CGD-O1D
14	cA	827	CLA	CAD-CBD-CGD-O1D
14	cA	843	CLA	CAD-CBD-CGD-O1D
14	cB	803	CLA	CAD-CBD-CGD-O1D
14	cB	806	CLA	CAD-CBD-CGD-O1D
14	cB	821	CLA	CAD-CBD-CGD-O1D
14	cB	826	CLA	CAD-CBD-CGD-O1D
14	dA	805	CLA	CAD-CBD-CGD-O1D
14	dA	814	CLA	CAD-CBD-CGD-O1D
14	dA	827	CLA	CAD-CBD-CGD-O1D
14	dB	803	CLA	CAD-CBD-CGD-O1D
14	dB	806	CLA	CAD-CBD-CGD-O1D
14	dB	822	CLA	CAD-CBD-CGD-O1D
14	dB	827	CLA	CAD-CBD-CGD-O1D
14	dF	203	CLA	CAD-CBD-CGD-O1D
14	dL	202	CLA	CAD-CBD-CGD-O1D
14	aA	837	CLA	CBA-CGA-O2A-C1
14	aB	804	CLA	CBA-CGA-O2A-C1
14	bA	837	CLA	CBA-CGA-O2A-C1
14	bB	804	CLA	CBA-CGA-O2A-C1
14	cA	837	CLA	CBA-CGA-O2A-C1
14	cB	804	CLA	CBA-CGA-O2A-C1
14	dA	837	CLA	CBA-CGA-O2A-C1
14	dB	804	CLA	CBA-CGA-O2A-C1
13	bA	801	CL0	C11-C12-C13-C15
13	dA	801	CL0	C11-C12-C13-C15
14	aA	819	CLA	C6-C7-C8-C10
14	aA	827	CLA	C6-C7-C8-C10
14	aA	829	CLA	C6-C7-C8-C10
14	aA	830	CLA	C11-C12-C13-C15
14	aB	806	CLA	C12-C13-C15-C16
14	aB	826	CLA	C11-C12-C13-C15
14	aB	835	CLA	C3A-C2A-CAA-CBA
14	aB	841	CLA	C12-C13-C15-C16
14	bA	819	CLA	C6-C7-C8-C10
14	bA	827	CLA	C6-C7-C8-C10
14	bA	829	CLA	C6-C7-C8-C10
14	bA	830	CLA	C11-C12-C13-C15
14	bB	806	CLA	C12-C13-C15-C16
14	bB	827	CLA	C11-C12-C13-C15
14	bB	833	CLA	C6-C7-C8-C10
14	bB	836	CLA	C3A-C2A-CAA-CBA

Continued on next page...

Continued from previous page...

Mol	Chain	Res	Type	Atoms
14	bB	842	CLA	C12-C13-C15-C16
14	cA	819	CLA	C6-C7-C8-C10
14	cA	827	CLA	C6-C7-C8-C10
14	cA	830	CLA	C11-C12-C13-C15
14	cB	806	CLA	C12-C13-C15-C16
14	cB	826	CLA	C11-C12-C13-C15
14	cB	832	CLA	C6-C7-C8-C10
14	cB	835	CLA	C3A-C2A-CAA-CBA
14	cB	841	CLA	C12-C13-C15-C16
14	dA	819	CLA	C6-C7-C8-C10
14	dA	827	CLA	C6-C7-C8-C10
14	dA	829	CLA	C6-C7-C8-C10
14	dA	830	CLA	C11-C12-C13-C15
14	dB	806	CLA	C12-C13-C15-C16
14	dB	827	CLA	C11-C12-C13-C15
14	dB	836	CLA	C3A-C2A-CAA-CBA
14	dB	842	CLA	C12-C13-C15-C16
14	cB	829	CLA	C5-C6-C7-C8
14	dB	830	CLA	C5-C6-C7-C8
14	aA	812	CLA	C2-C3-C5-C6
14	bA	812	CLA	C2-C3-C5-C6
14	cA	812	CLA	C2-C3-C5-C6
14	dA	812	CLA	C2-C3-C5-C6
14	aB	829	CLA	C5-C6-C7-C8
14	bB	830	CLA	C5-C6-C7-C8
14	aA	806	CLA	C14-C13-C15-C16
14	aA	829	CLA	C6-C7-C8-C9
14	aA	839	CLA	C14-C13-C15-C16
14	aB	806	CLA	C14-C13-C15-C16
14	aB	807	CLA	C14-C13-C15-C16
14	aB	827	CLA	C11-C12-C13-C14
14	bA	806	CLA	C14-C13-C15-C16
14	bA	829	CLA	C6-C7-C8-C9
14	bA	839	CLA	C14-C13-C15-C16
14	bB	807	CLA	C14-C13-C15-C16
14	bB	828	CLA	C11-C12-C13-C14
14	bL	206	CLA	C11-C10-C8-C9
14	cA	806	CLA	C14-C13-C15-C16
14	cA	829	CLA	C6-C7-C8-C9
14	cA	839	CLA	C14-C13-C15-C16
14	cB	807	CLA	C14-C13-C15-C16
14	cB	827	CLA	C11-C12-C13-C14

Continued on next page...

Continued from previous page...

Mol	Chain	Res	Type	Atoms
14	dA	806	CLA	C14-C13-C15-C16
14	dA	829	CLA	C6-C7-C8-C9
14	dA	839	CLA	C14-C13-C15-C16
14	dB	807	CLA	C14-C13-C15-C16
14	dB	827	CLA	C14-C13-C15-C16
14	dB	828	CLA	C11-C12-C13-C14
15	aB	842	PQN	C21-C22-C23-C24
15	cB	842	PQN	C21-C22-C23-C24
15	dB	843	PQN	C21-C22-C23-C24
13	aA	801	CL0	C16-C17-C18-C20
14	aB	801	CLA	C5-C6-C7-C8
14	aA	837	CLA	O1A-CGA-O2A-C1
14	bA	837	CLA	O1A-CGA-O2A-C1
14	cA	837	CLA	O1A-CGA-O2A-C1
14	bB	801	CLA	C5-C6-C7-C8
14	dA	837	CLA	O1A-CGA-O2A-C1
13	cA	801	CL0	C16-C17-C18-C20
14	cB	801	CLA	C5-C6-C7-C8
14	dB	801	CLA	C5-C6-C7-C8
17	aJ	104	BCR	C20-C21-C22-C37
17	bJ	103	BCR	C11-C10-C9-C34
17	bJ	104	BCR	C20-C21-C22-C37
17	cJ	103	BCR	C11-C10-C9-C34
17	dJ	104	BCR	C20-C21-C22-C37
18	aA	852	LHG	C24-C25-C26-C27
18	bA	850	LHG	C24-C25-C26-C27
18	cA	852	LHG	C24-C25-C26-C27
18	dA	850	LHG	C24-C25-C26-C27
14	aA	822	CLA	C1-C2-C3-C4
14	aB	831	CLA	C1-C2-C3-C4
14	bA	822	CLA	C1-C2-C3-C4
14	bB	832	CLA	C1-C2-C3-C4
14	cA	822	CLA	C1-C2-C3-C4
14	cB	831	CLA	C1-C2-C3-C4
14	dA	822	CLA	C1-C2-C3-C4
14	dB	832	CLA	C1-C2-C3-C4
14	aA	838	CLA	C2A-CAA-CBA-CGA
14	aB	808	CLA	C2A-CAA-CBA-CGA
14	bA	838	CLA	C2A-CAA-CBA-CGA
14	bB	808	CLA	C2A-CAA-CBA-CGA
14	cA	838	CLA	C2A-CAA-CBA-CGA
14	cB	808	CLA	C2A-CAA-CBA-CGA

Continued on next page...

Continued from previous page...

Mol	Chain	Res	Type	Atoms
14	dA	838	CLA	C2A-CAA-CBA-CGA
14	dB	808	CLA	C2A-CAA-CBA-CGA
14	aA	806	CLA	C2-C1-O2A-CGA
14	aA	838	CLA	C2-C1-O2A-CGA
14	aB	804	CLA	C2-C1-O2A-CGA
14	bA	806	CLA	C2-C1-O2A-CGA
14	bA	838	CLA	C2-C1-O2A-CGA
14	bB	804	CLA	C2-C1-O2A-CGA
14	cA	806	CLA	C2-C1-O2A-CGA
14	cA	838	CLA	C2-C1-O2A-CGA
14	cB	804	CLA	C2-C1-O2A-CGA
14	dA	806	CLA	C2-C1-O2A-CGA
14	dA	838	CLA	C2-C1-O2A-CGA
14	dB	804	CLA	C2-C1-O2A-CGA
14	aB	809	CLA	O1A-CGA-O2A-C1
14	cB	809	CLA	O1A-CGA-O2A-C1
14	dB	809	CLA	O1A-CGA-O2A-C1
14	bL	205	CLA	C3-C5-C6-C7
19	bB	850	LMG	C38-C39-C40-C41
14	bB	809	CLA	O1A-CGA-O2A-C1
19	aB	849	LMG	C38-C39-C40-C41
19	cB	849	LMG	C38-C39-C40-C41
19	dB	850	LMG	C38-C39-C40-C41
14	aA	829	CLA	C16-C17-C18-C20
14	bA	829	CLA	C16-C17-C18-C20
14	cA	829	CLA	C16-C17-C18-C20
14	dA	829	CLA	C16-C17-C18-C20
14	aB	822	CLA	C4-C3-C5-C6
14	bB	823	CLA	C4-C3-C5-C6
14	cB	822	CLA	C4-C3-C5-C6
14	dB	823	CLA	C4-C3-C5-C6
14	aA	823	CLA	O1D-CGD-O2D-CED
14	bA	823	CLA	O1D-CGD-O2D-CED
14	cA	823	CLA	O1D-CGD-O2D-CED
14	dA	823	CLA	O1D-CGD-O2D-CED
14	dL	205	CLA	C3-C5-C6-C7
17	aA	851	BCR	C5-C6-C7-C8
17	aB	844	BCR	C23-C24-C25-C30
17	aI	101	BCR	C1-C6-C7-C8
17	aL	201	BCR	C23-C24-C25-C26
17	aL	206	BCR	C5-C6-C7-C8
17	bA	849	BCR	C5-C6-C7-C8

Continued on next page...

Continued from previous page...

Mol	Chain	Res	Type	Atoms
17	bB	845	BCR	C23-C24-C25-C30
17	bI	101	BCR	C1-C6-C7-C8
17	bL	203	BCR	C23-C24-C25-C26
17	bL	208	BCR	C23-C24-C25-C30
17	cA	851	BCR	C5-C6-C7-C8
17	cB	844	BCR	C23-C24-C25-C30
17	cI	101	BCR	C1-C6-C7-C8
17	cL	201	BCR	C23-C24-C25-C26
17	cL	206	BCR	C5-C6-C7-C8
17	dA	849	BCR	C5-C6-C7-C8
17	dB	845	BCR	C23-C24-C25-C30
17	dB	848	BCR	C5-C6-C7-C8
17	dI	101	BCR	C1-C6-C7-C8
17	dL	203	BCR	C23-C24-C25-C26
17	dL	208	BCR	C23-C24-C25-C30
13	bA	801	CL0	CAA-CBA-CGA-O2A
13	dA	801	CL0	CAA-CBA-CGA-O2A
17	aA	849	BCR	C11-C10-C9-C8
17	aJ	103	BCR	C12-C13-C14-C15
17	bJ	103	BCR	C12-C13-C14-C15
17	cA	849	BCR	C11-C10-C9-C8
17	cJ	103	BCR	C12-C13-C14-C15
17	dA	847	BCR	C11-C10-C9-C8
17	dJ	103	BCR	C12-C13-C14-C15
18	aA	853	LHG	C3-O3-P-O6
18	bA	851	LHG	C3-O3-P-O6
18	cA	853	LHG	C3-O3-P-O6
18	dA	851	LHG	C3-O3-P-O6
18	aA	852	LHG	C4-C5-C6-O8
18	bA	850	LHG	C4-C5-C6-O8
18	cA	852	LHG	C4-C5-C6-O8
18	dA	850	LHG	C4-C5-C6-O8
14	aB	807	CLA	C11-C10-C8-C7
14	bB	807	CLA	C11-C10-C8-C7
14	dB	807	CLA	C11-C10-C8-C7
14	dL	205	CLA	C11-C10-C8-C7
13	bA	801	CL0	C11-C12-C13-C14
13	dA	801	CL0	C11-C12-C13-C14
14	aA	819	CLA	C6-C7-C8-C9
14	aB	826	CLA	C14-C13-C15-C16
14	aL	203	CLA	C11-C10-C8-C9
14	bA	819	CLA	C6-C7-C8-C9

Continued on next page...

Continued from previous page...

Mol	Chain	Res	Type	Atoms
14	bB	827	CLA	C14-C13-C15-C16
14	cA	819	CLA	C6-C7-C8-C9
14	cB	826	CLA	C14-C13-C15-C16
14	cL	203	CLA	C11-C10-C8-C9
14	dA	819	CLA	C6-C7-C8-C9
14	dL	206	CLA	C11-C10-C8-C9
17	aB	844	BCR	C19-C20-C21-C22
17	bB	845	BCR	C19-C20-C21-C22
17	cB	844	BCR	C19-C20-C21-C22
17	dB	845	BCR	C19-C20-C21-C22
14	aB	822	CLA	C6-C7-C8-C10
14	bB	823	CLA	C6-C7-C8-C10
14	cB	822	CLA	C6-C7-C8-C10
14	dB	823	CLA	C6-C7-C8-C10
14	aB	829	CLA	C10-C11-C12-C13
14	bB	830	CLA	C10-C11-C12-C13
14	cB	829	CLA	C10-C11-C12-C13
14	dB	830	CLA	C10-C11-C12-C13
14	aB	831	CLA	CBA-CGA-O2A-C1
14	bB	832	CLA	CBA-CGA-O2A-C1
14	cB	831	CLA	CBA-CGA-O2A-C1
14	dB	832	CLA	CBA-CGA-O2A-C1
14	aA	820	CLA	C12-C13-C15-C16
14	bA	820	CLA	C12-C13-C15-C16
14	cA	820	CLA	C12-C13-C15-C16
14	dA	820	CLA	C12-C13-C15-C16
13	aA	801	CL0	C16-C17-C18-C19
13	cA	801	CL0	C16-C17-C18-C19
15	aA	844	PQN	C26-C27-C28-C29
15	cA	844	PQN	C26-C27-C28-C29
14	aA	842	CLA	CBA-CGA-O2A-C1
14	aB	838	CLA	CBA-CGA-O2A-C1
14	bA	842	CLA	CBA-CGA-O2A-C1
14	bB	839	CLA	CBA-CGA-O2A-C1
14	cA	842	CLA	CBA-CGA-O2A-C1
14	cB	838	CLA	CBA-CGA-O2A-C1
14	dA	842	CLA	CBA-CGA-O2A-C1
14	dB	839	CLA	CBA-CGA-O2A-C1
17	cL	206	BCR	C22-C23-C24-C25
14	bA	842	CLA	C13-C15-C16-C17
14	cA	842	CLA	C13-C15-C16-C17
14	aA	832	CLA	C5-C6-C7-C8

Continued on next page...

Continued from previous page...

Mol	Chain	Res	Type	Atoms
14	aA	842	CLA	C13-C15-C16-C17
14	dA	842	CLA	C13-C15-C16-C17
14	aB	832	CLA	CAA-CBA-CGA-O2A
14	aB	833	CLA	CAA-CBA-CGA-O2A
14	bB	833	CLA	CAA-CBA-CGA-O2A
14	bB	834	CLA	CAA-CBA-CGA-O2A
14	cB	832	CLA	CAA-CBA-CGA-O2A
14	cB	833	CLA	CAA-CBA-CGA-O2A
14	dB	833	CLA	CAA-CBA-CGA-O2A
14	dB	834	CLA	CAA-CBA-CGA-O2A
14	aB	818	CLA	C3-C5-C6-C7
14	bB	819	CLA	C3-C5-C6-C7
14	cB	818	CLA	C3-C5-C6-C7
14	dB	819	CLA	C3-C5-C6-C7
14	bA	832	CLA	C5-C6-C7-C8
14	cA	832	CLA	C5-C6-C7-C8
14	dA	832	CLA	C5-C6-C7-C8
14	aB	831	CLA	O1A-CGA-O2A-C1
14	bA	842	CLA	O1A-CGA-O2A-C1
14	bB	832	CLA	O1A-CGA-O2A-C1
14	cB	831	CLA	O1A-CGA-O2A-C1
14	dA	842	CLA	O1A-CGA-O2A-C1
14	dB	832	CLA	O1A-CGA-O2A-C1
18	cA	852	LHG	C32-C33-C34-C35
14	aA	823	CLA	C2-C1-O2A-CGA
14	aB	807	CLA	C2-C1-O2A-CGA
14	bA	823	CLA	C2-C1-O2A-CGA
14	bB	807	CLA	C2-C1-O2A-CGA
14	bB	842	CLA	C2-C1-O2A-CGA
14	cA	823	CLA	C2-C1-O2A-CGA
14	cB	807	CLA	C2-C1-O2A-CGA
14	dA	823	CLA	C2-C1-O2A-CGA
14	dB	807	CLA	C2-C1-O2A-CGA
14	dB	842	CLA	C2-C1-O2A-CGA
18	bA	850	LHG	C32-C33-C34-C35
18	dA	850	LHG	C32-C33-C34-C35
18	aA	852	LHG	C32-C33-C34-C35
14	aA	823	CLA	C2A-CAA-CBA-CGA
14	aA	836	CLA	C2A-CAA-CBA-CGA
14	bA	823	CLA	C2A-CAA-CBA-CGA
14	bA	836	CLA	C2A-CAA-CBA-CGA
14	cA	823	CLA	C2A-CAA-CBA-CGA

Continued on next page...

Continued from previous page...

Mol	Chain	Res	Type	Atoms
14	cA	836	CLA	C2A-CAA-CBA-CGA
14	dA	823	CLA	C2A-CAA-CBA-CGA
14	dA	836	CLA	C2A-CAA-CBA-CGA
14	aB	831	CLA	C3A-C2A-CAA-CBA
14	bB	832	CLA	C3A-C2A-CAA-CBA
14	cB	831	CLA	C3A-C2A-CAA-CBA
14	dB	832	CLA	C3A-C2A-CAA-CBA
14	aB	830	CLA	CAA-CBA-CGA-O1A
14	bB	831	CLA	CAA-CBA-CGA-O1A
14	cB	830	CLA	CAA-CBA-CGA-O1A
14	dB	831	CLA	CAA-CBA-CGA-O1A
14	cA	842	CLA	O1A-CGA-O2A-C1
14	bB	837	CLA	CAA-CBA-CGA-O1A
14	cB	836	CLA	CAA-CBA-CGA-O1A
14	dB	837	CLA	CAA-CBA-CGA-O1A
14	aA	821	CLA	C4-C3-C5-C6
14	bA	821	CLA	C4-C3-C5-C6
14	cA	821	CLA	C4-C3-C5-C6
14	dA	821	CLA	C4-C3-C5-C6
14	aA	825	CLA	C6-C7-C8-C9
14	bA	825	CLA	C6-C7-C8-C9
14	bL	205	CLA	C6-C7-C8-C9
14	bL	206	CLA	C14-C13-C15-C16
14	cA	825	CLA	C6-C7-C8-C9
14	dA	825	CLA	C6-C7-C8-C9
14	dL	205	CLA	C6-C7-C8-C9
14	aB	836	CLA	CAA-CBA-CGA-O1A
14	aA	842	CLA	O1A-CGA-O2A-C1
17	aB	845	BCR	C11-C10-C9-C34
17	aB	845	BCR	C20-C21-C22-C37
17	aB	847	BCR	C11-C10-C9-C34
17	bB	846	BCR	C11-C10-C9-C34
17	bB	846	BCR	C20-C21-C22-C37
17	bB	848	BCR	C11-C10-C9-C34
17	bF	204	BCR	C35-C13-C14-C15
17	cB	845	BCR	C11-C10-C9-C34
17	cB	845	BCR	C20-C21-C22-C37
17	cB	847	BCR	C11-C10-C9-C34
17	cJ	104	BCR	C20-C21-C22-C37
17	dB	846	BCR	C11-C10-C9-C34
17	dB	846	BCR	C20-C21-C22-C37
17	dB	848	BCR	C11-C10-C9-C34

Continued on next page...

Continued from previous page...

Mol	Chain	Res	Type	Atoms
14	bL	204	CLA	O2A-C1-C2-C3
14	dL	204	CLA	O2A-C1-C2-C3
14	aB	830	CLA	CAA-CBA-CGA-O2A
14	bB	831	CLA	CAA-CBA-CGA-O2A
14	cB	830	CLA	CAA-CBA-CGA-O2A
14	dB	831	CLA	CAA-CBA-CGA-O2A
14	cB	826	CLA	C15-C16-C17-C18
14	dB	827	CLA	C15-C16-C17-C18
14	aA	829	CLA	C1A-C2A-CAA-CBA
14	aB	801	CLA	C1A-C2A-CAA-CBA
14	aB	803	CLA	C1A-C2A-CAA-CBA
14	aB	819	CLA	C1A-C2A-CAA-CBA
14	bA	829	CLA	C1A-C2A-CAA-CBA
14	bB	801	CLA	C1A-C2A-CAA-CBA
14	bB	803	CLA	C1A-C2A-CAA-CBA
14	bB	820	CLA	C1A-C2A-CAA-CBA
14	cA	829	CLA	C1A-C2A-CAA-CBA
14	cB	801	CLA	C1A-C2A-CAA-CBA
14	cB	803	CLA	C1A-C2A-CAA-CBA
14	cB	819	CLA	C1A-C2A-CAA-CBA
14	dA	829	CLA	C1A-C2A-CAA-CBA
14	dB	801	CLA	C1A-C2A-CAA-CBA
14	dB	803	CLA	C1A-C2A-CAA-CBA
14	dB	820	CLA	C1A-C2A-CAA-CBA
19	cB	849	LMG	C33-C34-C35-C36
14	aB	813	CLA	C12-C13-C15-C16
14	aB	827	CLA	C6-C7-C8-C10
14	bB	814	CLA	C12-C13-C15-C16
14	bB	828	CLA	C6-C7-C8-C10
14	bL	205	CLA	C11-C10-C8-C7
14	cB	807	CLA	C11-C10-C8-C7
14	cB	813	CLA	C12-C13-C15-C16
14	cB	827	CLA	C6-C7-C8-C10
14	dB	814	CLA	C12-C13-C15-C16
14	dB	828	CLA	C6-C7-C8-C10
15	aB	842	PQN	C16-C17-C18-C20
15	cB	842	PQN	C16-C17-C18-C20
19	aB	849	LMG	C33-C34-C35-C36
19	bB	850	LMG	C33-C34-C35-C36
14	bB	807	CLA	C15-C16-C17-C18
14	cB	807	CLA	C15-C16-C17-C18
14	dB	807	CLA	C15-C16-C17-C18

Continued on next page...

Continued from previous page...

Mol	Chain	Res	Type	Atoms
14	aA	809	CLA	CAA-CBA-CGA-O2A
14	aB	836	CLA	CAA-CBA-CGA-O2A
14	aK	101	CLA	CAA-CBA-CGA-O1A
14	bA	809	CLA	CAA-CBA-CGA-O2A
14	bB	837	CLA	CAA-CBA-CGA-O2A
14	bK	101	CLA	CAA-CBA-CGA-O1A
14	cA	809	CLA	CAA-CBA-CGA-O2A
14	cB	836	CLA	CAA-CBA-CGA-O2A
14	cK	101	CLA	CAA-CBA-CGA-O1A
14	dA	809	CLA	CAA-CBA-CGA-O2A
14	dB	837	CLA	CAA-CBA-CGA-O2A
19	dB	850	LMG	C33-C34-C35-C36
14	aB	807	CLA	C15-C16-C17-C18
14	aB	831	CLA	CAA-CBA-CGA-O2A
14	bB	832	CLA	CAA-CBA-CGA-O2A
14	cB	831	CLA	CAA-CBA-CGA-O2A
14	dB	832	CLA	CAA-CBA-CGA-O2A
14	dK	101	CLA	CAA-CBA-CGA-O1A
14	aB	826	CLA	C15-C16-C17-C18
14	bB	827	CLA	C15-C16-C17-C18
14	aA	817	CLA	C2A-CAA-CBA-CGA
14	aB	818	CLA	C2A-CAA-CBA-CGA
14	bA	817	CLA	C2A-CAA-CBA-CGA
14	bB	819	CLA	C2A-CAA-CBA-CGA
14	cA	817	CLA	C2A-CAA-CBA-CGA
14	cB	818	CLA	C2A-CAA-CBA-CGA
14	dA	817	CLA	C2A-CAA-CBA-CGA
14	dB	819	CLA	C2A-CAA-CBA-CGA
14	bB	811	CLA	C5-C6-C7-C8
14	dB	811	CLA	C5-C6-C7-C8
14	dL	201	CLA	C5-C6-C7-C8
14	aB	831	CLA	O2A-C1-C2-C3
14	bB	832	CLA	O2A-C1-C2-C3
14	cB	831	CLA	O2A-C1-C2-C3
14	dB	832	CLA	O2A-C1-C2-C3
14	bL	201	CLA	C5-C6-C7-C8
14	aB	813	CLA	C4-C3-C5-C6
14	bB	814	CLA	C4-C3-C5-C6
14	cB	813	CLA	C4-C3-C5-C6
14	dB	814	CLA	C4-C3-C5-C6
14	bB	809	CLA	C5-C6-C7-C8
17	aA	851	BCR	C11-C10-C9-C8

Continued on next page...

Continued from previous page...

Mol	Chain	Res	Type	Atoms
17	aL	201	BCR	C20-C21-C22-C23
17	bA	849	BCR	C11-C10-C9-C8
17	bL	203	BCR	C20-C21-C22-C23
17	cA	851	BCR	C11-C10-C9-C8
17	cL	201	BCR	C20-C21-C22-C23
17	dA	849	BCR	C11-C10-C9-C8
17	dL	203	BCR	C20-C21-C22-C23
14	aB	809	CLA	C5-C6-C7-C8
14	dB	809	CLA	C5-C6-C7-C8
18	cA	853	LHG	C9-C10-C11-C12
18	dA	851	LHG	C9-C10-C11-C12
18	bA	851	LHG	C9-C10-C11-C12
13	aA	801	CL0	C5-C6-C7-C8
14	dA	813	CLA	CAA-CBA-CGA-O1A
14	bB	811	CLA	C10-C11-C12-C13
14	bL	201	CLA	C10-C11-C12-C13
14	dB	811	CLA	C10-C11-C12-C13
14	dL	201	CLA	C10-C11-C12-C13
15	aB	842	PQN	C23-C25-C26-C27
15	cB	842	PQN	C23-C25-C26-C27
18	aA	853	LHG	C9-C10-C11-C12
14	cB	809	CLA	C5-C6-C7-C8
14	aA	813	CLA	CAA-CBA-CGA-O1A
14	aA	813	CLA	CAA-CBA-CGA-O2A
14	bA	813	CLA	CAA-CBA-CGA-O1A
14	bA	813	CLA	CAA-CBA-CGA-O2A
14	cA	813	CLA	CAA-CBA-CGA-O1A
14	dA	813	CLA	CAA-CBA-CGA-O2A
13	dA	801	CL0	C4-C3-C5-C6
14	aA	828	CLA	C2-C1-O2A-CGA
14	bA	828	CLA	C2-C1-O2A-CGA
14	cA	828	CLA	C2-C1-O2A-CGA
14	dA	828	CLA	C2-C1-O2A-CGA
14	aA	821	CLA	C2-C3-C5-C6
14	bA	821	CLA	C2-C3-C5-C6
14	cA	821	CLA	C2-C3-C5-C6
14	dA	821	CLA	C2-C3-C5-C6
14	cB	804	CLA	C4C-C3C-CAC-CBC
14	cA	813	CLA	CAA-CBA-CGA-O2A
14	bA	842	CLA	CAA-CBA-CGA-O2A
14	cA	842	CLA	CAA-CBA-CGA-O2A
14	dA	842	CLA	CAA-CBA-CGA-O2A

Continued on next page...

Continued from previous page...

Mol	Chain	Res	Type	Atoms
14	dL	206	CLA	C14-C13-C15-C16
14	aB	838	CLA	O1A-CGA-O2A-C1
14	bB	839	CLA	O1A-CGA-O2A-C1
14	cB	838	CLA	O1A-CGA-O2A-C1
14	dB	839	CLA	O1A-CGA-O2A-C1
14	aK	101	CLA	CAA-CBA-CGA-O2A
14	bK	101	CLA	CAA-CBA-CGA-O2A
14	cK	101	CLA	CAA-CBA-CGA-O2A
14	dK	101	CLA	CAA-CBA-CGA-O2A
14	aA	842	CLA	CAA-CBA-CGA-O2A
14	dB	804	CLA	C4C-C3C-CAC-CBC
14	aB	812	CLA	C2A-CAA-CBA-CGA
14	bB	813	CLA	C2A-CAA-CBA-CGA
14	bL	206	CLA	C2A-CAA-CBA-CGA
14	cB	812	CLA	C2A-CAA-CBA-CGA
14	cL	202	CLA	C2A-CAA-CBA-CGA
14	dB	813	CLA	C2A-CAA-CBA-CGA
14	dL	206	CLA	C2A-CAA-CBA-CGA
14	aB	804	CLA	C4C-C3C-CAC-CBC
17	aA	848	BCR	C23-C24-C25-C26
17	aA	848	BCR	C23-C24-C25-C30
17	aA	851	BCR	C1-C6-C7-C8
17	aB	846	BCR	C1-C6-C7-C8
17	aB	846	BCR	C5-C6-C7-C8
17	aB	847	BCR	C1-C6-C7-C8
17	aB	847	BCR	C5-C6-C7-C8
17	aF	202	BCR	C23-C24-C25-C30
17	aF	204	BCR	C23-C24-C25-C26
17	aF	204	BCR	C23-C24-C25-C30
17	aI	101	BCR	C23-C24-C25-C30
17	aL	206	BCR	C1-C6-C7-C8
17	aL	206	BCR	C23-C24-C25-C30
17	bA	846	BCR	C23-C24-C25-C26
17	bA	846	BCR	C23-C24-C25-C30
17	bA	849	BCR	C1-C6-C7-C8
17	bB	847	BCR	C1-C6-C7-C8
17	bB	847	BCR	C5-C6-C7-C8
17	bB	848	BCR	C1-C6-C7-C8
17	bB	848	BCR	C5-C6-C7-C8
17	bF	202	BCR	C23-C24-C25-C30
17	bF	204	BCR	C23-C24-C25-C26
17	bF	204	BCR	C23-C24-C25-C30

Continued on next page...

Continued from previous page...

Mol	Chain	Res	Type	Atoms
17	bI	101	BCR	C23-C24-C25-C30
17	cA	848	BCR	C23-C24-C25-C26
17	cA	848	BCR	C23-C24-C25-C30
17	cA	851	BCR	C1-C6-C7-C8
17	cB	846	BCR	C1-C6-C7-C8
17	cB	846	BCR	C5-C6-C7-C8
17	cB	847	BCR	C1-C6-C7-C8
17	cB	847	BCR	C5-C6-C7-C8
17	cF	202	BCR	C23-C24-C25-C30
17	cF	204	BCR	C23-C24-C25-C26
17	cF	204	BCR	C23-C24-C25-C30
17	cI	101	BCR	C23-C24-C25-C26
17	cI	101	BCR	C23-C24-C25-C30
17	cL	206	BCR	C1-C6-C7-C8
17	cL	206	BCR	C23-C24-C25-C30
17	dA	846	BCR	C23-C24-C25-C26
17	dA	846	BCR	C23-C24-C25-C30
17	dA	849	BCR	C1-C6-C7-C8
17	dB	847	BCR	C1-C6-C7-C8
17	dB	847	BCR	C5-C6-C7-C8
17	dB	848	BCR	C1-C6-C7-C8
17	dF	202	BCR	C23-C24-C25-C30
17	dF	204	BCR	C23-C24-C25-C26
17	dF	204	BCR	C23-C24-C25-C30
17	dI	101	BCR	C23-C24-C25-C30
17	aA	849	BCR	C9-C10-C11-C12
17	aB	846	BCR	C15-C16-C17-C18
17	bA	847	BCR	C9-C10-C11-C12
17	bB	847	BCR	C15-C16-C17-C18
17	cA	849	BCR	C9-C10-C11-C12
17	cB	846	BCR	C15-C16-C17-C18
17	dA	847	BCR	C9-C10-C11-C12
17	dB	847	BCR	C15-C16-C17-C18
13	bA	801	CL0	C4-C3-C5-C6
14	aB	805	CLA	C4-C3-C5-C6
14	bB	805	CLA	C4-C3-C5-C6
14	cB	805	CLA	C4-C3-C5-C6
14	dB	805	CLA	C4-C3-C5-C6
14	aA	809	CLA	CAA-CBA-CGA-O1A
14	aA	836	CLA	CAA-CBA-CGA-O2A
14	bA	809	CLA	CAA-CBA-CGA-O1A
14	bA	836	CLA	CAA-CBA-CGA-O2A

Continued on next page...

Continued from previous page...

Mol	Chain	Res	Type	Atoms
14	cA	809	CLA	CAA-CBA-CGA-O1A
14	cA	836	CLA	CAA-CBA-CGA-O2A
14	dA	836	CLA	CAA-CBA-CGA-O2A
14	bB	804	CLA	C4C-C3C-CAC-CBC
14	bB	805	CLA	O1D-CGD-O2D-CED
14	dA	809	CLA	CAA-CBA-CGA-O1A
14	bB	842	CLA	C3-C5-C6-C7
18	aA	852	LHG	C11-C12-C13-C14
18	cA	852	LHG	C11-C12-C13-C14
18	dA	850	LHG	C11-C12-C13-C14
14	aB	832	CLA	C15-C16-C17-C18
14	bB	833	CLA	C15-C16-C17-C18
14	cB	832	CLA	C15-C16-C17-C18
14	dB	833	CLA	C15-C16-C17-C18
18	bA	850	LHG	C11-C12-C13-C14
14	aB	805	CLA	O1D-CGD-O2D-CED
14	cB	805	CLA	O1D-CGD-O2D-CED
14	dB	805	CLA	O1D-CGD-O2D-CED
14	aK	101	CLA	C2A-CAA-CBA-CGA
14	bK	101	CLA	C2A-CAA-CBA-CGA
14	cK	101	CLA	C2A-CAA-CBA-CGA
14	dK	101	CLA	C2A-CAA-CBA-CGA
14	aB	841	CLA	C3-C5-C6-C7
14	cB	841	CLA	C3-C5-C6-C7
14	dB	842	CLA	C3-C5-C6-C7
14	dB	806	CLA	CAA-CBA-CGA-O2A
14	aA	834	CLA	C4-C3-C5-C6
14	bA	834	CLA	C4-C3-C5-C6
14	cA	834	CLA	C4-C3-C5-C6
14	dA	834	CLA	C4-C3-C5-C6
14	cB	820	CLA	O1D-CGD-O2D-CED
14	aB	807	CLA	C12-C13-C15-C16
14	aB	813	CLA	C2-C3-C5-C6
14	aB	838	CLA	C12-C13-C15-C16
14	bB	807	CLA	C12-C13-C15-C16
14	bB	814	CLA	C2-C3-C5-C6
14	bB	839	CLA	C12-C13-C15-C16
14	bL	206	CLA	C12-C13-C15-C16
14	cB	807	CLA	C12-C13-C15-C16
14	cB	813	CLA	C2-C3-C5-C6
14	cB	838	CLA	C12-C13-C15-C16
14	dB	807	CLA	C12-C13-C15-C16

Continued on next page...

Continued from previous page...

Mol	Chain	Res	Type	Atoms
14	dB	814	CLA	C2-C3-C5-C6
14	dB	839	CLA	C12-C13-C15-C16
14	dL	206	CLA	C12-C13-C15-C16
14	bJ	101	CLA	CAA-CBA-CGA-O1A
14	cJ	101	CLA	CAA-CBA-CGA-O1A
14	dJ	101	CLA	CAA-CBA-CGA-O1A
14	dX	101	CLA	CAA-CBA-CGA-O1A
13	bA	801	CL0	C5-C6-C7-C8
18	aA	853	LHG	O1-C1-C2-O2
18	bA	851	LHG	O1-C1-C2-O2
18	cA	853	LHG	O1-C1-C2-O2
18	dA	851	LHG	O1-C1-C2-O2
17	aL	201	BCR	C15-C16-C17-C18
17	bL	203	BCR	C15-C16-C17-C18
17	cL	201	BCR	C15-C16-C17-C18
17	dL	203	BCR	C15-C16-C17-C18
14	aB	813	CLA	CAA-CBA-CGA-O2A
14	bB	814	CLA	CAA-CBA-CGA-O2A
14	cB	806	CLA	CAA-CBA-CGA-O2A
14	dB	814	CLA	CAA-CBA-CGA-O2A
14	aB	820	CLA	CBD-CGD-O2D-CED
14	cB	820	CLA	CBD-CGD-O2D-CED
14	aJ	101	CLA	CAA-CBA-CGA-O1A
14	bX	101	CLA	CAA-CBA-CGA-O1A
14	cX	101	CLA	CAA-CBA-CGA-O1A
15	bB	843	PQN	C15-C16-C17-C18
14	aX	101	CLA	CAA-CBA-CGA-O1A
14	aA	829	CLA	CAA-CBA-CGA-O2A
14	aB	806	CLA	CAA-CBA-CGA-O2A
14	bB	806	CLA	CAA-CBA-CGA-O2A
14	cB	813	CLA	CAA-CBA-CGA-O2A
14	aB	820	CLA	O1D-CGD-O2D-CED
14	cF	203	CLA	CAA-CBA-CGA-O2A
17	aF	202	BCR	C16-C17-C18-C36
17	bF	202	BCR	C16-C17-C18-C36
17	cF	202	BCR	C16-C17-C18-C36
17	dF	202	BCR	C16-C17-C18-C36
14	bA	829	CLA	CAA-CBA-CGA-O2A
14	cA	829	CLA	CAA-CBA-CGA-O2A
14	dA	829	CLA	CAA-CBA-CGA-O2A
14	dB	821	CLA	CBD-CGD-O2D-CED
14	aB	810	CLA	C4-C3-C5-C6

Continued on next page...

Continued from previous page...

Mol	Chain	Res	Type	Atoms
14	bB	810	CLA	C4-C3-C5-C6
14	cB	810	CLA	C4-C3-C5-C6
14	dB	810	CLA	C4-C3-C5-C6
15	aB	842	PQN	C14-C13-C15-C16
15	cB	842	PQN	C14-C13-C15-C16
14	aB	822	CLA	C2-C3-C5-C6
14	bB	823	CLA	C2-C3-C5-C6
14	cB	822	CLA	C2-C3-C5-C6
14	dB	823	CLA	C2-C3-C5-C6
13	bA	801	CL0	C6-C7-C8-C9
14	aA	830	CLA	C11-C12-C13-C14
14	aB	826	CLA	C11-C12-C13-C14
14	aB	838	CLA	C14-C13-C15-C16
14	aB	841	CLA	C14-C13-C15-C16
14	bA	830	CLA	C11-C12-C13-C14
14	bB	827	CLA	C11-C12-C13-C14
14	bB	839	CLA	C14-C13-C15-C16
14	bB	842	CLA	C14-C13-C15-C16
14	bL	205	CLA	C11-C10-C8-C9
14	cA	830	CLA	C11-C12-C13-C14
14	cB	826	CLA	C11-C12-C13-C14
14	cB	838	CLA	C14-C13-C15-C16
14	cB	841	CLA	C14-C13-C15-C16
14	dA	830	CLA	C11-C12-C13-C14
14	dB	827	CLA	C11-C12-C13-C14
14	dB	839	CLA	C14-C13-C15-C16
14	dB	842	CLA	C14-C13-C15-C16
15	aB	842	PQN	C16-C17-C18-C19
15	cB	842	PQN	C16-C17-C18-C19
14	bA	802	CLA	CAA-CBA-CGA-O2A
14	cA	802	CLA	CAA-CBA-CGA-O2A
14	dA	802	CLA	CAA-CBA-CGA-O2A
14	aA	804	CLA	C3A-C2A-CAA-CBA
14	aB	816	CLA	C3A-C2A-CAA-CBA
14	bA	804	CLA	C3A-C2A-CAA-CBA
14	bB	817	CLA	C3A-C2A-CAA-CBA
14	cA	804	CLA	C3A-C2A-CAA-CBA
14	cB	816	CLA	C3A-C2A-CAA-CBA
14	dA	804	CLA	C3A-C2A-CAA-CBA
14	dB	817	CLA	C3A-C2A-CAA-CBA
14	bB	821	CLA	CBD-CGD-O2D-CED
14	aA	802	CLA	CAA-CBA-CGA-O2A

Continued on next page...

Continued from previous page...

Mol	Chain	Res	Type	Atoms
14	aB	823	CLA	CAA-CBA-CGA-O2A
14	bB	824	CLA	CAA-CBA-CGA-O2A
14	cB	823	CLA	CAA-CBA-CGA-O2A
14	dB	824	CLA	CAA-CBA-CGA-O2A
14	aA	820	CLA	CAD-CBD-CGD-O2D
14	aB	811	CLA	CAD-CBD-CGD-O2D
14	aB	813	CLA	CAD-CBD-CGD-O2D
14	aJ	101	CLA	CAD-CBD-CGD-O2D
14	aL	204	CLA	CAD-CBD-CGD-O2D
14	bA	820	CLA	CAD-CBD-CGD-O2D
14	bB	812	CLA	CAD-CBD-CGD-O2D
14	bB	814	CLA	CAD-CBD-CGD-O2D
14	bJ	101	CLA	CAD-CBD-CGD-O2D
14	cA	820	CLA	CAD-CBD-CGD-O2D
14	cB	811	CLA	CAD-CBD-CGD-O2D
14	cB	813	CLA	CAD-CBD-CGD-O2D
14	cJ	101	CLA	CAD-CBD-CGD-O2D
14	cL	204	CLA	CAD-CBD-CGD-O2D
14	dA	820	CLA	CAD-CBD-CGD-O2D
14	dB	812	CLA	CAD-CBD-CGD-O2D
14	dB	814	CLA	CAD-CBD-CGD-O2D
14	dJ	101	CLA	CAD-CBD-CGD-O2D
14	bB	821	CLA	O1D-CGD-O2D-CED
14	aB	841	CLA	C2-C1-O2A-CGA
14	cB	841	CLA	C2-C1-O2A-CGA
14	aF	203	CLA	CAA-CBA-CGA-O2A
14	aB	807	CLA	CAA-CBA-CGA-O2A
14	bB	807	CLA	CAA-CBA-CGA-O2A
14	cB	807	CLA	CAA-CBA-CGA-O2A
14	dB	807	CLA	CAA-CBA-CGA-O2A
14	dB	821	CLA	O1D-CGD-O2D-CED
17	aL	201	BCR	C6-C7-C8-C9
17	aL	206	BCR	C22-C23-C24-C25
17	bL	203	BCR	C6-C7-C8-C9
17	cL	201	BCR	C6-C7-C8-C9
17	dL	203	BCR	C6-C7-C8-C9
13	dA	801	CL0	C5-C6-C7-C8
14	bA	836	CLA	CAA-CBA-CGA-O1A
14	cA	836	CLA	CAA-CBA-CGA-O1A
14	dA	836	CLA	CAA-CBA-CGA-O1A
14	aB	810	CLA	C2-C3-C5-C6
14	bB	810	CLA	C2-C3-C5-C6

Continued on next page...

Continued from previous page...

Mol	Chain	Res	Type	Atoms
14	cB	810	CLA	C2-C3-C5-C6
14	dB	810	CLA	C2-C3-C5-C6
15	aB	842	PQN	C12-C13-C15-C16
15	cB	842	PQN	C12-C13-C15-C16
14	aA	825	CLA	CAA-CBA-CGA-O2A
14	bA	825	CLA	CAA-CBA-CGA-O2A
14	cA	825	CLA	CAA-CBA-CGA-O2A
14	dA	825	CLA	CAA-CBA-CGA-O2A
17	aB	844	BCR	C17-C18-C19-C20
17	aF	202	BCR	C21-C22-C23-C24
17	bB	845	BCR	C17-C18-C19-C20
17	bF	202	BCR	C21-C22-C23-C24
17	bL	208	BCR	C7-C8-C9-C10
17	cB	844	BCR	C17-C18-C19-C20
17	cF	202	BCR	C21-C22-C23-C24
17	dA	847	BCR	C17-C18-C19-C20
17	dB	845	BCR	C17-C18-C19-C20
17	dF	202	BCR	C21-C22-C23-C24
17	dL	208	BCR	C7-C8-C9-C10
14	aA	836	CLA	CAA-CBA-CGA-O1A
14	cA	818	CLA	C5-C6-C7-C8
14	dA	818	CLA	C5-C6-C7-C8
14	aA	818	CLA	C5-C6-C7-C8
14	bA	818	CLA	C5-C6-C7-C8
14	aA	840	CLA	C2A-CAA-CBA-CGA
14	bA	840	CLA	C2A-CAA-CBA-CGA
14	cA	840	CLA	C2A-CAA-CBA-CGA
14	dA	840	CLA	C2A-CAA-CBA-CGA
13	cA	801	CL0	C5-C6-C7-C8
14	aA	823	CLA	CAA-CBA-CGA-O2A
14	bA	823	CLA	CAA-CBA-CGA-O2A
14	cA	823	CLA	CAA-CBA-CGA-O2A
14	dA	823	CLA	CAA-CBA-CGA-O2A
14	aB	802	CLA	CAA-CBA-CGA-O1A
14	bB	802	CLA	CAA-CBA-CGA-O1A
14	cB	802	CLA	CAA-CBA-CGA-O1A
14	dB	802	CLA	CAA-CBA-CGA-O1A
14	aA	817	CLA	C3-C5-C6-C7
14	bA	817	CLA	C3-C5-C6-C7
14	cA	817	CLA	C3-C5-C6-C7
14	dA	817	CLA	C3-C5-C6-C7
14	aB	823	CLA	CAA-CBA-CGA-O1A

Continued on next page...

Continued from previous page...

Mol	Chain	Res	Type	Atoms
14	bB	824	CLA	CAA-CBA-CGA-O1A
14	cB	823	CLA	CAA-CBA-CGA-O1A
14	dB	824	CLA	CAA-CBA-CGA-O1A
14	cA	822	CLA	CAA-CBA-CGA-O1A
14	dA	822	CLA	CAA-CBA-CGA-O1A
13	aA	801	CL0	CHA-CBD-CGD-O1D
13	aA	801	CL0	CHA-CBD-CGD-O2D
13	cA	801	CL0	CHA-CBD-CGD-O1D
14	aA	808	CLA	CHA-CBD-CGD-O1D
14	aA	814	CLA	CHA-CBD-CGD-O2D
14	aA	815	CLA	CHA-CBD-CGD-O1D
14	aA	815	CLA	CHA-CBD-CGD-O2D
14	aA	818	CLA	CHA-CBD-CGD-O1D
14	aA	818	CLA	CHA-CBD-CGD-O2D
14	aB	807	CLA	CHA-CBD-CGD-O1D
14	aB	807	CLA	CHA-CBD-CGD-O2D
14	aB	814	CLA	CHA-CBD-CGD-O1D
14	aB	817	CLA	CHA-CBD-CGD-O2D
14	aB	824	CLA	CHA-CBD-CGD-O1D
14	aB	827	CLA	CHA-CBD-CGD-O1D
14	aB	827	CLA	CHA-CBD-CGD-O2D
14	aB	830	CLA	CHA-CBD-CGD-O1D
14	aB	838	CLA	CHA-CBD-CGD-O1D
14	aB	838	CLA	CHA-CBD-CGD-O2D
14	aK	102	CLA	CHA-CBD-CGD-O2D
14	aL	203	CLA	CHA-CBD-CGD-O2D
14	bA	808	CLA	CHA-CBD-CGD-O1D
14	bA	814	CLA	CHA-CBD-CGD-O2D
14	bA	815	CLA	CHA-CBD-CGD-O1D
14	bA	815	CLA	CHA-CBD-CGD-O2D
14	bA	818	CLA	CHA-CBD-CGD-O1D
14	bA	818	CLA	CHA-CBD-CGD-O2D
14	bB	807	CLA	CHA-CBD-CGD-O1D
14	bB	807	CLA	CHA-CBD-CGD-O2D
14	bB	815	CLA	CHA-CBD-CGD-O1D
14	bB	818	CLA	CHA-CBD-CGD-O2D
14	bB	825	CLA	CHA-CBD-CGD-O1D
14	bB	828	CLA	CHA-CBD-CGD-O1D
14	bB	828	CLA	CHA-CBD-CGD-O2D
14	bB	831	CLA	CHA-CBD-CGD-O1D
14	bB	839	CLA	CHA-CBD-CGD-O1D
14	bB	839	CLA	CHA-CBD-CGD-O2D

Continued on next page...

Continued from previous page...

Mol	Chain	Res	Type	Atoms
14	bK	103	CLA	CHA-CBD-CGD-O2D
14	cA	808	CLA	CHA-CBD-CGD-O1D
14	cA	814	CLA	CHA-CBD-CGD-O2D
14	cA	815	CLA	CHA-CBD-CGD-O1D
14	cA	815	CLA	CHA-CBD-CGD-O2D
14	cA	818	CLA	CHA-CBD-CGD-O1D
14	cA	818	CLA	CHA-CBD-CGD-O2D
14	cB	807	CLA	CHA-CBD-CGD-O1D
14	cB	807	CLA	CHA-CBD-CGD-O2D
14	cB	814	CLA	CHA-CBD-CGD-O1D
14	cB	817	CLA	CHA-CBD-CGD-O2D
14	cB	824	CLA	CHA-CBD-CGD-O1D
14	cB	827	CLA	CHA-CBD-CGD-O1D
14	cB	827	CLA	CHA-CBD-CGD-O2D
14	cB	830	CLA	CHA-CBD-CGD-O1D
14	cB	838	CLA	CHA-CBD-CGD-O1D
14	cB	838	CLA	CHA-CBD-CGD-O2D
14	cK	102	CLA	CHA-CBD-CGD-O2D
14	cL	203	CLA	CHA-CBD-CGD-O2D
14	dA	808	CLA	CHA-CBD-CGD-O1D
14	dA	814	CLA	CHA-CBD-CGD-O2D
14	dA	815	CLA	CHA-CBD-CGD-O1D
14	dA	815	CLA	CHA-CBD-CGD-O2D
14	dA	818	CLA	CHA-CBD-CGD-O1D
14	dA	818	CLA	CHA-CBD-CGD-O2D
14	dB	807	CLA	CHA-CBD-CGD-O1D
14	dB	807	CLA	CHA-CBD-CGD-O2D
14	dB	815	CLA	CHA-CBD-CGD-O1D
14	dB	818	CLA	CHA-CBD-CGD-O2D
14	dB	825	CLA	CHA-CBD-CGD-O1D
14	dB	828	CLA	CHA-CBD-CGD-O1D
14	dB	828	CLA	CHA-CBD-CGD-O2D
14	dB	831	CLA	CHA-CBD-CGD-O1D
14	dB	839	CLA	CHA-CBD-CGD-O1D
14	dB	839	CLA	CHA-CBD-CGD-O2D
14	dK	103	CLA	CHA-CBD-CGD-O2D
17	aB	847	BCR	C9-C10-C11-C12
17	bB	848	BCR	C9-C10-C11-C12
17	cB	847	BCR	C9-C10-C11-C12
17	dB	848	BCR	C9-C10-C11-C12
14	aA	802	CLA	CAA-CBA-CGA-O1A
14	aF	203	CLA	CAA-CBA-CGA-O1A

Continued on next page...

Continued from previous page...

Mol	Chain	Res	Type	Atoms
14	bA	802	CLA	CAA-CBA-CGA-O1A
14	cA	802	CLA	CAA-CBA-CGA-O1A
14	dA	802	CLA	CAA-CBA-CGA-O1A
14	bA	806	CLA	CAA-CBA-CGA-O2A
14	dA	806	CLA	CAA-CBA-CGA-O2A
17	aB	845	BCR	C11-C10-C9-C8
17	bB	846	BCR	C11-C10-C9-C8
17	cB	845	BCR	C11-C10-C9-C8
17	dB	846	BCR	C11-C10-C9-C8
17	dF	204	BCR	C16-C17-C18-C19
14	aA	806	CLA	CAA-CBA-CGA-O2A
14	cA	806	CLA	CAA-CBA-CGA-O2A
14	aA	822	CLA	CAA-CBA-CGA-O1A
14	bA	822	CLA	CAA-CBA-CGA-O1A
14	cB	812	CLA	O1D-CGD-O2D-CED
14	bB	813	CLA	O1D-CGD-O2D-CED
14	aB	841	CLA	C15-C16-C17-C18
14	aB	836	CLA	C2A-CAA-CBA-CGA
14	aL	204	CLA	C2A-CAA-CBA-CGA
14	bB	837	CLA	C2A-CAA-CBA-CGA
14	cB	836	CLA	C2A-CAA-CBA-CGA
14	dB	837	CLA	C2A-CAA-CBA-CGA
14	bB	842	CLA	C15-C16-C17-C18
14	cB	841	CLA	C15-C16-C17-C18
14	dB	842	CLA	C15-C16-C17-C18
14	bB	823	CLA	C3-C5-C6-C7
14	cB	822	CLA	C3-C5-C6-C7
14	dB	823	CLA	C3-C5-C6-C7
14	cB	812	CLA	CAA-CBA-CGA-O1A
14	aA	838	CLA	C12-C13-C15-C16
14	bA	838	CLA	C12-C13-C15-C16
14	cA	838	CLA	C12-C13-C15-C16
14	dA	838	CLA	C12-C13-C15-C16
14	aB	812	CLA	CAA-CBA-CGA-O1A
14	aJ	101	CLA	CAA-CBA-CGA-O2A
14	bB	813	CLA	CAA-CBA-CGA-O1A
14	cF	203	CLA	CAA-CBA-CGA-O1A
14	dB	813	CLA	CAA-CBA-CGA-O1A
14	dJ	101	CLA	CAA-CBA-CGA-O2A
14	aB	822	CLA	C3-C5-C6-C7
13	dA	801	CL0	C6-C7-C8-C9
14	aB	827	CLA	C6-C7-C8-C9

Continued on next page...

Continued from previous page...

Mol	Chain	Res	Type	Atoms
14	bB	828	CLA	C6-C7-C8-C9
14	cB	827	CLA	C6-C7-C8-C9
14	dB	828	CLA	C6-C7-C8-C9
14	dL	205	CLA	C11-C10-C8-C9
18	aA	853	LHG	O8-C23-C24-C25
18	bA	851	LHG	O8-C23-C24-C25
18	cA	853	LHG	O8-C23-C24-C25
18	dA	851	LHG	O8-C23-C24-C25
14	bJ	101	CLA	CAA-CBA-CGA-O2A
14	cJ	101	CLA	CAA-CBA-CGA-O2A
15	bA	843	PQN	C26-C27-C28-C29
14	aB	801	CLA	O1A-CGA-O2A-C1
14	aL	202	CLA	C2A-CAA-CBA-CGA
14	cA	823	CLA	CAA-CBA-CGA-O1A
14	aX	101	CLA	CAA-CBA-CGA-O2A
14	bX	101	CLA	CAA-CBA-CGA-O2A
14	cX	101	CLA	CAA-CBA-CGA-O2A
14	dX	101	CLA	CAA-CBA-CGA-O2A
14	aA	823	CLA	CAA-CBA-CGA-O1A
14	bA	823	CLA	CAA-CBA-CGA-O1A
14	cA	829	CLA	CAA-CBA-CGA-O1A
14	dA	823	CLA	CAA-CBA-CGA-O1A
15	dA	843	PQN	C26-C27-C28-C29
14	dB	801	CLA	O1A-CGA-O2A-C1
14	aB	828	CLA	C2-C3-C5-C6
14	bB	829	CLA	C2-C3-C5-C6
14	cB	828	CLA	C2-C3-C5-C6
14	dB	829	CLA	C2-C3-C5-C6
14	cA	812	CLA	C6-C7-C8-C9
14	aA	825	CLA	CAA-CBA-CGA-O1A
14	aA	829	CLA	CAA-CBA-CGA-O1A
14	bA	825	CLA	CAA-CBA-CGA-O1A
14	bA	829	CLA	CAA-CBA-CGA-O1A
14	bB	807	CLA	CAA-CBA-CGA-O1A
14	cA	825	CLA	CAA-CBA-CGA-O1A
14	cB	807	CLA	CAA-CBA-CGA-O1A
14	dA	825	CLA	CAA-CBA-CGA-O1A
14	dA	829	CLA	CAA-CBA-CGA-O1A
14	dB	807	CLA	CAA-CBA-CGA-O1A
17	aA	849	BCR	C11-C12-C13-C14
17	aA	849	BCR	C17-C18-C19-C20
17	bA	847	BCR	C11-C12-C13-C14

Continued on next page...

Continued from previous page...

Mol	Chain	Res	Type	Atoms
17	bA	847	BCR	C17-C18-C19-C20
17	cA	849	BCR	C11-C12-C13-C14
17	cA	849	BCR	C17-C18-C19-C20
17	cF	204	BCR	C21-C22-C23-C24
17	dA	847	BCR	C11-C12-C13-C14
14	bA	812	CLA	C6-C7-C8-C9
14	dA	812	CLA	C6-C7-C8-C9
14	aB	801	CLA	CBA-CGA-O2A-C1
14	aB	841	CLA	CBA-CGA-O2A-C1
14	bB	801	CLA	CBA-CGA-O2A-C1
14	cB	801	CLA	CBA-CGA-O2A-C1
14	dB	801	CLA	CBA-CGA-O2A-C1
14	aA	812	CLA	C6-C7-C8-C9
14	dB	813	CLA	O1D-CGD-O2D-CED
14	aA	804	CLA	C1A-C2A-CAA-CBA
14	aA	812	CLA	C1A-C2A-CAA-CBA
14	aB	816	CLA	C1A-C2A-CAA-CBA
14	aB	817	CLA	C1A-C2A-CAA-CBA
14	aB	824	CLA	C1A-C2A-CAA-CBA
14	aB	826	CLA	C1A-C2A-CAA-CBA
14	aB	837	CLA	C1A-C2A-CAA-CBA
14	bA	804	CLA	C1A-C2A-CAA-CBA
14	bA	812	CLA	C1A-C2A-CAA-CBA
14	bB	817	CLA	C1A-C2A-CAA-CBA
14	bB	818	CLA	C1A-C2A-CAA-CBA
14	bB	825	CLA	C1A-C2A-CAA-CBA
14	bB	827	CLA	C1A-C2A-CAA-CBA
14	bB	838	CLA	C1A-C2A-CAA-CBA
14	cA	804	CLA	C1A-C2A-CAA-CBA
14	cA	812	CLA	C1A-C2A-CAA-CBA
14	cB	816	CLA	C1A-C2A-CAA-CBA
14	cB	817	CLA	C1A-C2A-CAA-CBA
14	cB	824	CLA	C1A-C2A-CAA-CBA
14	cB	826	CLA	C1A-C2A-CAA-CBA
14	cB	837	CLA	C1A-C2A-CAA-CBA
14	dA	804	CLA	C1A-C2A-CAA-CBA
14	dA	812	CLA	C1A-C2A-CAA-CBA
14	dB	817	CLA	C1A-C2A-CAA-CBA
14	dB	818	CLA	C1A-C2A-CAA-CBA
14	dB	825	CLA	C1A-C2A-CAA-CBA
14	dB	827	CLA	C1A-C2A-CAA-CBA
14	dB	838	CLA	C1A-C2A-CAA-CBA

Continued on next page...

Continued from previous page...

Mol	Chain	Res	Type	Atoms
14	aB	807	CLA	CAA-CBA-CGA-O1A
14	bB	801	CLA	O1A-CGA-O2A-C1
14	bB	842	CLA	O1A-CGA-O2A-C1
14	cB	801	CLA	O1A-CGA-O2A-C1
14	aB	812	CLA	O1D-CGD-O2D-CED
14	bB	842	CLA	CBA-CGA-O2A-C1
14	cB	841	CLA	CBA-CGA-O2A-C1
14	dB	842	CLA	CBA-CGA-O2A-C1
14	aB	813	CLA	CAA-CBA-CGA-O1A
14	bB	814	CLA	CAA-CBA-CGA-O1A
14	dB	814	CLA	CAA-CBA-CGA-O1A
14	cB	841	CLA	O1A-CGA-O2A-C1
14	cB	813	CLA	CAA-CBA-CGA-O1A
14	aB	813	CLA	C4C-C3C-CAC-CBC
14	bB	814	CLA	C4C-C3C-CAC-CBC
14	cB	813	CLA	C4C-C3C-CAC-CBC
14	dB	814	CLA	C4C-C3C-CAC-CBC
14	dB	842	CLA	O1A-CGA-O2A-C1
14	aB	841	CLA	O1A-CGA-O2A-C1
14	aA	806	CLA	CAA-CBA-CGA-O1A
14	bA	806	CLA	CAA-CBA-CGA-O1A
14	dA	806	CLA	CAA-CBA-CGA-O1A
17	aI	101	BCR	C23-C24-C25-C26
17	bI	101	BCR	C23-C24-C25-C26
17	dI	101	BCR	C23-C24-C25-C26
14	aA	829	CLA	C8-C10-C11-C12
14	bA	829	CLA	C8-C10-C11-C12
14	cA	829	CLA	C8-C10-C11-C12
14	dA	829	CLA	C8-C10-C11-C12
14	dB	838	CLA	C5-C6-C7-C8
14	cA	806	CLA	CAA-CBA-CGA-O1A
14	aA	834	CLA	CAA-CBA-CGA-O2A
14	bB	829	CLA	CAA-CBA-CGA-O2A
14	cB	828	CLA	CAA-CBA-CGA-O2A
14	dB	829	CLA	CAA-CBA-CGA-O2A
19	aB	849	LMG	O7-C10-C11-C12
19	bB	850	LMG	O7-C10-C11-C12
19	cB	849	LMG	O7-C10-C11-C12
19	dB	850	LMG	O7-C10-C11-C12
14	aB	837	CLA	C5-C6-C7-C8
14	bB	838	CLA	C5-C6-C7-C8
14	aB	812	CLA	CAA-CBA-CGA-O2A

Continued on next page...

Continued from previous page...

Mol	Chain	Res	Type	Atoms
14	cB	812	CLA	CAA-CBA-CGA-O2A
14	aB	828	CLA	CAA-CBA-CGA-O2A
14	bA	834	CLA	CAA-CBA-CGA-O2A
14	cA	834	CLA	CAA-CBA-CGA-O2A
14	dA	834	CLA	CAA-CBA-CGA-O2A
14	aB	828	CLA	C5-C6-C7-C8
14	bB	829	CLA	C5-C6-C7-C8
14	cB	837	CLA	C5-C6-C7-C8
14	bB	813	CLA	CAA-CBA-CGA-O2A
13	cA	801	CL0	CAD-CBD-CGD-O1D
14	aA	816	CLA	CAD-CBD-CGD-O1D
14	aA	833	CLA	CAD-CBD-CGD-O1D
14	aA	839	CLA	CAD-CBD-CGD-O1D
14	aB	807	CLA	CAD-CBD-CGD-O1D
14	aF	201	CLA	CAD-CBD-CGD-O1D
14	aF	203	CLA	CAD-CBD-CGD-O1D
14	bA	816	CLA	CAD-CBD-CGD-O1D
14	bA	826	CLA	CAD-CBD-CGD-O1D
14	bA	833	CLA	CAD-CBD-CGD-O1D
14	bA	839	CLA	CAD-CBD-CGD-O1D
14	bB	807	CLA	CAD-CBD-CGD-O1D
14	bF	201	CLA	CAD-CBD-CGD-O1D
14	bF	203	CLA	CAD-CBD-CGD-O1D
14	cA	816	CLA	CAD-CBD-CGD-O1D
14	cA	833	CLA	CAD-CBD-CGD-O1D
14	cA	839	CLA	CAD-CBD-CGD-O1D
14	cB	807	CLA	CAD-CBD-CGD-O1D
14	cF	201	CLA	CAD-CBD-CGD-O1D
14	cF	203	CLA	CAD-CBD-CGD-O1D
14	dA	816	CLA	CAD-CBD-CGD-O1D
14	dA	826	CLA	CAD-CBD-CGD-O1D
14	dA	833	CLA	CAD-CBD-CGD-O1D
14	dA	839	CLA	CAD-CBD-CGD-O1D
14	dB	807	CLA	CAD-CBD-CGD-O1D
14	dF	201	CLA	CAD-CBD-CGD-O1D
14	cB	828	CLA	C5-C6-C7-C8
14	dB	829	CLA	C5-C6-C7-C8
14	aA	838	CLA	C14-C13-C15-C16
14	aB	833	CLA	C6-C7-C8-C9
14	bA	838	CLA	C14-C13-C15-C16
14	bB	834	CLA	C6-C7-C8-C9
14	cA	838	CLA	C14-C13-C15-C16

Continued on next page...

Continued from previous page...

Mol	Chain	Res	Type	Atoms
14	cB	833	CLA	C6-C7-C8-C9
14	dA	838	CLA	C14-C13-C15-C16
14	dB	834	CLA	C6-C7-C8-C9
19	aB	849	LMG	C13-C14-C15-C16
19	bB	850	LMG	C13-C14-C15-C16
19	dB	850	LMG	C13-C14-C15-C16
19	cB	849	LMG	C13-C14-C15-C16
14	bK	103	CLA	CAA-CBA-CGA-O2A
14	dB	813	CLA	CAA-CBA-CGA-O2A
14	aA	812	CLA	CAA-CBA-CGA-O2A
14	bA	817	CLA	CAA-CBA-CGA-O2A
14	cA	812	CLA	CAA-CBA-CGA-O2A
14	dA	812	CLA	CAA-CBA-CGA-O2A
14	dA	817	CLA	CAA-CBA-CGA-O2A
14	aA	842	CLA	C10-C11-C12-C13
14	cA	842	CLA	C10-C11-C12-C13
14	dA	842	CLA	C10-C11-C12-C13
14	aK	102	CLA	CAA-CBA-CGA-O2A
14	cK	102	CLA	CAA-CBA-CGA-O2A
14	dK	103	CLA	CAA-CBA-CGA-O2A
14	aA	817	CLA	CAA-CBA-CGA-O2A
14	aA	820	CLA	CAA-CBA-CGA-O2A
14	bA	820	CLA	CAA-CBA-CGA-O2A
14	bL	206	CLA	CAA-CBA-CGA-O2A
14	cA	817	CLA	CAA-CBA-CGA-O2A
14	cA	820	CLA	CAA-CBA-CGA-O2A
14	dA	820	CLA	CAA-CBA-CGA-O2A
14	bB	811	CLA	C15-C16-C17-C18
14	bL	201	CLA	C15-C16-C17-C18
14	dB	811	CLA	C15-C16-C17-C18
14	dL	201	CLA	C15-C16-C17-C18
14	cB	840	CLA	CBD-CGD-O2D-CED
14	bA	842	CLA	C10-C11-C12-C13
13	bA	801	CL0	C2-C3-C5-C6
13	bA	801	CL0	C6-C7-C8-C10
13	cA	801	CL0	C3A-C2A-CAA-CBA
13	cA	801	CL0	C6-C7-C8-C10
13	dA	801	CL0	C6-C7-C8-C10
14	aB	801	CLA	C3A-C2A-CAA-CBA
14	aB	803	CLA	C3A-C2A-CAA-CBA
14	aB	805	CLA	C2-C3-C5-C6
14	aB	808	CLA	C6-C7-C8-C10

Continued on next page...

Continued from previous page...

Mol	Chain	Res	Type	Atoms
14	aB	826	CLA	C3A-C2A-CAA-CBA
14	aB	833	CLA	C6-C7-C8-C10
14	bB	801	CLA	C3A-C2A-CAA-CBA
14	bB	803	CLA	C3A-C2A-CAA-CBA
14	bB	805	CLA	C2-C3-C5-C6
14	bB	808	CLA	C6-C7-C8-C10
14	bB	827	CLA	C3A-C2A-CAA-CBA
14	bB	834	CLA	C6-C7-C8-C10
14	cB	801	CLA	C3A-C2A-CAA-CBA
14	cB	803	CLA	C3A-C2A-CAA-CBA
14	cB	805	CLA	C2-C3-C5-C6
14	cB	808	CLA	C6-C7-C8-C10
14	cB	826	CLA	C3A-C2A-CAA-CBA
14	cB	833	CLA	C6-C7-C8-C10
14	dB	801	CLA	C3A-C2A-CAA-CBA
14	dB	803	CLA	C3A-C2A-CAA-CBA
14	dB	805	CLA	C2-C3-C5-C6
14	dB	808	CLA	C6-C7-C8-C10
14	dB	827	CLA	C3A-C2A-CAA-CBA
14	dB	834	CLA	C6-C7-C8-C10
14	aA	827	CLA	CAA-CBA-CGA-O2A
14	aB	804	CLA	CAA-CBA-CGA-O2A
14	aB	822	CLA	CAA-CBA-CGA-O2A
14	aL	204	CLA	CAA-CBA-CGA-O2A
14	bA	812	CLA	CAA-CBA-CGA-O2A
14	bA	827	CLA	CAA-CBA-CGA-O2A
14	bB	804	CLA	CAA-CBA-CGA-O2A
14	bB	823	CLA	CAA-CBA-CGA-O2A
14	cA	827	CLA	CAA-CBA-CGA-O2A
14	cB	804	CLA	CAA-CBA-CGA-O2A
14	cB	822	CLA	CAA-CBA-CGA-O2A
14	dA	827	CLA	CAA-CBA-CGA-O2A
14	dB	804	CLA	CAA-CBA-CGA-O2A
14	dB	823	CLA	CAA-CBA-CGA-O2A
14	dB	828	CLA	CAA-CBA-CGA-O2A
14	dL	206	CLA	CAA-CBA-CGA-O2A
14	cB	810	CLA	C8-C10-C11-C12
17	aB	845	BCR	C21-C22-C23-C24
17	aF	204	BCR	C21-C22-C23-C24
17	aI	101	BCR	C21-C22-C23-C24
17	bB	846	BCR	C21-C22-C23-C24
17	bB	848	BCR	C7-C8-C9-C10

Continued on next page...

Continued from previous page...

Mol	Chain	Res	Type	Atoms
17	bI	101	BCR	C21-C22-C23-C24
17	cB	845	BCR	C21-C22-C23-C24
17	cI	101	BCR	C21-C22-C23-C24
17	dB	846	BCR	C21-C22-C23-C24
17	dB	848	BCR	C7-C8-C9-C10
17	dI	101	BCR	C21-C22-C23-C24
17	aF	204	BCR	C9-C10-C11-C12
17	cF	204	BCR	C9-C10-C11-C12
14	aB	827	CLA	CAA-CBA-CGA-O2A
14	bB	828	CLA	CAA-CBA-CGA-O2A
14	cB	827	CLA	CAA-CBA-CGA-O2A
14	cL	204	CLA	CAA-CBA-CGA-O2A
14	aB	810	CLA	C8-C10-C11-C12
14	bB	810	CLA	C8-C10-C11-C12
14	dB	810	CLA	C8-C10-C11-C12
14	aA	818	CLA	O1A-CGA-O2A-C1
14	bA	818	CLA	O1A-CGA-O2A-C1
14	cA	818	CLA	O1A-CGA-O2A-C1
14	dA	818	CLA	O1A-CGA-O2A-C1
14	aA	812	CLA	CAA-CBA-CGA-O1A
14	bA	812	CLA	CAA-CBA-CGA-O1A
14	cA	812	CLA	CAA-CBA-CGA-O1A
14	dA	812	CLA	CAA-CBA-CGA-O1A
14	bB	841	CLA	CBD-CGD-O2D-CED
14	aA	803	CLA	CAA-CBA-CGA-O2A
14	bA	803	CLA	CAA-CBA-CGA-O2A
14	cB	802	CLA	C8-C10-C11-C12
15	dB	843	PQN	C20-C21-C22-C23
14	aA	817	CLA	CAA-CBA-CGA-O1A
14	aB	822	CLA	CAA-CBA-CGA-O1A
14	bA	817	CLA	CAA-CBA-CGA-O1A
14	bB	823	CLA	CAA-CBA-CGA-O1A
14	cA	817	CLA	CAA-CBA-CGA-O1A
14	dA	817	CLA	CAA-CBA-CGA-O1A
14	aA	839	CLA	CAA-CBA-CGA-O2A
14	aB	820	CLA	CAA-CBA-CGA-O2A
14	bA	839	CLA	CAA-CBA-CGA-O2A
14	bB	821	CLA	CAA-CBA-CGA-O2A
14	cA	832	CLA	CAA-CBA-CGA-O2A
14	cA	839	CLA	CAA-CBA-CGA-O2A
14	cB	820	CLA	CAA-CBA-CGA-O2A
14	dA	839	CLA	CAA-CBA-CGA-O2A

Continued on next page...

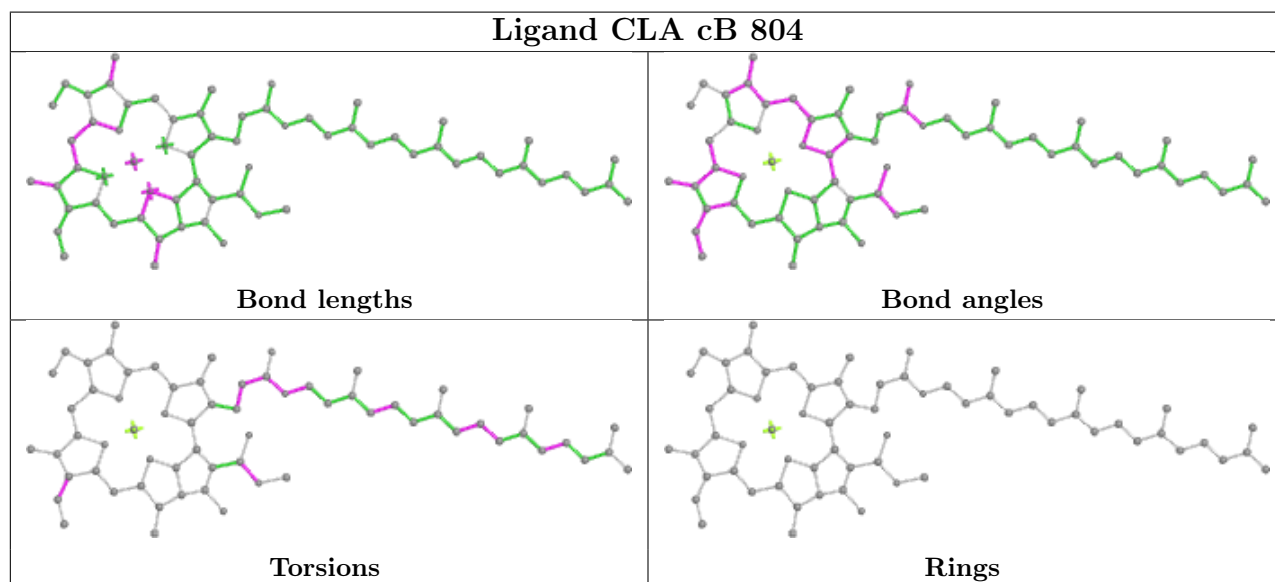
Continued from previous page...

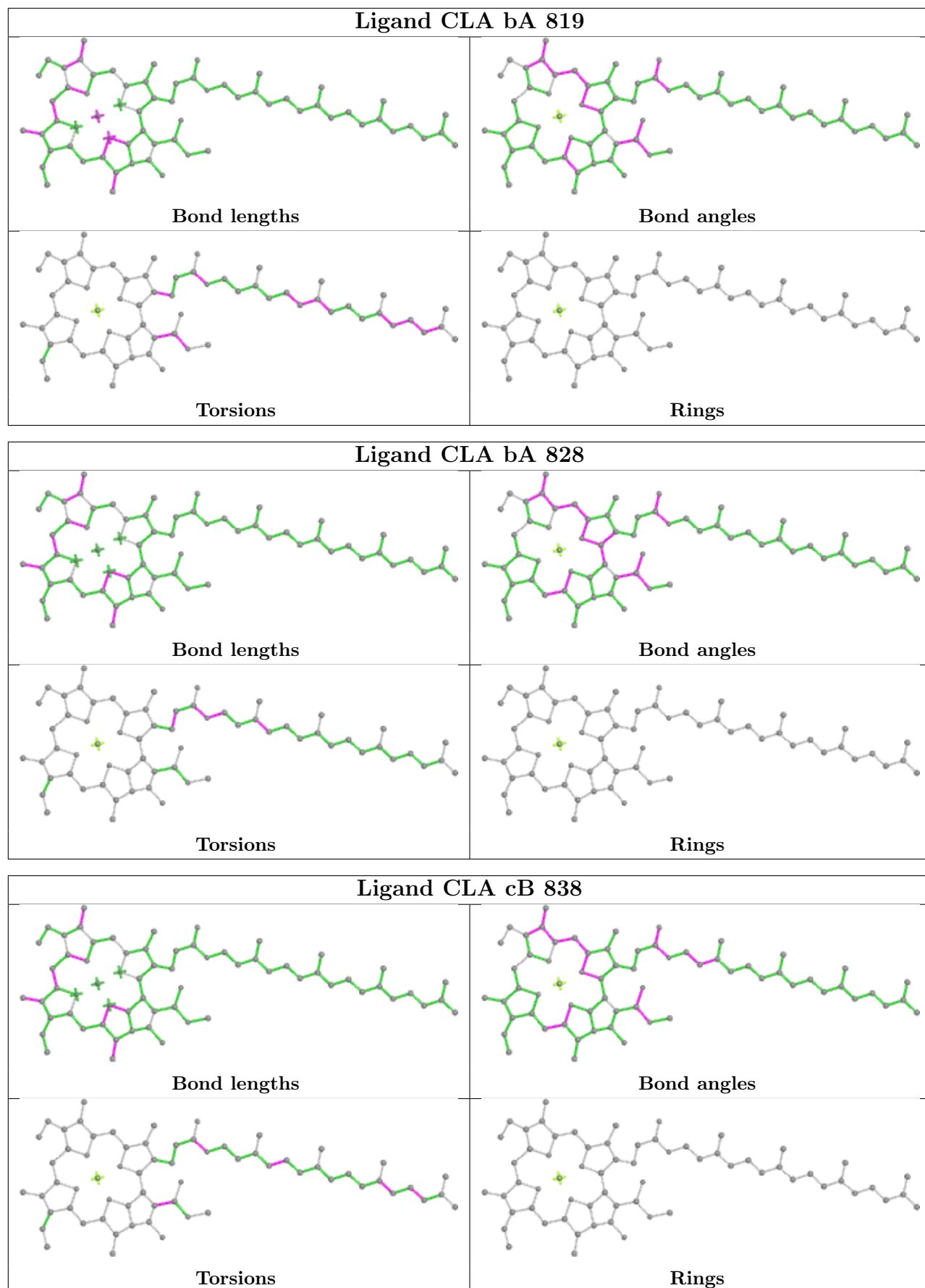
Mol	Chain	Res	Type	Atoms
14	dB	821	CLA	CAA-CBA-CGA-O2A
14	aA	803	CLA	CAA-CBA-CGA-O1A
14	aK	102	CLA	CAA-CBA-CGA-O1A
14	bA	803	CLA	CAA-CBA-CGA-O1A
14	bK	103	CLA	CAA-CBA-CGA-O1A
14	cA	803	CLA	CAA-CBA-CGA-O1A
14	cA	803	CLA	CAA-CBA-CGA-O2A
14	cK	102	CLA	CAA-CBA-CGA-O1A
14	dA	803	CLA	CAA-CBA-CGA-O1A
14	dA	803	CLA	CAA-CBA-CGA-O2A
14	dK	103	CLA	CAA-CBA-CGA-O1A

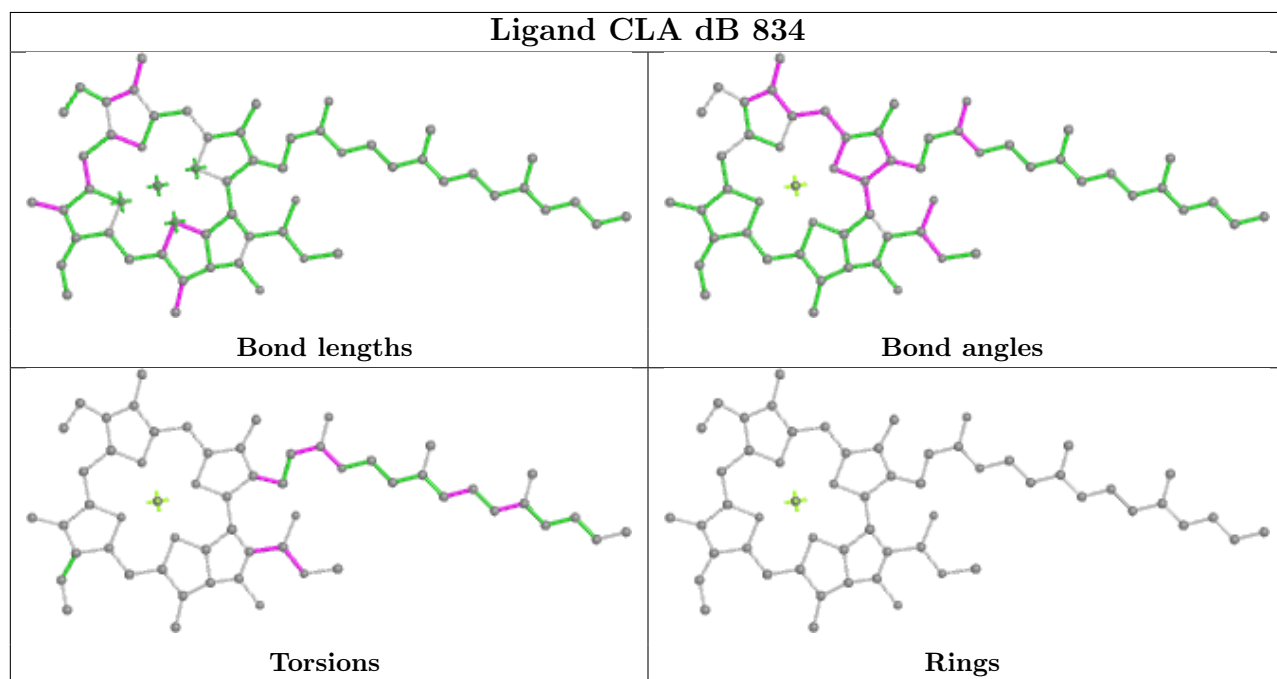
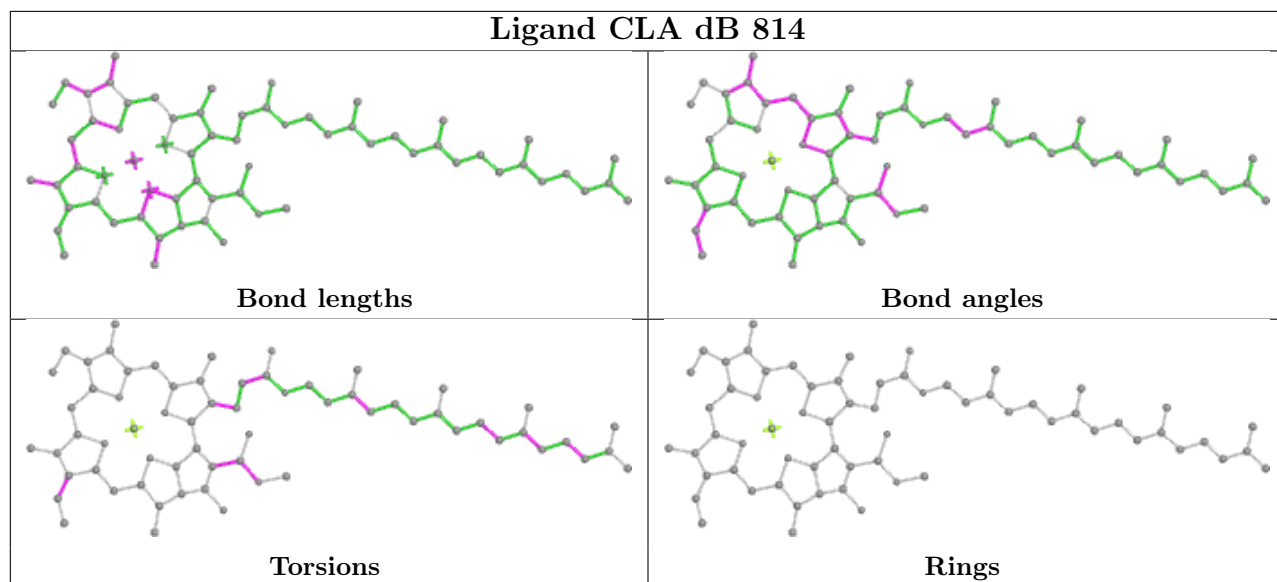
There are no ring outliers.

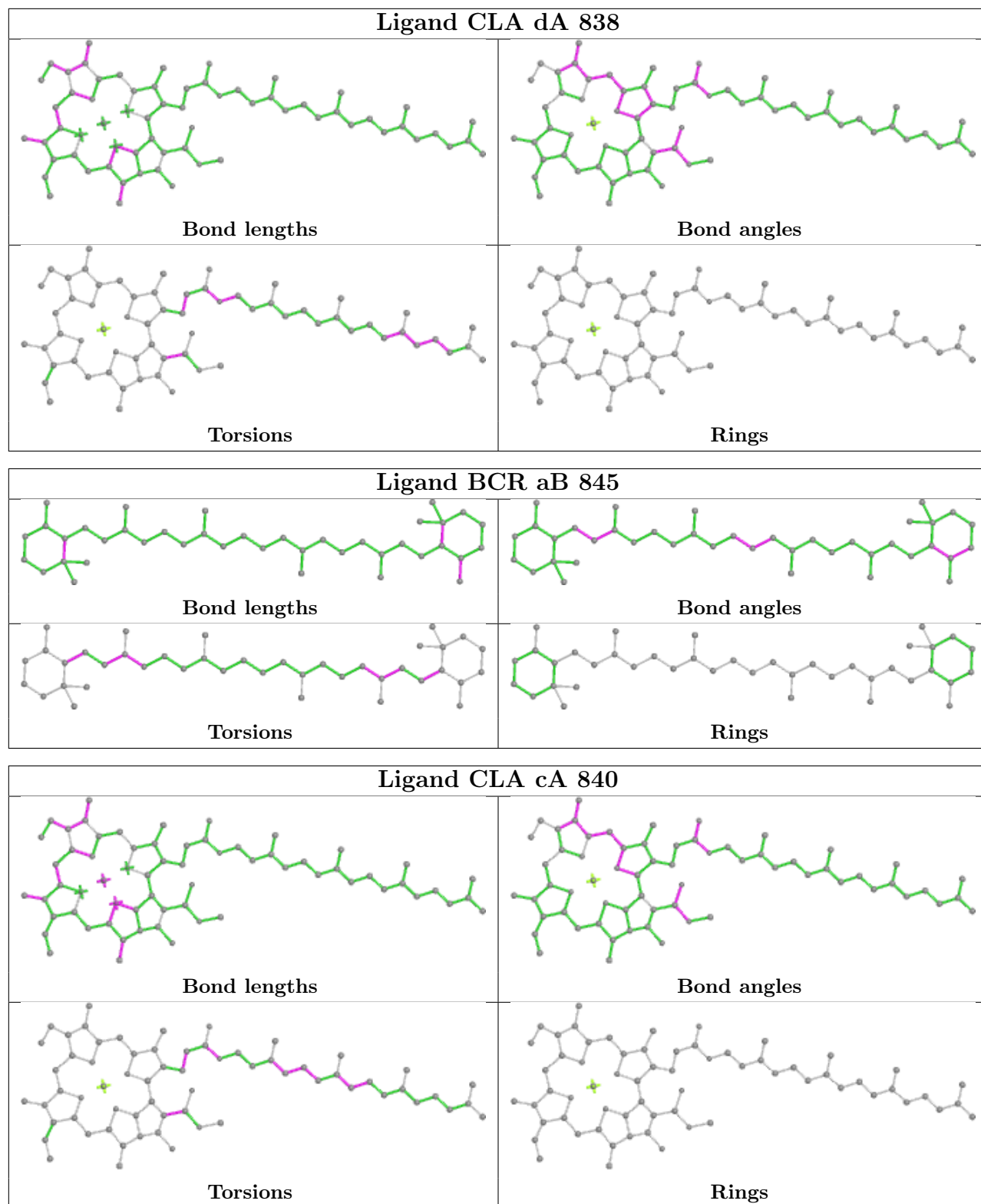
No monomer is involved in short contacts.

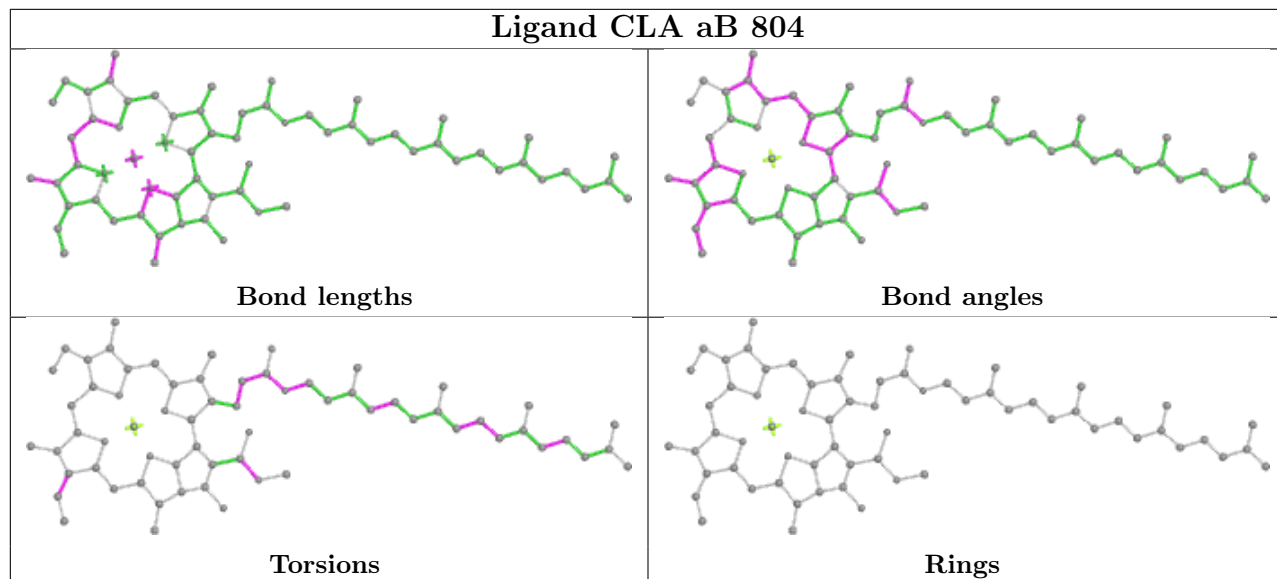
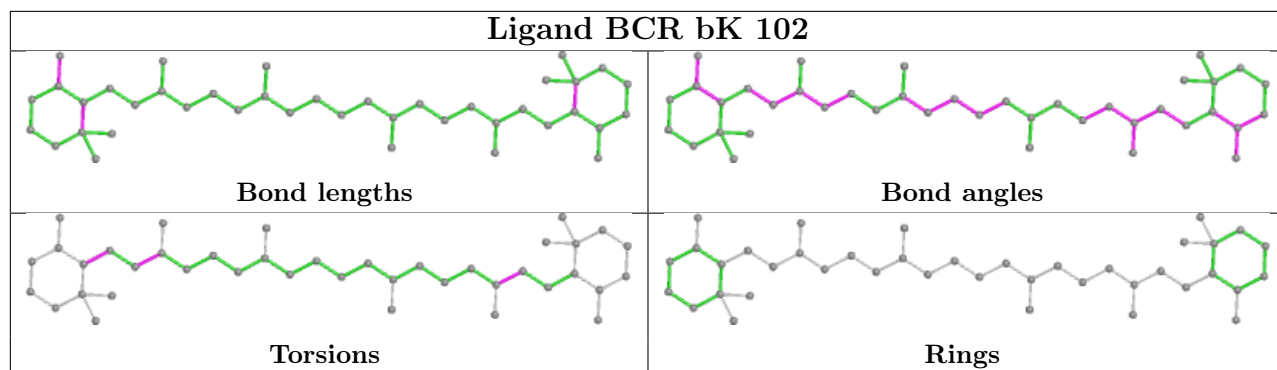
The following is a two-dimensional graphical depiction of Mogul quality analysis of bond lengths, bond angles, torsion angles, and ring geometry for all instances of the Ligand of Interest. In addition, ligands with molecular weight > 250 and outliers as shown on the validation Tables will also be included. For torsion angles, if less than 5% of the Mogul distribution of torsion angles is within 10 degrees of the torsion angle in question, then that torsion angle is considered an outlier. Any bond that is central to one or more torsion angles identified as an outlier by Mogul will be highlighted in the graph. For rings, the root-mean-square deviation (RMSD) between the ring in question and similar rings identified by Mogul is calculated over all ring torsion angles. If the average RMSD is greater than 60 degrees and the minimal RMSD between the ring in question and any Mogul-identified rings is also greater than 60 degrees, then that ring is considered an outlier. The outliers are highlighted in purple. The color gray indicates Mogul did not find sufficient equivalents in the CSD to analyse the geometry.

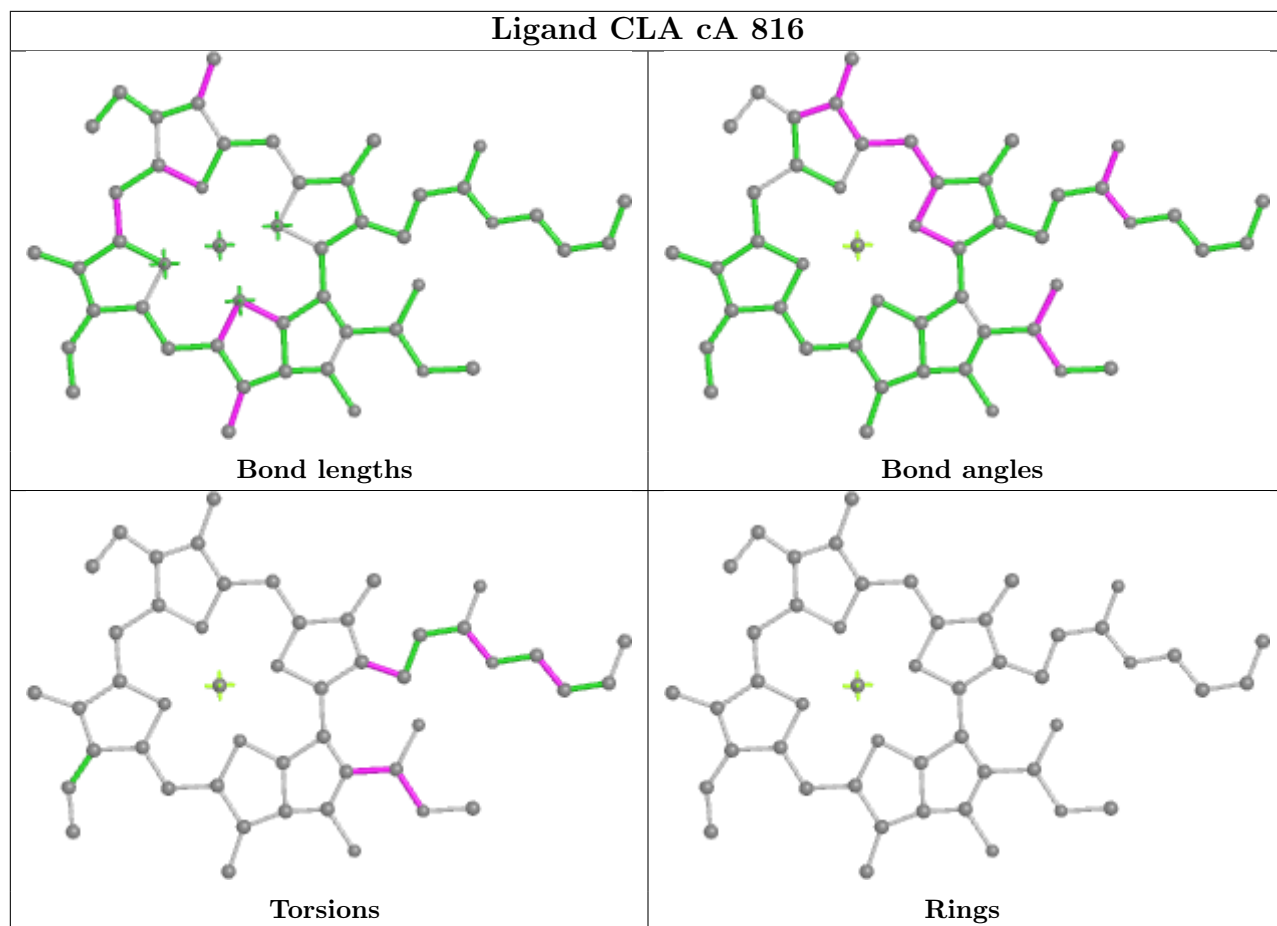


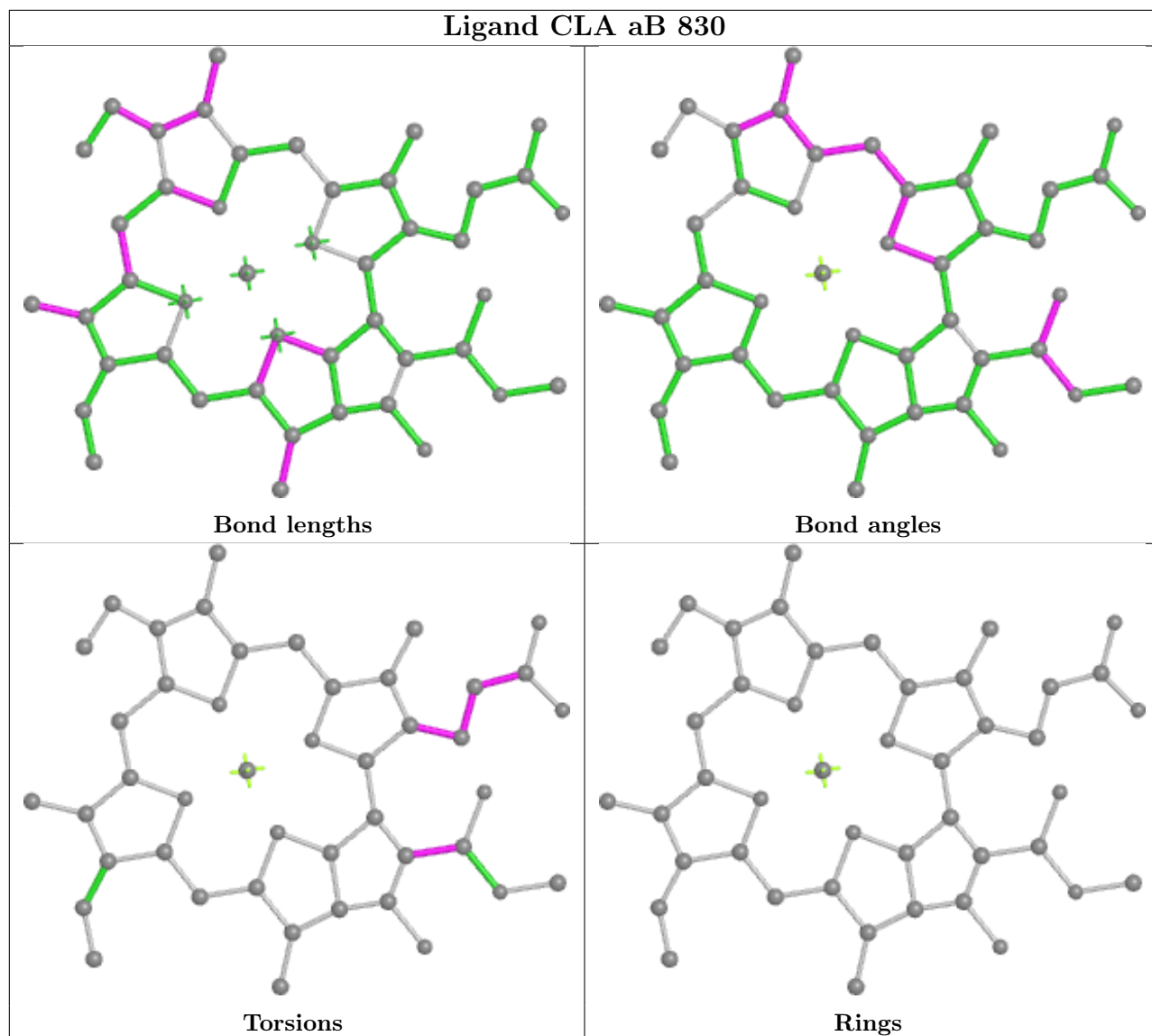


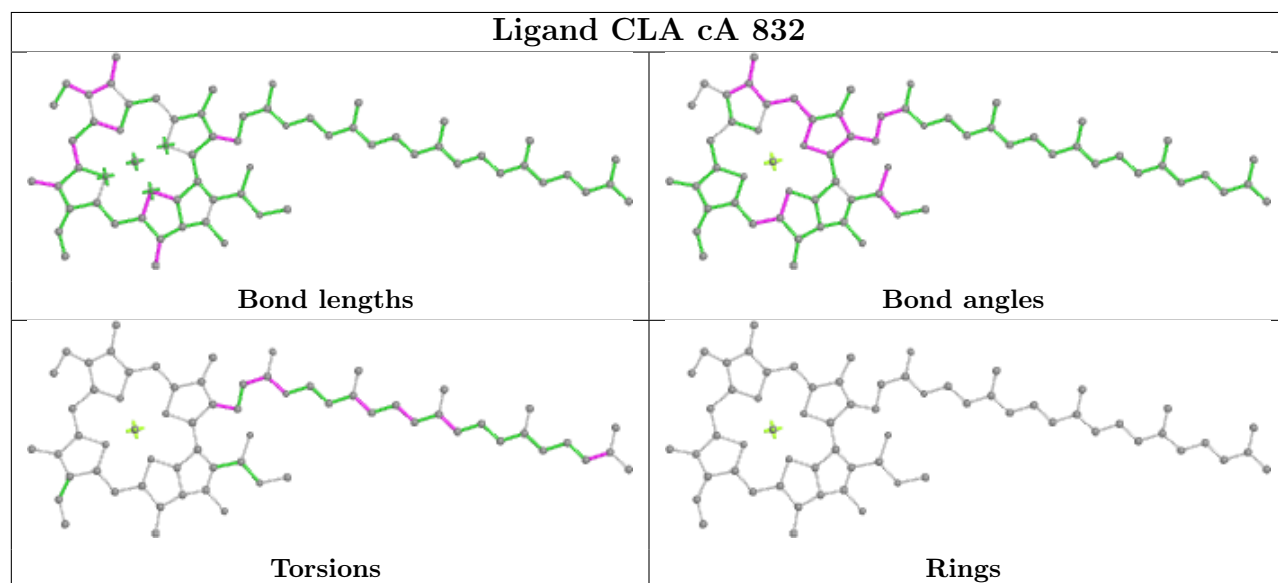
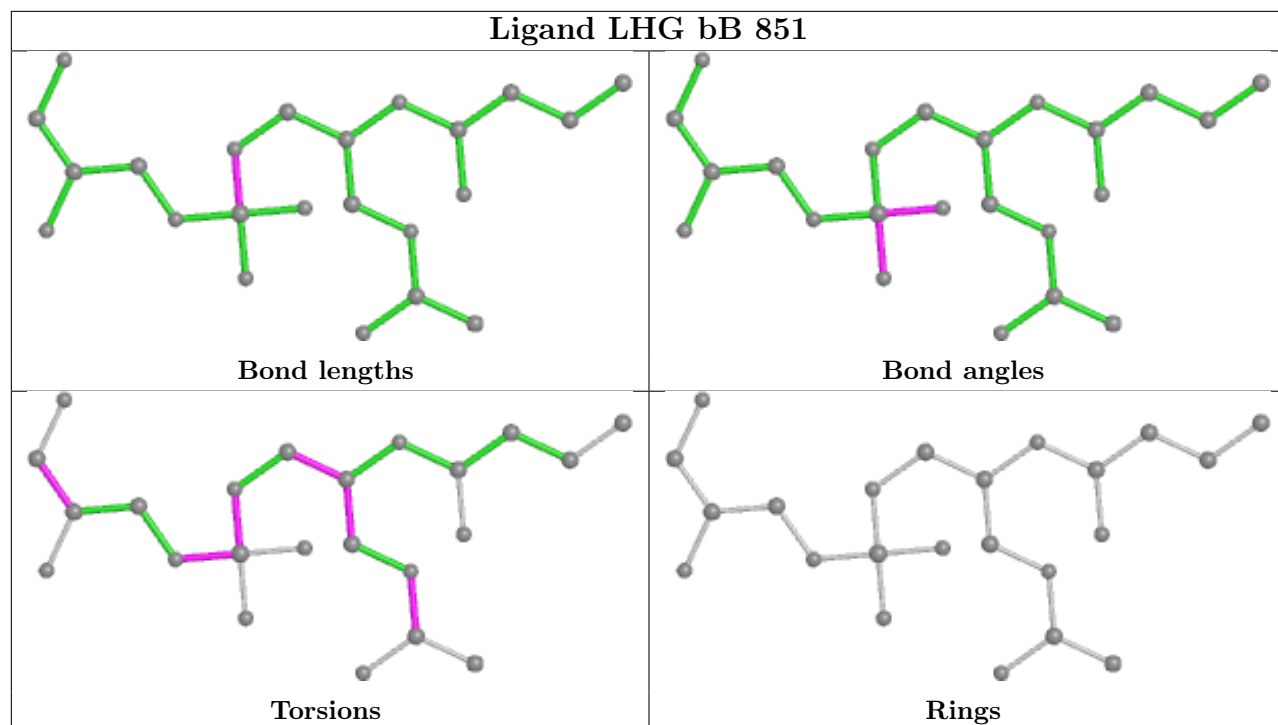


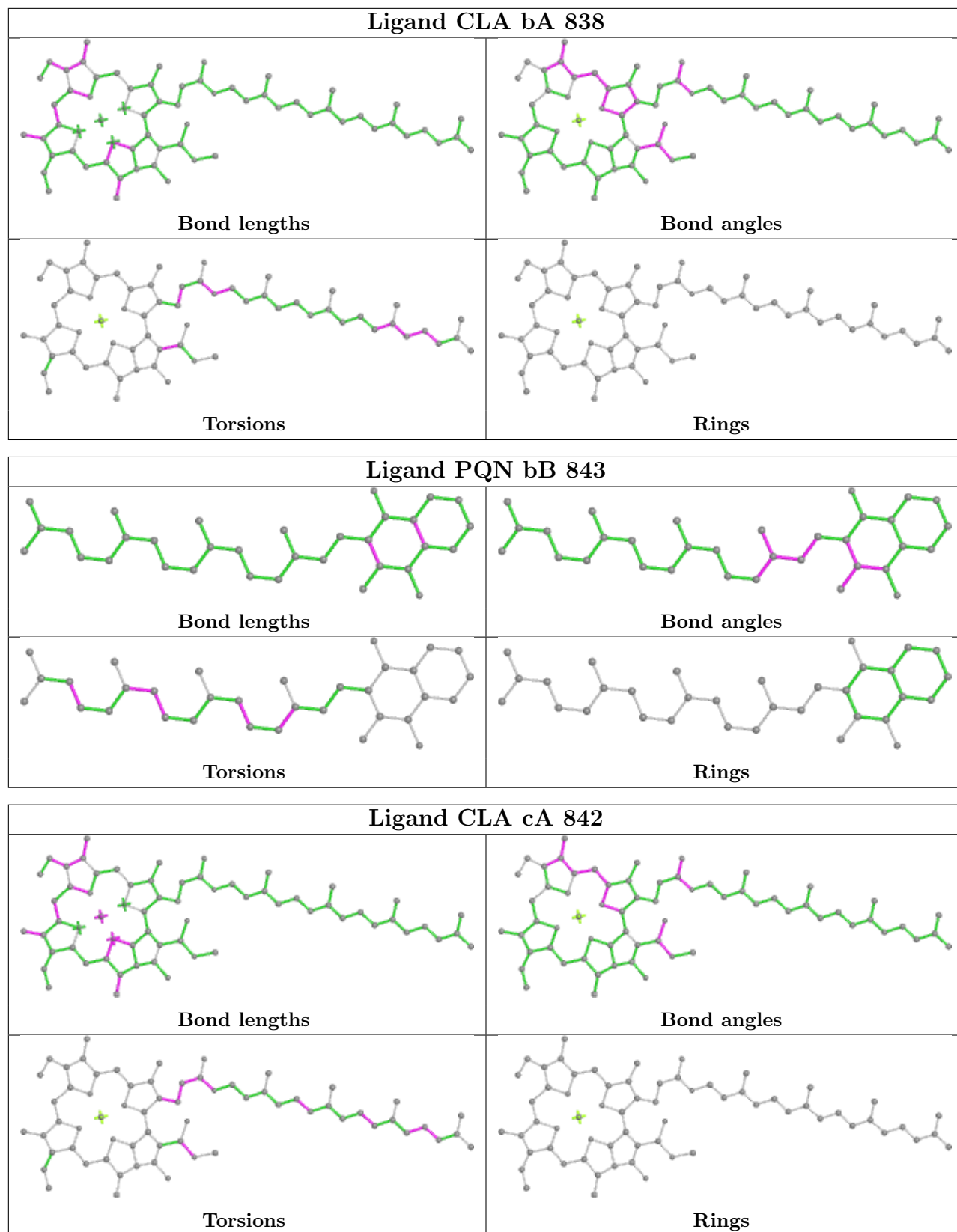


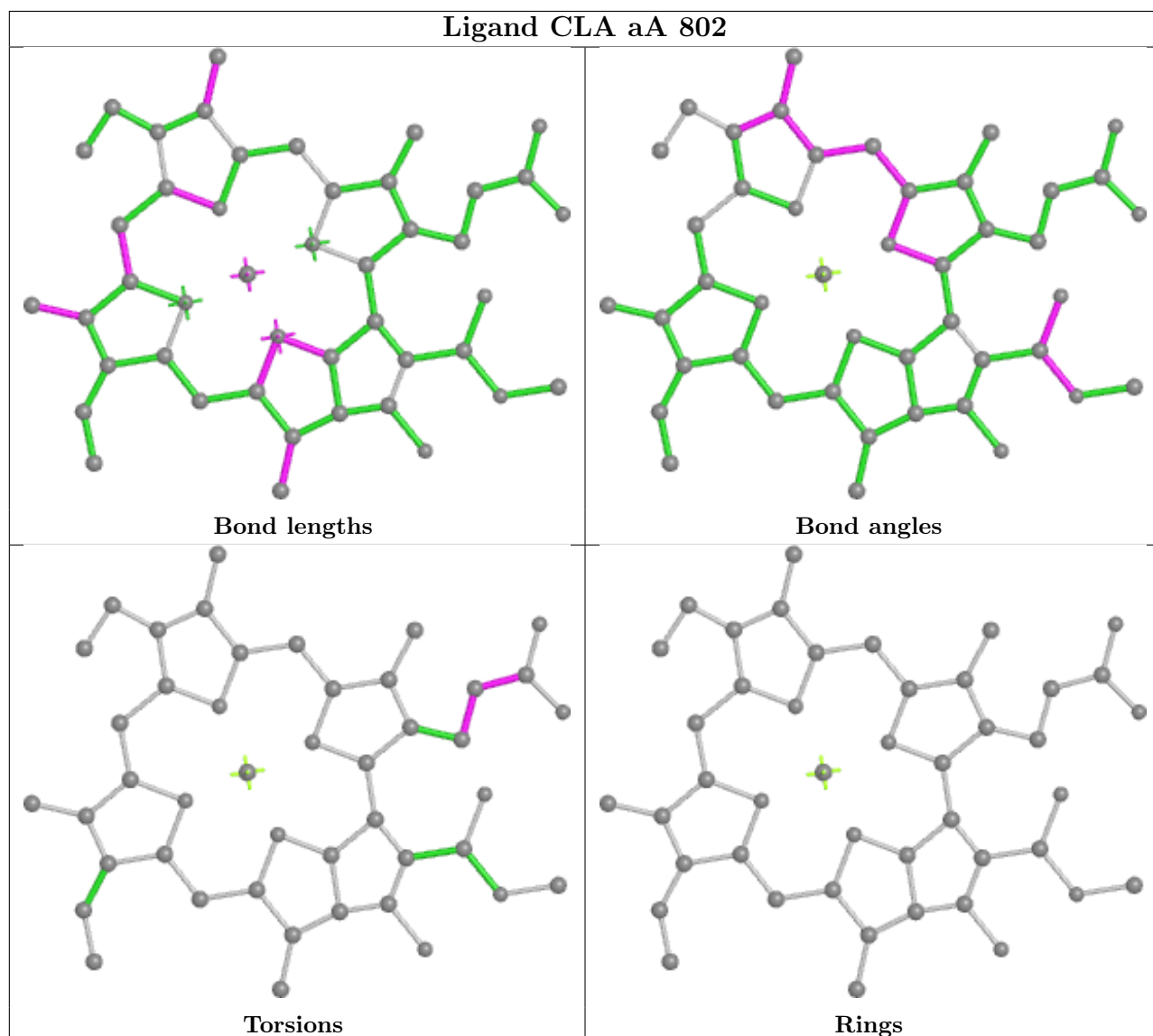
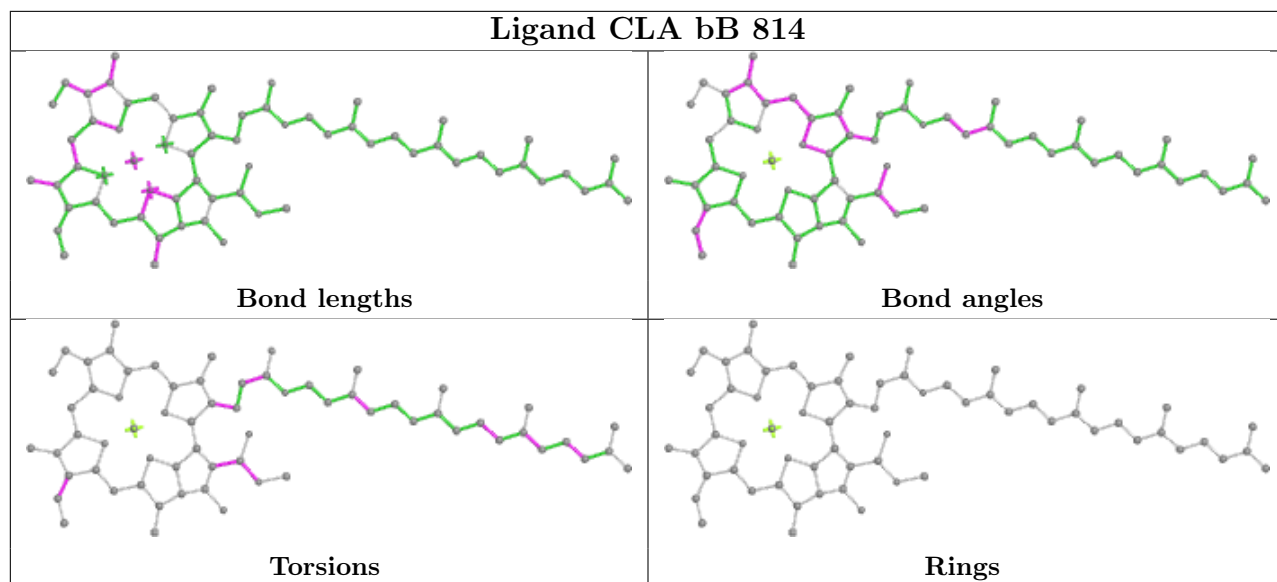


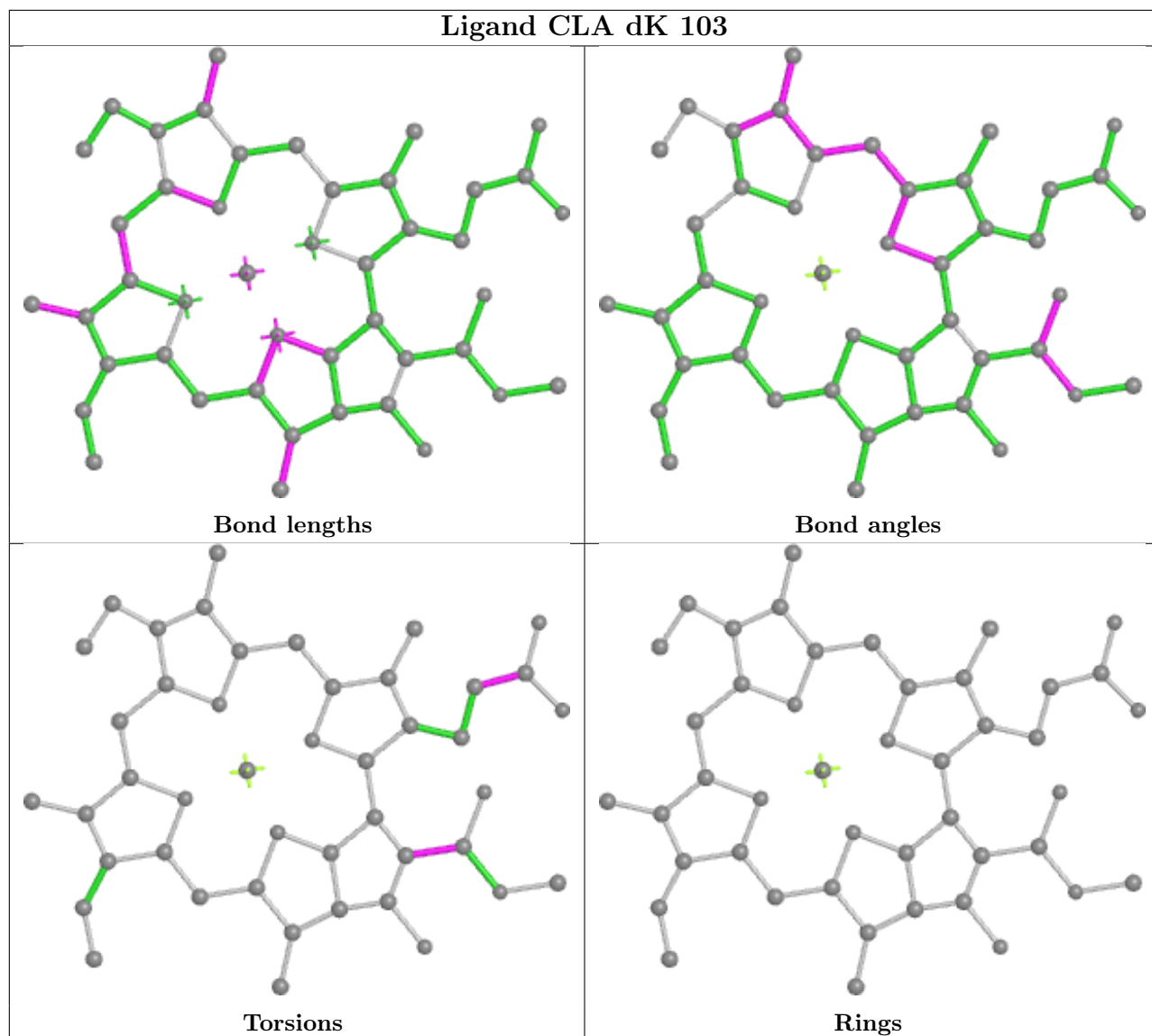


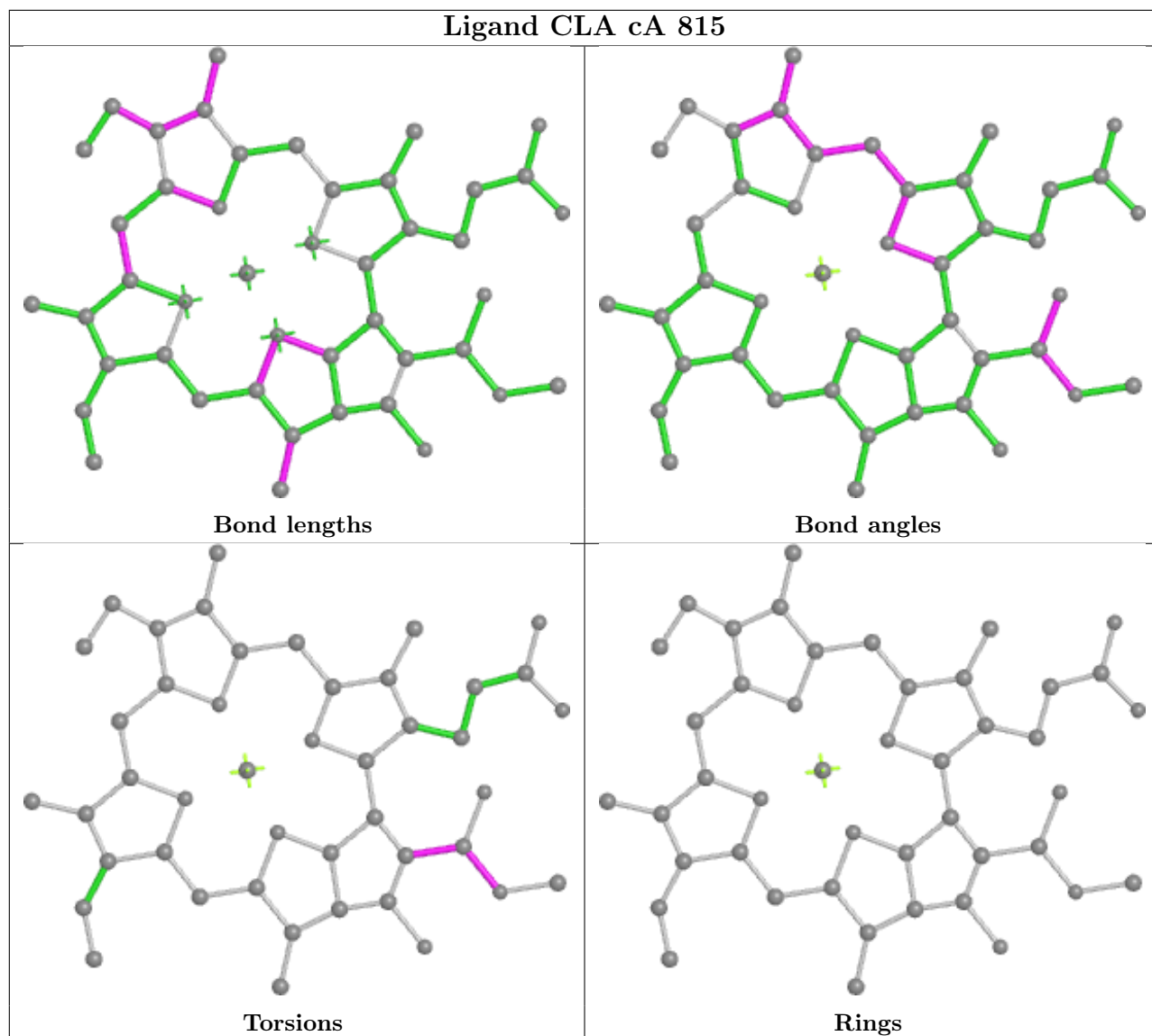


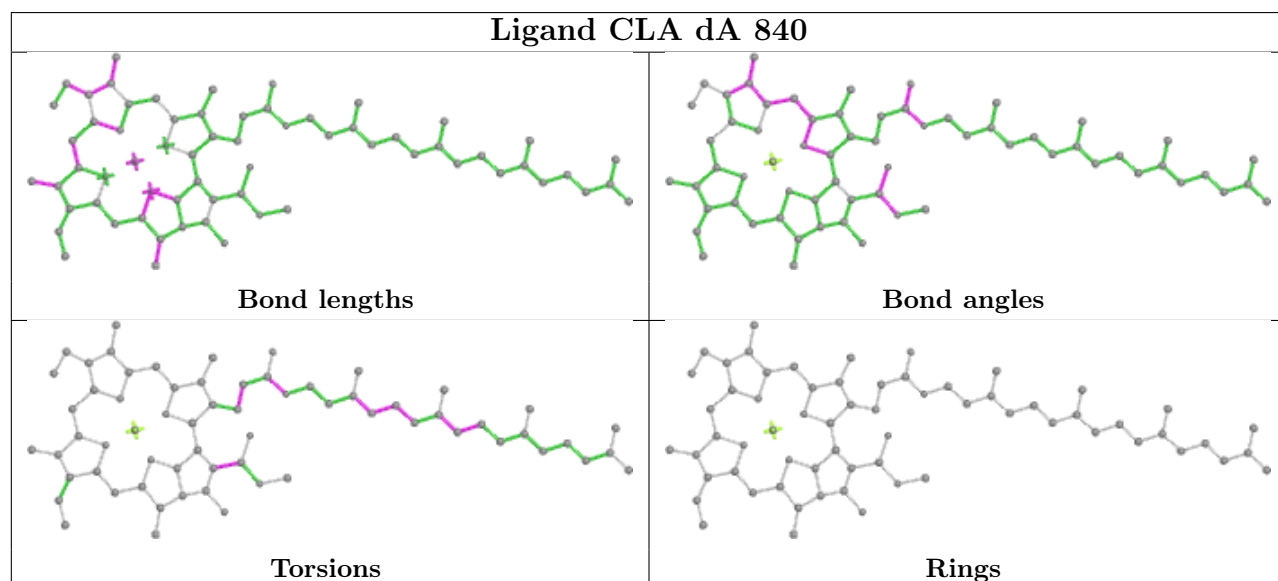
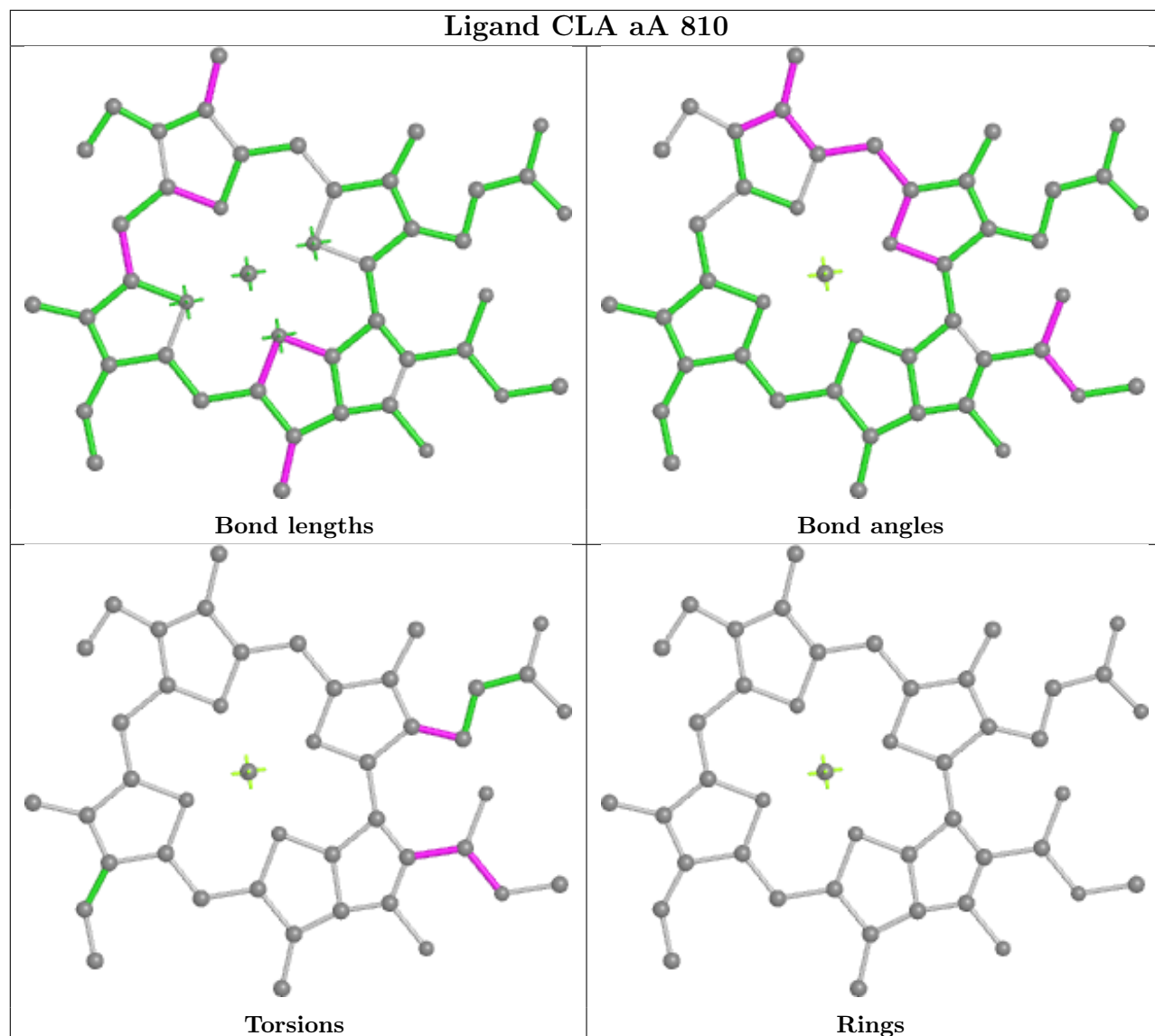


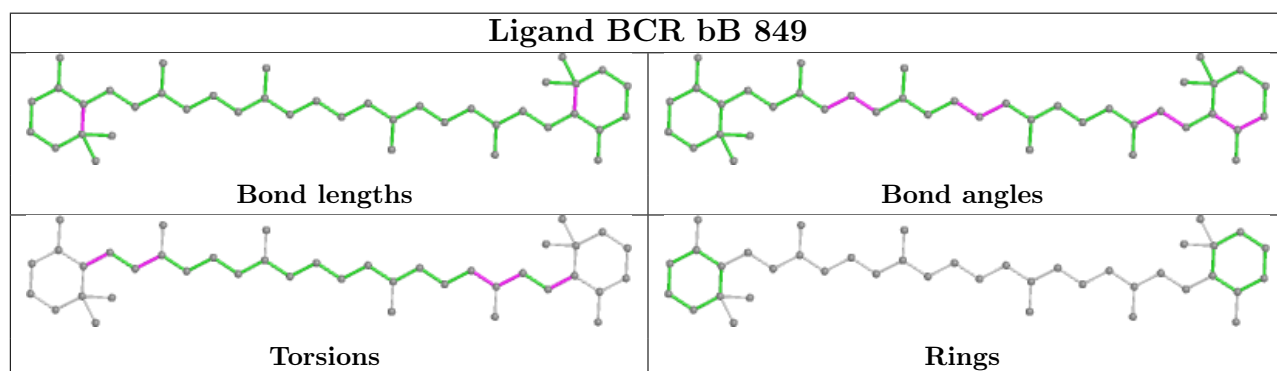
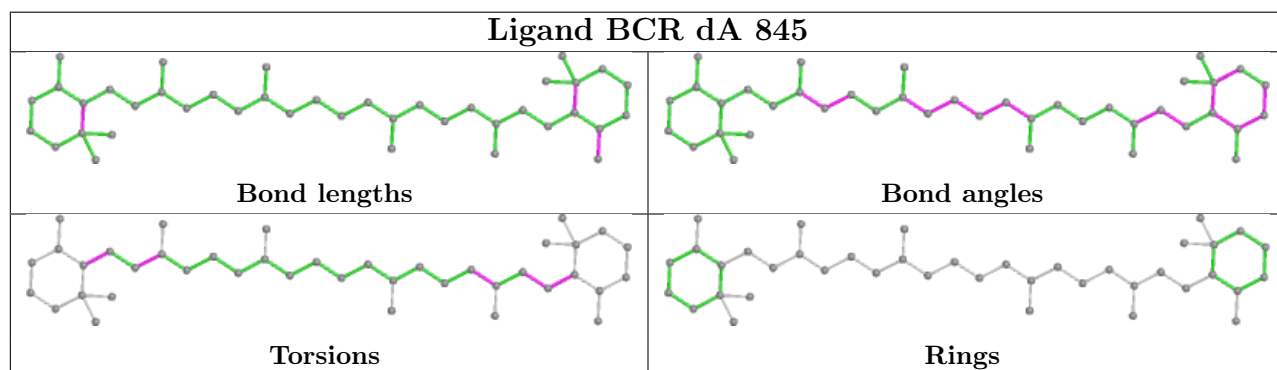
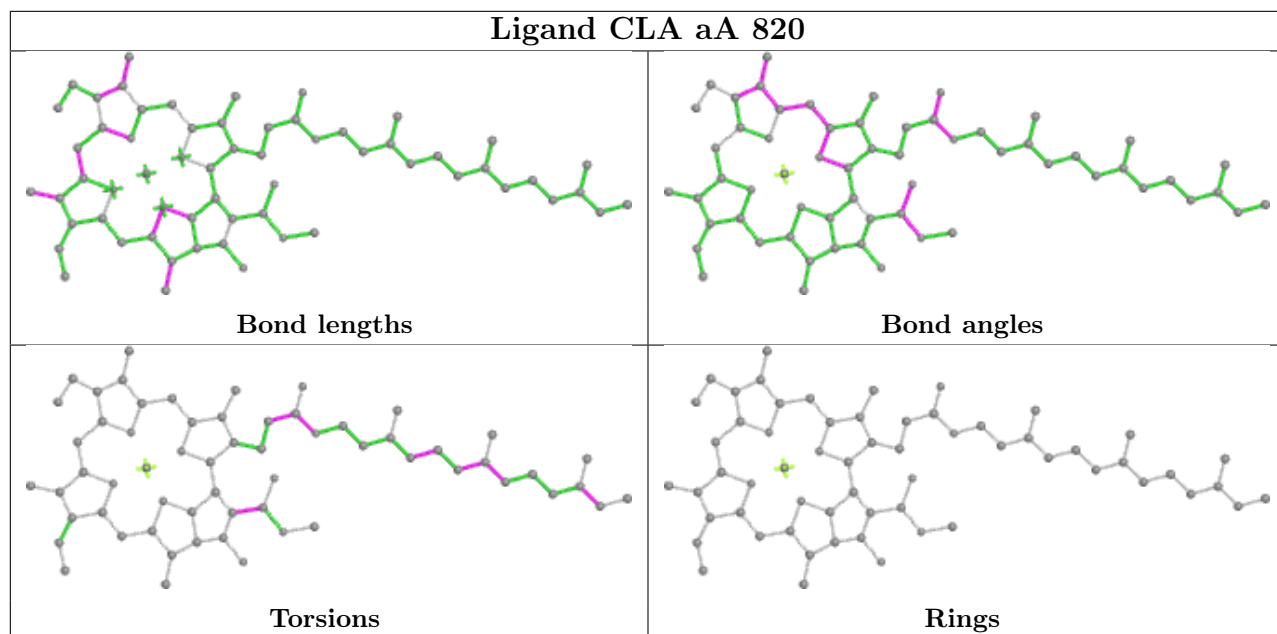
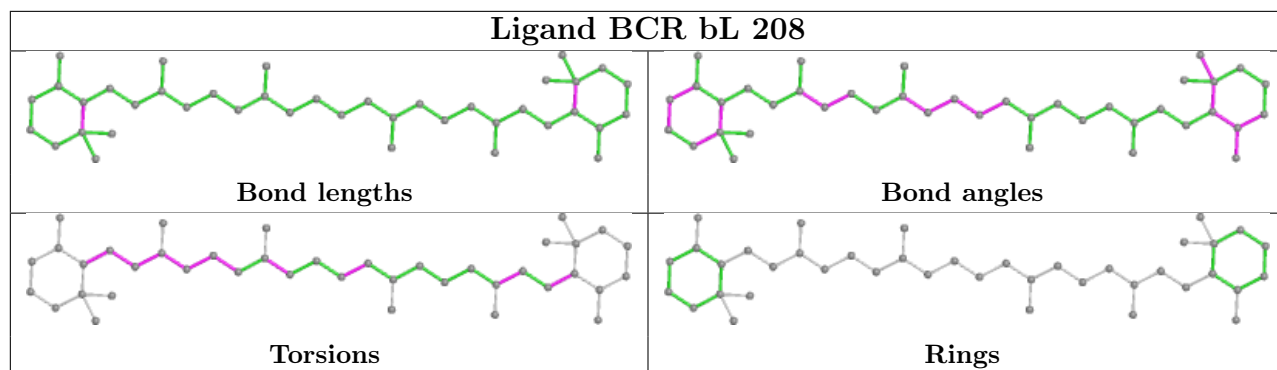


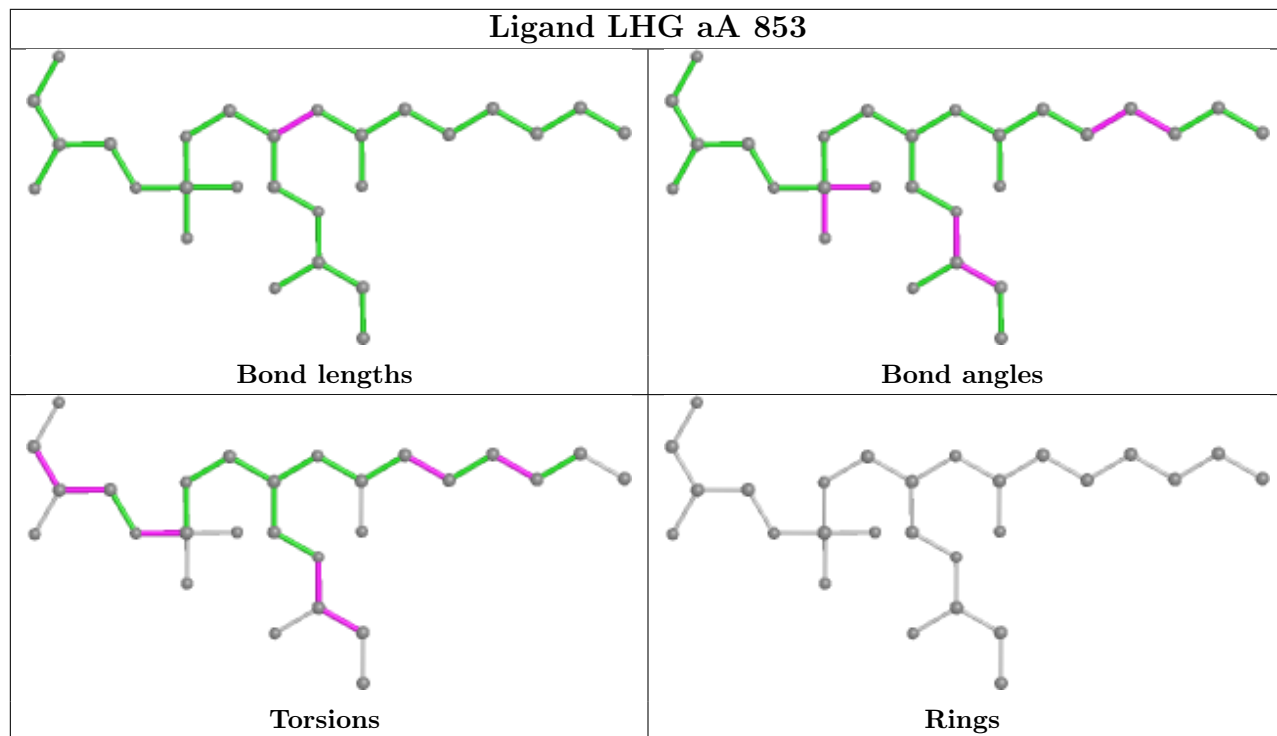
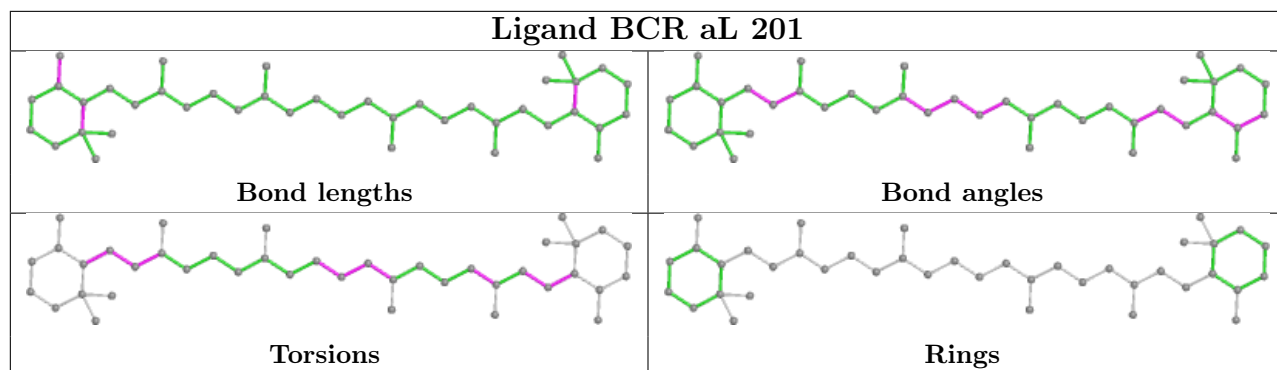


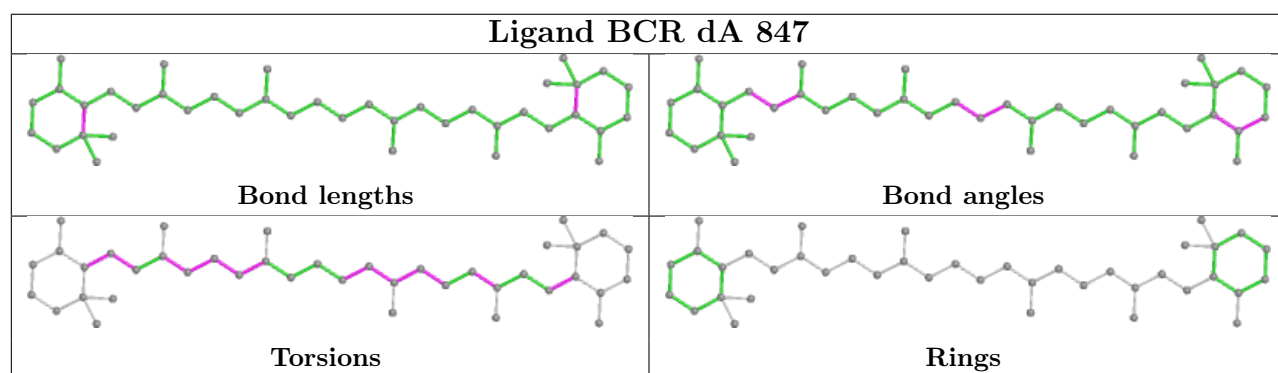
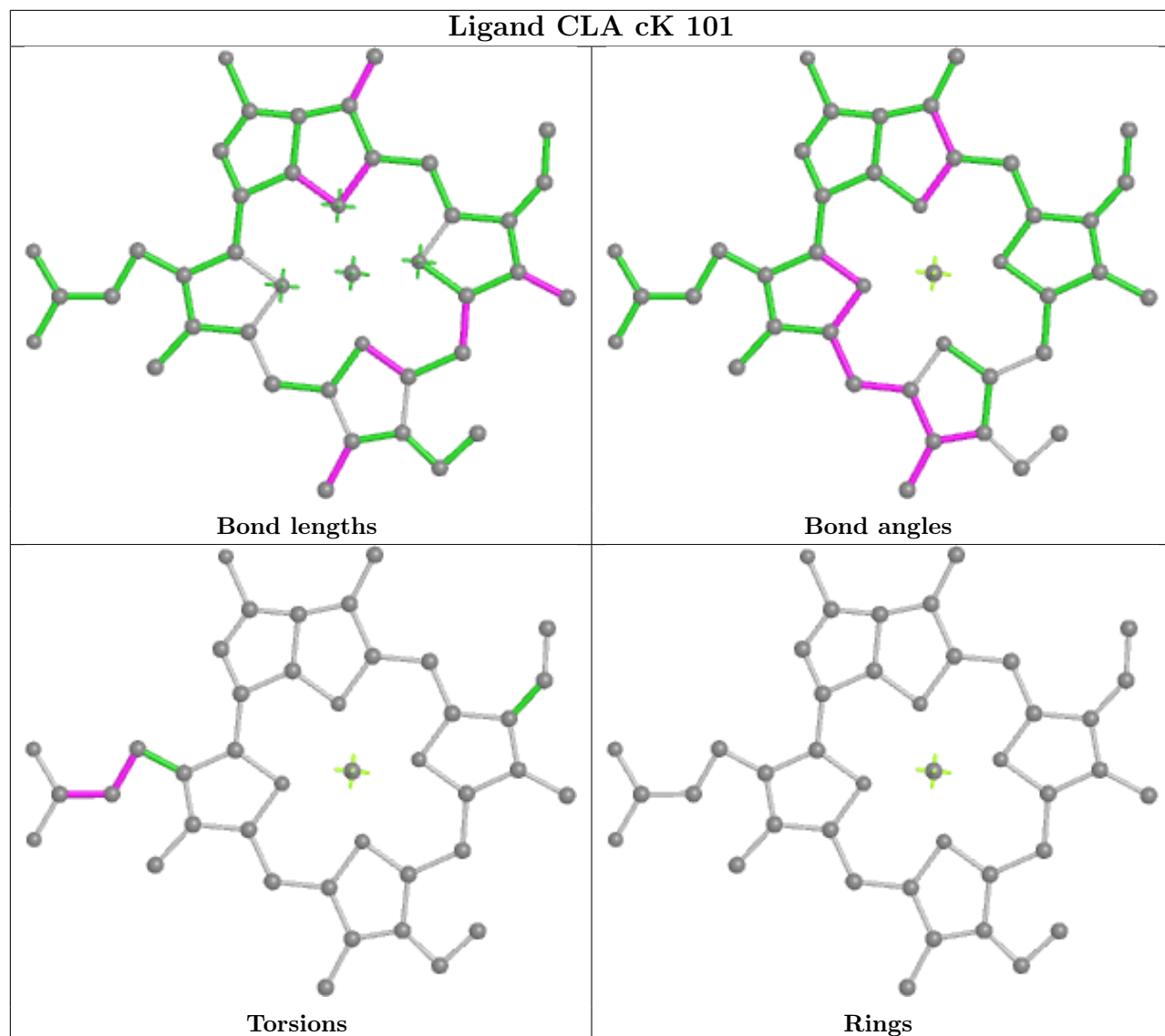


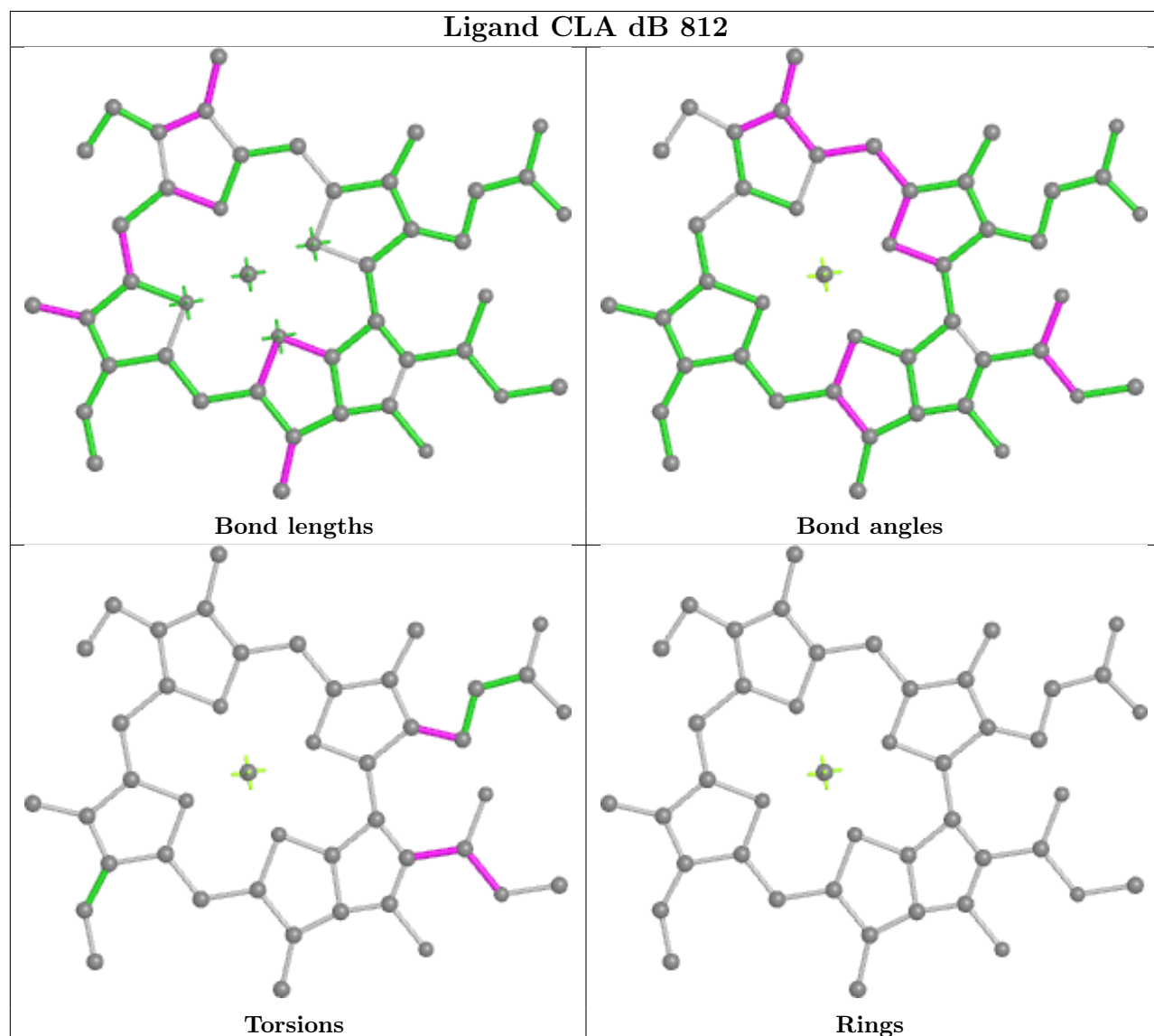
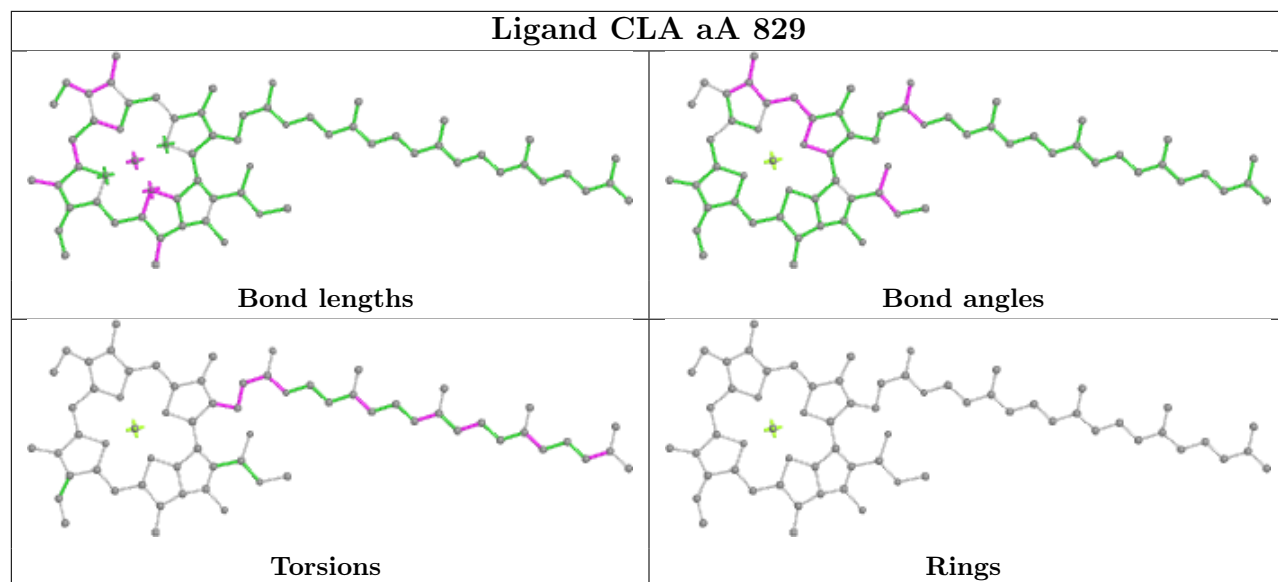


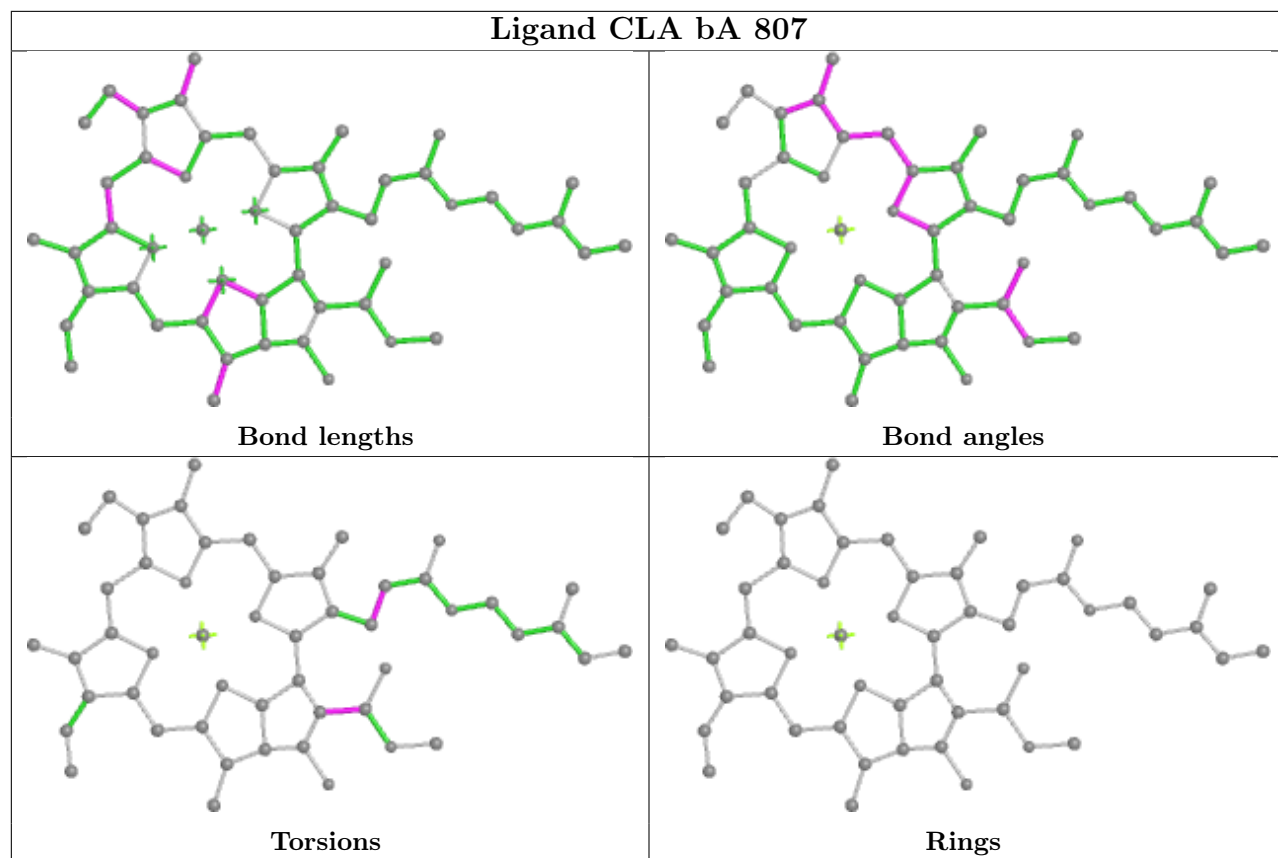


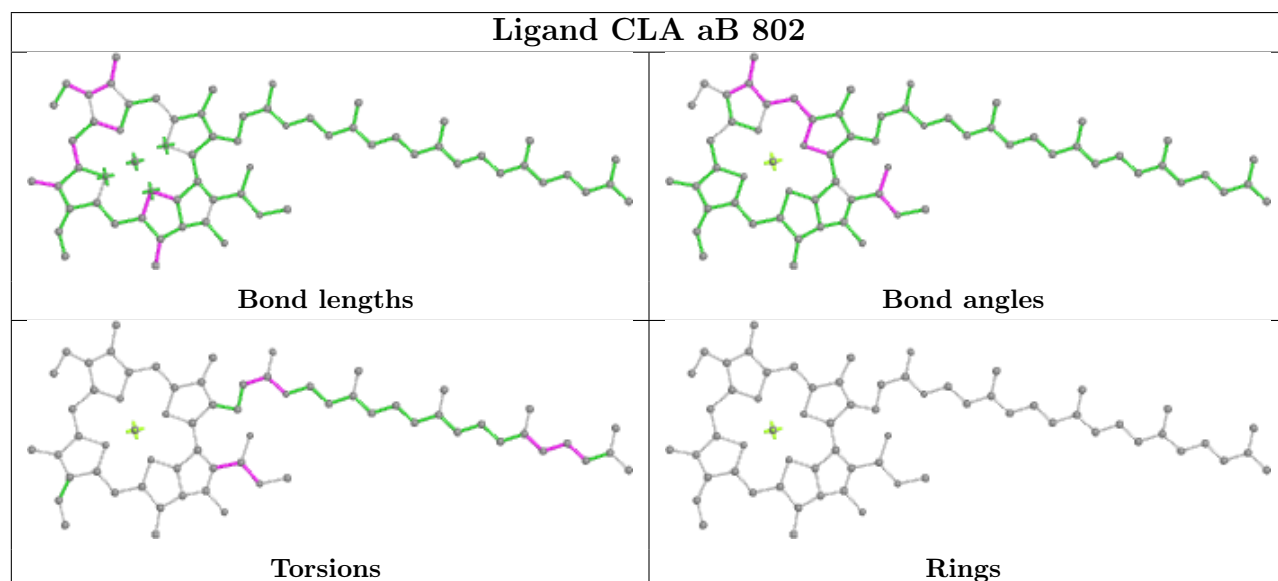
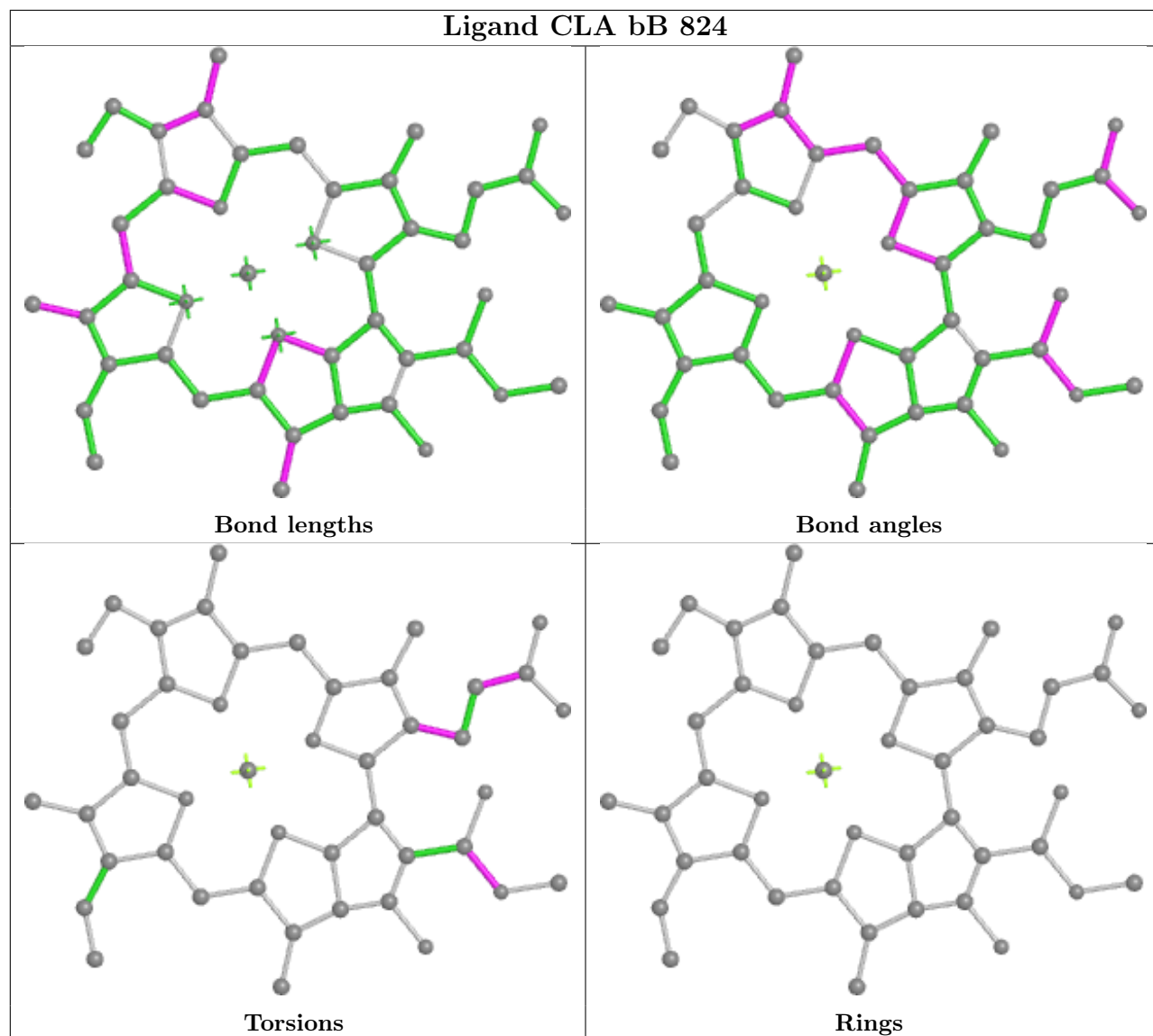


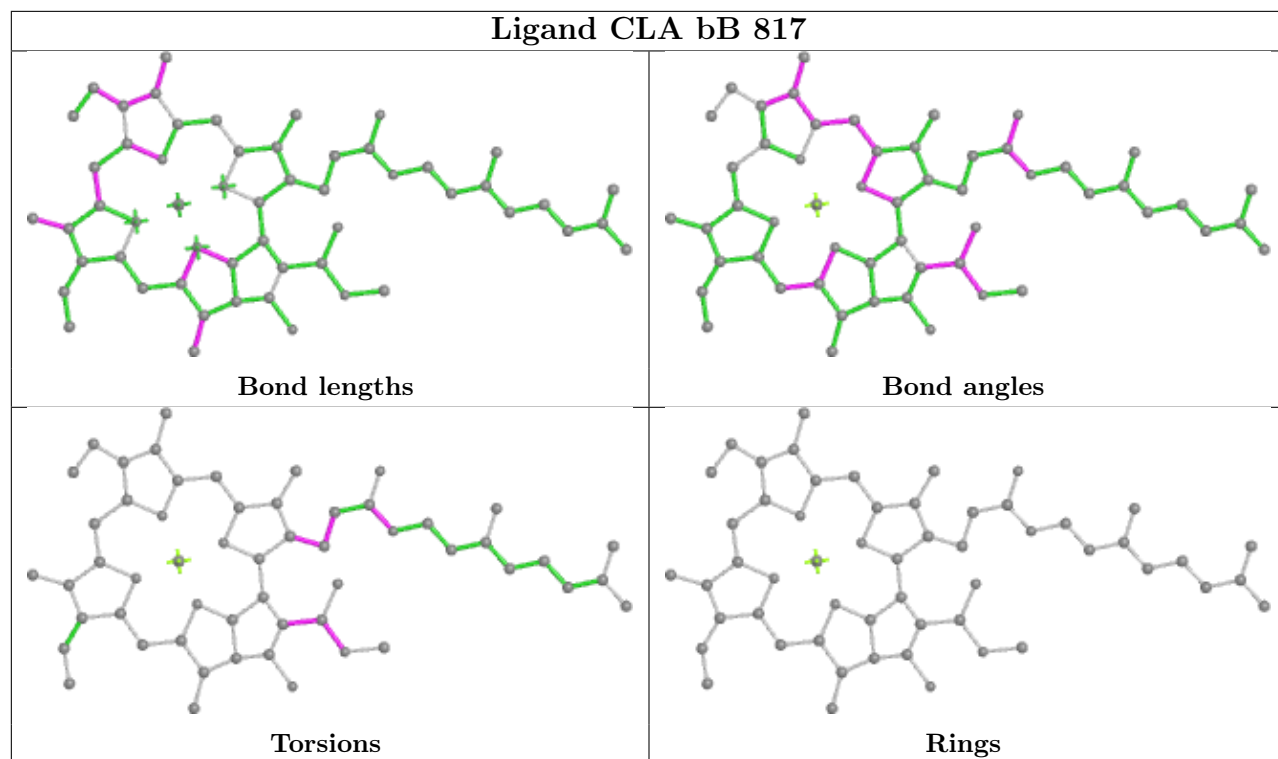


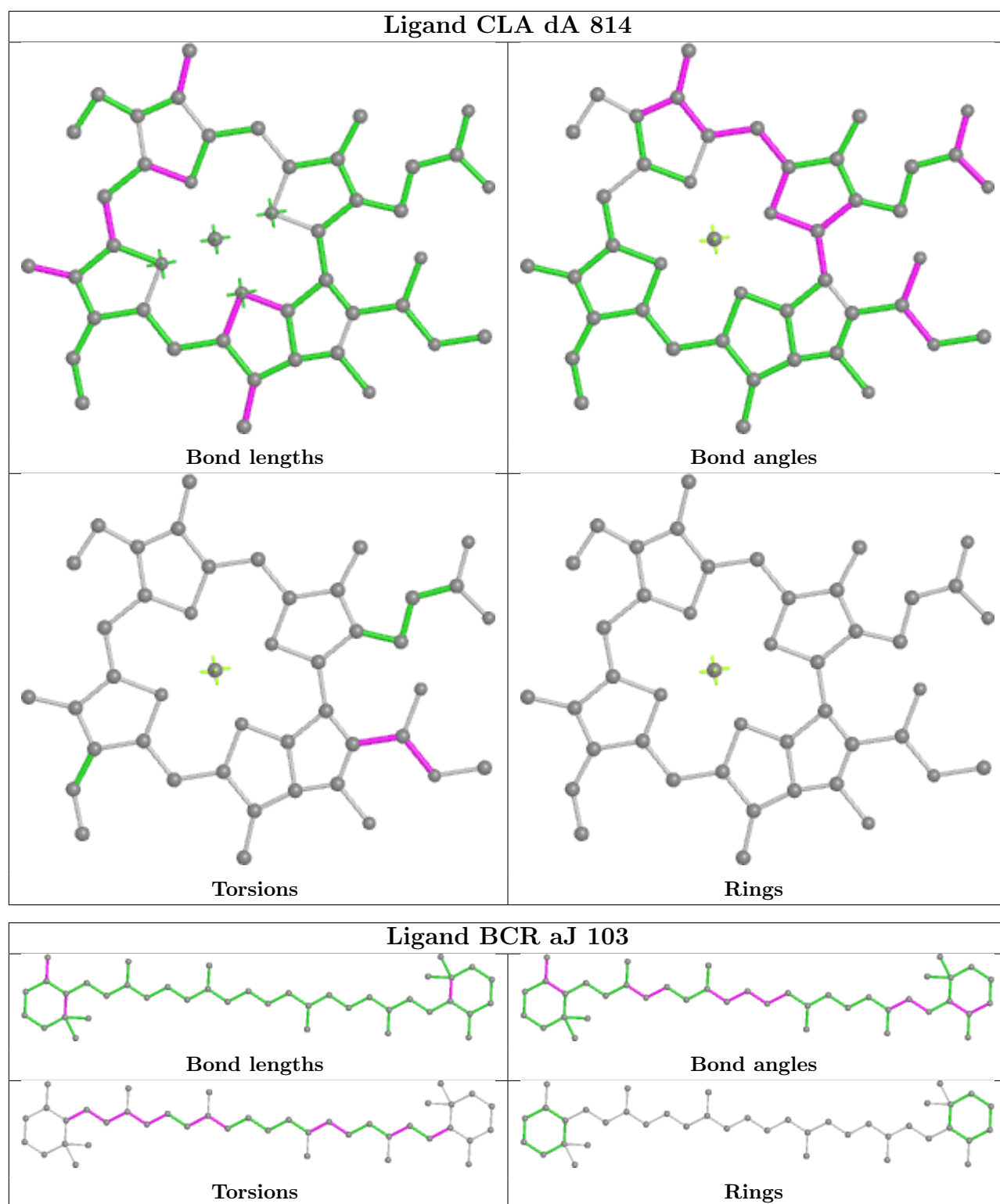


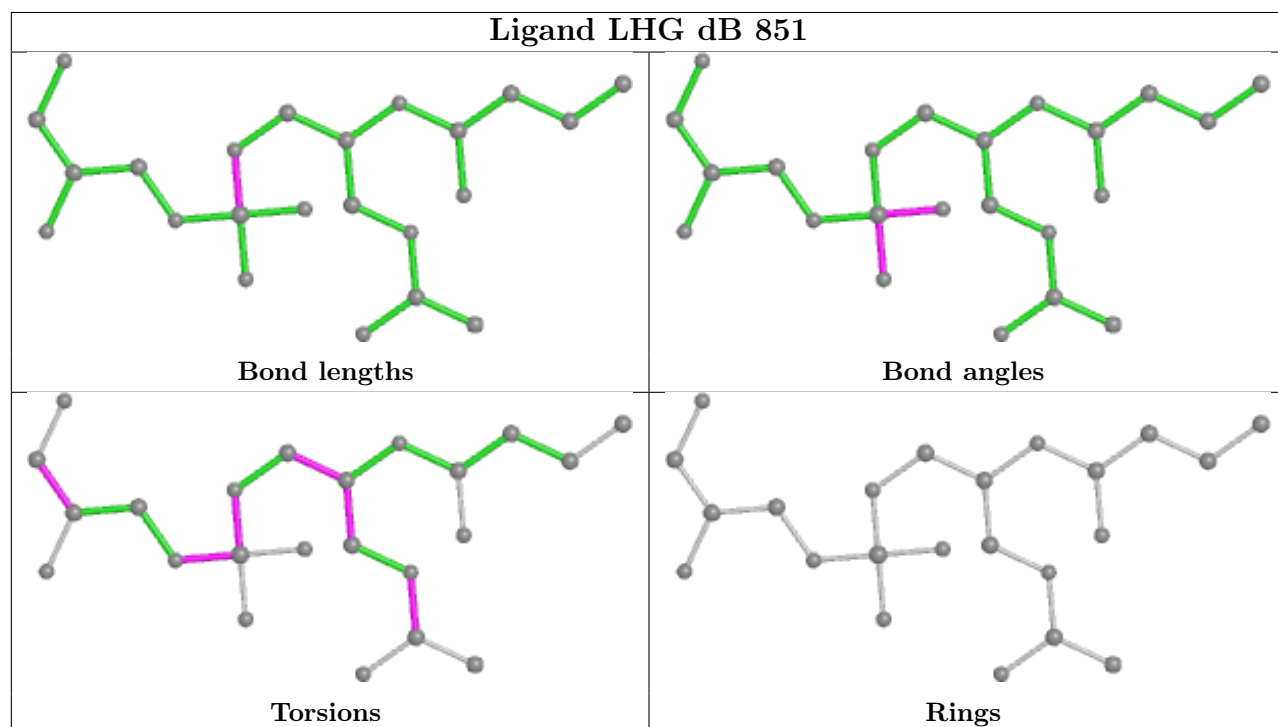
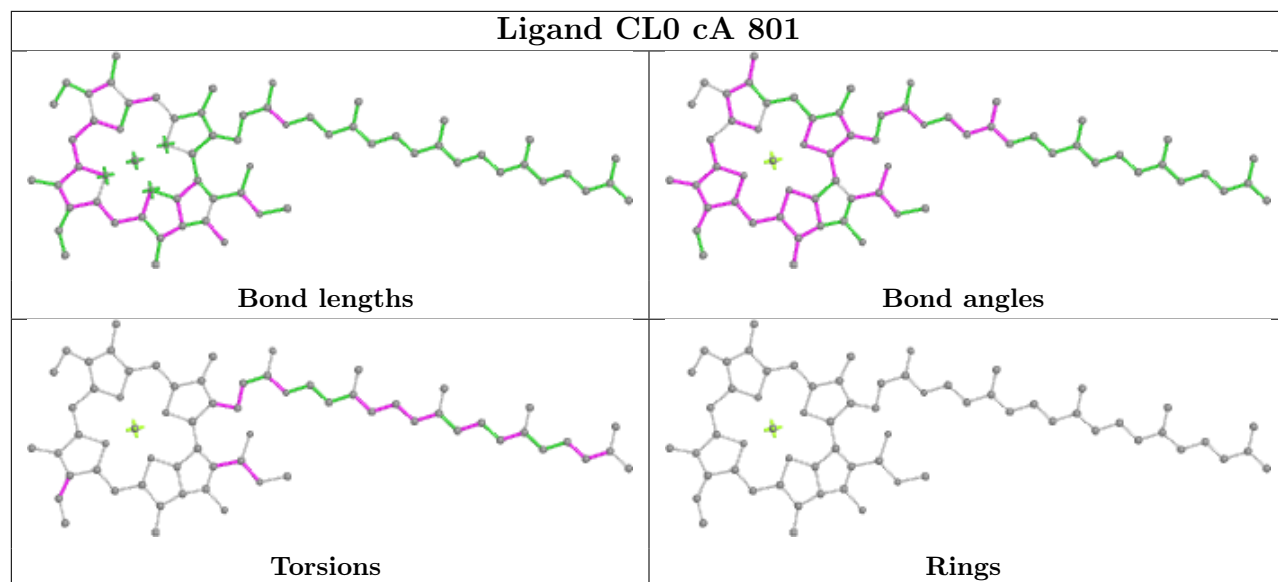


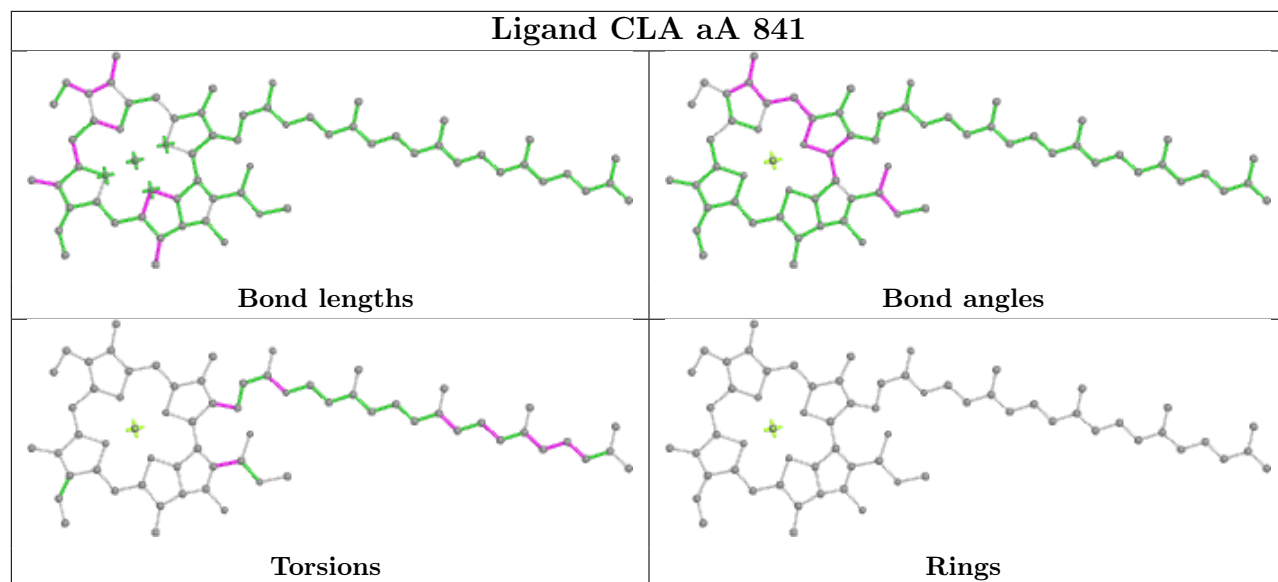
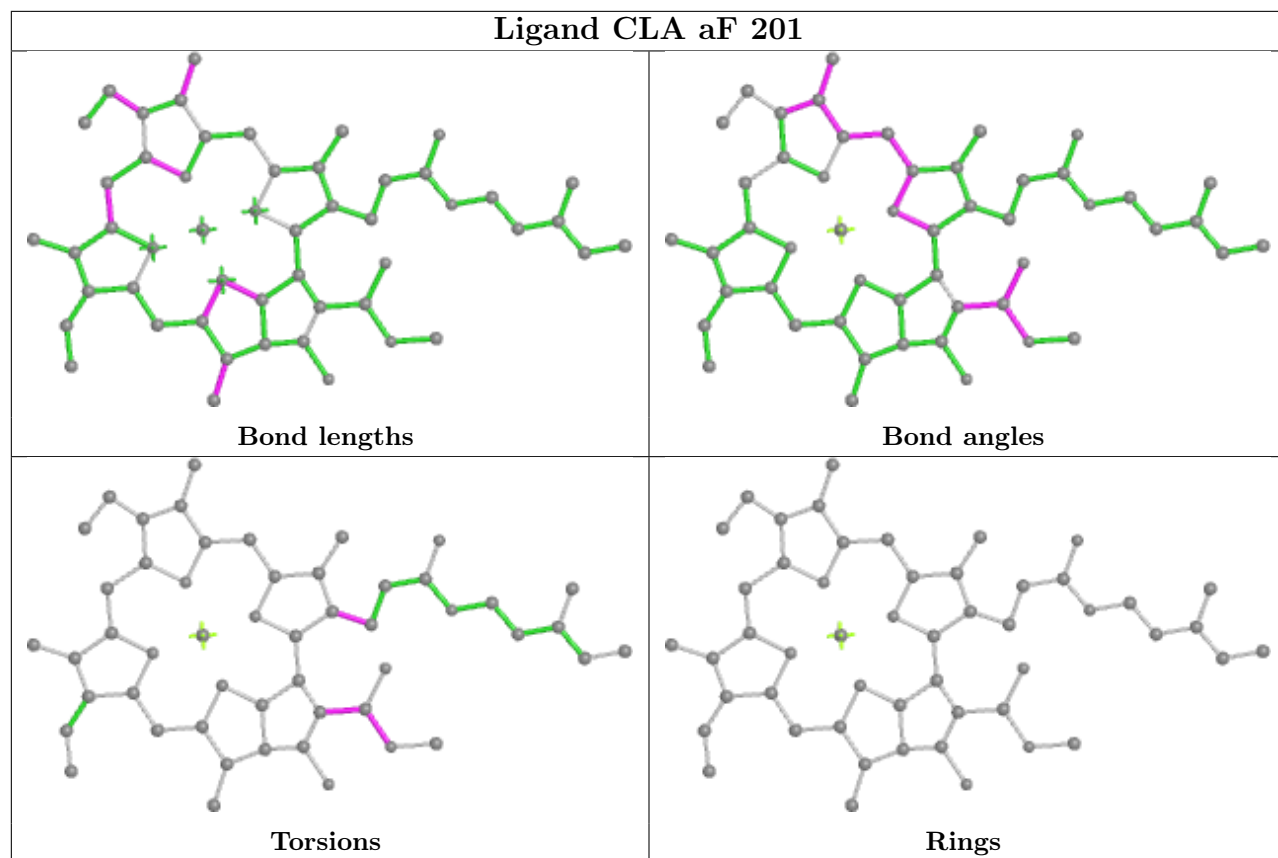


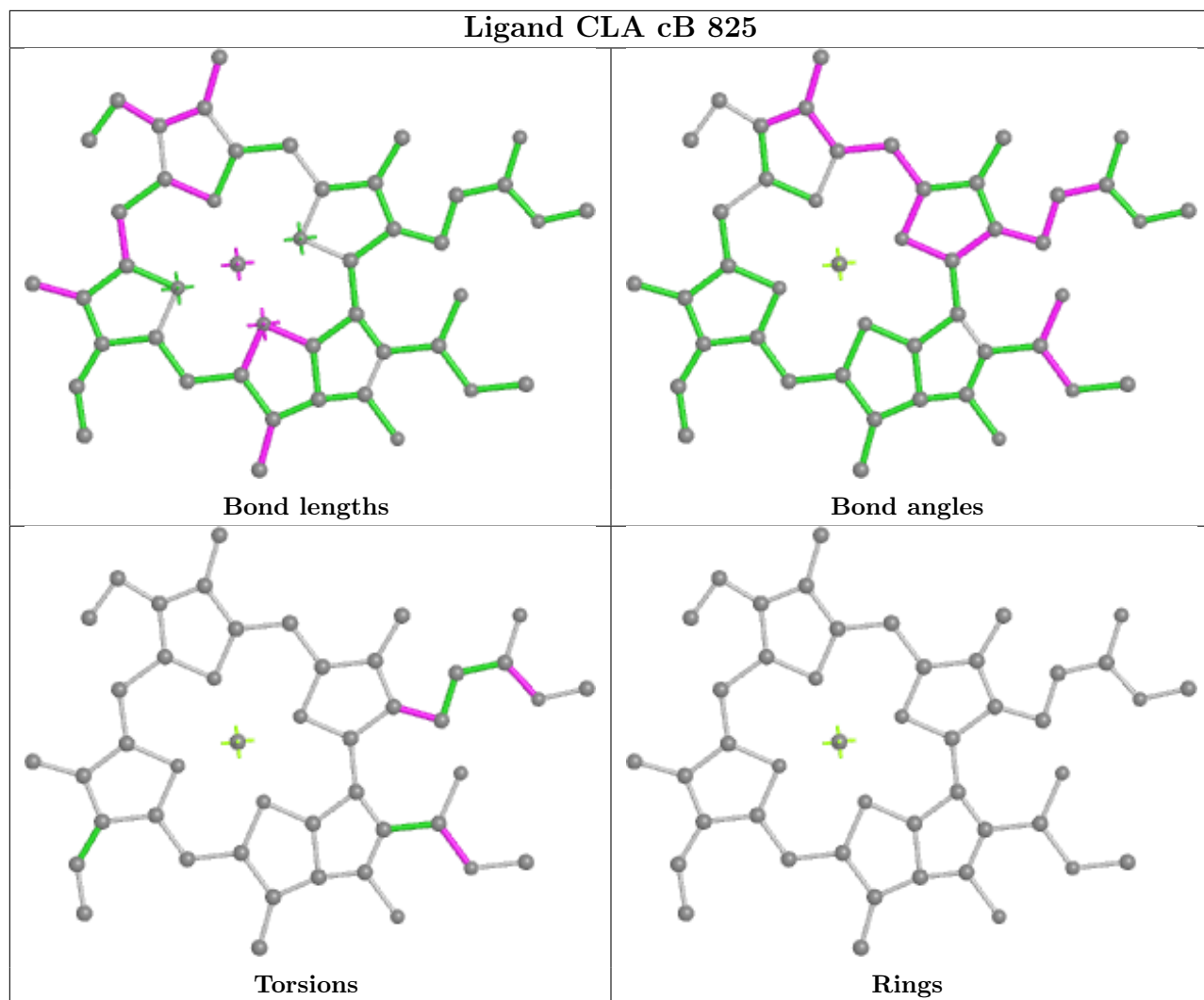


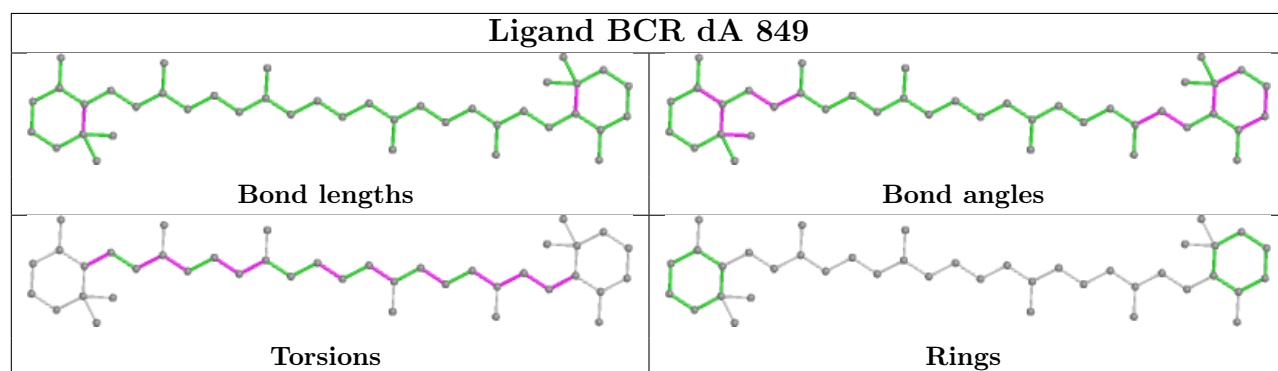
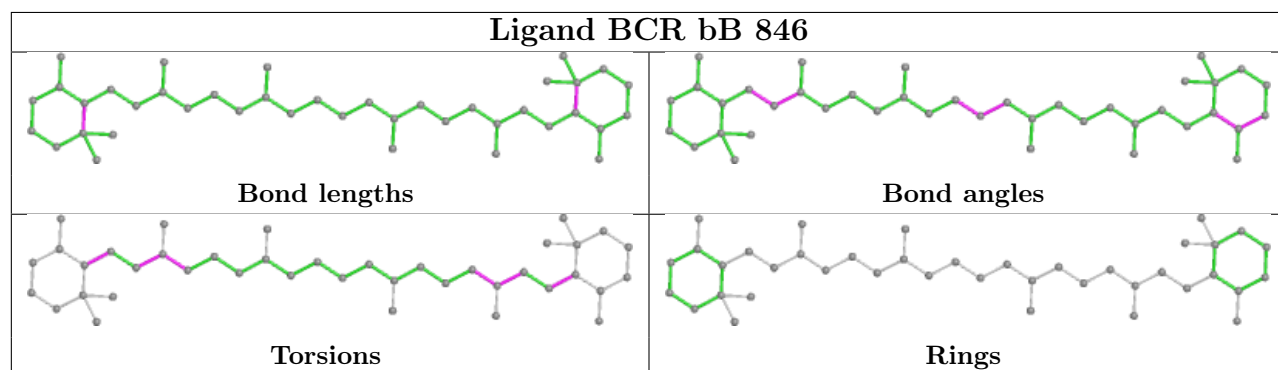
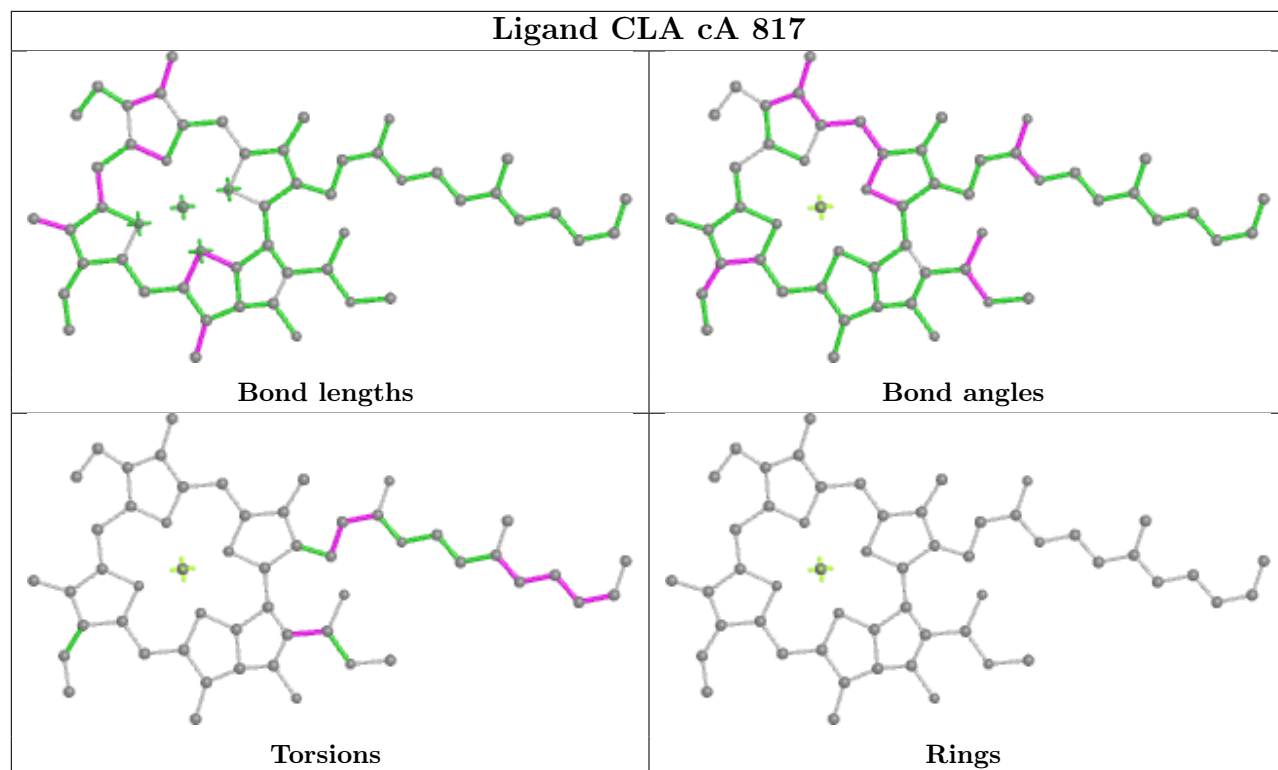


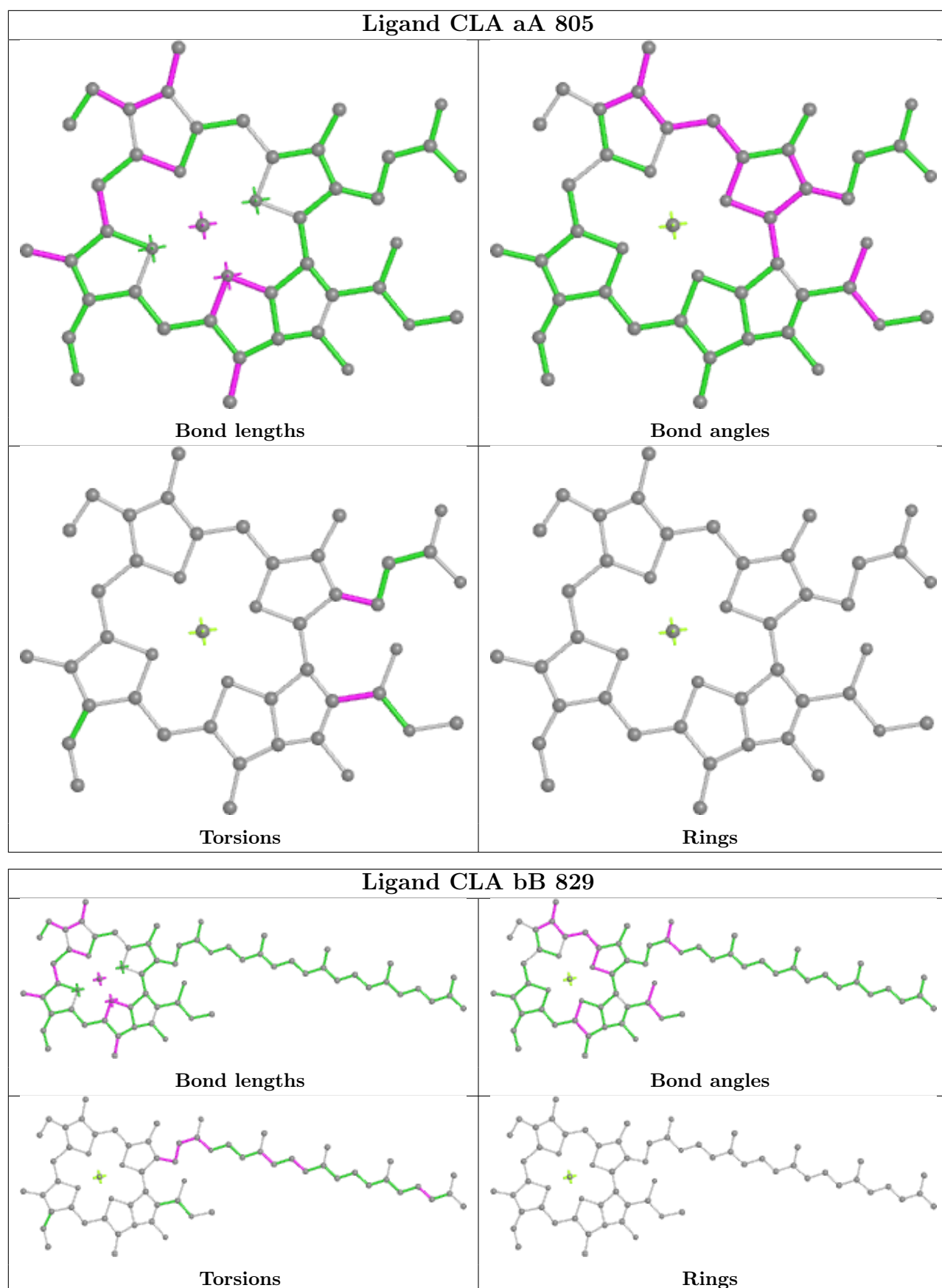


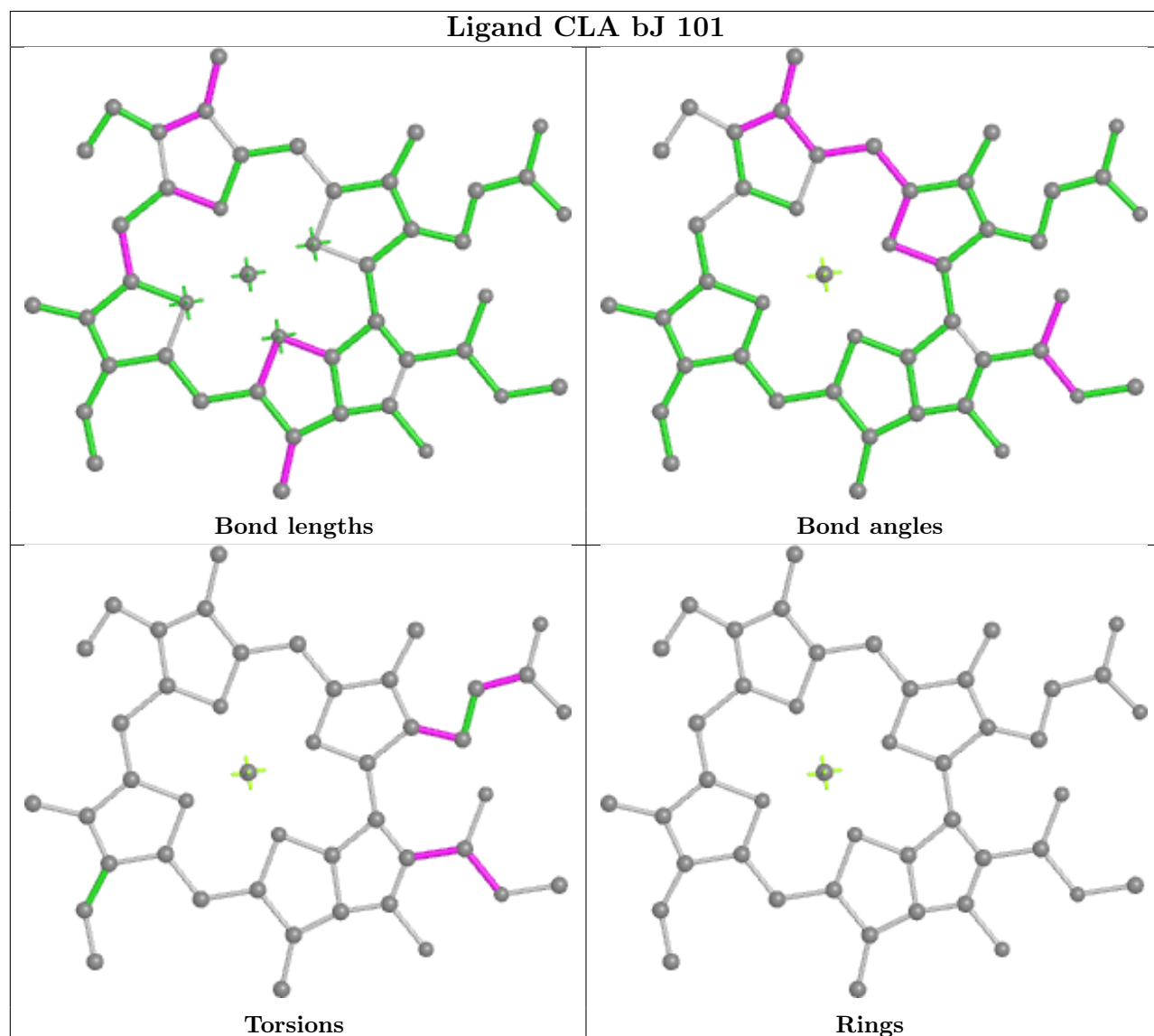
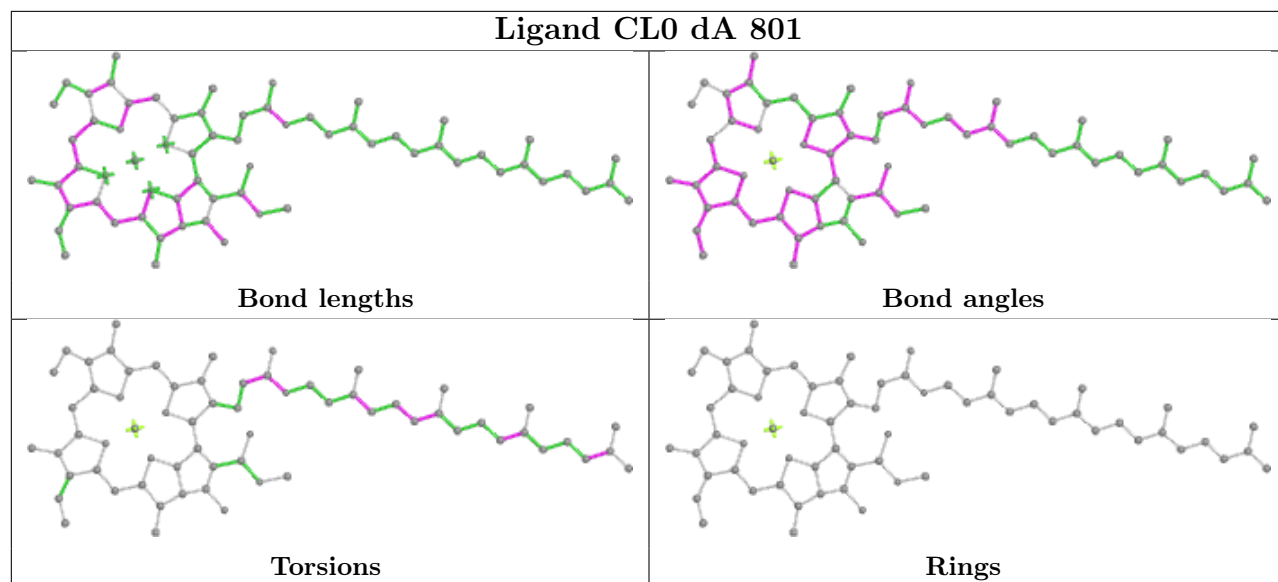


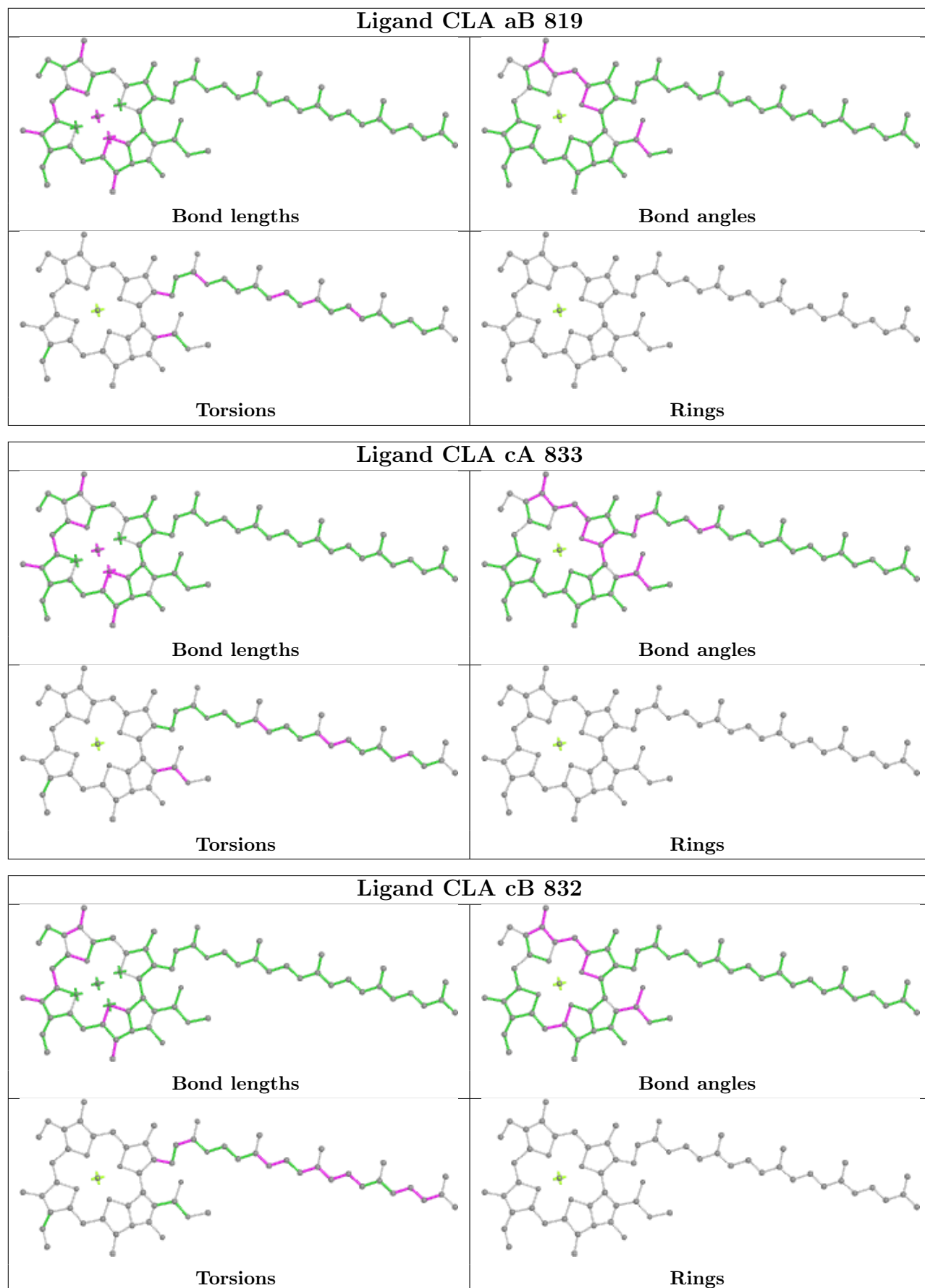


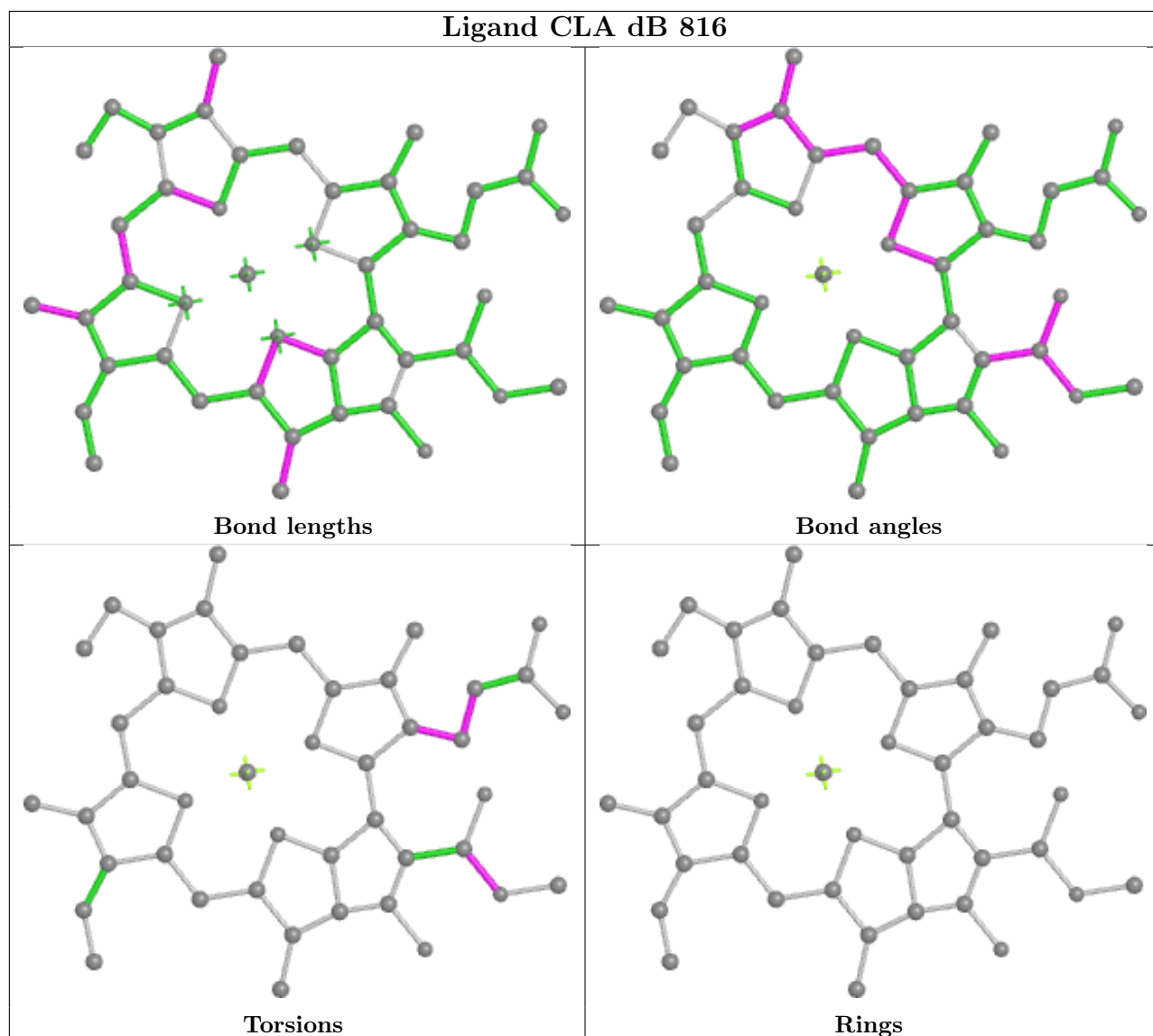
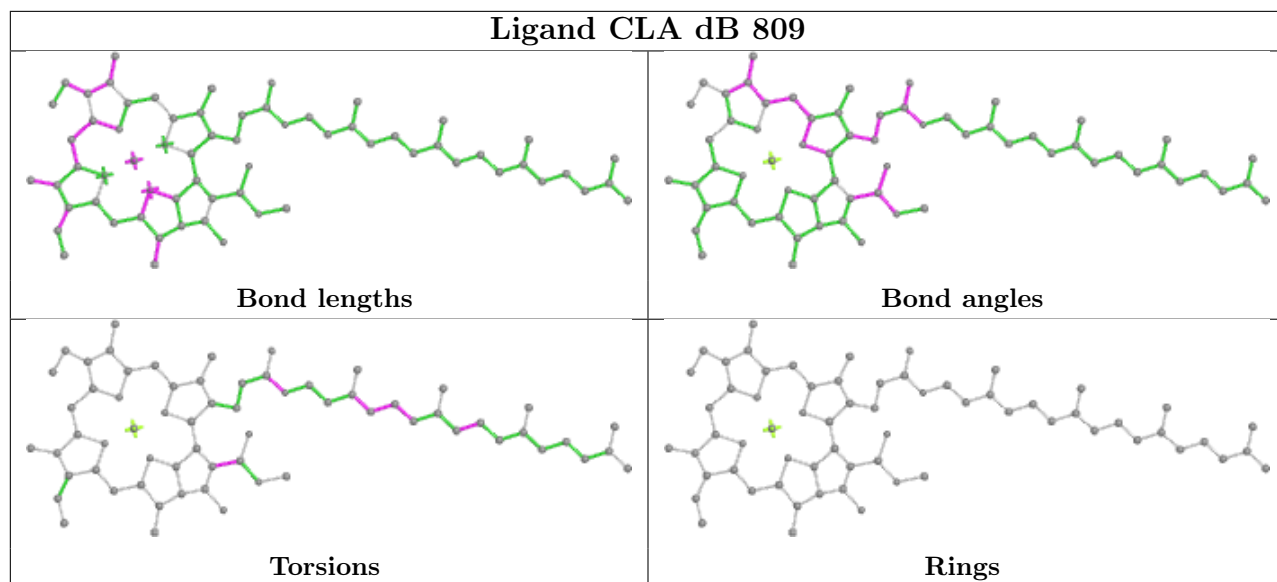


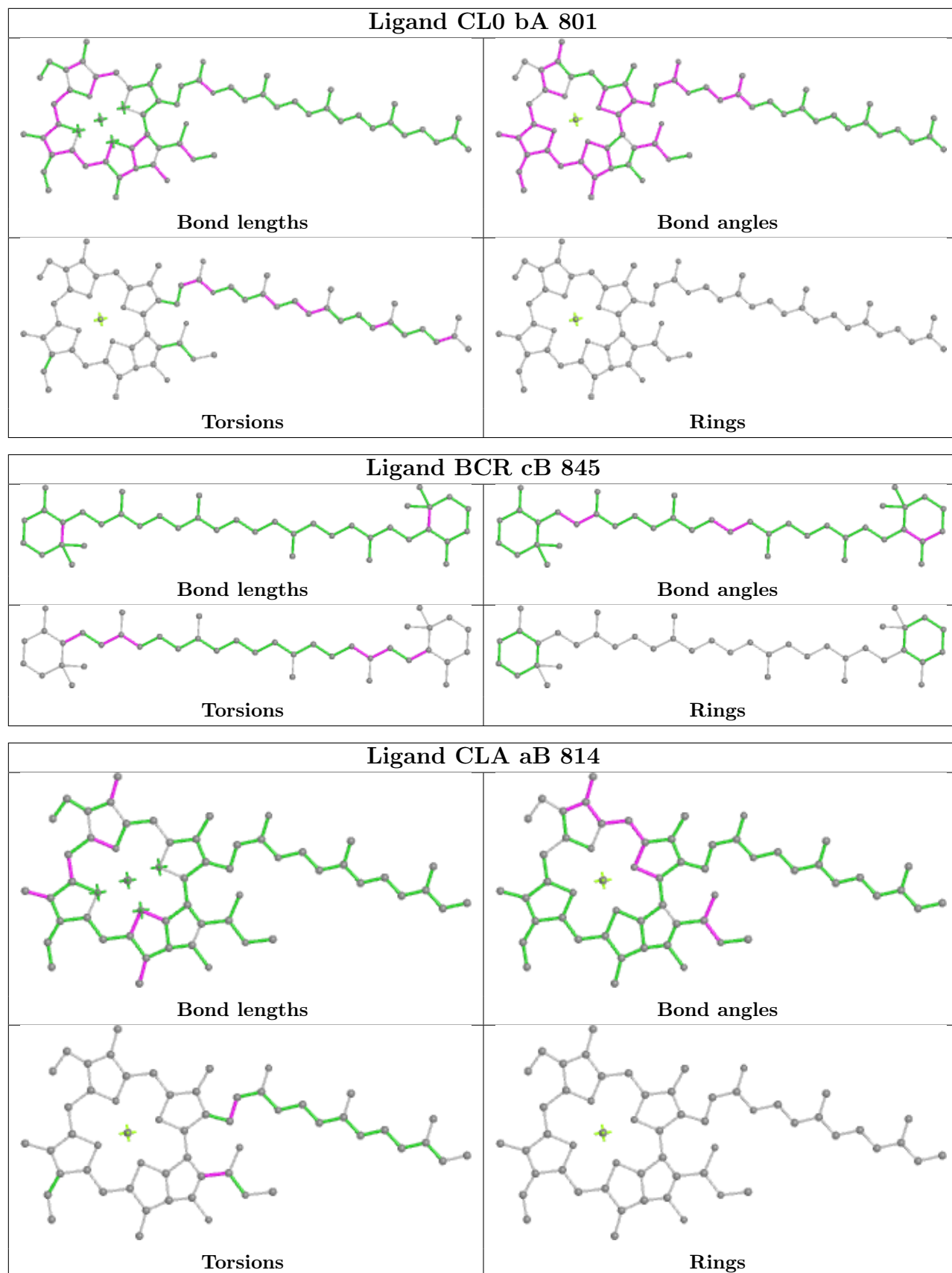


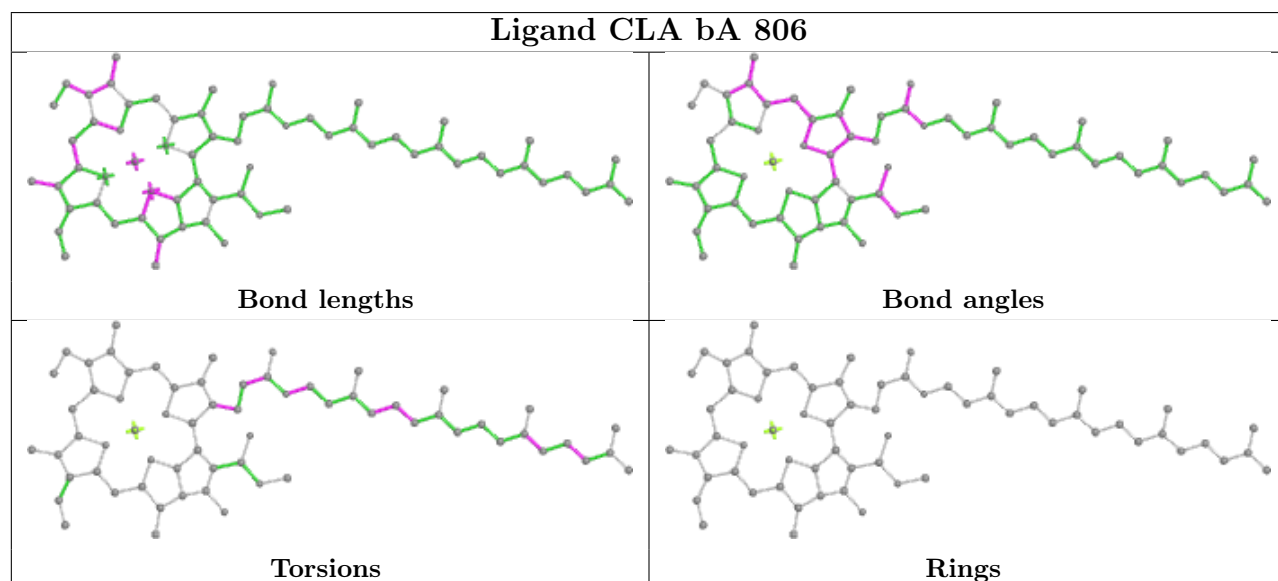
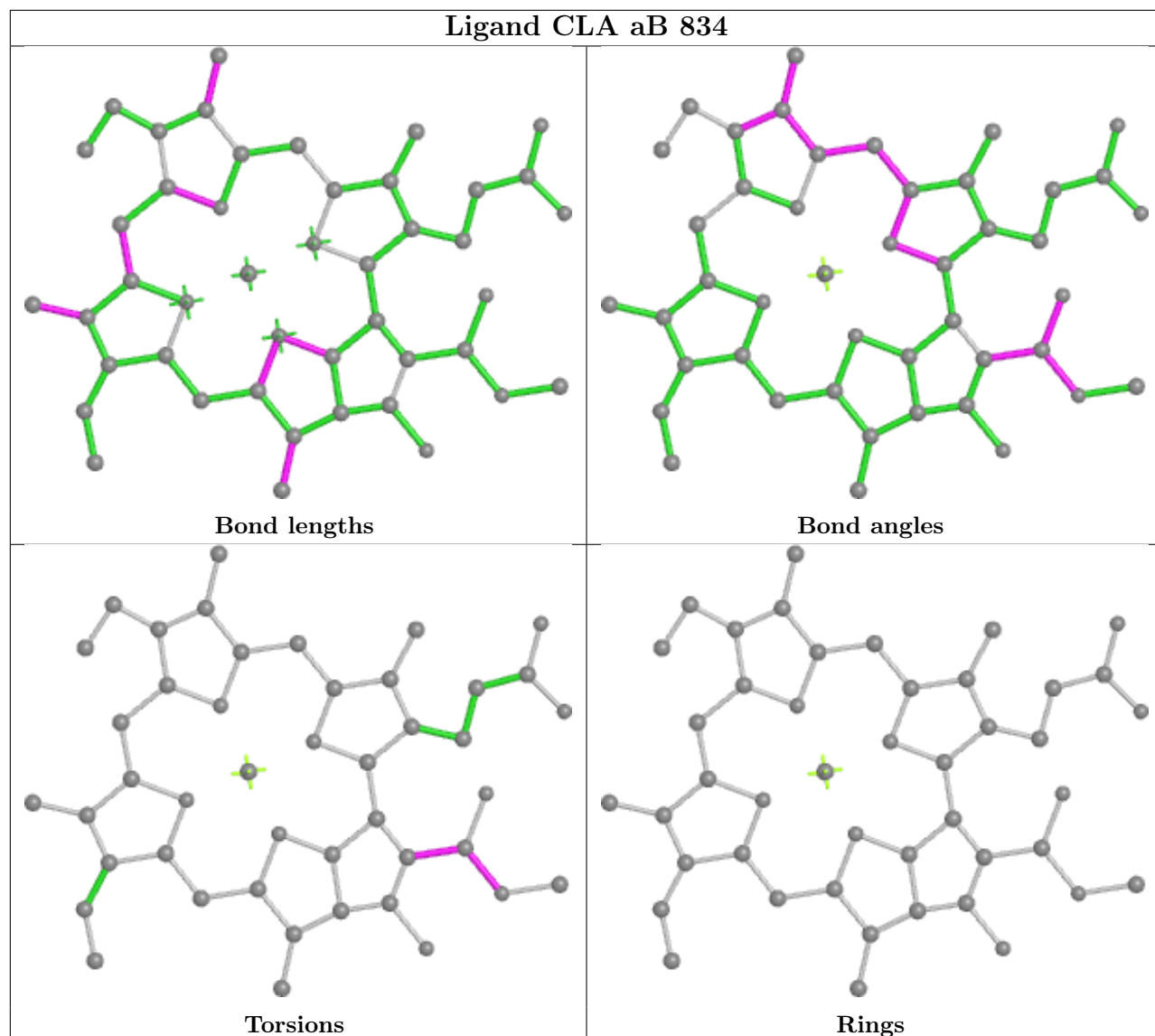


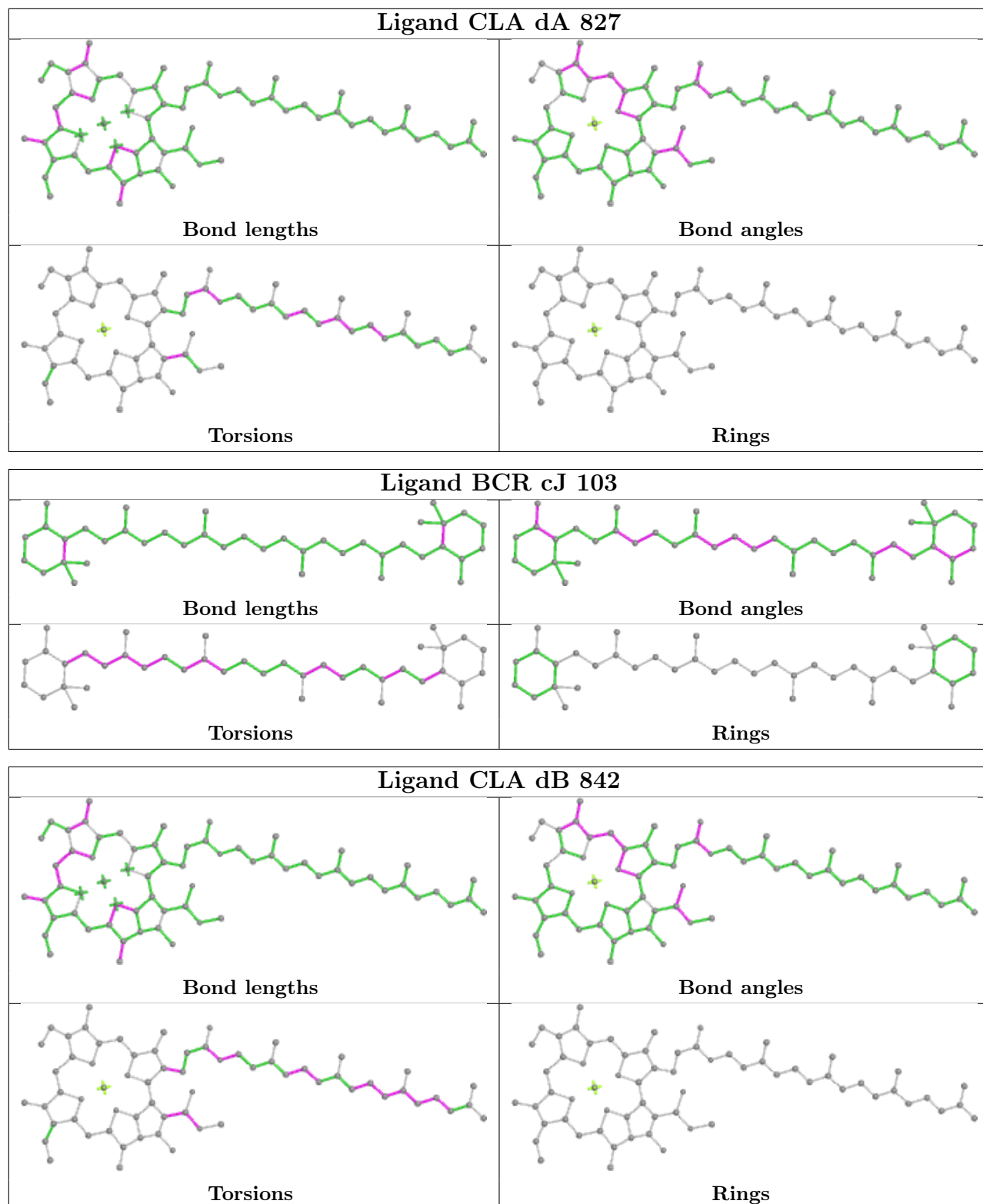


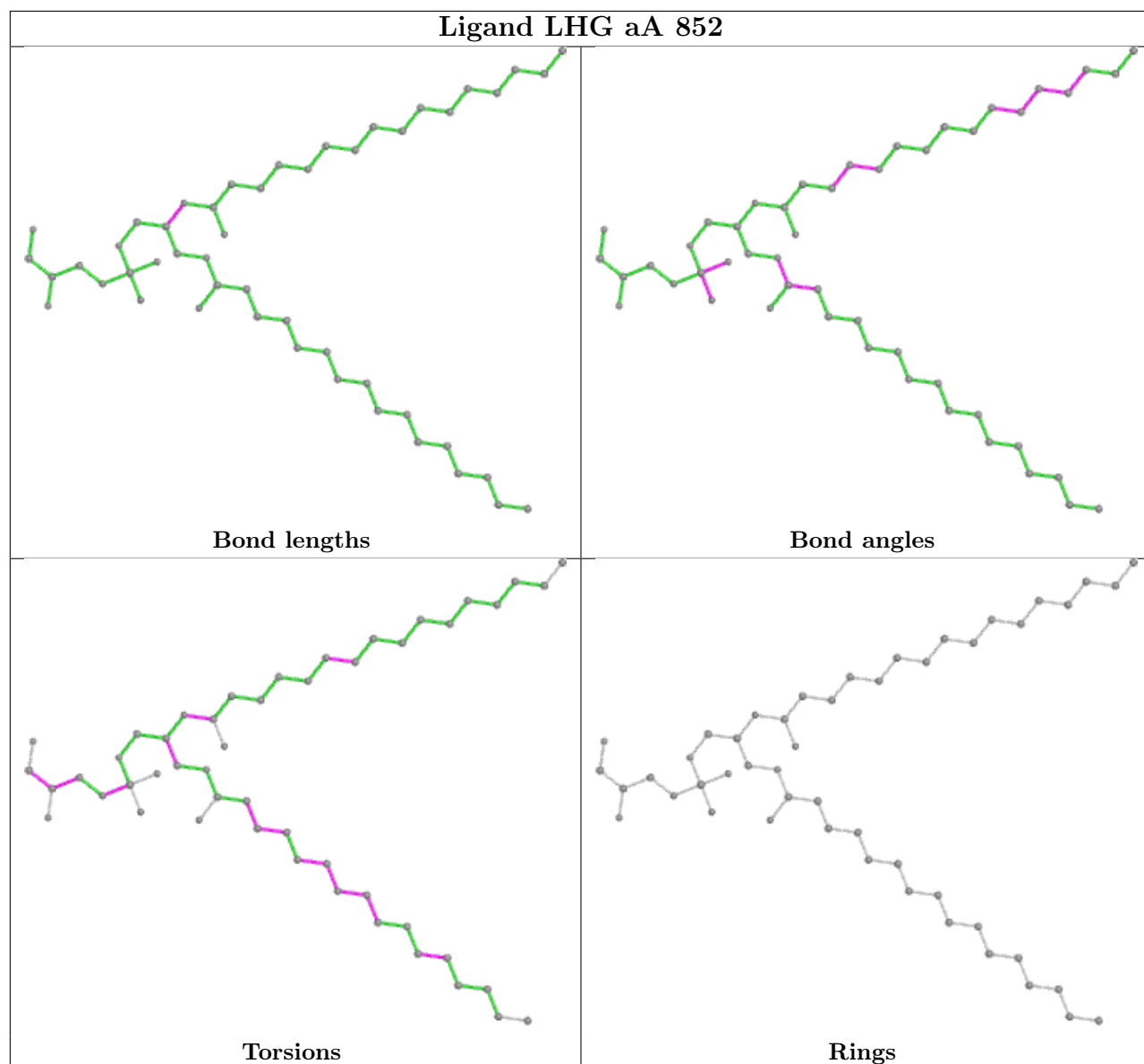
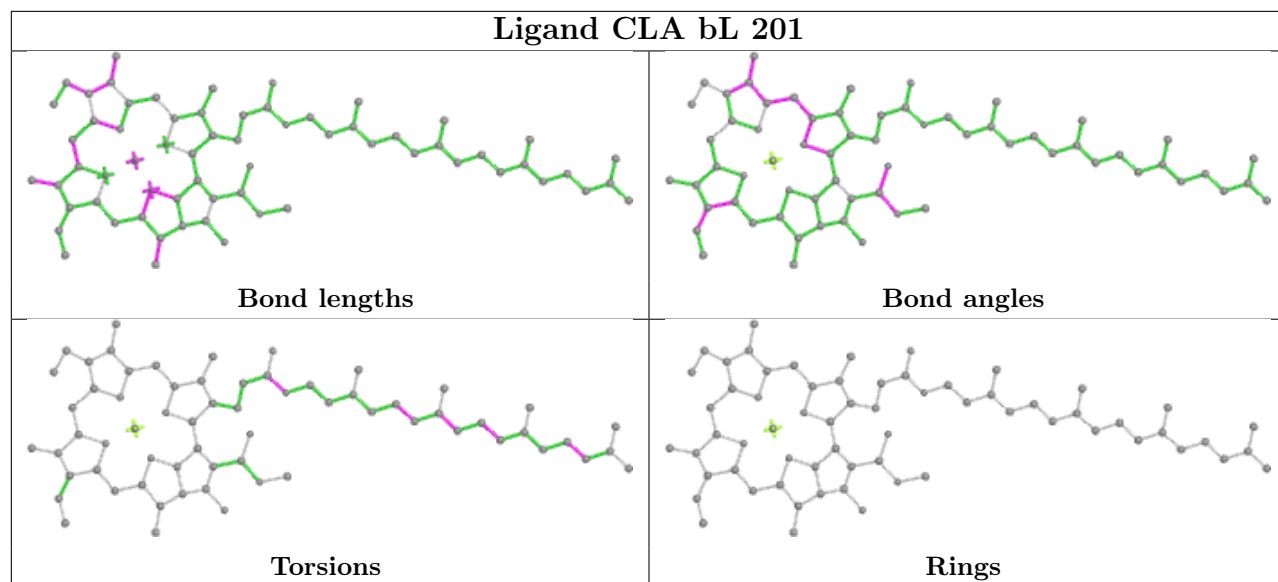


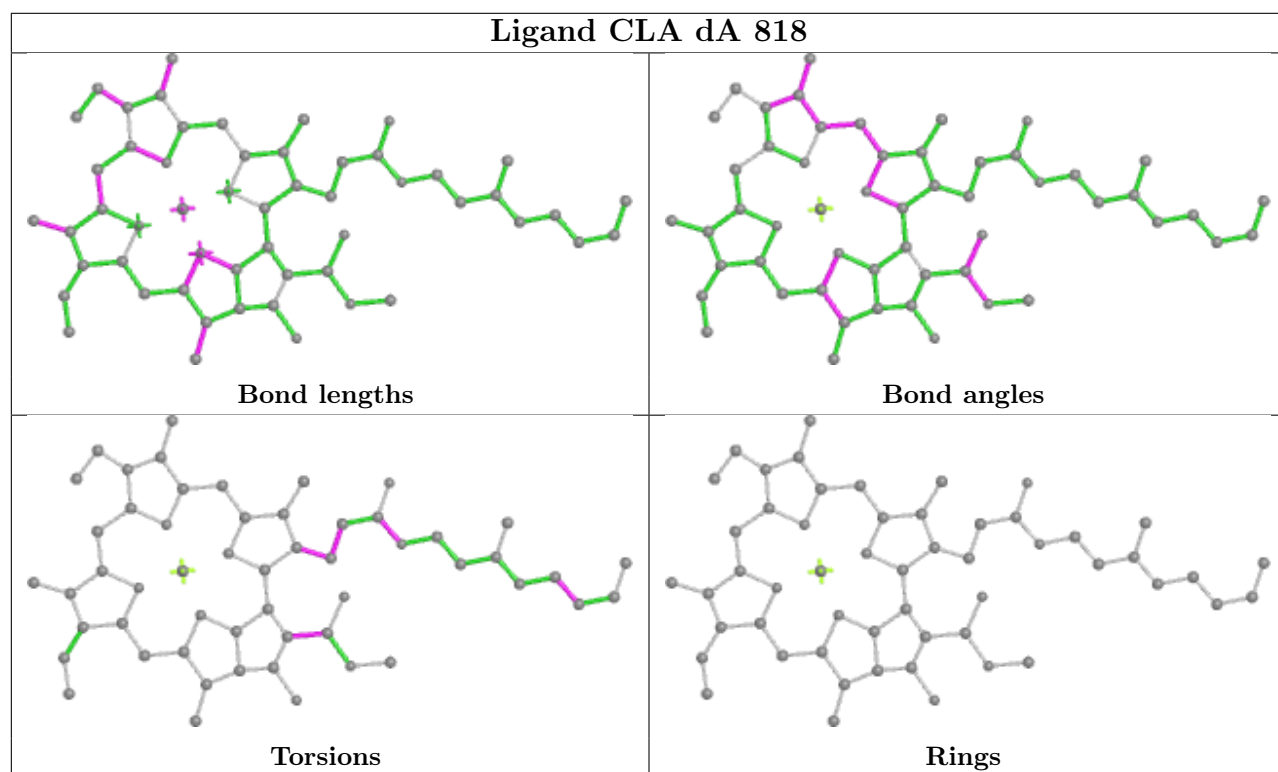
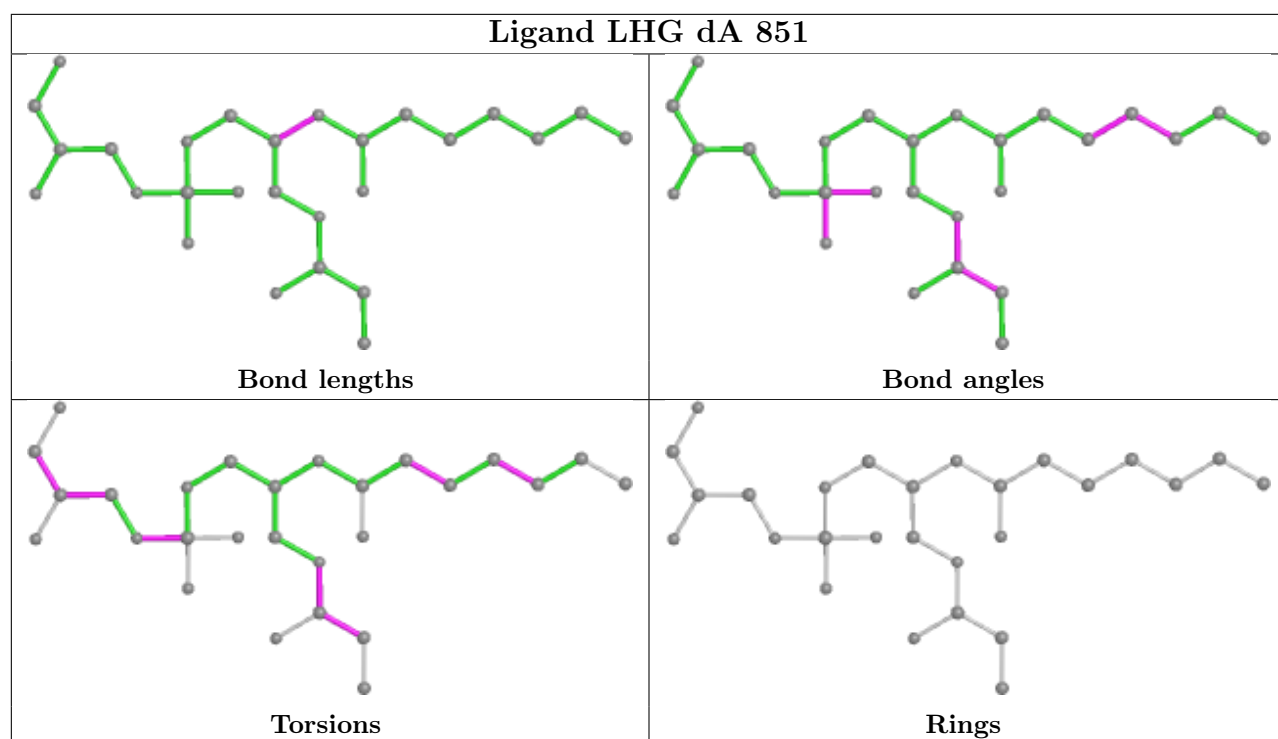


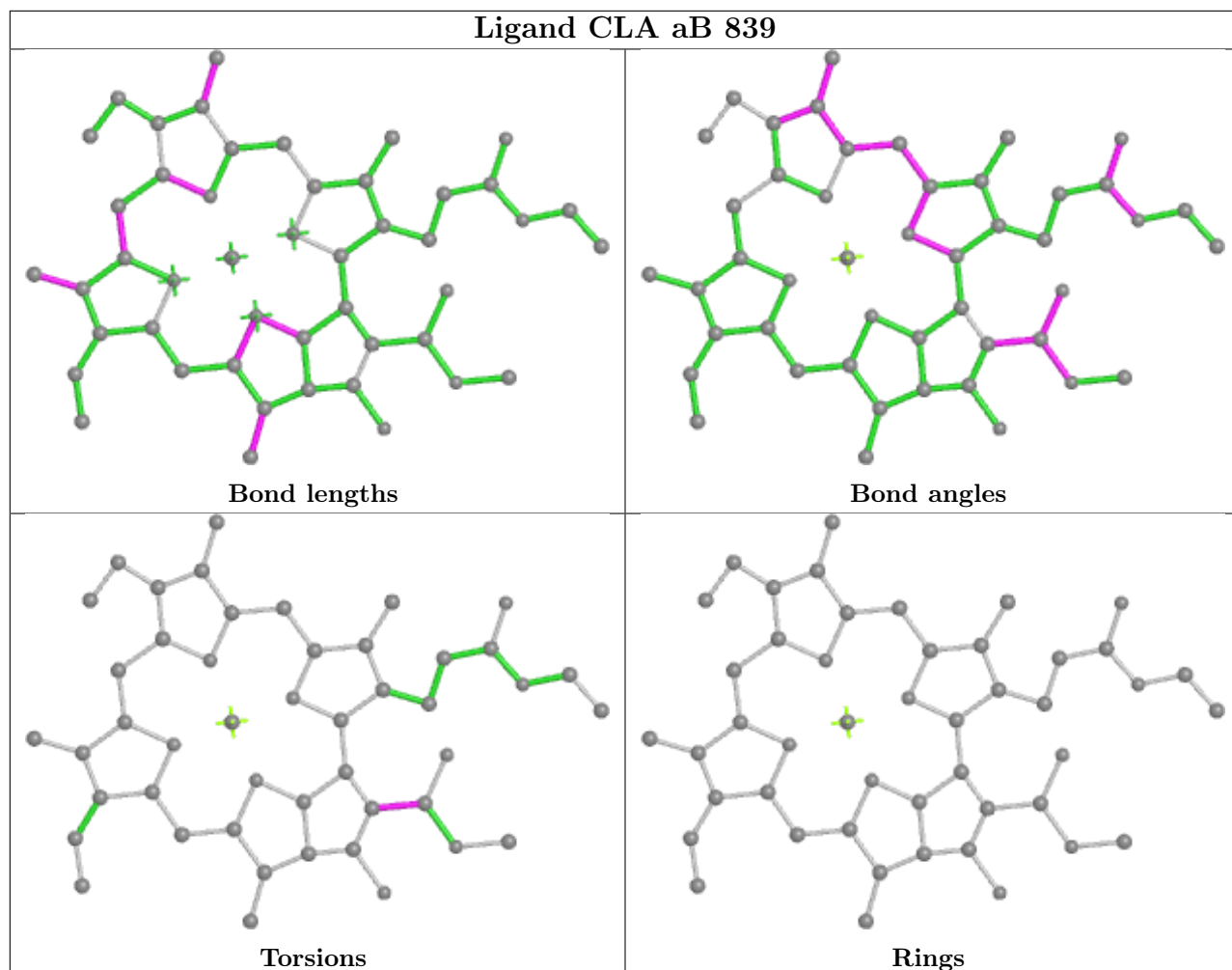
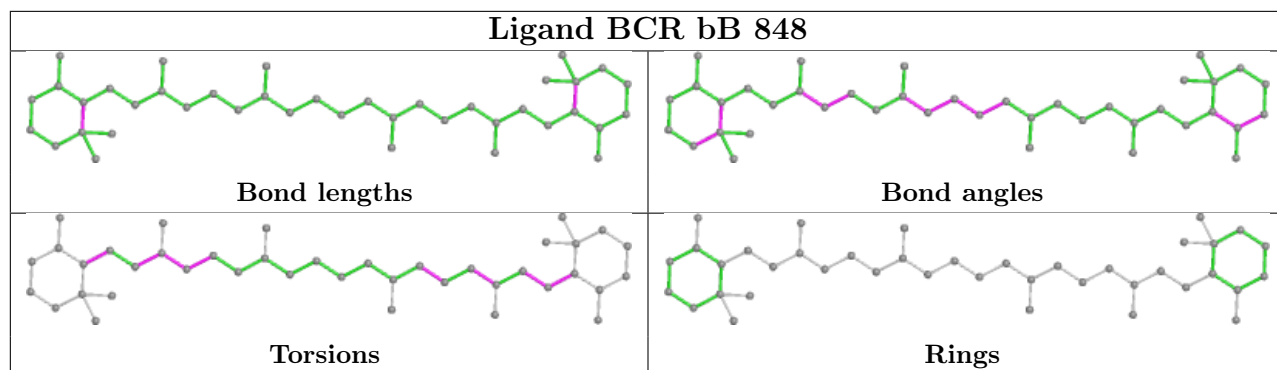


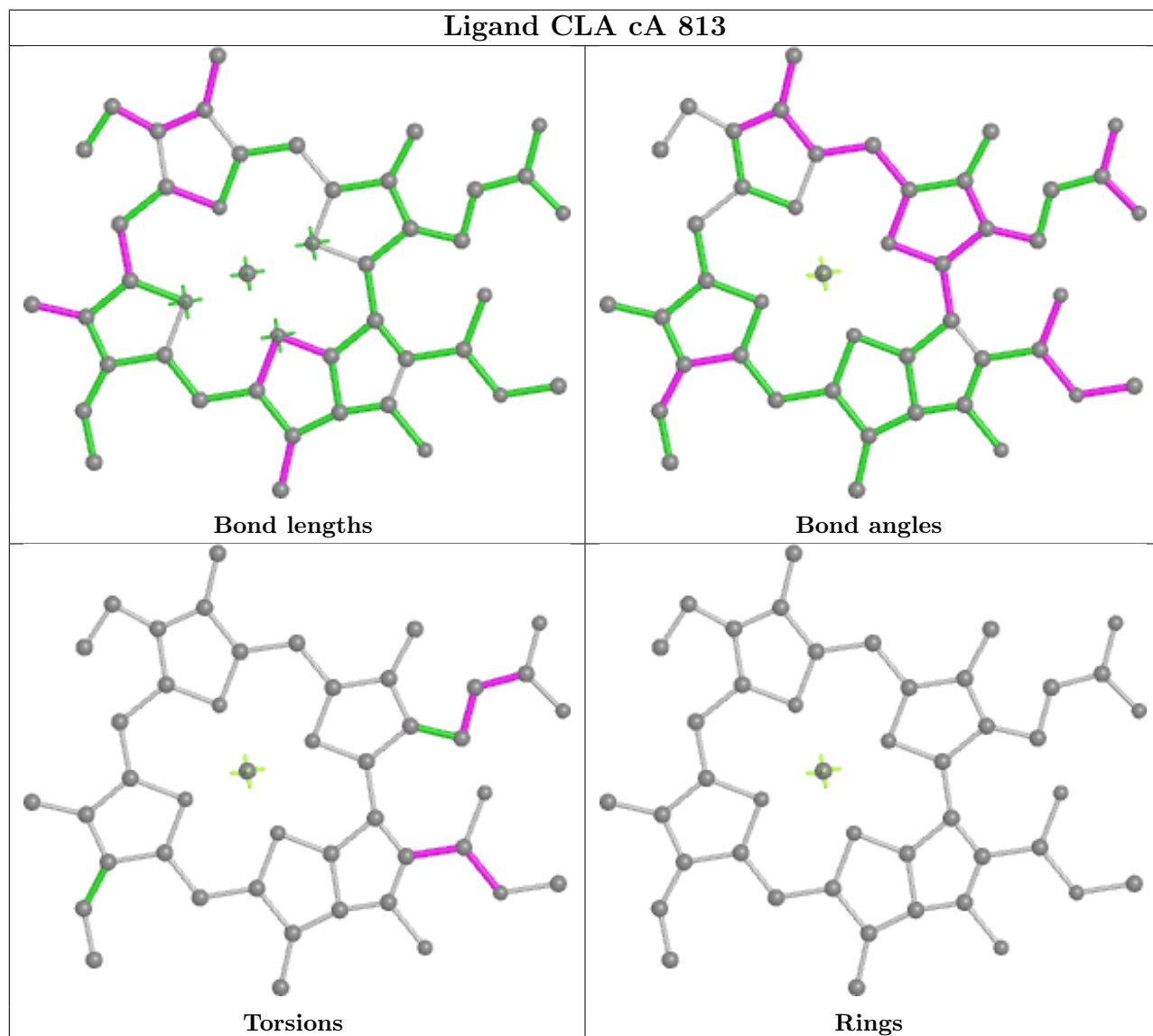
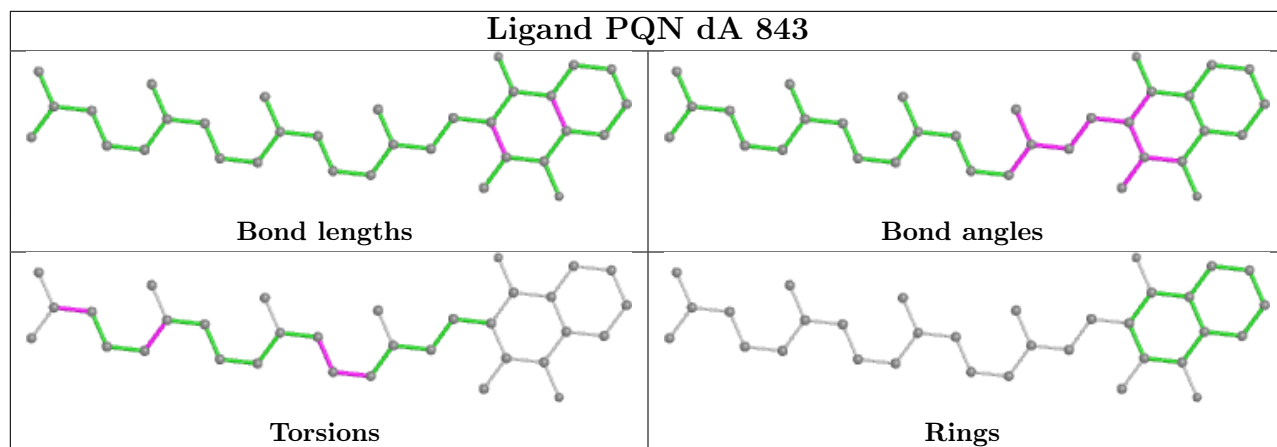


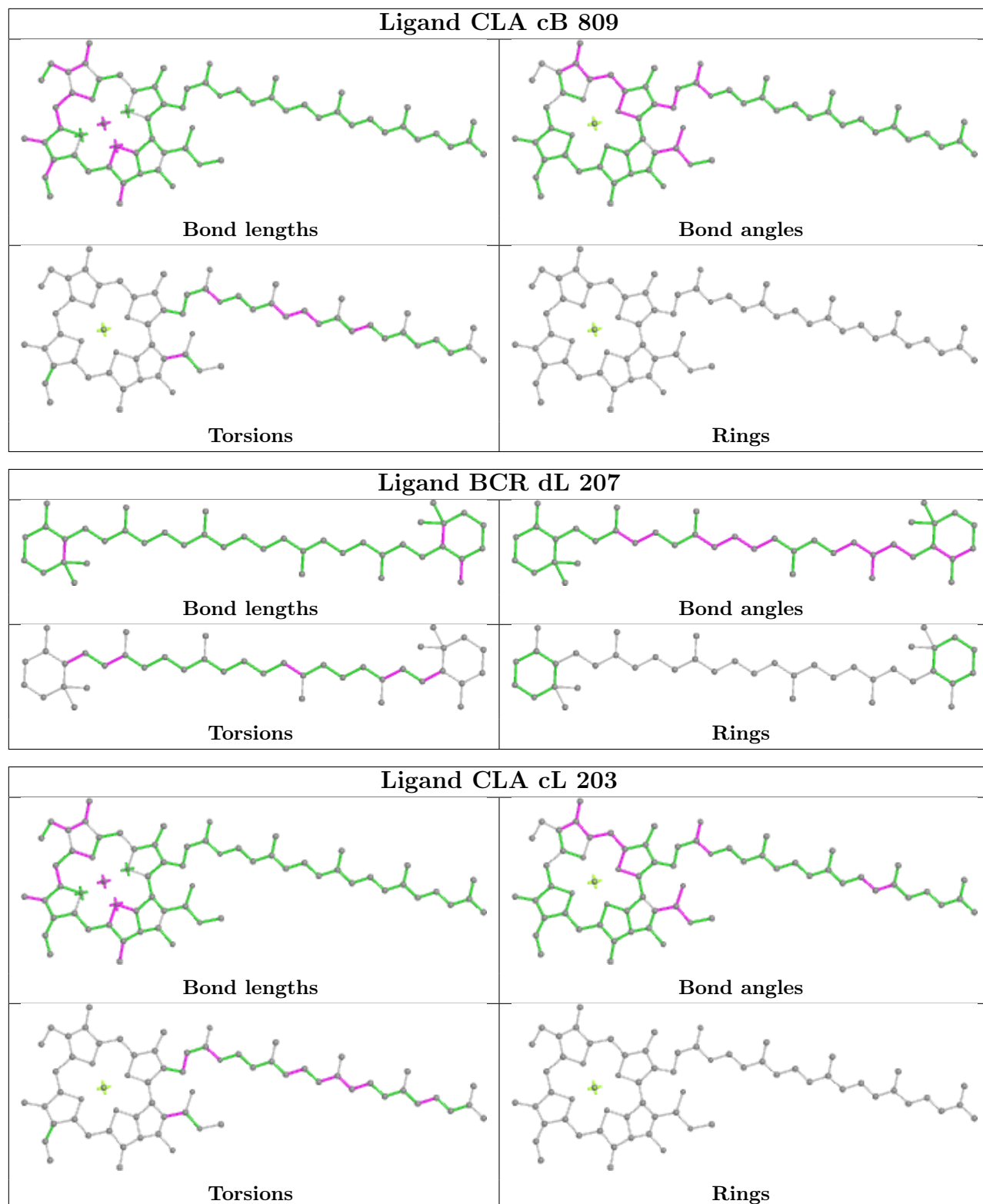


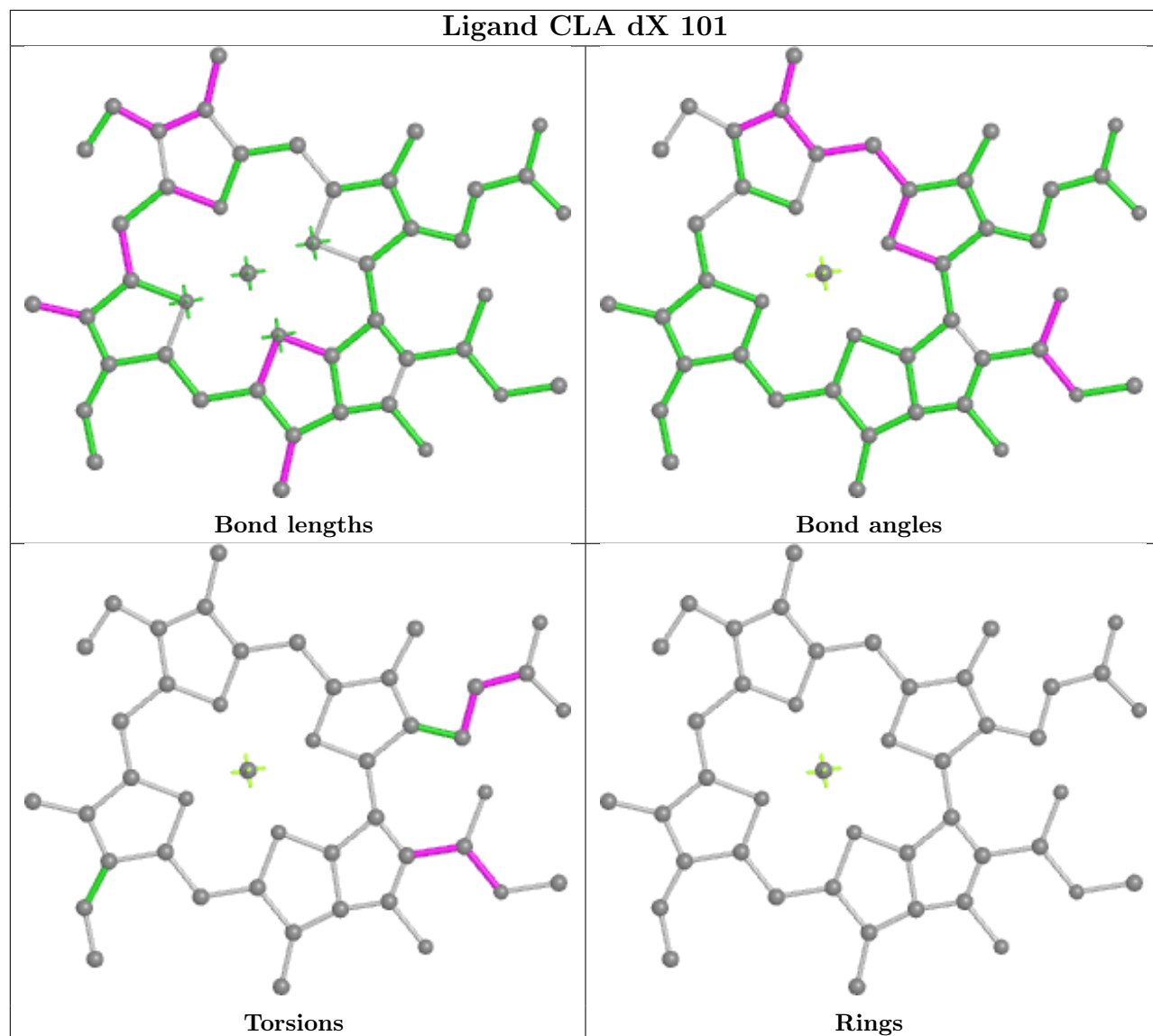


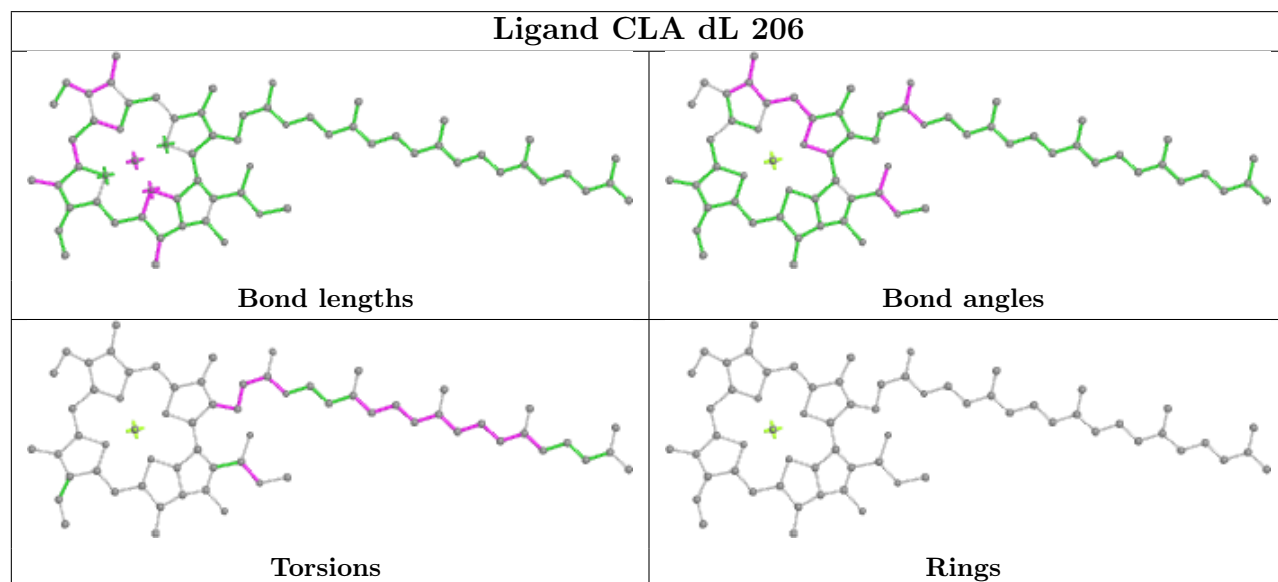
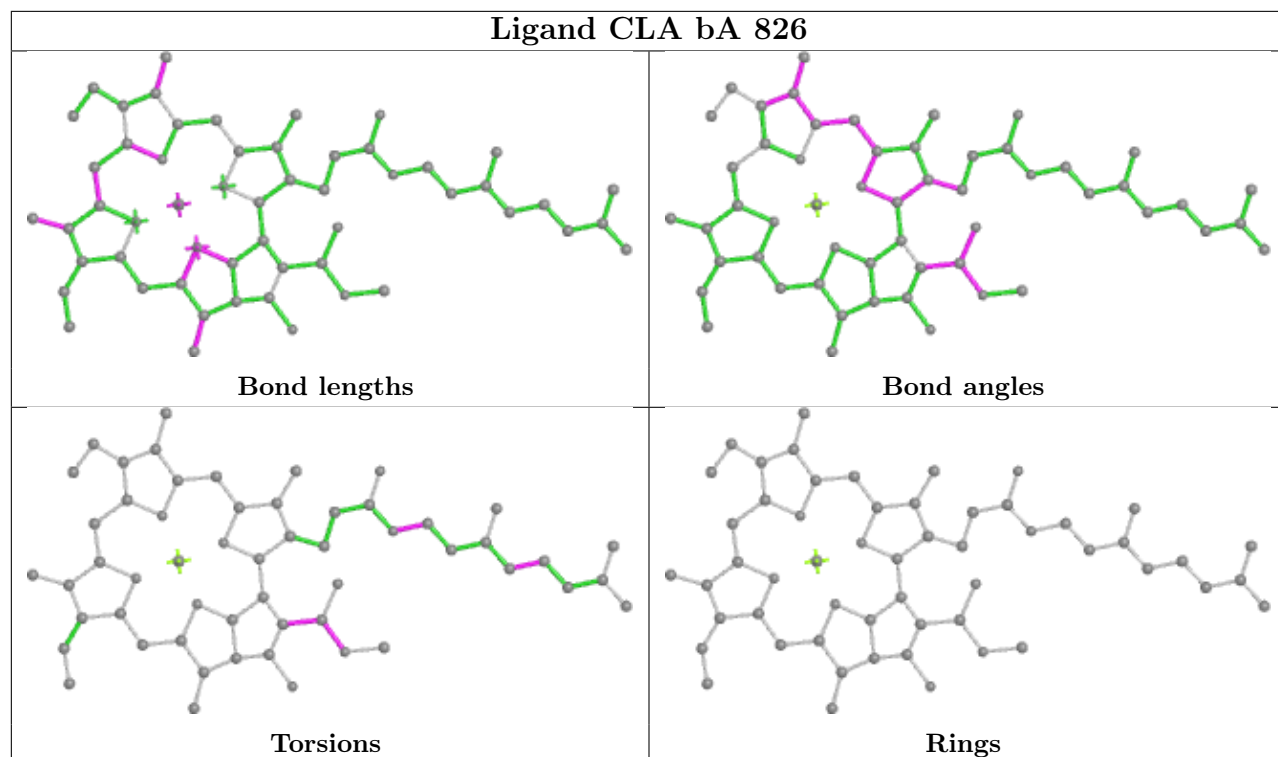


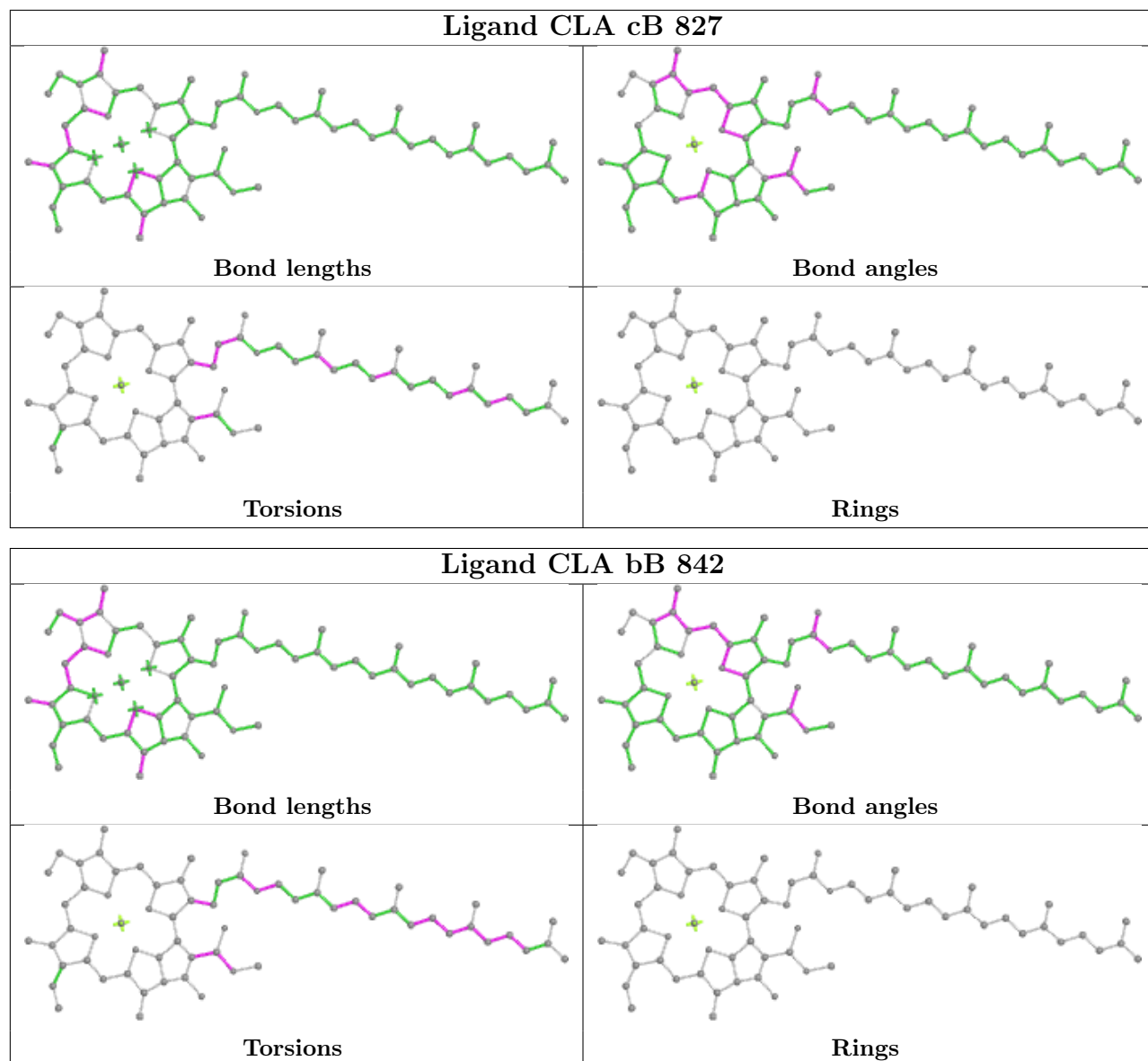


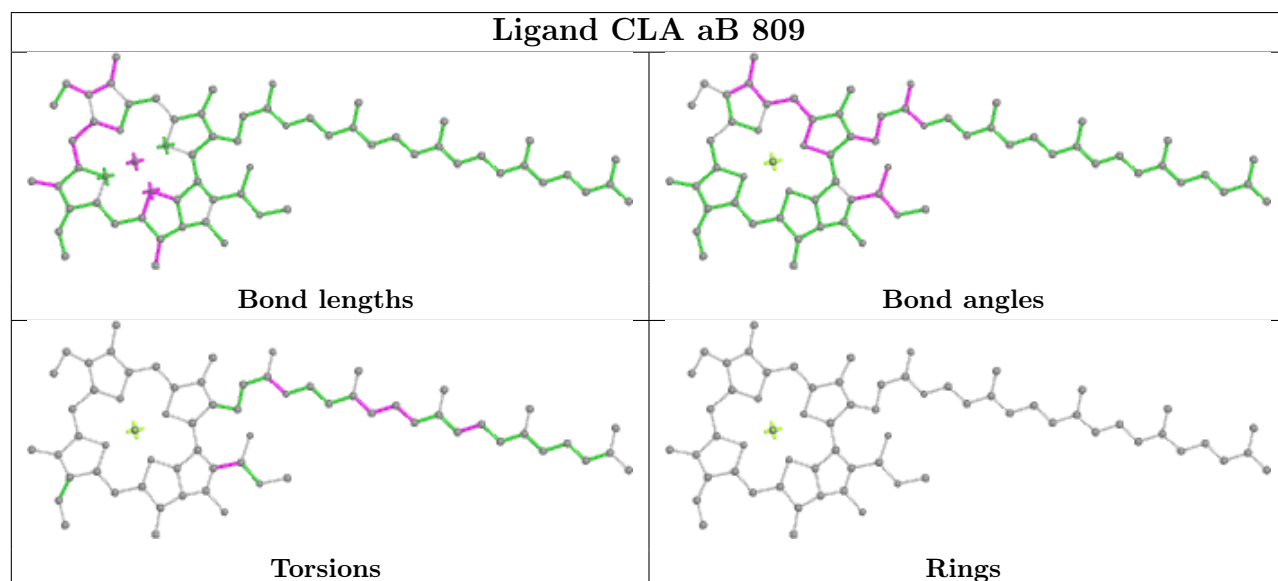
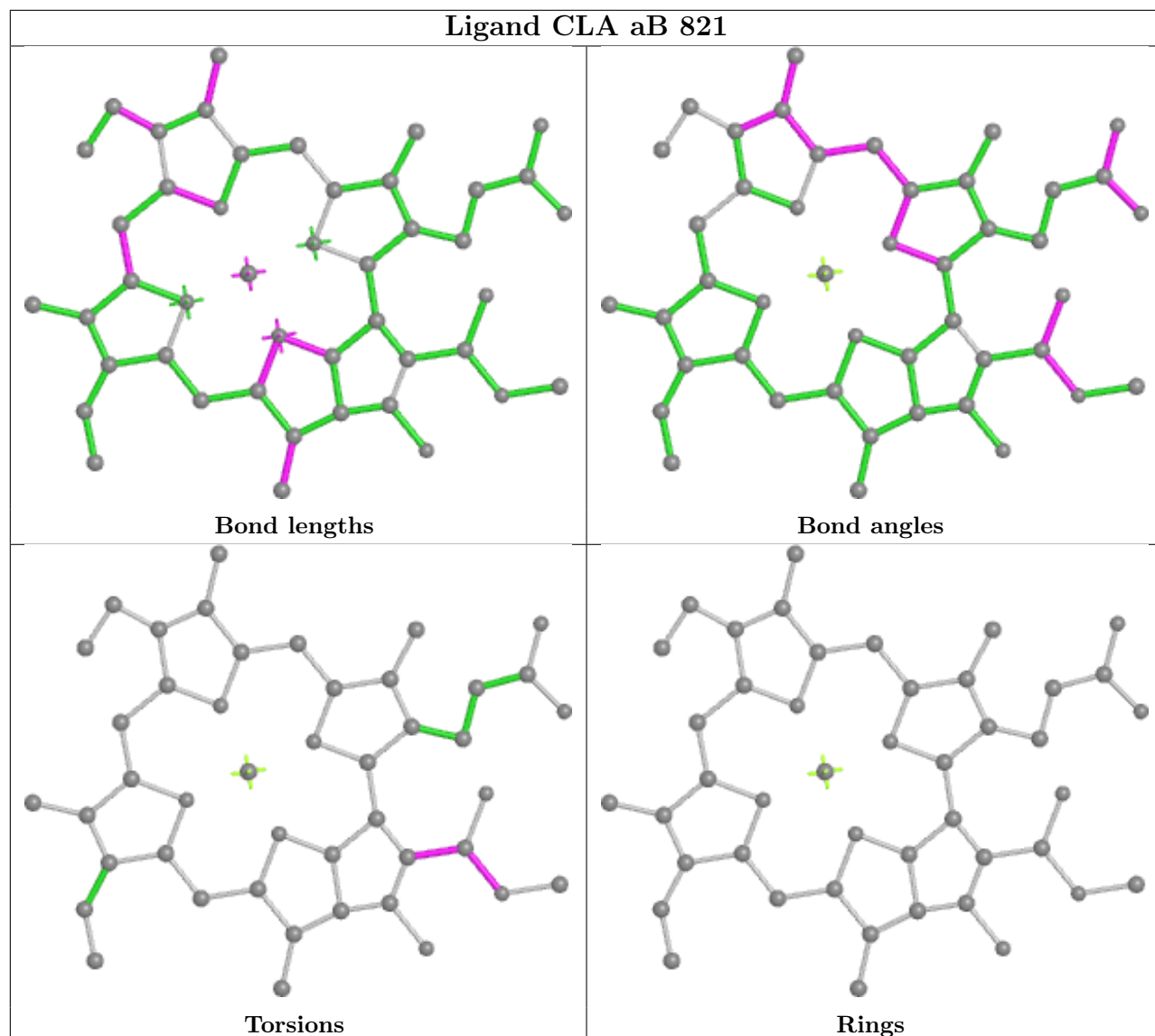


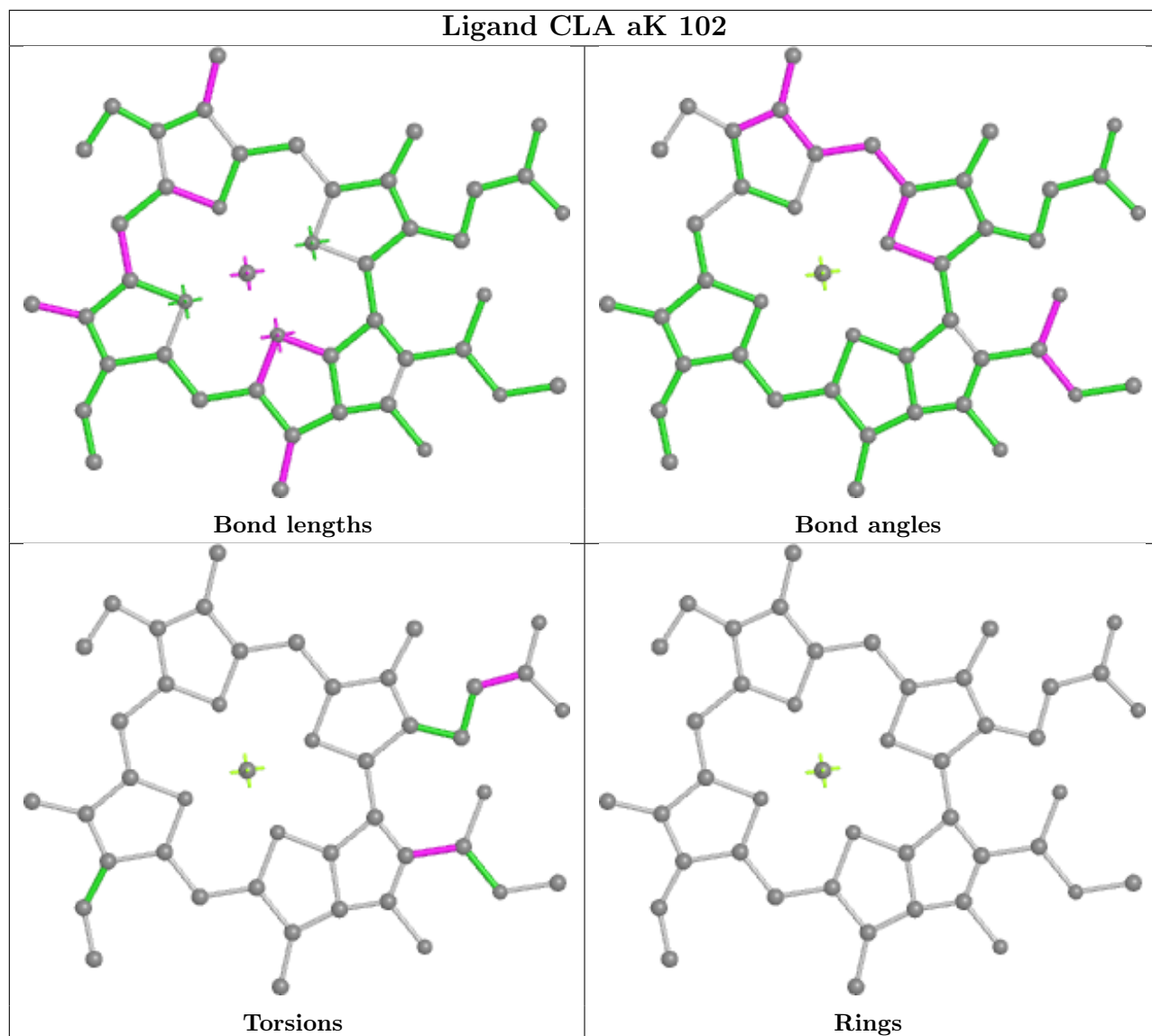


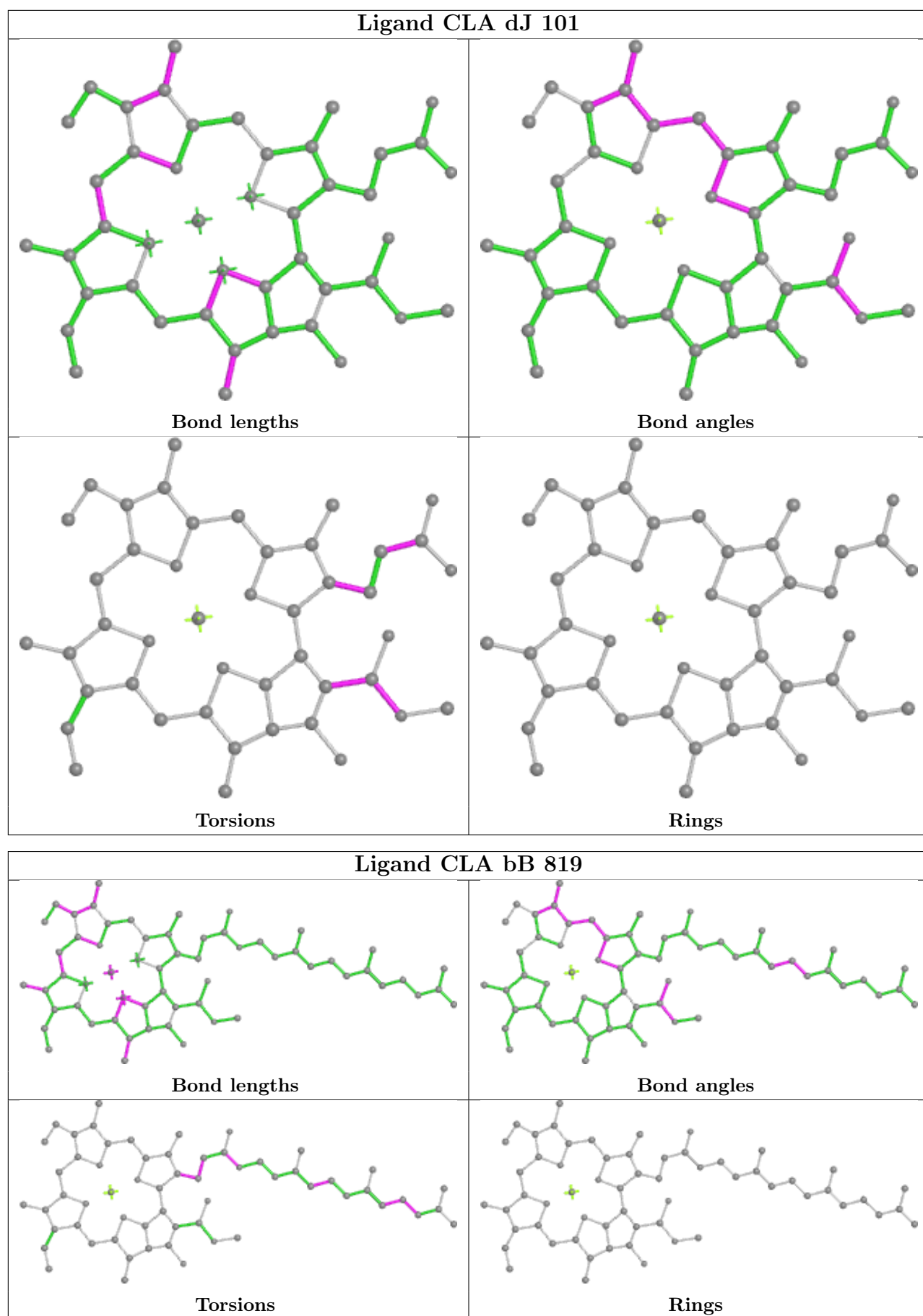


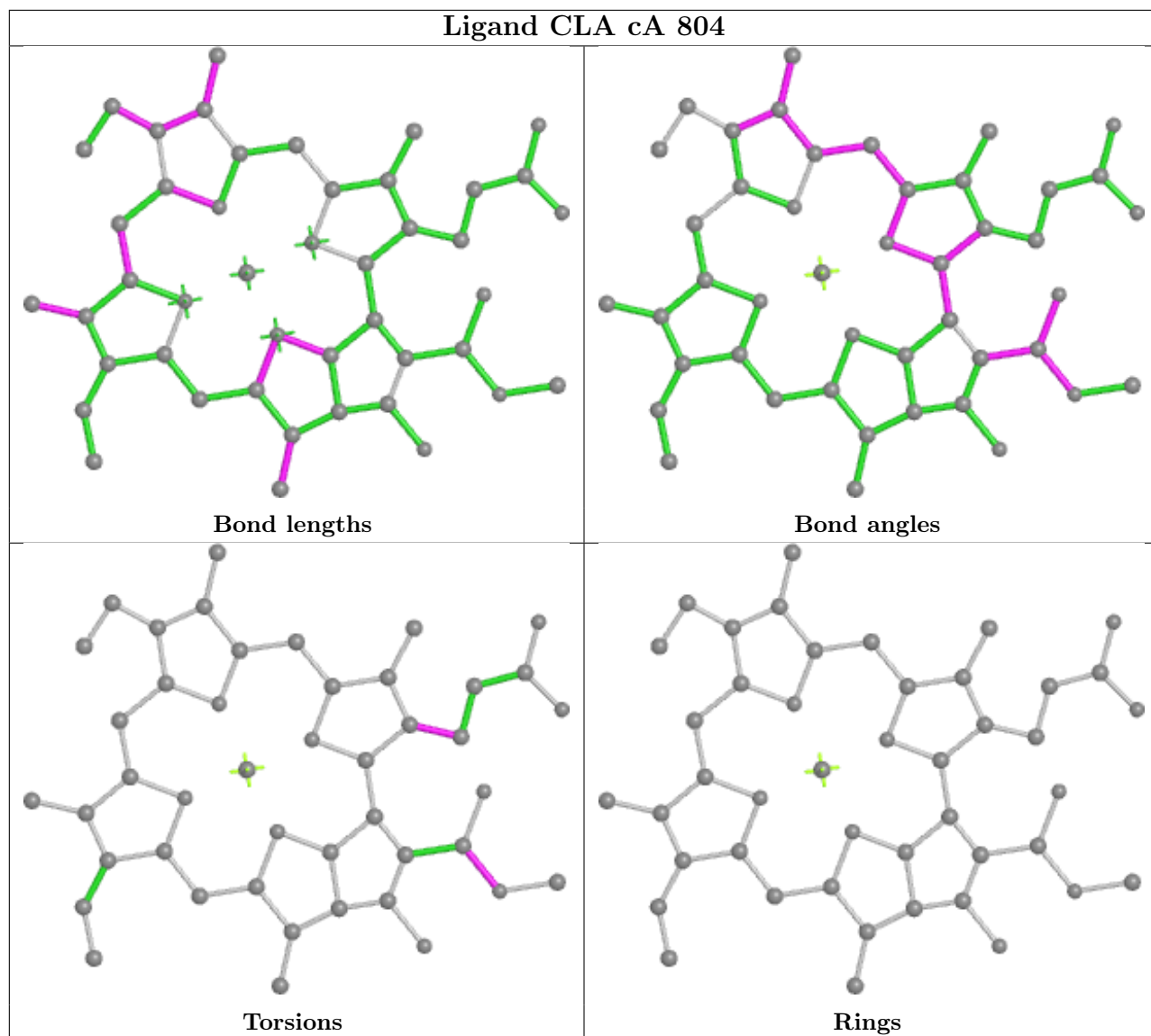
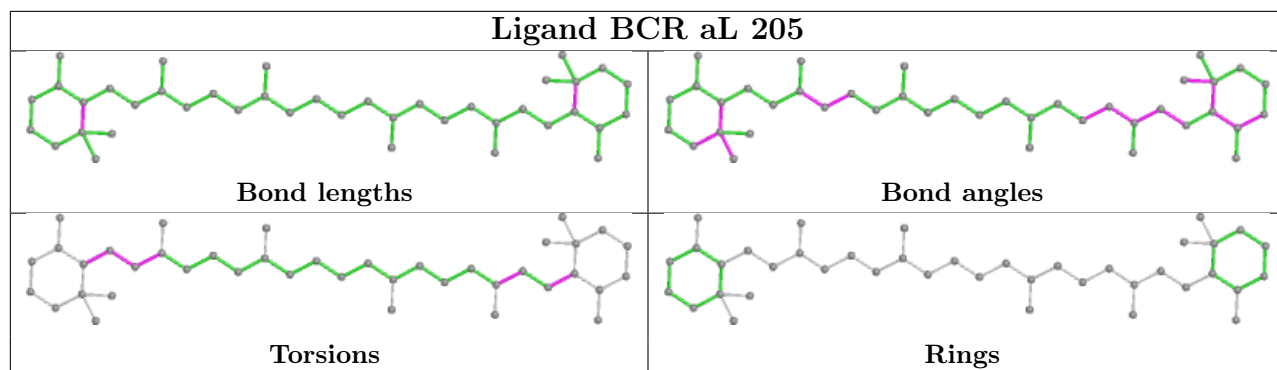


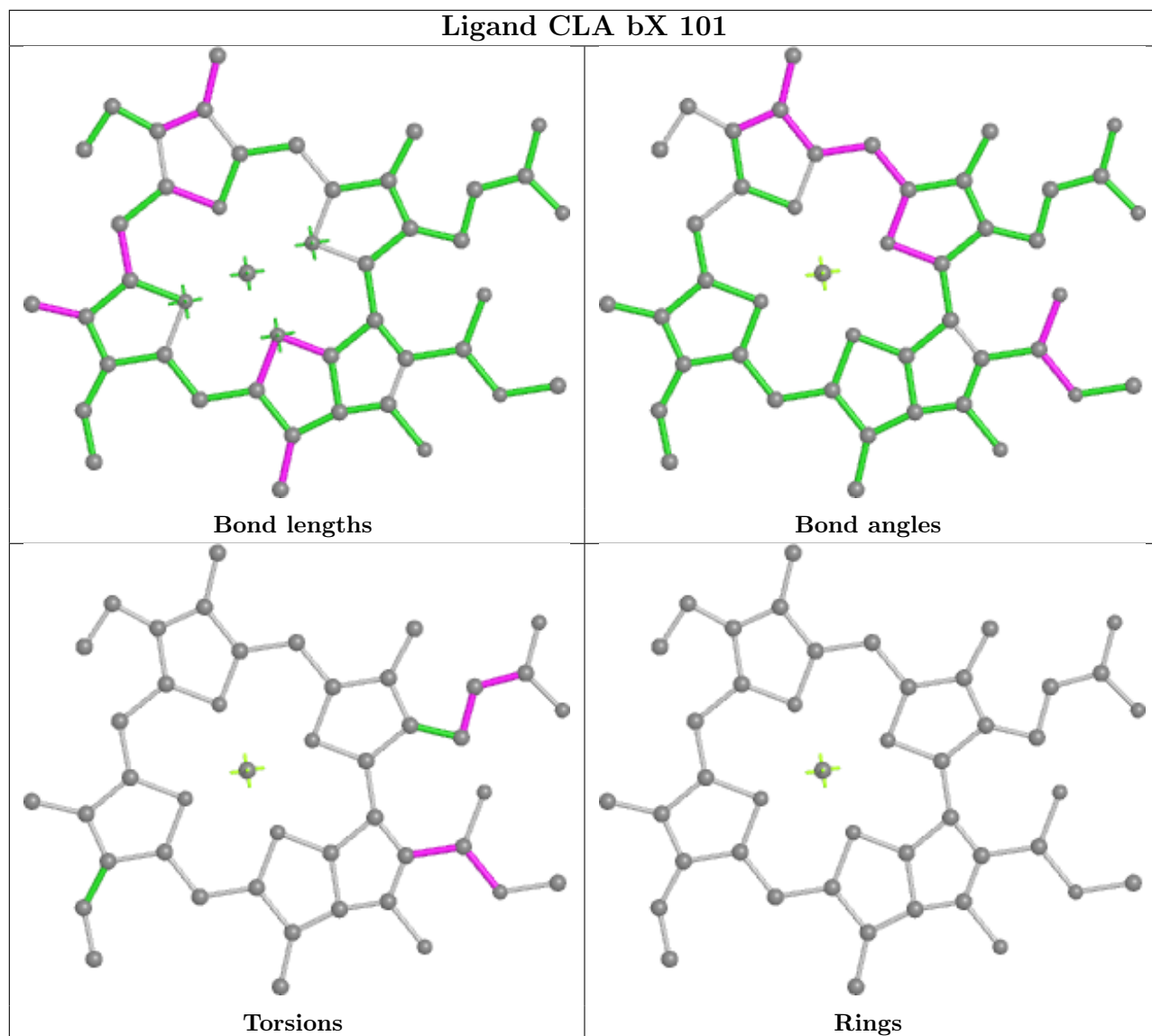


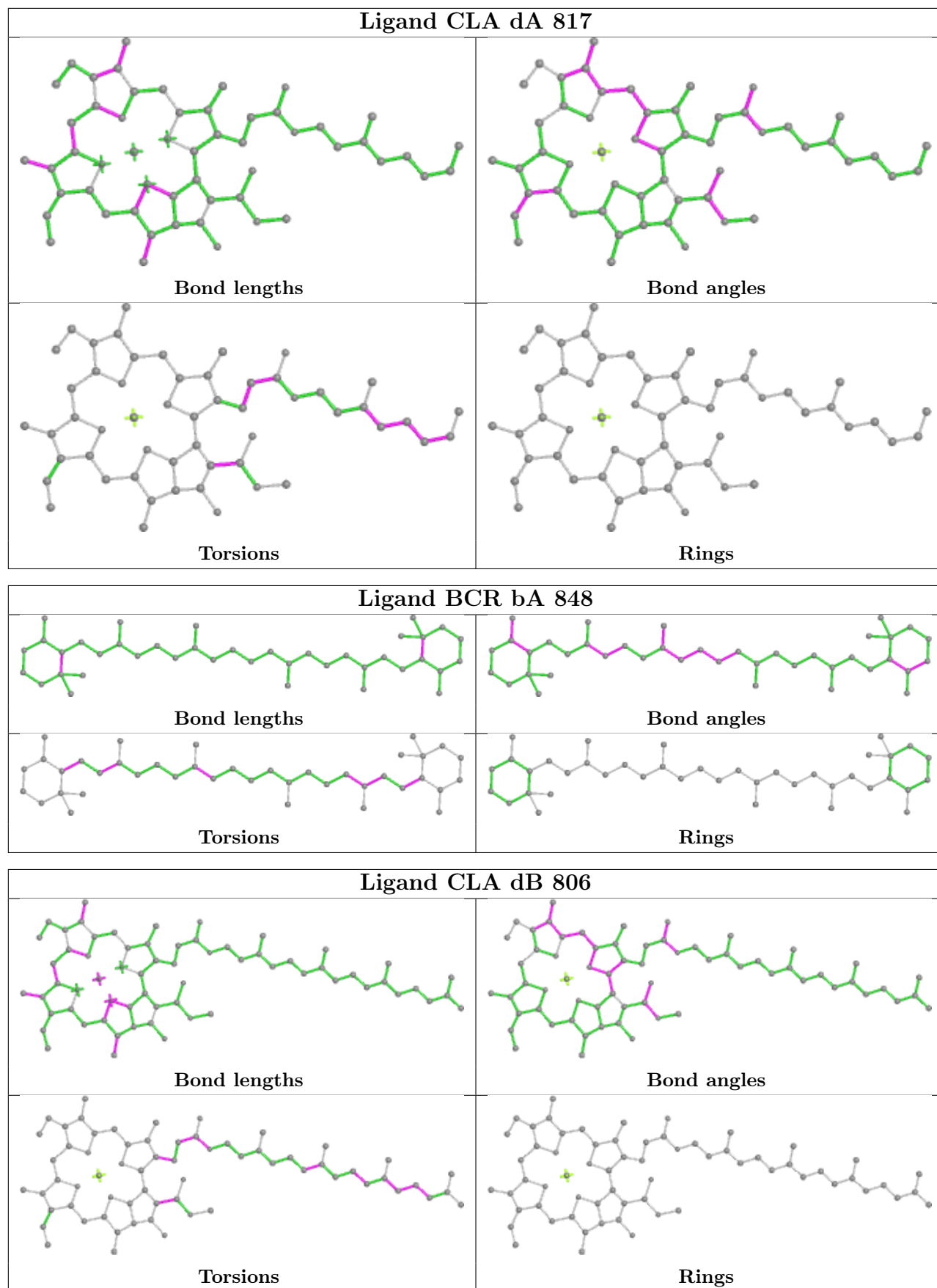


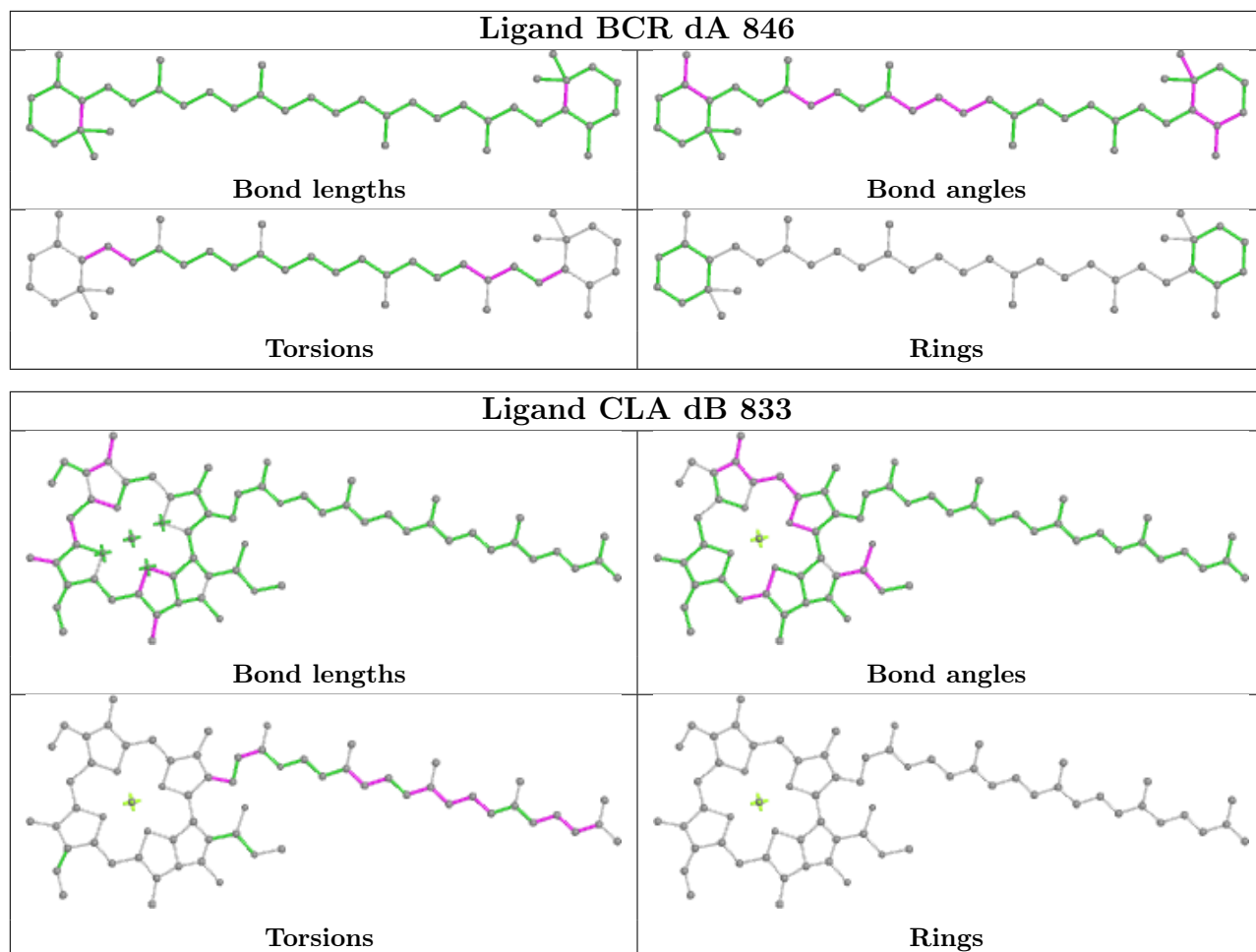


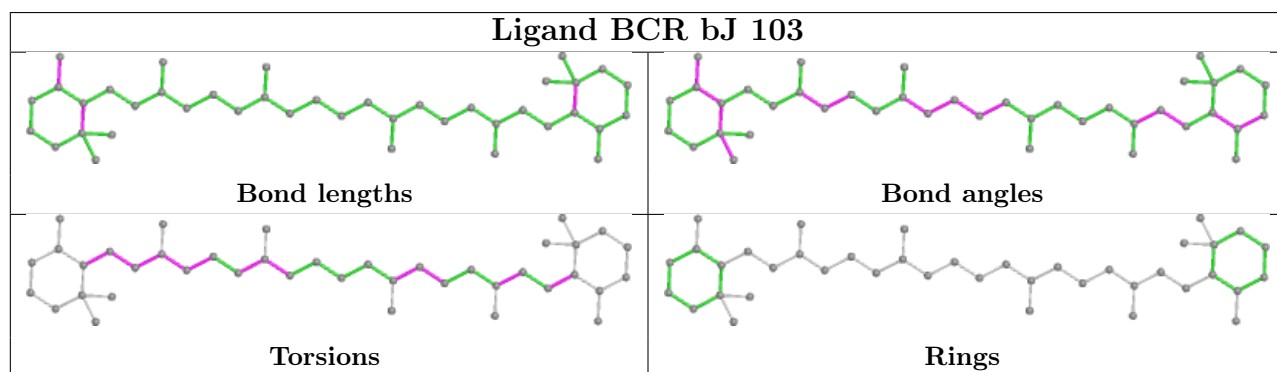
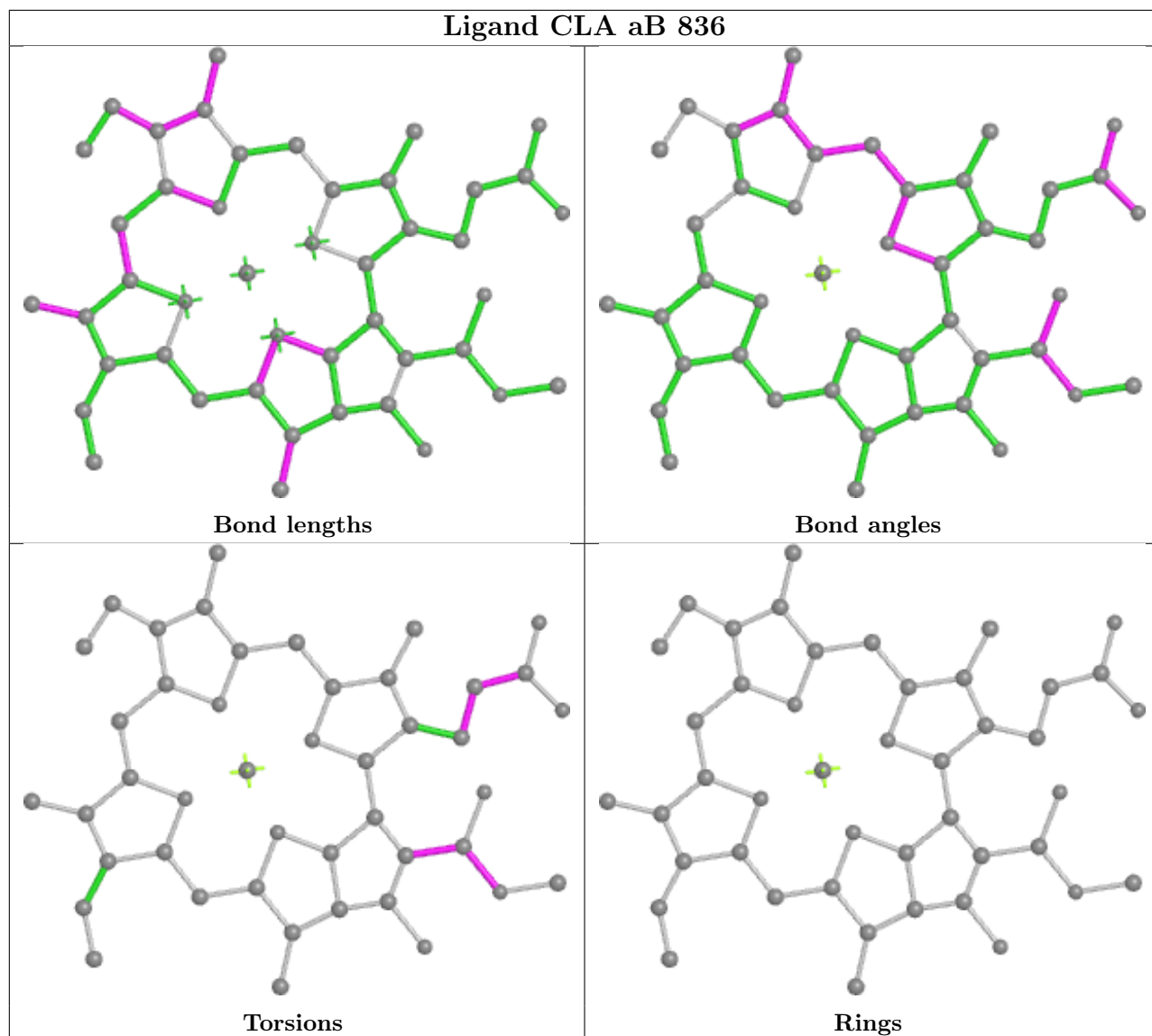


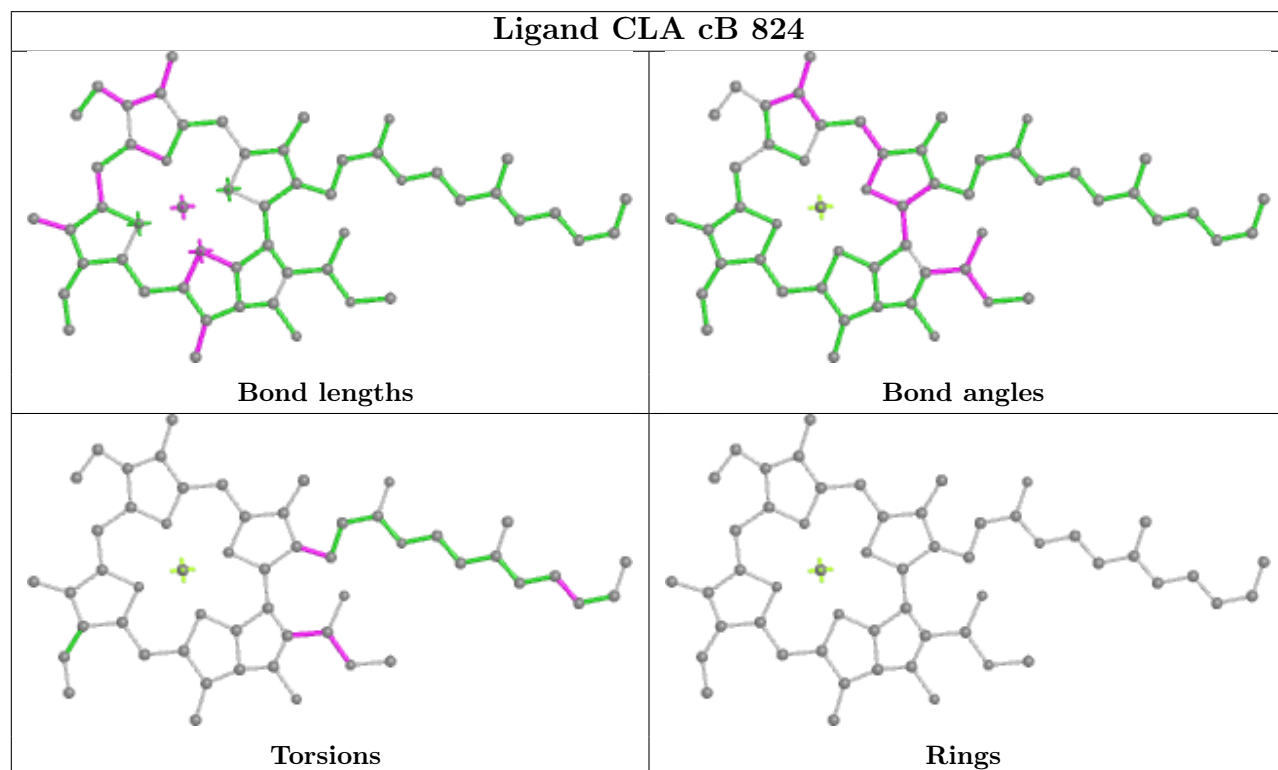
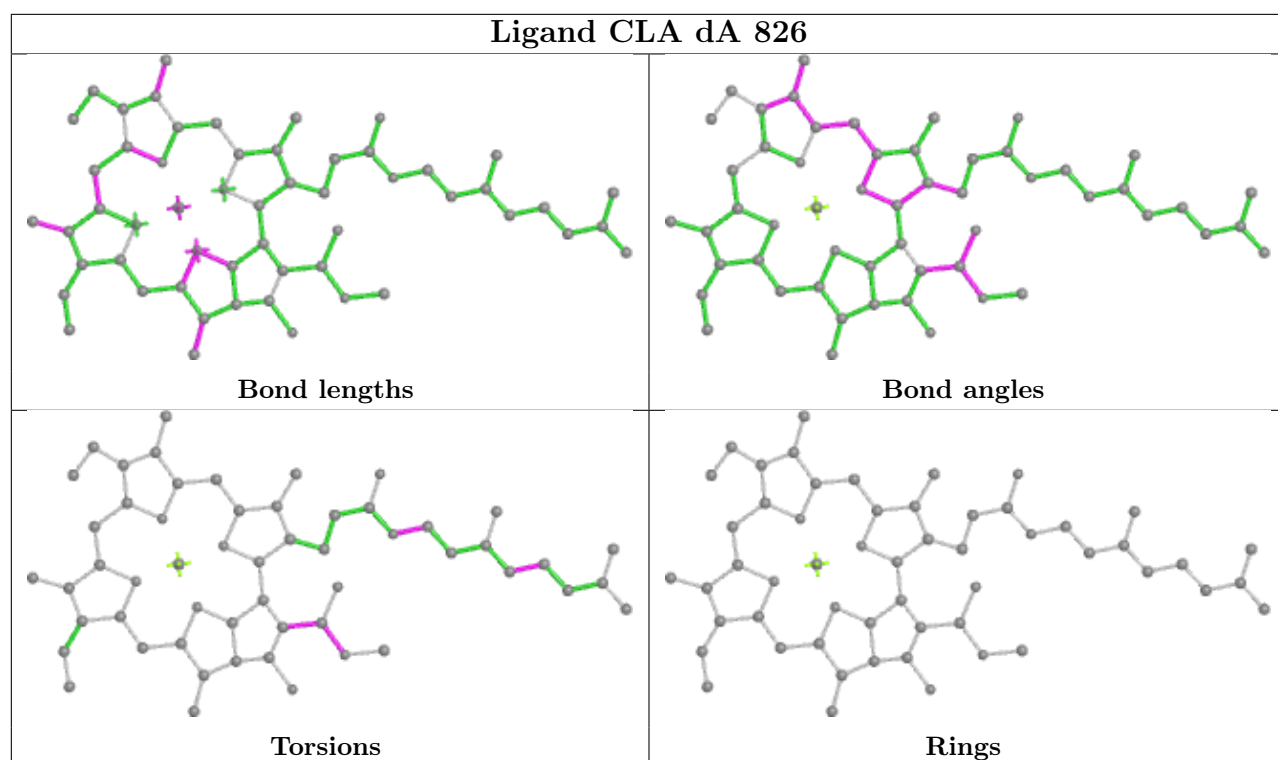


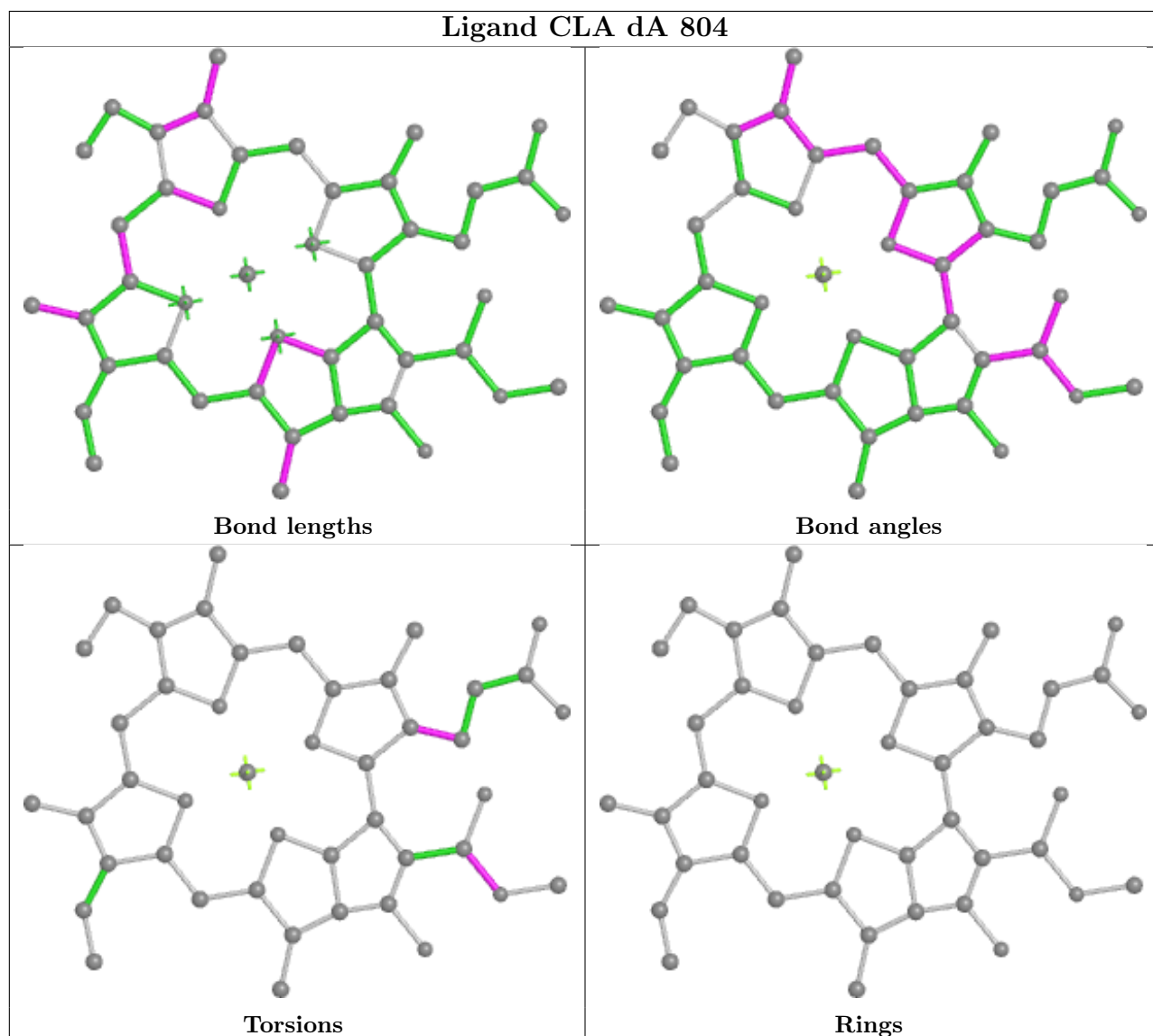
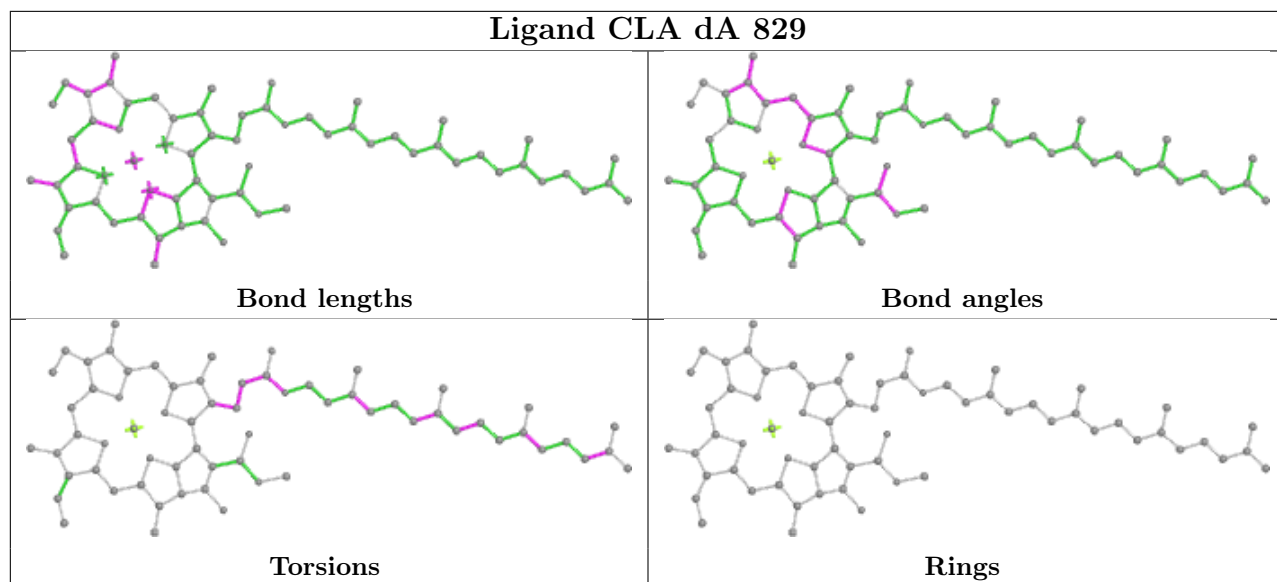


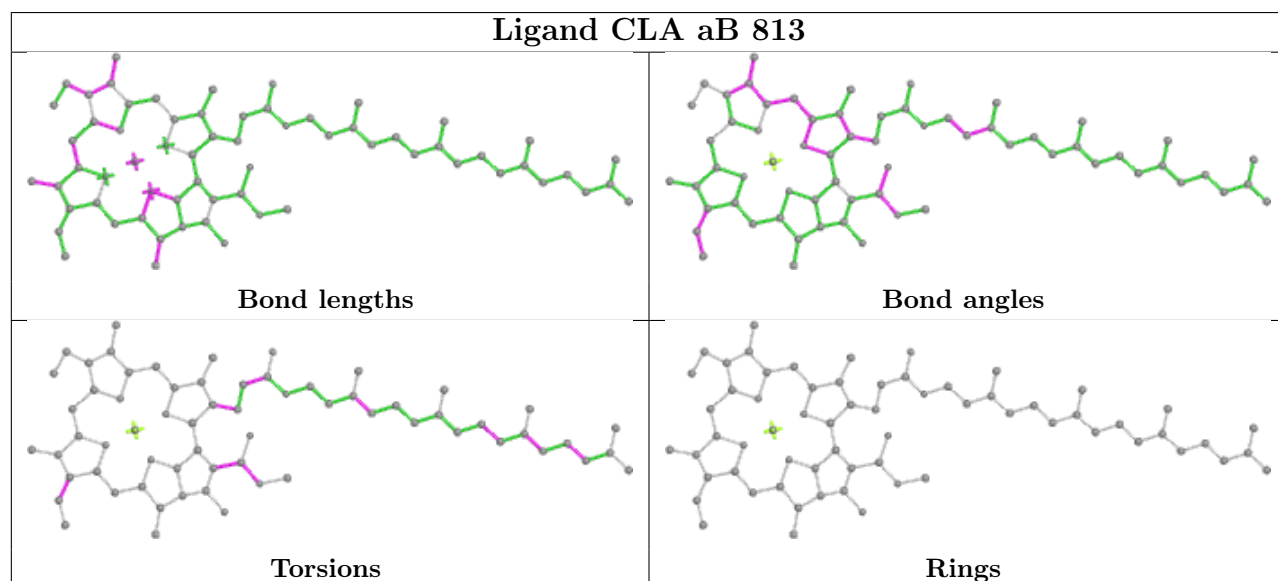
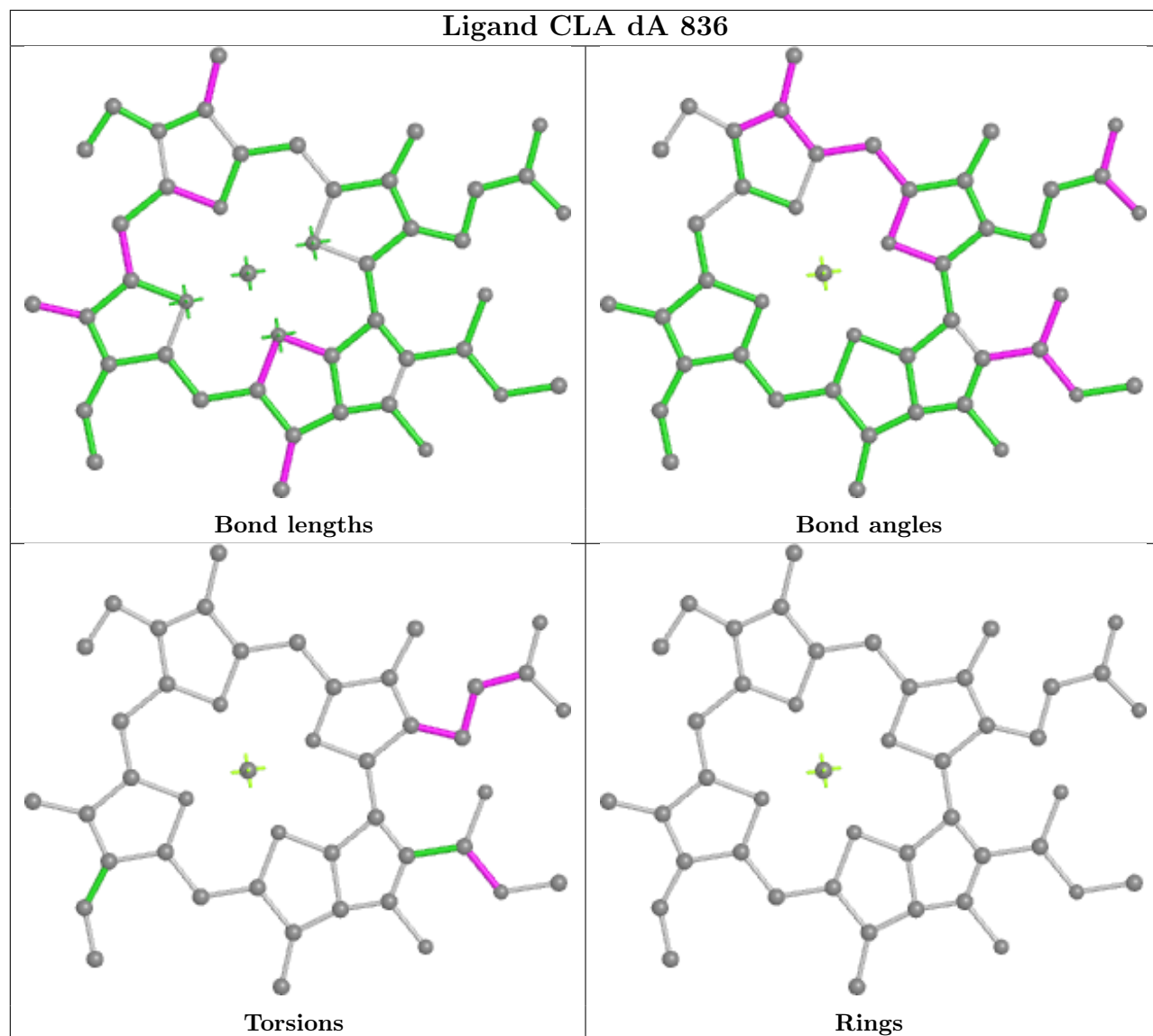


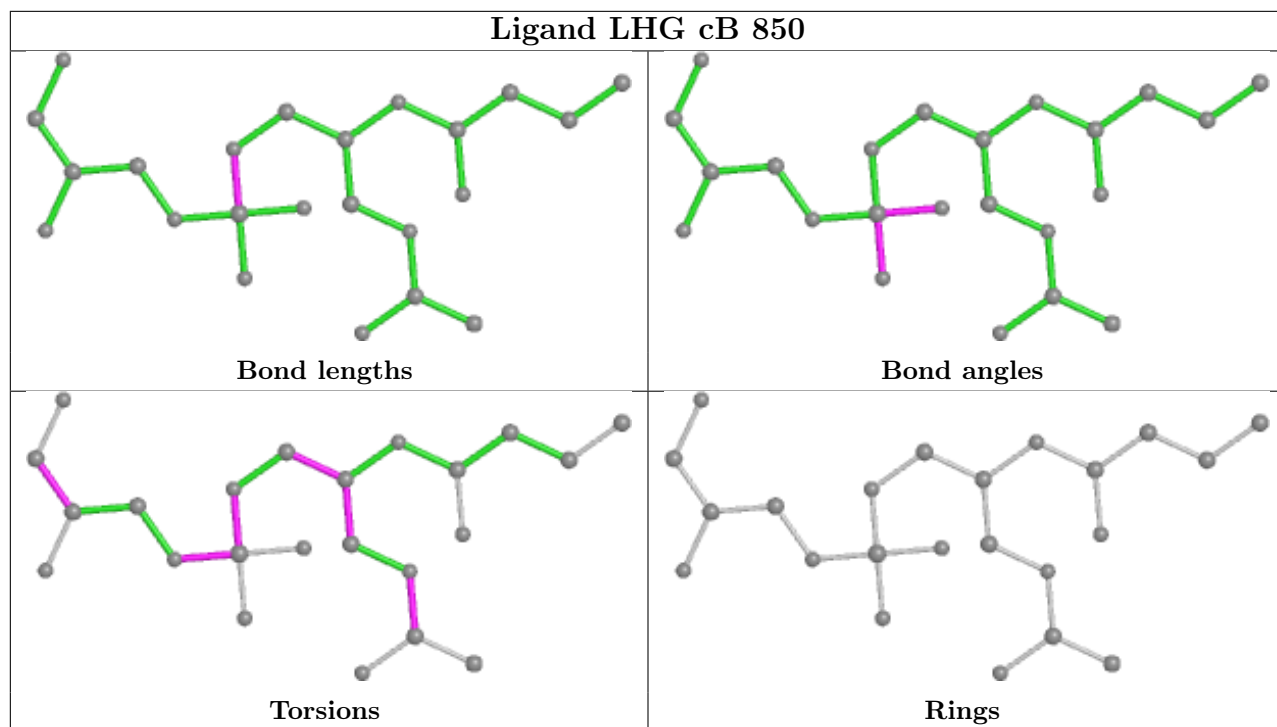
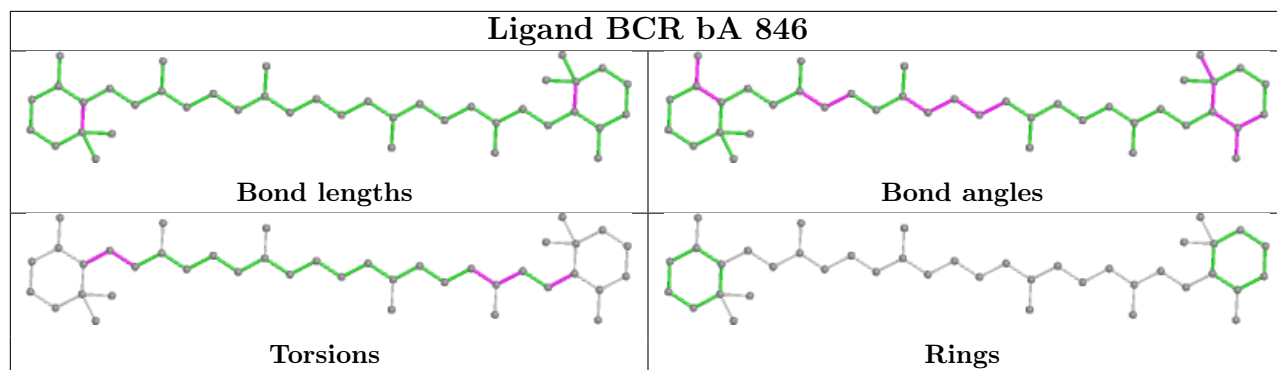


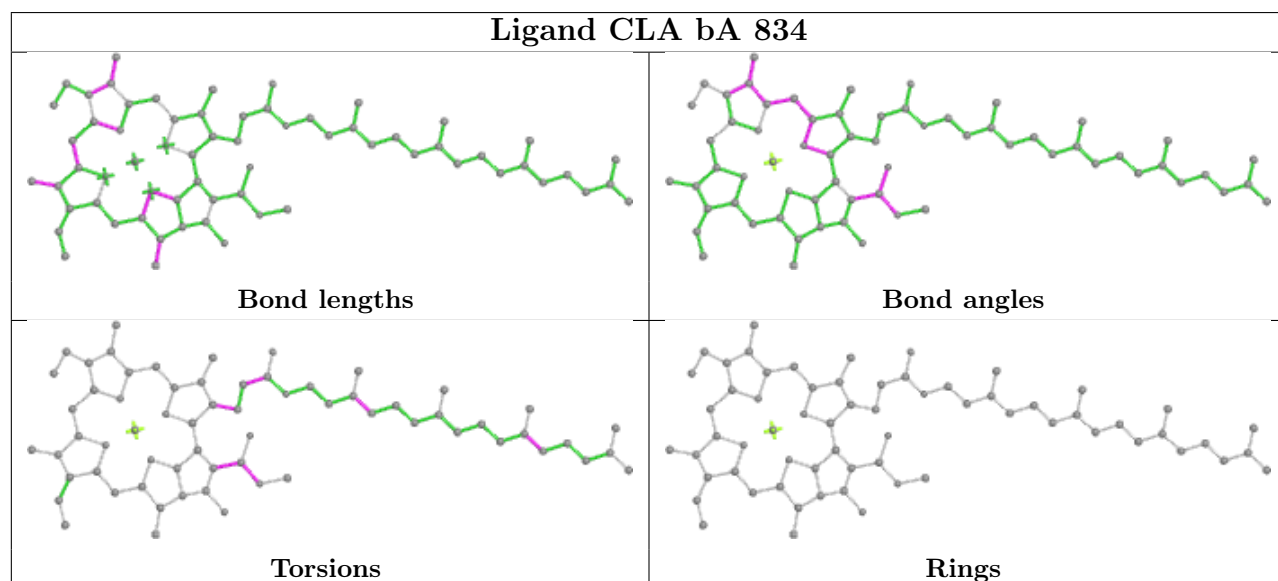
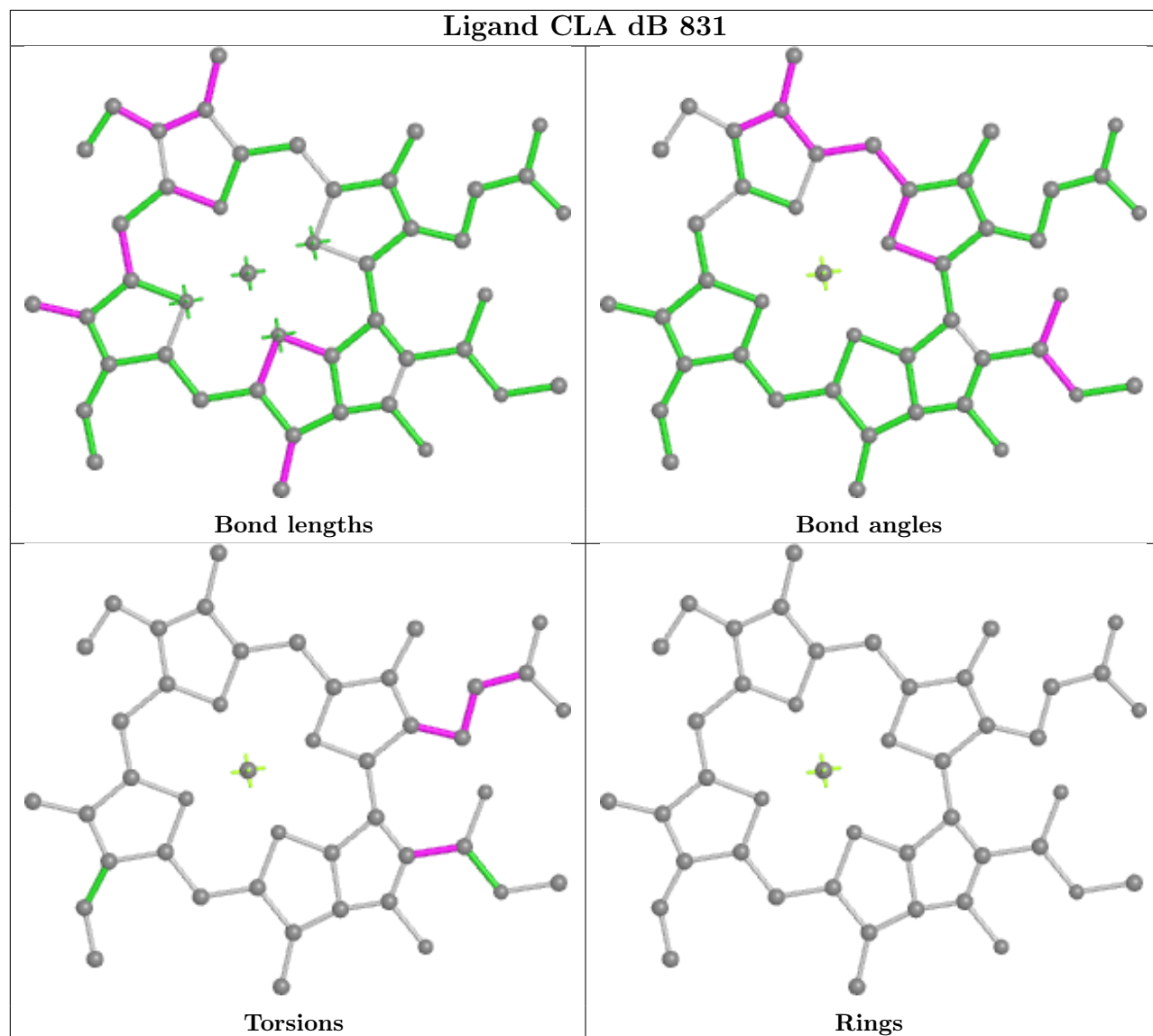


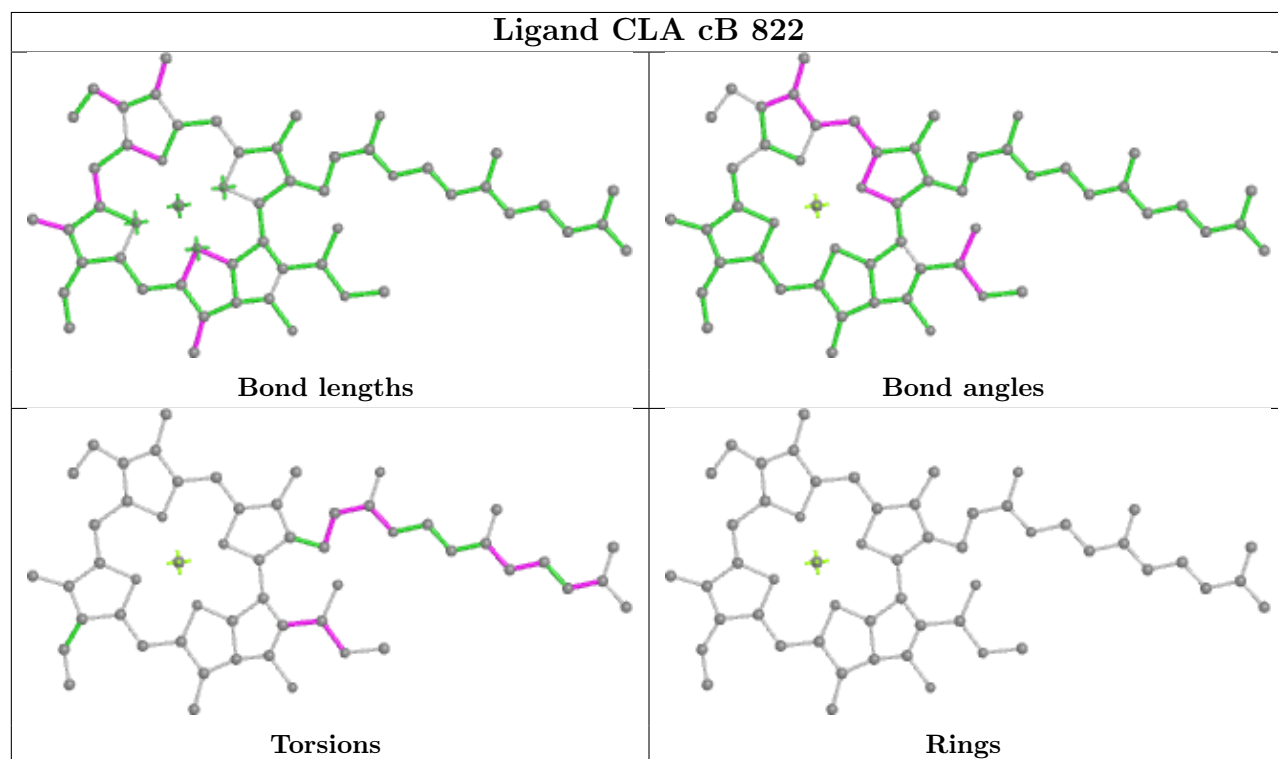
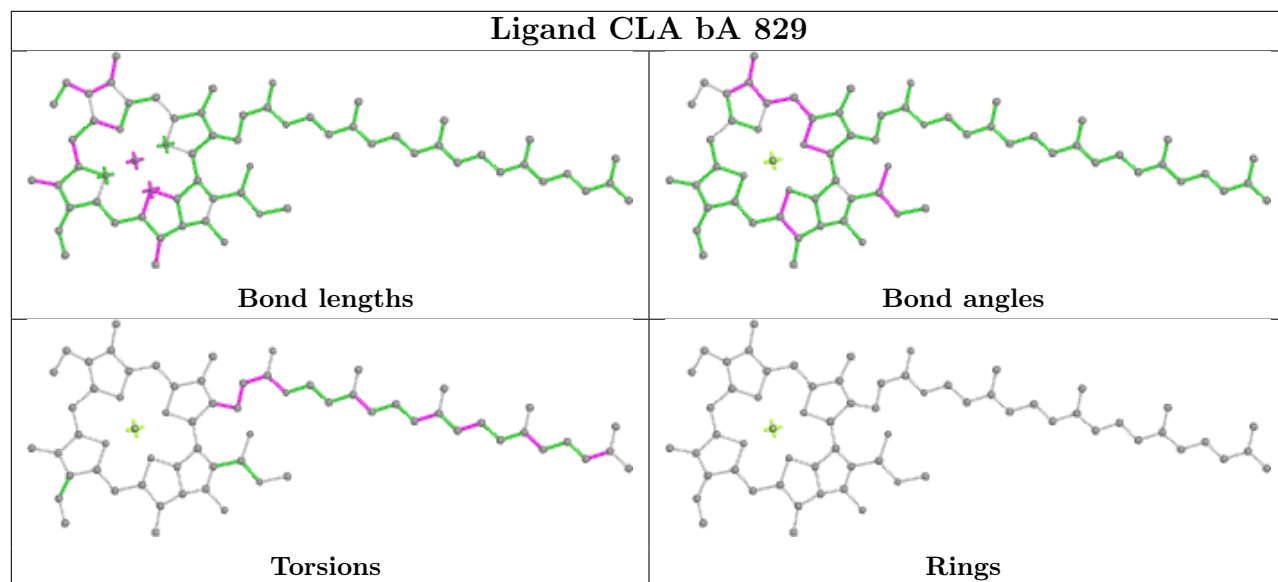


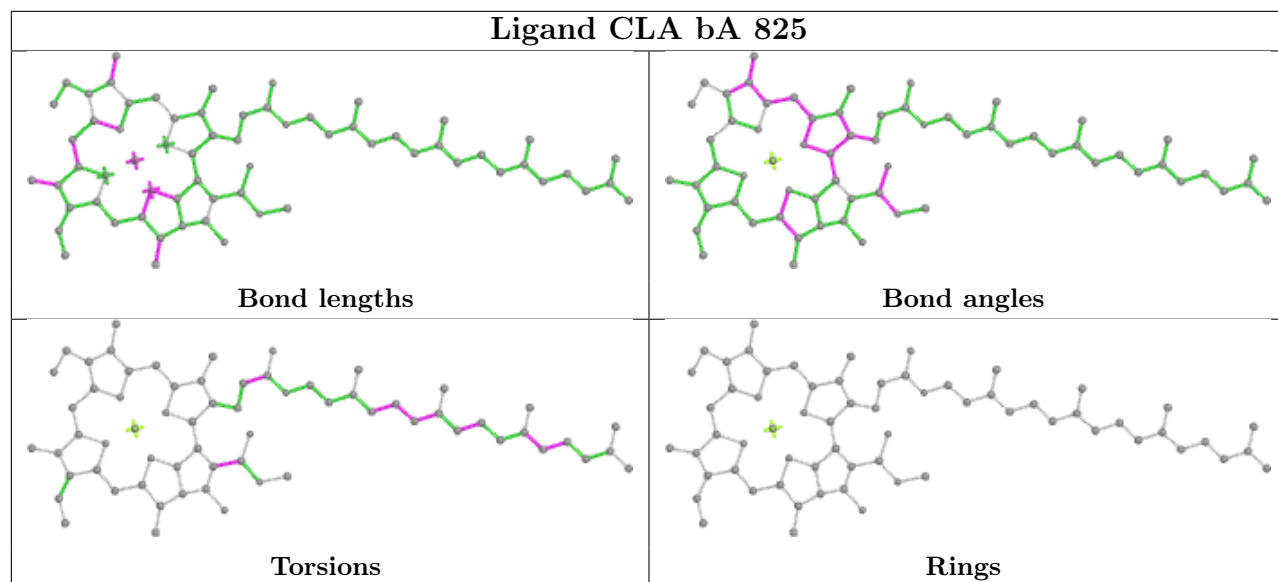
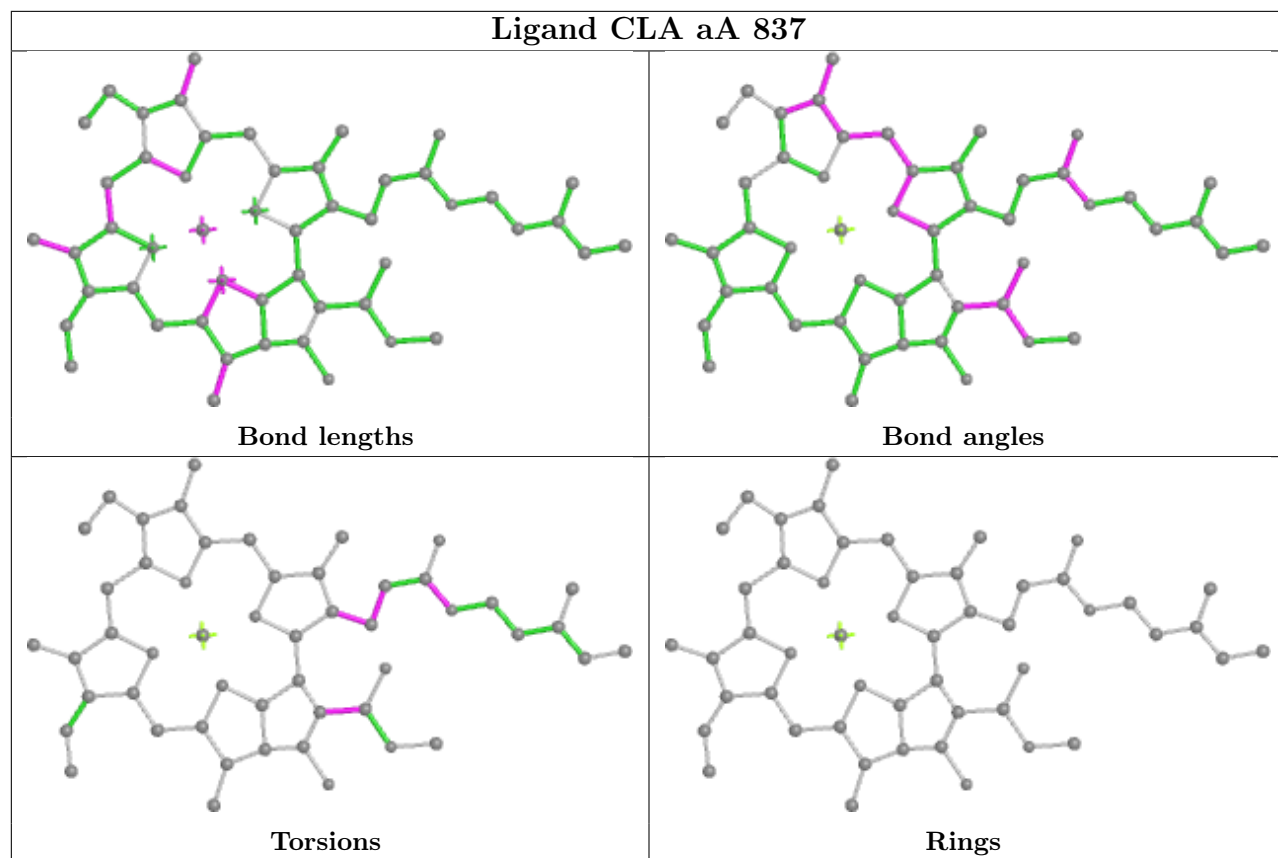


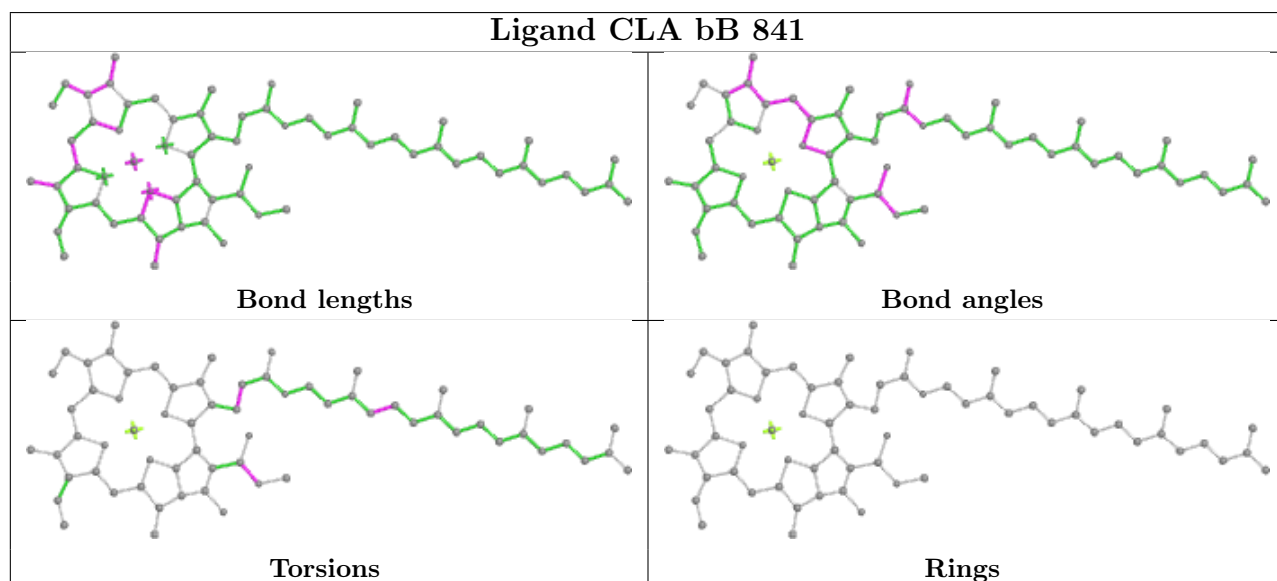
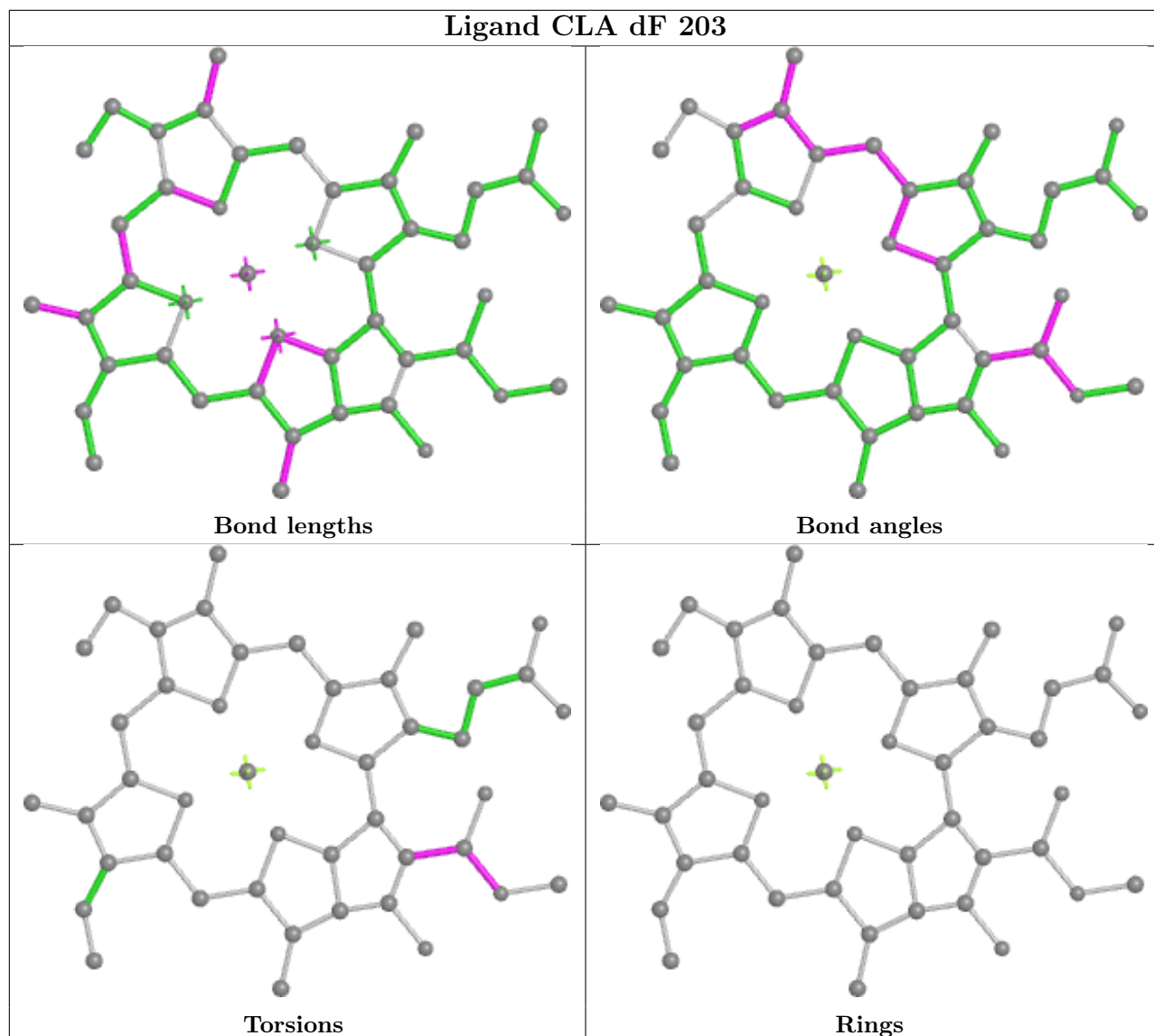


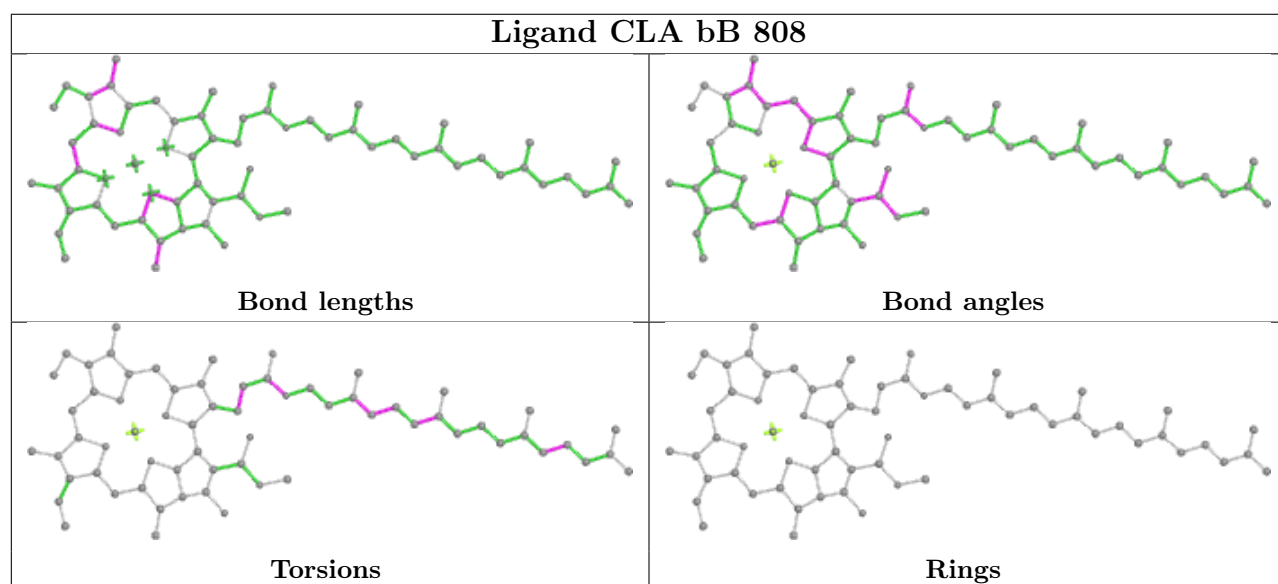
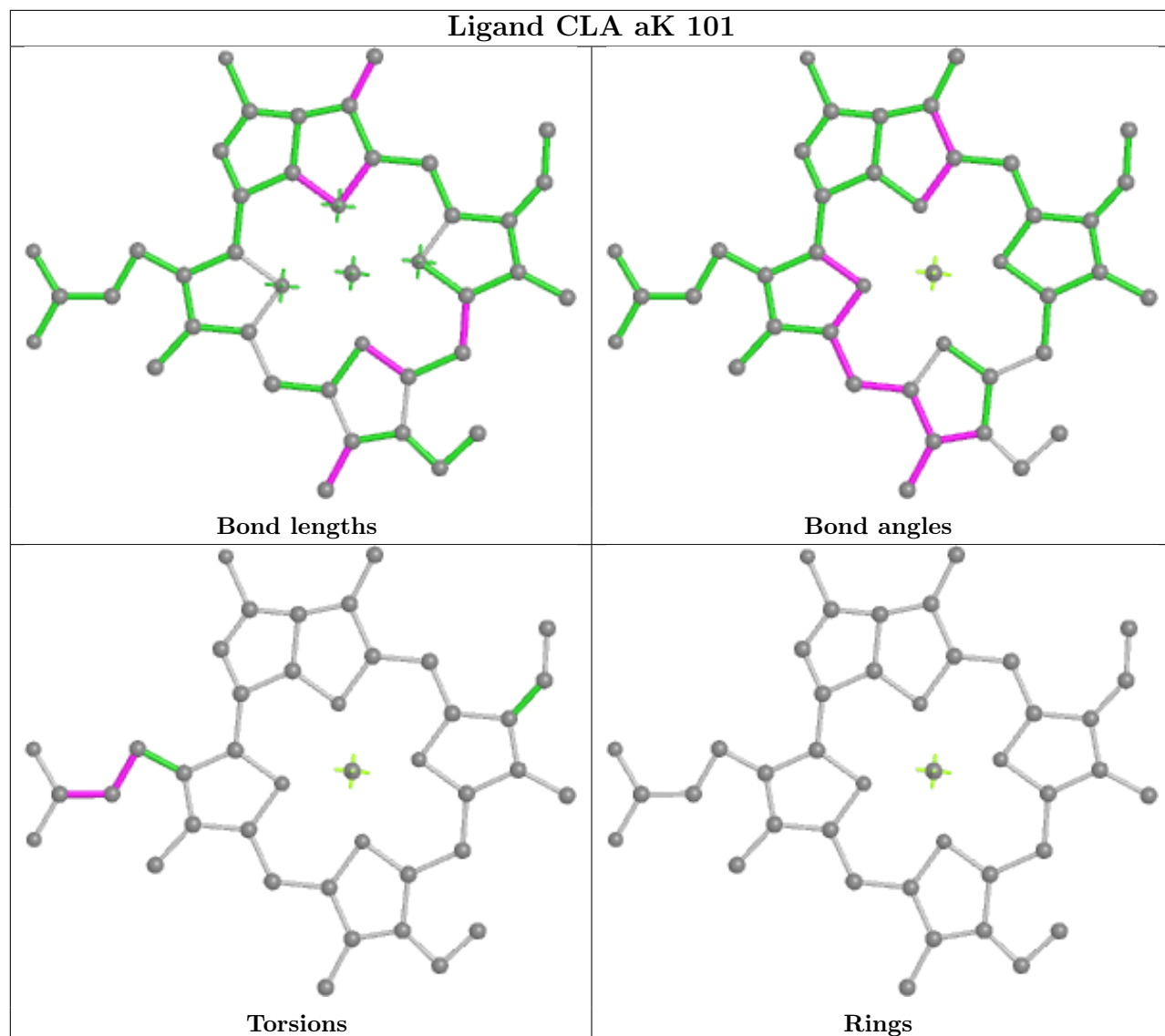


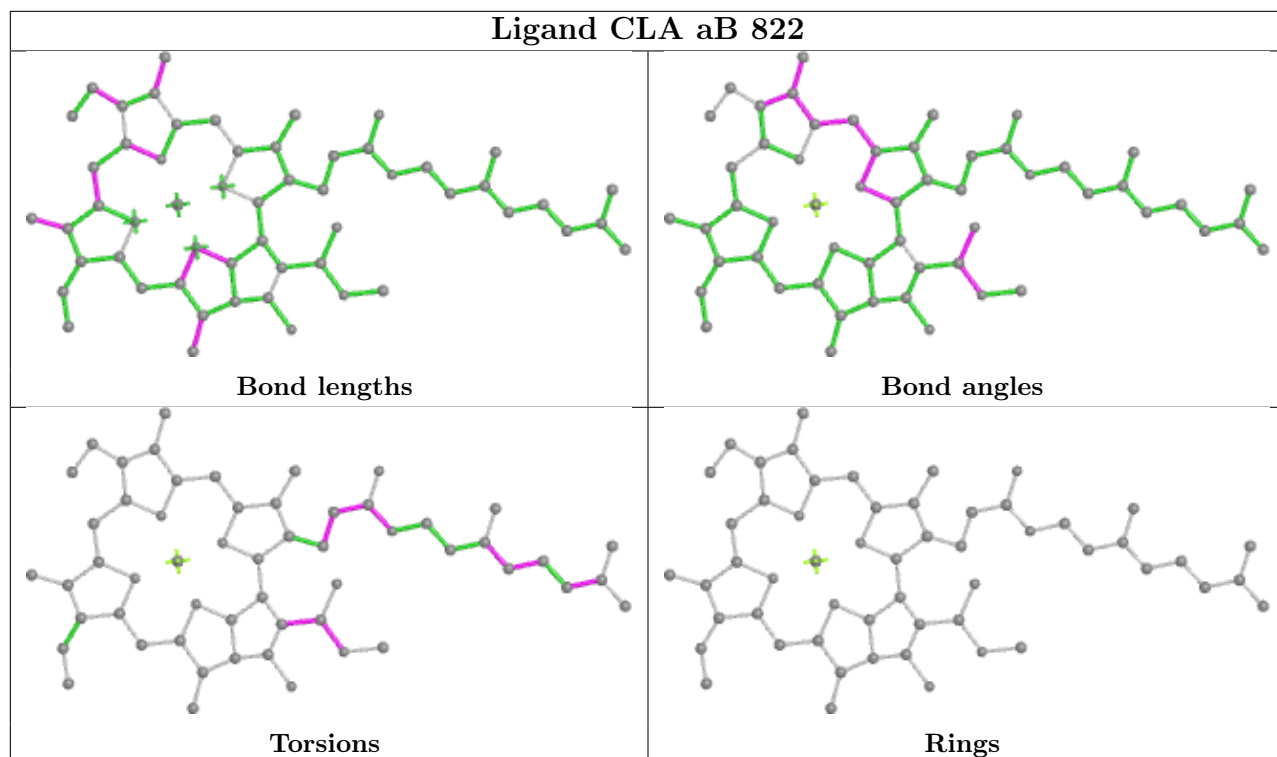
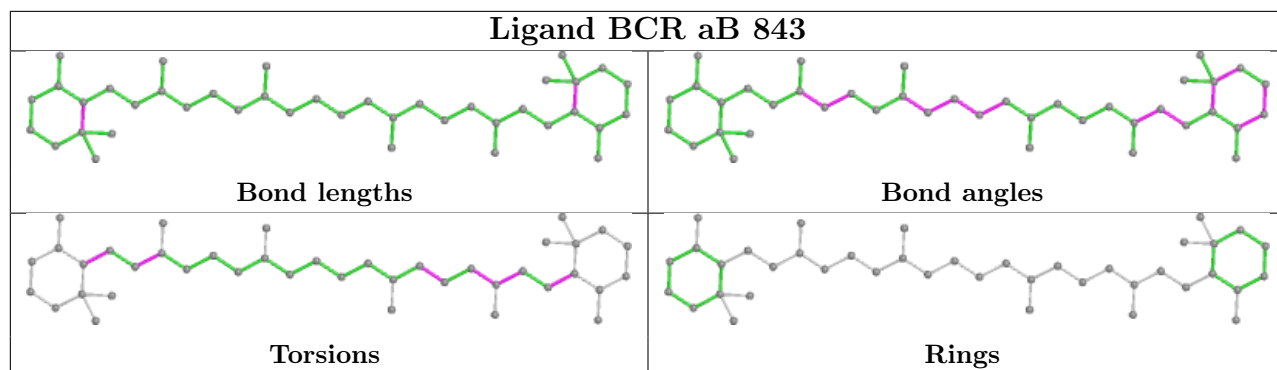


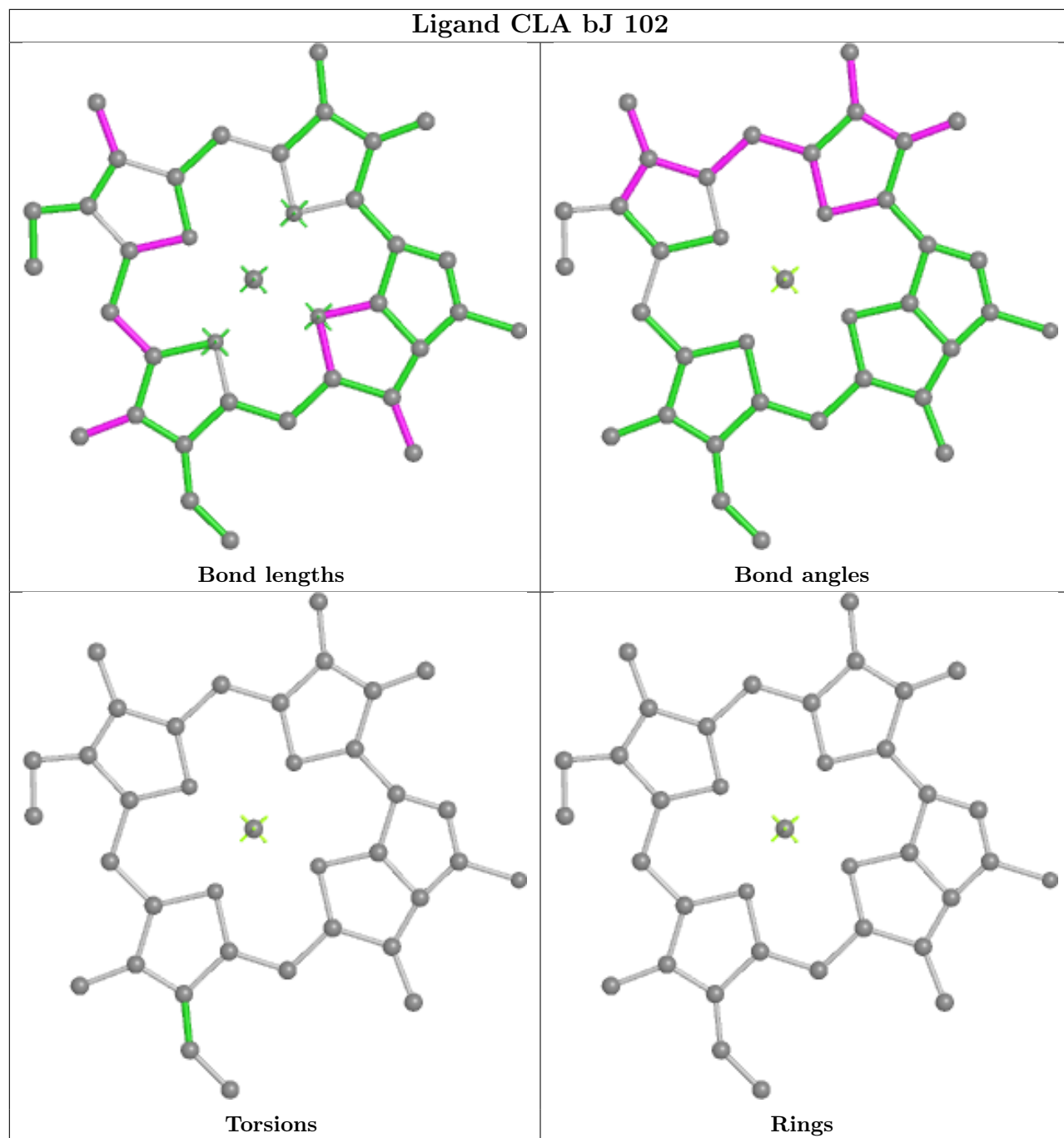


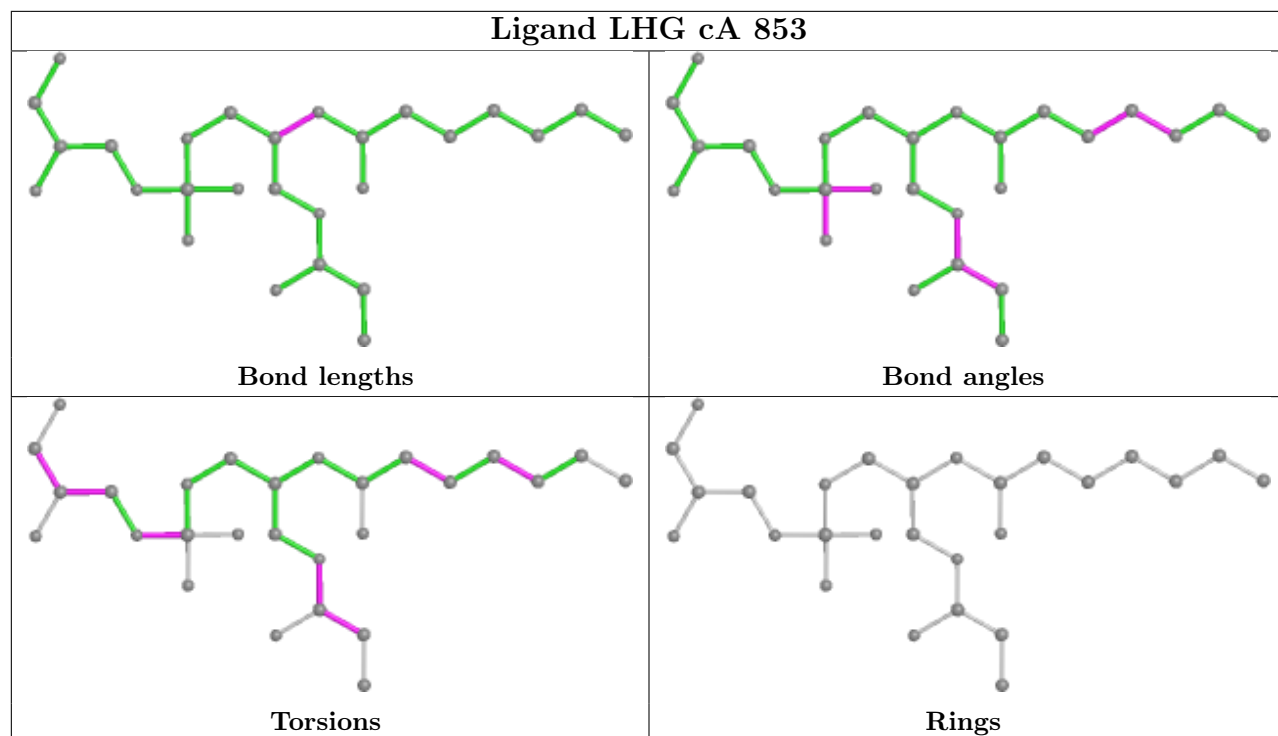


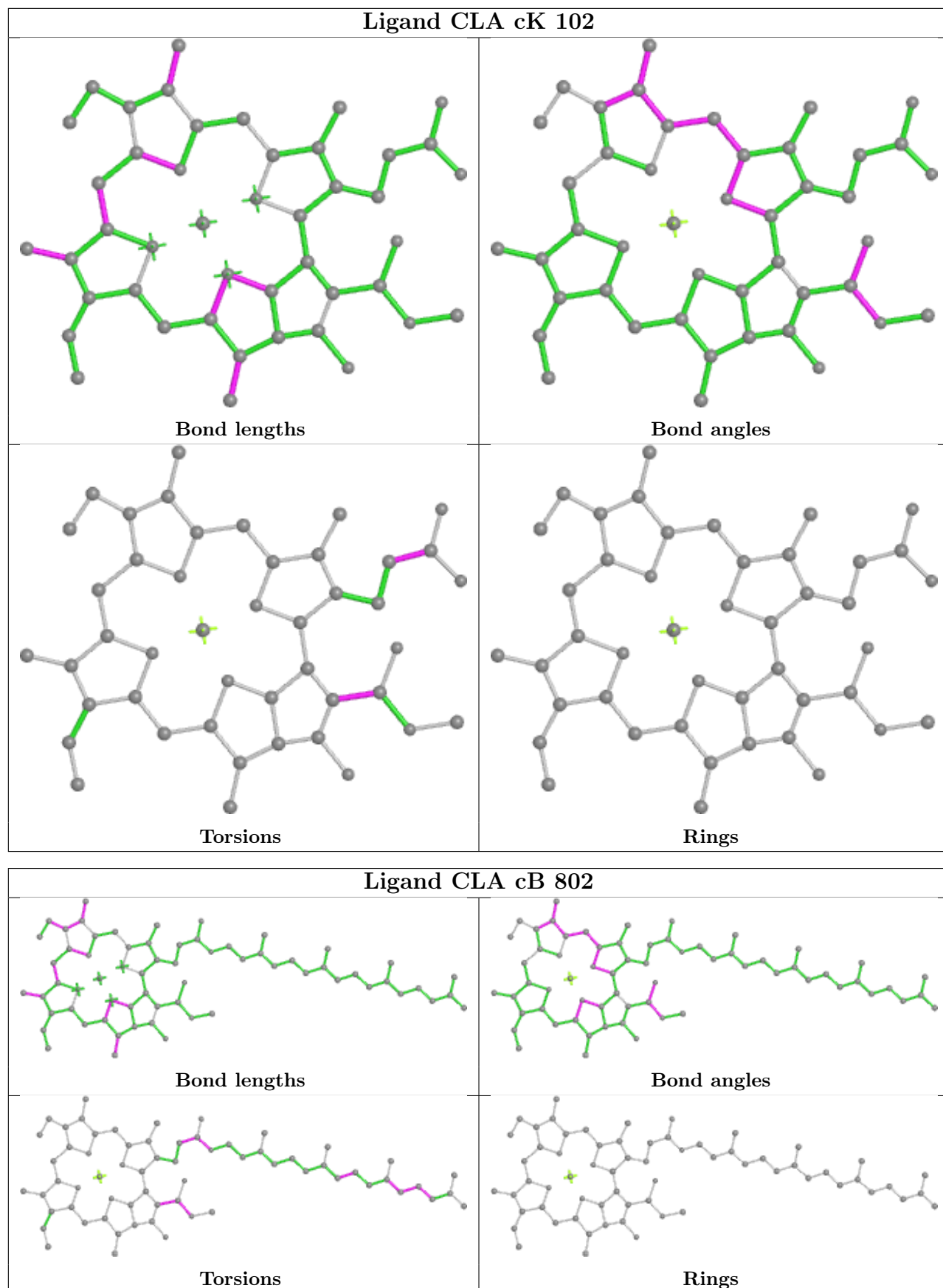


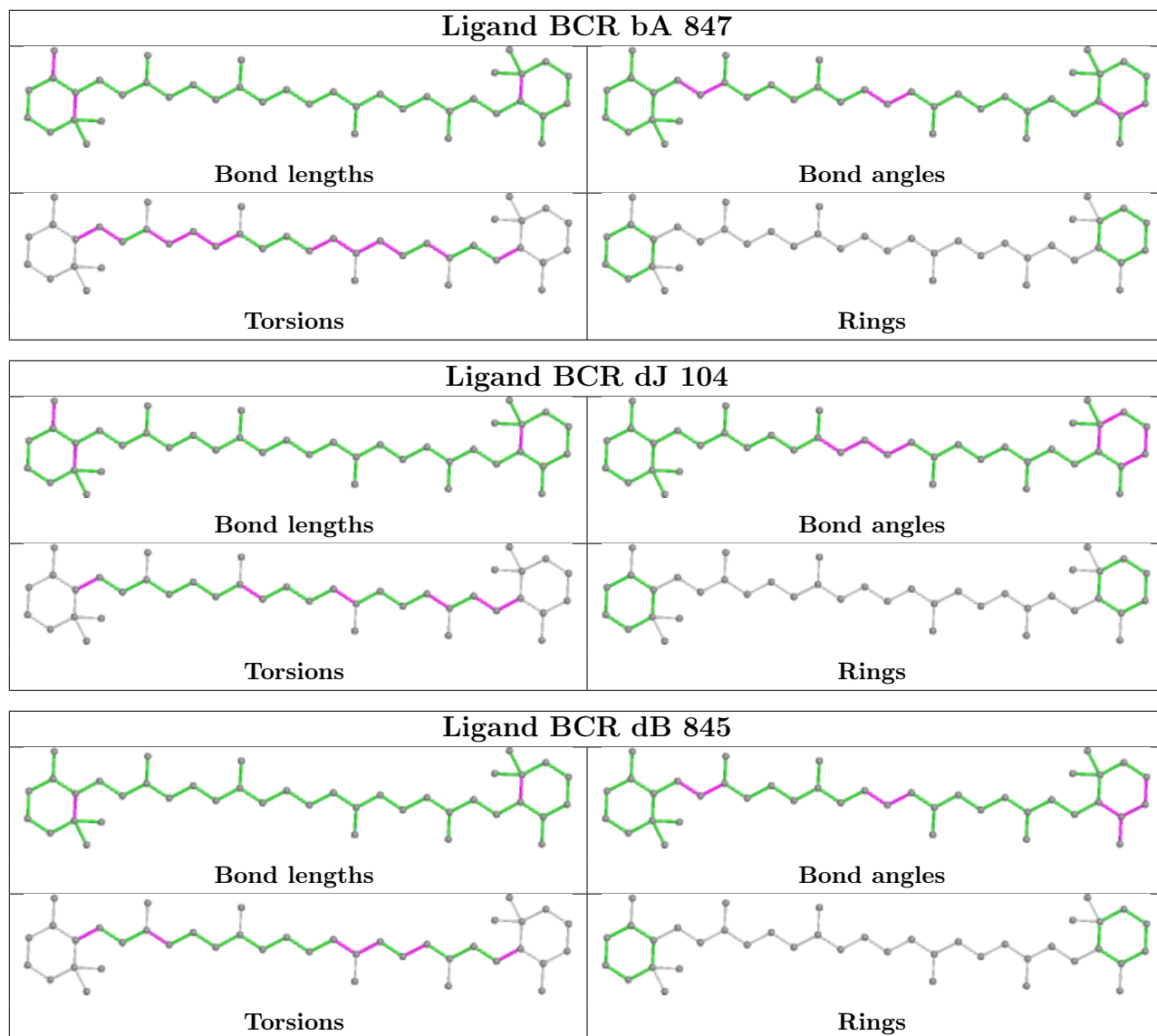


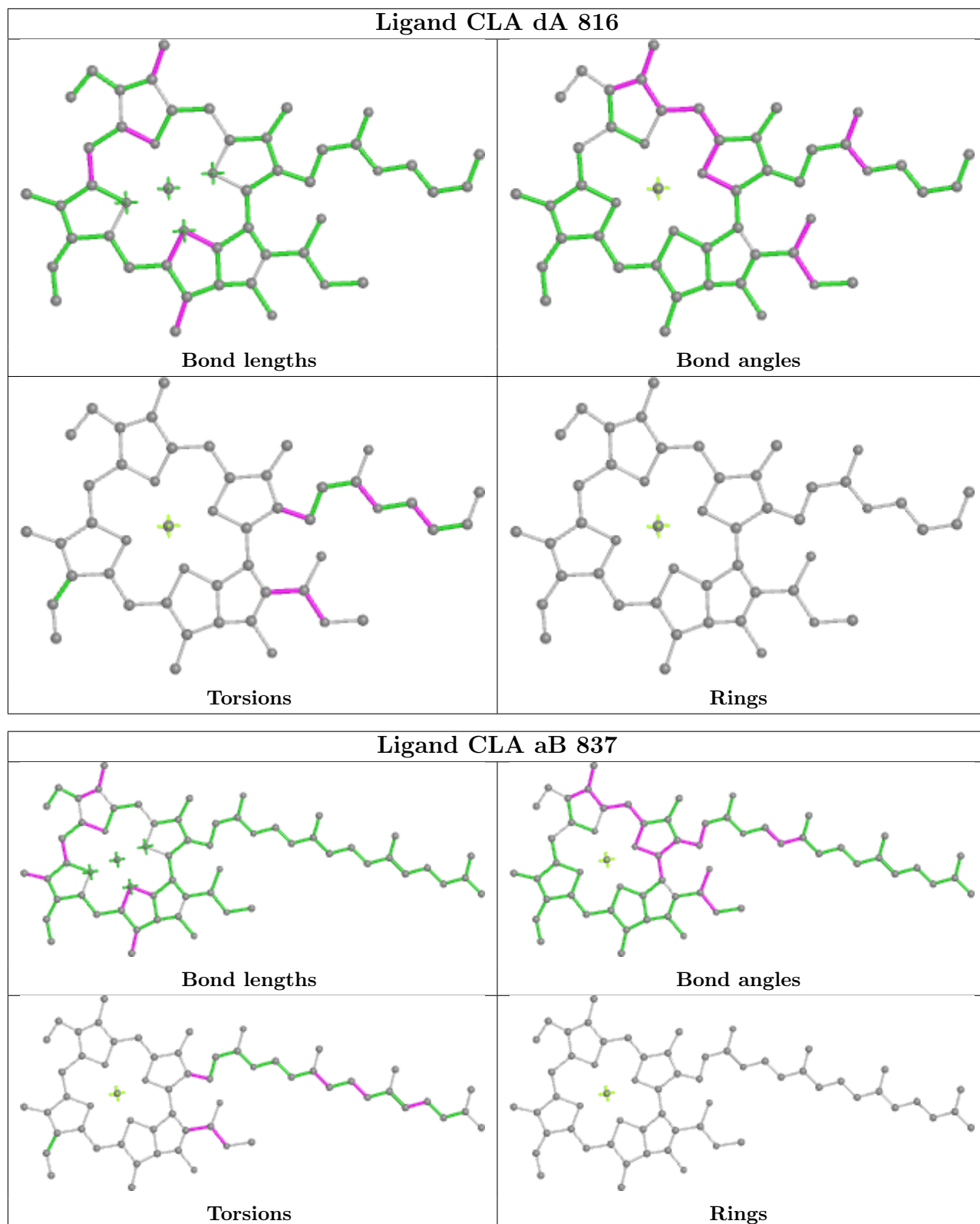


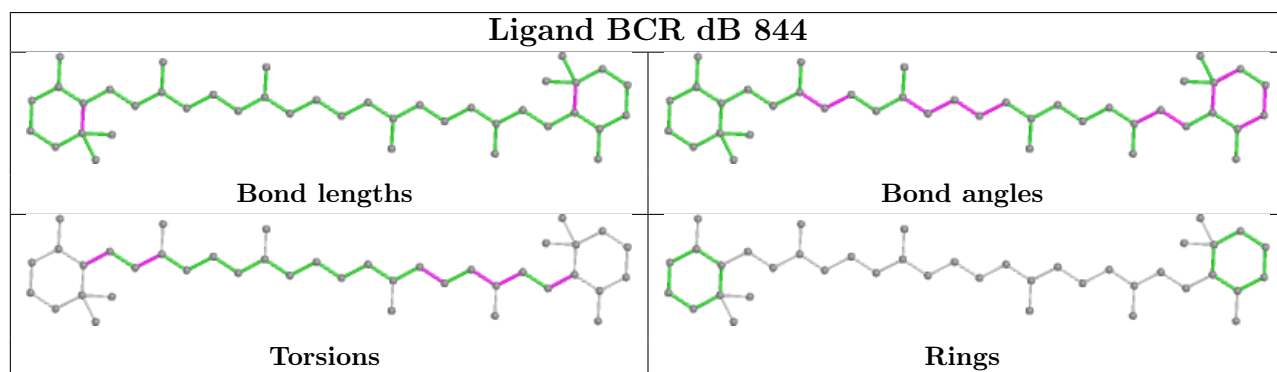
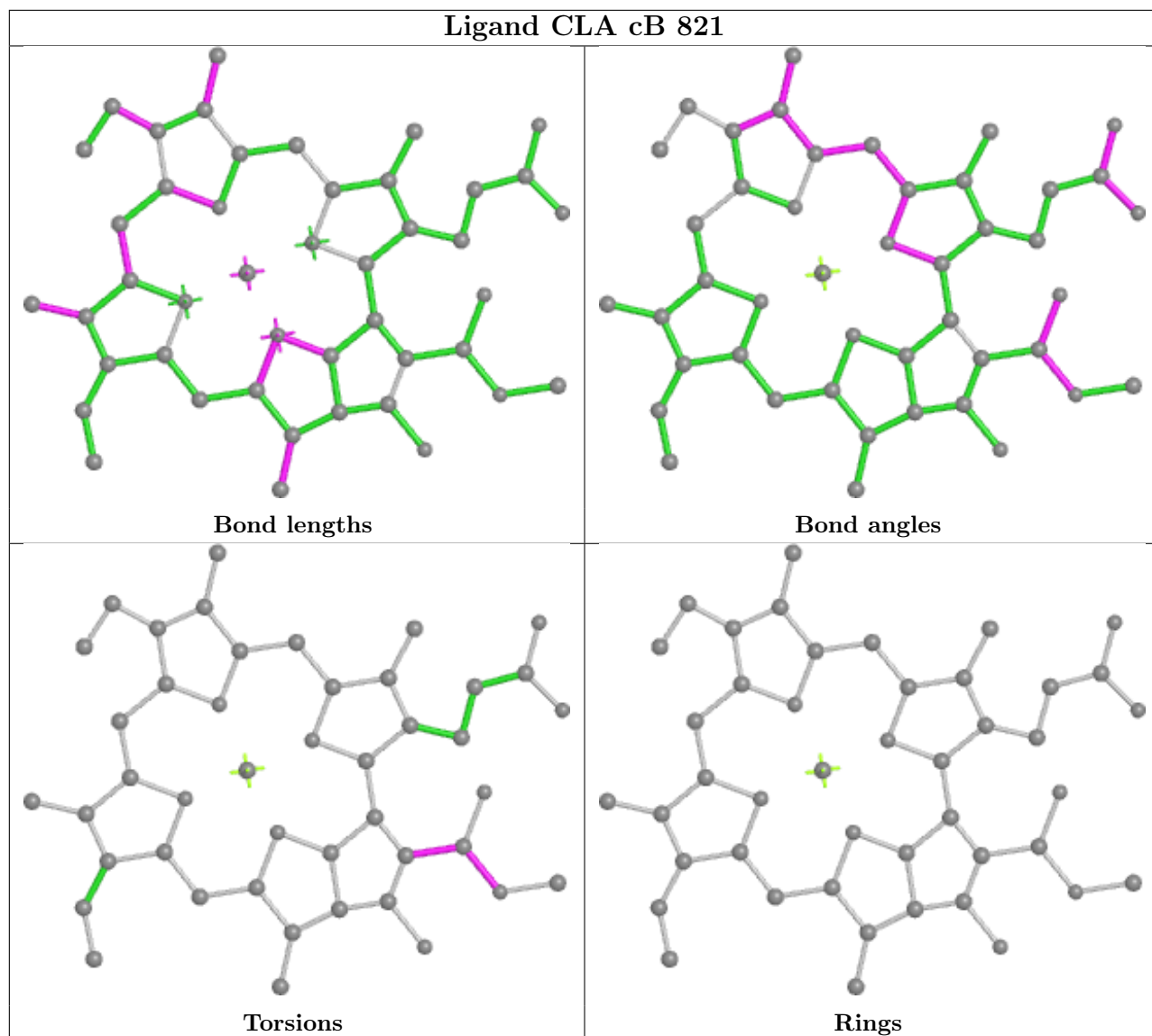


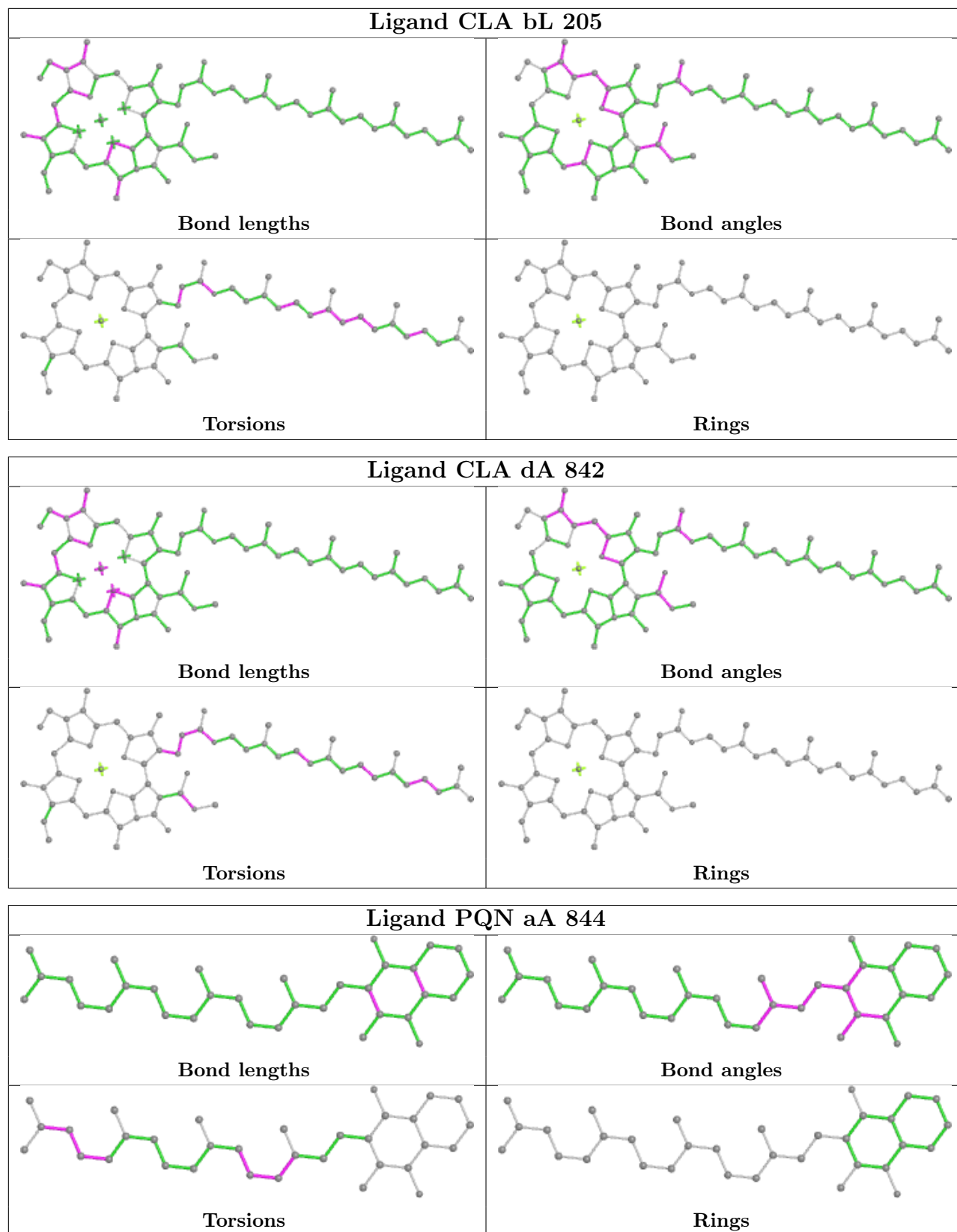


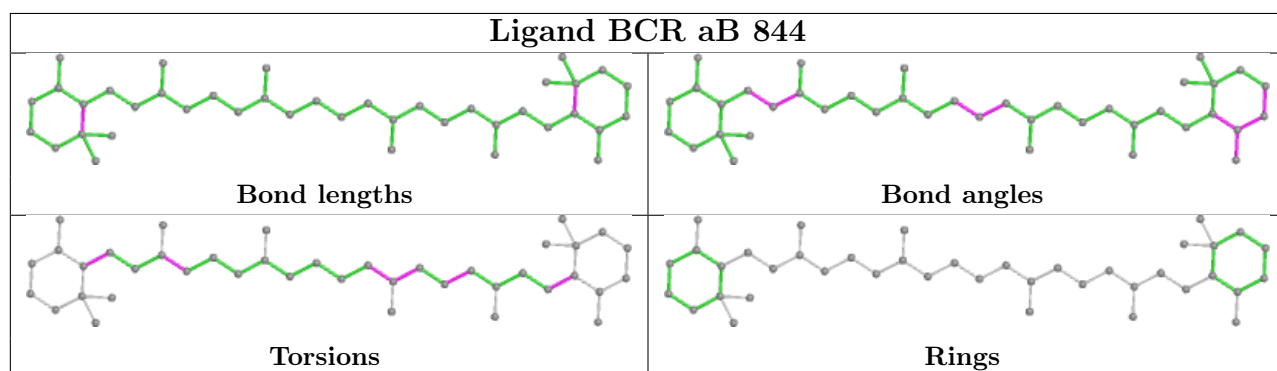
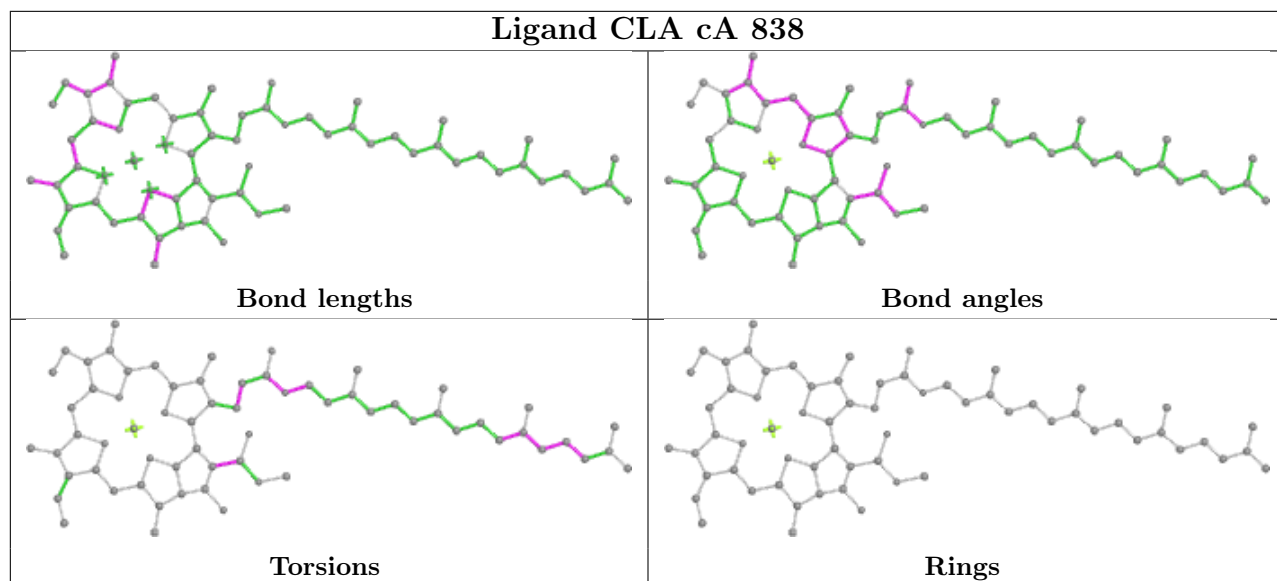
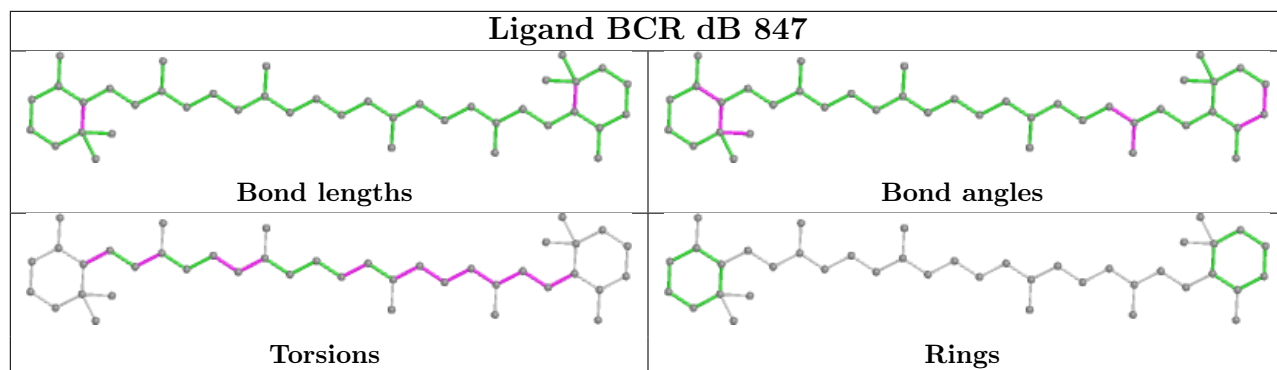


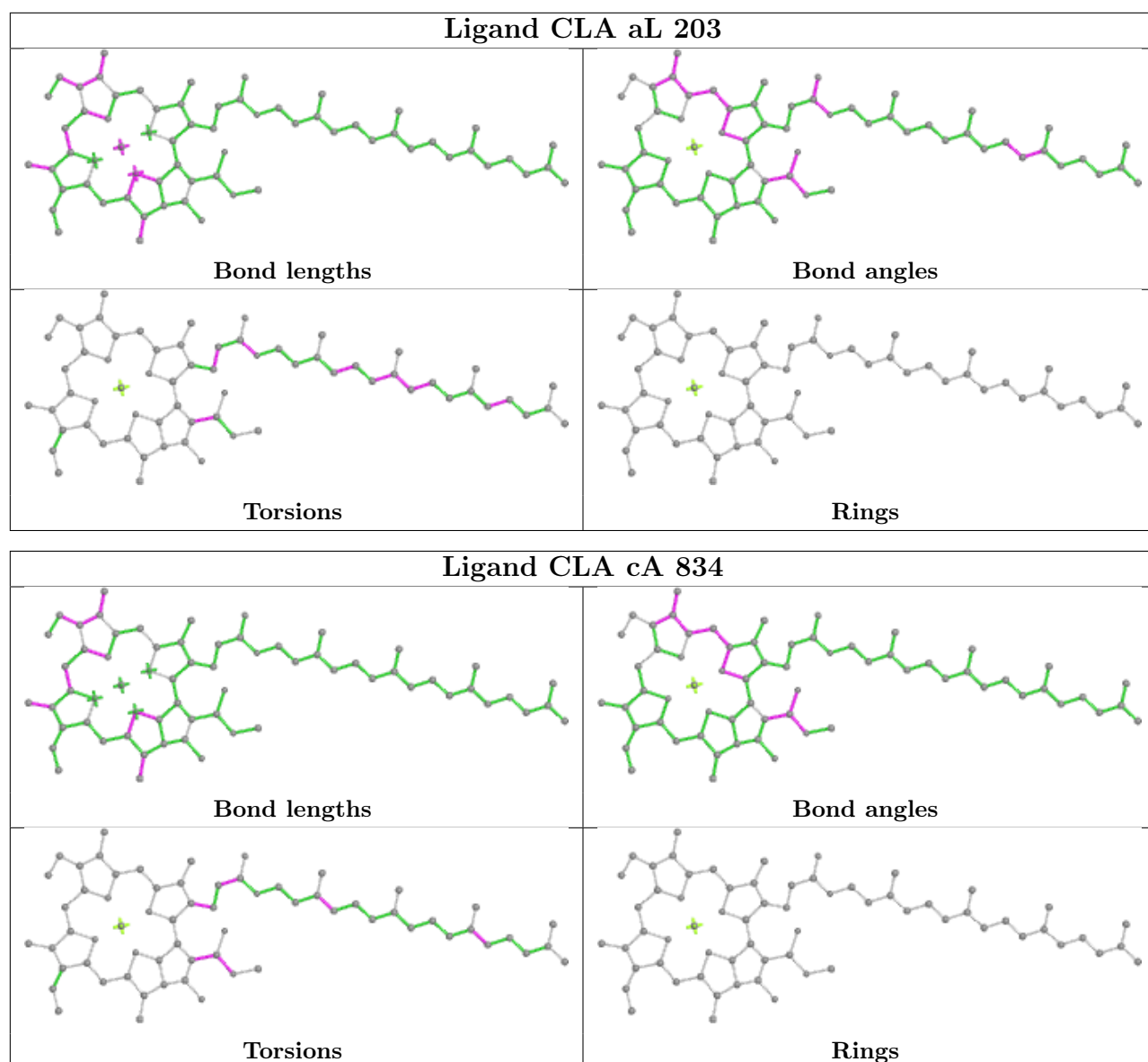


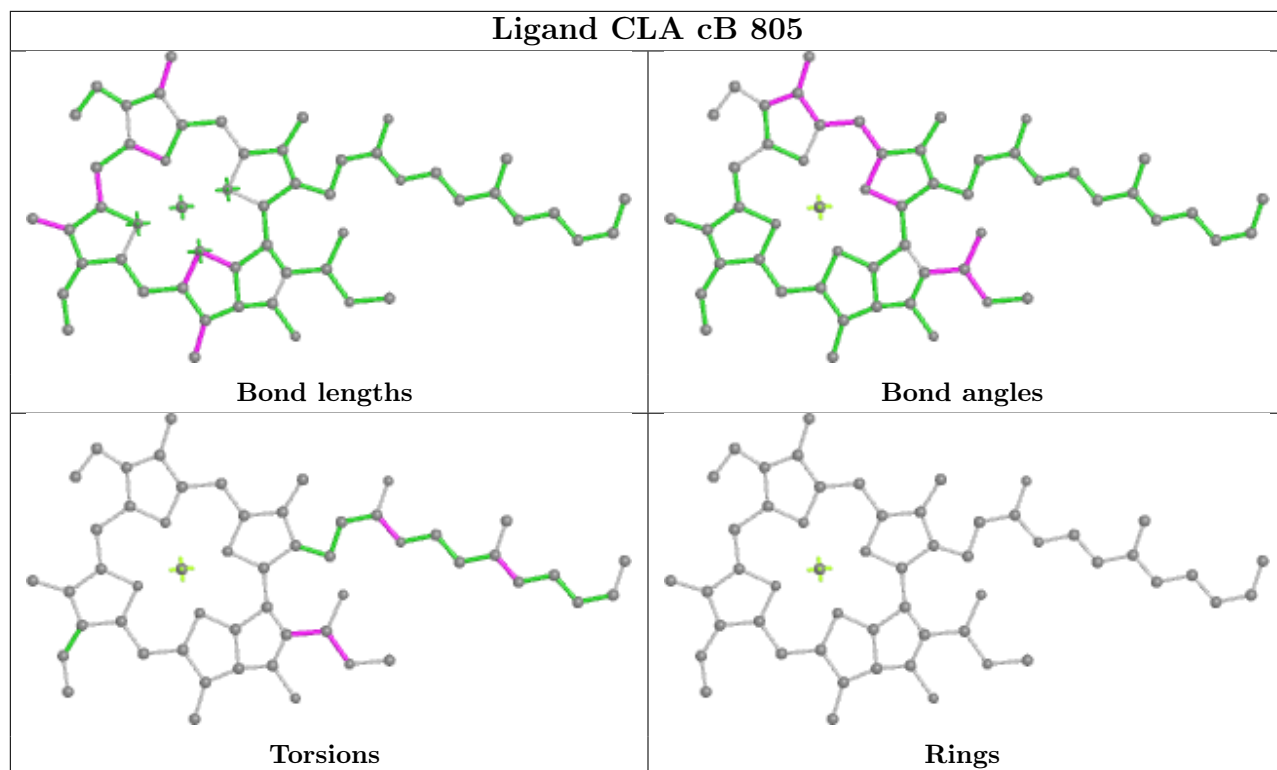


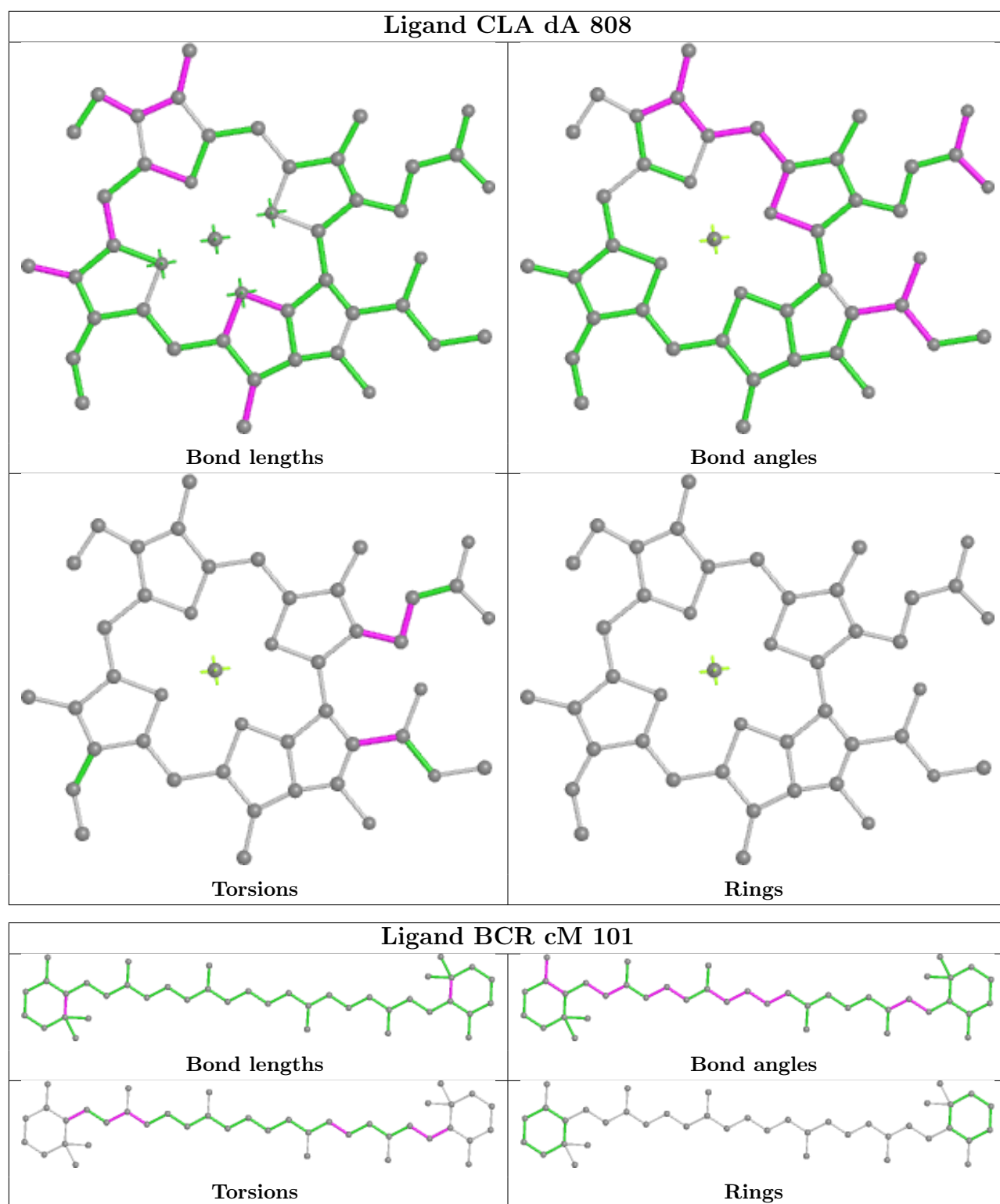


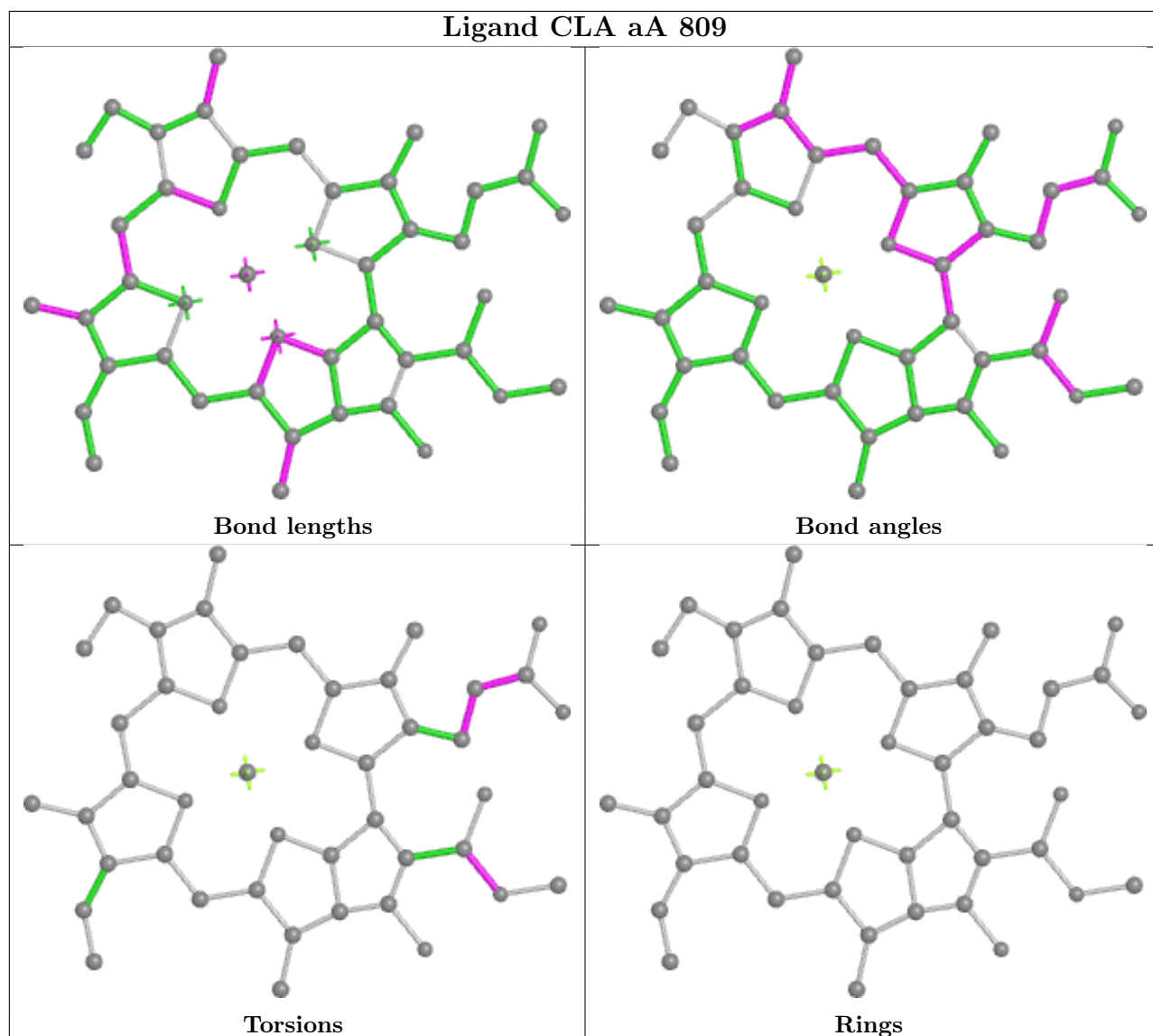
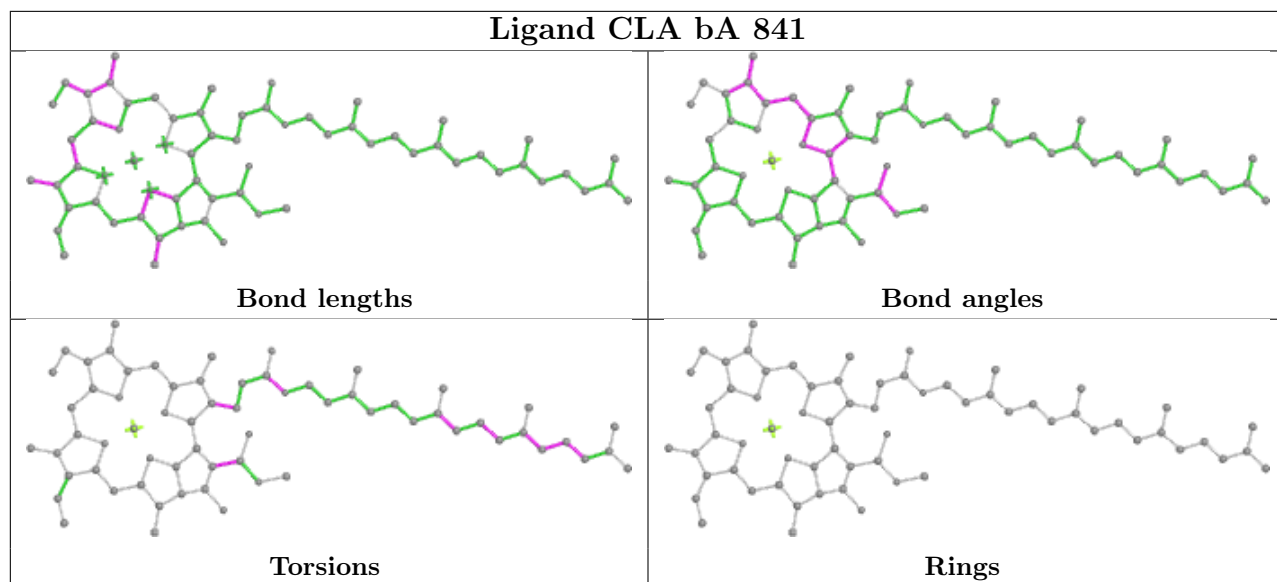


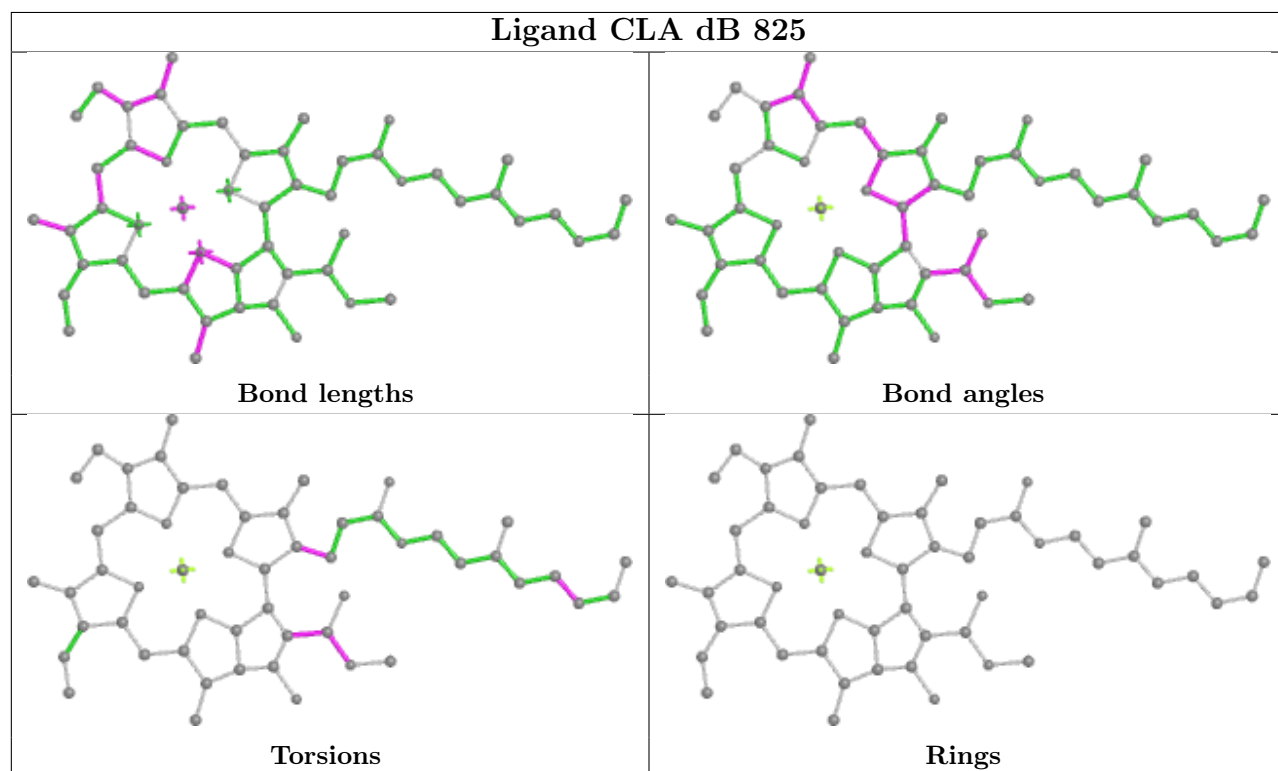
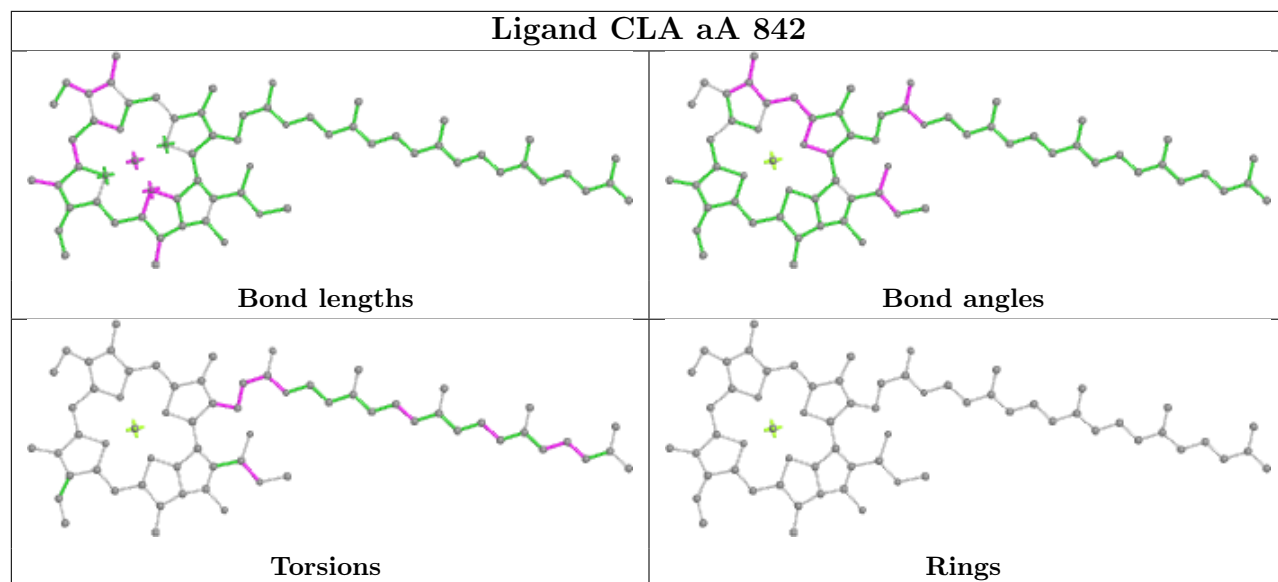


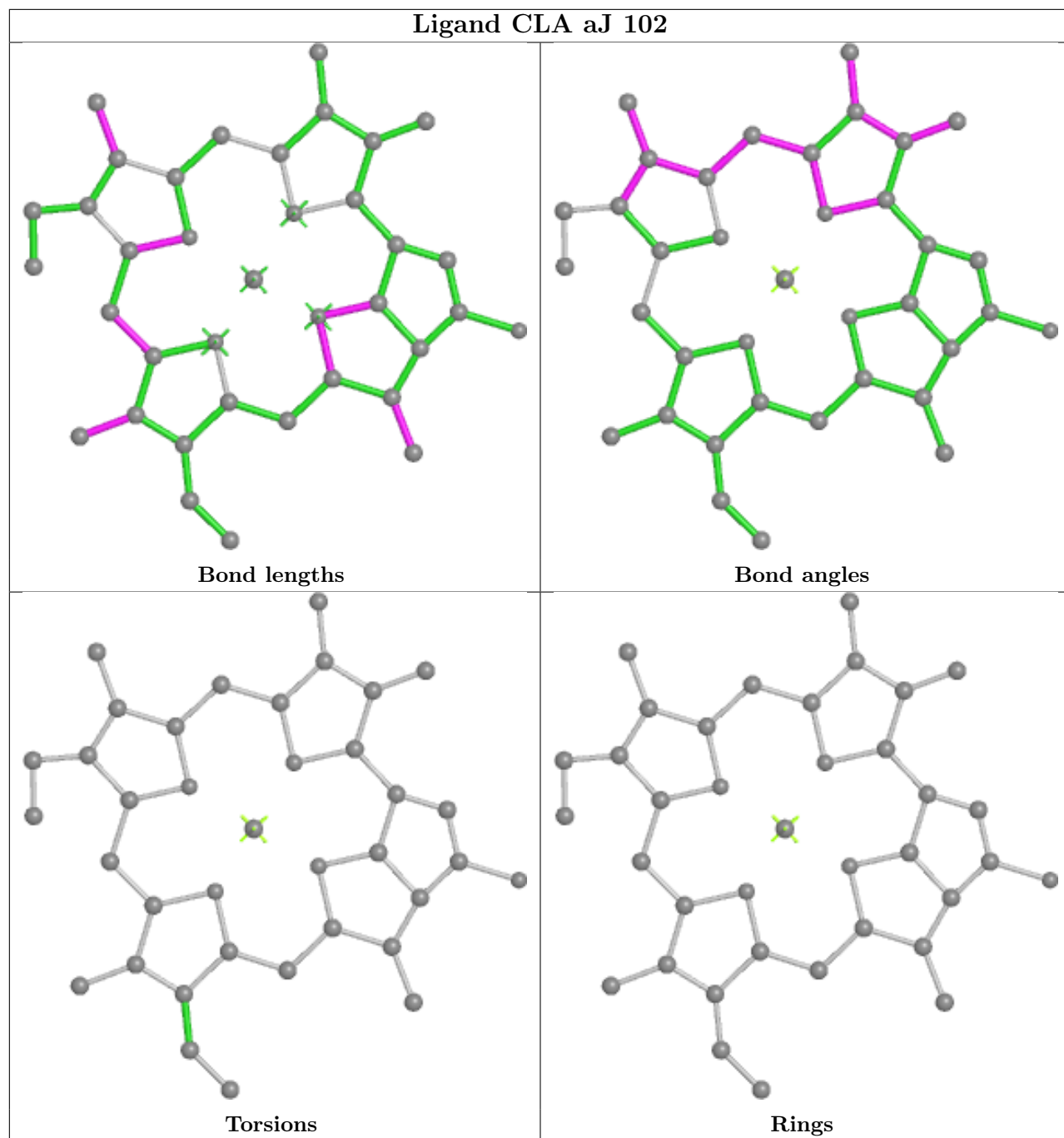


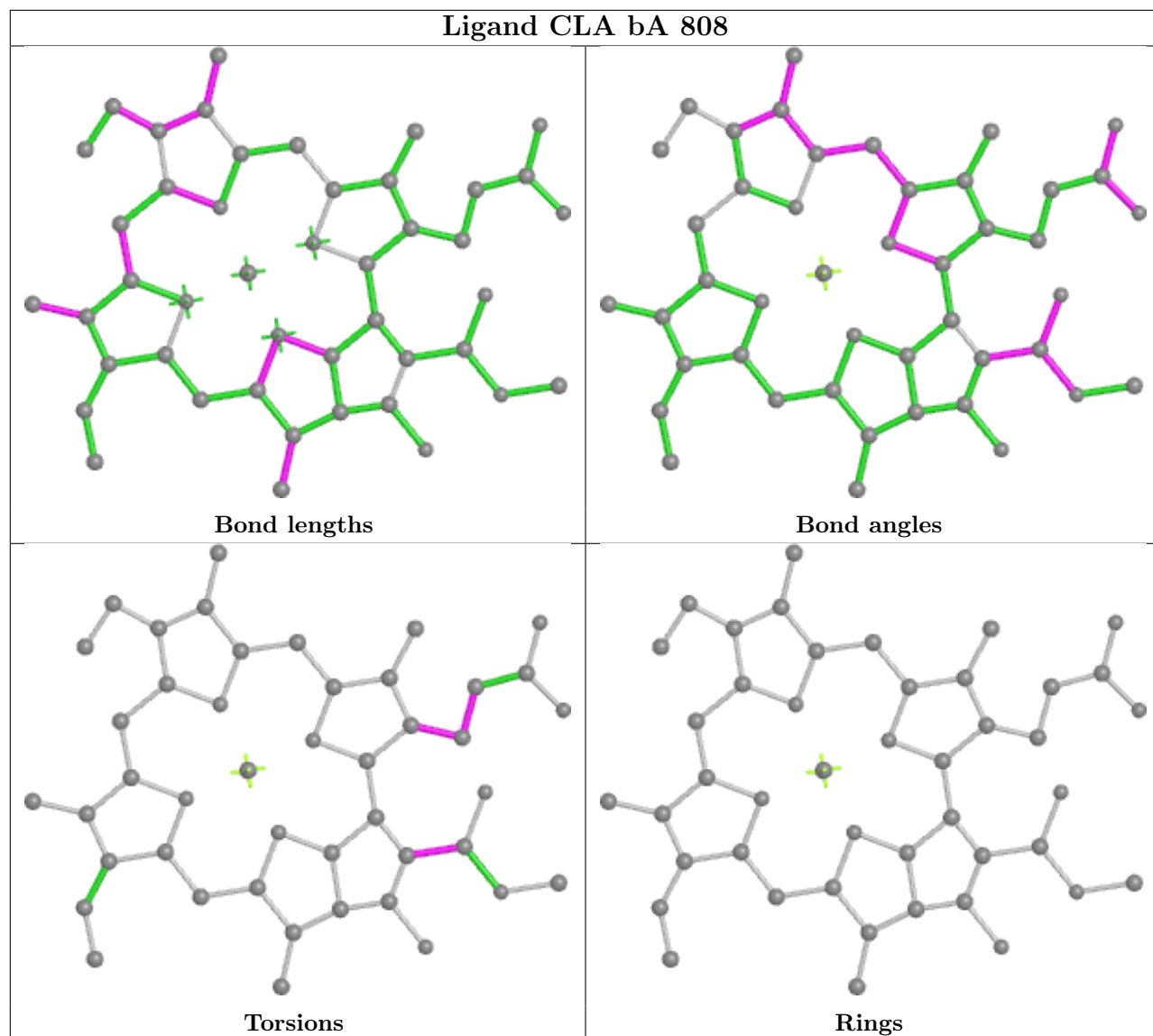


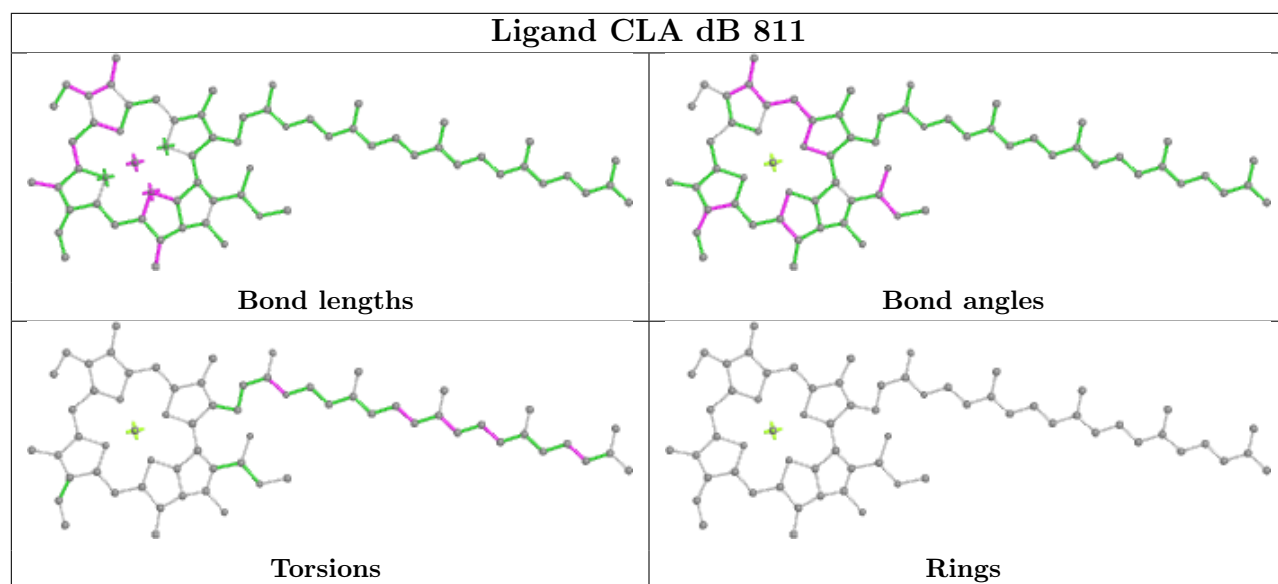
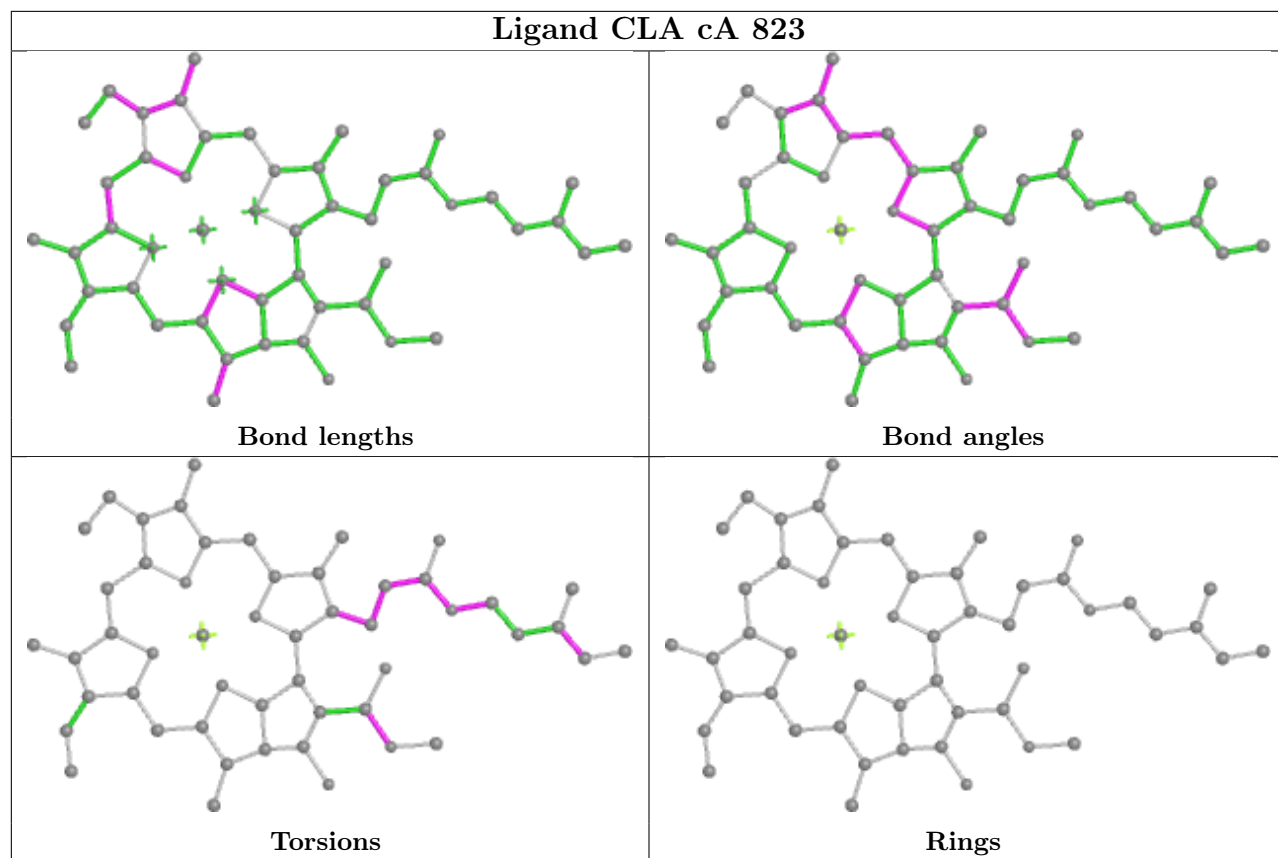


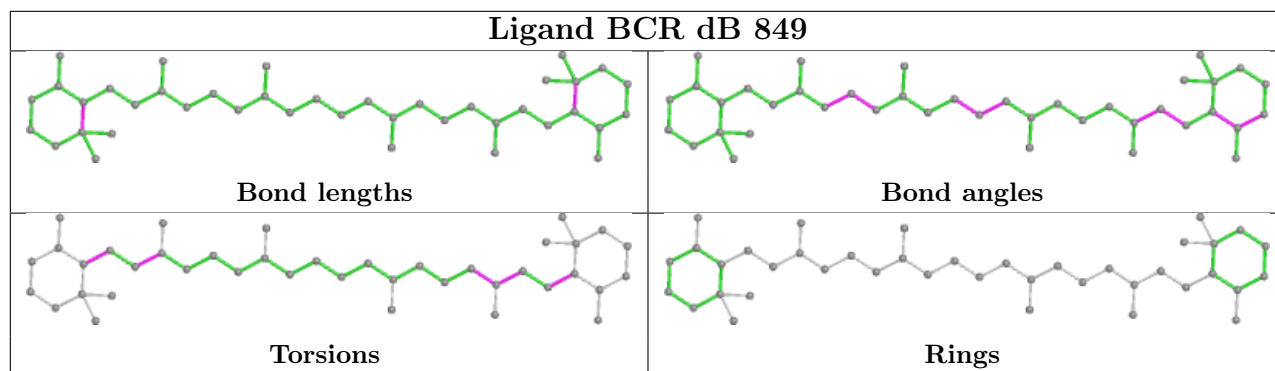
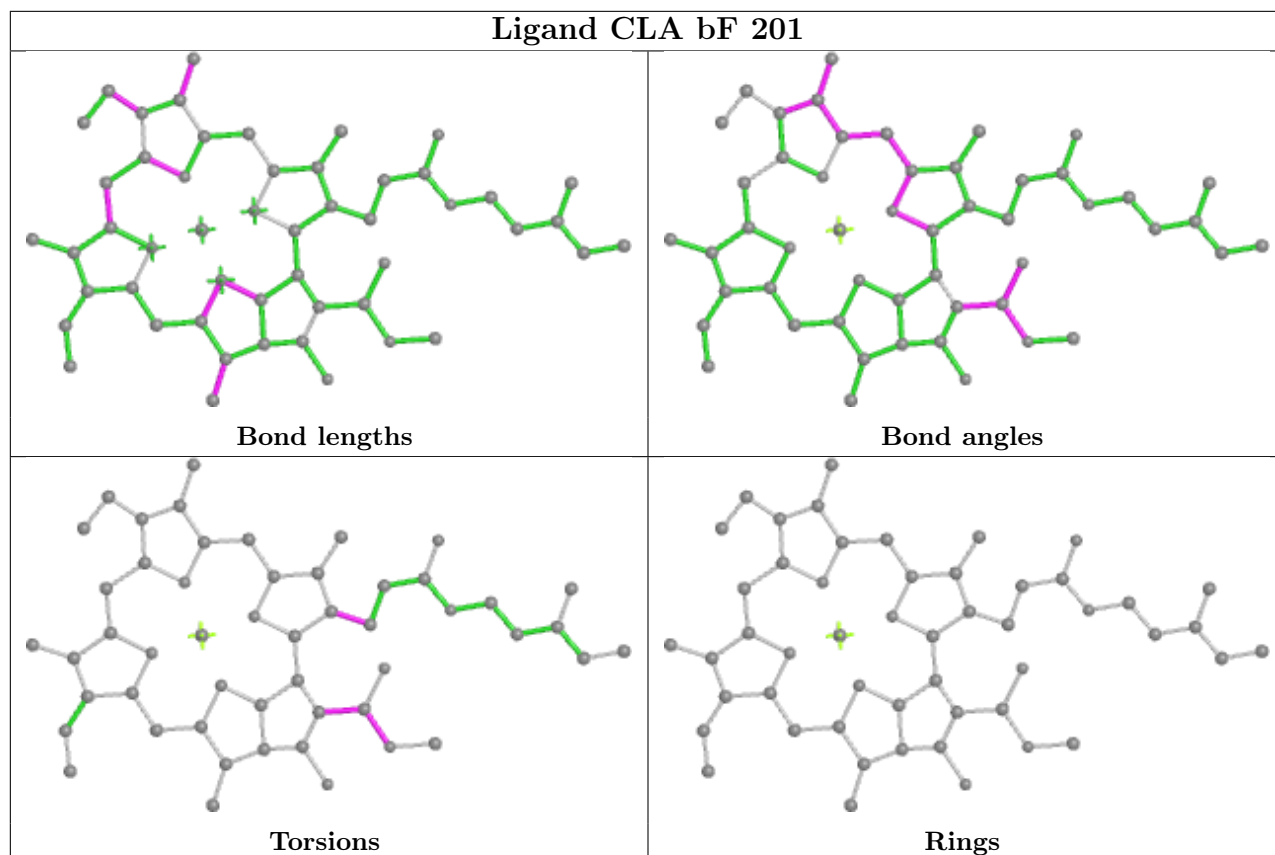
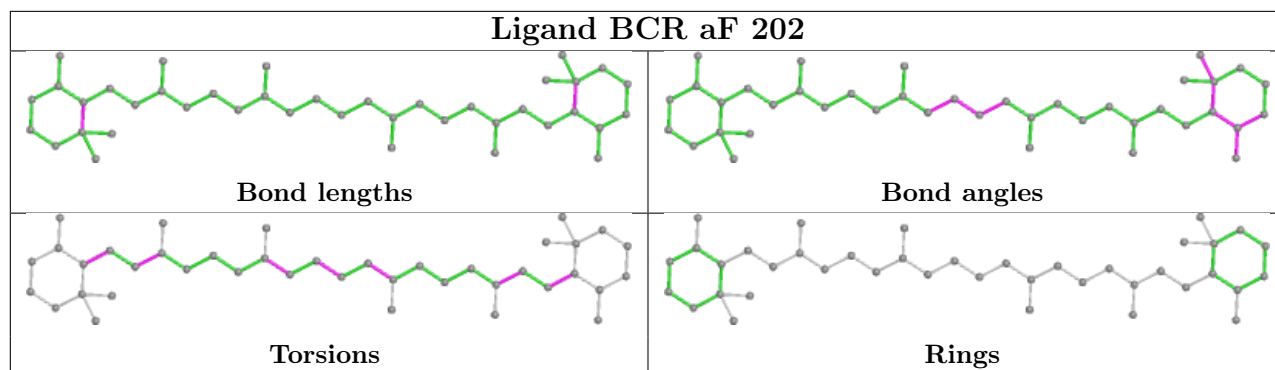


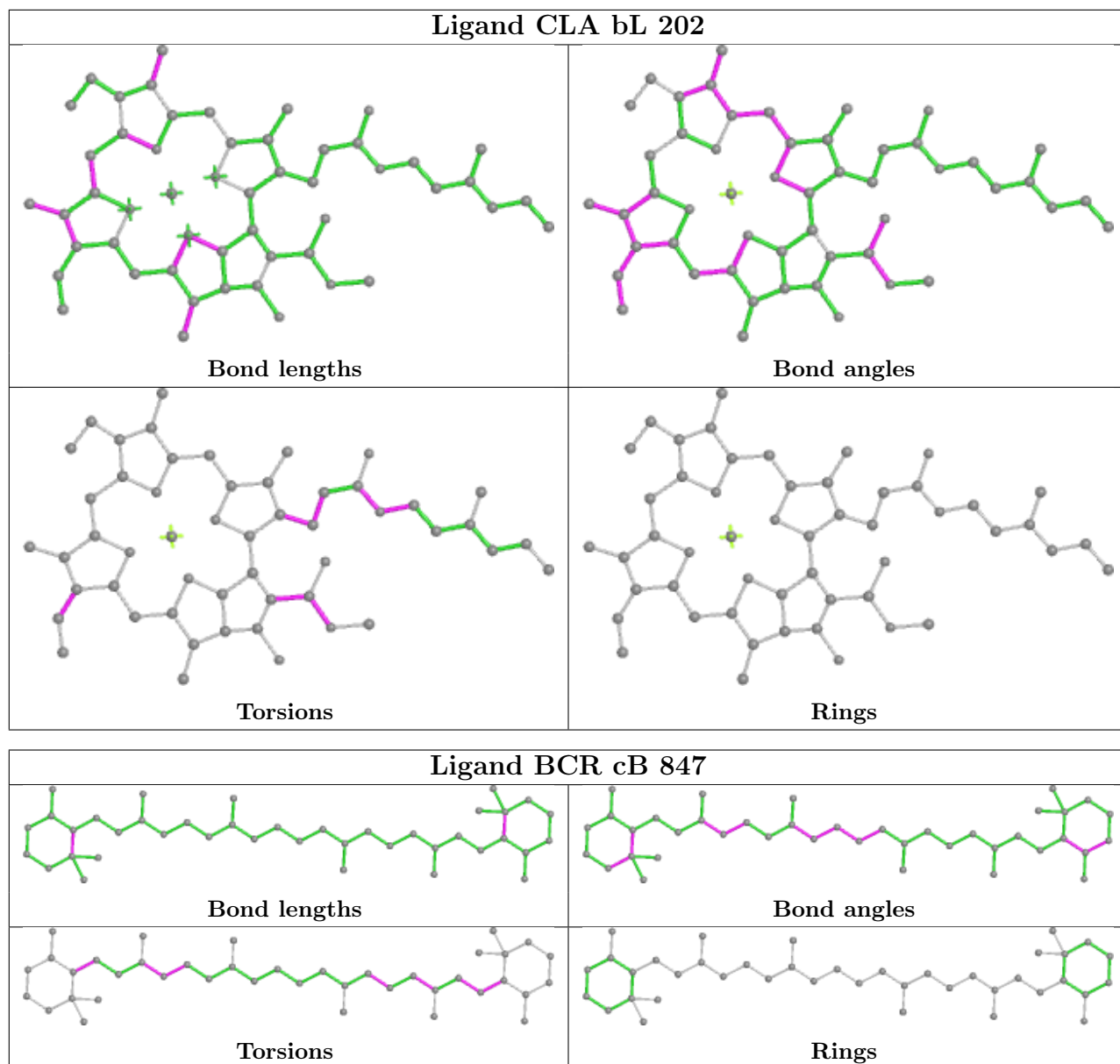


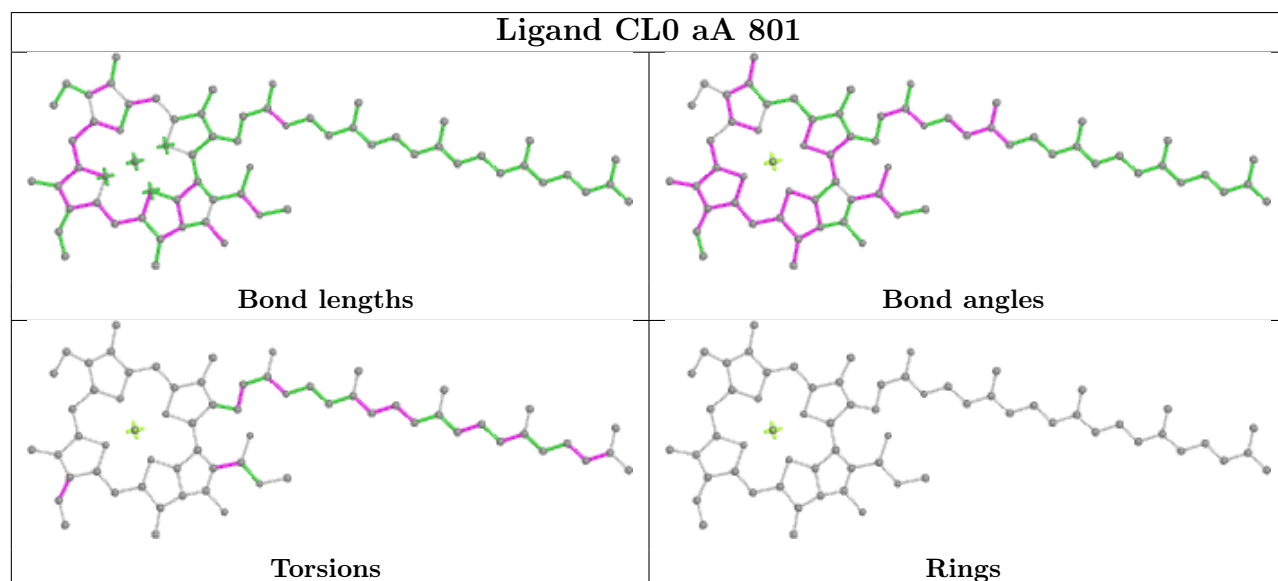
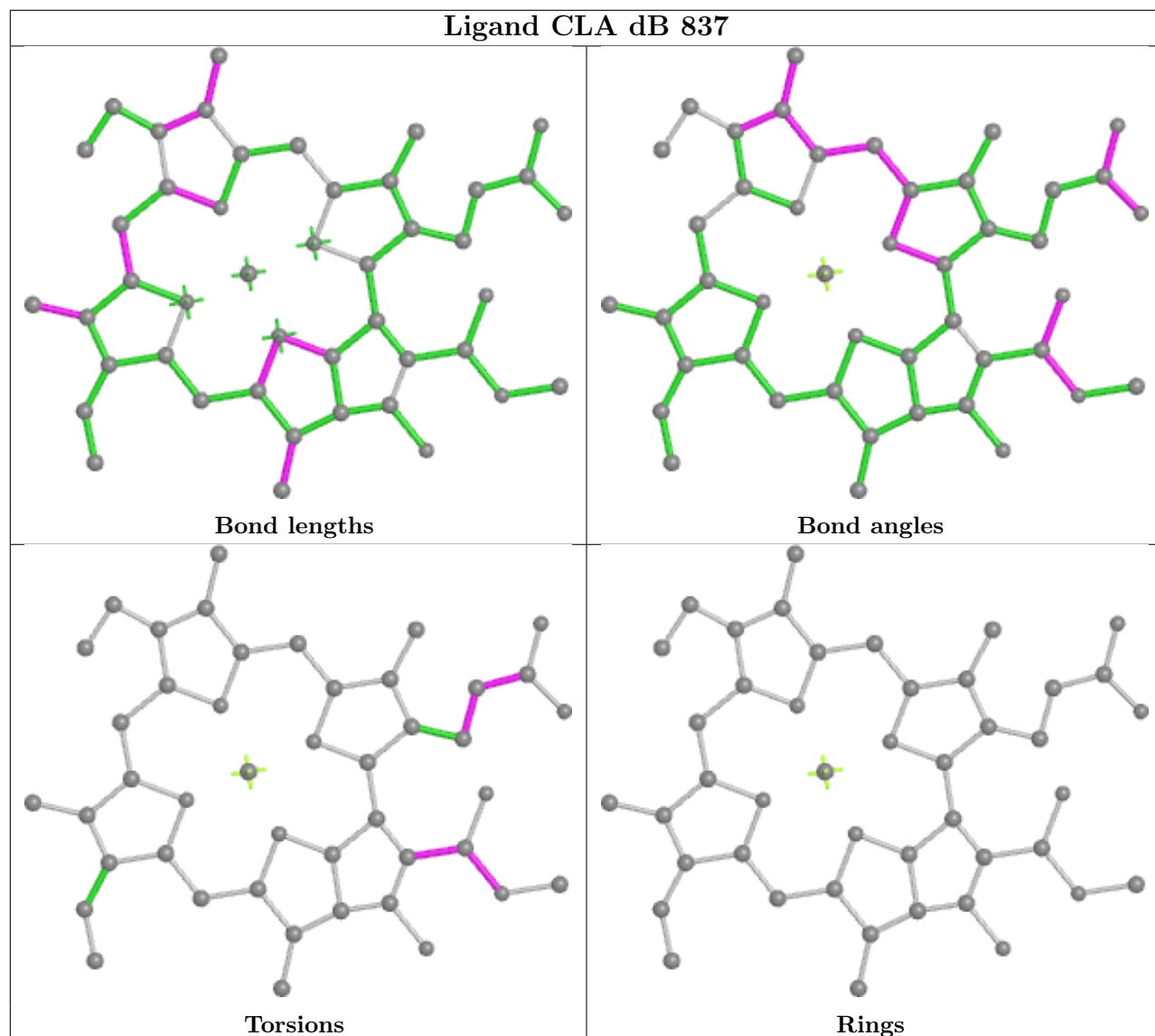


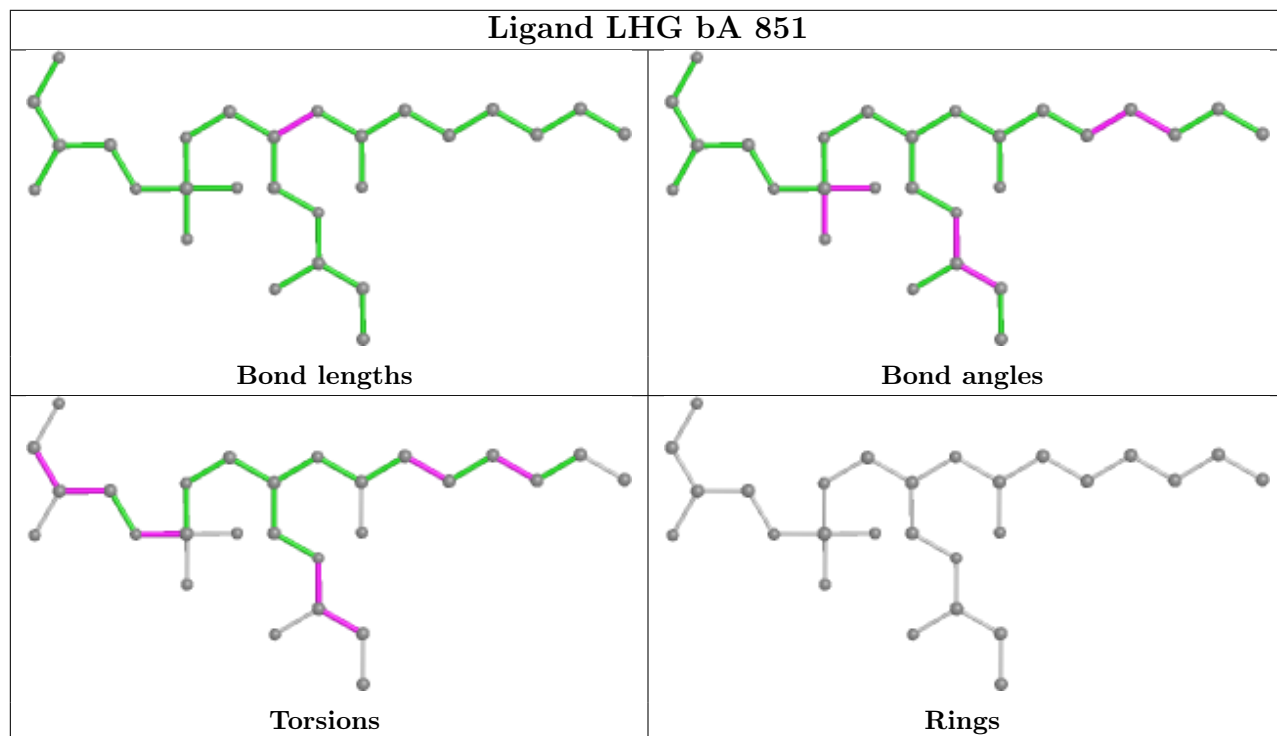
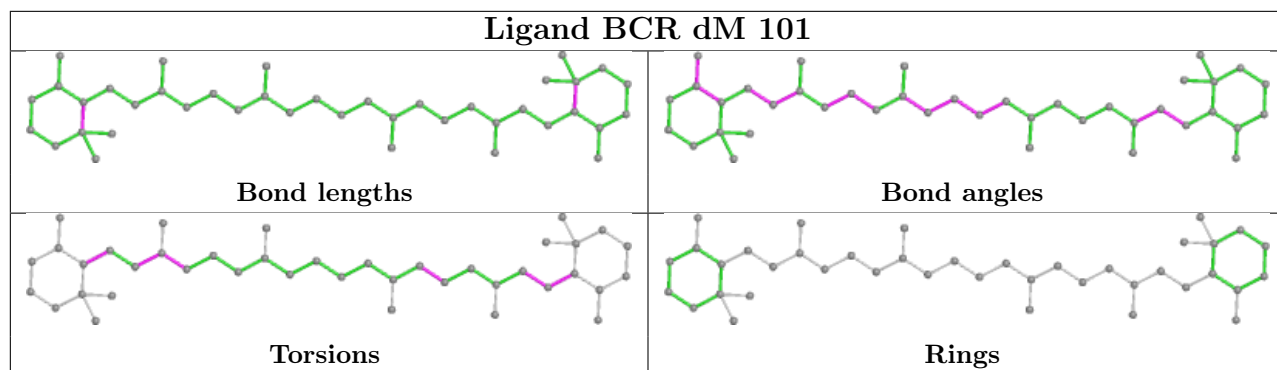
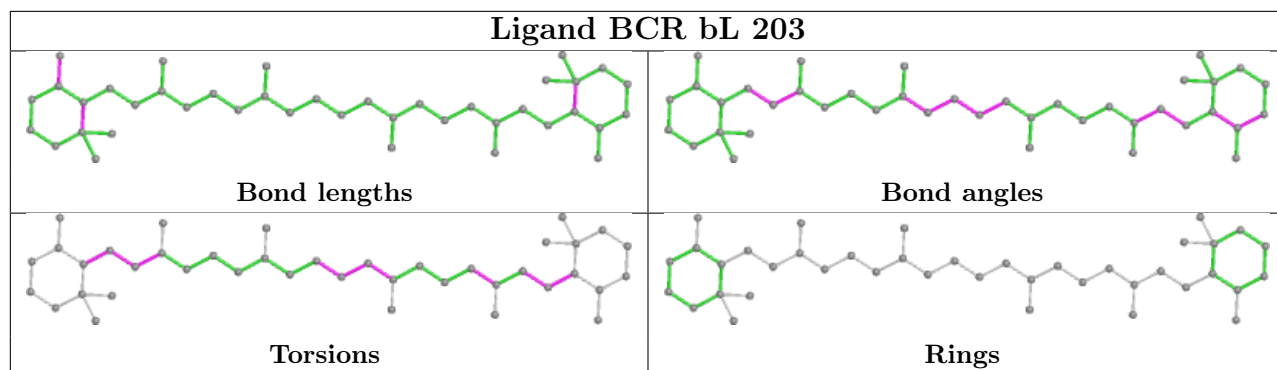


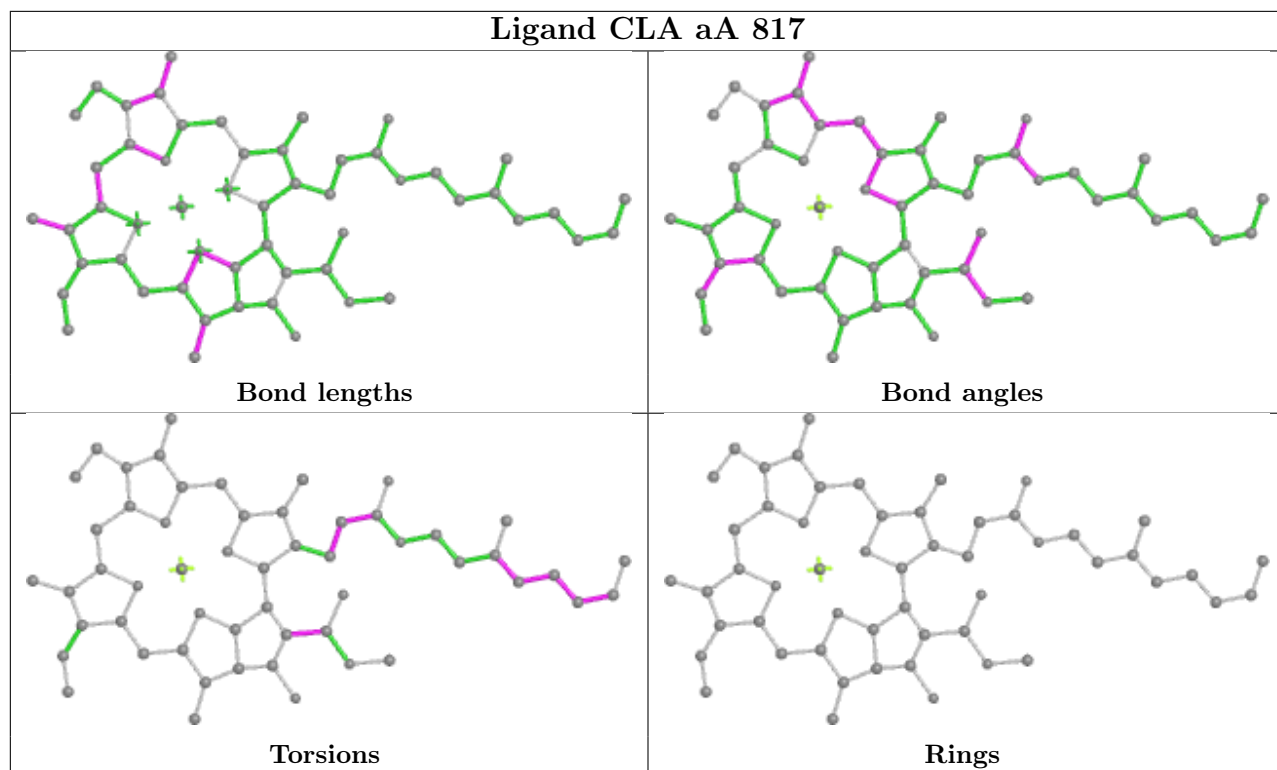


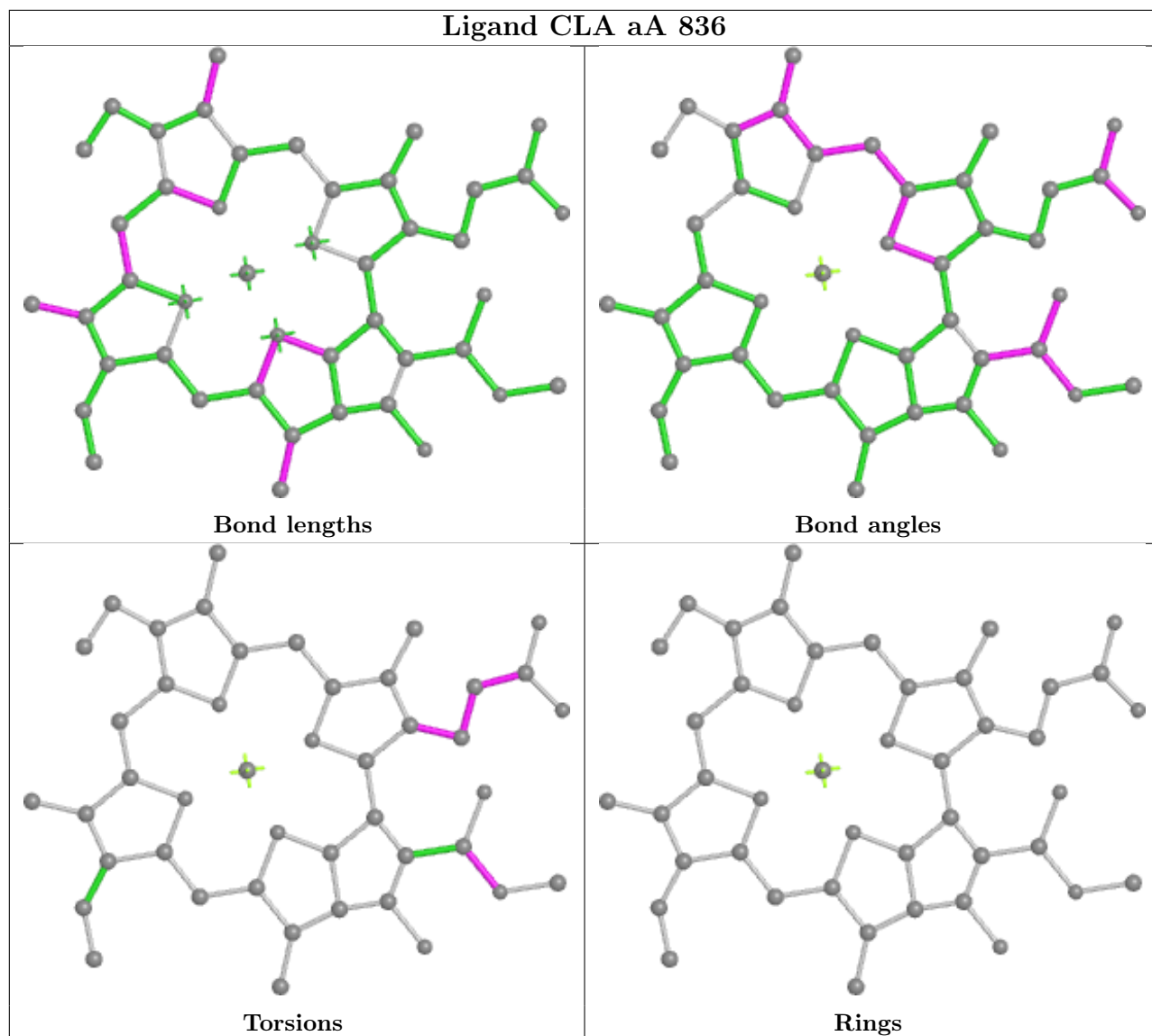


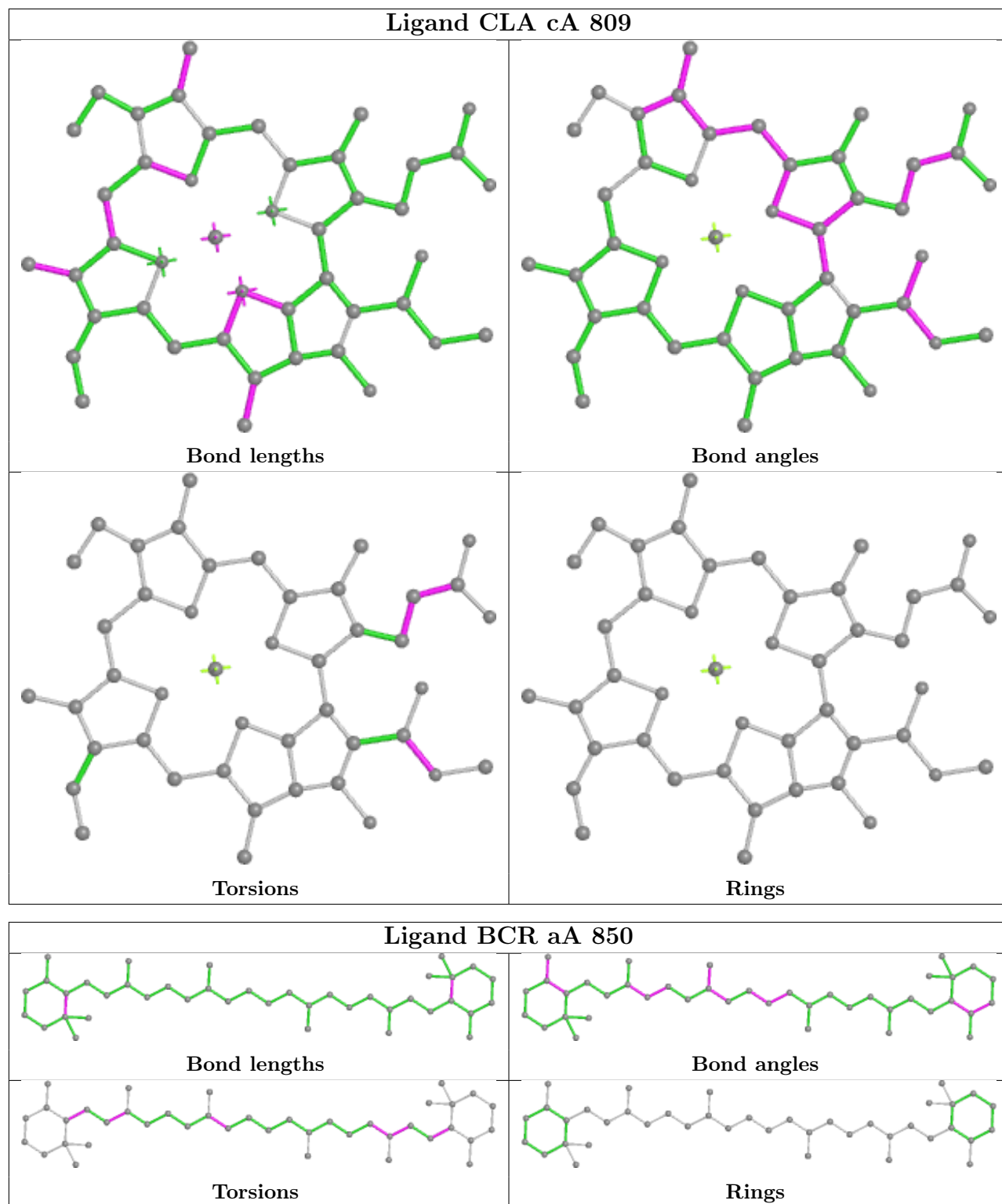


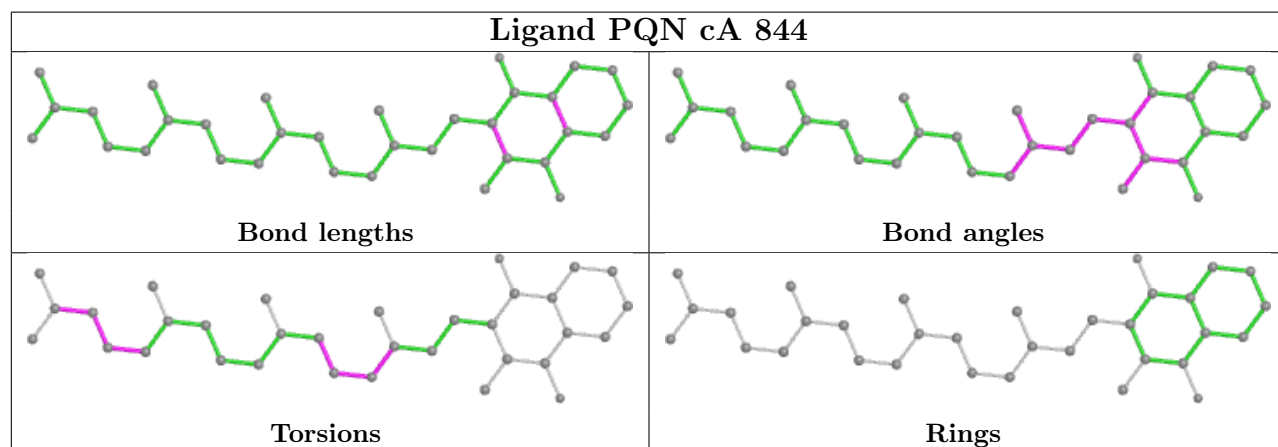
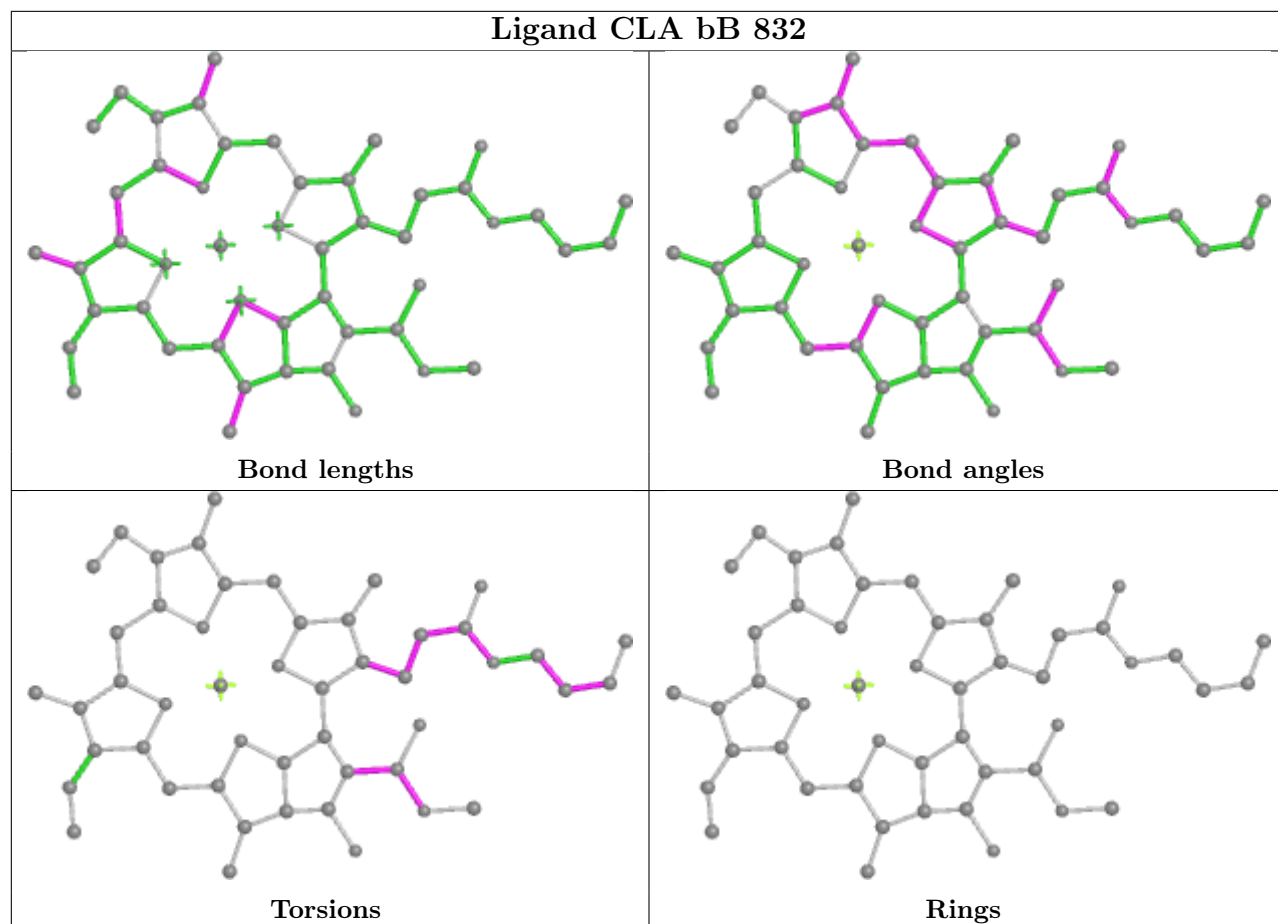
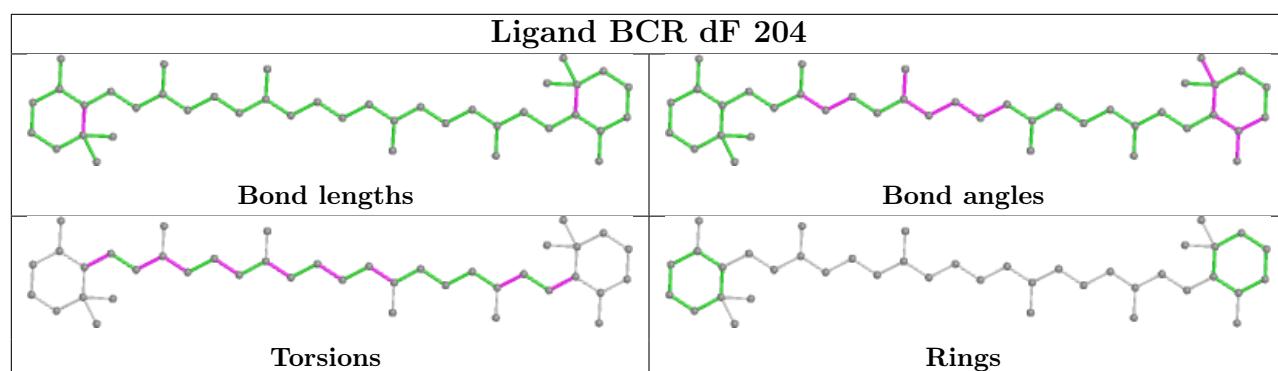


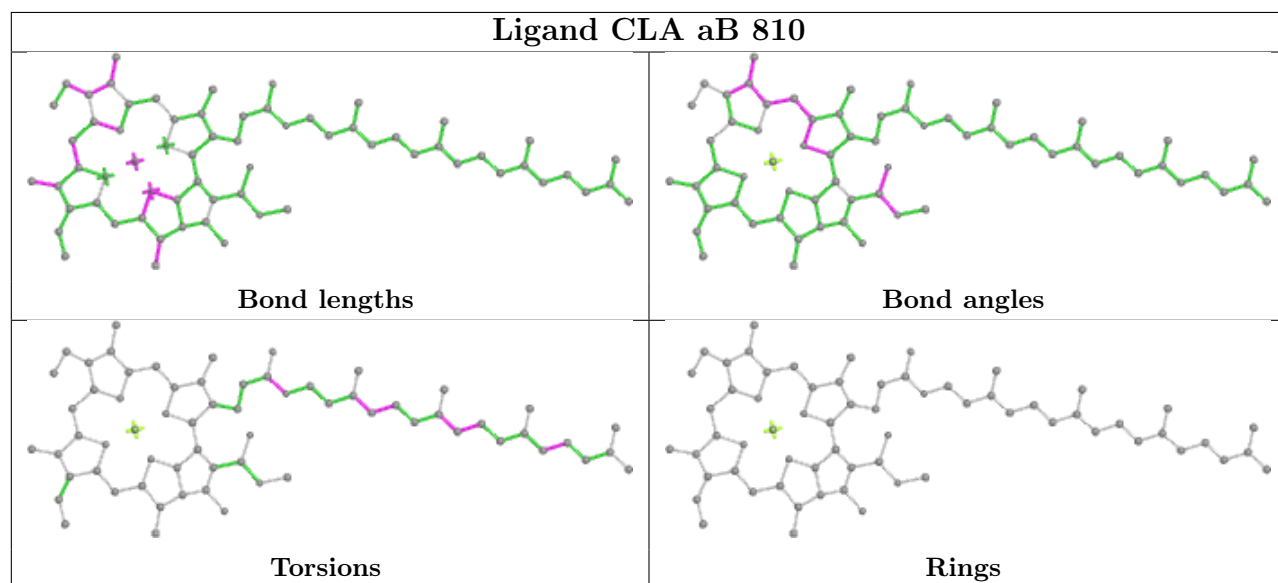
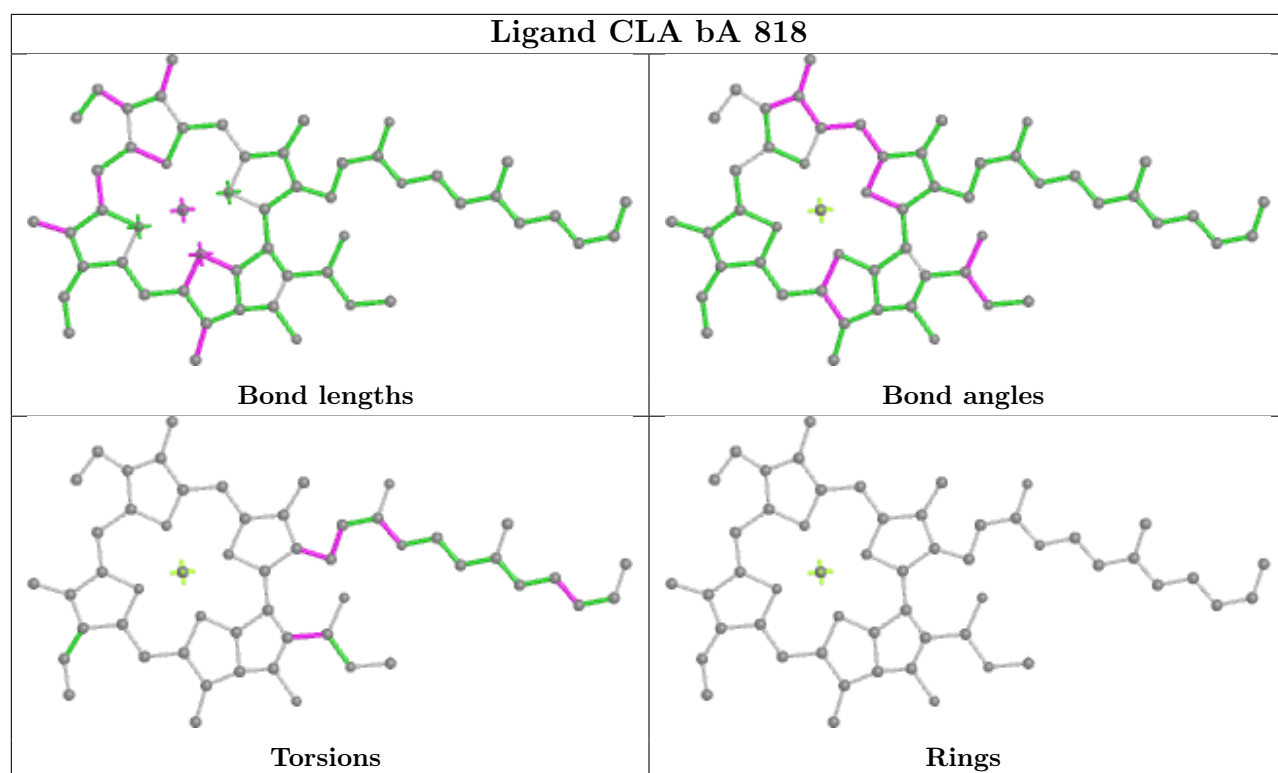


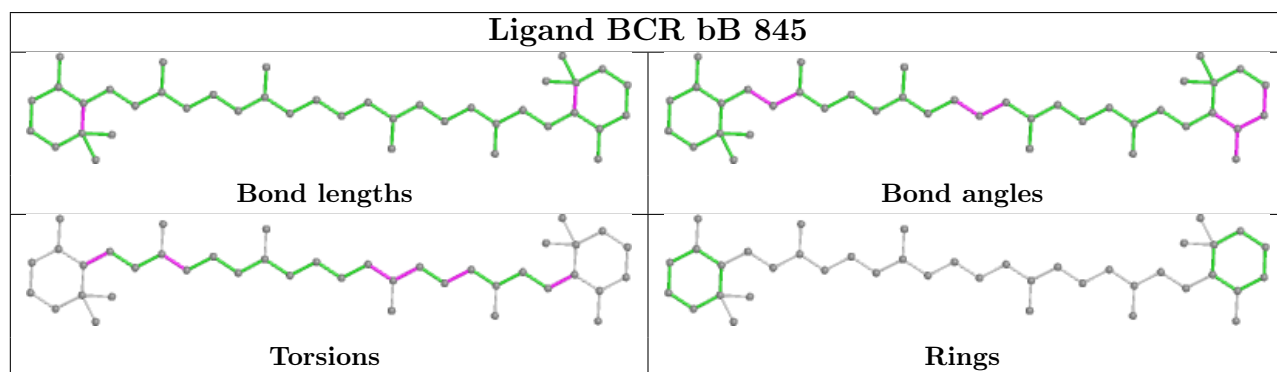
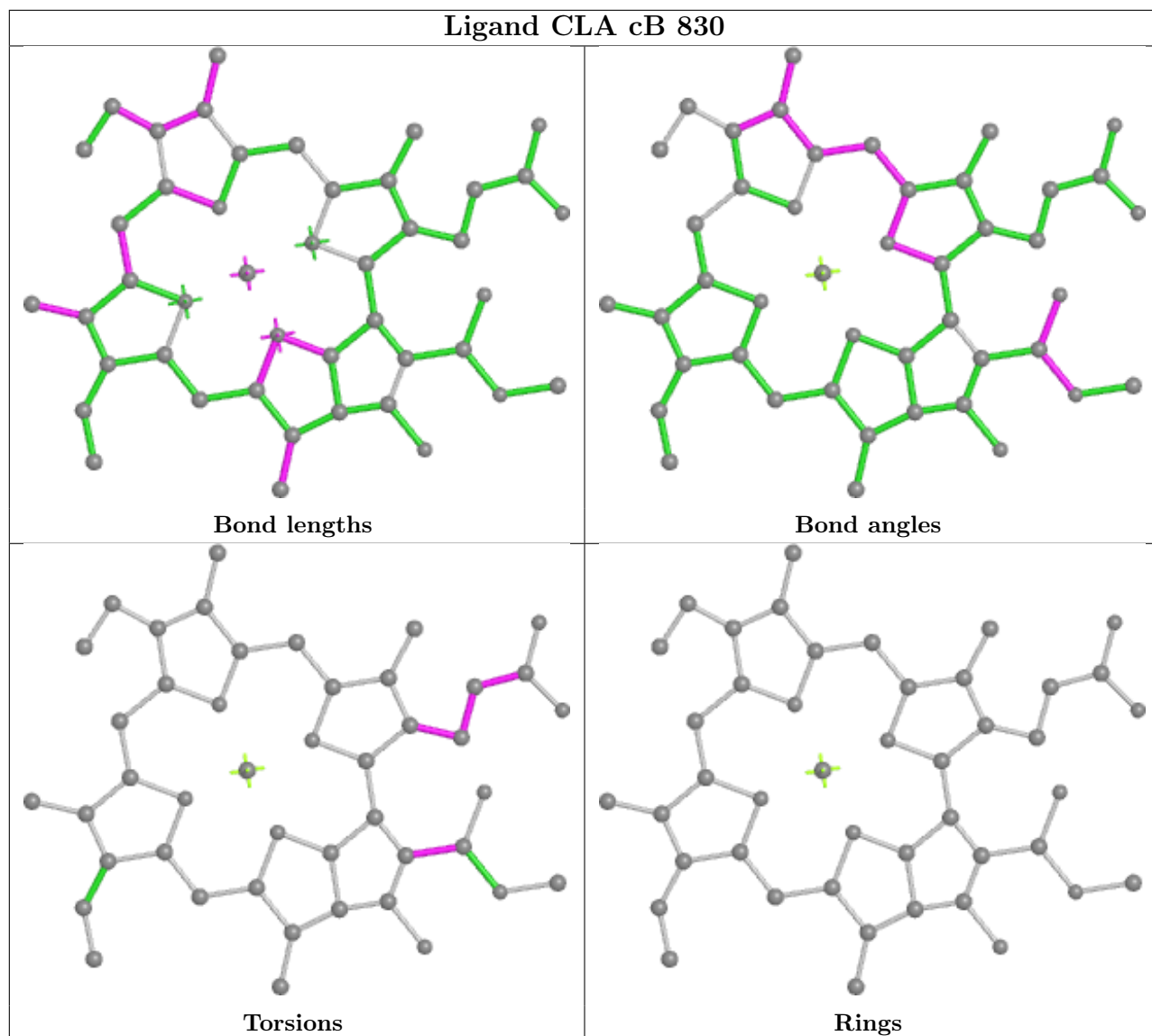


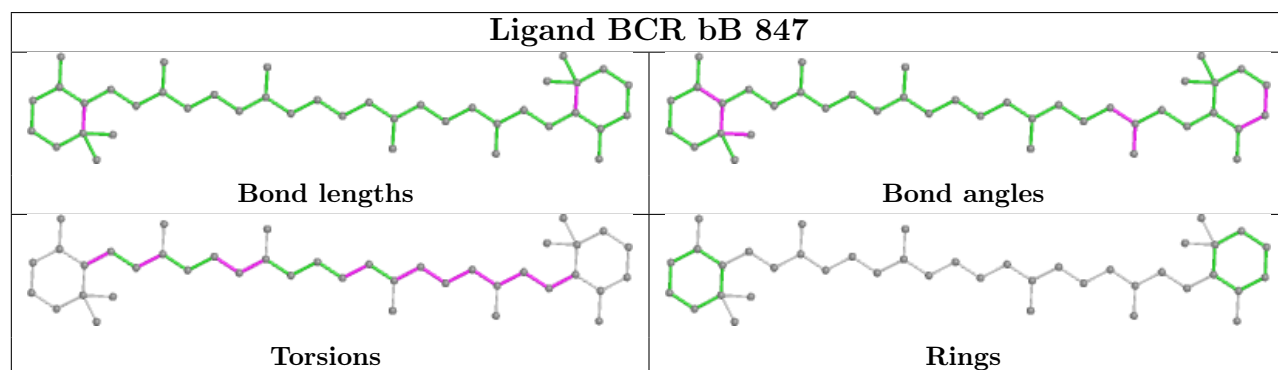
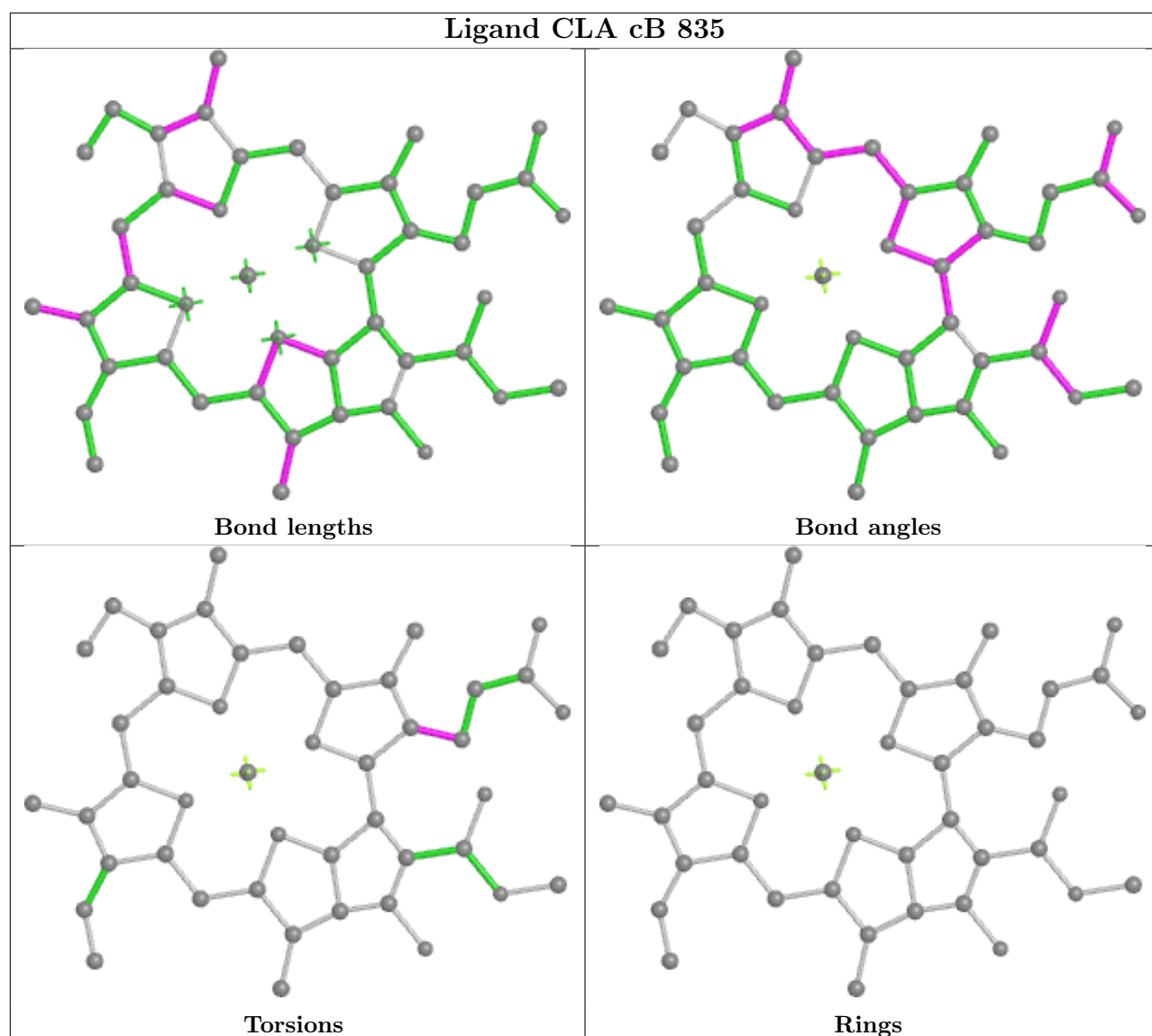


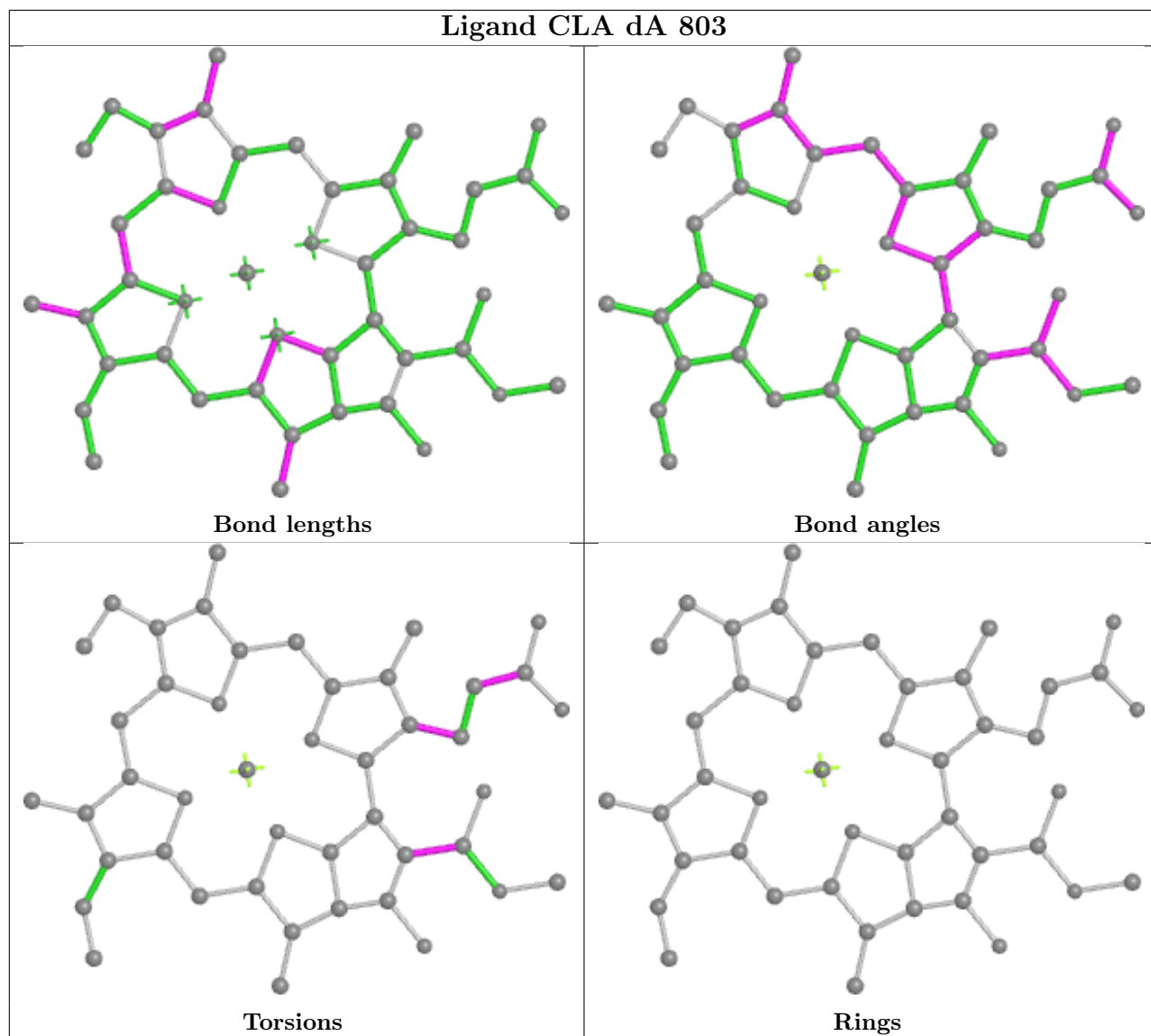
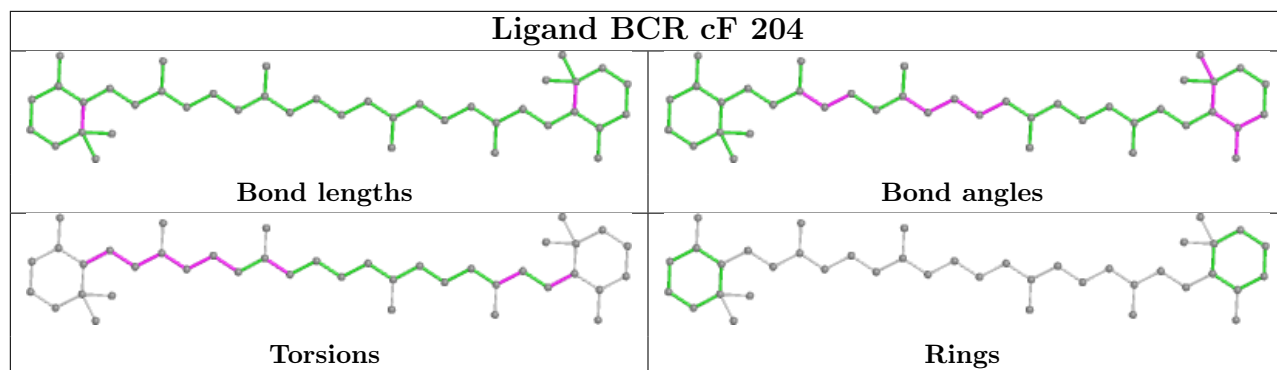


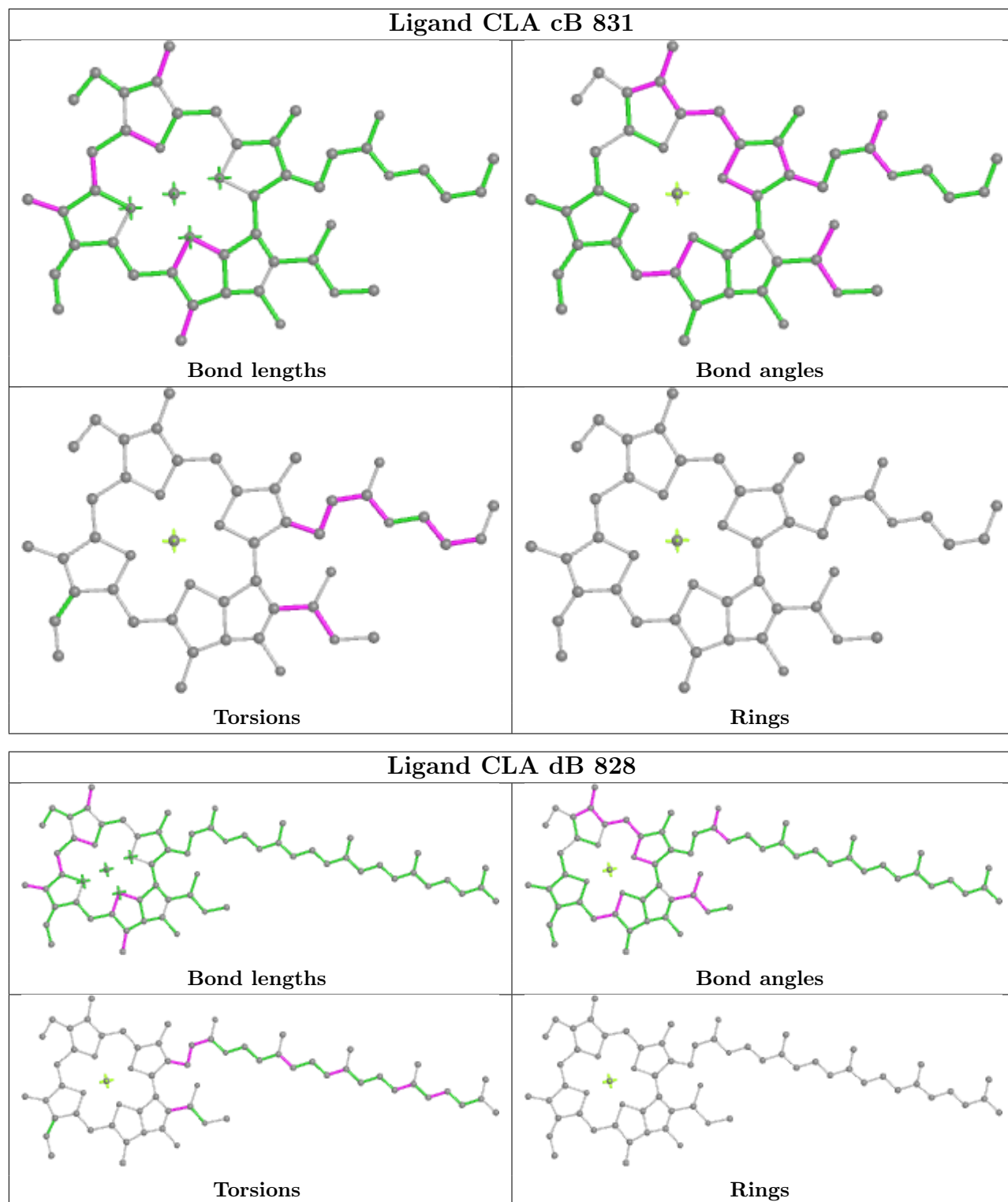


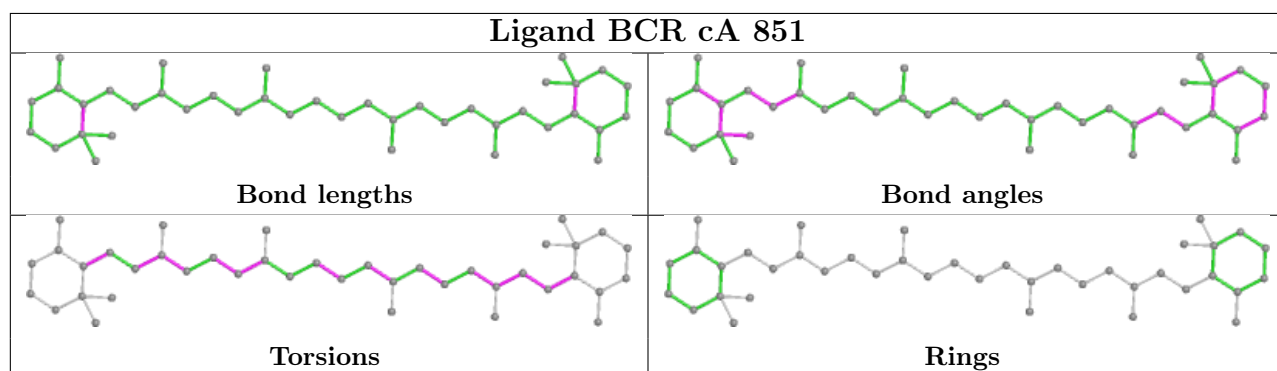
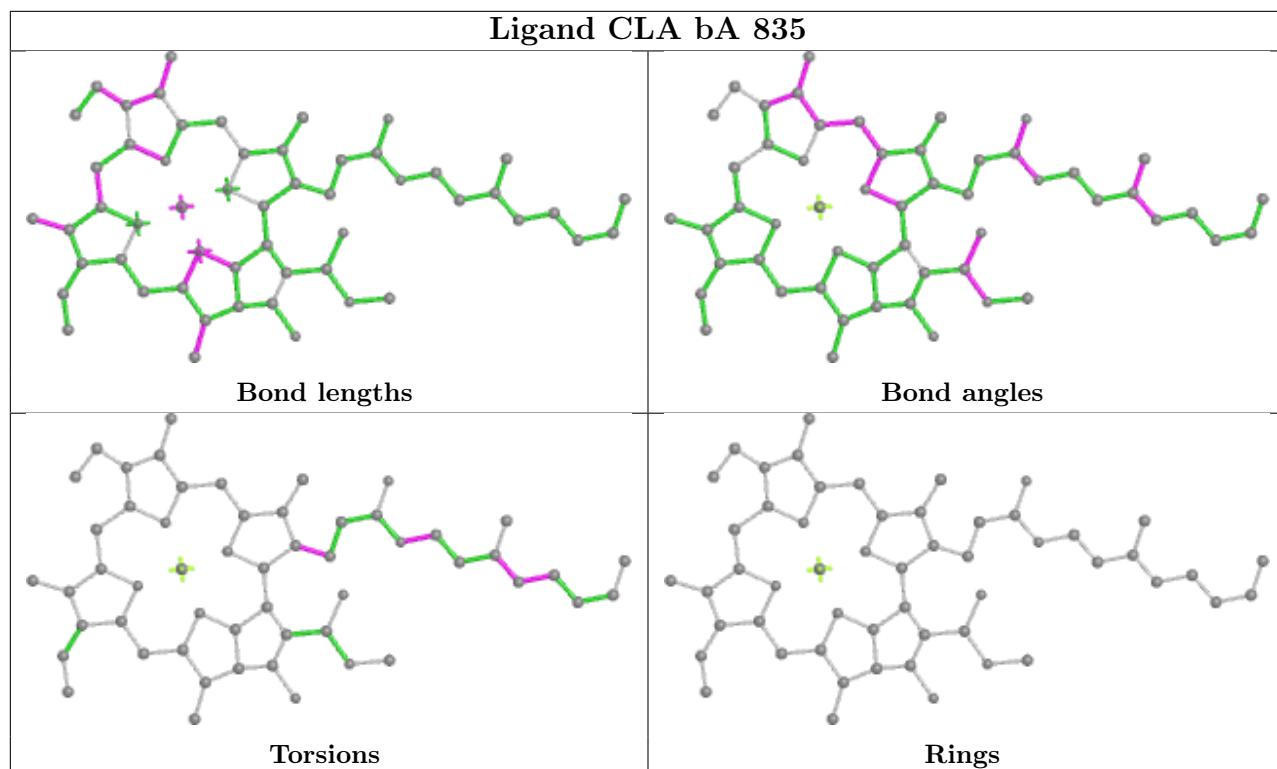
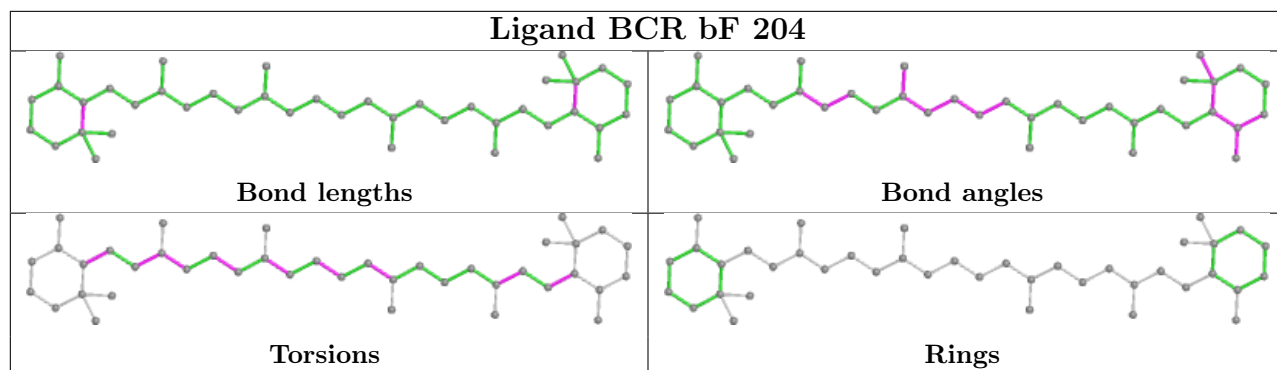


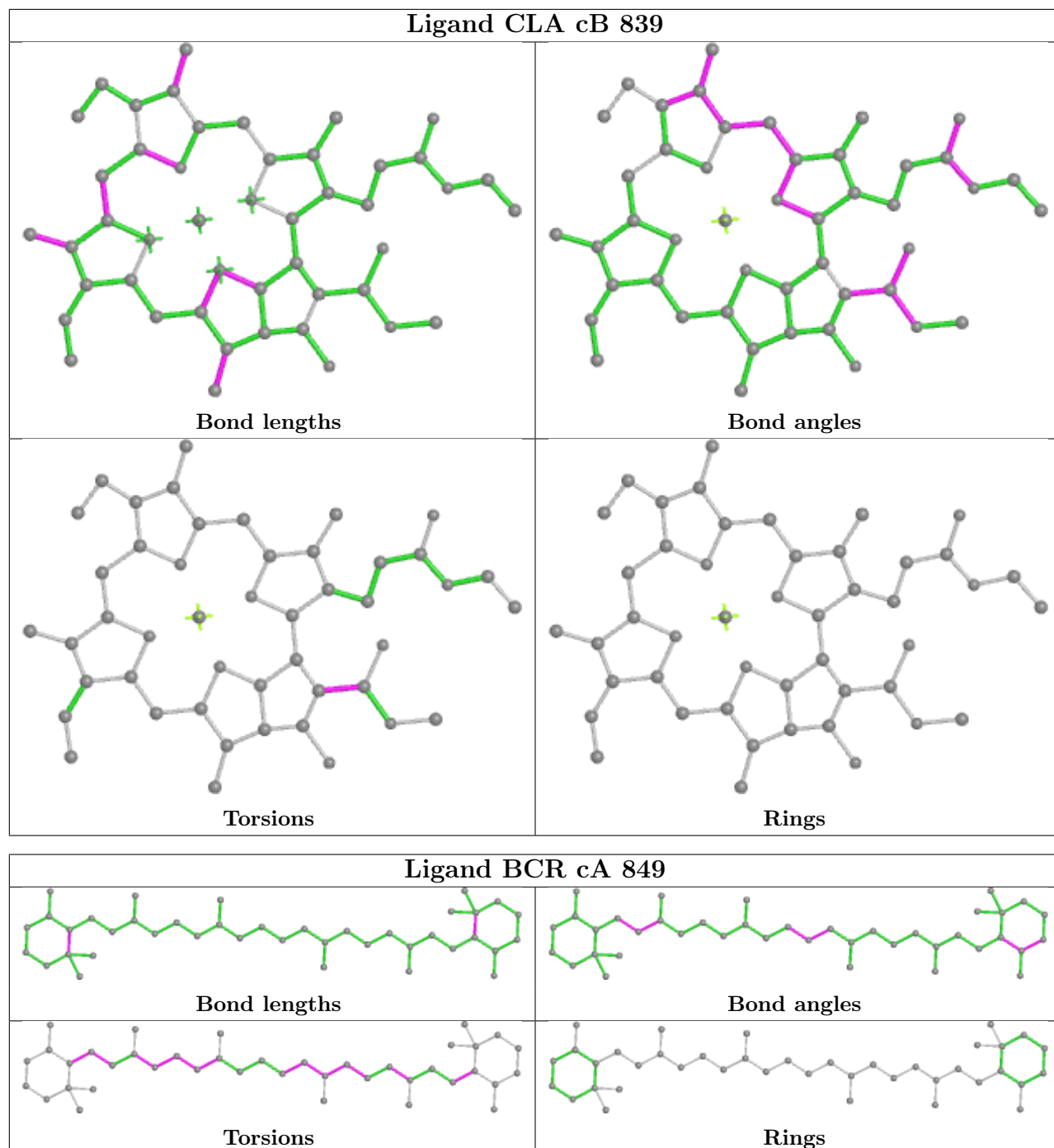


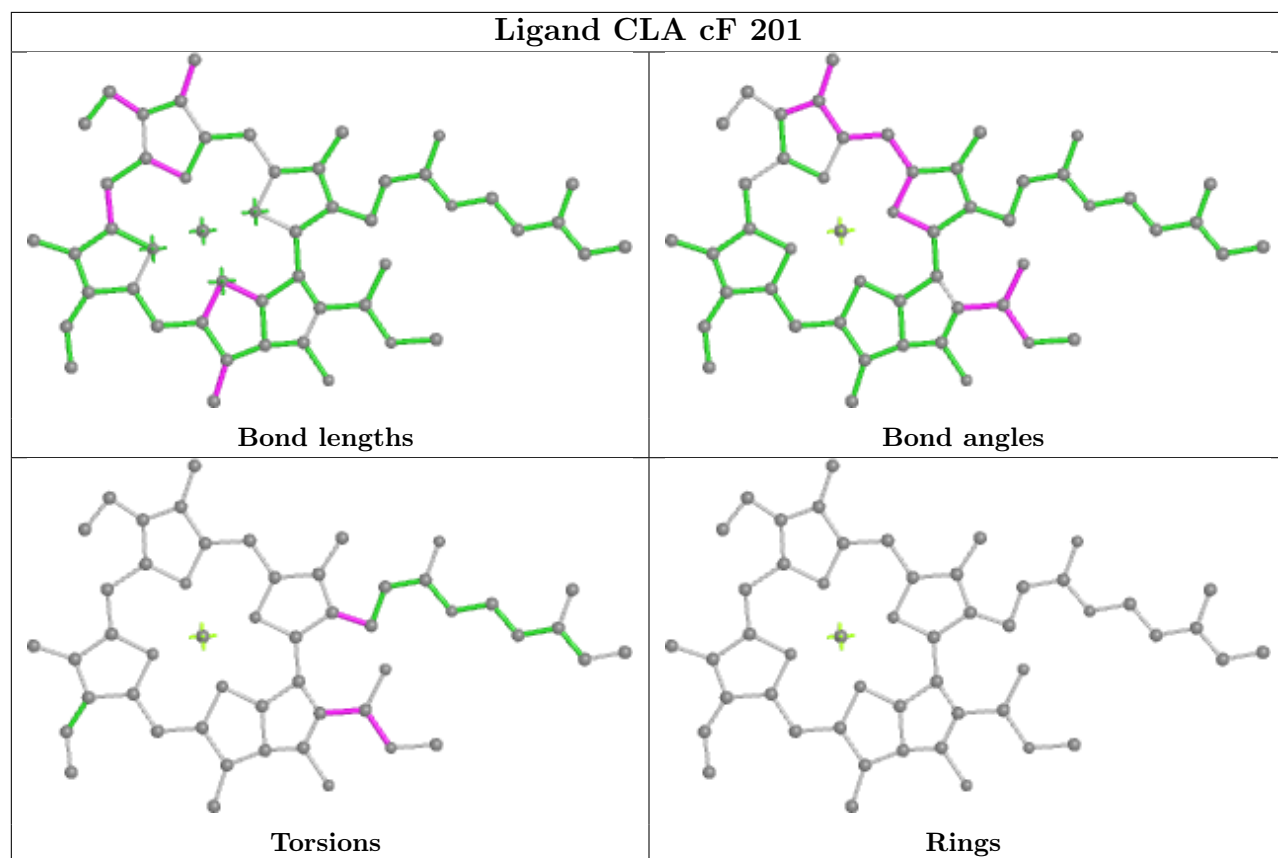
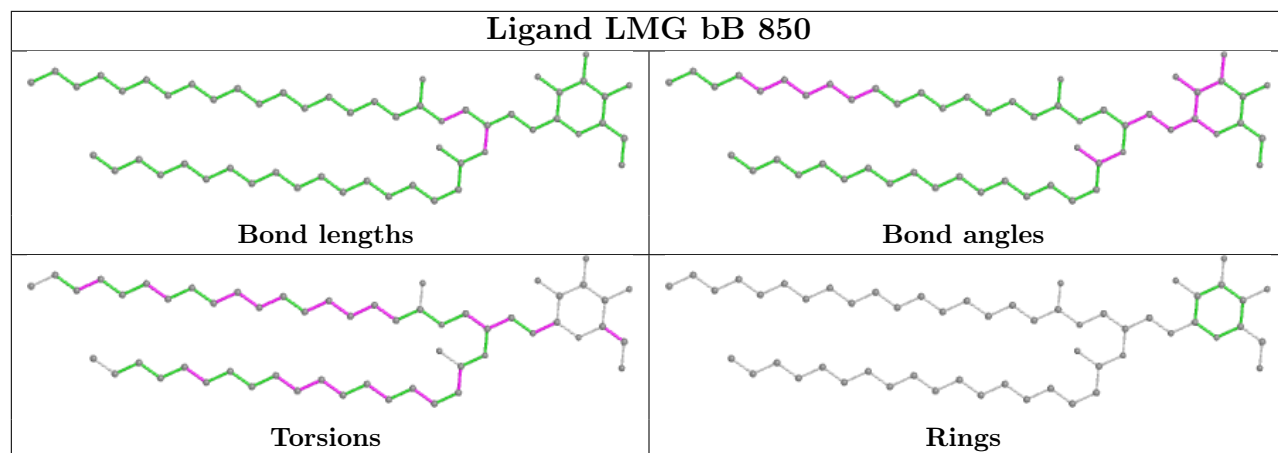


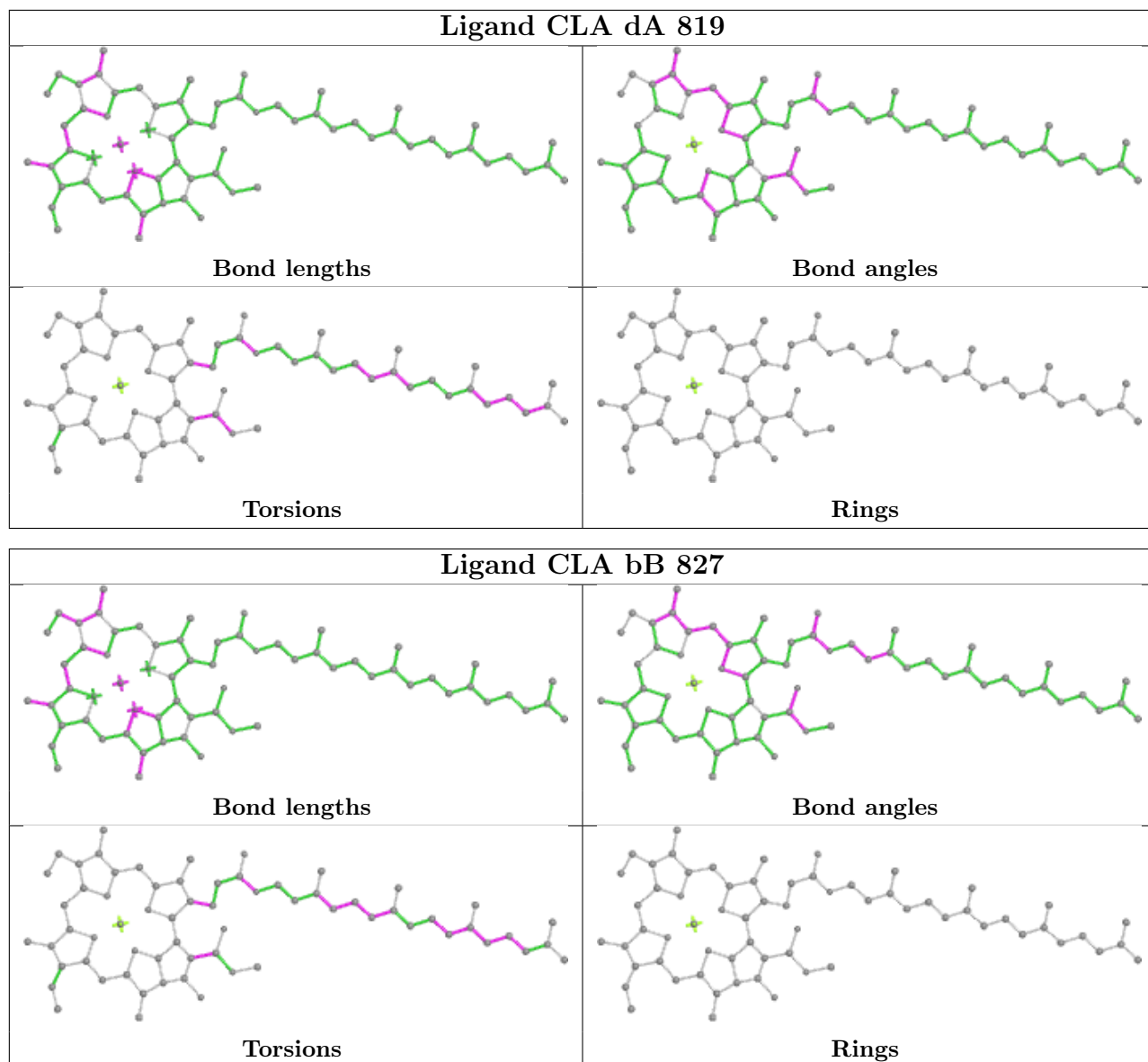


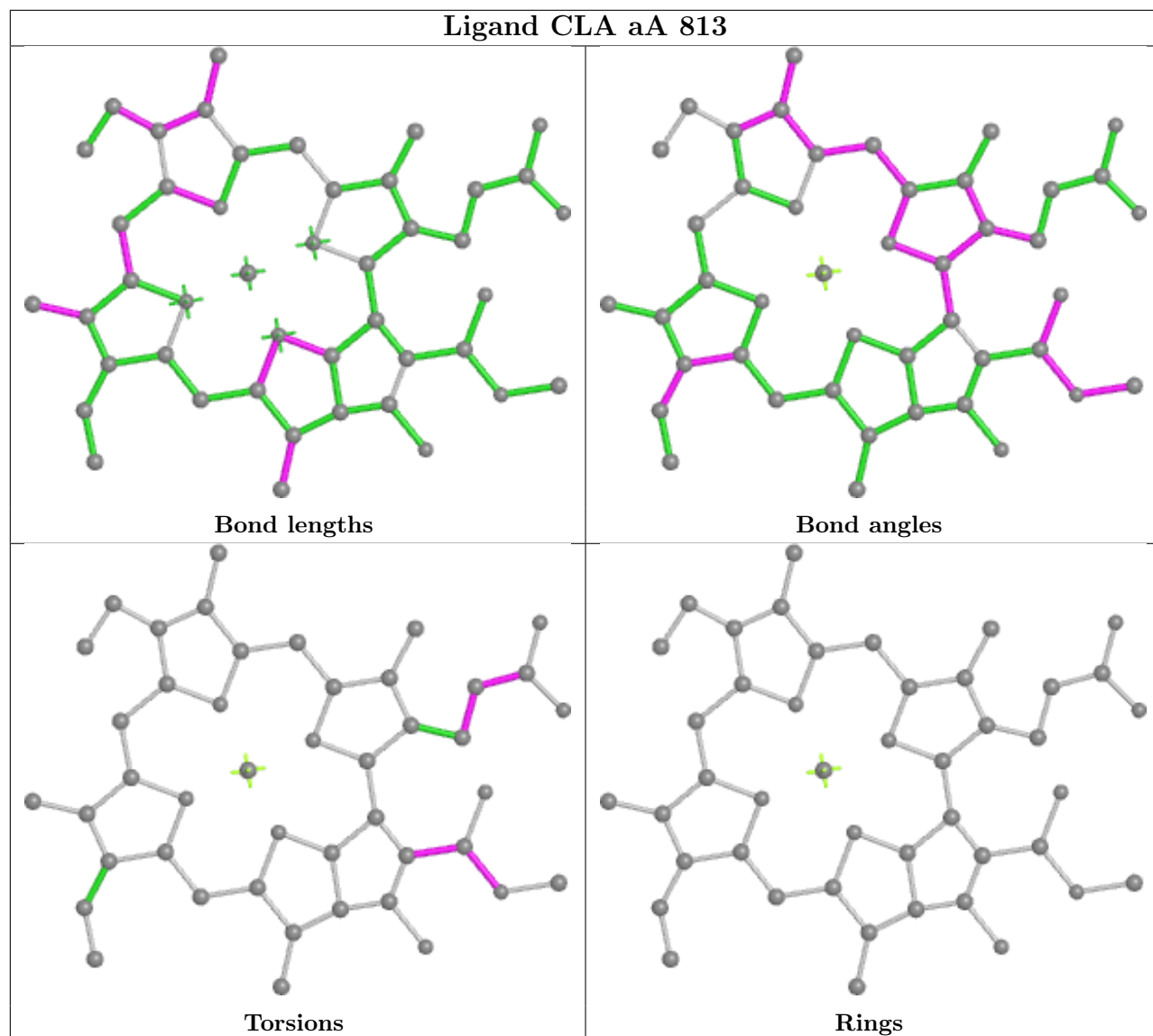


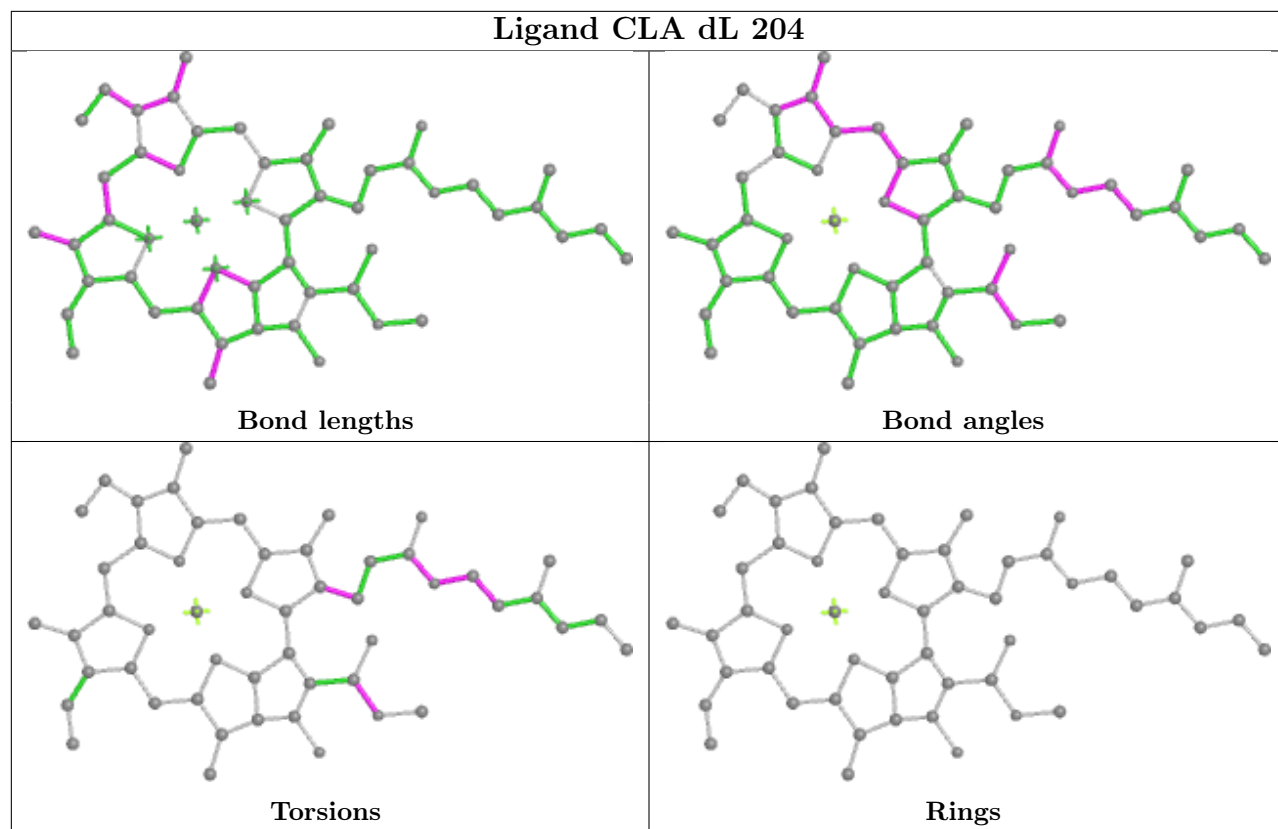


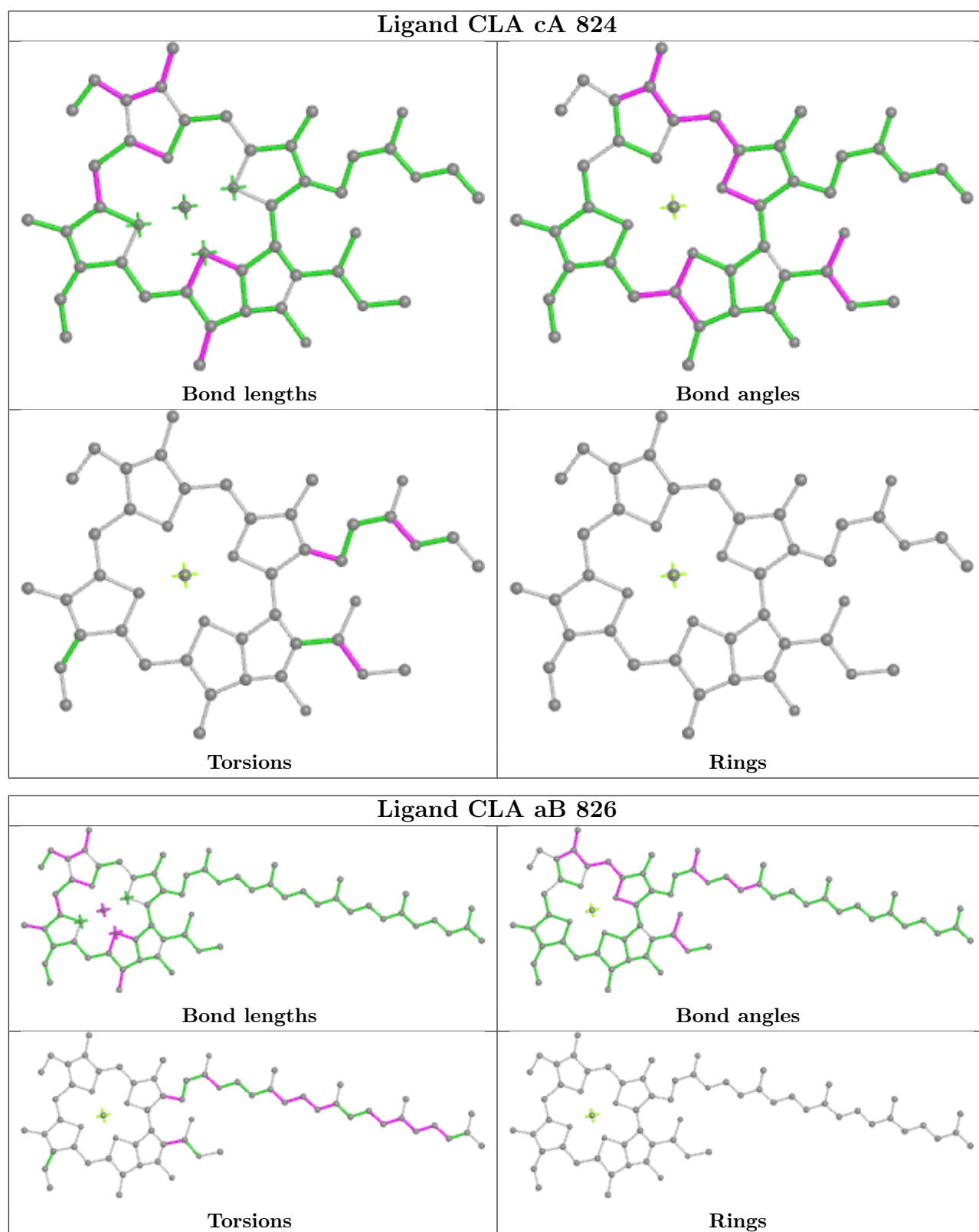


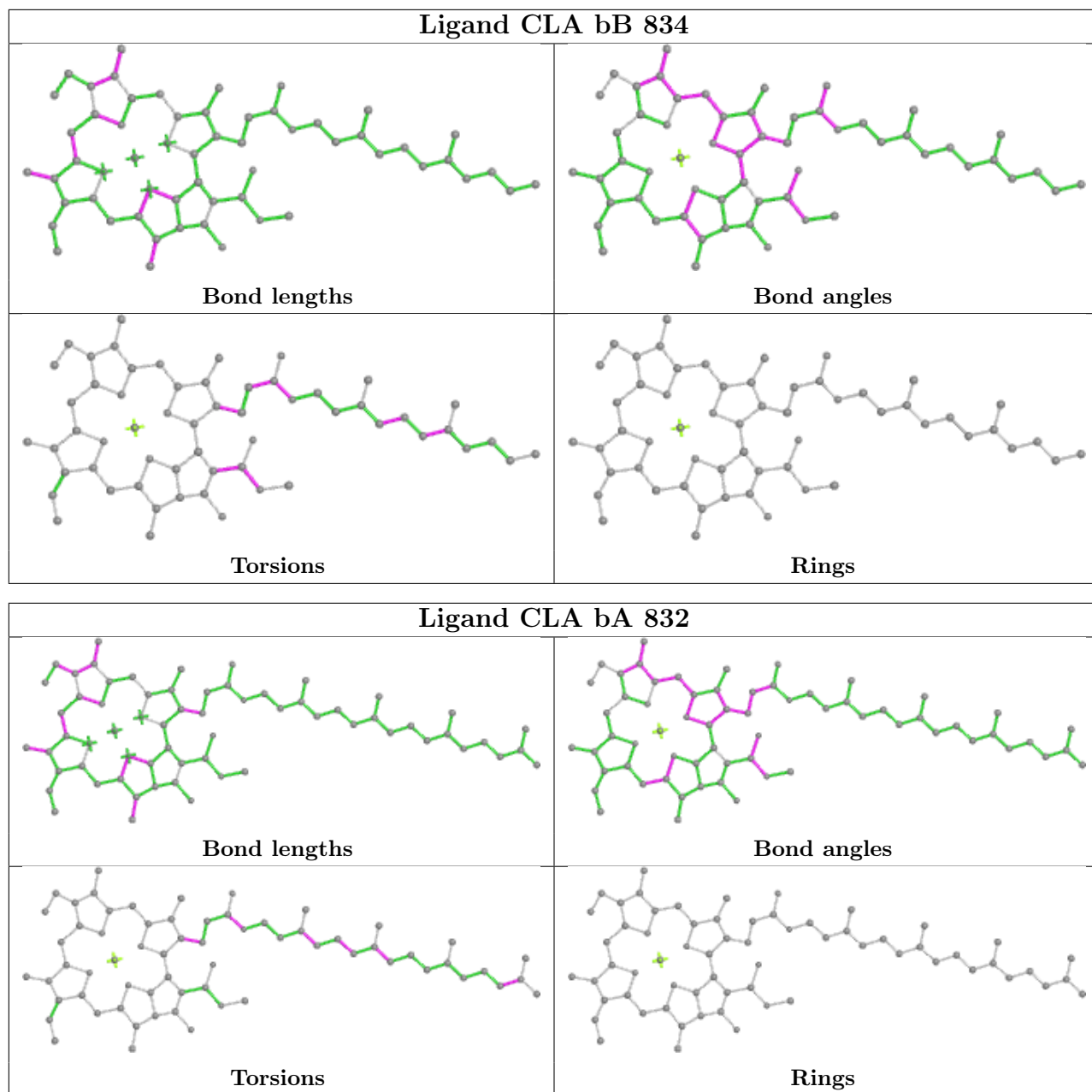


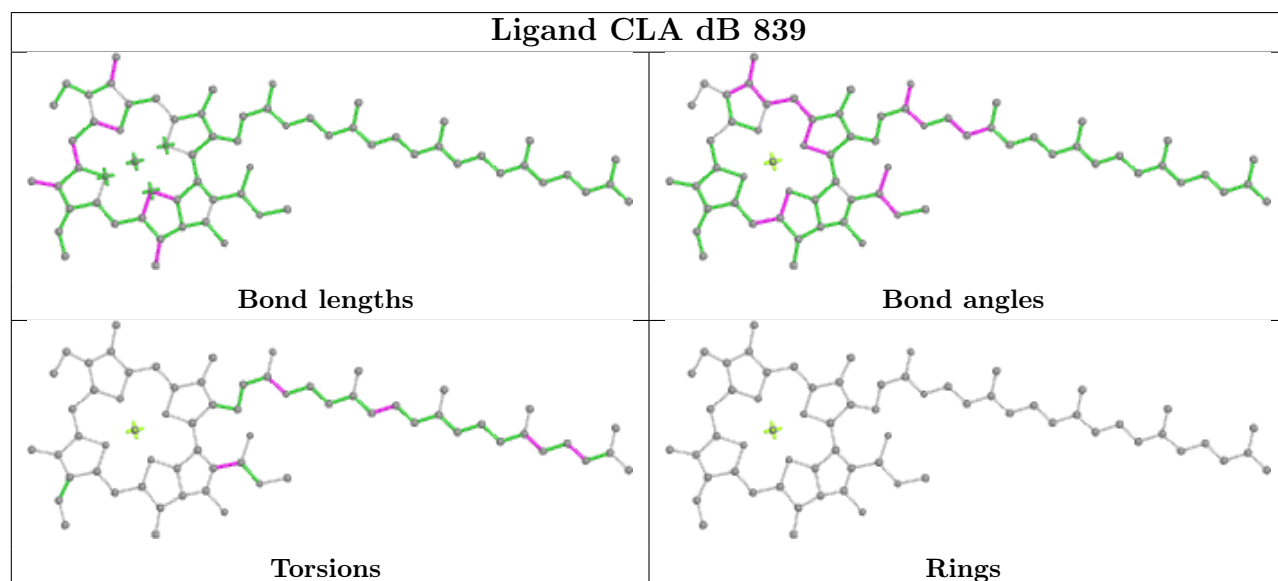
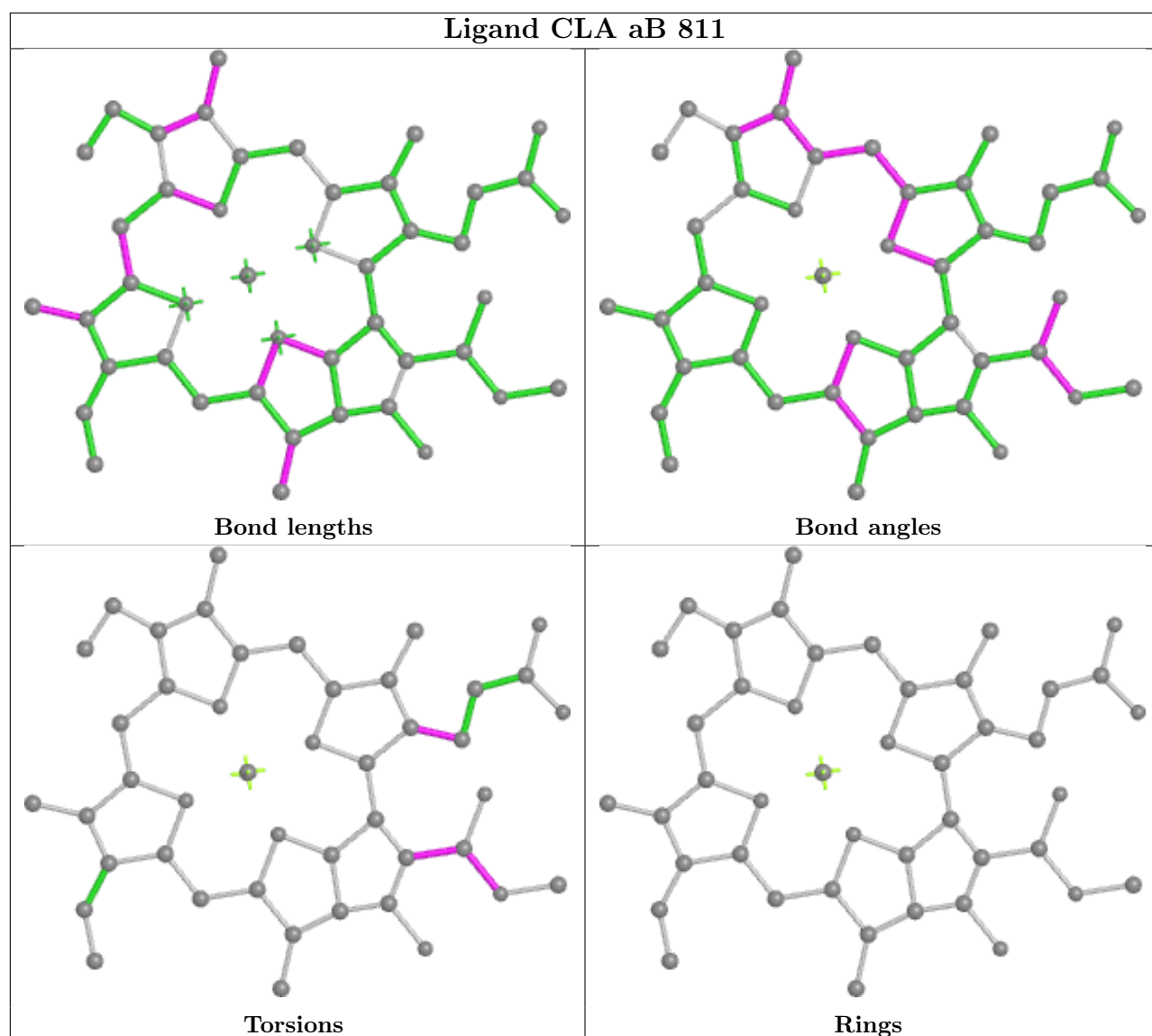


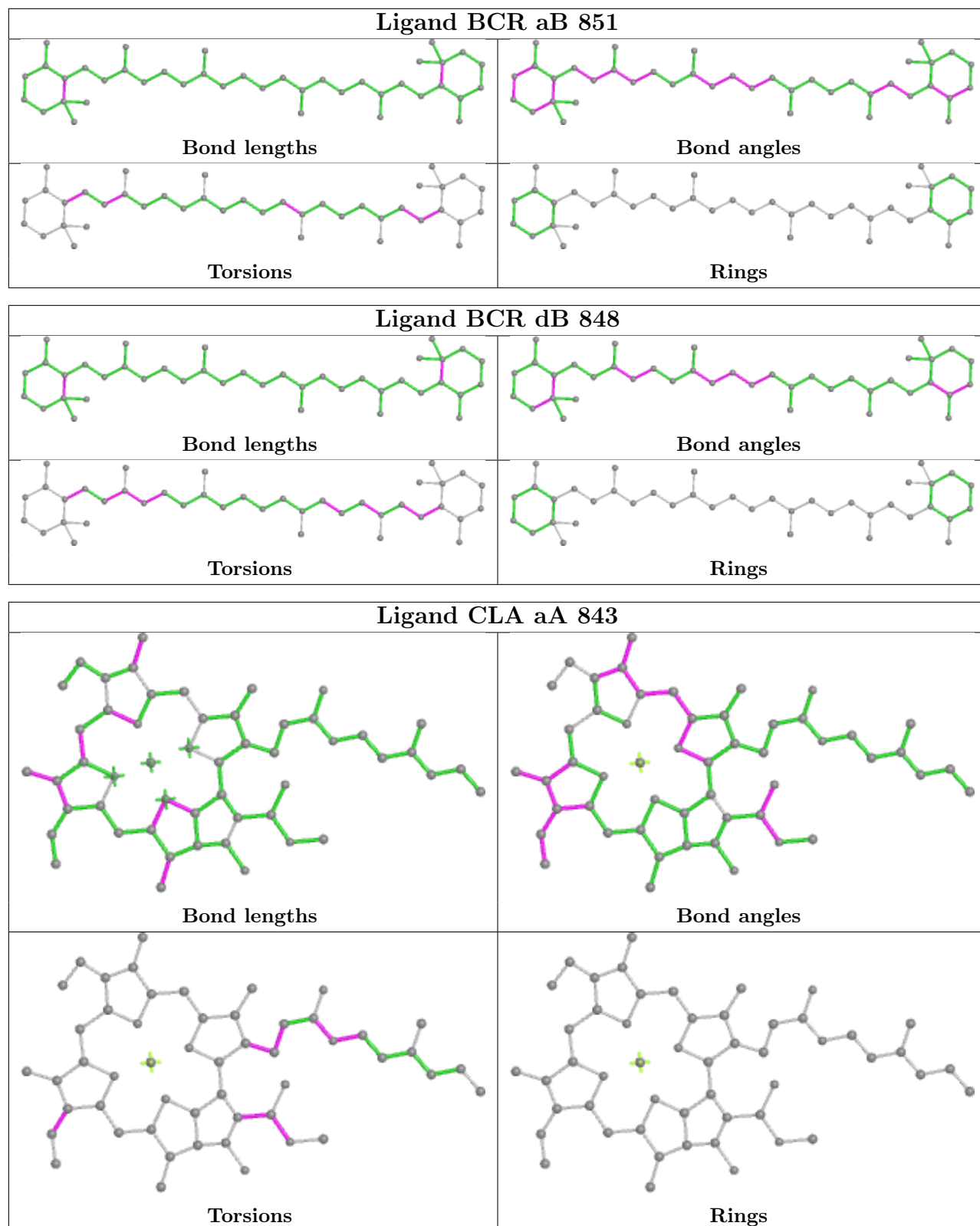


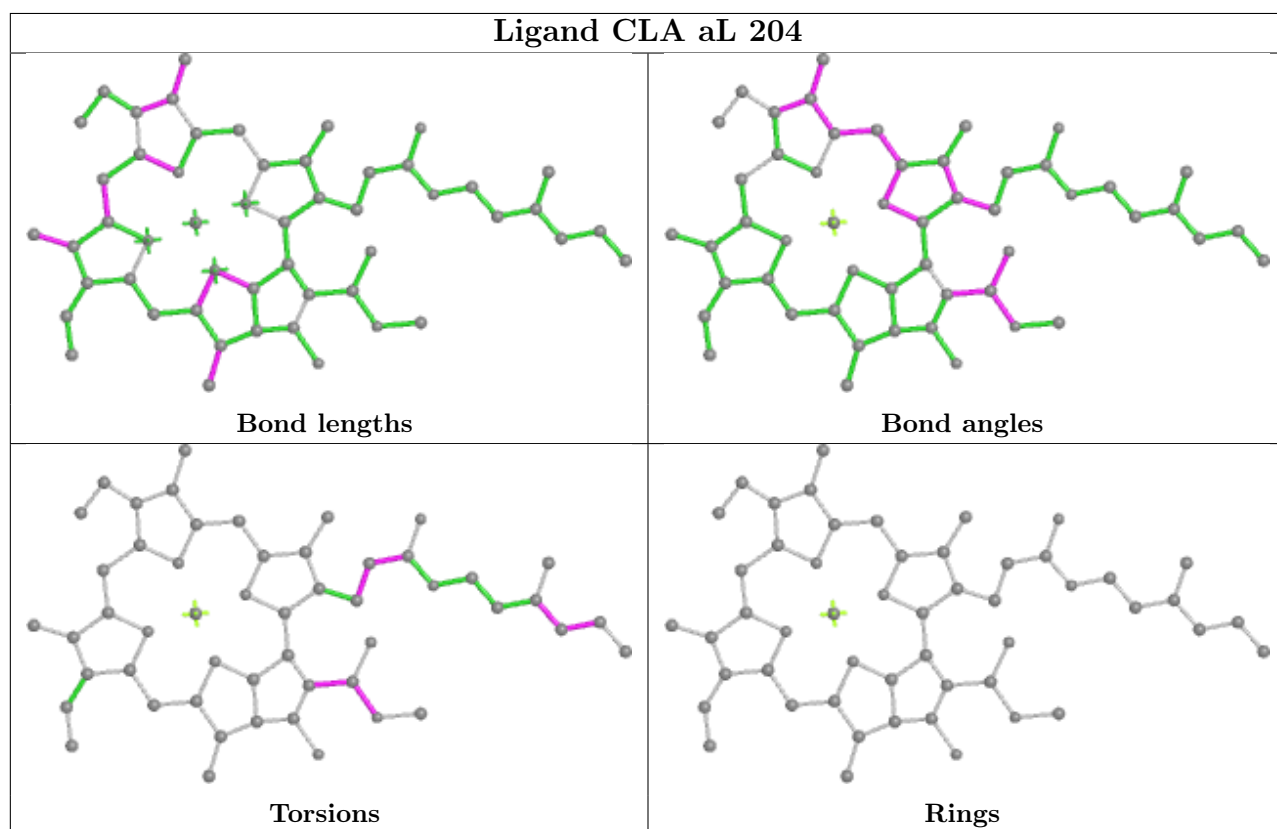
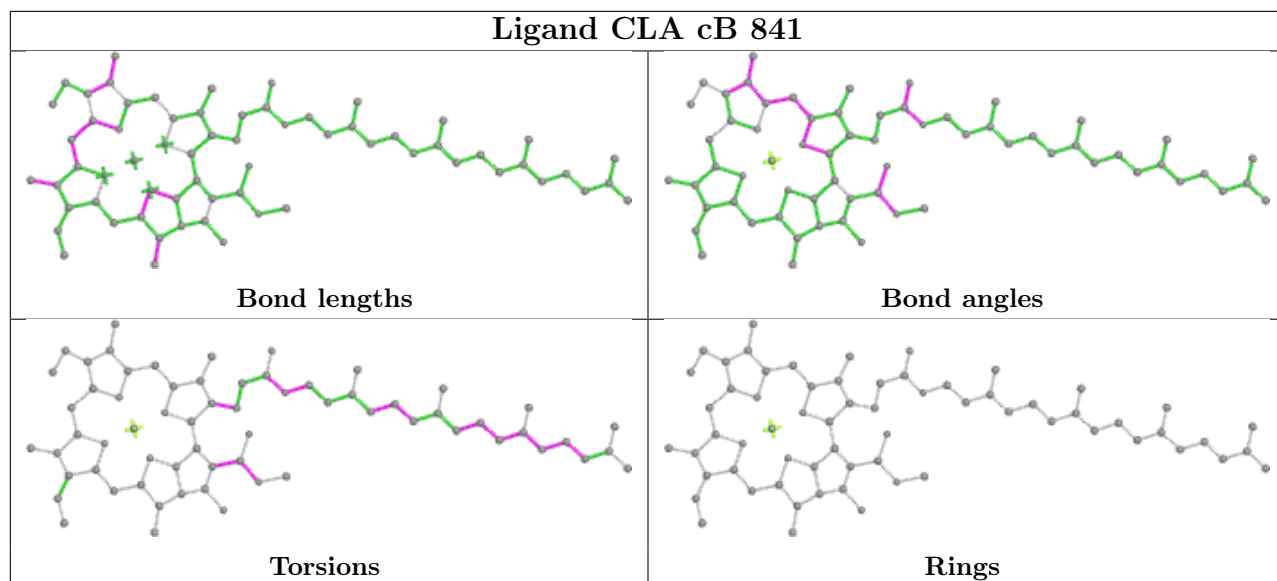
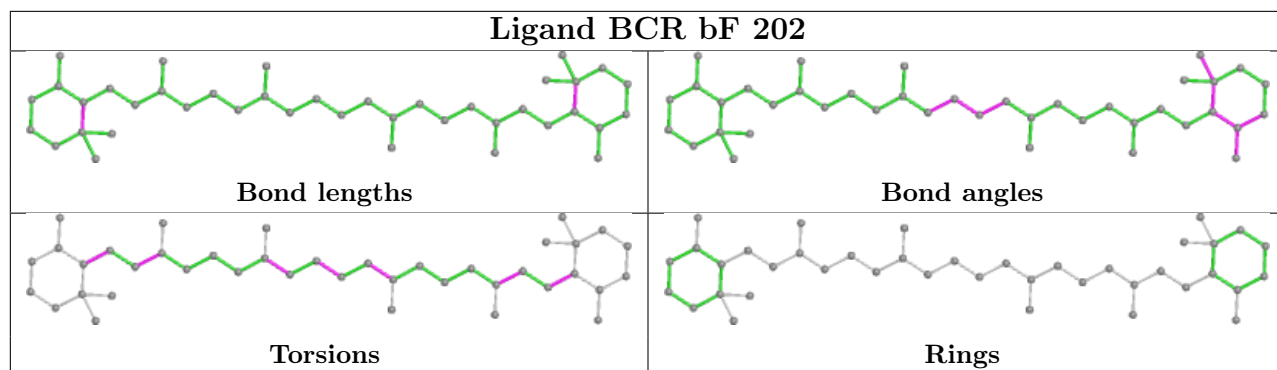


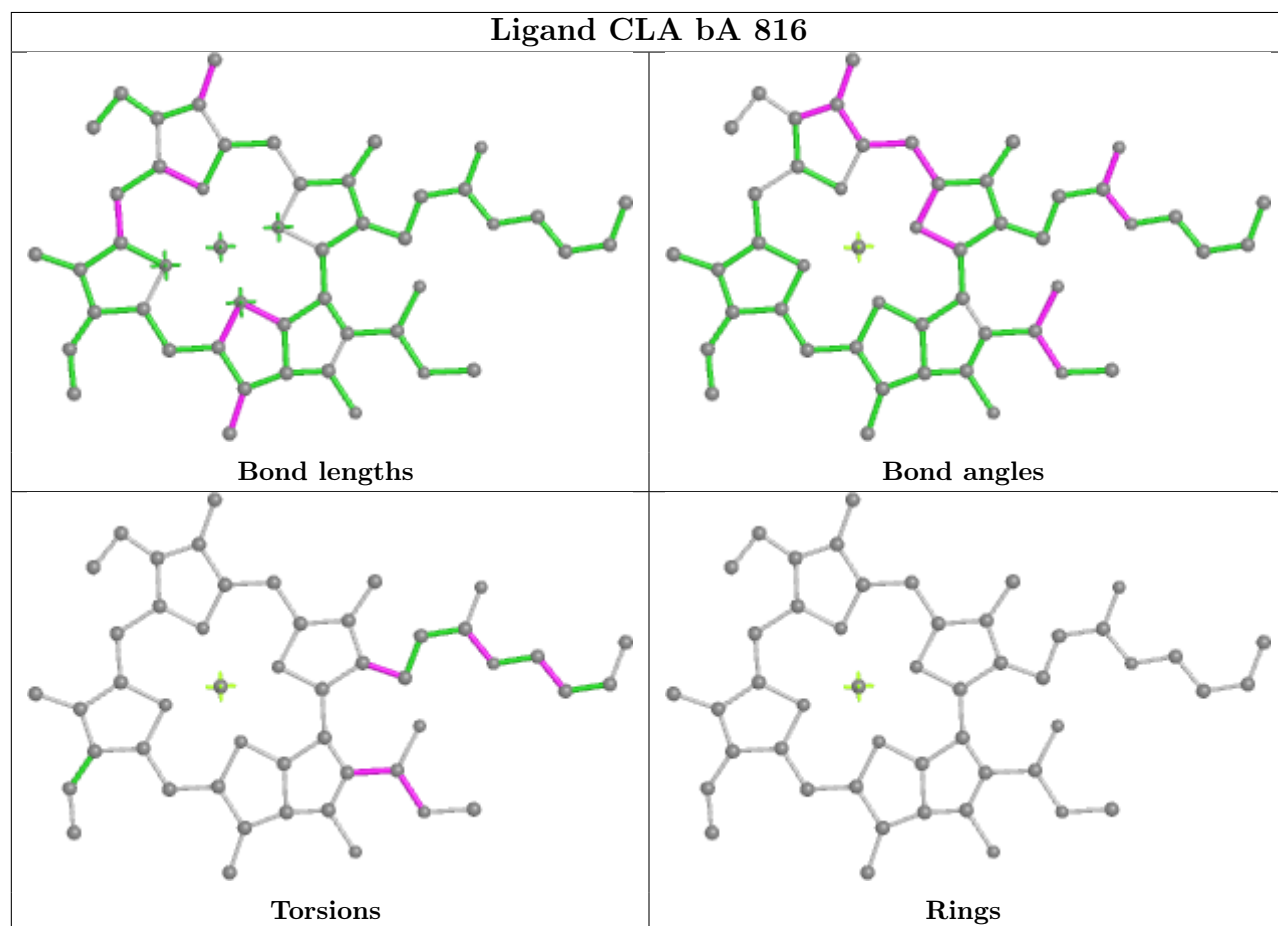
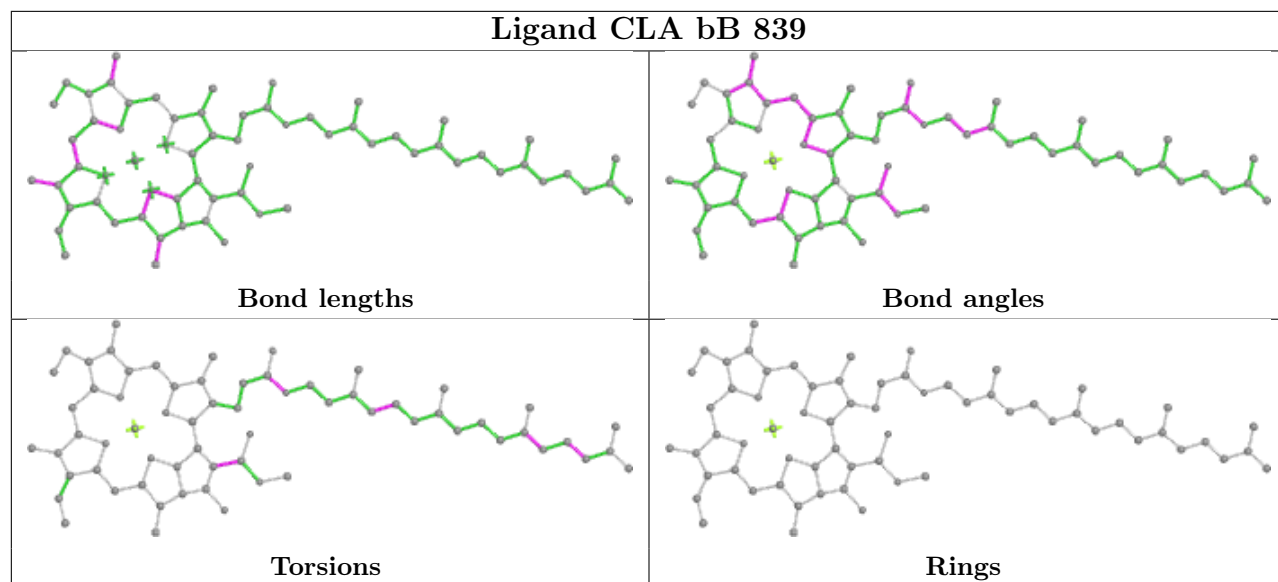


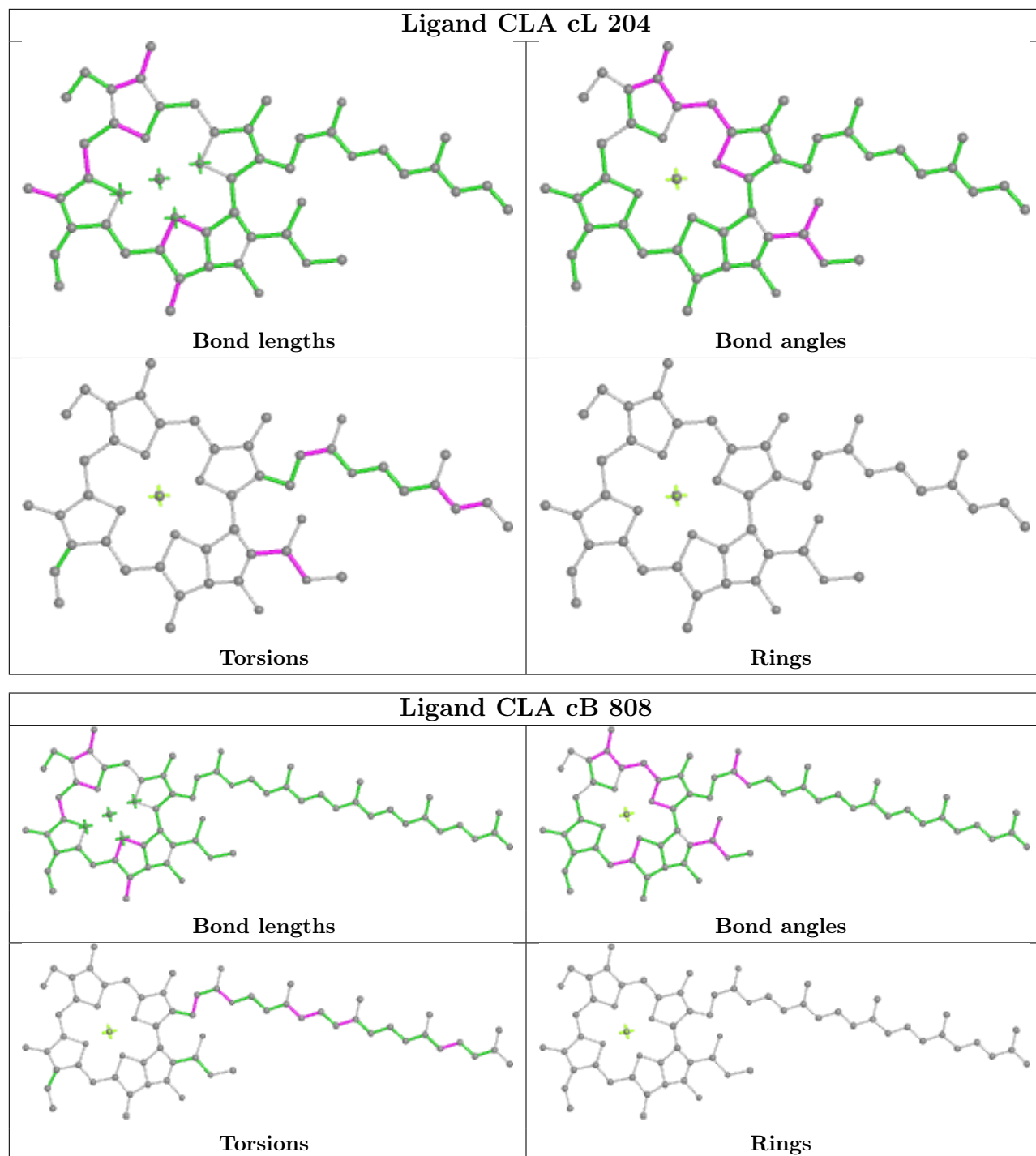


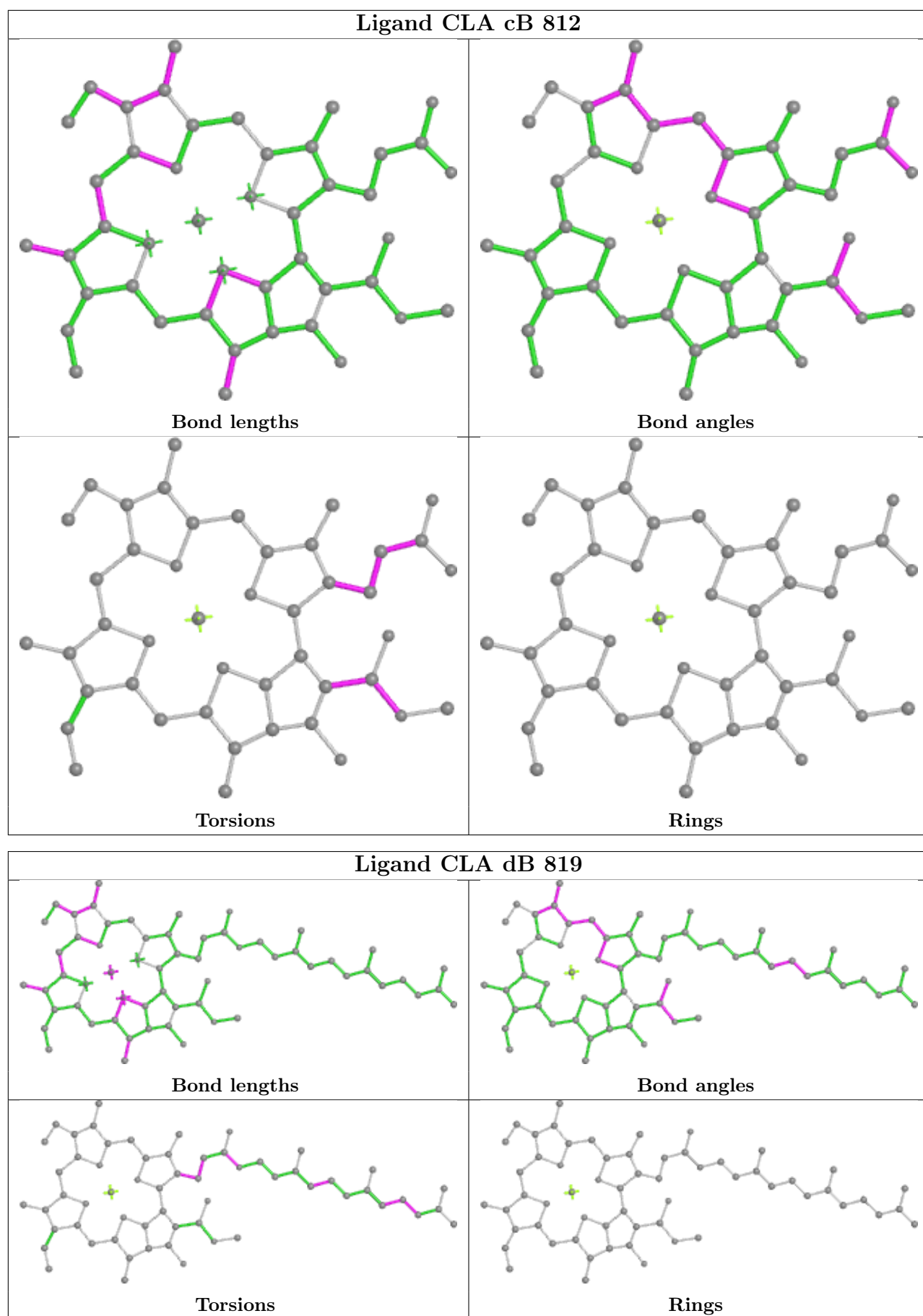


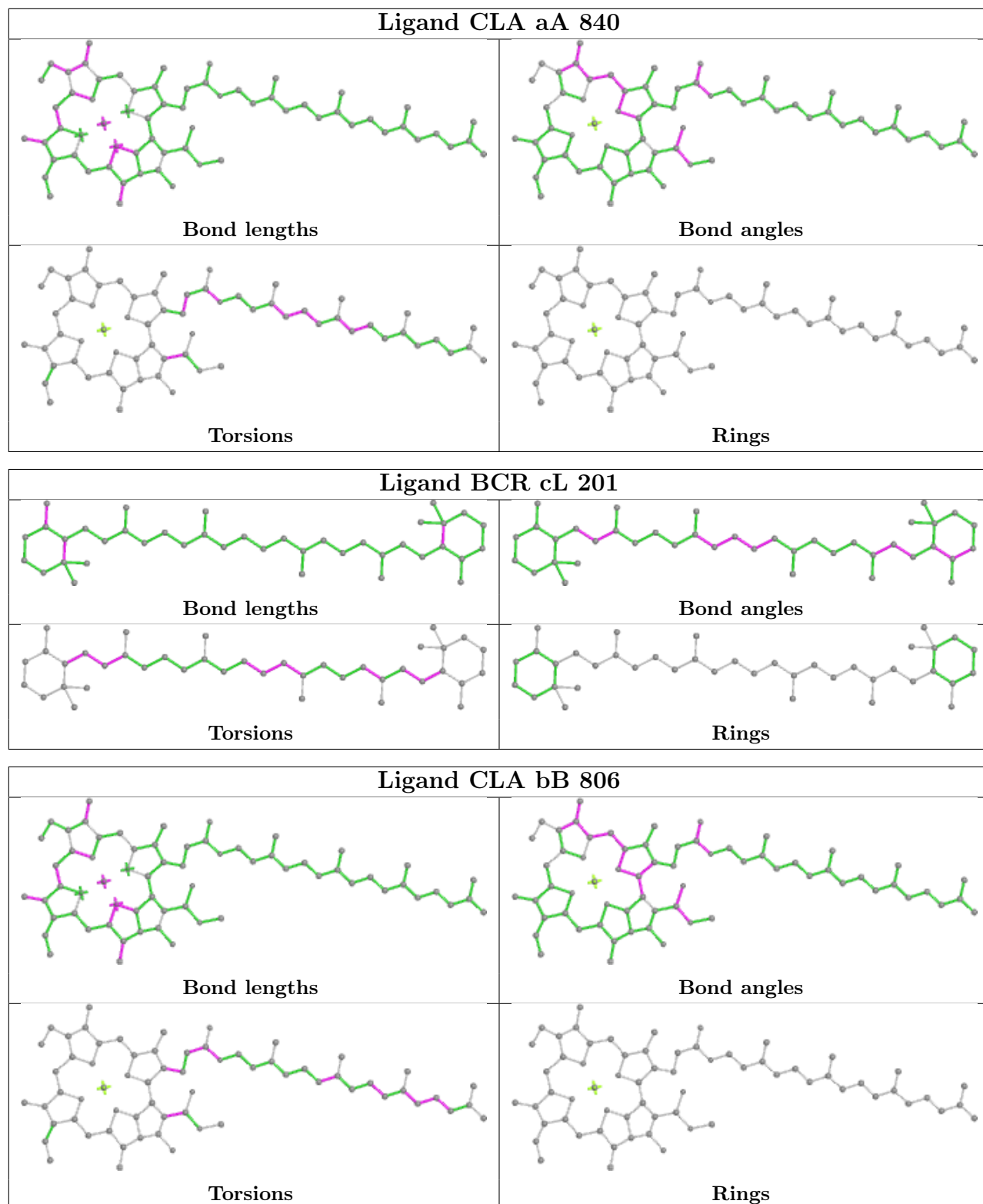


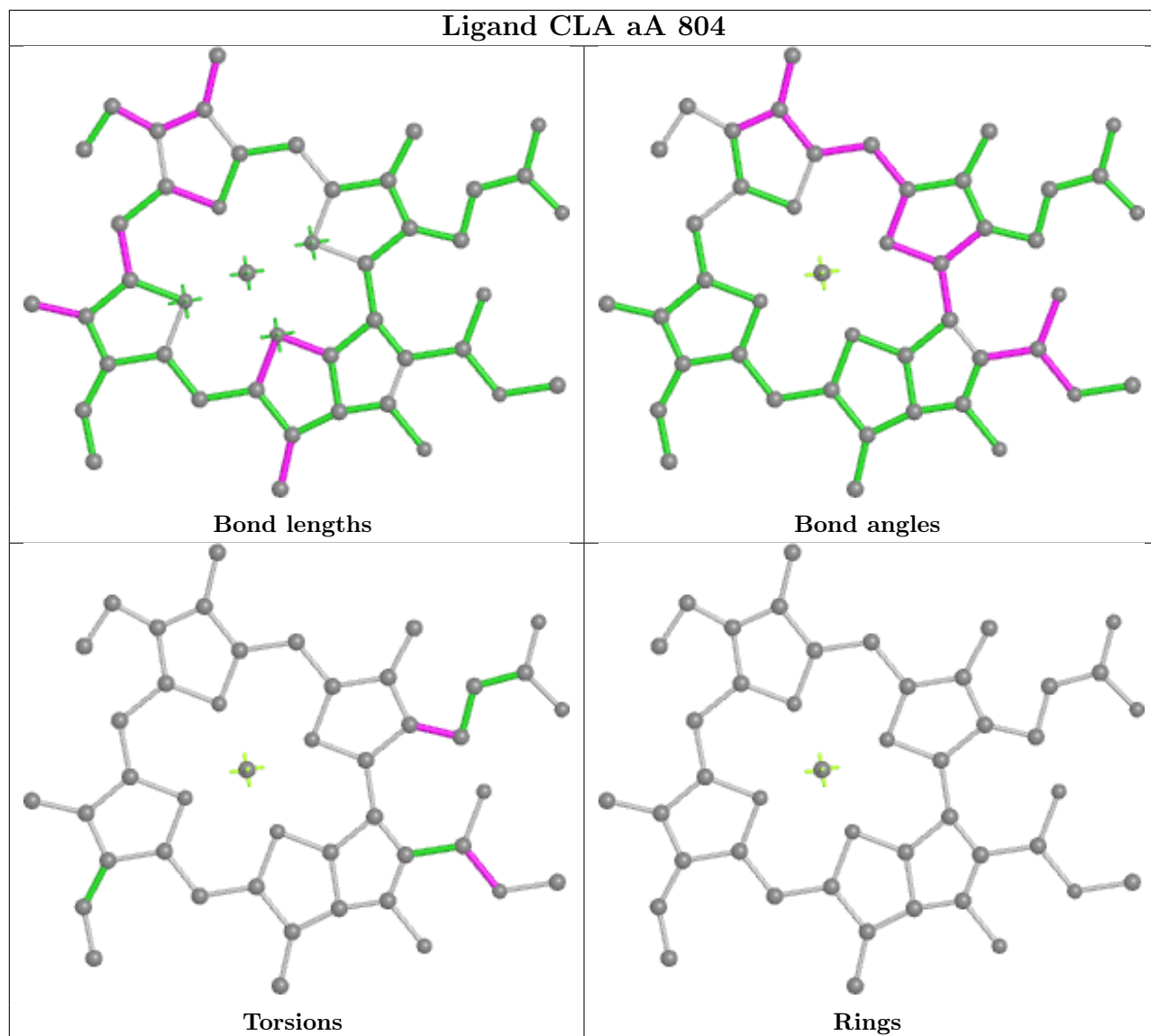
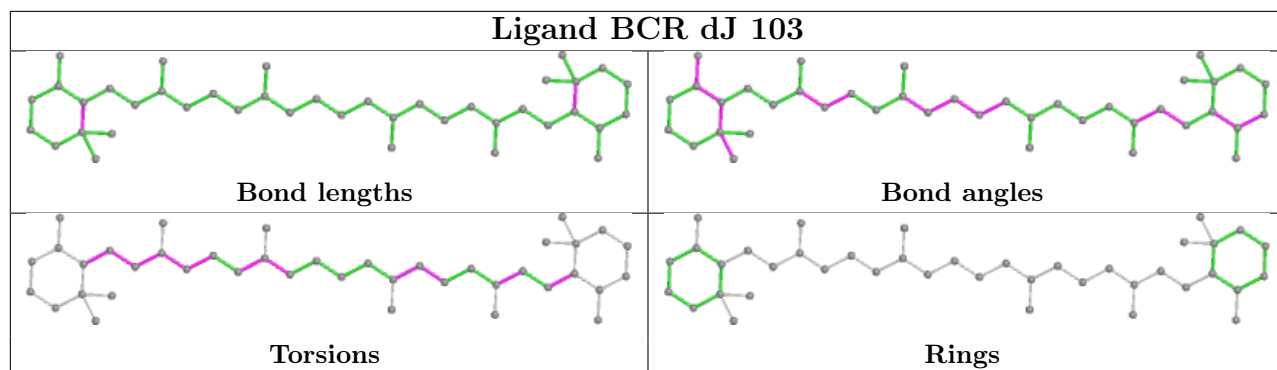


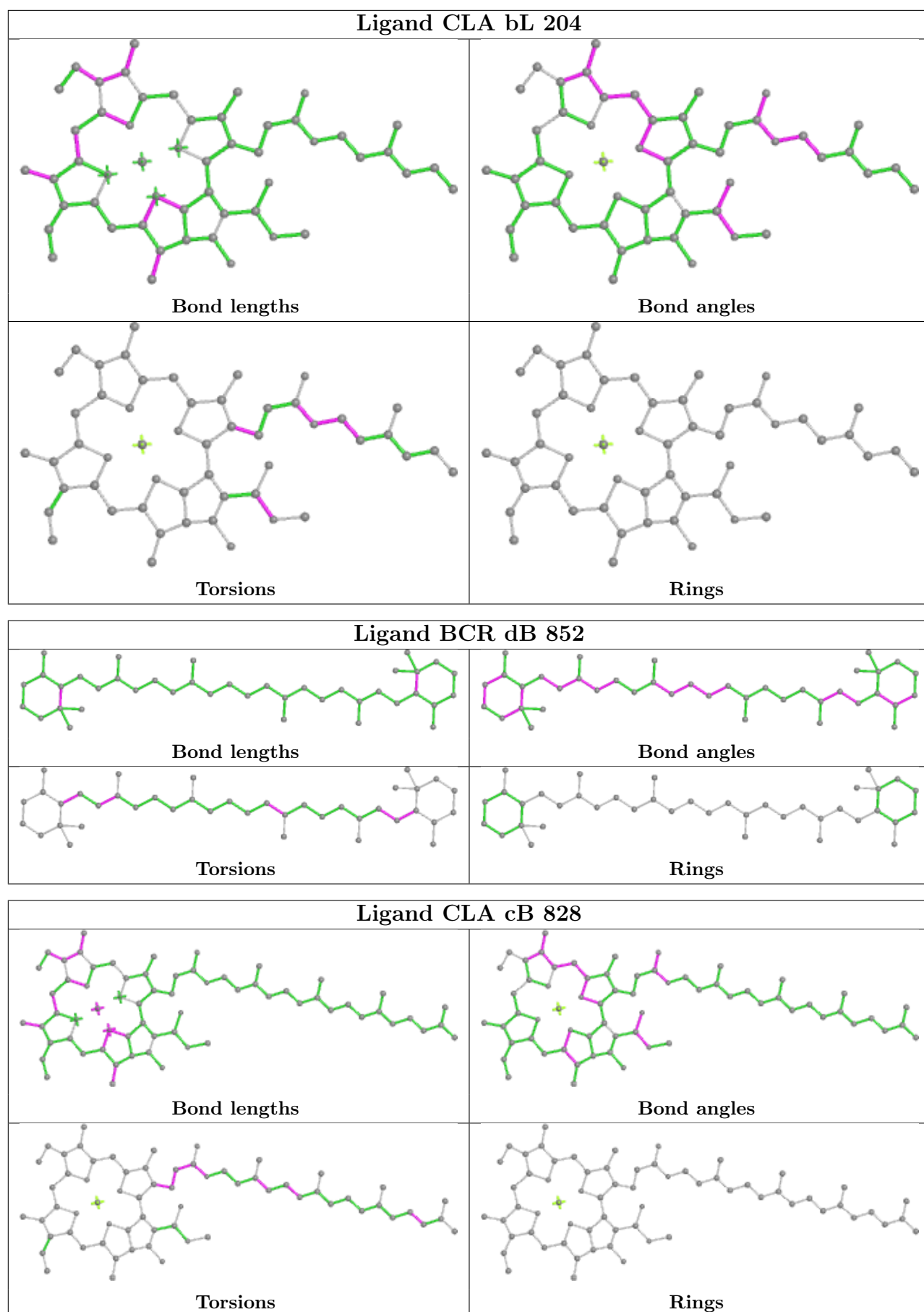


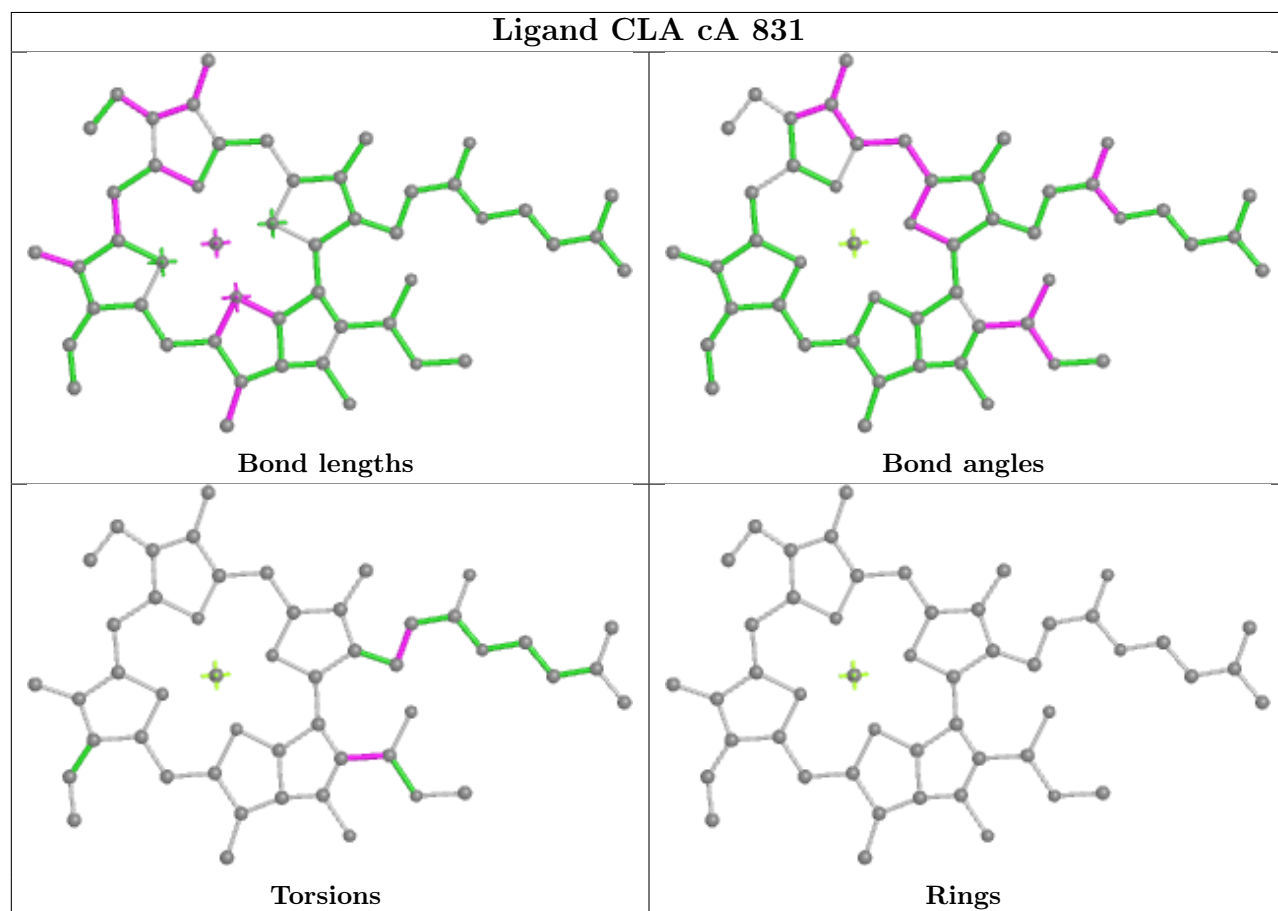
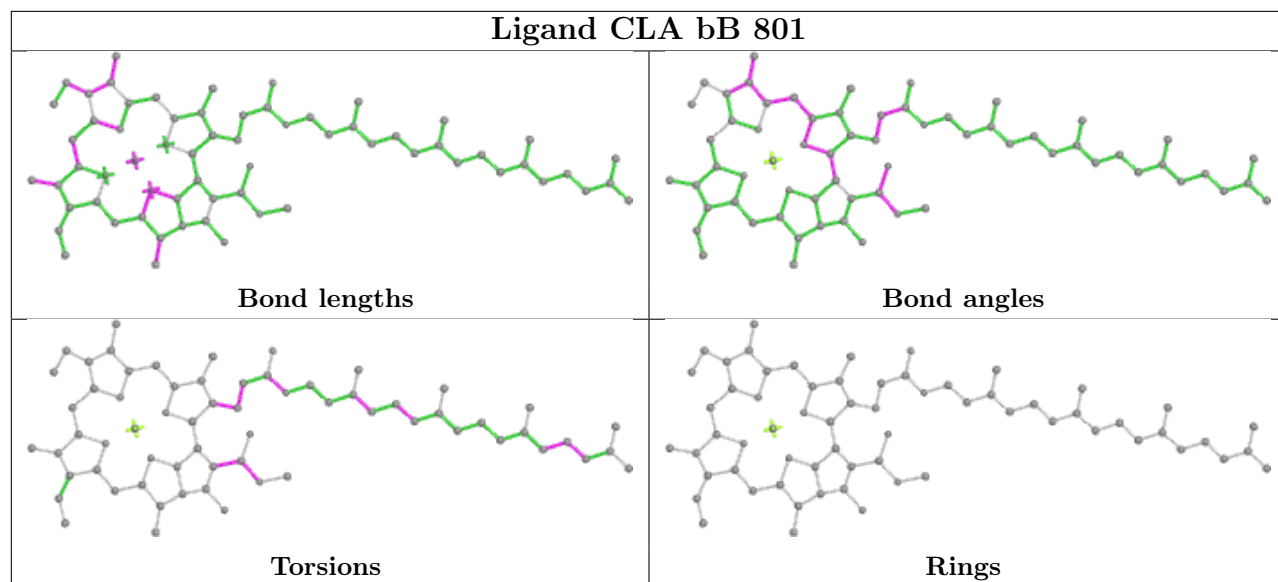


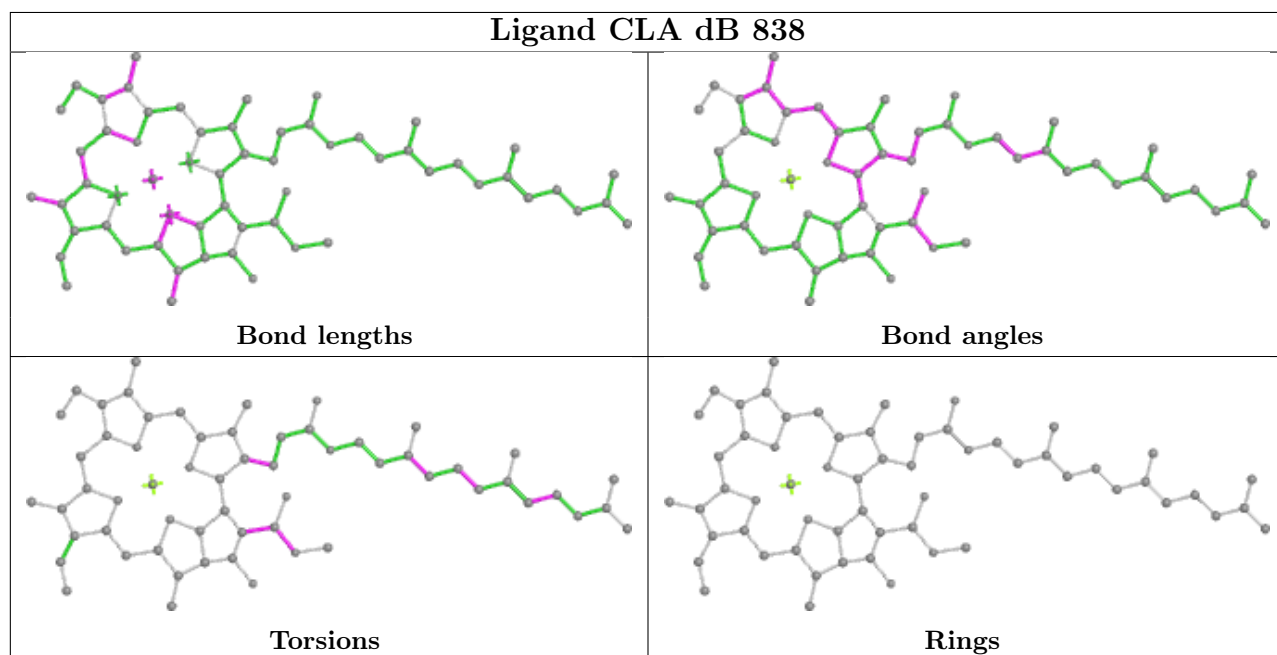
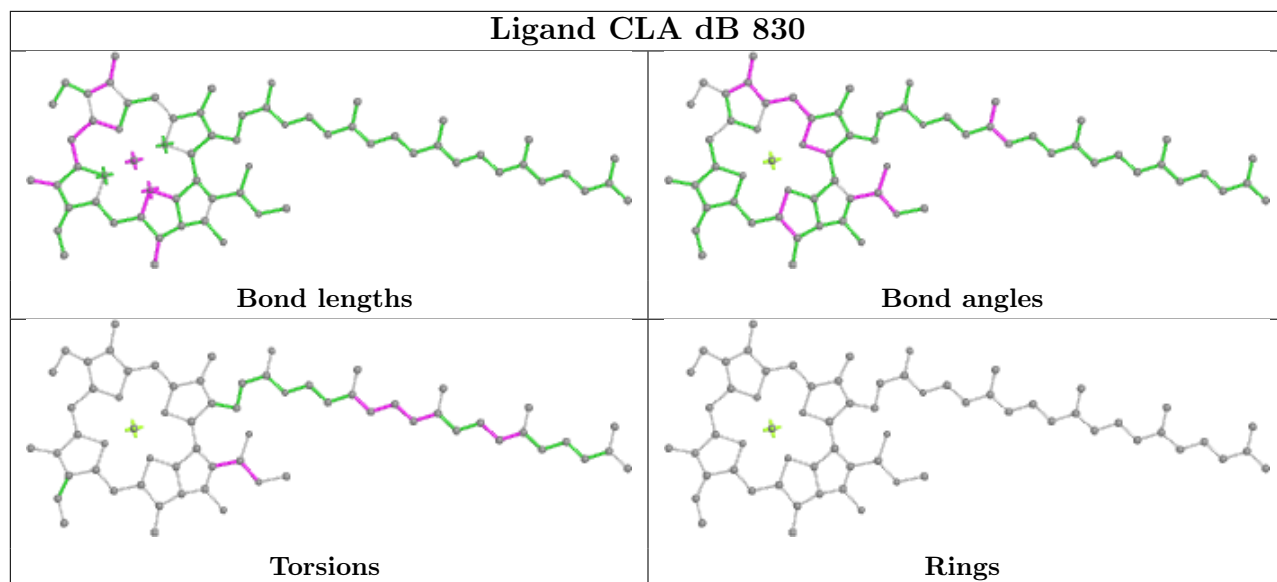


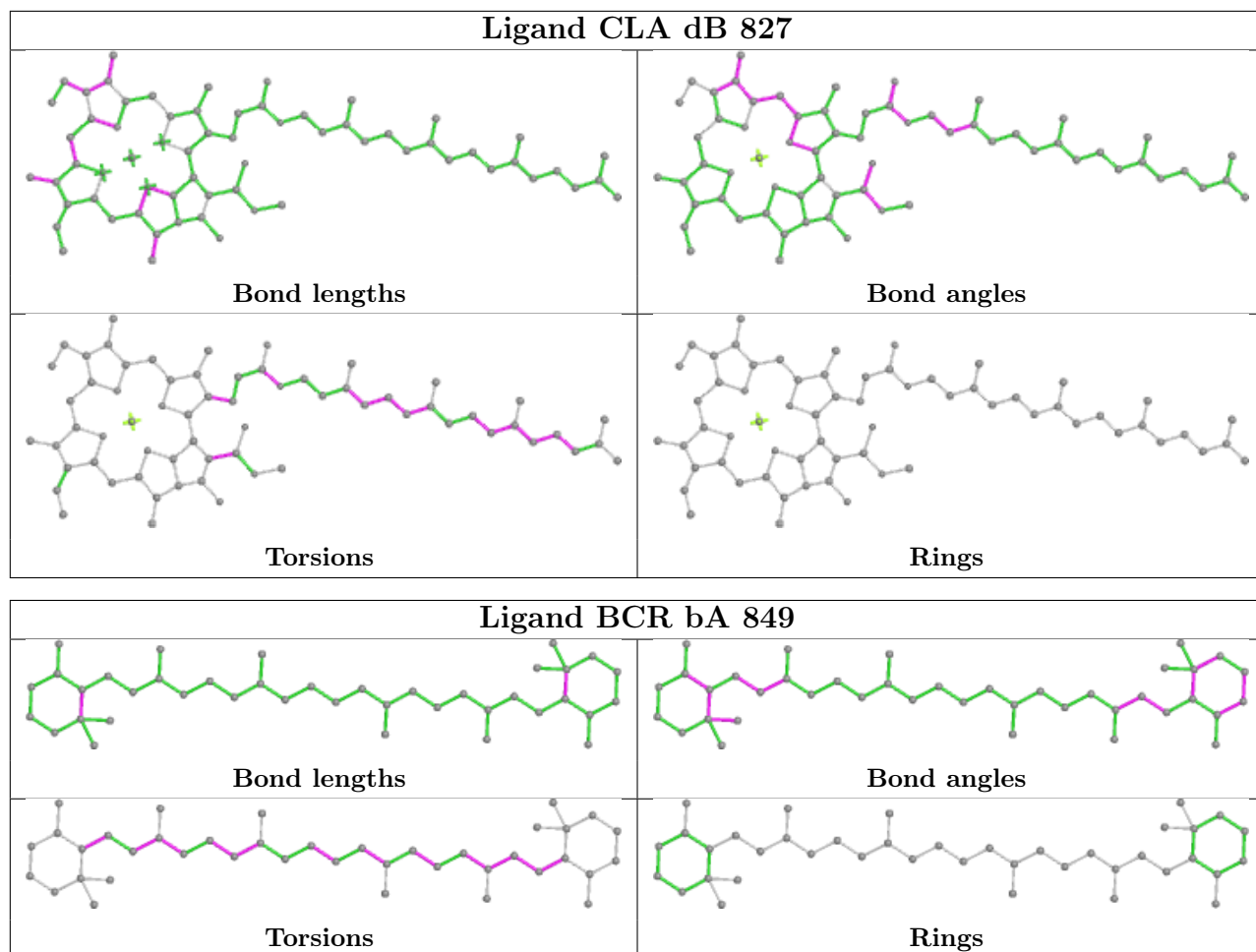


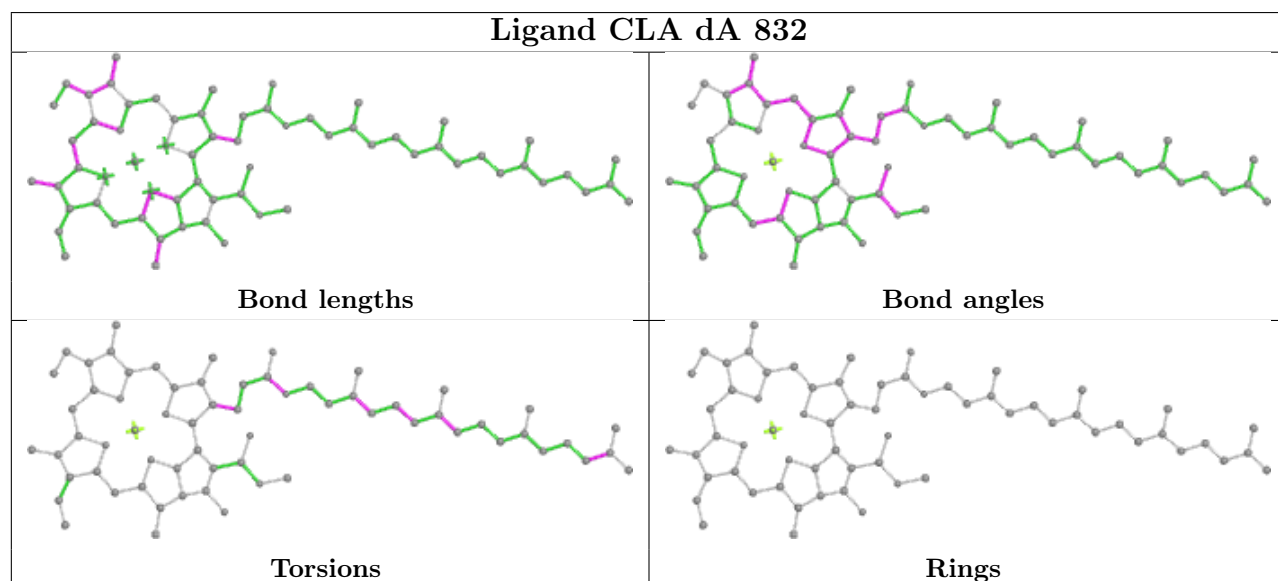
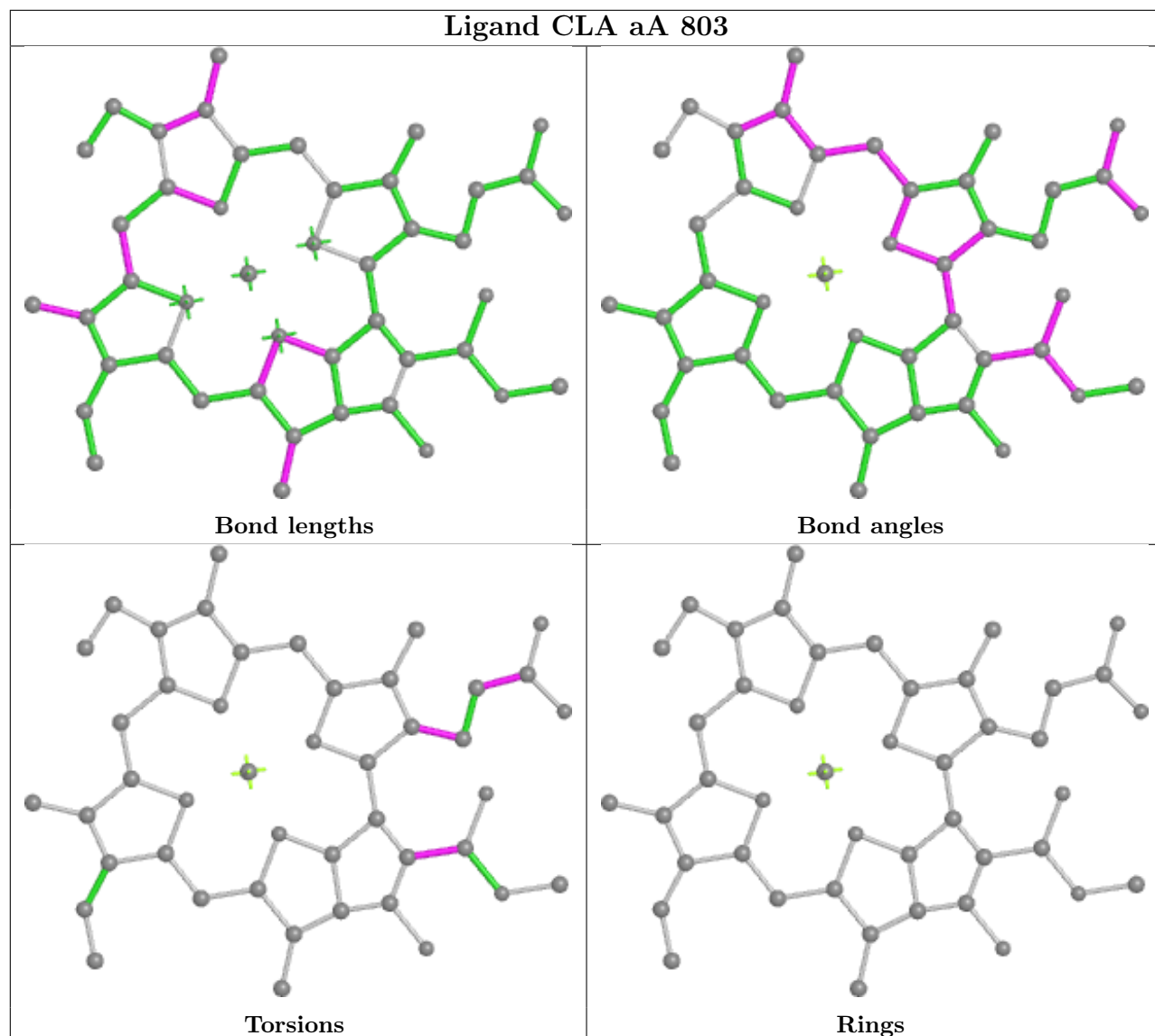


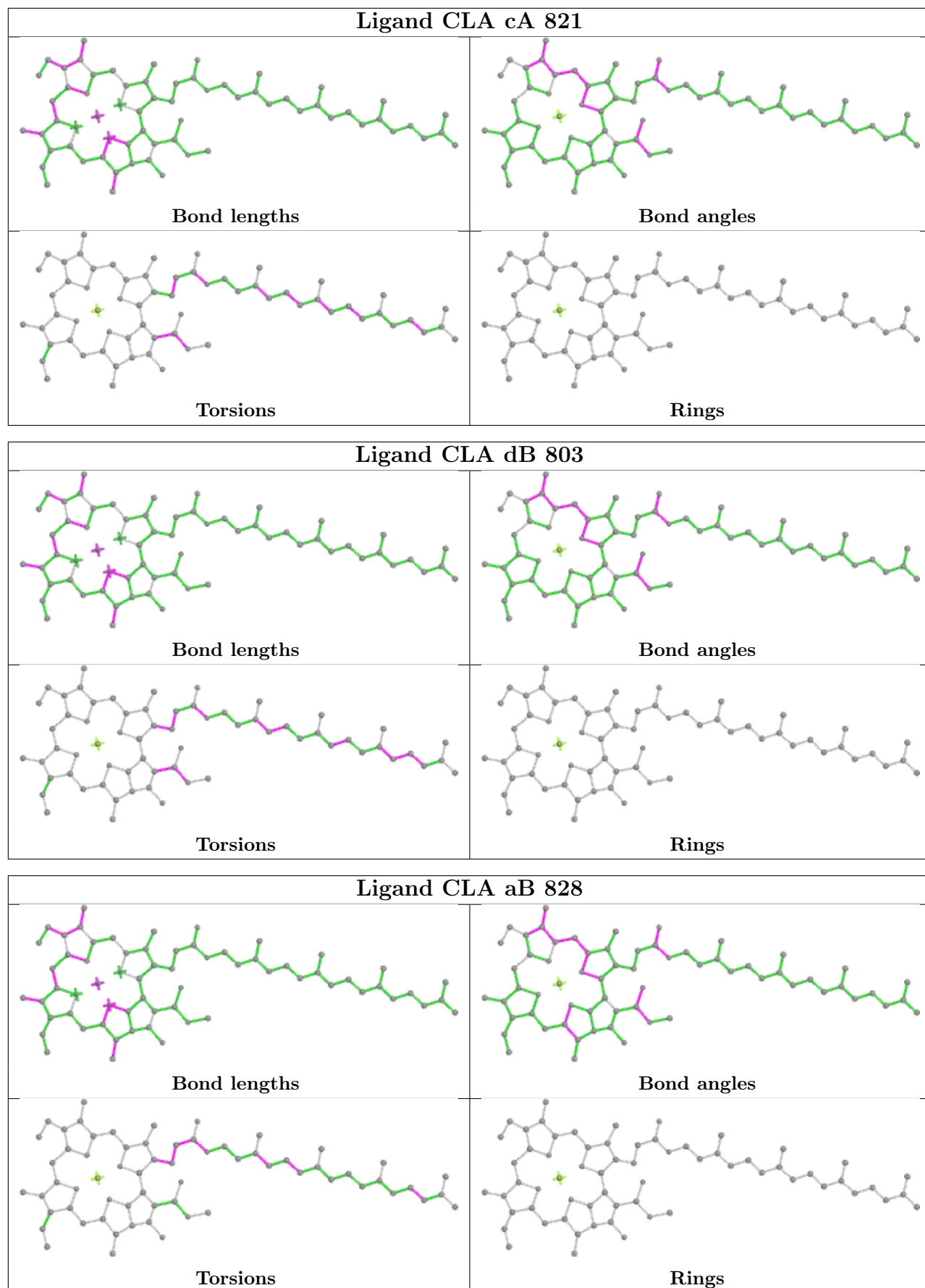


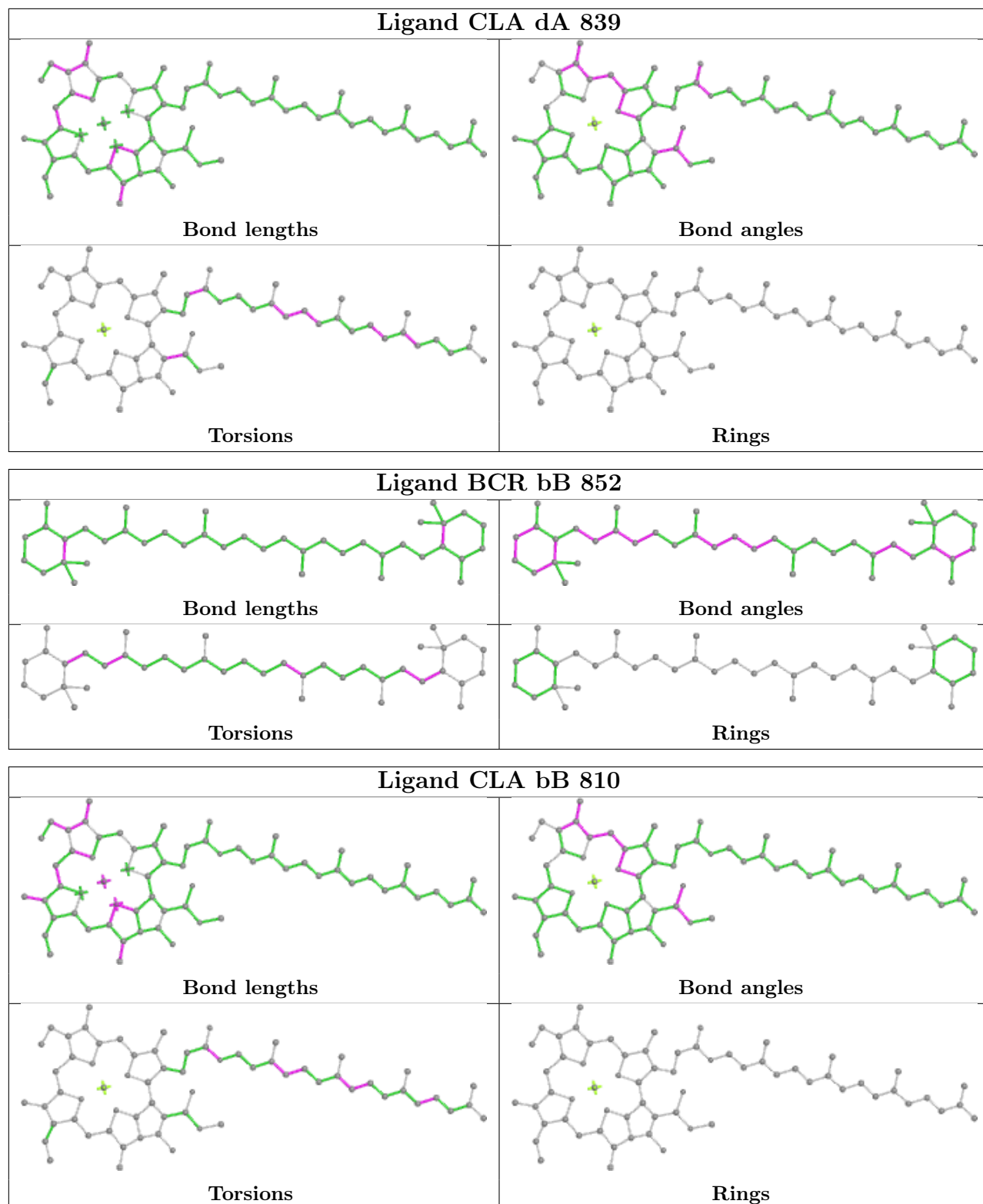


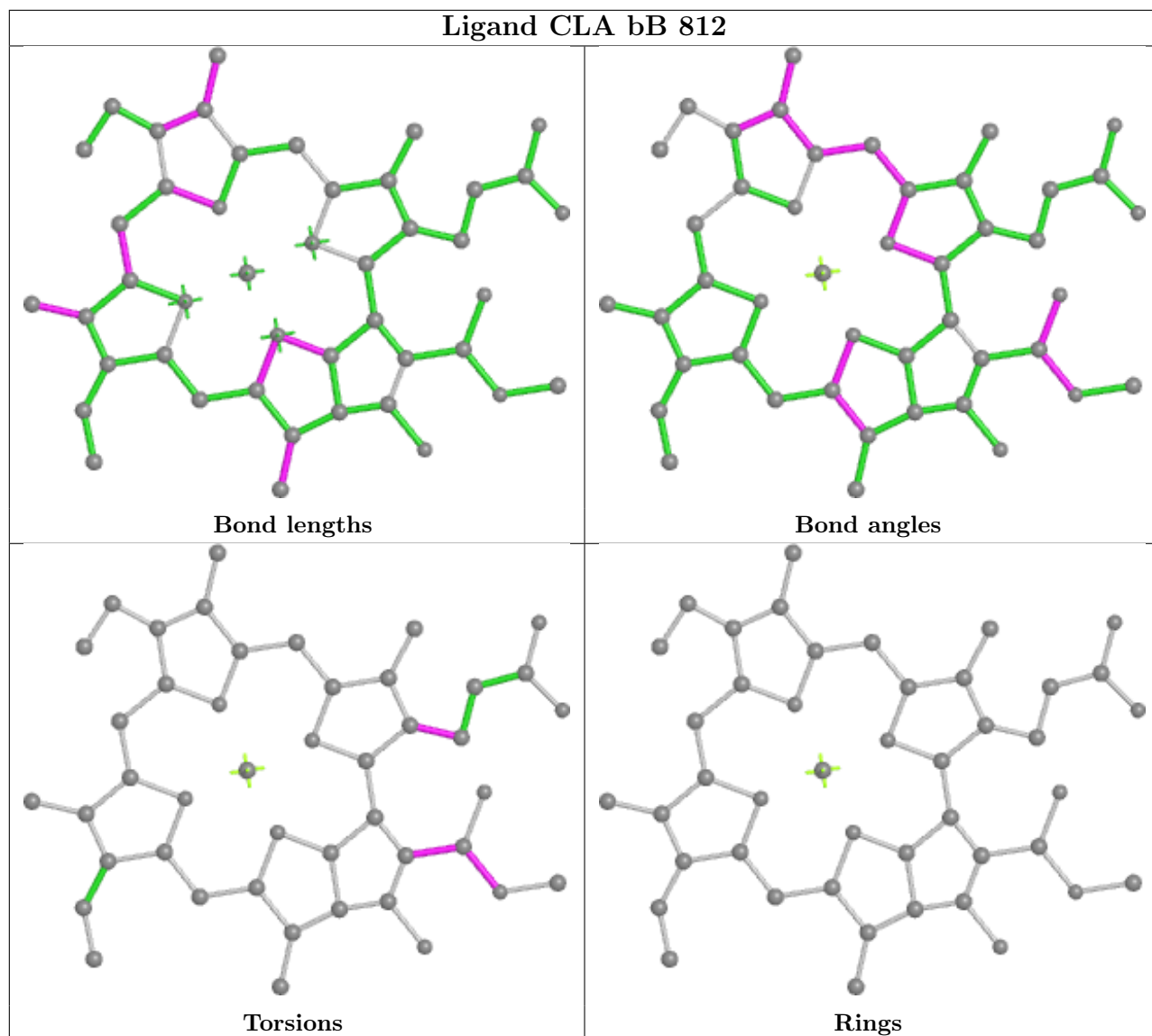


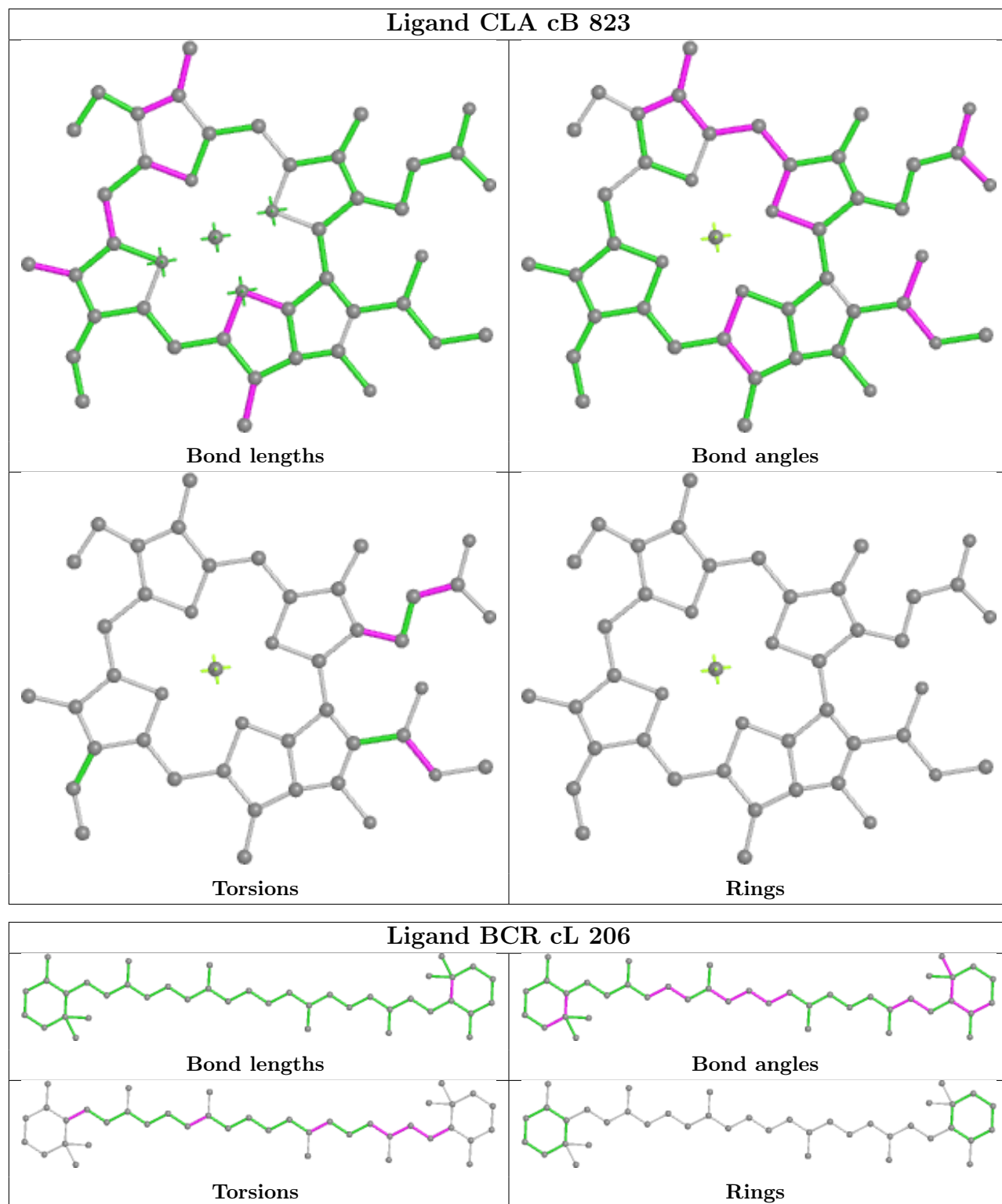


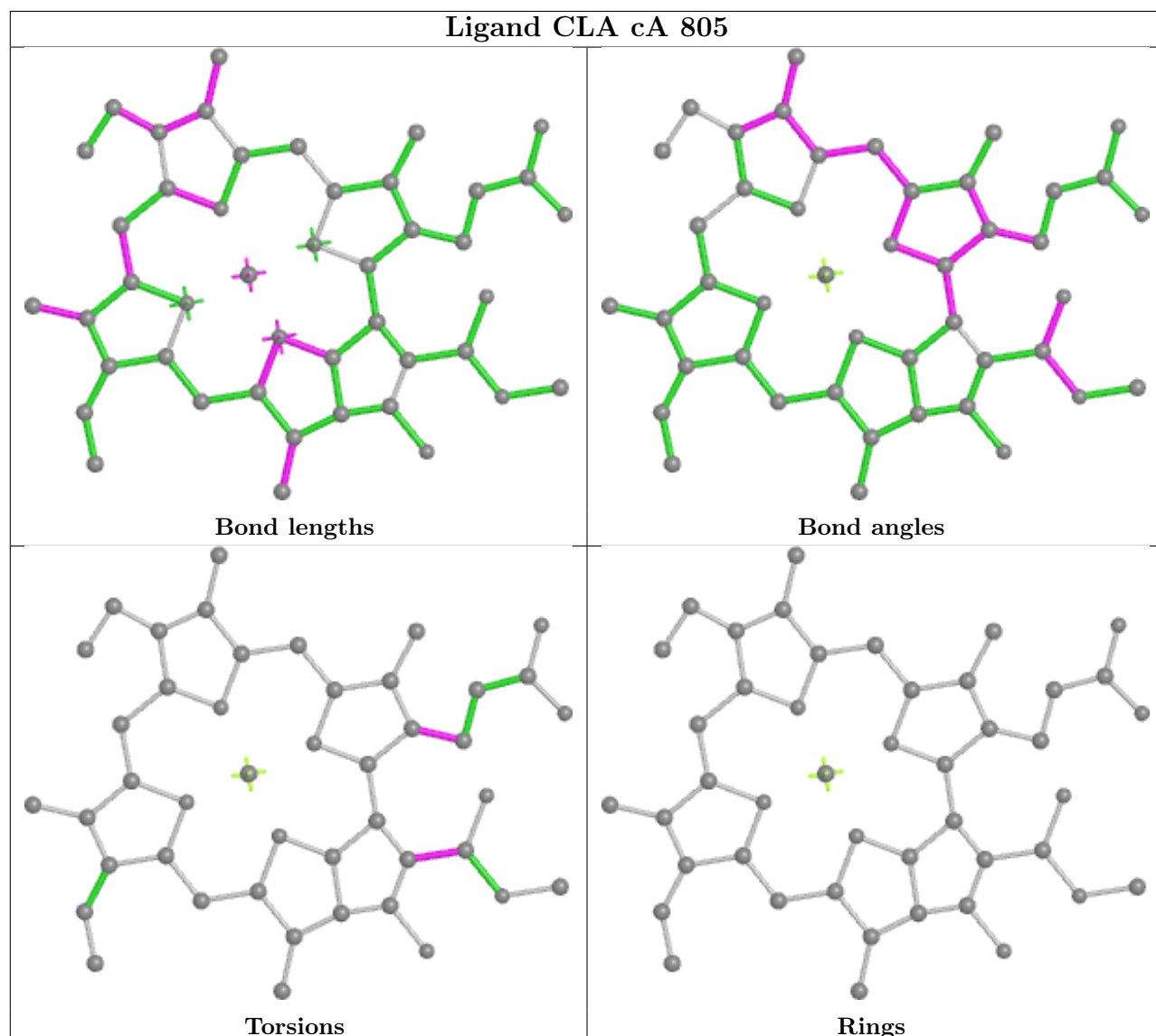
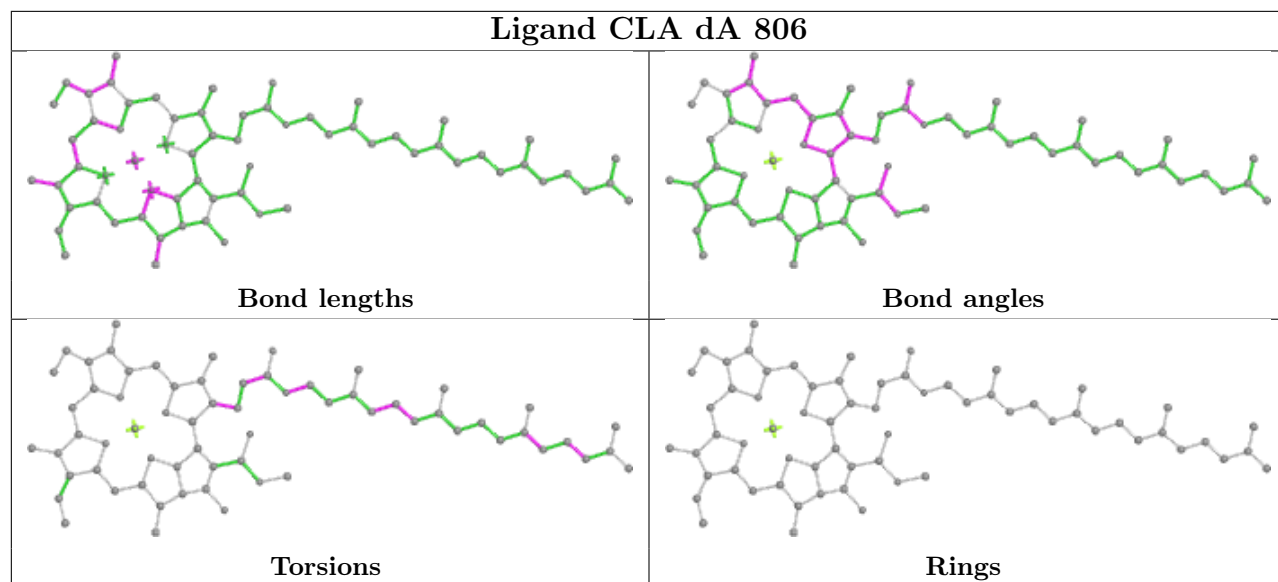


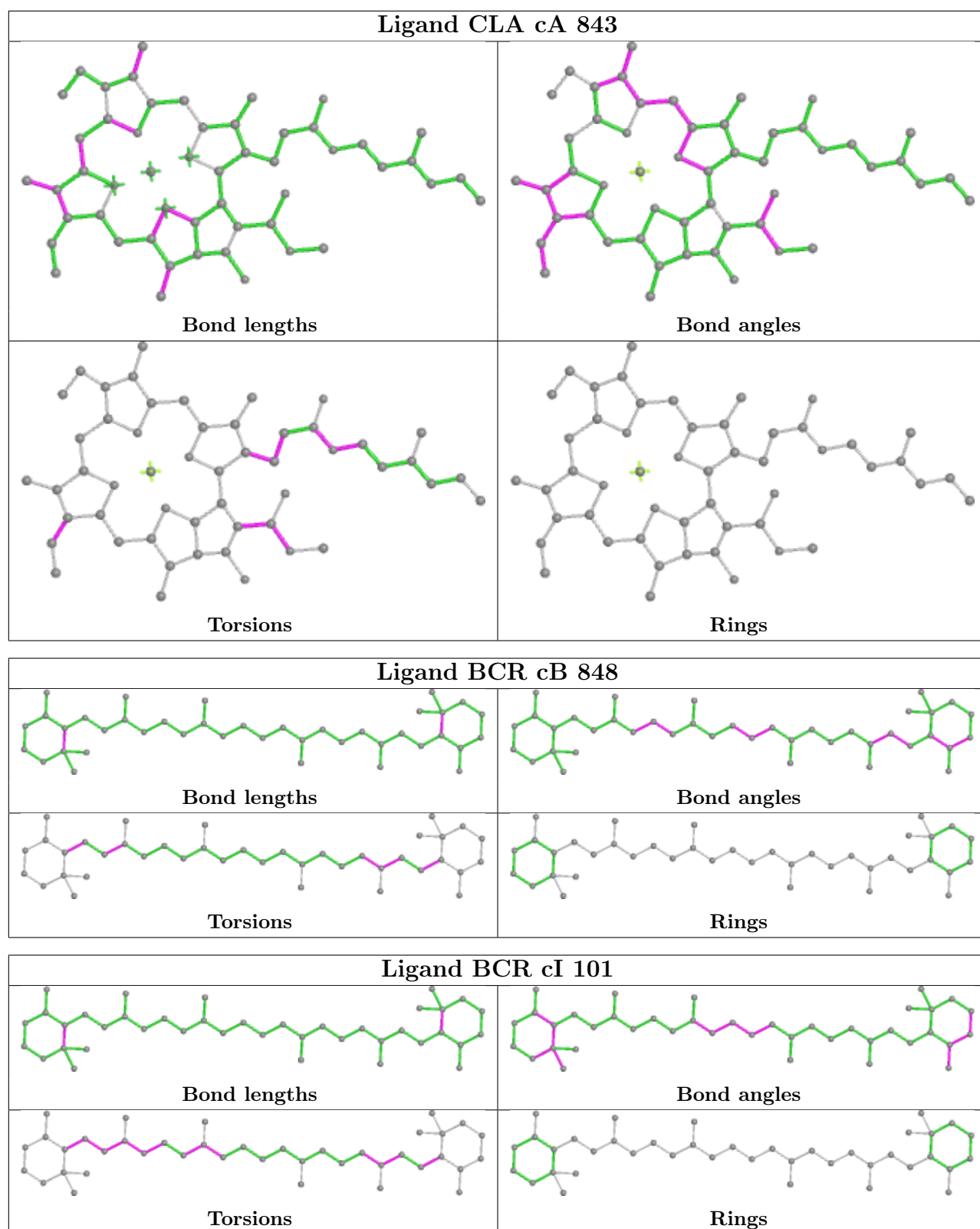


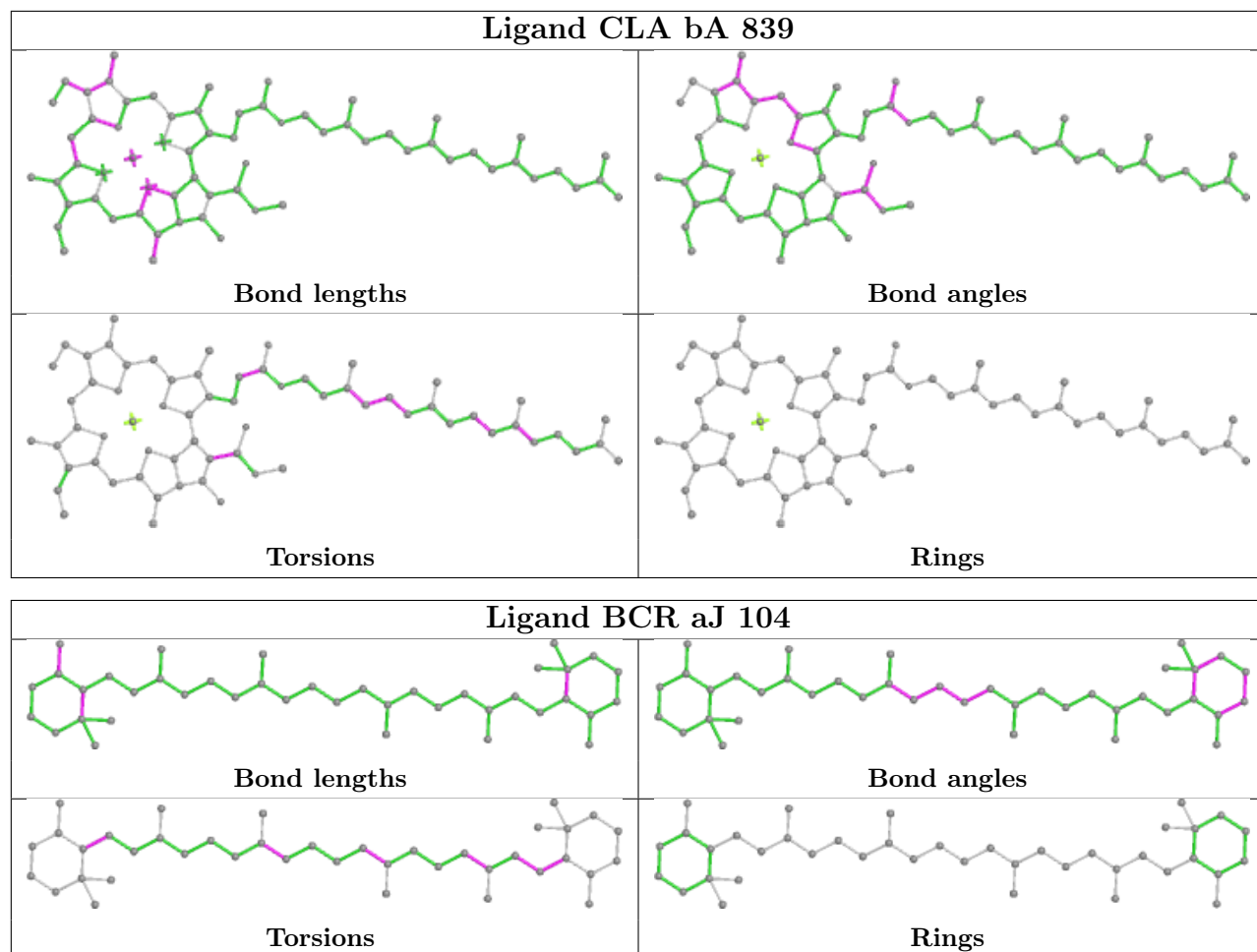


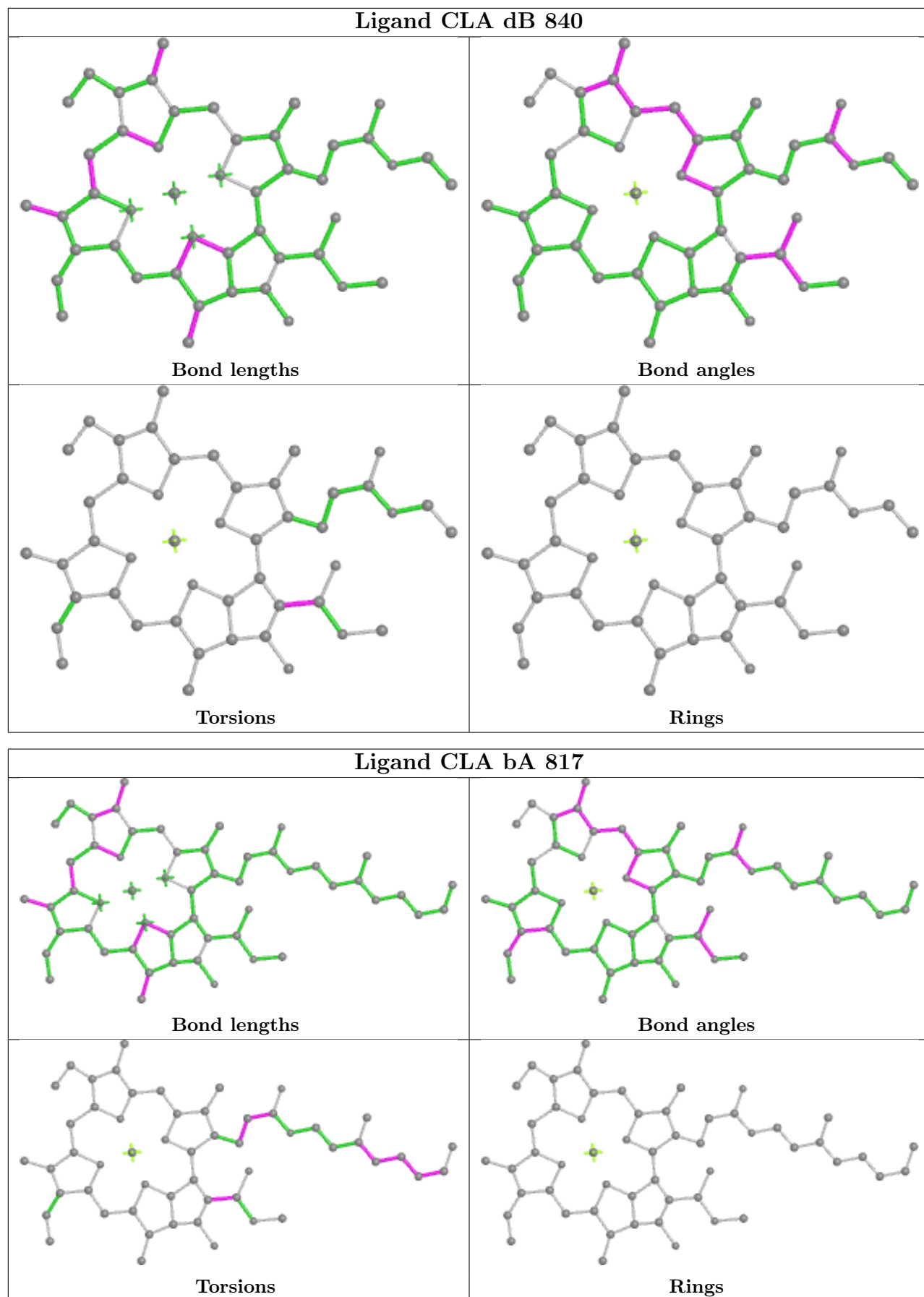


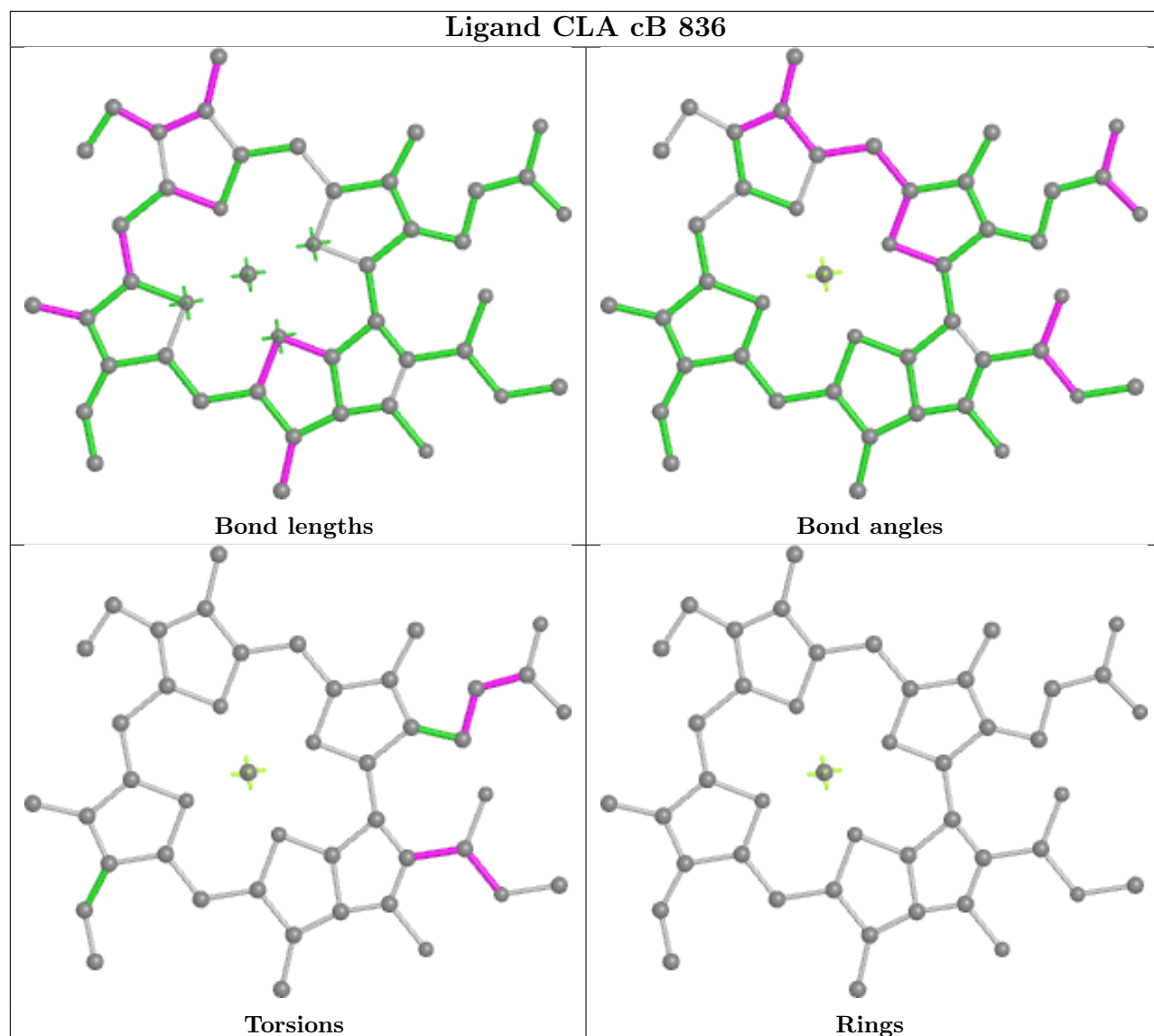
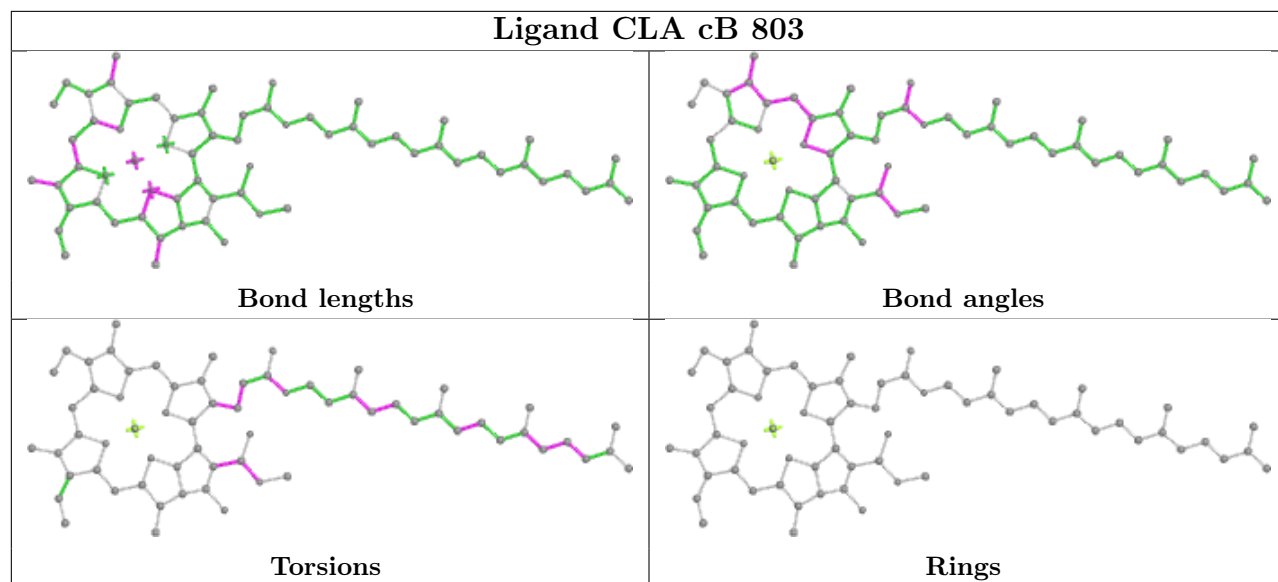


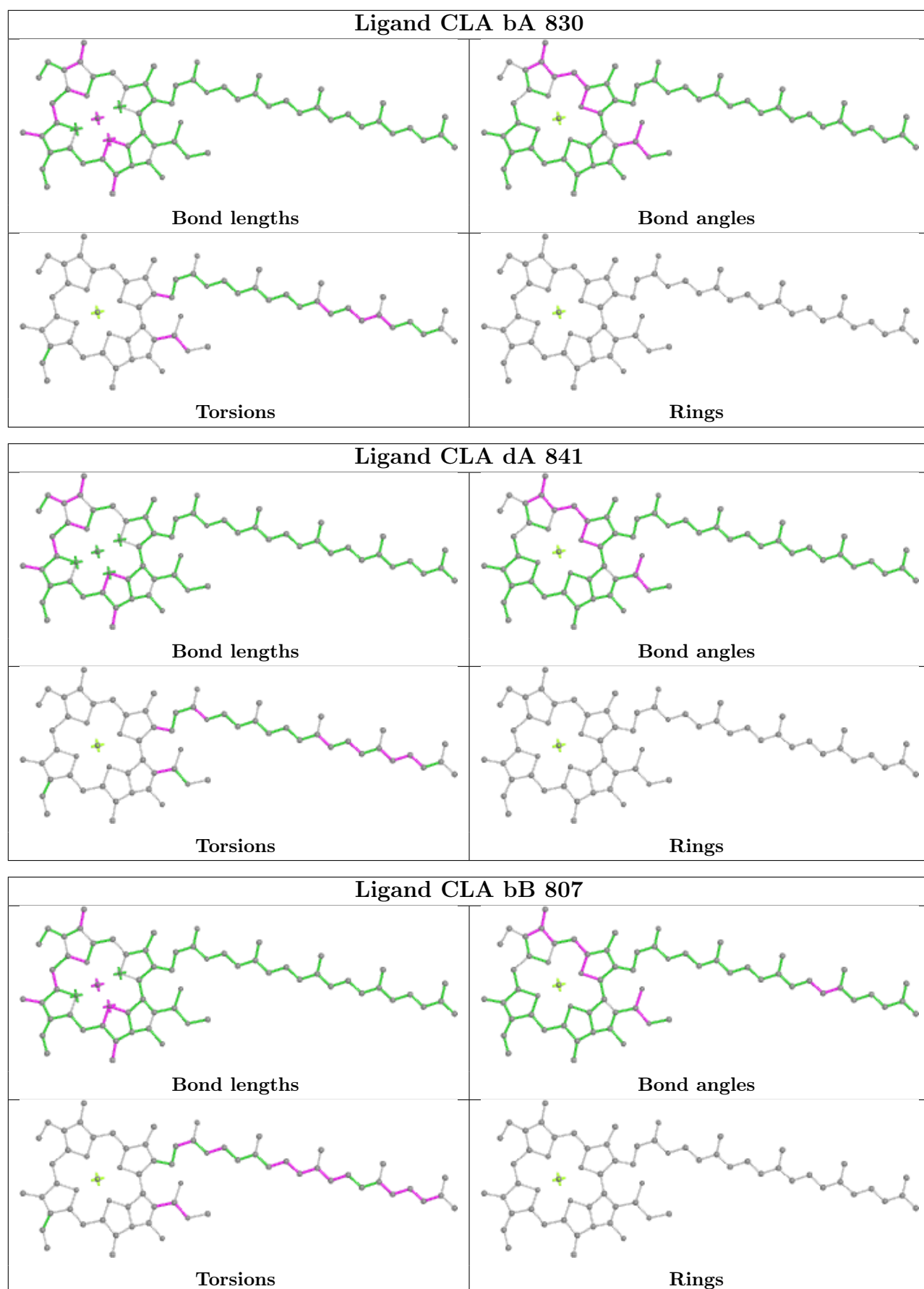


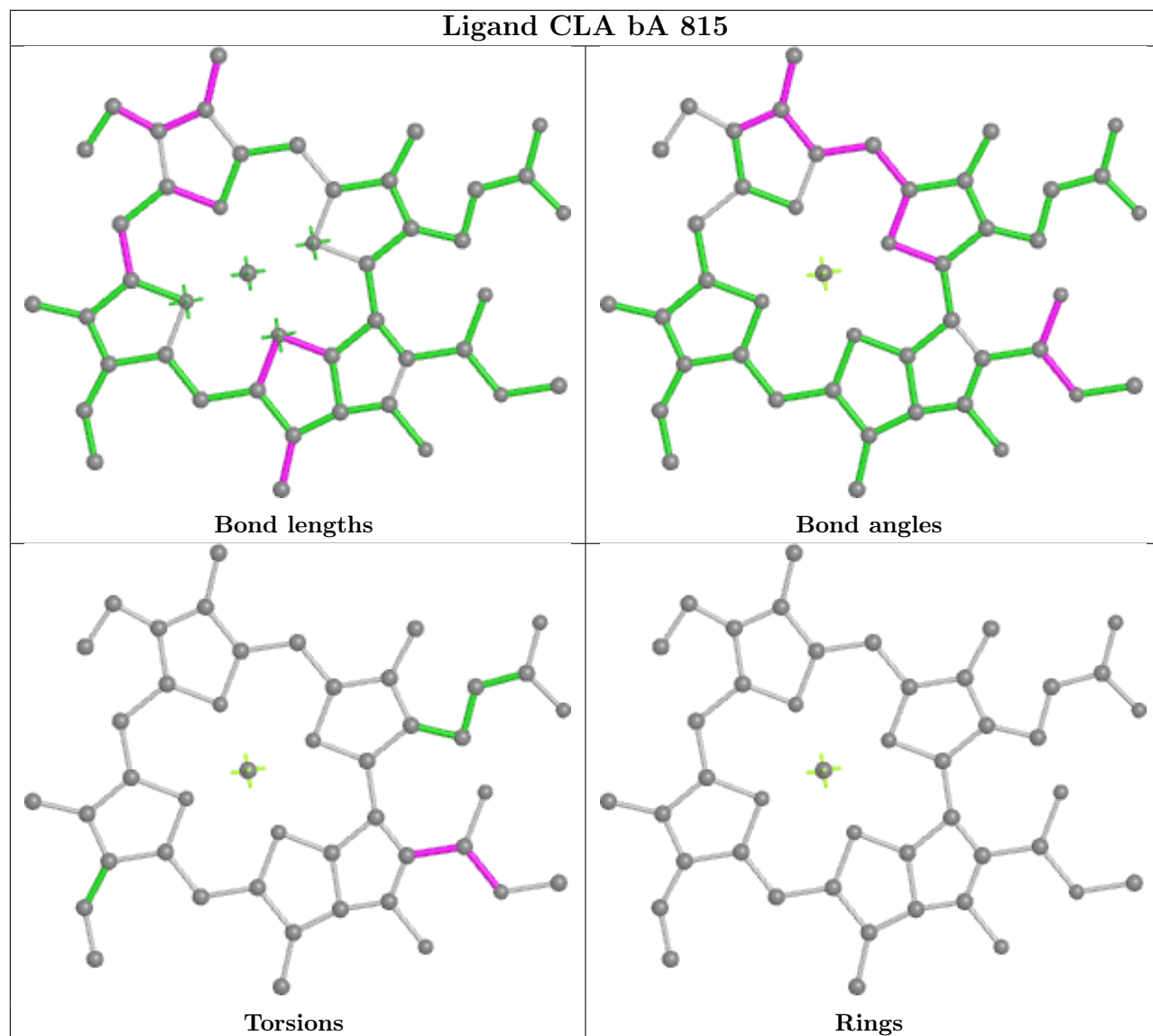


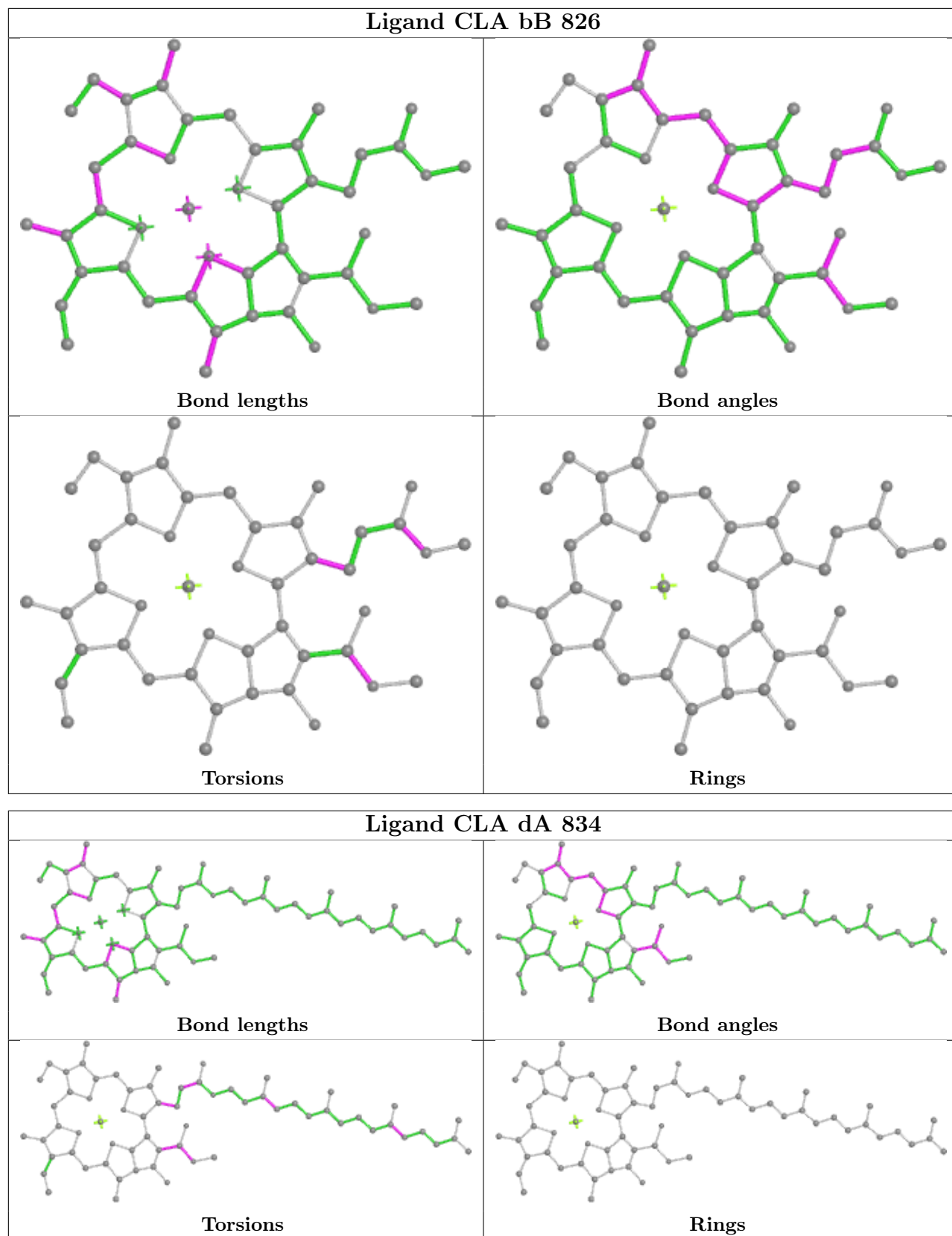


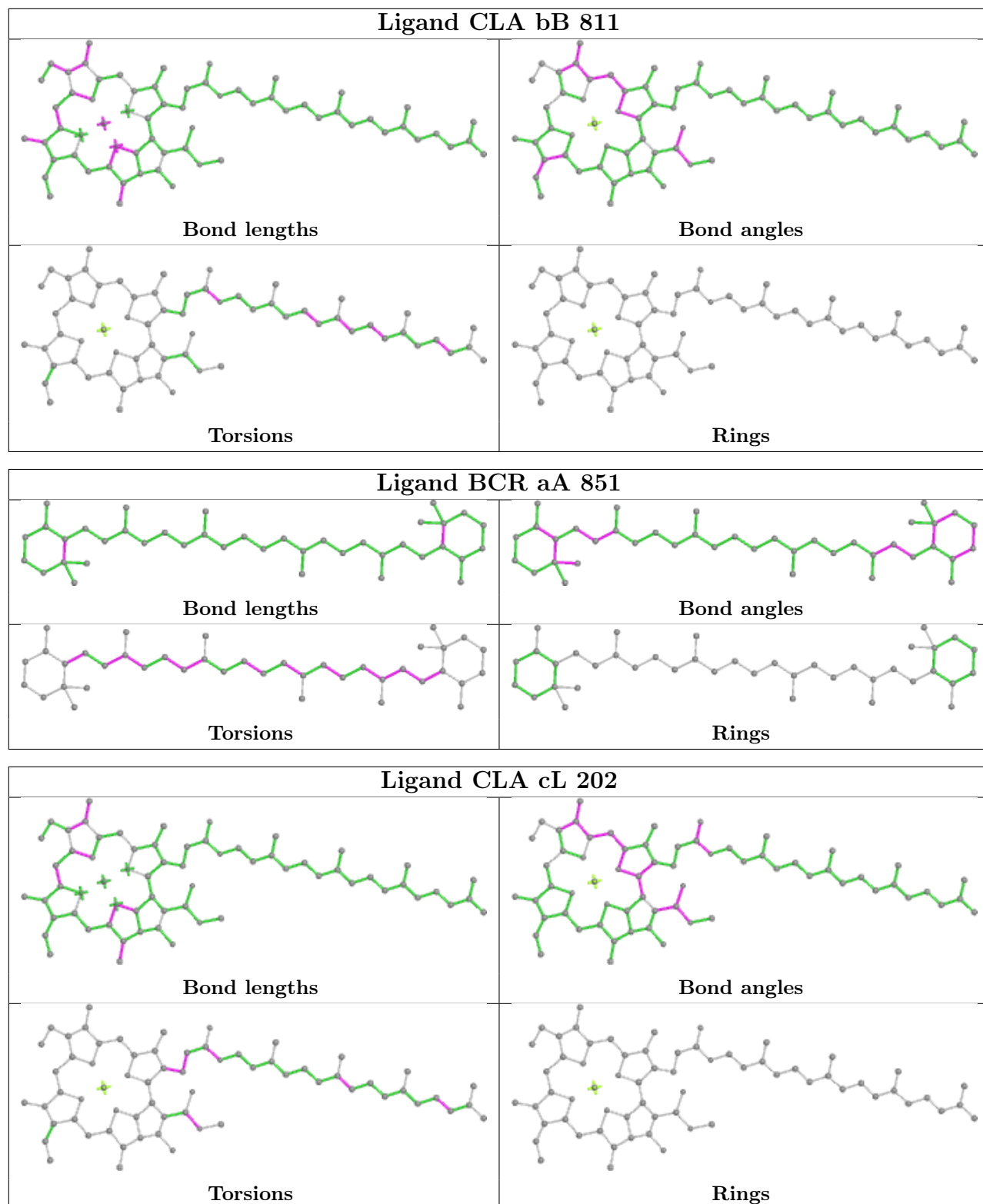


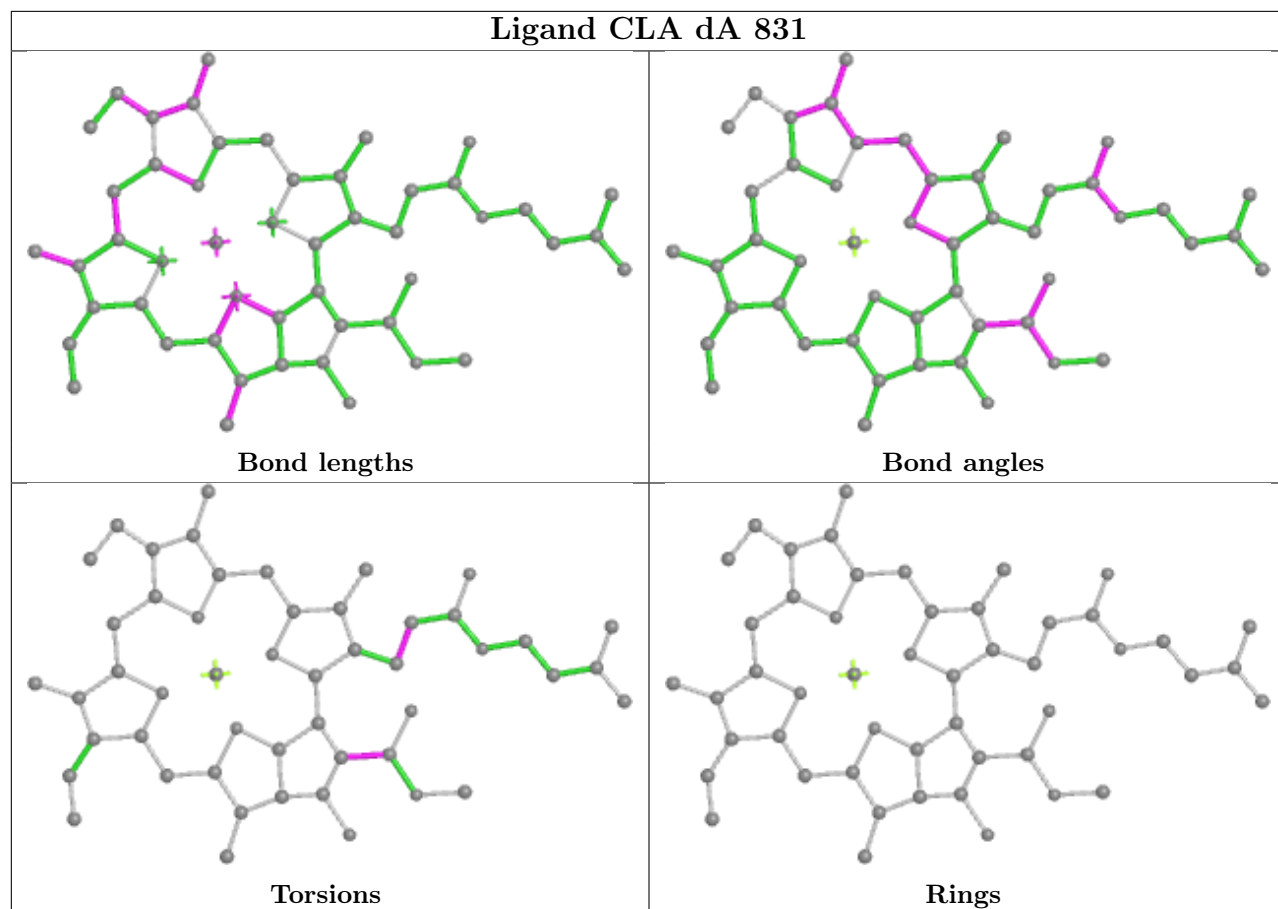


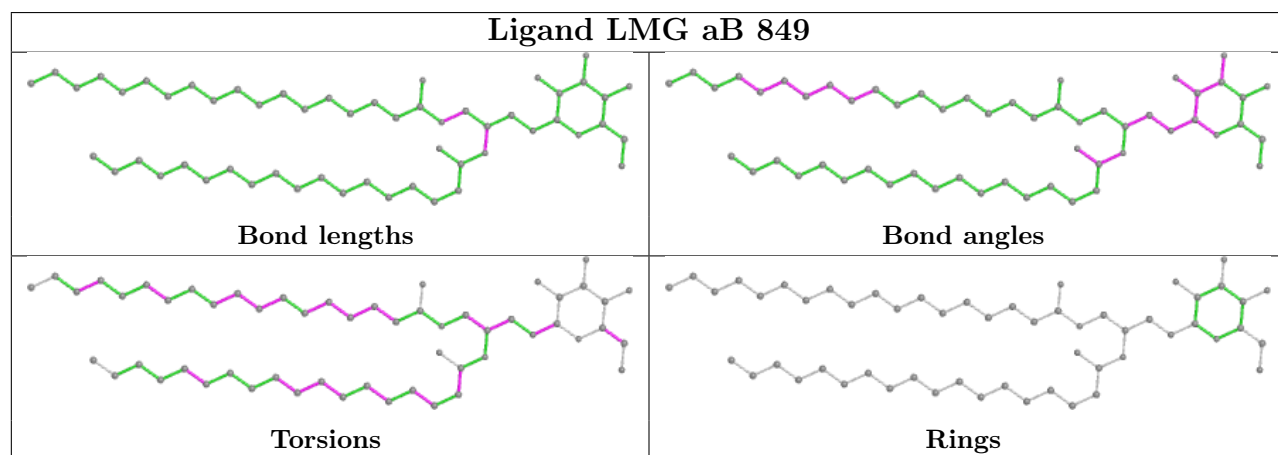
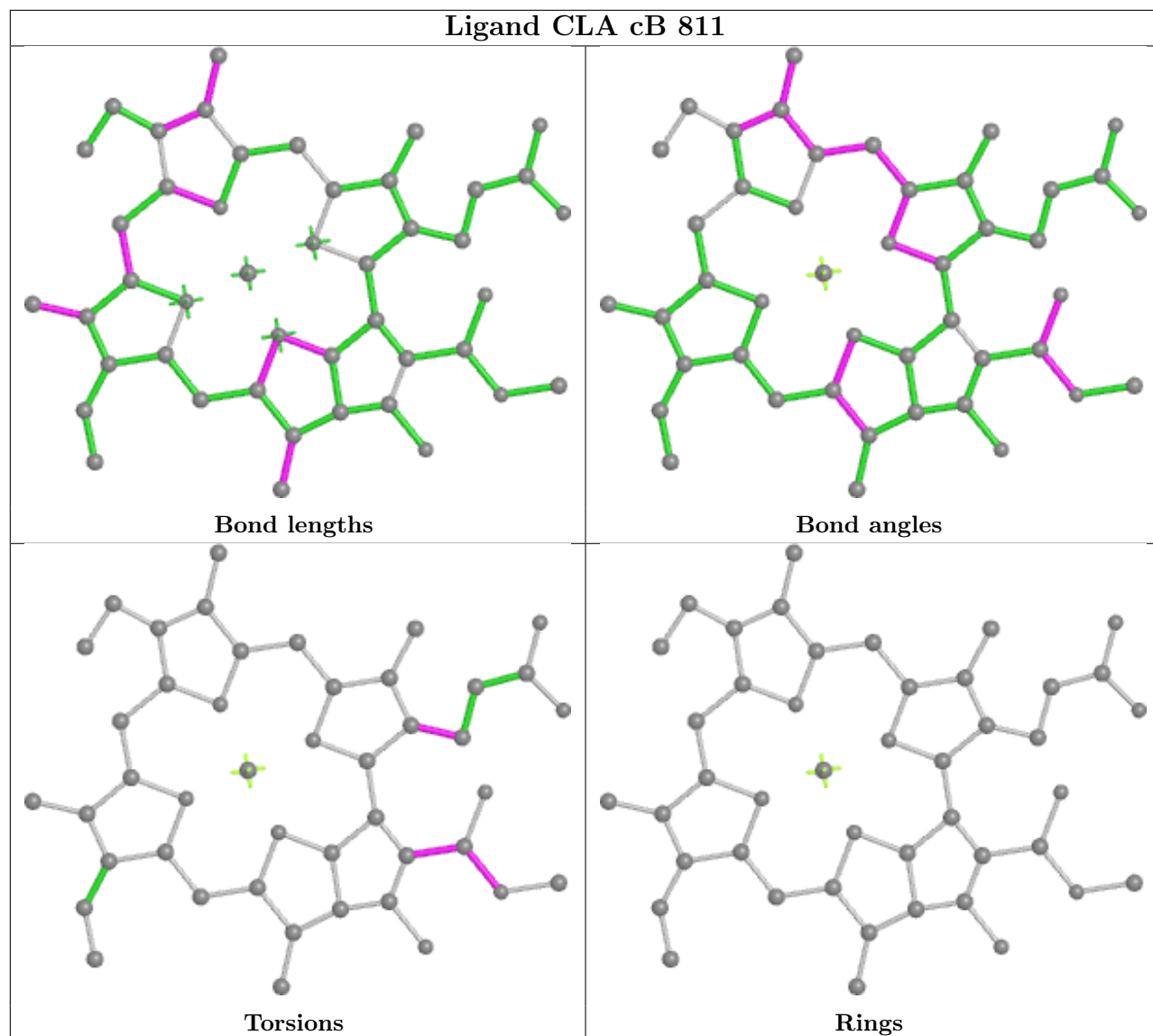


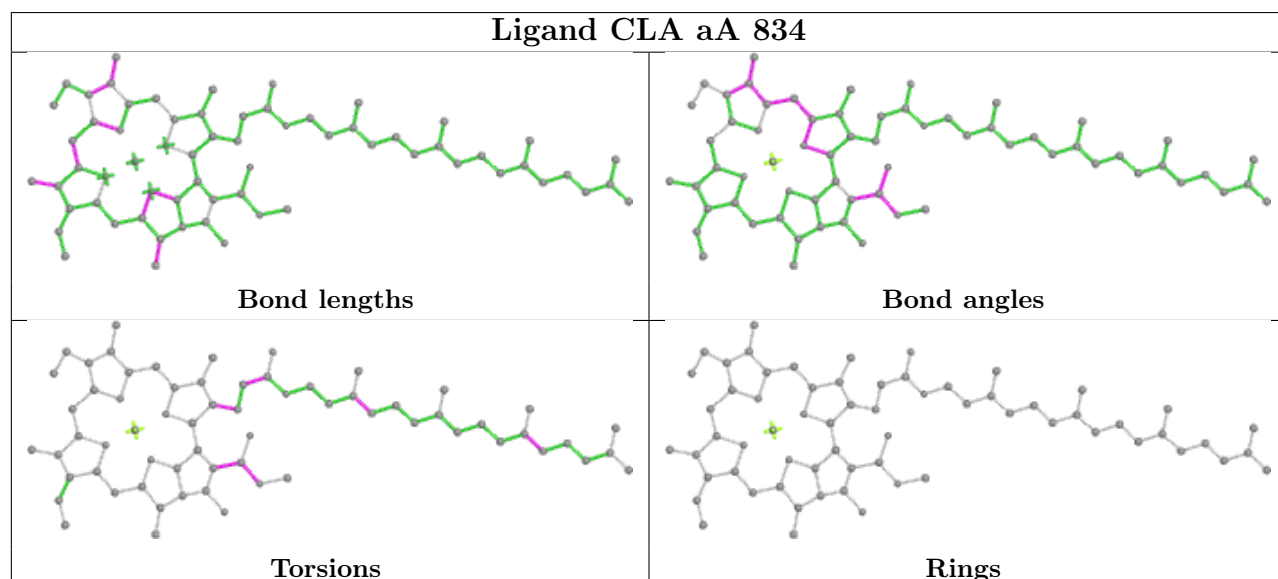
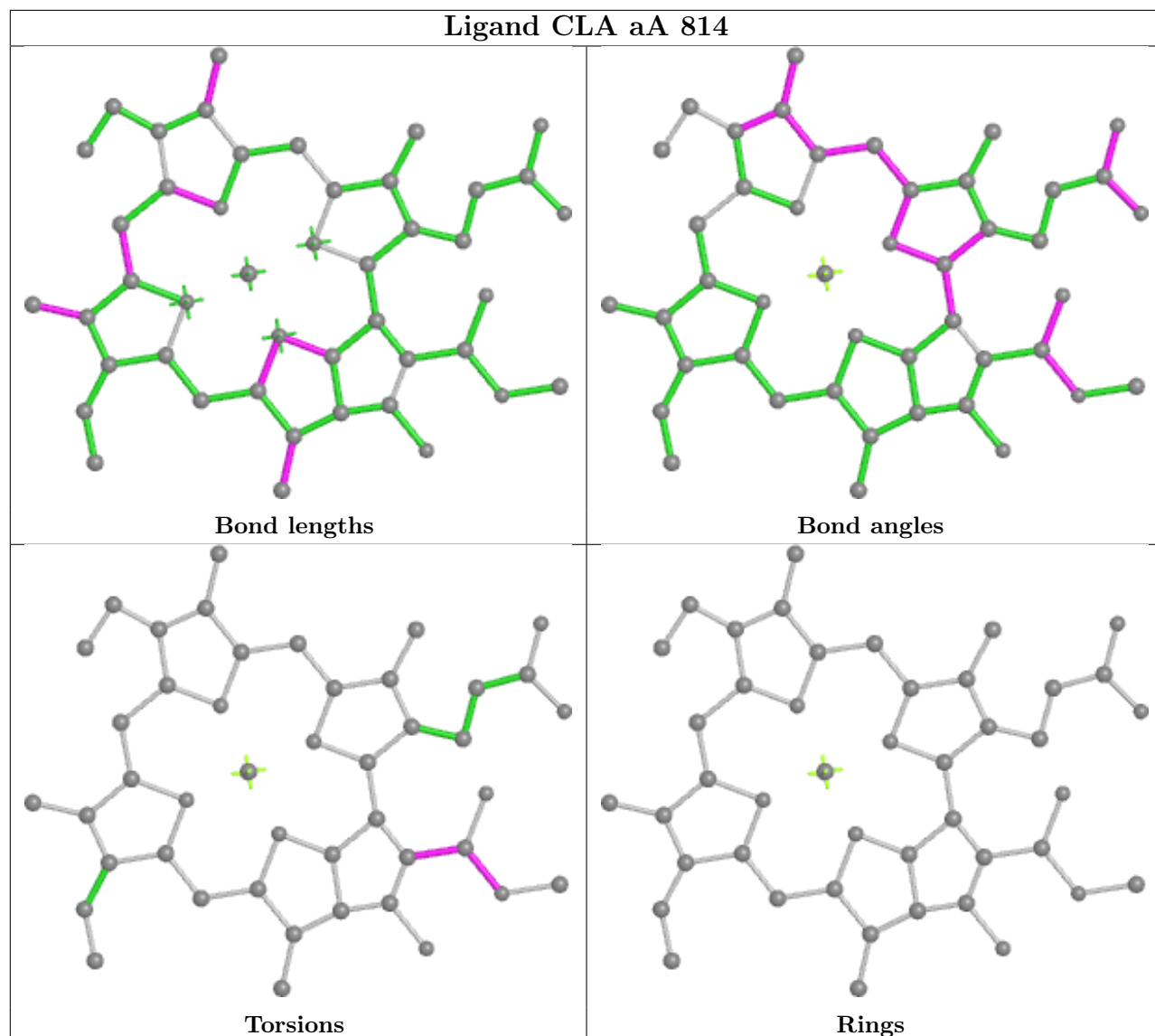


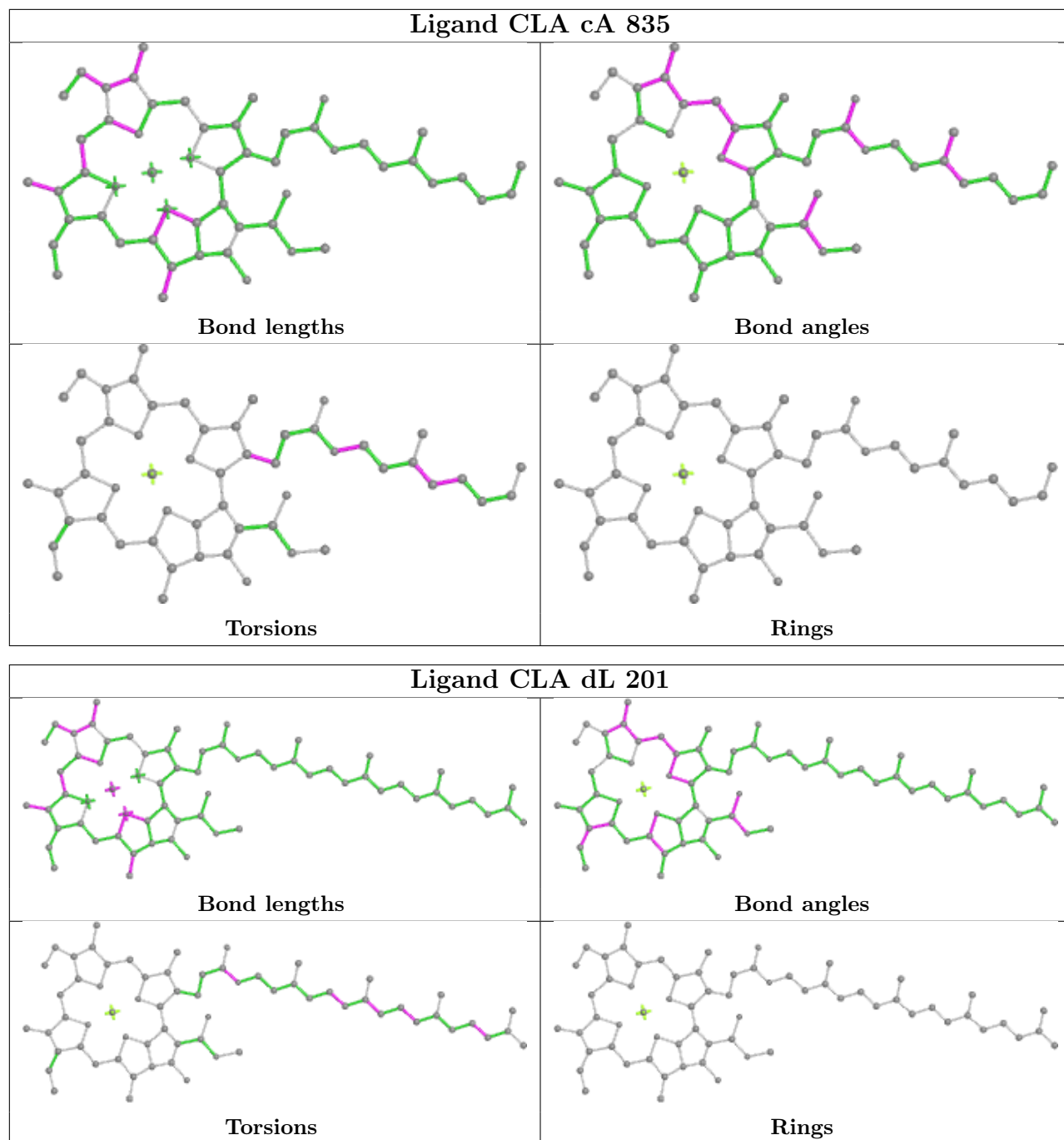


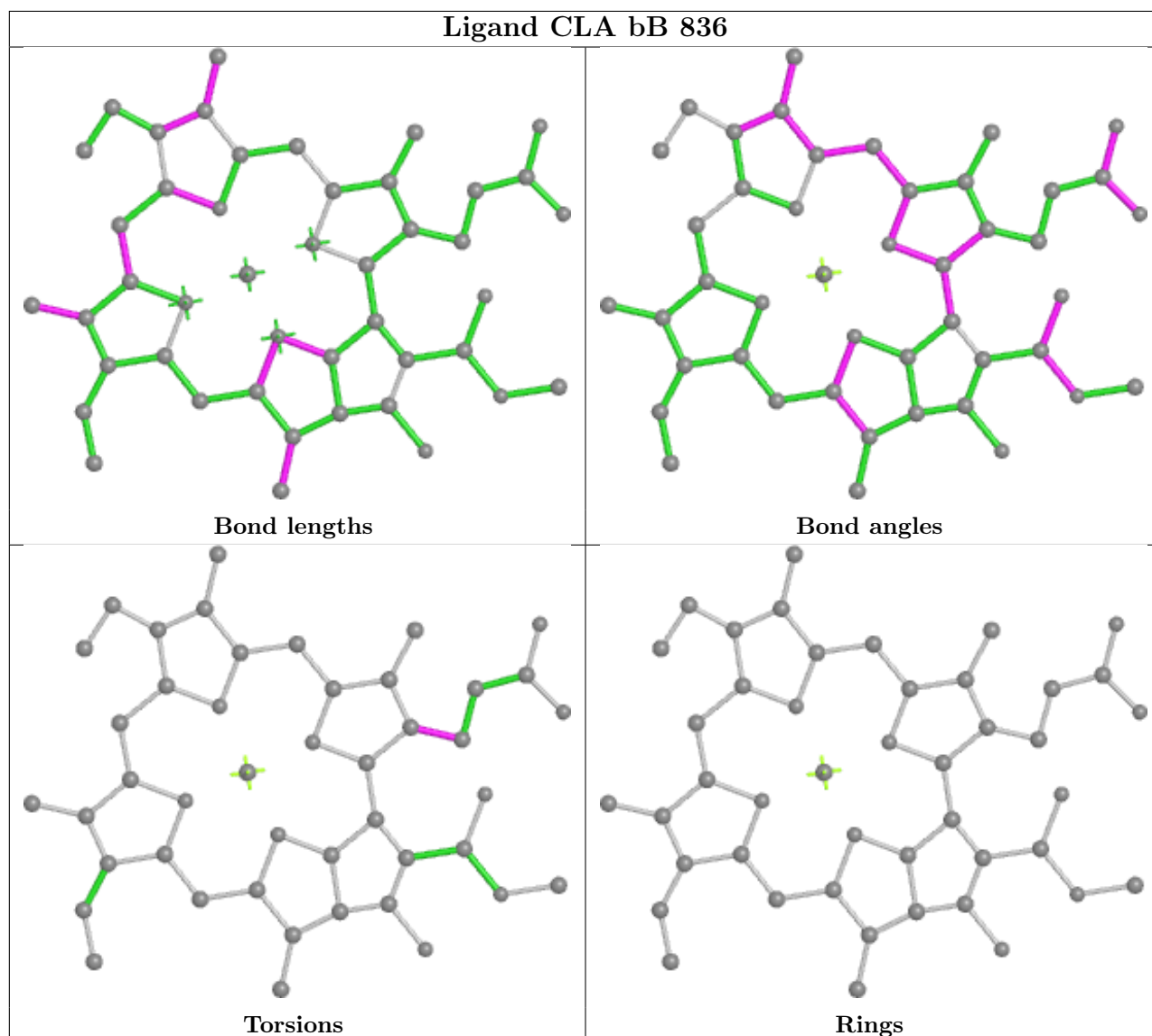
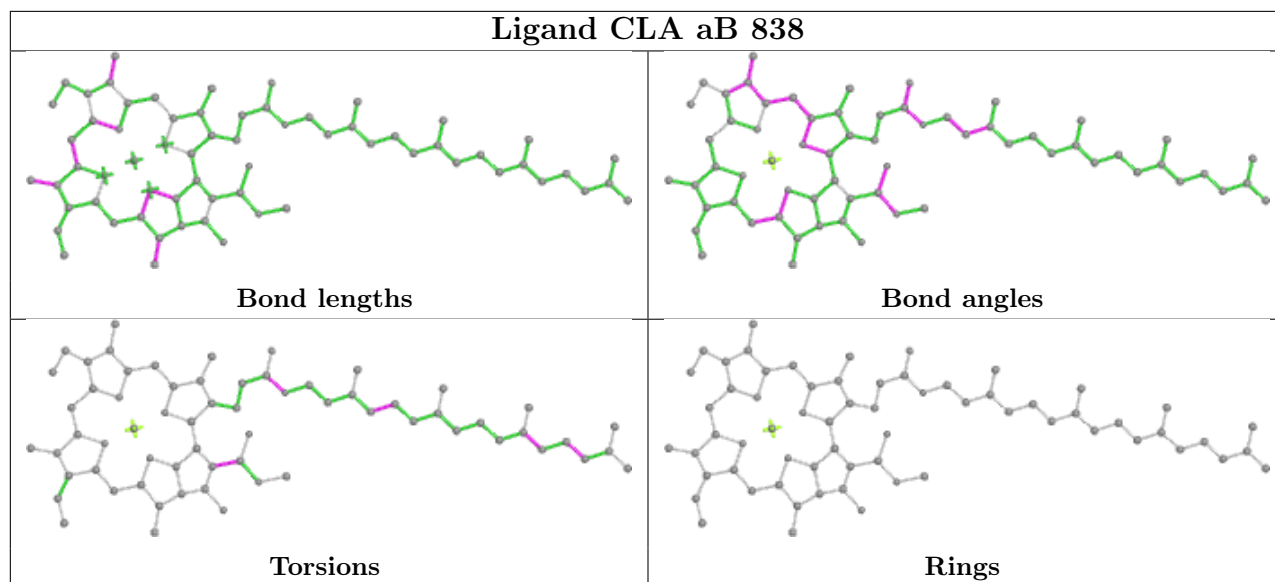


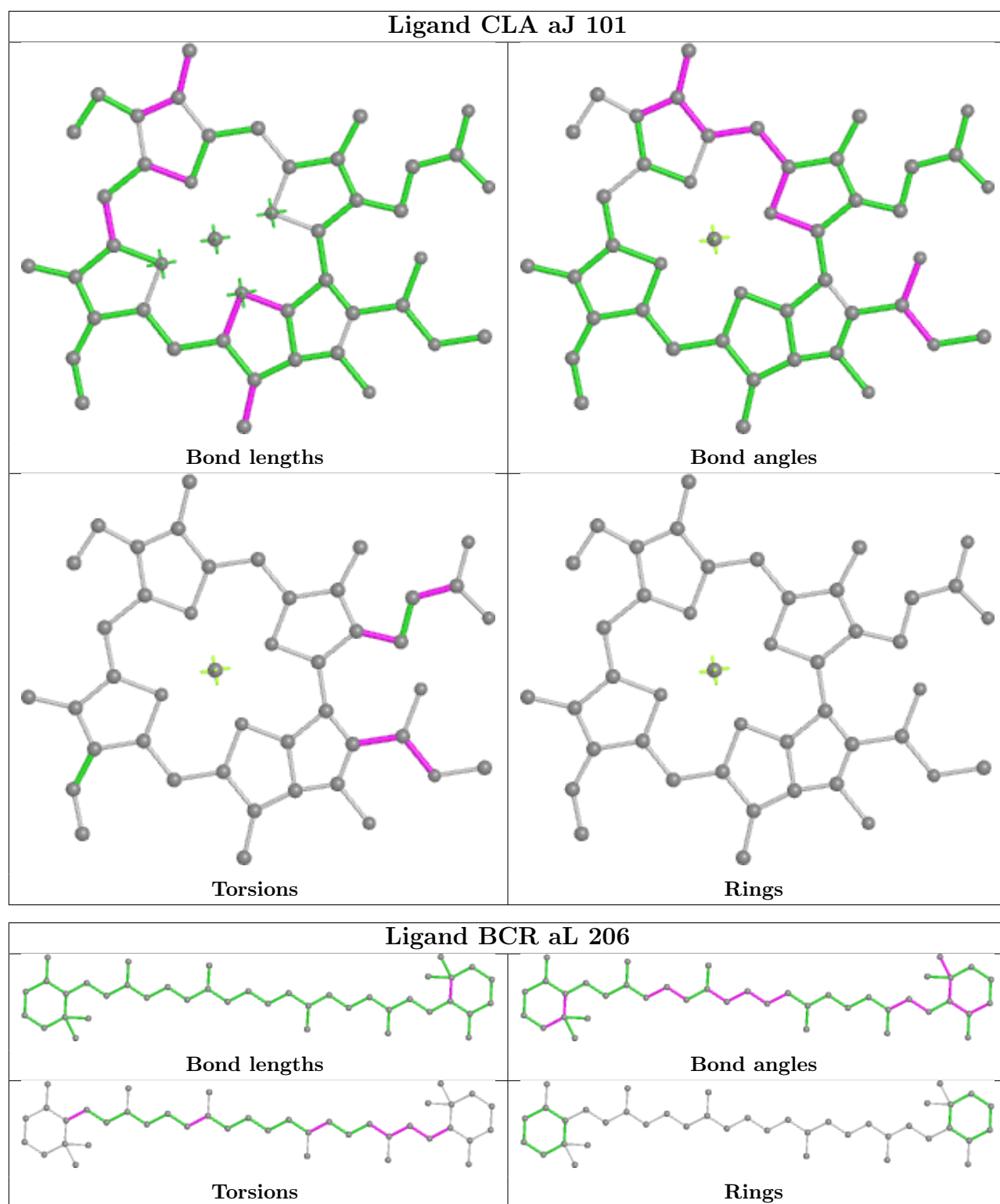


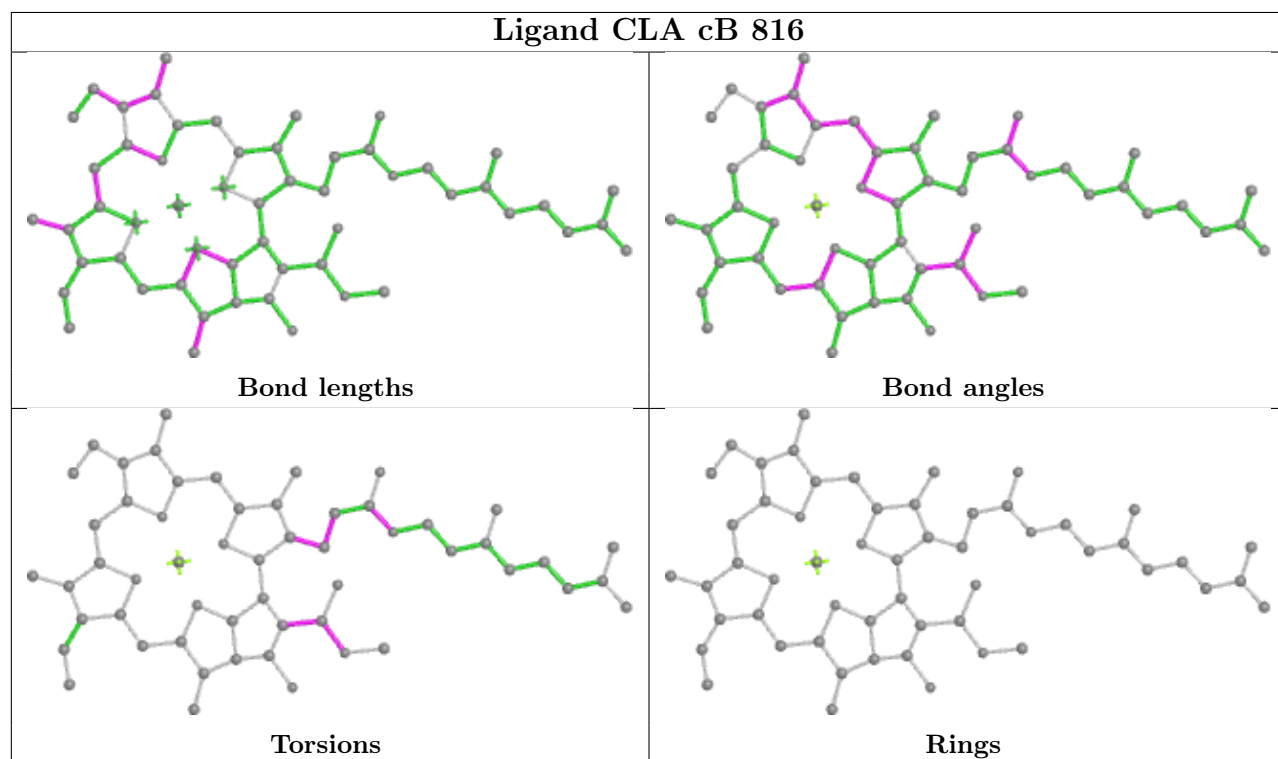
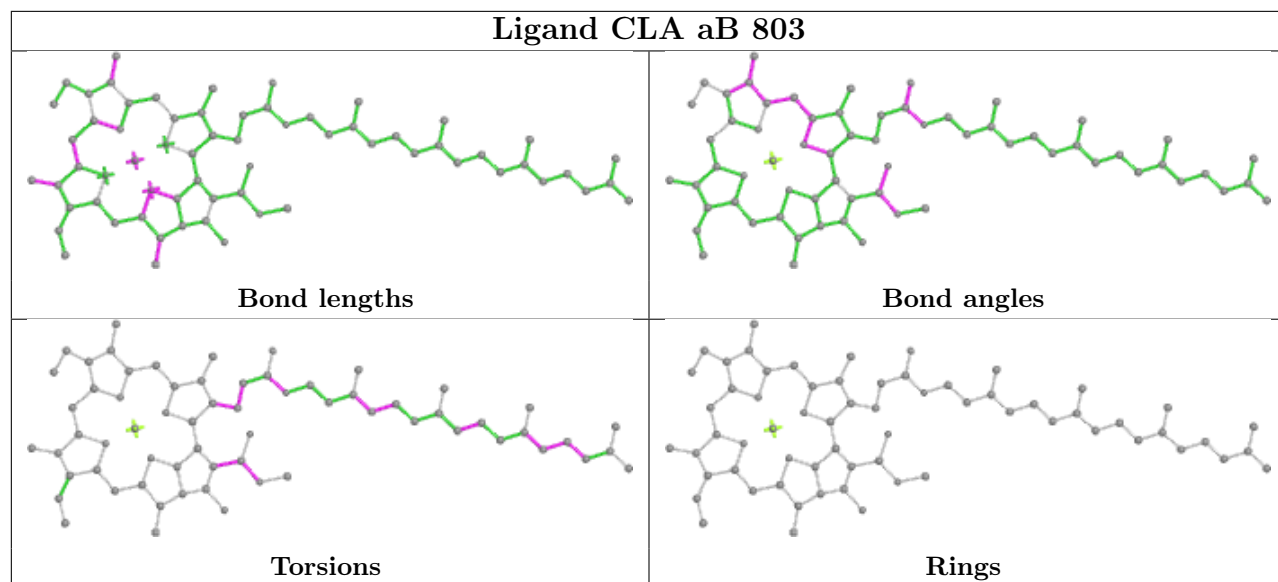


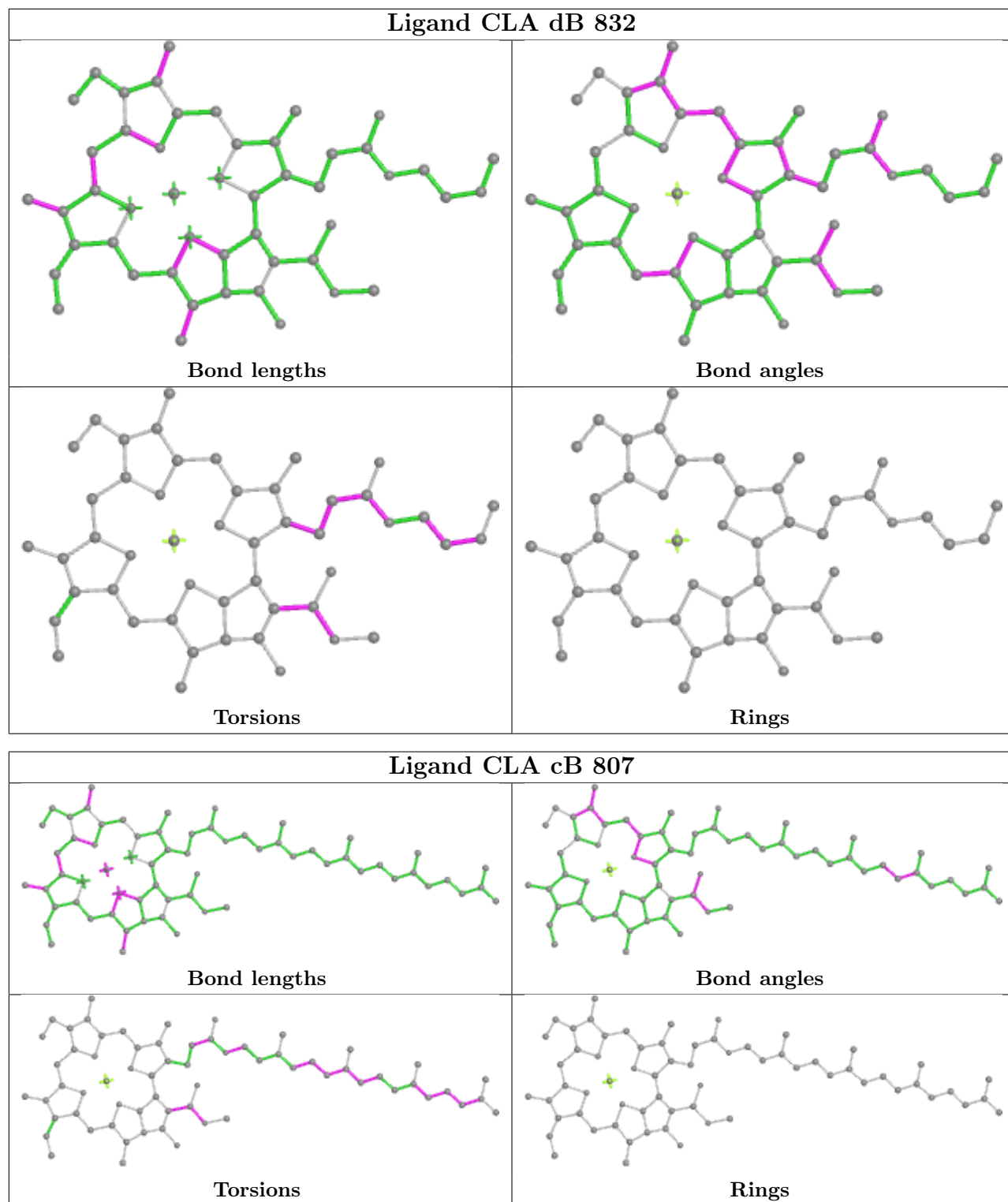


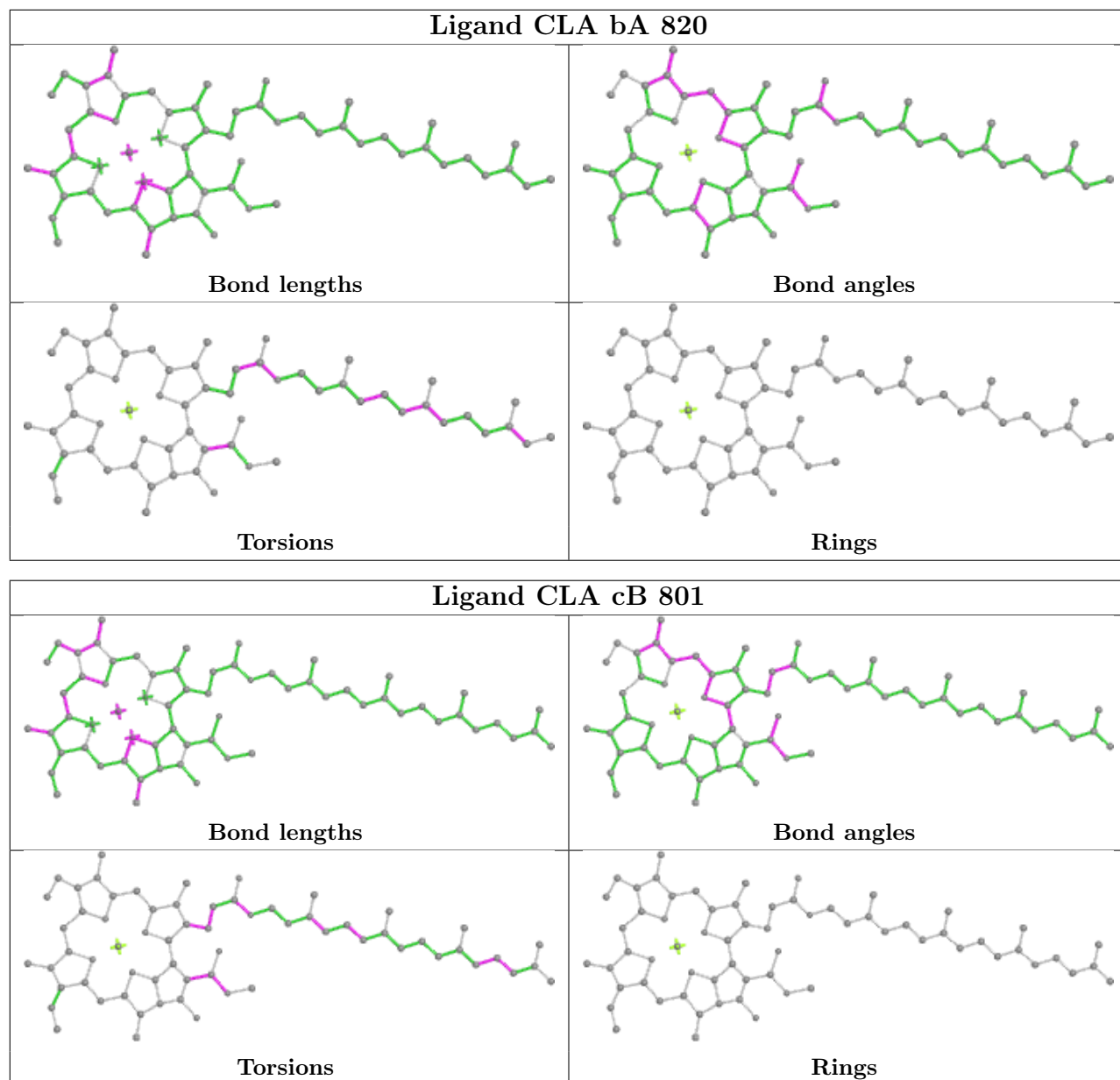


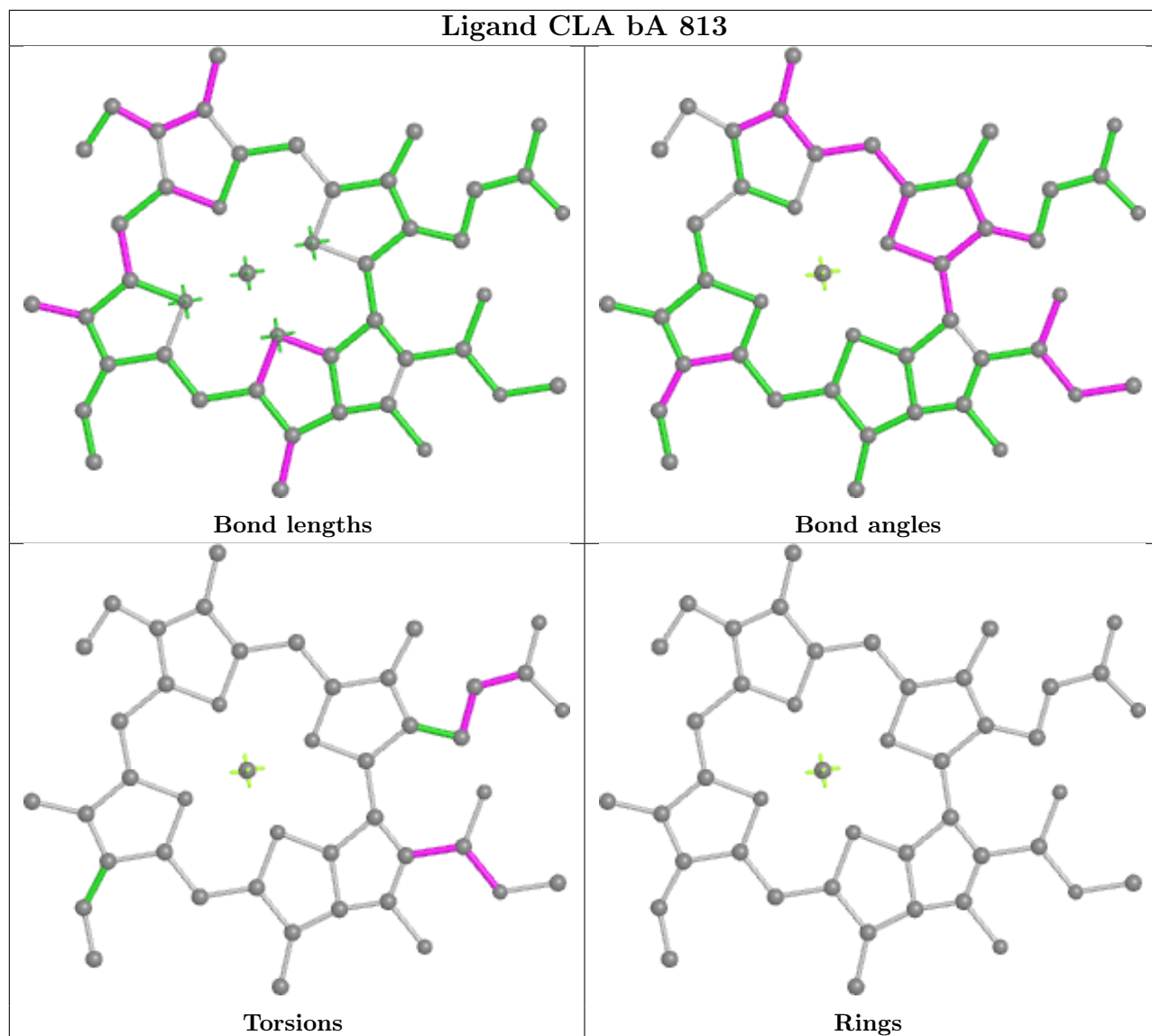


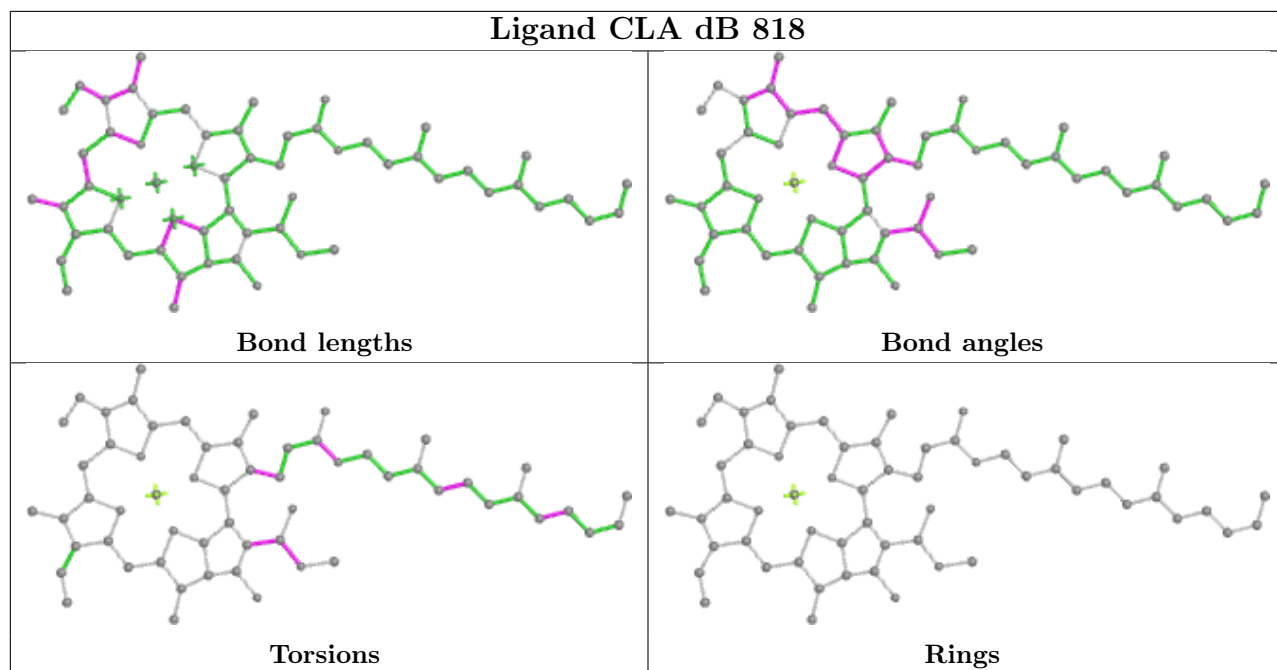


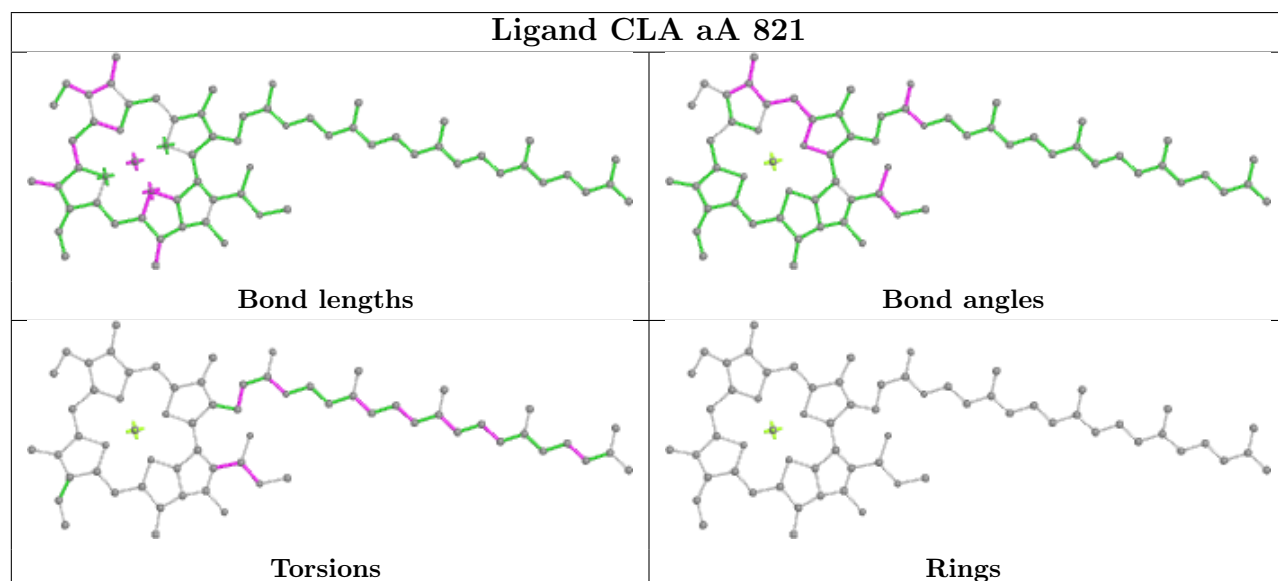
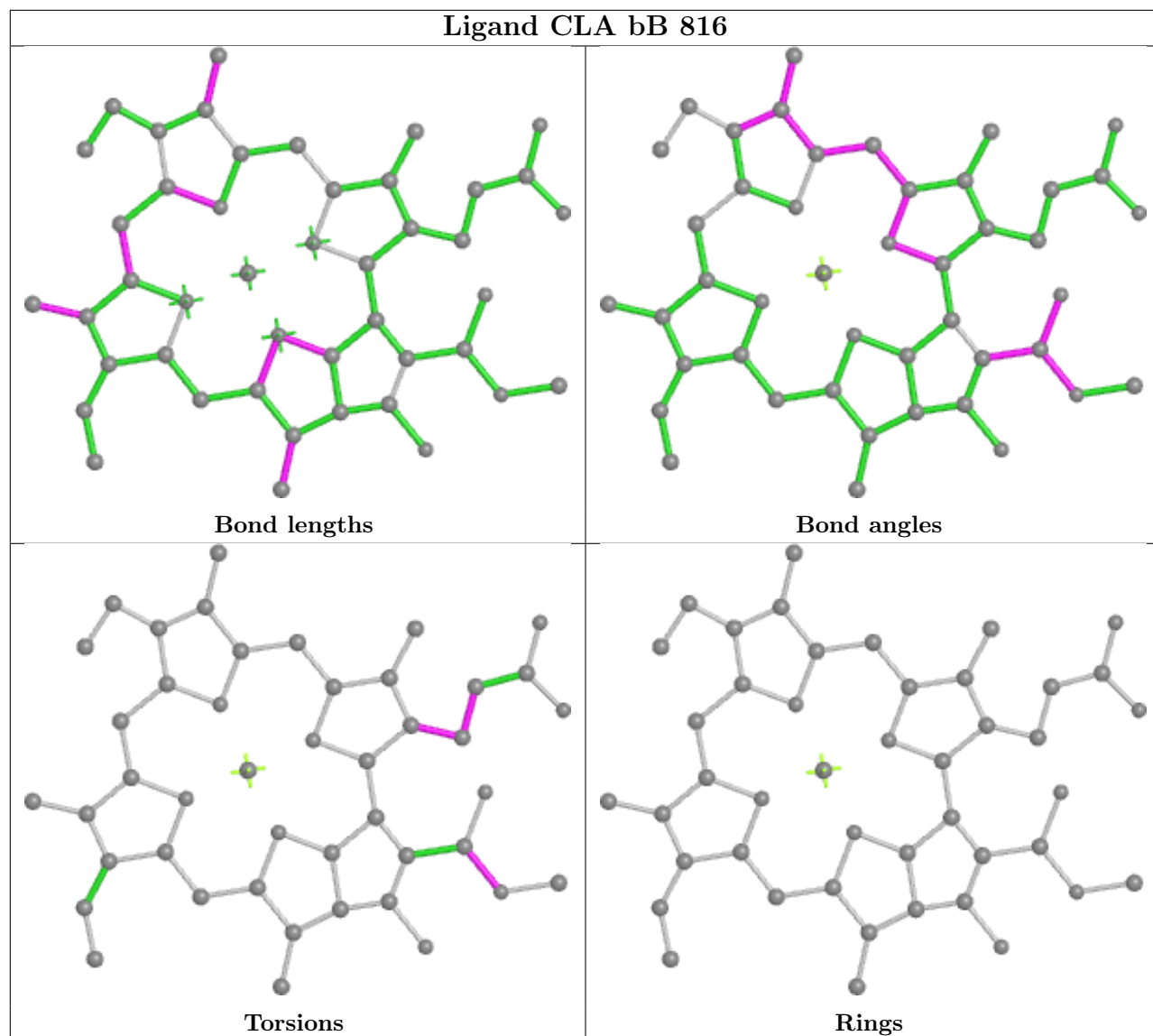


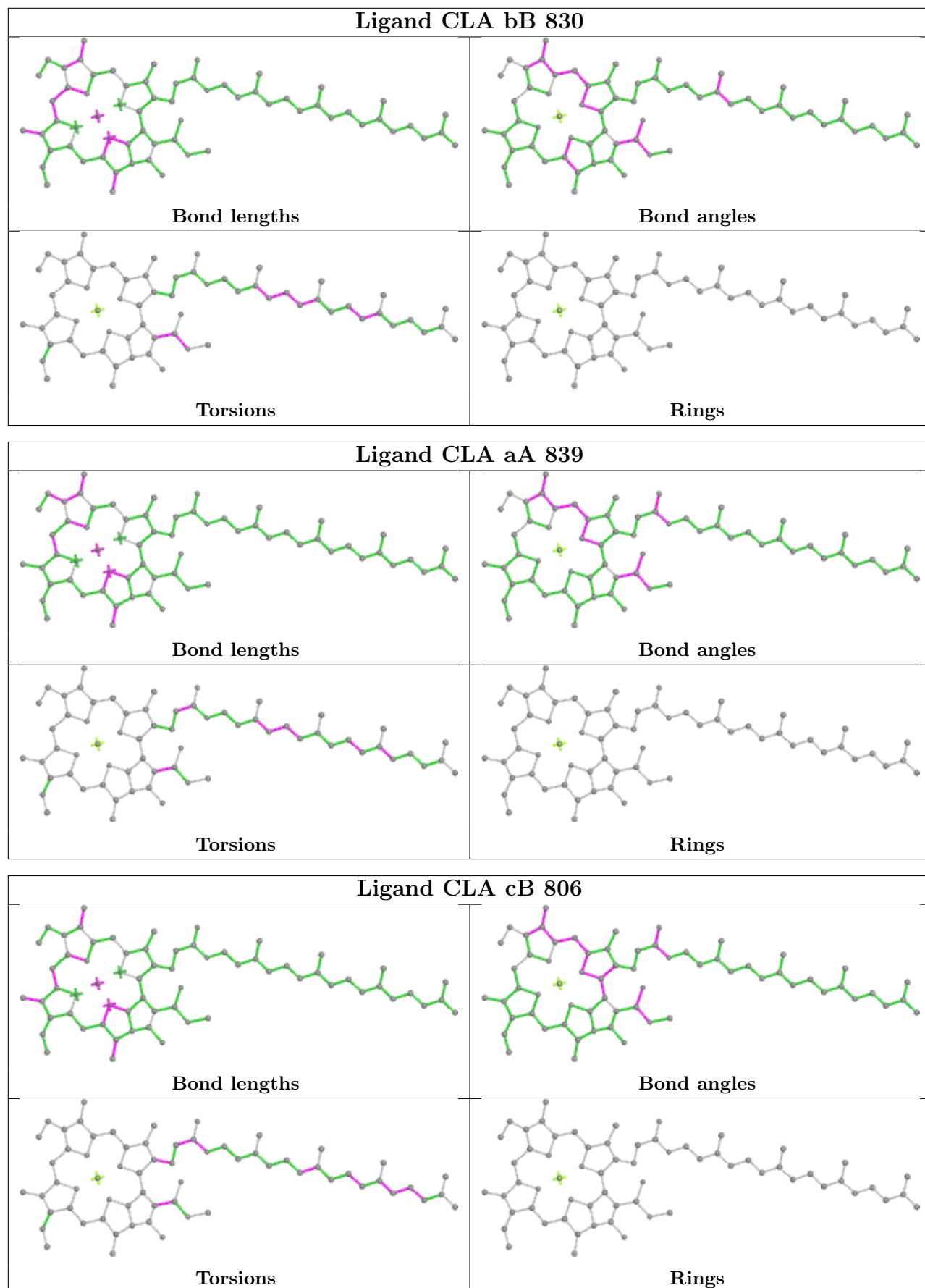


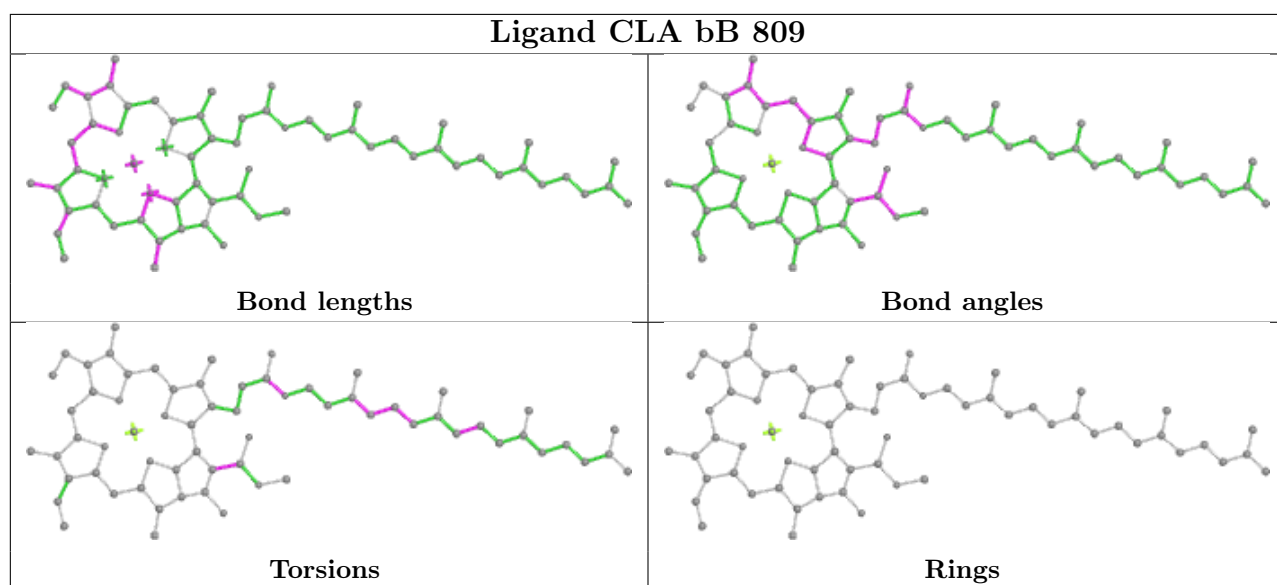
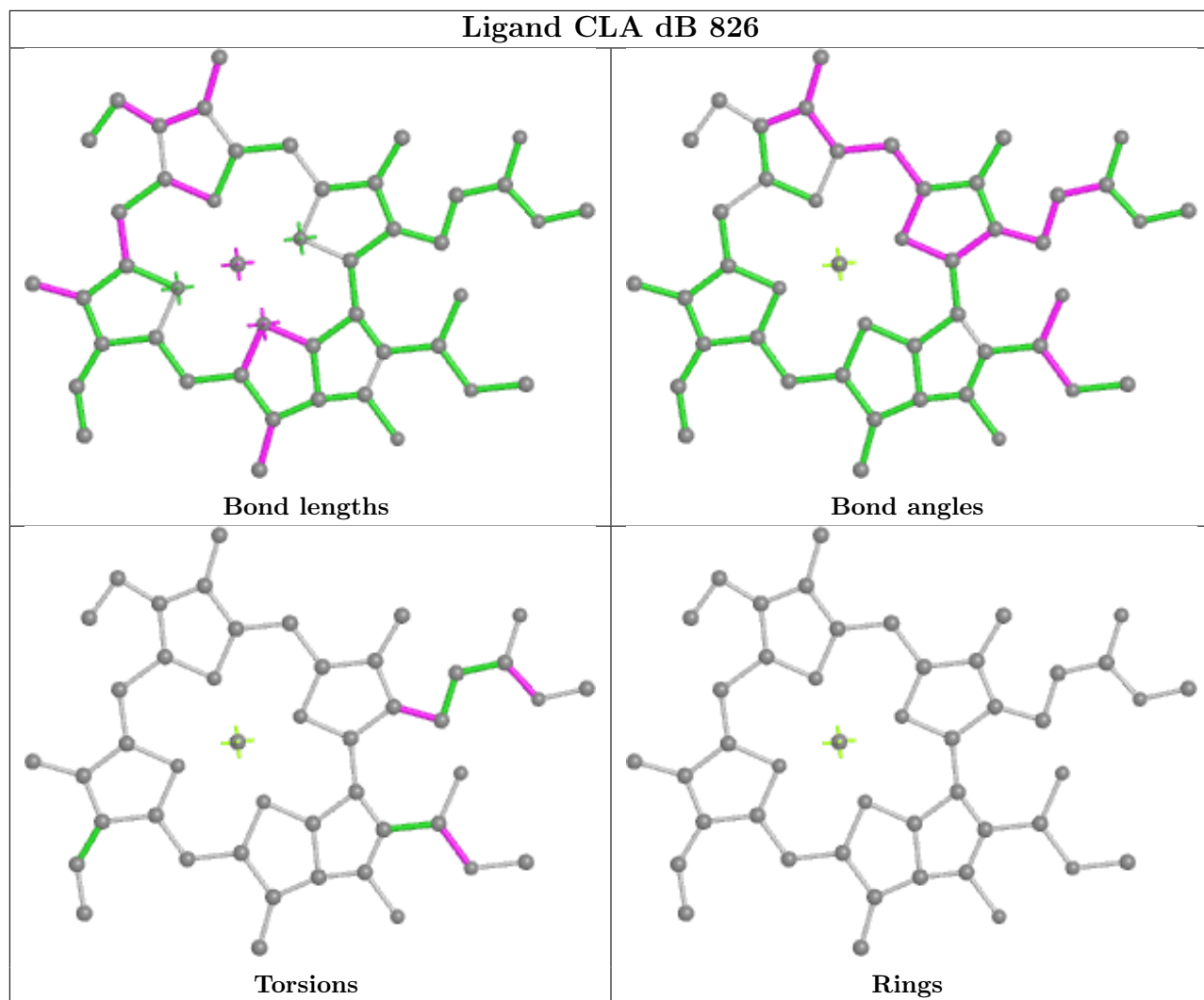


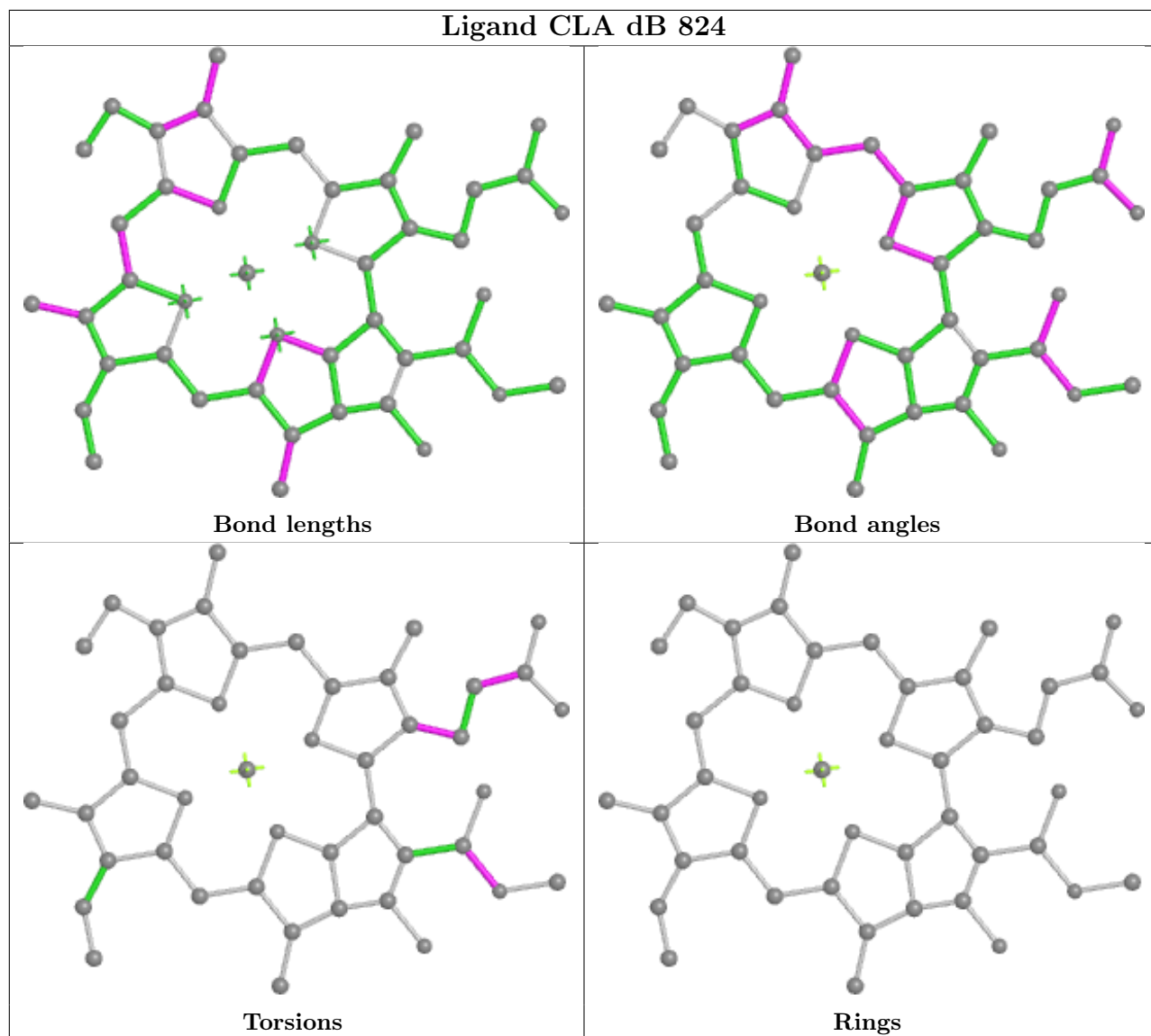
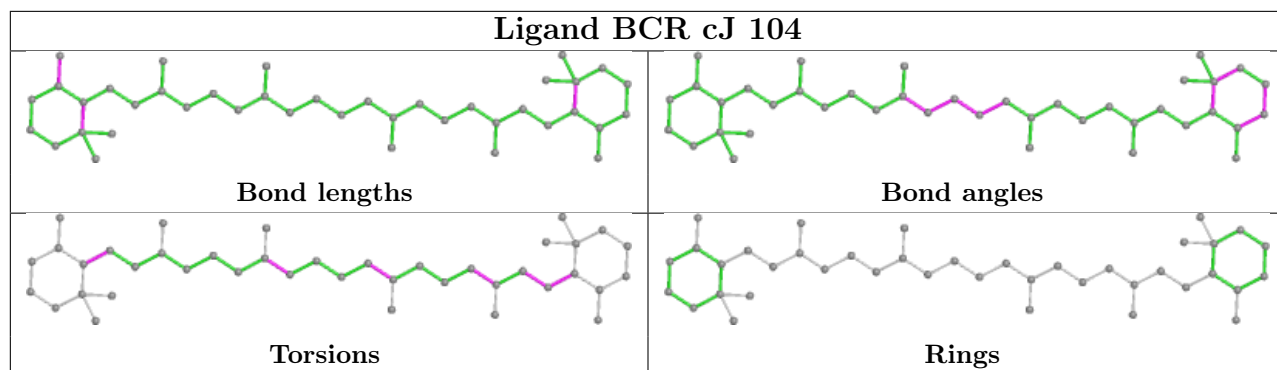


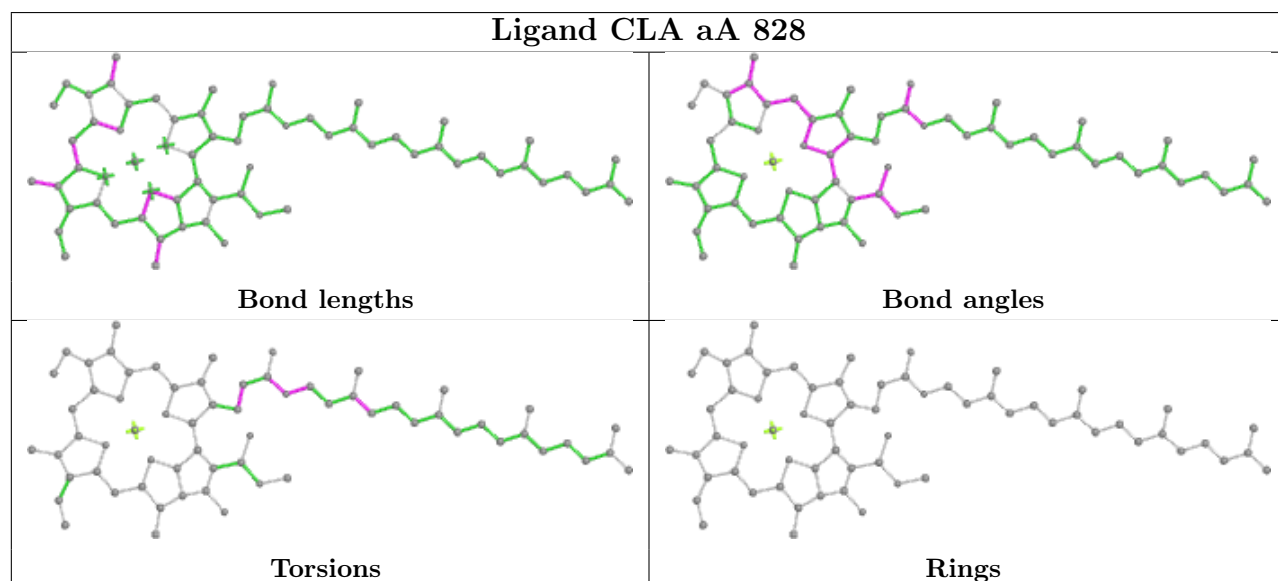
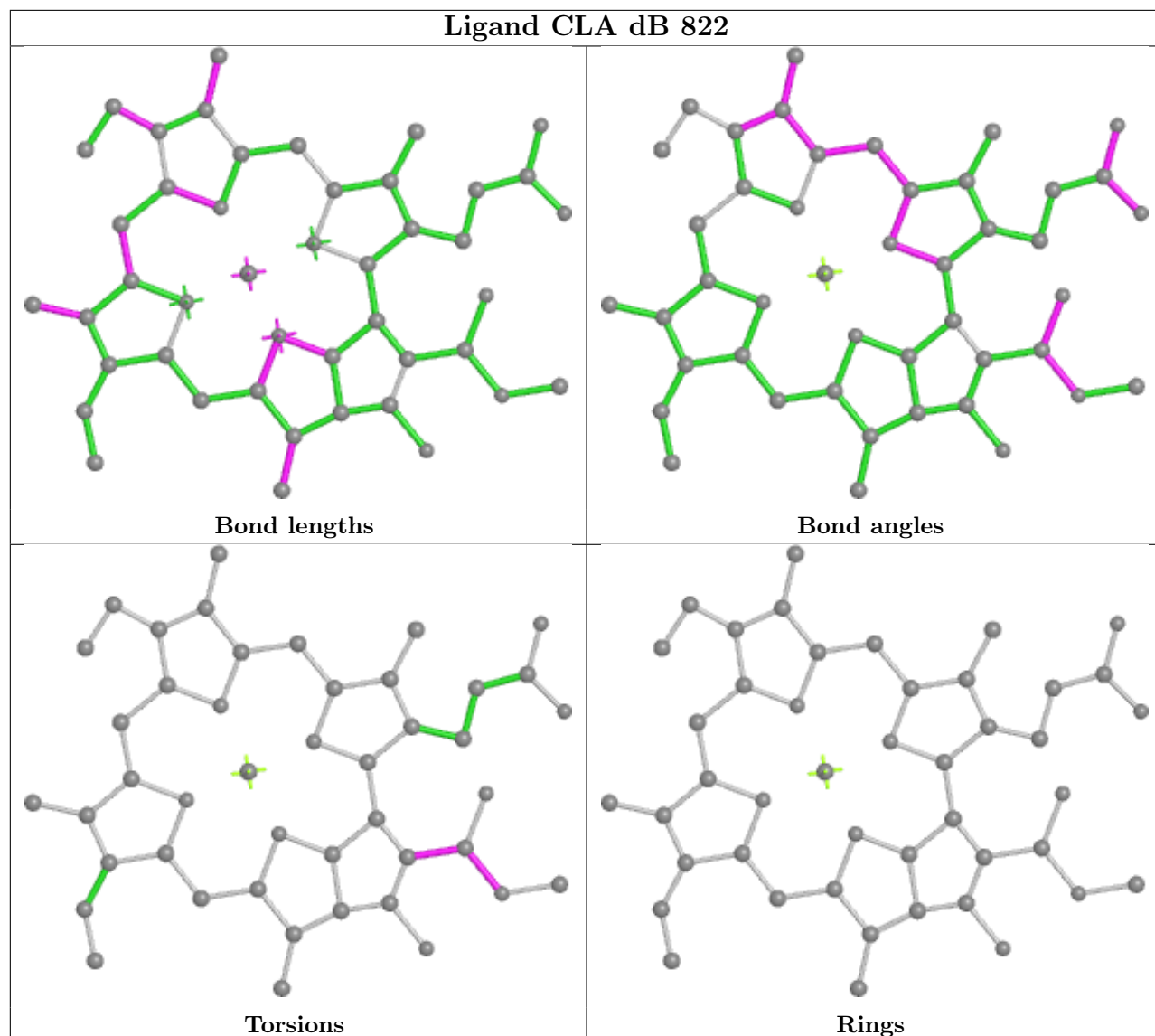


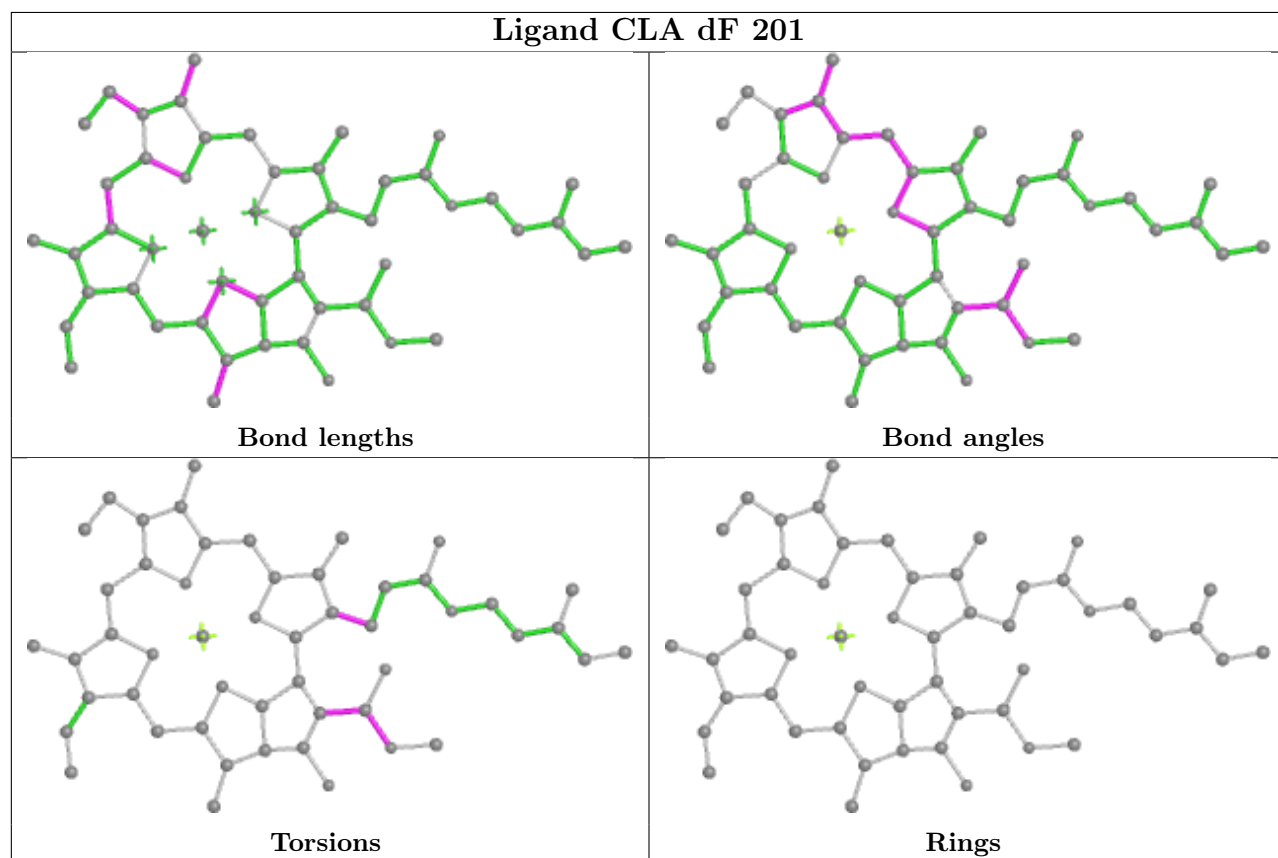
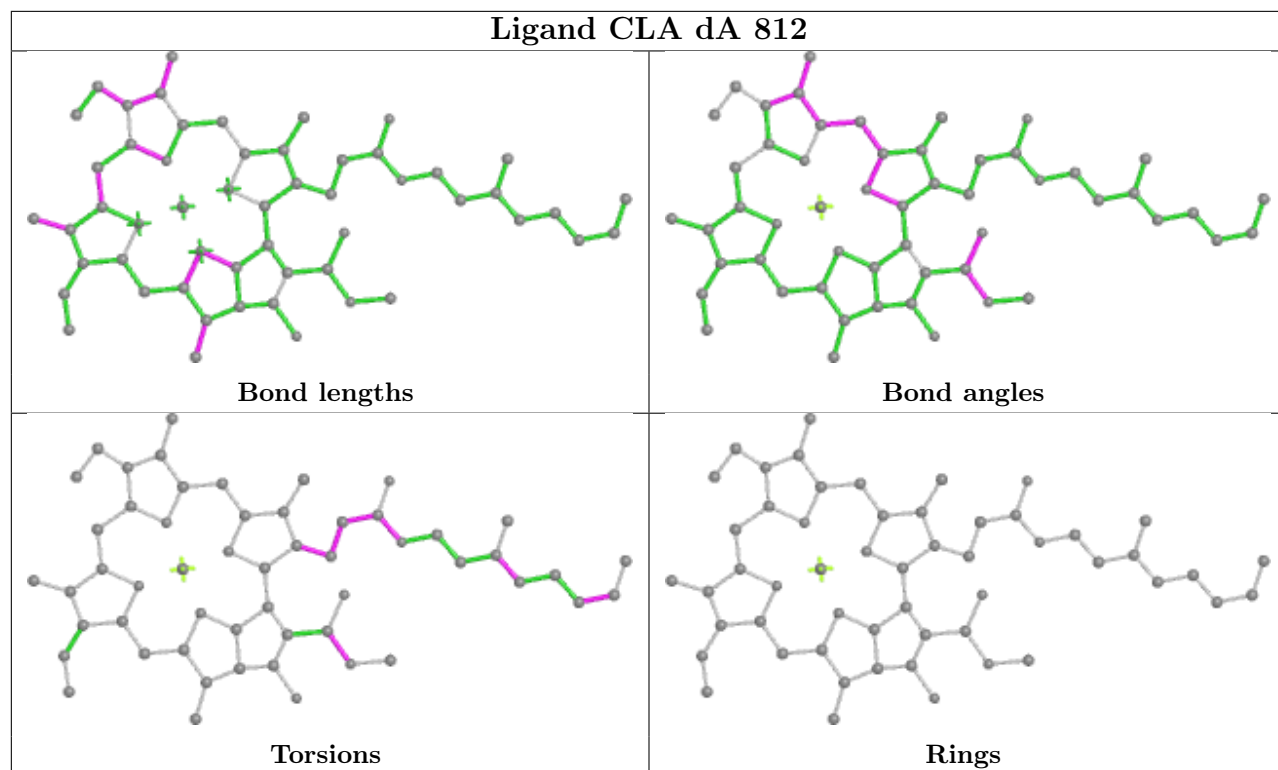


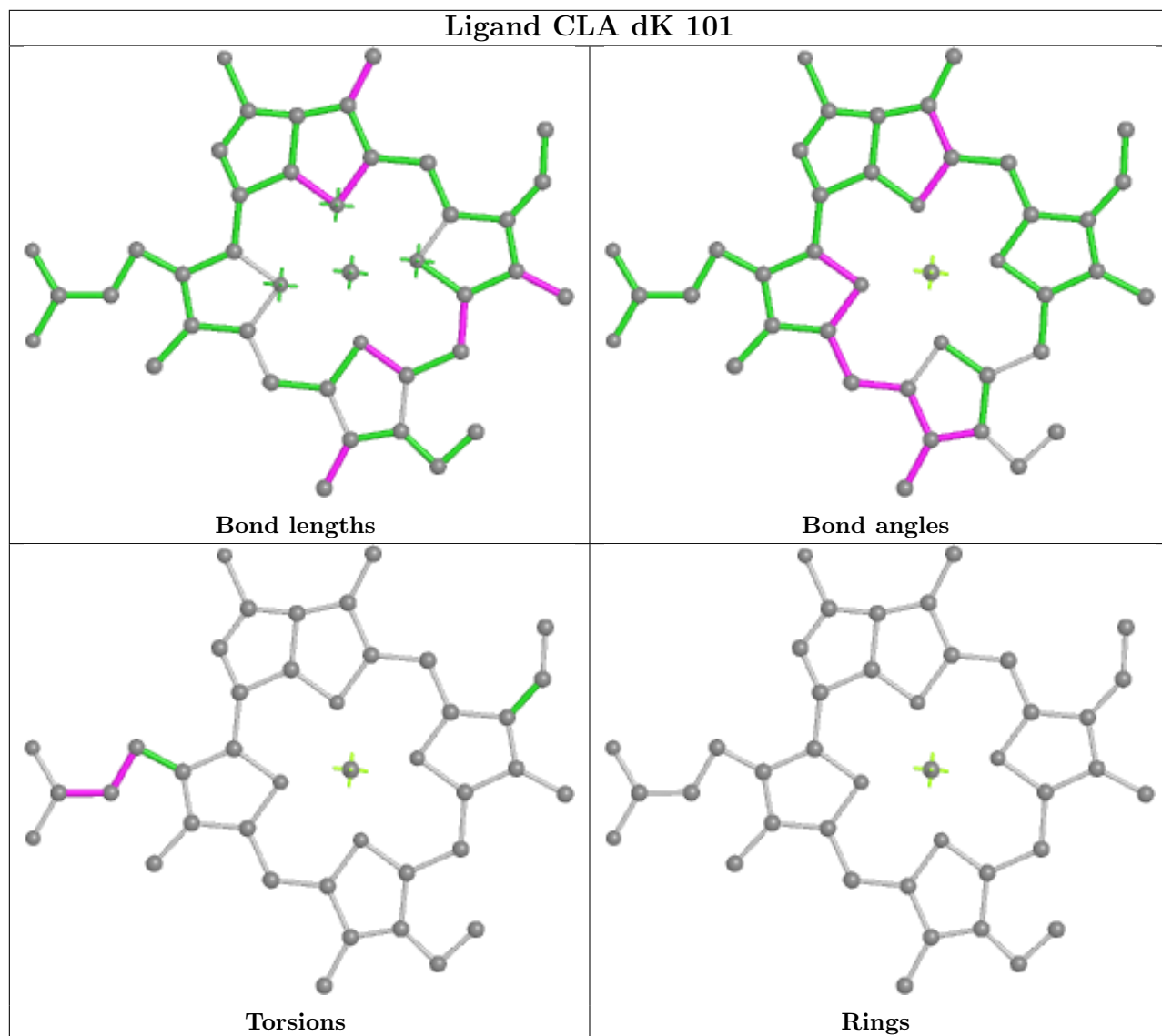
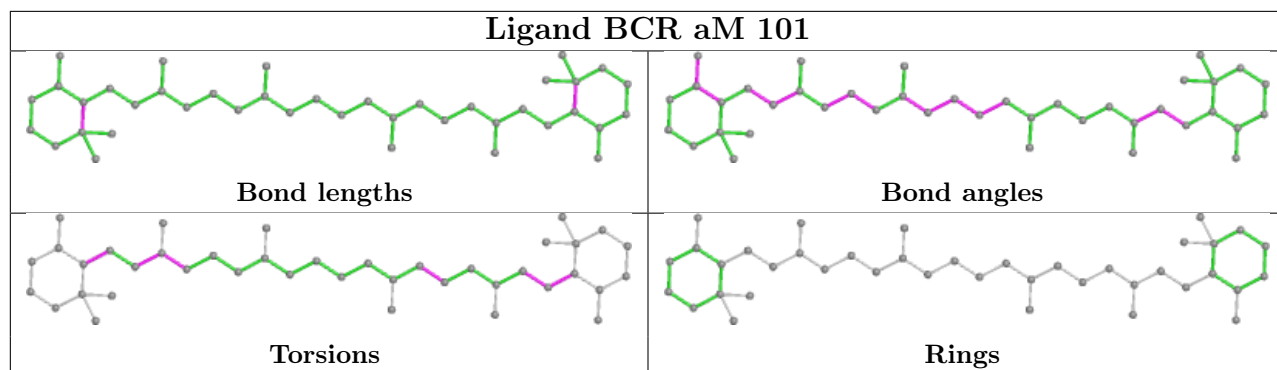


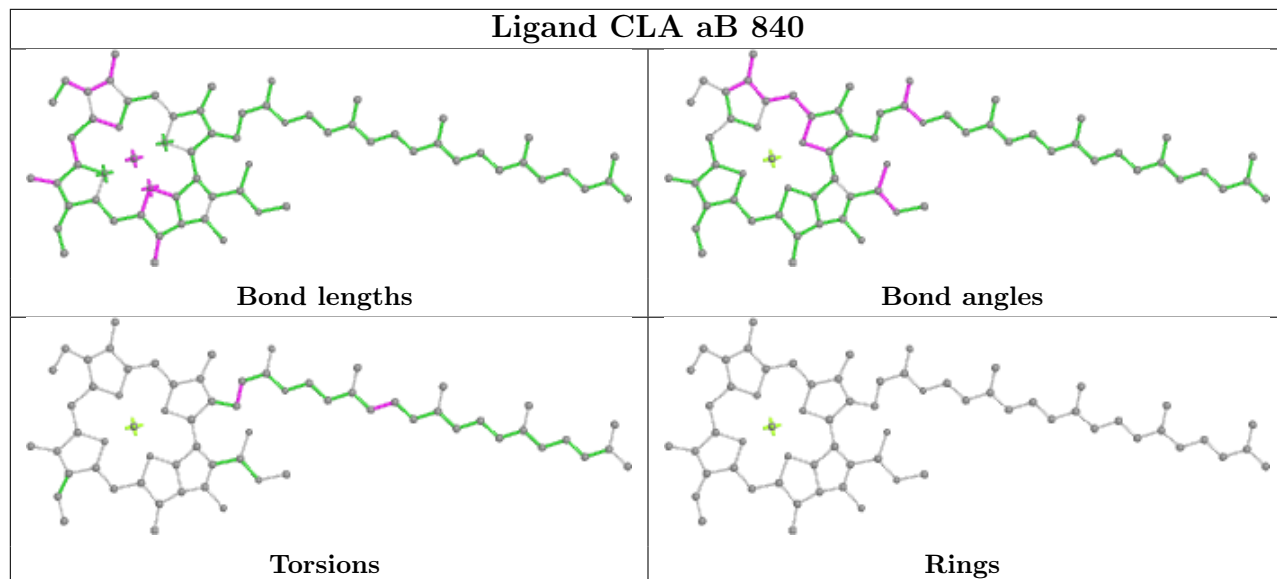
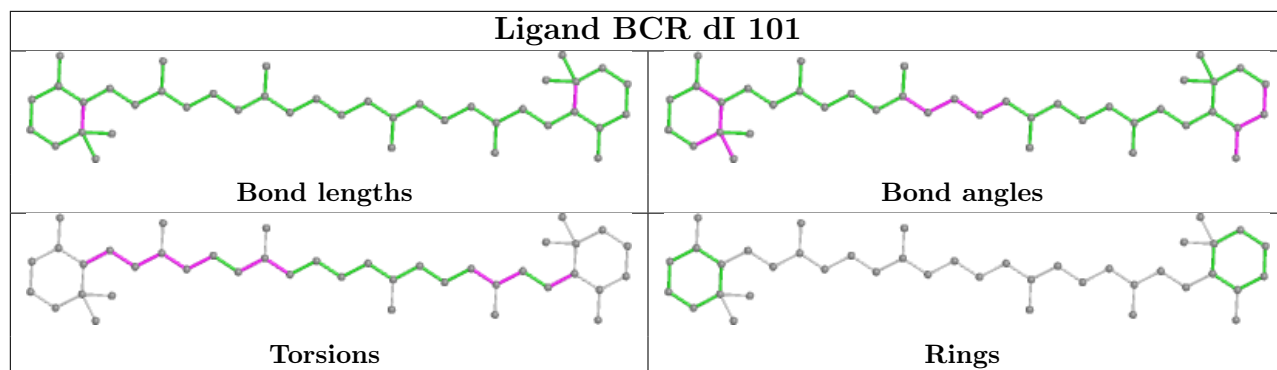


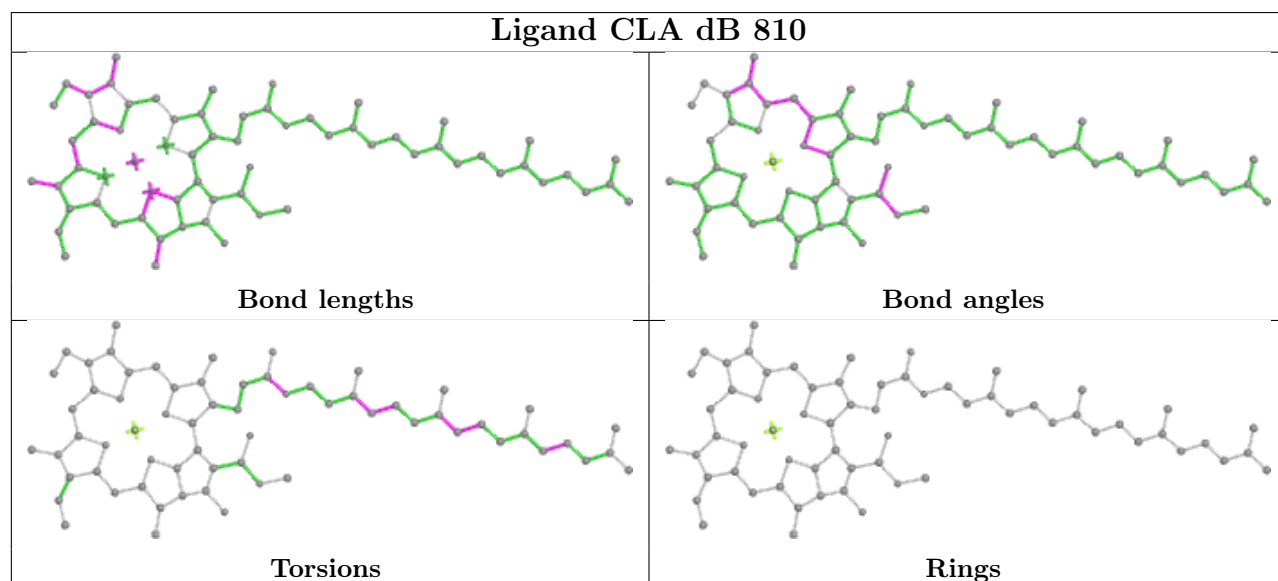
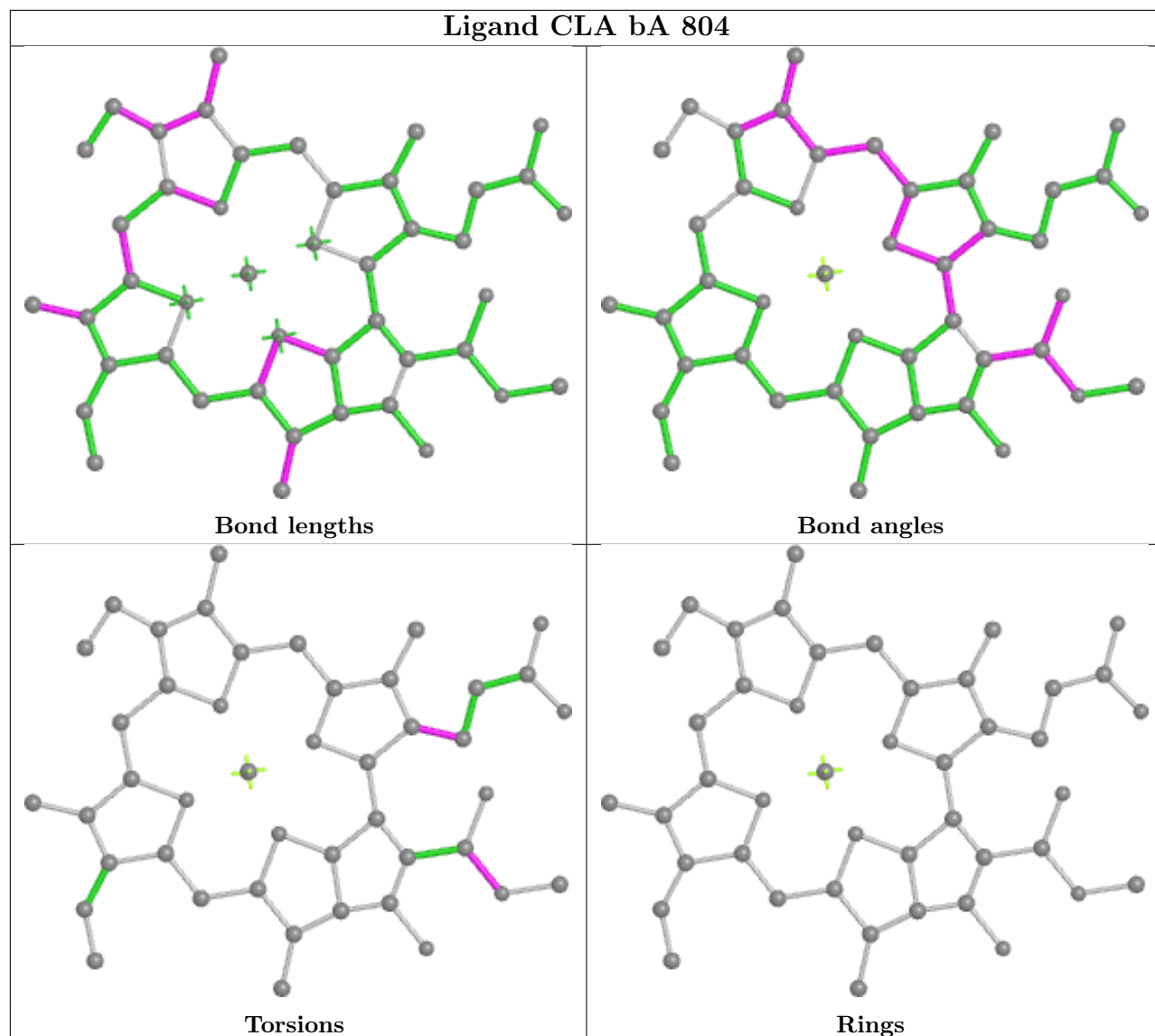


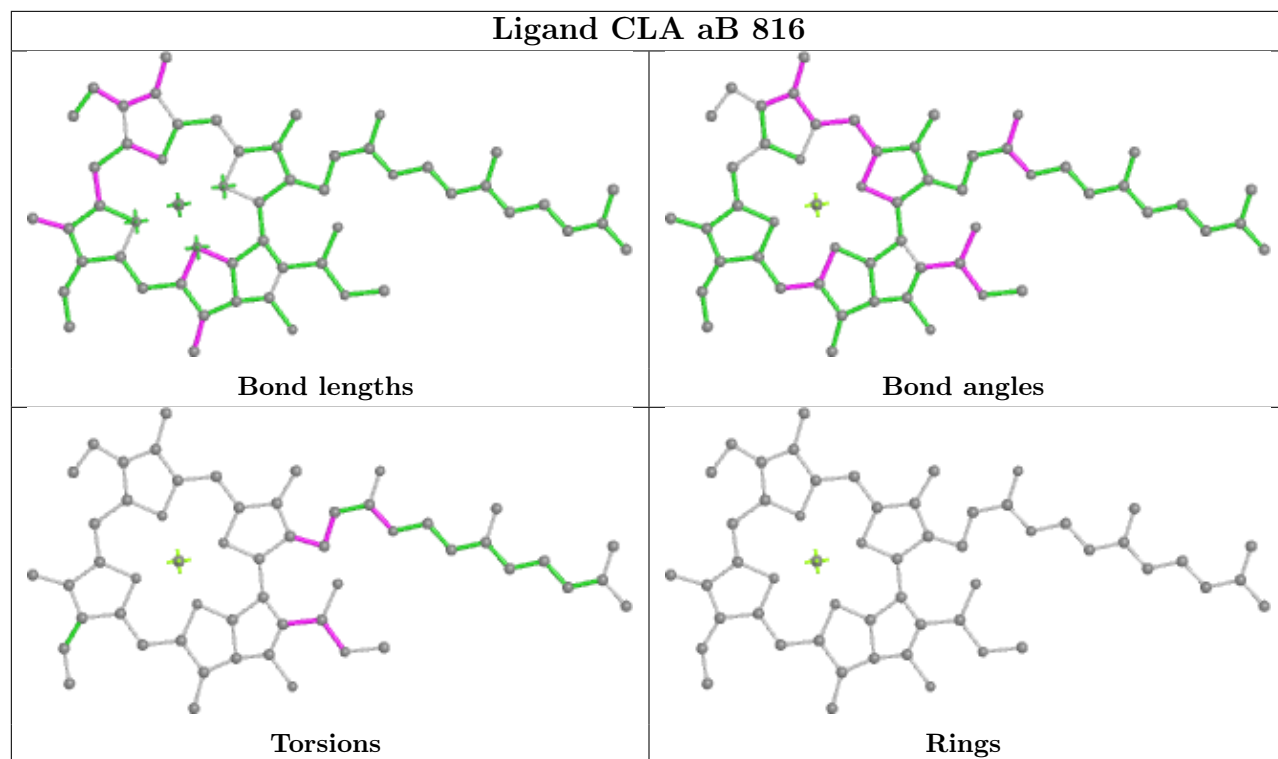


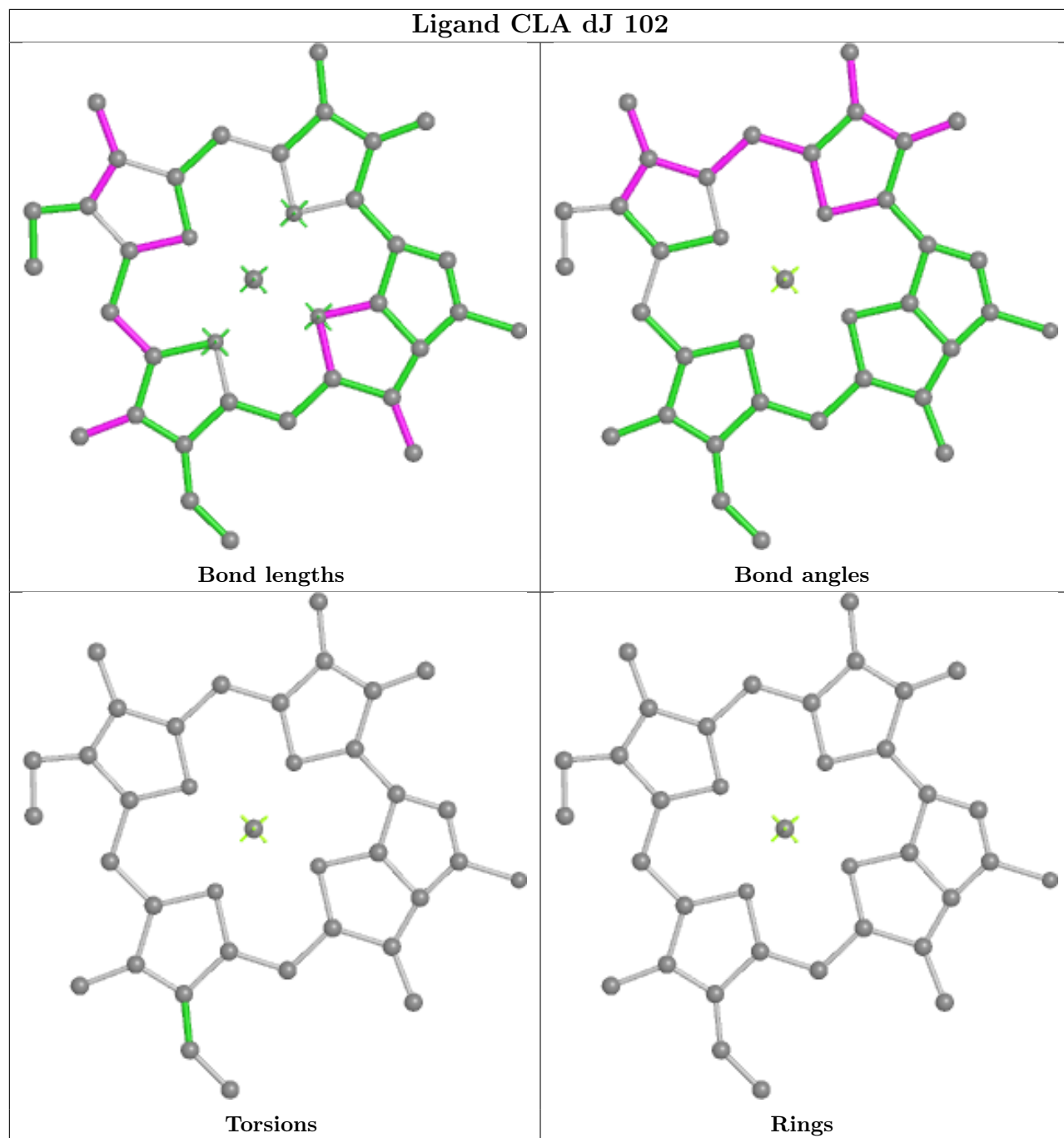


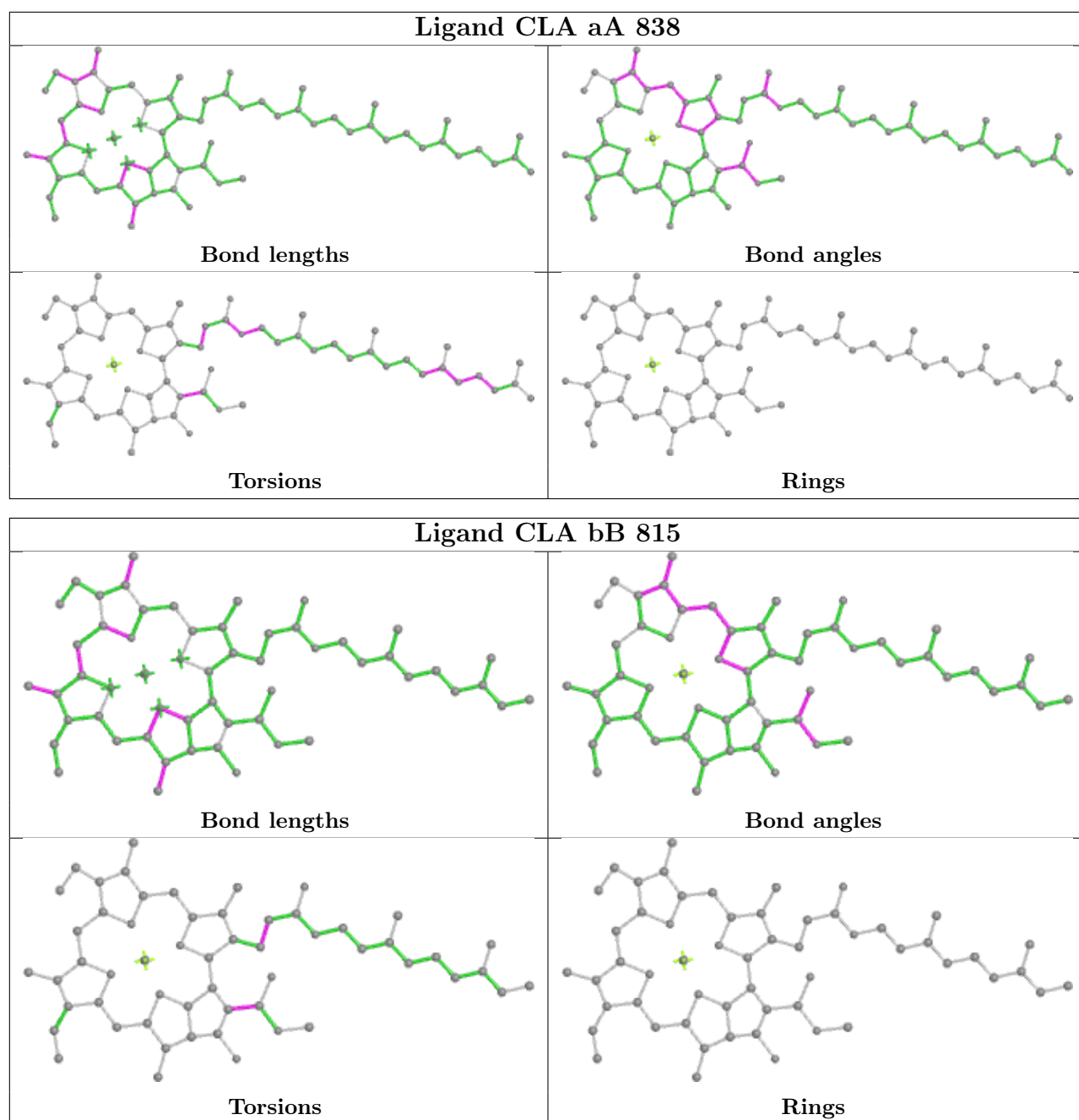


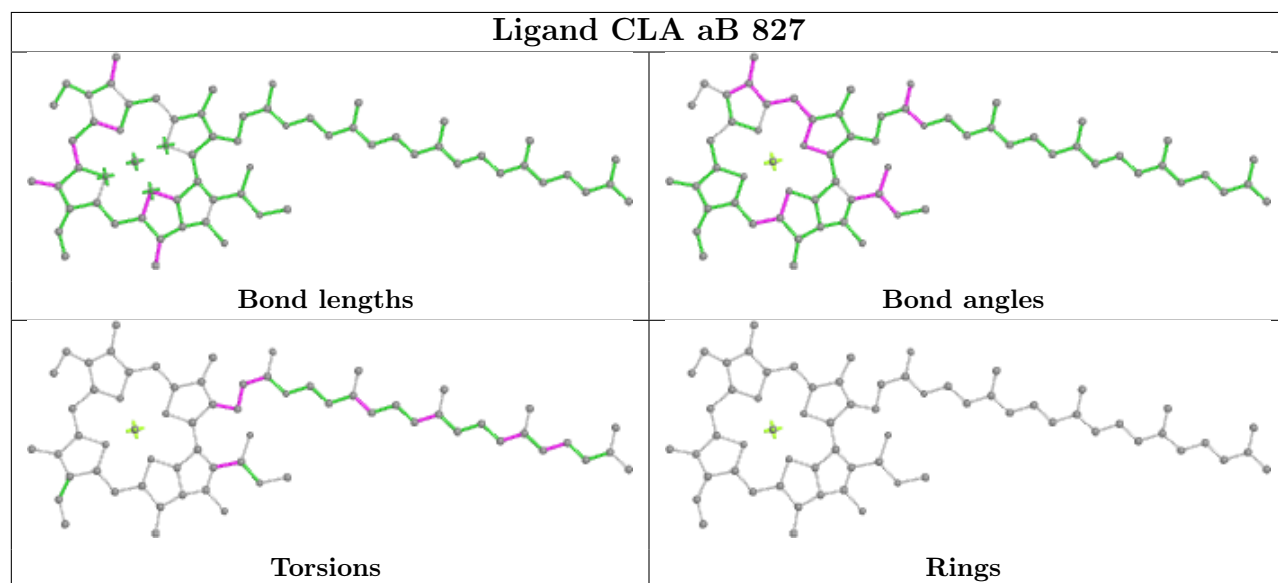
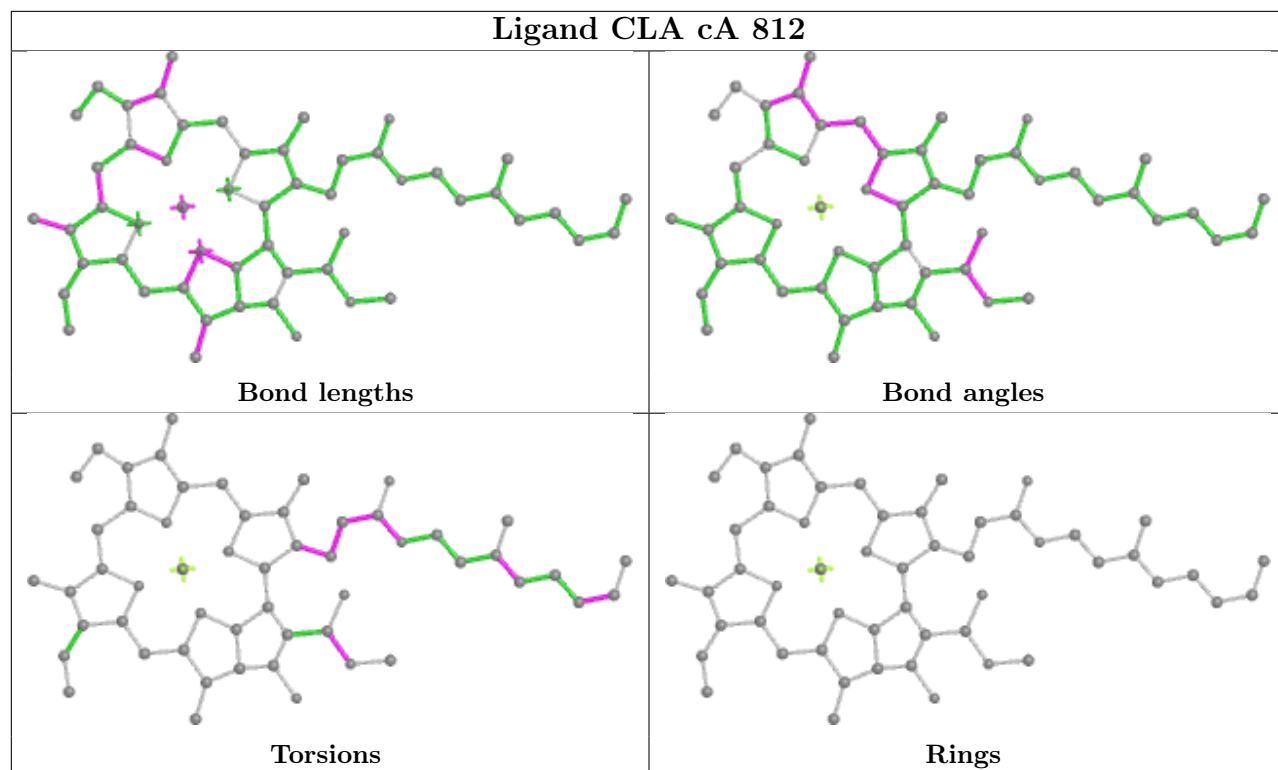


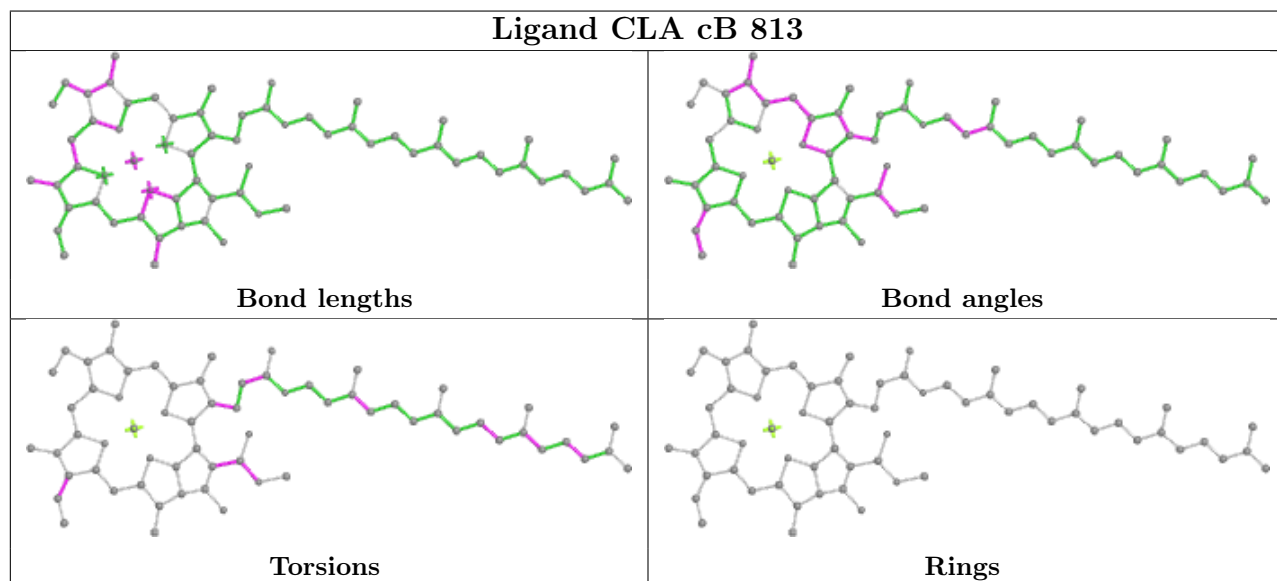
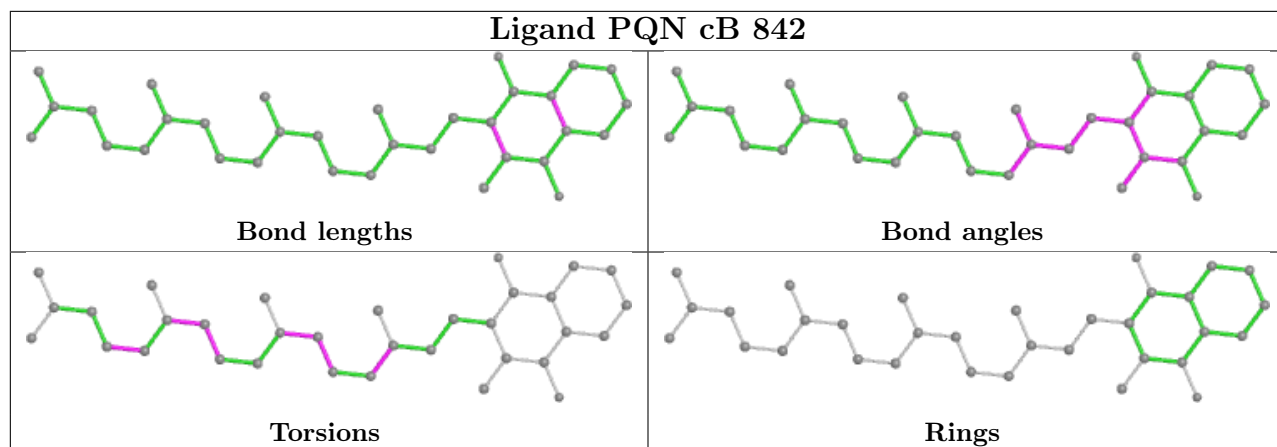


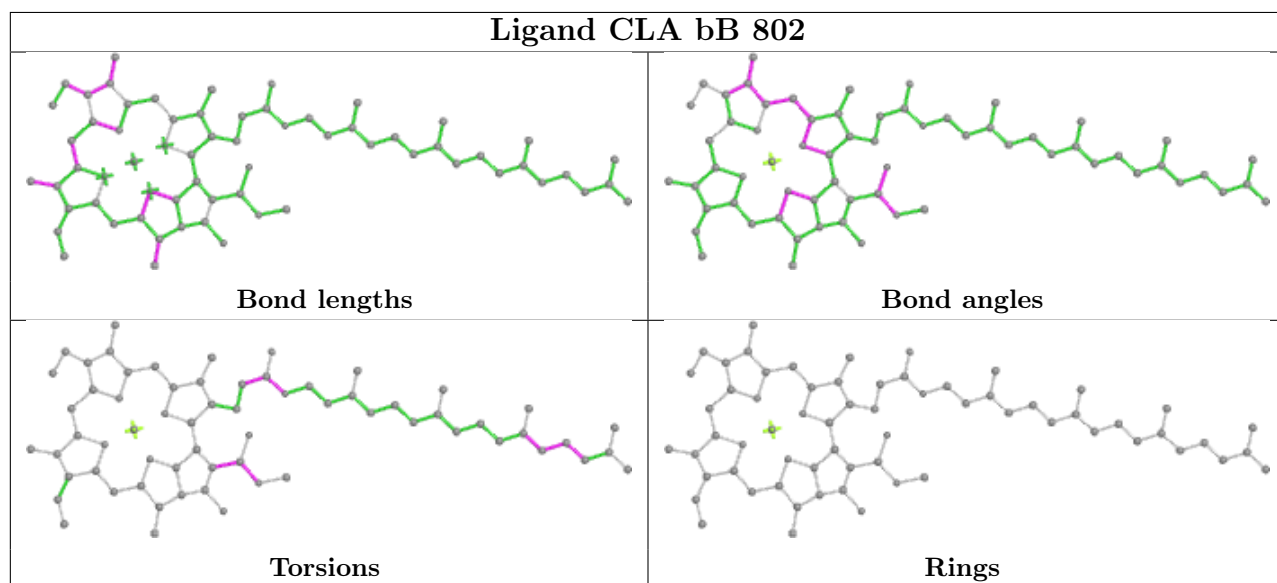
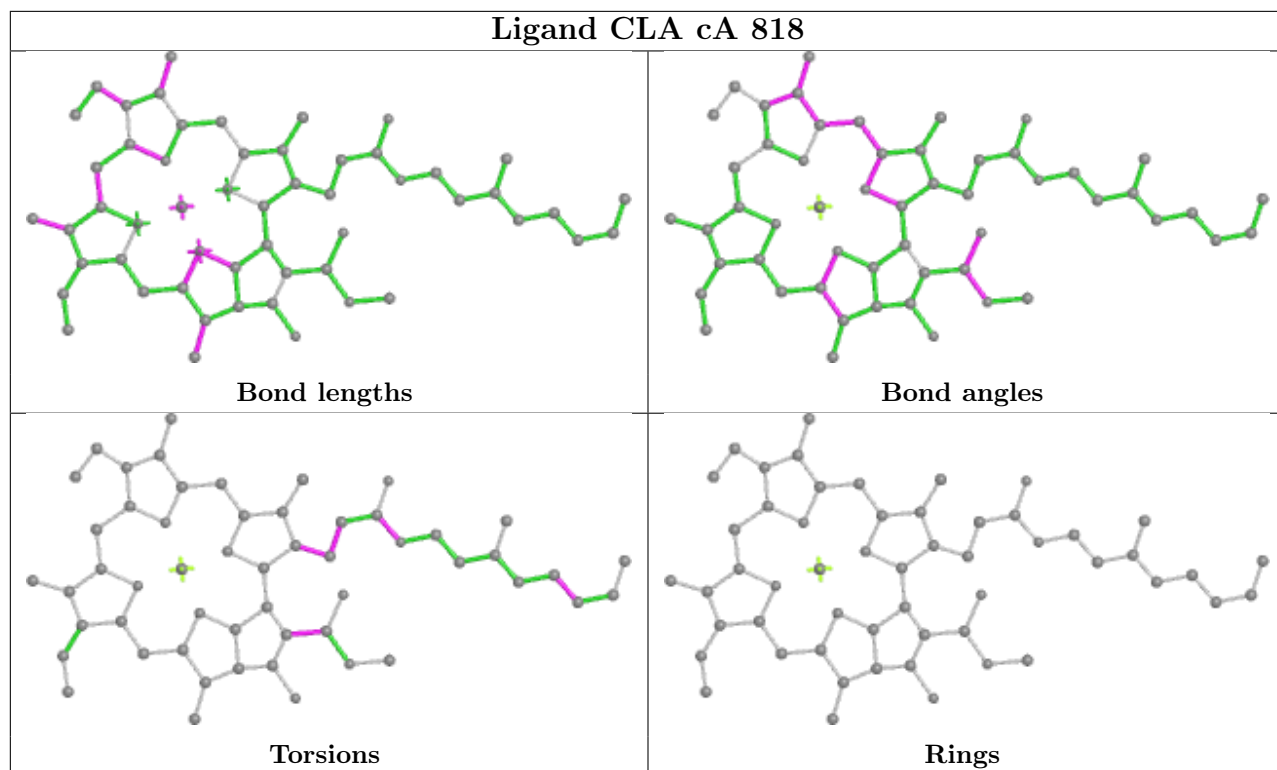


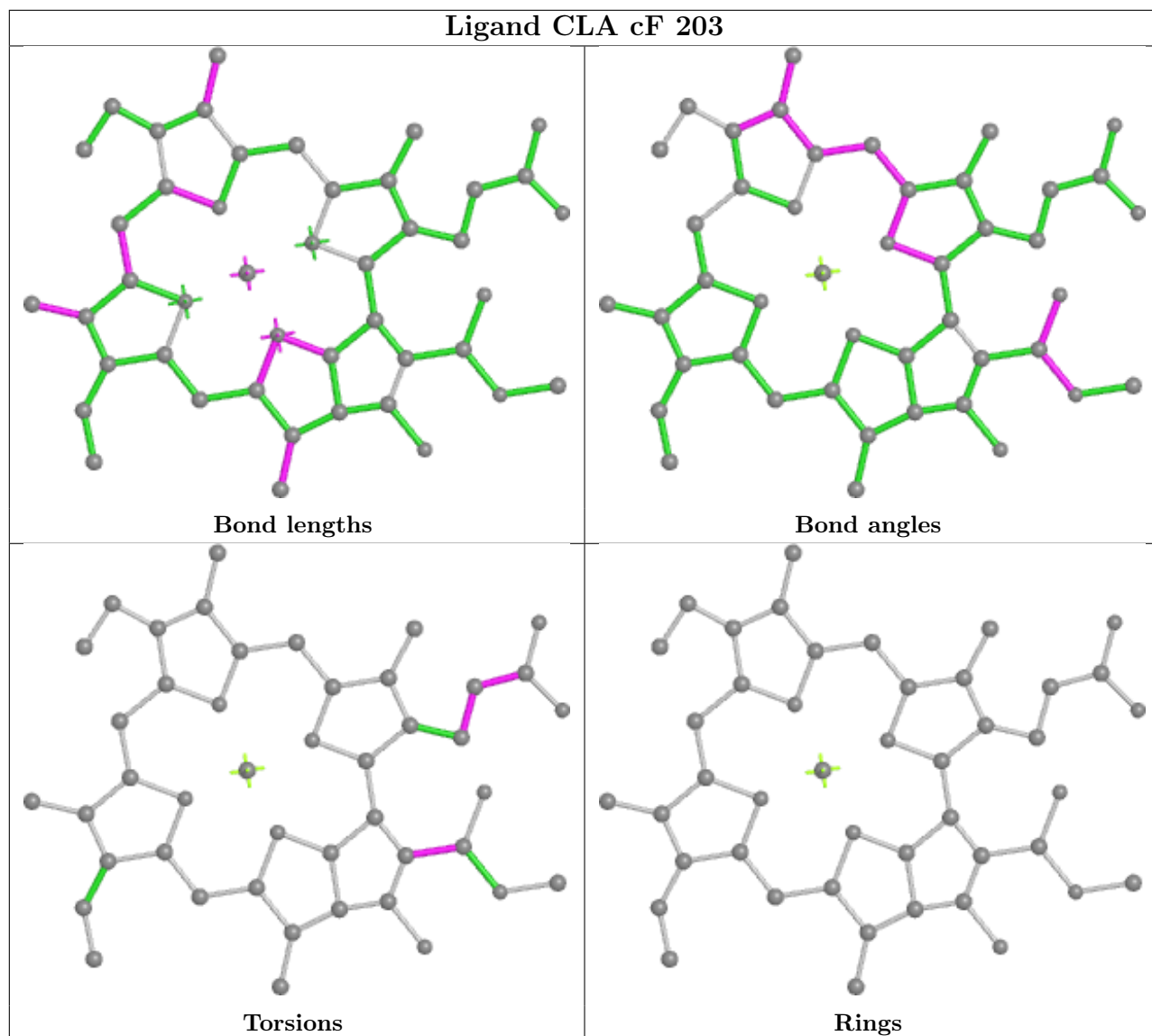


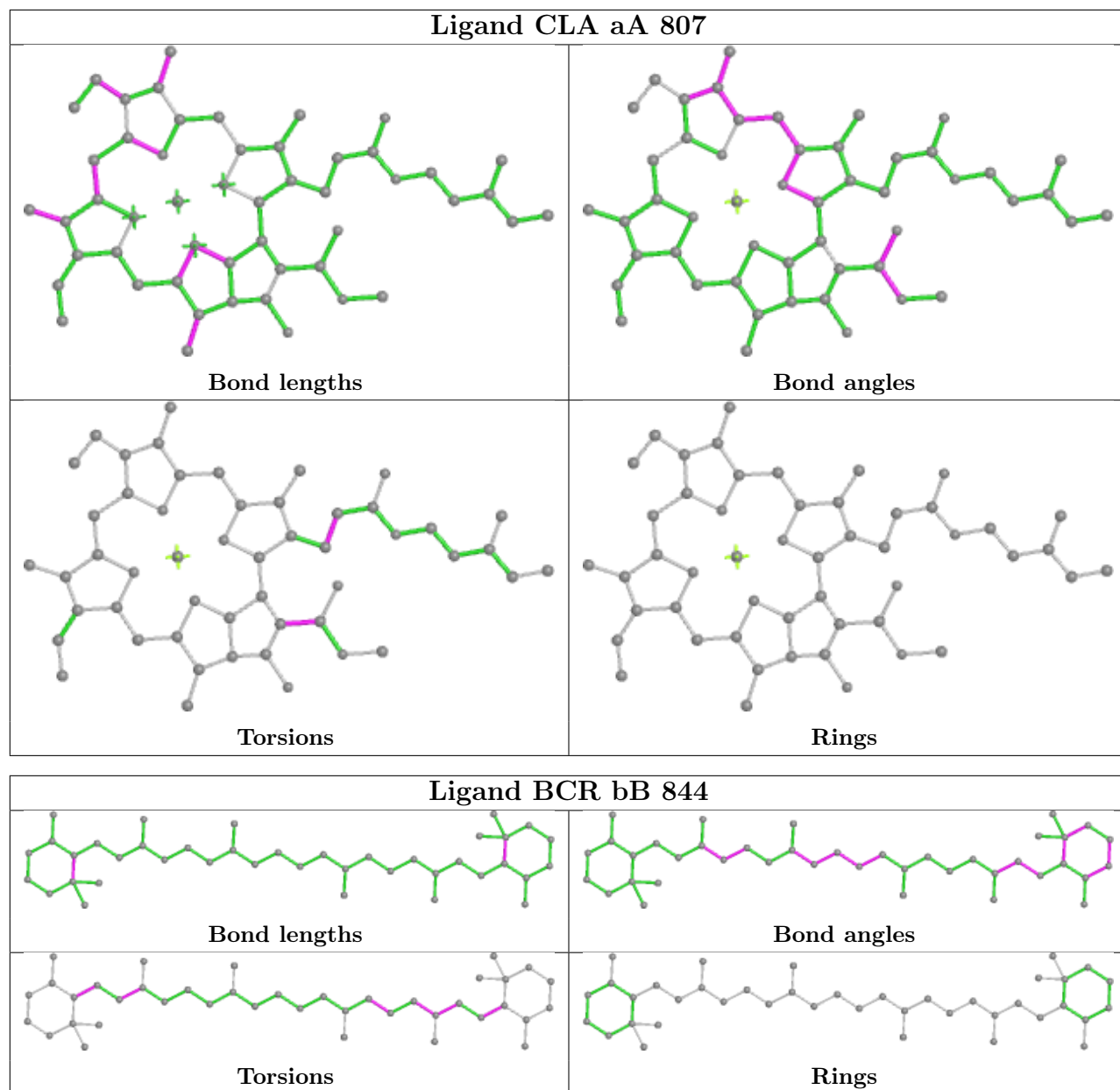


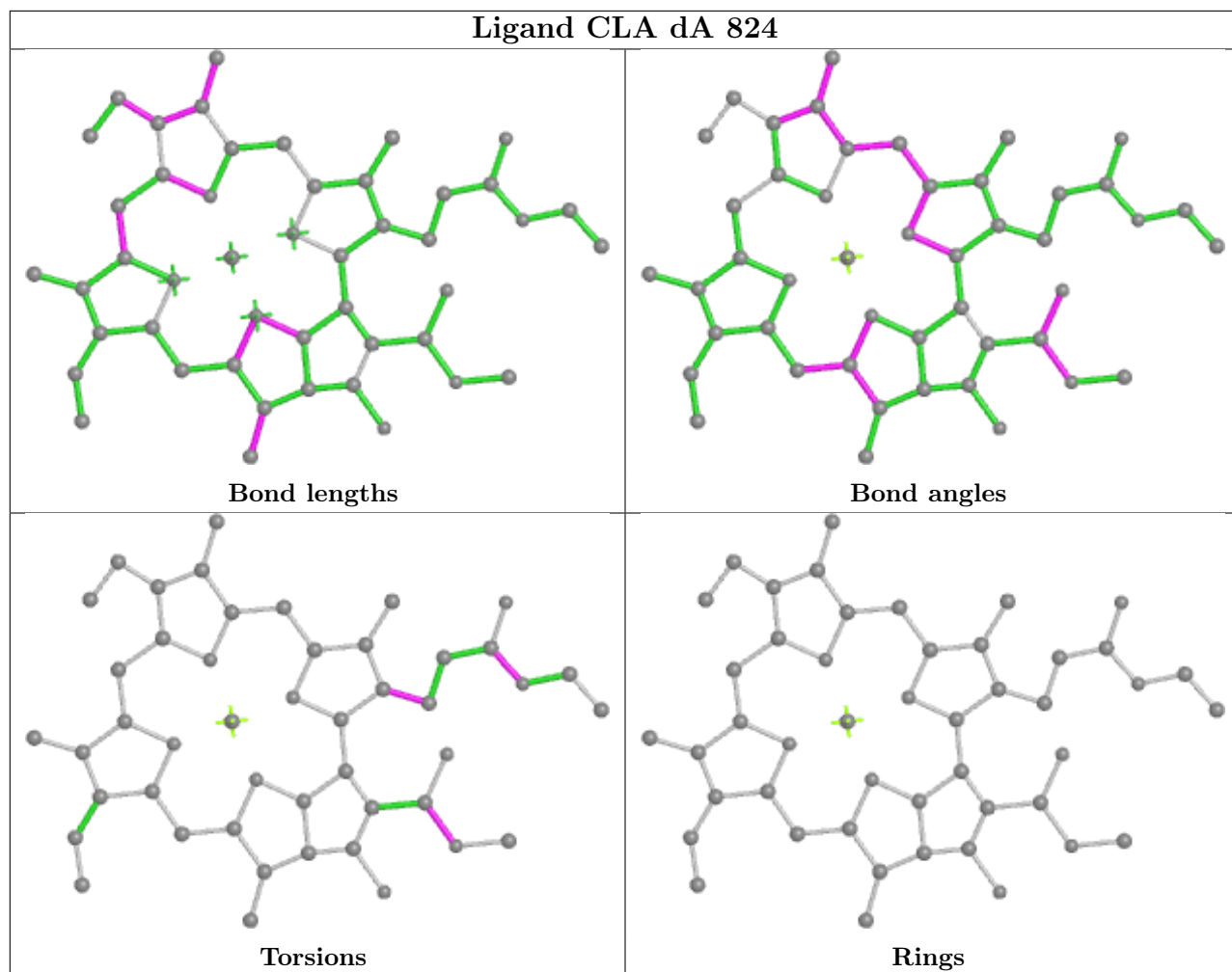


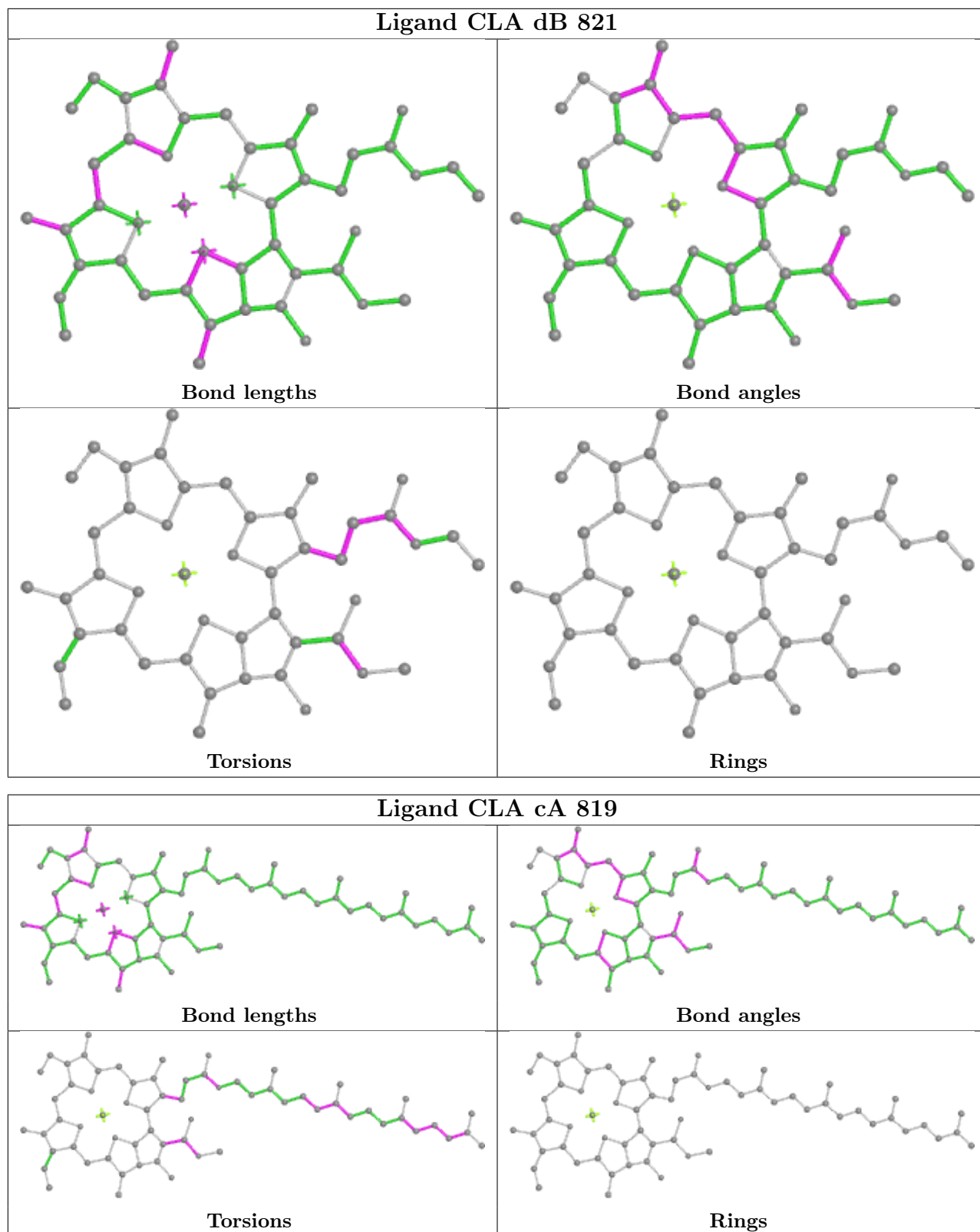


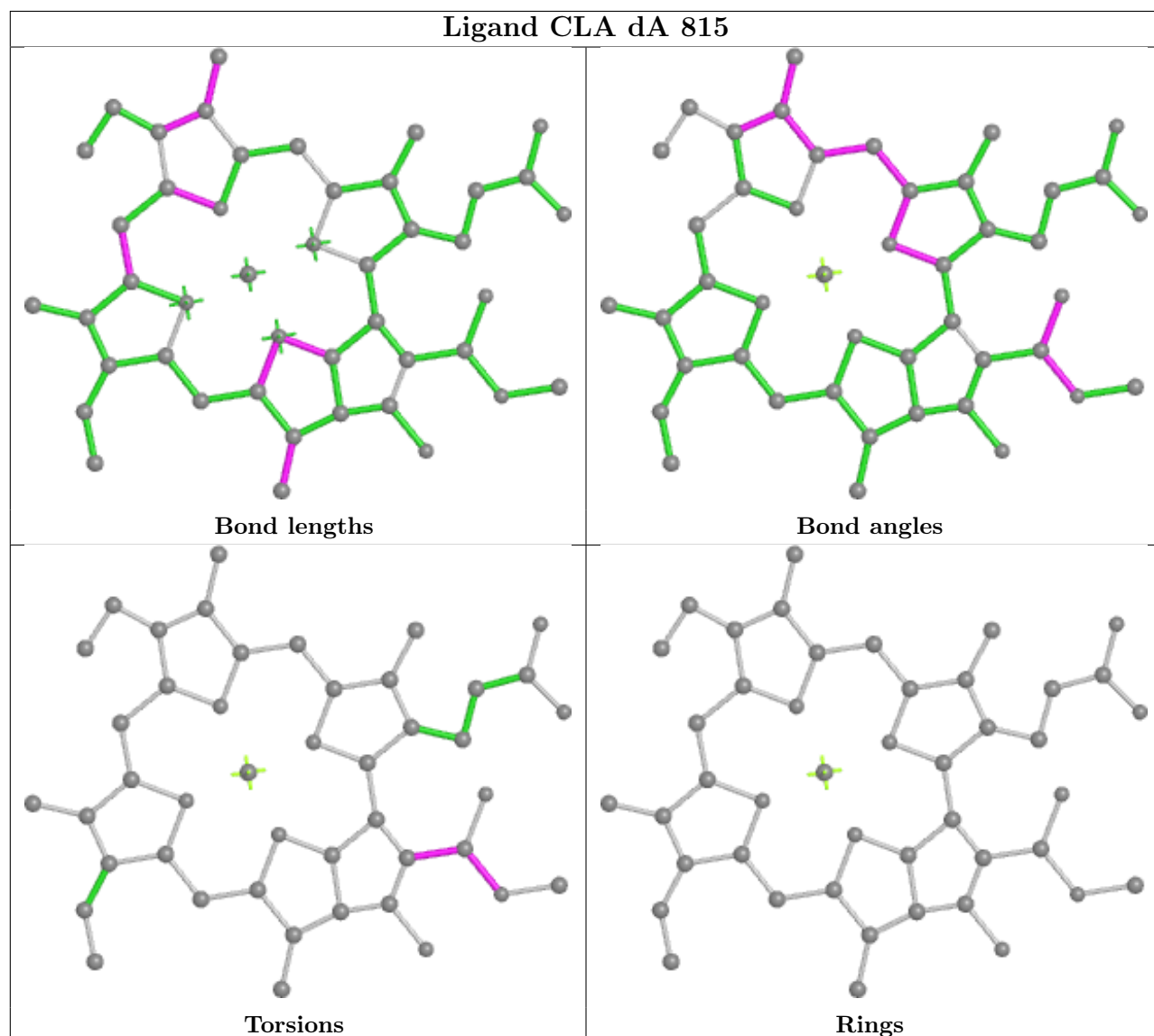
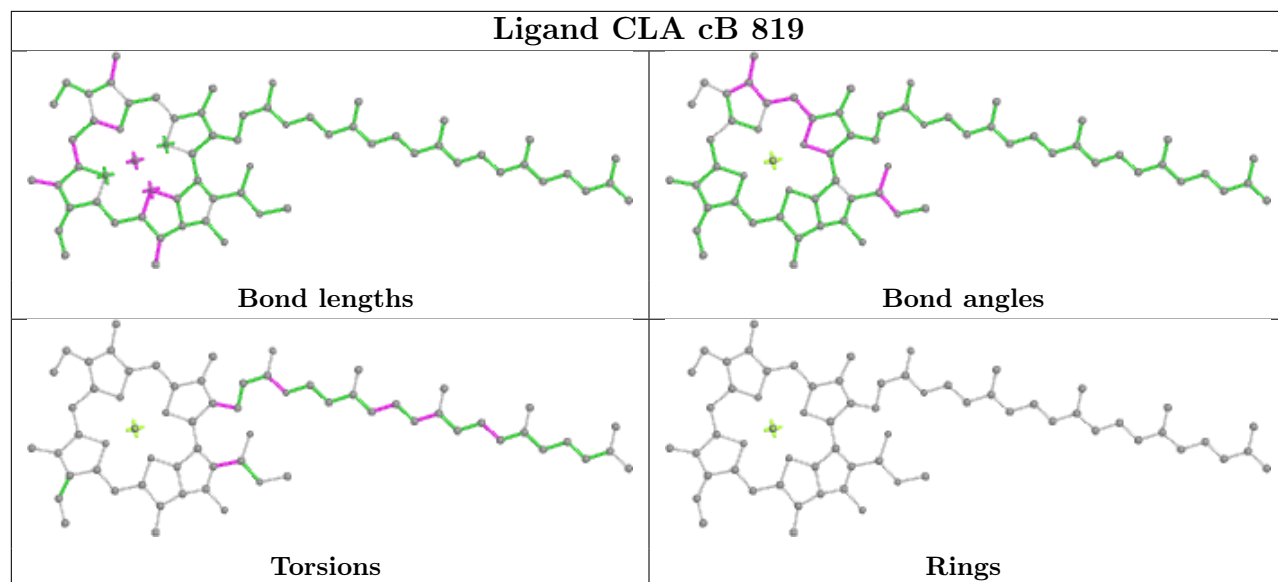


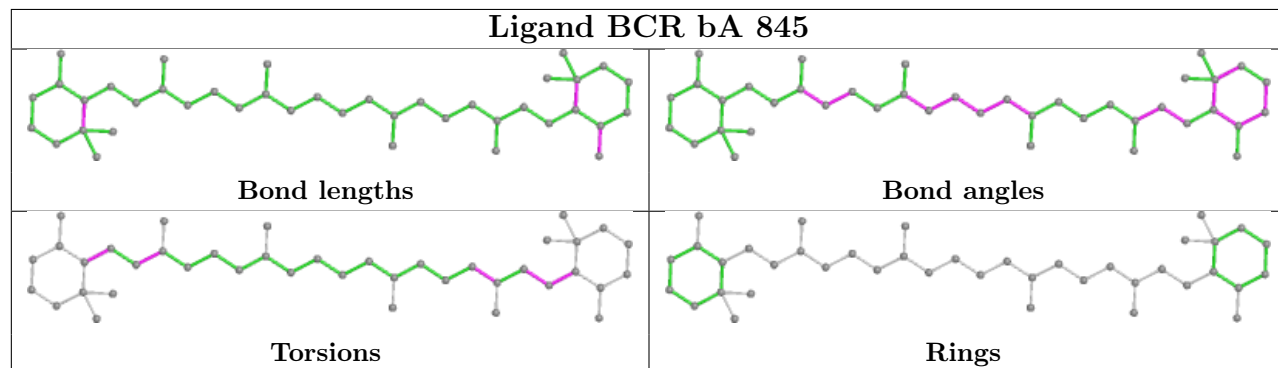
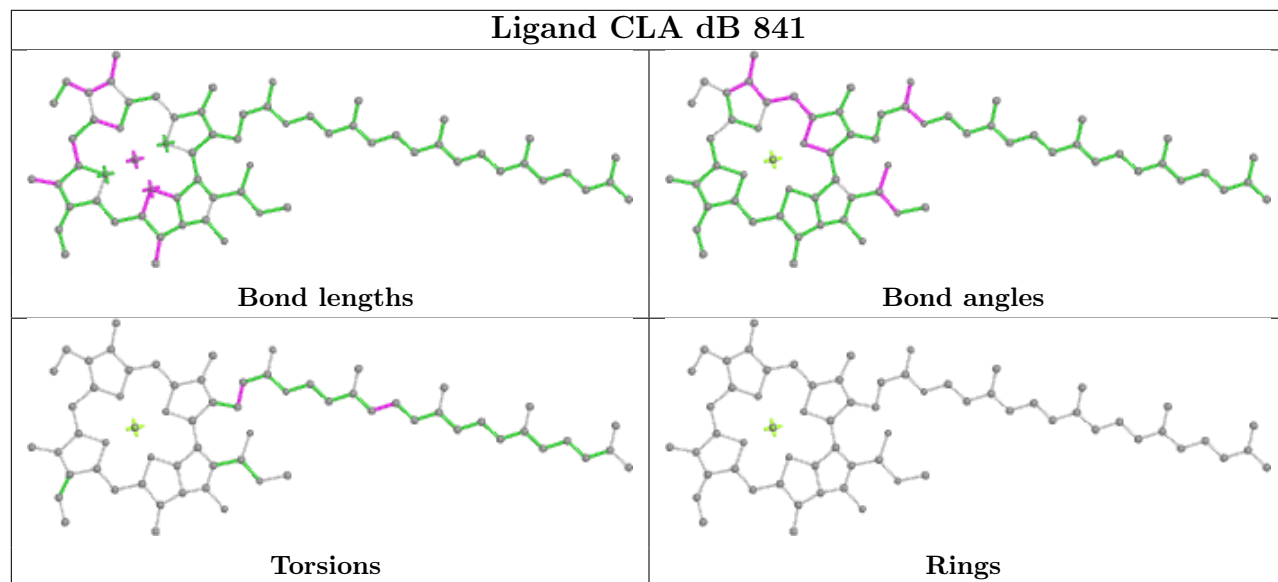
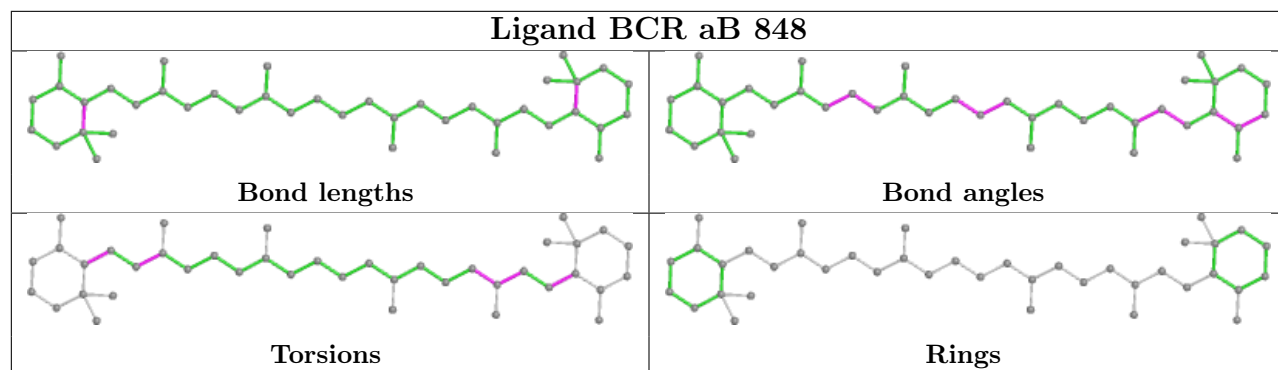
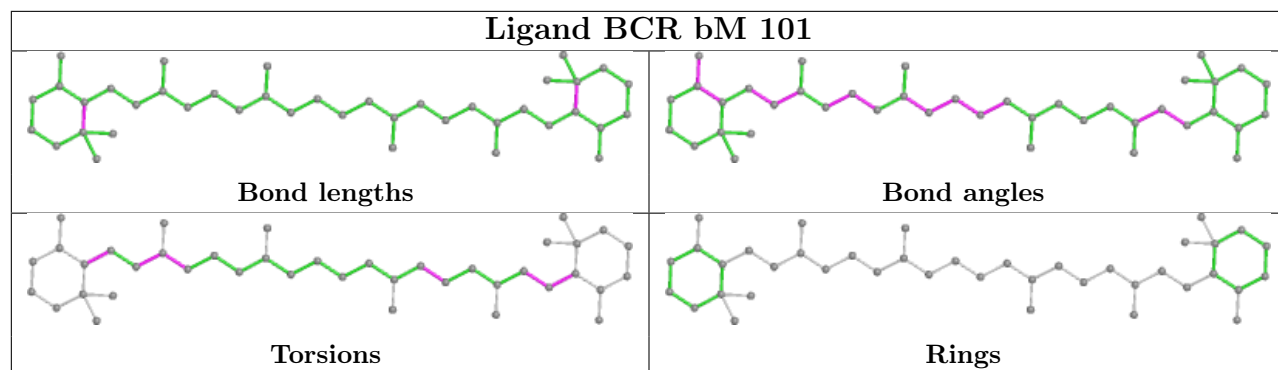


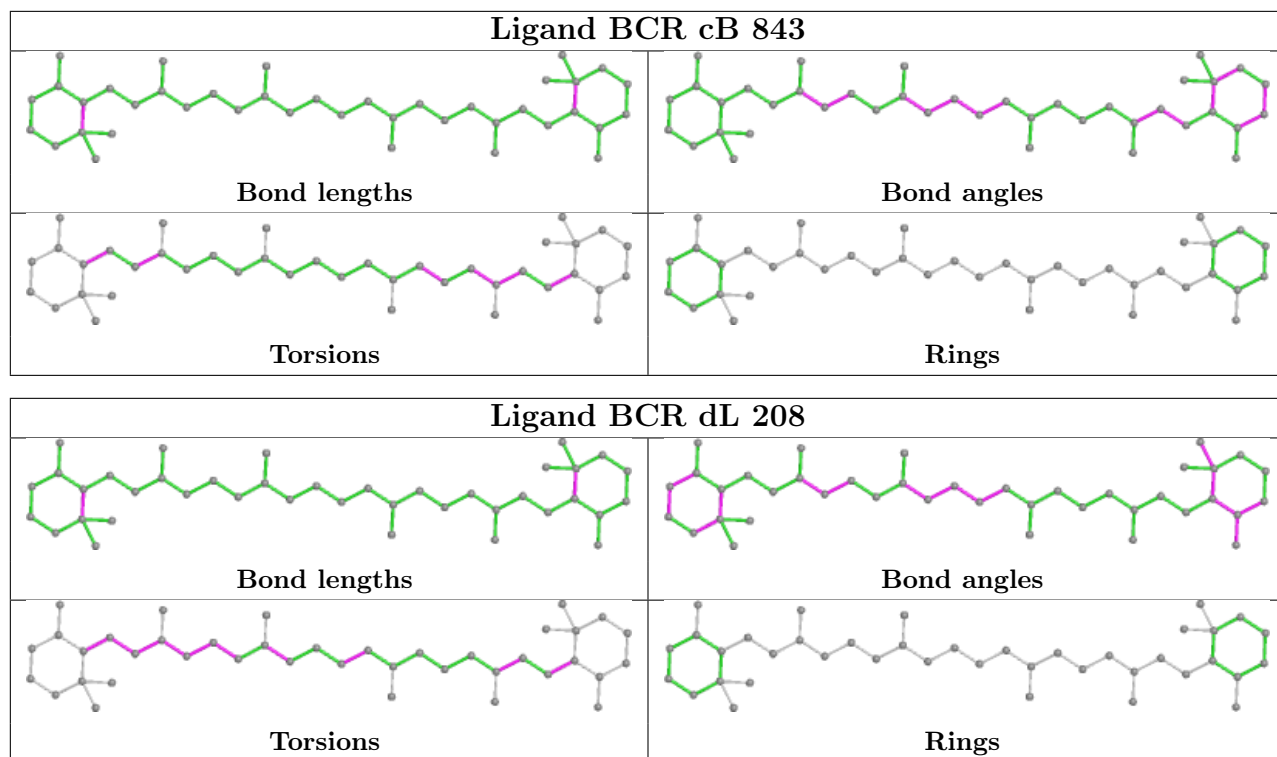


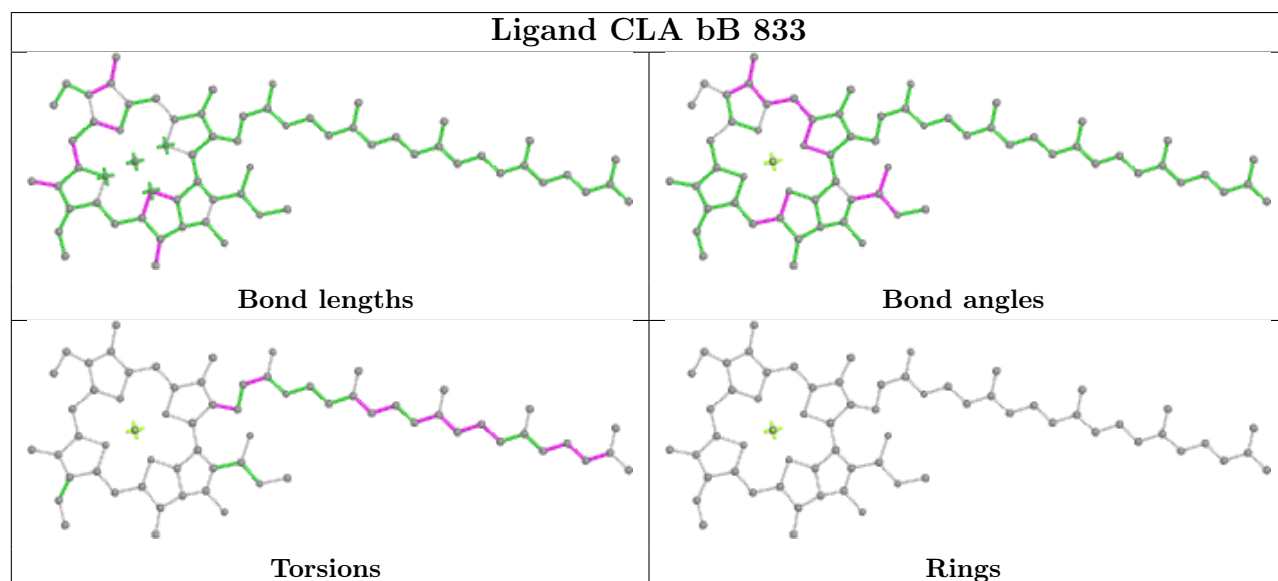
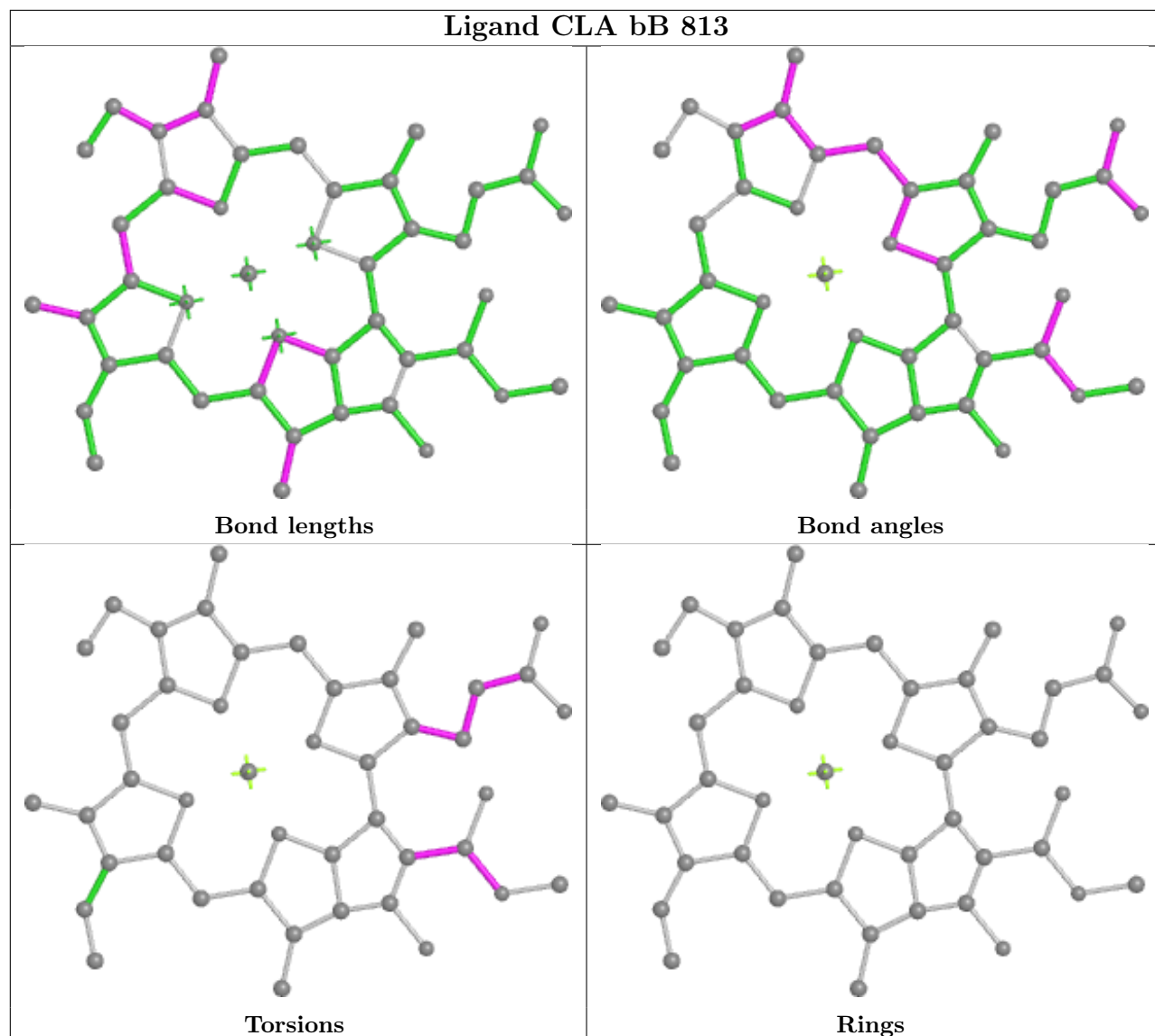


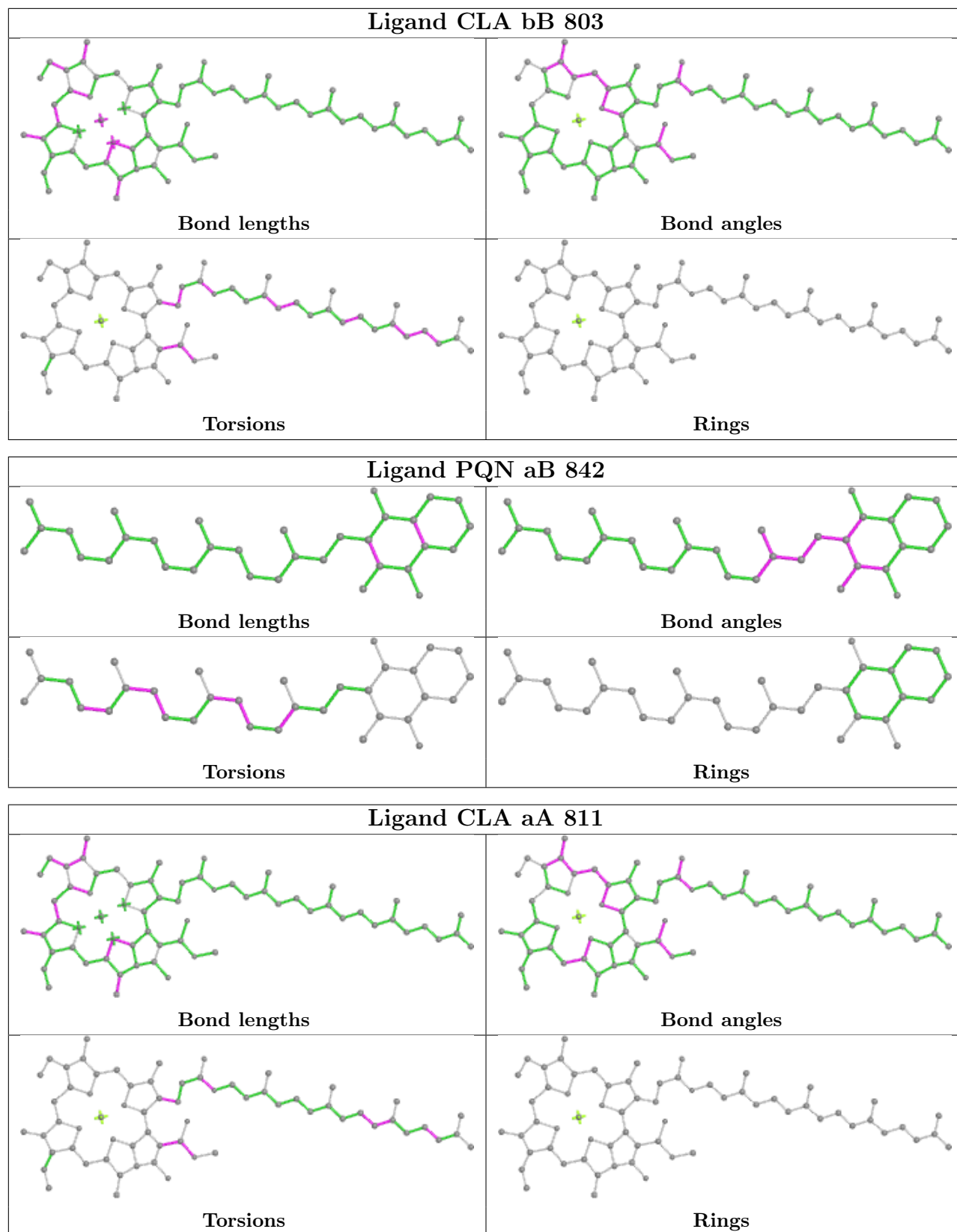


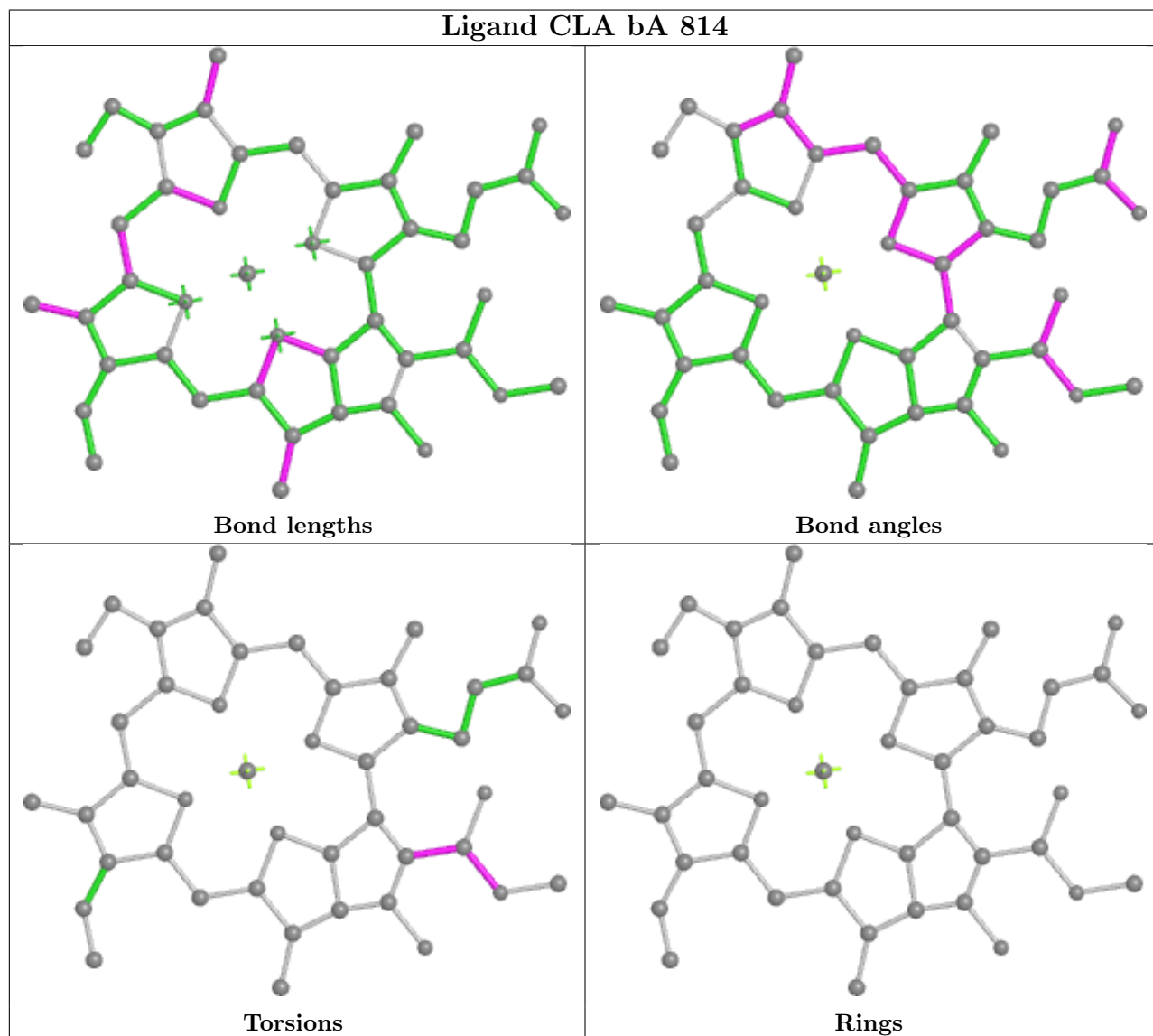
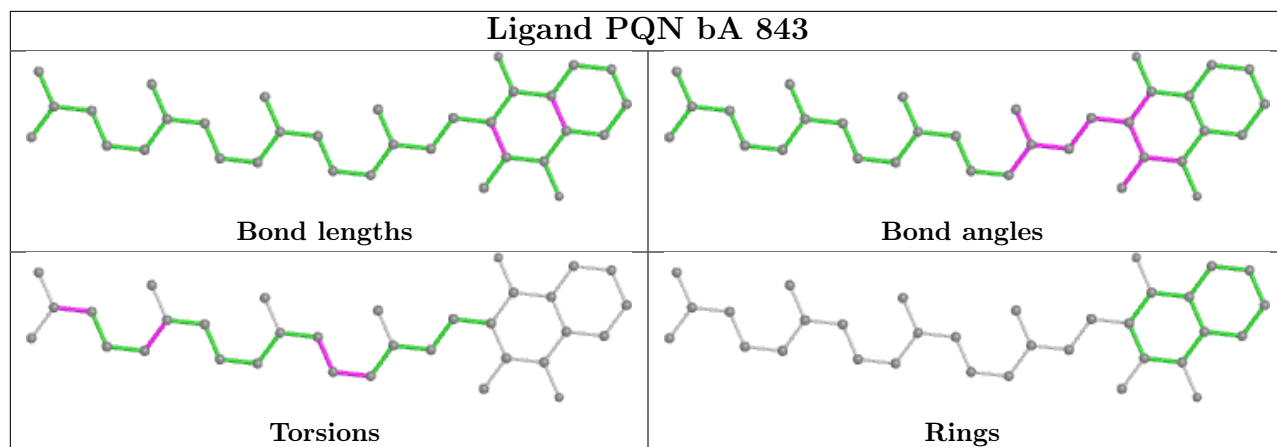


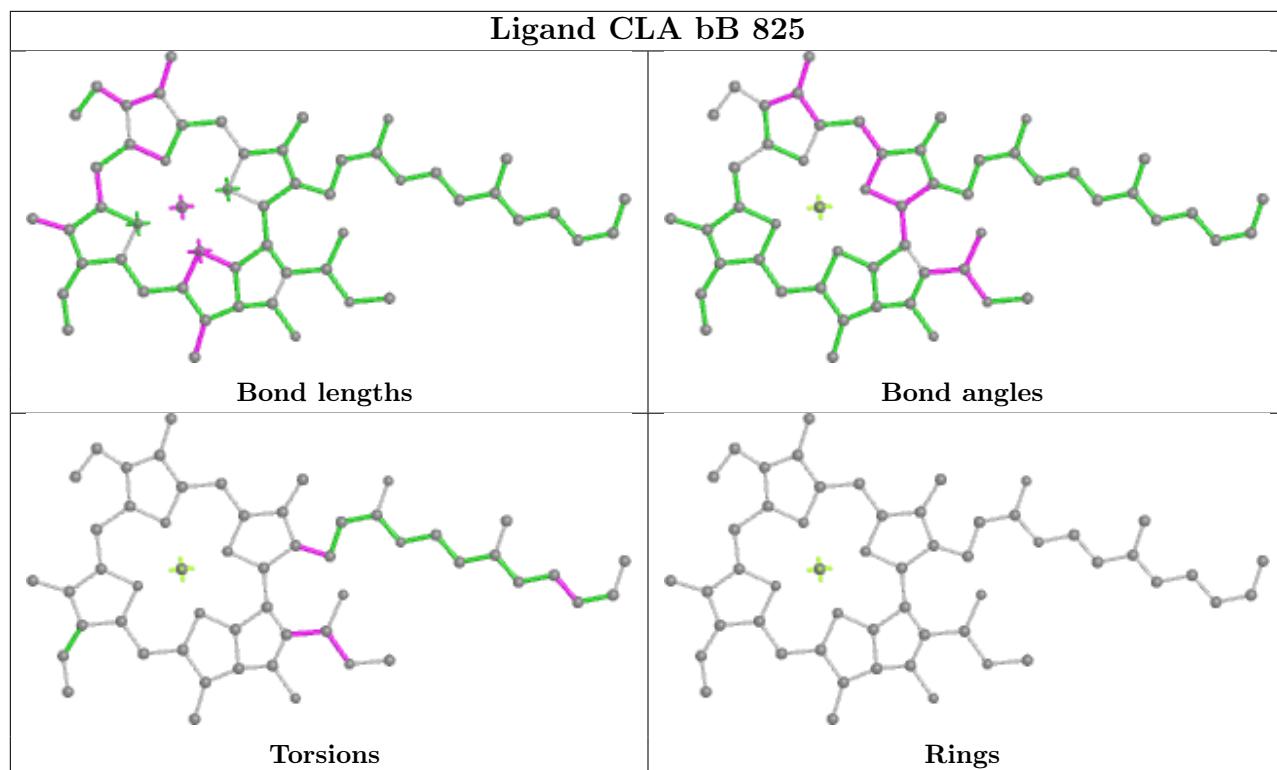


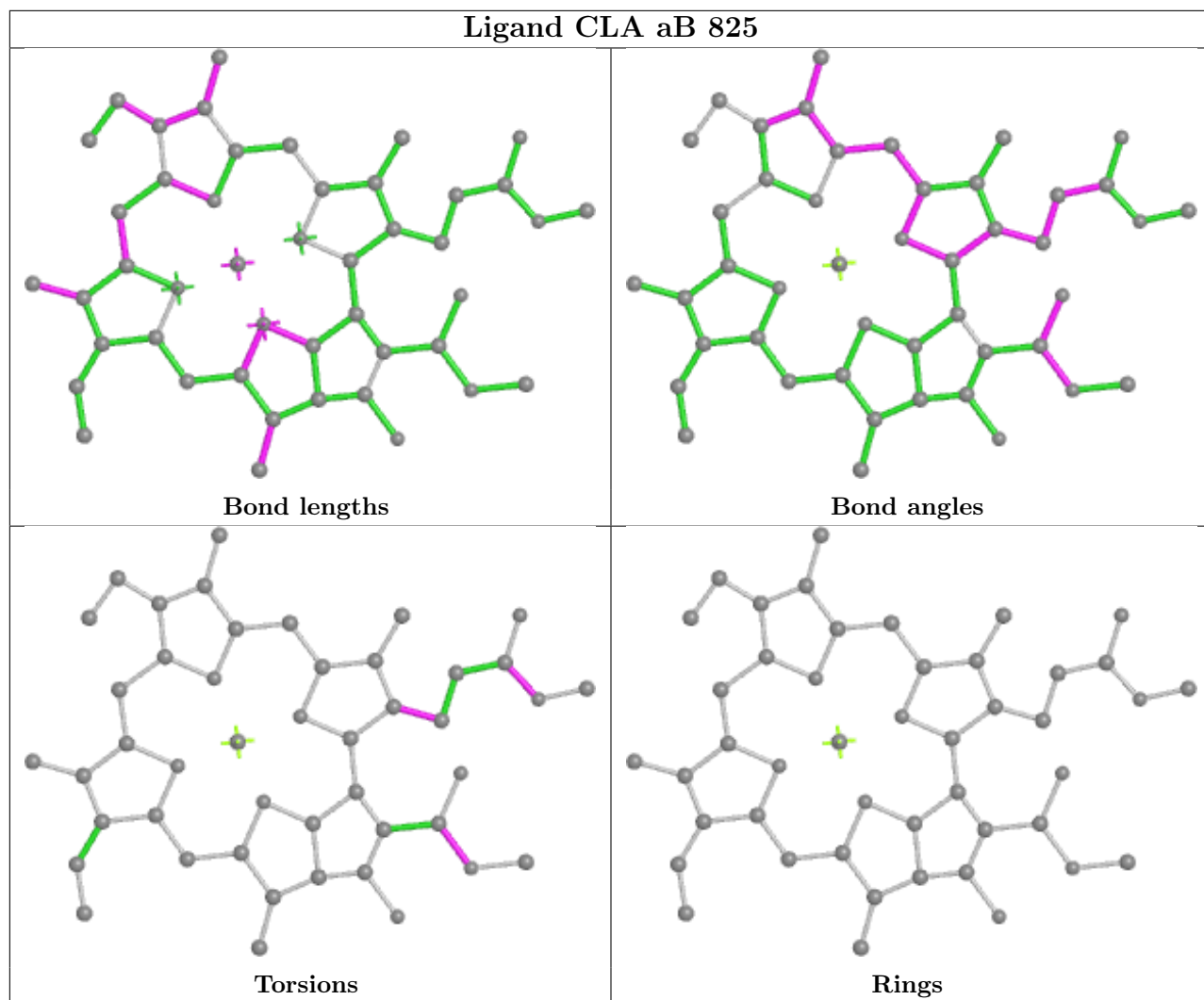


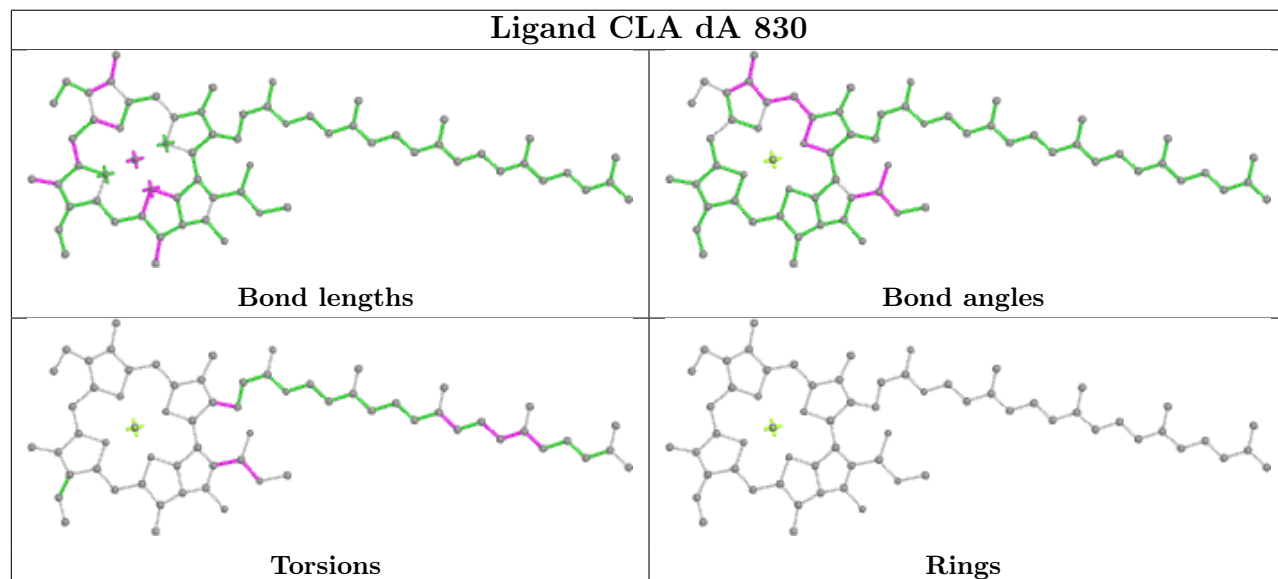
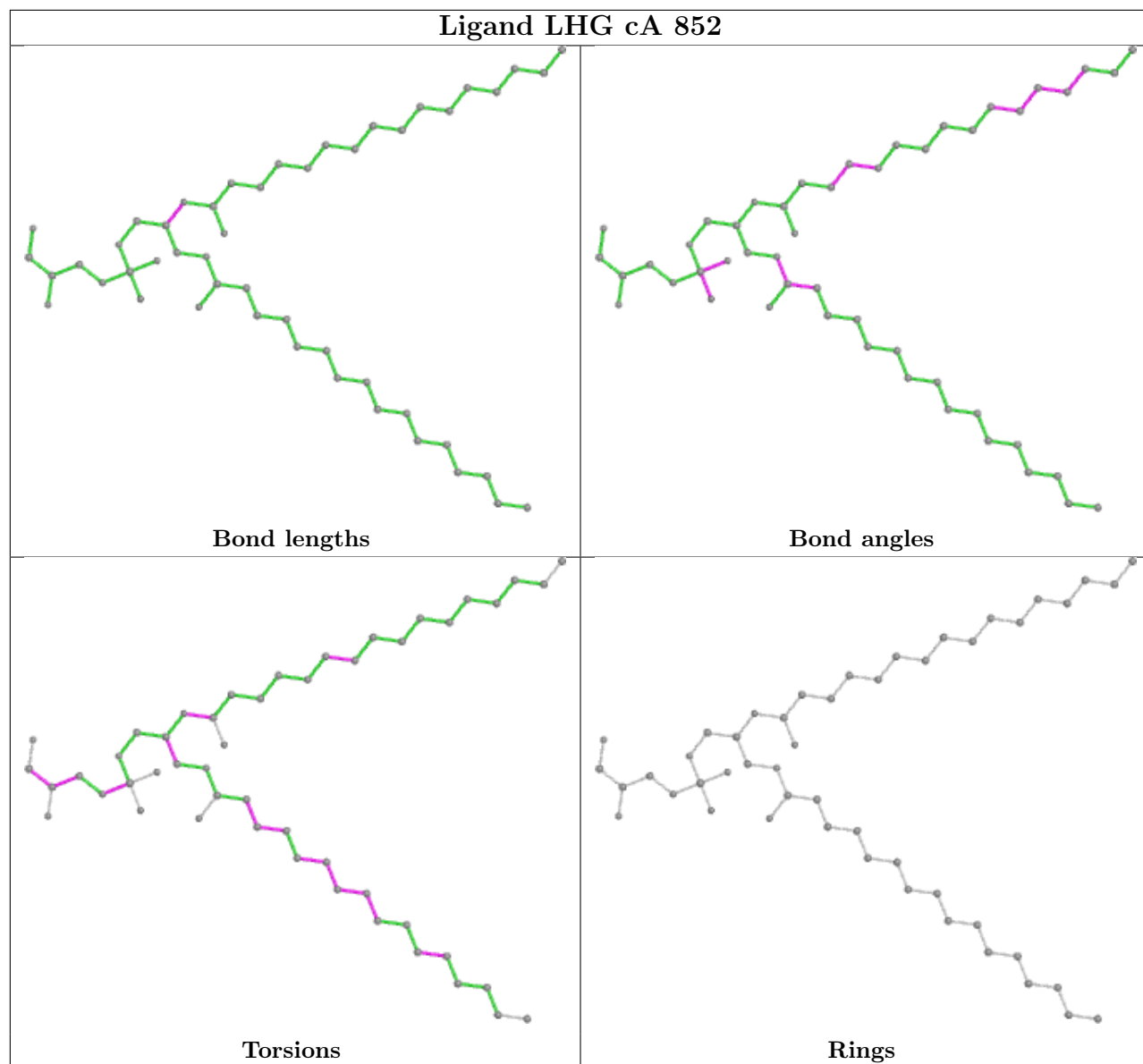


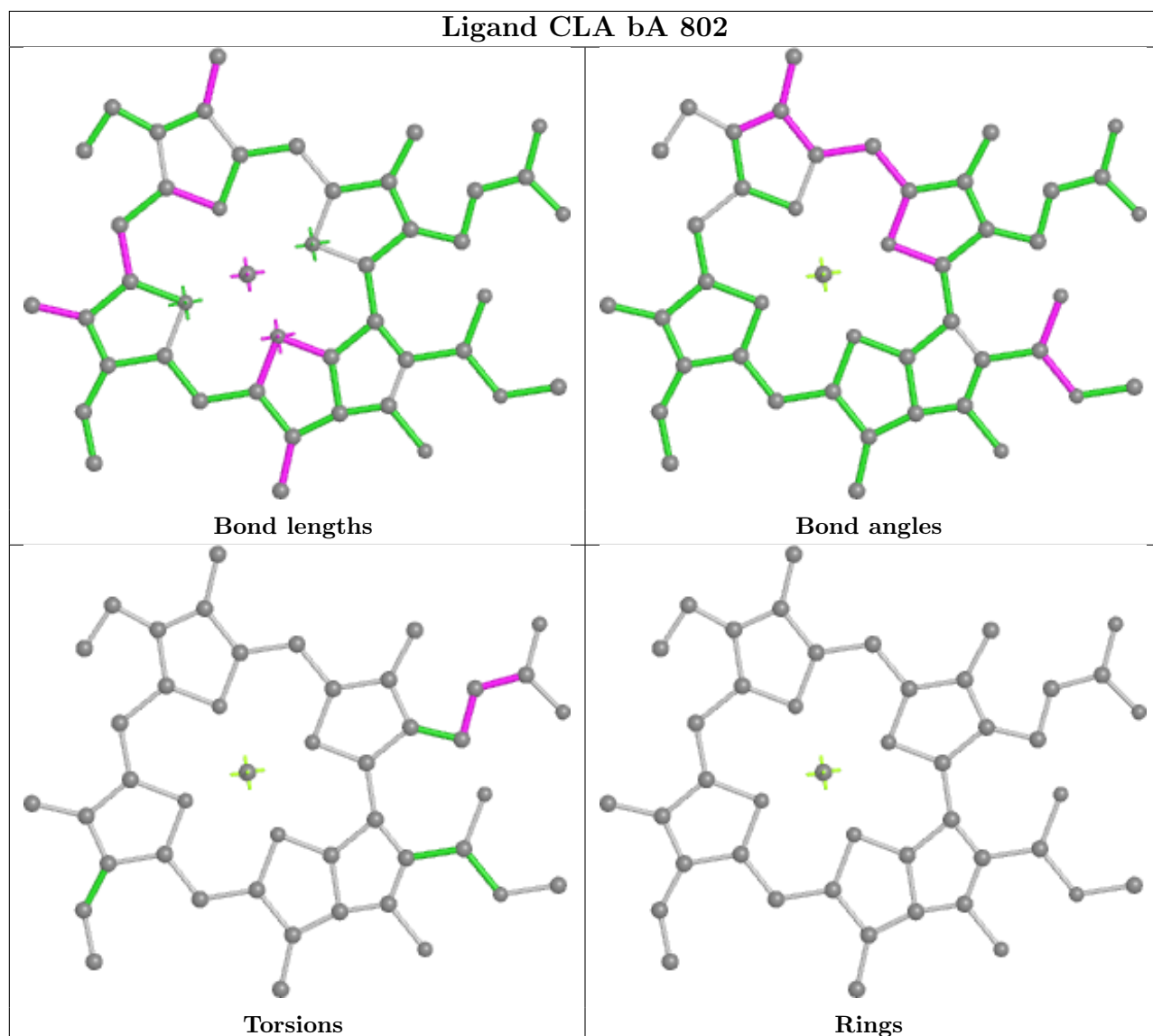
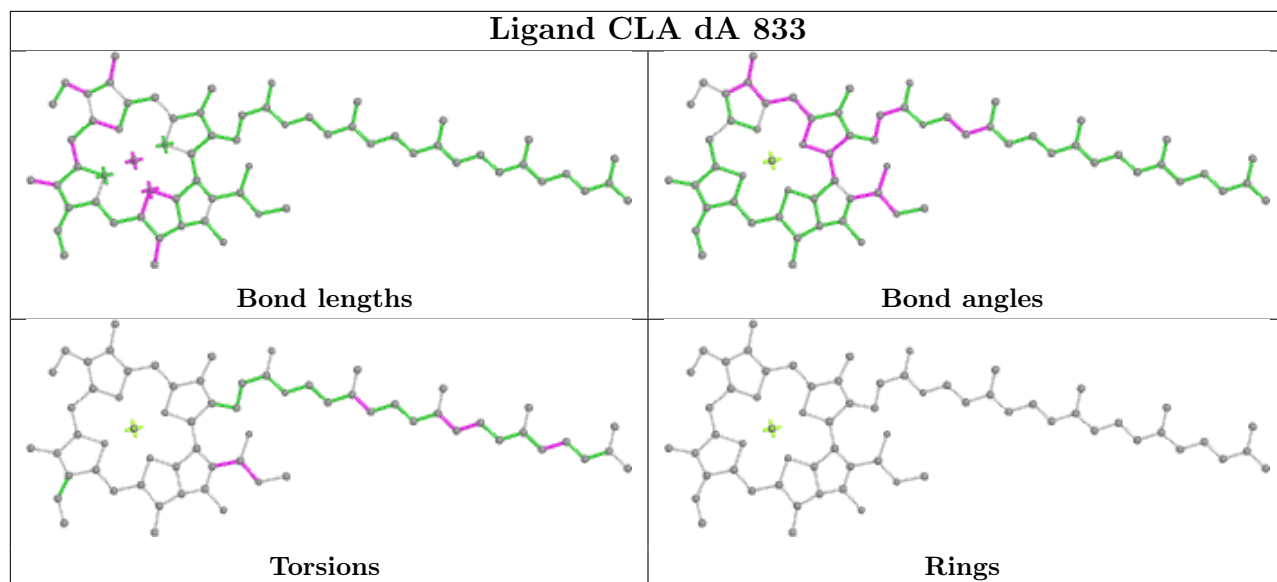


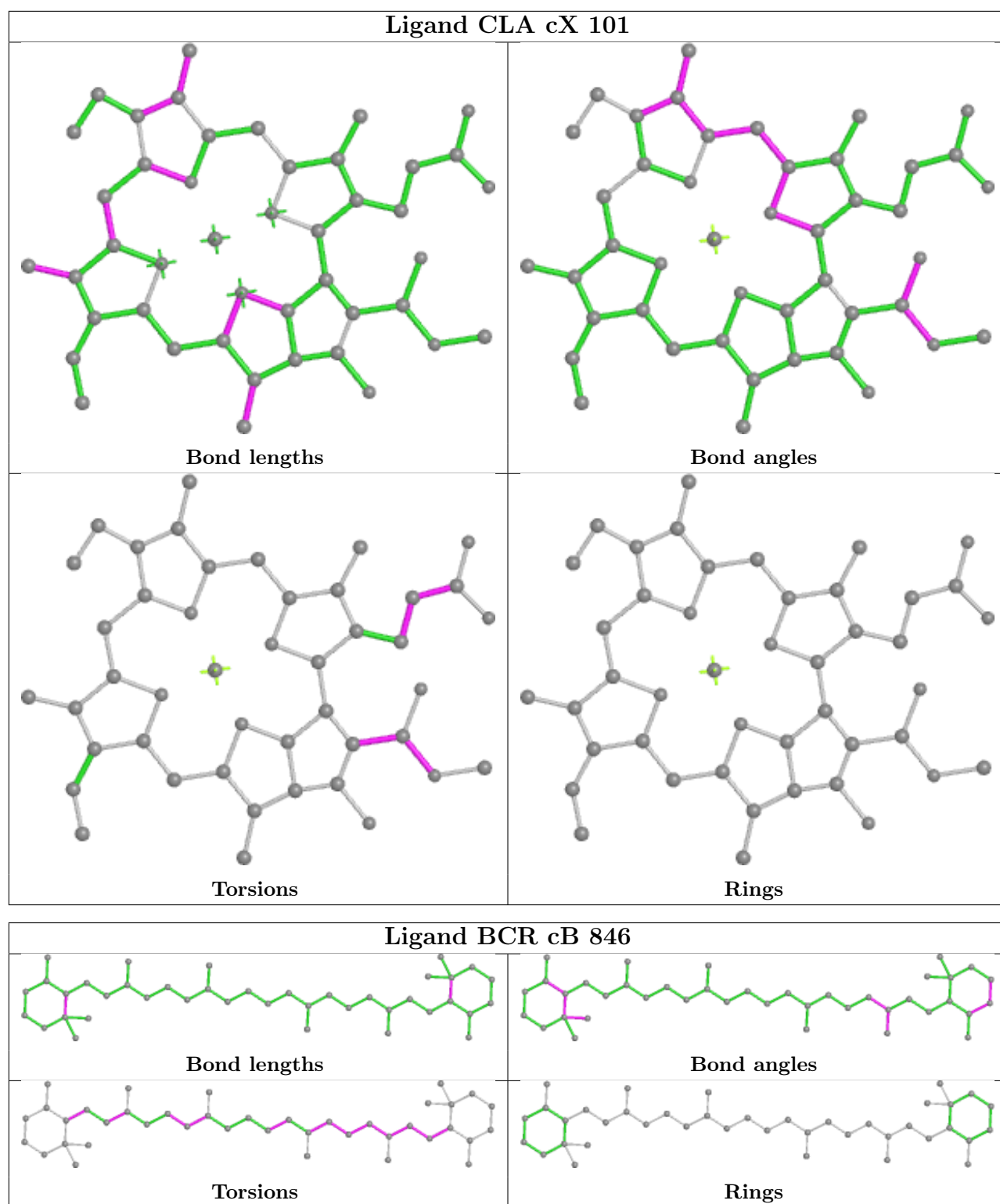


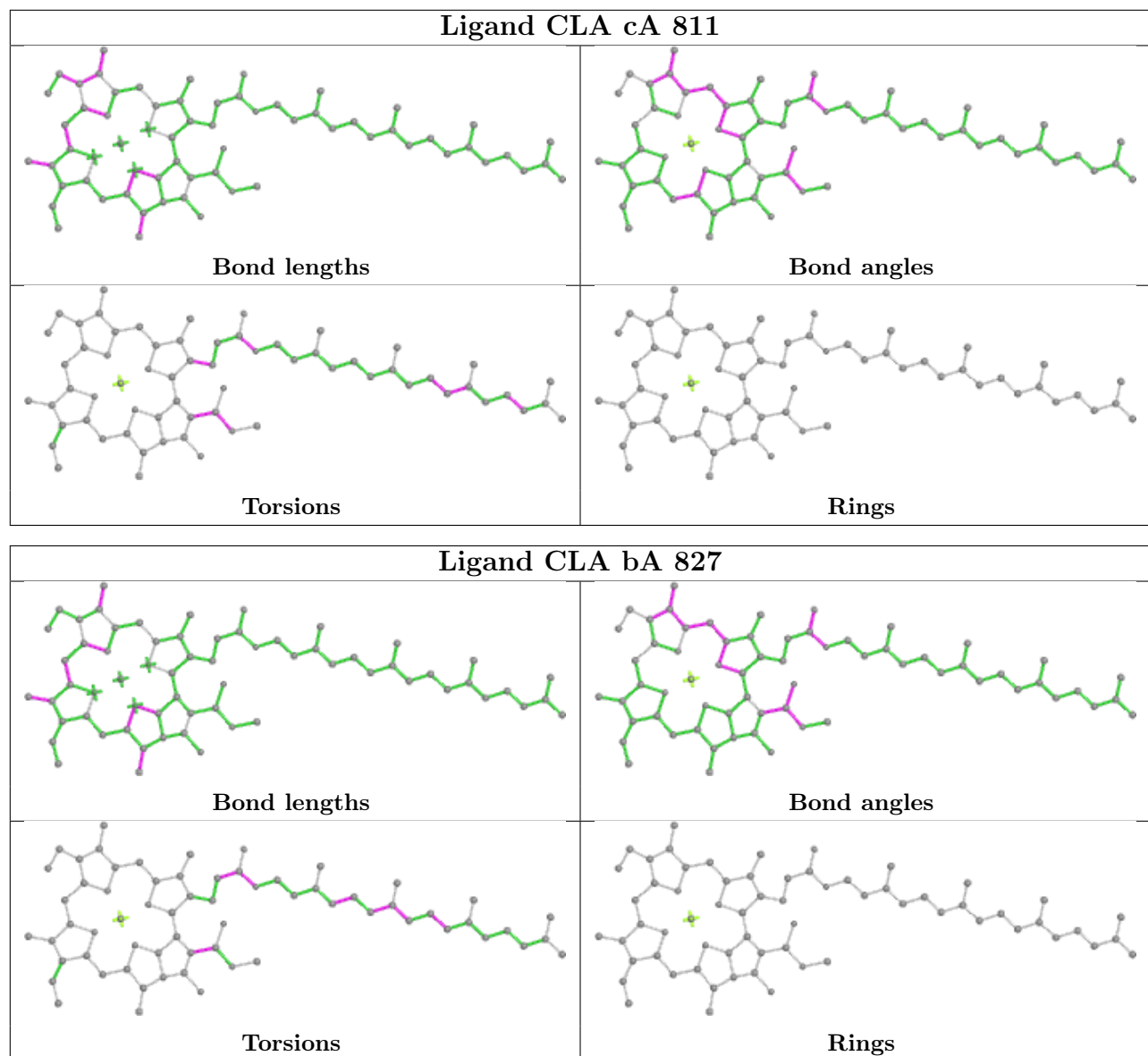


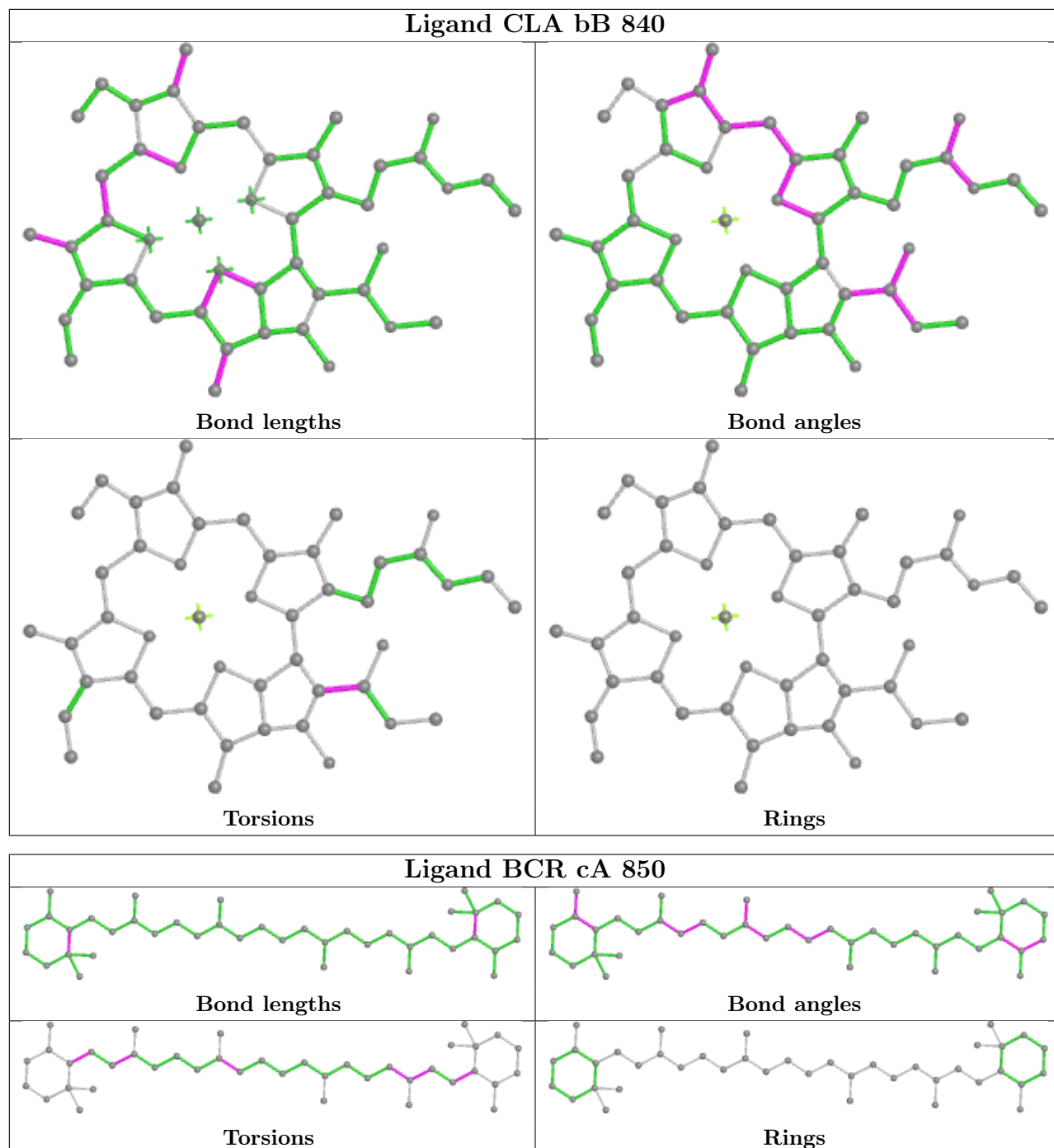


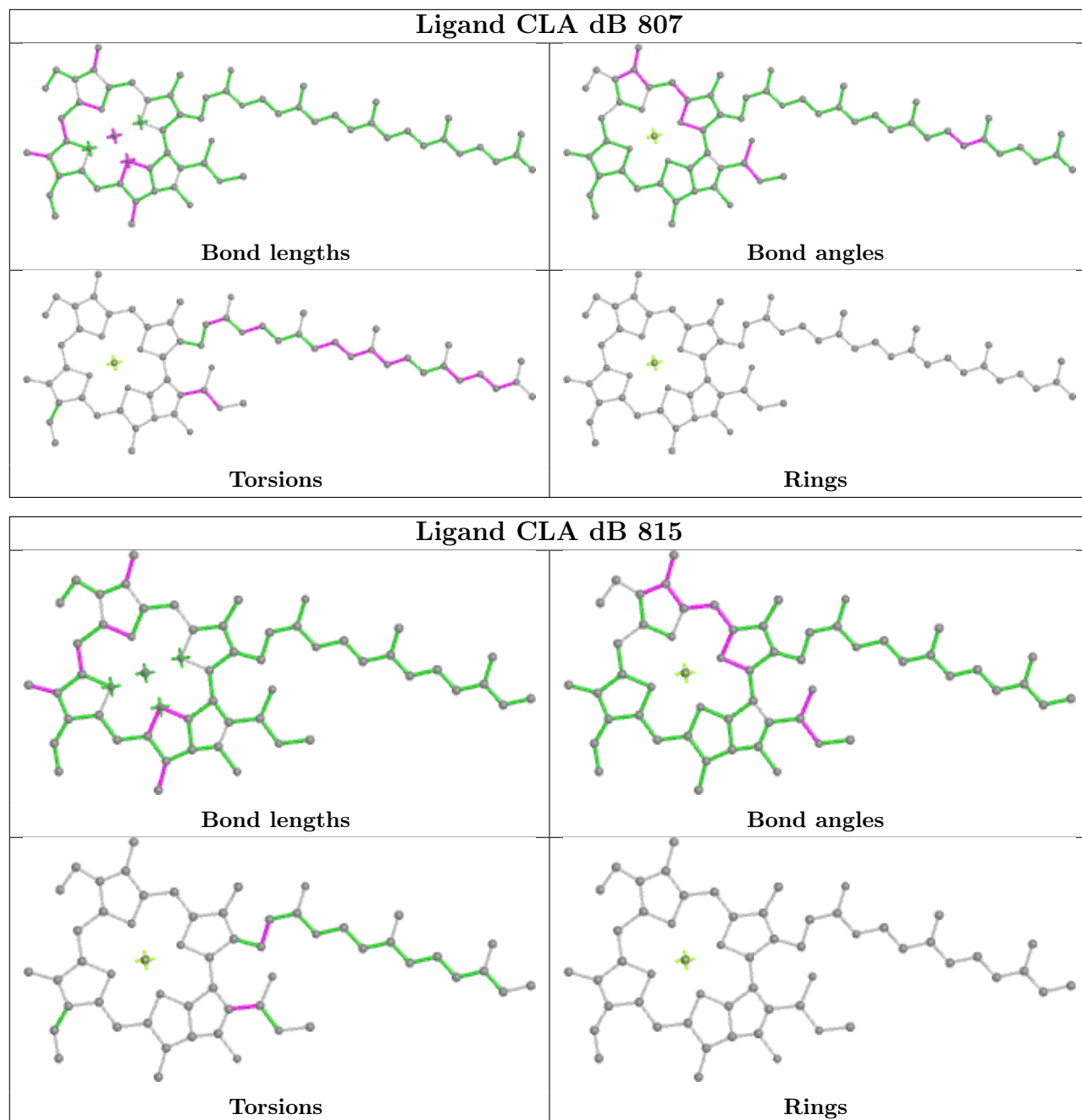


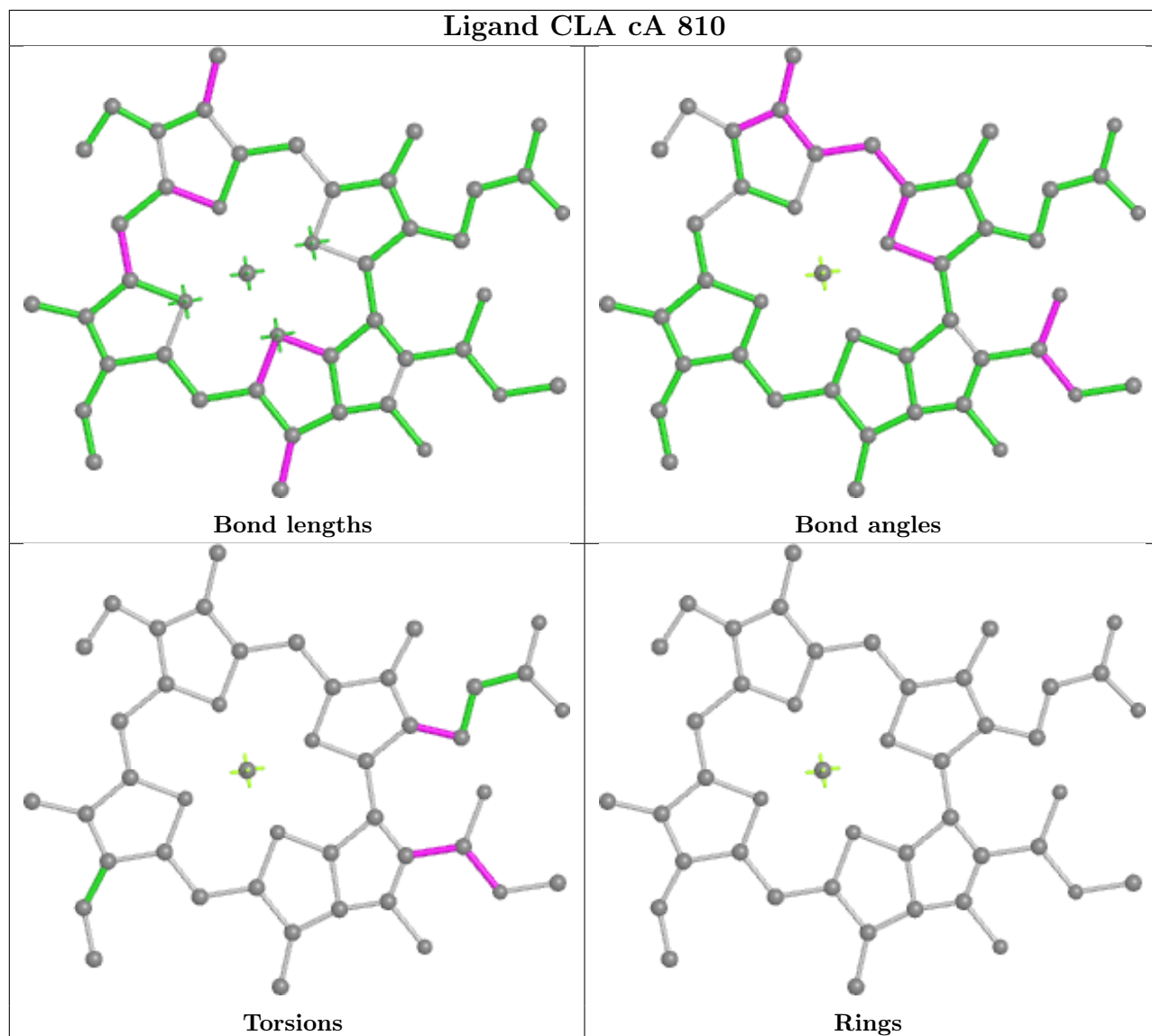


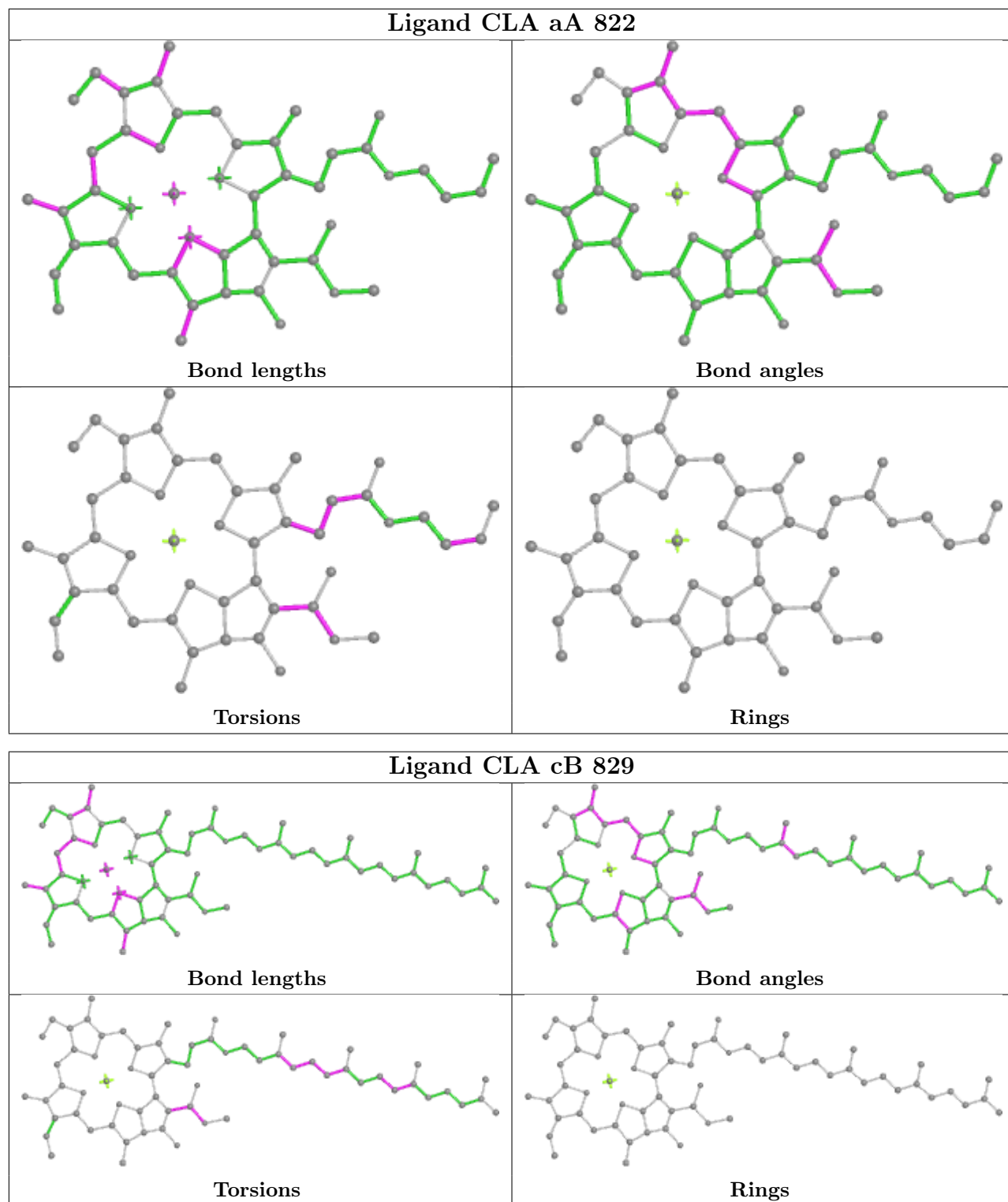


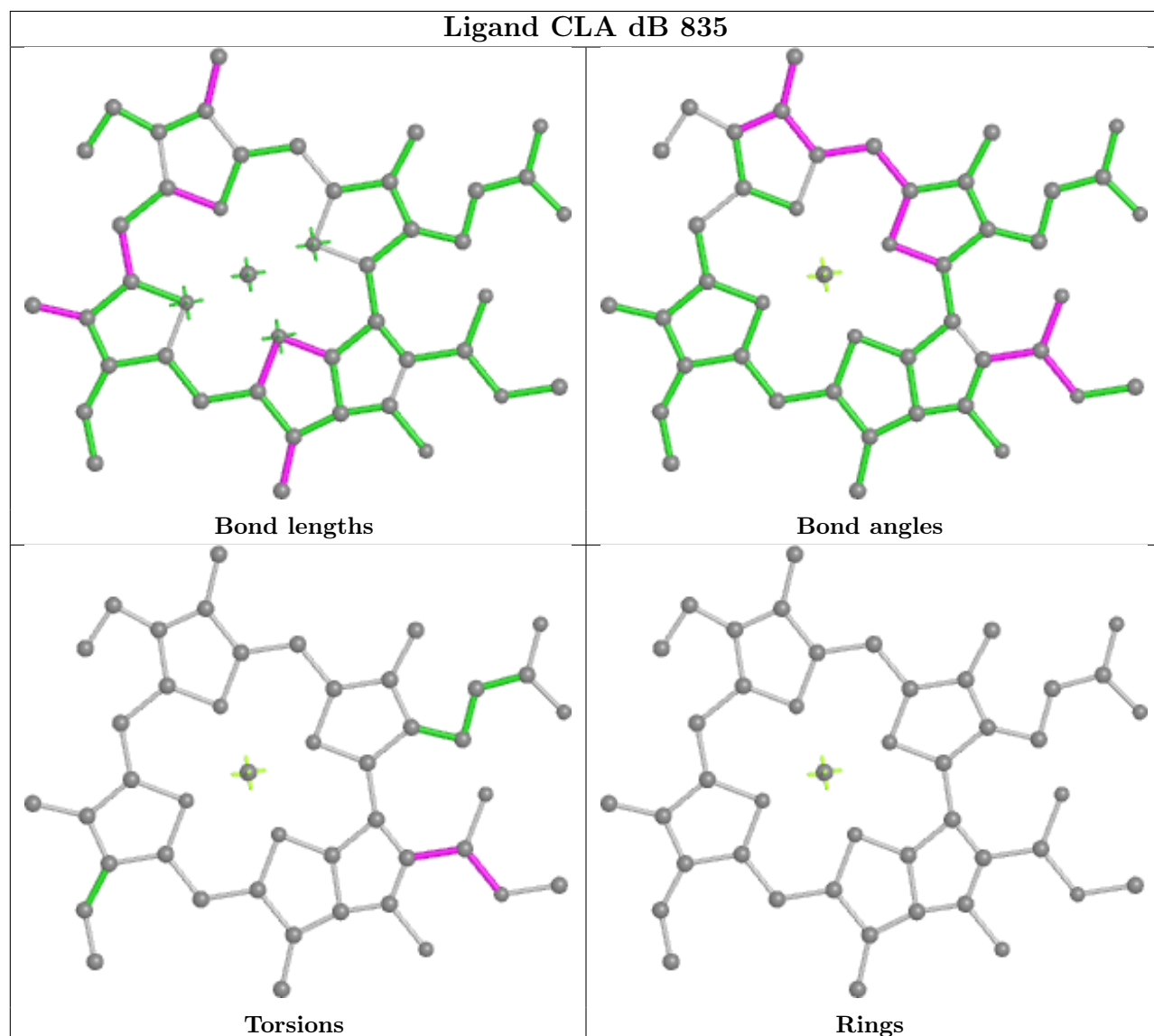
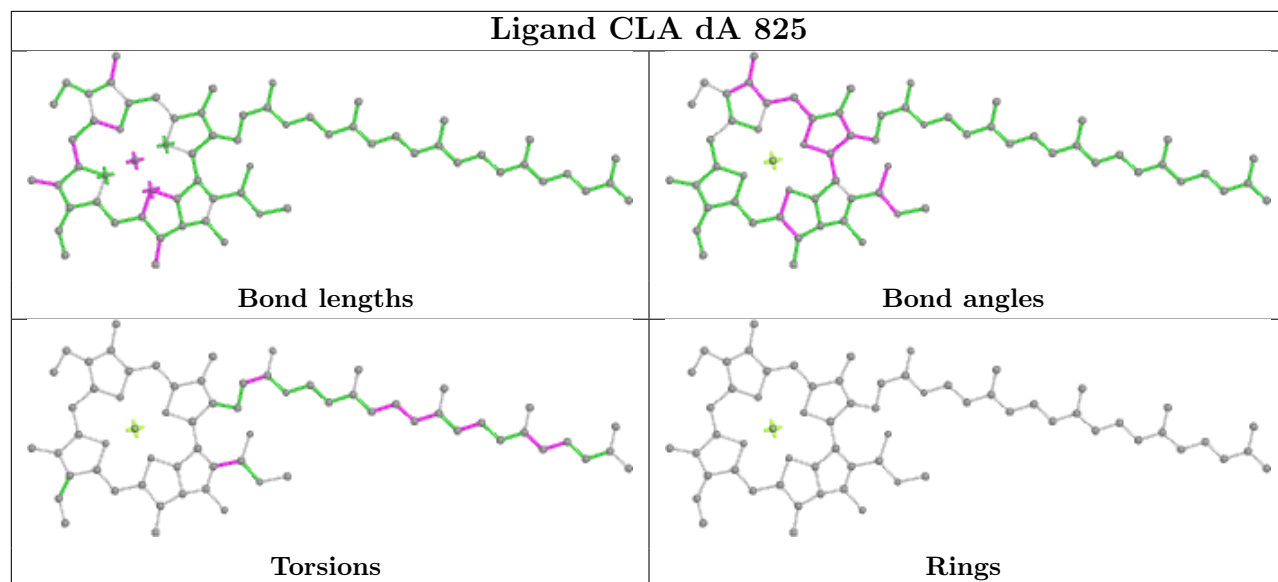


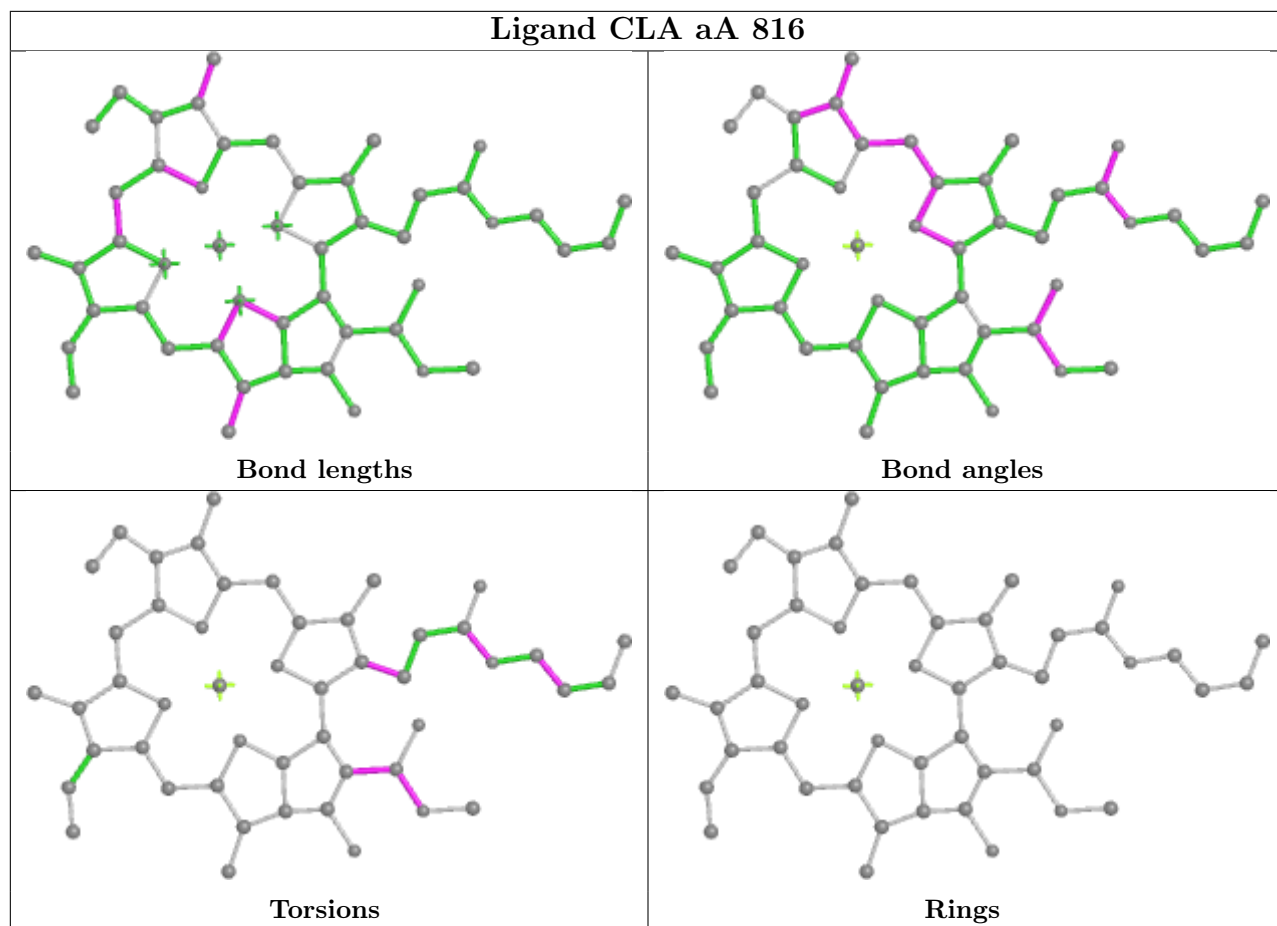


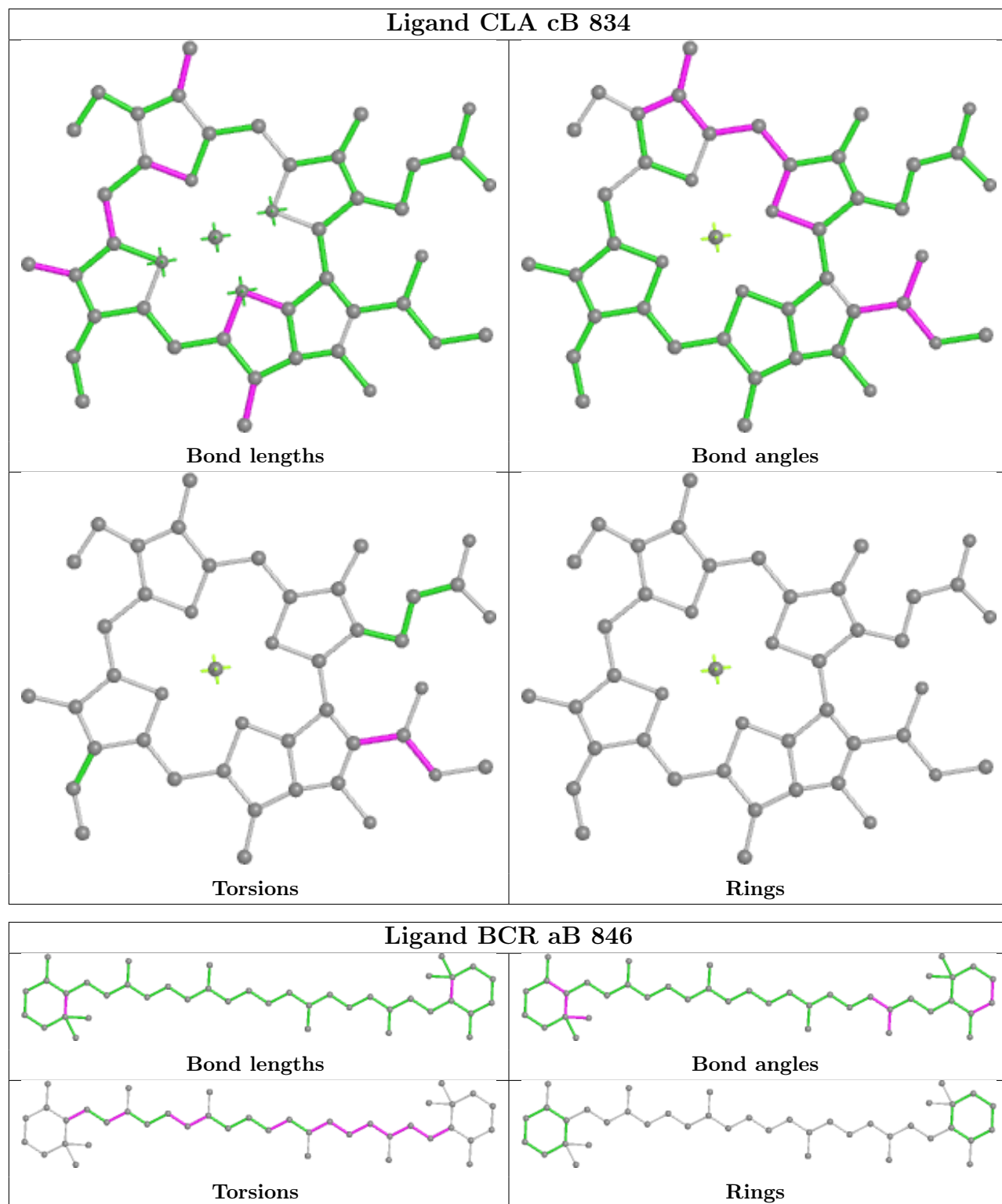


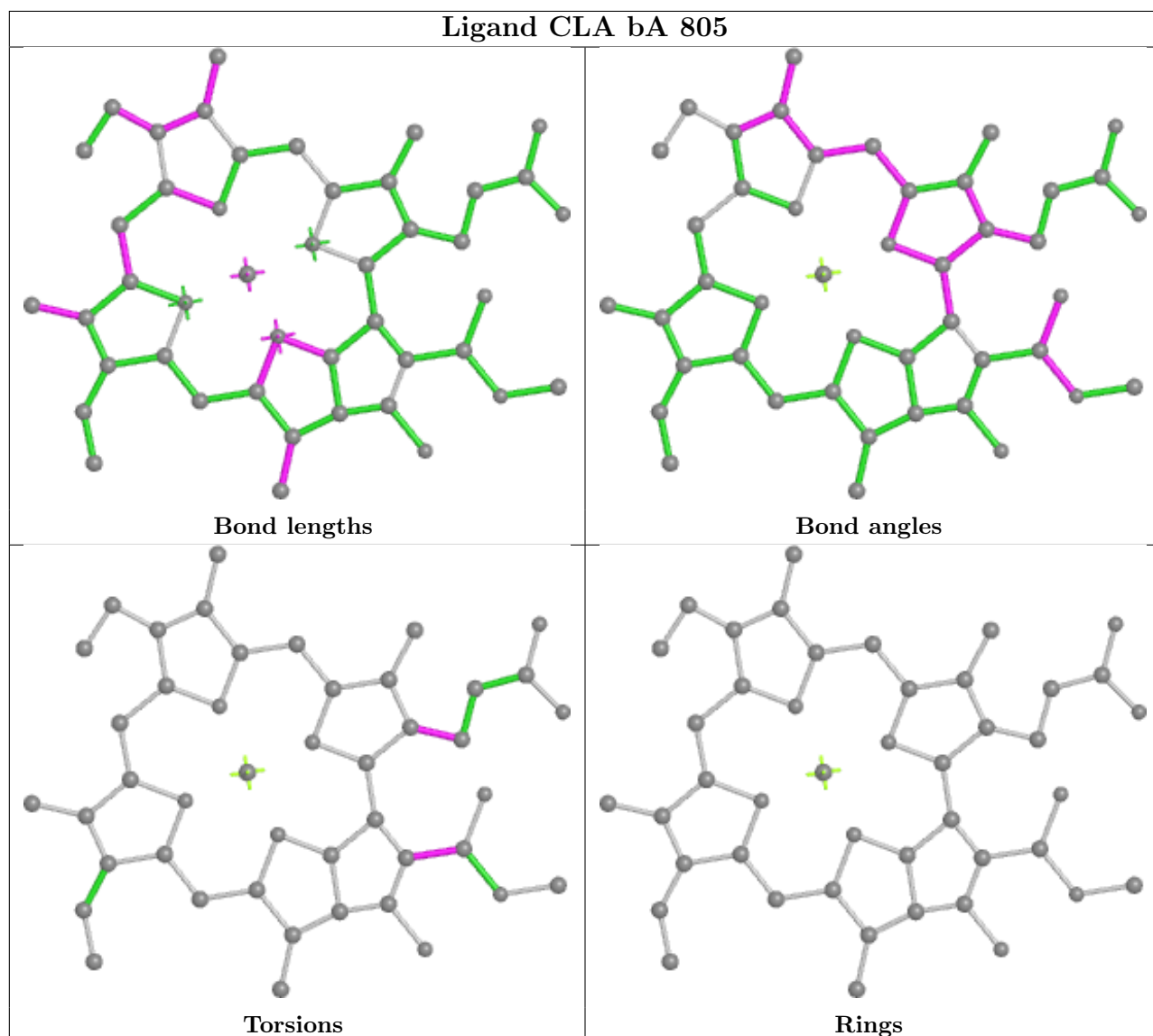
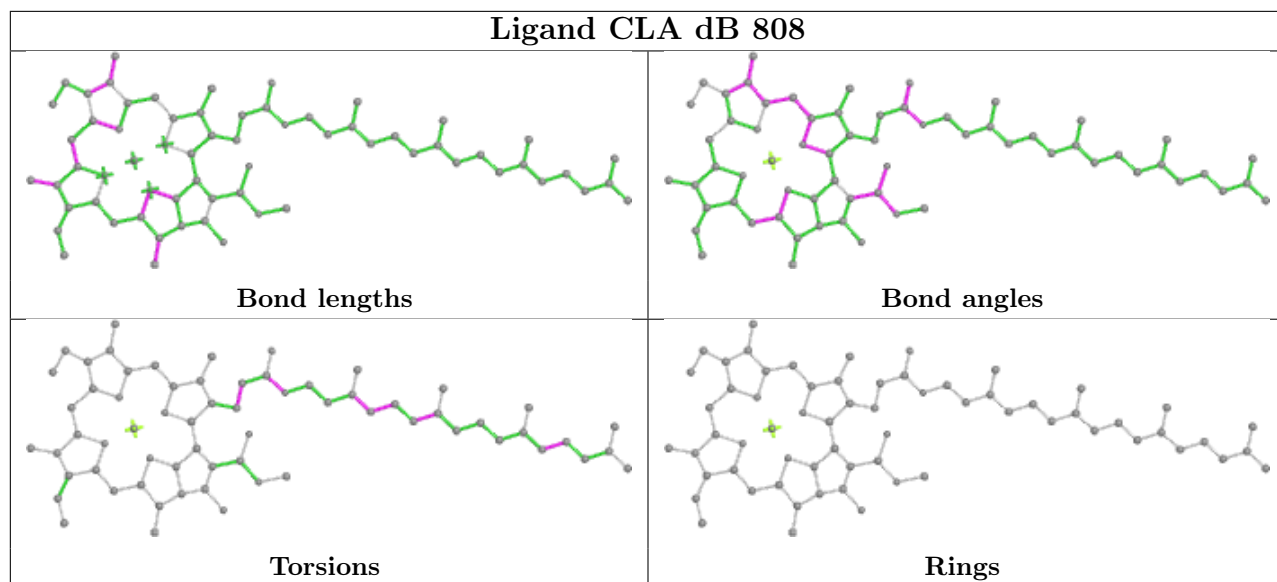


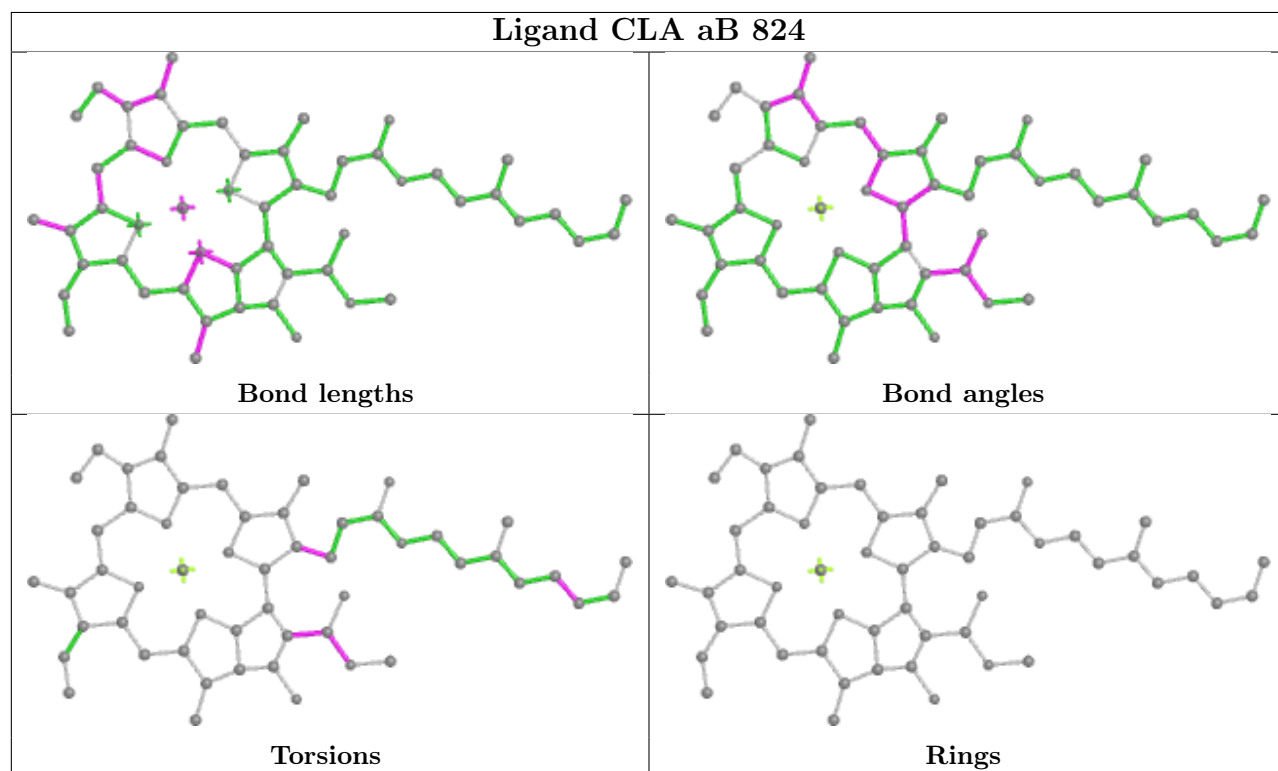
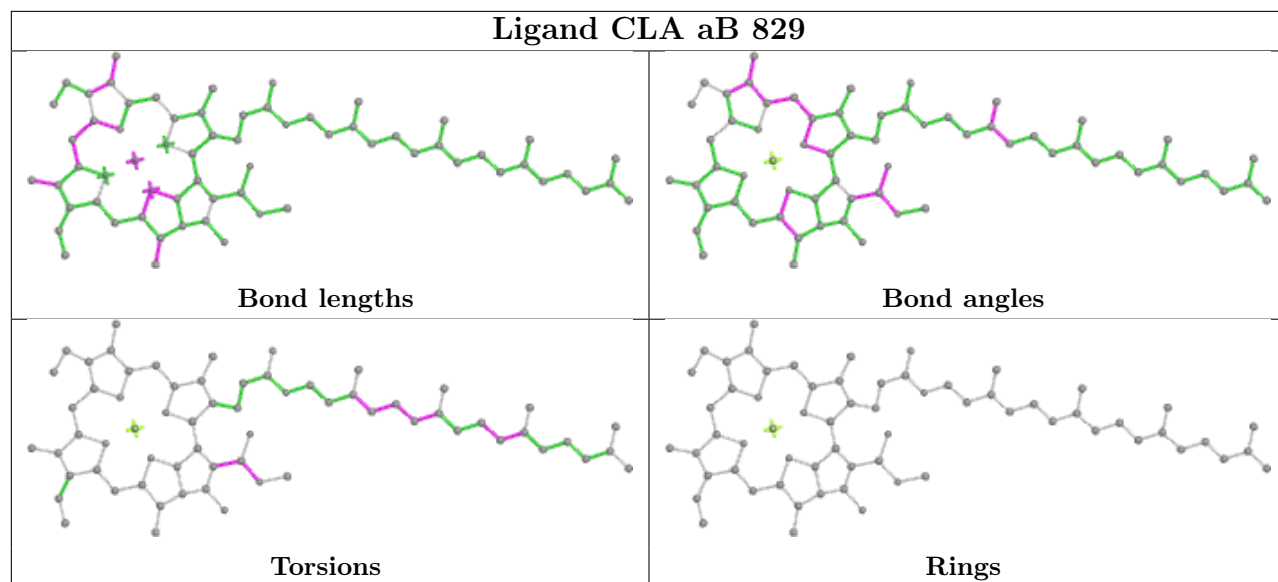


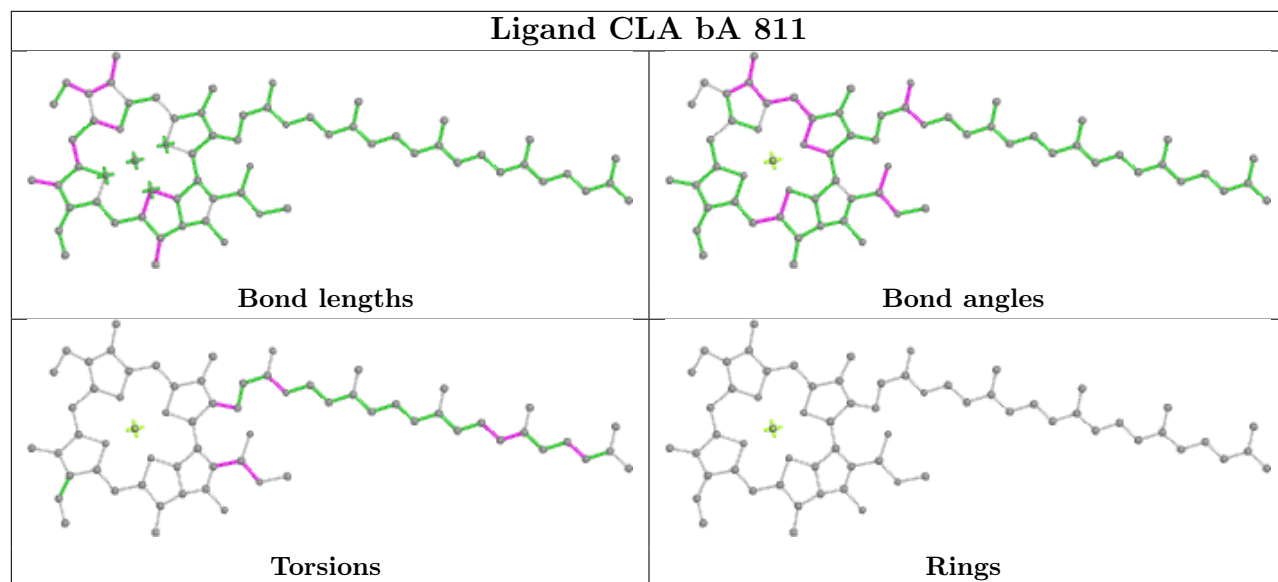
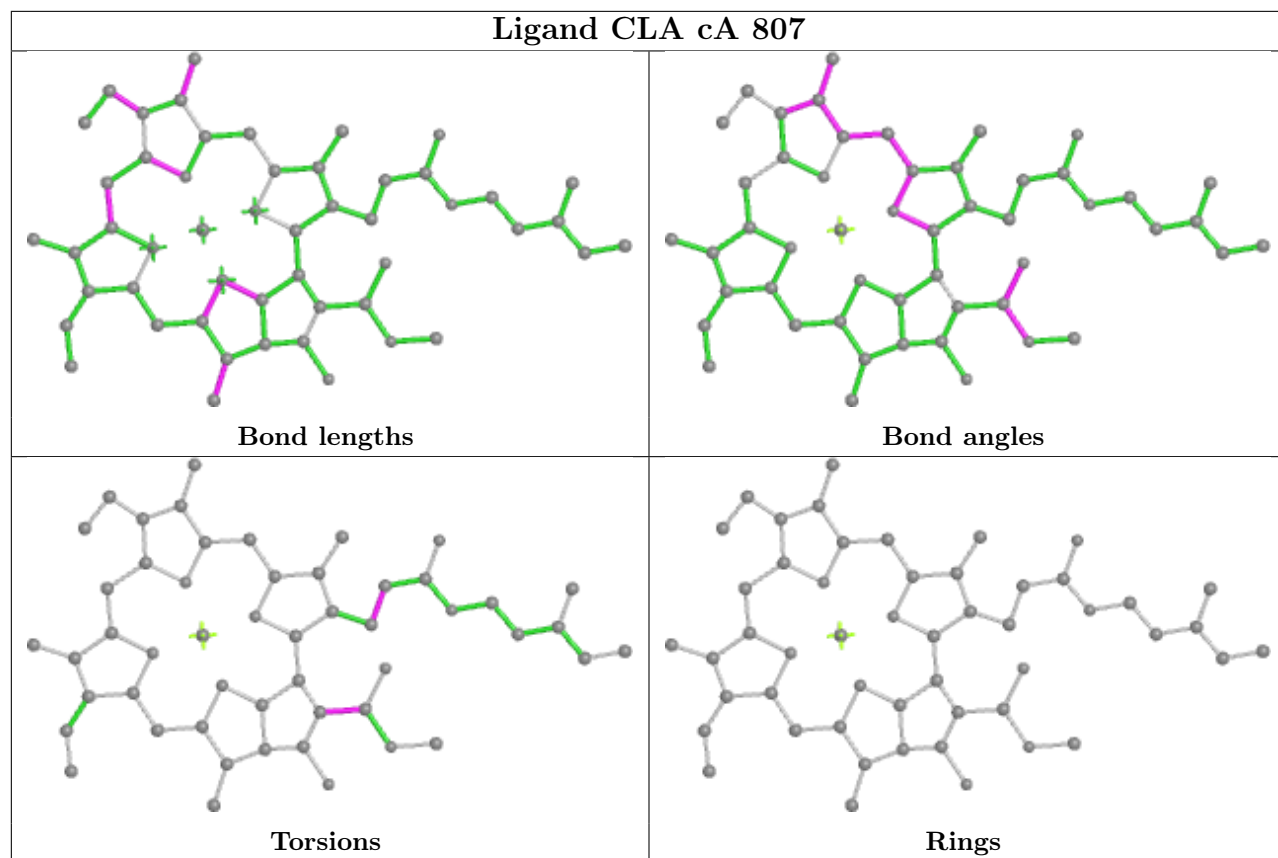


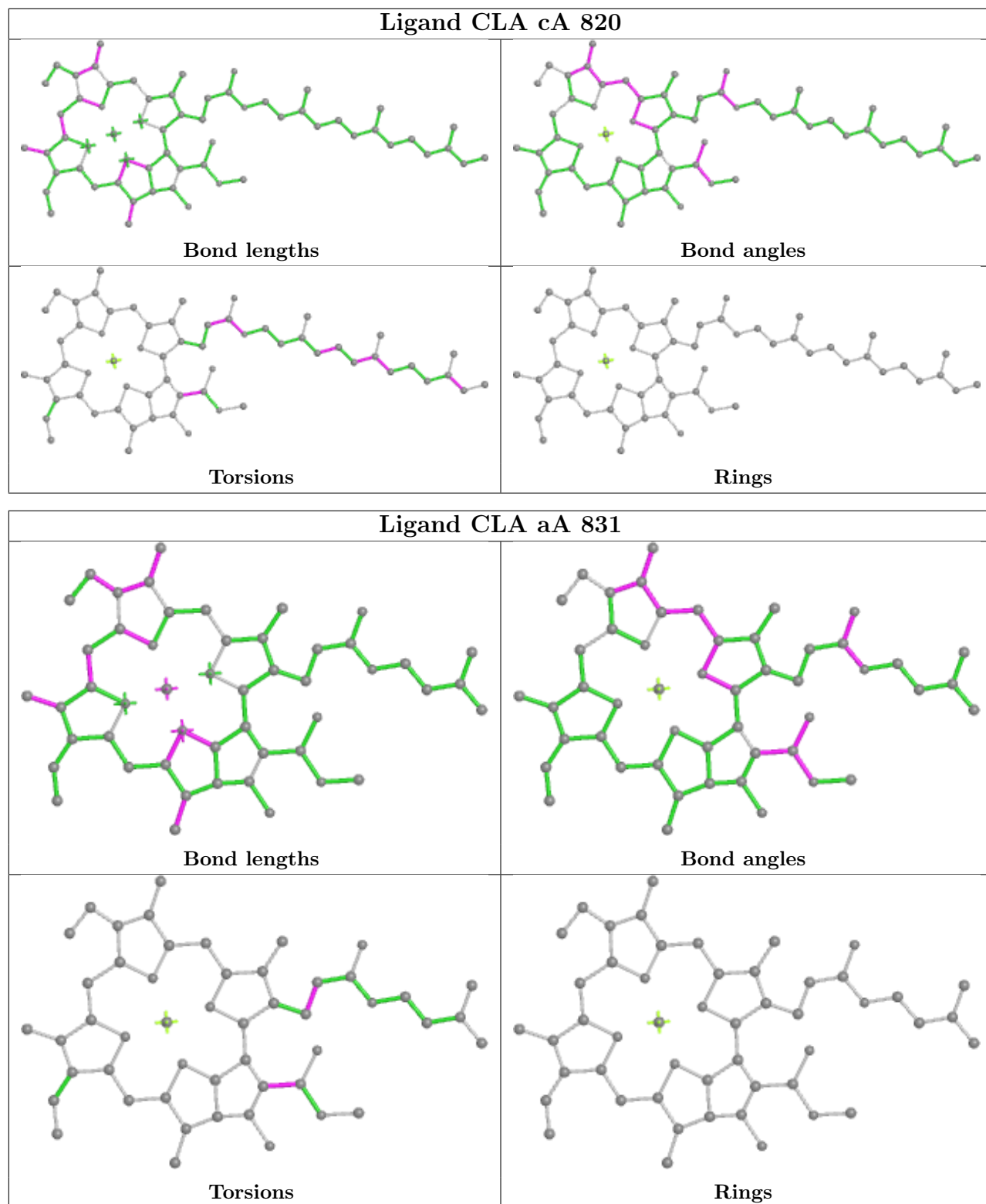


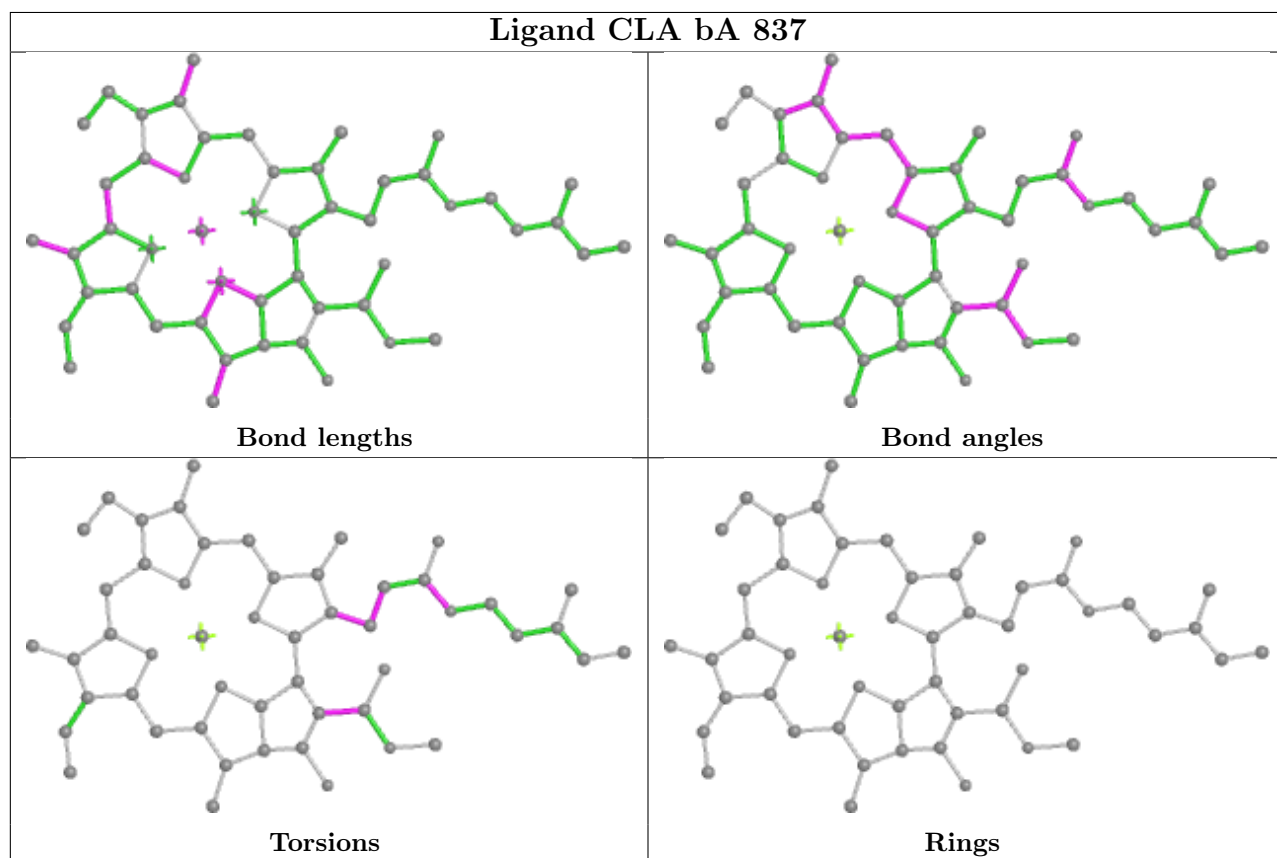
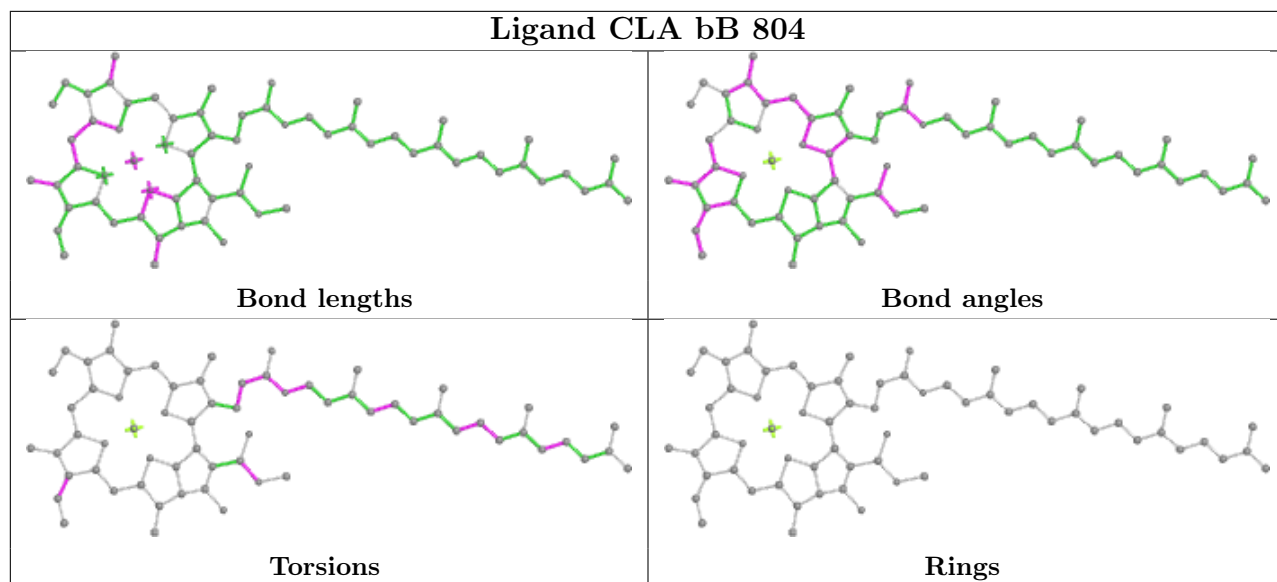


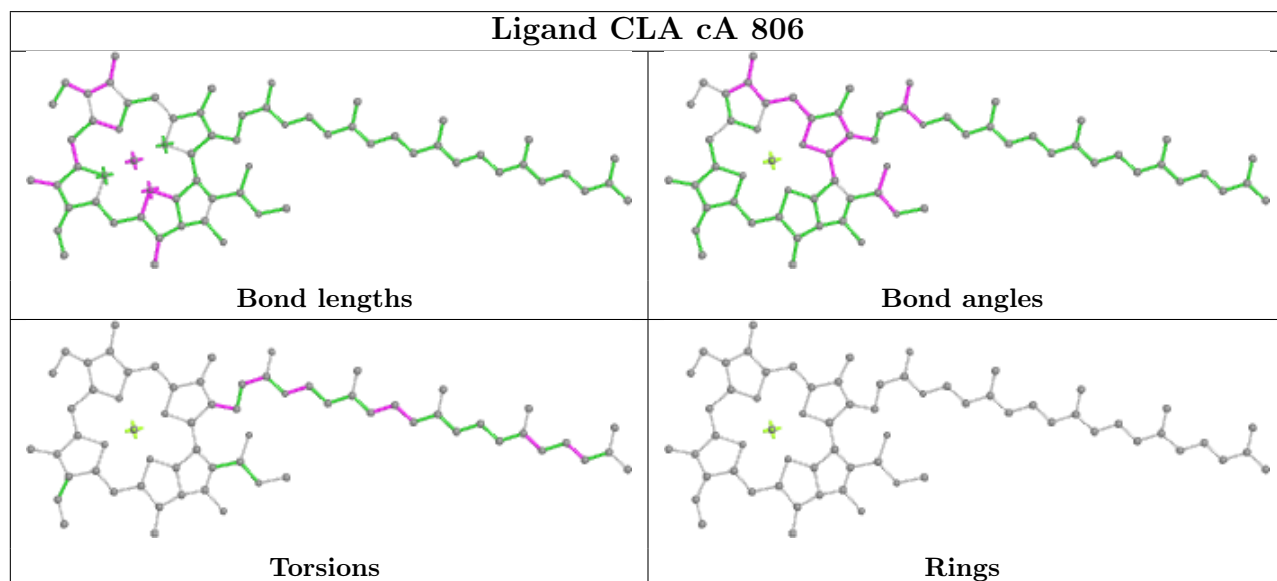
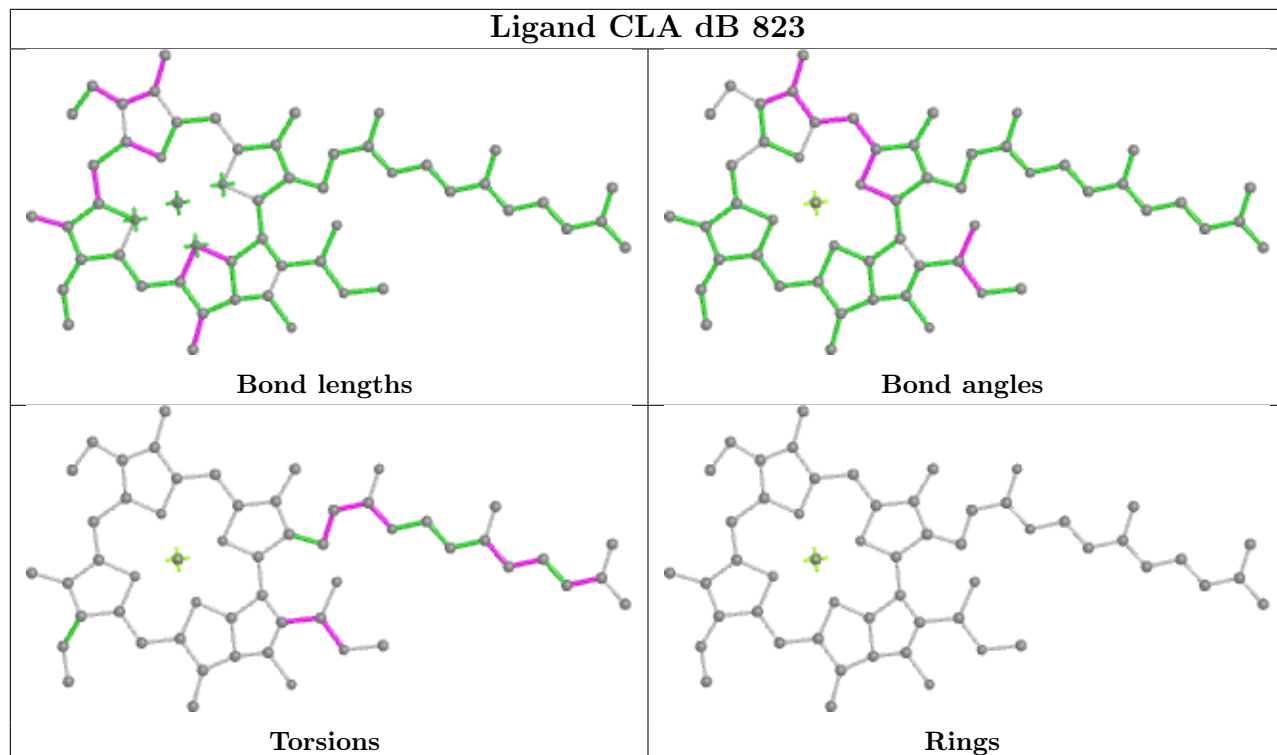
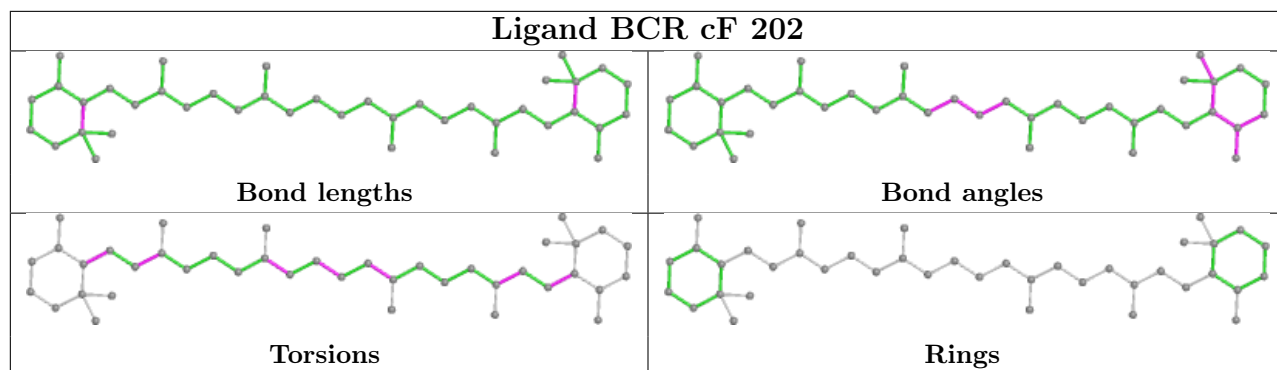


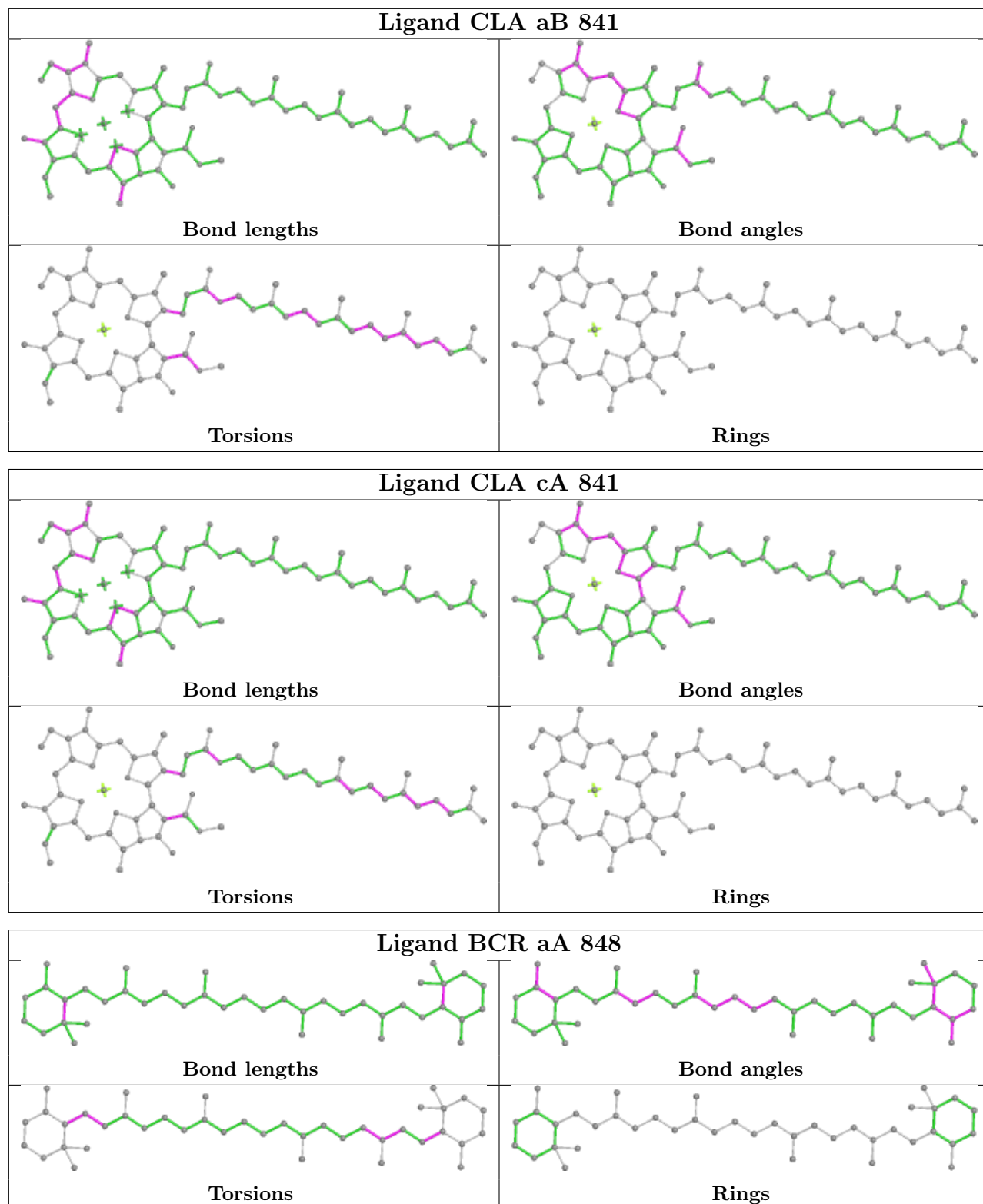


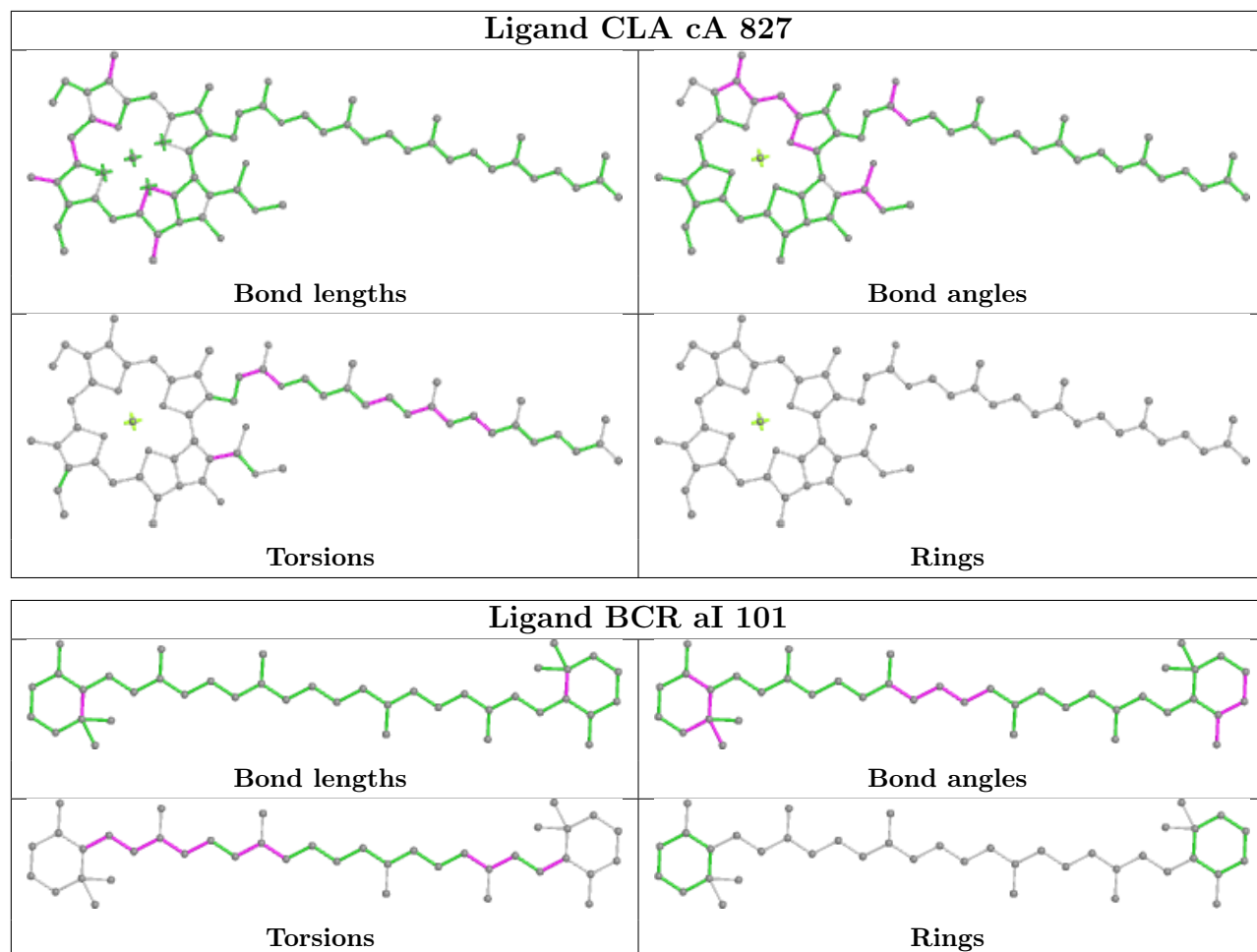


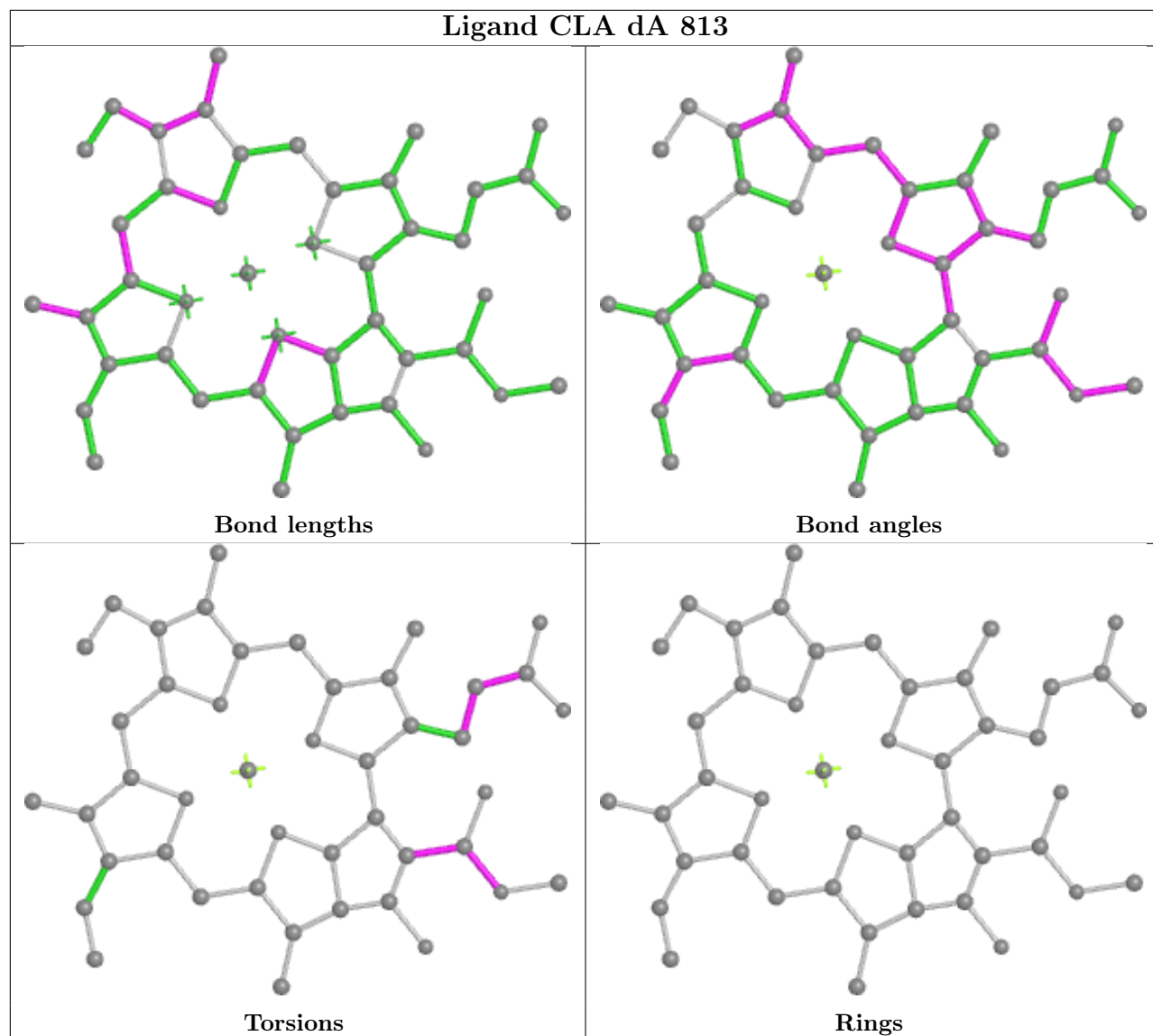


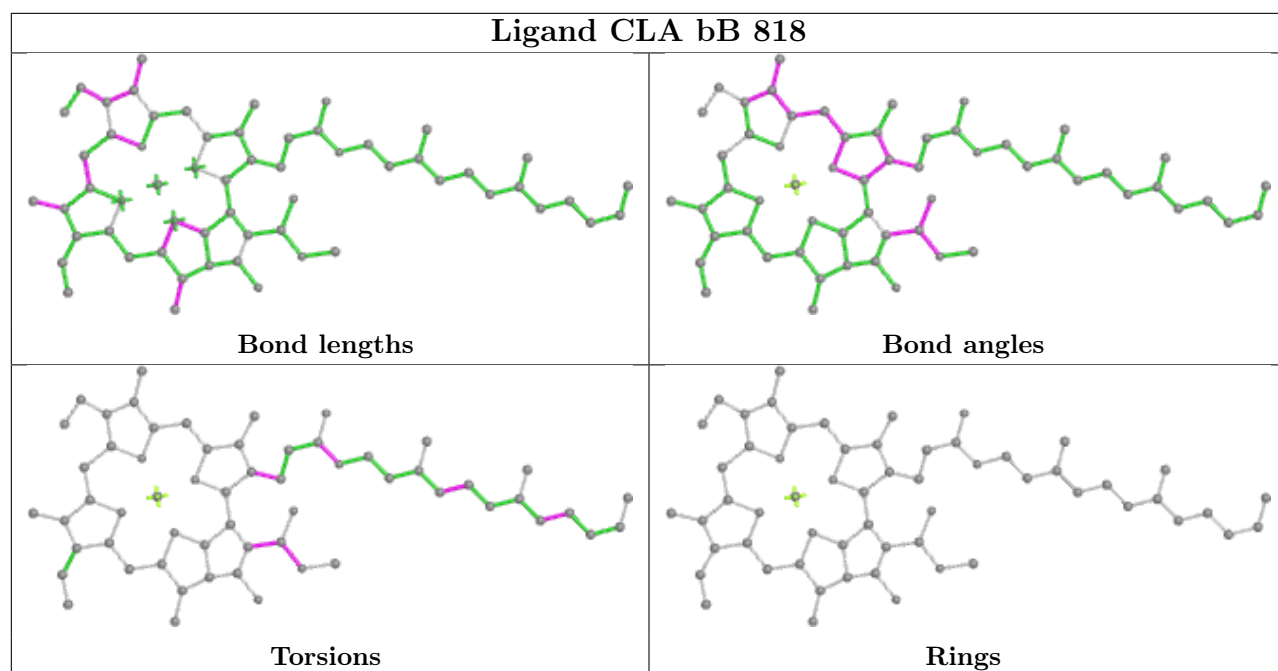
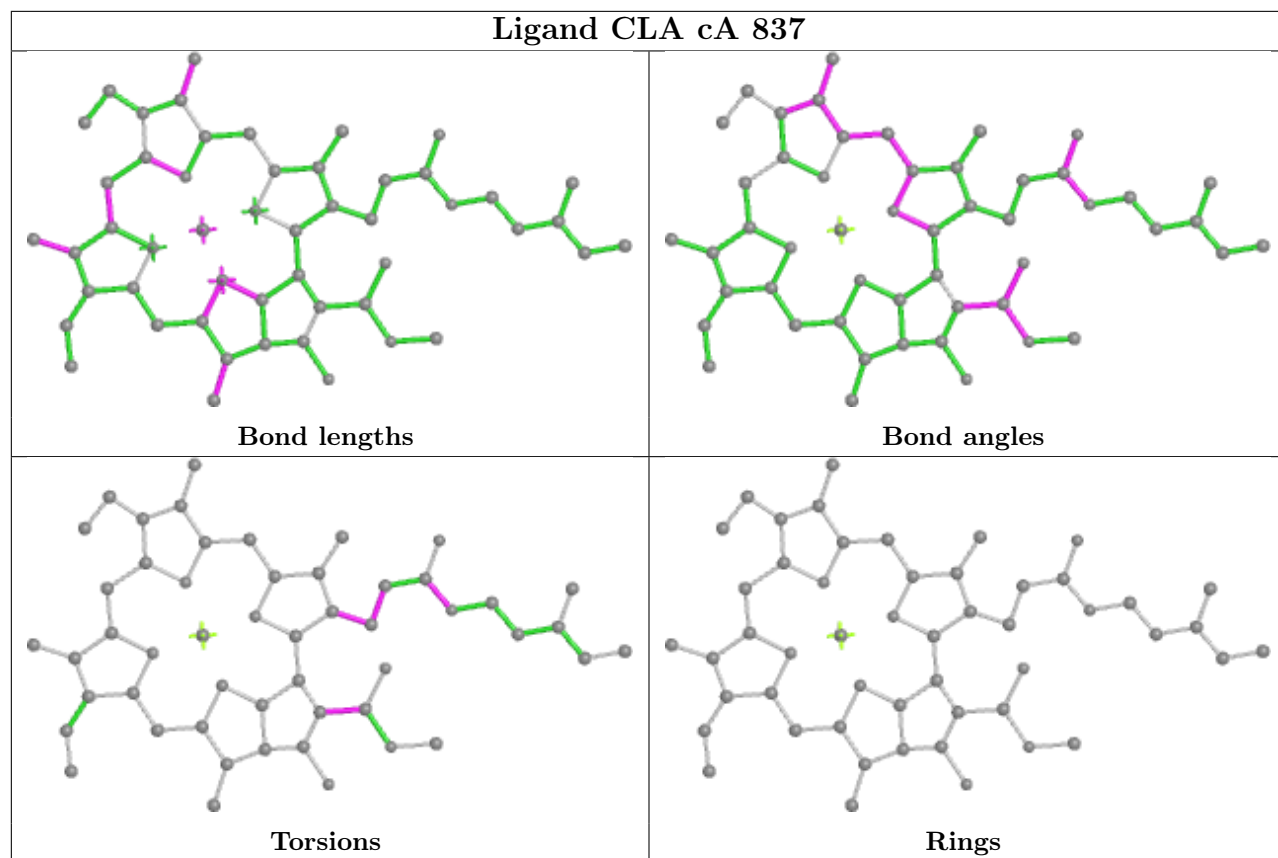


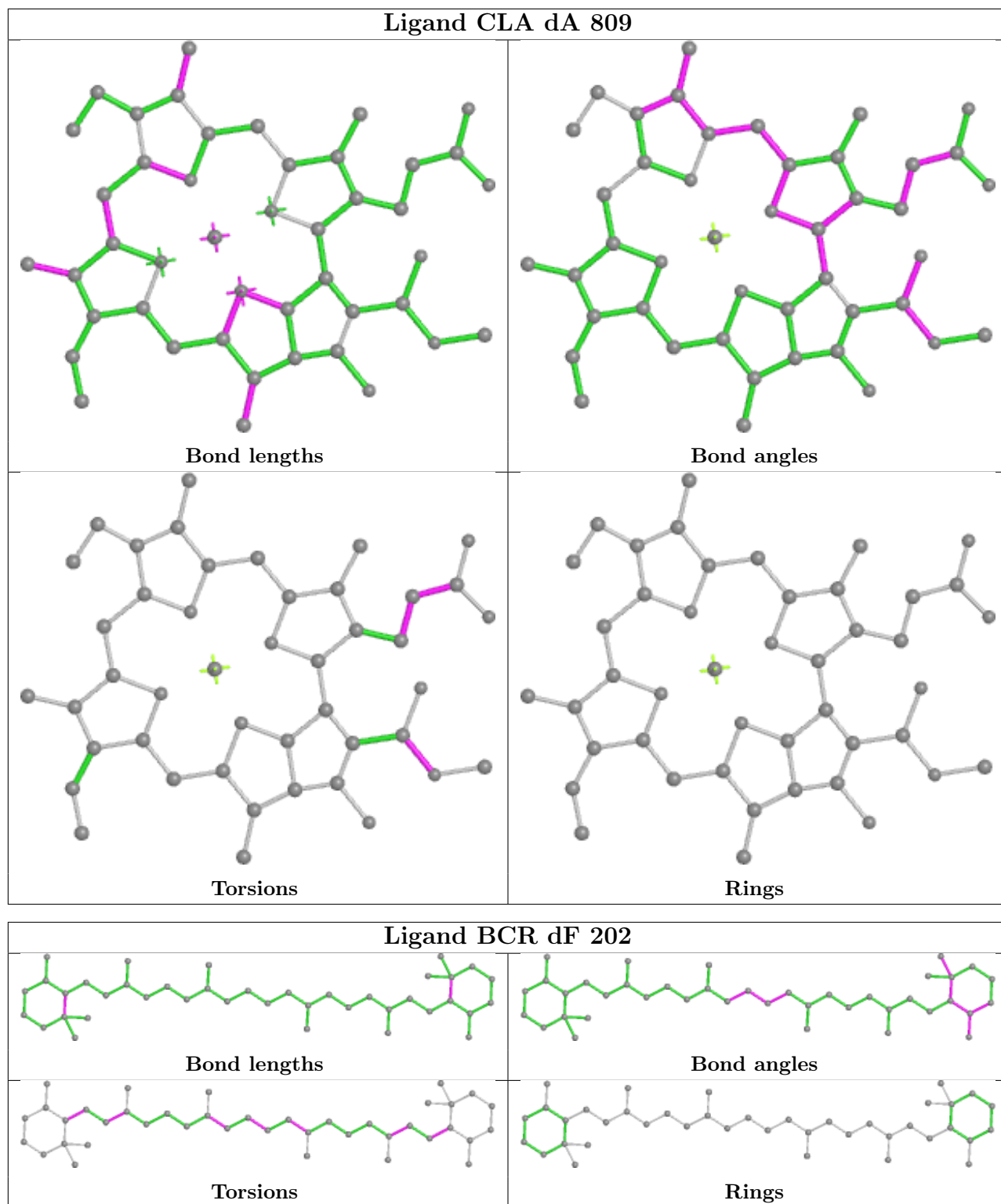


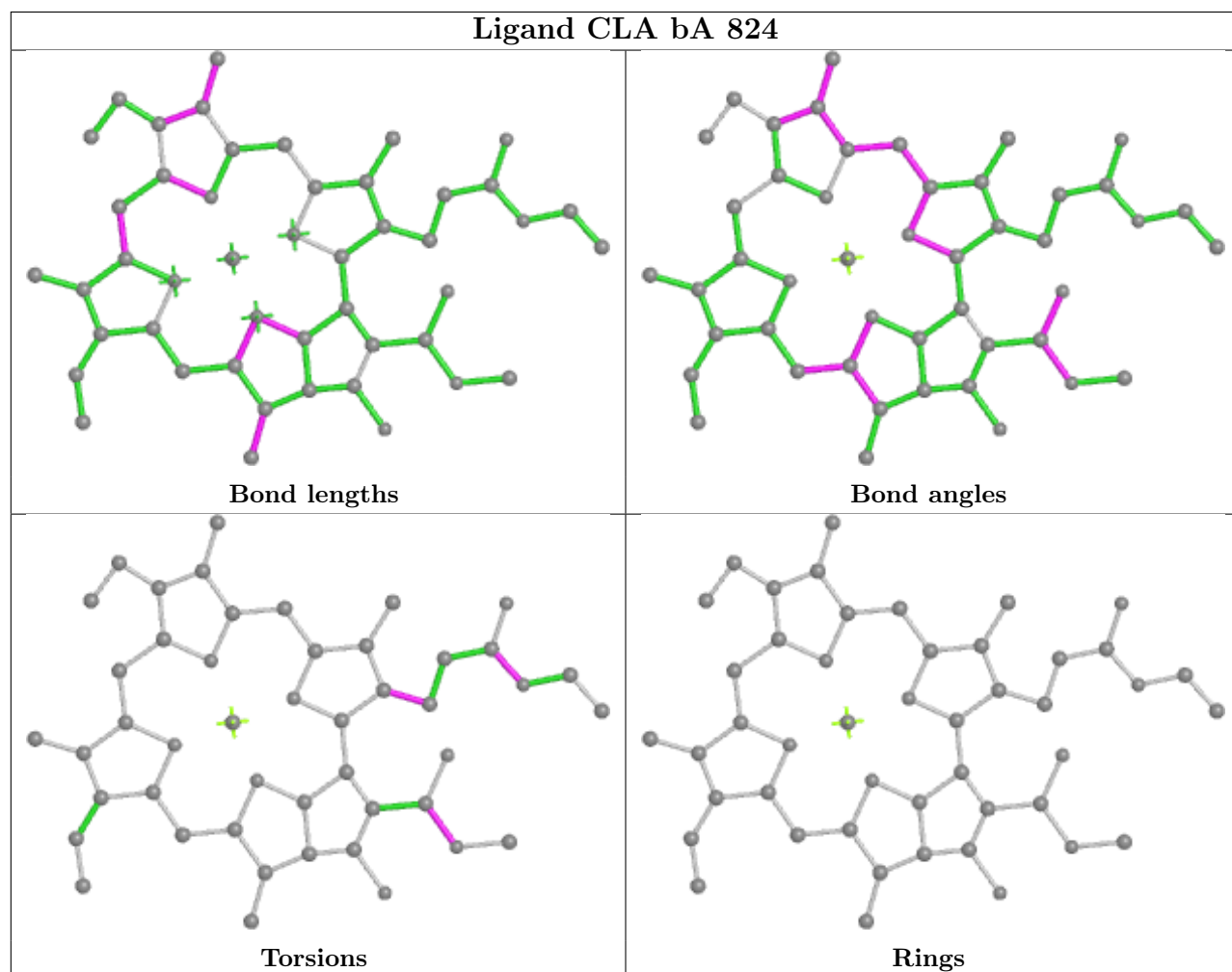
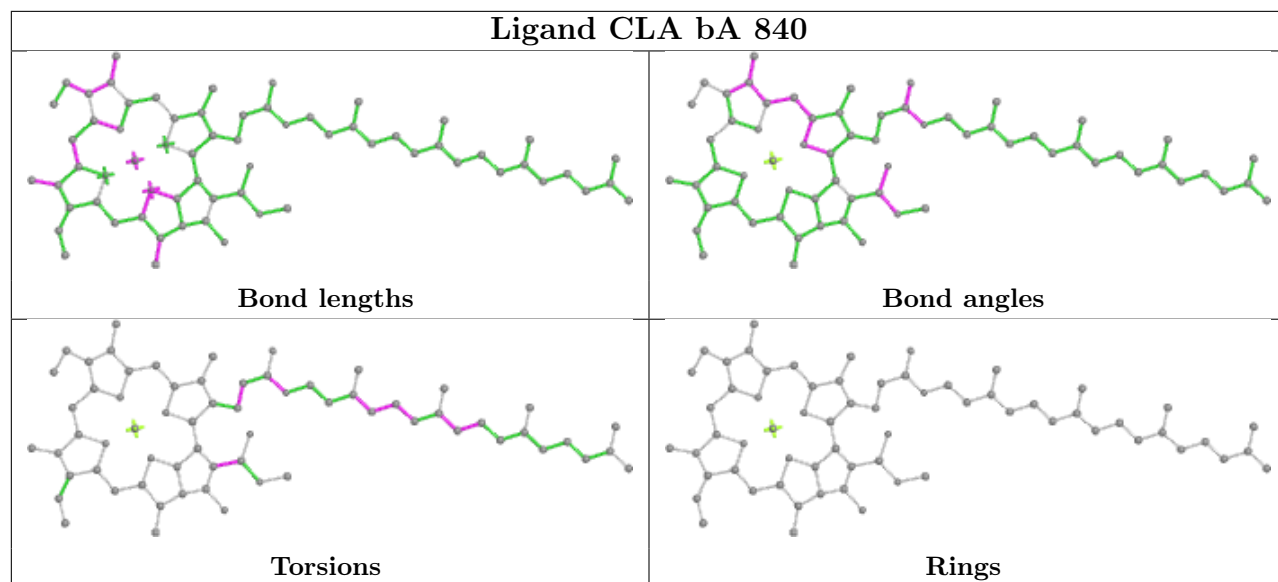


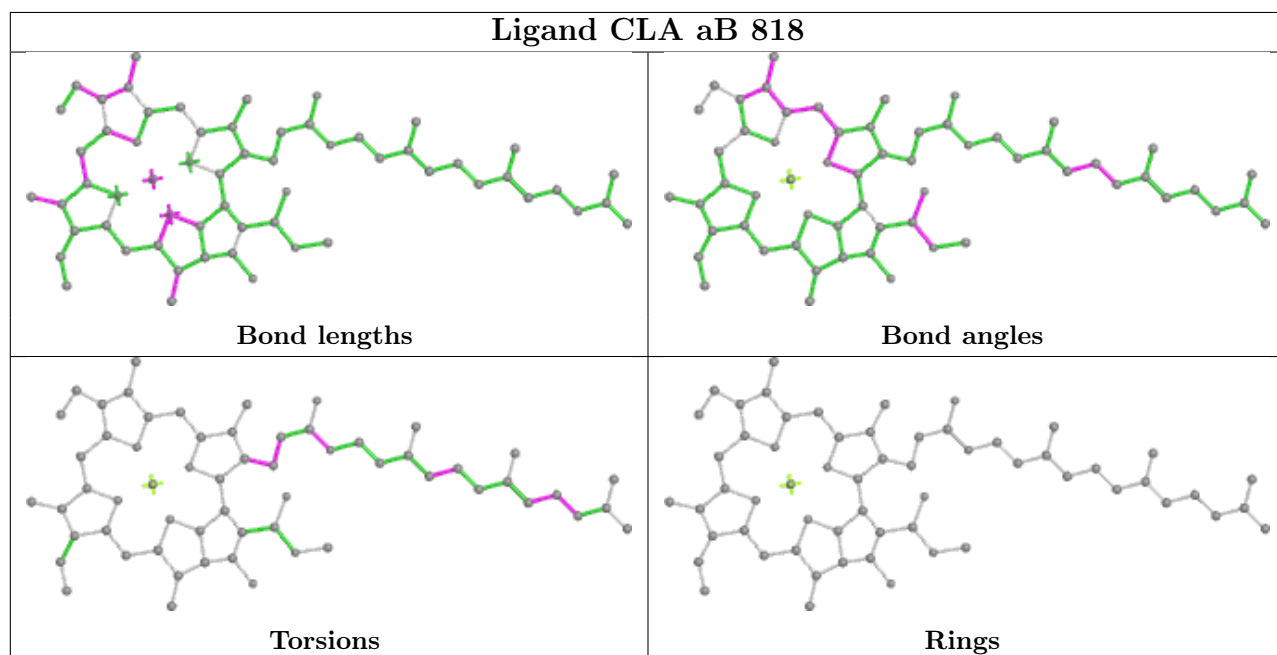
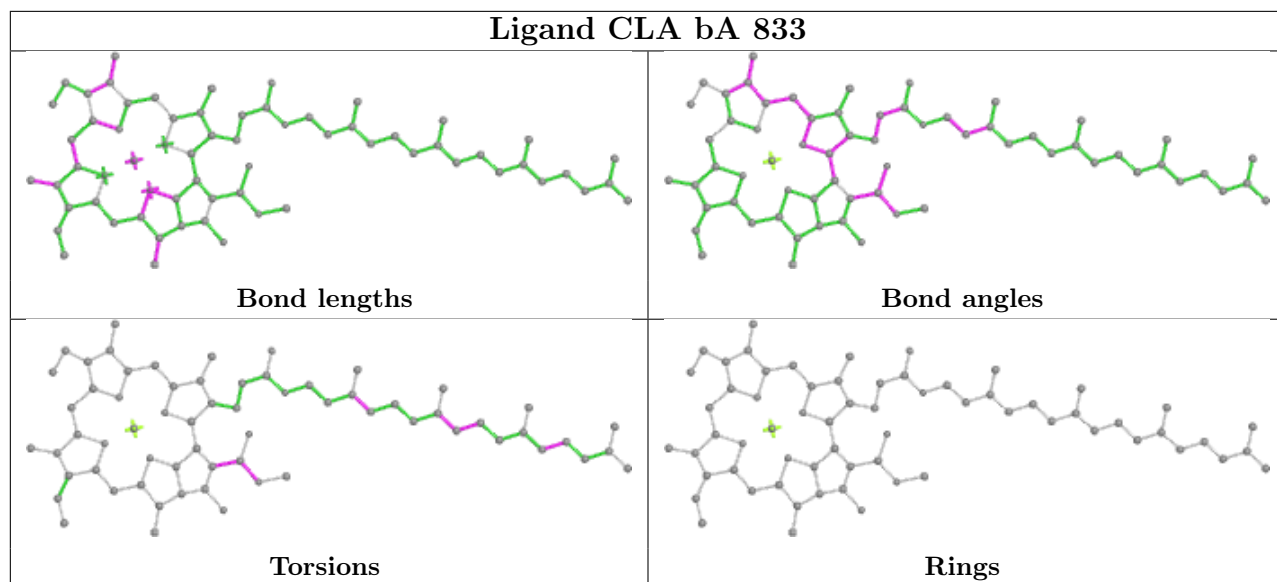


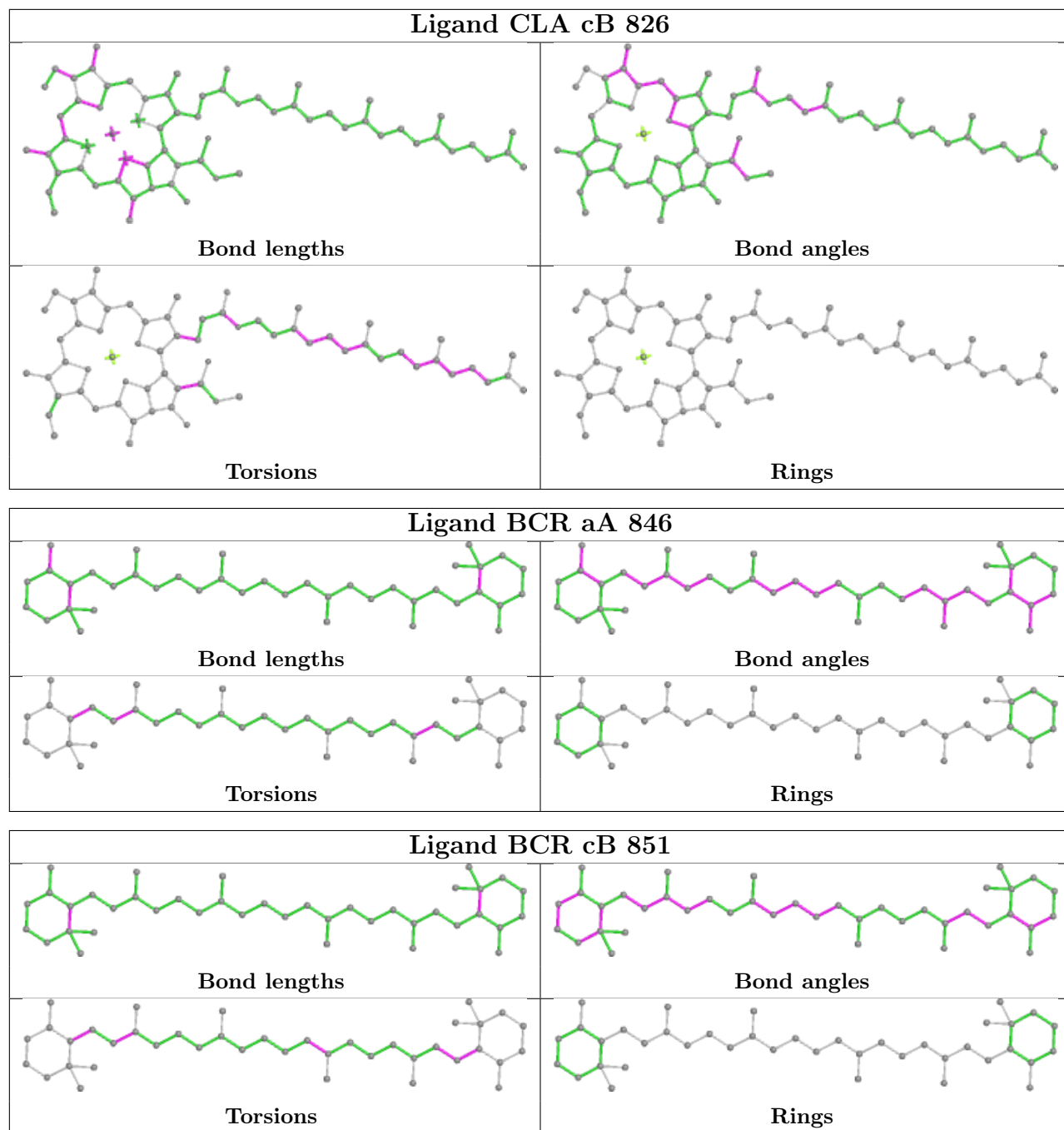


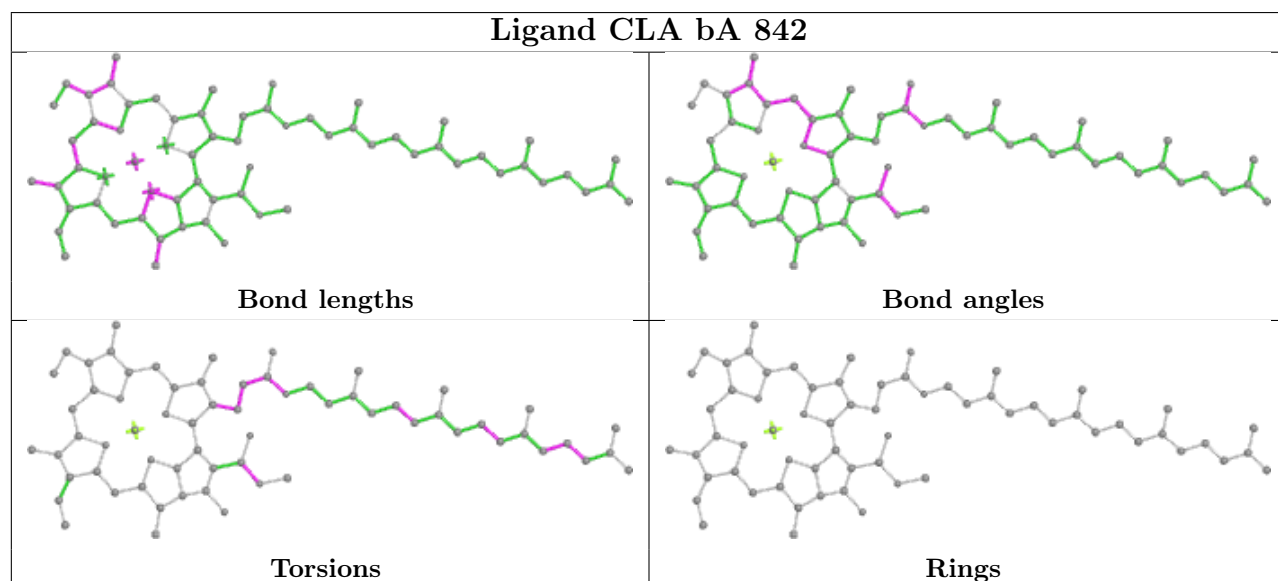
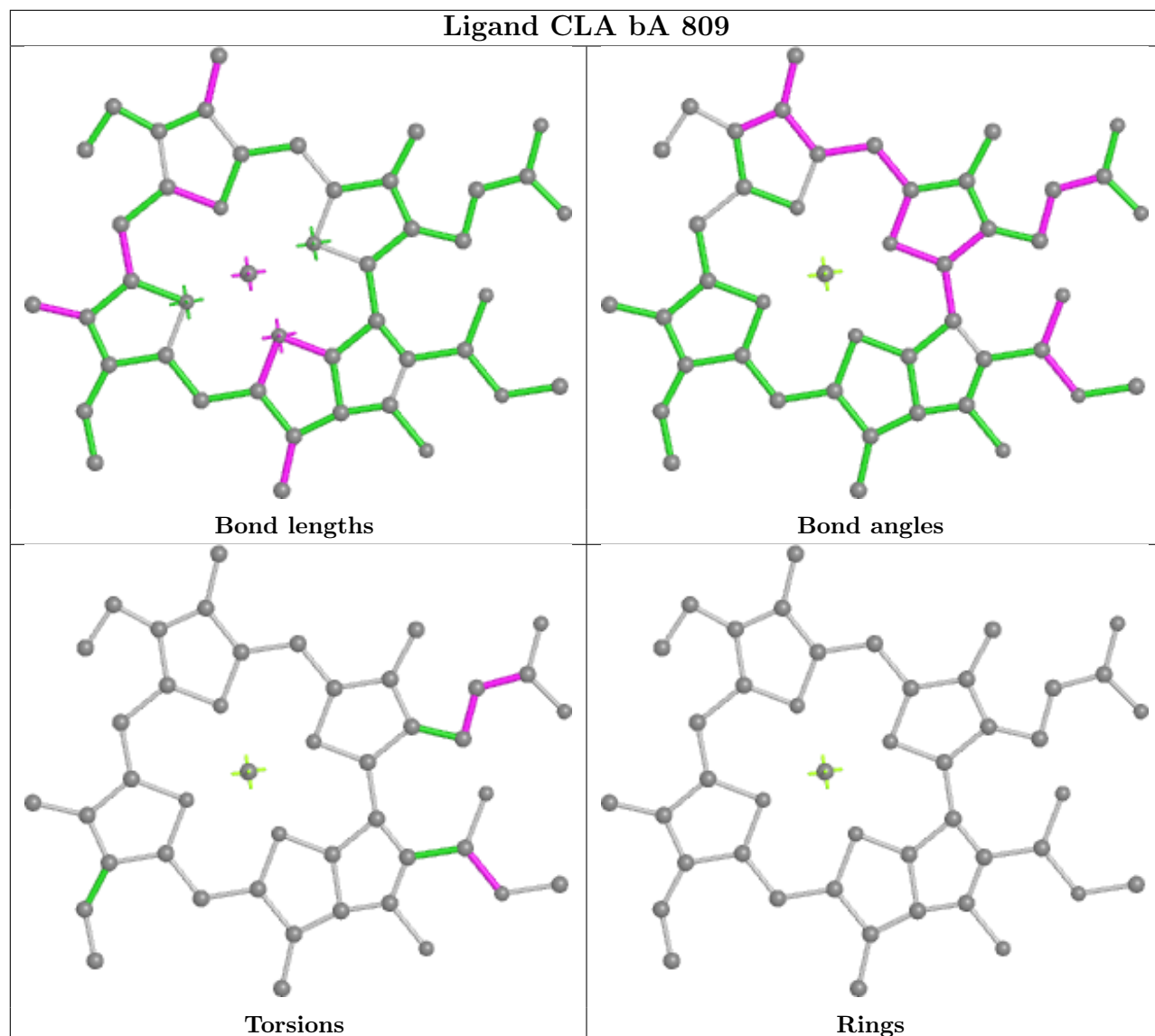


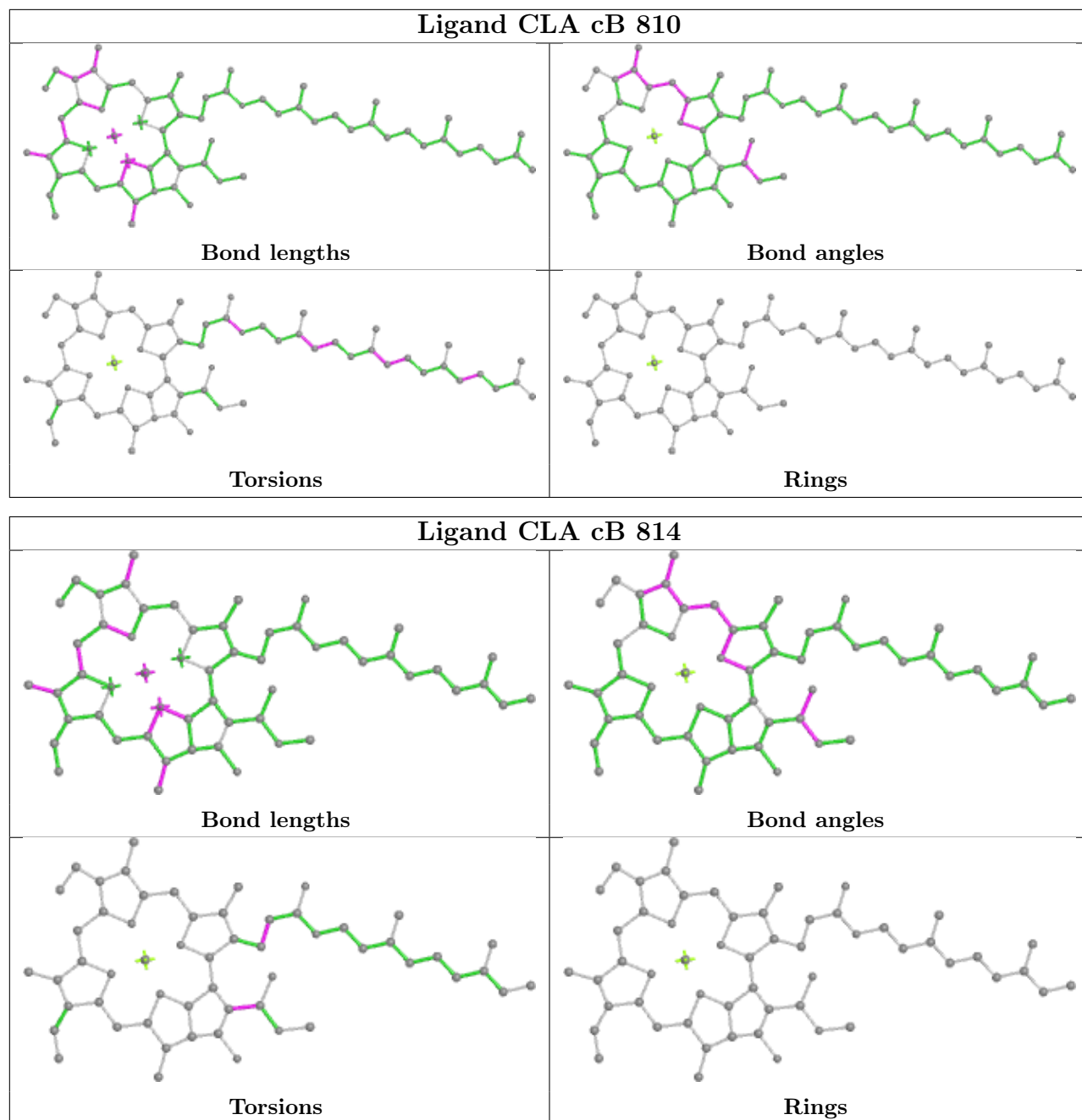


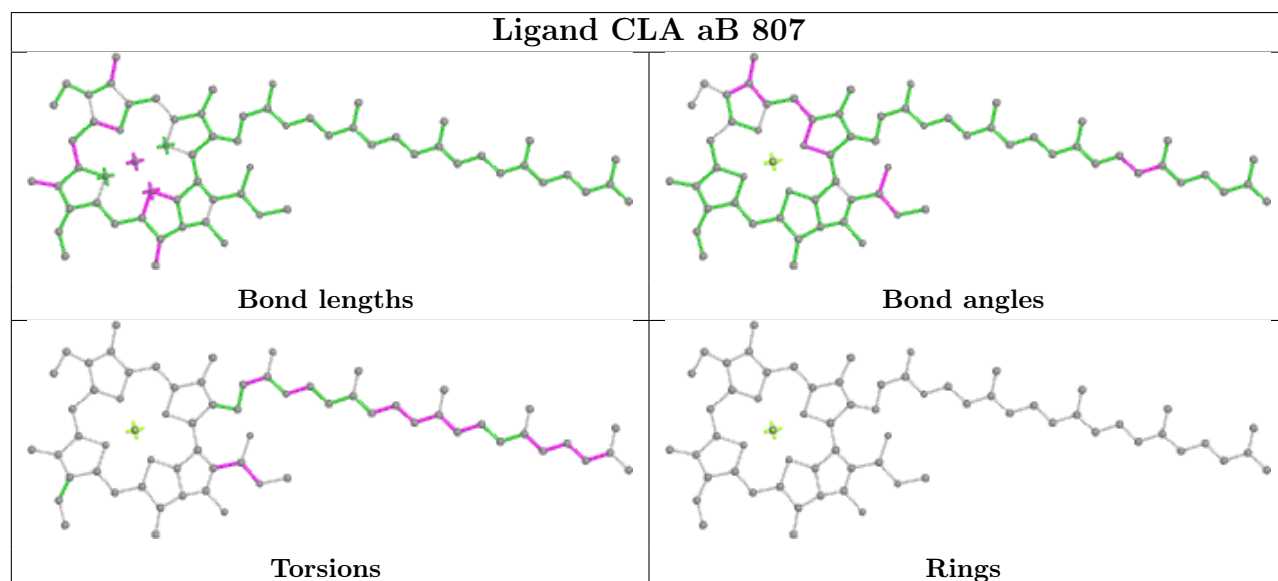
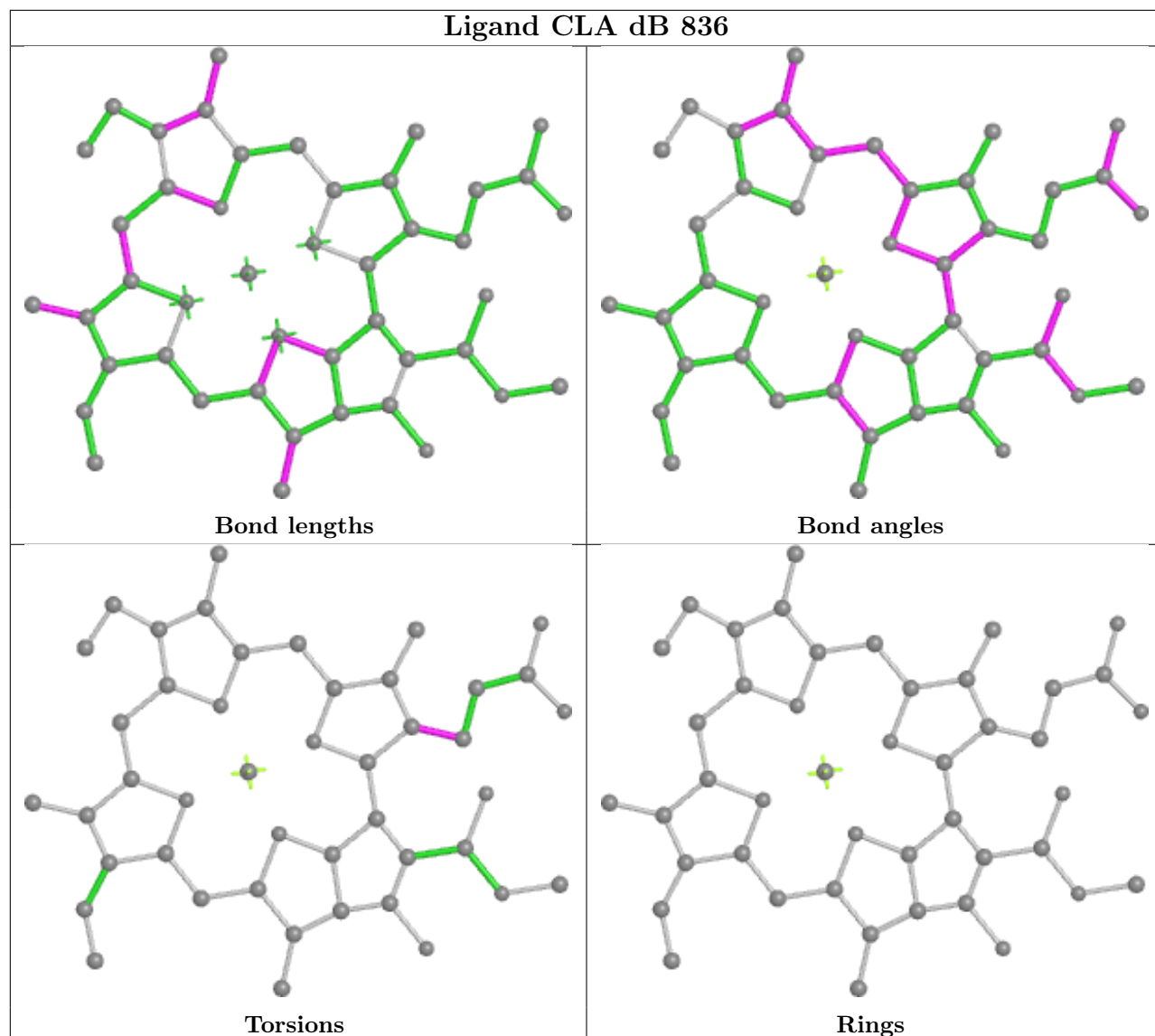


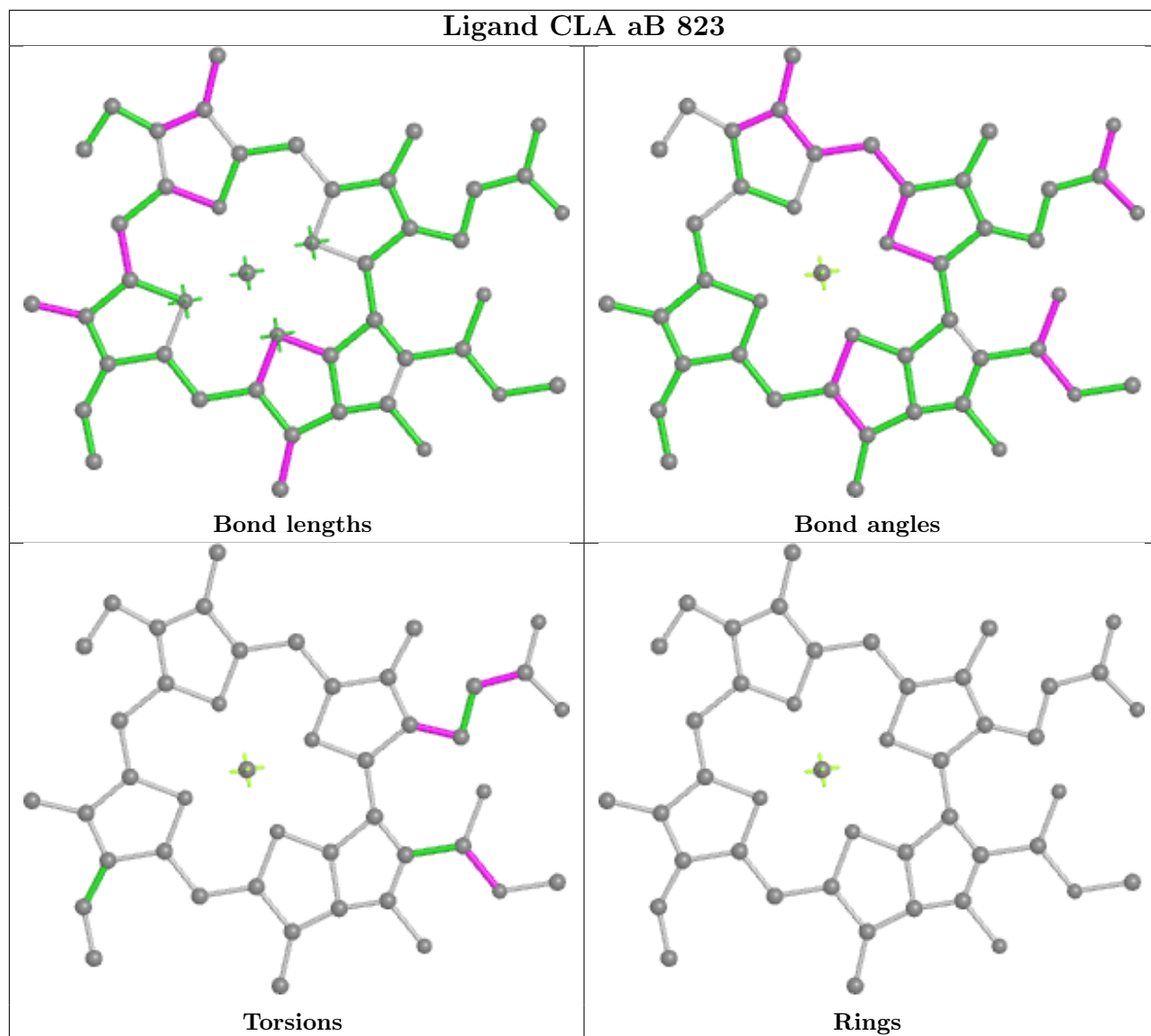
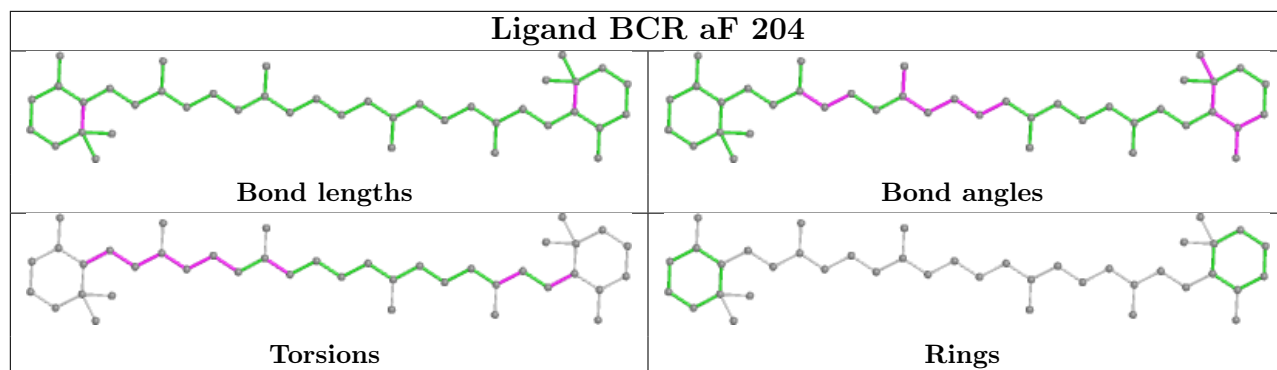


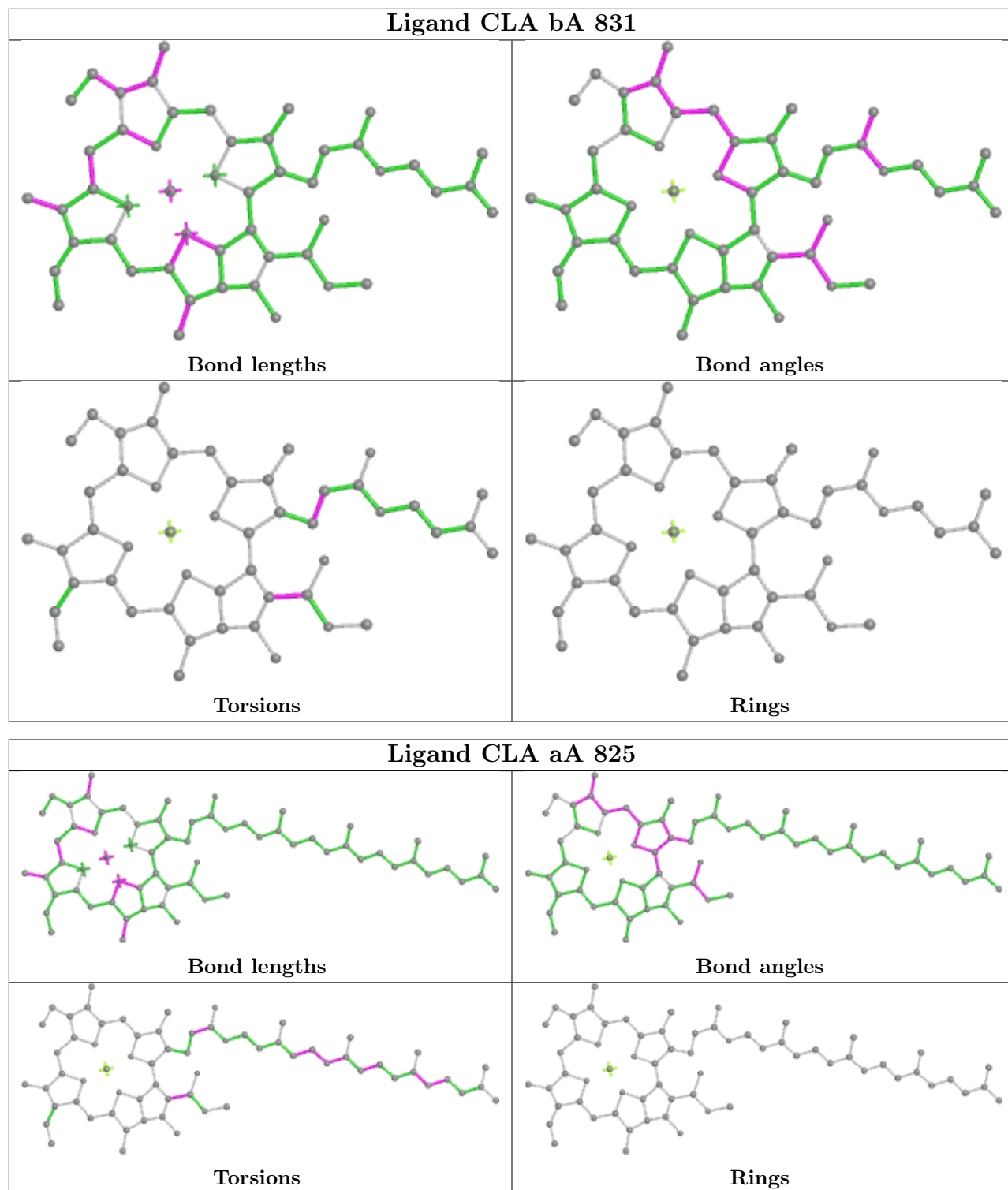


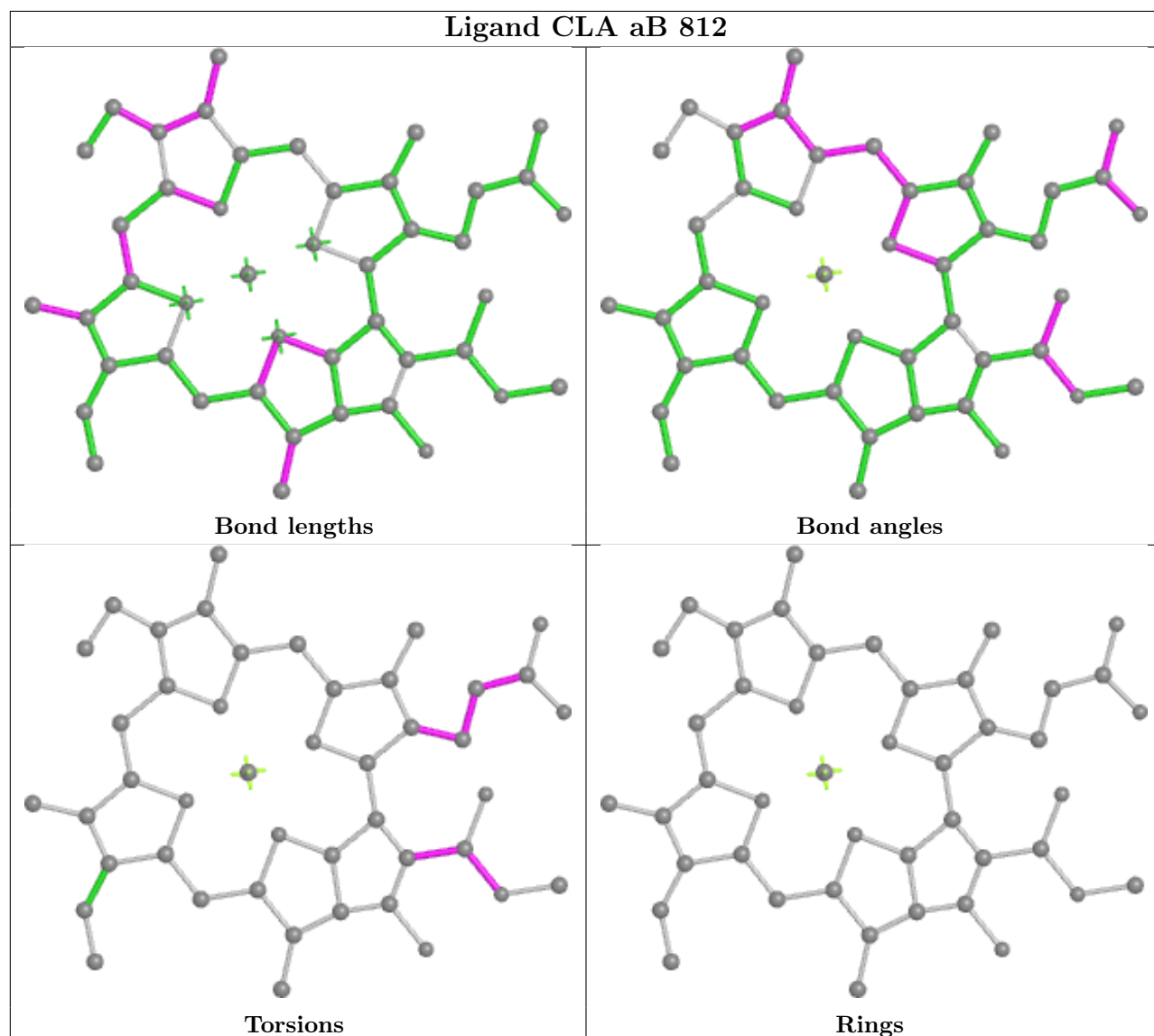
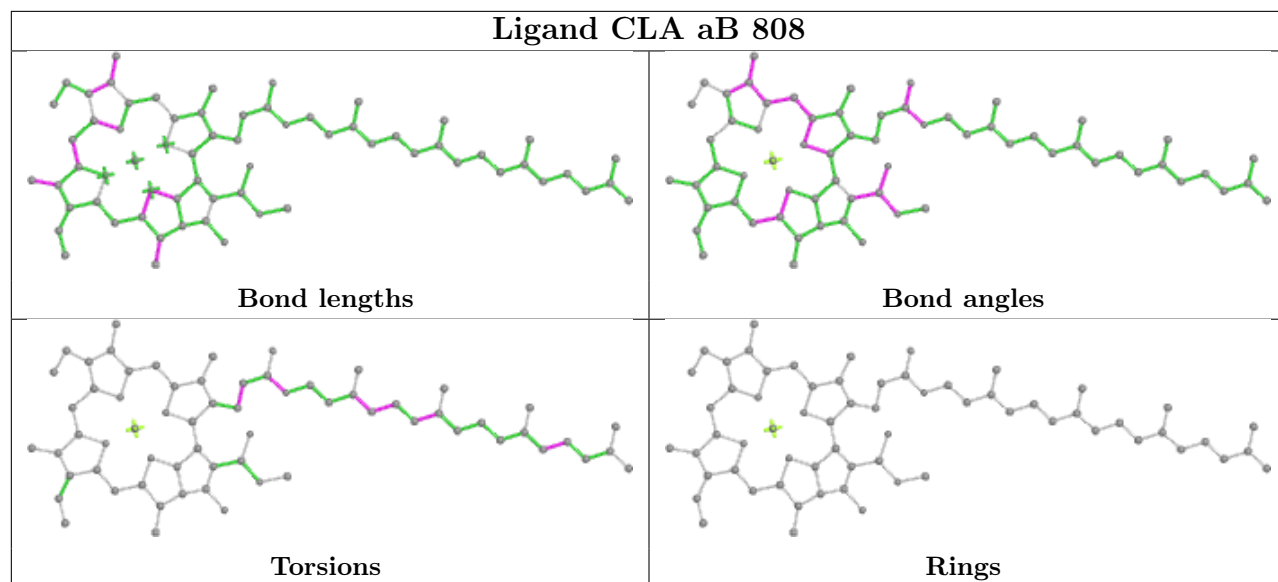


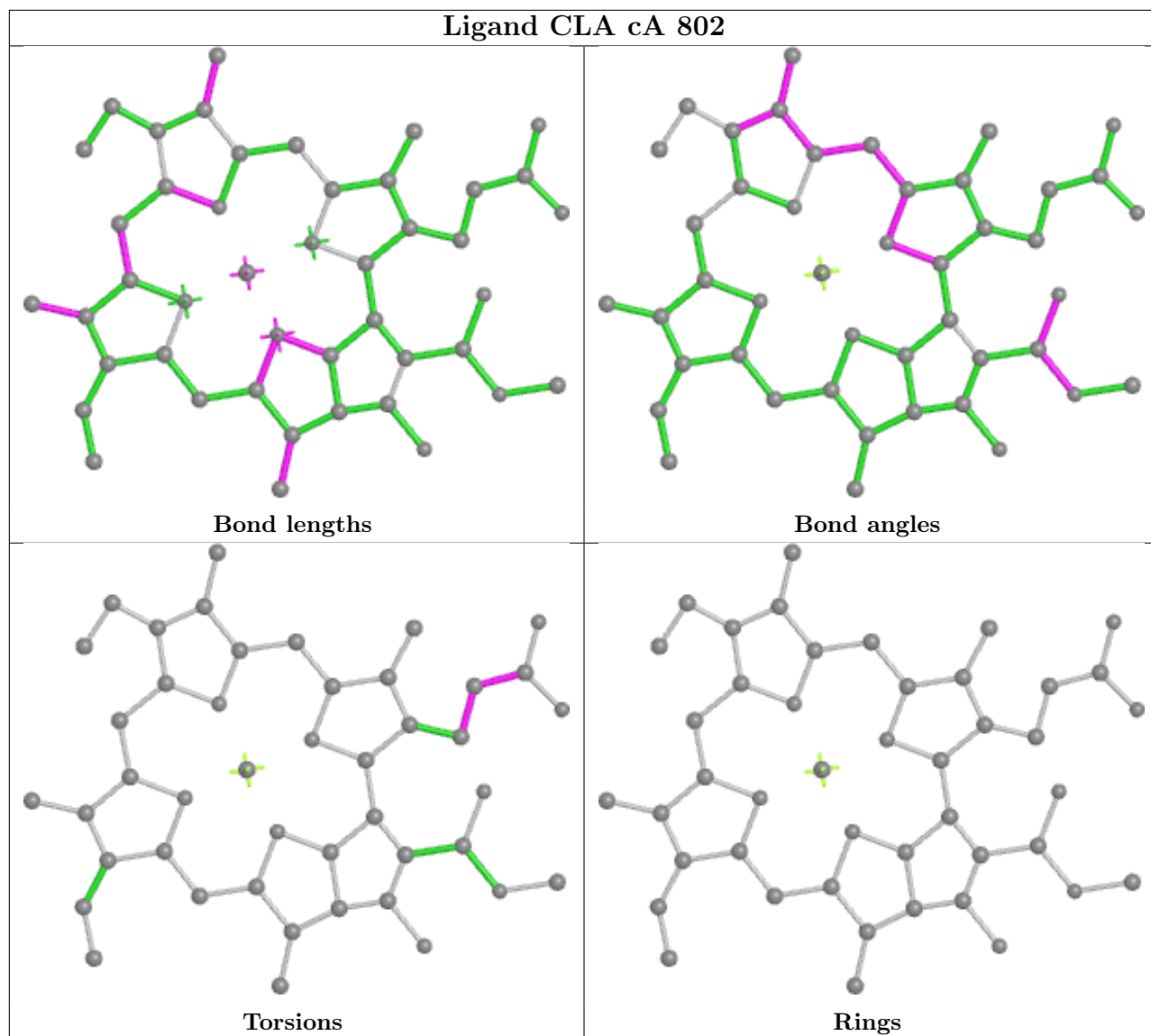
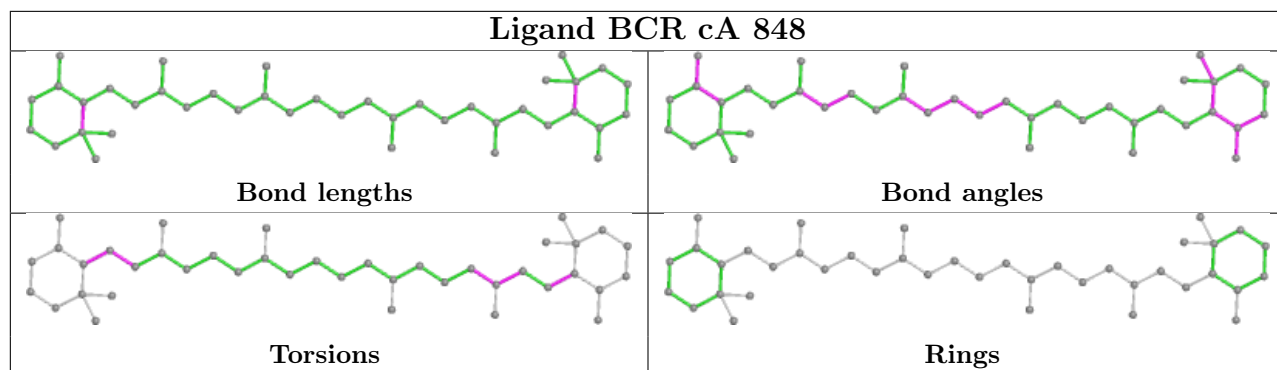


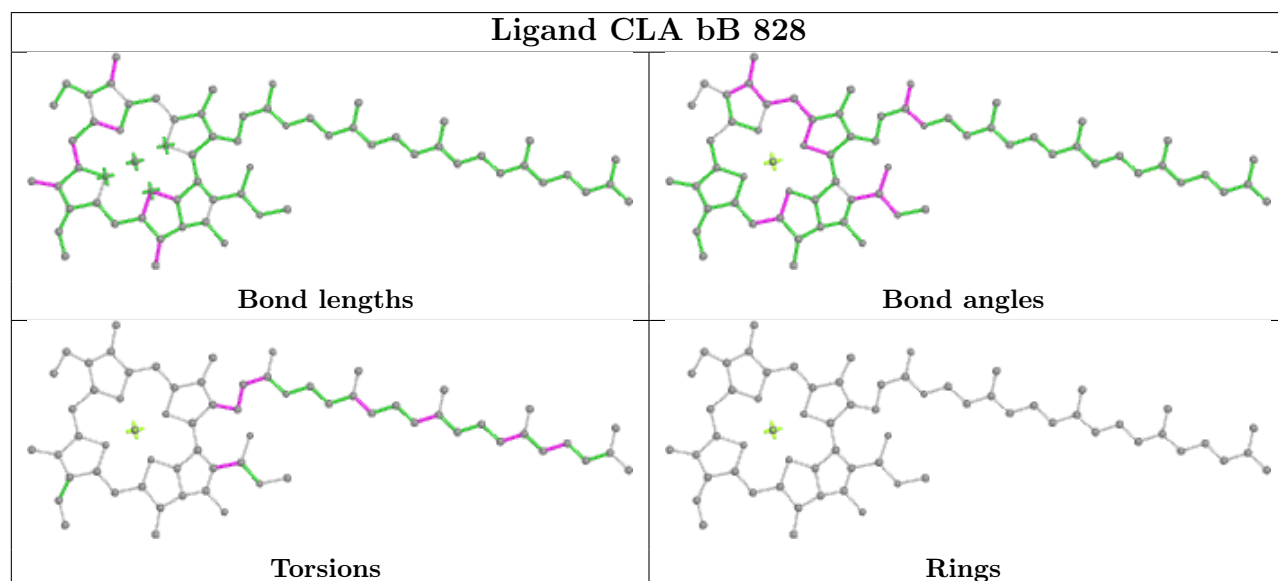
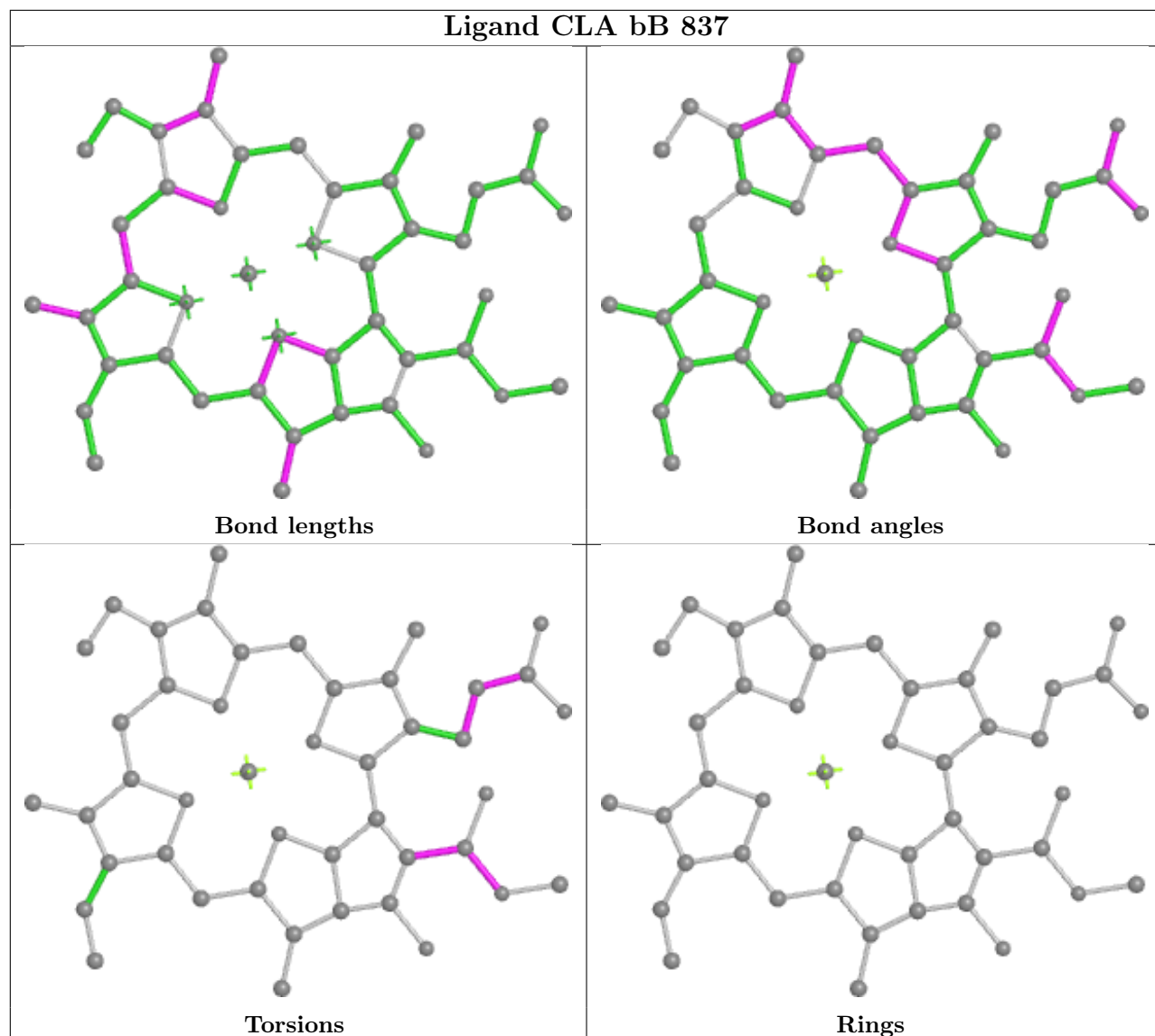


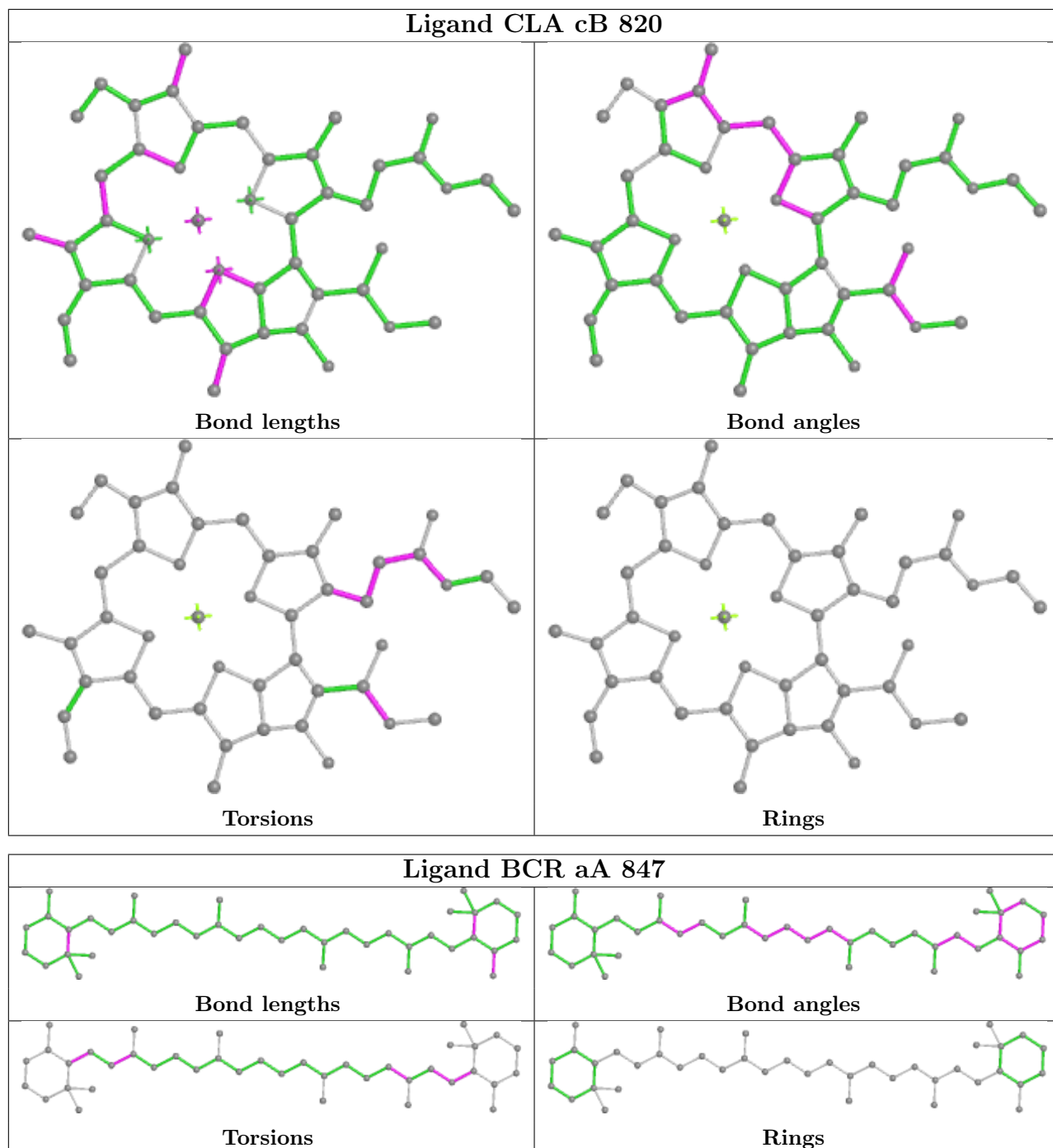


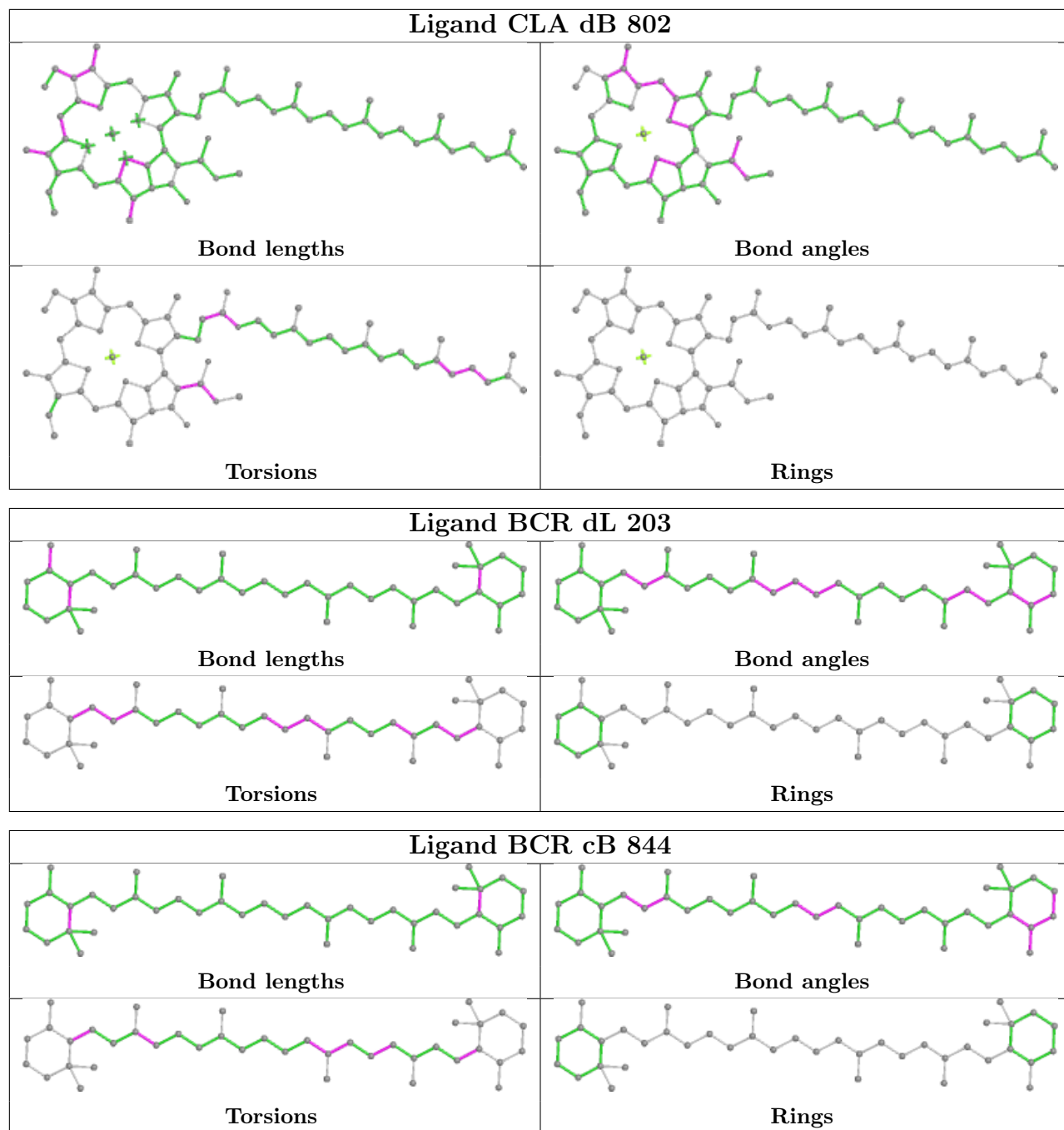


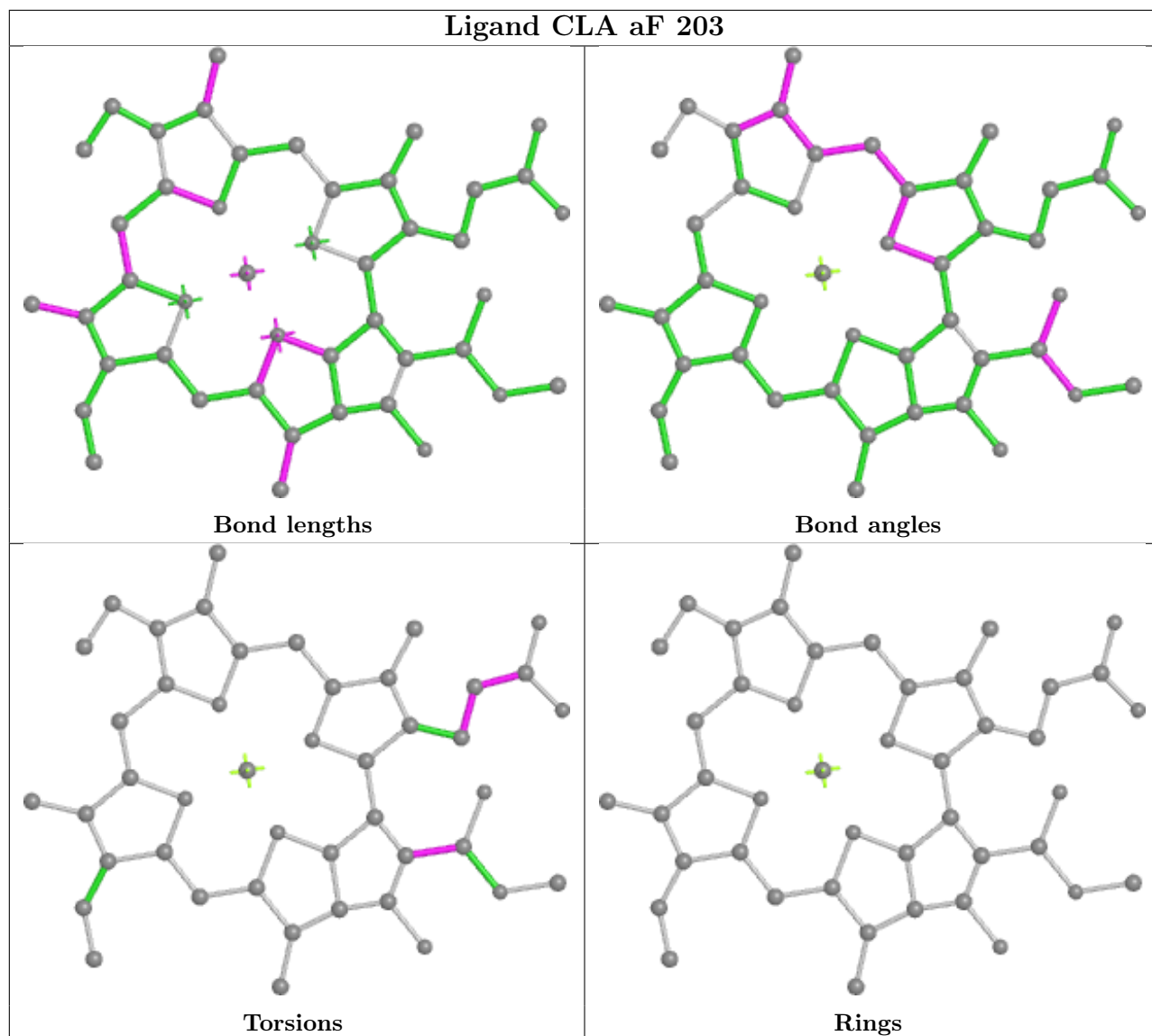


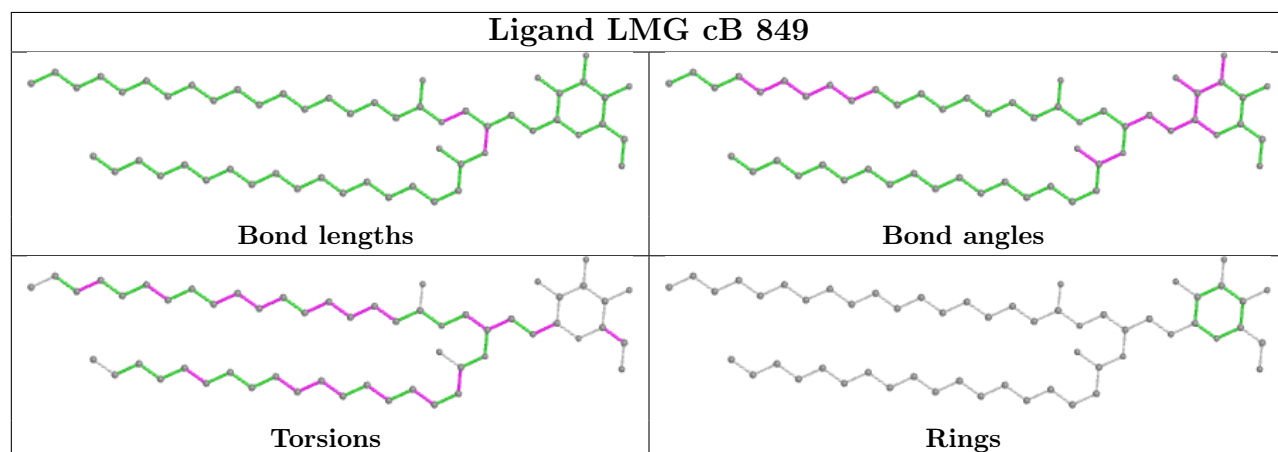
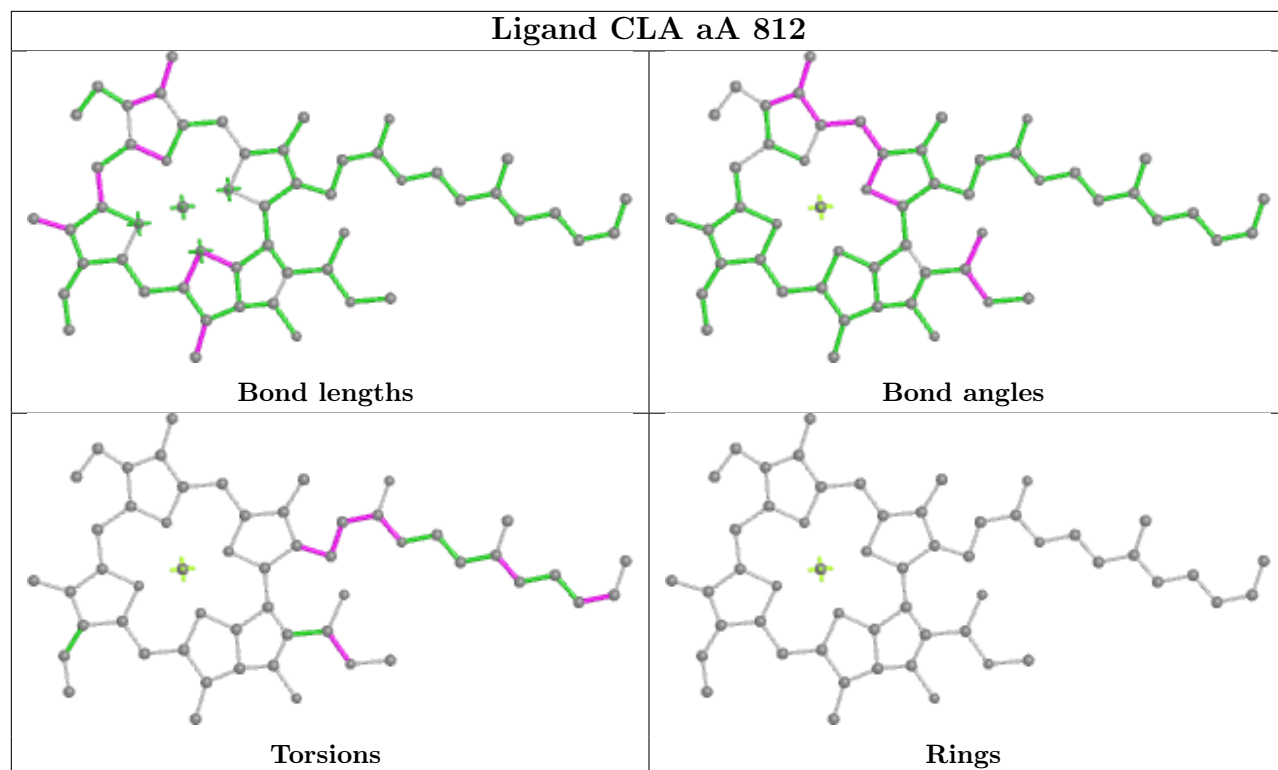


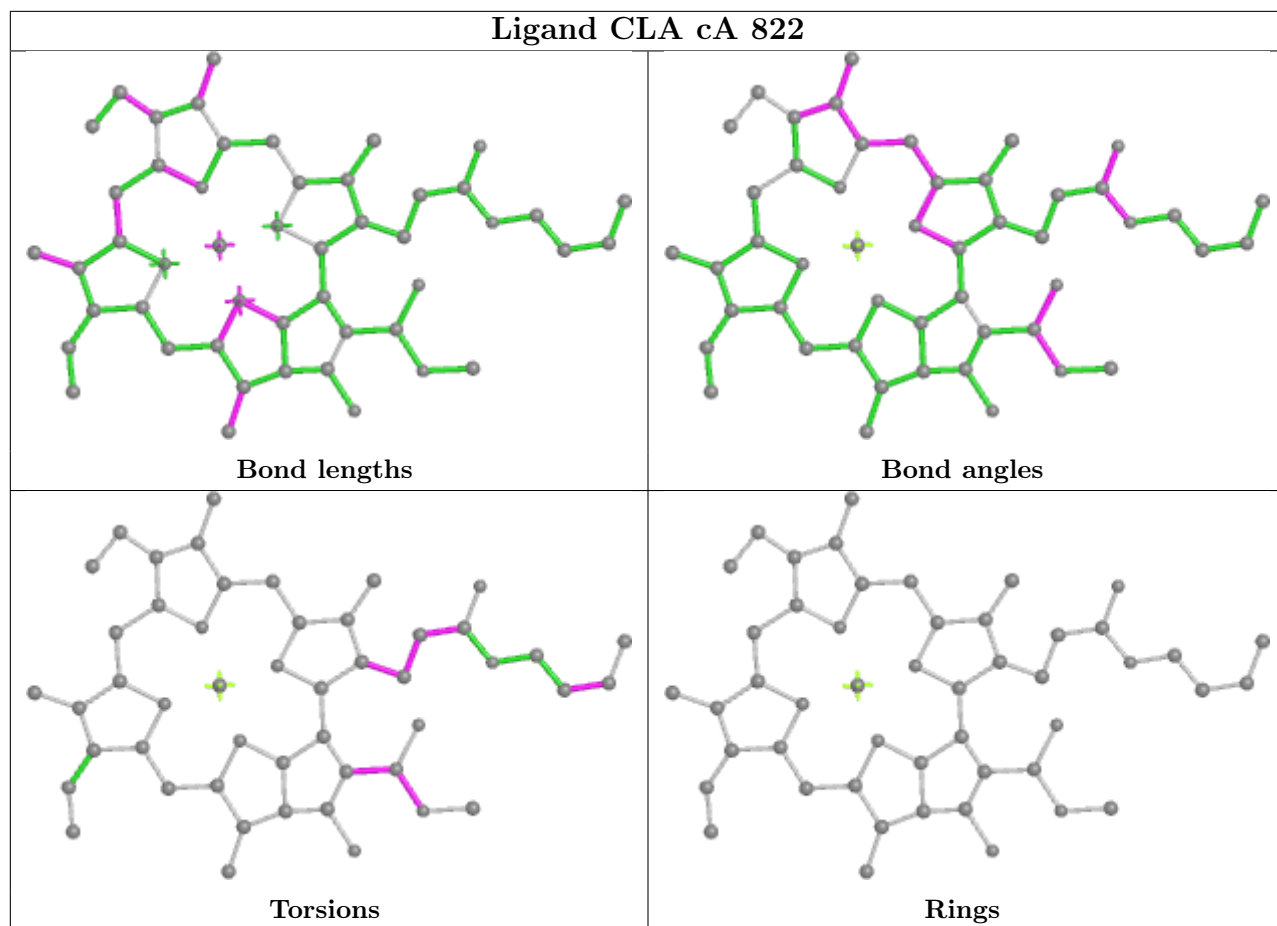


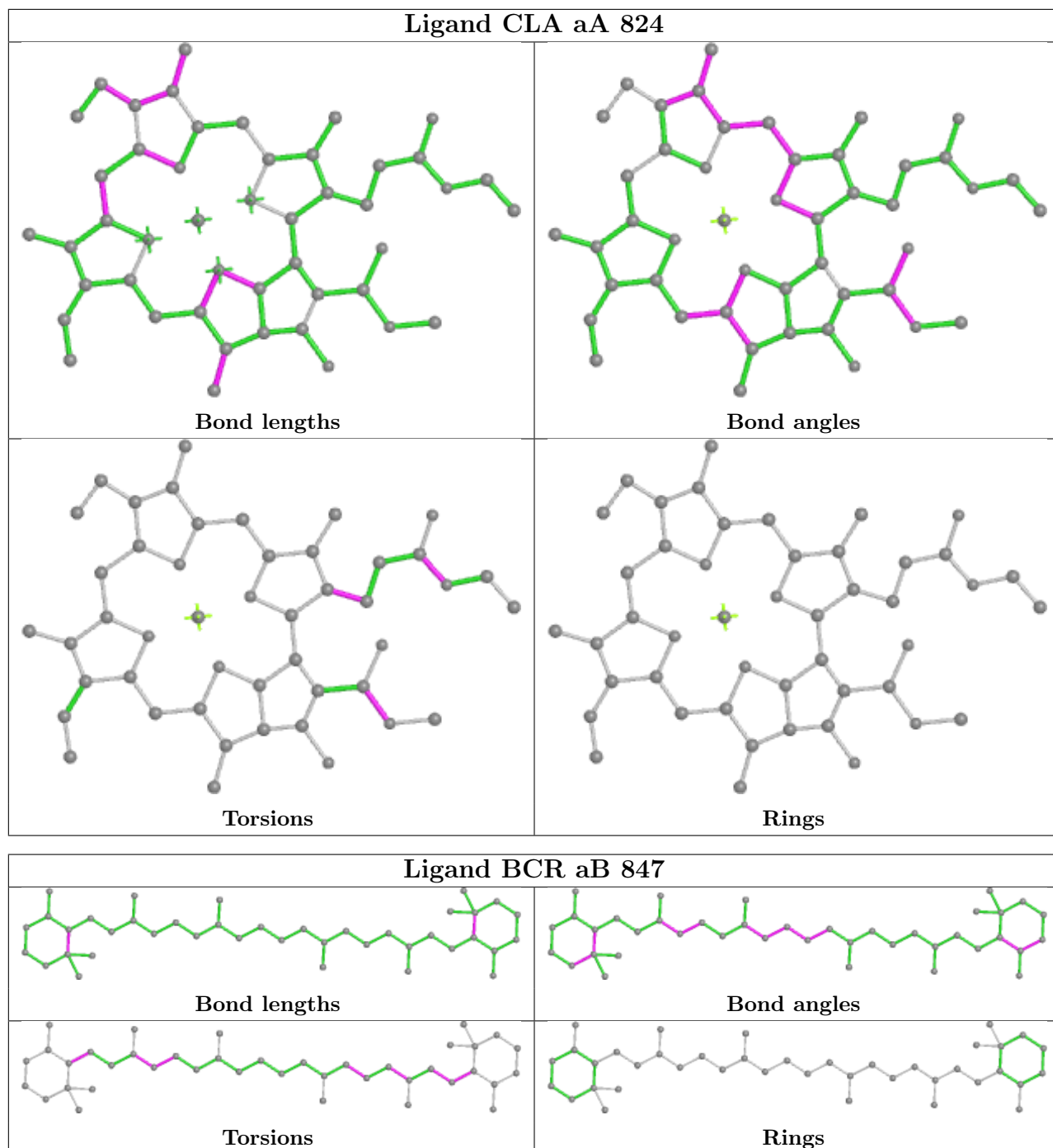


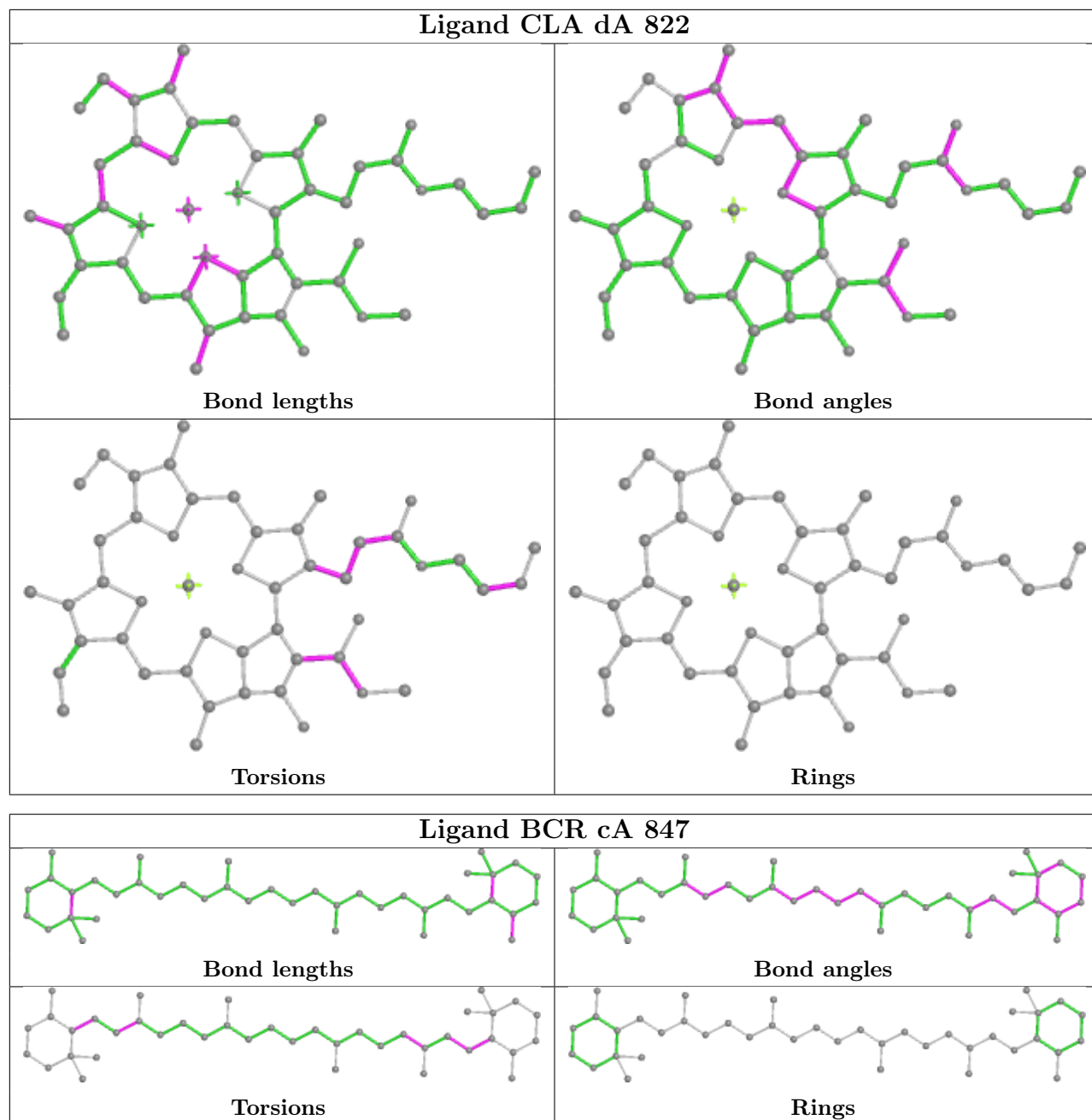


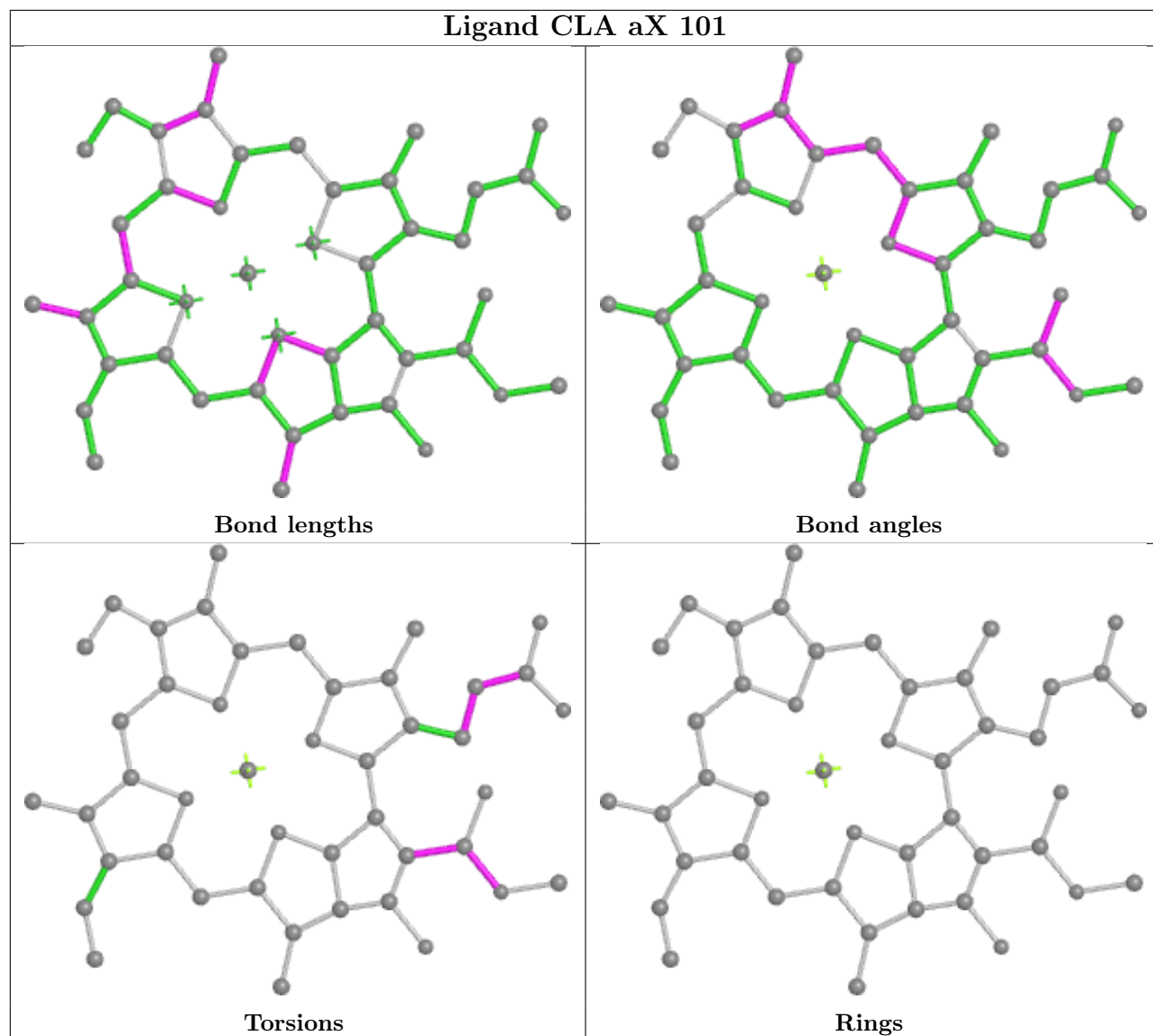


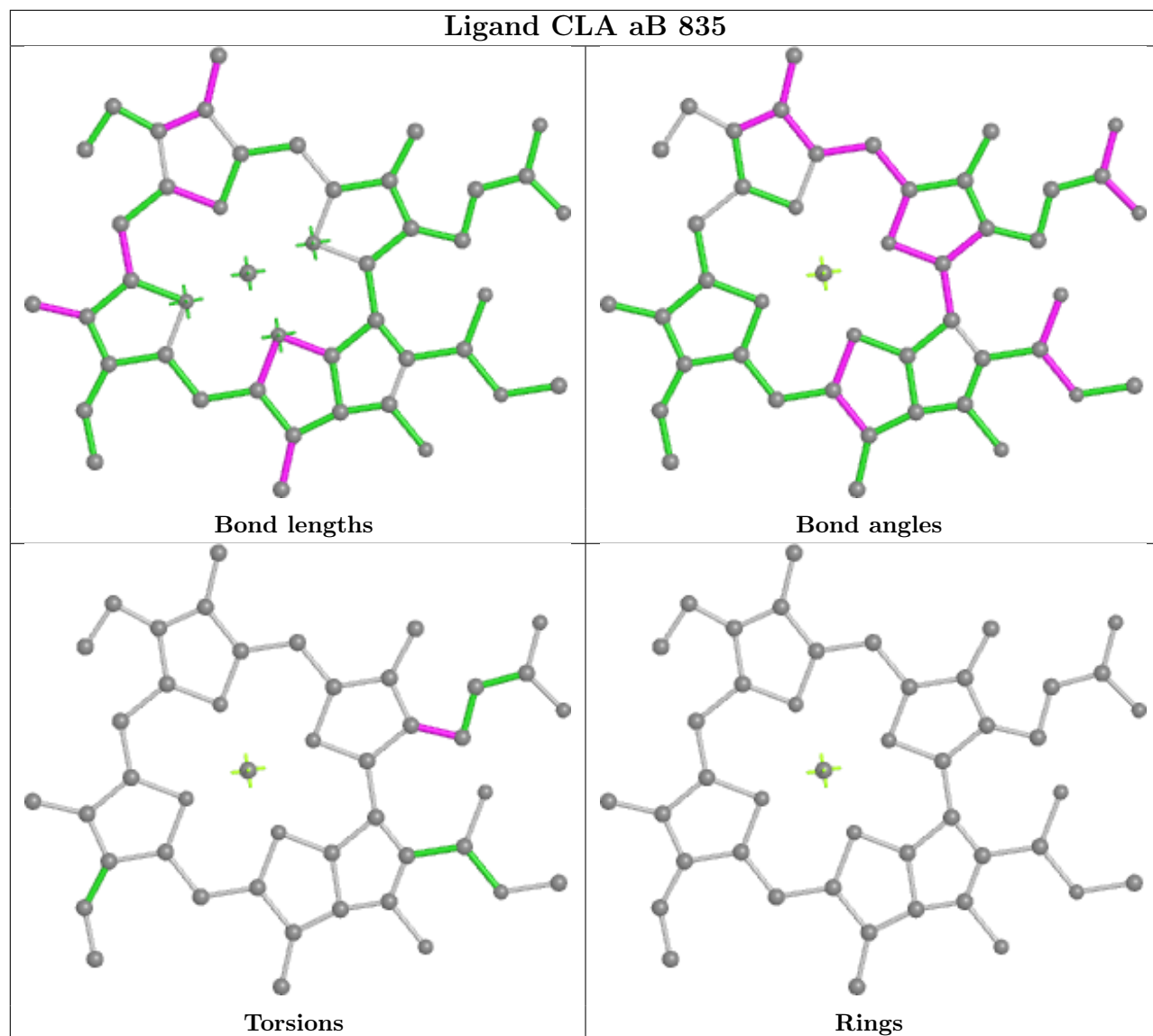


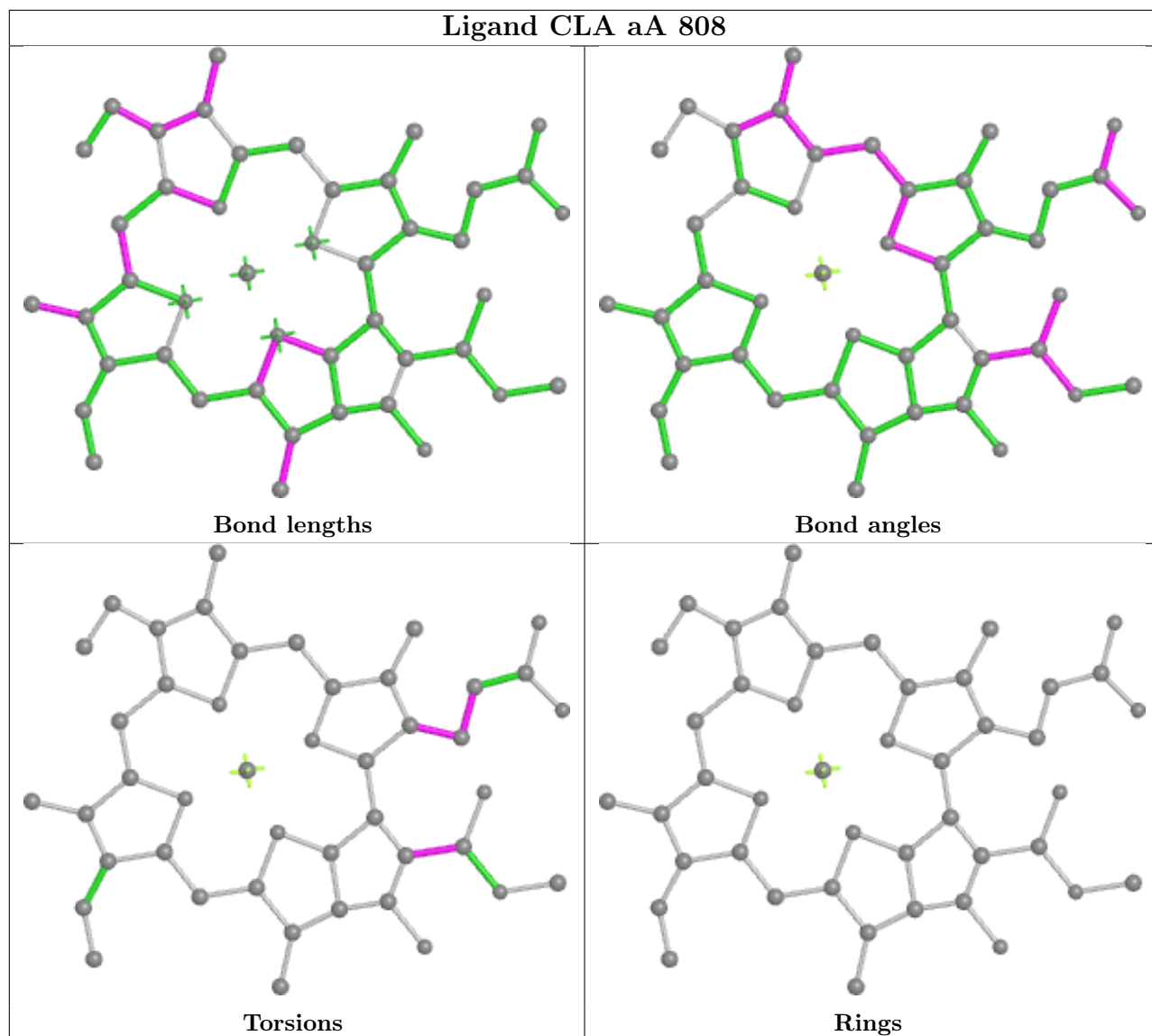


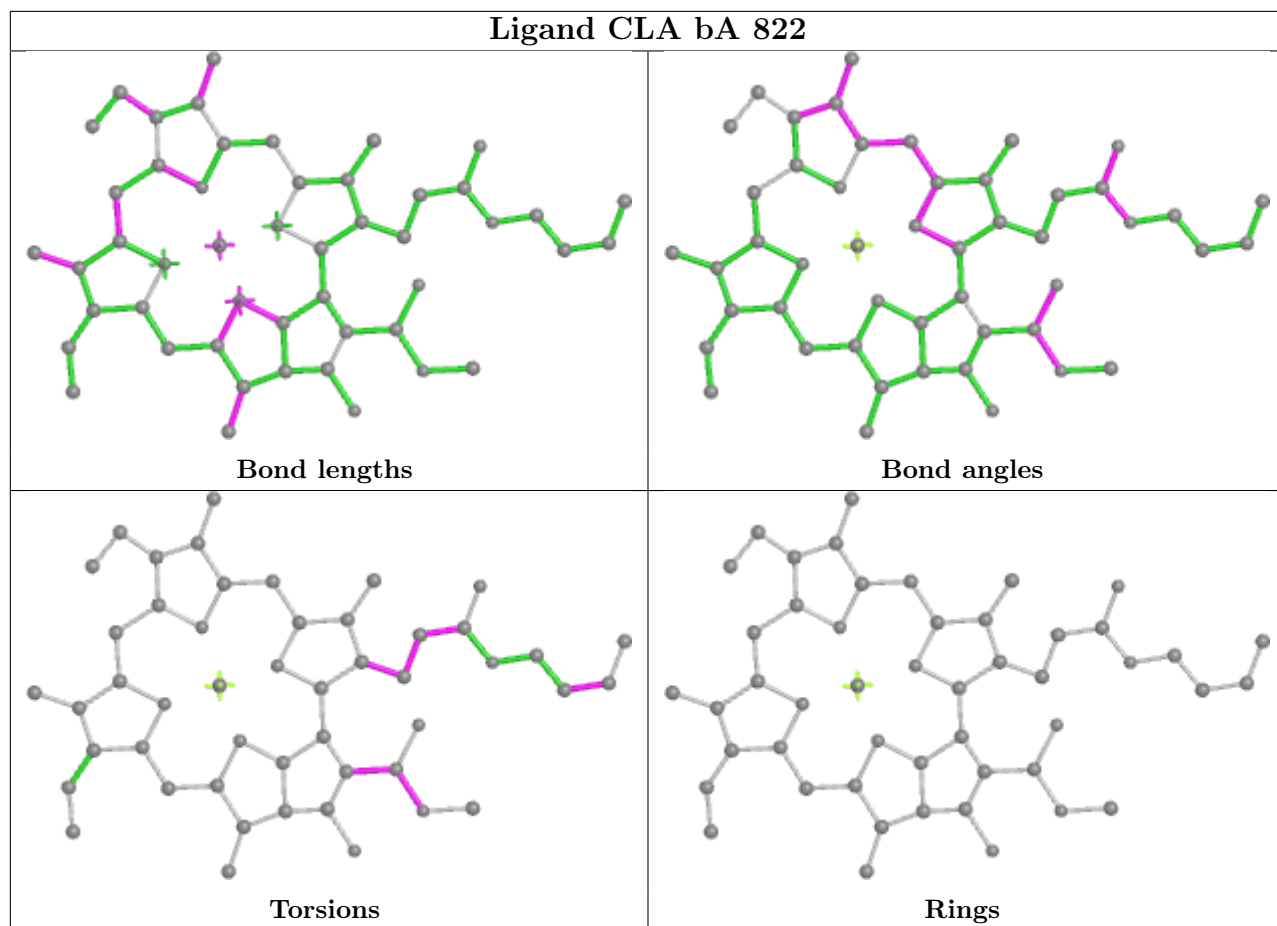


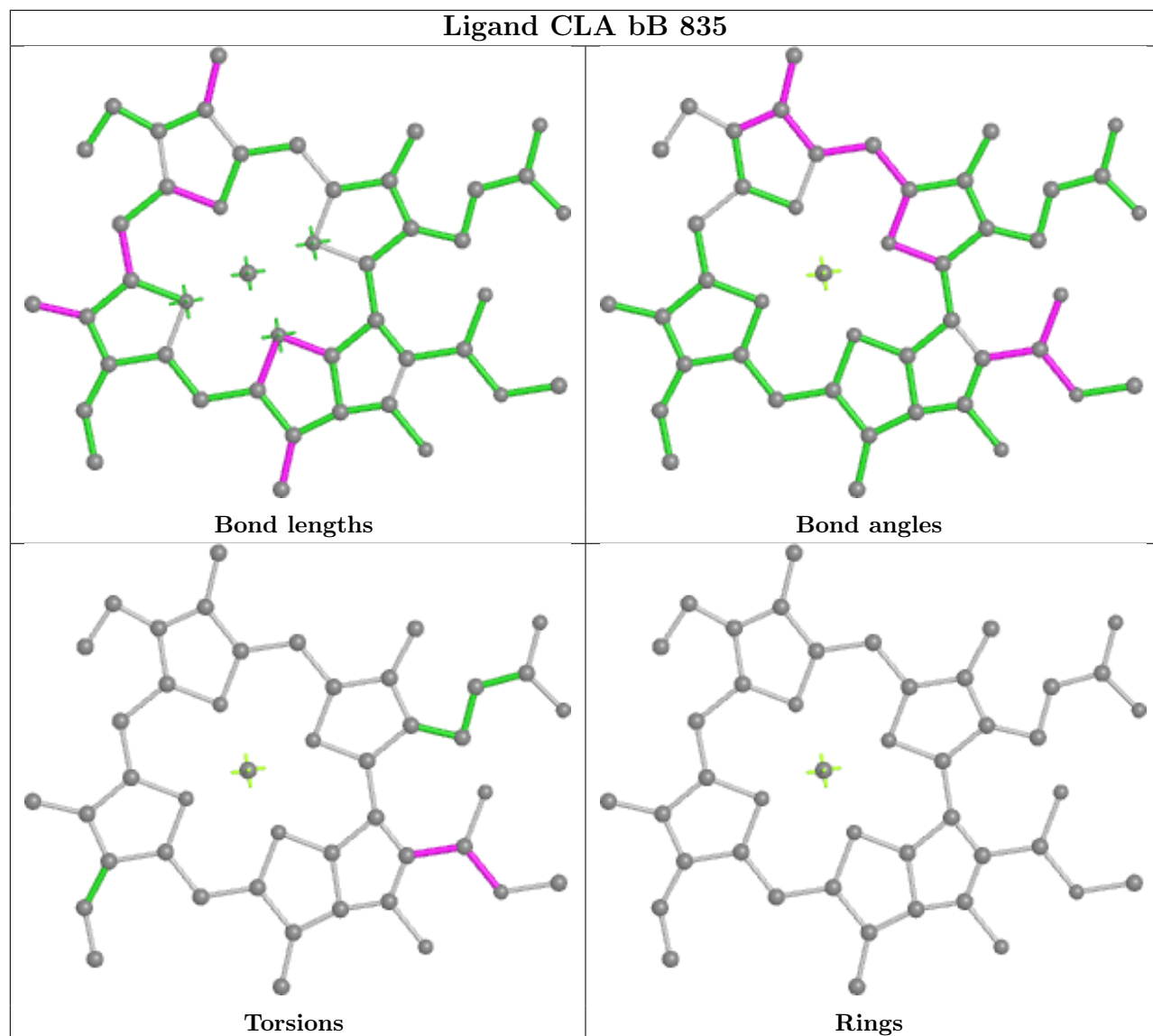


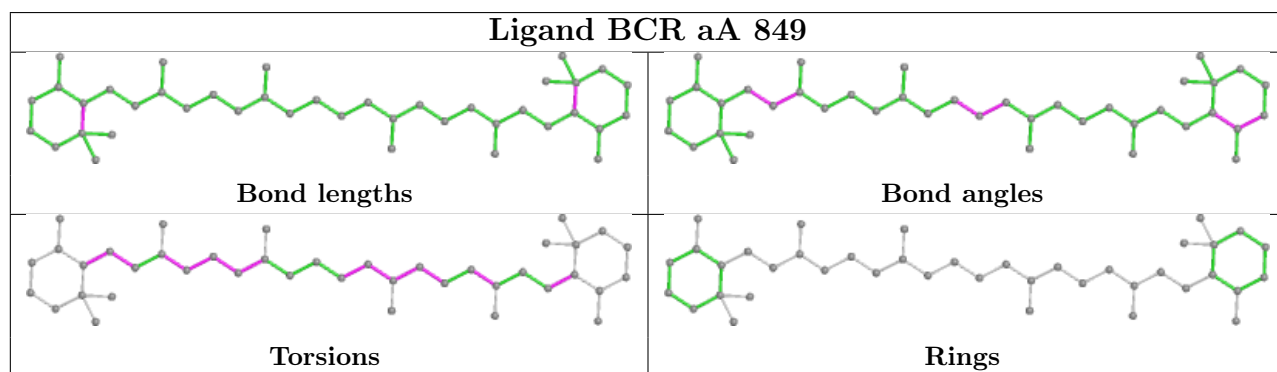
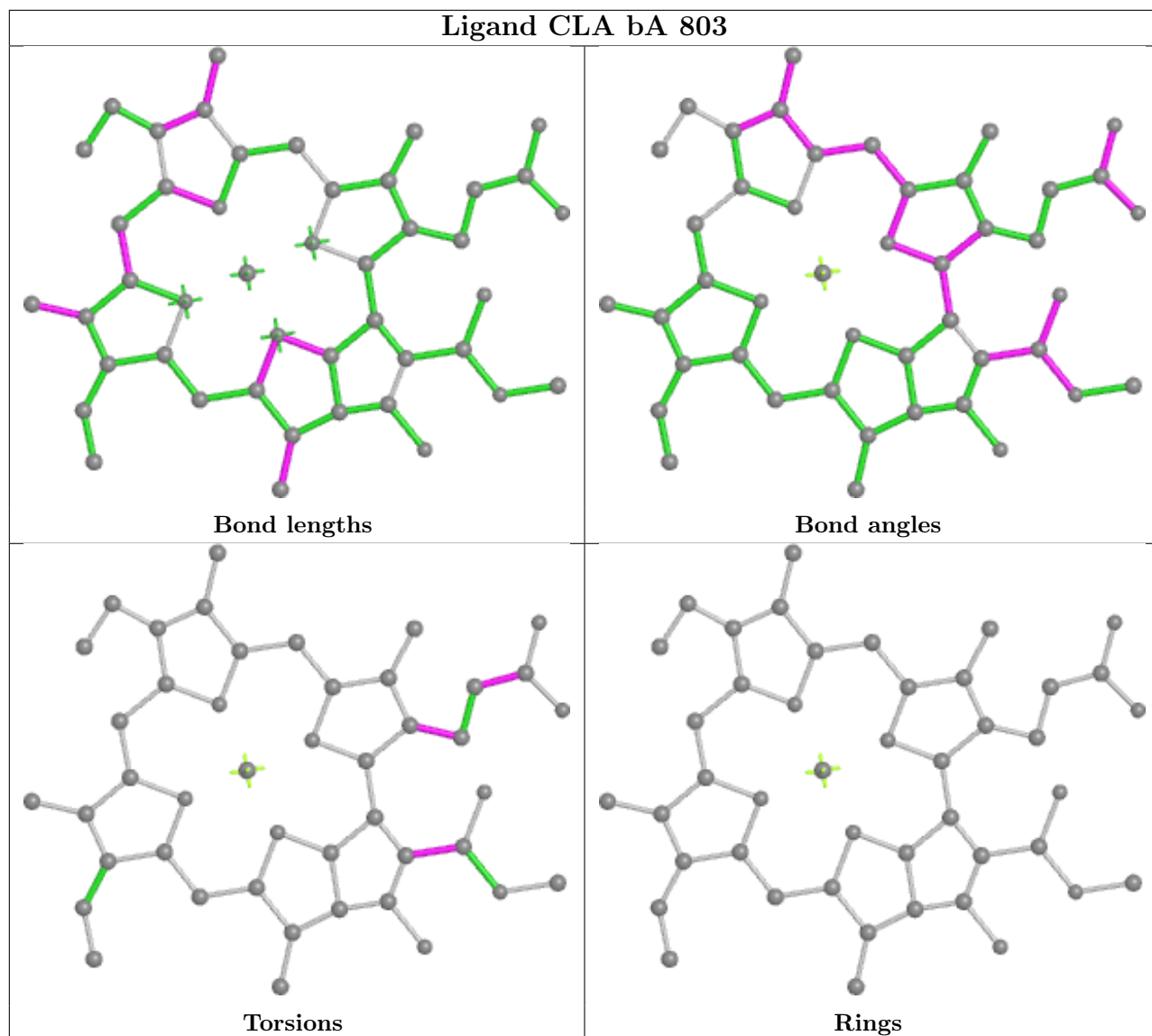


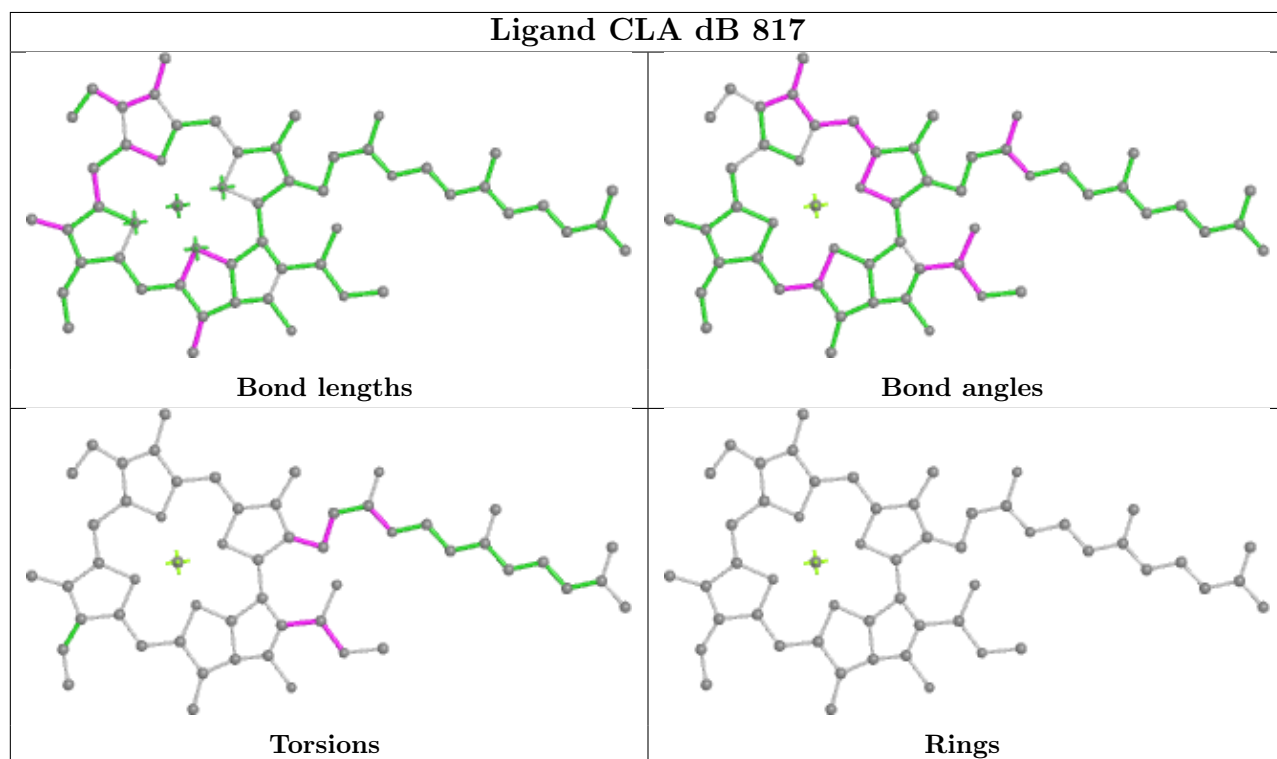
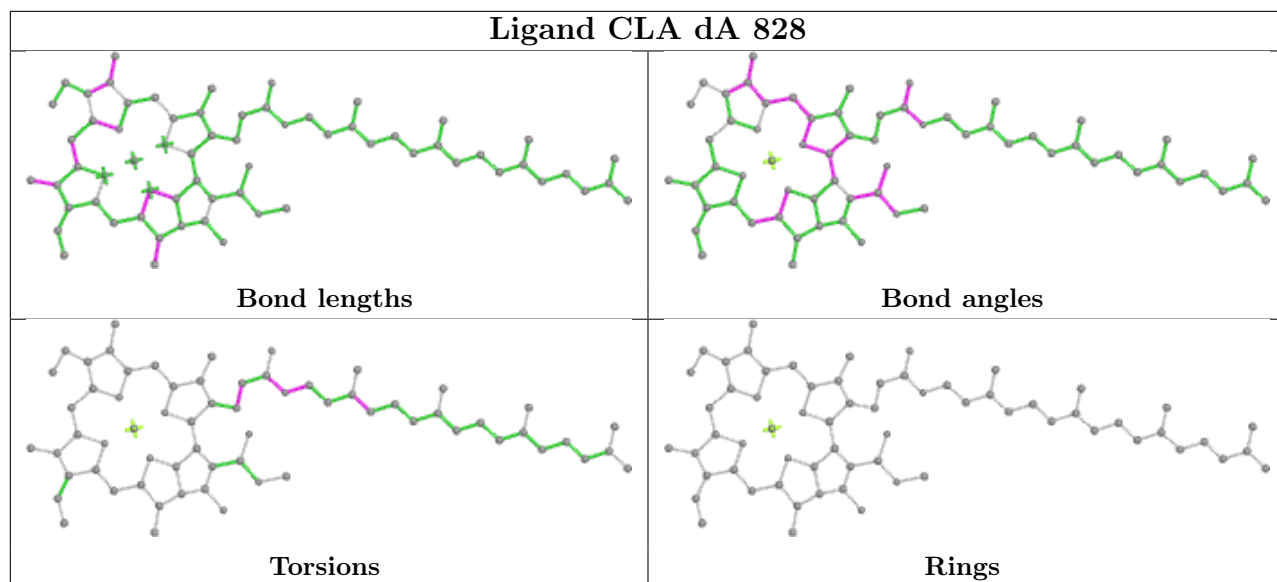


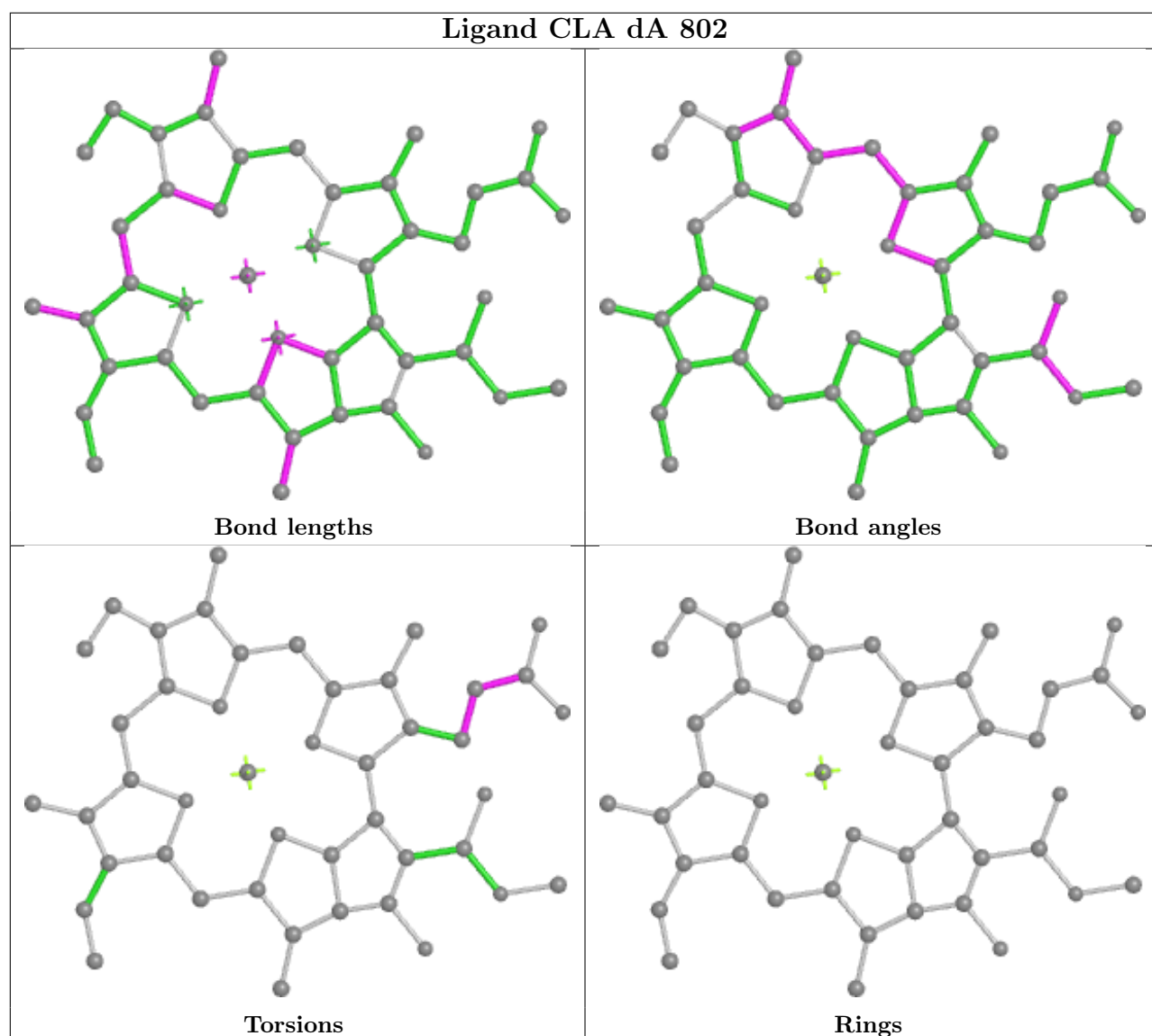


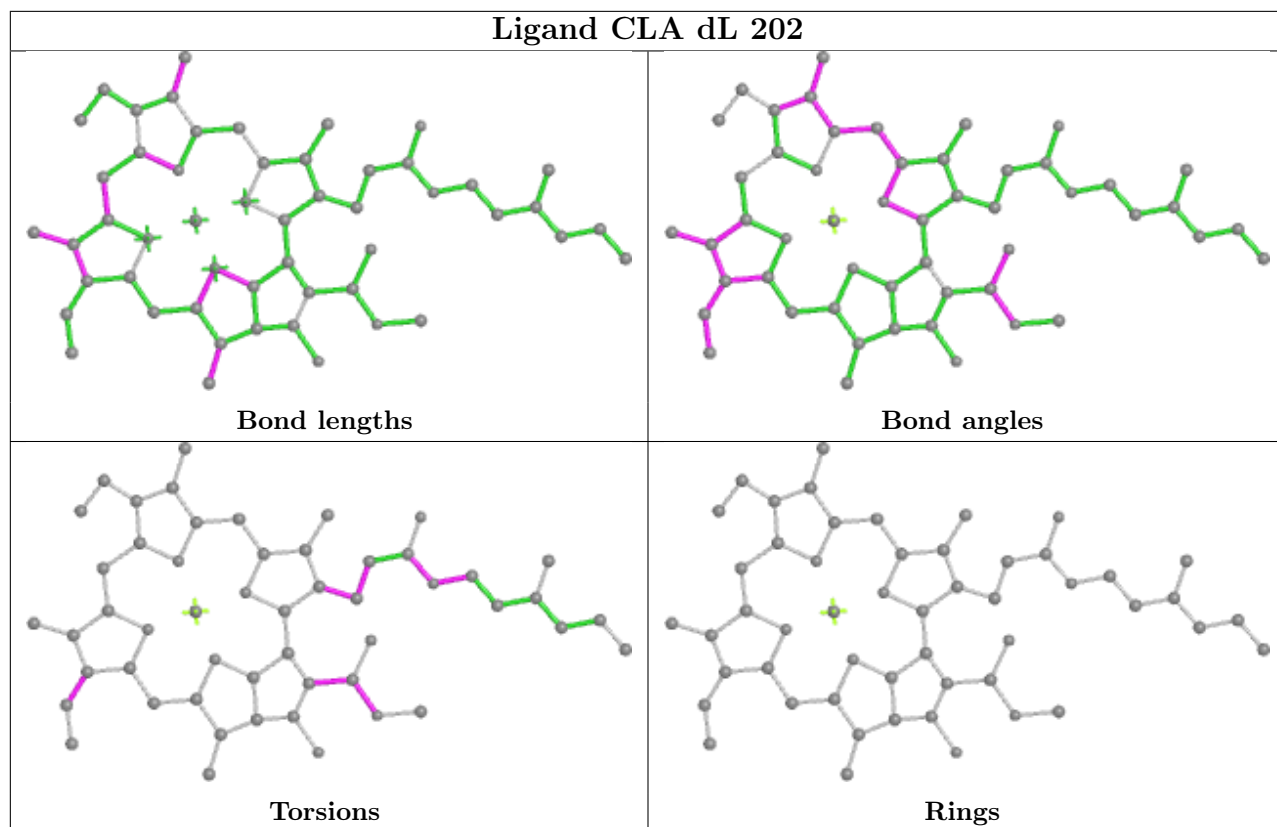


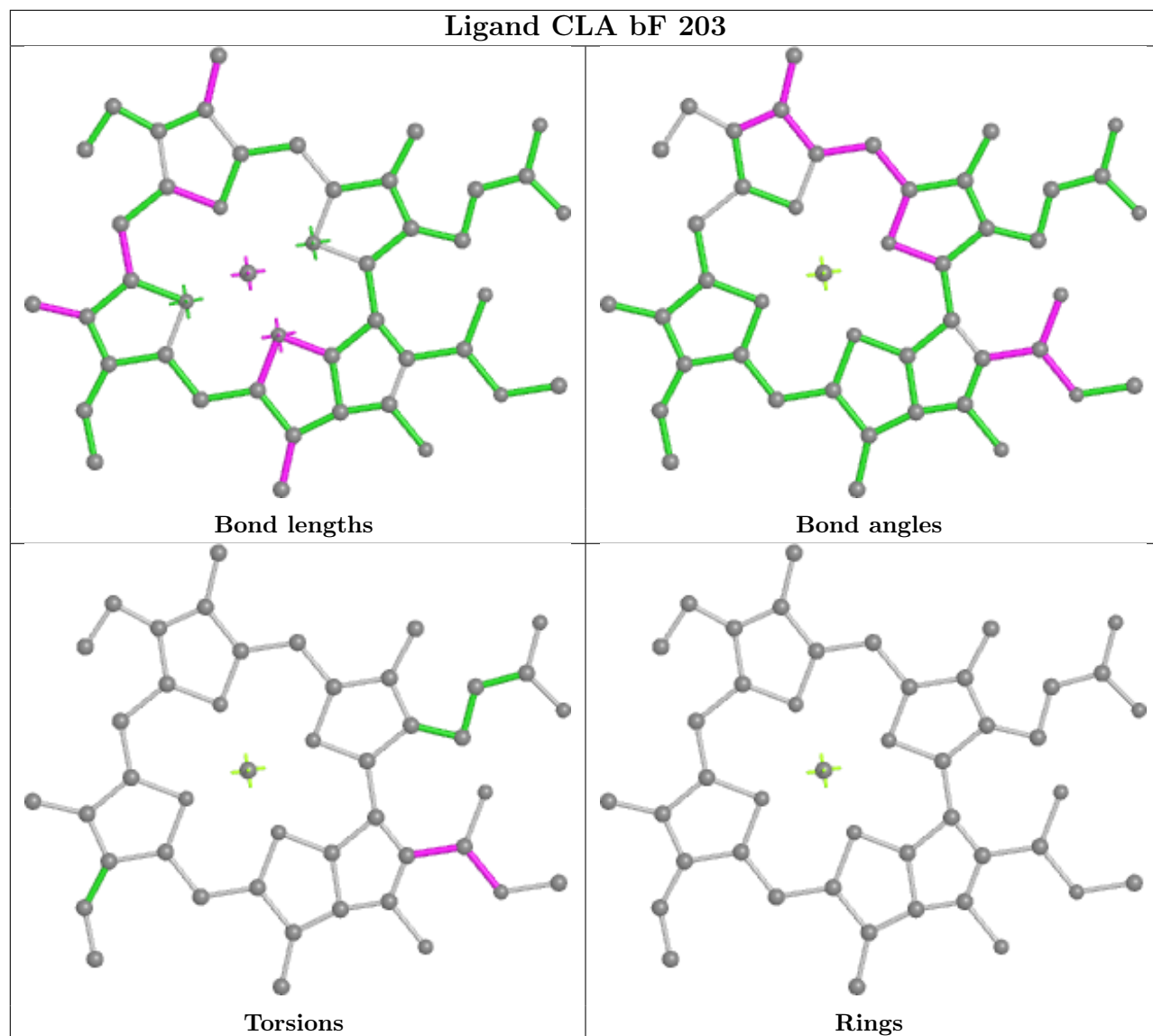


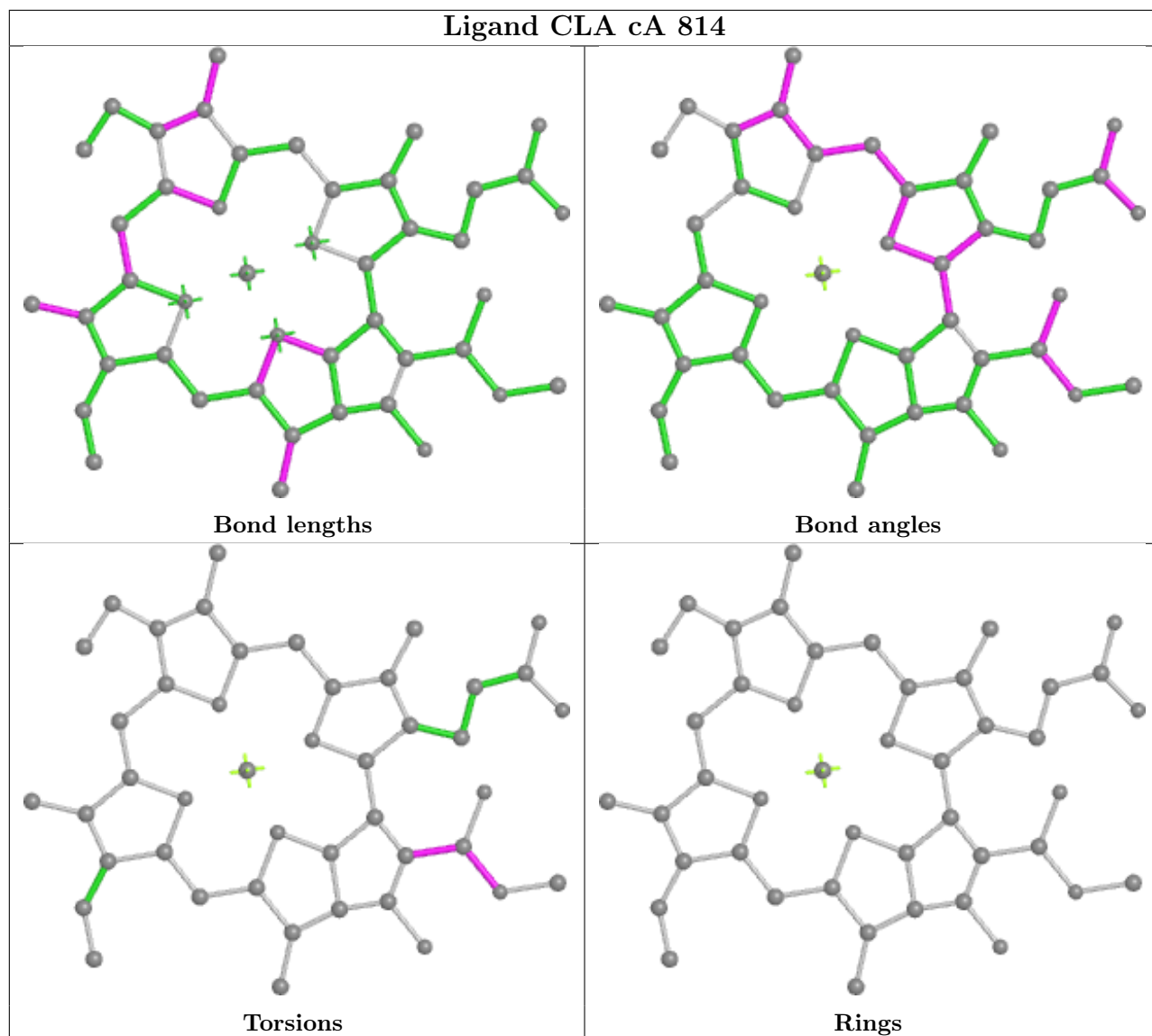


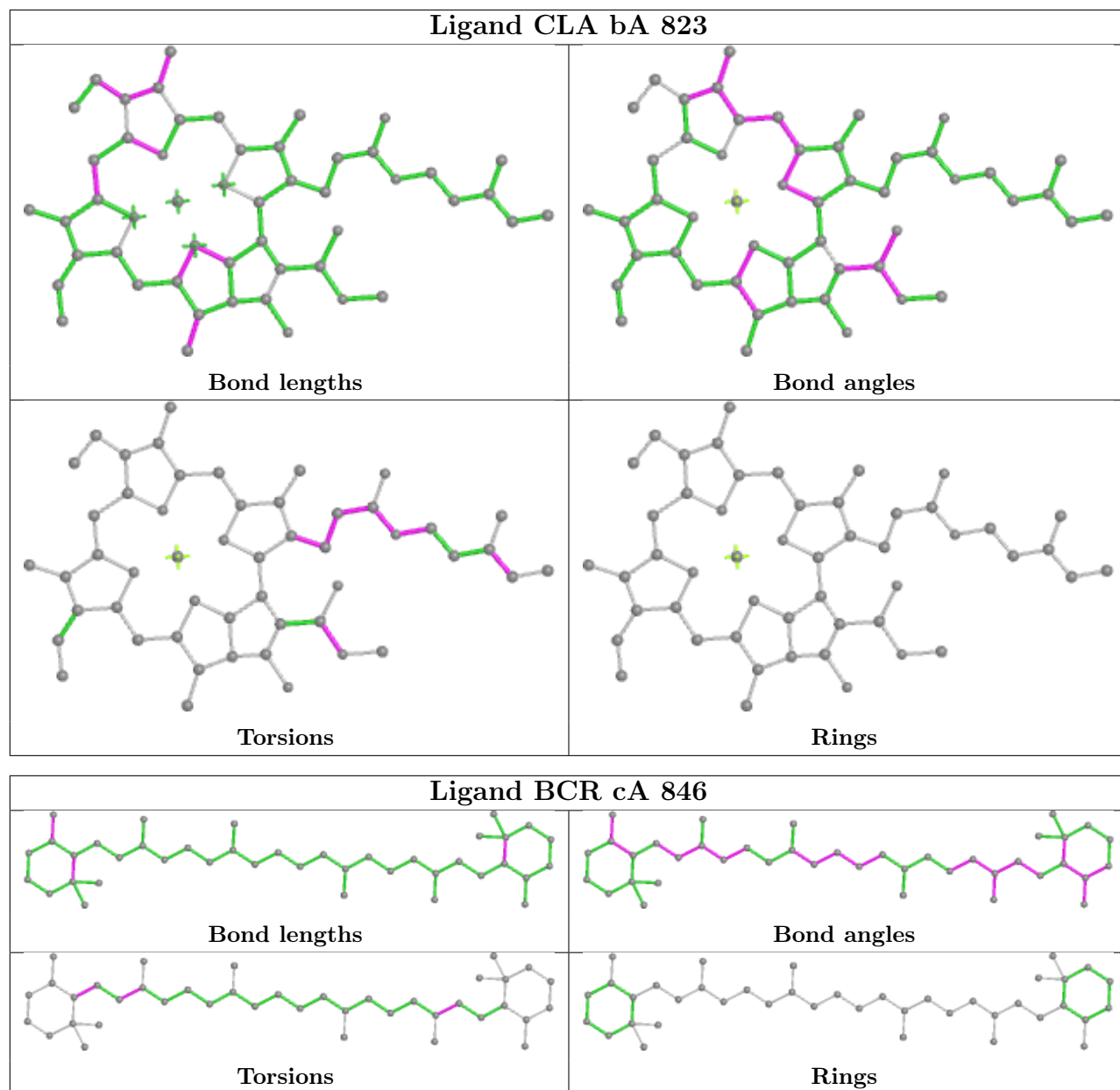


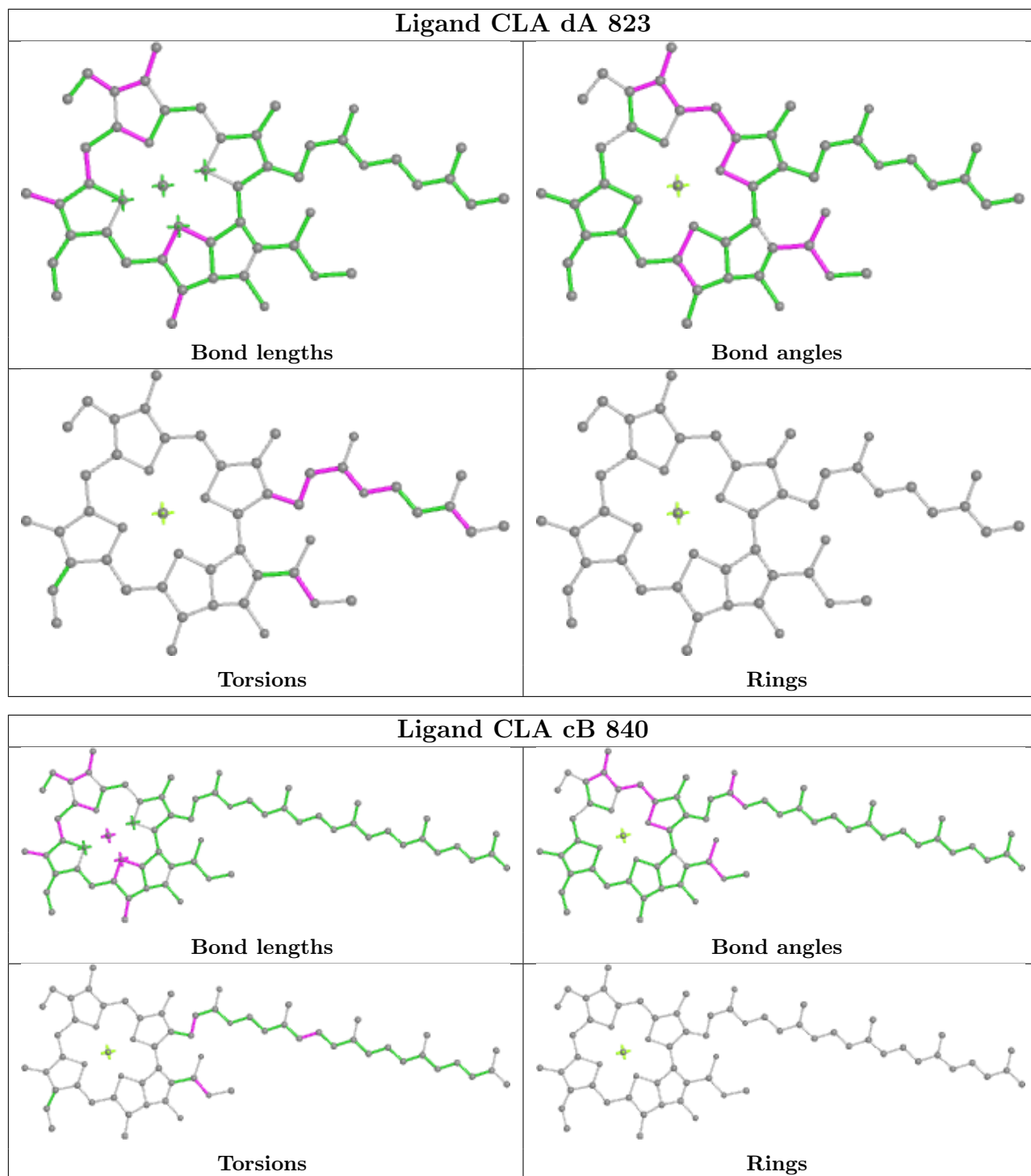


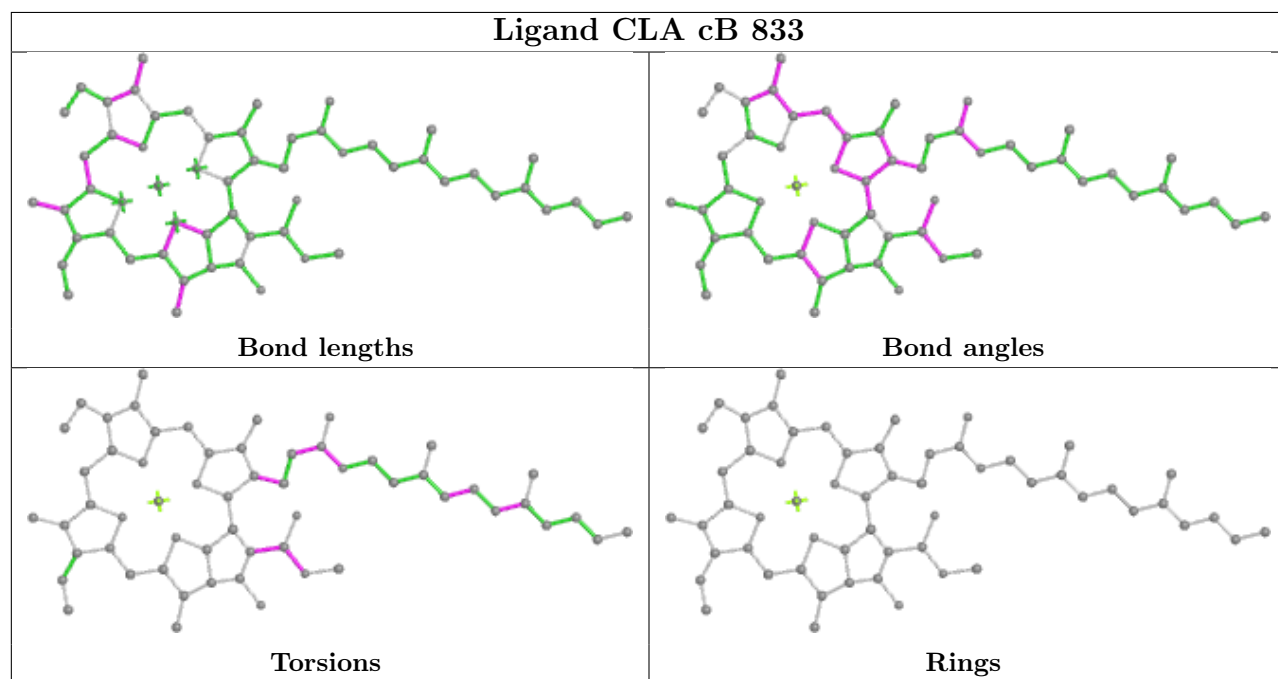
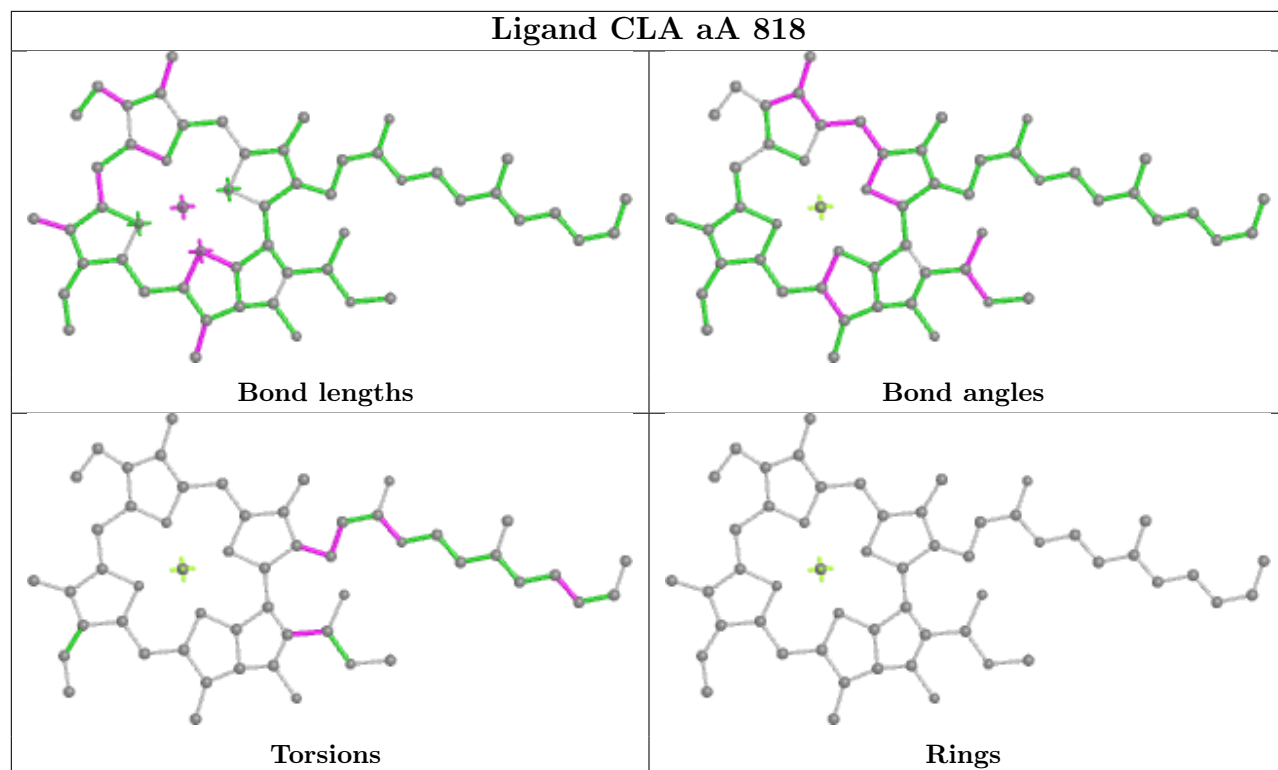


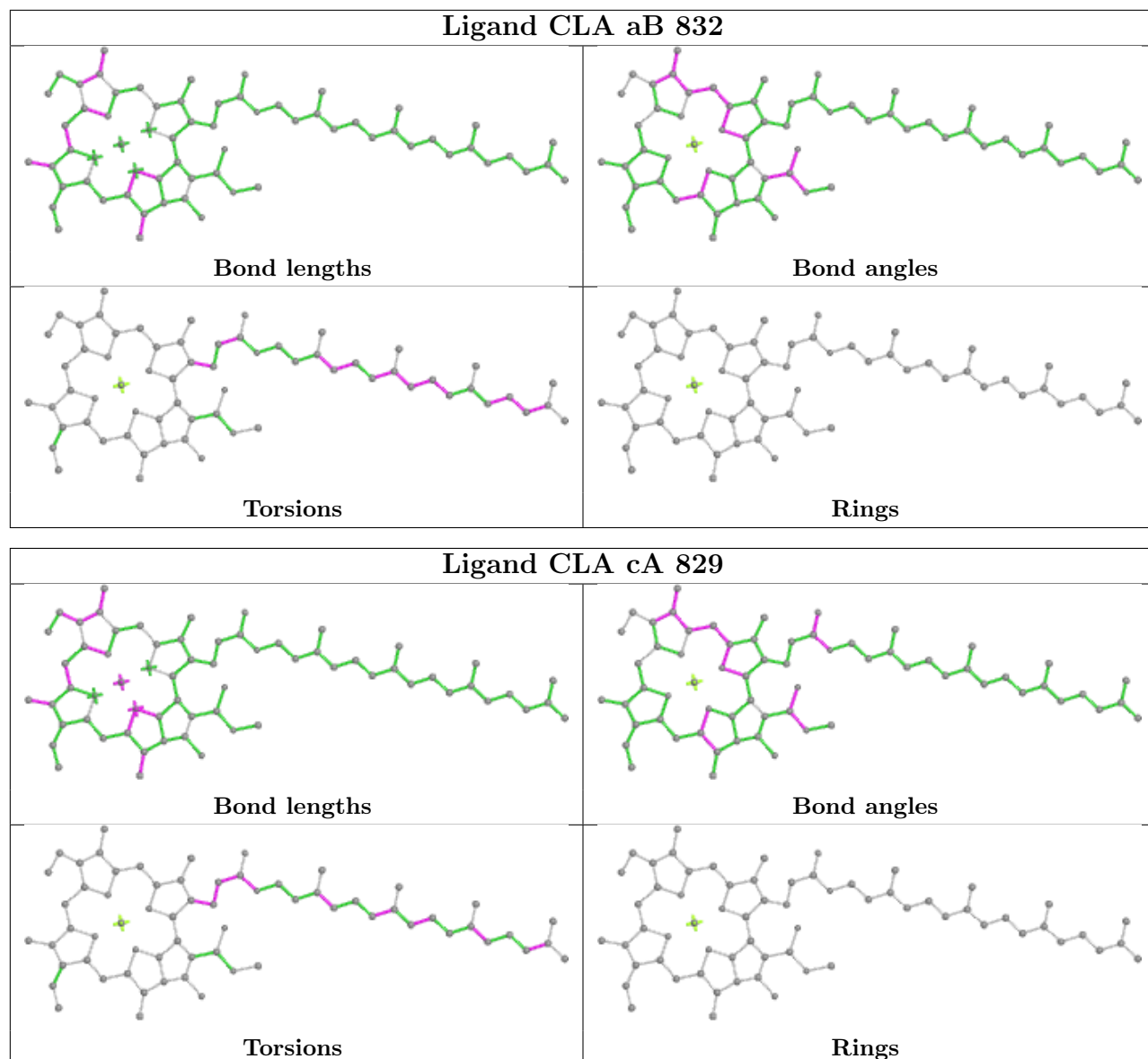


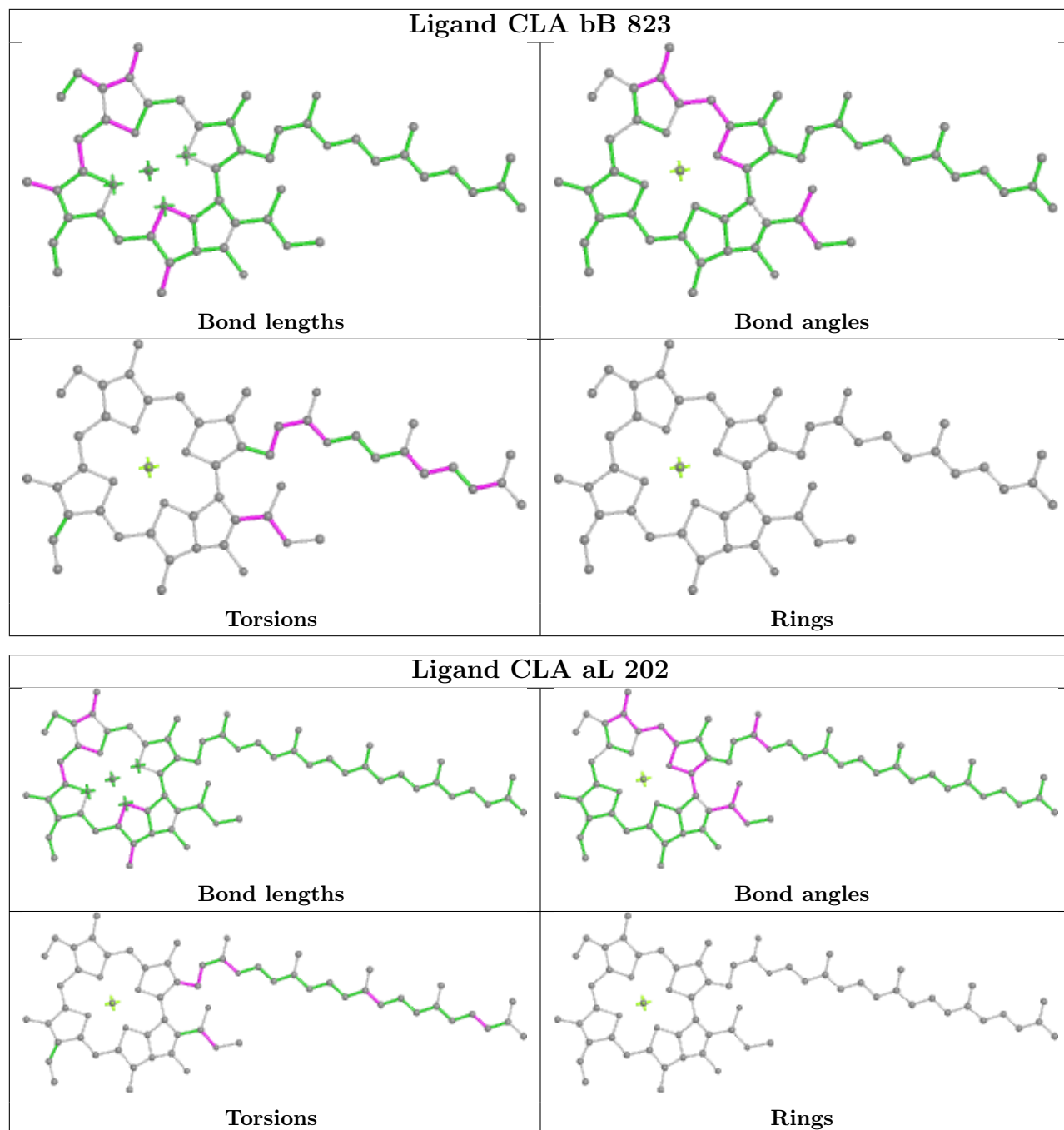


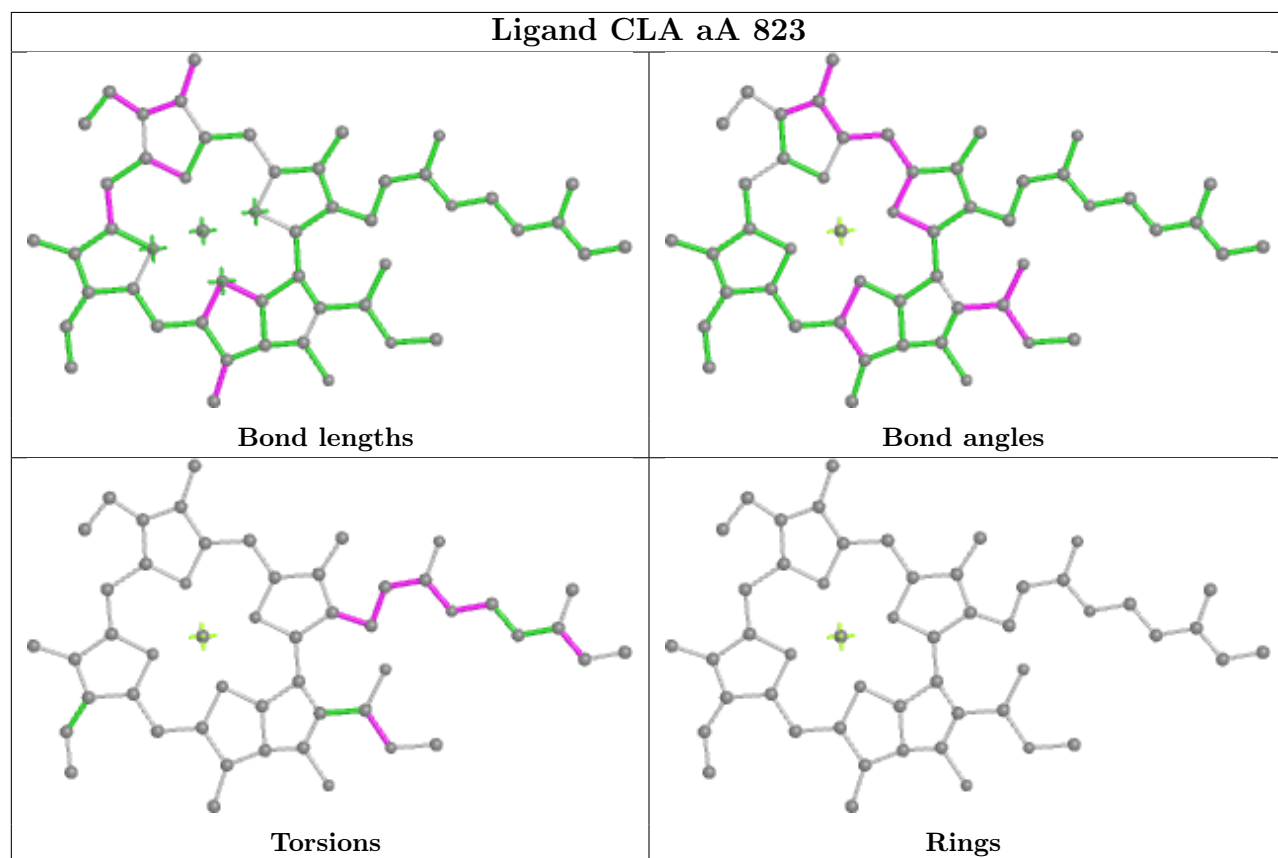
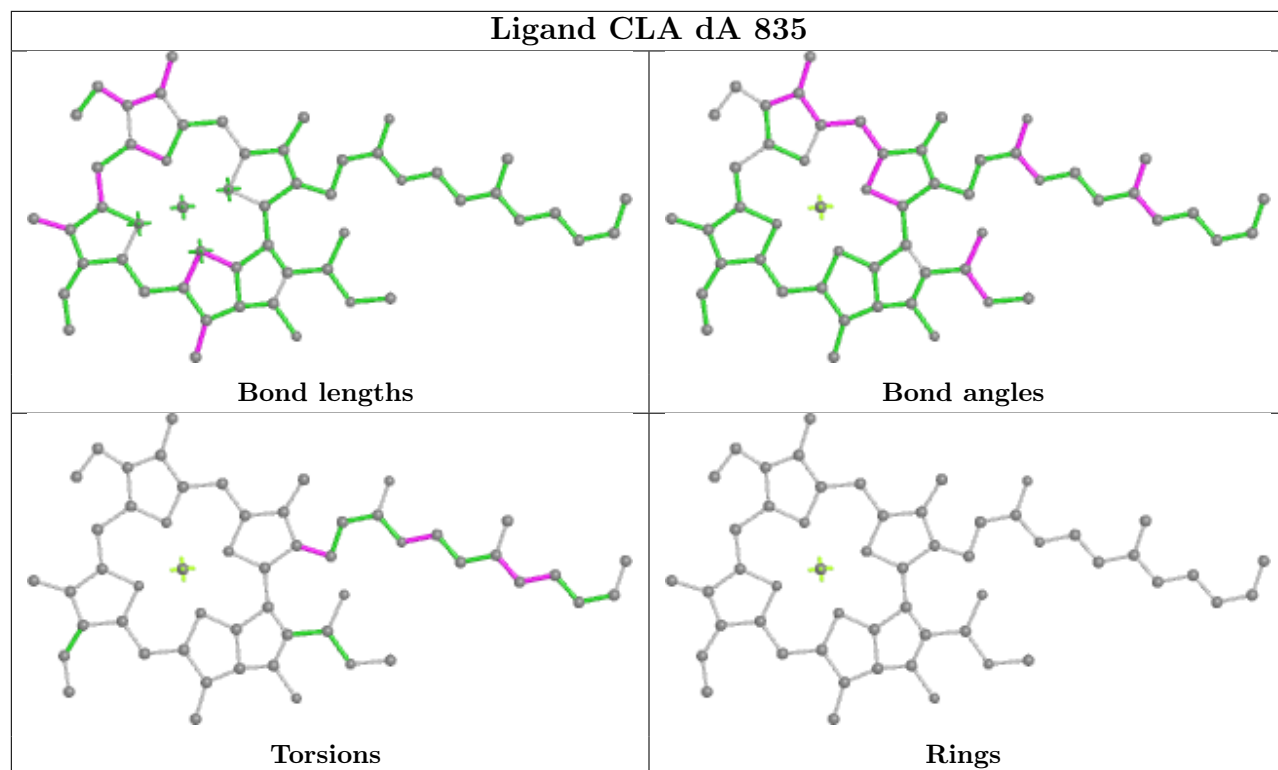


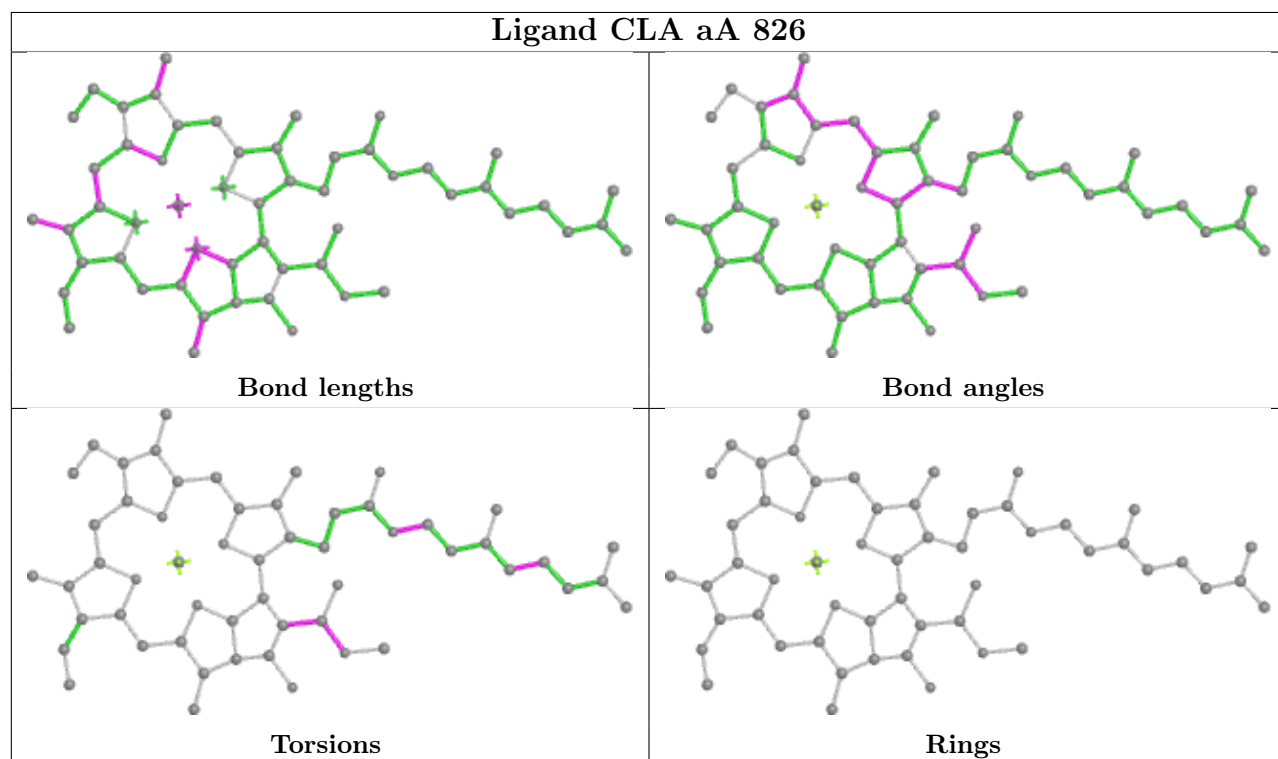
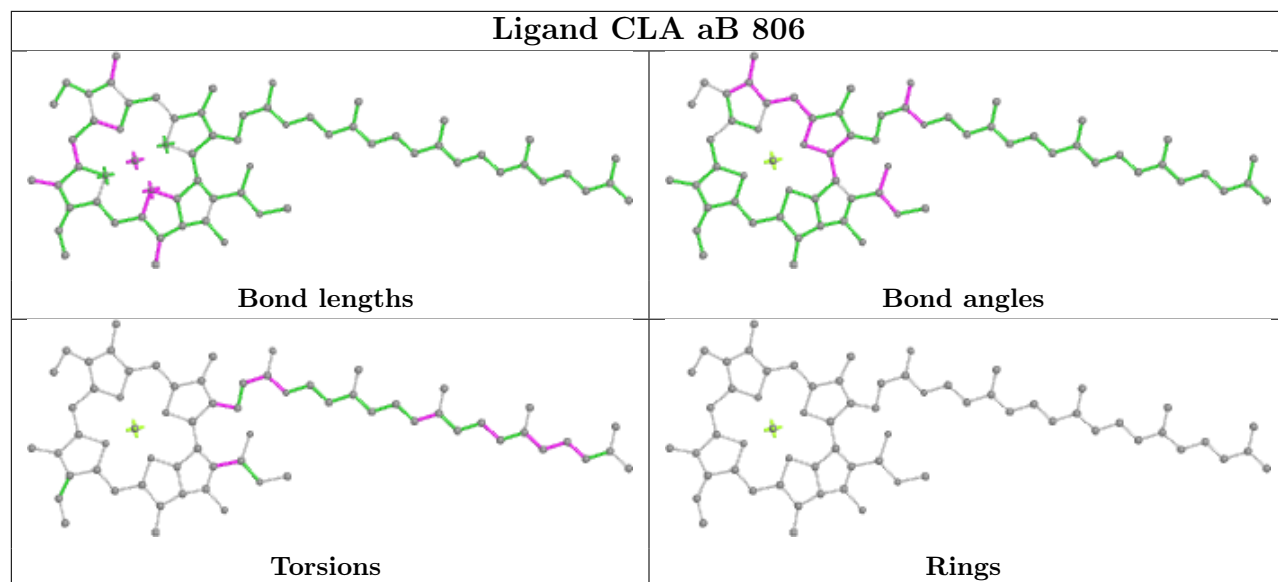


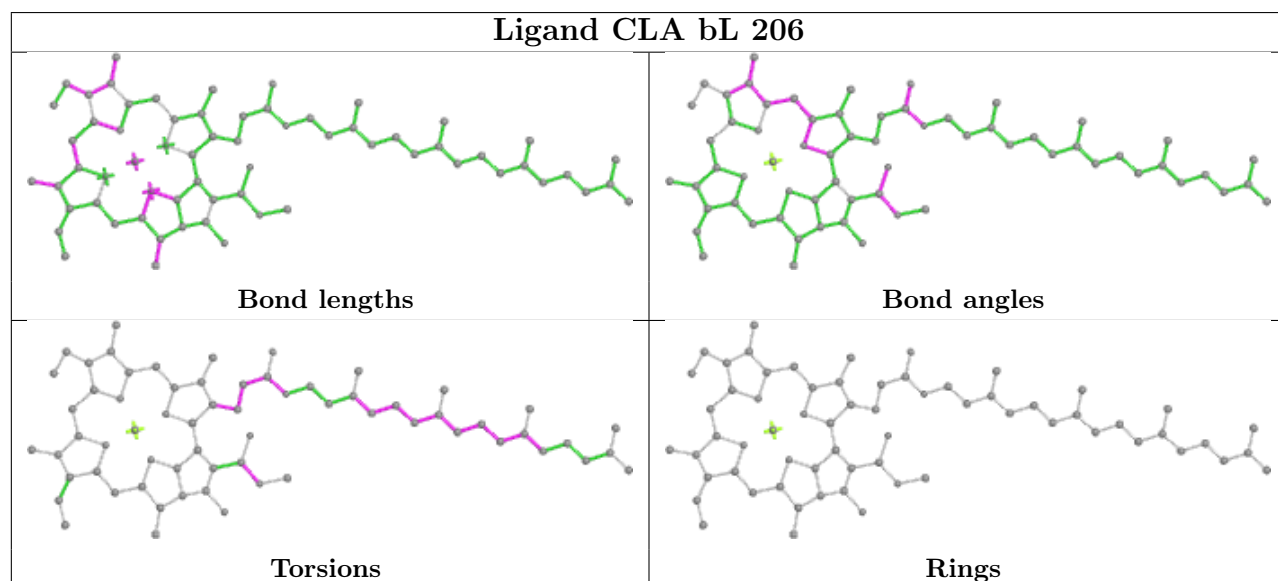
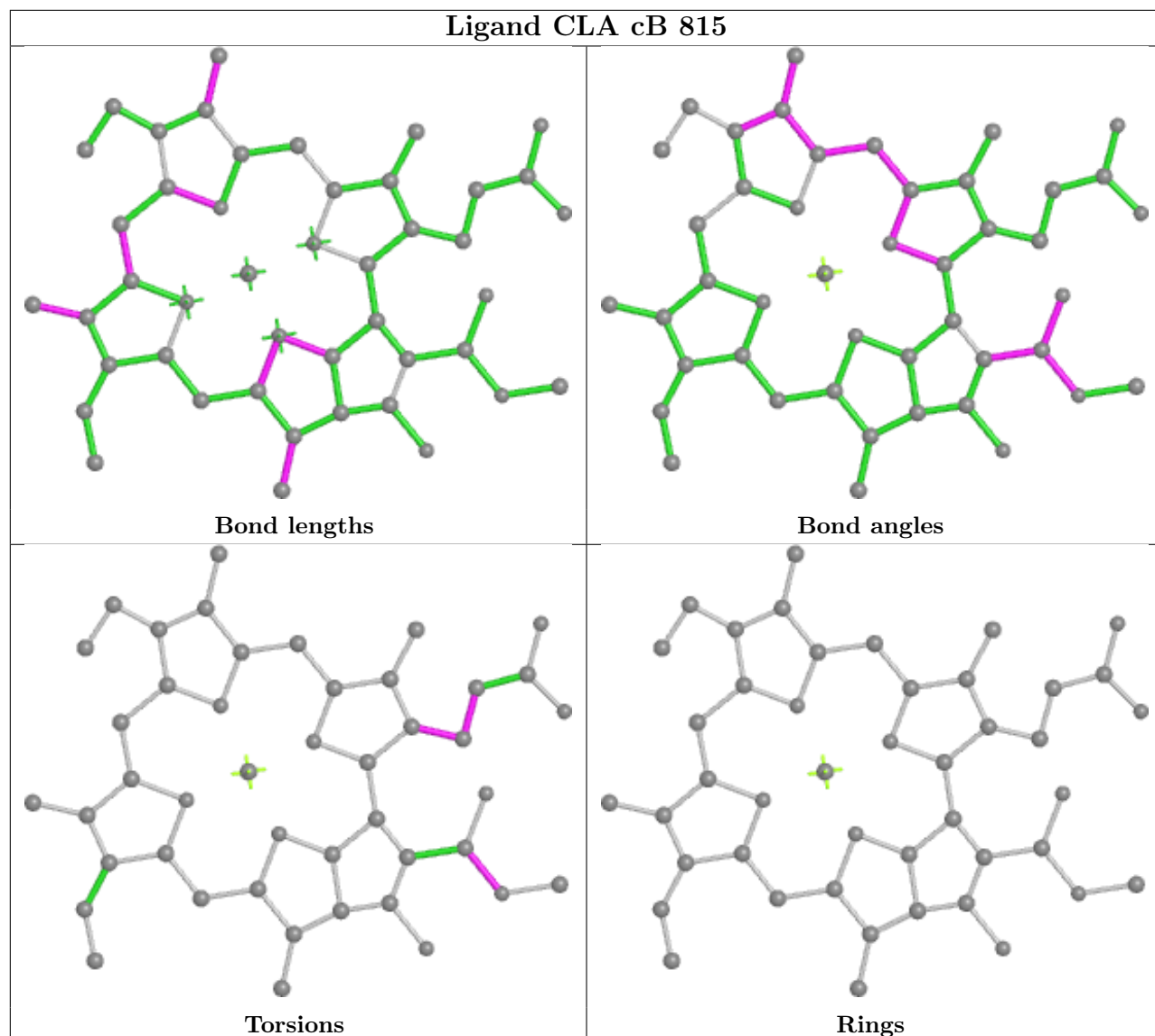


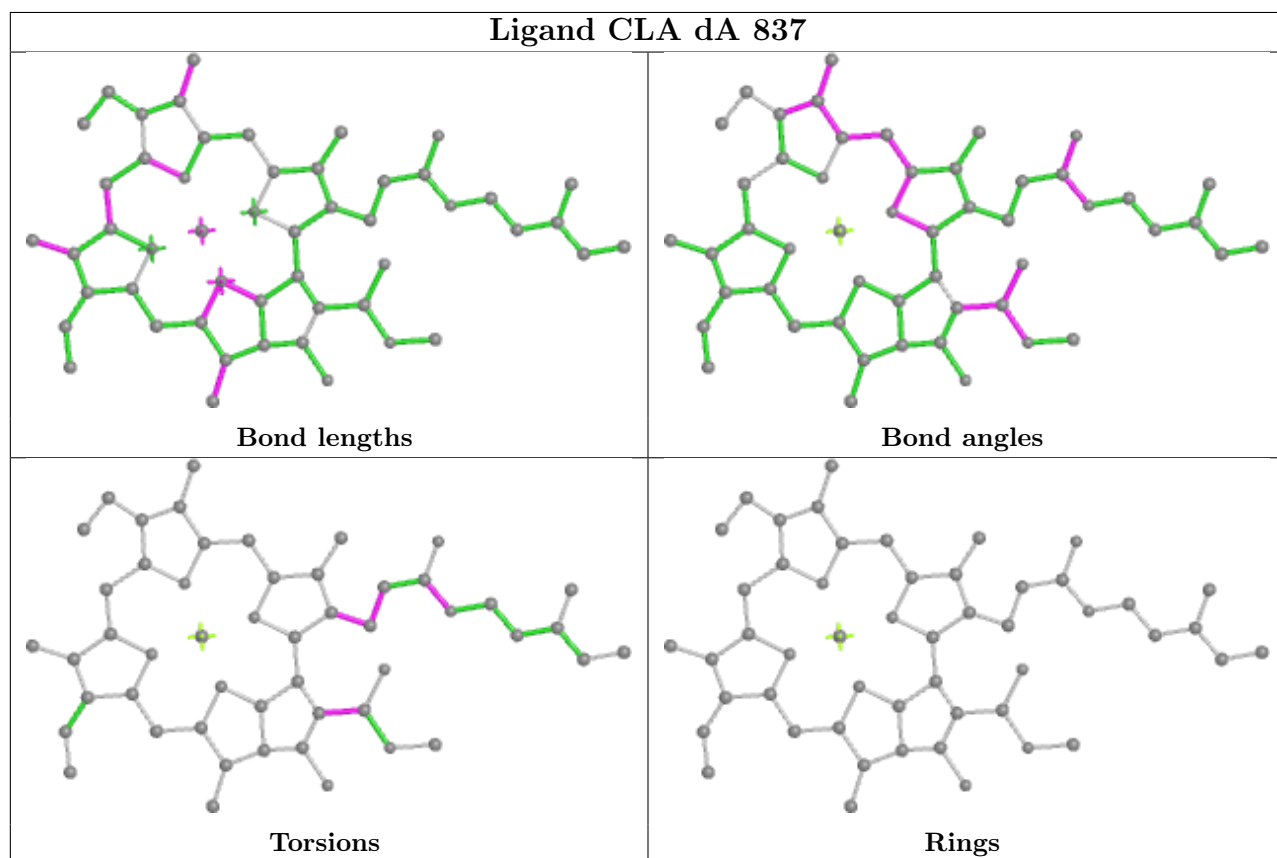
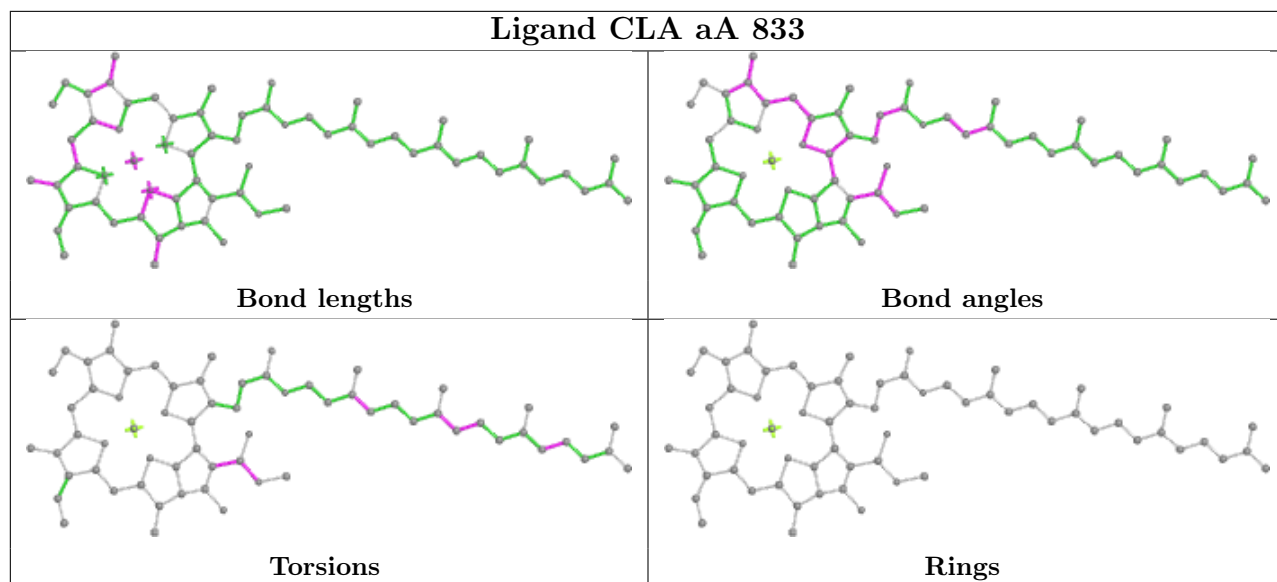


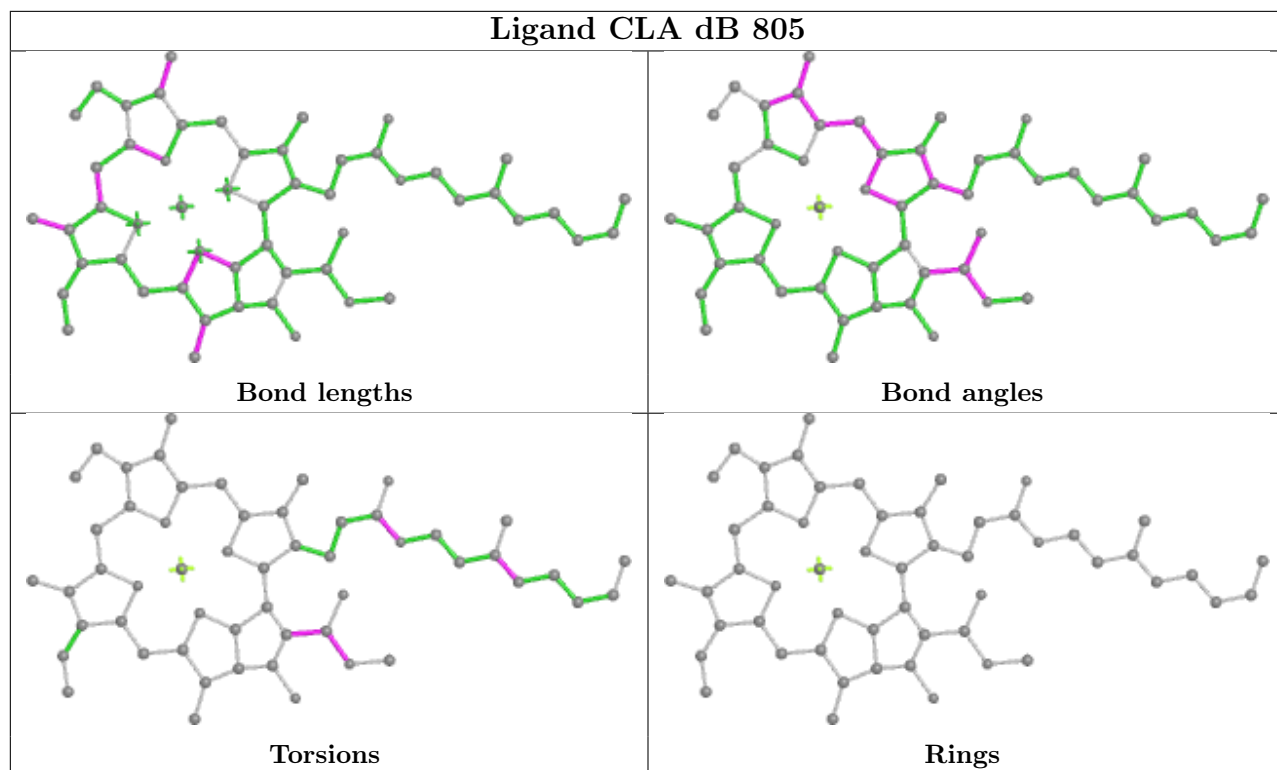


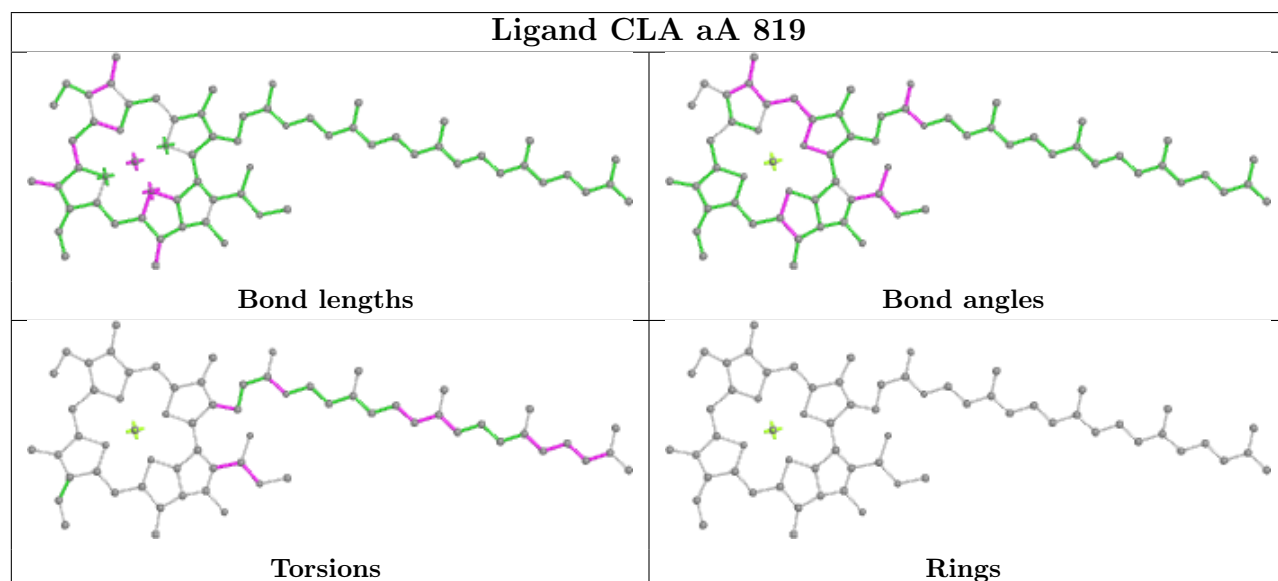
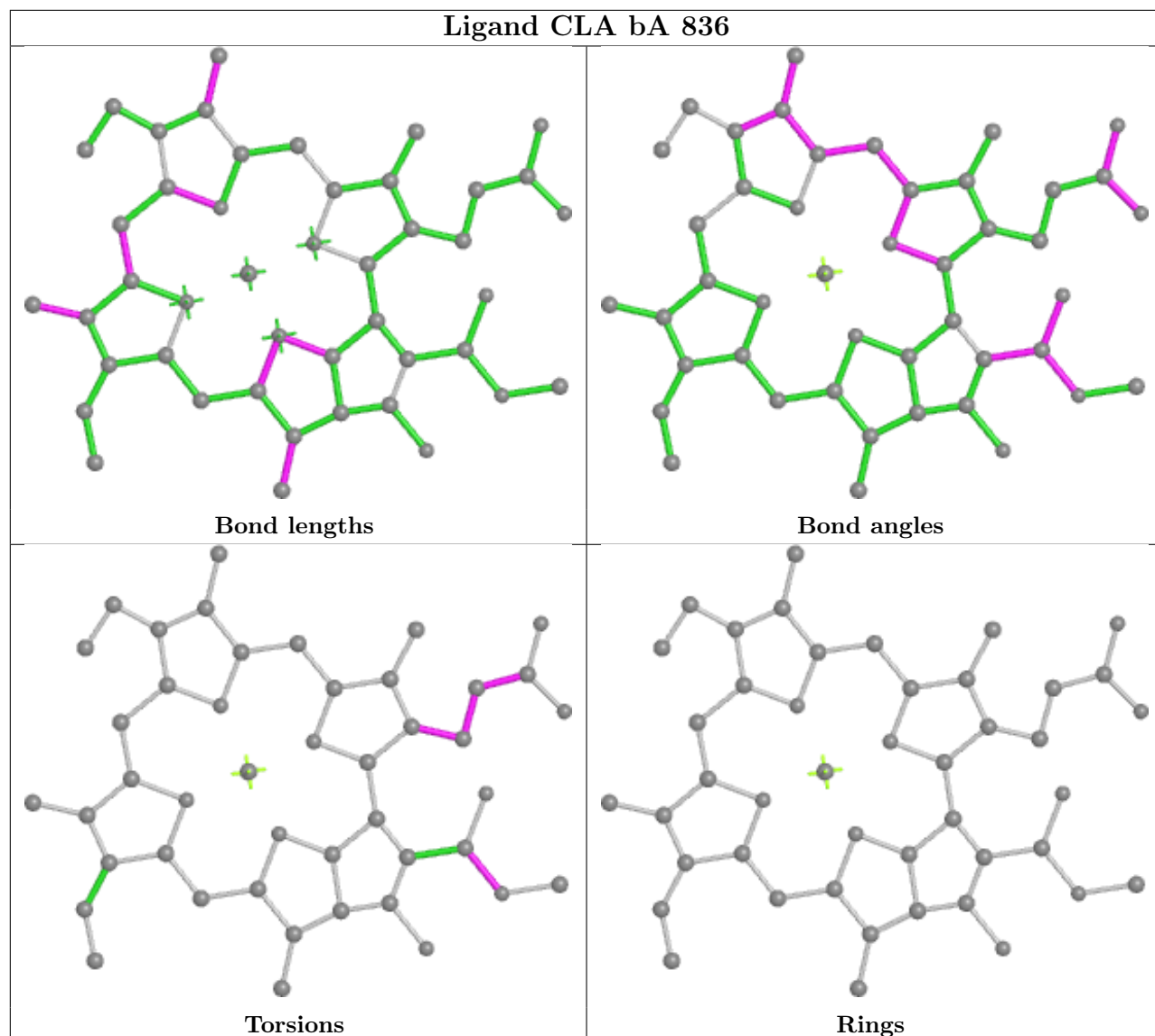


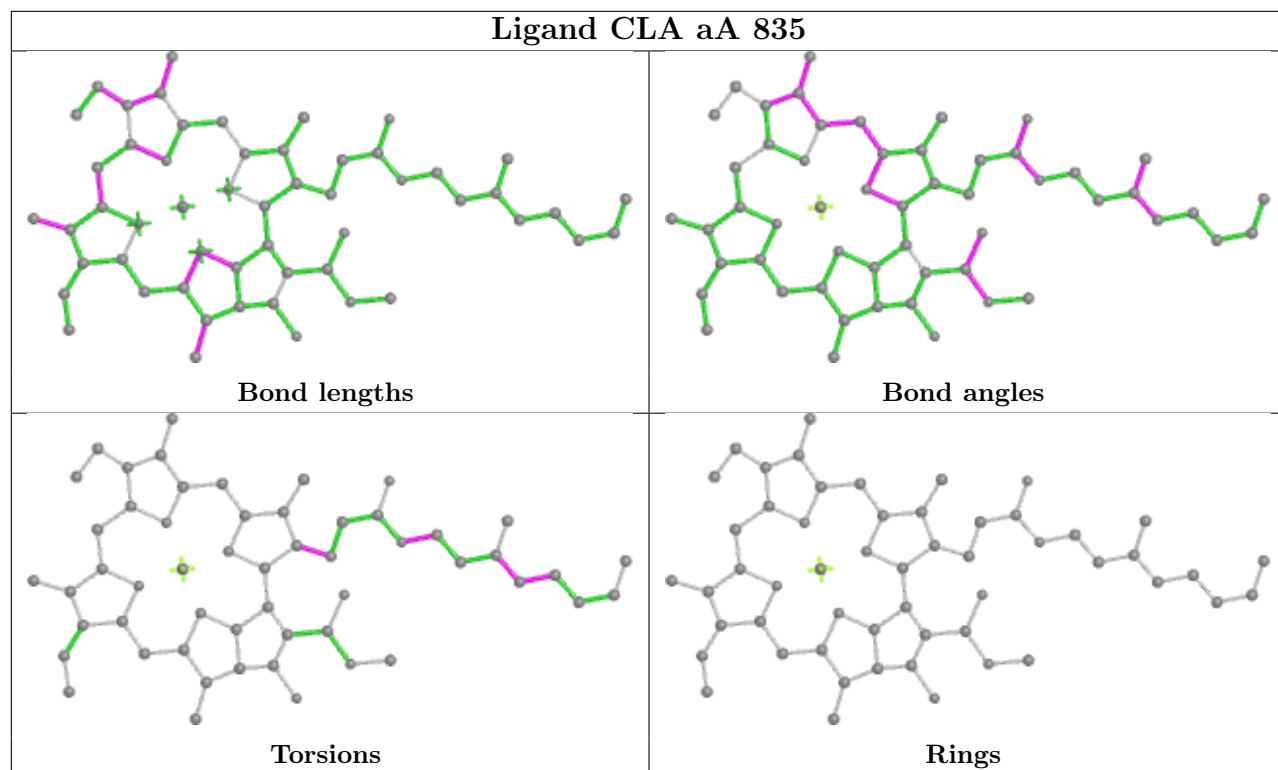


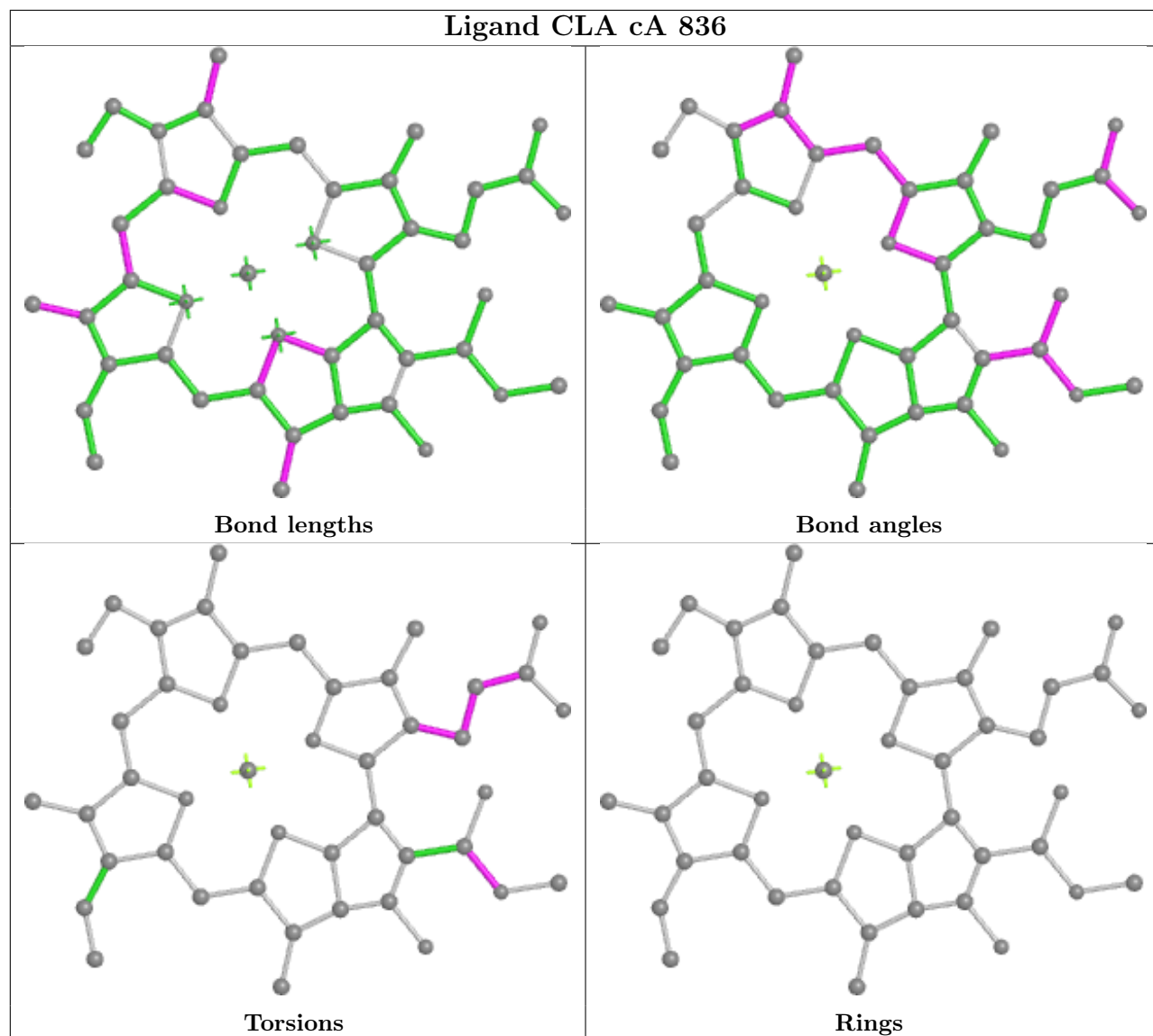


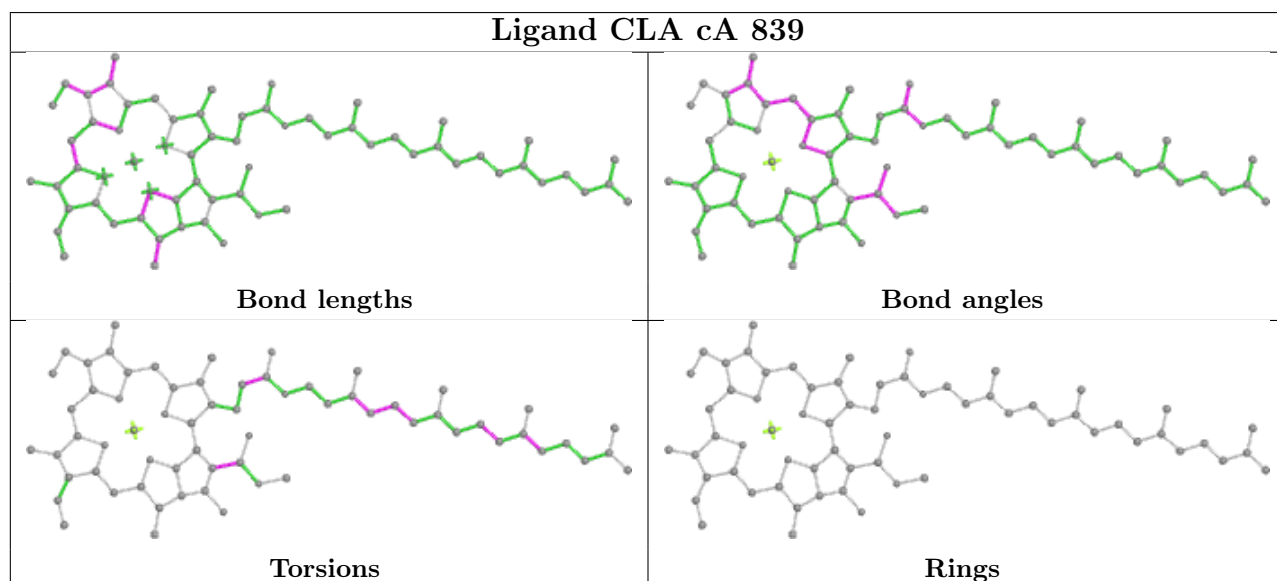
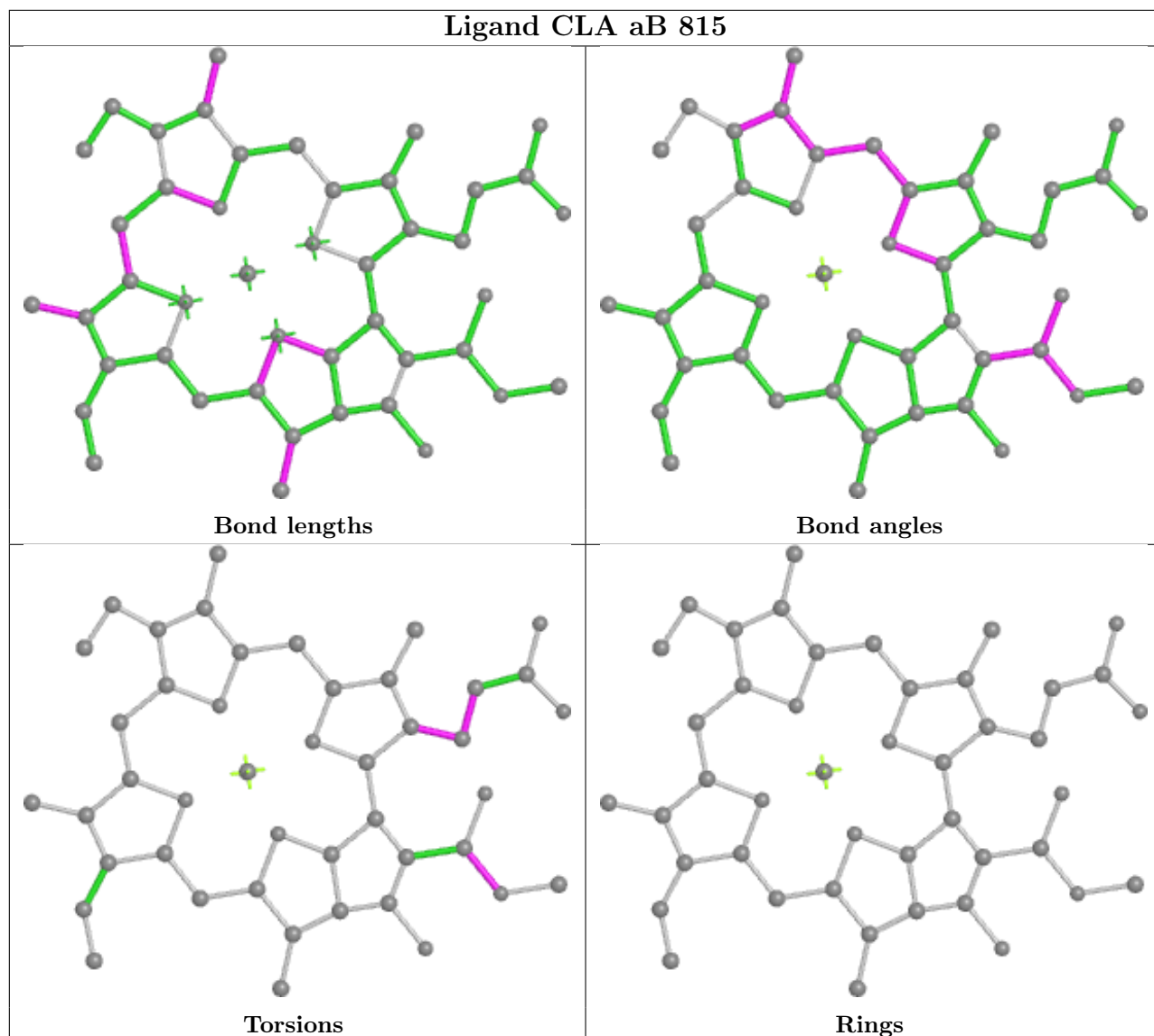


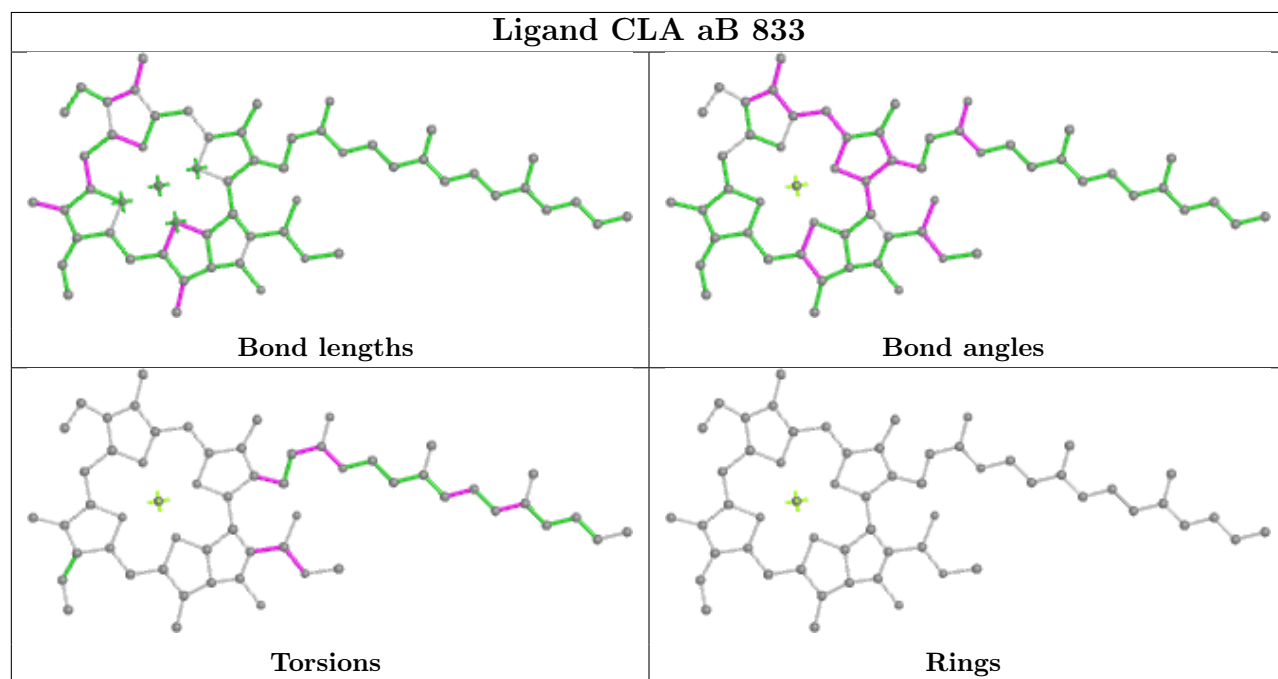
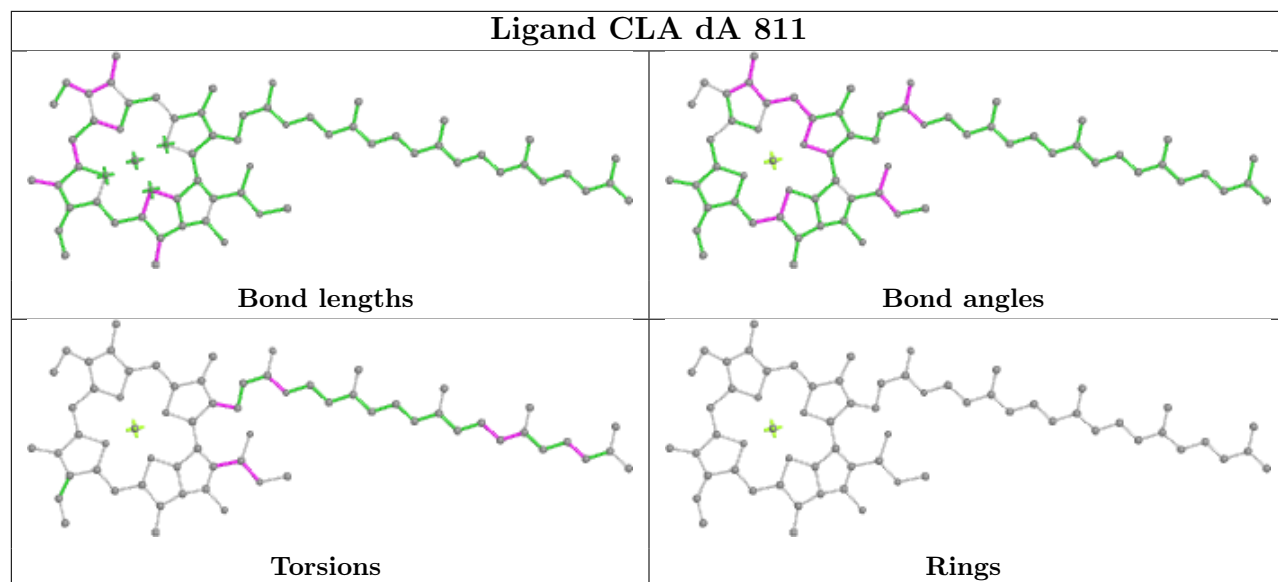


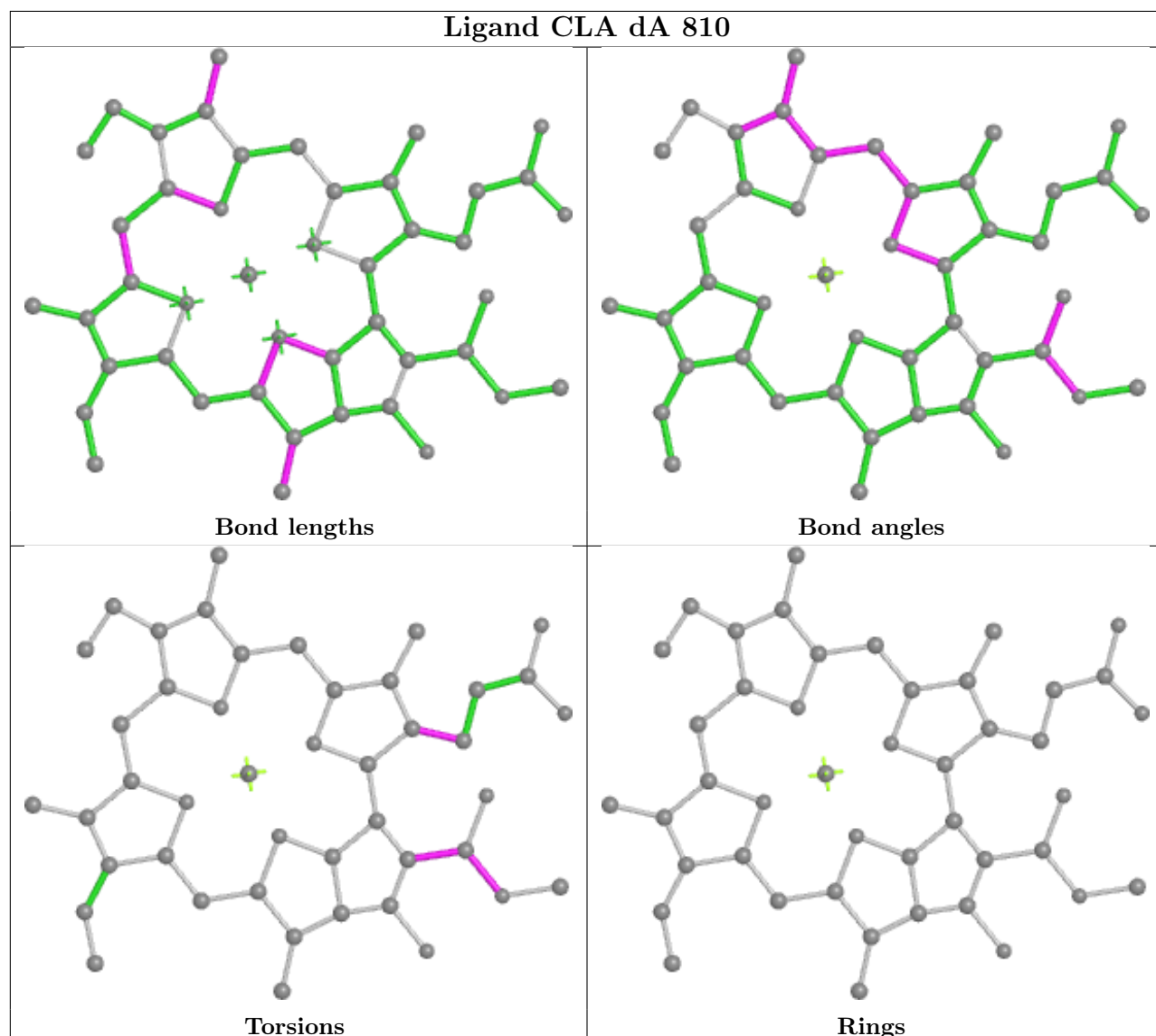
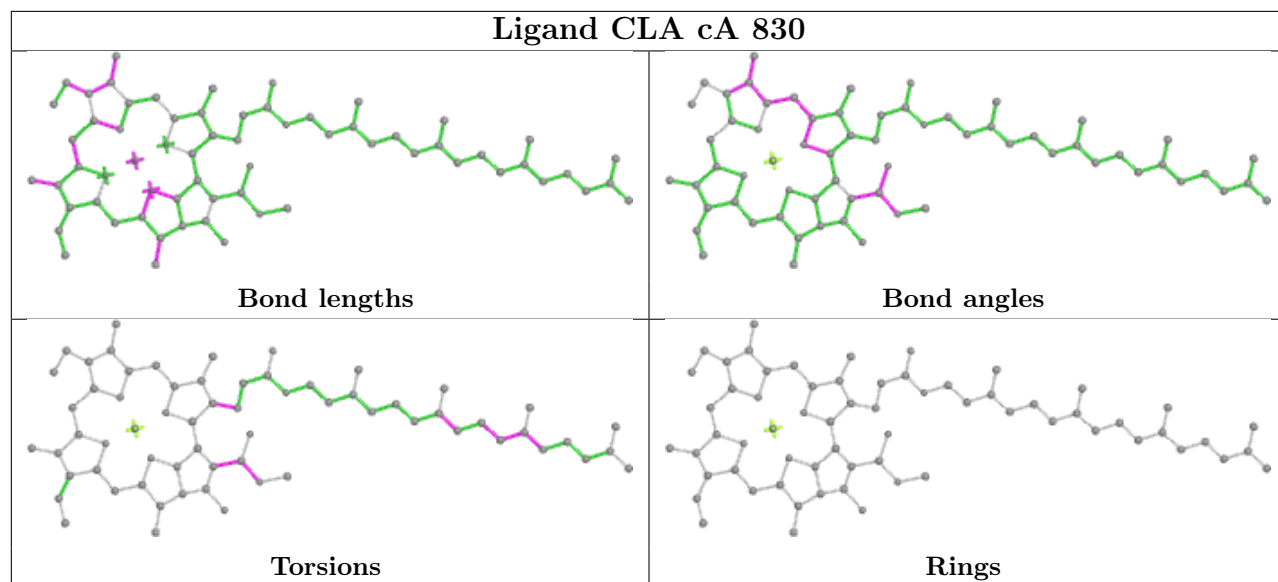


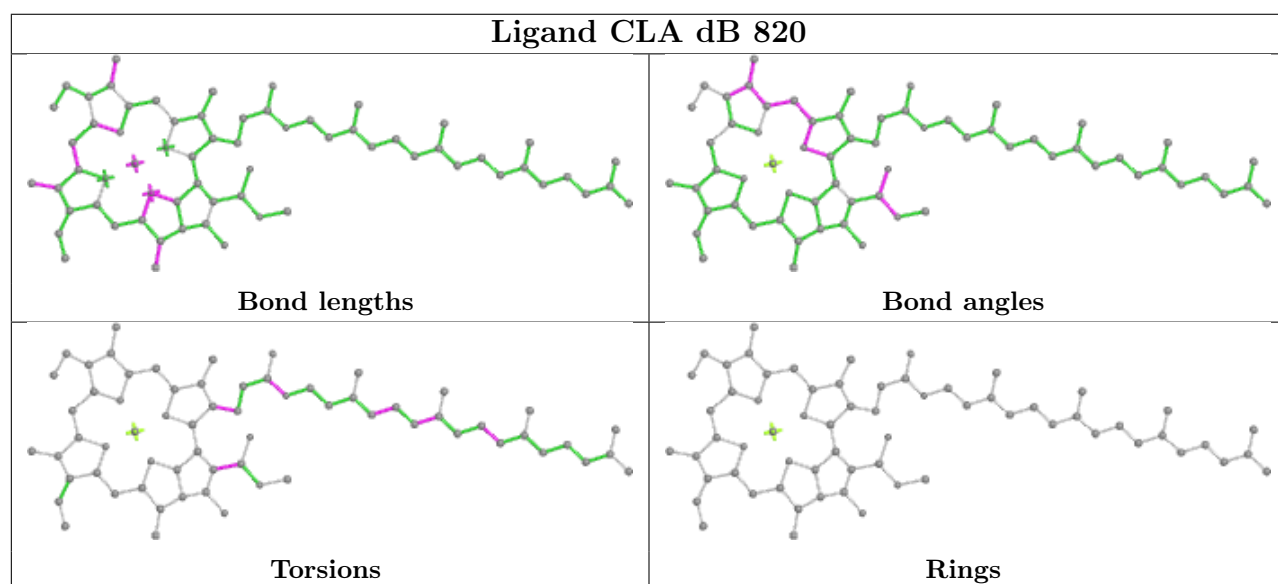
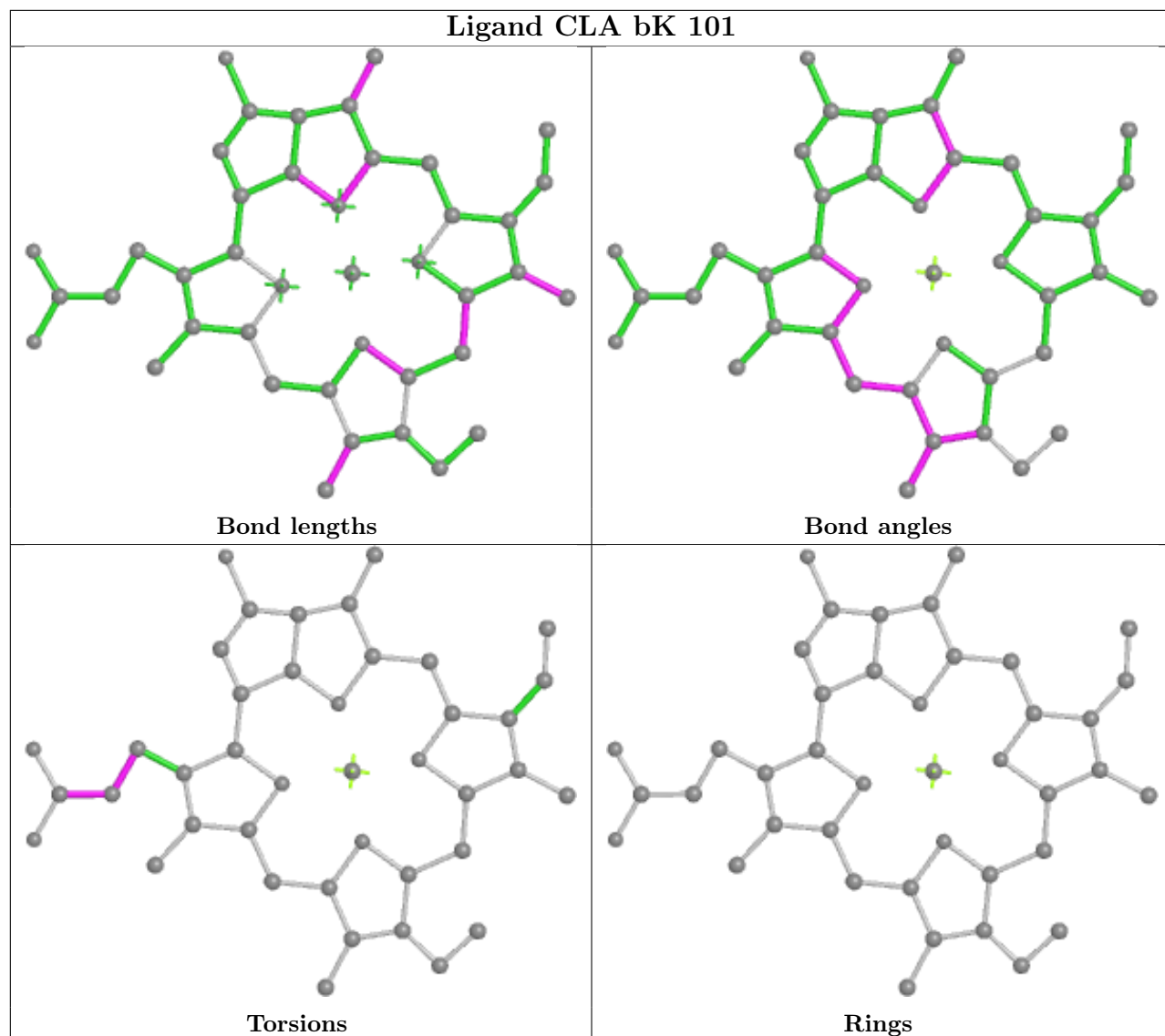


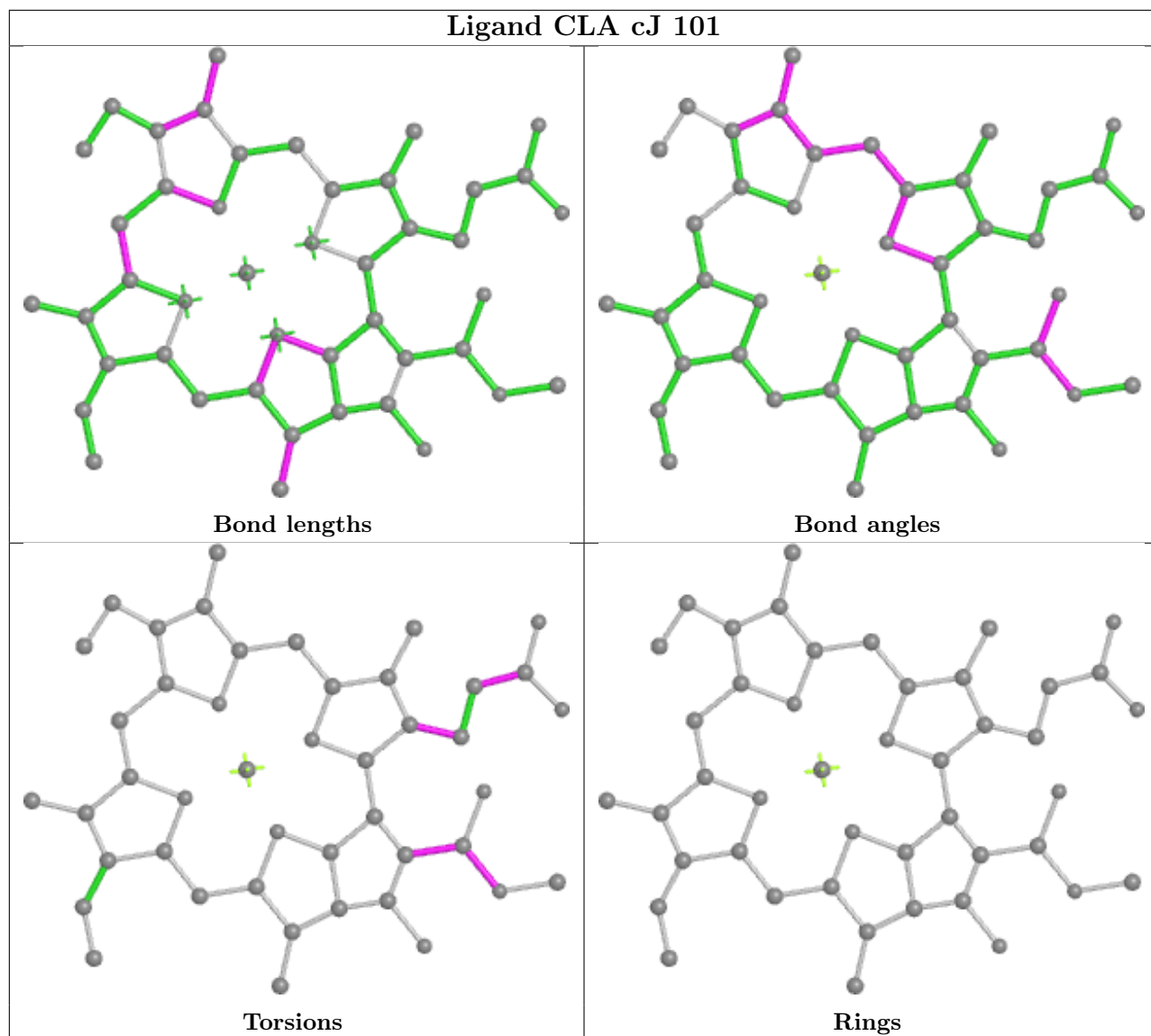
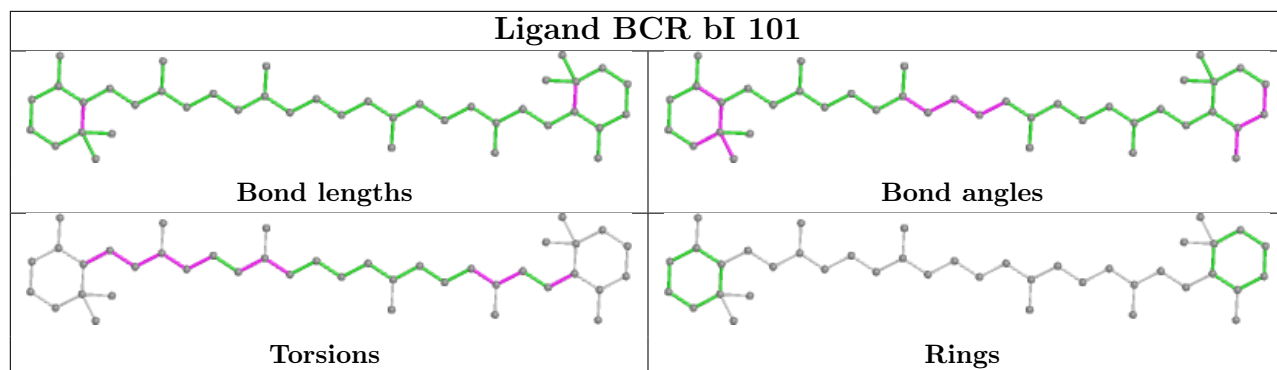


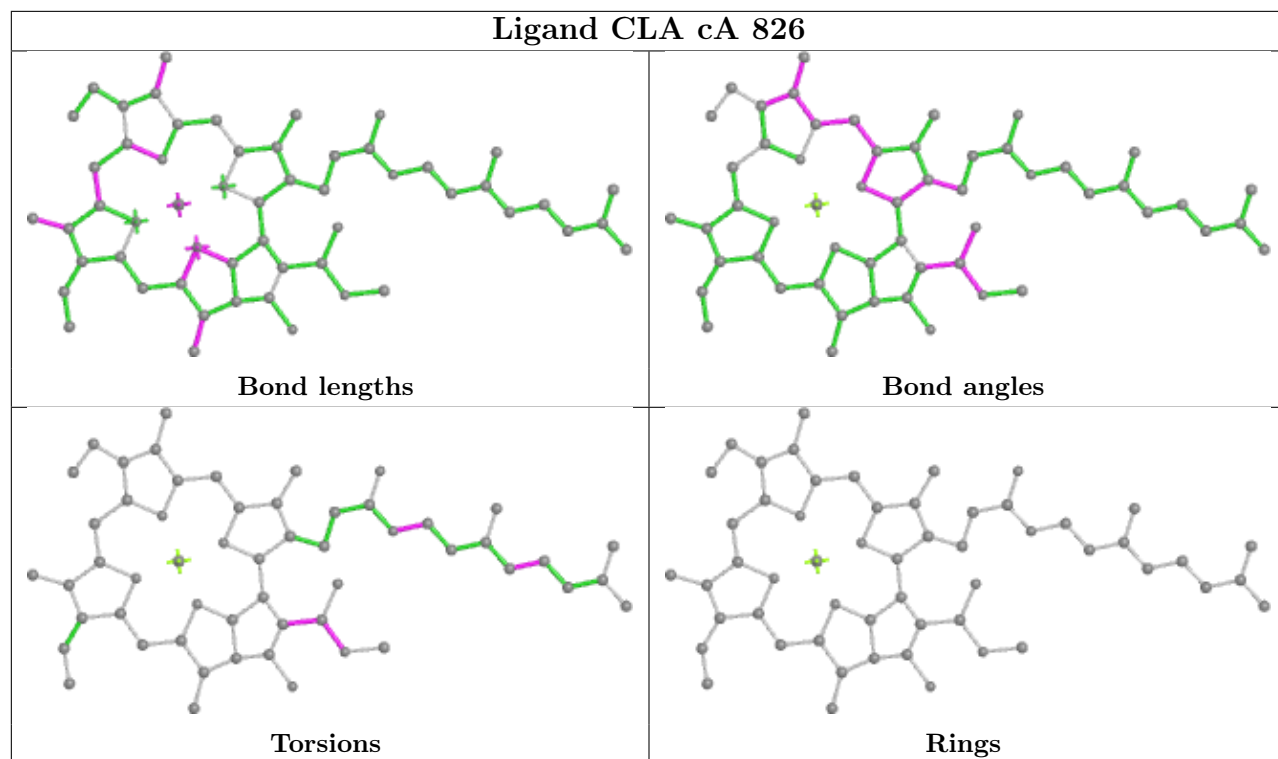


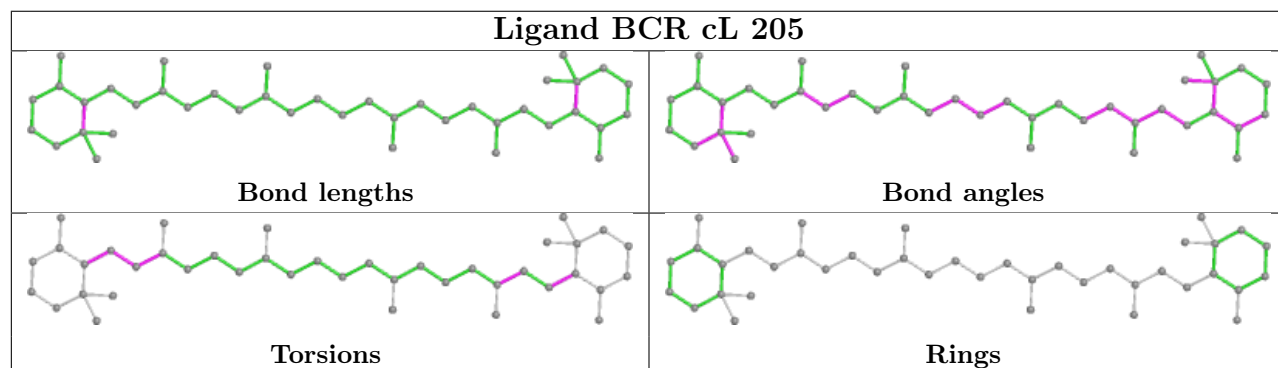
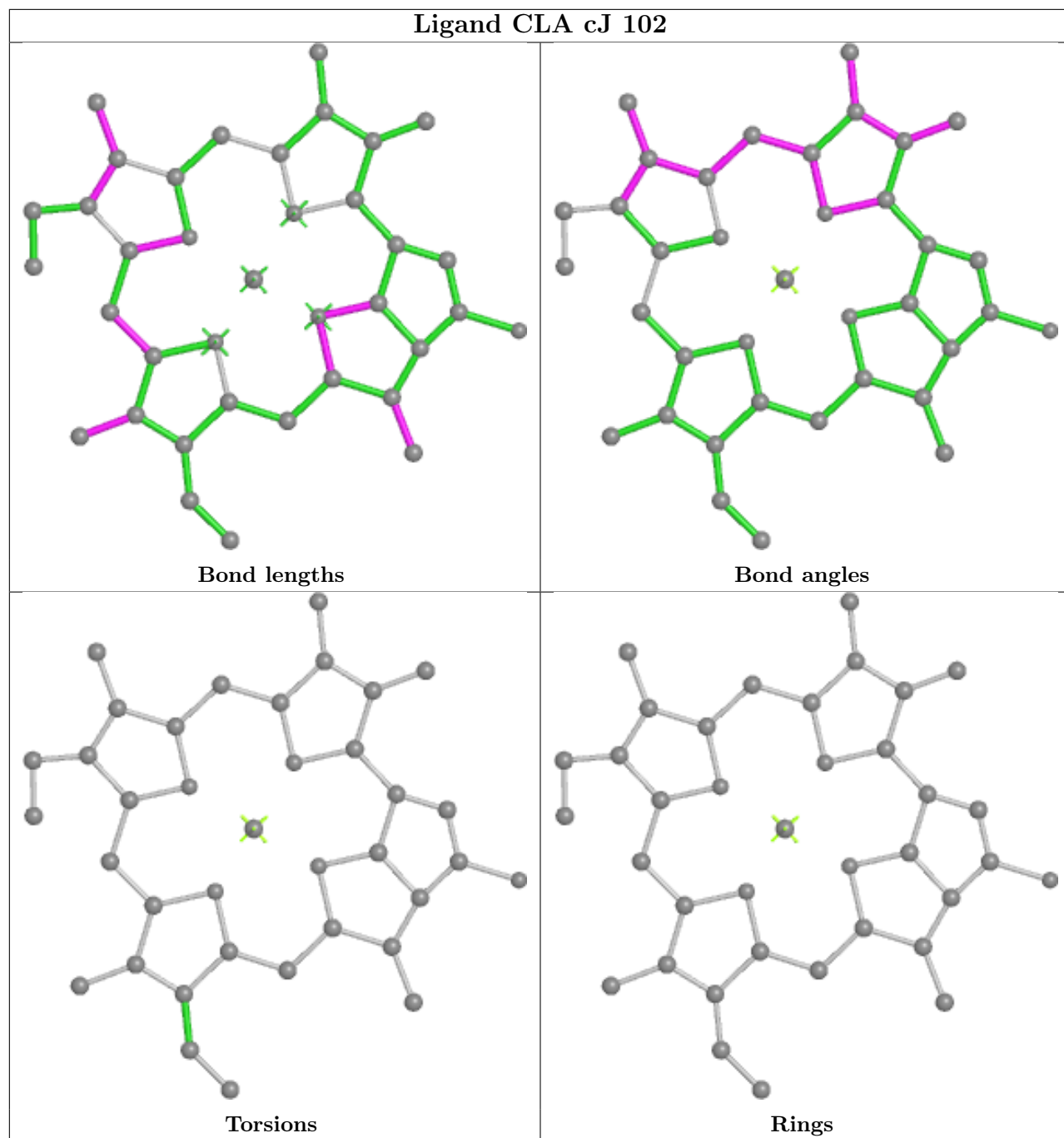


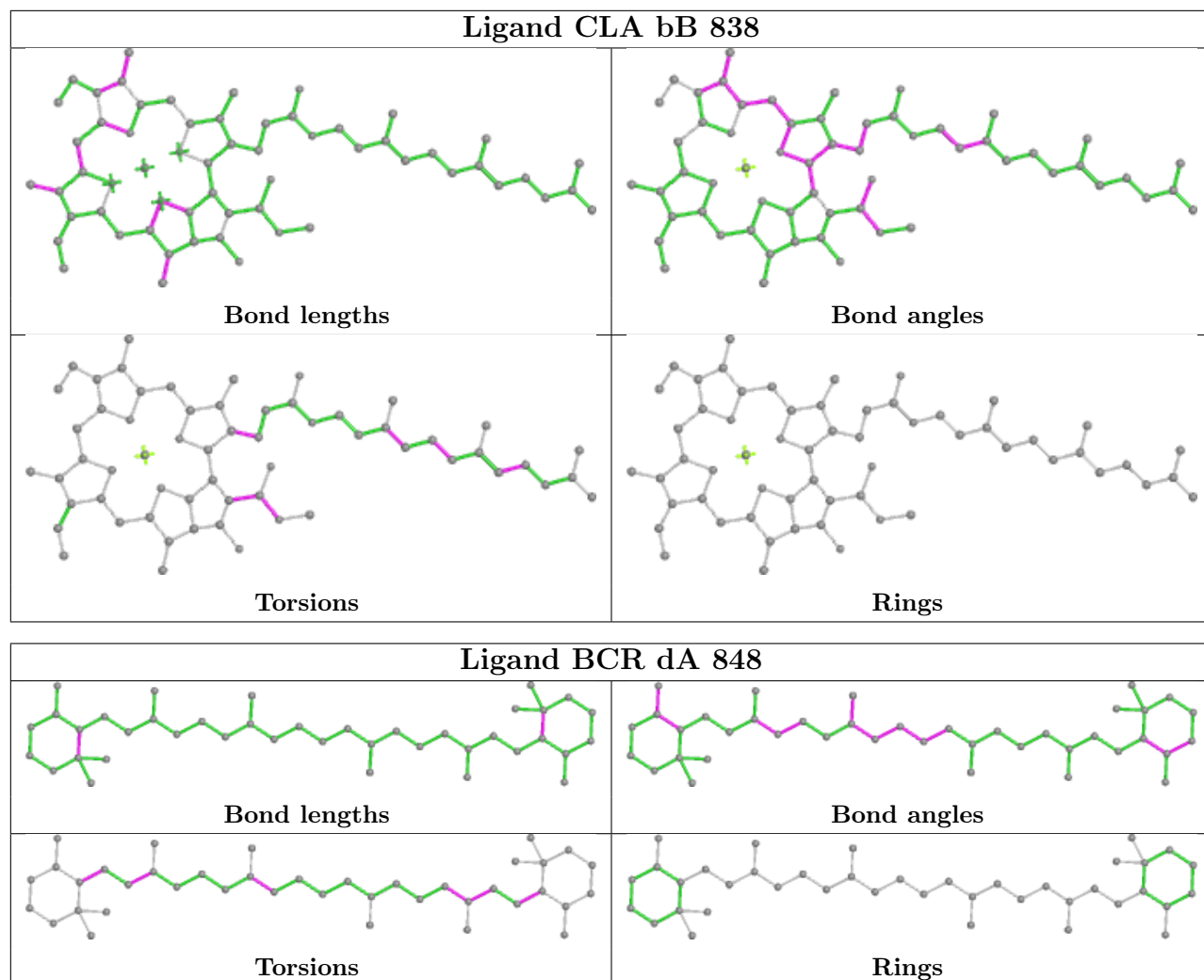


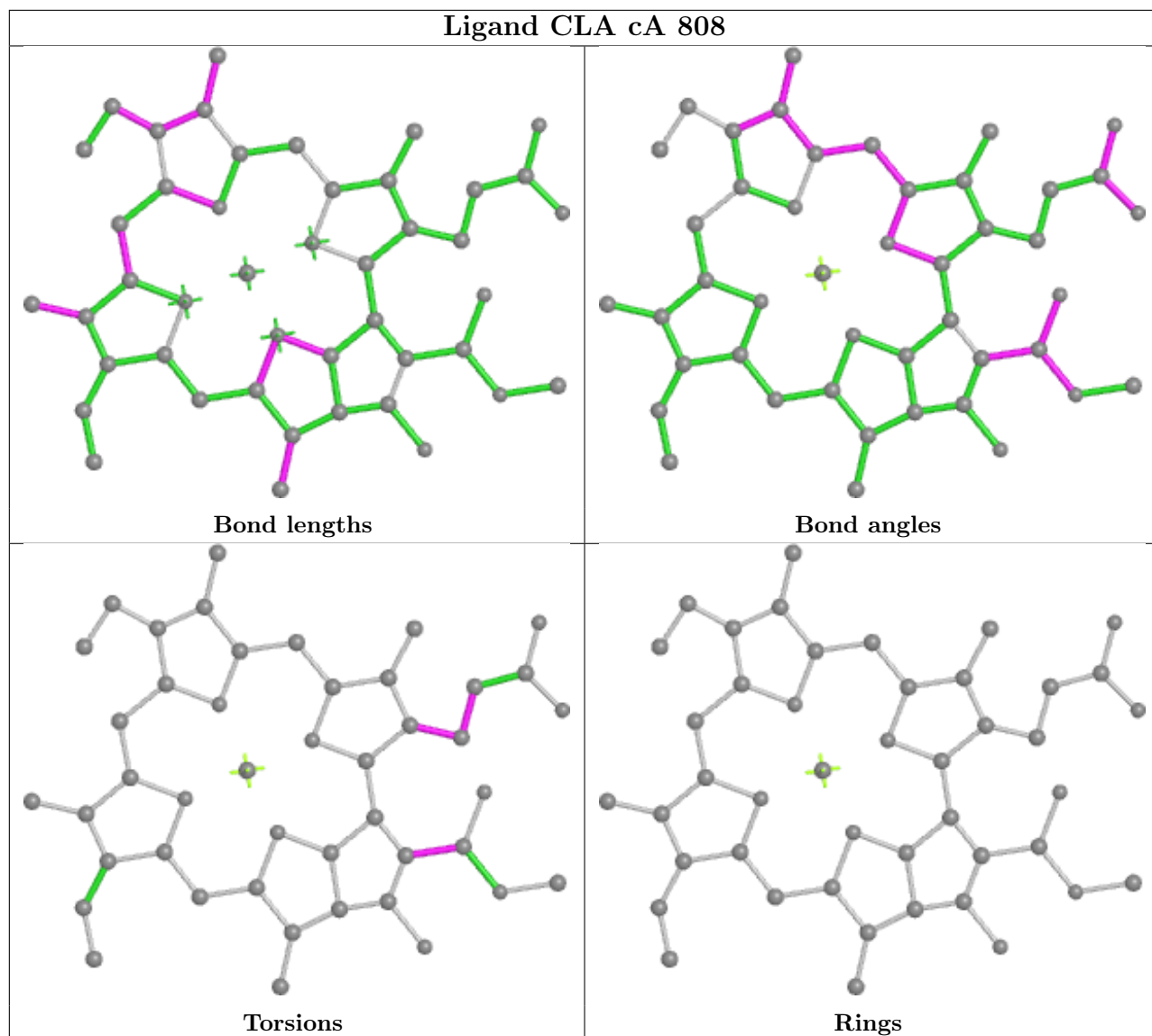


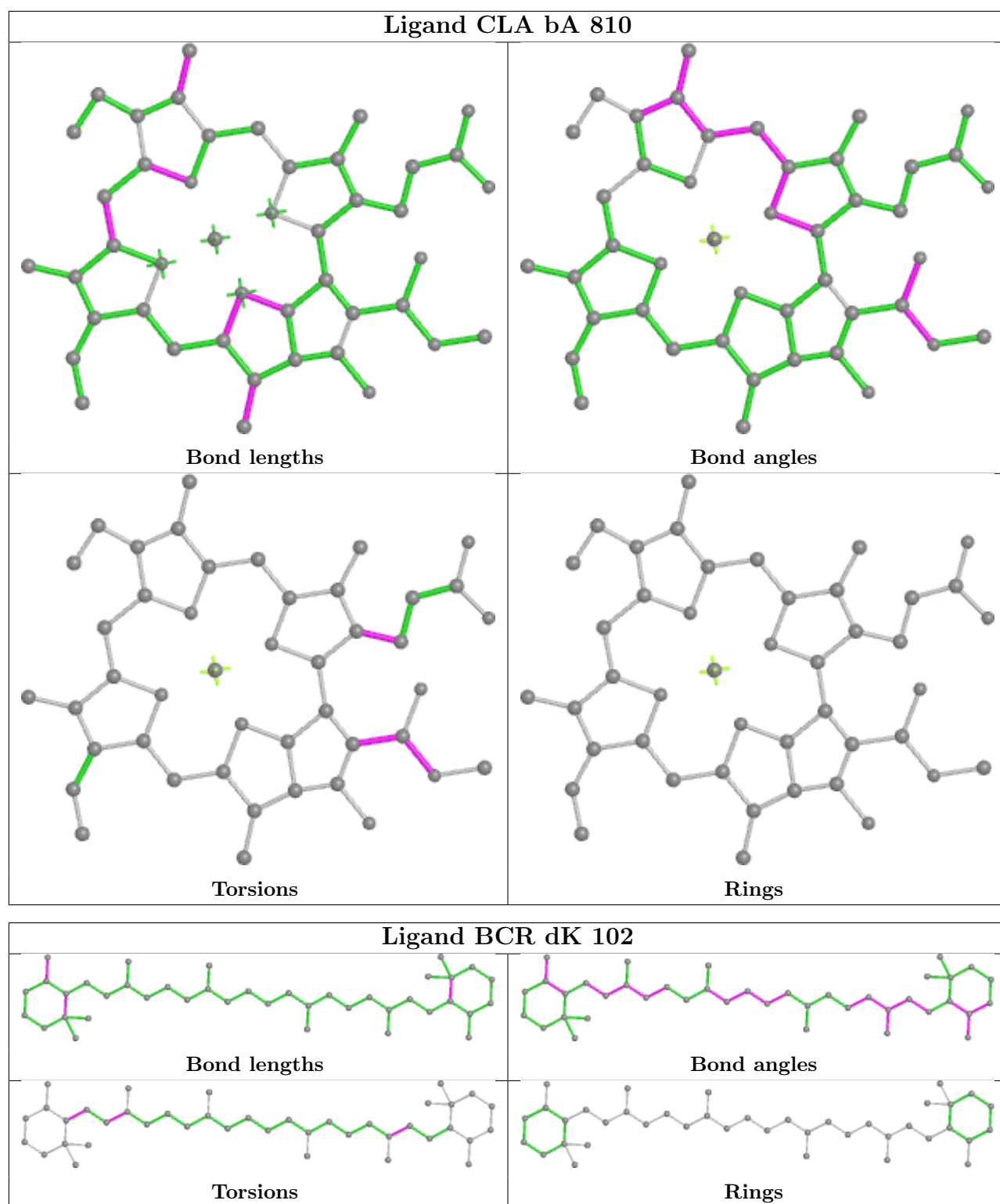


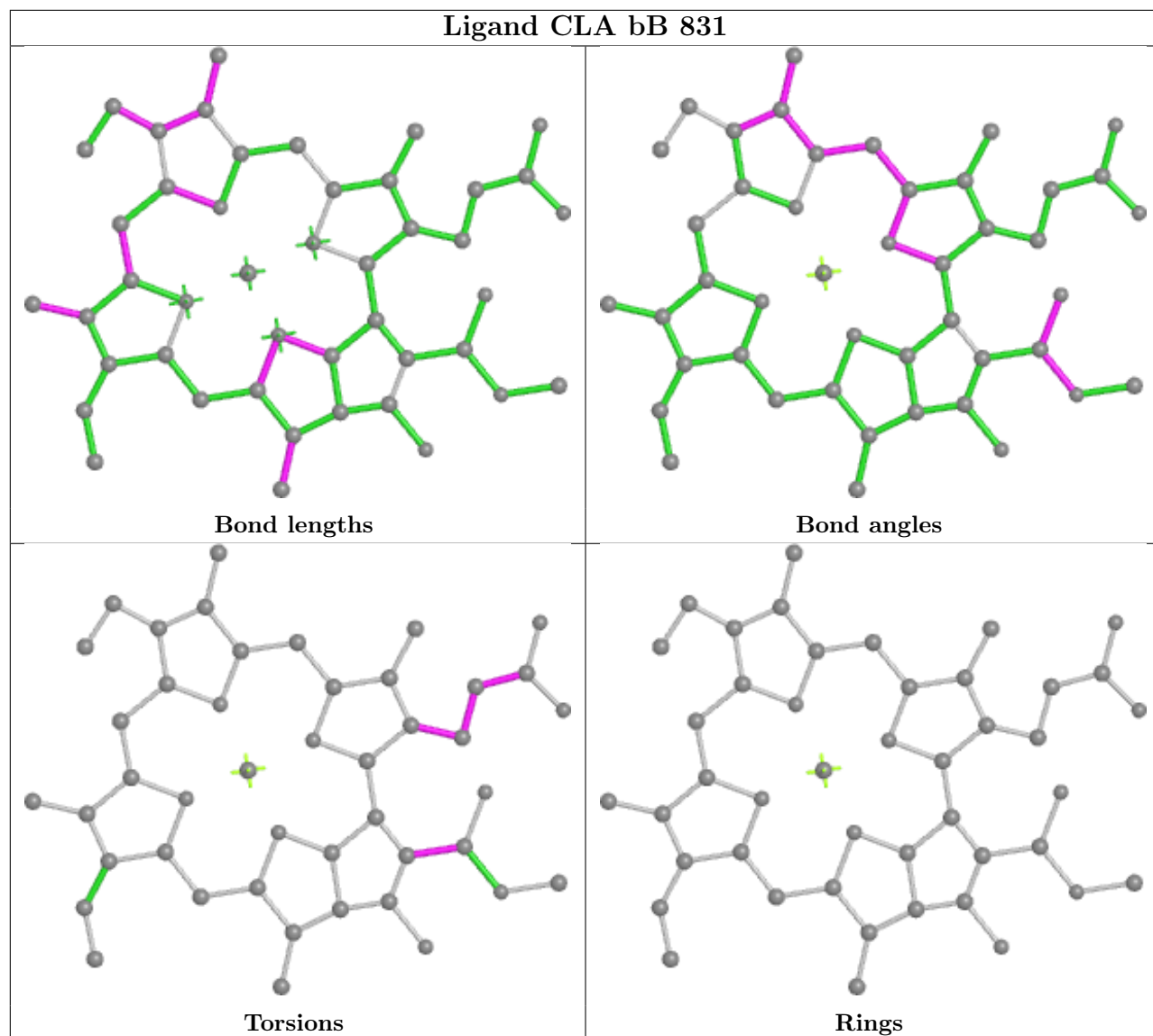


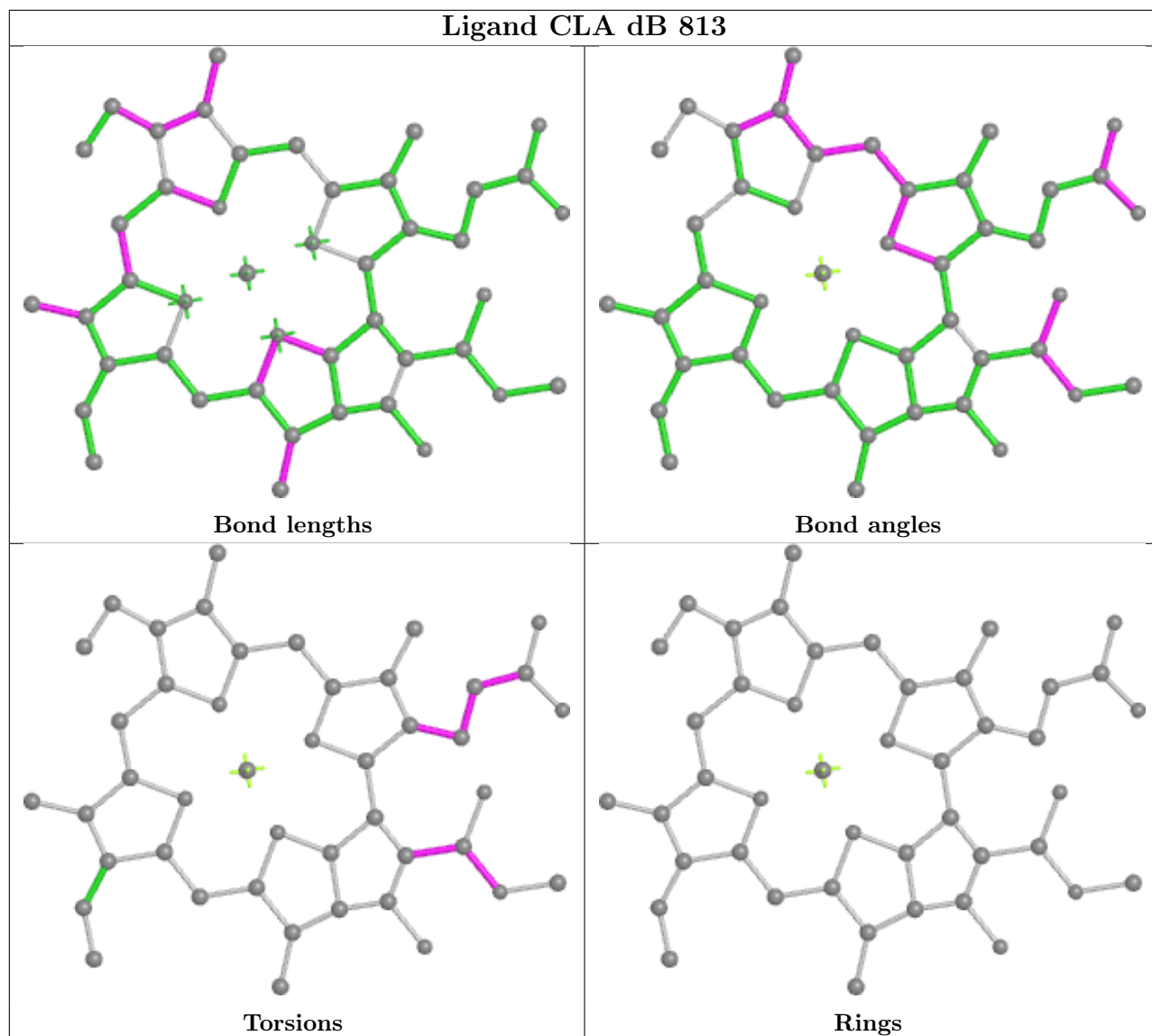


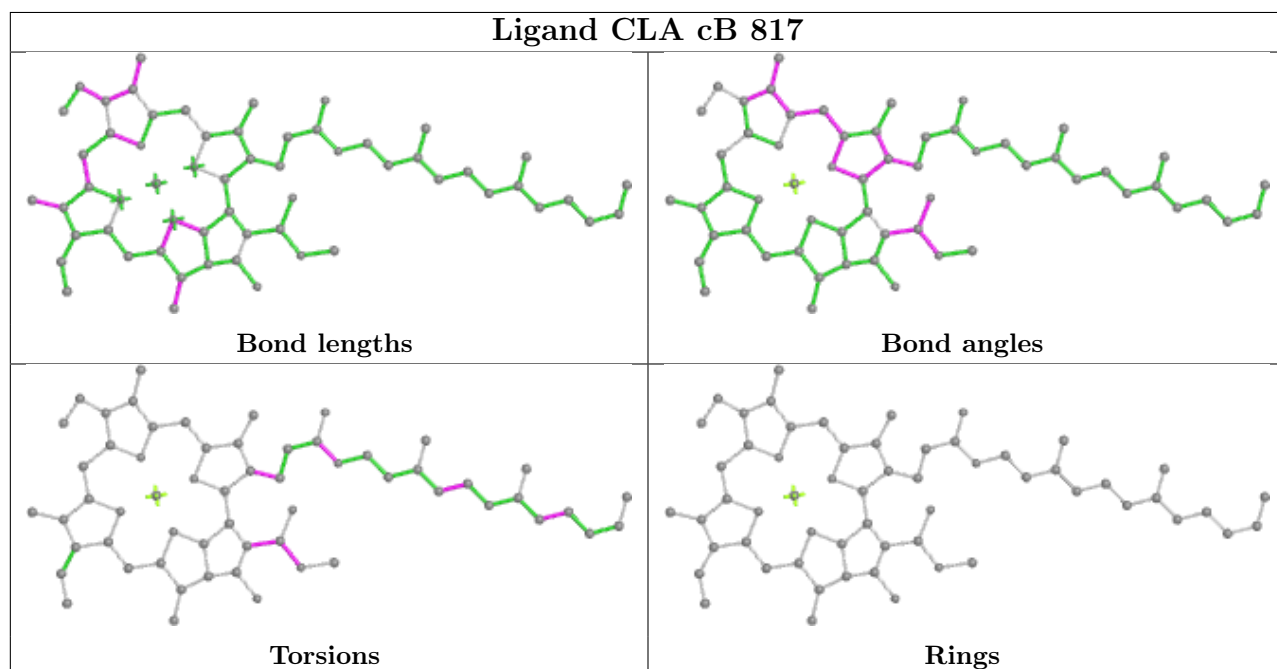
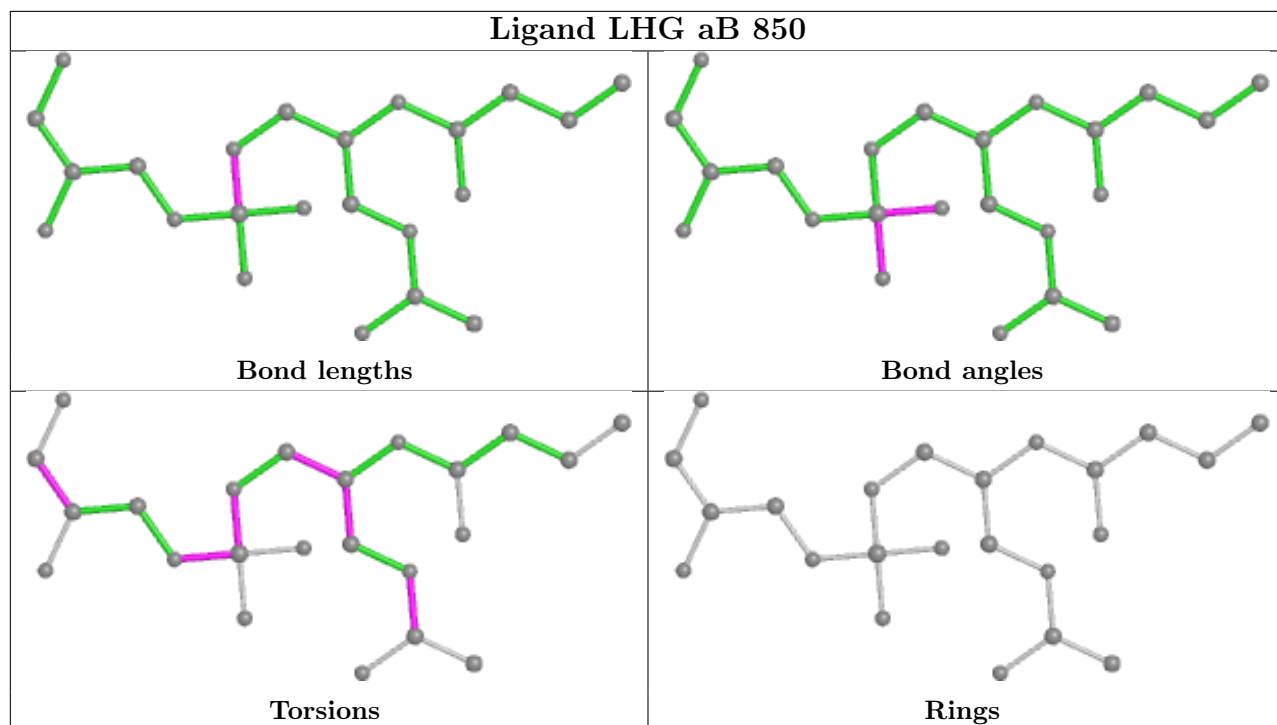


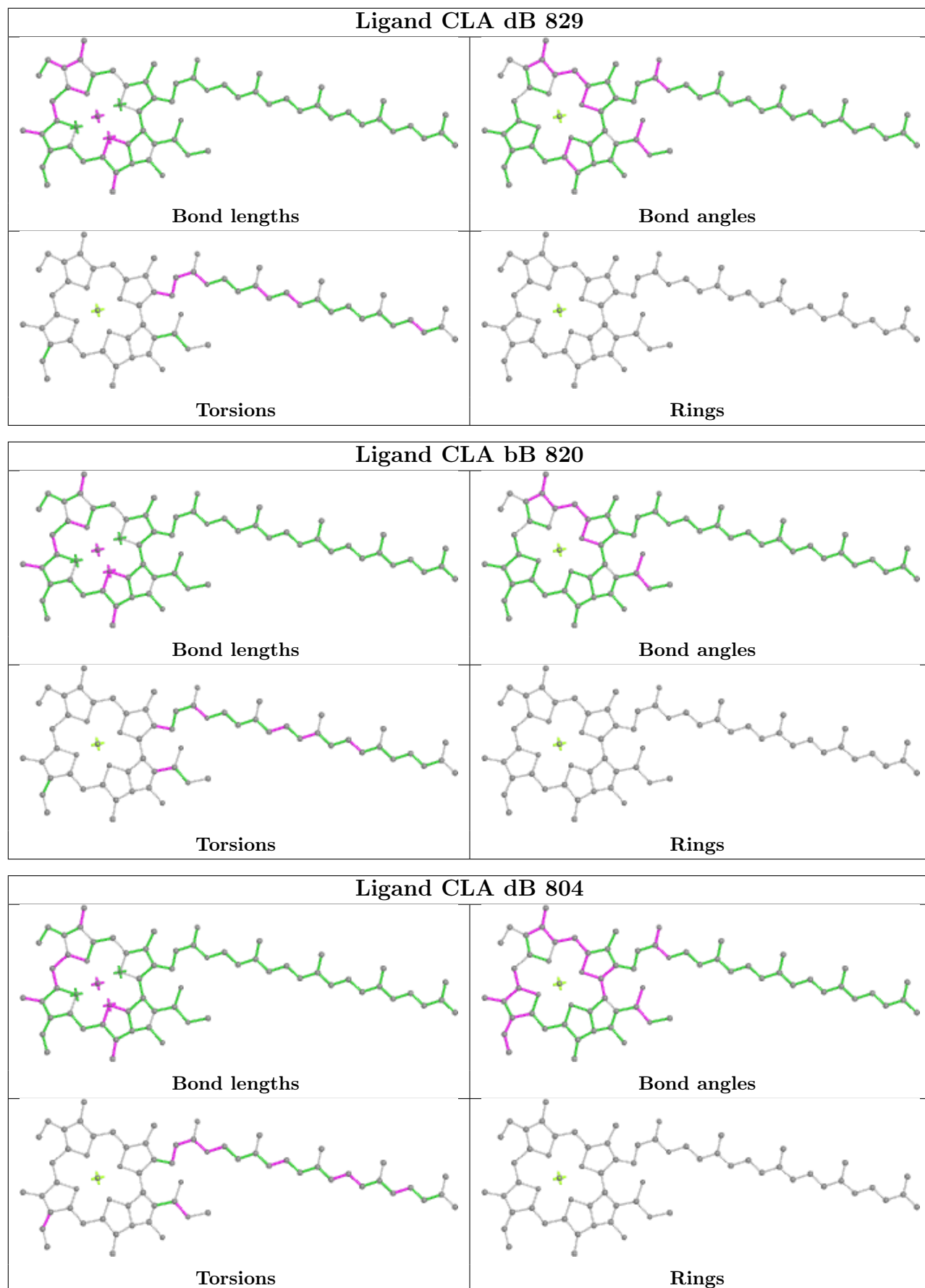


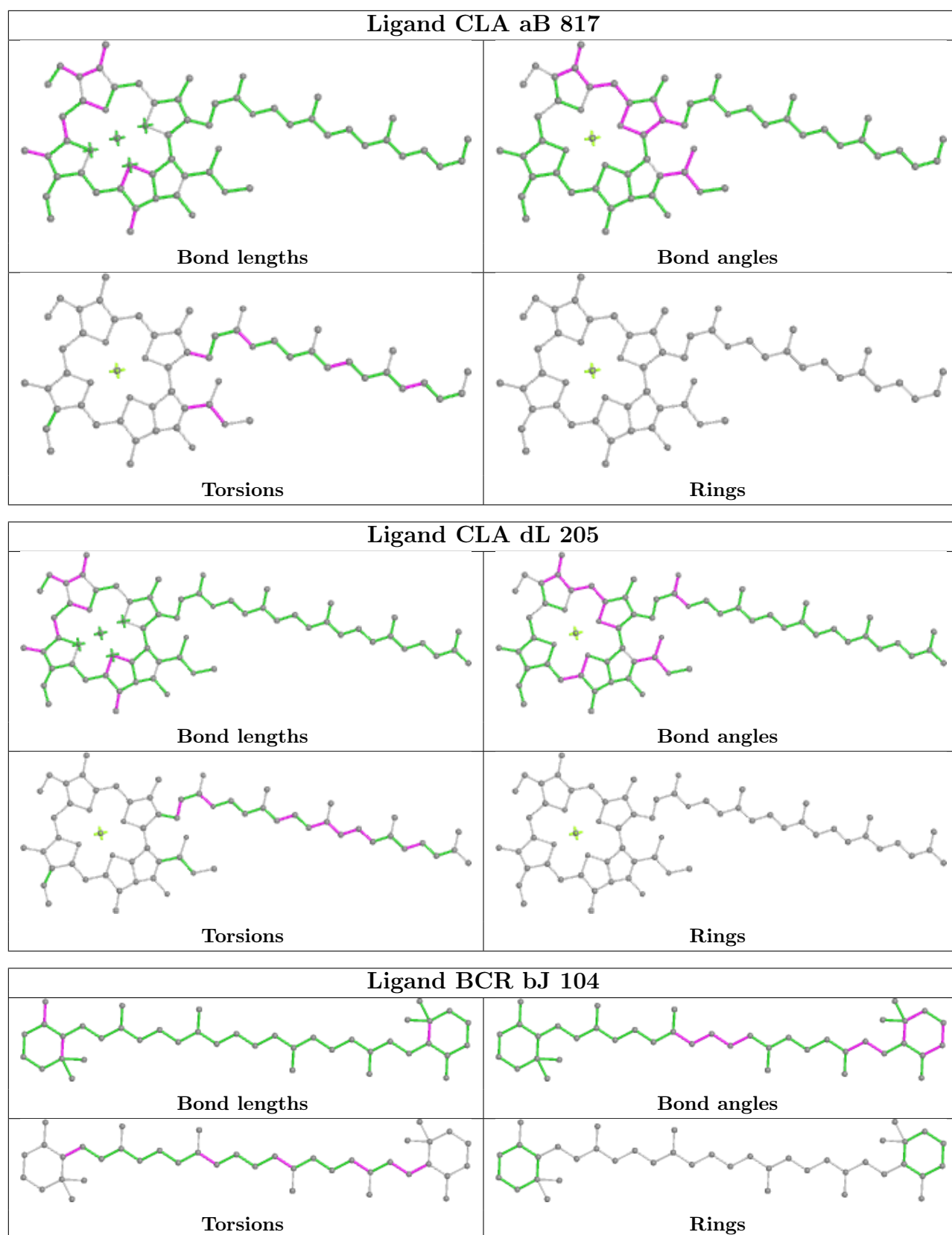


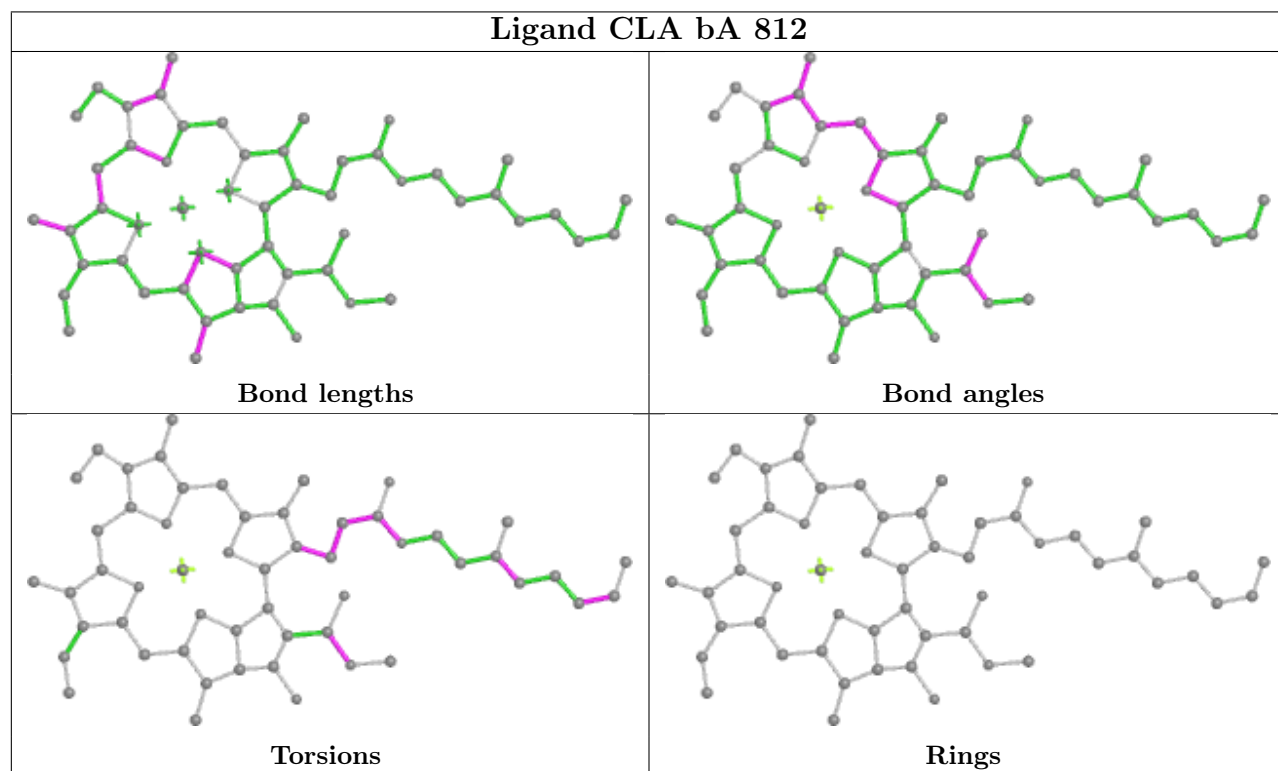
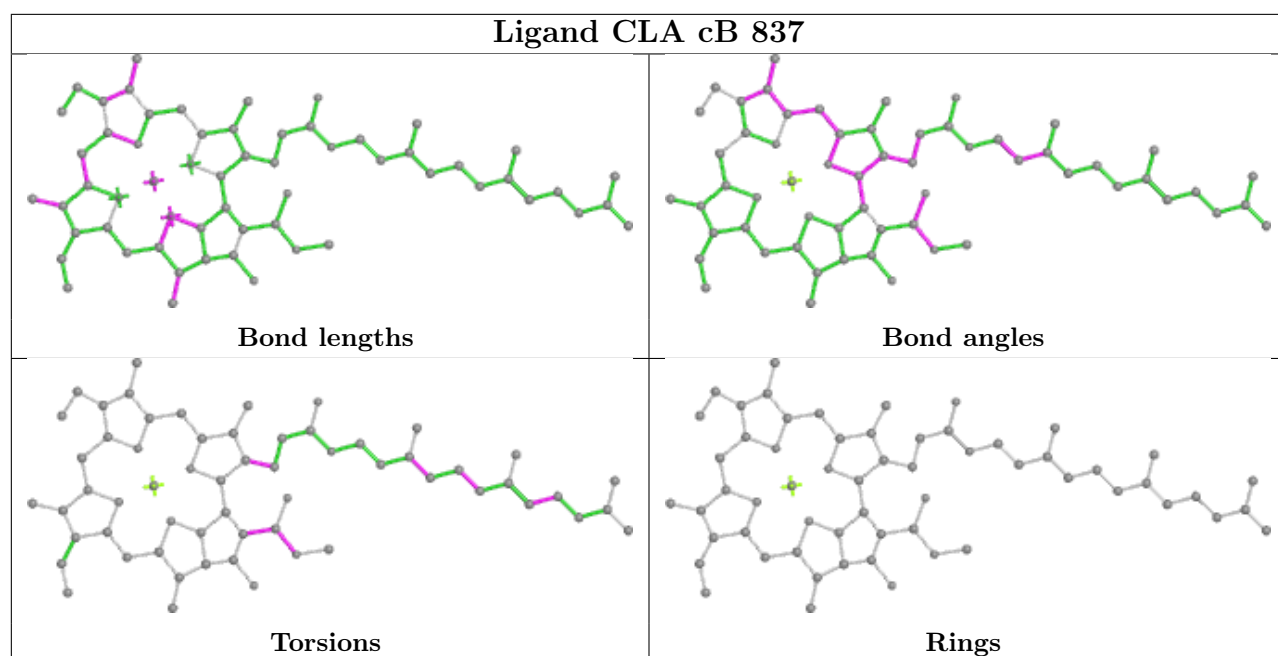


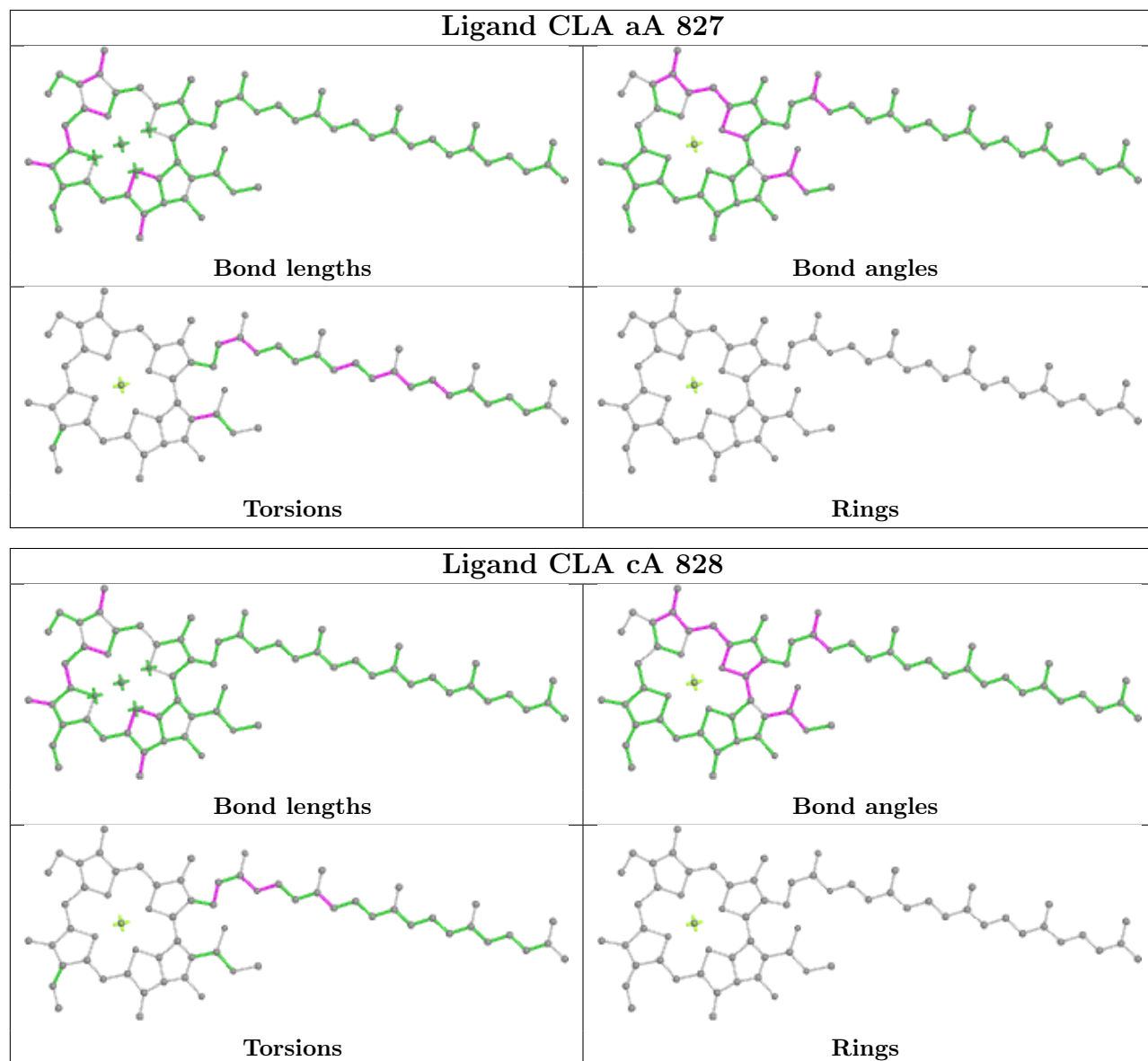


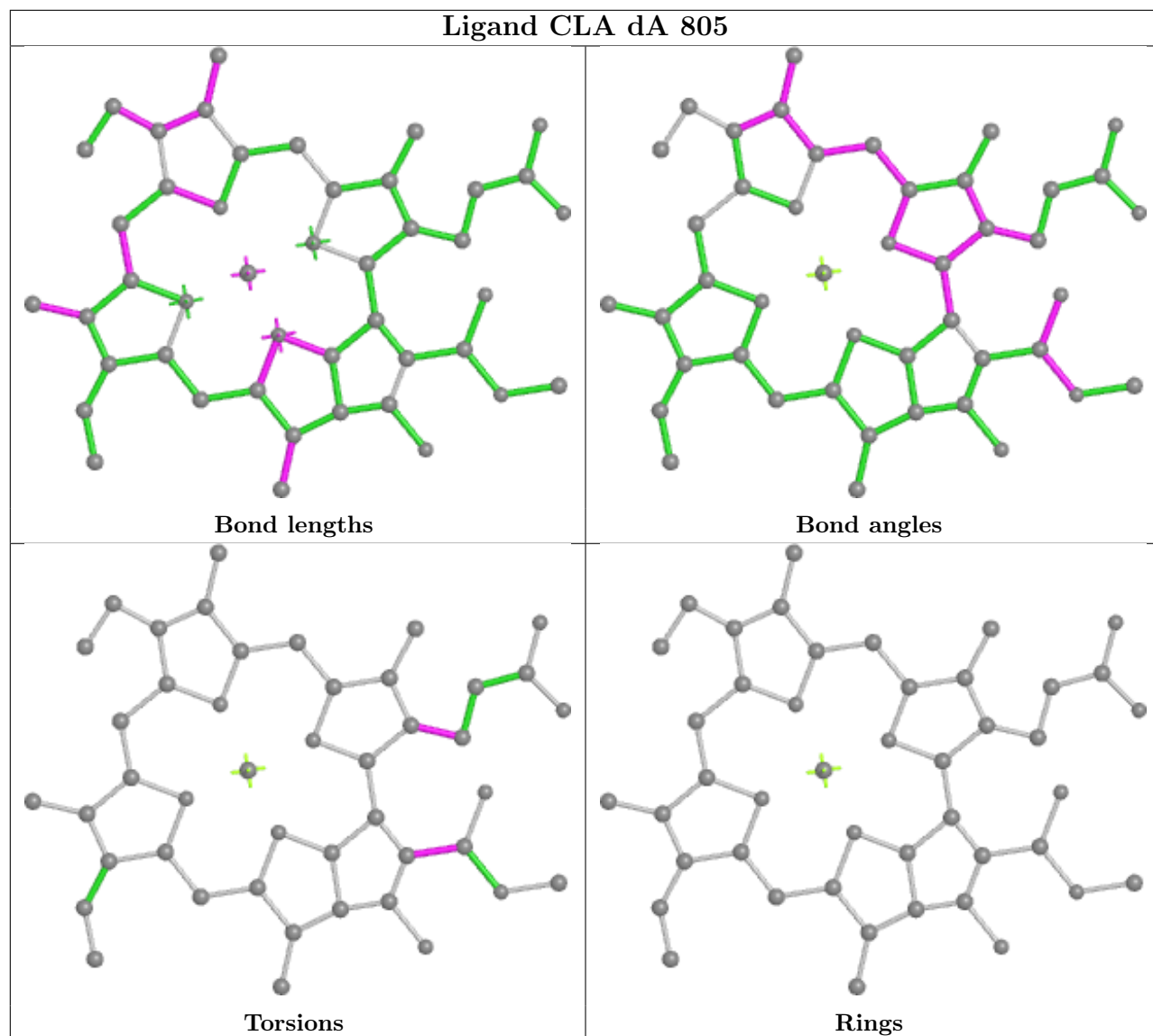


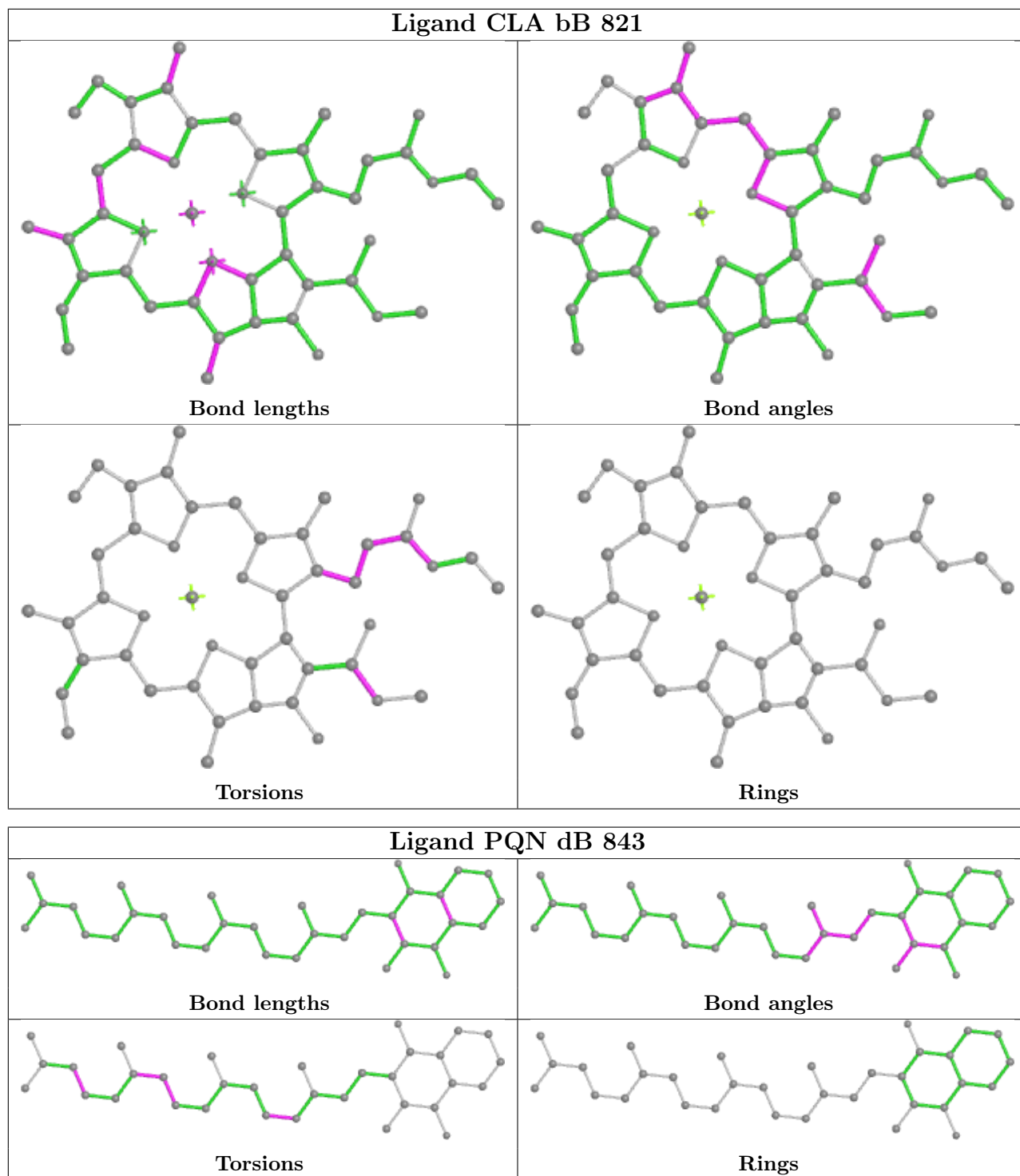


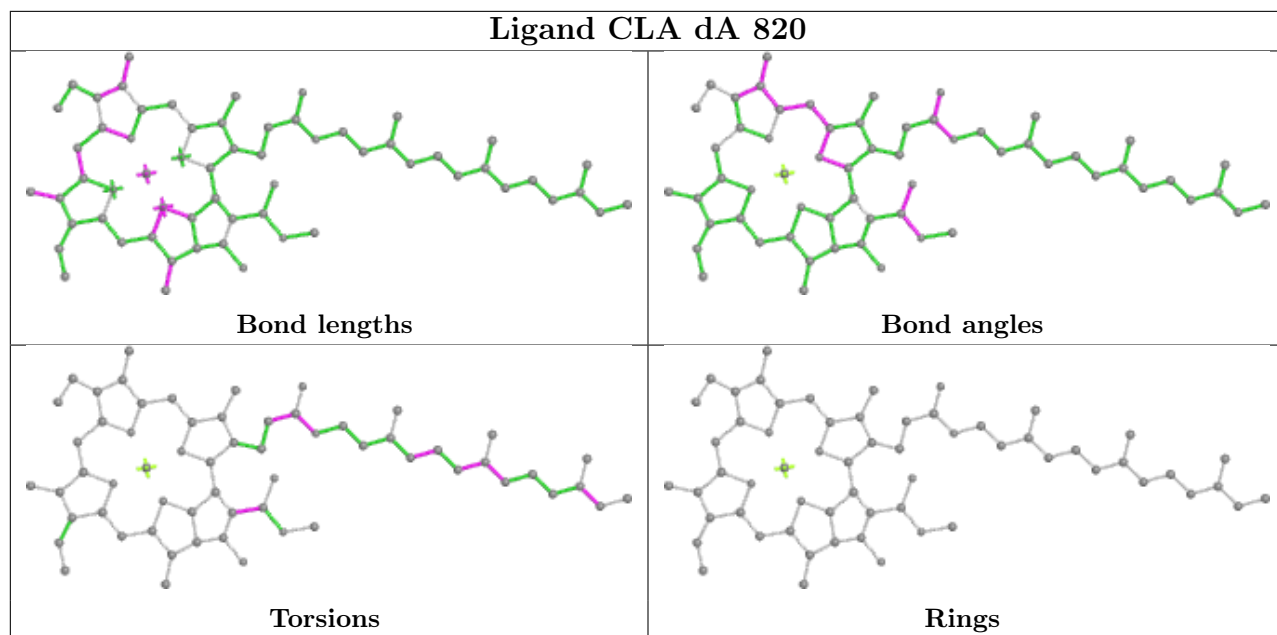


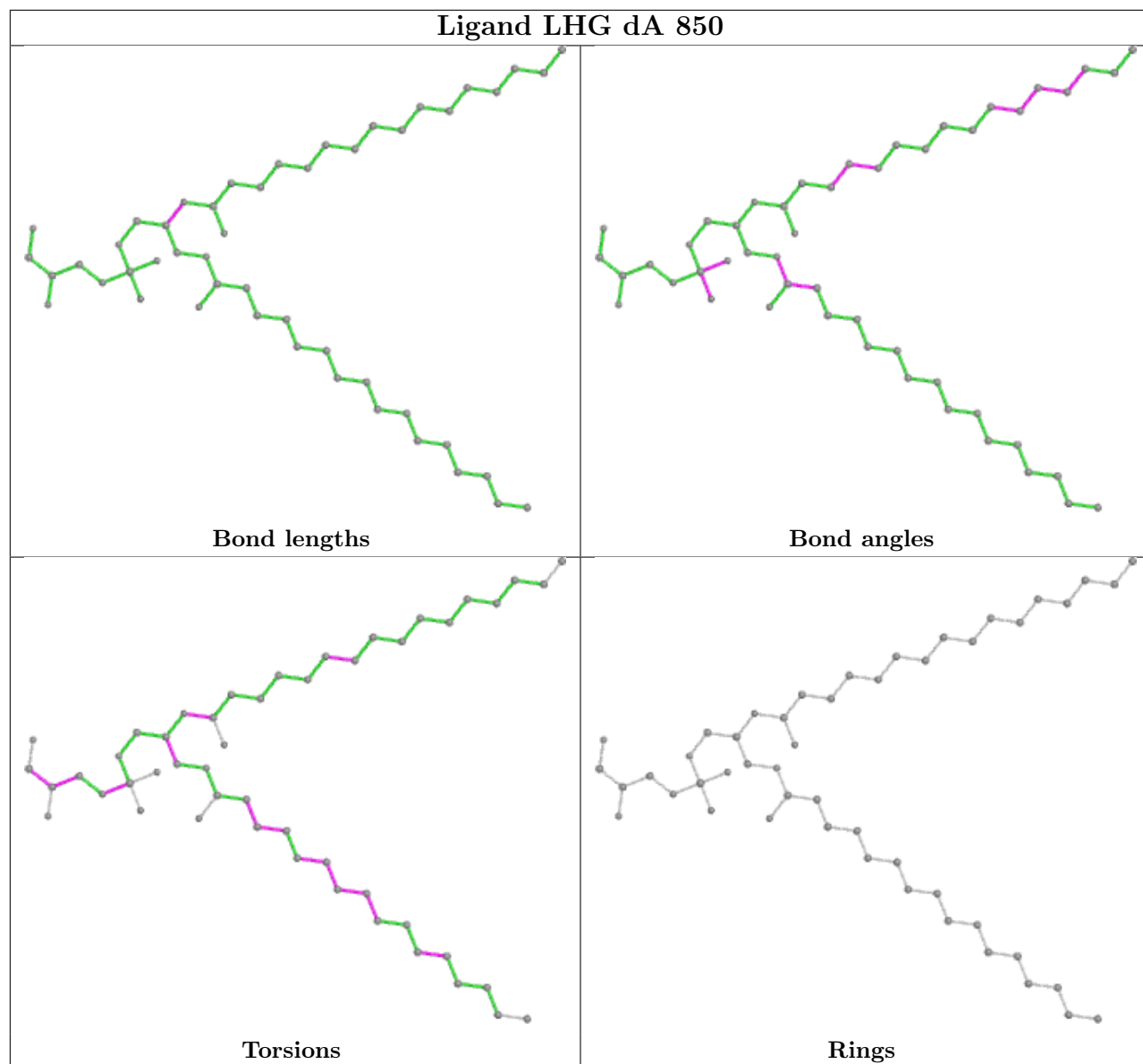


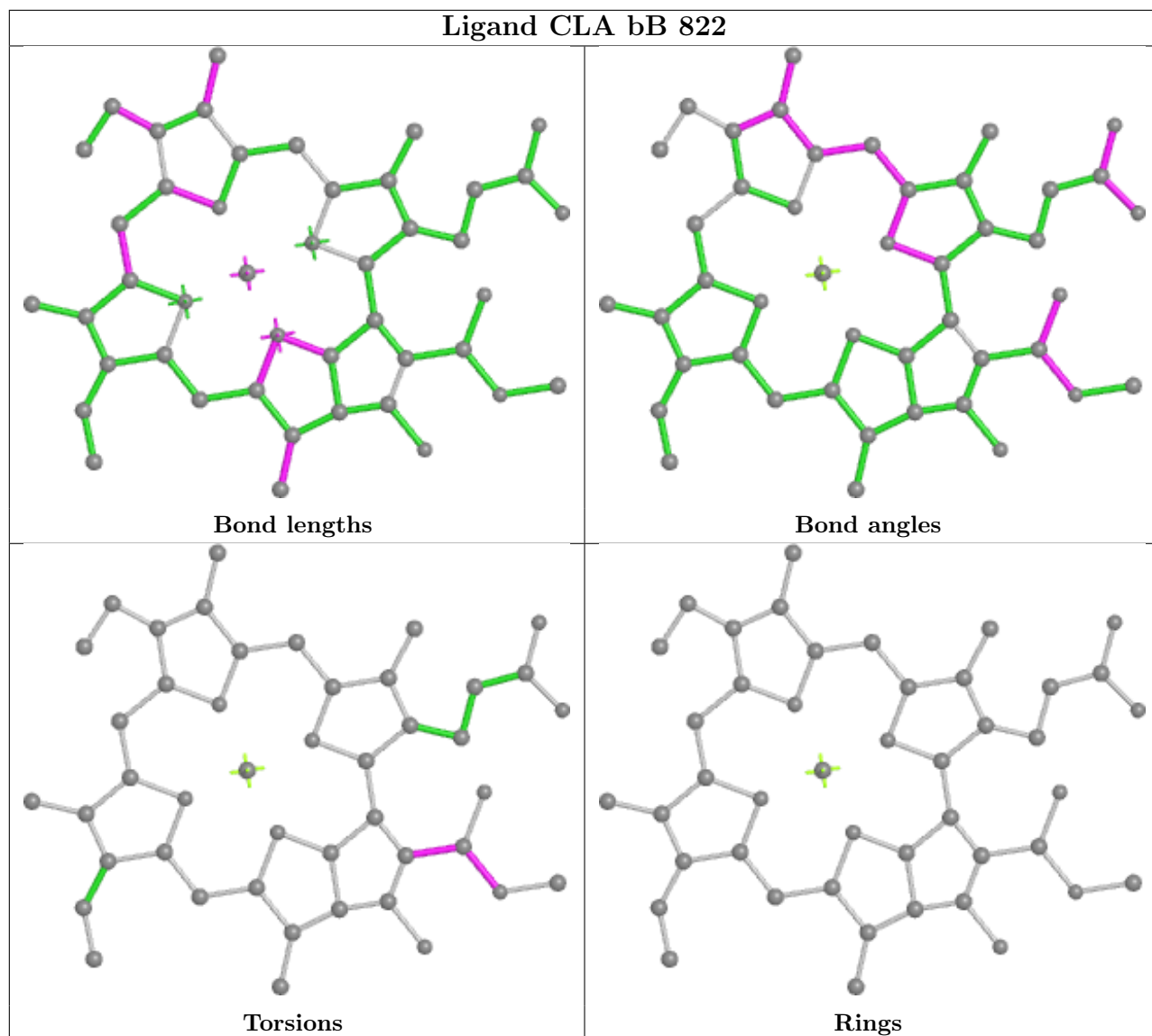


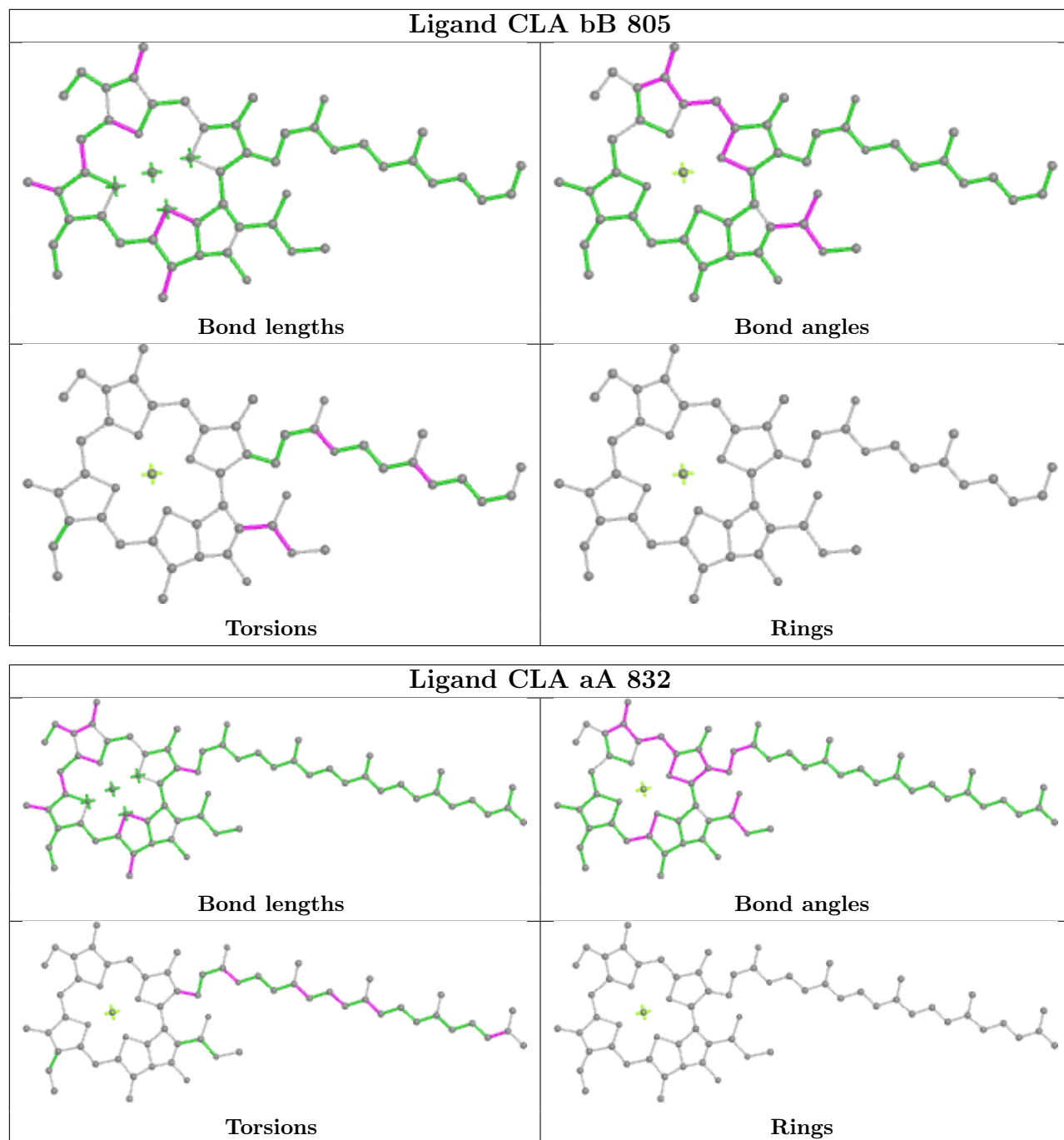


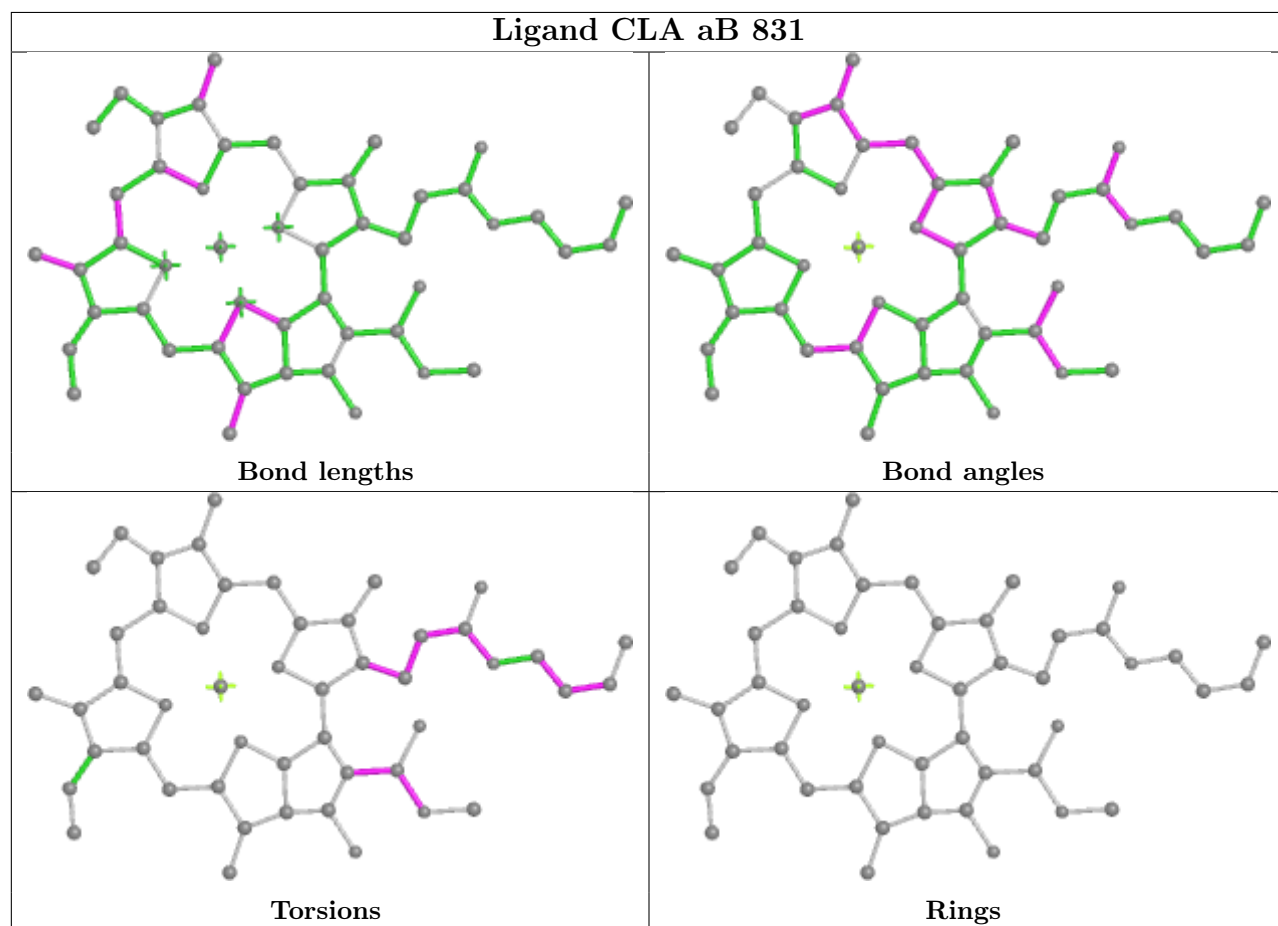
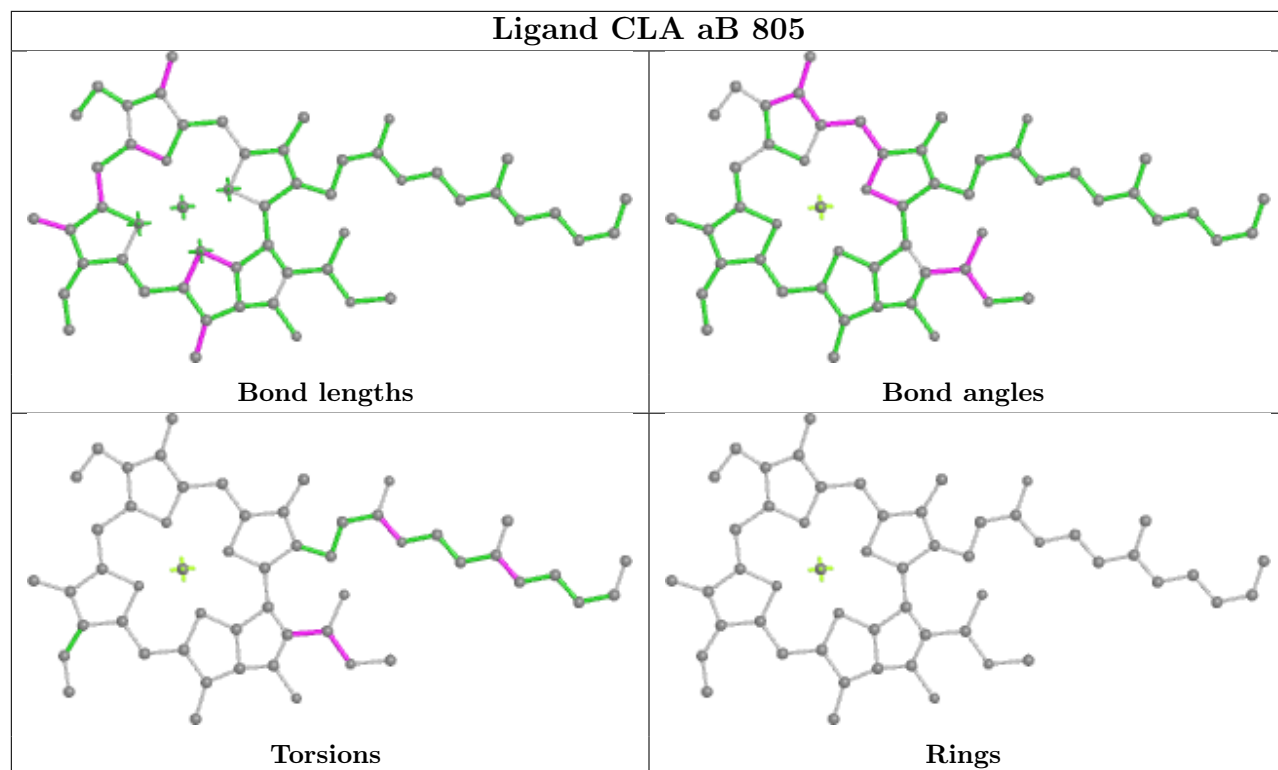


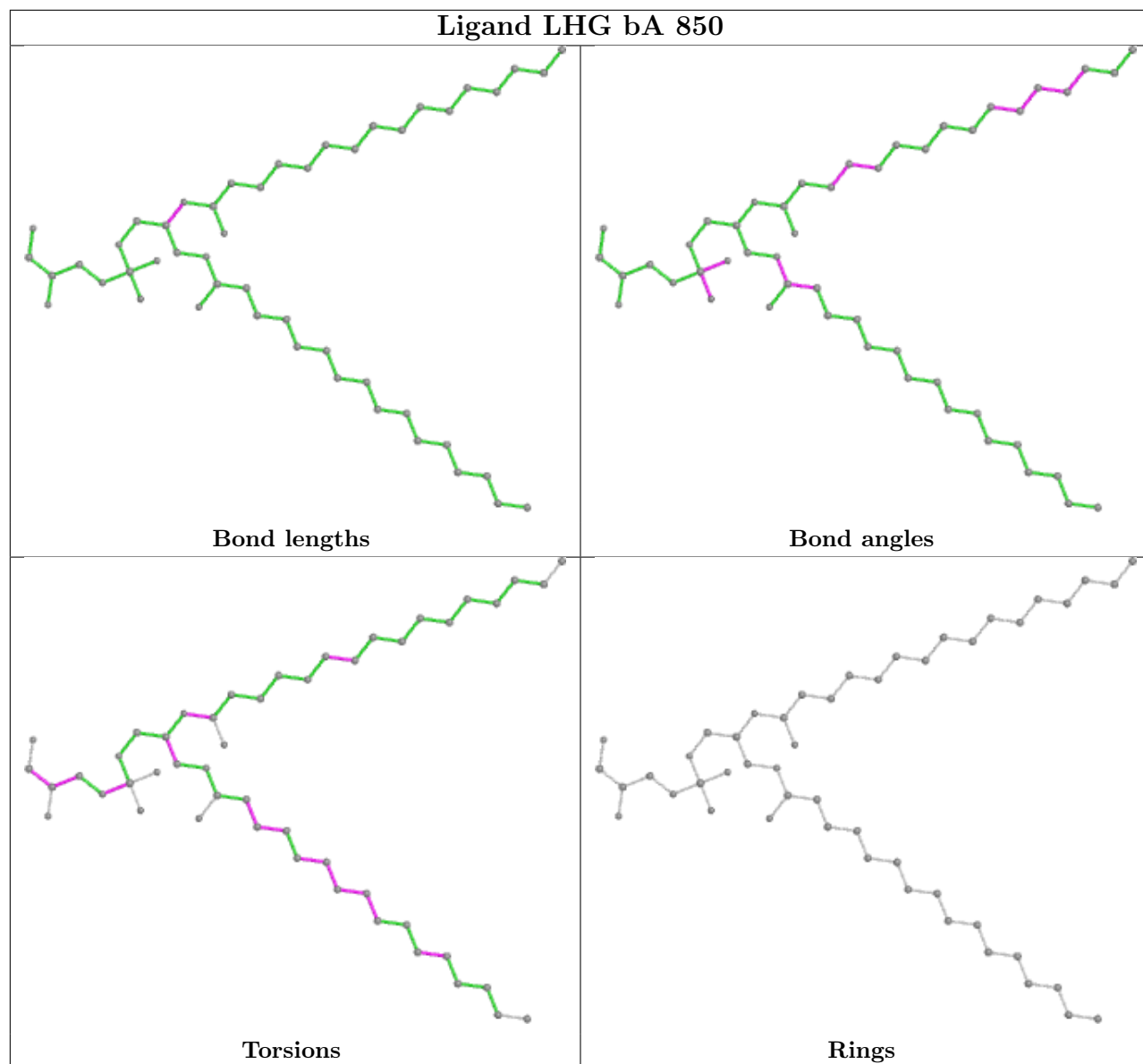


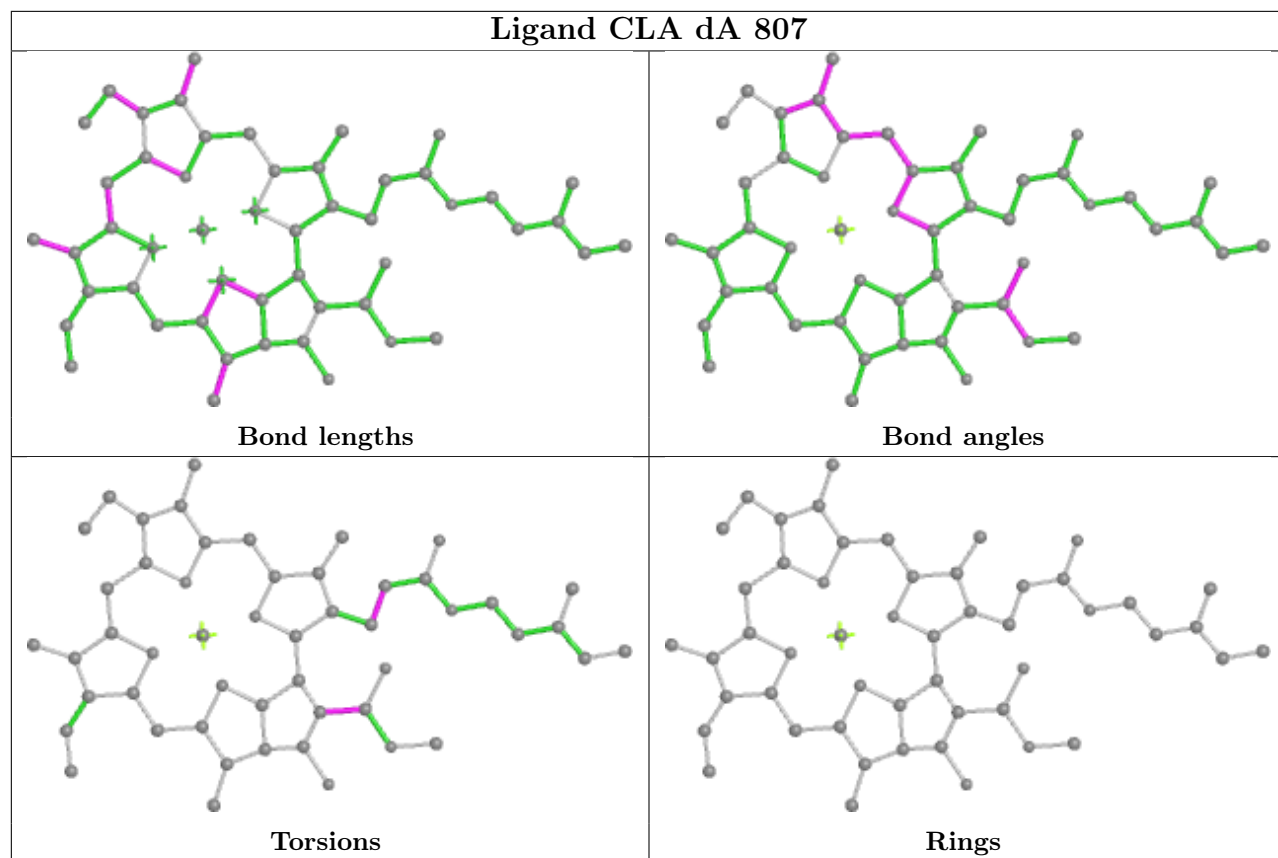


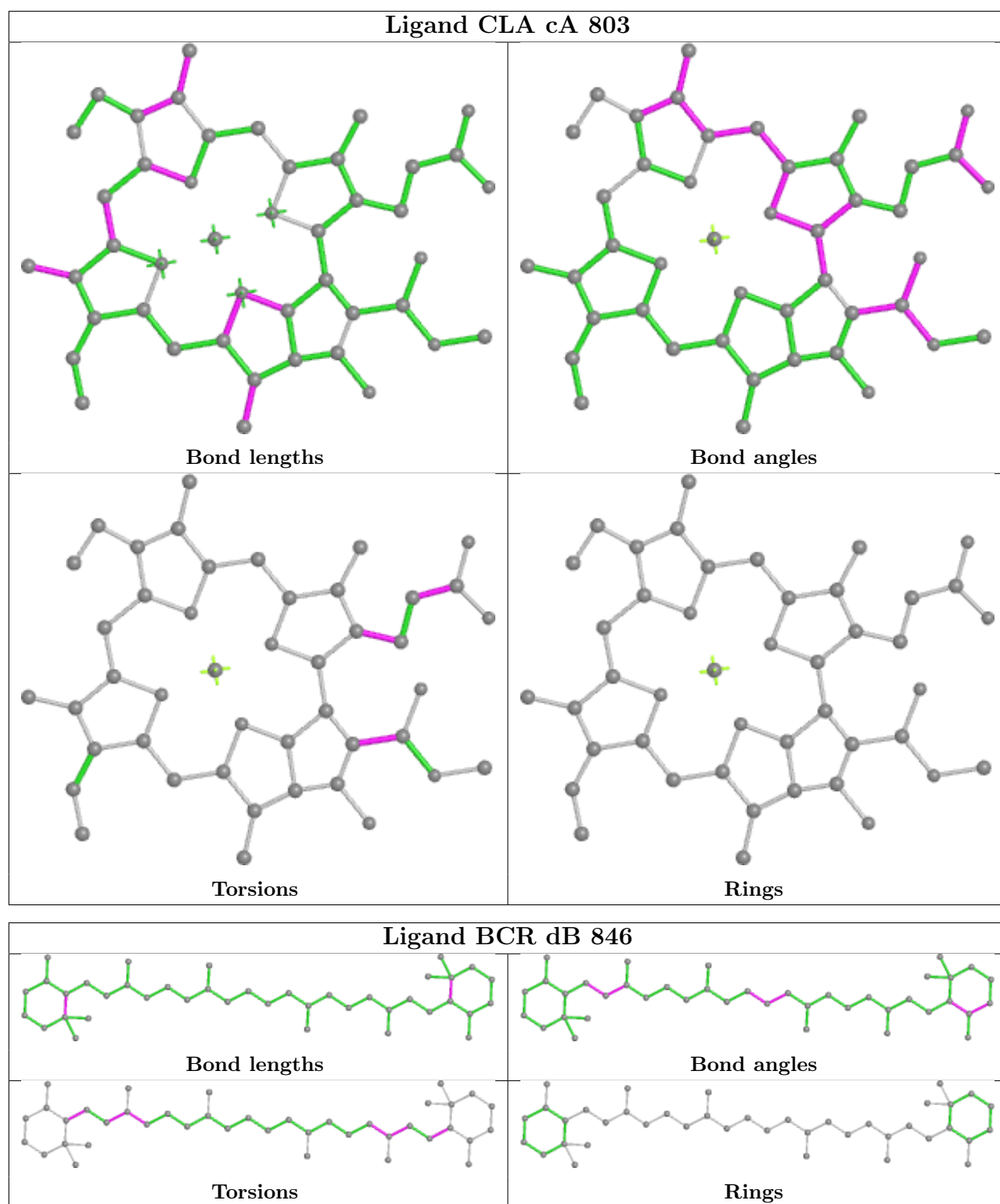


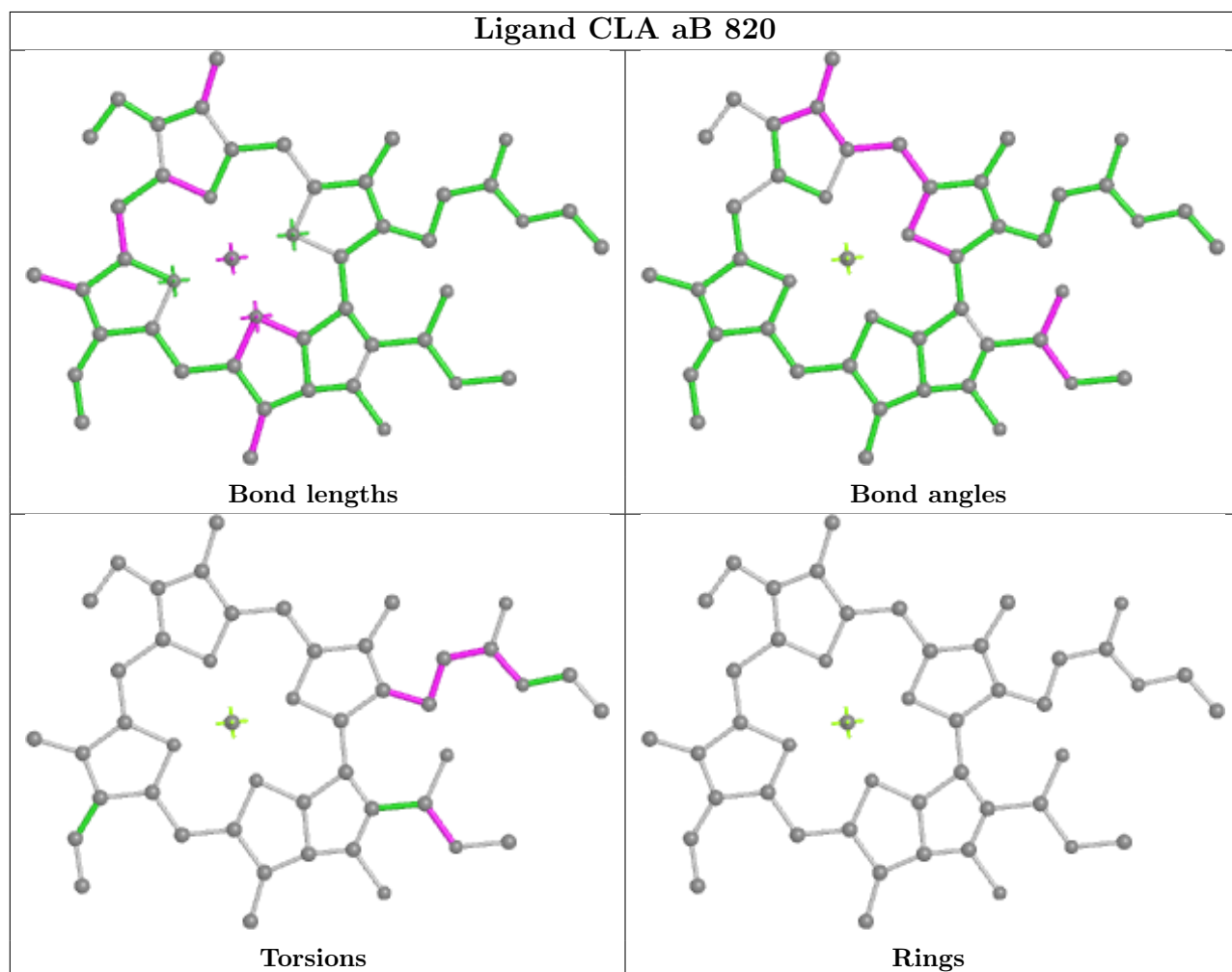
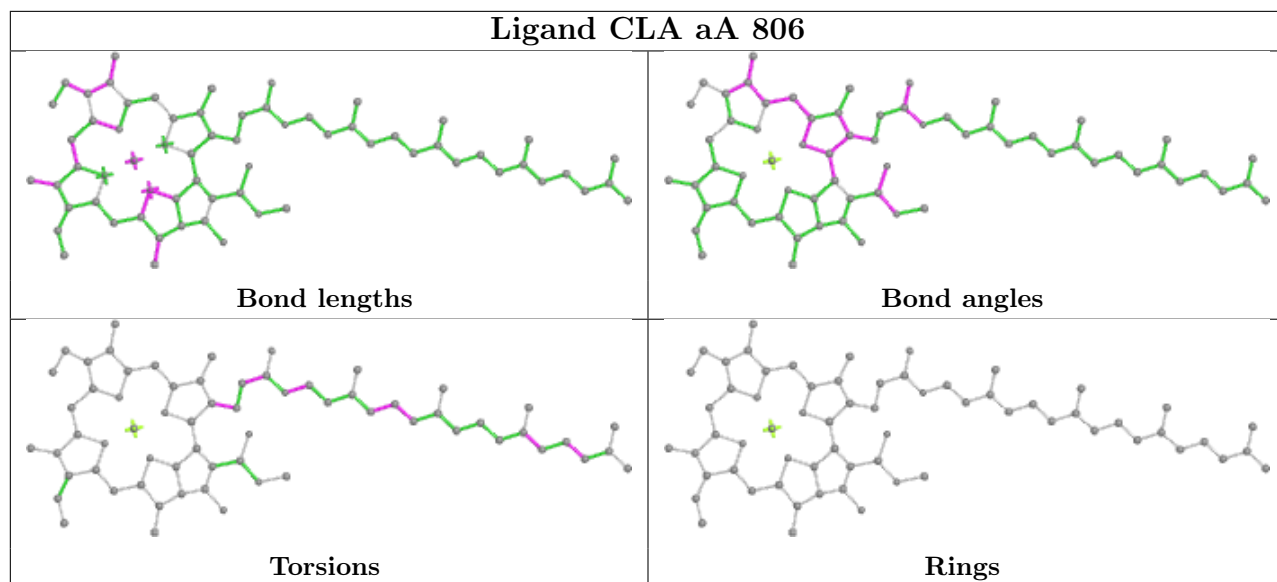


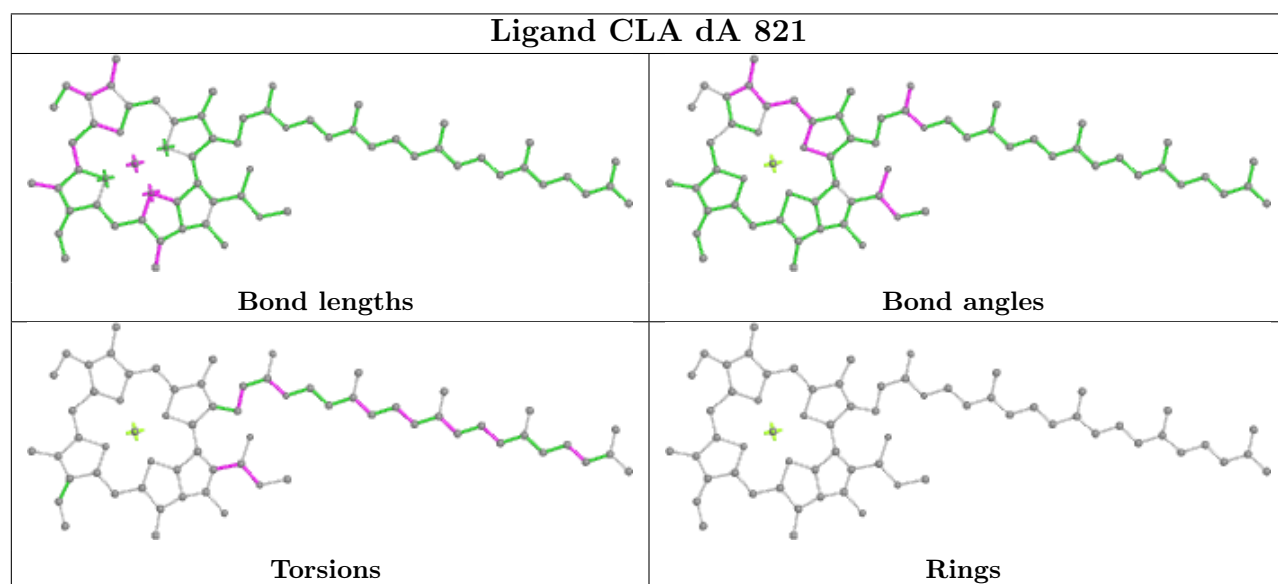
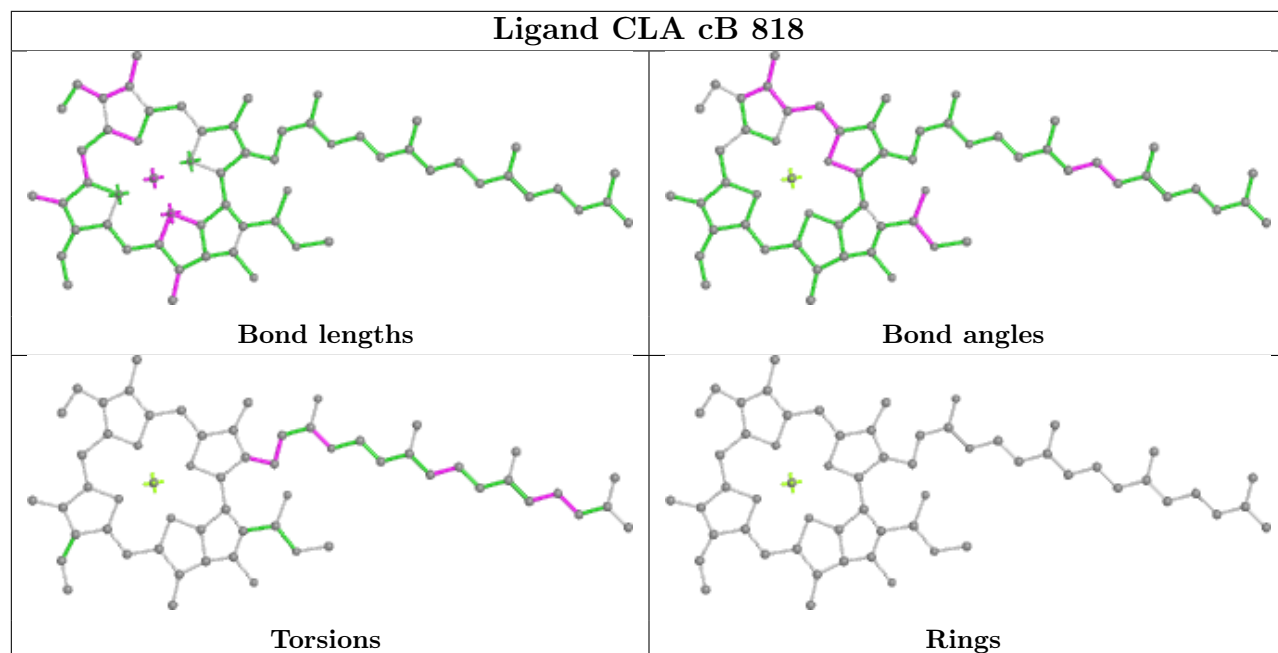
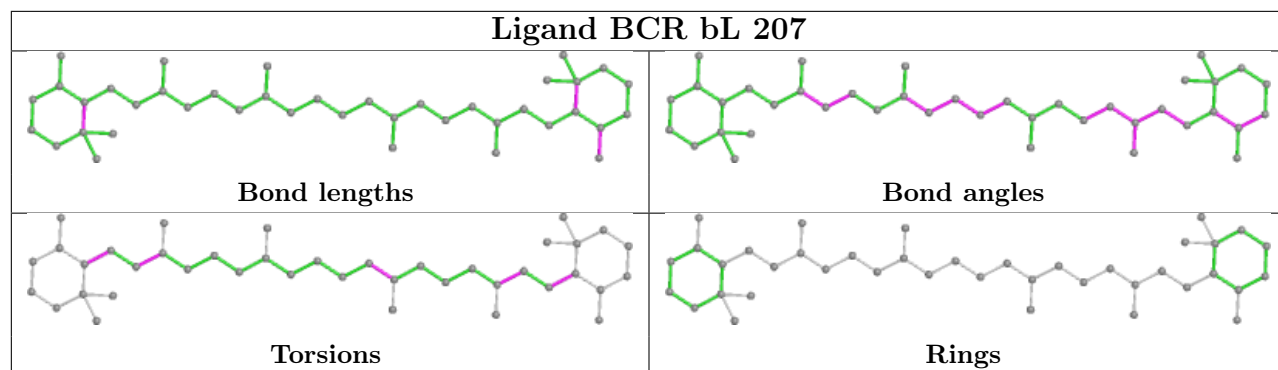


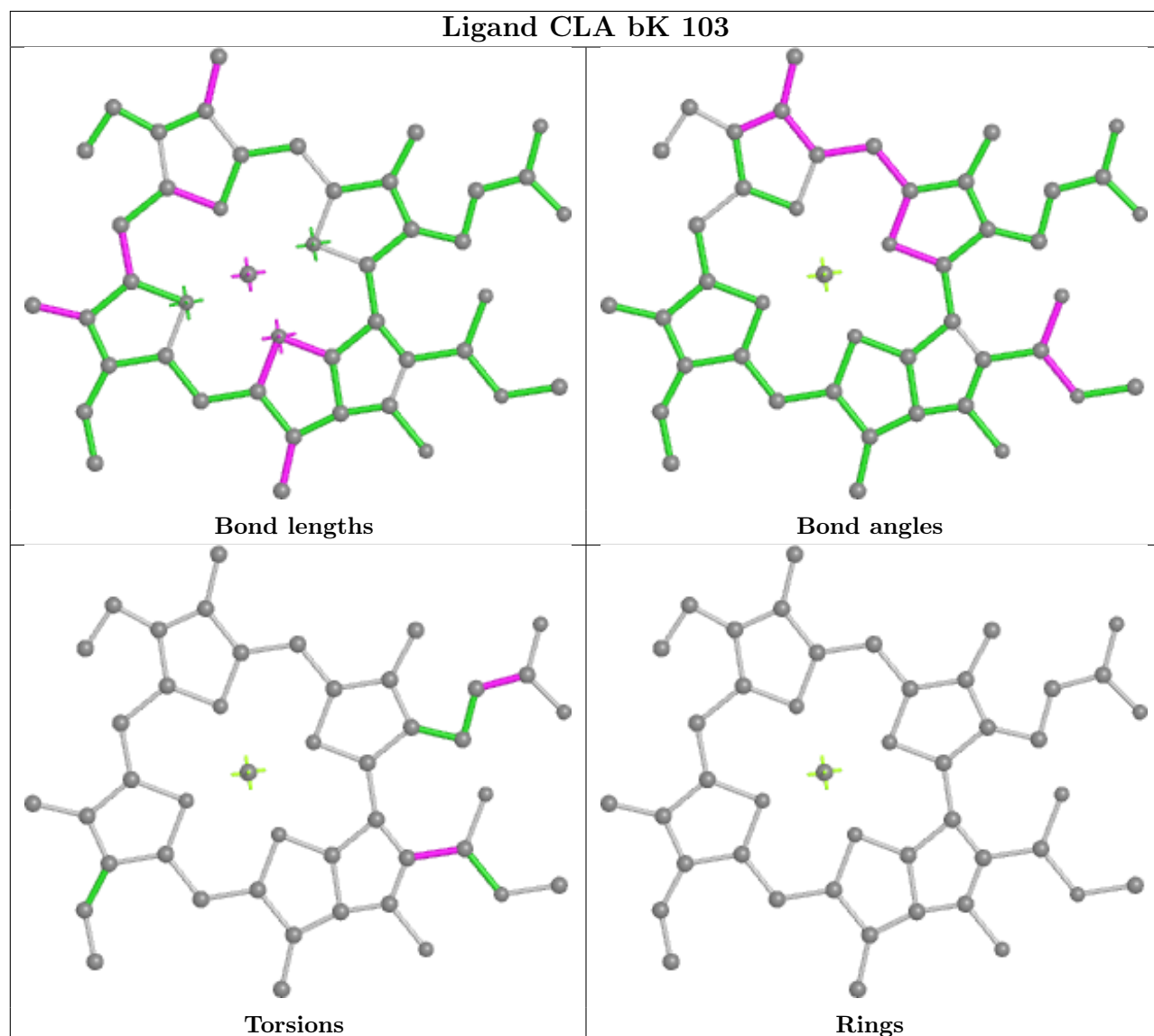
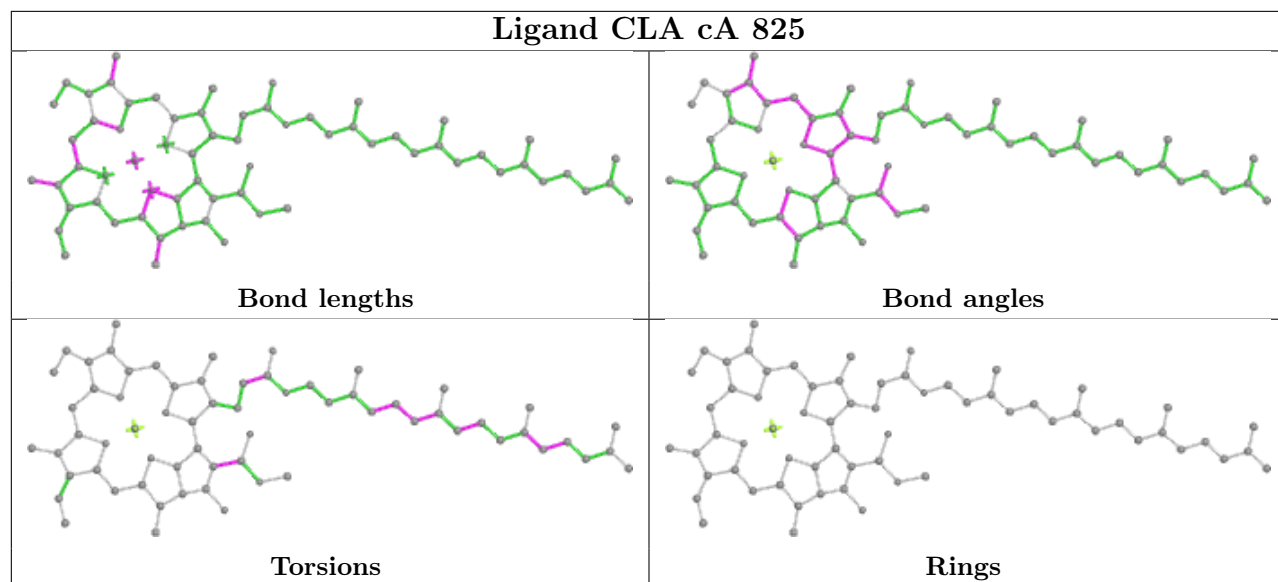





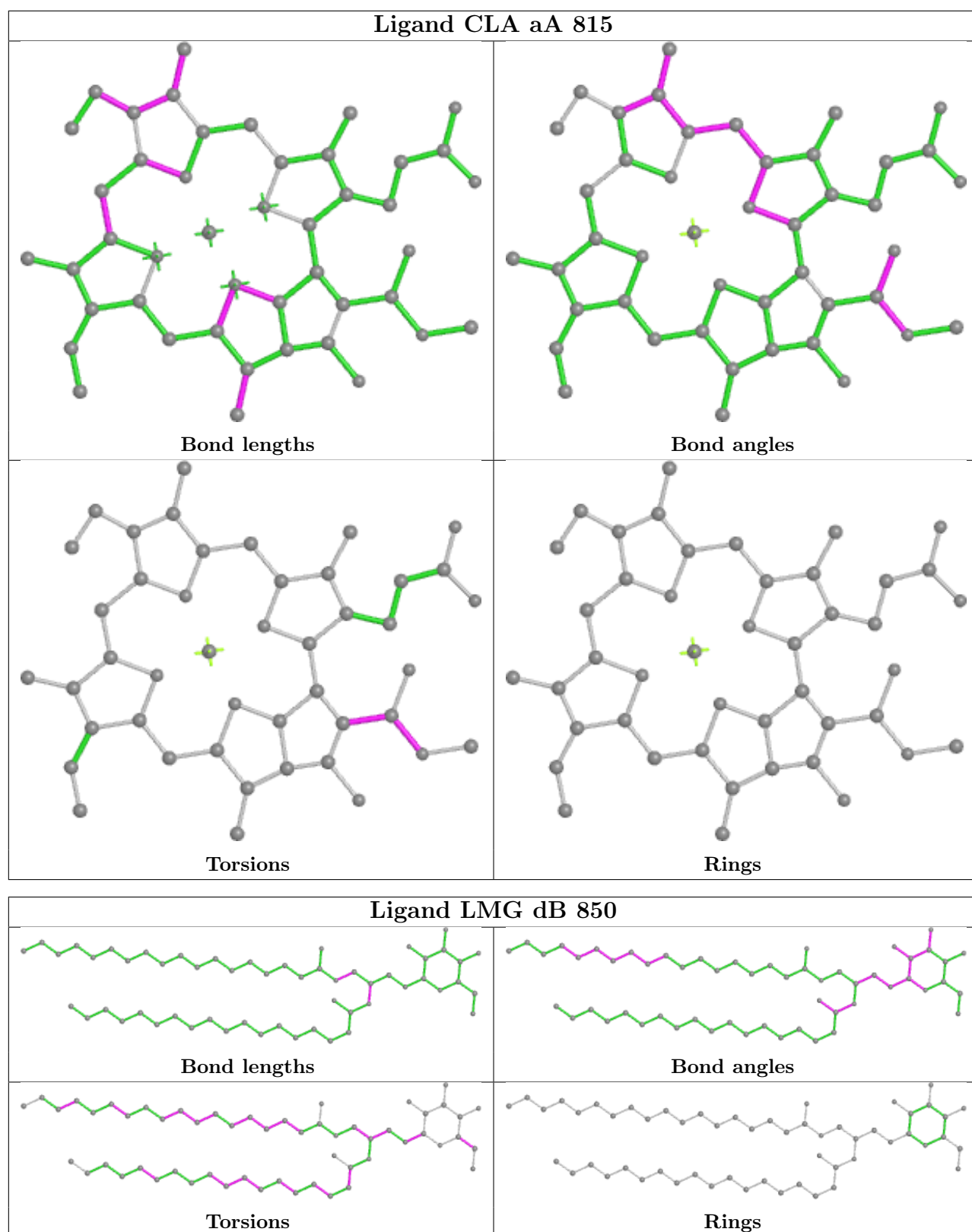


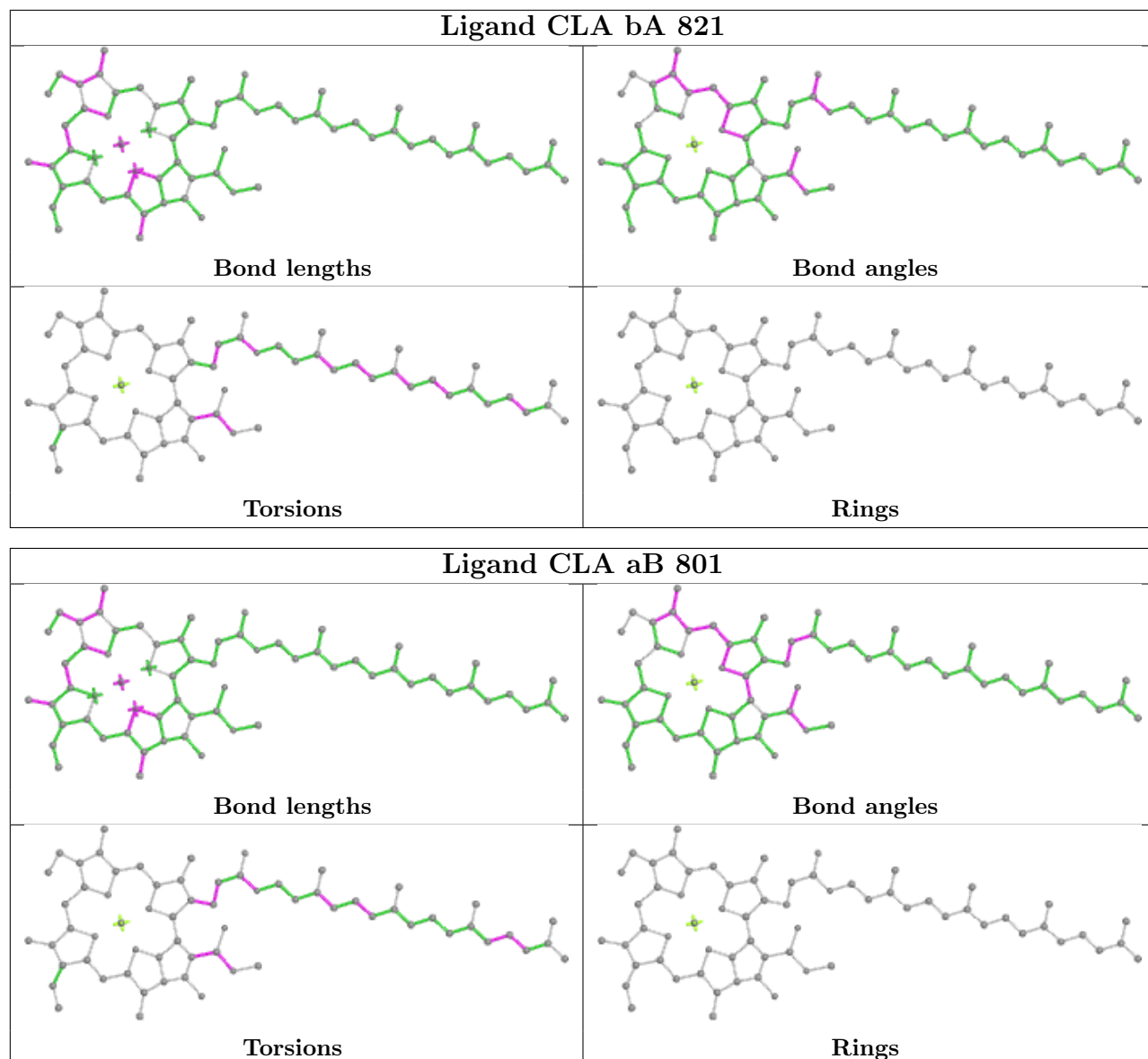












5.7 Other polymers [\(i\)](#)

There are no such residues in this entry.

5.8 Polymer linkage issues [\(i\)](#)

There are no chain breaks in this entry.

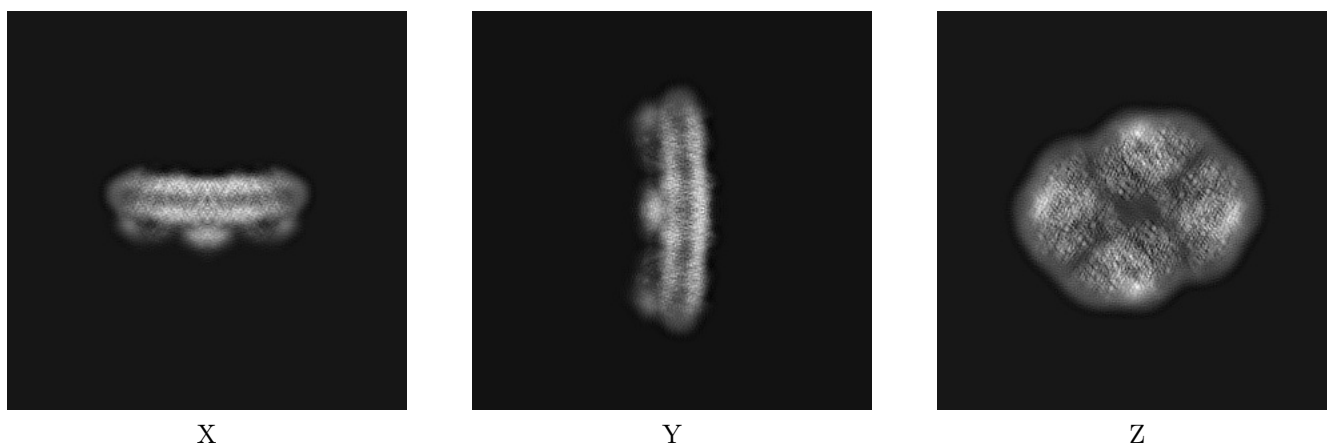
6 Map visualisation [i](#)

This section contains visualisations of the EMDB entry EMD-9807. These allow visual inspection of the internal detail of the map and identification of artifacts.

No raw map or half-maps were deposited for this entry and therefore no images, graphs, etc. pertaining to the raw map can be shown.

6.1 Orthogonal projections [i](#)

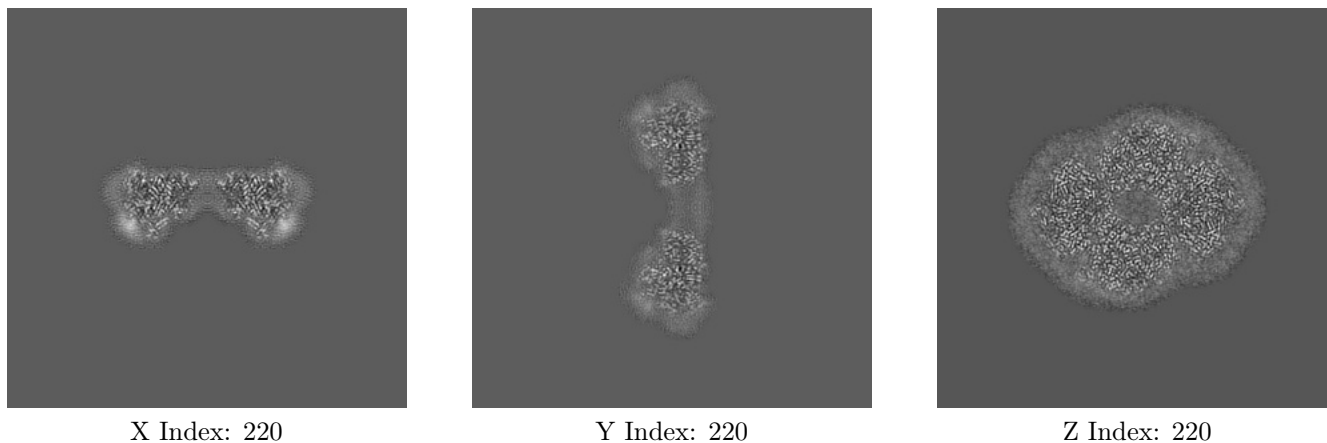
6.1.1 Primary map



The images above show the map projected in three orthogonal directions.

6.2 Central slices [i](#)

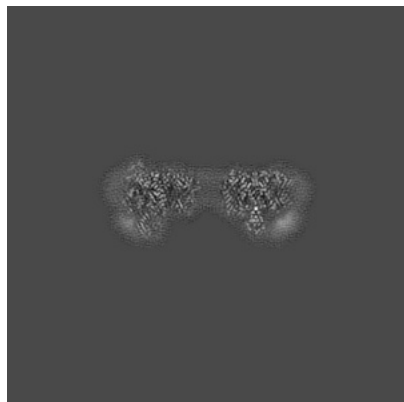
6.2.1 Primary map



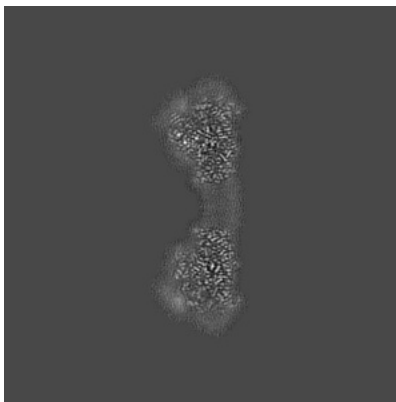
The images above show central slices of the map in three orthogonal directions.

6.3 Largest variance slices [i](#)

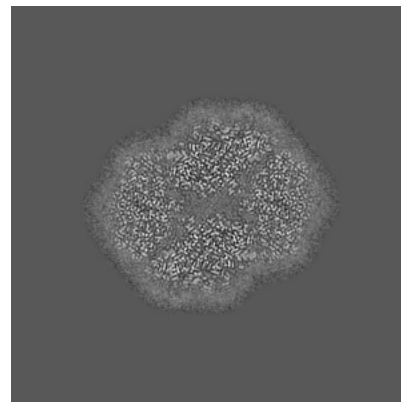
6.3.1 Primary map



X Index: 226



Y Index: 222




Z Index: 245

The images above show the largest variance slices of the map in three orthogonal directions.

6.4 Orthogonal surface views [i](#)

6.4.1 Primary map



X



Y



Z

The images above show the 3D surface view of the map at the recommended contour level 0.06. These images, in conjunction with the slice images, may facilitate assessment of whether an appropriate contour level has been provided.

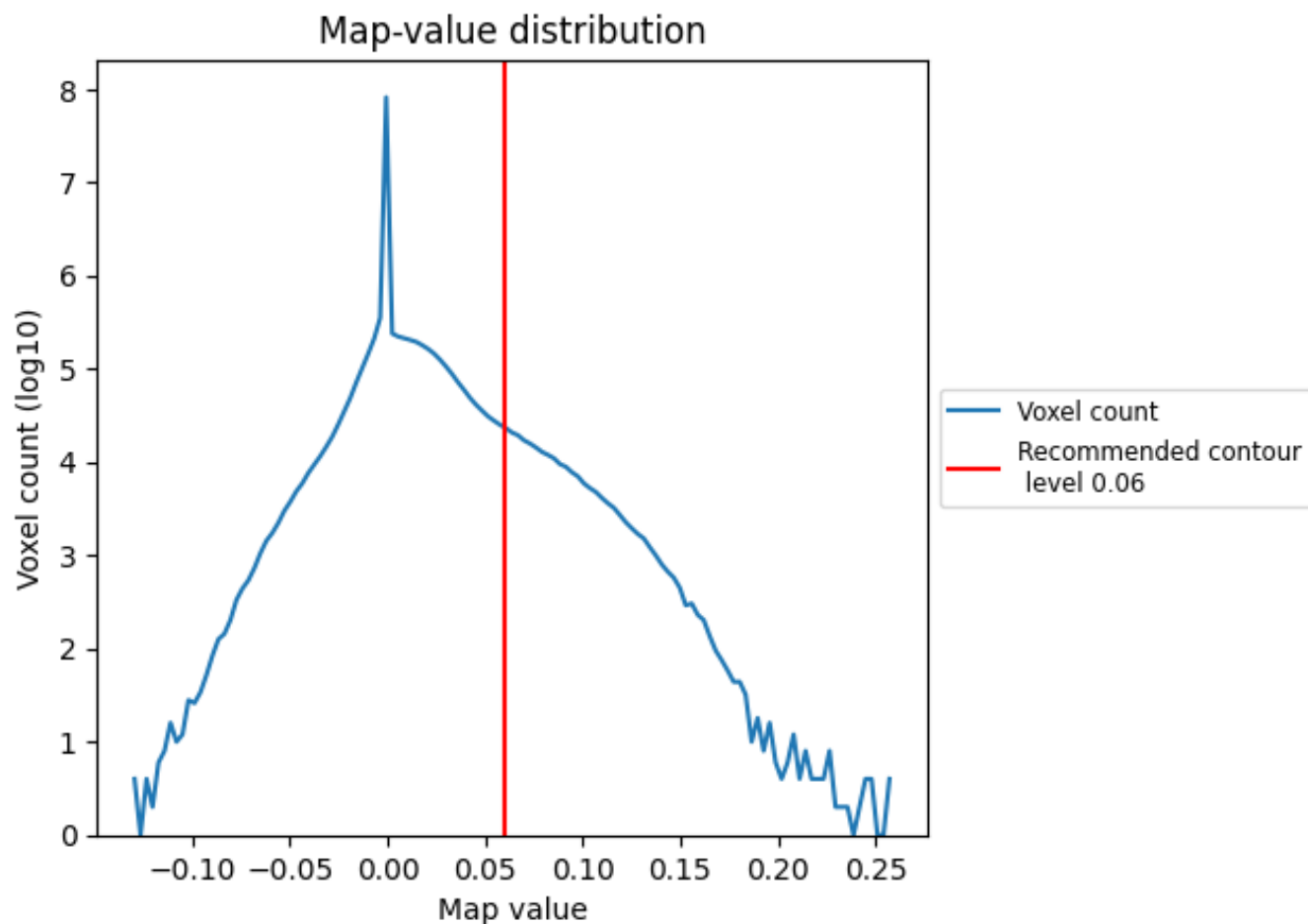
6.5 Mask visualisation

This section was not generated. No masks/segmentation were deposited.

7 Map analysis [i](#)

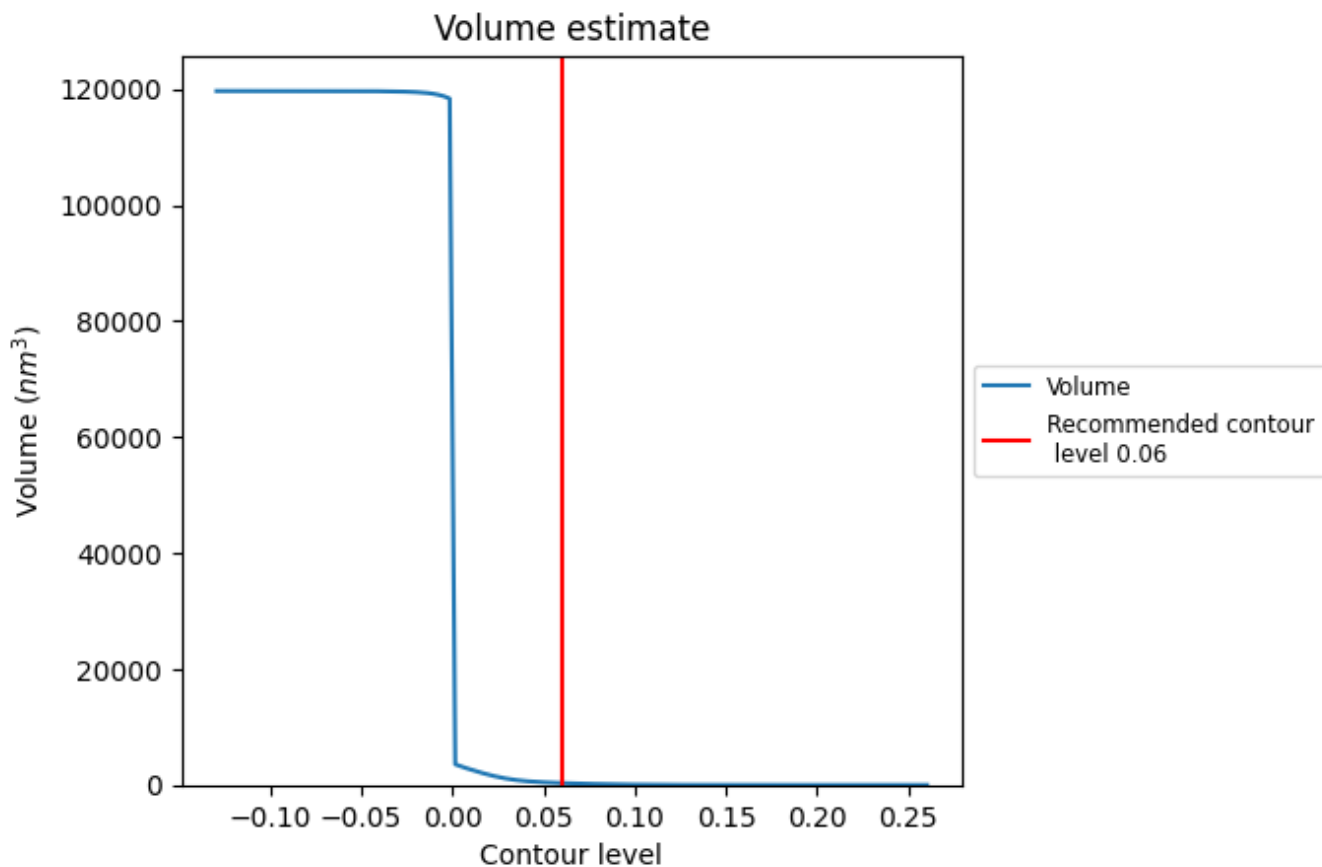
This section contains the results of statistical analysis of the map.

7.1 Map-value distribution [i](#)



The map-value distribution is plotted in 128 intervals along the x-axis. The y-axis is logarithmic. A spike in this graph at zero usually indicates that the volume has been masked.

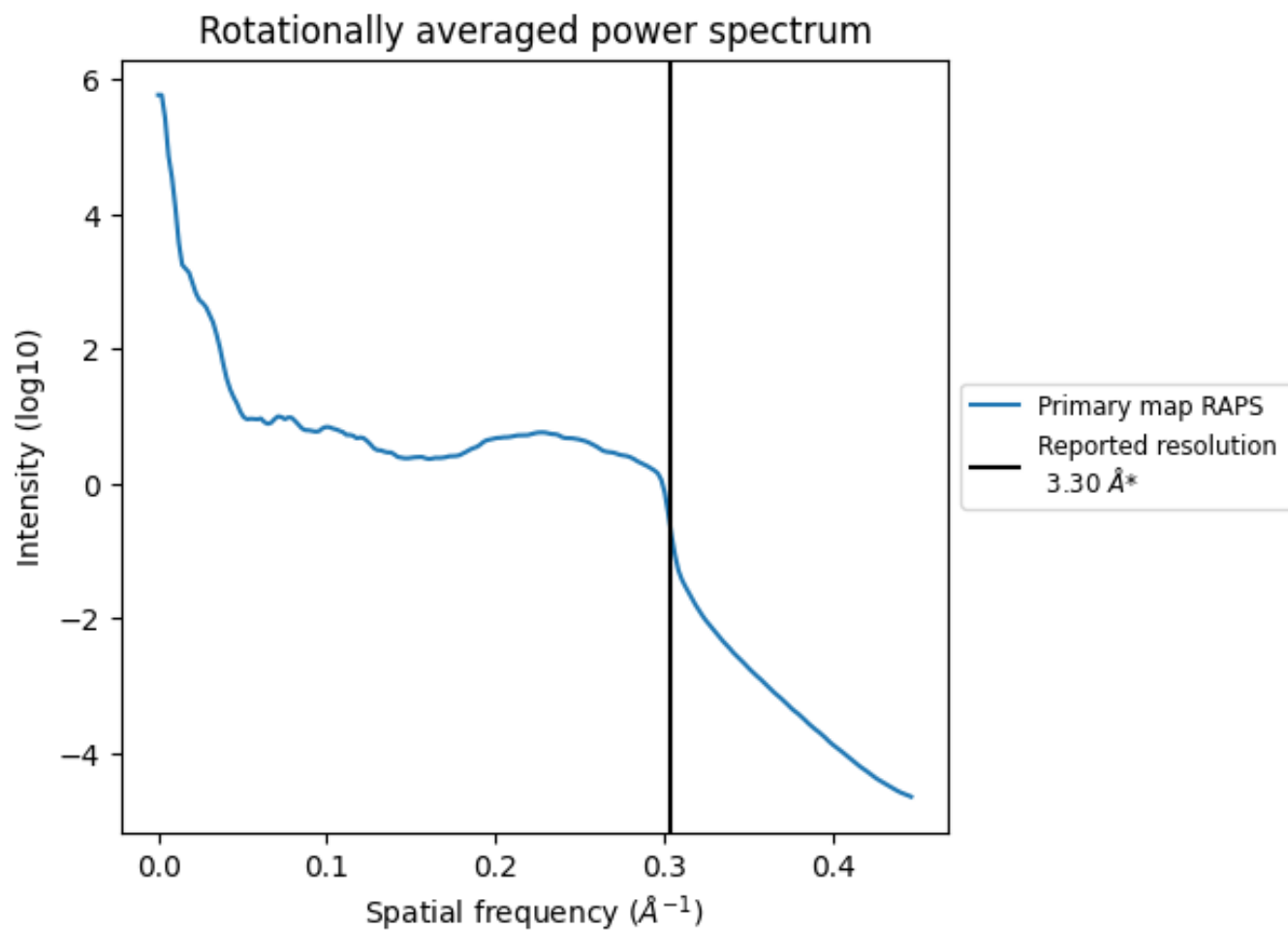
7.2 Volume estimate [i](#)



The volume at the recommended contour level is 322 nm³; this corresponds to an approximate mass of 291 kDa.

The volume estimate graph shows how the enclosed volume varies with the contour level. The recommended contour level is shown as a vertical line and the intersection between the line and the curve gives the volume of the enclosed surface at the given level.

7.3 Rotationally averaged power spectrum [i](#)

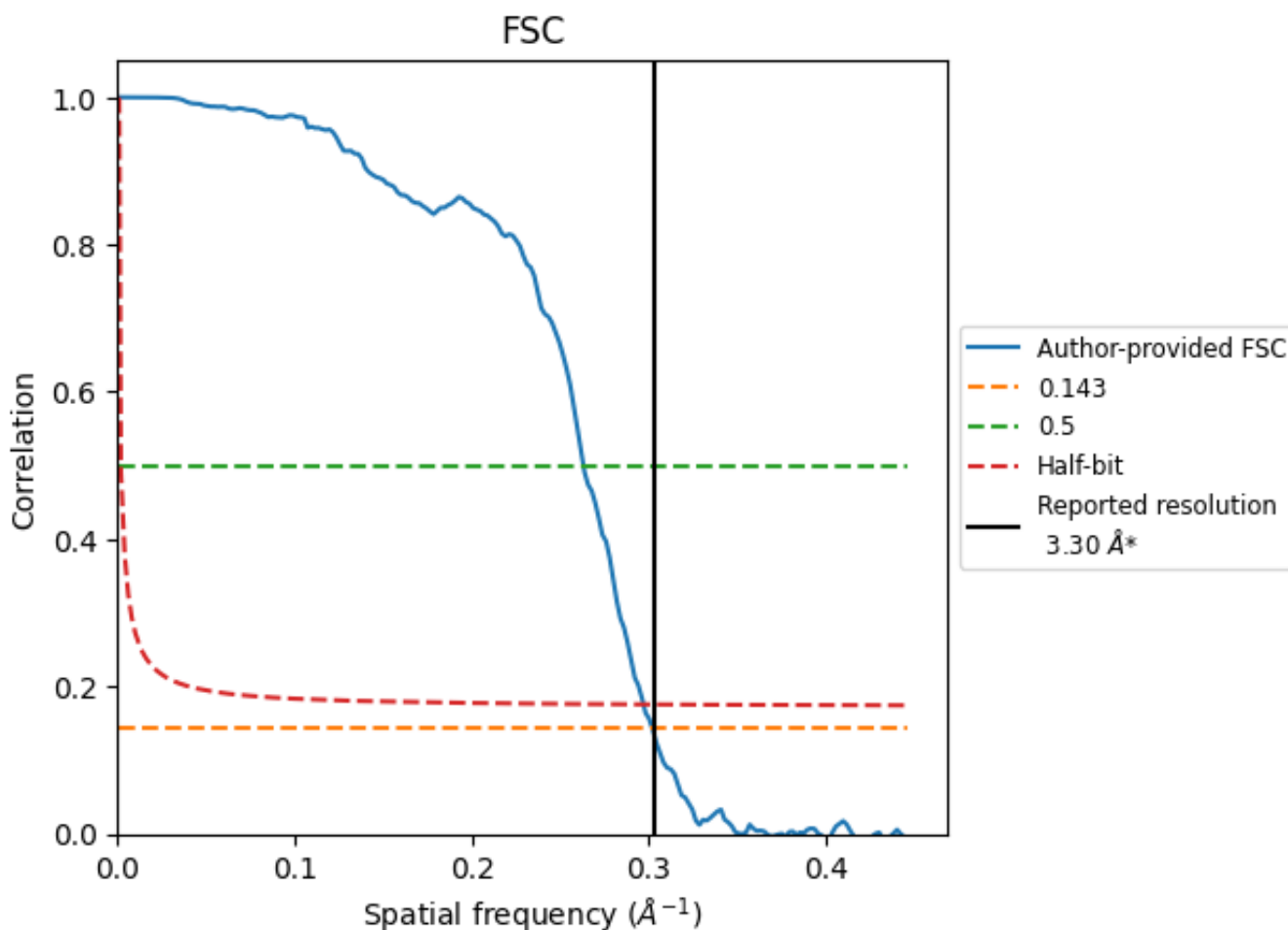


*Reported resolution corresponds to spatial frequency of 0.303\AA^{-1}

8 Fourier-Shell correlation [\(i\)](#)

Fourier-Shell Correlation (FSC) is the most commonly used method to estimate the resolution of single-particle and subtomogram-averaged maps. The shape of the curve depends on the imposed symmetry, mask and whether or not the two 3D reconstructions used were processed from a common reference. The reported resolution is shown as a black line. A curve is displayed for the half-bit criterion in addition to lines showing the 0.143 gold standard cut-off and 0.5 cut-off.

8.1 FSC [\(i\)](#)



*Reported resolution corresponds to spatial frequency of 0.303 Å⁻¹

8.2 Resolution estimates [i](#)

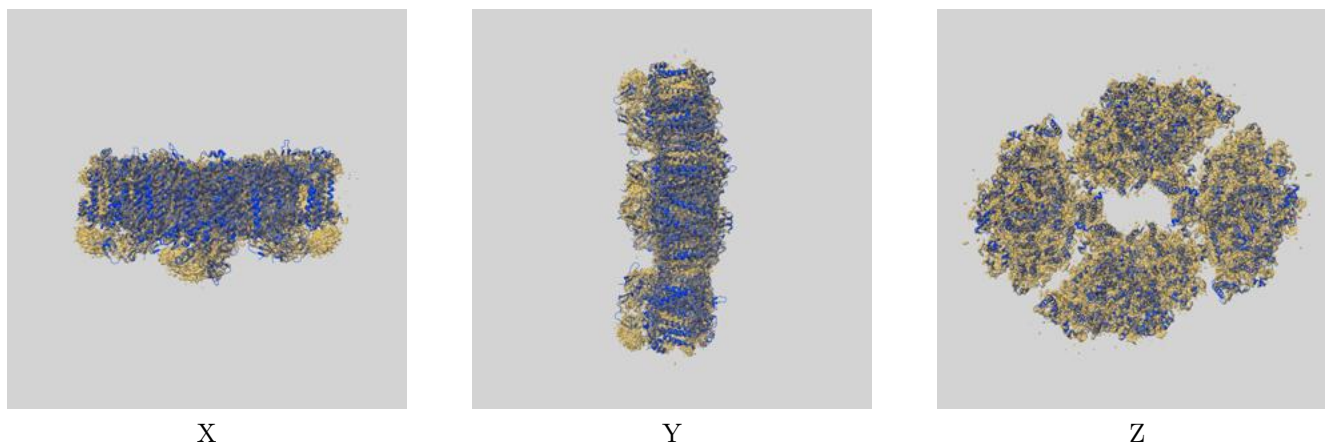
Resolution estimate (Å)	Estimation criterion (FSC cut-off)		
	0.143	0.5	Half-bit
Reported by author	3.30	-	-
Author-provided FSC curve	3.31	3.80	3.37
Unmasked-calculated*	-	-	-

*Resolution estimate based on FSC curve calculated by comparison of deposited half-maps.

9 Map-model fit [i](#)


This section contains information regarding the fit between EMDB map EMD-9807 and PDB model 6JEO. Per-residue inclusion information can be found in section 3 on page 46.

9.1 Map-model overlay [i](#)




The images above show the 3D surface view of the map at the recommended contour level 0.06 at 50% transparency in yellow overlaid with a ribbon representation of the model coloured in blue. These images allow for the visual assessment of the quality of fit between the atomic model and the map.

9.2 Q-score mapped to coordinate model [i](#)



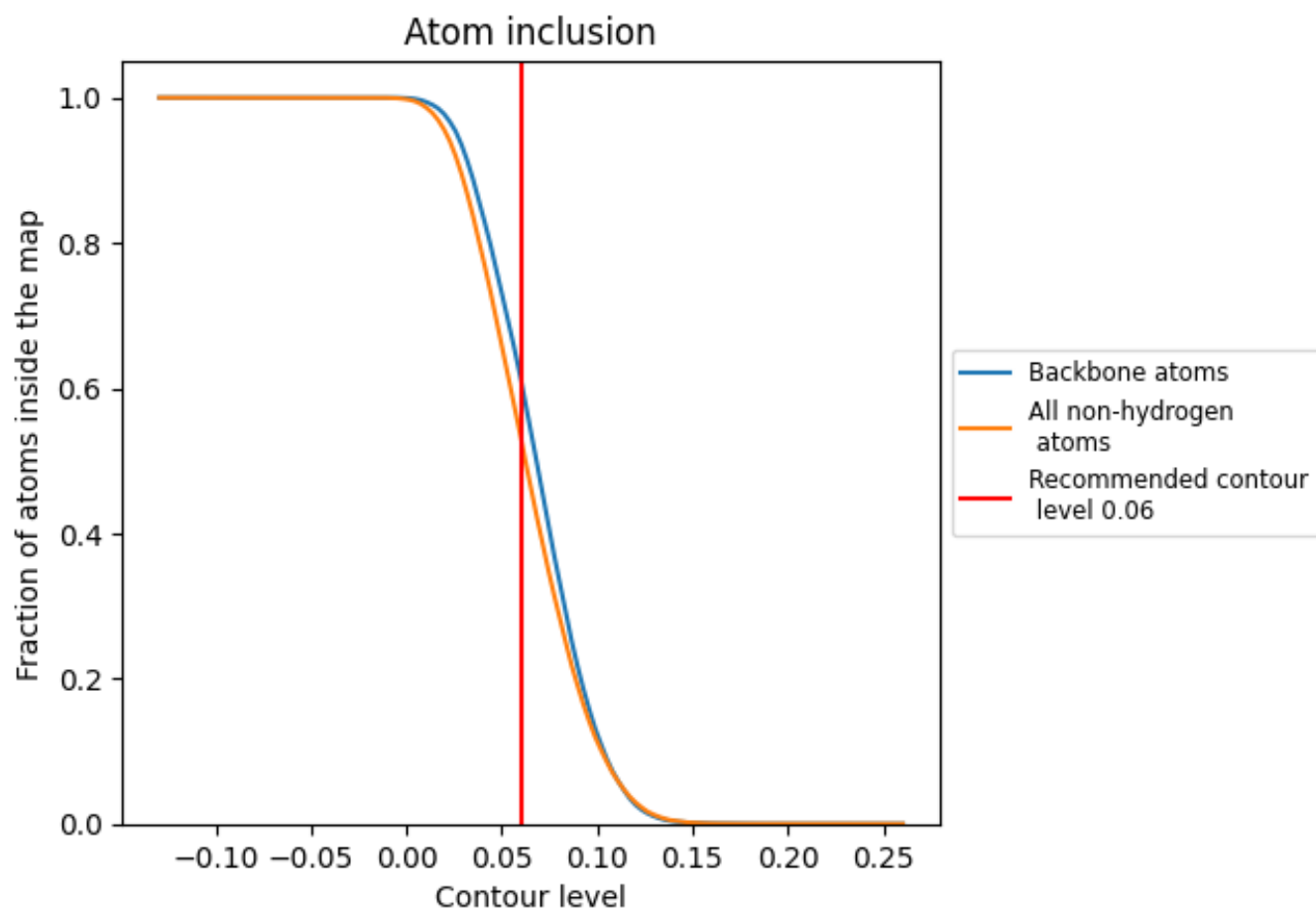
The images above show the model with each residue coloured according to its Q-score. This shows their resolvability in the map with higher Q-score values reflecting better resolvability. Please note: Q-score is calculating the resolvability of atoms, and thus high values are only expected at resolutions at which atoms can be resolved. Low Q-score values may therefore be expected for many entries.

9.3 Atom inclusion mapped to coordinate model [i](#)



The images above show the model with each residue coloured according to its atom inclusion. This shows to what extent they are inside the map at the recommended contour level (0.06).

9.4 Atom inclusion [i](#)



At the recommended contour level, 61% of all backbone atoms, 53% of all non-hydrogen atoms, are inside the map.

9.5 Map-model fit summary





























The table lists the average atom inclusion at the recommended contour level (0.06) and Q-score for the entire model and for each chain.

Chain	Atom inclusion	Q-score
All	0.5323	0.5160
aA	0.5500	0.5240
aB	0.5835	0.5350
aC	0.5341	0.5000
aD	0.3480	0.4530
aE	0.3640	0.4150
aF	0.3388	0.4610
aI	0.4844	0.5240
aJ	0.3320	0.4990
aK	0.1715	0.3790
aL	0.5004	0.5250
aM	0.4481	0.5030
aX	0.2626	0.4440
bA	0.5938	0.5280
bB	0.5997	0.5390
bC	0.5724	0.5060
bD	0.3777	0.4650
bE	0.3975	0.4320
bF	0.3782	0.4630
bI	0.3979	0.5150
bJ	0.3903	0.4860
bK	0.3064	0.4020
bL	0.4761	0.5040
bM	0.4444	0.4930
bX	0.4065	0.4720
cA	0.5505	0.5250
cB	0.5811	0.5360
cC	0.5424	0.5000
cD	0.3409	0.4580
cE	0.3577	0.4210
cF	0.3396	0.4590
cI	0.4740	0.5250
cJ	0.3300	0.5000
cK	0.1679	0.3800
cL	0.5004	0.5250



Continued on next page...

Continued from previous page...

Chain	Atom inclusion	Q-score
cM	 0.4296	 0.4980
cX	 0.2590	 0.4400
dA	 0.5921	 0.5270
dB	 0.5968	 0.5390
dC	 0.5740	 0.5010
dD	 0.3723	 0.4640
dE	 0.3891	 0.4270
dF	 0.3782	 0.4600
dI	 0.3806	 0.5140
dJ	 0.4044	 0.4890
dK	 0.3047	 0.3920
dL	 0.4754	 0.5020
dM	 0.4333	 0.4980
dX	 0.3921	 0.4780