



Full wwPDB X-ray Structure Validation Report ⓘ

Jan 4, 2024 – 04:11 pm GMT

PDB ID : 5E81
Title : Structure of T. thermophilus 70S ribosome complex with mRNA and tRNA^{Lys} in the A-site with wobble pair
Authors : Rozov, A.; Demeshkina, N.; Khusainov, I.; Yusupov, M.; Yusupova, G.
Deposited on : 2015-10-13
Resolution : 2.95 Å (reported)

This is a Full wwPDB X-ray Structure Validation Report for a publicly released PDB entry.

We welcome your comments at validation@mail.wwpdb.org

A user guide is available at

<https://www.wwpdb.org/validation/2017/XrayValidationReportHelp>

with specific help available everywhere you see the ⓘ symbol.

The types of validation reports are described at

<http://www.wwpdb.org/validation/2017/FAQs#types>.

The following versions of software and data (see [references ⓘ](#)) were used in the production of this report:

MolProbity : 4.02b-467
Mogul : 1.8.4, CSD as541be (2020)
Xtriage (Phenix) : 1.13
EDS : 2.36
Percentile statistics : 20191225.v01 (using entries in the PDB archive December 25th 2019)
Refmac : 5.8.0158
CCP4 : 7.0.044 (Gargrove)
Ideal geometry (proteins) : Engh & Huber (2001)
Ideal geometry (DNA, RNA) : Parkinson et al. (1996)
Validation Pipeline (wwPDB-VP) : 2.36

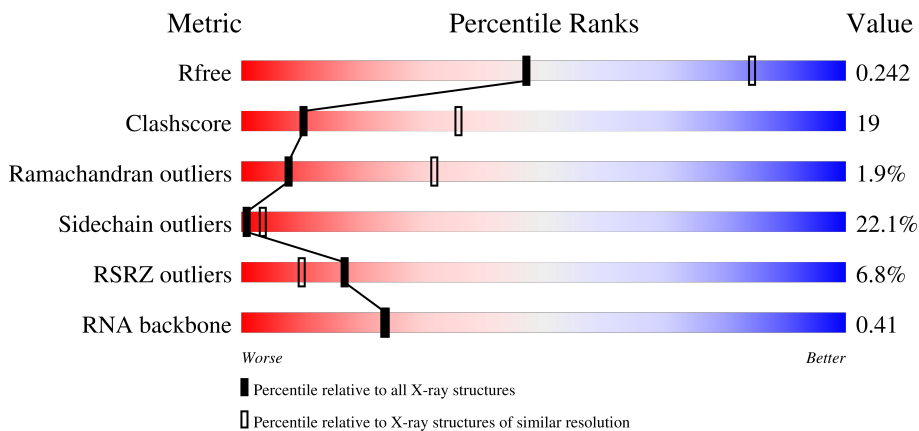
1 Overall quality at a glance i

The following experimental techniques were used to determine the structure:

X-RAY DIFFRACTION

The reported resolution of this entry is 2.95 Å.

Percentile scores (ranging between 0-100) for global validation metrics of the entry are shown in the following graphic. The table shows the number of entries on which the scores are based.



Metric	Whole archive (#Entries)	Similar resolution (#Entries, resolution range(Å))
R_{free}	130704	3104 (3.00-2.92)
Clashscore	141614	3462 (3.00-2.92)
Ramachandran outliers	138981	3340 (3.00-2.92)
Sidechain outliers	138945	3343 (3.00-2.92)
RSRZ outliers	127900	2986 (3.00-2.92)
RNA backbone	3102	1065 (3.22-2.70)

The table below summarises the geometric issues observed across the polymeric chains and their fit to the electron density. The red, orange, yellow and green segments of the lower bar indicate the fraction of residues that contain outliers for ≥ 3 , 2, 1 and 0 types of geometric quality criteria respectively. A grey segment represents the fraction of residues that are not modelled. The numeric value for each fraction is indicated below the corresponding segment, with a dot representing fractions $\leq 5\%$. The upper red bar (where present) indicates the fraction of residues that have poor fit to the electron density. The numeric value is given above the bar.

Mol	Chain	Length	Quality of chain
1	13	1519	<div style="display: flex; justify-content: space-between; align-items: center;"> <div style="width: 24%; height: 10px; background-color: green;"></div> <div style="width: 45%; height: 10px; background-color: yellow;"></div> <div style="width: 24%; height: 10px; background-color: orange;"></div> <div style="width: 5%; height: 10px; background-color: red;"></div> <div style="width: 2%; height: 10px; background-color: grey;"></div> </div> <p style="text-align: center;">24% 45% 24% 5% .</p>
1	1G	1519	<div style="display: flex; justify-content: space-between; align-items: center;"> <div style="width: 32%; height: 10px; background-color: green;"></div> <div style="width: 44%; height: 10px; background-color: yellow;"></div> <div style="width: 18%; height: 10px; background-color: orange;"></div> <div style="width: 2%; height: 10px; background-color: red;"></div> <div style="width: 4%; height: 10px; background-color: grey;"></div> </div> <p style="text-align: center;">32% 44% 18% . .</p>
2	12	256	<div style="display: flex; justify-content: space-between; align-items: center;"> <div style="width: 8%; height: 10px; background-color: red;"></div> <div style="width: 34%; height: 10px; background-color: green;"></div> <div style="width: 38%; height: 10px; background-color: yellow;"></div> <div style="width: 7%; height: 10px; background-color: orange;"></div> <div style="width: 1%; height: 10px; background-color: red;"></div> <div style="width: 19%; height: 10px; background-color: grey;"></div> </div> <p style="text-align: center;">8% 34% 38% 7% . 19%</p>
2	1E	256	<div style="display: flex; justify-content: space-between; align-items: center;"> <div style="width: 5%; height: 10px; background-color: red;"></div> <div style="width: 38%; height: 10px; background-color: green;"></div> <div style="width: 39%; height: 10px; background-color: yellow;"></div> <div style="width: 12%; height: 10px; background-color: orange;"></div> <div style="width: 10%; height: 10px; background-color: grey;"></div> </div> <p style="text-align: center;">5% 38% 39% 12% 10%</p>




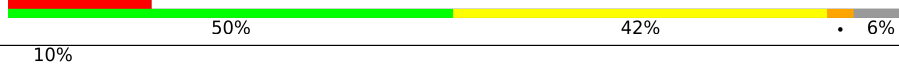

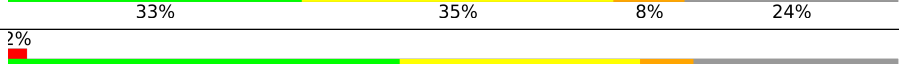


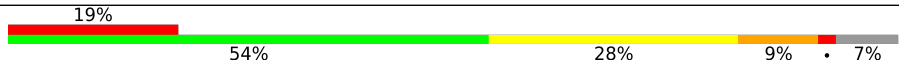

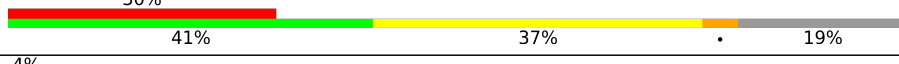
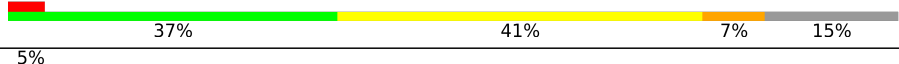
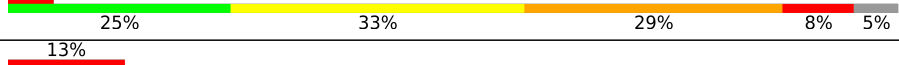
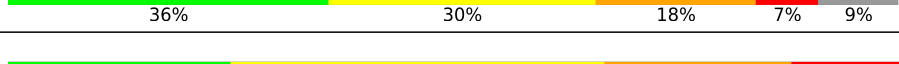
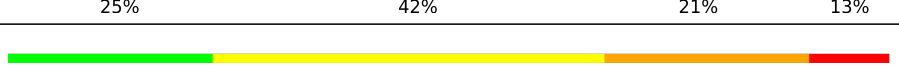
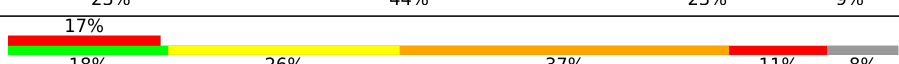
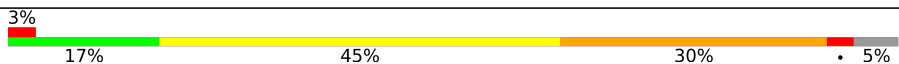








Continued on next page...

Continued from previous page...

Mol	Chain	Length	Quality of chain
3	22	239	
3	2E	239	
4	32	209	
4	3E	209	
5	42	162	
5	4E	162	
6	52	101	
6	5E	101	
7	62	156	
7	6E	156	
8	72	138	
8	7E	138	
9	82	128	
9	8E	128	
10	1A	105	
10	1I	105	
11	2A	129	
11	2I	129	
12	3A	132	
12	3I	132	
13	4A	126	
13	4I	126	
14	5A	61	
14	5I	61	
15	6A	89	

Continued on next page...

Continued from previous page...

Mol	Chain	Length	Quality of chain
15	6I	89	
16	7A	88	
16	7I	88	
17	8A	105	
17	8I	105	
18	9A	88	
18	9I	88	
19	AA	93	
19	AI	93	
20	BA	106	
20	BI	106	
21	1B	27	
21	1F	27	
22	1K	76	
22	1L	76	
23	2K	77	
23	2L	77	
24	3K	76	
24	3L	76	
25	4K	27	
25	4L	27	
26	14	2917	
26	1H	2917	
27	16	122	
27	1J	122	

Continued on next page...

Continued from previous page...

Mol	Chain	Length	Quality of chain
28	71	229	
28	79	229	
29	11	276	
29	19	276	
30	21	206	
30	29	206	
31	31	210	
31	39	210	
32	41	182	
32	49	182	
33	51	180	
33	59	180	
34	61	148	
34	69	148	
35	15	140	
35	58	140	
36	25	122	
36	68	122	
37	35	150	
37	78	150	
38	45	141	
38	88	141	
39	55	118	
39	98	118	
40	65	112	




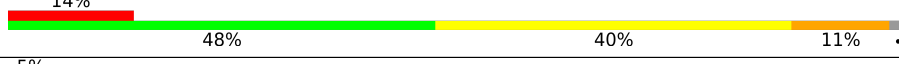
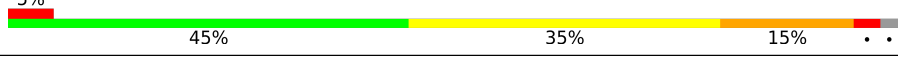
Continued on next page...

Continued from previous page...

Mol	Chain	Length	Quality of chain
40	A8	112	
41	75	146	
41	B8	146	
42	85	118	
42	C8	118	
43	95	101	
43	D8	101	
44	A5	113	
44	E8	113	
45	B5	96	
45	F8	96	
46	C5	110	
46	G8	110	
47	D5	206	
47	H8	206	
48	E5	85	
48	I8	85	
49	F5	98	
49	J8	98	
50	G5	72	
50	K8	72	
51	H5	60	
51	L8	60	
52	M8	71	
53	J5	60	

Continued on next page...

Continued from previous page...

Mol	Chain	Length	Quality of chain
53	N8	60	
54	L5	49	
54	P8	49	
55	M5	65	
55	Q8	65	

The following table lists non-polymeric compounds, carbohydrate monomers and non-standard residues in protein, DNA, RNA chains that are outliers for geometric or electron-density-fit criteria:

Mol	Type	Chain	Res	Chirality	Geometry	Clashes	Electron density
56	MG	13	1616	-	-	-	X
56	MG	13	1643	-	-	-	X
56	MG	13	1661	-	-	-	X
56	MG	14	3028	-	-	-	X
56	MG	14	3131	-	-	-	X
56	MG	14	3141	-	-	-	X
56	MG	14	3149	-	-	-	X
56	MG	14	3151	-	-	-	X
56	MG	14	3161	-	-	-	X
56	MG	14	3169	-	-	-	X
56	MG	14	3181	-	-	-	X
56	MG	14	3189	-	-	-	X
56	MG	14	3194	-	-	-	X
56	MG	14	3200	-	-	-	X
56	MG	14	3209	-	-	-	X
56	MG	14	3216	-	-	-	X
56	MG	14	3234	-	-	-	X
56	MG	14	3238	-	-	-	X
56	MG	1G	1617	-	-	-	X
56	MG	1G	1632	-	-	-	X
56	MG	1G	1637	-	-	-	X
56	MG	1G	1641	-	-	-	X
56	MG	1G	1656	-	-	-	X
56	MG	1G	1661	-	-	-	X
56	MG	1G	1668	-	-	-	X
56	MG	1H	3015	-	-	-	X
56	MG	1H	3047	-	-	-	X
56	MG	1H	3076	-	-	-	X

Continued on next page...

Continued from previous page...

Mol	Type	Chain	Res	Chirality	Geometry	Clashes	Electron density
56	MG	1H	3081	-	-	-	X
56	MG	1H	3096	-	-	-	X
56	MG	1H	3136	-	-	-	X
56	MG	1H	3168	-	-	-	X
56	MG	1H	3194	-	-	-	X
56	MG	1H	3201	-	-	-	X
56	MG	1H	3214	-	-	-	X
56	MG	1H	3220	-	-	-	X
56	MG	1H	3230	-	-	-	X
56	MG	1H	3234	-	-	-	X
56	MG	1H	3267	-	-	-	X
56	MG	1H	3270	-	-	-	X
56	MG	2I	302	-	-	-	X
56	MG	4K	101	-	-	-	X
56	MG	P8	101	-	-	-	X
57	SF4	32	302	-	-	X	-

2 Entry composition [i](#)

There are 59 unique types of molecules in this entry. The entry contains 297904 atoms, of which 0 are hydrogens and 0 are deuteriums.

In the tables below, the ZeroOcc column contains the number of atoms modelled with zero occupancy, the AltConf column contains the number of residues with at least one atom in alternate conformation and the Trace column contains the number of residues modelled with at most 2 atoms.

- Molecule 1 is a RNA chain called 16S ribosomal RNA.

Mol	Chain	Residues	Atoms					ZeroOcc	AltConf	Trace
			Total	C	N	O	P			
1	13	1496	Total	C	N	O	P	0	0	0
			32157	14313	5960	10388	1496			
1	1G	1506	Total	C	N	O	P	0	0	0
			32371	14409	6001	10456	1505			

- Molecule 2 is a protein called 30S ribosomal protein S2.

Mol	Chain	Residues	Atoms					ZeroOcc	AltConf	Trace
			Total	C	N	O	S			
2	1E	231	Total	C	N	O	S	0	0	0
			1874	1199	334	336	5			
2	12	207	Total	C	N	O	S	0	0	0
			1696	1083	306	303	4			

- Molecule 3 is a protein called 30S ribosomal protein S3.

Mol	Chain	Residues	Atoms					ZeroOcc	AltConf	Trace
			Total	C	N	O	S			
3	2E	205	Total	C	N	O	S	0	0	0
			1605	1011	313	280	1			
3	22	195	Total	C	N	O	S	0	0	0
			1537	973	297	266	1			

- Molecule 4 is a protein called 30S ribosomal protein S4.

Mol	Chain	Residues	Atoms					ZeroOcc	AltConf	Trace
			Total	C	N	O	S			
4	3E	207	Total	C	N	O	S	0	0	0
			1698	1064	338	289	7			
4	32	208	Total	C	N	O	S	0	0	0
			1702	1066	339	290	7			

- Molecule 5 is a protein called 30S ribosomal protein S5.

Mol	Chain	Residues	Atoms					ZeroOcc	AltConf	Trace
5	4E	149	Total	C	N	O	S	0	0	0
			1142	722	216	200	4			
5	42	149	Total	C	N	O	S	0	0	0
			1139	721	216	198	4			

- Molecule 6 is a protein called 30S ribosomal protein S6.

Mol	Chain	Residues	Atoms					ZeroOcc	AltConf	Trace
6	5E	100	Total	C	N	O	S	0	0	0
			837	528	154	152	3			
6	52	101	Total	C	N	O	S	0	0	0
			842	531	155	153	3			

- Molecule 7 is a protein called 30S ribosomal protein S7.

Mol	Chain	Residues	Atoms					ZeroOcc	AltConf	Trace
7	6E	154	Total	C	N	O	S	0	0	0
			1242	770	250	216	6			
7	62	140	Total	C	N	O	S	0	0	0
			1120	695	223	196	6			

- Molecule 8 is a protein called 30S ribosomal protein S8.

Mol	Chain	Residues	Atoms					ZeroOcc	AltConf	Trace
8	7E	138	Total	C	N	O	S	0	0	0
			1115	705	215	192	3			
8	72	137	Total	C	N	O	S	0	0	0
			1107	700	214	191	2			

- Molecule 9 is a protein called 30S ribosomal protein S9.

Mol	Chain	Residues	Atoms				ZeroOcc	AltConf	Trace
9	8E	126	Total	C	N	O	0	0	0
			1000	634	196	170			
9	82	121	Total	C	N	O	0	0	0
			953	605	186	162			

- Molecule 10 is a protein called 30S ribosomal protein S10.

Mol	Chain	Residues	Atoms					ZeroOcc	AltConf	Trace
10	1I	95	Total	C	N	O	S	0	0	0
			754	471	148	134	1			

Continued on next page...

Continued from previous page...

Mol	Chain	Residues	Atoms				ZeroOcc	AltConf	Trace
10	1A	80	Total	C	N	O	0	0	0
			646	403	129	114			

- Molecule 11 is a protein called 30S ribosomal protein S11.

Mol	Chain	Residues	Atoms					ZeroOcc	AltConf	Trace
11	2I	111	Total	C	N	O	S	0	0	0
			823	512	154	154	3			
11	2A	113	Total	C	N	O	S	0	0	0
			835	520	156	156	3			

- Molecule 12 is a protein called 30S ribosomal protein S12.

Mol	Chain	Residues	Atoms					ZeroOcc	AltConf	Trace
12	3I	122	Total	C	N	O	S	0	0	0
			956	603	193	159	1			
12	3A	122	Total	C	N	O	S	0	0	0
			956	603	193	159	1			

- Molecule 13 is a protein called 30S ribosomal protein S13.

Mol	Chain	Residues	Atoms					ZeroOcc	AltConf	Trace
13	4I	119	Total	C	N	O	S	0	0	0
			942	582	194	164	2			
13	4A	111	Total	C	N	O	S	0	0	0
			893	552	183	156	2			

- Molecule 14 is a protein called 30S ribosomal protein S14 type Z.

Mol	Chain	Residues	Atoms					ZeroOcc	AltConf	Trace
14	5I	60	Total	C	N	O	S	0	0	0
			491	312	104	71	4			
14	5A	59	Total	C	N	O	S	0	0	0
			486	309	103	70	4			

- Molecule 15 is a protein called 30S ribosomal protein S15.

Mol	Chain	Residues	Atoms					ZeroOcc	AltConf	Trace
15	6I	87	Total	C	N	O	S	0	0	0
			729	457	146	124	2			
15	6A	87	Total	C	N	O	S	0	0	0
			729	457	146	124	2			

- Molecule 16 is a protein called 30S ribosomal protein S16.

Mol	Chain	Residues	Atoms					ZeroOcc	AltConf	Trace
			Total	C	N	O	S			
16	7I	83	Total 700	C 443	N 139	O 117	S 1	0	0	0
16	7A	84	Total 705	C 446	N 140	O 118	S 1	0	0	0

- Molecule 17 is a protein called 30S ribosomal protein S17.

Mol	Chain	Residues	Atoms					ZeroOcc	AltConf	Trace
			Total	C	N	O	S			
17	8I	100	Total 834	C 534	N 155	O 143	S 2	0	0	0
17	8A	99	Total 823	C 528	N 151	O 142	S 2	0	0	0

- Molecule 18 is a protein called 30S ribosomal protein S18.

Mol	Chain	Residues	Atoms				ZeroOcc	AltConf	Trace
			Total	C	N	O			
18	9I	68	Total 549	C 352	N 105	O 92	0	0	0
18	9A	67	Total 544	C 349	N 104	O 91	0	0	0

- Molecule 19 is a protein called 30S ribosomal protein S19.

Mol	Chain	Residues	Atoms					ZeroOcc	AltConf	Trace
			Total	C	N	O	S			
19	AI	82	Total 661	C 422	N 123	O 114	S 2	0	0	0
19	AA	62	Total 481	C 306	N 85	O 88	S 2	0	0	0

- Molecule 20 is a protein called 30S ribosomal protein S20.

Mol	Chain	Residues	Atoms					ZeroOcc	AltConf	Trace
			Total	C	N	O	S			
20	BI	97	Total 746	C 461	N 157	O 126	S 2	0	0	0
20	BA	99	Total 762	C 470	N 162	O 128	S 2	0	0	0

- Molecule 21 is a protein called 30S ribosomal protein Thx.

Mol	Chain	Residues	Atoms				ZeroOcc	AltConf	Trace
21	1F	23	Total	C	N	O	0	0	0
			199	122	48	29			
21	1B	22	Total	C	N	O	0	0	0
			188	116	44	28			

- Molecule 22 is a RNA chain called tRNA-Lys.

Mol	Chain	Residues	Atoms						ZeroOcc	AltConf	Trace
22	1K	72	Total	C	N	O	P	S	0	0	0
			1542	691	269	509	72	1			
22	1L	69	Total	C	N	O	P	S	0	0	0
			1477	662	257	488	69	1			

- Molecule 23 is a RNA chain called tRNA-fMet.

Mol	Chain	Residues	Atoms						ZeroOcc	AltConf	Trace
23	2K	77	Total	C	N	O	P	S	0	0	0
			1646	735	298	535	77	1			
23	2L	77	Total	C	N	O	P	S	0	0	0
			1646	735	298	535	77	1			

- Molecule 24 is a RNA chain called tRNA-Lys.

Mol	Chain	Residues	Atoms					ZeroOcc	AltConf	Trace
24	3K	70	Total	C	N	O	P	0	0	0
			1483	664	260	490	69			
24	3L	72	Total	C	N	O	P	0	0	0
			1528	684	270	503	71			

- Molecule 25 is a RNA chain called mRNA.

Mol	Chain	Residues	Atoms					ZeroOcc	AltConf	Trace
25	4K	21	Total	C	N	O	P	0	0	0
			464	208	99	136	21			
25	4L	19	Total	C	N	O	P	0	0	0
			419	188	89	123	19			

- Molecule 26 is a RNA chain called 23S ribosomal RNA.

Mol	Chain	Residues	Atoms					ZeroOcc	AltConf	Trace
26	1H	2885	Total	C	N	O	P	0	3	0
			62204	27685	11631	20000	2888			

Continued on next page...

Continued from previous page...

Mol	Chain	Residues	Atoms					ZeroOcc	AltConf	Trace
			Total	C	N	O	P			
26	14	2855	61505	27372	11512	19766	2855	0	0	0

There are 14 discrepancies between the modelled and reference sequences:

Chain	Residue	Modelled	Actual	Comment	Reference
1H	161	U	UNK	conflict	GB 55771382
1H	654A	A	G	conflict	GB 55771382
1H	654E	C	G	conflict	GB 55771382
1H	654P	G	C	conflict	GB 55771382
1H	654T	A	C	conflict	GB 55771382
1H	1058	U	G	conflict	GB 55771382
1H	1080	A	C	conflict	GB 55771382
14	158	U	UNK	conflict	GB 55771382
14	654A	A	G	conflict	GB 55771382
14	654E	C	G	conflict	GB 55771382
14	654P	G	C	conflict	GB 55771382
14	654T	A	C	conflict	GB 55771382
14	1058	U	G	conflict	GB 55771382
14	1080	A	C	conflict	GB 55771382

- Molecule 27 is a RNA chain called 5S ribosomal RNA.

Mol	Chain	Residues	Atoms					ZeroOcc	AltConf	Trace
			Total	C	N	O	P			
27	16	122	2617	1166	486	844	121	0	0	0
27	1J	122	2617	1166	486	844	121	0	0	0

- Molecule 28 is a protein called 50S ribosomal protein L1.

Mol	Chain	Residues	Atoms					ZeroOcc	AltConf	Trace
			Total	C	N	O	S			
28	71	133	1033	651	194	187	1	0	0	0
28	79	57	456	283	91	82		0	0	0

- Molecule 29 is a protein called 50S ribosomal protein L2.

Mol	Chain	Residues	Atoms					ZeroOcc	AltConf	Trace
			Total	C	N	O	S			
29	11	273	2120	1338	421	358	3	0	0	0

Continued on next page...

Continued from previous page...

Mol	Chain	Residues	Atoms					ZeroOcc	AltConf	Trace
			Total	C	N	O	S			
29	19	274	2125	1341	422	359	3	0	0	0

- Molecule 30 is a protein called 50S ribosomal protein L3.

Mol	Chain	Residues	Atoms					ZeroOcc	AltConf	Trace
			Total	C	N	O	S			
30	21	203	1558	985	298	269	6	0	0	0
30	29	204	1563	988	299	270	6	0	0	0

- Molecule 31 is a protein called 50S ribosomal protein L4.

Mol	Chain	Residues	Atoms					ZeroOcc	AltConf	Trace
			Total	C	N	O	S			
31	31	202	1585	1011	297	275	2	0	0	0
31	39	204	1602	1022	299	279	2	0	0	0

- Molecule 32 is a protein called 50S ribosomal protein L5.

Mol	Chain	Residues	Atoms					ZeroOcc	AltConf	Trace
			Total	C	N	O	S			
32	41	179	1457	931	265	257	4	0	0	0
32	49	181	1468	937	268	259	4	0	0	0

- Molecule 33 is a protein called 50S ribosomal protein L6.

Mol	Chain	Residues	Atoms					ZeroOcc	AltConf	Trace
			Total	C	N	O	S			
33	51	174	1328	842	249	236	1	0	0	0
33	59	70	543	341	110	92		0	0	0

- Molecule 34 is a protein called 50S ribosomal protein L9.

Mol	Chain	Residues	Atoms					ZeroOcc	AltConf	Trace
			Total	C	N	O	S			
34	61	146	1136	726	201	208	1	0	0	0
34	69	145	1131	723	200	207	1	0	0	0

- Molecule 35 is a protein called 50S ribosomal protein L13.

Mol	Chain	Residues	Atoms					ZeroOcc	AltConf	Trace
			Total	C	N	O	S			
35	58	137	Total 1096	C 706	N 205	O 181	S 4	0	0	0
35	15	138	Total 1104	C 712	N 206	O 182	S 4	0	0	0

- Molecule 36 is a protein called 50S ribosomal protein L14.

Mol	Chain	Residues	Atoms					ZeroOcc	AltConf	Trace
			Total	C	N	O	S			
36	68	122	Total 932	C 588	N 171	O 169	S 4	0	0	0
36	25	122	Total 932	C 588	N 171	O 169	S 4	0	0	0

- Molecule 37 is a protein called 50S ribosomal protein L15.

Mol	Chain	Residues	Atoms					ZeroOcc	AltConf	Trace
			Total	C	N	O	S			
37	78	147	Total 1122	C 698	N 229	O 192	S 3	0	0	0
37	35	147	Total 1122	C 698	N 229	O 192	S 3	0	0	0

- Molecule 38 is a protein called 50S ribosomal protein L16.

Mol	Chain	Residues	Atoms					ZeroOcc	AltConf	Trace
			Total	C	N	O	S			
38	88	141	Total 1117	C 712	N 211	O 187	S 7	0	0	0
38	45	139	Total 1104	C 705	N 209	O 184	S 6	0	0	0

- Molecule 39 is a protein called 50S ribosomal protein L17.

Mol	Chain	Residues	Atoms					ZeroOcc	AltConf	Trace
			Total	C	N	O	S			
39	98	118	Total 967	C 604	N 203	O 159	S 1	0	0	0
39	55	118	Total 967	C 604	N 203	O 159	S 1	0	0	0

- Molecule 40 is a protein called 50S ribosomal protein L18.

Mol	Chain	Residues	Atoms				ZeroOcc	AltConf	Trace
40	A8	111	Total	C	N	O	0	0	0
			881	556	176	149			
40	65	110	Total	C	N	O	0	0	0
			876	553	175	148			

- Molecule 41 is a protein called 50S ribosomal protein L19.

Mol	Chain	Residues	Atoms					ZeroOcc	AltConf	Trace
41	B8	136	Total	C	N	O	S	0	0	0
			1124	700	231	192	1			
41	75	133	Total	C	N	O	S	0	0	0
			1109	691	228	189	1			

- Molecule 42 is a protein called 50S ribosomal protein L20.

Mol	Chain	Residues	Atoms					ZeroOcc	AltConf	Trace
42	C8	115	Total	C	N	O	S	0	0	0
			950	603	199	147	1			
42	85	116	Total	C	N	O	S	0	0	0
			959	608	201	149	1			

- Molecule 43 is a protein called 50S ribosomal protein L21.

Mol	Chain	Residues	Atoms					ZeroOcc	AltConf	Trace
43	D8	100	Total	C	N	O	S	0	0	0
			774	499	141	133	1			
43	95	100	Total	C	N	O	S	0	0	0
			770	496	140	133	1			

- Molecule 44 is a protein called 50S ribosomal protein L22.

Mol	Chain	Residues	Atoms					ZeroOcc	AltConf	Trace
44	E8	110	Total	C	N	O	S	0	0	0
			876	552	171	151	2			
44	A5	111	Total	C	N	O	S	0	0	0
			886	558	174	152	2			

- Molecule 45 is a protein called 50S ribosomal protein L23.

Mol	Chain	Residues	Atoms					ZeroOcc	AltConf	Trace
45	F8	95	Total	C	N	O	S	0	0	0
			743	482	134	126	1			

Continued on next page...

Continued from previous page...

Mol	Chain	Residues	Atoms				ZeroOcc	AltConf	Trace
45	B5	94	Total	C	N	O	0	0	0
			735	477	133	125			

- Molecule 46 is a protein called 50S ribosomal protein L24.

Mol	Chain	Residues	Atoms					ZeroOcc	AltConf	Trace
46	G8	103	Total	C	N	O	S	0	0	0
			783	504	148	126	5			
46	C5	104	Total	C	N	O	S	0	0	0
			794	510	152	127	5			

- Molecule 47 is a protein called 50S ribosomal protein L25.

Mol	Chain	Residues	Atoms					ZeroOcc	AltConf	Trace
47	H8	170	Total	C	N	O	S	0	0	0
			1365	870	246	246	3			
47	D5	133	Total	C	N	O	S	0	0	0
			1079	694	194	189	2			

- Molecule 48 is a protein called 50S ribosomal protein L27.

Mol	Chain	Residues	Atoms					ZeroOcc	AltConf	Trace
48	I8	77	Total	C	N	O	S	0	0	0
			611	378	129	103	1			
48	E5	76	Total	C	N	O	S	0	0	0
			603	372	128	102	1			

- Molecule 49 is a protein called 50S ribosomal protein L28.

Mol	Chain	Residues	Atoms					ZeroOcc	AltConf	Trace
49	J8	94	Total	C	N	O	S	0	0	0
			737	463	146	127	1			
49	F5	94	Total	C	N	O	S	0	0	0
			737	463	146	127	1			

- Molecule 50 is a protein called 50S ribosomal protein L29.

Mol	Chain	Residues	Atoms					ZeroOcc	AltConf	Trace
50	K8	68	Total	C	N	O	S	0	0	0
			575	358	116	100	1			
50	G5	69	Total	C	N	O	S	0	0	0
			576	358	116	101	1			

- Molecule 51 is a protein called 50S ribosomal protein L30.

Mol	Chain	Residues	Atoms				ZeroOcc	AltConf	Trace
			Total	C	N	O			
51	L8	58	Total	C	N	O	0	0	0
			459	293	89	77			
51	H5	58	Total	C	N	O	0	0	0
			459	293	89	77			

- Molecule 52 is a protein called 50S ribosomal protein L31.

Mol	Chain	Residues	Atoms					ZeroOcc	AltConf	Trace
			Total	C	N	O	S			
52	M8	49	Total	C	N	O	S	0	0	0
			376	240	63	68	5			

- Molecule 53 is a protein called 50S ribosomal protein L32.

Mol	Chain	Residues	Atoms					ZeroOcc	AltConf	Trace
			Total	C	N	O	S			
53	N8	48	Total	C	N	O	S	0	0	0
			369	229	75	60	5			
53	J5	56	Total	C	N	O	S	0	0	0
			434	272	87	70	5			

- Molecule 54 is a protein called 50S ribosomal protein L34.

Mol	Chain	Residues	Atoms					ZeroOcc	AltConf	Trace
			Total	C	N	O	S			
54	P8	47	Total	C	N	O	S	0	0	0
			401	246	99	54	2			
54	L5	47	Total	C	N	O	S	0	0	0
			401	246	99	54	2			

- Molecule 55 is a protein called 50S ribosomal protein L35.

Mol	Chain	Residues	Atoms					ZeroOcc	AltConf	Trace
			Total	C	N	O	S			
55	Q8	64	Total	C	N	O	S	0	0	0
			516	331	102	81	2			
55	M5	64	Total	C	N	O	S	0	0	0
			516	331	102	81	2			

- Molecule 56 is MAGNESIUM ION (three-letter code: MG) (formula: Mg).

Mol	Chain	Residues	Atoms		ZeroOcc	AltConf
56	13	161	Total	Mg	0	0
			161	161		

Continued on next page...

Continued from previous page...

Mol	Chain	Residues	Atoms	ZeroOcc	AltConf
56	5E	1	Total Mg 1 1	0	0
56	5I	1	Total Mg 1 1	0	0
56	1K	1	Total Mg 1 1	0	0
56	2K	3	Total Mg 3 3	0	0
56	4K	1	Total Mg 1 1	0	0
56	1H	572	Total Mg 572 572	0	0
56	16	13	Total Mg 13 13	0	0
56	11	3	Total Mg 3 3	0	0
56	21	3	Total Mg 3 3	0	0
56	41	2	Total Mg 2 2	0	0
56	78	2	Total Mg 2 2	0	0
56	88	3	Total Mg 3 3	0	0
56	98	1	Total Mg 1 1	0	0
56	F8	1	Total Mg 1 1	0	0
56	I8	1	Total Mg 1 1	0	0
56	L8	1	Total Mg 1 1	0	0
56	P8	1	Total Mg 1 1	0	0
56	Q8	1	Total Mg 1 1	0	0
56	1G	126	Total Mg 126 126	0	0
56	32	1	Total Mg 1 1	0	0
56	42	2	Total Mg 2 2	0	0

Continued on next page...

Continued from previous page...

Mol	Chain	Residues	Atoms		ZeroOcc	AltConf
56	52	1	Total 1	Mg 1	0	0
56	2A	1	Total 1	Mg 1	0	0
56	2L	3	Total 3	Mg 3	0	0
56	14	471	Total 471	Mg 471	0	0
56	1J	11	Total 11	Mg 11	0	0
56	29	1	Total 1	Mg 1	0	0
56	39	2	Total 2	Mg 2	0	0
56	25	2	Total 2	Mg 2	0	0
56	35	3	Total 3	Mg 3	0	0
56	45	2	Total 2	Mg 2	0	0
56	B5	1	Total 1	Mg 1	0	0
56	E5	3	Total 3	Mg 3	0	0
56	M5	1	Total 1	Mg 1	0	0

- Molecule 57 is IRON/SULFUR CLUSTER (three-letter code: SF4) (formula: Fe₄S₄).



Mol	Chain	Residues	Atoms		ZeroOcc	AltConf
57	3E	1	Total	Fe S	0	0
			8	4 4		
57	32	1	Total	Fe S	0	0
			8	4 4		

- Molecule 58 is ZINC ION (three-letter code: ZN) (formula: Zn).

Mol	Chain	Residues	Atoms		ZeroOcc	AltConf
58	5I	1	Total	Zn	0	0
			1	1		
58	G8	1	Total	Zn	0	0
			1	1		
58	5A	1	Total	Zn	0	0
			1	1		
58	C5	1	Total	Zn	0	0
			1	1		

- Molecule 59 is water.

Mol	Chain	Residues	Atoms		ZeroOcc	AltConf
59	13	389	Total	O	0	0
			389	389		
59	1E	1	Total	O	0	0
			1	1		
59	3E	2	Total	O	0	0
			2	2		

Continued on next page...

Continued from previous page...

Mol	Chain	Residues	Atoms	ZeroOcc	AltConf
59	4E	1	Total O 1 1	0	0
59	8E	3	Total O 3 3	0	0
59	1I	2	Total O 2 2	0	0
59	3I	2	Total O 2 2	0	0
59	4I	2	Total O 2 2	0	0
59	5I	2	Total O 2 2	0	0
59	6I	3	Total O 3 3	0	0
59	7I	1	Total O 1 1	0	0
59	1F	2	Total O 2 2	0	0
59	1K	8	Total O 8 8	0	0
59	2K	6	Total O 6 6	0	0
59	3K	1	Total O 1 1	0	0
59	4K	5	Total O 5 5	0	0
59	1H	1539	Total O 1539 1539	0	0
59	16	35	Total O 35 35	0	0
59	11	16	Total O 16 16	0	0
59	21	7	Total O 7 7	0	0
59	31	6	Total O 6 6	0	0
59	41	1	Total O 1 1	0	0
59	58	2	Total O 2 2	0	0
59	68	2	Total O 2 2	0	0

Continued on next page...

Continued from previous page...

Mol	Chain	Residues	Atoms	ZeroOcc	AltConf
59	78	8	Total O 8 8	0	0
59	88	8	Total O 8 8	0	0
59	C8	4	Total O 4 4	0	0
59	D8	2	Total O 2 2	0	0
59	F8	2	Total O 2 2	0	0
59	G8	1	Total O 1 1	0	0
59	I8	7	Total O 7 7	0	0
59	J8	2	Total O 2 2	0	0
59	K8	1	Total O 1 1	0	0
59	L8	3	Total O 3 3	0	0
59	P8	1	Total O 1 1	0	0
59	Q8	8	Total O 8 8	0	0
59	1G	297	Total O 297 297	0	0
59	32	2	Total O 2 2	0	0
59	42	1	Total O 1 1	0	0
59	52	4	Total O 4 4	0	0
59	62	3	Total O 3 3	0	0
59	2A	3	Total O 3 3	0	0
59	3A	1	Total O 1 1	0	0
59	6A	1	Total O 1 1	0	0
59	7A	6	Total O 6 6	0	0

Continued on next page...

Continued from previous page...

Mol	Chain	Residues	Atoms	ZeroOcc	AltConf
59	9A	2	Total O 2 2	0	0
59	BA	5	Total O 5 5	0	0
59	1L	1	Total O 1 1	0	0
59	2L	6	Total O 6 6	0	0
59	4L	5	Total O 5 5	0	0
59	14	1225	Total O 1225 1225	0	0
59	1J	12	Total O 12 12	0	0
59	19	11	Total O 11 11	0	0
59	29	5	Total O 5 5	0	0
59	39	7	Total O 7 7	0	0
59	25	6	Total O 6 6	0	0
59	35	8	Total O 8 8	0	0
59	45	4	Total O 4 4	0	0
59	55	3	Total O 3 3	0	0
59	85	1	Total O 1 1	0	0
59	95	1	Total O 1 1	0	0
59	A5	1	Total O 1 1	0	0
59	B5	1	Total O 1 1	0	0
59	C5	3	Total O 3 3	0	0
59	F5	1	Total O 1 1	0	0
59	H5	2	Total O 2 2	0	0

Continued on next page...

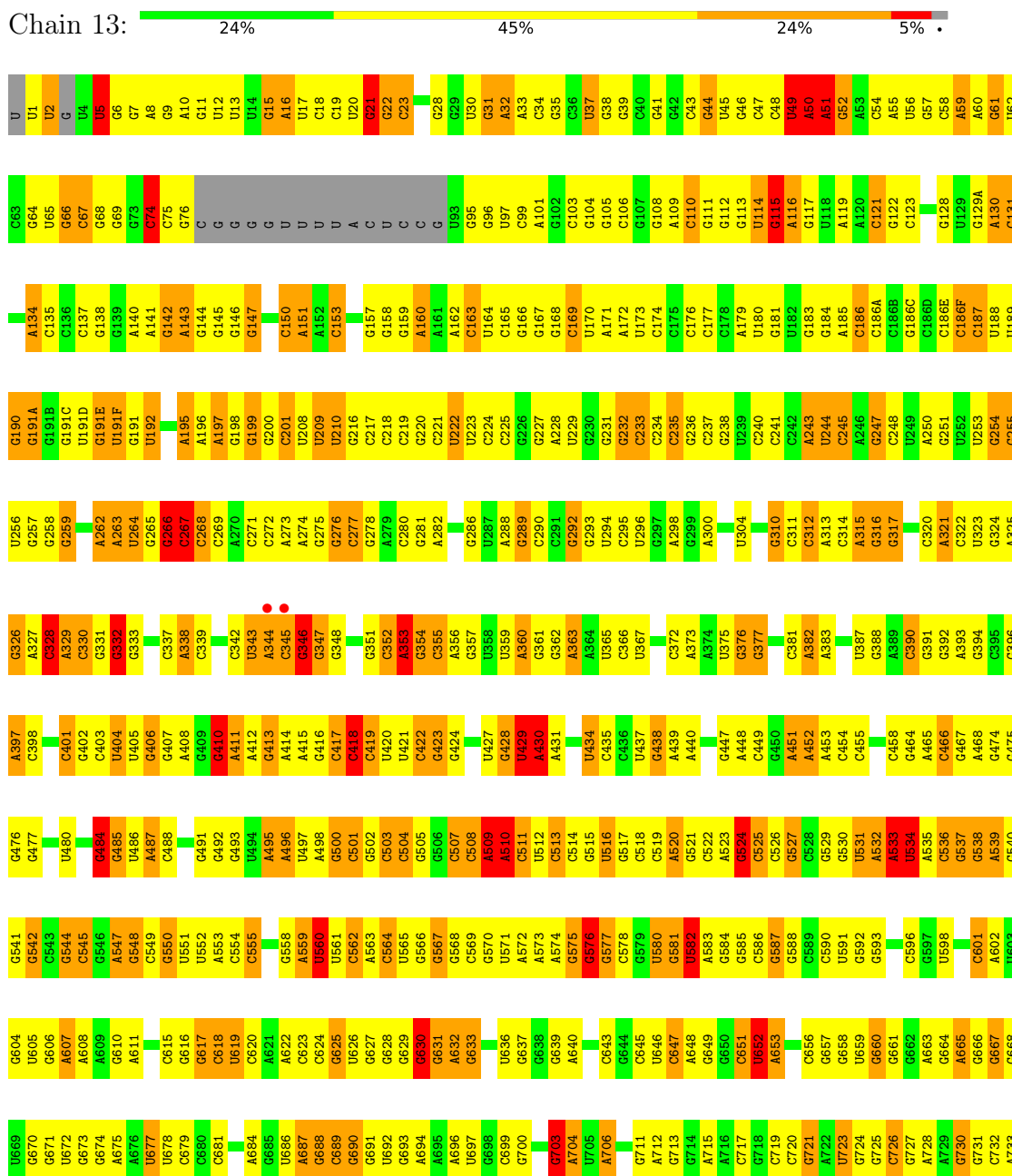
Continued from previous page...

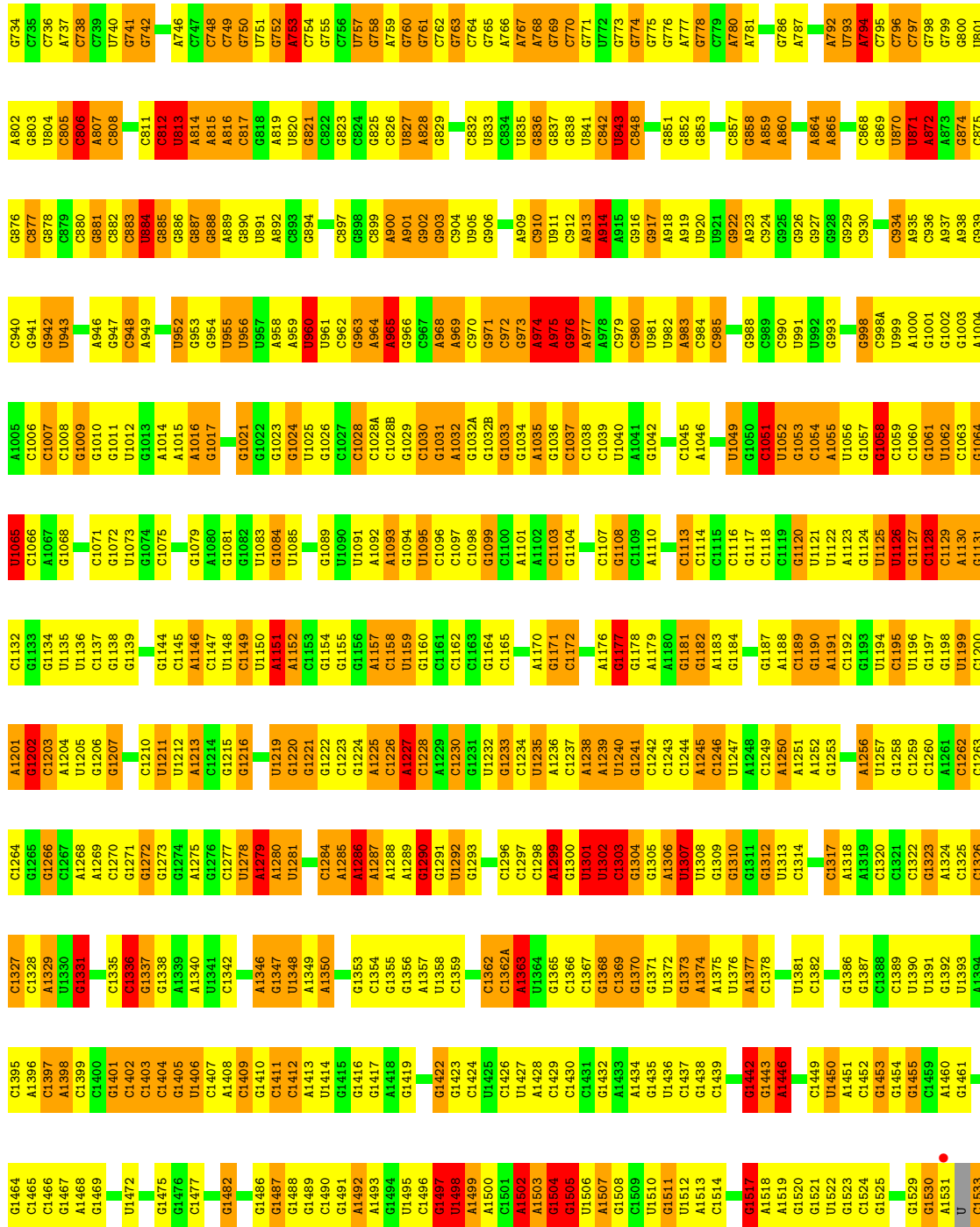
Mol	Chain	Residues	Atoms	ZeroOcc	AltConf
59	L5	3	Total O 3 3	0	0
59	M5	6	Total O 6 6	0	0

3 Residue-property plots

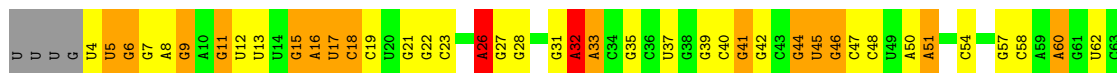
These plots are drawn for all protein, RNA, DNA and oligosaccharide chains in the entry. The first graphic for a chain summarises the proportions of the various outlier classes displayed in the second graphic. The second graphic shows the sequence view annotated by issues in geometry and electron density. Residues are color-coded according to the number of geometric quality criteria for which they contain at least one outlier: green = 0, yellow = 1, orange = 2 and red = 3 or more. A red dot above a residue indicates a poor fit to the electron density ($RSRZ > 2$). Stretches of 2 or more consecutive residues without any outlier are shown as a green connector. Residues present in the sample, but not in the model, are shown in grey.

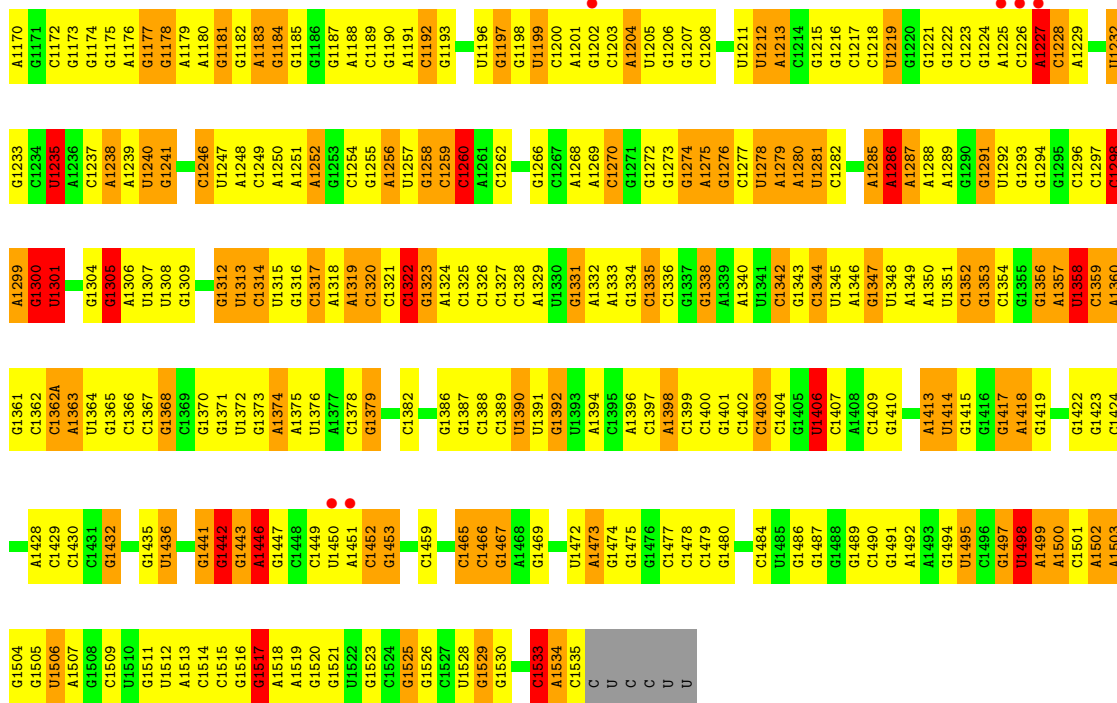
- Molecule 1: 16S ribosomal RNA



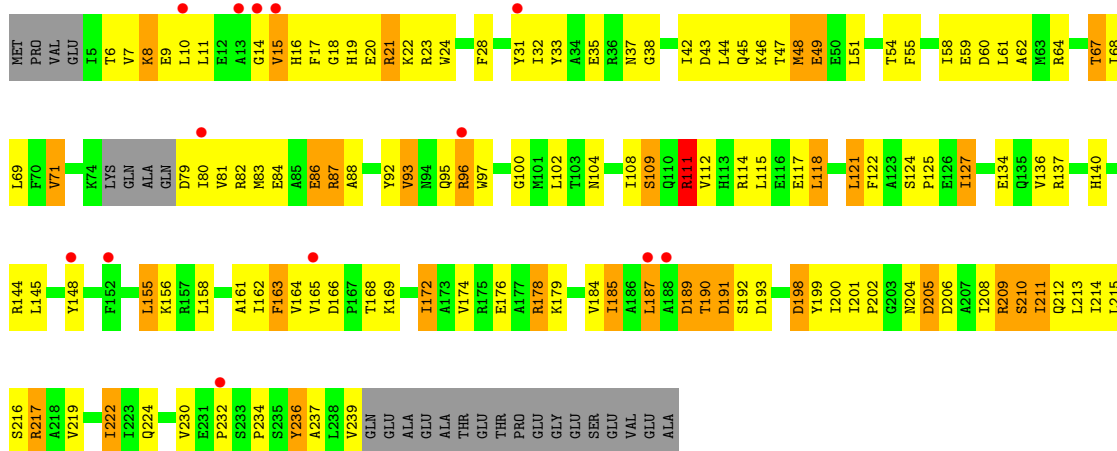


• Molecule 1: 16S ribosomal RNA

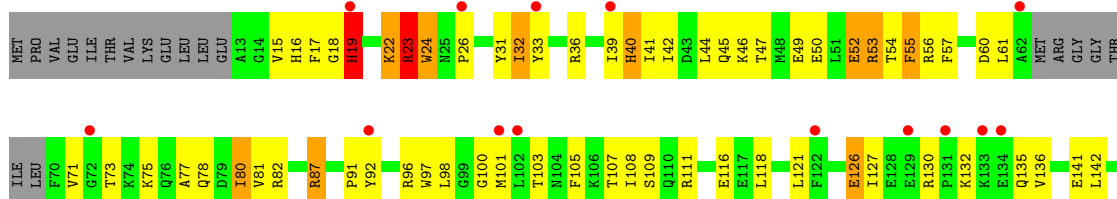


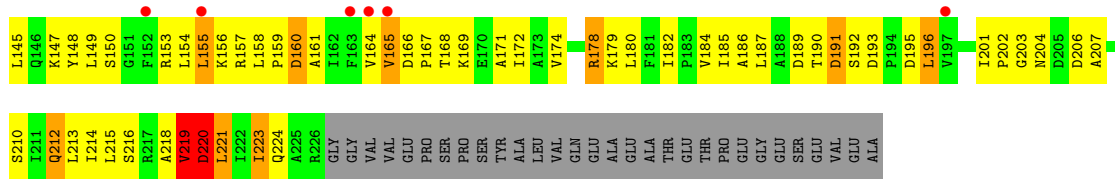


• Molecule 2: 30S ribosomal protein S2

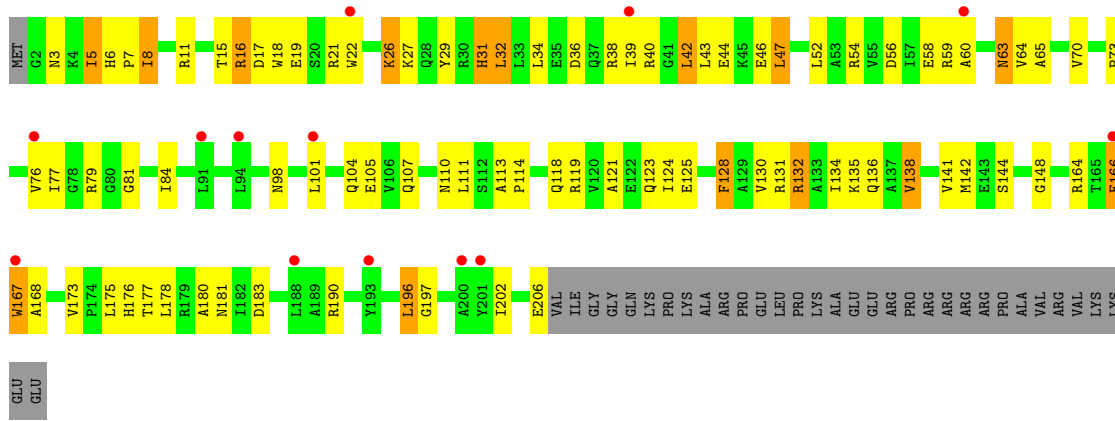


• Molecule 2: 30S ribosomal protein S2

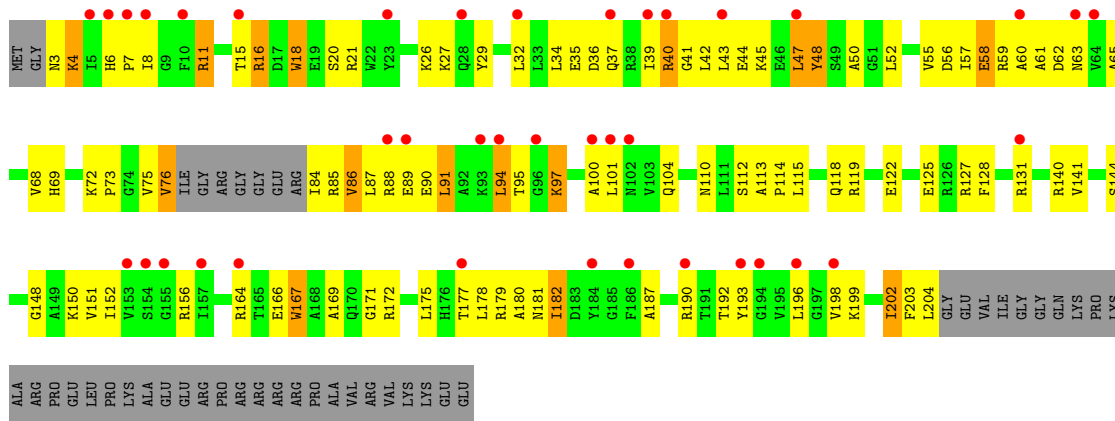




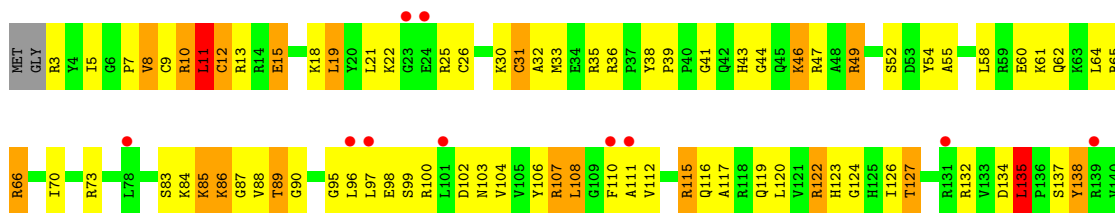
• Molecule 3: 30S ribosomal protein S3

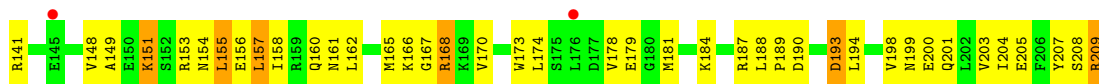


• Molecule 3: 30S ribosomal protein S3

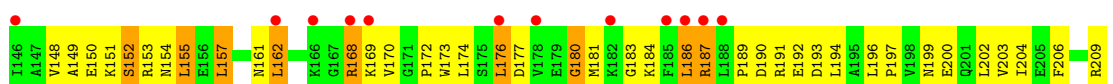
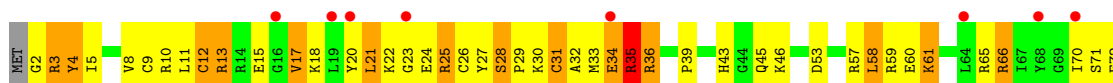


• Molecule 4: 30S ribosomal protein S4


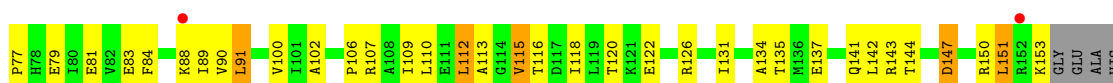
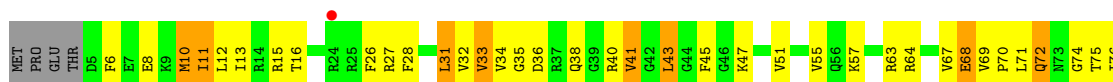





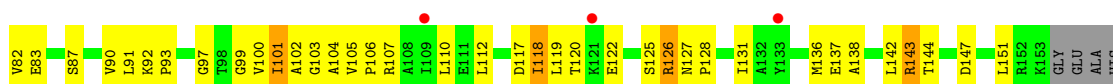
- Molecule 4: 30S ribosomal protein S4



- Molecule 5: 30S ribosomal protein S5

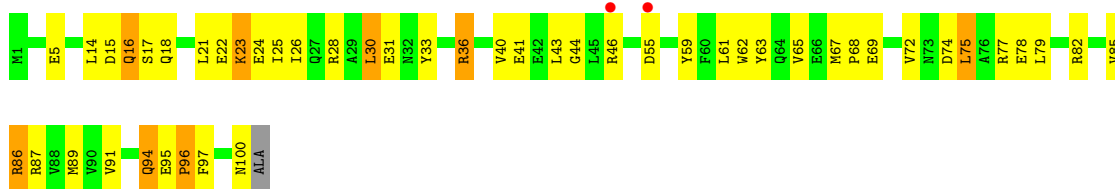


- Molecule 5: 30S ribosomal protein S5



- Molecule 6: 30S ribosomal protein S6

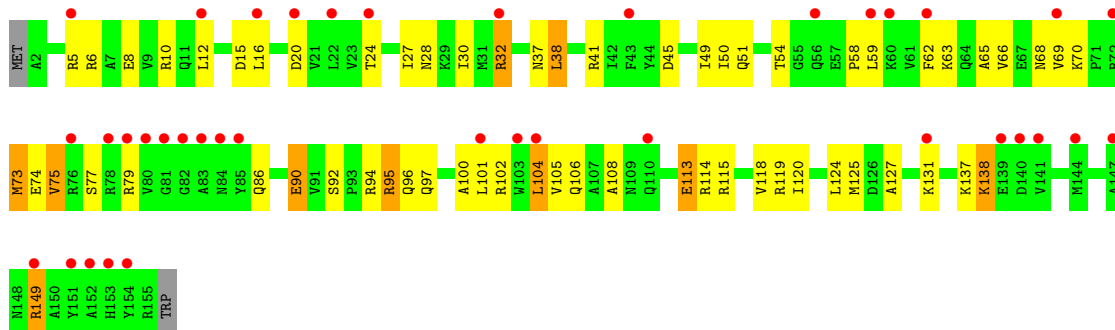




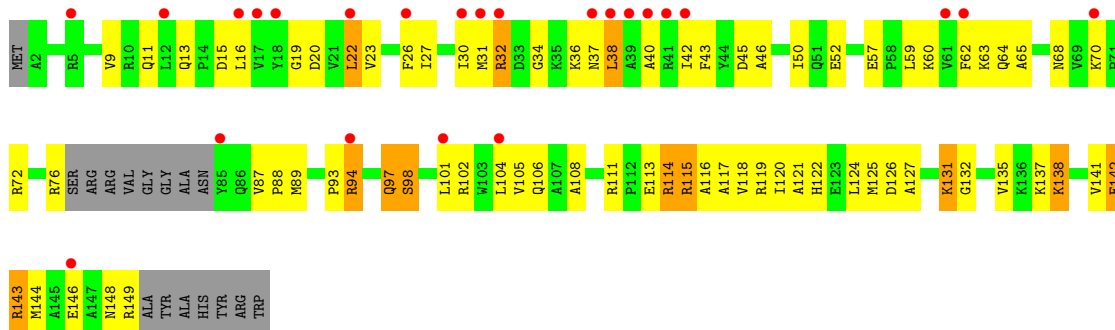
• Molecule 6: 30S ribosomal protein S6



• Molecule 7: 30S ribosomal protein S7

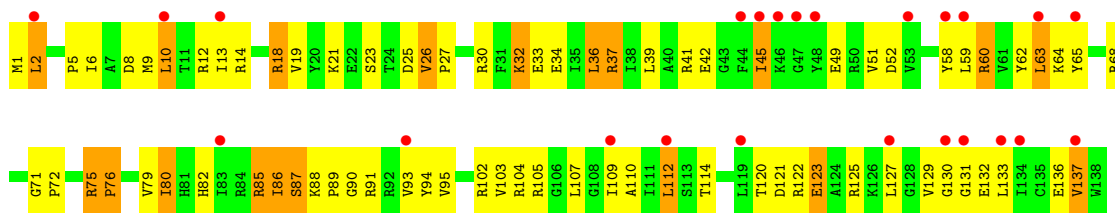


• Molecule 7: 30S ribosomal protein S7

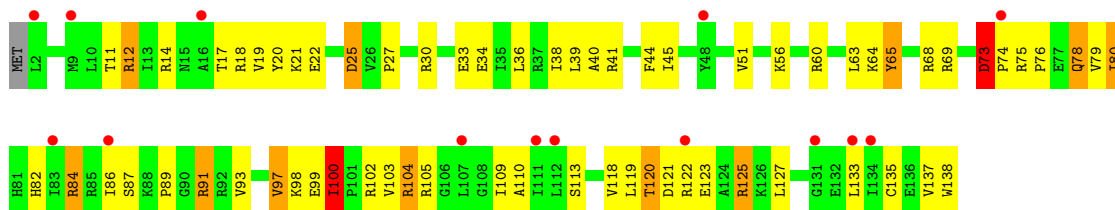


• Molecule 8: 30S ribosomal protein S8

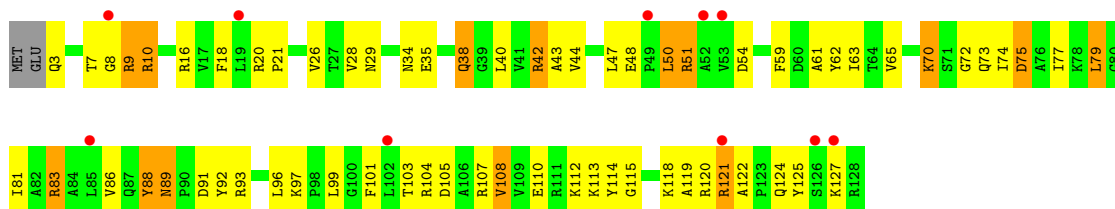




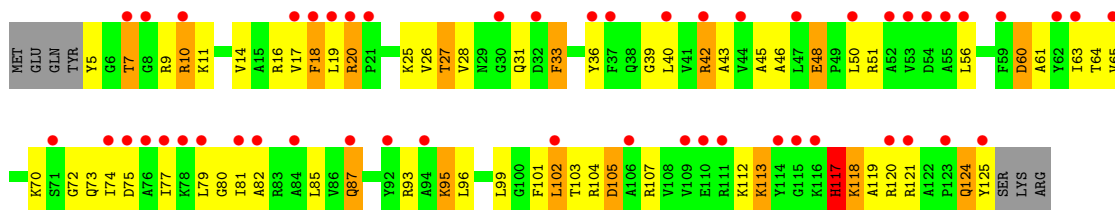
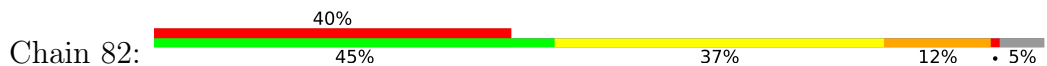
- Molecule 8: 30S ribosomal protein S8



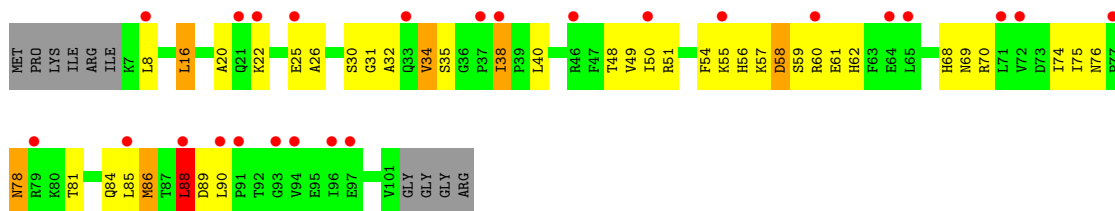
- Molecule 9: 30S ribosomal protein S9



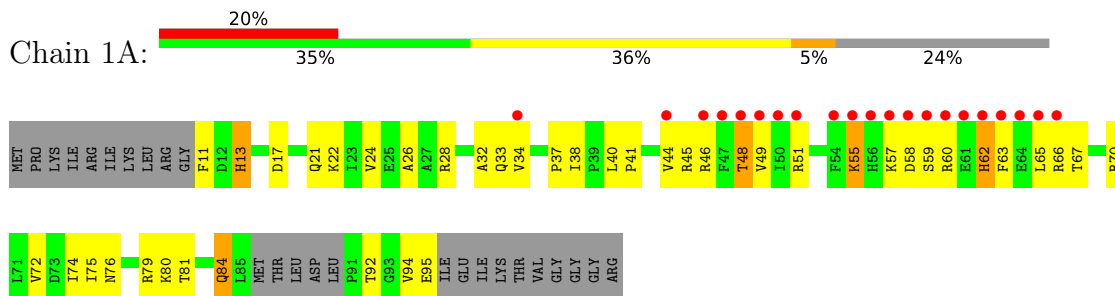
- Molecule 9: 30S ribosomal protein S9



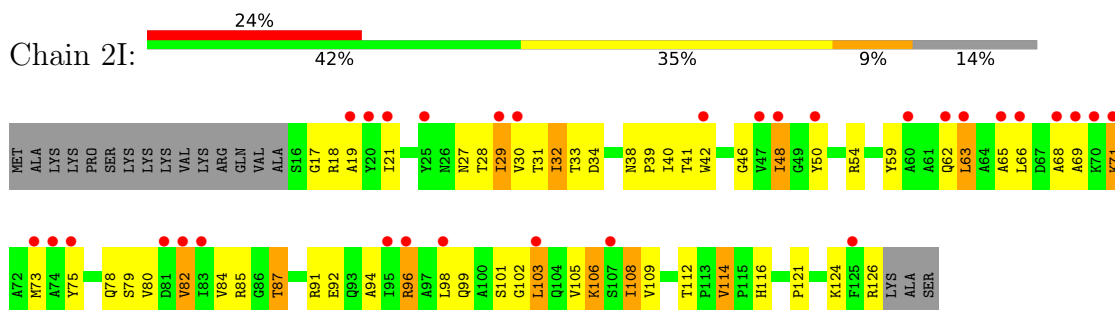
- Molecule 10: 30S ribosomal protein S10



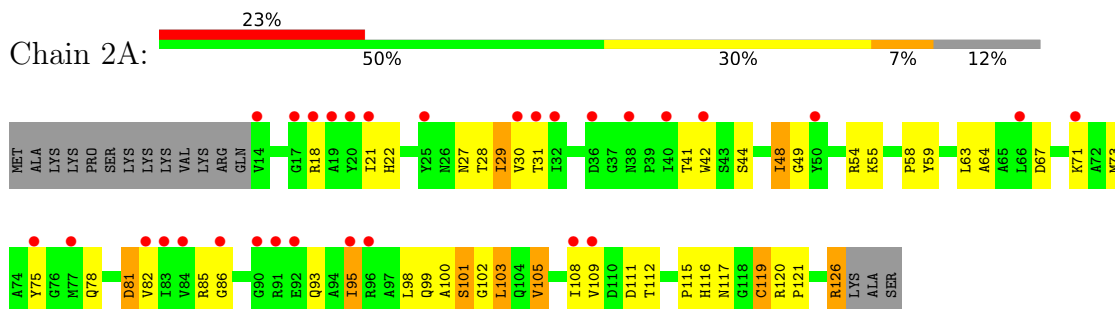
- Molecule 10: 30S ribosomal protein S10



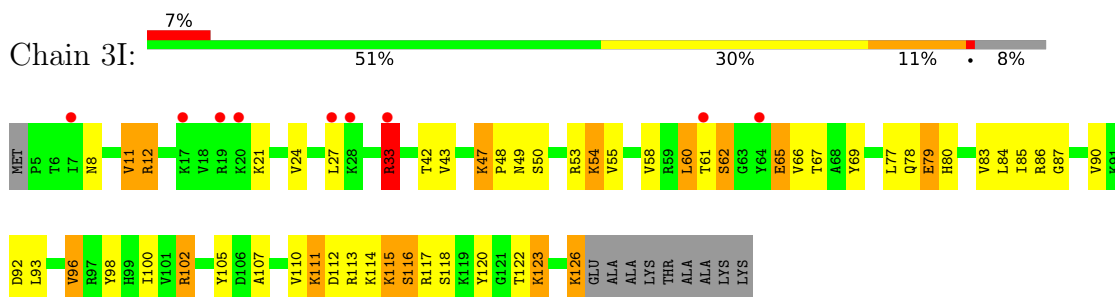
- Molecule 11: 30S ribosomal protein S11



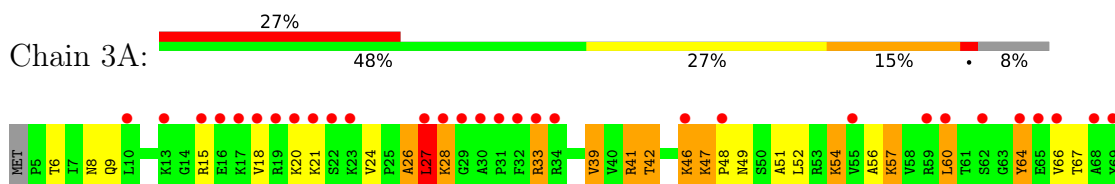
- Molecule 11: 30S ribosomal protein S11



- Molecule 12: 30S ribosomal protein S12

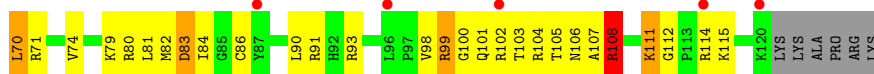
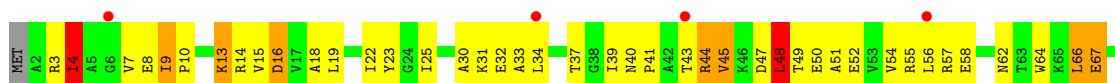


- Molecule 12: 30S ribosomal protein S12

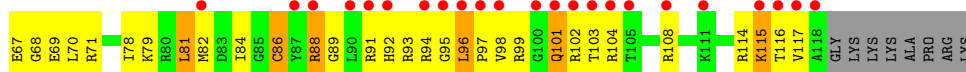




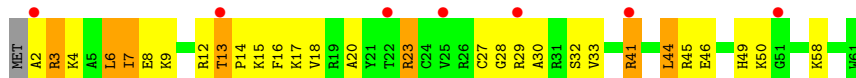
• Molecule 13: 30S ribosomal protein S13



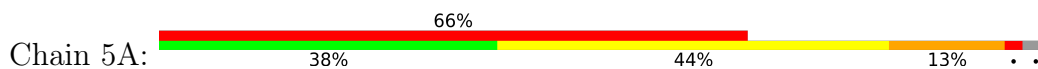
• Molecule 13: 30S ribosomal protein S13



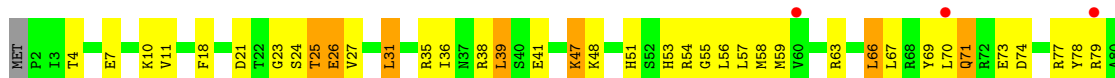
• Molecule 14: 30S ribosomal protein S14 type Z



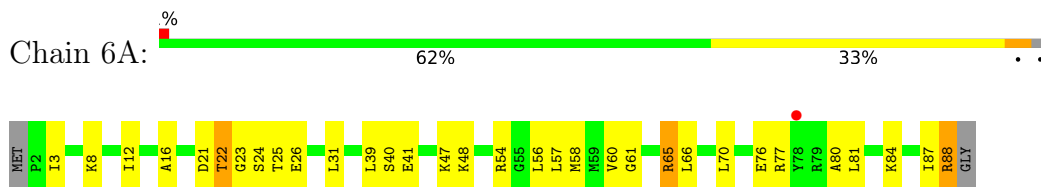
• Molecule 14: 30S ribosomal protein S14 type Z



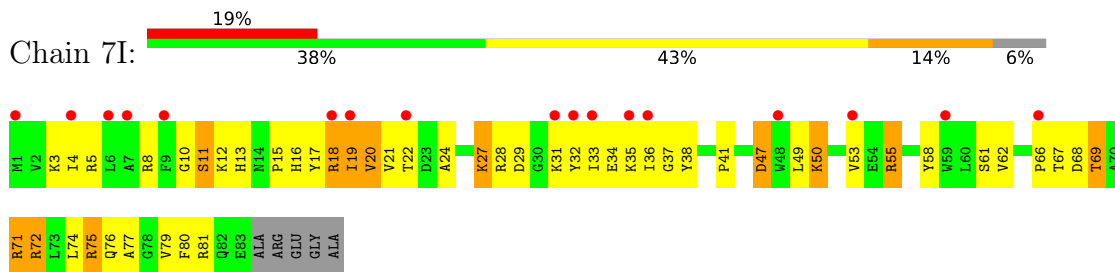
• Molecule 15: 30S ribosomal protein S15



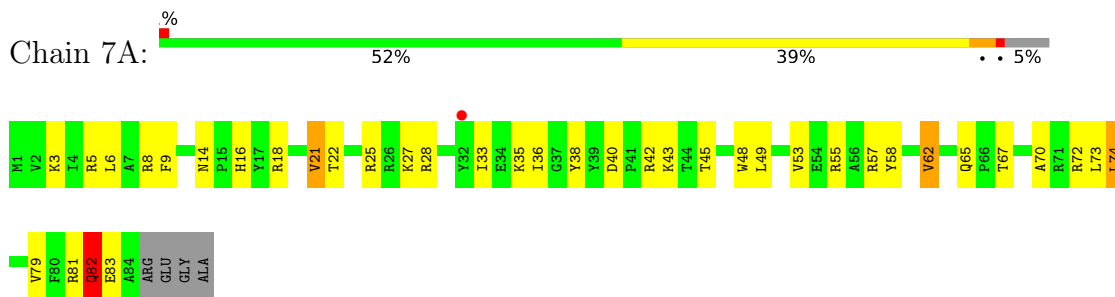
- Molecule 15: 30S ribosomal protein S15



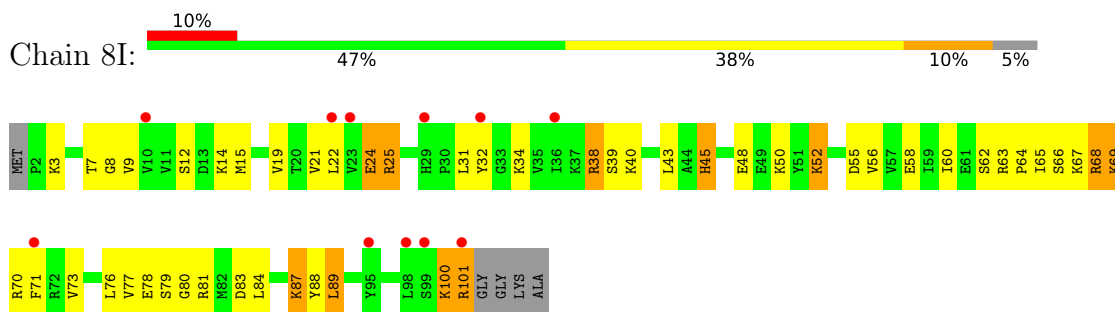
- Molecule 16: 30S ribosomal protein S16



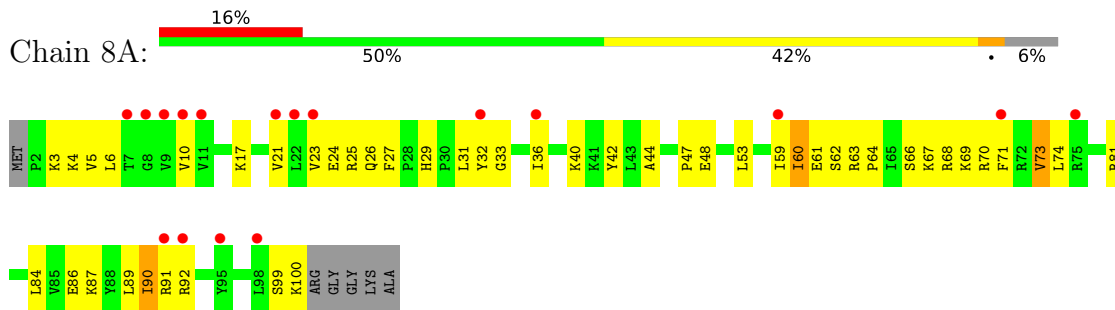
- Molecule 16: 30S ribosomal protein S16



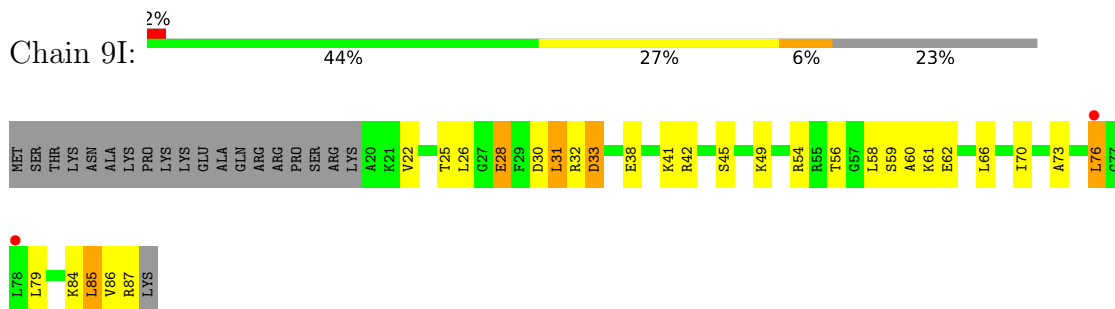
- Molecule 17: 30S ribosomal protein S17



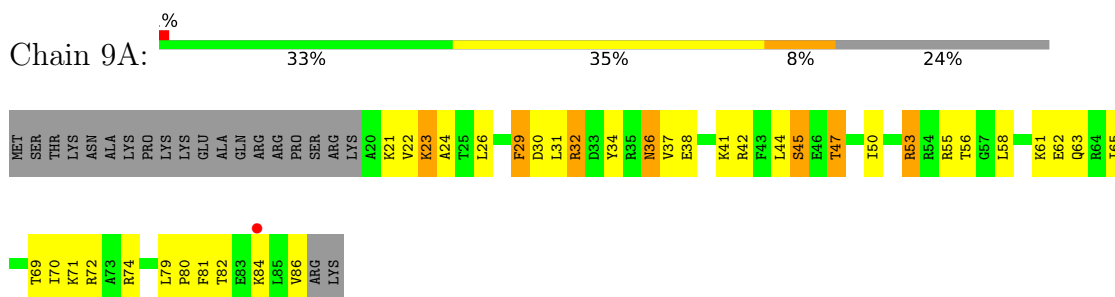
- Molecule 17: 30S ribosomal protein S17



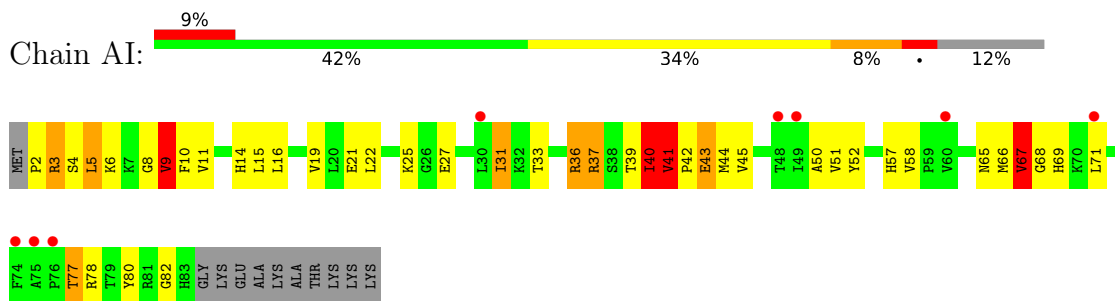
• Molecule 18: 30S ribosomal protein S18



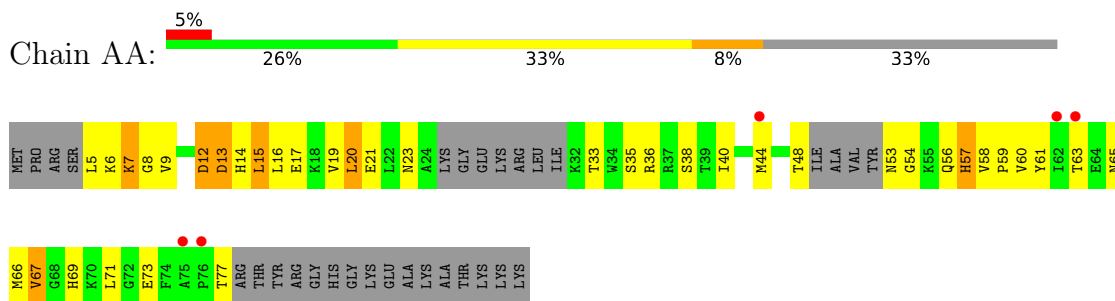
• Molecule 18: 30S ribosomal protein S18



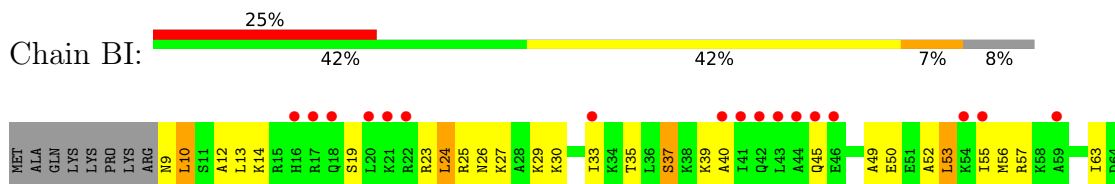
• Molecule 19: 30S ribosomal protein S19



• Molecule 19: 30S ribosomal protein S19



• Molecule 20: 30S ribosomal protein S20





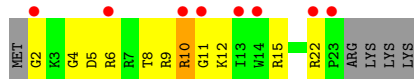
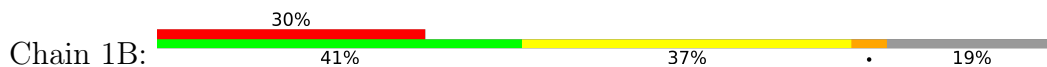
- Molecule 20: 30S ribosomal protein S20



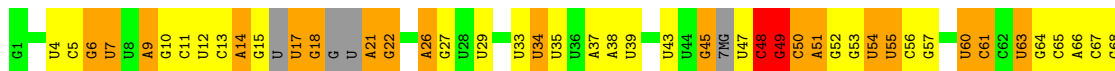
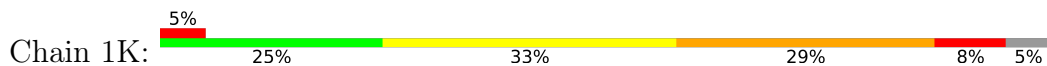
- Molecule 21: 30S ribosomal protein Thx



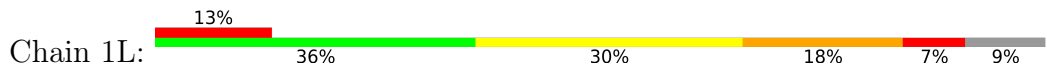
- Molecule 21: 30S ribosomal protein Thx



- Molecule 22: tRNA-Lys

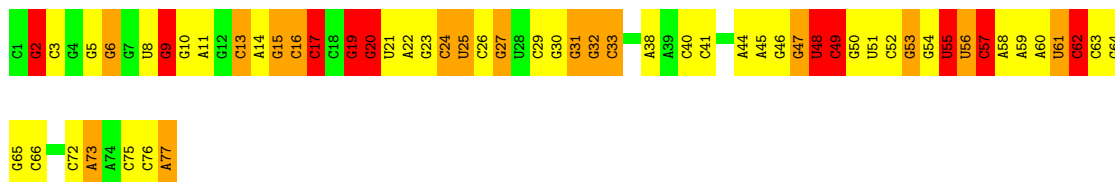


- Molecule 22: tRNA-Lys



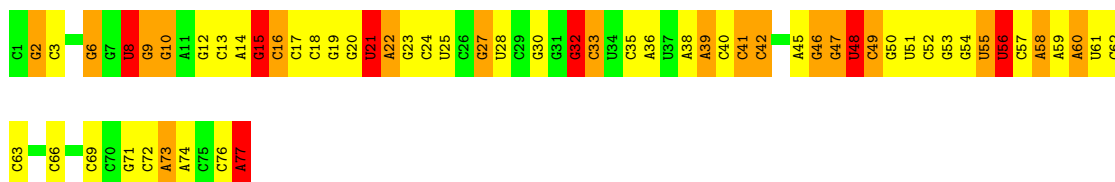
- Molecule 23: tRNA-fMet

Chain 2K:  25% 42% 21% 13%



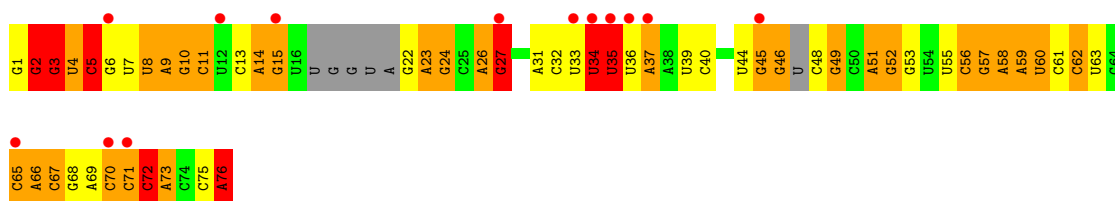
- Molecule 23: tRNA-fMet

Chain 2L:  23% 44% 23% 9%




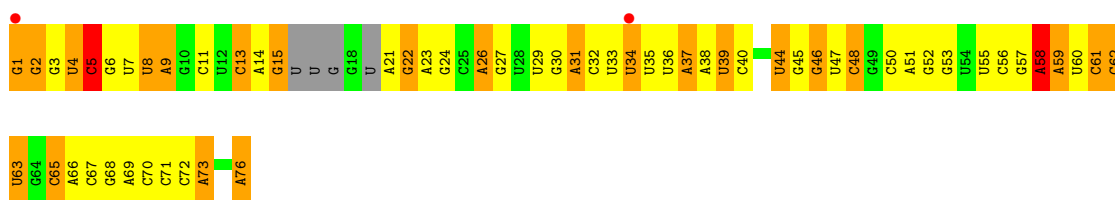
- Molecule 24: tRNA-Lys

Chain 3K:  17% 18% 26% 37% 11% 8%



- Molecule 24: tRNA-Lys

Chain 3L:  3% 17% 45% 30% 5%



- Molecule 25: mRNA

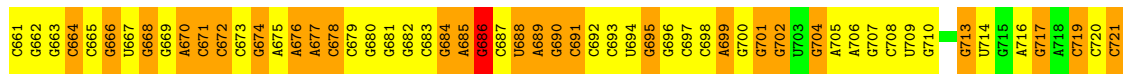
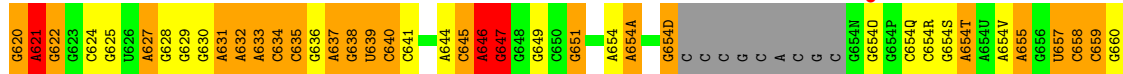
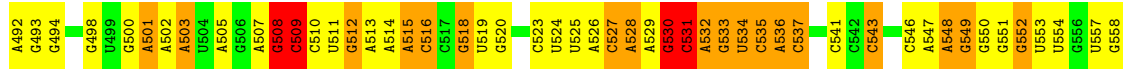
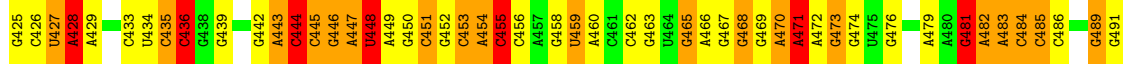
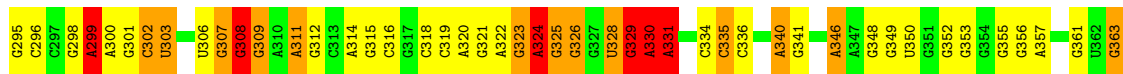
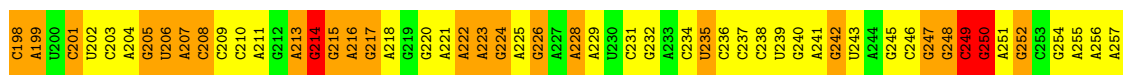
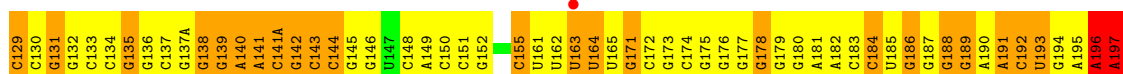

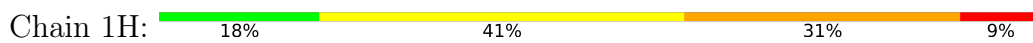
Chain 4K:  11% 30% 37% 26% 22%



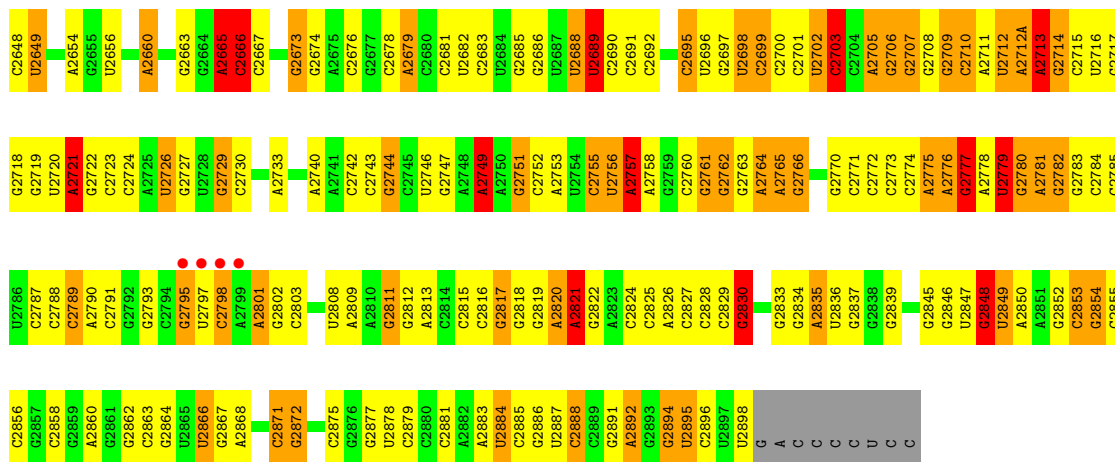
- Molecule 25: mRNA



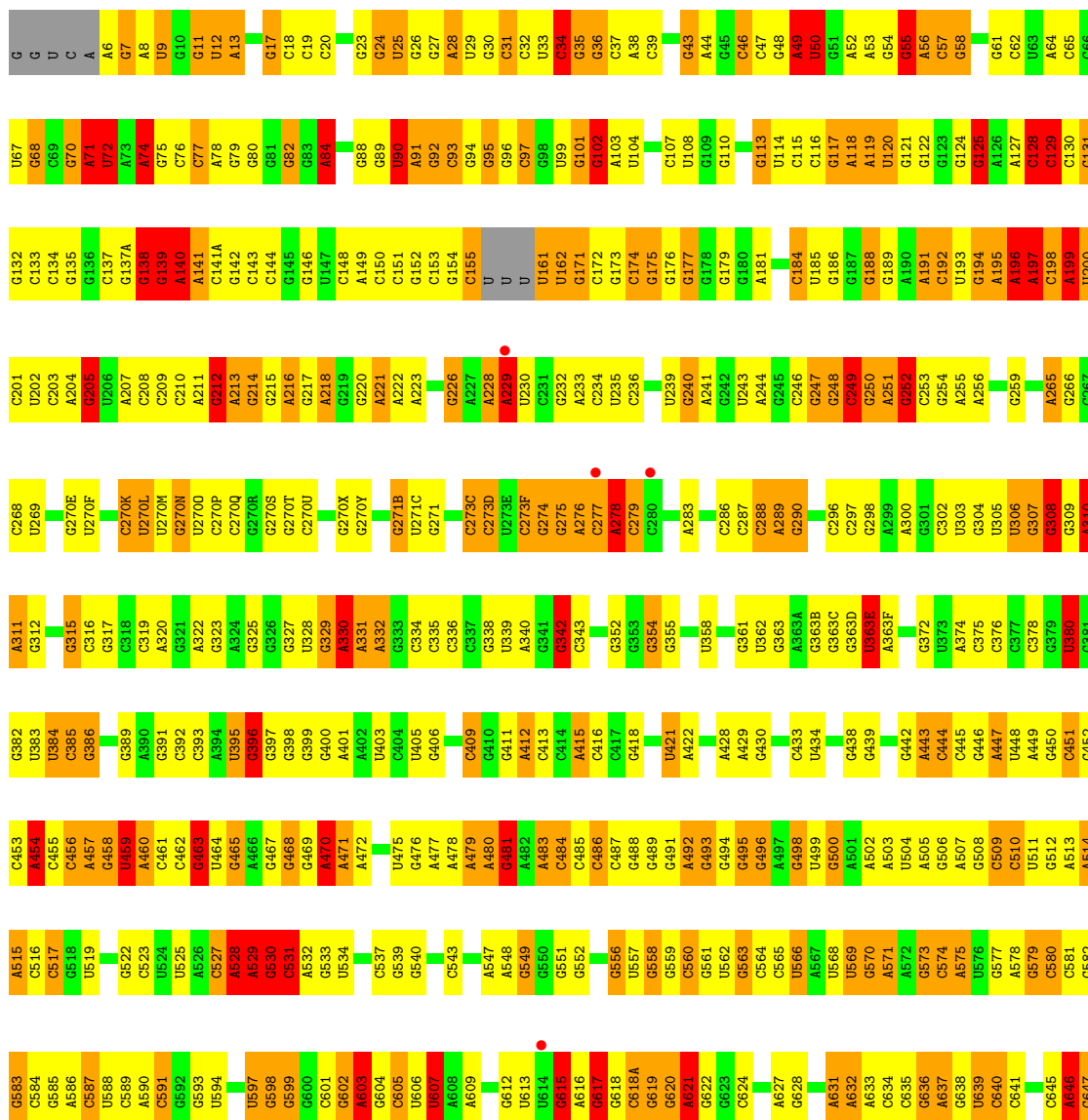
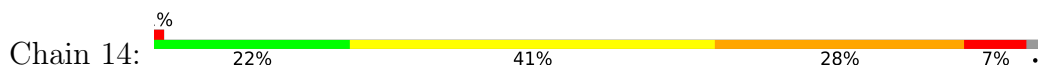
• Molecule 26: 23S ribosomal RNA



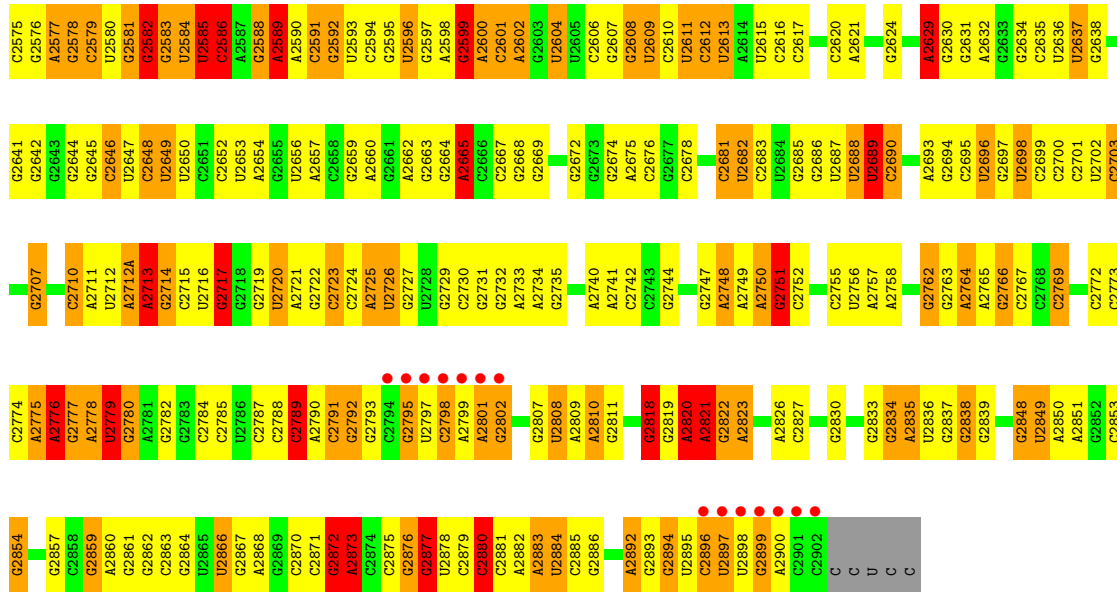
A1596	A1597	C1598	C1599	C1600	G1601	G1602	A1603	A1604	A1605	A1606	A1607	A1608	A1609	A1610	C1611	C1612	C1613	A1614	C1615	C1616	C1617	A1618	C1619	G1620	U1621	G1622	G1623	G1624	G1625	G1626	G1627	G1628	A1629	C1630	C1631	A1632	G1633	G1634	G1635	G1636	A1637	U1638	C1639	C1640	G1641	G1642	G1643	G1644	G1645	G1646	G1647	G1648	G1649	G1650	G1651	G1652	G1653	A1654																																																																																
A1471	A1472	G1473	C1474	G1475	G1476	G1477	G1478	G1479	G1480	U1481	U1482	G1483	G1484	A1485	G1486	G1487	G1488	U1489	A1490	G1491	G1492	C1493	G1494	A1495	A1496	U1497	C1498	C1499	C1500	C1501	C1502	U1503	C1504	C1505	G1506	C1507	A1508	C1509	A1510	A1511	G1512	C1513	C1514	C1515	U1516	G1517	G1518	G1519	U1520	G1521	G1522	G1523	G1524	A1525	G1526	A1527	A1528	G1529	G1530	G1531	G1532	G1533	G1534	G1535	G1536	G1537	G1538	G1539	G1540	G1541	G1542	G1543	G1544	G1545	G1546	G1547	G1548	G1549	G1550	G1551	G1552	A1553	A1554	G1555	C1556	C1557	A1558	G1559	G1560	G1561	A1562	G1563	G1564	G1565	A1566	A1567	G1568	A1569	A1570	A1571	A1572	G1573	A1574	C1575	C1576	C1577	C1578	A1579	A1580	G1581	C1582	A1583	C1584	A1585	A1586	A1587	C1588	C1589	U1590	G1591	C1592	G1593	G1594	U1595														
G1410	C1411	G1412	G1413	G1414	G1415	G1416	C1417	G1418	G1419	G1420	G1421	G1422	G1423	G1424	G1425	G1426	G1427	C1428	G1429	C1430	G1431	G1432	U1433	G1434	G1435	G1436	G1437	G1438	G1439	G1440	G1441	G1442	G1443	G1444	C1445	C1446	G1447	G1448	A1449	G1450	A1451	C1452	G1453	U1454	G1455	G1456	G1457	C1458	G1459	A1460	G1461	G1462	C1463	C1464	A1465	G1466	G1467	C1468	A1469	G1470																																																																														
C1350	C1351	U1352	A1353	G1354	G1355	G1356	U1357	G1358	A1359	A1360	G1361	C1362	C1363	G1364	A1365	A1366	A1367	G1368	G1369	C1370	G1371	U1372	U1373	G1374	C1375	C1376	A1377	C1378	A1379	G1380	G1381	G1382	C1383	A1384	G1385	G1386	C1387	G1388	G1389	U1390	A1391	A1392	A1393	U1394	U1395	U1396	U1397	C1398	C1399	G1400	G1401	A1402	C1403	C1404	A1405	U1406	C1407	C1408	A1409																																																																															
C1290	C1291	U1292	G1293	U1294	G1295	G1296	U1297	G1298	G1299	U1300	A1301	C1302	G1303	C1304	C1305	A1306	A1307	A1308	G1309	U1310	U1311	U1312	U1313	C1314	C1315	U1316	A1317	C1318	C1319	C1320	A1321	A1322	U1323	G1324	A1325	G1326	C1327	G1328	U1329	C1330	A1331	G1332	G1333	U1334	U1335	A1336	U1337	G1338	C1339	U1340	U1341	A1342	G1343	G1344	A1345	U1346	U1347	U1348	A1349																																																																															
A1227	G1228	G1229	G1230	G1231	G1232	G1233	U1234	G1235	G1236	A1237	G1238	G1239	U1240	A1241	G1242	G1243	G1244	A1245	G1246	A1247	G1248	U1249	G1250	U1251	G1252	A1253	U1254	U1255	G1256	A1257	C1258	U1259	G1260	C1261	U1262	U1263	A1264	A1265	G1266	U1267	A1268	U1269	C1270	A1271	A1272	U1273	A1274	A1275	A1276	U1277	G1278	G1279	G1280	G1281	U1282	G1283	A1284	U1285	A1286	U1287	U1288	A1289	C1290																																																																											
C1166	U1167	G1168	G1169	G1170	G1171	G1172	G1173	U1174	U1175	G1176	A1177	C1178	G1179	C1180	C1181	A1182	G1183	G1184	C1185	G1186	G1187	U1188	A1189	G1190	G1191	G1192	G1193	A1194	C1195	C1196	G1197	U1198	U1199	U1200	C1201	G1202	G1203	G1204	A1205	U1206	C1207	G1208	A1209	A1210	U1211	G1212	A1213	A1214	G1215	G1216	C1217	G1218	G1219	G1220	A1221	C1222	C1223	G1224	C1225	G1226																																																																														
A1028	A1029	G1030	G1031	A1032	G1033	G1034	U1035	G1036	G1042	A1045	A1046	G1047	A1048	C1049	A1050	G1051	A1054	G1055	G1056	A1057	U1058	G1059	U1060	C995	C996	C997	C998	C999	A1000	G994	U943	G1002	G1003	G1004	A945	A946	G947	C1006	C1007	G1008	G950	A1010	G1011	U1012	A953	G954	U1014	C955	C894	U895	A957	U858	C1018	A959	A960	C961	A1020	A1021	G1022	U963	U1023	C964	C965	G1024	C966	U1025	A1026	U1027	A1028	A1029	A1030	A1031	A1032	A1033	A1034	A1035	A1036	A1037	A1038	A1039	A1040	A1041	A1042	A1043	A1044	A1045	A1046	A1047	A1048	A1049	A1050	A1051	A1052	A1053	A1054	A1055	A1056	A1057	A1058	A1059	A1060	A1061	A1062	A1063	A1064	A1065	A1066	A1067	A1068	A1069	A1070	A1071	A1072	A1073	A1074	A1075	A1076	A1077	A1078	A1079	A1080	A1081	A1082	U1083	A1084	A1085	A1086	A1087	A1088	A1089	A1090	A1091	A1092	A1093	A1094	A1095		
U969	C970	C971	C972	A973	C974	C975	C976	C977	C978	C979	C980	C981	C982	C983	C984	C985	C986	C987	C988	C989	C990	C991	C992	C993	C994	C995	C996	C997	C998	C999	A1000	G942	U943	G1002	G1003	G1004	A945	A946	G947	C1006	C1007	G1008	G950	A1010	G1011	U1012	A953	G954	U1014	C955	C894	U895	A957	U858	C1018	A959	A960	C961	A1020	A1021	G1022	U963	U1023	C964	C965	G1024	C966	U1025	A1026	U1027	A1028	A1029	A1030	A1031	A1032	A1033	A1034	A1035	A1036	A1037	A1038	A1039	A1040	A1041	A1042	A1043	A1044	A1045	A1046	A1047	A1048	A1049	A1050	A1051	A1052	A1053	A1054	A1055	A1056	A1057	A1058	A1059	A1060	A1061	A1062	A1063	A1064	A1065	A1066	A1067	A1068	A1069	A1070	A1071	A1072	A1073	A1074	A1075	A1076	A1077	A1078	A1079	A1080	A1081	A1082	U1083	A1084	A1085	A1086	A1087	A1088	A1089	A1090	A1091	A1092	A1093	A1094	A1095
A783	A784	C785	C786	U787	A788	A789	C790	C791	G792	C793	C794	G795	A796	C797	U888	G859	G860	A861	G862	A863	G864	C865	G866	C867	U868	G869	G870	U871	U811	U812	U813	U814	C815	C816	C817	G818	G819	A820	A821	U822	C823	A824	C825	U826	U827	U828	A829	G830	G831	G832	U833	C834	A835	G836	C837	U838	U839	A840	U841	G842																																																																														
A722	G723	U724	C725	G726	A727	G728	G729	C730	C731	C732	G733	A734	A735	C736	C737	G738	G739	U740	G741	G742	G743	G744	C745	U746	U747	G748	C749	U810	U811	U812	U813	C814	C815	C816	C817	C756	U757	C758	G759	G760	A761	U762	G763	A764	G765	C766	G767	G768	G769	G770	G771	C772	U773	A774	G775	G776	A777	U778	U779	G780	A781	A782																																																																												



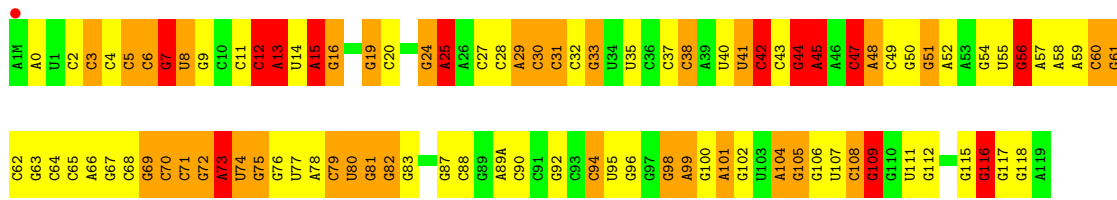
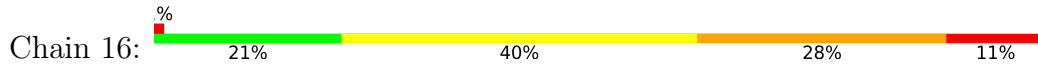
• Molecule 26: 23S ribosomal RNA



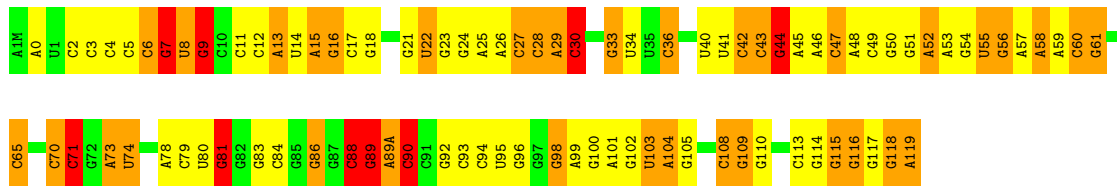
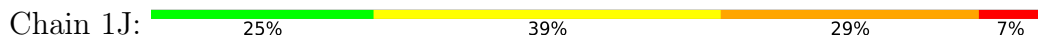
A1510	A1511	G1443	G1444	A1444A	G1381	C1318	U1255	A1189	A1126	U	U	U999	G938	G874	C814	C754	G690	G648
A1511	G1382	G1445	G1383	A1321	G1382	A1321	G1256	G1190	A1127	U	U	A1000	G939	G875	C815	C755	G691	G649
G1515	A1384	G1446	A1385	A1322	G1384	A1322	G1257	G1191	A1128	A	A	A1001	G940	U877	C816	C756	G692	G650
G1517	G1386	G1447	G1386	G1323	G1386	G1323	G1258	G1192	A1129	G	G	U1002	A941	U878	C817	C757	G693	G651
G1518	C1387	G1448	C1387	G1324	G1387	G1324	G1259	G1193	G1130	A1069	A1070	G1003	G942	G878	C818	C758	G694	G652
A1519	G1388	G1449	G1388	G1325	G1388	G1325	G1260	G1194	G1131	A1070	A1071	U1004	G943	G879	C819	C759	G695	G653
A1520	G1389	G1450	G1389	A1262	G1389	A1262	G1261	G1195	A1132	G1071	G1072	C1005	G944	G880	A820	G760	G696	A654
A1521	G1390	G1451	G1390	G1266	G1390	G1266	G1262	G1196	U1133	C1072	C1073	C1006	A945	G	A821	A761	G697	A654A
A1522	G1391	G1452	G1391	G1267	G1391	G1267	G1263	G1197	C1135	A1073	A1074	C1007	G946	G	A822	A762	G698	G654B
A1523	A1392	G1453	A1392	A1268	G1392	A1268	G1264	U1198	G1136	G1074	G1075	C1008	G947	G	G823	A763	G699	G654C
G1524	A1393	G1454	A1393	G1269	G1393	G1269	G1265	U1199	G1137	G1075	G1076	C1009	G948	G	A824	A764	G700	G654D
G1525	U1394	G1352	U1394	C1270	G1393	C1270	C1202	C1201	C1140	U	U	G1010	G949	C	C825	G765	G701	C
A1526	G1395	G1455	G1395	G1271	G1395	G1271	G1203	G1202	U1141	C	C	U1012	G950	A	U826	U767	U703	C
A1527	G1396	G1456	G1396	G1272	G1396	G1272	G1204	G1203	U1142	C	C	C1013	G952	C	A828	G768	G704	G
A1528	G1397	G1457	G1397	G1273	G1397	G1273	G1205	U1205	U1143	A	A	U1014	G953	C	A829	A705	A705	C
G1533	G1398	G1458	G1398	A1274	G1398	A1274	U1206	G1206	G1143A	U	U	G1015	G954	C	G830	G770	A706	A
G1534	G1400	G1459	G1400	G1275	G1398	G1275	C1208	G1208	A1143	U	U	G1016	G955	G	G831	G771	A707	A
G1535	G1401	G1460	G1401	A1276	G1398	A1276	C1209	C1209	G1144	U	U	G1019	G956	C	G832	G772	G707	C
A1536	G1402	A1461	G1402	G1277	G1399	G1277	A1210	A1210	C1145	A	A	U1019	A957	C	U833	U773	G710	G
A1537	C1403	G1462	C1403	G1278	G1400	G1278	A1211	A1211	G1148	G1085	G1086	U1020	U958	U	C834	A774	G715	G
G1538	C1404	G1463	C1404	G1279	G1401	G1279	G1212	G1212	G1149	A1086	A1087	A1021	A959	A896	A835	G775	G716	G
G1542	U1405	G1464	U1405	G1280	G1402	G1280	A1213	A1213	C1150	G1087	G1088	G1022	A960	A897	G836	G776	G717	G
A1543	U1406	G1465	U1406	G1281	G1403	G1281	G1214	G1214	G1151	A1088	A1089	G1023	G961	C898	C837	A777	G718	C
A1544	G1407	G1466	G1407	G1282	G1404	G1282	G1215	G1215	C1152	G1089	G1090	G1024	G962	A899	G838	A778	A718	
G1547	G1408	G1467	G1408	G1283	G1405	G1283	G1216	G1216	C1153	U1090	U1091	G1025	U963	A900	U839	U779	C719	
G1548	C1409	A1468	C1409	G1284	G1406	G1284	G1217	G1217	G1154	G1091	G1092	U1026	G964	A901	C840	G780	C720	
G1552	G1410	A1469	G1410	G1285	G1407	G1285	A1220	A1220	G1155	U	U	A1029	G966	C902	A841	A781	A721	
A1557	G1411	G1470	G1411	G1286	G1408	G1286	G1221	G1221	A1156	G1092	G1093	A1029	G967	C903	G842	A782	A722	
A1558	U1412	G1471	U1412	G1287	G1409	G1287	G1222	G1222	G1157	A	A	G1034	U968	U907	G843	A783	A723	
A1559	G1413	G1472	G1413	G1288	G1410	G1288	C1223	C1223	G1158	U	U	G1035	U969	G908	G844	A784	U724	
A1560	G1414	G1473	G1414	G1289	G1411	G1289	G1224	G1224	G1159	A	A	U1036	U970	C909	G845	A785	G725	
A1561	G1415	G1474	G1415	G1290	G1412	G1290	G1225	G1225	U1159	U	U	G1037	C970	C908	G846	C786	G726	
A1562	G1416	G1475	G1416	G1291	G1413	G1291	G1226	G1226	U1160	A1098	A1099	G1037	C971	C909	U847	A727	G727	
A1563	G1417	G1476	G1417	G1292	G1414	G1292	G1227	G1227	C1161	A1099	A1100	G1037	G972	A909	G848	A728	G728	
A1564	G1418	G1477	G1418	G1293	G1415	G1293	G1228	G1228	G1162	G1100	G1101	G1040	A973	A910	A849	A729	G729	
A1565	G1419	G1478	G1419	G1294	G1416	G1294	G1229	G1229	G1163	U1101	U1101	G1041	G974	A911	C950	A730	C730	
A1566	G1420	G1479	G1420	G1295	G1417	G1295	G1230	G1230	G1164	U1102	U1102	C1041	C974A	C912	U851	C731	C731	
A1567	G1421	G1480	G1421	G1296	G1418	G1296	G1231	G1231	G1165	A1103	A1103	G1044	G975	U913	G852	G732	C732	
A1568	G1422	G1481	G1422	G1297	G1419	G1297	G1232	G1232	C1166	U1105	U1105	A	G978	C914	G853	A733	G733	
A1569	G1423	G1482	G1423	G1298	G1420	G1298	G1233	G1233	U1167	U1106	U1106	A	G979	C915	G854	A734	A734	
A1570	G1424	G1483	G1424	G1299	G1421	G1299	G1234	G1234	G1170	G1107	G1107	G1047	A980	G916	G855	A735	A735	
A1571	G1425	G1484	G1425	G1300	G1422	G1300	G1235	G1235	G1171	U1108	U1108	A1048	A981	A917	C956	C736	C736	
A1572	G1426	G1485	G1426	A1301	G1423	A1301	G1236	G1236	G1172	G1109	G1109	C1049	C982	G919	U858	C737	C737	
A1573	G1427	G1486	G1427	G1302	G1424	G1302	G1237	G1237	G1173	C1109	C1109	U1048	C983	G920	U859	C738	C738	
A1574	G1428	G1487	G1428	G1303	G1425	G1303	G1238	G1238	A1174	G1110	G1110	A1050	A983	G921	U860	G739	G739	
A1575	G1429	G1488	G1429	G1304	G1426	G1304	G1239	G1239	U1175	A1111	A1111	G1051	A984	G922	U861	A800	U740	
A1576	G1430	G1489	G1430	G1305	G1427	G1305	U1240	U1240	G1176	G1112	G1112	C1052	A985	G923	U862	G801	G741	
A1577	G1431	G1490	G1431	G1306	G1428	G1306	G1241	G1241	A1177	U1113	U1113	C1053	C987	G924	G862	A802	G742	
A1578	G1432	G1491	G1432	G1307	G1429	G1307	G1242	G1242	C1178	G1114	G1114	A1054	G988	G925	A863	U803	G743	
A1579	G1433	G1492	G1433	G1308	G1430	G1308	G1243	G1243	C1179	G1115	G1115	A1055	G989	A826	G864	A804	G744	
A1580	G1434	G1493	G1434	G1309	G1431	G1309	A1246	A1246	C1180	G1116	G1116	G1056	A990	A827	G865	G805	G745	
A1581	G1435	G1494	G1435	G1310	G1432	G1310	A1247	A1247	C1181	G1117	G1117	U1057	C991	A828	G866	C906	G746	
A1582	G1436	G1495	G1436	G1311	G1433	G1311	G1248	G1248	G1182	G1118	G1118	U1058	C992	A829	U867	C907	U747	
A1583	G1437	G1496	G1437	G1312	G1434	G1312	G1249	G1249	G1183	G1119	G1119	G1059	C993	A830	U868	C908	U748	
A1584	G1440	G1497	G1440	G1313	G1435	G1313	U1250	U1250	G1184	C1121	C1121	U1060	C994	A831	G869	C909	C749	
A1585	G1441	G1498	G1441	G1314	G1436	G1314	C1251	C1251	G1185	G1122	G1122	U1061	C995	A832	A870	U810	A750	
A1586	G1442	G1499	G1442	G1315	G1437	G1315	G1252	G1252	G1186	G1123	G1123	U1062	A996	A833	A871	U811	A751	
A1587	G1443	G1500	G1443	G1316	G1438	G1316	G1253	G1253	G1187	C1124	C1124	G1063	A997	A834	A872	C912	A752	
A1588	G1444	G1501	G1444	G1317	G1439	G1317	A1254	A1254	U1188	G1125	G1125	C	C998	A835	G873	U813	C753	



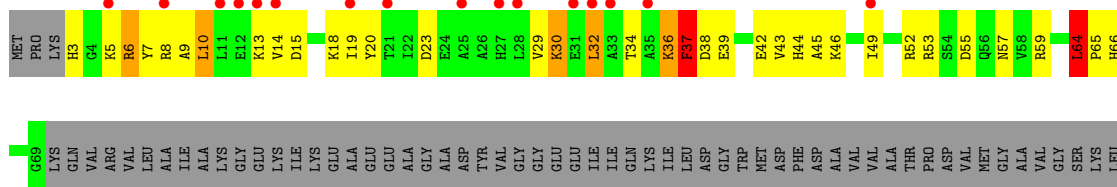
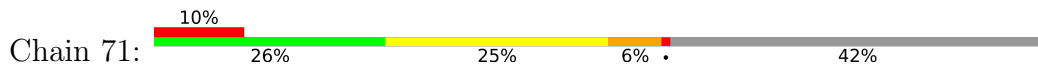
• Molecule 27: 5S ribosomal RNA

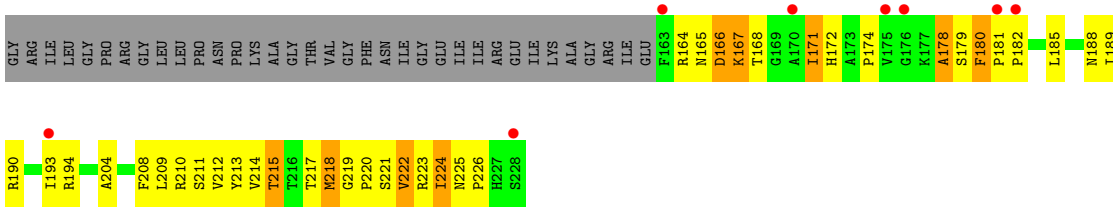


• Molecule 27: 5S ribosomal RNA

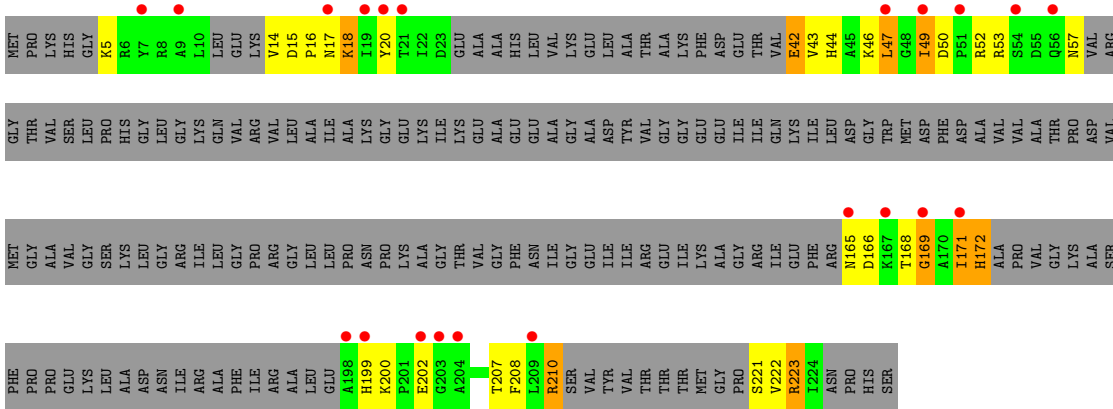


• Molecule 28: 50S ribosomal protein L1

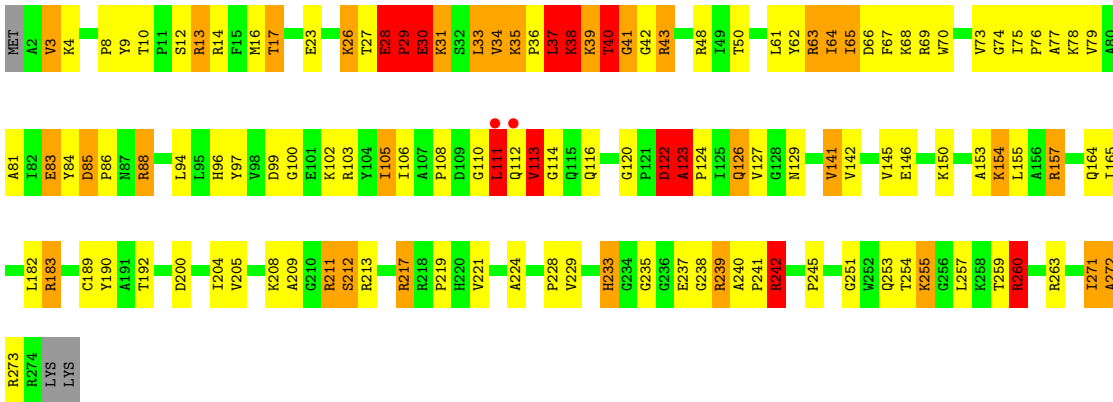




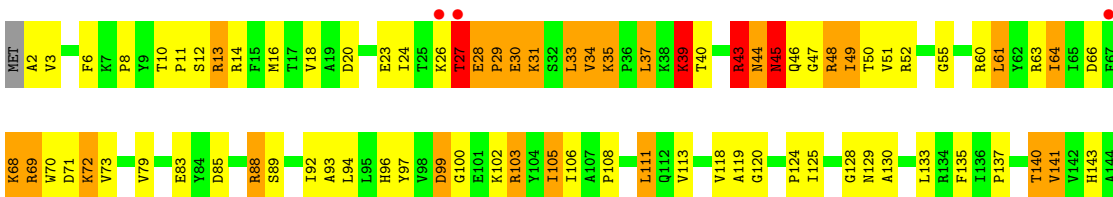
• Molecule 28: 50S ribosomal protein L1

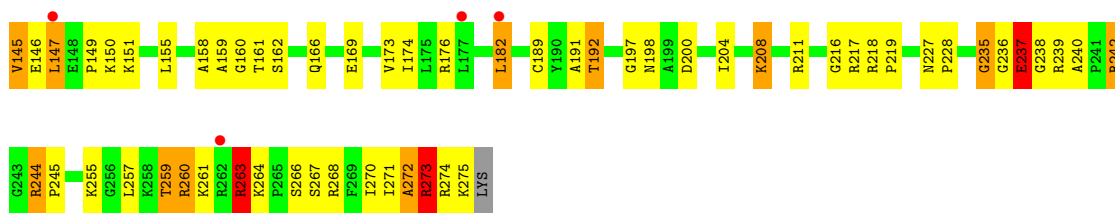


• Molecule 29: 50S ribosomal protein L2

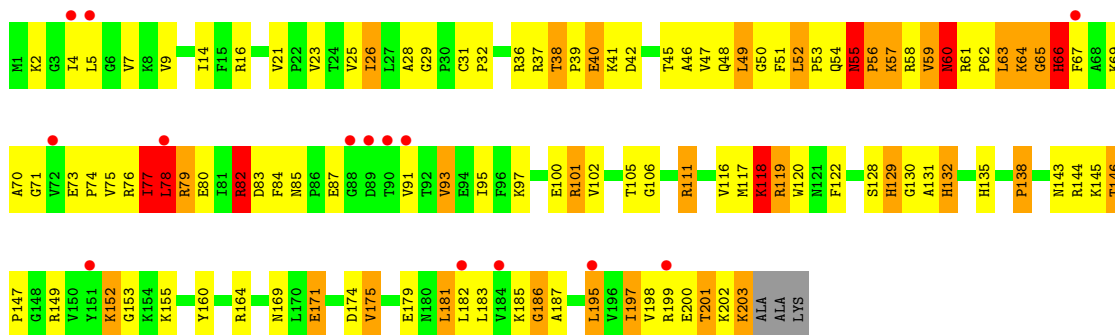


• Molecule 29: 50S ribosomal protein L2

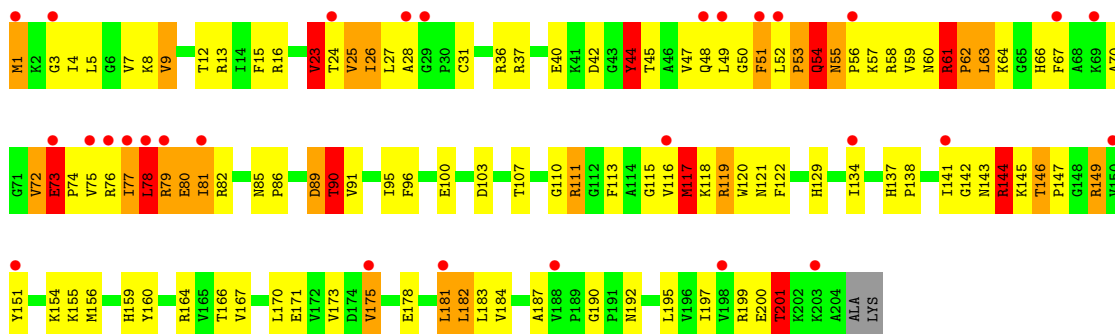




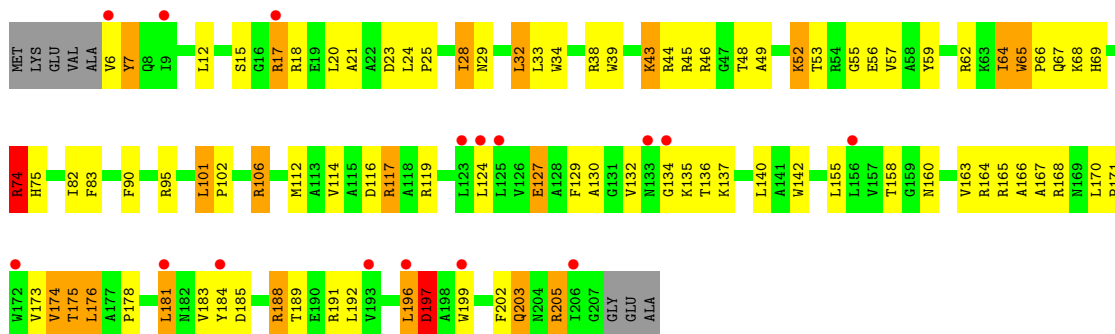
• Molecule 30: 50S ribosomal protein L3



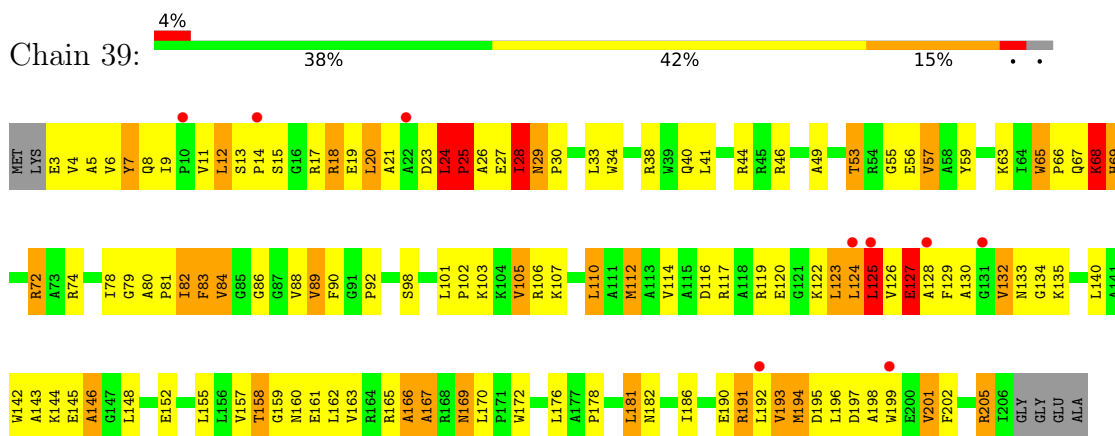
• Molecule 30: 50S ribosomal protein L3



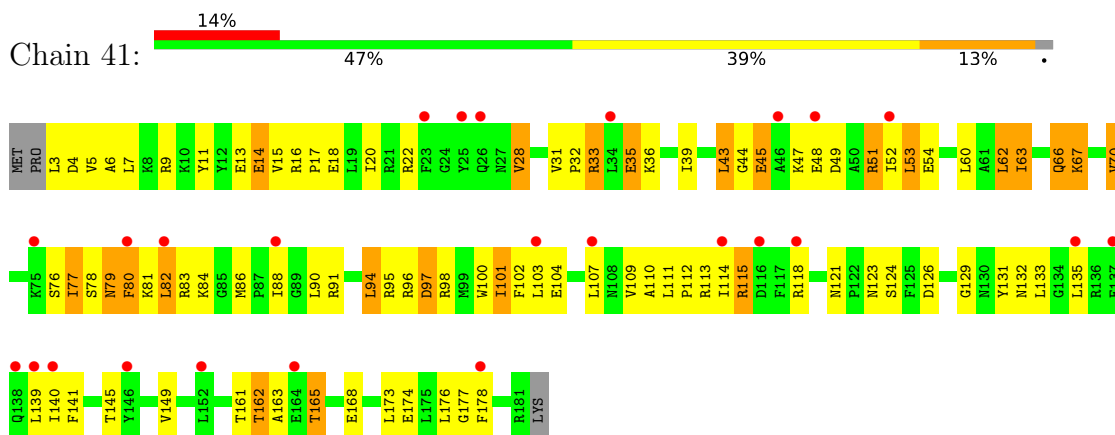
• Molecule 31: 50S ribosomal protein L4



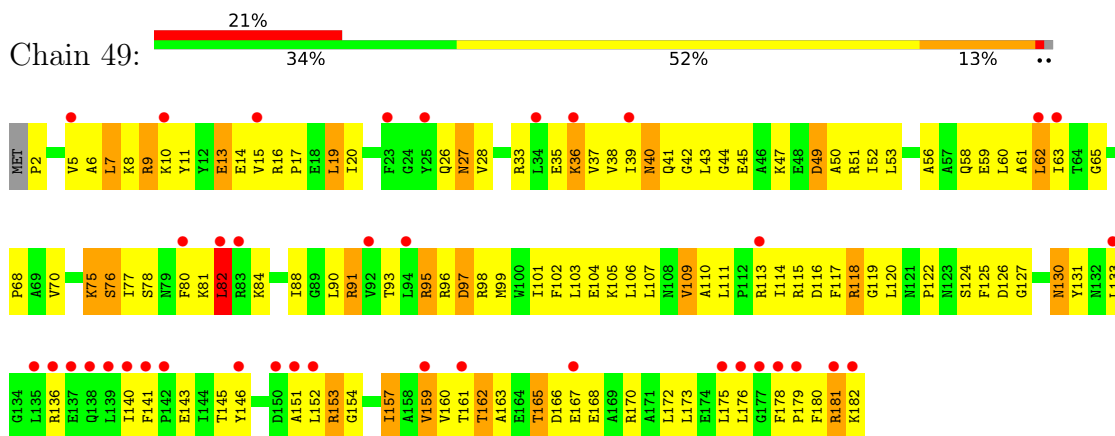
- Molecule 31: 50S ribosomal protein L4



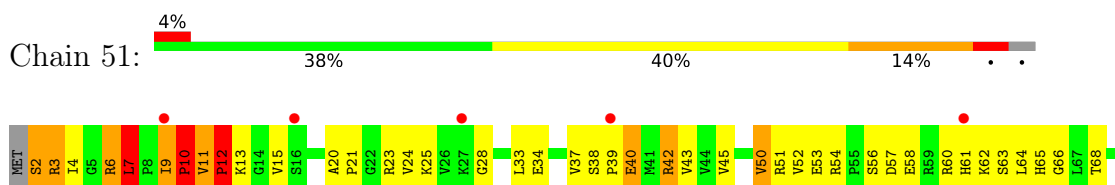
- Molecule 32: 50S ribosomal protein L5

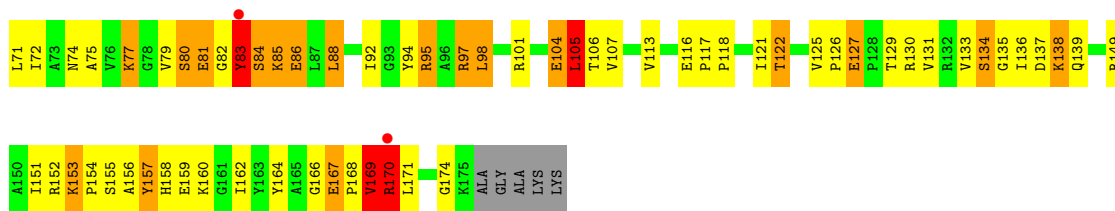


- Molecule 32: 50S ribosomal protein L5

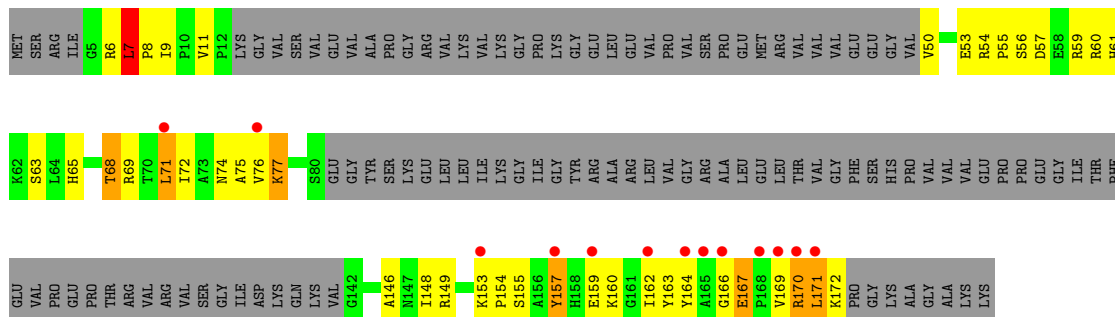


- Molecule 33: 50S ribosomal protein L6

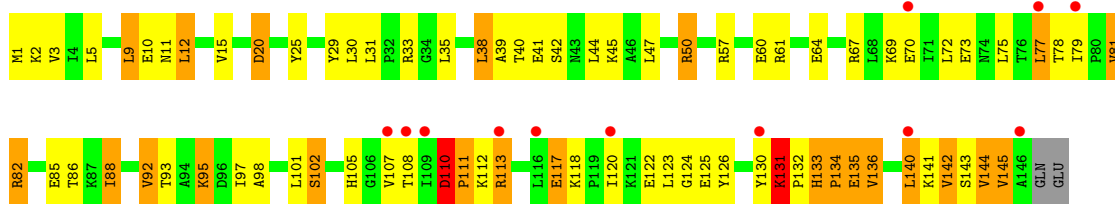




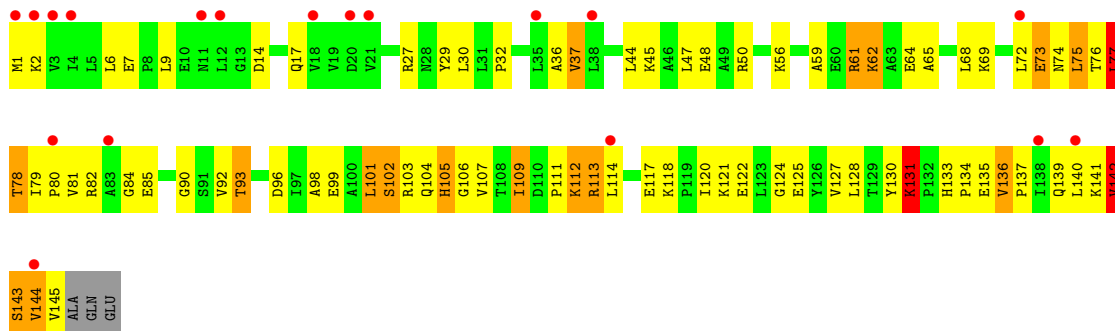
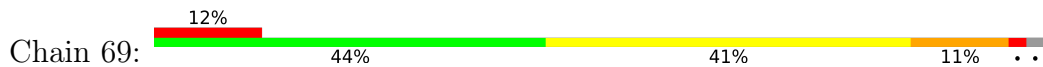
• Molecule 33: 50S ribosomal protein L6



• Molecule 34: 50S ribosomal protein L9

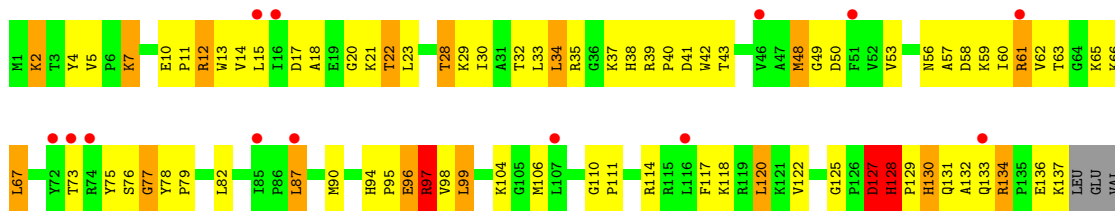


• Molecule 34: 50S ribosomal protein L9

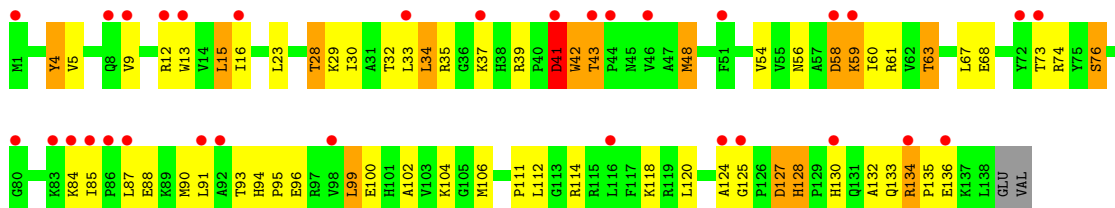


• Molecule 35: 50S ribosomal protein L13

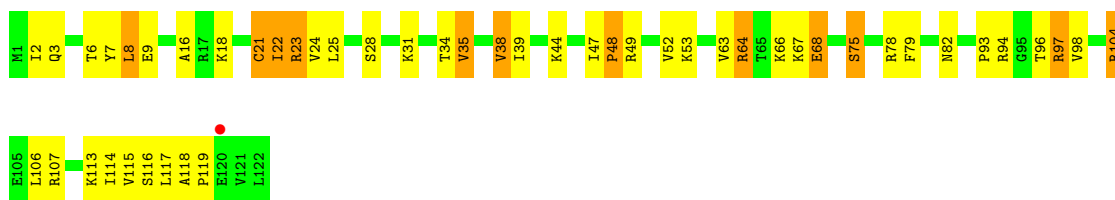




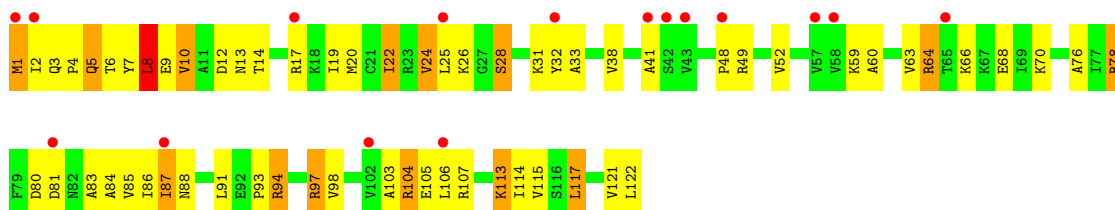
• Molecule 35: 50S ribosomal protein L13



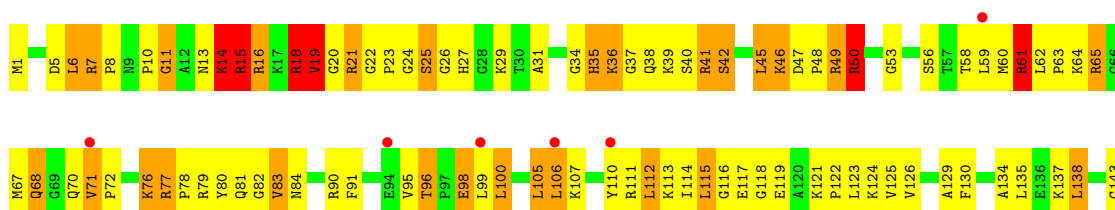
• Molecule 36: 50S ribosomal protein L14



• Molecule 36: 50S ribosomal protein L14

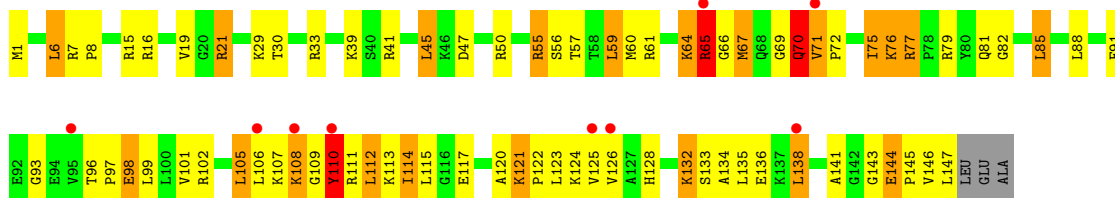


• Molecule 37: 50S ribosomal protein L15

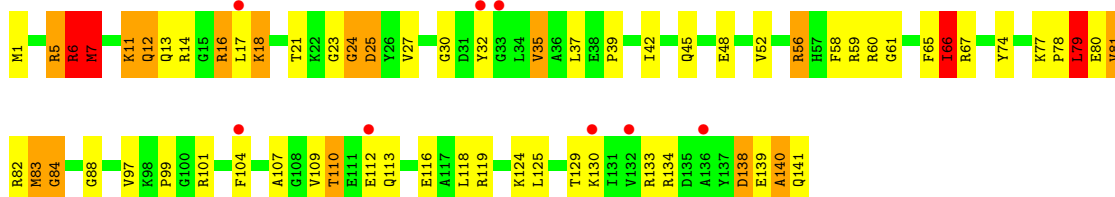




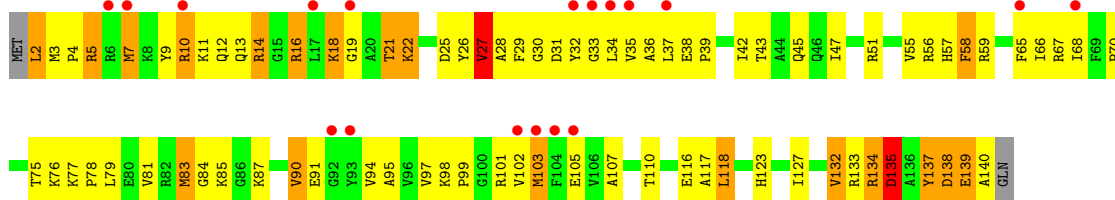
- Molecule 37: 50S ribosomal protein L15



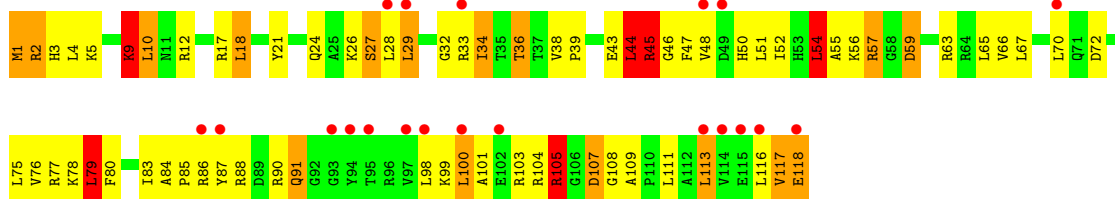
- Molecule 38: 50S ribosomal protein L16



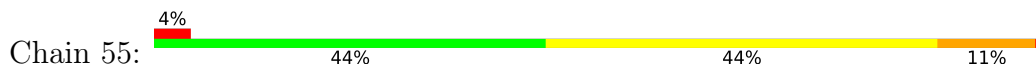
- Molecule 38: 50S ribosomal protein L16



- Molecule 39: 50S ribosomal protein L17

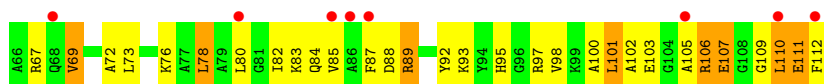
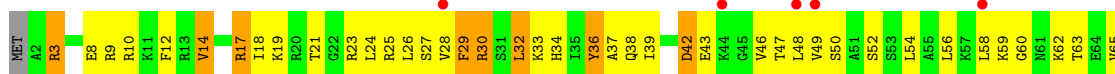


- Molecule 39: 50S ribosomal protein L17

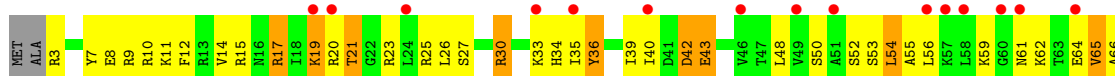




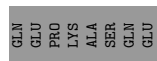

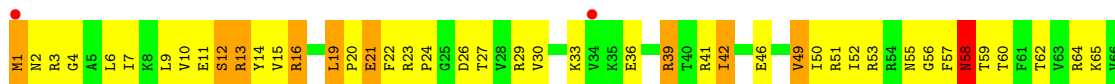
• Molecule 40: 50S ribosomal protein L18




• Molecule 40: 50S ribosomal protein L18

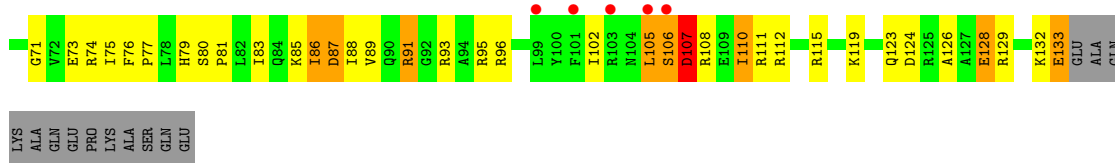


• Molecule 41: 50S ribosomal protein L19

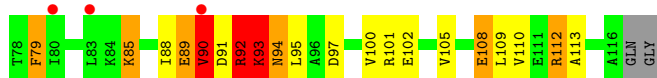


• Molecule 41: 50S ribosomal protein L19





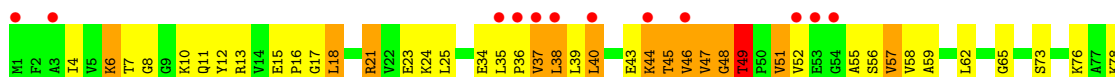
• Molecule 42: 50S ribosomal protein L20



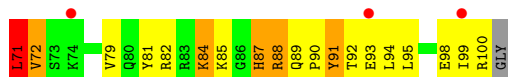
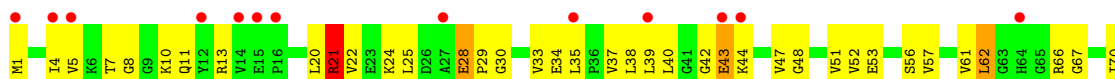
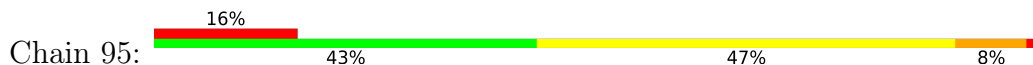
• Molecule 42: 50S ribosomal protein L20



• Molecule 43: 50S ribosomal protein L21



• Molecule 43: 50S ribosomal protein L21



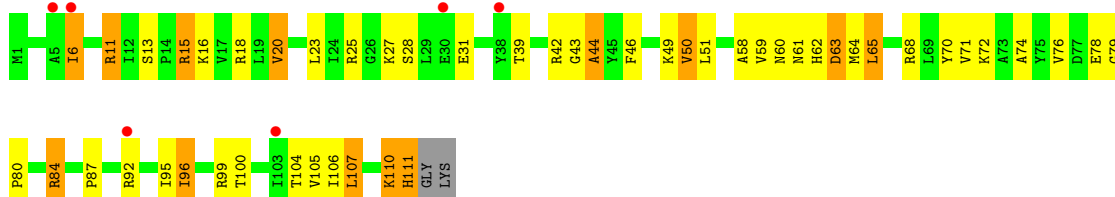
• Molecule 44: 50S ribosomal protein L22

Chain E8: 



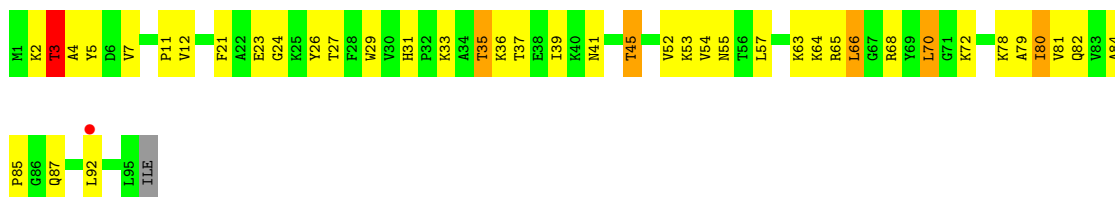
• Molecule 44: 50S ribosomal protein L22

Chain A5: 



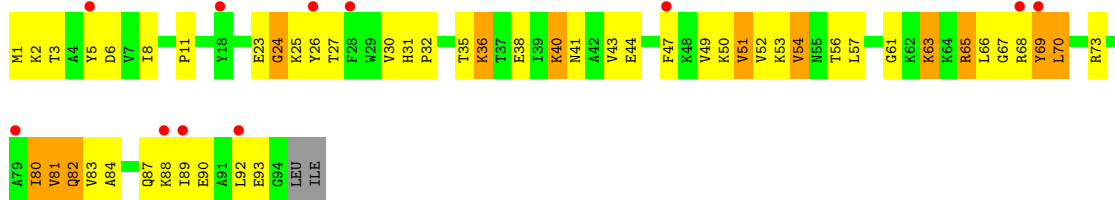
• Molecule 45: 50S ribosomal protein L23

Chain F8: 



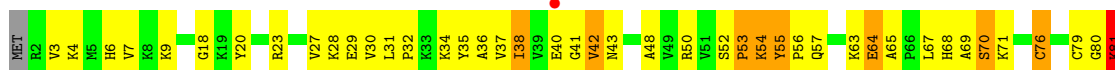
• Molecule 45: 50S ribosomal protein L23

Chain B5: 



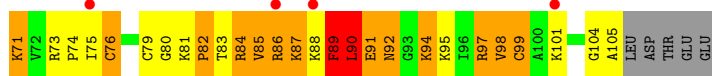
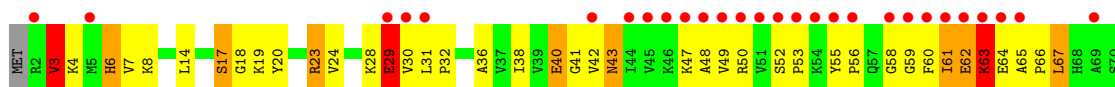
• Molecule 46: 50S ribosomal protein L24

Chain G8: 


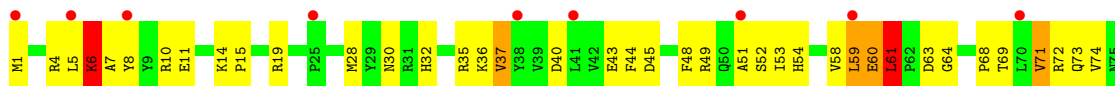






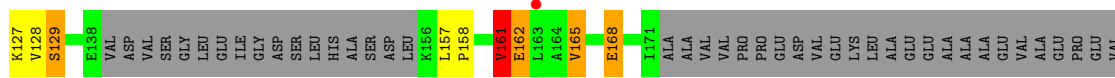
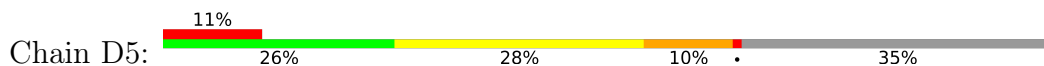
• Molecule 46: 50S ribosomal protein L24



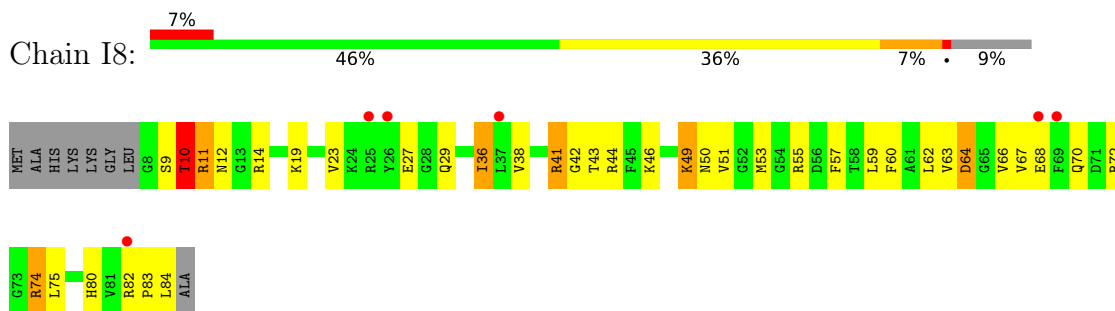
• Molecule 47: 50S ribosomal protein L25



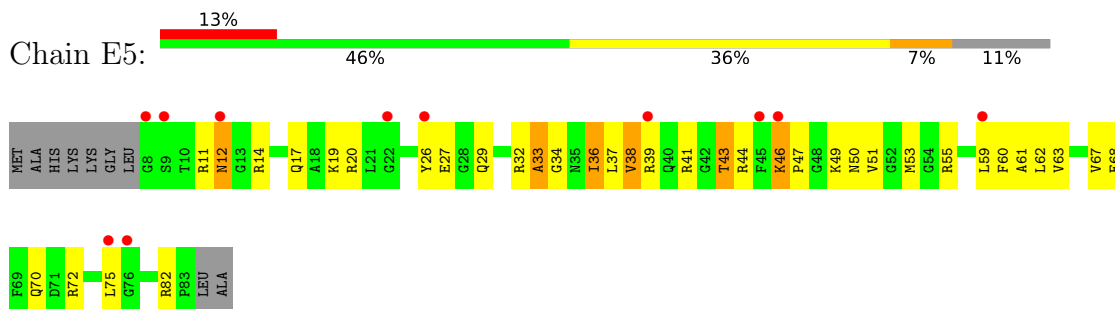
• Molecule 47: 50S ribosomal protein L25



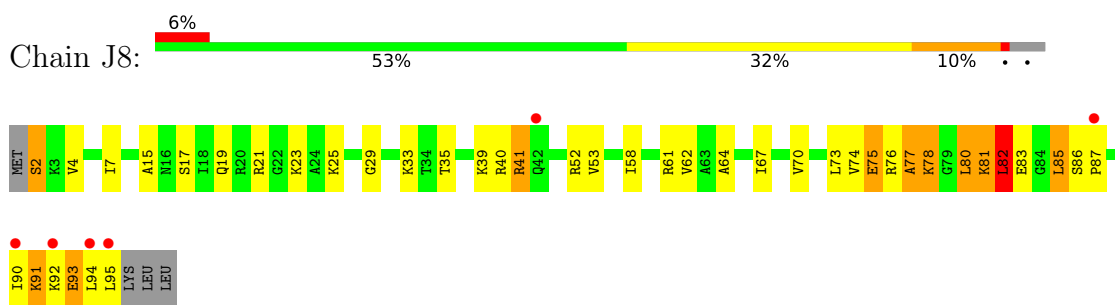
• Molecule 48: 50S ribosomal protein L27



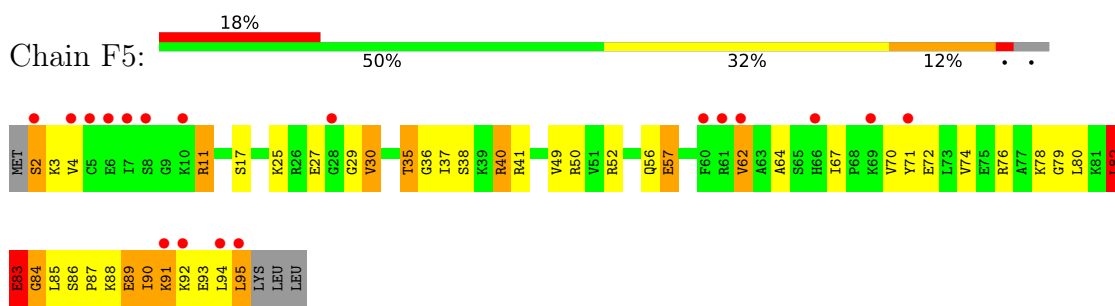
- Molecule 48: 50S ribosomal protein L27



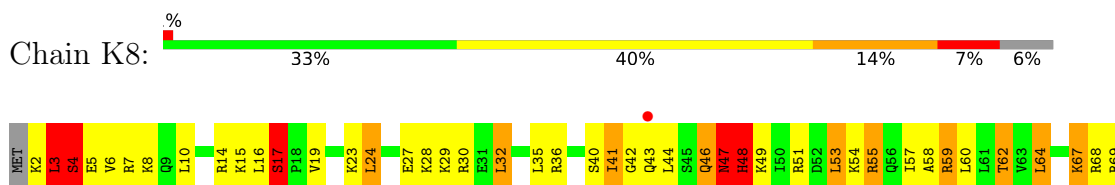
- Molecule 49: 50S ribosomal protein L28



- Molecule 49: 50S ribosomal protein L28



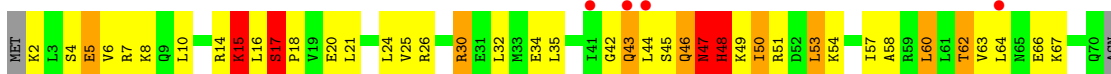
- Molecule 50: 50S ribosomal protein L29



GLN
ASN
ALA

- Molecule 50: 50S ribosomal protein L29

Chain G5: 




ALA

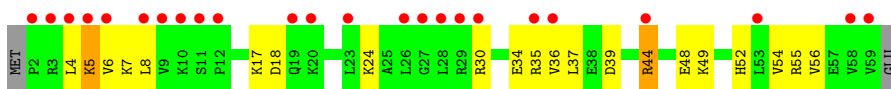
- Molecule 51: 50S ribosomal protein L30

Chain L8: 




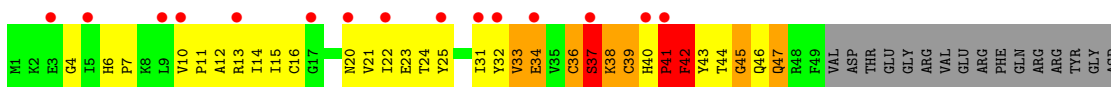
- Molecule 51: 50S ribosomal protein L30

Chain H5: 



- Molecule 52: 50S ribosomal protein L31

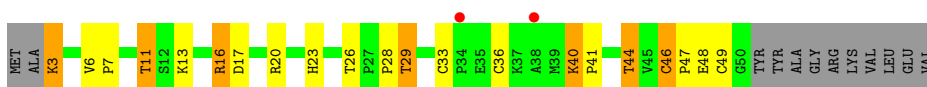
Chain M8: 



SER
TYR
ARG
LYS
GLY
ARG

- Molecule 53: 50S ribosomal protein L32

Chain N8: 



- Molecule 53: 50S ribosomal protein L32

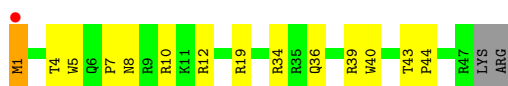
Chain J5: 



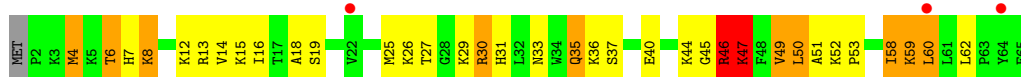
- Molecule 54: 50S ribosomal protein L34



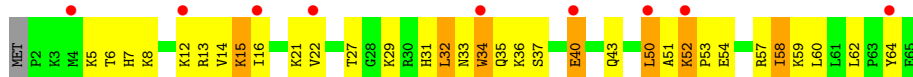
- Molecule 54: 50S ribosomal protein L34



- Molecule 55: 50S ribosomal protein L35



- Molecule 55: 50S ribosomal protein L35



4 Data and refinement statistics

Property	Value	Source
Space group	P 21 21 21	Depositor
Cell constants a, b, c, α , β , γ	209.20Å 448.50Å 619.90Å 90.00° 90.00° 90.00°	Depositor
Resolution (Å)	147.01 – 2.95 147.01 – 2.95	Depositor EDS
% Data completeness (in resolution range)	100.0 (147.01-2.95) 91.6 (147.01-2.95)	Depositor EDS
R_{merge}	0.32	Depositor
R_{sym}	(Not available)	Depositor
$\langle I/\sigma(I) \rangle$ ¹	0.91 (at 2.96Å)	Xtrriage
Refinement program	PHENIX	Depositor
R, R_{free}	0.196 , 0.242 0.196 , 0.242	Depositor DCC
R_{free} test set	2000 reflections (0.17%)	wwPDB-VP
Wilson B-factor (Å ²)	77.9	Xtrriage
Anisotropy	0.354	Xtrriage
Bulk solvent k_{sol} (e/Å ³), B_{sol} (Å ²)	0.28 , 72.1	EDS
L-test for twinning ²	$\langle L \rangle = 0.48$, $\langle L^2 \rangle = 0.30$	Xtrriage
Estimated twinning fraction	No twinning to report.	Xtrriage
F_o, F_c correlation	0.95	EDS
Total number of atoms	297904	wwPDB-VP
Average B, all atoms (Å ²)	98.0	wwPDB-VP

Xtrriage's analysis on translational NCS is as follows: *The largest off-origin peak in the Patterson function is 1.48% of the height of the origin peak. No significant pseudotranslation is detected.*

¹Intensities estimated from amplitudes.

²Theoretical values of $\langle |L| \rangle$, $\langle L^2 \rangle$ for acentric reflections are 0.5, 0.333 respectively for untwinned datasets, and 0.375, 0.2 for perfectly twinned datasets.

5 Model quality

5.1 Standard geometry

Bond lengths and bond angles in the following residue types are not validated in this section: 5MU, G7M, ZN, PSU, T6A, SF4, MG, U8U, OMC, 4SU

The Z score for a bond length (or angle) is the number of standard deviations the observed value is removed from the expected value. A bond length (or angle) with $|Z| > 5$ is considered an outlier worth inspection. RMSZ is the root-mean-square of all Z scores of the bond lengths (or angles).

Mol	Chain	Bond lengths		Bond angles	
		RMSZ	# Z >5	RMSZ	# Z >5
1	13	0.92	23/35994 (0.1%)	1.67	897/56171 (1.6%)
1	1G	0.79	7/36236 (0.0%)	1.48	499/56555 (0.9%)
2	12	0.44	0/1727	0.73	1/2326 (0.0%)
2	1E	0.47	0/1908	0.76	4/2573 (0.2%)
3	22	0.43	0/1560	0.67	0/2104
3	2E	0.58	0/1629	0.73	1/2195 (0.0%)
4	32	0.58	1/1732 (0.1%)	0.81	3/2318 (0.1%)
4	3E	0.61	0/1728	0.84	3/2313 (0.1%)
5	42	0.53	0/1155	0.72	0/1555
5	4E	0.64	0/1158	0.77	0/1559
6	52	0.65	0/855	0.72	0/1154
6	5E	0.66	0/850	0.76	0/1147
7	62	0.51	0/1132	0.70	0/1514
7	6E	0.52	0/1259	0.65	0/1686
8	72	0.48	0/1127	0.66	0/1517
8	7E	0.59	0/1135	0.81	1/1527 (0.1%)
9	82	0.43	0/971	0.70	0/1304
9	8E	0.51	0/1019	0.72	0/1367
10	1A	0.46	0/658	0.70	0/885
10	1I	0.60	0/767	0.82	0/1034
11	2A	0.55	0/850	0.67	0/1150
11	2I	0.62	0/838	0.79	0/1133
12	3A	0.68	0/972	0.89	2/1301 (0.2%)
12	3I	0.87	0/972	1.04	3/1301 (0.2%)
13	4A	0.48	0/903	0.73	0/1211
13	4I	0.67	0/952	0.87	2/1277 (0.2%)
14	5A	0.54	0/495	0.80	1/657 (0.2%)
14	5I	0.70	0/500	0.89	0/664
15	6A	0.60	0/740	0.70	0/987
15	6I	0.64	0/740	0.78	0/987
16	7A	0.64	0/721	0.86	1/970 (0.1%)
16	7I	0.59	0/716	0.83	0/963

Mol	Chain	Bond lengths		Bond angles	
		RMSZ	# Z >5	RMSZ	# Z >5
17	8A	0.57	0/836	0.70	0/1117
17	8I	0.69	0/847	0.82	1/1131 (0.1%)
18	9A	0.63	0/549	0.82	1/732 (0.1%)
18	9I	0.62	0/554	0.84	0/739
19	AA	0.44	0/490	0.69	0/662
19	AI	0.73	1/676 (0.1%)	1.03	5/910 (0.5%)
20	BA	0.51	0/764	0.78	1/1007 (0.1%)
20	BI	0.45	0/748	0.74	2/986 (0.2%)
21	1B	0.50	0/192	0.74	0/252
21	1F	0.57	0/203	0.82	0/266
22	1K	0.80	1/1589 (0.1%)	1.36	23/2464 (0.9%)
22	1L	0.62	3/1516 (0.2%)	1.18	9/2350 (0.4%)
23	2K	1.02	2/1721 (0.1%)	1.76	50/2682 (1.9%)
23	2L	0.83	2/1721 (0.1%)	1.56	30/2682 (1.1%)
24	3K	0.70	2/1654 (0.1%)	1.41	25/2570 (1.0%)
24	3L	0.66	0/1705	1.30	14/2650 (0.5%)
25	4K	1.03	1/523 (0.2%)	1.55	10/813 (1.2%)
25	4L	0.78	0/473	1.44	9/737 (1.2%)
26	14	1.13	193/68883 (0.3%)	1.96	3155/107521 (2.9%)
26	1H	1.33	416/69669 (0.6%)	2.20	4553/108757 (4.2%)
27	16	1.07	7/2928 (0.2%)	2.00	135/4568 (3.0%)
27	1J	0.92	2/2928 (0.1%)	1.73	88/4568 (1.9%)
28	71	0.39	0/1055	0.68	1/1425 (0.1%)
28	79	0.36	0/459	0.66	1/608 (0.2%)
29	11	1.07	6/2170 (0.3%)	1.22	16/2926 (0.5%)
29	19	0.92	1/2175 (0.0%)	1.09	11/2933 (0.4%)
30	21	0.87	1/1591 (0.1%)	1.12	7/2146 (0.3%)
30	29	0.81	1/1596 (0.1%)	1.06	8/2153 (0.4%)
31	31	0.91	3/1620 (0.2%)	1.11	12/2194 (0.5%)
31	39	0.78	1/1637 (0.1%)	1.02	3/2218 (0.1%)
32	41	0.69	0/1481	0.89	2/1994 (0.1%)
32	49	0.53	0/1492	0.77	2/2008 (0.1%)
33	51	0.74	0/1354	1.06	7/1833 (0.4%)
33	59	0.47	0/552	0.87	2/743 (0.3%)
34	61	0.59	0/1151	0.86	3/1558 (0.2%)
34	69	0.56	0/1146	0.86	5/1551 (0.3%)
35	15	0.57	0/1131	0.75	0/1525
35	58	0.71	0/1123	0.93	0/1514
36	25	0.73	0/942	0.86	1/1269 (0.1%)
36	68	0.83	0/942	0.92	2/1269 (0.2%)
37	35	0.73	0/1139	1.07	1/1514 (0.1%)
37	78	0.91	0/1139	1.35	16/1514 (1.1%)
38	45	0.77	0/1125	1.00	0/1505

Mol	Chain	Bond lengths		Bond angles	
		RMSZ	# Z >5	RMSZ	# Z >5
38	88	0.98	0/1138	1.14	3/1523 (0.2%)
39	55	0.73	0/981	0.96	0/1312
39	98	0.72	0/981	1.01	8/1312 (0.6%)
40	65	0.65	0/886	1.01	4/1180 (0.3%)
40	A8	0.79	0/891	1.03	0/1187
41	75	0.70	0/1123	0.93	4/1500 (0.3%)
41	B8	0.81	0/1138	1.01	2/1521 (0.1%)
42	85	0.76	0/977	0.91	2/1301 (0.2%)
42	C8	0.85	1/968 (0.1%)	0.99	4/1289 (0.3%)
43	95	0.70	0/781	0.95	2/1048 (0.2%)
43	D8	0.76	0/785	1.00	5/1052 (0.5%)
44	A5	0.82	0/897	0.94	0/1204
44	E8	0.82	0/886	1.06	5/1189 (0.4%)
45	B5	0.81	0/749	0.88	0/1007
45	F8	0.90	0/757	1.07	4/1017 (0.4%)
46	C5	0.75	0/807	0.97	2/1076 (0.2%)
46	G8	0.91	0/796	1.15	5/1062 (0.5%)
47	D5	0.55	0/1103	0.79	2/1494 (0.1%)
47	H8	0.61	0/1395	0.87	2/1890 (0.1%)
48	E5	0.77	0/611	0.95	0/814
48	I8	0.95	1/619 (0.2%)	1.23	3/825 (0.4%)
49	F5	0.83	0/744	1.13	6/989 (0.6%)
49	J8	0.92	1/744 (0.1%)	1.09	4/989 (0.4%)
50	G5	0.69	0/578	0.88	1/766 (0.1%)
50	K8	0.95	0/577	1.26	6/763 (0.8%)
51	H5	0.66	0/464	0.86	0/623
51	L8	0.83	1/464 (0.2%)	0.93	0/623
52	M8	0.65	0/385	1.05	2/521 (0.4%)
53	J5	0.82	0/448	1.06	3/606 (0.5%)
53	N8	0.85	0/381	1.03	0/516
54	L5	0.85	0/409	1.08	3/540 (0.6%)
54	P8	1.04	0/409	1.21	1/540 (0.2%)
55	M5	0.93	2/524 (0.4%)	1.05	1/691 (0.1%)
55	Q8	0.99	0/524	1.25	3/691 (0.4%)
All	All	1.01	680/318108 (0.2%)	1.71	9716/476630 (2.0%)

Chiral center outliers are detected by calculating the chiral volume of a chiral center and verifying if the center is modelled as a planar moiety or with the opposite hand. A planarity outlier is detected by checking planarity of atoms in a peptide group, atoms in a mainchain group or atoms of a sidechain that are expected to be planar.

Mol	Chain	#Chirality outliers	#Planarity outliers
2	12	0	5

Continued on next page...

Continued from previous page...

Mol	Chain	#Chirality outliers	#Planarity outliers
2	1E	0	1
4	32	0	1
9	82	0	1
9	8E	0	1
10	1I	0	1
11	2A	0	1
11	2I	0	1
12	3I	0	3
13	4A	0	2
13	4I	0	3
14	5A	0	1
20	BA	0	3
28	71	0	3
29	11	0	6
29	19	0	5
30	21	0	9
30	29	0	5
31	39	0	10
32	41	0	1
32	49	0	3
33	51	0	5
33	59	0	3
34	61	0	3
34	69	0	5
35	15	0	2
35	58	0	2
37	35	0	3
37	78	0	5
38	45	0	3
38	88	0	2
39	55	0	1
39	98	0	1
40	65	0	1
41	75	0	1
41	B8	0	3
42	85	0	3
42	C8	0	2
43	95	0	1
43	D8	0	4
44	A5	0	1
45	B5	0	2
45	F8	0	2

Continued on next page...

Continued from previous page...

Mol	Chain	#Chirality outliers	#Planarity outliers
46	C5	0	2
46	G8	0	6
47	D5	0	5
47	H8	0	3
49	F5	0	2
49	J8	0	3
50	G5	0	3
50	K8	0	4
52	M8	0	4
54	P8	0	1
55	M5	0	2
55	Q8	0	2
All	All	0	158

All (680) bond length outliers are listed below:

Mol	Chain	Res	Type	Atoms	Z	Observed(Å)	Ideal(Å)
26	1H	2430	A	N9-C4	-17.68	1.27	1.37
26	1H	1698	A	N9-C4	-15.72	1.28	1.37
26	1H	783	A	N3-C4	-14.91	1.25	1.34
26	1H	774	A	N9-C4	-14.16	1.29	1.37
26	14	1786	A	N9-C4	-13.34	1.29	1.37
26	1H	2287	A	N9-C4	-13.01	1.30	1.37
26	1H	71	A	N9-C4	-12.65	1.30	1.37
26	1H	676	A	N9-C4	-12.59	1.30	1.37
26	1H	1698	A	N3-C4	-12.31	1.27	1.34
26	1H	1899	G	N9-C4	-12.30	1.28	1.38
26	1H	1786	A	N9-C4	-11.99	1.30	1.37
26	1H	676	A	N9-C8	11.93	1.47	1.37
26	14	2430	A	N9-C4	-11.80	1.30	1.37
26	1H	1678	G	N9-C8	11.74	1.46	1.37
26	14	783	A	N3-C4	-11.72	1.27	1.34
1	13	792	A	N9-C4	-11.54	1.30	1.37
26	14	783	A	N9-C4	-11.46	1.30	1.37
26	14	2062	A	N7-C5	11.14	1.46	1.39
26	1H	528	A	N9-C4	-11.11	1.31	1.37
19	AI	41	VAL	CB-CG1	-11.10	1.29	1.52
26	1H	2062	A	N9-C4	11.06	1.44	1.37
26	1H	138	G	N9-C8	10.91	1.45	1.37
26	1H	783	A	N9-C4	-10.72	1.31	1.37
26	1H	774	A	N9-C8	10.71	1.46	1.37
26	1H	2062	A	N3-C4	10.67	1.41	1.34

Continued on next page...

Continued from previous page...

Mol	Chain	Res	Type	Atoms	Z	Observed(Å)	Ideal(Å)
26	1H	783	A	C5-C6	-10.59	1.31	1.41
26	14	528	A	N9-C4	-10.52	1.31	1.37
26	1H	805	G	N9-C8	-10.33	1.30	1.37
26	1H	1332	G	N9-C4	-10.12	1.29	1.38
26	1H	945	A	N7-C5	-10.05	1.33	1.39
26	1H	945	A	N9-C4	-9.95	1.31	1.37
26	1H	2713	A	N9-C4	-9.80	1.31	1.37
26	1H	2072	G	C8-N7	-9.79	1.25	1.30
26	1H	71	A	N9-C8	9.70	1.45	1.37
26	1H	71	A	C6-N6	-9.57	1.26	1.33
26	1H	1142(A)	A	N9-C4	-9.55	1.32	1.37
26	14	774	A	N9-C4	-9.54	1.32	1.37
26	1H	2346	A	N7-C5	-9.45	1.33	1.39
26	14	783	A	C5-C6	-9.40	1.32	1.41
26	1H	1021	A	N9-C4	-9.28	1.32	1.37
26	1H	1899	G	N9-C8	9.27	1.44	1.37
26	1H	1950	G	N9-C8	9.25	1.44	1.37
26	14	783	A	N7-C5	-9.23	1.33	1.39
26	1H	1332	G	N9-C8	9.14	1.44	1.37
26	14	1786	A	N3-C4	-9.01	1.29	1.34
26	1H	2451	A	C6-N1	-9.01	1.29	1.35
26	1H	2713	A	C5-C4	8.99	1.45	1.38
26	1H	621	A	N9-C4	-8.98	1.32	1.37
26	1H	1776	G	C8-N7	-8.98	1.25	1.30
26	1H	776	G	N7-C5	-8.93	1.33	1.39
26	1H	2346	A	N3-C4	-8.92	1.29	1.34
26	1H	1678	G	N9-C4	-8.88	1.30	1.38
26	1H	945	A	C5-C6	-8.87	1.33	1.41
26	1H	2311	A	N9-C4	-8.86	1.32	1.37
26	1H	2287	A	C5-C6	-8.85	1.33	1.41
26	14	1903	G	N9-C8	-8.72	1.31	1.37
26	1H	1966	A	N9-C4	-8.69	1.32	1.37
26	1H	71	A	C5-C6	-8.65	1.33	1.41
26	1H	74	A	N9-C4	-8.65	1.32	1.37
26	1H	1786	A	N3-C4	-8.63	1.29	1.34
26	1H	2497	A	N3-C4	-8.62	1.29	1.34
26	14	1616	A	N9-C4	-8.62	1.32	1.37
26	14	945	A	C5-C6	-8.56	1.33	1.41
26	1H	71	A	C5-C4	8.53	1.44	1.38
1	13	792	A	C5-C6	-8.50	1.33	1.41
26	1H	676	A	C5-C4	8.40	1.44	1.38
31	39	65	TRP	CB-CG	-8.39	1.35	1.50

Continued on next page...

Continued from previous page...

Mol	Chain	Res	Type	Atoms	Z	Observed(Å)	Ideal(Å)
26	1H	2056	G	N9-C8	-8.34	1.32	1.37
26	1H	1255	U	C4-O4	8.32	1.30	1.23
26	14	774	A	N9-C8	8.26	1.44	1.37
26	14	1308	A	N7-C5	-8.21	1.34	1.39
29	11	30	GLU	CG-CD	8.11	1.64	1.51
26	1H	2490	G	C2-N3	8.04	1.39	1.32
26	1H	1616	A	N9-C4	-8.03	1.33	1.37
26	1H	1950	G	N9-C4	-8.03	1.31	1.38
26	1H	945	A	N3-C4	-8.02	1.30	1.34
26	14	733	G	N9-C8	-8.00	1.32	1.37
26	14	1678	G	N9-C4	-7.96	1.31	1.38
26	1H	138	G	C8-N7	7.95	1.35	1.30
26	1H	829	A	N9-C4	-7.94	1.33	1.37
26	1H	2392	A	N9-C4	-7.92	1.33	1.37
26	1H	2062	A	C5-C6	7.92	1.48	1.41
26	1H	2498	C	N1-C6	7.92	1.41	1.37
26	1H	2713	A	N9-C8	7.89	1.44	1.37
26	14	945	A	N3-C4	-7.89	1.30	1.34
26	1H	1786	A	N7-C5	-7.89	1.34	1.39
26	1H	1204	A	N3-C4	-7.86	1.30	1.34
26	1H	1786	A	C5-C6	-7.86	1.33	1.41
26	1H	2751	G	C8-N7	-7.86	1.26	1.30
26	1H	1786	A	C5-C4	7.84	1.44	1.38
26	1H	2392	A	N9-C8	7.82	1.44	1.37
26	14	2518	A	C5-C6	-7.82	1.34	1.41
1	13	539	A	N3-C4	-7.80	1.30	1.34
26	14	1786	A	C5-C6	-7.80	1.34	1.41
26	14	2287	A	N9-C4	-7.77	1.33	1.37
26	1H	1566	A	C8-N7	7.76	1.36	1.31
26	1H	679	C	N1-C6	-7.75	1.32	1.37
26	1H	197	A	N3-C4	-7.66	1.30	1.34
1	13	1227	A	N9-C4	-7.65	1.33	1.37
26	1H	530	G	N9-C8	7.64	1.43	1.37
26	14	828	U	N3-C4	-7.63	1.31	1.38
26	14	2346	A	N3-C4	-7.62	1.30	1.34
26	1H	1966	A	N3-C4	-7.62	1.30	1.34
26	1H	838	C	N1-C6	-7.60	1.32	1.37
26	1H	140	A	N9-C4	-7.59	1.33	1.37
26	14	1698	A	N7-C5	-7.55	1.34	1.39
26	14	945	A	N9-C4	-7.53	1.33	1.37
26	1H	1899	G	C2-N3	-7.52	1.26	1.32
26	1H	2442	C	N1-C6	-7.50	1.32	1.37

Continued on next page...

Continued from previous page...

Mol	Chain	Res	Type	Atoms	Z	Observed(Å)	Ideal(Å)
26	1H	2062	A	C6-N1	7.44	1.40	1.35
27	16	115	G	C2-N3	7.43	1.38	1.32
26	1H	1332	G	C5-C4	7.43	1.43	1.38
1	13	780	A	N9-C4	-7.42	1.33	1.37
26	1H	1385	G	N9-C4	-7.39	1.32	1.38
26	14	2600	A	N7-C5	-7.38	1.34	1.39
26	14	676	A	N9-C4	-7.38	1.33	1.37
26	1H	245	G	N7-C5	-7.35	1.34	1.39
26	14	2072	G	C8-N7	-7.34	1.26	1.30
26	14	776	G	N7-C5	-7.34	1.34	1.39
26	1H	2252	G	C5-C4	-7.33	1.33	1.38
26	1H	1616	A	C5-C6	-7.32	1.34	1.41
26	14	1698	A	C5-C6	-7.29	1.34	1.41
26	1H	663	G	N7-C5	-7.28	1.34	1.39
26	1H	1241	A	N9-C4	-7.25	1.33	1.37
26	14	1633	G	N7-C5	-7.25	1.34	1.39
27	1J	89(A)	A	N9-C4	7.23	1.42	1.37
26	1H	2445	G	C6-N1	-7.23	1.34	1.39
26	14	1785	A	N7-C5	-7.20	1.34	1.39
26	1H	1899	G	N3-C4	-7.17	1.30	1.35
26	14	1950	G	N9-C4	-7.15	1.32	1.38
26	1H	1382	G	C5-C6	-7.13	1.35	1.42
26	1H	2062	A	N7-C5	7.11	1.43	1.39
26	1H	821	A	N7-C5	-7.10	1.34	1.39
26	1H	774	A	C6-N1	7.04	1.40	1.35
26	14	1612	C	N1-C6	-7.03	1.32	1.37
26	1H	2068	U	C2-N3	-7.02	1.32	1.37
26	1H	783	A	C6-N1	-7.02	1.30	1.35
26	14	528	A	C5-C6	-7.01	1.34	1.41
26	1H	945	A	C5-C4	7.01	1.43	1.38
26	14	509	C	N1-C6	-6.99	1.32	1.37
26	1H	676	A	N3-C4	-6.99	1.30	1.34
26	1H	2598	A	C8-N7	-6.99	1.26	1.31
26	1H	866	A	N3-C4	6.98	1.39	1.34
30	21	131	ALA	CA-CB	6.98	1.67	1.52
26	1H	2378	A	N9-C4	-6.97	1.33	1.37
26	1H	945	A	C2-N3	6.93	1.39	1.33
23	2L	77	A	N9-C4	-6.93	1.33	1.37
26	1H	472	A	N3-C4	-6.91	1.30	1.34
26	14	1899	G	C2-N3	6.91	1.38	1.32
26	1H	576	U	N3-C4	-6.89	1.32	1.38
26	14	461	C	N3-C4	-6.89	1.29	1.33

Continued on next page...

Continued from previous page...

Mol	Chain	Res	Type	Atoms	Z	Observed(Å)	Ideal(Å)
26	1H	621	A	C5-C4	6.88	1.43	1.38
26	14	1616	A	C5-C6	-6.88	1.34	1.41
26	1H	179	G	C6-O6	6.87	1.30	1.24
26	14	781	A	C6-N6	-6.86	1.28	1.33
26	1H	71	A	N1-C2	6.85	1.40	1.34
26	1H	1614	A	N9-C4	-6.85	1.33	1.37
26	1H	774	A	C5-C6	-6.85	1.34	1.41
26	1H	1613	G	C6-N1	-6.84	1.34	1.39
1	13	50	A	N9-C4	6.84	1.42	1.37
26	1H	1616	A	N9-C8	6.82	1.43	1.37
26	14	2873	A	N3-C4	-6.81	1.30	1.34
26	1H	1678	G	C8-N7	6.80	1.35	1.30
26	1H	2490	G	N9-C8	6.79	1.42	1.37
31	31	65	TRP	CB-CG	-6.79	1.38	1.50
26	1H	825	C	N1-C6	-6.78	1.33	1.37
26	1H	188	G	C2-N3	6.74	1.38	1.32
26	1H	2510	C	N3-C4	-6.74	1.29	1.33
26	1H	678	C	C4'-C3'	-6.72	1.45	1.53
26	14	1678	G	N9-C8	6.72	1.42	1.37
26	1H	1950	G	C5-C4	6.71	1.43	1.38
26	1H	2450	A	C8-N7	-6.69	1.26	1.31
24	3K	76	A	C5-C4	6.69	1.43	1.38
26	1H	869	G	C6-N1	-6.69	1.34	1.39
26	14	1950	G	N9-C8	6.67	1.42	1.37
26	1H	1363	C	N3-C4	-6.67	1.29	1.33
26	1H	330	A	N9-C4	-6.66	1.33	1.37
29	11	28	GLU	CG-CD	6.65	1.61	1.51
26	14	2598	A	C8-N7	-6.65	1.26	1.31
26	1H	1950	G	C8-N7	6.65	1.34	1.30
26	1H	2377	A	N9-C4	-6.65	1.33	1.37
26	14	1676	A	N3-C4	-6.64	1.30	1.34
26	1H	2700	C	N3-C4	6.64	1.38	1.33
26	1H	2392	A	C5-C6	-6.64	1.35	1.41
26	1H	804	A	N3-C4	-6.63	1.30	1.34
1	13	792	A	N3-C4	-6.63	1.30	1.34
26	1H	845	G	N9-C8	6.62	1.42	1.37
26	1H	1812	A	C6-N1	-6.61	1.30	1.35
26	1H	2082	A	N3-C4	-6.61	1.30	1.34
26	1H	739	G	C5-C4	-6.60	1.33	1.38
1	13	1502	A	C5-C6	-6.60	1.35	1.41
26	1H	2446	G	C6-O6	-6.60	1.18	1.24
26	1H	2392	A	N3-C4	-6.60	1.30	1.34

Continued on next page...

Continued from previous page...

Mol	Chain	Res	Type	Atoms	Z	Observed(Å)	Ideal(Å)
26	1H	2248	C	N3-C4	-6.59	1.29	1.33
26	14	2713	A	C5-C4	6.59	1.43	1.38
26	1H	2609	U	N1-C6	-6.57	1.32	1.38
26	14	1698	A	N9-C4	-6.57	1.33	1.37
26	1H	2590	A	C6-N1	-6.56	1.30	1.35
26	14	2252	G	N9-C8	-6.56	1.33	1.37
26	14	2329	G	C2-N3	6.55	1.38	1.32
26	14	1332	G	C5-C4	6.55	1.43	1.38
26	1H	1785	A	N7-C5	-6.54	1.35	1.39
26	1H	945	A	N1-C2	6.53	1.40	1.34
26	1H	2246	G	N9-C8	-6.51	1.33	1.37
26	1H	141	A	N9-C4	-6.50	1.33	1.37
26	1H	661	C	N1-C6	-6.50	1.33	1.37
26	1H	1660	C	C2-O2	-6.49	1.18	1.24
26	14	2082	A	N3-C4	-6.49	1.30	1.34
26	14	2503	A	N3-C4	6.49	1.38	1.34
26	14	2060	A	C6-N1	-6.48	1.31	1.35
26	14	1616	A	N9-C8	6.47	1.43	1.37
26	1H	1307	A	N3-C4	6.47	1.38	1.34
26	14	71	A	N9-C4	-6.46	1.33	1.37
26	14	74	A	N9-C4	-6.46	1.33	1.37
26	1H	1626	G	C2-N3	-6.46	1.27	1.32
26	1H	2587	A	C6-N1	-6.46	1.31	1.35
26	1H	2276	G	C2-N3	-6.45	1.27	1.32
26	14	90	U	N1-C2	6.45	1.44	1.38
26	14	1142(A)	A	N9-C4	-6.42	1.33	1.37
26	1H	2252	G	N9-C8	-6.42	1.33	1.37
26	14	2711	A	N3-C4	6.40	1.38	1.34
26	1H	608	A	N9-C4	-6.38	1.34	1.37
26	1H	960	A	N3-C4	-6.36	1.31	1.34
26	14	2025	C	N1-C6	-6.35	1.33	1.37
26	1H	1204	A	N9-C4	-6.35	1.34	1.37
26	14	2252	G	N7-C5	-6.34	1.35	1.39
26	1H	1950	G	N3-C4	-6.34	1.31	1.35
26	14	500	G	N9-C8	-6.34	1.33	1.37
55	M5	35	GLN	CG-CD	6.34	1.65	1.51
26	1H	1332	G	C5-C6	-6.33	1.36	1.42
26	1H	1496	A	C5-C6	-6.33	1.35	1.41
26	1H	2239	G	C6-N1	-6.33	1.35	1.39
26	14	1936	A	C8-N7	-6.33	1.27	1.31
26	1H	1676	A	N9-C4	-6.32	1.34	1.37
26	14	676	A	C5-C4	6.31	1.43	1.38

Continued on next page...

Continued from previous page...

Mol	Chain	Res	Type	Atoms	Z	Observed(Å)	Ideal(Å)
26	1H	38	A	C6-N6	-6.30	1.28	1.33
29	11	122	ASP	CB-CG	6.30	1.65	1.51
26	1H	1434	A	N9-C4	-6.30	1.34	1.37
26	14	330	A	N9-C4	-6.29	1.34	1.37
26	14	1678	G	N3-C4	-6.29	1.31	1.35
26	1H	2817	G	C2-N3	6.27	1.37	1.32
26	1H	2709	G	C6-N1	-6.26	1.35	1.39
26	14	737	C	N1-C6	-6.26	1.33	1.37
26	14	2062	A	C8-N7	6.26	1.35	1.31
26	1H	2051	A	N7-C5	-6.25	1.35	1.39
26	1H	2506	U	N1-C2	6.25	1.44	1.38
1	13	1408	A	N7-C5	-6.24	1.35	1.39
26	14	945	A	N7-C5	-6.24	1.35	1.39
26	14	1616	A	N3-C4	-6.24	1.31	1.34
26	14	1566	A	C5-C6	-6.23	1.35	1.41
26	1H	1827	C	N3-C4	-6.22	1.29	1.33
26	1H	761	A	N3-C4	-6.22	1.31	1.34
26	1H	2505	G	N1-C2	-6.22	1.32	1.37
26	14	1786	A	C5-C4	6.21	1.43	1.38
26	1H	1780	A	C6-N1	-6.21	1.31	1.35
26	1H	1617	C	N1-C6	-6.21	1.33	1.37
26	1H	587	C	N1-C6	-6.21	1.33	1.37
26	14	530	G	C5-C6	-6.20	1.36	1.42
26	14	2392	A	C5-C6	-6.20	1.35	1.41
26	14	2503	A	N9-C4	6.19	1.41	1.37
27	16	82	G	C5-C4	-6.19	1.34	1.38
26	1H	1271	G	N7-C5	-6.18	1.35	1.39
26	1H	1698	A	C5-C6	-6.18	1.35	1.41
26	14	1772	G	N9-C8	-6.18	1.33	1.37
26	1H	2053	G	C5-C4	-6.14	1.34	1.38
26	1H	695	G	C6-N1	-6.14	1.35	1.39
26	1H	1786	A	C6-N6	-6.13	1.29	1.33
26	1H	2502	G	C6-N1	-6.13	1.35	1.39
26	1H	2518	A	N9-C4	-6.13	1.34	1.37
26	14	2542	A	N7-C5	6.13	1.43	1.39
23	2K	77	A	N9-C4	-6.13	1.34	1.37
26	14	621	A	N9-C4	-6.13	1.34	1.37
26	1H	122	G	N7-C5	-6.12	1.35	1.39
26	1H	1308	A	N3-C4	-6.12	1.31	1.34
26	1H	1978	A	N7-C5	-6.10	1.35	1.39
26	1H	2388	A	N9-C4	-6.09	1.34	1.37
26	14	2713	A	N1-C2	6.09	1.39	1.34

Continued on next page...

Continued from previous page...

Mol	Chain	Res	Type	Atoms	Z	Observed(Å)	Ideal(Å)
26	1H	1775	U	C2-O2	-6.09	1.16	1.22
29	11	40	THR	CA-C	6.09	1.68	1.52
26	14	461	C	N1-C6	-6.09	1.33	1.37
22	1L	76	A	C5-C4	6.08	1.43	1.38
26	14	1827	C	N3-C4	-6.08	1.29	1.33
48	I8	10	THR	CA-CB	6.08	1.69	1.53
26	1H	122	G	C2-N3	6.07	1.37	1.32
26	1H	752	A	N9-C4	-6.07	1.34	1.37
27	16	81	G	N9-C8	6.06	1.42	1.37
26	14	793	A	C5-C4	-6.05	1.34	1.38
26	1H	1932	A	C6-N1	6.05	1.39	1.35
26	14	2377	A	N9-C4	-6.04	1.34	1.37
26	1H	1889	A	N9-C4	-6.04	1.34	1.37
26	14	471	A	N9-C4	-6.02	1.34	1.37
26	1H	2254	C	N1-C2	-6.02	1.34	1.40
26	1H	781	A	C5-C4	-6.00	1.34	1.38
26	1H	2064	C	N3-C4	-6.00	1.29	1.33
26	14	1272	A	N3-C4	6.00	1.38	1.34
26	1H	774	A	N7-C5	-6.00	1.35	1.39
26	14	2449	U	N1-C2	6.00	1.44	1.38
26	1H	2594	C	N1-C6	-5.99	1.33	1.37
26	14	1142(A)	A	N3-C4	-5.99	1.31	1.34
26	1H	2763	G	C5-C6	-5.99	1.36	1.42
26	14	578	A	N9-C4	-5.99	1.34	1.37
26	14	1384	A	N3-C4	-5.98	1.31	1.34
26	1H	777	A	N9-C4	-5.97	1.34	1.37
26	1H	2287	A	N7-C5	-5.96	1.35	1.39
26	1H	649	G	N7-C5	-5.96	1.35	1.39
26	1H	2713	A	N1-C2	5.96	1.39	1.34
26	1H	1365	A	N9-C4	-5.96	1.34	1.37
26	1H	737	C	N1-C6	-5.95	1.33	1.37
26	14	1776	G	C8-N7	-5.95	1.27	1.30
26	1H	2688	U	N3-C4	-5.94	1.33	1.38
29	11	123	ALA	CA-CB	-5.94	1.40	1.52
26	1H	682	G	C5-C4	-5.94	1.34	1.38
26	1H	1255	U	N1-C6	-5.94	1.32	1.38
26	14	2439	A	N7-C5	-5.94	1.35	1.39
26	14	2582	G	N7-C5	-5.93	1.35	1.39
26	1H	1553	A	N7-C5	-5.93	1.35	1.39
1	1G	1502	A	N9-C4	-5.93	1.34	1.37
26	1H	132	G	C8-N7	5.93	1.34	1.30
26	1H	2430	A	C6-N1	5.93	1.39	1.35

Continued on next page...

Continued from previous page...

Mol	Chain	Res	Type	Atoms	Z	Observed(Å)	Ideal(Å)
26	1H	70	G	C6-N1	-5.92	1.35	1.39
26	14	2063	C	N1-C6	-5.92	1.33	1.37
26	14	2392	A	N9-C4	-5.92	1.34	1.37
1	13	5	U	N1-C2	5.92	1.43	1.38
26	14	113	G	N9-C4	-5.91	1.33	1.38
26	1H	1275	A	N3-C4	5.91	1.38	1.34
26	1H	677	A	N7-C5	-5.91	1.35	1.39
26	14	125	G	C8-N7	5.91	1.34	1.30
26	1H	1787	A	C6-N1	-5.90	1.31	1.35
26	1H	2713	A	C5-C6	-5.90	1.35	1.41
26	14	1950	G	N3-C4	-5.90	1.31	1.35
26	1H	2430	A	N3-C4	-5.90	1.31	1.34
26	14	1665	A	N7-C5	-5.90	1.35	1.39
31	31	65	TRP	CD2-CE2	5.89	1.48	1.41
26	14	2084	C	N1-C6	-5.89	1.33	1.37
26	1H	1384	A	N7-C5	-5.89	1.35	1.39
26	1H	749	C	N1-C6	-5.89	1.33	1.37
26	1H	1853	A	N7-C5	-5.88	1.35	1.39
26	14	1676	A	N9-C4	-5.88	1.34	1.37
26	1H	512	G	C5-C4	-5.88	1.34	1.38
26	1H	2393	A	N9-C8	-5.87	1.33	1.37
26	14	2245	U	C4-O4	-5.87	1.19	1.23
26	1H	1661	G	C5-C4	-5.87	1.34	1.38
26	1H	774	A	C2-N3	-5.86	1.28	1.33
26	1H	789	A	N9-C4	-5.86	1.34	1.37
26	14	1969	A	N7-C5	-5.86	1.35	1.39
26	1H	265	A	N9-C4	-5.86	1.34	1.37
26	1H	1379	A	N9-C4	-5.85	1.34	1.37
4	32	31	CYS	CB-SG	-5.85	1.72	1.81
26	1H	1271	G	N9-C8	-5.85	1.33	1.37
26	14	2328	A	N3-C4	-5.85	1.31	1.34
26	1H	74	A	C5-C4	5.85	1.42	1.38
26	1H	786	C	C4-N4	-5.85	1.28	1.33
26	14	1785	A	N9-C8	-5.84	1.33	1.37
26	1H	1198	U	C2-N3	-5.84	1.33	1.37
26	1H	827	U	N1-C2	-5.83	1.33	1.38
26	1H	1332	G	N1-C2	5.83	1.42	1.37
26	1H	678	C	C5-C6	-5.82	1.29	1.34
26	1H	1210	A	C5-C6	-5.82	1.35	1.41
26	1H	380	U	N3-C4	-5.82	1.33	1.38
26	1H	761	A	C5-C4	-5.82	1.34	1.38
26	14	2873	A	N7-C5	-5.81	1.35	1.39

Continued on next page...

Continued from previous page...

Mol	Chain	Res	Type	Atoms	Z	Observed(Å)	Ideal(Å)
26	1H	2297	C	N3-C4	-5.80	1.29	1.33
26	1H	763	G	N3-C4	-5.80	1.31	1.35
26	1H	1349	A	C5-C4	5.80	1.42	1.38
42	C8	69	CYS	CB-SG	-5.80	1.72	1.81
26	14	2392	A	N7-C5	-5.79	1.35	1.39
26	1H	2591	C	C2-O2	-5.79	1.19	1.24
26	14	216	A	N9-C4	-5.78	1.34	1.37
26	1H	132	G	N7-C5	5.78	1.42	1.39
26	14	528	A	N3-C4	-5.78	1.31	1.34
26	1H	518	G	C6-N1	-5.77	1.35	1.39
26	1H	2248	C	C4-N4	-5.77	1.28	1.33
26	1H	1817	G	N3-C4	5.77	1.39	1.35
26	1H	608	A	N3-C4	-5.76	1.31	1.34
26	14	775	G	N9-C8	-5.76	1.33	1.37
26	1H	990	A	N7-C5	-5.76	1.35	1.39
26	14	469	G	C5-C6	-5.76	1.36	1.42
26	1H	138	G	C5-C4	5.76	1.42	1.38
26	1H	1559	G	N9-C4	-5.75	1.33	1.38
26	1H	2490	G	C6-O6	-5.75	1.19	1.24
26	1H	783	A	N7-C5	-5.75	1.35	1.39
51	L8	57	GLU	CG-CD	5.75	1.60	1.51
26	1H	780	G	N3-C4	-5.75	1.31	1.35
24	3K	76	A	N9-C8	5.75	1.42	1.37
26	1H	2286	A	N9-C4	5.75	1.41	1.37
26	1H	2441	C	C4-N4	-5.74	1.28	1.33
26	1H	698	C	N1-C6	-5.74	1.33	1.37
27	16	98	G	N7-C5	-5.74	1.35	1.39
26	14	2688	U	N3-C4	-5.74	1.33	1.38
26	1H	2251	G	N9-C8	-5.74	1.33	1.37
26	1H	862	G	C6-N1	-5.73	1.35	1.39
26	14	676	A	N9-C8	5.72	1.42	1.37
26	1H	458	G	C5-C4	-5.72	1.34	1.38
26	1H	680	G	N7-C5	-5.72	1.35	1.39
26	14	118	A	N3-C4	-5.71	1.31	1.34
26	14	733	G	C6-N1	-5.71	1.35	1.39
26	14	71	A	C5-C4	5.71	1.42	1.38
26	1H	805	G	N7-C5	-5.70	1.35	1.39
26	1H	2352	A	N3-C4	5.70	1.38	1.34
26	14	2581	G	N1-C2	-5.69	1.33	1.37
26	1H	204	A	N3-C4	-5.68	1.31	1.34
26	14	1660	C	C4-N4	-5.68	1.28	1.33
26	1H	2297	C	N1-C6	-5.68	1.33	1.37

Continued on next page...

Continued from previous page...

Mol	Chain	Res	Type	Atoms	Z	Observed(Å)	Ideal(Å)
26	1H	2230	G	C2-N3	-5.68	1.28	1.32
1	1G	1518	A	N9-C4	5.68	1.41	1.37
26	14	1313	U	N1-C2	-5.68	1.33	1.38
26	1H	682	G	C8-N7	-5.67	1.27	1.30
26	1H	579	G	C2-N3	-5.67	1.28	1.32
26	1H	402	A	N3-C4	-5.67	1.31	1.34
1	13	792	A	N9-C8	5.66	1.42	1.37
26	1H	1366	A	C5-C6	-5.66	1.35	1.41
1	13	1502	A	N7-C5	-5.66	1.35	1.39
26	14	1241	A	N9-C4	-5.65	1.34	1.37
26	14	2453	A	N7-C5	-5.65	1.35	1.39
26	1H	1792	G	C6-N1	-5.65	1.35	1.39
26	14	2572	A	C5-C4	-5.64	1.34	1.38
26	1H	2825	C	N1-C6	-5.63	1.33	1.37
26	14	200	U	N1-C2	5.63	1.43	1.38
26	1H	1510	A	N3-C4	5.62	1.38	1.34
26	1H	57	C	C2-O2	5.62	1.29	1.24
26	14	733	G	C5-C4	-5.61	1.34	1.38
26	1H	1904	G	C6-O6	-5.61	1.19	1.24
26	1H	1968	G	N7-C5	-5.61	1.35	1.39
26	1H	587	C	N3-C4	-5.61	1.30	1.33
26	1H	1275	A	N9-C8	-5.61	1.33	1.37
26	1H	1313	U	C4-C5	-5.61	1.38	1.43
25	4K	26	A	N9-C4	5.60	1.41	1.37
26	1H	2437	U	C2-O2	-5.60	1.17	1.22
26	1H	1187	G	C5-C4	-5.60	1.34	1.38
26	1H	1637	A	C6-N1	-5.59	1.31	1.35
26	14	744	G	N9-C8	-5.59	1.33	1.37
26	1H	57	C	N3-C4	-5.59	1.30	1.33
26	1H	2764	A	N9-C4	-5.58	1.34	1.37
26	1H	1354	A	C5-C6	-5.58	1.36	1.41
26	1H	2443	C	C2-O2	-5.58	1.19	1.24
26	1H	621	A	N1-C2	5.57	1.39	1.34
26	1H	516	C	N3-C4	-5.57	1.30	1.33
26	14	788	A	N7-C5	-5.56	1.35	1.39
1	13	817	C	N1-C6	-5.55	1.33	1.37
26	1H	1569	A	N9-C4	-5.55	1.34	1.37
26	1H	1678	G	C5-C4	5.55	1.42	1.38
26	14	2681	C	N3-C4	-5.55	1.30	1.33
26	1H	2336	A	N3-C4	5.54	1.38	1.34
26	14	71	A	N9-C8	5.54	1.42	1.37
26	1H	2048	G	C6-O6	5.54	1.29	1.24

Continued on next page...

Continued from previous page...

Mol	Chain	Res	Type	Atoms	Z	Observed(Å)	Ideal(Å)
1	1G	690	G	N9-C8	5.53	1.41	1.37
26	1H	598	G	N7-C5	-5.53	1.35	1.39
26	1H	2490	G	C5-C4	5.53	1.42	1.38
26	14	1899	G	N7-C5	-5.53	1.35	1.39
26	1H	1624	G	C6-N1	-5.52	1.35	1.39
26	1H	1786	A	N1-C2	5.52	1.39	1.34
26	14	774	A	C6-N1	5.51	1.39	1.35
26	1H	2311	A	N3-C4	-5.51	1.31	1.34
27	1J	89(A)	A	N3-C4	5.51	1.38	1.34
1	13	1498	U	C2-N3	5.50	1.41	1.37
26	14	2324	C	N3-C4	5.50	1.37	1.33
26	14	2725	A	N9-C4	-5.50	1.34	1.37
26	1H	180	G	C2-N3	5.50	1.37	1.32
26	14	1899	G	C5-C4	5.50	1.42	1.38
26	1H	2062	A	C6-N6	5.48	1.38	1.33
26	1H	2490	G	C6-N1	-5.48	1.35	1.39
26	14	1304	C	N3-C4	-5.48	1.30	1.33
26	14	2267	A	N3-C4	-5.48	1.31	1.34
26	14	528	A	N7-C5	-5.47	1.35	1.39
26	1H	140	A	N7-C5	-5.47	1.35	1.39
26	14	2392	A	N9-C8	5.47	1.42	1.37
26	14	1605	C	N1-C6	-5.47	1.33	1.37
26	1H	621	A	C5-C6	-5.46	1.36	1.41
1	13	582	U	C2-N3	-5.46	1.33	1.37
29	19	35	LYS	CE-NZ	5.46	1.62	1.49
1	13	1502	A	N9-C4	-5.45	1.34	1.37
26	1H	1969	A	N9-C8	-5.45	1.33	1.37
1	1G	1358	U	N1-C2	5.45	1.43	1.38
26	14	2062	A	N9-C8	5.44	1.42	1.37
55	M5	35	GLN	CB-CG	5.44	1.67	1.52
26	1H	2393	A	N7-C5	-5.44	1.35	1.39
26	1H	1660	C	C2-N3	-5.42	1.31	1.35
26	14	2713	A	N9-C4	-5.42	1.34	1.37
31	31	65	TRP	CZ3-CH2	5.42	1.48	1.40
26	1H	2561	A	N9-C8	-5.41	1.33	1.37
26	1H	1931	U	C2-N3	-5.41	1.33	1.37
26	1H	1931	U	N3-C4	-5.41	1.33	1.38
26	1H	1608	A	N3-C4	5.40	1.38	1.34
26	14	2058	A	N3-C4	-5.40	1.31	1.34
26	1H	2436	G	C5-C4	-5.39	1.34	1.38
26	1H	1131	G	C6-N1	-5.39	1.35	1.39
26	14	761	A	N9-C8	-5.38	1.33	1.37

Continued on next page...

Continued from previous page...

Mol	Chain	Res	Type	Atoms	Z	Observed(Å)	Ideal(Å)
26	1H	2070	G	N1-C2	-5.38	1.33	1.37
26	14	1349	A	N9-C8	5.38	1.42	1.37
26	1H	452	G	N7-C5	5.37	1.42	1.39
26	1H	463	G	N1-C2	-5.37	1.33	1.37
26	14	1327	C	N3-C4	-5.37	1.30	1.33
26	1H	1558	A	N3-C4	-5.36	1.31	1.34
26	1H	677	A	C4'-C3'	-5.36	1.47	1.52
26	1H	1971	A	C5-C4	-5.36	1.34	1.38
26	14	2430	A	N3-C4	-5.36	1.31	1.34
26	1H	2442	C	C5-C6	-5.36	1.30	1.34
26	1H	2695	C	N1-C6	-5.35	1.33	1.37
1	13	794	A	N7-C5	-5.35	1.36	1.39
26	1H	2476	A	N9-C4	5.35	1.41	1.37
26	14	778	G	N7-C5	-5.35	1.36	1.39
26	14	1902	C	C4-N4	-5.34	1.29	1.33
26	1H	48	G	C8-N7	5.34	1.34	1.30
26	1H	202	U	C4-O4	-5.34	1.19	1.23
26	1H	677	A	N9-C4	-5.34	1.34	1.37
26	14	2430	A	C8-N7	5.34	1.35	1.31
26	1H	150	C	N3-C4	-5.34	1.30	1.33
26	1H	783	A	N9-C8	5.34	1.42	1.37
1	1G	250	A	C5-C6	5.34	1.45	1.41
26	14	1143	A	C6-N1	-5.34	1.31	1.35
1	13	533	A	C5-C6	-5.33	1.36	1.41
26	14	2031	A	C5-C6	-5.33	1.36	1.41
26	1H	216	A	N9-C4	-5.33	1.34	1.37
22	1L	73	A	N9-C4	5.32	1.41	1.37
26	14	766	C	N3-C4	-5.32	1.30	1.33
26	1H	1032	A	C6-N1	5.32	1.39	1.35
26	14	2392	A	C5-C4	5.32	1.42	1.38
26	1H	207	A	C5-C6	-5.32	1.36	1.41
26	1H	2254	C	N3-C4	-5.32	1.30	1.33
26	1H	2392	A	C5-C4	5.32	1.42	1.38
26	1H	739	G	C2-N3	-5.31	1.28	1.32
26	14	2244	U	C2-O2	-5.31	1.17	1.22
26	1H	1558	A	C5-C6	-5.31	1.36	1.41
26	1H	2497	A	C5-C4	-5.31	1.35	1.38
26	14	55	G	C2-N3	-5.30	1.28	1.32
26	14	2555	U	N1-C2	-5.30	1.33	1.38
26	1H	530	G	N7-C5	5.29	1.42	1.39
26	1H	771	G	N7-C5	5.29	1.42	1.39
26	1H	960	A	N9-C4	-5.29	1.34	1.37

Continued on next page...

Continued from previous page...

Mol	Chain	Res	Type	Atoms	Z	Observed(Å)	Ideal(Å)
26	1H	1204	A	C6-N1	-5.29	1.31	1.35
26	14	585	G	N7-C5	-5.29	1.36	1.39
26	14	2332	U	C4-C5	5.29	1.48	1.43
26	1H	2069	G	N9-C8	-5.28	1.34	1.37
26	1H	2373	G	C2-N3	5.28	1.36	1.32
26	14	586	A	C5-C6	-5.28	1.36	1.41
26	14	2062	A	C5-C6	5.28	1.45	1.41
26	1H	2329	G	C6-N1	-5.27	1.35	1.39
26	14	783	A	N9-C8	5.27	1.42	1.37
1	13	792	A	N7-C5	-5.27	1.36	1.39
26	1H	330	A	N9-C8	5.27	1.42	1.37
26	1H	390	A	N3-C4	-5.27	1.31	1.34
26	1H	113	G	N9-C4	-5.27	1.33	1.38
26	1H	1424	G	N3-C4	-5.26	1.31	1.35
26	1H	1621	U	N1-C6	-5.26	1.33	1.38
23	2K	75	C	N3-C4	-5.26	1.30	1.33
26	1H	860	U	N1-C2	5.26	1.43	1.38
26	1H	568	U	N1-C2	-5.26	1.33	1.38
26	14	2621	A	N9-C4	-5.26	1.34	1.37
26	1H	939	G	N3-C4	-5.26	1.31	1.35
26	1H	739	G	C5-C6	-5.25	1.37	1.42
26	1H	761	A	N9-C4	-5.25	1.34	1.37
26	1H	1496	A	N7-C5	-5.25	1.36	1.39
26	1H	2059	A	N7-C5	-5.25	1.36	1.39
26	1H	2425	A	N9-C4	-5.25	1.34	1.37
1	1G	231	G	N7-C5	-5.24	1.36	1.39
26	14	1332	G	C2-N3	5.24	1.36	1.32
26	1H	689	A	C6-N1	-5.24	1.31	1.35
26	14	131	G	C2-N3	5.24	1.36	1.32
26	14	2629	A	N9-C4	5.24	1.41	1.37
26	14	2600	A	N9-C8	-5.24	1.33	1.37
26	14	2600	A	C5-C4	-5.24	1.35	1.38
26	1H	1969	A	C6-N1	-5.23	1.31	1.35
26	1H	2199	A	N3-C4	5.23	1.38	1.34
27	16	6	C	C2-N3	5.23	1.40	1.35
26	1H	917	A	C2-N3	-5.23	1.28	1.33
26	1H	1956	U	C2-O2	-5.23	1.17	1.22
26	14	1616	A	C5-C4	5.23	1.42	1.38
26	1H	530	G	C8-N7	5.22	1.34	1.30
26	1H	2449	U	C4-O4	5.22	1.27	1.23
26	1H	471	A	N9-C4	-5.22	1.34	1.37
26	1H	1275	A	N7-C5	-5.22	1.36	1.39

Continued on next page...

Continued from previous page...

Mol	Chain	Res	Type	Atoms	Z	Observed(Å)	Ideal(Å)
26	1H	1510	A	N9-C4	5.22	1.41	1.37
27	16	115	G	N9-C8	5.22	1.41	1.37
26	1H	933	A	C6-N1	-5.22	1.31	1.35
23	2L	21	U	N1-C2	5.21	1.43	1.38
26	1H	610	C	N3-C4	-5.21	1.30	1.33
26	1H	179	G	N3-C4	-5.21	1.31	1.35
26	14	469	G	C6-O6	-5.21	1.19	1.24
26	14	2822	G	C8-N7	-5.21	1.27	1.30
26	1H	869	G	N1-C2	-5.21	1.33	1.37
26	1H	2072	G	C2-N2	5.20	1.39	1.34
26	1H	2508	G	N9-C4	-5.20	1.33	1.38
26	1H	609	A	C5-C6	-5.20	1.36	1.41
26	1H	664	C	C2-O2	-5.20	1.19	1.24
26	1H	787	U	C2-N3	-5.20	1.34	1.37
26	14	2278	A	N3-C4	-5.19	1.31	1.34
26	1H	1984	G	C6-N1	-5.19	1.35	1.39
26	1H	2322	A	N9-C4	-5.19	1.34	1.37
26	14	2713	A	N9-C8	5.19	1.41	1.37
26	1H	735	A	C5-C4	-5.18	1.35	1.38
26	1H	2239	G	C6-O6	-5.18	1.19	1.24
26	1H	2819	G	C5-C4	-5.18	1.34	1.38
26	1H	1815	A	N7-C5	-5.18	1.36	1.39
26	1H	1903	G	N9-C8	-5.18	1.34	1.37
26	14	2581	G	C6-N1	-5.17	1.35	1.39
26	1H	909	A	N3-C4	-5.17	1.31	1.34
1	13	974	A	N7-C5	-5.17	1.36	1.39
26	1H	912	C	N1-C6	-5.17	1.34	1.37
26	1H	2330	G	N7-C5	-5.16	1.36	1.39
26	1H	2537	U	N3-C4	-5.16	1.33	1.38
26	1H	796	C	C4-N4	-5.16	1.29	1.33
26	14	2581	G	C2-N2	-5.16	1.29	1.34
26	1H	1634	A	N7-C5	-5.15	1.36	1.39
26	14	2690	C	N1-C6	-5.15	1.34	1.37
26	1H	862	G	N3-C4	-5.15	1.31	1.35
26	1H	1026	U	C2-N3	5.15	1.41	1.37
27	16	81	G	N1-C2	5.15	1.41	1.37
30	29	151	TYR	CE2-CZ	5.15	1.45	1.38
26	14	1326	U	C2-N3	-5.14	1.34	1.37
26	1H	1782	C	N1-C2	5.14	1.45	1.40
26	1H	1593	G	C2-N3	-5.14	1.28	1.32
26	1H	202	U	C2-O2	5.14	1.26	1.22
26	1H	2457	U	C4-O4	-5.14	1.19	1.23

Continued on next page...

Continued from previous page...

Mol	Chain	Res	Type	Atoms	Z	Observed(Å)	Ideal(Å)
26	1H	798	G	N9-C4	-5.13	1.33	1.38
26	1H	663	G	N9-C8	-5.13	1.34	1.37
26	1H	956	G	C6-O6	5.13	1.28	1.24
26	1H	1957	C	N3-C4	-5.13	1.30	1.33
26	1H	2593	U	C2-N3	-5.13	1.34	1.37
26	1H	1246	A	N7-C5	-5.13	1.36	1.39
26	14	2213	U	N1-C2	5.13	1.43	1.38
26	14	1617	C	N1-C6	-5.12	1.34	1.37
26	1H	1916	A	N7-C5	-5.12	1.36	1.39
26	1H	1364	G	N1-C2	-5.12	1.33	1.37
26	14	1342	A	N3-C4	-5.11	1.31	1.34
26	1H	2018	G	C5-C6	-5.11	1.37	1.42
26	14	1313	U	C4-C5	-5.11	1.39	1.43
26	1H	1204	A	N7-C5	-5.11	1.36	1.39
26	1H	1785	A	N9-C8	-5.10	1.33	1.37
26	1H	1433	U	C4-O4	-5.10	1.19	1.23
26	1H	1803	A	N7-C5	-5.10	1.36	1.39
26	14	132	G	C8-N7	5.09	1.34	1.30
26	1H	1643	G	N9-C8	-5.09	1.34	1.37
26	14	1303	G	C6-N1	-5.09	1.35	1.39
26	1H	797	C	C2-N3	5.08	1.39	1.35
26	1H	1204	A	C5-C6	-5.08	1.36	1.41
26	14	974(A)	C	N1-C2	5.08	1.45	1.40
26	14	2379	G	C2-N3	5.08	1.36	1.32
26	1H	1295	C	N3-C4	-5.08	1.30	1.33
26	1H	1373	A	N7-C5	5.08	1.42	1.39
26	1H	1553	A	C5-C6	-5.08	1.36	1.41
26	14	932	G	N9-C4	-5.07	1.33	1.38
26	1H	119	A	N9-C8	-5.07	1.33	1.37
29	11	224	ALA	CA-CB	-5.07	1.41	1.52
26	14	1789	A	C5-C6	-5.06	1.36	1.41
26	14	1678	G	C2-N3	-5.06	1.28	1.32
22	1L	74	C	N1-C2	5.06	1.45	1.40
26	1H	528	A	N9-C8	5.06	1.41	1.37
26	14	1663	C	N3-C4	5.06	1.37	1.33
1	13	890	G	C5-C4	-5.06	1.34	1.38
26	1H	2708	G	C2-N3	5.05	1.36	1.32
26	14	2323	G	C6-O6	5.05	1.28	1.24
22	1K	76	A	C5-C4	5.05	1.42	1.38
26	1H	2577	A	N9-C8	-5.05	1.33	1.37
26	14	1241	A	C5-C6	-5.05	1.36	1.41
26	1H	2199	A	N9-C4	5.05	1.40	1.37

Continued on next page...

Continued from previous page...

Mol	Chain	Res	Type	Atoms	Z	Observed(Å)	Ideal(Å)
26	1H	82	G	C5-C4	-5.04	1.34	1.38
26	1H	1698	A	N9-C8	5.04	1.41	1.37
49	J8	93	GLU	CB-CG	5.04	1.61	1.52
26	14	2711	A	N9-C4	5.04	1.40	1.37
26	1H	119	A	N7-C5	-5.04	1.36	1.39
1	1G	690	G	N9-C4	-5.04	1.33	1.38
26	1H	1659	U	C2-O2	-5.04	1.17	1.22
26	14	733	G	N1-C2	-5.03	1.33	1.37
26	1H	1621	U	N1-C2	-5.03	1.34	1.38
26	14	1020	A	N9-C4	-5.03	1.34	1.37
26	1H	502	A	N9-C4	-5.03	1.34	1.37
26	1H	2490	G	C5-C6	-5.03	1.37	1.42
26	1H	676	A	N1-C2	5.03	1.38	1.34
1	13	690	G	N9-C8	5.02	1.41	1.37
1	13	1079	G	C2-N3	-5.02	1.28	1.32
26	1H	780	G	N9-C4	-5.02	1.33	1.38
26	14	2447	G	N7-C5	-5.02	1.36	1.39
26	1H	214	G	N9-C4	5.01	1.42	1.38
26	1H	2707	G	C8-N7	5.01	1.33	1.30
26	1H	765	G	N7-C5	5.01	1.42	1.39
26	1H	127	A	N9-C4	-5.01	1.34	1.37
26	1H	17	G	C5-C4	-5.00	1.34	1.38
26	14	2453	A	N9-C4	-5.00	1.34	1.37
26	1H	2005	A	N3-C4	-5.00	1.31	1.34
26	1H	866	A	N9-C4	5.00	1.40	1.37

All (9716) bond angle outliers are listed below:

Mol	Chain	Res	Type	Atoms	Z	Observed(°)	Ideal(°)
26	1H	1899	G	N3-C4-N9	-30.28	107.83	126.00
26	1H	945	A	N1-C6-N6	25.42	133.85	118.60
26	1H	2287	A	C2-N3-C4	-25.22	97.99	110.60
26	1H	1899	G	N3-C4-C5	25.13	141.17	128.60
26	1H	945	A	C6-C5-N7	-24.82	114.92	132.30
26	1H	1332	G	C2-N3-C4	-23.86	99.97	111.90
26	1H	676	A	C2-N3-C4	-23.43	98.89	110.60
26	1H	783	A	C2-N3-C4	-22.42	99.39	110.60
26	1H	1332	G	C5-N7-C8	-22.04	93.28	104.30
26	1H	1678	G	N3-C4-C5	21.92	139.56	128.60
26	14	1332	G	C6-C5-N7	-21.80	117.32	130.40
26	1H	1678	G	N3-C4-N9	-21.67	113.00	126.00
26	14	1786	A	C5-N7-C8	-21.11	93.35	103.90

Continued on next page...

Continued from previous page...

Mol	Chain	Res	Type	Atoms	Z	Observed(°)	Ideal(°)
26	1H	800	A	O5'-P-OP1	-20.81	85.73	110.70
26	1H	71	A	C2-N3-C4	-20.40	100.40	110.60
26	1H	783	A	C5-N7-C8	-20.32	93.74	103.90
26	1H	945	A	C5-N7-C8	-20.30	93.75	103.90
26	1H	2346	A	N1-C2-N3	20.27	139.43	129.30
26	1H	1332	G	C4-C5-N7	19.81	118.72	110.80
26	14	783	A	C2-N3-C4	-19.76	100.72	110.60
26	1H	1784	A	O5'-P-OP2	-19.41	87.40	110.70
26	1H	1678	G	C2-N3-C4	-19.30	102.25	111.90
26	1H	1382	G	C5-C6-O6	-19.21	117.07	128.60
26	1H	1698	A	C2-N3-C4	-19.15	101.03	110.60
26	14	2518	A	N1-C6-N6	19.12	130.07	118.60
26	1H	1786	A	C5-N7-C8	-18.94	94.43	103.90
26	1H	774	A	N3-C4-C5	18.83	139.98	126.80
26	1H	74	A	C2-N3-C4	-18.80	101.20	110.60
26	1H	621	A	C2-N3-C4	-18.75	101.23	110.60
26	14	1616	A	C5-N7-C8	-18.58	94.61	103.90
26	1H	2490	G	C5-N7-C8	-18.58	95.01	104.30
26	1H	576	U	N3-C2-O2	-18.55	109.21	122.20
1	13	792	A	C5-N7-C8	-18.52	94.64	103.90
26	1H	2430	A	C2-N3-C4	-18.50	101.35	110.60
26	1H	1786	A	C2-N3-C4	-18.43	101.38	110.60
26	14	783	A	N1-C6-N6	18.39	129.63	118.60
26	1H	252	G	O5'-P-OP2	-18.31	88.73	110.70
26	1H	216	A	O5'-P-OP1	-18.16	88.91	110.70
26	14	945	A	C2-N3-C4	-18.15	101.53	110.60
26	1H	1332	G	N3-C4-C5	17.98	137.59	128.60
26	14	786	C	O5'-P-OP2	-17.98	89.12	110.70
26	14	945	A	N1-C6-N6	17.94	129.36	118.60
26	14	1786	A	C2-N3-C4	-17.91	101.65	110.60
26	1H	2430	A	N3-C4-C5	17.87	139.31	126.80
26	1H	1678	G	C5-N7-C8	-17.79	95.41	104.30
26	1H	1603	A	O5'-P-OP1	-17.79	89.36	110.70
26	14	1899	G	N1-C2-N2	-17.70	100.27	116.20
26	1H	945	A	C4-C5-C6	17.60	125.80	117.00
26	1H	1950	G	C2-N3-C4	-17.57	103.11	111.90
26	1H	576	U	C5-C4-O4	17.54	136.43	125.90
26	1H	1899	G	C2-N3-C4	-17.49	103.15	111.90
26	1H	1616	A	C5-N7-C8	-17.45	95.18	103.90
26	1H	793	A	O5'-P-OP2	-17.37	89.85	110.70
26	1H	2430	A	N3-C4-N9	-17.37	113.50	127.40
26	1H	2713	A	C2-N3-C4	-17.29	101.96	110.60

Continued on next page...

Continued from previous page...

Mol	Chain	Res	Type	Atoms	Z	Observed(°)	Ideal(°)
26	1H	1786	A	N7-C8-N9	17.27	122.44	113.80
26	1H	1950	G	N3-C4-N9	-17.23	115.66	126.00
26	14	1332	G	C5-N7-C8	-17.18	95.71	104.30
26	1H	783	A	N7-C8-N9	17.16	122.38	113.80
26	14	1786	A	N7-C8-N9	17.15	122.38	113.80
26	1H	945	A	C4-C5-N7	17.15	119.27	110.70
26	14	1332	G	N1-C6-O6	17.14	130.19	119.90
26	14	528	A	C2-N3-C4	-17.12	102.04	110.60
26	14	2430	A	C2-N3-C4	-16.95	102.13	110.60
26	1H	576	U	N1-C2-N3	16.76	124.96	114.90
26	14	1332	G	C4-C5-N7	16.68	117.47	110.80
26	1H	774	A	N3-C4-N9	-16.65	114.08	127.40
26	1H	945	A	N7-C8-N9	16.65	122.12	113.80
26	1H	676	A	N3-C4-C5	16.62	138.43	126.80
26	1H	2713	A	C5-N7-C8	-16.59	95.61	103.90
26	14	1698	A	N1-C6-N6	16.57	128.54	118.60
26	1H	2490	G	C4-C5-N7	16.55	117.42	110.80
26	1H	1428	C	O5'-P-OP1	-16.54	90.81	105.70
26	14	2287	A	C2-N3-C4	-16.47	102.37	110.60
26	1H	2392	A	C5-N7-C8	-16.46	95.67	103.90
26	1H	1204	A	C2-N3-C4	-16.40	102.40	110.60
26	1H	1950	G	N3-C4-C5	16.31	136.76	128.60
26	14	1899	G	N3-C2-N2	16.31	131.32	119.90
26	14	1332	G	N7-C8-N9	16.25	121.22	113.10
26	14	783	A	C5-N7-C8	-16.23	95.79	103.90
26	1H	945	A	C2-N3-C4	-16.20	102.50	110.60
26	1H	676	A	N3-C4-N9	-16.19	114.45	127.40
26	14	74	A	C2-N3-C4	-16.14	102.53	110.60
26	1H	1899	G	N3-C2-N2	-16.01	108.69	119.90
26	1H	2490	G	N7-C8-N9	16.00	121.10	113.10
26	1H	617	G	O5'-P-OP2	-15.96	91.33	105.70
26	1H	967	C	O5'-P-OP2	-15.95	91.34	105.70
26	1H	1931	U	N3-C2-O2	-15.94	111.04	122.20
26	14	945	A	C6-C5-N7	-15.94	121.15	132.30
26	14	1816	G	O5'-P-OP1	-15.94	91.36	105.70
26	1H	784	A	O5'-P-OP1	-15.78	91.50	105.70
26	1H	1950	G	C5-N7-C8	-15.72	96.44	104.30
26	1H	1781	C	C6-N1-C2	15.70	126.58	120.30
1	13	792	A	C4-C5-N7	15.64	118.52	110.70
26	14	1812	A	O5'-P-OP2	-15.64	91.63	105.70
26	14	1332	G	C2-N3-C4	-15.55	104.12	111.90
26	14	963	U	O5'-P-OP1	-15.55	91.71	105.70

Continued on next page...

Continued from previous page...

Mol	Chain	Res	Type	Atoms	Z	Observed(°)	Ideal(°)
26	1H	1021	A	C2-N3-C4	-15.51	102.85	110.60
26	1H	140	A	C5-N7-C8	-15.47	96.17	103.90
26	14	1950	G	N3-C4-N9	-15.47	116.72	126.00
26	14	330	A	C2-N3-C4	-15.46	102.87	110.60
26	1H	1382	G	N1-C6-O6	15.46	129.17	119.90
26	1H	1994	C	O5'-P-OP2	-15.45	91.80	105.70
26	1H	621	A	C5-N7-C8	-15.40	96.20	103.90
26	1H	1660	C	N3-C4-N4	-15.31	107.28	118.00
26	14	1698	A	C6-C5-N7	-15.28	121.60	132.30
26	1H	1332	G	N1-C6-O6	15.28	129.07	119.90
26	1H	783	A	N1-C6-N6	15.25	127.75	118.60
26	1H	783	A	C8-N9-C4	-15.23	99.71	105.80
26	1H	917	A	C2-N3-C4	-15.21	103.00	110.60
26	1H	1332	G	N7-C8-N9	15.19	120.70	113.10
26	14	2329	G	C5-C6-O6	-15.10	119.54	128.60
26	1H	1376	C	O5'-P-OP1	-15.08	92.12	105.70
26	14	2518	A	C6-C5-N7	-15.03	121.78	132.30
24	3K	76	A	C5-N7-C8	-15.02	96.39	103.90
26	14	1829	A	O5'-P-OP1	-15.00	92.20	105.70
26	14	2873	A	N1-C2-N3	15.00	136.80	129.30
26	1H	1829	A	O5'-P-OP1	-14.98	92.22	105.70
26	1H	2311	A	C2-N3-C4	-14.97	103.11	110.60
26	14	1678	G	C5-N7-C8	-14.97	96.81	104.30
26	14	2873	A	N7-C8-N9	14.87	121.24	113.80
26	14	1899	G	C6-C5-N7	-14.87	121.48	130.40
26	14	530	G	C4-C5-N7	14.69	116.68	110.80
26	1H	676	A	C5-N7-C8	-14.64	96.58	103.90
26	1H	1496	A	C5-N7-C8	-14.62	96.59	103.90
26	14	1614	A	C2-N3-C4	-14.61	103.29	110.60
26	14	2248	C	O5'-P-OP2	-14.61	92.56	105.70
26	1H	1970	A	O5'-P-OP2	-14.55	92.60	105.70
26	1H	2287	A	N3-C4-C5	14.47	136.93	126.80
26	1H	138	G	C5-N7-C8	-14.45	97.07	104.30
26	14	1786	A	C4-C5-N7	14.44	117.92	110.70
26	14	1616	A	N7-C8-N9	14.41	121.00	113.80
26	1H	2346	A	C8-N9-C4	-14.38	100.05	105.80
26	1H	576	U	N3-C4-O4	-14.37	109.34	119.40
26	14	1835	G	O5'-P-OP1	-14.36	92.78	105.70
26	1H	740	U	O5'-P-OP2	-14.33	92.80	105.70
26	14	1312	U	O5'-P-OP1	-14.32	92.81	105.70
26	14	783	A	C6-C5-N7	-14.31	122.28	132.30
26	1H	1971	A	O5'-P-OP1	-14.30	92.83	105.70

Continued on next page...

Continued from previous page...

Mol	Chain	Res	Type	Atoms	Z	Observed(°)	Ideal(°)
26	1H	1255	U	N3-C4-O4	14.29	129.40	119.40
26	14	774	A	N3-C4-C5	14.28	136.80	126.80
26	14	835	A	O5'-P-OP2	-14.28	92.85	105.70
26	1H	140	A	N7-C8-N9	14.27	120.93	113.80
26	1H	913	U	O5'-P-OP2	-14.21	92.91	105.70
26	14	2873	A	C6-C5-N7	-14.20	122.36	132.30
26	1H	774	A	C2-N3-C4	-14.19	103.50	110.60
26	14	2430	A	N1-C6-N6	14.20	127.12	118.60
26	1H	1129	A	O5'-P-OP2	-14.18	92.94	105.70
26	1H	1349	A	O5'-P-OP1	-14.09	93.02	105.70
26	1H	1496	A	N1-C6-N6	14.03	127.02	118.60
26	1H	586	A	O5'-P-OP1	-14.03	93.07	105.70
26	14	2430	A	C5-N7-C8	-14.01	96.90	103.90
26	1H	2346	A	N7-C8-N9	13.94	120.77	113.80
26	1H	783	A	C4-C5-N7	13.90	117.65	110.70
26	14	783	A	C4-C5-N7	13.89	117.64	110.70
26	1H	1899	G	N9-C4-C5	13.88	110.95	105.40
26	14	1698	A	C2-N3-C4	-13.85	103.67	110.60
26	1H	1698	A	C5-N7-C8	-13.79	97.01	103.90
26	14	828	U	C5-C4-O4	13.78	134.17	125.90
26	1H	678	C	N3-C4-C5	13.77	127.41	121.90
26	14	819	A	O5'-P-OP1	-13.74	93.33	105.70
26	1H	589	C	O5'-P-OP2	-13.72	93.35	105.70
26	1H	2710	C	C6-N1-C2	13.72	125.79	120.30
26	14	1342	A	N1-C2-N3	13.72	136.16	129.30
26	1H	783	A	C6-C5-N7	-13.70	122.71	132.30
26	1H	2346	A	C4-C5-C6	13.70	123.85	117.00
26	1H	1616	A	C4-C5-N7	13.69	117.54	110.70
26	1H	2276	G	N3-C2-N2	-13.68	110.33	119.90
26	1H	2346	A	C6-C5-N7	-13.66	122.73	132.30
26	14	1602	U	O5'-P-OP2	13.66	127.10	110.70
26	1H	1496	A	N7-C8-N9	13.66	120.63	113.80
26	1H	751	A	O5'-P-OP1	-13.66	93.41	105.70
26	14	774	A	N3-C4-N9	-13.63	116.50	127.40
1	13	1502	A	N1-C6-N6	13.60	126.76	118.60
26	14	1678	G	N3-C4-N9	-13.59	117.85	126.00
26	1H	2346	A	O4'-C1'-N9	13.57	119.06	108.20
26	1H	1931	U	C5-C4-O4	13.57	134.04	125.90
26	14	1950	G	N3-C4-C5	13.56	135.38	128.60
26	1H	71	A	C5-N7-C8	-13.56	97.12	103.90
26	1H	2392	A	N7-C8-N9	13.48	120.54	113.80
26	14	1616	A	C4-C5-N7	13.46	117.43	110.70

Continued on next page...

Continued from previous page...

Mol	Chain	Res	Type	Atoms	Z	Observed(°)	Ideal(°)
26	14	2253	G	N1-C6-O6	13.45	127.97	119.90
1	13	1502	A	C5-N7-C8	-13.44	97.18	103.90
26	1H	621	A	N1-C6-N6	13.43	126.66	118.60
26	1H	2287	A	N1-C6-N6	13.42	126.65	118.60
26	1H	1325	G	C5-C6-O6	-13.38	120.57	128.60
26	1H	2584	U	N3-C2-O2	-13.37	112.84	122.20
26	14	1614	A	N1-C2-N3	13.34	135.97	129.30
1	13	1502	A	C4-C5-N7	13.31	117.36	110.70
26	14	2714	G	O5'-P-OP2	-13.29	93.74	105.70
26	1H	2712	U	C5-C4-O4	-13.26	117.94	125.90
26	14	1396	U	O5'-P-OP1	-13.26	93.77	105.70
26	14	1932	A	O5'-P-OP1	-13.25	93.77	105.70
1	13	1195	C	C6-N1-C2	-13.25	115.00	120.30
26	1H	2430	A	O5'-P-OP2	-13.25	93.78	105.70
26	1H	774	A	C5-N7-C8	-13.24	97.28	103.90
1	13	792	A	N1-C6-N6	13.21	126.53	118.60
26	14	2092	U	C5-C4-O4	13.21	133.83	125.90
26	1H	770	G	O5'-P-OP1	-13.21	93.81	105.70
26	1H	1021	A	C5-N7-C8	-13.19	97.30	103.90
26	14	1249	U	O5'-P-OP1	-13.19	93.83	105.70
26	14	2713	A	C5-N7-C8	-13.19	97.31	103.90
26	1H	915	C	N1-C2-O2	13.17	126.80	118.90
26	1H	1496	A	C4-C5-N7	13.15	117.28	110.70
26	14	1678	G	N3-C4-C5	13.15	135.18	128.60
26	1H	1332	G	C6-C5-N7	-13.13	122.52	130.40
26	14	1678	G	C2-N3-C4	-13.12	105.34	111.90
26	14	2477	C	N1-C2-O2	13.12	126.77	118.90
26	1H	2392	A	C4-C5-N7	13.11	117.25	110.70
26	1H	783	A	N1-C2-N3	13.09	135.84	129.30
26	1H	2504	U	O5'-P-OP2	-13.09	93.92	105.70
26	14	676	A	C2-N3-C4	-13.08	104.06	110.60
26	1H	1204	A	N1-C2-N3	13.07	135.83	129.30
26	1H	679	C	C6-N1-C2	13.05	125.52	120.30
26	1H	1396	U	O5'-P-OP1	-13.04	93.96	105.70
26	14	2542	A	C8-N9-C4	13.02	111.01	105.80
1	13	1502	A	C6-C5-N7	-13.01	123.19	132.30
26	1H	944	G	O5'-P-OP2	-13.00	94.00	105.70
24	3K	76	A	N7-C8-N9	12.99	120.29	113.80
26	1H	945	A	C5-C6-N6	-12.98	113.31	123.70
26	1H	1784	A	O5'-P-OP1	12.98	126.27	110.70
26	1H	2287	A	C5-C6-N1	-12.94	111.23	117.70
26	1H	945	A	N1-C2-N3	12.92	135.76	129.30

Continued on next page...

Continued from previous page...

Mol	Chain	Res	Type	Atoms	Z	Observed(°)	Ideal(°)
26	1H	2713	A	N7-C8-N9	12.91	120.26	113.80
26	14	530	G	C2-N3-C4	-12.89	105.46	111.90
26	1H	1616	A	N7-C8-N9	12.88	120.24	113.80
26	1H	2490	G	C6-C5-N7	-12.86	122.69	130.40
26	14	2873	A	C5-N7-C8	-12.84	97.48	103.90
26	1H	1676	A	O5'-P-OP2	-12.81	94.17	105.70
26	1H	1786	A	C8-N9-C4	-12.80	100.68	105.80
26	14	2023	G	O5'-P-OP2	-12.78	94.19	105.70
1	13	792	A	C2-N3-C4	-12.76	104.22	110.60
26	14	2392	A	C2-N3-C4	-12.76	104.22	110.60
26	14	774	A	C2-N3-C4	-12.74	104.23	110.60
26	14	530	G	N1-C6-O6	12.73	127.54	119.90
26	1H	966	G	N1-C6-O6	-12.72	112.27	119.90
26	1H	2713	A	N1-C6-N6	12.70	126.22	118.60
26	14	2518	A	C5-N7-C8	-12.70	97.55	103.90
26	1H	49	A	O5'-P-OP2	-12.68	94.29	105.70
26	1H	329	G	O5'-P-OP2	-12.62	94.35	105.70
26	1H	2591	C	N1-C2-O2	-12.58	111.35	118.90
26	14	2253	G	C5-C6-O6	-12.58	121.05	128.60
26	1H	774	A	C6-N1-C2	12.56	126.14	118.60
26	14	2430	A	N3-C4-C5	12.54	135.58	126.80
26	14	1993	U	O5'-P-OP1	-12.53	94.43	105.70
26	14	1678	G	N7-C8-N9	12.52	119.36	113.10
26	1H	1950	G	N7-C8-N9	12.50	119.35	113.10
26	1H	2390	U	O5'-P-OP1	-12.49	94.46	105.70
24	3L	76	A	C5-N7-C8	-12.48	97.66	103.90
26	1H	1678	G	N7-C8-N9	12.46	119.33	113.10
26	1H	1786	A	C5-C6-N1	-12.46	111.47	117.70
26	14	205	G	O5'-P-OP2	-12.45	94.50	105.70
26	1H	195	A	N1-C6-N6	12.44	126.06	118.60
26	1H	196	A	N7-C8-N9	12.43	120.02	113.80
26	14	510	C	O5'-P-OP2	-12.42	94.52	105.70
26	1H	1528	A	C8-N9-C4	-12.42	100.83	105.80
26	1H	1678	G	C4-C5-N7	12.42	115.77	110.80
1	13	328	C	O5'-P-OP1	-12.42	94.52	105.70
26	14	2688	U	C5-C4-O4	12.41	133.34	125.90
26	1H	111	A	O5'-P-OP2	-12.38	94.56	105.70
26	14	2518	A	C2-N3-C4	-12.38	104.41	110.60
26	14	1496	A	N7-C8-N9	12.34	119.97	113.80
26	1H	787	U	O5'-P-OP2	-12.34	94.60	105.70
1	13	690	G	C6-C5-N7	-12.32	123.01	130.40
26	1H	2346	A	C2-N3-C4	-12.31	104.44	110.60

Continued on next page...

Continued from previous page...

Mol	Chain	Res	Type	Atoms	Z	Observed(°)	Ideal(°)
26	1H	1255	U	N3-C4-C5	-12.30	107.22	114.60
26	1H	774	A	C4-C5-N7	12.30	116.85	110.70
1	13	884	U	O5'-P-OP2	-12.29	94.64	105.70
26	14	1899	G	C2-N3-C4	-12.30	105.75	111.90
26	14	2873	A	C2-N3-C4	-12.29	104.45	110.60
26	1H	1589	C	O5'-P-OP2	12.29	125.45	110.70
26	14	829	A	O5'-P-OP2	-12.27	94.65	105.70
26	14	945	A	N1-C2-N3	12.27	135.44	129.30
26	1H	930	U	C5-C4-O4	12.26	133.25	125.90
26	1H	1274	A	O5'-P-OP1	-12.25	94.67	105.70
26	1H	2490	G	C8-N9-C4	-12.25	101.50	106.40
26	14	835	A	O5'-P-OP1	12.24	125.39	110.70
26	14	2688	U	N3-C2-O2	-12.24	113.63	122.20
26	14	2430	A	C5-C6-N1	-12.22	111.59	117.70
26	14	733	G	N3-C4-N9	12.20	133.32	126.00
26	1H	1558	A	O5'-P-OP1	-12.19	94.72	105.70
26	14	2346	A	N1-C2-N3	12.18	135.39	129.30
26	1H	1210	A	C2-N3-C4	-12.18	104.51	110.60
26	14	528	A	N1-C2-N3	12.17	135.39	129.30
26	1H	2713	A	C4-C5-N7	12.17	116.78	110.70
26	14	621	A	C2-N3-C4	-12.16	104.52	110.60
26	1H	2392	A	C2-N3-C4	-12.15	104.53	110.60
26	14	1899	G	C4-C5-N7	12.14	115.66	110.80
26	1H	2688	U	N3-C2-O2	-12.14	113.70	122.20
26	14	140	A	C5-N7-C8	-12.14	97.83	103.90
1	13	1266	G	N1-C6-O6	12.13	127.18	119.90
26	1H	908	C	O5'-P-OP2	-12.13	94.78	105.70
26	1H	1424	G	O5'-P-OP2	-12.13	94.78	105.70
26	14	71	A	C5-N7-C8	-12.13	97.84	103.90
26	14	632	A	O5'-P-OP2	12.13	125.25	110.70
26	1H	1332	G	N3-C4-N9	-12.10	118.74	126.00
26	1H	2712	U	C2-N3-C4	-12.10	119.74	127.00
1	13	529	G	N1-C6-O6	12.09	127.15	119.90
26	1H	805	G	O5'-P-OP1	-12.08	94.83	105.70
26	14	2700	C	C6-N1-C2	12.07	125.13	120.30
26	1H	913	U	N1-C2-O2	12.06	131.24	122.80
26	1H	2430	A	C5-C6-N1	-12.05	111.67	117.70
26	1H	330	A	C2-N3-C4	-12.04	104.58	110.60
26	1H	2248	C	N3-C4-N4	-12.03	109.58	118.00
26	1H	1496	A	C6-C5-N7	-12.03	123.88	132.30
26	14	1342	A	C2-N3-C4	-12.02	104.59	110.60
26	1H	129	C	C5-C4-N4	-12.00	111.80	120.20

Continued on next page...

Continued from previous page...

Mol	Chain	Res	Type	Atoms	Z	Observed(°)	Ideal(°)
26	14	2357	U	O5'-P-OP2	-11.99	94.91	105.70
26	1H	528	A	N3-C4-C5	11.98	135.18	126.80
26	14	2490	G	N7-C8-N9	11.96	119.08	113.10
26	1H	621	A	C4-C5-N7	11.96	116.68	110.70
26	14	530	G	C6-C5-N7	-11.93	123.24	130.40
26	14	1616	A	C2-N3-C4	-11.91	104.64	110.60
1	13	892	A	N1-C6-N6	11.90	125.74	118.60
1	13	971	G	O5'-P-OP2	-11.90	94.99	105.70
26	1H	1931	U	N1-C2-N3	11.90	122.04	114.90
26	14	2591	C	N1-C2-O2	-11.88	111.77	118.90
1	13	792	A	N7-C8-N9	11.87	119.73	113.80
23	2K	61	U	O5'-P-OP2	-11.87	95.02	105.70
26	14	2490	G	C5-N7-C8	-11.86	98.37	104.30
26	14	508	G	O5'-P-OP1	-11.85	95.03	105.70
26	14	1786	A	C6-C5-N7	-11.84	124.01	132.30
26	14	1786	A	N1-C6-N6	11.84	125.70	118.60
26	14	744	G	O5'-P-OP2	-11.84	95.05	105.70
26	1H	621	A	N7-C8-N9	11.83	119.72	113.80
26	1H	491	G	O5'-P-OP1	-11.82	95.06	105.70
26	14	2331	G	C5-C6-O6	-11.82	121.51	128.60
1	13	792	A	C6-C5-N7	-11.79	124.04	132.30
26	1H	1142(A)	A	C2-N3-C4	-11.79	104.71	110.60
26	1H	1308	A	C8-N9-C4	-11.78	101.09	105.80
26	1H	2712	U	C2-N1-C1'	11.76	131.81	117.70
31	31	74	ARG	NE-CZ-NH1	11.76	126.18	120.30
26	14	694	U	O5'-P-OP2	-11.75	95.13	105.70
26	1H	138	G	C4-C5-N7	11.73	115.49	110.80
26	14	778	G	N1-C6-O6	-11.73	112.86	119.90
26	1H	2330	G	N1-C6-O6	11.73	126.94	119.90
26	1H	1021	A	N7-C8-N9	11.72	119.66	113.80
1	13	1502	A	C2-N3-C4	-11.72	104.74	110.60
26	1H	1382	G	C4-C5-N7	11.71	115.48	110.80
26	14	2073	C	N1-C2-O2	-11.71	111.88	118.90
26	1H	138	G	N7-C8-N9	11.70	118.95	113.10
26	1H	120	U	C5-C6-N1	-11.68	116.86	122.70
1	1G	60	A	C8-N9-C4	11.68	110.47	105.80
26	1H	1786	A	C4-C5-N7	11.67	116.54	110.70
26	1H	621	A	N1-C2-N3	11.66	135.13	129.30
26	1H	71	A	C4-C5-N7	11.65	116.53	110.70
26	14	2518	A	C4-C5-N7	11.64	116.52	110.70
26	1H	530	G	N3-C4-N9	-11.62	119.03	126.00
26	14	528	A	N1-C6-N6	11.62	125.57	118.60

Continued on next page...

Continued from previous page...

Mol	Chain	Res	Type	Atoms	Z	Observed(°)	Ideal(°)
26	14	1678	G	C8-N9-C4	-11.60	101.76	106.40
26	1H	788	A	N9-C4-C5	-11.60	101.16	105.80
1	1G	1322	C	N1-C2-O2	11.59	125.85	118.90
26	1H	179	G	N1-C6-O6	11.58	126.85	119.90
26	1H	370	G	O5'-P-OP2	-11.57	95.29	105.70
26	1H	1271	G	O5'-P-OP2	-11.57	95.29	105.70
26	14	2256	G	O5'-P-OP2	-11.56	95.30	105.70
26	1H	1899	G	C8-N9-C1'	11.54	142.00	127.00
26	1H	528	A	C6-N1-C2	11.53	125.52	118.60
26	14	467	G	O5'-P-OP2	-11.53	95.33	105.70
26	1H	71	A	N3-C4-C5	11.51	134.86	126.80
26	1H	2700	C	C5-C4-N4	-11.51	112.14	120.20
1	13	1335	C	C6-N1-C2	11.50	124.90	120.30
26	14	2688	U	N1-C2-N3	11.50	121.80	114.90
26	14	669	G	O5'-P-OP2	-11.49	95.36	105.70
26	14	1616	A	N1-C6-N6	11.48	125.49	118.60
26	1H	1698	A	N3-C4-C5	11.48	134.84	126.80
26	1H	1204	A	O4'-C1'-N9	11.47	117.38	108.20
24	3K	76	A	N1-C6-N6	11.47	125.48	118.60
26	1H	729	G	C8-N9-C4	-11.47	101.81	106.40
26	1H	528	A	N3-C4-N9	-11.45	118.24	127.40
26	14	2542	A	N7-C8-N9	-11.44	108.08	113.80
1	13	792	A	O4'-C1'-N9	11.43	117.34	108.20
26	1H	1416	G	O5'-P-OP2	-11.43	95.41	105.70
27	16	81	G	C5-N7-C8	-11.43	98.59	104.30
26	1H	860	U	C4-C5-C6	11.43	126.56	119.70
26	1H	1955	U	C5-C6-N1	-11.42	116.99	122.70
26	14	1566	A	N1-C6-N6	11.41	125.44	118.60
24	3K	76	A	C4-C5-N7	11.40	116.40	110.70
26	14	2282	G	O5'-P-OP1	-11.39	95.45	105.70
26	14	974(A)	C	N1-C2-O2	11.38	125.73	118.90
26	14	687	C	O5'-P-OP1	-11.38	95.46	105.70
1	13	1369	C	O5'-P-OP2	-11.38	95.46	105.70
26	14	2873	A	C4-C5-C6	11.38	122.69	117.00
26	1H	754	C	N1-C2-O2	-11.38	112.07	118.90
26	1H	120	U	C4-C5-C6	11.38	126.53	119.70
26	1H	1950	G	C8-N9-C4	-11.38	101.85	106.40
26	1H	1835	G	O5'-P-OP1	-11.37	95.46	105.70
26	1H	1600	C	O5'-P-OP2	-11.37	95.47	105.70
26	1H	865	C	O5'-P-OP2	11.37	124.34	110.70
24	3L	76	A	N1-C6-N6	11.37	125.42	118.60
26	14	1496	A	C5-N7-C8	-11.37	98.22	103.90

Continued on next page...

Continued from previous page...

Mol	Chain	Res	Type	Atoms	Z	Observed(°)	Ideal(°)
26	14	1950	G	C5-N7-C8	-11.37	98.62	104.30
26	14	140	A	N7-C8-N9	11.36	119.48	113.80
26	1H	121	G	C5-C6-O6	-11.35	121.79	128.60
26	1H	2326	C	O5'-P-OP1	-11.33	95.50	105.70
26	14	733	G	N3-C4-C5	-11.32	122.94	128.60
26	14	463	G	O5'-P-OP2	-11.31	95.52	105.70
26	1H	324	A	O5'-P-OP2	11.28	124.24	110.70
26	14	148	C	C6-N1-C2	11.28	124.81	120.30
26	14	2490	G	C4-C5-N7	11.28	115.31	110.80
1	13	966	G	C5-C6-O6	-11.27	121.84	128.60
26	1H	1786	A	C6-C5-N7	-11.24	124.43	132.30
26	14	945	A	C4-C5-C6	11.24	122.62	117.00
26	14	1440	G	O5'-P-OP2	-11.23	95.59	105.70
26	1H	1940	U	O5'-P-OP2	-11.23	95.59	105.70
26	14	2477	C	N3-C2-O2	-11.22	114.05	121.90
26	14	922	U	O5'-P-OP1	-11.22	95.61	105.70
1	13	760	G	N1-C6-O6	11.19	126.61	119.90
26	1H	140	A	N1-C6-N6	11.19	125.31	118.60
26	1H	638	G	O5'-P-OP1	-11.18	95.64	105.70
26	14	312	G	O5'-P-OP1	-11.17	95.64	105.70
26	14	783	A	N7-C8-N9	11.16	119.38	113.80
26	1H	129	C	C2-N3-C4	-11.15	114.32	119.90
26	14	1325	G	O5'-P-OP2	11.15	124.08	110.70
26	14	2713	A	C2-N3-C4	-11.15	105.02	110.60
26	1H	2330	G	C6-C5-N7	-11.15	123.71	130.40
26	14	621	A	C5-N7-C8	-11.15	98.33	103.90
26	1H	1528	A	N7-C8-N9	11.14	119.37	113.80
26	1H	2490	G	C2-N3-C4	-11.13	106.33	111.90
26	1H	2688	U	C5-C4-O4	11.12	132.57	125.90
27	1J	114	G	C8-N9-C4	11.13	110.85	106.40
26	14	2873	A	N1-C6-N6	11.12	125.27	118.60
26	1H	774	A	C4-C5-C6	-11.11	111.45	117.00
26	1H	987	G	O5'-P-OP2	11.11	124.03	110.70
26	14	197	A	C5-C6-N6	-11.11	114.81	123.70
26	14	669	G	OP1-P-OP2	11.11	136.26	119.60
26	1H	2379	G	C5-C6-O6	-11.10	121.94	128.60
26	14	773	U	C5-C6-N1	-11.09	117.16	122.70
26	1H	214	G	C8-N9-C4	-11.08	101.97	106.40
26	1H	1813	G	O5'-P-OP1	-11.07	95.73	105.70
26	14	945	A	C4-C5-N7	11.07	116.23	110.70
26	1H	210	C	C5-C6-N1	-11.06	115.47	121.00
1	13	1502	A	O5'-P-OP2	-11.05	95.75	105.70

Continued on next page...

Continued from previous page...

Mol	Chain	Res	Type	Atoms	Z	Observed(°)	Ideal(°)
26	1H	1022	G	N9-C4-C5	11.05	109.82	105.40
26	1H	683	C	C5-C4-N4	-11.04	112.47	120.20
26	1H	770	G	O5'-P-OP2	11.04	123.95	110.70
26	1H	2392	A	N1-C6-N6	11.04	125.23	118.60
26	1H	2703	C	C6-N1-C2	-11.04	115.88	120.30
26	1H	324	A	O5'-P-OP1	-11.03	95.77	105.70
26	1H	2555	U	N1-C2-O2	-11.03	115.08	122.80
26	14	1204	A	C2-N3-C4	-11.02	105.09	110.60
26	14	1332	G	C4-N9-C1'	11.02	140.82	126.50
26	14	2713	A	N7-C8-N9	11.02	119.31	113.80
26	14	2078	C	O5'-P-OP2	11.01	123.92	110.70
26	1H	124	G	N1-C6-O6	11.01	126.50	119.90
26	14	2297	C	O5'-P-OP1	-11.01	95.80	105.70
26	1H	528	A	C5-C6-N1	-11.00	112.20	117.70
26	1H	1496	A	C8-N9-C4	-10.98	101.41	105.80
26	14	1321	A	C8-N9-C4	10.98	110.19	105.80
26	14	1899	G	N7-C8-N9	10.98	118.59	113.10
26	14	212	G	O5'-P-OP2	-10.96	95.83	105.70
26	1H	254	G	C5-C6-O6	-10.96	122.02	128.60
26	1H	2287	A	C5-N7-C8	-10.96	98.42	103.90
26	14	2371	G	N9-C4-C5	-10.95	101.02	105.40
26	1H	1558	A	C2-N3-C4	-10.95	105.13	110.60
26	1H	2425	A	O5'-P-OP2	-10.94	95.85	105.70
26	1H	140	A	C6-C5-N7	-10.94	124.65	132.30
24	3L	76	A	N7-C8-N9	10.93	119.27	113.80
26	1H	2073	C	N1-C2-O2	-10.93	112.34	118.90
26	1H	140	A	C4-C5-N7	10.93	116.16	110.70
26	1H	1767	C	O5'-P-OP1	-10.92	95.87	105.70
26	1H	2751	G	C8-N9-C1'	-10.92	112.80	127.00
26	1H	1698	A	N3-C4-N9	-10.91	118.67	127.40
26	1H	845	G	N3-C4-N9	-10.91	119.46	126.00
26	1H	966	G	C5-C6-O6	10.91	135.14	128.60
26	1H	2346	A	C4-N9-C1'	10.89	145.91	126.30
26	14	1616	A	C6-C5-N7	-10.88	124.68	132.30
26	1H	66	C	C6-N1-C2	-10.88	115.95	120.30
26	14	829	A	OP1-P-OP2	10.88	135.92	119.60
26	14	1698	A	C4-C5-C6	10.88	122.44	117.00
26	1H	1325	G	N1-C6-O6	10.88	126.43	119.90
26	1H	1678	G	C8-N9-C4	-10.88	102.05	106.40
26	1H	2502	G	C8-N9-C4	-10.87	102.05	106.40
26	1H	121	G	C5-C6-N1	10.85	116.93	111.50
26	14	2681	C	N3-C4-N4	-10.85	110.41	118.00

Continued on next page...

Continued from previous page...

Mol	Chain	Res	Type	Atoms	Z	Observed(°)	Ideal(°)
1	13	757	U	O5'-P-OP2	-10.83	95.95	105.70
26	14	2430	A	O5'-P-OP2	10.83	123.69	110.70
26	14	2713	A	N1-C6-N6	10.82	125.09	118.60
26	1H	1332	G	C5-C6-O6	-10.81	122.11	128.60
26	14	1784	A	O5'-P-OP2	-10.81	95.97	105.70
26	14	793	A	O5'-P-OP2	-10.80	95.98	105.70
26	1H	140	A	C8-N9-C4	-10.79	101.48	105.80
26	14	71	A	C2-N3-C4	-10.79	105.20	110.60
26	1H	205	G	O5'-P-OP2	-10.79	95.99	105.70
26	1H	1759	A	O5'-P-OP1	-10.78	96.00	105.70
26	1H	1308	A	N1-C2-N3	10.78	134.69	129.30
26	14	1284	A	O5'-P-OP2	-10.78	96.00	105.70
26	1H	245	G	N1-C6-O6	10.77	126.36	119.90
26	1H	621	A	C6-C5-N7	-10.77	124.76	132.30
26	1H	451	C	N1-C2-O2	-10.77	112.44	118.90
26	1H	821	A	O5'-P-OP2	-10.76	96.01	105.70
26	1H	2503	A	OP1-P-OP2	-10.76	103.47	119.60
26	1H	51	G	O5'-P-OP1	-10.75	96.03	105.70
27	16	81	G	C4-C5-N7	10.75	115.10	110.80
26	14	913	U	O5'-P-OP2	-10.75	96.03	105.70
26	1H	806	C	N3-C4-C5	10.74	126.20	121.90
1	1G	1502	A	C5-N7-C8	-10.74	98.53	103.90
26	14	2873	A	C8-N9-C4	-10.74	101.50	105.80
26	1H	196	A	C8-N9-C4	-10.74	101.50	105.80
26	1H	2085	C	O5'-P-OP2	-10.73	96.04	105.70
26	1H	318	C	O5'-P-OP1	-10.72	96.05	105.70
26	14	1678	G	C4-C5-N7	10.72	115.09	110.80
26	1H	138	G	C8-N9-C4	-10.72	102.11	106.40
26	1H	2751	G	N3-C4-N9	10.71	132.43	126.00
26	14	1778	U	O5'-P-OP1	-10.70	96.07	105.70
26	1H	210	C	C2-N3-C4	-10.70	114.55	119.90
26	1H	676	A	N7-C8-N9	10.69	119.14	113.80
26	1H	774	A	N1-C6-N6	10.68	125.01	118.60
26	1H	1610	A	C2-N3-C4	-10.68	105.26	110.60
26	14	1332	G	C4-C5-C6	10.68	125.21	118.80
26	1H	2392	A	C6-C5-N7	-10.68	124.83	132.30
26	14	1332	G	N1-C2-N3	10.68	130.31	123.90
26	1H	2448	A	C5-C6-N6	-10.67	115.16	123.70
26	14	74	A	C5-C6-N1	-10.67	112.37	117.70
26	1H	512	G	O4'-C1'-N9	10.65	116.72	108.20
26	1H	537	C	O5'-P-OP1	10.65	123.48	110.70
26	1H	1660	C	N3-C2-O2	-10.65	114.45	121.90

Continued on next page...

Continued from previous page...

Mol	Chain	Res	Type	Atoms	Z	Observed(°)	Ideal(°)
26	1H	74	A	C5-C6-N1	-10.64	112.38	117.70
26	14	1251	C	N3-C4-N4	10.63	125.44	118.00
26	1H	796	C	N3-C4-C5	10.60	126.14	121.90
26	1H	848	G	O5'-P-OP2	-10.60	96.16	105.70
26	14	641	C	O5'-P-OP2	10.59	123.41	110.70
26	1H	1818	U	O5'-P-OP2	-10.58	96.17	105.70
26	14	1394	U	O5'-P-OP2	10.58	123.40	110.70
1	1G	1502	A	C2-N3-C4	-10.58	105.31	110.60
26	14	783	A	N3-C4-C5	10.57	134.20	126.80
26	1H	2689	U	N3-C4-O4	-10.57	112.00	119.40
26	14	703	U	C5-C4-O4	10.57	132.24	125.90
26	1H	1284	A	O5'-P-OP2	-10.56	96.19	105.70
26	1H	658	C	O5'-P-OP2	-10.56	96.20	105.70
26	1H	330	A	C5-N7-C8	-10.55	98.62	103.90
26	1H	1566	A	O5'-P-OP2	-10.55	96.20	105.70
26	14	2430	A	N3-C4-N9	-10.55	118.96	127.40
26	1H	1700	A	O5'-P-OP2	-10.54	96.21	105.70
26	14	2371	G	C5-C6-O6	-10.54	122.28	128.60
26	14	530	G	C5-N7-C8	-10.53	99.04	104.30
26	14	1825	A	O5'-P-OP2	-10.52	96.23	105.70
26	1H	2604	U	N3-C2-O2	-10.52	114.84	122.20
26	1H	2406	U	O5'-P-OP1	-10.51	96.24	105.70
26	1H	1255	U	C4-C5-C6	10.51	126.00	119.70
26	14	1610	A	C8-N9-C4	10.51	110.00	105.80
26	14	1698	A	C4-C5-N7	10.51	115.95	110.70
26	1H	2698	U	O5'-P-OP2	-10.50	96.25	105.70
26	1H	1626	G	O5'-P-OP2	10.49	123.29	110.70
26	1H	245	G	C6-C5-N7	-10.49	124.11	130.40
26	1H	46	C	O5'-P-OP2	-10.49	96.26	105.70
26	1H	853	G	O5'-P-OP2	-10.49	96.26	105.70
26	14	184	C	C6-N1-C2	10.48	124.49	120.30
26	14	800	A	O5'-P-OP1	-10.48	96.27	105.70
26	1H	1393	A	O5'-P-OP2	-10.48	96.27	105.70
26	14	2544	G	N1-C6-O6	10.48	126.19	119.90
26	14	2252	G	C8-N9-C4	10.46	110.58	106.40
26	14	530	G	N9-C4-C5	-10.45	101.22	105.40
26	14	1904	G	O5'-P-OP2	-10.45	96.30	105.70
48	I8	10	THR	N-CA-C	-10.44	82.81	111.00
26	14	1304	C	N3-C4-N4	-10.44	110.69	118.00
26	14	778	G	C5-C6-O6	10.44	134.86	128.60
26	14	2287	A	N1-C2-N3	10.43	134.51	129.30
26	14	2712	U	C5-C6-N1	-10.43	117.49	122.70

Continued on next page...

Continued from previous page...

Mol	Chain	Res	Type	Atoms	Z	Observed(°)	Ideal(°)
26	14	1266	G	C8-N9-C4	10.43	110.57	106.40
26	1H	2441	C	N3-C4-N4	-10.42	110.71	118.00
26	1H	210	C	C6-N1-C2	10.42	124.47	120.30
26	1H	869	G	N1-C6-O6	-10.41	113.65	119.90
26	14	945	A	C5-N7-C8	-10.41	98.69	103.90
26	1H	1210	A	C5-N7-C8	-10.40	98.70	103.90
26	1H	2003	G	O5'-P-OP1	-10.38	96.36	105.70
1	13	690	G	C4-C5-N7	10.37	114.95	110.80
26	1H	202	U	N3-C4-C5	10.36	120.82	114.60
26	14	1426	G	C5-C6-O6	-10.36	122.38	128.60
26	1H	201	C	O5'-P-OP2	-10.36	96.38	105.70
1	1G	690	G	N3-C4-C5	10.35	133.78	128.60
26	14	47	C	C6-N1-C2	10.34	124.44	120.30
26	1H	2567	G	O5'-P-OP1	-10.34	96.40	105.70
26	1H	2688	U	N1-C2-N3	10.33	121.10	114.90
26	1H	2469	A	C5-N7-C8	-10.32	98.74	103.90
26	1H	2469	A	N1-C6-N6	10.32	124.79	118.60
26	1H	913	U	N3-C2-O2	-10.32	114.98	122.20
1	13	1512	U	O5'-P-OP2	-10.32	96.42	105.70
26	1H	122	G	N1-C2-N3	10.32	130.09	123.90
26	14	71	A	N1-C6-N6	10.32	124.79	118.60
26	1H	774	A	C5-C6-N1	-10.31	112.54	117.70
26	14	2335	A	N1-C6-N6	-10.31	112.41	118.60
26	1H	74	A	N3-C4-C5	10.31	134.01	126.80
1	1G	690	G	N3-C4-N9	-10.31	119.81	126.00
26	14	71	A	N1-C2-N3	10.30	134.45	129.30
26	1H	1639	U	O5'-P-OP2	-10.30	96.43	105.70
26	1H	2392	A	C8-N9-C4	-10.29	101.69	105.80
26	14	2713	A	C4-C5-N7	10.29	115.84	110.70
26	14	2066	C	O5'-P-OP1	-10.28	96.44	105.70
26	14	2392	A	C5-N7-C8	-10.28	98.76	103.90
26	1H	71	A	N1-C6-N6	10.27	124.76	118.60
1	13	690	G	N1-C6-O6	10.27	126.06	119.90
26	14	698	C	O5'-P-OP2	-10.26	96.46	105.70
26	1H	1394	U	OP1-P-OP2	-10.26	104.21	119.60
26	1H	1626	G	N3-C2-N2	-10.26	112.72	119.90
26	1H	828	U	C5-C4-O4	10.25	132.05	125.90
27	16	45	A	O5'-P-OP1	-10.23	96.50	105.70
26	1H	1678	G	C8-N9-C1'	10.22	140.29	127.00
26	14	1408	C	N1-C2-O2	-10.22	112.77	118.90
1	13	5	U	N1-C2-O2	10.21	129.95	122.80
26	14	2429	G	OP1-P-OP2	-10.21	104.28	119.60

Continued on next page...

Continued from previous page...

Mol	Chain	Res	Type	Atoms	Z	Observed(°)	Ideal(°)
26	1H	2238	G	O5'-P-OP2	-10.21	96.51	105.70
26	14	2329	G	N3-C4-N9	10.21	132.12	126.00
26	1H	783	A	N3-C4-C5	10.20	133.94	126.80
26	1H	2584	U	C5-C4-O4	10.20	132.02	125.90
26	1H	2265	U	O5'-P-OP1	-10.19	96.53	105.70
26	14	2282	G	O5'-P-OP2	10.19	122.93	110.70
26	14	621	A	N7-C8-N9	10.18	118.89	113.80
26	1H	1367	A	C2-N3-C4	-10.18	105.51	110.60
1	13	1504	G	O5'-P-OP1	-10.18	96.54	105.70
23	2L	36	A	O5'-P-OP1	-10.18	96.54	105.70
26	14	2518	A	O4'-C1'-N9	-10.17	100.06	108.20
26	1H	1616	A	C8-N9-C4	-10.16	101.73	105.80
27	1J	30	C	C6-N1-C2	-10.16	116.23	120.30
26	1H	956	G	N1-C6-O6	10.16	126.00	119.90
26	1H	1332	G	N1-C2-N3	10.15	129.99	123.90
26	1H	677	A	O5'-P-OP2	-10.15	96.57	105.70
26	1H	1571	A	C5-C6-N6	-10.15	115.58	123.70
26	1H	788	A	C6-N1-C2	10.15	124.69	118.60
26	1H	2439	A	N1-C6-N6	10.15	124.69	118.60
26	1H	1604	C	N1-C2-O2	-10.14	112.81	118.90
26	1H	2377	A	C8-N9-C4	10.14	109.86	105.80
26	1H	1204	A	C5-C6-N1	-10.13	112.63	117.70
26	14	2544	G	C5-C6-O6	-10.13	122.52	128.60
26	1H	2298	A	O5'-P-OP2	-10.13	96.59	105.70
26	14	876	C	N1-C2-O2	10.12	124.97	118.90
26	1H	2287	A	N3-C4-N9	-10.09	119.33	127.40
26	1H	2713	A	N3-C4-C5	10.09	133.87	126.80
26	14	783	A	N1-C2-N3	10.09	134.35	129.30
26	1H	208	C	C5-C6-N1	-10.08	115.96	121.00
26	1H	1312	U	C5-C6-N1	-10.07	117.66	122.70
26	1H	284	U	O5'-P-OP1	-10.07	96.64	105.70
26	1H	847	U	C5-C6-N1	-10.07	117.66	122.70
26	1H	1621	U	N1-C2-O2	-10.07	115.75	122.80
24	3L	76	A	C4-C5-N7	10.07	115.73	110.70
27	16	115	G	C5-C6-N1	10.06	116.53	111.50
26	1H	856	C	O5'-P-OP1	-10.05	96.65	105.70
26	1H	2311	A	N1-C2-N3	10.05	134.33	129.30
26	1H	624	C	O5'-P-OP1	-10.05	96.66	105.70
26	1H	2510	C	N3-C4-N4	-10.04	110.97	118.00
26	1H	2699	C	C6-N1-C2	10.04	124.31	120.30
26	1H	942	G	C5-C6-N1	10.03	116.52	111.50
26	14	918	A	O5'-P-OP1	-10.03	96.67	105.70

Continued on next page...

Continued from previous page...

Mol	Chain	Res	Type	Atoms	Z	Observed(°)	Ideal(°)
26	1H	122	G	C6-N1-C2	-10.02	119.09	125.10
26	1H	1300	U	N1-C2-N3	10.02	120.91	114.90
26	1H	2689	U	C5-C6-N1	-10.02	117.69	122.70
26	14	1559	G	C6-C5-N7	-10.02	124.39	130.40
26	14	1248	G	O5'-P-OP1	10.02	122.72	110.70
26	14	1274	A	O5'-P-OP1	-10.01	96.69	105.70
26	1H	252	G	O5'-P-OP1	9.99	122.69	110.70
26	14	2287	A	N1-C6-N6	9.99	124.59	118.60
26	14	1566	A	N9-C4-C5	-9.99	101.81	105.80
26	1H	1928	A	O5'-P-OP1	-9.98	96.72	105.70
26	1H	2270	G	C5-C6-O6	-9.97	122.62	128.60
26	1H	1477	A	O5'-P-OP2	-9.97	96.72	105.70
26	1H	2712	U	N3-C4-O4	9.97	126.38	119.40
26	1H	2597	G	O5'-P-OP1	9.97	122.66	110.70
26	1H	928	G	N1-C6-O6	9.97	125.88	119.90
26	1H	1950	G	C4-C5-N7	9.96	114.79	110.80
26	14	1566	A	C5-C6-N6	-9.97	115.73	123.70
26	1H	1498	C	O5'-P-OP1	-9.96	96.73	105.70
26	1H	2469	A	C4-C5-N7	9.96	115.68	110.70
26	1H	1401	G	C8-N9-C4	-9.95	102.42	106.40
1	13	1486	G	O5'-P-OP2	-9.95	96.75	105.70
26	1H	1970	A	O5'-P-OP1	-9.95	96.75	105.70
26	1H	2506	U	N1-C2-O2	9.94	129.76	122.80
26	1H	1204	A	O5'-P-OP2	-9.93	96.77	105.70
26	14	1616	A	C8-N9-C4	-9.93	101.83	105.80
1	13	5	U	N3-C2-O2	-9.92	115.25	122.20
26	1H	1423	G	C8-N9-C4	9.92	110.37	106.40
26	14	2565	A	O5'-P-OP2	9.92	122.60	110.70
1	1G	690	G	C5-N7-C8	-9.91	99.34	104.30
26	14	1329	U	O5'-P-OP1	-9.91	96.78	105.70
26	14	1129	A	O5'-P-OP2	-9.91	96.78	105.70
26	1H	941	A	N1-C6-N6	9.90	124.54	118.60
26	14	681	G	C4-C5-N7	9.90	114.76	110.80
26	1H	2544	G	C5-C6-O6	-9.89	122.66	128.60
26	1H	2084	C	C5-C6-N1	-9.89	116.06	121.00
26	14	2335	A	O4'-C1'-N9	9.89	116.11	108.20
26	14	2779	U	N3-C2-O2	-9.89	115.28	122.20
26	1H	845	G	C8-N9-C1'	9.89	139.85	127.00
26	1H	2329	G	N1-C6-O6	-9.88	113.97	119.90
27	16	6	C	C5-C4-N4	-9.88	113.28	120.20
26	14	1698	A	N1-C2-N3	9.88	134.24	129.30
26	1H	1786	A	N3-C4-C5	9.88	133.72	126.80

Continued on next page...

Continued from previous page...

Mol	Chain	Res	Type	Atoms	Z	Observed(°)	Ideal(°)
26	1H	2697	G	OP1-P-OP2	9.88	134.41	119.60
26	1H	1428	C	N1-C2-O2	-9.87	112.98	118.90
26	1H	120	U	O5'-P-OP2	-9.87	96.82	105.70
26	14	2438	U	O5'-P-OP2	-9.86	96.82	105.70
26	14	621	A	C5-C6-N1	-9.86	112.77	117.70
26	14	2429	G	O5'-P-OP1	9.86	122.53	110.70
26	1H	2346	A	N1-C6-N6	9.86	124.51	118.60
26	1H	2502	G	O5'-P-OP1	-9.85	96.83	105.70
22	1L	74	C	N1-C2-O2	9.85	124.81	118.90
26	1H	247	G	C8-N9-C4	9.84	110.34	106.40
1	1G	117	G	N1-C6-O6	9.84	125.81	119.90
26	14	737	C	N1-C2-O2	-9.84	113.00	118.90
26	1H	930	U	N3-C4-O4	-9.84	112.52	119.40
26	1H	1187	G	O5'-P-OP2	-9.84	96.85	105.70
26	1H	2600	A	O5'-P-OP2	-9.83	96.85	105.70
26	1H	738	G	C4-C5-N7	9.83	114.73	110.80
26	1H	1350	C	O5'-P-OP1	-9.82	96.86	105.70
26	14	205	G	C5-C6-O6	-9.82	122.71	128.60
26	1H	2324	C	C5-C4-N4	-9.82	113.33	120.20
26	1H	2609	U	C5-C6-N1	-9.81	117.79	122.70
26	1H	917	A	N1-C2-N3	9.81	134.20	129.30
26	14	2777	G	C5-C6-O6	-9.80	122.72	128.60
26	1H	1428	C	C2-N1-C1'	-9.80	108.02	118.80
26	14	2503	A	N1-C6-N6	9.80	124.48	118.60
26	1H	1616	A	N1-C6-N6	9.79	124.48	118.60
26	14	2441	C	O5'-P-OP1	-9.79	96.89	105.70
26	14	668	G	C8-N9-C4	9.79	110.32	106.40
26	1H	1796	U	C5-C6-N1	-9.79	117.81	122.70
26	14	1899	G	C5-N7-C8	-9.79	99.41	104.30
26	1H	1006	C	O5'-P-OP1	-9.78	96.90	105.70
26	1H	783	A	N3-C4-N9	-9.77	119.58	127.40
50	K8	3	LEU	CA-CB-CG	9.77	137.78	115.30
26	1H	951	C	N3-C4-N4	-9.77	111.16	118.00
26	14	2301	C	C6-N1-C2	-9.77	116.39	120.30
1	13	50	A	C8-N9-C4	-9.77	101.89	105.80
1	13	529	G	C5-C6-O6	-9.77	122.74	128.60
26	1H	141	A	C5-N7-C8	-9.77	99.02	103.90
26	1H	2518	A	C5-N7-C8	-9.76	99.02	103.90
26	1H	1986	A	C8-N9-C4	-9.76	101.90	105.80
26	1H	2062	A	C2-N3-C4	9.76	115.48	110.60
26	1H	1817	G	N3-C2-N2	9.76	126.73	119.90
26	1H	2346	A	C5-N7-C8	-9.76	99.02	103.90

Continued on next page...

Continued from previous page...

Mol	Chain	Res	Type	Atoms	Z	Observed(°)	Ideal(°)
26	14	2346	A	O4'-C1'-N9	9.75	116.00	108.20
26	14	469	G	C5-C6-O6	-9.74	122.75	128.60
26	1H	1611	C	C5-C6-N1	-9.74	116.13	121.00
26	1H	2287	A	C4-C5-N7	9.74	115.57	110.70
26	1H	2444	G	C8-N9-C4	-9.73	102.51	106.40
26	1H	945	A	C5-C6-N1	-9.73	112.83	117.70
26	1H	1698	A	N1-C2-N3	9.73	134.17	129.30
26	1H	2348	U	O5'-P-OP2	-9.73	96.94	105.70
26	1H	2712	U	C6-N1-C1'	-9.73	107.58	121.20
26	1H	933	A	O5'-P-OP2	-9.72	96.95	105.70
26	14	1644	C	N3-C2-O2	-9.72	115.10	121.90
26	14	1781	C	O4'-C1'-N1	9.71	115.97	108.20
26	1H	2559	C	O5'-P-OP2	-9.71	96.96	105.70
26	14	12	U	N3-C2-O2	-9.71	115.40	122.20
26	14	1304	C	N3-C2-O2	-9.71	115.10	121.90
26	14	746	A	O5'-P-OP2	9.71	122.35	110.70
26	14	1496	A	C8-N9-C4	-9.71	101.92	105.80
26	1H	1806	C	OP1-P-OP2	9.71	134.16	119.60
26	1H	226	G	O4'-C1'-N9	9.70	115.96	108.20
26	1H	676	A	O4'-C1'-N9	9.70	115.96	108.20
26	1H	840	C	O5'-P-OP2	-9.70	96.97	105.70
26	14	2776	A	C8-N9-C4	-9.70	101.92	105.80
26	14	796	C	O5'-P-OP2	-9.70	96.97	105.70
26	1H	2713	A	C6-C5-N7	-9.70	125.51	132.30
26	1H	1312	U	O5'-P-OP1	-9.70	96.97	105.70
26	14	471	A	C2-N3-C4	-9.70	105.75	110.60
26	1H	198	C	C6-N1-C2	9.69	124.18	120.30
26	1H	816	C	O5'-P-OP1	9.69	122.33	110.70
26	14	783	A	C8-N9-C4	-9.69	101.92	105.80
26	1H	528	A	C5-N7-C8	-9.68	99.06	103.90
26	14	197	A	N1-C6-N6	9.68	124.41	118.60
26	1H	2584	U	N1-C2-N3	9.68	120.71	114.90
26	14	1142(A)	A	C2-N3-C4	-9.68	105.76	110.60
26	1H	2572	A	C8-N9-C4	9.68	109.67	105.80
26	1H	1660	C	C5-C4-N4	9.67	126.97	120.20
26	14	1786	A	N3-C4-C5	9.67	133.57	126.80
26	14	2581	G	O5'-P-OP2	-9.67	96.99	105.70
26	1H	179	G	N3-C2-N2	-9.67	113.13	119.90
26	1H	217	G	N3-C2-N2	-9.66	113.14	119.90
26	1H	1308	A	N9-C4-C5	9.65	109.66	105.80
1	1G	1502	A	N7-C8-N9	9.65	118.63	113.80
26	14	2713	A	C6-C5-N7	-9.65	125.54	132.30

Continued on next page...

Continued from previous page...

Mol	Chain	Res	Type	Atoms	Z	Observed(°)	Ideal(°)
26	14	1698	A	C5-N7-C8	-9.64	99.08	103.90
26	1H	624	C	O5'-P-OP2	9.64	122.27	110.70
26	1H	2086	U	O5'-P-OP2	-9.64	97.03	105.70
26	1H	1404	C	O5'-P-OP2	-9.63	97.03	105.70
26	1H	508	G	C8-N9-C4	-9.63	102.55	106.40
26	14	788	A	N7-C8-N9	9.63	118.61	113.80
26	1H	2503	A	C5-C6-N6	-9.62	116.00	123.70
26	1H	137(A)	G	C5-C6-O6	-9.62	122.83	128.60
26	1H	2328	A	C2-N3-C4	-9.61	105.80	110.60
26	1H	1257	C	C4-C5-C6	9.61	122.20	117.40
26	14	1588	C	C6-N1-C2	-9.61	116.46	120.30
26	1H	2004	G	O5'-P-OP1	-9.60	97.06	105.70
26	14	2681	C	C5-C4-N4	9.60	126.92	120.20
26	14	1781	C	C6-N1-C1'	-9.60	109.28	120.80
26	14	1955	U	C5-C6-N1	-9.60	117.90	122.70
26	1H	2069	G	C8-N9-C4	9.60	110.24	106.40
26	14	140	A	C4-C5-N7	9.59	115.50	110.70
23	2L	21	U	N3-C2-O2	-9.59	115.49	122.20
26	14	1619	G	O5'-P-OP2	-9.59	97.07	105.70
26	1H	2714	G	O5'-P-OP2	-9.59	97.07	105.70
26	14	2873	A	C4-N9-C1'	9.59	143.56	126.30
26	1H	952	G	O5'-P-OP2	9.58	122.19	110.70
1	1G	560	U	O5'-P-OP2	-9.58	97.08	105.70
26	1H	121	G	N3-C4-N9	9.57	131.74	126.00
29	11	242	ARG	NE-CZ-NH1	9.56	125.08	120.30
26	14	265	A	C2-N3-C4	-9.56	105.82	110.60
1	13	690	G	C5-N7-C8	-9.55	99.52	104.30
26	1H	821	A	OP1-P-OP2	9.55	133.93	119.60
26	1H	1899	G	N1-C2-N2	9.55	124.79	116.20
26	1H	1899	G	C5-C6-N1	-9.54	106.73	111.50
26	1H	945	A	C4-N9-C1'	9.53	143.46	126.30
1	13	523	A	N1-C6-N6	9.53	124.32	118.60
26	1H	604	G	O5'-P-OP1	-9.52	97.13	105.70
26	1H	1586	A	N1-C6-N6	9.52	124.31	118.60
26	1H	1660	C	N3-C4-C5	9.52	125.71	121.90
26	1H	1899	G	C6-C5-N7	9.52	136.11	130.40
26	1H	774	A	C8-N9-C1'	9.51	144.83	127.70
26	1H	869	G	N1-C2-N2	-9.51	107.64	116.20
26	1H	133	C	C6-N1-C2	9.51	124.10	120.30
1	1G	800	G	O5'-P-OP2	-9.51	97.14	105.70
26	1H	695	G	N1-C6-O6	-9.51	114.20	119.90
26	1H	788	A	N1-C6-N6	9.51	124.30	118.60

Continued on next page...

Continued from previous page...

Mol	Chain	Res	Type	Atoms	Z	Observed(°)	Ideal(°)
26	14	676	A	N3-C4-C5	9.51	133.46	126.80
26	1H	1187	G	OP2-P-O3'	9.51	126.11	105.20
26	1H	678	C	C2-N3-C4	-9.50	115.15	119.90
26	14	737	C	N3-C4-N4	9.50	124.65	118.00
26	1H	754	C	C5-C4-N4	-9.49	113.56	120.20
26	14	1975	G	O5'-P-OP2	-9.49	97.16	105.70
26	1H	695	G	N3-C2-N2	9.49	126.54	119.90
26	1H	1394	U	C5-C6-N1	9.48	127.44	122.70
26	1H	1825	A	N1-C6-N6	-9.48	112.91	118.60
26	1H	2418	A	N1-C6-N6	-9.48	112.91	118.60
26	14	2296	U	C2-N1-C1'	9.48	129.08	117.70
26	1H	2392	A	C5-C6-N1	-9.48	112.96	117.70
46	G8	81	LYS	C-N-CD	-9.47	99.77	120.60
26	14	2371	G	C8-N9-C4	9.47	110.19	106.40
26	14	774	A	C5-C6-N1	-9.46	112.97	117.70
26	14	1332	G	C5-C6-N1	-9.46	106.77	111.50
1	13	902	G	O5'-P-OP2	-9.46	97.19	105.70
26	1H	2502	G	N3-C4-C5	-9.45	123.87	128.60
26	1H	1339	G	O5'-P-OP2	9.45	122.04	110.70
26	1H	659	C	C5-C6-N1	-9.44	116.28	121.00
26	14	1644	C	N1-C2-O2	9.44	124.57	118.90
26	14	2689	U	C5-C4-O4	9.44	131.57	125.90
26	1H	784	A	N1-C6-N6	-9.44	112.94	118.60
26	1H	628	G	O5'-P-OP2	-9.44	97.20	105.70
26	1H	2252	G	C8-N9-C4	9.44	110.17	106.40
26	14	2518	A	C5-C6-N6	-9.43	116.16	123.70
26	14	584	C	N3-C4-C5	9.43	125.67	121.90
26	1H	2501	C	OP1-P-OP2	-9.42	105.47	119.60
1	1G	192	U	O5'-P-OP1	-9.42	97.22	105.70
1	13	1446	A	O4'-C1'-N9	9.42	115.74	108.20
26	14	1801	G	C5-C6-O6	-9.42	122.95	128.60
26	1H	2251	G	C4-C5-N7	-9.42	107.03	110.80
26	14	2328	A	N1-C2-N3	9.42	134.01	129.30
26	1H	1653	G	O5'-P-OP2	-9.41	97.23	105.70
26	1H	2464	C	O5'-P-OP2	-9.41	97.23	105.70
1	1G	254	G	O5'-P-OP1	-9.41	97.23	105.70
1	13	899	C	N1-C2-O2	-9.41	113.25	118.90
26	14	2424	C	O5'-P-OP1	-9.41	97.23	105.70
26	1H	2430	A	O5'-P-OP1	9.40	121.98	110.70
26	1H	836	G	C8-N9-C4	-9.40	102.64	106.40
26	1H	968	G	N1-C6-O6	-9.40	114.26	119.90
26	14	2518	A	C4-C5-C6	9.39	121.70	117.00

Continued on next page...

Continued from previous page...

Mol	Chain	Res	Type	Atoms	Z	Observed(°)	Ideal(°)
26	1H	2743	C	C2-N3-C4	-9.39	115.20	119.90
38	88	140	ALA	N-CA-C	-9.39	85.65	111.00
26	14	2329	G	N9-C4-C5	-9.39	101.64	105.40
26	1H	1776	G	N9-C4-C5	-9.38	101.65	105.40
26	1H	2600	A	C6-N1-C2	-9.38	112.97	118.60
26	1H	1496	A	C5-C6-N6	-9.38	116.20	123.70
26	1H	179	G	C5-C6-N1	-9.38	106.81	111.50
26	1H	530	G	N1-C6-O6	-9.38	114.28	119.90
26	1H	2316	C	C6-N1-C2	-9.38	116.55	120.30
1	1G	337	C	C6-N1-C2	-9.38	116.55	120.30
27	16	5	C	C6-N1-C2	9.37	124.05	120.30
26	1H	966	G	N3-C2-N2	9.37	126.46	119.90
26	1H	74	A	N3-C4-N9	-9.37	119.91	127.40
26	1H	917	A	N1-C6-N6	9.37	124.22	118.60
26	14	1610	A	N9-C4-C5	-9.37	102.05	105.80
26	1H	1359	A	N1-C6-N6	9.36	124.22	118.60
26	14	71	A	C4-C5-N7	9.36	115.38	110.70
26	1H	2276	G	N1-C2-N2	9.36	124.62	116.20
1	13	1502	A	C5-C6-N6	-9.36	116.22	123.70
26	14	1520	U	C5-C4-O4	9.35	131.51	125.90
26	14	1283	G	O5'-P-OP2	-9.35	97.29	105.70
26	14	2503	A	C5-C6-N6	-9.35	116.22	123.70
23	2K	41	C	O5'-P-OP1	-9.35	97.29	105.70
27	16	81	G	C2-N3-C4	-9.35	107.23	111.90
26	14	2430	A	C4-C5-N7	9.34	115.37	110.70
1	13	968	A	N1-C6-N6	9.34	124.20	118.60
26	1H	71	A	N1-C2-N3	9.34	133.97	129.30
26	1H	599	G	C5-N7-C8	9.33	108.97	104.30
26	1H	2430	A	C8-N9-C1'	9.33	144.50	127.70
26	14	528	A	C5-N7-C8	-9.33	99.23	103.90
26	1H	1574	C	OP2-P-O3'	9.33	125.72	105.20
26	14	2581	G	OP1-P-OP2	9.33	133.59	119.60
26	1H	2245	U	OP1-P-OP2	-9.31	105.63	119.60
26	14	1781	C	C2-N1-C1'	9.31	129.05	118.80
26	1H	2328	A	N1-C2-N3	9.31	133.96	129.30
26	14	2490	G	C6-C5-N7	-9.30	124.82	130.40
26	14	194	G	O5'-P-OP2	9.30	121.86	110.70
26	14	1939	U	OP2-P-O3'	9.29	125.64	105.20
26	14	1944	U	C5-C4-O4	-9.29	120.33	125.90
26	1H	1605	C	C2-N3-C4	-9.28	115.26	119.90
26	14	1332	G	C5-C6-O6	-9.28	123.03	128.60
26	1H	2598	A	N9-C4-C5	-9.28	102.09	105.80

Continued on next page...

Continued from previous page...

Mol	Chain	Res	Type	Atoms	Z	Observed(°)	Ideal(°)
26	1H	130	C	C5-C4-N4	-9.27	113.71	120.20
26	14	1836	C	O5'-P-OP2	-9.27	97.35	105.70
26	1H	973	A	C2-N3-C4	-9.27	105.96	110.60
23	2L	21	U	N1-C2-O2	9.27	129.29	122.80
26	14	954	G	N9-C4-C5	9.27	109.11	105.40
26	14	1428	C	O5'-P-OP1	-9.27	97.36	105.70
1	13	580	U	C2-N3-C4	-9.26	121.44	127.00
26	1H	122	G	C2-N3-C4	-9.26	107.27	111.90
26	14	330	A	C5-N7-C8	-9.26	99.27	103.90
22	1K	76	A	C8-N9-C4	-9.26	102.10	105.80
26	1H	676	A	C8-N9-C4	-9.26	102.10	105.80
26	1H	1899	G	C4-N9-C1'	-9.26	114.47	126.50
26	14	2554	U	O5'-P-OP1	-9.24	97.38	105.70
26	14	1763	G	O5'-P-OP2	-9.24	97.39	105.70
1	13	914	A	O5'-P-OP1	-9.23	97.39	105.70
26	1H	1318	C	O5'-P-OP1	-9.23	97.39	105.70
1	13	1502	A	N7-C8-N9	9.23	118.41	113.80
26	1H	683	C	C2-N3-C4	-9.23	115.29	119.90
26	14	492	A	O5'-P-OP2	-9.22	97.40	105.70
26	1H	736	C	O5'-P-OP2	9.22	121.77	110.70
26	1H	1437	C	C6-N1-C2	-9.22	116.61	120.30
26	14	733	G	C4-C5-C6	9.21	124.33	118.80
26	14	1559	G	N1-C6-O6	9.21	125.43	119.90
26	1H	265	A	C2-N3-C4	-9.21	105.99	110.60
26	1H	2430	A	C5-N7-C8	-9.21	99.30	103.90
26	1H	2311	A	C5-N7-C8	-9.21	99.30	103.90
26	1H	1297	C	OP2-P-O3'	-9.20	84.96	105.20
26	1H	754	C	C2-N3-C4	-9.20	115.30	119.90
26	14	34	C	C2-N1-C1'	9.20	128.92	118.80
26	1H	2603	G	O5'-P-OP1	-9.19	97.43	105.70
27	16	6	C	N1-C2-O2	-9.19	113.39	118.90
26	1H	634	C	O5'-P-OP2	-9.18	97.44	105.70
27	16	56	G	O5'-P-OP2	-9.18	97.44	105.70
26	1H	74	A	C5-N7-C8	-9.18	99.31	103.90
26	1H	681	G	C8-N9-C4	9.17	110.07	106.40
26	1H	1955	U	N3-C4-O4	-9.17	112.98	119.40
26	14	250	G	O5'-P-OP1	-9.17	97.45	105.70
24	3K	76	A	C6-C5-N7	-9.17	125.88	132.30
26	1H	793	A	C5-C6-N6	-9.17	116.36	123.70
26	1H	2447	G	N3-C2-N2	-9.17	113.48	119.90
27	16	47	C	C6-N1-C2	9.17	123.97	120.30
26	1H	815	C	N3-C4-C5	9.16	125.56	121.90

Continued on next page...

Continued from previous page...

Mol	Chain	Res	Type	Atoms	Z	Observed(°)	Ideal(°)
26	1H	945	A	C8-N9-C4	-9.16	102.14	105.80
1	1G	1260	C	C6-N1-C2	-9.16	116.64	120.30
26	1H	528	A	C2-N3-C4	-9.16	106.02	110.60
26	14	2244	U	N1-C2-N3	9.15	120.39	114.90
26	1H	2324	C	O5'-P-OP2	-9.15	97.47	105.70
26	1H	470	A	C5-N7-C8	-9.13	99.33	103.90
26	1H	2042	A	O5'-P-OP2	-9.13	97.48	105.70
26	14	1359	A	C8-N9-C4	9.13	109.45	105.80
26	1H	917	A	C5-C6-N1	-9.13	113.14	117.70
26	14	774	A	C6-N1-C2	9.12	124.07	118.60
26	1H	214	G	N3-C4-C5	-9.12	124.04	128.60
26	1H	1204	A	C6-C5-N7	-9.12	125.91	132.30
26	14	205	G	N9-C4-C5	-9.12	101.75	105.40
26	14	569	U	C5-C6-N1	-9.12	118.14	122.70
26	1H	659	C	C6-N1-C2	9.11	123.94	120.30
26	1H	1899	G	C5-C6-O6	9.11	134.07	128.60
26	1H	2612	C	O5'-P-OP2	-9.11	97.50	105.70
26	14	1388	G	O5'-P-OP2	-9.11	97.50	105.70
26	1H	256	A	N1-C6-N6	9.10	124.06	118.60
27	16	67	G	O5'-P-OP1	-9.10	97.51	105.70
26	1H	116	C	N1-C2-O2	-9.10	113.44	118.90
26	14	1585	C	N1-C2-O2	9.10	124.36	118.90
1	1G	1517	G	O5'-P-OP2	-9.09	97.52	105.70
26	14	1786	A	C8-N9-C4	-9.09	102.16	105.80
1	13	108	G	C4-C5-N7	9.09	114.44	110.80
26	1H	1613	G	N1-C6-O6	-9.09	114.45	119.90
26	1H	2276	G	N9-C4-C5	9.09	109.03	105.40
26	14	1950	G	C8-N9-C4	-9.09	102.77	106.40
26	1H	1634	A	OP1-P-OP2	9.09	133.23	119.60
26	14	963	U	O5'-P-OP2	9.08	121.60	110.70
26	1H	576	U	C6-N1-C2	-9.08	115.55	121.00
26	14	2779	U	N3-C4-O4	-9.08	113.05	119.40
26	1H	2023	G	O5'-P-OP1	-9.08	97.53	105.70
26	1H	860	U	C5-C6-N1	-9.07	118.16	122.70
26	1H	2525	G	C5-C6-O6	-9.07	123.16	128.60
26	1H	1158	C	C5-C6-N1	-9.07	116.47	121.00
26	14	917	A	O5'-P-OP1	-9.06	97.54	105.70
26	1H	2429	G	OP1-P-OP2	-9.06	106.01	119.60
26	14	2060	A	N1-C6-N6	-9.06	113.16	118.60
26	1H	1939	U	N3-C4-C5	9.06	120.03	114.60
26	14	2377	A	C2-N3-C4	-9.06	106.07	110.60
26	1H	825	C	N1-C2-O2	-9.05	113.47	118.90

Continued on next page...

Continued from previous page...

Mol	Chain	Res	Type	Atoms	Z	Observed(°)	Ideal(°)
26	1H	1210	A	N7-C8-N9	9.05	118.33	113.80
24	3K	5	C	C6-N1-C2	-9.05	116.68	120.30
26	1H	2297	C	OP1-P-OP2	9.05	133.17	119.60
44	E8	90	ARG	NE-CZ-NH1	-9.05	115.78	120.30
26	1H	2046	G	O5'-P-OP2	-9.05	97.56	105.70
26	1H	681	G	C2-N3-C4	-9.04	107.38	111.90
26	1H	575	A	C8-N9-C4	9.04	109.41	105.80
26	1H	646	A	C8-N9-C4	-9.04	102.19	105.80
26	1H	1313	U	C5-C6-N1	9.03	127.22	122.70
26	1H	2270	G	N1-C6-O6	9.03	125.32	119.90
26	14	2560	C	O5'-P-OP1	-9.03	97.57	105.70
26	14	1594	G	O5'-P-OP1	-9.03	97.58	105.70
26	1H	216	A	O5'-P-OP2	9.02	121.52	110.70
26	14	2346	A	C2-N3-C4	-9.02	106.09	110.60
26	1H	845	G	OP1-P-O3'	9.02	125.04	105.20
26	14	208	C	C5-C4-N4	-9.02	113.89	120.20
1	13	1354	C	C6-N1-C2	-9.01	116.69	120.30
26	1H	809	G	C5-C6-O6	-9.01	123.20	128.60
26	1H	738	G	C5-N7-C8	-9.00	99.80	104.30
26	14	945	A	C5-C6-N1	-9.00	113.20	117.70
26	1H	481	G	C5-C6-O6	-8.99	123.20	128.60
26	1H	188	G	O5'-P-OP2	-8.99	97.61	105.70
26	1H	2700	C	C6-N1-C2	8.99	123.90	120.30
26	14	773	U	C2-N3-C4	-8.98	121.61	127.00
27	1J	60	C	C6-N1-C2	-8.98	116.71	120.30
26	1H	1571	A	N1-C6-N6	8.98	123.99	118.60
26	14	1564	C	N3-C4-N4	-8.98	111.71	118.00
26	1H	123	G	C5-C6-N1	8.98	115.99	111.50
26	1H	71	A	O4'-C1'-N9	-8.97	101.02	108.20
26	14	684	G	C8-N9-C4	-8.96	102.81	106.40
26	14	2510	C	C5-C4-N4	8.96	126.47	120.20
26	14	1700	A	O5'-P-OP2	8.96	121.45	110.70
26	14	2392	A	C4-C5-N7	8.95	115.18	110.70
26	1H	2430	A	C4-N9-C1'	-8.95	110.19	126.30
26	1H	676	A	C5-C6-N1	-8.95	113.22	117.70
26	1H	845	G	P-O3'-C3'	8.94	130.43	119.70
26	1H	1336	A	N1-C6-N6	-8.94	113.23	118.60
26	14	954	G	N1-C6-O6	-8.94	114.54	119.90
26	1H	746	A	O5'-P-OP2	8.94	121.43	110.70
26	14	2249	U	C6-N1-C2	-8.94	115.64	121.00
26	1H	1210	A	C8-N9-C4	-8.93	102.23	105.80
26	14	775	G	N3-C4-N9	8.93	131.36	126.00

Continued on next page...

Continued from previous page...

Mol	Chain	Res	Type	Atoms	Z	Observed(°)	Ideal(°)
26	1H	1021	A	C8-N9-C4	-8.93	102.23	105.80
26	14	698	C	OP1-P-OP2	8.92	132.98	119.60
26	1H	2710	C	C5-C6-N1	-8.92	116.54	121.00
26	1H	207	A	N1-C6-N6	8.91	123.95	118.60
26	1H	1636	C	N3-C4-C5	-8.91	118.33	121.90
1	1G	1502	A	N1-C2-N3	8.91	133.76	129.30
26	14	140	A	C8-N9-C4	-8.91	102.24	105.80
26	14	308	G	O5'-P-OP2	-8.91	97.68	105.70
26	1H	214	G	N7-C8-N9	8.91	117.55	113.10
26	1H	611	C	C5-C6-N1	-8.91	116.55	121.00
26	1H	1392	A	O5'-P-OP1	-8.90	97.69	105.70
26	1H	839	U	O5'-P-OP2	-8.90	97.69	105.70
26	1H	1379	A	C5-N7-C8	-8.90	99.45	103.90
26	1H	2636	U	O5'-P-OP1	-8.90	97.69	105.70
1	13	581	G	N1-C6-O6	8.89	125.24	119.90
26	14	2328	A	C6-N1-C2	-8.89	113.26	118.60
26	1H	845	G	N3-C4-C5	8.89	133.05	128.60
26	14	1394	U	O5'-P-OP1	-8.89	97.70	105.70
26	1H	1359	A	N1-C2-N3	8.89	133.74	129.30
26	1H	1339	G	O5'-P-OP1	-8.88	97.71	105.70
26	1H	683	C	C6-N1-C2	8.88	123.85	120.30
26	14	778	G	N3-C2-N2	8.88	126.11	119.90
26	14	2612	C	O5'-P-OP2	-8.87	97.71	105.70
26	1H	330	A	N1-C2-N3	8.87	133.74	129.30
26	1H	123	G	C6-N1-C2	-8.87	119.78	125.10
26	14	773	U	N1-C2-N3	8.87	120.22	114.90
26	14	2313	C	C6-N1-C2	-8.86	116.76	120.30
26	1H	941	A	O5'-P-OP1	-8.85	97.73	105.70
26	1H	2277	G	N1-C6-O6	-8.85	114.59	119.90
26	1H	1142(A)	A	N3-C4-C5	8.85	132.99	126.80
26	1H	1123	C	N1-C2-O2	-8.84	113.59	118.90
26	1H	1614	A	O5'-P-OP1	-8.84	97.74	105.70
26	14	1241	A	C2-N3-C4	-8.84	106.18	110.60
1	1G	740	U	O5'-P-OP2	-8.83	97.75	105.70
26	1H	968	G	N3-C2-N2	8.83	126.08	119.90
26	1H	1786	A	N1-C6-N6	8.83	123.90	118.60
26	1H	2430	A	N1-C6-N6	8.83	123.90	118.60
26	14	2329	G	C8-N9-C4	8.83	109.93	106.40
26	1H	2252	G	N7-C8-N9	-8.83	108.69	113.10
27	16	81	G	N7-C8-N9	8.82	117.51	113.10
1	13	1489	G	C8-N9-C4	8.82	109.93	106.40
26	14	2518	A	N7-C8-N9	8.81	118.21	113.80

Continued on next page...

Continued from previous page...

Mol	Chain	Res	Type	Atoms	Z	Observed(°)	Ideal(°)
26	1H	198	C	N3-C4-C5	8.81	125.42	121.90
26	14	130	C	N3-C4-C5	8.81	125.42	121.90
26	1H	1776	G	N1-C6-O6	8.81	125.19	119.90
26	14	121	G	C5-C6-O6	-8.80	123.32	128.60
26	14	954	G	C4-C5-N7	-8.80	107.28	110.80
26	1H	1543	A	C5-C6-N1	-8.80	113.30	117.70
26	14	49	A	O5'-P-OP2	-8.80	97.78	105.70
26	14	2712	U	C2-N3-C4	-8.80	121.72	127.00
27	1J	89	G	O5'-P-OP1	-8.80	97.78	105.70
26	1H	207	A	C2-N3-C4	-8.80	106.20	110.60
26	1H	739	G	O5'-P-OP2	-8.80	97.78	105.70
26	1H	906	G	N9-C4-C5	8.79	108.92	105.40
26	1H	1660	C	N1-C2-O2	8.79	124.18	118.90
26	1H	790	C	N3-C2-O2	8.79	128.05	121.90
26	1H	1780	A	N1-C2-N3	8.79	133.70	129.30
27	1J	114	G	N3-C4-C5	8.79	133.00	128.60
1	13	1198	G	O5'-P-OP1	-8.79	97.79	105.70
26	1H	757	U	C5-C6-N1	-8.78	118.31	122.70
26	1H	1950	G	O4'-C1'-N9	8.79	115.23	108.20
26	14	755	C	C4-C5-C6	8.78	121.79	117.40
26	1H	2324	C	C6-N1-C2	8.78	123.81	120.30
26	14	128	C	C2-N3-C4	-8.78	115.51	119.90
26	1H	1142(A)	A	N3-C4-N9	-8.77	120.38	127.40
26	1H	2762	G	C8-N9-C4	8.77	109.91	106.40
26	14	1955	U	C2-N3-C4	-8.77	121.74	127.00
26	14	2076	U	O5'-P-OP2	-8.77	97.81	105.70
26	14	2427	C	O5'-P-OP2	8.77	121.22	110.70
26	1H	640	C	OP1-P-O3'	8.76	124.48	105.20
26	14	1391	U	O5'-P-OP2	8.76	121.22	110.70
26	1H	2331	G	C5-C6-O6	-8.76	123.34	128.60
27	16	115	G	C4-C5-N7	8.76	114.31	110.80
26	1H	836	G	C2-N3-C4	8.76	116.28	111.90
26	1H	1786	A	N3-C4-N9	-8.76	120.39	127.40
26	1H	2353	G	O5'-P-OP1	-8.76	97.82	105.70
26	14	1379	A	C8-N9-C4	-8.76	102.30	105.80
26	1H	113	G	N3-C4-C5	8.76	132.98	128.60
26	14	330	A	C4-C5-N7	8.76	115.08	110.70
26	1H	1241	A	C5-C6-N1	-8.75	113.32	117.70
26	1H	2271	G	O5'-P-OP2	-8.75	97.82	105.70
26	14	382	G	O5'-P-OP1	-8.75	97.82	105.70
1	13	1502	A	N1-C2-N3	8.75	133.68	129.30
26	1H	124	G	C5-C6-O6	-8.75	123.35	128.60

Continued on next page...

Continued from previous page...

Mol	Chain	Res	Type	Atoms	Z	Observed(°)	Ideal(°)
26	14	1302	A	OP1-P-OP2	8.75	132.72	119.60
26	14	1566	A	C8-N9-C4	8.75	109.30	105.80
26	1H	695	G	C5-C6-O6	8.75	133.85	128.60
26	1H	2712	U	O4'-C1'-N1	8.75	115.20	108.20
26	14	1830	C	C5-C4-N4	-8.75	114.08	120.20
26	14	2390	U	O5'-P-OP1	-8.74	97.83	105.70
37	78	15	ARG	C-N-CA	8.74	143.56	121.70
26	1H	1950	G	C5-C6-N1	-8.74	107.13	111.50
1	1G	1260	C	C5-C6-N1	8.73	125.37	121.00
26	1H	2318	G	C5-N7-C8	-8.73	99.93	104.30
26	1H	2688	U	C4-C5-C6	8.73	124.94	119.70
1	1G	1489	G	C8-N9-C4	8.73	109.89	106.40
26	1H	676	A	C4-C5-N7	8.73	115.06	110.70
26	14	205	G	N1-C6-O6	8.73	125.14	119.90
1	13	760	G	C5-C6-O6	-8.72	123.37	128.60
27	16	82	G	O5'-P-OP2	-8.72	97.85	105.70
26	14	1253	A	C5-C6-N6	-8.72	116.73	123.70
1	13	1266	G	C6-C5-N7	-8.71	125.17	130.40
26	1H	773	U	C5-C6-N1	-8.71	118.34	122.70
26	1H	1574	C	C6-N1-C2	8.70	123.78	120.30
26	1H	1602	U	C5-C6-N1	-8.70	118.35	122.70
26	1H	1598	C	OP1-P-O3'	8.70	124.34	105.20
26	14	1162	G	O5'-P-OP1	-8.70	97.87	105.70
26	1H	452	G	N1-C6-O6	-8.70	114.68	119.90
26	1H	778	G	N1-C6-O6	-8.69	114.68	119.90
26	1H	1198	U	N3-C2-O2	-8.69	116.12	122.20
26	1H	2503	A	N1-C6-N6	8.69	123.81	118.60
26	14	2689	U	N3-C4-O4	-8.69	113.32	119.40
26	1H	1021	A	N1-C2-N3	8.69	133.64	129.30
26	14	1992	G	C8-N9-C4	-8.69	102.93	106.40
26	1H	140	A	OP2-P-O3'	8.68	124.30	105.20
26	1H	518	G	N1-C6-O6	-8.68	114.69	119.90
26	14	2516	G	OP2-P-O3'	8.68	124.29	105.20
26	1H	1607	C	N3-C4-N4	8.67	124.07	118.00
26	14	2062	A	C4-C5-C6	-8.67	112.66	117.00
26	1H	196	A	O4'-C1'-N9	8.67	115.14	108.20
26	14	783	A	C5-C6-N1	-8.67	113.36	117.70
26	14	788	A	C8-N9-C4	-8.67	102.33	105.80
37	78	61	ARG	NE-CZ-NH1	8.67	124.63	120.30
26	14	49	A	P-O3'-C3'	8.67	130.10	119.70
26	14	1678	G	N3-C2-N2	-8.67	113.83	119.90
26	1H	378	C	C5-C4-N4	-8.66	114.14	120.20

Continued on next page...

Continued from previous page...

Mol	Chain	Res	Type	Atoms	Z	Observed(°)	Ideal(°)
26	14	800	A	OP1-P-OP2	8.66	132.60	119.60
26	14	71	A	N7-C8-N9	8.66	118.13	113.80
26	14	855	G	C8-N9-C4	-8.66	102.94	106.40
26	1H	2394	C	O5'-P-OP2	-8.66	97.91	105.70
27	16	13	A	OP1-P-OP2	8.66	132.59	119.60
26	1H	321	G	N1-C6-O6	8.65	125.09	119.90
26	14	1950	G	N7-C8-N9	8.65	117.43	113.10
26	1H	210	C	N3-C4-C5	8.65	125.36	121.90
26	14	2249	U	C5-C6-N1	8.65	127.03	122.70
26	1H	668	G	O5'-P-OP2	-8.65	97.92	105.70
26	1H	2507	C	O5'-P-OP1	-8.65	97.92	105.70
26	1H	2532	G	N1-C6-O6	8.64	125.08	119.90
1	13	1487	G	O5'-P-OP2	-8.64	97.93	105.70
26	1H	661	C	C6-N1-C2	8.64	123.75	120.30
26	14	34	C	N1-C2-O2	8.64	124.08	118.90
26	1H	2618	G	O5'-P-OP2	-8.63	97.93	105.70
26	1H	641	C	O5'-P-OP1	-8.63	97.93	105.70
26	14	2287	A	C8-N9-C4	8.63	109.25	105.80
26	1H	1681	G	N3-C4-C5	8.63	132.91	128.60
26	14	530	G	N3-C4-C5	8.63	132.91	128.60
26	1H	795	C	O5'-P-OP2	-8.62	97.94	105.70
26	1H	238	C	C5-C6-N1	-8.62	116.69	121.00
26	1H	2275	C	OP1-P-O3'	8.62	124.17	105.20
1	13	1279	A	N7-C8-N9	8.62	118.11	113.80
26	1H	141(A)	C	C5-C4-N4	-8.62	114.17	120.20
26	1H	2622	C	O5'-P-OP2	-8.62	97.94	105.70
1	13	690	G	N7-C8-N9	8.61	117.41	113.10
26	1H	2275	C	O5'-P-OP2	-8.61	97.95	105.70
26	1H	71	A	N3-C4-N9	-8.61	120.51	127.40
26	1H	1616	A	C6-C5-N7	-8.61	126.27	132.30
26	14	330	A	N1-C2-N3	8.61	133.60	129.30
26	14	1786	A	N9-C1'-C2'	8.60	125.18	114.00
26	1H	915	C	N3-C2-O2	-8.60	115.88	121.90
26	1H	978	G	O5'-P-OP2	-8.60	97.96	105.70
26	1H	1241	A	C5-N7-C8	-8.60	99.60	103.90
26	1H	1428	C	C5-C6-N1	-8.59	116.70	121.00
26	1H	1695	G	OP1-P-OP2	8.59	132.49	119.60
26	1H	2357	U	O5'-P-OP2	-8.59	97.97	105.70
26	14	2779	U	C5-C4-O4	8.59	131.06	125.90
26	14	746	A	O4'-C1'-N9	8.59	115.07	108.20
1	13	1517	G	O5'-P-OP2	-8.59	97.97	105.70
26	1H	530	G	C6-C5-N7	8.59	135.55	130.40

Continued on next page...

Continued from previous page...

Mol	Chain	Res	Type	Atoms	Z	Observed(°)	Ideal(°)
26	1H	1698	A	C5-C6-N1	-8.59	113.41	117.70
26	1H	2287	A	O5'-P-OP2	-8.59	97.97	105.70
26	14	1599	C	C6-N1-C2	-8.59	116.87	120.30
27	16	60	C	C6-N1-C2	-8.58	116.87	120.30
26	14	569	U	C2-N3-C4	-8.58	121.85	127.00
26	1H	208	C	C6-N1-C2	8.58	123.73	120.30
26	1H	2699	C	N3-C4-C5	8.58	125.33	121.90
26	14	194	G	N1-C6-O6	8.58	125.05	119.90
26	1H	1786	A	OP1-P-O3'	8.58	124.07	105.20
26	1H	1325	G	C6-C5-N7	-8.57	125.26	130.40
26	1H	2388	A	O5'-P-OP1	8.57	120.99	110.70
24	3L	76	A	C6-C5-N7	-8.57	126.30	132.30
1	13	524	G	O5'-P-OP1	-8.57	97.99	105.70
26	14	681	G	C6-C5-N7	-8.57	125.26	130.40
26	1H	863	A	O5'-P-OP1	8.57	120.98	110.70
26	1H	2712	U	N1-C2-N3	8.57	120.04	114.90
26	14	1430	C	O5'-P-OP2	-8.57	97.99	105.70
26	1H	25	U	C5-C4-O4	-8.56	120.76	125.90
26	1H	961	C	OP1-P-O3'	8.56	124.04	105.20
1	1G	974	A	O4'-C1'-N9	8.56	115.05	108.20
1	1G	1526	G	C5-C6-O6	-8.56	123.46	128.60
1	13	580	U	C5-C6-N1	-8.55	118.42	122.70
26	1H	1027	A	C2-N3-C4	-8.55	106.32	110.60
26	14	2501	C	C2-N1-C1'	-8.55	109.39	118.80
26	1H	2721	A	N1-C6-N6	8.55	123.73	118.60
26	1H	2278	A	C6-N1-C2	-8.54	113.47	118.60
26	1H	2405	G	C8-N9-C4	-8.54	102.98	106.40
1	13	813	U	N3-C4-O4	-8.54	113.42	119.40
26	1H	1644	C	N3-C2-O2	-8.54	115.92	121.90
26	1H	2055	C	C5-C6-N1	8.54	125.27	121.00
26	14	1684	C	C6-N1-C2	8.54	123.72	120.30
26	1H	271(B)	G	P-O3'-C3'	8.54	129.95	119.70
26	1H	271(B)	G	N3-C4-C5	-8.53	124.33	128.60
1	13	1519	A	C8-N9-C4	-8.53	102.39	105.80
26	1H	121	G	C6-N1-C2	-8.53	119.98	125.10
26	1H	1574	C	C5-C6-N1	-8.53	116.73	121.00
26	1H	2266	A	C6-N1-C2	-8.53	113.48	118.60
26	1H	917	A	O5'-P-OP1	-8.53	98.02	105.70
26	1H	2665	A	N1-C2-N3	8.53	133.56	129.30
26	14	1332	G	C8-N9-C4	-8.53	102.99	106.40
1	1G	547	A	C8-N9-C4	8.53	109.21	105.80
26	14	773	U	C4-C5-C6	8.53	124.81	119.70

Continued on next page...

Continued from previous page...

Mol	Chain	Res	Type	Atoms	Z	Observed(°)	Ideal(°)
26	1H	1366	A	C8-N9-C4	8.52	109.21	105.80
26	1H	668	G	N3-C2-N2	8.52	125.86	119.90
26	14	1907	G	O5'-P-OP1	-8.52	98.03	105.70
26	14	1396	U	N3-C2-O2	-8.52	116.24	122.20
26	1H	944	G	N7-C8-N9	8.52	117.36	113.10
26	1H	530	G	C8-N9-C1'	8.52	138.07	127.00
26	14	783	A	N3-C4-N9	-8.51	120.59	127.40
26	14	2873	A	C4-C5-N7	8.51	114.95	110.70
27	1J	114	G	OP1-P-OP2	8.51	132.36	119.60
26	1H	1517	G	OP1-P-O3'	8.50	123.90	105.20
26	1H	2061	G	OP1-P-O3'	8.50	123.90	105.20
26	1H	2258	C	N1-C2-O2	-8.50	113.80	118.90
26	14	828	U	N3-C2-O2	-8.50	116.25	122.20
26	1H	673	C	N3-C4-N4	8.50	123.95	118.00
26	1H	954	G	N3-C2-N2	-8.50	113.95	119.90
26	1H	1366	A	N9-C4-C5	-8.50	102.40	105.80
1	1G	354	G	O5'-P-OP2	-8.50	98.05	105.70
26	14	730	C	O5'-P-OP2	-8.50	98.05	105.70
1	13	1326	C	O5'-P-OP2	-8.49	98.06	105.70
26	14	184	C	C5-C6-N1	-8.49	116.76	121.00
26	14	829	A	O5'-P-OP1	-8.49	98.06	105.70
26	14	778	G	N1-C2-N2	-8.48	108.56	116.20
26	14	1391	U	O5'-P-OP1	-8.48	98.07	105.70
26	1H	676	A	N1-C2-N3	8.48	133.54	129.30
1	13	1502	A	N9-C4-C5	-8.48	102.41	105.80
26	14	1925	C	N1-C2-O2	-8.48	113.81	118.90
26	1H	974(A)	C	C5-C6-N1	-8.47	116.76	121.00
1	1G	518	C	N1-C2-O2	8.47	123.98	118.90
26	14	1313	U	C5-C6-N1	8.47	126.94	122.70
26	1H	2089	U	C5-C4-O4	-8.47	120.82	125.90
1	1G	894	G	C4-C5-N7	8.47	114.19	110.80
26	14	2437	U	C5-C4-O4	8.47	130.98	125.90
26	1H	520	G	N1-C6-O6	-8.47	114.82	119.90
26	14	2252	G	N9-C4-C5	-8.47	102.01	105.40
24	3K	76	A	C2-N3-C4	-8.46	106.37	110.60
26	1H	858	U	O5'-P-OP2	-8.46	98.08	105.70
26	14	2443	C	O5'-P-OP1	-8.46	98.08	105.70
1	13	904	C	N3-C4-C5	8.46	125.28	121.90
26	1H	1776	G	C5-C6-O6	-8.46	123.52	128.60
1	13	974	A	C6-C5-N7	-8.46	126.38	132.30
1	13	903	G	O5'-P-OP2	-8.46	98.09	105.70
26	14	197	A	C6-N1-C2	-8.46	113.53	118.60

Continued on next page...

Continued from previous page...

Mol	Chain	Res	Type	Atoms	Z	Observed(°)	Ideal(°)
26	1H	1297	C	OP1-P-O3'	8.45	123.80	105.20
26	14	140	A	N1-C6-N6	8.45	123.67	118.60
26	14	768	G	OP1-P-OP2	8.45	132.28	119.60
26	1H	74	A	N1-C2-N3	8.45	133.53	129.30
1	13	690	G	C2-N3-C4	-8.45	107.68	111.90
26	14	2392	A	N7-C8-N9	8.45	118.02	113.80
26	1H	1528	A	O4'-C1'-N9	8.45	114.96	108.20
26	1H	977	G	O5'-P-OP2	-8.44	98.10	105.70
26	1H	1375	C	OP1-P-O3'	8.44	123.78	105.20
26	14	2441	C	OP1-P-OP2	-8.44	106.94	119.60
26	1H	1698	A	N7-C8-N9	8.44	118.02	113.80
26	14	2596	U	C5-C6-N1	-8.44	118.48	122.70
26	1H	501	A	O5'-P-OP2	-8.44	98.11	105.70
26	14	1612	C	C6-N1-C2	8.44	123.67	120.30
26	1H	1286	A	O5'-P-OP2	-8.44	98.11	105.70
26	1H	2502	G	N7-C8-N9	8.44	117.32	113.10
26	1H	784	A	OP1-P-O3'	8.43	123.75	105.20
26	1H	1623	G	N1-C6-O6	-8.43	114.84	119.90
26	14	74	A	N1-C2-N3	8.43	133.52	129.30
26	14	205	G	C8-N9-C4	8.43	109.77	106.40
26	1H	120	U	N1-C2-N3	8.43	119.96	114.90
26	1H	968	G	N1-C2-N2	-8.43	108.61	116.20
26	1H	784	A	N9-C4-C5	8.43	109.17	105.80
26	14	1605	C	C5-C6-N1	-8.43	116.79	121.00
1	13	974	A	O4'-C1'-N9	8.43	114.94	108.20
27	16	82	G	N7-C8-N9	-8.43	108.89	113.10
26	14	2365	G	C5-C6-O6	-8.42	123.55	128.60
26	1H	860	U	N3-C2-O2	-8.42	116.31	122.20
26	1H	193	U	N1-C2-O2	-8.42	116.91	122.80
26	1H	514	A	C6-N1-C2	-8.42	113.55	118.60
26	1H	593	G	O5'-P-OP2	-8.42	98.12	105.70
26	1H	598	G	OP1-P-OP2	8.42	132.22	119.60
26	1H	1676	A	C2-N3-C4	-8.41	106.39	110.60
26	1H	265	A	C5-N7-C8	-8.41	99.69	103.90
26	1H	1347	G	OP1-P-O3'	8.41	123.70	105.20
26	1H	2092	U	O5'-P-OP2	-8.41	98.13	105.70
26	14	1477	A	O5'-P-OP2	-8.41	98.13	105.70
26	14	1786	A	O5'-P-OP2	-8.41	98.13	105.70
26	1H	1300	U	O5'-P-OP1	8.41	120.79	110.70
26	14	2477	C	C2-N1-C1'	8.41	128.05	118.80
19	AI	41	VAL	C-N-CD	-8.40	102.11	120.60
26	14	528	A	C4-C5-N7	8.40	114.90	110.70

Continued on next page...

Continued from previous page...

Mol	Chain	Res	Type	Atoms	Z	Observed(°)	Ideal(°)
26	14	1332	G	C8-N9-C1'	-8.40	116.08	127.00
26	1H	99	U	N3-C2-O2	-8.40	116.32	122.20
26	1H	1021	A	C5-C6-N1	-8.40	113.50	117.70
26	1H	1602	U	O5'-P-OP2	8.40	120.78	110.70
26	14	2256	G	N3-C2-N2	8.40	125.78	119.90
1	1G	1281	U	N3-C2-O2	-8.39	116.32	122.20
26	1H	1394	U	O5'-P-OP2	8.39	120.76	110.70
26	1H	913	U	N3-C4-O4	-8.38	113.53	119.40
26	1H	1779	U	O5'-P-OP1	-8.38	98.16	105.70
26	1H	1122	G	C5-C6-O6	-8.38	123.57	128.60
26	1H	2500	U	C5-C6-N1	-8.38	118.51	122.70
26	1H	2604	U	C2-N1-C1'	8.38	127.76	117.70
1	1G	250	A	N1-C6-N6	-8.38	113.57	118.60
26	1H	906	G	N1-C6-O6	-8.38	114.87	119.90
26	1H	2314	C	O5'-P-OP2	-8.38	98.16	105.70
26	14	856	C	O5'-P-OP1	-8.38	98.16	105.70
26	14	1359	A	N9-C4-C5	-8.38	102.45	105.80
26	1H	537	C	O5'-P-OP2	-8.38	98.16	105.70
26	14	783	A	C5-C6-N6	-8.38	117.00	123.70
26	1H	1646	C	C6-N1-C2	8.37	123.65	120.30
26	1H	1932	A	N1-C6-N6	8.37	123.62	118.60
27	16	5	C	N3-C4-C5	8.37	125.25	121.90
22	1K	76	A	N7-C8-N9	8.36	117.98	113.80
26	1H	2256	G	O5'-P-OP2	-8.36	98.17	105.70
27	16	6	C	N3-C4-N4	8.36	123.85	118.00
1	1G	1413	A	C2-N3-C4	-8.36	106.42	110.60
26	1H	1566	A	O5'-P-OP1	8.36	120.73	110.70
1	13	792	A	N3-C4-C5	8.35	132.65	126.80
26	1H	2068	U	N3-C4-O4	-8.35	113.55	119.40
26	14	1824	G	O5'-P-OP2	-8.35	98.18	105.70
26	1H	783	A	C5-C6-N1	-8.35	113.53	117.70
26	1H	1599	C	OP2-P-O3'	8.35	123.57	105.20
26	1H	2346	A	C6-N1-C2	-8.35	113.59	118.60
31	31	176	LEU	CB-CG-CD2	-8.35	96.81	111.00
26	1H	1646	C	C5-C6-N1	-8.35	116.83	121.00
26	1H	1241	A	C2-N3-C4	-8.34	106.43	110.60
26	1H	2604	U	N1-C2-O2	8.34	128.64	122.80
26	14	528	A	C6-C5-N7	-8.34	126.46	132.30
26	1H	1141	U	O4'-C1'-N1	8.34	114.87	108.20
26	1H	113	G	N3-C2-N2	-8.34	114.06	119.90
26	14	1902	C	O5'-P-OP1	-8.34	98.19	105.70
26	1H	2496	C	O5'-P-OP1	8.34	120.70	110.70

Continued on next page...

Continued from previous page...

Mol	Chain	Res	Type	Atoms	Z	Observed(°)	Ideal(°)
26	14	775	G	N3-C4-C5	-8.34	124.43	128.60
26	14	733	G	C8-N9-C1'	-8.33	116.17	127.00
27	1J	84	C	C5-C6-N1	-8.33	116.83	121.00
26	14	1314	C	N1-C2-O2	8.33	123.90	118.90
1	13	571	U	OP1-P-O3'	-8.33	86.88	105.20
26	1H	1023	U	O5'-P-OP1	-8.33	98.21	105.70
26	1H	2418	A	N9-C4-C5	8.33	109.13	105.80
26	14	1011	G	C4-N9-C1'	-8.33	115.68	126.50
26	1H	2751	G	C5-N7-C8	8.32	108.46	104.30
1	1G	1498	U	P-O3'-C3'	8.32	129.69	119.70
26	1H	2234	G	C8-N9-C4	8.32	109.73	106.40
26	14	1306	C	O5'-P-OP1	-8.32	98.21	105.70
26	1H	683	C	N3-C4-C5	8.32	125.23	121.90
26	1H	1223	C	C5-C4-N4	-8.32	114.38	120.20
26	14	2024	G	C5-C6-O6	-8.31	123.61	128.60
26	1H	738	G	C5-C6-O6	-8.31	123.61	128.60
26	1H	1636	C	C4-C5-C6	8.31	121.56	117.40
26	1H	1955	U	C5-C4-O4	8.31	130.88	125.90
26	14	1283	G	N3-C4-C5	-8.31	124.45	128.60
26	14	2392	A	C5-C6-N1	-8.30	113.55	117.70
26	1H	1899	G	C4-C5-C6	-8.30	113.82	118.80
26	1H	1781	C	N3-C4-C5	8.30	125.22	121.90
26	1H	2377	A	N1-C6-N6	8.30	123.58	118.60
26	14	1274	A	O5'-P-OP2	-8.30	98.23	105.70
27	1J	114	G	O5'-P-OP2	-8.29	98.24	105.70
26	14	607	U	O5'-P-OP2	-8.29	98.24	105.70
26	14	1349	A	C5-N7-C8	-8.29	99.75	103.90
26	14	2329	G	C5-C6-N1	8.29	115.64	111.50
26	14	765	G	N9-C4-C5	8.29	108.72	105.40
26	14	2822	G	C5-N7-C8	8.29	108.44	104.30
26	1H	983	A	C8-N9-C4	8.29	109.11	105.80
26	1H	673	C	C5-C4-N4	-8.28	114.40	120.20
26	14	512	G	O4'-C1'-N9	8.29	114.83	108.20
26	1H	103	A	C8-N9-C4	8.28	109.11	105.80
26	1H	2700	C	N3-C4-C5	8.28	125.21	121.90
26	14	1786	A	OP1-P-O3'	8.28	123.42	105.20
26	1H	760	G	N1-C6-O6	8.28	124.87	119.90
26	1H	968	G	C5-C6-O6	8.28	133.57	128.60
24	3L	76	A	O4'-C1'-N9	8.28	114.82	108.20
26	1H	1321	A	C8-N9-C4	8.27	109.11	105.80
26	1H	595	C	N3-C4-C5	8.27	125.21	121.90
26	1H	663	G	OP1-P-OP2	8.27	132.00	119.60

Continued on next page...

Continued from previous page...

Mol	Chain	Res	Type	Atoms	Z	Observed(°)	Ideal(°)
26	1H	829	A	O5'-P-OP2	-8.27	98.26	105.70
26	1H	1968	G	O5'-P-OP1	8.27	120.62	110.70
26	1H	2713	A	C5-C6-N1	-8.27	113.57	117.70
26	1H	1752	C	C6-N1-C2	8.26	123.61	120.30
26	1H	1778	U	OP2-P-O3'	8.26	123.38	105.20
26	1H	774	A	C4-N9-C1'	-8.26	111.43	126.30
26	1H	1423	G	N3-C2-N2	8.26	125.68	119.90
26	14	2296	U	O5'-P-OP1	-8.26	98.27	105.70
26	1H	1698	A	C4-C5-N7	8.26	114.83	110.70
26	1H	1701	A	O5'-P-OP2	-8.26	98.27	105.70
26	1H	224	G	O5'-P-OP2	-8.26	98.27	105.70
26	1H	1303	G	N1-C2-N2	-8.26	108.77	116.20
26	1H	2584	U	N3-C4-O4	-8.26	113.62	119.40
1	13	905	U	O5'-P-OP2	8.26	120.61	110.70
26	14	2282	G	N1-C6-O6	8.25	124.85	119.90
26	1H	1300	U	O5'-P-OP2	-8.25	98.27	105.70
26	1H	691	C	C5-C6-N1	-8.25	116.87	121.00
26	1H	829	A	OP1-P-OP2	8.25	131.97	119.60
26	1H	1611	C	C6-N1-C2	8.25	123.60	120.30
1	13	22	G	N3-C2-N2	-8.25	114.13	119.90
26	1H	391	G	N1-C6-O6	8.25	124.85	119.90
26	1H	223	A	O5'-P-OP2	-8.24	98.28	105.70
26	1H	258	G	N1-C6-O6	-8.24	114.95	119.90
26	14	133	C	N3-C4-C5	8.24	125.20	121.90
26	1H	695	G	N1-C2-N2	-8.24	108.79	116.20
1	1G	428	G	N3-C4-N9	-8.24	121.06	126.00
26	14	784	A	P-O3'-C3'	8.24	129.59	119.70
26	14	1600	C	O5'-P-OP2	-8.24	98.29	105.70
1	13	1371	G	O5'-P-OP2	8.23	120.58	110.70
26	14	213	A	O5'-P-OP2	-8.23	98.29	105.70
26	14	2252	G	OP1-P-OP2	8.23	131.95	119.60
26	1H	1649	G	N3-C4-C5	-8.23	124.48	128.60
26	14	774	A	C8-N9-C1'	8.23	142.51	127.70
26	1H	983	A	N7-C8-N9	-8.23	109.69	113.80
26	1H	1931	U	C4-C5-C6	8.23	124.64	119.70
26	14	2237	G	N1-C2-N2	-8.22	108.80	116.20
26	1H	798	G	O5'-P-OP2	8.22	120.56	110.70
26	14	2387	U	C2-N3-C4	-8.22	122.07	127.00
26	14	2427	C	C6-N1-C2	8.22	123.59	120.30
1	13	1530	G	N3-C4-C5	8.22	132.71	128.60
26	1H	792	G	O5'-P-OP1	-8.22	98.30	105.70
26	1H	845	G	C4-N9-C1'	-8.22	115.82	126.50

Continued on next page...

Continued from previous page...

Mol	Chain	Res	Type	Atoms	Z	Observed(°)	Ideal(°)
26	1H	913	U	N3-C4-C5	8.22	119.53	114.60
26	14	2779	U	C5-C6-N1	-8.22	118.59	122.70
26	1H	134	C	C2-N3-C4	-8.21	115.79	119.90
26	14	2371	G	N3-C4-N9	8.21	130.93	126.00
26	1H	607	U	O5'-P-OP1	-8.21	98.31	105.70
26	1H	755	C	C4-C5-C6	8.21	121.51	117.40
26	1H	1939	U	N3-C4-O4	-8.21	113.65	119.40
26	1H	1128	A	O5'-P-OP1	-8.21	98.31	105.70
26	14	330	A	N1-C6-N6	8.21	123.52	118.60
26	14	1663	C	C5-C4-N4	-8.21	114.45	120.20
26	14	1698	A	N9-C4-C5	-8.21	102.52	105.80
26	14	2237	G	N3-C2-N2	8.21	125.65	119.90
26	14	2392	A	N1-C6-N6	8.21	123.52	118.60
26	1H	380	U	N3-C4-O4	-8.20	113.66	119.40
26	1H	999	U	O5'-P-OP2	8.20	120.55	110.70
26	1H	1830	C	C5-C4-N4	-8.20	114.46	120.20
26	1H	2689	U	C2-N3-C4	-8.20	122.08	127.00
26	14	556	G	C8-N9-C1'	-8.21	116.33	127.00
26	14	1681	G	C5-N7-C8	-8.20	100.20	104.30
23	2K	76	C	C5-C4-N4	-8.20	114.46	120.20
26	14	672	C	N3-C4-N4	-8.19	112.26	118.00
26	1H	698	C	C2-N3-C4	-8.19	115.80	119.90
26	14	1786	A	C5-C6-N1	-8.19	113.60	117.70
26	1H	2441	C	C5-C4-N4	8.19	125.93	120.20
26	1H	2751	G	C8-N9-C4	8.19	109.68	106.40
26	14	2425	A	O4'-C1'-N9	8.19	114.75	108.20
26	1H	872	A	O5'-P-OP1	-8.19	98.33	105.70
26	14	740	U	C5-C4-O4	8.19	130.81	125.90
26	1H	860	U	C2-N1-C1'	8.19	127.53	117.70
26	1H	2763	G	N9-C4-C5	-8.19	102.13	105.40
26	1H	2375	G	C8-N9-C4	8.18	109.67	106.40
26	1H	530	G	N3-C4-C5	8.18	132.69	128.60
1	1G	504	C	N1-C2-O2	-8.18	113.99	118.90
26	1H	1528	A	C5-N7-C8	-8.18	99.81	103.90
26	1H	1428	C	OP1-P-OP2	8.18	131.86	119.60
26	14	2307	G	O4'-C1'-N9	8.18	114.74	108.20
26	1H	532	A	O5'-P-OP1	-8.17	98.34	105.70
26	1H	2318	G	O4'-C1'-N9	8.17	114.74	108.20
26	14	1950	G	C2-N3-C4	-8.17	107.81	111.90
27	16	115	G	C6-N1-C2	-8.17	120.20	125.10
26	14	2542	A	O5'-P-OP2	-8.17	98.34	105.70
26	14	422	A	O5'-P-OP2	-8.17	98.35	105.70

Continued on next page...

Continued from previous page...

Mol	Chain	Res	Type	Atoms	Z	Observed(°)	Ideal(°)
26	1H	994	C	N3-C4-C5	-8.17	118.63	121.90
26	14	2777	G	N1-C6-O6	8.17	124.80	119.90
30	29	144	ARG	NE-CZ-NH1	8.17	124.38	120.30
26	14	1528	A	C5-N7-C8	-8.16	99.82	103.90
26	14	2779	U	N1-C2-N3	8.16	119.80	114.90
26	1H	1899	G	C8-N9-C4	-8.16	103.14	106.40
26	14	602	G	C8-N9-C1'	-8.16	116.39	127.00
26	14	2374	C	C6-N1-C2	8.16	123.56	120.30
26	1H	383	U	C2-N1-C1'	-8.16	107.91	117.70
26	1H	2311	A	N3-C4-C5	8.16	132.51	126.80
26	14	574	C	N3-C4-N4	-8.16	112.29	118.00
26	1H	679	C	C5-C6-N1	-8.15	116.92	121.00
26	14	786	C	N3-C4-N4	-8.15	112.29	118.00
26	1H	245	G	C5-C6-O6	-8.15	123.71	128.60
26	14	534	U	O5'-P-OP2	-8.15	98.36	105.70
26	14	676	A	N3-C4-N9	-8.15	120.88	127.40
26	14	1858	G	N1-C6-O6	8.15	124.79	119.90
26	14	74	A	N3-C4-C5	8.15	132.50	126.80
26	1H	906	G	C6-C5-N7	8.14	135.29	130.40
27	16	115	G	C5-C6-O6	-8.14	123.71	128.60
26	14	2253	G	O5'-P-OP1	8.14	120.47	110.70
26	1H	772	C	N3-C2-O2	8.14	127.60	121.90
26	1H	1325	G	C4-C5-N7	8.14	114.06	110.80
26	14	1602	U	O5'-P-OP1	-8.14	98.37	105.70
26	1H	129	C	N3-C4-N4	8.14	123.70	118.00
26	1H	190	A	C5-C6-N6	-8.14	117.19	123.70
26	1H	2424	C	OP1-P-OP2	8.14	131.81	119.60
26	14	330	A	N3-C4-C5	8.14	132.50	126.80
26	14	201	C	C2-N3-C4	-8.14	115.83	119.90
26	14	2329	G	N1-C6-O6	8.13	124.78	119.90
26	1H	2751	G	N9-C4-C5	-8.13	102.15	105.40
1	1G	1322	C	N3-C2-O2	-8.13	116.21	121.90
26	14	2003	G	C5-C6-O6	-8.13	123.72	128.60
26	14	736	C	O5'-P-OP2	8.12	120.45	110.70
26	1H	806	C	C2-N3-C4	-8.12	115.84	119.90
26	1H	1621	U	N3-C2-O2	8.12	127.89	122.20
26	14	130	C	C2-N3-C4	-8.12	115.84	119.90
26	14	755	C	C5-C6-N1	-8.12	116.94	121.00
1	13	266	G	N1-C6-O6	8.12	124.77	119.90
26	1H	2510	C	C5-C4-N4	8.12	125.88	120.20
1	1G	449	C	N3-C2-O2	-8.12	116.22	121.90
26	1H	142	G	C8-N9-C4	8.11	109.65	106.40

Continued on next page...

Continued from previous page...

Mol	Chain	Res	Type	Atoms	Z	Observed(°)	Ideal(°)
26	14	1773	A	O5'-P-OP1	8.12	120.44	110.70
26	14	2503	A	N9-C4-C5	-8.12	102.55	105.80
26	1H	330	A	C4-C5-N7	8.11	114.75	110.70
1	1G	108	G	C4-C5-N7	8.11	114.05	110.80
1	13	897	C	C4-C5-C6	8.11	121.45	117.40
26	14	12	U	N1-C2-O2	8.11	128.48	122.80
26	14	856	C	C6-N1-C2	-8.11	117.06	120.30
26	1H	1611	C	C2-N3-C4	-8.11	115.85	119.90
26	14	134	C	C2-N3-C4	-8.10	115.85	119.90
26	1H	1573	G	C8-N9-C4	8.10	109.64	106.40
27	16	77	U	C5-C6-N1	-8.10	118.65	122.70
26	1H	73	A	C2-N3-C4	8.10	114.65	110.60
26	14	562	U	N3-C2-O2	-8.10	116.53	122.20
26	14	2385	C	N1-C2-O2	-8.10	114.04	118.90
26	14	2838	G	O5'-P-OP1	-8.10	98.41	105.70
26	1H	128	C	C6-N1-C2	8.10	123.54	120.30
26	1H	2287	A	N1-C2-N3	8.10	133.35	129.30
26	14	1574	C	OP2-P-O3'	8.10	123.01	105.20
26	14	2378	A	N1-C6-N6	8.10	123.46	118.60
26	1H	705	A	N1-C6-N6	8.09	123.45	118.60
26	1H	955	C	O5'-P-OP2	-8.09	98.42	105.70
26	1H	697	C	N3-C4-C5	8.09	125.14	121.90
38	88	24	GLY	N-CA-C	-8.09	92.89	113.10
26	1H	694	U	O5'-P-OP1	8.08	120.40	110.70
26	1H	1026	U	O4'-C1'-N1	8.08	114.67	108.20
26	1H	1634	A	O5'-P-OP2	-8.08	98.42	105.70
26	1H	628	G	OP1-P-OP2	8.08	131.72	119.60
26	1H	1914	C	N3-C2-O2	-8.08	116.25	121.90
26	1H	1420	U	O5'-P-OP2	-8.08	98.43	105.70
26	1H	481	G	N1-C6-O6	8.07	124.74	119.90
26	14	472	A	N9-C4-C5	8.07	109.03	105.80
22	1K	76	A	O4'-C1'-N9	8.07	114.66	108.20
26	1H	2540	C	N3-C4-C5	8.07	125.13	121.90
26	14	2490	G	C8-N9-C4	-8.07	103.17	106.40
26	1H	967	C	O5'-P-OP1	8.06	120.38	110.70
45	F8	3	THR	C-N-CA	8.06	141.86	121.70
26	14	90	U	O4'-C1'-N1	8.06	114.65	108.20
26	1H	1363	C	N3-C4-N4	-8.06	112.36	118.00
26	1H	1543	A	C2-N3-C4	-8.06	106.57	110.60
26	1H	1558	A	N1-C2-N3	8.06	133.33	129.30
27	16	81	G	N3-C4-C5	8.06	132.63	128.60
26	1H	788	A	C8-N9-C4	8.05	109.02	105.80

Continued on next page...

Continued from previous page...

Mol	Chain	Res	Type	Atoms	Z	Observed(°)	Ideal(°)
26	1H	925	C	O5'-P-OP2	-8.05	98.45	105.70
26	1H	990	A	C8-N9-C4	-8.05	102.58	105.80
26	14	933	A	C5-N7-C8	-8.05	99.88	103.90
26	1H	2518	A	C4-C5-N7	8.05	114.72	110.70
26	14	1965	C	O5'-P-OP1	-8.04	98.46	105.70
26	1H	2537	U	N3-C4-O4	-8.04	113.77	119.40
26	1H	825	C	C4-C5-C6	8.04	121.42	117.40
26	1H	2448	A	C6-N1-C2	-8.04	113.78	118.60
26	14	133	C	C2-N3-C4	-8.04	115.88	119.90
26	1H	1616	A	O4'-C1'-N9	8.04	114.63	108.20
26	1H	1423	G	N7-C8-N9	-8.04	109.08	113.10
1	13	690	G	O4'-C1'-N9	8.03	114.63	108.20
1	13	1408	A	C8-N9-C4	-8.04	102.59	105.80
26	1H	184	C	C6-N1-C2	8.03	123.51	120.30
26	14	1932	A	O5'-P-OP2	8.03	120.34	110.70
26	1H	681	G	N1-C2-N3	8.03	128.72	123.90
41	75	4	GLY	N-CA-C	8.03	133.16	113.10
26	14	189	G	C5-C6-O6	-8.02	123.79	128.60
26	14	1471	A	N7-C8-N9	8.02	117.81	113.80
26	1H	1616	A	C2-N3-C4	-8.02	106.59	110.60
26	14	2688	U	N3-C4-O4	-8.02	113.78	119.40
26	1H	757	U	C5-C4-O4	8.02	130.71	125.90
26	14	1528	A	N7-C8-N9	8.02	117.81	113.80
26	14	2880	C	C6-N1-C2	-8.02	117.09	120.30
29	11	260	ARG	NE-CZ-NH1	-8.02	116.29	120.30
26	1H	673	C	N1-C2-O2	-8.02	114.09	118.90
26	14	632	A	N7-C8-N9	8.02	117.81	113.80
26	1H	468	G	C8-N9-C4	8.01	109.61	106.40
26	1H	2439	A	O5'-P-OP2	-8.01	98.49	105.70
24	3L	5	C	C6-N1-C2	-8.01	117.09	120.30
26	14	1900	A	C8-N9-C4	-8.01	102.59	105.80
1	13	452	A	O5'-P-OP1	-8.01	98.49	105.70
26	1H	2330	G	C5-C6-O6	-8.01	123.79	128.60
26	14	602	G	N9-C4-C5	-8.01	102.20	105.40
26	14	1564	C	C5-C4-N4	8.01	125.81	120.20
26	14	1684	C	C5-C6-N1	-8.01	117.00	121.00
26	14	2329	G	C4-C5-N7	8.01	114.00	110.80
26	1H	621	A	N3-C4-C5	8.01	132.40	126.80
24	3K	76	A	C8-N9-C4	-8.00	102.60	105.80
26	1H	1781	C	C5-C4-N4	-8.00	114.60	120.20
26	1H	2276	G	C8-N9-C4	-8.00	103.20	106.40
37	78	50	ARG	NE-CZ-NH2	8.00	124.30	120.30

Continued on next page...

Continued from previous page...

Mol	Chain	Res	Type	Atoms	Z	Observed(°)	Ideal(°)
26	1H	1368	G	C2-N3-C4	8.00	115.90	111.90
1	1G	13	U	O5'-P-OP1	-8.00	98.50	105.70
26	14	697	C	O5'-P-OP1	-8.00	98.50	105.70
26	14	1639	U	N3-C4-O4	-8.00	113.80	119.40
26	1H	778	G	O5'-P-OP2	-8.00	98.50	105.70
26	1H	1971	A	N1-C2-N3	-7.99	125.30	129.30
26	14	1899	G	C8-N9-C4	-7.99	103.20	106.40
26	1H	1399	C	OP2-P-O3'	7.99	122.78	105.20
26	14	783	A	O5'-P-OP1	7.99	120.29	110.70
26	1H	378	C	N3-C4-N4	7.99	123.59	118.00
26	1H	2706	G	N1-C2-N2	-7.99	109.01	116.20
26	1H	508	G	N7-C8-N9	7.99	117.09	113.10
26	1H	1673	U	C5-C6-N1	-7.99	118.71	122.70
26	14	2688	U	C5-C6-N1	-7.99	118.70	122.70
26	1H	67	U	O5'-P-OP2	7.99	120.28	110.70
26	1H	1202	C	N3-C4-C5	-7.99	118.71	121.90
26	1H	1900	A	O5'-P-OP1	7.98	120.28	110.70
26	1H	239	U	N3-C4-O4	-7.98	113.81	119.40
26	1H	1639	U	N3-C2-O2	-7.98	116.61	122.20
26	14	1496	A	C6-C5-N7	-7.98	126.72	132.30
26	14	2866	U	C5-C4-O4	7.98	130.69	125.90
26	1H	1502	C	C6-N1-C2	-7.98	117.11	120.30
26	1H	2503	A	C2-N3-C4	7.98	114.59	110.60
26	14	315	G	O5'-P-OP2	-7.98	98.52	105.70
26	14	774	A	C5-N7-C8	-7.97	99.91	103.90
26	1H	2751	G	C4-N9-C1'	7.97	136.87	126.50
26	14	179	G	C8-N9-C4	7.97	109.59	106.40
26	14	1282	U	C5-C6-N1	-7.97	118.71	122.70
26	1H	2308	G	C6-N1-C2	7.97	129.88	125.10
26	14	1496	A	C4-C5-N7	7.97	114.69	110.70
26	1H	125	G	C5-C6-O6	-7.97	123.82	128.60
26	1H	470	A	O5'-P-OP1	-7.97	98.53	105.70
26	1H	2830	G	C8-N9-C4	-7.97	103.21	106.40
26	14	252	G	O5'-P-OP1	7.97	120.26	110.70
26	14	2581	G	N1-C2-N2	-7.97	109.03	116.20
26	14	2688	U	C4-C5-C6	7.97	124.48	119.70
1	13	780	A	C2-N3-C4	-7.97	106.62	110.60
26	14	2062	A	C6-C5-N7	7.97	137.88	132.30
26	1H	1427	A	C6-N1-C2	-7.96	113.82	118.60
26	14	767	U	C5-C6-N1	-7.96	118.72	122.70
26	1H	842	G	C5-C6-O6	-7.96	123.83	128.60
27	16	41	U	C5-C6-N1	-7.96	118.72	122.70

Continued on next page...

Continued from previous page...

Mol	Chain	Res	Type	Atoms	Z	Observed(°)	Ideal(°)
26	14	621	A	C8-N9-C4	-7.96	102.62	105.80
1	1G	110	C	C6-N1-C2	7.96	123.48	120.30
26	1H	1728	G	C4-C5-N7	7.96	113.98	110.80
26	1H	1520	U	C5-C4-O4	7.95	130.67	125.90
26	14	52	A	O5'-P-OP1	-7.95	98.54	105.70
26	1H	2513	G	O5'-P-OP2	-7.95	98.54	105.70
26	1H	2285	C	N3-C4-N4	-7.95	112.44	118.00
26	1H	1973	G	N1-C6-O6	-7.95	115.13	119.90
26	14	2477	C	C6-N1-C2	-7.95	117.12	120.30
1	13	715	A	O5'-P-OP2	-7.95	98.55	105.70
26	14	251	A	C8-N9-C4	7.95	108.98	105.80
26	14	1605	C	O5'-P-OP1	-7.95	98.55	105.70
26	14	2401	U	C5-C6-N1	7.94	126.67	122.70
1	13	49	U	P-O3'-C3'	7.94	129.23	119.70
26	1H	1376	C	N1-C2-O2	-7.94	114.14	118.90
26	1H	2706	G	N3-C2-N2	7.94	125.46	119.90
26	14	1321	A	N7-C8-N9	-7.94	109.83	113.80
26	14	1930	G	C4-C5-N7	-7.94	107.62	110.80
26	1H	1258	C	OP2-P-O3'	7.94	122.66	105.20
26	14	912	C	C6-N1-C2	-7.94	117.12	120.30
1	1G	1054	C	OP1-P-OP2	-7.93	107.70	119.60
27	16	6	C	N3-C2-O2	7.93	127.45	121.90
26	14	1298	C	O5'-P-OP2	7.93	120.22	110.70
1	13	1126	U	C5-C6-N1	7.93	126.67	122.70
26	1H	1378	A	O5'-P-OP1	-7.93	98.56	105.70
26	1H	1788	C	N3-C4-C5	-7.93	118.73	121.90
26	14	2040	C	O5'-P-OP1	-7.93	98.56	105.70
1	13	22	G	O5'-P-OP2	-7.93	98.56	105.70
26	14	558	G	C8-N9-C4	7.93	109.57	106.40
26	14	457	A	O5'-P-OP2	-7.93	98.57	105.70
26	1H	321	G	C6-C5-N7	-7.92	125.65	130.40
1	1G	766	A	O5'-P-OP2	-7.92	98.58	105.70
1	13	266	G	C4-C5-N7	7.92	113.97	110.80
26	14	2273	A	O5'-P-OP2	-7.91	98.58	105.70
1	13	975	A	N1-C6-N6	7.91	123.34	118.60
26	1H	740	U	N3-C4-O4	-7.91	113.86	119.40
26	1H	68	G	O5'-P-OP1	-7.91	98.58	105.70
26	1H	728	G	O5'-P-OP2	-7.91	98.58	105.70
26	1H	2446	G	C4-C5-N7	7.91	113.96	110.80
1	1G	1449	C	C2-N1-C1'	7.91	127.50	118.80
26	1H	509	C	O5'-P-OP2	-7.91	98.58	105.70
26	1H	1759	A	OP1-P-OP2	7.91	131.46	119.60

Continued on next page...

Continued from previous page...

Mol	Chain	Res	Type	Atoms	Z	Observed(°)	Ideal(°)
1	1G	1358	U	N1-C2-O2	7.90	128.33	122.80
26	14	664	C	C5-C6-N1	-7.90	117.05	121.00
26	14	1787	A	O5'-P-OP1	-7.90	98.59	105.70
26	1H	195	A	P-O3'-C3'	7.90	129.18	119.70
26	1H	2587	A	C5-C6-N6	7.90	130.02	123.70
1	13	571	U	OP2-P-O3'	7.89	122.57	105.20
26	1H	1022	G	C8-N9-C4	-7.89	103.24	106.40
26	1H	1528	A	C2-N3-C4	-7.89	106.65	110.60
26	1H	2318	G	C4-C5-N7	7.89	113.96	110.80
26	14	71	A	C6-C5-N7	-7.89	126.78	132.30
26	14	2867	G	O5'-P-OP1	-7.89	98.60	105.70
1	13	529	G	N9-C4-C5	-7.89	102.25	105.40
1	13	817	C	C5-C4-N4	-7.89	114.68	120.20
26	1H	1586	A	C6-C5-N7	-7.89	126.78	132.30
26	1H	2299	G	O5'-P-OP2	7.88	120.16	110.70
26	14	2253	G	C4-C5-N7	7.88	113.95	110.80
26	14	990	A	N7-C8-N9	7.88	117.74	113.80
26	1H	263	C	O5'-P-OP2	-7.88	98.61	105.70
26	1H	691	C	C6-N1-C2	7.87	123.45	120.30
26	1H	814	C	O5'-P-OP2	-7.87	98.61	105.70
26	1H	933	A	O5'-P-OP1	7.87	120.15	110.70
26	1H	1282	U	C5-C6-N1	-7.87	118.76	122.70
26	1H	1575	C	O5'-P-OP1	7.87	120.15	110.70
26	14	2265	U	O5'-P-OP1	-7.87	98.61	105.70
26	1H	1248	G	C5-C6-N1	-7.87	107.56	111.50
26	1H	627	A	C8-N9-C4	7.87	108.95	105.80
26	14	575	A	C5-C6-N6	-7.87	117.41	123.70
26	1H	148	C	C2-N3-C4	-7.87	115.97	119.90
31	31	176	LEU	CA-CB-CG	7.86	133.38	115.30
1	1G	114	U	C5-C6-N1	-7.86	118.77	122.70
26	14	2518	A	C5-C6-N1	-7.86	113.77	117.70
1	1G	246	A	O5'-P-OP2	-7.86	98.62	105.70
1	1G	576	G	C4-N9-C1'	7.86	136.72	126.50
1	1G	817	C	C6-N1-C2	7.86	123.44	120.30
26	14	1605	C	C4-C5-C6	7.86	121.33	117.40
26	1H	939	G	C5-C6-O6	7.86	133.31	128.60
26	1H	1444	G	N1-C6-O6	-7.86	115.19	119.90
27	1J	81	G	C4-C5-N7	7.86	113.94	110.80
26	14	1318	C	O5'-P-OP1	-7.86	98.63	105.70
1	13	1259	C	C6-N1-C2	-7.86	117.16	120.30
26	1H	1785	A	N1-C2-N3	7.86	133.23	129.30
26	14	791	C	C6-N1-C2	7.86	123.44	120.30

Continued on next page...

Continued from previous page...

Mol	Chain	Res	Type	Atoms	Z	Observed(°)	Ideal(°)
26	14	808	G	N1-C2-N2	-7.86	109.13	116.20
26	14	2324	C	C5-C4-N4	-7.86	114.70	120.20
26	1H	2594	C	C2-N3-C4	-7.85	115.97	119.90
1	13	792	A	N9-C1'-C2'	7.85	124.21	114.00
26	1H	1606	G	C5-C6-O6	-7.85	123.89	128.60
1	1G	541	G	N1-C6-O6	7.85	124.61	119.90
26	14	1937	A	O4'-C1'-N9	7.85	114.48	108.20
26	1H	140	A	O4'-C1'-N9	7.85	114.48	108.20
26	14	1643	G	O5'-P-OP2	-7.85	98.63	105.70
1	13	1503	A	O5'-P-OP1	-7.85	98.64	105.70
1	1G	945	G	N1-C6-O6	7.85	124.61	119.90
26	14	945	A	C5-C6-N6	-7.85	117.42	123.70
26	1H	71	A	N7-C8-N9	7.85	117.72	113.80
26	14	146	G	C5-C6-O6	-7.85	123.89	128.60
26	14	2199	A	O5'-P-OP1	-7.84	98.64	105.70
1	13	623	C	C6-N1-C2	-7.84	117.16	120.30
26	1H	140	A	C5-C6-N6	-7.84	117.43	123.70
26	1H	1610	A	N9-C4-C5	-7.84	102.66	105.80
26	1H	1649	G	C8-N9-C4	-7.84	103.26	106.40
26	14	1304	C	N1-C2-O2	7.84	123.60	118.90
26	1H	16	G	O5'-P-OP2	-7.84	98.65	105.70
26	1H	2552	U	N1-C2-O2	-7.84	117.31	122.80
26	1H	2665	A	C2-N3-C4	-7.84	106.68	110.60
26	1H	133	C	C5-C6-N1	-7.83	117.08	121.00
26	1H	729	G	N7-C8-N9	7.83	117.02	113.10
26	1H	1268	A	O5'-P-OP2	-7.83	98.65	105.70
26	1H	1558	A	N1-C6-N6	7.83	123.30	118.60
26	1H	134	C	C5-C6-N1	-7.83	117.08	121.00
26	14	2386	C	C6-N1-C2	7.83	123.43	120.30
26	1H	1811	G	N3-C2-N2	-7.83	114.42	119.90
24	3K	76	A	O4'-C1'-N9	7.83	114.46	108.20
26	1H	515	A	C2-N3-C4	7.82	114.51	110.60
26	1H	695	G	O5'-P-OP1	-7.82	98.66	105.70
26	1H	2032	G	C2-N3-C4	-7.82	107.99	111.90
26	14	2329	G	C6-N1-C2	-7.82	120.41	125.10
26	1H	1970	A	OP2-P-O3'	7.82	122.40	105.20
26	1H	812	C	N1-C2-O2	-7.81	114.21	118.90
1	13	890	G	N3-C2-N2	7.81	125.37	119.90
26	1H	2367	G	C8-N9-C4	-7.81	103.28	106.40
26	14	1348	G	OP1-P-OP2	-7.81	107.88	119.60
26	1H	671	C	N3-C4-C5	7.81	125.02	121.90
26	1H	1601	G	OP1-P-O3'	7.81	122.38	105.20

Continued on next page...

Continued from previous page...

Mol	Chain	Res	Type	Atoms	Z	Observed(°)	Ideal(°)
1	13	974	A	C5-N7-C8	-7.81	100.00	103.90
26	1H	139	G	O5'-P-OP1	-7.81	98.67	105.70
26	14	2610	C	O5'-P-OP1	-7.81	98.67	105.70
26	1H	1021	A	C4-C5-N7	7.80	114.60	110.70
26	1H	1302	A	OP1-P-OP2	7.80	131.31	119.60
26	1H	205	G	C8-N9-C4	7.80	109.52	106.40
26	1H	1700	A	OP1-P-OP2	7.80	131.31	119.60
26	1H	459	U	O5'-P-OP2	-7.80	98.68	105.70
1	13	1412	C	C2-N3-C4	-7.80	116.00	119.90
26	1H	1695	G	O5'-P-OP1	-7.80	98.68	105.70
26	1H	1699	G	O5'-P-OP1	-7.80	98.68	105.70
26	1H	2270	G	N3-C2-N2	-7.80	114.44	119.90
26	1H	579	G	N1-C2-N2	7.80	123.22	116.20
26	1H	689	A	C2-N3-C4	-7.80	106.70	110.60
26	1H	2448	A	N1-C6-N6	7.80	123.28	118.60
26	1H	217	G	C4-C5-N7	-7.80	107.68	110.80
26	1H	790	C	N1-C2-O2	-7.80	114.22	118.90
26	1H	793	A	N1-C6-N6	7.80	123.28	118.60
26	1H	1275	A	O5'-P-OP1	-7.80	98.68	105.70
26	1H	530	G	C4-C5-C6	-7.79	114.12	118.80
26	14	2382	G	N3-C4-N9	7.79	130.68	126.00
26	14	2402	C	C6-N1-C2	-7.79	117.18	120.30
26	1H	2287	A	C6-C5-N7	-7.79	126.84	132.30
26	1H	2443	C	N1-C2-O2	-7.79	114.22	118.90
26	1H	2404	C	O5'-P-OP1	-7.79	98.69	105.70
26	14	1300	U	O5'-P-OP2	-7.79	98.69	105.70
26	1H	1899	G	C5-N7-C8	-7.79	100.41	104.30
26	14	2443	C	O5'-P-OP2	7.79	120.05	110.70
26	1H	757	U	N3-C4-O4	-7.79	113.95	119.40
26	1H	2248	C	N3-C4-C5	7.79	125.02	121.90
26	14	779	U	C5-C4-O4	-7.79	121.23	125.90
26	1H	939	G	N1-C6-O6	-7.78	115.23	119.90
39	98	105	ARG	NE-CZ-NH1	-7.78	116.41	120.30
26	1H	1572	A	C2-N3-C4	-7.78	106.71	110.60
26	14	801	G	N1-C6-O6	-7.78	115.23	119.90
26	14	1644	C	C6-N1-C2	-7.78	117.19	120.30
26	14	2287	A	N3-C4-C5	7.78	132.24	126.80
26	14	670	A	C8-N9-C4	7.77	108.91	105.80
26	1H	2575	C	C2-N3-C4	-7.77	116.01	119.90
26	1H	417	C	C5-C4-N4	-7.77	114.76	120.20
26	14	1801	G	C4-C5-N7	7.77	113.91	110.80
31	39	80	ALA	C-N-CD	7.77	144.72	128.40

Continued on next page...

Continued from previous page...

Mol	Chain	Res	Type	Atoms	Z	Observed(°)	Ideal(°)
26	1H	247	G	N7-C8-N9	-7.77	109.22	113.10
26	1H	1702	G	O5'-P-OP1	-7.77	98.71	105.70
26	1H	2604	U	C6-N1-C2	-7.77	116.34	121.00
1	1G	183	G	N1-C6-O6	7.77	124.56	119.90
26	14	1762	A	N9-C4-C5	-7.77	102.69	105.80
26	14	1772	G	OP1-P-OP2	7.77	131.26	119.60
26	1H	772	C	C6-N1-C2	7.77	123.41	120.30
26	1H	1021	A	N3-C4-C5	7.77	132.24	126.80
26	1H	2451	A	N1-C6-N6	-7.77	113.94	118.60
26	1H	518	G	N3-C2-N2	7.76	125.33	119.90
26	1H	1359	A	C2-N3-C4	-7.76	106.72	110.60
26	1H	1437	C	N3-C2-O2	-7.76	116.47	121.90
26	1H	633	A	O5'-P-OP2	7.76	120.02	110.70
26	1H	2239	G	N1-C6-O6	-7.76	115.24	119.90
26	1H	2402	C	C6-N1-C2	-7.76	117.20	120.30
1	13	976	G	C5-C6-N1	-7.76	107.62	111.50
26	14	2392	A	C6-C5-N7	-7.76	126.87	132.30
26	1H	1215	G	O5'-P-OP2	-7.76	98.72	105.70
26	1H	2375	G	N7-C8-N9	-7.76	109.22	113.10
26	14	71	A	C5-C6-N6	-7.76	117.49	123.70
1	1G	1502	A	C6-C5-N7	-7.75	126.88	132.30
1	13	974	A	N7-C8-N9	7.75	117.67	113.80
26	14	1905	C	O5'-P-OP2	-7.75	98.73	105.70
26	14	675	A	N9-C4-C5	-7.75	102.70	105.80
1	13	449	C	C2-N1-C1'	7.74	127.32	118.80
26	1H	1123	C	C2-N3-C4	-7.74	116.03	119.90
26	1H	1378	A	C8-N9-C4	-7.74	102.70	105.80
26	1H	1788	C	C4-C5-C6	7.74	121.27	117.40
23	2L	42	C	O5'-P-OP2	-7.74	98.73	105.70
26	14	556	G	C4-N9-C1'	7.74	136.57	126.50
26	1H	180	G	N1-C2-N2	-7.74	109.23	116.20
26	1H	206	U	N3-C4-C5	7.74	119.25	114.60
26	1H	462	C	O5'-P-OP2	-7.74	98.73	105.70
26	1H	2380	C	C2-N3-C4	-7.74	116.03	119.90
26	14	632	A	C8-N9-C4	-7.74	102.70	105.80
26	1H	562	U	N3-C2-O2	-7.74	116.78	122.20
26	14	1317	A	OP1-P-O3'	7.74	122.22	105.20
26	1H	197	A	OP2-P-O3'	7.74	122.22	105.20
26	1H	1671	U	C5-C4-O4	-7.74	121.26	125.90
26	14	1471	A	C8-N9-C4	-7.74	102.71	105.80
26	1H	945	A	N9-C4-C5	-7.73	102.71	105.80
1	13	1382	C	N1-C2-O2	7.73	123.54	118.90

Continued on next page...

Continued from previous page...

Mol	Chain	Res	Type	Atoms	Z	Observed(°)	Ideal(°)
26	1H	655	A	N7-C8-N9	7.73	117.67	113.80
26	14	1727	U	C5-C4-O4	7.73	130.54	125.90
26	1H	2271	G	C6-C5-N7	-7.73	125.76	130.40
25	4K	18	G	C5-C6-O6	7.73	133.24	128.60
26	1H	717	G	C6-C5-N7	-7.73	125.76	130.40
26	14	1800	C	N1-C2-O2	-7.73	114.26	118.90
26	14	676	A	C5-N7-C8	-7.72	100.04	103.90
26	14	1566	A	C4-C5-N7	7.72	114.56	110.70
26	1H	2258	C	N3-C4-N4	7.72	123.40	118.00
26	14	704	G	N1-C6-O6	7.72	124.53	119.90
26	14	2503	A	N3-C4-N9	7.72	133.57	127.40
1	13	181	G	N3-C4-C5	-7.72	124.74	128.60
26	1H	2700	C	N3-C2-O2	7.72	127.30	121.90
1	13	542	G	O5'-P-OP1	-7.72	98.75	105.70
26	1H	2713	A	C8-N9-C4	-7.72	102.71	105.80
1	1G	690	G	N7-C8-N9	7.72	116.96	113.10
1	1G	950	U	O5'-P-OP2	7.72	119.96	110.70
26	14	34	C	C6-N1-C1'	-7.72	111.54	120.80
26	14	2080	G	O5'-P-OP2	-7.72	98.75	105.70
26	1H	576	U	C2-N3-C4	-7.71	122.37	127.00
26	14	1204	A	O5'-P-OP2	-7.71	98.76	105.70
26	1H	736	C	O5'-P-OP1	-7.71	98.76	105.70
1	1G	670	G	O5'-P-OP1	-7.71	98.76	105.70
26	1H	2084	C	C6-N1-C2	7.71	123.39	120.30
27	16	15	A	O4'-C1'-N9	7.71	114.37	108.20
26	14	2382	G	N3-C4-C5	-7.71	124.74	128.60
26	1H	2448	A	C5-C6-N1	7.71	121.55	117.70
1	1G	1314	C	C6-N1-C2	-7.71	117.22	120.30
26	14	933	A	N1-C6-N6	7.71	123.22	118.60
26	1H	1362	C	O5'-P-OP2	-7.71	98.77	105.70
26	1H	71	A	C5-C6-N6	-7.71	117.54	123.70
26	1H	1201	C	N1-C2-O2	-7.71	114.28	118.90
26	14	621	A	C4-C5-N7	7.71	114.55	110.70
26	1H	241	A	O5'-P-OP2	-7.70	98.77	105.70
26	1H	2377	A	C2-N3-C4	-7.70	106.75	110.60
1	13	221	C	C6-N1-C2	-7.70	117.22	120.30
26	1H	2239	G	N3-C2-N2	7.70	125.29	119.90
26	14	855	G	N7-C8-N9	7.70	116.95	113.10
27	1J	100	G	N1-C6-O6	-7.70	115.28	119.90
26	1H	617	G	C8-N9-C4	7.70	109.48	106.40
26	14	471	A	N1-C2-N3	7.70	133.15	129.30
26	1H	501	A	OP1-P-OP2	7.70	131.14	119.60

Continued on next page...

Continued from previous page...

Mol	Chain	Res	Type	Atoms	Z	Observed(°)	Ideal(°)
26	14	1698	A	C5-C6-N1	-7.70	113.85	117.70
26	14	1366	A	N1-C6-N6	7.69	123.22	118.60
26	14	1964	G	C5-C6-O6	7.69	133.22	128.60
26	1H	254	G	N1-C6-O6	7.69	124.52	119.90
26	1H	1271	G	N1-C2-N2	-7.69	109.28	116.20
26	1H	2743	C	N1-C2-O2	-7.69	114.28	118.90
12	3I	33	ARG	NE-CZ-NH1	7.69	124.14	120.30
26	14	2078	C	O5'-P-OP1	-7.69	98.78	105.70
26	1H	180	G	C4-C5-N7	7.69	113.87	110.80
26	1H	2585	U	N3-C4-C5	7.69	119.21	114.60
26	14	1785	A	C4-C5-C6	7.69	120.84	117.00
26	1H	35	G	O5'-P-OP2	-7.68	98.78	105.70
26	1H	380	U	N3-C2-O2	-7.68	116.82	122.20
26	1H	698	C	OP1-P-OP2	7.68	131.13	119.60
26	14	2387	U	C5-C6-N1	-7.68	118.86	122.70
26	1H	1192	G	C2-N3-C4	-7.68	108.06	111.90
26	14	2779	U	C2-N3-C4	-7.68	122.39	127.00
26	1H	1340	U	C5-C4-O4	-7.68	121.29	125.90
26	14	597	U	O5'-P-OP2	-7.68	98.79	105.70
26	14	1840	G	N3-C2-N2	-7.68	114.53	119.90
26	1H	535	C	O5'-P-OP2	-7.68	98.79	105.70
26	1H	766	C	N1-C2-O2	-7.68	114.29	118.90
26	1H	2311	A	N1-C6-N6	7.68	123.21	118.60
26	1H	2497	A	C6-N1-C2	-7.68	114.00	118.60
27	1J	103	U	C5-C6-N1	-7.68	118.86	122.70
1	13	1496	C	C4-C5-C6	7.67	121.24	117.40
26	14	784	A	OP1-P-O3'	7.67	122.08	105.20
26	1H	1241	A	C6-N1-C2	7.67	123.20	118.60
26	1H	2427	C	O5'-P-OP2	7.67	119.91	110.70
26	1H	717	G	N1-C6-O6	7.67	124.50	119.90
26	1H	29	U	OP1-P-OP2	-7.67	108.10	119.60
26	1H	1593	G	OP1-P-O3'	7.67	122.07	105.20
26	1H	2236	C	O5'-P-OP1	-7.67	98.80	105.70
26	14	2755	C	C2-N1-C1'	7.67	127.23	118.80
26	14	602	G	C6-C5-N7	-7.67	125.80	130.40
26	14	2700	C	N3-C4-C5	7.67	124.97	121.90
1	13	963	G	N1-C2-N2	-7.66	109.30	116.20
26	1H	2001	A	C2-N3-C4	7.66	114.43	110.60
26	14	1786	A	N1-C2-N3	7.66	133.13	129.30
26	1H	127	A	N1-C6-N6	7.66	123.20	118.60
26	1H	470	A	N7-C8-N9	7.66	117.63	113.80
26	1H	778	G	N1-C2-N2	-7.66	109.31	116.20

Continued on next page...

Continued from previous page...

Mol	Chain	Res	Type	Atoms	Z	Observed(°)	Ideal(°)
26	14	2504	U	O5'-P-OP2	-7.66	98.81	105.70
26	1H	736	C	N1-C2-O2	-7.66	114.30	118.90
26	14	867	C	O5'-P-OP1	-7.66	98.81	105.70
26	1H	1562	A	C2-N3-C4	-7.66	106.77	110.60
26	1H	1368	G	C5-C6-N1	7.66	115.33	111.50
26	1H	1573	G	C5-C6-O6	-7.66	124.01	128.60
26	1H	2387	U	C5-C6-N1	-7.66	118.87	122.70
26	1H	2503	A	N1-C2-N3	-7.66	125.47	129.30
26	14	1332	G	N1-C2-N2	-7.66	109.31	116.20
26	14	2233	U	N1-C2-N3	7.66	119.49	114.90
26	1H	754	C	N3-C4-N4	7.65	123.36	118.00
1	13	799	G	N1-C6-O6	-7.65	115.31	119.90
26	1H	141(A)	C	C2-N3-C4	-7.65	116.07	119.90
26	1H	2392	A	N3-C4-C5	7.65	132.16	126.80
1	1G	812	C	N3-C4-C5	-7.65	118.84	121.90
26	14	1399	C	OP2-P-O3'	7.65	122.03	105.20
26	14	1558	A	C2-N3-C4	-7.65	106.78	110.60
26	14	2871	C	O5'-P-OP2	-7.65	98.82	105.70
1	1G	413	G	C4-C5-N7	-7.65	107.74	110.80
1	1G	812	C	C6-N1-C2	-7.65	117.24	120.30
26	1H	789	A	C2-N3-C4	-7.64	106.78	110.60
26	1H	2665	A	C8-N9-C4	-7.64	102.74	105.80
26	14	2329	G	C6-C5-N7	-7.64	125.81	130.40
26	1H	2389	G	C8-N9-C4	-7.64	103.34	106.40
26	14	1557	C	O5'-P-OP2	-7.64	98.82	105.70
26	1H	2717	G	N3-C4-C5	-7.64	124.78	128.60
26	14	1367	A	N1-C6-N6	7.64	123.18	118.60
26	14	866	A	N9-C4-C5	-7.64	102.75	105.80
26	14	1279	G	N1-C6-O6	-7.64	115.32	119.90
1	13	569	C	O5'-P-OP1	-7.63	98.83	105.70
1	13	1336	C	P-O3'-C3'	7.63	128.86	119.70
26	14	1673	U	O5'-P-OP1	-7.63	98.83	105.70
26	1H	2298	A	O5'-P-OP1	7.63	119.86	110.70
26	1H	2379	G	N1-C6-O6	7.63	124.48	119.90
26	14	1276	A	N9-C4-C5	-7.63	102.75	105.80
27	16	30	C	C6-N1-C2	-7.63	117.25	120.30
26	14	1698	A	C5-C6-N6	-7.63	117.60	123.70
26	1H	947	G	C8-N9-C4	-7.62	103.35	106.40
26	1H	1831	G	OP2-P-O3'	7.62	121.97	105.20
22	1L	74	C	N3-C2-O2	-7.62	116.56	121.90
26	14	36	G	OP2-P-O3'	7.62	121.97	105.20
26	1H	1625	C	N3-C4-N4	-7.62	112.67	118.00

Continued on next page...

Continued from previous page...

Mol	Chain	Res	Type	Atoms	Z	Observed(°)	Ideal(°)
1	13	943	U	O5'-P-OP2	7.62	119.84	110.70
26	14	1563	G	O5'-P-OP1	-7.62	98.84	105.70
26	14	575	A	N1-C6-N6	7.62	123.17	118.60
26	14	1950	G	N3-C2-N2	-7.62	114.57	119.90
26	14	2599	G	N1-C6-O6	-7.61	115.33	119.90
26	1H	2346	A	C8-N9-C1'	-7.61	114.00	127.70
1	1G	150	C	C6-N1-C2	-7.61	117.25	120.30
26	14	2334	G	C8-N9-C4	7.61	109.44	106.40
26	1H	1844	C	C5-C4-N4	-7.61	114.87	120.20
26	1H	659	C	C2-N3-C4	-7.61	116.10	119.90
26	1H	1731	G	O5'-P-OP2	-7.61	98.85	105.70
26	1H	1790	C	N3-C4-C5	7.61	124.94	121.90
26	14	803	U	O5'-P-OP1	7.61	119.83	110.70
26	14	786	C	OP1-P-OP2	7.60	131.01	119.60
26	1H	265	A	N3-C4-N9	-7.60	121.32	127.40
26	1H	2609	U	C4-C5-C6	7.60	124.26	119.70
1	1G	266	G	P-O3'-C3'	7.60	128.82	119.70
26	14	2726	U	N3-C4-O4	-7.60	114.08	119.40
26	1H	982	C	C6-N1-C2	-7.60	117.26	120.30
26	1H	1009	A	N7-C8-N9	-7.60	110.00	113.80
26	1H	1267	U	O5'-P-OP2	-7.60	98.86	105.70
26	14	1141	U	P-O3'-C3'	7.60	128.82	119.70
26	1H	2438	U	C5-C6-N1	-7.60	118.90	122.70
26	14	2328	A	C4-C5-C6	7.60	120.80	117.00
1	13	330	C	N1-C2-O2	7.59	123.46	118.90
26	14	1931	U	OP1-P-OP2	-7.59	108.21	119.60
26	14	834	C	N1-C2-O2	-7.59	114.34	118.90
1	13	961	U	C2-N3-C4	-7.59	122.44	127.00
26	1H	1009	A	C8-N9-C4	7.59	108.84	105.80
26	1H	1939	U	C4-C5-C6	-7.59	115.14	119.70
26	1H	2600	A	C5-C6-N1	7.59	121.50	117.70
26	14	1608	A	N1-C6-N6	-7.59	114.05	118.60
26	1H	2387	U	OP2-P-O3'	7.59	121.90	105.20
26	14	1566	A	N1-C2-N3	-7.59	125.50	129.30
26	14	1835	G	C5-C6-O6	7.59	133.15	128.60
26	1H	766	C	C6-N1-C2	7.59	123.33	120.30
26	1H	1446	C	C6-N1-C2	-7.59	117.27	120.30
26	1H	2278	A	N1-C2-N3	7.59	133.09	129.30
26	14	2046	G	C5-C6-N1	7.59	115.29	111.50
1	13	264	U	C5-C4-O4	-7.58	121.35	125.90
26	1H	740	U	C5-C4-O4	7.58	130.45	125.90
26	1H	113	G	O5'-P-OP1	-7.58	98.88	105.70

Continued on next page...

Continued from previous page...

Mol	Chain	Res	Type	Atoms	Z	Observed(°)	Ideal(°)
26	14	138	G	O4'-C1'-N9	7.58	114.27	108.20
26	1H	1625	C	C5-C4-N4	7.58	125.50	120.20
26	1H	2577	A	C5-N7-C8	7.58	107.69	103.90
1	1G	518	C	O5'-P-OP1	7.58	119.79	110.70
1	13	1524	C	O5'-P-OP2	-7.58	98.88	105.70
26	1H	844	C	N1-C2-O2	-7.58	114.35	118.90
26	1H	1616	A	C5-C6-N6	-7.58	117.64	123.70
1	13	1203	C	C6-N1-C2	-7.57	117.27	120.30
26	1H	1300	U	N1-C2-O2	-7.57	117.50	122.80
26	1H	2277	G	C5-C6-O6	7.57	133.14	128.60
26	14	774	A	C4-C5-C6	-7.57	113.21	117.00
26	14	2256	G	N1-C2-N2	-7.57	109.38	116.20
26	14	876	C	N3-C2-O2	-7.57	116.60	121.90
22	1K	49	G	C4-N9-C1'	-7.57	116.66	126.50
1	13	522	C	O5'-P-OP2	-7.57	98.89	105.70
26	1H	910	A	O5'-P-OP2	-7.57	98.89	105.70
26	1H	611	C	C6-N1-C2	7.56	123.33	120.30
26	1H	1379	A	N1-C6-N6	7.56	123.14	118.60
26	1H	193	U	N1-C2-N3	7.56	119.44	114.90
26	1H	833	U	O5'-P-OP2	7.56	119.78	110.70
1	13	354	G	O5'-P-OP2	-7.56	98.90	105.70
26	1H	141(A)	C	N3-C4-C5	7.56	124.92	121.90
26	1H	796	C	C2-N3-C4	-7.56	116.12	119.90
26	1H	1394	U	C2-N3-C4	7.56	131.53	127.00
26	1H	2419	U	OP1-P-OP2	-7.56	108.26	119.60
26	14	2258	C	OP1-P-O3'	7.56	121.83	105.20
25	4K	18	G	N9-C4-C5	7.56	108.42	105.40
26	1H	66	C	C5-C6-N1	7.55	124.78	121.00
26	1H	1786	A	O5'-P-OP2	-7.55	98.90	105.70
26	1H	126	A	OP2-P-O3'	7.55	121.81	105.20
26	1H	2616	C	N1-C2-O2	-7.55	114.37	118.90
26	1H	120	U	N3-C2-O2	-7.55	116.92	122.20
26	1H	1819	A	O5'-P-OP1	-7.55	98.91	105.70
1	13	1199	U	N3-C2-O2	-7.55	116.92	122.20
22	1K	49	G	C8-N9-C1'	7.55	136.81	127.00
26	1H	222	A	P-O3'-C3'	7.54	128.75	119.70
26	1H	1129	A	OP1-P-OP2	7.54	130.92	119.60
26	1H	1303	G	N3-C2-N2	7.54	125.18	119.90
26	1H	1300	U	C6-N1-C2	-7.54	116.47	121.00
26	1H	1806	C	O5'-P-OP2	-7.54	98.91	105.70
26	1H	2213	U	O4'-C1'-N1	7.54	114.24	108.20
26	14	828	U	N3-C4-O4	-7.54	114.12	119.40

Continued on next page...

Continued from previous page...

Mol	Chain	Res	Type	Atoms	Z	Observed(°)	Ideal(°)
23	2K	40	C	O5'-P-OP1	-7.54	98.91	105.70
26	14	139	G	N9-C4-C5	7.54	108.42	105.40
26	1H	1366	A	N1-C6-N6	7.54	123.12	118.60
26	1H	1639	U	N1-C2-O2	7.54	128.07	122.80
26	1H	1816	G	O5'-P-OP1	-7.54	98.92	105.70
26	1H	1962	C	C5-C6-N1	7.53	124.77	121.00
26	1H	2490	G	O4'-C1'-N9	7.53	114.23	108.20
46	G8	81	LYS	C-N-CA	7.53	153.64	122.00
26	14	400	G	C5-C6-O6	-7.53	124.08	128.60
26	14	621	A	N1-C6-N6	7.53	123.12	118.60
26	14	715	G	C5-C6-O6	-7.53	124.08	128.60
1	13	50	A	N3-C4-C5	-7.52	121.53	126.80
26	14	252	G	O5'-P-OP2	-7.52	98.93	105.70
26	14	2211	G	O5'-P-OP2	-7.52	98.93	105.70
26	14	1758	G	O5'-P-OP1	-7.52	98.93	105.70
26	14	2249	U	C2-N3-C4	7.52	131.51	127.00
26	14	2597	G	O5'-P-OP1	7.52	119.72	110.70
24	3K	71	C	C6-N1-C2	-7.52	117.29	120.30
26	1H	1967	C	O5'-P-OP2	-7.52	98.94	105.70
26	1H	1344	G	OP1-P-OP2	-7.52	108.33	119.60
26	1H	2575	C	C5-C6-N1	-7.52	117.24	121.00
26	1H	1404	C	OP1-P-OP2	7.51	130.87	119.60
1	13	1062	U	O5'-P-OP2	-7.51	98.94	105.70
26	14	1899	G	N1-C2-N3	7.51	128.41	123.90
1	13	656	C	C5-C6-N1	7.51	124.75	121.00
8	7E	112	LEU	CA-CB-CG	7.51	132.57	115.30
26	1H	688	U	O5'-P-OP2	-7.51	98.94	105.70
1	13	1432	G	C4-C5-C6	7.50	123.30	118.80
26	1H	1617	C	O5'-P-OP1	-7.50	98.95	105.70
26	1H	1955	U	C2-N3-C4	-7.50	122.50	127.00
27	16	81	G	O4'-C1'-N9	7.50	114.20	108.20
26	14	1379	A	N7-C8-N9	7.50	117.55	113.80
26	14	2366	A	O5'-P-OP2	-7.50	98.95	105.70
26	1H	1514	U	O5'-P-OP1	-7.50	98.95	105.70
1	1G	1502	A	C4-C5-N7	7.50	114.45	110.70
26	14	744	G	C8-N9-C4	7.50	109.40	106.40
26	14	2385	C	C5-C4-N4	-7.50	114.95	120.20
27	1J	81	G	C5-N7-C8	-7.50	100.55	104.30
26	1H	202	U	N1-C2-N3	-7.50	110.40	114.90
26	1H	1204	A	N1-C6-N6	7.50	123.10	118.60
26	14	1204	A	O4'-C1'-N9	7.50	114.20	108.20
26	14	2616	C	O5'-P-OP1	-7.50	98.95	105.70

Continued on next page...

Continued from previous page...

Mol	Chain	Res	Type	Atoms	Z	Observed(°)	Ideal(°)
26	14	1838	C	O5'-P-OP1	-7.50	98.95	105.70
26	1H	859	G	C8-N9-C4	7.49	109.40	106.40
26	1H	827	U	OP2-P-O3'	7.49	121.67	105.20
26	1H	2409	G	O5'-P-OP2	-7.49	98.96	105.70
1	13	827	U	C2-N1-C1'	7.49	126.68	117.70
26	1H	127	A	C5-C6-N6	-7.49	117.71	123.70
1	13	897	C	C5-C6-N1	-7.48	117.26	121.00
26	1H	1158	C	C2-N3-C4	-7.48	116.16	119.90
26	1H	2447	G	C5-C6-O6	-7.48	124.11	128.60
26	14	955	C	C6-N1-C2	-7.48	117.31	120.30
26	1H	446	G	N9-C4-C5	-7.48	102.41	105.40
26	1H	1429	G	C5-C6-O6	7.48	133.09	128.60
26	1H	2308	G	C5-C6-N1	-7.48	107.76	111.50
26	1H	2331	G	N1-C6-O6	7.48	124.39	119.90
26	14	307	G	N3-C4-N9	7.48	130.49	126.00
27	1J	6	C	C6-N1-C2	7.48	123.29	120.30
26	1H	2553	G	O5'-P-OP1	-7.48	98.97	105.70
26	1H	1306	C	C2-N3-C4	-7.47	116.16	119.90
26	1H	1648	C	C2-N1-C1'	-7.47	110.58	118.80
26	1H	1758	G	N1-C2-N2	7.47	122.92	116.20
26	14	676	A	O4'-C1'-N9	7.47	114.18	108.20
26	14	1323	U	OP1-P-OP2	-7.47	108.39	119.60
26	14	1333	C	C5-C4-N4	-7.47	114.97	120.20
1	13	537	G	O5'-P-OP1	-7.47	98.98	105.70
26	1H	1426	G	C6-N1-C2	-7.47	120.62	125.10
1	1G	1301	U	C2-N1-C1'	7.47	126.66	117.70
26	14	1762	A	C4-C5-N7	7.47	114.43	110.70
26	14	1844	C	OP1-P-OP2	-7.47	108.40	119.60
26	14	2374	C	N3-C4-C5	7.47	124.89	121.90
26	14	2453	A	N1-C6-N6	7.47	123.08	118.60
26	14	1570	A	N1-C6-N6	7.46	123.08	118.60
26	1H	946	G	OP1-P-OP2	-7.46	108.41	119.60
26	1H	1955	U	N1-C2-N3	7.46	119.38	114.90
26	1H	2346	A	C5-C6-N1	-7.46	113.97	117.70
26	1H	2401	U	C5-C6-N1	7.46	126.43	122.70
1	1G	576	G	C8-N9-C1'	-7.46	117.30	127.00
1	1G	534	U	N3-C2-O2	-7.46	116.98	122.20
26	14	228	A	N1-C6-N6	7.46	123.08	118.60
26	14	675	A	C8-N9-C4	7.46	108.78	105.80
26	1H	113	G	N1-C6-O6	7.46	124.37	119.90
26	1H	1563	G	C5-C6-O6	7.46	133.07	128.60
26	1H	871	U	N3-C4-O4	7.45	124.62	119.40

Continued on next page...

Continued from previous page...

Mol	Chain	Res	Type	Atoms	Z	Observed(°)	Ideal(°)
26	14	194	G	N3-C2-N2	-7.45	114.68	119.90
26	14	602	G	N1-C6-O6	7.45	124.37	119.90
26	14	737	C	N3-C2-O2	7.45	127.12	121.90
26	14	2712	U	N1-C2-N3	7.45	119.37	114.90
26	1H	275	G	C8-N9-C4	7.45	109.38	106.40
26	1H	1349	A	C2-N3-C4	-7.45	106.88	110.60
26	1H	1775	U	OP1-P-O3'	7.45	121.59	105.20
1	1G	337	C	C5-C6-N1	7.45	124.72	121.00
26	1H	196	A	C5-N7-C8	-7.45	100.18	103.90
26	1H	865	C	OP1-P-OP2	-7.45	108.43	119.60
26	14	79	G	C5-C6-O6	-7.45	124.13	128.60
26	14	2249	U	N3-C4-C5	-7.45	110.13	114.60
26	1H	446	G	N1-C6-O6	7.45	124.37	119.90
26	1H	661	C	C5-C6-N1	-7.45	117.28	121.00
1	13	523	A	C4-C5-N7	7.45	114.42	110.70
26	1H	2338	G	O5'-P-OP1	-7.45	99.00	105.70
26	14	48	G	OP2-P-O3'	7.45	121.58	105.20
26	14	2092	U	N3-C2-O2	-7.45	116.99	122.20
26	14	2056	G	C5-N7-C8	-7.44	100.58	104.30
26	1H	1306	C	N3-C4-C5	7.44	124.88	121.90
26	1H	482	A	C8-N9-C4	-7.44	102.83	105.80
26	1H	139	G	C2-N3-C4	7.44	115.62	111.90
26	1H	139	G	N3-C4-C5	-7.44	124.88	128.60
33	51	153	LYS	C-N-CD	-7.44	104.24	120.60
26	14	200	U	O5'-P-OP1	-7.44	99.01	105.70
26	14	2339	G	O5'-P-OP2	-7.44	99.01	105.70
26	1H	1197	G	C8-N9-C4	7.43	109.37	106.40
26	1H	148	C	N3-C4-C5	7.43	124.87	121.90
26	14	1949	G	C5-N7-C8	7.43	108.02	104.30
26	14	2392	A	O5'-P-OP2	7.43	119.62	110.70
26	1H	514	A	N1-C2-N3	7.43	133.01	129.30
26	14	2473	U	C2-N1-C1'	7.43	126.61	117.70
26	1H	2550	G	O5'-P-OP2	-7.43	99.02	105.70
26	14	2296	U	C6-N1-C1'	-7.43	110.80	121.20
26	14	129	C	N3-C4-N4	7.42	123.20	118.00
26	14	495	G	N3-C2-N2	-7.42	114.70	119.90
26	14	558	G	N7-C8-N9	-7.42	109.39	113.10
26	1H	1210	A	C4-C5-N7	7.42	114.41	110.70
26	1H	2055	C	C6-N1-C2	-7.42	117.33	120.30
26	14	1363	C	N3-C4-C5	7.42	124.87	121.90
26	1H	940	G	OP2-P-O3'	7.42	121.52	105.20
26	1H	2259	G	OP1-P-OP2	-7.42	108.47	119.60

Continued on next page...

Continued from previous page...

Mol	Chain	Res	Type	Atoms	Z	Observed(°)	Ideal(°)
26	14	826	U	O5'-P-OP2	-7.42	99.03	105.70
26	14	2345	G	N1-C6-O6	7.42	124.35	119.90
1	13	1227	A	C2-N3-C4	-7.41	106.89	110.60
26	1H	2248	C	C5-C4-N4	7.41	125.39	120.20
26	14	2375	G	C8-N9-C4	7.41	109.37	106.40
27	1J	47	C	OP1-P-O3'	7.41	121.51	105.20
1	13	523	A	C5-N7-C8	-7.41	100.19	103.90
26	1H	1379	A	C4-C5-N7	7.41	114.41	110.70
26	1H	1844	C	N3-C4-N4	7.41	123.19	118.00
26	14	1614	A	C6-C5-N7	-7.41	127.11	132.30
26	1H	1351	C	N3-C4-C5	7.41	124.86	121.90
26	1H	246	C	N3-C4-N4	-7.41	112.81	118.00
1	13	1422	G	O5'-P-OP2	-7.41	99.04	105.70
26	1H	2065	C	N3-C2-O2	-7.40	116.72	121.90
26	1H	945	A	C8-N9-C1'	-7.40	114.38	127.70
26	1H	1556	C	O5'-P-OP1	-7.40	99.04	105.70
26	14	1779	U	C5-C6-N1	-7.40	119.00	122.70
26	1H	1544	C	N1-C2-O2	7.40	123.34	118.90
27	16	5	C	C2-N3-C4	-7.40	116.20	119.90
26	1H	797	C	C4-C5-C6	7.40	121.10	117.40
25	4K	18	G	N1-C6-O6	-7.40	115.46	119.90
26	1H	186	G	C5-C6-N1	7.40	115.20	111.50
26	1H	776	G	C5-C6-O6	-7.40	124.16	128.60
26	1H	866	A	C4-N9-C1'	7.39	139.61	126.30
26	1H	2269	A	C2-N3-C4	-7.39	106.90	110.60
27	16	98	G	C6-C5-N7	-7.39	125.96	130.40
26	14	1827	C	N3-C2-O2	-7.39	116.72	121.90
26	1H	596	G	C5-C6-O6	-7.39	124.17	128.60
26	1H	641	C	O5'-P-OP2	7.39	119.57	110.70
26	1H	1193	G	O5'-P-OP2	-7.39	99.05	105.70
26	1H	1246	A	N1-C2-N3	7.39	133.00	129.30
1	13	807	A	C8-N9-C4	-7.39	102.84	105.80
26	14	990	A	C8-N9-C4	-7.39	102.84	105.80
26	14	1902	C	N3-C4-C5	7.39	124.86	121.90
27	1J	103	U	O5'-P-OP2	-7.39	99.05	105.70
26	1H	1602	U	C2-N3-C4	-7.39	122.57	127.00
26	14	2287	A	C5-C6-N1	-7.39	114.01	117.70
26	1H	2507	C	C6-N1-C2	-7.39	117.34	120.30
26	14	733	G	C5-N7-C8	7.39	107.99	104.30
26	14	734	A	O5'-P-OP2	-7.39	99.05	105.70
26	1H	1157	G	C4-N9-C1'	7.38	136.10	126.50
26	14	1251	C	C5-C4-N4	-7.38	115.03	120.20

Continued on next page...

Continued from previous page...

Mol	Chain	Res	Type	Atoms	Z	Observed(°)	Ideal(°)
26	14	2275	C	C6-N1-C2	-7.38	117.35	120.30
1	13	897	C	C2-N3-C4	-7.38	116.21	119.90
26	1H	2598	A	O5'-P-OP1	-7.38	99.06	105.70
26	14	1426	G	N1-C6-O6	7.38	124.33	119.90
26	1H	2330	G	C4-C5-C6	7.38	123.23	118.80
26	14	970	C	N1-C2-O2	-7.38	114.47	118.90
26	14	2275	C	P-O3'-C3'	7.38	128.56	119.70
26	1H	114	U	OP1-P-O3'	7.38	121.43	105.20
26	14	2275	C	C5'-C4'-O4'	-7.38	100.25	109.10
1	13	974	A	N1-C6-N6	7.38	123.03	118.60
26	1H	823	G	C5-N7-C8	7.38	107.99	104.30
1	1G	784	C	C6-N1-C2	7.38	123.25	120.30
1	1G	1528	U	C6-N1-C2	7.38	125.43	121.00
26	14	1984	G	O5'-P-OP2	-7.38	99.06	105.70
26	1H	1156	A	O5'-P-OP1	7.37	119.55	110.70
26	1H	1568	G	OP1-P-OP2	-7.37	108.54	119.60
26	1H	1777	U	C4-C5-C6	7.37	124.12	119.70
26	1H	1966	A	N3-C4-N9	-7.37	121.50	127.40
1	1G	11	G	O5'-P-OP1	-7.37	99.07	105.70
26	1H	1621	U	N3-C4-O4	7.37	124.56	119.40
26	1H	1728	G	N3-C4-N9	7.37	130.42	126.00
26	1H	1559	G	N1-C6-O6	7.37	124.32	119.90
26	1H	141	A	C4-C5-N7	7.37	114.38	110.70
26	1H	807	U	C5-C4-O4	-7.37	121.48	125.90
1	13	1327	C	N3-C4-C5	7.36	124.85	121.90
26	1H	451	C	N3-C2-O2	7.36	127.05	121.90
26	1H	1489	U	N3-C2-O2	-7.36	117.05	122.20
26	14	765	G	C8-N9-C4	-7.36	103.45	106.40
26	14	2005	A	O5'-P-OP2	-7.36	99.07	105.70
26	1H	1949	G	N1-C6-O6	-7.36	115.48	119.90
26	14	1742	C	C6-N1-C2	-7.36	117.36	120.30
26	14	148	C	N3-C4-C5	7.36	124.84	121.90
26	14	1348	G	O5'-P-OP2	7.36	119.53	110.70
26	1H	208	C	C2-N3-C4	-7.36	116.22	119.90
26	1H	484	C	N1-C2-O2	7.36	123.31	118.90
26	1H	2301	C	C6-N1-C2	-7.36	117.36	120.30
26	14	676	A	OP1-P-OP2	7.36	130.64	119.60
26	1H	1636	C	N1-C2-O2	-7.36	114.49	118.90
26	14	1835	G	N1-C6-O6	-7.36	115.49	119.90
26	14	2577	A	N1-C6-N6	7.36	123.01	118.60
26	1H	138	G	C4-C5-C6	-7.35	114.39	118.80
26	1H	530	G	C4-N9-C1'	-7.35	116.94	126.50

Continued on next page...

Continued from previous page...

Mol	Chain	Res	Type	Atoms	Z	Observed(°)	Ideal(°)
26	1H	1812	A	O5'-P-OP2	-7.35	99.08	105.70
26	14	797	C	N3-C2-O2	7.35	127.05	121.90
26	14	2710	C	N1-C2-O2	-7.35	114.49	118.90
26	14	129	C	C5-C4-N4	-7.35	115.06	120.20
1	13	768	A	N1-C2-N3	7.35	132.97	129.30
26	1H	195	A	C6-C5-N7	-7.35	127.16	132.30
26	1H	1328	G	O5'-P-OP1	7.35	119.52	110.70
26	14	1966	A	N1-C6-N6	-7.35	114.19	118.60
26	1H	1308	A	N7-C8-N9	7.35	117.47	113.80
26	1H	2585	U	N3-C4-O4	-7.35	114.26	119.40
1	13	415	A	O5'-P-OP1	-7.34	99.09	105.70
29	11	111	LEU	CA-CB-CG	7.34	132.19	115.30
26	14	515	A	C8-N9-C4	-7.34	102.86	105.80
26	1H	778	G	N3-C2-N2	7.34	125.04	119.90
26	14	137(A)	G	C5-C6-O6	-7.34	124.19	128.60
26	14	672	C	C5-C4-N4	7.34	125.34	120.20
13	4I	108	ARG	NE-CZ-NH1	7.34	123.97	120.30
1	1G	1487	G	O5'-P-OP2	-7.34	99.09	105.70
26	1H	402	A	N1-C2-N3	7.34	132.97	129.30
26	1H	2618	G	N9-C4-C5	7.34	108.33	105.40
26	1H	46	C	C2-N3-C4	-7.34	116.23	119.90
26	1H	847	U	C2-N3-C4	-7.34	122.60	127.00
26	1H	869	G	C6-N1-C2	-7.34	120.70	125.10
26	14	1779	U	O5'-P-OP2	-7.34	99.10	105.70
26	14	531	C	C5-C6-N1	-7.33	117.33	121.00
26	1H	135	G	C5-C6-O6	-7.33	124.20	128.60
26	1H	2713	A	N3-C4-N9	-7.33	121.53	127.40
26	1H	831	G	C8-N9-C4	7.33	109.33	106.40
26	1H	2066	C	OP1-P-OP2	-7.33	108.60	119.60
26	1H	2256	G	C4-C5-N7	7.33	113.73	110.80
26	1H	2406	U	O4'-C1'-N1	-7.33	102.33	108.20
26	1H	1489	U	C5-C4-O4	7.33	130.30	125.90
26	14	1308	A	N1-C2-N3	7.33	132.96	129.30
26	14	1812	A	OP1-P-OP2	7.33	130.59	119.60
26	1H	1784	A	O4'-C1'-N9	-7.33	102.34	108.20
1	13	740	U	O5'-P-OP2	-7.33	99.11	105.70
26	1H	2347	C	OP2-P-O3'	7.32	121.31	105.20
26	14	68	G	N1-C6-O6	7.32	124.29	119.90
26	14	1840	G	N1-C6-O6	7.32	124.29	119.90
26	14	2371	G	C5-C6-N1	7.32	115.16	111.50
26	14	465	G	O5'-P-OP2	7.32	119.49	110.70
26	1H	2446	G	C5-N7-C8	-7.32	100.64	104.30

Continued on next page...

Continued from previous page...

Mol	Chain	Res	Type	Atoms	Z	Observed(°)	Ideal(°)
27	16	44	G	C8-N9-C1'	7.32	136.52	127.00
26	1H	2601	C	C6-N1-C2	-7.32	117.37	120.30
26	14	1253	A	N1-C6-N6	7.32	122.99	118.60
1	13	687	A	P-O3'-C3'	7.32	128.48	119.70
26	1H	825	C	N3-C2-O2	7.32	127.02	121.90
26	14	1807	G	O5'-P-OP2	-7.32	99.11	105.70
26	14	2518	A	N1-C2-N3	7.32	132.96	129.30
26	1H	737	C	C6-N1-C2	7.32	123.23	120.30
26	1H	2251	G	C5-C6-O6	7.32	132.99	128.60
26	1H	2261	C	OP2-P-O3'	7.32	121.30	105.20
1	1G	6	G	N1-C6-O6	7.32	124.29	119.90
26	1H	973	A	C5-C6-N1	-7.31	114.04	117.70
26	1H	1021	A	N3-C4-N9	-7.31	121.55	127.40
29	19	111	LEU	CA-CB-CG	7.31	132.12	115.30
26	1H	784	A	C5-C6-N6	7.31	129.55	123.70
26	1H	1931	U	N3-C4-O4	-7.31	114.28	119.40
26	14	1300	U	O5'-P-OP1	7.31	119.48	110.70
26	1H	179	G	C2-N3-C4	-7.31	108.25	111.90
26	1H	429	A	O5'-P-OP1	-7.31	99.12	105.70
27	16	9	G	OP2-P-O3'	7.31	121.28	105.20
26	14	774	A	O5'-P-OP2	-7.31	99.12	105.70
26	14	916	G	O5'-P-OP1	-7.31	99.12	105.70
26	14	2821	A	N1-C6-N6	7.31	122.98	118.60
1	13	1279	A	C8-N9-C4	-7.31	102.88	105.80
26	14	961	C	C6-N1-C2	7.31	123.22	120.30
26	14	1616	A	O4'-C1'-N9	7.31	114.05	108.20
26	1H	1202	C	N1-C2-O2	-7.30	114.52	118.90
26	1H	1823	G	C4-C5-N7	-7.30	107.88	110.80
26	14	733	G	N1-C2-N2	-7.30	109.63	116.20
26	1H	321	G	N3-C4-N9	7.30	130.38	126.00
27	16	81	G	C6-C5-N7	-7.30	126.02	130.40
26	14	1314	C	C2-N1-C1'	7.30	126.83	118.80
26	14	2867	G	N1-C6-O6	-7.30	115.52	119.90
26	1H	617	G	N7-C8-N9	-7.30	109.45	113.10
1	1G	534	U	N1-C2-O2	7.29	127.90	122.80
26	14	664	C	OP1-P-OP2	7.29	130.54	119.60
26	14	2060	A	C5-C6-N6	7.29	129.53	123.70
26	1H	2330	G	C2-N3-C4	-7.29	108.26	111.90
26	14	383	U	O5'-P-OP2	7.29	119.45	110.70
1	13	726	C	OP1-P-O3'	7.29	121.23	105.20
26	1H	1799	G	N3-C2-N2	7.29	125.00	119.90
53	J5	16	ARG	NE-CZ-NH1	7.29	123.94	120.30

Continued on next page...

Continued from previous page...

Mol	Chain	Res	Type	Atoms	Z	Observed(°)	Ideal(°)
26	1H	2440	C	N3-C4-C5	-7.29	118.99	121.90
26	14	396	G	O5'-P-OP1	-7.29	99.14	105.70
26	14	2385	C	N3-C4-N4	7.29	123.10	118.00
1	13	652	U	O5'-P-OP1	-7.28	99.15	105.70
1	13	1279	A	C5-N7-C8	-7.28	100.26	103.90
26	1H	825	C	N3-C4-N4	7.28	123.10	118.00
26	1H	992	C	OP1-P-O3'	7.28	121.23	105.20
1	1G	664	G	N3-C4-N9	-7.28	121.63	126.00
26	1H	838	C	C4-C5-C6	7.28	121.04	117.40
26	1H	2318	G	N7-C8-N9	7.28	116.74	113.10
26	14	1304	C	C5-C4-N4	7.28	125.30	120.20
26	1H	1574	C	OP1-P-O3'	-7.28	89.18	105.20
26	1H	1950	G	O5'-P-OP1	-7.28	99.15	105.70
39	98	75	LEU	CA-CB-CG	7.28	132.04	115.30
26	14	97	C	OP1-P-OP2	7.28	130.52	119.60
1	13	730	G	OP1-P-O3'	7.28	121.21	105.20
26	1H	2266	A	N1-C2-N3	7.28	132.94	129.30
1	1G	690	G	C2-N3-C4	-7.28	108.26	111.90
26	14	90	U	N3-C2-O2	-7.28	117.11	122.20
26	14	1251	C	C4-C5-C6	7.28	121.04	117.40
26	14	1815	A	OP1-P-O3'	7.28	121.21	105.20
26	14	2597	G	C6-C5-N7	-7.28	126.03	130.40
37	78	16	ARG	N-CA-C	7.28	130.64	111.00
26	14	1933	G	O5'-P-OP2	-7.28	99.15	105.70
26	1H	972	G	N7-C8-N9	-7.27	109.46	113.10
26	1H	2509	G	N1-C6-O6	-7.27	115.54	119.90
26	14	385	C	OP1-P-OP2	7.27	130.51	119.60
26	14	1572	A	O5'-P-OP2	-7.27	99.16	105.70
26	14	140	A	C2-N3-C4	-7.27	106.97	110.60
26	14	528	A	N3-C4-C5	7.27	131.89	126.80
26	1H	847	U	C4-C5-C6	7.27	124.06	119.70
26	1H	383	U	O4'-C1'-N1	7.27	114.01	108.20
26	1H	237	C	N1-C2-O2	-7.26	114.54	118.90
26	1H	1627	G	C8-N9-C4	7.26	109.31	106.40
26	14	559	G	C5-C6-N1	-7.26	107.87	111.50
26	14	2382	G	C4-N9-C1'	7.26	135.94	126.50
26	14	2644	G	O5'-P-OP1	-7.26	99.16	105.70
26	14	1404	C	N3-C2-O2	-7.26	116.82	121.90
26	14	2496	C	OP1-P-OP2	-7.26	108.71	119.60
27	16	6	C	C6-N1-C2	7.26	123.20	120.30
26	14	2347	C	N1-C2-O2	7.26	123.26	118.90
26	1H	586	A	OP1-P-O3'	7.26	121.17	105.20

Continued on next page...

Continued from previous page...

Mol	Chain	Res	Type	Atoms	Z	Observed(°)	Ideal(°)
26	1H	800	A	O5'-P-OP2	7.26	119.41	110.70
26	1H	950	G	O5'-P-OP1	7.26	119.41	110.70
26	1H	640	C	C6-N1-C2	-7.26	117.40	120.30
26	1H	1225	C	C6-N1-C2	7.26	123.20	120.30
26	1H	420	C	C6-N1-C2	7.25	123.20	120.30
26	14	1790	C	OP1-P-O3'	7.25	121.16	105.20
27	16	82	G	C5-N7-C8	7.25	107.92	104.30
26	14	2598	A	OP2-P-O3'	7.25	121.15	105.20
26	14	864	G	C2-N3-C4	7.25	115.53	111.90
1	13	726	C	N1-C2-O2	7.25	123.25	118.90
26	14	796	C	N3-C4-C5	7.25	124.80	121.90
26	1H	265	A	C8-N9-C4	-7.25	102.90	105.80
26	1H	739	G	N1-C2-N2	7.25	122.72	116.20
26	1H	1387	C	O5'-P-OP1	-7.25	99.18	105.70
26	1H	2751	G	C4-C5-C6	7.25	123.15	118.80
26	14	866	A	O4'-C1'-N9	-7.25	102.40	108.20
26	1H	2264	C	OP1-P-O3'	7.25	121.14	105.20
1	1G	690	G	O4'-C1'-N9	7.25	114.00	108.20
1	13	529	G	C4-C5-N7	7.24	113.70	110.80
24	3L	76	A	C2-N3-C4	-7.24	106.98	110.60
26	14	1021	A	C2-N3-C4	-7.24	106.98	110.60
26	14	2596	U	OP1-P-OP2	7.24	130.47	119.60
26	1H	1249	U	N1-C2-O2	-7.24	117.73	122.80
26	1H	1428	C	C6-N1-C1'	7.24	129.49	120.80
26	1H	2271	G	C4-C5-N7	7.24	113.70	110.80
26	14	2726	U	N3-C2-O2	-7.24	117.13	122.20
1	1G	1281	U	N1-C2-O2	7.23	127.86	122.80
1	13	852	G	O5'-P-OP2	-7.23	99.19	105.70
26	1H	2367	G	N7-C8-N9	7.23	116.72	113.10
26	1H	2666	C	N3-C4-N4	7.23	123.06	118.00
26	14	723	G	C8-N9-C4	7.23	109.29	106.40
26	14	1684	C	N1-C2-O2	-7.23	114.56	118.90
26	1H	265	A	N7-C8-N9	7.23	117.42	113.80
26	1H	321	G	N9-C4-C5	-7.23	102.51	105.40
26	1H	1890	A	N1-C6-N6	-7.23	114.26	118.60
26	14	1210	A	C5-N7-C8	-7.23	100.28	103.90
26	14	2042	A	O5'-P-OP2	-7.23	99.19	105.70
26	1H	587	C	C2-N3-C4	-7.23	116.28	119.90
26	1H	449	A	OP1-P-O3'	7.23	121.10	105.20
26	14	2544	G	C4-C5-N7	7.23	113.69	110.80
26	1H	747	U	OP1-P-OP2	7.22	130.44	119.60
26	1H	1620	G	C4-C5-N7	-7.22	107.91	110.80

Continued on next page...

Continued from previous page...

Mol	Chain	Res	Type	Atoms	Z	Observed(°)	Ideal(°)
26	1H	845	G	N3-C2-N2	-7.22	114.84	119.90
26	14	1308	A	C8-N9-C4	-7.22	102.91	105.80
26	14	2001	A	C8-N9-C4	7.22	108.69	105.80
26	1H	1602	U	N1-C2-N3	7.22	119.23	114.90
26	1H	1814	G	N1-C2-N2	-7.22	109.70	116.20
26	14	2062	A	O4'-C1'-N9	7.22	113.97	108.20
26	14	2307	G	C4-N9-C1'	7.22	135.88	126.50
26	14	2307	G	N7-C8-N9	7.22	116.71	113.10
26	14	2542	A	C5-N7-C8	7.22	107.51	103.90
26	14	2591	C	N3-C2-O2	7.22	126.95	121.90
26	14	1616	A	C5-C6-N6	-7.21	117.93	123.70
26	1H	2251	G	C5-N7-C8	7.21	107.91	104.30
26	14	602	G	C4-N9-C1'	7.21	135.88	126.50
26	14	1605	C	C2-N3-C4	-7.21	116.29	119.90
26	1H	1204	A	C5-N7-C8	-7.21	100.30	103.90
26	1H	371	A	O5'-P-OP2	-7.21	99.21	105.70
26	1H	617	G	O5'-P-OP1	7.21	119.35	110.70
26	1H	1379	A	N9-C1'-C2'	7.21	123.37	114.00
26	1H	1387	C	OP1-P-OP2	7.21	130.41	119.60
26	1H	1966	A	C5-C6-N6	7.21	129.47	123.70
26	14	2056	G	OP1-P-O3'	7.21	121.06	105.20
29	19	44	ASN	C-N-CA	7.21	139.72	121.70
1	13	266	G	C6-C5-N7	-7.21	126.08	130.40
26	1H	1261	C	C2-N3-C4	-7.21	116.30	119.90
26	1H	2048	G	C4-C5-C6	7.21	123.12	118.80
1	1G	449	C	C6-N1-C2	-7.21	117.42	120.30
26	14	197	A	OP1-P-OP2	-7.21	108.79	119.60
26	1H	1257	C	N1-C2-O2	-7.21	114.58	118.90
26	14	774	A	C4-N9-C1'	-7.21	113.33	126.30
26	1H	410	G	C5-C6-O6	-7.20	124.28	128.60
26	1H	473	G	O5'-P-OP2	-7.20	99.22	105.70
26	1H	583	G	O5'-P-OP2	-7.20	99.22	105.70
26	1H	2260	C	N3-C4-C5	7.20	124.78	121.90
27	16	38	C	C6-N1-C2	7.20	123.18	120.30
1	1G	945	G	C5-C6-O6	-7.20	124.28	128.60
26	1H	1204	A	C4-C5-C6	7.20	120.60	117.00
26	14	2699	C	N3-C4-C5	7.20	124.78	121.90
26	14	574	C	C5-C4-N4	7.20	125.24	120.20
26	14	398	G	N1-C6-O6	-7.20	115.58	119.90
26	1H	112	U	N3-C2-O2	7.20	127.24	122.20
26	1H	330	A	N7-C8-N9	7.20	117.40	113.80
26	14	1241	A	N1-C6-N6	7.20	122.92	118.60

Continued on next page...

Continued from previous page...

Mol	Chain	Res	Type	Atoms	Z	Observed(°)	Ideal(°)
26	14	1801	G	N1-C6-O6	7.20	124.22	119.90
26	1H	1210	A	C6-C5-N7	-7.19	127.26	132.30
26	1H	783	A	N9-C1'-C2'	-7.19	104.09	112.00
26	1H	951	C	N1-C2-O2	7.19	123.22	118.90
26	1H	2708	G	N1-C2-N2	-7.19	109.73	116.20
1	1G	1499	A	C8-N9-C4	7.19	108.68	105.80
1	13	964	A	C8-N9-C4	7.19	108.68	105.80
26	1H	1677	A	OP1-P-OP2	-7.19	108.81	119.60
26	1H	2230	G	N3-C4-N9	-7.19	121.69	126.00
26	14	1303	G	O5'-P-OP2	-7.19	99.23	105.70
26	14	1742	C	C5-C6-N1	7.19	124.59	121.00
26	14	2371	G	C4-C5-N7	7.19	113.68	110.80
30	29	78	LEU	CA-CB-CG	7.19	131.84	115.30
26	1H	664	C	N3-C2-O2	-7.19	116.87	121.90
26	1H	1321	A	N7-C8-N9	-7.19	110.21	113.80
26	14	2426	A	N7-C8-N9	7.19	117.39	113.80
1	13	892	A	C6-C5-N7	-7.19	127.27	132.30
26	1H	150	C	C5-C4-N4	7.19	125.23	120.20
26	1H	202	U	C4-C5-C6	-7.19	115.39	119.70
26	1H	484	C	OP1-P-O3'	7.19	121.01	105.20
26	1H	1408	C	N3-C4-N4	7.19	123.03	118.00
26	1H	1800	C	C6-N1-C2	-7.19	117.42	120.30
26	1H	2765	A	OP1-P-OP2	7.19	130.38	119.60
1	1G	402	G	C8-N9-C4	7.19	109.28	106.40
26	14	480	A	C8-N9-C4	-7.19	102.92	105.80
26	14	801	G	N9-C4-C5	7.19	108.28	105.40
26	1H	2827	C	N1-C2-O2	-7.19	114.59	118.90
25	4L	23	A	OP1-P-O3'	7.19	121.01	105.20
26	1H	209	C	N3-C4-C5	7.18	124.77	121.90
26	1H	1426	G	N1-C2-N3	7.18	128.21	123.90
1	1G	894	G	C5-C6-O6	-7.18	124.29	128.60
26	14	556	G	N3-C4-N9	7.18	130.31	126.00
26	14	1383	C	N3-C2-O2	7.18	126.93	121.90
27	1J	44	G	C4-N9-C1'	-7.18	117.16	126.50
1	13	1496	C	C5-C6-N1	-7.18	117.41	121.00
26	1H	655	A	C8-N9-C4	-7.18	102.93	105.80
26	1H	837	C	N3-C4-N4	7.18	123.03	118.00
26	1H	1021	A	N1-C6-N6	7.18	122.91	118.60
26	14	503	A	N1-C6-N6	-7.18	114.29	118.60
26	14	1796	U	O5'-P-OP1	-7.18	99.24	105.70
26	1H	2287	A	C6-N1-C2	7.18	122.91	118.60
26	1H	2447	G	C6-N1-C2	-7.18	120.79	125.10

Continued on next page...

Continued from previous page...

Mol	Chain	Res	Type	Atoms	Z	Observed(°)	Ideal(°)
27	16	80	U	N3-C2-O2	-7.18	117.17	122.20
26	14	1939	U	O5'-P-OP1	-7.18	99.24	105.70
26	14	2092	U	N3-C4-O4	-7.18	114.37	119.40
26	1H	552	G	O5'-P-OP1	7.18	119.31	110.70
1	1G	894	G	N1-C6-O6	7.18	124.20	119.90
26	14	140	A	C6-C5-N7	-7.18	127.28	132.30
26	14	2213	U	C2-N1-C1'	7.18	126.31	117.70
26	1H	72	U	O5'-P-OP1	-7.17	99.24	105.70
45	F8	70	LEU	CA-CB-CG	7.17	131.80	115.30
26	14	248	G	C6-N1-C2	-7.17	120.80	125.10
26	14	673	C	N1-C2-O2	-7.17	114.59	118.90
26	14	1341	U	O5'-P-OP1	-7.17	99.24	105.70
1	1G	1487	G	O5'-P-OP1	7.17	119.31	110.70
1	13	266	G	C5-N7-C8	-7.17	100.71	104.30
26	1H	530	G	N9-C4-C5	7.17	108.27	105.40
26	1H	2351	G	OP1-P-OP2	7.17	130.36	119.60
1	1G	449	C	C5-C4-N4	7.17	125.22	120.20
1	13	703	G	C4-N9-C1'	7.17	135.82	126.50
26	14	2287	A	N9-C4-C5	-7.17	102.93	105.80
26	14	737	C	C5-C4-N4	-7.17	115.18	120.20
26	14	982	C	N1-C2-O2	-7.17	114.60	118.90
26	14	1673	U	N1-C2-O2	-7.17	117.78	122.80
26	14	1918	A	N9-C4-C5	-7.17	102.93	105.80
26	1H	51	G	OP2-P-O3'	7.16	120.96	105.20
26	1H	1394	U	O5'-P-OP1	-7.16	99.25	105.70
26	1H	1814	G	OP1-P-OP2	7.16	130.34	119.60
26	1H	2626	C	N3-C4-C5	7.16	124.77	121.90
1	1G	1358	U	C5-C6-N1	7.16	126.28	122.70
26	14	2594	C	C5-C4-N4	-7.16	115.19	120.20
26	14	2595	G	O5'-P-OP1	-7.16	99.25	105.70
1	13	890	G	N9-C4-C5	-7.16	102.53	105.40
24	3K	72	C	C6-N1-C2	-7.16	117.44	120.30
26	1H	2030	A	C5-C6-N6	-7.16	117.97	123.70
26	14	1838	C	O5'-P-OP2	7.16	119.29	110.70
1	13	585	G	O5'-P-OP2	-7.16	99.26	105.70
1	13	1250	A	O5'-P-OP1	-7.16	99.26	105.70
26	1H	205	G	N3-C2-N2	7.16	124.91	119.90
26	1H	1673	U	C2-N1-C1'	-7.16	109.11	117.70
26	1H	1198	U	N1-C2-O2	7.16	127.81	122.80
26	1H	1603	A	C8-N9-C4	-7.16	102.94	105.80
26	14	1820	U	O5'-P-OP1	-7.16	99.26	105.70
26	1H	2709	G	C5-C6-O6	7.16	132.89	128.60

Continued on next page...

Continued from previous page...

Mol	Chain	Res	Type	Atoms	Z	Observed(°)	Ideal(°)
26	1H	1142(A)	A	C5-N7-C8	-7.15	100.32	103.90
26	1H	1785	A	OP2-P-O3'	7.15	120.94	105.20
26	14	1281	G	O5'-P-OP1	-7.15	99.26	105.70
1	13	5	U	C2-N1-C1'	7.15	126.28	117.70
26	1H	123	G	O5'-P-OP2	-7.15	99.26	105.70
26	1H	859	G	N3-C4-C5	7.15	132.18	128.60
26	1H	1223	C	N1-C2-O2	-7.15	114.61	118.90
26	14	1356	G	O5'-P-OP1	-7.15	99.26	105.70
1	13	767	A	N1-C2-N3	7.15	132.88	129.30
26	1H	2074	U	C5-C6-N1	-7.15	119.13	122.70
1	1G	1358	U	N3-C2-O2	-7.15	117.20	122.20
26	14	794	G	C4-C5-N7	-7.15	107.94	110.80
26	14	872	A	O5'-P-OP1	-7.15	99.27	105.70
26	14	2613	U	C5-C6-N1	-7.15	119.12	122.70
1	13	1412	C	C5-C6-N1	-7.15	117.43	121.00
1	13	690	G	C5-C6-O6	-7.14	124.31	128.60
1	13	796	C	C6-N1-C2	-7.14	117.44	120.30
26	1H	1624	G	N1-C6-O6	-7.14	115.61	119.90
26	1H	1792	G	N1-C6-O6	-7.14	115.61	119.90
26	1H	2248	C	N1-C2-O2	7.14	123.19	118.90
26	14	872	A	O5'-P-OP2	7.14	119.27	110.70
26	14	1844	C	C5-C4-N4	-7.14	115.20	120.20
26	14	2499	C	OP1-P-OP2	-7.14	108.88	119.60
26	14	984	A	O5'-P-OP2	-7.14	99.27	105.70
26	1H	1307	A	N9-C4-C5	-7.14	102.94	105.80
26	1H	1456	G	N1-C6-O6	7.14	124.19	119.90
26	14	944	G	OP1-P-OP2	7.14	130.31	119.60
26	14	2518	A	N9-C4-C5	-7.14	102.94	105.80
26	1H	738	G	N7-C8-N9	7.14	116.67	113.10
26	1H	1968	G	N9-C1'-C2'	-7.14	104.15	112.00
26	1H	1970	A	OP1-P-O3'	-7.14	89.49	105.20
26	14	1598	C	OP1-P-OP2	-7.14	108.89	119.60
26	1H	930	U	C5-C6-N1	-7.14	119.13	122.70
26	1H	1026	U	C2-N1-C1'	-7.14	109.14	117.70
26	14	1377	G	C8-N9-C4	-7.14	103.55	106.40
26	1H	1325	G	N3-C4-N9	7.13	130.28	126.00
26	1H	1996	C	C6-N1-C2	7.13	123.15	120.30
1	1G	449	C	N3-C4-N4	-7.13	113.01	118.00
26	1H	1623	G	C5-C6-O6	7.13	132.88	128.60
26	1H	2591	C	C2-N3-C4	-7.13	116.33	119.90
1	13	1426	C	N3-C4-N4	7.13	122.99	118.00
26	1H	908	C	OP2-P-O3'	7.13	120.89	105.20

Continued on next page...

Continued from previous page...

Mol	Chain	Res	Type	Atoms	Z	Observed(°)	Ideal(°)
26	1H	2405	G	N9-C4-C5	7.13	108.25	105.40
26	14	2056	G	C4-C5-N7	7.13	113.65	110.80
26	14	1619	G	C5-C6-O6	-7.13	124.32	128.60
1	13	900	A	OP1-P-OP2	-7.13	108.91	119.60
26	1H	246	C	C5-C4-N4	7.13	125.19	120.20
24	3K	3	G	C8-N9-C4	-7.12	103.55	106.40
26	1H	657	U	O5'-P-OP2	-7.12	99.29	105.70
26	1H	1681	G	N3-C4-N9	-7.12	121.73	126.00
26	14	1253	A	N9-C4-C5	-7.12	102.95	105.80
26	14	2473	U	N1-C2-O2	7.12	127.78	122.80
26	1H	1528	A	N1-C2-N3	7.12	132.86	129.30
26	1H	1646	C	C2-N1-C1'	-7.12	110.97	118.80
32	41	94	LEU	CA-CB-CG	7.12	131.67	115.30
26	14	1496	A	N1-C6-N6	7.12	122.87	118.60
26	1H	2690	C	C4-C5-C6	7.12	120.96	117.40
26	14	952	G	OP1-P-OP2	-7.12	108.92	119.60
1	13	948	C	O5'-P-OP2	-7.12	99.30	105.70
26	1H	831	G	N3-C2-N2	7.12	124.88	119.90
26	1H	1305	C	C5-C6-N1	-7.12	117.44	121.00
1	1G	1526	G	N1-C6-O6	7.12	124.17	119.90
26	14	699	A	N1-C6-N6	-7.12	114.33	118.60
27	1J	114	G	C4-N9-C1'	-7.12	117.25	126.50
26	1H	113	G	N3-C4-N9	-7.11	121.73	126.00
26	1H	847	U	N1-C2-N3	7.11	119.17	114.90
26	14	2392	A	N3-C4-C5	7.11	131.78	126.80
26	14	2461	C	N3-C4-N4	-7.11	113.02	118.00
26	14	1254	A	C6-N1-C2	-7.11	114.33	118.60
26	1H	1594	G	OP1-P-O3'	7.11	120.84	105.20
26	1H	1802	A	C2-N3-C4	-7.11	107.05	110.60
26	1H	2524	G	C4-C5-N7	-7.11	107.96	110.80
1	1G	413	G	C6-C5-N7	7.11	134.66	130.40
26	1H	1245	G	O5'-P-OP1	-7.11	99.31	105.70
26	1H	130	C	C2-N3-C4	-7.10	116.35	119.90
26	1H	1579	A	C8-N9-C4	-7.10	102.96	105.80
26	1H	2490	G	N1-C2-N2	-7.10	109.81	116.20
26	1H	138	G	N9-C1'-C2'	7.10	123.23	114.00
26	14	459	U	N1-C2-N3	7.10	119.16	114.90
26	1H	188	G	C6-C5-N7	-7.10	126.14	130.40
26	1H	1217	C	N1-C2-O2	-7.10	114.64	118.90
26	1H	1607	C	C5-C4-N4	-7.10	115.23	120.20
26	14	1641	A	O5'-P-OP2	7.10	119.22	110.70
26	14	2029	G	N7-C8-N9	7.10	116.65	113.10

Continued on next page...

Continued from previous page...

Mol	Chain	Res	Type	Atoms	Z	Observed(°)	Ideal(°)
26	1H	1228	G	N1-C2-N3	7.10	128.16	123.90
26	14	681	G	C5-N7-C8	-7.10	100.75	104.30
26	14	1128	A	C5-C6-N1	7.10	121.25	117.70
26	14	1784	A	OP1-P-OP2	7.10	130.25	119.60
26	1H	199	A	C2-N3-C4	7.09	114.15	110.60
26	1H	2256	G	O5'-P-OP1	7.09	119.21	110.70
26	1H	2329	G	C5-C6-O6	7.09	132.86	128.60
26	14	1441	G	C8-N9-C4	7.09	109.24	106.40
26	14	2387	U	N3-C4-C5	7.09	118.86	114.60
1	13	890	G	C8-N9-C4	7.09	109.24	106.40
1	13	1403	C	O5'-P-OP2	-7.09	99.32	105.70
26	1H	195	A	C5-C6-N6	-7.09	118.03	123.70
26	1H	2827	C	C5-C4-N4	-7.09	115.23	120.20
26	14	2447	G	N3-C2-N2	-7.09	114.94	119.90
24	3K	76	A	C5-C6-N6	-7.09	118.03	123.70
26	14	2389	G	C8-N9-C4	-7.09	103.56	106.40
26	14	2873	A	C8-N9-C1'	-7.09	114.94	127.70
1	13	1200	C	C2-N3-C4	7.09	123.44	119.90
26	1H	2436	G	C5-C6-O6	-7.09	124.35	128.60
26	1H	2574	G	C5-C6-N1	7.09	115.04	111.50
26	14	470	A	C4-C5-N7	7.08	114.24	110.70
26	14	1992	G	N1-C6-O6	-7.08	115.65	119.90
26	1H	808	G	C5-N7-C8	7.08	107.84	104.30
26	14	733	G	C6-C5-N7	-7.08	126.15	130.40
26	14	2502	G	OP2-P-O3'	7.08	120.78	105.20
26	1H	930	U	N1-C2-N3	7.08	119.15	114.90
26	14	2498	C	N1-C2-O2	-7.08	114.65	118.90
26	1H	997	G	O5'-P-OP1	7.08	119.19	110.70
26	1H	1035	U	C5-C6-N1	-7.08	119.16	122.70
26	1H	1817	G	N1-C6-O6	-7.08	115.65	119.90
26	1H	2552	U	N1-C2-N3	7.08	119.15	114.90
23	2L	35	C	OP1-P-O3'	7.08	120.78	105.20
26	1H	680	G	C6-C5-N7	-7.08	126.16	130.40
26	14	2029	G	O5'-P-OP1	-7.08	99.33	105.70
26	1H	928	G	C5-N7-C8	-7.07	100.76	104.30
26	1H	2254	C	OP1-P-OP2	-7.07	108.99	119.60
26	1H	2829	C	N1-C2-O2	-7.07	114.66	118.90
26	14	2443	C	C5-C4-N4	-7.07	115.25	120.20
26	14	2388	A	O4'-C1'-N9	7.07	113.86	108.20
1	13	1227	A	N3-C4-C5	7.07	131.75	126.80
26	14	2431	U	N1-C2-O2	-7.07	117.85	122.80
26	1H	1813	G	C8-N9-C4	7.07	109.23	106.40

Continued on next page...

Continued from previous page...

Mol	Chain	Res	Type	Atoms	Z	Observed(°)	Ideal(°)
26	14	568	U	C5-C4-O4	-7.07	121.66	125.90
26	14	2252	G	N7-C8-N9	-7.07	109.56	113.10
26	1H	195	A	N9-C4-C5	-7.07	102.97	105.80
26	1H	530	G	C5-C6-O6	7.07	132.84	128.60
26	1H	2461	C	C5-C6-N1	-7.07	117.47	121.00
22	1L	73	A	C2-N3-C4	7.07	114.13	110.60
26	14	1379	A	C5-N7-C8	-7.07	100.37	103.90
1	13	1266	G	C2-N3-C4	-7.07	108.37	111.90
26	1H	148	C	C6-N1-C2	7.07	123.13	120.30
26	1H	1824	G	N9-C4-C5	7.07	108.23	105.40
26	1H	2033	A	O5'-P-OP1	-7.07	99.34	105.70
26	1H	2550	G	C8-N9-C4	-7.07	103.57	106.40
26	1H	2592	G	C5-C6-N1	-7.07	107.97	111.50
26	14	2307	G	C8-N9-C4	-7.07	103.57	106.40
26	14	2689	U	P-O3'-C3'	7.07	128.18	119.70
26	1H	952	G	O5'-P-OP1	-7.06	99.34	105.70
26	1H	1249	U	C5-C4-O4	-7.06	121.66	125.90
1	1G	402	G	N9-C4-C5	-7.06	102.58	105.40
26	1H	563	G	C5-C6-O6	7.06	132.84	128.60
26	1H	1249	U	N3-C2-O2	7.06	127.14	122.20
1	1G	1128	C	N1-C2-O2	7.06	123.14	118.90
26	14	747	U	O5'-P-OP2	-7.06	99.35	105.70
26	14	1313	U	C6-N1-C2	-7.06	116.77	121.00
26	1H	1777	U	N1-C2-N3	7.06	119.13	114.90
26	14	860	U	N3-C2-O2	-7.06	117.26	122.20
26	1H	1603	A	O5'-P-OP2	7.05	119.17	110.70
26	14	1938	A	O5'-P-OP2	7.05	119.17	110.70
26	14	2612	C	N3-C4-N4	7.05	122.94	118.00
26	1H	2853	C	O5'-P-OP2	-7.05	99.35	105.70
26	14	729	G	N3-C2-N2	-7.05	114.96	119.90
26	14	1589	C	O5'-P-OP2	7.05	119.16	110.70
26	14	2337	G	O5'-P-OP2	7.05	119.16	110.70
26	14	2598	A	N9-C4-C5	-7.05	102.98	105.80
26	14	1597	A	O5'-P-OP2	-7.05	99.35	105.70
26	14	2375	G	N9-C1'-C2'	-7.05	104.24	112.00
26	1H	1822	G	N3-C2-N2	-7.05	114.97	119.90
26	1H	2439	A	C4-C5-N7	7.05	114.22	110.70
26	14	1411	C	O5'-P-OP2	-7.05	99.36	105.70
26	14	1992	G	P-O3'-C3'	7.05	128.16	119.70
26	14	2058	A	N9-C4-C5	7.05	108.62	105.80
26	14	2346	A	C4-C5-C6	7.05	120.52	117.00
26	1H	842	G	C4-C5-N7	7.05	113.62	110.80

Continued on next page...

Continued from previous page...

Mol	Chain	Res	Type	Atoms	Z	Observed(°)	Ideal(°)
26	1H	580	C	C4-C5-C6	7.05	120.92	117.40
26	1H	627	A	N7-C8-N9	-7.05	110.28	113.80
26	14	954	G	C6-C5-N7	7.05	134.63	130.40
26	1H	696	G	C5-C6-N1	7.04	115.02	111.50
26	14	2554	U	O5'-P-OP2	7.04	119.15	110.70
26	1H	1444(A)	A	O5'-P-OP1	-7.04	99.36	105.70
26	1H	2057	A	C5-C6-N6	-7.04	118.07	123.70
43	D8	82	ARG	NE-CZ-NH1	-7.04	116.78	120.30
26	14	733	G	C4-N9-C1'	7.04	135.65	126.50
26	1H	2518	A	O5'-P-OP2	7.04	119.14	110.70
27	1J	89(A)	A	C8-N9-C4	-7.04	102.98	105.80
3	2E	196	LEU	CA-CB-CG	7.04	131.49	115.30
26	1H	126	A	OP1-P-O3'	-7.04	89.72	105.20
26	14	2236	C	OP1-P-OP2	7.04	130.16	119.60
26	1H	1818	U	OP1-P-OP2	7.03	130.15	119.60
1	1G	971	G	O5'-P-OP2	-7.03	99.37	105.70
26	14	2726	U	C5-C4-O4	7.03	130.12	125.90
1	13	1450	U	N3-C2-O2	-7.03	117.28	122.20
26	14	2331	G	C6-N1-C2	-7.03	120.88	125.10
26	14	2676	C	N3-C4-C5	7.03	124.71	121.90
26	1H	217	G	N9-C4-C5	7.03	108.21	105.40
37	35	65	ARG	C-N-CA	-7.03	107.54	122.30
26	1H	688	U	N3-C2-O2	-7.03	117.28	122.20
1	1G	1519	A	C8-N9-C4	-7.03	102.99	105.80
26	14	72	U	O5'-P-OP1	-7.03	99.38	105.70
1	13	819	A	O5'-P-OP1	-7.03	99.38	105.70
26	1H	772	C	N1-C2-O2	-7.03	114.69	118.90
26	14	845	G	C6-C5-N7	-7.03	126.18	130.40
26	14	1681	G	N7-C8-N9	7.03	116.61	113.10
26	14	1528	A	N1-C6-N6	7.02	122.81	118.60
26	1H	1199	U	C5-C6-N1	-7.02	119.19	122.70
26	1H	1382	G	N9-C4-C5	-7.02	102.59	105.40
26	1H	2374	C	C5-C6-N1	-7.02	117.49	121.00
26	1H	2443	C	N3-C4-N4	7.02	122.92	118.00
26	14	1142(A)	A	N1-C2-N3	7.02	132.81	129.30
26	14	1559	G	C4-C5-N7	7.02	113.61	110.80
26	1H	738	G	C5-C6-N1	7.02	115.01	111.50
1	13	769	G	N1-C6-O6	7.02	124.11	119.90
26	1H	1936	A	C5-C6-N6	-7.02	118.08	123.70
26	14	791	C	N3-C4-C5	7.02	124.71	121.90
26	14	1283	G	OP1-P-OP2	7.02	130.13	119.60
26	14	2592	G	O5'-P-OP1	7.02	119.12	110.70

Continued on next page...

Continued from previous page...

Mol	Chain	Res	Type	Atoms	Z	Observed(°)	Ideal(°)
1	13	1227	A	C5-N7-C8	-7.02	100.39	103.90
26	14	1393	A	O5'-P-OP2	-7.02	99.38	105.70
26	14	1614	A	C4-C5-C6	7.02	120.51	117.00
26	14	2452	C	N3-C2-O2	7.02	126.81	121.90
1	13	892	A	C5-C6-N6	-7.02	118.09	123.70
26	1H	661	C	C2-N3-C4	-7.02	116.39	119.90
26	1H	2048	G	C4-C5-N7	-7.01	108.00	110.80
26	14	121	G	C6-N1-C2	-7.01	120.89	125.10
26	14	871	U	O5'-P-OP1	-7.01	99.39	105.70
26	1H	1644	C	C6-N1-C2	-7.01	117.50	120.30
26	1H	1778	U	O5'-P-OP1	-7.01	99.39	105.70
26	1H	1259	G	OP2-P-O3'	7.01	120.63	105.20
26	14	459	U	N3-C2-O2	-7.01	117.29	122.20
26	14	2431	U	N3-C2-O2	7.01	127.11	122.20
26	1H	2594	C	C4-C5-C6	7.01	120.90	117.40
37	78	35	HIS	N-CA-C	7.01	129.92	111.00
26	14	2347	C	N3-C2-O2	-7.01	116.99	121.90
1	1G	913	A	P-O3'-C3'	7.01	128.11	119.70
26	14	767	U	N3-C4-O4	-7.01	114.50	119.40
26	14	769	G	O5'-P-OP2	-7.01	99.39	105.70
26	14	1611	C	O5'-P-OP2	7.01	119.11	110.70
26	1H	2587	A	N1-C6-N6	-7.00	114.40	118.60
1	1G	690	G	C4-C5-N7	7.00	113.60	110.80
31	31	44	ARG	NE-CZ-NH1	-7.00	116.80	120.30
37	78	50	ARG	NE-CZ-NH1	-7.00	116.80	120.30
26	14	1352	U	O5'-P-OP1	-7.00	99.40	105.70
26	14	1605	C	OP1-P-OP2	7.00	130.10	119.60
26	1H	271(B)	G	C4-N9-C1'	7.00	135.60	126.50
27	16	42	C	C6-N1-C2	7.00	123.10	120.30
26	14	803	U	O5'-P-OP2	-7.00	99.40	105.70
26	1H	1510	A	C2-N3-C4	7.00	114.10	110.60
26	1H	1966	A	N1-C6-N6	-7.00	114.40	118.60
26	1H	2259	G	O5'-P-OP2	7.00	119.09	110.70
26	1H	1573	G	OP2-P-O3'	6.99	120.58	105.20
26	1H	2554	U	C5-C4-O4	-6.99	121.70	125.90
26	14	1204	A	C5-C6-N1	-6.99	114.20	117.70
26	1H	989	G	C5-C6-N1	6.99	115.00	111.50
26	14	621	A	N3-C4-C5	6.99	131.69	126.80
26	1H	984	A	O5'-P-OP1	6.99	119.09	110.70
27	16	80	U	N1-C2-O2	6.99	127.69	122.80
26	14	1258	C	C5-C4-N4	-6.99	115.31	120.20
26	14	1950	G	C5-C6-N1	-6.99	108.00	111.50

Continued on next page...

Continued from previous page...

Mol	Chain	Res	Type	Atoms	Z	Observed(°)	Ideal(°)
27	1J	7	G	N1-C6-O6	6.99	124.09	119.90
26	14	1332	G	N9-C4-C5	-6.99	102.61	105.40
26	14	1351	C	C2-N3-C4	-6.99	116.41	119.90
26	1H	735	A	O5'-P-OP2	-6.99	99.41	105.70
26	14	2854	G	OP1-P-OP2	-6.99	109.12	119.60
36	25	8	LEU	CA-CB-CG	6.99	131.37	115.30
1	13	401	C	C5-C6-N1	-6.99	117.51	121.00
26	1H	74	A	N7-C8-N9	6.99	117.29	113.80
26	14	731	C	C5-C6-N1	-6.99	117.51	121.00
26	14	801	G	O5'-P-OP2	-6.99	99.41	105.70
23	2K	5	G	C8-N9-C4	6.98	109.19	106.40
26	1H	247	G	OP1-P-OP2	-6.98	109.13	119.60
26	14	787	U	N3-C4-O4	-6.98	114.51	119.40
26	14	2388	A	O5'-P-OP1	6.98	119.08	110.70
26	14	2577	A	O5'-P-OP2	-6.98	99.42	105.70
1	13	108	G	C5-N7-C8	-6.98	100.81	104.30
1	13	529	G	C6-C5-N7	-6.98	126.21	130.40
26	14	2520	C	O5'-P-OP1	6.98	119.08	110.70
1	13	1284	C	C6-N1-C2	6.98	123.09	120.30
26	14	47	C	N3-C4-C5	6.98	124.69	121.90
1	13	798	G	OP2-P-O3'	6.98	120.55	105.20
26	14	701	G	C8-N9-C4	-6.98	103.61	106.40
26	14	1241	A	C5-C6-N1	-6.98	114.21	117.70
26	1H	1002	G	O5'-P-OP2	-6.98	99.42	105.70
26	1H	180	G	N3-C2-N2	6.97	124.78	119.90
26	14	2267	A	OP1-P-OP2	6.97	130.06	119.60
1	13	1490	C	OP2-P-O3'	6.97	120.54	105.20
26	1H	631	A	C8-N9-C4	6.97	108.59	105.80
26	1H	1521	G	C8-N9-C4	-6.97	103.61	106.40
26	1H	2627	G	C5-C6-O6	-6.97	124.42	128.60
26	14	747	U	N1-C2-N3	-6.97	110.72	114.90
26	14	2377	A	C8-N9-C4	6.97	108.59	105.80
26	14	2430	A	N7-C8-N9	6.97	117.29	113.80
26	1H	940	G	C6-N1-C2	-6.97	120.92	125.10
26	1H	459	U	O5'-P-OP1	6.97	119.06	110.70
26	14	2441	C	O5'-P-OP2	6.97	119.06	110.70
26	1H	994	C	C6-N1-C2	-6.97	117.51	120.30
26	14	678	C	C6-N1-C2	6.97	123.09	120.30
26	14	1844	C	O5'-P-OP2	6.97	119.06	110.70
26	14	2031	A	N1-C6-N6	6.97	122.78	118.60
26	1H	1758	G	N3-C2-N2	-6.97	115.02	119.90
26	1H	2258	C	C4-C5-C6	6.97	120.88	117.40

Continued on next page...

Continued from previous page...

Mol	Chain	Res	Type	Atoms	Z	Observed(°)	Ideal(°)
26	1H	2525	G	OP2-P-O3'	6.97	120.53	105.20
26	1H	2638	G	N3-C4-N9	6.97	130.18	126.00
1	13	422	C	P-O3'-C3'	6.96	128.06	119.70
26	1H	417	C	N3-C2-O2	6.96	126.78	121.90
1	1G	518	C	N3-C2-O2	-6.96	117.02	121.90
26	14	1965	C	N3-C4-C5	6.96	124.69	121.90
26	14	2245	U	N3-C4-C5	6.96	118.78	114.60
26	14	2601	C	C6-N1-C2	-6.96	117.51	120.30
26	1H	1395	A	OP1-P-OP2	-6.96	109.16	119.60
26	1H	2444	G	N3-C2-N2	-6.96	115.03	119.90
26	1H	105	C	C6-N1-C2	-6.96	117.52	120.30
26	1H	1314	C	C2-N1-C1'	6.96	126.46	118.80
22	1L	76	A	N7-C8-N9	6.96	117.28	113.80
26	14	1994	C	C5-C6-N1	-6.96	117.52	121.00
26	1H	1971	A	C2-N3-C4	6.96	114.08	110.60
26	1H	2228	G	C8-N9-C4	-6.96	103.62	106.40
26	1H	1518	C	O5'-P-OP2	6.96	119.05	110.70
26	14	453	C	C6-N1-C2	6.96	123.08	120.30
26	14	530	G	C5-C6-N1	-6.96	108.02	111.50
26	14	1989	G	N3-C2-N2	-6.96	115.03	119.90
34	69	131	LYS	C-N-CD	-6.96	105.29	120.60
26	1H	828	U	N3-C4-O4	-6.96	114.53	119.40
26	1H	2059	A	N1-C6-N6	6.96	122.77	118.60
26	1H	2089	U	N3-C4-O4	6.96	124.27	119.40
26	14	2032	G	C8-N9-C4	6.96	109.18	106.40
26	1H	746	A	O4'-C1'-N9	6.95	113.76	108.20
26	14	954	G	C5-C6-O6	6.95	132.77	128.60
26	14	2406	U	O4'-C1'-N1	-6.95	102.64	108.20
26	1H	945	A	O4'-C1'-N9	6.95	113.76	108.20
26	1H	2053	G	C5-C6-O6	-6.95	124.43	128.60
26	1H	989	G	C8-N9-C4	-6.95	103.62	106.40
26	1H	1156	A	O5'-P-OP2	-6.95	99.44	105.70
26	1H	1328	G	N3-C4-N9	6.95	130.17	126.00
26	14	1969	A	OP1-P-OP2	-6.95	109.17	119.60
26	1H	1401	G	N7-C8-N9	6.95	116.57	113.10
26	1H	1812	A	C8-N9-C4	6.95	108.58	105.80
27	16	61	G	C8-N9-C4	-6.95	103.62	106.40
1	13	760	G	C4-C5-N7	6.95	113.58	110.80
26	14	530	G	C5-C6-O6	-6.95	124.43	128.60
26	14	2281	C	N3-C4-N4	6.95	122.86	118.00
26	14	1251	C	N1-C2-O2	-6.94	114.73	118.90
26	14	1630(A)	C	N1-C2-O2	-6.94	114.73	118.90

Continued on next page...

Continued from previous page...

Mol	Chain	Res	Type	Atoms	Z	Observed(°)	Ideal(°)
26	1H	1391	U	C2-N1-C1'	6.94	126.03	117.70
26	1H	1957	C	N3-C2-O2	-6.94	117.04	121.90
26	14	621	A	C6-C5-N7	-6.94	127.44	132.30
26	1H	1594	G	N3-C2-N2	-6.94	115.04	119.90
26	14	209	C	C2-N3-C4	-6.94	116.43	119.90
26	14	1276	A	C2-N3-C4	-6.94	107.13	110.60
26	1H	1366	A	C4-C5-N7	6.94	114.17	110.70
26	1H	1959	G	C4-C5-N7	-6.94	108.03	110.80
26	1H	2032	G	N7-C8-N9	-6.94	109.63	113.10
26	1H	2430	A	C6-N1-C2	6.94	122.76	118.60
26	1H	778	G	O5'-P-OP1	6.93	119.02	110.70
26	1H	2422	A	O5'-P-OP2	-6.93	99.46	105.70
26	14	265	A	N1-C6-N6	6.93	122.76	118.60
1	13	545	C	N3-C4-N4	-6.93	113.15	118.00
1	13	768	A	O5'-P-OP2	-6.93	99.46	105.70
26	14	791	C	C2-N1-C1'	-6.93	111.17	118.80
26	14	1142	U	C2-N1-C1'	6.93	126.02	117.70
26	14	2315	G	OP1-P-O3'	6.93	120.45	105.20
1	13	1374	A	C2-N3-C4	-6.93	107.13	110.60
26	1H	202	U	C5-C4-O4	-6.93	121.74	125.90
26	1H	528	A	C8-N9-C1'	6.93	140.18	127.70
26	1H	869	G	N3-C2-N2	6.93	124.75	119.90
26	1H	2392	A	O4'-C1'-N9	6.93	113.74	108.20
26	1H	417	C	N3-C4-C5	6.93	124.67	121.90
1	13	1359	C	O5'-P-OP1	-6.92	99.47	105.70
26	1H	1940	U	N3-C4-O4	6.92	124.25	119.40
26	14	510	C	C6-N1-C2	-6.92	117.53	120.30
26	1H	211	A	C8-N9-C4	6.92	108.57	105.80
26	14	776	G	N3-C2-N2	-6.92	115.05	119.90
26	1H	2572	A	N7-C8-N9	-6.92	110.34	113.80
1	1G	1139	G	N3-C4-C5	6.92	132.06	128.60
26	14	2296	U	C5-C6-N1	6.92	126.16	122.70
27	1J	103	U	C6-N1-C2	6.92	125.15	121.00
1	1G	731	G	O5'-P-OP2	-6.92	99.47	105.70
1	13	575	G	O4'-C1'-N9	-6.92	102.67	108.20
26	1H	1123	C	C5-C6-N1	-6.92	117.54	121.00
26	1H	1201	C	C5-C4-N4	-6.92	115.36	120.20
1	1G	576	G	N3-C4-N9	6.92	130.15	126.00
26	14	134	C	C5-C6-N1	-6.92	117.54	121.00
26	14	1326	U	N3-C4-O4	-6.92	114.56	119.40
26	1H	1021	A	C6-C5-N7	-6.92	127.46	132.30
26	1H	1122	G	C8-N9-C4	6.91	109.17	106.40

Continued on next page...

Continued from previous page...

Mol	Chain	Res	Type	Atoms	Z	Observed(°)	Ideal(°)
26	1H	1241	A	N3-C4-C5	6.91	131.64	126.80
26	1H	1612	C	N3-C4-N4	6.91	122.84	118.00
1	13	738	C	C6-N1-C2	-6.91	117.54	120.30
26	1H	146	G	C4-C5-N7	6.91	113.56	110.80
26	1H	2273	A	N1-C2-N3	-6.91	125.84	129.30
26	1H	2375	G	N9-C1'-C2'	-6.91	104.40	112.00
26	1H	2377	A	N9-C4-C5	-6.91	103.04	105.80
26	1H	1618	A	O5'-P-OP2	6.91	118.99	110.70
23	2L	58	A	O5'-P-OP2	6.91	118.99	110.70
26	14	372	G	O4'-C1'-N9	6.91	113.73	108.20
26	14	1022	G	N9-C4-C5	6.91	108.16	105.40
26	1H	258	G	N3-C2-N2	6.91	124.73	119.90
26	1H	445	C	OP2-P-O3'	-6.91	90.00	105.20
26	1H	906	G	N3-C4-N9	-6.91	121.86	126.00
26	1H	966	G	N1-C2-N2	-6.91	109.98	116.20
26	1H	1385	G	N3-C4-N9	-6.91	121.86	126.00
27	16	115	G	C5-N7-C8	-6.91	100.85	104.30
40	65	110	LEU	CA-CB-CG	6.91	131.19	115.30
26	1H	400	G	N1-C6-O6	6.90	124.04	119.90
26	1H	1520	U	N3-C2-O2	-6.90	117.37	122.20
26	1H	1624	G	N7-C8-N9	-6.90	109.65	113.10
26	14	2087	G	O5'-P-OP1	6.90	118.98	110.70
26	1H	141(A)	C	OP1-P-O3'	-6.90	90.02	105.20
26	1H	1902	C	C4-C5-C6	6.90	120.85	117.40
26	1H	2188	C	C6-N1-C2	-6.90	117.54	120.30
26	14	2378	A	C8-N9-C4	6.90	108.56	105.80
26	1H	2712	U	C4-C5-C6	6.90	123.84	119.70
26	1H	1613	G	C5-C6-O6	6.90	132.74	128.60
26	1H	2385	C	C2-N3-C4	-6.90	116.45	119.90
26	1H	2761	G	N1-C2-N3	6.90	128.04	123.90
43	D8	40	LEU	CA-CB-CG	6.90	131.16	115.30
1	1G	525	C	C5-C6-N1	6.90	124.45	121.00
27	1J	84	C	C6-N1-C2	6.90	123.06	120.30
26	1H	836	G	N9-C4-C5	6.90	108.16	105.40
1	1G	576	G	C4-C5-C6	6.90	122.94	118.80
26	14	2022	U	OP1-P-O3'	6.90	120.37	105.20
26	14	2427	C	N3-C2-O2	6.90	126.73	121.90
26	14	2544	G	N9-C4-C5	-6.90	102.64	105.40
26	14	2551	C	O5'-P-OP2	-6.90	99.49	105.70
1	13	67	C	C6-N1-C2	-6.89	117.54	120.30
26	1H	719	C	C6-N1-C2	-6.89	117.54	120.30
26	1H	773	U	C2-N3-C4	-6.89	122.86	127.00

Continued on next page...

Continued from previous page...

Mol	Chain	Res	Type	Atoms	Z	Observed(°)	Ideal(°)
26	1H	2355	C	O5'-P-OP2	6.89	118.97	110.70
27	1J	7	G	N3-C4-C5	6.89	132.05	128.60
26	1H	145	G	C6-N1-C2	-6.89	120.96	125.10
26	1H	994	C	N1-C2-O2	-6.89	114.77	118.90
26	1H	1758	G	O5'-P-OP1	-6.89	99.50	105.70
26	1H	1836	C	C6-N1-C2	-6.89	117.54	120.30
26	1H	2048	G	C5-N7-C8	6.89	107.75	104.30
26	1H	2763	G	C6-C5-N7	-6.89	126.26	130.40
26	1H	2378	A	N1-C6-N6	6.89	122.73	118.60
1	13	504	C	N1-C2-O2	-6.89	114.77	118.90
26	1H	1415	U	O5'-P-OP2	-6.89	99.50	105.70
26	1H	2420	C	C5-C6-N1	-6.89	117.56	121.00
26	1H	2708	G	C8-N9-C4	6.89	109.16	106.40
26	14	1316	U	N1-C2-O2	6.89	127.62	122.80
1	13	578	C	O5'-P-OP1	-6.89	99.50	105.70
26	1H	1332	G	C8-N9-C4	-6.89	103.64	106.40
26	1H	1340	U	C2-N3-C4	-6.89	122.87	127.00
26	1H	2394	C	OP2-P-O3'	6.89	120.35	105.20
26	14	2277	G	O5'-P-OP2	-6.89	99.50	105.70
26	14	1349	A	N1-C6-N6	6.88	122.73	118.60
26	14	1543	A	O5'-P-OP1	6.88	118.96	110.70
26	1H	2380	C	C5-C6-N1	-6.88	117.56	121.00
26	1H	874	G	O5'-P-OP2	-6.88	99.51	105.70
26	1H	1440	G	OP1-P-O3'	6.88	120.34	105.20
26	1H	398	G	O5'-P-OP2	-6.88	99.51	105.70
26	1H	135	G	C5-C6-N1	6.88	114.94	111.50
26	1H	275	G	N7-C8-N9	-6.88	109.66	113.10
26	1H	620	G	O5'-P-OP2	-6.88	99.51	105.70
26	1H	1678	G	C4-C5-C6	-6.88	114.67	118.80
26	14	2250	G	O5'-P-OP1	-6.88	99.51	105.70
25	4K	12	A	O4'-C1'-N9	6.88	113.70	108.20
26	1H	2586	C	OP1-P-O3'	6.88	120.33	105.20
26	1H	410	G	N1-C6-O6	6.88	124.03	119.90
26	1H	2286	A	C6-C5-N7	-6.87	127.49	132.30
26	1H	598	G	N3-C2-N2	-6.87	115.09	119.90
26	1H	730	C	OP2-P-O3'	6.87	120.31	105.20
26	14	1998	G	C2-N3-C4	-6.87	108.46	111.90
26	1H	2587	A	C8-N9-C4	-6.87	103.05	105.80
26	1H	2708	G	C6-N1-C2	-6.87	120.98	125.10
26	1H	251	A	C4-C5-C6	6.87	120.43	117.00
26	1H	2888	C	C6-N1-C2	-6.87	117.55	120.30
55	Q8	62	LEU	C-N-CD	6.87	142.82	128.40

Continued on next page...

Continued from previous page...

Mol	Chain	Res	Type	Atoms	Z	Observed(°)	Ideal(°)
26	1H	860	U	C6-N1-C1'	-6.87	111.59	121.20
26	1H	2288	A	N1-C6-N6	6.87	122.72	118.60
26	14	2382	G	C8-N9-C1'	-6.87	118.07	127.00
1	13	1224	G	O5'-P-OP1	6.87	118.94	110.70
26	1H	2072	G	N3-C2-N2	6.87	124.70	119.90
1	1G	542	G	O5'-P-OP2	6.87	118.94	110.70
26	1H	794	G	N1-C2-N3	6.86	128.02	123.90
26	14	471	A	C5-N7-C8	-6.86	100.47	103.90
26	14	2236	C	C2-N3-C4	-6.86	116.47	119.90
1	13	1126	U	C6-N1-C2	-6.86	116.88	121.00
26	14	519	U	N3-C2-O2	-6.86	117.40	122.20
26	14	2072	G	OP1-P-O3'	6.86	120.30	105.20
26	1H	2779	U	C2-N3-C4	-6.86	122.88	127.00
26	14	1528	A	C4-C5-N7	6.86	114.13	110.70
26	14	2035	G	O4'-C1'-N9	6.86	113.69	108.20
1	13	883	C	C6-N1-C2	-6.86	117.56	120.30
1	13	1290	G	C8-N9-C4	-6.86	103.66	106.40
26	1H	651	G	OP1-P-OP2	-6.86	109.31	119.60
26	1H	2763	G	C4-C5-N7	6.86	113.54	110.80
1	13	976	G	N1-C6-O6	6.86	124.01	119.90
26	1H	453	C	C2-N1-C1'	-6.86	111.26	118.80
26	1H	1600	C	O5'-P-OP1	6.86	118.93	110.70
26	1H	1627	G	N7-C8-N9	-6.86	109.67	113.10
26	1H	2252	G	O5'-P-OP2	-6.86	99.53	105.70
27	1J	114	G	N7-C8-N9	-6.86	109.67	113.10
26	1H	864	G	C2-N3-C4	6.85	115.33	111.90
26	14	948	G	C5-C6-O6	-6.85	124.49	128.60
26	1H	991	C	C6-N1-C2	-6.85	117.56	120.30
26	1H	1337	G	C5-C6-O6	6.85	132.71	128.60
26	1H	2205	C	O5'-P-OP2	-6.85	99.53	105.70
26	14	1796	U	O5'-P-OP2	6.85	118.92	110.70
26	14	2252	G	C2-N3-C4	-6.85	108.47	111.90
26	1H	2594	C	C6-N1-C2	-6.85	117.56	120.30
26	14	933	A	N7-C8-N9	6.85	117.22	113.80
26	1H	2469	A	N7-C8-N9	6.85	117.22	113.80
26	14	1894	C	N3-C2-O2	-6.85	117.11	121.90
26	14	2392	A	C8-N9-C4	-6.85	103.06	105.80
26	14	2427	C	N1-C2-O2	-6.85	114.79	118.90
26	1H	1775	U	O5'-P-OP2	-6.85	99.54	105.70
26	14	1552	G	C2-N3-C4	6.85	115.32	111.90
26	1H	2682	U	OP1-P-OP2	6.84	129.87	119.60
26	14	122	G	OP1-P-OP2	6.84	129.87	119.60

Continued on next page...

Continued from previous page...

Mol	Chain	Res	Type	Atoms	Z	Observed(°)	Ideal(°)
26	1H	136	G	C5-C6-O6	-6.84	124.49	128.60
1	1G	856	C	N1-C2-O2	-6.84	114.79	118.90
26	14	681	G	N9-C4-C5	-6.84	102.66	105.40
1	13	880	C	C6-N1-C2	6.84	123.04	120.30
26	1H	216	A	C8-N9-C4	6.84	108.54	105.80
26	14	2394	C	O5'-P-OP2	-6.84	99.54	105.70
26	14	2597	G	O5'-P-OP2	-6.84	99.54	105.70
1	13	187	C	C6-N1-C2	-6.84	117.56	120.30
1	13	1198	G	OP2-P-O3'	6.84	120.25	105.20
26	1H	1331	A	OP1-P-O3'	6.84	120.25	105.20
26	1H	1784	A	OP1-P-O3'	6.84	120.25	105.20
26	14	852	G	O5'-P-OP2	-6.84	99.54	105.70
1	13	901	A	C5-N7-C8	-6.84	100.48	103.90
26	1H	2597	G	OP1-P-O3'	-6.84	90.16	105.20
1	13	913	A	P-O3'-C3'	6.84	127.90	119.70
26	14	585	G	N1-C6-O6	6.84	124.00	119.90
26	14	2822	G	N3-C4-N9	6.84	130.10	126.00
26	1H	1462	C	C6-N1-C2	-6.83	117.57	120.30
26	1H	2260	C	OP2-P-O3'	6.83	120.24	105.20
1	1G	528	C	O4'-C1'-N1	6.83	113.67	108.20
26	14	1614	A	C5-C6-N1	-6.83	114.28	117.70
26	14	2489	G	OP2-P-O3'	6.83	120.23	105.20
26	1H	2463	C	O5'-P-OP2	-6.83	99.55	105.70
27	16	13	A	O5'-P-OP2	-6.83	99.55	105.70
26	14	1253	A	C8-N9-C4	6.83	108.53	105.80
26	14	1820	U	O5'-P-OP2	6.83	118.90	110.70
1	13	1177	G	N1-C6-O6	-6.83	115.80	119.90
26	1H	1771	C	N1-C2-O2	-6.83	114.80	118.90
26	1H	1781	C	N3-C2-O2	6.83	126.68	121.90
26	1H	2500	U	C2-N3-C4	-6.83	122.90	127.00
26	14	117	G	C5-C6-N1	6.83	114.91	111.50
26	14	1293	C	C5-C4-N4	-6.83	115.42	120.20
26	14	1673	U	C2-N1-C1'	-6.83	109.51	117.70
26	1H	2248	C	N3-C2-O2	-6.83	117.12	121.90
26	1H	2507	C	N3-C2-O2	-6.83	117.12	121.90
1	1G	687	A	P-O3'-C3'	6.83	127.89	119.70
26	14	854	G	N3-C4-N9	-6.83	121.90	126.00
26	14	1992	G	C2'-C3'-O3'	6.83	124.62	113.70
26	1H	25	U	N3-C4-O4	6.82	124.18	119.40
26	1H	1644	C	N1-C2-O2	6.82	122.99	118.90
26	1H	1678	G	C4-N9-C1'	-6.82	117.63	126.50
1	1G	428	G	N9-C4-C5	6.82	108.13	105.40

Continued on next page...

Continued from previous page...

Mol	Chain	Res	Type	Atoms	Z	Observed(°)	Ideal(°)
23	2L	6	G	C8-N9-C4	6.82	109.13	106.40
23	2K	73	A	O5'-P-OP2	-6.82	99.56	105.70
26	1H	2484	G	OP1-P-OP2	6.82	129.83	119.60
26	1H	635	C	O5'-P-OP1	6.82	118.88	110.70
26	1H	1303	G	C5-C6-O6	6.82	132.69	128.60
26	1H	1337	G	N1-C6-O6	-6.82	115.81	119.90
26	14	205	G	OP1-P-OP2	6.82	129.83	119.60
26	14	208	C	N3-C4-C5	6.82	124.63	121.90
26	14	817	C	C5-C6-N1	6.82	124.41	121.00
26	14	2337	G	OP1-P-OP2	-6.82	109.37	119.60
26	1H	238	C	C2-N3-C4	-6.82	116.49	119.90
26	1H	906	G	C8-N9-C1'	6.82	135.86	127.00
26	1H	2439	A	N9-C4-C5	-6.82	103.07	105.80
26	1H	2688	U	N3-C4-O4	-6.82	114.63	119.40
27	16	44	G	C4-N9-C1'	-6.82	117.64	126.50
26	14	586	A	OP1-P-O3'	6.82	120.20	105.20
26	14	2380	C	C6-N1-C2	6.82	123.03	120.30
1	13	1491	G	OP2-P-O3'	6.82	120.20	105.20
26	1H	802	A	O5'-P-OP2	-6.82	99.57	105.70
26	14	2451	A	N7-C8-N9	6.82	117.21	113.80
26	14	2586	C	N3-C4-N4	6.82	122.77	118.00
1	13	508	C	O5'-P-OP1	-6.81	99.57	105.70
26	1H	255	A	C5-C6-N1	6.81	121.11	117.70
26	1H	808	G	N1-C2-N3	6.81	127.99	123.90
26	1H	839	U	OP1-P-OP2	6.81	129.82	119.60
1	13	946	A	O5'-P-OP1	-6.81	99.57	105.70
1	13	975	A	O4'-C1'-N9	-6.81	102.75	108.20
26	1H	2444	G	N7-C8-N9	6.81	116.51	113.10
1	1G	1449	C	C6-N1-C1'	-6.81	112.62	120.80
26	14	2598	A	C5-C6-N6	-6.81	118.25	123.70
1	13	11	G	OP1-P-O3'	6.81	120.18	105.20
26	1H	409	C	C6-N1-C2	6.81	123.02	120.30
26	14	939	G	N1-C6-O6	6.81	123.99	119.90
26	14	1024	G	N1-C6-O6	6.81	123.99	119.90
25	4K	22	A	O5'-P-OP2	-6.81	99.57	105.70
26	1H	2581	G	C5-C6-O6	6.81	132.69	128.60
26	1H	2665	A	O4'-C1'-N9	6.81	113.65	108.20
1	1G	666	G	C8-N9-C4	-6.81	103.68	106.40
1	13	570	G	C8-N9-C4	-6.81	103.68	106.40
26	1H	195	A	OP1-P-OP2	-6.81	109.39	119.60
26	1H	46	C	N1-C2-N3	6.80	123.96	119.20
26	1H	1518	C	O5'-P-OP1	-6.80	99.58	105.70

Continued on next page...

Continued from previous page...

Mol	Chain	Res	Type	Atoms	Z	Observed(°)	Ideal(°)
26	1H	1550	C	N1-C2-O2	-6.80	114.82	118.90
26	1H	1825	A	C5-N7-C8	6.80	107.30	103.90
26	1H	1858	G	P-O3'-C3'	6.80	127.87	119.70
26	1H	2275	C	C6-N1-C2	-6.80	117.58	120.30
1	1G	1356	G	C8-N9-C4	-6.80	103.68	106.40
26	14	2286	A	N1-C6-N6	6.80	122.68	118.60
26	14	2297	C	OP1-P-OP2	6.80	129.81	119.60
1	13	1202	G	C5-C6-O6	6.80	132.68	128.60
1	13	1266	G	C5-C6-N1	-6.80	108.10	111.50
26	1H	1770	G	OP1-P-O3'	6.80	120.17	105.20
26	1H	1776	G	OP1-P-O3'	6.80	120.17	105.20
26	1H	2708	G	O5'-P-OP2	-6.80	99.58	105.70
26	14	1780	A	O5'-P-OP2	-6.80	99.58	105.70
1	13	186	C	C6-N1-C2	-6.80	117.58	120.30
26	1H	1957	C	C4-C5-C6	6.80	120.80	117.40
26	1H	2352	A	O5'-P-OP1	-6.80	99.58	105.70
26	1H	596	G	N1-C6-O6	6.80	123.98	119.90
26	14	1784	A	N1-C6-N6	6.80	122.68	118.60
26	1H	2688	U	C6-N1-C2	-6.80	116.92	121.00
27	16	69	G	OP2-P-O3'	6.80	120.15	105.20
26	14	974(A)	C	C2-N1-C1'	6.80	126.28	118.80
26	14	2346	A	C4-N9-C1'	6.80	138.53	126.30
26	14	2356	C	N1-C2-O2	-6.80	114.82	118.90
1	13	320	C	C6-N1-C2	6.79	123.02	120.30
26	1H	766	C	C5-C4-N4	-6.79	115.44	120.20
26	1H	1830	C	OP1-P-OP2	-6.79	109.41	119.60
26	1H	624	C	N3-C2-O2	6.79	126.66	121.90
26	1H	1516	U	O5'-P-OP2	-6.79	99.59	105.70
1	1G	894	G	C6-C5-N7	-6.79	126.32	130.40
1	1G	1354	C	C6-N1-C2	-6.79	117.58	120.30
26	14	192	C	OP1-P-OP2	6.79	129.79	119.60
26	1H	1410	G	OP2-P-O3'	6.79	120.14	105.20
26	14	854	G	N9-C4-C5	6.79	108.12	105.40
26	14	932	G	N3-C4-C5	6.79	132.00	128.60
26	14	1657	C	C6-N1-C2	-6.79	117.58	120.30
26	1H	335	C	C2-N3-C4	6.79	123.30	119.90
26	14	110	G	N1-C6-O6	6.79	123.97	119.90
26	14	949	C	N3-C4-C5	6.79	124.62	121.90
26	1H	1693	U	O5'-P-OP1	-6.79	99.59	105.70
26	1H	1785	A	C4-C5-C6	6.79	120.39	117.00
26	14	1372	U	N1-C2-O2	-6.79	118.05	122.80
1	13	30	U	N3-C2-O2	6.79	126.95	122.20

Continued on next page...

Continued from previous page...

Mol	Chain	Res	Type	Atoms	Z	Observed(°)	Ideal(°)
1	1G	565	U	N3-C2-O2	-6.79	117.45	122.20
26	1H	987	G	N3-C4-N9	-6.78	121.93	126.00
26	1H	1506	C	C5-C6-N1	6.78	124.39	121.00
26	1H	2665	A	N7-C8-N9	6.78	117.19	113.80
26	1H	2762	G	N9-C4-C5	-6.78	102.69	105.40
26	14	721	C	C6-N1-C2	6.78	123.01	120.30
26	14	1930	G	O5'-P-OP1	-6.78	99.59	105.70
27	1J	6	C	C5-C6-N1	-6.78	117.61	121.00
1	13	1513	A	C8-N9-C4	6.78	108.51	105.80
26	1H	62	C	C6-N1-C2	6.78	123.01	120.30
1	13	1195	C	C5-C6-N1	6.78	124.39	121.00
26	1H	445	C	OP1-P-O3'	6.78	120.12	105.20
26	1H	2050	C	C2-N3-C4	-6.78	116.51	119.90
1	1G	690	G	C8-N9-C4	-6.78	103.69	106.40
26	14	1496	A	O4'-C1'-N9	6.78	113.62	108.20
26	1H	2258	C	C5-C4-N4	-6.78	115.45	120.20
26	14	2331	G	C8-N9-C4	6.78	109.11	106.40
1	13	583	A	O5'-P-OP2	6.78	118.83	110.70
26	1H	400	G	C5-C6-O6	-6.78	124.53	128.60
26	1H	1314	C	N3-C2-O2	-6.78	117.16	121.90
26	1H	1695	G	C6-C5-N7	-6.78	126.33	130.40
27	1J	116	G	O5'-P-OP1	6.78	118.83	110.70
26	1H	1391	U	C5-C4-O4	-6.78	121.83	125.90
26	1H	1445	C	C6-N1-C2	-6.78	117.59	120.30
26	1H	2558	C	OP2-P-O3'	6.78	120.11	105.20
33	51	166	GLY	N-CA-C	-6.77	96.17	113.10
26	14	2068	U	OP1-P-O3'	6.77	120.10	105.20
1	1G	108	G	N3-C2-N2	6.77	124.64	119.90
26	14	79	G	N1-C6-O6	6.77	123.96	119.90
26	14	1899	G	C4-C5-C6	6.77	122.86	118.80
49	J8	80	LEU	CA-CB-CG	6.77	130.87	115.30
1	13	1498	U	P-O3'-C3'	6.77	127.82	119.70
26	1H	832	G	O5'-P-OP1	-6.77	99.61	105.70
26	1H	1348	G	C2-N3-C4	6.77	115.28	111.90
26	14	788	A	C6-C5-N7	-6.77	127.56	132.30
26	14	1282	U	C2-N3-C4	-6.77	122.94	127.00
26	14	2451	A	C8-N9-C4	-6.77	103.09	105.80
26	1H	1978	A	C8-N9-C4	-6.76	103.09	105.80
26	14	1647	G	O4'-C1'-N9	-6.76	102.79	108.20
26	14	2873	A	O5'-P-OP1	-6.76	99.61	105.70
26	1H	1698	A	O4'-C1'-N9	6.76	113.61	108.20
26	14	795	C	O5'-P-OP2	-6.76	99.61	105.70

Continued on next page...

Continued from previous page...

Mol	Chain	Res	Type	Atoms	Z	Observed(°)	Ideal(°)
26	1H	381	G	O5'-P-OP2	-6.76	99.61	105.70
26	1H	599	G	N7-C8-N9	-6.76	109.72	113.10
26	1H	2594	C	N3-C2-O2	-6.76	117.17	121.90
26	14	1992	G	N3-C4-C5	-6.76	125.22	128.60
26	14	2755	C	C5-C6-N1	6.76	124.38	121.00
26	1H	1307	A	C8-N9-C4	6.76	108.50	105.80
26	14	1258	C	OP2-P-O3'	6.76	120.07	105.20
26	14	1779	U	C5-C4-O4	-6.76	121.84	125.90
26	1H	1958	C	OP1-P-O3'	6.76	120.07	105.20
1	1G	1056	U	C6-N1-C2	-6.76	116.94	121.00
26	1H	1986	A	N7-C8-N9	6.76	117.18	113.80
26	14	2510	C	N3-C4-N4	-6.76	113.27	118.00
26	14	2068	U	C5-C6-N1	-6.75	119.32	122.70
26	1H	1559	G	N3-C4-C5	6.75	131.98	128.60
1	13	768	A	C6-N1-C2	-6.75	114.55	118.60
26	1H	263	C	N1-C2-O2	6.75	122.95	118.90
26	14	1349	A	N7-C8-N9	6.75	117.17	113.80
26	14	1516	U	N3-C2-O2	-6.75	117.47	122.20
1	13	973	G	C6-C5-N7	-6.75	126.35	130.40
1	13	1262	C	O5'-P-OP2	-6.75	99.62	105.70
26	1H	120	U	C2-N3-C4	-6.75	122.95	127.00
26	1H	1274	A	OP1-P-OP2	6.75	129.72	119.60
26	1H	691	C	C2-N3-C4	-6.75	116.53	119.90
26	14	1777	U	N1-C2-N3	6.75	118.95	114.90
26	14	2597	G	N1-C6-O6	6.75	123.95	119.90
26	1H	576	U	C5-C6-N1	-6.75	119.33	122.70
26	1H	788	A	C5-C6-N1	-6.75	114.33	117.70
26	1H	1621	U	C5-C4-O4	-6.75	121.85	125.90
26	1H	1915	U	N3-C4-C5	6.75	118.65	114.60
26	1H	2469	A	C6-C5-N7	-6.75	127.58	132.30
1	1G	442	C	C6-N1-C2	-6.75	117.60	120.30
1	1G	525	C	C6-N1-C2	-6.75	117.60	120.30
1	1G	1390	U	C5-C4-O4	6.75	129.95	125.90
26	1H	2474	C	N1-C2-O2	6.75	122.95	118.90
26	14	801	G	C5-C6-O6	6.75	132.65	128.60
26	14	2511	U	N3-C2-O2	-6.75	117.48	122.20
26	1H	465	G	C5-C6-N1	-6.74	108.13	111.50
26	1H	1642	G	O5'-P-OP1	-6.74	99.63	105.70
1	1G	923	A	O5'-P-OP1	-6.74	99.63	105.70
1	1G	1432	G	C4-N9-C1'	6.74	135.27	126.50
26	14	1519	G	C5-C6-O6	6.74	132.65	128.60
26	1H	667	U	N1-C2-O2	-6.74	118.08	122.80

Continued on next page...

Continued from previous page...

Mol	Chain	Res	Type	Atoms	Z	Observed(°)	Ideal(°)
26	1H	1797	C	C5-C4-N4	-6.74	115.48	120.20
26	1H	364	C	C6-N1-C2	-6.74	117.60	120.30
1	13	956	U	C6-N1-C2	-6.74	116.96	121.00
26	1H	117	G	O5'-P-OP1	6.74	118.79	110.70
26	1H	632	A	O5'-P-OP2	6.74	118.79	110.70
27	16	5	C	C5-C4-N4	-6.74	115.48	120.20
1	1G	271	C	C6-N1-C2	-6.74	117.61	120.30
26	14	2446	G	OP2-P-O3'	6.74	120.03	105.20
26	1H	698	C	O5'-P-OP2	-6.74	99.64	105.70
26	1H	2286	A	N1-C6-N6	6.74	122.64	118.60
1	13	858	G	C8-N9-C4	-6.74	103.71	106.40
26	1H	2590	A	C2-N3-C4	-6.74	107.23	110.60
26	14	2261	C	O5'-P-OP2	-6.74	99.64	105.70
26	1H	2258	C	OP1-P-O3'	6.73	120.02	105.20
1	1G	1200	C	N1-C2-O2	6.73	122.94	118.90
26	1H	1197	G	N7-C8-N9	-6.73	109.73	113.10
26	14	2046	G	N1-C6-O6	-6.73	115.86	119.90
26	14	2512	C	N3-C4-C5	6.73	124.59	121.90
26	1H	2032	G	N1-C2-N3	6.73	127.94	123.90
27	1J	98	G	O5'-P-OP2	-6.73	99.64	105.70
1	13	276	G	O5'-P-OP1	-6.73	99.65	105.70
1	13	906	G	C6-N1-C2	-6.73	121.06	125.10
26	1H	1639	U	N3-C4-O4	-6.73	114.69	119.40
26	1H	2681	C	N3-C4-C5	6.73	124.59	121.90
26	14	1616	A	OP1-P-OP2	6.73	129.69	119.60
26	14	2496	C	C6-N1-C2	-6.73	117.61	120.30
26	1H	1948	G	O5'-P-OP1	-6.72	99.65	105.70
26	14	1367	A	C5-C6-N6	-6.72	118.32	123.70
26	1H	404	C	P-O3'-C3'	6.72	127.77	119.70
26	1H	129	C	C5-C6-N1	-6.72	117.64	121.00
26	1H	1800	C	N1-C2-N3	6.72	123.91	119.20
26	14	512	G	C5-C6-O6	6.72	132.63	128.60
26	14	2698	U	C6-N1-C1'	-6.72	111.79	121.20
1	13	903	G	N3-C4-N9	6.72	130.03	126.00
26	1H	684	G	N7-C8-N9	6.72	116.46	113.10
26	1H	1879	C	C6-N1-C2	-6.72	117.61	120.30
26	1H	2465	C	C6-N1-C2	6.72	122.99	120.30
26	14	265	A	C5-N7-C8	-6.72	100.54	103.90
23	2K	27	G	C5-C6-O6	-6.72	124.57	128.60
26	14	774	A	N1-C6-N6	6.72	122.63	118.60
26	1H	271(B)	G	C6-N1-C2	-6.72	121.07	125.10
26	1H	2452	C	N1-C2-O2	-6.72	114.87	118.90

Continued on next page...

Continued from previous page...

Mol	Chain	Res	Type	Atoms	Z	Observed(°)	Ideal(°)
26	1H	2819	G	C5-C6-O6	-6.72	124.57	128.60
26	1H	1210	A	N1-C6-N6	6.71	122.63	118.60
26	14	2637	U	O5'-P-OP2	-6.71	99.66	105.70
26	1H	672	C	OP2-P-O3'	6.71	119.97	105.20
1	1G	1519	A	N9-C4-C5	6.71	108.48	105.80
26	14	2237	G	N1-C6-O6	-6.71	115.87	119.90
26	1H	1776	G	N3-C4-N9	6.71	130.03	126.00
26	1H	2286	A	C4-N9-C1'	6.71	138.38	126.30
26	1H	2494	G	C5-C6-O6	6.71	132.63	128.60
26	1H	2585	U	N1-C2-O2	6.71	127.50	122.80
26	14	1142(A)	A	C5-C6-N1	-6.71	114.34	117.70
26	14	2430	A	C6-N1-C2	6.71	122.63	118.60
26	1H	1981	A	C5-C6-N6	-6.71	118.33	123.70
12	3A	27	LEU	CA-CB-CG	6.71	130.73	115.30
26	14	845	G	N1-C6-O6	6.71	123.93	119.90
26	1H	978	G	OP1-P-O3'	6.71	119.96	105.20
1	13	690	G	C8-N9-C4	-6.71	103.72	106.40
1	13	883	C	N3-C2-O2	-6.71	117.20	121.90
1	13	1517	G	C5-C6-O6	-6.71	124.58	128.60
26	14	730	C	N3-C2-O2	-6.71	117.20	121.90
26	14	1762	A	N1-C6-N6	6.71	122.62	118.60
26	1H	2506	U	N3-C2-O2	-6.71	117.51	122.20
26	14	1939	U	N3-C4-O4	-6.71	114.71	119.40
1	13	814	A	O5'-P-OP2	6.70	118.75	110.70
26	1H	1820	U	C5-C6-N1	-6.70	119.35	122.70
26	1H	2743	C	N1-C2-N3	6.70	123.89	119.20
1	13	763	G	OP1-P-O3'	6.70	119.94	105.20
27	16	51	G	OP2-P-O3'	6.70	119.94	105.20
1	13	942	G	OP1-P-O3'	6.70	119.94	105.20
26	1H	668	G	O4'-C1'-N9	6.70	113.56	108.20
26	1H	2045	C	C6-N1-C2	6.70	122.98	120.30
26	1H	2358	G	OP1-P-OP2	-6.70	109.55	119.60
26	14	476	G	O5'-P-OP2	-6.70	99.67	105.70
26	14	935	C	N3-C4-N4	-6.70	113.31	118.00
26	1H	109	G	C5-C6-O6	6.70	132.62	128.60
26	1H	951	C	C5-C4-N4	6.70	124.89	120.20
26	1H	2751	G	N7-C8-N9	-6.70	109.75	113.10
26	1H	209	C	C2-N3-C4	-6.70	116.55	119.90
1	13	912	C	O5'-P-OP1	-6.70	99.67	105.70
26	1H	2465	C	C5-C6-N1	-6.70	117.65	121.00
1	1G	495	A	N1-C6-N6	-6.70	114.58	118.60
26	14	1315	C	N3-C4-N4	-6.69	113.31	118.00

Continued on next page...

Continued from previous page...

Mol	Chain	Res	Type	Atoms	Z	Observed(°)	Ideal(°)
26	14	498	G	C5-C6-O6	-6.69	124.58	128.60
1	13	510	A	N7-C8-N9	6.69	117.14	113.80
26	1H	961	C	C5-C4-N4	-6.69	115.52	120.20
26	1H	2311	A	N3-C4-N9	-6.69	122.05	127.40
26	1H	2469	A	C5-C6-N6	-6.69	118.35	123.70
26	1H	2578	G	N3-C2-N2	6.69	124.58	119.90
26	1H	2252	G	OP1-P-OP2	6.69	129.63	119.60
26	1H	1281	G	O5'-P-OP2	6.69	118.73	110.70
26	1H	1931	U	C6-N1-C2	-6.69	116.99	121.00
1	1G	250	A	N9-C4-C5	6.69	108.47	105.80
26	14	28	A	OP1-P-OP2	-6.69	109.57	119.60
26	14	2713	A	C8-N9-C4	-6.69	103.12	105.80
26	1H	1279	G	O5'-P-OP2	-6.69	99.68	105.70
26	14	655	A	C2-N3-C4	-6.69	107.26	110.60
26	1H	1187	G	P-O3'-C3'	6.68	127.72	119.70
26	14	199	A	N1-C6-N6	-6.68	114.59	118.60
26	14	2253	G	C6-C5-N7	-6.68	126.39	130.40
49	F5	84	GLY	N-CA-C	6.68	129.81	113.10
26	1H	386	G	C5-C6-O6	-6.68	124.59	128.60
26	1H	541	C	N3-C2-O2	-6.68	117.22	121.90
26	1H	622	G	O5'-P-OP2	-6.68	99.69	105.70
26	1H	1274	A	C8-N9-C4	-6.68	103.13	105.80
26	14	585	G	C6-C5-N7	-6.68	126.39	130.40
26	14	1282	U	O5'-P-OP1	-6.68	99.69	105.70
26	1H	383	U	C6-N1-C1'	6.68	130.55	121.20
26	14	265	A	C6-C5-N7	-6.68	127.62	132.30
26	14	1604	C	N3-C4-C5	6.68	124.57	121.90
1	13	134	A	N1-C6-N6	6.68	122.61	118.60
26	14	834	C	OP2-P-O3'	6.68	119.89	105.20
26	14	1900	A	C2-N3-C4	6.68	113.94	110.60
1	13	263	A	O5'-P-OP2	6.68	118.71	110.70
26	1H	866	A	C8-N9-C1'	-6.68	115.68	127.70
26	1H	1202	C	C4-C5-C6	6.68	120.74	117.40
26	1H	1728	G	C5-C6-O6	-6.68	124.59	128.60
27	16	94	C	N3-C4-C5	-6.68	119.23	121.90
26	14	2581	G	N1-C6-O6	-6.68	115.89	119.90
26	1H	224	G	C8-N9-C4	6.67	109.07	106.40
26	1H	1144	G	OP1-P-O3'	6.67	119.88	105.20
26	1H	1815	A	OP1-P-O3'	6.67	119.88	105.20
26	1H	2413	G	C5-C6-O6	-6.67	124.59	128.60
26	14	1968	G	C5-N7-C8	-6.67	100.96	104.30
29	19	60	ARG	NE-CZ-NH1	-6.67	116.96	120.30

Continued on next page...

Continued from previous page...

Mol	Chain	Res	Type	Atoms	Z	Observed(°)	Ideal(°)
26	14	736	C	O5'-P-OP1	-6.67	99.70	105.70
26	14	804	A	C8-N9-C4	6.67	108.47	105.80
26	1H	1351	C	C2-N3-C4	-6.67	116.56	119.90
26	1H	1973	G	C5-C6-O6	6.67	132.60	128.60
26	14	201	C	C5-C6-N1	-6.67	117.67	121.00
26	1H	2611	U	N3-C4-O4	-6.67	114.73	119.40
26	1H	2686	G	N3-C4-N9	6.67	130.00	126.00
44	E8	18	ARG	NE-CZ-NH1	6.67	123.64	120.30
26	1H	271	G	N9-C4-C5	-6.67	102.73	105.40
26	1H	863	A	O5'-P-OP2	-6.67	99.70	105.70
26	1H	917	A	C6-C5-N7	-6.67	127.63	132.30
26	1H	1610	A	N1-C6-N6	6.67	122.60	118.60
27	16	73	A	O5'-P-OP2	-6.67	99.70	105.70
26	14	1933	G	C6-C5-N7	-6.67	126.40	130.40
26	1H	1596	A	OP2-P-O3'	6.67	119.86	105.20
26	1H	324	A	OP1-P-OP2	-6.66	109.61	119.60
26	1H	1282	U	C2-N3-C4	-6.66	123.00	127.00
26	1H	2395	C	O5'-P-OP2	-6.66	99.70	105.70
26	14	1432	C	C5-C4-N4	-6.66	115.54	120.20
1	13	857	C	C4-C5-C6	6.66	120.73	117.40
26	1H	175	G	N1-C6-O6	-6.66	115.90	119.90
26	1H	1645	G	N1-C6-O6	-6.66	115.90	119.90
23	2L	71	G	N1-C6-O6	6.66	123.90	119.90
26	14	1808	U	OP1-P-OP2	6.66	129.59	119.60
26	1H	1430	C	OP1-P-O3'	6.66	119.85	105.20
26	14	795	C	OP1-P-OP2	6.66	129.59	119.60
26	14	912	C	OP2-P-O3'	6.66	119.85	105.20
26	14	2328	A	N1-C6-N6	6.66	122.59	118.60
26	1H	534	U	OP1-P-OP2	6.66	129.58	119.60
26	1H	826	U	N1-C2-O2	-6.66	118.14	122.80
26	14	117	G	C5-C6-O6	-6.66	124.61	128.60
26	14	138	G	C4-C5-N7	6.66	113.46	110.80
26	14	2075	U	C5-C6-N1	-6.66	119.37	122.70
42	85	10	ARG	NE-CZ-NH1	-6.66	116.97	120.30
26	1H	930	U	O5'-P-OP2	-6.65	99.71	105.70
1	1G	841	U	C5-C6-N1	6.65	126.03	122.70
26	14	762	U	C2-N1-C1'	6.65	125.69	117.70
26	1H	458	G	O4'-C1'-N9	6.65	113.52	108.20
26	1H	1034	G	C5-C6-N1	6.65	114.83	111.50
1	1G	413	G	C4-N9-C1'	-6.65	117.85	126.50
1	1G	700	G	N3-C2-N2	-6.65	115.24	119.90
26	1H	1194	A	O5'-P-OP1	6.65	118.68	110.70

Continued on next page...

Continued from previous page...

Mol	Chain	Res	Type	Atoms	Z	Observed(°)	Ideal(°)
26	1H	2262	U	C6-N1-C2	-6.65	117.01	121.00
26	1H	186	G	O5'-P-OP1	-6.65	99.72	105.70
26	1H	575	A	N7-C8-N9	-6.65	110.48	113.80
26	1H	1685	C	OP1-P-O3'	6.65	119.83	105.20
26	14	488	G	N3-C4-N9	6.65	129.99	126.00
26	1H	2543	G	C8-N9-C4	6.65	109.06	106.40
26	1H	2596	U	OP2-P-O3'	6.65	119.83	105.20
26	14	1671	U	OP1-P-OP2	6.65	129.57	119.60
26	14	2283	C	N1-C2-O2	-6.65	114.91	118.90
26	1H	422	A	N1-C6-N6	6.65	122.59	118.60
26	1H	673	C	OP1-P-OP2	-6.65	109.63	119.60
26	1H	1357	U	C4-C5-C6	6.65	123.69	119.70
1	13	516	U	O5'-P-OP2	-6.64	99.72	105.70
26	1H	467	G	C5-N7-C8	6.64	107.62	104.30
26	14	430	G	O5'-P-OP1	-6.64	99.72	105.70
26	14	794	G	C5-C6-O6	6.64	132.59	128.60
26	1H	2436	G	N1-C2-N2	6.64	122.18	116.20
26	14	1316	U	N3-C2-O2	-6.64	117.55	122.20
26	14	2707	G	O4'-C1'-N9	6.64	113.52	108.20
26	14	2239	G	N1-C2-N2	-6.64	110.22	116.20
1	13	1301	U	P-O3'-C3'	6.64	127.67	119.70
26	1H	734	A	O5'-P-OP2	-6.64	99.72	105.70
26	1H	1436	G	OP2-P-O3'	6.64	119.80	105.20
1	13	973	G	C5-C6-O6	-6.64	124.62	128.60
26	1H	381	G	OP1-P-O3'	6.64	119.80	105.20
26	1H	766	C	N3-C2-O2	6.64	126.55	121.90
27	16	44	G	P-O3'-C3'	6.64	127.66	119.70
26	14	1367	A	N9-C4-C5	-6.64	103.15	105.80
1	13	253	U	OP2-P-O3'	6.63	119.80	105.20
26	1H	1764	G	N1-C6-O6	-6.63	115.92	119.90
26	1H	2638	G	C5-C6-O6	-6.63	124.62	128.60
26	1H	2689	U	C2-N1-C1'	-6.63	109.74	117.70
26	14	2390	U	N3-C2-O2	-6.63	117.56	122.20
26	1H	124	G	C6-C5-N7	-6.63	126.42	130.40
26	1H	2700	C	N3-C4-N4	6.63	122.64	118.00
1	1G	1192	C	C6-N1-C2	-6.63	117.65	120.30
26	14	456	C	OP2-P-O3'	6.63	119.79	105.20
26	1H	668	G	OP1-P-O3'	6.63	119.79	105.20
1	1G	1062	U	O5'-P-OP2	-6.63	99.73	105.70
26	14	49	A	OP2-P-O3'	6.63	119.79	105.20
26	14	2067	G	N9-C4-C5	6.63	108.05	105.40
26	14	2433	A	N1-C6-N6	6.63	122.58	118.60

Continued on next page...

Continued from previous page...

Mol	Chain	Res	Type	Atoms	Z	Observed(°)	Ideal(°)
26	14	2575	C	N3-C4-C5	-6.63	119.25	121.90
26	1H	130	C	N3-C4-C5	6.63	124.55	121.90
26	1H	2072	G	N1-C2-N3	-6.63	119.92	123.90
26	1H	214	G	C2-N3-C4	6.63	115.21	111.90
26	1H	1613	G	N3-C2-N2	6.63	124.54	119.90
26	14	1394	U	OP1-P-OP2	-6.63	109.66	119.60
26	1H	37	C	N3-C4-C5	-6.63	119.25	121.90
26	1H	1938	A	N1-C2-N3	6.63	132.61	129.30
26	14	1142	U	N1-C2-O2	6.63	127.44	122.80
26	1H	191	A	O5'-P-OP1	6.62	118.65	110.70
26	1H	380	U	C5-C6-N1	-6.62	119.39	122.70
26	1H	137(A)	G	N1-C6-O6	6.62	123.87	119.90
26	1H	1623	G	OP2-P-O3'	6.62	119.77	105.20
26	14	71	A	P-O3'-C3'	6.62	127.65	119.70
26	14	2072	G	N3-C4-N9	6.62	129.97	126.00
26	1H	141	A	N7-C8-N9	6.62	117.11	113.80
26	1H	575	A	C6-N1-C2	-6.62	114.63	118.60
26	1H	1423	G	N9-C4-C5	-6.62	102.75	105.40
41	B8	13	ARG	N-CA-C	6.62	128.88	111.00
26	14	834	C	N1-C2-N3	6.62	123.83	119.20
26	1H	1548	C	OP1-P-O3'	6.62	119.76	105.20
26	14	307	G	N3-C4-C5	-6.62	125.29	128.60
1	13	352	C	OP1-P-OP2	6.62	129.53	119.60
26	1H	436	C	C2-N3-C4	6.62	123.21	119.90
26	1H	1382	G	OP2-P-O3'	6.62	119.76	105.20
26	1H	1586	A	N7-C8-N9	6.62	117.11	113.80
26	14	1258	C	N3-C4-N4	6.62	122.63	118.00
33	59	153	LYS	C-N-CD	6.62	142.30	128.40
1	13	560	U	P-O3'-C3'	6.62	127.64	119.70
1	13	760	G	C6-C5-N7	-6.62	126.43	130.40
1	13	892	A	N9-C4-C5	-6.62	103.15	105.80
23	2K	76	C	N3-C4-N4	6.62	122.63	118.00
26	1H	138	G	OP1-P-O3'	6.62	119.75	105.20
26	1H	734	A	C6-N1-C2	6.62	122.57	118.60
26	1H	866	A	N7-C8-N9	6.62	117.11	113.80
26	1H	1558	A	P-O3'-C3'	6.62	127.64	119.70
26	1H	2439	A	C5-N7-C8	-6.62	100.59	103.90
26	14	785	G	OP2-P-O3'	6.62	119.76	105.20
26	1H	62	C	OP2-P-O3'	6.61	119.75	105.20
26	1H	1966	A	N9-C4-C5	6.61	108.44	105.80
26	14	2635	C	C6-N1-C2	6.61	122.94	120.30
26	1H	845	G	C5-N7-C8	-6.61	101.00	104.30

Continued on next page...

Continued from previous page...

Mol	Chain	Res	Type	Atoms	Z	Observed(°)	Ideal(°)
26	1H	2267	A	OP1-P-O3'	6.61	119.74	105.20
26	14	508	G	OP1-P-OP2	6.61	129.52	119.60
26	14	1349	A	C4-C5-N7	6.61	114.00	110.70
26	14	2612	C	C6-N1-C2	6.61	122.94	120.30
26	1H	1782	C	OP2-P-O3'	-6.61	90.66	105.20
26	1H	2286	A	C8-N9-C4	-6.61	103.16	105.80
26	14	845	G	C4-C5-N7	6.61	113.44	110.80
26	14	757	U	N1-C2-N3	6.61	118.86	114.90
26	14	2303	G	OP1-P-O3'	6.61	119.73	105.20
1	13	1511	G	C6-C5-N7	-6.61	126.44	130.40
26	1H	848	G	C8-N9-C1'	-6.61	118.41	127.00
26	1H	2581	G	O5'-P-OP1	-6.61	99.75	105.70
26	14	2597	G	C5-C6-O6	-6.60	124.64	128.60
1	13	703	G	C8-N9-C1'	-6.60	118.42	127.00
26	1H	1573	G	N9-C4-C5	-6.60	102.76	105.40
26	1H	2324	C	C2-N3-C4	-6.60	116.60	119.90
26	14	1266	G	N7-C8-N9	-6.60	109.80	113.10
26	14	1570	A	C5-N7-C8	-6.60	100.60	103.90
1	13	1432	G	C8-N9-C1'	-6.60	118.42	127.00
26	1H	1257	C	N1-C2-N3	6.60	123.82	119.20
26	1H	1382	G	N3-C4-C5	6.60	131.90	128.60
37	78	18	ARG	NE-CZ-NH2	6.60	123.60	120.30
26	14	2440	C	C6-N1-C2	6.60	122.94	120.30
26	14	2572	A	O5'-P-OP1	-6.60	99.76	105.70
26	1H	123	G	C5-C6-O6	-6.60	124.64	128.60
26	1H	284	U	O5'-P-OP2	6.60	118.62	110.70
26	14	797	C	C6-N1-C2	6.60	122.94	120.30
26	14	1315	C	C5-C4-N4	6.60	124.82	120.20
26	14	2031	A	C5-C6-N6	-6.60	118.42	123.70
26	1H	144	C	C5-C6-N1	-6.60	117.70	121.00
26	1H	2586	C	C2-N3-C4	-6.60	116.60	119.90
26	14	196	A	OP2-P-O3'	6.60	119.71	105.20
26	14	1608	A	N9-C4-C5	6.60	108.44	105.80
26	1H	1241	A	N3-C4-N9	-6.59	122.12	127.40
26	1H	2240	C	OP1-P-O3'	6.59	119.71	105.20
1	1G	317	G	O5'-P-OP1	-6.59	99.77	105.70
26	14	1613	G	OP1-P-O3'	6.59	119.71	105.20
26	1H	195	A	C4-C5-N7	6.59	114.00	110.70
26	1H	1566	A	N1-C2-N3	-6.59	126.00	129.30
26	14	1475	G	N7-C8-N9	6.59	116.39	113.10
1	13	583	A	C8-N9-C4	6.59	108.44	105.80
26	1H	1306	C	C5-C6-N1	-6.59	117.70	121.00

Continued on next page...

Continued from previous page...

Mol	Chain	Res	Type	Atoms	Z	Observed(°)	Ideal(°)
26	1H	2506	U	P-O3'-C3'	6.59	127.61	119.70
26	14	2406	U	OP1-P-OP2	-6.59	109.72	119.60
26	1H	2412	A	C5-C6-N6	-6.59	118.43	123.70
26	1H	764	A	O5'-P-OP1	6.59	118.60	110.70
26	1H	2591	C	N3-C4-N4	6.58	122.61	118.00
1	1G	1465	C	N1-C2-O2	6.58	122.85	118.90
26	1H	113	G	C2-N3-C4	-6.58	108.61	111.90
26	14	2870	C	N1-C2-O2	-6.58	114.95	118.90
26	1H	197	A	N1-C2-N3	6.58	132.59	129.30
26	1H	680	G	N1-C6-O6	6.58	123.85	119.90
26	1H	2258	C	O5'-P-OP1	-6.58	99.78	105.70
26	14	1779	U	C2-N3-C4	-6.58	123.05	127.00
26	14	2822	G	N7-C8-N9	-6.58	109.81	113.10
23	2K	10	G	C8-N9-C4	6.58	109.03	106.40
26	1H	944	G	OP1-P-OP2	6.58	129.47	119.60
26	1H	1430	C	N3-C4-C5	-6.58	119.27	121.90
1	1G	966	G	N9-C4-C5	-6.58	102.77	105.40
26	14	946	G	C8-N9-C4	6.58	109.03	106.40
26	14	1835	G	O5'-P-OP2	6.58	118.59	110.70
26	14	915	C	N3-C2-O2	-6.58	117.30	121.90
26	14	2226	C	OP1-P-OP2	-6.58	109.73	119.60
1	13	770	C	O5'-P-OP2	6.58	118.59	110.70
26	1H	48	G	OP2-P-O3'	6.58	119.67	105.20
26	1H	1213	A	O5'-P-OP2	6.58	118.59	110.70
1	1G	968	A	N1-C6-N6	6.58	122.55	118.60
26	14	471	A	N7-C8-N9	6.58	117.09	113.80
1	13	581	G	C8-N9-C1'	-6.57	118.45	127.00
24	3K	3	G	N7-C8-N9	6.57	116.39	113.10
26	1H	71	A	C6-C5-N7	-6.57	127.70	132.30
26	14	1686	C	C5-C4-N4	-6.57	115.60	120.20
26	1H	1443	G	N3-C2-N2	-6.57	115.30	119.90
1	1G	1059	C	C6-N1-C2	-6.57	117.67	120.30
1	13	41	G	O5'-P-OP2	-6.57	99.79	105.70
26	1H	668	G	N1-C2-N2	-6.57	110.29	116.20
26	1H	745	G	C6-N1-C2	-6.57	121.16	125.10
26	1H	864	G	N3-C4-N9	6.57	129.94	126.00
26	1H	867	C	N3-C2-O2	6.57	126.50	121.90
26	1H	1413	G	O5'-P-OP2	6.57	118.59	110.70
26	1H	1607	C	OP1-P-O3'	6.57	119.66	105.20
26	1H	2070	G	N1-C6-O6	-6.57	115.96	119.90
1	1G	664	G	N3-C4-C5	6.57	131.89	128.60
26	14	2331	G	C5-C6-N1	6.57	114.79	111.50

Continued on next page...

Continued from previous page...

Mol	Chain	Res	Type	Atoms	Z	Observed(°)	Ideal(°)
26	14	2417	C	O5'-P-OP2	-6.57	99.79	105.70
26	14	2492	U	O5'-P-OP2	6.57	118.58	110.70
26	14	2675	A	C2-N3-C4	-6.57	107.31	110.60
26	1H	693	C	OP1-P-OP2	6.57	129.45	119.60
26	14	1216	G	OP1-P-O3'	6.57	119.65	105.20
26	14	2429	G	OP2-P-O3'	6.57	119.65	105.20
26	1H	194	G	C8-N9-C4	6.57	109.03	106.40
1	1G	690	G	N3-C2-N2	-6.57	115.30	119.90
1	1G	1489	G	N7-C8-N9	-6.57	109.82	113.10
26	14	972	G	OP1-P-O3'	6.57	119.65	105.20
1	13	1432	G	C4-N9-C1'	6.57	135.03	126.50
26	1H	1272	A	O4'-C1'-N9	6.57	113.45	108.20
26	1H	1790	C	OP1-P-O3'	6.57	119.64	105.20
26	14	2092	U	N1-C2-N3	6.57	118.84	114.90
26	1H	146	G	C5-C6-O6	-6.56	124.66	128.60
26	1H	205	G	N9-C4-C5	-6.56	102.77	105.40
26	1H	747	U	O5'-P-OP1	-6.56	99.79	105.70
26	14	691	C	C6-N1-C2	6.56	122.93	120.30
26	1H	265	A	N3-C4-C5	6.56	131.39	126.80
26	1H	928	G	N3-C2-N2	-6.56	115.31	119.90
26	1H	1936	A	N9-C4-C5	-6.56	103.18	105.80
1	1G	1286	A	C8-N9-C4	-6.56	103.18	105.80
26	14	510	C	OP1-P-OP2	6.56	129.44	119.60
26	1H	448	U	N1-C2-N3	6.56	118.84	114.90
26	1H	1203	G	O5'-P-OP2	-6.56	99.80	105.70
26	14	196	A	O4'-C1'-N9	6.56	113.45	108.20
26	14	1128	A	C5-C6-N6	-6.56	118.45	123.70
26	14	2240	C	C6-N1-C2	-6.56	117.68	120.30
26	1H	1191	G	OP1-P-OP2	6.56	129.44	119.60
26	14	1274	A	OP1-P-OP2	6.56	129.44	119.60
26	1H	2518	A	N1-C6-N6	6.55	122.53	118.60
1	13	1455	G	C8-N9-C4	6.55	109.02	106.40
23	2L	40	C	C6-N1-C2	-6.55	117.68	120.30
26	1H	813	U	OP1-P-OP2	6.55	129.43	119.60
26	1H	2439	A	C5-C6-N6	-6.55	118.46	123.70
26	1H	2755	C	C6-N1-C2	-6.55	117.68	120.30
26	1H	664	C	C2-N3-C4	-6.55	116.63	119.90
26	1H	1380	G	O5'-P-OP2	-6.55	99.81	105.70
1	1G	401	C	C2-N3-C4	-6.55	116.62	119.90
25	4L	16	A	C8-N9-C4	6.55	108.42	105.80
26	14	1248	G	OP1-P-O3'	6.55	119.61	105.20
1	13	975	A	C5-N7-C8	-6.55	100.63	103.90

Continued on next page...

Continued from previous page...

Mol	Chain	Res	Type	Atoms	Z	Observed(°)	Ideal(°)
26	1H	180	G	N9-C4-C5	-6.55	102.78	105.40
26	1H	2761	G	N3-C2-N2	-6.55	115.32	119.90
26	1H	868	U	N3-C2-O2	-6.55	117.62	122.20
26	14	197	A	C5-N7-C8	-6.55	100.63	103.90
26	14	743	G	C8-N9-C4	6.55	109.02	106.40
26	14	767	U	C5-C4-O4	6.55	129.83	125.90
26	14	1787	A	O5'-P-OP2	6.55	118.56	110.70
26	1H	29	U	OP1-P-O3'	6.54	119.60	105.20
26	1H	792	G	C6-C5-N7	-6.54	126.47	130.40
26	1H	2042	A	O5'-P-OP1	6.54	118.55	110.70
26	1H	1298	C	OP1-P-O3'	6.54	119.59	105.20
26	1H	2412	A	C6-N1-C2	-6.54	114.67	118.60
26	1H	2554	U	N1-C2-O2	-6.54	118.22	122.80
1	1G	815	A	OP2-P-O3'	6.54	119.60	105.20
26	1H	821	A	C4-C5-C6	6.54	120.27	117.00
26	1H	285	C	OP2-P-O3'	6.54	119.59	105.20
26	1H	410	G	N3-C2-N2	-6.54	115.32	119.90
26	1H	1416	G	O4'-C1'-N9	6.54	113.43	108.20
26	14	822	U	N3-C4-O4	-6.54	114.82	119.40
26	1H	34	C	O5'-P-OP2	6.54	118.55	110.70
26	1H	1786	A	N9-C1'-C2'	6.54	122.50	114.00
26	14	1663	C	C2-N3-C4	-6.54	116.63	119.90
26	1H	2743	C	C4-C5-C6	6.54	120.67	117.40
26	14	2346	A	N7-C8-N9	6.54	117.07	113.80
37	78	23	PRO	C-N-CA	-6.53	108.58	122.30
26	14	2346	A	C8-N9-C4	-6.53	103.19	105.80
26	1H	46	C	C6-N1-C2	-6.53	117.69	120.30
26	14	203	C	N1-C2-O2	-6.53	114.98	118.90
1	13	740	U	OP1-P-OP2	6.53	129.39	119.60
26	1H	2726	U	N3-C2-O2	-6.53	117.63	122.20
1	13	581	G	C5-C6-O6	-6.53	124.68	128.60
26	1H	782	A	C6-N1-C2	-6.53	114.68	118.60
26	1H	906	G	C5-C6-O6	6.53	132.52	128.60
26	14	797	C	N1-C2-O2	-6.53	114.98	118.90
1	13	1230	C	N3-C4-N4	6.53	122.57	118.00
1	13	1266	G	C4-C5-N7	6.53	113.41	110.80
26	1H	237	C	C2-N3-C4	-6.53	116.64	119.90
26	1H	1189	A	N1-C6-N6	6.53	122.52	118.60
26	1H	1436	G	C2-N3-C4	6.53	115.16	111.90
26	14	1300	U	N3-C2-O2	-6.53	117.63	122.20
26	14	2053	G	C5-C6-O6	-6.53	124.68	128.60
26	1H	32	C	C6-N1-C2	-6.52	117.69	120.30

Continued on next page...

Continued from previous page...

Mol	Chain	Res	Type	Atoms	Z	Observed(°)	Ideal(°)
26	1H	941	A	C4-C5-N7	6.52	113.96	110.70
26	1H	2249	U	N3-C4-O4	-6.52	114.83	119.40
26	14	849	A	OP1-P-O3'	6.52	119.55	105.20
26	14	2062	A	N1-C6-N6	-6.52	114.69	118.60
26	14	2335	A	N9-C4-C5	6.52	108.41	105.80
26	14	2517	C	O4'-C1'-N1	6.52	113.42	108.20
26	1H	1592	C	N1-C2-O2	6.52	122.81	118.90
26	1H	2056	G	N3-C4-N9	6.52	129.91	126.00
26	1H	2402	C	N3-C2-O2	-6.52	117.33	121.90
26	14	198	C	C6-N1-C2	-6.52	117.69	120.30
29	19	273	ARG	NE-CZ-NH1	6.52	123.56	120.30
1	13	1374	A	N1-C6-N6	6.52	122.51	118.60
25	4K	18	G	C4-C5-N7	-6.52	108.19	110.80
26	1H	245	G	C8-N9-C1'	-6.52	118.52	127.00
26	14	1633	G	C8-N9-C4	-6.52	103.79	106.40
26	1H	1305	C	C2-N3-C4	-6.52	116.64	119.90
1	13	670	G	O5'-P-OP2	-6.52	99.84	105.70
26	1H	240	G	N7-C8-N9	-6.52	109.84	113.10
26	1H	956	G	C5-C6-N1	-6.52	108.24	111.50
1	1G	945	G	C6-C5-N7	-6.51	126.49	130.40
26	14	744	G	C2-N3-C4	-6.51	108.64	111.90
26	14	1564	C	N3-C2-O2	-6.51	117.34	121.90
26	1H	189	G	OP1-P-OP2	-6.51	109.83	119.60
26	1H	658	C	O5'-P-OP1	6.51	118.52	110.70
26	1H	121	G	N3-C4-C5	-6.51	125.34	128.60
26	1H	657	U	C5-C6-N1	-6.51	119.44	122.70
26	14	194	G	C5-C6-O6	-6.51	124.69	128.60
26	14	956	G	N1-C6-O6	6.51	123.81	119.90
1	13	1497	G	O5'-P-OP2	-6.51	99.84	105.70
26	1H	808	G	OP1-P-OP2	6.51	129.36	119.60
26	1H	1984	G	O5'-P-OP2	-6.51	99.84	105.70
26	14	1783	A	C5-C6-N6	6.51	128.91	123.70
26	1H	141(A)	C	OP2-P-O3'	6.51	119.52	105.20
26	1H	1800	C	N3-C2-O2	-6.51	117.34	121.90
1	13	346	G	N7-C8-N9	6.51	116.35	113.10
22	1K	35	U	N3-C2-O2	-6.51	117.65	122.20
26	1H	109	G	N1-C6-O6	-6.51	116.00	119.90
26	14	2451	A	N1-C2-N3	6.51	132.55	129.30
26	14	2867	G	C5-C6-O6	6.51	132.50	128.60
26	14	1259	G	OP2-P-O3'	6.50	119.51	105.20
1	13	769	G	OP1-P-OP2	-6.50	109.84	119.60
26	1H	869	G	C5-C6-N1	6.50	114.75	111.50

Continued on next page...

Continued from previous page...

Mol	Chain	Res	Type	Atoms	Z	Observed(°)	Ideal(°)
26	1H	2324	C	N3-C4-N4	6.50	122.55	118.00
26	14	88	G	O5'-P-OP1	-6.50	99.85	105.70
26	14	907	U	OP2-P-O3'	6.50	119.51	105.20
26	14	1918	A	N1-C6-N6	6.50	122.50	118.60
26	14	2024	G	N1-C6-O6	6.50	123.80	119.90
26	14	2332	U	N3-C4-O4	-6.50	114.85	119.40
1	13	956	U	C5-C6-N1	6.50	125.95	122.70
26	14	461	C	N3-C4-C5	-6.50	119.30	121.90
1	13	1404	C	N3-C4-N4	-6.50	113.45	118.00
26	1H	129	C	N3-C4-C5	6.50	124.50	121.90
26	1H	621	A	C5-C6-N6	-6.50	118.50	123.70
26	1H	2717	G	C5-N7-C8	6.50	107.55	104.30
26	1H	2762	G	C2-N3-C4	-6.50	108.65	111.90
27	16	100	G	N3-C4-N9	6.50	129.90	126.00
27	16	116	G	OP2-P-O3'	6.50	119.50	105.20
26	14	1783	A	N9-C4-C5	6.50	108.40	105.80
26	14	1944	U	N3-C4-O4	6.50	123.95	119.40
1	13	1279	A	C6-C5-N7	-6.50	127.75	132.30
26	1H	784	A	OP2-P-O3'	-6.50	90.91	105.20
26	1H	1374	G	O5'-P-OP2	6.50	118.50	110.70
26	1H	2602	A	O5'-P-OP1	-6.50	99.85	105.70
1	1G	889	A	O5'-P-OP1	-6.50	99.85	105.70
26	14	302	C	O5'-P-OP2	-6.50	99.85	105.70
26	1H	1022	G	C4-C5-N7	-6.50	108.20	110.80
26	1H	2881	C	O5'-P-OP1	-6.50	99.86	105.70
1	13	1437	C	C5-C4-N4	-6.49	115.65	120.20
26	14	583	G	C8-N9-C4	-6.49	103.80	106.40
26	14	1762	A	O5'-P-OP1	-6.49	99.86	105.70
26	14	2442	C	N1-C2-O2	-6.49	115.00	118.90
1	13	74	C	N1-C2-O2	6.49	122.80	118.90
1	13	1226	C	N1-C2-O2	-6.49	115.00	118.90
26	1H	955	C	OP1-P-OP2	6.49	129.34	119.60
26	1H	1915	U	C2-N3-C4	-6.49	123.11	127.00
26	1H	2072	G	N9-C4-C5	-6.49	102.80	105.40
1	1G	60	A	N7-C8-N9	-6.49	110.55	113.80
1	13	776	G	O5'-P-OP1	-6.49	99.86	105.70
1	13	960	U	C5-C6-N1	6.49	125.94	122.70
1	13	1519	A	C5-C6-N1	-6.49	114.45	117.70
26	1H	86	C	C5-C6-N1	-6.49	117.75	121.00
26	1H	2244	U	C4-C5-C6	6.49	123.59	119.70
27	16	79	C	C6-N1-C2	-6.49	117.70	120.30
1	1G	1469	G	N1-C6-O6	6.49	123.79	119.90

Continued on next page...

Continued from previous page...

Mol	Chain	Res	Type	Atoms	Z	Observed(°)	Ideal(°)
26	14	489	G	C4-C5-N7	6.49	113.40	110.80
1	13	235	C	C6-N1-C2	6.49	122.89	120.30
1	13	1432	G	C6-C5-N7	-6.49	126.51	130.40
26	1H	531	C	N1-C2-O2	-6.49	115.01	118.90
26	1H	815	C	N3-C4-N4	-6.49	113.46	118.00
26	14	1987	G	N3-C2-N2	-6.49	115.36	119.90
26	14	113	G	C5-C6-O6	-6.48	124.71	128.60
26	14	2501	C	C6-N1-C1'	6.48	128.58	120.80
26	1H	916	G	O5'-P-OP2	6.48	118.48	110.70
26	1H	1352	U	O5'-P-OP2	-6.48	99.87	105.70
26	1H	2554	U	O5'-P-OP1	-6.48	99.86	105.70
26	1H	2666	C	C6-N1-C2	-6.48	117.71	120.30
26	14	2332	U	C5-C4-O4	6.48	129.79	125.90
1	13	555	C	C6-N1-C2	-6.48	117.71	120.30
26	1H	1157	G	C8-N9-C1'	-6.48	118.58	127.00
26	14	205	G	C4-C5-N7	6.48	113.39	110.80
26	1H	520	G	C5-C6-O6	6.48	132.49	128.60
26	1H	1157	G	C6-C5-N7	-6.48	126.51	130.40
26	1H	1373	A	O5'-P-OP1	6.48	118.47	110.70
26	14	707	G	C5-C6-N1	-6.48	108.26	111.50
26	14	935	C	C6-N1-C2	6.48	122.89	120.30
26	14	2672	G	C5-C6-N1	6.48	114.74	111.50
27	1J	14	U	OP1-P-OP2	6.48	129.31	119.60
23	2L	15	G	C5-C6-O6	6.48	132.49	128.60
26	14	827	U	O5'-P-OP2	-6.48	99.87	105.70
1	13	799	G	C5-C6-O6	6.47	132.49	128.60
26	1H	567	A	N1-C2-N3	-6.47	126.06	129.30
26	1H	2552	U	C2-N3-C4	-6.47	123.11	127.00
26	14	2062	A	C4-N9-C1'	-6.47	114.65	126.30
26	14	2542	A	N9-C4-C5	-6.47	103.21	105.80
26	14	2596	U	O5'-P-OP2	-6.47	99.87	105.70
26	1H	1625	C	N1-C2-O2	6.47	122.78	118.90
26	1H	2244	U	C2-N3-C4	-6.47	123.12	127.00
26	14	2447	G	OP1-P-OP2	-6.47	109.89	119.60
26	1H	446	G	C2-N3-C4	-6.47	108.67	111.90
26	1H	665	C	C5-C6-N1	-6.47	117.77	121.00
26	14	12	U	C2-N1-C1'	6.47	125.46	117.70
26	14	218	A	N1-C6-N6	6.47	122.48	118.60
26	14	495	G	C4-C5-N7	-6.47	108.21	110.80
26	14	1011	G	C8-N9-C1'	6.47	135.41	127.00
26	14	1994	C	C4-C5-C6	6.47	120.64	117.40
26	14	2258	C	C5-C4-N4	-6.47	115.67	120.20

Continued on next page...

Continued from previous page...

Mol	Chain	Res	Type	Atoms	Z	Observed(°)	Ideal(°)
1	13	813	U	C5-C4-O4	6.47	129.78	125.90
26	1H	786	C	N3-C4-N4	-6.47	113.47	118.00
1	13	59	A	O5'-P-OP1	-6.47	99.88	105.70
1	13	238	G	N1-C6-O6	-6.47	116.02	119.90
1	1G	1157	A	P-O3'-C3'	6.47	127.46	119.70
26	14	1382	G	OP2-P-O3'	6.47	119.43	105.20
26	14	2873	A	N9-C1'-C2'	6.47	122.41	114.00
1	13	1266	G	C5-C6-O6	-6.46	124.72	128.60
26	1H	613	U	C5-C4-O4	-6.46	122.02	125.90
26	1H	1636	C	OP1-P-O3'	6.46	119.42	105.20
26	1H	141	A	N3-C4-C5	6.46	131.32	126.80
26	1H	671	C	C2-N3-C4	-6.46	116.67	119.90
29	11	157	ARG	NE-CZ-NH1	-6.46	117.07	120.30
26	14	1969	A	O5'-P-OP2	6.46	118.45	110.70
1	13	888	G	N3-C4-C5	6.46	131.83	128.60
26	1H	2302	G	C5-C6-O6	6.46	132.48	128.60
26	14	486	C	N3-C4-N4	6.46	122.52	118.00
26	14	2512	C	C6-N1-C2	6.46	122.88	120.30
1	13	532	A	C2-N3-C4	-6.46	107.37	110.60
1	13	817	C	N3-C4-N4	6.46	122.52	118.00
1	13	912	C	C6-N1-C2	6.46	122.88	120.30
22	1K	33	U	O5'-P-OP2	-6.46	99.89	105.70
26	1H	1610	A	C5-N7-C8	-6.46	100.67	103.90
26	14	784	A	O5'-P-OP2	-6.46	99.89	105.70
26	14	1241	A	C4-C5-N7	6.46	113.93	110.70
26	1H	577	G	N3-C4-N9	6.46	129.87	126.00
26	1H	622	G	N3-C2-N2	6.46	124.42	119.90
26	1H	774	A	O5'-P-OP2	-6.46	99.89	105.70
26	1H	2068	U	C5-C6-N1	-6.46	119.47	122.70
26	14	113	G	N3-C4-C5	6.46	131.83	128.60
26	14	562	U	N1-C2-O2	6.46	127.32	122.80
26	14	1528	A	C6-C5-N7	-6.46	127.78	132.30
26	14	2060	A	OP1-P-OP2	-6.46	109.92	119.60
26	1H	72	U	N3-C4-O4	6.46	123.92	119.40
26	14	211	A	N1-C6-N6	6.46	122.47	118.60
26	14	992	C	OP1-P-O3'	6.46	119.40	105.20
1	13	690	G	C4-N9-C1'	6.45	134.89	126.50
1	13	816	A	C8-N9-C4	-6.45	103.22	105.80
26	1H	459	U	C2-N3-C4	-6.45	123.13	127.00
1	1G	812	C	N1-C2-O2	-6.45	115.03	118.90
26	1H	1521	G	N7-C8-N9	6.45	116.33	113.10
26	1H	104	U	C2-N3-C4	-6.45	123.13	127.00

Continued on next page...

Continued from previous page...

Mol	Chain	Res	Type	Atoms	Z	Observed(°)	Ideal(°)
26	1H	694	U	C2-N3-C4	-6.45	123.13	127.00
26	1H	2394	C	N1-C2-O2	-6.45	115.03	118.90
26	1H	186	G	C6-N1-C2	-6.45	121.23	125.10
26	1H	1271	G	N9-C4-C5	-6.45	102.82	105.40
26	1H	1430	C	C6-N1-C2	-6.45	117.72	120.30
26	1H	2070	G	C8-N9-C4	6.45	108.98	106.40
26	1H	2276	G	C4-C5-N7	-6.45	108.22	110.80
26	14	1204	A	N1-C6-N6	6.45	122.47	118.60
26	14	2433	A	C2-N3-C4	-6.45	107.38	110.60
26	14	2491	U	OP1-P-O3'	6.45	119.38	105.20
1	13	899	C	N3-C2-O2	6.45	126.41	121.90
26	1H	1776	G	C4-C5-N7	6.45	113.38	110.80
26	14	1912	A	O5'-P-OP1	-6.45	99.90	105.70
43	95	21	ARG	NE-CZ-NH2	6.45	123.52	120.30
1	13	23	C	C6-N1-C2	-6.44	117.72	120.30
26	1H	131	G	C5-C6-O6	-6.44	124.73	128.60
26	1H	498	G	C8-N9-C4	6.44	108.98	106.40
26	1H	2053	G	N3-C2-N2	-6.44	115.39	119.90
26	14	1307	A	C2-N3-C4	-6.44	107.38	110.60
26	14	1779	U	C6-N1-C2	6.44	124.87	121.00
1	13	50	A	C2-N3-C4	6.44	113.82	110.60
1	13	643	C	O5'-P-OP2	-6.44	99.90	105.70
1	13	904	C	N3-C4-N4	-6.44	113.49	118.00
26	1H	82	G	C4-C5-N7	-6.44	108.22	110.80
26	1H	826	U	C5-C6-N1	-6.44	119.48	122.70
26	1H	2228	G	N9-C4-C5	6.44	107.98	105.40
26	14	847	U	C2-N1-C1'	-6.44	109.97	117.70
1	13	584	G	OP1-P-OP2	6.44	129.25	119.60
1	13	1513	A	C5-C6-N6	-6.44	118.55	123.70
26	1H	917	A	C4-C5-N7	6.44	113.92	110.70
26	1H	1372	U	C5-C6-N1	-6.44	119.48	122.70
26	1H	2412	A	C5-C6-N1	6.44	120.92	117.70
26	1H	2603	G	O5'-P-OP2	6.44	118.42	110.70
1	13	948	C	O5'-P-OP1	6.43	118.42	110.70
1	13	990	C	C6-N1-C2	-6.43	117.73	120.30
26	1H	598	G	C8-N9-C4	-6.43	103.83	106.40
26	1H	659	C	O5'-P-OP2	-6.43	99.91	105.70
26	1H	820	A	N1-C2-N3	6.43	132.52	129.30
26	1H	1928	A	N1-C6-N6	-6.43	114.74	118.60
1	1G	150	C	C5-C6-N1	6.43	124.22	121.00
26	14	911	A	OP1-P-O3'	6.43	119.36	105.20
26	14	1786	A	N3-C4-N9	-6.43	122.25	127.40

Continued on next page...

Continued from previous page...

Mol	Chain	Res	Type	Atoms	Z	Observed(°)	Ideal(°)
26	1H	675	A	C4-C5-C6	-6.43	113.78	117.00
26	1H	1785	A	C8-N9-C4	-6.43	103.23	105.80
26	1H	2510	C	O5'-P-OP2	-6.43	99.91	105.70
26	14	1964	G	O5'-P-OP2	-6.43	99.91	105.70
26	14	2609	U	C2-N3-C4	-6.43	123.14	127.00
26	1H	2417	C	O5'-P-OP2	-6.43	99.91	105.70
26	1H	2525	G	C4-C5-N7	6.43	113.37	110.80
26	14	197	A	OP2-P-O3'	6.43	119.35	105.20
1	13	966	G	N1-C6-O6	6.43	123.76	119.90
26	1H	36	G	O5'-P-OP2	-6.43	99.91	105.70
26	1H	777	A	C2-N3-C4	-6.43	107.39	110.60
26	1H	1140	C	O5'-P-OP1	6.43	118.42	110.70
26	1H	1214	A	OP2-P-O3'	6.43	119.34	105.20
26	1H	2032	G	C5-N7-C8	6.43	107.51	104.30
26	14	741	G	N3-C2-N2	-6.43	115.40	119.90
1	13	1279	A	N1-C6-N6	6.43	122.46	118.60
26	1H	1291	C	O5'-P-OP2	-6.43	99.92	105.70
26	14	1276	A	O5'-P-OP1	-6.43	99.92	105.70
26	14	1570	A	O5'-P-OP2	6.43	118.41	110.70
26	1H	1018	C	C2-N1-C1'	6.42	125.87	118.80
26	1H	1602	U	O5'-P-OP1	-6.42	99.92	105.70
1	13	52	G	N3-C2-N2	6.42	124.40	119.90
26	1H	37	C	C2-N3-C4	6.42	123.11	119.90
26	1H	1559	G	C5-N7-C8	-6.42	101.09	104.30
26	1H	2697	G	N3-C2-N2	6.42	124.40	119.90
26	14	113	G	N1-C6-O6	6.42	123.75	119.90
26	1H	1357	U	N1-C2-N3	6.42	118.75	114.90
26	1H	1701	A	OP1-P-O3'	6.42	119.33	105.20
1	1G	535	A	O5'-P-OP2	-6.42	99.92	105.70
26	1H	446	G	C5-C6-N1	-6.42	108.29	111.50
26	1H	1803	A	C8-N9-C4	-6.42	103.23	105.80
26	1H	2375	G	OP2-P-O3'	6.42	119.32	105.20
26	1H	2581	G	O5'-P-OP2	-6.42	99.92	105.70
26	14	953	A	OP1-P-O3'	6.42	119.33	105.20
26	1H	566	U	C6-N1-C2	6.42	124.85	121.00
26	1H	1938	A	O4'-C1'-N9	6.42	113.33	108.20
26	14	76	C	C6-N1-C2	-6.42	117.73	120.30
1	13	328	C	N3-C2-O2	-6.42	117.41	121.90
26	1H	239	U	O5'-P-OP2	-6.42	99.92	105.70
26	14	2082	A	C6-N1-C2	-6.42	114.75	118.60
1	13	328	C	N1-C2-O2	6.42	122.75	118.90
26	1H	1787	A	OP1-P-O3'	6.42	119.31	105.20

Continued on next page...

Continued from previous page...

Mol	Chain	Res	Type	Atoms	Z	Observed(°)	Ideal(°)
26	1H	2376	A	C6-N1-C2	-6.42	114.75	118.60
26	14	2360	A	C2-N3-C4	-6.42	107.39	110.60
1	13	418	C	N1-C2-O2	6.41	122.75	118.90
26	1H	2302	G	N1-C6-O6	-6.41	116.05	119.90
26	14	449	A	C6-N1-C2	-6.41	114.75	118.60
26	14	2520	C	C2-N3-C4	-6.41	116.69	119.90
26	1H	391	G	C2-N3-C4	-6.41	108.69	111.90
26	1H	1288	U	C2-N1-C1'	6.41	125.39	117.70
26	1H	2577	A	C4-C5-N7	-6.41	107.49	110.70
26	1H	772	C	N3-C4-N4	6.41	122.49	118.00
26	1H	941	A	C5-C6-N6	-6.41	118.57	123.70
26	1H	1561	G	C8-N9-C4	-6.41	103.84	106.40
26	1H	2544	G	N1-C6-O6	6.41	123.75	119.90
1	13	792	A	C5-C6-N6	-6.41	118.57	123.70
26	1H	121	G	C8-N9-C1'	-6.41	118.67	127.00
26	1H	1620	G	C5-N7-C8	6.41	107.50	104.30
26	14	278	A	OP1-P-O3'	6.41	119.30	105.20
26	14	1914	C	N3-C2-O2	-6.41	117.41	121.90
26	1H	1163	G	C8-N9-C4	-6.41	103.84	106.40
26	1H	1901	A	O5'-P-OP2	-6.41	99.93	105.70
26	1H	2413	G	N1-C6-O6	6.41	123.74	119.90
26	1H	919	G	OP1-P-OP2	6.41	129.21	119.60
26	1H	941	A	N9-C4-C5	-6.41	103.24	105.80
26	1H	1255	U	C6-N1-C2	-6.41	117.16	121.00
26	1H	2449	U	OP2-P-O3'	6.41	119.29	105.20
26	14	1649	G	N1-C6-O6	-6.41	116.06	119.90
26	14	1964	G	N1-C6-O6	-6.41	116.06	119.90
26	14	2873	A	C5-C6-N1	-6.41	114.50	117.70
26	14	2213	U	N1-C2-O2	6.40	127.28	122.80
26	14	2598	A	P-O3'-C3'	6.40	127.39	119.70
26	14	2249	U	C5-C4-O4	6.40	129.74	125.90
26	14	2459	A	N7-C8-N9	6.40	117.00	113.80
26	1H	2689	U	C5-C4-O4	6.40	129.74	125.90
26	14	448	U	N3-C2-O2	-6.40	117.72	122.20
26	14	1257	C	C4-C5-C6	6.40	120.60	117.40
26	1H	576	U	C4-C5-C6	6.40	123.54	119.70
26	1H	1218	C	N3-C2-O2	6.40	126.38	121.90
27	16	27	C	C6-N1-C2	6.40	122.86	120.30
26	1H	452	G	N9-C4-C5	6.40	107.96	105.40
26	1H	1349	A	N1-C6-N6	6.40	122.44	118.60
26	1H	2285	C	C5-C4-N4	6.40	124.68	120.20
26	14	1775	U	C5-C6-N1	-6.40	119.50	122.70

Continued on next page...

Continued from previous page...

Mol	Chain	Res	Type	Atoms	Z	Observed(°)	Ideal(°)
26	1H	2028	U	N1-C2-O2	-6.40	118.32	122.80
1	1G	770	C	O5'-P-OP2	-6.40	99.94	105.70
26	1H	929	G	C5-C6-N1	6.39	114.70	111.50
26	14	579	G	N3-C2-N2	-6.39	115.43	119.90
1	13	1331	G	P-O3'-C3'	6.39	127.37	119.70
26	1H	645	C	N1-C2-O2	6.39	122.73	118.90
26	1H	2516	G	OP2-P-O3'	6.39	119.26	105.20
26	14	197	A	C6-C5-N7	-6.39	127.83	132.30
26	14	1011	G	C6-C5-N7	6.39	134.23	130.40
26	14	1835	G	C8-N9-C4	-6.39	103.84	106.40
26	1H	232	G	N1-C6-O6	6.39	123.73	119.90
26	1H	1253	A	OP1-P-OP2	6.39	129.18	119.60
1	13	723	U	C5-C6-N1	6.39	125.89	122.70
26	1H	245	G	N9-C4-C5	-6.39	102.84	105.40
26	14	2426	A	N9-C4-C5	-6.39	103.25	105.80
12	3I	12	ARG	NE-CZ-NH1	-6.38	117.11	120.30
26	1H	203	C	O5'-P-OP1	-6.38	99.95	105.70
26	1H	629	G	N3-C2-N2	6.38	124.37	119.90
26	1H	705	A	N9-C4-C5	-6.38	103.25	105.80
26	1H	1782	C	OP1-P-O3'	6.38	119.25	105.20
1	1G	399	G	N1-C6-O6	6.38	123.73	119.90
26	14	1021	A	C8-N9-C4	-6.38	103.25	105.80
26	14	1813	G	O5'-P-OP2	6.38	118.36	110.70
26	14	2258	C	N3-C4-N4	6.38	122.47	118.00
26	1H	245	G	C4-C5-C6	6.38	122.63	118.80
26	1H	1648	C	C6-N1-C1'	6.38	128.46	120.80
26	1H	2496	C	OP1-P-OP2	-6.38	110.03	119.60
26	1H	2697	G	O5'-P-OP1	-6.38	99.95	105.70
1	1G	1432	G	C4-C5-C6	6.38	122.63	118.80
1	1G	1515	C	N1-C2-O2	-6.38	115.07	118.90
26	1H	206	U	C2-N3-C4	-6.38	123.17	127.00
26	14	1367	A	C8-N9-C4	6.38	108.35	105.80
26	14	1783	A	C5-C6-N1	-6.38	114.51	117.70
26	1H	203	C	O5'-P-OP2	6.38	118.36	110.70
26	1H	271(B)	G	N3-C4-N9	6.38	129.83	126.00
26	1H	2257	U	C2-N3-C4	-6.38	123.17	127.00
26	1H	2530	A	O5'-P-OP2	-6.38	99.96	105.70
26	14	1784	A	C4-C5-N7	6.38	113.89	110.70
1	13	577	G	N1-C6-O6	6.38	123.73	119.90
1	13	792	A	C8-N9-C4	-6.38	103.25	105.80
26	14	945	A	N9-C4-C5	-6.38	103.25	105.80
26	1H	199	A	N1-C2-N3	-6.38	126.11	129.30

Continued on next page...

Continued from previous page...

Mol	Chain	Res	Type	Atoms	Z	Observed(°)	Ideal(°)
26	1H	1249	U	O5'-P-OP1	-6.38	99.96	105.70
26	1H	1496	A	C2-N3-C4	-6.38	107.41	110.60
26	1H	2709	G	N1-C2-N2	-6.38	110.46	116.20
1	13	891	U	N3-C2-O2	-6.38	117.74	122.20
26	1H	1543	A	C6-N1-C2	6.38	122.42	118.60
26	1H	2065	C	N1-C2-O2	6.38	122.72	118.90
1	13	780	A	N3-C4-C5	6.37	131.26	126.80
26	1H	778	G	C5-C6-O6	6.37	132.42	128.60
26	1H	793	A	C2-N3-C4	6.37	113.79	110.60
26	1H	1591	G	C5-C6-O6	6.37	132.42	128.60
26	14	768	G	O5'-P-OP2	-6.37	99.97	105.70
1	13	858	G	N3-C4-C5	-6.37	125.42	128.60
26	1H	80	G	O5'-P-OP1	-6.37	99.97	105.70
26	14	2078	C	C4-C5-C6	6.37	120.58	117.40
26	1H	1026	U	N1-C2-O2	-6.37	118.34	122.80
26	1H	837	C	N1-C2-O2	-6.37	115.08	118.90
29	11	41	GLY	N-CA-C	6.37	129.01	113.10
26	14	574	C	C2-N1-C1'	-6.37	111.80	118.80
26	14	681	G	N1-C2-N2	-6.37	110.47	116.20
26	14	1606	G	N3-C4-N9	6.37	129.82	126.00
26	14	1776	G	O5'-P-OP1	6.37	118.34	110.70
26	14	1800	C	C2-N3-C4	-6.37	116.72	119.90
26	14	2318	G	C8-N9-C4	-6.37	103.85	106.40
26	1H	577	G	OP1-P-OP2	-6.36	110.05	119.60
26	1H	698	C	C5-C6-N1	-6.36	117.82	121.00
26	1H	762	U	C2-N1-C1'	6.36	125.34	117.70
26	1H	2311	A	C5-C6-N1	-6.36	114.52	117.70
1	1G	576	G	C6-C5-N7	-6.36	126.58	130.40
1	1G	1523	G	O5'-P-OP2	-6.36	99.97	105.70
23	2L	40	C	O5'-P-OP1	-6.36	99.97	105.70
26	14	139	G	N1-C6-O6	-6.36	116.08	119.90
1	13	62	U	O5'-P-OP2	-6.36	99.97	105.70
26	1H	2355	C	C6-N1-C2	-6.36	117.75	120.30
1	1G	428	G	C4-C5-N7	-6.36	108.25	110.80
26	14	1552	G	C6-C5-N7	6.36	134.22	130.40
26	14	1652	A	O5'-P-OP1	-6.36	99.97	105.70
1	1G	452	A	O5'-P-OP1	-6.36	99.98	105.70
26	14	848	G	N3-C4-C5	-6.36	125.42	128.60
26	14	949	C	C6-N1-C2	6.36	122.84	120.30
26	14	1929	G	OP1-P-OP2	6.36	129.14	119.60
26	14	2072	G	C5-N7-C8	6.36	107.48	104.30
1	13	1450	U	N1-C2-O2	6.36	127.25	122.80

Continued on next page...

Continued from previous page...

Mol	Chain	Res	Type	Atoms	Z	Observed(°)	Ideal(°)
27	16	105	G	N3-C4-C5	-6.36	125.42	128.60
26	14	609	A	C5-C6-N6	-6.36	118.61	123.70
1	13	115	G	P-O3'-C3'	6.36	127.33	119.70
26	1H	1983	C	OP2-P-O3'	6.36	119.19	105.20
26	1H	2261	C	OP1-P-O3'	-6.36	91.22	105.20
26	1H	2350	C	N3-C2-O2	-6.36	117.45	121.90
26	1H	2494	G	C5-C6-N1	-6.36	108.32	111.50
26	14	674	G	O5'-P-OP2	6.36	118.33	110.70
26	1H	2211	G	O5'-P-OP2	-6.36	99.98	105.70
26	1H	2594	C	C5-C4-N4	-6.36	115.75	120.20
26	14	472	A	N1-C6-N6	-6.36	114.79	118.60
26	14	1011	G	N3-C4-N9	-6.36	122.19	126.00
26	14	2519	U	O5'-P-OP2	-6.36	99.98	105.70
26	1H	2751	G	N3-C4-C5	-6.35	125.42	128.60
1	13	437	U	C6-N1-C2	-6.35	117.19	121.00
1	13	1290	G	N7-C8-N9	6.35	116.28	113.10
26	1H	655	A	C5-N7-C8	-6.35	100.72	103.90
26	1H	1026	U	C6-N1-C1'	6.35	130.09	121.20
26	1H	1417	C	C5-C6-N1	-6.35	117.82	121.00
26	1H	2688	U	C5-C6-N1	-6.35	119.52	122.70
1	1G	945	G	C4-N9-C1'	6.35	134.76	126.50
26	1H	1239	G	C8-N9-C4	6.35	108.94	106.40
26	1H	842	G	C5-N7-C8	-6.35	101.12	104.30
26	1H	938	G	O5'-P-OP2	-6.35	99.99	105.70
26	1H	2062	A	N3-C4-N9	6.35	132.48	127.40
1	1G	332	G	C8-N9-C4	6.35	108.94	106.40
1	1G	1184	G	N1-C6-O6	6.35	123.71	119.90
26	14	470	A	N1-C6-N6	6.35	122.41	118.60
26	14	2264	C	O5'-P-OP2	6.35	118.32	110.70
26	14	2501	C	C5-C6-N1	-6.35	117.83	121.00
27	1J	44	G	N7-C8-N9	-6.35	109.92	113.10
26	1H	906	G	C4-C5-N7	-6.35	108.26	110.80
1	1G	1358	U	C2-N1-C1'	6.35	125.32	117.70
26	14	1563	G	OP2-P-O3'	6.35	119.17	105.20
26	14	2020	A	C5-C6-N6	-6.35	118.62	123.70
26	14	2032	G	N9-C4-C5	-6.35	102.86	105.40
26	14	2277	G	C5-C6-O6	6.35	132.41	128.60
26	14	2509	G	OP1-P-OP2	6.35	129.12	119.60
1	13	581	G	C6-C5-N7	-6.35	126.59	130.40
26	1H	1350	C	O5'-P-OP2	6.35	118.31	110.70
1	13	865	A	N1-C6-N6	6.34	122.41	118.60
1	13	1259	C	C5-C6-N1	6.34	124.17	121.00

Continued on next page...

Continued from previous page...

Mol	Chain	Res	Type	Atoms	Z	Observed(°)	Ideal(°)
26	1H	2278	A	C4-C5-C6	6.34	120.17	117.00
26	1H	2451	A	C5-C6-N6	6.34	128.78	123.70
1	1G	900	A	O5'-P-OP2	6.34	118.31	110.70
26	14	1185	C	O5'-P-OP2	-6.34	99.99	105.70
26	14	2387	U	N3-C4-O4	-6.34	114.96	119.40
26	1H	51	G	O4'-C1'-N9	-6.34	103.13	108.20
26	1H	141	A	O5'-P-OP2	-6.34	99.99	105.70
26	1H	255	A	C6-N1-C2	-6.34	114.79	118.60
26	1H	141(A)	C	N1-C2-O2	-6.34	115.09	118.90
26	1H	1303	G	O5'-P-OP2	-6.34	99.99	105.70
26	1H	2449	U	N1-C2-N3	6.34	118.70	114.90
26	1H	688	U	OP1-P-OP2	6.34	129.11	119.60
26	1H	1239	G	OP2-P-O3'	6.34	119.14	105.20
26	1H	1279	G	O5'-P-OP1	6.34	118.31	110.70
26	1H	1566	A	N9-C4-C5	6.34	108.34	105.80
26	1H	2090	G	N3-C2-N2	-6.34	115.46	119.90
26	1H	2521	C	OP1-P-OP2	6.34	129.11	119.60
26	14	802	A	N1-C6-N6	-6.34	114.80	118.60
26	1H	321	G	C5-C6-O6	-6.34	124.80	128.60
26	14	2331	G	N1-C6-O6	6.34	123.70	119.90
46	C5	90	LEU	CA-CB-CG	6.34	129.88	115.30
1	13	582	U	N3-C4-O4	-6.34	114.97	119.40
1	13	960	U	C2-N1-C1'	6.34	125.30	117.70
26	1H	2419	U	OP1-P-O3'	6.34	119.14	105.20
26	1H	2497	A	C4-C5-C6	6.34	120.17	117.00
26	14	2380	C	N3-C4-C5	6.34	124.43	121.90
27	1J	74	U	N1-C2-N3	6.34	118.70	114.90
26	1H	1280	G	OP1-P-OP2	-6.33	110.10	119.60
26	1H	1586	A	C4-C5-C6	6.33	120.17	117.00
26	1H	1645	G	P-O3'-C3'	6.33	127.30	119.70
26	1H	2709	G	C8-N9-C4	-6.33	103.87	106.40
26	14	1558	A	N1-C2-N3	6.33	132.47	129.30
26	1H	1374	G	C5-C6-N1	-6.33	108.33	111.50
26	14	824	A	C8-N9-C4	6.33	108.33	105.80
26	14	1899	G	C4-N9-C1'	6.33	134.73	126.50
54	L5	34	ARG	NE-CZ-NH1	-6.33	117.13	120.30
1	13	1412	C	C6-N1-C2	6.33	122.83	120.30
26	1H	500	G	O5'-P-OP1	-6.33	100.00	105.70
26	1H	729	G	N9-C4-C5	6.33	107.93	105.40
26	1H	1796	U	C6-N1-C2	6.33	124.80	121.00
26	1H	1916	A	C8-N9-C4	-6.33	103.27	105.80
26	14	822	U	O5'-P-OP2	-6.33	100.00	105.70

Continued on next page...

Continued from previous page...

Mol	Chain	Res	Type	Atoms	Z	Observed(°)	Ideal(°)
26	14	2026	C	O5'-P-OP2	-6.33	100.00	105.70
1	13	1519	A	N9-C4-C5	6.33	108.33	105.80
1	13	108	G	N9-C4-C5	-6.33	102.87	105.40
26	14	2853	C	O5'-P-OP1	6.33	118.29	110.70
26	1H	1010	A	C8-N9-C4	6.33	108.33	105.80
26	1H	2234	G	N7-C8-N9	-6.33	109.94	113.10
26	14	500	G	O5'-P-OP2	-6.33	100.01	105.70
26	14	668	G	N3-C4-C5	6.33	131.76	128.60
26	14	705	A	C2-N3-C4	-6.33	107.44	110.60
26	14	952	G	O5'-P-OP2	6.33	118.29	110.70
26	1H	679	C	N3-C2-O2	6.32	126.33	121.90
26	1H	796	C	N3-C4-N4	-6.32	113.57	118.00
26	1H	1271	G	C6-C5-N7	-6.32	126.61	130.40
26	1H	1835	G	N3-C4-C5	-6.32	125.44	128.60
26	14	1482	U	C5-C4-O4	6.32	129.69	125.90
26	1H	194	G	C5-C6-O6	-6.32	124.81	128.60
26	1H	975	G	O5'-P-OP1	-6.32	100.01	105.70
26	14	141	A	C6-N1-C2	6.32	122.39	118.60
54	L5	34	ARG	NE-CZ-NH2	6.32	123.46	120.30
1	13	971	G	O5'-P-OP1	6.32	118.28	110.70
26	1H	1022	G	P-O3'-C3'	6.32	127.29	119.70
26	1H	1566	A	C2-N3-C4	6.32	113.76	110.60
1	1G	345	C	P-O3'-C3'	6.32	127.28	119.70
26	1H	380	U	C5-C4-O4	6.32	129.69	125.90
1	13	562	C	O5'-P-OP2	-6.32	100.01	105.70
24	3K	71	C	N3-C2-O2	-6.32	117.48	121.90
26	1H	57	C	N1-C2-O2	6.32	122.69	118.90
26	1H	122	G	OP1-P-OP2	6.32	129.08	119.60
26	1H	2366	A	OP2-P-O3'	6.32	119.10	105.20
26	14	615	G	O4'-C1'-N9	6.32	113.25	108.20
26	14	1625	C	N3-C4-N4	-6.32	113.58	118.00
26	14	1869	G	N3-C4-N9	-6.32	122.21	126.00
1	13	1511	G	N1-C2-N2	-6.32	110.52	116.20
27	16	116	G	C5-C6-O6	-6.32	124.81	128.60
26	14	1673	U	N3-C2-O2	6.32	126.62	122.20
26	14	2346	A	C5-C6-N1	-6.32	114.54	117.70
26	14	1968	G	N1-C6-O6	6.31	123.69	119.90
1	13	1482	G	N3-C2-N2	-6.31	115.48	119.90
26	1H	468	G	N9-C4-C5	-6.31	102.88	105.40
26	1H	826	U	O5'-P-OP2	-6.31	100.02	105.70
26	1H	1414	G	O5'-P-OP1	-6.31	100.02	105.70
26	1H	2079	U	N1-C2-N3	6.31	118.69	114.90

Continued on next page...

Continued from previous page...

Mol	Chain	Res	Type	Atoms	Z	Observed(°)	Ideal(°)
26	1H	2473	U	C2-N1-C1'	6.31	125.27	117.70
26	1H	2473	U	N1-C2-O2	6.31	127.22	122.80
26	1H	2674	G	C6-N1-C2	-6.31	121.31	125.10
50	K8	59	ARG	NE-CZ-NH2	6.31	123.46	120.30
1	1G	692	U	C5-C4-O4	-6.31	122.11	125.90
26	14	503	A	N9-C4-C5	6.31	108.33	105.80
26	14	2029	G	C8-N9-C4	-6.31	103.88	106.40
42	85	95	LEU	CA-CB-CG	-6.31	100.78	115.30
26	14	729	G	N1-C2-N2	6.31	121.88	116.20
1	13	630	G	O5'-P-OP2	-6.31	100.02	105.70
26	1H	869	G	OP1-P-O3'	6.31	119.08	105.20
26	1H	1683	C	N1-C2-O2	-6.31	115.11	118.90
26	14	121	G	C4-C5-N7	6.31	113.32	110.80
26	14	502	A	C8-N9-C4	-6.31	103.28	105.80
26	14	1516	U	N1-C2-O2	6.31	127.22	122.80
26	14	2246	G	N7-C8-N9	6.31	116.25	113.10
1	13	110	C	N1-C2-O2	-6.31	115.11	118.90
26	1H	808	G	N1-C2-N2	-6.31	110.52	116.20
26	1H	825	C	OP1-P-OP2	6.31	129.06	119.60
26	14	90	U	N1-C2-O2	6.31	127.22	122.80
23	2K	49	C	C6-N1-C2	-6.31	117.78	120.30
26	14	2426	A	C5-N7-C8	-6.31	100.75	103.90
1	13	843	U	C2-N1-C1'	6.30	125.27	117.70
26	1H	190	A	N1-C6-N6	6.30	122.38	118.60
26	1H	140	A	C2-N3-C4	-6.30	107.45	110.60
26	1H	2078	C	O5'-P-OP2	6.30	118.26	110.70
26	1H	2771	C	O5'-P-OP2	6.30	118.26	110.70
26	14	1011	G	N3-C4-C5	6.30	131.75	128.60
26	14	2586	C	C5-C4-N4	-6.30	115.79	120.20
26	1H	2257	U	OP1-P-OP2	-6.30	110.15	119.60
26	1H	2271	G	N3-C4-N9	6.30	129.78	126.00
26	14	1385	G	O4'-C1'-N9	6.30	113.24	108.20
26	14	1606	G	C5-C6-O6	-6.30	124.82	128.60
26	14	1928	A	OP1-P-OP2	6.30	129.05	119.60
26	14	2330	G	C6-C5-N7	-6.30	126.62	130.40
26	14	47	C	C5-C6-N1	-6.30	117.85	121.00
26	14	563	G	C8-N9-C4	-6.30	103.88	106.40
26	14	2571	C	N3-C4-C5	6.30	124.42	121.90
1	13	795	C	C6-N1-C2	6.30	122.82	120.30
26	1H	728	G	OP2-P-O3'	6.30	119.05	105.20
1	1G	1200	C	C2-N1-C1'	6.30	125.73	118.80
26	1H	1967	C	N3-C2-O2	-6.29	117.49	121.90

Continued on next page...

Continued from previous page...

Mol	Chain	Res	Type	Atoms	Z	Observed(°)	Ideal(°)
26	1H	241	A	N1-C2-N3	6.29	132.45	129.30
26	1H	845	G	OP2-P-O3'	-6.29	91.35	105.20
26	1H	1137	G	OP1-P-O3'	6.29	119.05	105.20
26	14	18	C	O5'-P-OP1	-6.29	100.04	105.70
26	14	647	G	C8-N9-C4	-6.29	103.88	106.40
26	1H	128	C	C2-N3-C4	-6.29	116.75	119.90
26	1H	1528	A	C6-C5-N7	-6.29	127.90	132.30
34	61	110	ASP	C-N-CD	-6.29	106.76	120.60
26	1H	138	G	N3-C4-N9	-6.29	122.23	126.00
26	1H	512	G	N1-C6-O6	-6.29	116.13	119.90
26	1H	2438	U	C4-C5-C6	6.29	123.47	119.70
26	1H	2763	G	N3-C4-N9	6.29	129.77	126.00
26	14	1646	C	C6-N1-C2	6.29	122.82	120.30
26	14	1756	G	N9-C4-C5	6.29	107.92	105.40
26	1H	82	G	C5-N7-C8	6.29	107.44	104.30
26	1H	797	C	C5-C6-N1	-6.29	117.86	121.00
26	1H	929	G	C4-C5-N7	6.29	113.31	110.80
26	1H	2646	C	C2-N3-C4	-6.29	116.75	119.90
26	14	384	U	C5-C6-N1	-6.29	119.56	122.70
26	1H	1968	G	N3-C4-N9	6.29	129.77	126.00
26	1H	1973	G	C8-N9-C4	-6.29	103.89	106.40
26	14	1777	U	O5'-P-OP2	6.29	118.25	110.70
1	13	961	U	N3-C4-C5	6.29	118.37	114.60
26	1H	256	A	N9-C4-C5	-6.29	103.29	105.80
26	1H	2245	U	OP1-P-O3'	6.29	119.03	105.20
1	1G	576	G	N3-C4-C5	-6.29	125.46	128.60
1	1G	1518	A	O5'-P-OP1	-6.29	100.04	105.70
26	1H	1893	C	N3-C4-N4	-6.28	113.60	118.00
26	1H	677	A	C8-N9-C4	-6.28	103.29	105.80
26	1H	2603	G	OP1-P-O3'	6.28	119.02	105.20
26	14	2331	G	C4-C5-N7	6.28	113.31	110.80
1	13	623	C	C5-C6-N1	6.28	124.14	121.00
26	1H	826	U	C2-N3-C4	-6.28	123.23	127.00
26	1H	2048	G	C5-C6-N1	-6.28	108.36	111.50
26	1H	2439	A	C2-N3-C4	-6.28	107.46	110.60
27	16	33	G	O5'-P-OP1	6.28	118.24	110.70
29	11	37	LEU	CB-CG-CD1	6.28	121.68	111.00
49	J8	82	LEU	CA-CB-CG	6.28	129.75	115.30
26	14	469	G	N1-C6-O6	6.28	123.67	119.90
26	14	2502	G	N3-C2-N2	6.28	124.30	119.90
26	1H	60	G	OP2-P-O3'	6.28	119.01	105.20
26	1H	2708	G	OP1-P-OP2	6.28	129.02	119.60

Continued on next page...

Continued from previous page...

Mol	Chain	Res	Type	Atoms	Z	Observed(°)	Ideal(°)
1	1G	328	C	O5'-P-OP2	-6.28	100.05	105.70
26	14	774	A	C4-C5-N7	6.28	113.84	110.70
26	14	951	C	OP1-P-O3'	6.28	119.01	105.20
26	14	2066	C	O5'-P-OP2	6.28	118.23	110.70
26	1H	958	U	C6-N1-C2	-6.28	117.23	121.00
26	1H	1758	G	N1-C6-O6	6.28	123.67	119.90
26	1H	2076	U	O5'-P-OP2	-6.28	100.05	105.70
26	1H	2526	G	OP2-P-O3'	6.28	119.01	105.20
26	1H	2598	A	C8-N9-C4	6.28	108.31	105.80
26	1H	2609	U	C2-N3-C4	-6.28	123.23	127.00
1	1G	630	G	O4'-C1'-N9	6.28	113.22	108.20
26	14	2206	C	O5'-P-OP2	-6.28	100.05	105.70
26	1H	2067	G	N1-C6-O6	-6.27	116.14	119.90
26	1H	2466	C	C2-N3-C4	-6.27	116.76	119.90
26	1H	2708	G	N1-C2-N3	6.27	127.66	123.90
1	1G	264	U	C5-C4-O4	-6.27	122.14	125.90
1	13	219	C	C6-N1-C2	-6.27	117.79	120.30
1	13	901	A	N1-C6-N6	6.27	122.36	118.60
26	1H	686	G	C8-N9-C4	6.27	108.91	106.40
26	1H	1812	A	OP1-P-OP2	6.27	129.01	119.60
26	14	2364	C	N3-C2-O2	-6.27	117.51	121.90
26	14	447	A	O4'-C1'-N9	-6.27	103.18	108.20
26	1H	117	G	O5'-P-OP2	-6.27	100.06	105.70
26	1H	239	U	C5-C6-N1	-6.27	119.56	122.70
26	1H	246	C	C5-C6-N1	-6.27	117.86	121.00
26	1H	1223	C	N3-C4-N4	6.27	122.39	118.00
26	1H	2447	G	N9-C4-C5	6.27	107.91	105.40
26	14	197	A	C4-C5-N7	6.27	113.83	110.70
26	14	802	A	C5-C6-N1	6.27	120.83	117.70
26	14	2253	G	N9-C4-C5	-6.27	102.89	105.40
26	1H	1601	G	N1-C6-O6	-6.27	116.14	119.90
26	14	229	A	O4'-C1'-N9	6.27	113.21	108.20
26	14	1673	U	O5'-P-OP2	6.27	118.22	110.70
26	14	1613	G	N3-C2-N2	6.27	124.29	119.90
26	1H	802	A	OP2-P-O3'	6.26	118.98	105.20
26	1H	1269	A	C5-N7-C8	-6.26	100.77	103.90
23	2K	13	C	C2-N3-C4	6.26	123.03	119.90
1	1G	889	A	OP1-P-OP2	6.26	128.99	119.60
26	14	695	G	OP1-P-OP2	-6.26	110.20	119.60
26	1H	396	G	C5-C6-O6	-6.26	124.84	128.60
26	1H	975	G	O4'-C1'-N9	-6.26	103.19	108.20
26	1H	1953	A	C5-C6-N6	-6.26	118.69	123.70

Continued on next page...

Continued from previous page...

Mol	Chain	Res	Type	Atoms	Z	Observed(°)	Ideal(°)
26	1H	2591	C	N1-C2-N3	6.26	123.58	119.20
1	1G	15	G	N3-C4-N9	6.26	129.76	126.00
1	1G	111	G	O5'-P-OP2	-6.26	100.06	105.70
26	14	1955	U	N3-C4-O4	-6.26	115.02	119.40
26	1H	33	U	OP1-P-O3'	6.26	118.97	105.20
26	1H	428	A	OP1-P-O3'	6.26	118.97	105.20
26	1H	636	G	O5'-P-OP2	6.26	118.21	110.70
26	1H	908	C	O5'-P-OP1	6.26	118.21	110.70
26	14	1661	G	C8-N9-C4	6.26	108.90	106.40
26	14	1676	A	N7-C8-N9	-6.26	110.67	113.80
1	13	238	G	C8-N9-C4	6.26	108.90	106.40
1	13	564	C	N3-C4-C5	-6.26	119.40	121.90
26	1H	1270	C	C4-C5-C6	6.26	120.53	117.40
26	1H	1435	G	OP2-P-O3'	6.26	118.97	105.20
26	1H	1831	G	O5'-P-OP2	6.26	118.21	110.70
26	1H	2591	C	C5-C4-N4	-6.26	115.82	120.20
26	1H	2665	A	C6-C5-N7	-6.26	127.92	132.30
1	1G	1228	C	N1-C2-O2	6.26	122.65	118.90
26	14	307	G	C6-C5-N7	-6.26	126.65	130.40
26	14	837	C	O5'-P-OP1	-6.26	100.07	105.70
26	14	2211	G	C4-N9-C1'	6.26	134.63	126.50
26	1H	30	G	OP1-P-O3'	6.25	118.96	105.20
26	1H	972	G	C8-N9-C4	6.25	108.90	106.40
26	14	2821	A	C8-N9-C4	6.25	108.30	105.80
26	1H	1363	C	C5-C6-N1	-6.25	117.87	121.00
26	1H	1993	U	C5-C6-N1	-6.25	119.57	122.70
26	14	1022	G	C8-N9-C4	-6.25	103.90	106.40
26	14	2641	G	C8-N9-C4	6.25	108.90	106.40
26	14	2712	U	O4'-C1'-N1	6.25	113.20	108.20
26	1H	389	G	N1-C2-N2	-6.25	110.57	116.20
26	1H	484	C	N3-C2-O2	-6.25	117.52	121.90
26	1H	857	C	OP1-P-OP2	6.25	128.98	119.60
26	14	1574	C	C5-C4-N4	-6.25	115.82	120.20
26	14	1926	U	O5'-P-OP2	-6.25	100.07	105.70
4	3E	157	LEU	CA-CB-CG	6.25	129.67	115.30
26	1H	1325	G	N9-C4-C5	-6.25	102.90	105.40
26	1H	2256	G	C5-N7-C8	-6.25	101.18	104.30
26	1H	2618	G	C8-N9-C4	-6.25	103.90	106.40
26	14	681	G	C5-C6-O6	-6.25	124.85	128.60
26	14	1762	A	C5-N7-C8	-6.25	100.78	103.90
1	13	871	U	N3-C2-O2	-6.25	117.83	122.20
26	1H	805	G	O5'-P-OP2	6.25	118.20	110.70

Continued on next page...

Continued from previous page...

Mol	Chain	Res	Type	Atoms	Z	Observed(°)	Ideal(°)
26	1H	2070	G	N7-C8-N9	-6.25	109.98	113.10
26	1H	2419	U	O5'-P-OP2	6.25	118.19	110.70
26	14	967	C	O5'-P-OP2	-6.25	100.08	105.70
26	1H	1804	C	OP1-P-OP2	-6.25	110.23	119.60
26	14	2071	A	C8-N9-C4	-6.25	103.30	105.80
26	1H	1143	A	OP1-P-OP2	6.24	128.97	119.60
26	1H	1422	G	C8-N9-C4	-6.24	103.90	106.40
26	1H	2035	G	O4'-C1'-N9	6.24	113.20	108.20
1	1G	1286	A	N7-C8-N9	6.24	116.92	113.80
26	14	948	G	N1-C6-O6	6.24	123.65	119.90
26	14	1342	A	C6-C5-N7	-6.24	127.93	132.30
26	14	1817	G	N3-C2-N2	6.24	124.27	119.90
26	14	2335	A	C5-C6-N6	6.24	128.69	123.70
26	14	2374	C	C2-N3-C4	-6.24	116.78	119.90
26	14	2428	G	C8-N9-C4	-6.24	103.90	106.40
26	1H	2311	A	C4-C5-N7	6.24	113.82	110.70
1	13	583	A	O5'-P-OP1	-6.24	100.08	105.70
26	1H	1610	A	C4-C5-N7	6.24	113.82	110.70
26	1H	1786	A	N1-C2-N3	6.24	132.42	129.30
26	1H	2427	C	O5'-P-OP1	-6.24	100.08	105.70
1	13	520	A	C4-C5-C6	6.24	120.12	117.00
1	13	807	A	N9-C4-C5	6.24	108.30	105.80
26	14	915	C	N1-C2-O2	6.24	122.64	118.90
26	14	1950	G	N9-C4-C5	6.24	107.89	105.40
26	1H	77	C	OP1-P-OP2	-6.24	110.25	119.60
30	21	186	GLY	N-CA-C	6.24	128.69	113.10
26	14	50	U	C6-N1-C2	6.23	124.74	121.00
26	14	1786	A	C4-N9-C1'	6.23	137.52	126.30
26	14	1950	G	C4-C5-N7	6.23	113.29	110.80
1	13	52	G	N9-C4-C5	-6.23	102.91	105.40
26	1H	245	G	C4-N9-C1'	6.23	134.60	126.50
26	1H	825	C	C5-C6-N1	-6.23	117.88	121.00
26	1H	2555	U	N3-C2-O2	6.23	126.56	122.20
26	1H	2824	C	N3-C4-C5	6.23	124.39	121.90
26	14	485	C	C5-C4-N4	-6.23	115.84	120.20
27	1J	60	C	C5-C6-N1	6.23	124.12	121.00
1	13	703	G	N3-C4-N9	6.23	129.74	126.00
26	1H	2548	G	C5-C6-N1	6.23	114.61	111.50
26	14	828	U	C4-C5-C6	6.23	123.44	119.70
26	1H	1558	A	C6-C5-N7	-6.23	127.94	132.30
26	1H	2230	G	N1-C2-N2	6.23	121.81	116.20
26	14	668	G	N7-C8-N9	-6.23	109.99	113.10

Continued on next page...

Continued from previous page...

Mol	Chain	Res	Type	Atoms	Z	Observed(°)	Ideal(°)
1	13	894	G	C4-N9-C1'	-6.23	118.40	126.50
26	1H	783	A	C5-C6-N6	-6.23	118.72	123.70
26	1H	815	C	O5'-P-OP1	6.23	118.17	110.70
26	1H	942	G	C4-C5-C6	-6.23	115.06	118.80
26	1H	2600	A	N3-C4-C5	-6.23	122.44	126.80
36	68	8	LEU	CA-CB-CG	6.23	129.62	115.30
26	14	801	G	N3-C4-N9	-6.23	122.26	126.00
26	14	939	G	N3-C2-N2	-6.23	115.54	119.90
26	14	2346	A	C6-C5-N7	-6.23	127.94	132.30
26	14	2424	C	OP1-P-OP2	6.23	128.94	119.60
26	1H	121	G	C4-C5-N7	6.23	113.29	110.80
26	1H	1184	G	N3-C2-N2	-6.22	115.54	119.90
26	14	24	G	C2-N3-C4	-6.22	108.79	111.90
26	14	826	U	C6-N1-C2	-6.22	117.27	121.00
26	14	1209	G	OP1-P-OP2	6.22	128.94	119.60
26	1H	663	G	C4-N9-C1'	6.22	134.59	126.50
26	1H	1929	G	O5'-P-OP2	-6.22	100.10	105.70
26	1H	1968	G	N3-C4-C5	-6.22	125.49	128.60
26	14	1408	C	O5'-P-OP1	-6.22	100.10	105.70
26	14	2049	G	C5-N7-C8	-6.22	101.19	104.30
1	13	741	G	OP1-P-OP2	6.22	128.93	119.60
26	1H	121	G	N9-C4-C5	-6.22	102.91	105.40
26	1H	2829	C	N3-C2-O2	6.22	126.25	121.90
1	1G	315	A	N1-C6-N6	6.22	122.33	118.60
1	13	1289	A	O5'-P-OP2	-6.22	100.10	105.70
26	1H	2503	A	N3-C4-N9	6.22	132.38	127.40
26	14	84	A	C8-N9-C4	6.22	108.29	105.80
26	14	735	A	OP1-P-O3'	6.22	118.88	105.20
26	14	1618	A	O5'-P-OP2	6.22	118.16	110.70
26	14	2370	G	C5-C6-N1	6.22	114.61	111.50
26	14	2575	C	C5-C4-N4	6.22	124.55	120.20
26	1H	1607	C	C6-N1-C1'	-6.22	113.34	120.80
26	1H	810	U	N3-C4-C5	-6.22	110.87	114.60
26	1H	2020	A	N9-C4-C5	-6.22	103.31	105.80
1	13	52	G	N3-C4-N9	6.21	129.73	126.00
26	1H	133	C	OP1-P-O3'	-6.21	91.53	105.20
26	1H	470	A	C4-C5-N7	6.21	113.81	110.70
26	1H	508	G	C5-N7-C8	-6.21	101.19	104.30
26	1H	1246	A	OP1-P-OP2	6.21	128.92	119.60
26	14	1475	G	C8-N9-C4	-6.21	103.92	106.40
1	13	51	A	OP1-P-OP2	-6.21	110.28	119.60
1	13	853	G	O5'-P-OP2	-6.21	100.11	105.70

Continued on next page...

Continued from previous page...

Mol	Chain	Res	Type	Atoms	Z	Observed(°)	Ideal(°)
26	1H	1346	G	N1-C6-O6	-6.21	116.17	119.90
26	1H	2578	G	N1-C6-O6	-6.21	116.17	119.90
1	1G	1190	G	C4-C5-N7	-6.21	108.31	110.80
26	14	939	G	C5-C6-O6	-6.21	124.87	128.60
26	14	2415	G	N3-C2-N2	-6.21	115.55	119.90
1	13	975	A	C4-C5-N7	6.21	113.81	110.70
26	1H	309	G	C5-C6-O6	6.21	132.33	128.60
26	1H	2578	G	C5-C6-N1	6.21	114.61	111.50
26	14	783	A	N9-C1'-C2'	-6.21	105.17	112.00
1	13	525	C	C5-C6-N1	6.21	124.11	121.00
1	13	1409	C	N3-C4-C5	6.21	124.38	121.90
26	1H	376	C	N3-C2-O2	-6.21	117.55	121.90
26	1H	664	C	C5-C6-N1	-6.21	117.89	121.00
26	1H	1920	C	C5-C4-N4	6.21	124.55	120.20
26	1H	2257	U	C5-C6-N1	-6.21	119.60	122.70
26	14	1562	A	N9-C4-C5	-6.21	103.32	105.80
1	1G	197	A	N7-C8-N9	6.21	116.90	113.80
25	4L	24	A	C8-N9-C4	-6.21	103.32	105.80
26	14	2447	G	C8-N9-C1'	6.21	135.07	127.00
26	14	980	A	N1-C2-N3	6.21	132.40	129.30
26	1H	663	G	C8-N9-C4	-6.20	103.92	106.40
26	1H	1673	U	C6-N1-C2	6.20	124.72	121.00
26	14	252	G	N1-C6-O6	-6.20	116.18	119.90
26	14	1021	A	N7-C8-N9	6.20	116.90	113.80
26	1H	144	C	N3-C2-O2	-6.20	117.56	121.90
26	1H	1525	G	O5'-P-OP2	-6.20	100.12	105.70
27	1J	84	C	C2-N1-C1'	-6.20	111.98	118.80
41	B8	1	MET	C-N-CA	6.20	137.20	121.70
26	14	750	A	N7-C8-N9	6.20	116.90	113.80
26	14	933	A	C6-C5-N7	-6.20	127.96	132.30
26	14	1351	C	C5-C6-N1	-6.20	117.90	121.00
26	14	1616	A	N1-C2-N3	6.20	132.40	129.30
26	14	2821	A	C2-N3-C4	-6.20	107.50	110.60
1	13	883	C	OP2-P-O3'	6.20	118.83	105.20
23	2K	60	A	OP1-P-OP2	6.20	128.90	119.60
26	1H	270(L)	U	C5-C6-N1	6.20	125.80	122.70
26	1H	599	G	N3-C4-N9	6.20	129.72	126.00
26	1H	917	A	C5-N7-C8	-6.20	100.80	103.90
26	1H	954	G	N1-C2-N2	6.20	121.78	116.20
26	1H	2238	G	OP1-P-OP2	6.20	128.90	119.60
26	1H	2524	G	C5-N7-C8	6.20	107.40	104.30
27	16	99	A	OP1-P-OP2	6.20	128.90	119.60

Continued on next page...

Continued from previous page...

Mol	Chain	Res	Type	Atoms	Z	Observed(°)	Ideal(°)
26	14	2352	A	O5'-P-OP1	-6.20	100.12	105.70
26	1H	971	C	C6-N1-C2	-6.20	117.82	120.30
26	1H	1204	A	C4-N9-C1'	6.20	137.45	126.30
26	1H	2286	A	C4-C5-C6	6.20	120.10	117.00
26	14	2445	G	N1-C6-O6	-6.20	116.18	119.90
27	1J	55	U	O5'-P-OP1	-6.20	100.12	105.70
26	1H	1693	U	N3-C2-O2	-6.20	117.86	122.20
26	14	134	C	N3-C4-C5	6.20	124.38	121.90
26	14	141	A	N3-C4-C5	6.20	131.14	126.80
26	14	974(A)	C	C6-N1-C1'	-6.20	113.36	120.80
26	14	1900	A	N7-C8-N9	6.20	116.90	113.80
26	1H	452	G	C6-C5-N7	6.19	134.12	130.40
26	1H	2036	C	N3-C4-C5	-6.19	119.42	121.90
1	13	346	G	C8-N9-C4	-6.19	103.92	106.40
26	1H	831	G	N9-C4-C5	-6.19	102.92	105.40
26	1H	848	G	N1-C2-N2	-6.19	110.63	116.20
26	1H	1623	G	C4-C5-N7	-6.19	108.32	110.80
26	1H	2072	G	N3-C4-N9	6.19	129.72	126.00
26	1H	2579	C	C5-C6-N1	-6.19	117.90	121.00
1	1G	1501	C	C6-N1-C2	6.19	122.78	120.30
26	1H	663	G	C4-C5-C6	6.19	122.51	118.80
26	1H	2070	G	N1-C2-N2	-6.19	110.63	116.20
27	16	6	C	C2-N3-C4	-6.19	116.81	119.90
26	14	201	C	N1-C2-O2	-6.19	115.19	118.90
26	14	1164	G	O5'-P-OP2	-6.19	100.13	105.70
26	14	2392	A	O5'-P-OP1	-6.19	100.13	105.70
26	1H	116	C	OP2-P-O3'	6.19	118.82	105.20
26	1H	1344	G	N3-C2-N2	-6.19	115.57	119.90
26	1H	2244	U	N1-C2-N3	6.19	118.61	114.90
26	1H	2354	G	OP1-P-O3'	6.19	118.81	105.20
26	1H	125	G	N1-C6-O6	6.19	123.61	119.90
26	1H	562	U	N1-C2-N3	6.19	118.61	114.90
26	1H	2074	U	C2-N3-C4	-6.19	123.29	127.00
27	16	115	G	N1-C2-N2	-6.19	110.63	116.20
26	14	102	G	O4'-C1'-N9	6.19	113.15	108.20
26	14	864	G	N3-C4-C5	-6.19	125.51	128.60
26	1H	917	A	N3-C4-C5	6.19	131.13	126.80
26	14	2073	C	N3-C2-O2	6.19	126.23	121.90
26	1H	828	U	N3-C2-O2	-6.18	117.87	122.20
26	1H	1363	C	O5'-P-OP2	-6.18	100.13	105.70
26	1H	1572	A	N1-C6-N6	6.18	122.31	118.60
26	1H	2297	C	N3-C2-O2	-6.18	117.57	121.90

Continued on next page...

Continued from previous page...

Mol	Chain	Res	Type	Atoms	Z	Observed(°)	Ideal(°)
1	1G	870	U	N1-C2-O2	6.18	127.13	122.80
26	14	729	G	N1-C6-O6	6.18	123.61	119.90
1	13	703	G	C6-C5-N7	-6.18	126.69	130.40
26	1H	1027	A	N1-C2-N3	6.18	132.39	129.30
26	1H	1396	U	C4-C5-C6	6.18	123.41	119.70
26	14	2373	G	OP1-P-OP2	6.18	128.87	119.60
26	14	2456	C	N3-C4-N4	6.18	122.33	118.00
26	14	1676	A	C8-N9-C4	6.18	108.27	105.80
26	1H	869	G	N1-C2-N3	6.18	127.61	123.90
26	1H	1787	A	N1-C2-N3	6.18	132.39	129.30
26	1H	1958	C	N3-C4-C5	-6.18	119.43	121.90
26	1H	2579	C	C4-C5-C6	6.18	120.49	117.40
26	1H	1790	C	N3-C4-N4	-6.18	113.68	118.00
26	1H	102	G	OP1-P-O3'	6.17	118.78	105.20
26	1H	528	A	O4'-C1'-N9	-6.17	103.26	108.20
26	1H	977	G	N3-C4-N9	-6.17	122.30	126.00
26	1H	2388	A	O4'-C1'-N9	6.17	113.14	108.20
27	16	52	A	O5'-P-OP2	-6.17	100.14	105.70
1	1G	924	C	OP1-P-OP2	6.17	128.86	119.60
26	14	1279	G	C5-C6-N1	6.17	114.59	111.50
34	69	102	SER	N-CA-C	-6.17	94.33	111.00
1	13	1335	C	C2-N1-C1'	-6.17	112.01	118.80
26	1H	238	C	C6-N1-C2	6.17	122.77	120.30
26	1H	2568	C	OP2-P-O3'	6.17	118.78	105.20
26	14	210	C	C5-C6-N1	-6.17	117.91	121.00
1	13	108	G	C5-C6-O6	-6.17	124.90	128.60
26	1H	180	G	C5-C6-N1	6.17	114.59	111.50
26	1H	791	C	P-O3'-C3'	6.17	127.11	119.70
26	1H	1931	U	C5-C6-N1	-6.17	119.61	122.70
26	14	995	C	C5-C4-N4	6.17	124.52	120.20
26	14	1783	A	N3-C4-N9	-6.17	122.46	127.40
26	1H	1757	U	C5-C6-N1	-6.17	119.61	122.70
26	1H	2517	C	C2-N3-C4	-6.17	116.81	119.90
26	1H	2726	U	C5-C4-O4	6.17	129.60	125.90
26	1H	1271	G	N3-C4-N9	6.17	129.70	126.00
26	1H	1384	A	OP1-P-OP2	6.17	128.85	119.60
26	14	2358	G	N3-C2-N2	-6.17	115.58	119.90
1	13	277	C	OP2-P-O3'	6.17	118.77	105.20
1	13	582	U	N3-C4-C5	6.17	118.30	114.60
26	1H	411	G	OP1-P-OP2	6.17	128.85	119.60
26	1H	2271	G	N9-C4-C5	-6.17	102.93	105.40
26	14	974	G	C8-N9-C4	-6.17	103.93	106.40

Continued on next page...

Continued from previous page...

Mol	Chain	Res	Type	Atoms	Z	Observed(°)	Ideal(°)
26	1H	747	U	C5-C6-N1	6.17	125.78	122.70
26	1H	793	A	C6-N1-C2	-6.17	114.90	118.60
26	1H	835	A	OP2-P-O3'	6.16	118.76	105.20
26	1H	847	U	OP1-P-OP2	6.16	128.84	119.60
1	1G	790	A	C2-N3-C4	-6.16	107.52	110.60
26	14	148	C	C5-C4-N4	-6.16	115.89	120.20
26	14	1617	C	N3-C4-C5	-6.16	119.44	121.90
26	14	1842	G	N1-C6-O6	-6.16	116.20	119.90
1	13	266	G	C5-C6-O6	-6.16	124.90	128.60
26	1H	690	G	N7-C8-N9	-6.16	110.02	113.10
26	1H	245	G	C4-C5-N7	6.16	113.26	110.80
26	1H	599	G	N3-C2-N2	6.16	124.21	119.90
26	1H	1192	G	N1-C2-N2	-6.16	110.66	116.20
26	1H	1210	A	N3-C4-C5	6.16	131.11	126.80
26	14	446	G	N1-C6-O6	6.16	123.60	119.90
26	14	744	G	OP1-P-OP2	6.16	128.84	119.60
26	14	1633	G	C5-C6-O6	-6.16	124.90	128.60
26	1H	245	G	O5'-P-OP1	-6.16	100.16	105.70
26	1H	1768	U	C4-C5-C6	-6.16	116.00	119.70
26	1H	2387	U	C2-N3-C4	-6.16	123.31	127.00
26	14	1963	U	N1-C2-O2	6.16	127.11	122.80
26	14	2520	C	C5-C6-N1	-6.16	117.92	121.00
27	16	8	U	N3-C4-O4	-6.16	115.09	119.40
25	4L	23	A	P-O3'-C3'	6.16	127.09	119.70
1	13	1488	G	C6-C5-N7	-6.16	126.71	130.40
26	1H	124	G	C2-N3-C4	-6.16	108.82	111.90
26	1H	838	C	C2-N3-C4	-6.16	116.82	119.90
26	1H	1980	G	N3-C2-N2	-6.16	115.59	119.90
26	1H	2250	G	O5'-P-OP2	-6.16	100.16	105.70
1	1G	1529	G	N3-C4-C5	-6.16	125.52	128.60
26	14	1612	C	C5-C4-N4	-6.16	115.89	120.20
1	13	890	G	O4'-C1'-N9	6.15	113.12	108.20
23	2K	24	C	C2-N3-C4	-6.15	116.82	119.90
26	14	399	G	C8-N9-C4	6.15	108.86	106.40
26	14	1552	G	N1-C2-N2	6.15	121.74	116.20
26	14	2076	U	C5-C4-O4	6.15	129.59	125.90
26	1H	618(A)	C	C5-C4-N4	-6.15	115.89	120.20
26	1H	783	A	O5'-P-OP2	-6.15	100.16	105.70
26	1H	859	G	C5-C6-O6	-6.15	124.91	128.60
26	1H	1471	A	O5'-P-OP1	-6.15	100.17	105.70
26	1H	1600	C	OP1-P-OP2	-6.15	110.37	119.60
1	1G	1441	G	O5'-P-OP1	-6.15	100.17	105.70

Continued on next page...

Continued from previous page...

Mol	Chain	Res	Type	Atoms	Z	Observed(°)	Ideal(°)
26	14	330	A	N9-C4-C5	-6.15	103.34	105.80
26	14	1798	U	O5'-P-OP2	-6.15	100.17	105.70
26	1H	67	U	OP1-P-OP2	-6.15	110.38	119.60
26	1H	919	G	N3-C2-N2	-6.15	115.60	119.90
26	14	2506	U	O4'-C1'-N1	6.15	113.12	108.20
26	14	2707	G	C5-C6-N1	6.15	114.58	111.50
1	13	778	G	O5'-P-OP2	-6.15	100.17	105.70
1	13	1329	A	N1-C6-N6	6.15	122.29	118.60
26	1H	686	G	N9-C4-C5	-6.15	102.94	105.40
26	1H	695	G	O5'-P-OP2	6.15	118.08	110.70
26	1H	1644	C	C2-N1-C1'	6.15	125.56	118.80
26	1H	2211	G	OP1-P-O3'	6.15	118.72	105.20
27	16	6	C	C5-C6-N1	-6.15	117.93	121.00
26	14	1419	A	O5'-P-OP1	-6.15	100.17	105.70
26	14	2032	G	N7-C8-N9	-6.15	110.03	113.10
26	14	2599	G	OP2-P-O3'	6.15	118.72	105.20
26	1H	662	G	C4-C5-N7	-6.15	108.34	110.80
26	1H	726	G	C8-N9-C4	6.15	108.86	106.40
26	1H	2726	U	C4-C5-C6	6.15	123.39	119.70
27	16	58	A	OP2-P-O3'	6.15	118.72	105.20
26	14	1824	G	C8-N9-C4	-6.15	103.94	106.40
1	13	525	C	N3-C4-N4	6.14	122.30	118.00
1	13	888	G	N1-C6-O6	6.14	123.59	119.90
26	1H	1198	U	N3-C4-O4	-6.14	115.10	119.40
26	1H	1616	A	N3-C4-C5	6.14	131.10	126.80
26	1H	2036	C	C6-N1-C2	-6.14	117.84	120.30
26	14	197	A	C5-C6-N1	6.14	120.77	117.70
26	14	2378	A	N9-C4-C5	-6.14	103.34	105.80
26	14	2613	U	C2-N3-C4	-6.14	123.31	127.00
26	1H	49	A	N9-C4-C5	-6.14	103.34	105.80
26	1H	321	G	C8-N9-C1'	-6.14	119.02	127.00
26	1H	1246	A	C6-N1-C2	-6.14	114.92	118.60
26	1H	1382	G	C8-N9-C4	6.14	108.86	106.40
26	1H	1597	A	C5-N7-C8	6.14	106.97	103.90
26	14	200	U	N3-C2-O2	-6.14	117.90	122.20
26	14	747	U	C6-N1-C2	6.14	124.69	121.00
26	14	783	A	C4-C5-C6	6.14	120.07	117.00
26	1H	129	C	C4-C5-C6	6.14	120.47	117.40
31	31	95	ARG	NE-CZ-NH1	-6.14	117.23	120.30
1	1G	545	C	O5'-P-OP2	-6.14	100.17	105.70
26	1H	335	C	C5-C6-N1	6.14	124.07	121.00
26	1H	680	G	C5-C6-O6	-6.14	124.92	128.60

Continued on next page...

Continued from previous page...

Mol	Chain	Res	Type	Atoms	Z	Observed(°)	Ideal(°)
26	1H	683	C	N3-C4-N4	6.14	122.30	118.00
26	14	199	A	N9-C4-C5	6.14	108.26	105.80
26	14	1309	G	O5'-P-OP1	6.14	118.07	110.70
26	14	1950	G	N1-C2-N2	6.14	121.73	116.20
26	14	2068	U	OP2-P-O3'	-6.14	91.69	105.20
26	1H	1925	C	N1-C2-O2	-6.14	115.22	118.90
39	98	9	LYS	N-CA-C	-6.14	94.43	111.00
26	14	531	C	C6-N1-C2	6.14	122.75	120.30
26	14	1378	A	C6-N1-C2	6.14	122.28	118.60
26	14	2430	A	C8-N9-C1'	6.14	138.75	127.70
1	13	906	G	C5-C6-O6	-6.14	124.92	128.60
1	13	1065	U	P-O3'-C3'	6.14	127.06	119.70
26	1H	1204	A	N7-C8-N9	6.14	116.87	113.80
26	1H	1817	G	N1-C2-N2	-6.14	110.68	116.20
26	1H	2013	A	O5'-P-OP1	6.14	118.06	110.70
26	14	918	A	O5'-P-OP2	6.14	118.06	110.70
26	14	1145	C	C6-N1-C2	-6.14	117.84	120.30
1	13	943	U	N3-C2-O2	6.13	126.49	122.20
1	13	968	A	C5-C6-N6	-6.13	118.79	123.70
26	1H	705	A	C4-C5-N7	6.13	113.77	110.70
26	1H	1030	G	N1-C6-O6	-6.13	116.22	119.90
26	1H	2436	G	C2-N3-C4	6.13	114.97	111.90
1	1G	953	G	N1-C6-O6	-6.13	116.22	119.90
26	14	1384	A	N9-C4-C5	6.13	108.25	105.80
1	13	1201	A	N1-C6-N6	6.13	122.28	118.60
26	1H	179	G	N7-C8-N9	-6.13	110.03	113.10
26	1H	1417	C	C4-C5-C6	6.13	120.47	117.40
27	16	7	G	C4-C5-N7	6.13	113.25	110.80
49	F5	36	GLY	N-CA-C	6.13	128.43	113.10
26	1H	534	U	OP2-P-O3'	6.13	118.69	105.20
26	1H	1639	U	O5'-P-OP1	6.13	118.06	110.70
23	2L	21	U	C6-N1-C2	-6.13	117.32	121.00
1	13	857	C	N3-C4-C5	-6.13	119.45	121.90
1	13	1504	G	N1-C6-O6	6.13	123.58	119.90
26	1H	1698	A	C6-C5-N7	-6.13	128.01	132.30
26	1H	2304	G	OP1-P-O3'	6.13	118.68	105.20
26	1H	2690	C	C5-C6-N1	-6.13	117.94	121.00
43	D8	49	THR	C-N-CD	6.13	141.27	128.40
26	14	416	C	N3-C4-C5	6.13	124.35	121.90
1	13	1052	U	N1-C2-O2	6.13	127.09	122.80
26	1H	515	A	O4'-C1'-N9	6.13	113.10	108.20
26	1H	1567	A	OP1-P-O3'	6.13	118.68	105.20

Continued on next page...

Continued from previous page...

Mol	Chain	Res	Type	Atoms	Z	Observed(°)	Ideal(°)
26	1H	2011	U	O5'-P-OP2	6.13	118.05	110.70
42	C8	92	ARG	NE-CZ-NH1	6.13	123.36	120.30
26	14	141(A)	C	OP2-P-O3'	6.13	118.68	105.20
26	14	2377	A	N3-C4-C5	6.13	131.09	126.80
26	14	2382	G	C6-C5-N7	-6.13	126.72	130.40
26	1H	2530	A	N1-C6-N6	6.12	122.28	118.60
26	14	2328	A	C6-C5-N7	-6.12	128.01	132.30
26	1H	846	C	OP2-P-O3'	-6.12	91.73	105.20
26	1H	947	G	N1-C6-O6	-6.12	116.23	119.90
26	1H	1818	U	C4-C5-C6	-6.12	116.03	119.70
26	1H	1904	G	OP2-P-O3'	6.12	118.67	105.20
26	14	703	U	C6-N1-C2	-6.12	117.33	121.00
26	14	1248	G	OP1-P-OP2	-6.12	110.41	119.60
26	14	2301	C	C5-C6-N1	6.12	124.06	121.00
26	14	2430	A	OP1-P-OP2	-6.12	110.42	119.60
26	14	2713	A	OP1-P-OP2	6.12	128.78	119.60
1	13	264	U	N3-C4-O4	6.12	123.69	119.40
1	13	970	C	OP2-P-O3'	6.12	118.67	105.20
26	1H	681	G	N7-C8-N9	-6.12	110.04	113.10
26	14	307	G	C4-C5-C6	6.12	122.47	118.80
26	14	1277	G	OP1-P-OP2	6.12	128.78	119.60
26	1H	1348	G	O5'-P-OP2	6.12	118.04	110.70
26	1H	2060	A	C4-C5-C6	-6.12	113.94	117.00
27	16	19	G	N3-C4-C5	6.12	131.66	128.60
27	16	105	G	N3-C4-N9	6.12	129.67	126.00
26	14	624	C	N1-C2-O2	-6.12	115.23	118.90
26	14	2581	G	N3-C2-N2	6.12	124.18	119.90
26	1H	103	A	N7-C8-N9	-6.12	110.74	113.80
26	1H	1369	G	N3-C4-N9	6.12	129.67	126.00
26	14	1902	C	O5'-P-OP2	6.12	118.04	110.70
26	1H	1776	G	C6-C5-N7	-6.12	126.73	130.40
26	1H	1799	G	P-O3'-C3'	6.12	127.04	119.70
26	14	871	U	OP1-P-O3'	6.12	118.66	105.20
1	13	510	A	C8-N9-C4	-6.12	103.35	105.80
1	13	548	G	O5'-P-OP2	-6.12	100.20	105.70
26	1H	178	G	C8-N9-C4	6.12	108.85	106.40
26	1H	734	A	C5-C6-N6	6.12	128.59	123.70
26	1H	990	A	N7-C8-N9	6.12	116.86	113.80
26	1H	1326	U	N1-C2-O2	6.12	127.08	122.80
26	1H	1398	C	OP2-P-O3'	6.12	118.65	105.20
1	1G	320	C	C6-N1-C2	6.12	122.75	120.30
1	13	47	C	C4-C5-C6	6.11	120.46	117.40

Continued on next page...

Continued from previous page...

Mol	Chain	Res	Type	Atoms	Z	Observed(°)	Ideal(°)
26	1H	2286	A	N7-C8-N9	6.11	116.86	113.80
27	16	44	G	N9-C4-C5	6.11	107.85	105.40
26	14	144	C	C2-N3-C4	-6.11	116.84	119.90
26	14	864	G	OP1-P-OP2	-6.11	110.43	119.60
26	14	916	G	O5'-P-OP2	6.11	118.04	110.70
27	1J	27	C	C2-N3-C4	6.11	122.96	119.90
1	13	668	G	O5'-P-OP1	-6.11	100.20	105.70
26	1H	972	G	O5'-P-OP1	6.11	118.03	110.70
26	1H	2064	C	C5-C4-N4	6.11	124.48	120.20
1	1G	532	A	O4'-C1'-N9	6.11	113.09	108.20
1	13	566	G	N3-C4-N9	6.11	129.67	126.00
26	1H	116	C	N3-C2-O2	6.11	126.18	121.90
26	1H	197	A	C2-N3-C4	-6.11	107.55	110.60
26	1H	2447	G	N1-C2-N2	6.11	121.70	116.20
26	1H	2596	U	C2-N3-C4	-6.11	123.33	127.00
27	16	44	G	N1-C6-O6	-6.11	116.23	119.90
26	14	2005	A	N7-C8-N9	-6.11	110.75	113.80
26	1H	1466	G	OP2-P-O3'	6.11	118.64	105.20
26	14	704	G	C5-C6-O6	-6.11	124.93	128.60
1	13	1487	G	C5-C6-O6	6.11	132.26	128.60
26	1H	2316	C	O5'-P-OP2	6.11	118.03	110.70
27	1J	22	U	C6-N1-C2	-6.11	117.33	121.00
26	1H	1337	G	OP1-P-O3'	6.11	118.63	105.20
26	1H	1369	G	C5-N7-C8	6.11	107.35	104.30
26	1H	1401	G	N9-C4-C5	6.11	107.84	105.40
26	1H	1817	G	C5-C6-O6	6.11	132.26	128.60
26	1H	2426	A	N9-C4-C5	-6.11	103.36	105.80
1	1G	355	C	N3-C4-N4	-6.11	113.73	118.00
26	14	115	C	O5'-P-OP1	-6.11	100.21	105.70
26	14	1011	G	C8-N9-C4	6.11	108.84	106.40
26	14	2726	U	N1-C2-O2	6.11	127.07	122.80
26	1H	1624	G	N3-C2-N2	6.10	124.17	119.90
26	1H	2402	C	N1-C2-O2	6.10	122.56	118.90
26	1H	2746	U	OP2-P-O3'	6.10	118.63	105.20
26	1H	2763	G	C8-N9-C4	6.10	108.84	106.40
27	16	47	C	N3-C4-C5	6.10	124.34	121.90
26	14	1678	G	N1-C6-O6	6.10	123.56	119.90
26	14	2777	G	C6-C5-N7	-6.10	126.74	130.40
26	1H	104	U	C5-C6-N1	-6.10	119.65	122.70
26	1H	2525	G	N9-C4-C5	-6.10	102.96	105.40
26	14	866	A	C8-N9-C1'	-6.10	116.72	127.70
26	14	988	A	O5'-P-OP1	-6.10	100.21	105.70

Continued on next page...

Continued from previous page...

Mol	Chain	Res	Type	Atoms	Z	Observed(°)	Ideal(°)
26	14	1011	G	N7-C8-N9	-6.10	110.05	113.10
4	3E	11	LEU	CA-CB-CG	6.10	129.33	115.30
1	1G	1432	G	C6-C5-N7	-6.10	126.74	130.40
33	59	171	LEU	N-CA-C	6.10	127.47	111.00
1	13	346	G	C4-C5-N7	6.10	113.24	110.80
1	13	1455	G	N3-C4-C5	6.10	131.65	128.60
26	1H	1771	C	C2-N3-C4	-6.10	116.85	119.90
26	1H	2822	G	C4-C5-N7	6.10	113.24	110.80
26	14	1409	C	OP1-P-OP2	6.10	128.75	119.60
26	14	1548	C	OP1-P-O3'	6.10	118.62	105.20
26	14	2594	C	N3-C4-N4	6.10	122.27	118.00
26	14	481	G	O4'-C1'-N9	6.10	113.08	108.20
26	14	922	U	OP1-P-O3'	6.10	118.61	105.20
26	14	1691	C	O5'-P-OP1	-6.10	100.21	105.70
26	1H	701	G	N3-C2-N2	-6.10	115.63	119.90
26	1H	996	A	C8-N9-C4	6.10	108.24	105.80
26	1H	1022	G	N3-C2-N2	-6.10	115.63	119.90
26	1H	1998	G	N7-C8-N9	-6.10	110.05	113.10
26	1H	242	G	N9-C4-C5	6.09	107.84	105.40
26	1H	308	G	C4-N9-C1'	6.09	134.42	126.50
26	1H	389	G	C8-N9-C4	6.09	108.84	106.40
26	1H	1622	G	N3-C2-N2	-6.09	115.63	119.90
26	1H	2638	G	C6-C5-N7	-6.09	126.74	130.40
26	14	465	G	OP1-P-OP2	-6.09	110.46	119.60
26	14	2731	G	C6-C5-N7	-6.09	126.74	130.40
26	1H	1166	C	O5'-P-OP2	6.09	118.01	110.70
26	1H	1259	G	OP1-P-OP2	-6.09	110.46	119.60
26	1H	1769	G	O5'-P-OP2	-6.09	100.22	105.70
26	1H	2296	U	N3-C4-O4	6.09	123.67	119.40
26	14	646	A	C8-N9-C4	-6.09	103.36	105.80
26	14	1972	A	OP2-P-O3'	6.09	118.60	105.20
26	14	666	G	C2-N3-C4	-6.09	108.85	111.90
26	14	1606	G	C5-C6-N1	6.09	114.55	111.50
26	14	1625	C	C5-C4-N4	6.09	124.46	120.20
1	13	1468	A	C5-C6-N1	6.09	120.75	117.70
24	3K	35	U	C5-C6-N1	6.09	125.75	122.70
26	1H	423	A	C8-N9-C4	6.09	108.24	105.80
26	1H	1936	A	N1-C6-N6	6.09	122.25	118.60
26	1H	2445	G	C5-C6-O6	6.09	132.25	128.60
26	14	552	G	C8-N9-C4	6.09	108.84	106.40
26	14	1138	G	C6-C5-N7	-6.09	126.75	130.40
1	13	903	G	N3-C4-C5	-6.09	125.56	128.60

Continued on next page...

Continued from previous page...

Mol	Chain	Res	Type	Atoms	Z	Observed(°)	Ideal(°)
1	13	1519	A	C5-C6-N6	6.09	128.57	123.70
26	1H	532	A	N1-C2-N3	6.09	132.34	129.30
26	1H	688	U	O5'-P-OP1	-6.09	100.22	105.70
26	1H	1231	G	C5-C6-O6	-6.09	124.95	128.60
26	1H	2318	G	C6-C5-N7	-6.09	126.75	130.40
26	1H	2430	A	C4-C5-C6	-6.09	113.96	117.00
26	1H	2574	G	C5-C6-O6	-6.09	124.95	128.60
26	14	139	G	C4-C5-N7	-6.09	108.36	110.80
26	14	310	A	O5'-P-OP1	-6.09	100.22	105.70
26	14	1241	A	C5-N7-C8	-6.09	100.86	103.90
26	14	2057	A	C5-C6-N6	-6.09	118.83	123.70
1	13	802	A	C5-N7-C8	-6.09	100.86	103.90
1	13	1260	C	C6-N1-C2	-6.09	117.86	120.30
26	1H	396	G	N1-C6-O6	6.09	123.55	119.90
26	1H	2689	U	N3-C4-C5	6.09	118.25	114.60
27	16	108	C	C4-C5-C6	6.09	120.44	117.40
26	14	134	C	C6-N1-C2	6.09	122.73	120.30
26	14	574	C	C5-C6-N1	-6.09	117.96	121.00
1	13	538	G	N3-C4-N9	6.08	129.65	126.00
26	1H	1954	G	C5-C6-N1	-6.08	108.46	111.50
26	14	306	U	N1-C2-O2	-6.08	118.54	122.80
26	14	462	C	O5'-P-OP2	-6.08	100.22	105.70
26	14	809	G	O5'-P-OP2	-6.08	100.23	105.70
26	14	1272	A	O5'-P-OP2	-6.08	100.22	105.70
26	14	1824	G	N9-C4-C5	6.08	107.83	105.40
26	14	2282	G	N3-C2-N2	-6.08	115.64	119.90
26	1H	834	C	N1-C2-O2	-6.08	115.25	118.90
26	1H	1604	C	N3-C2-O2	6.08	126.16	121.90
26	1H	1767	C	N3-C4-N4	-6.08	113.74	118.00
26	1H	2461	C	C2-N3-C4	-6.08	116.86	119.90
26	1H	2516	G	O5'-P-OP2	-6.08	100.23	105.70
4	32	135	LEU	CA-CB-CG	6.08	129.29	115.30
26	14	1725	G	C4-N9-C1'	6.08	134.41	126.50
26	14	1789	A	O5'-P-OP2	-6.08	100.23	105.70
26	14	2375	G	N7-C8-N9	-6.08	110.06	113.10
1	13	248	C	O5'-P-OP1	-6.08	100.23	105.70
26	1H	1899	G	OP2-P-O3'	6.08	118.58	105.20
26	14	2331	G	N9-C4-C5	-6.08	102.97	105.40
26	14	2585	U	N3-C4-C5	6.08	118.25	114.60
26	1H	684	G	C8-N9-C4	-6.08	103.97	106.40
26	1H	869	G	N3-C4-C5	-6.08	125.56	128.60
26	1H	1597	A	C2-N3-C4	-6.08	107.56	110.60

Continued on next page...

Continued from previous page...

Mol	Chain	Res	Type	Atoms	Z	Observed(°)	Ideal(°)
26	1H	1824	G	O5'-P-OP2	-6.08	100.23	105.70
26	1H	1932	A	N9-C4-C5	-6.08	103.37	105.80
27	16	12	C	N3-C2-O2	-6.08	117.64	121.90
26	14	2822	G	C8-N9-C1'	-6.08	119.10	127.00
26	14	762	U	N1-C2-O2	6.08	127.05	122.80
26	14	2870	C	C6-N1-C2	-6.08	117.87	120.30
26	1H	528	A	N1-C6-N6	6.08	122.25	118.60
26	1H	930	U	N3-C2-O2	-6.08	117.95	122.20
26	1H	1684	C	OP1-P-O3'	6.08	118.56	105.20
27	16	98	G	OP1-P-OP2	6.08	128.71	119.60
26	14	2278	A	N9-C4-C5	6.08	108.23	105.80
26	14	2523	G	N9-C4-C5	-6.08	102.97	105.40
1	13	1523	G	C5-C6-N1	6.07	114.54	111.50
26	14	1642	G	OP2-P-O3'	6.07	118.56	105.20
26	14	1646	C	OP1-P-O3'	6.07	118.56	105.20
26	1H	109	G	C4-C5-N7	-6.07	108.37	110.80
26	14	1950	G	O4'-C1'-N9	6.07	113.06	108.20
26	14	2584	U	N3-C2-O2	-6.07	117.95	122.20
1	13	1502	A	OP1-P-OP2	6.07	128.71	119.60
26	1H	840	C	C5-C6-N1	-6.07	117.96	121.00
26	1H	1360	A	N1-C6-N6	6.07	122.24	118.60
26	1H	1591	G	N1-C6-O6	-6.07	116.26	119.90
26	1H	1920	C	C2-N3-C4	6.07	122.94	119.90
26	1H	2518	A	N7-C8-N9	6.07	116.84	113.80
26	1H	122	G	C5-C6-O6	-6.07	124.96	128.60
26	1H	1764	G	C4-C5-N7	-6.07	108.37	110.80
26	1H	2303	G	OP1-P-O3'	6.07	118.55	105.20
27	16	80	U	C5-C4-O4	6.07	129.54	125.90
26	1H	179	G	C4-C5-C6	6.07	122.44	118.80
26	1H	1634	A	C4-C5-C6	6.07	120.03	117.00
26	1H	1969	A	OP1-P-O3'	6.07	118.55	105.20
26	14	1964	G	N3-C2-N2	6.07	124.15	119.90
26	1H	197	A	C5-N7-C8	-6.07	100.87	103.90
26	1H	1241	A	N7-C8-N9	6.07	116.83	113.80
26	1H	1487	G	OP1-P-O3'	6.07	118.54	105.20
26	1H	2231	C	N1-C2-O2	-6.07	115.26	118.90
26	14	788	A	O5'-P-OP1	-6.07	100.24	105.70
26	14	878	A	O4'-C1'-N9	6.07	113.05	108.20
26	14	1647	G	O5'-P-OP1	-6.07	100.24	105.70
1	13	1068	G	O5'-P-OP2	-6.06	100.24	105.70
26	1H	256	A	C6-C5-N7	-6.06	128.06	132.30
26	1H	1555	G	O5'-P-OP1	-6.06	100.24	105.70

Continued on next page...

Continued from previous page...

Mol	Chain	Res	Type	Atoms	Z	Observed(°)	Ideal(°)
26	14	1663	C	C6-N1-C2	6.06	122.72	120.30
26	1H	256	A	C4-C5-N7	6.06	113.73	110.70
26	1H	513	A	C4-N9-C1'	6.06	137.21	126.30
26	1H	2267	A	O5'-P-OP1	-6.06	100.24	105.70
26	1H	2393	A	C2-N3-C4	-6.06	107.57	110.60
26	14	1788	C	O5'-P-OP1	-6.06	100.24	105.70
26	14	2030	A	C5-C6-N6	-6.06	118.85	123.70
26	1H	420	C	C5-C4-N4	-6.06	115.96	120.20
26	1H	1228	G	C2-N3-C4	-6.06	108.87	111.90
26	14	1276	A	C4-C5-N7	6.06	113.73	110.70
26	1H	348	G	N1-C6-O6	6.06	123.53	119.90
26	1H	849	A	O5'-P-OP2	-6.06	100.25	105.70
26	1H	1210	A	N3-C4-N9	-6.06	122.55	127.40
26	1H	1968	G	C2-N3-C4	6.06	114.93	111.90
26	14	56	A	C2-N3-C4	-6.06	107.57	110.60
1	13	770	C	OP1-P-OP2	-6.06	110.51	119.60
26	1H	929	G	C8-N9-C4	6.06	108.82	106.40
26	1H	1270	C	C5-C6-N1	-6.06	117.97	121.00
26	14	74	A	N1-C6-N6	6.06	122.23	118.60
26	14	1432	C	N1-C2-O2	-6.06	115.27	118.90
1	13	268	C	O5'-P-OP2	6.06	117.97	110.70
1	13	538	G	OP1-P-OP2	6.06	128.68	119.60
26	1H	845	G	O4'-C1'-N9	6.06	113.04	108.20
26	1H	1606	G	N1-C6-O6	6.06	123.53	119.90
26	14	1863	G	O5'-P-OP2	-6.06	100.25	105.70
1	13	585	G	C8-N9-C4	6.05	108.82	106.40
1	13	1227	A	O5'-P-OP2	-6.05	100.25	105.70
26	1H	779	U	OP1-P-OP2	-6.05	110.52	119.60
26	1H	997	G	O5'-P-OP2	-6.05	100.25	105.70
26	1H	2069	G	N7-C8-N9	-6.05	110.07	113.10
26	1H	2278	A	C5-N7-C8	6.05	106.93	103.90
27	16	109	G	O5'-P-OP1	-6.05	100.25	105.70
26	14	1313	U	C2-N1-C1'	6.05	124.97	117.70
26	14	1617	C	C4-C5-C6	6.05	120.43	117.40
40	65	101	LEU	CA-CB-CG	6.05	129.22	115.30
26	14	1519	G	C4-C5-N7	-6.05	108.38	110.80
1	13	536	C	OP1-P-O3'	6.05	118.52	105.20
1	13	580	U	N1-C2-N3	6.05	118.53	114.90
26	1H	96	G	N1-C6-O6	6.05	123.53	119.90
26	1H	1192	G	O5'-P-OP2	-6.05	100.25	105.70
26	1H	1382	G	C5-N7-C8	-6.05	101.27	104.30
26	1H	1632	A	OP1-P-OP2	-6.05	110.52	119.60

Continued on next page...

Continued from previous page...

Mol	Chain	Res	Type	Atoms	Z	Observed(°)	Ideal(°)
26	14	2881	C	N1-C2-O2	-6.05	115.27	118.90
1	13	1348	U	C5-C4-O4	6.05	129.53	125.90
26	1H	832	G	N7-C8-N9	6.05	116.12	113.10
26	1H	1495	A	OP1-P-O3'	6.05	118.51	105.20
26	1H	2439	A	OP1-P-O3'	6.05	118.51	105.20
26	14	1999	C	C5-C4-N4	-6.05	115.97	120.20
26	1H	1031	G	C6-N1-C2	-6.05	121.47	125.10
1	1G	361	G	N1-C6-O6	6.05	123.53	119.90
1	13	365	U	C2-N1-C1'	6.05	124.96	117.70
26	1H	584	C	N1-C2-O2	-6.05	115.27	118.90
26	1H	2057	A	N1-C6-N6	6.05	122.23	118.60
26	14	1984	G	C8-N9-C4	6.05	108.82	106.40
26	14	2375	G	C5-C6-O6	-6.05	124.97	128.60
1	13	563	A	OP1-P-OP2	-6.04	110.53	119.60
26	1H	1282	U	C6-N1-C2	6.04	124.63	121.00
1	1G	799	G	OP2-P-O3'	6.04	118.50	105.20
1	1G	904	C	N1-C2-O2	-6.04	115.27	118.90
26	14	1270	C	C6-N1-C2	-6.04	117.88	120.30
26	14	1784	A	OP1-P-O3'	6.04	118.50	105.20
26	14	1968	G	N7-C8-N9	6.04	116.12	113.10
1	13	130	A	N1-C6-N6	6.04	122.23	118.60
1	13	751	U	O5'-P-OP1	-6.04	100.26	105.70
26	1H	684	G	C5-N7-C8	-6.04	101.28	104.30
26	1H	1526	G	N7-C8-N9	6.04	116.12	113.10
39	98	105	ARG	NE-CZ-NH2	6.04	123.32	120.30
1	1G	622	A	N1-C6-N6	-6.04	114.97	118.60
26	14	788	A	N1-C6-N6	6.04	122.23	118.60
26	14	1500	G	O5'-P-OP2	-6.04	100.26	105.70
26	1H	2577	A	C4-C5-C6	6.04	120.02	117.00
26	1H	2770	G	C5-C6-O6	-6.04	124.97	128.60
26	1H	2779	U	C5-C6-N1	-6.04	119.68	122.70
26	14	1363	C	N3-C4-N4	-6.04	113.77	118.00
26	14	2714	G	OP1-P-OP2	6.04	128.66	119.60
1	13	752	G	OP1-P-OP2	6.04	128.66	119.60
1	13	903	G	N1-C2-N2	-6.04	110.77	116.20
26	1H	1284	A	OP1-P-OP2	6.04	128.66	119.60
1	1G	969	A	O5'-P-OP2	-6.04	100.27	105.70
26	14	613	U	N3-C2-O2	-6.04	117.97	122.20
26	14	740	U	C2-N3-C4	6.04	130.62	127.00
26	14	1482	U	C6-N1-C1'	6.04	129.65	121.20
26	14	1933	G	OP1-P-OP2	6.04	128.66	119.60
26	14	2252	G	N3-C2-N2	6.04	124.13	119.90

Continued on next page...

Continued from previous page...

Mol	Chain	Res	Type	Atoms	Z	Observed(°)	Ideal(°)
26	14	2834	G	C6-C5-N7	-6.04	126.78	130.40
26	1H	575	A	N1-C2-N3	6.04	132.32	129.30
26	1H	2218	G	N1-C6-O6	6.04	123.52	119.90
26	1H	2554	U	N3-C4-O4	6.04	123.63	119.40
26	1H	2724	C	N3-C4-C5	-6.04	119.48	121.90
31	31	38	ARG	NE-CZ-NH2	-6.04	117.28	120.30
26	14	2777	G	C4-C5-N7	6.04	113.22	110.80
26	1H	2003	G	O5'-P-OP2	6.04	117.94	110.70
26	1H	2596	U	N1-C2-O2	-6.04	118.58	122.80
26	1H	1373	A	OP1-P-OP2	-6.03	110.55	119.60
26	1H	2827	C	N3-C4-N4	6.03	122.22	118.00
26	14	836	G	OP1-P-OP2	-6.03	110.55	119.60
26	1H	34	C	OP2-P-O3'	6.03	118.47	105.20
26	1H	2442	C	OP1-P-OP2	-6.03	110.55	119.60
26	1H	2597	G	OP2-P-O3'	6.03	118.47	105.20
23	2L	41	C	C6-N1-C2	-6.03	117.89	120.30
26	14	113	G	OP1-P-O3'	6.03	118.47	105.20
26	14	342	G	N1-C6-O6	6.03	123.52	119.90
26	14	826	U	N1-C2-N3	6.03	118.52	114.90
26	14	1321	A	N1-C6-N6	6.03	122.22	118.60
26	14	2430	A	O5'-P-OP1	-6.03	100.27	105.70
1	1G	307	C	O5'-P-OP1	-6.03	100.27	105.70
1	13	833	U	C2-N1-C1'	-6.03	110.47	117.70
27	16	7	G	C5-N7-C8	-6.03	101.29	104.30
1	13	1503	A	C8-N9-C4	6.03	108.21	105.80
26	1H	693	C	OP2-P-O3'	6.03	118.45	105.20
26	1H	1691	C	OP1-P-O3'	6.03	118.46	105.20
26	1H	1806	C	C6-N1-C2	6.03	122.71	120.30
26	14	252	G	C4-C5-N7	-6.03	108.39	110.80
26	14	2473	U	N3-C2-O2	-6.03	117.98	122.20
26	1H	2621	A	C2-N3-C4	-6.02	107.59	110.60
1	1G	230	G	N3-C4-N9	-6.02	122.39	126.00
26	14	2031	A	C5-N7-C8	-6.02	100.89	103.90
26	1H	864	G	N3-C2-N2	6.02	124.11	119.90
26	1H	1839	G	O5'-P-OP2	-6.02	100.28	105.70
29	11	37	LEU	CB-CG-CD2	-6.02	100.76	111.00
26	14	201	C	OP1-P-OP2	6.02	128.63	119.60
26	14	2422	A	O5'-P-OP2	-6.02	100.28	105.70
26	14	2501	C	N1-C2-O2	-6.02	115.29	118.90
26	14	2698	U	C2-N1-C1'	6.02	124.93	117.70
1	13	1508	G	O5'-P-OP1	6.02	117.92	110.70
26	1H	1811	G	N9-C4-C5	6.02	107.81	105.40

Continued on next page...

Continued from previous page...

Mol	Chain	Res	Type	Atoms	Z	Observed(°)	Ideal(°)
26	1H	1882	C	C6-N1-C2	-6.02	117.89	120.30
26	1H	2548	G	N3-C2-N2	6.02	124.11	119.90
26	14	761	A	C8-N9-C4	6.02	108.21	105.80
26	14	2329	G	C8-N9-C1'	-6.02	119.17	127.00
26	14	2330	G	C5-C6-O6	-6.02	124.99	128.60
26	14	2359	C	O5'-P-OP2	-6.02	100.28	105.70
26	1H	391	G	C6-C5-N7	-6.02	126.79	130.40
26	1H	866	A	C6-C5-N7	-6.02	128.09	132.30
26	1H	1928	A	C5-C6-N1	6.02	120.71	117.70
26	14	1290	C	OP1-P-OP2	6.02	128.63	119.60
26	14	2509	G	O5'-P-OP1	-6.02	100.28	105.70
1	13	574	A	O5'-P-OP2	6.02	117.92	110.70
26	1H	302	C	O5'-P-OP2	-6.02	100.28	105.70
26	1H	416	C	N3-C4-N4	-6.02	113.79	118.00
26	1H	1357	U	O5'-P-OP1	-6.02	100.29	105.70
1	1G	791	G	OP2-P-O3'	6.02	118.44	105.20
26	14	2060	A	N9-C4-C5	6.02	108.21	105.80
26	1H	784	A	O5'-P-OP2	6.01	117.92	110.70
26	1H	1378	A	N7-C8-N9	6.01	116.81	113.80
26	1H	2307	G	N1-C6-O6	6.01	123.51	119.90
27	1J	90	C	OP1-P-OP2	-6.01	110.58	119.60
1	1G	11	G	O5'-P-OP2	6.01	117.92	110.70
26	14	1970	A	O5'-P-OP2	-6.01	100.29	105.70
26	1H	187	G	N1-C2-N2	-6.01	110.79	116.20
26	1H	1457	A	C8-N9-C4	6.01	108.20	105.80
26	1H	1670	C	N1-C2-O2	-6.01	115.29	118.90
50	K8	35	LEU	CA-CB-CG	6.01	129.13	115.30
26	14	1237	A	C8-N9-C4	-6.01	103.39	105.80
26	14	2439	A	C5'-C4'-O4'	-6.01	101.89	109.10
26	1H	307	G	C2-N3-C4	6.01	114.90	111.90
26	1H	489	G	N3-C4-C5	6.01	131.60	128.60
26	1H	1939	U	C2-N3-C4	-6.01	123.39	127.00
26	1H	2012	G	N1-C2-N3	6.01	127.51	123.90
26	14	819	A	OP2-P-O3'	6.01	118.42	105.20
26	14	1619	G	OP1-P-OP2	6.01	128.61	119.60
26	14	1633	G	N7-C8-N9	6.01	116.10	113.10
26	14	2340	G	C8-N9-C4	6.01	108.80	106.40
26	1H	2256	G	N3-C2-N2	6.01	124.11	119.90
26	14	137	C	N3-C4-N4	6.01	122.21	118.00
23	2L	76	C	N1-C2-O2	-6.01	115.30	118.90
26	1H	832	G	OP1-P-O3'	6.00	118.41	105.20
1	1G	1357	A	N7-C8-N9	6.00	116.80	113.80

Continued on next page...

Continued from previous page...

Mol	Chain	Res	Type	Atoms	Z	Observed(°)	Ideal(°)
26	14	1210	A	N7-C8-N9	6.00	116.80	113.80
1	13	423	G	C2-N3-C4	6.00	114.90	111.90
26	14	1646	C	C5-C6-N1	-6.00	118.00	121.00
1	13	832	C	C4-C5-C6	6.00	120.40	117.40
23	2K	15	G	C5-C6-N1	-6.00	108.50	111.50
26	1H	1380	G	C8-N9-C4	6.00	108.80	106.40
26	1H	1408	C	C5-C4-N4	-6.00	116.00	120.20
26	1H	2323	G	O4'-C1'-N9	-6.00	103.40	108.20
26	14	327	G	C5-C6-O6	-6.00	125.00	128.60
26	14	766	C	C4-C5-C6	6.00	120.40	117.40
26	14	808	G	N3-C4-N9	6.00	129.60	126.00
26	14	1210	A	N1-C6-N6	6.00	122.20	118.60
26	14	1378	A	N1-C2-N3	-6.00	126.30	129.30
26	14	2065	C	N3-C2-O2	-6.00	117.70	121.90
1	13	1498	U	C2-N1-C1'	6.00	124.90	117.70
26	1H	188	G	OP1-P-OP2	6.00	128.60	119.60
26	1H	331	A	N1-C2-N3	6.00	132.30	129.30
26	1H	551	G	C8-N9-C4	6.00	108.80	106.40
26	1H	1780	A	C2-N3-C4	-6.00	107.60	110.60
26	14	2569	G	C5-C6-N1	6.00	114.50	111.50
26	14	2741	A	C8-N9-C4	6.00	108.20	105.80
1	13	1475	G	N7-C8-N9	6.00	116.10	113.10
26	1H	439	G	OP1-P-O3'	6.00	118.39	105.20
26	1H	832	G	C5-N7-C8	-6.00	101.30	104.30
26	14	228	A	C4-C5-N7	6.00	113.70	110.70
26	14	681	G	N3-C4-N9	6.00	129.60	126.00
26	14	801	G	C8-N9-C1'	6.00	134.80	127.00
26	14	1193	G	C8-N9-C4	6.00	108.80	106.40
26	14	1233	C	C6-N1-C2	-6.00	117.90	120.30
26	14	1520	U	O5'-P-OP2	-6.00	100.30	105.70
26	14	1558	A	P-O3'-C3'	6.00	126.89	119.70
26	14	2607	G	N1-C2-N2	-6.00	110.80	116.20
1	13	699	C	C2-N3-C4	-6.00	116.90	119.90
26	1H	1035	U	N3-C4-O4	-6.00	115.20	119.40
1	13	353	A	C8-N9-C4	-5.99	103.40	105.80
26	1H	179	G	N1-C2-N3	5.99	127.50	123.90
26	1H	1374	G	OP1-P-OP2	-5.99	110.61	119.60
14	5A	28	GLY	N-CA-C	5.99	128.08	113.10
26	14	925	C	O5'-P-OP2	-5.99	100.31	105.70
26	14	2379	G	C6-C5-N7	-5.99	126.80	130.40
26	1H	836	G	OP1-P-OP2	-5.99	110.61	119.60
26	1H	1499	C	OP1-P-OP2	5.99	128.59	119.60

Continued on next page...

Continued from previous page...

Mol	Chain	Res	Type	Atoms	Z	Observed(°)	Ideal(°)
1	1G	814	A	N1-C6-N6	5.99	122.19	118.60
26	14	2430	A	C6-C5-N7	-5.99	128.11	132.30
26	1H	837	C	O5'-P-OP1	-5.99	100.31	105.70
26	1H	1396	U	OP1-P-OP2	5.99	128.59	119.60
26	1H	2443	C	N1-C2-N3	5.99	123.39	119.20
34	61	131	LYS	C-N-CD	-5.99	107.42	120.60
26	14	817	C	C2-N3-C4	5.99	122.90	119.90
1	13	677	U	N1-C2-O2	-5.99	118.61	122.80
1	13	1354	C	N3-C2-O2	-5.99	117.71	121.90
2	1E	187	LEU	CA-CB-CG	5.99	129.07	115.30
26	1H	1142(A)	A	C5-C6-N1	-5.99	114.71	117.70
26	1H	1641	A	OP1-P-OP2	-5.99	110.62	119.60
26	14	1251	C	N3-C4-C5	-5.99	119.50	121.90
26	14	1427	A	C6-N1-C2	-5.99	115.01	118.60
26	14	2456	C	N3-C4-C5	-5.99	119.50	121.90
1	13	806	C	N1-C2-O2	5.99	122.49	118.90
1	13	1530	G	N3-C4-N9	-5.99	122.41	126.00
26	1H	38	A	C2-N3-C4	5.99	113.59	110.60
26	1H	444	C	O5'-P-OP1	5.99	117.89	110.70
33	51	10	PRO	N-CA-C	5.99	127.67	112.10
1	13	1335	C	C5-C6-N1	-5.99	118.01	121.00
26	1H	122	G	C6-C5-N7	-5.99	126.81	130.40
26	1H	557	U	C5-C6-N1	-5.99	119.71	122.70
26	1H	848	G	O5'-P-OP1	5.99	117.88	110.70
26	1H	1520	U	C6-N1-C2	-5.99	117.41	121.00
26	1H	1919	A	O4'-C1'-N9	-5.99	103.41	108.20
26	14	1029	A	N1-C6-N6	5.99	122.19	118.60
26	14	1208	C	O5'-P-OP1	-5.99	100.31	105.70
26	14	1376	C	O5'-P-OP1	-5.99	100.31	105.70
26	14	1506	C	C6-N1-C2	-5.99	117.91	120.30
26	14	1817	G	N1-C6-O6	-5.99	116.31	119.90
26	14	2578	G	O5'-P-OP1	-5.99	100.31	105.70
26	14	137(A)	G	N1-C6-O6	5.98	123.49	119.90
26	1H	2618	G	C4-C5-N7	-5.98	108.41	110.80
1	1G	1301	U	N1-C2-O2	5.98	126.99	122.80
23	2L	17	C	N1-C2-O2	5.98	122.49	118.90
26	14	226	G	O4'-C1'-N9	5.98	112.99	108.20
26	14	575	A	O5'-P-OP1	-5.98	100.32	105.70
26	14	609	A	N1-C6-N6	5.98	122.19	118.60
1	13	1158	C	C6-N1-C2	-5.98	117.91	120.30
26	14	2394	C	OP1-P-O3'	5.98	118.36	105.20
26	14	2521	C	OP1-P-OP2	5.98	128.57	119.60

Continued on next page...

Continued from previous page...

Mol	Chain	Res	Type	Atoms	Z	Observed(°)	Ideal(°)
26	1H	976	C	N3-C4-C5	-5.98	119.51	121.90
27	16	33	G	N1-C6-O6	-5.98	116.31	119.90
26	14	179	G	N7-C8-N9	-5.98	110.11	113.10
26	14	1021	A	C5-N7-C8	-5.98	100.91	103.90
1	13	1412	C	N1-C2-O2	-5.98	115.31	118.90
26	1H	231	C	N1-C2-O2	-5.98	115.31	118.90
26	1H	940	G	C5-C6-O6	-5.98	125.01	128.60
26	14	1216	G	OP2-P-O3'	-5.98	92.05	105.20
26	14	1835	G	OP2-P-O3'	5.98	118.35	105.20
26	14	2896	C	C6-N1-C2	-5.98	117.91	120.30
26	1H	970	C	N3-C4-N4	5.98	122.18	118.00
27	1J	71	C	C2-N1-C1'	5.98	125.37	118.80
1	13	886	G	C5-C6-O6	5.97	132.18	128.60
26	1H	190	A	C4-C5-N7	5.97	113.69	110.70
26	1H	250	G	C8-N9-C4	-5.97	104.01	106.40
26	1H	2244	U	C5-C6-N1	-5.97	119.71	122.70
26	1H	2284	C	N1-C2-O2	-5.97	115.31	118.90
26	1H	2368	C	N1-C2-O2	5.97	122.48	118.90
26	14	1353	A	N1-C6-N6	-5.97	115.02	118.60
26	14	1519	G	O5'-P-OP1	-5.97	100.32	105.70
30	29	61	ARG	C-N-CD	-5.97	107.46	120.60
50	G5	42	GLY	N-CA-C	-5.97	98.17	113.10
1	13	1221	G	OP2-P-O3'	5.97	118.34	105.20
26	1H	199	A	C6-C5-N7	5.97	136.48	132.30
26	1H	928	G	C5-C6-O6	-5.97	125.02	128.60
26	1H	1195	G	O4'-C1'-N9	-5.97	103.42	108.20
26	14	2286	A	N7-C8-N9	5.97	116.79	113.80
27	1J	61	G	C8-N9-C4	-5.97	104.01	106.40
1	13	47	C	C5-C6-N1	-5.97	118.01	121.00
26	14	1923	U	C6-N1-C2	-5.97	117.42	121.00
26	1H	528	A	C4-C5-N7	5.97	113.69	110.70
26	1H	921	G	C2-N3-C4	5.97	114.89	111.90
26	1H	1562	A	N9-C4-C5	-5.97	103.41	105.80
26	1H	2402	C	C2-N1-C1'	5.97	125.37	118.80
26	14	502	A	C2-N3-C4	-5.97	107.61	110.60
26	14	1644	C	C2-N1-C1'	5.97	125.37	118.80
26	1H	1355	G	N7-C8-N9	5.97	116.08	113.10
26	1H	1815	A	C6-N1-C2	-5.97	115.02	118.60
26	1H	2503	A	O5'-P-OP1	5.97	117.86	110.70
1	1G	1499	A	N7-C8-N9	-5.97	110.82	113.80
1	13	1402	C	C5-C4-N4	5.97	124.38	120.20
26	1H	500	G	OP1-P-OP2	5.97	128.55	119.60

Continued on next page...

Continued from previous page...

Mol	Chain	Res	Type	Atoms	Z	Observed(°)	Ideal(°)
26	1H	702	G	C5-C6-N1	-5.97	108.52	111.50
26	1H	786	C	N3-C4-C5	5.97	124.29	121.90
26	1H	826	U	N1-C2-N3	5.97	118.48	114.90
26	1H	1369	G	N3-C4-C5	-5.97	125.62	128.60
1	1G	1358	U	O4'-C1'-N1	5.97	112.97	108.20
26	14	1992	G	N9-C4-C5	5.97	107.79	105.40
26	14	2560	C	OP1-P-OP2	5.97	128.55	119.60
26	1H	145	G	O5'-P-OP2	-5.96	100.33	105.70
26	1H	820	A	C2-N3-C4	-5.96	107.62	110.60
26	1H	1495	A	N1-C6-N6	-5.96	115.02	118.60
26	1H	2436	G	C5-C6-N1	5.96	114.48	111.50
26	1H	2510	C	C5-C6-N1	-5.96	118.02	121.00
26	1H	2598	A	OP2-P-O3'	5.96	118.32	105.20
26	14	2326	C	O5'-P-OP1	-5.96	100.33	105.70
26	1H	936	C	N3-C4-C5	5.96	124.28	121.90
1	1G	1453	G	O4'-C1'-N9	5.96	112.97	108.20
26	14	506	G	C5-C6-O6	-5.96	125.02	128.60
26	14	2363	C	C5-C4-N4	-5.96	116.03	120.20
26	1H	474	G	C8-N9-C4	-5.96	104.02	106.40
26	1H	1365	A	C5-C6-N1	-5.96	114.72	117.70
26	1H	2330	G	N1-C2-N3	5.96	127.48	123.90
26	1H	2587	A	N9-C4-C5	5.96	108.19	105.80
26	14	1308	A	C4-C5-C6	5.96	119.98	117.00
26	14	2755	C	C6-N1-C2	-5.96	117.92	120.30
26	14	2776	A	N7-C8-N9	5.96	116.78	113.80
26	14	133	C	C6-N1-C2	5.96	122.68	120.30
26	1H	2817	G	N3-C4-C5	-5.96	125.62	128.60
26	14	210	C	C2-N3-C4	-5.96	116.92	119.90
26	14	914	C	OP1-P-O3'	5.96	118.31	105.20
26	14	1322	A	OP2-P-O3'	5.96	118.31	105.20
1	13	523	A	OP1-P-O3'	5.96	118.30	105.20
1	13	888	G	C8-N9-C4	5.96	108.78	106.40
26	1H	1904	G	C5-C6-O6	-5.96	125.03	128.60
26	1H	1955	U	O5'-P-OP2	-5.96	100.34	105.70
26	1H	2007	C	C2-N3-C4	-5.96	116.92	119.90
26	1H	2525	G	N1-C6-O6	5.96	123.47	119.90
26	1H	2682	U	O5'-P-OP2	-5.96	100.34	105.70
26	14	205	G	N3-C4-N9	5.96	129.57	126.00
26	14	620	G	O5'-P-OP2	-5.96	100.34	105.70
26	14	955	C	C6-N1-C1'	5.96	127.95	120.80
26	14	1204	A	N1-C2-N3	5.96	132.28	129.30
26	14	2489	G	C4-C5-N7	5.96	113.18	110.80

Continued on next page...

Continued from previous page...

Mol	Chain	Res	Type	Atoms	Z	Observed(°)	Ideal(°)
26	14	2854	G	O5'-P-OP2	5.96	117.85	110.70
26	1H	415	A	O5'-P-OP2	-5.96	100.34	105.70
39	98	10	LEU	CA-CB-CG	5.96	129.00	115.30
26	14	184	C	N3-C4-C5	5.96	124.28	121.90
26	14	2502	G	N3-C4-C5	-5.96	125.62	128.60
26	1H	1133	U	O4'-C1'-N1	5.95	112.96	108.20
26	1H	1407	C	OP1-P-O3'	5.95	118.30	105.20
26	1H	1698	A	N1-C6-N6	5.95	122.17	118.60
26	1H	1888	G	N3-C4-N9	5.95	129.57	126.00
26	1H	2416	C	OP2-P-O3'	5.95	118.30	105.20
26	1H	2699	C	C5-C4-N4	-5.95	116.03	120.20
1	1G	971	G	O5'-P-OP1	5.95	117.84	110.70
26	14	195	A	C2-N3-C4	-5.95	107.62	110.60
26	1H	1403	C	O5'-P-OP1	-5.95	100.34	105.70
26	1H	1917	U	N3-C4-O4	-5.95	115.23	119.40
26	14	2255	G	O5'-P-OP2	-5.95	100.34	105.70
26	14	2496	C	OP1-P-O3'	5.95	118.29	105.20
26	14	2585	U	N1-C2-O2	5.95	126.97	122.80
1	13	974	A	C4-C5-C6	5.95	119.97	117.00
26	1H	1950	G	N1-C2-N3	5.95	127.47	123.90
22	1L	3	G	P-O3'-C3'	5.95	126.84	119.70
26	14	784	A	O4'-C1'-N9	5.95	112.96	108.20
26	1H	72	U	C5-C4-O4	-5.95	122.33	125.90
26	1H	1630(A)	C	O5'-P-OP1	-5.95	100.35	105.70
26	14	2064	C	O5'-P-OP2	-5.95	100.35	105.70
26	14	2822	G	C4-C5-C6	5.95	122.37	118.80
1	13	943	U	O5'-P-OP1	-5.95	100.35	105.70
26	1H	149	A	C8-N9-C4	-5.95	103.42	105.80
26	1H	2593	U	N3-C4-C5	5.95	118.17	114.60
1	13	720	C	C6-N1-C2	-5.95	117.92	120.30
19	AI	41	VAL	C-N-CA	5.95	146.97	122.00
26	1H	372	G	O4'-C1'-N9	5.95	112.96	108.20
26	1H	691	C	C5-C4-N4	-5.95	116.04	120.20
26	1H	1764	G	C5-C6-O6	5.95	132.17	128.60
26	1H	2458	G	N1-C2-N2	5.95	121.55	116.20
26	14	833	U	N3-C2-O2	5.95	126.36	122.20
26	14	1528	A	C8-N9-C4	-5.95	103.42	105.80
26	14	2064	C	OP1-P-OP2	5.95	128.52	119.60
18	9A	31	LEU	CA-CB-CG	5.94	128.97	115.30
26	1H	1845	G	O5'-P-OP2	5.94	117.83	110.70
1	1G	537	G	C5-C6-O6	-5.94	125.03	128.60
1	1G	699	C	C6-N1-C2	-5.94	117.92	120.30

Continued on next page...

Continued from previous page...

Mol	Chain	Res	Type	Atoms	Z	Observed(°)	Ideal(°)
26	14	1976	U	C6-N1-C2	-5.94	117.44	121.00
26	1H	2312	U	O5'-P-OP1	-5.94	100.35	105.70
26	1H	2326	C	OP1-P-OP2	5.94	128.51	119.60
1	1G	108	G	N9-C4-C5	-5.94	103.02	105.40
26	14	733	G	N3-C2-N2	5.94	124.06	119.90
26	14	1517	G	OP1-P-O3'	5.94	118.27	105.20
27	1J	27	C	C5-C6-N1	5.94	123.97	121.00
26	1H	2594	C	N3-C4-N4	5.94	122.16	118.00
26	14	2066	C	C5-C4-N4	-5.94	116.04	120.20
26	1H	915	C	OP1-P-OP2	-5.94	110.69	119.60
26	1H	1229(A)	G	C2-N3-C4	-5.94	108.93	111.90
26	1H	2083	G	N1-C6-O6	5.94	123.46	119.90
26	1H	2508	G	C8-N9-C1'	5.94	134.72	127.00
26	1H	2770	G	N1-C6-O6	5.94	123.46	119.90
27	16	101	A	C2-N3-C4	-5.94	107.63	110.60
26	14	1254	A	C5-C6-N6	-5.94	118.95	123.70
26	14	2575	C	C2-N3-C4	5.94	122.87	119.90
1	13	1299	A	N7-C8-N9	5.94	116.77	113.80
26	1H	598	G	C5-C6-O6	-5.93	125.04	128.60
26	1H	880	G	C8-N9-C4	-5.93	104.03	106.40
26	1H	1932	A	C5-C6-N6	-5.93	118.95	123.70
1	1G	45	U	C5-C6-N1	-5.93	119.73	122.70
26	14	1676	A	OP1-P-OP2	-5.93	110.70	119.60
1	13	310	G	N3-C4-C5	5.93	131.57	128.60
26	1H	974(A)	C	N3-C4-N4	-5.93	113.85	118.00
26	1H	1357	U	OP1-P-OP2	5.93	128.50	119.60
26	1H	2490	G	N3-C2-N2	5.93	124.05	119.90
1	1G	1511	G	N1-C6-O6	5.93	123.46	119.90
26	14	1269	A	C5-C6-N1	-5.93	114.73	117.70
41	75	6	LEU	CA-CB-CG	5.93	128.94	115.30
26	1H	2441	C	C5-C6-N1	-5.93	118.03	121.00
26	14	129	C	C4-C5-C6	5.93	120.37	117.40
26	14	184	C	C2-N3-C4	-5.93	116.94	119.90
1	13	640	A	O5'-P-OP1	-5.93	100.36	105.70
1	13	1505	G	C8-N9-C1'	5.93	134.71	127.00
26	1H	1282	U	C5-C4-O4	-5.93	122.34	125.90
26	1H	1534	G	C4-N9-C1'	5.93	134.21	126.50
26	1H	1825	A	C4-C5-N7	-5.93	107.73	110.70
37	78	15	ARG	CA-C-N	-5.93	104.16	117.20
26	14	1241	A	N3-C4-C5	5.93	130.95	126.80
26	14	1816	G	O5'-P-OP2	5.93	117.82	110.70
26	14	2053	G	C8-N9-C4	5.93	108.77	106.40

Continued on next page...

Continued from previous page...

Mol	Chain	Res	Type	Atoms	Z	Observed(°)	Ideal(°)
26	1H	1281	G	C5-C6-O6	-5.93	125.04	128.60
26	1H	1625	C	C6-N1-C2	-5.93	117.93	120.30
26	1H	1986	A	N9-C4-C5	5.93	108.17	105.80
26	14	2648	C	N3-C4-C5	5.93	124.27	121.90
1	13	1299	A	C6-C5-N7	-5.93	128.15	132.30
26	1H	302	C	C6-N1-C2	-5.93	117.93	120.30
26	1H	977	G	N9-C4-C5	5.93	107.77	105.40
26	1H	1916	A	N1-C2-N3	5.93	132.26	129.30
26	1H	2716	U	N1-C2-N3	5.93	118.46	114.90
26	14	463	G	OP1-P-O3'	5.93	118.24	105.20
26	14	2318	G	N7-C8-N9	5.93	116.06	113.10
26	1H	1574	C	C2-N3-C4	-5.92	116.94	119.90
26	1H	2571	C	C4-C5-C6	5.92	120.36	117.40
1	1G	26	A	O5'-P-OP2	-5.92	100.37	105.70
26	14	663	G	OP1-P-OP2	5.92	128.49	119.60
26	1H	2596	U	OP1-P-O3'	-5.92	92.17	105.20
26	1H	141(A)	C	C6-N1-C2	5.92	122.67	120.30
26	1H	1157	G	N1-C2-N3	5.92	127.45	123.90
26	1H	1560	G	OP1-P-OP2	5.92	128.48	119.60
26	14	1372	U	N1-C2-N3	5.92	118.45	114.90
26	14	2872	G	N3-C4-C5	-5.92	125.64	128.60
1	13	757	U	C5-C6-N1	-5.92	119.74	122.70
26	1H	596	G	N3-C2-N2	-5.92	115.76	119.90
26	1H	1846	G	N3-C2-N2	-5.92	115.76	119.90
26	1H	2459	A	N1-C6-N6	-5.92	115.05	118.60
26	1H	2740	A	N1-C6-N6	5.92	122.15	118.60
39	98	12	ARG	NE-CZ-NH1	-5.92	117.34	120.30
1	13	974	A	C8-N9-C4	-5.92	103.43	105.80
26	1H	110	G	O5'-P-OP2	-5.92	100.37	105.70
26	1H	730	C	N3-C4-N4	-5.92	113.86	118.00
26	1H	1578	U	C5-C4-O4	5.92	129.45	125.90
26	1H	1962	C	C6-N1-C2	-5.92	117.93	120.30
26	14	197	A	P-O3'-C3'	5.92	126.80	119.70
26	14	2520	C	O5'-P-OP2	-5.92	100.37	105.70
26	1H	838	C	N3-C4-N4	5.92	122.14	118.00
1	13	282	A	OP1-P-O3'	5.92	118.21	105.20
1	13	1107	C	C6-N1-C2	-5.92	117.93	120.30
26	1H	1364	G	O5'-P-OP1	5.92	117.80	110.70
1	1G	250	A	C5-C6-N6	5.92	128.43	123.70
26	14	668	G	C4-N9-C1'	-5.92	118.81	126.50
23	2K	6	G	C8-N9-C4	5.91	108.77	106.40
26	1H	646	A	O5'-P-OP1	-5.91	100.38	105.70

Continued on next page...

Continued from previous page...

Mol	Chain	Res	Type	Atoms	Z	Observed(°)	Ideal(°)
26	1H	690	G	C8-N9-C4	5.91	108.77	106.40
26	1H	726	G	O5'-P-OP2	-5.91	100.38	105.70
26	1H	1597	A	N7-C8-N9	-5.91	110.84	113.80
26	1H	1626	G	N3-C4-N9	-5.91	122.45	126.00
26	1H	2708	G	N7-C8-N9	-5.91	110.14	113.10
27	16	56	G	OP1-P-OP2	5.91	128.47	119.60
27	16	79	C	C2-N3-C4	-5.91	116.94	119.90
26	14	470	A	C5-N7-C8	-5.91	100.94	103.90
26	14	821	A	P-O3'-C3'	5.91	126.80	119.70
26	14	1342	A	P-O3'-C3'	5.91	126.80	119.70
1	13	786	G	C8-N9-C4	5.91	108.77	106.40
26	1H	574	C	OP1-P-O3'	5.91	118.21	105.20
26	14	449	A	C5-C6-N6	-5.91	118.97	123.70
1	13	192	U	O5'-P-OP1	-5.91	100.38	105.70
26	1H	821	A	C8-N9-C4	-5.91	103.44	105.80
26	1H	947	G	C2-N3-C4	5.91	114.86	111.90
26	1H	1022	G	N3-C4-N9	-5.91	122.45	126.00
26	1H	2275	C	N1-C2-O2	5.91	122.45	118.90
26	1H	2310	A	N1-C6-N6	-5.91	115.05	118.60
26	1H	2442	C	O5'-P-OP2	5.91	117.79	110.70
26	1H	2761	G	C2-N3-C4	-5.91	108.94	111.90
26	14	241	A	O5'-P-OP2	-5.91	100.38	105.70
26	14	1797	C	N1-C2-O2	-5.91	115.35	118.90
26	14	2424	C	N3-C4-C5	5.91	124.26	121.90
1	13	500	G	OP2-P-O3'	5.91	118.20	105.20
1	13	1475	G	C5-N7-C8	-5.91	101.35	104.30
26	1H	688	U	OP2-P-O3'	5.91	118.20	105.20
26	1H	694	U	N1-C2-N3	5.91	118.44	114.90
26	1H	734	A	C2-N3-C4	-5.91	107.64	110.60
26	1H	736	C	C2-N3-C4	-5.91	116.95	119.90
27	16	81	G	C8-N9-C4	-5.91	104.04	106.40
26	14	135	G	N3-C2-N2	-5.91	115.76	119.90
26	14	731	C	C4-C5-C6	5.91	120.35	117.40
26	14	1187	G	O5'-P-OP2	-5.91	100.38	105.70
26	14	1936	A	O4'-C1'-N9	5.91	112.93	108.20
27	1J	44	G	C6-C5-N7	5.91	133.94	130.40
26	1H	398	G	C6-C5-N7	-5.91	126.86	130.40
29	11	271	ILE	N-CA-C	5.91	126.95	111.00
31	31	32	LEU	CA-CB-CG	5.91	128.88	115.30
1	1G	731	G	O5'-P-OP1	5.91	117.79	110.70
26	14	2124	G	N3-C4-C5	-5.91	125.65	128.60
26	14	2211	G	C8-N9-C1'	-5.91	119.32	127.00

Continued on next page...

Continued from previous page...

Mol	Chain	Res	Type	Atoms	Z	Observed(°)	Ideal(°)
1	13	1498	U	C5-C4-O4	-5.91	122.36	125.90
26	1H	196	A	C6-C5-N7	-5.91	128.17	132.30
26	1H	2074	U	C4-C5-C6	5.91	123.24	119.70
26	14	603	A	C5-N7-C8	-5.90	100.95	103.90
26	14	2440	C	OP1-P-O3'	5.90	118.19	105.20
26	1H	1327	C	N1-C2-O2	-5.90	115.36	118.90
26	1H	1626	G	N1-C2-N2	5.90	121.51	116.20
26	1H	1692	U	C5-C4-O4	-5.90	122.36	125.90
26	1H	1922	G	O5'-P-OP2	-5.90	100.39	105.70
26	1H	1950	G	OP1-P-OP2	5.90	128.46	119.60
26	1H	1959	G	N9-C4-C5	5.90	107.76	105.40
26	14	1441	G	N1-C6-O6	5.90	123.44	119.90
1	13	971	G	C4-C5-N7	-5.90	108.44	110.80
26	1H	452	G	C2-N3-C4	5.90	114.85	111.90
26	1H	551	G	N7-C8-N9	-5.90	110.15	113.10
26	1H	1607	C	C2-N1-C1'	5.90	125.29	118.80
1	1G	942	G	OP1-P-O3'	5.90	118.18	105.20
26	14	463	G	O5'-P-OP1	5.90	117.78	110.70
26	14	1843	C	OP1-P-OP2	-5.90	110.75	119.60
26	1H	837	C	C5-C4-N4	-5.90	116.07	120.20
26	14	1776	G	N3-C4-N9	5.90	129.54	126.00
26	14	1949	G	OP1-P-OP2	5.90	128.45	119.60
26	14	2042	A	C8-N9-C4	5.90	108.16	105.80
26	1H	194	G	N9-C4-C5	-5.90	103.04	105.40
26	1H	774	A	N1-C2-N3	-5.90	126.35	129.30
26	1H	2066	C	OP1-P-O3'	5.90	118.17	105.20
26	14	1698	A	N7-C8-N9	5.90	116.75	113.80
26	14	2013	A	C2-N3-C4	-5.90	107.65	110.60
26	14	2296	U	OP1-P-OP2	5.90	128.45	119.60
27	1J	103	U	C2-N3-C4	-5.90	123.46	127.00
26	1H	1191	G	C8-N9-C4	5.90	108.76	106.40
26	14	456	C	N1-C2-O2	-5.90	115.36	118.90
26	14	1404	C	N1-C2-O2	5.90	122.44	118.90
1	13	974	A	C4-C5-N7	5.89	113.65	110.70
26	1H	808	G	C6-N1-C2	-5.89	121.56	125.10
26	1H	2346	A	N9-C1'-C2'	5.89	121.66	114.00
1	13	130	A	C5-C6-N6	-5.89	118.99	123.70
1	13	786	G	C5-C6-N1	5.89	114.45	111.50
26	1H	569	U	C2-N3-C4	-5.89	123.47	127.00
26	1H	1409	C	OP2-P-O3'	5.89	118.16	105.20
26	1H	2585	U	N3-C2-O2	-5.89	118.08	122.20
1	1G	665	A	O5'-P-OP2	-5.89	100.40	105.70

Continued on next page...

Continued from previous page...

Mol	Chain	Res	Type	Atoms	Z	Observed(°)	Ideal(°)
26	14	621	A	N3-C4-N9	-5.89	122.69	127.40
26	14	2066	C	N3-C4-N4	5.89	122.12	118.00
26	1H	1605	C	C4-C5-C6	5.89	120.35	117.40
26	1H	2278	A	C4-C5-N7	-5.89	107.75	110.70
26	1H	2819	G	N1-C6-O6	5.89	123.44	119.90
26	14	1575	C	N1-C2-O2	5.89	122.43	118.90
26	14	2283	C	N3-C4-C5	-5.89	119.54	121.90
1	13	888	G	C2-N3-C4	-5.89	108.95	111.90
26	1H	552	G	N3-C4-C5	5.89	131.54	128.60
26	1H	658	C	N1-C2-O2	5.89	122.43	118.90
26	1H	1835	G	C8-N9-C4	-5.89	104.04	106.40
26	1H	1982	C	N3-C4-C5	-5.89	119.54	121.90
26	1H	2075	U	C4-C5-C6	5.89	123.23	119.70
26	1H	2226	C	C6-N1-C2	5.89	122.66	120.30
42	C8	74	LEU	CA-CB-CG	5.89	128.85	115.30
1	1G	392	G	C8-N9-C4	5.89	108.76	106.40
23	2L	21	U	C2-N1-C1'	5.89	124.77	117.70
26	1H	999	U	OP1-P-OP2	-5.89	110.77	119.60
26	1H	1614	A	N1-C2-N3	-5.89	126.36	129.30
26	1H	2210	G	OP2-P-O3'	5.89	118.15	105.20
26	1H	2267	A	OP1-P-OP2	5.89	128.43	119.60
1	13	138	G	N1-C6-O6	5.89	123.43	119.90
26	1H	179	G	C8-N9-C4	5.89	108.75	106.40
26	1H	265	A	C5-C6-N1	-5.89	114.76	117.70
26	1H	563	G	C6-C5-N7	5.89	133.93	130.40
26	1H	2609	U	C6-N1-C2	5.89	124.53	121.00
26	14	216	A	O5'-P-OP1	-5.89	100.40	105.70
26	14	1349	A	C2-N3-C4	-5.89	107.66	110.60
26	14	1353	A	N9-C4-C5	5.89	108.15	105.80
26	14	1982	C	OP2-P-O3'	5.89	118.15	105.20
23	2K	48	U	OP2-P-O3'	5.88	118.15	105.20
26	1H	130	C	C6-N1-C2	5.88	122.65	120.30
26	1H	1334	G	N7-C8-N9	5.88	116.04	113.10
26	1H	1355	G	C8-N9-C4	-5.88	104.05	106.40
26	1H	1758	G	N3-C4-C5	5.88	131.54	128.60
26	1H	2230	G	N9-C4-C5	5.88	107.75	105.40
25	4L	21	G	C8-N9-C4	-5.88	104.05	106.40
26	14	667	U	N1-C2-O2	-5.88	118.68	122.80
26	14	1742	C	C2-N1-C1'	5.88	125.27	118.80
26	14	766	C	C2-N3-C4	-5.88	116.96	119.90
26	14	781	A	C5-N7-C8	-5.88	100.96	103.90
26	14	2051	A	C8-N9-C4	-5.88	103.45	105.80

Continued on next page...

Continued from previous page...

Mol	Chain	Res	Type	Atoms	Z	Observed(°)	Ideal(°)
26	14	2272	U	OP1-P-OP2	-5.88	110.78	119.60
26	1H	134	C	N3-C4-C5	5.88	124.25	121.90
26	1H	662	G	N7-C8-N9	-5.88	110.16	113.10
26	1H	2858	C	OP1-P-OP2	5.88	128.42	119.60
23	2L	27	G	C8-N9-C4	5.88	108.75	106.40
26	14	1659	U	OP1-P-OP2	5.88	128.42	119.60
26	1H	583	G	C4-C5-N7	-5.88	108.45	110.80
26	1H	1931	U	N1-C2-O2	5.88	126.92	122.80
27	16	96	G	C2-N3-C4	5.88	114.84	111.90
1	1G	191(B)	G	O5'-P-OP2	-5.88	100.41	105.70
26	14	189	G	C4-C5-N7	5.88	113.15	110.80
1	13	21	G	OP2-P-O3'	5.88	118.13	105.20
26	1H	2469	A	C2-N3-C4	-5.88	107.66	110.60
26	1H	2777	G	O4'-C1'-N9	-5.88	103.50	108.20
26	14	821	A	N1-C6-N6	5.88	122.13	118.60
26	14	876	C	C2-N1-C1'	5.88	125.27	118.80
26	14	2596	U	N1-C2-N3	5.88	118.43	114.90
1	13	1058	G	O5'-P-OP1	5.88	117.75	110.70
23	2K	17	C	N3-C4-C5	-5.88	119.55	121.90
26	1H	142	G	C4-N9-C1'	-5.88	118.86	126.50
26	1H	1218	C	C5-C4-N4	-5.88	116.09	120.20
26	1H	2267	A	O4'-C1'-N9	-5.88	103.50	108.20
26	1H	2296	U	O5'-P-OP2	-5.88	100.41	105.70
26	14	707	G	N1-C6-O6	5.88	123.43	119.90
26	1H	816	C	N3-C4-C5	-5.88	119.55	121.90
1	13	52	G	N1-C2-N2	-5.87	110.91	116.20
26	1H	783	A	OP2-P-O3'	5.87	118.12	105.20
26	1H	1380	G	N7-C8-N9	-5.87	110.16	113.10
26	1H	1688	U	C2-N3-C4	-5.87	123.48	127.00
26	1H	2777	G	N1-C6-O6	5.87	123.42	119.90
26	14	330	A	C6-C5-N7	-5.87	128.19	132.30
26	14	952	G	C8-N9-C4	-5.87	104.05	106.40
1	13	773	G	N3-C2-N2	5.87	124.01	119.90
26	1H	680	G	C4-C5-C6	5.87	122.32	118.80
26	1H	769	G	C5-C6-N1	5.87	114.44	111.50
26	1H	1391	U	C6-N1-C1'	-5.87	112.98	121.20
26	1H	1758	G	C5-C6-O6	-5.87	125.08	128.60
26	1H	2062	A	N3-C4-C5	-5.87	122.69	126.80
26	1H	2385	C	N1-C2-O2	-5.87	115.38	118.90
1	1G	1358	U	C6-N1-C2	-5.87	117.48	121.00
26	14	1623	G	C8-N9-C1'	5.87	134.63	127.00
26	14	2463	C	C6-N1-C2	5.87	122.65	120.30

Continued on next page...

Continued from previous page...

Mol	Chain	Res	Type	Atoms	Z	Observed(°)	Ideal(°)
26	1H	117	G	C5-C6-N1	5.87	114.44	111.50
26	1H	374	A	N1-C6-N6	5.87	122.12	118.60
26	1H	2401	U	C2-N1-C1'	5.87	124.74	117.70
41	75	13	ARG	N-CA-C	-5.87	95.15	111.00
26	1H	1695	G	N9-C4-C5	-5.87	103.05	105.40
26	1H	2390	U	O5'-P-OP2	5.87	117.74	110.70
26	1H	528	A	C4-N9-C1'	-5.87	115.74	126.30
26	1H	1573	G	C4-C5-N7	5.87	113.15	110.80
26	14	468	G	O5'-P-OP2	5.87	117.74	110.70
26	14	507	A	N1-C2-N3	-5.87	126.37	129.30
26	14	2034	U	N3-C2-O2	-5.87	118.09	122.20
26	14	2417	C	O5'-P-OP1	5.87	117.74	110.70
26	1H	2761	G	N1-C6-O6	5.87	123.42	119.90
31	31	74	ARG	NE-CZ-NH2	-5.87	117.37	120.30
1	1G	1354	C	C5-C6-N1	5.87	123.93	121.00
26	14	664	C	C6-N1-C2	5.87	122.65	120.30
26	1H	456	C	O5'-P-OP2	-5.86	100.42	105.70
26	1H	854	G	O5'-P-OP2	5.86	117.73	110.70
26	1H	987	G	OP1-P-OP2	-5.86	110.81	119.60
26	1H	1274	A	N7-C8-N9	5.86	116.73	113.80
26	1H	1782	C	C5-C4-N4	-5.86	116.10	120.20
26	1H	2715	C	C2-N3-C4	-5.86	116.97	119.90
1	1G	819	A	N1-C6-N6	5.86	122.12	118.60
26	14	1660	C	N3-C4-C5	5.86	124.25	121.90
26	14	2324	C	C6-N1-C2	5.86	122.64	120.30
29	19	44	ASN	N-CA-C	5.86	126.83	111.00
26	1H	474	G	N9-C4-C5	5.86	107.75	105.40
26	1H	2517	C	C5-C6-N1	-5.86	118.07	121.00
26	14	640	C	OP1-P-O3'	5.86	118.10	105.20
26	14	2283	C	N3-C4-N4	5.86	122.10	118.00
26	1H	2573	C	N1-C2-O2	-5.86	115.38	118.90
26	14	2087	G	C8-N9-C4	5.86	108.74	106.40
26	14	2196	C	N1-C2-O2	-5.86	115.38	118.90
26	14	2252	G	N1-C2-N2	-5.86	110.92	116.20
26	1H	196	A	OP2-P-O3'	5.86	118.09	105.20
26	1H	791	C	OP2-P-O3'	5.86	118.09	105.20
26	1H	1728	G	C6-C5-N7	-5.86	126.89	130.40
26	1H	1790	C	P-O3'-C3'	5.86	126.73	119.70
26	1H	1965	C	O5'-P-OP2	5.86	117.73	110.70
26	1H	36	G	C4-C5-N7	-5.86	108.46	110.80
26	1H	2503	A	N9-C4-C5	-5.86	103.46	105.80
1	1G	990	C	C6-N1-C2	-5.86	117.96	120.30

Continued on next page...

Continued from previous page...

Mol	Chain	Res	Type	Atoms	Z	Observed(°)	Ideal(°)
26	14	1314	C	C6-N1-C1'	-5.86	113.77	120.80
26	14	1608	A	C5-C6-N6	5.86	128.38	123.70
26	14	1618	A	N7-C8-N9	5.86	116.73	113.80
26	14	1930	G	C5-N7-C8	5.86	107.23	104.30
26	14	2425	A	C5'-C4'-O4'	5.86	116.13	109.10
1	13	901	A	OP2-P-O3'	5.86	118.08	105.20
1	13	1381	U	O4'-C1'-N1	5.86	112.89	108.20
26	1H	1927	A	O5'-P-OP2	-5.86	100.43	105.70
26	1H	2032	G	C8-N9-C4	5.86	108.74	106.40
26	1H	2352	A	N9-C4-C5	-5.86	103.46	105.80
26	14	1280	G	OP1-P-OP2	-5.86	110.82	119.60
26	14	1366	A	C5-N7-C8	-5.86	100.97	103.90
26	14	1602	U	C4-C5-C6	5.86	123.21	119.70
26	14	1616	A	N3-C4-C5	5.86	130.90	126.80
26	14	1978	A	N1-C6-N6	-5.86	115.09	118.60
1	13	1426	C	OP2-P-O3'	5.85	118.08	105.20
26	1H	1673	U	C2-N3-C4	-5.85	123.49	127.00
26	14	188	G	C5-C6-O6	-5.85	125.09	128.60
26	14	1390	U	OP1-P-O3'	5.85	118.08	105.20
26	14	1575	C	OP1-P-OP2	-5.85	110.82	119.60
1	13	988	G	C8-N9-C4	-5.85	104.06	106.40
23	2K	17	C	OP1-P-OP2	5.85	128.38	119.60
26	1H	1220	A	O5'-P-OP1	-5.85	100.43	105.70
26	1H	1259	G	N3-C2-N2	5.85	124.00	119.90
26	1H	1643	G	OP2-P-O3'	5.85	118.08	105.20
26	1H	2050	C	N1-C2-O2	-5.85	115.39	118.90
26	1H	2537	U	C5-C4-O4	5.85	129.41	125.90
26	1H	2749	A	OP1-P-OP2	5.85	128.38	119.60
26	1H	2764	A	C5-C6-N1	-5.85	114.77	117.70
1	1G	910	C	C6-N1-C2	5.85	122.64	120.30
26	14	68	G	C5-C6-O6	-5.85	125.09	128.60
26	14	1254	A	N1-C2-N3	5.85	132.23	129.30
26	14	1267	U	O5'-P-OP2	-5.85	100.43	105.70
26	1H	1013	C	N1-C2-O2	-5.85	115.39	118.90
27	16	74	U	OP1-P-OP2	5.85	128.38	119.60
26	1H	99	U	C2-N1-C1'	5.85	124.72	117.70
26	1H	739	G	C5-C6-O6	-5.85	125.09	128.60
26	14	1192	G	N1-C6-O6	-5.85	116.39	119.90
26	1H	1209	G	OP1-P-OP2	5.85	128.37	119.60
26	14	1618	A	OP1-P-OP2	-5.85	110.83	119.60
26	14	2296	U	N1-C2-O2	5.85	126.89	122.80
26	14	2376	A	N1-C6-N6	5.85	122.11	118.60

Continued on next page...

Continued from previous page...

Mol	Chain	Res	Type	Atoms	Z	Observed(°)	Ideal(°)
1	13	1408	A	N7-C8-N9	5.85	116.72	113.80
26	1H	299	A	C8-N9-C4	-5.85	103.46	105.80
26	1H	961	C	C2-N3-C4	-5.85	116.98	119.90
26	14	1695	G	C6-C5-N7	-5.85	126.89	130.40
1	13	1199	U	C5-C4-O4	5.84	129.41	125.90
1	1G	428	G	C6-C5-N7	5.84	133.91	130.40
26	14	74	A	N3-C4-N9	-5.84	122.72	127.40
26	14	1950	G	N1-C6-O6	5.84	123.41	119.90
26	14	1708	C	C2-N1-C1'	-5.84	112.37	118.80
26	1H	985	C	N3-C4-N4	-5.84	113.91	118.00
26	1H	2053	G	C2-N3-C4	5.84	114.82	111.90
50	K8	4	SER	N-CA-C	5.84	126.77	111.00
26	14	982	C	N3-C2-O2	5.84	125.99	121.90
26	1H	605	C	C4-C5-C6	5.84	120.32	117.40
26	1H	957	A	N7-C8-N9	-5.84	110.88	113.80
26	1H	1300	U	C2-N3-C4	-5.84	123.50	127.00
26	1H	1430	C	C2-N3-C4	5.84	122.82	119.90
26	1H	1839	G	O4'-C1'-N9	-5.84	103.53	108.20
23	2L	10	G	O5'-P-OP1	-5.84	100.44	105.70
26	14	2352	A	N1-C2-N3	5.84	132.22	129.30
27	1J	43	C	C6-N1-C2	-5.84	117.96	120.30
1	13	221	C	C5-C6-N1	5.84	123.92	121.00
1	13	699	C	N3-C4-C5	5.84	124.23	121.90
26	1H	484	C	C2-N1-C1'	5.84	125.22	118.80
26	1H	1833	U	C5-C4-O4	5.84	129.40	125.90
26	14	1801	G	C6-C5-N7	-5.84	126.90	130.40
1	13	420	U	O5'-P-OP1	-5.84	100.45	105.70
26	1H	942	G	N1-C6-O6	-5.84	116.40	119.90
26	1H	947	G	C5-C6-N1	5.84	114.42	111.50
26	1H	1363	C	C2-N3-C4	-5.84	116.98	119.90
27	16	71	C	C6-N1-C2	-5.84	117.97	120.30
26	14	207	A	O5'-P-OP1	-5.84	100.45	105.70
26	14	1351	C	N3-C4-C5	5.84	124.23	121.90
26	14	1663	C	N1-C2-O2	-5.84	115.40	118.90
26	14	1903	G	OP2-P-O3'	5.84	118.04	105.20
26	14	2441	C	N3-C4-N4	-5.84	113.91	118.00
26	1H	474	G	N3-C4-N9	-5.83	122.50	126.00
26	1H	1246	A	O5'-P-OP2	-5.83	100.45	105.70
26	1H	2594	C	N1-C2-N3	5.83	123.28	119.20
26	14	1342	A	C6-N1-C2	-5.83	115.10	118.60
26	14	1429	G	C4-N9-C1'	5.83	134.08	126.50
26	14	2404	C	O5'-P-OP1	-5.83	100.45	105.70

Continued on next page...

Continued from previous page...

Mol	Chain	Res	Type	Atoms	Z	Observed(°)	Ideal(°)
26	14	2872	G	C8-N9-C4	-5.83	104.07	106.40
26	1H	776	G	C8-N9-C4	-5.83	104.07	106.40
26	1H	1625	C	C5-C6-N1	5.83	123.92	121.00
26	1H	2461	C	N3-C4-C5	5.83	124.23	121.90
1	1G	669	U	O5'-P-OP2	-5.83	100.45	105.70
26	14	841	A	N1-C6-N6	5.83	122.10	118.60
26	14	2387	U	C6-N1-C2	5.83	124.50	121.00
1	13	37	U	N3-C4-O4	5.83	123.48	119.40
27	16	47	C	O5'-P-OP2	-5.83	100.45	105.70
26	14	1267	U	OP2-P-O3'	5.83	118.03	105.20
26	14	1493	C	N1-C2-O2	-5.83	115.40	118.90
26	14	2729	G	C6-C5-N7	-5.83	126.90	130.40
27	1J	92	G	OP2-P-O3'	5.83	118.03	105.20
23	2K	29	C	OP2-P-O3'	5.83	118.02	105.20
26	1H	716	A	OP1-P-OP2	-5.83	110.86	119.60
26	1H	1501	C	OP1-P-O3'	5.83	118.02	105.20
26	1H	2571	C	N1-C2-O2	-5.83	115.40	118.90
55	Q8	46	ARG	C-N-CA	5.83	136.27	121.70
26	1H	639	U	C5-C4-O4	5.83	129.40	125.90
26	1H	1695	G	C4-C5-N7	5.83	113.13	110.80
33	51	153	LYS	C-N-CA	5.83	146.47	122.00
26	14	502	A	N1-C2-N3	5.83	132.21	129.30
26	14	2498	C	O5'-P-OP1	5.83	117.69	110.70
26	14	2717	G	C8-N9-C4	-5.83	104.07	106.40
1	13	723	U	C2-N1-C1'	5.83	124.69	117.70
1	13	761	G	C5-C6-O6	5.83	132.09	128.60
1	13	980	C	C6-N1-C2	5.83	122.63	120.30
26	1H	817	C	OP1-P-OP2	-5.83	110.86	119.60
26	1H	1624	G	C8-N9-C4	5.83	108.73	106.40
26	1H	2673	G	N1-C6-O6	-5.83	116.41	119.90
1	1G	865	A	C8-N9-C4	-5.83	103.47	105.80
26	14	676	A	C4-C5-N7	5.83	113.61	110.70
26	14	2514	U	O5'-P-OP2	5.83	117.69	110.70
1	13	1219	U	C6-N1-C2	-5.82	117.51	121.00
1	13	1416	G	OP1-P-OP2	-5.82	110.86	119.60
26	1H	60	G	OP1-P-O3'	-5.82	92.39	105.20
26	1H	235	U	OP1-P-OP2	5.82	128.34	119.60
26	1H	941	A	C8-N9-C4	5.82	108.13	105.80
26	1H	1248	G	N3-C2-N2	-5.82	115.82	119.90
26	1H	1613	G	N1-C2-N2	-5.82	110.96	116.20
26	1H	2621	A	OP2-P-O3'	5.82	118.01	105.20
1	1G	5	U	N1-C2-O2	5.82	126.88	122.80

Continued on next page...

Continued from previous page...

Mol	Chain	Res	Type	Atoms	Z	Observed(°)	Ideal(°)
1	1G	536	C	C6-N1-C2	-5.82	117.97	120.30
26	14	1288	U	OP1-P-O3'	5.82	118.01	105.20
26	14	2059	A	OP1-P-O3'	5.82	118.01	105.20
26	14	2375	G	N1-C6-O6	5.82	123.39	119.90
26	14	2870	C	N1-C2-N3	5.82	123.28	119.20
27	1J	14	U	N3-C2-O2	-5.82	118.12	122.20
1	13	827	U	N3-C2-O2	-5.82	118.12	122.20
26	1H	618(A)	C	N3-C4-N4	5.82	122.08	118.00
26	1H	1699	G	N1-C2-N2	-5.82	110.96	116.20
26	1H	2572	A	N9-C4-C5	-5.82	103.47	105.80
26	1H	2586	C	C5-C4-N4	-5.82	116.12	120.20
27	16	37	C	N3-C2-O2	5.82	125.97	121.90
26	14	930	U	N3-C2-O2	5.82	126.28	122.20
26	14	2390	U	C6-N1-C2	-5.82	117.51	121.00
1	13	376	G	OP1-P-OP2	5.82	128.33	119.60
23	2K	20	G	N1-C6-O6	-5.82	116.41	119.90
26	1H	99	U	N1-C2-O2	5.82	126.88	122.80
26	1H	1981	A	O5'-P-OP1	5.82	117.69	110.70
46	G8	85	VAL	N-CA-C	-5.82	95.28	111.00
26	14	2556	C	OP2-P-O3'	5.82	118.01	105.20
32	49	2	PRO	N-CA-CB	5.82	110.28	103.30
26	1H	807	U	N3-C2-O2	5.82	126.27	122.20
52	M8	45	GLY	N-CA-C	-5.82	98.55	113.10
1	1G	401	C	N3-C4-C5	5.82	124.23	121.90
22	1L	74	C	N3-C4-N4	-5.82	113.93	118.00
26	14	2074	U	N1-C2-O2	-5.82	118.73	122.80
26	14	2503	A	C6-C5-N7	-5.82	128.23	132.30
26	1H	1575	C	O5'-P-OP2	-5.82	100.47	105.70
26	1H	2502	G	C6-N1-C2	-5.82	121.61	125.10
26	14	210	C	C6-N1-C2	5.82	122.63	120.30
26	14	1645	G	N3-C4-N9	5.82	129.49	126.00
26	14	1998	G	N3-C4-C5	5.82	131.51	128.60
1	1G	1442	G	N3-C4-N9	-5.82	122.51	126.00
26	14	1021	A	N1-C2-N3	5.82	132.21	129.30
26	14	1619	G	OP1-P-O3'	5.82	117.99	105.20
26	14	1672	C	OP1-P-O3'	5.82	117.99	105.20
26	14	1817	G	C5-C6-O6	5.82	132.09	128.60
26	1H	473	G	OP1-P-OP2	5.81	128.32	119.60
25	4L	16	A	N9-C4-C5	-5.81	103.47	105.80
26	1H	777	A	N1-C2-N3	5.81	132.21	129.30
26	1H	1610	A	O5'-P-OP1	-5.81	100.47	105.70
26	1H	2270	G	C8-N9-C4	5.81	108.72	106.40

Continued on next page...

Continued from previous page...

Mol	Chain	Res	Type	Atoms	Z	Observed(°)	Ideal(°)
26	14	25	U	N3-C2-O2	5.81	126.27	122.20
26	14	1342	A	N9-C1'-C2'	5.81	121.56	114.00
26	14	1366	A	C4-C5-N7	5.81	113.61	110.70
26	1H	1310	G	O5'-P-OP2	5.81	117.67	110.70
26	1H	1817	G	C5-N7-C8	5.81	107.20	104.30
26	14	1801	G	N9-C4-C5	-5.81	103.08	105.40
26	14	2230	G	C8-N9-C4	-5.81	104.08	106.40
40	65	73	LEU	CA-CB-CG	5.81	128.66	115.30
26	1H	638	G	OP1-P-OP2	5.81	128.31	119.60
26	1H	1428	C	C5-C4-N4	5.81	124.27	120.20
26	1H	1992	G	C2'-C3'-O3'	5.81	123.00	113.70
26	1H	2026	C	O5'-P-OP2	-5.81	100.47	105.70
46	G8	84	ARG	N-CA-C	-5.81	95.31	111.00
26	14	121	G	C6-C5-N7	-5.81	126.91	130.40
26	14	205	G	C6-C5-N7	-5.81	126.91	130.40
26	14	315	G	O5'-P-OP1	5.81	117.67	110.70
26	1H	1307	A	N1-C2-N3	5.81	132.20	129.30
26	1H	1671	U	C2-N3-C4	-5.81	123.52	127.00
26	1H	2383	G	N3-C2-N2	5.81	123.97	119.90
1	1G	253	U	O5'-P-OP2	5.81	117.67	110.70
26	14	129	C	C2-N3-C4	-5.81	117.00	119.90
26	14	1942	C	C6-N1-C2	-5.81	117.98	120.30
26	14	2324	C	N3-C4-C5	5.81	124.22	121.90
1	13	767	A	OP1-P-OP2	5.81	128.31	119.60
26	1H	866	A	N9-C4-C5	-5.81	103.48	105.80
26	1H	1031	G	C5-C6-N1	5.81	114.40	111.50
26	1H	1200	C	N1-C2-O2	-5.81	115.42	118.90
26	1H	1728	G	N3-C2-N2	5.81	123.96	119.90
26	1H	1771	C	C5-C4-N4	-5.81	116.14	120.20
26	14	489	G	C5-N7-C8	-5.81	101.40	104.30
1	13	966	G	C5-C6-N1	5.80	114.40	111.50
26	1H	563	G	N1-C6-O6	-5.80	116.42	119.90
26	1H	1899	G	C6-N1-C2	5.80	128.58	125.10
26	1H	2497	A	O4'-C1'-N9	5.80	112.84	108.20
26	14	699	A	N9-C4-C5	5.80	108.12	105.80
26	14	1432	C	N3-C4-N4	5.80	122.06	118.00
26	14	1617	C	N1-C2-O2	-5.80	115.42	118.90
1	13	114	U	O5'-P-OP2	-5.80	100.48	105.70
26	1H	949	C	OP2-P-O3'	5.80	117.96	105.20
26	1H	1187	G	N1-C6-O6	-5.80	116.42	119.90
26	1H	1313	U	C2-N1-C1'	5.80	124.66	117.70
26	14	472	A	C5-C6-N6	5.80	128.34	123.70

Continued on next page...

Continued from previous page...

Mol	Chain	Res	Type	Atoms	Z	Observed(°)	Ideal(°)
26	14	700	G	N3-C4-N9	-5.80	122.52	126.00
26	14	939	G	OP2-P-O3'	5.80	117.96	105.20
26	14	1570	A	O5'-P-OP1	-5.80	100.48	105.70
1	13	1355	G	C8-N9-C4	-5.80	104.08	106.40
26	14	2036	C	O5'-P-OP2	-5.80	100.48	105.70
26	1H	122	G	C4-C5-C6	5.80	122.28	118.80
26	1H	238	C	N1-C2-O2	-5.80	115.42	118.90
26	14	798	G	O5'-P-OP1	5.80	117.66	110.70
1	13	402	G	O5'-P-OP1	5.80	117.66	110.70
27	16	30	C	O5'-P-OP2	5.80	117.66	110.70
26	14	409	C	C6-N1-C2	5.80	122.62	120.30
26	14	1296	G	C5-N7-C8	5.80	107.20	104.30
26	14	1892	C	C2-N1-C1'	-5.80	112.42	118.80
26	14	2607	G	N1-C2-N3	5.80	127.38	123.90
26	1H	150	C	N3-C4-N4	-5.79	113.94	118.00
26	1H	1559	G	C4-C5-N7	5.79	113.12	110.80
26	1H	2678	C	N1-C2-O2	-5.79	115.42	118.90
1	1G	666	G	N9-C4-C5	5.79	107.72	105.40
1	1G	1533	C	N1-C2-O2	5.79	122.38	118.90
26	1H	92	G	N3-C4-N9	5.79	129.48	126.00
26	1H	1920	C	O5'-P-OP2	-5.79	100.49	105.70
26	1H	2500	U	C4-C5-C6	5.79	123.18	119.70
30	21	49	LEU	CA-CB-CG	-5.79	101.97	115.30
26	14	602	G	N3-C4-N9	5.79	129.48	126.00
26	14	1836	C	C6-N1-C2	-5.79	117.98	120.30
26	14	2380	C	N1-C2-O2	-5.79	115.42	118.90
26	14	2590	A	O5'-P-OP2	5.79	117.65	110.70
1	13	520	A	N1-C6-N6	5.79	122.08	118.60
1	13	981	U	C5-C4-O4	-5.79	122.42	125.90
26	1H	132	G	N1-C6-O6	-5.79	116.42	119.90
26	1H	1597	A	O4'-C1'-N9	5.79	112.83	108.20
26	1H	1675	C	C6-N1-C1'	5.79	127.75	120.80
26	1H	2598	A	O5'-P-OP2	5.79	117.65	110.70
1	1G	73	G	C8-N9-C4	-5.79	104.08	106.40
26	14	1154	G	C5-C6-O6	-5.79	125.12	128.60
26	14	2087	G	O5'-P-OP2	-5.79	100.49	105.70
26	14	2567	G	C8-N9-C4	5.79	108.72	106.40
2	1E	111	ARG	NE-CZ-NH1	5.79	123.19	120.30
26	14	186	G	C6-N1-C2	-5.79	121.63	125.10
1	13	865	A	N7-C8-N9	5.79	116.69	113.80
26	1H	330	A	C6-C5-N7	-5.79	128.25	132.30
26	1H	738	G	OP1-P-O3'	5.79	117.94	105.20

Continued on next page...

Continued from previous page...

Mol	Chain	Res	Type	Atoms	Z	Observed(°)	Ideal(°)
26	1H	2062	A	O4'-C1'-N9	5.79	112.83	108.20
26	1H	2393	A	C5-C6-N1	-5.79	114.81	117.70
26	14	496	G	C8-N9-C4	-5.79	104.08	106.40
1	13	330	C	N3-C2-O2	-5.79	117.85	121.90
26	1H	1428	C	C4-C5-C6	5.79	120.29	117.40
26	1H	2649	U	N3-C4-O4	5.79	123.45	119.40
1	1G	400	C	N1-C2-O2	-5.79	115.43	118.90
1	1G	1056	U	C2-N1-C1'	5.79	124.64	117.70
26	1H	2004	G	C2-N3-C4	-5.79	109.01	111.90
26	1H	2345	G	C5-C6-O6	-5.79	125.13	128.60
27	16	25	A	OP1-P-O3'	5.79	117.93	105.20
26	14	494	G	C5-N7-C8	-5.79	101.41	104.30
26	14	1956	U	N3-C2-O2	-5.79	118.15	122.20
26	1H	124	G	C4-C5-N7	5.78	113.11	110.80
26	1H	698	C	C4-C5-C6	5.78	120.29	117.40
26	1H	766	C	C5-C6-N1	-5.78	118.11	121.00
26	14	954	G	C8-N9-C4	-5.78	104.09	106.40
26	14	1597	A	OP2-P-O3'	5.78	117.92	105.20
1	13	581	G	N9-C4-C5	-5.78	103.09	105.40
26	1H	826	U	OP1-P-OP2	5.78	128.27	119.60
26	1H	1904	G	C5-C6-N1	5.78	114.39	111.50
26	1H	2430	A	C4-C5-N7	5.78	113.59	110.70
26	1H	9	U	C5-C6-N1	5.78	125.59	122.70
26	1H	629	G	O5'-P-OP2	-5.78	100.50	105.70
26	1H	1199	U	C4-C5-C6	5.78	123.17	119.70
26	1H	1497	U	C5-C4-O4	-5.78	122.43	125.90
26	1H	1959	G	OP1-P-OP2	-5.78	110.93	119.60
26	14	673	C	C5-C4-N4	-5.78	116.15	120.20
26	14	2430	A	C4-N9-C1'	-5.78	115.89	126.30
26	1H	628	G	N1-C6-O6	-5.78	116.43	119.90
26	1H	2727	G	OP2-P-O3'	5.78	117.91	105.20
26	14	823	G	N7-C8-N9	-5.78	110.21	113.10
26	14	1828	G	OP1-P-OP2	-5.78	110.93	119.60
1	13	584	G	N1-C6-O6	-5.78	116.43	119.90
26	1H	150	C	C4-C5-C6	5.78	120.29	117.40
26	1H	848	G	N3-C4-N9	5.78	129.47	126.00
26	1H	1617	C	N1-C2-O2	-5.78	115.43	118.90
26	1H	2639	A	C5-C6-N1	-5.78	114.81	117.70
33	51	6	ARG	N-CA-C	-5.78	95.40	111.00
50	K8	3	LEU	CB-CG-CD2	5.78	120.82	111.00
1	1G	894	G	C5-N7-C8	-5.78	101.41	104.30
26	14	2243	U	OP2-P-O3'	5.78	117.91	105.20

Continued on next page...

Continued from previous page...

Mol	Chain	Res	Type	Atoms	Z	Observed(°)	Ideal(°)
26	1H	449	A	N1-C6-N6	-5.78	115.13	118.60
26	1H	1378	A	N9-C4-C5	5.78	108.11	105.80
26	1H	2317	C	N3-C4-N4	5.78	122.04	118.00
26	1H	2302	G	O5'-P-OP2	-5.77	100.50	105.70
26	1H	2374	C	O5'-P-OP2	-5.77	100.50	105.70
1	1G	1502	A	C8-N9-C4	-5.77	103.49	105.80
26	14	1764	G	C8-N9-C4	-5.77	104.09	106.40
26	14	2380	C	C2-N3-C4	-5.77	117.01	119.90
1	13	977	A	O5'-P-OP1	5.77	117.63	110.70
26	1H	397	G	N1-C6-O6	-5.77	116.44	119.90
26	1H	675	A	N1-C6-N6	-5.77	115.14	118.60
26	1H	2250	G	C5-N7-C8	-5.77	101.41	104.30
26	1H	2484	G	C8-N9-C4	5.77	108.71	106.40
26	14	1941	C	O5'-P-OP1	-5.77	100.50	105.70
26	14	2014	A	C6-N1-C2	-5.77	115.14	118.60
26	14	2498	C	N3-C2-O2	5.77	125.94	121.90
26	14	2502	G	N1-C2-N2	-5.77	111.00	116.20
26	14	2597	G	C4-C5-N7	5.77	113.11	110.80
30	29	80	GLU	N-CA-C	5.77	126.59	111.00
26	1H	1430	C	O5'-P-OP2	-5.77	100.51	105.70
37	78	61	ARG	NE-CZ-NH2	-5.77	117.42	120.30
47	H8	6	LYS	N-CA-C	-5.77	95.42	111.00
26	14	1598	C	O5'-P-OP2	5.77	117.62	110.70
49	F5	83	GLU	N-CA-C	-5.77	95.42	111.00
26	1H	56	A	N9-C4-C5	-5.77	103.49	105.80
26	1H	418	G	N1-C6-O6	-5.77	116.44	119.90
26	1H	1609	A	O5'-P-OP2	-5.77	100.51	105.70
26	1H	1920	C	N3-C4-N4	-5.77	113.96	118.00
26	1H	2383	G	N1-C2-N2	-5.77	111.01	116.20
26	14	199	A	C5-N7-C8	5.77	106.78	103.90
26	14	672	C	C6-N1-C1'	5.77	127.72	120.80
26	14	765	G	C4-C5-N7	-5.77	108.49	110.80
1	13	520	A	N1-C2-N3	5.77	132.18	129.30
26	1H	1436	G	P-O3'-C3'	5.77	126.62	119.70
26	1H	1658	C	C6-N1-C2	-5.77	117.99	120.30
26	1H	2434	A	OP2-P-O3'	5.77	117.89	105.20
26	1H	2717	G	C4-C5-N7	-5.77	108.49	110.80
1	13	276	G	N3-C2-N2	-5.77	115.86	119.90
1	13	1228	C	C6-N1-C2	-5.77	117.99	120.30
1	13	1465	C	N1-C2-O2	-5.77	115.44	118.90
26	14	1668	A	C2-N3-C4	5.77	113.48	110.60
1	13	904	C	N1-C2-O2	5.76	122.36	118.90

Continued on next page...

Continued from previous page...

Mol	Chain	Res	Type	Atoms	Z	Observed(°)	Ideal(°)
1	13	1489	G	N9-C4-C5	-5.76	103.09	105.40
26	1H	1354	A	C2-N3-C4	-5.76	107.72	110.60
1	1G	5	U	N3-C2-O2	-5.76	118.17	122.20
26	14	62	C	N1-C2-O2	-5.76	115.44	118.90
26	14	684	G	N7-C8-N9	5.76	115.98	113.10
26	14	1613	G	O5'-P-OP1	5.76	117.62	110.70
26	14	2020	A	OP2-P-O3'	5.76	117.88	105.20
26	1H	509	C	OP2-P-O3'	5.76	117.88	105.20
29	11	85	ASP	C-N-CD	5.76	140.50	128.40
1	13	266	G	C2-N3-C4	-5.76	109.02	111.90
1	13	1266	G	C5-N7-C8	-5.76	101.42	104.30
26	1H	856	C	N1-C2-O2	-5.76	115.44	118.90
26	1H	2068	U	C5-C4-O4	5.76	129.36	125.90
26	14	1943	U	N3-C2-O2	-5.76	118.17	122.20
26	1H	1942	C	N3-C4-C5	5.76	124.20	121.90
26	1H	2465	C	C2-N3-C4	-5.76	117.02	119.90
1	1G	1428	A	N1-C6-N6	5.76	122.06	118.60
26	14	778	G	C5-N7-C8	5.76	107.18	104.30
26	14	1627	G	C6-C5-N7	-5.76	126.94	130.40
26	14	2428	G	N1-C6-O6	-5.76	116.44	119.90
26	14	2701	C	N3-C4-C5	5.76	124.20	121.90
1	13	387	U	OP1-P-O3'	5.76	117.87	105.20
26	1H	418	G	N1-C2-N2	-5.76	111.02	116.20
26	1H	1636	C	N3-C4-N4	5.76	122.03	118.00
26	1H	1669	A	N7-C8-N9	5.76	116.68	113.80
26	1H	2436	G	O5'-P-OP1	-5.76	100.52	105.70
26	14	472	A	C8-N9-C4	-5.76	103.50	105.80
1	13	985	C	O5'-P-OP2	5.76	117.61	110.70
26	1H	30	G	N3-C4-C5	-5.76	125.72	128.60
26	1H	607	U	N3-C4-O4	-5.76	115.37	119.40
26	1H	1379	A	C5-C6-N6	-5.76	119.09	123.70
26	1H	1815	A	N1-C6-N6	5.76	122.05	118.60
1	1G	388	G	C5-C6-O6	5.76	132.05	128.60
26	14	729	G	C5-C6-O6	-5.76	125.15	128.60
26	14	1784	A	C5-N7-C8	-5.76	101.02	103.90
26	14	2009	G	O5'-P-OP1	5.76	117.61	110.70
26	14	2057	A	N1-C6-N6	5.76	122.05	118.60
26	14	2498	C	C6-N1-C2	5.76	122.60	120.30
26	1H	566	U	OP1-P-O3'	5.75	117.86	105.20
26	1H	1589	C	OP1-P-OP2	-5.75	110.97	119.60
30	21	129	HIS	C-N-CA	-5.75	110.22	122.30
26	14	1142	U	C6-N1-C1'	-5.75	113.14	121.20

Continued on next page...

Continued from previous page...

Mol	Chain	Res	Type	Atoms	Z	Observed(°)	Ideal(°)
26	14	1142(A)	A	N3-C4-N9	-5.75	122.80	127.40
26	14	2058	A	C8-N9-C4	-5.75	103.50	105.80
26	14	2505	G	OP2-P-O3'	5.75	117.86	105.20
20	BI	99	LEU	CA-CB-CG	5.75	128.53	115.30
26	1H	1034	G	C5-C6-O6	-5.75	125.15	128.60
26	1H	1370	C	N1-C2-O2	-5.75	115.45	118.90
26	1H	2522	U	C2-N3-C4	-5.75	123.55	127.00
1	1G	1409	C	O5'-P-OP2	-5.75	100.52	105.70
26	14	2544	G	C6-C5-N7	-5.75	126.95	130.40
27	1J	98	G	C5-C6-O6	-5.75	125.15	128.60
26	1H	108	U	O5'-P-OP1	-5.75	100.52	105.70
26	14	1156	A	N9-C4-C5	-5.75	103.50	105.80
26	14	1681	G	C4-C5-N7	5.75	113.10	110.80
1	13	630	G	C4-N9-C1'	-5.75	119.02	126.50
26	1H	707	G	O5'-P-OP2	-5.75	100.53	105.70
26	1H	1954	G	C4-C5-N7	-5.75	108.50	110.80
26	14	2583	G	C5-C6-N1	5.75	114.38	111.50
26	1H	1658	C	N3-C4-C5	-5.75	119.60	121.90
26	1H	1982	C	N1-C2-O2	-5.75	115.45	118.90
26	1H	2555	U	N1-C2-N3	5.75	118.35	114.90
26	1H	2606	C	O5'-P-OP1	-5.75	100.53	105.70
26	1H	2691	C	C6-N1-C2	5.75	122.60	120.30
31	31	117	ARG	NE-CZ-NH1	-5.75	117.43	120.30
26	14	737	C	C4-C5-C6	5.75	120.27	117.40
26	14	2713	A	C5-C6-N6	-5.75	119.10	123.70
26	1H	621	A	C5-C6-N1	-5.75	114.83	117.70
26	1H	797	C	N1-C2-O2	-5.75	115.45	118.90
26	1H	1197	G	N1-C6-O6	-5.75	116.45	119.90
26	1H	1779	U	OP1-P-OP2	5.75	128.22	119.60
26	1H	1827	C	OP2-P-O3'	5.75	117.84	105.20
26	1H	2030	A	N1-C6-N6	5.75	122.05	118.60
23	2L	46	G	C5-C6-O6	5.75	132.05	128.60
26	14	832	G	N1-C6-O6	5.75	123.35	119.90
26	1H	2440	C	O5'-P-OP2	-5.75	100.53	105.70
1	1G	1432	G	N3-C4-C5	-5.75	125.73	128.60
26	14	2499	C	N1-C2-O2	-5.75	115.45	118.90
1	13	1426	C	C5-C4-N4	-5.74	116.18	120.20
24	3K	70	C	C6-N1-C2	-5.74	118.00	120.30
27	16	81	G	N3-C4-N9	-5.74	122.55	126.00
1	1G	46	G	C8-N9-C4	5.74	108.70	106.40
26	14	382	G	OP1-P-O3'	5.74	117.83	105.20
26	14	1678	G	C5-C6-N1	-5.74	108.63	111.50

Continued on next page...

Continued from previous page...

Mol	Chain	Res	Type	Atoms	Z	Observed(°)	Ideal(°)
26	1H	1004	C	N3-C4-C5	-5.74	119.60	121.90
1	13	1149	C	C6-N1-C2	-5.74	118.00	120.30
26	1H	721	C	O5'-P-OP1	-5.74	100.53	105.70
26	1H	2093	G	OP2-P-O3'	5.74	117.83	105.20
26	1H	2297	C	N3-C4-N4	-5.74	113.98	118.00
26	1H	2376	A	N1-C2-N3	5.74	132.17	129.30
26	1H	2401	U	O5'-P-OP1	-5.74	100.53	105.70
27	16	61	G	N7-C8-N9	5.74	115.97	113.10
1	1G	413	G	C8-N9-C1'	5.74	134.46	127.00
26	14	460	A	OP1-P-OP2	-5.74	110.99	119.60
26	14	628	G	C5-C6-O6	-5.74	125.16	128.60
26	14	1635	G	OP1-P-O3'	5.74	117.83	105.20
26	14	2330	G	N1-C6-O6	5.74	123.34	119.90
23	2K	57	C	OP1-P-O3'	5.74	117.83	105.20
26	1H	236	C	C4-C5-C6	5.74	120.27	117.40
26	1H	512	G	C5-C6-O6	5.74	132.04	128.60
26	1H	646	A	N7-C8-N9	5.74	116.67	113.80
26	1H	749	C	N3-C4-C5	-5.74	119.60	121.90
26	1H	852	G	N3-C2-N2	5.74	123.92	119.90
26	1H	1590	U	O5'-P-OP1	-5.74	100.53	105.70
26	1H	2246	G	C4-C5-N7	-5.74	108.50	110.80
26	1H	2360	A	C2-N3-C4	-5.74	107.73	110.60
1	1G	296	U	N3-C2-O2	-5.74	118.18	122.20
26	14	583	G	N7-C8-N9	5.74	115.97	113.10
26	14	1825	A	N1-C6-N6	-5.74	115.16	118.60
1	13	449	C	N3-C2-O2	-5.74	117.88	121.90
1	13	1216	G	O5'-P-OP2	-5.74	100.54	105.70
26	1H	562	U	O5'-P-OP1	-5.74	100.54	105.70
26	1H	585	G	N1-C6-O6	5.74	123.34	119.90
26	1H	1558	A	O5'-P-OP2	5.74	117.58	110.70
26	1H	1675	C	N1-C2-O2	-5.74	115.46	118.90
26	1H	2003	G	C5-C6-O6	-5.74	125.16	128.60
26	1H	2592	G	N1-C6-O6	5.74	123.34	119.90
24	3L	76	A	N9-C4-C5	-5.74	103.50	105.80
26	14	1283	G	N3-C4-N9	5.74	129.44	126.00
26	14	1919	A	N9-C4-C5	-5.74	103.50	105.80
26	14	2866	U	N1-C2-N3	5.74	118.34	114.90
26	1H	246	C	OP1-P-O3'	5.74	117.82	105.20
26	1H	775	G	N3-C2-N2	5.74	123.91	119.90
26	1H	2751	G	C6-C5-N7	-5.74	126.96	130.40
26	14	802	A	C6-N1-C2	-5.74	115.16	118.60
26	14	2712	U	N3-C4-O4	-5.74	115.39	119.40

Continued on next page...

Continued from previous page...

Mol	Chain	Res	Type	Atoms	Z	Observed(°)	Ideal(°)
26	1H	826	U	C4-C5-C6	5.73	123.14	119.70
1	13	1158	C	C2-N1-C1'	5.73	125.11	118.80
26	1H	1340	U	C5-C6-N1	-5.73	119.83	122.70
26	1H	1364	G	N3-C2-N2	5.73	123.91	119.90
26	1H	1627	G	N3-C2-N2	5.73	123.91	119.90
26	1H	1900	A	C5'-C4'-O4'	-5.73	102.22	109.10
26	14	391	G	N1-C6-O6	5.73	123.34	119.90
1	13	910	C	O5'-P-OP1	5.73	117.58	110.70
1	13	1097	C	N1-C2-O2	5.73	122.34	118.90
26	1H	215	G	OP1-P-O3'	5.73	117.81	105.20
26	1H	414	C	OP1-P-OP2	5.73	128.20	119.60
26	1H	588	U	OP2-P-O3'	5.73	117.81	105.20
26	1H	1936	A	O4'-C1'-N9	5.73	112.78	108.20
26	14	1698	A	C4-N9-C1'	5.73	136.61	126.30
26	14	1894	C	N1-C2-O2	5.73	122.34	118.90
26	14	2446	G	N1-C6-O6	-5.73	116.46	119.90
26	14	2572	A	C5-C6-N1	5.73	120.56	117.70
26	14	2682	U	O5'-P-OP2	-5.73	100.54	105.70
34	69	77	LEU	CA-CB-CG	5.73	128.48	115.30
26	1H	270	A	O5'-P-OP2	-5.73	100.54	105.70
26	1H	2574	G	C8-N9-C4	5.73	108.69	106.40
1	1G	1517	G	O5'-P-OP1	5.73	117.58	110.70
26	14	1416	G	O4'-C1'-N9	5.73	112.78	108.20
26	14	2523	G	N1-C6-O6	5.73	123.34	119.90
26	14	2701	C	OP2-P-O3'	5.73	117.80	105.20
1	13	1222	G	O5'-P-OP2	-5.73	100.55	105.70
1	13	1477	C	N3-C4-N4	5.73	122.01	118.00
26	1H	85	G	O5'-P-OP2	-5.73	100.55	105.70
26	1H	832	G	C8-N9-C4	-5.73	104.11	106.40
1	1G	1529	G	C4-N9-C1'	5.73	133.95	126.50
26	1H	1800	C	O5'-P-OP2	5.73	117.57	110.70
26	1H	2073	C	OP2-P-O3'	5.73	117.80	105.20
26	1H	2313	C	OP2-P-O3'	5.73	117.80	105.20
27	16	44	G	OP2-P-O3'	5.73	117.80	105.20
26	14	507	A	C2-N3-C4	5.73	113.46	110.60
26	14	2490	G	C4-N9-C1'	5.73	133.94	126.50
26	1H	512	G	N7-C8-N9	-5.72	110.24	113.10
26	1H	987	G	N3-C2-N2	-5.72	115.89	119.90
26	1H	2253	G	C8-N9-C4	5.72	108.69	106.40
26	14	834	C	C6-N1-C2	-5.72	118.01	120.30
1	13	1199	U	O5'-P-OP1	-5.72	100.55	105.70
1	13	1403	C	C4-C5-C6	-5.72	114.54	117.40

Continued on next page...

Continued from previous page...

Mol	Chain	Res	Type	Atoms	Z	Observed(°)	Ideal(°)
26	1H	150	C	C5-C6-N1	-5.72	118.14	121.00
26	1H	615	G	C2-N3-C4	5.72	114.76	111.90
26	1H	664	C	N1-C2-N3	5.72	123.20	119.20
26	1H	1382	G	C6-C5-N7	-5.72	126.97	130.40
26	1H	1626	G	P-O3'-C3'	5.72	126.57	119.70
26	1H	1863	G	O5'-P-OP1	-5.72	100.55	105.70
26	1H	2817	G	N3-C4-N9	5.72	129.43	126.00
27	16	72	G	C5-C6-O6	-5.72	125.17	128.60
26	14	447	A	O5'-P-OP2	5.72	117.57	110.70
26	14	484	C	C6-N1-C2	-5.72	118.01	120.30
26	14	2607	G	O5'-P-OP2	-5.72	100.55	105.70
26	14	2676	C	C6-N1-C2	5.72	122.59	120.30
27	1J	47	C	C6-N1-C2	5.72	122.59	120.30
1	13	197	A	C8-N9-C4	-5.72	103.51	105.80
1	13	1200	C	N3-C4-C5	-5.72	119.61	121.90
1	13	1242	C	C6-N1-C2	5.72	122.59	120.30
26	1H	241	A	C2-N3-C4	-5.72	107.74	110.60
26	1H	670	A	C5-C6-N1	5.72	120.56	117.70
26	1H	790	C	C6-N1-C2	5.72	122.59	120.30
26	14	1450	C	O5'-P-OP2	-5.72	100.55	105.70
26	1H	296	C	C6-N1-C2	5.72	122.59	120.30
26	1H	1141	U	OP1-P-OP2	-5.72	111.02	119.60
26	1H	1363	C	N3-C4-C5	5.72	124.19	121.90
26	1H	2515	C	O5'-P-OP1	5.72	117.56	110.70
26	1H	299	A	OP2-P-O3'	5.72	117.78	105.20
26	1H	811	U	C4-C5-C6	5.72	123.13	119.70
26	1H	1241	A	C4-C5-N7	5.72	113.56	110.70
26	14	615	G	C8-N9-C1'	5.72	134.43	127.00
26	14	724	U	O5'-P-OP1	-5.72	100.55	105.70
26	1H	1262	A	O5'-P-OP1	-5.72	100.56	105.70
26	1H	1373	A	C8-N9-C4	5.72	108.09	105.80
26	1H	2271	G	N3-C2-N2	5.72	123.90	119.90
1	13	1323	G	N1-C6-O6	5.71	123.33	119.90
1	1G	541	G	C5-C6-O6	-5.71	125.17	128.60
26	14	133	C	C5-C6-N1	-5.71	118.14	121.00
26	14	451	C	N3-C4-C5	5.71	124.19	121.90
26	14	2649	U	N3-C4-O4	5.71	123.40	119.40
26	1H	138	G	N3-C4-C5	5.71	131.46	128.60
26	1H	821	A	OP1-P-O3'	5.71	117.77	105.20
26	1H	915	C	O4'-C1'-N1	5.71	112.77	108.20
26	1H	2811	G	N1-C6-O6	5.71	123.33	119.90
27	16	73	A	O5'-P-OP1	5.71	117.55	110.70

Continued on next page...

Continued from previous page...

Mol	Chain	Res	Type	Atoms	Z	Observed(°)	Ideal(°)
26	14	24	G	N3-C4-C5	5.71	131.46	128.60
26	14	639	U	C5-C4-O4	5.71	129.33	125.90
26	14	757	U	C2-N3-C4	-5.71	123.57	127.00
26	14	2252	G	O5'-P-OP2	-5.71	100.56	105.70
26	1H	239	U	C5-C4-O4	5.71	129.33	125.90
27	1J	114	G	C2-N3-C4	-5.71	109.05	111.90
1	13	310	G	O5'-P-OP1	-5.71	100.56	105.70
1	13	538	G	C6-C5-N7	-5.71	126.97	130.40
1	13	1177	G	C6-C5-N7	5.71	133.82	130.40
26	1H	831	G	N1-C2-N2	-5.71	111.06	116.20
26	1H	1612	C	N3-C2-O2	5.71	125.90	121.90
26	1H	2293	C	N3-C4-C5	5.71	124.18	121.90
26	1H	2331	G	C4-C5-N7	5.71	113.08	110.80
26	1H	2389	G	OP1-P-O3'	5.71	117.76	105.20
1	1G	1406	U	OP1-P-OP2	-5.71	111.04	119.60
26	14	2604	U	C2-N1-C1'	5.71	124.55	117.70
26	14	2698	U	N1-C2-O2	5.71	126.80	122.80
1	13	43	C	C5-C6-N1	5.71	123.85	121.00
1	13	1158	C	N1-C2-O2	5.71	122.32	118.90
26	1H	745	G	N3-C4-C5	-5.71	125.75	128.60
26	1H	2057	A	C6-N1-C2	-5.71	115.18	118.60
26	1H	2385	C	N1-C2-N3	5.71	123.19	119.20
1	1G	120	A	N1-C6-N6	5.71	122.02	118.60
26	14	2134	A	C2-N3-C4	5.71	113.45	110.60
26	14	803	U	N3-C2-O2	-5.71	118.21	122.20
1	13	858	G	C4-N9-C1'	5.70	133.91	126.50
1	13	1233	G	N1-C6-O6	-5.70	116.48	119.90
26	1H	470	A	C2-N3-C4	-5.70	107.75	110.60
26	1H	514	A	C5-N7-C8	5.70	106.75	103.90
26	14	1124	C	C2-N3-C4	-5.70	117.05	119.90
1	13	401	C	C2-N3-C4	-5.70	117.05	119.90
26	1H	69	C	C6-N1-C2	-5.70	118.02	120.30
26	1H	462	C	C6-N1-C2	-5.70	118.02	120.30
26	14	2325	G	N7-C8-N9	5.70	115.95	113.10
1	13	767	A	C2-N3-C4	-5.70	107.75	110.60
1	13	798	G	C5-N7-C8	-5.70	101.45	104.30
26	1H	966	G	C8-N9-C4	5.70	108.68	106.40
26	1H	2281	C	N3-C4-N4	5.70	121.99	118.00
26	1H	2334	G	OP2-P-O3'	5.70	117.74	105.20
1	1G	579	G	C8-N9-C4	-5.70	104.12	106.40
26	14	531	C	C4-C5-C6	5.70	120.25	117.40
26	14	1772	G	C8-N9-C4	5.70	108.68	106.40

Continued on next page...

Continued from previous page...

Mol	Chain	Res	Type	Atoms	Z	Observed(°)	Ideal(°)
26	1H	195	A	OP1-P-O3'	-5.70	92.66	105.20
26	1H	275	G	C4-N9-C1'	-5.70	119.09	126.50
26	1H	2816	C	N3-C4-C5	-5.70	119.62	121.90
26	14	969	U	OP1-P-O3'	5.70	117.74	105.20
26	14	1569	A	N9-C4-C5	5.70	108.08	105.80
26	14	2775	A	C2-N3-C4	-5.70	107.75	110.60
1	1G	428	G	C8-N9-C1'	5.70	134.41	127.00
26	14	1121	C	C6-N1-C2	5.70	122.58	120.30
26	14	1977	A	N1-C2-N3	5.70	132.15	129.30
26	14	2495	G	C5-C6-N1	-5.70	108.65	111.50
1	13	1513	A	N1-C6-N6	5.70	122.02	118.60
26	1H	131	G	C4-C5-N7	5.70	113.08	110.80
26	1H	466	A	C5-C6-N6	-5.70	119.14	123.70
26	1H	776	G	C6-N1-C2	-5.70	121.68	125.10
26	1H	1336	A	C5-C6-N1	5.70	120.55	117.70
26	1H	2331	G	C8-N9-C4	5.70	108.68	106.40
26	1H	2431	U	OP2-P-O3'	-5.70	92.67	105.20
26	1H	2598	A	C5-C6-N6	-5.70	119.14	123.70
26	14	2866	U	C6-N1-C2	-5.70	117.58	121.00
26	1H	1586	A	C5-N7-C8	-5.69	101.05	103.90
26	14	1586	A	C8-N9-C4	-5.69	103.52	105.80
1	13	798	G	N7-C8-N9	5.69	115.95	113.10
1	13	1514	C	C6-N1-C2	-5.69	118.02	120.30
26	1H	722	A	C2-N3-C4	-5.69	107.75	110.60
26	1H	2469	A	O4'-C1'-N9	5.69	112.75	108.20
26	14	1241	A	O4'-C1'-N9	5.69	112.75	108.20
26	1H	682	G	C4-C5-N7	5.69	113.08	110.80
26	1H	713	G	N1-C6-O6	5.69	123.31	119.90
26	1H	789	A	O5'-P-OP1	-5.69	100.58	105.70
26	1H	2761	G	C6-N1-C2	-5.69	121.69	125.10
26	14	606	U	N3-C4-O4	-5.69	115.42	119.40
26	14	1433	U	C5-C6-N1	-5.69	119.86	122.70
26	14	2567	G	N7-C8-N9	-5.69	110.25	113.10
26	14	2822	G	C8-N9-C4	5.69	108.68	106.40
26	1H	1422	G	N3-C2-N2	-5.69	115.92	119.90
26	1H	1775	U	OP2-P-O3'	-5.69	92.69	105.20
26	1H	2040	C	N3-C4-N4	5.69	121.98	118.00
26	14	1585	C	N3-C2-O2	-5.69	117.92	121.90
1	13	697	U	C5-C4-O4	-5.69	122.49	125.90
26	1H	733	G	C2-N3-C4	-5.69	109.06	111.90
26	1H	1891	G	N1-C6-O6	5.69	123.31	119.90
26	1H	2697	G	C5-C6-O6	5.69	132.01	128.60

Continued on next page...

Continued from previous page...

Mol	Chain	Res	Type	Atoms	Z	Observed(°)	Ideal(°)
27	16	101	A	N1-C2-N3	5.69	132.14	129.30
26	14	1233	C	N1-C2-O2	-5.69	115.49	118.90
26	14	1770	G	C8-N9-C4	-5.69	104.12	106.40
26	14	2820	A	OP1-P-O3'	5.69	117.71	105.20
26	1H	142	G	OP1-P-O3'	-5.69	92.69	105.20
26	1H	1312	U	OP2-P-O3'	5.69	117.71	105.20
1	1G	1113	C	C5-C6-N1	5.69	123.84	121.00
26	14	563	G	N9-C4-C5	5.69	107.67	105.40
26	14	1497	U	C2-N1-C1'	-5.69	110.88	117.70
1	13	382	A	C8-N9-C4	5.68	108.07	105.80
26	1H	250	G	N7-C8-N9	5.68	115.94	113.10
26	1H	827	U	N1-C2-O2	-5.68	118.82	122.80
26	1H	1571	A	N9-C4-C5	-5.68	103.53	105.80
1	1G	33	A	C8-N9-C4	-5.68	103.53	105.80
1	1G	1335	C	C6-N1-C2	5.68	122.57	120.30
26	14	879	G	N3-C4-C5	-5.68	125.76	128.60
26	14	1394	U	C2-N3-C4	5.68	130.41	127.00
26	14	1570	A	C8-N9-C4	-5.68	103.53	105.80
26	14	1830	C	N3-C4-N4	5.68	121.98	118.00
26	14	2776	A	N9-C4-C5	5.68	108.07	105.80
1	13	577	G	C2-N3-C4	-5.68	109.06	111.90
26	1H	272	G	C2-N3-C4	-5.68	109.06	111.90
26	1H	755	C	OP2-P-O3'	5.68	117.70	105.20
26	1H	1349	A	C5-C6-N1	-5.68	114.86	117.70
26	14	847	U	C5-C4-O4	5.68	129.31	125.90
26	14	1770	G	N7-C8-N9	5.68	115.94	113.10
1	13	738	C	C5-C6-N1	5.68	123.84	121.00
26	1H	2828	C	C2-N3-C4	-5.68	117.06	119.90
1	13	968	A	C6-C5-N7	-5.68	128.32	132.30
26	1H	104	U	N1-C2-N3	5.68	118.31	114.90
26	1H	974	G	OP1-P-OP2	5.68	128.12	119.60
26	1H	2592	G	C6-C5-N7	-5.68	126.99	130.40
1	1G	1259	C	C6-N1-C2	-5.68	118.03	120.30
26	14	1586	A	N7-C8-N9	5.68	116.64	113.80
26	14	2500	U	N3-C4-O4	-5.68	115.42	119.40
1	13	660	G	O5'-P-OP2	5.68	117.51	110.70
1	13	1303	C	N1-C2-O2	5.68	122.31	118.90
26	1H	520	G	OP1-P-O3'	5.68	117.69	105.20
26	1H	2395	C	O5'-P-OP1	5.68	117.51	110.70
26	1H	2468	G	O4'-C1'-N9	5.68	112.74	108.20
1	1G	562	C	N3-C4-C5	5.68	124.17	121.90
26	14	1890	A	N1-C2-N3	-5.68	126.46	129.30

Continued on next page...

Continued from previous page...

Mol	Chain	Res	Type	Atoms	Z	Observed(°)	Ideal(°)
26	14	2191	G	C4-N9-C1'	5.68	133.88	126.50
1	13	250	A	C8-N9-C4	-5.68	103.53	105.80
1	13	1505	G	C4-N9-C1'	-5.68	119.12	126.50
23	2K	20	G	C4-C5-N7	-5.68	108.53	110.80
25	4K	18	G	C8-N9-C4	-5.68	104.13	106.40
26	1H	1373	A	N7-C8-N9	-5.68	110.96	113.80
26	1H	1624	G	C5-C6-N1	5.68	114.34	111.50
26	14	458	G	O5'-P-OP2	-5.68	100.59	105.70
26	14	1921	G	N3-C2-N2	5.68	123.87	119.90
26	14	2443	C	C2-N3-C4	-5.68	117.06	119.90
26	1H	942	G	C6-C5-N7	5.67	133.81	130.40
26	1H	1606	G	O5'-P-OP2	-5.67	100.59	105.70
26	1H	2498	C	C4-C5-C6	-5.67	114.56	117.40
26	1H	2518	A	C2-N3-C4	-5.67	107.76	110.60
1	1G	117	G	C5-C6-O6	-5.67	125.19	128.60
26	14	2513	G	C5-C6-O6	-5.67	125.19	128.60
27	1J	54	G	C8-N9-C4	-5.67	104.13	106.40
26	1H	682	G	N9-C4-C5	-5.67	103.13	105.40
26	1H	1953	A	OP1-P-O3'	5.67	117.68	105.20
26	1H	2599	G	N1-C6-O6	-5.67	116.50	119.90
1	1G	904	C	O5'-P-OP1	-5.67	100.59	105.70
26	14	686	G	C5-C6-N1	5.67	114.34	111.50
26	14	854	G	N3-C2-N2	-5.67	115.93	119.90
1	13	1207	G	O5'-P-OP2	-5.67	100.59	105.70
26	1H	859	G	C4-N9-C1'	-5.67	119.13	126.50
26	1H	1599	C	C2-N3-C4	-5.67	117.06	119.90
26	1H	2378	A	C5-N7-C8	-5.67	101.06	103.90
26	1H	2393	A	N1-C2-N3	5.67	132.14	129.30
1	1G	189	U	C5-C4-O4	-5.67	122.50	125.90
1	1G	266	G	O4'-C1'-N9	-5.67	103.66	108.20
26	14	495	G	N9-C4-C5	5.67	107.67	105.40
26	14	1204	A	C5-N7-C8	-5.67	101.06	103.90
26	14	2329	G	N7-C8-N9	-5.67	110.26	113.10
26	14	2401	U	C2-N1-C1'	5.67	124.51	117.70
1	13	238	G	N1-C2-N2	-5.67	111.10	116.20
1	13	960	U	C6-N1-C2	-5.67	117.60	121.00
1	13	1502	A	N9-C1'-C2'	5.67	121.37	114.00
26	1H	2239	G	N1-C2-N2	-5.67	111.10	116.20
26	14	1127	A	O4'-C1'-N9	5.67	112.74	108.20
26	14	1528	A	C2-N3-C4	-5.67	107.77	110.60
26	14	1651	G	N7-C8-N9	5.67	115.94	113.10
26	14	2580	U	C2-N1-C1'	5.67	124.50	117.70

Continued on next page...

Continued from previous page...

Mol	Chain	Res	Type	Atoms	Z	Observed(°)	Ideal(°)
27	1J	7	G	C2-N3-C4	-5.67	109.06	111.90
24	3K	27	G	N3-C4-C5	-5.67	125.77	128.60
26	1H	769	G	N3-C4-N9	5.67	129.40	126.00
26	1H	1800	C	OP1-P-O3'	5.67	117.67	105.20
26	14	121	G	C5-C6-N1	5.67	114.33	111.50
26	14	445	C	N1-C2-O2	-5.67	115.50	118.90
26	14	1594	G	O5'-P-OP2	5.67	117.50	110.70
1	13	970	C	O5'-P-OP2	5.67	117.50	110.70
26	1H	602	G	C6-C5-N7	-5.67	127.00	130.40
26	1H	2395	C	N3-C4-C5	5.67	124.17	121.90
26	1H	2501	C	O4'-C1'-N1	5.67	112.73	108.20
26	1H	2712	U	P-O3'-C3'	5.67	126.50	119.70
22	1L	76	A	C8-N9-C4	-5.67	103.53	105.80
26	14	68	G	N9-C4-C5	-5.67	103.13	105.40
26	14	601	C	N1-C2-O2	-5.67	115.50	118.90
26	14	1639	U	C5-C6-N1	-5.67	119.87	122.70
27	1J	89	G	C4-N9-C1'	5.67	133.87	126.50
26	1H	577	G	C5-C6-O6	-5.67	125.20	128.60
26	1H	1282	U	N1-C2-O2	-5.67	118.83	122.80
26	1H	2418	A	C8-N9-C4	-5.67	103.53	105.80
26	14	998	C	N1-C2-O2	5.67	122.30	118.90
26	1H	139	G	C6-N1-C2	-5.66	121.70	125.10
26	1H	1184	G	OP2-P-O3'	5.66	117.66	105.20
38	88	84	GLY	N-CA-C	-5.66	98.94	113.10
26	14	1005	C	O5'-P-OP2	-5.66	100.60	105.70
26	14	1128	A	OP2-P-O3'	5.66	117.66	105.20
26	14	2044	C	OP1-P-OP2	5.66	128.10	119.60
26	14	2271	G	OP2-P-O3'	5.66	117.66	105.20
26	1H	422	A	N9-C4-C5	-5.66	103.53	105.80
26	1H	984	A	N9-C4-C5	-5.66	103.53	105.80
26	14	2084	C	C4-C5-C6	5.66	120.23	117.40
26	1H	245	G	N3-C4-N9	5.66	129.40	126.00
26	1H	271	G	C5-C6-O6	-5.66	125.20	128.60
26	1H	294	A	O4'-C1'-N9	5.66	112.73	108.20
26	1H	695	G	O4'-C1'-N9	5.66	112.73	108.20
26	1H	749	C	N1-C2-O2	5.66	122.30	118.90
26	1H	2589	A	C8-N9-C4	5.66	108.06	105.80
26	14	194	G	OP2-P-O3'	5.66	117.65	105.20
26	14	1386	C	N3-C4-C5	-5.66	119.64	121.90
26	14	2583	G	C5-C6-O6	-5.66	125.20	128.60
26	14	2713	A	N1-C2-N3	5.66	132.13	129.30
1	13	872	A	O4'-C1'-N9	5.66	112.73	108.20

Continued on next page...

Continued from previous page...

Mol	Chain	Res	Type	Atoms	Z	Observed(°)	Ideal(°)
1	13	890	G	N7-C8-N9	-5.66	110.27	113.10
26	1H	598	G	O5'-P-OP2	-5.66	100.61	105.70
26	1H	2337	G	C5-C6-O6	-5.66	125.20	128.60
26	1H	2763	G	C8-N9-C1'	-5.66	119.64	127.00
1	1G	28	G	C8-N9-C4	-5.66	104.14	106.40
1	1G	1519	A	N1-C2-N3	5.66	132.13	129.30
22	1K	35	U	N1-C2-O2	5.66	126.76	122.80
26	1H	781	A	OP1-P-OP2	5.66	128.09	119.60
26	1H	1661	G	N7-C8-N9	-5.66	110.27	113.10
1	13	134	A	N9-C4-C5	-5.66	103.54	105.80
1	13	901	A	C5-C6-N6	-5.66	119.18	123.70
26	1H	738	G	C8-N9-C4	-5.66	104.14	106.40
26	1H	769	G	C6-N1-C2	-5.66	121.71	125.10
26	1H	1822	G	N1-C2-N3	5.66	127.29	123.90
26	1H	2056	G	C8-N9-C1'	-5.66	119.65	127.00
27	16	57	A	N1-C6-N6	-5.66	115.21	118.60
26	14	327	G	N1-C6-O6	5.66	123.29	119.90
26	14	603	A	O4'-C1'-N9	5.66	112.72	108.20
26	14	824	A	N7-C8-N9	-5.66	110.97	113.80
26	14	1698	A	C8-N9-C1'	-5.66	117.52	127.70
26	14	1760	A	C6-N1-C2	-5.66	115.21	118.60
1	13	583	A	N3-C4-C5	5.65	130.76	126.80
42	C8	12	ARG	NE-CZ-NH2	-5.65	117.47	120.30
26	14	503	A	C5-C6-N6	5.65	128.22	123.70
26	14	681	G	N1-C6-O6	5.65	123.29	119.90
26	14	773	U	N1-C2-O2	-5.65	118.84	122.80
26	14	795	C	O5'-P-OP1	-5.65	100.61	105.70
1	13	429	U	O4'-C1'-N1	5.65	112.72	108.20
1	13	1464	G	C5-C6-O6	-5.65	125.21	128.60
2	1E	158	LEU	CA-CB-CG	5.65	128.30	115.30
26	1H	135	G	C6-N1-C2	-5.65	121.71	125.10
26	1H	2424	C	C4-C5-C6	-5.65	114.58	117.40
26	14	587	C	C6-N1-C2	5.65	122.56	120.30
26	14	1410	G	O5'-P-OP2	-5.65	100.61	105.70
27	1J	22	U	C5-C6-N1	5.65	125.53	122.70
27	16	28	C	OP1-P-OP2	-5.65	111.13	119.60
26	14	1840	G	C5-C6-N1	-5.65	108.67	111.50
26	14	2096	U	C5-C6-N1	5.65	125.52	122.70
26	14	2449	U	OP2-P-O3'	5.65	117.63	105.20
1	13	601	C	O5'-P-OP2	-5.65	100.62	105.70
23	2K	62	C	C6-N1-C2	-5.65	118.04	120.30
26	1H	470	A	N1-C2-N3	5.65	132.12	129.30

Continued on next page...

Continued from previous page...

Mol	Chain	Res	Type	Atoms	Z	Observed(°)	Ideal(°)
26	1H	1199	U	C2-N3-C4	-5.65	123.61	127.00
26	1H	1261	C	N3-C4-C5	5.65	124.16	121.90
26	1H	2318	G	C8-N9-C4	-5.65	104.14	106.40
26	1H	2594	C	C2-N1-C1'	5.65	125.01	118.80
1	1G	630	G	C5-N7-C8	5.65	107.12	104.30
26	14	1899	G	N9-C4-C5	-5.65	103.14	105.40
27	1J	113	C	OP1-P-OP2	5.65	128.07	119.60
26	1H	314	A	N1-C6-N6	5.65	121.99	118.60
26	1H	1954	G	O5'-P-OP2	5.65	117.47	110.70
26	1H	2048	G	N1-C6-O6	5.65	123.29	119.90
26	1H	2366	A	OP1-P-O3'	-5.65	92.78	105.20
23	2L	48	U	P-O3'-C3'	5.65	126.47	119.70
1	13	503	C	C2-N1-C1'	5.64	125.01	118.80
26	1H	1142	U	C5-C4-O4	-5.64	122.51	125.90
26	1H	1634	A	OP2-P-O3'	5.64	117.62	105.20
26	1H	1791	A	N1-C2-N3	-5.64	126.48	129.30
26	1H	2006	C	C6-N1-C2	5.64	122.56	120.30
26	1H	2053	G	N1-C2-N2	5.64	121.28	116.20
26	1H	2311	A	N7-C8-N9	5.64	116.62	113.80
26	1H	2330	G	C4-C5-N7	5.64	113.06	110.80
1	1G	1127	G	O5'-P-OP1	-5.64	100.62	105.70
26	14	771	G	O5'-P-OP1	5.64	117.47	110.70
26	14	821	A	OP1-P-OP2	5.64	128.06	119.60
26	14	2013	A	N1-C2-N3	5.64	132.12	129.30
26	14	2555	U	N1-C2-O2	-5.64	118.85	122.80
1	13	312	C	OP2-P-O3'	5.64	117.61	105.20
1	13	434	U	C5-C6-N1	5.64	125.52	122.70
26	1H	142	G	C2-N3-C4	-5.64	109.08	111.90
26	1H	758	C	O5'-P-OP2	-5.64	100.62	105.70
26	1H	860	U	C2-N3-C4	-5.64	123.61	127.00
26	1H	996	A	N7-C8-N9	-5.64	110.98	113.80
26	1H	2391	G	C5-C6-O6	5.64	131.99	128.60
1	1G	966	G	C8-N9-C4	5.64	108.66	106.40
26	14	1630	G	C2-N3-C4	5.64	114.72	111.90
1	13	328	C	C2-N1-C1'	5.64	125.00	118.80
1	13	762	C	C5-C6-N1	-5.64	118.18	121.00
23	2K	61	U	OP1-P-OP2	5.64	128.06	119.60
26	1H	113	G	N1-C2-N2	5.64	121.28	116.20
26	1H	391	G	C5-C6-N1	-5.64	108.68	111.50
26	1H	1627	G	C5-N7-C8	5.64	107.12	104.30
26	1H	1699	G	N3-C2-N2	5.64	123.85	119.90
26	1H	1768	U	N3-C4-O4	-5.64	115.45	119.40

Continued on next page...

Continued from previous page...

Mol	Chain	Res	Type	Atoms	Z	Observed(°)	Ideal(°)
26	1H	2074	U	N1-C2-N3	5.64	118.28	114.90
27	16	77	U	C2-N3-C4	-5.64	123.62	127.00
23	2L	35	C	C2-N1-C1'	5.64	125.00	118.80
26	14	935	C	C5-C6-N1	-5.64	118.18	121.00
26	14	1953	A	O5'-P-OP2	5.64	117.47	110.70
26	14	2866	U	C6-N1-C1'	5.64	129.09	121.20
26	1H	1009	A	C5-N7-C8	5.64	106.72	103.90
26	14	2031	A	C4-C5-N7	5.64	113.52	110.70
1	13	1232	U	N1-C2-O2	-5.64	118.85	122.80
23	2K	45	A	N1-C6-N6	5.64	121.98	118.60
26	1H	314	A	C4-C5-N7	5.64	113.52	110.70
26	1H	1249	U	C2-N3-C4	-5.64	123.62	127.00
26	1H	2392	A	OP2-P-O3'	5.64	117.60	105.20
26	1H	2500	U	OP2-P-O3'	5.64	117.60	105.20
26	14	579	G	N1-C2-N2	5.64	121.27	116.20
26	14	615	G	C4-N9-C1'	-5.64	119.17	126.50
26	14	1637	A	C5-C6-N1	-5.64	114.88	117.70
26	14	2364	C	O5'-P-OP1	5.64	117.46	110.70
1	13	15	G	N3-C4-N9	5.63	129.38	126.00
1	13	1442	G	C6-C5-N7	-5.63	127.02	130.40
26	1H	1670	C	C4-C5-C6	5.63	120.22	117.40
26	1H	2454	G	N3-C2-N2	5.63	123.84	119.90
26	1H	2509	G	C5-C6-N1	5.63	114.32	111.50
26	14	796	C	C2-N3-C4	-5.63	117.08	119.90
26	14	961	C	OP1-P-OP2	5.63	128.05	119.60
26	14	1627	G	C8-N9-C1'	-5.63	119.67	127.00
26	14	1653	G	O5'-P-OP2	-5.63	100.63	105.70
26	14	2006	C	N3-C4-C5	5.63	124.15	121.90
37	78	49	ARG	NE-CZ-NH1	5.63	123.12	120.30
1	1G	501	C	OP2-P-O3'	5.63	117.59	105.20
26	14	1543	A	N1-C2-N3	5.63	132.12	129.30
1	13	760	G	N9-C4-C5	-5.63	103.15	105.40
26	1H	73	A	N1-C2-N3	-5.63	126.48	129.30
26	1H	528	A	N7-C8-N9	5.63	116.62	113.80
26	1H	823	G	N7-C8-N9	-5.63	110.28	113.10
26	1H	930	U	OP1-P-O3'	5.63	117.59	105.20
30	21	152	LYS	C-N-CA	-5.63	110.47	122.30
26	14	808	G	N9-C4-C5	-5.63	103.15	105.40
26	14	954	G	N3-C2-N2	-5.63	115.96	119.90
26	14	1379	A	P-O3'-C3'	5.63	126.46	119.70
26	1H	2069	G	N9-C4-C5	-5.63	103.15	105.40
26	14	950	G	O5'-P-OP1	5.63	117.46	110.70

Continued on next page...

Continued from previous page...

Mol	Chain	Res	Type	Atoms	Z	Observed(°)	Ideal(°)
26	14	1559	G	C8-N9-C1'	-5.63	119.68	127.00
26	14	2350	C	O5'-P-OP2	-5.63	100.63	105.70
23	2K	32	G	N7-C8-N9	5.63	115.91	113.10
26	1H	128	C	N3-C4-C5	5.63	124.15	121.90
26	1H	983	A	N1-C6-N6	-5.63	115.22	118.60
26	1H	1190	G	OP1-P-OP2	5.63	128.04	119.60
26	1H	1566	A	OP1-P-O3'	5.63	117.58	105.20
26	1H	1616	A	OP1-P-OP2	5.63	128.04	119.60
26	1H	1998	G	C8-N9-C4	5.63	108.65	106.40
1	1G	944	G	N3-C4-N9	5.63	129.38	126.00
22	1L	3	G	OP1-P-O3'	5.63	117.58	105.20
26	14	704	G	N3-C2-N2	-5.63	115.96	119.90
26	14	1223	C	N1-C2-O2	-5.63	115.52	118.90
26	14	1695	G	N9-C4-C5	-5.63	103.15	105.40
26	14	2490	G	O4'-C1'-N9	5.63	112.70	108.20
26	1H	197	A	P-O3'-C3'	5.63	126.45	119.70
26	1H	207	A	C6-C5-N7	-5.63	128.36	132.30
26	1H	1256	G	N1-C6-O6	-5.63	116.52	119.90
26	1H	1347	G	OP2-P-O3'	-5.63	92.82	105.20
26	1H	1728	G	N9-C4-C5	-5.63	103.15	105.40
26	1H	2408	U	OP2-P-O3'	5.63	117.58	105.20
1	1G	754	C	C2-N1-C1'	5.63	124.99	118.80
26	14	1791	A	OP1-P-OP2	-5.63	111.16	119.60
26	14	2506	U	OP2-P-O3'	5.63	117.58	105.20
1	13	520	A	C2-N3-C4	-5.62	107.79	110.60
26	1H	906	G	C4-N9-C1'	-5.62	119.19	126.50
26	1H	37	C	C5-C4-N4	5.62	124.14	120.20
26	1H	46	C	N1-C2-O2	-5.62	115.53	118.90
26	1H	141	A	O4'-C1'-N9	5.62	112.70	108.20
26	1H	631	A	N7-C8-N9	-5.62	110.99	113.80
26	1H	2239	G	C5-N7-C8	-5.62	101.49	104.30
26	1H	2469	A	N9-C4-C5	-5.62	103.55	105.80
26	14	528	A	C5-C6-N6	-5.62	119.20	123.70
26	14	941	A	OP1-P-OP2	-5.62	111.17	119.60
26	14	1425	G	OP1-P-O3'	5.62	117.57	105.20
26	14	1426	G	N3-C2-N2	-5.62	115.96	119.90
26	14	1569	A	O4'-C1'-N9	5.62	112.70	108.20
1	13	352	C	O5'-P-OP2	-5.62	100.64	105.70
1	13	988	G	N3-C4-C5	-5.62	125.79	128.60
26	1H	217	G	OP1-P-O3'	5.62	117.57	105.20
26	1H	721	C	C5-C6-N1	-5.62	118.19	121.00
26	1H	1306	C	C6-N1-C2	5.62	122.55	120.30

Continued on next page...

Continued from previous page...

Mol	Chain	Res	Type	Atoms	Z	Observed(°)	Ideal(°)
26	1H	1326	U	N3-C2-O2	-5.62	118.27	122.20
26	1H	1570	A	N1-C6-N6	5.62	121.97	118.60
26	1H	2494	G	C4-C5-N7	-5.62	108.55	110.80
26	1H	2674	G	N9-C4-C5	5.62	107.65	105.40
1	1G	108	G	N1-C2-N3	-5.62	120.53	123.90
26	14	1992	G	C5-C6-O6	5.62	131.97	128.60
26	1H	2274	A	N1-C2-N3	5.62	132.11	129.30
1	1G	60	A	N9-C4-C5	-5.62	103.55	105.80
24	3L	58	A	P-O3'-C3'	5.62	126.44	119.70
23	2K	2	G	C2-N3-C4	5.62	114.71	111.90
26	1H	1315	C	C6-N1-C2	-5.62	118.05	120.30
26	14	823	G	C5-N7-C8	5.62	107.11	104.30
26	14	956	G	OP1-P-O3'	5.62	117.56	105.20
26	14	2386	C	N3-C4-C5	5.62	124.15	121.90
43	95	88	ARG	NE-CZ-NH1	-5.62	117.49	120.30
53	J5	16	ARG	CD-NE-CZ	5.62	131.47	123.60
26	14	922	U	C6-N1-C2	-5.62	117.63	121.00
1	13	617	G	N1-C6-O6	5.62	123.27	119.90
1	13	656	C	C6-N1-C2	-5.62	118.05	120.30
25	4K	16	A	C8-N9-C4	5.62	108.05	105.80
27	16	29	A	N7-C8-N9	5.62	116.61	113.80
27	16	47	C	C5-C4-N4	-5.62	116.27	120.20
1	1G	960	U	N3-C2-O2	-5.62	118.27	122.20
26	14	997	G	N1-C6-O6	-5.62	116.53	119.90
26	14	1969	A	N1-C6-N6	5.62	121.97	118.60
24	3K	34	U	P-O3'-C3'	5.61	126.44	119.70
26	1H	1497	U	N3-C4-O4	5.61	123.33	119.40
26	1H	1500	G	O5'-P-OP1	5.61	117.44	110.70
26	14	135	G	C5-C6-O6	-5.61	125.23	128.60
26	14	1307	A	OP1-P-OP2	5.61	128.02	119.60
26	14	2241	A	C2-N3-C4	-5.61	107.79	110.60
1	13	1108	G	N9-C4-C5	-5.61	103.16	105.40
1	13	1299	A	C5-N7-C8	-5.61	101.09	103.90
26	1H	1382	G	C4-N9-C1'	-5.61	119.20	126.50
26	1H	2277	G	C4-C5-N7	-5.61	108.56	110.80
26	1H	2379	G	C6-C5-N7	-5.61	127.03	130.40
1	1G	1305	G	O5'-P-OP1	-5.61	100.65	105.70
1	1G	1404	C	OP2-P-O3'	5.61	117.55	105.20
26	14	2703	C	N3-C2-O2	-5.61	117.97	121.90
26	14	2827	C	N3-C4-C5	5.61	124.14	121.90
26	1H	781	A	O5'-P-OP1	-5.61	100.65	105.70
26	1H	848	G	C4-N9-C1'	5.61	133.79	126.50

Continued on next page...

Continued from previous page...

Mol	Chain	Res	Type	Atoms	Z	Observed(°)	Ideal(°)
26	1H	1669	A	C5-N7-C8	-5.61	101.09	103.90
26	1H	1944	U	O5'-P-OP1	-5.61	100.65	105.70
26	1H	2418	A	C2-N3-C4	5.61	113.41	110.60
26	1H	2447	G	C2-N3-C4	5.61	114.70	111.90
26	1H	2609	U	OP1-P-O3'	5.61	117.54	105.20
1	1G	525	C	N3-C4-C5	-5.61	119.66	121.90
26	14	1286	A	OP2-P-O3'	5.61	117.54	105.20
26	14	1762	A	C2-N3-C4	-5.61	107.80	110.60
26	14	1903	G	C5-C6-N1	-5.61	108.69	111.50
26	1H	139	G	C5-C6-N1	5.61	114.30	111.50
26	1H	468	G	N7-C8-N9	-5.61	110.30	113.10
26	1H	1426	G	C5-C6-O6	-5.61	125.23	128.60
26	1H	2491	U	C4-C5-C6	-5.61	116.33	119.70
26	1H	686	G	N7-C8-N9	-5.61	110.30	113.10
26	1H	2007	C	N3-C2-O2	-5.61	117.97	121.90
26	1H	2353	G	OP1-P-OP2	5.61	128.01	119.60
26	14	117	G	C4-C5-N7	5.61	113.04	110.80
26	14	128	C	N3-C2-O2	-5.61	117.97	121.90
26	1H	121	G	C4-N9-C1'	5.61	133.79	126.50
26	1H	178	G	N7-C8-N9	-5.61	110.30	113.10
26	1H	389	G	N3-C2-N2	5.61	123.82	119.90
26	1H	1491	G	OP1-P-O3'	5.61	117.53	105.20
26	1H	1863	G	OP1-P-OP2	5.61	128.01	119.60
26	1H	2399	G	C8-N9-C4	5.61	108.64	106.40
26	1H	2701	C	OP2-P-O3'	5.61	117.53	105.20
26	14	858	U	O5'-P-OP2	-5.61	100.66	105.70
26	14	1527	G	N3-C4-C5	5.61	131.40	128.60
26	14	2326	C	C6-N1-C2	-5.61	118.06	120.30
26	1H	1786	A	C6-N1-C2	5.60	121.96	118.60
26	1H	1872	A	C8-N9-C4	5.60	108.04	105.80
26	1H	2067	G	N9-C4-C5	5.60	107.64	105.40
1	13	792	A	C5-C6-N1	-5.60	114.90	117.70
1	13	814	A	N7-C8-N9	-5.60	111.00	113.80
26	1H	186	G	N3-C4-N9	5.60	129.36	126.00
26	1H	788	A	OP2-P-O3'	5.60	117.52	105.20
26	1H	814	C	C5-C6-N1	-5.60	118.20	121.00
26	1H	2335	A	O4'-C1'-N9	5.60	112.68	108.20
26	1H	2405	G	OP1-P-O3'	5.60	117.52	105.20
1	1G	1432	G	C8-N9-C1'	-5.60	119.72	127.00
26	14	1321	A	N9-C4-C5	-5.60	103.56	105.80
22	1K	75	C	N3-C2-O2	-5.60	117.98	121.90
26	1H	411	G	N3-C4-C5	-5.60	125.80	128.60

Continued on next page...

Continued from previous page...

Mol	Chain	Res	Type	Atoms	Z	Observed(°)	Ideal(°)
26	1H	1625	C	C2-N3-C4	5.60	122.70	119.90
26	1H	2059	A	N1-C2-N3	5.60	132.10	129.30
26	1H	2248	C	C4-C5-C6	-5.60	114.60	117.40
26	1H	2449	U	C6-N1-C2	-5.60	117.64	121.00
1	13	240	C	C5-C6-N1	-5.60	118.20	121.00
1	13	966	G	C8-N9-C4	5.60	108.64	106.40
26	1H	1610	A	C6-C5-N7	-5.60	128.38	132.30
27	16	100	G	N9-C4-C5	-5.60	103.16	105.40
1	1G	120	A	C5-C6-N6	-5.60	119.22	123.70
1	1G	1246	C	C6-N1-C2	-5.60	118.06	120.30
26	14	398	G	C5-C6-O6	5.60	131.96	128.60
26	1H	465	G	C4-C5-N7	-5.60	108.56	110.80
26	1H	2727	G	OP1-P-OP2	5.60	128.00	119.60
26	14	2374	C	C5-C6-N1	-5.60	118.20	121.00
26	14	2778	A	O5'-P-OP2	-5.60	100.66	105.70
1	13	522	C	OP1-P-OP2	5.60	128.00	119.60
1	13	971	G	N9-C4-C5	5.60	107.64	105.40
23	2K	3	C	OP1-P-OP2	5.60	128.00	119.60
26	1H	481	G	N3-C2-N2	-5.60	115.98	119.90
26	1H	941	A	OP1-P-OP2	-5.60	111.21	119.60
26	1H	1210	A	C5-C6-N1	-5.60	114.90	117.70
26	1H	2070	G	OP1-P-OP2	-5.60	111.21	119.60
26	1H	2752	C	C5-C6-N1	5.60	123.80	121.00
26	1H	2826	A	C8-N9-C4	5.60	108.04	105.80
1	1G	1509	C	N1-C2-O2	-5.60	115.54	118.90
1	13	1355	G	N7-C8-N9	5.59	115.90	113.10
26	1H	334	C	O5'-P-OP1	-5.59	100.67	105.70
26	1H	394	A	C8-N9-C4	-5.59	103.56	105.80
26	1H	536	A	N9-C4-C5	5.59	108.04	105.80
26	1H	830	G	N7-C8-N9	5.59	115.90	113.10
26	1H	2067	G	C5-C6-O6	5.59	131.96	128.60
26	1H	2188	C	C5-C6-N1	5.59	123.80	121.00
26	1H	2830	G	N7-C8-N9	5.59	115.90	113.10
26	14	1602	U	C5-C6-N1	-5.59	119.90	122.70
27	1J	89	G	N3-C4-N9	5.59	129.36	126.00
1	13	963	G	N3-C2-N2	5.59	123.81	119.90
1	13	1045	C	C6-N1-C2	-5.59	118.06	120.30
26	1H	2019	A	P-O3'-C3'	5.59	126.41	119.70
26	1H	2331	G	C6-N1-C2	-5.59	121.74	125.10
1	1G	1498	U	O4'-C1'-N1	-5.59	103.73	108.20
26	14	1396	U	N1-C2-N3	5.59	118.26	114.90
26	14	2853	C	O5'-P-OP2	-5.59	100.67	105.70

Continued on next page...

Continued from previous page...

Mol	Chain	Res	Type	Atoms	Z	Observed(°)	Ideal(°)
1	13	1286	A	N7-C8-N9	5.59	116.60	113.80
26	1H	658	C	N3-C2-O2	-5.59	117.99	121.90
26	1H	717	G	C4-C5-N7	5.59	113.04	110.80
26	1H	1376	C	N1-C2-N3	5.59	123.11	119.20
26	1H	1548	C	C6-N1-C2	-5.59	118.06	120.30
27	16	14	U	OP1-P-OP2	5.59	127.99	119.60
1	1G	1068	G	N3-C4-C5	-5.59	125.80	128.60
26	14	2510	C	O5'-P-OP2	-5.59	100.67	105.70
26	1H	827	U	C2-N1-C1'	-5.59	110.99	117.70
26	1H	942	G	OP2-P-O3'	-5.59	92.90	105.20
26	1H	1954	G	OP2-P-O3'	5.59	117.50	105.20
26	1H	2600	A	N9-C4-C5	5.59	108.04	105.80
26	1H	2717	G	N1-C6-O6	-5.59	116.55	119.90
27	16	74	U	OP1-P-O3'	5.59	117.50	105.20
26	14	860	U	N1-C2-O2	5.59	126.71	122.80
26	14	1489	U	C6-N1-C1'	5.59	129.02	121.20
26	1H	471	A	C6-N1-C2	5.59	121.95	118.60
1	1G	450	G	N3-C4-C5	5.59	131.39	128.60
26	14	1255	U	C6-N1-C2	-5.59	117.65	121.00
26	14	2427	C	C5-C6-N1	-5.59	118.21	121.00
31	39	68	LYS	C-N-CA	-5.59	107.73	121.70
25	4K	19	A	N1-C6-N6	5.59	121.95	118.60
26	1H	674	G	OP1-P-OP2	-5.59	111.22	119.60
26	1H	970	C	C4-C5-C6	5.59	120.19	117.40
26	1H	1036	G	C6-N1-C2	-5.59	121.75	125.10
26	1H	1975	G	N1-C6-O6	5.59	123.25	119.90
26	14	468	G	OP1-P-OP2	-5.59	111.22	119.60
26	14	1783	A	C8-N9-C4	-5.59	103.57	105.80
26	1H	2546	U	O5'-P-OP2	-5.58	100.67	105.70
26	14	1202	C	C6-N1-C2	5.58	122.53	120.30
27	1J	9	G	OP2-P-O3'	5.58	117.49	105.20
26	1H	142	G	N3-C4-C5	5.58	131.39	128.60
26	1H	197	A	OP1-P-OP2	-5.58	111.22	119.60
26	1H	564	C	OP1-P-O3'	5.58	117.48	105.20
26	1H	621	A	C8-N9-C4	-5.58	103.57	105.80
26	1H	1006	C	N1-C2-O2	-5.58	115.55	118.90
26	1H	1814	G	N1-C2-N3	5.58	127.25	123.90
26	1H	2011	U	C2-N1-C1'	-5.58	111.00	117.70
26	1H	2315	G	C4-C5-N7	5.58	113.03	110.80
26	1H	2520	C	O5'-P-OP1	5.58	117.40	110.70
26	1H	2524	G	N1-C6-O6	-5.58	116.55	119.90
22	1L	69	A	P-O3'-C3'	5.58	126.40	119.70

Continued on next page...

Continued from previous page...

Mol	Chain	Res	Type	Atoms	Z	Observed(°)	Ideal(°)
26	14	127	A	OP1-P-O3'	5.58	117.48	105.20
26	1H	452	G	C5-C6-O6	5.58	131.95	128.60
26	1H	503	A	N1-C6-N6	-5.58	115.25	118.60
26	1H	1362	C	OP1-P-OP2	5.58	127.97	119.60
26	14	37	C	OP2-P-O3'	5.58	117.48	105.20
26	14	791	C	N1-C2-O2	-5.58	115.55	118.90
26	14	1005	C	N3-C2-O2	-5.58	117.99	121.90
26	14	1954	G	N1-C6-O6	5.58	123.25	119.90
26	1H	1372	U	C4-C5-C6	5.58	123.05	119.70
26	14	527	C	O5'-P-OP1	-5.58	100.68	105.70
1	13	1496	C	O5'-P-OP2	-5.58	100.68	105.70
26	1H	299	A	C2-N3-C4	5.58	113.39	110.60
26	1H	454	A	OP2-P-O3'	5.58	117.47	105.20
26	14	1527	G	N3-C2-N2	-5.58	116.00	119.90
26	14	2258	C	C4-C5-C6	5.58	120.19	117.40
26	1H	446	G	C8-N9-C4	5.58	108.63	106.40
26	1H	1750	G	C4-N9-C1'	5.58	133.75	126.50
26	1H	2260	C	O5'-P-OP1	5.58	117.39	110.70
26	14	1366	A	C5-C6-N6	-5.58	119.24	123.70
26	1H	459	U	C5-C6-N1	-5.58	119.91	122.70
26	1H	825	C	O5'-P-OP1	-5.58	100.68	105.70
26	1H	832	G	O5'-P-OP2	5.58	117.39	110.70
26	14	114	U	C2-N1-C1'	5.58	124.39	117.70
26	14	471	A	C8-N9-C4	-5.58	103.57	105.80
26	14	665	C	C6-N1-C2	5.58	122.53	120.30
26	14	1407	C	N3-C2-O2	5.58	125.80	121.90
26	14	1949	G	N7-C8-N9	-5.58	110.31	113.10
26	14	2447	G	C4-N9-C1'	-5.58	119.25	126.50
26	1H	681	G	OP2-P-O3'	5.57	117.46	105.20
26	1H	728	G	OP1-P-O3'	-5.57	92.94	105.20
26	1H	788	A	C4-C5-N7	5.57	113.49	110.70
26	1H	864	G	N3-C4-C5	-5.57	125.81	128.60
26	1H	1218	C	N1-C2-O2	-5.57	115.56	118.90
26	1H	1676	A	O5'-P-OP1	5.57	117.39	110.70
26	1H	1979	C	N3-C2-O2	-5.57	118.00	121.90
27	16	100	G	C8-N9-C4	5.57	108.63	106.40
26	14	1914	C	C6-N1-C2	-5.57	118.07	120.30
26	14	1915	U	N3-C2-O2	-5.57	118.30	122.20
1	13	516	U	OP1-P-OP2	5.57	127.95	119.60
1	13	721	G	C6-C5-N7	-5.57	127.06	130.40
19	AI	40	ILE	C-N-CA	5.57	135.63	121.70
26	14	1823	G	N9-C4-C5	5.57	107.63	105.40

Continued on next page...

Continued from previous page...

Mol	Chain	Res	Type	Atoms	Z	Observed(°)	Ideal(°)
26	14	2301	C	N3-C4-C5	-5.57	119.67	121.90
26	14	2741	A	N1-C2-N3	-5.57	126.52	129.30
1	13	11	G	C8-N9-C4	-5.57	104.17	106.40
26	1H	574	C	O5'-P-OP2	-5.57	100.69	105.70
26	14	2024	G	C4-C5-N7	5.57	113.03	110.80
27	1J	74	U	C5-C4-O4	5.57	129.24	125.90
1	13	965	A	O5'-P-OP2	-5.57	100.69	105.70
26	1H	2429	G	OP2-P-O3'	5.57	117.45	105.20
26	1H	2586	C	C4-C5-C6	5.57	120.18	117.40
1	1G	402	G	C5-C6-O6	-5.57	125.26	128.60
1	1G	1498	U	N3-C2-O2	-5.57	118.30	122.20
26	14	933	A	C4-C5-N7	5.57	113.48	110.70
26	14	1830	C	N1-C2-O2	-5.57	115.56	118.90
26	14	2525	G	OP2-P-O3'	5.57	117.45	105.20
26	14	2581	G	N3-C4-N9	5.57	129.34	126.00
26	1H	88	G	N1-C6-O6	-5.57	116.56	119.90
26	1H	1415	U	C5-C4-O4	5.57	129.24	125.90
26	1H	1674	G	C6-C5-N7	-5.57	127.06	130.40
26	1H	2278	A	OP1-P-OP2	-5.57	111.25	119.60
26	1H	2776	A	C2-N3-C4	-5.57	107.82	110.60
1	1G	1057	G	C8-N9-C4	5.57	108.63	106.40
26	14	1005	C	N1-C2-O2	5.57	122.24	118.90
26	14	2067	G	N1-C6-O6	-5.57	116.56	119.90
26	14	2547	U	O5'-P-OP1	5.57	117.38	110.70
26	1H	1309	G	N1-C6-O6	5.56	123.24	119.90
26	14	693	C	OP2-P-O3'	5.56	117.44	105.20
26	1H	231	C	N1-C2-N3	5.56	123.09	119.20
26	1H	422	A	O4'-C1'-N9	-5.56	103.75	108.20
26	1H	532	A	C6-C5-N7	-5.56	128.41	132.30
26	1H	1032	A	N1-C6-N6	5.56	121.94	118.60
26	1H	1204	A	C4-C5-N7	5.56	113.48	110.70
26	1H	2490	G	O5'-P-OP2	-5.56	100.69	105.70
26	14	307	G	N1-C6-O6	5.56	123.24	119.90
26	1H	2299	G	N1-C6-O6	5.56	123.24	119.90
1	1G	413	G	O4'-C1'-N9	5.56	112.65	108.20
1	13	792	A	C3'-C2'-C1'	-5.56	97.05	101.50
1	13	1362	C	N1-C2-O2	5.56	122.24	118.90
26	1H	811	U	C5-C6-N1	-5.56	119.92	122.70
26	1H	1313	U	C6-N1-C2	-5.56	117.67	121.00
26	1H	2272	U	OP1-P-OP2	-5.56	111.26	119.60
26	1H	2611	U	OP2-P-O3'	5.56	117.43	105.20
1	1G	869	G	C8-N9-C4	-5.56	104.18	106.40

Continued on next page...

Continued from previous page...

Mol	Chain	Res	Type	Atoms	Z	Observed(°)	Ideal(°)
26	14	2523	G	C8-N9-C4	5.56	108.62	106.40
26	14	2547	U	C5-C6-N1	-5.56	119.92	122.70
1	13	422	C	C6-N1-C2	-5.56	118.08	120.30
1	13	449	C	N1-C2-O2	5.56	122.23	118.90
1	13	566	G	N3-C4-C5	-5.56	125.82	128.60
26	1H	1018	C	C6-N1-C1'	-5.56	114.13	120.80
26	1H	1601	G	C8-N9-C4	-5.56	104.18	106.40
1	1G	316	G	O5'-P-OP2	-5.56	100.70	105.70
26	14	396	G	N3-C2-N2	-5.56	116.01	119.90
26	14	1226	G	N1-C6-O6	-5.56	116.56	119.90
26	14	1910	G	N1-C6-O6	-5.56	116.57	119.90
26	14	1809	A	O5'-P-OP2	5.56	117.37	110.70
26	14	2056	G	C5-C6-O6	-5.56	125.27	128.60
1	13	181	G	C8-N9-C4	-5.55	104.18	106.40
1	13	254	G	O5'-P-OP1	-5.55	100.70	105.70
26	1H	766	C	C2-N3-C4	-5.55	117.12	119.90
26	1H	1133	U	C5-C4-O4	-5.55	122.57	125.90
26	1H	1992	G	C5-C6-N1	5.55	114.28	111.50
26	1H	2054	A	OP2-P-O3'	5.55	117.42	105.20
26	1H	2540	C	N3-C4-N4	-5.55	114.11	118.00
26	1H	2621	A	O5'-P-OP1	-5.55	100.70	105.70
26	1H	2628	C	C5-C6-N1	-5.55	118.22	121.00
1	1G	328	C	N1-C2-O2	5.55	122.23	118.90
1	1G	972	C	O5'-P-OP2	-5.55	100.70	105.70
26	14	429	A	N1-C6-N6	5.55	121.93	118.60
26	14	2074	U	N1-C2-N3	5.55	118.23	114.90
26	1H	2506	U	C2-N1-C1'	5.55	124.36	117.70
24	3L	1	G	C2-N3-C4	5.55	114.68	111.90
26	14	307	G	C5-C6-O6	-5.55	125.27	128.60
1	13	317	G	O5'-P-OP1	-5.55	100.70	105.70
26	1H	1157	G	C4-C5-C6	5.55	122.13	118.80
26	1H	1605	C	N1-C2-N3	5.55	123.09	119.20
26	14	2324	C	C2-N3-C4	-5.55	117.12	119.90
26	1H	673	C	N3-C2-O2	5.55	125.78	121.90
26	1H	1474	C	O5'-P-OP2	5.55	117.36	110.70
26	1H	1777	U	N3-C4-C5	-5.55	111.27	114.60
26	1H	2280	G	C2-N3-C4	5.55	114.67	111.90
26	1H	2517	C	N3-C4-C5	5.55	124.12	121.90
1	1G	505	G	C8-N9-C4	-5.55	104.18	106.40
1	1G	521	G	OP1-P-OP2	5.55	127.92	119.60
26	14	783	A	O5'-P-OP2	-5.55	100.70	105.70
26	14	794	G	C5-C6-N1	-5.55	108.73	111.50

Continued on next page...

Continued from previous page...

Mol	Chain	Res	Type	Atoms	Z	Observed(°)	Ideal(°)
26	14	1801	G	C5-N7-C8	-5.55	101.53	104.30
26	14	2075	U	N3-C4-C5	5.55	117.93	114.60
26	14	2578	G	OP1-P-OP2	5.55	127.92	119.60
26	1H	125	G	O4'-C1'-N9	-5.55	103.76	108.20
43	D8	94	LEU	CA-CB-CG	5.55	128.06	115.30
1	1G	1436	U	C2-N1-C1'	5.55	124.36	117.70
1	1G	1502	A	N1-C6-N6	5.55	121.93	118.60
26	14	393	C	C6-N1-C2	-5.55	118.08	120.30
1	13	266	G	O4'-C1'-N9	-5.55	103.76	108.20
1	13	1302	U	N3-C2-O2	-5.55	118.32	122.20
26	1H	463	G	C5-C6-N1	5.55	114.27	111.50
26	1H	859	G	N1-C6-O6	5.55	123.23	119.90
26	1H	1905	C	OP1-P-O3'	5.55	117.40	105.20
26	1H	2324	C	N3-C4-C5	5.55	124.12	121.90
26	14	80	G	OP1-P-OP2	5.55	127.92	119.60
26	14	1762	A	N9-C1'-C2'	5.55	121.21	114.00
26	14	2710	C	N3-C2-O2	5.55	125.78	121.90
27	1J	44	G	C8-N9-C1'	5.55	134.21	127.00
26	1H	162	U	C2-N1-C1'	5.54	124.35	117.70
26	1H	238	C	C4-C5-C6	5.54	120.17	117.40
26	1H	436	C	N3-C4-C5	-5.54	119.68	121.90
27	16	98	G	C4-C5-N7	5.54	113.02	110.80
26	14	2779	U	C4-C5-C6	5.54	123.03	119.70
1	13	31	G	C2-N3-C4	5.54	114.67	111.90
1	13	769	G	C6-C5-N7	-5.54	127.07	130.40
1	13	1403	C	C5-C6-N1	5.54	123.77	121.00
26	1H	52	A	O5'-P-OP1	-5.54	100.71	105.70
26	1H	1565	C	OP2-P-O3'	5.54	117.40	105.20
26	14	685	A	O4'-C1'-N9	5.54	112.64	108.20
26	14	930	U	C6-N1-C2	5.54	124.33	121.00
26	14	2006	C	O5'-P-OP2	5.54	117.35	110.70
26	14	2393	A	C6-N1-C2	5.54	121.93	118.60
26	1H	1224	G	C4-C5-N7	5.54	113.02	110.80
26	1H	1246	A	C4-C5-C6	5.54	119.77	117.00
26	14	506	G	C5-N7-C8	-5.54	101.53	104.30
26	14	1142(A)	A	O4'-C1'-N9	-5.54	103.77	108.20
26	14	2210	G	C4-N9-C1'	5.54	133.70	126.50
26	1H	682	G	N1-C2-N3	-5.54	120.58	123.90
26	1H	836	G	N7-C8-N9	5.54	115.87	113.10
26	1H	1777	U	N3-C4-O4	5.54	123.28	119.40
27	1J	81	G	O4'-C1'-N9	5.54	112.63	108.20
1	13	523	A	C5-C6-N6	-5.54	119.27	123.70

Continued on next page...

Continued from previous page...

Mol	Chain	Res	Type	Atoms	Z	Observed(°)	Ideal(°)
1	13	681	C	C6-N1-C2	-5.54	118.08	120.30
26	1H	740	U	OP1-P-OP2	5.54	127.91	119.60
26	1H	829	A	OP2-P-O3'	5.54	117.39	105.20
26	1H	863	A	OP2-P-O3'	5.54	117.39	105.20
26	1H	1195	G	N3-C2-N2	-5.54	116.02	119.90
26	1H	2458	G	N3-C2-N2	-5.54	116.02	119.90
1	1G	330	C	N1-C2-O2	5.54	122.22	118.90
26	14	155	C	N1-C2-O2	5.54	122.22	118.90
26	14	562	U	N3-C4-O4	-5.54	115.52	119.40
26	14	791	C	N3-C2-O2	5.54	125.78	121.90
26	14	1386	C	O5'-P-OP1	-5.54	100.72	105.70
26	14	1892	C	N3-C4-N4	-5.54	114.12	118.00
26	14	1936	A	OP1-P-OP2	-5.54	111.29	119.60
26	14	2032	G	C6-N1-C2	-5.54	121.78	125.10
26	14	2237	G	C5-C6-O6	5.54	131.92	128.60
26	14	2700	C	C5-C4-N4	-5.54	116.32	120.20
27	1J	65	C	O4'-C1'-N1	5.54	112.63	108.20
26	1H	674	G	O5'-P-OP2	5.54	117.34	110.70
26	1H	1925	C	O5'-P-OP1	-5.54	100.72	105.70
26	1H	2374	C	C6-N1-C2	5.54	122.52	120.30
26	1H	2501	C	C2-N1-C1'	-5.54	112.71	118.80
26	14	1569	A	C8-N9-C4	-5.54	103.58	105.80
26	14	1899	G	C5-C6-N1	-5.54	108.73	111.50
26	14	1900	A	N3-C4-C5	-5.54	122.92	126.80
1	13	259	G	O5'-P-OP1	-5.54	100.72	105.70
1	13	1525	G	N3-C2-N2	5.54	123.78	119.90
23	2K	11	A	O5'-P-OP2	-5.54	100.72	105.70
26	1H	146	G	C5-C6-N1	5.54	114.27	111.50
26	1H	398	G	OP1-P-OP2	5.54	127.90	119.60
26	1H	454	A	C6-N1-C2	5.54	121.92	118.60
26	1H	754	C	N3-C2-O2	5.54	125.78	121.90
26	1H	1728	G	N7-C8-N9	5.54	115.87	113.10
26	1H	1954	G	C4-C5-C6	5.54	122.12	118.80
26	1H	2286	A	C8-N9-C1'	-5.54	117.74	127.70
26	14	2239	G	N3-C2-N2	5.54	123.78	119.90
1	13	355	C	O5'-P-OP2	-5.53	100.72	105.70
26	1H	2072	G	C2-N3-C4	5.53	114.67	111.90
26	1H	2262	U	N1-C2-N3	5.53	118.22	114.90
26	1H	2282	G	C8-N9-C4	-5.53	104.19	106.40
26	1H	2646	C	C6-N1-C2	5.53	122.51	120.30
26	14	2305	A	C8-N9-C4	5.53	108.01	105.80
26	14	2582	G	O5'-P-OP1	5.53	117.34	110.70

Continued on next page...

Continued from previous page...

Mol	Chain	Res	Type	Atoms	Z	Observed(°)	Ideal(°)
1	1G	795	C	N3-C4-C5	-5.53	119.69	121.90
26	14	2373	G	C6-N1-C2	-5.53	121.78	125.10
22	1K	33	U	C5-C4-O4	5.53	129.22	125.90
26	1H	77	C	C5-C4-N4	-5.53	116.33	120.20
26	1H	533	G	O5'-P-OP1	-5.53	100.72	105.70
26	1H	592	G	N3-C2-N2	5.53	123.77	119.90
26	1H	1365	A	C2-N3-C4	-5.53	107.83	110.60
26	1H	1942	C	C4-C5-C6	-5.53	114.64	117.40
1	1G	1056	U	C5-C6-N1	5.53	125.47	122.70
26	14	195	A	C5-C6-N1	-5.53	114.94	117.70
26	14	754	C	N3-C4-N4	5.53	121.87	118.00
1	13	1327	C	C6-N1-C2	5.53	122.51	120.30
26	1H	467	G	N7-C8-N9	-5.53	110.34	113.10
1	1G	852	G	C8-N9-C4	5.53	108.61	106.40
1	1G	1465	C	C2-N1-C1'	5.53	124.88	118.80
26	14	1372	U	C4-C5-C6	5.53	123.02	119.70
26	14	1400	G	O5'-P-OP1	5.53	117.33	110.70
26	14	1599	C	OP2-P-O3'	5.53	117.36	105.20
26	1H	668	G	C5-C6-N1	5.53	114.26	111.50
26	1H	2381	C	OP2-P-O3'	5.53	117.36	105.20
1	1G	525	C	C2-N3-C4	5.53	122.66	119.90
26	14	128	C	N3-C4-C5	5.53	124.11	121.90
26	14	593	G	O5'-P-OP1	5.53	117.33	110.70
26	14	2610	C	C6-N1-C2	5.53	122.51	120.30
1	13	651	C	OP1-P-O3'	5.53	117.36	105.20
19	AI	25	LYS	N-CA-C	-5.53	96.08	111.00
26	1H	528	A	N1-C2-N3	-5.53	126.54	129.30
26	1H	784	A	C4-C5-N7	-5.53	107.94	110.70
26	1H	1252	G	C5-N7-C8	5.53	107.06	104.30
26	1H	1802	A	N1-C2-N3	5.53	132.06	129.30
26	1H	2019	A	C8-N9-C4	-5.53	103.59	105.80
26	1H	2387	U	C6-N1-C2	5.53	124.32	121.00
26	14	509	C	C4-C5-C6	5.53	120.16	117.40
26	14	617	G	C8-N9-C4	5.53	108.61	106.40
26	14	1639	U	C5-C4-O4	5.53	129.22	125.90
26	14	2205	C	O5'-P-OP2	-5.53	100.73	105.70
26	14	2555	U	N3-C2-O2	5.53	126.07	122.20
26	1H	1158	C	N3-C4-C5	5.52	124.11	121.90
24	3K	70	C	N1-C2-O2	5.52	122.21	118.90
26	1H	482	A	N7-C8-N9	5.52	116.56	113.80
26	1H	2271	G	OP1-P-OP2	5.52	127.89	119.60
26	14	2281	C	C5-C4-N4	-5.52	116.33	120.20

Continued on next page...

Continued from previous page...

Mol	Chain	Res	Type	Atoms	Z	Observed(°)	Ideal(°)
26	14	2518	A	C4-N9-C1'	5.52	136.24	126.30
26	1H	86	C	OP2-P-O3'	5.52	117.35	105.20
26	1H	90	U	C5-C6-N1	5.52	125.46	122.70
26	1H	283	A	N1-C2-N3	5.52	132.06	129.30
26	1H	2048	G	N3-C2-N2	-5.52	116.04	119.90
1	13	235	C	N3-C2-O2	5.52	125.76	121.90
1	13	1336	C	C5-C6-N1	5.52	123.76	121.00
1	13	1531	A	C8-N9-C4	-5.52	103.59	105.80
26	1H	757	U	C4-C5-C6	5.52	123.01	119.70
26	1H	956	G	O5'-P-OP1	5.52	117.32	110.70
26	1H	1307	A	C2-N3-C4	-5.52	107.84	110.60
26	1H	1368	G	N3-C4-C5	-5.52	125.84	128.60
26	1H	1998	G	C5-N7-C8	5.52	107.06	104.30
26	1H	2256	G	N1-C2-N2	-5.52	111.23	116.20
1	1G	322	C	N3-C4-N4	5.52	121.86	118.00
1	1G	1469	G	N7-C8-N9	5.52	115.86	113.10
26	14	2320	A	P-O3'-C3'	5.52	126.32	119.70
26	1H	46	C	OP2-P-O3'	5.52	117.34	105.20
26	1H	1824	G	C2-N3-C4	5.52	114.66	111.90
26	1H	2436	G	N3-C2-N2	-5.52	116.04	119.90
26	1H	2726	U	N1-C2-N3	5.52	118.21	114.90
1	1G	1442	G	N3-C4-C5	5.52	131.36	128.60
26	14	199	A	C4-C5-N7	-5.52	107.94	110.70
26	14	527	C	N1-C2-O2	-5.52	115.59	118.90
26	14	726	G	O4'-C1'-N9	5.52	112.61	108.20
26	14	1208	C	N1-C2-O2	-5.52	115.59	118.90
26	14	1725	G	C6-C5-N7	-5.52	127.09	130.40
1	1G	1414	U	N3-C4-C5	-5.52	111.29	114.60
1	13	1079	G	N3-C2-N2	-5.51	116.04	119.90
26	1H	1007	C	N1-C2-O2	-5.51	115.59	118.90
26	1H	1186	G	C4-C5-N7	-5.51	108.59	110.80
26	1H	1313	U	OP1-P-OP2	-5.51	111.33	119.60
26	14	906	G	C8-N9-C4	-5.51	104.19	106.40
26	14	1342	A	C4-C5-C6	5.51	119.76	117.00
26	14	2593	U	N3-C2-O2	-5.51	118.34	122.20
26	1H	2352	A	C8-N9-C4	5.51	108.00	105.80
26	1H	2872	G	O5'-P-OP2	-5.51	100.74	105.70
26	14	358	U	C5-C6-N1	5.51	125.46	122.70
26	1H	599	G	N3-C4-C5	-5.51	125.84	128.60
26	1H	793	A	N3-C4-C5	-5.51	122.94	126.80
26	1H	802	A	OP1-P-O3'	-5.51	93.07	105.20
26	1H	1127	A	OP1-P-OP2	5.51	127.87	119.60

Continued on next page...

Continued from previous page...

Mol	Chain	Res	Type	Atoms	Z	Observed(°)	Ideal(°)
26	1H	1302	A	O5'-P-OP1	-5.51	100.74	105.70
26	1H	1305	C	C4-C5-C6	5.51	120.16	117.40
26	1H	1686	C	OP1-P-OP2	-5.51	111.33	119.60
26	1H	2331	G	C6-C5-N7	-5.51	127.09	130.40
26	1H	2717	G	N3-C4-N9	5.51	129.31	126.00
26	1H	2718	G	N1-C6-O6	5.51	123.21	119.90
26	14	1492	G	N3-C2-N2	-5.51	116.04	119.90
26	14	1601	G	N3-C2-N2	5.51	123.76	119.90
26	14	2582	G	C6-C5-N7	-5.51	127.09	130.40
1	13	1492	A	O5'-P-OP1	5.51	117.31	110.70
26	1H	1128	A	C5-C6-N1	5.51	120.45	117.70
26	1H	1790	C	O5'-P-OP1	5.51	117.31	110.70
26	1H	1940	U	C5-C4-O4	-5.51	122.59	125.90
1	1G	887	G	N1-C6-O6	5.51	123.20	119.90
26	14	569	U	N1-C2-O2	-5.51	118.94	122.80
26	14	2217	G	C8-N9-C4	-5.51	104.20	106.40
26	14	2256	G	O5'-P-OP1	5.51	117.31	110.70
22	1K	17	U	O4'-C1'-N1	5.51	112.61	108.20
26	1H	417	C	O5'-P-OP2	5.51	117.31	110.70
26	1H	727	A	O5'-P-OP2	5.51	117.31	110.70
27	16	96	G	C6-C5-N7	5.51	133.71	130.40
1	1G	108	G	C5-C6-N1	5.51	114.25	111.50
1	1G	879	C	N1-C2-O2	5.51	122.20	118.90
26	14	1806	C	OP2-P-O3'	5.51	117.32	105.20
26	14	2387	U	OP2-P-O3'	5.51	117.32	105.20
26	1H	1265	A	O5'-P-OP2	-5.51	100.74	105.70
26	1H	2446	G	N7-C8-N9	5.51	115.85	113.10
1	1G	887	G	C5-C6-O6	-5.51	125.30	128.60
26	14	446	G	C5-C6-O6	-5.51	125.30	128.60
26	14	1378	A	OP1-P-OP2	5.51	127.86	119.60
26	14	1482	U	C2-N1-C1'	-5.51	111.09	117.70
1	1G	631	G	N3-C4-N9	5.50	129.30	126.00
26	14	949	C	C5-C6-N1	-5.50	118.25	121.00
26	14	2005	A	C8-N9-C4	5.50	108.00	105.80
1	13	219	C	C5-C6-N1	5.50	123.75	121.00
1	13	797	C	C5-C4-N4	-5.50	116.35	120.20
26	1H	569	U	N1-C2-O2	-5.50	118.95	122.80
26	1H	1601	G	C5-C6-O6	5.50	131.90	128.60
26	1H	2441	C	OP1-P-O3'	5.50	117.31	105.20
26	14	46	C	N3-C4-C5	5.50	124.10	121.90
26	14	1994	C	O5'-P-OP2	-5.50	100.75	105.70
26	14	2029	G	C5-N7-C8	-5.50	101.55	104.30

Continued on next page...

Continued from previous page...

Mol	Chain	Res	Type	Atoms	Z	Observed(°)	Ideal(°)
26	14	2463	C	N1-C2-O2	-5.50	115.60	118.90
26	14	204	A	O5'-P-OP1	-5.50	100.75	105.70
26	14	1416	G	C4-N9-C1'	-5.50	119.35	126.50
26	14	2287	A	N9-C1'-C2'	-5.50	105.95	112.00
30	29	23	VAL	N-CA-C	5.50	125.85	111.00
1	13	963	G	N1-C6-O6	-5.50	116.60	119.90
26	1H	2703	C	N1-C2-N3	5.50	123.05	119.20
1	1G	1392	G	O5'-P-OP2	-5.50	100.75	105.70
26	14	776	G	C8-N9-C4	-5.50	104.20	106.40
26	14	1379	A	C6-C5-N7	-5.50	128.45	132.30
26	14	1489	U	N1-C2-N3	5.50	118.20	114.90
26	14	2451	A	C5-N7-C8	-5.50	101.15	103.90
26	1H	30	G	N3-C4-N9	5.50	129.30	126.00
26	1H	1051	G	N1-C6-O6	5.50	123.20	119.90
26	14	740	U	N1-C2-O2	5.50	126.65	122.80
26	14	1257	C	C2-N3-C4	-5.50	117.15	119.90
26	14	1403	C	O5'-P-OP1	-5.50	100.75	105.70
26	14	2564	A	C2-N3-C4	5.50	113.35	110.60
27	1J	6	C	C4-C5-C6	5.50	120.15	117.40
1	13	1301	U	OP1-P-O3'	5.50	117.29	105.20
26	1H	53	A	OP1-P-O3'	5.50	117.29	105.20
27	16	92	G	OP2-P-O3'	5.50	117.29	105.20
26	1H	377	C	O5'-P-OP2	5.50	117.29	110.70
26	1H	1783	A	OP1-P-O3'	5.50	117.29	105.20
1	13	235	C	C5-C4-N4	-5.49	116.35	120.20
1	13	550	G	N1-C6-O6	-5.49	116.60	119.90
26	1H	112	U	C5-C4-O4	-5.49	122.60	125.90
26	1H	848	G	N3-C2-N2	5.49	123.75	119.90
26	1H	1186	G	C5-N7-C8	5.49	107.05	104.30
26	1H	2317	C	C5-C4-N4	-5.49	116.36	120.20
26	1H	2416	C	C5-C4-N4	5.49	124.05	120.20
27	16	100	G	OP1-P-OP2	5.49	127.84	119.60
1	1G	1495	U	N3-C4-C5	-5.49	111.30	114.60
26	14	560	C	N1-C2-O2	-5.49	115.60	118.90
26	14	673	C	N3-C2-O2	5.49	125.75	121.90
26	14	1686	C	C6-N1-C2	5.49	122.50	120.30
26	14	2513	G	N1-C6-O6	5.49	123.20	119.90
47	D5	101	PRO	C-N-CA	5.49	135.43	121.70
1	13	574	A	O5'-P-OP1	-5.49	100.76	105.70
1	13	991	U	O5'-P-OP1	-5.49	100.76	105.70
23	2K	25	U	N3-C2-O2	-5.49	118.36	122.20
26	1H	130	C	N1-C2-O2	-5.49	115.61	118.90

Continued on next page...

Continued from previous page...

Mol	Chain	Res	Type	Atoms	Z	Observed(°)	Ideal(°)
26	1H	224	G	N7-C8-N9	-5.49	110.35	113.10
26	1H	866	A	C5-C6-N1	-5.49	114.95	117.70
26	1H	866	A	O4'-C1'-N9	-5.49	103.81	108.20
26	1H	977	G	N1-C6-O6	-5.49	116.61	119.90
26	14	499	U	N3-C2-O2	-5.49	118.36	122.20
26	14	746	A	N9-C4-C5	5.49	108.00	105.80
26	14	752	A	P-O3'-C3'	5.49	126.29	119.70
1	13	19	C	C6-N1-C2	-5.49	118.10	120.30
26	1H	199	A	N7-C8-N9	-5.49	111.06	113.80
26	1H	757	U	O5'-P-OP2	-5.49	100.76	105.70
26	1H	784	A	C8-N9-C4	-5.49	103.61	105.80
26	1H	1339	G	N3-C4-C5	-5.49	125.86	128.60
26	1H	1405	U	C5-C6-N1	-5.49	119.96	122.70
26	1H	2039	C	C5-C6-N1	5.49	123.74	121.00
26	1H	2375	G	C5-C6-O6	-5.49	125.31	128.60
27	16	24	G	C8-N9-C4	-5.49	104.20	106.40
49	J8	2	SER	N-CA-C	5.49	125.82	111.00
26	14	265	A	C4-C5-N7	5.49	113.44	110.70
26	14	666	G	C8-N9-C4	5.49	108.59	106.40
26	14	1343	G	OP1-P-OP2	5.49	127.83	119.60
26	14	2055	C	C2-N1-C1'	-5.49	112.76	118.80
26	1H	2827	C	C2-N3-C4	-5.49	117.16	119.90
1	1G	1301	U	N3-C2-O2	-5.49	118.36	122.20
1	13	578	C	N3-C4-N4	5.49	121.84	118.00
26	1H	144	C	C2-N3-C4	-5.49	117.16	119.90
26	1H	407	G	C6-N1-C2	-5.49	121.81	125.10
26	1H	1671	U	O5'-P-OP2	-5.49	100.76	105.70
36	68	22	ILE	CG1-CB-CG2	-5.49	99.33	111.40
1	1G	41	G	C5-C6-O6	-5.49	125.31	128.60
26	14	1819	A	P-O3'-C3'	5.49	126.28	119.70
26	14	2075	U	N3-C4-O4	-5.49	115.56	119.40
23	2K	31	G	OP1-P-OP2	-5.48	111.37	119.60
26	1H	730	C	N3-C4-C5	5.48	124.09	121.90
26	1H	789	A	N1-C2-N3	5.48	132.04	129.30
26	1H	928	G	C4-C5-N7	5.48	112.99	110.80
26	1H	2714	G	O5'-P-OP1	5.48	117.28	110.70
1	1G	754	C	N1-C2-O2	5.48	122.19	118.90
26	14	571	A	C4-C5-N7	5.48	113.44	110.70
1	13	377	G	O5'-P-OP2	-5.48	100.77	105.70
26	1H	613	U	N3-C4-O4	5.48	123.24	119.40
26	1H	982	C	N1-C2-O2	-5.48	115.61	118.90
26	1H	2026	C	C4-C5-C6	5.48	120.14	117.40

Continued on next page...

Continued from previous page...

Mol	Chain	Res	Type	Atoms	Z	Observed(°)	Ideal(°)
26	1H	2036	C	OP2-P-O3'	5.48	117.26	105.20
1	1G	630	G	C4-C5-N7	-5.48	108.61	110.80
1	1G	1301	U	OP1-P-O3'	5.48	117.26	105.20
26	14	519	U	N1-C2-N3	5.48	118.19	114.90
26	14	766	C	N1-C2-N3	5.48	123.04	119.20
26	14	964	C	O5'-P-OP1	-5.48	100.77	105.70
26	14	1366	A	C6-C5-N7	-5.48	128.46	132.30
26	14	1559	G	C5-N7-C8	-5.48	101.56	104.30
34	69	75	LEU	CA-CB-CG	5.48	127.91	115.30
1	13	758	G	N3-C4-C5	5.48	131.34	128.60
26	1H	2715	C	C5-C4-N4	-5.48	116.36	120.20
26	1H	2830	G	N3-C2-N2	-5.48	116.06	119.90
26	14	2080	G	C4-C5-N7	-5.48	108.61	110.80
26	1H	1228	G	OP1-P-OP2	-5.48	111.38	119.60
26	1H	2697	G	N1-C2-N2	-5.48	111.27	116.20
26	1H	579	G	N3-C2-N2	-5.48	116.07	119.90
26	1H	729	G	C4-N9-C1'	5.48	133.62	126.50
1	1G	895	G	C5-C6-O6	-5.48	125.31	128.60
1	1G	932	C	N1-C2-O2	5.48	122.19	118.90
26	14	74	A	C5-N7-C8	-5.48	101.16	103.90
26	14	569	U	N1-C2-N3	5.48	118.19	114.90
26	14	765	G	N3-C2-N2	-5.48	116.07	119.90
1	13	346	G	N1-C6-O6	5.48	123.19	119.90
26	1H	1366	A	N3-C4-C5	5.48	130.63	126.80
26	1H	1409	C	C2-N1-C1'	-5.48	112.78	118.80
52	M8	4	GLY	N-CA-C	-5.48	99.41	113.10
1	1G	547	A	N7-C8-N9	-5.48	111.06	113.80
26	14	808	G	N1-C2-N3	5.48	127.19	123.90
26	14	2707	G	O5'-P-OP2	-5.48	100.77	105.70
1	13	231	G	C4-C5-N7	-5.47	108.61	110.80
1	13	231	G	N9-C4-C5	5.47	107.59	105.40
26	1H	145	G	N7-C8-N9	-5.47	110.36	113.10
26	1H	258	G	C5-C6-O6	5.47	131.88	128.60
26	1H	1571	A	N3-C4-N9	5.47	131.78	127.40
26	1H	2323	G	N1-C6-O6	5.47	123.18	119.90
1	1G	413	G	N3-C4-N9	-5.47	122.72	126.00
26	14	731	C	OP1-P-OP2	-5.47	111.39	119.60
26	14	1501	C	OP1-P-O3'	5.47	117.24	105.20
26	14	1599	C	N3-C4-C5	-5.47	119.71	121.90
1	13	1442	G	C8-N9-C4	-5.47	104.21	106.40
26	1H	103	A	N9-C4-C5	-5.47	103.61	105.80
26	1H	270(K)	C	C6-N1-C2	-5.47	118.11	120.30

Continued on next page...

Continued from previous page...

Mol	Chain	Res	Type	Atoms	Z	Observed(°)	Ideal(°)
26	1H	1482	U	C2-N1-C1'	-5.47	111.13	117.70
26	1H	1599	C	N3-C4-N4	-5.47	114.17	118.00
26	1H	2211	G	O4'-C1'-N9	-5.47	103.82	108.20
26	1H	2443	C	C6-N1-C2	-5.47	118.11	120.30
1	1G	819	A	C5-C6-N6	-5.47	119.32	123.70
26	14	961	C	O4'-C1'-N1	5.47	112.58	108.20
26	14	1797	C	O5'-P-OP1	-5.47	100.78	105.70
26	14	1881	C	C6-N1-C2	-5.47	118.11	120.30
26	14	2020	A	N1-C6-N6	5.47	121.88	118.60
26	14	2382	G	C4-C5-C6	5.47	122.08	118.80
26	14	2599	G	C5-C6-O6	5.47	131.88	128.60
27	1J	61	G	N7-C8-N9	5.47	115.84	113.10
26	1H	270(C)	C	OP2-P-O3'	5.47	117.24	105.20
26	1H	420	C	N3-C4-C5	5.47	124.09	121.90
26	1H	683	C	C5-C6-N1	-5.47	118.26	121.00
1	1G	700	G	N1-C2-N2	5.47	121.12	116.20
26	14	265	A	N1-C2-N3	5.47	132.04	129.30
26	14	1305	C	N3-C2-O2	-5.47	118.07	121.90
26	14	1571	A	C6-N1-C2	-5.47	115.32	118.60
26	1H	127	A	C4-C5-N7	5.47	113.44	110.70
26	1H	1228	G	N3-C2-N2	-5.47	116.07	119.90
26	1H	1328	G	N3-C4-C5	-5.47	125.86	128.60
27	16	115	G	C6-C5-N7	-5.47	127.12	130.40
1	1G	271	C	O5'-P-OP2	5.47	117.26	110.70
26	14	2370	G	C5-C6-O6	-5.47	125.32	128.60
1	13	1405	G	OP1-P-OP2	-5.47	111.40	119.60
26	1H	34	C	OP1-P-OP2	-5.47	111.40	119.60
26	1H	523	C	OP2-P-O3'	5.47	117.23	105.20
26	14	1790	C	C2-N3-C4	-5.47	117.17	119.90
26	14	2726	U	C5-C6-N1	-5.47	119.97	122.70
47	D5	101	PRO	CA-C-N	5.47	129.23	117.20
26	1H	744	G	O5'-P-OP2	-5.47	100.78	105.70
26	1H	1626	G	OP1-P-O3'	5.47	117.22	105.20
26	1H	2068	U	O5'-P-OP1	-5.47	100.78	105.70
26	1H	2392	A	N3-C4-N9	-5.47	123.03	127.40
26	1H	2441	C	C2-N1-C1'	-5.47	112.79	118.80
1	1G	275	G	C4-C5-N7	5.47	112.99	110.80
26	14	150	C	N3-C4-N4	-5.47	114.17	118.00
26	14	585	G	C5-C6-O6	-5.47	125.32	128.60
26	14	945	A	N9-C1'-C2'	5.47	121.11	114.00
26	1H	226	G	O5'-P-OP2	-5.46	100.78	105.70
26	1H	1271	G	N1-C2-N3	5.46	127.18	123.90

Continued on next page...

Continued from previous page...

Mol	Chain	Res	Type	Atoms	Z	Observed(°)	Ideal(°)
26	1H	1423	G	O5'-P-OP2	-5.46	100.78	105.70
26	1H	2008	C	C2-N3-C4	-5.46	117.17	119.90
26	1H	2010	G	OP1-P-O3'	5.46	117.22	105.20
26	1H	2374	C	C2-N3-C4	-5.46	117.17	119.90
26	1H	2385	C	O5'-P-OP2	-5.46	100.78	105.70
26	14	1329	U	N1-C2-N3	5.46	118.18	114.90
1	1G	250	A	C8-N9-C4	-5.46	103.61	105.80
26	14	1772	G	N9-C1'-C2'	-5.46	105.99	112.00
26	14	2364	C	O5'-P-OP2	-5.46	100.78	105.70
1	13	1488	G	C5-C6-O6	-5.46	125.32	128.60
26	1H	602	G	C2-N3-C4	-5.46	109.17	111.90
26	1H	809	G	C5-C6-N1	5.46	114.23	111.50
26	1H	1376	C	C6-N1-C2	-5.46	118.11	120.30
26	1H	1772	G	N9-C1'-C2'	-5.46	105.99	112.00
26	1H	1814	G	C6-N1-C2	-5.46	121.82	125.10
26	1H	2858	C	O5'-P-OP2	-5.46	100.78	105.70
1	1G	812	C	N1-C2-N3	5.46	123.02	119.20
1	1G	1467	G	N3-C4-C5	5.46	131.33	128.60
25	4L	23	A	N9-C1'-C2'	5.46	121.10	114.00
26	14	847	U	C6-N1-C1'	5.46	128.85	121.20
26	14	932	G	C8-N9-C4	5.46	108.58	106.40
26	14	945	A	O4'-C1'-N9	5.46	112.57	108.20
26	14	1633	G	N1-C6-O6	5.46	123.18	119.90
26	14	2867	G	O4'-C1'-N9	5.46	112.57	108.20
26	1H	611	C	C4-C5-C6	5.46	120.13	117.40
26	1H	2251	G	N1-C6-O6	-5.46	116.62	119.90
26	1H	2638	G	C4-C5-N7	5.46	112.98	110.80
27	16	82	G	C8-N9-C4	5.46	108.58	106.40
1	1G	1410	G	C2-N3-C4	-5.46	109.17	111.90
26	14	453	C	N3-C4-C5	5.46	124.08	121.90
26	14	688	U	O5'-P-OP2	-5.46	100.79	105.70
26	14	2023	G	C5-C6-N1	-5.46	108.77	111.50
1	13	346	G	C6-C5-N7	-5.46	127.12	130.40
26	1H	1257	C	OP2-P-O3'	5.46	117.21	105.20
26	1H	1858	G	C8-N9-C1'	-5.46	119.90	127.00
26	1H	2265	U	O5'-P-OP2	5.46	117.25	110.70
26	1H	2850	A	OP1-P-O3'	5.46	117.21	105.20
1	1G	197	A	C5-N7-C8	-5.46	101.17	103.90
1	13	1199	U	N3-C4-C5	-5.46	111.33	114.60
1	13	1469	G	C4-C5-N7	5.46	112.98	110.80
26	1H	828	U	N1-C2-N3	5.46	118.17	114.90
26	1H	984	A	O5'-P-OP2	-5.46	100.79	105.70

Continued on next page...

Continued from previous page...

Mol	Chain	Res	Type	Atoms	Z	Observed(°)	Ideal(°)
26	1H	1760	A	C4-C5-C6	5.46	119.73	117.00
26	1H	1988	C	O5'-P-OP1	-5.46	100.79	105.70
26	1H	2198	A	C8-N9-C4	5.46	107.98	105.80
26	1H	2218	G	C5-C6-O6	-5.46	125.33	128.60
1	1G	1489	G	N3-C4-C5	5.46	131.33	128.60
26	14	211	A	C5-C6-N6	-5.46	119.33	123.70
26	14	1346	G	C5-N7-C8	5.46	107.03	104.30
26	14	2541	A	N1-C6-N6	5.46	121.87	118.60
26	1H	773	U	C4-C5-C6	5.46	122.97	119.70
26	1H	1367	A	N3-C4-C5	5.46	130.62	126.80
26	1H	1661	G	C8-N9-C4	5.46	108.58	106.40
26	1H	2034	U	N1-C2-N3	5.46	118.17	114.90
27	16	7	G	C5-C6-O6	-5.46	125.33	128.60
27	16	79	C	C5-C4-N4	-5.46	116.38	120.20
26	14	391	G	C4-C5-N7	5.46	112.98	110.80
26	14	2598	A	C8-N9-C4	5.46	107.98	105.80
41	75	107	ASP	CB-CG-OD1	5.46	123.21	118.30
1	13	1519	A	C4-C5-C6	5.45	119.73	117.00
26	1H	740	U	N1-C2-O2	5.45	126.62	122.80
26	1H	2555	U	C2-N3-C4	-5.45	123.73	127.00
27	16	27	C	OP2-P-O3'	5.45	117.20	105.20
1	1G	219	C	C6-N1-C2	-5.45	118.12	120.30
26	14	970	C	N3-C2-O2	5.45	125.72	121.90
26	14	1684	C	C4-C5-C6	5.45	120.13	117.40
26	14	2024	G	N9-C4-C5	-5.45	103.22	105.40
1	13	250	A	OP1-P-OP2	5.45	127.78	119.60
26	1H	825	C	N3-C4-C5	-5.45	119.72	121.90
26	1H	2217	G	C8-N9-C4	-5.45	104.22	106.40
27	16	31	C	N3-C4-N4	-5.45	114.18	118.00
26	14	918	A	C8-N9-C4	-5.45	103.62	105.80
26	1H	138	G	N1-C2-N3	-5.45	120.63	123.90
26	1H	1571	A	C5-C6-N1	5.45	120.43	117.70
26	1H	1791	A	C2-N3-C4	5.45	113.33	110.60
26	1H	1825	A	C5-C6-N6	5.45	128.06	123.70
26	1H	1958	C	C6-N1-C2	-5.45	118.12	120.30
26	1H	2325	G	OP1-P-OP2	5.45	127.78	119.60
26	14	288	C	N1-C2-O2	5.45	122.17	118.90
26	14	1332	G	O4'-C1'-N9	-5.45	103.84	108.20
26	14	2352	A	C2-N3-C4	-5.45	107.87	110.60
26	14	2459	A	C8-N9-C4	-5.45	103.62	105.80
26	1H	785	G	N9-C4-C5	5.45	107.58	105.40
1	1G	748	C	P-O3'-C3'	5.45	126.24	119.70

Continued on next page...

Continued from previous page...

Mol	Chain	Res	Type	Atoms	Z	Observed(°)	Ideal(°)
4	32	35	ARG	NE-CZ-NH1	-5.45	117.58	120.30
26	14	982	C	C5-C6-N1	5.45	123.72	121.00
26	14	1396	U	OP1-P-OP2	5.45	127.77	119.60
26	14	1519	G	N9-C4-C5	5.45	107.58	105.40
26	14	2009	G	N7-C8-N9	-5.45	110.38	113.10
26	1H	1143	A	C8-N9-C4	-5.45	103.62	105.80
31	31	32	LEU	CB-CG-CD1	5.45	120.26	111.00
1	1G	808	C	N3-C4-N4	-5.45	114.19	118.00
1	13	267	C	OP2-P-O3'	5.45	117.18	105.20
26	1H	1800	C	C4-C5-C6	5.45	120.12	117.40
26	1H	2075	U	C5-C6-N1	-5.45	119.98	122.70
26	1H	2246	G	C5-N7-C8	5.45	107.02	104.30
26	1H	2280	G	OP1-P-O3'	5.45	117.18	105.20
26	1H	2382	G	N3-C4-N9	5.45	129.27	126.00
26	1H	2445	G	N3-C2-N2	5.45	123.71	119.90
1	1G	1407	C	C5-C6-N1	5.45	123.72	121.00
1	13	74	C	C2-N1-C1'	5.44	124.79	118.80
26	1H	835	A	P-O3'-C3'	5.44	126.23	119.70
26	1H	2443	C	OP1-P-O3'	5.44	117.18	105.20
26	14	618(A)	C	C6-N1-C2	5.44	122.48	120.30
26	14	2328	A	C5-C6-N6	-5.44	119.34	123.70
1	13	1416	G	N1-C6-O6	-5.44	116.64	119.90
26	1H	1495	A	C8-N9-C4	-5.44	103.62	105.80
26	1H	1823	G	N3-C2-N2	-5.44	116.09	119.90
26	1H	2258	C	C2-N3-C4	-5.44	117.18	119.90
26	1H	2443	C	C5-C4-N4	-5.44	116.39	120.20
26	1H	2763	G	C5-C6-O6	-5.44	125.33	128.60
26	1H	2830	G	N9-C4-C5	5.44	107.58	105.40
26	14	1783	A	C2-N3-C4	-5.44	107.88	110.60
1	13	1411	C	N1-C2-O2	-5.44	115.64	118.90
26	1H	194	G	N7-C8-N9	-5.44	110.38	113.10
26	1H	271(B)	G	C8-N9-C1'	-5.44	119.93	127.00
26	1H	331	A	C6-N1-C2	-5.44	115.34	118.60
26	1H	730	C	N3-C2-O2	-5.44	118.09	121.90
26	1H	1288	U	N3-C4-O4	5.44	123.21	119.40
26	1H	1332	G	C5-C6-N1	-5.44	108.78	111.50
1	1G	951	G	O5'-P-OP1	-5.44	100.80	105.70
26	14	498	G	N1-C6-O6	5.44	123.16	119.90
26	14	1192	G	C5-C6-O6	5.44	131.87	128.60
26	14	1241	A	C6-N1-C2	5.44	121.86	118.60
26	14	1282	U	OP2-P-O3'	5.44	117.17	105.20
26	14	1339	G	O5'-P-OP1	-5.44	100.80	105.70

Continued on next page...

Continued from previous page...

Mol	Chain	Res	Type	Atoms	Z	Observed(°)	Ideal(°)
26	14	1772	G	N3-C2-N2	5.44	123.71	119.90
26	14	2199	A	OP2-P-O3'	5.44	117.17	105.20
26	14	2420	C	C2-N1-C1'	5.44	124.79	118.80
26	14	866	A	C4-N9-C1'	5.44	136.09	126.30
1	13	814	A	C8-N9-C4	5.44	107.97	105.80
26	1H	46	C	C4-C5-C6	5.44	120.12	117.40
26	1H	1950	G	N9-C4-C5	5.44	107.58	105.40
26	1H	2073	C	C4-C5-C6	5.44	120.12	117.40
26	1H	2445	G	N1-C6-O6	-5.44	116.64	119.90
26	14	141	A	C5-N7-C8	-5.44	101.18	103.90
26	14	500	G	C8-N9-C4	5.44	108.58	106.40
26	14	780	G	C6-N1-C2	-5.44	121.84	125.10
26	14	1312	U	OP1-P-OP2	5.44	127.76	119.60
26	14	2370	G	C8-N9-C4	5.44	108.58	106.40
1	13	190	G	P-O3'-C3'	5.44	126.22	119.70
26	14	701	G	N7-C8-N9	5.44	115.82	113.10
1	13	882	C	OP1-P-OP2	-5.43	111.45	119.60
26	1H	192	C	C2-N1-C1'	-5.43	112.82	118.80
26	1H	2329	G	N7-C8-N9	-5.43	110.38	113.10
26	1H	2522	U	C5-C6-N1	-5.43	119.98	122.70
26	14	1564	C	N1-C2-O2	5.43	122.16	118.90
26	14	1887	C	N1-C2-O2	-5.43	115.64	118.90
26	14	2518	A	C8-N9-C1'	-5.43	117.92	127.70
26	1H	86	C	C2-N3-C4	-5.43	117.18	119.90
26	1H	2018	G	C4-C5-N7	5.43	112.97	110.80
26	1H	2324	C	C5-C6-N1	-5.43	118.28	121.00
26	1H	2346	A	C4-C5-N7	5.43	113.42	110.70
1	1G	1487	G	C8-N9-C4	5.43	108.57	106.40
26	14	1463	C	N3-C4-C5	-5.43	119.73	121.90
26	14	1688	U	C2-N1-C1'	-5.43	111.18	117.70
26	14	1769	G	C5-C6-O6	-5.43	125.34	128.60
26	14	2535	G	O5'-P-OP2	-5.43	100.81	105.70
1	13	1151	A	O5'-P-OP2	-5.43	100.81	105.70
26	1H	2242	G	OP2-P-O3'	5.43	117.15	105.20
1	1G	193	C	C5-C6-N1	5.43	123.72	121.00
26	14	243	U	OP2-P-O3'	5.43	117.15	105.20
26	1H	138	G	C8-N9-C1'	5.43	134.06	127.00
26	1H	713	G	N9-C4-C5	-5.43	103.23	105.40
26	1H	1558	A	C4-C5-N7	5.43	113.42	110.70
26	1H	2307	G	C2-N3-C4	-5.43	109.19	111.90
26	1H	2819	G	C8-N9-C4	5.43	108.57	106.40
33	51	105	LEU	CA-CB-CG	5.43	127.79	115.30

Continued on next page...

Continued from previous page...

Mol	Chain	Res	Type	Atoms	Z	Observed(°)	Ideal(°)
1	1G	1374	A	N1-C2-N3	5.43	132.01	129.30
26	14	656	G	C5-C6-O6	-5.43	125.34	128.60
26	14	2763	G	N3-C4-C5	-5.43	125.89	128.60
1	13	169	C	C6-N1-C2	-5.43	118.13	120.30
45	F8	3	THR	CA-C-N	5.43	129.14	117.20
1	1G	6	G	C5-C6-O6	-5.43	125.34	128.60
26	14	2594	C	N1-C2-O2	-5.43	115.64	118.90
26	14	2616	C	O5'-P-OP2	5.43	117.21	110.70
26	1H	376	C	C2-N3-C4	-5.43	117.19	119.90
26	1H	634	C	OP2-P-O3'	5.43	117.14	105.20
1	1G	322	C	C5-C4-N4	-5.43	116.40	120.20
26	14	988	A	N1-C6-N6	5.43	121.86	118.60
26	14	1480	G	C5-C6-N1	-5.43	108.79	111.50
26	14	1914	C	O4'-C1'-N1	5.43	112.54	108.20
1	13	1488	G	C4-C5-N7	5.42	112.97	110.80
26	1H	902	C	N3-C4-N4	-5.42	114.20	118.00
26	1H	965	C	C6-N1-C2	-5.42	118.13	120.30
26	1H	1308	A	C6-N1-C2	-5.42	115.34	118.60
1	1G	197	A	C6-C5-N7	-5.42	128.50	132.30
26	14	240	G	C4-C5-N7	5.42	112.97	110.80
26	14	672	C	C2-N1-C1'	-5.42	112.83	118.80
26	14	2365	G	N3-C4-N9	5.42	129.25	126.00
1	13	584	G	N3-C4-C5	-5.42	125.89	128.60
23	2K	15	G	C5-C6-O6	5.42	131.85	128.60
26	1H	149	A	N7-C8-N9	5.42	116.51	113.80
26	1H	188	G	C5'-C4'-O4'	5.42	115.61	109.10
26	1H	2286	A	P-O3'-C3'	5.42	126.21	119.70
26	1H	697	C	C6-N1-C2	5.42	122.47	120.30
26	1H	861	A	N9-C4-C5	-5.42	103.63	105.80
26	1H	974	G	O5'-P-OP2	-5.42	100.82	105.70
26	1H	998	C	N3-C4-N4	5.42	121.79	118.00
26	1H	1252	G	N7-C8-N9	-5.42	110.39	113.10
26	1H	1642	G	N3-C2-N2	-5.42	116.10	119.90
26	1H	1676	A	N3-C4-N9	-5.42	123.06	127.40
1	1G	108	G	C5-N7-C8	-5.42	101.59	104.30
1	1G	653	A	O4'-C1'-N9	5.42	112.54	108.20
1	1G	769	G	OP1-P-O3'	5.42	117.13	105.20
1	1G	1357	A	C8-N9-C4	-5.42	103.63	105.80
26	14	703	U	N3-C4-O4	-5.42	115.61	119.40
26	14	1313	U	O5'-P-OP1	-5.42	100.82	105.70
26	1H	184	C	OP2-P-O3'	5.42	117.12	105.20
26	1H	231	C	C4-C5-C6	5.42	120.11	117.40

Continued on next page...

Continued from previous page...

Mol	Chain	Res	Type	Atoms	Z	Observed(°)	Ideal(°)
26	1H	2331	G	N9-C4-C5	-5.42	103.23	105.40
26	1H	2386	C	N1-C2-O2	-5.42	115.65	118.90
26	14	2029	G	N1-C6-O6	5.42	123.15	119.90
19	AI	41	VAL	N-CA-CB	-5.42	99.58	111.50
26	1H	56	A	N1-C2-N3	5.42	132.01	129.30
26	1H	213	A	C5-N7-C8	-5.42	101.19	103.90
26	1H	1663	C	C5-C4-N4	-5.42	116.41	120.20
26	1H	2292	C	OP2-P-O3'	5.42	117.12	105.20
26	1H	2451	A	C2-N3-C4	-5.42	107.89	110.60
26	14	1570	A	C6-C5-N7	-5.42	128.51	132.30
26	14	2092	U	C6-N1-C2	-5.42	117.75	121.00
26	14	2094	G	O5'-P-OP2	-5.42	100.82	105.70
1	13	881	G	OP1-P-OP2	-5.42	111.48	119.60
26	1H	1698	A	C8-N9-C4	-5.42	103.63	105.80
26	1H	1760	A	O5'-P-OP2	-5.42	100.83	105.70
26	1H	2395	C	C2-N3-C4	-5.42	117.19	119.90
26	1H	2676	C	N3-C4-C5	5.42	124.07	121.90
26	14	247	G	C8-N9-C4	5.42	108.57	106.40
26	14	1379	A	C6-N1-C2	-5.42	115.35	118.60
26	14	1382	G	C5-C6-O6	-5.42	125.35	128.60
26	14	1805	U	C5-C6-N1	-5.42	119.99	122.70
26	14	1906	G	C5-N7-C8	-5.42	101.59	104.30
26	14	1936	A	N9-C4-C5	-5.42	103.63	105.80
26	14	2007	C	C4-C5-C6	5.42	120.11	117.40
26	14	2325	G	OP1-P-OP2	5.42	127.72	119.60
26	14	2872	G	O5'-P-OP1	-5.42	100.83	105.70
34	69	131	LYS	C-N-CA	5.42	144.75	122.00
1	13	726	C	OP2-P-O3'	-5.42	93.29	105.20
26	1H	1006	C	N3-C2-O2	5.42	125.69	121.90
26	1H	1947	C	OP1-P-OP2	-5.42	111.48	119.60
26	14	1923	U	C5-C6-N1	5.42	125.41	122.70
1	13	449	C	C6-N1-C1'	-5.41	114.30	120.80
1	13	1374	A	N1-C2-N3	5.41	132.01	129.30
26	1H	2036	C	C5-C4-N4	5.41	123.99	120.20
1	1G	509	A	C8-N9-C4	-5.41	103.64	105.80
26	14	680	G	O5'-P-OP1	-5.41	100.83	105.70
26	14	932	G	N3-C4-N9	-5.41	122.75	126.00
26	14	1489	U	N1-C2-O2	-5.41	119.01	122.80
1	1G	1418	A	C8-N9-C4	5.41	107.97	105.80
1	1G	1533	C	C2-N1-C1'	5.41	124.75	118.80
26	14	1606	G	N9-C4-C5	-5.41	103.23	105.40
30	29	117	MET	CA-CB-CG	5.41	122.50	113.30

Continued on next page...

Continued from previous page...

Mol	Chain	Res	Type	Atoms	Z	Observed(°)	Ideal(°)
1	13	690	G	C4-C5-C6	5.41	122.05	118.80
26	1H	651	G	C8-N9-C4	-5.41	104.24	106.40
26	1H	2386	C	N3-C2-O2	5.41	125.69	121.90
26	1H	543	C	O5'-P-OP2	-5.41	100.83	105.70
26	1H	861	A	O5'-P-OP2	5.41	117.19	110.70
26	1H	1379	A	N7-C8-N9	5.41	116.50	113.80
26	1H	1393	A	C8-N9-C4	-5.41	103.64	105.80
26	1H	1858	G	C4-N9-C1'	5.41	133.53	126.50
26	1H	2441	C	N3-C2-O2	-5.41	118.11	121.90
26	1H	2681	C	C5-C4-N4	-5.41	116.41	120.20
1	1G	46	G	N1-C6-O6	5.41	123.15	119.90
26	1H	928	G	C2-N3-C4	-5.41	109.20	111.90
26	1H	929	G	C5-C6-O6	-5.41	125.36	128.60
26	1H	2637	U	N3-C4-O4	5.41	123.19	119.40
1	1G	674	G	N1-C6-O6	5.41	123.14	119.90
26	14	1914	C	C2-N1-C1'	5.41	124.75	118.80
1	13	630	G	N3-C4-C5	5.41	131.30	128.60
1	13	956	U	N3-C4-C5	-5.41	111.36	114.60
26	1H	808	G	C4-C5-N7	-5.41	108.64	110.80
26	1H	928	G	N7-C8-N9	5.41	115.80	113.10
26	1H	1314	C	C6-N1-C1'	-5.41	114.31	120.80
26	1H	1924	C	N3-C4-C5	5.41	124.06	121.90
27	16	79	C	OP2-P-O3'	5.41	117.09	105.20
1	1G	355	C	C5-C4-N4	5.41	123.98	120.20
26	14	621	A	C6-N1-C2	5.41	121.84	118.60
26	14	808	G	N3-C2-N2	5.41	123.68	119.90
26	14	1255	U	N3-C2-O2	-5.41	118.42	122.20
26	14	1588	C	N3-C2-O2	-5.41	118.12	121.90
26	14	1702	G	C8-N9-C4	5.41	108.56	106.40
32	49	152	LEU	CA-CB-CG	5.41	127.73	115.30
1	13	514	C	N1-C2-O2	-5.40	115.66	118.90
26	1H	1792	G	C5-C6-O6	5.40	131.84	128.60
26	14	43	G	C4-C5-N7	5.40	112.96	110.80
1	13	514	C	C5-C4-N4	-5.40	116.42	120.20
26	1H	676	A	C4-C5-C6	-5.40	114.30	117.00
26	1H	676	A	OP1-P-OP2	5.40	127.70	119.60
26	1H	691	C	OP1-P-OP2	-5.40	111.50	119.60
26	14	968	G	N1-C6-O6	-5.40	116.66	119.90
26	14	1029	A	C5-C6-N6	-5.40	119.38	123.70
26	14	1570	A	C5-C6-N6	-5.40	119.38	123.70
26	14	1696	G	O5'-P-OP2	-5.40	100.84	105.70
26	14	1725	G	C8-N9-C1'	-5.40	119.98	127.00

Continued on next page...

Continued from previous page...

Mol	Chain	Res	Type	Atoms	Z	Observed(°)	Ideal(°)
1	13	758	G	C2-N3-C4	-5.40	109.20	111.90
26	1H	663	G	O5'-P-OP1	-5.40	100.84	105.70
26	1H	745	G	N3-C2-N2	-5.40	116.12	119.90
26	1H	1605	C	OP1-P-OP2	5.40	127.70	119.60
26	1H	1787	A	O5'-P-OP1	-5.40	100.84	105.70
26	1H	2822	G	C5-C6-O6	-5.40	125.36	128.60
1	1G	1184	G	C6-C5-N7	-5.40	127.16	130.40
1	1G	1356	G	N7-C8-N9	5.40	115.80	113.10
26	14	786	C	N3-C4-C5	5.40	124.06	121.90
26	14	1949	G	O5'-P-OP2	-5.40	100.84	105.70
28	79	169	GLY	N-CA-C	5.40	126.60	113.10
1	13	1514	C	N3-C4-N4	5.40	121.78	118.00
26	1H	797	C	N3-C2-O2	5.40	125.68	121.90
1	1G	375	U	O5'-P-OP1	-5.40	100.84	105.70
26	14	487	C	N1-C2-O2	-5.40	115.66	118.90
1	13	753	A	C5-C6-N6	5.40	128.02	123.70
26	1H	371	A	C6-C5-N7	-5.40	128.52	132.30
26	1H	405	U	C2-N1-C1'	5.40	124.18	117.70
26	1H	1223	C	N3-C2-O2	5.40	125.68	121.90
26	1H	1683	C	C5-C6-N1	-5.40	118.30	121.00
26	1H	1822	G	O5'-P-OP2	5.40	117.18	110.70
26	1H	1844	C	N1-C2-O2	-5.40	115.66	118.90
26	1H	1962	C	C4-C5-C6	-5.40	114.70	117.40
26	1H	2073	C	N3-C4-N4	5.40	121.78	118.00
26	14	122	G	C6-N1-C2	-5.40	121.86	125.10
26	14	139	G	C5-C6-O6	5.40	131.84	128.60
26	14	652	C	C5-C6-N1	5.40	123.70	121.00
26	14	1623	G	N3-C4-N9	-5.40	122.76	126.00
26	14	2452	C	N3-C4-N4	5.40	121.78	118.00
26	14	2731	G	N1-C6-O6	5.40	123.14	119.90
27	1J	27	C	N1-C2-O2	5.40	122.14	118.90
26	1H	1285	G	OP2-P-O3'	5.40	117.07	105.20
26	1H	2568	C	N3-C4-C5	5.40	124.06	121.90
1	1G	1414	U	C6-N1-C1'	5.40	128.75	121.20
1	13	538	G	C8-N9-C1'	-5.39	119.99	127.00
26	1H	303	U	C6-N1-C2	-5.39	117.76	121.00
26	1H	383	U	N1-C2-N3	5.39	118.14	114.90
26	1H	1437	C	OP1-P-OP2	-5.39	111.51	119.60
26	1H	1446	C	N3-C2-O2	-5.39	118.12	121.90
26	1H	2174	C	C6-N1-C2	-5.39	118.14	120.30
26	1H	2360	A	O5'-P-OP2	-5.39	100.84	105.70
34	61	110	ASP	C-N-CA	5.39	144.65	122.00

Continued on next page...

Continued from previous page...

Mol	Chain	Res	Type	Atoms	Z	Observed(°)	Ideal(°)
26	14	651	G	O5'-P-OP2	5.39	117.17	110.70
26	14	2062	A	N7-C8-N9	-5.39	111.10	113.80
26	14	2406	U	OP1-P-O3'	5.39	117.07	105.20
26	1H	307	G	N3-C4-N9	5.39	129.24	126.00
26	1H	2329	G	N1-C2-N2	-5.39	111.35	116.20
26	1H	2607	G	C6-C5-N7	-5.39	127.16	130.40
2	12	23	ARG	N-CA-C	-5.39	96.44	111.00
26	14	1285	G	OP1-P-OP2	5.39	127.69	119.60
26	14	1920	C	O5'-P-OP2	-5.39	100.85	105.70
26	1H	137	C	N1-C2-O2	-5.39	115.67	118.90
26	1H	1031	G	N3-C4-C5	-5.39	125.91	128.60
26	1H	2060	A	P-O3'-C3'	5.39	126.17	119.70
26	1H	2456	C	O5'-P-OP2	5.39	117.17	110.70
23	2L	30	G	N1-C2-N2	-5.39	111.35	116.20
26	14	2320	A	O5'-P-OP1	-5.39	100.85	105.70
26	14	2563	U	O5'-P-OP1	-5.39	100.85	105.70
26	1H	383	U	N1-C2-O2	-5.39	119.03	122.80
26	1H	414	C	C2-N3-C4	-5.39	117.20	119.90
26	1H	599	G	C4-C5-N7	-5.39	108.64	110.80
26	1H	863	A	C5-N7-C8	5.39	106.59	103.90
26	1H	2271	G	C8-N9-C1'	-5.39	119.99	127.00
26	14	506	G	O5'-P-OP2	5.39	117.17	110.70
1	13	860	A	N1-C6-N6	5.39	121.83	118.60
26	1H	186	G	N7-C8-N9	-5.39	110.41	113.10
26	1H	587	C	N3-C2-O2	-5.39	118.13	121.90
26	1H	794	G	O5'-P-OP1	-5.39	100.85	105.70
26	1H	1273	U	N3-C4-O4	-5.39	115.63	119.40
26	14	400	G	N3-C4-N9	5.39	129.23	126.00
26	14	932	G	OP2-P-O3'	5.39	117.05	105.20
26	14	1390	U	N3-C2-O2	-5.39	118.43	122.20
26	14	1634	A	O5'-P-OP1	-5.39	100.85	105.70
26	14	2818	G	C8-N9-C4	5.39	108.56	106.40
26	1H	70	G	C5-C6-O6	5.39	131.83	128.60
26	1H	1212	G	N1-C6-O6	5.39	123.13	119.90
26	1H	1797	C	N3-C4-N4	5.39	121.77	118.00
26	1H	2520	C	C5-C4-N4	5.39	123.97	120.20
16	7A	82	GLN	CA-CB-CG	5.39	125.25	113.40
26	14	57	C	OP2-P-O3'	5.39	117.05	105.20
26	14	1436	G	N3-C4-N9	5.39	129.23	126.00
26	14	1955	U	N1-C2-N3	5.39	118.13	114.90
26	14	1978	A	N9-C4-C5	5.39	107.95	105.80
26	1H	415	A	N1-C6-N6	5.38	121.83	118.60

Continued on next page...

Continued from previous page...

Mol	Chain	Res	Type	Atoms	Z	Observed(°)	Ideal(°)
26	1H	775	G	OP1-P-OP2	5.38	127.67	119.60
26	1H	1299	G	O5'-P-OP2	5.38	117.16	110.70
26	1H	1817	G	C8-N9-C4	5.38	108.55	106.40
1	1G	1338	G	N3-C4-C5	-5.38	125.91	128.60
26	14	750	A	C5-N7-C8	-5.38	101.21	103.90
26	14	1011	G	O4'-C1'-N9	5.38	112.51	108.20
26	14	2056	G	N7-C8-N9	5.38	115.79	113.10
27	1J	14	U	O5'-P-OP2	-5.38	100.85	105.70
30	29	137	HIS	C-N-CD	5.38	139.71	128.40
1	13	770	C	C4-C5-C6	5.38	120.09	117.40
26	1H	575	A	O5'-P-OP2	5.38	117.16	110.70
26	1H	746	A	N1-C2-N3	5.38	131.99	129.30
46	G8	79	CYS	N-CA-C	5.38	125.53	111.00
26	14	55	G	N3-C2-N2	-5.38	116.13	119.90
26	14	2413	G	C5-C6-O6	-5.38	125.37	128.60
1	13	423	G	N3-C4-N9	5.38	129.23	126.00
1	13	1402	C	N3-C4-C5	-5.38	119.75	121.90
26	1H	28	A	OP1-P-OP2	-5.38	111.53	119.60
26	1H	1605	C	N1-C2-O2	-5.38	115.67	118.90
26	1H	2252	G	C5-N7-C8	5.38	106.99	104.30
26	1H	2275	C	N3-C2-O2	-5.38	118.13	121.90
26	14	1383	C	C5-C4-N4	-5.38	116.43	120.20
26	14	2043	C	N1-C2-O2	-5.38	115.67	118.90
26	14	2406	U	P-O3'-C3'	5.38	126.16	119.70
1	13	512	U	C5-C6-N1	5.38	125.39	122.70
26	1H	566	U	N3-C4-C5	5.38	117.83	114.60
26	14	1869	G	C8-N9-C1'	5.38	133.99	127.00
26	14	2690	C	O5'-P-OP2	-5.38	100.86	105.70
1	13	419	C	C5-C6-N1	5.38	123.69	121.00
26	1H	473	G	N1-C2-N2	-5.38	111.36	116.20
26	1H	794	G	N3-C4-C5	-5.38	125.91	128.60
26	1H	984	A	P-O3'-C3'	5.38	126.15	119.70
1	1G	115	G	C4-C5-N7	-5.38	108.65	110.80
1	1G	1227	A	C5-N7-C8	-5.38	101.21	103.90
26	14	591	C	N1-C2-O2	-5.38	115.67	118.90
1	13	363	A	C8-N9-C4	5.38	107.95	105.80
1	13	911	U	C5-C6-N1	-5.38	120.01	122.70
26	1H	26	G	N3-C4-N9	5.38	129.23	126.00
26	1H	575	A	O4'-C1'-N9	5.38	112.50	108.20
26	1H	695	G	N3-C4-C5	-5.38	125.91	128.60
26	1H	757	U	N3-C2-O2	-5.38	118.44	122.20
26	1H	840	C	C2-N3-C4	-5.38	117.21	119.90

Continued on next page...

Continued from previous page...

Mol	Chain	Res	Type	Atoms	Z	Observed(°)	Ideal(°)
26	1H	1224	G	N1-C2-N3	-5.38	120.67	123.90
26	1H	1381	G	N3-C4-N9	-5.38	122.77	126.00
1	1G	495	A	C5-C6-N6	5.38	128.00	123.70
1	1G	573	A	N9-C4-C5	5.38	107.95	105.80
26	14	265	A	N7-C8-N9	5.38	116.49	113.80
26	14	2452	C	C5-C4-N4	-5.38	116.44	120.20
1	13	331	G	C5-C6-O6	-5.38	125.38	128.60
1	13	912	C	N1-C2-O2	-5.38	115.67	118.90
26	1H	1244	G	C5-C6-O6	-5.38	125.38	128.60
26	1H	2315	G	O5'-P-OP2	-5.38	100.86	105.70
26	1H	2357	U	OP2-P-O3'	5.38	117.03	105.20
26	1H	2713	A	OP2-P-O3'	5.38	117.02	105.20
1	13	430	A	OP1-P-O3'	5.37	117.02	105.20
1	13	1306	A	O5'-P-OP2	-5.37	100.86	105.70
26	1H	397	G	C5-C6-O6	5.37	131.82	128.60
26	1H	755	C	N3-C4-C5	-5.37	119.75	121.90
26	1H	2018	G	C8-N9-C4	-5.37	104.25	106.40
26	1H	2078	C	N3-C4-N4	5.37	121.76	118.00
26	1H	2489	G	C5-C6-O6	-5.37	125.38	128.60
26	1H	2821	A	N1-C6-N6	5.37	121.82	118.60
26	14	1326	U	N3-C2-O2	-5.37	118.44	122.20
26	14	2386	C	N1-C2-O2	-5.37	115.68	118.90
1	13	315	A	O5'-P-OP1	-5.37	100.86	105.70
1	13	757	U	O5'-P-OP1	5.37	117.14	110.70
26	14	583	G	N1-C6-O6	5.37	123.12	119.90
26	14	910	A	OP2-P-O3'	5.37	117.02	105.20
26	14	1437	C	C6-N1-C2	-5.37	118.15	120.30
26	14	1494	A	C8-N9-C4	-5.37	103.65	105.80
26	14	2732	G	C8-N9-C4	-5.37	104.25	106.40
26	1H	807	U	O5'-P-OP2	-5.37	100.87	105.70
26	1H	1750	G	C8-N9-C1'	-5.37	120.02	127.00
26	1H	2503	A	C4-C5-N7	5.37	113.39	110.70
1	1G	353	A	OP2-P-O3'	5.37	117.01	105.20
26	14	1918	A	C4-C5-N7	5.37	113.39	110.70
26	14	2346	A	C8-N9-C1'	-5.37	118.03	127.70
26	1H	581	C	N1-C2-O2	-5.37	115.68	118.90
26	1H	1799	G	N1-C6-O6	-5.37	116.68	119.90
26	1H	1882	C	C2-N1-C1'	5.37	124.70	118.80
26	14	2696	U	C5-C4-O4	5.37	129.12	125.90
1	13	803	G	C5-C6-O6	5.37	131.82	128.60
26	1H	941	A	C6-C5-N7	-5.37	128.54	132.30
1	13	52	G	C6-C5-N7	-5.37	127.18	130.40

Continued on next page...

Continued from previous page...

Mol	Chain	Res	Type	Atoms	Z	Observed(°)	Ideal(°)
1	13	197	A	N9-C4-C5	5.37	107.95	105.80
1	13	584	G	C5-C6-O6	5.37	131.82	128.60
13	4I	48	LEU	CA-CB-CG	5.37	127.64	115.30
26	1H	36	G	C5-C6-O6	5.37	131.82	128.60
26	1H	1048	A	OP2-P-O3'	5.37	117.00	105.20
26	1H	2485	G	N1-C2-N3	5.37	127.12	123.90
26	14	129	C	C2-N1-C1'	5.37	124.70	118.80
26	14	1638	C	OP2-P-O3'	5.37	117.01	105.20
26	14	1787	A	N7-C8-N9	5.37	116.48	113.80
26	14	1787	A	OP1-P-OP2	-5.37	111.55	119.60
26	14	2873	A	C6-N1-C2	-5.37	115.38	118.60
1	13	808	C	C5-C6-N1	-5.36	118.32	121.00
1	13	917	G	OP1-P-O3'	5.36	117.00	105.20
26	1H	527	C	C4-C5-C6	5.36	120.08	117.40
26	1H	661	C	C4-C5-C6	5.36	120.08	117.40
26	1H	945	A	OP1-P-O3'	5.36	117.00	105.20
26	1H	1160	G	N1-C6-O6	5.36	123.12	119.90
26	1H	1423	G	C5-N7-C8	5.36	106.98	104.30
26	1H	1521	G	N1-C6-O6	5.36	123.12	119.90
26	1H	2405	G	N1-C6-O6	-5.36	116.68	119.90
26	1H	2516	G	O5'-P-OP1	5.36	117.14	110.70
26	1H	2709	G	C4-C5-C6	5.36	122.02	118.80
48	I8	10	THR	N-CA-CB	5.36	120.49	110.30
26	14	125	G	O4'-C1'-N9	-5.36	103.91	108.20
26	14	751	A	O5'-P-OP1	-5.36	100.87	105.70
26	14	1821	A	C8-N9-C4	-5.36	103.66	105.80
26	14	2385	C	C2-N3-C4	-5.36	117.22	119.90
26	14	2665	A	O4'-C1'-N9	5.36	112.49	108.20
26	14	2883	A	O5'-P-OP2	-5.36	100.87	105.70
1	13	329	A	OP2-P-O3'	5.36	117.00	105.20
1	13	423	G	N3-C4-C5	-5.36	125.92	128.60
26	1H	395	U	C5-C4-O4	-5.36	122.68	125.90
26	1H	1257	C	C6-N1-C2	-5.36	118.16	120.30
26	1H	1801	G	N3-C4-C5	-5.36	125.92	128.60
26	1H	1829	A	N1-C6-N6	-5.36	115.38	118.60
1	1G	1219	U	C5-C6-N1	5.36	125.38	122.70
27	1J	89(A)	A	O4'-C1'-N9	5.36	112.49	108.20
26	1H	852	G	O5'-P-OP2	-5.36	100.88	105.70
26	1H	2497	A	N7-C8-N9	-5.36	111.12	113.80
1	1G	1500	A	N1-C6-N6	5.36	121.82	118.60
26	14	766	C	C5-C6-N1	-5.36	118.32	121.00
26	14	1643	G	OP2-P-O3'	5.36	116.99	105.20

Continued on next page...

Continued from previous page...

Mol	Chain	Res	Type	Atoms	Z	Observed(°)	Ideal(°)
26	14	2678	C	N1-C2-O2	-5.36	115.68	118.90
26	1H	1625	C	C4-C5-C6	-5.36	114.72	117.40
26	1H	1934	C	C4-C5-C6	5.36	120.08	117.40
26	1H	2249	U	C5-C4-O4	5.36	129.12	125.90
26	1H	2779	U	N3-C4-O4	-5.36	115.65	119.40
26	14	1778	U	N3-C4-C5	-5.36	111.38	114.60
1	13	943	U	C5-C4-O4	-5.36	122.69	125.90
26	1H	211	A	OP2-P-O3'	5.36	116.99	105.20
26	1H	239	U	N3-C2-O2	-5.36	118.45	122.20
26	1H	1424	G	C4-C5-C6	5.36	122.01	118.80
26	1H	1678	G	N3-C2-N2	-5.36	116.15	119.90
26	1H	2373	G	C6-N1-C2	-5.36	121.89	125.10
33	51	12	PRO	CA-C-N	-5.36	105.41	117.20
37	78	22	GLY	N-CA-C	5.36	126.49	113.10
26	14	1324	G	N3-C2-N2	-5.36	116.15	119.90
26	14	1776	G	O5'-P-OP2	-5.36	100.88	105.70
1	13	108	G	C8-N9-C1'	-5.36	120.04	127.00
26	1H	138	G	C5-C6-O6	-5.36	125.39	128.60
26	1H	739	G	N7-C8-N9	-5.36	110.42	113.10
26	1H	1348	G	OP1-P-O3'	5.36	116.98	105.20
26	1H	1694	C	C6-N1-C2	5.36	122.44	120.30
26	1H	2713	A	OP1-P-OP2	5.36	127.63	119.60
24	3L	4	U	C5-C6-N1	5.36	125.38	122.70
26	14	1846	G	C5-C6-O6	-5.36	125.39	128.60
26	14	2419	U	OP1-P-O3'	5.36	116.98	105.20
26	14	2591	C	N3-C4-N4	5.36	121.75	118.00
22	1K	52	G	N1-C6-O6	5.35	123.11	119.90
26	1H	145	G	C5-C6-O6	-5.35	125.39	128.60
26	1H	389	G	N9-C4-C5	-5.35	103.26	105.40
26	1H	584	C	N3-C2-O2	5.35	125.65	121.90
26	1H	2553	G	C5-C6-N1	5.35	114.18	111.50
26	1H	2623	G	N3-C4-C5	-5.35	125.92	128.60
26	14	1963	U	OP2-P-O3'	5.35	116.98	105.20
26	14	2557	G	N1-C6-O6	-5.35	116.69	119.90
26	1H	681	G	N9-C4-C5	-5.35	103.26	105.40
26	1H	795	C	C5-C6-N1	-5.35	118.32	121.00
1	1G	226	G	O5'-P-OP2	-5.35	100.88	105.70
1	1G	1446	A	O4'-C1'-N9	5.35	112.48	108.20
26	14	2553	G	O5'-P-OP1	-5.35	100.88	105.70
1	13	900	A	C5-C6-N1	5.35	120.38	117.70
26	1H	1269	A	N7-C8-N9	5.35	116.47	113.80
26	1H	1619	G	O5'-P-OP2	-5.35	100.89	105.70

Continued on next page...

Continued from previous page...

Mol	Chain	Res	Type	Atoms	Z	Observed(°)	Ideal(°)
26	1H	2518	A	C8-N9-C4	-5.35	103.66	105.80
26	1H	2763	G	N3-C2-N2	5.35	123.64	119.90
26	14	196	A	O5'-P-OP1	-5.35	100.89	105.70
26	1H	599	G	N1-C2-N2	-5.35	111.39	116.20
26	1H	1016	G	OP1-P-OP2	-5.35	111.58	119.60
26	14	866	A	OP1-P-O3'	5.35	116.97	105.20
26	14	954	G	O5'-P-OP2	5.35	117.12	110.70
26	14	1996	C	C6-N1-C2	5.35	122.44	120.30
26	14	2609	U	C5-C6-N1	-5.35	120.03	122.70
27	1J	44	G	C4-C5-N7	-5.35	108.66	110.80
27	1J	81	G	C2-N3-C4	-5.35	109.23	111.90
1	13	552	U	O5'-P-OP1	5.35	117.11	110.70
1	13	584	G	N1-C2-N2	-5.35	111.39	116.20
26	14	2039	C	N3-C4-N4	5.35	121.74	118.00
26	14	2284	C	N1-C2-O2	-5.35	115.69	118.90
1	13	962	C	C6-N1-C2	5.34	122.44	120.30
1	13	1498	U	C2'-C3'-O3'	5.34	122.25	113.70
26	1H	126	A	O5'-P-OP2	-5.34	100.89	105.70
26	1H	143	C	N3-C4-N4	5.34	121.74	118.00
26	1H	705	A	C5-C6-N6	-5.34	119.42	123.70
26	1H	1971	A	N7-C8-N9	-5.34	111.13	113.80
1	1G	267	C	N1-C2-O2	5.34	122.11	118.90
26	14	71	A	C6-N1-C2	-5.34	115.39	118.60
26	14	911	A	OP2-P-O3'	-5.34	93.44	105.20
26	14	1567	A	OP1-P-O3'	5.34	116.96	105.20
26	14	1836	C	OP1-P-O3'	5.34	116.96	105.20
26	14	2038	G	N3-C2-N2	5.34	123.64	119.90
1	13	525	C	C5-C4-N4	-5.34	116.46	120.20
22	1K	35	U	O5'-P-OP2	5.34	117.11	110.70
26	1H	483	A	N1-C2-N3	5.34	131.97	129.30
26	1H	523	C	C5-C6-N1	5.34	123.67	121.00
26	14	77	C	O5'-P-OP1	-5.34	100.89	105.70
26	14	1653	G	OP1-P-OP2	5.34	127.61	119.60
26	14	2278	A	N1-C2-N3	5.34	131.97	129.30
26	14	2612	C	C5-C4-N4	-5.34	116.46	120.20
26	14	2681	C	C5-C6-N1	-5.34	118.33	121.00
1	13	413	G	O4'-C1'-N9	5.34	112.47	108.20
1	13	419	C	C6-N1-C2	-5.34	118.16	120.30
26	1H	376	C	N1-C2-N3	5.34	122.94	119.20
26	1H	663	G	N3-C4-C5	-5.34	125.93	128.60
26	1H	793	A	N3-C4-N9	5.34	131.67	127.40
26	1H	1832	C	N1-C2-O2	5.34	122.11	118.90

Continued on next page...

Continued from previous page...

Mol	Chain	Res	Type	Atoms	Z	Observed(°)	Ideal(°)
26	1H	1900	A	OP1-P-OP2	-5.34	111.59	119.60
26	1H	1981	A	C5-C6-N1	5.34	120.37	117.70
26	14	784	A	C5-C6-N6	5.34	127.97	123.70
26	1H	141(A)	C	N3-C2-O2	5.34	125.64	121.90
26	1H	1765	C	C5-C4-N4	5.34	123.94	120.20
26	1H	2378	A	C5-C6-N1	-5.34	115.03	117.70
26	1H	2448	A	C4-C5-N7	5.34	113.37	110.70
26	1H	2485	G	C8-N9-C4	5.34	108.54	106.40
26	1H	2639	A	C2-N3-C4	-5.34	107.93	110.60
26	14	728	G	N3-C4-N9	5.34	129.20	126.00
26	14	1383	C	N1-C2-O2	-5.34	115.70	118.90
26	14	1981	A	N1-C2-N3	-5.34	126.63	129.30
26	14	2597	G	N9-C4-C5	-5.34	103.27	105.40
26	1H	130	C	N3-C4-N4	5.34	121.74	118.00
26	1H	649	G	O5'-P-OP2	-5.34	100.90	105.70
26	1H	2295	C	O5'-P-OP2	5.34	117.11	110.70
26	1H	2762	G	N7-C8-N9	-5.34	110.43	113.10
26	14	339	U	N3-C2-O2	5.34	125.94	122.20
26	14	2207	C	O5'-P-OP1	5.34	117.11	110.70
1	13	538	G	N9-C4-C5	-5.34	103.27	105.40
1	13	570	G	O5'-P-OP1	5.34	117.11	110.70
26	1H	1257	C	C5-C6-N1	-5.34	118.33	121.00
26	14	1232	G	C2-N3-C4	-5.34	109.23	111.90
26	14	1527	G	N1-C2-N2	5.34	121.00	116.20
26	14	1605	C	N1-C2-O2	-5.34	115.70	118.90
26	1H	2709	G	C4-N9-C1'	5.33	133.44	126.50
1	1G	115	G	P-O3'-C3'	5.33	126.10	119.70
1	1G	1491	G	O5'-P-OP1	5.33	117.10	110.70
26	14	762	U	C6-N1-C1'	-5.33	113.73	121.20
26	14	1559	G	C4-C5-C6	5.33	122.00	118.80
26	14	2669	G	C8-N9-C4	5.33	108.53	106.40
1	13	328	C	C6-N1-C1'	-5.33	114.40	120.80
1	13	581	G	C8-N9-C4	5.33	108.53	106.40
1	13	1498	U	C2-N3-C4	-5.33	123.80	127.00
23	2K	40	C	C5-C6-N1	5.33	123.67	121.00
26	1H	128	C	OP1-P-O3'	-5.33	93.47	105.20
26	1H	1765	C	N3-C4-N4	-5.33	114.27	118.00
1	1G	913	A	OP2-P-O3'	5.33	116.94	105.20
26	14	715	G	C4-C5-N7	5.33	112.93	110.80
1	13	1312	G	O5'-P-OP2	5.33	117.10	110.70
26	1H	423	A	N7-C8-N9	-5.33	111.13	113.80
26	1H	1300	U	OP1-P-O3'	5.33	116.93	105.20

Continued on next page...

Continued from previous page...

Mol	Chain	Res	Type	Atoms	Z	Observed(°)	Ideal(°)
26	1H	1365	A	C4-C5-C6	5.33	119.67	117.00
26	1H	1948	G	N3-C2-N2	5.33	123.63	119.90
1	1G	927	G	N3-C4-C5	5.33	131.27	128.60
1	1G	1235	U	C5-C6-N1	5.33	125.37	122.70
26	14	47	C	OP2-P-O3'	5.33	116.93	105.20
26	14	1408	C	N3-C4-N4	5.33	121.73	118.00
26	14	2067	G	C4-C5-N7	-5.33	108.67	110.80
26	14	2245	U	OP1-P-O3'	5.33	116.93	105.20
26	1H	330	A	N1-C6-N6	5.33	121.80	118.60
26	1H	1396	U	C5-C6-N1	-5.33	120.03	122.70
29	11	40	THR	N-CA-C	5.33	125.39	111.00
1	13	507	C	C6-N1-C2	-5.33	118.17	120.30
26	1H	133	C	OP2-P-O3'	5.33	116.92	105.20
26	1H	945	A	OP1-P-OP2	-5.33	111.61	119.60
26	1H	958	U	O5'-P-OP1	5.33	117.09	110.70
26	1H	2782	G	C5-C6-O6	-5.33	125.40	128.60
27	16	35	U	N3-C4-O4	-5.33	115.67	119.40
1	1G	37	U	C5-C6-N1	5.33	125.36	122.70
1	1G	422	C	O4'-C1'-N1	5.33	112.46	108.20
1	1G	1495	U	O5'-P-OP1	-5.33	100.90	105.70
26	14	34	C	P-O3'-C3'	5.33	126.09	119.70
26	14	1569	A	N3-C4-N9	-5.33	123.14	127.40
26	14	1804	C	C5-C4-N4	-5.33	116.47	120.20
26	14	2313	C	N3-C4-C5	-5.33	119.77	121.90
26	14	2504	U	O5'-P-OP1	5.33	117.09	110.70
26	1H	541	C	N1-C2-O2	5.33	122.10	118.90
26	1H	2713	A	N1-C2-N3	5.33	131.96	129.30
1	1G	197	A	N1-C6-N6	5.33	121.80	118.60
26	14	775	G	C5-C6-N1	5.33	114.16	111.50
26	14	784	A	N9-C4-C5	5.33	107.93	105.80
26	14	1393	A	P-O3'-C3'	5.33	126.09	119.70
1	13	410	G	OP2-P-O3'	5.33	116.92	105.20
26	1H	113	G	OP1-P-O3'	5.33	116.91	105.20
26	1H	667	U	N3-C2-O2	5.33	125.93	122.20
26	1H	1921	G	C8-N9-C4	5.33	108.53	106.40
26	1H	2447	G	C4-C5-N7	-5.33	108.67	110.80
27	16	82	G	C4-C5-N7	-5.33	108.67	110.80
1	1G	519	C	C6-N1-C2	5.33	122.43	120.30
1	1G	1400	C	N1-C2-O2	5.33	122.09	118.90
26	14	570	G	N3-C4-N9	5.33	129.19	126.00
26	14	1585	C	C2-N1-C1'	5.33	124.66	118.80
26	14	1831	G	C2-N3-C4	-5.33	109.24	111.90

Continued on next page...

Continued from previous page...

Mol	Chain	Res	Type	Atoms	Z	Observed(°)	Ideal(°)
26	14	2359	C	OP1-P-OP2	5.33	127.59	119.60
26	14	2473	U	C6-N1-C1'	-5.33	113.75	121.20
24	3K	71	C	N1-C2-O2	5.32	122.09	118.90
26	1H	746	A	C8-N9-C4	-5.32	103.67	105.80
26	1H	815	C	C4-C5-C6	-5.32	114.74	117.40
26	1H	834	C	C5-C4-N4	-5.32	116.47	120.20
26	1H	1128	A	C5-C6-N6	-5.32	119.44	123.70
26	1H	1622	G	O5'-P-OP2	5.32	117.09	110.70
26	1H	2064	C	N3-C4-N4	-5.32	114.27	118.00
26	1H	2392	A	C6-N1-C2	5.32	121.79	118.60
1	1G	1506	U	O5'-P-OP1	5.32	117.09	110.70
26	14	220	G	C8-N9-C4	-5.32	104.27	106.40
26	14	667	U	N3-C2-O2	5.32	125.93	122.20
26	14	777	A	N9-C4-C5	5.32	107.93	105.80
26	14	2319	G	N1-C6-O6	-5.32	116.70	119.90
26	14	2574	G	C5-C6-N1	5.32	114.16	111.50
26	14	2598	A	N1-C6-N6	5.32	121.79	118.60
44	E8	11	ARG	NE-CZ-NH2	-5.32	117.64	120.30
1	1G	428	G	N3-C2-N2	-5.32	116.17	119.90
26	1H	162	U	N1-C2-O2	5.32	126.53	122.80
26	1H	231	C	OP2-P-O3'	5.32	116.90	105.20
26	1H	1835	G	N3-C4-N9	5.32	129.19	126.00
26	1H	2406	U	O5'-P-OP2	5.32	117.08	110.70
37	78	65	ARG	NE-CZ-NH2	-5.32	117.64	120.30
50	K8	17	SER	C-N-CD	-5.32	108.90	120.60
1	1G	972	C	OP2-P-O3'	5.32	116.91	105.20
26	14	515	A	N9-C4-C5	5.32	107.93	105.80
26	14	777	A	N1-C6-N6	-5.32	115.41	118.60
26	14	1359	A	N1-C6-N6	5.32	121.79	118.60
26	14	2595	G	N3-C4-C5	5.32	131.26	128.60
26	1H	594	U	C5-C6-N1	-5.32	120.04	122.70
26	1H	755	C	C6-N1-C2	-5.32	118.17	120.30
26	1H	771	G	O5'-P-OP1	-5.32	100.91	105.70
26	1H	960	A	C2-N3-C4	-5.32	107.94	110.60
26	1H	1186	G	N3-C4-C5	-5.32	125.94	128.60
23	2K	46	G	O5'-P-OP1	-5.32	100.92	105.70
26	1H	180	G	C5-C6-O6	-5.32	125.41	128.60
26	1H	1396	U	OP2-P-O3'	5.32	116.90	105.20
1	1G	245	C	N1-C2-O2	-5.32	115.71	118.90
1	1G	1519	A	N1-C6-N6	-5.32	115.41	118.60
26	14	445	C	N3-C2-O2	5.32	125.62	121.90
26	14	801	G	C6-C5-N7	5.32	133.59	130.40

Continued on next page...

Continued from previous page...

Mol	Chain	Res	Type	Atoms	Z	Observed(°)	Ideal(°)
26	14	2062	A	C8-N9-C1'	5.32	137.27	127.70
26	14	2296	U	N1-C2-N3	-5.32	111.71	114.90
26	14	2375	G	N9-C4-C5	-5.32	103.27	105.40
1	13	570	G	N7-C8-N9	5.32	115.76	113.10
24	3K	71	C	O4'-C1'-N1	5.32	112.45	108.20
26	1H	94	G	N3-C4-C5	5.32	131.26	128.60
26	1H	739	G	C2-N3-C4	5.32	114.56	111.90
26	1H	742	G	C4-C5-N7	-5.32	108.67	110.80
26	1H	793	A	C5-C6-N1	5.32	120.36	117.70
26	1H	913	U	OP1-P-OP2	5.32	127.57	119.60
1	1G	892	A	N1-C6-N6	5.32	121.79	118.60
26	14	1496	A	OP1-P-O3'	5.32	116.89	105.20
26	14	1798	U	C5-C6-N1	-5.32	120.04	122.70
1	13	135	C	N1-C2-O2	-5.31	115.71	118.90
26	1H	773	U	N1-C2-N3	5.31	118.09	114.90
26	1H	1192	G	N9-C4-C5	-5.31	103.27	105.40
26	1H	2553	G	C6-N1-C2	-5.31	121.91	125.10
1	1G	1227	A	N1-C6-N6	5.31	121.79	118.60
26	14	1223	C	OP2-P-O3'	5.31	116.89	105.20
26	14	1569	A	C5-C6-N1	-5.31	115.04	117.70
26	14	1836	C	N3-C4-C5	-5.31	119.77	121.90
1	13	43	C	O5'-P-OP2	5.31	117.07	110.70
1	13	904	C	N3-C2-O2	-5.31	118.18	121.90
1	13	1279	A	C4-C5-N7	5.31	113.36	110.70
26	1H	947	G	N9-C4-C5	5.31	107.53	105.40
26	1H	1653	G	N3-C4-N9	5.31	129.19	126.00
26	1H	1823	G	N9-C4-C5	5.31	107.53	105.40
26	14	248	G	N3-C4-C5	-5.31	125.94	128.60
26	14	477	A	N1-C6-N6	-5.31	115.41	118.60
26	14	952	G	N7-C8-N9	5.31	115.76	113.10
26	14	1373	A	C6-N1-C2	-5.31	115.41	118.60
26	14	1559	G	C5-C6-O6	-5.31	125.41	128.60
26	14	1961	C	O5'-P-OP1	5.31	117.07	110.70
1	13	23	C	C5-C6-N1	5.31	123.66	121.00
26	1H	948	G	O5'-P-OP2	5.31	117.07	110.70
1	1G	1285	A	P-O3'-C3'	5.31	126.07	119.70
26	14	516	C	N3-C4-C5	5.31	124.02	121.90
26	14	1270	C	OP2-P-O3'	5.31	116.88	105.20
26	1H	404	C	OP2-P-O3'	5.31	116.88	105.20
26	1H	1959	G	C5-C6-O6	5.31	131.79	128.60
26	14	228	A	C5-N7-C8	-5.31	101.25	103.90
26	14	1314	C	C5-C6-N1	5.31	123.66	121.00

Continued on next page...

Continued from previous page...

Mol	Chain	Res	Type	Atoms	Z	Observed(°)	Ideal(°)
26	14	2074	U	OP1-P-OP2	5.31	127.56	119.60
26	14	2620	C	N3-C2-O2	5.31	125.62	121.90
1	13	892	A	C4-C5-N7	5.31	113.35	110.70
26	1H	579	G	N1-C2-N3	-5.31	120.72	123.90
26	1H	1579	A	O5'-P-OP2	-5.31	100.92	105.70
26	1H	1882	C	C5-C6-N1	5.31	123.65	121.00
26	1H	2646	C	C5-C6-N1	-5.31	118.35	121.00
26	14	863	A	OP2-P-O3'	5.31	116.88	105.20
26	14	2239	G	N9-C4-C5	-5.31	103.28	105.40
26	14	2674	G	C6-N1-C2	-5.31	121.92	125.10
26	1H	803	U	N1-C2-N3	5.31	118.08	114.90
26	14	688	U	OP2-P-O3'	5.31	116.87	105.20
26	14	1377	G	N7-C8-N9	5.31	115.75	113.10
1	13	332	G	O5'-P-OP1	-5.30	100.93	105.70
1	13	1477	C	C5-C4-N4	-5.30	116.49	120.20
26	1H	51	G	C5-C6-O6	5.30	131.78	128.60
26	1H	1201	C	N3-C2-O2	5.30	125.61	121.90
30	21	195	LEU	CA-CB-CG	5.30	127.50	115.30
1	1G	1322	C	N3-C4-N4	-5.30	114.29	118.00
1	1G	1474	G	O5'-P-OP2	5.30	117.07	110.70
26	14	601	C	C2-N3-C4	-5.30	117.25	119.90
26	14	1210	A	C4-C5-N7	5.30	113.35	110.70
26	14	1618	A	C8-N9-C4	-5.30	103.68	105.80
26	14	2230	G	N9-C4-C5	5.30	107.52	105.40
1	13	1235	U	C5-C6-N1	5.30	125.35	122.70
26	1H	328	U	O5'-P-OP2	-5.30	100.93	105.70
27	16	8	U	O5'-P-OP1	5.30	117.06	110.70
26	14	1934	C	C2-N3-C4	5.30	122.55	119.90
1	13	449	C	O4'-C1'-N1	5.30	112.44	108.20
1	13	899	C	O4'-C1'-N1	-5.30	103.96	108.20
26	1H	17	G	N3-C4-N9	5.30	129.18	126.00
26	1H	120	U	C5-C4-O4	5.30	129.08	125.90
26	1H	2011	U	OP1-P-OP2	-5.30	111.65	119.60
26	1H	2447	G	O4'-C1'-N9	5.30	112.44	108.20
26	1H	2590	A	C5-C6-N6	5.30	127.94	123.70
26	1H	2866	U	C5-C4-O4	5.30	129.08	125.90
1	1G	528	C	C2-N1-C1'	-5.30	112.97	118.80
26	14	674	G	OP1-P-OP2	-5.30	111.65	119.60
1	13	560	U	C6-N1-C2	-5.30	117.82	121.00
1	13	894	G	C5-C6-N1	5.30	114.15	111.50
1	13	1327	C	N3-C4-N4	-5.30	114.29	118.00
26	1H	129	C	N1-C2-O2	-5.30	115.72	118.90

Continued on next page...

Continued from previous page...

Mol	Chain	Res	Type	Atoms	Z	Observed(°)	Ideal(°)
26	1H	459	U	N1-C2-N3	5.30	118.08	114.90
26	1H	483	A	C8-N9-C4	-5.30	103.68	105.80
26	1H	963	U	N1-C2-O2	-5.30	119.09	122.80
26	1H	1979	C	C6-N1-C2	-5.30	118.18	120.30
26	1H	1992	G	P-O3'-C3'	5.30	126.06	119.70
26	1H	2329	G	OP1-P-OP2	5.30	127.55	119.60
26	1H	2377	A	N7-C8-N9	-5.30	111.15	113.80
26	1H	2854	G	C8-N9-C4	-5.30	104.28	106.40
27	16	77	U	C6-N1-C2	5.30	124.18	121.00
26	14	201	C	N3-C4-C5	5.30	124.02	121.90
26	14	1649	G	C5-C6-O6	5.30	131.78	128.60
26	14	2075	U	OP2-P-O3'	5.30	116.86	105.20
26	14	1254	A	O5'-P-OP2	-5.30	100.93	105.70
26	1H	820	A	O5'-P-OP1	-5.30	100.93	105.70
26	1H	971	C	OP2-P-O3'	5.30	116.85	105.20
26	1H	1397	U	C5-C4-O4	5.30	129.08	125.90
26	1H	1471	A	N7-C8-N9	5.30	116.45	113.80
23	2L	77	A	N3-C4-C5	5.30	130.51	126.80
26	14	127	A	O5'-P-OP2	-5.30	100.93	105.70
26	14	1272	A	O4'-C1'-N9	5.30	112.44	108.20
26	14	1681	G	C8-N9-C4	-5.30	104.28	106.40
26	14	2592	G	N3-C4-C5	-5.30	125.95	128.60
1	13	805	C	OP1-P-OP2	-5.29	111.66	119.60
26	1H	1323	U	OP1-P-OP2	-5.29	111.66	119.60
26	1H	1950	G	C5-C6-O6	5.29	131.78	128.60
26	1H	2043	C	N1-C2-O2	-5.29	115.72	118.90
1	1G	413	G	C5-C6-O6	5.29	131.78	128.60
26	14	810	U	N1-C2-O2	-5.29	119.09	122.80
1	13	903	G	C6-N1-C2	-5.29	121.92	125.10
26	1H	2434	A	N1-C2-N3	5.29	131.95	129.30
26	1H	2596	U	N3-C4-C5	5.29	117.78	114.60
1	1G	117	G	C6-C5-N7	-5.29	127.22	130.40
1	1G	353	A	C5-N7-C8	-5.29	101.25	103.90
26	14	223	A	C8-N9-C4	-5.29	103.68	105.80
26	14	1805	U	C2-N3-C4	-5.29	123.82	127.00
26	14	2443	C	N3-C4-N4	5.29	121.71	118.00
26	14	2588	G	O5'-P-OP2	-5.29	100.94	105.70
1	13	952	U	N3-C2-O2	-5.29	118.50	122.20
26	1H	621	A	O4'-C1'-N9	5.29	112.43	108.20
26	1H	1257	C	N3-C4-C5	-5.29	119.78	121.90
26	1H	1825	A	N7-C8-N9	-5.29	111.15	113.80
27	16	13	A	N1-C6-N6	-5.29	115.42	118.60

Continued on next page...

Continued from previous page...

Mol	Chain	Res	Type	Atoms	Z	Observed(°)	Ideal(°)
26	14	338	G	N3-C4-N9	5.29	129.18	126.00
26	14	409	C	N3-C2-O2	5.29	125.60	121.90
26	14	517	C	C6-N1-C2	-5.29	118.18	120.30
26	14	602	G	C4-C5-N7	5.29	112.92	110.80
26	14	1776	G	OP1-P-O3'	5.29	116.84	105.20
26	14	1804	C	OP1-P-OP2	-5.29	111.66	119.60
26	14	2282	G	C5-C6-O6	-5.29	125.42	128.60
26	1H	201	C	OP1-P-OP2	5.29	127.53	119.60
26	1H	1160	G	OP1-P-OP2	-5.29	111.67	119.60
26	1H	1471	A	C5-N7-C8	-5.29	101.25	103.90
26	14	978	G	OP1-P-O3'	5.29	116.84	105.20
26	14	2879	C	N1-C2-O2	5.29	122.07	118.90
1	13	360	A	C5-C6-N1	5.29	120.34	117.70
1	13	575	G	N9-C4-C5	5.29	107.52	105.40
26	1H	735	A	N7-C8-N9	-5.29	111.16	113.80
26	1H	1506	C	N1-C2-O2	5.29	122.07	118.90
26	1H	1768	U	N3-C4-C5	5.29	117.77	114.60
4	32	180	GLY	N-CA-C	-5.29	99.88	113.10
26	14	177	G	N1-C6-O6	-5.29	116.73	119.90
26	14	854	G	C8-N9-C4	-5.29	104.28	106.40
27	1J	11	C	N1-C2-O2	5.29	122.07	118.90
49	F5	35	THR	C-N-CA	-5.29	111.19	122.30
1	13	887	G	C6-C5-N7	-5.29	127.23	130.40
26	1H	1791	A	N1-C6-N6	-5.29	115.43	118.60
1	1G	977	A	C2-N3-C4	5.29	113.24	110.60
26	14	669	G	N3-C2-N2	-5.29	116.20	119.90
26	14	1189	A	OP1-P-OP2	-5.29	111.67	119.60
26	14	1657	C	C2-N3-C4	-5.29	117.26	119.90
1	13	667	G	N3-C2-N2	-5.29	116.20	119.90
1	13	811	C	C5-C6-N1	-5.29	118.36	121.00
26	1H	783	A	C4-C5-C6	5.29	119.64	117.00
26	1H	983	A	OP2-P-O3'	5.29	116.83	105.20
26	1H	1916	A	C4-C5-C6	5.29	119.64	117.00
27	16	44	G	C6-C5-N7	5.29	133.57	130.40
1	1G	1499	A	O5'-P-OP1	-5.29	100.94	105.70
26	14	609	A	C4-C5-N7	5.29	113.34	110.70
26	14	845	G	C5-C6-O6	-5.29	125.43	128.60
26	14	1210	A	C6-C5-N7	-5.29	128.60	132.30
26	14	1552	G	N9-C4-C5	5.29	107.51	105.40
26	14	1782	C	OP1-P-O3'	5.29	116.83	105.20
26	14	2361	A	C5-N7-C8	-5.29	101.26	103.90
1	13	703	G	C4-C5-N7	5.28	112.91	110.80

Continued on next page...

Continued from previous page...

Mol	Chain	Res	Type	Atoms	Z	Observed(°)	Ideal(°)
24	3K	2	G	N3-C4-N9	5.28	129.17	126.00
26	1H	148	C	C5-C6-N1	-5.28	118.36	121.00
26	1H	2253	G	C4-N9-C1'	-5.28	119.63	126.50
26	1H	2600	A	C8-N9-C4	-5.28	103.69	105.80
26	14	50	U	C5-C6-N1	-5.28	120.06	122.70
26	14	469	G	C4-C5-N7	5.28	112.91	110.80
26	14	2078	C	OP1-P-OP2	-5.28	111.68	119.60
1	13	311	C	O5'-P-OP2	5.28	117.04	110.70
1	13	1158	C	N3-C2-O2	-5.28	118.20	121.90
26	1H	1361	G	N1-C6-O6	-5.28	116.73	119.90
26	14	193	U	N3-C2-O2	5.28	125.90	122.20
26	14	1678	G	C6-C5-N7	-5.28	127.23	130.40
26	14	2289	G	C8-N9-C4	-5.28	104.29	106.40
49	F5	35	THR	N-CA-C	-5.28	96.74	111.00
1	13	527	G	N1-C6-O6	-5.28	116.73	119.90
26	1H	188	G	N3-C2-N2	5.28	123.60	119.90
26	1H	1227	A	OP2-P-O3'	5.28	116.82	105.20
26	1H	2246	G	N3-C2-N2	-5.28	116.20	119.90
26	14	188	G	C5-C6-N1	5.28	114.14	111.50
26	14	530	G	C6-N1-C2	5.28	128.27	125.10
26	14	605	C	C6-N1-C2	5.28	122.41	120.30
26	14	1613	G	N1-C2-N2	-5.28	111.45	116.20
26	14	2274	A	OP2-P-O3'	5.28	116.82	105.20
1	13	1097	C	N3-C2-O2	-5.28	118.20	121.90
1	13	1493	A	O5'-P-OP1	-5.28	100.95	105.70
26	1H	1215	G	N3-C4-C5	-5.28	125.96	128.60
26	1H	1779	U	O5'-P-OP2	-5.28	100.95	105.70
26	1H	1780	A	OP1-P-OP2	-5.28	111.68	119.60
1	13	865	A	C5-N7-C8	-5.28	101.26	103.90
26	1H	175	G	C5-C6-O6	5.28	131.77	128.60
26	1H	321	G	C4-C5-C6	5.28	121.97	118.80
26	1H	422	A	C8-N9-C4	5.28	107.91	105.80
26	1H	512	G	OP2-P-O3'	5.28	116.81	105.20
26	1H	1298	C	OP2-P-O3'	-5.28	93.59	105.20
26	1H	2761	G	C5-C6-O6	-5.28	125.43	128.60
29	11	4	LYS	CD-CE-NZ	5.28	123.84	111.70
26	14	1318	C	O5'-P-OP2	5.28	117.03	110.70
26	14	1333	C	C6-N1-C1'	-5.28	114.47	120.80
26	14	1630	G	N9-C4-C5	5.28	107.51	105.40
26	14	2415	G	OP1-P-O3'	5.28	116.81	105.20
26	14	2438	U	C5-C6-N1	-5.28	120.06	122.70
26	14	2866	U	OP1-P-O3'	5.28	116.81	105.20

Continued on next page...

Continued from previous page...

Mol	Chain	Res	Type	Atoms	Z	Observed(°)	Ideal(°)
1	13	181	G	N3-C4-N9	5.28	129.16	126.00
1	13	1405	G	C5-C6-N1	5.28	114.14	111.50
1	13	1517	G	OP1-P-OP2	5.28	127.51	119.60
26	1H	576	U	O5'-P-OP2	5.28	117.03	110.70
26	1H	2262	U	OP1-P-OP2	-5.28	111.69	119.60
26	1H	2440	C	C5-C4-N4	5.28	123.89	120.20
27	16	94	C	C6-N1-C2	-5.28	118.19	120.30
1	1G	1449	C	N1-C2-O2	5.28	122.06	118.90
26	14	928	G	N3-C4-N9	-5.28	122.83	126.00
26	14	2224	G	N1-C6-O6	5.28	123.07	119.90
29	19	272	ALA	N-CA-C	5.28	125.24	111.00
30	29	44	TYR	CA-CB-CG	5.28	123.42	113.40
26	1H	186	G	N3-C4-C5	-5.27	125.96	128.60
26	1H	665	C	C4-C5-C6	5.27	120.04	117.40
26	1H	1422	G	C5-C6-O6	-5.27	125.44	128.60
1	1G	242	C	N3-C2-O2	5.27	125.59	121.90
26	14	797	C	C2-N1-C1'	-5.27	113.00	118.80
1	13	263	A	O5'-P-OP1	-5.27	100.95	105.70
22	1K	49	G	N9-C1'-C2'	5.27	120.85	114.00
26	1H	199	A	C4-C5-C6	-5.27	114.36	117.00
48	I8	11	ARG	N-CA-C	-5.27	96.77	111.00
24	3L	76	A	C5-C6-N6	-5.27	119.48	123.70
26	14	130	C	C6-N1-C2	5.27	122.41	120.30
26	14	697	C	N1-C2-O2	-5.27	115.74	118.90
26	14	2066	C	C6-N1-C2	-5.27	118.19	120.30
26	14	2386	C	N3-C2-O2	5.27	125.59	121.90
26	1H	141	A	N1-C6-N6	5.27	121.76	118.60
26	1H	1497	U	OP1-P-O3'	5.27	116.80	105.20
26	1H	1839	G	C8-N9-C1'	-5.27	120.15	127.00
26	1H	2079	U	C4-C5-C6	5.27	122.86	119.70
26	14	120	U	OP1-P-OP2	-5.27	111.69	119.60
26	14	2446	G	P-O3'-C3'	5.27	126.03	119.70
1	13	191(F)	U	C6-N1-C2	-5.27	117.84	121.00
1	13	551	U	C5-C6-N1	-5.27	120.06	122.70
1	13	1221	G	N3-C2-N2	-5.27	116.21	119.90
23	2K	13	C	OP1-P-OP2	-5.27	111.69	119.60
26	1H	324	A	N9-C1'-C2'	-5.27	106.20	112.00
26	1H	609(A)	G	N3-C2-N2	-5.27	116.21	119.90
26	1H	647	G	C8-N9-C4	-5.27	104.29	106.40
26	1H	969	U	N3-C2-O2	5.27	125.89	122.20
26	1H	1394	U	C4-C5-C6	-5.27	116.54	119.70
26	1H	1614	A	OP1-P-OP2	5.27	127.50	119.60

Continued on next page...

Continued from previous page...

Mol	Chain	Res	Type	Atoms	Z	Observed(°)	Ideal(°)
26	1H	1627	G	N9-C4-C5	-5.27	103.29	105.40
26	1H	1938	A	C2-N3-C4	-5.27	107.97	110.60
26	14	664	C	C2-N3-C4	-5.27	117.27	119.90
26	14	715	G	N3-C4-N9	5.27	129.16	126.00
26	14	845	G	C5-N7-C8	-5.27	101.67	104.30
26	14	1633	G	C5-N7-C8	-5.27	101.67	104.30
26	14	1983	C	O5'-P-OP2	-5.27	100.96	105.70
26	14	1991	U	C5-C4-O4	5.27	129.06	125.90
26	14	2032	G	C5-C6-N1	5.27	114.14	111.50
26	14	2495	G	OP1-P-O3'	5.27	116.79	105.20
26	14	2604	U	C4-C5-C6	5.27	122.86	119.70
1	13	1051	C	O5'-P-OP2	-5.27	100.96	105.70
1	13	1233	G	N3-C2-N2	5.27	123.59	119.90
23	2K	5	G	N7-C8-N9	-5.27	110.47	113.10
26	1H	138	G	C5-C6-N1	5.27	114.13	111.50
26	1H	141	A	N3-C4-N9	-5.27	123.19	127.40
26	1H	830	G	C8-N9-C4	-5.27	104.29	106.40
26	1H	1526	G	C5-N7-C8	-5.27	101.67	104.30
26	1H	1624	G	N1-C2-N2	-5.27	111.46	116.20
26	1H	1634	A	N1-C6-N6	5.27	121.76	118.60
27	16	47	C	N3-C2-O2	5.27	125.59	121.90
26	14	2245	U	P-O3'-C3'	5.27	126.02	119.70
27	1J	52	A	C8-N9-C4	5.27	107.91	105.80
26	1H	62	C	C5-C6-N1	-5.27	118.37	121.00
26	1H	1308	A	N1-C6-N6	-5.27	115.44	118.60
26	1H	1701	A	OP1-P-OP2	5.27	127.50	119.60
1	1G	970	C	O5'-P-OP2	5.27	117.02	110.70
26	14	1349	A	C8-N9-C4	-5.27	103.69	105.80
26	14	2428	G	P-O3'-C3'	5.27	126.02	119.70
1	13	115	G	C8-N9-C4	-5.26	104.29	106.40
1	13	315	A	C8-N9-C4	5.26	107.91	105.80
1	13	346	G	C5-N7-C8	-5.26	101.67	104.30
26	1H	196	A	C4-C5-C6	5.26	119.63	117.00
26	1H	455	C	C4-C5-C6	-5.26	114.77	117.40
26	1H	677	A	N9-C4-C5	5.26	107.91	105.80
1	1G	1519	A	C4-C5-N7	-5.26	108.07	110.70
26	14	575	A	C6-N1-C2	-5.26	115.44	118.60
26	14	1621	U	O5'-P-OP1	-5.26	100.96	105.70
26	14	1910	G	C5-C6-O6	5.26	131.76	128.60
26	1H	20	C	C2-N3-C4	-5.26	117.27	119.90
26	1H	92	G	N3-C4-C5	-5.26	125.97	128.60
26	1H	256	A	C5-N7-C8	-5.26	101.27	103.90

Continued on next page...

Continued from previous page...

Mol	Chain	Res	Type	Atoms	Z	Observed(°)	Ideal(°)
26	1H	1560	G	OP1-P-O3'	5.26	116.78	105.20
1	1G	777	A	O5'-P-OP2	-5.26	100.96	105.70
1	13	706	A	N1-C6-N6	5.26	121.76	118.60
22	1K	65	C	C6-N1-C2	-5.26	118.19	120.30
23	2K	27	G	N1-C6-O6	5.26	123.06	119.90
26	1H	232	G	C5-C6-O6	-5.26	125.44	128.60
26	1H	803	U	OP2-P-O3'	5.26	116.77	105.20
26	1H	1387	C	O5'-P-OP2	-5.26	100.97	105.70
1	1G	264	U	N3-C4-O4	5.26	123.08	119.40
1	13	538	G	N1-C2-N2	-5.26	111.47	116.20
1	13	798	G	C8-N9-C4	-5.26	104.30	106.40
1	13	815	A	C6-N1-C2	-5.26	115.44	118.60
22	1K	76	A	C5-N7-C8	-5.26	101.27	103.90
26	1H	518	G	N1-C2-N2	-5.26	111.47	116.20
26	1H	639	U	OP1-P-O3'	5.26	116.77	105.20
26	1H	942	G	OP1-P-O3'	5.26	116.77	105.20
26	1H	967	C	C5-C6-N1	-5.26	118.37	121.00
26	1H	1198	U	N3-C4-C5	5.26	117.76	114.60
26	1H	1286	A	O4'-C1'-N9	5.26	112.41	108.20
26	1H	2679	A	OP2-P-O3'	5.26	116.77	105.20
26	1H	2762	G	N1-C6-O6	5.26	123.06	119.90
26	1H	2775	A	C8-N9-C4	5.26	107.90	105.80
30	21	66	HIS	CA-C-N	-5.26	105.63	117.20
26	14	529	A	N7-C8-N9	5.26	116.43	113.80
26	14	1612	C	N3-C2-O2	5.26	125.58	121.90
26	14	1908	C	C6-N1-C2	-5.26	118.20	120.30
26	14	2032	G	N3-C4-N9	5.26	129.16	126.00
26	14	2066	C	C2-N1-C1'	5.26	124.58	118.80
26	14	2595	G	C4-C5-N7	5.26	112.90	110.80
26	14	2621	A	N1-C2-N3	5.26	131.93	129.30
1	13	501	C	C6-N1-C2	-5.26	118.20	120.30
1	1G	1276	G	C8-N9-C4	-5.26	104.30	106.40
26	14	191	A	OP1-P-O3'	-5.26	93.63	105.20
26	14	2074	U	O5'-P-OP1	-5.26	100.97	105.70
26	1H	2058	A	C8-N9-C4	-5.26	103.70	105.80
26	1H	2067	G	C4-C5-N7	-5.26	108.70	110.80
26	1H	2454	G	OP1-P-OP2	5.26	127.48	119.60
26	1H	2686	G	C5-C6-N1	5.26	114.13	111.50
26	14	378	C	N1-C2-O2	-5.26	115.75	118.90
26	14	833	U	C6-N1-C2	5.26	124.15	121.00
26	14	2059	A	C8-N9-C4	5.26	107.90	105.80
26	14	1244	G	N9-C4-C5	-5.25	103.30	105.40

Continued on next page...

Continued from previous page...

Mol	Chain	Res	Type	Atoms	Z	Observed(°)	Ideal(°)
26	14	2244	U	OP2-P-O3'	5.25	116.76	105.20
1	13	974	A	C4-N9-C1'	5.25	135.76	126.30
1	13	1227	A	C4-C5-N7	5.25	113.33	110.70
26	1H	1328	G	C8-N9-C1'	-5.25	120.17	127.00
26	1H	1557	C	O5'-P-OP2	-5.25	100.97	105.70
1	1G	865	A	N7-C8-N9	5.25	116.43	113.80
1	1G	913	A	N1-C6-N6	-5.25	115.45	118.60
23	2L	76	C	N3-C2-O2	5.25	125.58	121.90
26	14	1026	U	C5-C6-N1	5.25	125.33	122.70
26	14	1304	C	N3-C4-C5	5.25	124.00	121.90
26	14	1559	G	C4-N9-C1'	5.25	133.33	126.50
26	14	1627	G	N3-C2-N2	5.25	123.58	119.90
26	14	2427	C	C5-C4-N4	-5.25	116.52	120.20
1	13	352	C	N3-C2-O2	5.25	125.58	121.90
1	13	1227	A	N3-C4-N9	-5.25	123.20	127.40
26	1H	190	A	C5-C6-N1	5.25	120.33	117.70
26	1H	439	G	OP1-P-OP2	-5.25	111.72	119.60
26	1H	1334	G	C6-C5-N7	-5.25	127.25	130.40
26	1H	1506	C	C2-N1-C1'	5.25	124.58	118.80
26	1H	1518	C	N3-C2-O2	5.25	125.58	121.90
26	14	1229(A)	G	C2-N3-C4	-5.25	109.27	111.90
26	14	2049	G	C4-C5-N7	5.25	112.90	110.80
26	14	2635	C	C5-C4-N4	-5.25	116.53	120.20
27	1J	98	G	N9-C4-C5	-5.25	103.30	105.40
26	1H	741	G	C8-N9-C4	-5.25	104.30	106.40
26	1H	2665	A	C4-C5-C6	5.25	119.62	117.00
26	14	79	G	C4-C5-N7	5.25	112.90	110.80
26	14	1497	U	N3-C2-O2	5.25	125.88	122.20
1	13	523	A	C6-C5-N7	-5.25	128.63	132.30
26	1H	1425	G	C4-C5-N7	5.25	112.90	110.80
26	1H	1504	C	C6-N1-C2	-5.25	118.20	120.30
26	1H	2444	G	N9-C4-C5	5.25	107.50	105.40
26	1H	2698	U	C5-C6-N1	-5.25	120.08	122.70
32	41	44	GLY	N-CA-C	-5.25	99.98	113.10
26	14	1578	U	C5-C4-O4	5.25	129.05	125.90
26	14	2875	C	C6-N1-C2	5.25	122.40	120.30
26	1H	371	A	N1-C6-N6	5.25	121.75	118.60
26	1H	739	G	N1-C2-N3	-5.25	120.75	123.90
26	1H	1603	A	OP1-P-O3'	5.25	116.74	105.20
27	16	79	C	O5'-P-OP2	5.25	117.00	110.70
26	14	117	G	C2-N3-C4	5.25	114.52	111.90
26	14	2594	C	N3-C2-O2	5.25	125.57	121.90

Continued on next page...

Continued from previous page...

Mol	Chain	Res	Type	Atoms	Z	Observed(°)	Ideal(°)
1	13	1518	A	C5-C6-N1	-5.25	115.08	117.70
26	14	788	A	C5-N7-C8	-5.25	101.28	103.90
1	13	962	C	C5-C6-N1	-5.24	118.38	121.00
26	1H	956	G	C6-C5-N7	-5.24	127.25	130.40
54	P8	12	ARG	NE-CZ-NH1	-5.24	117.68	120.30
1	1G	615	C	C6-N1-C2	-5.24	118.20	120.30
26	14	80	G	O5'-P-OP1	-5.24	100.98	105.70
26	14	398	G	C4-C5-N7	-5.24	108.70	110.80
26	14	840	C	N3-C4-C5	5.24	124.00	121.90
26	14	932	G	C2-N3-C4	-5.24	109.28	111.90
26	14	1854	A	N1-C6-N6	-5.24	115.45	118.60
26	14	2425	A	OP2-P-O3'	5.24	116.74	105.20
26	14	2769	C	O5'-P-OP1	5.24	116.99	110.70
26	14	2878	U	N1-C2-O2	5.24	126.47	122.80
53	J5	51	TYR	CA-CB-CG	5.24	123.36	113.40
1	13	753	A	N1-C2-N3	5.24	131.92	129.30
26	1H	845	G	N9-C4-C5	5.24	107.50	105.40
26	1H	1497	U	C5-C6-N1	5.24	125.32	122.70
31	31	197	ASP	N-CA-C	-5.24	96.85	111.00
23	2L	72	C	OP2-P-O3'	5.24	116.73	105.20
26	14	1268	A	O5'-P-OP1	-5.24	100.98	105.70
26	14	1395	A	O4'-C1'-N9	5.24	112.39	108.20
26	14	2376	A	C5-C6-N6	-5.24	119.51	123.70
1	13	1056	U	N3-C4-C5	-5.24	111.46	114.60
1	13	1230	C	C5-C4-N4	-5.24	116.53	120.20
26	1H	929	G	N9-C4-C5	-5.24	103.30	105.40
26	1H	1391	U	N3-C4-O4	5.24	123.07	119.40
26	1H	1695	G	C4-N9-C1'	5.24	133.31	126.50
26	1H	2314	C	N3-C4-N4	-5.24	114.33	118.00
26	1H	2848	G	O4'-C1'-N9	5.24	112.39	108.20
1	1G	536	C	N1-C2-O2	5.24	122.05	118.90
26	14	2011	U	N3-C2-O2	5.24	125.87	122.20
26	14	2456	C	C2-N3-C4	5.24	122.52	119.90
1	13	723	U	C5-C4-O4	-5.24	122.76	125.90
1	13	971	G	C8-N9-C1'	5.24	133.81	127.00
26	1H	104	U	OP2-P-O3'	5.24	116.72	105.20
26	1H	128	C	C5-C6-N1	-5.24	118.38	121.00
26	1H	730	C	N1-C2-O2	5.24	122.04	118.90
26	1H	801	G	C5-C6-O6	5.24	131.74	128.60
1	1G	1469	G	C6-C5-N7	-5.24	127.26	130.40
26	14	97	C	O5'-P-OP2	-5.24	100.99	105.70
26	14	470	A	C5-C6-N6	-5.24	119.51	123.70

Continued on next page...

Continued from previous page...

Mol	Chain	Res	Type	Atoms	Z	Observed(°)	Ideal(°)
26	14	1520	U	C6-N1-C1'	5.24	128.53	121.20
27	1J	30	C	C5-C6-N1	5.24	123.62	121.00
1	13	956	U	N3-C4-O4	5.24	123.07	119.40
26	1H	575	A	N9-C4-C5	-5.24	103.70	105.80
26	1H	1300	U	C6-N1-C1'	5.24	128.53	121.20
1	1G	110	C	C5-C6-N1	-5.24	118.38	121.00
26	14	34	C	N3-C4-N4	5.24	121.67	118.00
26	14	556	G	N3-C4-C5	-5.24	125.98	128.60
26	14	2520	C	N1-C2-O2	-5.24	115.76	118.90
1	13	405	U	C5-C6-N1	5.24	125.32	122.70
23	2K	72	C	OP2-P-O3'	5.24	116.72	105.20
26	1H	1489	U	N3-C4-O4	-5.24	115.73	119.40
1	1G	1342	C	OP2-P-O3'	5.24	116.72	105.20
26	14	380	U	N3-C2-O2	-5.24	118.54	122.20
26	14	503	A	C4-C5-N7	-5.24	108.08	110.70
26	14	2276	G	N3-C2-N2	-5.24	116.23	119.90
1	13	865	A	C6-C5-N7	-5.23	128.64	132.30
1	13	1052	U	N3-C2-O2	-5.23	118.54	122.20
26	1H	1382	G	OP1-P-O3'	-5.23	93.68	105.20
26	1H	2073	C	N3-C2-O2	5.23	125.56	121.90
26	1H	2320	A	O5'-P-OP2	-5.23	100.99	105.70
26	1H	38	A	C5-C6-N1	5.23	120.32	117.70
26	1H	213	A	C4-C5-C6	-5.23	114.38	117.00
26	1H	1216	G	C8-N9-C4	-5.23	104.31	106.40
26	1H	2273	A	OP2-P-O3'	5.23	116.71	105.20
26	1H	2372	G	C5-C6-O6	-5.23	125.46	128.60
26	1H	2484	G	N7-C8-N9	-5.23	110.48	113.10
1	1G	46	G	C5-C6-O6	-5.23	125.46	128.60
26	14	475	U	C4-C5-C6	5.23	122.84	119.70
26	14	1635	G	N3-C4-N9	5.23	129.14	126.00
26	14	1663	C	N3-C4-N4	5.23	121.66	118.00
26	14	1702	G	N9-C4-C5	-5.23	103.31	105.40
26	14	2001	A	OP1-P-OP2	-5.23	111.75	119.60
26	14	2689	U	OP2-P-O3'	5.23	116.71	105.20
27	1J	88	C	C6-N1-C2	5.23	122.39	120.30
46	C5	41	GLY	N-CA-C	-5.23	100.02	113.10
1	13	899	C	C5-C6-N1	-5.23	118.39	121.00
26	1H	55	G	O5'-P-OP2	5.23	116.98	110.70
26	1H	764	A	OP1-P-OP2	-5.23	111.75	119.60
26	1H	769	G	C5-C6-O6	-5.23	125.46	128.60
26	1H	1931	U	OP1-P-OP2	-5.23	111.75	119.60
26	1H	1984	G	N7-C8-N9	-5.23	110.48	113.10

Continued on next page...

Continued from previous page...

Mol	Chain	Res	Type	Atoms	Z	Observed(°)	Ideal(°)
26	1H	2044	C	C2-N1-C1'	5.23	124.55	118.80
27	16	106	G	C8-N9-C4	5.23	108.49	106.40
1	1G	1519	A	C5-C6-N6	5.23	127.89	123.70
26	14	141	A	C2-N3-C4	-5.23	107.98	110.60
26	14	1281	G	O5'-P-OP2	5.23	116.98	110.70
26	14	1787	A	OP1-P-O3'	5.23	116.71	105.20
1	13	578	C	N3-C4-C5	-5.23	119.81	121.90
23	2K	9	G	N9-C4-C5	5.23	107.49	105.40
26	1H	1271	G	C2-N3-C4	-5.23	109.28	111.90
26	14	946	G	C2-N3-C4	-5.23	109.28	111.90
1	13	976	G	N3-C2-N2	-5.23	116.24	119.90
26	1H	687	C	C6-N1-C2	-5.23	118.21	120.30
26	1H	1390	U	OP1-P-OP2	-5.23	111.76	119.60
26	1H	1606	G	C2-N3-C4	5.23	114.51	111.90
26	1H	1857	G	N9-C4-C5	-5.23	103.31	105.40
26	1H	2446	G	N3-C2-N2	5.23	123.56	119.90
26	14	104	U	O5'-P-OP1	5.23	116.97	110.70
26	14	781	A	C5-C6-N1	5.23	120.31	117.70
26	14	1463	C	C6-N1-C2	-5.23	118.21	120.30
26	14	1831	G	N1-C6-O6	5.23	123.04	119.90
26	14	2372	G	C5-C6-N1	5.23	114.11	111.50
26	14	2620	C	C6-N1-C2	5.23	122.39	120.30
27	1J	56	G	N3-C4-N9	5.23	129.14	126.00
26	1H	271	G	C8-N9-C4	5.23	108.49	106.40
26	1H	691	C	N1-C2-O2	-5.23	115.76	118.90
27	16	6	C	C4-C5-C6	5.23	120.01	117.40
26	14	2392	A	N3-C4-N9	-5.23	123.22	127.40
26	14	2789	C	O4'-C1'-N1	5.23	112.38	108.20
26	14	2848	G	C5-N7-C8	5.23	106.91	104.30
1	13	186(A)	C	C6-N1-C2	-5.22	118.21	120.30
1	13	576	G	C8-N9-C1'	-5.22	120.21	127.00
1	13	623	C	N3-C4-N4	5.22	121.66	118.00
1	13	1220	G	C5-C6-O6	5.22	131.74	128.60
26	1H	379	G	OP1-P-OP2	5.22	127.44	119.60
26	1H	2546	U	OP1-P-OP2	5.22	127.44	119.60
26	1H	2757	A	O5'-P-OP2	-5.22	101.00	105.70
26	14	586	A	C4-C5-N7	5.22	113.31	110.70
26	14	1279	G	O5'-P-OP1	5.22	116.97	110.70
26	1H	1654	A	N1-C6-N6	-5.22	115.47	118.60
27	16	24	G	N7-C8-N9	5.22	115.71	113.10
26	14	2050	C	C6-N1-C2	-5.22	118.21	120.30
26	14	2597	G	N3-C4-N9	5.22	129.13	126.00

Continued on next page...

Continued from previous page...

Mol	Chain	Res	Type	Atoms	Z	Observed(°)	Ideal(°)
26	1H	1912	A	O4'-C1'-N9	5.22	112.38	108.20
26	14	1594	G	N7-C8-N9	5.22	115.71	113.10
26	14	1767	C	C5-C6-N1	-5.22	118.39	121.00
26	14	2330	G	C6-N1-C2	-5.22	121.97	125.10
1	13	326	G	C5-C6-O6	5.22	131.73	128.60
1	13	891	U	OP1-P-OP2	5.22	127.43	119.60
1	13	1511	G	N1-C2-N3	5.22	127.03	123.90
26	1H	1209	G	N1-C6-O6	5.22	123.03	119.90
26	1H	1410	G	N3-C4-C5	5.22	131.21	128.60
26	1H	1955	U	C4-C5-C6	5.22	122.83	119.70
27	16	49	C	C5-C4-N4	-5.22	116.55	120.20
26	14	806	C	C5-C4-N4	-5.22	116.55	120.20
26	14	2014	A	C4-C5-C6	5.22	119.61	117.00
26	14	2345	G	C5-C6-O6	-5.22	125.47	128.60
1	13	533	A	C6-N1-C2	5.22	121.73	118.60
26	1H	1563	G	N1-C6-O6	-5.22	116.77	119.90
26	1H	2592	G	C4-C5-C6	5.22	121.93	118.80
1	1G	1128	C	N3-C2-O2	-5.22	118.25	121.90
1	1G	1298	C	P-O3'-C3'	5.22	125.96	119.70
1	1G	1322	C	C2-N1-C1'	5.22	124.54	118.80
1	13	31	G	C5-C6-O6	-5.22	125.47	128.60
1	13	903	G	C6-C5-N7	-5.22	127.27	130.40
1	13	973	G	N1-C6-O6	5.22	123.03	119.90
26	1H	1025	G	C8-N9-C4	-5.22	104.31	106.40
26	14	488	G	C8-N9-C1'	-5.22	120.22	127.00
26	14	1244	G	C8-N9-C4	5.22	108.49	106.40
26	14	1659	U	C5-C6-N1	-5.22	120.09	122.70
26	14	77	C	OP2-P-O3'	5.21	116.67	105.20
26	14	121	G	C8-N9-C1'	-5.21	120.22	127.00
26	14	603	A	N1-C6-N6	5.21	121.73	118.60
26	14	1433	U	C2-N3-C4	-5.21	123.87	127.00
26	14	2585	U	N3-C2-O2	-5.21	118.55	122.20
1	13	899	C	N3-C4-C5	-5.21	119.81	121.90
22	1K	38	A	N1-C6-N6	5.21	121.73	118.60
26	1H	1463	C	C6-N1-C2	-5.21	118.22	120.30
26	1H	1563	G	C4-C5-N7	-5.21	108.72	110.80
26	14	1396	U	OP2-P-O3'	5.21	116.67	105.20
26	1H	1310	G	C2-N3-C4	5.21	114.50	111.90
26	1H	2275	C	O4'-C1'-N1	-5.21	104.03	108.20
26	1H	2584	U	N1-C2-O2	5.21	126.45	122.80
1	1G	1511	G	C5-C6-N1	-5.21	108.89	111.50
26	14	676	A	N7-C8-N9	5.21	116.41	113.80

Continued on next page...

Continued from previous page...

Mol	Chain	Res	Type	Atoms	Z	Observed(°)	Ideal(°)
26	14	1436	G	N9-C1'-C2'	-5.21	106.27	112.00
26	14	2071	A	C6-N1-C2	-5.21	115.47	118.60
27	1J	56	G	N3-C4-C5	-5.21	125.99	128.60
1	13	51	A	C8-N9-C4	5.21	107.88	105.80
26	1H	2321	G	OP2-P-O3'	5.21	116.66	105.20
26	1H	2604	U	OP1-P-OP2	-5.21	111.79	119.60
1	1G	579	G	N7-C8-N9	5.21	115.70	113.10
1	13	290	C	O5'-P-OP1	-5.21	101.01	105.70
1	13	970	C	C6-N1-C2	-5.21	118.22	120.30
26	1H	145	G	C8-N9-C4	5.21	108.48	106.40
26	1H	262	A	OP2-P-O3'	5.21	116.66	105.20
26	1H	308	G	N3-C4-C5	-5.21	126.00	128.60
26	1H	647	G	OP1-P-OP2	-5.21	111.79	119.60
26	1H	1184	G	N1-C6-O6	5.21	123.03	119.90
1	1G	948	C	O5'-P-OP2	-5.21	101.01	105.70
26	14	946	G	N9-C4-C5	-5.21	103.32	105.40
26	14	1636	C	N3-C4-N4	5.21	121.65	118.00
26	14	1915	U	C6-N1-C2	-5.21	117.88	121.00
26	14	2877	G	C5-C6-O6	5.21	131.72	128.60
1	13	1317	C	N3-C4-C5	-5.21	119.82	121.90
22	1K	74	C	C5-C4-N4	-5.21	116.56	120.20
26	1H	187	G	N3-C2-N2	5.21	123.55	119.90
26	1H	686	G	N1-C2-N3	5.21	127.02	123.90
26	1H	752	A	C2-N3-C4	-5.21	108.00	110.60
26	1H	1790	C	N1-C2-O2	5.21	122.02	118.90
26	1H	2881	C	C6-N1-C2	-5.21	118.22	120.30
1	1G	1228	C	N3-C2-O2	-5.21	118.25	121.90
26	14	940	G	O5'-P-OP1	5.21	116.95	110.70
26	14	966	G	N1-C6-O6	-5.21	116.78	119.90
26	14	1280	G	N9-C1'-C2'	-5.21	106.27	112.00
26	14	2870	C	O5'-P-OP1	-5.21	101.01	105.70
1	13	827	U	C6-N1-C1'	-5.21	113.91	121.20
1	13	975	A	N9-C4-C5	-5.21	103.72	105.80
23	2K	27	G	C4-C5-N7	5.21	112.88	110.80
1	1G	645	C	C6-N1-C2	-5.21	118.22	120.30
1	1G	1301	U	C6-N1-C1'	-5.21	113.91	121.20
26	14	1296	G	N7-C8-N9	-5.21	110.50	113.10
22	1K	48	C	P-O3'-C3'	5.20	125.94	119.70
26	1H	117	G	OP1-P-OP2	-5.20	111.79	119.60
26	1H	1271	G	N3-C2-N2	5.20	123.54	119.90
26	1H	2307	G	C6-C5-N7	-5.20	127.28	130.40
26	1H	2433	A	O5'-P-OP2	5.20	116.94	110.70

Continued on next page...

Continued from previous page...

Mol	Chain	Res	Type	Atoms	Z	Observed(°)	Ideal(°)
37	78	18	ARG	CG-CD-NE	5.20	122.73	111.80
24	3L	76	A	C5-C6-N1	-5.20	115.10	117.70
26	14	813	U	N3-C4-C5	-5.20	111.48	114.60
26	14	2244	U	N1-C2-O2	-5.20	119.16	122.80
26	14	2576	G	N9-C4-C5	-5.20	103.32	105.40
26	1H	1441	G	OP1-P-O3'	5.20	116.64	105.20
26	1H	2399	G	N7-C8-N9	-5.20	110.50	113.10
1	1G	1484	C	C5-C4-N4	-5.20	116.56	120.20
26	14	1407	C	OP1-P-O3'	5.20	116.64	105.20
26	14	1626	G	N3-C2-N2	-5.20	116.26	119.90
1	13	888	G	N7-C8-N9	-5.20	110.50	113.10
1	13	889	A	C8-N9-C4	-5.20	103.72	105.80
26	1H	16	G	N3-C2-N2	-5.20	116.26	119.90
26	1H	448	U	C4-C5-C6	5.20	122.82	119.70
26	1H	630	G	N3-C4-C5	5.20	131.20	128.60
26	1H	1245	G	C8-N9-C4	5.20	108.48	106.40
26	1H	1953	A	N1-C6-N6	5.20	121.72	118.60
26	1H	2401	U	N3-C4-O4	5.20	123.04	119.40
26	14	495	G	N1-C2-N2	5.20	120.88	116.20
26	14	528	A	O4'-C1'-N9	-5.20	104.04	108.20
26	14	961	C	OP1-P-O3'	5.20	116.64	105.20
26	14	1239	G	N3-C4-C5	5.20	131.20	128.60
26	14	1313	U	N3-C4-O4	5.20	123.04	119.40
26	14	1458	C	C6-N1-C1'	-5.20	114.56	120.80
26	14	2277	G	N1-C6-O6	-5.20	116.78	119.90
26	14	2507	C	N3-C2-O2	-5.20	118.26	121.90
1	13	566	G	C2-N3-C4	5.20	114.50	111.90
1	13	766	A	O5'-P-OP1	-5.20	101.02	105.70
26	1H	207	A	N1-C2-N3	5.20	131.90	129.30
26	1H	1323	U	N1-C2-N3	5.20	118.02	114.90
26	1H	1833	U	N3-C4-O4	-5.20	115.76	119.40
26	1H	2070	G	C5-N7-C8	5.20	106.90	104.30
26	1H	2468	G	C8-N9-C4	5.20	108.48	106.40
1	1G	428	G	C4-N9-C1'	-5.20	119.74	126.50
26	14	679	C	N1-C2-O2	-5.20	115.78	118.90
26	14	861	A	OP1-P-O3'	5.20	116.64	105.20
26	14	2072	G	N7-C8-N9	-5.20	110.50	113.10
26	14	2263	C	OP1-P-O3'	5.20	116.64	105.20
26	14	2495	G	C6-N1-C2	5.20	128.22	125.10
27	1J	89(A)	A	OP1-P-OP2	-5.20	111.80	119.60
1	13	294	U	OP2-P-O3'	5.20	116.63	105.20
1	13	1205	U	N1-C2-N3	5.20	118.02	114.90

Continued on next page...

Continued from previous page...

Mol	Chain	Res	Type	Atoms	Z	Observed(°)	Ideal(°)
26	1H	308	G	C8-N9-C1'	-5.20	120.24	127.00
26	1H	689	A	N1-C6-N6	-5.20	115.48	118.60
26	1H	706	A	N1-C6-N6	5.20	121.72	118.60
26	1H	1159	U	O5'-P-OP1	5.20	116.94	110.70
26	1H	1559	G	C5-C6-O6	-5.20	125.48	128.60
26	14	668	G	C2-N3-C4	-5.20	109.30	111.90
26	14	1562	A	N1-C6-N6	5.20	121.72	118.60
26	14	1642	G	C5-C6-N1	5.20	114.10	111.50
1	13	250	A	N7-C8-N9	5.20	116.40	113.80
1	13	1245	A	O5'-P-OP2	-5.20	101.03	105.70
26	1H	46	C	N3-C4-N4	5.20	121.64	118.00
26	1H	804	A	O5'-P-OP1	5.20	116.94	110.70
26	1H	829	A	C2-N3-C4	-5.20	108.00	110.60
26	1H	1060	U	P-O3'-C3'	5.20	125.93	119.70
26	1H	1256	G	C5-C6-N1	5.20	114.10	111.50
26	1H	1625	C	N3-C2-O2	-5.20	118.26	121.90
26	14	101	G	C6-C5-N7	-5.20	127.28	130.40
26	14	338	G	N9-C4-C5	-5.20	103.32	105.40
26	14	847	U	N1-C2-O2	-5.20	119.16	122.80
26	14	1315	C	N1-C2-O2	5.20	122.02	118.90
26	1H	777	A	C4-C5-N7	-5.19	108.10	110.70
26	1H	973	A	C5-N7-C8	-5.19	101.30	103.90
26	1H	1571	A	C8-N9-C4	5.19	107.88	105.80
26	1H	2275	C	C5-C6-N1	5.19	123.60	121.00
26	14	393	C	C5-C4-N4	5.19	123.84	120.20
26	1H	610	C	C5-C4-N4	5.19	123.83	120.20
26	1H	664	C	N3-C4-N4	-5.19	114.36	118.00
26	1H	708	C	OP2-P-O3'	5.19	116.62	105.20
26	1H	845	G	C8-N9-C4	-5.19	104.32	106.40
26	1H	2068	U	OP1-P-O3'	5.19	116.62	105.20
26	1H	2785	C	O5'-P-OP1	-5.19	101.03	105.70
44	E8	19	LEU	CB-CG-CD2	-5.19	102.17	111.00
1	1G	135	C	C6-N1-C2	5.19	122.38	120.30
26	14	2593	U	O5'-P-OP1	5.19	116.93	110.70
29	19	43	ARG	NE-CZ-NH1	5.19	122.90	120.30
26	1H	214	G	O5'-P-OP1	5.19	116.93	110.70
26	1H	561	G	OP1-P-OP2	5.19	127.39	119.60
26	1H	668	G	N1-C6-O6	-5.19	116.79	119.90
26	1H	1349	A	N1-C2-N3	5.19	131.90	129.30
12	3A	92	ASP	CB-CG-OD2	-5.19	113.63	118.30
25	4L	18	G	OP1-P-OP2	-5.19	111.81	119.60
26	14	400	G	N3-C4-C5	-5.19	126.00	128.60

Continued on next page...

Continued from previous page...

Mol	Chain	Res	Type	Atoms	Z	Observed(°)	Ideal(°)
26	14	815	C	O5'-P-OP1	5.19	116.93	110.70
26	14	1614	A	N1-C6-N6	5.19	121.72	118.60
26	14	1813	G	C8-N9-C4	5.19	108.48	106.40
26	14	2124	G	N3-C4-N9	5.19	129.11	126.00
26	14	2386	C	C2-N3-C4	-5.19	117.31	119.90
1	13	275	G	C5-C6-O6	-5.19	125.49	128.60
1	13	1374	A	C6-C5-N7	-5.19	128.67	132.30
1	1G	250	A	C4-C5-N7	-5.19	108.11	110.70
26	14	121	G	N3-C4-N9	5.19	129.11	126.00
1	13	647	C	C6-N1-C2	-5.19	118.22	120.30
1	13	1172	C	C6-N1-C2	-5.19	118.22	120.30
23	2K	48	U	P-O3'-C3'	5.19	125.93	119.70
26	1H	514	A	OP1-P-O3'	5.19	116.61	105.20
26	1H	803	U	N3-C2-O2	-5.19	118.57	122.20
26	1H	1905	C	N3-C4-N4	5.19	121.63	118.00
26	1H	1930	G	C5-C6-O6	5.19	131.71	128.60
26	1H	2446	G	N3-C4-N9	5.19	129.11	126.00
1	1G	565	U	N1-C2-O2	5.19	126.43	122.80
23	2L	32	G	C8-N9-C4	-5.19	104.33	106.40
26	14	37	C	O5'-P-OP2	-5.19	101.03	105.70
26	14	1426	G	C6-N1-C2	-5.19	121.99	125.10
26	1H	2294	C	OP2-P-O3'	5.19	116.61	105.20
26	1H	2540	C	C6-N1-C2	5.19	122.37	120.30
26	14	906	G	N9-C4-C5	5.19	107.47	105.40
26	14	1276	A	C8-N9-C4	5.19	107.87	105.80
26	14	1780	A	C8-N9-C4	-5.19	103.73	105.80
1	13	748	C	P-O3'-C3'	5.18	125.92	119.70
17	8I	80	GLY	N-CA-C	5.18	126.06	113.10
26	1H	680	G	C8-N9-C1'	-5.18	120.26	127.00
26	1H	1381	G	O5'-P-OP2	5.18	116.92	110.70
26	1H	1607	C	OP1-P-OP2	5.18	127.38	119.60
1	1G	209	U	N3-C2-O2	-5.18	118.57	122.20
26	14	817	C	N3-C4-C5	-5.18	119.83	121.90
26	14	913	U	N1-C2-N3	-5.18	111.79	114.90
26	14	1933	G	N1-C6-O6	5.18	123.01	119.90
26	14	2247	A	OP1-P-O3'	5.18	116.61	105.20
26	14	2453	A	C5-C6-N6	-5.18	119.55	123.70
26	14	2571	C	OP1-P-OP2	5.18	127.38	119.60
22	1K	71	C	C6-N1-C2	-5.18	118.23	120.30
26	1H	207	A	C4-C5-N7	5.18	113.29	110.70
26	1H	407	G	N1-C2-N3	5.18	127.01	123.90
26	1H	632	A	C5-N7-C8	-5.18	101.31	103.90

Continued on next page...

Continued from previous page...

Mol	Chain	Res	Type	Atoms	Z	Observed(°)	Ideal(°)
26	1H	1295	C	OP2-P-O3'	5.18	116.60	105.20
26	1H	2086	U	C6-N1-C2	5.18	124.11	121.00
26	1H	2375	G	N9-C4-C5	-5.18	103.33	105.40
26	1H	2508	G	N3-C2-N2	-5.18	116.27	119.90
26	1H	2595	G	C8-N9-C4	5.18	108.47	106.40
1	1G	87	A	P-O3'-C3'	5.18	125.92	119.70
26	14	848	G	O5'-P-OP2	-5.18	101.04	105.70
26	14	849	A	OP2-P-O3'	-5.18	93.80	105.20
26	14	2045	C	C5-C6-N1	-5.18	118.41	121.00
26	1H	47	C	C5-C4-N4	-5.18	116.57	120.20
26	1H	52	A	OP2-P-O3'	5.18	116.60	105.20
26	1H	668	G	OP1-P-OP2	5.18	127.37	119.60
26	1H	1630	G	N3-C2-N2	-5.18	116.27	119.90
28	71	64	LEU	CA-CB-CG	5.18	127.22	115.30
26	14	577	G	OP1-P-OP2	-5.18	111.83	119.60
27	1J	100	G	C5-C6-O6	5.18	131.71	128.60
1	13	583	A	C6-N1-C2	5.18	121.71	118.60
1	13	1049	U	C2-N1-C1'	-5.18	111.48	117.70
26	1H	665	C	C6-N1-C2	5.18	122.37	120.30
26	1H	2597	G	P-O3'-C3'	5.18	125.92	119.70
26	1H	2628	C	C6-N1-C2	5.18	122.37	120.30
26	14	363(E)	U	C2-N1-C1'	5.18	123.92	117.70
26	14	1296	G	OP2-P-O3'	5.18	116.59	105.20
26	14	1734	C	C6-N1-C2	-5.18	118.23	120.30
26	1H	1413	G	O5'-P-OP1	-5.18	101.04	105.70
26	1H	1814	G	O5'-P-OP2	-5.18	101.04	105.70
26	1H	2062	A	C5-N7-C8	5.18	106.49	103.90
26	1H	2442	C	N3-C4-N4	5.18	121.62	118.00
26	14	2244	U	C4-C5-C6	5.18	122.81	119.70
26	14	2518	A	C5'-C4'-O4'	5.18	115.31	109.10
26	1H	104	U	N1-C2-O2	-5.18	119.18	122.80
26	1H	130	C	OP1-P-OP2	-5.18	111.84	119.60
26	1H	609	A	N1-C6-N6	5.18	121.71	118.60
26	1H	774	A	C8-N9-C4	-5.18	103.73	105.80
26	1H	1193	G	O5'-P-OP1	5.18	116.91	110.70
26	1H	1618	A	OP1-P-O3'	5.18	116.59	105.20
26	1H	2375	G	C5-C6-N1	5.18	114.09	111.50
26	1H	2509	G	N7-C8-N9	-5.18	110.51	113.10
26	1H	2729	G	N1-C6-O6	5.18	123.01	119.90
26	1H	2743	C	C5-C6-N1	-5.18	118.41	121.00
1	1G	1200	C	C6-N1-C1'	-5.18	114.59	120.80
25	4L	24	A	N7-C8-N9	5.18	116.39	113.80

Continued on next page...

Continued from previous page...

Mol	Chain	Res	Type	Atoms	Z	Observed(°)	Ideal(°)
26	14	199	A	OP1-P-OP2	5.18	127.36	119.60
26	14	1458	C	C2-N1-C1'	5.18	124.49	118.80
26	14	1769	G	N3-C4-N9	5.18	129.10	126.00
26	14	1799	G	OP2-P-O3'	5.18	116.59	105.20
26	14	1969	A	C5-C6-N6	-5.18	119.56	123.70
26	14	2082	A	N1-C2-N3	5.18	131.89	129.30
26	14	2463	C	C5-C6-N1	-5.18	118.41	121.00
1	13	238	G	N7-C8-N9	-5.17	110.51	113.10
26	1H	1376	C	C4-C5-C6	5.17	119.99	117.40
26	1H	2379	G	N3-C4-N9	5.17	129.10	126.00
26	1H	2484	G	C5-C6-N1	5.17	114.09	111.50
26	14	571	A	N1-C2-N3	-5.17	126.71	129.30
26	14	701	G	N9-C4-C5	5.17	107.47	105.40
26	14	1783	A	C6-N1-C2	5.17	121.70	118.60
26	14	1965	C	N3-C4-N4	-5.17	114.38	118.00
26	14	2074	U	C5-C4-O4	-5.17	122.80	125.90
1	13	1128	C	C2'-C3'-O3'	5.17	121.98	113.70
1	13	1387	G	C5-C6-O6	-5.17	125.50	128.60
26	1H	103	A	OP1-P-OP2	-5.17	111.84	119.60
26	1H	455	C	N3-C4-N4	-5.17	114.38	118.00
26	1H	1773	A	N9-C1'-C2'	-5.17	106.31	112.00
26	14	955	C	C5-C4-N4	5.17	123.82	120.20
1	13	1513	A	N9-C4-C5	-5.17	103.73	105.80
26	1H	935	C	O5'-P-OP1	-5.17	101.05	105.70
26	1H	945	A	N9-C1'-C2'	5.17	120.72	114.00
26	1H	1203	G	C8-N9-C4	-5.17	104.33	106.40
26	1H	1553	A	N1-C2-N3	-5.17	126.71	129.30
26	1H	1832	C	O5'-P-OP2	-5.17	101.05	105.70
26	1H	2254	C	N1-C2-O2	-5.17	115.80	118.90
26	1H	2468	G	N3-C4-C5	5.17	131.19	128.60
26	1H	2532	G	C5-C6-O6	-5.17	125.50	128.60
26	14	251	A	N7-C8-N9	-5.17	111.22	113.80
26	14	652	C	O5'-P-OP2	5.17	116.91	110.70
26	14	858	U	C6-N1-C2	-5.17	117.90	121.00
26	14	2710	C	C5-C4-N4	-5.17	116.58	120.20
26	14	2725	A	C2-N3-C4	-5.17	108.02	110.60
26	14	2876	G	C2-N3-C4	-5.17	109.31	111.90
27	1J	55	U	N3-C4-C5	-5.17	111.50	114.60
1	13	423	G	C5-C6-N1	5.17	114.08	111.50
26	1H	1285	G	C5-C6-O6	-5.17	125.50	128.60
26	14	1771	C	C2-N3-C4	-5.17	117.31	119.90
26	14	2569	G	C6-N1-C2	-5.17	122.00	125.10

Continued on next page...

Continued from previous page...

Mol	Chain	Res	Type	Atoms	Z	Observed(°)	Ideal(°)
23	2K	20	G	C2-N3-C4	5.17	114.48	111.90
26	1H	260	G	N7-C8-N9	-5.17	110.52	113.10
26	1H	1577	C	O5'-P-OP1	-5.17	101.05	105.70
26	1H	1809	A	C6-N1-C2	-5.17	115.50	118.60
26	1H	2389	G	O5'-P-OP2	5.17	116.90	110.70
27	16	19	G	N3-C4-N9	-5.17	122.90	126.00
27	16	111	U	C5-C4-O4	5.17	129.00	125.90
26	14	1429	G	C8-N9-C1'	-5.17	120.28	127.00
26	14	1869	G	N9-C4-C5	5.17	107.47	105.40
26	14	2380	C	C5-C6-N1	-5.17	118.42	121.00
26	14	2504	U	OP1-P-O3'	5.17	116.57	105.20
1	13	121	C	N1-C2-O2	5.17	122.00	118.90
1	13	1511	G	C8-N9-C1'	-5.17	120.28	127.00
22	1K	69	A	P-O3'-C3'	5.17	125.90	119.70
26	1H	1358	G	C6-C5-N7	-5.17	127.30	130.40
26	1H	2287	A	N9-C4-C5	-5.17	103.73	105.80
26	1H	2755	C	O5'-P-OP2	-5.17	101.05	105.70
26	1H	2758	A	C4-C5-C6	-5.17	114.42	117.00
26	14	781	A	C4-C5-N7	5.17	113.28	110.70
31	39	125	LEU	CA-CB-CG	5.17	127.18	115.30
26	1H	1355	G	C2-N3-C4	5.17	114.48	111.90
26	14	828	U	N1-C2-O2	5.17	126.42	122.80
26	14	860	U	C5-C4-O4	5.17	129.00	125.90
26	14	1444(A)	A	O4'-C1'-N9	5.17	112.33	108.20
26	14	2447	G	O4'-C1'-N9	5.17	112.33	108.20
26	1H	752	A	N1-C6-N6	5.16	121.70	118.60
26	1H	1272	A	N7-C8-N9	5.16	116.38	113.80
26	1H	1597	A	OP2-P-O3'	5.16	116.56	105.20
26	1H	2449	U	N3-C2-O2	-5.16	118.58	122.20
29	11	63	ARG	NE-CZ-NH2	-5.16	117.72	120.30
26	14	789	A	N1-C6-N6	-5.16	115.50	118.60
26	14	1138	G	C8-N9-C4	-5.16	104.33	106.40
26	14	2072	G	C8-N9-C4	5.16	108.47	106.40
26	14	2395	C	OP1-P-OP2	-5.16	111.85	119.60
1	13	1373	G	N9-C1'-C2'	-5.16	106.32	112.00
26	1H	180	G	C6-C5-N7	-5.16	127.30	130.40
26	14	812	C	OP1-P-O3'	5.16	116.56	105.20
26	14	1379	A	C5-C6-N6	-5.16	119.57	123.70
26	14	1646	C	C2-N3-C4	-5.16	117.32	119.90
1	13	247	G	O5'-P-OP2	-5.16	101.06	105.70
26	1H	1335	U	C6-N1-C2	-5.16	117.90	121.00
26	1H	1600	C	OP1-P-O3'	5.16	116.56	105.20

Continued on next page...

Continued from previous page...

Mol	Chain	Res	Type	Atoms	Z	Observed(°)	Ideal(°)
26	1H	1683	C	C4-C5-C6	5.16	119.98	117.40
26	1H	2376	A	OP1-P-OP2	-5.16	111.86	119.60
26	1H	2433	A	OP2-P-O3'	5.16	116.55	105.20
26	1H	2473	U	N3-C2-O2	-5.16	118.59	122.20
26	1H	2779	U	O4'-C1'-N1	5.16	112.33	108.20
1	1G	966	G	C5-C6-O6	-5.16	125.50	128.60
26	14	2071	A	C5-C6-N1	5.16	120.28	117.70
26	14	2428	G	N9-C4-C5	5.16	107.47	105.40
26	14	2624	G	N7-C8-N9	-5.16	110.52	113.10
1	13	532	A	C5-N7-C8	-5.16	101.32	103.90
26	1H	815	C	C2-N3-C4	-5.16	117.32	119.90
26	1H	1137	G	N1-C6-O6	5.16	123.00	119.90
26	1H	2431	U	OP1-P-O3'	5.16	116.55	105.20
26	14	116	C	C6-N1-C2	-5.16	118.24	120.30
26	14	834	C	O5'-P-OP2	-5.16	101.06	105.70
26	14	1253	A	C5-C6-N1	5.16	120.28	117.70
26	14	1561	G	N7-C8-N9	5.16	115.68	113.10
26	14	1830	C	N3-C2-O2	5.16	125.51	121.90
26	14	1939	U	C5-C4-O4	5.16	129.00	125.90
29	19	235	GLY	N-CA-C	5.16	126.00	113.10
1	13	1502	A	C4-N9-C1'	5.16	135.58	126.30
26	1H	1923	U	OP1-P-OP2	-5.16	111.86	119.60
26	14	1905	C	P-O3'-C3'	5.16	125.89	119.70
1	13	544	G	C8-N9-C4	-5.16	104.34	106.40
1	13	795	C	C5-C6-N1	-5.16	118.42	121.00
1	13	1464	G	N1-C6-O6	5.16	122.99	119.90
23	2K	45	A	N9-C4-C5	-5.16	103.74	105.80
26	1H	119	A	C4-C5-N7	-5.16	108.12	110.70
26	1H	386	G	O5'-P-OP2	-5.16	101.06	105.70
26	1H	595	C	C2-N3-C4	-5.16	117.32	119.90
26	1H	962	G	OP1-P-OP2	-5.16	111.87	119.60
26	1H	1454	U	O4'-C1'-N1	5.16	112.33	108.20
26	1H	2686	G	C5-C6-O6	-5.16	125.51	128.60
44	E8	11	ARG	NE-CZ-NH1	5.16	122.88	120.30
1	1G	17	U	N1-C2-O2	5.16	126.41	122.80
1	1G	770	C	O5'-P-OP1	5.16	116.89	110.70
1	1G	1113	C	C6-N1-C2	-5.16	118.24	120.30
26	14	787	U	O5'-P-OP1	-5.16	101.06	105.70
26	14	843	G	O5'-P-OP2	-5.16	101.06	105.70
26	14	1384	A	N3-C4-N9	-5.16	123.28	127.40
26	14	1859	A	C8-N9-C4	-5.16	103.74	105.80
26	14	2286	A	OP1-P-O3'	5.16	116.54	105.20

Continued on next page...

Continued from previous page...

Mol	Chain	Res	Type	Atoms	Z	Observed(°)	Ideal(°)
27	1J	81	G	N7-C8-N9	5.16	115.68	113.10
27	1J	118	G	N1-C6-O6	5.16	122.99	119.90
1	13	1079	G	C5-C6-N1	-5.15	108.92	111.50
1	13	1096	C	C6-N1-C2	-5.15	118.24	120.30
26	1H	74	A	C6-N1-C2	5.15	121.69	118.60
26	1H	1236	G	N1-C6-O6	5.15	122.99	119.90
26	1H	1885	A	N7-C8-N9	-5.15	111.22	113.80
26	1H	2051	A	C8-N9-C4	-5.15	103.74	105.80
26	1H	2439	A	C6-C5-N7	-5.15	128.69	132.30
37	78	20	GLY	N-CA-C	-5.15	100.22	113.10
26	14	515	A	N7-C8-N9	5.15	116.38	113.80
26	14	1562	A	C2-N3-C4	-5.15	108.02	110.60
1	13	610	G	O5'-P-OP2	-5.15	101.06	105.70
1	13	990	C	O5'-P-OP2	5.15	116.88	110.70
24	3K	70	C	N3-C2-O2	-5.15	118.29	121.90
26	1H	127	A	C5-N7-C8	-5.15	101.32	103.90
26	1H	193	U	C2-N3-C4	-5.15	123.91	127.00
26	1H	407	G	N1-C2-N2	-5.15	111.56	116.20
26	1H	760	G	C5-C6-O6	-5.15	125.51	128.60
27	16	31	C	C5-C4-N4	5.15	123.81	120.20
37	78	26	GLY	N-CA-C	-5.15	100.22	113.10
1	1G	1417	G	O4'-C1'-N9	-5.15	104.08	108.20
26	14	1232	G	N3-C4-C5	5.15	131.18	128.60
26	14	1335	U	N3-C4-C5	-5.15	111.51	114.60
26	14	1943	U	C6-N1-C2	-5.15	117.91	121.00
26	1H	87	C	OP1-P-O3'	5.15	116.53	105.20
26	1H	1622	G	OP2-P-O3'	5.15	116.53	105.20
1	1G	1252	A	O5'-P-OP2	-5.15	101.06	105.70
26	14	1436	G	OP2-P-O3'	5.15	116.53	105.20
26	14	1687	G	OP2-P-O3'	5.15	116.53	105.20
26	14	1968	G	C4-C5-N7	5.15	112.86	110.80
49	F5	82	LEU	C-N-CA	5.15	134.57	121.70
26	1H	1964	G	N1-C6-O6	-5.15	116.81	119.90
26	1H	2299	G	C5-C6-O6	-5.15	125.51	128.60
26	14	72	U	C5-C6-N1	-5.15	120.13	122.70
1	13	742	G	OP1-P-OP2	5.15	127.32	119.60
1	13	1513	A	N7-C8-N9	-5.15	111.23	113.80
26	1H	138	G	O4'-C1'-N9	5.15	112.32	108.20
26	1H	481	G	O5'-P-OP2	-5.15	101.07	105.70
26	1H	1276	A	N7-C8-N9	5.15	116.37	113.80
26	1H	1830	C	N3-C4-N4	5.15	121.60	118.00
26	1H	2243	U	O5'-P-OP2	-5.15	101.07	105.70

Continued on next page...

Continued from previous page...

Mol	Chain	Res	Type	Atoms	Z	Observed(°)	Ideal(°)
1	1G	1115	C	C6-N1-C2	-5.15	118.24	120.30
1	1G	1516	G	OP1-P-OP2	5.15	127.32	119.60
26	14	2461	C	C5-C4-N4	5.15	123.80	120.20
26	1H	56	A	C2-N3-C4	-5.15	108.03	110.60
1	1G	1096	C	C6-N1-C2	-5.15	118.24	120.30
1	13	1061	G	N1-C6-O6	5.14	122.99	119.90
1	13	1310	G	N3-C4-N9	5.14	129.09	126.00
22	1K	74	C	C2-N1-C1'	5.14	124.46	118.80
26	1H	65	C	N1-C2-O2	5.14	121.99	118.90
26	1H	330	A	N3-C4-C5	5.14	130.40	126.80
26	1H	1293	C	OP1-P-O3'	5.14	116.52	105.20
26	1H	1615	C	N1-C2-O2	5.14	121.99	118.90
26	1H	1758	G	P-O3'-C3'	5.14	125.87	119.70
26	1H	2255	G	C5-C6-O6	5.14	131.69	128.60
26	1H	2518	A	N3-C4-C5	5.14	130.40	126.80
26	1H	2580	U	N3-C2-O2	-5.14	118.60	122.20
1	1G	297	G	C8-N9-C4	5.14	108.46	106.40
23	2L	60	A	OP2-P-O3'	5.14	116.52	105.20
26	14	122	G	O5'-P-OP2	-5.14	101.07	105.70
26	14	566	U	C5-C6-N1	-5.14	120.13	122.70
26	14	664	C	N3-C4-N4	-5.14	114.40	118.00
26	14	821	A	O5'-P-OP2	-5.14	101.07	105.70
26	14	1570	A	C4-C5-N7	5.14	113.27	110.70
1	13	587	G	N1-C6-O6	5.14	122.98	119.90
26	1H	140	A	P-O3'-C3'	5.14	125.87	119.70
26	1H	1546	C	O5'-P-OP2	-5.14	101.07	105.70
26	1H	2484	G	C6-N1-C2	-5.14	122.01	125.10
26	1H	2518	A	C5-C6-N6	-5.14	119.59	123.70
1	1G	882	C	O5'-P-OP1	-5.14	101.07	105.70
26	14	1276	A	C5-N7-C8	-5.14	101.33	103.90
26	14	2538	C	N1-C2-O2	-5.14	115.81	118.90
1	13	633	G	N1-C6-O6	5.14	122.98	119.90
26	1H	68	G	C8-N9-C4	-5.14	104.34	106.40
1	13	1084	G	N3-C4-C5	-5.14	126.03	128.60
26	1H	453	C	C6-N1-C1'	5.14	126.97	120.80
26	1H	785	G	O5'-P-OP1	-5.14	101.07	105.70
26	1H	1183	G	N1-C6-O6	5.14	122.98	119.90
26	1H	1646	C	N1-C2-O2	-5.14	115.82	118.90
1	1G	180	U	C5-C6-N1	5.14	125.27	122.70
26	14	121	G	N9-C4-C5	-5.14	103.34	105.40
26	14	498	G	N3-C2-N2	-5.14	116.30	119.90
26	14	710	G	N1-C6-O6	5.14	122.98	119.90

Continued on next page...

Continued from previous page...

Mol	Chain	Res	Type	Atoms	Z	Observed(°)	Ideal(°)
26	14	810	U	N3-C2-O2	5.14	125.80	122.20
26	14	1313	U	N1-C2-O2	-5.14	119.20	122.80
27	1J	102	G	C5-C6-N1	-5.14	108.93	111.50
1	13	289	G	O5'-P-OP2	-5.14	101.08	105.70
26	1H	771	G	C5-N7-C8	-5.14	101.73	104.30
26	1H	1698	A	N9-C1'-C2'	5.14	120.68	114.00
1	13	404	U	OP1-P-OP2	-5.14	111.90	119.60
26	1H	69	C	O5'-P-OP2	-5.14	101.08	105.70
26	1H	249	C	OP1-P-OP2	5.14	127.30	119.60
26	1H	600	G	N1-C6-O6	5.14	122.98	119.90
26	1H	721	C	N1-C2-O2	-5.14	115.82	118.90
26	1H	805	G	C8-N9-C4	5.14	108.45	106.40
26	1H	858	U	O5'-P-OP1	5.14	116.86	110.70
26	1H	1365	A	C5-C6-N6	5.14	127.81	123.70
26	1H	1666	G	OP1-P-O3'	5.14	116.50	105.20
26	1H	1695	G	C8-N9-C1'	-5.14	120.32	127.00
26	1H	1823	G	N1-C2-N3	5.14	126.98	123.90
26	1H	1955	U	N3-C2-O2	-5.14	118.60	122.20
1	1G	18	C	O5'-P-OP1	-5.14	101.08	105.70
1	1G	730	G	O5'-P-OP1	-5.14	101.08	105.70
26	14	828	U	OP2-P-O3'	5.14	116.50	105.20
26	14	1339	G	N7-C8-N9	5.14	115.67	113.10
26	14	2168	G	N3-C4-C5	-5.14	126.03	128.60
26	14	2445	G	N3-C2-N2	5.14	123.50	119.90
27	1J	104	A	OP2-P-O3'	5.14	116.50	105.20
26	1H	510	C	OP1-P-O3'	5.13	116.50	105.20
26	1H	579	G	C2-N3-C4	5.13	114.47	111.90
26	1H	692	C	N1-C2-O2	-5.13	115.82	118.90
26	1H	792	G	N1-C6-O6	5.13	122.98	119.90
26	1H	1349	A	N7-C8-N9	5.13	116.37	113.80
26	1H	1379	A	C2-N3-C4	-5.13	108.03	110.60
26	1H	1522	G	N1-C6-O6	-5.13	116.82	119.90
26	1H	2070	G	N3-C2-N2	5.13	123.49	119.90
26	1H	2420	C	O5'-P-OP1	-5.13	101.08	105.70
26	1H	2454	G	N1-C2-N2	-5.13	111.58	116.20
26	1H	2511	U	C5-C4-O4	5.13	128.98	125.90
1	1G	698	G	C5-C6-O6	-5.13	125.52	128.60
26	14	933	A	C5-C6-N1	-5.13	115.13	117.70
26	14	2058	A	OP2-P-O3'	5.13	116.50	105.20
26	14	2073	C	OP1-P-OP2	-5.13	111.90	119.60
26	14	2331	G	C6-C5-N7	-5.13	127.32	130.40
26	14	193	U	C5-C4-O4	-5.13	122.82	125.90

Continued on next page...

Continued from previous page...

Mol	Chain	Res	Type	Atoms	Z	Observed(°)	Ideal(°)
26	14	2380	C	N3-C2-O2	5.13	125.49	121.90
1	13	108	G	C4-N9-C1'	5.13	133.17	126.50
1	13	484	G	P-O3'-C3'	5.13	125.86	119.70
26	1H	1649	G	N9-C4-C5	5.13	107.45	105.40
26	1H	2645	G	O5'-P-OP1	-5.13	101.08	105.70
26	14	597	U	OP1-P-OP2	5.13	127.30	119.60
26	14	743	G	N7-C8-N9	-5.13	110.53	113.10
27	1J	98	G	OP1-P-OP2	5.13	127.30	119.60
26	1H	636	G	OP1-P-OP2	-5.13	111.91	119.60
26	1H	2079	U	N1-C2-O2	-5.13	119.21	122.80
26	14	1602	U	N3-C4-C5	-5.13	111.52	114.60
1	13	1307	U	C5-C6-N1	5.13	125.26	122.70
26	1H	137(A)	G	OP1-P-OP2	5.13	127.29	119.60
26	1H	513	A	C8-N9-C1'	-5.13	118.47	127.70
26	1H	909	A	O5'-P-OP2	-5.13	101.08	105.70
20	BA	12	ALA	N-CA-C	-5.13	97.15	111.00
26	14	1785	A	N1-C6-N6	5.13	121.68	118.60
26	14	1954	G	C5-C6-O6	-5.13	125.52	128.60
26	14	2589	A	C6-N1-C2	-5.13	115.52	118.60
1	13	1530	G	C5-N7-C8	-5.13	101.74	104.30
26	1H	119	A	N1-C2-N3	5.13	131.86	129.30
26	1H	733	G	OP1-P-OP2	5.13	127.29	119.60
26	1H	1784	A	C4-C5-C6	-5.13	114.44	117.00
26	1H	1787	A	N7-C8-N9	5.13	116.36	113.80
26	1H	2676	C	C6-N1-C2	5.13	122.35	120.30
1	1G	511	C	P-O3'-C3'	5.13	125.85	119.70
26	14	90	U	N3-C4-O4	-5.13	115.81	119.40
26	14	1955	U	N3-C4-C5	5.13	117.68	114.60
26	14	2062	A	C8-N9-C4	5.13	107.85	105.80
26	14	2278	A	C5-C6-N6	5.13	127.80	123.70
1	13	1525	G	OP1-P-OP2	-5.12	111.91	119.60
26	1H	1183	G	N7-C8-N9	5.12	115.66	113.10
26	14	1855	G	N3-C4-N9	5.12	129.07	126.00
26	14	1964	G	C5-N7-C8	5.12	106.86	104.30
1	13	534	U	C5-C4-O4	5.12	128.97	125.90
1	13	814	A	C2-N3-C4	-5.12	108.04	110.60
26	1H	265	A	N9-C1'-C2'	5.12	120.66	114.00
47	H8	61	LEU	CA-CB-CG	5.12	127.09	115.30
1	1G	770	C	N3-C2-O2	5.12	125.49	121.90
26	14	847	U	C5-C6-N1	-5.12	120.14	122.70
26	14	974(A)	C	N3-C2-O2	-5.12	118.31	121.90
26	14	1520	U	N3-C4-C5	-5.12	111.53	114.60

Continued on next page...

Continued from previous page...

Mol	Chain	Res	Type	Atoms	Z	Observed(°)	Ideal(°)
26	14	2325	G	C8-N9-C4	-5.12	104.35	106.40
1	13	509	A	C2'-C3'-O3'	5.12	121.90	113.70
25	4K	19	A	C4-C5-N7	5.12	113.26	110.70
26	1H	139	G	C5-C6-O6	-5.12	125.53	128.60
26	1H	395	U	N1-C2-O2	5.12	126.39	122.80
26	1H	728	G	C8-N9-C4	5.12	108.45	106.40
26	1H	954	G	C5-C6-O6	-5.12	125.53	128.60
26	1H	958	U	O5'-P-OP2	-5.12	101.09	105.70
26	1H	1662	C	C2-N3-C4	-5.12	117.34	119.90
26	1H	1818	U	N3-C4-C5	5.12	117.67	114.60
26	1H	2607	G	N1-C2-N2	-5.12	111.59	116.20
26	14	496	G	N7-C8-N9	5.12	115.66	113.10
26	14	672	C	O5'-P-OP1	5.12	116.85	110.70
26	14	2292	C	OP2-P-O3'	5.12	116.47	105.20
26	14	2401	U	C6-N1-C2	-5.12	117.93	121.00
26	14	2612	C	N3-C2-O2	5.12	125.48	121.90
26	1H	1899	G	O4'-C1'-N9	5.12	112.30	108.20
26	1H	2349	G	C5-C6-N1	5.12	114.06	111.50
26	1H	2405	G	C5-C6-O6	5.12	131.67	128.60
39	98	79	LEU	CA-CB-CG	5.12	127.08	115.30
26	14	454	A	O5'-P-OP2	-5.12	101.09	105.70
1	13	1362	C	N3-C2-O2	-5.12	118.32	121.90
26	1H	282	A	OP1-P-O3'	5.12	116.46	105.20
26	1H	523	C	C6-N1-C2	-5.12	118.25	120.30
26	1H	1691	C	O5'-P-OP1	-5.12	101.09	105.70
26	1H	2329	G	C5-N7-C8	5.12	106.86	104.30
26	1H	2660	A	O5'-P-OP2	-5.12	101.09	105.70
26	1H	2785	C	O5'-P-OP2	5.12	116.84	110.70
29	11	272	ALA	C-N-CA	5.12	134.50	121.70
26	14	101	G	N3-C4-N9	5.12	129.07	126.00
26	14	502	A	C5-C6-N1	-5.12	115.14	117.70
26	14	754	C	C5-C4-N4	-5.12	116.62	120.20
26	14	787	U	N3-C4-C5	5.12	117.67	114.60
26	14	1165	U	C6-N1-C2	-5.12	117.93	121.00
26	14	1359	A	N1-C2-N3	-5.12	126.74	129.30
26	14	1728	G	N3-C4-N9	5.12	129.07	126.00
26	14	2563	U	C5-C6-N1	-5.12	120.14	122.70
26	14	2826	A	N1-C6-N6	-5.12	115.53	118.60
1	13	431	A	O5'-P-OP2	5.12	116.84	110.70
26	1H	136	G	C2-N3-C4	5.12	114.46	111.90
26	1H	943	U	C6-N1-C2	5.12	124.07	121.00
26	1H	1279	G	N1-C6-O6	-5.12	116.83	119.90

Continued on next page...

Continued from previous page...

Mol	Chain	Res	Type	Atoms	Z	Observed(°)	Ideal(°)
26	1H	2089	U	N3-C2-O2	5.12	125.78	122.20
26	1H	2234	G	N9-C4-C5	-5.12	103.35	105.40
1	1G	851	G	C6-C5-N7	-5.12	127.33	130.40
26	14	403	U	C5-C6-N1	-5.12	120.14	122.70
26	14	1342	A	OP2-P-O3'	5.12	116.46	105.20
26	14	1684	C	C2-N3-C4	-5.12	117.34	119.90
26	1H	447	A	O5'-P-OP2	5.12	116.84	110.70
26	1H	1611	C	C4-C5-C6	5.12	119.96	117.40
26	1H	2405	G	O4'-C1'-N9	5.12	112.29	108.20
26	1H	2518	A	C6-C5-N7	-5.12	128.72	132.30
26	1H	2819	G	N7-C8-N9	-5.12	110.54	113.10
29	11	211	ARG	NE-CZ-NH2	-5.12	117.74	120.30
43	D8	18	LEU	CA-CB-CG	5.12	127.06	115.30
1	1G	698	G	C4-C5-N7	5.12	112.85	110.80
1	1G	1489	G	C2-N3-C4	-5.12	109.34	111.90
1	1G	1489	G	OP1-P-OP2	5.12	127.27	119.60
26	14	103	A	C2-N3-C4	-5.12	108.04	110.60
26	14	1611	C	OP1-P-OP2	-5.12	111.93	119.60
1	13	232	G	OP2-P-O3'	5.11	116.45	105.20
1	13	1511	G	N3-C4-N9	5.11	129.07	126.00
26	1H	222	A	OP1-P-O3'	5.11	116.45	105.20
26	1H	258	G	N1-C2-N2	-5.11	111.60	116.20
26	1H	471	A	C5-N7-C8	-5.11	101.34	103.90
26	1H	1688	U	C5-C6-N1	-5.11	120.14	122.70
26	1H	1900	A	O5'-P-OP2	-5.11	101.10	105.70
26	1H	2250	G	C4-C5-N7	5.11	112.85	110.80
26	1H	2346	A	C1'-O4'-C4'	-5.11	105.81	109.90
26	1H	2466	C	N3-C4-C5	5.11	123.94	121.90
26	1H	2532	G	C8-N9-C1'	-5.11	120.35	127.00
1	1G	108	G	N3-C4-N9	5.11	129.07	126.00
1	1G	1475	G	OP1-P-OP2	5.11	127.27	119.60
26	14	867	C	O5'-P-OP2	5.11	116.83	110.70
26	14	959	A	N1-C6-N6	-5.11	115.53	118.60
26	14	1630	G	N3-C4-C5	-5.11	126.04	128.60
26	14	2425	A	N9-C4-C5	5.11	107.84	105.80
26	14	2600	A	C5-N7-C8	5.11	106.46	103.90
27	1J	84	C	N3-C4-N4	-5.11	114.42	118.00
1	13	910	C	C6-N1-C2	5.11	122.34	120.30
20	BI	24	LEU	CA-CB-CG	5.11	127.06	115.30
23	2K	45	A	C5-C6-N6	-5.11	119.61	123.70
26	1H	395	U	C2-N1-C1'	5.11	123.83	117.70
26	1H	411	G	C4-C5-N7	-5.11	108.75	110.80

Continued on next page...

Continued from previous page...

Mol	Chain	Res	Type	Atoms	Z	Observed(°)	Ideal(°)
26	1H	936	C	C6-N1-C2	5.11	122.34	120.30
1	1G	370	C	O5'-P-OP2	-5.11	101.10	105.70
26	14	1121	C	N1-C2-O2	5.11	121.97	118.90
1	13	16	A	OP1-P-O3'	5.11	116.44	105.20
1	13	236	G	C4-C5-N7	-5.11	108.76	110.80
26	1H	682	G	O5'-P-OP1	5.11	116.83	110.70
26	1H	1244	G	C6-N1-C2	-5.11	122.03	125.10
23	2L	73	A	OP2-P-O3'	5.11	116.44	105.20
26	14	421	U	N3-C2-O2	-5.11	118.62	122.20
26	14	594	U	OP2-P-O3'	5.11	116.44	105.20
26	14	780	G	N1-C2-N3	5.11	126.97	123.90
26	14	1294	U	O5'-P-OP1	-5.11	101.10	105.70
26	1H	1357	U	N1-C2-O2	-5.11	119.22	122.80
26	1H	1669	A	C6-N1-C2	-5.11	115.53	118.60
26	1H	2012	G	C6-N1-C2	-5.11	122.03	125.10
26	14	1686	C	N3-C4-N4	5.11	121.58	118.00
26	1H	66	C	N3-C2-O2	-5.11	118.33	121.90
26	1H	435	C	OP1-P-OP2	5.11	127.26	119.60
26	1H	649	G	C5-C6-O6	-5.11	125.54	128.60
26	1H	755	C	N1-C2-N3	5.11	122.78	119.20
26	1H	867	C	N1-C2-O2	-5.11	115.83	118.90
26	1H	2424	C	C2-N3-C4	5.11	122.45	119.90
31	31	46	ARG	NE-CZ-NH1	-5.11	117.75	120.30
26	14	1138	G	N7-C8-N9	5.11	115.65	113.10
26	14	2418	A	OP1-P-O3'	5.11	116.43	105.20
29	19	45	ASN	N-CA-C	5.11	124.79	111.00
1	13	812	C	O5'-P-OP2	5.11	116.83	110.70
1	13	1099	G	C5-C6-O6	5.11	131.66	128.60
26	1H	629	G	N1-C2-N2	-5.11	111.61	116.20
26	1H	1657	C	N1-C2-O2	-5.11	115.84	118.90
26	1H	2044	C	N3-C4-N4	5.11	121.57	118.00
26	1H	2050	C	C5-C4-N4	-5.11	116.63	120.20
26	14	48	G	O5'-P-OP2	-5.11	101.11	105.70
26	14	429	A	C5-C6-N6	-5.11	119.61	123.70
26	14	800	A	C6-N1-C2	-5.11	115.54	118.60
26	14	1552	G	N3-C2-N2	-5.11	116.33	119.90
26	14	2082	A	C5-C6-N6	-5.11	119.61	123.70
26	14	2730	C	C6-N1-C2	-5.11	118.26	120.30
1	13	570	G	N1-C2-N2	5.10	120.79	116.20
26	1H	1394	U	N1-C2-N3	-5.10	111.84	114.90
26	1H	1632	A	C5-N7-C8	-5.10	101.35	103.90
26	1H	1678	G	N9-C4-C5	5.10	107.44	105.40

Continued on next page...

Continued from previous page...

Mol	Chain	Res	Type	Atoms	Z	Observed(°)	Ideal(°)
26	1H	2081	C	OP2-P-O3'	5.10	116.43	105.20
1	1G	932	C	C2-N1-C1'	5.10	124.41	118.80
1	1G	1270	C	C5-C6-N1	5.10	123.55	121.00
26	14	249	C	C6-N1-C2	-5.10	118.26	120.30
26	14	1601	G	C5-C6-N1	5.10	114.05	111.50
26	14	1779	U	O4'-C1'-N1	5.10	112.28	108.20
26	14	2601	C	N3-C2-O2	-5.10	118.33	121.90
26	1H	74	A	C4-C5-N7	5.10	113.25	110.70
26	1H	633	A	OP2-P-O3'	5.10	116.43	105.20
26	1H	1815	A	C5-C6-N6	-5.10	119.62	123.70
1	1G	242	C	N3-C4-N4	5.10	121.57	118.00
26	14	17	G	C5-C6-O6	-5.10	125.54	128.60
26	14	1262	A	N9-C4-C5	-5.10	103.76	105.80
26	14	1595	G	N7-C8-N9	5.10	115.65	113.10
26	14	1820	U	C5-C6-N1	-5.10	120.15	122.70
26	14	1906	G	C8-N9-C4	-5.10	104.36	106.40
26	14	1925	C	OP2-P-O3'	5.10	116.43	105.20
26	14	2251	G	C8-N9-C4	5.10	108.44	106.40
26	14	2294	C	OP2-P-O3'	5.10	116.43	105.20
26	1H	31	C	C4-C5-C6	5.10	119.95	117.40
26	1H	1757	U	C2-N3-C4	-5.10	123.94	127.00
26	1H	2707	G	C8-N9-C1'	5.10	133.63	127.00
1	1G	1403	C	OP2-P-O3'	5.10	116.42	105.20
26	14	847	U	N1-C2-N3	5.10	117.96	114.90
26	14	1390	U	OP1-P-OP2	-5.10	111.95	119.60
26	14	2444	G	C5-C6-O6	5.10	131.66	128.60
1	13	542	G	O5'-P-OP2	5.10	116.82	110.70
26	1H	974(A)	C	C2-N3-C4	-5.10	117.35	119.90
26	1H	1305	C	O5'-P-OP1	5.10	116.82	110.70
26	1H	1830	C	N3-C4-C5	5.10	123.94	121.90
26	1H	1836	C	N3-C4-C5	-5.10	119.86	121.90
26	1H	2008	C	N3-C4-N4	-5.10	114.43	118.00
55	Q8	47	LYS	N-CA-C	-5.10	97.23	111.00
1	1G	620	C	C5-C4-N4	-5.10	116.63	120.20
26	14	993	G	OP1-P-OP2	-5.10	111.95	119.60
26	14	1269	A	C6-N1-C2	5.10	121.66	118.60
26	14	1840	G	N1-C2-N2	5.10	120.79	116.20
1	13	759	A	OP2-P-O3'	5.10	116.42	105.20
1	13	972	C	OP2-P-O3'	5.10	116.41	105.20
26	1H	28	A	C5-C6-N6	-5.10	119.62	123.70
26	1H	473	G	N1-C2-N3	5.10	126.96	123.90
26	1H	1283	G	N3-C2-N2	5.10	123.47	119.90

Continued on next page...

Continued from previous page...

Mol	Chain	Res	Type	Atoms	Z	Observed(°)	Ideal(°)
26	1H	1446	C	OP2-P-O3'	5.10	116.41	105.20
26	1H	2373	G	N1-C2-N3	5.10	126.96	123.90
26	14	129	C	C6-N1-C1'	-5.10	114.68	120.80
26	14	131	G	C5-C6-N1	5.10	114.05	111.50
26	14	603	A	C6-C5-N7	-5.10	128.73	132.30
26	14	946	G	N3-C4-C5	5.10	131.15	128.60
26	14	2345	G	C6-C5-N7	-5.10	127.34	130.40
26	14	2442	C	C2-N3-C4	-5.10	117.35	119.90
27	1J	89(A)	A	C2-N3-C4	5.10	113.15	110.60
26	1H	532	A	N1-C6-N6	5.10	121.66	118.60
26	1H	842	G	N1-C6-O6	5.10	122.96	119.90
26	1H	951	C	N3-C4-C5	5.10	123.94	121.90
26	1H	970	C	N1-C2-O2	-5.10	115.84	118.90
26	14	1837	C	N3-C4-N4	5.10	121.57	118.00
1	13	560	U	C5-C6-N1	5.09	125.25	122.70
1	13	625	G	OP2-P-O3'	5.09	116.41	105.20
26	1H	977	G	C5-C6-O6	5.09	131.66	128.60
26	1H	1620	G	C5-C6-O6	5.09	131.66	128.60
26	1H	1929	G	C5-C6-O6	5.09	131.66	128.60
26	1H	2017	U	C6-N1-C2	-5.09	117.94	121.00
26	1H	2359	C	N3-C4-N4	-5.09	114.43	118.00
1	1G	561	U	OP1-P-O3'	5.09	116.41	105.20
26	14	129	C	OP2-P-O3'	5.09	116.41	105.20
26	14	2248	C	N3-C2-O2	-5.09	118.33	121.90
40	65	19	LYS	N-CA-C	-5.09	97.24	111.00
26	1H	2440	C	C2-N3-C4	5.09	122.45	119.90
27	16	77	U	N3-C4-C5	5.09	117.66	114.60
26	14	1254	A	C6-C5-N7	-5.09	128.74	132.30
1	13	338	A	OP2-P-O3'	5.09	116.40	105.20
1	13	765	G	C8-N9-C4	5.09	108.44	106.40
1	13	771	G	C5-C6-O6	5.09	131.65	128.60
23	2K	31	G	C8-N9-C4	-5.09	104.36	106.40
26	1H	508	G	C4'-C3'-C2'	-5.09	97.51	102.60
26	1H	635	C	O5'-P-OP2	-5.09	101.12	105.70
26	1H	1640	C	O5'-P-OP1	5.09	116.81	110.70
26	1H	1647	G	O5'-P-OP1	-5.09	101.12	105.70
26	1H	1665	A	O5'-P-OP1	-5.09	101.12	105.70
26	1H	1698	A	OP1-P-O3'	5.09	116.40	105.20
26	1H	1776	G	C8-N9-C1'	-5.09	120.38	127.00
26	1H	2594	C	OP1-P-OP2	-5.09	111.96	119.60
26	14	1342	A	N1-C6-N6	5.09	121.65	118.60
26	14	1663	C	N3-C2-O2	5.09	125.47	121.90

Continued on next page...

Continued from previous page...

Mol	Chain	Res	Type	Atoms	Z	Observed(°)	Ideal(°)
26	14	2776	A	P-O3'-C3'	5.09	125.81	119.70
1	13	781	A	C6-N1-C2	-5.09	115.55	118.60
1	13	1198	G	O5'-P-OP2	5.09	116.81	110.70
26	1H	204	A	C6-N1-C2	-5.09	115.55	118.60
26	1H	660	G	C5-N7-C8	-5.09	101.76	104.30
26	1H	958	U	N3-C2-O2	-5.09	118.64	122.20
26	1H	986	C	N3-C2-O2	-5.09	118.34	121.90
26	1H	1996	C	C5-C6-N1	-5.09	118.46	121.00
1	1G	355	C	C2-N1-C1'	-5.09	113.20	118.80
26	14	212	G	OP2-P-O3'	5.09	116.39	105.20
26	14	514	A	N7-C8-N9	-5.09	111.25	113.80
26	14	787	U	OP1-P-O3'	5.09	116.40	105.20
26	14	1315	C	N3-C2-O2	-5.09	118.34	121.90
26	14	2437	U	OP1-P-OP2	5.09	127.24	119.60
26	14	2466	C	OP2-P-O3'	5.09	116.39	105.20
26	1H	1757	U	OP1-P-O3'	5.09	116.39	105.20
1	1G	301	G	N1-C6-O6	5.09	122.95	119.90
26	14	1658	C	C4-C5-C6	5.09	119.94	117.40
26	14	2213	U	N3-C2-O2	-5.09	118.64	122.20
1	13	770	C	C5-C6-N1	-5.09	118.46	121.00
1	13	966	G	N9-C4-C5	-5.09	103.36	105.40
1	13	1495	U	N3-C2-O2	-5.09	118.64	122.20
26	1H	135	G	C4-N9-C1'	-5.09	119.89	126.50
26	1H	178	G	O5'-P-OP2	5.09	116.80	110.70
26	1H	530	G	N3-C2-N2	-5.09	116.34	119.90
26	1H	857	C	O5'-P-OP1	-5.09	101.12	105.70
26	1H	1612	C	C5-C4-N4	-5.09	116.64	120.20
26	1H	2638	G	N1-C6-O6	5.09	122.95	119.90
26	1H	2710	C	OP2-P-O3'	5.09	116.39	105.20
26	1H	2871	C	N3-C4-N4	-5.09	114.44	118.00
1	1G	945	G	C8-N9-C1'	-5.09	120.39	127.00
1	13	332	G	OP1-P-OP2	5.08	127.23	119.60
23	2K	19	G	C8-N9-C4	5.08	108.43	106.40
26	1H	989	G	C5-C6-O6	-5.08	125.55	128.60
26	1H	1578	U	N3-C2-O2	-5.08	118.64	122.20
26	14	670	A	N7-C8-N9	-5.08	111.26	113.80
26	14	752	A	N7-C8-N9	5.08	116.34	113.80
26	14	983	A	OP1-P-OP2	-5.08	111.97	119.60
26	14	2055	C	N1-C2-O2	-5.08	115.85	118.90
26	14	2569	G	C8-N9-C4	5.08	108.43	106.40
1	13	359	U	OP2-P-O3'	5.08	116.38	105.20
1	13	801	U	N3-C4-O4	-5.08	115.84	119.40

Continued on next page...

Continued from previous page...

Mol	Chain	Res	Type	Atoms	Z	Observed(°)	Ideal(°)
1	13	1475	G	C8-N9-C4	-5.08	104.37	106.40
26	1H	987	G	C8-N9-C1'	5.08	133.61	127.00
26	1H	1204	A	C8-N9-C1'	-5.08	118.55	127.70
26	1H	1689	A	O5'-P-OP2	-5.08	101.12	105.70
1	1G	573	A	N1-C6-N6	-5.08	115.55	118.60
26	14	682	G	N9-C4-C5	-5.08	103.37	105.40
27	1J	36	C	N3-C4-C5	5.08	123.93	121.90
26	1H	110	G	OP1-P-OP2	5.08	127.22	119.60
26	1H	667	U	C5-C4-O4	-5.08	122.85	125.90
26	1H	717	G	N7-C8-N9	5.08	115.64	113.10
26	1H	1496	A	O4'-C1'-N9	5.08	112.27	108.20
26	1H	1778	U	N3-C4-O4	-5.08	115.84	119.40
26	1H	2297	C	N1-C2-O2	5.08	121.95	118.90
1	1G	772	U	O5'-P-OP2	-5.08	101.13	105.70
26	14	1257	C	N1-C2-O2	-5.08	115.85	118.90
26	14	1446	C	C6-N1-C2	-5.08	118.27	120.30
26	14	2440	C	C2-N1-C1'	-5.08	113.21	118.80
1	13	1224	G	N1-C6-O6	-5.08	116.85	119.90
26	1H	2239	G	C5-C6-O6	5.08	131.65	128.60
26	1H	2359	C	N3-C4-C5	5.08	123.93	121.90
26	1H	2434	A	C2-N3-C4	-5.08	108.06	110.60
26	14	788	A	C4-C5-C6	5.08	119.54	117.00
1	13	796	C	C5-C6-N1	5.08	123.54	121.00
26	1H	633	A	C2-N3-C4	-5.08	108.06	110.60
26	1H	794	G	C8-N9-C4	-5.08	104.37	106.40
26	1H	1621	U	OP1-P-OP2	5.08	127.22	119.60
26	1H	2250	G	N7-C8-N9	5.08	115.64	113.10
26	1H	2377	A	C5-C6-N6	-5.08	119.64	123.70
26	1H	2446	G	C6-C5-N7	-5.08	127.35	130.40
26	14	2712	U	C4-C5-C6	5.08	122.75	119.70
26	1H	1903	G	C5-C6-O6	5.08	131.65	128.60
26	1H	2502	G	C5-C6-N1	5.08	114.04	111.50
26	1H	2712	U	C5-C6-N1	-5.08	120.16	122.70
1	1G	361	G	N3-C4-C5	5.08	131.14	128.60
26	14	1369	G	C5-C6-N1	5.08	114.04	111.50
26	14	2338	G	N1-C6-O6	5.08	122.95	119.90
29	19	263	ARG	NE-CZ-NH2	-5.08	117.76	120.30
26	1H	1241	A	C8-N9-C4	-5.08	103.77	105.80
26	1H	1365	A	N9-C4-C5	5.08	107.83	105.80
26	1H	2301	C	N3-C4-C5	-5.08	119.87	121.90
26	1H	2418	A	C5-C6-N1	5.08	120.24	117.70
26	1H	2590	A	N3-C4-N9	-5.08	123.34	127.40

Continued on next page...

Continued from previous page...

Mol	Chain	Res	Type	Atoms	Z	Observed(°)	Ideal(°)
1	1G	793	U	N3-C4-C5	-5.08	111.55	114.60
1	1G	823	G	C8-N9-C4	5.08	108.43	106.40
1	1G	1344	C	O5'-P-OP2	-5.08	101.13	105.70
26	14	612	G	N3-C4-N9	5.08	129.05	126.00
26	14	1346	G	N7-C8-N9	-5.08	110.56	113.10
26	14	1668	A	N1-C2-N3	-5.08	126.76	129.30
26	14	2477	C	C6-N1-C1'	-5.08	114.71	120.80
1	13	74	C	C6-N1-C1'	-5.07	114.71	120.80
1	13	1268	A	OP1-P-OP2	5.07	127.21	119.60
23	2K	9	G	C2-N3-C4	5.07	114.44	111.90
26	1H	666	G	N1-C6-O6	5.07	122.94	119.90
26	1H	1161	C	OP1-P-OP2	-5.07	111.99	119.60
26	1H	1572	A	C6-C5-N7	-5.07	128.75	132.30
26	1H	2046	G	N3-C4-C5	-5.07	126.06	128.60
26	1H	2425	A	C6-N1-C2	-5.07	115.56	118.60
1	1G	1473	A	C8-N9-C4	5.07	107.83	105.80
26	14	787	U	C4-C5-C6	-5.07	116.66	119.70
26	14	2250	G	OP1-P-OP2	5.07	127.21	119.60
26	1H	692	C	C2-N3-C4	-5.07	117.36	119.90
26	14	1289	C	O5'-P-OP1	-5.07	101.14	105.70
26	14	1627	G	C4-N9-C1'	5.07	133.09	126.50
1	13	1304	G	N3-C4-C5	-5.07	126.06	128.60
4	3E	135	LEU	CA-CB-CG	5.07	126.96	115.30
24	3K	3	G	C4-N9-C1'	5.07	133.09	126.50
26	1H	141	A	C6-N1-C2	5.07	121.64	118.60
26	1H	602	G	N9-C4-C5	-5.07	103.37	105.40
26	1H	1013	C	C2-N1-C1'	-5.07	113.22	118.80
26	1H	1186	G	C2-N3-C4	5.07	114.44	111.90
26	1H	1693	U	N1-C2-O2	5.07	126.35	122.80
26	1H	1766	U	C5-C6-N1	-5.07	120.17	122.70
26	1H	2307	G	C4-C5-N7	5.07	112.83	110.80
26	1H	2377	A	N3-C4-C5	5.07	130.35	126.80
26	1H	2502	G	OP2-P-O3'	5.07	116.36	105.20
26	1H	2760	C	C2-N3-C4	-5.07	117.36	119.90
27	16	104	A	N1-C6-N6	5.07	121.64	118.60
26	14	529	A	C8-N9-C4	-5.07	103.77	105.80
26	14	1830	C	N3-C4-C5	5.07	123.93	121.90
26	14	1933	G	C4-C5-N7	5.07	112.83	110.80
27	1J	102	G	N3-C4-N9	-5.07	122.96	126.00
26	1H	2544	G	C4-C5-N7	5.07	112.83	110.80
1	1G	767	A	N1-C6-N6	5.07	121.64	118.60
26	14	972	G	P-O3'-C3'	5.07	125.78	119.70

Continued on next page...

Continued from previous page...

Mol	Chain	Res	Type	Atoms	Z	Observed(°)	Ideal(°)
1	13	1222	G	O5'-P-OP1	5.07	116.78	110.70
26	1H	693	C	N3-C4-N4	-5.07	114.45	118.00
26	1H	951	C	N3-C2-O2	-5.07	118.35	121.90
26	1H	1166	C	O5'-P-OP1	-5.07	101.14	105.70
26	1H	1305	C	N3-C2-O2	-5.07	118.35	121.90
26	1H	2448	A	O5'-P-OP1	-5.07	101.14	105.70
1	1G	831	U	C6-N1-C2	-5.07	117.96	121.00
1	1G	1394	A	OP1-P-O3'	5.07	116.35	105.20
26	14	252	G	C5-C6-O6	5.07	131.64	128.60
26	14	2629	A	C2-N3-C4	5.07	113.13	110.60
26	1H	142	G	OP2-P-O3'	5.07	116.34	105.20
26	1H	412	A	OP1-P-OP2	-5.07	112.00	119.60
26	1H	428	A	N1-C6-N6	5.07	121.64	118.60
26	1H	609(A)	G	C2-N3-C4	-5.07	109.37	111.90
27	16	115	G	N3-C2-N2	5.07	123.45	119.90
1	1G	1205	U	C6-N1-C2	-5.07	117.96	121.00
26	14	827	U	OP1-P-O3'	5.07	116.35	105.20
26	14	870	A	OP1-P-O3'	5.07	116.34	105.20
26	14	2400	G	N1-C6-O6	-5.07	116.86	119.90
26	14	2723	C	N3-C4-N4	-5.07	114.45	118.00
1	13	689	C	C5-C6-N1	5.06	123.53	121.00
23	2K	6	G	C5-C6-O6	-5.06	125.56	128.60
26	1H	1621	U	O5'-P-OP1	-5.06	101.14	105.70
26	14	1797	C	C5-C4-N4	-5.06	116.66	120.20
26	14	2376	A	C4-C5-N7	5.06	113.23	110.70
26	14	2720	U	C5-C4-O4	5.06	128.94	125.90
26	14	2821	A	N9-C4-C5	-5.06	103.77	105.80
1	13	238	G	N3-C2-N2	5.06	123.44	119.90
26	1H	631	A	N9-C4-C5	-5.06	103.78	105.80
26	1H	793	A	OP1-P-OP2	5.06	127.19	119.60
26	1H	1421	G	OP2-P-O3'	5.06	116.34	105.20
26	1H	1917	U	C5-C4-O4	5.06	128.94	125.90
26	1H	2050	C	OP2-P-O3'	5.06	116.34	105.20
1	1G	73	G	C5-C6-N1	-5.06	108.97	111.50
1	1G	906	G	C5-C6-O6	-5.06	125.56	128.60
1	1G	1466	C	O5'-P-OP1	-5.06	101.14	105.70
26	14	25	U	N1-C2-O2	-5.06	119.26	122.80
26	14	580	C	C5-C6-N1	-5.06	118.47	121.00
26	14	1127	A	O5'-P-OP1	-5.06	101.14	105.70
26	14	1626	G	O5'-P-OP2	5.06	116.78	110.70
26	14	2302	G	C8-N9-C4	-5.06	104.38	106.40
26	14	2510	C	C4-C5-C6	5.06	119.93	117.40

Continued on next page...

Continued from previous page...

Mol	Chain	Res	Type	Atoms	Z	Observed(°)	Ideal(°)
26	14	2591	C	C5-C4-N4	-5.06	116.66	120.20
1	13	900	A	C4-C5-C6	-5.06	114.47	117.00
26	1H	1924	C	C5-C4-N4	-5.06	116.66	120.20
26	1H	2709	G	N1-C6-O6	-5.06	116.86	119.90
45	F8	3	THR	N-CA-C	-5.06	97.34	111.00
1	1G	1378	C	C6-N1-C2	-5.06	118.28	120.30
26	14	735	A	C5-N7-C8	5.06	106.43	103.90
26	14	2516	G	OP1-P-O3'	-5.06	94.07	105.20
27	1J	70	C	N1-C2-O2	5.06	121.94	118.90
1	13	292	G	C5-C6-O6	5.06	131.64	128.60
1	13	968	A	N9-C4-C5	-5.06	103.78	105.80
22	1K	33	U	N3-C4-C5	-5.06	111.56	114.60
26	1H	134	C	C6-N1-C2	5.06	122.32	120.30
26	1H	762	U	C6-N1-C1'	-5.06	114.12	121.20
26	1H	1122	G	N9-C4-C5	-5.06	103.38	105.40
26	1H	1209	G	C5-C6-O6	-5.06	125.56	128.60
26	1H	2018	G	C5-N7-C8	-5.06	101.77	104.30
26	1H	2048	G	C4-N9-C1'	5.06	133.08	126.50
26	1H	2232	U	N3-C2-O2	-5.06	118.66	122.20
26	1H	2520	C	C6-N1-C2	-5.06	118.28	120.30
1	1G	332	G	N9-C4-C5	-5.06	103.38	105.40
26	14	744	G	N9-C4-C5	-5.06	103.38	105.40
26	14	1943	U	N3-C4-C5	-5.06	111.56	114.60
26	14	1949	G	N3-C4-N9	5.06	129.04	126.00
26	14	1959	G	N9-C4-C5	5.06	107.42	105.40
26	1H	195	A	C2-N3-C4	-5.06	108.07	110.60
26	1H	449	A	C8-N9-C4	5.06	107.82	105.80
26	1H	662	G	C5-N7-C8	5.06	106.83	104.30
26	1H	1288	U	C5-C4-O4	-5.06	122.86	125.90
26	1H	2365	G	C5-C6-N1	5.06	114.03	111.50
26	14	879	G	C8-N9-C4	-5.06	104.38	106.40
26	14	2000	G	OP2-P-O3'	5.06	116.33	105.20
26	14	2256	G	N3-C4-N9	5.06	129.03	126.00
26	14	2523	G	C5-C6-O6	-5.06	125.57	128.60
1	13	720	C	N3-C2-O2	-5.06	118.36	121.90
26	14	320	A	N1-C2-N3	5.06	131.83	129.30
26	14	2557	G	C5-N7-C8	5.06	106.83	104.30
1	13	1103	C	O5'-P-OP2	-5.05	101.15	105.70
1	13	1128	C	P-O3'-C3'	5.05	125.77	119.70
26	1H	59	U	OP2-P-O3'	5.05	116.32	105.20
26	1H	515	A	N9-C4-C5	5.05	107.82	105.80
26	1H	804	A	C6-N1-C2	-5.05	115.57	118.60

Continued on next page...

Continued from previous page...

Mol	Chain	Res	Type	Atoms	Z	Observed(°)	Ideal(°)
26	1H	1402	C	OP1-P-O3'	5.05	116.32	105.20
26	1H	2444	G	N1-C2-N2	5.05	120.75	116.20
26	1H	2580	U	C2-N1-C1'	5.05	123.77	117.70
26	14	1787	A	C2-N3-C4	-5.05	108.07	110.60
26	14	2258	C	C5-C6-N1	-5.05	118.47	121.00
26	14	2612	C	O5'-P-OP1	5.05	116.77	110.70
26	14	2712	U	N3-C2-O2	-5.05	118.66	122.20
26	1H	500	G	C5-N7-C8	5.05	106.83	104.30
1	1G	360	A	C8-N9-C4	5.05	107.82	105.80
26	14	1527	G	N3-C4-N9	-5.05	122.97	126.00
1	13	1472	U	N3-C2-O2	-5.05	118.66	122.20
26	1H	77	C	N3-C4-N4	5.05	121.54	118.00
26	1H	325	G	C6-C5-N7	5.05	133.43	130.40
26	1H	1143	A	OP1-P-O3'	5.05	116.31	105.20
26	1H	1426	G	C5-C6-N1	5.05	114.03	111.50
26	1H	1693	U	C2-N1-C1'	5.05	123.76	117.70
26	1H	1950	G	C6-C5-N7	-5.05	127.37	130.40
26	14	459	U	C2-N3-C4	-5.05	123.97	127.00
26	14	747	U	OP1-P-O3'	5.05	116.31	105.20
26	14	1594	G	C8-N9-C4	-5.05	104.38	106.40
26	1H	82	G	N7-C8-N9	-5.05	110.58	113.10
26	1H	1423	G	N1-C2-N2	-5.05	111.66	116.20
26	1H	1545(A)	A	OP1-P-O3'	5.05	116.31	105.20
26	1H	1603	A	N7-C8-N9	5.05	116.33	113.80
26	1H	1883	G	N3-C4-N9	5.05	129.03	126.00
26	1H	2450	A	O5'-P-OP1	5.05	116.76	110.70
26	1H	2564	A	C4-C5-C6	5.05	119.53	117.00
26	1H	2706	G	C5-C6-N1	5.05	114.03	111.50
26	14	720	C	C6-N1-C2	5.05	122.32	120.30
26	14	1823	G	N1-C6-O6	-5.05	116.87	119.90
26	14	2255	G	OP2-P-O3'	5.05	116.31	105.20
1	13	972	C	O5'-P-OP1	5.05	116.76	110.70
23	2K	5	G	OP1-P-OP2	5.05	127.17	119.60
26	1H	1567	A	N1-C2-N3	-5.05	126.78	129.30
26	1H	1929	G	N1-C6-O6	-5.05	116.87	119.90
26	1H	2822	G	N1-C6-O6	5.05	122.93	119.90
26	14	131	G	O5'-P-OP2	-5.05	101.16	105.70
26	14	865	C	C6-N1-C2	5.05	122.32	120.30
26	14	1906	G	N7-C8-N9	5.05	115.62	113.10
54	L5	10	ARG	NE-CZ-NH2	-5.05	117.78	120.30
1	13	197	A	N1-C6-N6	-5.05	115.57	118.60
1	13	551	U	C6-N1-C2	5.05	124.03	121.00

Continued on next page...

Continued from previous page...

Mol	Chain	Res	Type	Atoms	Z	Observed(°)	Ideal(°)
1	13	971	G	C6-C5-N7	5.05	133.43	130.40
2	1E	14	GLY	N-CA-C	5.05	125.71	113.10
23	2K	25	U	C5-C4-O4	5.05	128.93	125.90
26	1H	749	C	C4-C5-C6	5.05	119.92	117.40
26	1H	1446	C	N1-C2-O2	5.05	121.93	118.90
26	1H	1477	A	OP2-P-O3'	5.05	116.30	105.20
26	1H	1653	G	OP1-P-OP2	5.05	127.17	119.60
26	1H	2342	C	C6-N1-C2	-5.05	118.28	120.30
26	1H	2503	A	OP2-P-O3'	5.05	116.30	105.20
27	16	47	C	OP1-P-O3'	5.05	116.30	105.20
27	16	96	G	C4-N9-C1'	-5.05	119.94	126.50
29	11	40	THR	C-N-CA	5.05	132.90	122.30
1	1G	1205	U	C5-C6-N1	5.05	125.22	122.70
1	1G	1300	G	P-O3'-C3'	5.05	125.75	119.70
26	14	141(A)	C	OP1-P-O3'	-5.05	94.10	105.20
26	14	241	A	OP1-P-OP2	5.05	127.17	119.60
26	14	483	A	O5'-P-OP2	-5.05	101.16	105.70
26	14	1296	G	O5'-P-OP1	5.05	116.75	110.70
26	14	1935	G	OP1-P-OP2	-5.05	112.03	119.60
26	14	2211	G	C6-C5-N7	-5.05	127.37	130.40
26	14	2674	G	O5'-P-OP2	-5.05	101.16	105.70
29	19	29	PRO	N-CA-C	-5.05	98.98	112.10
1	13	330	C	N3-C4-C5	5.04	123.92	121.90
26	1H	9	U	C6-N1-C2	-5.04	117.97	121.00
26	1H	785	G	C8-N9-C4	-5.04	104.38	106.40
26	1H	984	A	C5-C6-N6	-5.04	119.66	123.70
26	1H	1334	G	C8-N9-C4	-5.04	104.38	106.40
26	1H	2593	U	OP2-P-O3'	5.04	116.30	105.20
1	1G	23	C	C5-C6-N1	5.04	123.52	121.00
26	14	928	G	N3-C2-N2	-5.04	116.37	119.90
1	13	1327	C	C5-C6-N1	-5.04	118.48	121.00
26	1H	209	C	O5'-P-OP1	5.04	116.75	110.70
26	1H	1618	A	C5-N7-C8	-5.04	101.38	103.90
26	1H	2497	A	N1-C2-N3	5.04	131.82	129.30
26	1H	2749	A	C8-N9-C4	5.04	107.82	105.80
42	C8	28	ARG	NE-CZ-NH2	-5.04	117.78	120.30
1	13	802	A	C4-C5-N7	5.04	113.22	110.70
1	13	960	U	O4'-C1'-N1	-5.04	104.17	108.20
26	1H	576	U	OP1-P-OP2	-5.04	112.04	119.60
26	1H	1183	G	N3-C4-N9	-5.04	122.97	126.00
26	1H	1425	G	OP1-P-O3'	5.04	116.29	105.20
26	1H	1987	G	N3-C2-N2	-5.04	116.37	119.90

Continued on next page...

Continued from previous page...

Mol	Chain	Res	Type	Atoms	Z	Observed(°)	Ideal(°)
26	1H	2030	A	O4'-C1'-N9	-5.04	104.17	108.20
26	1H	2230	G	C6-C5-N7	5.04	133.43	130.40
26	1H	2464	C	C5-C4-N4	-5.04	116.67	120.20
26	1H	2574	G	N7-C8-N9	-5.04	110.58	113.10
26	14	575	A	C6-C5-N7	-5.04	128.77	132.30
26	14	1612	C	OP2-P-O3'	5.04	116.29	105.20
55	M5	50	LEU	CA-CB-CG	-5.04	103.70	115.30
26	1H	807	U	N1-C2-O2	-5.04	119.27	122.80
26	1H	1516	U	OP1-P-O3'	5.04	116.29	105.20
26	1H	1569	A	C2-N3-C4	-5.04	108.08	110.60
26	1H	2616	C	C6-N1-C2	-5.04	118.28	120.30
26	1H	2682	U	N1-C2-O2	5.04	126.33	122.80
1	1G	1486	G	C8-N9-C4	5.04	108.42	106.40
1	1G	1490	C	O5'-P-OP1	5.04	116.75	110.70
26	14	200	U	C2-N3-C4	-5.04	123.98	127.00
26	14	949	C	C2-N3-C4	-5.04	117.38	119.90
26	14	1204	A	N3-C4-C5	5.04	130.33	126.80
26	14	1396	U	C4-C5-C6	5.04	122.72	119.70
1	13	567	G	O5'-P-OP1	-5.04	101.17	105.70
26	1H	47	C	C2-N3-C4	-5.04	117.38	119.90
26	1H	265	A	O4'-C1'-N9	5.04	112.23	108.20
26	1H	704	G	N9-C4-C5	5.04	107.42	105.40
26	1H	757	U	N1-C2-N3	5.04	117.92	114.90
26	1H	807	U	OP1-P-OP2	5.04	127.16	119.60
26	1H	1359	A	O5'-P-OP2	-5.04	101.17	105.70
26	1H	1378	A	C5-N7-C8	-5.04	101.38	103.90
26	1H	1996	C	OP1-P-O3'	5.04	116.28	105.20
26	1H	2611	U	O5'-P-OP1	-5.04	101.17	105.70
26	14	12	U	C6-N1-C2	-5.04	117.98	121.00
26	14	782	A	C6-N1-C2	-5.04	115.58	118.60
26	14	1494	A	C4-C5-C6	5.04	119.52	117.00
26	14	1519	G	N3-C4-C5	-5.04	126.08	128.60
26	14	1975	G	O5'-P-OP1	5.04	116.75	110.70
26	14	2359	C	C5-C4-N4	5.04	123.73	120.20
26	14	2073	C	N3-C4-N4	5.04	121.53	118.00
1	13	50	A	N7-C8-N9	5.04	116.32	113.80
1	13	1299	A	C2-N3-C4	-5.04	108.08	110.60
26	1H	133	C	C2-N3-C4	-5.04	117.38	119.90
26	1H	217	G	N1-C2-N2	5.04	120.73	116.20
26	1H	1305	C	OP1-P-OP2	-5.04	112.05	119.60
26	1H	1542	G	C5-C6-O6	5.04	131.62	128.60
26	1H	1813	G	N7-C8-N9	-5.04	110.58	113.10

Continued on next page...

Continued from previous page...

Mol	Chain	Res	Type	Atoms	Z	Observed(°)	Ideal(°)
26	1H	2274	A	OP2-P-O3'	5.04	116.28	105.20
26	14	507	A	OP1-P-OP2	-5.04	112.05	119.60
26	14	2267	A	C4-N9-C1'	5.04	135.37	126.30
1	13	255	G	N1-C2-N2	-5.03	111.67	116.20
26	1H	378	C	N3-C2-O2	5.03	125.42	121.90
26	1H	469	G	O5'-P-OP2	5.03	116.74	110.70
26	1H	726	G	O5'-P-OP1	-5.03	101.17	105.70
26	1H	752	A	C8-N9-C4	5.03	107.81	105.80
26	1H	863	A	N7-C8-N9	-5.03	111.28	113.80
26	1H	1346	G	N3-C2-N2	5.03	123.42	119.90
26	1H	1365	A	N1-C2-N3	5.03	131.82	129.30
30	21	132	HIS	N-CA-C	5.03	124.59	111.00
26	14	332	A	N1-C2-N3	5.03	131.82	129.30
26	14	1133	U	O4'-C1'-N1	5.03	112.23	108.20
26	14	1552	G	C4-C5-N7	-5.03	108.79	110.80
26	14	1832	C	N1-C2-O2	-5.03	115.88	118.90
26	14	2057	A	C8-N9-C4	5.03	107.81	105.80
26	14	2082	A	C5-C6-N1	5.03	120.22	117.70
26	14	2688	U	C2-N3-C4	-5.03	123.98	127.00
27	1J	86	G	N1-C6-O6	5.03	122.92	119.90
26	1H	35	G	C5-C6-O6	5.03	131.62	128.60
26	1H	575	A	C5-C6-N6	-5.03	119.67	123.70
26	1H	731	C	OP1-P-OP2	-5.03	112.05	119.60
26	1H	2040	C	C6-N1-C2	5.03	122.31	120.30
26	14	1627	G	N3-C4-N9	5.03	129.02	126.00
26	1H	1677	A	OP1-P-O3'	-5.03	94.13	105.20
26	1H	1784	A	C6-N1-C2	5.03	121.62	118.60
26	1H	1827	C	C4-C5-C6	5.03	119.92	117.40
26	1H	2390	U	N1-C2-N3	5.03	117.92	114.90
26	1H	2424	C	N1-C2-N3	-5.03	115.68	119.20
1	1G	906	G	N1-C6-O6	5.03	122.92	119.90
1	1G	1199	U	C5-C4-O4	5.03	128.92	125.90
27	1J	7	G	N9-C4-C5	-5.03	103.39	105.40
1	13	769	G	OP1-P-O3'	5.03	116.26	105.20
1	13	894	G	C8-N9-C1'	5.03	133.54	127.00
1	13	1286	A	C8-N9-C4	-5.03	103.79	105.80
1	13	1363	A	C8-N9-C4	5.03	107.81	105.80
26	1H	203	C	C2-N3-C4	-5.03	117.39	119.90
26	1H	498	G	O5'-P-OP1	-5.03	101.17	105.70
26	1H	1302	A	N7-C8-N9	-5.03	111.29	113.80
26	1H	1363	C	OP2-P-O3'	5.03	116.26	105.20
26	1H	1597	A	N9-C1'-C2'	-5.03	106.47	112.00

Continued on next page...

Continued from previous page...

Mol	Chain	Res	Type	Atoms	Z	Observed(°)	Ideal(°)
26	1H	1620	G	N7-C8-N9	-5.03	110.59	113.10
26	1H	1790	C	N3-C2-O2	-5.03	118.38	121.90
26	1H	2689	U	N1-C2-N3	5.03	117.92	114.90
1	1G	697	U	O5'-P-OP2	-5.03	101.17	105.70
1	1G	884	U	O5'-P-OP2	-5.03	101.18	105.70
26	14	1751	C	N1-C2-O2	-5.03	115.88	118.90
26	14	2334	G	N7-C8-N9	-5.03	110.59	113.10
26	14	2346	A	C5-N7-C8	-5.03	101.39	103.90
1	13	892	A	C2-N3-C4	-5.03	108.09	110.60
1	13	1414	U	OP2-P-O3'	5.03	116.25	105.20
26	1H	686	G	C8-N9-C1'	-5.03	120.47	127.00
26	1H	1413	G	C8-N9-C4	-5.03	104.39	106.40
26	1H	2056	G	N3-C4-C5	-5.03	126.09	128.60
1	1G	1312	G	C8-N9-C4	-5.03	104.39	106.40
26	14	503	A	N1-C2-N3	5.03	131.81	129.30
26	14	1892	C	C6-N1-C1'	5.03	126.83	120.80
26	14	2191	G	C6-C5-N7	-5.03	127.38	130.40
26	14	2867	G	C6-C5-N7	5.03	133.41	130.40
1	13	1093	A	OP1-P-O3'	5.02	116.25	105.20
26	1H	760	G	C2-N3-C4	-5.02	109.39	111.90
1	1G	893	C	N1-C2-O2	5.02	121.91	118.90
26	14	601	C	C4-C5-C6	5.02	119.91	117.40
1	13	1511	G	C4-N9-C1'	5.02	133.03	126.50
26	1H	26	G	N3-C2-N2	5.02	123.42	119.90
26	1H	394	A	OP1-P-OP2	-5.02	112.07	119.60
26	1H	597	U	C4-C5-C6	5.02	122.71	119.70
26	1H	691	C	C4-C5-C6	5.02	119.91	117.40
26	1H	861	A	N1-C6-N6	5.02	121.61	118.60
26	1H	1265	A	OP1-P-O3'	5.02	116.25	105.20
26	1H	2084	C	C2-N3-C4	-5.02	117.39	119.90
26	1H	2709	G	O5'-P-OP1	5.02	116.73	110.70
49	J8	41	ARG	NE-CZ-NH1	5.02	122.81	120.30
1	1G	560	U	C5-C6-N1	5.02	125.21	122.70
23	2L	12	G	O4'-C1'-N9	5.02	112.22	108.20
26	14	127	A	OP2-P-O3'	-5.02	94.15	105.20
1	13	552	U	O5'-P-OP2	-5.02	101.18	105.70
1	13	1461	G	C5-C6-O6	-5.02	125.59	128.60
26	1H	1111	A	C8-N9-C4	-5.02	103.79	105.80
26	1H	1282	U	N3-C2-O2	5.02	125.71	122.20
26	1H	1978	A	N1-C2-N3	-5.02	126.79	129.30
26	1H	119	A	C4-C5-C6	5.02	119.51	117.00
26	1H	786	C	C2-N3-C4	-5.02	117.39	119.90

Continued on next page...

Continued from previous page...

Mol	Chain	Res	Type	Atoms	Z	Observed(°)	Ideal(°)
26	1H	1861	G	C8-N9-C4	5.02	108.41	106.40
26	1H	2373	G	C2-N3-C4	-5.02	109.39	111.90
26	1H	2450	A	N7-C8-N9	5.02	116.31	113.80
26	1H	2698	U	OP1-P-OP2	5.02	127.13	119.60
1	1G	117	G	C5-C6-N1	-5.02	108.99	111.50
1	1G	128	G	N3-C2-N2	-5.02	116.39	119.90
1	1G	992	U	P-O3'-C3'	5.02	125.72	119.70
26	14	415	A	OP2-P-O3'	5.02	116.24	105.20
26	14	479	A	N1-C6-N6	-5.02	115.59	118.60
26	14	1494	A	N1-C2-N3	5.02	131.81	129.30
26	14	1855	G	N3-C4-C5	-5.02	126.09	128.60
26	14	2335	A	C4-C5-N7	-5.02	108.19	110.70
26	14	2755	C	C6-N1-C1'	-5.02	114.78	120.80
26	1H	324	A	C8-N9-C4	-5.02	103.79	105.80
26	1H	1814	G	C6-C5-N7	-5.02	127.39	130.40
26	1H	1945	G	O5'-P-OP1	-5.02	101.19	105.70
26	14	1785	A	C6-C5-N7	-5.02	128.79	132.30
26	14	2596	U	C2-N3-C4	-5.02	123.99	127.00
26	1H	1361	G	C2-N3-C4	5.02	114.41	111.90
26	1H	1626	G	C2-N3-C4	-5.02	109.39	111.90
26	1H	2417	C	N1-C2-O2	-5.02	115.89	118.90
26	1H	2418	A	OP1-P-O3'	5.02	116.24	105.20
1	1G	1523	G	OP1-P-OP2	5.02	127.12	119.60
26	14	551	G	C5-C6-O6	-5.02	125.59	128.60
26	14	2578	G	N1-C2-N2	-5.02	111.69	116.20
27	1J	28	C	O4'-C1'-N1	5.02	112.21	108.20
1	13	183	G	N3-C4-N9	5.01	129.01	126.00
1	13	373	A	C2-N3-C4	5.01	113.11	110.60
26	1H	633	A	N3-C4-C5	5.01	130.31	126.80
26	1H	1361	G	C5-C6-N1	5.01	114.01	111.50
26	1H	1914	C	N3-C4-N4	-5.01	114.49	118.00
26	1H	2495	G	O5'-P-OP2	-5.01	101.19	105.70
26	1H	2546	U	C4-C5-C6	5.01	122.71	119.70
26	14	204	A	N1-C6-N6	5.01	121.61	118.60
26	14	690	G	O5'-P-OP1	-5.01	101.19	105.70
26	14	1966	A	N9-C4-C5	5.01	107.81	105.80
26	14	2678	C	N3-C2-O2	5.01	125.41	121.90
26	14	2713	A	OP2-P-O3'	5.01	116.23	105.20
1	13	700	G	N3-C2-N2	-5.01	116.39	119.90
26	1H	12	U	N3-C2-O2	-5.01	118.69	122.20
26	1H	113	G	C5-C6-O6	-5.01	125.59	128.60
26	1H	382	G	C8-N9-C4	5.01	108.41	106.40

Continued on next page...

Continued from previous page...

Mol	Chain	Res	Type	Atoms	Z	Observed(°)	Ideal(°)
26	1H	1367	A	C8-N9-C4	5.01	107.81	105.80
26	1H	1791	A	OP1-P-OP2	-5.01	112.08	119.60
26	14	149	A	OP1-P-OP2	-5.01	112.08	119.60
26	14	2441	C	C5-C4-N4	5.01	123.71	120.20
26	14	2485	G	N1-C6-O6	5.01	122.91	119.90
1	13	1329	A	C5-C6-N6	-5.01	119.69	123.70
26	1H	1700	A	C6-N1-C2	5.01	121.61	118.60
1	1G	32	A	C8-N9-C4	-5.01	103.80	105.80
1	1G	848	C	C5-C6-N1	5.01	123.50	121.00
26	14	575	A	P-O3'-C3'	-5.01	113.69	119.70
26	14	1935	G	N1-C2-N2	5.01	120.71	116.20
26	14	2287	A	C6-C5-N7	-5.01	128.79	132.30
26	14	2607	G	N3-C4-N9	5.01	129.01	126.00
1	13	1246	C	C6-N1-C2	-5.01	118.30	120.30
26	1H	120	U	O5'-P-OP1	5.01	116.71	110.70
26	1H	686	G	N1-C2-N2	-5.01	111.69	116.20
26	1H	760	G	C8-N9-C4	5.01	108.40	106.40
26	1H	1571	A	C6-N1-C2	-5.01	115.59	118.60
26	1H	1912	A	OP2-P-O3'	5.01	116.22	105.20
26	1H	2386	C	N3-C4-C5	5.01	123.90	121.90
23	2L	30	G	N3-C2-N2	5.01	123.41	119.90
26	14	141	A	C4-C5-N7	5.01	113.20	110.70
26	14	728	G	O5'-P-OP2	-5.01	101.19	105.70
26	14	1759	A	OP1-P-OP2	5.01	127.11	119.60
1	13	570	G	N3-C2-N2	-5.01	116.39	119.90
26	1H	277	C	O4'-C1'-N1	5.01	112.21	108.20
26	1H	2438	U	C2-N3-C4	-5.01	124.00	127.00
26	14	598	G	C5-C6-N1	5.01	114.00	111.50
26	14	1758	G	C8-N9-C4	5.01	108.40	106.40
26	14	2568	C	C6-N1-C2	-5.01	118.30	120.30
1	13	622	A	O5'-P-OP2	-5.01	101.19	105.70
12	3I	86	ARG	NE-CZ-NH1	-5.01	117.80	120.30
26	1H	115	C	C5-C6-N1	-5.01	118.50	121.00
26	1H	207	A	C5-C6-N6	-5.01	119.69	123.70
26	1H	835	A	O5'-P-OP2	-5.01	101.19	105.70
26	1H	921	G	C8-N9-C4	-5.01	104.40	106.40
26	1H	1117	G	N3-C4-N9	5.01	129.00	126.00
26	1H	1203	G	OP1-P-O3'	5.01	116.21	105.20
26	1H	2378	A	C2-N3-C4	-5.01	108.10	110.60
26	1H	2425	A	O5'-P-OP1	5.01	116.71	110.70
26	1H	2715	C	C5-C6-N1	-5.01	118.50	121.00
1	1G	541	G	C6-C5-N7	-5.01	127.40	130.40

Continued on next page...

Continued from previous page...

Mol	Chain	Res	Type	Atoms	Z	Observed(°)	Ideal(°)
1	1G	912	C	OP2-P-O3'	5.01	116.21	105.20
1	1G	1314	C	N3-C4-C5	-5.01	119.90	121.90
26	14	1633	G	C6-C5-N7	-5.01	127.40	130.40
26	14	2238	G	OP1-P-OP2	5.01	127.11	119.60
26	14	2820	A	P-O3'-C3'	5.01	125.71	119.70
1	13	581	G	C4-N9-C1'	5.00	133.01	126.50
26	1H	250	G	C2-N3-C4	5.00	114.40	111.90
26	1H	335	C	N3-C4-C5	-5.00	119.90	121.90
26	1H	435	C	N1-C2-O2	-5.00	115.90	118.90
26	1H	2277	G	C5-N7-C8	5.00	106.80	104.30
26	1H	2640	G	C5-C6-N1	-5.00	109.00	111.50
39	98	54	LEU	CB-CG-CD2	-5.00	102.49	111.00
26	14	606	U	OP2-P-O3'	5.00	116.21	105.20
26	14	755	C	N3-C4-N4	5.00	121.50	118.00
26	14	2008	C	OP2-P-O3'	5.00	116.21	105.20
26	14	2751	G	N3-C4-C5	-5.00	126.10	128.60
27	1J	90	C	OP2-P-O3'	5.00	116.21	105.20
1	13	47	C	O5'-P-OP1	-5.00	101.20	105.70
26	1H	145	G	N1-C2-N3	5.00	126.90	123.90
26	1H	1163	G	O5'-P-OP1	-5.00	101.20	105.70
26	1H	1346	G	C5-C6-O6	5.00	131.60	128.60
26	1H	2243	U	OP2-P-O3'	5.00	116.21	105.20
26	1H	2336	A	O5'-P-OP1	-5.00	101.20	105.70
26	1H	2690	C	C2-N3-C4	-5.00	117.40	119.90
29	11	63	ARG	NE-CZ-NH1	5.00	122.80	120.30
1	1G	27	G	N1-C6-O6	5.00	122.90	119.90
1	1G	399	G	C5-C6-O6	-5.00	125.60	128.60
1	1G	495	A	C4-C5-N7	-5.00	108.20	110.70
26	14	2490	G	N1-C2-N2	-5.00	111.70	116.20
26	14	2595	G	C4-C5-C6	-5.00	115.80	118.80
1	13	955	U	C6-N1-C2	-5.00	118.00	121.00
1	13	975	A	N7-C8-N9	5.00	116.30	113.80
1	13	1224	G	OP1-P-OP2	-5.00	112.10	119.60
26	1H	270(G)	C	C6-N1-C2	-5.00	118.30	120.30
26	1H	500	G	C4-C5-N7	-5.00	108.80	110.80
26	1H	766	C	N3-C4-N4	5.00	121.50	118.00
26	1H	1573	G	N7-C8-N9	-5.00	110.60	113.10
26	14	804	A	N7-C8-N9	-5.00	111.30	113.80
26	14	1254	A	N1-C6-N6	5.00	121.60	118.60
26	14	1635	G	C5-C6-O6	-5.00	125.60	128.60
26	14	1799	G	C5-C6-N1	-5.00	109.00	111.50
26	14	2308	G	N1-C6-O6	-5.00	116.90	119.90

Continued on next page...

Continued from previous page...

Mol	Chain	Res	Type	Atoms	Z	Observed(°)	Ideal(°)
26	14	2416	C	OP1-P-OP2	-5.00	112.10	119.60

There are no chirality outliers.

All (158) planarity outliers are listed below:

Mol	Chain	Res	Type	Group
29	11	113	VAL	Peptide
29	11	114	GLY	Peptide
29	11	122	ASP	Peptide
29	11	233	HIS	Mainchain
29	11	29	PRO	Peptide
29	11	38	LYS	Peptide
2	12	15	VAL	Peptide
2	12	19	HIS	Peptide
2	12	219	VAL	Peptide
2	12	22	LYS	Peptide
2	12	44	LEU	Peptide
35	15	124	ALA	Peptide
35	15	41	ASP	Peptide
29	19	197	GLY	Peptide
29	19	237	GLU	Peptide
29	19	27	THR	Peptide
29	19	28	GLU	Peptide
29	19	45	ASN	Mainchain
2	1E	15	VAL	Peptide
10	1I	88	LEU	Peptide
30	21	153	GLY	Peptide
30	21	186	GLY	Peptide
30	21	56	PRO	Peptide
30	21	64	LYS	Peptide
30	21	65	GLY	Peptide
30	21	66	HIS	Peptide
30	21	77	ILE	Peptide
30	21	78	LEU	Peptide
30	21	82	ARG	Peptide
30	29	115	GLY	Peptide
30	29	201	THR	Peptide
30	29	53	PRO	Peptide
30	29	61	ARG	Peptide
30	29	73	GLU	Peptide
11	2A	49	GLY	Peptide
11	2I	102	GLY	Peptide

Continued on next page...

Continued from previous page...

Mol	Chain	Res	Type	Group
4	32	152	SER	Peptide
37	35	110	TYR	Peptide
37	35	65	ARG	Peptide
37	35	70	GLN	Peptide
31	39	12	LEU	Peptide
31	39	127	GLU	Peptide
31	39	146	ALA	Peptide
31	39	166	ALA	Peptide
31	39	20	LEU	Peptide
31	39	24	LEU	Peptide
31	39	25	PRO	Peptide
31	39	26	ALA	Peptide
31	39	69	HIS	Mainchain
31	39	89	VAL	Peptide
12	3I	118	SER	Peptide
12	3I	47	LYS	Peptide
12	3I	87	GLY	Peptide
32	41	95	ARG	Peptide
38	45	135	ASP	Peptide
38	45	27	VAL	Peptide
38	45	58	PHE	Peptide
32	49	13	GLU	Peptide
32	49	36	LYS	Peptide
32	49	82	LEU	Peptide
13	4A	9	ILE	Peptide
13	4A	94	ARG	Peptide
13	4I	105	THR	Peptide
13	4I	4	ILE	Peptide
13	4I	66	LEU	Peptide
33	51	152	ARG	Peptide
33	51	156	ALA	Peptide
33	51	170	ARG	Peptide
33	51	174	GLY	Peptide
33	51	7	LEU	Peptide
39	55	106	GLY	Peptide
35	58	136	GLU	Peptide
35	58	49	GLY	Peptide
33	59	155	SER	Peptide
33	59	170	ARG	Peptide
33	59	7	LEU	Peptide
14	5A	29	ARG	Peptide
34	61	11	ASN	Peptide

Continued on next page...

Continued from previous page...

Mol	Chain	Res	Type	Group
34	61	134	PRO	Peptide
34	61	82	ARG	Peptide
40	65	53	SER	Peptide
34	69	101	LEU	Peptide
34	69	112	LYS	Peptide
34	69	142	VAL	Peptide
34	69	143	SER	Peptide
34	69	77	LEU	Peptide
28	71	178	ALA	Peptide
28	71	36	LYS	Peptide
28	71	37	PHE	Peptide
41	75	10	VAL	Peptide
37	78	11	GLY	Peptide
37	78	115	LEU	Peptide
37	78	24	GLY	Peptide
37	78	36	LYS	Peptide
37	78	70	GLN	Peptide
9	82	117	HIS	Peptide
42	85	72	HIS	Peptide
42	85	90	VAL	Peptide
42	85	98	LEU	Peptide
38	88	23	GLY	Peptide
38	88	6	ARG	Peptide
9	8E	110	GLU	Peptide
43	95	87	HIS	Peptide
39	98	44	LEU	Peptide
44	A5	43	GLY	Peptide
45	B5	24	GLY	Peptide
45	B5	61	GLY	Peptide
41	B8	12	SER	Peptide
41	B8	133	GLU	Peptide
41	B8	58	ASN	Peptide
20	BA	101	GLY	Peptide
20	BA	13	LEU	Peptide
20	BA	72	LEU	Peptide
46	C5	82	PRO	Peptide
46	C5	91	GLU	Peptide
42	C8	90	VAL	Peptide
42	C8	92	ARG	Peptide
47	D5	4	ARG	Peptide
47	D5	5	LEU	Peptide
47	D5	60	GLU	Peptide

Continued on next page...

Continued from previous page...

Mol	Chain	Res	Type	Group
47	D5	61	LEU	Peptide
47	D5	93	ASP	Peptide
43	D8	36	PRO	Peptide
43	D8	44	LYS	Peptide
43	D8	45	THR	Peptide
43	D8	48	GLY	Peptide
49	F5	82	LEU	Peptide
49	F5	89	GLU	Peptide
45	F8	2	LYS	Peptide
45	F8	3	THR	Peptide
50	G5	15	LYS	Peptide
50	G5	17	SER	Peptide
50	G5	43	GLN	Peptide
46	G8	53	PRO	Peptide
46	G8	54	LYS	Peptide
46	G8	80	GLY	Peptide
46	G8	84	ARG	Peptide
46	G8	93	GLY	Peptide
46	G8	99	CYS	Peptide
47	H8	158	PRO	Peptide
47	H8	165	VAL	Peptide
47	H8	63	ASP	Peptide
49	J8	75	GLU	Peptide
49	J8	77	ALA	Peptide
49	J8	85	LEU	Peptide
50	K8	17	SER	Peptide
50	K8	3	LEU	Peptide
50	K8	4	SER	Peptide
50	K8	46	GLN	Peptide
55	M5	40	GLU	Peptide
55	M5	51	ALA	Peptide
52	M8	37	SER	Peptide
52	M8	40	HIS	Peptide
52	M8	41	PRO	Peptide
52	M8	42	PHE	Peptide
54	P8	45	ALA	Peptide
55	Q8	30	ARG	Peptide
55	Q8	49	VAL	Peptide

5.2 Too-close contacts [i](#)

In the following table, the Non-H and H(model) columns list the number of non-hydrogen atoms and hydrogen atoms in the chain respectively. The H(added) column lists the number of hydrogen atoms added and optimized by MolProbity. The Clashes column lists the number of clashes within the asymmetric unit, whereas Symm-Clashes lists symmetry-related clashes.

Mol	Chain	Non-H	H(model)	H(added)	Clashes	Symm-Clashes
1	13	32157	0	16234	821	0
1	1G	32371	0	16342	804	0
2	12	1696	0	1730	97	0
2	1E	1874	0	1926	111	0
3	22	1537	0	1603	75	0
3	2E	1605	0	1668	50	0
4	32	1702	0	1764	122	0
4	3E	1698	0	1759	98	0
5	42	1139	0	1202	51	0
5	4E	1142	0	1204	54	0
6	52	842	0	857	30	0
6	5E	837	0	852	34	0
7	62	1120	0	1167	57	0
7	6E	1242	0	1286	39	0
8	72	1107	0	1165	55	0
8	7E	1115	0	1177	60	0
9	82	953	0	983	81	0
9	8E	1000	0	1031	56	0
10	1A	646	0	662	36	0
10	1I	754	0	769	42	0
11	2A	835	0	847	32	0
11	2I	823	0	833	32	0
12	3A	956	0	1046	42	0
12	3I	956	0	1046	40	0
13	4A	893	0	946	55	0
13	4I	942	0	997	59	0
14	5A	486	0	525	38	0
14	5I	491	0	529	25	0
15	6A	729	0	768	17	0
15	6I	729	0	768	32	0
16	7A	705	0	725	23	0
16	7I	700	0	720	48	0
17	8A	823	0	891	28	0
17	8I	834	0	904	46	0
18	9A	544	0	605	31	0
18	9I	549	0	607	17	0
19	AA	481	0	468	30	0

Continued on next page...

Continued from previous page...

Mol	Chain	Non-H	H(model)	H(added)	Clashes	Symm-Clashes
19	AI	661	0	683	64	0
20	BA	762	0	861	35	0
20	BI	746	0	843	44	0
21	1B	188	0	195	10	0
21	1F	199	0	208	14	0
22	1K	1542	0	790	46	0
22	1L	1477	0	758	27	0
23	2K	1646	0	844	24	0
23	2L	1646	0	844	38	0
24	3K	1483	0	756	64	0
24	3L	1528	0	778	49	0
25	4K	464	0	231	20	0
25	4L	419	0	208	11	0
26	14	61505	0	30997	1435	0
26	1H	62204	0	31336	1594	0
27	16	2617	0	1328	73	0
27	1J	2617	0	1328	68	0
28	71	1033	0	1048	73	0
28	79	456	0	460	25	0
29	11	2120	0	2197	133	0
29	19	2125	0	2199	126	0
30	21	1558	0	1624	102	0
30	29	1563	0	1629	99	0
31	31	1585	0	1632	75	0
31	39	1602	0	1649	109	0
32	41	1457	0	1514	89	0
32	49	1468	0	1520	84	0
33	51	1328	0	1396	101	0
33	59	543	0	566	30	0
34	61	1136	0	1223	53	0
34	69	1131	0	1218	54	0
35	15	1104	0	1180	40	0
35	58	1096	0	1169	75	0
36	25	932	0	996	46	0
36	68	932	0	996	29	0
37	35	1122	0	1206	68	0
37	78	1122	0	1206	88	0
38	45	1104	0	1159	91	0
38	88	1117	0	1168	55	0
39	55	967	0	1033	56	0
39	98	967	0	1033	51	0
40	65	876	0	938	73	0

Continued on next page...

Continued from previous page...

Mol	Chain	Non-H	H(model)	H(added)	Clashes	Symm-Clashes
40	A8	881	0	943	60	0
41	75	1109	0	1170	75	0
41	B8	1124	0	1179	74	0
42	85	959	0	1019	56	0
42	C8	950	0	1011	53	0
43	95	770	0	838	44	0
43	D8	774	0	849	35	0
44	A5	886	0	948	37	0
44	E8	876	0	941	26	0
45	B5	735	0	785	37	0
45	F8	743	0	794	35	0
46	C5	794	0	886	63	0
46	G8	783	0	869	57	0
47	D5	1079	0	1088	62	0
47	H8	1365	0	1391	76	0
48	E5	603	0	620	36	0
48	I8	611	0	631	33	0
49	F5	737	0	813	41	0
49	J8	737	0	813	41	0
50	G5	576	0	625	31	0
50	K8	575	0	634	48	0
51	H5	459	0	512	9	0
51	L8	459	0	512	12	0
52	M8	376	0	374	53	0
53	J5	434	0	454	20	0
53	N8	369	0	388	19	0
54	L5	401	0	436	14	0
54	P8	401	0	436	19	0
55	M5	516	0	581	26	0
55	Q8	516	0	582	40	0
56	11	3	0	0	0	0
56	13	161	0	0	0	0
56	14	471	0	0	0	0
56	16	13	0	0	0	0
56	1G	126	0	0	0	0
56	1H	572	0	0	0	0
56	1J	11	0	0	0	0
56	1K	1	0	0	0	0
56	21	3	0	0	0	0
56	25	2	0	0	0	0
56	29	1	0	0	0	0
56	2A	1	0	0	0	0

Continued on next page...

Continued from previous page...

Mol	Chain	Non-H	H(model)	H(added)	Clashes	Symm-Clashes
56	2K	3	0	0	0	0
56	2L	3	0	0	0	0
56	32	1	0	0	0	0
56	35	3	0	0	0	0
56	39	2	0	0	0	0
56	41	2	0	0	0	0
56	42	2	0	0	0	0
56	45	2	0	0	0	0
56	4K	1	0	0	0	0
56	52	1	0	0	0	0
56	5E	1	0	0	0	0
56	5I	1	0	0	0	0
56	78	2	0	0	0	0
56	88	3	0	0	0	0
56	98	1	0	0	0	0
56	B5	1	0	0	0	0
56	E5	3	0	0	0	0
56	F8	1	0	0	0	0
56	I8	1	0	0	0	0
56	L8	1	0	0	0	0
56	M5	1	0	0	0	0
56	P8	1	0	0	0	0
56	Q8	1	0	0	0	0
57	32	8	0	0	3	0
57	3E	8	0	0	0	0
58	5A	1	0	0	0	0
58	5I	1	0	0	0	0
58	C5	1	0	0	0	0
58	G8	1	0	0	0	0
59	11	16	0	0	6	0
59	13	389	0	0	54	0
59	14	1225	0	0	216	0
59	16	35	0	0	7	0
59	19	11	0	0	3	0
59	1E	1	0	0	0	0
59	1F	2	0	0	0	0
59	1G	297	0	0	46	0
59	1H	1539	0	0	287	0
59	1I	2	0	0	0	0
59	1J	12	0	0	2	0
59	1K	8	0	0	1	0
59	1L	1	0	0	0	0

Continued on next page...

Continued from previous page...

Mol	Chain	Non-H	H(model)	H(added)	Clashes	Symm-Clashes
59	21	7	0	0	1	0
59	25	6	0	0	0	0
59	29	5	0	0	0	0
59	2A	3	0	0	0	0
59	2K	6	0	0	0	0
59	2L	6	0	0	0	0
59	31	6	0	0	0	0
59	32	2	0	0	1	0
59	35	8	0	0	1	0
59	39	7	0	0	0	0
59	3A	1	0	0	0	0
59	3E	2	0	0	0	0
59	3I	2	0	0	0	0
59	3K	1	0	0	0	0
59	41	1	0	0	0	0
59	42	1	0	0	0	0
59	45	4	0	0	0	0
59	4E	1	0	0	0	0
59	4I	2	0	0	0	0
59	4K	5	0	0	0	0
59	4L	5	0	0	0	0
59	52	4	0	0	0	0
59	55	3	0	0	4	0
59	58	2	0	0	0	0
59	5I	2	0	0	0	0
59	62	3	0	0	0	0
59	68	2	0	0	0	0
59	6A	1	0	0	0	0
59	6I	3	0	0	0	0
59	78	8	0	0	1	0
59	7A	6	0	0	0	0
59	7I	1	0	0	0	0
59	85	1	0	0	0	0
59	88	8	0	0	0	0
59	8E	3	0	0	0	0
59	95	1	0	0	0	0
59	9A	2	0	0	1	0
59	A5	1	0	0	0	0
59	B5	1	0	0	0	0
59	BA	5	0	0	0	0
59	C5	3	0	0	0	0
59	C8	4	0	0	1	0

Continued on next page...

Continued from previous page...

Mol	Chain	Non-H	H(model)	H(added)	Clashes	Symm-Clashes
59	D8	2	0	0	0	0
59	F5	1	0	0	0	0
59	F8	2	0	0	0	0
59	G8	1	0	0	0	0
59	H5	2	0	0	0	0
59	I8	7	0	0	1	0
59	J8	2	0	0	1	0
59	K8	1	0	0	0	0
59	L5	3	0	0	0	0
59	L8	3	0	0	0	0
59	M5	6	0	0	1	0
59	P8	1	0	0	0	0
59	Q8	8	0	0	1	0
All	All	297904	0	196675	8933	0

The all-atom clashscore is defined as the number of clashes found per 1000 atoms (including hydrogen atoms). The all-atom clashscore for this structure is 19.

All (8933) close contacts within the same asymmetric unit are listed below, sorted by their clash magnitude.

Atom-1	Atom-2	Interatomic distance (Å)	Clash overlap (Å)
39:55:3:HIS:NE2	59:55:201:HOH:O	1.77	1.14
49:J8:93:GLU:HG3	49:J8:94:LEU:H	1.01	1.12
26:14:730:C:OP2	59:14:3501:HOH:O	1.68	1.11
19:AI:3:ARG:HE	19:AI:9:VAL:HG11	1.10	1.10
26:14:2822:G:N7	59:14:3506:HOH:O	1.84	1.10
26:14:761:A:N7	59:14:3507:HOH:O	1.85	1.09
26:1H:576:U:OP1	59:1H:3602:HOH:O	1.71	1.09
26:1H:810:U:OP1	59:1H:3601:HOH:O	1.69	1.09
19:AI:41:VAL:HG13	19:AI:44:MET:H	1.10	1.08
26:1H:1968:G:OP1	59:1H:3603:HOH:O	1.73	1.06
19:AI:40:ILE:HG12	19:AI:41:VAL:HG23	1.36	1.05
29:11:26:LYS:HD2	29:11:29:PRO:HG3	1.37	1.05
26:1H:1597:A:N7	59:1H:3618:HOH:O	1.87	1.05
30:21:135:HIS:NE2	59:21:401:HOH:O	1.88	1.05
38:45:27:VAL:HB	38:45:28:ALA:HA	1.39	1.04
26:1H:1622:G:OP2	59:1H:3606:HOH:O	1.76	1.03
38:45:26:TYR:HD1	38:45:27:VAL:HG22	1.24	1.03
26:1H:2711:A:OP2	59:1H:3604:HOH:O	1.75	1.02
26:14:784:A:OP2	59:14:3502:HOH:O	1.77	1.02
26:1H:733:G:OP2	59:1H:3605:HOH:O	1.76	1.02

Continued on next page...

Continued from previous page...

Atom-1	Atom-2	Interatomic distance (Å)	Clash overlap (Å)
26:1H:2056:G:N7	59:1H:3623:HOH:O	1.91	1.01
26:14:2032:G:H21	30:29:146:THR:HG23	1.21	1.01
26:14:733:G:N7	59:14:3507:HOH:O	1.91	1.01
26:14:1632:A:N7	59:14:3525:HOH:O	1.93	1.01
1:13:362:G:O2'	12:3I:33:ARG:NH2	1.93	1.01
26:1H:862:G:OP2	59:1H:3607:HOH:O	1.78	1.01
26:14:599:G:N7	59:14:3527:HOH:O	1.94	1.01
49:J8:91:LYS:HZ3	49:J8:91:LYS:HA	1.26	1.00
29:11:37:LEU:H	29:11:37:LEU:HD12	1.23	1.00
26:14:2292:C:OP1	40:65:17:ARG:NH2	1.95	1.00
34:69:130:TYR:HB3	34:69:136:VAL:HG23	1.42	1.00
12:3A:47:LYS:HG3	12:3A:48:PRO:HD2	1.44	0.99
26:1H:620:G:H4'	26:1H:621:A:H5''	1.44	0.98
32:41:112:PRO:HB3	52:M8:37:SER:H	1.25	0.98
1:13:541:G:N7	59:13:1806:HOH:O	1.96	0.98
26:1H:1359:A:N1	26:1H:1372:U:N3	2.12	0.98
33:51:2:SER:HB2	33:51:3:ARG:HD3	1.45	0.98
38:45:138:ASP:N	38:45:139:GLU:HA	1.74	0.98
49:J8:93:GLU:HG3	49:J8:94:LEU:N	1.76	0.97
26:14:763:G:OP1	59:14:3503:HOH:O	1.82	0.97
26:1H:913:U:O4	59:1H:3608:HOH:O	1.81	0.97
26:14:1359:A:H62	26:14:1372:U:H3	1.04	0.97
26:14:2589:A:OP1	59:14:3502:HOH:O	1.81	0.97
26:1H:1959:G:N7	59:1H:3648:HOH:O	1.98	0.96
38:45:26:TYR:CD1	38:45:27:VAL:HG22	2.00	0.96
36:68:68:GLU:OE2	36:68:78:ARG:NH1	1.99	0.96
26:14:141:A:H8	26:14:1595:G:H21	1.13	0.96
26:1H:784:A:OP1	59:1H:3611:HOH:O	1.83	0.96
27:16:82:G:N7	59:16:302:HOH:O	1.99	0.96
17:8I:100:LYS:HG2	17:8I:101:ARG:HE	1.30	0.96
2:1E:16:HIS:HE1	2:1E:213:LEU:HD12	1.29	0.95
29:11:31:LYS:HB3	29:11:34:VAL:HG23	1.44	0.95
26:14:67:U:H3	26:14:74:A:H2	1.09	0.95
49:J8:93:GLU:CG	49:J8:94:LEU:H	1.75	0.95
26:1H:2048:G:N7	59:1H:3649:HOH:O	1.99	0.95
26:1H:2503:A:OP1	59:1H:3602:HOH:O	1.85	0.95
26:1H:574:C:OP1	59:1H:3613:HOH:O	1.85	0.95
26:14:409:C:OP1	59:14:3504:HOH:O	1.84	0.95
26:1H:1939:U:O2	59:1H:3612:HOH:O	1.85	0.94
38:45:27:VAL:CB	38:45:28:ALA:HA	1.97	0.94
26:1H:592:G:O6	59:1H:3609:HOH:O	1.82	0.94

Continued on next page...

Continued from previous page...

Atom-1	Atom-2	Interatomic distance (Å)	Clash overlap (Å)
26:1H:2592:G:OP1	59:1H:3610:HOH:O	1.82	0.94
26:14:913:U:O4	59:14:3508:HOH:O	1.85	0.94
1:13:533:A:OP1	59:13:1801:HOH:O	1.86	0.93
26:1H:731:C:OP2	59:1H:3617:HOH:O	1.87	0.93
26:1H:1253:A:N7	59:1H:3601:HOH:O	2.01	0.93
34:61:144:VAL:HG23	34:61:145:VAL:HG23	1.50	0.93
26:14:54:G:O6	59:14:3509:HOH:O	1.87	0.93
48:I8:11:ARG:O	48:I8:14:ARG:NH2	2.02	0.93
9:82:112:LYS:HA	9:82:119:ALA:HB2	1.51	0.93
26:1H:947:G:O6	59:1H:3615:HOH:O	1.86	0.93
26:14:194:G:OP2	59:14:3505:HOH:O	1.84	0.93
11:2A:29:ILE:HG22	11:2A:44:SER:HB2	1.51	0.92
26:14:900:A:H2'	26:14:901:A:H8	1.34	0.92
34:69:81:VAL:H	34:69:143:SER:HB3	1.33	0.92
29:11:35:LYS:H	29:11:35:LYS:HZ2	1.17	0.92
26:14:1771:C:HO2'	26:14:1786:A:H8	0.96	0.92
24:3L:3:G:N2	24:3L:70:C:N3	2.17	0.92
1:13:975:A:H4'	1:13:976:G:H5''	1.51	0.92
26:14:2712(A):A:OP1	59:14:3512:HOH:O	1.88	0.92
26:1H:1428:C:N3	59:1H:3657:HOH:O	2.01	0.91
26:1H:702:G:OP2	59:1H:3619:HOH:O	1.88	0.91
33:51:170:ARG:HA	33:51:171:LEU:HB2	1.52	0.91
26:14:1762:A:N6	59:14:3549:HOH:O	2.03	0.91
19:AI:41:VAL:HG13	19:AI:44:MET:N	1.84	0.91
26:14:802:A:OP1	59:14:3511:HOH:O	1.88	0.91
26:1H:1665:A:OP2	59:1H:3614:HOH:O	1.86	0.91
26:1H:2656:U:H3	26:1H:2665:A:H2	1.16	0.91
26:14:2821:A:OP2	59:14:3510:HOH:O	1.87	0.91
32:49:130:ASN:HB3	32:49:160:VAL:HA	1.52	0.91
26:1H:761:A:N7	59:1H:3666:HOH:O	2.04	0.91
1:1G:1502:A:H2	1:1G:1505:G:H1	1.17	0.91
26:1H:1689:A:H62	26:1H:1698:A:H2	1.15	0.91
26:1H:2781:A:H5''	26:1H:2782:G:H5'	1.53	0.91
37:35:39:LYS:HD2	37:35:45:LEU:HD21	1.51	0.91
26:1H:2074:U:OP1	59:1H:3616:HOH:O	1.86	0.91
19:AI:41:VAL:HG12	19:AI:42:PRO:C	1.90	0.91
26:14:2342:C:N4	59:14:3546:HOH:O	2.03	0.91
26:1H:2310:A:H62	32:41:79:ASN:HD22	1.15	0.90
26:14:879:G:O2'	26:14:898:C:N4	2.03	0.90
26:14:1372:U:OP2	59:14:3513:HOH:O	1.88	0.90
26:14:1774:C:OP1	59:14:3514:HOH:O	1.89	0.90

Continued on next page...

Continued from previous page...

Atom-1	Atom-2	Interatomic distance (Å)	Clash overlap (Å)
27:1J:80:U:H2'	27:1J:81:G:H21	1.36	0.90
1:13:750:G:OP2	59:13:1802:HOH:O	1.88	0.90
32:41:161:THR:HG22	32:41:163:ALA:H	1.36	0.90
31:39:25:PRO:HB2	31:39:27:GLU:H	1.35	0.90
26:1H:574:C:OP2	59:1H:3621:HOH:O	1.89	0.90
22:1K:34:U8U:HN3	25:4K:21:G:H22	1.19	0.90
37:78:47:ASP:OD2	37:78:50:ARG:NH2	2.05	0.90
1:1G:1191:A:OP1	3:22:3:ASN:ND2	2.05	0.90
26:1H:2705:A:OP2	59:1H:3620:HOH:O	1.89	0.90
22:1L:9:A:N6	22:1L:22:G:N7	2.19	0.90
27:1J:15:A:H3'	27:1J:16:G:H5'	1.53	0.90
32:49:7:LEU:HD12	32:49:104:GLU:HB2	1.54	0.90
26:1H:1185:C:OP2	59:1H:3622:HOH:O	1.90	0.90
47:H8:93:ASP:HB3	47:H8:131:ARG:HH21	1.35	0.90
22:1K:51:A:N1	22:1K:64:G:N2	2.19	0.90
26:1H:49:A:N7	26:1H:120:U:H5	1.70	0.90
26:1H:1525:G:H2'	26:1H:1526:G:H8	1.34	0.89
29:11:182:LEU:H	29:11:272:ALA:HB3	1.36	0.89
26:14:2608:G:N7	59:14:3560:HOH:O	2.05	0.89
4:32:33:MET:O	4:32:35:ARG:NH1	2.05	0.89
45:B5:63:LYS:H	45:B5:63:LYS:HE3	1.38	0.89
26:1H:1899:G:H1	26:1H:1902:C:H41	1.20	0.89
2:1E:84:GLU:HB3	2:1E:219:VAL:HG21	1.55	0.89
1:1G:972:C:O2'	10:1A:55:LYS:NZ	2.06	0.88
26:14:662:G:OP1	59:14:3516:HOH:O	1.90	0.88
26:1H:2308:G:H1	26:1H:2311:A:H2	1.17	0.88
26:1H:2598:A:OP1	59:1H:3624:HOH:O	1.91	0.88
26:14:734:A:OP2	59:14:3515:HOH:O	1.90	0.88
1:13:768:A:OP2	59:13:1803:HOH:O	1.91	0.88
1:13:1129:C:H1'	1:13:1146:A:H61	1.37	0.88
26:1H:2747:G:N7	59:1H:3676:HOH:O	2.05	0.88
26:14:2697:G:N7	59:14:3561:HOH:O	2.05	0.88
26:1H:592:G:H21	55:Q8:4:MET:HE1	1.37	0.88
1:13:581:G:N7	59:13:1815:HOH:O	2.06	0.88
1:13:1502:A:H2	1:13:1505:G:H1	1.19	0.88
26:1H:1771:C:HO2'	26:1H:1786:A:H8	0.91	0.88
29:19:182:LEU:H	29:19:272:ALA:HB3	1.37	0.88
1:1G:1028:C:N3	1:1G:1033:G:N2	2.22	0.88
26:14:674:G:OP2	59:14:3517:HOH:O	1.90	0.88
19:AI:3:ARG:NE	19:AI:9:VAL:HG11	1.88	0.88
41:B8:4:GLY:HA2	41:B8:7:ILE:HG12	1.56	0.88

Continued on next page...

Continued from previous page...

Atom-1	Atom-2	Interatomic distance (Å)	Clash overlap (Å)
1:13:1422:G:H5''	36:68:48:PRO:HB3	1.54	0.88
26:1H:226:G:H21	26:1H:228:A:H2	1.17	0.88
33:51:4:ILE:HG23	33:51:6:ARG:CZ	2.04	0.88
26:1H:442:G:H1'	31:31:48:THR:HG21	1.55	0.88
1:1G:1127:G:H1'	1:1G:1148:U:H3	1.39	0.88
1:13:1305:G:N2	1:13:1331:G:H2'	1.88	0.87
4:3E:157:LEU:O	4:3E:161:ASN:ND2	2.07	0.87
8:7E:87:SER:HB2	8:7E:93:VAL:HB	1.56	0.87
27:1J:101:A:N7	59:1J:301:HOH:O	2.06	0.87
17:8I:67:LYS:HA	17:8I:70:ARG:HH12	1.39	0.87
26:14:2255:G:OP2	59:14:3518:HOH:O	1.91	0.87
26:1H:1899:G:H22	26:1H:1902:C:H5	1.20	0.87
26:14:2392:A:H2	26:14:2424:C:H42	1.18	0.87
24:3L:3:G:H1	24:3L:70:C:H42	1.22	0.87
1:13:608:A:OP2	59:13:1804:HOH:O	1.93	0.87
26:1H:2312:U:H5'	32:41:88:ILE:HD12	1.57	0.87
26:14:1676:A:OP2	59:14:3519:HOH:O	1.91	0.87
1:1G:1248:A:N3	9:82:70:LYS:NZ	2.22	0.87
1:1G:78:G:H1	1:1G:91:C:H42	1.18	0.87
26:14:690:G:OP1	59:14:3524:HOH:O	1.93	0.87
26:1H:800:A:OP1	59:1H:3625:HOH:O	1.91	0.86
26:1H:1023:U:OP2	59:1H:3627:HOH:O	1.93	0.86
26:14:1622:G:OP2	59:14:3523:HOH:O	1.93	0.86
14:5A:29:ARG:HB3	14:5A:31:ARG:H	1.39	0.86
26:14:1899:G:H21	26:14:1902:C:N4	1.73	0.86
26:1H:1021:A:H62	26:1H:1141:U:H3	1.21	0.86
26:1H:1653:G:H3'	39:98:2:ARG:HG3	1.58	0.86
29:11:37:LEU:H	29:11:37:LEU:CD1	1.85	0.86
26:14:198:C:OP2	59:14:3526:HOH:O	1.94	0.86
26:14:205:G:OP2	59:14:3521:HOH:O	1.92	0.86
26:14:1891:G:O6	59:14:3522:HOH:O	1.93	0.86
26:14:2822:G:OP2	59:14:3510:HOH:O	1.93	0.86
26:1H:805:G:OP1	59:1H:3628:HOH:O	1.93	0.86
26:1H:2392:A:H2	26:1H:2424:C:H42	1.22	0.86
36:68:75:SER:OG	41:B8:74:ARG:NH2	2.08	0.86
26:14:330:A:H2	26:14:1210:A:HO2'	1.23	0.86
26:14:1890:A:OP2	59:14:3520:HOH:O	1.92	0.86
26:14:1141:U:OP2	35:15:63:THR:OG1	1.95	0.85
1:13:362:G:N7	59:13:1817:HOH:O	2.09	0.85
1:1G:426:G:OP1	4:32:36:ARG:NH2	2.07	0.85
26:1H:847:U:OP2	59:1H:3629:HOH:O	1.93	0.85

Continued on next page...

Continued from previous page...

Atom-1	Atom-2	Interatomic distance (Å)	Clash overlap (Å)
1:13:664:G:H22	1:13:741:G:H1	1.24	0.85
26:1H:607:U:H3	26:1H:621:A:H2	1.23	0.85
26:14:71:A:H2	45:B5:31:HIS:HE2	1.21	0.85
19:AI:8:GLY:HA3	19:AI:9:VAL:HG13	1.56	0.85
27:16:81:G:OP2	59:16:301:HOH:O	1.94	0.85
26:1H:1639:U:OP1	59:1H:3626:HOH:O	1.92	0.85
18:9I:59:SER:HB3	18:9I:62:GLU:HB2	1.59	0.85
26:14:676:A:H8	26:14:2069:G:H21	1.24	0.85
26:1H:1676:A:OP2	59:1H:3633:HOH:O	1.95	0.85
7:62:23:VAL:HG13	7:62:43:PHE:HE2	1.42	0.84
26:14:1418:G:N7	59:14:3583:HOH:O	2.10	0.84
2:1E:185:ILE:HB	2:1E:199:TYR:HB2	1.59	0.84
26:1H:929:G:O6	59:1H:3629:HOH:O	1.95	0.84
33:51:168:PRO:HB2	33:51:170:ARG:CZ	2.07	0.84
2:12:40:HIS:HD2	2:12:190:THR:HG21	1.42	0.84
26:14:397:G:N7	59:14:3580:HOH:O	2.09	0.84
32:49:161:THR:HG22	32:49:163:ALA:H	1.42	0.84
26:1H:566:U:OP1	37:78:29:LYS:NZ	2.09	0.84
29:11:237:GLU:OE2	59:11:401:HOH:O	1.94	0.84
42:C8:92:ARG:O	42:C8:94:ASN:N	2.10	0.84
26:14:2782:G:OP2	59:14:3529:HOH:O	1.95	0.84
37:35:79:ARG:HG2	37:35:110:TYR:HB2	1.59	0.84
26:14:929:G:O6	59:14:3528:HOH:O	1.94	0.84
38:45:135:ASP:HB2	38:45:137:TYR:H	1.43	0.84
24:3K:76:A:H8	26:1H:2394:C:H42	1.24	0.84
33:51:153:LYS:HB2	33:51:155:SER:H	1.43	0.84
30:29:81:ILE:HG22	30:29:82:ARG:H	1.43	0.84
26:1H:453:C:OP1	59:1H:3632:HOH:O	1.95	0.84
26:1H:592:G:H21	55:Q8:4:MET:CE	1.90	0.84
26:14:1729:A:H2'	26:14:1731:G:H22	1.41	0.84
41:75:2:ASN:HB3	41:75:4:GLY:HA2	1.59	0.84
2:1E:111:ARG:HG2	2:1E:111:ARG:HH11	1.43	0.83
14:5A:27:CYS:O	14:5A:29:ARG:NH2	2.11	0.83
26:14:761:A:OP1	59:14:3532:HOH:O	1.96	0.83
26:1H:732:C:OP2	59:1H:3636:HOH:O	1.96	0.83
28:71:64:LEU:HD21	28:71:188:ASN:HD21	1.41	0.83
24:3L:76:A:H8	26:14:2394:C:H42	1.26	0.83
26:14:1020:A:N6	26:14:1141:U:HO2'	1.74	0.83
26:1H:1434:A:H61	26:1H:1558:A:H61	1.23	0.83
26:1H:2588:G:OP1	59:1H:3611:HOH:O	1.96	0.83
46:G8:100:ALA:HB1	46:G8:101:LYS:HG3	1.60	0.83

Continued on next page...

Continued from previous page...

Atom-1	Atom-2	Interatomic distance (Å)	Clash overlap (Å)
40:A8:59:LYS:HG2	40:A8:60:GLY:H	1.43	0.83
26:14:1757:U:H3	26:14:1762:A:H2	1.25	0.83
27:1J:86:G:N2	27:1J:90:C:O2	2.10	0.83
26:1H:865:C:O2	59:1H:3630:HOH:O	1.94	0.83
26:14:113:G:OP1	59:14:3530:HOH:O	1.95	0.83
26:14:733:G:OP2	59:14:3531:HOH:O	1.96	0.83
26:14:1680:U:O4	59:14:3533:HOH:O	1.97	0.83
26:1H:674:G:H1'	31:31:74:ARG:HD3	1.59	0.83
26:1H:1509:C:O2'	26:1H:1510:A:OP1	1.97	0.83
30:21:65:GLY:HA2	30:21:66:HIS:HB2	1.58	0.83
51:L8:35:ARG:HB3	51:L8:37:LEU:HD21	1.60	0.83
8:7E:41:ARG:NH2	8:7E:123:GLU:OE1	2.12	0.83
1:1G:475:G:N7	59:1G:1816:HOH:O	2.12	0.83
26:1H:1026:U:H1'	26:1H:1027:A:O5'	1.79	0.83
26:1H:2487:G:O6	59:1H:3634:HOH:O	1.95	0.83
26:14:607:U:H3	26:14:621:A:H2	1.27	0.83
38:88:79:LEU:HD12	38:88:80:GLU:HG3	1.59	0.82
4:32:157:LEU:O	4:32:161:ASN:ND2	2.12	0.82
1:13:588:G:OP2	59:13:1805:HOH:O	1.94	0.82
26:1H:2611:U:H2'	53:N8:3:LYS:HG2	1.59	0.82
50:K8:4:SER:OG	50:K8:7:ARG:N	2.12	0.82
26:14:450:G:OP2	59:14:3536:HOH:O	1.97	0.82
26:14:2837:G:N7	59:14:3585:HOH:O	2.10	0.82
27:16:80:U:H2'	27:16:81:G:H21	1.42	0.82
47:H8:19:ARG:NH1	47:H8:84:GLU:O	2.13	0.82
26:14:990:A:H5'	26:14:990:A:H8	1.44	0.82
41:75:50:ILE:HD11	41:75:102:ILE:HD11	1.61	0.82
26:1H:2706:G:O6	59:1H:3631:HOH:O	1.94	0.82
26:1H:1678:G:H22	26:1H:1989:G:H22	1.28	0.82
26:1H:1939:U:H1'	59:1H:3612:HOH:O	1.79	0.82
26:1H:2501:C:OP1	59:1H:3640:HOH:O	1.97	0.82
31:31:66:PRO:O	31:31:67:GLN:HB3	1.79	0.82
26:1H:1007:C:OP2	59:1H:3638:HOH:O	1.97	0.82
26:14:2296:U:OP2	40:65:9:ARG:NH1	2.12	0.82
26:1H:1627:G:OP1	59:1H:3635:HOH:O	1.96	0.82
1:1G:542:G:OP1	4:32:10:ARG:NH2	2.12	0.82
1:1G:1441:G:O6	59:1G:1801:HOH:O	1.97	0.82
26:14:1364:G:OP2	49:F5:2:SER:N	2.13	0.82
26:14:2287:A:N6	26:14:2344:U:H3	1.78	0.82
26:1H:512:G:N7	59:1H:3719:HOH:O	2.13	0.82
26:1H:1049:C:N3	33:51:3:ARG:NH1	2.28	0.82

Continued on next page...

Continued from previous page...

Atom-1	Atom-2	Interatomic distance (Å)	Clash overlap (Å)
47:H8:165:VAL:HB	47:H8:166:SER:HA	1.62	0.82
26:1H:67:U:H3	26:1H:74:A:H2	1.27	0.82
26:1H:761:A:OP1	59:1H:3639:HOH:O	1.97	0.82
26:1H:778:G:O6	59:1H:3642:HOH:O	1.97	0.82
30:21:101:ARG:HG2	30:21:169:ASN:OD1	1.80	0.82
26:14:78:A:N7	59:14:3596:HOH:O	2.13	0.82
26:14:907:U:O2'	38:45:101:ARG:NH2	2.12	0.82
26:14:2024:G:O6	59:14:3534:HOH:O	1.97	0.82
31:39:123:LEU:O	31:39:125:LEU:N	2.13	0.82
26:1H:780:G:H21	26:1H:783:A:H62	1.26	0.81
19:AI:41:VAL:HG22	19:AI:44:MET:HB2	1.61	0.81
26:1H:1453:A:OP2	59:1H:3641:HOH:O	1.97	0.81
26:1H:2593:U:O4	59:1H:3644:HOH:O	1.98	0.81
1:1G:105:G:O6	59:1G:1802:HOH:O	1.98	0.81
9:82:5:TYR:O	9:82:87:GLN:NE2	2.13	0.81
26:14:879:G:N2	26:14:880:G:N7	2.29	0.81
30:29:54:GLN:HA	30:29:74:PRO:HA	1.63	0.81
26:1H:731:C:H5''	59:1H:3856:HOH:O	1.80	0.81
26:1H:818:G:OP2	59:1H:3637:HOH:O	1.97	0.81
44:A5:65:LEU:HD13	44:A5:68:ARG:HD3	1.63	0.81
29:11:35:LYS:O	29:11:35:LYS:HG2	1.79	0.81
26:14:2583:G:OP2	59:14:3535:HOH:O	1.97	0.81
26:1H:2762:G:N7	59:1H:3714:HOH:O	2.12	0.81
11:2I:98:LEU:O	11:2I:101:SER:OG	1.97	0.81
1:1G:411:A:H62	1:1G:413:G:H21	1.29	0.81
26:1H:410:G:OP2	59:1H:3651:HOH:O	1.99	0.81
12:3A:41:ARG:HB3	12:3A:41:ARG:HH11	1.43	0.81
26:14:1314:C:OP1	59:14:3537:HOH:O	1.98	0.81
4:3E:107:ARG:HH22	4:3E:194:LEU:HD22	1.45	0.81
26:1H:1021:A:H8	26:1H:1022:G:H5''	1.46	0.80
26:1H:2503:A:OP1	59:1H:3643:HOH:O	1.98	0.80
35:15:73:THR:HG22	35:15:84:LYS:HB3	1.63	0.80
38:45:27:VAL:HB	38:45:28:ALA:CA	2.11	0.80
1:1G:617:G:N7	59:1G:1817:HOH:O	2.13	0.80
26:14:2857:G:N7	59:14:3602:HOH:O	2.14	0.80
47:D5:30:ASN:HD22	47:D5:90:VAL:HB	1.46	0.80
1:1G:975:A:H4'	1:1G:976:G:H5''	1.62	0.80
31:39:66:PRO:O	31:39:67:GLN:HB3	1.79	0.80
26:1H:193:U:OP1	59:1H:3645:HOH:O	1.98	0.80
26:1H:2022:U:OP1	59:1H:3647:HOH:O	1.98	0.80
26:14:1464:C:HO2'	26:14:1528:A:H8	1.26	0.80

Continued on next page...

Continued from previous page...

Atom-1	Atom-2	Interatomic distance (Å)	Clash overlap (Å)
26:14:2022:U:OP1	59:14:3539:HOH:O	1.99	0.80
26:14:2375:G:N7	59:14:3605:HOH:O	2.14	0.80
29:19:260:ARG:HH12	29:19:267:SER:HB3	1.46	0.80
1:13:8:A:H62	4:3E:208:SER:HB3	1.47	0.80
26:1H:259:G:H21	26:1H:621:A:H8	1.29	0.80
26:1H:270(X):G:O6	59:1H:3650:HOH:O	1.99	0.80
26:1H:1245:G:OP1	37:78:13:ASN:ND2	2.15	0.80
26:1H:1382:G:O6	59:1H:3646:HOH:O	1.98	0.80
43:D8:65:GLY:HA3	43:D8:91:TYR:CZ	2.16	0.80
26:14:958:U:OP2	38:45:14:ARG:NH1	2.13	0.80
1:13:1454:G:OP1	20:BI:39:LYS:NZ	2.15	0.80
5:4E:83:GLU:HG2	5:4E:88:LYS:HG3	1.63	0.80
26:1H:2502:G:N7	59:1H:3722:HOH:O	2.13	0.80
33:51:4:ILE:O	33:51:6:ARG:NE	2.14	0.80
1:1G:500:G:N2	1:1G:545:C:O2	2.14	0.80
26:14:1581:G:OP2	59:14:3540:HOH:O	1.99	0.80
26:1H:2315:G:OP1	32:41:36:LYS:NZ	2.14	0.80
30:21:105:THR:OG1	30:21:199:ARG:NH2	2.14	0.80
26:1H:1228:G:OP2	42:C8:16:LYS:NZ	2.15	0.80
26:1H:1495:A:OP2	59:1H:3652:HOH:O	2.00	0.80
20:BI:73:HIS:HB3	20:BI:74:LYS:HG2	1.64	0.80
20:BI:71:THR:HG22	20:BI:72:LEU:H	1.45	0.80
2:12:75:LYS:HA	2:12:78:GLN:HB2	1.62	0.80
21:1B:8:THR:HG23	21:1B:11:GLY:H	1.46	0.80
1:13:542:G:OP1	4:3E:10:ARG:NH2	2.15	0.79
26:1H:1827:C:C2'	26:1H:1828:G:H5'	2.11	0.79
27:16:8:U:N3	27:16:112:G:O6	2.09	0.79
41:B8:24:PRO:HD3	41:B8:52:ILE:HD12	1.63	0.79
1:1G:533:A:OP1	59:1G:1805:HOH:O	2.00	0.79
41:75:64:ARG:HB2	41:75:73:GLU:HG2	1.65	0.79
26:14:1729:A:H2'	26:14:1731:G:N2	1.97	0.79
50:G5:47:ASN:O	50:G5:49:LYS:N	2.14	0.79
1:13:1292:U:OP1	7:6E:41:ARG:NH2	2.14	0.79
26:1H:991:C:OP2	59:1H:3656:HOH:O	2.01	0.79
50:K8:3:LEU:HB3	50:K8:5:GLU:H	1.47	0.79
26:14:780:G:H21	26:14:783:A:H62	1.31	0.79
26:1H:2032:G:H21	30:21:146:THR:HG23	1.45	0.79
26:1H:2600:A:N6	59:1H:3644:HOH:O	2.14	0.79
26:1H:2751:G:OP2	33:51:4:ILE:HD13	1.80	0.79
29:11:35:LYS:HZ2	29:11:35:LYS:N	1.79	0.79
26:1H:1456:G:OP2	59:1H:3658:HOH:O	2.01	0.79

Continued on next page...

Continued from previous page...

Atom-1	Atom-2	Interatomic distance (Å)	Clash overlap (Å)
1:13:576:G:OP1	59:13:1807:HOH:O	2.00	0.79
22:1K:48:C:H1'	22:1K:49:G:C8	2.17	0.79
26:14:1022:G:H22	26:14:1142(A):A:H2	1.30	0.79
26:14:1970:A:OP2	59:14:3538:HOH:O	1.99	0.79
1:1G:607:A:OP1	59:1G:1804:HOH:O	2.00	0.79
26:14:1021:A:N6	26:14:1141:U:O2	2.16	0.79
1:13:366:C:N3	59:13:1824:HOH:O	2.15	0.79
26:1H:71:A:H2	45:F8:31:HIS:HE2	1.29	0.79
26:1H:1016:G:N7	59:1H:3723:HOH:O	2.13	0.79
29:11:242:ARG:O	59:11:402:HOH:O	2.00	0.79
26:14:530:G:N2	59:14:3611:HOH:O	2.16	0.79
1:13:601:C:H2'	1:13:602:A:H8	1.47	0.79
1:1G:1534:A:N6	25:4L:10:G:O6	2.16	0.79
2:12:22:LYS:HB3	2:12:40:HIS:HE1	1.48	0.79
10:1A:51:ARG:HB2	10:1A:60:ARG:HA	1.64	0.79
26:14:392:C:OP1	59:14:3504:HOH:O	2.01	0.79
1:13:235:C:H5'	17:8I:70:ARG:HG2	1.65	0.79
26:14:1970:A:OP1	59:14:3541:HOH:O	2.00	0.79
32:49:125:PHE:HB3	32:49:166:ASP:HB2	1.64	0.79
26:1H:2035:G:OP1	59:1H:3654:HOH:O	2.00	0.78
52:M8:13:ARG:HH12	52:M8:22:ILE:HG23	1.48	0.78
1:1G:780:A:OP2	59:1G:1803:HOH:O	1.99	0.78
26:1H:2354:G:N7	59:1H:3730:HOH:O	2.14	0.78
1:1G:1321:C:H41	1:1G:1322:C:H41	1.32	0.78
1:1G:1349:A:OP2	9:82:118:LYS:NZ	2.16	0.78
27:16:42:C:O2'	32:41:67:LYS:HE3	1.84	0.78
26:1H:780:G:H21	26:1H:783:A:N6	1.79	0.78
29:11:235:GLY:O	59:11:403:HOH:O	2.01	0.78
5:42:142:LEU:O	5:42:143:ARG:NH1	2.16	0.78
26:14:2439:A:OP2	59:14:3542:HOH:O	2.01	0.78
41:B8:57:PHE:O	41:B8:58:ASN:ND2	2.17	0.78
1:1G:192:U:H2'	1:1G:193:C:H6	1.47	0.78
4:32:31:CYS:HB3	57:32:302:SF4:S2	2.23	0.78
49:F5:91:LYS:HB2	49:F5:91:LYS:NZ	1.97	0.78
24:3K:53:G:N2	24:3K:61:C:N3	2.32	0.78
26:1H:730:C:OP2	59:1H:3639:HOH:O	2.00	0.78
32:41:67:LYS:HE2	52:M8:6:HIS:CE1	2.19	0.78
1:13:837:G:OP2	1:13:842:C:N4	2.17	0.78
13:4I:23:TYR:HB3	13:4I:67:GLU:HB2	1.65	0.78
26:1H:2588:G:OP2	59:1H:3655:HOH:O	2.01	0.78
38:45:27:VAL:CG2	38:45:28:ALA:HA	2.13	0.78

Continued on next page...

Continued from previous page...

Atom-1	Atom-2	Interatomic distance (Å)	Clash overlap (Å)
26:1H:676:A:H8	26:1H:2069:G:H21	1.28	0.78
1:1G:1435:G:H2'	1:1G:1436:U:C6	2.19	0.78
1:13:673:G:H2'	1:13:674:G:C8	2.19	0.78
26:1H:2392:A:H8	37:78:61:ARG:HB3	1.48	0.78
50:K8:41:ILE:HD13	50:K8:44:LEU:HG	1.66	0.78
1:1G:54:C:N4	1:1G:353:A:OP2	2.17	0.78
26:14:2035:G:OP1	59:14:3544:HOH:O	2.02	0.78
31:31:6:VAL:N	31:31:24:LEU:O	2.17	0.78
40:65:30:ARG:HG3	40:65:35:ILE:HD12	1.66	0.77
47:D5:53:ILE:HG22	47:D5:71:VAL:HG23	1.65	0.77
26:1H:2314:C:H2'	26:1H:2315:G:H8	1.49	0.77
26:1H:2400:G:H2'	26:1H:2401:U:H6	1.50	0.77
30:21:105:THR:HG22	30:21:106:GLY:H	1.49	0.77
4:32:23:GLY:N	4:32:26:CYS:SG	2.53	0.77
26:14:730:C:H3'	59:14:4275:HOH:O	1.83	0.77
26:1H:1164:G:H2'	26:1H:1165:U:C6	2.19	0.77
50:K8:42:GLY:O	50:K8:44:LEU:N	2.17	0.77
1:1G:1298:C:O2'	1:1G:1299:A:OP2	2.01	0.77
26:14:993:G:OP1	42:85:50:ARG:NH2	2.17	0.77
1:13:1304:G:OP2	59:13:1808:HOH:O	2.02	0.77
8:7E:120:THR:H	8:7E:123:GLU:HG3	1.48	0.77
26:1H:1815:A:O2'	59:1H:3653:HOH:O	2.00	0.77
26:1H:2074:U:P	59:1H:3616:HOH:O	2.42	0.77
26:14:2295:C:OP1	40:65:10:ARG:NH1	2.16	0.77
2:1E:198:ASP:OD1	2:1E:198:ASP:N	2.18	0.77
19:AI:41:VAL:HG11	19:AI:45:VAL:HG23	1.66	0.77
33:51:149:ARG:NH1	33:51:167:GLU:OE2	2.15	0.77
1:13:1306:A:H61	1:13:1331:G:H1'	1.49	0.77
11:2I:79:SER:HB2	11:2I:106:LYS:HD2	1.65	0.77
26:1H:450:G:OP2	59:1H:3659:HOH:O	2.01	0.77
2:12:223:ILE:HA	2:12:224:GLN:HG3	1.67	0.77
26:14:602:G:HO2'	26:14:604:G:HO2'	1.26	0.77
27:1J:44:G:O2'	27:1J:47:C:N4	2.18	0.77
41:75:24:PRO:HD3	41:75:52:ILE:HD12	1.65	0.77
1:13:812:C:N3	59:13:1828:HOH:O	2.17	0.77
26:1H:974(A):C:OP1	59:1H:3660:HOH:O	2.02	0.77
26:1H:1525:G:H2'	26:1H:1526:G:C8	2.20	0.77
26:1H:2310:A:H62	32:41:79:ASN:ND2	1.83	0.77
33:51:10:PRO:HD2	33:51:50:VAL:O	1.85	0.77
37:78:45:LEU:HD12	37:78:46:LYS:H	1.49	0.77
26:14:2228:G:OP1	29:19:261:LYS:NZ	2.18	0.77

Continued on next page...

Continued from previous page...

Atom-1	Atom-2	Interatomic distance (Å)	Clash overlap (Å)
26:1H:2402:C:H1'	26:1H:2403:C:H5	1.48	0.77
1:13:1314:C:OP2	19:AI:4:SER:OG	2.02	0.77
10:1I:61:GLU:OE1	14:5I:58:LYS:NZ	2.17	0.77
47:H8:165:VAL:HB	47:H8:167:PRO:HD3	1.66	0.77
1:1G:176:C:OP1	20:BA:29:LYS:NZ	2.17	0.77
9:82:28:VAL:HG22	9:82:63:ILE:HB	1.67	0.77
26:14:2822:G:OP2	59:14:3550:HOH:O	2.03	0.77
7:6E:15:ASP:HB3	7:6E:20:ASP:H	1.49	0.77
26:1H:326:G:N7	59:1H:3750:HOH:O	2.17	0.77
26:1H:1899:G:H1	26:1H:1902:C:N4	1.83	0.77
12:3A:70:ILE:HD13	12:3A:77:LEU:HD12	1.64	0.77
26:14:2063:C:OP1	59:14:3552:HOH:O	2.03	0.77
26:14:2789:C:O2	26:14:2894:G:N2	2.18	0.77
38:45:28:ALA:HB3	38:45:105:GLU:CD	2.05	0.77
1:13:191(F):U:H2'	1:13:191:G:H8	1.48	0.76
1:13:515:G:O6	59:13:1811:HOH:O	2.03	0.76
26:1H:2753:A:OP2	59:1H:3665:HOH:O	2.03	0.76
26:14:1689:A:H62	26:14:1698:A:H2	1.33	0.76
1:13:1297:C:OP1	13:4I:13:LYS:NZ	2.18	0.76
8:7E:82:HIS:NE2	8:7E:136:GLU:OE2	2.16	0.76
26:1H:1633:G:OP2	59:1H:3662:HOH:O	2.03	0.76
50:K8:4:SER:HB3	50:K8:7:ARG:HG2	1.66	0.76
26:14:1138:G:H21	35:15:106:MET:HE3	1.50	0.76
26:14:2304:G:N7	59:14:3620:HOH:O	2.18	0.76
24:3K:22:G:N7	24:3K:46:G:N1	2.33	0.76
26:1H:2129:C:OP2	28:71:36:LYS:NZ	2.18	0.76
52:M8:45:GLY:O	52:M8:47:GLN:NE2	2.18	0.76
1:1G:1204:A:OP1	14:5A:3:ARG:NH1	2.18	0.76
26:14:329:G:H1	46:C5:19:LYS:HZ3	1.31	0.76
26:14:1332:G:OP1	59:14:3537:HOH:O	2.01	0.76
36:25:2:ILE:HD12	36:25:6:THR:HG21	1.66	0.76
41:B8:11:GLU:HG2	41:B8:57:PHE:HD2	1.48	0.76
50:K8:3:LEU:HB3	50:K8:5:GLU:N	2.00	0.76
1:1G:620:C:OP1	59:1G:1806:HOH:O	2.01	0.76
35:15:56:ASN:H	35:15:125:GLY:HA3	1.49	0.76
42:85:91:ASP:OD1	42:85:96:ALA:HB2	1.86	0.76
1:13:1305:G:H22	1:13:1331:G:H2'	1.51	0.76
26:1H:945:A:N3	59:1H:3757:HOH:O	2.18	0.76
26:14:459:U:H5''	54:L5:40:TRP:CD2	2.19	0.76
33:59:54:ARG:NH2	33:59:57:ASP:OD1	2.18	0.76
1:13:550:G:OP1	59:13:1809:HOH:O	2.03	0.76

Continued on next page...

Continued from previous page...

Atom-1	Atom-2	Interatomic distance (Å)	Clash overlap (Å)
49:J8:17:SER:OG	59:J8:101:HOH:O	2.04	0.76
26:14:1495:A:OP2	59:14:3545:HOH:O	2.02	0.76
1:13:1500:A:OP1	59:13:1812:HOH:O	2.04	0.76
26:1H:2001:A:H2'	26:1H:2002:G:C8	2.21	0.76
1:1G:599:C:O2	1:1G:639:G:N2	2.18	0.76
26:14:530:G:N1	59:14:3539:HOH:O	2.18	0.76
26:14:762:U:OP1	59:14:3554:HOH:O	2.04	0.76
41:75:77:PRO:HG2	41:75:80:SER:HB3	1.66	0.76
2:1E:16:HIS:CD2	2:1E:214:ILE:HD11	2.21	0.76
26:1H:1346:G:OP2	59:1H:3664:HOH:O	2.03	0.76
26:1H:2111:C:N4	26:1H:2147:G:O6	2.18	0.76
34:61:110:ASP:N	34:61:110:ASP:OD1	2.19	0.76
1:1G:1198:G:OP2	59:1G:1807:HOH:O	2.02	0.76
20:BA:12:ALA:O	20:BA:15:ARG:N	2.12	0.76
26:14:948:G:O6	59:14:3547:HOH:O	2.03	0.76
1:13:345:C:H41	36:68:116:SER:HB2	1.51	0.76
26:1H:2502:G:OP2	59:1H:3661:HOH:O	2.03	0.76
32:41:77:ILE:HG22	32:41:82:LEU:HD12	1.66	0.76
9:82:112:LYS:HE3	9:82:118:LYS:H	1.51	0.76
1:13:963:G:N2	10:1I:55:LYS:HZ1	1.84	0.76
1:13:1130:A:O2'	9:8E:3:GLN:NE2	2.18	0.76
26:14:731:C:OP2	59:14:3501:HOH:O	2.04	0.76
11:2I:121:PRO:HG2	11:2I:126:ARG:HG2	1.68	0.75
31:31:29:ASN:H	31:31:112:MET:CE	2.00	0.75
1:1G:1238:A:H62	1:1G:1301:U:H3	1.33	0.75
7:62:64:GLN:O	7:62:68:ASN:ND2	2.18	0.75
11:2A:98:LEU:O	11:2A:101:SER:OG	2.05	0.75
26:1H:375:C:OP1	59:1H:3672:HOH:O	2.04	0.75
37:78:63:PRO:HB2	55:Q8:30:ARG:HH21	1.49	0.75
47:H8:128:VAL:HB	47:H8:161:VAL:HG12	1.66	0.75
29:19:31:LYS:NZ	29:19:33:LEU:HB3	2.01	0.75
29:19:227:ASN:OD1	59:19:301:HOH:O	2.01	0.75
31:39:103:LYS:HA	31:39:106:ARG:HG3	1.68	0.75
26:1H:2287:A:C2	26:1H:2346:A:H2	2.04	0.75
27:1J:15:A:H1'	27:1J:109:G:C8	2.21	0.75
39:55:20:LEU:HD21	39:55:40:LYS:HD3	1.67	0.75
5:4E:11:ILE:HD11	5:4E:31:LEU:HD13	1.66	0.75
26:1H:1951:U:O4	59:1H:3673:HOH:O	2.04	0.75
30:21:36:ARG:NH1	30:21:85:ASN:OD1	2.19	0.75
1:1G:1497:G:H2'	1:1G:1498:U:H5'	1.65	0.75
26:14:2588:G:OP1	59:14:3551:HOH:O	2.03	0.75

Continued on next page...

Continued from previous page...

Atom-1	Atom-2	Interatomic distance (Å)	Clash overlap (Å)
30:29:55:ASN:O	30:29:57:LYS:N	2.16	0.75
31:39:157:VAL:HB	31:39:194:MET:HG3	1.68	0.75
1:13:974:A:OP2	14:5I:41:ARG:NH1	2.19	0.75
26:1H:2352:A:OP2	59:1H:3668:HOH:O	2.04	0.75
1:1G:581:G:N7	59:1G:1827:HOH:O	2.18	0.75
23:2L:24:C:H2'	23:2L:25:U:H6	1.51	0.75
26:1H:1827:C:H2'	26:1H:1828:G:H5'	1.67	0.75
26:14:376:C:OP1	59:14:3559:HOH:O	2.04	0.75
26:14:1614:A:OP2	59:14:3555:HOH:O	2.04	0.75
50:K8:14:ARG:HB3	50:K8:15:LYS:HZ3	1.52	0.75
1:1G:1008:C:H42	1:1G:1021:G:H1	1.35	0.75
26:14:495:G:N7	59:14:3633:HOH:O	2.20	0.75
26:14:2148:G:H2'	26:14:2149:G:H8	1.50	0.75
34:69:98:ALA:HA	34:69:109:ILE:HD11	1.67	0.75
37:35:98:GLU:HA	37:35:101:VAL:HG12	1.69	0.75
13:4I:49:THR:HG22	13:4I:51:ALA:H	1.51	0.75
1:13:509:A:OP2	59:13:1810:HOH:O	2.03	0.75
23:2K:62:C:H2'	23:2K:63:C:H6	1.51	0.75
26:1H:249:C:O2	55:Q8:12:LYS:NZ	2.20	0.75
26:1H:270(E):G:H1	26:1H:270(U):C:H42	1.33	0.75
26:1H:543:C:N4	26:1H:550:G:O6	2.17	0.75
26:1H:2729:G:H1'	30:21:187:ALA:HB2	1.69	0.75
26:14:1678:G:H22	26:14:1989:G:H22	1.32	0.75
30:29:60:ASN:HB2	30:29:62:PRO:HD2	1.68	0.75
1:13:509:A:N1	59:13:1837:HOH:O	2.21	0.74
26:1H:1010:A:OP2	59:1H:3670:HOH:O	2.04	0.74
26:1H:1359:A:H2	26:1H:1372:U:O4	1.69	0.74
26:1H:1406:U:H2'	26:1H:1407:C:C6	2.22	0.74
26:14:1434:A:H61	26:14:1558:A:H62	1.34	0.74
26:14:2267:A:OP2	59:14:3563:HOH:O	2.05	0.74
1:13:454:C:OP1	16:7I:75:ARG:NH2	2.20	0.74
1:13:1126:U:C4	1:13:1127:G:C5	2.76	0.74
29:11:35:LYS:H	29:11:35:LYS:NZ	1.85	0.74
47:D5:101:PRO:HB2	47:D5:102:LEU:HB2	1.68	0.74
55:M5:40:GLU:HA	55:M5:43:GLN:HB3	1.69	0.74
26:1H:1607:C:H4'	26:1H:1608:A:O5'	1.87	0.74
24:3L:15:G:H22	24:3L:48:C:H41	1.33	0.74
26:14:784:A:OP1	59:14:3556:HOH:O	2.04	0.74
1:13:780:A:OP2	59:13:1814:HOH:O	2.05	0.74
1:13:939:G:N7	59:13:1834:HOH:O	2.20	0.74
15:6I:26:GLU:OE2	15:6I:77:ARG:NH1	2.20	0.74

Continued on next page...

Continued from previous page...

Atom-1	Atom-2	Interatomic distance (Å)	Clash overlap (Å)
33:51:98:LEU:HD13	33:51:125:VAL:HG23	1.69	0.74
1:1G:1162:C:H42	1:1G:1174:G:H1	1.34	0.74
2:12:40:HIS:CD2	2:12:190:THR:HG21	2.23	0.74
12:3A:52:LEU:O	12:3A:54:LYS:NZ	2.21	0.74
26:14:1653:G:H3'	39:55:2:ARG:HG2	1.70	0.74
19:AI:41:VAL:HG12	19:AI:42:PRO:CA	2.16	0.74
26:1H:802:A:OP1	59:1H:3669:HOH:O	2.04	0.74
27:16:25:A:OP1	59:16:303:HOH:O	2.05	0.74
10:1A:28:ARG:NH2	10:1A:34:VAL:O	2.21	0.74
26:14:450:G:O6	59:14:3548:HOH:O	2.03	0.74
1:13:438:G:H4'	4:3E:123:HIS:CD2	2.22	0.74
1:13:601:C:H2'	1:13:602:A:C8	2.21	0.74
13:4I:15:VAL:O	13:4I:19:LEU:HD23	1.88	0.74
26:1H:365:C:OP2	59:1H:3667:HOH:O	2.04	0.74
1:1G:1300:G:O2'	1:1G:1301:U:O5'	2.06	0.74
1:13:153:C:H42	1:13:168:G:H1	1.32	0.74
8:7E:121:ASP:HB2	8:7E:125:ARG:NH2	2.02	0.74
26:1H:2233:U:H2'	26:1H:2234:G:C8	2.22	0.74
26:1H:2789:C:O2	26:1H:2894:G:N2	2.17	0.74
5:42:102:ALA:HB1	5:42:106:PRO:HG2	1.69	0.74
1:13:376:G:H5''	16:7I:5:ARG:HD2	1.70	0.74
26:1H:409:C:OP1	59:1H:3671:HOH:O	2.04	0.74
32:41:66:GLN:OE1	32:41:98:ARG:NH1	2.21	0.74
51:L8:8:LEU:HB2	51:L8:28:LEU:HD22	1.69	0.74
19:AA:66:MET:SD	19:AA:66:MET:N	2.60	0.74
26:14:94:G:H21	50:G5:47:ASN:HD22	1.35	0.74
26:14:1357:U:O4	59:14:3543:HOH:O	2.01	0.74
26:14:2685:G:O6	59:14:3565:HOH:O	2.05	0.74
26:14:2791:C:N4	26:14:2802:G:O6	2.20	0.74
1:13:353:A:H8	1:13:353:A:H5'	1.53	0.74
26:1H:879:G:N2	26:1H:880:G:N3	2.35	0.74
1:1G:1206:G:OP1	3:22:190:ARG:NH2	2.19	0.74
26:1H:1164:G:H2'	26:1H:1165:U:H6	1.53	0.74
26:1H:1800:C:OP2	29:11:183:ARG:NH2	2.21	0.74
26:1H:1899:G:N2	26:1H:1902:C:H5	1.85	0.74
31:31:160:ASN:HD22	31:31:163:VAL:HG23	1.51	0.74
43:D8:24:LYS:HA	43:D8:92:THR:HG23	1.70	0.74
26:14:2012:G:OP1	44:A5:11:ARG:NH2	2.21	0.74
1:13:590:C:O3'	8:7E:30:ARG:NH1	2.20	0.73
1:13:1367:C:H5'	10:1I:60:ARG:HH11	1.51	0.73
19:AI:11:VAL:HG11	19:AI:16:LEU:HD22	1.68	0.73

Continued on next page...

Continued from previous page...

Atom-1	Atom-2	Interatomic distance (Å)	Clash overlap (Å)
26:1H:942:G:O6	59:1H:3677:HOH:O	2.06	0.73
26:1H:1064:C:N4	26:1H:1070:A:OP1	2.21	0.73
30:21:60:ASN:ND2	30:21:63:LEU:HB2	2.03	0.73
39:98:107:ASP:HB3	39:98:109:ALA:H	1.52	0.73
19:AA:7:LYS:HB2	19:AA:8:GLY:HA2	1.70	0.73
24:3L:9:A:H5'	24:3L:11:C:H41	1.52	0.73
26:14:463:G:OP2	59:14:3558:HOH:O	2.04	0.73
26:14:792:G:OP2	59:14:3566:HOH:O	2.05	0.73
42:85:34:LYS:NZ	42:85:37:GLU:OE1	2.20	0.73
15:6I:39:LEU:HB3	15:6I:56:LEU:HD12	1.68	0.73
26:1H:1297:C:OP1	26:1H:2710:C:H4'	1.88	0.73
1:1G:976:G:N2	1:1G:1362(A):C:OP2	2.14	0.73
26:14:900:A:H2'	26:14:901:A:C8	2.21	0.73
26:14:1268:A:OP1	59:14:3553:HOH:O	2.04	0.73
1:13:1348:U:H3	1:13:1374:A:H2	1.35	0.73
2:1E:19:HIS:HE2	2:1E:206:ASP:HB2	1.54	0.73
26:1H:142:G:H1'	45:F8:37:THR:HG21	1.71	0.73
26:1H:270(L):U:C2	34:61:50:ARG:HG2	2.22	0.73
26:1H:1557:C:OP2	26:1H:1558:A:O2'	2.05	0.73
37:78:18:ARG:HH21	37:78:18:ARG:HG3	1.53	0.73
5:42:91:LEU:HD23	5:42:120:THR:HG22	1.70	0.73
5:42:122:GLU:O	5:42:126:ARG:NH1	2.22	0.73
41:75:54:ARG:HA	41:75:59:THR:HB	1.70	0.73
1:13:659:U:H2'	1:13:660:G:C8	2.23	0.73
13:4I:23:TYR:CE2	13:4I:71:ARG:HG3	2.23	0.73
26:1H:393:C:OP2	59:1H:3682:HOH:O	2.07	0.73
52:M8:39:CYS:HB3	52:M8:41:PRO:HD2	1.71	0.73
9:82:10:ARG:HD3	9:82:11:LYS:HB2	1.70	0.73
26:14:1997:G:OP2	59:14:3562:HOH:O	2.05	0.73
26:14:2582:G:OP2	59:14:3564:HOH:O	2.05	0.73
1:13:1347:G:H5''	9:8E:107:ARG:HB3	1.70	0.73
26:1H:704:G:O6	59:1H:3681:HOH:O	2.07	0.73
35:58:96:GLU:O	35:58:98:VAL:N	2.20	0.73
43:D8:16:PRO:HA	43:D8:96:ILE:HG22	1.69	0.73
1:1G:278:G:OP2	17:8A:92:ARG:NH2	2.17	0.73
2:12:22:LYS:HB3	2:12:40:HIS:CE1	2.23	0.73
26:14:1952:A:C6	36:25:22:ILE:HD11	2.22	0.73
27:1J:80:U:H2'	27:1J:81:G:N2	2.03	0.73
39:55:57:ARG:NE	39:55:59:ASP:OD1	2.17	0.73
46:C5:97:ARG:NH1	46:C5:104:GLY:O	2.22	0.73
48:E5:12:ASN:HA	48:E5:14:ARG:HH21	1.53	0.73

Continued on next page...

Continued from previous page...

Atom-1	Atom-2	Interatomic distance (Å)	Clash overlap (Å)
31:31:185:ASP:OD1	31:31:188:ARG:NH1	2.21	0.73
26:14:517:C:OP1	53:J5:16:ARG:NH2	2.20	0.73
29:19:37:LEU:H	29:19:37:LEU:HD12	1.53	0.73
1:13:652:U:O2'	1:13:653:A:O5'	2.06	0.73
1:13:1125:U:HO2'	1:13:1126:U:H6	1.34	0.73
26:1H:135:G:O6	59:1H:3663:HOH:O	2.03	0.73
26:1H:1006:C:OP2	59:1H:3675:HOH:O	2.05	0.73
26:1H:2698:U:N3	26:1H:2709:G:O6	2.19	0.73
38:88:66:ILE:O	38:88:104:PHE:N	2.21	0.73
4:32:173:TRP:HB3	4:32:187:ARG:HH11	1.52	0.73
22:1L:76:A:H2'	26:14:2584:U:H1'	1.71	0.73
1:13:1292:U:H2'	1:13:1293:G:H8	1.52	0.73
24:3K:6:G:N2	24:3K:67:C:O2	2.16	0.73
26:1H:176:G:O2'	26:1H:177:G:H5'	1.89	0.73
26:1H:733:G:N7	59:1H:3766:HOH:O	2.19	0.73
26:1H:1380:G:O6	59:1H:3683:HOH:O	2.07	0.73
2:12:91:PRO:HG2	2:12:155:LEU:HG	1.71	0.73
26:14:1434:A:H61	26:14:1558:A:N6	1.87	0.73
26:14:1778:U:H2'	26:14:1784:A:N6	2.03	0.73
1:13:1391:U:H2'	1:13:1392:G:C8	2.24	0.73
26:1H:286:C:H2'	26:1H:287:C:H6	1.54	0.73
26:1H:2469:A:H2	26:1H:2481:G:H21	1.37	0.73
1:1G:1266:G:N2	1:1G:1270:C:N3	2.36	0.73
12:3A:49:ASN:ND2	12:3A:92:ASP:OD2	2.22	0.73
36:25:68:GLU:OE2	36:25:78:ARG:NH1	2.22	0.73
42:85:28:ARG:NH1	42:85:38:THR:OG1	2.21	0.73
1:13:1239:A:H62	1:13:1299:A:H62	1.34	0.73
26:1H:973:A:OP2	59:1H:3674:HOH:O	2.05	0.73
26:1H:1629:U:O4	59:1H:3685:HOH:O	2.07	0.73
30:21:171:GLU:HG2	30:21:185:LYS:HE3	1.71	0.73
47:H8:108:PRO:HB2	47:H8:112:ARG:HA	1.71	0.73
50:K8:15:LYS:H	50:K8:15:LYS:HZ2	1.35	0.73
1:1G:316:G:OP2	1:1G:351:G:O2'	2.05	0.73
26:14:1229:G:O6	59:14:3567:HOH:O	2.05	0.73
1:13:767:A:H3'	59:13:1803:HOH:O	1.87	0.72
1:13:964:A:OP1	59:13:1813:HOH:O	2.05	0.72
26:1H:2310:A:N6	32:41:79:ASN:HD22	1.87	0.72
29:11:146:GLU:HB2	29:11:189:CYS:HB3	1.71	0.72
42:C8:88:ILE:O	42:C8:90:VAL:N	2.22	0.72
46:G8:87:LYS:HB2	46:G8:96:ILE:HD11	1.70	0.72
3:22:87:LEU:HD12	3:22:88:ARG:HH21	1.54	0.72

Continued on next page...

Continued from previous page...

Atom-1	Atom-2	Interatomic distance (Å)	Clash overlap (Å)
26:1H:773:U:OP1	59:1H:3680:HOH:O	2.07	0.72
26:1H:2275:C:H5'	26:1H:2275:C:H6	1.54	0.72
26:1H:2445:G:N7	59:1H:3787:HOH:O	2.22	0.72
26:14:89:G:H3'	26:14:90:U:H5'	1.68	0.72
26:14:2277:G:OP2	48:E5:12:ASN:ND2	2.22	0.72
13:4I:34:LEU:HD13	13:4I:41:PRO:HA	1.69	0.72
19:AI:3:ARG:HE	19:AI:9:VAL:CG1	1.98	0.72
26:1H:607:U:OP1	31:31:102:PRO:HA	1.89	0.72
26:1H:800:A:P	59:1H:3625:HOH:O	2.47	0.72
26:1H:1900:A:H5'	26:1H:1900:A:H8	1.54	0.72
26:14:259:G:H21	26:14:621:A:H8	1.36	0.72
26:14:2713:A:OP2	59:14:3570:HOH:O	2.07	0.72
1:13:1348:U:H4'	9:8E:120:ARG:HD2	1.71	0.72
26:1H:1022:G:N2	26:1H:1023:U:O4	2.21	0.72
1:1G:62:U:O4	59:1G:1808:HOH:O	2.04	0.72
26:14:876:C:H42	26:14:899:A:H62	1.33	0.72
29:19:31:LYS:HZ3	29:19:33:LEU:HB3	1.55	0.72
30:29:54:GLN:NE2	30:29:55:ASN:O	2.23	0.72
26:1H:424:G:N7	59:1H:3773:HOH:O	2.20	0.72
26:1H:1061:U:H4'	26:1H:1070:A:H1'	1.71	0.72
26:1H:1138:G:H21	35:58:106:MET:HE3	1.54	0.72
26:1H:1535:U:OP2	26:1H:1538:G:N2	2.22	0.72
26:1H:2210:G:H3'	26:1H:2211:G:C5	2.23	0.72
3:22:152:ILE:HG12	3:22:167:TRP:HB2	1.70	0.72
26:14:1796:U:H2'	26:14:1797:C:C6	2.24	0.72
26:1H:731:C:OP1	59:1H:3684:HOH:O	2.07	0.72
1:1G:8:A:C6	4:32:209:ARG:HB2	2.25	0.72
1:1G:448:A:P	1:1G:485:G:H22	2.13	0.72
4:32:96:LEU:HD13	4:32:139:ARG:HH12	1.55	0.72
8:72:120:THR:HG22	8:72:123:GLU:H	1.54	0.72
12:3A:39:VAL:HG23	12:3A:57:LYS:HD3	1.70	0.72
47:H8:7:ALA:HB2	47:H8:59:LEU:HD22	1.72	0.72
4:32:168:ARG:NH1	4:32:169:LYS:O	2.23	0.72
8:72:12:ARG:HH21	8:72:27:PRO:HD3	1.53	0.72
16:7I:47:ASP:N	16:7I:47:ASP:OD1	2.20	0.72
3:22:18:TRP:H	3:22:18:TRP:HE3	1.37	0.72
26:14:731:C:OP2	59:14:3569:HOH:O	2.07	0.72
32:49:39:ILE:HG12	32:49:157:ILE:HG23	1.72	0.72
38:45:27:VAL:HG23	38:45:28:ALA:HA	1.70	0.72
17:8I:22:LEU:HD11	17:8I:39:SER:HB3	1.71	0.72
26:1H:2879:C:OP2	59:1H:3686:HOH:O	2.07	0.72

Continued on next page...

Continued from previous page...

Atom-1	Atom-2	Interatomic distance (Å)	Clash overlap (Å)
32:41:112:PRO:CB	52:M8:37:SER:H	2.02	0.72
24:3L:52:G:H22	28:79:53:ARG:HH12	1.38	0.72
1:13:1003:G:H1	1:13:1037:C:H42	1.38	0.72
1:1G:1345:U:OP2	59:1G:1809:HOH:O	2.06	0.72
2:12:56:ARG:NH1	2:12:56:ARG:O	2.23	0.72
10:1I:49:VAL:HG23	14:5I:41:ARG:HB2	1.71	0.71
26:1H:1055:G:O2'	26:1H:1086:A:N6	2.23	0.71
26:1H:1320:C:O2'	59:1H:3679:HOH:O	2.06	0.71
2:12:91:PRO:HG3	2:12:154:LEU:HB2	1.72	0.71
15:6A:16:ALA:HB1	15:6A:21:ASP:HB3	1.71	0.71
26:14:1022:G:O2'	26:14:1023:U:OP2	2.08	0.71
26:14:2572:A:C8	30:29:144:ARG:HD2	2.23	0.71
38:88:109:VAL:HG13	38:88:113:GLN:HB3	1.71	0.71
26:14:2698:U:O4	59:14:3577:HOH:O	2.08	0.71
1:13:976:G:N2	1:13:1362(A):C:OP2	2.21	0.71
26:1H:2061:G:H5'	59:1H:3661:HOH:O	1.89	0.71
41:B8:12:SER:HA	41:B8:14:TYR:H	1.53	0.71
1:1G:557:G:OP1	59:1G:1810:HOH:O	2.06	0.71
26:14:2256:G:N7	59:14:3653:HOH:O	2.22	0.71
2:1E:16:HIS:CE1	2:1E:213:LEU:HD12	2.19	0.71
10:1I:86:MET:SD	10:1I:86:MET:N	2.63	0.71
26:1H:76:C:O2'	50:K8:62:THR:HG21	1.89	0.71
26:14:529:A:H4'	26:14:530:G:H5'	1.71	0.71
29:19:133:LEU:HD13	29:19:173:VAL:HG11	1.72	0.71
33:59:159:GLU:O	33:59:163:TYR:OH	2.09	0.71
10:1I:40:LEU:HB2	10:1I:69:ASN:HB2	1.70	0.71
26:1H:868:U:O4	59:1H:3630:HOH:O	2.08	0.71
1:1G:1095:U:P	1:1G:1108:G:H1	2.12	0.71
1:1G:1154:G:H2'	1:1G:1155:G:H8	1.54	0.71
26:14:2294:C:P	40:65:89:ARG:HH22	2.12	0.71
31:39:24:LEU:HD21	31:39:119:ARG:HB3	1.73	0.71
1:13:129(A):G:H4'	1:13:130:A:H5''	1.71	0.71
11:2I:19:ALA:HA	11:2I:32:ILE:HG22	1.72	0.71
26:1H:275:G:N2	26:1H:276:A:N7	2.38	0.71
26:1H:963:U:OP1	59:1H:3689:HOH:O	2.08	0.71
26:1H:1328:G:N7	59:1H:3785:HOH:O	2.22	0.71
26:1H:2130:U:P	28:71:6:ARG:HH22	2.13	0.71
26:1H:2636:U:P	30:21:79:ARG:HG2	2.31	0.71
26:1H:2712(A):A:OP2	59:1H:3604:HOH:O	2.08	0.71
26:1H:2751:G:N7	33:51:3:ARG:CZ	2.53	0.71
1:1G:826:C:O2	1:1G:874:G:N2	2.17	0.71

Continued on next page...

Continued from previous page...

Atom-1	Atom-2	Interatomic distance (Å)	Clash overlap (Å)
8:72:121:ASP:OD1	8:72:125:ARG:NH2	2.23	0.71
30:29:116:VAL:O	30:29:117:MET:HB3	1.88	0.71
4:3E:83:SER:HA	4:3E:85:LYS:HZ3	1.55	0.71
4:3E:98:GLU:O	4:3E:103:ASN:ND2	2.23	0.71
13:4I:23:TYR:HD2	13:4I:67:GLU:HA	1.55	0.71
1:1G:448:A:OP2	1:1G:485:G:N2	2.22	0.71
1:1G:490:G:P	4:32:132:ARG:HH22	2.13	0.71
4:32:15:GLU:OE1	4:32:66:ARG:NH1	2.24	0.71
29:19:273:ARG:O	29:19:273:ARG:HG2	1.91	0.71
13:4I:107:ALA:HB3	13:4I:111:LYS:HD3	1.71	0.71
22:1K:74:C:H42	26:1H:2508:G:H5'	1.56	0.71
35:58:56:ASN:N	35:58:125:GLY:O	2.16	0.71
41:B8:11:GLU:HG2	41:B8:57:PHE:CD2	2.25	0.71
26:1H:1632:A:OP2	59:1H:3688:HOH:O	2.07	0.71
27:16:7:G:H4'	40:A8:29:PHE:CD2	2.25	0.71
45:F8:11:PRO:HB3	45:F8:92:LEU:HD21	1.73	0.71
26:14:761:A:OP2	59:14:3574:HOH:O	2.08	0.71
26:14:1246:A:OP2	59:14:3571:HOH:O	2.07	0.71
26:1H:422:A:OP2	59:1H:3695:HOH:O	2.09	0.71
1:1G:854:G:O6	59:1G:1812:HOH:O	2.08	0.71
23:2L:24:C:H2'	23:2L:25:U:C6	2.25	0.71
26:14:1020:A:N6	26:14:1141:U:O2'	2.22	0.71
26:14:1633:G:O6	59:14:3578:HOH:O	2.09	0.71
32:49:6:ALA:O	32:49:9:ARG:N	2.24	0.71
50:G5:4:SER:H	50:G5:6:VAL:HG13	1.55	0.71
14:5I:23:ARG:HD2	14:5I:28:GLY:O	1.91	0.70
26:1H:958:U:OP2	38:88:14:ARG:NH1	2.24	0.70
26:1H:1332:G:H21	26:1H:1610:A:H8	1.38	0.70
20:BA:51:GLU:HA	20:BA:54:LYS:HE3	1.72	0.70
26:14:452:G:OP2	59:14:3568:HOH:O	2.07	0.70
26:1H:631:A:OP2	55:Q8:47:LYS:NZ	2.24	0.70
26:1H:1678:G:H22	26:1H:1989:G:N2	1.88	0.70
26:1H:1903:G:OP1	29:11:241:PRO:HB2	1.91	0.70
2:12:19:HIS:CE1	2:12:204:ASN:HB3	2.26	0.70
4:32:20:TYR:HD1	4:32:26:CYS:HB3	1.56	0.70
40:65:84:GLN:HG3	40:65:110:LEU:H	1.55	0.70
42:85:50:ARG:HH12	43:95:72:VAL:HG23	1.53	0.70
26:1H:2787:C:O3'	30:21:61:ARG:NH2	2.25	0.70
33:51:56:SER:OG	33:51:57:ASP:N	2.23	0.70
26:14:1830:C:OP2	59:14:3576:HOH:O	2.08	0.70
9:8E:121:ARG:NH1	9:8E:122:ALA:O	2.24	0.70

Continued on next page...

Continued from previous page...

Atom-1	Atom-2	Interatomic distance (Å)	Clash overlap (Å)
26:1H:141:A:H8	26:1H:1595:G:H21	1.40	0.70
26:1H:2504:U:OP2	59:1H:3690:HOH:O	2.08	0.70
29:11:17:THR:HG22	29:11:205:VAL:H	1.57	0.70
1:1G:1003:G:N2	1:1G:1005:A:OP1	2.23	0.70
40:65:106:ARG:HA	40:65:110:LEU:HD11	1.72	0.70
1:13:200:G:N2	1:13:218:C:N3	2.39	0.70
2:1E:82:ARG:NE	2:1E:92:TYR:OH	2.24	0.70
3:2E:40:ARG:O	3:2E:44:GLU:HG2	1.91	0.70
26:1H:568:U:O4	59:1H:3674:HOH:O	2.09	0.70
26:1H:2572:A:C8	30:21:144:ARG:HD3	2.27	0.70
1:1G:186(B):C:O4'	20:BA:89:ARG:NH2	2.24	0.70
24:3L:72:C:H3'	24:3L:73:A:H5''	1.73	0.70
26:14:161:U:H5'	26:14:171:G:H21	1.55	0.70
46:C5:88:LYS:HG3	46:C5:89:PHE:H	1.56	0.70
26:1H:1449:A:H5'	26:1H:1449(A):G:OP2	1.91	0.70
26:1H:1493:C:H5''	26:1H:1493:C:H6	1.56	0.70
26:1H:2024:G:O6	59:1H:3691:HOH:O	2.09	0.70
32:41:112:PRO:HB3	52:M8:37:SER:N	2.03	0.70
49:J8:91:LYS:HA	49:J8:91:LYS:NZ	2.04	0.70
8:72:87:SER:HA	8:72:93:VAL:HG23	1.74	0.70
26:14:202:U:OP1	59:14:3582:HOH:O	2.09	0.70
26:14:1019:U:OP1	26:14:1035:U:O2'	2.07	0.70
45:B5:11:PRO:HB3	45:B5:92:LEU:HD11	1.73	0.70
1:13:458:C:H42	1:13:474:G:H1	1.39	0.70
20:BI:75:ASN:N	20:BI:75:ASN:OD1	2.24	0.70
26:1H:273:G:O6	26:1H:364:C:N4	2.19	0.70
26:1H:2830:G:N7	59:1H:3793:HOH:O	2.23	0.70
34:61:110:ASP:HB2	34:61:112:LYS:HG2	1.73	0.70
1:1G:353:A:H5'	1:1G:353:A:H8	1.56	0.70
1:1G:1316:G:N2	1:1G:1319:A:O5'	2.25	0.70
29:19:44:ASN:ND2	29:19:48:ARG:O	2.24	0.70
42:85:97:ASP:OD1	42:85:98:LEU:N	2.23	0.70
47:D5:30:ASN:HA	47:D5:89:PHE:HE1	1.57	0.70
2:1E:209:ARG:HH11	2:1E:239:VAL:HG13	1.57	0.70
26:1H:2105:C:H2'	26:1H:2106:G:H8	1.55	0.70
35:58:96:GLU:O	35:58:98:VAL:HG12	1.90	0.70
37:78:100:LEU:HD12	37:78:105:LEU:HD12	1.74	0.70
1:1G:1053:G:O2'	1:1G:1199:U:OP2	2.10	0.70
1:1G:1251:A:H2'	1:1G:1252:A:C8	2.26	0.70
3:22:36:ASP:HA	3:22:39:ILE:HD12	1.73	0.70
4:32:148:VAL:O	4:32:152:SER:OG	2.09	0.70

Continued on next page...

Continued from previous page...

Atom-1	Atom-2	Interatomic distance (Å)	Clash overlap (Å)
26:14:71:A:OP2	26:14:71:A:H3'	1.92	0.70
26:14:588:U:H2'	26:14:589:C:C6	2.26	0.70
26:14:1309:G:N7	59:14:3667:HOH:O	2.25	0.70
26:14:1614:A:H2	59:14:4026:HOH:O	1.73	0.70
41:75:5:ALA:HB1	41:75:8:LYS:HB2	1.73	0.70
26:1H:376:C:OP2	59:1H:3693:HOH:O	2.09	0.70
26:1H:1047:G:O2'	26:1H:1110:G:N2	2.24	0.70
26:1H:1456:G:OP2	59:1H:3700:HOH:O	2.10	0.70
26:1H:1728:G:H8	26:1H:1732:A:H62	1.38	0.70
26:1H:2500:U:O2'	59:1H:3696:HOH:O	2.09	0.70
26:1H:2775:A:N7	59:1H:3791:HOH:O	2.23	0.70
27:16:12:C:N3	48:I8:74:ARG:NH1	2.39	0.70
1:1G:971:G:N2	1:1G:1363:A:OP2	2.25	0.70
20:BA:41:ILE:HD13	20:BA:87:LYS:HD2	1.74	0.70
26:14:2313:C:H4'	32:49:91:ARG:HG3	1.73	0.70
26:1H:993:G:OP1	42:C8:50:ARG:NH2	2.24	0.70
26:1H:1535:U:H5''	26:1H:1537:C:N4	2.07	0.70
26:1H:1778:U:H2'	26:1H:1784:A:N6	2.06	0.70
34:61:39:ALA:HB1	34:61:44:LEU:HD13	1.74	0.70
38:88:138:ASP:OD1	38:88:138:ASP:N	2.24	0.70
1:1G:1178:G:H5''	9:82:93:ARG:NH2	2.07	0.70
1:1G:1521:G:N3	59:1G:1835:HOH:O	2.23	0.70
26:14:1782:C:OP1	59:14:3581:HOH:O	2.09	0.70
46:C5:17:SER:HB2	46:C5:71:LYS:HE2	1.73	0.70
1:13:1202:G:N2	14:5I:46:GLU:OE1	2.21	0.69
26:1H:869:G:O6	59:1H:3698:HOH:O	2.10	0.69
26:1H:1385:G:HO2'	26:1H:1396:U:H6	1.40	0.69
41:B8:26:ASP:HB2	41:B8:91:ARG:HA	1.74	0.69
1:1G:258:G:N7	59:1G:1837:HOH:O	2.24	0.69
1:1G:609:A:N7	59:1G:1839:HOH:O	2.25	0.69
1:1G:826:C:H5'	8:72:12:ARG:NH1	2.07	0.69
2:12:19:HIS:HE1	2:12:207:ALA:H	1.39	0.69
26:14:275:G:N2	26:14:276:A:N7	2.40	0.69
26:14:1633:G:O6	59:14:3575:HOH:O	2.08	0.69
26:14:1679:U:O4	59:14:3572:HOH:O	2.07	0.69
31:39:178:PRO:HB2	31:39:201:VAL:HG11	1.72	0.69
36:25:115:VAL:HG13	36:25:121:VAL:HG21	1.73	0.69
53:J5:41:PRO:O	53:J5:44:THR:OG1	2.10	0.69
26:1H:1970:A:O5'	59:1H:3692:HOH:O	2.09	0.69
26:1H:2835:A:N3	59:1H:3809:HOH:O	2.25	0.69
1:1G:1124:G:O2'	1:1G:1145:C:N4	2.25	0.69

Continued on next page...

Continued from previous page...

Atom-1	Atom-2	Interatomic distance (Å)	Clash overlap (Å)
7:62:93:PRO:HG2	7:62:94:ARG:HD3	1.74	0.69
26:14:1582:C:HO2'	26:14:1586:A:H8	1.38	0.69
31:39:46:ARG:HG2	31:39:46:ARG:HH11	1.57	0.69
51:H5:39:ASP:O	51:H5:44:ARG:NH1	2.25	0.69
1:13:871:U:OP1	59:13:1820:HOH:O	2.11	0.69
6:5E:26:ILE:O	6:5E:30:LEU:HD12	1.93	0.69
26:1H:273(F):C:H3'	26:1H:274:G:H5''	1.73	0.69
26:1H:548:A:H2'	26:1H:549:G:H5'	1.73	0.69
1:1G:625:G:H2'	1:1G:626:U:H6	1.56	0.69
1:1G:980:C:N3	1:1G:1359:C:N4	2.40	0.69
4:32:148:VAL:HG12	4:32:152:SER:HB2	1.74	0.69
7:62:62:PHE:HA	7:62:124:LEU:HD22	1.72	0.69
13:4A:13:LYS:HD3	13:4A:14:ARG:H	1.55	0.69
27:1J:95:U:OP2	47:D5:14:LYS:NZ	2.25	0.69
29:19:30:GLU:HB2	29:19:35:LYS:HE2	1.74	0.69
1:13:1446:A:OP1	1:13:1446:A:H4'	1.91	0.69
26:1H:1380:G:N7	59:1H:3810:HOH:O	2.26	0.69
33:51:6:ARG:HH21	33:51:7:LEU:HD11	1.56	0.69
53:N8:41:PRO:O	53:N8:44:THR:OG1	2.10	0.69
7:62:148:ASN:ND2	7:62:148:ASN:O	2.26	0.69
9:82:43:ALA:HA	9:82:74:ILE:HD13	1.75	0.69
26:14:2269:A:OP1	59:14:3579:HOH:O	2.09	0.69
26:14:2445:G:N7	59:14:3673:HOH:O	2.26	0.69
42:85:100:VAL:O	42:85:101:ARG:HG2	1.93	0.69
24:3K:11:C:H42	24:3K:24:G:H1	1.41	0.69
29:11:10:THR:OG1	29:11:13:ARG:HB2	1.92	0.69
31:31:160:ASN:ND2	31:31:163:VAL:HG23	2.07	0.69
36:25:25:LEU:HD12	36:25:38:VAL:HG23	1.72	0.69
40:65:43:GLU:HB2	48:E5:49:LYS:NZ	2.08	0.69
1:13:859:A:H2'	1:13:860:A:H8	1.56	0.69
5:4E:126:ARG:HG3	5:4E:126:ARG:HH11	1.57	0.69
24:3K:33:U:H2'	24:3K:34:U:H2'	1.75	0.69
26:1H:1833:U:OP1	59:1H:3703:HOH:O	2.10	0.69
30:21:77:ILE:O	30:21:79:ARG:N	2.24	0.69
26:14:784:A:OP2	59:19:301:HOH:O	2.09	0.69
26:14:1797:C:O2'	29:19:259:THR:OG1	2.10	0.69
26:14:2378:A:H4'	40:65:23:ARG:HH11	1.58	0.69
38:45:57:HIS:NE2	38:45:116:GLU:HG2	2.07	0.69
1:13:262:A:H2'	1:13:263:A:C8	2.28	0.69
1:13:377:G:OP1	16:7I:3:LYS:NZ	2.22	0.69
1:13:1124:G:H5''	10:1I:35:SER:HB2	1.73	0.69

Continued on next page...

Continued from previous page...

Atom-1	Atom-2	Interatomic distance (Å)	Clash overlap (Å)
2:1E:192:SER:OG	2:1E:193:ASP:N	2.25	0.69
26:1H:1314:C:OP1	59:1H:3708:HOH:O	2.11	0.69
26:1H:2588:G:OP2	59:1H:3699:HOH:O	2.10	0.69
29:11:182:LEU:N	29:11:272:ALA:HB3	2.07	0.69
1:1G:492:G:O6	59:1G:1811:HOH:O	2.06	0.69
1:13:67:C:H2'	1:13:68:G:C8	2.28	0.69
1:13:417:C:H2'	1:13:418:C:H6	1.58	0.69
5:4E:142:LEU:O	5:4E:143:ARG:NH1	2.24	0.69
26:1H:1479:G:O6	26:1H:1510:A:N6	2.26	0.69
26:1H:1496:A:H8	26:1H:1577:C:HO2'	1.39	0.69
26:1H:1534:G:H21	26:1H:1538:G:N2	1.90	0.69
26:1H:2379:G:O2'	40:A8:17:ARG:NH1	2.26	0.69
31:31:129:PHE:HA	31:31:142:TRP:NE1	2.08	0.69
34:61:73:GLU:HG3	34:61:136:VAL:HG23	1.75	0.69
39:98:78:LYS:O	39:98:83:ILE:HG13	1.92	0.69
50:K8:47:ASN:O	50:K8:49:LYS:N	2.25	0.69
53:N8:40:LYS:HD3	53:N8:46:CYS:HA	1.75	0.69
1:1G:235:C:H5'	17:8A:70:ARG:HG2	1.74	0.69
1:1G:1110:A:OP2	59:1G:1813:HOH:O	2.10	0.69
26:14:2273:A:H2'	26:14:2274:A:C8	2.28	0.69
26:14:2592:G:N7	59:14:3670:HOH:O	2.25	0.69
32:49:101:ILE:HB	32:49:105:LYS:HE3	1.75	0.69
39:55:33:ARG:HB2	39:55:115:GLU:HB3	1.75	0.69
49:F5:89:GLU:OE1	49:F5:89:GLU:N	2.26	0.69
1:13:362:G:OP2	59:13:1819:HOH:O	2.10	0.69
1:13:510:A:OP2	4:3E:49:ARG:NH2	2.21	0.69
1:13:1286:A:C8	1:13:1287:A:H4'	2.28	0.69
16:7I:53:VAL:HG13	16:7I:79:VAL:HG22	1.75	0.69
26:1H:1316:U:H2'	26:1H:1317:A:H8	1.57	0.69
1:1G:1288:A:O2'	21:1B:10:ARG:NH2	2.26	0.69
31:39:49:ALA:O	31:39:92:PRO:HB2	1.92	0.69
26:1H:1190:G:N7	59:1H:3812:HOH:O	2.26	0.69
26:1H:2749:A:OP2	33:51:4:ILE:HD11	1.93	0.69
37:78:39:LYS:HG3	37:78:45:LEU:HD23	1.73	0.69
38:88:58:PHE:O	38:88:61:GLY:N	2.25	0.69
1:1G:842:C:O2'	1:1G:848:C:N3	2.25	0.69
26:14:491:G:H2'	26:14:492:A:C8	2.28	0.69
27:1J:51:G:OP2	40:65:59:LYS:NZ	2.26	0.69
34:69:81:VAL:H	34:69:143:SER:CB	2.05	0.69
39:55:32:GLY:HA2	39:55:116:LEU:HD12	1.75	0.69
1:13:392:G:H5'	16:7I:12:LYS:HE3	1.75	0.68

Continued on next page...

Continued from previous page...

Atom-1	Atom-2	Interatomic distance (Å)	Clash overlap (Å)
22:1L:73:A:H3'	22:1L:73:A:N3	2.08	0.68
2:1E:60:ASP:O	2:1E:64:ARG:NE	2.27	0.68
26:1H:734:A:OP2	59:1H:3711:HOH:O	2.11	0.68
26:1H:1019:U:HO2'	26:1H:1021:A:H2	1.40	0.68
40:A8:32:LEU:O	40:A8:62:LYS:NZ	2.24	0.68
1:1G:983:A:N1	1:1G:1222:G:N2	2.41	0.68
1:1G:1321:C:H41	1:1G:1322:C:N4	1.89	0.68
11:2A:86:GLY:N	11:2A:112:THR:OG1	2.23	0.68
26:14:1957:C:OP1	59:14:3588:HOH:O	2.11	0.68
26:1H:131:G:OP1	59:1H:3697:HOH:O	2.09	0.68
34:69:104:GLN:OE1	34:69:105:HIS:ND1	2.26	0.68
48:E5:32:ARG:O	48:E5:34:GLY:N	2.23	0.68
1:13:1223:C:P	19:AI:78:ARG:HH12	2.16	0.68
13:4I:3:ARG:HD2	52:M8:34:GLU:OE2	1.93	0.68
19:AI:41:VAL:HG11	19:AI:45:VAL:H	1.58	0.68
26:1H:1113:U:OP1	33:51:2:SER:N	2.26	0.68
34:69:59:ALA:HA	34:69:62:LYS:HG2	1.74	0.68
34:69:101:LEU:HB2	34:69:105:HIS:HB2	1.73	0.68
1:13:980:C:O2	59:13:1816:HOH:O	2.08	0.68
26:1H:131:G:OP1	59:1H:3701:HOH:O	2.10	0.68
26:1H:871:U:P	38:88:5:ARG:HE	2.16	0.68
26:1H:952:G:H5''	26:1H:953:A:OP2	1.94	0.68
26:1H:2629:A:OP1	26:1H:2629:A:H4'	1.94	0.68
30:21:9:VAL:HG13	41:B8:3:ARG:HG3	1.76	0.68
52:M8:16:CYS:SG	52:M8:36:CYS:HB3	2.34	0.68
13:4A:96:LEU:HD22	13:4A:97:PRO:HD2	1.75	0.68
26:14:275:G:O2'	26:14:276:A:O4'	2.09	0.68
26:14:1056:G:H1'	26:14:1103:A:H61	1.58	0.68
26:14:1533:C:H3'	26:14:1534:G:H4'	1.75	0.68
26:14:2720:U:H3	26:14:2873:A:H2	1.41	0.68
27:1J:52:A:H62	40:65:33:LYS:HG3	1.56	0.68
1:13:1118:C:H1'	1:13:1179:A:C4	2.29	0.68
13:4I:58:GLU:O	13:4I:62:ASN:ND2	2.21	0.68
19:AI:40:ILE:HG12	19:AI:41:VAL:CG2	2.19	0.68
26:1H:1174:A:H1'	26:1H:1178:C:N4	2.08	0.68
26:1H:1535:U:O4	26:1H:1538:G:O2'	2.11	0.68
26:1H:1816:G:OP2	59:1H:3715:HOH:O	2.12	0.68
26:1H:2058:A:OP1	59:1H:3712:HOH:O	2.11	0.68
26:1H:2362:G:OP1	55:Q8:44:LYS:NZ	2.25	0.68
26:1H:2801:A:H2'	26:1H:2802:G:O4'	1.92	0.68
34:61:72:LEU:HD11	34:61:107:VAL:HG11	1.76	0.68

Continued on next page...

Continued from previous page...

Atom-1	Atom-2	Interatomic distance (Å)	Clash overlap (Å)
37:78:13:ASN:O	37:78:15:ARG:N	2.27	0.68
12:3A:47:LYS:HG3	12:3A:48:PRO:CD	2.22	0.68
26:14:249:C:OP1	59:14:3584:HOH:O	2.10	0.68
26:14:783:A:OP2	59:14:3587:HOH:O	2.11	0.68
26:14:2588:G:OP2	59:14:3589:HOH:O	2.12	0.68
31:39:133:ASN:HA	31:39:162:LEU:HD23	1.75	0.68
1:13:5:U:H3	4:3E:85:LYS:HB3	1.58	0.68
1:13:524:G:H2'	1:13:525:C:C6	2.28	0.68
1:13:1279:A:O2'	1:13:1281:U:OP2	2.11	0.68
9:8E:43:ALA:HA	9:8E:74:ILE:HD13	1.75	0.68
25:4K:23:A:O2'	25:4K:24:A:N7	2.24	0.68
26:1H:1156:A:OP2	59:1H:3702:HOH:O	2.10	0.68
26:1H:2751:G:H5'	33:51:4:ILE:CD1	2.24	0.68
7:62:113:GLU:HB2	7:62:119:ARG:HG2	1.76	0.68
30:29:167:VAL:HG22	30:29:170:LEU:HD11	1.76	0.68
24:3K:9:A:H3'	24:3K:10:G:C8	2.29	0.68
26:1H:1332:G:OP1	59:1H:3708:HOH:O	2.12	0.68
26:1H:2419:U:O4	59:1H:3704:HOH:O	2.10	0.68
1:1G:1238:A:N3	1:1G:1241:G:O2'	2.22	0.68
22:1L:22:G:OP1	22:1L:48:C:N4	2.26	0.68
26:14:1332:G:C8	26:14:1332:G:H5'	2.29	0.68
26:14:1382:G:N7	59:14:3677:HOH:O	2.26	0.68
26:14:1794:U:H2'	26:14:1795:C:H6	1.59	0.68
26:14:2124:G:H2'	28:79:42:GLU:HG2	1.75	0.68
1:13:624:C:O3'	16:7I:10:GLY:HA2	1.93	0.68
1:13:1263:C:H2'	1:13:1264:C:H6	1.57	0.68
13:4I:82:MET:O	13:4I:84:ILE:N	2.26	0.68
26:1H:674:G:C1'	31:31:74:ARG:HD3	2.24	0.68
26:1H:860:U:H5	26:1H:917:A:C2	2.12	0.68
1:1G:976:G:OP1	14:5A:32:SER:N	2.24	0.68
26:14:1817:G:OP1	29:19:88:ARG:NH2	2.27	0.68
26:14:2370:G:O6	59:14:3573:HOH:O	2.08	0.68
31:39:122:LYS:HD2	31:39:191:ARG:HE	1.58	0.68
9:8E:28:VAL:HG22	9:8E:63:ILE:HB	1.74	0.68
25:4K:24:A:H2'	25:4K:25:A:C8	2.28	0.68
26:1H:322:A:H5'	26:1H:340:A:H1'	1.76	0.68
26:1H:587:C:OP2	37:78:21:ARG:NH2	2.27	0.68
27:16:101:A:OP2	59:16:304:HOH:O	2.11	0.68
2:12:121:LEU:HD23	2:12:126:GLU:HG2	1.75	0.68
13:4A:66:LEU:HA	13:4A:70:LEU:HB2	1.75	0.68
26:14:195:A:N7	59:14:3526:HOH:O	2.26	0.68

Continued on next page...

Continued from previous page...

Atom-1	Atom-2	Interatomic distance (Å)	Clash overlap (Å)
26:14:1359:A:N6	26:14:1372:U:H3	1.86	0.68
26:1H:731:C:OP2	59:1H:3639:HOH:O	2.12	0.67
26:1H:1324:G:O6	59:1H:3678:HOH:O	2.06	0.67
26:1H:1980:G:O2'	26:1H:1982:C:OP2	2.12	0.67
26:1H:2137:C:O2	26:1H:2155:G:N1	2.27	0.67
26:1H:2548:G:O6	59:1H:3705:HOH:O	2.11	0.67
26:1H:2836:U:H2'	26:1H:2837:G:C8	2.30	0.67
32:41:16:ARG:O	32:41:20:ILE:HG13	1.94	0.67
34:61:110:ASP:HB2	34:61:112:LYS:H	1.57	0.67
38:88:6:ARG:HG3	38:88:7:MET:H	1.59	0.67
10:1A:80:LYS:O	10:1A:84:GLN:NE2	2.27	0.67
26:14:273(F):C:H3'	26:14:274:G:H5''	1.75	0.67
26:14:736:C:OP1	59:14:3586:HOH:O	2.11	0.67
26:14:1412:A:H2'	26:14:1413:G:C8	2.28	0.67
29:19:238:GLY:O	59:19:302:HOH:O	2.10	0.67
30:29:91:VAL:HB	30:29:95:ILE:HD11	1.76	0.67
55:M5:22:VAL:O	55:M5:50:LEU:HB3	1.94	0.67
1:13:407:G:O4'	4:3E:119:GLN:NE2	2.27	0.67
7:6E:27:ILE:HA	7:6E:30:ILE:HD12	1.76	0.67
26:1H:83:G:N7	59:1H:3805:HOH:O	2.25	0.67
26:1H:915:C:O3'	59:1H:3706:HOH:O	2.11	0.67
33:51:86:GLU:H	33:51:86:GLU:CD	1.93	0.67
1:1G:192:U:O4'	20:BA:103:GLY:HA2	1.94	0.67
2:12:178:ARG:HH12	8:72:68:ARG:HH22	1.41	0.67
10:1A:44:VAL:HG13	10:1A:66:ARG:HB3	1.76	0.67
1:13:1149:C:H2'	1:13:1150:U:C6	2.30	0.67
26:1H:848:G:H2'	26:1H:849:A:C8	2.29	0.67
26:1H:1823:G:N7	59:1H:3819:HOH:O	2.27	0.67
26:1H:2469:A:N6	26:1H:2481:G:O2'	2.27	0.67
1:1G:1348:U:H3	1:1G:1374:A:H2	1.38	0.67
4:32:18:LYS:NZ	4:32:31:CYS:HB2	2.08	0.67
46:C5:42:VAL:HG13	46:C5:65:ALA:HB3	1.74	0.67
1:13:737:A:H2'	1:13:738:C:C6	2.29	0.67
26:1H:1813:G:OP1	59:1H:3710:HOH:O	2.11	0.67
26:1H:2070:G:OP1	59:1H:3707:HOH:O	2.11	0.67
10:1A:26:ALA:HB1	10:1A:84:GLN:HG2	1.75	0.67
26:14:1681:G:N3	59:14:3684:HOH:O	2.27	0.67
26:14:2032:G:H21	30:29:146:THR:CG2	2.04	0.67
1:13:1292:U:H2'	1:13:1293:G:C8	2.29	0.67
2:1E:43:ASP:HB3	2:1E:46:LYS:HD2	1.77	0.67
8:7E:21:LYS:O	8:7E:65:TYR:OH	2.11	0.67

Continued on next page...

Continued from previous page...

Atom-1	Atom-2	Interatomic distance (Å)	Clash overlap (Å)
24:3K:35:U:H3	25:4K:14:A:N6	1.92	0.67
26:1H:867:C:N4	59:1H:3630:HOH:O	2.16	0.67
1:1G:1174:G:H2'	1:1G:1175:G:H8	1.58	0.67
29:19:69:ARG:NH2	29:19:128:GLY:O	2.27	0.67
31:39:192:LEU:HD13	31:39:194:MET:HE1	1.74	0.67
1:13:453:A:H4'	16:7I:72:ARG:HB2	1.74	0.67
46:G8:85:VAL:HG23	46:G8:96:ILE:HB	1.77	0.67
1:1G:766:A:OP2	59:1G:1815:HOH:O	2.12	0.67
26:14:486:C:O2'	44:A5:60:ASN:OD1	2.12	0.67
26:14:2238:G:N7	59:14:3679:HOH:O	2.27	0.67
33:59:72:ILE:HA	33:59:75:ALA:HB3	1.77	0.67
5:4E:45:PHE:CE2	5:4E:47:LYS:HD2	2.30	0.67
22:1K:6:G:N2	22:1K:67:C:O2'	2.28	0.67
26:1H:220:G:O6	59:1H:3709:HOH:O	2.11	0.67
26:1H:760:G:OP2	59:1H:3720:HOH:O	2.13	0.67
26:1H:1639:U:O2'	26:1H:1640:C:H5''	1.95	0.67
26:1H:2588:G:OP1	59:1H:3717:HOH:O	2.12	0.67
27:16:75:G:H21	47:H8:85:HIS:CE1	2.13	0.67
37:78:63:PRO:HG2	55:Q8:25:MET:HB2	1.77	0.67
1:1G:617:G:OP2	59:1G:1814:HOH:O	2.11	0.67
28:79:57:ASN:OD1	28:79:165:ASN:ND2	2.28	0.67
1:13:163:C:O2'	1:13:164:U:O4'	2.12	0.67
26:1H:1633:G:O6	59:1H:3687:HOH:O	2.07	0.67
37:78:59:LEU:HB2	55:Q8:58:ILE:HD11	1.76	0.67
43:95:5:VAL:HG11	43:95:57:VAL:HG11	1.76	0.67
1:13:875:C:O2'	8:7E:14:ARG:NH1	2.28	0.67
30:21:82:ARG:O	30:21:84:PHE:N	2.27	0.67
7:62:87:VAL:HG23	7:62:148:ASN:HA	1.77	0.67
13:4A:13:LYS:HD3	13:4A:14:ARG:N	2.10	0.67
26:14:2057:A:OP2	59:14:3595:HOH:O	2.13	0.67
26:14:2287:A:C2	26:14:2346:A:H2	2.13	0.67
26:14:2444:G:OP2	31:39:68:LYS:NZ	2.21	0.67
31:39:102:PRO:HB2	31:39:105:VAL:HG23	1.77	0.67
37:35:105:LEU:O	37:35:106:LEU:HB3	1.95	0.67
37:35:122:PRO:HB3	37:35:141:ALA:HB1	1.75	0.67
39:55:81:ASP:O	39:55:82:GLU:HB3	1.93	0.67
26:1H:1569:A:O2'	29:11:37:LEU:HD23	1.95	0.67
39:98:50:HIS:CE1	39:98:54:LEU:HD21	2.30	0.67
3:22:20:SER:HB2	3:22:40:ARG:HH22	1.60	0.67
17:8A:6:LEU:HD22	17:8A:23:VAL:HG11	1.77	0.67
26:14:2880:C:H1'	39:55:92:GLY:HA3	1.77	0.67

Continued on next page...

Continued from previous page...

Atom-1	Atom-2	Interatomic distance (Å)	Clash overlap (Å)
46:C5:74:PRO:HG2	46:C5:82:PRO:HG2	1.77	0.67
26:1H:1165:U:H2'	26:1H:1166:C:C6	2.30	0.66
26:1H:1174:A:H1'	26:1H:1178:C:H42	1.60	0.66
31:31:184:TYR:O	31:31:188:ARG:HG3	1.95	0.66
1:13:1290:G:O3'	7:6E:37:ASN:ND2	2.28	0.66
5:4E:91:LEU:HD12	5:4E:120:THR:HG22	1.78	0.66
26:1H:968:G:O6	59:1H:3713:HOH:O	2.11	0.66
26:1H:2131:G:H1'	26:1H:2158:A:C6	2.31	0.66
26:1H:2308:G:N1	26:1H:2311:A:H2	1.91	0.66
32:41:67:LYS:HE2	52:M8:6:HIS:HE1	1.60	0.66
38:88:24:GLY:O	38:88:25:ASP:HB3	1.96	0.66
1:1G:673:G:H2'	1:1G:674:G:C8	2.30	0.66
26:14:2392:A:H2	26:14:2424:C:N4	1.91	0.66
4:3E:141:ARG:HB2	4:3E:141:ARG:HH11	1.58	0.66
23:2K:9:G:N2	23:2K:47:G7M:OP2	2.27	0.66
40:A8:38:GLN:HG2	40:A8:47:THR:HG21	1.77	0.66
16:7A:21:VAL:HG22	16:7A:33:ILE:HB	1.77	0.66
26:14:270(Y):G:N7	59:14:3682:HOH:O	2.27	0.66
2:1E:212:GLN:NE2	2:1E:216:SER:OG	2.26	0.66
16:7I:4:ILE:HD12	16:7I:66:PRO:HD3	1.77	0.66
26:1H:320:A:OP1	31:31:135:LYS:NZ	2.29	0.66
26:1H:1021:A:C8	26:1H:1022:G:H5''	2.29	0.66
26:1H:2815:C:H5'	53:N8:29:THR:HG21	1.77	0.66
24:3L:8:U:O2'	24:3L:48:C:O2	2.13	0.66
26:14:953:A:OP2	38:45:16:ARG:HD3	1.96	0.66
26:14:1019:U:H2'	26:14:1020:A:H8	1.60	0.66
1:13:545:C:O2'	1:13:549:C:OP1	2.14	0.66
1:13:870:U:O2'	59:13:1822:HOH:O	2.13	0.66
1:13:1304:G:OP2	59:13:1823:HOH:O	2.14	0.66
6:5E:89:MET:HE3	18:9I:76:LEU:HD22	1.78	0.66
26:1H:880:G:H1	26:1H:897:C:H42	1.43	0.66
26:1H:1785:A:OP2	59:1H:3721:HOH:O	2.13	0.66
42:C8:69:CYS:SG	42:C8:79:PHE:HD2	2.19	0.66
1:1G:1028(B):C:H42	1:1G:1032(A):G:H1	1.42	0.66
1:1G:1235:U:O2'	1:1G:1305:G:O5'	2.12	0.66
2:12:130:ARG:HG2	2:12:135:GLN:HG3	1.77	0.66
4:32:28:SER:HB2	4:32:29:PRO:HA	1.77	0.66
26:14:2432:A:H2'	26:14:2433:A:C8	2.31	0.66
1:13:411:A:C4	1:13:413:G:H1'	2.29	0.66
1:13:1127:G:H2'	1:13:1128:C:H5'	1.75	0.66
1:1G:1218:C:OP2	14:5A:9:LYS:NZ	2.26	0.66

Continued on next page...

Continued from previous page...

Atom-1	Atom-2	Interatomic distance (Å)	Clash overlap (Å)
26:14:1354:A:OP2	59:14:3594:HOH:O	2.13	0.66
26:14:2409:G:N7	59:14:3683:HOH:O	2.27	0.66
39:55:67:LEU:HG	39:55:76:VAL:HG21	1.76	0.66
30:21:128:SER:OG	30:21:129:HIS:N	2.29	0.66
39:98:104:ARG:NH1	39:98:107:ASP:OD2	2.29	0.66
47:H8:5:LEU:HD21	47:H8:44:PHE:HA	1.77	0.66
1:1G:1028(B):C:O2	1:1G:1030:C:N4	2.28	0.66
26:14:463:G:OP2	59:14:3599:HOH:O	2.14	0.66
26:14:2474:C:OP1	59:14:3597:HOH:O	2.13	0.66
1:13:1278:U:H5'	1:13:1279:A:O4'	1.95	0.66
1:13:1504:G:OP1	1:13:1507:A:H4'	1.96	0.66
5:4E:137:GLU:OE1	5:4E:141:GLN:NE2	2.28	0.66
14:5I:3:ARG:HA	14:5I:3:ARG:NH1	2.10	0.66
26:1H:270(E):G:N2	26:1H:270(U):C:N3	2.38	0.66
26:1H:527:C:OP1	59:1H:3716:HOH:O	2.12	0.66
26:1H:1510:A:O2'	26:1H:1511:A:N7	2.27	0.66
26:1H:1982:C:O4'	59:1H:3721:HOH:O	2.13	0.66
29:11:35:LYS:N	29:11:35:LYS:NZ	2.43	0.66
40:A8:93:LYS:HG2	40:A8:95:HIS:HB2	1.76	0.66
1:1G:652:U:OP2	59:1G:1818:HOH:O	2.13	0.66
33:59:6:ARG:HH22	33:59:54:ARG:HH12	1.42	0.66
1:13:559:A:OP1	5:4E:126:ARG:NH2	2.29	0.66
1:13:804:U:H5''	1:13:805:C:OP2	1.96	0.66
1:13:1226:C:H4'	19:AI:80:TYR:OH	1.96	0.66
36:68:63:VAL:HG12	36:68:106:LEU:HD11	1.76	0.66
42:C8:6:THR:OG1	59:C8:201:HOH:O	2.12	0.66
1:1G:183:G:O5'	1:1G:183:G:H8	1.79	0.66
6:52:23:LYS:O	6:52:27:GLN:HG3	1.95	0.66
26:14:1678:G:H22	26:14:1989:G:N2	1.93	0.66
37:35:71:VAL:HG13	37:35:72:PRO:HD3	1.76	0.66
1:13:793:U:H5'	1:13:794:A:H5''	1.78	0.66
13:4I:49:THR:HB	13:4I:52:GLU:HG2	1.76	0.66
25:4K:12:A:O2'	25:4K:13:A:O5'	2.05	0.66
42:C8:92:ARG:NH1	42:C8:94:ASN:OD1	2.28	0.66
1:1G:114:U:H2'	1:1G:115:G:C8	2.31	0.66
4:32:70:ILE:HD11	4:32:75:PHE:HD1	1.61	0.66
11:2A:121:PRO:HG2	11:2A:126:ARG:HG3	1.77	0.66
13:4A:13:LYS:HA	13:4A:44:ARG:HH11	1.60	0.66
26:14:395:U:H2'	26:14:396:G:N7	2.11	0.66
50:G5:32:LEU:HD21	50:G5:54:LYS:HG2	1.78	0.66
3:2E:15:THR:HG21	3:2E:181:ASN:HA	1.77	0.65

Continued on next page...

Continued from previous page...

Atom-1	Atom-2	Interatomic distance (Å)	Clash overlap (Å)
19:AI:50:ALA:HB1	19:AI:57:HIS:HB3	1.77	0.65
21:1F:8:THR:HG23	21:1F:11:GLY:H	1.61	0.65
26:1H:1588:C:H2'	26:1H:1589:C:H6	1.60	0.65
26:1H:2441:C:OP1	59:1H:3724:HOH:O	2.13	0.65
33:51:169:VAL:O	33:51:170:ARG:NE	2.16	0.65
34:61:31:LEU:HD21	34:61:38:LEU:HG	1.77	0.65
26:14:1794:U:H2'	26:14:1795:C:C6	2.31	0.65
26:14:1864:U:OP1	26:14:2410:G:O2'	2.14	0.65
29:19:267:SER:HA	29:19:270:ILE:HD12	1.77	0.65
1:13:1366:C:H2'	1:13:1367:C:H6	1.60	0.65
26:1H:1388:G:O2'	26:1H:1389:G:H5'	1.95	0.65
26:1H:1814:G:OP2	59:1H:3653:HOH:O	2.14	0.65
1:1G:247:G:OP2	17:8A:100:LYS:HG3	1.97	0.65
1:1G:864:A:OP2	59:1G:1820:HOH:O	2.14	0.65
14:5A:22:THR:HB	14:5A:33:VAL:HG21	1.78	0.65
23:2L:48:U:O2'	23:2L:49:C:OP2	2.13	0.65
26:14:1044:G:HO2'	26:14:1047:G:HO2'	1.39	0.65
26:14:2270:G:OP2	59:14:3593:HOH:O	2.13	0.65
1:13:266:G:OP2	1:13:267:C:N4	2.24	0.65
26:1H:530:G:N1	59:1H:3647:HOH:O	2.29	0.65
26:1H:1022:G:N7	35:58:66:LYS:NZ	2.44	0.65
26:1H:1981:A:OP1	59:1H:3726:HOH:O	2.14	0.65
40:A8:34:HIS:HB2	40:A8:36:TYR:CE1	2.31	0.65
1:1G:315:A:OP1	59:1G:1821:HOH:O	2.14	0.65
11:2A:67:ASP:OD2	11:2A:71:LYS:NZ	2.26	0.65
26:14:1420:U:O2'	26:14:1421:G:OP1	2.14	0.65
26:14:2066:C:OP1	59:14:3604:HOH:O	2.14	0.65
26:14:2776:A:OP1	26:14:2776:A:H3'	1.96	0.65
29:19:96:HIS:CE1	29:19:102:LYS:HE2	2.30	0.65
45:B5:49:VAL:HB	45:B5:83:VAL:HG21	1.78	0.65
1:13:934:C:O5'	59:13:1826:HOH:O	2.15	0.65
26:1H:65:C:H2'	26:1H:66:C:H6	1.59	0.65
26:1H:900:A:H3'	26:1H:901:A:H8	1.61	0.65
41:B8:12:SER:HB2	41:B8:15:VAL:H	1.60	0.65
49:J8:90:ILE:HA	49:J8:93:GLU:OE1	1.97	0.65
6:52:33:TYR:CE1	6:52:78:GLU:HG3	2.32	0.65
10:1A:34:VAL:HG22	10:1A:74:ILE:HG22	1.77	0.65
14:5A:29:ARG:HB3	14:5A:31:ARG:N	2.10	0.65
40:65:88:ASP:O	40:65:89:ARG:HB3	1.97	0.65
1:13:345:C:H4'	1:13:346:G:C5	2.31	0.65
1:13:859:A:H2'	1:13:860:A:C8	2.32	0.65

Continued on next page...

Continued from previous page...

Atom-1	Atom-2	Interatomic distance (Å)	Clash overlap (Å)
24:3K:3:G:H1	24:3K:70:C:H42	1.42	0.65
26:1H:2069:G:O3'	59:1H:3718:HOH:O	2.12	0.65
1:1G:345:C:OP2	41:75:39:ARG:NH2	2.30	0.65
4:32:76:ARG:NH2	4:32:80:GLU:OE1	2.27	0.65
13:4A:8:GLU:OE1	32:49:115:ARG:NH2	2.29	0.65
26:14:329:G:H1	46:C5:19:LYS:NZ	1.95	0.65
26:14:1828:G:OP2	59:14:3608:HOH:O	2.15	0.65
26:14:2582:G:OP2	59:14:3603:HOH:O	2.14	0.65
33:59:149:ARG:HA	33:59:162:ILE:HG21	1.77	0.65
1:13:1386:G:N7	59:13:1852:HOH:O	2.29	0.65
3:2E:16:ARG:HH11	3:2E:16:ARG:HB2	1.59	0.65
26:1H:259:G:N2	26:1H:621:A:H8	1.94	0.65
26:1H:1316:U:H2'	26:1H:1317:A:C8	2.31	0.65
26:1H:1644:C:H2'	26:1H:1645:G:H5'	1.79	0.65
26:1H:2573:C:H3'	59:1H:3939:HOH:O	1.96	0.65
26:1H:2751:G:N7	33:51:3:ARG:NE	2.44	0.65
30:21:38:THR:HG23	30:21:40:GLU:HG2	1.78	0.65
44:E8:86:LEU:HD12	44:E8:87:PRO:HD2	1.79	0.65
12:3A:47:LYS:CG	12:3A:48:PRO:HD2	2.24	0.65
20:BA:25:ARG:O	20:BA:29:LYS:HG3	1.96	0.65
26:14:305:U:H2'	26:14:306:U:C6	2.32	0.65
34:69:99:GLU:O	34:69:103:ARG:NH1	2.30	0.65
49:F5:80:LEU:HD12	49:F5:82:LEU:HD13	1.78	0.65
24:3K:52:G:H2'	24:3K:53:G:H8	1.61	0.65
26:1H:946:G:OP1	59:1H:3727:HOH:O	2.14	0.65
26:1H:1253:A:C8	59:1H:3601:HOH:O	2.45	0.65
31:31:185:ASP:HA	31:31:188:ARG:HD3	1.78	0.65
41:75:2:ASN:CB	41:75:4:GLY:HA2	2.26	0.65
26:1H:270(I):G:H1	26:1H:270(Q):C:H42	1.45	0.65
26:1H:336:C:OP1	46:G8:83:THR:HG23	1.95	0.65
26:1H:2867:G:OP2	41:B8:119:LYS:NZ	2.23	0.65
30:21:65:GLY:HA2	30:21:66:HIS:CB	2.27	0.65
40:A8:84:GLN:HA	40:A8:111:GLU:OE2	1.96	0.65
46:G8:9:LYS:HA	46:G8:27:VAL:HG22	1.79	0.65
52:M8:43:TYR:O	52:M8:46:GLN:HA	1.96	0.65
29:19:141:VAL:HG23	29:19:162:SER:HB2	1.79	0.65
31:39:53:THR:HG22	31:39:56:GLU:HG3	1.79	0.65
45:B5:63:LYS:HE3	45:B5:63:LYS:N	2.10	0.65
9:8E:3:GLN:HB3	9:8E:20:ARG:HD3	1.79	0.65
24:3K:34:U:O2'	24:3K:35:U:O5'	2.14	0.65
26:1H:443:A:H1'	26:1H:1201:C:O4'	1.96	0.65

Continued on next page...

Continued from previous page...

Atom-1	Atom-2	Interatomic distance (Å)	Clash overlap (Å)
46:G8:76:CYS:SG	46:G8:97:ARG:HG3	2.36	0.65
1:1G:547:A:OP1	59:1G:1819:HOH:O	2.14	0.65
13:4A:79:LYS:HA	13:4A:82:MET:HG2	1.77	0.65
26:14:198:C:H5'	26:14:2244:U:OP1	1.96	0.65
26:14:1278:A:OP1	39:55:36:THR:HG22	1.96	0.65
26:14:1776:G:OP2	59:14:3606:HOH:O	2.14	0.65
26:14:2019:A:OP2	53:J5:9:LYS:NZ	2.30	0.65
26:14:2302:G:N2	26:14:2314:C:O2	2.28	0.65
1:13:1368:G:H5''	9:8E:112:LYS:HB3	1.79	0.65
4:3E:15:GLU:OE1	4:3E:66:ARG:NH1	2.27	0.65
5:4E:100:VAL:O	5:4E:107:ARG:NH2	2.30	0.65
20:BI:57:ARG:HH11	20:BI:102:GLY:HA2	1.61	0.65
26:1H:1210:A:H5'	26:1H:1210:A:H8	1.61	0.65
26:1H:1405:U:H2'	26:1H:1406:U:C6	2.32	0.65
26:1H:2593:U:O2'	26:1H:2594:C:H5'	1.97	0.65
40:A8:26:LEU:HD12	40:A8:39:ILE:HD11	1.79	0.65
1:1G:1502:A:H2	1:1G:1505:G:N1	1.93	0.65
26:14:1537:C:H2'	26:14:1538:G:C8	2.31	0.65
31:39:11:VAL:HG13	31:39:13:SER:HB3	1.78	0.65
26:1H:2375:G:N7	59:1H:3842:HOH:O	2.30	0.64
42:C8:90:VAL:HG22	43:D8:39:LEU:HB3	1.78	0.64
50:K8:15:LYS:H	50:K8:15:LYS:NZ	1.94	0.64
1:1G:758:G:N7	59:1G:1850:HOH:O	2.29	0.64
1:1G:1500:A:OP1	59:1G:1822:HOH:O	2.15	0.64
4:32:33:MET:O	4:32:34:GLU:HB2	1.96	0.64
5:42:104:ALA:HA	5:42:107:ARG:HH21	1.61	0.64
26:14:124:G:N7	59:14:3692:HOH:O	2.29	0.64
26:14:270(M):U:H5''	26:14:270(N):G:OP1	1.97	0.64
1:13:504:C:OP1	59:13:1825:HOH:O	2.15	0.64
1:13:800:G:O6	59:13:1821:HOH:O	2.11	0.64
5:4E:8:GLU:HG2	5:4E:34:VAL:HG22	1.79	0.64
8:7E:34:GLU:OE1	8:7E:37:ARG:NH1	2.30	0.64
17:8I:31:LEU:HD23	17:8I:32:TYR:CZ	2.32	0.64
26:1H:330:A:HO2'	26:1H:331:A:H8	1.43	0.64
26:1H:1025:G:O2'	59:1H:3627:HOH:O	2.15	0.64
26:1H:2280:G:H2'	26:1H:2281:C:H5'	1.78	0.64
1:1G:920:U:H2'	1:1G:921:U:C6	2.32	0.64
26:14:2357:U:OP1	48:E5:20:ARG:NH1	2.29	0.64
26:14:2681:C:H5	26:14:2725:A:H62	1.45	0.64
26:14:2818:G:OP2	39:55:42:LYS:NZ	2.30	0.64
42:85:49:HIS:HA	42:85:52:ARG:HB2	1.79	0.64

Continued on next page...

Continued from previous page...

Atom-1	Atom-2	Interatomic distance (Å)	Clash overlap (Å)
13:4I:108:ARG:HG3	13:4I:108:ARG:HH11	1.61	0.64
26:1H:509:C:O3'	59:1H:3729:HOH:O	2.14	0.64
26:1H:1569:A:N7	59:1H:3847:HOH:O	2.30	0.64
26:1H:2139:C:N4	26:1H:2152:G:H1	1.95	0.64
48:I8:53:MET:HG3	48:I8:59:LEU:HD23	1.79	0.64
49:J8:92:LYS:HA	49:J8:95:LEU:HD12	1.79	0.64
10:1A:11:PHE:HE1	10:1A:67:THR:HG22	1.62	0.64
13:4A:91:ARG:NH1	13:4A:97:PRO:O	2.30	0.64
26:14:2317:C:H2'	26:14:2318:G:O4'	1.97	0.64
26:14:2509:G:O6	59:14:3592:HOH:O	2.13	0.64
36:25:63:VAL:HG12	36:25:106:LEU:HD11	1.79	0.64
41:75:24:PRO:HA	41:75:49:VAL:HG23	1.77	0.64
48:E5:27:GLU:HG3	48:E5:68:GLU:HA	1.78	0.64
1:13:659:U:H2'	1:13:660:G:H8	1.62	0.64
26:1H:1063:G:N2	26:1H:1076:C:O2	2.31	0.64
26:1H:2334:G:O6	48:I8:74:ARG:NH2	2.29	0.64
30:21:174:ASP:OD1	30:21:175:VAL:N	2.30	0.64
55:Q8:52:LYS:H	55:Q8:53:PRO:HD2	1.63	0.64
1:1G:377:G:OP1	16:7A:3:LYS:NZ	2.27	0.64
1:1G:973:G:H3'	1:1G:974:A:H5''	1.80	0.64
1:1G:991:U:O4	1:1G:1212:U:O2'	2.11	0.64
1:1G:1249:C:O2'	9:82:73:GLN:OE1	2.16	0.64
7:62:111:ARG:NH2	7:62:122:HIS:HB3	2.12	0.64
26:14:468:G:N7	54:L5:39:ARG:NH2	2.43	0.64
26:14:1049:C:O2'	26:14:1113:U:O2'	2.15	0.64
34:69:69:LYS:HA	34:69:136:VAL:HG11	1.80	0.64
45:B5:27:THR:HG22	45:B5:80:ILE:HB	1.80	0.64
26:1H:319:C:OP1	31:31:137:LYS:NZ	2.23	0.64
26:1H:2128:C:H2'	26:1H:2129:C:C6	2.32	0.64
28:71:215:THR:OG1	28:71:219:GLY:O	2.15	0.64
35:58:39:ARG:NH2	35:58:41:ASP:OD2	2.30	0.64
5:42:100:VAL:HG23	5:42:118:ILE:HG22	1.80	0.64
24:3L:5:C:H2'	24:3L:6:G:C8	2.33	0.64
26:14:1292:U:H2'	26:14:1293:C:C6	2.32	0.64
30:29:110:GLY:O	59:55:201:HOH:O	2.13	0.64
1:13:130:A:O2'	1:13:131:C:O5'	2.14	0.64
1:13:191(F):U:H2'	1:13:191:G:C8	2.31	0.64
6:5E:69:GLU:O	6:5E:72:VAL:HG12	1.97	0.64
13:4I:108:ARG:NH1	13:4I:112:GLY:O	2.31	0.64
40:A8:48:LEU:HD23	40:A8:82:ILE:HD11	1.80	0.64
1:1G:407:G:OP1	4:32:115:ARG:NH2	2.29	0.64

Continued on next page...

Continued from previous page...

Atom-1	Atom-2	Interatomic distance (Å)	Clash overlap (Å)
2:12:80:ILE:HD11	2:12:215:LEU:HD12	1.79	0.64
18:9A:30:ASP:OD2	59:9A:101:HOH:O	2.14	0.64
26:14:1331:A:O3'	59:14:3609:HOH:O	2.15	0.64
37:35:55:ARG:HG2	37:35:56:SER:N	2.11	0.64
42:85:75:ASN:OD1	42:85:78:THR:OG1	2.16	0.64
1:13:843:U:OP1	1:13:848:C:N4	2.30	0.64
3:2E:19:GLU:O	3:2E:40:ARG:NH2	2.30	0.64
9:8E:10:ARG:HG3	9:8E:75:ASP:HB3	1.80	0.64
26:1H:1141:U:H6	35:58:63:THR:HG1	1.45	0.64
26:1H:2311:A:H1'	32:41:88:ILE:HD13	1.78	0.64
26:1H:2321:G:H5''	26:1H:2322:A:OP2	1.97	0.64
29:11:35:LYS:HG3	29:11:61:LEU:HB3	1.78	0.64
35:58:57:ALA:C	35:58:59:LYS:H	2.01	0.64
40:A8:29:PHE:HD1	40:A8:30:ARG:N	1.94	0.64
41:B8:58:ASN:C	41:B8:58:ASN:HD22	2.00	0.64
44:E8:35:ILE:HG23	53:N8:28:PRO:HD2	1.79	0.64
26:14:289:A:H3'	26:14:290:G:H8	1.63	0.64
26:14:528:A:C2	26:14:2042:A:H2'	2.32	0.64
26:14:1266:G:O5'	44:A5:15:ARG:NH2	2.30	0.64
38:45:38:GLU:HG3	38:45:127:ILE:HG22	1.80	0.64
42:85:92:ARG:CZ	43:95:11:GLN:H	2.11	0.64
15:6I:47:LYS:HB3	15:6I:47:LYS:NZ	2.11	0.64
26:1H:72:U:OP1	59:1H:3732:HOH:O	2.15	0.64
26:1H:1858:G:O2'	26:1H:1859:A:OP2	2.15	0.64
31:31:29:ASN:H	31:31:112:MET:HE1	1.61	0.64
43:D8:65:GLY:HA3	43:D8:91:TYR:CE2	2.33	0.64
47:H8:4:ARG:HB3	47:H8:58:VAL:HG22	1.78	0.64
1:1G:403:C:N4	59:1G:1819:HOH:O	2.30	0.64
26:14:1044:G:O2'	26:14:1047:G:O2'	2.14	0.64
26:14:1048:A:N6	26:14:1112:G:O2'	2.30	0.64
44:A5:68:ARG:NH2	44:A5:111:HIS:O	2.31	0.64
1:13:628:G:H2'	1:13:629:G:C8	2.31	0.64
4:3E:167:GLY:HA2	29:19:135:PHE:CZ	2.33	0.64
26:1H:1078:U:O2'	26:1H:1088:A:OP1	2.15	0.64
29:11:29:PRO:O	29:11:30:GLU:HG3	1.98	0.64
26:14:1598:C:O2	59:14:3590:HOH:O	2.12	0.64
26:14:1774:C:OP1	59:14:3607:HOH:O	2.15	0.64
34:69:76:THR:HG21	34:69:140:LEU:HA	1.80	0.64
51:H5:7:LYS:HG3	51:H5:34:GLU:HG2	1.80	0.64
26:1H:1794:U:H2'	26:1H:1795:C:H6	1.63	0.64
28:71:7:TYR:HA	28:71:10:LEU:HB2	1.80	0.64

Continued on next page...

Continued from previous page...

Atom-1	Atom-2	Interatomic distance (Å)	Clash overlap (Å)
40:A8:106:ARG:HA	40:A8:110:LEU:H	1.63	0.64
43:D8:37:VAL:HG12	43:D8:55:ALA:O	1.98	0.64
26:14:1623:G:O6	59:14:3591:HOH:O	2.12	0.64
26:14:1858:G:O2'	26:14:1884:A:N6	2.31	0.64
26:14:2318:G:H5'	26:14:2319:G:OP2	1.98	0.64
26:14:2379:G:O2'	40:65:17:ARG:NH1	2.31	0.64
49:F5:82:LEU:HB3	49:F5:83:GLU:HB2	1.80	0.64
2:1E:17:PHE:HB3	2:1E:44:LEU:HG	1.79	0.63
4:3E:95:GLY:O	4:3E:99:SER:OG	2.17	0.63
5:4E:100:VAL:HG22	5:4E:118:ILE:HG22	1.80	0.63
7:6E:65:ALA:HB1	7:6E:127:ALA:HB3	1.80	0.63
26:1H:2588:G:H5''	59:1H:3611:HOH:O	1.97	0.63
33:51:169:VAL:HG13	33:51:170:ARG:H	1.63	0.63
43:D8:59:ALA:HB2	43:D8:96:ILE:HD13	1.81	0.63
2:12:160:ASP:OD1	2:12:160:ASP:N	2.31	0.63
5:42:51:VAL:HG23	5:42:52:PRO:HD3	1.80	0.63
26:14:1425:G:N2	26:14:1573:G:N7	2.46	0.63
26:14:1534:G:H3'	26:14:1535:U:H5''	1.79	0.63
26:14:2688:U:H1'	26:14:2721:A:N6	2.13	0.63
38:45:135:ASP:HB2	38:45:137:TYR:N	2.13	0.63
1:13:1533:C:O2'	1:13:1534:A:OP1	2.14	0.63
23:2K:62:C:H2'	23:2K:63:C:C6	2.33	0.63
26:1H:1057:A:O2'	26:1H:1058:U:O4'	2.16	0.63
32:41:124:SER:HB2	32:41:131:TYR:CE1	2.33	0.63
1:1G:1129:C:N4	1:1G:1139:G:H22	1.95	0.63
26:14:1019:U:H2'	26:14:1020:A:C8	2.33	0.63
26:14:1570:A:H5'	29:19:37:LEU:HG	1.80	0.63
41:75:45:PHE:CE2	41:75:74:ARG:HG3	2.33	0.63
26:1H:72:U:OP1	59:1H:3728:HOH:O	2.14	0.63
26:1H:404:C:O2'	26:1H:405:U:OP2	2.16	0.63
26:1H:486:C:O2'	44:E8:60:ASN:ND2	2.31	0.63
26:1H:2329:G:N7	59:1H:3846:HOH:O	2.30	0.63
26:1H:2683:C:OP1	41:B8:53:ARG:NH2	2.31	0.63
32:41:47:LYS:HD2	32:41:81:LYS:HB2	1.79	0.63
45:F8:57:LEU:CD2	45:F8:78:LYS:HB2	2.28	0.63
46:G8:82:PRO:HG3	46:G8:97:ARG:HD2	1.80	0.63
1:1G:1081:G:N7	5:42:47:LYS:NZ	2.45	0.63
1:1G:1124:G:HO2'	1:1G:1145:C:N4	1.96	0.63
11:2A:48:ILE:HD11	11:2A:64:ALA:HA	1.80	0.63
26:14:161:U:H5'	26:14:171:G:N2	2.13	0.63
26:14:1188:U:O2'	26:14:1189:A:H5'	1.98	0.63

Continued on next page...

Continued from previous page...

Atom-1	Atom-2	Interatomic distance (Å)	Clash overlap (Å)
26:14:2542:A:N3	26:14:2542:A:H5''	2.14	0.63
26:1H:1681:G:N2	26:1H:1763[B]:G:OP2	2.29	0.63
27:16:44:G:H1'	27:16:47:C:N4	2.13	0.63
33:51:164:TYR:O	33:51:167:GLU:HB3	1.98	0.63
26:14:2245:U:H5''	26:14:2246:G:H5'	1.80	0.63
35:15:42:TRP:O	42:85:64:ARG:NH2	2.31	0.63
43:95:62:LEU:HD23	43:95:93:GLU:HG2	1.81	0.63
45:B5:36:LYS:HG2	45:B5:54:VAL:HB	1.80	0.63
49:F5:84:GLY:HA2	49:F5:85:LEU:HB3	1.80	0.63
50:G5:4:SER:HB3	50:G5:7:ARG:HB2	1.80	0.63
1:13:1423:G:OP1	36:68:49:ARG:NH2	2.32	0.63
4:3E:141:ARG:HB2	4:3E:141:ARG:NH1	2.14	0.63
26:1H:49:A:N7	26:1H:120:U:C5	2.60	0.63
26:1H:582:G:H2'	26:1H:583:G:C8	2.33	0.63
26:1H:847:U:O5'	59:1H:3733:HOH:O	2.15	0.63
26:1H:1009:A:OP2	35:58:37:LYS:NZ	2.31	0.63
26:1H:1081:U:O2'	26:1H:1082:U:OP1	2.15	0.63
26:1H:2287:A:H62	26:1H:2344:U:H3	1.44	0.63
9:82:85:LEU:HD11	9:82:96:LEU:HD22	1.80	0.63
14:5A:45:ARG:O	14:5A:49:HIS:ND1	2.29	0.63
29:19:30:GLU:H	29:19:35:LYS:HZ1	1.47	0.63
46:C5:14:LEU:HB2	46:C5:75:ILE:HD11	1.79	0.63
5:4E:33:VAL:HG11	5:4E:109:ILE:HA	1.81	0.63
26:1H:2751:G:OP1	33:51:3:ARG:NH2	2.30	0.63
37:78:114:ILE:HD13	37:78:125:VAL:HG11	1.80	0.63
38:88:104:PHE:HE2	38:88:125:LEU:HD11	1.64	0.63
1:1G:376:G:H5''	16:7A:5:ARG:HD2	1.80	0.63
1:1G:1157:A:H2	1:1G:1180:A:C6	2.17	0.63
1:1G:1305:G:N2	1:1G:1331:G:O2'	2.32	0.63
4:32:60:GLU:OE2	4:32:199:ASN:N	2.24	0.63
32:49:93:THR:HG21	32:49:95:ARG:HH21	1.63	0.63
3:2E:123:GLN:O	3:2E:128:PHE:HB2	1.98	0.63
6:5E:94:GLN:NE2	18:9I:33:ASP:OD1	2.29	0.63
26:1H:1024:G:OP2	59:1H:3731:HOH:O	2.15	0.63
26:1H:2749:A:P	33:51:4:ILE:HD11	2.38	0.63
30:21:2:LYS:HD2	30:21:95:ILE:HG13	1.81	0.63
30:21:51:PHE:CE2	30:21:52:LEU:HD23	2.33	0.63
38:88:66:ILE:HG13	38:88:67:ARG:H	1.64	0.63
46:G8:28:LYS:NZ	46:G8:64:GLU:OE2	2.29	0.63
26:14:1593:G:H2'	26:14:1594:G:C8	2.33	0.63
30:29:54:GLN:HB2	30:29:72:VAL:HA	1.81	0.63

Continued on next page...

Continued from previous page...

Atom-1	Atom-2	Interatomic distance (Å)	Clash overlap (Å)
34:69:76:THR:CG2	34:69:140:LEU:HA	2.29	0.63
1:13:153:C:N4	1:13:168:G:H1	1.97	0.63
2:1E:21:ARG:CZ	2:1E:22:LYS:HB2	2.29	0.63
26:1H:370:G:H4'	26:1H:371:A:OP2	1.97	0.63
26:1H:1412:A:H2'	26:1H:1413:G:C8	2.34	0.63
28:71:166:ASP:N	28:71:166:ASP:OD1	2.31	0.63
29:11:238:GLY:N	59:11:406:HOH:O	2.32	0.63
35:58:76:SER:O	35:58:78:TYR:N	2.32	0.63
35:58:133:GLN:C	35:58:134:ARG:HE	2.02	0.63
1:1G:19:C:OP1	5:42:125:SER:OG	2.13	0.63
1:1G:1192:C:OP2	3:22:4:LYS:NZ	2.31	0.63
26:14:253:C:O2'	59:14:3557:HOH:O	2.04	0.63
26:14:2331:G:O3'	48:E5:43:THR:HG22	1.98	0.63
1:13:581:G:O2'	1:13:582:U:H5'	1.99	0.63
1:13:758:G:N7	59:13:1855:HOH:O	2.31	0.63
18:9I:59:SER:OG	18:9I:60:ALA:N	2.31	0.63
19:AI:41:VAL:HG11	19:AI:45:VAL:N	2.14	0.63
26:1H:1162:G:O6	59:1H:3725:HOH:O	2.14	0.63
26:1H:1264:G:H5'	53:N8:11:THR:HG21	1.81	0.63
26:1H:2392:A:H2	26:1H:2424:C:N4	1.96	0.63
28:71:57:ASN:OD1	28:71:165:ASN:ND2	2.29	0.63
42:C8:92:ARG:NE	43:D8:11:GLN:H	1.97	0.63
1:1G:1281:U:OP2	1:1G:1282:C:N4	2.28	0.63
4:32:22:LYS:HD2	57:32:302:SF4:S2	2.39	0.63
9:82:118:LYS:HB3	9:82:121:ARG:HB3	1.80	0.63
18:9A:36:ASN:ND2	18:9A:36:ASN:O	2.31	0.63
19:AA:17:GLU:HA	19:AA:20:LEU:HD22	1.81	0.63
26:14:2275:C:C6	26:14:2275:C:H5'	2.34	0.63
31:39:129:PHE:HA	31:39:142:TRP:CD1	2.34	0.63
2:1E:100:GLY:O	2:1E:104:ASN:N	2.30	0.62
26:1H:270(M):U:OP2	34:61:57:ARG:NH2	2.26	0.62
1:1G:1305:G:H22	1:1G:1331:G:C2'	2.12	0.62
4:32:100:ARG:HB3	4:32:100:ARG:HH11	1.64	0.62
4:32:162:LEU:HD13	4:32:181:MET:HG2	1.81	0.62
9:82:5:TYR:HA	9:82:17:VAL:O	1.98	0.62
26:14:1340:U:H4'	26:14:1394:U:O2'	1.99	0.62
26:14:2306:C:H3'	26:14:2307:G:H5''	1.79	0.62
29:19:30:GLU:HB2	29:19:35:LYS:CE	2.28	0.62
2:1E:60:ASP:HB3	2:1E:64:ARG:HH21	1.64	0.62
26:1H:422:A:P	59:1H:3761:HOH:O	2.56	0.62
26:1H:1042:G:H1	26:1H:1113:U:H3	1.47	0.62

Continued on next page...

Continued from previous page...

Atom-1	Atom-2	Interatomic distance (Å)	Clash overlap (Å)
29:11:33:LEU:HG	29:11:34:VAL:HG22	1.81	0.62
13:4A:22:ILE:HB	13:4A:25:ILE:HG12	1.80	0.62
26:14:570:G:H5''	59:14:4114:HOH:O	1.99	0.62
28:79:17:ASN:HB2	28:79:18:LYS:HE3	1.81	0.62
31:39:5:ALA:HB1	31:39:125:LEU:HD21	1.79	0.62
39:55:38:VAL:HG12	39:55:42:LYS:HD2	1.80	0.62
49:F5:29:GLY:O	49:F5:30:VAL:HG22	1.99	0.62
1:13:310:G:OP2	16:7I:27:LYS:NZ	2.32	0.62
1:13:1336:C:H6	1:13:1336:C:H5''	1.64	0.62
3:2E:7:PRO:O	3:2E:11:ARG:HG2	1.99	0.62
10:1I:78:ASN:OD1	10:1I:78:ASN:N	2.31	0.62
26:1H:270(K):C:O2'	26:1H:270(N):G:N2	2.30	0.62
26:1H:2402:C:O2	26:1H:2403:C:N4	2.31	0.62
26:1H:2592:G:O2'	59:1H:3735:HOH:O	2.16	0.62
26:1H:2845:G:H2'	26:1H:2846:G:H8	1.61	0.62
36:68:2:ILE:HD12	36:68:6:THR:HG21	1.80	0.62
2:12:71:VAL:HG11	2:12:164:VAL:HA	1.79	0.62
17:8A:81:ARG:HB3	17:8A:84:LEU:HD12	1.82	0.62
19:AA:13:ASP:O	19:AA:16:LEU:N	2.32	0.62
26:14:531:C:OP1	26:14:561:G:N1	2.32	0.62
26:14:1060:U:H4'	26:14:1061:U:H5''	1.79	0.62
26:14:2287:A:H61	26:14:2344:U:H3	1.43	0.62
27:1J:44:G:H1'	27:1J:47:C:H42	1.64	0.62
29:19:44:ASN:HB3	29:19:46:GLN:N	2.15	0.62
32:49:62:LEU:HD13	32:49:143:GLU:HB3	1.80	0.62
1:13:963:G:H21	10:1I:55:LYS:HZ1	1.44	0.62
26:1H:286:C:H2'	26:1H:287:C:C6	2.33	0.62
26:1H:1339:G:H21	26:1H:1603:A:H1'	1.65	0.62
35:58:96:GLU:C	35:58:98:VAL:H	2.01	0.62
38:88:65:PHE:O	38:88:66:ILE:HG13	2.00	0.62
39:98:55:ALA:HA	39:98:80:PHE:CE1	2.34	0.62
47:H8:93:ASP:HB3	47:H8:131:ARG:NH2	2.12	0.62
1:1G:736:C:H2'	1:1G:737:A:C8	2.33	0.62
3:22:7:PRO:O	3:22:11:ARG:NH1	2.32	0.62
8:72:25:ASP:OD1	8:72:25:ASP:N	2.32	0.62
14:5A:26:ARG:HH12	14:5A:47:LEU:HD21	1.64	0.62
26:14:2467:C:H4'	38:45:123:HIS:CD2	2.34	0.62
26:14:2541:A:N7	59:14:3705:HOH:O	2.31	0.62
28:79:166:ASP:OD1	28:79:169:GLY:N	2.32	0.62
41:75:56:GLY:O	41:75:59:THR:HG23	1.98	0.62
4:3E:207:TYR:O	4:3E:209:ARG:HD3	1.99	0.62

Continued on next page...

Continued from previous page...

Atom-1	Atom-2	Interatomic distance (Å)	Clash overlap (Å)
26:1H:1542:G:OP2	59:1H:3738:HOH:O	2.16	0.62
28:71:29:VAL:HG11	28:71:185:LEU:HD13	1.82	0.62
30:21:116:VAL:HG11	30:21:138:PRO:HB3	1.80	0.62
1:1G:371:G:O2'	1:1G:373:A:N7	2.32	0.62
1:1G:750:G:N3	15:6A:23:GLY:HA3	2.14	0.62
9:82:26:VAL:HG13	9:82:61:ALA:O	2.00	0.62
13:4A:37:THR:O	13:4A:55:ARG:NH2	2.33	0.62
26:14:1323:U:OP1	44:A5:84:ARG:HD2	1.98	0.62
26:14:1927:A:H2'	26:14:1928:A:C8	2.34	0.62
26:14:2415:G:H4'	37:35:67:MET:N	2.14	0.62
30:29:60:ASN:OD1	30:29:61:ARG:N	2.32	0.62
46:C5:62:GLU:CD	46:C5:63:LYS:H	2.03	0.62
26:1H:1593:G:H2'	26:1H:1594:G:C8	2.35	0.62
1:1G:280:C:H3'	1:1G:281:G:H5'	1.80	0.62
13:4A:11:ARG:HG3	13:4A:12:ASN:N	2.14	0.62
26:14:850:C:O3'	51:H5:49:LYS:HE2	1.99	0.62
26:14:1971:A:OP1	59:14:3610:HOH:O	2.16	0.62
1:13:393:A:OP2	16:7I:12:LYS:NZ	2.24	0.62
1:13:618:C:H5''	1:13:619:U:H5''	1.82	0.62
1:13:1286:A:H8	1:13:1287:A:H4'	1.64	0.62
26:1H:1329:U:H5''	26:1H:1330:C:H5	1.63	0.62
26:1H:2164:C:OP2	26:1H:2166:G:N2	2.33	0.62
33:51:169:VAL:HG13	33:51:170:ARG:N	2.14	0.62
35:58:73:THR:HB	35:58:82:LEU:HD11	1.81	0.62
37:78:50:ARG:HH21	37:78:50:ARG:HG3	1.65	0.62
44:E8:58:ALA:HB1	44:E8:64:MET:HE2	1.81	0.62
1:1G:986:A:H1'	19:AA:54:GLY:O	1.99	0.62
10:1A:55:LYS:HZ1	10:1A:57:LYS:HB2	1.63	0.62
4:3E:102:ASP:OD1	4:3E:103:ASN:N	2.33	0.62
24:3K:3:G:N2	24:3K:70:C:N3	2.48	0.62
26:1H:1047:G:HO2'	26:1H:1110:G:N2	1.98	0.62
37:78:59:LEU:O	55:Q8:13:ARG:HD2	2.00	0.62
40:A8:106:ARG:H	40:A8:106:ARG:HE	1.47	0.62
2:12:71:VAL:HG11	2:12:164:VAL:HG13	1.81	0.62
36:25:64:ARG:HG3	36:25:83:ALA:HB3	1.82	0.62
39:55:24:GLN:OE1	39:55:36:THR:HG21	2.00	0.62
40:65:34:HIS:CE1	40:65:54:LEU:HD12	2.35	0.62
41:75:5:ALA:HB3	41:75:9:LEU:H	1.65	0.62
42:85:98:LEU:HA	42:85:100:VAL:O	2.00	0.62
1:13:750:G:N3	15:6I:23:GLY:HA3	2.15	0.62
1:13:1406:U:H2'	1:13:1407:C:H5'	1.81	0.62

Continued on next page...

Continued from previous page...

Atom-1	Atom-2	Interatomic distance (Å)	Clash overlap (Å)
27:16:75:G:H21	47:H8:85:HIS:HE1	1.46	0.62
34:61:40:THR:O	34:61:44:LEU:HB2	1.98	0.62
34:61:124:GLY:H	34:61:142:VAL:HG23	1.63	0.62
1:1G:934:C:OP1	59:1G:1823:HOH:O	2.15	0.62
7:62:76:ARG:HD3	7:62:89:MET:HG3	1.82	0.62
14:5A:24:CYS:HB3	14:5A:29:ARG:HH21	1.65	0.62
34:69:72:LEU:HD21	34:69:107:VAL:HG11	1.81	0.62
10:1I:22:LYS:HD2	10:1I:90:LEU:HD22	1.81	0.62
26:1H:1430:C:H2'	26:1H:1431:U:C6	2.35	0.62
26:1H:1689:A:N6	26:1H:1698:A:H2	1.93	0.62
26:1H:1871:A:H2'	26:1H:1872:A:C8	2.35	0.62
26:1H:2400:G:H2'	26:1H:2401:U:C6	2.34	0.62
26:1H:2845:G:H2'	26:1H:2846:G:C8	2.35	0.62
37:78:18:ARG:O	37:78:19:VAL:HB	1.98	0.62
52:M8:12:ALA:HB3	52:M8:24:THR:HB	1.81	0.62
52:M8:24:THR:OG1	52:M8:25:TYR:N	2.32	0.62
26:14:528:A:OP2	35:15:114:ARG:NH1	2.32	0.62
26:14:831:G:H5''	26:14:832:G:OP2	2.00	0.62
26:14:2303:G:O4'	32:49:126:ASP:HB3	1.99	0.62
36:25:98:VAL:HG12	36:25:117:LEU:HB3	1.81	0.62
44:A5:59:VAL:HG12	44:A5:60:ASN:HD22	1.63	0.62
1:13:376:G:O3'	16:7I:5:ARG:NH1	2.33	0.61
1:13:1149:C:H2'	1:13:1150:U:H6	1.65	0.61
10:1I:26:ALA:O	10:1I:30:SER:OG	2.15	0.61
26:1H:376:C:P	59:1H:3693:HOH:O	2.56	0.61
26:1H:631:A:H5''	59:1H:4638:HOH:O	2.00	0.61
26:1H:1049:C:H2'	26:1H:1050:A:H5'	1.82	0.61
26:1H:2052:G:H4'	30:21:143:ASN:O	1.99	0.61
26:1H:2383:G:C2'	26:1H:2384:G:H5'	2.30	0.61
34:61:113:ARG:HH21	34:61:132:PRO:HB3	1.65	0.61
37:78:49:ARG:HD2	55:Q8:60:LEU:HB3	1.80	0.61
26:14:1260:G:H2'	26:14:1261:C:C6	2.35	0.61
26:14:1349:A:H8	59:14:3748:HOH:O	1.82	0.61
32:49:60:LEU:HD22	32:49:68:PRO:HB3	1.82	0.61
1:13:184:G:H2'	1:13:185:A:H8	1.65	0.61
1:13:1367:C:H5'	10:1I:60:ARG:NH1	2.15	0.61
4:3E:62:GLN:O	4:3E:66:ARG:HB2	2.00	0.61
12:3I:111:LYS:HD3	12:3I:112:ASP:H	1.65	0.61
26:1H:1900:A:H5'	26:1H:1900:A:C8	2.33	0.61
26:1H:2176:A:OP1	28:7I:7:TYR:OH	2.15	0.61
33:51:9:ILE:HD13	33:51:51:ARG:HH21	1.65	0.61

Continued on next page...

Continued from previous page...

Atom-1	Atom-2	Interatomic distance (Å)	Clash overlap (Å)
34:61:98:ALA:HB2	34:61:111:PRO:HB3	1.80	0.61
35:58:38:HIS:O	42:C8:67:ALA:HB1	1.99	0.61
47:H8:28:MET:HG3	47:H8:37:VAL:HG11	1.82	0.61
52:M8:39:CYS:H	52:M8:42:PHE:HE2	1.49	0.61
1:1G:572:A:H5'	1:1G:573:A:OP2	2.00	0.61
2:12:71:VAL:HB	2:12:165:VAL:HG22	1.80	0.61
2:12:126:GLU:O	2:12:130:ARG:NH1	2.33	0.61
27:1J:52:A:N6	40:65:33:LYS:HG3	2.15	0.61
29:19:145:VAL:HG13	29:19:191:ALA:HB2	1.82	0.61
31:39:170:LEU:HD22	31:39:172:TRP:HE1	1.65	0.61
34:69:65:ALA:O	34:69:69:LYS:N	2.33	0.61
2:1E:178:ARG:HG3	8:7E:72:PRO:HA	1.82	0.61
12:3I:47:LYS:HA	12:3I:49:ASN:H	1.65	0.61
26:1H:737:C:H5''	59:1H:4530:HOH:O	2.01	0.61
26:1H:1533:C:H3'	26:1H:1534:G:H5''	1.82	0.61
26:1H:2105:C:H2'	26:1H:2106:G:C8	2.36	0.61
26:1H:2287:A:N1	26:1H:2346:A:H2	1.98	0.61
5:42:93:PRO:HG2	8:72:105:ARG:NE	2.16	0.61
26:14:57:C:H2'	26:14:58:G:O4'	2.01	0.61
38:45:10:ARG:CZ	38:45:10:ARG:HA	2.30	0.61
26:1H:1204:A:H2	26:1H:1241:A:N1	1.97	0.61
42:C8:95:LEU:HD22	43:D8:4:ILE:HD13	1.82	0.61
23:2L:50:G:H1	23:2L:66:C:H42	1.48	0.61
26:14:330:A:H2	26:14:1210:A:O2'	1.82	0.61
26:14:2801:A:H2'	26:14:2802:G:O4'	2.00	0.61
32:49:114:ILE:HD13	32:49:140:ILE:HG21	1.82	0.61
36:25:122:LEU:HD23	41:75:43:GLN:HE22	1.66	0.61
45:B5:67:GLY:O	45:B5:69:TYR:N	2.32	0.61
1:13:877:C:H5''	8:7E:88:LYS:HD3	1.81	0.61
4:3E:11:LEU:HD12	4:3E:21:LEU:HD13	1.83	0.61
13:4I:13:LYS:O	13:4I:44:ARG:NH1	2.33	0.61
26:1H:1412:A:H2'	26:1H:1413:G:H8	1.64	0.61
26:1H:1991:U:H2'	26:1H:1992:G:H5''	1.82	0.61
26:1H:2309:A:H2'	26:1H:2310:A:O4'	2.00	0.61
29:11:146:GLU:HG3	29:11:190:TYR:H	1.65	0.61
33:51:7:LEU:H	33:51:7:LEU:HD12	1.64	0.61
37:78:82:GLY:HA2	37:78:113:LYS:O	2.01	0.61
8:72:40:ALA:HA	8:72:45:ILE:HG13	1.83	0.61
9:82:65:VAL:HG21	9:82:73:GLN:HB3	1.83	0.61
26:14:1496:A:H8	26:14:1577:C:HO2'	1.48	0.61
59:14:4508:HOH:O	39:55:15:SER:HB3	1.98	0.61

Continued on next page...

Continued from previous page...

Atom-1	Atom-2	Interatomic distance (Å)	Clash overlap (Å)
30:29:116:VAL:HG11	30:29:138:PRO:HB3	1.82	0.61
1:13:1145:C:H4'	1:13:1146:A:H5'	1.82	0.61
9:8E:26:VAL:HG13	9:8E:61:ALA:HB3	1.82	0.61
26:1H:754:C:H2'	26:1H:755:C:H6	1.66	0.61
26:1H:1187:G:H5''	43:D8:81:TYR:CE1	2.35	0.61
26:1H:2262:U:H4'	26:1H:2328:A:C2	2.35	0.61
30:21:174:ASP:HB3	30:21:183:LEU:HD13	1.83	0.61
8:72:12:ARG:NH2	8:72:27:PRO:HD3	2.15	0.61
8:72:103:VAL:HG21	8:72:110:ALA:HB2	1.81	0.61
26:14:2128:C:N3	26:14:2160:G:N2	2.49	0.61
27:1J:3:C:H2'	27:1J:4:C:C6	2.36	0.61
32:49:120:LEU:HG	32:49:179:PRO:O	2.00	0.61
33:59:60:ARG:O	33:59:63:SER:OG	2.18	0.61
47:D5:23:LYS:HD3	47:D5:40:ASP:HA	1.83	0.61
50:G5:4:SER:HA	50:G5:7:ARG:H	1.63	0.61
50:G5:53:LEU:O	50:G5:57:ILE:HG13	1.99	0.61
4:3E:64:LEU:HD22	4:3E:198:VAL:HG11	1.81	0.61
5:4E:81:GLU:HG2	5:4E:90:VAL:HG23	1.82	0.61
22:1K:7:U:O2'	22:1K:49:G:N2	2.28	0.61
26:1H:1113:U:H5'	33:51:2:SER:OG	2.01	0.61
41:B8:108:ARG:HA	41:B8:111:ARG:NE	2.15	0.61
48:I8:72:ARG:HH11	48:I8:75:LEU:HD12	1.66	0.61
1:1G:1343:G:H2'	1:1G:1344:C:C6	2.34	0.61
10:1A:49:VAL:O	10:1A:60:ARG:HB2	2.01	0.61
18:9A:22:VAL:HG22	18:9A:23:LYS:H	1.64	0.61
26:14:639:U:H2'	26:14:640:C:C6	2.35	0.61
38:45:66:ILE:HD12	38:45:67:ARG:H	1.65	0.61
41:75:105:LEU:HD12	41:75:110:ILE:HG12	1.82	0.61
44:A5:13:SER:HB3	44:A5:16:LYS:HD2	1.82	0.61
48:E5:38:VAL:HG13	48:E5:59:LEU:HB2	1.81	0.61
1:13:143:A:H2	1:13:220:G:H1	1.46	0.61
2:1E:8:LYS:HG2	2:1E:9:GLU:H	1.65	0.61
23:2K:54:G:H2'	23:2K:55:5MU:H6	1.66	0.61
1:1G:1187:G:OP1	9:82:113:LYS:NZ	2.33	0.61
26:14:1009:A:OP1	35:15:37:LYS:NZ	2.28	0.61
26:14:2425:A:H5'	26:14:2426:A:H3'	1.81	0.61
34:69:102:SER:O	34:69:106:GLY:N	2.33	0.61
1:13:1256:A:OP2	3:2E:26:LYS:NZ	2.33	0.61
5:4E:110:LEU:HD13	5:4E:118:ILE:HD13	1.83	0.61
7:6E:69:VAL:HG12	7:6E:100:ALA:HA	1.81	0.61
19:AI:9:VAL:HB	19:AI:10:PHE:HB2	1.83	0.61

Continued on next page...

Continued from previous page...

Atom-1	Atom-2	Interatomic distance (Å)	Clash overlap (Å)
26:1H:573:G:O2'	26:1H:574:C:H3'	2.00	0.61
26:1H:618:G:H2'	26:1H:618(A):C:H6	1.65	0.61
26:1H:646:A:H2'	26:1H:647:G:O4'	2.01	0.61
26:1H:2656:U:N3	26:1H:2665:A:H2	1.95	0.61
26:1H:2688:U:H5	26:1H:2720:U:OP2	1.84	0.61
27:16:7:G:H4'	40:A8:29:PHE:HD2	1.66	0.61
27:16:13:A:N6	27:16:70:C:H5'	2.15	0.61
39:98:72:ASP:O	39:98:76:VAL:HG23	2.00	0.61
40:A8:28:VAL:HG11	40:A8:98:VAL:HG13	1.82	0.61
41:B8:56:GLY:O	41:B8:59:THR:HG23	2.00	0.61
1:1G:576:G:N2	1:1G:759:A:OP1	2.32	0.61
1:1G:1352:C:O3'	21:1B:10:ARG:NH2	2.33	0.61
20:BA:33:ILE:O	20:BA:37:SER:OG	2.11	0.61
31:39:28:ILE:HA	31:39:112:MET:HG2	1.82	0.61
47:D5:101:PRO:CB	47:D5:102:LEU:HB2	2.30	0.61
26:1H:730:C:H3'	59:1H:3770:HOH:O	2.00	0.61
26:1H:2864:G:OP1	41:B8:119:LYS:HD2	2.01	0.61
1:1G:1023:G:C5	1:1G:1024:G:H1'	2.36	0.61
1:1G:1154:G:H2'	1:1G:1155:G:C8	2.36	0.61
7:62:16:LEU:HD12	9:82:42:ARG:HA	1.82	0.61
22:1L:76:A:O2'	26:14:2583:G:N2	2.34	0.61
26:14:7:G:H2'	26:14:8:A:C8	2.35	0.61
26:14:1416:G:H21	26:14:1586:A:H62	1.49	0.61
32:49:75:LYS:HA	32:49:84:LYS:HG3	1.82	0.61
38:45:34:LEU:HB2	38:45:118:LEU:HD13	1.82	0.61
7:6E:68:ASN:O	7:6E:138:LYS:NZ	2.34	0.60
26:1H:2100:G:O6	26:1H:2189:U:N3	2.33	0.60
26:1H:2784:C:O2'	30:21:37:ARG:NH1	2.33	0.60
29:11:68:LYS:HB3	29:11:70:TRP:CZ3	2.35	0.60
31:31:6:VAL:HG12	31:31:7:TYR:H	1.66	0.60
44:E8:88:ARG:HB2	44:E8:92:ARG:HB3	1.81	0.60
1:1G:438:G:H4'	4:32:123:HIS:ND1	2.15	0.60
23:2L:16:C:O2'	23:2L:62:C:OP1	2.19	0.60
26:14:1091:G:N2	26:14:1100:C:O2'	2.34	0.60
39:55:87:TYR:HD1	39:55:90:ARG:HD2	1.66	0.60
43:95:67:GLY:O	43:95:88:ARG:HD2	2.01	0.60
1:13:1002:G:O6	1:13:1038:C:N4	2.33	0.60
5:4E:68:GLU:O	5:4E:70:PRO:HD3	2.01	0.60
26:1H:666:G:H1'	55:Q8:4:MET:HE2	1.83	0.60
26:1H:783:A:C8	26:1H:783:A:H3'	2.35	0.60
27:16:44:G:H1'	27:16:47:C:H42	1.65	0.60

Continued on next page...

Continued from previous page...

Atom-1	Atom-2	Interatomic distance (Å)	Clash overlap (Å)
30:21:116:VAL:O	30:21:117:MET:HB3	2.01	0.60
33:51:2:SER:O	33:51:3:ARG:NE	2.34	0.60
37:78:83:VAL:HG12	37:78:112:LEU:HD21	1.82	0.60
45:F8:57:LEU:HD21	45:F8:78:LYS:HB2	1.83	0.60
1:1G:67:C:H2'	1:1G:68:G:C8	2.36	0.60
1:1G:501:C:H2'	1:1G:502:G:H8	1.66	0.60
1:1G:624:C:H2'	1:1G:625:G:H8	1.65	0.60
1:1G:1497:G:OP2	59:1G:1824:HOH:O	2.16	0.60
24:3L:76:A:H8	26:14:2394:C:N4	1.97	0.60
26:14:29:U:O4	59:14:3598:HOH:O	2.13	0.60
26:14:84:A:N6	26:14:102:G:O2'	2.28	0.60
26:14:833:U:O2	37:35:55:ARG:NH1	2.32	0.60
32:49:122:PRO:HG3	32:49:182:LYS:HA	1.82	0.60
1:13:417:C:H2'	1:13:418:C:C6	2.35	0.60
1:13:1034:G:N2	1:13:1035:A:N7	2.49	0.60
1:13:1256:A:N6	1:13:1278:U:OP2	2.34	0.60
4:3E:167:GLY:HA2	29:19:135:PHE:CE1	2.35	0.60
26:1H:671:C:OP1	37:78:42:SER:O	2.18	0.60
26:1H:922:U:O2'	48:18:29:GLN:NE2	2.34	0.60
26:1H:2636:U:OP1	30:21:79:ARG:HA	2.01	0.60
26:1H:2789:C:H1'	26:1H:2892:A:H2	1.66	0.60
45:F8:3:THR:OG1	45:F8:5:TYR:N	2.25	0.60
47:H8:163:LEU:HB3	47:H8:165:VAL:H	1.67	0.60
51:L8:50:VAL:HG23	51:L8:54:VAL:HB	1.82	0.60
1:1G:1368:G:H5'	9:82:112:LYS:HB3	1.83	0.60
2:12:19:HIS:CE1	2:12:207:ALA:H	2.19	0.60
22:1L:55:PSU:OP1	38:45:55:VAL:HG11	2.01	0.60
26:14:1664:A:OP1	59:14:3616:HOH:O	2.16	0.60
30:29:25:VAL:HG12	30:29:26:ILE:H	1.65	0.60
35:15:111:PRO:HA	35:15:114:ARG:NH1	2.16	0.60
42:85:98:LEU:HB2	42:85:102:GLU:HB2	1.83	0.60
46:C5:88:LYS:O	46:C5:89:PHE:HB3	1.99	0.60
55:M5:14:VAL:HG11	55:M5:58:ILE:HD11	1.82	0.60
2:1E:47:THR:HA	2:1E:202:PRO:HG2	1.82	0.60
8:7E:85:ARG:HD3	8:7E:88:LYS:HG2	1.82	0.60
26:1H:243:U:OP1	55:Q8:6:THR:OG1	2.18	0.60
26:1H:1282:U:OP2	59:1H:3736:HOH:O	2.16	0.60
33:51:170:ARG:CA	33:51:171:LEU:HB2	2.29	0.60
37:78:13:ASN:O	37:78:15:ARG:HD3	2.00	0.60
3:22:44:GLU:HG3	3:22:52:LEU:HD11	1.83	0.60
4:32:24:GLU:N	4:32:24:GLU:OE2	2.34	0.60

Continued on next page...

Continued from previous page...

Atom-1	Atom-2	Interatomic distance (Å)	Clash overlap (Å)
26:14:1180:C:H2'	26:14:1181:C:C6	2.37	0.60
26:14:2156:G:N7	26:14:2157:G:N2	2.49	0.60
26:14:2165:G:H3'	26:14:2166:G:H5'	1.82	0.60
34:69:76:THR:HG22	34:69:139:GLN:O	2.02	0.60
1:13:1336:C:H5''	1:13:1336:C:C6	2.37	0.60
1:13:1346:A:H5''	9:8E:120:ARG:NH1	2.16	0.60
6:5E:94:GLN:OE1	6:5E:94:GLN:N	2.33	0.60
12:3I:42:THR:HG22	12:3I:54:LYS:HD2	1.83	0.60
17:8I:45:HIS:HB2	17:8I:65:ILE:HD13	1.83	0.60
17:8I:100:LYS:HG2	17:8I:101:ARG:NE	2.11	0.60
26:1H:2032:G:H21	30:21:146:THR:CG2	2.13	0.60
35:58:96:GLU:HB2	35:58:122:VAL:HG12	1.83	0.60
37:78:39:LYS:CG	37:78:45:LEU:HD23	2.31	0.60
46:G8:42:VAL:HG23	46:G8:43:ASN:N	2.17	0.60
49:J8:93:GLU:OE2	49:J8:94:LEU:HG	2.01	0.60
3:22:152:ILE:HB	3:22:199:LYS:HB2	1.84	0.60
12:3A:41:ARG:HD2	12:3A:42:THR:H	1.67	0.60
26:14:1324:G:H4'	26:14:1616:A:C2	2.36	0.60
26:14:1412:A:H2'	26:14:1413:G:H8	1.66	0.60
26:14:1805:U:O2'	26:14:1806:C:H5'	2.02	0.60
26:14:2352:A:OP2	59:14:3617:HOH:O	2.17	0.60
26:14:2404:C:O3'	37:35:77:ARG:NH2	2.34	0.60
33:59:11:VAL:HG13	33:59:69:ARG:HH12	1.65	0.60
1:13:1270:C:OP2	21:1F:24:ARG:NH2	2.35	0.60
4:3E:22:LYS:HB2	4:3E:26:CYS:SG	2.41	0.60
26:1H:805:G:P	59:1H:3628:HOH:O	2.59	0.60
26:1H:1023:U:OP1	59:1H:3731:HOH:O	2.15	0.60
26:1H:1455:G:O5'	59:1H:3700:HOH:O	2.16	0.60
26:1H:1496:A:H8	26:1H:1577:C:O2'	1.85	0.60
26:1H:1970:A:H4'	26:1H:1971:A:OP1	2.01	0.60
33:51:97:ARG:NH2	33:51:104:GLU:OE2	2.33	0.60
4:32:20:TYR:CD1	4:32:26:CYS:HB3	2.37	0.60
12:3A:71:PRO:O	12:3A:102:ARG:NH1	2.32	0.60
26:14:270(L):U:O2'	26:14:270(N):G:N2	2.34	0.60
26:14:296:C:OP2	46:C5:4:LYS:NZ	2.35	0.60
26:14:528:A:C2	26:14:2043:C:H4'	2.37	0.60
1:13:1187:G:O5'	9:8E:113:LYS:NZ	2.35	0.60
1:13:1536:C:N4	25:4K:10:G:O2'	2.35	0.60
10:1I:49:VAL:CG2	14:5I:41:ARG:HB2	2.31	0.60
26:1H:387:U:O4	59:1H:3737:HOH:O	2.16	0.60
26:1H:1385:G:O2'	26:1H:1396:U:H6	1.84	0.60

Continued on next page...

Continued from previous page...

Atom-1	Atom-2	Interatomic distance (Å)	Clash overlap (Å)
26:1H:1434:A:H61	26:1H:1558:A:N6	1.98	0.60
26:1H:2016:U:O2	53:N8:7:PRO:HG2	2.02	0.60
27:16:3:C:H2'	27:16:4:C:H6	1.65	0.60
26:14:34:C:H1'	26:14:35:G:OP1	2.02	0.60
26:14:2657:A:O3'	33:59:160:LYS:NZ	2.34	0.60
32:49:11:TYR:OH	32:49:16:ARG:NH2	2.34	0.60
4:3E:165:MET:SD	4:3E:168:ARG:NH1	2.74	0.60
18:9I:66:LEU:O	18:9I:70:ILE:HG13	2.01	0.60
24:3K:35:U:H3	25:4K:14:A:H61	1.48	0.60
26:1H:265:A:C8	26:1H:266:G:H1'	2.37	0.60
26:1H:825:C:H5''	59:1H:4490:HOH:O	2.01	0.60
26:1H:1681:G:HO2'	26:1H:1762[B]:A:H8	1.45	0.60
1:1G:324:G:N7	59:1G:1852:HOH:O	2.31	0.60
1:1G:1256:A:N6	1:1G:1277:C:H3'	2.17	0.60
4:32:4:TYR:CE2	4:32:11:LEU:HD11	2.37	0.60
26:14:273(C):C:H5'	26:14:273(D):C:OP2	2.01	0.60
26:14:780:G:H21	26:14:783:A:N6	1.97	0.60
26:14:1430:C:H2'	26:14:1431:U:C6	2.37	0.60
26:14:2291:U:O4	59:14:3601:HOH:O	2.14	0.60
26:14:2567:G:H2'	26:14:2568:C:C6	2.37	0.60
29:19:44:ASN:HB3	29:19:45:ASN:CA	2.31	0.60
1:13:280:C:O2	17:8I:38:ARG:HG3	2.01	0.60
1:13:813:U:OP2	1:13:816:A:N6	2.34	0.60
7:6E:79:ARG:HH21	24:3K:33:U:H4'	1.67	0.60
9:8E:7:THR:O	9:8E:83:ARG:NH1	2.34	0.60
26:1H:1364:G:OP2	49:J8:2:SER:OG	2.17	0.60
29:11:70:TRP:CD1	29:11:70:TRP:C	2.74	0.60
32:41:109:VAL:HG13	52:M8:33:VAL:HG21	1.82	0.60
33:51:158:HIS:O	33:51:171:LEU:HD11	2.02	0.60
46:G8:94:LYS:HE3	46:G8:95:LYS:H	1.66	0.60
52:M8:38:LYS:HA	52:M8:42:PHE:HZ	1.66	0.60
1:1G:991:U:O2	1:1G:993:G:H8	1.84	0.60
26:14:176:G:O2'	26:14:177:G:H5'	2.01	0.60
31:39:63:LYS:NZ	31:39:67:GLN:HB2	2.17	0.60
41:75:5:ALA:HB3	41:75:9:LEU:N	2.16	0.60
1:13:1363:A:H1'	1:13:1365:G:N7	2.17	0.60
22:1K:26:A:H3'	22:1K:27:G:H8	1.67	0.60
26:1H:526:A:OP1	59:1H:3745:HOH:O	2.17	0.60
26:1H:1429:G:H2'	26:1H:1430:C:C6	2.37	0.60
26:1H:2210:G:H3'	26:1H:2211:G:N7	2.16	0.60
32:41:129:GLY:O	32:41:161:THR:HB	2.02	0.60

Continued on next page...

Continued from previous page...

Atom-1	Atom-2	Interatomic distance (Å)	Clash overlap (Å)
46:G8:82:PRO:HB3	46:G8:99:CYS:HB2	1.83	0.60
55:Q8:51:ALA:HB1	55:Q8:52:LYS:HA	1.84	0.60
1:1G:222:U:H2'	1:1G:223:U:C6	2.37	0.60
1:1G:1305:G:H22	1:1G:1331:G:H2'	1.67	0.60
7:62:87:VAL:HG22	7:62:88:PRO:O	2.02	0.60
26:14:648:G:O2'	26:14:2351:G:OP1	2.14	0.60
26:14:2475:C:H3'	26:14:2476:A:H5''	1.83	0.60
26:14:2839:G:H5'	39:55:46:GLY:HA2	1.84	0.60
29:19:6:PHE:HE1	29:19:18:VAL:HG23	1.66	0.60
2:1E:15:VAL:HG11	2:1E:210:SER:HB3	1.83	0.59
2:1E:208:ILE:HG22	2:1E:211:ILE:HD11	1.83	0.59
20:BI:33:ILE:HD13	20:BI:63:ILE:HG12	1.83	0.59
24:3K:76:A:H8	26:1H:2394:C:N4	1.97	0.59
26:1H:1315:C:OP2	59:1H:3708:HOH:O	2.16	0.59
26:1H:1509:C:H2'	26:1H:1511:A:C8	2.37	0.59
26:1H:2405:G:OP1	37:78:77:ARG:NH2	2.34	0.59
26:1H:2883:A:H5'	26:1H:2884:U:H5'	1.84	0.59
33:51:83:TYR:HB2	33:51:134:SER:HA	1.83	0.59
1:1G:1126:U:H4'	1:1G:1127:G:C8	2.37	0.59
1:1G:1287:A:H2'	1:1G:1288:A:C8	2.37	0.59
11:2A:100:ALA:O	11:2A:102:GLY:N	2.35	0.59
26:14:731:C:H5''	59:14:3660:HOH:O	2.00	0.59
26:14:1784:A:H4'	26:14:1785:A:O5'	2.02	0.59
26:14:2126:A:N6	26:14:2163:C:O2	2.20	0.59
26:14:2498:C:P	59:14:3628:HOH:O	2.60	0.59
31:39:53:THR:HG23	31:39:55:GLY:H	1.66	0.59
32:49:124:SER:HB2	32:49:131:TYR:CE2	2.36	0.59
37:35:59:LEU:O	37:35:59:LEU:HD22	2.02	0.59
42:85:92:ARG:HH22	43:95:10:LYS:HA	1.66	0.59
2:1E:93:VAL:HG11	2:1E:97:TRP:HD1	1.67	0.59
6:5E:82:ARG:HB2	6:5E:85:VAL:HG23	1.84	0.59
17:8I:83:ASP:N	17:8I:83:ASP:OD1	2.32	0.59
22:1K:63:U:H3'	22:1K:64:G:C8	2.37	0.59
26:1H:1777:U:O2'	26:1H:1778:U:H5'	2.02	0.59
30:21:29:GLY:H	30:21:51:PHE:HE1	1.48	0.59
16:7A:22:THR:HA	16:7A:33:ILE:HG13	1.84	0.59
26:14:1581:G:H2'	26:14:1582:C:O4'	2.02	0.59
26:14:2387:U:OP1	48:E5:55:ARG:NH1	2.34	0.59
26:14:2762:G:OP2	59:14:3612:HOH:O	2.16	0.59
30:29:54:GLN:HE21	30:29:57:LYS:HD3	1.67	0.59
32:49:44:GLY:HA2	32:49:88:ILE:HD11	1.83	0.59

Continued on next page...

Continued from previous page...

Atom-1	Atom-2	Interatomic distance (Å)	Clash overlap (Å)
55:M5:40:GLU:CA	55:M5:43:GLN:HB3	2.33	0.59
1:13:346:G:OP1	41:B8:41:ARG:NH2	2.36	0.59
1:13:516:U:O4	59:13:1811:HOH:O	2.14	0.59
2:1E:17:PHE:HD1	2:1E:44:LEU:HD11	1.67	0.59
23:2K:24:C:H2'	23:2K:25:U:C6	2.37	0.59
24:3K:51:A:H2'	24:3K:52:G:H8	1.66	0.59
26:1H:270(K):C:H1'	26:1H:270(N):G:H1	1.67	0.59
26:1H:1086:A:H1'	26:1H:1103:A:N1	2.17	0.59
26:1H:1434:A:N6	26:1H:1558:A:H61	1.98	0.59
26:1H:1441:G:O6	59:1H:3734:HOH:O	2.15	0.59
26:1H:2327:A:H2'	26:1H:2328:A:C8	2.38	0.59
26:1H:2401:U:H2'	26:1H:2402:C:O4'	2.02	0.59
35:58:35:ARG:O	35:58:42:TRP:HZ3	1.85	0.59
37:78:63:PRO:CB	55:Q8:30:ARG:HH21	2.16	0.59
4:32:112:VAL:HG12	4:32:116:GLN:OE1	2.01	0.59
18:9A:21:LYS:HZ3	18:9A:22:VAL:H	1.50	0.59
24:3L:50:C:H2'	24:3L:51:A:H8	1.67	0.59
26:14:140:A:H8	26:14:1408:C:HO2'	1.47	0.59
26:14:1297:C:OP1	26:14:2710:C:H4'	2.02	0.59
26:14:1316:U:H2'	26:14:1317:A:C8	2.38	0.59
26:14:2429:G:O6	37:35:61:ARG:NH2	2.34	0.59
26:14:2689:U:OP2	26:14:2719:G:N2	2.35	0.59
27:1J:40:U:O2	27:1J:43:C:H5''	2.01	0.59
42:85:66:ASN:HB2	42:85:76:TYR:HB2	1.84	0.59
1:13:963:G:H21	10:1I:55:LYS:NZ	2.00	0.59
2:1E:28:PHE:CD2	2:1E:190:THR:HA	2.37	0.59
26:1H:404:C:OP2	59:1H:3744:HOH:O	2.17	0.59
26:1H:1094:U:O2'	26:1H:1096:A:OP1	2.20	0.59
26:1H:1337:G:H2'	26:1H:1338:G:H8	1.66	0.59
42:C8:69:CYS:HG	42:C8:79:PHE:HD2	1.51	0.59
43:D8:44:LYS:O	43:D8:46:VAL:N	2.34	0.59
1:1G:624:C:H2'	1:1G:625:G:C8	2.37	0.59
3:22:119:ARG:NH2	3:22:140:ARG:HD2	2.17	0.59
7:62:37:ASN:HA	7:62:40:ALA:HB3	1.83	0.59
11:2A:82:VAL:HB	11:2A:108:ILE:HG12	1.83	0.59
29:19:39:LYS:O	29:19:40:THR:HG23	2.01	0.59
32:49:53:LEU:HD13	32:49:90:LEU:HD21	1.84	0.59
38:45:90:VAL:O	38:45:91:GLU:HB2	2.02	0.59
41:75:4:GLY:N	41:75:5:ALA:C	2.56	0.59
1:13:157:G:H1	1:13:164:U:H3	1.50	0.59
1:13:1412:C:H2'	1:13:1413:A:C8	2.38	0.59

Continued on next page...

Continued from previous page...

Atom-1	Atom-2	Interatomic distance (Å)	Clash overlap (Å)
2:1E:111:ARG:HG2	2:1E:111:ARG:NH1	2.15	0.59
26:1H:2484:G:O6	59:1H:3739:HOH:O	2.16	0.59
1:1G:1347:G:O2'	1:1G:1373:G:O6	2.14	0.59
2:12:98:LEU:O	2:12:101:MET:HG2	2.02	0.59
26:14:67:U:H2'	26:14:68:G:H8	1.67	0.59
26:14:996:A:N6	26:14:1160:G:C6	2.71	0.59
26:14:1607:C:H4'	26:14:1608:A:O5'	2.02	0.59
30:29:9:VAL:HA	41:75:3:ARG:HD2	1.83	0.59
35:15:43:THR:N	35:15:48:MET:HE3	2.16	0.59
4:3E:65:ARG:NH1	4:3E:70:ILE:O	2.34	0.59
26:1H:860:U:C5	26:1H:917:A:C2	2.89	0.59
26:1H:1517:G:H5''	26:1H:1518:C:OP2	2.02	0.59
26:1H:1603:A:OP1	26:1H:1604:C:OP2	2.20	0.59
26:1H:2636:U:OP2	30:21:79:ARG:HG2	2.03	0.59
31:31:167:ALA:HB1	31:31:173:VAL:HG11	1.85	0.59
37:78:63:PRO:HB2	55:Q8:30:ARG:NH2	2.16	0.59
1:1G:547:A:OP2	4:32:2:GLY:N	2.35	0.59
26:14:1342:A:C2	26:14:1397:U:C2	2.90	0.59
26:14:2197:U:H1'	26:14:2198:A:C8	2.38	0.59
26:14:2261:C:O2'	26:14:2262:U:H5'	2.02	0.59
35:15:43:THR:H	35:15:48:MET:HE3	1.65	0.59
14:5I:6:LEU:HB3	14:5I:23:ARG:NH2	2.18	0.59
26:1H:534:U:H5'	42:C8:42:ALA:HB1	1.84	0.59
26:1H:724:U:O4	59:1H:3740:HOH:O	2.16	0.59
1:1G:1396:A:H4'	1:1G:1397:C:H5''	1.84	0.59
22:1L:3:G:H4'	22:1L:4:U:OP1	2.02	0.59
26:14:197:A:OP1	59:14:3526:HOH:O	2.16	0.59
26:14:1536:A:C8	26:14:1537:C:H1'	2.37	0.59
26:14:2823:A:OP1	30:29:159:HIS:NE2	2.33	0.59
37:35:65:ARG:HB3	59:35:308:HOH:O	2.02	0.59
44:A5:59:VAL:HG12	44:A5:60:ASN:ND2	2.18	0.59
1:13:1329:A:N7	21:1F:7:ARG:NH2	2.50	0.59
17:8I:76:LEU:HD12	17:8I:77:VAL:H	1.67	0.59
26:1H:511:U:H5''	26:1H:512:G:OP2	2.02	0.59
26:1H:1332:G:N2	26:1H:1610:A:C8	2.69	0.59
26:1H:2175:C:OP2	28:71:3:HIS:ND1	2.35	0.59
27:16:11:C:H3'	27:16:12:C:H6	1.67	0.59
29:11:84:TYR:HE1	29:11:86:PRO:HB3	1.66	0.59
39:98:86:ARG:HH21	39:98:118:GLU:HG2	1.67	0.59
40:A8:34:HIS:HB2	40:A8:36:TYR:HE1	1.67	0.59
55:Q8:52:LYS:N	55:Q8:53:PRO:HD2	2.17	0.59

Continued on next page...

Continued from previous page...

Atom-1	Atom-2	Interatomic distance (Å)	Clash overlap (Å)
2:12:189:ASP:HB3	2:12:203:GLY:O	2.02	0.59
14:5A:21:TYR:HE1	14:5A:23:ARG:HE	1.50	0.59
17:8A:59:ILE:HG22	17:8A:71:PHE:CD2	2.38	0.59
20:BA:50:GLU:HA	20:BA:100:ILE:HG21	1.84	0.59
26:14:631:A:O2'	37:35:67:MET:HB3	2.03	0.59
26:14:2126:A:H2	26:14:2162:G:H22	1.49	0.59
27:1J:116:G:H5'	40:65:55:ALA:HB2	1.84	0.59
41:75:5:ALA:N	41:75:6:LEU:HA	2.18	0.59
1:13:611:A:H61	1:13:629:G:H1	1.49	0.59
1:13:1238:A:N3	1:13:1241:G:O2'	2.33	0.59
26:1H:1364:G:N7	49:J8:2:SER:HB3	2.17	0.59
26:1H:2308:G:N1	26:1H:2311:A:C2	2.65	0.59
30:21:50:GLY:HA2	30:21:77:ILE:HA	1.85	0.59
42:C8:92:ARG:CZ	43:D8:11:GLN:H	2.16	0.59
1:1G:164:U:H2'	1:1G:165:C:C6	2.38	0.59
1:1G:1343:G:H2'	1:1G:1344:C:H6	1.67	0.59
10:1A:37:PRO:HA	10:1A:72:VAL:HG12	1.83	0.59
30:29:1:MET:SD	30:29:200:GLU:HG3	2.43	0.59
42:85:61:TRP:CH2	42:85:94:ASN:HB2	2.37	0.59
1:13:394:G:O6	59:13:1818:HOH:O	2.10	0.59
1:13:1406:U:C2'	1:13:1407:C:H5'	2.32	0.59
3:2E:36:ASP:O	3:2E:40:ARG:HG3	2.03	0.59
24:3K:11:C:N4	24:3K:24:G:H1	2.01	0.59
26:1H:1087:G:C5	26:1H:1089:G:H1'	2.36	0.59
40:A8:111:GLU:HB2	40:A8:112:PHE:CE2	2.38	0.59
1:1G:142:G:H2'	1:1G:143:A:H8	1.66	0.59
1:1G:538:G:H5''	12:3A:114:LYS:HB2	1.85	0.59
1:1G:957:U:H1'	1:1G:960:U:C5	2.37	0.59
4:32:13:ARG:C	4:32:15:GLU:H	2.06	0.59
14:5A:7:ILE:HB	14:5A:23:ARG:HD3	1.83	0.59
26:14:620:G:H4'	26:14:621:A:H5''	1.85	0.59
26:14:2572:A:OP1	26:14:2574:G:O2'	2.21	0.59
26:14:2830:G:O6	59:14:3614:HOH:O	2.16	0.59
30:29:51:PHE:CG	30:29:52:LEU:N	2.71	0.59
31:39:116:ASP:OD2	37:35:1:MET:N	2.35	0.59
35:15:96:GLU:H	35:15:96:GLU:CD	2.06	0.59
50:G5:58:ALA:O	50:G5:62:THR:OG1	2.19	0.59
1:13:1031:G:H2'	1:13:1032:A:H5'	1.84	0.58
2:1E:18:GLY:H	2:1E:42:ILE:HB	1.68	0.58
26:1H:445:C:O2'	26:1H:446:G:H5'	2.03	0.58
26:1H:1062:G:N1	26:1H:1076:C:N3	2.48	0.58

Continued on next page...

Continued from previous page...

Atom-1	Atom-2	Interatomic distance (Å)	Clash overlap (Å)
26:1H:1520:U:OP2	59:1H:3746:HOH:O	2.17	0.58
26:1H:1970:A:P	59:1H:3692:HOH:O	2.60	0.58
26:1H:2126:A:H1'	26:1H:2162:G:H21	1.67	0.58
27:16:43:C:OP1	32:41:67:LYS:NZ	2.36	0.58
55:Q8:15:LYS:HB2	59:Q8:205:HOH:O	2.02	0.58
1:1G:407:G:O2'	4:32:116:GLN:HG3	2.02	0.58
1:1G:411:A:H62	1:1G:413:G:N2	2.01	0.58
1:1G:1273:G:H3'	1:1G:1274:G:H8	1.68	0.58
1:1G:1286:A:C8	1:1G:1287:A:H4'	2.37	0.58
7:62:97:GLN:HG3	7:62:98:SER:N	2.18	0.58
13:4A:62:ASN:O	13:4A:65:LYS:NZ	2.36	0.58
14:5A:12:ARG:HB2	14:5A:14:PRO:HD3	1.84	0.58
26:14:581:C:H2'	26:14:582:G:H8	1.69	0.58
26:14:1171:G:O2'	26:14:1173:G:OP2	2.19	0.58
26:14:2185:C:H2'	26:14:2186:G:C8	2.38	0.58
26:14:2553:G:H5''	26:14:2554:U:OP2	2.02	0.58
31:39:11:VAL:HG22	31:39:12:LEU:H	1.68	0.58
40:65:43:GLU:HB2	48:E5:49:LYS:HZ3	1.68	0.58
9:8E:40:LEU:HD11	9:8E:70:LYS:HD3	1.85	0.58
20:BI:26:ASN:HB2	20:BI:71:THR:HG23	1.83	0.58
23:2K:52:C:H2'	23:2K:53:G:O4'	2.03	0.58
26:1H:907:U:OP1	59:1H:3741:HOH:O	2.16	0.58
26:1H:1448:G:H1'	26:1H:1528:A:H62	1.68	0.58
26:1H:2328:A:H4'	59:1H:4243:HOH:O	2.02	0.58
26:1H:2788:C:O2'	26:1H:2809:A:N3	2.36	0.58
38:88:32:TYR:CE1	38:88:133:ARG:HG3	2.38	0.58
18:9A:56:THR:HB	18:9A:58:LEU:HD12	1.85	0.58
26:14:2292:C:P	40:65:17:ARG:HH21	2.26	0.58
40:65:89:ARG:HG3	40:65:92:TYR:O	2.03	0.58
49:F5:82:LEU:HA	49:F5:83:GLU:HG3	1.85	0.58
26:1H:535:C:O3'	42:C8:53:ARG:NH1	2.35	0.58
26:1H:754:C:H2'	26:1H:755:C:C6	2.39	0.58
26:1H:1103:A:H3'	26:1H:1104:C:C6	2.38	0.58
26:1H:1204:A:C2	26:1H:1241:A:N1	2.71	0.58
26:1H:2061:G:OP2	26:1H:2502:G:H5'	2.03	0.58
28:71:29:VAL:HG13	28:71:30:LYS:HG2	1.85	0.58
35:58:75:TYR:CZ	35:58:77:GLY:HA2	2.38	0.58
35:58:96:GLU:HG2	35:58:97:ARG:N	2.18	0.58
1:1G:535:A:H5''	59:1G:1865:HOH:O	2.03	0.58
2:12:126:GLU:HB3	2:12:130:ARG:HH12	1.68	0.58
9:82:60:ASP:N	9:82:60:ASP:OD1	2.36	0.58

Continued on next page...

Continued from previous page...

Atom-1	Atom-2	Interatomic distance (Å)	Clash overlap (Å)
11:2A:22:HIS:HB3	11:2A:29:ILE:HG12	1.85	0.58
26:14:71:A:H5'	26:14:71:A:C8	2.38	0.58
26:14:602:G:N2	26:14:655:A:C8	2.70	0.58
26:14:2010:G:O6	59:14:3613:HOH:O	2.16	0.58
34:69:27:ARG:HB2	49:F5:71:TYR:CZ	2.38	0.58
34:69:143:SER:OG	34:69:144:VAL:N	2.36	0.58
39:55:3:HIS:CD2	59:55:203:HOH:O	2.56	0.58
47:D5:97:GLU:HB3	47:D5:125:LEU:HD11	1.85	0.58
1:13:324:G:N1	1:13:327:A:OP2	2.36	0.58
1:13:652:U:HO2'	1:13:653:A:P	2.25	0.58
8:7E:87:SER:HB2	8:7E:93:VAL:CB	2.29	0.58
26:1H:125:G:H5'	26:1H:125:G:H8	1.69	0.58
32:41:97:ASP:O	32:41:100:TRP:N	2.37	0.58
32:41:135:LEU:HD13	32:41:140:ILE:HD11	1.86	0.58
48:I8:63:VAL:HG23	48:I8:64:ASP:O	2.03	0.58
17:8A:44:ALA:HB1	17:8A:73:VAL:HG12	1.85	0.58
30:29:52:LEU:O	30:29:74:PRO:HB2	2.04	0.58
41:75:133:GLU:N	41:75:133:GLU:OE2	2.37	0.58
1:13:504:C:OP1	59:13:1829:HOH:O	2.17	0.58
6:5E:75:LEU:HD22	6:5E:79:LEU:HG	1.85	0.58
13:4I:23:TYR:CD2	13:4I:67:GLU:HA	2.39	0.58
20:BI:57:ARG:NH1	20:BI:102:GLY:HA2	2.19	0.58
24:3K:22:G:N2	24:3K:23:A:N7	2.52	0.58
28:7I:64:LEU:HD21	28:7I:188:ASN:ND2	2.17	0.58
29:11:31:LYS:O	29:11:35:LYS:NZ	2.36	0.58
29:11:75:ILE:HG21	29:11:99:ASP:OD2	2.03	0.58
46:G8:30:VAL:HG22	46:G8:37:VAL:HG12	1.86	0.58
52:M8:37:SER:O	52:M8:38:LYS:HD2	2.04	0.58
1:1G:581:G:OP1	15:6A:61:GLY:HA3	2.03	0.58
1:1G:1106:G:H5''	3:22:172:ARG:HD2	1.86	0.58
26:14:879:G:H2'	26:14:897:C:H41	1.67	0.58
26:14:910:A:H62	38:45:12:GLN:HA	1.69	0.58
26:14:1244:G:O6	59:14:3600:HOH:O	2.14	0.58
26:14:1416:G:H21	26:14:1586:A:N6	2.02	0.58
26:14:1774:C:H5''	59:14:3514:HOH:O	2.03	0.58
26:14:2749:A:H2'	33:59:59:ARG:HH11	1.67	0.58
26:14:2820:A:H4'	59:55:203:HOH:O	2.03	0.58
33:59:6:ARG:HH12	33:59:54:ARG:NH1	2.00	0.58
48:E5:37:LEU:HG	48:E5:60:PHE:HA	1.84	0.58
1:13:1062:U:H2'	1:13:1063:C:C6	2.38	0.58
26:1H:392:C:OP1	59:1H:3671:HOH:O	2.17	0.58

Continued on next page...

Continued from previous page...

Atom-1	Atom-2	Interatomic distance (Å)	Clash overlap (Å)
26:1H:1520:U:H2'	26:1H:1521:G:O4'	2.04	0.58
26:1H:1776:G:OP2	59:1H:3749:HOH:O	2.17	0.58
33:51:64:LEU:O	33:51:68:THR:OG1	2.18	0.58
1:1G:1052:U:H5''	1:1G:1053:G:OP2	2.03	0.58
1:1G:1348:U:H4'	9:82:120:ARG:HD2	1.86	0.58
2:12:210:SER:O	2:12:214:ILE:HG12	2.03	0.58
5:42:60:TYR:HB3	5:42:64:ARG:CZ	2.34	0.58
26:14:491:G:O6	44:A5:49:LYS:HE2	2.03	0.58
26:14:635:C:O2'	26:14:639:U:OP1	2.21	0.58
26:14:796:C:H2'	26:14:797:C:C6	2.39	0.58
26:14:821:A:O2'	26:14:946:G:OP2	2.21	0.58
26:14:853:G:C2'	26:14:854:G:H5'	2.33	0.58
26:14:1464:C:O2'	26:14:1528:A:H8	1.86	0.58
26:14:1665:A:OP2	59:14:3615:HOH:O	2.16	0.58
30:29:111:ARG:HD2	30:29:160:TYR:CE2	2.38	0.58
1:13:686:U:O4	1:13:703:G:H1'	2.04	0.58
1:13:1015:A:H2'	1:13:1016:A:C8	2.38	0.58
7:6E:16:LEU:HD12	9:8E:42:ARG:HA	1.84	0.58
16:7I:21:VAL:O	16:7I:33:ILE:N	2.27	0.58
26:1H:399:G:OP2	59:1H:3748:HOH:O	2.17	0.58
26:1H:818:G:H4'	26:1H:838:C:O3'	2.04	0.58
26:1H:1178:C:H4'	26:1H:1179:C:OP1	2.02	0.58
26:1H:1339:G:N2	26:1H:1603:A:H1'	2.18	0.58
26:1H:1636:C:H2'	26:1H:1637:A:C8	2.37	0.58
26:1H:1796:U:H2'	26:1H:1797:C:C6	2.38	0.58
26:1H:2210:G:H3'	26:1H:2211:G:C8	2.38	0.58
33:51:164:TYR:HB2	33:51:167:GLU:HB2	1.86	0.58
35:58:53:VAL:HG11	35:58:128:HIS:HD2	1.69	0.58
26:14:1379:A:H1'	26:14:1380:G:OP1	2.04	0.58
26:14:2147:G:C5	26:14:2148:G:H1'	2.39	0.58
1:13:244:U:H4'	1:13:245:C:O5'	2.02	0.58
1:13:397:A:C6	1:13:548:G:N7	2.72	0.58
1:13:454:C:OP2	1:13:455:C:N4	2.33	0.58
1:13:953:G:H2'	1:13:954:G:O4'	2.02	0.58
1:13:1171:G:H2'	1:13:1172:C:C6	2.38	0.58
4:3E:98:GLU:HG2	4:3E:189:PRO:HG2	1.84	0.58
5:4E:10:MET:HB3	5:4E:32:VAL:HG22	1.86	0.58
14:5I:3:ARG:HA	14:5I:3:ARG:CZ	2.34	0.58
23:2K:16:C:O2'	23:2K:62:C:OP1	2.22	0.58
24:3K:52:G:H2'	24:3K:53:G:C8	2.39	0.58
26:1H:65:C:H2'	26:1H:66:C:C6	2.38	0.58

Continued on next page...

Continued from previous page...

Atom-1	Atom-2	Interatomic distance (Å)	Clash overlap (Å)
26:1H:125:G:H5'	26:1H:125:G:C8	2.39	0.58
26:1H:934:G:H2'	26:1H:935:C:H6	1.68	0.58
26:1H:1111:A:N3	26:1H:1112:G:H1'	2.17	0.58
26:1H:1266:G:O2'	26:1H:2012:G:O6	2.15	0.58
26:1H:2135:A:N6	26:1H:2156:G:O2'	2.37	0.58
29:11:96:HIS:CD2	29:11:102:LYS:HE2	2.39	0.58
52:M8:42:PHE:CG	52:M8:42:PHE:O	2.57	0.58
1:1G:115:G:H1'	1:1G:116:A:N7	2.19	0.58
3:22:42:LEU:HA	3:22:45:LYS:HD3	1.85	0.58
26:14:77:C:O3'	50:G5:14:ARG:NH2	2.35	0.58
26:14:646:A:H2'	26:14:647:G:O4'	2.03	0.58
26:14:1114:G:H2'	26:14:1115:G:C8	2.39	0.58
26:14:1499:C:H2'	26:14:1500:G:C8	2.38	0.58
26:14:2058:A:N6	59:14:3627:HOH:O	2.19	0.58
26:14:2864:G:OP1	41:75:119:LYS:HD2	2.03	0.58
27:1J:116:G:C5'	40:65:55:ALA:HB2	2.34	0.58
37:35:97:PRO:HG3	37:35:112:LEU:HD12	1.85	0.58
46:C5:76:CYS:SG	46:C5:97:ARG:HG3	2.44	0.58
47:D5:10:ARG:HB3	47:D5:36:LYS:HG3	1.85	0.58
49:F5:62:VAL:HG21	49:F5:70:VAL:HG21	1.85	0.58
26:1H:582:G:H2'	26:1H:583:G:H8	1.69	0.58
47:H8:76:LEU:H	47:H8:76:LEU:CD2	2.17	0.58
26:14:1323:U:H2'	26:14:1324:G:H5'	1.86	0.58
26:14:2329:G:H2'	26:14:2330:G:O4'	2.04	0.58
30:29:60:ASN:ND2	30:29:62:PRO:O	2.37	0.58
50:G5:63:VAL:HA	50:G5:66:GLU:HG2	1.86	0.58
1:13:664:G:N2	1:13:741:G:H1	1.98	0.58
1:13:1122:U:O4	1:13:1123:A:N6	2.37	0.58
6:5E:100:ASN:C	18:9I:28:GLU:HB2	2.24	0.58
26:1H:792:G:H5''	26:1H:793:A:H5'	1.86	0.58
27:16:15:A:H3'	27:16:16:G:H5'	1.84	0.58
29:11:239:ARG:N	59:11:406:HOH:O	2.36	0.58
47:H8:154:ASP:N	47:H8:154:ASP:OD1	2.35	0.58
1:1G:1324:A:H2'	1:1G:1325:C:C6	2.39	0.58
6:52:74:ASP:OD1	6:52:74:ASP:N	2.37	0.58
7:62:65:ALA:HB3	7:62:124:LEU:HD23	1.85	0.58
22:1L:9:A:H3'	22:1L:10:G:C8	2.39	0.58
26:14:67:U:N3	26:14:74:A:H2	1.91	0.58
26:14:71:A:C2	45:B5:31:HIS:NE2	2.68	0.58
26:14:491:G:H2'	26:14:492:A:H8	1.69	0.58
26:14:760:G:OP1	59:14:3618:HOH:O	2.17	0.58

Continued on next page...

Continued from previous page...

Atom-1	Atom-2	Interatomic distance (Å)	Clash overlap (Å)
26:14:1639:U:O2'	26:14:1640:C:H5'	2.03	0.58
27:1J:88:C:H1'	27:1J:89:G:OP1	2.04	0.58
31:39:101:LEU:O	31:39:106:ARG:NH1	2.37	0.58
49:F5:84:GLY:CA	49:F5:85:LEU:HB3	2.34	0.58
1:13:342:C:O2	1:13:347:G:N2	2.27	0.57
1:13:1391:U:H2'	1:13:1392:G:H8	1.69	0.57
13:4I:114:ARG:HH11	13:4I:114:ARG:HG3	1.69	0.57
26:1H:274:G:N2	26:1H:276:A:H61	2.01	0.57
32:41:110:ALA:HA	32:41:140:ILE:O	2.04	0.57
33:51:56:SER:HB3	33:51:61:HIS:ND1	2.18	0.57
43:D8:37:VAL:O	43:D8:38:LEU:HG	2.03	0.57
53:N8:36:CYS:HB2	53:N8:49:CYS:SG	2.44	0.57
4:32:31:CYS:H	4:32:35:ARG:CZ	2.16	0.57
8:72:51:VAL:HG11	8:72:60:ARG:HE	1.68	0.57
20:BA:49:ALA:HA	20:BA:52:ALA:HB3	1.86	0.57
26:14:1486:A:H2'	26:14:1487:G:C8	2.39	0.57
27:1J:9:G:P	40:65:25:ARG:HH22	2.26	0.57
29:19:49:ILE:HD11	29:19:52:ARG:HA	1.86	0.57
40:65:62:LYS:HA	40:65:65:VAL:HG12	1.85	0.57
40:65:93:LYS:HG2	40:65:95:HIS:HB3	1.85	0.57
1:13:835:U:H3	1:13:851:G:H1	1.51	0.57
1:13:1497:G:H2'	1:13:1498:U:H5'	1.85	0.57
20:BI:49:ALA:HA	20:BI:92:LEU:HD11	1.85	0.57
26:1H:2503:A:H4'	26:1H:2504:U:OP1	2.03	0.57
28:71:19:ILE:HG12	28:71:223:ARG:HD3	1.86	0.57
29:11:36:PRO:HB2	29:11:37:LEU:HD12	1.86	0.57
31:31:197:ASP:N	31:31:197:ASP:OD1	2.37	0.57
46:G8:85:VAL:O	46:G8:86:ARG:HD3	2.04	0.57
47:H8:10:ARG:HG3	47:H8:36:LYS:HB3	1.86	0.57
1:1G:1213:A:N6	1:1G:1215:G:N3	2.53	0.57
1:1G:1321:C:N4	1:1G:1322:C:H41	2.01	0.57
1:1G:1342:C:H4'	9:82:125:TYR:HB3	1.86	0.57
45:B5:51:VAL:HG13	45:B5:81:VAL:HG23	1.84	0.57
6:5E:22:GLU:O	6:5E:26:ILE:HG13	2.03	0.57
12:3I:47:LYS:HE3	25:4K:21:G:OP1	2.04	0.57
15:6I:36:ILE:HD12	15:6I:63:ARG:HD3	1.86	0.57
32:41:67:LYS:HE2	32:41:67:LYS:H	1.69	0.57
35:58:132:ALA:O	35:58:134:ARG:NH2	2.38	0.57
38:88:66:ILE:O	38:88:67:ARG:HB2	2.05	0.57
41:B8:24:PRO:CD	41:B8:52:ILE:HD12	2.33	0.57
47:H8:61:LEU:O	47:H8:64:GLY:HA2	2.04	0.57

Continued on next page...

Continued from previous page...

Atom-1	Atom-2	Interatomic distance (Å)	Clash overlap (Å)
50:K8:23:LYS:NZ	50:K8:27:GLU:OE2	2.37	0.57
1:1G:45:U:H2'	1:1G:46:G:C8	2.40	0.57
1:1G:520:A:N1	1:1G:536:C:H1'	2.19	0.57
2:12:118:LEU:HB3	2:12:142:LEU:HD12	1.86	0.57
6:52:30:LEU:HB3	6:52:35:ALA:HB3	1.85	0.57
26:14:733:G:C5	59:14:3507:HOH:O	2.49	0.57
26:14:861:A:H5''	26:14:862:G:OP2	2.04	0.57
42:85:66:ASN:O	42:85:70:ARG:HB2	2.04	0.57
1:13:976:G:OP1	14:5I:32:SER:N	2.31	0.57
26:1H:1021:A:C8	26:1H:1021:A:H3'	2.39	0.57
26:1H:2580:U:H4'	30:21:130:GLY:HA3	1.87	0.57
27:16:50:G:OP1	40:A8:63:THR:OG1	2.20	0.57
27:16:90:C:P	38:88:16:ARG:HH21	2.28	0.57
32:41:11:TYR:HA	32:41:15:VAL:HB	1.86	0.57
42:C8:8:VAL:HG23	42:C8:11:ARG:HH21	1.68	0.57
46:G8:97:ARG:NH2	46:G8:104:GLY:HA3	2.20	0.57
10:1A:28:ARG:HH21	10:1A:34:VAL:HB	1.69	0.57
13:4A:13:LYS:HA	13:4A:44:ARG:NH1	2.19	0.57
26:14:247:G:H4'	26:14:386:G:C5	2.39	0.57
26:14:673:C:H5''	31:39:81:PRO:HD2	1.85	0.57
26:14:706:A:H2'	26:14:707:G:O4'	2.05	0.57
26:14:1463:C:H2'	26:14:1464:C:H6	1.69	0.57
26:14:2065:C:H2'	26:14:2066:C:C6	2.38	0.57
32:49:56:ALA:HB2	32:49:153:ARG:CZ	2.35	0.57
41:75:2:ASN:OD1	41:75:4:GLY:N	2.36	0.57
49:F5:92:LYS:O	49:F5:94:LEU:N	2.37	0.57
1:13:491:G:H2'	1:13:492:G:O4'	2.04	0.57
1:13:1064:G:H4'	1:13:1065:U:OP1	2.04	0.57
1:13:1103:C:OP1	59:13:1830:HOH:O	2.17	0.57
17:8I:81:ARG:NH2	17:8I:83:ASP:OD2	2.37	0.57
26:1H:565:C:H4'	59:1H:3996:HOH:O	2.04	0.57
26:1H:1221:C:H2'	26:1H:1222:C:H6	1.69	0.57
26:1H:1593:G:H2'	26:1H:1594:G:H8	1.68	0.57
26:1H:1639:U:OP1	59:1H:3752:HOH:O	2.18	0.57
26:1H:1794:U:H2'	26:1H:1795:C:C6	2.39	0.57
26:1H:2001:A:H2'	26:1H:2002:G:H8	1.70	0.57
38:88:78:PRO:HB2	38:88:81:VAL:HG11	1.86	0.57
39:98:32:GLY:HA2	39:98:116:LEU:HD12	1.86	0.57
42:C8:88:ILE:O	42:C8:88:ILE:HG22	2.04	0.57
1:1G:554:C:H2'	1:1G:555:C:C6	2.39	0.57
5:42:33:VAL:HG12	5:42:112:LEU:HD12	1.87	0.57

Continued on next page...

Continued from previous page...

Atom-1	Atom-2	Interatomic distance (Å)	Clash overlap (Å)
6:52:7:ASN:HD21	18:9A:34:TYR:HE1	1.52	0.57
19:AA:38:SER:HB2	19:AA:71:LEU:HD23	1.85	0.57
19:AA:66:MET:N	19:AA:67:VAL:HB	2.19	0.57
24:3L:72:C:C3'	24:3L:73:A:H5''	2.35	0.57
26:14:1341:U:OP2	26:14:1394:U:O2'	2.14	0.57
26:14:1444(A):A:O2'	26:14:1445:C:OP1	2.23	0.57
34:69:76:THR:HG21	34:69:140:LEU:CD1	2.35	0.57
41:75:3:ARG:N	41:75:4:GLY:HA3	2.20	0.57
1:13:736:C:H2'	1:13:737:A:C8	2.39	0.57
2:1E:163:PHE:HA	2:1E:185:ILE:O	2.05	0.57
22:1K:45:G:H2'	22:1K:47:U:OP2	2.05	0.57
22:1K:49:G:H4'	22:1K:50:C:OP2	2.04	0.57
26:1H:1026:U:H4'	26:1H:1027:A:OP1	2.04	0.57
1:1G:364:A:O2'	1:1G:365:U:H5'	2.04	0.57
1:1G:554:C:H2'	1:1G:555:C:H6	1.70	0.57
1:1G:828:A:H2'	1:1G:829:G:O4'	2.04	0.57
1:1G:1072:G:H2'	1:1G:1073:U:O4'	2.05	0.57
1:1G:1157:A:H61	1:1G:1177:G:H1	1.51	0.57
3:22:84:ILE:HG23	3:22:85:ARG:HD2	1.85	0.57
6:52:87:ARG:HG2	6:52:87:ARG:HH11	1.69	0.57
26:14:962:G:H2'	26:14:963:U:C6	2.39	0.57
26:14:1138:G:H21	35:15:106:MET:CE	2.16	0.57
26:14:1154:G:OP2	42:85:58:ARG:NH1	2.37	0.57
26:14:1499:C:H2'	26:14:1500:G:H8	1.70	0.57
26:14:2064:C:H2'	26:14:2065:C:C6	2.39	0.57
40:65:61:ASN:HB3	40:65:64:GLU:HB3	1.86	0.57
45:B5:65:ARG:HB2	45:B5:70:LEU:HB3	1.86	0.57
1:13:67:C:O2'	1:13:171:A:N3	2.28	0.57
1:13:1298:C:H2'	7:6E:114:ARG:HH21	1.69	0.57
5:4E:10:MET:HA	5:4E:32:VAL:HA	1.86	0.57
26:1H:831:G:N2	37:78:53:GLY:O	2.38	0.57
26:1H:1359:A:C2	26:1H:1372:U:O4	2.57	0.57
26:1H:1545(A):A:H2'	26:1H:1546:C:O4'	2.04	0.57
26:1H:2210:G:H4'	26:1H:2211:G:OP2	2.04	0.57
26:1H:2801:A:OP2	26:1H:2895:U:O2'	2.19	0.57
35:58:76:SER:O	35:58:76:SER:OG	2.21	0.57
36:25:93:PRO:HD3	36:25:113:LYS:HD3	1.87	0.57
42:85:92:ARG:HD3	42:85:94:ASN:HB3	1.86	0.57
48:E5:51:VAL:N	48:E5:62:LEU:HD12	2.20	0.57
4:3E:18:LYS:HD3	4:3E:31:CYS:SG	2.44	0.57
4:3E:107:ARG:NH2	4:3E:194:LEU:HD22	2.16	0.57

Continued on next page...

Continued from previous page...

Atom-1	Atom-2	Interatomic distance (Å)	Clash overlap (Å)
14:5I:15:LYS:HG3	14:5I:16:PHE:CD2	2.39	0.57
26:1H:786:C:C2'	26:1H:787:U:H5'	2.35	0.57
26:1H:1639:U:C2'	26:1H:1640:C:H5''	2.35	0.57
30:21:51:PHE:O	30:21:74:PRO:HB2	2.04	0.57
30:21:52:LEU:HD13	30:21:53:PRO:HD2	1.87	0.57
41:B8:12:SER:CA	41:B8:14:TYR:H	2.18	0.57
44:E8:14:PRO:HG2	44:E8:78:GLU:HB2	1.87	0.57
1:1G:146:G:H2'	1:1G:147:G:H8	1.70	0.57
1:1G:451:A:N6	1:1G:480:U:H2'	2.20	0.57
1:1G:1279:A:O2'	1:1G:1282:C:N4	2.37	0.57
10:1A:33:GLN:HB3	10:1A:75:ILE:HD11	1.87	0.57
24:3L:15:G:H22	24:3L:48:C:N4	2.01	0.57
26:14:38:A:H2'	26:14:39:C:C6	2.39	0.57
26:14:821:A:O2'	26:14:946:G:H5''	2.05	0.57
26:14:1942:C:OP2	26:14:1943:U:O2'	2.12	0.57
26:14:2017:U:P	59:14:3790:HOH:O	2.63	0.57
29:19:10:THR:OG1	29:19:13:ARG:HB2	2.05	0.57
38:45:77:LYS:HE3	38:45:84:GLY:HA3	1.86	0.57
39:55:10:LEU:O	39:55:12:ARG:HG3	2.04	0.57
40:65:33:LYS:HB3	40:65:34:HIS:HD2	1.68	0.57
45:B5:5:TYR:CZ	50:G5:30:ARG:HG3	2.39	0.57
50:G5:50:ILE:HD12	50:G5:51:ARG:H	1.69	0.57
1:13:553:A:H5''	12:3I:24:VAL:HG21	1.87	0.57
6:5E:100:ASN:HB2	18:9I:28:GLU:HA	1.87	0.57
11:2I:85:ARG:HG2	11:2I:112:THR:H	1.70	0.57
26:1H:142:G:O2'	45:F8:35:THR:HG21	2.05	0.57
26:1H:1110:G:O2'	26:1H:1111:A:O5'	2.21	0.57
26:1H:1296:G:O2'	26:1H:1297:C:H5'	2.05	0.57
26:1H:1595:G:O6	59:1H:3742:HOH:O	2.17	0.57
41:B8:36:GLU:OE1	41:B8:41:ARG:NH2	2.31	0.57
1:1G:324:G:N1	1:1G:327:A:OP2	2.38	0.57
1:1G:1327:C:OP2	21:1B:12:LYS:NZ	2.37	0.57
1:1G:1435:G:H2'	1:1G:1436:U:C5	2.40	0.57
3:22:37:GLN:O	3:22:41:GLY:N	2.35	0.57
7:62:113:GLU:O	7:62:119:ARG:HD3	2.04	0.57
15:6A:25:THR:HG21	15:6A:70:LEU:HB2	1.87	0.57
22:1L:9:A:H3'	22:1L:10:G:N7	2.19	0.57
26:14:1819:A:H4'	26:14:1820:U:O5'	2.05	0.57
26:14:2339:G:H2'	26:14:2340:G:H8	1.70	0.57
26:14:2415:G:H4'	37:35:67:MET:H	1.69	0.57
31:39:78:ILE:HA	31:39:83:PHE:CD2	2.39	0.57

Continued on next page...

Continued from previous page...

Atom-1	Atom-2	Interatomic distance (Å)	Clash overlap (Å)
40:65:62:LYS:O	40:65:66:ALA:N	2.38	0.57
43:95:21:ARG:HH21	43:95:21:ARG:CG	2.17	0.57
4:3E:97:LEU:O	4:3E:100:ARG:HG3	2.04	0.57
26:1H:459:U:H5''	54:P8:40:TRP:CD2	2.40	0.57
26:1H:847:U:C5	26:1H:933:A:N1	2.73	0.57
26:1H:856:C:H5'	48:I8:27:GLU:OE2	2.04	0.57
26:1H:997:G:OP1	42:C8:93:LYS:HD2	2.05	0.57
26:1H:1731:G:H2'	26:1H:1732:A:H8	1.70	0.57
26:1H:2132:U:H3	28:71:5:LYS:HB3	1.68	0.57
26:1H:2139:C:H42	26:1H:2152:G:H1	1.51	0.57
1:1G:1053:G:H5''	1:1G:1054:C:H3'	1.86	0.57
1:1G:1314:C:H2'	1:1G:1315:U:C6	2.39	0.57
1:1G:1316:G:H4'	14:5A:18:VAL:HG11	1.87	0.57
26:14:1204:A:H2	26:14:1241:A:N1	2.02	0.57
34:69:14:ASP:N	34:69:17:GLN:OE1	2.34	0.57
34:69:78:THR:C	34:69:80:PRO:HD3	2.25	0.57
39:55:97:VAL:HG12	39:55:114:VAL:HG22	1.86	0.57
40:65:106:ARG:NH1	40:65:107:GLU:OE2	2.38	0.57
26:1H:50:U:H3'	26:1H:51:G:H5'	1.87	0.56
26:1H:588:U:O4	26:1H:670:A:H1'	2.05	0.56
26:1H:1188:U:H4'	43:D8:79:VAL:HG22	1.86	0.56
26:1H:1386:C:H2'	26:1H:1387:C:C6	2.38	0.56
28:71:45:ALA:H	28:71:171:ILE:HG22	1.70	0.56
38:88:21:THR:HG21	38:88:25:ASP:HB2	1.87	0.56
1:1G:1015:A:O2'	14:5A:15:LYS:HE2	2.05	0.56
1:1G:1147:C:O2	9:82:16:ARG:NH1	2.38	0.56
26:14:1688:U:O2	26:14:1700:A:H5'	2.05	0.56
26:14:2656:U:H3	26:14:2665:A:H2	1.50	0.56
26:14:2689:U:P	26:14:2719:G:H22	2.28	0.56
29:19:30:GLU:HG3	29:19:63:ARG:NH2	2.20	0.56
31:39:124:LEU:HG	31:39:126:VAL:HG12	1.85	0.56
36:25:64:ARG:NH1	36:25:81:ASP:OD1	2.38	0.56
40:65:11:LYS:HG3	40:65:91:PRO:HD3	1.86	0.56
44:A5:58:ALA:HB1	44:A5:64:MET:HB2	1.86	0.56
47:D5:3:TYR:O	47:D5:58:VAL:N	2.29	0.56
47:D5:102:LEU:HD23	47:D5:103:ARG:H	1.70	0.56
55:M5:8:LYS:HB3	55:M5:12:LYS:HE3	1.86	0.56
2:1E:48:MET:HA	2:1E:51:LEU:HB2	1.85	0.56
26:1H:6:A:H4'	35:58:129:PRO:HB3	1.88	0.56
26:1H:312:G:H5'	26:1H:331:A:O2'	2.04	0.56
26:1H:1140:C:OP1	35:58:23:LEU:HB3	2.05	0.56

Continued on next page...

Continued from previous page...

Atom-1	Atom-2	Interatomic distance (Å)	Clash overlap (Å)
26:1H:2314:C:H2'	26:1H:2315:G:C8	2.35	0.56
26:1H:2592:G:H4'	59:1H:3612:HOH:O	2.05	0.56
35:58:10:GLU:HG3	35:58:11:PRO:HD2	1.86	0.56
37:78:65:ARG:HB3	59:78:305:HOH:O	2.05	0.56
1:1G:15:G:H2'	1:1G:16:A:H8	1.71	0.56
1:1G:45:U:H2'	1:1G:46:G:H8	1.69	0.56
1:1G:134:A:H61	16:7A:25:ARG:NH1	2.02	0.56
1:1G:362:G:O2'	12:3A:33:ARG:NH2	2.38	0.56
1:1G:376:G:O3'	16:7A:5:ARG:NH1	2.35	0.56
1:1G:407:G:H2'	1:1G:408:A:C8	2.40	0.56
1:1G:564:C:O2'	8:72:91:ARG:NH2	2.38	0.56
4:32:98:GLU:OE2	4:32:103:ASN:ND2	2.38	0.56
8:72:14:ARG:O	8:72:18:ARG:HG2	2.05	0.56
17:8A:59:ILE:HG22	17:8A:71:PHE:HD2	1.68	0.56
26:14:617:G:OP1	31:39:40:GLN:HG3	2.05	0.56
26:14:1063:G:O6	26:14:1075:C:O2'	2.17	0.56
26:14:1871:A:H2'	26:14:1872:A:C8	2.40	0.56
33:59:72:ILE:HG13	33:59:76:VAL:HG23	1.87	0.56
41:75:10:VAL:O	41:75:12:SER:N	2.39	0.56
1:13:323:U:H2'	1:13:324:G:O4'	2.06	0.56
1:13:1460:A:OP1	20:BI:27:LYS:NZ	2.39	0.56
7:6E:74:GLU:OE1	7:6E:95:ARG:NH2	2.38	0.56
8:7E:9:MET:SD	8:7E:32:LYS:HG2	2.45	0.56
8:7E:25:ASP:OD1	8:7E:60:ARG:HG3	2.06	0.56
15:6I:53:HIS:ND1	15:6I:53:HIS:O	2.38	0.56
16:7I:5:ARG:NE	16:7I:22:THR:HG21	2.21	0.56
16:7I:21:VAL:HG23	16:7I:34:GLU:H	1.69	0.56
19:AI:41:VAL:CG2	19:AI:44:MET:HB2	2.31	0.56
20:BI:50:GLU:HA	20:BI:100:ILE:HG22	1.87	0.56
26:1H:98:G:OP1	50:K8:3:LEU:HA	2.04	0.56
26:1H:365:C:OP2	59:1H:3743:HOH:O	2.17	0.56
26:1H:1188:U:C4'	43:D8:79:VAL:HG22	2.36	0.56
26:1H:1454:U:OP1	39:98:77:ARG:NH1	2.35	0.56
26:1H:2849:U:H4'	26:1H:2868:A:C2	2.40	0.56
31:31:29:ASN:H	31:31:112:MET:HE3	1.68	0.56
35:58:18:ALA:HA	35:58:21:LYS:HG3	1.86	0.56
39:98:100:LEU:HD11	39:98:113:LEU:HD13	1.88	0.56
47:H8:139:VAL:HG13	47:H8:155:LEU:HD21	1.87	0.56
49:J8:23:LYS:HB3	49:J8:29:GLY:HA3	1.87	0.56
1:1G:841:U:H3'	1:1G:841:U:H6	1.70	0.56
1:1G:1178:G:H5''	9:82:93:ARG:HH22	1.70	0.56

Continued on next page...

Continued from previous page...

Atom-1	Atom-2	Interatomic distance (Å)	Clash overlap (Å)
1:1G:1535:C:H42	25:4L:9:G:H22	1.53	0.56
8:72:19:VAL:HG23	8:72:21:LYS:HB3	1.86	0.56
26:14:140:A:C8	26:14:1408:C:O2'	2.57	0.56
26:14:960:A:H61	38:45:83:MET:HE1	1.70	0.56
26:14:1655:A:OP1	59:14:3619:HOH:O	2.18	0.56
26:14:1952:A:C5	36:25:22:ILE:HD11	2.40	0.56
26:14:2611:U:H6	26:14:2611:U:H5'	1.70	0.56
29:19:182:LEU:N	29:19:272:ALA:HB3	2.15	0.56
30:29:16:ARG:NH2	30:29:171:GLU:OE1	2.33	0.56
31:39:129:PHE:HA	31:39:142:TRP:NE1	2.20	0.56
32:49:41:GLN:NE2	32:49:154:GLY:O	2.27	0.56
38:45:138:ASP:N	38:45:139:GLU:CA	2.61	0.56
39:55:106:GLY:O	39:55:107:ASP:HB3	2.05	0.56
41:75:7:ILE:O	41:75:11:GLU:HB2	2.05	0.56
47:D5:94:GLU:HB3	47:D5:96:VAL:HG23	1.87	0.56
53:J5:16:ARG:HH11	53:J5:16:ARG:HG2	1.70	0.56
1:13:554:C:H2'	1:13:555:C:H6	1.70	0.56
1:13:645:C:P	59:13:1848:HOH:O	2.62	0.56
1:13:827:U:C5	1:13:870:U:C4	2.94	0.56
2:1E:111:ARG:HD3	2:1E:145:LEU:HD21	1.86	0.56
6:5E:23:LYS:HD3	6:5E:61:LEU:HD21	1.86	0.56
10:1I:54:PHE:CZ	10:1I:55:LYS:NZ	2.72	0.56
15:6I:25:THR:HG21	15:6I:70:LEU:HB2	1.87	0.56
16:7I:19:ILE:HD12	16:7I:36:ILE:O	2.06	0.56
17:8I:65:ILE:HG21	17:8I:69:LYS:HE2	1.86	0.56
26:1H:85:G:OP2	46:G8:9:LYS:HB2	2.05	0.56
26:1H:330:A:O2'	26:1H:331:A:H8	1.89	0.56
26:1H:625:G:N7	37:78:107:LYS:NZ	2.52	0.56
26:1H:818:G:H5'	26:1H:839:U:OP1	2.05	0.56
26:1H:2308:G:H2'	26:1H:2308:G:N3	2.21	0.56
26:1H:2776:A:H4'	26:1H:2777:G:H5''	1.87	0.56
26:1H:2855:C:H2'	26:1H:2856:C:H6	1.71	0.56
31:31:197:ASP:O	31:31:199:TRP:N	2.38	0.56
34:61:113:ARG:HB3	34:61:131:LYS:HD3	1.88	0.56
9:82:51:ARG:HG2	9:82:56:LEU:HD13	1.87	0.56
10:1A:22:LYS:O	10:1A:26:ALA:N	2.36	0.56
26:14:1035:U:H2'	26:14:1036:G:C8	2.40	0.56
26:14:1437:C:H6	26:14:1437:C:H5''	1.70	0.56
26:14:2065:C:H2'	26:14:2066:C:H6	1.68	0.56
29:19:44:ASN:HB3	29:19:45:ASN:CB	2.35	0.56
31:39:63:LYS:HZ1	31:39:67:GLN:HB2	1.69	0.56

Continued on next page...

Continued from previous page...

Atom-1	Atom-2	Interatomic distance (Å)	Clash overlap (Å)
39:55:13:HIS:HD2	39:55:15:SER:H	1.53	0.56
26:1H:1021:A:H8	26:1H:1021:A:H3'	1.70	0.56
26:1H:1050:A:H2'	26:1H:1051:G:C8	2.40	0.56
26:1H:2373:G:H1	26:1H:2380:C:H42	1.53	0.56
27:16:15:A:H1'	27:16:109:G:C8	2.41	0.56
40:A8:59:LYS:HG2	40:A8:60:GLY:N	2.19	0.56
5:42:7:GLU:OE1	5:42:37:ARG:NH2	2.38	0.56
26:14:90:U:HO2'	26:14:91:A:H8	1.53	0.56
26:14:2360:A:H2'	26:14:2361:A:O4'	2.05	0.56
36:25:4:PRO:O	36:25:5:GLN:HB2	2.04	0.56
38:45:38:GLU:HG3	38:45:127:ILE:CG2	2.35	0.56
40:65:48:LEU:HD23	40:65:82:ILE:HD11	1.88	0.56
42:85:95:LEU:HD13	43:95:4:ILE:HG23	1.87	0.56
1:13:1366:C:H2'	1:13:1367:C:C6	2.39	0.56
2:1E:237:ALA:O	2:1E:239:VAL:N	2.39	0.56
4:3E:104:VAL:O	4:3E:107:ARG:N	2.39	0.56
6:5E:96:PRO:HB3	18:9I:30:ASP:CG	2.25	0.56
10:1I:81:THR:HA	10:1I:84:GLN:HG2	1.86	0.56
47:H8:4:ARG:HD3	47:H8:60:GLU:OE2	2.04	0.56
1:1G:142:G:H1	1:1G:221:C:H42	1.53	0.56
1:1G:1315:U:H2'	1:1G:1316:G:O4'	2.05	0.56
4:32:53:ASP:HB3	4:32:57:ARG:HH12	1.69	0.56
15:6A:26:GLU:OE2	15:6A:77:ARG:NH1	2.38	0.56
26:14:443:A:H1'	26:14:1201:C:O4'	2.05	0.56
26:14:848:G:H2'	26:14:849:A:C8	2.40	0.56
26:14:863:A:H2'	26:14:864:G:C8	2.41	0.56
26:14:1060:U:H5''	26:14:1061:U:C5	2.41	0.56
27:1J:94:C:H2'	27:1J:95:U:C6	2.41	0.56
35:15:34:LEU:HD21	35:15:120:LEU:HD13	1.86	0.56
38:45:66:ILE:HD12	38:45:67:ARG:N	2.21	0.56
1:13:186:C:O4'	20:BI:81:LYS:NZ	2.39	0.56
1:13:1060:C:HO2'	10:1I:56:HIS:HD1	1.50	0.56
1:13:1164:G:N2	1:13:1172:C:O2	2.38	0.56
1:13:1234:C:H2'	1:13:1235:U:C6	2.41	0.56
2:1E:7:VAL:HG21	2:1E:217:ARG:HH11	1.70	0.56
18:9I:85:LEU:HD12	18:9I:87:ARG:H	1.70	0.56
20:BI:40:ALA:HB2	20:BI:55:ILE:HG22	1.87	0.56
26:1H:127:A:H5''	26:1H:128:C:C6	2.40	0.56
26:1H:620:G:H4'	26:1H:621:A:C5'	2.26	0.56
26:1H:1155:A:OP1	42:C8:55:ARG:HD3	2.06	0.56
36:68:107:ARG:NH1	41:B8:36:GLU:OE2	2.39	0.56

Continued on next page...

Continued from previous page...

Atom-1	Atom-2	Interatomic distance (Å)	Clash overlap (Å)
1:1G:1002:G:H1	1:1G:1038:C:H42	1.54	0.56
4:32:61:LYS:HD2	4:32:206:PHE:CE2	2.41	0.56
6:52:68:PRO:HG2	6:52:71:ARG:HG3	1.87	0.56
23:2L:9:G:O2'	23:2L:10:G:N7	2.33	0.56
26:14:754:C:H2'	26:14:755:C:C6	2.41	0.56
26:14:2880:C:O2	39:55:93:GLY:N	2.34	0.56
29:19:146:GLU:HB2	29:19:189:CYS:HB3	1.86	0.56
30:29:23:VAL:O	30:29:24:THR:HB	2.05	0.56
38:45:139:GLU:HG3	47:D5:76:LEU:HD21	1.88	0.56
1:13:501:C:H2'	1:13:502:G:H8	1.71	0.56
1:13:1178:G:OP2	9:8E:93:ARG:NH2	2.33	0.56
1:13:1510:U:H2'	1:13:1511:G:C8	2.41	0.56
3:2E:60:ALA:N	3:2E:63:ASN:OD1	2.39	0.56
4:3E:86:LYS:HD3	4:3E:87:GLY:H	1.70	0.56
20:BI:26:ASN:O	20:BI:30:LYS:HB2	2.05	0.56
26:1H:33:U:H4'	26:1H:34:C:OP1	2.05	0.56
26:1H:1019:U:O2'	26:1H:1021:A:H2	1.88	0.56
26:1H:2444:G:OP2	31:31:68:LYS:HE3	2.06	0.56
26:1H:2531:A:H5'	33:51:157:TYR:CZ	2.41	0.56
26:1H:2562:U:H1'	36:68:23:ARG:NH1	2.21	0.56
36:68:34:THR:OG1	36:68:35:VAL:N	2.37	0.56
36:68:64:ARG:HB2	36:68:79:PHE:CG	2.41	0.56
1:1G:1262:C:H42	1:1G:1273:G:H1	1.52	0.56
1:1G:1322:C:O2	1:1G:1322:C:H2'	2.06	0.56
3:22:125:GLU:HG2	3:22:190:ARG:O	2.06	0.56
4:32:32:ALA:H	4:32:35:ARG:HD3	1.69	0.56
7:62:146:GLU:OE1	11:2A:54:ARG:NE	2.36	0.56
26:14:718:A:H3'	26:14:719:C:H6	1.70	0.56
26:14:1154:G:OP1	42:85:58:ARG:HD3	2.06	0.56
34:69:93:THR:H	34:69:96:ASP:HB2	1.69	0.56
34:69:130:TYR:C	34:69:131:LYS:HD2	2.26	0.56
38:45:75:THR:HG22	38:45:90:VAL:H	1.70	0.56
1:13:224:C:H2'	1:13:225:C:C6	2.41	0.56
1:13:1117:G:H5''	9:8E:104:ARG:NH1	2.21	0.56
12:3I:24:VAL:HB	12:3I:27:LEU:HD12	1.87	0.56
26:1H:1264:G:H5'	53:N8:11:THR:CG2	2.36	0.56
26:1H:1705:G:C2'	26:1H:1706:U:H5'	2.36	0.56
33:51:6:ARG:NH1	33:51:54:ARG:HH12	2.04	0.56
33:51:60:ARG:HG2	33:51:60:ARG:HH11	1.71	0.56
42:C8:110:VAL:O	42:C8:113:ALA:HB3	2.06	0.56
44:E8:37:ARG:HD3	44:E8:38:TYR:CE2	2.41	0.56

Continued on next page...

Continued from previous page...

Atom-1	Atom-2	Interatomic distance (Å)	Clash overlap (Å)
46:G8:94:LYS:CE	46:G8:95:LYS:H	2.19	0.56
47:H8:132:ASN:H	47:H8:132:ASN:ND2	2.04	0.56
4:32:31:CYS:HB2	4:32:35:ARG:NH1	2.21	0.56
19:AA:56:GLN:HG2	19:AA:57:HIS:H	1.71	0.56
26:14:273(C):C:H42	26:14:363(C):G:H1	1.54	0.56
26:14:323:G:H2'	31:39:169:ASN:ND2	2.21	0.56
26:14:363(E):U:H5'	26:14:363(F):A:OP2	2.06	0.56
26:14:2275:C:H5'	26:14:2275:C:H6	1.69	0.56
26:14:2572:A:N7	30:29:144:ARG:HD2	2.20	0.56
36:25:88:ASN:HB3	36:25:94:ARG:HD3	1.88	0.56
36:25:122:LEU:HD23	41:75:43:GLN:NE2	2.20	0.56
1:13:186(E):C:H2'	1:13:186(F):C:O4'	2.06	0.56
1:13:323:U:H5'	20:BI:23:ARG:HB2	1.86	0.56
1:13:1190:G:H5''	3:2E:176:HIS:CE1	2.41	0.56
1:13:1263:C:H2'	1:13:1264:C:C6	2.41	0.56
2:1E:215:LEU:O	2:1E:219:VAL:HG23	2.05	0.56
12:3I:111:LYS:HD3	12:3I:112:ASP:N	2.21	0.56
24:3K:5:C:H2'	24:3K:6:G:C8	2.41	0.56
24:3K:9:A:O2'	24:3K:46:G:O4'	2.21	0.56
25:4K:13:A:H61	25:4K:14:A:N6	2.04	0.56
29:11:124:PRO:HG2	29:11:129:ASN:ND2	2.21	0.56
32:41:35:GLU:OE1	32:41:36:LYS:N	2.38	0.56
1:1G:269:C:H2'	1:1G:270:A:H8	1.71	0.56
1:1G:1446:A:OP1	1:1G:1446:A:H4'	2.06	0.56
4:32:65:ARG:HD2	4:32:72:GLU:HA	1.88	0.56
26:14:602:G:OP2	26:14:602:G:H8	1.89	0.56
26:14:637:A:H2'	37:35:117:GLU:OE2	2.05	0.56
26:14:824:A:H1'	26:14:2358:G:N7	2.21	0.56
26:14:959:A:N6	26:14:960:A:N1	2.53	0.56
26:14:2113:U:H3'	26:14:2114:A:H4'	1.88	0.56
29:19:69:ARG:HD3	29:19:105:ILE:HD11	1.87	0.56
33:59:74:ASN:HA	33:59:77:LYS:HB2	1.88	0.56
47:D5:71:VAL:HG12	47:D5:88:PHE:CD1	2.41	0.56
47:D5:157:LEU:HD12	47:D5:161:VAL:HA	1.88	0.56
1:13:191(C):G:H2'	1:13:191(D):U:O4'	2.06	0.55
1:13:339:C:OP2	36:68:97:ARG:NH1	2.38	0.55
1:13:475:G:H2'	1:13:476:G:C8	2.40	0.55
2:1E:189:ASP:OD1	2:1E:205:ASP:HB3	2.07	0.55
16:7I:20:VAL:HG21	16:7I:32:TYR:CD2	2.42	0.55
17:8I:45:HIS:O	17:8I:73:VAL:HG23	2.05	0.55
21:1F:2:GLY:O	21:1F:4:GLY:N	2.38	0.55

Continued on next page...

Continued from previous page...

Atom-1	Atom-2	Interatomic distance (Å)	Clash overlap (Å)
26:1H:7:G:H1	26:1H:2896:C:H42	1.55	0.55
26:1H:860:U:H5	26:1H:917:A:N1	2.03	0.55
26:1H:1349:A:H8	59:1H:3697:HOH:O	1.88	0.55
26:1H:1470:G:H5'	26:1H:1471:A:OP1	2.06	0.55
26:1H:1653:G:N2	59:1H:3928:HOH:O	2.39	0.55
26:1H:2150:U:H2'	26:1H:2151:G:C8	2.41	0.55
29:11:26:LYS:HE3	29:11:83:GLU:OE2	2.06	0.55
33:51:92:ILE:H	33:51:92:ILE:HD12	1.70	0.55
38:88:39:PRO:HA	38:88:97:VAL:O	2.06	0.55
38:88:77:LYS:HE3	38:88:84:GLY:O	2.05	0.55
48:I8:36:ILE:O	48:I8:36:ILE:HD13	2.05	0.55
52:M8:42:PHE:CD1	52:M8:43:TYR:HB3	2.40	0.55
1:1G:1298:C:N4	7:62:114:ARG:HB3	2.21	0.55
6:52:61:LEU:HD23	6:52:63:TYR:OH	2.07	0.55
9:82:48:GLU:HA	9:82:51:ARG:HD2	1.88	0.55
26:14:254:G:O6	55:M5:5:LYS:HG2	2.06	0.55
26:14:2262:U:H4'	26:14:2328:A:C2	2.41	0.55
26:14:2861:G:O2'	26:14:2862:G:H5'	2.06	0.55
30:29:56:PRO:HD2	30:29:58:ARG:NH2	2.21	0.55
31:39:53:THR:HB	31:39:56:GLU:OE2	2.06	0.55
31:39:130:ALA:H	31:39:142:TRP:HD1	1.54	0.55
53:J5:16:ARG:NH1	53:J5:17:ASP:OD1	2.39	0.55
3:2E:119:ARG:O	3:2E:123:GLN:HG3	2.06	0.55
20:BI:71:THR:HG22	20:BI:72:LEU:N	2.19	0.55
26:1H:1025:G:O2'	59:1H:3751:HOH:O	2.18	0.55
26:1H:1334:G:OP2	59:1H:3755:HOH:O	2.18	0.55
26:1H:1830:C:C2'	26:1H:1831:G:H5'	2.36	0.55
29:11:39:LYS:HB3	29:11:40:THR:HA	1.88	0.55
29:11:110:GLY:O	29:11:112:GLN:NE2	2.39	0.55
30:21:111:ARG:HA	39:98:1:MET:HE3	1.89	0.55
3:22:94:LEU:HD12	3:22:95:THR:HG23	1.88	0.55
4:32:60:GLU:HG2	4:32:202:LEU:HB2	1.88	0.55
4:32:61:LYS:HA	4:32:203:VAL:HG22	1.88	0.55
26:14:498:G:H21	46:C5:47:LYS:NZ	2.05	0.55
1:13:22:G:H2'	1:13:23:C:C6	2.41	0.55
1:13:1059:C:O3'	14:5I:45:ARG:NH2	2.39	0.55
1:13:1075:C:OP1	2:1E:179:LYS:NZ	2.31	0.55
2:1E:87:ARG:HH21	2:1E:232:PRO:HB3	1.71	0.55
26:1H:2261:C:H1'	26:1H:2388:A:N3	2.20	0.55
26:1H:2292:C:P	40:A8:17:ARG:HH22	2.29	0.55
47:H8:92:SER:O	47:H8:130:PRO:HG2	2.06	0.55

Continued on next page...

Continued from previous page...

Atom-1	Atom-2	Interatomic distance (Å)	Clash overlap (Å)
55:Q8:33:ASN:HA	55:Q8:36:LYS:HD2	1.87	0.55
26:14:919:G:N2	26:14:2269:A:OP2	2.40	0.55
26:14:966:G:O2'	26:14:967:C:H5'	2.07	0.55
37:35:50:ARG:HD3	55:M5:7:HIS:CD2	2.42	0.55
41:75:36:GLU:OE2	41:75:41:ARG:HD3	2.07	0.55
1:13:1129:C:O2'	1:13:1146:A:N1	2.40	0.55
15:6I:82:ILE:O	15:6I:86:GLY:N	2.39	0.55
24:3K:15:G:H1	24:3K:48:C:H42	1.54	0.55
26:1H:869:G:C6	59:1H:3698:HOH:O	2.59	0.55
26:1H:1292:U:H2'	26:1H:1293:C:C6	2.42	0.55
26:1H:1394:U:P	59:1H:3971:HOH:O	2.63	0.55
26:1H:1442:G:C2	26:1H:1550:C:O2	2.59	0.55
26:1H:2251:G:OP1	38:88:82:ARG:NH1	2.39	0.55
26:1H:2404:C:O3'	37:78:77:ARG:NH2	2.39	0.55
35:58:120:LEU:HD22	35:58:122:VAL:HG23	1.88	0.55
41:B8:26:ASP:HB3	41:B8:92:GLY:H	1.71	0.55
42:C8:68:ALA:O	42:C8:71:GLN:HB2	2.06	0.55
1:1G:1143:G:H2'	1:1G:1144:G:C8	2.41	0.55
4:32:18:LYS:HZ2	4:32:33:MET:HB2	1.70	0.55
10:1A:63:PHE:HD1	14:5A:58:LYS:HA	1.72	0.55
26:14:218:A:H2	26:14:235:U:H4'	1.70	0.55
26:14:2495:G:O6	59:14:3622:HOH:O	2.18	0.55
27:1J:6:C:H2'	27:1J:7:G:H5''	1.87	0.55
27:1J:57:A:H2'	27:1J:58:A:O4'	2.06	0.55
36:25:10:VAL:HG13	36:25:17:ARG:O	2.06	0.55
46:C5:91:GLU:HG3	46:C5:92:ASN:N	2.22	0.55
13:4I:45:VAL:HA	13:4I:48:LEU:HD22	1.89	0.55
30:21:78:LEU:HD23	30:21:78:LEU:O	2.07	0.55
37:78:83:VAL:CG1	37:78:112:LEU:HD21	2.36	0.55
40:A8:100:ALA:HA	40:A8:103:GLU:HG2	1.89	0.55
3:22:141:VAL:HA	3:22:144:SER:HB3	1.89	0.55
5:42:81:GLU:HB3	5:42:90:VAL:HG13	1.88	0.55
26:14:962:G:H2'	26:14:963:U:H6	1.70	0.55
26:14:1569:A:O2'	29:19:37:LEU:HD23	2.07	0.55
29:19:158:ALA:O	29:19:161:THR:HG23	2.07	0.55
30:29:31:CYS:SG	30:29:51:PHE:HB2	2.46	0.55
32:49:15:VAL:HG13	32:49:175:LEU:HB3	1.88	0.55
34:69:76:THR:HG21	34:69:140:LEU:HD12	1.87	0.55
35:15:58:ASP:OD1	35:15:58:ASP:N	2.33	0.55
38:45:19:GLY:O	38:45:99:PRO:HD2	2.06	0.55
1:13:877:C:OP1	8:7E:88:LYS:NZ	2.29	0.55

Continued on next page...

Continued from previous page...

Atom-1	Atom-2	Interatomic distance (Å)	Clash overlap (Å)
1:13:1396:A:H4'	1:13:1397:C:H5''	1.89	0.55
8:7E:64:LYS:HG2	8:7E:79:VAL:HG21	1.87	0.55
22:1K:74:C:H2'	22:1K:75:C:H5'	1.88	0.55
26:1H:507:A:H5''	26:1H:508:G:H3'	1.88	0.55
26:1H:1516:U:H2'	26:1H:1517:G:H8	1.72	0.55
26:1H:2324:C:H5''	26:1H:2325:G:H5'	1.89	0.55
26:1H:2593:U:H2'	26:1H:2594:C:C6	2.42	0.55
35:58:67:LEU:HA	35:58:87:LEU:HD12	1.88	0.55
45:F8:84:ALA:HB3	45:F8:87:GLN:OE1	2.07	0.55
46:G8:29:GLU:HB3	46:G8:38:ILE:HG23	1.89	0.55
52:M8:39:CYS:N	52:M8:42:PHE:HE2	2.04	0.55
1:1G:142:G:H2'	1:1G:143:A:C8	2.42	0.55
1:1G:562:C:H1'	12:3A:15:ARG:HD2	1.88	0.55
1:1G:683:G:O6	59:1G:1826:HOH:O	2.18	0.55
1:1G:1305:G:O2'	1:1G:1306:A:H8	1.90	0.55
18:9A:32:ARG:HD2	18:9A:65:ILE:HD11	1.89	0.55
26:14:1329:U:H5''	26:14:1330:C:H5	1.72	0.55
26:14:1796:U:H2'	26:14:1797:C:H6	1.70	0.55
26:14:2413:G:H21	37:35:70:GLN:HE22	1.55	0.55
27:1J:46:A:H2'	27:1J:47:C:C6	2.42	0.55
1:13:406:G:H5'	4:3E:5:ILE:HD13	1.87	0.55
13:4I:90:LEU:HA	13:4I:93:ARG:HB2	1.89	0.55
19:AI:51:VAL:O	19:AI:57:HIS:HA	2.07	0.55
26:1H:309:G:N3	26:1H:329:G:O2'	2.39	0.55
26:1H:1101:U:H2'	26:1H:1102:C:C6	2.41	0.55
33:51:116:GLU:HG3	33:51:117:PRO:HD2	1.87	0.55
40:A8:36:TYR:N	40:A8:36:TYR:CD1	2.75	0.55
41:B8:2:ASN:OD1	41:B8:3:ARG:N	2.39	0.55
49:J8:53:VAL:HG11	49:J8:90:ILE:HD11	1.86	0.55
49:J8:83:GLU:HG3	49:J8:85:LEU:H	1.72	0.55
1:1G:991:U:C5	1:1G:1212:U:H1'	2.41	0.55
7:62:16:LEU:HD11	9:82:45:ALA:HB2	1.88	0.55
13:4A:14:ARG:HA	13:4A:43:THR:O	2.07	0.55
26:14:317:G:H1	26:14:334:C:H42	1.55	0.55
26:14:2298:A:H1'	26:14:2321:G:N2	2.21	0.55
26:14:2577:A:O4'	53:J5:3:LYS:HB2	2.06	0.55
26:14:2611:U:C4	53:J5:3:LYS:HG3	2.42	0.55
45:B5:88:LYS:HD3	45:B5:93:GLU:HG3	1.88	0.55
48:E5:34:GLY:HA2	48:E5:61:ALA:O	2.07	0.55
1:13:158:G:H2'	1:13:159:G:H8	1.72	0.55
2:1E:11:LEU:HD23	2:1E:213:LEU:HD22	1.89	0.55

Continued on next page...

Continued from previous page...

Atom-1	Atom-2	Interatomic distance (Å)	Clash overlap (Å)
11:2I:41:THR:HG21	11:2I:71:LYS:HG3	1.89	0.55
15:6I:39:LEU:HD13	15:6I:56:LEU:HB2	1.88	0.55
26:1H:1126:A:H4'	26:1H:1127:A:O5'	2.06	0.55
26:1H:1257:C:H4'	31:31:83:PHE:CD1	2.42	0.55
26:1H:2345:G:H4'	26:1H:2346:A:O5'	2.05	0.55
26:1H:2595:G:N7	59:1H:3874:HOH:O	2.33	0.55
26:1H:2795:G:H2'	26:1H:2798:C:H5''	1.89	0.55
27:16:3:C:H2'	27:16:4:C:C6	2.41	0.55
28:71:214:VAL:HG23	28:71:224:ILE:HG12	1.88	0.55
30:21:120:TRP:CE3	30:21:155:LYS:HD3	2.42	0.55
35:58:75:TYR:CE2	35:58:77:GLY:HA2	2.42	0.55
40:A8:105:ALA:O	40:A8:109:GLY:HA3	2.07	0.55
45:F8:80:ILE:O	45:F8:80:ILE:HG12	2.04	0.55
48:I8:14:ARG:NH1	59:I8:201:HOH:O	2.26	0.55
49:J8:91:LYS:O	49:J8:93:GLU:HG2	2.07	0.55
1:1G:407:G:P	4:32:115:ARG:HH21	2.29	0.55
1:1G:620:C:H2'	1:1G:621:A:O4'	2.07	0.55
1:1G:1256:A:N6	1:1G:1278:U:OP2	2.39	0.55
4:32:59:ARG:HH21	4:32:66:ARG:NH1	2.04	0.55
26:14:1970:A:P	59:14:3538:HOH:O	2.63	0.55
26:14:2016:U:O2	53:J5:7:PRO:HG2	2.06	0.55
26:14:2105:C:H2'	26:14:2106:G:O4'	2.05	0.55
26:14:2468:G:H3'	26:14:2476:A:C2	2.42	0.55
26:14:2823:A:OP1	30:29:113:PHE:HB2	2.07	0.55
39:55:86:ARG:HB3	39:55:118:GLU:OE1	2.05	0.55
46:C5:17:SER:OG	46:C5:18:GLY:O	2.23	0.55
46:C5:48:ALA:O	46:C5:59:GLY:HA2	2.06	0.55
1:13:598:U:H4'	8:7E:94:TYR:CD2	2.42	0.55
1:13:1049:U:OP1	14:5I:3:ARG:HB2	2.07	0.55
1:13:1126:U:O4	1:13:1127:G:C6	2.60	0.55
4:3E:157:LEU:HD12	4:3E:161:ASN:ND2	2.22	0.55
12:3I:79:GLU:OE1	12:3I:80:HIS:NE2	2.40	0.55
22:1K:55:PSU:O5'	22:1K:55:PSU:H6	1.90	0.55
26:1H:2584:U:H2'	26:1H:2585:U:H2'	1.89	0.55
26:1H:2774:C:H2'	26:1H:2775:A:O4'	2.06	0.55
29:11:145:VAL:HG12	29:11:146:GLU:O	2.07	0.55
30:21:102:VAL:HG12	30:21:200:GLU:HA	1.89	0.55
30:21:120:TRP:CD2	30:21:155:LYS:HD3	2.41	0.55
34:6I:120:ILE:HG12	34:6I:126:TYR:CE2	2.42	0.55
1:1G:957:U:O2'	1:1G:959:A:N7	2.30	0.55
1:1G:1028(A):C:H42	1:1G:1032(B):G:H1	1.55	0.55

Continued on next page...

Continued from previous page...

Atom-1	Atom-2	Interatomic distance (Å)	Clash overlap (Å)
1:1G:1281:U:P	1:1G:1282:C:H41	2.30	0.55
12:3A:60:LEU:HD21	12:3A:66:VAL:HG22	1.88	0.55
13:4A:49:THR:HB	13:4A:52:GLU:HG3	1.89	0.55
26:14:1620:G:O4'	54:L5:1:MET:N	2.40	0.55
29:19:30:GLU:HB3	29:19:83:GLU:OE1	2.07	0.55
35:15:133:GLN:O	35:15:134:ARG:HG3	2.06	0.55
42:85:86:ALA:HB2	42:85:116:ALA:HB2	1.89	0.55
1:13:451:A:N6	1:13:480:U:H2'	2.22	0.55
4:3E:31:CYS:SG	4:3E:33:MET:HB2	2.47	0.55
12:3I:77:LEU:HD21	12:3I:107:ALA:HB2	1.87	0.55
24:3K:58:A:O2'	24:3K:60:U:OP2	2.24	0.55
26:1H:142:G:H1'	45:F8:37:THR:CG2	2.35	0.55
26:1H:1110:G:O2'	26:1H:1111:A:H8	1.88	0.55
26:1H:1221:C:H2'	26:1H:1222:C:C6	2.42	0.55
26:1H:1406:U:H2'	26:1H:1407:C:H6	1.69	0.55
26:1H:2395:C:H5''	26:1H:2396:G:OP2	2.07	0.55
45:F8:36:LYS:HG2	45:F8:54:VAL:HB	1.89	0.55
50:K8:47:ASN:C	50:K8:49:LYS:H	2.10	0.55
1:1G:413:G:O2'	1:1G:428:G:N2	2.40	0.55
1:1G:625:G:H2'	1:1G:626:U:C6	2.41	0.55
3:22:175:LEU:H	3:22:175:LEU:HD12	1.71	0.55
17:8A:10:VAL:HG22	17:8A:53:LEU:HA	1.87	0.55
26:14:1041:C:H42	26:14:1114:G:H1	1.55	0.55
26:14:2115:G:N1	26:14:2117:A:N7	2.55	0.55
26:14:2287:A:C2	26:14:2346:A:C2	2.95	0.55
27:1J:104:A:H2'	27:1J:105:G:O4'	2.07	0.55
46:C5:50:ARG:HG2	46:C5:53:PRO:HG2	1.88	0.55
26:1H:413:C:OP1	59:1H:3753:HOH:O	2.18	0.54
26:1H:1839:G:H5''	26:1H:1839:G:C8	2.41	0.54
30:21:47:VAL:O	30:21:80:GLU:HA	2.07	0.54
30:21:197:ILE:HD11	30:21:199:ARG:HE	1.72	0.54
41:B8:78:LEU:HD12	41:B8:79:HIS:CD2	2.42	0.54
47:H8:19:ARG:NH1	47:H8:84:GLU:HB2	2.22	0.54
49:J8:64:ALA:HA	49:J8:67:ILE:HG13	1.89	0.54
1:1G:1137:C:H1'	1:1G:1138:G:C2	2.42	0.54
2:12:19:HIS:CE1	2:12:206:ASP:HB2	2.41	0.54
2:12:19:HIS:ND1	2:12:204:ASN:HB3	2.22	0.54
9:82:96:LEU:HG	9:82:101:PHE:HB2	1.89	0.54
9:82:99:LEU:HB3	9:82:101:PHE:CE1	2.42	0.54
17:8A:66:SER:OG	17:8A:69:LYS:HB2	2.07	0.54
24:3L:67:C:H2'	24:3L:68:G:C8	2.42	0.54

Continued on next page...

Continued from previous page...

Atom-1	Atom-2	Interatomic distance (Å)	Clash overlap (Å)
26:14:6:A:H2'	26:14:6:A:N3	2.21	0.54
26:14:53:A:OP2	59:14:3625:HOH:O	2.18	0.54
26:14:1057:A:H5''	26:14:1086:A:O2'	2.08	0.54
26:14:1486:A:H2'	26:14:1487:G:H8	1.72	0.54
26:14:1901:A:OP2	29:19:255:LYS:HE2	2.06	0.54
30:29:4:ILE:HD13	30:29:28:ALA:HB1	1.88	0.54
30:29:61:ARG:HA	30:29:63:LEU:HD22	1.88	0.54
32:49:76:SER:OG	32:49:84:LYS:N	2.40	0.54
35:15:13:TRP:O	35:15:135:PRO:HD2	2.06	0.54
36:25:98:VAL:HG12	36:25:117:LEU:CB	2.38	0.54
1:13:607:A:C2	16:7I:31:LYS:HE3	2.41	0.54
1:13:924:C:O2'	1:13:1502:A:N6	2.40	0.54
4:3E:173:TRP:CD1	4:3E:174:LEU:HG	2.42	0.54
26:1H:34:C:O2'	26:1H:35:G:OP2	2.21	0.54
26:1H:214:G:H4'	26:1H:214:G:OP1	2.07	0.54
26:1H:530:G:N3	26:1H:530:G:O4'	2.35	0.54
26:1H:1826:G:H4'	29:11:242:ARG:CZ	2.38	0.54
26:1H:2023:G:H5'	26:1H:2617:C:H4'	1.89	0.54
34:61:113:ARG:NH2	34:61:132:PRO:HB3	2.23	0.54
35:58:17:ASP:O	35:58:56:ASN:HB2	2.06	0.54
39:98:2:ARG:O	39:98:5:LYS:HB2	2.06	0.54
39:98:51:LEU:HD22	39:98:66:VAL:HG13	1.89	0.54
40:A8:10:ARG:O	40:A8:14:VAL:HG13	2.07	0.54
1:1G:957:U:H1'	1:1G:960:U:H5	1.71	0.54
1:1G:999:U:H2'	1:1G:1000:A:C8	2.42	0.54
20:BA:37:SER:O	20:BA:41:ILE:HG13	2.08	0.54
24:3L:4:U:H3	24:3L:69:A:H61	1.54	0.54
26:14:171:G:H2'	26:14:172:C:C6	2.42	0.54
26:14:2129:C:H5''	26:14:2130:U:C5	2.42	0.54
37:35:132:LYS:HE2	37:35:136:GLU:HG3	1.88	0.54
16:7I:17:TYR:HE2	16:7I:41:PRO:HG3	1.72	0.54
26:1H:1478:G:O6	26:1H:1510:A:N6	2.41	0.54
26:1H:1534:G:N1	26:1H:1539:G:N3	2.53	0.54
37:78:121:LYS:O	37:78:123:LEU:N	2.40	0.54
39:98:26:LYS:HE2	39:98:70:LEU:O	2.07	0.54
44:E8:30:GLU:O	44:E8:34:ASN:ND2	2.39	0.54
46:G8:96:ILE:HA	46:G8:102:CYS:O	2.08	0.54
49:J8:92:LYS:O	49:J8:95:LEU:N	2.39	0.54
2:12:73:THR:HG21	2:12:97:TRP:H	1.71	0.54
23:2L:57:C:O2	32:49:78:SER:OG	2.24	0.54
26:14:142:G:H2'	26:14:143:C:C6	2.42	0.54

Continued on next page...

Continued from previous page...

Atom-1	Atom-2	Interatomic distance (Å)	Clash overlap (Å)
26:14:993:G:N3	43:95:89:GLN:NE2	2.55	0.54
26:14:1260:G:H2'	26:14:1261:C:H6	1.72	0.54
38:45:25:ASP:HA	38:45:102:VAL:HG23	1.90	0.54
42:85:88:ILE:HG23	42:85:90:VAL:HG23	1.89	0.54
47:D5:76:LEU:H	47:D5:76:LEU:HD23	1.72	0.54
1:13:626:U:C2	1:13:627:G:C8	2.95	0.54
1:13:1015:A:H2'	1:13:1016:A:H8	1.72	0.54
1:13:1147:C:O2	9:8E:16:ARG:NH1	2.40	0.54
1:13:1435:G:H2'	1:13:1436:U:C6	2.42	0.54
5:4E:35:GLY:HA3	5:4E:112:LEU:O	2.07	0.54
12:3I:8:ASN:HA	12:3I:11:VAL:HG23	1.89	0.54
26:1H:930:U:H4'	26:1H:931:G:O5'	2.08	0.54
26:1H:991:C:H2'	26:1H:992:C:H6	1.72	0.54
26:1H:2177:C:H5''	28:71:213:TYR:HB2	1.89	0.54
26:1H:2619:C:OP1	30:21:152:LYS:HE3	2.07	0.54
37:78:71:VAL:HG12	37:78:72:PRO:HD3	1.88	0.54
41:B8:23:ARG:HG3	41:B8:120:ARG:NH1	2.22	0.54
46:G8:97:ARG:NH2	46:G8:103:GLY:O	2.40	0.54
46:G8:100:ALA:HB1	46:G8:101:LYS:CG	2.36	0.54
4:32:18:LYS:HZ3	4:32:31:CYS:HB2	1.70	0.54
4:32:18:LYS:HG3	57:32:302:SF4:S1	2.48	0.54
9:82:119:ALA:O	9:82:120:ARG:HB2	2.07	0.54
26:14:67:U:H2'	26:14:68:G:C8	2.42	0.54
26:14:975:G:OP2	59:14:3624:HOH:O	2.18	0.54
26:14:2176:A:N1	28:79:172:HIS:NE2	2.53	0.54
26:14:2766:G:H5''	26:14:2767:C:OP2	2.06	0.54
31:39:181:LEU:HD23	31:39:186:ILE:HD11	1.89	0.54
32:49:27:ASN:HD22	32:49:28:VAL:H	1.53	0.54
39:55:82:GLU:H	39:55:85:PRO:HG2	1.72	0.54
40:65:15:ARG:HD2	40:65:25:ARG:HH21	1.72	0.54
1:13:353:A:H5'	1:13:353:A:C8	2.40	0.54
1:13:872:A:C4	1:13:874:G:N7	2.76	0.54
7:6E:62:PHE:HA	7:6E:124:LEU:HD22	1.89	0.54
12:3I:60:LEU:HD12	12:3I:62:SER:OG	2.08	0.54
26:1H:139:G:N3	26:1H:141:A:N1	2.55	0.54
26:1H:308:G:H5''	26:1H:309:G:OP2	2.07	0.54
26:1H:618:G:H2'	26:1H:618(A):C:C6	2.43	0.54
26:1H:1432:C:H2'	26:1H:1433:U:O4'	2.08	0.54
26:1H:1983:C:O2'	26:1H:1984:G:H5'	2.07	0.54
26:1H:2849:U:H5'	26:1H:2867:G:N2	2.22	0.54
34:61:69:LYS:HG3	34:61:136:VAL:HB	1.89	0.54

Continued on next page...

Continued from previous page...

Atom-1	Atom-2	Interatomic distance (Å)	Clash overlap (Å)
34:61:77:LEU:CD1	34:61:140:LEU:HB3	2.38	0.54
38:88:48:GLU:HG3	38:88:48:GLU:O	2.07	0.54
40:A8:106:ARG:H	40:A8:106:ARG:NE	2.04	0.54
1:1G:590:C:H2'	1:1G:591:U:H6	1.73	0.54
1:1G:631:G:H1'	1:1G:632:A:C8	2.42	0.54
1:1G:653:A:C8	8:72:56:LYS:HE3	2.42	0.54
1:1G:1229:A:OP1	13:4A:116:THR:HG23	2.08	0.54
1:1G:1418:A:H2	26:14:1948:G:N3	2.05	0.54
1:1G:1466:C:H2'	1:1G:1467:G:O4'	2.07	0.54
5:42:102:ALA:HB3	5:42:107:ARG:HB2	1.89	0.54
7:62:115:ARG:O	7:62:118:VAL:HG22	2.07	0.54
11:2A:41:THR:OG1	11:2A:42:TRP:N	2.40	0.54
17:8A:5:VAL:HG22	17:8A:60:ILE:HG12	1.89	0.54
26:14:259:G:HO2'	26:14:621:A:HO2'	1.55	0.54
26:14:1251:C:H5	59:14:3908:HOH:O	1.89	0.54
26:14:1644:C:C2'	26:14:1645:G:H5'	2.37	0.54
26:14:2052:G:O4'	30:29:142:GLY:HA3	2.07	0.54
26:14:2319:G:N2	26:14:2334:G:OP1	2.21	0.54
26:14:2749:A:N1	26:14:2750:A:N6	2.56	0.54
28:79:16:PRO:HA	28:79:223:ARG:HG2	1.88	0.54
29:19:242:ARG:N	29:19:242:ARG:HD3	2.22	0.54
31:39:143:ALA:O	31:39:148:LEU:HB2	2.08	0.54
38:45:28:ALA:HB3	38:45:105:GLU:OE2	2.06	0.54
4:3E:156:GLU:O	4:3E:160:GLN:HB3	2.07	0.54
13:4I:16:ASP:OD1	13:4I:16:ASP:N	2.39	0.54
26:1H:323:G:C8	31:31:171:PRO:HG3	2.43	0.54
26:1H:483:A:C8	26:1H:484:C:C5	2.95	0.54
26:1H:1110:G:HO2'	26:1H:1111:A:P	2.29	0.54
26:1H:1889:A:N1	26:1H:2234:G:H1'	2.21	0.54
26:1H:1932:A:H2'	26:1H:1933:G:O4'	2.08	0.54
26:1H:2169:A:N7	26:1H:2170:A:N6	2.54	0.54
27:16:55:U:OP2	59:16:305:HOH:O	2.17	0.54
29:11:124:PRO:HG2	29:11:129:ASN:HD21	1.72	0.54
31:31:130:ALA:H	31:31:132:VAL:HG13	1.73	0.54
39:98:38:VAL:HB	39:98:39:PRO:HD3	1.88	0.54
1:1G:1014:A:H2'	1:1G:1015:A:C8	2.42	0.54
1:1G:1025:U:H5'	1:1G:1026:G:H5'	1.89	0.54
1:1G:1442:G:O2'	1:1G:1443:G:OP1	2.25	0.54
8:72:109:ILE:HG22	8:72:137:VAL:HB	1.90	0.54
23:2L:21:U:O2	23:2L:21:U:H2'	2.06	0.54
24:3L:21:A:H2'	24:3L:21:A:N3	2.23	0.54

Continued on next page...

Continued from previous page...

Atom-1	Atom-2	Interatomic distance (Å)	Clash overlap (Å)
1:13:814:A:N7	1:13:816:A:C4	2.75	0.54
1:13:1301:U:O2'	1:13:1302:U:H3'	2.07	0.54
6:5E:44:GLY:HA2	6:5E:59:TYR:CZ	2.43	0.54
13:4I:3:ARG:HH11	13:4I:7:VAL:HG22	1.73	0.54
24:3K:72:C:H2'	24:3K:73:A:H5''	1.90	0.54
26:1H:1588:C:H2'	26:1H:1589:C:C6	2.40	0.54
26:1H:2772:C:H2'	26:1H:2773:C:C6	2.43	0.54
27:16:11:C:H3'	27:16:12:C:C6	2.43	0.54
27:16:73:A:C4	27:16:104:A:C2	2.95	0.54
27:16:78:A:C2	27:16:99:A:C4	2.96	0.54
29:11:38:LYS:C	29:11:38:LYS:HZ3	2.10	0.54
29:11:38:LYS:HA	29:11:39:LYS:HD2	1.89	0.54
41:B8:77:PRO:HG2	41:B8:80:SER:HB2	1.90	0.54
46:G8:89:PHE:HD1	46:G8:90:LEU:H	1.54	0.54
47:H8:125:LEU:HG	47:H8:164:ALA:HB3	1.90	0.54
1:1G:464:G:H1'	1:1G:468:A:H61	1.71	0.54
1:1G:1513:A:H2'	1:1G:1514:C:C6	2.42	0.54
20:BA:53:LEU:HD12	20:BA:100:ILE:HG22	1.89	0.54
26:14:994:C:OP1	42:85:53:ARG:NH2	2.39	0.54
26:14:1159:U:H2'	26:14:1160:G:H8	1.71	0.54
26:14:1678:G:N3	26:14:1678:G:H2'	2.22	0.54
36:25:59:LYS:HB3	36:25:87:ILE:HG22	1.89	0.54
41:75:50:ILE:HD11	41:75:102:ILE:CD1	2.35	0.54
47:D5:29:TYR:CE1	47:D5:87:ASP:HB3	2.43	0.54
1:13:688:G:H2'	1:13:689:C:H6	1.73	0.54
1:13:953:G:H5'	1:13:965:A:H61	1.73	0.54
2:1E:6:THR:OG1	2:1E:7:VAL:N	2.41	0.54
15:6I:4:THR:OG1	15:6I:7:GLU:HG3	2.08	0.54
26:1H:638:G:C5	26:1H:651:G:C2	2.95	0.54
26:1H:1103:A:H3'	26:1H:1104:C:H6	1.73	0.54
26:1H:1336:A:OP2	45:F8:64:LYS:NZ	2.36	0.54
26:1H:1831:G:H2'	26:1H:1832:C:C6	2.42	0.54
26:1H:2887:U:H2'	26:1H:2888:C:C6	2.43	0.54
33:51:10:PRO:O	33:51:11:VAL:HG13	2.08	0.54
33:51:170:ARG:HA	33:51:171:LEU:CB	2.34	0.54
52:M8:36:CYS:SG	52:M8:38:LYS:N	2.80	0.54
1:1G:750:G:H1'	15:6A:22:THR:OG1	2.08	0.54
1:1G:1320:C:N3	19:AA:36:ARG:NH2	2.55	0.54
2:12:16:HIS:CE1	2:12:213:LEU:HD22	2.43	0.54
13:4A:37:THR:HG22	13:4A:55:ARG:HE	1.72	0.54
26:14:142:G:H2'	26:14:143:C:H6	1.71	0.54

Continued on next page...

Continued from previous page...

Atom-1	Atom-2	Interatomic distance (Å)	Clash overlap (Å)
26:14:322:A:H3'	31:39:169:ASN:OD1	2.07	0.54
26:14:573:G:O2'	26:14:574:C:H3'	2.08	0.54
26:14:839:U:H2'	26:14:840:C:C6	2.43	0.54
26:14:1456:G:OP2	59:14:3621:HOH:O	2.18	0.54
32:49:107:LEU:HD11	32:49:178:PHE:CE1	2.42	0.54
40:65:106:ARG:NH1	40:65:106:ARG:O	2.33	0.54
41:75:6:LEU:O	41:75:10:VAL:HG23	2.08	0.54
41:75:16:ARG:NH2	41:75:19:LEU:HD21	2.23	0.54
1:13:763:G:H2'	1:13:764:C:H6	1.73	0.54
1:13:1244:C:H2'	1:13:1245:A:C8	2.43	0.54
1:13:1497:G:C2'	1:13:1498:U:H5'	2.38	0.54
2:1E:79:ASP:N	2:1E:81:VAL:HG22	2.23	0.54
26:1H:1142(A):A:C4	26:1H:1144:G:C8	2.95	0.54
26:1H:1598:C:O2'	26:1H:1599:C:H5'	2.07	0.54
26:1H:2830:G:H5''	26:1H:2830:G:H8	1.73	0.54
29:11:263:ARG:HH11	29:11:263:ARG:HG3	1.73	0.54
32:41:49:ASP:OD1	32:41:51:ARG:HG3	2.08	0.54
49:J8:78:LYS:HD3	49:J8:78:LYS:N	2.23	0.54
1:1G:179:A:H2'	1:1G:180:U:C6	2.42	0.54
1:1G:411:A:OP1	4:32:30:LYS:NZ	2.32	0.54
1:1G:539:A:H2'	1:1G:540:G:C8	2.43	0.54
1:1G:1174:G:H2'	1:1G:1175:G:C8	2.41	0.54
1:1G:1259:C:N4	1:1G:1260:C:O2	2.41	0.54
1:1G:1386:G:C2	1:1G:1387:G:C8	2.95	0.54
10:1A:11:PHE:CE1	10:1A:67:THR:HG22	2.42	0.54
13:4A:91:ARG:NH1	13:4A:96:LEU:HB3	2.23	0.54
26:14:871:U:OP1	38:45:5:ARG:HG2	2.08	0.54
26:14:2645:G:H3'	26:14:2646:C:H5'	1.90	0.54
26:14:2859:G:C8	26:14:2859:G:H3'	2.43	0.54
35:15:16:ILE:HB	35:15:54:VAL:HG22	1.88	0.54
38:45:135:ASP:HA	47:D5:81:ARG:HH22	1.72	0.54
1:13:234:C:H2'	1:13:235:C:H6	1.73	0.54
1:13:693:G:C8	25:4K:13:A:H1'	2.43	0.54
1:13:1157:A:N6	1:13:1178:G:H21	2.06	0.54
4:3E:153:ARG:HH11	4:3E:181:MET:HB2	1.72	0.54
26:1H:592:G:O2'	55:Q8:4:MET:HB2	2.08	0.54
26:1H:1598:C:H2'	26:1H:1599:C:H6	1.73	0.54
26:1H:1914:C:H2'	26:1H:1915:U:O4'	2.08	0.54
29:11:41:GLY:C	29:11:43:ARG:H	2.11	0.54
32:41:107:LEU:HD21	32:41:178:PHE:CD1	2.43	0.54
39:98:55:ALA:HB2	39:98:79:LEU:HD13	1.89	0.54

Continued on next page...

Continued from previous page...

Atom-1	Atom-2	Interatomic distance (Å)	Clash overlap (Å)
43:D8:76:LYS:HB2	43:D8:81:TYR:HB3	1.88	0.54
1:1G:78:G:H1	1:1G:91:C:N4	1.97	0.54
1:1G:1129:C:N4	1:1G:1142:G:N7	2.56	0.54
1:1G:1321:C:H3'	1:1G:1322:C:H5''	1.90	0.54
7:62:65:ALA:HB1	7:62:127:ALA:HB3	1.89	0.54
23:2L:62:C:H2'	23:2L:63:C:H6	1.73	0.54
25:4L:14:A:O2'	25:4L:15:A:O4'	2.26	0.54
26:14:1708:C:O2'	26:14:1709:U:H5'	2.07	0.54
26:14:1754:C:H2'	26:14:1755:A:C8	2.43	0.54
42:85:76:TYR:CZ	42:85:80:ILE:HG13	2.43	0.54
6:5E:97:PHE:N	18:9I:30:ASP:OD1	2.39	0.53
14:5I:4:LYS:HA	14:5I:7:ILE:HG23	1.90	0.53
26:1H:71:A:H2	45:F8:31:HIS:NE2	2.03	0.53
26:1H:536:A:H2'	26:1H:537:C:C6	2.43	0.53
26:1H:607:U:N3	26:1H:621:A:C2	2.71	0.53
26:1H:2128:C:OP1	28:7I:37:PHE:HD2	1.90	0.53
26:1H:2334:G:H5'	40:A8:9:ARG:HG2	1.89	0.53
37:78:125:VAL:O	37:78:144:GLU:HB2	2.08	0.53
50:K8:53:LEU:O	50:K8:57:ILE:HG13	2.08	0.53
1:1G:560:U:O2'	1:1G:561:U:OP2	2.23	0.53
1:1G:1134:G:C2	1:1G:1135:U:H1'	2.44	0.53
3:22:45:LYS:O	3:22:48:TYR:HB2	2.07	0.53
13:4A:34:LEU:HD13	13:4A:41:PRO:HB3	1.89	0.53
13:4A:62:ASN:N	13:4A:62:ASN:OD1	2.41	0.53
22:1L:50:C:H42	22:1L:64:G:H1	1.55	0.53
28:79:43:VAL:HG11	28:79:222:VAL:HG11	1.90	0.53
30:29:47:VAL:HG21	30:29:86:PRO:HD2	1.89	0.53
40:65:78:LEU:HD11	40:65:107:GLU:HB3	1.90	0.53
46:C5:75:ILE:HA	46:C5:80:GLY:HA2	1.90	0.53
55:M5:52:LYS:N	55:M5:53:PRO:HD2	2.22	0.53
1:13:292:G:N7	1:13:293:G:H1'	2.23	0.53
1:13:363:A:OP1	12:3I:33:ARG:HG3	2.07	0.53
1:13:1110:A:OP2	59:13:1832:HOH:O	2.19	0.53
1:13:1125:U:O2'	1:13:1126:U:H6	1.90	0.53
8:7E:10:LEU:HD23	8:7E:10:LEU:N	2.23	0.53
26:1H:2817:G:OP1	39:98:99:LYS:NZ	2.23	0.53
27:16:42:C:H4'	32:41:67:LYS:HD2	1.90	0.53
31:31:23:ASP:OD1	31:31:24:LEU:N	2.40	0.53
35:58:96:GLU:HB2	35:58:122:VAL:CG1	2.39	0.53
48:I8:36:ILE:HD13	48:I8:36:ILE:C	2.29	0.53
50:K8:15:LYS:HZ2	50:K8:15:LYS:N	2.05	0.53

Continued on next page...

Continued from previous page...

Atom-1	Atom-2	Interatomic distance (Å)	Clash overlap (Å)
50:K8:41:ILE:O	50:K8:41:ILE:HG12	2.08	0.53
1:1G:853:G:H2'	1:1G:854:G:H8	1.73	0.53
4:32:9:CYS:SG	4:32:22:LYS:HE3	2.49	0.53
4:32:18:LYS:NZ	4:32:33:MET:HB2	2.23	0.53
26:14:2468:G:H3'	26:14:2476:A:N1	2.23	0.53
32:49:106:LEU:HD12	32:49:110:ALA:HB3	1.90	0.53
39:55:63:ARG:O	39:55:67:LEU:HD12	2.08	0.53
1:13:114:U:H2'	1:13:115:G:C8	2.44	0.53
1:13:1239:A:H62	1:13:1299:A:N6	2.04	0.53
19:AI:8:GLY:HA3	19:AI:9:VAL:CG1	2.33	0.53
24:3K:45:G:H4'	24:3K:46:G:OP1	2.08	0.53
27:16:102:G:N7	59:16:308:HOH:O	2.33	0.53
40:A8:36:TYR:N	40:A8:36:TYR:HD1	2.06	0.53
41:B8:58:ASN:ND2	41:B8:58:ASN:O	2.40	0.53
47:H8:60:GLU:O	47:H8:61:LEU:HB3	2.08	0.53
1:1G:1028(A):C:N3	1:1G:1032(B):G:N2	2.48	0.53
8:72:97:VAL:HA	8:72:100:ILE:HD11	1.89	0.53
24:3L:50:C:H2'	24:3L:51:A:C8	2.43	0.53
26:14:259:G:N2	26:14:621:A:H8	2.03	0.53
26:14:527:C:H4'	26:14:528:A:O5'	2.08	0.53
26:14:1142(A):A:N7	26:14:1144:G:C6	2.77	0.53
26:14:1417:C:H42	26:14:1581:G:H1	1.55	0.53
26:14:2037:G:H2'	26:14:2038:G:C8	2.43	0.53
26:14:2567:G:H2'	26:14:2568:C:H6	1.71	0.53
30:29:72:VAL:HB	30:29:74:PRO:HG3	1.90	0.53
40:65:23:ARG:NH2	40:65:84:GLN:OE1	2.40	0.53
1:13:592:G:H2'	1:13:593:G:H8	1.73	0.53
1:13:1149:C:OP1	9:8E:9:ARG:NH2	2.41	0.53
2:1E:71:VAL:HG23	2:1E:164:VAL:HA	1.90	0.53
2:1E:166:ASP:HB3	2:1E:169:LYS:HB2	1.90	0.53
15:6I:78:TYR:OH	15:6I:88:ARG:HG3	2.08	0.53
26:1H:287:C:H2'	26:1H:288:C:H6	1.73	0.53
26:1H:1423:G:N7	59:1H:3873:HOH:O	2.33	0.53
26:1H:1433:U:O2	26:1H:1561:G:C2	2.62	0.53
26:1H:1528:A:C2	26:1H:1543:A:N1	2.77	0.53
26:1H:2723:C:H5''	39:98:1:MET:HE2	1.90	0.53
30:21:101:ARG:CZ	30:21:171:GLU:HB3	2.39	0.53
44:E8:17:VAL:HG13	44:E8:76:VAL:HG11	1.90	0.53
2:12:50:GLU:OE1	2:12:50:GLU:N	2.40	0.53
24:3L:62:C:H2'	28:79:53:ARG:HH21	1.72	0.53
26:14:13:A:N1	26:14:525:U:H2'	2.23	0.53

Continued on next page...

Continued from previous page...

Atom-1	Atom-2	Interatomic distance (Å)	Clash overlap (Å)
29:19:108:PRO:HB3	29:19:143:HIS:HE1	1.72	0.53
29:19:260:ARG:NH1	29:19:267:SER:HB3	2.22	0.53
39:55:51:LEU:HD22	39:55:66:VAL:HG22	1.91	0.53
44:A5:71:VAL:HA	44:A5:107:LEU:HD12	1.90	0.53
46:C5:17:SER:HB2	46:C5:71:LYS:CE	2.39	0.53
1:13:591:U:H2'	1:13:592:G:C8	2.44	0.53
1:13:843:U:H5''	1:13:848:C:C5	2.43	0.53
2:1E:54:THR:HG21	2:1E:201:ILE:HD11	1.91	0.53
3:2E:18:TRP:HE3	3:2E:18:TRP:H	1.54	0.53
4:3E:85:LYS:HD2	4:3E:89:THR:N	2.23	0.53
18:9I:38:GLU:OE1	18:9I:41:LYS:NZ	2.24	0.53
23:2K:62:C:O2'	23:2K:63:C:H5'	2.09	0.53
26:1H:1337:G:H2'	26:1H:1338:G:C8	2.42	0.53
26:1H:1799:G:H5'	26:1H:1819:A:N6	2.23	0.53
27:16:80:U:H2'	27:16:81:G:N2	2.17	0.53
31:31:6:VAL:HG11	31:31:119:ARG:HA	1.90	0.53
35:58:130:HIS:C	35:58:134:ARG:HH22	2.09	0.53
38:88:139:GLU:H	47:H8:122:ARG:HH22	1.57	0.53
47:H8:116:VAL:H	47:H8:146:ILE:HD11	1.74	0.53
1:1G:1268:A:H2'	1:1G:1269:A:C8	2.43	0.53
1:1G:1359:C:O2'	1:1G:1361:G:O6	2.22	0.53
26:14:270(E):G:H2'	26:14:270(F):U:C6	2.43	0.53
26:14:1204:A:C2	26:14:1241:A:N1	2.77	0.53
26:14:2646:C:H2'	26:14:2647:U:O4'	2.07	0.53
37:35:85:LEU:HA	37:35:88:LEU:HD13	1.90	0.53
38:45:33:GLY:HA2	38:45:105:GLU:HB2	1.90	0.53
46:C5:86:ARG:HG3	46:C5:87:LYS:N	2.23	0.53
1:13:177:C:P	20:BI:65:LYS:HZ1	2.31	0.53
1:13:1221:G:O3'	19:AI:77:THR:HG21	2.08	0.53
10:1I:32:ALA:HB3	10:1I:76:ASN:O	2.08	0.53
26:1H:2422:A:N7	55:Q8:31:HIS:HE1	2.06	0.53
28:71:5:LYS:HA	28:71:8:ARG:HB3	1.90	0.53
33:51:2:SER:HB2	33:51:3:ARG:CD	2.27	0.53
50:K8:4:SER:CB	50:K8:7:ARG:H	2.21	0.53
2:12:71:VAL:HG21	2:12:164:VAL:HA	1.89	0.53
2:12:165:VAL:HG23	2:12:166:ASP:H	1.73	0.53
6:52:96:PRO:HB3	18:9A:30:ASP:CG	2.28	0.53
22:1L:26:A:H61	22:1L:44:U:H3	1.57	0.53
26:14:244:A:C2	26:14:255:A:C4	2.96	0.53
26:14:910:A:C5	38:45:13:GLN:HG3	2.44	0.53
26:14:1278:A:H2'	26:14:1279:G:C8	2.44	0.53

Continued on next page...

Continued from previous page...

Atom-1	Atom-2	Interatomic distance (Å)	Clash overlap (Å)
26:14:1316:U:H2'	26:14:1317:A:H8	1.73	0.53
26:14:1946:U:H2'	26:14:1947:C:C6	2.44	0.53
36:25:63:VAL:HG23	36:25:64:ARG:HG2	1.90	0.53
46:C5:19:LYS:HD2	46:C5:20:TYR:HE1	1.73	0.53
1:13:813:U:H5'	1:13:903:G:O3'	2.09	0.53
1:13:1228:C:OP1	13:4I:115:LYS:NZ	2.41	0.53
11:2I:17:GLY:O	11:2I:80:VAL:HA	2.09	0.53
24:3K:51:A:H2'	24:3K:52:G:C8	2.44	0.53
26:1H:639:U:H2'	26:1H:640:C:C6	2.43	0.53
26:1H:1046:A:H4'	26:1H:1047:G:OP2	2.09	0.53
26:1H:1580:A:H8	26:1H:1580:A:OP2	1.91	0.53
28:7I:14:VAL:HG13	28:7I:222:VAL:HG13	1.90	0.53
29:11:228:PRO:O	59:11:404:HOH:O	2.18	0.53
34:6I:110:ASP:OD1	34:6I:111:PRO:HA	2.08	0.53
50:K8:42:GLY:C	50:K8:44:LEU:H	2.12	0.53
53:N8:33:CYS:HB2	53:N8:40:LYS:HD2	1.91	0.53
1:1G:261:U:OP2	20:BA:79:ARG:NH2	2.42	0.53
1:1G:457:C:H2'	1:1G:458:C:C6	2.43	0.53
1:1G:1137:C:O2	1:1G:1138:G:N2	2.41	0.53
1:1G:1316:G:N2	1:1G:1318:A:H3'	2.24	0.53
3:22:32:LEU:HD22	3:22:59:ARG:HH22	1.73	0.53
3:22:118:GLN:HG3	3:22:187:ALA:HB2	1.91	0.53
6:52:24:GLU:OE1	6:52:28:ARG:NH1	2.42	0.53
9:82:105:ASP:OD1	9:82:107:ARG:HD3	2.08	0.53
26:14:91:A:C2'	26:14:92:G:H5'	2.39	0.53
26:14:2162:G:O2'	26:14:2173:A:OP1	2.26	0.53
30:29:117:MET:HA	30:29:122:PHE:N	2.24	0.53
1:13:1030:C:H2'	1:13:1031:G:C8	2.44	0.53
1:13:1233:G:H2'	1:13:1234:C:C6	2.43	0.53
2:1E:97:TRP:CZ3	2:1E:172:ILE:HB	2.44	0.53
8:7E:103:VAL:HG21	8:7E:110:ALA:HB2	1.91	0.53
11:2I:66:LEU:HD23	11:2I:101:SER:HB3	1.90	0.53
26:1H:804:A:P	59:1H:3628:HOH:O	2.67	0.53
26:1H:1045:A:H4'	26:1H:1045:A:OP1	2.08	0.53
26:1H:1332:G:N2	26:1H:1609:A:O2'	2.42	0.53
35:58:20:GLY:HA2	35:58:61:ARG:HD3	1.90	0.53
1:1G:390:C:O2'	16:7A:28:ARG:NH1	2.42	0.53
1:1G:777:A:H2	11:2A:119:CYS:HB3	1.73	0.53
1:1G:1048:G:OP1	14:5A:4:LYS:HB2	2.09	0.53
1:1G:1281:U:H3'	1:1G:1282:C:C5	2.44	0.53
1:1G:1324:A:H2'	1:1G:1325:C:H6	1.72	0.53

Continued on next page...

Continued from previous page...

Atom-1	Atom-2	Interatomic distance (Å)	Clash overlap (Å)
4:32:17:VAL:HG12	4:32:18:LYS:O	2.08	0.53
4:32:22:LYS:HB2	4:32:26:CYS:SG	2.49	0.53
9:82:42:ARG:NH1	9:82:75:ASP:OD1	2.31	0.53
24:3L:62:C:H2'	28:79:53:ARG:NH2	2.23	0.53
26:14:547:A:H2'	26:14:548:A:C8	2.44	0.53
26:14:2537:U:H2'	26:14:2538:C:C6	2.44	0.53
1:13:8:A:N6	4:3E:205:GLU:O	2.42	0.53
1:13:625:G:H2'	1:13:626:U:H6	1.74	0.53
1:13:636:U:H2'	1:13:637:G:H8	1.74	0.53
1:13:696:A:N1	1:13:797:C:O2'	2.35	0.53
1:13:1108:G:O6	59:13:1827:HOH:O	2.16	0.53
22:1K:27:G:N2	22:1K:43:U:O2	2.39	0.53
26:1H:442:G:C4	26:1H:444:C:C5	2.96	0.53
26:1H:657:U:H2'	26:1H:658:C:H6	1.73	0.53
26:1H:779:U:O4	59:1H:3756:HOH:O	2.18	0.53
26:1H:860:U:C5	26:1H:917:A:H2	2.25	0.53
26:1H:1026:U:H1'	26:1H:1027:A:C5'	2.39	0.53
26:1H:1107:G:H2'	26:1H:1108:U:C6	2.44	0.53
30:21:59:VAL:HG13	30:21:60:ASN:H	1.72	0.53
34:61:38:LEU:H	34:61:38:LEU:HD12	1.74	0.53
47:H8:116:VAL:HG22	47:H8:146:ILE:HG12	1.91	0.53
48:I8:51:VAL:N	48:I8:62:LEU:HD12	2.24	0.53
1:1G:778:G:O2'	11:2A:119:CYS:HB2	2.08	0.53
1:1G:947:G:H2'	1:1G:948:C:C6	2.44	0.53
9:82:117:HIS:O	9:82:118:LYS:HB2	2.08	0.53
16:7A:70:ALA:O	16:7A:74:LEU:HB2	2.09	0.53
26:14:142:G:H5''	26:14:1598:C:O2'	2.08	0.53
26:14:800:A:H8	26:14:800:A:OP1	1.91	0.53
26:14:1436:G:O2'	26:14:1477:A:H4'	2.09	0.53
26:14:1786:A:H2	26:14:2606:C:H1'	1.74	0.53
27:1J:8:U:O3'	40:65:25:ARG:NH2	2.37	0.53
33:59:11:VAL:HG11	33:59:69:ARG:HH22	1.74	0.53
39:55:72:ASP:O	39:55:76:VAL:HG23	2.09	0.53
48:E5:53:MET:HG3	48:E5:59:LEU:HD23	1.91	0.53
49:F5:85:LEU:O	49:F5:88:LYS:N	2.25	0.53
1:13:170:U:H2'	1:13:171:A:H8	1.74	0.53
1:13:363:A:N7	12:3I:33:ARG:CZ	2.72	0.53
1:13:807:A:H2'	1:13:808:C:C6	2.44	0.53
4:3E:43:HIS:ND1	4:3E:46:LYS:HE3	2.24	0.53
14:5I:9:LYS:HA	14:5I:12:ARG:HG2	1.90	0.53
17:8I:65:ILE:HB	17:8I:69:LYS:HB3	1.91	0.53

Continued on next page...

Continued from previous page...

Atom-1	Atom-2	Interatomic distance (Å)	Clash overlap (Å)
26:1H:528:A:C2	26:1H:2043:C:H4'	2.44	0.53
26:1H:910:A:N1	26:1H:2277:G:H1'	2.23	0.53
26:1H:2306:C:H3'	26:1H:2307:G:H5'	1.91	0.53
32:41:7:LEU:N	32:41:104:GLU:OE1	2.41	0.53
33:51:94:TYR:HA	33:51:106:THR:O	2.09	0.53
41:B8:60:THR:HG22	41:B8:77:PRO:HA	1.91	0.53
49:J8:15:ALA:O	49:J8:40:ARG:HG2	2.09	0.53
51:L8:31:LEU:O	51:L8:32:GLN:HB2	2.08	0.53
1:1G:164:U:H2'	1:1G:165:C:H6	1.73	0.53
3:22:50:ALA:HB2	3:22:75:VAL:HB	1.90	0.53
3:22:190:ARG:HG2	3:22:190:ARG:HH11	1.74	0.53
4:32:199:ASN:HB3	4:32:202:LEU:HG	1.90	0.53
26:14:273(F):C:H3'	26:14:274:G:C5'	2.39	0.53
33:59:146:ALA:O	33:59:149:ARG:N	2.31	0.53
35:15:91:LEU:O	35:15:95:PRO:HB3	2.09	0.53
37:35:69:GLY:C	37:35:70:GLN:HG3	2.28	0.53
40:65:42:ASP:OD1	40:65:42:ASP:N	2.42	0.53
1:13:919:A:O2'	1:13:920:U:H5'	2.08	0.52
1:13:1534:A:P	1:13:1534:A:H8	2.32	0.52
2:1E:46:LYS:HA	2:1E:49:GLU:CD	2.29	0.52
2:1E:68:ILE:HG13	2:1E:161:ALA:HB3	1.91	0.52
3:2E:32:LEU:HD13	3:2E:59:ARG:HD3	1.91	0.52
10:1I:85:LEU:HA	10:1I:88:LEU:HD23	1.91	0.52
26:1H:518:G:H2'	26:1H:519:U:C6	2.43	0.52
26:1H:1045:A:H1'	26:1H:1047:G:C4	2.44	0.52
26:1H:1063:G:H2	26:1H:1076:C:H1'	1.73	0.52
26:1H:1945:G:H2'	26:1H:1946:U:C6	2.44	0.52
26:1H:2373:G:H1	26:1H:2380:C:N4	2.07	0.52
26:1H:2849:U:OP2	41:B8:95:ARG:NH1	2.42	0.52
33:51:52:VAL:O	33:51:65:HIS:NE2	2.30	0.52
42:C8:58:ARG:HA	42:C8:61:TRP:CE3	2.44	0.52
44:E8:12:ILE:HD13	44:E8:17:VAL:HB	1.91	0.52
1:1G:235:C:C5'	17:8A:70:ARG:HG2	2.39	0.52
26:14:1780:A:OP1	59:14:3581:HOH:O	2.19	0.52
26:14:2105:C:N4	26:14:2184:G:H1	2.06	0.52
26:14:2882:A:H5'	39:55:96:ARG:HG3	1.92	0.52
27:1J:93:C:H2'	27:1J:94:C:H6	1.74	0.52
36:25:60:ALA:HB1	36:25:84:ALA:HB1	1.91	0.52
41:75:106:SER:HA	41:75:110:ILE:HG13	1.89	0.52
45:B5:40:LYS:HA	45:B5:51:VAL:HG11	1.90	0.52
1:13:187:C:O2	1:13:191(A):G:N1	2.42	0.52

Continued on next page...

Continued from previous page...

Atom-1	Atom-2	Interatomic distance (Å)	Clash overlap (Å)
1:13:881:G:OP2	12:3I:12:ARG:NH2	2.42	0.52
16:7I:58:TYR:O	16:7I:62:VAL:HG22	2.09	0.52
17:8I:67:LYS:O	17:8I:68:ARG:HB3	2.09	0.52
20:BI:10:LEU:HG	20:BI:12:ALA:H	1.74	0.52
26:1H:270(G):C:H2'	26:1H:270(H):C:O4'	2.09	0.52
26:1H:1494:A:H2'	26:1H:1495:A:C8	2.44	0.52
26:1H:2275:C:H5'	26:1H:2275:C:C6	2.40	0.52
26:1H:2331:G:O3'	48:I8:43:THR:HG22	2.09	0.52
29:11:8:PRO:HB3	29:11:14:ARG:HB2	1.90	0.52
52:M8:42:PHE:HD1	52:M8:43:TYR:HB3	1.74	0.52
1:1G:87:A:H4'	1:1G:88:C:OP1	2.08	0.52
1:1G:458:C:H2'	1:1G:464:G:H8	1.73	0.52
1:1G:1197:G:OP1	59:1G:1807:HOH:O	2.19	0.52
26:14:868:U:C4	26:14:869:G:N7	2.77	0.52
26:14:1224:G:N2	26:14:1227:A:OP2	2.36	0.52
26:14:2836:U:H2'	26:14:2837:G:C8	2.44	0.52
29:19:85:ASP:OD2	29:19:88:ARG:NH1	2.34	0.52
30:29:171:GLU:O	30:29:184:VAL:HA	2.09	0.52
36:25:31:LYS:HB3	36:25:32:TYR:CD2	2.45	0.52
1:13:232:G:H2'	1:13:233:C:H6	1.73	0.52
1:13:413:G:N2	1:13:428:G:H1'	2.25	0.52
1:13:671:G:H2'	1:13:672:U:H6	1.74	0.52
5:4E:147:ASP:N	5:4E:147:ASP:OD1	2.42	0.52
8:7E:39:LEU:HB3	8:7E:45:ILE:HG12	1.91	0.52
8:7E:94:TYR:HE1	8:7E:132:GLU:HB2	1.73	0.52
25:4K:12:A:HO2'	25:4K:13:A:P	2.30	0.52
26:1H:331:A:H1'	59:1H:4721:HOH:O	2.09	0.52
26:1H:508:G:N3	26:1H:508:G:H5''	2.24	0.52
26:1H:600:G:N2	26:1H:605:C:O3'	2.42	0.52
26:1H:637:A:H2'	37:78:117:GLU:OE1	2.09	0.52
26:1H:1441:G:H2'	26:1H:1442:G:C8	2.44	0.52
26:1H:1614:A:P	26:1H:1614:A:H8	2.33	0.52
26:1H:2138:C:O2	26:1H:2154:G:N2	2.43	0.52
27:16:116:G:H2'	27:16:117:G:O4'	2.09	0.52
35:58:12:ARG:HD3	35:58:14:VAL:HG22	1.91	0.52
24:3L:4:U:H2'	24:3L:5:C:O4'	2.08	0.52
26:14:1542:G:O6	26:14:1543:A:N6	2.42	0.52
26:14:2271:G:H5''	48:E5:20:ARG:NE	2.24	0.52
29:19:30:GLU:HG3	29:19:63:ARG:CZ	2.40	0.52
41:75:27:THR:OG1	41:75:89:VAL:HG22	2.09	0.52
43:95:1:MET:HB3	43:95:42:GLY:H	1.74	0.52

Continued on next page...

Continued from previous page...

Atom-1	Atom-2	Interatomic distance (Å)	Clash overlap (Å)
1:13:255:G:P	17:8I:69:LYS:HZ3	2.32	0.52
1:13:377:G:H5'	16:7I:5:ARG:HH12	1.74	0.52
1:13:448:A:OP2	1:13:485:G:N2	2.22	0.52
1:13:1336:C:H4'	1:13:1337:G:O5'	2.09	0.52
2:1E:21:ARG:NE	2:1E:21:ARG:O	2.42	0.52
24:3K:75:C:HO2'	24:3K:76:A:H2	1.56	0.52
26:1H:574:C:P	59:1H:3613:HOH:O	2.61	0.52
26:1H:719:C:H2'	26:1H:720:C:H6	1.72	0.52
26:1H:1062:G:H1'	26:1H:1088:A:C5	2.44	0.52
26:1H:1420:U:O2'	26:1H:1421:G:OP1	2.25	0.52
26:1H:2751:G:O6	33:51:3:ARG:HD2	2.10	0.52
29:11:34:VAL:O	29:11:64:ILE:HG23	2.09	0.52
31:31:127:GLU:OE2	31:31:127:GLU:HA	2.05	0.52
40:A8:27:SER:HA	40:A8:88:ASP:HB2	1.92	0.52
55:Q8:16:ILE:HD13	55:Q8:59:LYS:HG3	1.91	0.52
1:1G:6:G:H4'	1:1G:298:A:H4'	1.90	0.52
1:1G:560:U:H5'	1:1G:566:G:N2	2.24	0.52
1:1G:596:C:H2'	1:1G:597:G:H8	1.74	0.52
1:1G:1127:G:N2	1:1G:1145:C:N3	2.56	0.52
1:1G:1312:G:H2'	1:1G:1313:U:O4'	2.09	0.52
6:52:67:MET:HB2	6:52:68:PRO:HD2	1.92	0.52
9:82:9:ARG:O	9:82:104:ARG:HD2	2.10	0.52
10:1A:32:ALA:HA	10:1A:76:ASN:HD21	1.74	0.52
13:4A:8:GLU:CG	13:4A:9:ILE:H	2.22	0.52
18:9A:38:GLU:OE2	18:9A:38:GLU:N	2.38	0.52
26:14:792:G:H5''	26:14:793:A:H5'	1.91	0.52
26:14:1963:U:H5''	26:14:1963:U:O2	2.10	0.52
26:14:2068:U:H3	26:14:2430:A:H2	1.51	0.52
26:14:2331:G:H4'	48:E5:43:THR:H	1.75	0.52
29:19:166:GLN:HB3	29:19:174:ILE:HG22	1.92	0.52
39:55:1:MET:HG3	39:55:1:MET:O	2.08	0.52
41:75:22:PHE:CE2	41:75:86:ILE:HD11	2.45	0.52
42:85:91:ASP:O	42:85:93:LYS:N	2.42	0.52
47:D5:62:PRO:O	47:D5:63:ASP:HB3	2.10	0.52
1:13:145:G:H1	1:13:177:C:H42	1.55	0.52
1:13:407:G:H2'	1:13:408:A:C8	2.43	0.52
1:13:1226:C:N4	13:4I:104:ARG:HG3	2.23	0.52
3:2E:177:THR:O	3:2E:180:ALA:HB2	2.09	0.52
26:1H:1105:U:H2'	26:1H:1106:G:C8	2.44	0.52
26:1H:1290:C:H2'	26:1H:1291:C:C6	2.45	0.52
26:1H:1728:G:H2'	26:1H:1731:G:O6	2.09	0.52

Continued on next page...

Continued from previous page...

Atom-1	Atom-2	Interatomic distance (Å)	Clash overlap (Å)
26:1H:1729:A:H2'	26:1H:1731:G:N7	2.24	0.52
26:1H:1731:G:H2'	26:1H:1732:A:C8	2.44	0.52
26:1H:2320:A:H2'	26:1H:2320:A:N3	2.24	0.52
30:21:60:ASN:HD21	30:21:63:LEU:HB2	1.72	0.52
36:68:64:ARG:O	36:68:82:ASN:HA	2.10	0.52
47:H8:98:MET:O	47:H8:125:LEU:HA	2.09	0.52
1:1G:194:C:H2'	1:1G:195:A:H5''	1.91	0.52
26:14:195:A:H4'	26:14:251:A:O2'	2.09	0.52
26:14:495:G:N3	44:A5:61:ASN:ND2	2.55	0.52
26:14:1149:G:H2'	26:14:1150:C:C6	2.44	0.52
26:14:1227:A:OP1	43:95:84:LYS:HE2	2.09	0.52
26:14:1793:C:H2'	26:14:1794:U:C6	2.44	0.52
26:14:2343:C:O2'	26:14:2373:G:O2'	2.28	0.52
26:14:2520:C:H41	26:14:2542:A:N6	2.08	0.52
26:14:2773:C:OP1	30:29:166:THR:OG1	2.22	0.52
26:14:2791:C:HO2'	26:14:2792:G:P	2.33	0.52
30:29:3:GLY:HA3	30:29:81:ILE:HD12	1.91	0.52
32:49:37:VAL:HG22	32:49:159:VAL:HB	1.92	0.52
1:13:150:C:H2'	1:13:151:A:H8	1.75	0.52
1:13:725:G:O2'	1:13:726:C:H5'	2.10	0.52
1:13:808:C:OP2	15:6I:48:LYS:HE2	2.10	0.52
9:8E:34:ASN:O	9:8E:38:GLN:HB2	2.10	0.52
12:3I:58:VAL:O	12:3I:65:GLU:HA	2.09	0.52
19:AI:41:VAL:HG12	19:AI:43:GLU:N	2.23	0.52
20:BI:26:ASN:HB3	20:BI:71:THR:OG1	2.10	0.52
26:1H:934:G:H2'	26:1H:935:C:C6	2.45	0.52
26:1H:1049:C:H1'	26:1H:1113:U:O2'	2.10	0.52
26:1H:1482:U:O4	26:1H:1510:A:H1'	2.09	0.52
26:1H:1785:A:H5'	59:1H:3721:HOH:O	2.09	0.52
31:31:155:LEU:HB2	31:31:189:THR:HG21	1.91	0.52
32:41:6:ALA:H	52:M8:23:GLU:HG3	1.74	0.52
32:41:124:SER:HB3	32:41:132:ASN:O	2.10	0.52
40:A8:87:PHE:CE1	40:A8:102:ALA:HB2	2.44	0.52
47:H8:126:VAL:HG12	47:H8:162:GLU:O	2.10	0.52
1:1G:512:U:H2'	1:1G:513:C:C6	2.45	0.52
18:9A:53:ARG:HA	18:9A:56:THR:OG1	2.09	0.52
24:3L:37:A:H2'	24:3L:38:A:O4'	2.09	0.52
26:14:1000:A:C6	26:14:1001:A:N1	2.78	0.52
26:14:1392:A:N6	26:14:1393:A:N6	2.57	0.52
26:14:1900:A:OP2	59:14:3631:HOH:O	2.19	0.52
26:14:1936:A:C8	26:14:1940:U:O2	2.62	0.52

Continued on next page...

Continued from previous page...

Atom-1	Atom-2	Interatomic distance (Å)	Clash overlap (Å)
26:14:2058:A:H5''	26:14:2059:A:OP2	2.09	0.52
26:14:2152:G:N3	26:14:2152:G:H2'	2.24	0.52
26:14:2849:U:H4'	26:14:2868:A:C2	2.45	0.52
26:14:2897:U:H3'	26:14:2898:U:C6	2.44	0.52
29:19:49:ILE:CD1	29:19:52:ARG:HA	2.40	0.52
36:25:13:ASN:HD21	36:25:97:ARG:H	1.57	0.52
48:E5:12:ASN:HA	48:E5:14:ARG:NH2	2.22	0.52
1:13:626:U:N3	1:13:627:G:N7	2.58	0.52
8:7E:6:ILE:HB	8:7E:85:ARG:HH12	1.74	0.52
9:8E:114:TYR:HE2	10:1I:59:SER:HA	1.75	0.52
15:6I:27:VAL:O	15:6I:31:LEU:HB2	2.09	0.52
17:8I:70:ARG:C	17:8I:71:PHE:HD1	2.13	0.52
24:3K:49:G:N2	24:3K:65:C:O2'	2.41	0.52
26:1H:606:U:H4'	26:1H:658:C:H4'	1.90	0.52
26:1H:2074:U:H2'	26:1H:2075:U:C6	2.45	0.52
26:1H:2257:U:O2'	26:1H:2258:C:H5'	2.09	0.52
26:1H:2636:U:P	30:21:79:ARG:HA	2.50	0.52
30:21:37:ARG:HA	30:21:42:ASP:OD2	2.09	0.52
51:L8:26:LEU:HB2	51:L8:28:LEU:HD12	1.90	0.52
1:1G:589:C:H42	1:1G:650:G:H1	1.57	0.52
1:1G:1123:A:H4'	10:1A:37:PRO:HD2	1.92	0.52
1:1G:1163:C:N3	1:1G:1174:G:N2	2.58	0.52
1:1G:1320:C:H2'	1:1G:1321:C:C6	2.44	0.52
26:14:270(F):U:H3	26:14:270(T):G:H1	1.57	0.52
26:14:729:G:O5'	29:19:208:LYS:NZ	2.41	0.52
26:14:1793:C:H2'	26:14:1794:U:H6	1.75	0.52
26:14:2032:G:N2	30:29:146:THR:HG23	2.06	0.52
26:14:2124:G:N2	28:79:42:GLU:OE2	2.43	0.52
27:1J:13:A:H2'	27:1J:70:C:O2'	2.10	0.52
29:19:273:ARG:O	29:19:275:LYS:N	2.42	0.52
43:95:48:GLY:HA3	43:95:52:VAL:N	2.25	0.52
1:13:501:C:H2'	1:13:502:G:C8	2.45	0.52
1:13:1028:C:H41	1:13:1033:G:H1	1.56	0.52
1:13:1392:G:O2'	1:13:1393:U:H5'	2.09	0.52
13:4I:3:ARG:HB3	13:4I:9:ILE:HG12	1.92	0.52
22:1K:48:C:H4'	22:1K:49:G:O5'	2.10	0.52
26:1H:5:A:N6	26:1H:2898:U:O4	2.42	0.52
26:1H:185:U:H4'	26:1H:218:A:H4'	1.92	0.52
26:1H:302:C:H2'	26:1H:303:U:C6	2.44	0.52
26:1H:531:C:OP2	59:1H:3762:HOH:O	2.19	0.52
26:1H:801:G:OP2	59:1H:3758:HOH:O	2.18	0.52

Continued on next page...

Continued from previous page...

Atom-1	Atom-2	Interatomic distance (Å)	Clash overlap (Å)
26:1H:1843:C:H5'	29:11:253:GLN:OE1	2.08	0.52
33:51:68:THR:O	33:51:72:ILE:HG13	2.10	0.52
41:B8:26:ASP:CB	41:B8:92:GLY:H	2.22	0.52
47:H8:76:LEU:H	47:H8:76:LEU:HD23	1.75	0.52
26:14:459:U:H4'	54:L5:40:TRP:CZ3	2.44	0.52
26:14:587:C:OP2	37:35:21:ARG:NH2	2.42	0.52
26:14:634:C:H2'	26:14:635:C:C6	2.45	0.52
26:14:1178:C:H2'	26:14:1179:C:C6	2.45	0.52
26:14:2388:A:C2'	26:14:2389:G:H5'	2.39	0.52
26:14:2494:G:O2'	26:14:2495:G:H5'	2.10	0.52
30:29:182:LEU:O	30:29:183:LEU:HD12	2.09	0.52
40:65:10:ARG:O	40:65:14:VAL:HG12	2.09	0.52
1:13:486:U:H2'	1:13:487:A:H8	1.75	0.52
1:13:535:A:H5''	59:13:1898:HOH:O	2.09	0.52
1:13:770:C:OP1	59:13:1831:HOH:O	2.19	0.52
1:13:939:G:H2'	1:13:940:C:C6	2.45	0.52
1:13:1149:C:P	9:8E:9:ARG:HH21	2.33	0.52
2:1E:112:VAL:O	2:1E:115:LEU:HB3	2.09	0.52
16:7I:71:ARG:O	16:7I:75:ARG:N	2.41	0.52
24:3K:9:A:H3'	24:3K:10:G:H8	1.74	0.52
26:1H:558:G:P	35:58:111:PRO:HD2	2.50	0.52
26:1H:602:G:N2	26:1H:655:A:C8	2.68	0.52
26:1H:900:A:H5'	26:1H:901:A:OP2	2.10	0.52
26:1H:1354:A:H2'	26:1H:1355:G:O4'	2.10	0.52
26:1H:1368:G:OP1	54:P8:28:ARG:NH2	2.43	0.52
26:1H:1386:C:H2'	26:1H:1387:C:H6	1.74	0.52
26:1H:1568:G:P	29:11:63:ARG:HH12	2.33	0.52
26:1H:2592:G:C6	26:1H:2593:U:C4	2.98	0.52
26:1H:2751:G:C5	33:51:3:ARG:HG3	2.45	0.52
31:31:127:GLU:HG2	31:31:196:LEU:HD23	1.92	0.52
32:41:96:ARG:O	32:41:97:ASP:HB2	2.09	0.52
35:58:48:MET:SD	35:58:48:MET:O	2.68	0.52
41:B8:12:SER:CB	41:B8:15:VAL:H	2.21	0.52
41:B8:99:LEU:HB3	41:B8:101:PHE:CE1	2.45	0.52
47:H8:152:ALA:HB3	47:H8:167:PRO:O	2.10	0.52
1:1G:15:G:H2'	1:1G:16:A:C8	2.45	0.52
1:1G:160:A:H1'	1:1G:344:A:N7	2.25	0.52
1:1G:518:C:H5''	1:1G:519:C:C6	2.45	0.52
1:1G:607:A:H2'	1:1G:608:A:O4'	2.10	0.52
1:1G:712:A:H2'	1:1G:713:G:C8	2.45	0.52
5:42:51:VAL:O	5:42:55:VAL:HG23	2.09	0.52

Continued on next page...

Continued from previous page...

Atom-1	Atom-2	Interatomic distance (Å)	Clash overlap (Å)
10:1A:63:PHE:CD1	14:5A:58:LYS:HA	2.45	0.52
26:14:330:A:HO2'	26:14:331:A:H8	1.56	0.52
26:14:2378:A:O2'	40:65:21:THR:HG21	2.10	0.52
26:14:2386:C:OP2	59:14:3629:HOH:O	2.19	0.52
31:39:68:LYS:HB3	31:39:69:HIS:CD2	2.45	0.52
46:C5:40:GLU:N	46:C5:40:GLU:OE2	2.43	0.52
49:F5:64:ALA:HA	49:F5:67:ILE:HG12	1.92	0.52
1:13:468:A:H5''	16:7I:80:PHE:HB3	1.92	0.52
1:13:1170:A:H2'	1:13:1171:G:O4'	2.10	0.52
2:1E:234:PRO:HB3	2:1E:236:TYR:CD2	2.45	0.52
4:3E:39:PRO:O	4:3E:44:GLY:HA3	2.10	0.52
13:4I:79:LYS:O	13:4I:83:ASP:HB2	2.10	0.52
19:AI:40:ILE:HG21	19:AI:66:MET:O	2.10	0.52
26:1H:44:A:O2'	26:1H:45:G:H5'	2.09	0.52
26:1H:719:C:H2'	26:1H:720:C:C6	2.45	0.52
26:1H:1127:A:O2'	26:1H:2518:A:OP1	2.25	0.52
26:1H:1533:C:C6	26:1H:1534:G:H5''	2.45	0.52
26:1H:1590:U:H2'	26:1H:1591:G:H8	1.74	0.52
26:1H:1833:U:P	59:1H:3703:HOH:O	2.68	0.52
37:78:124:LYS:HA	37:78:143:GLY:O	2.09	0.52
40:A8:85:VAL:H	40:A8:111:GLU:HG2	1.74	0.52
1:1G:837:G:N2	1:1G:850:U:O2	2.43	0.52
1:1G:1240:U:OP2	7:62:116:ALA:N	2.43	0.52
2:12:22:LYS:C	2:12:23:ARG:HE	2.12	0.52
11:2A:81:ASP:N	11:2A:81:ASP:OD1	2.43	0.52
13:4A:78:ILE:HG23	13:4A:92:HIS:ND1	2.24	0.52
23:2L:15:G:H2'	23:2L:60:A:N1	2.25	0.52
23:2L:55:5MU:H2'	23:2L:56:PSU:O4'	2.10	0.52
24:3L:52:G:N2	28:79:53:ARG:HH12	2.06	0.52
26:14:139:G:H5'	26:14:139:G:C8	2.45	0.52
26:14:1056:G:H1'	26:14:1103:A:N6	2.25	0.52
26:14:2134:A:H2'	26:14:2134:A:N3	2.25	0.52
26:14:2298:A:N6	26:14:2318:G:C8	2.77	0.52
32:49:14:GLU:O	32:49:17:PRO:HG2	2.10	0.52
1:13:342:C:C2	1:13:348:G:C2	2.98	0.51
1:13:626:U:H5''	16:7I:38:TYR:CD2	2.45	0.51
1:13:1125:U:O2'	1:13:1126:U:C6	2.58	0.51
5:4E:122:GLU:HG2	5:4E:131:ILE:HD12	1.92	0.51
13:4I:10:PRO:HB2	13:4I:18:ALA:HB1	1.91	0.51
20:BI:33:ILE:O	20:BI:37:SER:OG	2.22	0.51
23:2K:48:U:O2'	23:2K:49:C:OP2	2.27	0.51

Continued on next page...

Continued from previous page...

Atom-1	Atom-2	Interatomic distance (Å)	Clash overlap (Å)
26:1H:191:A:H2'	26:1H:192:C:C6	2.45	0.51
26:1H:761:A:OP1	59:1H:3764:HOH:O	2.19	0.51
31:31:185:ASP:HA	31:31:188:ARG:CD	2.40	0.51
33:51:137:ASP:OD1	33:51:138:LYS:N	2.42	0.51
45:F8:84:ALA:HB1	45:F8:85:PRO:HD2	1.93	0.51
1:1G:260:G:H2'	1:1G:261:U:C6	2.45	0.51
1:1G:371:G:H1	1:1G:390:C:H42	1.57	0.51
1:1G:629:G:H2'	1:1G:630:G:H4'	1.91	0.51
7:62:88:PRO:O	7:62:89:MET:HG2	2.10	0.51
30:29:50:GLY:HA2	30:29:78:LEU:HB2	1.92	0.51
36:25:3:GLN:HB2	36:25:4:PRO:HD2	1.92	0.51
47:D5:52:SER:O	47:D5:53:ILE:HG12	2.11	0.51
47:D5:60:GLU:HA	47:D5:66:SER:HA	1.91	0.51
47:D5:77:ASP:HB2	47:D5:84:GLU:HG2	1.91	0.51
48:E5:68:GLU:OE1	48:E5:82:ARG:HG3	2.10	0.51
1:13:1126:U:C5	1:13:1127:G:N7	2.78	0.51
5:4E:126:ARG:HG3	5:4E:126:ARG:NH1	2.24	0.51
19:AI:3:ARG:CD	19:AI:9:VAL:HG21	2.39	0.51
26:1H:270(K):C:C2'	26:1H:270(N):G:H22	2.23	0.51
26:1H:528:A:N1	26:1H:2042:A:H2'	2.25	0.51
26:1H:860:U:H1'	26:1H:2268:A:H5'	1.91	0.51
26:1H:1491:G:O4'	29:11:99:ASP:HB3	2.10	0.51
26:1H:2127:G:H1'	26:1H:2162:G:H1'	1.92	0.51
26:1H:2154:G:H2'	26:1H:2155:G:H8	1.76	0.51
26:1H:2648:C:H2'	26:1H:2649:U:C6	2.45	0.51
26:1H:2698:U:H2'	26:1H:2699:C:C6	2.45	0.51
29:11:3:VAL:HG13	29:11:17:THR:HG23	1.93	0.51
29:11:228:PRO:HD3	29:11:235:GLY:HA3	1.92	0.51
38:88:110:THR:HG23	38:88:113:GLN:OE1	2.11	0.51
42:C8:49:HIS:HA	42:C8:52:ARG:HG2	1.93	0.51
4:32:173:TRP:CD1	4:32:174:LEU:HG	2.45	0.51
20:BA:64:ASP:OD2	20:BA:81:LYS:NZ	2.42	0.51
26:14:761:A:H5''	59:14:3532:HOH:O	2.10	0.51
26:14:1425:G:H2'	26:14:1426:G:O4'	2.11	0.51
26:14:1568:G:H5''	29:19:61:LEU:HD22	1.92	0.51
26:14:2127:G:H2'	26:14:2128:C:O4'	2.10	0.51
26:14:2849:U:O4	41:75:23:ARG:NH2	2.37	0.51
39:55:33:ARG:NH2	39:55:115:GLU:OE2	2.43	0.51
40:65:89:ARG:O	40:65:92:TYR:N	2.43	0.51
1:13:145:G:H1	1:13:177:C:N4	2.09	0.51
1:13:1053:G:O5'	1:13:1054:C:H3'	2.10	0.51

Continued on next page...

Continued from previous page...

Atom-1	Atom-2	Interatomic distance (Å)	Clash overlap (Å)
1:13:1060:C:O2'	10:1I:56:HIS:ND1	2.41	0.51
1:13:1210:C:C2'	1:13:1211:U:H5'	2.40	0.51
2:1E:11:LEU:HD21	2:1E:209:ARG:HH21	1.75	0.51
2:1E:18:GLY:HA2	2:1E:42:ILE:HG13	1.93	0.51
8:7E:8:ASP:O	8:7E:12:ARG:HB2	2.10	0.51
26:1H:1170:G:N2	26:1H:1180:C:C2	2.79	0.51
26:1H:1831:G:H2'	26:1H:1832:C:H6	1.74	0.51
26:1H:1869:G:H8	26:1H:1869:G:H5''	1.75	0.51
26:1H:2356:C:C5	26:1H:2357:U:C4	2.98	0.51
42:C8:69:CYS:HB2	42:C8:74:LEU:HD13	1.92	0.51
50:K8:2:LYS:HB3	50:K8:5:GLU:HG3	1.91	0.51
1:1G:690:G:H2'	1:1G:691:G:O4'	2.10	0.51
1:1G:978:A:H5'	1:1G:979:C:OP2	2.10	0.51
1:1G:1118:C:H1'	1:1G:1179:A:C4	2.45	0.51
3:22:150:LYS:HG3	3:22:169:ALA:HB2	1.92	0.51
4:32:173:TRP:HZ3	4:32:193:ASP:HB3	1.75	0.51
9:82:16:ARG:O	9:82:63:ILE:HG23	2.09	0.51
12:3A:79:GLU:HG2	12:3A:80:HIS:CD2	2.46	0.51
13:4A:91:ARG:HB2	13:4A:98:VAL:HG12	1.91	0.51
26:14:226:G:H21	26:14:228:A:H62	1.58	0.51
26:14:618:G:H2'	26:14:618(A):C:O4'	2.10	0.51
26:14:770:G:H5''	26:14:771:G:OP2	2.11	0.51
26:14:2497:A:O3'	59:14:3628:HOH:O	2.19	0.51
41:75:91:ARG:HD2	41:75:124:ASP:OD2	2.11	0.51
42:85:50:ARG:NH1	43:95:72:VAL:HG23	2.24	0.51
43:95:34:GLU:OE1	43:95:56:SER:HB2	2.10	0.51
1:13:1:U:O2'	1:13:2:U:H5''	2.11	0.51
1:13:67:C:H2'	1:13:68:G:H8	1.75	0.51
1:13:157:G:H2'	1:13:158:G:C8	2.46	0.51
1:13:631:G:O2'	1:13:632:A:O5'	2.28	0.51
1:13:872:A:C2	1:13:874:G:C6	2.99	0.51
1:13:883:C:C2'	1:13:884:U:H5'	2.41	0.51
26:1H:270(E):G:H1	26:1H:270(U):C:N4	2.04	0.51
26:1H:731:C:P	59:1H:3639:HOH:O	2.68	0.51
26:1H:1025:G:C4	26:1H:1135:C:H1'	2.45	0.51
26:1H:2124:G:N2	26:1H:2175:C:N3	2.53	0.51
26:1H:2127:G:C8	26:1H:2162:G:C4	2.98	0.51
29:11:245:PRO:CG	29:11:253:GLN:HE21	2.23	0.51
30:21:111:ARG:HG3	30:21:160:TYR:CD2	2.46	0.51
33:51:6:ARG:HA	33:51:66:GLY:HA2	1.91	0.51
33:51:20:ALA:HB3	33:51:23:ARG:HG3	1.92	0.51

Continued on next page...

Continued from previous page...

Atom-1	Atom-2	Interatomic distance (Å)	Clash overlap (Å)
37:78:38:GLN:O	37:78:41:ARG:HB2	2.10	0.51
40:A8:49:VAL:HG22	40:A8:80:LEU:HD13	1.91	0.51
52:M8:13:ARG:HD2	52:M8:20:ASN:HD22	1.74	0.51
1:1G:309:G:O2'	1:1G:607:A:N1	2.43	0.51
1:1G:804:U:H5''	1:1G:805:C:OP2	2.10	0.51
1:1G:984:C:H2'	1:1G:985:C:H6	1.75	0.51
1:1G:1140:C:H2'	1:1G:1141:C:C6	2.45	0.51
2:12:22:LYS:HE2	2:12:40:HIS:HE1	1.76	0.51
2:12:54:THR:HA	2:12:57:PHE:HB2	1.91	0.51
2:12:145:LEU:O	2:12:149:LEU:HB2	2.11	0.51
6:52:19:LEU:O	6:52:23:LYS:HG3	2.09	0.51
26:14:19:C:H2'	26:14:20:C:C6	2.46	0.51
26:14:1630:G:N2	26:14:1636:C:O2	2.38	0.51
26:14:2150:U:H2'	26:14:2151:G:H8	1.75	0.51
34:69:90:GLY:O	34:69:121:LYS:HE2	2.10	0.51
43:95:28:GLU:O	43:95:61:VAL:HG11	2.10	0.51
55:M5:14:VAL:CG1	55:M5:22:VAL:HG13	2.40	0.51
1:13:439:A:H3'	1:13:440:A:H8	1.76	0.51
1:13:652:U:O4	1:13:752:G:O2'	2.15	0.51
4:3E:117:ALA:O	4:3E:120:LEU:HB2	2.10	0.51
8:7E:109:ILE:HD11	8:7E:120:THR:HG22	1.92	0.51
19:AI:51:VAL:O	19:AI:58:VAL:N	2.34	0.51
26:1H:910:A:N7	38:88:13:GLN:HG3	2.24	0.51
26:1H:1324:G:C5	26:1H:1328:G:O6	2.64	0.51
26:1H:1604:C:H5''	59:1H:3935:HOH:O	2.10	0.51
26:1H:1633:G:N7	59:1H:3881:HOH:O	2.34	0.51
26:1H:1664:A:OP1	59:1H:3765:HOH:O	2.19	0.51
26:1H:1690:A:H2'	26:1H:1691:C:O4'	2.10	0.51
30:21:63:LEU:O	30:21:64:LYS:HG3	2.10	0.51
31:31:34:TRP:HB2	37:78:6:LEU:HG	1.92	0.51
32:41:17:PRO:HA	32:41:20:ILE:HD12	1.91	0.51
49:J8:7:ILE:HD12	49:J8:62:VAL:HG11	1.92	0.51
1:1G:328:C:H4'	1:1G:329:A:H5''	1.91	0.51
1:1G:1151:A:O2'	1:1G:1152:A:O5'	2.29	0.51
1:1G:1429:C:H2'	1:1G:1430:C:H6	1.76	0.51
6:52:99:ALA:HB3	18:9A:29:PHE:CE1	2.44	0.51
19:AA:65:ASN:HB2	19:AA:66:MET:SD	2.51	0.51
20:BA:72:LEU:O	20:BA:73:HIS:HB2	2.09	0.51
26:14:307:G:N2	26:14:310:A:O5'	2.34	0.51
26:14:1104:C:H2'	26:14:1105:U:C6	2.46	0.51
26:14:1620:G:C4'	54:L5:1:MET:H2	2.23	0.51

Continued on next page...

Continued from previous page...

Atom-1	Atom-2	Interatomic distance (Å)	Clash overlap (Å)
26:14:2876:G:H4'	41:75:2:ASN:HD22	1.75	0.51
30:29:199:ARG:HB3	30:29:200:GLU:OE1	2.11	0.51
31:39:11:VAL:CG1	31:39:13:SER:HB3	2.41	0.51
31:39:158:THR:HB	31:39:195:ASP:HB2	1.92	0.51
40:65:27:SER:HA	40:65:88:ASP:HB2	1.93	0.51
41:75:55:ASN:N	41:75:59:THR:HG22	2.25	0.51
42:85:92:ARG:C	42:85:94:ASN:H	2.14	0.51
43:95:71:LEU:O	43:95:85:LYS:O	2.28	0.51
49:F5:50:ARG:HD2	49:F5:57:GLU:OE1	2.10	0.51
1:13:114:U:O2'	1:13:115:G:H5'	2.10	0.51
1:13:1249:C:O2'	9:8E:73:GLN:OE1	2.28	0.51
1:13:1308:U:H5''	13:4I:98:VAL:HG22	1.92	0.51
2:1E:125:PRO:HA	2:1E:127:ILE:HG13	1.93	0.51
5:4E:89:ILE:HG21	5:4E:135:THR:HA	1.93	0.51
23:2K:24:C:H2'	23:2K:25:U:H6	1.74	0.51
26:1H:721:C:H2'	26:1H:722:A:H8	1.75	0.51
26:1H:1323:U:H2'	26:1H:1324:G:H5'	1.91	0.51
26:1H:2123:G:H22	26:1H:2176:A:H2	1.59	0.51
26:1H:2313:C:H4'	32:41:91:ARG:HG3	1.93	0.51
27:16:63:G:H2'	27:16:64:C:C6	2.45	0.51
30:21:38:THR:HG22	30:21:41:LYS:N	2.25	0.51
32:41:76:SER:OG	32:41:84:LYS:N	2.44	0.51
51:L8:28:LEU:HA	51:L8:33:GLN:HE21	1.75	0.51
1:1G:976:G:P	14:5A:32:SER:H	2.30	0.51
1:1G:1014:A:H4'	19:AA:14:HIS:CE1	2.46	0.51
1:1G:1105:A:H2'	1:1G:1106:G:H8	1.75	0.51
2:12:105:PHE:CE1	2:12:109:SER:HB3	2.45	0.51
11:2A:54:ARG:NH2	24:3L:40:C:OP1	2.43	0.51
12:3A:28:LYS:HD2	12:3A:33:ARG:HH12	1.76	0.51
22:1L:53:G:C5	22:1L:54:5MU:H72	2.45	0.51
26:14:433:C:C4	26:14:434:U:O4	2.64	0.51
26:14:1759:A:H4'	26:14:2715:C:O4'	2.11	0.51
26:14:1945:G:H2'	26:14:1946:U:C6	2.45	0.51
26:14:2239:G:P	59:14:3822:HOH:O	2.69	0.51
26:14:2340:G:O2'	26:14:2341:G:H5'	2.11	0.51
26:14:2660:A:H8	26:14:2660:A:OP1	1.94	0.51
42:85:29:SER:C	42:85:30:LYS:HD3	2.31	0.51
42:85:91:ASP:C	42:85:93:LYS:H	2.13	0.51
44:A5:46:PHE:O	44:A5:50:VAL:HG12	2.11	0.51
1:13:116:A:H61	1:13:313:A:H1'	1.75	0.51
1:13:1127:G:C2'	1:13:1128:C:H5'	2.39	0.51

Continued on next page...

Continued from previous page...

Atom-1	Atom-2	Interatomic distance (Å)	Clash overlap (Å)
1:13:1453:G:OP2	1:13:1453:G:H4'	2.11	0.51
3:2E:58:GLU:H	3:2E:65:ALA:HB3	1.76	0.51
4:3E:111:ALA:HB2	4:3E:120:LEU:CD1	2.41	0.51
4:3E:173:TRP:CZ3	4:3E:193:ASP:HB3	2.46	0.51
9:8E:118:LYS:O	9:8E:119:ALA:HB3	2.11	0.51
20:BI:75:ASN:O	20:BI:79:ARG:HB2	2.11	0.51
26:1H:128:C:H2'	26:1H:129:C:H6	1.76	0.51
26:1H:527:C:OP2	26:1H:2779:U:H5	1.94	0.51
26:1H:558:G:OP1	35:58:111:PRO:HD2	2.09	0.51
26:1H:863:A:H2'	26:1H:864:G:H8	1.74	0.51
27:16:90:C:H5'	38:88:18:LYS:HA	1.91	0.51
31:31:17:ARG:O	31:31:17:ARG:HD3	2.11	0.51
37:78:19:VAL:HA	37:78:27:HIS:HB3	1.92	0.51
38:88:116:GLU:OE2	38:88:119:ARG:NH2	2.36	0.51
39:98:118:GLU:OE1	39:98:118:GLU:HA	2.11	0.51
49:J8:93:GLU:CG	49:J8:94:LEU:N	2.51	0.51
51:L8:43:ILE:O	51:L8:47:VAL:HG23	2.10	0.51
1:1G:17:U:H2'	1:1G:18:C:C6	2.45	0.51
1:1G:826:C:H2'	1:1G:827:U:C6	2.45	0.51
1:1G:920:U:H2'	1:1G:921:U:H6	1.73	0.51
1:1G:1118:C:OP1	9:82:104:ARG:NE	2.35	0.51
2:12:132:LYS:HG3	2:12:136:VAL:HG23	1.93	0.51
26:14:1342:A:H2	26:14:1602:U:H3	1.58	0.51
26:14:2129:C:H5''	26:14:2130:U:H5	1.75	0.51
26:14:2160:G:N2	26:14:2161:C:N3	2.58	0.51
26:14:2324:C:H5''	26:14:2325:G:H5'	1.91	0.51
26:14:2339:G:H2'	26:14:2340:G:C8	2.46	0.51
26:14:2734:A:H2'	26:14:2735:G:O4'	2.09	0.51
29:19:66:ASP:HB3	29:19:105:ILE:CD1	2.41	0.51
30:29:81:ILE:HG22	30:29:82:ARG:N	2.19	0.51
32:49:120:LEU:HB2	32:49:180:PHE:CD1	2.45	0.51
50:G5:4:SER:CB	50:G5:7:ARG:HB2	2.41	0.51
1:13:321:A:H62	1:13:328:C:H1'	1.76	0.51
1:13:1322:C:H5''	13:4I:100:GLY:HA2	1.93	0.51
3:2E:8:ILE:HG23	3:2E:16:ARG:HG2	1.92	0.51
5:4E:102:ALA:HB1	5:4E:106:PRO:HG2	1.92	0.51
8:7E:49:GLU:HG2	8:7E:62:TYR:HE2	1.75	0.51
13:4I:91:ARG:HB2	13:4I:98:VAL:HG12	1.93	0.51
22:1K:14:A:C5	22:1K:22:G:C2	2.98	0.51
22:1K:17:U:HO2'	22:1K:57:G:N2	2.08	0.51
22:1K:21:A:O2'	22:1K:22:G:OP1	2.27	0.51

Continued on next page...

Continued from previous page...

Atom-1	Atom-2	Interatomic distance (Å)	Clash overlap (Å)
24:3K:5:C:H1'	24:3K:68:G:H22	1.76	0.51
26:1H:1337:G:C4	26:1H:1338:G:C8	2.99	0.51
26:1H:1420:U:HO2'	26:1H:1421:G:P	2.33	0.51
26:1H:2232:U:P	49:J8:40:ARG:HH12	2.34	0.51
26:1H:2518:A:H5'	26:1H:2518:A:C8	2.46	0.51
29:11:84:TYR:CE1	29:11:86:PRO:HB3	2.46	0.51
32:41:173:LEU:HD12	32:41:178:PHE:CD2	2.46	0.51
35:58:12:ARG:HG2	35:58:13:TRP:H	1.76	0.51
41:B8:111:ARG:HD3	41:B8:111:ARG:H	1.76	0.51
45:F8:55:ASN:O	45:F8:79:ALA:HA	2.11	0.51
1:1G:596:C:H2'	1:1G:597:G:C8	2.46	0.51
1:1G:642:A:N3	8:72:113:SER:OG	2.41	0.51
1:1G:689:C:C2'	1:1G:690:G:H5'	2.41	0.51
1:1G:1119:C:OP2	9:82:9:ARG:NH2	2.44	0.51
1:1G:1206:G:C6	1:1G:1207:G:C6	2.98	0.51
1:1G:1413:A:H2'	1:1G:1414:U:O4'	2.11	0.51
26:14:125:G:H5''	54:L5:19:ARG:HD3	1.92	0.51
26:14:569:U:C4	26:14:570:G:C6	2.98	0.51
26:14:847:U:H5	26:14:933:A:H62	1.58	0.51
26:14:996:A:C2	26:14:997:G:C8	2.99	0.51
29:19:12:SER:HB2	29:19:208:LYS:HB3	1.91	0.51
31:39:4:VAL:HG13	31:39:19:GLU:OE2	2.10	0.51
32:49:118:ARG:HB2	32:49:181:ARG:HD3	1.93	0.51
47:D5:76:LEU:HA	47:D5:83:PRO:HA	1.92	0.51
1:13:1000:A:H2'	1:13:1001:G:C8	2.46	0.51
1:13:1171:G:O2'	1:13:1172:C:H5'	2.11	0.51
1:13:1347:G:C8	9:8E:107:ARG:HB2	2.46	0.51
2:1E:46:LYS:HA	2:1E:49:GLU:OE2	2.11	0.51
26:1H:185:U:H2'	26:1H:186:G:H8	1.76	0.51
26:1H:476:G:N1	26:1H:479:A:OP2	2.43	0.51
26:1H:2577:A:N7	59:1H:3886:HOH:O	2.34	0.51
30:21:2:LYS:HA	30:21:84:PHE:CD1	2.46	0.51
30:21:64:LYS:HB3	30:21:66:HIS:CG	2.45	0.51
33:51:101:ARG:NH2	33:51:122:THR:OG1	2.44	0.51
33:51:168:PRO:HB2	33:51:170:ARG:NH2	2.25	0.51
1:1G:127:G:OP1	1:1G:635:G:H1'	2.10	0.51
1:1G:567:G:H1'	59:1G:1950:HOH:O	2.10	0.51
1:1G:827:U:H3	1:1G:872:A:H62	1.58	0.51
1:1G:1157:A:N6	1:1G:1177:G:H1	2.08	0.51
8:72:20:TYR:CE2	8:72:75:ARG:HB3	2.46	0.51
9:82:19:LEU:HA	9:82:61:ALA:HA	1.93	0.51

Continued on next page...

Continued from previous page...

Atom-1	Atom-2	Interatomic distance (Å)	Clash overlap (Å)
23:2L:32:G:C5	23:2L:33:OMC:C5	2.99	0.51
26:14:235:U:H2'	26:14:236:C:C6	2.45	0.51
26:14:1013:C:H2'	26:14:1014:U:C6	2.46	0.51
26:14:2688:U:H5	26:14:2720:U:OP2	1.93	0.51
26:14:2788:C:O2'	26:14:2809:A:N3	2.41	0.51
27:1J:17:C:H2'	27:1J:18:G:O4'	2.11	0.51
30:29:13:ARG:NH2	41:75:77:PRO:HB3	2.26	0.51
30:29:54:GLN:HB2	30:29:72:VAL:CA	2.40	0.51
32:49:42:GLY:O	32:49:43:LEU:HD13	2.11	0.51
33:59:7:LEU:HA	33:59:65:HIS:NE2	2.25	0.51
38:45:36:ALA:HB2	38:45:103:MET:SD	2.51	0.51
38:45:68:ILE:HD13	38:45:103:MET:HB3	1.93	0.51
50:G5:5:GLU:O	50:G5:8:LYS:HB3	2.10	0.51
1:13:49:U:C2	1:13:361:G:N2	2.79	0.51
1:13:719:C:O2'	18:9I:49:LYS:HB3	2.10	0.51
1:13:963:G:H21	10:1I:55:LYS:CE	2.24	0.51
1:13:1262:C:H2'	1:13:1263:C:C6	2.46	0.51
1:13:1349:A:H2'	1:13:1350:A:C8	2.45	0.51
5:4E:28:PHE:HE2	25:4K:26:A:H4'	1.75	0.51
24:3K:1:G:N3	24:3K:1:G:H2'	2.26	0.51
26:1H:184:C:H2'	26:1H:185:U:C6	2.46	0.51
26:1H:847:U:H5	26:1H:933:A:N1	2.08	0.51
26:1H:1951:U:H5''	26:1H:1952:A:OP2	2.11	0.51
26:1H:2121:G:H4'	28:71:167:LYS:NZ	2.26	0.51
26:1H:2749:A:H4'	33:51:62:LYS:HB3	1.93	0.51
30:21:66:HIS:NE2	30:21:73:GLU:OE1	2.44	0.51
39:98:84:ALA:HB3	39:98:85:PRO:HD3	1.93	0.51
50:K8:4:SER:OG	50:K8:6:VAL:HB	2.11	0.51
55:Q8:46:ARG:HB2	55:Q8:47:LYS:HB2	1.92	0.51
1:1G:689:C:H3'	1:1G:690:G:H21	1.74	0.51
1:1G:1051:C:H2'	1:1G:1052:U:C6	2.46	0.51
2:12:24:TRP:HE1	2:12:26:PRO:HG3	1.76	0.51
3:22:44:GLU:HA	3:22:52:LEU:HD11	1.93	0.51
4:32:148:VAL:HG12	4:32:152:SER:CB	2.40	0.51
10:1A:48:THR:HA	10:1A:62:HIS:HB3	1.93	0.51
21:1B:2:GLY:O	21:1B:4:GLY:N	2.43	0.51
22:1L:8:U:H3'	22:1L:13:C:N4	2.25	0.51
26:14:582:G:H2'	26:14:583:G:C8	2.46	0.51
26:14:1040:C:H2'	26:14:1041:C:C6	2.46	0.51
26:14:1786:A:C2	26:14:2606:C:H1'	2.45	0.51
26:14:1812:A:O2'	29:19:45:ASN:HB2	2.11	0.51

Continued on next page...

Continued from previous page...

Atom-1	Atom-2	Interatomic distance (Å)	Clash overlap (Å)
26:14:2016:U:H1'	53:J5:6:VAL:HG13	1.93	0.51
26:14:2724:C:OP1	30:29:118:LYS:HE3	2.11	0.51
42:85:92:ARG:NH2	43:95:11:GLN:H	2.09	0.51
53:J5:38:ALA:HB3	53:J5:48:GLU:HG3	1.92	0.51
1:13:254:G:O3'	17:8I:69:LYS:NZ	2.37	0.50
23:2K:17:C:H5'	23:2K:62:C:OP1	2.11	0.50
24:3K:63:U:O4'	28:71:53:ARG:NH2	2.39	0.50
26:1H:1427:A:H4'	26:1H:1428:C:O5'	2.10	0.50
29:11:35:LYS:HB2	29:11:62:TYR:O	2.11	0.50
32:41:111:LEU:HD23	32:41:114:ILE:HD12	1.93	0.50
37:78:78:PRO:HB3	37:78:111:ARG:NH2	2.26	0.50
48:I8:53:MET:HG3	48:I8:59:LEU:CD2	2.41	0.50
49:J8:92:LYS:HA	49:J8:95:LEU:HB2	1.93	0.50
1:1G:979:C:OP1	1:1G:1223:C:N4	2.44	0.50
1:1G:1321:C:O2	19:AA:77:THR:OG1	2.26	0.50
1:1G:1363:A:C8	1:1G:1365:G:C4	3.00	0.50
13:4A:23:TYR:HB3	13:4A:67:GLU:HA	1.92	0.50
26:14:95:G:H4'	50:G5:46:GLN:HB2	1.92	0.50
26:14:1681:G:C4	59:14:3684:HOH:O	2.63	0.50
26:14:1788:C:C2	26:14:1789:A:C8	2.99	0.50
26:14:2296:U:O2'	26:14:2297:C:OP2	2.23	0.50
26:14:2749:A:H2'	33:59:59:ARG:NH1	2.26	0.50
29:19:70:TRP:CD1	29:19:70:TRP:C	2.84	0.50
29:19:264:LYS:HE2	29:19:266:SER:HB3	1.93	0.50
31:39:18:ARG:NH1	31:39:20:LEU:HG	2.27	0.50
33:59:56:SER:OG	33:59:57:ASP:N	2.44	0.50
36:25:103:ALA:HB1	36:25:105:GLU:OE1	2.11	0.50
37:35:39:LYS:HD2	37:35:45:LEU:CD2	2.32	0.50
1:13:56:U:H4'	34:69:82:ARG:HH21	1.75	0.50
1:13:407:G:P	4:3E:115:ARG:HH21	2.34	0.50
1:13:1226:C:H2'	13:4I:103:THR:HB	1.92	0.50
1:13:1369:C:H2'	1:13:1370:G:C8	2.46	0.50
13:4I:82:MET:C	13:4I:84:ILE:H	2.13	0.50
24:3K:58:A:O2'	24:3K:59:A:O5'	2.30	0.50
26:1H:581:C:OP1	42:C8:33:ARG:HG3	2.10	0.50
26:1H:839:U:H2'	26:1H:840:C:C6	2.46	0.50
26:1H:2306:C:H3'	26:1H:2307:G:C5'	2.40	0.50
29:11:66:ASP:HB3	29:11:105:ILE:CD1	2.42	0.50
34:61:29:TYR:HD2	34:61:30:LEU:HD23	1.75	0.50
34:61:95:LYS:O	34:61:98:ALA:HB3	2.10	0.50
41:B8:107:ASP:O	41:B8:110:ILE:HG23	2.12	0.50

Continued on next page...

Continued from previous page...

Atom-1	Atom-2	Interatomic distance (Å)	Clash overlap (Å)
44:E8:29:LEU:HD12	44:E8:29:LEU:O	2.12	0.50
45:F8:36:LYS:HA	45:F8:39:ILE:HD12	1.93	0.50
50:K8:47:ASN:O	50:K8:49:LYS:HG3	2.12	0.50
1:1G:269:C:H2'	1:1G:270:A:C8	2.45	0.50
1:1G:1023:G:H5''	1:1G:1024:G:H21	1.74	0.50
1:1G:1274:G:H21	1:1G:1275:A:H62	1.59	0.50
1:1G:1316:G:H22	1:1G:1319:A:P	2.35	0.50
2:12:116:GLU:OE2	2:12:156:LYS:NZ	2.43	0.50
3:22:8:ILE:HG23	3:22:16:ARG:HG2	1.93	0.50
7:62:22:LEU:HD23	7:62:62:PHE:HE2	1.76	0.50
7:62:116:ALA:O	7:62:120:ILE:HG12	2.11	0.50
9:82:10:ARG:HA	9:82:104:ARG:NH1	2.26	0.50
26:14:72:U:OP1	59:14:3623:HOH:O	2.18	0.50
26:14:276:A:H5'	26:14:277:C:OP2	2.11	0.50
26:14:522:G:H2'	26:14:523:C:C6	2.45	0.50
26:14:587:C:O2	37:35:33:ARG:NH1	2.44	0.50
26:14:1401:G:H2'	26:14:1402:C:O4'	2.11	0.50
26:14:1448:G:H1'	26:14:1528:A:H62	1.76	0.50
26:14:2067:G:O2'	26:14:2069:G:H5''	2.10	0.50
26:14:2270:G:OP2	59:14:3632:HOH:O	2.20	0.50
26:14:2273:A:H2'	26:14:2274:A:H8	1.74	0.50
26:14:2394:C:H1'	59:14:4200:HOH:O	2.11	0.50
29:19:159:ALA:HB1	29:19:198:ASN:O	2.11	0.50
30:29:25:VAL:O	30:29:26:ILE:HG12	2.11	0.50
33:59:55:PRO:HG2	33:59:61:HIS:CD2	2.46	0.50
1:13:1417:G:N2	1:13:1482:G:H2'	2.27	0.50
26:1H:479:A:N3	26:1H:481:G:H5''	2.26	0.50
26:1H:871:U:OP2	38:88:5:ARG:NH2	2.42	0.50
26:1H:928:G:N7	59:1H:3888:HOH:O	2.34	0.50
26:1H:2068:U:N3	26:1H:2430:A:C2	2.78	0.50
26:1H:2262:U:H4'	26:1H:2328:A:H2	1.75	0.50
30:21:38:THR:HG22	30:21:41:LYS:H	1.76	0.50
31:31:165:ARG:HA	31:31:168:ARG:HD3	1.93	0.50
1:1G:1356:G:H2'	1:1G:1357:A:O4'	2.11	0.50
1:1G:1503:A:O2'	25:4L:12:A:N6	2.44	0.50
2:12:22:LYS:HE2	2:12:40:HIS:CE1	2.46	0.50
4:32:43:HIS:HA	4:32:46:LYS:HE3	1.93	0.50
26:14:1188:U:C2'	26:14:1189:A:H5'	2.41	0.50
26:14:2400:G:H2'	26:14:2401:U:C6	2.46	0.50
26:14:2563:U:H4'	36:25:28:SER:HA	1.94	0.50
29:19:49:ILE:HG13	29:19:51:VAL:O	2.10	0.50

Continued on next page...

Continued from previous page...

Atom-1	Atom-2	Interatomic distance (Å)	Clash overlap (Å)
31:39:3:GLU:O	31:39:19:GLU:HB2	2.10	0.50
31:39:41:LEU:O	31:39:44:ARG:HG2	2.12	0.50
38:45:31:ASP:O	38:45:134:ARG:HB2	2.11	0.50
1:13:112:G:OP1	16:7I:27:LYS:HD2	2.11	0.50
1:13:838:G:O6	1:13:848:C:N4	2.44	0.50
1:13:1171:G:H2'	1:13:1172:C:H6	1.76	0.50
2:1E:187:LEU:HA	2:1E:201:ILE:O	2.10	0.50
9:8E:70:LYS:O	9:8E:74:ILE:HG13	2.11	0.50
14:5I:27:CYS:SG	14:5I:29:ARG:HB2	2.51	0.50
23:2K:20:G:C2	23:2K:58:A:N3	2.79	0.50
26:1H:271(B):G:H4'	26:1H:271(C):U:O5'	2.11	0.50
26:1H:492:A:H2'	26:1H:493:G:O4'	2.12	0.50
26:1H:747:U:O2	26:1H:2014:A:H1'	2.11	0.50
26:1H:813:U:H2'	26:1H:814:C:C6	2.47	0.50
26:1H:1278:A:OP1	39:98:36:THR:HG22	2.11	0.50
26:1H:2238:G:H4'	26:1H:2239:G:OP1	2.11	0.50
26:1H:2250:G:C5	38:88:83:MET:HB3	2.47	0.50
26:1H:2262:U:O2'	26:1H:2263:C:H5'	2.11	0.50
26:1H:2335:A:C8	26:1H:2337:G:C5	2.99	0.50
28:71:208:PHE:HD1	28:71:209:LEU:HD23	1.76	0.50
34:61:79:ILE:O	34:61:142:VAL:HA	2.11	0.50
34:61:123:LEU:HD23	34:61:143:SER:HA	1.92	0.50
35:58:12:ARG:HG2	35:58:13:TRP:N	2.26	0.50
39:98:101:ALA:HA	53:N8:44:THR:HG21	1.93	0.50
1:1G:408:A:H2'	1:1G:409:G:O4'	2.10	0.50
1:1G:1132:C:H2'	1:1G:1133:G:C8	2.46	0.50
9:82:28:VAL:CG2	9:82:63:ILE:HB	2.39	0.50
13:4A:39:ILE:HG21	13:4A:52:GLU:HB3	1.93	0.50
13:4A:86:CYS:SG	13:4A:88:ARG:HG3	2.52	0.50
20:BA:87:LYS:O	20:BA:91:LEU:HG	2.11	0.50
25:4L:23:A:O2'	25:4L:24:A:H5''	2.12	0.50
26:14:191:A:O2'	26:14:678:C:O2'	2.30	0.50
26:14:754:C:H2'	26:14:755:C:H6	1.76	0.50
26:14:2126:A:O2'	26:14:2127:G:H5''	2.12	0.50
26:14:2839:G:C5'	39:55:46:GLY:HA2	2.41	0.50
28:79:14:VAL:HG11	28:79:222:VAL:HA	1.94	0.50
32:49:125:PHE:CB	32:49:166:ASP:HB2	2.39	0.50
34:69:130:TYR:HB3	34:69:136:VAL:CG2	2.28	0.50
38:45:35:VAL:HG12	38:45:36:ALA:H	1.77	0.50
40:65:67:ARG:NH1	40:65:67:ARG:HB2	2.26	0.50
1:13:404:U:H5'	4:3E:122:ARG:HD2	1.93	0.50

Continued on next page...

Continued from previous page...

Atom-1	Atom-2	Interatomic distance (Å)	Clash overlap (Å)
1:13:591:U:H2'	1:13:592:G:H8	1.77	0.50
1:13:1016:A:H2'	1:13:1017:G:O4'	2.10	0.50
1:13:1130:A:H5'	1:13:1131:G:OP2	2.11	0.50
1:13:1240:U:O2'	7:6E:38:LEU:HG	2.12	0.50
1:13:1438:G:H2'	1:13:1439:C:C6	2.47	0.50
5:4E:51:VAL:O	5:4E:55:VAL:HG23	2.12	0.50
19:AI:8:GLY:C	19:AI:9:VAL:HG22	2.32	0.50
24:3K:9:A:O2'	24:3K:46:G:O5'	2.30	0.50
24:3K:48:C:OP2	24:3K:59:A:O2'	2.26	0.50
26:1H:301:G:C4	26:1H:302:C:C5	2.99	0.50
26:1H:796:C:H2'	26:1H:797:C:C6	2.45	0.50
26:1H:817:C:H4'	26:1H:932:G:C5	2.47	0.50
26:1H:1288:U:H4'	26:1H:1289:C:OP2	2.10	0.50
26:1H:1441:G:H2'	26:1H:1442:G:H8	1.77	0.50
26:1H:2062:A:OP1	59:1H:3763:HOH:O	2.19	0.50
26:1H:2209:C:O2	26:1H:2216:G:C2	2.64	0.50
26:1H:2836:U:H2'	26:1H:2837:G:H8	1.74	0.50
51:L8:28:LEU:HA	51:L8:33:GLN:NE2	2.27	0.50
54:P8:24:THR:HG23	54:P8:27:GLY:H	1.76	0.50
1:1G:9:G:OP1	5:42:122:GLU:HB2	2.12	0.50
1:1G:41:G:H2'	1:1G:42:G:C8	2.47	0.50
1:1G:652:U:H1'	1:1G:653:A:C2	2.47	0.50
4:32:149:ALA:O	4:32:153:ARG:NE	2.45	0.50
7:62:148:ASN:O	7:62:149:ARG:HD3	2.12	0.50
12:3A:110:VAL:HG23	12:3A:120:TYR:HB3	1.94	0.50
26:14:184:C:H2'	26:14:185:U:C6	2.47	0.50
26:14:198:C:O2'	26:14:199:A:H5'	2.10	0.50
26:14:654(B):C:H2'	26:14:654(C):G:C8	2.47	0.50
26:14:2014:A:H2'	26:14:2015:A:C8	2.47	0.50
26:14:2659:G:N2	26:14:2662:A:OP2	2.45	0.50
26:14:2839:G:H21	39:55:92:GLY:HA2	1.76	0.50
31:39:53:THR:CG2	31:39:55:GLY:H	2.25	0.50
35:15:132:ALA:HB1	35:15:133:GLN:HG2	1.94	0.50
40:65:67:ARG:HB2	40:65:67:ARG:HH11	1.77	0.50
50:G5:17:SER:N	50:G5:20:GLU:OE2	2.42	0.50
1:13:256:U:H2'	1:13:257:G:C8	2.47	0.50
1:13:530:G:O6	25:4K:21:G:H1'	2.12	0.50
1:13:973:G:H3'	1:13:974:A:H5''	1.94	0.50
4:3E:173:TRP:CE3	4:3E:193:ASP:HB3	2.47	0.50
5:4E:35:GLY:H	5:4E:112:LEU:HD13	1.77	0.50
26:1H:300:A:N6	59:1H:3870:HOH:O	2.43	0.50

Continued on next page...

Continued from previous page...

Atom-1	Atom-2	Interatomic distance (Å)	Clash overlap (Å)
26:1H:741:G:O2'	26:1H:742:G:H5'	2.12	0.50
26:1H:2524:G:N7	59:1H:3889:HOH:O	2.35	0.50
29:11:17:THR:CG2	29:11:204:ILE:HA	2.42	0.50
32:41:16:ARG:NH1	32:41:31:VAL:HG22	2.27	0.50
46:G8:28:LYS:NZ	46:G8:40:GLU:HG3	2.27	0.50
52:M8:13:ARG:NH1	52:M8:22:ILE:HG23	2.24	0.50
1:1G:1322:C:O2'	1:1G:1323:G:H5'	2.12	0.50
2:12:33:TYR:HB3	2:12:41:ILE:HG23	1.92	0.50
4:32:126:ILE:HG22	4:32:127:THR:N	2.27	0.50
9:82:27:THR:OG1	9:82:31:GLN:O	2.18	0.50
13:4A:50:GLU:O	13:4A:54:VAL:HG23	2.11	0.50
26:14:279:C:H42	26:14:361:G:H1	1.59	0.50
26:14:1570:A:H4'	29:19:37:LEU:HD21	1.94	0.50
26:14:2261:C:H1'	26:14:2388:A:N3	2.27	0.50
27:1J:70:C:H2'	27:1J:71:C:H6	1.77	0.50
29:19:30:GLU:HG3	29:19:35:LYS:HZ3	1.77	0.50
29:19:106:ILE:O	29:19:108:PRO:HD3	2.11	0.50
31:39:67:GLN:O	31:39:67:GLN:HG3	2.10	0.50
32:49:27:ASN:ND2	32:49:28:VAL:H	2.09	0.50
37:35:107:LYS:O	37:35:109:GLY:N	2.38	0.50
39:55:97:VAL:HA	39:55:113:LEU:O	2.12	0.50
1:13:165:C:H2'	1:13:166:G:H8	1.76	0.50
1:13:262:A:C6	1:13:263:A:C6	3.00	0.50
1:13:667:G:H4'	15:6I:51:HIS:ND1	2.27	0.50
1:13:982:U:H4'	1:13:983:A:O5'	2.12	0.50
7:6E:115:ARG:O	7:6E:118:VAL:HG12	2.12	0.50
12:3I:8:ASN:OD1	17:8I:34:LYS:NZ	2.45	0.50
16:7I:13:HIS:C	16:7I:15:PRO:HD3	2.32	0.50
26:1H:637:A:O5'	37:78:116:GLY:HA3	2.12	0.50
26:1H:744:G:OP1	30:21:132:HIS:ND1	2.42	0.50
26:1H:1429:G:H2'	26:1H:1430:C:H6	1.77	0.50
26:1H:1678:G:N2	26:1H:1989:G:N2	2.59	0.50
26:1H:1805:U:O2	29:11:50:THR:HB	2.12	0.50
26:1H:1971:A:C4	29:11:241:PRO:HD3	2.47	0.50
26:1H:2729:G:H2'	26:1H:2730:C:C6	2.46	0.50
59:1H:3758:HOH:O	31:31:55:GLY:HA2	2.12	0.50
28:71:23:ASP:HB2	28:71:190:ARG:HH22	1.76	0.50
29:11:26:LYS:HD2	29:11:29:PRO:CG	2.26	0.50
34:61:9:LEU:HD21	34:61:35:LEU:HD23	1.94	0.50
37:78:68:GLN:OE1	37:78:68:GLN:HA	2.12	0.50
45:F8:41:ASN:O	45:F8:45:THR:HG23	2.11	0.50

Continued on next page...

Continued from previous page...

Atom-1	Atom-2	Interatomic distance (Å)	Clash overlap (Å)
1:1G:1423:G:H2'	1:1G:1424:C:C6	2.46	0.50
7:62:101:LEU:O	7:62:105:VAL:HG23	2.11	0.50
9:82:26:VAL:HG22	9:82:61:ALA:N	2.27	0.50
16:7A:72:ARG:HE	16:7A:73:LEU:HD23	1.77	0.50
26:14:1386:C:H2'	26:14:1387:C:C6	2.47	0.50
26:14:2233:U:H2'	26:14:2234:G:C8	2.46	0.50
26:14:2304:G:H22	26:14:2312:U:H3	1.60	0.50
48:E5:26:TYR:O	48:E5:29:GLN:HB2	2.11	0.50
55:M5:15:LYS:NZ	59:M5:202:HOH:O	2.45	0.50
1:13:10:A:OP2	5:4E:126:ARG:HD3	2.11	0.50
1:13:604:G:H2'	1:13:605:U:O4'	2.12	0.50
1:13:1063:C:H3'	1:13:1064:G:H2'	1.93	0.50
2:1E:178:ARG:HD2	8:7E:71:GLY:O	2.12	0.50
3:2E:121:ALA:O	3:2E:125:GLU:HG3	2.12	0.50
9:8E:112:LYS:HA	9:8E:119:ALA:HB2	1.94	0.50
21:1F:6:ARG:HH11	21:1F:15:ARG:NE	2.10	0.50
25:4K:13:A:H2'	25:4K:13:A:N3	2.27	0.50
26:1H:302:C:H2'	26:1H:303:U:H6	1.77	0.50
26:1H:306:U:H2'	26:1H:307:G:O4'	2.11	0.50
26:1H:633:A:H2'	26:1H:634:C:H5'	1.94	0.50
26:1H:1816:G:P	59:1H:3715:HOH:O	2.70	0.50
32:41:67:LYS:CE	52:M8:6:HIS:CE1	2.92	0.50
35:58:95:PRO:O	35:58:96:GLU:CD	2.50	0.50
37:78:50:ARG:HD3	55:Q8:7:HIS:CD2	2.46	0.50
40:A8:48:LEU:CD2	40:A8:82:ILE:HD11	2.41	0.50
52:M8:14:ILE:HG23	52:M8:21:VAL:HB	1.93	0.50
1:1G:373:A:N3	1:1G:374:A:C8	2.80	0.50
1:1G:540:G:H2'	1:1G:541:G:O4'	2.11	0.50
1:1G:606:G:N2	1:1G:631:G:O2'	2.45	0.50
1:1G:1142:G:C5	1:1G:1143:G:H1'	2.46	0.50
1:1G:1279:A:O2'	1:1G:1281:U:OP2	2.19	0.50
1:1G:1533:C:O2'	1:1G:1534:A:OP1	2.29	0.50
5:42:99:GLY:O	5:42:117:ASP:HA	2.12	0.50
8:72:17:THR:HG22	8:72:78:GLN:OE1	2.11	0.50
17:8A:17:LYS:HG2	17:8A:47:PRO:HA	1.93	0.50
26:14:11:G:H2'	26:14:12:U:H5'	1.94	0.50
26:14:198:C:P	59:14:3717:HOH:O	2.70	0.50
26:14:239:U:H2'	26:14:240:G:O4'	2.12	0.50
26:14:265:A:C8	26:14:266:G:H1'	2.47	0.50
26:14:925:C:H2'	26:14:926:A:H8	1.76	0.50
26:14:1006:C:H1'	35:15:106:MET:HE3	1.93	0.50

Continued on next page...

Continued from previous page...

Atom-1	Atom-2	Interatomic distance (Å)	Clash overlap (Å)
26:14:1109:C:H2'	26:14:1110:G:H1'	1.93	0.50
26:14:1239:G:H5''	59:14:3979:HOH:O	2.11	0.50
26:14:1358:G:N2	26:14:1372:U:C5	2.80	0.50
26:14:1404:C:O2'	26:14:1405:U:H5'	2.11	0.50
26:14:1971:A:P	29:19:242:ARG:HH22	2.35	0.50
26:14:2520:C:H41	26:14:2542:A:H62	1.60	0.50
31:39:89:VAL:HG12	31:39:90:PHE:H	1.77	0.50
49:F5:89:GLU:O	49:F5:93:GLU:HB2	2.11	0.50
1:13:232:G:C5	1:13:233:C:C5	3.00	0.50
1:13:507:C:OP2	1:13:508:C:O2'	2.20	0.50
1:13:1291:G:H2'	1:13:1292:U:C6	2.46	0.50
1:13:1298:C:P	7:6E:114:ARG:HH22	2.35	0.50
2:1E:67:THR:HG21	2:1E:155:LEU:HG	1.93	0.50
22:1K:12:U:OP2	59:1K:201:HOH:O	2.20	0.50
26:1H:770:G:OP1	59:1H:3759:HOH:O	2.19	0.50
26:1H:1585:C:H6	26:1H:1585:C:OP1	1.94	0.50
26:1H:2564:A:C2	26:1H:2647:U:H4'	2.47	0.50
30:21:38:THR:O	30:21:42:ASP:N	2.43	0.50
31:31:12:LEU:O	31:31:127:GLU:N	2.41	0.50
37:78:49:ARG:HG3	37:78:49:ARG:HH11	1.77	0.50
48:I8:72:ARG:HB3	48:I8:75:LEU:HB2	1.94	0.50
1:1G:825:G:O2'	8:72:12:ARG:NH1	2.45	0.50
1:1G:1095:U:H2'	1:1G:1096:C:O4'	2.11	0.50
1:1G:1140:C:H2'	1:1G:1141:C:H6	1.76	0.50
22:1L:74:C:H2'	22:1L:75:C:H5'	1.92	0.50
26:14:495:G:H21	44:A5:61:ASN:HD21	1.60	0.50
26:14:955:C:OP1	38:45:87:LYS:HE2	2.12	0.50
26:14:1337:G:H2'	26:14:1338:G:H8	1.77	0.50
26:14:1443:G:N7	59:14:3732:HOH:O	2.34	0.50
26:14:1827:C:C2'	26:14:1828:G:H5'	2.42	0.50
26:14:2010:G:H5''	44:A5:42:ARG:HB2	1.93	0.50
27:1J:44:G:OP1	32:49:98:ARG:NH2	2.41	0.50
30:29:44:TYR:HE2	30:29:80:GLU:OE1	1.94	0.50
33:59:9:ILE:O	33:59:69:ARG:NH1	2.44	0.50
34:69:143:SER:O	34:69:144:VAL:HG22	2.12	0.50
35:15:41:ASP:O	42:85:64:ARG:NH2	2.44	0.50
1:13:113:G:H2'	1:13:114:U:C6	2.47	0.49
1:13:1125:U:O2'	1:13:1126:U:OP2	2.30	0.49
1:13:1126:U:H2'	1:13:1127:G:O4'	2.12	0.49
1:13:1234:C:O2'	1:13:1235:U:H5'	2.12	0.49
14:5I:13:THR:HG23	14:5I:20:ALA:HB2	1.94	0.49

Continued on next page...

Continued from previous page...

Atom-1	Atom-2	Interatomic distance (Å)	Clash overlap (Å)
19:AI:41:VAL:CG1	19:AI:44:MET:N	2.67	0.49
22:1K:34:U8U:HN3	25:4K:21:G:N2	1.99	0.49
26:1H:1381:G:N7	59:1H:3877:HOH:O	2.34	0.49
26:1H:1464:C:HO2'	26:1H:1528:A:H8	1.56	0.49
26:1H:1468:C:O2'	26:1H:1469:A:H5'	2.12	0.49
26:1H:1583:A:OP1	26:1H:1585:C:N4	2.40	0.49
26:1H:1590:U:H2'	26:1H:1591:G:C8	2.47	0.49
26:1H:1786:A:C2	26:1H:2606:C:H1'	2.48	0.49
26:1H:2310:A:N1	32:41:80:PHE:HE1	2.10	0.49
26:1H:2352:A:C4	26:1H:2366:A:C2	3.00	0.49
27:16:15:A:H5'	27:16:16:G:C8	2.47	0.49
27:16:54:G:H2'	27:16:55:U:H6	1.77	0.49
28:71:10:LEU:HD12	28:71:32:LEU:HD12	1.93	0.49
29:11:146:GLU:HG3	29:11:190:TYR:N	2.27	0.49
35:58:133:GLN:O	35:58:134:ARG:HB2	2.10	0.49
41:B8:12:SER:HA	41:B8:14:TYR:N	2.23	0.49
47:H8:51:ALA:O	47:H8:54:HIS:HB2	2.12	0.49
48:I8:72:ARG:NH1	48:I8:75:LEU:HD12	2.27	0.49
53:N8:16:ARG:HG3	53:N8:17:ASP:N	2.26	0.49
1:1G:363:A:OP1	12:3A:33:ARG:HG3	2.12	0.49
1:1G:377:G:P	16:7A:5:ARG:HH11	2.35	0.49
1:1G:998:G:H2'	1:1G:998(A):C:C6	2.47	0.49
1:1G:1305:G:HO2'	1:1G:1306:A:H8	1.58	0.49
1:1G:1396:A:H4'	1:1G:1397:C:C5'	2.42	0.49
2:12:219:VAL:HA	2:12:220:ASP:HB3	1.94	0.49
4:32:8:VAL:HA	4:32:11:LEU:HD12	1.93	0.49
5:42:75:THR:OG1	5:42:117:ASP:O	2.12	0.49
7:62:31:MET:HG3	7:62:36:LYS:HA	1.94	0.49
8:72:120:THR:CG2	8:72:123:GLU:H	2.22	0.49
12:3A:27:LEU:HB3	12:3A:33:ARG:HG2	1.94	0.49
26:14:191:A:HO2'	26:14:678:C:HO2'	1.54	0.49
26:14:197:A:P	59:14:3526:HOH:O	2.70	0.49
26:14:1444(A):A:H2'	26:14:1444(A):A:N3	2.27	0.49
26:14:2238:G:H2'	26:14:2238:G:N3	2.27	0.49
26:14:2629:A:H2'	26:14:2629:A:N3	2.26	0.49
33:59:149:ARG:NH1	33:59:154:PRO:HB2	2.27	0.49
42:85:92:ARG:NH2	43:95:10:LYS:HA	2.27	0.49
1:13:1:U:C2	1:13:630:G:H1'	2.47	0.49
1:13:1219:U:H2'	1:13:1220:G:O4'	2.11	0.49
2:1E:100:GLY:O	2:1E:102:LEU:N	2.44	0.49
26:1H:2050:C:H2'	26:1H:2051:A:C8	2.47	0.49

Continued on next page...

Continued from previous page...

Atom-1	Atom-2	Interatomic distance (Å)	Clash overlap (Å)
26:1H:2542:A:H4'	26:1H:2543:G:C8	2.47	0.49
27:16:87:G:N2	27:16:89(A):A:OP2	2.39	0.49
29:11:65:ILE:HD12	29:11:66:ASP:N	2.27	0.49
30:21:16:ARG:HG3	30:21:16:ARG:O	2.11	0.49
32:41:18:GLU:O	32:41:22:ARG:HB2	2.12	0.49
37:78:130:PHE:HE1	37:78:146:VAL:HG23	1.77	0.49
46:G8:68:HIS:ND1	46:G8:70:SER:HB2	2.27	0.49
1:1G:502:G:O2'	59:1G:1829:HOH:O	2.20	0.49
1:1G:1129:C:H5	1:1G:1141:C:H42	1.60	0.49
2:12:47:THR:HA	2:12:50:GLU:OE2	2.12	0.49
3:22:69:HIS:HA	3:22:104:GLN:HB2	1.94	0.49
5:42:16:THR:HG23	5:42:17:ALA:N	2.26	0.49
8:72:86:ILE:HG13	8:72:133:LEU:HD22	1.93	0.49
19:AA:56:GLN:HG2	19:AA:57:HIS:N	2.26	0.49
26:14:718:A:H3'	26:14:719:C:C6	2.47	0.49
26:14:1420:U:HO2'	26:14:1421:G:P	2.36	0.49
26:14:1430:C:H2'	26:14:1431:U:H6	1.76	0.49
26:14:2207:C:O2'	29:19:151:LYS:NZ	2.45	0.49
26:14:2271:G:O6	59:14:3630:HOH:O	2.19	0.49
26:14:2377:A:H2'	26:14:2378:A:C8	2.48	0.49
26:14:2584:U:H2'	26:14:2585:U:H2'	1.93	0.49
29:19:30:GLU:N	29:19:35:LYS:HZ1	2.08	0.49
32:49:172:LEU:O	32:49:176:LEU:HB2	2.12	0.49
34:69:45:LYS:HA	34:69:48:GLU:HB3	1.95	0.49
46:C5:83:THR:HG22	46:C5:84:ARG:H	1.76	0.49
1:13:160:A:N1	1:13:343:U:O2'	2.46	0.49
1:13:427:U:H5'	4:3E:41:GLY:HA2	1.95	0.49
1:13:1438:G:H2'	1:13:1439:C:H6	1.77	0.49
8:7E:85:ARG:CD	8:7E:88:LYS:HG2	2.43	0.49
11:2I:21:ILE:HG13	11:2I:30:VAL:HG12	1.94	0.49
26:1H:163:U:H1'	49:J8:82:LEU:HD13	1.93	0.49
26:1H:315:G:C6	26:1H:316:C:C4	3.00	0.49
26:1H:805:G:H4'	26:1H:806:C:OP2	2.13	0.49
26:1H:1430:C:H2'	26:1H:1431:U:H6	1.78	0.49
26:1H:2751:G:H5'	33:51:4:ILE:HD13	1.93	0.49
29:11:108:PRO:HD2	29:11:111:LEU:HG	1.94	0.49
30:21:60:ASN:HD22	30:21:60:ASN:C	2.15	0.49
31:31:136:THR:HG22	31:31:166:ALA:O	2.12	0.49
35:58:130:HIS:HA	35:58:134:ARG:HH12	1.77	0.49
41:B8:108:ARG:HG3	41:B8:109:GLU:N	2.27	0.49
47:H8:132:ASN:HD22	47:H8:132:ASN:N	2.11	0.49

Continued on next page...

Continued from previous page...

Atom-1	Atom-2	Interatomic distance (Å)	Clash overlap (Å)
1:1G:176:C:H2'	1:1G:177:C:C6	2.47	0.49
1:1G:555:C:H2'	1:1G:556:C:C6	2.47	0.49
1:1G:1274:G:N2	1:1G:1275:A:H62	2.10	0.49
1:1G:1392:G:N2	1:1G:1502:A:H8	2.10	0.49
4:32:96:LEU:HD22	4:32:139:ARG:NH1	2.27	0.49
26:14:492:A:H2'	26:14:493:G:O4'	2.11	0.49
26:14:819:A:H2'	26:14:820:A:H5'	1.94	0.49
26:14:864:G:C6	26:14:865:C:N4	2.80	0.49
1:13:157:G:N2	1:13:164:U:O2	2.43	0.49
1:13:538:G:OP2	12:3I:115:LYS:HB2	2.11	0.49
1:13:1113:C:H2'	1:13:1114:C:H6	1.77	0.49
1:13:1126:U:H4'	1:13:1281:U:O2	2.11	0.49
6:5E:15:ASP:OD1	6:5E:18:GLN:HG3	2.12	0.49
19:AI:40:ILE:HB	19:AI:69:HIS:O	2.13	0.49
26:1H:855:G:H5''	26:1H:856:C:OP2	2.12	0.49
26:1H:1608:A:O2'	26:1H:1610:A:OP2	2.23	0.49
26:1H:2313:C:C2'	26:1H:2314:C:H5'	2.42	0.49
26:1H:2648:C:H2'	26:1H:2649:U:H6	1.77	0.49
29:11:113:VAL:O	29:11:113:VAL:HG22	2.12	0.49
40:A8:106:ARG:HE	40:A8:106:ARG:N	2.10	0.49
43:D8:17:GLY:N	43:D8:96:ILE:O	2.25	0.49
1:1G:1441:G:H5''	1:1G:1442:G:H5'	1.94	0.49
3:22:182:ILE:HG23	3:22:203:PHE:HD1	1.78	0.49
26:14:760:G:C2'	26:14:761:A:H5'	2.43	0.49
26:14:1007:C:OP1	35:15:35:ARG:NH1	2.46	0.49
26:14:2542:A:H4'	26:14:2542:A:OP1	2.10	0.49
26:14:2820:A:C6	39:55:4:LEU:HD11	2.46	0.49
31:39:110:LEU:HD21	31:39:181:LEU:HD22	1.94	0.49
31:39:146:ALA:CB	31:39:148:LEU:HG	2.42	0.49
35:15:96:GLU:O	35:15:100:GLU:HB2	2.12	0.49
42:85:98:LEU:HA	42:85:100:VAL:H	1.78	0.49
44:A5:27:LYS:O	44:A5:71:VAL:HG23	2.11	0.49
7:6E:94:ARG:O	7:6E:97:GLN:HB3	2.12	0.49
21:1F:5:ASP:HB3	21:1F:8:THR:HG22	1.95	0.49
26:1H:86:C:H4'	26:1H:104:U:H1'	1.94	0.49
26:1H:143:C:H2'	26:1H:144:C:C6	2.48	0.49
26:1H:919:G:H4'	27:16:81:G:H4'	1.94	0.49
26:1H:2761:G:N7	59:1H:3887:HOH:O	2.34	0.49
38:88:140:ALA:C	38:88:141:GLN:HG2	2.31	0.49
41:B8:12:SER:OG	41:B8:13:ARG:N	2.44	0.49
3:22:8:ILE:O	3:22:11:ARG:N	2.44	0.49

Continued on next page...

Continued from previous page...

Atom-1	Atom-2	Interatomic distance (Å)	Clash overlap (Å)
4:32:3:ARG:HD2	4:32:118:ARG:NE	2.27	0.49
4:32:45:GLN:O	4:32:46:LYS:HG2	2.12	0.49
8:72:84:ARG:O	8:72:135:CYS:HB2	2.12	0.49
11:2A:73:MET:SD	11:2A:103:LEU:HD13	2.52	0.49
26:14:17:G:H4'	42:85:25:TRP:CH2	2.48	0.49
26:14:270(P):C:H2'	26:14:270(Q):C:C6	2.47	0.49
26:14:307:G:N2	26:14:309:G:H3'	2.27	0.49
26:14:311:A:C6	26:14:328:U:C4	3.01	0.49
26:14:510:C:H2'	26:14:511:U:O4'	2.12	0.49
26:14:847:U:OP2	59:14:3528:HOH:O	2.18	0.49
26:14:1144:G:C6	26:14:1145:C:N3	2.81	0.49
27:1J:5:C:H42	27:1J:115:G:H1	1.60	0.49
37:35:82:GLY:HA2	37:35:113:LYS:O	2.13	0.49
41:75:106:SER:N	41:75:107:ASP:OD1	2.46	0.49
42:85:61:TRP:CZ3	42:85:94:ASN:HB2	2.47	0.49
47:D5:6:LYS:HG2	47:D5:7:ALA:N	2.28	0.49
1:13:129(A):G:C2	1:13:188:U:O2'	2.66	0.49
1:13:160:A:N3	1:13:160:A:H2'	2.28	0.49
1:13:721:G:C6	1:13:733:A:C2	3.00	0.49
1:13:725:G:H2'	1:13:726:C:H6	1.77	0.49
1:13:1356:G:H2'	1:13:1357:A:C8	2.48	0.49
6:5E:41:GLU:HG3	6:5E:62:TRP:CE3	2.48	0.49
12:3I:66:VAL:HG21	12:3I:98:TYR:HE1	1.77	0.49
13:4I:23:TYR:HE2	13:4I:71:ARG:HG3	1.76	0.49
13:4I:70:LEU:O	13:4I:74:VAL:HG23	2.12	0.49
15:6I:69:TYR:CE1	15:6I:73:GLU:HG3	2.48	0.49
15:6I:74:ASP:OD2	15:6I:77:ARG:HB2	2.12	0.49
22:1K:76:A:H1'	26:1H:2583:G:H21	1.78	0.49
24:3K:48:C:H5	24:3K:59:A:N3	2.11	0.49
26:1H:569:U:C4	26:1H:570:G:C6	3.01	0.49
26:1H:805:G:P	37:78:41:ARG:HG2	2.53	0.49
26:1H:863:A:H2'	26:1H:864:G:C8	2.48	0.49
26:1H:1509:C:H2'	26:1H:1511:A:H8	1.78	0.49
26:1H:1820:U:H4'	26:1H:1821:A:OP2	2.11	0.49
26:1H:1965:C:H3'	26:1H:1966:A:H2'	1.95	0.49
26:1H:2887:U:H2'	26:1H:2888:C:H6	1.77	0.49
27:16:75:G:N2	47:H8:85:HIS:CE1	2.79	0.49
28:71:15:ASP:HB3	28:71:18:LYS:H	1.77	0.49
30:21:69:LYS:HG3	30:21:70:ALA:H	1.77	0.49
31:31:67:GLN:O	31:31:67:GLN:HG3	2.10	0.49
35:58:53:VAL:HG11	35:58:128:HIS:CD2	2.47	0.49

Continued on next page...

Continued from previous page...

Atom-1	Atom-2	Interatomic distance (Å)	Clash overlap (Å)
36:68:98:VAL:HG11	36:68:114:ILE:HG23	1.95	0.49
45:F8:57:LEU:N	45:F8:57:LEU:HD23	2.27	0.49
1:1G:468:A:C1'	16:7A:82:GLN:HE22	2.25	0.49
1:1G:999:U:H3	1:1G:1041:A:H61	1.61	0.49
1:1G:1008:C:N4	1:1G:1021:G:H1	2.08	0.49
1:1G:1024:G:H4'	1:1G:1024:G:OP1	2.13	0.49
7:62:20:ASP:HB3	7:62:23:VAL:HB	1.93	0.49
7:62:27:ILE:HA	7:62:30:ILE:HD12	1.95	0.49
13:4A:16:ASP:HB3	13:4A:34:LEU:HD11	1.95	0.49
15:6A:8:LYS:O	15:6A:12:ILE:HG13	2.12	0.49
26:14:557:U:H2'	26:14:558:G:C8	2.48	0.49
26:14:1050:A:C2	26:14:2751:G:H2'	2.47	0.49
26:14:2557:G:H2'	26:14:2558:C:C6	2.48	0.49
26:14:2749:A:O4'	33:59:63:SER:HA	2.13	0.49
26:14:2772:C:H2'	26:14:2773:C:H6	1.77	0.49
31:39:25:PRO:C	31:39:27:GLU:N	2.66	0.49
34:69:77:LEU:HB3	34:69:78:THR:OG1	2.12	0.49
46:C5:8:LYS:HZ3	46:C5:95:LYS:HD3	1.77	0.49
55:M5:58:ILE:HD12	55:M5:58:ILE:O	2.12	0.49
1:13:276:G:O3'	17:8I:68:ARG:NH1	2.46	0.49
1:13:778:G:H8	1:13:778:G:O5'	1.95	0.49
1:13:1342:C:H4'	9:8E:125:TYR:HB3	1.94	0.49
2:1E:124:SER:O	2:1E:127:ILE:HG12	2.13	0.49
3:2E:3:ASN:N	3:2E:3:ASN:OD1	2.46	0.49
12:3I:43:VAL:HG13	12:3I:55:VAL:HG21	1.94	0.49
13:4I:84:ILE:HA	13:4I:84:ILE:HD12	1.66	0.49
24:3K:48:C:H5	24:3K:59:A:C4	2.30	0.49
26:1H:6:A:H1'	35:58:131:GLN:HG2	1.93	0.49
26:1H:1158:C:H4'	51:L8:32:GLN:HB2	1.94	0.49
26:1H:2118:U:O2	26:1H:2148:G:O2'	2.29	0.49
26:1H:2172:U:H5'	26:1H:2173:A:OP2	2.13	0.49
26:1H:2854:G:H2'	26:1H:2855:C:C6	2.48	0.49
33:51:3:ARG:HG2	33:51:3:ARG:O	2.13	0.49
33:51:9:ILE:HG23	33:51:51:ARG:HB3	1.94	0.49
46:G8:63:LYS:NZ	46:G8:64:GLU:HG3	2.28	0.49
50:K8:64:LEU:HD22	50:K8:68:ARG:HD2	1.93	0.49
52:M8:42:PHE:O	52:M8:42:PHE:CD1	2.66	0.49
1:1G:457:C:H2'	1:1G:458:C:H6	1.77	0.49
1:1G:918:A:H2'	1:1G:919:A:O4'	2.12	0.49
1:1G:927:G:N2	1:1G:1391:U:H1'	2.27	0.49
1:1G:1077:G:N1	1:1G:1081:G:C6	2.81	0.49

Continued on next page...

Continued from previous page...

Atom-1	Atom-2	Interatomic distance (Å)	Clash overlap (Å)
1:1G:1095:U:OP1	1:1G:1108:G:N2	2.46	0.49
26:14:128:C:H2'	26:14:129:C:O4'	2.13	0.49
26:14:557:U:H2'	26:14:558:G:H8	1.78	0.49
26:14:571:A:H5'	26:14:2030:A:N7	2.27	0.49
26:14:959:A:C6	26:14:960:A:N1	2.80	0.49
26:14:1021:A:H62	26:14:1141:U:H3	1.61	0.49
26:14:1028:A:N6	26:14:1125:G:H2'	2.27	0.49
26:14:1338:G:N3	26:14:1393:A:H2	2.10	0.49
26:14:1359:A:N7	26:14:1372:U:O4	2.45	0.49
26:14:1568:G:P	29:19:63:ARG:HH12	2.35	0.49
26:14:2388:A:H2'	26:14:2389:G:H5'	1.93	0.49
26:14:2766:G:N3	26:14:2766:G:H2'	2.28	0.49
27:1J:88:C:H4'	27:1J:89:G:OP2	2.12	0.49
30:29:111:ARG:HB2	30:29:160:TYR:O	2.12	0.49
1:13:678:U:H2'	1:13:679:C:C6	2.48	0.49
1:13:1098:C:C2	1:13:1099:G:C8	3.00	0.49
2:1E:163:PHE:CD1	2:1E:185:ILE:HG12	2.48	0.49
26:1H:1210:A:H5'	26:1H:1210:A:C8	2.46	0.49
26:1H:1332:G:H5'	26:1H:1332:G:C8	2.48	0.49
26:1H:1550:C:H2'	26:1H:1551:C:H6	1.77	0.49
26:1H:2121:G:H1	26:1H:2177:C:H42	1.61	0.49
26:1H:2749:A:OP1	33:51:4:ILE:HG13	2.13	0.49
28:71:45:ALA:HB2	28:71:212:VAL:HG22	1.95	0.49
32:41:33:ARG:O	32:41:162:THR:HG23	2.13	0.49
46:G8:68:HIS:CE1	46:G8:70:SER:HB2	2.48	0.49
47:H8:113:ALA:N	47:H8:114:GLY:HA2	2.27	0.49
50:K8:15:LYS:NZ	50:K8:15:LYS:N	2.61	0.49
1:1G:518:C:H5''	1:1G:519:C:H6	1.76	0.49
1:1G:1277:C:H1'	1:1G:1282:C:O2	2.12	0.49
7:62:23:VAL:HG13	7:62:43:PHE:CE2	2.33	0.49
8:72:20:TYR:HA	8:72:65:TYR:CE2	2.48	0.49
26:14:303:U:H2'	26:14:304:G:O4'	2.13	0.49
26:14:998:C:OP2	42:85:58:ARG:NH2	2.40	0.49
26:14:2689:U:H5''	26:14:2713:A:C2	2.47	0.49
38:45:19:GLY:O	38:45:98:LYS:HB3	2.13	0.49
1:13:55:A:H2	34:69:82:ARG:HD3	1.77	0.49
1:13:1130:A:C2	1:13:1146:A:C4	3.01	0.49
1:13:1280:A:H3'	1:13:1281:U:H5'	1.94	0.49
1:13:1429:C:H2'	1:13:1430:C:C6	2.47	0.49
24:3K:13:C:N4	24:3K:14:A:H62	2.11	0.49
26:1H:243:U:OP2	55:Q8:8:LYS:NZ	2.44	0.49

Continued on next page...

Continued from previous page...

Atom-1	Atom-2	Interatomic distance (Å)	Clash overlap (Å)
26:1H:484:C:H2'	26:1H:485:C:C6	2.48	0.49
26:1H:960:A:C8	26:1H:962:G:C8	2.99	0.49
26:1H:1213:A:H1'	26:1H:1238:G:N3	2.28	0.49
26:1H:1494:A:O2'	26:1H:1495:A:H5'	2.13	0.49
26:1H:2228:G:OP2	29:11:263:ARG:NH2	2.46	0.49
30:21:50:GLY:HA2	30:21:76:ARG:O	2.13	0.49
31:31:101:LEU:HD22	31:31:102:PRO:HD2	1.93	0.49
34:61:131:LYS:HB3	34:61:132:PRO:HA	1.94	0.49
43:D8:43:GLU:HA	43:D8:43:GLU:OE2	2.13	0.49
1:1G:683:G:C6	1:1G:684:A:C6	3.01	0.49
1:1G:1137:C:H4'	1:1G:1138:G:O5'	2.13	0.49
1:1G:1279:A:H5''	1:1G:1280:A:OP2	2.13	0.49
1:1G:1325:C:OP2	21:1B:15:ARG:NH2	2.46	0.49
1:1G:1422:G:OP1	36:25:48:PRO:HA	2.13	0.49
4:32:100:ARG:NH1	4:32:136:PRO:O	2.45	0.49
6:52:15:ASP:O	6:52:19:LEU:HB2	2.13	0.49
6:52:99:ALA:HB3	18:9A:29:PHE:HE1	1.76	0.49
8:72:38:ILE:HD12	8:72:118:VAL:HG12	1.95	0.49
9:82:46:ALA:HB2	9:82:74:ILE:HG23	1.94	0.49
24:3L:44:U:H2'	24:3L:45:G:O4'	2.13	0.49
26:14:863:A:H2'	26:14:864:G:H8	1.76	0.49
26:14:1204:A:N1	26:14:1241:A:C2	2.80	0.49
26:14:2178:C:H4'	28:79:46:LYS:NZ	2.27	0.49
26:14:2303:G:O2'	26:14:2304:G:H5'	2.12	0.49
26:14:2400:G:H2'	26:14:2401:U:H6	1.77	0.49
32:49:125:PHE:HB3	32:49:166:ASP:CB	2.40	0.49
45:B5:67:GLY:C	45:B5:69:TYR:H	2.13	0.49
53:J5:18:ALA:O	53:J5:21:SER:HB3	2.13	0.49
1:13:484:G:O2'	1:13:485:G:OP2	2.29	0.49
1:13:1176:A:H2'	1:13:1177:G:H1'	1.95	0.49
2:1E:28:PHE:CE2	2:1E:190:THR:HA	2.48	0.49
8:7E:49:GLU:O	8:7E:51:VAL:HG13	2.12	0.49
26:1H:910:A:C4	38:88:13:GLN:NE2	2.81	0.49
26:1H:1280:G:N2	26:1H:1291:C:C2	2.81	0.49
26:1H:1358:G:N2	26:1H:1372:U:C5	2.81	0.49
26:1H:1658:C:H2'	26:1H:1659:U:C6	2.47	0.49
26:1H:1728:G:C2	26:1H:1730:U:OP2	2.66	0.49
26:1H:2000:G:C2'	26:1H:2001:A:H5'	2.43	0.49
26:1H:2056:G:C2	26:1H:2057:A:C8	3.01	0.49
28:71:218:MET:N	28:71:218:MET:SD	2.86	0.49
31:31:68:LYS:O	31:31:69:HIS:HB2	2.13	0.49

Continued on next page...

Continued from previous page...

Atom-1	Atom-2	Interatomic distance (Å)	Clash overlap (Å)
32:41:4:ASP:OD1	32:41:9:ARG:NH1	2.46	0.49
38:88:35:VAL:HG13	38:88:130:LYS:HB3	1.94	0.49
44:E8:9:TYR:HA	44:E8:100:THR:HG23	1.95	0.49
48:I8:23:VAL:HG22	48:I8:38:VAL:HG22	1.94	0.49
1:1G:676:A:H1'	11:2A:115:PRO:HB3	1.95	0.49
1:1G:683:G:N2	1:1G:707:C:O2	2.43	0.49
1:1G:762:C:H2'	1:1G:763:G:H8	1.77	0.49
1:1G:1232:U:OP1	9:82:124:GLN:HG2	2.13	0.49
2:12:159:PRO:HB2	2:12:161:ALA:O	2.12	0.49
2:12:164:VAL:HB	2:12:186:ALA:HB2	1.94	0.49
5:42:43:LEU:HD22	5:42:136:MET:HG3	1.94	0.49
7:62:38:LEU:O	7:62:42:ILE:HG13	2.12	0.49
26:14:9:U:OP2	26:14:9:U:H6	1.95	0.49
26:14:1805:U:O2	29:19:50:THR:HB	2.13	0.49
26:14:2720:U:N3	26:14:2873:A:H2	2.07	0.49
29:19:30:GLU:HB2	29:19:35:LYS:NZ	2.28	0.49
38:45:42:ILE:HD13	38:45:97:VAL:HB	1.95	0.49
38:45:57:HIS:CE1	38:45:116:GLU:HG2	2.48	0.49
47:D5:99:TYR:HB3	47:D5:123:ASP:OD1	2.13	0.49
49:F5:84:GLY:HA3	49:F5:86:SER:N	2.28	0.49
1:13:468:A:H3'	1:13:474:G:H8	1.78	0.48
1:13:539:A:H2'	1:13:540:G:C8	2.48	0.48
1:13:730:G:C5	1:13:731:G:H1'	2.48	0.48
5:4E:36:ASP:OD2	5:4E:40:ARG:NH1	2.46	0.48
9:8E:10:ARG:HE	9:8E:105:ASP:CG	2.16	0.48
13:4I:22:ILE:HB	13:4I:25:ILE:HD12	1.95	0.48
26:1H:588:U:H2'	26:1H:589:C:C6	2.48	0.48
26:1H:1205:U:H4'	26:1H:1206:G:OP2	2.13	0.48
26:1H:1516:U:H2'	26:1H:1517:G:C8	2.48	0.48
26:1H:2272:U:H5''	26:1H:2273:A:OP1	2.13	0.48
26:1H:2319:G:N7	40:A8:3:ARG:HG2	2.27	0.48
27:16:42:C:O3'	32:41:67:LYS:NZ	2.45	0.48
37:78:63:PRO:HD3	55:Q8:27:THR:HG22	1.95	0.48
43:D8:45:THR:O	43:D8:47:VAL:HG23	2.12	0.48
46:G8:35:TYR:CD2	46:G8:69:ALA:HB3	2.48	0.48
1:1G:1055:A:C6	1:1G:1056:U:C6	3.01	0.48
1:1G:1151:A:HO2'	1:1G:1152:A:C5'	2.26	0.48
12:3A:60:LEU:HD23	12:3A:64:TYR:HB3	1.94	0.48
17:8A:10:VAL:CG2	17:8A:53:LEU:HA	2.43	0.48
26:14:590:A:H2'	26:14:591:C:C6	2.48	0.48
26:14:761:A:C8	59:14:3574:HOH:O	2.55	0.48

Continued on next page...

Continued from previous page...

Atom-1	Atom-2	Interatomic distance (Å)	Clash overlap (Å)
26:14:819:A:C4	26:14:1189:A:C2	3.00	0.48
26:14:848:G:C4	26:14:933:A:H8	2.31	0.48
26:14:901:A:H2'	26:14:901:A:N3	2.28	0.48
26:14:1406:U:H2'	26:14:1407:C:C6	2.48	0.48
26:14:2054:A:H5''	26:14:2055:C:O5'	2.12	0.48
27:1J:42:C:O2	32:49:93:THR:N	2.34	0.48
27:1J:73:A:C4	27:1J:104:A:C2	3.01	0.48
31:39:155:LEU:HD23	31:39:186:ILE:HD13	1.94	0.48
34:69:93:THR:N	34:69:96:ASP:HB2	2.27	0.48
36:25:10:VAL:HG12	36:25:19:ILE:HG12	1.94	0.48
41:75:61:PHE:CE1	41:75:76:PHE:HB2	2.48	0.48
44:A5:20:VAL:HG21	44:A5:44:ALA:H	1.78	0.48
1:13:60:A:H4'	1:13:61:G:H5'	1.95	0.48
1:13:164:U:H2'	1:13:165:C:C6	2.47	0.48
1:13:413:G:H22	1:13:428:G:H1'	1.79	0.48
6:5E:97:PHE:HD1	18:9I:31:LEU:HD11	1.78	0.48
9:8E:50:LEU:HD12	9:8E:51:ARG:N	2.27	0.48
9:8E:86:VAL:HG11	9:8E:93:ARG:HG3	1.94	0.48
20:BI:45:GLN:HB2	20:BI:91:LEU:HD13	1.95	0.48
22:1K:72:C:H2'	22:1K:73:A:H5''	1.95	0.48
26:1H:2033:A:H4'	26:1H:2034:U:OP1	2.13	0.48
26:1H:2470:G:H5'	38:88:56:ARG:HH12	1.78	0.48
26:1H:2665:A:H2'	26:1H:2666:C:O5'	2.13	0.48
29:11:126:GLN:HG2	29:11:127:VAL:N	2.28	0.48
37:78:19:VAL:HG13	37:78:31:ALA:HB1	1.95	0.48
40:A8:42:ASP:O	40:A8:43:GLU:CB	2.60	0.48
40:A8:89:ARG:HG3	40:A8:92:TYR:O	2.12	0.48
1:1G:198:G:H2'	1:1G:199:G:H8	1.79	0.48
1:1G:1014:A:P	1:1G:1014:A:H8	2.35	0.48
1:1G:1126:U:H1'	1:1G:1127:G:OP1	2.13	0.48
2:12:49:GLU:O	2:12:52:GLU:HG3	2.13	0.48
2:12:223:ILE:HA	2:12:224:GLN:CG	2.41	0.48
3:22:85:ARG:C	3:22:87:LEU:H	2.16	0.48
7:62:36:LYS:O	7:62:40:ALA:N	2.45	0.48
7:62:141:VAL:O	7:62:143:ARG:HG3	2.13	0.48
12:3A:6:THR:HG23	12:3A:9:GLN:OE1	2.13	0.48
19:AA:66:MET:HB3	19:AA:69:HIS:ND1	2.28	0.48
23:2L:24:C:C2	23:2L:25:U:C5	3.01	0.48
26:14:315:G:H2'	26:14:316:C:C6	2.47	0.48
26:14:481:G:OP2	46:C5:47:LYS:HB2	2.13	0.48
26:14:745:G:H5''	26:14:746:A:OP2	2.13	0.48

Continued on next page...

Continued from previous page...

Atom-1	Atom-2	Interatomic distance (Å)	Clash overlap (Å)
26:14:819:A:C2'	26:14:820:A:H5'	2.43	0.48
26:14:1049:C:N4	26:14:2751:G:O6	2.44	0.48
26:14:1784:A:H4'	26:14:1785:A:C5'	2.43	0.48
26:14:2226:C:OP2	59:14:3640:HOH:O	2.20	0.48
26:14:2898:U:H2'	26:14:2899:G:H5''	1.96	0.48
39:55:2:ARG:HB2	39:55:5:LYS:HB2	1.95	0.48
44:A5:96:ILE:O	44:A5:96:ILE:HG13	2.12	0.48
46:C5:23:ARG:NH1	46:C5:23:ARG:HB2	2.28	0.48
51:H5:5:LYS:HD2	51:H5:34:GLU:HB3	1.95	0.48
1:13:192:U:O4'	20:BI:103:GLY:HA2	2.13	0.48
1:13:954:G:H2'	1:13:955:U:C6	2.48	0.48
1:13:1057:G:H4'	3:2E:197:GLY:H	1.78	0.48
1:13:1164:G:C6	1:13:1165:C:C4	3.01	0.48
1:13:1177:G:O6	1:13:1181:G:N7	2.46	0.48
1:13:1317:C:OP2	14:5I:17:LYS:HE2	2.13	0.48
3:2E:43:LEU:HB3	3:2E:47:LEU:HD22	1.96	0.48
15:6I:70:LEU:HD11	15:6I:77:ARG:HG2	1.95	0.48
26:1H:511:U:C5	26:1H:512:G:C5	3.01	0.48
26:1H:1566:A:O2'	26:1H:1567:A:H5'	2.13	0.48
26:1H:1581:G:H2'	26:1H:1582:C:O4'	2.13	0.48
26:1H:2129:C:H5''	28:7I:6:ARG:CZ	2.43	0.48
26:1H:2235:G:H2'	26:1H:2236:C:C6	2.48	0.48
26:1H:2533:A:H2'	26:1H:2534:A:O4'	2.12	0.48
29:11:39:LYS:HD2	29:11:39:LYS:HA	1.53	0.48
30:21:46:ALA:HB1	30:21:80:GLU:HB3	1.94	0.48
32:41:7:LEU:HD11	32:41:176:LEU:HD22	1.95	0.48
33:51:118:PRO:HD2	33:51:121:ILE:HB	1.96	0.48
34:61:42:SER:O	34:61:45:LYS:N	2.45	0.48
38:88:21:THR:HB	38:88:99:PRO:O	2.14	0.48
49:J8:83:GLU:HG3	49:J8:85:LEU:HB2	1.94	0.48
1:1G:974:A:OP2	14:5A:41:ARG:NH1	2.47	0.48
1:1G:1133:G:N2	1:1G:1141:C:O2	2.46	0.48
1:1G:1177:G:H8	1:1G:1177:G:OP2	1.96	0.48
2:12:130:ARG:HE	2:12:135:GLN:HG2	1.78	0.48
2:12:178:ARG:HD2	2:12:196:LEU:O	2.14	0.48
3:22:91:LEU:HD21	3:22:101:LEU:HD21	1.94	0.48
17:8A:21:VAL:HG21	17:8A:59:ILE:HD11	1.95	0.48
22:1L:18:G:OP1	22:1L:60:U:N3	2.41	0.48
23:2L:56:PSU:N3	23:2L:59:A:OP2	2.37	0.48
24:3L:76:A:C8	26:14:2394:C:N4	2.75	0.48
26:14:271(B):G:N7	26:14:421:U:H2'	2.27	0.48

Continued on next page...

Continued from previous page...

Atom-1	Atom-2	Interatomic distance (Å)	Clash overlap (Å)
26:14:276:A:H2'	26:14:277:C:C5	2.48	0.48
26:14:921:G:C6	26:14:922:U:C4	3.02	0.48
26:14:1034:G:H2'	26:14:1035:U:O4'	2.13	0.48
26:14:1204:A:N1	26:14:1241:A:H2	2.10	0.48
26:14:1358:G:N1	59:14:3513:HOH:O	2.34	0.48
26:14:1570:A:H2'	26:14:1571:A:C8	2.48	0.48
26:14:2404:C:OP2	59:14:3636:HOH:O	2.20	0.48
26:14:2461:C:H2'	26:14:2462:U:C6	2.49	0.48
31:39:160:ASN:HB3	31:39:163:VAL:HB	1.95	0.48
48:E5:50:ASN:O	48:E5:62:LEU:HB2	2.12	0.48
1:13:474:G:H5''	16:7I:81:ARG:HE	1.79	0.48
1:13:727:G:N2	1:13:730:G:OP2	2.43	0.48
1:13:1409:C:H2'	1:13:1410:G:H8	1.79	0.48
2:1E:206:ASP:O	2:1E:210:SER:OG	2.29	0.48
8:7E:41:ARG:NH1	8:7E:123:GLU:OE1	2.47	0.48
17:8I:56:VAL:HB	17:8I:78:GLU:HB2	1.96	0.48
26:1H:7:G:H2'	26:1H:8:A:O4'	2.12	0.48
26:1H:730:C:OP2	59:1H:3770:HOH:O	2.20	0.48
26:1H:1065:U:H1'	26:1H:1074:G:N2	2.28	0.48
26:1H:1084:A:O2'	26:1H:1085:A:OP1	2.29	0.48
26:1H:1512:G:H2'	26:1H:1513:C:C6	2.48	0.48
26:1H:1784:A:H5''	59:1H:4403:HOH:O	2.13	0.48
26:1H:2138:C:C2	26:1H:2154:G:N2	2.82	0.48
28:7I:212:VAL:HG21	28:7I:226:PRO:HG3	1.95	0.48
32:4I:35:GLU:OE1	32:4I:35:GLU:HA	2.14	0.48
41:B8:42:ILE:HD12	41:B8:42:ILE:H	1.78	0.48
44:E8:57:ASN:O	44:E8:62:HIS:HD2	1.95	0.48
50:K8:24:LEU:O	50:K8:28:LYS:HG3	2.13	0.48
1:1G:1076:C:H42	1:1G:1081:G:H1	1.61	0.48
5:42:143:ARG:HA	5:42:143:ARG:HD3	1.59	0.48
19:AA:48:THR:HG22	19:AA:61:TYR:HA	1.94	0.48
24:3L:13:C:H2'	24:3L:14:A:H8	1.78	0.48
26:14:26:G:OP1	44:A5:80:PRO:HB3	2.13	0.48
26:14:185:U:H4'	26:14:218:A:H4'	1.96	0.48
26:14:527:C:OP2	26:14:2779:U:H5	1.97	0.48
26:14:2337:G:H2'	26:14:2337:G:N3	2.29	0.48
27:1J:33:G:C2	27:1J:50:G:C2	3.02	0.48
27:1J:99:A:H3'	59:1J:303:HOH:O	2.12	0.48
30:29:147:PRO:HB2	30:29:149:ARG:HD3	1.95	0.48
31:39:3:GLU:OE1	31:39:3:GLU:N	2.46	0.48
1:13:377:G:H5'	16:7I:5:ARG:NH1	2.29	0.48

Continued on next page...

Continued from previous page...

Atom-1	Atom-2	Interatomic distance (Å)	Clash overlap (Å)
1:13:428:G:C5	1:13:430:A:C6	3.01	0.48
1:13:476:G:N2	1:13:477:G:H1'	2.29	0.48
1:13:636:U:H2'	1:13:637:G:C8	2.47	0.48
1:13:1346:A:H5''	9:8E:120:ARG:HH12	1.78	0.48
1:13:1455:G:H8	1:13:1455:G:O5'	1.96	0.48
2:1E:80:ILE:HG21	2:1E:212:GLN:HA	1.95	0.48
6:5E:61:LEU:HD23	6:5E:63:TYR:HE1	1.78	0.48
13:4I:39:ILE:HG12	13:4I:52:GLU:OE2	2.12	0.48
15:6I:18:PHE:CE1	15:6I:21:ASP:HB2	2.48	0.48
23:2K:2:G:H2'	23:2K:2:G:N3	2.28	0.48
26:1H:403:U:H3'	59:1H:4635:HOH:O	2.13	0.48
26:1H:995:C:OP2	42:C8:54:LYS:NZ	2.46	0.48
26:1H:1093:G:H1'	26:1H:1099:G:N2	2.28	0.48
26:1H:2376:A:H2'	26:1H:2377:A:O4'	2.14	0.48
26:1H:2432:A:C4	49:J8:33:LYS:HG2	2.48	0.48
27:16:43:C:P	32:41:67:LYS:HZ2	2.36	0.48
29:11:37:LEU:HD12	29:11:37:LEU:N	2.07	0.48
35:58:38:HIS:NE2	35:58:50:ASP:OD2	2.46	0.48
40:A8:29:PHE:CD1	40:A8:30:ARG:N	2.80	0.48
52:M8:39:CYS:HB3	52:M8:41:PRO:CD	2.43	0.48
1:1G:498:A:H4'	1:1G:500:G:OP1	2.13	0.48
1:1G:509:A:C8	1:1G:509:A:H3'	2.48	0.48
23:2L:10:G:N2	23:2L:27:G:H1'	2.28	0.48
26:14:39:C:O2	31:39:46:ARG:NH2	2.46	0.48
26:14:288:C:H2'	26:14:289:A:C8	2.48	0.48
26:14:853:G:O2'	26:14:854:G:H5'	2.12	0.48
26:14:947:G:O6	59:14:3634:HOH:O	2.20	0.48
26:14:1057:A:H2'	26:14:1058:U:O4'	2.13	0.48
26:14:1388:G:O2'	26:14:1389:G:H5'	2.13	0.48
26:14:2143:C:H42	26:14:2148:G:H1	1.61	0.48
26:14:2432:A:H2	49:F5:35:THR:HG22	1.78	0.48
29:19:218:ARG:HB3	29:19:219:PRO:HD2	1.95	0.48
32:49:114:ILE:HD11	32:49:140:ILE:HD13	1.95	0.48
38:45:32:TYR:HA	38:45:133:ARG:O	2.13	0.48
40:65:43:GLU:HB2	48:E5:49:LYS:HZ1	1.76	0.48
40:65:87:PHE:CZ	40:65:102:ALA:HB2	2.48	0.48
49:F5:86:SER:HA	49:F5:89:GLU:OE2	2.13	0.48
1:13:329:A:C4	1:13:332:G:C5	3.02	0.48
1:13:580:U:OP1	15:6I:54:ARG:NH2	2.47	0.48
1:13:648:A:N6	1:13:649:G:O6	2.46	0.48
1:13:1053:G:N7	1:13:1199:U:H3'	2.28	0.48

Continued on next page...

Continued from previous page...

Atom-1	Atom-2	Interatomic distance (Å)	Clash overlap (Å)
1:13:1125:U:C6	10:1I:38:ILE:HD12	2.49	0.48
1:13:1277:C:O2'	1:13:1279:A:H8	1.96	0.48
2:1E:100:GLY:N	2:1E:176:GLU:OE2	2.46	0.48
2:1E:168:THR:OG1	2:1E:192:SER:HB2	2.14	0.48
8:7E:114:THR:HG22	8:7E:131:GLY:HA3	1.96	0.48
19:AI:51:VAL:HG12	19:AI:52:TYR:H	1.78	0.48
26:1H:324:A:H2'	26:1H:325:G:H5'	1.94	0.48
26:1H:574:C:P	59:1H:3621:HOH:O	2.64	0.48
26:1H:2031:A:C6	26:1H:2498:C:H1'	2.48	0.48
26:1H:2176:A:H1'	28:7I:215:THR:HG21	1.94	0.48
26:1H:2503:A:H3'	26:1H:2503:A:OP2	2.13	0.48
28:7I:49:ILE:HG22	28:7I:204:ALA:HB1	1.95	0.48
29:11:31:LYS:O	29:11:33:LEU:N	2.47	0.48
30:21:38:THR:HG23	30:21:40:GLU:H	1.78	0.48
34:6I:57:ARG:O	34:6I:61:ARG:HG2	2.13	0.48
41:B8:94:ALA:HB1	41:B8:99:LEU:HD21	1.95	0.48
42:C8:75:ASN:HB3	42:C8:77:SER:N	2.29	0.48
42:C8:75:ASN:HB3	42:C8:77:SER:H	1.79	0.48
47:H8:68:PRO:O	47:H8:91:LEU:HD22	2.14	0.48
1:1G:746:A:H2'	1:1G:747:C:C6	2.49	0.48
1:1G:980:C:H3'	1:1G:981:U:H6	1.78	0.48
1:1G:1179:A:H4'	9:82:103:THR:HA	1.94	0.48
1:1G:1423:G:H2'	1:1G:1424:C:H6	1.78	0.48
4:32:88:VAL:HG13	5:42:97:GLY:HA2	1.96	0.48
26:14:152:G:H1	26:14:174:C:H42	1.59	0.48
26:14:273(C):C:N4	26:14:363(C):G:H1	2.12	0.48
26:14:860:U:C2	26:14:2268:A:C8	3.02	0.48
26:14:1670:C:O2	30:29:129:HIS:NE2	2.42	0.48
29:19:71:ASP:N	29:19:71:ASP:OD1	2.45	0.48
37:35:120:ALA:O	37:35:121:LYS:HD2	2.13	0.48
39:55:101:ALA:HA	53:J5:44:THR:HG21	1.96	0.48
41:75:124:ASP:O	41:75:128:GLU:HB2	2.13	0.48
1:13:917:G:H2'	1:13:918:A:C8	2.48	0.48
2:1E:136:VAL:O	2:1E:140:HIS:N	2.37	0.48
13:4I:44:ARG:O	13:4I:47:ASP:N	2.46	0.48
13:4I:98:VAL:HG23	13:4I:99:ARG:HG2	1.95	0.48
15:6I:24:SER:HB3	15:6I:27:VAL:HG23	1.94	0.48
26:1H:447:A:N1	26:1H:454:A:O2'	2.33	0.48
26:1H:459:U:H2'	26:1H:460:A:C8	2.48	0.48
26:1H:459:U:H2'	26:1H:460:A:H8	1.79	0.48
26:1H:690:G:H2'	26:1H:691:C:C6	2.49	0.48

Continued on next page...

Continued from previous page...

Atom-1	Atom-2	Interatomic distance (Å)	Clash overlap (Å)
26:1H:865:C:H1'	59:1H:4072:HOH:O	2.13	0.48
26:1H:1376:C:H2'	26:1H:1377:G:O4'	2.14	0.48
26:1H:1742:C:H2'	26:1H:1743:G:O4'	2.13	0.48
26:1H:2239:G:H5'	29:11:251:GLY:HA3	1.95	0.48
26:1H:2303:G:O2'	32:41:132:ASN:HB2	2.14	0.48
26:1H:2517:C:C2	26:1H:2542:A:N6	2.81	0.48
31:31:181:LEU:O	31:31:205:ARG:NH2	2.43	0.48
32:41:80:PHE:O	32:41:82:LEU:HB2	2.13	0.48
38:88:17:LEU:HD23	38:88:17:LEU:HA	1.55	0.48
50:K8:58:ALA:O	50:K8:62:THR:HG22	2.14	0.48
1:1G:501:C:H2'	1:1G:502:G:C8	2.47	0.48
1:1G:1008:C:H42	1:1G:1021:G:H22	1.62	0.48
5:42:93:PRO:HG2	8:72:105:ARG:HE	1.78	0.48
7:62:22:LEU:HD22	7:62:63:LYS:HE3	1.96	0.48
7:62:72:ARG:HE	7:62:138:LYS:HE3	1.79	0.48
14:5A:24:CYS:HB2	14:5A:33:VAL:HG12	1.95	0.48
20:BA:67:ALA:O	20:BA:73:HIS:CE1	2.67	0.48
23:2L:60:A:H2'	23:2L:61:U:H5'	1.95	0.48
26:14:84:A:H5''	46:C5:8:LYS:HG2	1.94	0.48
26:14:579:G:H2'	26:14:580:C:C6	2.49	0.48
26:14:670:A:H4'	26:14:671:C:O5'	2.14	0.48
26:14:2311:A:H62	32:49:44:GLY:HA3	1.78	0.48
26:14:2320:A:N6	26:14:2333:A:H2'	2.29	0.48
26:14:2883:A:H5'	26:14:2884:U:H5'	1.96	0.48
29:19:176:ARG:HG2	29:19:176:ARG:HH11	1.78	0.48
41:75:123:GLN:HA	41:75:126:ALA:HB3	1.96	0.48
46:C5:85:VAL:HG21	46:C5:98:VAL:HG23	1.95	0.48
46:C5:89:PHE:O	46:C5:90:LEU:HB3	2.14	0.48
1:13:13:U:OP1	59:13:1835:HOH:O	2.20	0.48
1:13:692:U:O2'	1:13:694:A:N7	2.36	0.48
1:13:872:A:C5	1:13:874:G:C8	3.02	0.48
1:13:1307:U:OP1	13:4I:101:GLN:NE2	2.46	0.48
1:13:1324:A:O4'	1:13:1362:C:H4'	2.14	0.48
7:6E:6:ARG:HG3	7:6E:6:ARG:O	2.14	0.48
9:8E:10:ARG:NE	9:8E:105:ASP:OD2	2.47	0.48
26:1H:189:G:OP2	49:J8:39:LYS:HE3	2.14	0.48
26:1H:634:C:H2'	26:1H:635:C:C6	2.47	0.48
26:1H:821:A:O2'	26:1H:946:G:OP2	2.31	0.48
26:1H:1255:U:O2	59:1H:3767:HOH:O	2.19	0.48
26:1H:1271:G:N2	26:1H:1617:C:O4'	2.47	0.48
26:1H:1480:G:C6	26:1H:1482:U:N3	2.81	0.48

Continued on next page...

Continued from previous page...

Atom-1	Atom-2	Interatomic distance (Å)	Clash overlap (Å)
26:1H:1994:C:O2'	26:1H:1995:U:H5'	2.14	0.48
27:16:6:C:O3'	40:A8:29:PHE:HE2	1.97	0.48
29:11:64:ILE:HD12	29:11:65:ILE:N	2.28	0.48
1:1G:162:A:H5''	1:1G:163:C:OP2	2.14	0.48
1:1G:428:G:C5	1:1G:430:A:C6	3.01	0.48
1:1G:843:U:H3'	1:1G:848:C:O4'	2.14	0.48
8:72:36:LEU:HA	8:72:39:LEU:HB2	1.95	0.48
13:4A:92:HIS:NE2	13:4A:98:VAL:HG11	2.28	0.48
22:1L:39:PSU:H2'	22:1L:40:C:H6	1.78	0.48
26:14:251:A:C5	26:14:252:G:H1'	2.48	0.48
26:14:270(Q):C:H5''	34:69:45:LYS:HE3	1.95	0.48
26:14:990:A:H5'	26:14:990:A:C8	2.34	0.48
26:14:1322:A:O3'	44:A5:84:ARG:NH1	2.46	0.48
26:14:1334:G:OP2	59:14:3641:HOH:O	2.20	0.48
26:14:2387:U:O2'	48:E5:41:ARG:NH1	2.47	0.48
26:14:2615:U:C2	53:J5:7:PRO:HA	2.48	0.48
29:19:11:PRO:O	29:19:12:SER:OG	2.25	0.48
29:19:93:ALA:HB3	29:19:105:ILE:HG22	1.95	0.48
30:29:119:ARG:HD2	30:29:120:TRP:CE2	2.48	0.48
38:45:18:LYS:H	38:45:98:LYS:NZ	2.12	0.48
1:13:452:A:H2'	1:13:453:A:C8	2.49	0.48
2:1E:8:LYS:H	2:1E:8:LYS:NZ	2.12	0.48
5:4E:67:VAL:O	5:4E:69:VAL:HG23	2.14	0.48
6:5E:67:MET:HB2	6:5E:68:PRO:HD2	1.96	0.48
26:1H:172:C:H2'	26:1H:173:G:C8	2.49	0.48
26:1H:197:A:N6	26:1H:2430:A:H2'	2.29	0.48
26:1H:234:C:H2'	26:1H:235:U:H6	1.79	0.48
26:1H:270(S):G:H5''	49:J8:94:LEU:HD13	1.94	0.48
26:1H:363:G:O2'	26:1H:363(A):A:H5'	2.13	0.48
26:1H:576:U:O2	26:1H:576:U:O5'	2.32	0.48
26:1H:962:G:H2'	26:1H:963:U:C6	2.48	0.48
26:1H:1006:C:H1'	35:58:106:MET:HE3	1.96	0.48
26:1H:1400:G:H2'	26:1H:1401:G:C8	2.49	0.48
26:1H:1570:A:H2'	26:1H:1571:A:C8	2.49	0.48
26:1H:2364:C:H2'	26:1H:2365:G:O4'	2.13	0.48
26:1H:2562:U:H1'	36:68:23:ARG:HH11	1.79	0.48
26:1H:2849:U:H1'	26:1H:2866:U:O2	2.13	0.48
32:41:13:GLU:O	32:41:14:GLU:HB3	2.14	0.48
35:58:94:HIS:C	35:58:95:PRO:O	2.50	0.48
36:68:93:PRO:HG3	36:68:114:ILE:HG12	1.96	0.48
39:98:24:GLN:OE1	39:98:36:THR:HG21	2.13	0.48

Continued on next page...

Continued from previous page...

Atom-1	Atom-2	Interatomic distance (Å)	Clash overlap (Å)
39:98:44:LEU:O	39:98:47:PHE:N	2.47	0.48
42:C8:79:PHE:O	42:C8:79:PHE:HD1	1.97	0.48
46:G8:27:VAL:HG21	46:G8:30:VAL:HG23	1.95	0.48
46:G8:89:PHE:HD1	46:G8:90:LEU:N	2.12	0.48
1:1G:1277:C:O2'	1:1G:1279:A:H1'	2.14	0.48
1:1G:1298:C:O2'	1:1G:1299:A:P	2.72	0.48
2:12:77:ALA:O	2:12:81:VAL:HG23	2.14	0.48
4:32:128:VAL:HG12	4:32:129:ASN:ND2	2.29	0.48
4:32:190:ASP:OD1	4:32:192:GLU:HG2	2.14	0.48
9:82:102:LEU:O	9:82:103:THR:OG1	2.27	0.48
11:2A:27:ASN:OD1	11:2A:28:THR:N	2.44	0.48
14:5A:3:ARG:O	14:5A:6:LEU:HD12	2.14	0.48
19:AA:63:THR:OG1	19:AA:65:ASN:O	2.31	0.48
26:14:97:C:H5''	50:G5:2:LYS:HA	1.94	0.48
26:14:1449(A):G:H2'	26:14:1450:C:H6	1.79	0.48
26:14:1507:A:C2	26:14:1508:A:H1'	2.49	0.48
39:55:21:TYR:OH	39:55:43:GLU:HG2	2.14	0.48
1:13:567:G:H2'	1:13:568:G:O4'	2.14	0.48
11:2I:46:GLY:HA2	11:2I:50:TYR:O	2.13	0.48
12:3I:117:ARG:HB3	12:3I:122:THR:HB	1.96	0.48
19:AI:36:ARG:HD2	19:AI:52:TYR:O	2.14	0.48
26:1H:32:C:O2'	26:1H:33:U:H5'	2.14	0.48
26:1H:516:C:OP1	53:N8:13:LYS:NZ	2.41	0.48
26:1H:729:G:C6	29:11:208:LYS:HB2	2.49	0.48
26:1H:761:A:OP2	59:1H:3760:HOH:O	2.19	0.48
26:1H:1181:C:O2'	26:1H:1182:A:H5'	2.13	0.48
28:71:45:ALA:HA	28:71:211:SER:O	2.14	0.48
30:21:60:ASN:ND2	30:21:63:LEU:H	2.12	0.48
33:51:113:VAL:HG11	33:51:151:ILE:HD13	1.96	0.48
33:51:126:PRO:O	33:51:127:GLU:HB3	2.13	0.48
37:78:50:ARG:NH2	37:78:50:ARG:HG3	2.29	0.48
39:98:103:ARG:NH1	39:98:108:GLY:O	2.47	0.48
41:B8:1:MET:HA	41:B8:2:ASN:OD1	2.14	0.48
52:M8:37:SER:HB3	52:M8:42:PHE:CE1	2.49	0.48
1:1G:162:A:O5'	1:1G:162:A:H8	1.97	0.48
1:1G:619:U:N3	4:32:134:ASP:OD1	2.44	0.48
1:1G:909:A:H2'	1:1G:910:C:O4'	2.12	0.48
1:1G:977:A:H3'	1:1G:977:A:N3	2.29	0.48
1:1G:1512:U:H2'	1:1G:1513:A:H8	1.79	0.48
4:32:32:ALA:H	4:32:35:ARG:CD	2.27	0.48
13:4A:67:GLU:HG3	13:4A:68:GLY:H	1.78	0.48

Continued on next page...

Continued from previous page...

Atom-1	Atom-2	Interatomic distance (Å)	Clash overlap (Å)
16:7A:45:THR:O	16:7A:48:TRP:HD1	1.96	0.48
19:AA:69:HIS:HB3	19:AA:73:GLU:OE1	2.13	0.48
22:1L:69:A:H1'	22:1L:70:C:O5'	2.13	0.48
26:14:442:G:C6	26:14:444:C:N4	2.82	0.48
26:14:692:C:H4'	29:19:40:THR:OG1	2.14	0.48
26:14:720:C:H2'	26:14:721:C:C6	2.49	0.48
26:14:1666:G:OP1	36:25:66:LYS:HD3	2.14	0.48
26:14:2541:A:H5''	26:14:2542:A:OP2	2.13	0.48
29:19:137:PRO:O	29:19:140:THR:OG1	2.29	0.48
38:45:35:VAL:HG12	38:45:36:ALA:N	2.29	0.48
46:C5:3:VAL:HG11	46:C5:32:PRO:O	2.14	0.48
47:D5:29:TYR:HE1	47:D5:87:ASP:HB3	1.79	0.48
49:F5:86:SER:HA	49:F5:89:GLU:CD	2.34	0.48
1:13:163:C:H2'	1:13:164:U:C6	2.49	0.47
1:13:667:G:H4'	15:6I:51:HIS:CE1	2.49	0.47
1:13:717:C:H5''	1:13:717:C:H6	1.79	0.47
1:13:1014:A:H4'	19:AI:14:HIS:CD2	2.49	0.47
1:13:1034:G:H2'	1:13:1034:G:N3	2.29	0.47
1:13:1213:A:C8	1:13:1215:G:C6	3.03	0.47
1:13:1305:G:H21	1:13:1331:G:H2'	1.78	0.47
1:13:1314:C:N4	19:AI:2:PRO:O	2.45	0.47
1:13:1410:G:H2'	1:13:1411:C:C6	2.48	0.47
5:4E:41:VAL:HG22	5:4E:113:ALA:CB	2.44	0.47
8:7E:129:VAL:HG23	8:7E:130:GLY:H	1.79	0.47
16:7I:5:ARG:HE	16:7I:22:THR:HG21	1.79	0.47
16:7I:12:LYS:O	16:7I:13:HIS:HB2	2.12	0.47
24:3K:4:U:H2'	24:3K:5:C:C2	2.48	0.47
26:1H:527:C:H4'	26:1H:528:A:H5'	1.95	0.47
26:1H:552:G:H2'	26:1H:553:U:O4'	2.14	0.47
26:1H:583:G:OP2	42:C8:10:ARG:HD2	2.13	0.47
26:1H:631:A:N3	26:1H:2415:G:O2'	2.43	0.47
26:1H:1542:G:H2'	26:1H:1543:A:H2	1.79	0.47
26:1H:2135:A:H5'	26:1H:2160:G:H1'	1.96	0.47
26:1H:2394:C:H2'	26:1H:2395:C:H6	1.79	0.47
27:16:61:G:C6	27:16:62:C:C4	3.02	0.47
28:7I:217:THR:HB	28:7I:218:MET:SD	2.53	0.47
30:21:26:ILE:HD11	30:21:198:VAL:HG21	1.96	0.47
30:21:147:PRO:HB2	30:21:149:ARG:HG2	1.95	0.47
30:21:181:LEU:HA	30:21:181:LEU:HD12	1.61	0.47
33:51:74:ASN:HA	33:51:77:LYS:HD3	1.96	0.47
1:1G:192:U:H2'	1:1G:193:C:C6	2.36	0.47

Continued on next page...

Continued from previous page...

Atom-1	Atom-2	Interatomic distance (Å)	Clash overlap (Å)
12:3A:109:GLY:HA3	12:3A:121:GLY:O	2.14	0.47
17:8A:86:GLU:O	17:8A:90:ILE:HB	2.13	0.47
26:14:270(K):C:H2'	26:14:270(L):U:H2'	1.95	0.47
26:14:273(D):C:H42	26:14:363(B):G:H1	1.60	0.47
26:14:731:C:P	59:14:3501:HOH:O	2.71	0.47
26:14:1142(A):A:N7	26:14:1144:G:C5	2.82	0.47
26:14:1165:U:H2'	26:14:1166:C:C6	2.48	0.47
26:14:1247:A:C2	26:14:1249:U:C6	3.03	0.47
26:14:1485:G:H2'	26:14:1486:A:C8	2.49	0.47
26:14:1775:U:OP1	59:14:3638:HOH:O	2.20	0.47
36:25:63:VAL:HG11	36:25:85:VAL:HG23	1.94	0.47
38:45:138:ASP:H	38:45:139:GLU:HA	1.70	0.47
43:95:21:ARG:HH21	43:95:21:ARG:HG3	1.78	0.47
1:13:434:U:H2'	1:13:435:C:C6	2.49	0.47
1:13:737:A:H2'	1:13:738:C:H6	1.74	0.47
1:13:1095:U:OP2	59:13:1827:HOH:O	2.20	0.47
4:3E:108:LEU:HB3	4:3E:110:PHE:HE1	1.79	0.47
9:8E:92:TYR:O	9:8E:96:LEU:HB2	2.14	0.47
11:2I:48:ILE:HD12	11:2I:48:ILE:HA	1.67	0.47
26:1H:1301:A:H2	26:1H:1626:G:H21	1.61	0.47
26:1H:1727:U:H2'	26:1H:1728:G:O4'	2.14	0.47
26:1H:2148:G:H8	26:1H:2148:G:O5'	1.97	0.47
27:16:94:C:H2'	27:16:95:U:C6	2.49	0.47
29:11:105:ILE:HA	29:11:105:ILE:HD12	1.44	0.47
36:68:22:ILE:HD13	36:68:22:ILE:HG21	1.48	0.47
37:78:59:LEU:HB2	55:Q8:58:ILE:CD1	2.43	0.47
38:88:58:PHE:O	38:88:60:ARG:N	2.47	0.47
40:A8:103:GLU:HA	40:A8:106:ARG:HD3	1.97	0.47
45:F8:29:TRP:CZ3	45:F8:78:LYS:HG2	2.48	0.47
52:M8:42:PHE:CD1	52:M8:42:PHE:C	2.87	0.47
1:1G:967:C:H2'	1:1G:968:A:N7	2.30	0.47
1:1G:1127:G:O2'	1:1G:1128:C:H5'	2.14	0.47
1:1G:1422:G:H5''	36:25:48:PRO:HB3	1.95	0.47
2:12:168:THR:HA	2:12:171:ALA:HB2	1.95	0.47
3:22:62:ASP:HA	3:22:97:LYS:HE2	1.96	0.47
4:32:150:GLU:C	4:32:152:SER:H	2.16	0.47
4:32:170:VAL:HG21	4:32:176:LEU:HD23	1.97	0.47
6:52:81:ILE:HD11	29:19:125:ILE:HG12	1.96	0.47
8:72:17:THR:HB	8:72:18:ARG:NH1	2.29	0.47
8:72:86:ILE:HG21	8:72:133:LEU:HD22	1.96	0.47
13:4A:30:ALA:O	13:4A:34:LEU:HG	2.14	0.47

Continued on next page...

Continued from previous page...

Atom-1	Atom-2	Interatomic distance (Å)	Clash overlap (Å)
17:8A:67:LYS:HA	17:8A:70:ARG:HH12	1.79	0.47
26:14:89:G:H3'	26:14:90:U:C5'	2.41	0.47
26:14:286:C:H2'	26:14:287:C:C6	2.50	0.47
26:14:1161:C:H1'	43:95:8:GLY:O	2.14	0.47
26:14:1520:U:OP2	59:14:3642:HOH:O	2.20	0.47
26:14:2118:U:O2'	26:14:2145:C:O2	2.32	0.47
26:14:2306:C:H2'	26:14:2307:G:H21	1.79	0.47
26:14:2327:A:H2'	26:14:2328:A:C8	2.49	0.47
26:14:2441:C:O2'	26:14:2442:C:H5'	2.14	0.47
43:95:70:ILE:O	43:95:70:ILE:HG22	2.14	0.47
43:95:72:VAL:O	43:95:72:VAL:HG13	2.14	0.47
44:A5:50:VAL:HG22	44:A5:105:VAL:HG23	1.96	0.47
47:D5:48:PHE:O	47:D5:52:SER:HB3	2.14	0.47
1:13:103:C:OP2	20:BI:14:LYS:HD2	2.13	0.47
1:13:160:A:N6	1:13:343:U:O2'	2.46	0.47
1:13:558:G:H5''	1:13:559:A:OP2	2.14	0.47
1:13:1060:C:P	14:5I:45:ARG:HH22	2.36	0.47
4:3E:9:CYS:O	4:3E:13:ARG:HG3	2.15	0.47
4:3E:161:ASN:O	4:3E:165:MET:HB2	2.14	0.47
22:1K:53:G:H1	22:1K:61:C:H42	1.61	0.47
26:1H:135:G:N7	59:1H:3893:HOH:O	2.35	0.47
26:1H:270(E):G:C6	26:1H:270(F):U:C4	3.03	0.47
26:1H:524:U:H2'	26:1H:525:U:C6	2.50	0.47
26:1H:803:U:C4	26:1H:804:A:N7	2.82	0.47
26:1H:910:A:C5	38:88:13:GLN:HG3	2.50	0.47
26:1H:1479:G:O2'	26:1H:1558:A:H5'	2.13	0.47
26:1H:1799:G:H5'	26:1H:1819:A:H61	1.79	0.47
26:1H:1869:G:H5'	26:1H:1870:C:OP2	2.15	0.47
26:1H:1968:G:H5'	59:1H:4257:HOH:O	2.13	0.47
26:1H:2072:G:H2'	26:1H:2073:C:O4'	2.14	0.47
26:1H:2130:U:H2'	26:1H:2131:G:N7	2.29	0.47
26:1H:2291:U:H2'	26:1H:2292:C:C6	2.48	0.47
26:1H:2830:G:H5''	26:1H:2830:G:C8	2.48	0.47
27:16:60:C:C2	27:16:61:G:C8	3.02	0.47
30:21:59:VAL:HG13	30:21:60:ASN:N	2.29	0.47
44:E8:64:MET:O	44:E8:65:LEU:HB2	2.14	0.47
45:F8:31:HIS:CE1	45:F8:33:LYS:HB2	2.49	0.47
47:H8:103:ARG:HD3	47:H8:136:PHE:CD2	2.49	0.47
1:1G:26:A:N6	1:1G:558:G:O2'	2.45	0.47
1:1G:300:A:H1'	1:1G:565:U:O2	2.14	0.47
1:1G:652:U:H1'	1:1G:653:A:H2	1.79	0.47

Continued on next page...

Continued from previous page...

Atom-1	Atom-2	Interatomic distance (Å)	Clash overlap (Å)
1:1G:684:A:N6	59:1G:1872:HOH:O	2.46	0.47
1:1G:922:G:C2	1:1G:923:A:C4	3.02	0.47
1:1G:1227:A:O3'	13:4A:115:LYS:HD2	2.15	0.47
1:1G:1306:A:C6	1:1G:1307:U:C2	3.02	0.47
3:22:56:ASP:O	3:22:57:ILE:HG13	2.14	0.47
26:14:30:G:OP2	42:85:5:LYS:HE2	2.15	0.47
26:14:307:G:H21	26:14:330:A:H62	1.61	0.47
26:14:620:G:N3	26:14:620:G:H5'	2.30	0.47
26:14:869:G:N2	26:14:870:A:H1'	2.28	0.47
26:14:1007:C:OP1	35:15:37:LYS:NZ	2.43	0.47
26:14:2740:A:C6	26:14:2764:A:C8	3.02	0.47
29:19:79:VAL:HG12	29:19:113:VAL:HA	1.97	0.47
30:29:54:GLN:CG	30:29:55:ASN:N	2.78	0.47
30:29:58:ARG:HD2	30:29:58:ARG:H	1.79	0.47
45:B5:3:THR:O	45:B5:6:ASP:HB2	2.15	0.47
48:E5:72:ARG:HB3	48:E5:75:LEU:HB2	1.97	0.47
1:13:38:G:C2	1:13:397:A:C2	3.02	0.47
1:13:222:U:H2'	1:13:223:U:C6	2.50	0.47
1:13:763:G:H2'	1:13:764:C:C6	2.49	0.47
1:13:1148:U:H2'	1:13:1149:C:O4'	2.15	0.47
1:13:1269:A:H2	1:13:1312:G:N3	2.12	0.47
1:13:1429:C:H2'	1:13:1430:C:H6	1.80	0.47
4:3E:111:ALA:HB2	4:3E:120:LEU:HD12	1.96	0.47
8:7E:86:ILE:HG22	8:7E:87:SER:H	1.79	0.47
26:1H:658:C:H2'	26:1H:659:C:C6	2.49	0.47
26:1H:937:U:H2'	26:1H:938:G:O4'	2.15	0.47
26:1H:1508:A:O2'	26:1H:1509:C:O5'	2.32	0.47
26:1H:1568:G:H5''	29:11:61:LEU:CD2	2.45	0.47
26:1H:1591:G:H2'	26:1H:1592:C:H6	1.78	0.47
26:1H:2608:G:H5''	26:1H:2609:U:OP1	2.14	0.47
33:51:11:VAL:HG12	33:51:12:PRO:HD2	1.96	0.47
33:51:130:ARG:HH11	33:51:130:ARG:HB3	1.79	0.47
34:61:33:ARG:HB3	34:61:35:LEU:HD13	1.96	0.47
35:58:120:LEU:CD2	35:58:122:VAL:HG23	2.44	0.47
37:78:118:GLY:O	37:78:137:LYS:NZ	2.46	0.47
39:98:91:GLN:H	39:98:91:GLN:HG2	1.51	0.47
41:B8:74:ARG:HD3	41:B8:76:PHE:CZ	2.50	0.47
55:Q8:37:SER:O	55:Q8:40:GLU:N	2.46	0.47
1:1G:588:G:H1	1:1G:651:C:H42	1.61	0.47
1:1G:630:G:H3'	1:1G:631:G:H5'	1.96	0.47
1:1G:878:G:H5'	8:72:89:PRO:HG2	1.96	0.47

Continued on next page...

Continued from previous page...

Atom-1	Atom-2	Interatomic distance (Å)	Clash overlap (Å)
1:1G:1084:G:H5'	1:1G:1102:A:OP2	2.14	0.47
1:1G:1228:C:H2'	1:1G:1229:A:H8	1.78	0.47
3:22:35:GLU:HG3	3:22:95:THR:HG21	1.96	0.47
3:22:151:VAL:HA	3:22:199:LYS:O	2.14	0.47
8:72:44:PHE:HA	8:72:79:VAL:HG11	1.96	0.47
9:82:70:LYS:O	9:82:74:ILE:HG13	2.13	0.47
26:14:1653:G:C6	39:55:9:LYS:HB3	2.50	0.47
26:14:1965:C:H3'	26:14:1966:A:H2'	1.96	0.47
26:14:1981:A:P	59:14:3672:HOH:O	2.73	0.47
26:14:2591:C:P	29:19:239:ARG:HG3	2.54	0.47
26:14:2693:A:H2'	26:14:2694:G:H8	1.79	0.47
27:1J:83:G:H5'	51:H5:52:HIS:CE1	2.49	0.47
30:29:52:LEU:HA	30:29:52:LEU:HD12	1.71	0.47
34:69:74:ASN:O	34:69:75:LEU:HB2	2.14	0.47
34:69:109:ILE:HB	34:69:130:TYR:CZ	2.49	0.47
35:15:28:THR:HG22	35:15:29:LYS:HG2	1.96	0.47
37:35:85:LEU:O	37:35:88:LEU:HB2	2.14	0.47
47:D5:3:TYR:O	47:D5:58:VAL:HG23	2.14	0.47
1:13:165:C:H2'	1:13:166:G:C8	2.49	0.47
1:13:1395:C:C4'	1:13:1401:G:H21	2.28	0.47
8:7E:65:TYR:HA	8:7E:79:VAL:HG23	1.95	0.47
10:1I:57:LYS:HD2	10:1I:60:ARG:NH2	2.29	0.47
12:3I:93:LEU:O	12:3I:96:VAL:HG13	2.15	0.47
26:1H:143:C:H2'	26:1H:144:C:H6	1.79	0.47
26:1H:845:G:C2'	26:1H:845:G:N3	2.75	0.47
26:1H:916:G:C2'	26:1H:917:A:H5''	2.45	0.47
26:1H:1465:G:C4	26:1H:1466:G:C8	3.02	0.47
26:1H:1668:A:H4'	26:1H:1669:A:O5'	2.15	0.47
26:1H:1903:G:C2'	26:1H:1904:G:H5'	2.45	0.47
26:1H:2801:A:H5'	26:1H:2895:U:O2'	2.14	0.47
30:21:69:LYS:O	30:21:71:GLY:N	2.48	0.47
34:61:50:ARG:HD3	34:61:50:ARG:HA	1.55	0.47
1:1G:8:A:C5	4:32:209:ARG:HB2	2.50	0.47
1:1G:1352:C:H2'	1:1G:1353:G:H8	1.78	0.47
1:1G:1479:C:H2'	1:1G:1480:G:H8	1.79	0.47
13:4A:53:VAL:O	13:4A:57:ARG:N	2.27	0.47
23:2L:48:U:H1'	23:2L:49:C:O5'	2.15	0.47
24:3L:52:G:O6	24:3L:62:C:N4	2.47	0.47
26:14:784:A:H5'	26:14:785:G:OP1	2.15	0.47
26:14:861:A:N3	27:1J:79:C:O2'	2.45	0.47
26:14:1776:G:P	59:14:3749:HOH:O	2.72	0.47

Continued on next page...

Continued from previous page...

Atom-1	Atom-2	Interatomic distance (Å)	Clash overlap (Å)
26:14:2074:U:H2'	26:14:2075:U:C6	2.50	0.47
26:14:2259:G:H1'	26:14:2427:C:C2	2.49	0.47
29:19:44:ASN:HB2	29:19:47:GLY:H	1.79	0.47
31:39:57:VAL:HG13	31:39:59:TYR:CD2	2.49	0.47
31:39:110:LEU:O	31:39:114:VAL:HG23	2.15	0.47
34:69:101:LEU:HD23	34:69:101:LEU:H	1.79	0.47
37:35:57:THR:O	37:35:61:ARG:HG3	2.15	0.47
38:45:33:GLY:CA	38:45:105:GLU:HB2	2.43	0.47
45:B5:41:ASN:O	45:B5:41:ASN:ND2	2.47	0.47
1:13:1125:U:C4	1:13:1126:U:C4	3.03	0.47
3:2E:73:PRO:O	3:2E:77:ILE:HG13	2.13	0.47
5:4E:6:PHE:HD2	5:4E:63:ARG:NH1	2.12	0.47
7:6E:45:ASP:O	7:6E:49:ILE:HG13	2.14	0.47
20:BI:87:LYS:HD2	20:BI:87:LYS:HA	1.59	0.47
22:1K:26:A:H5'	22:1K:27:G:OP2	2.15	0.47
26:1H:91:A:H2'	26:1H:92:G:O4'	2.15	0.47
26:1H:298:G:H5''	26:1H:299:A:OP1	2.15	0.47
26:1H:518:G:H2'	26:1H:519:U:H6	1.79	0.47
26:1H:592:G:H21	55:Q8:4:MET:HE3	1.74	0.47
26:1H:1455:G:P	59:1H:3700:HOH:O	2.73	0.47
26:1H:2383:G:O2'	26:1H:2384:G:H5'	2.14	0.47
34:61:117:GLU:OE1	34:61:117:GLU:N	2.48	0.47
40:A8:110:LEU:O	40:A8:111:GLU:HB2	2.14	0.47
47:H8:58:VAL:O	47:H8:60:GLU:N	2.48	0.47
48:I8:10:THR:O	48:I8:11:ARG:CB	2.62	0.47
1:1G:109:A:H2'	1:1G:326:G:N2	2.29	0.47
1:1G:411:A:C5	1:1G:413:G:H1'	2.49	0.47
1:1G:519:C:H2'	1:1G:520:A:O4'	2.15	0.47
7:62:131:LYS:NZ	7:62:131:LYS:HB3	2.30	0.47
14:5A:24:CYS:SG	14:5A:29:ARG:NH2	2.88	0.47
17:8A:87:LYS:O	17:8A:91:ARG:HG3	2.14	0.47
26:14:162:U:H4'	26:14:171:G:C4	2.50	0.47
26:14:221:A:N1	26:14:265:A:O2'	2.44	0.47
26:14:1805:U:H2'	26:14:1806:C:H6	1.78	0.47
26:14:1858:G:H2'	26:14:1883:G:H22	1.80	0.47
26:14:2137:C:H2'	26:14:2138:C:C6	2.49	0.47
26:14:2652:C:H2'	26:14:2653:U:O4'	2.15	0.47
26:14:2663:G:C6	26:14:2664:G:C4	3.03	0.47
27:1J:8:U:H5'	40:65:15:ARG:HH12	1.80	0.47
27:1J:51:G:C6	27:1J:52:A:C2	3.03	0.47
29:19:27:THR:HG22	29:19:29:PRO:O	2.14	0.47

Continued on next page...

Continued from previous page...

Atom-1	Atom-2	Interatomic distance (Å)	Clash overlap (Å)
29:19:30:GLU:CD	29:19:63:ARG:HH21	2.18	0.47
32:49:145:THR:O	32:49:146:TYR:HB3	2.15	0.47
41:75:19:LEU:HD22	41:75:86:ILE:CG2	2.44	0.47
41:75:26:ASP:O	41:75:49:VAL:HG22	2.14	0.47
46:C5:28:LYS:NZ	46:C5:64:GLU:OE2	2.22	0.47
51:H5:5:LYS:HE3	51:H5:5:LYS:HB3	1.51	0.47
1:13:313:A:H2'	1:13:314:C:C6	2.49	0.47
1:13:519:C:H2'	1:13:520:A:C8	2.49	0.47
1:13:674:G:H2'	1:13:675:A:C8	2.49	0.47
1:13:864:A:H3'	1:13:865:A:C8	2.50	0.47
1:13:887:G:H1	1:13:910:C:H42	1.62	0.47
1:13:1144:G:N2	1:13:1146:A:H62	2.12	0.47
1:13:1191:A:H5''	1:13:1192:C:OP2	2.15	0.47
1:13:1296:C:OP1	13:4I:44:ARG:NH2	2.48	0.47
2:1E:54:THR:HG23	2:1E:199:TYR:HB3	1.95	0.47
8:7E:88:LYS:HB3	8:7E:89:PRO:HD2	1.97	0.47
9:8E:8:GLY:HA3	9:8E:79:LEU:HB3	1.97	0.47
9:8E:112:LYS:CA	9:8E:119:ALA:HB2	2.44	0.47
11:2I:30:VAL:HG21	11:2I:65:ALA:HA	1.97	0.47
16:7I:49:LEU:HD12	16:7I:50:LYS:N	2.30	0.47
17:8I:81:ARG:HB3	17:8I:83:ASP:OD1	2.15	0.47
21:1F:2:GLY:C	21:1F:4:GLY:H	2.16	0.47
26:1H:275:G:N7	26:1H:363:G:C6	2.83	0.47
26:1H:309:G:H4'	46:G8:18:GLY:HA2	1.97	0.47
26:1H:617:G:OP2	31:3I:43:LYS:HE3	2.15	0.47
26:1H:654(A):A:H61	26:1H:654(T):A:H61	1.62	0.47
26:1H:657:U:H2'	26:1H:658:C:C6	2.49	0.47
26:1H:1050:A:C8	26:1H:2751:G:C5	3.03	0.47
26:1H:1779:U:H2'	59:1H:4153:HOH:O	2.15	0.47
26:1H:1786:A:H2	26:1H:2606:C:H1'	1.80	0.47
26:1H:2208:U:O2'	26:1H:2209:C:H5'	2.15	0.47
26:1H:2298:A:H62	26:1H:2318:G:H8	1.60	0.47
26:1H:2345:G:N3	26:1H:2381:C:H2'	2.30	0.47
26:1H:2542:A:H4'	26:1H:2543:G:H8	1.80	0.47
26:1H:2711:A:P	59:1H:3604:HOH:O	2.62	0.47
30:2I:55:ASN:HB3	30:2I:58:ARG:H	1.80	0.47
30:2I:101:ARG:O	30:2I:201:THR:OG1	2.33	0.47
32:4I:28:VAL:O	32:4I:31:VAL:HG13	2.15	0.47
33:5I:80:SER:C	33:5I:81:GLU:HG3	2.35	0.47
35:58:10:GLU:HG3	35:58:11:PRO:CD	2.45	0.47
36:68:7:TYR:CZ	36:68:44:LYS:HG3	2.50	0.47

Continued on next page...

Continued from previous page...

Atom-1	Atom-2	Interatomic distance (Å)	Clash overlap (Å)
37:78:119:GLU:HA	37:78:119:GLU:OE2	2.13	0.47
40:A8:25:ARG:NH1	40:A8:42:ASP:OD2	2.40	0.47
43:D8:34:GLU:HG2	43:D8:56:SER:OG	2.14	0.47
46:G8:43:ASN:OD1	46:G8:65:ALA:HB3	2.15	0.47
46:G8:81:LYS:HB2	46:G8:99:CYS:SG	2.54	0.47
49:J8:87:PRO:O	49:J8:91:LYS:N	2.48	0.47
52:M8:15:ILE:HG22	52:M8:16:CYS:N	2.29	0.47
53:N8:40:LYS:CG	53:N8:47:PRO:HD2	2.45	0.47
1:1G:486:U:OP2	59:1G:1830:HOH:O	2.20	0.47
1:1G:680:C:H2'	1:1G:681:C:C6	2.50	0.47
1:1G:1367:C:H4'	10:1A:48:THR:HG21	1.97	0.47
2:12:111:ARG:HA	2:12:111:ARG:HH1	1.79	0.47
2:12:150:SER:O	2:12:153:ARG:HG2	2.14	0.47
2:12:178:ARG:HE	2:12:178:ARG:HB3	1.55	0.47
4:32:104:VAL:O	4:32:108:LEU:HB2	2.14	0.47
7:62:114:ARG:H	7:62:114:ARG:HG2	1.51	0.47
9:82:50:LEU:HB3	9:82:56:LEU:HA	1.97	0.47
18:9A:22:VAL:HG12	18:9A:55:ARG:O	2.14	0.47
20:BA:24:LEU:HD12	20:BA:24:LEU:HA	1.63	0.47
23:2L:20:G:C2	23:2L:58:A:N3	2.83	0.47
26:14:196:A:N3	26:14:196:A:H2'	2.29	0.47
26:14:566:U:OP1	37:35:29:LYS:HD2	2.14	0.47
26:14:666:G:H5''	37:35:47:ASP:O	2.14	0.47
26:14:1011:G:H2'	26:14:1013:C:H5''	1.97	0.47
26:14:1160:G:C6	26:14:1161:C:C4	3.03	0.47
26:14:1399:C:H2'	26:14:1400:G:H8	1.80	0.47
26:14:1533:C:H5'	26:14:1534:G:OP2	2.15	0.47
26:14:1751:C:H2'	26:14:1752:C:C6	2.50	0.47
26:14:2051:A:H4'	30:29:141:ILE:HG12	1.96	0.47
26:14:2250:G:O2'	26:14:2496:C:OP1	2.20	0.47
26:14:2272:U:H5''	26:14:2273:A:OP1	2.14	0.47
26:14:2436:G:C6	26:14:2437:U:C4	3.03	0.47
26:14:2873:A:H8	39:55:6:SER:N	2.11	0.47
30:29:96:PHE:O	30:29:175:VAL:HG11	2.15	0.47
30:29:116:VAL:O	30:29:117:MET:CB	2.62	0.47
31:39:57:VAL:HG13	31:39:59:TYR:HD2	1.80	0.47
33:59:166:GLY:O	33:59:167:GLU:HG2	2.15	0.47
35:15:15:LEU:HB3	35:15:136:GLU:HA	1.97	0.47
40:65:26:LEU:HD13	40:65:87:PHE:CD1	2.49	0.47
40:65:61:ASN:CG	40:65:62:LYS:H	2.18	0.47
41:75:85:LYS:NZ	41:75:87:ASP:OD2	2.43	0.47

Continued on next page...

Continued from previous page...

Atom-1	Atom-2	Interatomic distance (Å)	Clash overlap (Å)
43:95:79:VAL:HG23	43:95:81:TYR:H	1.77	0.47
47:D5:69:THR:HG22	47:D5:90:VAL:HG22	1.95	0.47
1:13:390:C:O3'	16:7I:28:ARG:NH2	2.48	0.47
1:13:1036:G:N7	1:13:1037:C:C4	2.83	0.47
1:13:1449:C:H42	1:13:1454:G:H1	1.63	0.47
11:2I:33:THR:HG22	11:2I:39:PRO:HA	1.97	0.47
19:AI:40:ILE:HG23	19:AI:41:VAL:N	2.30	0.47
22:1K:45:G:O2'	22:1K:47:U:H5'	2.15	0.47
26:1H:11:G:H2'	26:1H:12:U:H5'	1.97	0.47
26:1H:686:G:O5'	54:P8:11:LYS:NZ	2.48	0.47
26:1H:1644:C:C2'	26:1H:1645:G:H5'	2.43	0.47
26:1H:2357:U:O2	59:1H:3769:HOH:O	2.20	0.47
26:1H:2572:A:N7	30:21:145:LYS:HB2	2.30	0.47
26:1H:2863:C:O2'	26:1H:2864:G:H5'	2.15	0.47
29:11:85:ASP:OD2	29:11:88:ARG:HD2	2.15	0.47
31:31:7:TYR:O	31:31:21:ALA:HA	2.15	0.47
31:31:134:GLY:HA2	31:31:166:ALA:HB2	1.96	0.47
34:61:5:LEU:HD23	34:61:5:LEU:HA	1.74	0.47
34:61:77:LEU:HD13	34:61:140:LEU:HB3	1.97	0.47
41:B8:100:TYR:HB3	41:B8:103:ARG:NH1	2.29	0.47
41:B8:105:LEU:O	41:B8:107:ASP:OD1	2.33	0.47
1:1G:523:A:H61	12:3A:92:ASP:HB2	1.80	0.47
1:1G:841:U:H3'	1:1G:841:U:C6	2.49	0.47
1:1G:922:G:C6	1:1G:923:A:C6	3.03	0.47
1:1G:1191:A:OP1	3:22:4:LYS:NZ	2.39	0.47
1:1G:1224:G:O2'	1:1G:1322:C:OP2	2.30	0.47
1:1G:1273:G:H3'	1:1G:1274:G:C8	2.48	0.47
3:22:32:LEU:HD22	3:22:59:ARG:HH12	1.80	0.47
20:BA:97:ALA:HB1	20:BA:98:PRO:HD2	1.96	0.47
26:14:29:U:H2'	26:14:30:G:C8	2.49	0.47
26:14:184:C:H2'	26:14:185:U:H6	1.79	0.47
26:14:249:C:OP1	59:14:3639:HOH:O	2.20	0.47
26:14:270(Y):G:O6	59:14:3626:HOH:O	2.18	0.47
26:14:662:G:H5''	37:35:16:ARG:HG2	1.97	0.47
26:14:860:U:O4'	26:14:2268:A:H5'	2.14	0.47
26:14:994:C:O2'	26:14:996:A:OP1	2.32	0.47
26:14:1015:G:O2'	26:14:1016:G:H5'	2.15	0.47
26:14:1410:G:N2	26:14:1593:G:C4	2.83	0.47
26:14:1921:G:H2'	26:14:1922:G:H8	1.79	0.47
29:19:108:PRO:HG2	29:19:111:LEU:HB2	1.96	0.47
33:59:146:ALA:O	33:59:149:ARG:HB3	2.14	0.47

Continued on next page...

Continued from previous page...

Atom-1	Atom-2	Interatomic distance (Å)	Clash overlap (Å)
42:85:58:ARG:HA	42:85:61:TRP:CE3	2.50	0.47
43:95:37:VAL:HG23	43:95:56:SER:HA	1.97	0.47
47:D5:94:GLU:O	47:D5:129:SER:HA	2.14	0.47
1:13:413:G:O2'	1:13:428:G:N2	2.48	0.47
1:13:706:A:H1'	11:2I:29:ILE:HD11	1.95	0.47
1:13:947:G:H2'	1:13:948:C:O4'	2.14	0.47
1:13:1092:A:N3	1:13:1183:A:N6	2.62	0.47
1:13:1092:A:C6	1:13:1093:A:C6	3.03	0.47
1:13:1246:C:H2'	1:13:1247:U:H6	1.79	0.47
2:1E:7:VAL:HB	2:1E:217:ARG:HD2	1.97	0.47
3:2E:16:ARG:HB2	3:2E:16:ARG:NH1	2.28	0.47
3:2E:27:LYS:HA	3:2E:27:LYS:HD2	1.58	0.47
11:2I:91:ARG:O	11:2I:94:ALA:HB3	2.15	0.47
17:8I:66:SER:O	17:8I:70:ARG:NH1	2.48	0.47
22:1K:76:A:O2'	26:1H:2585:U:O4	2.20	0.47
26:1H:666:G:H1'	55:Q8:4:MET:CE	2.44	0.47
26:1H:764:A:H2	29:11:219:PRO:HG3	1.80	0.47
26:1H:1087:G:N7	26:1H:1089:G:H1'	2.30	0.47
26:1H:1331:A:O2'	26:1H:1332:G:H8	1.98	0.47
26:1H:1900:A:N1	26:1H:1970:A:C6	2.83	0.47
26:1H:2108:C:H2'	26:1H:2109:U:O4'	2.15	0.47
26:1H:2689:U:H5''	26:1H:2713:A:C2	2.50	0.47
28:71:185:LEU:O	28:71:189:ILE:N	2.48	0.47
30:21:39:PRO:HD3	30:21:45:THR:HG22	1.96	0.47
35:58:87:LEU:O	35:58:87:LEU:HD22	2.15	0.47
36:68:25:LEU:HD12	36:68:38:VAL:HG22	1.97	0.47
41:B8:39:ARG:HB2	41:B8:39:ARG:HH11	1.78	0.47
42:C8:25:TRP:O	42:C8:28:ARG:HB2	2.14	0.47
46:G8:87:LYS:CB	46:G8:96:ILE:HD11	2.41	0.47
47:H8:125:LEU:HG	47:H8:164:ALA:CB	2.45	0.47
47:H8:132:ASN:ND2	47:H8:132:ASN:N	2.62	0.47
52:M8:39:CYS:N	52:M8:42:PHE:CE2	2.81	0.47
1:1G:57:G:H2'	1:1G:58:C:C6	2.50	0.47
1:1G:1161:C:O2'	1:1G:1162:C:H5'	2.15	0.47
1:1G:1389:C:H2'	1:1G:1390:U:O4'	2.14	0.47
4:32:173:TRP:CZ3	4:32:193:ASP:HB3	2.50	0.47
12:3A:113:ARG:HH21	12:3A:116:SER:HB2	1.79	0.47
14:5A:4:LYS:O	14:5A:7:ILE:HG12	2.15	0.47
23:2L:14:A:C4	23:2L:23:G:C2	3.03	0.47
26:14:228:A:H2'	26:14:230:U:O4'	2.14	0.47
26:14:966:G:C2'	26:14:967:C:H5'	2.45	0.47

Continued on next page...

Continued from previous page...

Atom-1	Atom-2	Interatomic distance (Å)	Clash overlap (Å)
26:14:1148:A:C6	26:14:1149:G:C6	3.03	0.47
26:14:2168:G:N3	26:14:2168:G:H3'	2.29	0.47
26:14:2287:A:H2	26:14:2346:A:H2	1.59	0.47
27:1J:13:A:H5''	27:1J:15:A:C6	2.50	0.47
30:29:37:ARG:NE	30:29:42:ASP:OD2	2.42	0.47
40:65:106:ARG:O	40:65:106:ARG:HD2	2.15	0.47
43:95:24:LYS:HA	43:95:92:THR:OG1	2.14	0.47
1:13:1349:A:H2'	1:13:1350:A:H8	1.80	0.47
4:3E:148:VAL:HG12	4:3E:149:ALA:O	2.15	0.47
19:AI:5:LEU:O	19:AI:6:LYS:HB3	2.14	0.47
23:2K:63:C:O2	23:2K:64:G:C8	2.68	0.47
26:1H:614:U:OP2	26:1H:614:U:H6	1.98	0.47
26:1H:638:G:C8	26:1H:651:G:N2	2.83	0.47
26:1H:1340:U:H4'	26:1H:1341:U:OP2	2.14	0.47
26:1H:1533:C:H2'	26:1H:1534:G:O4'	2.15	0.47
26:1H:1607:C:C4'	26:1H:1608:A:O5'	2.62	0.47
26:1H:1639:U:H4'	26:1H:2699:C:H4'	1.96	0.47
27:16:31:C:H2'	27:16:32:C:C6	2.50	0.47
29:11:26:LYS:C	29:11:29:PRO:HG2	2.35	0.47
33:51:20:ALA:HB1	33:51:21:PRO:HD2	1.95	0.47
37:78:47:ASP:HA	37:78:48:PRO:HD3	1.58	0.47
38:88:18:LYS:HB2	38:88:18:LYS:HE3	1.56	0.47
41:B8:22:PHE:HD2	41:B8:49:VAL:HG11	1.80	0.47
44:E8:84:ARG:HB2	44:E8:96:ILE:HD11	1.97	0.47
46:G8:29:GLU:HB3	46:G8:38:ILE:CG2	2.45	0.47
50:K8:15:LYS:H	50:K8:67:LYS:HZ1	1.62	0.47
52:M8:6:HIS:HA	52:M8:7:PRO:HD3	1.80	0.47
55:Q8:29:LYS:O	55:Q8:30:ARG:HB2	2.15	0.47
1:1G:392:G:N7	59:1G:1857:HOH:O	2.35	0.47
1:1G:1004:A:H1'	1:1G:1026:G:N7	2.30	0.47
1:1G:1260:C:H3'	1:1G:1260:C:H6	1.80	0.47
1:1G:1275:A:H2'	1:1G:1276:G:O4'	2.15	0.47
1:1G:1368:G:C5'	9:82:112:LYS:HB3	2.44	0.47
1:1G:1512:U:H2'	1:1G:1513:A:C8	2.50	0.47
5:42:104:ALA:HA	5:42:107:ARG:NH2	2.30	0.47
9:82:42:ARG:HE	9:82:42:ARG:HB2	1.32	0.47
26:14:761:A:OP1	59:14:3501:HOH:O	2.20	0.47
26:14:839:U:H2'	26:14:840:C:H6	1.80	0.47
26:14:848:G:H2'	26:14:849:A:H8	1.80	0.47
26:14:1069:A:H5''	26:14:1070:A:OP1	2.14	0.47
26:14:1176:G:H8	26:14:1177:A:H2	1.63	0.47

Continued on next page...

Continued from previous page...

Atom-1	Atom-2	Interatomic distance (Å)	Clash overlap (Å)
26:14:2129:C:H3'	26:14:2130:U:C6	2.50	0.47
26:14:2791:C:O2'	26:14:2792:G:O5'	2.30	0.47
27:1J:15:A:C5'	27:1J:16:G:H8	2.27	0.47
29:19:12:SER:O	29:19:16:MET:HB2	2.15	0.47
29:19:236:GLY:O	29:19:237:GLU:O	2.33	0.47
33:59:157:TYR:CD1	33:59:172:LYS:HA	2.49	0.47
35:15:13:TRP:HB2	35:15:133:GLN:HB2	1.97	0.47
38:45:42:ILE:O	38:45:95:ALA:N	2.43	0.47
39:55:86:ARG:NH2	39:55:87:TYR:OH	2.48	0.47
40:65:80:LEU:HD23	40:65:80:LEU:HA	1.75	0.47
46:C5:75:ILE:HG22	46:C5:76:CYS:N	2.29	0.47
1:13:191:G:H1'	20:BI:105:SER:HA	1.97	0.46
1:13:243:A:H4'	1:13:244:U:H5''	1.96	0.46
1:13:381:C:H2'	1:13:382:A:O4'	2.14	0.46
1:13:1216:G:OP1	14:5I:2:ALA:HB1	2.15	0.46
1:13:1410:G:H2'	1:13:1411:C:H6	1.80	0.46
3:2E:134:ILE:HG22	3:2E:168:ALA:HB3	1.97	0.46
9:8E:86:VAL:CG1	9:8E:93:ARG:HG3	2.45	0.46
11:2I:59:TYR:O	11:2I:63:LEU:HD12	2.15	0.46
16:7I:55:ARG:HH21	16:7I:58:TYR:HD2	1.64	0.46
17:8I:9:VAL:CG2	17:8I:84:LEU:HD12	2.46	0.46
17:8I:9:VAL:HG21	17:8I:84:LEU:HD12	1.97	0.46
17:8I:70:ARG:O	17:8I:71:PHE:HD1	1.98	0.46
26:1H:2210:G:H5'	26:1H:2211:G:N7	2.30	0.46
26:1H:2354:G:N2	26:1H:2355:C:C2	2.83	0.46
36:68:118:ALA:HA	36:68:119:PRO:HD2	1.81	0.46
39:98:52:ILE:O	39:98:55:ALA:HB3	2.15	0.46
47:H8:124:ILE:HD12	47:H8:125:LEU:H	1.81	0.46
50:K8:28:LYS:HB3	50:K8:53:LEU:CD2	2.45	0.46
1:1G:9:G:H5'	5:42:122:GLU:OE2	2.16	0.46
1:1G:15:G:H4'	5:42:24:ARG:NH1	2.29	0.46
1:1G:147:G:N2	1:1G:148:G:C4	2.83	0.46
1:1G:262:A:C6	1:1G:263:A:C6	3.03	0.46
1:1G:353:A:H5'	1:1G:353:A:C8	2.45	0.46
1:1G:711:G:O2'	1:1G:712:A:H5'	2.16	0.46
1:1G:919:A:C2'	1:1G:920:U:H5'	2.45	0.46
1:1G:1169:A:C6	1:1G:1170:A:C6	3.03	0.46
1:1G:1291:G:H2'	1:1G:1292:U:C6	2.50	0.46
1:1G:1465:C:OP2	41:75:108:ARG:NH1	2.48	0.46
2:12:167:PRO:HD3	2:12:187:LEU:O	2.15	0.46
4:32:61:LYS:HD2	4:32:206:PHE:CD2	2.50	0.46

Continued on next page...

Continued from previous page...

Atom-1	Atom-2	Interatomic distance (Å)	Clash overlap (Å)
5:42:103:GLY:C	5:42:106:PRO:HD2	2.36	0.46
26:14:764:A:N1	26:14:1789:A:O2'	2.43	0.46
26:14:998:C:H2'	26:14:999:U:O5'	2.15	0.46
26:14:1022:G:C6	26:14:1140:C:C4	3.02	0.46
26:14:1156:A:O4'	42:85:51:LYS:HE2	2.15	0.46
26:14:1259:G:H2'	26:14:1260:G:C8	2.50	0.46
26:14:1366:A:H2'	26:14:1367:A:O4'	2.15	0.46
26:14:1665:A:H2'	26:14:1666:G:O4'	2.14	0.46
29:19:149:PRO:O	29:19:150:LYS:HB2	2.15	0.46
31:39:107:LYS:HD3	31:39:107:LYS:N	2.31	0.46
38:45:75:THR:OG1	38:45:87:LYS:NZ	2.48	0.46
40:65:36:TYR:HE2	40:65:54:LEU:HD22	1.80	0.46
41:75:5:ALA:HB1	41:75:8:LYS:CB	2.44	0.46
43:95:30:GLY:H	43:95:61:VAL:HG12	1.79	0.46
45:B5:1:MET:HA	45:B5:2:LYS:HA	1.46	0.46
46:C5:88:LYS:CG	46:C5:89:PHE:H	2.25	0.46
55:M5:52:LYS:H	55:M5:53:PRO:HD2	1.80	0.46
1:13:179:A:H2'	1:13:180:U:H6	1.80	0.46
1:13:337:C:H2'	1:13:338:A:C8	2.50	0.46
1:13:453:A:C6	1:13:454:C:C4	3.04	0.46
1:13:972:C:OP1	59:13:1838:HOH:O	2.21	0.46
1:13:1226:C:H4'	19:AI:80:TYR:CZ	2.49	0.46
5:4E:36:ASP:OD2	5:4E:38:GLN:HB2	2.15	0.46
6:5E:33:TYR:HB2	6:5E:75:LEU:HG	1.98	0.46
17:8I:8:GLY:O	17:8I:21:VAL:HG13	2.15	0.46
19:AI:15:LEU:O	19:AI:19:VAL:HG23	2.15	0.46
22:1K:63:U:H3'	22:1K:64:G:H8	1.78	0.46
26:1H:34:C:OP2	26:1H:34:C:N1	2.48	0.46
26:1H:301:G:OP1	26:1H:301:G:H4'	2.16	0.46
26:1H:783:A:C8	26:1H:783:A:C3'	2.93	0.46
26:1H:994:C:OP1	42:C8:53:ARG:NH2	2.47	0.46
26:1H:1069:A:O2'	26:1H:1072:C:OP1	2.23	0.46
26:1H:1505:C:H2'	26:1H:1506:C:C6	2.50	0.46
26:1H:1798:U:H5'	29:11:259:THR:OG1	2.15	0.46
26:1H:2364:C:O2'	26:1H:2365:G:H5'	2.15	0.46
26:1H:2695:C:H2'	26:1H:2696:U:H6	1.79	0.46
26:1H:2783:G:H2'	26:1H:2784:C:C6	2.50	0.46
29:11:68:LYS:HB3	29:11:70:TRP:CE3	2.51	0.46
31:31:175:THR:O	31:31:176:LEU:HD12	2.15	0.46
32:41:112:PRO:HB3	52:M8:37:SER:HB2	1.97	0.46
35:58:48:MET:H	35:58:48:MET:HG3	1.53	0.46

Continued on next page...

Continued from previous page...

Atom-1	Atom-2	Interatomic distance (Å)	Clash overlap (Å)
1:1G:1077:G:N2	1:1G:1080:A:OP2	2.47	0.46
3:22:18:TRP:HE1	14:5A:56:VAL:H	1.64	0.46
4:32:29:PRO:HA	4:32:35:ARG:HH21	1.80	0.46
4:32:153:ARG:NH1	4:32:181:MET:HB2	2.30	0.46
9:82:77:ILE:O	9:82:81:ILE:HG12	2.15	0.46
15:6A:76:GLU:O	15:6A:80:ALA:N	2.48	0.46
19:AA:40:ILE:HA	19:AA:44:MET:SD	2.54	0.46
20:BA:99:LEU:H	20:BA:99:LEU:HG	1.43	0.46
25:4L:9:G:H2'	25:4L:10:G:C8	2.50	0.46
26:14:389:G:N1	37:35:71:VAL:HG12	2.29	0.46
26:14:1074:G:H2'	26:14:1074:G:N3	2.30	0.46
26:14:1268:A:H2'	26:14:1269:A:O4'	2.15	0.46
26:14:1999:C:H4'	26:14:2723:C:O2	2.16	0.46
26:14:2469:A:H8	38:45:56:ARG:HH21	1.63	0.46
26:14:2563:U:O2	26:14:2565:A:H8	1.98	0.46
30:29:54:GLN:HG2	30:29:55:ASN:N	2.29	0.46
32:49:8:LYS:O	32:49:11:TYR:HB3	2.15	0.46
38:45:97:VAL:HG11	38:45:103:MET:HE3	1.98	0.46
43:95:1:MET:HG2	43:95:43:GLU:HG2	1.96	0.46
47:D5:76:LEU:HD23	47:D5:76:LEU:N	2.30	0.46
49:F5:49:VAL:CG2	49:F5:67:ILE:HD12	2.46	0.46
49:F5:49:VAL:HG11	49:F5:70:VAL:HG11	1.97	0.46
1:13:109:A:C6	1:13:326:G:C6	3.03	0.46
1:13:160:A:C5	1:13:344:A:H8	2.33	0.46
1:13:429:U:OP2	4:3E:36:ARG:NH2	2.47	0.46
1:13:712:A:O2'	1:13:713:G:H5'	2.16	0.46
1:13:958:A:C6	1:13:959:A:N1	2.83	0.46
1:13:1034:G:O2'	1:13:1035:A:H5'	2.14	0.46
1:13:1399:C:C2	1:13:1401:G:C5	3.04	0.46
4:3E:108:LEU:HB3	4:3E:110:PHE:CE1	2.50	0.46
4:3E:166:LYS:HB2	4:3E:178:VAL:HG11	1.97	0.46
22:1K:53:G:H2'	22:1K:54:5MU:H6	1.81	0.46
26:1H:59:U:O2'	26:1H:73:A:H2'	2.15	0.46
26:1H:1466:G:N2	26:1H:1547:C:N3	2.63	0.46
26:1H:1533:C:H3'	26:1H:1534:G:C5'	2.46	0.46
26:1H:1942:C:OP2	26:1H:1943:U:O2'	2.28	0.46
26:1H:2692:C:OP1	26:1H:2871:C:H5'	2.15	0.46
29:11:27:THR:O	29:11:29:PRO:N	2.48	0.46
30:21:105:THR:HG21	30:21:164:ARG:NH1	2.29	0.46
36:68:21:CYS:HB2	36:68:39:ILE:HD12	1.98	0.46
45:F8:4:ALA:H	45:F8:7:VAL:HG23	1.81	0.46

Continued on next page...

Continued from previous page...

Atom-1	Atom-2	Interatomic distance (Å)	Clash overlap (Å)
45:F8:24:GLY:HA3	45:F8:82:GLN:NE2	2.30	0.46
46:G8:35:TYR:CE2	46:G8:69:ALA:HB3	2.50	0.46
50:K8:15:LYS:HZ2	50:K8:67:LYS:HZ3	1.63	0.46
1:1G:596:C:OP2	59:1G:1831:HOH:O	2.20	0.46
1:1G:713:G:H2'	1:1G:714:G:C8	2.51	0.46
1:1G:756:C:H2'	1:1G:757:U:O4'	2.15	0.46
1:1G:829:G:H1	1:1G:857:C:H42	1.62	0.46
1:1G:955:U:H2'	1:1G:956:U:H6	1.80	0.46
1:1G:1063:C:H3'	1:1G:1064:G:H2'	1.97	0.46
4:32:108:LEU:HD21	4:32:183:GLY:HA3	1.97	0.46
7:62:26:PHE:CD2	7:62:30:ILE:HD11	2.50	0.46
8:72:44:PHE:HA	8:72:79:VAL:CG1	2.46	0.46
26:14:287:C:H2'	26:14:288:C:H6	1.79	0.46
26:14:1449(A):G:H2'	26:14:1450:C:C6	2.51	0.46
26:14:1754:C:OP1	41:75:96:ARG:NH1	2.46	0.46
26:14:2299:G:C2	26:14:2318:G:H8	2.34	0.46
29:19:2:ALA:HB3	29:19:20:ASP:HB2	1.97	0.46
29:19:260:ARG:NH2	29:19:264:LYS:HD3	2.31	0.46
46:C5:8:LYS:NZ	46:C5:95:LYS:HD3	2.30	0.46
46:C5:50:ARG:HB2	46:C5:58:GLY:O	2.15	0.46
46:C5:87:LYS:HA	46:C5:87:LYS:HD3	1.51	0.46
49:F5:79:GLY:O	49:F5:80:LEU:HD13	2.15	0.46
50:G5:18:PRO:O	50:G5:21:LEU:HB2	2.14	0.46
1:13:760:G:H2'	1:13:761:G:H5'	1.97	0.46
1:13:1084:G:C5	1:13:1085:U:C4	3.04	0.46
1:13:1271:G:H2'	1:13:1272:G:H5''	1.96	0.46
1:13:1292:U:C2	1:13:1293:G:C8	3.04	0.46
1:13:1455:G:OP1	20:BI:35:THR:OG1	2.12	0.46
3:2E:173:VAL:HG12	3:2E:175:LEU:CD1	2.45	0.46
4:3E:138:TYR:CD1	4:3E:138:TYR:C	2.87	0.46
10:1I:48:THR:HG1	10:1I:62:HIS:CE1	2.32	0.46
10:1I:55:LYS:HG3	10:1I:55:LYS:O	2.16	0.46
12:3I:69:TYR:CG	12:3I:90:VAL:HG21	2.50	0.46
22:1K:14:A:C6	22:1K:22:G:C4	3.03	0.46
26:1H:26:G:C6	26:1H:27:G:N1	2.82	0.46
26:1H:265:A:H1'	26:1H:266:G:O4'	2.15	0.46
26:1H:443:A:N7	31:31:45:ARG:HG2	2.30	0.46
26:1H:918:A:N3	27:16:80:U:O2'	2.42	0.46
26:1H:1022:G:H4'	26:1H:1023:U:O5'	2.16	0.46
26:1H:1321:A:H2'	26:1H:1322:A:O4'	2.15	0.46
26:1H:1419:A:C8	26:1H:1421:G:C6	3.03	0.46

Continued on next page...

Continued from previous page...

Atom-1	Atom-2	Interatomic distance (Å)	Clash overlap (Å)
26:1H:2053:G:OP1	30:21:144:ARG:HG3	2.15	0.46
26:1H:2751:G:C5	33:51:3:ARG:CG	2.99	0.46
31:31:196:LEU:C	31:31:197:ASP:O	2.53	0.46
34:61:81:VAL:HG11	34:61:88:ILE:HD12	1.97	0.46
1:1G:407:G:H2'	1:1G:408:A:H8	1.79	0.46
1:1G:604:G:H2'	1:1G:605:U:O4'	2.15	0.46
1:1G:1006:C:H2'	1:1G:1007:C:C6	2.50	0.46
1:1G:1015:A:N6	1:1G:1016:A:C6	2.83	0.46
1:1G:1256:A:H62	1:1G:1277:C:H3'	1.78	0.46
1:1G:1307:U:H2'	1:1G:1308:U:C6	2.51	0.46
2:12:127:ILE:HD13	2:12:130:ARG:HH21	1.79	0.46
2:12:180:LEU:HB2	2:12:182:ILE:HD13	1.97	0.46
4:32:13:ARG:H	4:32:13:ARG:HG2	1.47	0.46
18:9A:45:SER:OG	18:9A:47:THR:OG1	2.30	0.46
23:2L:2:G:H2'	23:2L:3:C:C6	2.50	0.46
26:14:265:A:H1'	26:14:266:G:O4'	2.16	0.46
26:14:1173:G:C2	26:14:1175:U:H1'	2.51	0.46
26:14:1750:G:O2'	26:14:1751:C:H5'	2.15	0.46
26:14:2352:A:C2	48:E5:33:ALA:O	2.69	0.46
30:29:12:THR:HB	30:29:13:ARG:H	1.63	0.46
30:29:12:THR:HG21	41:75:11:GLU:OE1	2.15	0.46
38:45:78:PRO:O	38:45:81:VAL:HG13	2.16	0.46
38:45:98:LYS:HB3	38:45:99:PRO:HD2	1.98	0.46
41:75:5:ALA:N	41:75:6:LEU:CA	2.78	0.46
47:D5:168:GLU:H	47:D5:168:GLU:HG3	1.52	0.46
50:G5:15:LYS:H	50:G5:67:LYS:NZ	2.13	0.46
51:H5:44:ARG:HH11	51:H5:44:ARG:HB2	1.81	0.46
1:13:375:U:OP1	16:7I:69:THR:HG21	2.16	0.46
1:13:452:A:H2'	1:13:453:A:H8	1.81	0.46
1:13:452:A:O2'	1:13:453:A:O4'	2.32	0.46
1:13:511:C:OP2	4:3E:49:ARG:NH1	2.48	0.46
1:13:1007:C:C2	1:13:1023:G:C2	3.03	0.46
1:13:1206:G:C6	1:13:1207:G:C5	3.04	0.46
1:13:1367:C:C5'	10:1I:60:ARG:HH11	2.22	0.46
3:2E:43:LEU:O	3:2E:47:LEU:HB2	2.14	0.46
6:5E:16:GLN:HG2	6:5E:17:SER:N	2.29	0.46
15:6I:55:GLY:HA2	15:6I:58:MET:HG3	1.95	0.46
19:AI:41:VAL:HG22	19:AI:44:MET:CB	2.41	0.46
19:AI:41:VAL:CG1	19:AI:45:VAL:HG23	2.40	0.46
26:1H:433:C:H2'	26:1H:434:U:C6	2.50	0.46
26:1H:1550:C:H2'	26:1H:1551:C:C6	2.51	0.46

Continued on next page...

Continued from previous page...

Atom-1	Atom-2	Interatomic distance (Å)	Clash overlap (Å)
26:1H:2246:G:H2'	26:1H:2247:A:C8	2.50	0.46
26:1H:2287:A:C2	26:1H:2289:G:C8	3.03	0.46
27:16:13:A:C6	27:16:70:C:H5'	2.50	0.46
27:16:40:U:H1'	27:16:45:A:N6	2.31	0.46
28:71:64:LEU:HG	28:71:65:PRO:HD2	1.97	0.46
29:11:35:LYS:HB3	29:11:35:LYS:HE3	1.36	0.46
37:78:36:LYS:O	37:78:40:SER:HB3	2.16	0.46
42:C8:85:LYS:HD2	42:C8:85:LYS:HA	1.42	0.46
47:H8:69:THR:HA	47:H8:89:PHE:O	2.15	0.46
47:H8:150:LEU:HD23	47:H8:151:HIS:N	2.30	0.46
48:I8:23:VAL:HG22	48:I8:38:VAL:CG2	2.45	0.46
49:J8:87:PRO:O	49:J8:91:LYS:HB2	2.16	0.46
1:1G:262:A:N6	1:1G:263:A:N6	2.63	0.46
1:1G:360:A:H2'	1:1G:361:G:C8	2.51	0.46
1:1G:428:G:O4'	1:1G:430:A:C8	2.69	0.46
1:1G:800:G:O6	59:1G:1828:HOH:O	2.20	0.46
1:1G:1260:C:H3'	1:1G:1260:C:C6	2.51	0.46
1:1G:1472:U:H2'	1:1G:1473:A:O4'	2.16	0.46
3:22:6:HIS:CG	14:5A:49:HIS:HB3	2.51	0.46
3:22:112:SER:HB3	3:22:115:LEU:HB2	1.98	0.46
4:32:53:ASP:HB3	4:32:57:ARG:NH1	2.30	0.46
5:42:8:GLU:HA	5:42:34:VAL:HA	1.98	0.46
13:4A:92:HIS:HE2	13:4A:98:VAL:HG11	1.81	0.46
16:7A:3:LYS:N	16:7A:22:THR:O	2.40	0.46
26:14:309:G:O3'	46:C5:18:GLY:HA3	2.15	0.46
26:14:1167:U:C2	26:14:1183:G:N2	2.83	0.46
26:14:1288:U:C2	26:14:1327:C:O2	2.69	0.46
26:14:2391:G:O6	26:14:2425:A:H8	1.99	0.46
26:14:2807:G:H1	26:14:2892:A:H62	1.63	0.46
28:79:207:THR:O	28:79:210:ARG:NH1	2.48	0.46
29:19:68:LYS:HD3	29:19:70:TRP:CZ2	2.51	0.46
31:39:122:LYS:HB3	31:39:191:ARG:HB2	1.96	0.46
38:45:140:ALA:HB1	47:D5:73:GLN:HB2	1.96	0.46
44:A5:25:ARG:NH2	44:A5:74:ALA:O	2.38	0.46
46:C5:19:LYS:HD2	46:C5:20:TYR:CE1	2.50	0.46
46:C5:81:LYS:HG3	46:C5:99:CYS:SG	2.56	0.46
47:D5:124:ILE:HG13	47:D5:125:LEU:N	2.30	0.46
50:G5:15:LYS:HE2	50:G5:67:LYS:HZ1	1.80	0.46
1:13:51:A:OP2	1:13:52:G:H8	1.98	0.46
1:13:140:A:C6	1:13:141:A:C5	3.04	0.46
1:13:416:G:C6	1:13:417:C:C4	3.03	0.46

Continued on next page...

Continued from previous page...

Atom-1	Atom-2	Interatomic distance (Å)	Clash overlap (Å)
1:13:1427:U:H2'	1:13:1428:A:C8	2.51	0.46
4:3E:25:ARG:NH1	4:3E:30:LYS:HB3	2.29	0.46
7:6E:15:ASP:HB3	7:6E:20:ASP:N	2.25	0.46
11:2I:31:THR:HG22	11:2I:42:TRP:HB2	1.96	0.46
17:8I:22:LEU:HD12	17:8I:40:LYS:O	2.15	0.46
19:AI:80:TYR:CZ	19:AI:82:GLY:HA2	2.51	0.46
21:1F:5:ASP:O	21:1F:11:GLY:HA3	2.15	0.46
26:1H:547:A:H2'	26:1H:548:A:H8	1.81	0.46
26:1H:848:G:H2'	26:1H:849:A:H8	1.79	0.46
26:1H:950:G:H2'	26:1H:951:C:C6	2.50	0.46
26:1H:1126:A:H8	26:1H:1126:A:O5'	1.98	0.46
26:1H:1204:A:N1	26:1H:1241:A:C2	2.84	0.46
26:1H:1324:G:C4	26:1H:1328:G:O6	2.69	0.46
26:1H:1681:G:O2'	26:1H:1762[B]:A:H8	1.98	0.46
26:1H:2102:U:O2	26:1H:2187:G:N2	2.37	0.46
26:1H:2175:C:O2'	28:71:219:GLY:N	2.48	0.46
26:1H:2377:A:H2'	26:1H:2378:A:C8	2.51	0.46
26:1H:2787:C:O4'	30:21:62:PRO:HA	2.16	0.46
27:16:71:C:C2	27:16:72:G:C8	3.04	0.46
28:71:37:PHE:HB3	28:71:38:ASP:HB2	1.96	0.46
36:68:9:GLU:OE1	36:68:18:LYS:HE3	2.15	0.46
37:78:106:LEU:O	37:78:107:LYS:C	2.53	0.46
44:E8:48:ALA:O	44:E8:52:GLU:HB2	2.15	0.46
47:H8:6:LYS:HE3	47:H8:8:TYR:OH	2.15	0.46
1:1G:537:G:H2'	1:1G:538:G:C8	2.50	0.46
1:1G:1309:G:OP2	13:4A:99:ARG:NH2	2.41	0.46
2:12:126:GLU:C	2:12:130:ARG:HH12	2.18	0.46
5:42:127:ASN:HA	5:42:128:PRO:HD3	1.89	0.46
18:9A:71:LYS:HA	18:9A:74:ARG:HD2	1.97	0.46
26:14:270(T):G:C6	26:14:270(U):C:C4	3.04	0.46
26:14:332:A:O2'	26:14:334:C:OP2	2.30	0.46
26:14:1181:C:H2'	26:14:1182:A:C8	2.51	0.46
26:14:2394:C:OP1	37:35:64:LYS:HB2	2.15	0.46
26:14:2563:U:O2	26:14:2565:A:C8	2.68	0.46
31:39:24:LEU:HB3	31:39:25:PRO:HD3	1.97	0.46
33:59:72:ILE:HD12	33:59:75:ALA:HB3	1.97	0.46
44:A5:28:SER:OG	44:A5:31:GLU:HG3	2.15	0.46
46:C5:47:LYS:HG2	46:C5:60:PHE:CZ	2.51	0.46
1:13:266:G:N2	1:13:269:C:C5	2.84	0.46
1:13:658:G:H2'	1:13:659:U:H6	1.81	0.46
2:1E:21:ARG:O	2:1E:23:ARG:N	2.49	0.46

Continued on next page...

Continued from previous page...

Atom-1	Atom-2	Interatomic distance (Å)	Clash overlap (Å)
2:1E:61:LEU:HD23	2:1E:68:ILE:HD11	1.97	0.46
3:2E:58:GLU:HB2	3:2E:65:ALA:CB	2.45	0.46
9:8E:50:LEU:HD12	9:8E:51:ARG:H	1.79	0.46
20:BI:53:LEU:O	20:BI:57:ARG:HB2	2.16	0.46
23:2K:57:C:O2'	32:41:78:SER:HB2	2.15	0.46
26:1H:1168:G:C2	26:1H:1182:A:C2	3.03	0.46
26:1H:1508:A:OP2	26:1H:1508:A:H8	1.99	0.46
26:1H:1705:G:O2'	26:1H:1706:U:H5'	2.16	0.46
26:1H:2280:G:C2'	26:1H:2281:C:H5'	2.43	0.46
38:88:6:ARG:CG	38:88:7:MET:H	2.25	0.46
39:98:87:TYR:CE1	39:98:117:VAL:HG12	2.51	0.46
40:A8:42:ASP:O	40:A8:43:GLU:HB3	2.16	0.46
42:C8:91:ASP:O	42:C8:92:ARG:C	2.54	0.46
45:F8:26:TYR:O	45:F8:81:VAL:HG12	2.16	0.46
46:G8:95:LYS:O	46:G8:103:GLY:HA2	2.16	0.46
52:M8:43:TYR:CD1	52:M8:44:THR:N	2.83	0.46
54:P8:15:THR:HG22	54:P8:16:HIS:CE1	2.51	0.46
1:1G:552:U:O2'	12:3A:86:ARG:O	2.29	0.46
1:1G:798:G:O6	59:1G:1825:HOH:O	2.17	0.46
1:1G:1256:A:OP2	3:22:26:LYS:NZ	2.33	0.46
1:1G:1296:C:O3'	13:4A:13:LYS:NZ	2.30	0.46
12:3A:41:ARG:HH11	12:3A:41:ARG:CB	2.21	0.46
23:2L:47:G7M:H3'	23:2L:48:U:C5	2.50	0.46
24:3L:1:G:H2'	24:3L:1:G:N3	2.31	0.46
25:4L:9:G:H2'	25:4L:10:G:H8	1.80	0.46
26:14:31:C:C2'	26:14:32:C:H5'	2.45	0.46
26:14:960:A:C8	26:14:962:G:C8	3.04	0.46
26:14:1142:U:O2	26:14:1142:U:H2'	2.16	0.46
26:14:1257:C:H4'	31:39:83:PHE:CE1	2.51	0.46
26:14:1520:U:H2'	26:14:1521:G:O4'	2.16	0.46
26:14:2716:U:H2'	26:14:2717:G:C8	2.51	0.46
27:1J:65:C:N4	27:1J:108:C:C2	2.83	0.46
28:79:5:LYS:HB3	28:79:5:LYS:HE2	1.80	0.46
34:69:61:ARG:NH1	34:69:64:GLU:HG2	2.30	0.46
34:69:69:LYS:O	34:69:73:GLU:HB2	2.15	0.46
35:15:102:ALA:O	35:15:106:MET:HG3	2.16	0.46
36:25:1:MET:HB3	36:25:32:TYR:HB3	1.98	0.46
37:35:126:VAL:HG12	37:35:147:LEU:HD22	1.98	0.46
46:C5:88:LYS:HG3	46:C5:89:PHE:N	2.29	0.46
48:E5:46:LYS:HA	48:E5:47:PRO:HD3	1.77	0.46
1:13:948:C:O2'	1:13:949:A:H5'	2.16	0.46

Continued on next page...

Continued from previous page...

Atom-1	Atom-2	Interatomic distance (Å)	Clash overlap (Å)
2:1E:162:ILE:O	2:1E:185:ILE:HG23	2.16	0.46
4:3E:60:GLU:OE2	4:3E:199:ASN:N	2.32	0.46
6:5E:24:GLU:HG3	6:5E:28:ARG:NE	2.31	0.46
7:6E:102:ARG:HG2	7:6E:106:GLN:OE1	2.16	0.46
20:BI:53:LEU:HG	20:BI:102:GLY:HA3	1.98	0.46
26:1H:524:U:H4'	26:1H:554:U:H4'	1.98	0.46
26:1H:699:A:H2'	26:1H:700:G:O4'	2.16	0.46
27:16:15:A:O2'	27:16:109:G:C8	2.61	0.46
30:21:57:LYS:HG3	30:21:59:VAL:HG12	1.98	0.46
43:D8:62:LEU:HA	43:D8:62:LEU:HD12	1.58	0.46
46:G8:30:VAL:O	46:G8:32:PRO:HD3	2.16	0.46
1:1G:373:A:C2	1:1G:374:A:C8	3.03	0.46
1:1G:685:G:C2	1:1G:686:U:C4	3.04	0.46
26:14:49:A:H4'	26:14:50:U:H5''	1.97	0.46
26:14:1198:U:H5''	26:14:1199:U:OP2	2.16	0.46
33:59:157:TYR:HD1	33:59:172:LYS:HA	1.80	0.46
34:69:76:THR:HG23	34:69:77:LEU:N	2.31	0.46
34:69:92:VAL:HB	34:69:120:ILE:HB	1.97	0.46
40:65:61:ASN:O	40:65:65:VAL:HB	2.15	0.46
45:B5:24:GLY:HA3	45:B5:82:GLN:OE1	2.16	0.46
1:13:547:A:H4'	1:13:548:G:O5'	2.15	0.46
1:13:1226:C:OP2	13:4I:103:THR:OG1	2.19	0.46
1:13:1346:A:C4	7:6E:10:ARG:NH2	2.84	0.46
3:2E:58:GLU:HB2	3:2E:65:ALA:HB3	1.98	0.46
12:3I:113:ARG:HH21	12:3I:116:SER:HB2	1.80	0.46
19:AI:5:LEU:HD13	19:AI:5:LEU:HA	1.55	0.46
26:1H:248:G:H5'	26:1H:250:G:N7	2.30	0.46
26:1H:822:U:O2'	26:1H:823:G:H5'	2.15	0.46
26:1H:910:A:H62	38:88:12:GLN:HA	1.81	0.46
26:1H:1161:C:H1'	43:D8:8:GLY:O	2.16	0.46
27:16:31:C:H2'	27:16:32:C:H6	1.81	0.46
28:71:194:ARG:NH2	28:71:226:PRO:O	2.39	0.46
29:11:26:LYS:HG3	29:11:81:ALA:CB	2.46	0.46
30:21:48:GLN:OE1	30:21:77:ILE:HD13	2.15	0.46
33:51:10:PRO:C	33:51:11:VAL:HG22	2.37	0.46
39:98:27:SER:HB3	39:98:34:ILE:CD1	2.45	0.46
1:1G:324:G:C8	59:1G:1858:HOH:O	2.69	0.46
1:1G:646:U:H2'	1:1G:647:C:C6	2.50	0.46
1:1G:1015:A:C6	1:1G:1016:A:C5	3.04	0.46
1:1G:1122:U:C4	1:1G:1123:A:N7	2.84	0.46
1:1G:1129:C:H5	1:1G:1141:C:N4	2.14	0.46

Continued on next page...

Continued from previous page...

Atom-1	Atom-2	Interatomic distance (Å)	Clash overlap (Å)
1:1G:1182:G:H5'	1:1G:1183:A:H5''	1.98	0.46
1:1G:1298:C:HO2'	1:1G:1299:A:P	2.39	0.46
1:1G:1371:G:OP2	9:82:11:LYS:HG2	2.16	0.46
2:12:54:THR:HA	2:12:57:PHE:CD2	2.51	0.46
3:22:16:ARG:NH2	3:22:181:ASN:HD22	2.14	0.46
4:32:24:GLU:HG2	4:32:25:ARG:H	1.81	0.46
6:52:7:ASN:N	6:52:7:ASN:OD1	2.47	0.46
7:62:27:ILE:HD12	7:62:40:ALA:HA	1.97	0.46
13:4A:8:GLU:OE2	13:4A:10:PRO:HD3	2.16	0.46
17:8A:40:LYS:HD3	17:8A:42:TYR:CZ	2.50	0.46
18:9A:37:VAL:O	18:9A:41:LYS:N	2.31	0.46
26:14:19:C:H2'	26:14:20:C:H6	1.81	0.46
26:14:656:G:H2'	26:14:657:U:O4'	2.16	0.46
26:14:1059:G:H2'	26:14:1060:U:C4	2.51	0.46
27:1J:2:C:H2'	27:1J:3:C:H6	1.81	0.46
29:19:71:ASP:CG	29:19:103:ARG:HH22	2.18	0.46
29:19:133:LEU:HD13	29:19:173:VAL:CG1	2.44	0.46
31:39:65:TRP:CZ3	31:39:72:ARG:HB3	2.50	0.46
32:49:96:ARG:O	32:49:97:ASP:HB2	2.16	0.46
34:69:93:THR:HB	34:69:96:ASP:H	1.81	0.46
38:45:2:LEU:O	38:45:70:PRO:HG2	2.16	0.46
41:75:57:PHE:HA	41:75:79:HIS:CD2	2.51	0.46
1:13:651:C:H2'	1:13:652:U:C6	2.51	0.46
6:5E:61:LEU:HD23	6:5E:63:TYR:CE1	2.50	0.46
11:2I:78:GLN:O	11:2I:103:LEU:HA	2.16	0.46
24:3K:53:G:H1	24:3K:61:C:N4	2.14	0.46
26:1H:329:G:H4'	26:1H:330:A:OP2	2.14	0.46
26:1H:724:U:H2'	26:1H:725:G:O4'	2.16	0.46
26:1H:761:A:P	59:1H:4055:HOH:O	2.74	0.46
26:1H:989:G:OP1	26:1H:1157:G:O2'	2.31	0.46
26:1H:1705:G:C6	26:1H:1706:U:N3	2.84	0.46
26:1H:2056:G:C8	59:1H:3623:HOH:O	2.53	0.46
26:1H:2504:U:P	59:1H:3690:HOH:O	2.74	0.46
37:78:76:LYS:HD2	37:78:76:LYS:HA	1.63	0.46
37:78:84:ASN:ND2	37:78:117:GLU:HB3	2.30	0.46
46:G8:97:ARG:HH22	46:G8:104:GLY:HA3	1.80	0.46
47:H8:44:PHE:CE2	47:H8:86:VAL:HG11	2.51	0.46
50:K8:55:ARG:O	50:K8:58:ALA:HB3	2.15	0.46
1:1G:108:G:O6	20:BA:15:ARG:HD2	2.16	0.46
1:1G:131:C:H2'	1:1G:132:C:C6	2.51	0.46
1:1G:601:C:H2'	1:1G:602:A:C8	2.51	0.46

Continued on next page...

Continued from previous page...

Atom-1	Atom-2	Interatomic distance (Å)	Clash overlap (Å)
1:1G:996:A:H8	1:1G:996:A:OP2	1.99	0.46
1:1G:1372:U:OP1	9:82:72:GLY:N	2.49	0.46
2:12:56:ARG:NH2	2:12:60:ASP:OD2	2.49	0.46
5:42:105:VAL:HG21	5:42:128:PRO:HB3	1.97	0.46
9:82:5:TYR:OH	9:82:16:ARG:HG2	2.16	0.46
13:4A:8:GLU:HG2	13:4A:9:ILE:H	1.80	0.46
14:5A:29:ARG:HE	14:5A:29:ARG:HB2	1.37	0.46
16:7A:14:ASN:OD1	16:7A:42:ARG:NH2	2.49	0.46
22:1L:53:G:O3'	38:45:56:ARG:NH1	2.49	0.46
24:3L:62:C:O4'	28:79:52:ARG:NH2	2.49	0.46
26:14:255:A:C6	26:14:256:A:C5	3.04	0.46
26:14:483:A:H4'	46:C5:49:VAL:HA	1.97	0.46
26:14:690:G:P	59:14:3524:HOH:O	2.71	0.46
26:14:729:G:P	29:19:208:LYS:HZ3	2.38	0.46
26:14:1098:A:H3'	26:14:1099:G:C8	2.50	0.46
26:14:1644:C:H2'	26:14:1645:G:H5'	1.97	0.46
26:14:1830:C:O5'	26:14:1830:C:H6	1.98	0.46
26:14:2177:C:H4'	28:79:44:HIS:HB2	1.97	0.46
26:14:2346:A:H5'	26:14:2383:G:H1'	1.98	0.46
27:1J:103:U:O2'	47:D5:72:ARG:HG3	2.16	0.46
32:49:91:ARG:HE	32:49:91:ARG:HB3	1.35	0.46
46:C5:82:PRO:HA	46:C5:99:CYS:HB2	1.97	0.46
55:M5:6:THR:HG22	55:M5:64:TYR:HD2	1.81	0.46
1:13:191:G:C6	1:13:192:U:C4	3.03	0.45
1:13:645:C:H2'	1:13:646:U:O4'	2.16	0.45
1:13:724:G:C2	1:13:725:G:C8	3.04	0.45
4:3E:107:ARG:HH22	4:3E:194:LEU:CD2	2.22	0.45
9:8E:28:VAL:HA	9:8E:63:ILE:O	2.15	0.45
13:4I:80:ARG:NH1	19:AI:65:ASN:O	2.49	0.45
16:7I:37:GLY:HA3	16:7I:50:LYS:O	2.15	0.45
17:8I:67:LYS:CA	17:8I:70:ARG:HH12	2.18	0.45
21:1F:5:ASP:O	21:1F:8:THR:HG22	2.16	0.45
22:1K:69:A:O2'	22:1K:70:C:O5'	2.27	0.45
26:1H:847:U:P	59:1H:3629:HOH:O	2.70	0.45
26:1H:1093:G:H1'	26:1H:1099:G:H22	1.81	0.45
26:1H:1597:A:H5''	26:1H:1598:C:OP1	2.16	0.45
26:1H:2224:G:H4'	26:1H:2226:C:C2	2.51	0.45
28:71:212:VAL:CG2	28:71:226:PRO:HG3	2.46	0.45
39:98:9:LYS:HA	39:98:17:ARG:NE	2.31	0.45
41:B8:24:PRO:HA	41:B8:49:VAL:HG22	1.97	0.45
42:C8:19:LYS:O	42:C8:22:LYS:HB2	2.17	0.45

Continued on next page...

Continued from previous page...

Atom-1	Atom-2	Interatomic distance (Å)	Clash overlap (Å)
44:E8:27:LYS:HB3	44:E8:31:GLU:HG3	1.98	0.45
50:K8:14:ARG:CB	50:K8:15:LYS:HZ3	2.27	0.45
50:K8:64:LEU:HD21	50:K8:68:ARG:NH1	2.31	0.45
52:M8:38:LYS:HA	52:M8:42:PHE:CZ	2.50	0.45
1:1G:231:G:C2	1:1G:232:G:C8	3.03	0.45
1:1G:464:G:C6	1:1G:466:C:H5'	2.50	0.45
1:1G:777:A:C2	11:2A:119:CYS:HB3	2.50	0.45
1:1G:1053:G:C2	1:1G:1199:U:N3	2.84	0.45
2:12:71:VAL:HG23	2:12:165:VAL:HG13	1.98	0.45
2:12:91:PRO:CG	2:12:155:LEU:HG	2.45	0.45
3:22:164:ARG:HB2	25:4L:25:A:C2	2.51	0.45
13:4A:33:ALA:O	13:4A:37:THR:OG1	2.18	0.45
14:5A:23:ARG:HH11	14:5A:28:GLY:HA2	1.82	0.45
14:5A:37:PHE:CE1	14:5A:53:LEU:HD13	2.50	0.45
26:14:92:G:H2'	26:14:93:C:H6	1.81	0.45
26:14:631:A:H5''	26:14:632:A:OP2	2.15	0.45
26:14:911:A:H2'	38:45:9:TYR:OH	2.16	0.45
26:14:942:G:P	59:14:3648:HOH:O	2.74	0.45
26:14:1210:A:H5'	26:14:1210:A:H8	1.80	0.45
26:14:2121:G:H1	26:14:2177:C:H42	1.65	0.45
26:14:2287:A:H2	26:14:2346:A:C2	2.34	0.45
29:19:85:ASP:HB2	29:19:92:ILE:HD13	1.98	0.45
30:29:1:MET:HG3	30:29:200:GLU:OE2	2.16	0.45
32:49:107:LEU:HA	32:49:111:LEU:HD13	1.99	0.45
32:49:125:PHE:CE1	32:49:131:TYR:HB2	2.51	0.45
38:45:21:THR:HG21	38:45:101:ARG:HD3	1.98	0.45
40:65:88:ASP:HB3	40:65:89:ARG:H	1.49	0.45
55:M5:14:VAL:HG13	55:M5:22:VAL:HG13	1.98	0.45
1:13:631:G:O2'	1:13:632:A:H8	1.98	0.45
1:13:838:G:H1	1:13:848:C:N4	2.14	0.45
1:13:1072:G:C5	1:13:1073:U:C4	3.05	0.45
1:13:1499:A:O2'	1:13:1520:G:H5'	2.15	0.45
2:1E:114:ARG:O	2:1E:118:LEU:HB2	2.16	0.45
7:6E:92:SER:O	7:6E:96:GLN:HG3	2.16	0.45
7:6E:149:ARG:HG2	11:2I:59:TYR:CZ	2.51	0.45
14:5I:44:LEU:HD12	14:5I:44:LEU:O	2.16	0.45
26:1H:72:U:P	59:1H:3732:HOH:O	2.72	0.45
26:1H:76:C:O2'	26:1H:77:C:H5'	2.16	0.45
26:1H:111:A:H4'	50:K8:69:ARG:NH2	2.31	0.45
26:1H:270(R):G:H2'	26:1H:270(S):G:C8	2.52	0.45
26:1H:651:G:OP1	55:Q8:19:SER:OG	2.20	0.45

Continued on next page...

Continued from previous page...

Atom-1	Atom-2	Interatomic distance (Å)	Clash overlap (Å)
26:1H:859:G:H5'	26:1H:2268:A:O2'	2.16	0.45
26:1H:928:G:C8	59:1H:3888:HOH:O	2.69	0.45
26:1H:1260:G:C6	26:1H:1261:C:C4	3.05	0.45
26:1H:1493:C:H5''	26:1H:1493:C:C6	2.45	0.45
26:1H:2065:C:H2'	26:1H:2066:C:C6	2.51	0.45
26:1H:2243:U:H2'	26:1H:2244:U:C6	2.51	0.45
26:1H:2453:A:H2'	26:1H:2454:G:O4'	2.17	0.45
32:41:83:ARG:H	32:41:86:MET:CE	2.29	0.45
40:A8:27:SER:HA	40:A8:88:ASP:CB	2.46	0.45
41:B8:13:ARG:NH1	41:B8:13:ARG:HB2	2.30	0.45
44:E8:88:ARG:NH1	44:E8:94:ASP:OD2	2.49	0.45
46:G8:42:VAL:HG23	46:G8:43:ASN:H	1.79	0.45
47:H8:105:VAL:O	47:H8:140:ASP:HA	2.16	0.45
47:H8:128:VAL:HG12	47:H8:161:VAL:HB	1.98	0.45
48:I8:42:GLY:C	48:I8:57:PHE:HD2	2.19	0.45
1:1G:114:U:H2'	1:1G:115:G:H8	1.80	0.45
1:1G:1164:G:O6	1:1G:1172:C:N4	2.49	0.45
4:32:31:CYS:O	4:32:32:ALA:HB3	2.16	0.45
20:BA:41:ILE:HG21	20:BA:87:LYS:HD2	1.98	0.45
22:1L:10:G:H8	22:1L:10:G:O5'	1.98	0.45
22:1L:34:U8U:HN3	25:4L:21:G:H22	1.64	0.45
24:3L:58:A:O2'	24:3L:59:A:O5'	2.29	0.45
26:14:94:G:N3	50:G5:47:ASN:ND2	2.65	0.45
26:14:323:G:O2'	26:14:1205:U:N3	2.21	0.45
26:14:817:C:C5	26:14:818:G:N7	2.85	0.45
26:14:1059:G:H2'	26:14:1060:U:C5	2.52	0.45
26:14:2150:U:H2'	26:14:2151:G:C8	2.51	0.45
26:14:2291:U:H5''	26:14:2380:C:O2'	2.17	0.45
26:14:2632:A:O2'	26:14:2811:G:O2'	2.14	0.45
29:19:70:TRP:CH2	29:19:150:LYS:HA	2.51	0.45
30:29:52:LEU:HA	30:29:53:PRO:HD2	1.78	0.45
30:29:66:HIS:CG	30:29:67:PHE:N	2.84	0.45
31:39:21:ALA:C	31:39:23:ASP:H	2.19	0.45
31:39:170:LEU:HD22	31:39:172:TRP:NE1	2.29	0.45
32:49:47:LYS:HD2	32:49:81:LYS:HB2	1.98	0.45
32:49:151:ALA:HB3	32:49:153:ARG:NH1	2.31	0.45
38:45:30:GLY:HA2	38:45:107:ALA:HB2	1.97	0.45
40:65:23:ARG:HH22	40:65:84:GLN:CD	2.20	0.45
41:75:36:GLU:O	41:75:36:GLU:HG2	2.17	0.45
46:C5:104:GLY:HA2	46:C5:105:ALA:HA	1.64	0.45
1:13:105:G:H2'	1:13:106:C:C6	2.51	0.45

Continued on next page...

Continued from previous page...

Atom-1	Atom-2	Interatomic distance (Å)	Clash overlap (Å)
1:13:123:C:OP1	1:13:312:C:H5'	2.16	0.45
1:13:438:G:O6	59:13:1836:HOH:O	2.20	0.45
1:13:1312:G:H5'	19:AI:5:LEU:HD23	1.97	0.45
1:13:1443:G:N7	41:B8:118:ARG:HG3	2.31	0.45
7:6E:101:LEU:O	7:6E:105:VAL:HG23	2.16	0.45
7:6E:120:ILE:O	7:6E:124:LEU:HB2	2.16	0.45
12:3I:123:LYS:H	12:3I:123:LYS:HG2	1.45	0.45
26:1H:155:C:H5'	26:1H:161:U:OP2	2.16	0.45
26:1H:442:G:C6	26:1H:444:C:N4	2.84	0.45
26:1H:744:G:OP1	59:1H:3777:HOH:O	2.21	0.45
26:1H:1001:A:H2'	26:1H:1002:G:O4'	2.16	0.45
26:1H:1156:A:C8	42:C8:51:LYS:HG2	2.51	0.45
26:1H:1277:G:O2'	39:98:24:GLN:NE2	2.42	0.45
26:1H:1635:G:N2	59:1H:4023:HOH:O	2.49	0.45
26:1H:2845:G:H5''	41:B8:55:ASN:HA	1.97	0.45
29:11:28:GLU:OE1	29:11:28:GLU:HA	2.16	0.45
33:51:105:LEU:HD23	33:51:105:LEU:H	1.81	0.45
34:61:10:GLU:HG3	34:61:10:GLU:O	2.16	0.45
37:78:80:TYR:CE1	37:78:111:ARG:HD3	2.52	0.45
38:88:21:THR:OG1	38:88:101:ARG:HB2	2.17	0.45
41:B8:11:GLU:OE1	41:B8:57:PHE:HB3	2.17	0.45
47:H8:40:ASP:OD2	47:H8:43:GLU:HG3	2.16	0.45
49:J8:81:LYS:N	49:J8:81:LYS:HD2	2.31	0.45
1:1G:719:C:N4	18:9A:71:LYS:HE2	2.31	0.45
1:1G:1129:C:C4	1:1G:1139:G:N1	2.84	0.45
1:1G:1176:A:C6	1:1G:1177:G:C6	3.04	0.45
1:1G:1198:G:H2'	1:1G:1199:U:H6	1.81	0.45
2:12:190:THR:O	2:12:191:ASP:HB3	2.16	0.45
3:22:94:LEU:H	3:22:94:LEU:HG	1.50	0.45
4:32:117:ALA:O	4:32:121:VAL:HG23	2.15	0.45
5:42:122:GLU:HG2	5:42:131:ILE:HD12	1.97	0.45
22:1L:1:G:H2'	22:1L:1:G:N3	2.32	0.45
24:3L:3:G:H2'	24:3L:4:U:O4'	2.17	0.45
26:14:214:G:H4'	26:14:214:G:OP1	2.16	0.45
26:14:599:G:H8	26:14:599:G:H5''	1.80	0.45
26:14:996:A:N3	26:14:997:G:C8	2.84	0.45
26:14:1021:A:H3'	26:14:1021:A:C8	2.51	0.45
26:14:1021:A:H3'	26:14:1021:A:H8	1.80	0.45
26:14:1181:C:H2'	26:14:1182:A:H8	1.82	0.45
26:14:1259:G:H2'	26:14:1260:G:H8	1.82	0.45
26:14:1593:G:H2'	26:14:1594:G:H8	1.79	0.45

Continued on next page...

Continued from previous page...

Atom-1	Atom-2	Interatomic distance (Å)	Clash overlap (Å)
26:14:2115:G:N2	26:14:2116:G:N7	2.64	0.45
26:14:2345:G:N3	26:14:2381:C:H2'	2.31	0.45
26:14:2432:A:C2	49:F5:35:THR:HG22	2.51	0.45
27:1J:29:A:H5''	27:1J:30:C:OP2	2.15	0.45
27:1J:93:C:H2'	27:1J:94:C:C6	2.52	0.45
30:29:50:GLY:HA2	30:29:78:LEU:CB	2.46	0.45
31:39:34:TRP:CZ3	37:35:8:PRO:HB3	2.52	0.45
36:25:31:LYS:HB3	36:25:32:TYR:CE2	2.51	0.45
47:D5:69:THR:HB	47:D5:88:PHE:HB3	1.98	0.45
1:13:264:U:O2'	17:8I:64:PRO:HD2	2.17	0.45
1:13:558:G:H2'	1:13:559:A:H2	1.81	0.45
1:13:606:G:H2'	1:13:630:G:O6	2.16	0.45
1:13:749:C:H2'	1:13:750:G:H8	1.82	0.45
1:13:976:G:H5'	1:13:1358:U:O2'	2.17	0.45
1:13:1023:G:H3'	1:13:1024:G:H5''	1.98	0.45
4:3E:124:GLY:HA3	4:3E:132:ARG:CZ	2.47	0.45
8:7E:14:ARG:O	8:7E:18:ARG:HD2	2.15	0.45
26:1H:44:A:C2'	26:1H:45:G:H5'	2.47	0.45
26:1H:139:G:N2	26:1H:141:A:N1	2.63	0.45
26:1H:910:A:H2'	26:1H:911:A:C8	2.51	0.45
26:1H:1066:U:H2'	26:1H:1068:G:OP2	2.16	0.45
26:1H:1380:G:N2	26:1H:1570:A:C2	2.83	0.45
26:1H:1388:G:H2'	26:1H:1389:G:H8	1.81	0.45
26:1H:2292:C:P	40:A8:17:ARG:NH2	2.90	0.45
26:1H:2361:A:O5'	55:Q8:27:THR:OG1	2.35	0.45
26:1H:2432:A:C5	49:J8:33:LYS:HG2	2.51	0.45
26:1H:2751:G:C6	33:51:3:ARG:HD2	2.51	0.45
29:11:26:LYS:HG3	29:11:81:ALA:HB1	1.97	0.45
29:11:28:GLU:N	29:11:29:PRO:HD2	2.31	0.45
34:61:69:LYS:O	34:61:73:GLU:HB2	2.17	0.45
43:D8:6:LYS:O	43:D8:6:LYS:HG3	2.16	0.45
46:G8:28:LYS:HZ1	46:G8:40:GLU:HG3	1.81	0.45
48:I8:10:THR:O	48:I8:11:ARG:HB2	2.16	0.45
53:N8:20:ARG:HG2	53:N8:23:HIS:ND1	2.31	0.45
1:1G:348:G:N2	1:1G:349:A:H1'	2.31	0.45
1:1G:404:U:OP1	4:32:118:ARG:NH1	2.24	0.45
1:1G:1072:G:C6	1:1G:1073:U:N3	2.84	0.45
1:1G:1160:G:H2'	1:1G:1161:C:H6	1.82	0.45
2:12:166:ASP:CG	2:12:169:LYS:HB2	2.36	0.45
3:22:15:THR:OG1	3:22:16:ARG:N	2.47	0.45
4:32:189:PRO:HB2	4:32:194:LEU:HD21	1.98	0.45

Continued on next page...

Continued from previous page...

Atom-1	Atom-2	Interatomic distance (Å)	Clash overlap (Å)
18:9A:36:ASN:HB2	18:9A:38:GLU:OE1	2.16	0.45
19:AA:7:LYS:H	19:AA:7:LYS:HG3	1.55	0.45
26:14:323:G:HO2'	26:14:1205:U:H3	0.63	0.45
26:14:459:U:H5''	54:L5:40:TRP:CG	2.51	0.45
26:14:2147:G:H2'	26:14:2148:G:H4'	1.99	0.45
26:14:2310:A:C8	32:49:77:ILE:HD13	2.51	0.45
29:19:64:ILE:HD13	29:19:64:ILE:HG21	1.75	0.45
33:59:68:THR:HA	33:59:71:LEU:HD22	1.98	0.45
36:25:76:ALA:HB3	41:75:75:ILE:HB	1.99	0.45
43:95:4:ILE:O	43:95:37:VAL:O	2.33	0.45
54:L5:19:ARG:HG2	54:L5:19:ARG:HH11	1.81	0.45
55:M5:8:LYS:HD3	55:M5:8:LYS:HA	1.67	0.45
1:13:232:G:H2'	1:13:233:C:C6	2.51	0.45
1:13:418:C:O2'	1:13:540:G:H1'	2.16	0.45
1:13:587:G:H3'	59:13:1805:HOH:O	2.16	0.45
1:13:658:G:H2'	1:13:659:U:C6	2.52	0.45
2:1E:109:SER:HB3	2:1E:156:LYS:NZ	2.32	0.45
2:1E:134:GLU:OE1	2:1E:137:ARG:NH1	2.50	0.45
2:1E:209:ARG:HD2	2:1E:239:VAL:HG13	1.99	0.45
4:3E:162:LEU:O	4:3E:165:MET:N	2.48	0.45
12:3I:60:LEU:HD13	12:3I:61:THR:H	1.82	0.45
26:1H:355:G:H2'	26:1H:356:G:H8	1.82	0.45
26:1H:644:A:C2	26:1H:646:A:C4	3.05	0.45
26:1H:845:G:N3	26:1H:845:G:H2'	2.31	0.45
26:1H:1006:C:H1'	35:58:106:MET:CE	2.47	0.45
26:1H:1443:G:C2	26:1H:1549:C:N3	2.85	0.45
26:1H:1455:G:OP2	59:1H:3700:HOH:O	2.21	0.45
26:1H:1684:C:N3	26:1H:1705:G:C2	2.85	0.45
26:1H:2473:U:O2'	26:1H:2474:C:H5'	2.16	0.45
30:21:111:ARG:H	30:21:111:ARG:HG2	1.65	0.45
31:31:199:TRP:NE1	31:31:203:GLN:NE2	2.65	0.45
34:61:95:LYS:HA	34:61:111:PRO:HG3	1.97	0.45
40:A8:30:ARG:HG3	40:A8:30:ARG:O	2.16	0.45
41:B8:12:SER:HB2	41:B8:15:VAL:N	2.30	0.45
41:B8:97:ALA:HB1	41:B8:98:LYS:HE2	1.99	0.45
44:E8:57:ASN:O	44:E8:61:ASN:HB2	2.17	0.45
45:F8:5:TYR:O	50:K8:36:ARG:NH2	2.49	0.45
45:F8:41:ASN:N	45:F8:41:ASN:OD1	2.49	0.45
47:H8:109:ALA:H	47:H8:112:ARG:HG3	1.80	0.45
50:K8:15:LYS:NZ	50:K8:67:LYS:HZ3	2.14	0.45
50:K8:32:LEU:HD11	50:K8:54:LYS:HG3	1.99	0.45

Continued on next page...

Continued from previous page...

Atom-1	Atom-2	Interatomic distance (Å)	Clash overlap (Å)
55:Q8:51:ALA:HB1	55:Q8:52:LYS:CA	2.46	0.45
1:1G:818:G:O2'	1:1G:819:A:H5'	2.17	0.45
1:1G:998(A):C:H2'	1:1G:999:U:C6	2.52	0.45
1:1G:1324:A:H4'	1:1G:1362:C:H4'	1.99	0.45
2:12:127:ILE:HD13	2:12:130:ARG:NH2	2.31	0.45
4:32:18:LYS:HZ3	4:32:31:CYS:CB	2.29	0.45
5:42:48:ALA:HB2	5:42:57:LYS:HD3	1.99	0.45
18:9A:29:PHE:N	18:9A:29:PHE:HD1	2.15	0.45
24:3L:26:A:N6	24:3L:27:G:C6	2.85	0.45
26:14:674:G:O2'	31:39:74:ARG:HG3	2.17	0.45
26:14:2835:A:N7	59:14:3744:HOH:O	2.36	0.45
26:14:2850:A:C2	26:14:2851:A:C4	3.04	0.45
27:1J:3:C:H2'	27:1J:4:C:H6	1.79	0.45
29:19:147:LEU:HD22	29:19:147:LEU:HA	1.81	0.45
29:19:244:ARG:HB2	29:19:245:PRO:CD	2.46	0.45
31:39:158:THR:OG1	31:39:159:GLY:N	2.50	0.45
31:39:192:LEU:O	31:39:193:VAL:HG23	2.17	0.45
35:15:30:ILE:HG22	35:15:34:LEU:HD22	1.98	0.45
35:15:127:ASP:HB2	35:15:128:HIS:H	1.49	0.45
39:55:24:GLN:HB3	39:55:44:LEU:HD11	1.99	0.45
1:13:406:G:N2	4:3E:119:GLN:OE1	2.49	0.45
1:13:1030:C:H2'	1:13:1031:G:H8	1.82	0.45
1:13:1189:C:O2	59:13:1839:HOH:O	2.21	0.45
1:13:1203:C:H2'	1:13:1204:A:O4'	2.16	0.45
1:13:1210:C:H2'	1:13:1211:U:H5'	1.99	0.45
3:2E:6:HIS:CD2	14:5I:49:HIS:HB3	2.51	0.45
8:7E:75:ARG:HA	8:7E:76:PRO:HD2	1.76	0.45
9:8E:79:LEU:HD21	9:8E:103:THR:O	2.16	0.45
13:4I:4:ILE:HG23	13:4I:57:ARG:HA	1.99	0.45
19:AI:3:ARG:CZ	19:AI:9:VAL:HG11	2.46	0.45
26:1H:311:A:C6	26:1H:328:U:C4	3.05	0.45
26:1H:811:U:O2'	37:78:21:ARG:HG3	2.17	0.45
26:1H:1336:A:H2'	26:1H:1337:G:C8	2.51	0.45
26:1H:1387:C:C2	26:1H:1388:G:C8	3.04	0.45
26:1H:1509:C:HO2'	26:1H:1510:A:P	2.32	0.45
26:1H:2018:G:H2'	26:1H:2019:A:C8	2.51	0.45
26:1H:2122:U:H2'	26:1H:2123:G:C8	2.52	0.45
26:1H:2154:G:H2'	26:1H:2155:G:C8	2.52	0.45
26:1H:2162:G:H2'	26:1H:2163:C:C6	2.52	0.45
26:1H:2862:G:C5	26:1H:2863:C:C5	3.05	0.45
30:21:105:THR:HG22	30:21:106:GLY:N	2.23	0.45

Continued on next page...

Continued from previous page...

Atom-1	Atom-2	Interatomic distance (Å)	Clash overlap (Å)
31:31:130:ALA:C	31:31:132:VAL:H	2.20	0.45
1:1G:35:G:C2	1:1G:550:G:N3	2.85	0.45
1:1G:179:A:H2'	1:1G:180:U:H6	1.80	0.45
1:1G:345:C:H4'	1:1G:346:G:O5'	2.16	0.45
1:1G:1326:C:H2'	1:1G:1327:C:C6	2.52	0.45
1:1G:1534:A:H2'	1:1G:1534:A:N3	2.32	0.45
2:12:82:ARG:NE	2:12:92:TYR:OH	2.49	0.45
3:22:39:ILE:HG21	3:22:57:ILE:HD11	1.97	0.45
4:32:173:TRP:HB3	4:32:187:ARG:NH1	2.27	0.45
7:62:108:ALA:O	7:62:111:ARG:HG3	2.16	0.45
8:72:120:THR:HG23	8:72:122:ARG:N	2.32	0.45
9:82:16:ARG:HH21	9:82:64:THR:HG21	1.82	0.45
12:3A:93:LEU:HB3	12:3A:96:VAL:HG21	1.98	0.45
26:14:607:U:OP1	31:39:102:PRO:HA	2.16	0.45
26:14:699:A:H2'	26:14:700:G:O4'	2.16	0.45
26:14:916:G:C2'	26:14:917:A:H5''	2.46	0.45
26:14:1190:G:H2'	26:14:1191:G:H8	1.81	0.45
26:14:1309:G:H4'	54:L5:7:PRO:HB2	1.99	0.45
26:14:2124:G:H2'	26:14:2124:G:N3	2.32	0.45
26:14:2488:A:H2'	26:14:2489:G:O4'	2.16	0.45
26:14:2552:U:O5'	26:14:2552:U:H6	2.00	0.45
26:14:2574:G:O2'	30:29:143:ASN:HB3	2.16	0.45
26:14:2686:G:H5''	59:14:3779:HOH:O	2.16	0.45
29:19:147:LEU:HD23	29:19:155:LEU:HD13	1.99	0.45
35:15:67:LEU:O	35:15:88:GLU:HG3	2.16	0.45
38:45:7:MET:HE2	38:45:9:TYR:O	2.17	0.45
40:65:106:ARG:H	40:65:106:ARG:HG3	1.51	0.45
44:A5:95:ILE:HD12	44:A5:95:ILE:O	2.16	0.45
46:C5:36:ALA:HA	46:C5:67:LEU:O	2.17	0.45
47:D5:40:ASP:OD1	47:D5:43:GLU:N	2.38	0.45
48:E5:47:PRO:HG3	48:E5:53:MET:HB2	1.98	0.45
55:M5:40:GLU:H	55:M5:43:GLN:HB3	1.82	0.45
1:13:13:U:O2	1:13:914:A:H3'	2.17	0.45
1:13:428:G:C8	1:13:430:A:C4	3.04	0.45
1:13:1014:A:H4'	19:AI:14:HIS:NE2	2.32	0.45
1:13:1223:C:OP1	19:AI:78:ARG:NH1	2.49	0.45
2:1E:16:HIS:NE2	2:1E:214:ILE:HD11	2.32	0.45
12:3I:102:ARG:HE	12:3I:102:ARG:HB3	1.46	0.45
13:4I:13:LYS:NZ	13:4I:13:LYS:HA	2.32	0.45
15:6I:53:HIS:HE1	15:6I:57:LEU:HD11	1.82	0.45
22:1K:7:U:H3	22:1K:66:A:H61	1.65	0.45

Continued on next page...

Continued from previous page...

Atom-1	Atom-2	Interatomic distance (Å)	Clash overlap (Å)
24:3K:26:A:H2'	24:3K:27:G:H5'	1.98	0.45
26:1H:684:G:OP1	54:P8:16:HIS:ND1	2.45	0.45
26:1H:1045:A:C8	26:1H:1047:G:C2	3.05	0.45
26:1H:1171:G:C5	26:1H:1174:A:N6	2.85	0.45
26:1H:1268:A:C2	26:1H:2013:A:C4	3.04	0.45
26:1H:1568:G:H5''	29:11:61:LEU:HD22	1.96	0.45
26:1H:1570:A:H5'	29:11:37:LEU:HD21	1.99	0.45
26:1H:2079:U:O3'	49:J8:35:THR:HB	2.17	0.45
26:1H:2101:G:H2'	26:1H:2102:U:O4'	2.16	0.45
26:1H:2414:G:H21	37:78:67:MET:HE3	1.82	0.45
26:1H:2595:G:H5''	26:1H:2596:U:OP2	2.17	0.45
27:16:15:A:C5'	27:16:16:G:C8	3.00	0.45
29:11:75:ILE:HD13	29:11:99:ASP:OD2	2.16	0.45
30:21:31:CYS:HA	30:21:32:PRO:HD3	1.59	0.45
32:41:45:GLU:H	32:41:45:GLU:HG2	1.47	0.45
33:51:153:LYS:HB2	33:51:155:SER:N	2.21	0.45
34:61:133:HIS:HB2	34:61:134:PRO:HD2	1.99	0.45
40:A8:72:ALA:O	40:A8:76:LYS:HG3	2.16	0.45
41:B8:20:PRO:HG2	41:B8:86:ILE:O	2.16	0.45
41:B8:65:LYS:HE2	41:B8:67:SER:HB2	1.98	0.45
47:H8:45:ASP:OD2	47:H8:49:ARG:NH1	2.33	0.45
1:1G:176:C:O2'	1:1G:177:C:H5'	2.16	0.45
1:1G:560:U:H4'	1:1G:561:U:O5'	2.16	0.45
1:1G:641:U:O3'	1:1G:642:A:H8	1.99	0.45
1:1G:942:G:C2	1:1G:1342:C:C2	3.04	0.45
1:1G:984:C:H2'	1:1G:985:C:C6	2.52	0.45
1:1G:1118:C:P	9:82:104:ARG:HE	2.40	0.45
1:1G:1162:C:N4	1:1G:1174:G:H1	2.08	0.45
1:1G:1304:G:N1	1:1G:1332:A:OP2	2.44	0.45
8:72:68:ARG:NH1	8:72:69:ARG:O	2.47	0.45
16:7A:74:LEU:HD12	16:7A:79:VAL:HG21	1.98	0.45
20:BA:64:ASP:OD1	20:BA:81:LYS:HD2	2.16	0.45
26:14:395:U:H2'	26:14:396:G:C8	2.51	0.45
26:14:438:G:H2'	26:14:439:G:H8	1.81	0.45
26:14:602:G:OP2	26:14:602:G:C8	2.70	0.45
26:14:990:A:H8	26:14:990:A:C5'	2.24	0.45
26:14:1048:A:H8	26:14:1110:G:H22	1.65	0.45
26:14:1807:G:N2	26:14:1810:A:OP2	2.45	0.45
26:14:1826:G:H4'	29:19:242:ARG:CZ	2.47	0.45
26:14:2439:A:H5'	26:14:2439:A:C8	2.52	0.45
26:14:2557:G:H2'	26:14:2558:C:H6	1.82	0.45

Continued on next page...

Continued from previous page...

Atom-1	Atom-2	Interatomic distance (Å)	Clash overlap (Å)
27:1J:118:G:C5	27:1J:119:A:N7	2.85	0.45
29:19:45:ASN:HB3	29:19:46:GLN:H	1.41	0.45
30:29:12:THR:HG22	41:75:58:ASN:OD1	2.17	0.45
33:59:54:ARG:NE	33:59:56:SER:O	2.47	0.45
36:25:91:LEU:HD13	36:25:91:LEU:HA	1.78	0.45
1:13:509:A:C8	1:13:509:A:H3'	2.52	0.45
1:13:864:A:H5''	1:13:865:A:OP2	2.16	0.45
1:13:1058:G:C6	1:13:1059:C:N3	2.85	0.45
1:13:1348:U:H2'	1:13:1349:A:H8	1.80	0.45
1:13:1389:C:H2'	1:13:1390:U:O4'	2.17	0.45
6:5E:14:LEU:HA	6:5E:14:LEU:HD23	1.75	0.45
11:2I:34:ASP:HB3	11:2I:40:ILE:HD11	1.99	0.45
11:2I:59:TYR:O	11:2I:62:GLN:HB3	2.17	0.45
20:BI:65:LYS:O	20:BI:68:LYS:HB2	2.17	0.45
22:1K:72:C:H6	22:1K:72:C:OP2	2.00	0.45
24:3K:36:U:H3'	24:3K:37:A:C5'	2.46	0.45
26:1H:324:A:C2'	26:1H:325:G:H5'	2.46	0.45
26:1H:957:A:N1	26:1H:2458:G:H4'	2.31	0.45
26:1H:1431:U:C2	26:1H:1563:G:N2	2.84	0.45
26:1H:2123:G:H1'	28:71:172:HIS:HB3	1.99	0.45
26:1H:2182:G:H2'	26:1H:2183:C:C6	2.52	0.45
26:1H:2787:C:H1'	30:21:62:PRO:HB3	1.99	0.45
29:11:70:TRP:CE2	29:11:150:LYS:HD2	2.52	0.45
31:31:34:TRP:CH2	37:78:8:PRO:HB3	2.51	0.45
35:58:40:PRO:O	42:C8:64:ARG:HG2	2.17	0.45
39:98:18:LEU:HD23	39:98:18:LEU:HA	1.72	0.45
39:98:67:LEU:HD22	39:98:76:VAL:HG21	1.99	0.45
43:D8:35:LEU:HB2	43:D8:57:VAL:HG12	1.99	0.45
48:I8:83:PRO:O	48:I8:84:LEU:HB2	2.16	0.45
1:1G:80:G:O2'	1:1G:81:G:OP1	2.33	0.45
1:1G:532:A:N6	1:1G:1206:G:O2'	2.50	0.45
1:1G:625:G:C4	1:1G:626:U:C5	3.05	0.45
1:1G:707:C:OP1	11:2A:85:ARG:NH1	2.50	0.45
1:1G:1022:G:H2'	1:1G:1023:G:O4'	2.17	0.45
1:1G:1300:G:O2'	1:1G:1301:U:P	2.75	0.45
4:32:172:PRO:HD2	4:32:173:TRP:CE3	2.50	0.45
5:42:70:PRO:HB3	5:42:144:THR:HG22	1.98	0.45
16:7A:58:TYR:O	16:7A:62:VAL:HG23	2.17	0.45
18:9A:29:PHE:N	18:9A:29:PHE:CD1	2.85	0.45
21:1B:5:ASP:O	21:1B:8:THR:HG22	2.17	0.45
26:14:336:C:OP1	46:C5:83:THR:HG23	2.17	0.45

Continued on next page...

Continued from previous page...

Atom-1	Atom-2	Interatomic distance (Å)	Clash overlap (Å)
26:14:649:G:C5	26:14:650:C:C4	3.05	0.45
26:14:903:C:H2'	26:14:904:C:C6	2.52	0.45
26:14:941:A:O3'	59:14:3648:HOH:O	2.21	0.45
26:14:1011:G:C2	26:14:1151:G:C2	3.05	0.45
26:14:1342:A:OP1	45:B5:36:LYS:NZ	2.46	0.45
26:14:1939:U:OP1	26:14:2604:U:O2'	2.23	0.45
26:14:1945:G:H2'	26:14:1946:U:H6	1.80	0.45
26:14:2600:A:H2'	26:14:2601:C:C6	2.52	0.45
27:1J:23:G:C2	27:1J:24:G:O6	2.69	0.45
29:19:272:ALA:HB1	29:19:273:ARG:H	1.43	0.45
31:39:7:TYR:O	31:39:15:SER:HA	2.16	0.45
31:39:20:LEU:HB2	31:39:199:TRP:HH2	1.82	0.45
31:39:20:LEU:HD12	31:39:199:TRP:CH2	2.52	0.45
32:49:119:GLY:N	32:49:181:ARG:HB2	2.30	0.45
34:69:79:ILE:HG13	34:69:140:LEU:HD11	1.98	0.45
36:25:87:ILE:HD12	36:25:87:ILE:HA	1.82	0.45
36:25:104:ARG:NH2	41:75:43:GLN:OE1	2.49	0.45
38:45:22:LYS:HB2	38:45:22:LYS:HE2	1.69	0.45
39:55:44:LEU:HD23	39:55:44:LEU:HA	1.78	0.45
45:B5:47:PHE:HB3	45:B5:89:ILE:HG12	1.98	0.45
49:F5:2:SER:O	49:F5:4:VAL:HG13	2.17	0.45
1:13:66:G:C2	1:13:67:C:C6	3.05	0.45
1:13:186(E):C:C2	1:13:191(C):G:N2	2.85	0.45
1:13:201:C:H42	1:13:216:G:H1	1.64	0.45
1:13:209:U:H5''	1:13:210:U:OP2	2.17	0.45
1:13:711:G:O2'	1:13:712:A:H5'	2.17	0.45
1:13:1194:U:H2'	1:13:1195:C:C6	2.52	0.45
1:13:1404:C:H2'	1:13:1405:G:C8	2.52	0.45
2:1E:187:LEU:HD11	2:1E:204:ASN:O	2.17	0.45
5:4E:110:LEU:CD1	5:4E:118:ILE:HD13	2.46	0.45
6:5E:67:MET:SD	6:5E:75:LEU:HD12	2.57	0.45
9:8E:21:PRO:HA	9:8E:59:PHE:HA	1.98	0.45
13:4I:15:VAL:HG23	13:4I:43:THR:O	2.17	0.45
17:8I:43:LEU:HD12	17:8I:68:ARG:HG2	1.98	0.45
22:1K:21:A:C5	22:1K:47:U:C4	3.04	0.45
22:1K:48:C:H4'	22:1K:49:G:C5'	2.46	0.45
26:1H:155:C:H42	26:1H:171:G:H1	1.62	0.45
26:1H:265:A:C2	26:1H:428:A:C2	3.05	0.45
26:1H:527:C:H4'	26:1H:528:A:C5'	2.47	0.45
26:1H:732:C:OP1	59:1H:3775:HOH:O	2.21	0.45
26:1H:774:A:HO2'	26:1H:775:G:H8	1.62	0.45

Continued on next page...

Continued from previous page...

Atom-1	Atom-2	Interatomic distance (Å)	Clash overlap (Å)
26:1H:900:A:N3	26:1H:900:A:H2'	2.32	0.45
26:1H:1109:C:O2'	26:1H:1110:G:O4'	2.35	0.45
26:1H:1263:U:H2'	26:1H:1264:G:C8	2.52	0.45
26:1H:1263:U:O2'	53:N8:11:THR:HG23	2.16	0.45
26:1H:2129:C:H5''	28:71:6:ARG:NH2	2.32	0.45
26:1H:2273:A:H2'	26:1H:2274:A:C8	2.52	0.45
30:21:4:ILE:HD13	30:21:28:ALA:HB1	1.98	0.45
37:78:59:LEU:HA	37:78:62:LEU:HD12	1.98	0.45
1:1G:134:A:H61	16:7A:25:ARG:HH12	1.65	0.45
1:1G:458:C:H2'	1:1G:464:G:C8	2.50	0.45
2:12:195:ASP:HB3	8:72:74:PRO:HG3	1.99	0.45
8:72:123:GLU:O	8:72:127:LEU:HB2	2.16	0.45
23:2L:41:C:H2'	23:2L:42:C:H6	1.82	0.45
23:2L:50:G:H1	23:2L:66:C:N4	2.13	0.45
26:14:70:G:H21	26:14:71:A:H62	1.65	0.45
26:14:140:A:H8	26:14:1408:C:O2'	1.96	0.45
26:14:323:G:H5'	31:39:169:ASN:HD21	1.81	0.45
26:14:686:G:N2	26:14:788:A:H61	2.15	0.45
26:14:1374:G:H2'	26:14:1375:C:O4'	2.17	0.45
26:14:2065:C:H1'	26:14:2449:U:H3	1.81	0.45
26:14:2652:C:H42	26:14:2668:G:H1	1.64	0.45
26:14:2772:C:H2'	26:14:2773:C:C6	2.52	0.45
29:19:108:PRO:HB3	29:19:143:HIS:CE1	2.52	0.45
32:49:49:ASP:O	32:49:52:ILE:HG22	2.17	0.45
38:45:4:PRO:HD3	38:45:70:PRO:O	2.16	0.45
39:55:84:ALA:N	39:55:85:PRO:HD2	2.32	0.45
40:65:87:PHE:CE1	40:65:102:ALA:HB2	2.52	0.45
42:85:91:ASP:C	42:85:93:LYS:N	2.69	0.45
47:D5:92:SER:O	47:D5:94:GLU:HB2	2.17	0.45
1:13:104:G:C6	1:13:105:G:N7	2.85	0.45
1:13:128:G:O2'	17:8I:3:LYS:HE2	2.16	0.45
1:13:158:G:C4	1:13:159:G:C8	3.05	0.45
1:13:198:G:N7	1:13:220:G:N2	2.65	0.45
1:13:509:A:H3'	59:13:1912:HOH:O	2.17	0.45
1:13:741:G:H2'	1:13:742:G:O4'	2.17	0.45
1:13:825:G:O4'	8:7E:2:LEU:HD21	2.17	0.45
1:13:1375:A:P	7:6E:28:ASN:HD22	2.40	0.45
2:1E:219:VAL:HA	2:1E:222:ILE:HD11	1.99	0.45
19:AI:3:ARG:HH11	19:AI:9:VAL:HG11	1.82	0.45
26:1H:587:C:H4'	26:1H:588:U:OP2	2.16	0.45
26:1H:1020:A:H4'	26:1H:1021:A:O5'	2.17	0.45

Continued on next page...

Continued from previous page...

Atom-1	Atom-2	Interatomic distance (Å)	Clash overlap (Å)
26:1H:2124:G:H4'	28:71:174:PRO:HG2	1.99	0.45
26:1H:2134:A:H62	26:1H:2157:G:H4'	1.82	0.45
27:16:24:G:N7	27:16:56:G:H2'	2.31	0.45
28:71:43:VAL:HG22	28:71:214:VAL:HA	1.98	0.45
28:71:53:ARG:HD3	28:71:53:ARG:HA	1.79	0.45
29:11:12:SER:HB2	29:11:208:LYS:HB3	1.99	0.45
30:21:28:ALA:O	30:21:93:VAL:HG22	2.17	0.45
32:41:67:LYS:HG3	52:M8:6:HIS:CE1	2.52	0.45
43:D8:48:GLY:O	43:D8:49:THR:O	2.34	0.45
50:K8:3:LEU:HB3	50:K8:4:SER:C	2.38	0.45
1:1G:191(F):U:N3	20:BA:105:SER:OG	2.48	0.45
2:12:147:LYS:HD2	2:12:148:TYR:CE1	2.52	0.45
2:12:189:ASP:H	2:12:192:SER:HB2	1.82	0.45
4:32:100:ARG:NH1	4:32:102:ASP:OD1	2.50	0.45
4:32:151:LYS:NZ	59:32:401:HOH:O	2.48	0.45
7:62:37:ASN:OD1	7:62:37:ASN:N	2.48	0.45
7:62:102:ARG:O	7:62:106:GLN:HG3	2.16	0.45
9:82:20:ARG:HG3	9:82:20:ARG:O	2.17	0.45
9:82:112:LYS:HE3	9:82:118:LYS:N	2.27	0.45
10:1A:55:LYS:HZ1	10:1A:57:LYS:CB	2.29	0.45
16:7A:36:ILE:O	16:7A:36:ILE:HG13	2.17	0.45
19:AA:58:VAL:HG23	19:AA:59:PRO:O	2.16	0.45
23:2L:41:C:H2'	23:2L:42:C:C6	2.52	0.45
24:3L:2:G:H2'	24:3L:3:G:C8	2.52	0.45
26:14:35:G:H2'	26:14:36:G:O4'	2.16	0.45
26:14:619:G:H5''	26:14:620:G:OP2	2.17	0.45
26:14:829:A:N7	26:14:2248:C:H5'	2.32	0.45
26:14:858:U:O2	26:14:2268:A:H2'	2.17	0.45
26:14:1054:A:N1	26:14:1104:C:N3	2.65	0.45
26:14:1257:C:H4'	31:39:83:PHE:CD1	2.51	0.45
26:14:1519:G:C6	26:14:1520:U:C4	3.05	0.45
26:14:1851:U:H2'	26:14:1852:C:O4'	2.16	0.45
26:14:2308:G:O2'	26:14:2309:A:OP1	2.30	0.45
26:14:2396:G:H4'	49:F5:30:VAL:H	1.82	0.45
29:19:44:ASN:HB3	29:19:45:ASN:C	2.36	0.45
30:29:54:GLN:HG2	30:29:55:ASN:OD1	2.17	0.45
36:25:24:VAL:HB	36:25:33:ALA:HB2	1.98	0.45
37:35:85:LEU:HB3	37:35:114:ILE:CD1	2.47	0.45
40:65:26:LEU:O	40:65:88:ASP:HB2	2.17	0.45
42:85:90:VAL:O	43:95:11:GLN:NE2	2.39	0.45
42:85:102:GLU:HB3	42:85:105:VAL:HG13	1.99	0.45

Continued on next page...

Continued from previous page...

Atom-1	Atom-2	Interatomic distance (Å)	Clash overlap (Å)
45:B5:49:VAL:HB	45:B5:83:VAL:CG2	2.45	0.45
49:F5:82:LEU:CB	49:F5:83:GLU:HB2	2.47	0.45
53:J5:47:PRO:HA	53:J5:56:LYS:NZ	2.32	0.45
1:13:360:A:H2'	1:13:361:G:C8	2.52	0.44
1:13:1103:C:H2'	1:13:1104:G:O4'	2.17	0.44
1:13:1402:C:H2'	1:13:1403:C:O4'	2.16	0.44
4:3E:151:LYS:HB3	4:3E:151:LYS:HE2	1.81	0.44
9:8E:114:TYR:CD2	10:1I:60:ARG:HG2	2.52	0.44
11:2I:32:ILE:HD13	11:2I:68:ALA:HB1	1.99	0.44
13:4I:81:LEU:O	13:4I:86:CYS:HB3	2.17	0.44
23:2K:65:G:C2	23:2K:66:C:C2	3.05	0.44
26:1H:37:C:H2'	26:1H:38:A:C8	2.52	0.44
26:1H:527:C:OP2	26:1H:2779:U:C5	2.70	0.44
26:1H:880:G:H8	26:1H:880:G:O5'	1.99	0.44
26:1H:1050:A:N7	26:1H:2751:G:C5	2.85	0.44
26:1H:1311:G:N7	54:P8:9:ARG:NH2	2.57	0.44
31:31:129:PHE:HA	31:31:142:TRP:CD1	2.51	0.44
31:31:178:PRO:O	31:31:181:LEU:HB2	2.18	0.44
33:51:149:ARG:HA	33:51:162:ILE:HG21	1.98	0.44
34:61:1:MET:O	34:61:20:ASP:HA	2.16	0.44
34:61:64:GLU:HG2	34:61:67:ARG:HH21	1.83	0.44
35:58:96:GLU:C	35:58:98:VAL:N	2.69	0.44
35:58:104:LYS:HB2	35:58:117:PHE:CE1	2.51	0.44
39:98:21:TYR:OH	39:98:43:GLU:HG2	2.17	0.44
44:E8:24:ILE:HD12	44:E8:24:ILE:O	2.16	0.44
47:H8:52:SER:O	47:H8:52:SER:OG	2.26	0.44
50:K8:59:ARG:O	50:K8:62:THR:HG23	2.16	0.44
1:1G:512:U:H2'	1:1G:513:C:H6	1.82	0.44
1:1G:616:G:C2	1:1G:617:G:C5	3.06	0.44
1:1G:852:G:C6	1:1G:853:G:N7	2.85	0.44
1:1G:872:A:C4	1:1G:874:G:N7	2.85	0.44
1:1G:1357:A:H2'	1:1G:1358:U:H5'	1.99	0.44
1:1G:1375:A:H2'	1:1G:1376:U:O4'	2.17	0.44
2:12:142:LEU:O	2:12:142:LEU:HD23	2.17	0.44
5:42:92:LYS:HB3	5:42:119:LEU:HB2	1.98	0.44
8:72:73:ASP:HB2	8:72:75:ARG:HG3	1.99	0.44
9:82:17:VAL:HG22	9:82:63:ILE:HG12	1.99	0.44
10:1A:21:GLN:O	10:1A:24:VAL:HB	2.17	0.44
26:14:588:U:H1'	31:39:90:PHE:CG	2.52	0.44
26:14:975:G:H1'	26:14:990:A:C2	2.52	0.44
26:14:1005:C:H2'	26:14:1006:C:C6	2.51	0.44

Continued on next page...

Continued from previous page...

Atom-1	Atom-2	Interatomic distance (Å)	Clash overlap (Å)
26:14:1342:A:H2	26:14:1602:U:N3	2.15	0.44
26:14:1423:G:OP1	26:14:1492:G:O2'	2.35	0.44
26:14:1510:A:H2'	26:14:1511:A:C8	2.53	0.44
26:14:1681:G:C2	59:14:3684:HOH:O	2.69	0.44
27:1J:78:A:C2	27:1J:99:A:C4	3.05	0.44
30:29:54:GLN:CG	30:29:55:ASN:H	2.31	0.44
31:39:29:ASN:HA	31:39:30:PRO:HD3	1.67	0.44
46:C5:29:GLU:CG	46:C5:30:VAL:H	2.30	0.44
49:F5:49:VAL:HG21	49:F5:67:ILE:HD12	1.99	0.44
50:G5:43:GLN:HB2	50:G5:45:SER:N	2.32	0.44
1:13:266:G:H5''	1:13:267:C:C5	2.53	0.44
1:13:401:C:OP2	4:3E:73:ARG:HD3	2.16	0.44
3:2E:135:LYS:O	3:2E:138:VAL:HG12	2.17	0.44
8:7E:121:ASP:OD1	8:7E:121:ASP:N	2.49	0.44
12:3I:53:ARG:HH12	12:3I:92:ASP:CG	2.21	0.44
19:AI:3:ARG:HD2	19:AI:9:VAL:HG21	1.98	0.44
19:AI:15:LEU:HD12	19:AI:31:ILE:HD11	1.99	0.44
26:1H:365:C:H2'	26:1H:366:C:O4'	2.18	0.44
26:1H:882:G:H1	26:1H:894:C:N4	2.15	0.44
26:1H:1154:G:H8	26:1H:1154:G:O5'	2.01	0.44
26:1H:1163:G:C2	26:1H:1164:G:N7	2.85	0.44
26:1H:1417:C:O3'	26:1H:1588:C:H1'	2.18	0.44
26:1H:1790:C:H2'	26:1H:1791:A:C5	2.52	0.44
26:1H:2142:C:H2'	26:1H:2143:C:C6	2.53	0.44
26:1H:2436:G:C6	26:1H:2437:U:C4	3.05	0.44
33:51:25:LYS:HE3	33:51:34:GLU:OE1	2.17	0.44
33:51:95:ARG:HE	33:51:95:ARG:HB3	1.37	0.44
42:C8:79:PHE:CD1	42:C8:79:PHE:C	2.91	0.44
45:F8:27:THR:HB	45:F8:80:ILE:HB	1.99	0.44
1:1G:149:A:H2'	1:1G:150:C:C6	2.52	0.44
1:1G:437:U:H5''	4:32:155:LEU:HD11	1.99	0.44
1:1G:1291:G:H2'	1:1G:1292:U:H6	1.82	0.44
3:22:122:GLU:HA	3:22:125:GLU:OE1	2.18	0.44
5:42:11:ILE:HG21	5:42:105:VAL:HG22	1.99	0.44
7:62:42:ILE:HG23	7:62:117:ALA:HB2	1.99	0.44
18:9A:74:ARG:NH1	18:9A:81:PHE:HA	2.32	0.44
24:3L:62:C:H4'	28:79:52:ARG:HH12	1.82	0.44
26:14:64:A:C4	45:B5:66:LEU:HD12	2.53	0.44
26:14:464:U:O2'	26:14:465:G:H5'	2.18	0.44
26:14:664:C:H2'	26:14:665:C:H6	1.83	0.44
26:14:779:U:O4	59:14:3637:HOH:O	2.20	0.44

Continued on next page...

Continued from previous page...

Atom-1	Atom-2	Interatomic distance (Å)	Clash overlap (Å)
26:14:1019:U:C2	26:14:1144:G:N2	2.85	0.44
26:14:1106:G:C8	26:14:1107:G:C8	3.05	0.44
26:14:1223:C:OP2	43:95:88:ARG:NH2	2.51	0.44
26:14:2392:A:O2'	55:M5:27:THR:HG21	2.17	0.44
26:14:2716:U:O2'	26:14:2717:G:H5'	2.18	0.44
29:19:130:ALA:HA	29:19:192:THR:HA	1.99	0.44
31:39:12:LEU:HD23	31:39:13:SER:H	1.82	0.44
32:49:167:GLU:O	32:49:170:ARG:HB3	2.16	0.44
34:69:75:LEU:HG	34:69:76:THR:H	1.82	0.44
37:35:55:ARG:HG2	37:35:56:SER:H	1.79	0.44
39:55:53:HIS:HE1	39:55:91:GLN:HE22	1.64	0.44
1:13:57:G:H2'	1:13:58:C:C6	2.52	0.44
1:13:625:G:H4'	16:7I:16:HIS:ND1	2.32	0.44
1:13:826:C:H2'	1:13:827:U:O2	2.17	0.44
1:13:1235:U:O2'	1:13:1305:G:OP1	2.29	0.44
4:3E:30:LYS:HA	4:3E:35:ARG:HE	1.82	0.44
9:8E:77:ILE:O	9:8E:81:ILE:HG12	2.17	0.44
15:6I:66:LEU:HA	15:6I:66:LEU:HD12	1.70	0.44
23:2K:26:C:H2'	23:2K:27:G:O4'	2.18	0.44
26:1H:444:C:H4'	31:31:49:ALA:HB2	1.99	0.44
26:1H:783:A:C8	26:1H:784:A:H4'	2.53	0.44
26:1H:1754:C:H5	41:B8:96:ARG:NH2	2.15	0.44
26:1H:1813:G:O2'	29:11:42:GLY:O	2.35	0.44
26:1H:2588:G:P	59:1H:3717:HOH:O	2.73	0.44
33:51:60:ARG:HG2	33:51:60:ARG:NH1	2.32	0.44
33:51:77:LYS:NZ	33:51:82:GLY:O	2.50	0.44
35:58:4:TYR:CE2	42:C8:100:VAL:HG11	2.53	0.44
47:H8:30:ASN:ND2	47:H8:90:VAL:HB	2.31	0.44
49:J8:85:LEU:HD13	49:J8:85:LEU:HA	1.61	0.44
1:1G:35:G:N2	1:1G:550:G:H1'	2.32	0.44
1:1G:626:U:C2	1:1G:627:G:C8	3.05	0.44
1:1G:973:G:H5'	10:1A:55:LYS:HD3	1.99	0.44
1:1G:1067:A:H4'	1:1G:1068:G:O5'	2.18	0.44
1:1G:1160:G:H2'	1:1G:1161:C:C6	2.52	0.44
1:1G:1207:G:C6	1:1G:1208:C:C4	3.05	0.44
4:32:31:CYS:HB2	4:32:35:ARG:HH12	1.82	0.44
4:32:31:CYS:CB	4:32:35:ARG:NH1	2.80	0.44
4:32:53:ASP:O	4:32:57:ARG:HG3	2.16	0.44
26:14:26:G:C6	26:14:27:G:N1	2.85	0.44
26:14:194:G:H2'	26:14:195:A:O4'	2.17	0.44
26:14:310:A:OP1	46:C5:17:SER:O	2.36	0.44

Continued on next page...

Continued from previous page...

Atom-1	Atom-2	Interatomic distance (Å)	Clash overlap (Å)
26:14:478:A:N1	26:14:500:G:H4'	2.32	0.44
26:14:675:A:C4	26:14:804:A:C2	3.05	0.44
26:14:1197:G:H2'	26:14:1198:U:H6	1.82	0.44
26:14:1291:C:H2'	26:14:1292:U:C6	2.53	0.44
26:14:1771:C:H1'	26:14:1786:A:C8	2.52	0.44
26:14:1991:U:H2'	26:14:1992:G:H5''	2.00	0.44
26:14:2290:G:O2'	26:14:2381:C:H1'	2.17	0.44
26:14:2335:A:C8	26:14:2337:G:N7	2.86	0.44
26:14:2366:A:H2'	26:14:2367:G:O4'	2.17	0.44
26:14:2383:G:O2'	26:14:2384:G:H5'	2.18	0.44
26:14:2409:G:H2'	26:14:2410:G:O4'	2.18	0.44
26:14:2649:U:H2'	26:14:2650:U:C6	2.52	0.44
26:14:2862:G:H2'	26:14:2863:C:H6	1.82	0.44
27:1J:60:C:H2'	27:1J:61:G:C8	2.53	0.44
32:49:81:LYS:HB3	32:49:82:LEU:H	1.46	0.44
37:35:93:GLY:O	37:35:123:LEU:HD22	2.17	0.44
37:35:144:GLU:CD	37:35:144:GLU:N	2.71	0.44
38:45:32:TYR:O	38:45:105:GLU:HB2	2.18	0.44
43:95:29:PRO:HA	43:95:61:VAL:HG11	1.99	0.44
44:A5:78:GLU:OE1	44:A5:99:ARG:HD2	2.17	0.44
47:D5:30:ASN:ND2	47:D5:90:VAL:HB	2.23	0.44
47:D5:71:VAL:HG12	47:D5:88:PHE:HD1	1.81	0.44
47:D5:72:ARG:HD3	47:D5:72:ARG:HA	1.68	0.44
55:M5:40:GLU:N	55:M5:43:GLN:HB3	2.33	0.44
1:13:416:G:C5	1:13:417:C:C4	3.05	0.44
1:13:517:G:N3	1:13:531:U:H5'	2.33	0.44
1:13:1134:G:N1	1:13:1135:U:H1'	2.31	0.44
1:13:1446:A:O2'	41:B8:125:ARG:NH2	2.51	0.44
2:1E:35:GLU:OE1	2:1E:38:GLY:HA2	2.17	0.44
8:7E:23:SER:HA	8:7E:63:LEU:HD22	1.98	0.44
10:1I:38:ILE:O	10:1I:38:ILE:HG12	2.17	0.44
15:6I:26:GLU:HB3	15:6I:81:LEU:HD22	2.00	0.44
17:8I:87:LYS:HD2	17:8I:87:LYS:HA	1.75	0.44
19:AI:67:VAL:HG23	19:AI:68:GLY:H	1.83	0.44
20:BI:63:ILE:HG22	20:BI:77:ALA:HB1	1.99	0.44
24:3K:9:A:HO2'	24:3K:46:G:H8	1.65	0.44
26:1H:70:G:H21	26:1H:71:A:N6	2.16	0.44
26:1H:71:A:C8	26:1H:71:A:H5'	2.53	0.44
26:1H:142:G:C1'	45:F8:37:THR:HG21	2.44	0.44
26:1H:155:C:N4	26:1H:171:G:H1	2.15	0.44
26:1H:651:G:H4'	55:Q8:18:ALA:HB3	1.99	0.44

Continued on next page...

Continued from previous page...

Atom-1	Atom-2	Interatomic distance (Å)	Clash overlap (Å)
26:1H:907:U:P	59:1H:3741:HOH:O	2.74	0.44
26:1H:1404:C:O2'	26:1H:1405:U:H5'	2.18	0.44
26:1H:1528:A:H2	26:1H:1543:A:N1	2.15	0.44
26:1H:2164:C:H5	26:1H:2165:G:C6	2.35	0.44
26:1H:2170:A:OP2	26:1H:2170:A:H3'	2.17	0.44
26:1H:2775:A:N6	59:1H:3791:HOH:O	2.34	0.44
29:11:141:VAL:HG12	29:11:164:GLN:HG3	1.99	0.44
29:11:213:ARG:HA	29:11:213:ARG:HD2	1.71	0.44
30:21:66:HIS:CE1	30:21:73:GLU:OE1	2.71	0.44
31:31:136:THR:O	31:31:140:LEU:HB2	2.17	0.44
34:61:77:LEU:H	34:61:77:LEU:HD12	1.82	0.44
39:98:45:ARG:HB3	39:98:46:GLY:H	1.64	0.44
49:J8:91:LYS:HA	49:J8:91:LYS:CE	2.48	0.44
51:L8:7:LYS:HE2	51:L8:34:GLU:CG	2.47	0.44
54:P8:35:ARG:NH1	54:P8:42:LEU:HD11	2.33	0.44
1:1G:536:C:H2'	1:1G:537:G:C8	2.52	0.44
1:1G:1149:C:OP2	9:82:9:ARG:NH1	2.50	0.44
5:42:79:GLU:OE1	8:72:104:ARG:HA	2.17	0.44
9:82:82:ALA:HB1	9:82:96:LEU:HD21	1.99	0.44
9:82:104:ARG:O	9:82:104:ARG:HG3	2.17	0.44
13:4A:29:ARG:HD3	13:4A:64:TRP:CE2	2.53	0.44
18:9A:44:LEU:HD21	18:9A:70:ILE:HG21	2.00	0.44
26:14:90:U:O2'	26:14:91:A:H8	2.00	0.44
26:14:212:G:H2'	26:14:213:A:O4'	2.17	0.44
26:14:385:C:O2	37:35:71:VAL:HG21	2.18	0.44
26:14:528:A:H2	26:14:2043:C:C5'	2.31	0.44
26:14:1027:A:C2	26:14:2488:A:H5'	2.53	0.44
26:14:1826:G:H4'	29:19:242:ARG:NH1	2.33	0.44
26:14:1935:G:H1'	26:14:1964:G:N2	2.33	0.44
26:14:2081:C:O2'	26:14:2082:A:H5'	2.17	0.44
26:14:2286:A:H8	26:14:2287:A:N6	2.16	0.44
26:14:2345:G:H4'	26:14:2346:A:O5'	2.17	0.44
26:14:2464:C:H2'	26:14:2465:C:O4'	2.18	0.44
26:14:2477:C:O2	26:14:2477:C:H2'	2.17	0.44
26:14:2506:U:C2	26:14:2585:U:O4	2.71	0.44
26:14:2862:G:H2'	26:14:2863:C:C6	2.52	0.44
27:1J:117:G:O5'	27:1J:117:G:H8	2.00	0.44
29:19:39:LYS:O	29:19:40:THR:CG2	2.64	0.44
29:19:73:VAL:HG13	29:19:120:GLY:HA3	1.99	0.44
32:49:173:LEU:HB3	32:49:178:PHE:CG	2.53	0.44
39:55:101:ALA:HB2	53:J5:44:THR:HB	1.99	0.44

Continued on next page...

Continued from previous page...

Atom-1	Atom-2	Interatomic distance (Å)	Clash overlap (Å)
47:D5:53:ILE:CG2	47:D5:71:VAL:HG23	2.41	0.44
1:13:64:G:N2	1:13:68:G:O6	2.36	0.44
1:13:241:C:C2	1:13:286:G:C2	3.06	0.44
1:13:329:A:C5	1:13:332:G:C6	3.06	0.44
1:13:430:A:OP2	4:3E:8:VAL:HG23	2.18	0.44
1:13:539:A:N7	12:3I:115:LYS:HE3	2.33	0.44
1:13:952:U:O4	13:4I:104:ARG:HD3	2.17	0.44
1:13:1376:U:H2'	1:13:1377:A:C8	2.52	0.44
1:13:1399:C:C2	1:13:1502:A:N6	2.86	0.44
4:3E:61:LYS:HG3	4:3E:203:VAL:HG13	2.00	0.44
4:3E:107:ARG:HH12	4:3E:194:LEU:HD22	1.83	0.44
7:6E:73:MET:HE2	7:6E:90:GLU:HA	1.98	0.44
24:3K:59:A:H3'	24:3K:60:U:H5'	1.99	0.44
26:1H:249:C:O2'	37:78:64:LYS:HE2	2.17	0.44
26:1H:325:G:H2'	26:1H:326:G:H8	1.82	0.44
26:1H:451:C:N4	26:1H:454:A:OP2	2.32	0.44
26:1H:654(A):A:N1	26:1H:654(T):A:N1	2.65	0.44
26:1H:992:C:H2'	26:1H:993:G:H8	1.83	0.44
26:1H:1359:A:C2	26:1H:1372:U:C4	3.05	0.44
26:1H:1486:A:H2'	26:1H:1487:G:H8	1.82	0.44
26:1H:1931:U:H5	26:1H:1969:A:N7	2.15	0.44
26:1H:1935:G:H1'	26:1H:1964:G:N2	2.32	0.44
26:1H:2130:U:OP2	28:71:6:ARG:NH1	2.38	0.44
29:11:245:PRO:HG2	29:11:253:GLN:HE21	1.83	0.44
30:21:7:VAL:HG13	30:21:51:PHE:HE2	1.82	0.44
37:78:14:LYS:HD3	37:78:14:LYS:HA	1.79	0.44
1:1G:476:G:H2'	1:1G:477:G:O4'	2.18	0.44
1:1G:567:G:C2	1:1G:568:G:H1'	2.52	0.44
1:1G:890:G:O2'	1:1G:906:G:O6	2.24	0.44
1:1G:1142:G:H3'	1:1G:1143:G:C8	2.53	0.44
4:32:10:ARG:HH11	4:32:10:ARG:HG3	1.82	0.44
7:62:120:ILE:HG22	7:62:124:LEU:HD12	1.99	0.44
14:5A:25:VAL:HG12	14:5A:38:GLY:O	2.17	0.44
23:2L:20:G:C2	23:2L:58:A:C2	3.06	0.44
24:3L:65:C:H2'	24:3L:66:A:H8	1.83	0.44
26:14:9:U:C5	26:14:2629:A:N6	2.86	0.44
26:14:151:C:H2'	26:14:152:G:C8	2.52	0.44
26:14:581:C:H2'	26:14:582:G:C8	2.51	0.44
26:14:848:G:C4	26:14:933:A:C8	3.05	0.44
26:14:1101:U:H2'	26:14:1102:C:O4'	2.18	0.44
26:14:1636:C:H2'	26:14:1637:A:C8	2.52	0.44

Continued on next page...

Continued from previous page...

Atom-1	Atom-2	Interatomic distance (Å)	Clash overlap (Å)
26:14:1856:G:H2'	26:14:1857:G:H5'	2.00	0.44
26:14:2092:U:H5	26:14:2226:C:OP2	2.00	0.44
26:14:2168:G:N2	26:14:2170:A:OP2	2.51	0.44
28:79:200:LYS:HD2	28:79:208:PHE:HB2	2.00	0.44
30:29:119:ARG:CG	30:29:160:TYR:HB2	2.48	0.44
37:35:125:VAL:O	37:35:144:GLU:HB3	2.17	0.44
37:35:132:LYS:HA	37:35:132:LYS:HD2	1.77	0.44
43:95:1:MET:HB3	43:95:42:GLY:N	2.32	0.44
43:95:98:GLU:OE2	43:95:100:ARG:NH1	2.49	0.44
51:H5:4:LEU:O	51:H5:36:VAL:HA	2.17	0.44
1:13:143:A:H2	1:13:220:G:N1	2.13	0.44
1:13:256:U:H2'	1:13:257:G:H8	1.81	0.44
1:13:438:G:H4'	4:3E:123:HIS:NE2	2.32	0.44
1:13:1073:U:OP2	5:4E:57:LYS:NZ	2.50	0.44
1:13:1454:G:H8	1:13:1454:G:O5'	2.00	0.44
8:7E:33:GLU:HA	8:7E:36:LEU:HD12	1.99	0.44
12:3I:84:LEU:HB2	12:3I:105:TYR:CE2	2.53	0.44
16:7I:68:ASP:O	16:7I:71:ARG:HG2	2.17	0.44
23:2K:64:G:H2'	23:2K:65:G:H8	1.82	0.44
26:1H:164:U:H5'	26:1H:165:U:OP2	2.18	0.44
26:1H:527:C:N4	26:1H:2777:G:O2'	2.51	0.44
26:1H:958:U:OP1	38:88:74:TYR:OH	2.19	0.44
26:1H:1076:C:H2'	26:1H:1077:A:H5''	1.99	0.44
26:1H:1357:U:H2'	26:1H:1358:G:O4'	2.18	0.44
26:1H:1609:A:O2'	26:1H:1610:A:H5'	2.17	0.44
26:1H:2092:U:H4'	26:1H:2093:G:O5'	2.18	0.44
26:1H:2119:A:H5''	26:1H:2120:G:OP2	2.18	0.44
26:1H:2695:C:H2'	26:1H:2696:U:C6	2.52	0.44
27:16:101:A:OP2	59:16:306:HOH:O	2.21	0.44
29:11:67:PHE:HB3	29:11:153:ALA:H	1.83	0.44
33:51:15:VAL:HG13	33:51:28:GLY:HA3	1.98	0.44
33:51:84:SER:O	33:51:85:LYS:HB2	2.18	0.44
36:68:113:LYS:O	36:68:116:SER:OG	2.35	0.44
39:98:56:LYS:HE3	39:98:88:ARG:HA	2.00	0.44
41:B8:120:ARG:HA	41:B8:123:GLN:HG2	1.98	0.44
50:K8:60:LEU:HA	50:K8:60:LEU:HD23	1.73	0.44
1:1G:87:A:O2'	1:1G:88:C:H5''	2.18	0.44
1:1G:411:A:N7	1:1G:413:G:N3	2.65	0.44
1:1G:1250:A:H2'	1:1G:1251:A:C8	2.53	0.44
1:1G:1299:A:C6	1:1G:1301:U:C2	3.05	0.44
5:42:142:LEU:HA	5:42:142:LEU:HD23	1.73	0.44

Continued on next page...

Continued from previous page...

Atom-1	Atom-2	Interatomic distance (Å)	Clash overlap (Å)
26:14:539:G:H2'	26:14:540:G:H8	1.83	0.44
26:14:1787:A:O4'	26:14:2589:A:H4'	2.17	0.44
26:14:1889:A:O2'	26:14:2087:G:H5'	2.18	0.44
26:14:2820:A:C5	39:55:4:LEU:HD11	2.53	0.44
30:29:60:ASN:CB	30:29:62:PRO:HD2	2.41	0.44
31:39:130:ALA:O	31:39:132:VAL:HG12	2.17	0.44
38:45:16:ARG:HE	38:45:16:ARG:HB3	1.38	0.44
38:45:27:VAL:HG13	38:45:138:ASP:HA	1.99	0.44
38:45:58:PHE:O	38:45:58:PHE:HD1	2.01	0.44
40:65:23:ARG:HB2	40:65:86:ALA:HB2	1.99	0.44
40:65:64:GLU:O	40:65:68:GLN:HG3	2.17	0.44
41:75:58:ASN:HD22	41:75:58:ASN:HA	1.59	0.44
49:F5:95:LEU:HD12	49:F5:95:LEU:HA	1.80	0.44
50:G5:4:SER:HB3	50:G5:7:ARG:HD2	1.99	0.44
1:13:68:G:C2	1:13:69:G:C8	3.06	0.44
1:13:403:C:OP1	4:3E:137:SER:OG	2.22	0.44
1:13:611:A:N6	1:13:629:G:H1	2.14	0.44
1:13:753:A:H4'	1:13:754:C:H5''	2.00	0.44
1:13:929:G:C6	1:13:930:C:C4	3.06	0.44
1:13:953:G:C5'	1:13:965:A:H61	2.30	0.44
7:6E:104:LEU:HD13	7:6E:104:LEU:HA	1.89	0.44
12:3I:54:LYS:HD3	12:3I:54:LYS:N	2.33	0.44
15:6I:74:ASP:HB3	15:6I:77:ARG:HB3	2.00	0.44
17:8I:24:GLU:HG3	17:8I:25:ARG:N	2.33	0.44
20:BI:30:LYS:HE3	20:BI:80:ARG:HH22	1.83	0.44
26:1H:425:G:H2'	26:1H:426:C:H6	1.83	0.44
26:1H:530:G:C5	26:1H:2022:U:H5''	2.52	0.44
26:1H:852:G:O2'	26:1H:853:G:H5'	2.18	0.44
26:1H:1359:A:O4'	26:1H:1359:A:N3	2.49	0.44
26:1H:1388:G:C2'	26:1H:1389:G:H5'	2.47	0.44
26:1H:1408:C:C2	26:1H:1595:G:N2	2.86	0.44
26:1H:1493:C:N3	26:1H:2210:G:H1'	2.33	0.44
26:1H:1547:C:H2'	26:1H:1548:C:C6	2.53	0.44
26:1H:2811:G:H2'	26:1H:2812:G:O4'	2.18	0.44
27:16:41:U:C5	32:41:70:VAL:HG13	2.53	0.44
29:11:31:LYS:HB3	29:11:34:VAL:CG2	2.32	0.44
40:A8:106:ARG:NH2	40:A8:107:GLU:HG2	2.33	0.44
46:G8:87:LYS:HD3	46:G8:88:LYS:N	2.33	0.44
1:1G:189:U:H6	1:1G:189:U:H5''	1.82	0.44
1:1G:539:A:H2'	1:1G:540:G:H8	1.82	0.44
1:1G:1105:A:H2'	1:1G:1106:G:C8	2.53	0.44

Continued on next page...

Continued from previous page...

Atom-1	Atom-2	Interatomic distance (Å)	Clash overlap (Å)
1:1G:1352:C:H2'	1:1G:1353:G:C8	2.53	0.44
7:62:46:ALA:O	7:62:50:ILE:HG13	2.17	0.44
7:62:132:GLY:HA3	7:62:135:VAL:HG23	1.99	0.44
15:6A:70:LEU:HD21	15:6A:77:ARG:O	2.18	0.44
16:7A:53:VAL:HG13	16:7A:79:VAL:HG22	1.99	0.44
17:8A:99:SER:OG	17:8A:100:LYS:N	2.51	0.44
21:1B:5:ASP:O	21:1B:11:GLY:HA3	2.18	0.44
26:14:495:G:N2	44:A5:61:ASN:HD21	2.16	0.44
26:14:686:G:N7	54:L5:5:TRP:CH2	2.85	0.44
26:14:848:G:C2	26:14:849:A:C5	3.05	0.44
26:14:875:G:H2'	26:14:876:C:H5'	2.00	0.44
26:14:944:G:H5''	26:14:945:A:O5'	2.18	0.44
26:14:1055:G:N3	26:14:1055:G:H2'	2.33	0.44
26:14:1262:A:H2	53:J5:10:LYS:HD2	1.83	0.44
26:14:1369:G:H5''	26:14:1370:C:OP2	2.17	0.44
26:14:1630(A):C:H2'	59:14:3800:HOH:O	2.17	0.44
26:14:1832:C:N4	26:14:1833:U:C4	2.86	0.44
26:14:1849:G:H2'	26:14:1850:G:H8	1.83	0.44
26:14:2023:G:OP2	26:14:2617:C:H4'	2.17	0.44
26:14:2124:G:H1'	26:14:2176:A:H2	1.83	0.44
26:14:2241:A:H2'	26:14:2242:G:C8	2.53	0.44
26:14:2459:A:C5	26:14:2460:U:C5	3.06	0.44
26:14:2722:G:O2'	39:55:3:HIS:HB2	2.18	0.44
27:1J:48:A:H4'	40:65:95:HIS:CD2	2.53	0.44
31:39:17:ARG:O	31:39:17:ARG:HG2	2.18	0.44
32:49:47:LYS:HD2	32:49:81:LYS:CB	2.48	0.44
33:59:8:PRO:HG2	33:59:69:ARG:CZ	2.48	0.44
37:35:101:VAL:HG21	37:35:108:LYS:HB2	2.00	0.44
55:M5:16:ILE:CD1	55:M5:22:VAL:HG22	2.47	0.44
1:13:1:U:N3	1:13:630:G:H1'	2.33	0.44
1:13:12:U:O2'	1:13:526:C:H4'	2.18	0.44
1:13:663:A:H5'	1:13:836:G:OP1	2.18	0.44
1:13:1346:A:O3'	1:13:1347:G:H4'	2.18	0.44
5:4E:84:PHE:HB3	5:4E:134:ALA:HB2	1.99	0.44
9:8E:59:PHE:HZ	9:8E:88:TYR:CE1	2.35	0.44
13:4I:32:GLU:OE2	13:4I:33:ALA:N	2.51	0.44
22:1K:9:A:H4'	22:1K:10:G:OP2	2.16	0.44
24:3K:8:U:H5'	24:3K:49:G:OP2	2.17	0.44
24:3K:35:U:N3	25:4K:14:A:N6	2.62	0.44
26:1H:374:A:C2	26:1H:401:A:C4	3.06	0.44
26:1H:527:C:O2	59:1H:3776:HOH:O	2.21	0.44

Continued on next page...

Continued from previous page...

Atom-1	Atom-2	Interatomic distance (Å)	Clash overlap (Å)
26:1H:1006:C:O2	35:58:106:MET:HG2	2.17	0.44
26:1H:1121:C:H5'	26:1H:1122:G:OP2	2.18	0.44
26:1H:1257:C:OP1	31:31:75:HIS:HE1	2.00	0.44
26:1H:1300:U:H4'	26:1H:1301:A:H5'	2.00	0.44
26:1H:1576:U:C2	26:1H:1577:C:C5	3.06	0.44
26:1H:2132:U:N3	28:71:5:LYS:HB3	2.33	0.44
26:1H:2310:A:C8	32:41:77:ILE:HD11	2.52	0.44
29:11:37:LEU:C	29:11:38:LYS:HG3	2.36	0.44
37:78:45:LEU:HA	37:78:45:LEU:HD13	1.72	0.44
41:B8:128:GLU:O	41:B8:132:LYS:HB2	2.17	0.44
42:C8:105:VAL:O	42:C8:109:LEU:HD12	2.18	0.44
42:C8:108:GLU:O	42:C8:112:ARG:HG2	2.17	0.44
42:C8:112:ARG:HH12	43:D8:45:THR:HG23	1.83	0.44
45:F8:92:LEU:HA	45:F8:92:LEU:HD23	1.70	0.44
1:1G:4:U:O4	8:72:105:ARG:HD3	2.18	0.44
1:1G:270:A:C6	1:1G:271:C:C4	3.06	0.44
1:1G:683:G:H2'	1:1G:684:A:C8	2.52	0.44
1:1G:949:A:H2'	1:1G:950:U:C6	2.53	0.44
1:1G:1053:G:C6	1:1G:1199:U:H2'	2.52	0.44
1:1G:1158:C:N3	1:1G:1160:G:C8	2.85	0.44
23:2L:8:4SU:O5'	23:2L:8:4SU:H6	2.17	0.44
23:2L:51:U:H2'	23:2L:52:C:C6	2.53	0.44
26:14:28:A:C2	26:14:513:A:C8	3.06	0.44
26:14:71:A:H2	45:B5:31:HIS:NE2	2.01	0.44
26:14:717:G:H2'	26:14:718:A:O4'	2.18	0.44
26:14:848:G:N9	26:14:933:A:H8	2.16	0.44
26:14:864:G:C2'	26:14:865:C:H5'	2.47	0.44
26:14:1288:U:H4'	26:14:1289:C:OP2	2.18	0.44
26:14:1434:A:H2'	26:14:1435:G:C8	2.53	0.44
26:14:1582:C:O2'	26:14:1586:A:H8	1.99	0.44
26:14:1805:U:H2'	26:14:1806:C:C6	2.53	0.44
26:14:1971:A:OP2	29:19:242:ARG:NH2	2.51	0.44
26:14:2472:G:C4	26:14:2475:C:N4	2.86	0.44
30:29:120:TRP:CE3	30:29:155:LYS:HD3	2.53	0.44
34:69:109:ILE:H	34:69:109:ILE:HD13	1.82	0.44
36:25:80:ASP:OD2	41:75:71:GLY:HA3	2.18	0.44
40:65:77:ALA:O	40:65:80:LEU:N	2.50	0.44
41:75:4:GLY:O	41:75:6:LEU:HD13	2.18	0.44
42:85:110:VAL:O	42:85:113:ALA:HB3	2.18	0.44
45:B5:66:LEU:HD23	45:B5:66:LEU:HA	1.82	0.44
50:G5:47:ASN:N	50:G5:47:ASN:OD1	2.49	0.44

Continued on next page...

Continued from previous page...

Atom-1	Atom-2	Interatomic distance (Å)	Clash overlap (Å)
1:13:186(C):G:C5	1:13:191(E):G:C2	3.06	0.44
1:13:322:C:H41	1:13:328:C:H6	1.64	0.44
1:13:342:C:C2'	1:13:343:U:H5'	2.47	0.44
1:13:1021:G:H8	1:13:1021:G:O5'	2.01	0.44
1:13:1120:G:H2'	1:13:1121:U:H6	1.83	0.44
1:13:1179:A:H4'	9:8E:103:THR:HA	1.99	0.44
1:13:1347:G:N2	1:13:1373:G:H2'	2.33	0.44
4:3E:107:ARG:HD2	4:3E:107:ARG:HA	1.51	0.44
4:3E:153:ARG:HB3	4:3E:181:MET:SD	2.58	0.44
8:7E:94:TYR:CE1	8:7E:132:GLU:HB2	2.52	0.44
13:4I:7:VAL:HB	32:4I:115:ARG:HH22	1.82	0.44
20:BI:55:ILE:HD13	20:BI:55:ILE:HA	1.86	0.44
22:1K:49:G:H1'	22:1K:50:C:OP1	2.17	0.44
25:4K:20:A:H2'	25:4K:21:G:C8	2.52	0.44
26:1H:64:A:N9	45:F8:66:LEU:HD23	2.32	0.44
26:1H:389:G:O5'	26:1H:389:G:H8	2.01	0.44
26:1H:654(D):G:H2'	26:1H:654(D):G:N3	2.33	0.44
26:1H:764:A:N3	29:11:213:ARG:NH1	2.65	0.44
26:1H:844:C:H3'	26:1H:845:G:H8	1.82	0.44
26:1H:1646:C:O3'	59:1H:3778:HOH:O	2.21	0.44
26:1H:1728:G:C6	26:1H:1730:U:H5''	2.53	0.44
26:1H:2058:A:H5''	26:1H:2059:A:OP2	2.18	0.44
26:1H:2577:A:H5''	26:1H:2578:G:H5'	2.00	0.44
27:16:76:G:O3'	47:H8:19:ARG:NH2	2.45	0.44
29:11:73:VAL:HG13	29:11:120:GLY:HA3	1.98	0.44
33:51:75:ALA:O	33:51:79:VAL:HG22	2.17	0.44
35:58:4:TYR:OH	35:58:7:LYS:NZ	2.50	0.44
35:58:22:THR:OG1	35:58:23:LEU:N	2.50	0.44
35:58:110:GLY:O	35:58:114:ARG:HB2	2.18	0.44
46:G8:40:GLU:HA	46:G8:41:GLY:HA2	1.73	0.44
47:H8:164:ALA:O	47:H8:165:VAL:HG22	2.18	0.44
50:K8:46:GLN:OE1	50:K8:46:GLN:N	2.51	0.44
1:1G:631:G:H1'	1:1G:632:A:N7	2.32	0.44
1:1G:707:C:H2'	1:1G:708:C:C6	2.53	0.44
1:1G:784:C:H2'	1:1G:785:G:O4'	2.18	0.44
3:22:60:ALA:H	3:22:63:ASN:HD21	1.66	0.44
9:82:26:VAL:HG22	9:82:61:ALA:H	1.81	0.44
12:3A:26:ALA:HA	12:3A:98:TYR:HE2	1.83	0.44
18:9A:50:ILE:HG13	18:9A:74:ARG:HH21	1.83	0.44
26:14:107:C:H2'	26:14:108:U:H6	1.83	0.44
26:14:270(P):C:O5'	26:14:270(P):C:H6	2.01	0.44

Continued on next page...

Continued from previous page...

Atom-1	Atom-2	Interatomic distance (Å)	Clash overlap (Å)
26:14:498:G:H21	46:C5:47:LYS:HZ1	1.64	0.44
26:14:997:G:C2	26:14:998:C:C6	3.05	0.44
26:14:1021:A:C6	26:14:1023:U:C5	3.06	0.44
26:14:1127:A:N1	26:14:2463:C:O2'	2.51	0.44
26:14:1614:A:N6	44:A5:87:PRO:HA	2.32	0.44
26:14:1716:U:H2'	26:14:1717:G:H8	1.82	0.44
26:14:1894:C:C2'	26:14:1895:C:H5'	2.48	0.44
26:14:2299:G:N1	26:14:2318:G:C8	2.86	0.44
27:1J:15:A:H1'	27:1J:109:G:N7	2.33	0.44
30:29:23:VAL:HA	30:29:184:VAL:O	2.18	0.44
34:69:121:LYS:C	34:69:122:GLU:HG2	2.38	0.44
45:B5:25:LYS:HD3	45:B5:80:ILE:HD11	1.99	0.44
1:13:234:C:H2'	1:13:235:C:C6	2.53	0.43
1:13:805:C:C2'	1:13:806:C:H5'	2.48	0.43
1:13:1113:C:H2'	1:13:1114:C:C6	2.53	0.43
5:4E:147:ASP:O	5:4E:151:LEU:HB2	2.18	0.43
6:5E:36:ARG:CZ	6:5E:36:ARG:HB3	2.48	0.43
7:6E:24:THR:O	7:6E:27:ILE:HB	2.18	0.43
8:7E:25:ASP:C	8:7E:26:VAL:HG12	2.38	0.43
11:2I:112:THR:O	11:2I:114:VAL:HG12	2.18	0.43
13:4I:7:VAL:HG12	13:4I:8:GLU:N	2.33	0.43
13:4I:37:THR:HB	13:4I:55:ARG:HD2	2.00	0.43
26:1H:250:G:H5'	37:78:60:MET:SD	2.58	0.43
26:1H:298:G:OP2	46:G8:84:ARG:HD2	2.18	0.43
26:1H:349:G:H2'	26:1H:350:U:O4'	2.18	0.43
26:1H:471:A:P	59:1H:3863:HOH:O	2.76	0.43
26:1H:882:G:N2	26:1H:894:C:N3	2.66	0.43
26:1H:1500:G:O2'	29:11:100:GLY:O	2.30	0.43
26:1H:1510:A:H2'	26:1H:1510:A:N3	2.33	0.43
26:1H:2115:G:OP1	26:1H:2166:G:O2'	2.31	0.43
26:1H:2129:C:OP1	28:71:6:ARG:NE	2.51	0.43
26:1H:2271:G:N7	59:1H:3779:HOH:O	2.36	0.43
26:1H:2473:U:C2'	26:1H:2474:C:H5'	2.48	0.43
28:71:180:PHE:HA	28:71:181:PRO:HD3	1.62	0.43
29:11:9:TYR:CZ	29:11:13:ARG:HG2	2.53	0.43
33:51:58:GLU:O	33:51:61:HIS:N	2.51	0.43
37:78:61:ARG:H	37:78:61:ARG:HG2	1.59	0.43
39:98:55:ALA:HB1	39:98:84:ALA:HB2	2.00	0.43
41:B8:6:LEU:HA	41:B8:6:LEU:HD12	1.74	0.43
49:J8:2:SER:OG	49:J8:2:SER:O	2.33	0.43
50:K8:15:LYS:N	50:K8:67:LYS:HZ1	2.16	0.43

Continued on next page...

Continued from previous page...

Atom-1	Atom-2	Interatomic distance (Å)	Clash overlap (Å)
1:1G:803:G:C5	1:1G:804:U:C4	3.06	0.43
1:1G:909:A:OP1	12:3A:21:LYS:HE2	2.18	0.43
1:1G:1124:G:H1'	10:1A:38:ILE:HD11	2.00	0.43
1:1G:1216:G:H5''	14:5A:5:ALA:HB3	2.00	0.43
1:1G:1452:C:H4'	1:1G:1453:G:H5'	1.99	0.43
2:12:32:ILE:HD11	2:12:40:HIS:CD2	2.52	0.43
2:12:218:ALA:O	2:12:219:VAL:HG22	2.18	0.43
5:42:15:ARG:NH1	25:4L:25:A:H5''	2.33	0.43
6:52:39:LYS:HB2	6:52:64:GLN:HB3	2.00	0.43
7:62:59:LEU:O	7:62:63:LYS:HG3	2.18	0.43
12:3A:27:LEU:HB3	12:3A:33:ARG:CG	2.48	0.43
12:3A:110:VAL:HA	12:3A:111:LYS:HE2	2.00	0.43
21:1B:9:ARG:HA	21:1B:22:ARG:HB2	1.99	0.43
23:2L:54:G:C5	23:2L:55:5MU:H72	2.53	0.43
26:14:412:A:H5''	26:14:413:C:OP2	2.18	0.43
26:14:966:G:O4'	26:14:2267:A:N6	2.51	0.43
26:14:1509:C:H5'	26:14:1510:A:O4'	2.18	0.43
26:14:1757:U:N3	26:14:1762:A:H2	2.04	0.43
26:14:1820:U:C4	29:19:160:GLY:HA3	2.53	0.43
27:1J:21:G:H2'	27:1J:22:U:O4'	2.17	0.43
30:29:173:VAL:N	30:29:183:LEU:O	2.40	0.43
30:29:195:LEU:HD12	30:29:195:LEU:HA	1.83	0.43
31:39:3:GLU:HA	31:39:24:LEU:HD12	1.99	0.43
32:49:6:ALA:O	32:49:8:LYS:N	2.51	0.43
40:65:33:LYS:HB3	40:65:34:HIS:CD2	2.52	0.43
41:75:18:ASP:OD1	41:75:18:ASP:N	2.49	0.43
47:D5:59:LEU:HB3	47:D5:60:GLU:H	1.40	0.43
48:E5:29:GLN:O	48:E5:67:VAL:HG23	2.17	0.43
50:G5:4:SER:HA	50:G5:5:GLU:C	2.39	0.43
1:13:110:C:H2'	1:13:111:G:O4'	2.17	0.43
1:13:191(D):U:H2'	1:13:191(E):G:C8	2.53	0.43
1:13:300:A:H1'	1:13:565:U:O2	2.18	0.43
1:13:575:G:H4'	1:13:576:G:O5'	2.18	0.43
1:13:1071:C:H2'	1:13:1072:G:C8	2.54	0.43
2:1E:236:TYR:CD1	2:1E:236:TYR:N	2.85	0.43
5:4E:6:PHE:CE1	5:4E:36:ASP:HB3	2.54	0.43
6:5E:86:ARG:O	6:5E:87:ARG:HG2	2.18	0.43
9:8E:18:PHE:HD2	9:8E:62:TYR:HD2	1.65	0.43
10:1I:34:VAL:HG12	10:1I:74:ILE:HG23	2.00	0.43
12:3I:126:LYS:HD3	12:3I:126:LYS:HA	1.78	0.43
13:4I:3:ARG:NH2	13:4I:9:ILE:HD11	2.33	0.43

Continued on next page...

Continued from previous page...

Atom-1	Atom-2	Interatomic distance (Å)	Clash overlap (Å)
16:7I:28:ARG:HG3	16:7I:29:ASP:N	2.32	0.43
26:1H:196:A:C8	37:78:46:LYS:HG3	2.54	0.43
26:1H:270(F):U:H2'	26:1H:270(G):C:C6	2.52	0.43
26:1H:1257:C:H4'	31:31:83:PHE:CE1	2.53	0.43
26:1H:1684:C:C2	26:1H:1705:G:N2	2.87	0.43
26:1H:1709:U:H1'	26:1H:2860:A:N3	2.33	0.43
26:1H:1756:G:H4'	26:1H:1758:G:O4'	2.18	0.43
26:1H:2286:A:H4'	26:1H:2287:A:O5'	2.18	0.43
27:16:41:U:H5	32:41:70:VAL:O	2.00	0.43
28:71:20:TYR:O	28:71:225:ASN:N	2.51	0.43
31:31:134:GLY:CA	31:31:166:ALA:HB2	2.47	0.43
33:51:149:ARG:HG3	33:51:162:ILE:HG22	1.99	0.43
34:61:130:TYR:C	34:61:131:LYS:HD2	2.38	0.43
35:58:57:ALA:O	35:58:59:LYS:N	2.51	0.43
37:78:91:PHE:O	37:78:123:LEU:HD11	2.18	0.43
40:A8:78:LEU:HA	40:A8:82:ILE:O	2.18	0.43
42:C8:91:ASP:OD1	42:C8:95:LEU:O	2.36	0.43
50:K8:8:LYS:HD2	50:K8:8:LYS:HA	1.74	0.43
54:P8:10:ARG:O	54:P8:10:ARG:HG2	2.17	0.43
1:1G:145:G:H2'	1:1G:146:G:O4'	2.19	0.43
1:1G:537:G:H2'	1:1G:538:G:H8	1.83	0.43
1:1G:927:G:H2'	1:1G:928:G:H8	1.83	0.43
1:1G:1056:U:O2	1:1G:1056:U:H2'	2.17	0.43
1:1G:1228:C:H2'	1:1G:1229:A:C8	2.54	0.43
1:1G:1280:A:H5''	10:1A:40:LEU:HG	2.00	0.43
1:1G:1402:C:H2'	1:1G:1403:C:O4'	2.18	0.43
3:22:11:ARG:NH2	3:22:177:THR:O	2.48	0.43
6:52:87:ARG:HG2	6:52:87:ARG:NH1	2.31	0.43
11:2A:21:ILE:HD12	11:2A:95:ILE:HD13	2.00	0.43
26:14:34:C:HO2'	26:14:35:G:H8	1.65	0.43
26:14:96:G:H4'	50:G5:48:HIS:CD2	2.54	0.43
26:14:375:C:H2'	26:14:376:C:C6	2.53	0.43
26:14:547:A:C6	26:14:548:A:N6	2.87	0.43
26:14:959:A:C6	26:14:960:A:C2	3.07	0.43
26:14:1149:G:C6	26:14:1150:C:N4	2.86	0.43
26:14:1200:C:H1'	42:85:2:PRO:HG3	2.00	0.43
26:14:1475:G:C4	26:14:1519:G:N2	2.87	0.43
26:14:2784:C:O2	30:29:37:ARG:NH2	2.51	0.43
29:19:30:GLU:CB	29:19:35:LYS:NZ	2.80	0.43
30:29:13:ARG:HH21	41:75:77:PRO:HB3	1.83	0.43
32:49:61:ALA:O	32:49:65:GLY:N	2.46	0.43

Continued on next page...

Continued from previous page...

Atom-1	Atom-2	Interatomic distance (Å)	Clash overlap (Å)
32:49:88:ILE:HD12	32:49:88:ILE:HA	1.78	0.43
37:35:29:LYS:HG2	37:35:30:THR:N	2.33	0.43
38:45:30:GLY:CA	38:45:107:ALA:HB2	2.48	0.43
40:65:26:LEU:HD13	40:65:87:PHE:HD1	1.83	0.43
40:65:54:LEU:O	40:65:56:LEU:N	2.47	0.43
41:75:3:ARG:N	41:75:4:GLY:CA	2.81	0.43
46:C5:59:GLY:O	46:C5:61:ILE:HG12	2.17	0.43
55:M5:33:ASN:HA	55:M5:36:LYS:HD2	2.00	0.43
1:13:243:A:H4'	1:13:244:U:C5'	2.48	0.43
1:13:343:U:H2'	1:13:345:C:O2	2.18	0.43
1:13:410:G:O6	59:13:1833:HOH:O	2.19	0.43
1:13:1125:U:C5	1:13:1126:U:C4	3.07	0.43
2:1E:71:VAL:O	2:1E:165:VAL:HG22	2.18	0.43
4:3E:12:CYS:SG	4:3E:19:LEU:N	2.81	0.43
4:3E:138:TYR:C	4:3E:138:TYR:HD1	2.22	0.43
5:4E:147:ASP:HA	5:4E:150:ARG:HH21	1.83	0.43
12:3I:53:ARG:NH1	12:3I:92:ASP:OD1	2.51	0.43
15:6I:36:ILE:CD1	15:6I:63:ARG:HD3	2.48	0.43
26:1H:120:U:P	59:1H:4056:HOH:O	2.76	0.43
26:1H:1088:A:H3'	26:1H:1088:A:N3	2.34	0.43
26:1H:2461:C:H2'	26:1H:2462:U:C6	2.54	0.43
26:1H:2518:A:H5'	26:1H:2518:A:H8	1.81	0.43
26:1H:2646:C:H2'	26:1H:2647:U:O4'	2.17	0.43
26:1H:2801:A:H8	26:1H:2802:G:C8	2.36	0.43
29:11:30:GLU:CG	29:11:35:LYS:HE2	2.48	0.43
30:21:59:VAL:HG22	30:21:60:ASN:H	1.84	0.43
30:21:117:MET:O	30:21:118:LYS:HB3	2.18	0.43
32:41:16:ARG:N	32:41:17:PRO:HD2	2.32	0.43
32:41:107:LEU:HD11	32:41:178:PHE:CD1	2.54	0.43
37:78:47:ASP:OD1	37:78:49:ARG:NH1	2.50	0.43
38:88:21:THR:CG2	38:88:25:ASP:HB2	2.47	0.43
46:G8:89:PHE:CD1	46:G8:90:LEU:N	2.86	0.43
47:H8:103:ARG:HE	47:H8:103:ARG:HB3	1.50	0.43
48:I8:10:THR:O	48:I8:12:ASN:N	2.51	0.43
48:I8:49:LYS:O	48:I8:50:ASN:HB2	2.18	0.43
55:Q8:44:LYS:C	55:Q8:45:GLY:O	2.56	0.43
1:1G:109:A:H5'	1:1G:110:C:C5	2.52	0.43
1:1G:129(A):G:C2	1:1G:191(A):G:C8	3.06	0.43
1:1G:736:C:H2'	1:1G:737:A:H8	1.79	0.43
1:1G:1173:G:H2'	1:1G:1174:G:O4'	2.18	0.43
4:32:135:LEU:HA	4:32:136:PRO:HD2	1.91	0.43

Continued on next page...

Continued from previous page...

Atom-1	Atom-2	Interatomic distance (Å)	Clash overlap (Å)
6:52:33:TYR:CZ	6:52:78:GLU:HG3	2.53	0.43
6:52:33:TYR:HE1	6:52:78:GLU:HG3	1.80	0.43
7:62:126:ASP:HB3	7:62:131:LYS:O	2.18	0.43
13:4A:22:ILE:HB	13:4A:25:ILE:CG1	2.46	0.43
24:3L:3:G:H8	24:3L:3:G:O5'	2.02	0.43
26:14:932:G:N2	59:14:3686:HOH:O	2.28	0.43
26:14:947:G:H2'	26:14:948:G:C8	2.53	0.43
26:14:1628:G:H2'	26:14:1629:U:C6	2.53	0.43
26:14:2420:C:O2'	26:14:2421:G:H5'	2.19	0.43
29:19:118:VAL:HG22	29:19:119:ALA:H	1.84	0.43
30:29:63:LEU:HD12	30:29:73:GLU:OE2	2.18	0.43
31:39:169:ASN:ND2	31:39:169:ASN:O	2.51	0.43
36:25:22:ILE:HB	36:25:41:ALA:HA	2.00	0.43
38:45:58:PHE:O	38:45:58:PHE:CD1	2.71	0.43
48:E5:36:ILE:HD11	48:E5:39:ARG:HG2	1.99	0.43
49:F5:84:GLY:HA3	49:F5:87:PRO:HD2	1.99	0.43
49:F5:93:GLU:HB3	49:F5:94:LEU:H	1.37	0.43
1:13:50:A:H1'	1:13:52:G:C8	2.54	0.43
1:13:222:U:C2	1:13:223:U:C5	3.06	0.43
1:13:228:A:H2'	1:13:229:U:O4'	2.18	0.43
1:13:417:C:C2	1:13:418:C:C5	3.06	0.43
1:13:544:G:C6	1:13:545:C:C4	3.07	0.43
1:13:828:A:H2'	1:13:829:G:O4'	2.18	0.43
1:13:956:U:O2	1:13:1225:A:C2	2.71	0.43
1:13:972:C:OP1	59:13:1840:HOH:O	2.21	0.43
1:13:1055:A:C5	1:13:1206:G:C2	3.06	0.43
1:13:1251:A:H2'	1:13:1252:A:C8	2.52	0.43
4:3E:162:LEU:HD12	4:3E:181:MET:HE3	1.99	0.43
11:2I:27:ASN:OD1	11:2I:28:THR:N	2.52	0.43
12:3I:53:ARG:HG3	12:3I:53:ARG:HH11	1.83	0.43
24:3K:75:C:O2'	24:3K:76:A:H2	2.01	0.43
26:1H:270(E):G:C5	26:1H:270(F):U:C4	3.07	0.43
26:1H:548:A:H2'	26:1H:549:G:C5'	2.44	0.43
26:1H:844:C:H3'	26:1H:845:G:C8	2.54	0.43
26:1H:1163:G:C2	26:1H:1164:G:C8	3.07	0.43
26:1H:1799:G:O2'	26:1H:1800:C:OP2	2.22	0.43
26:1H:2370:G:C6	26:1H:2371:G:C6	3.06	0.43
27:16:68:C:C2'	27:16:69:G:H5'	2.49	0.43
32:41:88:ILE:O	32:41:88:ILE:HG22	2.18	0.43
33:51:6:ARG:HB3	33:51:65:HIS:CG	2.53	0.43
39:98:27:SER:HB3	39:98:34:ILE:HD11	1.99	0.43

Continued on next page...

Continued from previous page...

Atom-1	Atom-2	Interatomic distance (Å)	Clash overlap (Å)
42:C8:92:ARG:HH21	43:D8:10:LYS:CB	2.31	0.43
1:1G:58:C:O2'	1:1G:388:G:N7	2.47	0.43
1:1G:104:G:C2	1:1G:105:G:C8	3.06	0.43
1:1G:109:A:C6	1:1G:326:G:C6	3.06	0.43
1:1G:198:G:C6	1:1G:220:G:C2	3.06	0.43
1:1G:266:G:O3'	17:8A:67:LYS:HB2	2.18	0.43
1:1G:688:G:H2'	1:1G:689:C:H6	1.83	0.43
1:1G:837:G:H2'	1:1G:838:G:O4'	2.19	0.43
1:1G:919:A:H2'	1:1G:920:U:H5'	1.99	0.43
1:1G:951:G:HO2'	1:1G:972:C:H5	1.61	0.43
1:1G:1157:A:N6	1:1G:1181:G:C8	2.87	0.43
1:1G:1359:C:H4'	1:1G:1360:A:OP2	2.17	0.43
1:1G:1442:G:HO2'	1:1G:1443:G:P	2.38	0.43
7:62:111:ARG:HG3	7:62:111:ARG:H	1.60	0.43
11:2A:116:HIS:O	11:2A:117:ASN:HB2	2.18	0.43
15:6A:54:ARG:O	15:6A:58:MET:HG3	2.18	0.43
18:9A:58:LEU:HD22	18:9A:62:GLU:HB3	1.99	0.43
23:2L:38:A:H2'	23:2L:39:A:O4'	2.19	0.43
23:2L:38:A:O2'	23:2L:39:A:H5'	2.18	0.43
26:14:632:A:O2'	26:14:633:A:H5'	2.18	0.43
26:14:996:A:H4'	42:85:92:ARG:CZ	2.48	0.43
26:14:1759:A:C8	26:14:2696:U:O2	2.71	0.43
26:14:1991:U:C2'	26:14:1992:G:H5'	2.49	0.43
26:14:2057:A:P	59:14:3693:HOH:O	2.76	0.43
26:14:2309:A:C6	26:14:2310:A:C6	3.06	0.43
27:1J:109:G:C6	27:1J:110:G:C5	3.06	0.43
30:29:9:VAL:HA	41:75:3:ARG:CD	2.48	0.43
31:39:9:ILE:HG12	31:39:14:PRO:HA	2.00	0.43
32:49:39:ILE:HD11	32:49:102:PHE:CZ	2.53	0.43
42:85:39:LEU:HD23	42:85:39:LEU:HA	1.72	0.43
42:85:106:PHE:O	42:85:109:LEU:HB2	2.18	0.43
1:13:7:G:H5'	1:13:298:A:O4'	2.17	0.43
1:13:195:A:C5	1:13:196:A:N1	2.86	0.43
1:13:377:G:P	16:7I:5:ARG:HH11	2.41	0.43
1:13:468:A:H3'	1:13:474:G:C8	2.54	0.43
1:13:475:G:H2'	1:13:476:G:H8	1.83	0.43
1:13:652:U:C4	1:13:752:G:N3	2.86	0.43
1:13:671:G:H2'	1:13:672:U:C6	2.51	0.43
1:13:820:U:H4'	1:13:821:G:OP2	2.18	0.43
1:13:868:C:H2'	1:13:869:G:O4'	2.18	0.43
1:13:1116:C:O2'	9:8E:108:VAL:HG21	2.19	0.43

Continued on next page...

Continued from previous page...

Atom-1	Atom-2	Interatomic distance (Å)	Clash overlap (Å)
1:13:1190:G:OP1	3:2E:5:ILE:HG23	2.18	0.43
4:3E:7:PRO:HB2	4:3E:10:ARG:HD2	2.00	0.43
7:6E:113:GLU:HG3	7:6E:119:ARG:HG2	2.00	0.43
11:2I:21:ILE:HG12	11:2I:94:ALA:HB1	2.00	0.43
15:6I:67:LEU:O	15:6I:71:GLN:HB2	2.18	0.43
21:1F:10:ARG:HB3	21:1F:10:ARG:HH11	1.80	0.43
22:1K:76:A:H8	26:1H:2583:G:H21	1.60	0.43
26:1H:869:G:C5	59:1H:3698:HOH:O	2.70	0.43
26:1H:997:G:C2'	26:1H:998:C:H5'	2.48	0.43
26:1H:1142(A):A:C5	26:1H:1144:G:C5	3.07	0.43
26:1H:1491:G:N2	26:1H:1500:G:H1'	2.34	0.43
26:1H:2134:A:N6	26:1H:2157:G:H4'	2.33	0.43
26:1H:2592:G:C6	26:1H:2593:U:N3	2.87	0.43
26:1H:2599:G:N7	29:11:237:GLU:HB2	2.34	0.43
26:1H:2780:G:OP1	35:58:118:LYS:HE3	2.18	0.43
28:71:7:TYR:HA	28:71:10:LEU:HD22	2.00	0.43
28:71:7:TYR:HD1	28:71:10:LEU:HD23	1.83	0.43
30:21:49:LEU:HD12	30:21:49:LEU:HA	1.58	0.43
33:51:83:TYR:HB2	33:51:84:SER:H	1.52	0.43
35:58:7:LYS:HD2	35:58:7:LYS:H	1.83	0.43
38:88:30:GLY:HA2	38:88:107:ALA:HB2	1.99	0.43
42:C8:88:ILE:C	42:C8:90:VAL:H	2.22	0.43
46:G8:34:LYS:HD3	46:G8:36:ALA:HB2	1.99	0.43
46:G8:94:LYS:HD2	46:G8:94:LYS:HA	1.49	0.43
49:J8:75:GLU:O	49:J8:77:ALA:N	2.51	0.43
52:M8:6:HIS:HD1	52:M8:7:PRO:HD2	1.82	0.43
52:M8:42:PHE:O	52:M8:43:TYR:C	2.57	0.43
54:P8:31:LEU:O	54:P8:35:ARG:HB2	2.19	0.43
1:1G:265:G:H5'	17:8A:64:PRO:O	2.18	0.43
1:1G:590:C:H2'	1:1G:591:U:C6	2.52	0.43
1:1G:654:G:C2	1:1G:753:A:C4	3.06	0.43
1:1G:1246:C:H2'	1:1G:1247:U:H6	1.83	0.43
3:22:72:LYS:HG3	3:22:75:VAL:HG23	2.00	0.43
9:82:25:LYS:NZ	9:82:33:PHE:HB3	2.33	0.43
10:1A:55:LYS:HD2	10:1A:55:LYS:HA	1.59	0.43
13:4A:78:ILE:O	13:4A:81:LEU:N	2.50	0.43
18:9A:22:VAL:C	18:9A:24:ALA:H	2.21	0.43
23:2L:9:G:N3	23:2L:46:G:H2'	2.34	0.43
24:3L:21:A:H2	24:3L:46:G:H22	1.66	0.43
26:14:270(X):G:OP2	59:14:3645:HOH:O	2.21	0.43
26:14:442:G:C4	26:14:444:C:C5	3.06	0.43

Continued on next page...

Continued from previous page...

Atom-1	Atom-2	Interatomic distance (Å)	Clash overlap (Å)
26:14:1111:A:O3'	26:14:1112:G:H4'	2.19	0.43
26:14:1163:G:H2'	26:14:1164:G:H8	1.84	0.43
26:14:2291:U:O2'	26:14:2374:C:O2	2.36	0.43
26:14:2462:U:H2'	26:14:2463:C:C6	2.53	0.43
26:14:2475:C:H3'	26:14:2476:A:C5'	2.48	0.43
26:14:2774:C:H2'	26:14:2775:A:O4'	2.19	0.43
26:14:2849:U:H1'	26:14:2866:U:O2	2.18	0.43
30:29:181:LEU:HD12	30:29:181:LEU:HA	1.80	0.43
31:39:134:GLY:HA2	31:39:166:ALA:HB2	2.00	0.43
32:49:16:ARG:N	32:49:17:PRO:HD2	2.34	0.43
32:49:120:LEU:HB2	32:49:180:PHE:HD1	1.82	0.43
34:69:44:LEU:HA	34:69:44:LEU:HD23	1.74	0.43
37:35:60:MET:HE2	37:35:60:MET:HB3	1.81	0.43
42:85:8:VAL:O	42:85:12:ARG:HG3	2.17	0.43
44:A5:63:ASP:CG	44:A5:63:ASP:O	2.57	0.43
48:E5:50:ASN:HB3	48:E5:63:VAL:HG22	2.00	0.43
1:13:134:A:H1'	1:13:325:A:C5	2.54	0.43
1:13:390:C:H2'	1:13:391:G:C8	2.54	0.43
1:13:509:A:H5'	4:3E:54:TYR:HD2	1.83	0.43
2:1E:58:ILE:O	2:1E:62:ALA:N	2.41	0.43
3:2E:11:ARG:HE	3:2E:180:ALA:HB3	1.84	0.43
5:4E:76:ILE:HB	5:4E:77:PRO:HD2	2.01	0.43
10:1I:48:THR:OG1	10:1I:62:HIS:CE1	2.71	0.43
19:AI:41:VAL:HG12	19:AI:42:PRO:HA	1.99	0.43
23:2K:19:G:C2	23:2K:59:A:C5	3.07	0.43
26:1H:141(A):C:H2'	26:1H:142:G:O4'	2.19	0.43
26:1H:287:C:H2'	26:1H:288:C:C6	2.53	0.43
26:1H:1142(A):A:C4	26:1H:1144:G:N7	2.87	0.43
26:1H:1270:C:H5'	26:1H:1271:G:O5'	2.18	0.43
26:1H:1310:G:OP2	54:P8:9:ARG:NH1	2.51	0.43
26:1H:2098:U:H2'	26:1H:2099:U:O4'	2.18	0.43
26:1H:2284:C:C2'	26:1H:2285:C:H5'	2.49	0.43
26:1H:2378:A:H4'	40:A8:23:ARG:NH1	2.33	0.43
26:1H:2744:G:C8	26:1H:2755:C:C6	3.06	0.43
26:1H:2751:G:C6	33:51:3:ARG:HG3	2.53	0.43
27:16:7:G:O5'	40:A8:29:PHE:CE2	2.72	0.43
27:16:19:G:H2'	27:16:20:C:O4'	2.19	0.43
28:71:6:ARG:O	28:71:10:LEU:HD13	2.18	0.43
38:88:112:GLU:H	38:88:112:GLU:CD	2.21	0.43
41:B8:16:ARG:HE	41:B8:19:LEU:HD21	1.83	0.43
51:L8:3:ARG:HG3	51:L8:59:VAL:HG13	2.00	0.43

Continued on next page...

Continued from previous page...

Atom-1	Atom-2	Interatomic distance (Å)	Clash overlap (Å)
52:M8:14:ILE:HG22	52:M8:24:THR:HG22	1.99	0.43
1:1G:266:G:H2'	1:1G:266:G:N3	2.34	0.43
1:1G:376:G:H5''	16:7A:5:ARG:HB2	2.00	0.43
1:1G:1004:A:H8	1:1G:1026:G:C8	2.36	0.43
1:1G:1286:A:H2'	1:1G:1287:A:H4'	2.00	0.43
3:22:11:ARG:NH2	3:22:182:ILE:HD11	2.33	0.43
3:22:73:PRO:O	3:22:76:VAL:HG22	2.18	0.43
4:32:13:ARG:C	4:32:15:GLU:N	2.72	0.43
7:62:121:ALA:O	7:62:125:MET:HG3	2.19	0.43
10:1A:46:ARG:NH2	14:5A:61:TRP:CZ2	2.87	0.43
15:6A:81:LEU:HD12	15:6A:81:LEU:HA	1.83	0.43
19:AA:7:LYS:HD2	19:AA:7:LYS:C	2.39	0.43
19:AA:17:GLU:O	19:AA:20:LEU:HB2	2.18	0.43
24:3L:61:C:O2'	28:79:52:ARG:NH2	2.52	0.43
26:14:12:U:O2	26:14:12:U:H2'	2.18	0.43
26:14:139:G:H5'	26:14:139:G:H8	1.84	0.43
26:14:246:C:H41	55:M5:8:LYS:HG3	1.83	0.43
26:14:806:C:C2	26:14:807:U:C5	3.05	0.43
26:14:838:C:O2'	26:14:839:U:H5'	2.19	0.43
26:14:879:G:C2'	26:14:897:C:H41	2.31	0.43
26:14:1057:A:H8	26:14:1086:A:O2'	2.01	0.43
26:14:1071:G:O6	26:14:1072:C:N4	2.52	0.43
26:14:1386:C:OP2	26:14:1396:U:H5	2.01	0.43
26:14:1557:C:H5''	26:14:1558:A:OP2	2.19	0.43
26:14:2076:U:H5	26:14:2596:U:O2	2.01	0.43
26:14:2196:C:O2'	26:14:2197:U:H5'	2.18	0.43
26:14:2287:A:N1	26:14:2346:A:H2	2.16	0.43
26:14:2335:A:C8	26:14:2337:G:C5	3.07	0.43
26:14:2579:C:O2'	30:29:134:ILE:HD11	2.18	0.43
26:14:2647:U:H2'	26:14:2648:C:C6	2.54	0.43
26:14:2854:G:C2	26:14:2864:G:C2	3.07	0.43
43:95:37:VAL:HG11	43:95:40:LEU:HD23	2.00	0.43
44:A5:6:ILE:HG23	44:A5:104:THR:OG1	2.19	0.43
47:D5:61:LEU:HB3	47:D5:62:PRO:O	2.18	0.43
47:D5:98:MET:O	47:D5:125:LEU:HD12	2.18	0.43
49:F5:92:LYS:CA	49:F5:95:LEU:HB2	2.48	0.43
1:13:20:U:C2'	1:13:21:G:H5'	2.49	0.43
1:13:406:G:H21	4:3E:119:GLN:HE22	1.66	0.43
1:13:953:G:C2	1:13:954:G:H1'	2.54	0.43
1:13:1291:G:OP1	7:6E:37:ASN:ND2	2.52	0.43
1:13:1374:A:O2'	7:6E:28:ASN:HB3	2.19	0.43

Continued on next page...

Continued from previous page...

Atom-1	Atom-2	Interatomic distance (Å)	Clash overlap (Å)
5:4E:71:LEU:C	5:4E:72:GLN:HE21	2.21	0.43
9:8E:115:GLY:HA2	10:1I:58:ASP:OD2	2.19	0.43
11:2I:40:ILE:HG22	11:2I:75:TYR:HD2	1.83	0.43
15:6I:7:GLU:O	15:6I:11:VAL:HG23	2.17	0.43
17:8I:7:THR:OG1	17:8I:58:GLU:HG2	2.18	0.43
19:AI:5:LEU:O	19:AI:6:LYS:CB	2.66	0.43
22:1K:76:A:C1'	26:1H:2583:G:H21	2.32	0.43
26:1H:11:G:C2'	26:1H:12:U:H5'	2.48	0.43
26:1H:90:U:H6	26:1H:90:U:OP1	2.01	0.43
26:1H:95:G:O2'	50:K8:48:HIS:HB3	2.19	0.43
26:1H:172:C:H2'	26:1H:173:G:H8	1.83	0.43
26:1H:827:U:H5'	26:1H:828:U:O5'	2.18	0.43
26:1H:1106:G:H2'	26:1H:1107:G:O4'	2.19	0.43
26:1H:1108:U:O4	26:1H:1109:C:N4	2.52	0.43
26:1H:1405:U:H2'	26:1H:1406:U:H6	1.79	0.43
26:1H:1532:C:H2'	26:1H:1533:C:O4'	2.18	0.43
26:1H:1664:A:N6	26:1H:1665:A:N6	2.67	0.43
26:1H:2292:C:OP2	40:A8:17:ARG:NH2	2.52	0.43
29:11:65:ILE:HD12	29:11:66:ASP:H	1.83	0.43
33:51:38:SER:HA	33:51:39:PRO:HD3	1.89	0.43
36:68:67:LYS:HE3	36:68:68:GLU:OE1	2.18	0.43
38:88:66:ILE:CG1	38:88:67:ARG:H	2.30	0.43
47:H8:59:LEU:HD23	47:H8:59:LEU:HA	1.65	0.43
50:K8:15:LYS:HZ2	50:K8:67:LYS:NZ	2.17	0.43
1:1G:562:C:H4'	1:1G:563:A:O5'	2.18	0.43
1:1G:949:A:H1'	1:1G:1364:U:O2	2.18	0.43
1:1G:1008:C:C2	1:1G:1022:G:N2	2.87	0.43
1:1G:1021:G:H2'	1:1G:1022:G:C8	2.53	0.43
1:1G:1086:U:O5'	1:1G:1086:U:H6	2.02	0.43
1:1G:1291:G:O3'	9:82:39:GLY:HA3	2.19	0.43
1:1G:1327:C:H2'	1:1G:1328:C:C6	2.54	0.43
1:1G:1392:G:H21	1:1G:1502:A:H8	1.67	0.43
2:12:22:LYS:HG3	2:12:22:LYS:O	2.18	0.43
3:22:47:LEU:HG	3:22:68:VAL:HG11	1.99	0.43
3:22:65:ALA:HA	3:22:100:ALA:CB	2.49	0.43
3:22:76:VAL:O	3:22:84:ILE:HA	2.19	0.43
3:22:148:GLY:HA3	3:22:172:ARG:H	1.84	0.43
4:32:25:ARG:NH1	4:32:30:LYS:O	2.51	0.43
7:62:143:ARG:CD	7:62:143:ARG:H	2.32	0.43
19:AA:12:ASP:HB3	19:AA:38:SER:OG	2.18	0.43
19:AA:66:MET:HB3	19:AA:69:HIS:CE1	2.54	0.43

Continued on next page...

Continued from previous page...

Atom-1	Atom-2	Interatomic distance (Å)	Clash overlap (Å)
22:1L:9:A:N7	22:1L:45:G:C6	2.87	0.43
26:14:43:G:H2'	26:14:44:A:O4'	2.19	0.43
26:14:278:A:OP2	26:14:278:A:H2'	2.18	0.43
26:14:636:G:N7	37:35:113:LYS:NZ	2.55	0.43
26:14:649:G:H2'	26:14:650:C:C6	2.54	0.43
26:14:873:G:C2	26:14:905:U:O2	2.71	0.43
26:14:987:G:O2'	26:14:1000:A:N3	2.44	0.43
26:14:1005:C:C2	26:14:1143:A:C5	3.07	0.43
26:14:1380:G:N2	26:14:1570:A:C2	2.86	0.43
26:14:1534:G:H3'	26:14:1535:U:C5'	2.46	0.43
26:14:1629:U:H2'	26:14:1630:G:C8	2.54	0.43
26:14:1945:G:C4	26:14:1946:U:C5	3.07	0.43
26:14:2849:U:OP1	41:75:95:ARG:NH1	2.52	0.43
30:29:54:GLN:CD	30:29:55:ASN:H	2.21	0.43
35:15:35:ARG:HB3	35:15:42:TRP:HZ3	1.84	0.43
35:15:39:ARG:NH1	35:15:41:ASP:HB2	2.33	0.43
45:B5:53:LYS:HB3	45:B5:82:GLN:HB3	1.98	0.43
47:D5:4:ARG:HB3	47:D5:58:VAL:HB	2.00	0.43
51:H5:6:VAL:HG12	51:H5:56:VAL:HB	2.00	0.43
1:13:21:G:OP1	59:13:1841:HOH:O	2.22	0.43
1:13:141:A:C2	1:13:142:G:C5	3.07	0.43
1:13:295:C:H2'	1:13:296:U:O4'	2.18	0.43
1:13:516:U:C4	1:13:517:G:C6	3.07	0.43
1:13:942:G:C2	1:13:1342:C:C2	3.07	0.43
1:13:943:U:C1'	9:8E:124:GLN:HE22	2.32	0.43
1:13:955:U:H1'	1:13:1227:A:N6	2.34	0.43
5:4E:122:GLU:OE1	5:4E:131:ILE:HG13	2.19	0.43
8:7E:82:HIS:O	8:7E:137:VAL:HA	2.18	0.43
11:2I:69:ALA:HB1	11:2I:73:MET:HE3	2.01	0.43
11:2I:92:GLU:O	11:2I:96:ARG:HB2	2.19	0.43
13:4I:54:VAL:O	13:4I:58:GLU:HG2	2.18	0.43
19:AI:41:VAL:CG1	19:AI:45:VAL:H	2.30	0.43
21:1F:6:ARG:HH11	21:1F:15:ARG:CD	2.32	0.43
22:1K:17:U:O4	22:1K:55:PSU:H1'	2.19	0.43
22:1K:76:A:C8	26:1H:2507:C:H1'	2.54	0.43
26:1H:151:C:H2'	26:1H:152:G:C8	2.54	0.43
26:1H:182:A:H2'	26:1H:183:C:C6	2.53	0.43
26:1H:330:A:O2'	26:1H:331:A:C8	2.66	0.43
26:1H:1506:C:H5'	26:1H:1507:A:OP2	2.19	0.43
26:1H:2597:G:H2'	26:1H:2598:A:C8	2.54	0.43
27:16:32:C:C2	27:16:51:G:N2	2.86	0.43

Continued on next page...

Continued from previous page...

Atom-1	Atom-2	Interatomic distance (Å)	Clash overlap (Å)
29:11:85:ASP:OD2	29:11:88:ARG:NH1	2.39	0.43
31:31:29:ASN:HB3	31:31:112:MET:HE1	2.00	0.43
31:31:53:THR:HG23	31:31:56:GLU:OE2	2.19	0.43
36:68:98:VAL:HG13	36:68:117:LEU:HB3	2.01	0.43
37:78:130:PHE:CE1	37:78:146:VAL:HG23	2.54	0.43
40:A8:67:ARG:NH1	40:A8:67:ARG:HB2	2.34	0.43
46:G8:76:CYS:HB2	46:G8:82:PRO:HD3	2.00	0.43
1:1G:652:U:O2'	1:1G:653:A:N3	2.42	0.43
1:1G:867:G:O2'	1:1G:868:C:H5'	2.19	0.43
1:1G:1148:U:C4	1:1G:1149:C:C2	3.07	0.43
1:1G:1206:G:H8	1:1G:1206:G:O5'	2.02	0.43
1:1G:1224:G:C2	1:1G:1322:C:H4'	2.54	0.43
2:12:201:ILE:HA	2:12:202:PRO:HD2	1.92	0.43
5:42:69:VAL:O	5:42:71:LEU:N	2.51	0.43
22:1L:8:U:H3'	22:1L:13:C:H42	1.84	0.43
24:3L:29:U:H2'	24:3L:30:G:C8	2.54	0.43
24:3L:31:A:H5'	24:3L:32:C:OP2	2.18	0.43
26:14:138:G:C2'	26:14:139:G:H5''	2.49	0.43
26:14:229:A:H2	26:14:418:G:H4'	1.84	0.43
26:14:957:A:N6	26:14:2459:A:C8	2.87	0.43
26:14:1115:G:C6	26:14:1116:C:C4	3.07	0.43
26:14:1260:G:C6	26:14:1261:C:C4	3.06	0.43
26:14:1751:C:O2'	26:14:1752:C:H5'	2.19	0.43
26:14:1932:A:H2'	26:14:1933:G:O4'	2.18	0.43
26:14:2001:A:H2'	26:14:2002:G:C8	2.53	0.43
26:14:2472:G:N2	26:14:2477:C:OP1	2.38	0.43
26:14:2687:U:C4	26:14:2688:U:C5	3.07	0.43
27:1J:2:C:H2'	27:1J:3:C:C6	2.54	0.43
27:1J:60:C:H2'	27:1J:61:G:H8	1.84	0.43
29:19:30:GLU:CG	29:19:35:LYS:HZ3	2.32	0.43
29:19:228:PRO:HD3	29:19:235:GLY:HA3	1.99	0.43
39:55:29:LEU:HD12	39:55:29:LEU:HA	1.75	0.43
41:75:21:GLU:N	41:75:21:GLU:OE2	2.51	0.43
41:75:80:SER:OG	41:75:83:ILE:HG13	2.19	0.43
43:95:20:LEU:O	43:95:94:LEU:N	2.49	0.43
44:A5:110:LYS:HG3	44:A5:111:HIS:ND1	2.34	0.43
46:C5:20:TYR:CZ	46:C5:42:VAL:HA	2.53	0.43
47:D5:33:LEU:HD12	47:D5:33:LEU:HA	1.76	0.43
1:13:37:U:O2'	1:13:500:G:H4'	2.19	0.43
1:13:146:G:N2	1:13:147:G:C4	2.87	0.43
1:13:266:G:H8	1:13:266:G:H2'	1.74	0.43

Continued on next page...

Continued from previous page...

Atom-1	Atom-2	Interatomic distance (Å)	Clash overlap (Å)
1:13:332:G:C2	1:13:333:G:C8	3.07	0.43
1:13:703:G:H8	1:13:703:G:O5'	2.01	0.43
1:13:943:U:H1'	9:8E:124:GLN:HE22	1.82	0.43
1:13:1127:G:H2'	1:13:1128:C:C5'	2.46	0.43
1:13:1284:C:H2'	1:13:1285:A:N7	2.34	0.43
1:13:1310:G:H1	1:13:1327:C:H42	1.64	0.43
1:13:1517:G:H1'	26:1H:1919:A:O3'	2.19	0.43
3:2E:113:ALA:N	3:2E:183:ASP:OD2	2.45	0.43
13:4I:30:ALA:O	13:4I:33:ALA:N	2.51	0.43
13:4I:40:ASN:HB3	13:4I:43:THR:HG23	2.01	0.43
18:9I:73:ALA:HB3	18:9I:79:LEU:HD12	2.01	0.43
26:1H:753:C:O2'	26:1H:754:C:H5'	2.19	0.43
26:1H:1110:G:O2'	26:1H:1111:A:C8	2.70	0.43
26:1H:1402:C:N3	26:1H:1403:C:C5	2.86	0.43
26:1H:1705:G:C6	26:1H:1706:U:C4	3.06	0.43
26:1H:1784:A:H4'	26:1H:1785:A:C5'	2.48	0.43
26:1H:2110:G:C5	26:1H:2120:G:C8	3.07	0.43
26:1H:2638:G:P	30:21:82:ARG:NH2	2.92	0.43
29:11:27:THR:OG1	29:11:28:GLU:N	2.51	0.43
29:11:70:TRP:O	29:11:73:VAL:HG23	2.18	0.43
30:21:32:PRO:HD2	30:21:50:GLY:O	2.18	0.43
38:88:6:ARG:CG	38:88:7:MET:N	2.82	0.43
49:J8:73:LEU:HD23	49:J8:73:LEU:HA	1.80	0.43
1:1G:273:A:C2'	1:1G:274:A:H5'	2.49	0.43
1:1G:570:G:H1'	1:1G:820:U:C4	2.54	0.43
1:1G:616:G:C2	1:1G:617:G:N7	2.86	0.43
1:1G:998(A):C:H2'	1:1G:999:U:H6	1.84	0.43
1:1G:1176:A:C2'	1:1G:1177:G:H5'	2.49	0.43
1:1G:1363:A:H1'	1:1G:1365:G:N7	2.34	0.43
1:1G:1459:C:OP1	20:BA:31:SER:OG	2.31	0.43
4:32:13:ARG:HB2	4:32:39:PRO:HA	2.00	0.43
7:62:122:HIS:HA	7:62:125:MET:HE2	2.01	0.43
9:82:18:PHE:C	9:82:19:LEU:HD12	2.39	0.43
13:4A:11:ARG:HG2	13:4A:12:ASN:HB2	2.01	0.43
17:8A:3:LYS:HD3	17:8A:61:GLU:O	2.19	0.43
20:BA:25:ARG:HG3	20:BA:29:LYS:HE3	1.99	0.43
20:BA:29:LYS:O	20:BA:33:ILE:HG13	2.18	0.43
26:14:380:U:OP1	59:14:3650:HOH:O	2.21	0.43
26:14:669:G:N3	26:14:669:G:H2'	2.33	0.43
26:14:818:G:H5'	26:14:839:U:OP1	2.18	0.43
26:14:867:C:N4	26:14:868:U:O4	2.52	0.43

Continued on next page...

Continued from previous page...

Atom-1	Atom-2	Interatomic distance (Å)	Clash overlap (Å)
26:14:1204:A:O2'	26:14:1205:U:OP2	2.36	0.43
26:14:1321:A:H2'	26:14:1322:A:O4'	2.19	0.43
26:14:1519:G:C6	26:14:1520:U:N3	2.87	0.43
26:14:1952:A:C6	36:25:22:ILE:CD1	2.98	0.43
26:14:2262:U:H4'	26:14:2328:A:H2	1.81	0.43
26:14:2269:A:OP1	59:14:3646:HOH:O	2.21	0.43
26:14:2336:A:H61	48:E5:43:THR:HB	1.83	0.43
26:14:2693:A:H2'	26:14:2694:G:C8	2.54	0.43
26:14:2873:A:C8	39:55:6:SER:HB2	2.54	0.43
32:49:113:ARG:HD3	32:49:140:ILE:O	2.19	0.43
34:69:6:LEU:HB2	34:69:36:ALA:HA	2.01	0.43
34:69:84:GLY:O	34:69:85:GLU:HB3	2.18	0.43
36:25:7:TYR:CE1	36:25:20:MET:HB2	2.53	0.43
36:25:106:LEU:HD13	36:25:114:ILE:HG21	2.01	0.43
38:45:3:MET:O	38:45:3:MET:HG3	2.18	0.43
38:45:21:THR:HG21	38:45:101:ARG:CD	2.48	0.43
40:65:7:TYR:CE1	40:65:91:PRO:HG3	2.54	0.43
40:65:21:THR:H	40:65:21:THR:HG22	1.53	0.43
45:B5:35:THR:HG23	45:B5:38:GLU:HB2	2.01	0.43
1:13:113:G:H2'	1:13:114:U:H6	1.84	0.43
1:13:179:A:C4	1:13:180:U:C5	3.07	0.43
1:13:244:U:H4'	1:13:245:C:C5'	2.48	0.43
1:13:258:G:H2'	1:13:259:G:H8	1.83	0.43
1:13:768:A:H2'	1:13:769:G:O4'	2.19	0.43
1:13:984:C:H2'	1:13:985:C:C6	2.54	0.43
1:13:1118:C:P	9:8E:104:ARG:HH11	2.42	0.43
1:13:1125:U:C5	10:1I:38:ILE:HD12	2.54	0.43
1:13:1313:U:OP2	19:AI:5:LEU:HB2	2.18	0.43
1:13:1507:A:OP2	25:4K:12:A:C2	2.72	0.43
8:7E:90:GLY:O	17:8I:34:LYS:HG3	2.18	0.43
26:1H:315:G:C6	26:1H:316:C:N4	2.87	0.43
26:1H:635:C:O2'	26:1H:639:U:OP1	2.32	0.43
26:1H:997:G:C2	26:1H:1159:U:C2	3.07	0.43
26:1H:1344:G:C6	26:1H:1385:G:N7	2.86	0.43
26:1H:1401:G:H2'	26:1H:1402:C:C6	2.54	0.43
26:1H:1535:U:H6	26:1H:1538:G:H21	1.67	0.43
26:1H:1830:C:O2'	26:1H:1831:G:H5'	2.19	0.43
26:1H:2154:G:C2	26:1H:2155:G:C5	3.06	0.43
26:1H:2383:G:H2'	26:1H:2384:G:H5'	1.99	0.43
28:71:215:THR:OG1	28:71:220:PRO:O	2.36	0.43
39:98:2:ARG:CZ	39:98:2:ARG:HB3	2.49	0.43

Continued on next page...

Continued from previous page...

Atom-1	Atom-2	Interatomic distance (Å)	Clash overlap (Å)
46:G8:40:GLU:HA	46:G8:64:GLU:OE1	2.18	0.43
48:I8:49:LYS:HB2	48:I8:80:HIS:HB3	2.01	0.43
1:1G:51:A:C2	1:1G:353:A:N1	2.87	0.43
1:1G:922:G:N3	1:1G:1398:A:H2	2.17	0.43
1:1G:985:C:H2'	1:1G:986:A:C8	2.54	0.43
1:1G:1371:G:P	9:82:11:LYS:HG2	2.59	0.43
1:1G:1382:C:O2	24:3L:34:U:H5'	2.19	0.43
1:1G:1386:G:N3	1:1G:1387:G:C8	2.87	0.43
1:1G:1497:G:C2'	1:1G:1498:U:H5'	2.41	0.43
2:12:49:GLU:O	2:12:53:ARG:NH1	2.52	0.43
2:12:87:ARG:HH22	2:12:216:SER:HA	1.83	0.43
4:32:177:ASP:OD2	4:32:180:GLY:HA3	2.19	0.43
5:42:60:TYR:HB3	5:42:64:ARG:NH2	2.33	0.43
5:42:90:VAL:O	5:42:120:THR:HA	2.19	0.43
5:42:101:ILE:H	5:42:101:ILE:HG12	1.61	0.43
12:3A:27:LEU:HG	12:3A:33:ARG:HG2	2.00	0.43
17:8A:27:PHE:CZ	17:8A:36:ILE:HD11	2.53	0.43
22:1L:68:G:H2'	22:1L:69:A:C8	2.54	0.43
26:14:31:C:O2'	26:14:32:C:H5'	2.19	0.43
26:14:91:A:O2'	26:14:92:G:H5'	2.19	0.43
26:14:560:C:H2'	26:14:561:G:O4'	2.19	0.43
26:14:836:G:C5	26:14:837:C:C4	3.07	0.43
26:14:1003:G:O2'	26:14:1010:A:N1	2.49	0.43
26:14:1374:G:H2'	26:14:1375:C:C6	2.54	0.43
26:14:1810:A:H2'	26:14:1811:G:O4'	2.19	0.43
26:14:1833:U:O2'	26:14:1969:A:N1	2.36	0.43
26:14:1858:G:H8	26:14:1858:G:OP2	2.01	0.43
26:14:2068:U:N3	26:14:2430:A:C2	2.75	0.43
26:14:2212:A:H1'	26:14:2215:G:C5	2.54	0.43
26:14:2327:A:H2'	26:14:2328:A:O4'	2.19	0.43
27:1J:15:A:H1'	27:1J:109:G:C5	2.54	0.43
30:29:15:PHE:CD2	41:75:81:PRO:HD3	2.53	0.43
31:39:46:ARG:HG2	31:39:46:ARG:NH1	2.31	0.43
34:69:128:LEU:O	34:69:137:PRO:HA	2.19	0.43
37:35:75:ILE:HD13	37:35:75:ILE:H	1.84	0.43
38:45:10:ARG:HA	38:45:10:ARG:NH1	2.33	0.43
38:45:27:VAL:HB	38:45:28:ALA:O	2.18	0.43
38:45:31:ASP:O	38:45:133:ARG:O	2.36	0.43
40:65:62:LYS:HA	40:65:65:VAL:CG1	2.49	0.43
40:65:107:GLU:H	40:65:110:LEU:HD11	1.84	0.43
42:85:110:VAL:O	42:85:114:LYS:HG2	2.18	0.43

Continued on next page...

Continued from previous page...

Atom-1	Atom-2	Interatomic distance (Å)	Clash overlap (Å)
43:95:21:ARG:HG2	43:95:91:TYR:CE2	2.53	0.43
45:B5:5:TYR:CE1	50:G5:30:ARG:HG3	2.54	0.43
1:13:46:G:H2'	1:13:366:C:C5	2.54	0.42
1:13:498:A:H4'	1:13:500:G:OP1	2.18	0.42
1:13:691:G:H1'	1:13:696:A:N6	2.34	0.42
1:13:1009:G:C2	1:13:1010:G:C8	3.06	0.42
2:1E:21:ARG:C	2:1E:23:ARG:H	2.22	0.42
2:1E:86:GLU:H	2:1E:86:GLU:HG3	1.55	0.42
5:4E:150:ARG:HE	5:4E:150:ARG:HB3	1.69	0.42
19:AI:39:THR:HG22	19:AI:40:ILE:N	2.34	0.42
22:1K:17:U:HO2'	22:1K:57:G:H1	1.62	0.42
23:2K:48:U:C6	23:2K:48:U:OP2	2.71	0.42
24:3K:56:C:H2'	24:3K:57:G:O4'	2.19	0.42
25:4K:14:A:H3'	25:4K:14:A:OP2	2.19	0.42
26:1H:118:A:N3	26:1H:178:G:H1'	2.34	0.42
26:1H:128:C:H2'	26:1H:129:C:C6	2.52	0.42
26:1H:515:A:H1'	26:1H:581:C:H1'	2.00	0.42
26:1H:674:G:OP2	59:1H:3774:HOH:O	2.21	0.42
26:1H:805:G:O5'	37:78:41:ARG:HG2	2.19	0.42
26:1H:1021:A:C8	26:1H:1021:A:C3'	3.01	0.42
26:1H:1061:U:H3'	26:1H:1062:G:C5'	2.49	0.42
26:1H:1591:G:O2'	26:1H:1592:C:H5'	2.19	0.42
26:1H:1982:C:H5''	26:1H:1983:C:OP2	2.18	0.42
26:1H:2839:G:H5''	39:98:46:GLY:HA2	1.99	0.42
28:71:9:ALA:O	28:71:13:LYS:HD3	2.18	0.42
30:21:201:THR:HB	30:21:203:LYS:HA	2.01	0.42
32:41:6:ALA:O	32:41:9:ARG:HB3	2.19	0.42
37:78:79:ARG:HD2	37:78:110:TYR:CE1	2.54	0.42
37:78:96:THR:C	37:78:98:GLU:H	2.23	0.42
41:B8:108:ARG:HA	41:B8:111:ARG:HE	1.83	0.42
1:1G:278:G:O4'	1:1G:282:A:H1'	2.19	0.42
1:1G:658:G:C6	1:1G:659:U:C4	3.06	0.42
1:1G:976:G:N7	1:1G:1358:U:H1'	2.33	0.42
1:1G:1023:G:C6	1:1G:1024:G:H1'	2.54	0.42
1:1G:1148:U:H2'	1:1G:1149:C:O4'	2.19	0.42
2:12:127:ILE:HG23	2:12:135:GLN:HE22	1.83	0.42
3:22:37:GLN:O	3:22:40:ARG:N	2.52	0.42
3:22:97:LYS:HE2	3:22:97:LYS:HB3	1.85	0.42
3:22:113:ALA:HA	3:22:202:ILE:HD11	2.01	0.42
12:3A:46:LYS:HD2	12:3A:47:LYS:HB2	2.01	0.42
13:4A:67:GLU:HG3	13:4A:68:GLY:N	2.34	0.42

Continued on next page...

Continued from previous page...

Atom-1	Atom-2	Interatomic distance (Å)	Clash overlap (Å)
26:14:199:A:N6	26:14:2434:A:C5	2.87	0.42
26:14:322:A:C5	26:14:340:A:C2	3.06	0.42
26:14:761:A:P	59:14:3532:HOH:O	2.74	0.42
26:14:933:A:C5	26:14:934:G:C8	3.07	0.42
26:14:1187:G:H5 [?]	43:95:81:TYR:CE1	2.54	0.42
26:14:1444(A):A:HO2 [?]	26:14:1445:C:P	2.42	0.42
26:14:2256:G:C5	26:14:2257:U:C5	3.07	0.42
26:14:2784:C:H2 [?]	26:14:2785:C:C6	2.54	0.42
26:14:2819:G:H2 [?]	26:14:2821:A:N7	2.34	0.42
30:29:8:LYS:HB3	30:29:192:ASN:HA	2.00	0.42
30:29:134:ILE:HD12	30:29:134:ILE:O	2.18	0.42
32:49:50:ALA:HA	32:49:53:LEU:HD23	2.01	0.42
37:35:79:ARG:HD3	37:35:110:TYR:CD2	2.53	0.42
37:35:99:LEU:HD12	37:35:102:ARG:HH11	1.82	0.42
37:35:101:VAL:HA	37:35:105:LEU:O	2.19	0.42
38:45:29:PHE:HB3	38:45:65:PHE:CZ	2.54	0.42
38:45:85:LYS:HA	38:45:85:LYS:HD3	1.93	0.42
46:C5:29:GLU:CD	46:C5:30:VAL:H	2.23	0.42
47:D5:15:PRO:HB2	47:D5:19:ARG:NH2	2.34	0.42
48:E5:49:LYS:HB2	48:E5:82:ARG:NH2	2.35	0.42
1:13:692:U:H2 [?]	1:13:694:A:OP2	2.19	0.42
1:13:858:G:O6	1:13:869:G:H3 [?]	2.19	0.42
1:13:965:A:C2	1:13:969:A:C2	3.07	0.42
1:13:1051:C:H2 [?]	1:13:1052:U:C6	2.54	0.42
1:13:1127:G:N7	1:13:1128:C:C5	2.87	0.42
8:7E:80:ILE:H	8:7E:80:ILE:HG12	1.77	0.42
9:8E:29:ASN:OD1	9:8E:65:VAL:N	2.51	0.42
10:1I:16:LEU:HA	10:1I:16:LEU:HD23	1.78	0.42
10:1I:50:ILE:CG1	10:1I:60:ARG:HH21	2.32	0.42
14:5I:6:LEU:CD1	14:5I:23:ARG:HH22	2.32	0.42
17:8I:31:LEU:HD23	17:8I:32:TYR:CE1	2.53	0.42
18:9I:25:THR:HG21	18:9I:42:ARG:HH21	1.81	0.42
22:1K:76:A:H1 [?]	26:1H:2583:G:N2	2.34	0.42
23:2K:33:OMC:HM23	23:2K:33:OMC:H1 [?]	1.54	0.42
26:1H:799:G:H2 [?]	59:1H:3625:HOH:O	2.19	0.42
26:1H:1063:G:H1 [?]	26:1H:1077:A:N7	2.34	0.42
26:1H:1918:A:N3	26:1H:1919:A:N6	2.65	0.42
26:1H:1950:G:N2	59:1H:3694:HOH:O	2.09	0.42
26:1H:2128:C:O5 [?]	28:71:36:LYS:HE2	2.19	0.42
26:1H:2256:G:O2 [?]	48:I8:10:THR:HB	2.20	0.42
26:1H:2299:G:N2	26:1H:2318:G:H1 [?]	2.34	0.42

Continued on next page...

Continued from previous page...

Atom-1	Atom-2	Interatomic distance (Å)	Clash overlap (Å)
26:1H:2447:G:OP2	59:1H:3780:HOH:O	2.21	0.42
26:1H:2492:U:H2'	26:1H:2493:U:C6	2.54	0.42
26:1H:2820:A:O5'	39:98:4:LEU:HD23	2.18	0.42
31:31:34:TRP:CZ3	37:78:8:PRO:HB3	2.54	0.42
31:31:155:LEU:HD11	31:31:176:LEU:HD13	2.01	0.42
33:51:169:VAL:CG1	33:51:170:ARG:N	2.82	0.42
34:61:40:THR:OG1	34:61:42:SER:N	2.50	0.42
34:61:75:LEU:HD23	34:61:105:HIS:ND1	2.34	0.42
43:D8:37:VAL:HG23	43:D8:51:VAL:HG21	1.99	0.42
43:D8:76:LYS:HD2	43:D8:81:TYR:CD2	2.54	0.42
46:G8:87:LYS:N	46:G8:96:ILE:HD11	2.34	0.42
1:1G:21:G:H2'	1:1G:22:G:C8	2.53	0.42
1:1G:663:A:H5''	18:9A:61:LYS:HE3	2.02	0.42
1:1G:685:G:N2	1:1G:686:U:C4	2.86	0.42
1:1G:1145:C:H4'	1:1G:1146:A:O5'	2.19	0.42
2:12:100:GLY:HA2	2:12:103:THR:OG1	2.19	0.42
3:22:35:GLU:HG2	3:22:39:ILE:HD11	2.01	0.42
4:32:78:LEU:HD23	4:32:78:LEU:HA	1.65	0.42
9:82:14:VAL:O	9:82:65:VAL:HG23	2.19	0.42
16:7A:9:PHE:HB2	16:7A:16:HIS:O	2.19	0.42
18:9A:53:ARG:HG3	18:9A:63:GLN:NE2	2.34	0.42
22:1L:6:G:H1	22:1L:66:A:H61	1.67	0.42
26:14:774:A:HO2'	26:14:775:G:P	2.41	0.42
26:14:811:U:H2'	37:35:21:ARG:HA	2.01	0.42
26:14:1392:A:C6	26:14:1393:A:C6	3.08	0.42
26:14:1451:C:H6	26:14:1451:C:C5'	2.32	0.42
26:14:2461:C:H2'	26:14:2462:U:H6	1.83	0.42
27:1J:15:A:H5''	27:1J:16:G:H8	1.84	0.42
29:19:55:GLY:O	29:19:216:GLY:HA2	2.18	0.42
32:49:140:ILE:HG13	32:49:141:PHE:N	2.33	0.42
37:35:6:LEU:HD12	37:35:6:LEU:HA	1.49	0.42
41:75:21:GLU:O	41:75:91:ARG:NH2	2.52	0.42
45:B5:26:TYR:CD2	45:B5:89:ILE:HD12	2.54	0.42
1:13:146:G:C2	1:13:177:C:N3	2.87	0.42
1:13:176:C:OP1	20:BI:29:LYS:HE2	2.18	0.42
1:13:324:G:N2	1:13:326:G:H3'	2.34	0.42
1:13:492:G:C6	1:13:493:G:C4	3.08	0.42
1:13:711:G:H2'	1:13:712:A:H8	1.83	0.42
1:13:1000:A:H2'	1:13:1001:G:H8	1.82	0.42
1:13:1213:A:C8	1:13:1215:G:C5	3.07	0.42
1:13:1325:C:O2'	1:13:1326:C:H5'	2.18	0.42

Continued on next page...

Continued from previous page...

Atom-1	Atom-2	Interatomic distance (Å)	Clash overlap (Å)
2:1E:109:SER:O	2:1E:112:VAL:N	2.53	0.42
4:3E:112:VAL:HG12	4:3E:116:GLN:OE1	2.18	0.42
13:4I:25:ILE:HD11	13:4I:66:LEU:HD11	2.00	0.42
15:6I:78:TYR:CZ	15:6I:82:ILE:HD11	2.53	0.42
21:1F:2:GLY:C	21:1F:4:GLY:N	2.73	0.42
26:1H:855:G:C6	26:1H:856:C:C4	3.07	0.42
26:1H:2287:A:C2	26:1H:2346:A:C2	2.95	0.42
26:1H:2439:A:H5'	26:1H:2439:A:C8	2.54	0.42
26:1H:2801:A:C8	26:1H:2802:G:C8	3.07	0.42
27:16:79:C:O5'	27:16:79:C:H6	2.03	0.42
28:71:45:ALA:H	28:71:171:ILE:CG2	2.32	0.42
29:11:146:GLU:HB2	29:11:189:CYS:CB	2.46	0.42
31:31:6:VAL:HG12	31:31:7:TYR:N	2.34	0.42
33:51:4:ILE:HG23	33:51:6:ARG:NH2	2.33	0.42
35:58:128:HIS:HB2	35:58:129:PRO:HD2	2.01	0.42
38:88:37:LEU:HD23	38:88:37:LEU:HA	1.71	0.42
41:B8:110:ILE:O	41:B8:114:LEU:HB2	2.19	0.42
44:E8:18:ARG:HD3	44:E8:76:VAL:HG13	2.01	0.42
45:F8:3:THR:HG21	50:K8:29:LYS:HG3	2.00	0.42
45:F8:57:LEU:HD21	45:F8:78:LYS:NZ	2.34	0.42
1:1G:11:G:C5	1:1G:12:U:C5	3.07	0.42
1:1G:110:C:H2'	1:1G:111:G:O4'	2.19	0.42
1:1G:160:A:H1'	1:1G:344:A:C5	2.55	0.42
1:1G:324:G:N7	59:1G:1858:HOH:O	2.37	0.42
1:1G:567:G:N2	59:1G:1860:HOH:O	2.37	0.42
1:1G:639:G:O2'	1:1G:640:A:H5'	2.19	0.42
1:1G:674:G:N2	1:1G:717:C:O2	2.53	0.42
1:1G:693:G:H2'	1:1G:694:A:C8	2.54	0.42
1:1G:983:A:H2	1:1G:984:C:C6	2.37	0.42
1:1G:983:A:H61	1:1G:1222:G:H22	1.67	0.42
1:1G:1258:G:H2'	1:1G:1259:C:H6	1.83	0.42
1:1G:1356:G:N2	1:1G:1367:C:C2	2.87	0.42
2:12:221:LEU:HD22	2:12:221:LEU:HA	1.96	0.42
4:32:27:TYR:O	4:32:28:SER:OG	2.36	0.42
8:72:18:ARG:HA	8:72:18:ARG:HD3	1.87	0.42
26:14:631:A:HO2'	37:35:67:MET:HB3	1.84	0.42
26:14:1059:G:C8	26:14:1060:U:C2	3.08	0.42
26:14:1950:G:N2	26:14:1950:G:OP2	2.52	0.42
26:14:2130:U:H1'	26:14:2159:G:O6	2.19	0.42
26:14:2151:G:H2'	26:14:2152:G:O4'	2.20	0.42
26:14:2210:G:H3'	26:14:2211:G:C8	2.55	0.42

Continued on next page...

Continued from previous page...

Atom-1	Atom-2	Interatomic distance (Å)	Clash overlap (Å)
26:14:2637:U:C4	26:14:2638:G:C6	3.07	0.42
29:19:124:PRO:HG2	29:19:129:ASN:HD21	1.84	0.42
32:49:103:LEU:O	32:49:106:LEU:HB3	2.19	0.42
32:49:117:PHE:O	32:49:117:PHE:CG	2.72	0.42
38:45:137:TYR:N	38:45:137:TYR:CD1	2.87	0.42
39:55:34:ILE:HD12	39:55:34:ILE:HA	1.67	0.42
47:D5:44:PHE:C	47:D5:44:PHE:CD1	2.93	0.42
48:E5:17:GLN:O	48:E5:19:LYS:NZ	2.48	0.42
50:G5:25:VAL:HG12	50:G5:60:LEU:HD23	2.00	0.42
1:13:57:G:C5	1:13:58:C:C4	3.07	0.42
1:13:265:G:N2	1:13:267:C:H5'	2.34	0.42
1:13:406:G:H21	4:3E:119:GLN:NE2	2.17	0.42
1:13:495:A:H4'	1:13:496:A:OP1	2.18	0.42
1:13:690:G:H2'	1:13:691:G:O4'	2.19	0.42
1:13:1014:A:H2'	1:13:1015:A:C8	2.55	0.42
2:1E:178:ARG:HA	2:1E:178:ARG:HD3	1.73	0.42
2:1E:209:ARG:HE	2:1E:209:ARG:HB3	1.63	0.42
13:4I:40:ASN:HB3	13:4I:43:THR:CG2	2.50	0.42
20:BI:30:LYS:HZ3	20:BI:33:ILE:HB	1.83	0.42
26:1H:382:G:H5''	26:1H:383:U:OP2	2.18	0.42
26:1H:671:C:O2'	26:1H:672:C:H5'	2.19	0.42
26:1H:721:C:H2'	26:1H:722:A:C8	2.53	0.42
26:1H:878:A:N1	26:1H:900:A:C8	2.87	0.42
26:1H:1494:A:H2'	26:1H:1495:A:H8	1.84	0.42
26:1H:2145:C:H5	26:1H:2148:G:H21	1.66	0.42
26:1H:2303:G:O2'	26:1H:2304:G:H5'	2.19	0.42
26:1H:2388:A:C2'	26:1H:2389:G:H5'	2.49	0.42
28:71:36:LYS:HB3	28:71:37:PHE:HB2	2.01	0.42
28:71:39:GLU:HG3	28:71:178:ALA:HB2	2.02	0.42
29:11:17:THR:HG22	29:11:204:ILE:HA	2.02	0.42
32:41:109:VAL:O	32:41:113:ARG:HG3	2.19	0.42
33:51:157:TYR:O	33:51:158:HIS:CG	2.71	0.42
35:58:7:LYS:H	35:58:7:LYS:CD	2.32	0.42
38:88:5:ARG:CZ	38:88:5:ARG:HB2	2.49	0.42
39:98:117:VAL:O	39:98:118:GLU:HB2	2.19	0.42
40:A8:32:LEU:HD23	40:A8:32:LEU:N	2.34	0.42
47:H8:91:LEU:HD12	47:H8:96:VAL:HG21	2.01	0.42
54:P8:8:ASN:OD1	54:P8:8:ASN:C	2.58	0.42
1:1G:254:G:OP1	17:8A:67:LYS:O	2.37	0.42
1:1G:338:A:H2'	1:1G:339:C:O4'	2.20	0.42
1:1G:468:A:H2'	1:1G:474:G:O4'	2.20	0.42

Continued on next page...

Continued from previous page...

Atom-1	Atom-2	Interatomic distance (Å)	Clash overlap (Å)
1:1G:1152:A:H5'	10:1A:13:HIS:ND1	2.34	0.42
1:1G:1278:U:H5'	1:1G:1279:A:H5'	2.01	0.42
1:1G:1293:G:H2'	1:1G:1294:G:C8	2.54	0.42
1:1G:1316:G:H2'	1:1G:1317:C:H5''	2.01	0.42
11:2A:85:ARG:HA	11:2A:112:THR:OG1	2.19	0.42
15:6A:56:LEU:O	15:6A:60:VAL:HG23	2.19	0.42
15:6A:61:GLY:O	15:6A:65:ARG:HD2	2.19	0.42
15:6A:87:ILE:HG22	15:6A:88:ARG:N	2.34	0.42
26:14:226:G:H21	26:14:228:A:N6	2.16	0.42
26:14:273(D):C:N4	26:14:363(B):G:H1	2.17	0.42
26:14:775:G:C4	26:14:794:G:C8	3.07	0.42
26:14:912:C:C2	26:14:913:U:C5	3.08	0.42
26:14:973:A:H5'	26:14:1188:U:H1'	2.02	0.42
26:14:1268:A:C2	26:14:2013:A:C4	3.08	0.42
26:14:1594:G:H2'	26:14:1595:G:H8	1.84	0.42
26:14:1734:C:O5'	26:14:1734:C:H6	2.02	0.42
26:14:2032:G:O6	59:14:3649:HOH:O	2.21	0.42
26:14:2232:U:P	49:F5:40:ARG:HH22	2.42	0.42
26:14:2275:C:O2	38:45:85:LYS:HD3	2.19	0.42
26:14:2420:C:OP2	55:M5:33:ASN:HB2	2.19	0.42
26:14:2795:G:HO2'	26:14:2798:C:H5	1.65	0.42
36:25:106:LEU:HA	36:25:106:LEU:HD23	1.78	0.42
39:55:33:ARG:HD3	39:55:113:LEU:HG	2.01	0.42
47:D5:14:LYS:HA	47:D5:15:PRO:HD2	1.82	0.42
1:13:167:G:C6	1:13:168:G:C5	3.07	0.42
1:13:998:G:H2'	1:13:998(A):C:C6	2.55	0.42
1:13:1240:U:C5	7:6E:32:ARG:HD2	2.54	0.42
1:13:1423:G:P	36:68:49:ARG:HH22	2.42	0.42
2:1E:121:LEU:HA	2:1E:124:SER:HB2	2.00	0.42
3:2E:167:TRP:CD1	3:2E:168:ALA:N	2.87	0.42
7:6E:77:SER:OG	24:3K:32:C:H4'	2.20	0.42
8:7E:12:ARG:NH1	8:7E:27:PRO:HD2	2.35	0.42
8:7E:51:VAL:HG11	8:7E:60:ARG:HB2	2.02	0.42
13:4I:37:THR:OG1	13:4I:39:ILE:HD12	2.19	0.42
26:1H:34:C:OP2	26:1H:34:C:C6	2.73	0.42
26:1H:36:G:C5	26:1H:37:C:C5	3.07	0.42
26:1H:207:A:H2'	26:1H:208:C:O4'	2.19	0.42
26:1H:273(F):C:H3'	26:1H:274:G:C5'	2.46	0.42
26:1H:280:C:C2	26:1H:361:G:N2	2.87	0.42
26:1H:320:A:H2'	31:31:136:THR:HG21	2.01	0.42
26:1H:427:U:H5''	26:1H:428:A:OP1	2.19	0.42

Continued on next page...

Continued from previous page...

Atom-1	Atom-2	Interatomic distance (Å)	Clash overlap (Å)
26:1H:733:G:P	59:1H:3858:HOH:O	2.76	0.42
26:1H:945:A:C4	26:1H:2448:A:C2	3.07	0.42
26:1H:1060:U:H1'	26:1H:1061:U:OP2	2.19	0.42
26:1H:1163:G:O2'	26:1H:1164:G:H5'	2.19	0.42
26:1H:1416:G:O2'	26:1H:1417:C:OP2	2.26	0.42
26:1H:1676:A:P	59:1H:3633:HOH:O	2.71	0.42
26:1H:1680:U:O2	26:1H:1763[A]:G:H3'	2.19	0.42
26:1H:2436:G:C5	26:1H:2437:U:C5	3.08	0.42
26:1H:2480:C:H5'	26:1H:2481:G:OP2	2.20	0.42
26:1H:2579:C:H2'	26:1H:2580:U:O4'	2.19	0.42
26:1H:2702:U:H4'	26:1H:2703:C:OP1	2.19	0.42
26:1H:2749:A:H1'	33:51:63:SER:OG	2.19	0.42
26:1H:2777:G:OP2	26:1H:2781:A:O2'	2.30	0.42
26:1H:2784:C:H1'	30:21:37:ARG:NH1	2.35	0.42
27:16:59:A:H2'	27:16:60:C:H6	1.84	0.42
28:71:182:PRO:HA	28:71:185:LEU:HD12	2.01	0.42
32:41:67:LYS:NZ	52:M8:6:HIS:NE2	2.57	0.42
33:51:159:GLU:HG2	33:51:169:VAL:HG21	2.02	0.42
35:58:10:GLU:HA	35:58:11:PRO:HD3	1.83	0.42
36:68:106:LEU:HD23	36:68:106:LEU:HA	1.70	0.42
41:B8:109:GLU:O	41:B8:113:LYS:HB2	2.19	0.42
43:D8:35:LEU:HD23	43:D8:35:LEU:HA	1.83	0.42
45:F8:3:THR:H	45:F8:3:THR:HG23	1.46	0.42
46:G8:55:TYR:N	46:G8:56:PRO:HD3	2.34	0.42
47:H8:109:ALA:N	47:H8:112:ARG:HG3	2.33	0.42
47:H8:133:ILE:HA	47:H8:134:PRO:HD2	1.82	0.42
52:M8:14:ILE:HG12	52:M8:15:ILE:H	1.85	0.42
1:1G:32:A:H2'	1:1G:33:A:C8	2.54	0.42
1:1G:149:A:O2'	1:1G:150:C:H5'	2.20	0.42
1:1G:316:G:N3	1:1G:316:G:H2'	2.35	0.42
1:1G:746:A:H2'	1:1G:747:C:H6	1.85	0.42
1:1G:1417:G:H8	1:1G:1417:G:O5'	2.02	0.42
1:1G:1432:G:OP1	41:75:107:ASP:HB2	2.19	0.42
2:12:46:LYS:O	2:12:49:GLU:HB2	2.19	0.42
2:12:187:LEU:HD11	2:12:204:ASN:N	2.34	0.42
2:12:189:ASP:OD1	2:12:189:ASP:N	2.53	0.42
10:1A:46:ARG:NH2	14:5A:61:TRP:HZ2	2.17	0.42
19:AA:61:TYR:CE2	19:AA:63:THR:HA	2.54	0.42
23:2L:77:A:O2'	26:14:2602:A:N7	2.49	0.42
24:3L:30:G:C4	24:3L:31:A:C8	3.07	0.42
26:14:451:C:H41	26:14:454:A:H5'	1.83	0.42

Continued on next page...

Continued from previous page...

Atom-1	Atom-2	Interatomic distance (Å)	Clash overlap (Å)
26:14:470:A:C5'	26:14:470:A:H8	2.32	0.42
26:14:483:A:H5'	46:C5:49:VAL:HG22	2.01	0.42
26:14:631:A:H5'	59:14:4268:HOH:O	2.20	0.42
26:14:654(C):G:H2'	26:14:654(D):G:H5'	2.01	0.42
26:14:803:U:O2'	26:14:804:A:H5'	2.20	0.42
26:14:1475:G:H5'	26:14:1476:C:OP2	2.18	0.42
26:14:2274:A:C5	26:14:2276:G:C8	3.07	0.42
26:14:2319:G:H4'	26:14:2320:A:O4'	2.18	0.42
26:14:2356:C:H4'	48:E5:20:ARG:HG3	2.01	0.42
28:79:14:VAL:HG13	28:79:20:TYR:CE2	2.55	0.42
30:29:36:ARG:NH1	30:29:85:ASN:OD1	2.52	0.42
31:39:83:PHE:O	31:39:84:VAL:HB	2.19	0.42
34:69:29:TYR:C	34:69:32:PRO:HD2	2.40	0.42
40:65:89:ARG:O	40:65:90:GLY:C	2.58	0.42
41:75:29:ARG:HD3	41:75:44:ASP:OD2	2.19	0.42
43:95:38:LEU:O	43:95:39:LEU:HB2	2.19	0.42
47:D5:59:LEU:HD23	47:D5:59:LEU:HA	1.85	0.42
49:F5:92:LYS:O	49:F5:93:GLU:C	2.57	0.42
1:13:1318:A:H4'	19:AI:10:PHE:CZ	2.54	0.42
2:1E:209:ARG:NH1	2:1E:239:VAL:HG13	2.29	0.42
3:2E:142:MET:SD	3:2E:148:GLY:HA2	2.59	0.42
4:3E:31:CYS:O	4:3E:32:ALA:HB3	2.20	0.42
7:6E:105:VAL:O	7:6E:108:ALA:HB3	2.19	0.42
8:7E:87:SER:HB3	8:7E:133:LEU:O	2.20	0.42
17:8I:89:LEU:HD13	17:8I:89:LEU:HA	1.84	0.42
20:BI:69:GLY:O	20:BI:73:HIS:NE2	2.52	0.42
26:1H:185:U:H2'	26:1H:186:G:C8	2.53	0.42
26:1H:620:G:C4'	26:1H:621:A:H5''	2.33	0.42
26:1H:799:G:C2'	59:1H:3625:HOH:O	2.68	0.42
26:1H:1144:G:C6	26:1H:1145:C:N4	2.87	0.42
26:1H:1198:U:H2'	26:1H:1199:U:C6	2.55	0.42
26:1H:1344:G:C2	26:1H:1385:G:C8	3.08	0.42
26:1H:1808:U:H2'	26:1H:1809:A:O4'	2.19	0.42
26:1H:2178:C:C5'	28:71:46:LYS:HD3	2.50	0.42
26:1H:2688:U:H1'	26:1H:2721:A:N6	2.34	0.42
26:1H:2729:G:H2'	26:1H:2730:C:H6	1.85	0.42
27:16:54:G:O2'	27:16:55:U:H5'	2.20	0.42
27:16:66:A:H61	27:16:107:U:H2'	1.84	0.42
28:71:164:ARG:HG2	28:71:165:ASN:N	2.35	0.42
29:11:69:ARG:NH1	29:11:69:ARG:HG3	2.34	0.42
30:21:116:VAL:O	30:21:117:MET:CB	2.67	0.42

Continued on next page...

Continued from previous page...

Atom-1	Atom-2	Interatomic distance (Å)	Clash overlap (Å)
39:98:79:LEU:HA	39:98:83:ILE:HD12	2.02	0.42
47:H8:111:VAL:HG11	47:H8:146:ILE:HG13	2.00	0.42
50:K8:2:LYS:HB3	50:K8:5:GLU:CG	2.50	0.42
54:P8:5:TRP:NE1	54:P8:7:PRO:HG3	2.34	0.42
1:1G:176:C:H2'	1:1G:177:C:H6	1.84	0.42
1:1G:243:A:H4'	1:1G:244:U:H5''	2.02	0.42
1:1G:271:C:H2'	1:1G:272:C:H6	1.83	0.42
1:1G:352:C:O2'	1:1G:354:G:OP1	2.32	0.42
1:1G:406:G:C2	1:1G:407:G:C8	3.08	0.42
1:1G:892:A:C2	1:1G:907:A:C4	3.08	0.42
1:1G:1128:C:O2	1:1G:1128:C:H2'	2.19	0.42
1:1G:1179:A:H5'	9:82:102:LEU:HD22	2.01	0.42
6:52:73:ASN:OD1	6:52:73:ASN:N	2.53	0.42
9:82:25:LYS:O	9:82:60:ASP:HB3	2.19	0.42
13:4A:23:TYR:CZ	13:4A:71:ARG:HG3	2.54	0.42
13:4A:66:LEU:O	13:4A:69:GLU:HB3	2.19	0.42
19:AA:53:ASN:HA	19:AA:77:THR:HG22	2.01	0.42
20:BA:43:LEU:HD23	20:BA:43:LEU:HA	1.87	0.42
20:BA:73:HIS:HB3	20:BA:74:LYS:HG2	2.01	0.42
26:14:480:A:N3	26:14:480:A:H2'	2.34	0.42
26:14:1019:U:H3	26:14:1142(A):A:H62	1.68	0.42
26:14:1197:G:H2'	26:14:1198:U:C6	2.55	0.42
26:14:1204:A:H61	26:14:1240:U:H2'	1.85	0.42
26:14:1416:G:HO2'	26:14:1417:C:H6	1.67	0.42
26:14:2139:C:C2	26:14:2153:G:N2	2.87	0.42
30:29:31:CYS:O	30:29:90:THR:HA	2.20	0.42
31:39:163:VAL:O	31:39:167:ALA:HB2	2.18	0.42
43:95:71:LEU:O	43:95:72:VAL:HG12	2.19	0.42
45:B5:57:LEU:N	45:B5:57:LEU:HD23	2.34	0.42
47:D5:7:ALA:O	47:D5:8:TYR:CG	2.72	0.42
48:E5:50:ASN:C	48:E5:62:LEU:HB2	2.40	0.42
53:J5:45:VAL:HG22	53:J5:51:TYR:CD2	2.54	0.42
1:13:397:A:H3'	1:13:397:A:N3	2.35	0.42
1:13:419:C:H5'	1:13:513:C:H1'	2.01	0.42
1:13:524:G:C6	1:13:525:C:N4	2.88	0.42
1:13:615:C:C2	1:13:616:G:C8	3.08	0.42
1:13:619:U:H3	4:3E:134:ASP:HB2	1.85	0.42
1:13:660:G:C2	1:13:746:A:C2	3.07	0.42
1:13:827:U:H6	1:13:859:A:H61	1.68	0.42
1:13:939:G:C2	1:13:940:C:C2	3.08	0.42
1:13:1002:G:H2'	1:13:1003:G:O4'	2.19	0.42

Continued on next page...

Continued from previous page...

Atom-1	Atom-2	Interatomic distance (Å)	Clash overlap (Å)
1:13:1290:G:C4	1:13:1291:G:C8	3.07	0.42
5:4E:122:GLU:HG2	5:4E:131:ILE:CD1	2.49	0.42
7:6E:51:GLN:HB2	7:6E:58:PRO:HD3	2.01	0.42
12:3I:66:VAL:HG21	12:3I:98:TYR:CE1	2.54	0.42
24:3K:65:C:H2'	24:3K:66:A:H8	1.85	0.42
26:1H:106:C:H2'	26:1H:107:C:C6	2.55	0.42
26:1H:247:G:H4'	26:1H:386:G:C5	2.55	0.42
26:1H:486:C:H4'	44:E8:60:ASN:HD22	1.85	0.42
26:1H:723:G:H2'	26:1H:724:U:O4'	2.19	0.42
26:1H:1005:C:H5''	26:1H:1006:C:OP2	2.19	0.42
26:1H:1389:G:C2	26:1H:1390:U:C2	3.08	0.42
26:1H:2536:G:C6	26:1H:2537:U:C4	3.08	0.42
26:1H:2591:C:P	29:11:239:ARG:HG3	2.60	0.42
26:1H:2712:U:O2'	26:1H:2713:A:H5'	2.20	0.42
26:1H:2847:U:C2'	26:1H:2848:G:H5'	2.49	0.42
28:71:213:TYR:CD2	28:71:221:SER:HB2	2.53	0.42
29:11:145:VAL:HB	29:11:155:LEU:HB2	2.01	0.42
32:41:51:ARG:HG3	32:41:51:ARG:H	1.69	0.42
33:51:12:PRO:HG2	33:51:13:LYS:HG2	2.02	0.42
34:61:102:SER:HA	34:61:107:VAL:O	2.20	0.42
37:78:15:ARG:HA	37:78:15:ARG:HD2	1.75	0.42
47:H8:76:LEU:HA	47:H8:83:PRO:HA	2.02	0.42
49:J8:92:LYS:O	49:J8:93:GLU:C	2.58	0.42
52:M8:10:VAL:HG22	52:M8:11:PRO:HD2	2.01	0.42
1:1G:113:G:O4'	1:1G:354:G:H4'	2.19	0.42
1:1G:547:A:H5'	59:1G:1819:HOH:O	2.20	0.42
1:1G:722:A:H5''	1:1G:723:U:OP2	2.19	0.42
1:1G:1148:U:OP1	9:82:7:THR:HG21	2.19	0.42
6:52:96:PRO:HB3	18:9A:30:ASP:OD2	2.20	0.42
12:3A:41:ARG:HD2	12:3A:42:THR:N	2.32	0.42
14:5A:53:LEU:HD23	14:5A:53:LEU:HA	1.78	0.42
26:14:25:U:H5'	44:A5:79:GLY:HA2	2.01	0.42
26:14:757:U:H2'	26:14:758:C:O4'	2.20	0.42
26:14:1014:U:N3	26:14:1015:G:N7	2.67	0.42
26:14:1262:A:P	44:A5:99:ARG:HH12	2.43	0.42
26:14:1676:A:P	59:14:3519:HOH:O	2.70	0.42
26:14:2029:G:H2'	26:14:2031:A:OP1	2.19	0.42
26:14:2031:A:C6	26:14:2498:C:H1'	2.54	0.42
26:14:2117:A:C4	26:14:2118:U:H5	2.37	0.42
26:14:2178:C:H4'	28:79:46:LYS:HZ2	1.84	0.42
26:14:2808:U:C2	26:14:2809:A:C8	3.07	0.42

Continued on next page...

Continued from previous page...

Atom-1	Atom-2	Interatomic distance (Å)	Clash overlap (Å)
27:1J:41:U:H5	32:49:70:VAL:H	1.67	0.42
33:59:8:PRO:HG2	33:59:69:ARG:NE	2.34	0.42
42:85:61:TRP:O	42:85:65:ILE:HG12	2.20	0.42
49:F5:92:LYS:HA	49:F5:95:LEU:HB2	2.00	0.42
1:13:137:C:O2'	16:7I:61:SER:O	2.38	0.42
1:13:232:G:H1'	1:13:262:A:N1	2.34	0.42
1:13:277:C:P	17:8I:68:ARG:HH12	2.42	0.42
1:13:576:G:P	59:13:1873:HOH:O	2.77	0.42
1:13:619:U:O2	4:3E:135:LEU:HD22	2.20	0.42
1:13:1159:U:O4'	1:13:1182:G:N2	2.53	0.42
2:1E:88:ALA:HB2	2:1E:219:VAL:HG13	2.00	0.42
3:2E:124:ILE:HG12	3:2E:130:VAL:HG22	2.02	0.42
3:2E:132:ARG:O	3:2E:136:GLN:HG2	2.19	0.42
5:4E:26:PHE:CD1	5:4E:26:PHE:N	2.87	0.42
5:4E:131:ILE:HD13	5:4E:131:ILE:HA	1.89	0.42
8:7E:87:SER:CB	8:7E:93:VAL:H	2.33	0.42
19:AI:37:ARG:H	19:AI:37:ARG:HG3	1.49	0.42
20:BI:30:LYS:CE	20:BI:80:ARG:HH12	2.31	0.42
24:3K:36:U:H3'	24:3K:37:A:H5''	2.02	0.42
26:1H:270(N):G:H4'	26:1H:270(O):U:C4	2.55	0.42
26:1H:991:C:C4	26:1H:1185:C:N4	2.88	0.42
26:1H:991:C:N4	26:1H:992:C:H41	2.18	0.42
26:1H:1218:C:H6	26:1H:1218:C:H5''	1.85	0.42
26:1H:1818:U:O4	29:11:154:LYS:HE3	2.20	0.42
26:1H:2272:U:O4	59:1H:3779:HOH:O	2.21	0.42
26:1H:2303:G:N2	26:1H:2313:C:O2	2.39	0.42
26:1H:2592:G:C5	26:1H:2593:U:C4	3.07	0.42
26:1H:2666:C:H5''	26:1H:2667:C:OP2	2.20	0.42
26:1H:2756:U:H4'	26:1H:2757:A:OP1	2.19	0.42
26:1H:2766:G:H2'	26:1H:2766:G:N3	2.35	0.42
27:16:82:G:H2'	27:16:83:G:O4'	2.19	0.42
31:31:28:ILE:HG12	31:31:119:ARG:HH21	1.85	0.42
31:31:114:VAL:HG21	31:31:202:PHE:CZ	2.55	0.42
32:41:53:LEU:HD12	32:41:53:LEU:HA	1.73	0.42
33:51:58:GLU:O	33:51:60:ARG:N	2.53	0.42
38:88:11:LYS:HE2	38:88:88:GLY:O	2.20	0.42
38:88:52:VAL:O	38:88:56:ARG:HB2	2.20	0.42
39:98:105:ARG:O	39:98:105:ARG:HG3	2.20	0.42
40:A8:37:ALA:HB2	40:A8:101:LEU:HD21	2.02	0.42
41:B8:22:PHE:N	41:B8:22:PHE:CD1	2.88	0.42
42:C8:79:PHE:HD1	42:C8:79:PHE:C	2.22	0.42

Continued on next page...

Continued from previous page...

Atom-1	Atom-2	Interatomic distance (Å)	Clash overlap (Å)
45:F8:63:LYS:O	45:F8:64:LYS:HG2	2.20	0.42
48:I8:19:LYS:HD3	48:I8:19:LYS:HA	1.66	0.42
52:M8:13:ARG:HD2	52:M8:20:ASN:ND2	2.35	0.42
53:N8:40:LYS:HD3	53:N8:46:CYS:CA	2.46	0.42
1:1G:677:U:H3	1:1G:713:G:H22	1.66	0.42
1:1G:801:U:H2'	1:1G:802:A:C8	2.54	0.42
1:1G:842:C:O2'	1:1G:848:C:C4	2.73	0.42
1:1G:980:C:H3'	1:1G:981:U:C6	2.54	0.42
1:1G:1028(A):C:N4	1:1G:1032(B):G:H1	2.18	0.42
2:12:42:ILE:H	2:12:42:ILE:HD12	1.85	0.42
3:22:76:VAL:C	3:22:84:ILE:HG13	2.40	0.42
4:32:12:CYS:SG	4:32:18:LYS:HA	2.60	0.42
4:32:18:LYS:HE3	4:32:33:MET:HB2	2.02	0.42
11:2A:85:ARG:HE	11:2A:111:ASP:HB3	1.85	0.42
12:3A:117:ARG:HB3	12:3A:122:THR:HB	2.01	0.42
26:14:615:G:N2	31:39:44:ARG:O	2.50	0.42
26:14:904:C:H2'	26:14:905:U:O4'	2.20	0.42
26:14:1399:C:H2'	26:14:1400:G:C8	2.54	0.42
26:14:1838:C:N4	26:14:1898:U:H2'	2.34	0.42
26:14:1900:A:N1	26:14:1970:A:C6	2.88	0.42
26:14:2393:A:H2'	26:14:2394:C:O4'	2.19	0.42
26:14:2543:G:H2'	26:14:2544:G:C8	2.55	0.42
29:19:8:PRO:HB3	29:19:14:ARG:HB2	2.02	0.42
29:19:102:LYS:C	29:19:103:ARG:HG2	2.39	0.42
30:29:51:PHE:O	30:29:74:PRO:HB2	2.20	0.42
31:39:120:GLU:HG3	31:39:122:LYS:NZ	2.35	0.42
32:49:104:GLU:HG3	32:49:105:LYS:N	2.35	0.42
38:45:39:PRO:HA	38:45:97:VAL:O	2.19	0.42
40:65:77:ALA:HA	40:65:80:LEU:HB2	2.02	0.42
40:65:110:LEU:HD13	40:65:112:PHE:CZ	2.55	0.42
41:75:132:LYS:HB3	41:75:133:GLU:OE2	2.20	0.42
43:95:51:VAL:HG12	43:95:52:VAL:O	2.20	0.42
46:C5:4:LYS:H	46:C5:4:LYS:HG2	1.64	0.42
1:13:59:A:N1	59:13:1867:HOH:O	2.37	0.42
1:13:129(A):G:N1	1:13:191(A):G:C4	2.88	0.42
1:13:559:A:H4'	1:13:560:U:H5''	2.01	0.42
1:13:922:G:C6	1:13:923:A:C6	3.07	0.42
1:13:1303:C:H3'	59:13:1808:HOH:O	2.20	0.42
1:13:1442:G:C6	1:13:1446:A:C6	3.08	0.42
2:1E:96:ARG:HB2	2:1E:148:TYR:HE1	1.84	0.42
4:3E:61:LYS:HD2	4:3E:207:TYR:OH	2.20	0.42

Continued on next page...

Continued from previous page...

Atom-1	Atom-2	Interatomic distance (Å)	Clash overlap (Å)
4:3E:173:TRP:CD2	4:3E:189:PRO:HG3	2.55	0.42
5:4E:142:LEU:HD23	5:4E:142:LEU:HA	1.92	0.42
7:6E:75:VAL:HG23	7:6E:86:GLN:HB2	2.02	0.42
9:8E:127:LYS:O	9:8E:127:LYS:HG2	2.20	0.42
11:2I:19:ALA:O	11:2I:82:VAL:HA	2.19	0.42
12:3I:60:LEU:HD13	12:3I:61:THR:N	2.35	0.42
16:7I:18:ARG:HH11	16:7I:35:LYS:NZ	2.18	0.42
16:7I:74:LEU:HA	16:7I:77:ALA:HB2	2.00	0.42
23:2K:54:G:H2'	23:2K:55:5MU:C6	2.52	0.42
25:4K:14:A:H3'	25:4K:14:A:P	2.60	0.42
26:1H:548:A:H2	43:D8:21:ARG:NH2	2.18	0.42
26:1H:638:G:H2'	26:1H:639:U:C6	2.54	0.42
26:1H:759:G:OP1	59:1H:3771:HOH:O	2.20	0.42
26:1H:1447:G:N7	59:1H:3904:HOH:O	2.37	0.42
26:1H:1921:G:O2'	26:1H:1922:G:H5'	2.19	0.42
26:1H:2004:G:C6	26:1H:2005:A:C4	3.08	0.42
26:1H:2235:G:H2'	26:1H:2236:C:H6	1.84	0.42
27:16:15:A:C5'	27:16:16:G:H8	2.33	0.42
35:58:28:THR:HA	35:58:106:MET:HE2	2.01	0.42
40:A8:76:LYS:O	40:A8:80:LEU:HD12	2.20	0.42
41:B8:21:GLU:H	41:B8:21:GLU:HG3	1.61	0.42
41:B8:125:ARG:O	41:B8:129:ARG:N	2.48	0.42
42:C8:90:VAL:O	42:C8:92:ARG:N	2.53	0.42
44:E8:11:ARG:CZ	44:E8:98:LYS:HB3	2.49	0.42
45:F8:57:LEU:HD23	45:F8:78:LYS:HB2	1.99	0.42
1:1G:1167:A:C6	1:1G:1169:A:C6	3.08	0.42
1:1G:1177:G:O2'	1:1G:1178:G:O5'	2.38	0.42
1:1G:1239:A:H4'	1:1G:1240:U:H5''	2.02	0.42
1:1G:1347:G:C5	9:82:107:ARG:NH2	2.88	0.42
2:12:50:GLU:H	2:12:50:GLU:CD	2.19	0.42
26:14:34:C:O2'	26:14:35:G:H8	2.03	0.42
26:14:479:A:N3	26:14:481:G:H5''	2.35	0.42
26:14:794:G:H2'	26:14:795:C:C6	2.55	0.42
26:14:928:G:H2'	26:14:929:G:O4'	2.19	0.42
26:14:1051:G:C8	26:14:1052:C:H5	2.37	0.42
26:14:2293:C:H5''	40:65:89:ARG:HH21	1.83	0.42
26:14:2688:U:C5	26:14:2720:U:OP2	2.73	0.42
28:79:171:ILE:HG12	28:79:172:HIS:H	1.85	0.42
34:69:6:LEU:HD13	34:69:37:VAL:HG22	2.02	0.42
37:35:124:LYS:HA	37:35:143:GLY:O	2.20	0.42
43:95:21:ARG:CZ	43:95:91:TYR:HE2	2.33	0.42

Continued on next page...

Continued from previous page...

Atom-1	Atom-2	Interatomic distance (Å)	Clash overlap (Å)
43:95:87:HIS:NE2	43:95:89:GLN:HB2	2.35	0.42
45:B5:8:ILE:H	45:B5:8:ILE:HD12	1.85	0.42
45:B5:44:GLU:OE1	45:B5:50:LYS:O	2.36	0.42
45:B5:63:LYS:H	45:B5:63:LYS:CE	2.18	0.42
45:B5:84:ALA:O	45:B5:87:GLN:HG3	2.19	0.42
1:13:142:G:H2'	1:13:143:A:C8	2.54	0.42
1:13:453:A:C5	1:13:454:C:C5	3.08	0.42
1:13:515:G:N2	1:13:537:G:C4	2.88	0.42
1:13:725:G:C4	1:13:726:C:C5	3.08	0.42
1:13:941:G:H1	1:13:1342:C:H42	1.68	0.42
1:13:1123:A:O2'	10:1I:38:ILE:HG22	2.20	0.42
2:1E:20:GLU:HG3	2:1E:191:ASP:N	2.35	0.42
2:1E:31:TYR:HA	2:1E:46:LYS:HD3	2.01	0.42
2:1E:115:LEU:HD13	2:1E:145:LEU:HB3	2.00	0.42
3:2E:42:LEU:O	3:2E:46:GLU:HG2	2.19	0.42
3:2E:113:ALA:HB3	3:2E:114:PRO:HD3	2.01	0.42
4:3E:10:ARG:NH1	4:3E:10:ARG:HB2	2.35	0.42
8:7E:41:ARG:CZ	8:7E:123:GLU:OE1	2.65	0.42
12:3I:122:THR:HG22	12:3I:123:LYS:O	2.20	0.42
20:BI:25:ARG:O	20:BI:29:LYS:HG3	2.19	0.42
26:1H:29:U:H2'	26:1H:30:G:C8	2.55	0.42
26:1H:881:G:H3'	26:1H:881:G:N3	2.35	0.42
26:1H:986:C:C2'	26:1H:987:G:H5'	2.50	0.42
26:1H:1209:G:H21	26:1H:1210:A:H62	1.68	0.42
26:1H:1575:C:H2'	26:1H:1576:U:C6	2.55	0.42
26:1H:1675:C:H2'	26:1H:1676:A:O4'	2.20	0.42
26:1H:1914:C:C2'	26:1H:1915:U:H5'	2.50	0.42
26:1H:2135:A:C6	26:1H:2136:C:C2	3.07	0.42
26:1H:2287:A:N6	26:1H:2344:U:H3	2.13	0.42
29:11:36:PRO:HD3	29:11:64:ILE:HG22	2.01	0.42
29:11:120:GLY:O	29:11:123:ALA:HB2	2.19	0.42
29:11:122:ASP:CG	29:11:123:ALA:H	2.23	0.42
29:11:150:LYS:HA	29:11:150:LYS:HD3	1.83	0.42
34:61:125:GLU:OE1	34:61:141:LYS:HG2	2.19	0.42
37:78:100:LEU:HD13	37:78:100:LEU:HA	1.70	0.42
37:78:113:LYS:HA	37:78:129:ALA:O	2.20	0.42
38:88:79:LEU:HD12	38:88:80:GLU:CG	2.41	0.42
42:C8:39:LEU:HA	42:C8:39:LEU:HD23	1.77	0.42
47:H8:30:ASN:O	47:H8:32:HIS:N	2.53	0.42
47:H8:101:PRO:O	47:H8:102:LEU:HD23	2.20	0.42
48:I8:60:PHE:CD1	48:I8:60:PHE:N	2.88	0.42

Continued on next page...

Continued from previous page...

Atom-1	Atom-2	Interatomic distance (Å)	Clash overlap (Å)
1:1G:44:G:H2'	1:1G:45:U:O4'	2.20	0.42
1:1G:103:C:C4	1:1G:104:G:N7	2.88	0.42
1:1G:558:G:C4	1:1G:559:A:C2	3.08	0.42
1:1G:951:G:OP2	13:4A:102:ARG:NH2	2.53	0.42
1:1G:1002:G:H1	1:1G:1038:C:N4	2.17	0.42
1:1G:1191:A:H8	1:1G:1191:A:O5'	2.02	0.42
1:1G:1321:C:C5	1:1G:1322:C:C5	3.08	0.42
1:1G:1406:U:O2	1:1G:1517:G:N2	2.52	0.42
4:32:17:VAL:HG11	4:32:197:PRO:HG3	2.01	0.42
4:32:103:ASN:OD1	4:32:114:ARG:NH2	2.51	0.42
4:32:108:LEU:HD23	4:32:110:PHE:HE1	1.84	0.42
5:42:82:VAL:HG21	5:42:138:ALA:HA	2.02	0.42
6:52:15:ASP:OD1	6:52:17:SER:N	2.53	0.42
6:52:86:ARG:O	6:52:87:ARG:HG2	2.20	0.42
12:3A:98:TYR:N	12:3A:98:TYR:CD1	2.87	0.42
13:4A:37:THR:HG22	13:4A:55:ARG:NE	2.35	0.42
16:7A:40:ASP:HB3	16:7A:48:TRP:HB2	2.01	0.42
19:AA:19:VAL:HG11	19:AA:44:MET:HA	2.02	0.42
19:AA:53:ASN:OD1	19:AA:54:GLY:N	2.52	0.42
23:2L:52:C:C2	23:2L:53:G:C8	3.07	0.42
26:14:70:G:H21	26:14:71:A:N6	2.17	0.42
26:14:192:C:O2'	26:14:802:A:N3	2.45	0.42
26:14:597:U:H2'	26:14:598:G:C8	2.55	0.42
26:14:801:G:OP2	31:39:55:GLY:HA2	2.20	0.42
26:14:918:A:O2'	27:1J:96:G:N2	2.49	0.42
26:14:956:G:H5''	26:14:957:A:OP2	2.19	0.42
26:14:994:C:OP2	42:85:54:LYS:NZ	2.40	0.42
26:14:1132:A:N6	26:14:2025:C:O2	2.53	0.42
26:14:2056:G:C2	26:14:2057:A:C8	3.07	0.42
26:14:2319:G:C2	26:14:2320:A:N6	2.88	0.42
26:14:2542:A:N7	26:14:2544:G:O6	2.52	0.42
26:14:2558:C:H2'	26:14:2559:C:O4'	2.20	0.42
26:14:2839:G:H21	39:55:92:GLY:CA	2.32	0.42
31:39:107:LYS:HZ3	31:39:205:ARG:HG3	1.85	0.42
31:39:182:ASN:O	31:39:186:ILE:HG12	2.19	0.42
35:15:4:TYR:CD1	42:85:100:VAL:HG11	2.55	0.42
38:45:57:HIS:CG	38:45:117:ALA:HB2	2.54	0.42
46:C5:36:ALA:HB1	46:C5:66:PRO:HB3	2.02	0.42
46:C5:40:GLU:HG3	46:C5:64:GLU:OE1	2.20	0.42
46:C5:52:SER:CB	46:C5:56:PRO:HA	2.49	0.42
54:L5:12:ARG:NH2	54:L5:44:PRO:HB3	2.34	0.42

Continued on next page...

Continued from previous page...

Atom-1	Atom-2	Interatomic distance (Å)	Clash overlap (Å)
1:13:112:G:P	16:7I:27:LYS:HD2	2.60	0.41
1:13:958:A:C6	1:13:959:A:C6	3.08	0.41
1:13:1010:G:H2'	1:13:1011:G:O4'	2.20	0.41
1:13:1091:U:O2	1:13:1093:A:C8	2.73	0.41
3:2E:84:ILE:HD11	3:2E:101:LEU:HD22	2.02	0.41
4:3E:155:LEU:HD23	4:3E:155:LEU:HA	1.84	0.41
6:5E:23:LYS:HZ3	6:5E:23:LYS:HB2	1.84	0.41
7:6E:50:ILE:HD13	7:6E:125:MET:HG3	2.01	0.41
12:3I:85:ILE:HG23	12:3I:85:ILE:HD12	1.73	0.41
20:BI:50:GLU:HG2	20:BI:100:ILE:HB	2.01	0.41
24:3K:63:U:C5'	28:71:53:ARG:HH22	2.32	0.41
26:1H:685:A:H1'	26:1H:688:U:O4	2.19	0.41
26:1H:713:G:H2'	26:1H:714:U:C6	2.55	0.41
26:1H:775:G:N2	26:1H:794:G:H5'	2.35	0.41
26:1H:781:A:C8	29:11:219:PRO:HG2	2.55	0.41
26:1H:830:G:H3'	59:1H:4275:HOH:O	2.20	0.41
26:1H:1443:G:N2	26:1H:1549:C:C2	2.88	0.41
26:1H:1444:G:C2	26:1H:1548:C:N3	2.88	0.41
26:1H:1551:C:C2'	26:1H:1552:G:H5'	2.50	0.41
27:16:24:G:C2	27:16:56:G:C2	3.08	0.41
29:11:79:VAL:HG12	29:11:113:VAL:HA	2.01	0.41
34:61:93:THR:O	34:61:97:ILE:HG13	2.20	0.41
41:B8:42:ILE:HG21	41:B8:84:GLN:NE2	2.34	0.41
1:1G:675:A:H1'	11:2A:116:HIS:CG	2.54	0.41
1:1G:964:A:N3	1:1G:969:A:O2'	2.49	0.41
1:1G:1101:A:H4'	1:1G:1102:A:O5'	2.19	0.41
4:32:93:PHE:O	4:32:96:LEU:HB2	2.20	0.41
6:52:24:GLU:HB3	6:52:28:ARG:NH1	2.34	0.41
8:72:120:THR:HG23	8:72:122:ARG:H	1.85	0.41
9:82:79:LEU:HD22	9:82:82:ALA:HB3	2.02	0.41
20:BA:100:ILE:HG23	20:BA:101:GLY:N	2.35	0.41
24:3L:31:A:H61	24:3L:39:U:H3	1.67	0.41
24:3L:51:A:H61	24:3L:63:U:H3	1.67	0.41
26:14:82:G:H5'	26:14:296:C:H5'	2.02	0.41
26:14:300:A:H2'	26:14:334:C:O2'	2.19	0.41
26:14:332:A:C5	26:14:335:C:C4	3.08	0.41
26:14:450:G:O6	59:14:3644:HOH:O	2.21	0.41
26:14:615:G:C8	31:39:44:ARG:NH1	2.88	0.41
26:14:997:G:O2'	26:14:998:C:H5'	2.19	0.41
26:14:1421:G:C2	26:14:1422:G:C8	3.08	0.41
26:14:2271:G:C6	26:14:2272:U:C4	3.08	0.41

Continued on next page...

Continued from previous page...

Atom-1	Atom-2	Interatomic distance (Å)	Clash overlap (Å)
26:14:2461:C:C2	26:14:2462:U:C5	3.07	0.41
30:29:107:THR:O	30:29:190:GLY:HA2	2.20	0.41
32:49:37:VAL:HG23	32:49:99:MET:HE3	2.02	0.41
38:45:18:LYS:HA	38:45:18:LYS:HD2	1.83	0.41
41:75:7:ILE:HG13	41:75:8:LYS:N	2.35	0.41
41:75:54:ARG:HG3	41:75:59:THR:HG21	2.02	0.41
46:C5:30:VAL:O	46:C5:36:ALA:O	2.37	0.41
54:L5:12:ARG:HH21	54:L5:44:PRO:HB3	1.85	0.41
55:M5:33:ASN:O	55:M5:34:TRP:C	2.58	0.41
1:13:237:C:H5'	17:8I:25:ARG:NH1	2.36	0.41
1:13:345:C:H4'	1:13:346:G:C4	2.55	0.41
1:13:677:U:H3	1:13:713:G:H22	1.67	0.41
1:13:1064:G:H1'	1:13:1190:G:N2	2.35	0.41
1:13:1266:G:N2	1:13:1270:C:C4	2.88	0.41
1:13:1272:G:H2'	1:13:1273:G:O4'	2.20	0.41
2:1E:19:HIS:NE2	2:1E:206:ASP:HB2	2.29	0.41
2:1E:80:ILE:HD13	2:1E:212:GLN:HB2	2.00	0.41
5:4E:71:LEU:H	5:4E:71:LEU:HG	1.74	0.41
5:4E:74:GLY:O	5:4E:115:VAL:HA	2.20	0.41
13:4I:3:ARG:CZ	13:4I:9:ILE:HD11	2.50	0.41
15:6I:82:ILE:HD13	15:6I:88:ARG:HB2	2.01	0.41
24:3K:15:G:C6	24:3K:48:C:N4	2.88	0.41
24:3K:48:C:C5	24:3K:59:A:C4	3.08	0.41
26:1H:969:U:OP1	51:L8:17:LYS:HG2	2.19	0.41
26:1H:1598:C:H2'	26:1H:1599:C:C6	2.54	0.41
26:1H:1666:G:C2'	26:1H:1667:G:H5'	2.51	0.41
26:1H:1785:A:H2'	26:1H:1787:A:N7	2.34	0.41
26:1H:2062:A:H2'	26:1H:2062:A:N3	2.36	0.41
26:1H:2187:G:C2	26:1H:2188:C:C2	3.08	0.41
26:1H:2298:A:H2'	26:1H:2299:G:O4'	2.20	0.41
26:1H:2456:C:O5'	26:1H:2456:C:H6	2.03	0.41
26:1H:2619:C:O2'	26:1H:2620:C:H5'	2.19	0.41
26:1H:2722:G:H2'	26:1H:2723:C:C6	2.54	0.41
27:16:40:U:H1'	27:16:45:A:H61	1.85	0.41
28:71:5:LYS:HA	28:71:8:ARG:CB	2.50	0.41
28:71:42:GLU:O	28:71:215:THR:HG22	2.20	0.41
30:21:75:VAL:C	30:21:76:ARG:HD2	2.40	0.41
34:61:44:LEU:HD12	34:61:44:LEU:HA	1.88	0.41
34:61:92:VAL:HG13	34:61:120:ILE:HG23	2.02	0.41
35:58:2:LYS:HA	35:58:2:LYS:HD3	1.75	0.41
35:58:59:LYS:O	35:58:61:ARG:HD2	2.20	0.41

Continued on next page...

Continued from previous page...

Atom-1	Atom-2	Interatomic distance (Å)	Clash overlap (Å)
44:E8:11:ARG:HH21	44:E8:99:ARG:N	2.17	0.41
46:G8:81:LYS:HD2	46:G8:99:CYS:SG	2.60	0.41
47:H8:48:PHE:CZ	47:H8:74:VAL:HG21	2.55	0.41
1:1G:244:U:C6	1:1G:894:G:N2	2.88	0.41
1:1G:509:A:O4'	4:32:58:LEU:HD12	2.20	0.41
1:1G:631:G:O5'	8:72:98:LYS:NZ	2.47	0.41
1:1G:957:U:H2'	1:1G:959:A:OP2	2.20	0.41
1:1G:1055:A:C5	1:1G:1206:G:C2	3.08	0.41
1:1G:1127:G:HO2'	1:1G:1148:U:H3	1.67	0.41
1:1G:1216:G:H2'	1:1G:1217:C:C6	2.56	0.41
1:1G:1429:C:H2'	1:1G:1430:C:C6	2.54	0.41
4:32:108:LEU:CD2	4:32:183:GLY:HA3	2.50	0.41
8:72:44:PHE:HD1	8:72:80:ILE:HG12	1.85	0.41
8:72:73:ASP:HA	8:72:74:PRO:HD2	1.69	0.41
13:4A:81:LEU:HA	13:4A:81:LEU:HD13	1.61	0.41
14:5A:32:SER:O	14:5A:32:SER:OG	2.29	0.41
20:BA:86:ARG:CZ	20:BA:86:ARG:HB2	2.49	0.41
22:1L:2:G:N2	22:1L:71:C:O2	2.53	0.41
24:3L:70:C:H2'	24:3L:71:C:C6	2.56	0.41
26:14:71:A:H5'	26:14:71:A:H8	1.84	0.41
26:14:308:G:H5''	26:14:309:G:OP2	2.20	0.41
26:14:513:A:C2	26:14:514:A:C4	3.08	0.41
26:14:605:C:O2	26:14:657:U:O2'	2.37	0.41
26:14:1337:G:H2'	26:14:1338:G:C8	2.53	0.41
26:14:1585:C:O2	26:14:1585:C:H2'	2.19	0.41
26:14:2130:U:O2'	26:14:2134:A:H1'	2.20	0.41
26:14:2148:G:H2'	26:14:2149:G:C8	2.42	0.41
26:14:2228:G:C6	26:14:2229:C:C4	3.08	0.41
26:14:2780:G:OP1	35:15:118:LYS:HE2	2.21	0.41
30:29:79:ARG:H	30:29:79:ARG:HG2	1.57	0.41
31:39:127:GLU:OE1	31:39:127:GLU:HA	2.19	0.41
37:35:111:ARG:HG2	37:35:128:HIS:CG	2.55	0.41
38:45:43:THR:HG22	38:45:94:VAL:HG12	2.02	0.41
46:C5:6:HIS:CD2	46:C5:7:VAL:HG13	2.55	0.41
47:D5:28:MET:HG3	47:D5:37:VAL:HG11	2.02	0.41
47:D5:67:LEU:HA	47:D5:68:PRO:HD3	1.87	0.41
1:13:464:G:C6	1:13:466:C:H5'	2.56	0.41
1:13:588:G:H5''	8:7E:5:PRO:HG3	2.01	0.41
1:13:628:G:H2'	1:13:629:G:H8	1.84	0.41
1:13:646:U:H2'	1:13:647:C:C6	2.54	0.41
1:13:657:G:C2	1:13:750:G:C5	3.08	0.41

Continued on next page...

Continued from previous page...

Atom-1	Atom-2	Interatomic distance (Å)	Clash overlap (Å)
1:13:684:A:O2'	11:2I:38:ASN:HB3	2.20	0.41
1:13:942:G:C2	1:13:943:U:C6	3.08	0.41
1:13:1176:A:H2'	1:13:1177:G:C1'	2.50	0.41
1:13:1182:G:H4'	1:13:1183:A:H5''	2.01	0.41
1:13:1309:G:C5	1:13:1329:A:C2	3.07	0.41
1:13:1310:G:N2	1:13:1328:C:C2	2.88	0.41
5:4E:43:LEU:HD13	5:4E:109:ILE:HD11	2.03	0.41
14:5I:23:ARG:NH1	14:5I:30:ALA:HB2	2.34	0.41
17:8I:52:LYS:O	17:8I:55:ASP:HB2	2.19	0.41
19:AI:8:GLY:CA	19:AI:9:VAL:HG13	2.39	0.41
23:2K:53:G:C6	23:2K:54:G:N7	2.88	0.41
26:1H:322:A:H5'	26:1H:340:A:C1'	2.49	0.41
26:1H:365:C:P	59:1H:3743:HOH:O	2.79	0.41
26:1H:603:A:O4'	26:1H:655:A:N6	2.54	0.41
26:1H:902:C:O2'	26:1H:903:C:H5'	2.20	0.41
26:1H:990:A:H1'	26:1H:1156:A:N3	2.35	0.41
26:1H:2311:A:O2'	32:41:88:ILE:HG21	2.20	0.41
26:1H:2528:U:H2'	26:1H:2530:A:O5'	2.19	0.41
26:1H:2590:A:H2'	26:1H:2591:C:C6	2.55	0.41
26:1H:2710:C:P	59:1H:4014:HOH:O	2.78	0.41
26:1H:2729:G:H2'	26:1H:2730:C:O4'	2.21	0.41
29:11:228:PRO:HD3	29:11:235:GLY:CA	2.50	0.41
31:31:82:ILE:HD13	31:31:82:ILE:HG21	1.80	0.41
32:41:67:LYS:HD2	32:41:67:LYS:O	2.20	0.41
32:41:101:ILE:HD13	32:41:102:PHE:N	2.35	0.41
32:41:115:ARG:NH1	32:41:115:ARG:HB3	2.35	0.41
38:88:118:LEU:HD23	38:88:118:LEU:HA	1.81	0.41
41:B8:12:SER:OG	41:B8:15:VAL:HG12	2.19	0.41
42:C8:28:ARG:HD3	42:C8:38:THR:OG1	2.20	0.41
44:E8:28:SER:OG	44:E8:31:GLU:HG2	2.20	0.41
46:G8:96:ILE:HG22	46:G8:101:LYS:HG2	2.02	0.41
47:H8:19:ARG:HH11	47:H8:84:GLU:HB2	1.86	0.41
54:P8:26:GLY:O	54:P8:30:VAL:HG23	2.20	0.41
1:1G:664:G:H22	1:1G:741:G:H1	1.69	0.41
1:1G:960:U:O2	1:1G:960:U:O2'	2.27	0.41
1:1G:1095:U:H5''	1:1G:1109:C:O2	2.20	0.41
1:1G:1112:C:C2	3:22:178:LEU:HB2	2.55	0.41
1:1G:1132:C:H2'	1:1G:1133:G:H8	1.84	0.41
1:1G:1145:C:H5''	1:1G:1146:A:OP1	2.20	0.41
1:1G:1347:G:N2	1:1G:1373:G:H2'	2.34	0.41
1:1G:1525:G:OP1	11:2A:120:ARG:NH2	2.54	0.41

Continued on next page...

Continued from previous page...

Atom-1	Atom-2	Interatomic distance (Å)	Clash overlap (Å)
2:12:171:ALA:HA	2:12:174:VAL:HG23	2.01	0.41
5:42:10:MET:HE2	5:42:10:MET:HB3	1.88	0.41
8:72:11:THR:HG23	8:72:14:ARG:NH1	2.35	0.41
8:72:75:ARG:HA	8:72:76:PRO:HD2	1.86	0.41
8:72:125:ARG:HE	8:72:125:ARG:HB2	1.57	0.41
10:1A:55:LYS:NZ	10:1A:57:LYS:N	2.69	0.41
17:8A:31:LEU:HD23	17:8A:32:TYR:CE1	2.55	0.41
20:BA:48:LYS:O	20:BA:50:GLU:N	2.54	0.41
24:3L:22:G:C2	24:3L:23:A:C5	3.08	0.41
26:14:139:G:N3	26:14:141:A:N1	2.67	0.41
26:14:218:A:C2	26:14:235:U:H4'	2.51	0.41
26:14:376:C:OP2	59:14:3647:HOH:O	2.21	0.41
26:14:636:G:O2'	26:14:638:G:O2'	2.25	0.41
26:14:1088:A:N3	26:14:1088:A:H2'	2.35	0.41
26:14:1155:A:H3'	59:14:3742:HOH:O	2.20	0.41
26:14:1317:A:H2'	26:14:1318:C:C6	2.55	0.41
26:14:1451:C:H6	26:14:1451:C:H5''	1.85	0.41
26:14:1664:A:OP1	59:14:3635:HOH:O	2.20	0.41
26:14:2086:U:H2'	26:14:2087:G:C8	2.54	0.41
26:14:2147:G:H2'	26:14:2148:G:C4'	2.50	0.41
26:14:2286:A:H4'	26:14:2287:A:O4'	2.20	0.41
26:14:2500:U:H5''	26:14:2501:C:OP2	2.21	0.41
26:14:2727:G:O2'	36:25:70:LYS:HE2	2.19	0.41
26:14:2821:A:H3'	59:14:3510:HOH:O	2.19	0.41
27:1J:33:G:O2'	27:1J:34:U:H5'	2.20	0.41
30:29:200:GLU:OE1	30:29:200:GLU:N	2.51	0.41
31:39:178:PRO:HB3	31:39:198:ALA:HA	2.03	0.41
32:49:165:THR:OG1	32:49:168:GLU:HG3	2.20	0.41
44:A5:110:LYS:HA	44:A5:110:LYS:HD2	1.88	0.41
46:C5:87:LYS:H	46:C5:94:LYS:HG2	1.85	0.41
55:M5:34:TRP:HA	55:M5:34:TRP:CE3	2.54	0.41
1:13:44:G:C2	1:13:45:U:H1'	2.56	0.41
1:13:179:A:O2'	1:13:180:U:H5'	2.20	0.41
1:13:191(F):U:O2	20:BI:105:SER:HB2	2.19	0.41
1:13:199:G:H2'	1:13:200:G:O4'	2.20	0.41
1:13:625:G:H4'	16:7I:16:HIS:CG	2.54	0.41
1:13:663:A:H5''	18:9I:61:LYS:HE2	2.01	0.41
1:13:972:C:O5'	10:1I:57:LYS:HG2	2.20	0.41
1:13:1151:A:C2	1:13:1152:A:C5	3.08	0.41
1:13:1223:C:P	19:AI:78:ARG:NH1	2.90	0.41
1:13:1466:C:H2'	1:13:1467:G:O4'	2.21	0.41

Continued on next page...

Continued from previous page...

Atom-1	Atom-2	Interatomic distance (Å)	Clash overlap (Å)
3:2E:110:ASN:O	3:2E:141:VAL:HG22	2.20	0.41
4:3E:148:VAL:HG21	4:3E:158:ILE:HG21	2.02	0.41
5:4E:27:ARG:HE	5:4E:27:ARG:HB2	1.50	0.41
6:5E:15:ASP:CG	6:5E:18:GLN:HG3	2.41	0.41
20:BI:85:MET:C	20:BI:87:LYS:H	2.23	0.41
26:1H:106:C:H2'	26:1H:107:C:H6	1.85	0.41
26:1H:205:G:O2'	26:1H:206:U:P	2.78	0.41
26:1H:234:C:H2'	26:1H:235:U:C6	2.55	0.41
26:1H:435:C:C2'	26:1H:436:C:H5'	2.51	0.41
26:1H:709:U:H2'	26:1H:710:G:C8	2.56	0.41
26:1H:1141:U:H4'	26:1H:1142(A):A:O4'	2.20	0.41
26:1H:1206:G:C6	26:1H:1207:C:C4	3.09	0.41
26:1H:1556:C:H2'	26:1H:1557:C:C6	2.55	0.41
26:1H:1963:U:H6	26:1H:1963:U:OP1	2.03	0.41
26:1H:2367:G:H2'	26:1H:2368:C:H6	1.85	0.41
26:1H:2387:U:H1'	48:I8:41:ARG:NH2	2.35	0.41
26:1H:2597:G:O2'	26:1H:2598:A:H5'	2.19	0.41
26:1H:2721:A:OP1	59:1H:3783:HOH:O	2.22	0.41
29:11:36:PRO:CD	29:11:64:ILE:HG22	2.50	0.41
47:H8:4:ARG:HB3	47:H8:58:VAL:CG2	2.46	0.41
48:I8:70:GLN:OE1	48:I8:72:ARG:HG3	2.19	0.41
48:I8:75:LEU:HD23	48:I8:75:LEU:HA	1.78	0.41
1:1G:146:G:H2'	1:1G:147:G:C8	2.54	0.41
1:1G:410:G:O6	1:1G:429:U:O2'	2.35	0.41
1:1G:719:C:H42	18:9A:71:LYS:HE2	1.85	0.41
1:1G:751:U:H4'	15:6A:24:SER:HA	2.03	0.41
1:1G:1307:U:OP1	13:4A:101:GLN:NE2	2.53	0.41
1:1G:1494:G:C2	1:1G:1495:U:C6	3.09	0.41
3:22:113:ALA:HB3	3:22:114:PRO:HD3	2.02	0.41
4:32:172:PRO:HD2	4:32:173:TRP:CZ3	2.55	0.41
5:42:69:VAL:O	5:42:71:LEU:HG	2.21	0.41
7:62:32:ARG:O	7:62:34:GLY:N	2.53	0.41
25:4L:23:A:H1'	25:4L:24:A:P	2.60	0.41
26:14:228:A:H8	26:14:228:A:H3'	1.86	0.41
26:14:354:G:H2'	26:14:355:G:O4'	2.20	0.41
26:14:960:A:H61	38:45:83:MET:CE	2.33	0.41
26:14:975:G:C2	26:14:990:A:C8	3.07	0.41
26:14:1142(A):A:C8	26:14:1142(A):A:H5'	2.56	0.41
26:14:1464:C:C2	26:14:1465:G:C8	3.09	0.41
26:14:1727:U:H3	26:14:1733:G:H1	1.66	0.41
26:14:1967:C:H2'	26:14:1968:G:H5'	2.02	0.41

Continued on next page...

Continued from previous page...

Atom-1	Atom-2	Interatomic distance (Å)	Clash overlap (Å)
26:14:2392:A:C8	37:35:61:ARG:HD2	2.56	0.41
26:14:2695:C:H2'	26:14:2696:U:C6	2.55	0.41
30:29:103:ASP:OD1	30:29:201:THR:HG23	2.21	0.41
31:39:7:TYR:HD1	31:39:18:ARG:H	1.69	0.41
31:39:63:LYS:HG2	31:39:65:TRP:O	2.20	0.41
31:39:79:GLY:HA2	31:39:86:GLY:HA2	2.00	0.41
35:15:59:LYS:HE3	35:15:60:ILE:N	2.35	0.41
42:85:69:CYS:HG	42:85:79:PHE:HD2	1.64	0.41
48:E5:11:ARG:O	48:E5:14:ARG:NH2	2.53	0.41
1:13:703:G:O2'	1:13:704:A:OP2	2.30	0.41
1:13:774:G:H5''	1:13:775:G:OP2	2.21	0.41
1:13:838:G:H1	1:13:848:C:H42	1.67	0.41
1:13:973:G:OP1	10:11:57:LYS:HD3	2.20	0.41
2:1E:216:SER:H	2:1E:216:SER:HG	1.66	0.41
3:2E:47:LEU:HG	3:2E:76:VAL:HG12	2.03	0.41
3:2E:79:ARG:NH2	11:2A:105:VAL:O	2.54	0.41
4:3E:90:GLY:N	4:3E:204:ILE:HD11	2.36	0.41
8:7E:10:LEU:HD23	8:7E:10:LEU:H	1.85	0.41
26:1H:198:C:H5'	26:1H:2244:U:OP1	2.20	0.41
26:1H:249:C:H4'	26:1H:250:G:O5'	2.20	0.41
26:1H:1665:A:H2'	26:1H:1666:G:O4'	2.20	0.41
26:1H:1791:A:C8	26:1H:1792:G:C8	3.08	0.41
26:1H:1952:A:H5''	26:1H:1953:A:OP2	2.20	0.41
26:1H:2315:G:H2'	26:1H:2316:C:C6	2.55	0.41
26:1H:2483:C:O2	38:88:124:LYS:HE3	2.20	0.41
26:1H:2545:G:H2'	26:1H:2546:U:O4'	2.21	0.41
26:1H:2599:G:O2'	26:1H:2600:A:H5'	2.20	0.41
26:1H:2852:G:H2'	26:1H:2853:C:O4'	2.21	0.41
33:51:33:LEU:HD21	33:51:136:ILE:HG22	2.03	0.41
37:78:81:GLN:OE1	37:78:106:LEU:HA	2.20	0.41
47:H8:44:PHE:CD1	47:H8:44:PHE:C	2.94	0.41
47:H8:141:VAL:O	47:H8:144:LEU:HG	2.20	0.41
53:N8:48:GLU:O	53:N8:49:CYS:SG	2.79	0.41
1:1G:15:G:C5	1:1G:1396:A:C2	3.09	0.41
1:1G:243:A:H62	1:1G:281:G:H1'	1.86	0.41
1:1G:297:G:N2	1:1G:300:A:OP2	2.51	0.41
1:1G:487:A:H2'	1:1G:488:C:O4'	2.21	0.41
1:1G:500:G:H2'	1:1G:501:C:C6	2.56	0.41
1:1G:930:C:C4	1:1G:931:C:C5	3.08	0.41
1:1G:1037:C:H2'	1:1G:1038:C:C6	2.55	0.41
1:1G:1180:A:OP1	9:82:103:THR:OG1	2.38	0.41

Continued on next page...

Continued from previous page...

Atom-1	Atom-2	Interatomic distance (Å)	Clash overlap (Å)
1:1G:1221:G:OP1	1:1G:1321:C:N4	2.51	0.41
1:1G:1328:C:H2'	1:1G:1329:A:O4'	2.20	0.41
1:1G:1374:A:H2'	1:1G:1375:A:H5'	2.03	0.41
2:12:17:PHE:HA	2:12:204:ASN:OD1	2.19	0.41
2:12:55:PHE:CD1	2:12:221:LEU:HG	2.56	0.41
3:22:47:LEU:HB3	3:22:52:LEU:HD13	2.03	0.41
3:22:180:ALA:O	3:22:181:ASN:HB3	2.21	0.41
4:32:4:TYR:HE2	4:32:11:LEU:HD21	1.85	0.41
7:62:15:ASP:O	7:62:19:GLY:HA2	2.20	0.41
12:3A:56:ALA:O	12:3A:67:THR:HA	2.21	0.41
13:4A:19:LEU:HB3	13:4A:25:ILE:HG21	2.02	0.41
23:2L:28:U:O2	23:2L:45:A:C2	2.73	0.41
24:3L:15:G:C4	24:3L:59:A:C2	3.08	0.41
26:14:92:G:H2'	26:14:93:C:C6	2.55	0.41
26:14:603:A:H8	26:14:604:G:H1'	1.85	0.41
26:14:1346:G:C2'	26:14:1347:G:H5'	2.50	0.41
26:14:1621:U:H3'	59:14:3523:HOH:O	2.20	0.41
26:14:1833:U:H2'	26:14:1834:U:H6	1.83	0.41
26:14:1945:G:O2'	26:14:1946:U:H5'	2.19	0.41
26:14:2274:A:O3'	26:14:2275:C:H3'	2.20	0.41
26:14:2365:G:H4'	48:E5:60:PHE:CZ	2.55	0.41
26:14:2600:A:C6	26:14:2601:C:N4	2.88	0.41
26:14:2795:G:H2'	26:14:2795:G:N3	2.35	0.41
29:19:70:TRP:O	29:19:73:VAL:HG23	2.20	0.41
32:49:59:GLU:CD	32:49:153:ARG:HH21	2.23	0.41
39:55:59:ASP:OD2	39:55:61:HIS:HB3	2.20	0.41
41:75:60:THR:HG22	41:75:77:PRO:HA	2.03	0.41
42:85:98:LEU:CA	42:85:100:VAL:H	2.34	0.41
43:95:89:GLN:HA	43:95:90:PRO:HD3	1.91	0.41
44:A5:107:LEU:HD12	44:A5:107:LEU:HA	1.81	0.41
47:D5:157:LEU:HA	47:D5:158:PRO:HD3	1.72	0.41
53:J5:36:CYS:SG	53:J5:49:CYS:SG	3.16	0.41
1:13:34:C:H2'	1:13:35:G:C8	2.56	0.41
1:13:502:G:C6	1:13:503:C:C4	3.09	0.41
1:13:534:U:H5''	1:13:535:A:OP2	2.21	0.41
1:13:616:G:C2	1:13:617:G:N7	2.89	0.41
1:13:1072:G:C6	1:13:1073:U:C4	3.09	0.41
1:13:1092:A:N6	1:13:1093:A:N6	2.68	0.41
1:13:1296:C:H4'	1:13:1302:U:C5	2.56	0.41
1:13:1304:G:P	59:13:1808:HOH:O	2.77	0.41
1:13:1401:G:C2	1:13:1402:C:H1'	2.55	0.41

Continued on next page...

Continued from previous page...

Atom-1	Atom-2	Interatomic distance (Å)	Clash overlap (Å)
1:13:1409:C:H2'	1:13:1410:G:C8	2.56	0.41
2:1E:48:MET:O	2:1E:51:LEU:N	2.53	0.41
2:1E:166:ASP:C	2:1E:168:THR:H	2.24	0.41
3:2E:164:ARG:HD2	3:2E:166:GLU:OE1	2.20	0.41
4:3E:12:CYS:SG	4:3E:18:LYS:HA	2.61	0.41
4:3E:120:LEU:HD23	4:3E:120:LEU:HA	1.84	0.41
4:3E:126:ILE:HG22	4:3E:127:THR:N	2.35	0.41
9:8E:48:GLU:HB3	9:8E:101:PHE:CZ	2.55	0.41
11:2I:87:THR:HA	11:2I:91:ARG:HD2	2.03	0.41
19:AI:40:ILE:CG1	19:AI:41:VAL:HG23	2.27	0.41
20:BI:74:LYS:HB3	20:BI:75:ASN:OD1	2.20	0.41
24:3K:31:A:H8	24:3K:31:A:OP2	2.04	0.41
24:3K:58:A:H4'	24:3K:59:A:OP1	2.20	0.41
26:1H:184:C:H2'	26:1H:185:U:H6	1.84	0.41
26:1H:780:G:H8	26:1H:780:G:O5'	2.02	0.41
26:1H:794:G:H2'	26:1H:795:C:C6	2.55	0.41
26:1H:806:C:C2	26:1H:807:U:C5	3.08	0.41
26:1H:832:G:H4'	37:78:45:LEU:HD11	2.01	0.41
26:1H:1138:G:H21	35:58:106:MET:CE	2.29	0.41
26:1H:1309:G:H4'	54:P8:7:PRO:HB2	2.02	0.41
26:1H:1444:G:N2	26:1H:1548:C:C2	2.89	0.41
26:1H:1478:G:HO2'	26:1H:1558:A:H2	1.68	0.41
26:1H:1693:U:O2'	29:11:14:ARG:NH2	2.53	0.41
26:1H:1695:G:H2'	26:1H:1696:G:O4'	2.20	0.41
26:1H:1813:G:H1'	29:11:50:THR:OG1	2.20	0.41
26:1H:2060:A:O3'	31:31:68:LYS:NZ	2.49	0.41
26:1H:2287:A:N1	26:1H:2346:A:C2	2.83	0.41
26:1H:2334:G:C2	40:A8:12:PHE:CD1	3.08	0.41
26:1H:2557:G:H2'	26:1H:2558:C:C6	2.55	0.41
28:71:44:HIS:O	28:71:212:VAL:HA	2.21	0.41
29:11:260:ARG:HH11	29:11:260:ARG:HD3	1.57	0.41
32:41:39:ILE:HD11	32:41:102:PHE:CZ	2.56	0.41
32:41:43:LEU:HA	32:41:45:GLU:HG2	2.03	0.41
32:41:114:ILE:HG22	32:41:115:ARG:O	2.20	0.41
39:98:57:ARG:HB3	39:98:59:ASP:OD1	2.20	0.41
41:B8:24:PRO:HA	41:B8:49:VAL:O	2.19	0.41
42:C8:97:ASP:OD1	42:C8:101:ARG:NH1	2.53	0.41
48:I8:84:LEU:HD12	48:I8:84:LEU:HA	1.83	0.41
52:M8:14:ILE:HG12	52:M8:15:ILE:N	2.36	0.41
52:M8:37:SER:HB3	52:M8:42:PHE:CD1	2.55	0.41
54:P8:10:ARG:O	54:P8:14:LYS:HB2	2.20	0.41

Continued on next page...

Continued from previous page...

Atom-1	Atom-2	Interatomic distance (Å)	Clash overlap (Å)
1:1G:516:U:C4	1:1G:517:G:C6	3.08	0.41
1:1G:543:C:C2'	1:1G:544:G:H5'	2.51	0.41
1:1G:673:G:H5''	6:52:87:ARG:NH1	2.35	0.41
1:1G:811:C:H4'	1:1G:900:A:N6	2.35	0.41
1:1G:1122:U:O4	1:1G:1123:A:N6	2.52	0.41
1:1G:1151:A:H5'	10:1A:41:PRO:HA	2.02	0.41
1:1G:1256:A:H3'	3:22:27:LYS:NZ	2.35	0.41
1:1G:1331:G:OP1	1:1G:1331:G:H4'	2.21	0.41
1:1G:1348:U:N3	1:1G:1374:A:H2	2.12	0.41
3:22:4:LYS:HE2	3:22:4:LYS:HB2	1.83	0.41
6:52:11:ASN:O	6:52:14:LEU:HD22	2.20	0.41
7:62:15:ASP:OD1	7:62:16:LEU:N	2.54	0.41
9:82:25:LYS:HZ1	9:82:33:PHE:HB3	1.86	0.41
12:3A:84:LEU:HG	12:3A:105:TYR:HE2	1.85	0.41
16:7A:18:ARG:HA	16:7A:38:TYR:HA	2.02	0.41
18:9A:79:LEU:HB3	18:9A:80:PRO:HD2	2.03	0.41
26:14:176:G:C2'	26:14:177:G:H5'	2.50	0.41
26:14:205:G:P	59:14:3521:HOH:O	2.72	0.41
26:14:374:A:C2	26:14:401:A:C4	3.08	0.41
26:14:673:C:H4'	31:39:82:ILE:CG1	2.50	0.41
26:14:1480:G:C6	26:14:1482:U:C4	3.08	0.41
26:14:1572:A:H2'	26:14:1573:G:O4'	2.21	0.41
26:14:1692:U:H2'	26:14:1694:C:C5	2.56	0.41
26:14:1963:U:O2	26:14:1963:U:H2'	2.21	0.41
26:14:2257:U:O2'	26:14:2258:C:H5'	2.20	0.41
26:14:2401:U:H2'	26:14:2402:C:H6	1.86	0.41
26:14:2642:G:OP1	35:15:76:SER:OG	2.34	0.41
26:14:2872:G:C4	26:14:2873:A:C2	3.09	0.41
27:1J:8:U:O2'	40:65:40:ILE:HD13	2.20	0.41
29:19:6:PHE:CE1	29:19:18:VAL:HG23	2.52	0.41
31:39:6:VAL:HB	31:39:124:LEU:HA	2.02	0.41
32:49:7:LEU:HA	32:49:10:LYS:HB2	2.03	0.41
34:69:113:ARG:HA	34:69:113:ARG:HD3	1.91	0.41
34:69:133:HIS:CE1	34:69:134:PRO:HD3	2.55	0.41
37:35:29:LYS:HG2	37:35:30:THR:HG23	2.03	0.41
49:F5:4:VAL:HG11	49:F5:11:ARG:NH1	2.35	0.41
50:G5:35:LEU:HD13	50:G5:35:LEU:HA	1.89	0.41
1:13:624:C:H4'	16:7I:11:SER:N	2.35	0.41
1:13:1083:U:C5	1:13:1084:G:C6	3.09	0.41
1:13:1233:G:H2'	1:13:1234:C:H6	1.86	0.41
1:13:1326:C:H2'	1:13:1327:C:H6	1.84	0.41

Continued on next page...

Continued from previous page...

Atom-1	Atom-2	Interatomic distance (Å)	Clash overlap (Å)
2:1E:17:PHE:CD1	2:1E:44:LEU:HD11	2.53	0.41
3:2E:22:TRP:CD1	3:2E:59:ARG:HD2	2.55	0.41
6:5E:63:TYR:HB3	6:5E:65:VAL:CG1	2.50	0.41
8:7E:58:TYR:O	8:7E:59:LEU:HD23	2.19	0.41
10:1I:31:GLY:HA3	10:1I:81:THR:HG21	2.03	0.41
17:8I:48:GLU:O	17:8I:50:LYS:N	2.53	0.41
24:3K:62:C:H2'	28:7I:53:ARG:HH21	1.85	0.41
26:1H:60:G:C8	26:1H:63:U:C5	3.09	0.41
26:1H:340:A:H2'	26:1H:341:G:O4'	2.21	0.41
26:1H:576:U:H2'	26:1H:577:G:C8	2.56	0.41
26:1H:1055:G:H1'	26:1H:1085:A:H2	1.84	0.41
26:1H:1164:G:C4	26:1H:1165:U:C5	3.09	0.41
26:1H:1179:C:H2'	26:1H:1180:C:C6	2.55	0.41
26:1H:1389:G:H2'	26:1H:1390:U:C6	2.55	0.41
26:1H:1478:G:H1'	26:1H:1557:C:O2'	2.19	0.41
26:1H:1680:U:H2'	26:1H:1681:G:O4'	2.20	0.41
26:1H:2154:G:H8	26:1H:2154:G:O5'	2.04	0.41
26:1H:2563:U:H1'	26:1H:2566:A:N6	2.36	0.41
26:1H:2820:A:O2'	26:1H:2821:A:OP1	2.37	0.41
28:7I:46:LYS:HE3	28:7I:210:ARG:HE	1.86	0.41
29:11:30:GLU:HB2	29:11:35:LYS:CE	2.51	0.41
29:11:48:ARG:O	29:11:50:THR:HG23	2.21	0.41
30:2I:116:VAL:HG13	30:2I:122:PHE:CG	2.55	0.41
32:4I:107:LEU:HD23	32:4I:107:LEU:HA	1.86	0.41
32:4I:121:ASN:OD1	32:4I:123:ASN:N	2.40	0.41
33:5I:13:LYS:HA	33:5I:13:LYS:HD3	1.78	0.41
35:58:28:THR:HG22	35:58:29:LYS:N	2.35	0.41
41:B8:29:ARG:HB2	41:B8:46:GLU:HG3	2.03	0.41
47:H8:14:LYS:HA	47:H8:15:PRO:HD2	1.72	0.41
1:1G:105:G:N2	1:1G:379:C:O3'	2.54	0.41
1:1G:322:C:H5	1:1G:328:C:H5	1.68	0.41
1:1G:397:A:H3'	1:1G:397:A:N3	2.35	0.41
1:1G:675:A:H2'	1:1G:676:A:O4'	2.21	0.41
1:1G:994:A:C2	14:5A:5:ALA:HB2	2.56	0.41
1:1G:1019:C:H2'	1:1G:1020:U:C6	2.55	0.41
1:1G:1272:G:H2'	1:1G:1273:G:O4'	2.20	0.41
2:12:18:GLY:O	2:12:19:HIS:CD2	2.74	0.41
2:12:24:TRP:NE1	2:12:26:PRO:HG3	2.35	0.41
4:32:151:LYS:O	4:32:151:LYS:HD3	2.19	0.41
17:8A:29:HIS:HB3	17:8A:33:GLY:N	2.36	0.41
21:1B:6:ARG:HD3	21:1B:15:ARG:NH1	2.36	0.41

Continued on next page...

Continued from previous page...

Atom-1	Atom-2	Interatomic distance (Å)	Clash overlap (Å)
23:2L:73:A:C6	23:2L:74:A:C6	3.09	0.41
26:14:522:G:H2'	26:14:523:C:H6	1.85	0.41
26:14:732:C:H3'	59:14:3531:HOH:O	2.20	0.41
26:14:813:U:C2	26:14:1195:G:N2	2.89	0.41
26:14:1048:A:H5'	26:14:1108:U:O4	2.21	0.41
26:14:2320:A:C6	26:14:2333:A:C8	3.08	0.41
26:14:2340:G:HO2'	26:14:2341:G:H5'	1.85	0.41
26:14:2432:A:H2'	26:14:2433:A:H8	1.80	0.41
26:14:2569:G:C2	26:14:2570:G:C8	3.09	0.41
26:14:2723:C:O3'	39:55:1:MET:HE3	2.21	0.41
27:1J:36:C:N3	27:1J:49:C:O2'	2.48	0.41
27:1J:116:G:H5''	40:65:55:ALA:HB2	2.02	0.41
31:39:25:PRO:O	31:39:27:GLU:HB2	2.20	0.41
32:49:15:VAL:HG13	32:49:175:LEU:CB	2.49	0.41
32:49:181:ARG:HE	32:49:181:ARG:HB3	1.45	0.41
38:45:33:GLY:O	38:45:132:VAL:N	2.40	0.41
44:A5:62:HIS:HB2	44:A5:64:MET:HG3	2.02	0.41
45:B5:31:HIS:HA	45:B5:32:PRO:HD3	1.80	0.41
47:D5:39:VAL:HG21	47:D5:44:PHE:HB2	2.02	0.41
49:F5:91:LYS:O	49:F5:92:LYS:C	2.59	0.41
1:13:179:A:H2'	1:13:180:U:C6	2.56	0.41
1:13:195:A:H2	1:13:223:U:H1'	1.85	0.41
1:13:254:G:H1'	17:8I:15:MET:HG2	2.03	0.41
1:13:266:G:O2'	17:8I:67:LYS:HD3	2.21	0.41
1:13:509:A:H5'	4:3E:54:TYR:CD2	2.56	0.41
1:13:900:A:H2'	1:13:901:A:O4'	2.21	0.41
1:13:937:A:C5	1:13:938:A:N7	2.88	0.41
1:13:1124:G:N7	1:13:1145:C:O2'	2.53	0.41
2:1E:93:VAL:HG21	2:1E:97:TRP:HB2	2.03	0.41
17:8I:66:SER:OG	17:8I:69:LYS:HB2	2.20	0.41
20:BI:100:ILE:HG12	20:BI:101:GLY:H	1.86	0.41
23:2K:56:PSU:O4	23:2K:58:A:C8	2.74	0.41
24:3K:8:U:C6	24:3K:13:C:H5	2.39	0.41
26:1H:76:C:O3'	50:K8:59:ARG:HD3	2.21	0.41
26:1H:273(E):U:C2'	26:1H:273(F):C:H5'	2.50	0.41
26:1H:330:A:H2	26:1H:1210:A:H2'	1.84	0.41
26:1H:455:C:N3	26:1H:473:G:H5'	2.35	0.41
26:1H:598:G:H5'	37:78:11:GLY:HA3	2.02	0.41
26:1H:860:U:C4	26:1H:917:A:H2	2.38	0.41
26:1H:1062:G:H3'	26:1H:1063:G:C8	2.56	0.41
26:1H:1094:U:HO2'	26:1H:1096:A:P	2.44	0.41

Continued on next page...

Continued from previous page...

Atom-1	Atom-2	Interatomic distance (Å)	Clash overlap (Å)
26:1H:1417:C:H2'	26:1H:1418:G:O4'	2.21	0.41
26:1H:1512:G:H2'	26:1H:1513:C:H6	1.86	0.41
26:1H:1630(A):C:H2'	59:1H:3688:HOH:O	2.21	0.41
26:1H:1771:C:H1'	26:1H:1786:A:C8	2.56	0.41
26:1H:2136:C:H2'	26:1H:2137:C:O4'	2.21	0.41
26:1H:2287:A:C4	26:1H:2289:G:C8	3.08	0.41
26:1H:2327:A:H2'	26:1H:2328:A:H8	1.83	0.41
27:16:89(A):A:N7	27:16:90:C:H1'	2.35	0.41
28:71:6:ARG:CZ	28:71:6:ARG:HB3	2.51	0.41
29:11:209:ALA:O	29:11:212:SER:N	2.48	0.41
30:21:105:THR:HG21	30:21:164:ARG:CZ	2.50	0.41
31:31:155:LEU:HD13	31:31:174:VAL:HG22	2.03	0.41
39:98:29:LEU:HD12	39:98:29:LEU:HA	1.80	0.41
44:E8:38:TYR:OH	53:N8:47:PRO:HG2	2.19	0.41
47:H8:48:PHE:HE1	47:H8:71:VAL:HG11	1.86	0.41
1:1G:60:A:N6	1:1G:110:C:N3	2.64	0.41
1:1G:600:C:H2'	1:1G:601:C:C6	2.56	0.41
1:1G:730:G:C5	1:1G:731:G:H1'	2.56	0.41
1:1G:937:A:C2	1:1G:1379:G:C6	3.09	0.41
1:1G:1058:G:H2'	1:1G:1059:C:O4'	2.20	0.41
1:1G:1239:A:H4'	1:1G:1240:U:C5'	2.51	0.41
1:1G:1350:A:C2	1:1G:1351:U:C2	3.08	0.41
2:12:141:GLU:O	2:12:145:LEU:HB2	2.20	0.41
3:22:61:ALA:C	3:22:63:ASN:H	2.24	0.41
4:32:53:ASP:OD2	5:42:107:ARG:NH2	2.54	0.41
7:62:141:VAL:HA	7:62:142:GLU:HB2	2.03	0.41
8:72:34:GLU:HB3	8:72:118:VAL:HG21	2.03	0.41
8:72:64:LYS:HG2	8:72:79:VAL:HG21	2.02	0.41
12:3A:100:ILE:HG22	12:3A:101:VAL:N	2.36	0.41
13:4A:81:LEU:HB3	13:4A:89:GLY:HA3	2.02	0.41
23:2L:59:A:H2	23:2L:61:U:HO2'	1.66	0.41
26:14:23:G:O2'	26:14:24:G:H5'	2.20	0.41
26:14:99:U:H4'	26:14:102:G:H1'	2.03	0.41
26:14:228:A:H3'	26:14:228:A:C8	2.56	0.41
26:14:458:G:O2'	54:L5:39:ARG:HD3	2.21	0.41
26:14:529:A:H8	26:14:530:G:N1	2.18	0.41
26:14:548:A:H2'	26:14:549:G:H5'	2.03	0.41
26:14:835:A:N6	26:14:836:G:C6	2.89	0.41
26:14:1429:G:C5	26:14:1568:G:C6	3.08	0.41
26:14:1477:A:H2'	26:14:1478:G:O4'	2.21	0.41
26:14:1615:C:C5	26:14:1617:C:C4	3.08	0.41

Continued on next page...

Continued from previous page...

Atom-1	Atom-2	Interatomic distance (Å)	Clash overlap (Å)
26:14:2104:G:C6	26:14:2105:C:N4	2.89	0.41
26:14:2469:A:H8	38:45:56:ARG:NH2	2.19	0.41
29:19:124:PRO:HG2	29:19:129:ASN:ND2	2.36	0.41
30:29:70:ALA:C	30:29:72:VAL:H	2.23	0.41
34:69:29:TYR:HD2	34:69:30:LEU:HD23	1.86	0.41
46:C5:19:LYS:HB3	46:C5:20:TYR:H	1.67	0.41
1:13:22:G:H4'	1:13:885:G:C8	2.56	0.41
1:13:46:G:H2'	1:13:366:C:H5	1.85	0.41
1:13:271:C:H2'	1:13:272:C:H6	1.84	0.41
1:13:277:C:H2'	1:13:278:G:H8	1.85	0.41
1:13:486:U:H2'	1:13:487:A:C8	2.54	0.41
1:13:558:G:C4	1:13:559:A:C2	3.08	0.41
1:13:586:C:O2'	1:13:878:G:H4'	2.19	0.41
1:13:665:A:N3	1:13:732:C:H2'	2.36	0.41
1:13:711:G:H2'	1:13:712:A:C8	2.56	0.41
1:13:1372:U:OP1	9:8E:72:GLY:N	2.49	0.41
2:1E:111:ARG:HH11	2:1E:111:ARG:CG	2.23	0.41
2:1E:189:ASP:OD1	2:1E:189:ASP:N	2.46	0.41
5:4E:75:THR:OG1	5:4E:76:ILE:N	2.54	0.41
5:4E:77:PRO:HD2	5:4E:142:LEU:HD13	2.03	0.41
10:1I:55:LYS:O	10:1I:56:HIS:CG	2.74	0.41
12:3I:78:GLN:HG3	12:3I:79:GLU:H	1.86	0.41
14:5I:3:ARG:O	14:5I:6:LEU:HB2	2.20	0.41
16:7I:74:LEU:O	16:7I:79:VAL:HB	2.20	0.41
19:AI:3:ARG:NH1	19:AI:9:VAL:HG11	2.36	0.41
22:1K:5:C:H6	22:1K:5:C:O5'	2.04	0.41
26:1H:53:A:H2'	26:1H:54:G:O4'	2.21	0.41
26:1H:225:A:O2'	26:1H:257:A:H4'	2.21	0.41
26:1H:448:U:C4	26:1H:583:G:H1'	2.56	0.41
26:1H:465:G:H8	26:1H:465:G:O5'	2.04	0.41
26:1H:562:U:C4	26:1H:2036:C:O4'	2.73	0.41
26:1H:588:U:C2	31:31:90:PHE:CE1	3.09	0.41
26:1H:604:G:C5	26:1H:625:G:C2	3.09	0.41
26:1H:732:C:H2'	26:1H:733:G:O4'	2.21	0.41
26:1H:780:G:N2	26:1H:783:A:N6	2.59	0.41
26:1H:828:U:H4'	26:1H:831:G:N1	2.36	0.41
26:1H:975:G:H1'	26:1H:990:A:C2	2.56	0.41
26:1H:1013:C:O2'	26:1H:1014:U:H5'	2.21	0.41
26:1H:1309:G:H3'	54:P8:9:ARG:HH11	1.86	0.41
26:1H:1382:G:H2'	26:1H:1383:C:C6	2.56	0.41
26:1H:1388:G:H2'	26:1H:1389:G:C8	2.55	0.41

Continued on next page...

Continued from previous page...

Atom-1	Atom-2	Interatomic distance (Å)	Clash overlap (Å)
26:1H:1591:G:H2'	26:1H:1592:C:C6	2.56	0.41
26:1H:1614:A:H8	26:1H:1614:A:O5'	2.03	0.41
26:1H:1642:G:C2'	26:1H:1643:G:H5'	2.51	0.41
26:1H:1697:G:OP2	26:1H:1698:A:O2'	2.16	0.41
26:1H:1858:G:HO2'	26:1H:1859:A:P	2.42	0.41
26:1H:2064:C:H1'	26:1H:2450:A:C2	2.55	0.41
26:1H:2239:G:P	59:1H:3943:HOH:O	2.78	0.41
26:1H:2292:C:OP1	40:A8:17:ARG:NH2	2.46	0.41
26:1H:2400:G:O2'	26:1H:2401:U:H5'	2.20	0.41
26:1H:2532:G:H2'	26:1H:2533:A:O4'	2.21	0.41
26:1H:2877:G:H2'	26:1H:2878:U:O4'	2.20	0.41
27:16:44:G:C2	27:16:48:A:C2	3.08	0.41
28:71:10:LEU:HD12	28:71:10:LEU:HA	1.84	0.41
28:71:171:ILE:HD12	28:71:171:ILE:HA	1.76	0.41
30:21:97:LYS:O	30:21:100:GLU:HB2	2.20	0.41
32:41:62:LEU:HD12	32:41:62:LEU:HA	1.69	0.41
32:41:107:LEU:HD11	32:41:178:PHE:CE1	2.55	0.41
32:41:165:THR:OG1	32:41:168:GLU:HG3	2.20	0.41
33:51:86:GLU:CD	33:51:86:GLU:N	2.67	0.41
37:78:18:ARG:HH21	37:78:18:ARG:CG	2.28	0.41
37:78:61:ARG:HH11	37:78:61:ARG:HG3	1.85	0.41
38:88:24:GLY:O	38:88:25:ASP:CB	2.68	0.41
40:A8:14:VAL:O	40:A8:18:ILE:HG13	2.20	0.41
40:A8:36:TYR:HB3	40:A8:52:SER:HB3	2.03	0.41
41:B8:3:ARG:HA	41:B8:6:LEU:HB2	2.02	0.41
45:F8:21:PHE:CE1	45:F8:92:LEU:HD13	2.56	0.41
46:G8:76:CYS:HG	46:G8:97:ARG:HG3	1.86	0.41
47:H8:7:ALA:HB3	47:H8:61:LEU:HB3	2.03	0.41
47:H8:104:PHE:HA	47:H8:139:VAL:HB	2.02	0.41
52:M8:15:ILE:HG21	52:M8:32:TYR:CE2	2.56	0.41
55:Q8:50:LEU:HA	55:Q8:50:LEU:HD22	1.78	0.41
55:Q8:60:LEU:HD12	55:Q8:60:LEU:HA	1.80	0.41
1:1G:186(A):C:O2	20:BA:105:SER:HB2	2.21	0.41
1:1G:272:C:H2'	1:1G:273:A:H8	1.86	0.41
1:1G:524:G:H2'	1:1G:525:C:C6	2.55	0.41
1:1G:583:A:H2'	1:1G:584:G:O4'	2.21	0.41
1:1G:719:C:C5	1:1G:720:C:C4	3.09	0.41
1:1G:902:G:O2'	1:1G:903:G:H5'	2.21	0.41
1:1G:1008:C:N4	1:1G:1021:G:H22	2.19	0.41
1:1G:1095:U:OP1	1:1G:1108:G:N1	2.54	0.41
1:1G:1232:U:H2'	1:1G:1233:G:O4'	2.20	0.41

Continued on next page...

Continued from previous page...

Atom-1	Atom-2	Interatomic distance (Å)	Clash overlap (Å)
1:1G:1254:C:OP1	10:1A:45:ARG:HG3	2.21	0.41
1:1G:1258:G:H2'	1:1G:1259:C:C6	2.56	0.41
1:1G:1276:G:H2'	1:1G:1277:C:H6	1.85	0.41
1:1G:1298:C:H4'	1:1G:1299:A:C4	2.56	0.41
3:22:21:ARG:O	3:22:58:GLU:HA	2.21	0.41
5:42:11:ILE:HD12	5:42:31:LEU:HD12	2.01	0.41
5:42:147:ASP:O	5:42:151:LEU:HD13	2.21	0.41
7:62:149:ARG:HH22	11:2A:58:PRO:HD2	1.86	0.41
9:82:95:LYS:HB3	9:82:95:LYS:NZ	2.36	0.41
10:1A:81:THR:HA	10:1A:84:GLN:NE2	2.36	0.41
15:6A:70:LEU:HD11	15:6A:77:ARG:HG3	2.03	0.41
19:AA:5:LEU:HA	19:AA:6:LYS:HA	1.74	0.41
23:2L:22:A:N6	23:2L:47:G7M:H2'	2.36	0.41
26:14:55:G:H2'	26:14:56:A:H8	1.86	0.41
26:14:198:C:H4'	26:14:2243:U:O2'	2.20	0.41
26:14:384:U:H2'	26:14:385:C:C6	2.56	0.41
26:14:515:A:N1	26:14:1260:G:O2'	2.40	0.41
26:14:565:C:H4'	26:14:1253:A:C6	2.56	0.41
26:14:723:G:H2'	26:14:724:U:O4'	2.21	0.41
26:14:902:C:H2'	26:14:903:C:C6	2.56	0.41
26:14:908:C:O2'	26:14:909:A:H5'	2.21	0.41
26:14:1000:A:C4	26:14:1155:A:C6	3.09	0.41
26:14:1159:U:H2'	26:14:1160:G:C8	2.55	0.41
26:14:1203:G:H3'	26:14:1204:A:H5''	2.02	0.41
26:14:1411:C:H2'	26:14:1412:A:C8	2.56	0.41
26:14:1463:C:H2'	26:14:1464:C:C6	2.54	0.41
26:14:1500:G:O2'	29:19:100:GLY:O	2.33	0.41
26:14:1678:G:N2	26:14:1989:G:N2	2.67	0.41
26:14:1727:U:H2'	26:14:1728:G:O4'	2.21	0.41
26:14:1790:C:H2'	26:14:1791:A:C5	2.56	0.41
26:14:1914:C:H2'	26:14:1915:U:O4'	2.20	0.41
26:14:2115:G:C6	26:14:2117:A:C8	3.09	0.41
26:14:2441:C:OP2	26:14:2586:C:O2'	2.34	0.41
26:14:2524:G:C2	26:14:2540:C:C2	3.09	0.41
26:14:2599:G:C8	29:19:236:GLY:HA2	2.55	0.41
59:14:3516:HOH:O	37:35:16:ARG:HG3	2.20	0.41
27:1J:55:U:O2'	27:1J:56:G:H5'	2.21	0.41
29:19:33:LEU:HD23	29:19:34:VAL:HG13	2.01	0.41
29:19:79:VAL:HG21	29:19:111:LEU:HD11	2.03	0.41
29:19:263:ARG:HE	29:19:263:ARG:HB2	1.38	0.41
30:29:64:LYS:C	30:29:66:HIS:N	2.75	0.41

Continued on next page...

Continued from previous page...

Atom-1	Atom-2	Interatomic distance (Å)	Clash overlap (Å)
32:49:40:ASN:HB2	32:49:91:ARG:HG3	2.03	0.41
32:49:43:LEU:HD12	32:49:45:GLU:OE2	2.21	0.41
32:49:173:LEU:HD22	32:49:178:PHE:CZ	2.55	0.41
37:35:57:THR:HG22	37:35:59:LEU:H	1.86	0.41
37:35:66:GLY:O	37:35:67:MET:HB3	2.20	0.41
37:35:134:ALA:O	37:35:138:LEU:HB2	2.20	0.41
38:45:5:ARG:HG2	38:45:5:ARG:H	1.65	0.41
41:75:45:PHE:CZ	41:75:74:ARG:HG3	2.55	0.41
42:85:76:TYR:CE1	42:85:80:ILE:HG13	2.56	0.41
45:B5:65:ARG:HG3	45:B5:67:GLY:H	1.86	0.41
47:D5:43:GLU:O	47:D5:47:VAL:HG23	2.21	0.41
47:D5:52:SER:O	47:D5:52:SER:OG	2.33	0.41
55:M5:32:LEU:HA	55:M5:32:LEU:HD12	1.62	0.41
1:13:32:A:C2	1:13:33:A:C4	3.09	0.41
1:13:757:U:H2'	1:13:758:G:O4'	2.20	0.41
1:13:1162:C:O5'	1:13:1162:C:H6	2.03	0.41
1:13:1190:G:H5''	3:2E:176:HIS:NE2	2.36	0.41
1:13:1397:C:H4'	1:13:1398:A:OP2	2.17	0.41
1:13:1434:A:H2'	1:13:1435:G:O4'	2.21	0.41
2:1E:178:ARG:HH11	2:1E:178:ARG:HB2	1.86	0.41
3:2E:27:LYS:O	3:2E:31:HIS:HE1	2.04	0.41
6:5E:44:GLY:O	6:5E:59:TYR:HA	2.20	0.41
7:6E:66:VAL:O	7:6E:70:LYS:HG3	2.20	0.41
8:7E:6:ILE:N	8:7E:6:ILE:HD12	2.36	0.41
18:9I:56:THR:HB	18:9I:58:LEU:HD13	2.02	0.41
22:1K:60:U:H5'	22:1K:61:C:H5	1.85	0.41
26:1H:384:U:H2'	26:1H:385:C:H6	1.85	0.41
26:1H:607:U:O2	26:1H:621:A:N1	2.54	0.41
26:1H:950:G:C6	26:1H:951:C:C4	3.08	0.41
26:1H:1162:G:H1'	43:D8:23:GLU:OE2	2.20	0.41
26:1H:1241:A:N3	26:1H:1241:A:O4'	2.53	0.41
26:1H:1252:G:H5''	59:1H:4507:HOH:O	2.21	0.41
26:1H:1647:G:P	26:1H:1647:G:H3'	2.61	0.41
26:1H:1816:G:H8	29:11:62:TYR:CZ	2.39	0.41
26:1H:1839:G:H5''	26:1H:1839:G:H8	1.85	0.41
26:1H:2084:C:H2'	26:1H:2085:C:H6	1.86	0.41
26:1H:2153:G:C6	26:1H:2154:G:C6	3.08	0.41
26:1H:2331:G:O2'	26:1H:2336:A:N1	2.44	0.41
26:1H:2361:A:P	55:Q8:27:THR:HG1	2.43	0.41
26:1H:2543:G:H2'	26:1H:2544:G:C8	2.55	0.41
29:11:74:GLY:O	29:11:76:PRO:HD3	2.21	0.41

Continued on next page...

Continued from previous page...

Atom-1	Atom-2	Interatomic distance (Å)	Clash overlap (Å)
31:31:24:LEU:HA	31:31:25:PRO:HD2	1.89	0.41
33:51:84:SER:O	33:51:133:VAL:O	2.39	0.41
35:58:30:ILE:HG22	35:58:34:LEU:HD22	2.03	0.41
35:58:94:HIS:O	35:58:97:ARG:HB2	2.20	0.41
36:68:104:ARG:NH1	41:B8:36:GLU:OE1	2.52	0.41
47:H8:77:ASP:OD2	47:H8:80:ARG:HB2	2.20	0.41
52:M8:43:TYR:HD1	52:M8:44:THR:N	2.19	0.41
1:1G:195:A:C6	1:1G:196:A:N1	2.89	0.41
1:1G:411:A:H61	1:1G:430:A:H62	1.70	0.41
1:1G:580:U:H2'	1:1G:581:G:C8	2.56	0.41
1:1G:587:G:C2	1:1G:755:G:C5	3.09	0.41
1:1G:1129:C:OP1	1:1G:1130:A:H8	2.04	0.41
3:22:110:ASN:HB3	3:22:141:VAL:HG13	2.03	0.41
4:32:61:LYS:HB2	4:32:203:VAL:HG22	2.02	0.41
4:32:173:TRP:O	4:32:186:LEU:HB2	2.21	0.41
6:52:35:ALA:HA	6:52:67:MET:HB3	2.03	0.41
9:82:103:THR:HG22	9:82:105:ASP:H	1.86	0.41
12:3A:79:GLU:HG2	12:3A:80:HIS:NE2	2.36	0.41
13:4A:36:LYS:HE2	13:4A:36:LYS:HB3	1.88	0.41
26:14:90:U:O2'	26:14:91:A:P	2.78	0.41
26:14:117:G:C6	26:14:119:A:C6	3.09	0.41
26:14:270(S):G:H2'	26:14:270(T):G:H8	1.86	0.41
26:14:620:G:H4'	26:14:621:A:C5'	2.50	0.41
26:14:971:C:H2'	26:14:972:G:O4'	2.21	0.41
26:14:1802:A:N1	26:14:1822:G:H1'	2.36	0.41
26:14:1992:G:N2	26:14:1996:C:O2	2.41	0.41
26:14:2129:C:H3'	26:14:2130:U:H6	1.85	0.41
26:14:2171:A:H8	26:14:2171:A:H3'	1.86	0.41
26:14:2199:A:C8	26:14:2205:C:C5	3.09	0.41
26:14:2784:C:H2'	26:14:2785:C:H6	1.86	0.41
29:19:72:LYS:HD3	29:19:97:TYR:CE2	2.56	0.41
31:39:148:LEU:HD11	31:39:193:VAL:HG21	2.03	0.41
31:39:181:LEU:CD2	31:39:186:ILE:HD11	2.51	0.41
35:15:91:LEU:HD23	35:15:91:LEU:HA	1.88	0.41
36:25:6:THR:HG22	36:25:8:LEU:HD22	2.02	0.41
36:25:7:TYR:CD1	36:25:20:MET:HB2	2.55	0.41
37:35:76:LYS:HE3	37:35:76:LYS:HB3	1.91	0.41
47:D5:31:ARG:HE	47:D5:31:ARG:HB2	1.63	0.41
47:D5:79:ARG:HD2	47:D5:80:ARG:NH1	2.36	0.41
47:D5:127:LYS:HE3	47:D5:162:GLU:HG2	2.02	0.41
49:F5:62:VAL:HB	49:F5:67:ILE:HD13	2.03	0.41

Continued on next page...

Continued from previous page...

Atom-1	Atom-2	Interatomic distance (Å)	Clash overlap (Å)
50:G5:50:ILE:O	50:G5:54:LYS:HG3	2.20	0.41
55:M5:54:GLU:OE1	55:M5:54:GLU:HA	2.20	0.41
1:13:17:U:H2'	1:13:18:C:C6	2.56	0.40
1:13:74:C:O2	1:13:74:C:H2'	2.21	0.40
1:13:823:G:C6	1:13:878:G:C6	3.09	0.40
1:13:960:U:C2	1:13:1225:A:N7	2.89	0.40
1:13:1521:G:H2'	1:13:1522:U:C6	2.56	0.40
2:1E:213:LEU:H	2:1E:213:LEU:HG	1.49	0.40
3:2E:39:ILE:O	3:2E:43:LEU:HD12	2.21	0.40
4:3E:52:SER:O	4:3E:55:ALA:HB3	2.21	0.40
4:3E:179:GLU:HA	4:3E:179:GLU:OE1	2.21	0.40
5:4E:41:VAL:HG22	5:4E:113:ALA:HB2	2.03	0.40
5:4E:71:LEU:O	5:4E:72:GLN:NE2	2.43	0.40
8:7E:42:GLU:OE2	8:7E:120:THR:HG21	2.22	0.40
10:1I:8:LEU:HD12	10:1I:20:ALA:HB2	2.02	0.40
10:1I:16:LEU:HD12	10:1I:68:HIS:HB2	2.03	0.40
22:1K:18:G:C4	22:1K:57:G:N2	2.89	0.40
26:1H:125:G:C6	54:P8:10:ARG:HG3	2.56	0.40
26:1H:355:G:H2'	26:1H:356:G:C8	2.55	0.40
26:1H:577:G:O2'	26:1H:1254:A:OP1	2.35	0.40
26:1H:762:U:H4'	26:1H:763:G:O5'	2.21	0.40
26:1H:836:G:H5''	26:1H:837:C:OP2	2.20	0.40
26:1H:1056:G:H4'	26:1H:1086:A:N7	2.36	0.40
26:1H:1227:A:OP1	43:D8:84:LYS:HE2	2.21	0.40
26:1H:1288:U:C2	26:1H:1327:C:O2	2.74	0.40
26:1H:1357:U:C4	26:1H:1358:G:C5	3.09	0.40
26:1H:1379:A:H4'	26:1H:1380:G:OP2	2.20	0.40
26:1H:1424:G:H2'	26:1H:1425:G:O4'	2.20	0.40
26:1H:1901:A:OP2	29:11:255:LYS:HE2	2.21	0.40
26:1H:1933:G:C6	26:1H:1934:C:C4	3.09	0.40
26:1H:1982:C:OP2	59:1H:3768:HOH:O	2.19	0.40
26:1H:2067:G:O2'	26:1H:2069:G:H5''	2.21	0.40
26:1H:2102:U:H2'	26:1H:2103:C:C6	2.56	0.40
26:1H:2136:C:H41	26:1H:2156:G:H21	1.68	0.40
26:1H:2159:G:H2'	26:1H:2160:G:O4'	2.21	0.40
26:1H:2165:G:N7	26:1H:2166:G:N2	2.69	0.40
26:1H:2566:A:H4'	26:1H:2567:G:O5'	2.21	0.40
27:16:29:A:H2'	27:16:30:C:O4'	2.21	0.40
29:11:29:PRO:HA	29:11:30:GLU:OE2	2.21	0.40
33:51:6:ARG:HG2	33:51:66:GLY:N	2.36	0.40
33:51:42:ARG:H	33:51:42:ARG:HG2	1.47	0.40

Continued on next page...

Continued from previous page...

Atom-1	Atom-2	Interatomic distance (Å)	Clash overlap (Å)
33:51:83:TYR:HB3	33:51:135:GLY:H	1.86	0.40
34:61:3:VAL:HG12	34:61:38:LEU:HA	2.02	0.40
34:61:118:LYS:N	34:61:118:LYS:HD2	2.35	0.40
37:78:65:ARG:HD3	55:Q8:25:MET:SD	2.61	0.40
40:A8:65:VAL:O	40:A8:69:VAL:HG12	2.21	0.40
48:I8:23:VAL:HA	48:I8:38:VAL:HG22	2.04	0.40
1:1G:689:C:O2'	1:1G:690:G:H5'	2.21	0.40
1:1G:892:A:O2'	1:1G:1415:G:H4'	2.22	0.40
1:1G:942:G:H21	9:82:124:GLN:NE2	2.19	0.40
1:1G:1016:A:H3'	1:1G:1017:G:C8	2.56	0.40
1:1G:1061:G:C4	1:1G:1197:G:N2	2.90	0.40
1:1G:1218:C:H2'	1:1G:1219:U:C6	2.56	0.40
1:1G:1237:C:O2'	1:1G:1300:G:N2	2.37	0.40
1:1G:1260:C:C6	1:1G:1260:C:C3'	3.04	0.40
2:12:80:ILE:HD13	2:12:212:GLN:HA	2.02	0.40
2:12:157:ARG:HG2	2:12:158:LEU:H	1.86	0.40
2:12:219:VAL:HG23	2:12:221:LEU:H	1.86	0.40
4:32:22:LYS:O	4:32:113:SER:HB3	2.21	0.40
5:42:9:LYS:HB2	5:42:112:LEU:HD11	2.03	0.40
11:2A:59:TYR:CE1	11:2A:63:LEU:HD21	2.56	0.40
24:3L:30:G:H2'	24:3L:31:A:C8	2.56	0.40
26:14:1327:C:O3'	39:55:105:ARG:NH2	2.54	0.40
26:14:1834:U:H4'	26:14:1969:A:C6	2.56	0.40
26:14:2748:A:C6	26:14:2749:A:C5	3.09	0.40
26:14:2836:U:C4	26:14:2883:A:N6	2.89	0.40
28:79:47:LEU:HD22	28:79:49:ILE:HG23	2.02	0.40
31:39:128:ALA:O	31:39:129:PHE:C	2.60	0.40
35:15:23:LEU:CD1	35:15:99:LEU:HD23	2.52	0.40
37:35:96:THR:HG23	37:35:99:LEU:HB2	2.03	0.40
40:65:59:LYS:HZ3	40:65:61:ASN:HA	1.86	0.40
46:C5:43:ASN:OD1	46:C5:43:ASN:N	2.52	0.40
47:D5:24:LEU:HA	47:D5:25:PRO:HD3	1.91	0.40
49:F5:25:LYS:HA	49:F5:29:GLY:HA2	2.03	0.40
54:L5:5:TRP:NE1	54:L5:7:PRO:HG3	2.36	0.40
1:13:160:A:N6	1:13:344:A:H2'	2.36	0.40
1:13:355:C:H2'	1:13:356:A:O4'	2.20	0.40
1:13:376:G:C5'	16:7I:5:ARG:HD2	2.47	0.40
1:13:909:A:H2'	1:13:910:C:O4'	2.21	0.40
1:13:1243:C:OP1	21:1F:10:ARG:HG3	2.20	0.40
1:13:1286:A:C2	21:1F:18:TYR:OH	2.74	0.40
2:1E:97:TRP:HH2	2:1E:176:GLU:HG3	1.85	0.40

Continued on next page...

Continued from previous page...

Atom-1	Atom-2	Interatomic distance (Å)	Clash overlap (Å)
2:1E:155:LEU:HA	2:1E:155:LEU:HD22	1.78	0.40
2:1E:174:VAL:O	2:1E:178:ARG:HB2	2.21	0.40
4:3E:155:LEU:O	4:3E:157:LEU:N	2.54	0.40
6:5E:5:GLU:HB3	6:5E:62:TRP:NE1	2.36	0.40
6:5E:94:GLN:N	6:5E:94:GLN:CD	2.75	0.40
8:7E:6:ILE:HD12	8:7E:6:ILE:H	1.86	0.40
8:7E:39:LEU:HB3	8:7E:45:ILE:CG1	2.51	0.40
17:8I:88:TYR:CD1	17:8I:88:TYR:C	2.93	0.40
19:AI:15:LEU:HD13	19:AI:33:THR:HB	2.03	0.40
24:3K:13:C:H42	24:3K:22:G:H1	1.66	0.40
24:3K:61:C:H6	24:3K:61:C:O5'	2.05	0.40
24:3K:69:A:H2'	24:3K:70:C:C6	2.56	0.40
26:1H:16:G:C2	26:1H:17:G:C8	3.09	0.40
26:1H:35:G:H2'	26:1H:36:G:O4'	2.21	0.40
26:1H:450:G:O6	26:1H:453:C:OP1	2.39	0.40
26:1H:468:G:N7	54:P8:39:ARG:NH2	2.68	0.40
26:1H:483:A:O4'	46:G8:48:ALA:HB1	2.21	0.40
26:1H:700:G:H2'	26:1H:701:G:O4'	2.21	0.40
26:1H:1161:C:O2'	43:D8:8:GLY:HA2	2.21	0.40
26:1H:2592:G:N7	59:1H:3820:HOH:O	2.37	0.40
27:16:2:C:H2'	27:16:3:C:C6	2.57	0.40
30:21:119:ARG:HD2	30:21:120:TRP:CE2	2.56	0.40
30:21:143:ASN:HD22	30:21:147:PRO:HD2	1.86	0.40
31:31:39:TRP:CH2	31:31:106:ARG:NE	2.90	0.40
32:41:113:ARG:HH21	52:M8:34:GLU:CG	2.34	0.40
35:58:38:HIS:CE1	35:58:50:ASP:OD2	2.74	0.40
35:58:127:ASP:O	35:58:128:HIS:HB3	2.20	0.40
38:88:6:ARG:HG3	38:88:7:MET:N	2.30	0.40
39:98:56:LYS:NZ	39:98:90:ARG:O	2.53	0.40
39:98:63:ARG:HG2	39:98:67:LEU:HD23	2.03	0.40
41:B8:78:LEU:O	41:B8:78:LEU:HD13	2.22	0.40
52:M8:15:ILE:CG2	52:M8:16:CYS:N	2.85	0.40
1:1G:46:G:O2'	1:1G:365:U:H1'	2.21	0.40
1:1G:433:C:H2'	1:1G:434:U:C6	2.56	0.40
1:1G:772:U:H2'	1:1G:773:G:O4'	2.21	0.40
1:1G:1317:C:H5''	1:1G:1318:A:OP2	2.21	0.40
1:1G:1329:A:H5''	13:4A:25:ILE:O	2.21	0.40
1:1G:1333:A:C8	1:1G:1334:G:C8	3.09	0.40
1:1G:1363:A:C8	1:1G:1365:G:C5	3.09	0.40
1:1G:1477:C:H2'	1:1G:1478:C:O4'	2.20	0.40
2:12:111:ARG:HA	2:12:111:ARG:HD3	1.73	0.40

Continued on next page...

Continued from previous page...

Atom-1	Atom-2	Interatomic distance (Å)	Clash overlap (Å)
8:72:21:LYS:HB2	8:72:21:LYS:HE3	1.88	0.40
8:72:78:GLN:H	8:72:78:GLN:HG2	1.37	0.40
8:72:97:VAL:O	8:72:100:ILE:HG13	2.21	0.40
17:8A:4:LYS:H	17:8A:61:GLU:HB3	1.86	0.40
18:9A:74:ARG:HB3	18:9A:81:PHE:CE1	2.57	0.40
19:AA:14:HIS:CE1	19:AA:15:LEU:HD23	2.56	0.40
22:1L:50:C:N4	22:1L:64:G:H1	2.19	0.40
24:3L:59:A:H2'	24:3L:60:U:H5'	2.03	0.40
26:14:34:C:O2'	26:14:35:G:C8	2.72	0.40
26:14:64:A:H2'	26:14:65:C:O4'	2.21	0.40
26:14:1405:U:H2'	26:14:1406:U:C6	2.56	0.40
26:14:1831:G:H1	26:14:1974:C:H42	1.68	0.40
26:14:1856:G:N2	26:14:1887:C:C2	2.89	0.40
26:14:1856:G:C2	26:14:1887:C:C2	3.08	0.40
26:14:1952:A:C6	26:14:1953:A:N1	2.89	0.40
29:19:43:ARG:HB3	29:19:49:ILE:HA	2.03	0.40
30:29:31:CYS:HB2	30:29:91:VAL:HG22	2.03	0.40
31:39:27:GLU:O	31:39:28:ILE:HG12	2.21	0.40
32:49:109:VAL:O	32:49:113:ARG:HG3	2.21	0.40
32:49:127:GLY:HA2	32:49:166:ASP:CG	2.41	0.40
34:69:124:GLY:O	34:69:142:VAL:HG23	2.20	0.40
39:55:70:LEU:O	39:55:72:ASP:N	2.55	0.40
43:95:21:ARG:HG2	43:95:91:TYR:HE2	1.86	0.40
44:A5:23:LEU:HA	44:A5:23:LEU:HD12	1.80	0.40
49:F5:90:ILE:HA	49:F5:93:GLU:CD	2.41	0.40
1:13:130:A:N3	1:13:263:A:O2'	2.43	0.40
1:13:1241:G:H1	1:13:1296:C:H42	1.69	0.40
2:1E:55:PHE:CD1	2:1E:58:ILE:HD12	2.56	0.40
4:3E:165:MET:HA	4:3E:168:ARG:HD3	2.03	0.40
8:7E:87:SER:HA	8:7E:93:VAL:HG23	2.03	0.40
12:3I:110:VAL:CG2	12:3I:120:TYR:HB3	2.51	0.40
20:BI:49:ALA:O	20:BI:52:ALA:N	2.55	0.40
22:1K:27:G:H1	22:1K:43:U:H3	1.68	0.40
26:1H:57:C:H2'	26:1H:58:G:O4'	2.21	0.40
26:1H:412:A:N3	26:1H:412:A:H2'	2.36	0.40
26:1H:451:C:H4'	31:31:52:LYS:HE3	2.03	0.40
26:1H:1029:A:H2'	26:1H:1030:G:O4'	2.21	0.40
26:1H:1108:U:C4	26:1H:1109:C:N4	2.90	0.40
26:1H:1542:G:C8	26:1H:1543:A:C2	3.09	0.40
26:1H:1542:G:C5	26:1H:1543:A:N1	2.89	0.40
26:1H:2402:C:H1'	26:1H:2403:C:C5	2.39	0.40

Continued on next page...

Continued from previous page...

Atom-1	Atom-2	Interatomic distance (Å)	Clash overlap (Å)
26:1H:2594:C:C2'	26:1H:2595:G:O5'	2.70	0.40
26:1H:2685:G:P	41:B8:51:ARG:HH22	2.45	0.40
30:21:182:LEU:HD12	30:21:182:LEU:HA	1.67	0.40
31:31:129:PHE:O	31:31:130:ALA:HB3	2.22	0.40
32:41:52:ILE:HD13	32:41:52:ILE:HA	1.85	0.40
32:41:174:GLU:O	32:41:177:GLY:N	2.44	0.40
34:61:134:PRO:HA	34:61:135:GLU:HG3	2.03	0.40
37:78:13:ASN:O	37:78:14:LYS:C	2.59	0.40
37:78:134:ALA:O	37:78:138:LEU:HB2	2.21	0.40
42:C8:92:ARG:HD3	42:C8:94:ASN:HB3	2.02	0.40
46:G8:20:TYR:CE2	46:G8:43:ASN:HA	2.56	0.40
46:G8:34:LYS:O	46:G8:34:LYS:HG2	2.21	0.40
49:J8:7:ILE:CD1	49:J8:70:VAL:HG23	2.52	0.40
50:K8:5:GLU:H	50:K8:5:GLU:HG2	1.56	0.40
1:1G:339:C:H2'	1:1G:340:U:C6	2.56	0.40
1:1G:690:G:H22	11:2A:55:LYS:HE2	1.87	0.40
1:1G:880:C:OP1	12:3A:8:ASN:ND2	2.50	0.40
1:1G:1015:A:N3	1:1G:1218:C:O2'	2.52	0.40
1:1G:1055:A:H2'	3:22:156:ARG:HD2	2.04	0.40
2:12:219:VAL:CG2	2:12:221:LEU:H	2.35	0.40
4:32:32:ALA:HA	4:32:35:ARG:HB2	2.02	0.40
4:32:108:LEU:CD1	4:32:174:LEU:HB3	2.52	0.40
4:32:154:ASN:OD1	4:32:154:ASN:N	2.54	0.40
5:42:37:ARG:HG2	5:42:112:LEU:HA	2.02	0.40
9:82:5:TYR:CE1	9:82:16:ARG:HG2	2.56	0.40
9:82:25:LYS:HA	9:82:25:LYS:HD2	1.74	0.40
14:5A:3:ARG:HA	14:5A:4:LYS:HA	1.89	0.40
20:BA:67:ALA:HA	20:BA:73:HIS:HA	2.03	0.40
26:14:639:U:H2'	26:14:640:C:H6	1.82	0.40
26:14:872:A:C6	26:14:906:G:C2	3.10	0.40
26:14:1151:G:C2	26:14:1152:C:C2	3.09	0.40
26:14:1384:A:N3	26:14:1405:U:H1'	2.36	0.40
26:14:1649:G:C6	26:14:2009:G:C6	3.09	0.40
27:1J:90:C:P	38:45:16:ARG:HH21	2.44	0.40
30:29:80:GLU:O	30:29:81:ILE:C	2.57	0.40
30:29:116:VAL:HG23	30:29:156:MET:C	2.42	0.40
31:39:117:ARG:HD3	31:39:117:ARG:HA	1.87	0.40
32:49:15:VAL:O	32:49:19:LEU:HD12	2.20	0.40
32:49:161:THR:HG22	32:49:162:THR:N	2.37	0.40
37:35:82:GLY:HA3	37:35:115:LEU:HD11	2.03	0.40
38:45:42:ILE:HG22	38:45:47:ILE:HG13	2.03	0.40

Continued on next page...

Continued from previous page...

Atom-1	Atom-2	Interatomic distance (Å)	Clash overlap (Å)
46:C5:87:LYS:HB2	46:C5:94:LYS:HA	2.03	0.40
49:F5:87:PRO:O	49:F5:90:ILE:HG22	2.22	0.40
1:13:116:A:OP2	1:13:116:A:C8	2.74	0.40
1:13:142:G:C2	1:13:143:A:C4	3.09	0.40
1:13:447:G:C6	1:13:485:G:H1'	2.55	0.40
1:13:487:A:H5''	1:13:488:C:OP2	2.22	0.40
1:13:580:U:P	15:6I:54:ARG:HH21	2.43	0.40
1:13:1054:C:C2	22:1K:34:U8U:H1'	2.56	0.40
1:13:1151:A:O2'	1:13:1152:A:H8	2.04	0.40
3:2E:16:ARG:HD2	3:2E:54:ARG:HH21	1.85	0.40
6:5E:44:GLY:HA2	6:5E:59:TYR:CE1	2.56	0.40
24:3K:2:G:H3'	24:3K:3:G:C8	2.56	0.40
24:3K:22:G:OP2	24:3K:22:G:H8	2.04	0.40
26:1H:18:C:H4'	42:C8:23:GLY:O	2.20	0.40
26:1H:346:A:N3	26:1H:346:A:H2'	2.36	0.40
26:1H:1301:A:C8	26:1H:1303:G:C8	3.09	0.40
26:1H:1484:G:O6	59:1H:3781:HOH:O	2.22	0.40
26:1H:1515:C:H2'	26:1H:1516:U:H6	1.86	0.40
26:1H:2402:C:O2'	26:1H:2403:C:OP2	2.32	0.40
26:1H:2635:C:H5''	30:21:78:LEU:HA	2.03	0.40
26:1H:2837:G:H21	39:98:45:ARG:HH21	1.70	0.40
28:71:57:ASN:HA	28:71:165:ASN:HD21	1.85	0.40
29:11:77:ALA:HB2	29:11:97:TYR:CD2	2.56	0.40
32:41:101:ILE:HG13	52:M8:25:TYR:O	2.22	0.40
33:51:88:LEU:HA	33:51:88:LEU:HD13	1.84	0.40
35:58:99:LEU:HD23	35:58:99:LEU:HA	1.90	0.40
37:78:121:LYS:HG2	37:78:122:PRO:HD2	2.03	0.40
39:98:44:LEU:O	39:98:45:ARG:C	2.59	0.40
42:C8:102:GLU:OE1	43:D8:13:ARG:NH2	2.54	0.40
46:G8:71:LYS:HB3	46:G8:71:LYS:HE3	1.75	0.40
49:J8:53:VAL:HB	49:J8:58:ILE:HD13	2.03	0.40
1:1G:22:G:H4'	1:1G:885:G:C8	2.56	0.40
1:1G:40:C:H42	1:1G:402:G:H1	1.69	0.40
1:1G:134:A:H1'	1:1G:325:A:C5	2.56	0.40
1:1G:266:G:H5''	1:1G:267:C:C5	2.56	0.40
1:1G:976:G:C8	1:1G:1358:U:H1'	2.57	0.40
1:1G:1003:G:H21	1:1G:1005:A:P	2.42	0.40
1:1G:1068:G:N3	1:1G:1191:A:C2	2.90	0.40
1:1G:1106:G:H4'	3:22:171:GLY:O	2.22	0.40
3:22:20:SER:HB2	3:22:40:ARG:NH2	2.32	0.40
4:32:8:VAL:HG13	4:32:21:LEU:HD23	2.03	0.40

Continued on next page...

Continued from previous page...

Atom-1	Atom-2	Interatomic distance (Å)	Clash overlap (Å)
6:52:16:GLN:H	6:52:16:GLN:HG2	1.69	0.40
10:1A:75:ILE:HG13	10:1A:76:ASN:H	1.87	0.40
10:1A:94:VAL:HG12	10:1A:95:GLU:N	2.37	0.40
11:2A:95:ILE:H	11:2A:95:ILE:HG12	1.52	0.40
12:3A:51:ALA:O	12:3A:52:LEU:HD23	2.21	0.40
23:2L:62:C:H2'	23:2L:63:C:C6	2.55	0.40
26:14:107:C:H2'	26:14:108:U:C6	2.57	0.40
26:14:255:A:N6	26:14:256:A:C6	2.90	0.40
26:14:363(C):G:H2'	26:14:363(D):G:H8	1.85	0.40
26:14:483:A:H3'	26:14:484:C:H6	1.86	0.40
26:14:860:U:H2'	26:14:861:A:H8	1.85	0.40
26:14:940:G:N3	26:14:1191:G:H4'	2.36	0.40
26:14:942:G:H4'	26:14:1190:G:H5'	2.03	0.40
26:14:1122:G:N3	26:14:1122:G:H2'	2.35	0.40
26:14:1131:G:O6	26:14:2040:C:H1'	2.21	0.40
26:14:1491:G:O2'	26:14:1492:G:H5'	2.21	0.40
26:14:2274:A:C6	26:14:2276:G:C8	3.09	0.40
26:14:2683:C:OP1	41:75:53:ARG:NH2	2.55	0.40
26:14:2787:C:O2'	26:14:2810:A:O2'	2.39	0.40
26:14:2876:G:O2'	26:14:2877:G:H5'	2.22	0.40
29:19:37:LEU:HD12	29:19:37:LEU:N	2.28	0.40
29:19:72:LYS:NZ	29:19:99:ASP:OD2	2.50	0.40
31:39:123:LEU:HA	31:39:192:LEU:O	2.22	0.40
32:49:36:LYS:HG2	32:49:38:VAL:HG23	2.02	0.40
35:15:112:LEU:HD23	35:15:112:LEU:C	2.42	0.40
37:35:126:VAL:HG13	37:35:145:PRO:HB2	2.04	0.40
38:45:37:LEU:N	38:45:37:LEU:HD23	2.37	0.40
1:13:265:G:H2'	1:13:267:C:H5	1.87	0.40
1:13:267:C:H2'	1:13:268:C:C6	2.56	0.40
1:13:280:C:H4'	1:13:281:G:OP2	2.21	0.40
1:13:315:A:H4'	1:13:316:G:H5''	2.03	0.40
1:13:1237:C:H3'	1:13:1336:C:N4	2.37	0.40
1:13:1423:G:H2'	1:13:1424:C:O4'	2.22	0.40
1:13:1533:C:O3'	1:13:1534:A:H8	2.05	0.40
2:1E:11:LEU:HD23	2:1E:213:LEU:HD13	2.03	0.40
2:1E:17:PHE:HB3	2:1E:44:LEU:CG	2.49	0.40
3:2E:77:ILE:HG22	3:2E:81:GLY:HA2	2.03	0.40
8:7E:13:ILE:HG22	8:7E:14:ARG:N	2.37	0.40
9:8E:89:ASN:OD1	9:8E:89:ASN:N	2.54	0.40
11:2I:59:TYR:CE2	11:2I:63:LEU:HD11	2.57	0.40
16:7I:3:LYS:HG2	16:7I:24:ALA:HB2	2.03	0.40

Continued on next page...

Continued from previous page...

Atom-1	Atom-2	Interatomic distance (Å)	Clash overlap (Å)
24:3K:49:G:H1'	24:3K:66:A:C2	2.57	0.40
26:1H:448:U:O4	26:1H:583:G:H1'	2.20	0.40
26:1H:1319:G:C6	26:1H:1320:C:N4	2.90	0.40
26:1H:1471:A:C5	26:1H:1522:G:C6	3.10	0.40
26:1H:1511:A:H2'	26:1H:1512:G:O4'	2.22	0.40
26:1H:1647:G:H3'	26:1H:1647:G:OP2	2.21	0.40
26:1H:2014:A:H2'	26:1H:2015:A:C8	2.57	0.40
26:1H:2243:U:O2	26:1H:2434:A:C2	2.75	0.40
29:11:217:ARG:H	29:11:217:ARG:HG2	1.57	0.40
31:31:20:LEU:HD12	31:31:21:ALA:N	2.37	0.40
31:31:64:ILE:HG23	31:31:65:TRP:CD1	2.56	0.40
32:41:6:ALA:N	52:M8:23:GLU:HG3	2.36	0.40
32:41:63:ILE:HD12	32:41:141:PHE:CE1	2.56	0.40
32:41:161:THR:HG22	32:41:163:ALA:N	2.19	0.40
36:68:16:ALA:HB2	36:68:52:VAL:HG21	2.02	0.40
37:78:121:LYS:HE2	37:78:121:LYS:HB3	1.83	0.40
46:G8:98:VAL:C	46:G8:100:ALA:HB2	2.41	0.40
47:H8:76:LEU:CD2	47:H8:76:LEU:N	2.83	0.40
47:H8:132:ASN:H	47:H8:132:ASN:HD22	1.65	0.40
1:1G:167:G:C2'	1:1G:168:G:H5'	2.52	0.40
1:1G:296:U:H2'	1:1G:297:G:C8	2.56	0.40
1:1G:406:G:H5'	4:32:5:ILE:CG2	2.52	0.40
1:1G:707:C:H2'	1:1G:708:C:H6	1.86	0.40
1:1G:779:C:H2'	1:1G:780:A:O4'	2.22	0.40
1:1G:808:C:OP1	15:6A:48:LYS:HE2	2.21	0.40
1:1G:1142:G:H3'	1:1G:1143:G:H8	1.87	0.40
1:1G:1226:C:N4	13:4A:104:ARG:HD2	2.36	0.40
1:1G:1362:C:H2'	1:1G:1362(A):C:H5''	2.04	0.40
8:72:20:TYR:HA	8:72:65:TYR:CZ	2.57	0.40
9:82:17:VAL:HG21	9:82:80:GLY:HA3	2.04	0.40
9:82:112:LYS:CA	9:82:119:ALA:HB2	2.36	0.40
11:2A:120:ARG:HA	11:2A:121:PRO:HD2	1.92	0.40
14:5A:42:ILE:HD12	14:5A:42:ILE:H	1.87	0.40
20:BA:11:SER:HA	20:BA:13:LEU:HD23	2.02	0.40
26:14:30:G:O2'	26:14:1214:A:N3	2.40	0.40
26:14:175:G:N7	59:14:3751:HOH:O	2.37	0.40
26:14:297:C:N4	26:14:298:G:C6	2.90	0.40
26:14:303:U:H2'	26:14:304:G:C8	2.56	0.40
26:14:342:G:C6	26:14:343:C:C4	3.09	0.40
26:14:616:A:C8	31:39:176:LEU:HD11	2.56	0.40
26:14:932:G:H4'	26:14:933:A:O5'	2.21	0.40

Continued on next page...

Continued from previous page...

Atom-1	Atom-2	Interatomic distance (Å)	Clash overlap (Å)
26:14:945:A:C5	26:14:2448:A:C4	3.10	0.40
26:14:952:G:C6	26:14:966:G:C6	3.10	0.40
26:14:973:A:O4'	26:14:1188:U:C6	2.75	0.40
26:14:1035:U:H2'	26:14:1036:G:H8	1.85	0.40
26:14:1287:A:C5	26:14:1288:U:C4	3.09	0.40
26:14:1306:C:H1'	26:14:1623:G:N2	2.36	0.40
26:14:1525:G:H2'	26:14:1526:G:C8	2.57	0.40
26:14:1772:G:N2	59:14:3514:HOH:O	2.47	0.40
26:14:2244:U:O5'	26:14:2244:U:H6	2.04	0.40
26:14:2315:G:H2'	26:14:2316:C:C6	2.57	0.40
29:19:72:LYS:HG3	29:19:103:ARG:NH2	2.36	0.40
31:39:25:PRO:HB3	31:39:28:ILE:HG23	2.02	0.40
31:39:27:GLU:HB3	31:39:28:ILE:H	1.72	0.40
50:G5:15:LYS:H	50:G5:67:LYS:HZ1	1.69	0.40
53:J5:37:LYS:HD2	53:J5:37:LYS:HA	1.71	0.40
53:J5:48:GLU:H	53:J5:48:GLU:HG2	1.62	0.40

There are no symmetry-related clashes.

5.3 Torsion angles [i](#)

5.3.1 Protein backbone [i](#)

In the following table, the Percentiles column shows the percent Ramachandran outliers of the chain as a percentile score with respect to all X-ray entries followed by that with respect to entries of similar resolution.

The Analysed column shows the number of residues for which the backbone conformation was analysed, and the total number of residues.

Mol	Chain	Analysed	Favoured	Allowed	Outliers	Percentiles	
2	12	203/256 (79%)	165 (81%)	33 (16%)	5 (2%)	5	25
2	1E	227/256 (89%)	187 (82%)	39 (17%)	1 (0%)	34	69
3	22	191/239 (80%)	165 (86%)	25 (13%)	1 (0%)	29	64
3	2E	203/239 (85%)	183 (90%)	20 (10%)	0	100	100
4	32	206/209 (99%)	181 (88%)	23 (11%)	2 (1%)	15	48
4	3E	205/209 (98%)	191 (93%)	13 (6%)	1 (0%)	29	64
5	42	147/162 (91%)	138 (94%)	9 (6%)	0	100	100

Continued on next page...

Continued from previous page...

Mol	Chain	Analysed	Favoured	Allowed	Outliers	Percentiles	
5	4E	147/162 (91%)	138 (94%)	8 (5%)	1 (1%)	22	56
6	52	99/101 (98%)	97 (98%)	2 (2%)	0	100	100
6	5E	98/101 (97%)	92 (94%)	6 (6%)	0	100	100
7	62	136/156 (87%)	123 (90%)	13 (10%)	0	100	100
7	6E	152/156 (97%)	144 (95%)	8 (5%)	0	100	100
8	72	135/138 (98%)	123 (91%)	9 (7%)	3 (2%)	6	28
8	7E	136/138 (99%)	124 (91%)	10 (7%)	2 (2%)	10	38
9	82	119/128 (93%)	110 (92%)	8 (7%)	1 (1%)	19	53
9	8E	124/128 (97%)	106 (86%)	18 (14%)	0	100	100
10	1A	76/105 (72%)	72 (95%)	4 (5%)	0	100	100
10	1I	93/105 (89%)	84 (90%)	9 (10%)	0	100	100
11	2A	111/129 (86%)	101 (91%)	8 (7%)	2 (2%)	8	33
11	2I	109/129 (84%)	98 (90%)	9 (8%)	2 (2%)	8	33
12	3A	120/132 (91%)	102 (85%)	14 (12%)	4 (3%)	4	18
12	3I	120/132 (91%)	106 (88%)	13 (11%)	1 (1%)	19	53
13	4A	109/126 (86%)	91 (84%)	15 (14%)	3 (3%)	5	22
13	4I	117/126 (93%)	97 (83%)	20 (17%)	0	100	100
14	5A	57/61 (93%)	47 (82%)	9 (16%)	1 (2%)	8	33
14	5I	58/61 (95%)	48 (83%)	8 (14%)	2 (3%)	3	17
15	6A	85/89 (96%)	81 (95%)	4 (5%)	0	100	100
15	6I	85/89 (96%)	77 (91%)	8 (9%)	0	100	100
16	7A	82/88 (93%)	74 (90%)	8 (10%)	0	100	100
16	7I	81/88 (92%)	77 (95%)	4 (5%)	0	100	100
17	8A	97/105 (92%)	90 (93%)	7 (7%)	0	100	100
17	8I	98/105 (93%)	92 (94%)	5 (5%)	1 (1%)	15	48
18	9A	65/88 (74%)	64 (98%)	1 (2%)	0	100	100
18	9I	66/88 (75%)	61 (92%)	4 (6%)	1 (2%)	10	38
19	AA	56/93 (60%)	48 (86%)	6 (11%)	2 (4%)	3	16
19	AI	80/93 (86%)	68 (85%)	8 (10%)	4 (5%)	2	10
20	BA	97/106 (92%)	79 (81%)	15 (16%)	3 (3%)	4	19
20	BI	95/106 (90%)	84 (88%)	11 (12%)	0	100	100

Continued on next page...

Continued from previous page...

Mol	Chain	Analysed	Favoured	Allowed	Outliers	Percentiles	
21	1B	20/27 (74%)	19 (95%)	1 (5%)	0	100	100
21	1F	21/27 (78%)	20 (95%)	1 (5%)	0	100	100
28	71	129/229 (56%)	122 (95%)	7 (5%)	0	100	100
28	79	45/229 (20%)	43 (96%)	2 (4%)	0	100	100
29	11	271/276 (98%)	237 (88%)	25 (9%)	9 (3%)	4	18
29	19	272/276 (99%)	240 (88%)	25 (9%)	7 (3%)	5	24
30	21	201/206 (98%)	155 (77%)	37 (18%)	9 (4%)	2	12
30	29	202/206 (98%)	152 (75%)	37 (18%)	13 (6%)	1	5
31	31	200/210 (95%)	181 (90%)	19 (10%)	0	100	100
31	39	202/210 (96%)	155 (77%)	40 (20%)	7 (4%)	3	17
32	41	177/182 (97%)	156 (88%)	19 (11%)	2 (1%)	14	46
32	49	179/182 (98%)	155 (87%)	22 (12%)	2 (1%)	14	46
33	51	172/180 (96%)	142 (83%)	20 (12%)	10 (6%)	1	7
33	59	64/180 (36%)	48 (75%)	13 (20%)	3 (5%)	2	11
34	61	144/148 (97%)	116 (81%)	25 (17%)	3 (2%)	7	29
34	69	143/148 (97%)	115 (80%)	24 (17%)	4 (3%)	5	22
35	15	136/140 (97%)	121 (89%)	14 (10%)	1 (1%)	22	56
35	58	135/140 (96%)	115 (85%)	15 (11%)	5 (4%)	3	15
36	25	120/122 (98%)	110 (92%)	9 (8%)	1 (1%)	19	53
36	68	120/122 (98%)	111 (92%)	9 (8%)	0	100	100
37	35	145/150 (97%)	118 (81%)	26 (18%)	1 (1%)	22	56
37	78	145/150 (97%)	114 (79%)	21 (14%)	10 (7%)	1	4
38	45	137/141 (97%)	111 (81%)	23 (17%)	3 (2%)	6	28
38	88	139/141 (99%)	116 (84%)	16 (12%)	7 (5%)	2	10
39	55	116/118 (98%)	110 (95%)	5 (4%)	1 (1%)	17	51
39	98	116/118 (98%)	99 (85%)	15 (13%)	2 (2%)	9	34
40	65	108/112 (96%)	89 (82%)	16 (15%)	3 (3%)	5	22
40	A8	109/112 (97%)	89 (82%)	20 (18%)	0	100	100
41	75	131/146 (90%)	118 (90%)	11 (8%)	2 (2%)	10	38
41	B8	134/146 (92%)	119 (89%)	14 (10%)	1 (1%)	22	56
42	85	114/118 (97%)	102 (90%)	9 (8%)	3 (3%)	5	24

Continued on next page...

Continued from previous page...

Mol	Chain	Analysed	Favoured	Allowed	Outliers	Percentiles	
42	C8	113/118 (96%)	102 (90%)	8 (7%)	3 (3%)	5	23
43	95	98/101 (97%)	80 (82%)	15 (15%)	3 (3%)	4	19
43	D8	98/101 (97%)	87 (89%)	8 (8%)	3 (3%)	4	19
44	A5	109/113 (96%)	101 (93%)	7 (6%)	1 (1%)	17	51
44	E8	108/113 (96%)	100 (93%)	7 (6%)	1 (1%)	17	51
45	B5	92/96 (96%)	83 (90%)	6 (6%)	3 (3%)	4	18
45	F8	93/96 (97%)	85 (91%)	8 (9%)	0	100	100
46	C5	102/110 (93%)	75 (74%)	20 (20%)	7 (7%)	1	4
46	G8	101/110 (92%)	82 (81%)	13 (13%)	6 (6%)	1	7
47	D5	127/206 (62%)	98 (77%)	26 (20%)	3 (2%)	6	26
47	H8	168/206 (82%)	136 (81%)	26 (16%)	6 (4%)	3	16
48	E5	74/85 (87%)	65 (88%)	7 (10%)	2 (3%)	5	23
48	I8	75/85 (88%)	67 (89%)	7 (9%)	1 (1%)	12	41
49	F5	92/98 (94%)	78 (85%)	12 (13%)	2 (2%)	6	28
49	J8	92/98 (94%)	86 (94%)	5 (5%)	1 (1%)	14	46
50	G5	67/72 (93%)	61 (91%)	4 (6%)	2 (3%)	4	20
50	K8	66/72 (92%)	60 (91%)	3 (4%)	3 (4%)	2	12
51	H5	56/60 (93%)	52 (93%)	4 (7%)	0	100	100
51	L8	56/60 (93%)	53 (95%)	3 (5%)	0	100	100
52	M8	47/71 (66%)	28 (60%)	17 (36%)	2 (4%)	2	12
53	J5	54/60 (90%)	49 (91%)	5 (9%)	0	100	100
53	N8	46/60 (77%)	44 (96%)	2 (4%)	0	100	100
54	L5	45/49 (92%)	42 (93%)	3 (7%)	0	100	100
54	P8	45/49 (92%)	40 (89%)	4 (9%)	1 (2%)	6	28
55	M5	62/65 (95%)	51 (82%)	10 (16%)	1 (2%)	9	36
55	Q8	62/65 (95%)	53 (86%)	6 (10%)	3 (5%)	2	11
All	All	10980/12333 (89%)	9564 (87%)	1210 (11%)	206 (2%)	8	32

All (206) Ramachandran outliers are listed below:

Mol	Chain	Res	Type
12	3I	48	PRO
14	5I	13	THR

Continued on next page...

Continued from previous page...

Mol	Chain	Res	Type
19	AI	9	VAL
19	AI	41	VAL
29	11	28	GLU
29	11	29	PRO
30	21	59	VAL
30	21	83	ASP
37	78	37	GLY
42	C8	89	GLU
47	H8	165	VAL
48	I8	10	THR
50	K8	48	HIS
2	12	219	VAL
9	82	118	LYS
20	BA	73	HIS
29	19	237	GLU
30	29	25	VAL
30	29	54	GLN
31	39	28	ILE
39	55	107	ASP
41	75	10	VAL
41	75	11	GLU
47	D5	53	ILE
47	D5	165	VAL
48	E5	33	ALA
49	F5	30	VAL
50	G5	48	HIS
18	9I	22	VAL
19	AI	67	VAL
29	11	273	ARG
30	21	60	ASN
30	21	78	LEU
33	51	10	PRO
33	51	157	TYR
35	58	77	GLY
35	58	97	ARG
37	78	25	SER
38	88	59	ARG
38	88	66	ILE
38	88	134	ARG
42	C8	93	LYS
43	D8	38	LEU
43	D8	49	THR

Continued on next page...

Continued from previous page...

Mol	Chain	Res	Type
46	G8	81	LYS
47	H8	6	LYS
47	H8	60	GLU
55	Q8	50	LEU
11	2A	48	ILE
11	2A	101	SER
12	3A	18	VAL
12	3A	26	ALA
19	AA	9	VAL
20	BA	49	ALA
29	19	273	ARG
30	29	9	VAL
30	29	51	PHE
30	29	59	VAL
30	29	81	ILE
31	39	25	PRO
31	39	84	VAL
32	49	5	VAL
34	69	113	ARG
40	65	87	PHE
40	65	89	ARG
46	C5	29	GLU
46	C5	92	ASN
48	E5	44	ARG
17	8I	79	SER
29	11	30	GLU
30	21	21	VAL
30	21	79	ARG
30	21	118	LYS
32	41	97	ASP
33	51	84	SER
33	51	138	LYS
33	51	169	VAL
35	58	128	HIS
37	78	6	LEU
37	78	35	HIS
38	88	7	MET
42	C8	90	VAL
46	G8	94	LYS
50	K8	43	GLN
52	M8	42	PHE
55	Q8	35	GLN

Continued on next page...

Continued from previous page...

Mol	Chain	Res	Type
2	12	220	ASP
13	4A	95	GLY
14	5A	29	ARG
20	BA	13	LEU
29	19	39	LYS
29	19	45	ASN
30	29	55	ASN
30	29	89	ASP
30	29	90	THR
31	39	124	LEU
31	39	167	ALA
32	49	7	LEU
33	59	170	ARG
38	45	90	VAL
44	A5	44	ALA
46	C5	17	SER
46	C5	63	LYS
47	D5	161	VAL
50	G5	47	ASN
4	3E	155	LEU
8	7E	86	ILE
8	7E	87	SER
14	5I	14	PRO
29	11	239	ARG
33	51	83	TYR
33	51	154	PRO
34	61	133	HIS
34	61	145	VAL
37	78	14	LYS
39	98	45	ARG
46	G8	54	LYS
49	J8	76	ARG
55	Q8	47	LYS
29	19	274	ARG
30	29	26	ILE
30	29	187	ALA
38	45	27	VAL
38	45	79	LEU
40	65	111	GLU
45	B5	68	ARG
46	C5	89	PHE
46	C5	99	CYS

Continued on next page...

Continued from previous page...

Mol	Chain	Res	Type
55	M5	34	TRP
11	2I	108	ILE
29	11	122	ASP
29	11	240	ALA
30	21	56	PRO
32	41	5	VAL
33	51	12	PRO
33	51	40	GLU
33	51	85	LYS
34	61	12	LEU
35	58	22	THR
35	58	127	ASP
37	78	19	VAL
37	78	42	SER
38	88	6	ARG
39	98	3	HIS
44	E8	66	GLU
50	K8	47	ASN
54	P8	46	VAL
2	12	45	GLN
3	22	86	VAL
8	72	22	GLU
8	72	73	ASP
12	3A	47	LYS
30	29	77	ILE
34	69	112	LYS
35	15	128	HIS
36	25	12	ASP
37	35	108	LYS
42	85	92	ARG
43	95	71	LEU
45	B5	40	LYS
49	F5	83	GLU
11	2I	82	VAL
29	11	3	VAL
30	21	55	ASN
37	78	34	GLY
37	78	95	VAL
38	88	79	LEU
41	B8	106	SER
46	G8	42	VAL
46	G8	53	PRO

Continued on next page...

Continued from previous page...

Mol	Chain	Res	Type
47	H8	59	LEU
4	32	28	SER
13	4A	32	GLU
29	19	240	ALA
30	29	62	PRO
31	39	24	LEU
42	85	93	LYS
46	G8	76	CYS
47	H8	61	LEU
29	19	3	VAL
33	59	169	VAL
42	85	65	ILE
2	1E	127	ILE
5	4E	115	VAL
52	M8	41	PRO
2	12	39	ILE
4	32	17	VAL
13	4A	84	ILE
19	AA	67	VAL
45	B5	51	VAL
46	C5	3	VAL
37	78	7	ARG
43	D8	47	VAL
47	H8	53	ILE
2	12	223	ILE
8	72	100	ILE
12	3A	96	VAL
31	39	132	VAL
34	69	111	PRO
43	95	72	VAL
43	95	99	ILE
29	11	123	ALA
38	88	27	VAL
34	69	144	VAL
19	AI	40	ILE
33	59	167	GLU

5.3.2 Protein sidechains [i](#)

In the following table, the Percentiles column shows the percent sidechain outliers of the chain as a percentile score with respect to all X-ray entries followed by that with respect to entries of similar resolution.

The Analysed column shows the number of residues for which the sidechain conformation was analysed, and the total number of residues.

Mol	Chain	Analysed	Rotameric	Outliers	Percentiles	
2	12	179/220 (81%)	148 (83%)	31 (17%)	2	8
2	1E	200/220 (91%)	152 (76%)	48 (24%)	0	2
3	22	154/188 (82%)	122 (79%)	32 (21%)	1	4
3	2E	159/188 (85%)	123 (77%)	36 (23%)	1	3
4	32	180/181 (99%)	142 (79%)	38 (21%)	1	4
4	3E	180/181 (99%)	140 (78%)	40 (22%)	1	3
5	42	114/123 (93%)	91 (80%)	23 (20%)	1	5
5	4E	115/123 (94%)	94 (82%)	21 (18%)	1	7
6	52	90/90 (100%)	69 (77%)	21 (23%)	1	3
6	5E	90/90 (100%)	70 (78%)	20 (22%)	1	3
7	62	114/127 (90%)	91 (80%)	23 (20%)	1	5
7	6E	125/127 (98%)	107 (86%)	18 (14%)	3	13
8	72	118/119 (99%)	96 (81%)	22 (19%)	1	7
8	7E	119/119 (100%)	90 (76%)	29 (24%)	0	2
9	82	92/99 (93%)	74 (80%)	18 (20%)	1	6
9	8E	97/99 (98%)	76 (78%)	21 (22%)	1	4
10	1A	71/92 (77%)	59 (83%)	12 (17%)	2	9
10	1I	81/92 (88%)	69 (85%)	12 (15%)	3	12
11	2A	85/99 (86%)	70 (82%)	15 (18%)	2	8
11	2I	84/99 (85%)	65 (77%)	19 (23%)	1	3
12	3A	103/109 (94%)	77 (75%)	26 (25%)	0	2
12	3I	103/109 (94%)	83 (81%)	20 (19%)	1	6
13	4A	91/101 (90%)	66 (72%)	25 (28%)	0	1
13	4I	94/101 (93%)	74 (79%)	20 (21%)	1	4
14	5A	49/50 (98%)	38 (78%)	11 (22%)	1	3
14	5I	49/50 (98%)	39 (80%)	10 (20%)	1	5
15	6A	79/80 (99%)	67 (85%)	12 (15%)	3	12
15	6I	79/80 (99%)	65 (82%)	14 (18%)	2	8
16	7A	72/74 (97%)	56 (78%)	16 (22%)	1	3
16	7I	72/74 (97%)	57 (79%)	15 (21%)	1	4

Continued on next page...

Continued from previous page...

Mol	Chain	Analysed	Rotameric	Outliers	Percentiles	
17	8A	94/97 (97%)	82 (87%)	12 (13%)	4	17
17	8I	95/97 (98%)	78 (82%)	17 (18%)	2	7
18	9A	58/77 (75%)	44 (76%)	14 (24%)	0	2
18	9I	58/77 (75%)	47 (81%)	11 (19%)	1	6
19	AA	52/80 (65%)	41 (79%)	11 (21%)	1	4
19	AI	72/80 (90%)	59 (82%)	13 (18%)	1	7
20	BA	76/82 (93%)	63 (83%)	13 (17%)	2	8
20	BI	75/82 (92%)	61 (81%)	14 (19%)	1	7
21	1B	17/22 (77%)	16 (94%)	1 (6%)	19	50
21	1F	18/22 (82%)	14 (78%)	4 (22%)	1	3
28	71	109/181 (60%)	87 (80%)	22 (20%)	1	5
28	79	48/181 (26%)	34 (71%)	14 (29%)	0	1
29	11	214/218 (98%)	165 (77%)	49 (23%)	1	3
29	19	214/218 (98%)	167 (78%)	47 (22%)	1	4
30	21	165/166 (99%)	131 (79%)	34 (21%)	1	4
30	29	165/166 (99%)	127 (77%)	38 (23%)	1	3
31	31	161/166 (97%)	127 (79%)	34 (21%)	1	4
31	39	163/166 (98%)	122 (75%)	41 (25%)	0	2
32	41	153/156 (98%)	118 (77%)	35 (23%)	1	3
32	49	153/156 (98%)	120 (78%)	33 (22%)	1	4
33	51	143/148 (97%)	107 (75%)	36 (25%)	0	2
33	59	56/148 (38%)	46 (82%)	10 (18%)	2	7
34	61	122/124 (98%)	87 (71%)	35 (29%)	0	1
34	69	122/124 (98%)	95 (78%)	27 (22%)	1	3
35	15	117/119 (98%)	87 (74%)	30 (26%)	0	2
35	58	116/119 (98%)	87 (75%)	29 (25%)	0	2
36	25	100/100 (100%)	78 (78%)	22 (22%)	1	4
36	68	100/100 (100%)	79 (79%)	21 (21%)	1	4
37	35	114/116 (98%)	83 (73%)	31 (27%)	0	1
37	78	114/116 (98%)	77 (68%)	37 (32%)	0	1
38	45	109/111 (98%)	84 (77%)	25 (23%)	1	3

Continued on next page...

Continued from previous page...

Mol	Chain	Analysed	Rotameric	Outliers	Percentiles	
38	88	110/111 (99%)	91 (83%)	19 (17%)	2	8
39	55	101/101 (100%)	79 (78%)	22 (22%)	1	4
39	98	101/101 (100%)	73 (72%)	28 (28%)	0	1
40	65	87/88 (99%)	61 (70%)	26 (30%)	0	1
40	A8	87/88 (99%)	58 (67%)	29 (33%)	0	1
41	75	117/127 (92%)	83 (71%)	34 (29%)	0	1
41	B8	117/127 (92%)	86 (74%)	31 (26%)	0	2
42	85	93/94 (99%)	73 (78%)	20 (22%)	1	4
42	C8	92/94 (98%)	73 (79%)	19 (21%)	1	4
43	95	81/82 (99%)	62 (76%)	19 (24%)	1	3
43	D8	82/82 (100%)	61 (74%)	21 (26%)	0	2
44	A5	91/92 (99%)	70 (77%)	21 (23%)	1	3
44	E8	90/92 (98%)	73 (81%)	17 (19%)	1	7
45	B5	74/78 (95%)	58 (78%)	16 (22%)	1	4
45	F8	75/78 (96%)	62 (83%)	13 (17%)	2	8
46	C5	85/91 (93%)	57 (67%)	28 (33%)	0	1
46	G8	84/91 (92%)	63 (75%)	21 (25%)	0	2
47	D5	118/179 (66%)	92 (78%)	26 (22%)	1	4
47	H8	151/179 (84%)	122 (81%)	29 (19%)	1	6
48	E5	61/67 (91%)	55 (90%)	6 (10%)	8	27
48	I8	62/67 (92%)	49 (79%)	13 (21%)	1	4
49	F5	79/83 (95%)	59 (75%)	20 (25%)	0	2
49	J8	79/83 (95%)	65 (82%)	14 (18%)	2	8
50	G5	63/67 (94%)	45 (71%)	18 (29%)	0	1
50	K8	64/67 (96%)	45 (70%)	19 (30%)	0	1
51	H5	50/52 (96%)	38 (76%)	12 (24%)	0	2
51	L8	50/52 (96%)	36 (72%)	14 (28%)	0	1
52	M8	42/63 (67%)	33 (79%)	9 (21%)	1	4
53	J5	48/52 (92%)	36 (75%)	12 (25%)	0	2
53	N8	43/52 (83%)	34 (79%)	9 (21%)	1	4
54	L5	38/42 (90%)	33 (87%)	5 (13%)	4	16

Continued on next page...

Continued from previous page...

Mol	Chain	Analysed	Rotameric	Outliers	Percentiles	
54	P8	38/42 (90%)	31 (82%)	7 (18%)	1	7
55	M5	54/55 (98%)	41 (76%)	13 (24%)	0	2
55	Q8	54/55 (98%)	43 (80%)	11 (20%)	1	5
All	All	9272/10193 (91%)	7223 (78%)	2049 (22%)	1	3

All (2049) residues with a non-rotameric sidechain are listed below:

Mol	Chain	Res	Type
2	1E	8	LYS
2	1E	10	LEU
2	1E	21	ARG
2	1E	24	TRP
2	1E	32	ILE
2	1E	33	TYR
2	1E	37	ASN
2	1E	45	GLN
2	1E	48	MET
2	1E	49	GLU
2	1E	59	GLU
2	1E	67	THR
2	1E	69	LEU
2	1E	71	VAL
2	1E	83	MET
2	1E	86	GLU
2	1E	87	ARG
2	1E	93	VAL
2	1E	95	GLN
2	1E	96	ARG
2	1E	108	ILE
2	1E	109	SER
2	1E	111	ARG
2	1E	117	GLU
2	1E	118	LEU
2	1E	121	LEU
2	1E	122	PHE
2	1E	144	ARG
2	1E	155	LEU
2	1E	163	PHE
2	1E	172	ILE
2	1E	178	ARG
2	1E	184	VAL

Continued on next page...

Continued from previous page...

Mol	Chain	Res	Type
2	1E	185	ILE
2	1E	189	ASP
2	1E	190	THR
2	1E	191	ASP
2	1E	198	ASP
2	1E	200	ILE
2	1E	205	ASP
2	1E	209	ARG
2	1E	210	SER
2	1E	211	ILE
2	1E	217	ARG
2	1E	222	ILE
2	1E	224	GLN
2	1E	230	VAL
2	1E	236	TYR
3	2E	5	ILE
3	2E	8	ILE
3	2E	16	ARG
3	2E	17	ASP
3	2E	21	ARG
3	2E	26	LYS
3	2E	29	TYR
3	2E	31	HIS
3	2E	32	LEU
3	2E	34	LEU
3	2E	38	ARG
3	2E	42	LEU
3	2E	47	LEU
3	2E	52	LEU
3	2E	56	ASP
3	2E	63	ASN
3	2E	64	VAL
3	2E	70	VAL
3	2E	98	ASN
3	2E	104	GLN
3	2E	105	GLU
3	2E	107	GLN
3	2E	111	LEU
3	2E	118	GLN
3	2E	128	PHE
3	2E	131	ARG
3	2E	132	ARG

Continued on next page...

Continued from previous page...

Mol	Chain	Res	Type
3	2E	138	VAL
3	2E	144	SER
3	2E	166	GLU
3	2E	167	TRP
3	2E	178	LEU
3	2E	190	ARG
3	2E	196	LEU
3	2E	202	ILE
3	2E	206	GLU
4	3E	3	ARG
4	3E	8	VAL
4	3E	10	ARG
4	3E	11	LEU
4	3E	12	CYS
4	3E	15	GLU
4	3E	19	LEU
4	3E	31	CYS
4	3E	38	TYR
4	3E	46	LYS
4	3E	47	ARG
4	3E	49	ARG
4	3E	58	LEU
4	3E	66	ARG
4	3E	84	LYS
4	3E	85	LYS
4	3E	86	LYS
4	3E	88	VAL
4	3E	89	THR
4	3E	96	LEU
4	3E	106	TYR
4	3E	107	ARG
4	3E	108	LEU
4	3E	115	ARG
4	3E	122	ARG
4	3E	127	THR
4	3E	135	LEU
4	3E	138	TYR
4	3E	151	LYS
4	3E	154	ASN
4	3E	168	ARG
4	3E	170	VAL
4	3E	184	LYS

Continued on next page...

Continued from previous page...

Mol	Chain	Res	Type
4	3E	187	ARG
4	3E	188	LEU
4	3E	190	ASP
4	3E	193	ASP
4	3E	200	GLU
4	3E	201	GLN
4	3E	209	ARG
5	4E	10	MET
5	4E	11	ILE
5	4E	12	LEU
5	4E	13	ILE
5	4E	15	ARG
5	4E	16	THR
5	4E	31	LEU
5	4E	33	VAL
5	4E	41	VAL
5	4E	43	LEU
5	4E	64	ARG
5	4E	68	GLU
5	4E	72	GLN
5	4E	79	GLU
5	4E	91	LEU
5	4E	112	LEU
5	4E	116	THR
5	4E	144	THR
5	4E	147	ASP
5	4E	151	LEU
5	4E	153	LYS
6	5E	16	GLN
6	5E	21	LEU
6	5E	23	LYS
6	5E	25	ILE
6	5E	30	LEU
6	5E	31	GLU
6	5E	36	ARG
6	5E	40	VAL
6	5E	43	LEU
6	5E	46	ARG
6	5E	55	ASP
6	5E	74	ASP
6	5E	75	LEU
6	5E	77	ARG

Continued on next page...

Continued from previous page...

Mol	Chain	Res	Type
6	5E	78	GLU
6	5E	86	ARG
6	5E	91	VAL
6	5E	94	GLN
6	5E	95	GLU
6	5E	96	PRO
7	6E	5	ARG
7	6E	8	GLU
7	6E	12	LEU
7	6E	32	ARG
7	6E	38	LEU
7	6E	54	THR
7	6E	59	LEU
7	6E	63	LYS
7	6E	73	MET
7	6E	75	VAL
7	6E	90	GLU
7	6E	95	ARG
7	6E	104	LEU
7	6E	113	GLU
7	6E	131	LYS
7	6E	137	LYS
7	6E	138	LYS
7	6E	149	ARG
8	7E	1	MET
8	7E	2	LEU
8	7E	10	LEU
8	7E	18	ARG
8	7E	19	VAL
8	7E	26	VAL
8	7E	32	LYS
8	7E	36	LEU
8	7E	37	ARG
8	7E	45	ILE
8	7E	52	ASP
8	7E	60	ARG
8	7E	63	LEU
8	7E	68	ARG
8	7E	75	ARG
8	7E	76	PRO
8	7E	80	ILE
8	7E	85	ARG

Continued on next page...

Continued from previous page...

Mol	Chain	Res	Type
8	7E	91	ARG
8	7E	95	VAL
8	7E	102	ARG
8	7E	104	ARG
8	7E	105	ARG
8	7E	107	LEU
8	7E	112	LEU
8	7E	122	ARG
8	7E	123	GLU
8	7E	127	LEU
8	7E	137	VAL
9	8E	9	ARG
9	8E	10	ARG
9	8E	35	GLU
9	8E	38	GLN
9	8E	42	ARG
9	8E	44	VAL
9	8E	47	LEU
9	8E	50	LEU
9	8E	51	ARG
9	8E	54	ASP
9	8E	70	LYS
9	8E	75	ASP
9	8E	79	LEU
9	8E	83	ARG
9	8E	88	TYR
9	8E	89	ASN
9	8E	91	ASP
9	8E	97	LYS
9	8E	99	LEU
9	8E	108	VAL
9	8E	121	ARG
10	1I	16	LEU
10	1I	25	GLU
10	1I	34	VAL
10	1I	38	ILE
10	1I	51	ARG
10	1I	58	ASP
10	1I	70	ARG
10	1I	75	ILE
10	1I	78	ASN
10	1I	86	MET

Continued on next page...

Continued from previous page...

Mol	Chain	Res	Type
10	1I	88	LEU
10	1I	89	ASP
11	2I	18	ARG
11	2I	29	ILE
11	2I	32	ILE
11	2I	48	ILE
11	2I	54	ARG
11	2I	63	LEU
11	2I	71	LYS
11	2I	84	VAL
11	2I	87	THR
11	2I	96	ARG
11	2I	99	GLN
11	2I	103	LEU
11	2I	105	VAL
11	2I	106	LYS
11	2I	108	ILE
11	2I	109	VAL
11	2I	114	VAL
11	2I	116	HIS
11	2I	124	LYS
12	3I	11	VAL
12	3I	21	LYS
12	3I	33	ARG
12	3I	50	SER
12	3I	54	LYS
12	3I	60	LEU
12	3I	62	SER
12	3I	65	GLU
12	3I	67	THR
12	3I	79	GLU
12	3I	83	VAL
12	3I	96	VAL
12	3I	100	ILE
12	3I	102	ARG
12	3I	111	LYS
12	3I	114	LYS
12	3I	115	LYS
12	3I	116	SER
12	3I	123	LYS
12	3I	126	LYS
13	4I	4	ILE

Continued on next page...

Continued from previous page...

Mol	Chain	Res	Type
13	4I	9	ILE
13	4I	13	LYS
13	4I	14	ARG
13	4I	16	ASP
13	4I	31	LYS
13	4I	44	ARG
13	4I	45	VAL
13	4I	48	LEU
13	4I	50	GLU
13	4I	56	LEU
13	4I	64	TRP
13	4I	67	GLU
13	4I	70	LEU
13	4I	83	ASP
13	4I	99	ARG
13	4I	102	ARG
13	4I	106	ASN
13	4I	108	ARG
13	4I	111	LYS
14	5I	3	ARG
14	5I	6	LEU
14	5I	7	ILE
14	5I	8	GLU
14	5I	18	VAL
14	5I	23	ARG
14	5I	33	VAL
14	5I	41	ARG
14	5I	44	LEU
14	5I	50	LYS
15	6I	10	LYS
15	6I	25	THR
15	6I	26	GLU
15	6I	31	LEU
15	6I	35	ARG
15	6I	38	ARG
15	6I	39	LEU
15	6I	41	GLU
15	6I	47	LYS
15	6I	59	MET
15	6I	66	LEU
15	6I	71	GLN
15	6I	79	ARG

Continued on next page...

Continued from previous page...

Mol	Chain	Res	Type
15	6I	84	LYS
16	7I	8	ARG
16	7I	11	SER
16	7I	18	ARG
16	7I	19	ILE
16	7I	20	VAL
16	7I	27	LYS
16	7I	47	ASP
16	7I	50	LYS
16	7I	55	ARG
16	7I	67	THR
16	7I	69	THR
16	7I	71	ARG
16	7I	72	ARG
16	7I	75	ARG
16	7I	76	GLN
17	8I	12	SER
17	8I	14	LYS
17	8I	19	VAL
17	8I	24	GLU
17	8I	25	ARG
17	8I	38	ARG
17	8I	45	HIS
17	8I	52	LYS
17	8I	60	ILE
17	8I	62	SER
17	8I	63	ARG
17	8I	68	ARG
17	8I	69	LYS
17	8I	87	LYS
17	8I	89	LEU
17	8I	100	LYS
17	8I	101	ARG
18	9I	26	LEU
18	9I	28	GLU
18	9I	31	LEU
18	9I	32	ARG
18	9I	33	ASP
18	9I	45	SER
18	9I	54	ARG
18	9I	76	LEU
18	9I	84	LYS

Continued on next page...

Continued from previous page...

Mol	Chain	Res	Type
18	9I	85	LEU
18	9I	86	VAL
19	AI	3	ARG
19	AI	5	LEU
19	AI	9	VAL
19	AI	21	GLU
19	AI	22	LEU
19	AI	27	GLU
19	AI	31	ILE
19	AI	36	ARG
19	AI	37	ARG
19	AI	43	GLU
19	AI	67	VAL
19	AI	71	LEU
19	AI	77	THR
20	BI	9	ASN
20	BI	10	LEU
20	BI	13	LEU
20	BI	19	SER
20	BI	24	LEU
20	BI	37	SER
20	BI	53	LEU
20	BI	56	MET
20	BI	72	LEU
20	BI	73	HIS
20	BI	75	ASN
20	BI	86	ARG
20	BI	90	GLN
20	BI	93	GLU
21	1F	9	ARG
21	1F	10	ARG
21	1F	12	LYS
21	1F	15	ARG
28	71	6	ARG
28	71	10	LEU
28	71	30	LYS
28	71	32	LEU
28	71	34	THR
28	71	37	PHE
28	71	52	ARG
28	71	55	ASP
28	71	59	ARG

Continued on next page...

Continued from previous page...

Mol	Chain	Res	Type
28	71	64	LEU
28	71	66	HIS
28	71	166	ASP
28	71	167	LYS
28	71	168	THR
28	71	171	ILE
28	71	179	SER
28	71	180	PHE
28	71	193	ILE
28	71	215	THR
28	71	218	MET
28	71	222	VAL
28	71	224	ILE
29	11	13	ARG
29	11	16	MET
29	11	17	THR
29	11	23	GLU
29	11	26	LYS
29	11	28	GLU
29	11	30	GLU
29	11	31	LYS
29	11	33	LEU
29	11	34	VAL
29	11	35	LYS
29	11	37	LEU
29	11	38	LYS
29	11	39	LYS
29	11	40	THR
29	11	43	ARG
29	11	64	ILE
29	11	65	ILE
29	11	78	LYS
29	11	83	GLU
29	11	88	ARG
29	11	94	LEU
29	11	103	ARG
29	11	105	ILE
29	11	106	ILE
29	11	111	LEU
29	11	113	VAL
29	11	116	GLN
29	11	126	GLN

Continued on next page...

Continued from previous page...

Mol	Chain	Res	Type
29	11	141	VAL
29	11	142	VAL
29	11	154	LYS
29	11	157	ARG
29	11	165	ILE
29	11	183	ARG
29	11	192	THR
29	11	200	ASP
29	11	211	ARG
29	11	212	SER
29	11	217	ARG
29	11	221	VAL
29	11	229	VAL
29	11	233	HIS
29	11	242	ARG
29	11	254	THR
29	11	255	LYS
29	11	257	LEU
29	11	260	ARG
29	11	271	ILE
30	21	5	LEU
30	21	14	ILE
30	21	23	VAL
30	21	25	VAL
30	21	26	ILE
30	21	38	THR
30	21	40	GLU
30	21	52	LEU
30	21	54	GLN
30	21	55	ASN
30	21	57	LYS
30	21	60	ASN
30	21	63	LEU
30	21	67	PHE
30	21	77	ILE
30	21	82	ARG
30	21	87	GLU
30	21	91	VAL
30	21	93	VAL
30	21	101	ARG
30	21	111	ARG
30	21	118	LYS

Continued on next page...

Continued from previous page...

Mol	Chain	Res	Type
30	21	119	ARG
30	21	138	PRO
30	21	146	THR
30	21	171	GLU
30	21	175	VAL
30	21	179	GLU
30	21	181	LEU
30	21	195	LEU
30	21	197	ILE
30	21	201	THR
30	21	202	LYS
30	21	203	LYS
31	31	7	TYR
31	31	15	SER
31	31	17	ARG
31	31	18	ARG
31	31	28	ILE
31	31	32	LEU
31	31	33	LEU
31	31	43	LYS
31	31	52	LYS
31	31	57	VAL
31	31	59	TYR
31	31	62	ARG
31	31	64	ILE
31	31	74	ARG
31	31	101	LEU
31	31	106	ARG
31	31	116	ASP
31	31	117	ARG
31	31	124	LEU
31	31	127	GLU
31	31	158	THR
31	31	164	ARG
31	31	170	LEU
31	31	174	VAL
31	31	175	THR
31	31	181	LEU
31	31	183	VAL
31	31	188	ARG
31	31	191	ARG
31	31	192	LEU

Continued on next page...

Continued from previous page...

Mol	Chain	Res	Type
31	31	196	LEU
31	31	197	ASP
31	31	203	GLN
31	31	205	ARG
32	41	3	LEU
32	41	14	GLU
32	41	28	VAL
32	41	32	PRO
32	41	33	ARG
32	41	35	GLU
32	41	43	LEU
32	41	45	GLU
32	41	48	GLU
32	41	51	ARG
32	41	53	LEU
32	41	54	GLU
32	41	60	LEU
32	41	62	LEU
32	41	63	ILE
32	41	66	GLN
32	41	67	LYS
32	41	70	VAL
32	41	77	ILE
32	41	79	ASN
32	41	80	PHE
32	41	82	LEU
32	41	90	LEU
32	41	94	LEU
32	41	101	ILE
32	41	103	LEU
32	41	115	ARG
32	41	118	ARG
32	41	126	ASP
32	41	133	LEU
32	41	139	LEU
32	41	145	THR
32	41	149	VAL
32	41	162	THR
32	41	165	THR
33	51	2	SER
33	51	3	ARG
33	51	7	LEU

Continued on next page...

Continued from previous page...

Mol	Chain	Res	Type
33	51	9	ILE
33	51	11	VAL
33	51	24	VAL
33	51	37	VAL
33	51	40	GLU
33	51	42	ARG
33	51	43	VAL
33	51	45	VAL
33	51	50	VAL
33	51	53	GLU
33	51	71	LEU
33	51	77	LYS
33	51	80	SER
33	51	81	GLU
33	51	83	TYR
33	51	86	GLU
33	51	88	LEU
33	51	95	ARG
33	51	97	ARG
33	51	98	LEU
33	51	104	GLU
33	51	105	LEU
33	51	107	VAL
33	51	122	THR
33	51	127	GLU
33	51	129	THR
33	51	131	VAL
33	51	134	SER
33	51	139	GLN
33	51	160	LYS
33	51	167	GLU
33	51	169	VAL
33	51	170	ARG
34	61	2	LYS
34	61	9	LEU
34	61	12	LEU
34	61	15	VAL
34	61	20	ASP
34	61	25	TYR
34	61	38	LEU
34	61	41	GLU
34	61	47	LEU

Continued on next page...

Continued from previous page...

Mol	Chain	Res	Type
34	61	50	ARG
34	61	60	GLU
34	61	70	GLU
34	61	77	LEU
34	61	78	THR
34	61	81	VAL
34	61	82	ARG
34	61	85	GLU
34	61	86	THR
34	61	88	ILE
34	61	92	VAL
34	61	95	LYS
34	61	101	LEU
34	61	102	SER
34	61	108	THR
34	61	110	ASP
34	61	111	PRO
34	61	113	ARG
34	61	117	GLU
34	61	122	GLU
34	61	131	LYS
34	61	135	GLU
34	61	136	VAL
34	61	140	LEU
34	61	142	VAL
34	61	144	VAL
35	58	2	LYS
35	58	5	VAL
35	58	7	LYS
35	58	12	ARG
35	58	15	LEU
35	58	28	THR
35	58	32	THR
35	58	33	LEU
35	58	34	LEU
35	58	43	THR
35	58	48	MET
35	58	58	ASP
35	58	60	ILE
35	58	61	ARG
35	58	62	VAL
35	58	65	LYS

Continued on next page...

Continued from previous page...

Mol	Chain	Res	Type
35	58	67	LEU
35	58	79	PRO
35	58	87	LEU
35	58	90	MET
35	58	96	GLU
35	58	97	ARG
35	58	99	LEU
35	58	120	LEU
35	58	127	ASP
35	58	128	HIS
35	58	130	HIS
35	58	134	ARG
35	58	137	LYS
36	68	3	GLN
36	68	8	LEU
36	68	21	CYS
36	68	23	ARG
36	68	24	VAL
36	68	28	SER
36	68	31	LYS
36	68	35	VAL
36	68	38	VAL
36	68	47	ILE
36	68	48	PRO
36	68	53	LYS
36	68	64	ARG
36	68	66	LYS
36	68	68	GLU
36	68	75	SER
36	68	94	ARG
36	68	96	THR
36	68	97	ARG
36	68	104	ARG
36	68	115	VAL
37	78	1	MET
37	78	5	ASP
37	78	7	ARG
37	78	10	PRO
37	78	14	LYS
37	78	15	ARG
37	78	16	ARG
37	78	18	ARG

Continued on next page...

Continued from previous page...

Mol	Chain	Res	Type
37	78	19	VAL
37	78	21	ARG
37	78	25	SER
37	78	41	ARG
37	78	45	LEU
37	78	46	LYS
37	78	50	ARG
37	78	56	SER
37	78	58	THR
37	78	61	ARG
37	78	68	GLN
37	78	71	VAL
37	78	76	LYS
37	78	77	ARG
37	78	83	VAL
37	78	90	ARG
37	78	96	THR
37	78	98	GLU
37	78	99	LEU
37	78	100	LEU
37	78	105	LEU
37	78	106	LEU
37	78	112	LEU
37	78	115	LEU
37	78	126	VAL
37	78	135	LEU
37	78	138	LEU
37	78	144	GLU
37	78	146	VAL
38	88	1	MET
38	88	5	ARG
38	88	7	MET
38	88	11	LYS
38	88	12	GLN
38	88	16	ARG
38	88	18	LYS
38	88	25	ASP
38	88	35	VAL
38	88	42	ILE
38	88	45	GLN
38	88	56	ARG
38	88	66	ILE

Continued on next page...

Continued from previous page...

Mol	Chain	Res	Type
38	88	79	LEU
38	88	81	VAL
38	88	83	MET
38	88	110	THR
38	88	129	THR
38	88	138	ASP
39	98	1	MET
39	98	2	ARG
39	98	9	LYS
39	98	10	LEU
39	98	18	LEU
39	98	27	SER
39	98	28	LEU
39	98	29	LEU
39	98	33	ARG
39	98	34	ILE
39	98	36	THR
39	98	44	LEU
39	98	45	ARG
39	98	48	VAL
39	98	54	LEU
39	98	57	ARG
39	98	59	ASP
39	98	65	LEU
39	98	79	LEU
39	98	91	GLN
39	98	98	LEU
39	98	100	LEU
39	98	105	ARG
39	98	107	ASP
39	98	111	LEU
39	98	113	LEU
39	98	117	VAL
39	98	118	GLU
40	A8	3	ARG
40	A8	8	GLU
40	A8	14	VAL
40	A8	17	ARG
40	A8	19	LYS
40	A8	21	THR
40	A8	24	LEU
40	A8	29	PHE

Continued on next page...

Continued from previous page...

Mol	Chain	Res	Type
40	A8	30	ARG
40	A8	32	LEU
40	A8	33	LYS
40	A8	36	TYR
40	A8	42	ASP
40	A8	46	VAL
40	A8	50	SER
40	A8	54	LEU
40	A8	56	LEU
40	A8	58	LEU
40	A8	69	VAL
40	A8	73	LEU
40	A8	78	LEU
40	A8	83	LYS
40	A8	89	ARG
40	A8	97	ARG
40	A8	101	LEU
40	A8	106	ARG
40	A8	107	GLU
40	A8	110	LEU
40	A8	111	GLU
41	B8	9	LEU
41	B8	10	VAL
41	B8	16	ARG
41	B8	19	LEU
41	B8	21	GLU
41	B8	27	THR
41	B8	30	VAL
41	B8	33	LYS
41	B8	39	ARG
41	B8	42	ILE
41	B8	49	VAL
41	B8	50	ILE
41	B8	58	ASN
41	B8	62	THR
41	B8	64	ARG
41	B8	86	ILE
41	B8	88	ILE
41	B8	89	VAL
41	B8	96	ARG
41	B8	98	LYS
41	B8	99	LEU

Continued on next page...

Continued from previous page...

Mol	Chain	Res	Type
41	B8	106	SER
41	B8	109	GLU
41	B8	110	ILE
41	B8	111	ARG
41	B8	112	ARG
41	B8	114	LEU
41	B8	115	ARG
41	B8	118	ARG
41	B8	128	GLU
41	B8	132	LYS
42	C8	5	LYS
42	C8	13	LYS
42	C8	17	ILE
42	C8	22	LYS
42	C8	27	LEU
42	C8	30	LYS
42	C8	51	LYS
42	C8	52	ARG
42	C8	59	ARG
42	C8	69	CYS
42	C8	74	LEU
42	C8	79	PHE
42	C8	85	LYS
42	C8	89	GLU
42	C8	92	ARG
42	C8	93	LYS
42	C8	94	ASN
42	C8	108	GLU
42	C8	112	ARG
43	D8	6	LYS
43	D8	7	THR
43	D8	12	TYR
43	D8	15	GLU
43	D8	18	LEU
43	D8	21	ARG
43	D8	25	LEU
43	D8	37	VAL
43	D8	40	LEU
43	D8	46	VAL
43	D8	49	THR
43	D8	51	VAL
43	D8	52	VAL

Continued on next page...

Continued from previous page...

Mol	Chain	Res	Type
43	D8	57	VAL
43	D8	58	VAL
43	D8	73	SER
43	D8	78	LYS
43	D8	79	VAL
43	D8	85	LYS
43	D8	88	ARG
43	D8	98	GLU
44	E8	11	ARG
44	E8	12	ILE
44	E8	13	SER
44	E8	23	LEU
44	E8	39	THR
44	E8	41	LYS
44	E8	51	LEU
44	E8	64	MET
44	E8	65	LEU
44	E8	66	GLU
44	E8	70	TYR
44	E8	76	VAL
44	E8	78	GLU
44	E8	84	ARG
44	E8	92	ARG
44	E8	96	ILE
44	E8	107	LEU
45	F8	3	THR
45	F8	12	VAL
45	F8	23	GLU
45	F8	35	THR
45	F8	45	THR
45	F8	52	VAL
45	F8	53	LYS
45	F8	65	ARG
45	F8	66	LEU
45	F8	68	ARG
45	F8	70	LEU
45	F8	72	LYS
45	F8	80	ILE
46	G8	3	VAL
46	G8	4	LYS
46	G8	6	HIS
46	G8	7	VAL

Continued on next page...

Continued from previous page...

Mol	Chain	Res	Type
46	G8	23	ARG
46	G8	31	LEU
46	G8	38	ILE
46	G8	50	ARG
46	G8	52	SER
46	G8	55	TYR
46	G8	57	GLN
46	G8	64	GLU
46	G8	67	LEU
46	G8	70	SER
46	G8	82	PRO
46	G8	84	ARG
46	G8	85	VAL
46	G8	86	ARG
46	G8	90	LEU
46	G8	94	LYS
46	G8	96	ILE
47	H8	1	MET
47	H8	11	GLU
47	H8	35	ARG
47	H8	37	VAL
47	H8	61	LEU
47	H8	71	VAL
47	H8	72	ARG
47	H8	73	GLN
47	H8	76	LEU
47	H8	77	ASP
47	H8	80	ARG
47	H8	82	ARG
47	H8	86	VAL
47	H8	91	LEU
47	H8	94	GLU
47	H8	96	VAL
47	H8	103	ARG
47	H8	105	VAL
47	H8	112	ARG
47	H8	121	HIS
47	H8	126	VAL
47	H8	128	VAL
47	H8	129	SER
47	H8	132	ASN
47	H8	135	GLU

Continued on next page...

Continued from previous page...

Mol	Chain	Res	Type
47	H8	145	GLU
47	H8	154	ASP
47	H8	169	GLU
47	H8	170	THR
48	I8	9	SER
48	I8	36	ILE
48	I8	41	ARG
48	I8	44	ARG
48	I8	46	LYS
48	I8	49	LYS
48	I8	55	ARG
48	I8	64	ASP
48	I8	66	VAL
48	I8	67	VAL
48	I8	68	GLU
48	I8	74	ARG
48	I8	82	ARG
49	J8	4	VAL
49	J8	19	GLN
49	J8	21	ARG
49	J8	25	LYS
49	J8	41	ARG
49	J8	52	ARG
49	J8	61	ARG
49	J8	74	VAL
49	J8	78	LYS
49	J8	80	LEU
49	J8	81	LYS
49	J8	82	LEU
49	J8	86	SER
49	J8	91	LYS
50	K8	3	LEU
50	K8	4	SER
50	K8	10	LEU
50	K8	16	LEU
50	K8	17	SER
50	K8	19	VAL
50	K8	24	LEU
50	K8	30	ARG
50	K8	32	LEU
50	K8	40	SER
50	K8	41	ILE

Continued on next page...

Continued from previous page...

Mol	Chain	Res	Type
50	K8	47	ASN
50	K8	48	HIS
50	K8	51	ARG
50	K8	53	LEU
50	K8	55	ARG
50	K8	62	THR
50	K8	64	LEU
50	K8	67	LYS
51	L8	3	ARG
51	L8	4	LEU
51	L8	6	VAL
51	L8	8	LEU
51	L8	9	VAL
51	L8	11	SER
51	L8	28	LEU
51	L8	31	LEU
51	L8	32	GLN
51	L8	37	LEU
51	L8	40	THR
51	L8	44	ARG
51	L8	54	VAL
51	L8	59	VAL
52	M8	31	ILE
52	M8	33	VAL
52	M8	34	GLU
52	M8	36	CYS
52	M8	37	SER
52	M8	38	LYS
52	M8	39	CYS
52	M8	42	PHE
52	M8	47	GLN
53	N8	3	LYS
53	N8	6	VAL
53	N8	11	THR
53	N8	16	ARG
53	N8	26	THR
53	N8	29	THR
53	N8	40	LYS
53	N8	44	THR
53	N8	46	CYS
54	P8	4	THR
54	P8	8	ASN

Continued on next page...

Continued from previous page...

Mol	Chain	Res	Type
54	P8	10	ARG
54	P8	14	LYS
54	P8	19	ARG
54	P8	41	ARG
54	P8	43	THR
55	Q8	4	MET
55	Q8	6	THR
55	Q8	8	LYS
55	Q8	14	VAL
55	Q8	26	LYS
55	Q8	35	GLN
55	Q8	46	ARG
55	Q8	49	VAL
55	Q8	58	ILE
55	Q8	59	LYS
55	Q8	60	LEU
2	12	19	HIS
2	12	23	ARG
2	12	24	TRP
2	12	31	TYR
2	12	32	ILE
2	12	36	ARG
2	12	40	HIS
2	12	52	GLU
2	12	53	ARG
2	12	55	PHE
2	12	61	LEU
2	12	80	ILE
2	12	87	ARG
2	12	96	ARG
2	12	107	THR
2	12	108	ILE
2	12	126	GLU
2	12	155	LEU
2	12	160	ASP
2	12	165	VAL
2	12	172	ILE
2	12	178	ARG
2	12	179	LYS
2	12	184	VAL
2	12	185	ILE
2	12	191	ASP

Continued on next page...

Continued from previous page...

Mol	Chain	Res	Type
2	12	193	ASP
2	12	196	LEU
2	12	212	GLN
2	12	220	ASP
2	12	221	LEU
3	22	4	LYS
3	22	11	ARG
3	22	16	ARG
3	22	18	TRP
3	22	29	TYR
3	22	34	LEU
3	22	40	ARG
3	22	43	LEU
3	22	47	LEU
3	22	48	TYR
3	22	55	VAL
3	22	58	GLU
3	22	76	VAL
3	22	86	VAL
3	22	89	GLU
3	22	90	GLU
3	22	91	LEU
3	22	94	LEU
3	22	97	LYS
3	22	127	ARG
3	22	128	PHE
3	22	131	ARG
3	22	166	GLU
3	22	167	TRP
3	22	179	ARG
3	22	182	ILE
3	22	192	THR
3	22	193	TYR
3	22	196	LEU
3	22	198	VAL
3	22	202	ILE
3	22	204	LEU
4	32	3	ARG
4	32	4	TYR
4	32	12	CYS
4	32	13	ARG
4	32	21	LEU

Continued on next page...

Continued from previous page...

Mol	Chain	Res	Type
4	32	25	ARG
4	32	34	GLU
4	32	35	ARG
4	32	36	ARG
4	32	58	LEU
4	32	61	LYS
4	32	66	ARG
4	32	71	SER
4	32	73	ARG
4	32	76	ARG
4	32	85	LYS
4	32	96	LEU
4	32	100	ARG
4	32	106	TYR
4	32	115	ARG
4	32	119	GLN
4	32	120	LEU
4	32	122	ARG
4	32	134	ASP
4	32	135	LEU
4	32	137	SER
4	32	155	LEU
4	32	157	LEU
4	32	162	LEU
4	32	168	ARG
4	32	176	LEU
4	32	184	LYS
4	32	186	LEU
4	32	187	ARG
4	32	191	ARG
4	32	196	LEU
4	32	200	GLU
4	32	204	ILE
5	42	6	PHE
5	42	10	MET
5	42	12	LEU
5	42	14	ARG
5	42	16	THR
5	42	26	PHE
5	42	40	ARG
5	42	47	LYS
5	42	51	VAL

Continued on next page...

Continued from previous page...

Mol	Chain	Res	Type
5	42	60	TYR
5	42	61	TYR
5	42	64	ARG
5	42	75	THR
5	42	78	HIS
5	42	79	GLU
5	42	83	GLU
5	42	87	SER
5	42	101	ILE
5	42	110	LEU
5	42	118	ILE
5	42	126	ARG
5	42	137	GLU
5	42	143	ARG
6	52	3	ARG
6	52	7	ASN
6	52	14	LEU
6	52	15	ASP
6	52	16	GLN
6	52	19	LEU
6	52	21	LEU
6	52	24	GLU
6	52	28	ARG
6	52	36	ARG
6	52	46	ARG
6	52	54	LYS
6	52	57	GLN
6	52	63	TYR
6	52	69	GLU
6	52	73	ASN
6	52	74	ASP
6	52	77	ARG
6	52	80	ARG
6	52	87	ARG
6	52	93	SER
7	62	9	VAL
7	62	11	GLN
7	62	13	GLN
7	62	22	LEU
7	62	32	ARG
7	62	38	LEU
7	62	45	ASP

Continued on next page...

Continued from previous page...

Mol	Chain	Res	Type
7	62	52	GLU
7	62	57	GLU
7	62	60	LYS
7	62	70	LYS
7	62	94	ARG
7	62	97	GLN
7	62	98	SER
7	62	104	LEU
7	62	114	ARG
7	62	115	ARG
7	62	131	LYS
7	62	137	LYS
7	62	138	LYS
7	62	142	GLU
7	62	143	ARG
7	62	144	MET
8	72	12	ARG
8	72	25	ASP
8	72	30	ARG
8	72	33	GLU
8	72	41	ARG
8	72	63	LEU
8	72	65	TYR
8	72	73	ASP
8	72	78	GLN
8	72	80	ILE
8	72	82	HIS
8	72	84	ARG
8	72	91	ARG
8	72	97	VAL
8	72	99	GLU
8	72	100	ILE
8	72	102	ARG
8	72	104	ARG
8	72	119	LEU
8	72	120	THR
8	72	125	ARG
8	72	138	TRP
9	82	7	THR
9	82	10	ARG
9	82	18	PHE
9	82	20	ARG

Continued on next page...

Continued from previous page...

Mol	Chain	Res	Type
9	82	27	THR
9	82	33	PHE
9	82	36	TYR
9	82	40	LEU
9	82	42	ARG
9	82	48	GLU
9	82	60	ASP
9	82	87	GLN
9	82	95	LYS
9	82	102	LEU
9	82	105	ASP
9	82	113	LYS
9	82	117	HIS
9	82	124	GLN
10	1A	13	HIS
10	1A	17	ASP
10	1A	48	THR
10	1A	55	LYS
10	1A	58	ASP
10	1A	59	SER
10	1A	62	HIS
10	1A	65	LEU
10	1A	70	ARG
10	1A	79	ARG
10	1A	84	GLN
10	1A	92	THR
11	2A	18	ARG
11	2A	29	ILE
11	2A	30	VAL
11	2A	31	THR
11	2A	75	TYR
11	2A	78	GLN
11	2A	81	ASP
11	2A	93	GLN
11	2A	95	ILE
11	2A	99	GLN
11	2A	103	LEU
11	2A	105	VAL
11	2A	109	VAL
11	2A	119	CYS
11	2A	126	ARG
12	3A	20	LYS

Continued on next page...

Continued from previous page...

Mol	Chain	Res	Type
12	3A	24	VAL
12	3A	27	LEU
12	3A	28	LYS
12	3A	33	ARG
12	3A	39	VAL
12	3A	41	ARG
12	3A	42	THR
12	3A	46	LYS
12	3A	54	LYS
12	3A	57	LYS
12	3A	60	LEU
12	3A	64	TYR
12	3A	70	ILE
12	3A	78	GLN
12	3A	79	GLU
12	3A	83	VAL
12	3A	84	LEU
12	3A	85	ILE
12	3A	89	ARG
12	3A	96	VAL
12	3A	100	ILE
12	3A	102	ARG
12	3A	104	VAL
12	3A	111	LYS
12	3A	117	ARG
13	4A	12	ASN
13	4A	13	LYS
13	4A	14	ARG
13	4A	20	THR
13	4A	32	GLU
13	4A	37	THR
13	4A	39	ILE
13	4A	47	ASP
13	4A	48	LEU
13	4A	56	LEU
13	4A	57	ARG
13	4A	62	ASN
13	4A	64	TRP
13	4A	66	LEU
13	4A	81	LEU
13	4A	86	CYS
13	4A	88	ARG

Continued on next page...

Continued from previous page...

Mol	Chain	Res	Type
13	4A	93	ARG
13	4A	96	LEU
13	4A	101	GLN
13	4A	103	THR
13	4A	108	ARG
13	4A	114	ARG
13	4A	115	LYS
13	4A	117	VAL
14	5A	7	ILE
14	5A	8	GLU
14	5A	16	PHE
14	5A	17	LYS
14	5A	22	THR
14	5A	24	CYS
14	5A	26	ARG
14	5A	29	ARG
14	5A	33	VAL
14	5A	41	ARG
14	5A	58	LYS
15	6A	3	ILE
15	6A	22	THR
15	6A	31	LEU
15	6A	39	LEU
15	6A	40	SER
15	6A	41	GLU
15	6A	47	LYS
15	6A	57	LEU
15	6A	65	ARG
15	6A	66	LEU
15	6A	84	LYS
15	6A	88	ARG
16	7A	6	LEU
16	7A	8	ARG
16	7A	21	VAL
16	7A	27	LYS
16	7A	35	LYS
16	7A	43	LYS
16	7A	49	LEU
16	7A	55	ARG
16	7A	57	ARG
16	7A	62	VAL
16	7A	65	GLN

Continued on next page...

Continued from previous page...

Mol	Chain	Res	Type
16	7A	67	THR
16	7A	74	LEU
16	7A	81	ARG
16	7A	82	GLN
16	7A	83	GLU
17	8A	24	GLU
17	8A	25	ARG
17	8A	26	GLN
17	8A	48	GLU
17	8A	60	ILE
17	8A	62	SER
17	8A	63	ARG
17	8A	68	ARG
17	8A	73	VAL
17	8A	74	LEU
17	8A	89	LEU
17	8A	90	ILE
18	9A	23	LYS
18	9A	26	LEU
18	9A	29	PHE
18	9A	32	ARG
18	9A	36	ASN
18	9A	42	ARG
18	9A	45	SER
18	9A	47	THR
18	9A	53	ARG
18	9A	69	THR
18	9A	72	ARG
18	9A	82	THR
18	9A	84	LYS
18	9A	86	VAL
19	AA	7	LYS
19	AA	12	ASP
19	AA	13	ASP
19	AA	15	LEU
19	AA	20	LEU
19	AA	21	GLU
19	AA	23	ASN
19	AA	33	THR
19	AA	35	SER
19	AA	57	HIS
19	AA	60	VAL

Continued on next page...

Continued from previous page...

Mol	Chain	Res	Type
20	BA	11	SER
20	BA	13	LEU
20	BA	19	SER
20	BA	24	LEU
20	BA	31	SER
20	BA	42	GLN
20	BA	58	LYS
20	BA	73	HIS
20	BA	74	LYS
20	BA	75	ASN
20	BA	84	LEU
20	BA	99	LEU
20	BA	105	SER
21	1B	10	ARG
28	79	15	ASP
28	79	18	LYS
28	79	42	GLU
28	79	47	LEU
28	79	49	ILE
28	79	50	ASP
28	79	168	THR
28	79	171	ILE
28	79	172	HIS
28	79	199	HIS
28	79	202	GLU
28	79	210	ARG
28	79	221	SER
28	79	223	ARG
29	19	13	ARG
29	19	23	GLU
29	19	24	ILE
29	19	26	LYS
29	19	27	THR
29	19	28	GLU
29	19	30	GLU
29	19	31	LYS
29	19	33	LEU
29	19	34	VAL
29	19	37	LEU
29	19	39	LYS
29	19	43	ARG
29	19	48	ARG

Continued on next page...

Continued from previous page...

Mol	Chain	Res	Type
29	19	49	ILE
29	19	61	LEU
29	19	64	ILE
29	19	68	LYS
29	19	69	ARG
29	19	72	LYS
29	19	88	ARG
29	19	89	SER
29	19	94	LEU
29	19	99	ASP
29	19	103	ARG
29	19	105	ILE
29	19	140	THR
29	19	141	VAL
29	19	145	VAL
29	19	147	LEU
29	19	169	GLU
29	19	182	LEU
29	19	192	THR
29	19	200	ASP
29	19	204	ILE
29	19	208	LYS
29	19	211	ARG
29	19	217	ARG
29	19	237	GLU
29	19	242	ARG
29	19	244	ARG
29	19	257	LEU
29	19	259	THR
29	19	260	ARG
29	19	263	ARG
29	19	268	ARG
29	19	271	ILE
30	29	1	MET
30	29	5	LEU
30	29	7	VAL
30	29	23	VAL
30	29	27	LEU
30	29	40	GLU
30	29	44	TYR
30	29	45	THR
30	29	48	GLN

Continued on next page...

Continued from previous page...

Mol	Chain	Res	Type
30	29	49	LEU
30	29	54	GLN
30	29	63	LEU
30	29	72	VAL
30	29	73	GLU
30	29	75	VAL
30	29	76	ARG
30	29	77	ILE
30	29	78	LEU
30	29	79	ARG
30	29	89	ASP
30	29	90	THR
30	29	100	GLU
30	29	111	ARG
30	29	117	MET
30	29	119	ARG
30	29	121	ASN
30	29	144	ARG
30	29	145	LYS
30	29	146	THR
30	29	149	ARG
30	29	154	LYS
30	29	164	ARG
30	29	175	VAL
30	29	178	GLU
30	29	181	LEU
30	29	182	LEU
30	29	197	ILE
30	29	201	THR
31	39	7	TYR
31	39	8	GLN
31	39	18	ARG
31	39	24	LEU
31	39	28	ILE
31	39	29	ASN
31	39	33	LEU
31	39	38	ARG
31	39	53	THR
31	39	57	VAL
31	39	68	LYS
31	39	72	ARG
31	39	82	ILE

Continued on next page...

Continued from previous page...

Mol	Chain	Res	Type
31	39	83	PHE
31	39	88	VAL
31	39	98	SER
31	39	105	VAL
31	39	110	LEU
31	39	112	MET
31	39	123	LEU
31	39	125	LEU
31	39	127	GLU
31	39	135	LYS
31	39	140	LEU
31	39	144	LYS
31	39	145	GLU
31	39	152	GLU
31	39	158	THR
31	39	161	GLU
31	39	165	ARG
31	39	169	ASN
31	39	181	LEU
31	39	190	GLU
31	39	191	ARG
31	39	193	VAL
31	39	194	MET
31	39	196	LEU
31	39	197	ASP
31	39	201	VAL
31	39	202	PHE
31	39	205	ARG
32	49	9	ARG
32	49	13	GLU
32	49	19	LEU
32	49	20	ILE
32	49	26	GLN
32	49	27	ASN
32	49	33	ARG
32	49	35	GLU
32	49	40	ASN
32	49	49	ASP
32	49	51	ARG
32	49	58	GLN
32	49	62	LEU
32	49	63	ILE

Continued on next page...

Continued from previous page...

Mol	Chain	Res	Type
32	49	75	LYS
32	49	76	SER
32	49	80	PHE
32	49	82	LEU
32	49	91	ARG
32	49	95	ARG
32	49	97	ASP
32	49	109	VAL
32	49	116	ASP
32	49	118	ARG
32	49	130	ASN
32	49	133	LEU
32	49	136	ARG
32	49	153	ARG
32	49	157	ILE
32	49	159	VAL
32	49	162	THR
32	49	165	THR
32	49	181	ARG
33	59	7	LEU
33	59	50	VAL
33	59	53	GLU
33	59	68	THR
33	59	71	LEU
33	59	77	LYS
33	59	148	ILE
33	59	157	TYR
33	59	164	TYR
33	59	171	LEU
34	69	1	MET
34	69	2	LYS
34	69	7	GLU
34	69	9	LEU
34	69	37	VAL
34	69	47	LEU
34	69	50	ARG
34	69	56	LYS
34	69	61	ARG
34	69	62	LYS
34	69	68	LEU
34	69	73	GLU
34	69	78	THR

Continued on next page...

Continued from previous page...

Mol	Chain	Res	Type
34	69	93	THR
34	69	105	HIS
34	69	109	ILE
34	69	114	LEU
34	69	117	GLU
34	69	118	LYS
34	69	125	GLU
34	69	127	VAL
34	69	131	LYS
34	69	135	GLU
34	69	136	VAL
34	69	141	LYS
34	69	142	VAL
34	69	145	VAL
35	15	4	TYR
35	15	5	VAL
35	15	9	VAL
35	15	12	ARG
35	15	15	LEU
35	15	28	THR
35	15	32	THR
35	15	33	LEU
35	15	34	LEU
35	15	41	ASP
35	15	42	TRP
35	15	43	THR
35	15	48	MET
35	15	58	ASP
35	15	59	LYS
35	15	61	ARG
35	15	63	THR
35	15	68	GLU
35	15	74	ARG
35	15	76	SER
35	15	85	ILE
35	15	87	LEU
35	15	90	MET
35	15	93	THR
35	15	94	HIS
35	15	99	LEU
35	15	104	LYS
35	15	127	ASP

Continued on next page...

Continued from previous page...

Mol	Chain	Res	Type
35	15	130	HIS
35	15	134	ARG
36	25	1	MET
36	25	5	GLN
36	25	8	LEU
36	25	9	GLU
36	25	10	VAL
36	25	14	THR
36	25	22	ILE
36	25	24	VAL
36	25	26	LYS
36	25	28	SER
36	25	49	ARG
36	25	52	VAL
36	25	64	ARG
36	25	78	ARG
36	25	86	ILE
36	25	87	ILE
36	25	94	ARG
36	25	97	ARG
36	25	104	ARG
36	25	107	ARG
36	25	113	LYS
36	25	117	LEU
37	35	6	LEU
37	35	7	ARG
37	35	15	ARG
37	35	19	VAL
37	35	21	ARG
37	35	41	ARG
37	35	45	LEU
37	35	55	ARG
37	35	59	LEU
37	35	64	LYS
37	35	67	MET
37	35	70	GLN
37	35	71	VAL
37	35	75	ILE
37	35	76	LYS
37	35	77	ARG
37	35	81	GLN
37	35	85	LEU

Continued on next page...

Continued from previous page...

Mol	Chain	Res	Type
37	35	91	PHE
37	35	98	GLU
37	35	105	LEU
37	35	110	TYR
37	35	112	LEU
37	35	114	ILE
37	35	121	LYS
37	35	132	LYS
37	35	133	SER
37	35	135	LEU
37	35	138	LEU
37	35	144	GLU
37	35	146	VAL
38	45	2	LEU
38	45	5	ARG
38	45	7	MET
38	45	10	ARG
38	45	11	LYS
38	45	14	ARG
38	45	16	ARG
38	45	18	LYS
38	45	21	THR
38	45	22	LYS
38	45	27	VAL
38	45	45	GLN
38	45	51	ARG
38	45	59	ARG
38	45	76	LYS
38	45	83	MET
38	45	103	MET
38	45	110	THR
38	45	118	LEU
38	45	132	VAL
38	45	134	ARG
38	45	135	ASP
38	45	137	TYR
38	45	138	ASP
38	45	139	GLU
39	55	2	ARG
39	55	6	SER
39	55	9	LYS
39	55	18	LEU

Continued on next page...

Continued from previous page...

Mol	Chain	Res	Type
39	55	28	LEU
39	55	29	LEU
39	55	33	ARG
39	55	44	LEU
39	55	54	LEU
39	55	57	ARG
39	55	63	ARG
39	55	64	ARG
39	55	65	LEU
39	55	66	VAL
39	55	67	LEU
39	55	74	LYS
39	55	79	LEU
39	55	81	ASP
39	55	88	ARG
39	55	105	ARG
39	55	107	ASP
39	55	117	VAL
40	65	3	ARG
40	65	8	GLU
40	65	12	PHE
40	65	17	ARG
40	65	19	LYS
40	65	20	ARG
40	65	21	THR
40	65	30	ARG
40	65	36	TYR
40	65	39	ILE
40	65	42	ASP
40	65	43	GLU
40	65	50	SER
40	65	52	SER
40	65	54	LEU
40	65	65	VAL
40	65	69	VAL
40	65	71	ARG
40	65	78	LEU
40	65	88	ASP
40	65	89	ARG
40	65	98	VAL
40	65	101	LEU
40	65	106	ARG

Continued on next page...

Continued from previous page...

Mol	Chain	Res	Type
40	65	107	GLU
40	65	111	GLU
41	75	6	LEU
41	75	8	LYS
41	75	13	ARG
41	75	15	VAL
41	75	17	THR
41	75	23	ARG
41	75	27	THR
41	75	28	VAL
41	75	30	VAL
41	75	36	GLU
41	75	40	THR
41	75	41	ARG
41	75	50	ILE
41	75	58	ASN
41	75	59	THR
41	75	62	THR
41	75	64	ARG
41	75	65	LYS
41	75	66	VAL
41	75	86	ILE
41	75	87	ASP
41	75	88	ILE
41	75	91	ARG
41	75	93	ARG
41	75	105	LEU
41	75	106	SER
41	75	107	ASP
41	75	110	ILE
41	75	111	ARG
41	75	112	ARG
41	75	115	ARG
41	75	128	GLU
41	75	129	ARG
41	75	133	GLU
42	85	3	ARG
42	85	5	LYS
42	85	17	ILE
42	85	20	LEU
42	85	27	LEU
42	85	34	LYS

Continued on next page...

Continued from previous page...

Mol	Chain	Res	Type
42	85	52	ARG
42	85	55	ARG
42	85	58	ARG
42	85	59	ARG
42	85	71	GLN
42	85	74	LEU
42	85	78	THR
42	85	85	LYS
42	85	92	ARG
42	85	94	ASN
42	85	97	ASP
42	85	109	LEU
42	85	112	ARG
42	85	114	LYS
43	95	7	THR
43	95	13	ARG
43	95	21	ARG
43	95	22	VAL
43	95	25	LEU
43	95	28	GLU
43	95	33	VAL
43	95	35	LEU
43	95	43	GLU
43	95	44	LYS
43	95	47	VAL
43	95	53	GLU
43	95	62	LEU
43	95	66	ARG
43	95	71	LEU
43	95	82	ARG
43	95	84	LYS
43	95	91	TYR
43	95	95	LEU
44	A5	6	ILE
44	A5	11	ARG
44	A5	15	ARG
44	A5	18	ARG
44	A5	20	VAL
44	A5	39	THR
44	A5	50	VAL
44	A5	51	LEU
44	A5	63	ASP

Continued on next page...

Continued from previous page...

Mol	Chain	Res	Type
44	A5	65	LEU
44	A5	70	TYR
44	A5	72	LYS
44	A5	76	VAL
44	A5	84	ARG
44	A5	92	ARG
44	A5	96	ILE
44	A5	100	THR
44	A5	106	ILE
44	A5	107	LEU
44	A5	110	LYS
44	A5	111	HIS
45	B5	23	GLU
45	B5	30	VAL
45	B5	36	LYS
45	B5	43	VAL
45	B5	52	VAL
45	B5	54	VAL
45	B5	56	THR
45	B5	63	LYS
45	B5	65	ARG
45	B5	69	TYR
45	B5	70	LEU
45	B5	73	ARG
45	B5	80	ILE
45	B5	81	VAL
45	B5	82	GLN
45	B5	90	GLU
46	C5	3	VAL
46	C5	6	HIS
46	C5	23	ARG
46	C5	24	VAL
46	C5	29	GLU
46	C5	31	LEU
46	C5	38	ILE
46	C5	40	GLU
46	C5	43	ASN
46	C5	55	TYR
46	C5	61	ILE
46	C5	62	GLU
46	C5	63	LYS
46	C5	67	LEU

Continued on next page...

Continued from previous page...

Mol	Chain	Res	Type
46	C5	71	LYS
46	C5	73	ARG
46	C5	76	CYS
46	C5	79	CYS
46	C5	84	ARG
46	C5	85	VAL
46	C5	86	ARG
46	C5	87	LYS
46	C5	89	PHE
46	C5	90	LEU
46	C5	94	LYS
46	C5	97	ARG
46	C5	98	VAL
46	C5	101	LYS
47	D5	5	LEU
47	D5	6	LYS
47	D5	16	SER
47	D5	18	LEU
47	D5	19	ARG
47	D5	24	LEU
47	D5	27	VAL
47	D5	33	LEU
47	D5	53	ILE
47	D5	56	VAL
47	D5	59	LEU
47	D5	70	LEU
47	D5	72	ARG
47	D5	73	GLN
47	D5	74	VAL
47	D5	76	LEU
47	D5	84	GLU
47	D5	87	ASP
47	D5	89	PHE
47	D5	93	ASP
47	D5	128	VAL
47	D5	129	SER
47	D5	161	VAL
47	D5	162	GLU
47	D5	165	VAL
47	D5	168	GLU
48	E5	12	ASN
48	E5	36	ILE

Continued on next page...

Continued from previous page...

Mol	Chain	Res	Type
48	E5	38	VAL
48	E5	43	THR
48	E5	46	LYS
48	E5	70	GLN
49	F5	2	SER
49	F5	3	LYS
49	F5	11	ARG
49	F5	17	SER
49	F5	27	GLU
49	F5	37	ILE
49	F5	38	SER
49	F5	40	ARG
49	F5	41	ARG
49	F5	52	ARG
49	F5	56	GLN
49	F5	57	GLU
49	F5	62	VAL
49	F5	72	GLU
49	F5	74	VAL
49	F5	76	ARG
49	F5	78	LYS
49	F5	90	ILE
49	F5	91	LYS
49	F5	95	LEU
50	G5	5	GLU
50	G5	10	LEU
50	G5	15	LYS
50	G5	16	LEU
50	G5	17	SER
50	G5	24	LEU
50	G5	26	ARG
50	G5	30	ARG
50	G5	34	GLU
50	G5	44	LEU
50	G5	46	GLN
50	G5	47	ASN
50	G5	48	HIS
50	G5	50	ILE
50	G5	53	LEU
50	G5	60	LEU
50	G5	62	THR
50	G5	64	LEU

Continued on next page...

Continued from previous page...

Mol	Chain	Res	Type
51	H5	5	LYS
51	H5	8	LEU
51	H5	17	LYS
51	H5	18	ASP
51	H5	24	LYS
51	H5	30	ARG
51	H5	35	ARG
51	H5	37	LEU
51	H5	44	ARG
51	H5	48	GLU
51	H5	54	VAL
51	H5	55	ARG
53	J5	6	VAL
53	J5	8	LYS
53	J5	9	LYS
53	J5	15	ARG
53	J5	16	ARG
53	J5	21	SER
53	J5	23	HIS
53	J5	25	LEU
53	J5	29	THR
53	J5	35	GLU
53	J5	44	THR
53	J5	55	ARG
54	L5	1	MET
54	L5	4	THR
54	L5	8	ASN
54	L5	36	GLN
54	L5	43	THR
55	M5	13	ARG
55	M5	15	LYS
55	M5	21	LYS
55	M5	29	LYS
55	M5	31	HIS
55	M5	32	LEU
55	M5	37	SER
55	M5	52	LYS
55	M5	57	ARG
55	M5	58	ILE
55	M5	59	LYS
55	M5	60	LEU
55	M5	62	LEU

Sometimes sidechains can be flipped to improve hydrogen bonding and reduce clashes. All (30) such sidechains are listed below:

Mol	Chain	Res	Type
2	1E	16	HIS
2	1E	212	GLN
3	2E	6	HIS
4	3E	45	GLN
9	8E	3	GLN
29	11	112	GLN
29	11	227	ASN
29	11	253	GLN
30	21	60	ASN
31	31	160	ASN
32	41	79	ASN
35	58	128	HIS
38	88	13	GLN
44	E8	60	ASN
47	H8	85	HIS
47	H8	132	ASN
52	M8	47	GLN
2	12	19	HIS
2	12	40	HIS
4	32	123	HIS
9	82	23	ASN
9	82	124	GLN
10	1A	84	GLN
29	19	44	ASN
30	29	54	GLN
32	49	27	ASN
38	45	12	GLN
38	45	123	HIS
42	85	94	ASN
46	C5	6	HIS

5.3.3 RNA [i](#)

Mol	Chain	Analysed	Backbone Outliers	Pucker Outliers
1	13	1493/1519 (98%)	369 (24%)	38 (2%)
1	1G	1505/1519 (99%)	349 (23%)	37 (2%)
22	1K	68/76 (89%)	30 (44%)	5 (7%)
22	1L	64/76 (84%)	21 (32%)	4 (6%)
23	2K	76/77 (98%)	29 (38%)	1 (1%)
23	2L	76/77 (98%)	18 (23%)	2 (2%)

Continued on next page...

Continued from previous page...

Mol	Chain	Analysed	Backbone Outliers	Pucker Outliers
24	3K	67/76 (88%)	39 (58%)	4 (5%)
24	3L	69/76 (90%)	31 (44%)	2 (2%)
25	4K	19/27 (70%)	11 (57%)	2 (10%)
25	4L	18/27 (66%)	8 (44%)	2 (11%)
26	14	2847/2917 (97%)	762 (26%)	53 (1%)
26	1H	2878/2917 (98%)	709 (24%)	57 (1%)
27	16	121/122 (99%)	28 (23%)	2 (1%)
27	1J	121/122 (99%)	34 (28%)	2 (1%)
All	All	9422/9628 (97%)	2438 (25%)	211 (2%)

All (2438) RNA backbone outliers are listed below:

Mol	Chain	Res	Type
1	13	2	U
1	13	5	U
1	13	6	G
1	13	9	G
1	13	15	G
1	13	16	A
1	13	21	G
1	13	28	G
1	13	32	A
1	13	39	G
1	13	44	G
1	13	48	C
1	13	49	U
1	13	50	A
1	13	51	A
1	13	54	C
1	13	61	G
1	13	65	U
1	13	66	G
1	13	74	C
1	13	75	C
1	13	76	G
1	13	95	G
1	13	96	G
1	13	97	U
1	13	99	C
1	13	101	A
1	13	116	A
1	13	117	G

Continued on next page...

Continued from previous page...

Mol	Chain	Res	Type
1	13	121	C
1	13	122	G
1	13	131	C
1	13	142	G
1	13	143	A
1	13	144	G
1	13	147	G
1	13	150	C
1	13	151	A
1	13	153	C
1	13	160	A
1	13	162	A
1	13	163	C
1	13	169	C
1	13	172	A
1	13	173	U
1	13	174	C
1	13	186(F)	C
1	13	189	U
1	13	191(A)	G
1	13	191(E)	G
1	13	195	A
1	13	197	A
1	13	199	G
1	13	201	C
1	13	208	U
1	13	209	U
1	13	210	U
1	13	217	C
1	13	222	U
1	13	227	G
1	13	233	C
1	13	243	A
1	13	244	U
1	13	245	C
1	13	247	G
1	13	251	G
1	13	262	A
1	13	266	G
1	13	267	C
1	13	273	A
1	13	274	A

Continued on next page...

Continued from previous page...

Mol	Chain	Res	Type
1	13	288	A
1	13	289	G
1	13	304	U
1	13	316	G
1	13	317	G
1	13	321	A
1	13	328	C
1	13	330	C
1	13	332	G
1	13	343	U
1	13	344	A
1	13	345	C
1	13	346	G
1	13	347	G
1	13	351	G
1	13	352	C
1	13	353	A
1	13	354	G
1	13	357	G
1	13	367	U
1	13	372	C
1	13	383	A
1	13	388	G
1	13	390	C
1	13	396	G
1	13	397	A
1	13	398	C
1	13	406	G
1	13	410	G
1	13	411	A
1	13	412	A
1	13	414	A
1	13	417	C
1	13	418	C
1	13	421	U
1	13	423	G
1	13	424	G
1	13	429	U
1	13	430	A
1	13	438	G
1	13	451	A
1	13	466	C

Continued on next page...

Continued from previous page...

Mol	Chain	Res	Type
1	13	467	G
1	13	485	G
1	13	487	A
1	13	496	A
1	13	497	U
1	13	505	G
1	13	509	A
1	13	510	A
1	13	511	C
1	13	513	C
1	13	518	C
1	13	521	G
1	13	524	G
1	13	527	G
1	13	531	U
1	13	532	A
1	13	533	A
1	13	534	U
1	13	536	C
1	13	547	A
1	13	559	A
1	13	561	U
1	13	562	C
1	13	564	C
1	13	572	A
1	13	573	A
1	13	576	G
1	13	577	G
1	13	582	U
1	13	596	C
1	13	607	A
1	13	618	C
1	13	619	U
1	13	620	C
1	13	630	G
1	13	631	G
1	13	632	A
1	13	633	G
1	13	639	G
1	13	653	A
1	13	661	G
1	13	665	A

Continued on next page...

Continued from previous page...

Mol	Chain	Res	Type
1	13	666	G
1	13	687	A
1	13	688	G
1	13	704	A
1	13	723	U
1	13	728	A
1	13	734	G
1	13	749	C
1	13	750	G
1	13	753	A
1	13	755	G
1	13	774	G
1	13	777	A
1	13	787	A
1	13	792	A
1	13	794	A
1	13	796	C
1	13	806	C
1	13	812	C
1	13	813	U
1	13	815	A
1	13	817	C
1	13	821	G
1	13	828	A
1	13	836	G
1	13	841	U
1	13	842	C
1	13	843	U
1	13	848	C
1	13	859	A
1	13	864	A
1	13	870	U
1	13	871	U
1	13	872	A
1	13	874	G
1	13	876	G
1	13	877	C
1	13	884	U
1	13	885	G
1	13	888	G
1	13	902	G
1	13	914	A

Continued on next page...

Continued from previous page...

Mol	Chain	Res	Type
1	13	916	G
1	13	922	G
1	13	926	G
1	13	927	G
1	13	934	C
1	13	935	A
1	13	936	C
1	13	960	U
1	13	965	A
1	13	968	A
1	13	969	A
1	13	971	G
1	13	974	A
1	13	975	A
1	13	976	G
1	13	977	A
1	13	979	C
1	13	983	A
1	13	993	G
1	13	998	G
1	13	999	U
1	13	1004	A
1	13	1006	C
1	13	1007	C
1	13	1008	C
1	13	1009	G
1	13	1012	U
1	13	1016	A
1	13	1017	G
1	13	1021	G
1	13	1024	G
1	13	1025	U
1	13	1026	G
1	13	1028	C
1	13	1028(A)	C
1	13	1028(B)	C
1	13	1029	G
1	13	1030	C
1	13	1031	G
1	13	1032	A
1	13	1032(A)	G
1	13	1032(B)	G

Continued on next page...

Continued from previous page...

Mol	Chain	Res	Type
1	13	1033	G
1	13	1035	A
1	13	1037	C
1	13	1039	C
1	13	1040	U
1	13	1042	G
1	13	1046	A
1	13	1051	C
1	13	1053	G
1	13	1054	C
1	13	1055	A
1	13	1058	G
1	13	1061	G
1	13	1065	U
1	13	1066	C
1	13	1081	G
1	13	1089	G
1	13	1094	G
1	13	1095	U
1	13	1101	A
1	13	1113	C
1	13	1120	G
1	13	1125	U
1	13	1126	U
1	13	1127	G
1	13	1129	C
1	13	1130	A
1	13	1131	G
1	13	1132	C
1	13	1136	U
1	13	1137	C
1	13	1138	G
1	13	1139	G
1	13	1146	A
1	13	1151	A
1	13	1152	A
1	13	1154	G
1	13	1155	G
1	13	1157	A
1	13	1158	C
1	13	1159	U
1	13	1160	G

Continued on next page...

Continued from previous page...

Mol	Chain	Res	Type
1	13	1171	G
1	13	1177	G
1	13	1181	G
1	13	1182	G
1	13	1184	G
1	13	1188	A
1	13	1189	C
1	13	1190	G
1	13	1191	A
1	13	1196	U
1	13	1197	G
1	13	1201	A
1	13	1202	G
1	13	1211	U
1	13	1212	U
1	13	1213	A
1	13	1225	A
1	13	1227	A
1	13	1230	C
1	13	1236	A
1	13	1238	A
1	13	1239	A
1	13	1240	U
1	13	1241	G
1	13	1250	A
1	13	1253	G
1	13	1256	A
1	13	1257	U
1	13	1258	G
1	13	1272	G
1	13	1275	A
1	13	1278	U
1	13	1279	A
1	13	1280	A
1	13	1281	U
1	13	1286	A
1	13	1287	A
1	13	1288	A
1	13	1290	G
1	13	1292	U
1	13	1299	A
1	13	1300	G

Continued on next page...

Continued from previous page...

Mol	Chain	Res	Type
1	13	1301	U
1	13	1302	U
1	13	1303	C
1	13	1307	U
1	13	1320	C
1	13	1323	G
1	13	1331	G
1	13	1336	C
1	13	1337	G
1	13	1338	G
1	13	1340	A
1	13	1346	A
1	13	1347	G
1	13	1350	A
1	13	1353	G
1	13	1362(A)	C
1	13	1363	A
1	13	1368	G
1	13	1370	G
1	13	1377	A
1	13	1378	C
1	13	1397	C
1	13	1398	A
1	13	1401	G
1	13	1406	U
1	13	1419	G
1	13	1442	G
1	13	1443	G
1	13	1446	A
1	13	1450	U
1	13	1451	A
1	13	1452	C
1	13	1453	G
1	13	1487	G
1	13	1492	A
1	13	1497	G
1	13	1499	A
1	13	1502	A
1	13	1504	G
1	13	1505	G
1	13	1506	U
1	13	1507	A

Continued on next page...

Continued from previous page...

Mol	Chain	Res	Type
1	13	1517	G
1	13	1529	G
1	13	1530	G
1	13	1534	A
22	1K	4	U
22	1K	6	G
22	1K	7	U
22	1K	9	A
22	1K	11	C
22	1K	13	C
22	1K	14	A
22	1K	15	G
22	1K	18	G
22	1K	22	G
22	1K	26	A
22	1K	29	U
22	1K	45	G
22	1K	48	C
22	1K	49	G
22	1K	50	C
22	1K	51	A
22	1K	56	C
22	1K	60	U
22	1K	61	C
22	1K	63	U
22	1K	68	G
22	1K	69	A
22	1K	70	C
22	1K	71	C
22	1K	72	C
22	1K	73	A
22	1K	74	C
22	1K	75	C
22	1K	76	A
23	2K	2	G
23	2K	6	G
23	2K	9	G
23	2K	13	C
23	2K	14	A
23	2K	15	G
23	2K	16	C
23	2K	17	C

Continued on next page...

Continued from previous page...

Mol	Chain	Res	Type
23	2K	19	G
23	2K	20	G
23	2K	21	U
23	2K	22	A
23	2K	23	G
23	2K	30	G
23	2K	31	G
23	2K	32	G
23	2K	38	A
23	2K	44	A
23	2K	48	U
23	2K	49	C
23	2K	50	G
23	2K	51	U
23	2K	53	G
23	2K	55	5MU
23	2K	57	C
23	2K	61	U
23	2K	62	C
23	2K	73	A
23	2K	77	A
24	3K	2	G
24	3K	3	G
24	3K	4	U
24	3K	5	C
24	3K	7	U
24	3K	8	U
24	3K	9	A
24	3K	10	G
24	3K	11	C
24	3K	14	A
24	3K	15	G
24	3K	23	A
24	3K	24	G
24	3K	26	A
24	3K	27	G
24	3K	34	U
24	3K	35	U
24	3K	37	A
24	3K	39	U
24	3K	40	C
24	3K	44	U

Continued on next page...

Continued from previous page...

Mol	Chain	Res	Type
24	3K	45	G
24	3K	46	G
24	3K	49	G
24	3K	51	A
24	3K	52	G
24	3K	55	U
24	3K	56	C
24	3K	57	G
24	3K	59	A
24	3K	60	U
24	3K	62	C
24	3K	65	C
24	3K	66	A
24	3K	67	C
24	3K	71	C
24	3K	72	C
24	3K	73	A
24	3K	76	A
25	4K	7	G
25	4K	8	A
25	4K	9	G
25	4K	10	G
25	4K	12	A
25	4K	13	A
25	4K	14	A
25	4K	15	A
25	4K	23	A
25	4K	24	A
25	4K	25	A
26	1H	9	U
26	1H	11	G
26	1H	12	U
26	1H	14	A
26	1H	15	G
26	1H	34	C
26	1H	35	G
26	1H	36	G
26	1H	43	G
26	1H	46	C
26	1H	51	G
26	1H	63	U
26	1H	66	C

Continued on next page...

Continued from previous page...

Mol	Chain	Res	Type
26	1H	71	A
26	1H	72	U
26	1H	74	A
26	1H	75	G
26	1H	85	G
26	1H	118	A
26	1H	119	A
26	1H	120	U
26	1H	125	G
26	1H	126	A
26	1H	138	G
26	1H	140	A
26	1H	155	C
26	1H	163	U
26	1H	164	U
26	1H	171	G
26	1H	174	C
26	1H	181	A
26	1H	188	G
26	1H	196	A
26	1H	197	A
26	1H	199	A
26	1H	201	C
26	1H	213	A
26	1H	214	G
26	1H	215	G
26	1H	216	A
26	1H	217	G
26	1H	221	A
26	1H	222	A
26	1H	223	A
26	1H	224	G
26	1H	228	A
26	1H	229	A
26	1H	248	G
26	1H	250	G
26	1H	252	G
26	1H	266	G
26	1H	269	U
26	1H	270(E)	G
26	1H	270(K)	C
26	1H	270(L)	U

Continued on next page...

Continued from previous page...

Mol	Chain	Res	Type
26	1H	270(M)	U
26	1H	270(N)	G
26	1H	270(O)	U
26	1H	270(P)	C
26	1H	270(R)	G
26	1H	271(C)	U
26	1H	271	G
26	1H	274	G
26	1H	275	G
26	1H	277	C
26	1H	278	A
26	1H	295	G
26	1H	299	A
26	1H	308	G
26	1H	311	A
26	1H	323	G
26	1H	324	A
26	1H	326	G
26	1H	329	G
26	1H	330	A
26	1H	331	A
26	1H	335	C
26	1H	340	A
26	1H	346	A
26	1H	352	G
26	1H	353	G
26	1H	357	A
26	1H	363	G
26	1H	363(A)	A
26	1H	370	G
26	1H	372	G
26	1H	375	C
26	1H	380	U
26	1H	382	G
26	1H	386	G
26	1H	389	G
26	1H	396	G
26	1H	405	U
26	1H	407	G
26	1H	411	G
26	1H	418	G
26	1H	427	U

Continued on next page...

Continued from previous page...

Mol	Chain	Res	Type
26	1H	428	A
26	1H	436	C
26	1H	443	A
26	1H	444	C
26	1H	448	U
26	1H	455	C
26	1H	470	A
26	1H	471	A
26	1H	481	G
26	1H	482	A
26	1H	485	C
26	1H	489	G
26	1H	494	G
26	1H	501	A
26	1H	505	A
26	1H	508	G
26	1H	509	C
26	1H	529	A
26	1H	530	G
26	1H	531	C
26	1H	532	A
26	1H	533	G
26	1H	546	C
26	1H	548	A
26	1H	549	G
26	1H	563	G
26	1H	567	A
26	1H	573	G
26	1H	575	A
26	1H	588	U
26	1H	603	A
26	1H	604	G
26	1H	607	U
26	1H	614	U
26	1H	615	G
26	1H	617	G
26	1H	621	A
26	1H	622	G
26	1H	627	A
26	1H	632	A
26	1H	637	A
26	1H	645	C

Continued on next page...

Continued from previous page...

Mol	Chain	Res	Type
26	1H	646	A
26	1H	647	G
26	1H	654	A
26	1H	654(A)	A
26	1H	654(D)	G
26	1H	654(O)	G
26	1H	654(Q)	C
26	1H	654(R)	C
26	1H	654(S)	G
26	1H	654(T)	A
26	1H	654(V)	A
26	1H	664	C
26	1H	669	G
26	1H	677	A
26	1H	678	C
26	1H	686	G
26	1H	689	A
26	1H	695	G
26	1H	699	A
26	1H	717	G
26	1H	730	C
26	1H	731	C
26	1H	745	G
26	1H	762	U
26	1H	764	A
26	1H	765	G
26	1H	776	G
26	1H	782	A
26	1H	784	A
26	1H	785	G
26	1H	787	U
26	1H	790	C
26	1H	792	G
26	1H	800	A
26	1H	805	G
26	1H	812	C
26	1H	824	A
26	1H	827	U
26	1H	828	U
26	1H	830	G
26	1H	832	G
26	1H	836	G

Continued on next page...

Continued from previous page...

Mol	Chain	Res	Type
26	1H	845	G
26	1H	846	C
26	1H	847	U
26	1H	853	G
26	1H	855	G
26	1H	858	U
26	1H	859	G
26	1H	860	U
26	1H	866	A
26	1H	879	G
26	1H	882	G
26	1H	894	C
26	1H	898	C
26	1H	899	A
26	1H	900	A
26	1H	901	A
26	1H	902	C
26	1H	904	C
26	1H	906	G
26	1H	907	U
26	1H	910	A
26	1H	917	A
26	1H	918	A
26	1H	925	C
26	1H	932	G
26	1H	938	G
26	1H	941	A
26	1H	945	A
26	1H	946	G
26	1H	947	G
26	1H	952	G
26	1H	953	A
26	1H	958	U
26	1H	959	A
26	1H	961	C
26	1H	968	G
26	1H	974	G
26	1H	974(A)	C
26	1H	980	A
26	1H	983	A
26	1H	995	C
26	1H	996	A

Continued on next page...

Continued from previous page...

Mol	Chain	Res	Type
26	1H	997	G
26	1H	998	C
26	1H	1003	G
26	1H	1005	C
26	1H	1011	G
26	1H	1012	U
26	1H	1013	C
26	1H	1018	C
26	1H	1020	A
26	1H	1022	G
26	1H	1023	U
26	1H	1025	G
26	1H	1026	U
26	1H	1027	A
26	1H	1032	A
26	1H	1033	U
26	1H	1045	A
26	1H	1046	A
26	1H	1047	G
26	1H	1054	A
26	1H	1057	A
26	1H	1058	U
26	1H	1060	U
26	1H	1061	U
26	1H	1062	G
26	1H	1066	U
26	1H	1067	A
26	1H	1068	G
26	1H	1070	A
26	1H	1071	G
26	1H	1072	C
26	1H	1076	C
26	1H	1077	A
26	1H	1082	U
26	1H	1085	A
26	1H	1087	G
26	1H	1088	A
26	1H	1090	U
26	1H	1095	A
26	1H	1096	A
26	1H	1097	U
26	1H	1098	A

Continued on next page...

Continued from previous page...

Mol	Chain	Res	Type
26	1H	1104	C
26	1H	1106	G
26	1H	1111	A
26	1H	1112	G
26	1H	1117	G
26	1H	1121	C
26	1H	1122	G
26	1H	1126	A
26	1H	1129	A
26	1H	1130	U
26	1H	1135	C
26	1H	1136	G
26	1H	1139	G
26	1H	1142	U
26	1H	1142(A)	A
26	1H	1149	G
26	1H	1171	G
26	1H	1176	G
26	1H	1177	A
26	1H	1178	C
26	1H	1179	C
26	1H	1195	G
26	1H	1198	U
26	1H	1204	A
26	1H	1205	U
26	1H	1206	G
26	1H	1210	A
26	1H	1211	U
26	1H	1218	C
26	1H	1220	A
26	1H	1225	C
26	1H	1237	A
26	1H	1244	G
26	1H	1250	G
26	1H	1253	A
26	1H	1254	A
26	1H	1256	G
26	1H	1268	A
26	1H	1271	G
26	1H	1272	A
26	1H	1274	A
26	1H	1277	G

Continued on next page...

Continued from previous page...

Mol	Chain	Res	Type
26	1H	1280	G
26	1H	1292	U
26	1H	1297	C
26	1H	1300	U
26	1H	1301	A
26	1H	1305	C
26	1H	1310	G
26	1H	1329	U
26	1H	1332	G
26	1H	1338	G
26	1H	1342	A
26	1H	1344	G
26	1H	1345	C
26	1H	1348	G
26	1H	1349	A
26	1H	1359	A
26	1H	1360	A
26	1H	1365	A
26	1H	1369	G
26	1H	1370	C
26	1H	1379	A
26	1H	1384	A
26	1H	1385	G
26	1H	1386	C
26	1H	1388	G
26	1H	1389	G
26	1H	1390	U
26	1H	1391	U
26	1H	1397	U
26	1H	1407	C
26	1H	1416	G
26	1H	1417	C
26	1H	1420	U
26	1H	1421	G
26	1H	1422	G
26	1H	1428	C
26	1H	1444(A)	A
26	1H	1449	A
26	1H	1449(A)	G
26	1H	1453	A
26	1H	1454	U
26	1H	1456	G

Continued on next page...

Continued from previous page...

Mol	Chain	Res	Type
26	1H	1458	C
26	1H	1459	G
26	1H	1460	A
26	1H	1461	G
26	1H	1467	C
26	1H	1469	A
26	1H	1470	G
26	1H	1471	A
26	1H	1472	A
26	1H	1483	G
26	1H	1486	A
26	1H	1490	A
26	1H	1492	G
26	1H	1493	C
26	1H	1494	A
26	1H	1497	U
26	1H	1500	G
26	1H	1506	C
26	1H	1507	A
26	1H	1508	A
26	1H	1509	C
26	1H	1510	A
26	1H	1511	A
26	1H	1517	G
26	1H	1520	U
26	1H	1526	G
26	1H	1534	G
26	1H	1535	U
26	1H	1536	A
26	1H	1537	C
26	1H	1538	G
26	1H	1539	G
26	1H	1540	G
26	1H	1543	A
26	1H	1545	A
26	1H	1547	C
26	1H	1548	C
26	1H	1552	G
26	1H	1554	A
26	1H	1558	A
26	1H	1559	G
26	1H	1560	G

Continued on next page...

Continued from previous page...

Mol	Chain	Res	Type
26	1H	1566	A
26	1H	1569	A
26	1H	1578	U
26	1H	1580	A
26	1H	1585	C
26	1H	1586	A
26	1H	1587	A
26	1H	1594	G
26	1H	1608	A
26	1H	1609	A
26	1H	1610	A
26	1H	1617	C
26	1H	1639	U
26	1H	1640	C
26	1H	1641	A
26	1H	1645	G
26	1H	1647	G
26	1H	1648	C
26	1H	1651	G
26	1H	1658	C
26	1H	1664	A
26	1H	1674	G
26	1H	1679	U
26	1H	1684	C
26	1H	1685	C
26	1H	1699	G
26	1H	1706	U
26	1H	1707	G
26	1H	1726	G
26	1H	1728	G
26	1H	1730	U
26	1H	1731	G
26	1H	1733	G
26	1H	1756	G
26	1H	1758	G
26	1H	1760	A
26	1H	1764	G
26	1H	1773	A
26	1H	1779	U
26	1H	1782	C
26	1H	1791	A
26	1H	1799	G

Continued on next page...

Continued from previous page...

Mol	Chain	Res	Type
26	1H	1800	C
26	1H	1801	G
26	1H	1802	A
26	1H	1816	G
26	1H	1819	A
26	1H	1828	G
26	1H	1829	A
26	1H	1831	G
26	1H	1835	G
26	1H	1836	C
26	1H	1840	G
26	1H	1847	A
26	1H	1859	A
26	1H	1869	G
26	1H	1870	C
26	1H	1878	G
26	1H	1887	C
26	1H	1889	A
26	1H	1899	G
26	1H	1900	A
26	1H	1901	A
26	1H	1904	G
26	1H	1906	G
26	1H	1910	G
26	1H	1913	A
26	1H	1914	C
26	1H	1918	A
26	1H	1919	A
26	1H	1926	U
26	1H	1929	G
26	1H	1930	G
26	1H	1931	U
26	1H	1938	A
26	1H	1951	U
26	1H	1952	A
26	1H	1955	U
26	1H	1963	U
26	1H	1965	C
26	1H	1967	C
26	1H	1968	G
26	1H	1969	A
26	1H	1970	A

Continued on next page...

Continued from previous page...

Mol	Chain	Res	Type
26	1H	1971	A
26	1H	1972	A
26	1H	1982	C
26	1H	1986	A
26	1H	1992	G
26	1H	1993	U
26	1H	2001	A
26	1H	2016	U
26	1H	2020	A
26	1H	2021	C
26	1H	2023	G
26	1H	2031	A
26	1H	2033	A
26	1H	2035	G
26	1H	2043	C
26	1H	2047	U
26	1H	2048	G
26	1H	2049	G
26	1H	2054	A
26	1H	2055	C
26	1H	2056	G
26	1H	2060	A
26	1H	2061	G
26	1H	2062	A
26	1H	2066	C
26	1H	2069	G
26	1H	2072	G
26	1H	2077	A
26	1H	2078	C
26	1H	2099	U
26	1H	2108	C
26	1H	2111	C
26	1H	2113	U
26	1H	2114	A
26	1H	2116	G
26	1H	2117	A
26	1H	2119	A
26	1H	2124	G
26	1H	2126	A
26	1H	2127	G
26	1H	2128	C
26	1H	2131	G

Continued on next page...

Continued from previous page...

Mol	Chain	Res	Type
26	1H	2132	U
26	1H	2133	G
26	1H	2134	A
26	1H	2135	A
26	1H	2136	C
26	1H	2138	C
26	1H	2139	C
26	1H	2144	U
26	1H	2145	C
26	1H	2147	G
26	1H	2148	G
26	1H	2156	G
26	1H	2157	G
26	1H	2158	A
26	1H	2161	C
26	1H	2162	G
26	1H	2165	G
26	1H	2166	G
26	1H	2168	G
26	1H	2170	A
26	1H	2171	A
26	1H	2173	A
26	1H	2175	C
26	1H	2176	A
26	1H	2177	C
26	1H	2181	G
26	1H	2189	U
26	1H	2190	G
26	1H	2192	G
26	1H	2198	A
26	1H	2210	G
26	1H	2211	G
26	1H	2212	A
26	1H	2215	G
26	1H	2225	A
26	1H	2226	C
26	1H	2236	C
26	1H	2238	G
26	1H	2239	G
26	1H	2240	C
26	1H	2267	A
26	1H	2273	A

Continued on next page...

Continued from previous page...

Mol	Chain	Res	Type
26	1H	2275	C
26	1H	2280	G
26	1H	2281	C
26	1H	2283	C
26	1H	2285	C
26	1H	2286	A
26	1H	2287	A
26	1H	2307	G
26	1H	2308	G
26	1H	2310	A
26	1H	2314	C
26	1H	2315	G
26	1H	2320	A
26	1H	2321	G
26	1H	2324	C
26	1H	2325	G
26	1H	2326	C
26	1H	2327	A
26	1H	2334	G
26	1H	2335	A
26	1H	2336	A
26	1H	2343	C
26	1H	2346	A
26	1H	2347	C
26	1H	2348	U
26	1H	2350	C
26	1H	2360	A
26	1H	2372	G
26	1H	2376	A
26	1H	2377	A
26	1H	2383	G
26	1H	2385	C
26	1H	2388	A
26	1H	2389	G
26	1H	2395	C
26	1H	2402	C
26	1H	2405	G
26	1H	2406	U
26	1H	2408	U
26	1H	2410	G
26	1H	2414	G
26	1H	2418	A

Continued on next page...

Continued from previous page...

Mol	Chain	Res	Type
26	1H	2422	A
26	1H	2423	U
26	1H	2425	A
26	1H	2428	G
26	1H	2429	G
26	1H	2430	A
26	1H	2434	A
26	1H	2435	A
26	1H	2439	A
26	1H	2440	C
26	1H	2441	C
26	1H	2448	A
26	1H	2449	U
26	1H	2464	C
26	1H	2468	G
26	1H	2469	A
26	1H	2476	A
26	1H	2477	C
26	1H	2478	A
26	1H	2482	G
26	1H	2484	G
26	1H	2496	C
26	1H	2502	G
26	1H	2505	G
26	1H	2506	U
26	1H	2518	A
26	1H	2525	G
26	1H	2529	G
26	1H	2531	A
26	1H	2553	G
26	1H	2554	U
26	1H	2563	U
26	1H	2566	A
26	1H	2567	G
26	1H	2582	G
26	1H	2593	U
26	1H	2594	C
26	1H	2595	G
26	1H	2600	A
26	1H	2602	A
26	1H	2608	G
26	1H	2609	U

Continued on next page...

Continued from previous page...

Mol	Chain	Res	Type
26	1H	2611	U
26	1H	2612	C
26	1H	2629	A
26	1H	2632	A
26	1H	2636	U
26	1H	2641	G
26	1H	2654	A
26	1H	2660	A
26	1H	2663	G
26	1H	2665	A
26	1H	2666	C
26	1H	2673	G
26	1H	2679	A
26	1H	2689	U
26	1H	2702	U
26	1H	2703	C
26	1H	2705	A
26	1H	2707	G
26	1H	2712(A)	A
26	1H	2713	A
26	1H	2714	G
26	1H	2719	G
26	1H	2721	A
26	1H	2726	U
26	1H	2733	A
26	1H	2742	C
26	1H	2744	G
26	1H	2749	A
26	1H	2757	A
26	1H	2764	A
26	1H	2765	A
26	1H	2766	G
26	1H	2777	G
26	1H	2778	A
26	1H	2779	U
26	1H	2780	G
26	1H	2781	A
26	1H	2789	C
26	1H	2790	A
26	1H	2791	C
26	1H	2793	G
26	1H	2795	G

Continued on next page...

Continued from previous page...

Mol	Chain	Res	Type
26	1H	2797	U
26	1H	2798	C
26	1H	2801	A
26	1H	2803	C
26	1H	2808	U
26	1H	2813	A
26	1H	2818	G
26	1H	2820	A
26	1H	2821	A
26	1H	2830	G
26	1H	2833	G
26	1H	2834	G
26	1H	2835	A
26	1H	2848	G
26	1H	2849	U
26	1H	2872	G
26	1H	2875	C
26	1H	2884	U
26	1H	2885	C
26	1H	2886	G
26	1H	2891	G
26	1H	2892	A
26	1H	2894	G
26	1H	2895	U
27	16	0	A
27	16	3	C
27	16	5	C
27	16	7	G
27	16	12	C
27	16	13	A
27	16	15	A
27	16	16	G
27	16	25	A
27	16	33	G
27	16	38	C
27	16	42	C
27	16	44	G
27	16	45	A
27	16	47	C
27	16	48	A
27	16	56	G
27	16	65	C

Continued on next page...

Continued from previous page...

Mol	Chain	Res	Type
27	16	70	C
27	16	73	A
27	16	74	U
27	16	75	G
27	16	88	C
27	16	98	G
27	16	105	G
27	16	109	G
27	16	116	G
27	16	118	G
1	1G	5	U
1	1G	7	G
1	1G	9	G
1	1G	16	A
1	1G	26	A
1	1G	31	G
1	1G	32	A
1	1G	39	G
1	1G	44	G
1	1G	47	C
1	1G	48	C
1	1G	50	A
1	1G	51	A
1	1G	65	U
1	1G	81	G
1	1G	82	U
1	1G	88	C
1	1G	90	C
1	1G	91	C
1	1G	96	G
1	1G	101	A
1	1G	105	G
1	1G	115	G
1	1G	116	A
1	1G	121	C
1	1G	131	C
1	1G	162	A
1	1G	163	C
1	1G	174	C
1	1G	180	U
1	1G	182	U
1	1G	185	A

Continued on next page...

Continued from previous page...

Mol	Chain	Res	Type
1	1G	186(F)	C
1	1G	189	U
1	1G	190	G
1	1G	191(A)	G
1	1G	191(D)	U
1	1G	195	A
1	1G	197	A
1	1G	209	U
1	1G	210	U
1	1G	216	G
1	1G	227	G
1	1G	231	G
1	1G	240	C
1	1G	247	G
1	1G	251	G
1	1G	252	U
1	1G	266	G
1	1G	267	C
1	1G	274	A
1	1G	280	C
1	1G	281	G
1	1G	289	G
1	1G	298	A
1	1G	321	A
1	1G	328	C
1	1G	329	A
1	1G	332	G
1	1G	346	G
1	1G	347	G
1	1G	350	G
1	1G	351	G
1	1G	352	C
1	1G	353	A
1	1G	354	G
1	1G	356	A
1	1G	366	C
1	1G	367	U
1	1G	372	C
1	1G	388	G
1	1G	396	G
1	1G	397	A
1	1G	398	C

Continued on next page...

Continued from previous page...

Mol	Chain	Res	Type
1	1G	406	G
1	1G	412	A
1	1G	413	G
1	1G	414	A
1	1G	419	C
1	1G	422	C
1	1G	423	G
1	1G	424	G
1	1G	429	U
1	1G	430	A
1	1G	439	A
1	1G	442	C
1	1G	452	A
1	1G	465	A
1	1G	466	C
1	1G	467	G
1	1G	475	G
1	1G	482	A
1	1G	484	G
1	1G	485	G
1	1G	486	U
1	1G	496	A
1	1G	497	U
1	1G	498	A
1	1G	500	G
1	1G	505	G
1	1G	509	A
1	1G	510	A
1	1G	511	C
1	1G	518	C
1	1G	521	G
1	1G	527	G
1	1G	531	U
1	1G	532	A
1	1G	533	A
1	1G	536	C
1	1G	537	G
1	1G	544	G
1	1G	547	A
1	1G	559	A
1	1G	561	U
1	1G	562	C

Continued on next page...

Continued from previous page...

Mol	Chain	Res	Type
1	1G	564	C
1	1G	572	A
1	1G	573	A
1	1G	576	G
1	1G	577	G
1	1G	581	G
1	1G	587	G
1	1G	597	G
1	1G	607	A
1	1G	608	A
1	1G	614	A
1	1G	615	C
1	1G	630	G
1	1G	631	G
1	1G	632	A
1	1G	633	G
1	1G	653	A
1	1G	654	G
1	1G	665	A
1	1G	666	G
1	1G	687	A
1	1G	688	G
1	1G	723	U
1	1G	724	G
1	1G	728	A
1	1G	731	G
1	1G	746	A
1	1G	749	C
1	1G	750	G
1	1G	769	G
1	1G	770	C
1	1G	777	A
1	1G	778	G
1	1G	780	A
1	1G	792	A
1	1G	793	U
1	1G	794	A
1	1G	816	A
1	1G	817	C
1	1G	821	G
1	1G	828	A
1	1G	842	C

Continued on next page...

Continued from previous page...

Mol	Chain	Res	Type
1	1G	843	U
1	1G	848	C
1	1G	855	G
1	1G	857	C
1	1G	858	G
1	1G	859	A
1	1G	870	U
1	1G	873	A
1	1G	885	G
1	1G	913	A
1	1G	914	A
1	1G	916	G
1	1G	920	U
1	1G	926	G
1	1G	927	G
1	1G	934	C
1	1G	935	A
1	1G	936	C
1	1G	940	C
1	1G	941	G
1	1G	942	G
1	1G	953	G
1	1G	954	G
1	1G	960	U
1	1G	961	U
1	1G	964	A
1	1G	968	A
1	1G	969	A
1	1G	971	G
1	1G	972	C
1	1G	974	A
1	1G	975	A
1	1G	976	G
1	1G	977	A
1	1G	978	A
1	1G	980	C
1	1G	982	U
1	1G	984	C
1	1G	991	U
1	1G	992	U
1	1G	993	G
1	1G	996	A

Continued on next page...

Continued from previous page...

Mol	Chain	Res	Type
1	1G	1002	G
1	1G	1004	A
1	1G	1006	C
1	1G	1008	C
1	1G	1009	G
1	1G	1010	G
1	1G	1021	G
1	1G	1024	G
1	1G	1026	G
1	1G	1028	C
1	1G	1028(B)	C
1	1G	1029	G
1	1G	1030	C
1	1G	1031	G
1	1G	1032	A
1	1G	1032(A)	G
1	1G	1033	G
1	1G	1037	C
1	1G	1040	U
1	1G	1046	A
1	1G	1053	G
1	1G	1054	C
1	1G	1055	A
1	1G	1056	U
1	1G	1063	C
1	1G	1064	G
1	1G	1066	C
1	1G	1081	G
1	1G	1084	G
1	1G	1086	U
1	1G	1088	G
1	1G	1092	A
1	1G	1094	G
1	1G	1095	U
1	1G	1101	A
1	1G	1108	G
1	1G	1118	C
1	1G	1124	G
1	1G	1125	U
1	1G	1127	G
1	1G	1128	C
1	1G	1129	C

Continued on next page...

Continued from previous page...

Mol	Chain	Res	Type
1	1G	1133	G
1	1G	1137	C
1	1G	1138	G
1	1G	1139	G
1	1G	1140	C
1	1G	1144	G
1	1G	1146	A
1	1G	1147	C
1	1G	1154	G
1	1G	1157	A
1	1G	1158	C
1	1G	1159	U
1	1G	1160	G
1	1G	1177	G
1	1G	1178	G
1	1G	1181	G
1	1G	1183	A
1	1G	1184	G
1	1G	1185	G
1	1G	1188	A
1	1G	1189	C
1	1G	1193	G
1	1G	1196	U
1	1G	1197	G
1	1G	1201	A
1	1G	1202	G
1	1G	1203	C
1	1G	1204	A
1	1G	1211	U
1	1G	1212	U
1	1G	1213	A
1	1G	1225	A
1	1G	1227	A
1	1G	1232	U
1	1G	1235	U
1	1G	1238	A
1	1G	1240	U
1	1G	1241	G
1	1G	1255	G
1	1G	1256	A
1	1G	1257	U
1	1G	1258	G

Continued on next page...

Continued from previous page...

Mol	Chain	Res	Type
1	1G	1260	C
1	1G	1274	G
1	1G	1275	A
1	1G	1278	U
1	1G	1279	A
1	1G	1280	A
1	1G	1286	A
1	1G	1287	A
1	1G	1289	A
1	1G	1291	G
1	1G	1297	C
1	1G	1299	A
1	1G	1301	U
1	1G	1305	G
1	1G	1313	U
1	1G	1317	C
1	1G	1319	A
1	1G	1320	C
1	1G	1322	C
1	1G	1323	G
1	1G	1331	G
1	1G	1335	C
1	1G	1336	C
1	1G	1338	G
1	1G	1340	A
1	1G	1346	A
1	1G	1347	G
1	1G	1352	C
1	1G	1353	G
1	1G	1358	U
1	1G	1359	C
1	1G	1360	A
1	1G	1362(A)	C
1	1G	1363	A
1	1G	1366	C
1	1G	1368	G
1	1G	1370	G
1	1G	1379	G
1	1G	1388	C
1	1G	1398	A
1	1G	1399	C
1	1G	1401	G

Continued on next page...

Continued from previous page...

Mol	Chain	Res	Type
1	1G	1406	U
1	1G	1419	G
1	1G	1442	G
1	1G	1443	G
1	1G	1446	A
1	1G	1447	G
1	1G	1450	U
1	1G	1451	A
1	1G	1452	C
1	1G	1492	A
1	1G	1497	G
1	1G	1499	A
1	1G	1503	A
1	1G	1504	G
1	1G	1506	U
1	1G	1507	A
1	1G	1517	G
1	1G	1520	G
1	1G	1525	G
1	1G	1529	G
1	1G	1530	G
1	1G	1533	C
1	1G	1534	A
22	1L	2	G
22	1L	3	G
22	1L	4	U
22	1L	7	U
22	1L	9	A
22	1L	10	G
22	1L	18	G
22	1L	23	A
22	1L	24	G
22	1L	26	A
22	1L	27	G
22	1L	30	G
22	1L	45	G
22	1L	49	G
22	1L	55	PSU
22	1L	63	U
22	1L	64	G
22	1L	67	C
22	1L	70	C

Continued on next page...

Continued from previous page...

Mol	Chain	Res	Type
22	1L	73	A
22	1L	74	C
23	2L	2	G
23	2L	6	G
23	2L	8	4SU
23	2L	9	G
23	2L	13	C
23	2L	15	G
23	2L	16	C
23	2L	18	C
23	2L	19	G
23	2L	21	U
23	2L	22	A
23	2L	32	G
23	2L	39	A
23	2L	48	U
23	2L	49	C
23	2L	56	PSU
23	2L	69	C
23	2L	77	A
24	3L	2	G
24	3L	5	C
24	3L	7	U
24	3L	8	U
24	3L	9	A
24	3L	13	C
24	3L	15	G
24	3L	22	G
24	3L	24	G
24	3L	26	A
24	3L	31	A
24	3L	33	U
24	3L	34	U
24	3L	35	U
24	3L	37	A
24	3L	39	U
24	3L	44	U
24	3L	46	G
24	3L	47	U
24	3L	48	C
24	3L	53	G
24	3L	55	U

Continued on next page...

Continued from previous page...

Mol	Chain	Res	Type
24	3L	56	C
24	3L	57	G
24	3L	58	A
24	3L	59	A
24	3L	61	C
24	3L	62	C
24	3L	63	U
24	3L	65	C
24	3L	73	A
25	4L	8	A
25	4L	11	U
25	4L	12	A
25	4L	13	A
25	4L	14	A
25	4L	23	A
25	4L	24	A
25	4L	25	A
26	14	7	G
26	14	9	U
26	14	11	G
26	14	13	A
26	14	31	C
26	14	33	U
26	14	34	C
26	14	35	G
26	14	46	C
26	14	49	A
26	14	50	U
26	14	55	G
26	14	58	G
26	14	61	G
26	14	70	G
26	14	71	A
26	14	72	U
26	14	74	A
26	14	75	G
26	14	82	G
26	14	84	A
26	14	90	U
26	14	91	A
26	14	92	G
26	14	93	C

Continued on next page...

Continued from previous page...

Mol	Chain	Res	Type
26	14	95	G
26	14	101	G
26	14	102	G
26	14	118	A
26	14	119	A
26	14	120	U
26	14	125	G
26	14	129	C
26	14	131	G
26	14	138	G
26	14	140	A
26	14	153	C
26	14	154	G
26	14	155	C
26	14	161	U
26	14	162	U
26	14	171	G
26	14	173	G
26	14	174	C
26	14	175	G
26	14	181	A
26	14	188	G
26	14	196	A
26	14	197	A
26	14	199	A
26	14	200	U
26	14	205	G
26	14	212	G
26	14	214	G
26	14	215	G
26	14	216	A
26	14	217	G
26	14	221	A
26	14	222	A
26	14	229	A
26	14	232	G
26	14	233	A
26	14	234	C
26	14	248	G
26	14	249	C
26	14	250	G
26	14	252	G

Continued on next page...

Continued from previous page...

Mol	Chain	Res	Type
26	14	268	C
26	14	269	U
26	14	270(K)	C
26	14	270(L)	U
26	14	270(N)	G
26	14	270(O)	U
26	14	271(B)	G
26	14	271(C)	U
26	14	271	G
26	14	273(C)	C
26	14	273(D)	C
26	14	273(F)	C
26	14	274	G
26	14	275	G
26	14	276	A
26	14	277	C
26	14	278	A
26	14	279	C
26	14	283	A
26	14	289	A
26	14	290	G
26	14	308	G
26	14	311	A
26	14	319	C
26	14	325	G
26	14	329	G
26	14	330	A
26	14	331	A
26	14	342	G
26	14	352	G
26	14	354	G
26	14	362	U
26	14	363	G
26	14	363(E)	U
26	14	380	U
26	14	386	G
26	14	395	U
26	14	396	G
26	14	405	U
26	14	406	G
26	14	411	G
26	14	412	A

Continued on next page...

Continued from previous page...

Mol	Chain	Res	Type
26	14	415	A
26	14	428	A
26	14	443	A
26	14	444	C
26	14	447	A
26	14	454	A
26	14	455	C
26	14	456	C
26	14	457	A
26	14	459	U
26	14	460	A
26	14	463	G
26	14	470	A
26	14	471	A
26	14	481	G
26	14	493	G
26	14	496	G
26	14	504	U
26	14	505	A
26	14	509	C
26	14	528	A
26	14	529	A
26	14	530	G
26	14	531	C
26	14	532	A
26	14	533	G
26	14	537	C
26	14	543	C
26	14	549	G
26	14	556	G
26	14	563	G
26	14	564	C
26	14	573	G
26	14	575	A
26	14	599	G
26	14	603	A
26	14	607	U
26	14	615	G
26	14	617	G
26	14	619	G
26	14	621	A
26	14	622	G

Continued on next page...

Continued from previous page...

Mol	Chain	Res	Type
26	14	627	A
26	14	631	A
26	14	636	G
26	14	637	A
26	14	645	C
26	14	646	A
26	14	649	G
26	14	650	C
26	14	651	G
26	14	654	A
26	14	654(A)	A
26	14	654(B)	C
26	14	654(C)	G
26	14	654(D)	G
26	14	654(S)	G
26	14	654(T)	A
26	14	656	G
26	14	669	G
26	14	686	G
26	14	690	G
26	14	701	G
26	14	717	G
26	14	722	A
26	14	730	C
26	14	731	C
26	14	738	G
26	14	745	G
26	14	748	G
26	14	749	C
26	14	750	A
26	14	752	A
26	14	753	C
26	14	764	A
26	14	770	G
26	14	771	G
26	14	775	G
26	14	776	G
26	14	779	U
26	14	782	A
26	14	784	A
26	14	785	G
26	14	791	C

Continued on next page...

Continued from previous page...

Mol	Chain	Res	Type
26	14	792	G
26	14	798	G
26	14	805	G
26	14	812	C
26	14	816	C
26	14	819	A
26	14	820	A
26	14	822	U
26	14	827	U
26	14	828	U
26	14	830	G
26	14	831	G
26	14	832	G
26	14	833	U
26	14	840	C
26	14	845	G
26	14	846	C
26	14	854	G
26	14	859	G
26	14	860	U
26	14	861	A
26	14	863	A
26	14	866	A
26	14	875	G
26	14	878	A
26	14	879	G
26	14	897	C
26	14	899	A
26	14	901	A
26	14	904	C
26	14	907	U
26	14	910	A
26	14	911	A
26	14	917	A
26	14	918	A
26	14	925	C
26	14	926	A
26	14	932	G
26	14	934	G
26	14	938	G
26	14	941	A
26	14	945	A

Continued on next page...

Continued from previous page...

Mol	Chain	Res	Type
26	14	946	G
26	14	957	A
26	14	958	U
26	14	959	A
26	14	961	C
26	14	967	C
26	14	974	G
26	14	974(A)	C
26	14	978	G
26	14	980	A
26	14	983	A
26	14	990	A
26	14	991	C
26	14	996	A
26	14	999	U
26	14	1005	C
26	14	1010	A
26	14	1012	U
26	14	1013	C
26	14	1015	G
26	14	1022	G
26	14	1023	U
26	14	1025	G
26	14	1026	U
26	14	1029	A
26	14	1034	G
26	14	1037	G
26	14	1041	C
26	14	1044	G
26	14	1048	A
26	14	1050	A
26	14	1054	A
26	14	1055	G
26	14	1056	G
26	14	1057	A
26	14	1060	U
26	14	1061	U
26	14	1062	G
26	14	1063	G
26	14	1070	A
26	14	1071	G
26	14	1072	C

Continued on next page...

Continued from previous page...

Mol	Chain	Res	Type
26	14	1073	A
26	14	1074	G
26	14	1075	C
26	14	1088	A
26	14	1089	G
26	14	1090	U
26	14	1091	G
26	14	1099	G
26	14	1101	U
26	14	1102	C
26	14	1105	U
26	14	1106	G
26	14	1107	G
26	14	1110	G
26	14	1111	A
26	14	1112	G
26	14	1113	U
26	14	1114	G
26	14	1118	C
26	14	1122	G
26	14	1128	A
26	14	1129	A
26	14	1130	U
26	14	1135	C
26	14	1136	G
26	14	1138	G
26	14	1139	G
26	14	1142	U
26	14	1143	A
26	14	1151	G
26	14	1157	G
26	14	1170	G
26	14	1173	G
26	14	1174	A
26	14	1175	U
26	14	1176	G
26	14	1177	A
26	14	1178	C
26	14	1188	U
26	14	1198	U
26	14	1204	A
26	14	1205	U

Continued on next page...

Continued from previous page...

Mol	Chain	Res	Type
26	14	1212	G
26	14	1213	A
26	14	1220	A
26	14	1236	G
26	14	1253	A
26	14	1256	G
26	14	1269	A
26	14	1271	G
26	14	1272	A
26	14	1273	U
26	14	1274	A
26	14	1275	A
26	14	1297	C
26	14	1300	U
26	14	1301	A
26	14	1303	G
26	14	1325	G
26	14	1329	U
26	14	1332	G
26	14	1338	G
26	14	1342	A
26	14	1343	G
26	14	1345	C
26	14	1347	G
26	14	1348	G
26	14	1349	A
26	14	1352	U
26	14	1359	A
26	14	1365	A
26	14	1368	G
26	14	1369	G
26	14	1370	C
26	14	1379	A
26	14	1380	G
26	14	1385	G
26	14	1386	C
26	14	1390	U
26	14	1391	U
26	14	1395	A
26	14	1396	U
26	14	1404	C
26	14	1407	C

Continued on next page...

Continued from previous page...

Mol	Chain	Res	Type
26	14	1411	C
26	14	1416	G
26	14	1418	G
26	14	1419	A
26	14	1421	G
26	14	1422	G
26	14	1424	G
26	14	1425	G
26	14	1427	A
26	14	1428	C
26	14	1436	G
26	14	1437	C
26	14	1444(A)	A
26	14	1445	C
26	14	1449	A
26	14	1449(A)	G
26	14	1453	A
26	14	1455	G
26	14	1460	A
26	14	1467	C
26	14	1471	A
26	14	1475	G
26	14	1483	G
26	14	1493	C
26	14	1495	A
26	14	1505	C
26	14	1506	C
26	14	1508	A
26	14	1509	C
26	14	1510	A
26	14	1515	C
26	14	1516	U
26	14	1522	G
26	14	1523	U
26	14	1526	G
26	14	1528	A
26	14	1534	G
26	14	1535	U
26	14	1537	C
26	14	1543	A
26	14	1544	C
26	14	1547	C

Continued on next page...

Continued from previous page...

Mol	Chain	Res	Type
26	14	1558	A
26	14	1559	G
26	14	1560	G
26	14	1566	A
26	14	1569	A
26	14	1578	U
26	14	1580	A
26	14	1582	C
26	14	1585	C
26	14	1586	A
26	14	1588	C
26	14	1589	C
26	14	1593	G
26	14	1598	C
26	14	1600	C
26	14	1608	A
26	14	1609	A
26	14	1610	A
26	14	1614	A
26	14	1617	C
26	14	1622	G
26	14	1625	C
26	14	1647	G
26	14	1648	C
26	14	1653	G
26	14	1669	A
26	14	1672	C
26	14	1674	G
26	14	1675	C
26	14	1678	G
26	14	1682	G
26	14	1697	G
26	14	1700	A
26	14	1701	A
26	14	1703	G
26	14	1725	G
26	14	1726	G
26	14	1728	G
26	14	1729	A
26	14	1730	U
26	14	1731	G
26	14	1742	C

Continued on next page...

Continued from previous page...

Mol	Chain	Res	Type
26	14	1743	G
26	14	1756	G
26	14	1762	A
26	14	1763	G
26	14	1764	G
26	14	1773	A
26	14	1780	A
26	14	1782	C
26	14	1791	A
26	14	1800	C
26	14	1801	G
26	14	1811	G
26	14	1812	A
26	14	1816	G
26	14	1819	A
26	14	1820	U
26	14	1828	G
26	14	1829	A
26	14	1836	C
26	14	1837	C
26	14	1839	G
26	14	1847	A
26	14	1848	A
26	14	1858	G
26	14	1878	G
26	14	1885	A
26	14	1886	C
26	14	1888	G
26	14	1889	A
26	14	1891	G
26	14	1895	C
26	14	1899	G
26	14	1900	A
26	14	1906	G
26	14	1909	C
26	14	1913	A
26	14	1927	A
26	14	1929	G
26	14	1930	G
26	14	1934	C
26	14	1936	A
26	14	1937	A

Continued on next page...

Continued from previous page...

Mol	Chain	Res	Type
26	14	1938	A
26	14	1946	U
26	14	1947	C
26	14	1952	A
26	14	1955	U
26	14	1960	A
26	14	1963	U
26	14	1964	G
26	14	1967	C
26	14	1970	A
26	14	1971	A
26	14	1972	A
26	14	1987	G
26	14	1993	U
26	14	2018	G
26	14	2020	A
26	14	2023	G
26	14	2031	A
26	14	2032	G
26	14	2033	A
26	14	2036	C
26	14	2039	C
26	14	2043	C
26	14	2048	G
26	14	2049	G
26	14	2055	C
26	14	2056	G
26	14	2058	A
26	14	2060	A
26	14	2061	G
26	14	2062	A
26	14	2066	C
26	14	2069	G
26	14	2082	A
26	14	2083	G
26	14	2100	G
26	14	2108	C
26	14	2114	A
26	14	2115	G
26	14	2117	A
26	14	2118	U
26	14	2120	G

Continued on next page...

Continued from previous page...

Mol	Chain	Res	Type
26	14	2122	U
26	14	2123	G
26	14	2124	G
26	14	2125	G
26	14	2126	A
26	14	2127	G
26	14	2128	C
26	14	2129	C
26	14	2130	U
26	14	2131	G
26	14	2132	U
26	14	2133	G
26	14	2134	A
26	14	2135	A
26	14	2136	C
26	14	2137	C
26	14	2139	C
26	14	2140	C
26	14	2144	U
26	14	2145	C
26	14	2146	C
26	14	2147	G
26	14	2148	G
26	14	2153	G
26	14	2157	G
26	14	2158	A
26	14	2161	C
26	14	2162	G
26	14	2164	C
26	14	2165	G
26	14	2166	G
26	14	2168	G
26	14	2171	A
26	14	2172	U
26	14	2173	A
26	14	2174	C
26	14	2175	C
26	14	2189	U
26	14	2190	G
26	14	2191	G
26	14	2192	G
26	14	2198	A

Continued on next page...

Continued from previous page...

Mol	Chain	Res	Type
26	14	2210	G
26	14	2211	G
26	14	2212	A
26	14	2213	U
26	14	2215	G
26	14	2225	A
26	14	2238	G
26	14	2240	C
26	14	2245	U
26	14	2251	G
26	14	2253	G
26	14	2259	G
26	14	2267	A
26	14	2268	A
26	14	2269	A
26	14	2275	C
26	14	2276	G
26	14	2280	G
26	14	2283	C
26	14	2287	A
26	14	2288	A
26	14	2294	C
26	14	2297	C
26	14	2305	A
26	14	2307	G
26	14	2308	G
26	14	2309	A
26	14	2310	A
26	14	2311	A
26	14	2312	U
26	14	2318	G
26	14	2319	G
26	14	2320	A
26	14	2321	G
26	14	2325	G
26	14	2326	C
26	14	2336	A
26	14	2343	C
26	14	2346	A
26	14	2347	C
26	14	2350	C
26	14	2353	G

Continued on next page...

Continued from previous page...

Mol	Chain	Res	Type
26	14	2354	G
26	14	2360	A
26	14	2372	G
26	14	2383	G
26	14	2385	C
26	14	2389	G
26	14	2391	G
26	14	2392	A
26	14	2396	G
26	14	2402	C
26	14	2403	C
26	14	2406	U
26	14	2410	G
26	14	2414	G
26	14	2419	U
26	14	2422	A
26	14	2423	U
26	14	2425	A
26	14	2429	G
26	14	2430	A
26	14	2431	U
26	14	2432	A
26	14	2435	A
26	14	2439	A
26	14	2440	C
26	14	2441	C
26	14	2448	A
26	14	2449	U
26	14	2468	G
26	14	2469	A
26	14	2470	G
26	14	2475	C
26	14	2476	A
26	14	2477	C
26	14	2483	C
26	14	2487	G
26	14	2496	C
26	14	2497	A
26	14	2498	C
26	14	2501	C
26	14	2502	G
26	14	2505	G

Continued on next page...

Continued from previous page...

Mol	Chain	Res	Type
26	14	2506	U
26	14	2507	C
26	14	2518	A
26	14	2525	G
26	14	2529	G
26	14	2542	A
26	14	2543	G
26	14	2549	G
26	14	2553	G
26	14	2554	U
26	14	2563	U
26	14	2564	A
26	14	2566	A
26	14	2567	G
26	14	2569	G
26	14	2573	C
26	14	2578	G
26	14	2579	C
26	14	2581	G
26	14	2582	G
26	14	2585	U
26	14	2586	C
26	14	2589	A
26	14	2599	G
26	14	2602	A
26	14	2608	G
26	14	2609	U
26	14	2611	U
26	14	2612	C
26	14	2613	U
26	14	2630	G
26	14	2631	G
26	14	2634	G
26	14	2636	U
26	14	2646	C
26	14	2654	A
26	14	2665	A
26	14	2667	C
26	14	2682	U
26	14	2689	U
26	14	2690	C
26	14	2702	U

Continued on next page...

Continued from previous page...

Mol	Chain	Res	Type
26	14	2703	C
26	14	2707	G
26	14	2712(A)	A
26	14	2713	A
26	14	2714	G
26	14	2717	G
26	14	2726	U
26	14	2733	A
26	14	2742	C
26	14	2744	G
26	14	2747	G
26	14	2748	A
26	14	2750	A
26	14	2751	G
26	14	2752	C
26	14	2757	A
26	14	2758	A
26	14	2762	G
26	14	2764	A
26	14	2765	A
26	14	2766	G
26	14	2769	C
26	14	2777	G
26	14	2778	A
26	14	2779	U
26	14	2780	G
26	14	2789	C
26	14	2790	A
26	14	2791	C
26	14	2792	G
26	14	2793	G
26	14	2795	G
26	14	2797	U
26	14	2798	C
26	14	2799	A
26	14	2801	A
26	14	2802	G
26	14	2808	U
26	14	2810	A
26	14	2818	G
26	14	2820	A
26	14	2821	A

Continued on next page...

Continued from previous page...

Mol	Chain	Res	Type
26	14	2823	A
26	14	2833	G
26	14	2834	G
26	14	2835	A
26	14	2838	G
26	14	2848	G
26	14	2849	U
26	14	2860	A
26	14	2872	G
26	14	2873	A
26	14	2877	G
26	14	2880	C
26	14	2884	U
26	14	2885	C
26	14	2886	G
26	14	2892	A
26	14	2893	G
26	14	2894	G
26	14	2895	U
26	14	2896	C
26	14	2897	U
26	14	2899	G
26	14	2900	A
27	1J	0	A
27	1J	7	G
27	1J	8	U
27	1J	9	G
27	1J	12	C
27	1J	13	A
27	1J	15	A
27	1J	16	G
27	1J	25	A
27	1J	26	A
27	1J	27	C
27	1J	28	C
27	1J	29	A
27	1J	30	C
27	1J	33	G
27	1J	42	C
27	1J	44	G
27	1J	45	A
27	1J	53	A

Continued on next page...

Continued from previous page...

Mol	Chain	Res	Type
27	1J	58	A
27	1J	59	A
27	1J	71	C
27	1J	73	A
27	1J	74	U
27	1J	81	G
27	1J	88	C
27	1J	89	G
27	1J	89(A)	A
27	1J	90	C
27	1J	98	G
27	1J	108	C
27	1J	109	G
27	1J	115	G
27	1J	119	A

All (211) RNA pucker outliers are listed below:

Mol	Chain	Res	Type
1	13	5	U
1	13	31	G
1	13	49	U
1	13	50	A
1	13	115	G
1	13	119	A
1	13	163	C
1	13	190	G
1	13	244	U
1	13	266	G
1	13	422	C
1	13	428	G
1	13	429	U
1	13	465	A
1	13	484	G
1	13	495	A
1	13	509	A
1	13	560	U
1	13	652	U
1	13	687	A
1	13	703	G
1	13	748	C
1	13	793	U

Continued on next page...

Continued from previous page...

Mol	Chain	Res	Type
1	13	871	U
1	13	913	A
1	13	1054	C
1	13	1064	G
1	13	1065	U
1	13	1128	C
1	13	1256	A
1	13	1285	A
1	13	1300	G
1	13	1301	U
1	13	1336	C
1	13	1397	C
1	13	1498	U
1	13	1503	A
1	13	1533	C
22	1K	6	G
22	1K	21	A
22	1K	48	C
22	1K	49	G
22	1K	69	A
23	2K	48	U
24	3K	2	G
24	3K	34	U
24	3K	45	G
24	3K	58	A
25	4K	13	A
25	4K	24	A
26	1H	34	C
26	1H	125	G
26	1H	196	A
26	1H	222	A
26	1H	242	G
26	1H	249	C
26	1H	271(B)	G
26	1H	404	C
26	1H	503	A
26	1H	508	G
26	1H	530	G
26	1H	587	C
26	1H	668	G
26	1H	685	A
26	1H	746	A

Continued on next page...

Continued from previous page...

Mol	Chain	Res	Type
26	1H	764	A
26	1H	845	G
26	1H	859	G
26	1H	974	G
26	1H	1022	G
26	1H	1026	U
26	1H	1060	U
26	1H	1081	U
26	1H	1084	A
26	1H	1110	G
26	1H	1178	C
26	1H	1210	A
26	1H	1301	A
26	1H	1378	A
26	1H	1396	U
26	1H	1420	U
26	1H	1493	C
26	1H	1497	U
26	1H	1508	A
26	1H	1509	C
26	1H	1558	A
26	1H	1608	A
26	1H	1609	A
26	1H	1730	U
26	1H	1757	U
26	1H	1799	G
26	1H	1800	C
26	1H	1858	G
26	1H	1899	G
26	1H	1900	A
26	1H	1992	G
26	1H	2035	G
26	1H	2060	A
26	1H	2172	U
26	1H	2210	G
26	1H	2225	A
26	1H	2346	A
26	1H	2422	A
26	1H	2439	A
26	1H	2566	A
26	1H	2756	U
26	1H	2884	U

Continued on next page...

Continued from previous page...

Mol	Chain	Res	Type
27	16	44	G
27	16	108	C
1	1G	64	G
1	1G	80	G
1	1G	87	A
1	1G	89	U
1	1G	115	G
1	1G	250	A
1	1G	251	G
1	1G	266	G
1	1G	327	A
1	1G	345	C
1	1G	412	A
1	1G	429	U
1	1G	485	G
1	1G	509	A
1	1G	528	C
1	1G	560	U
1	1G	631	G
1	1G	687	A
1	1G	748	C
1	1G	793	U
1	1G	913	A
1	1G	972	C
1	1G	992	U
1	1G	1053	G
1	1G	1064	G
1	1G	1126	U
1	1G	1137	C
1	1G	1145	C
1	1G	1157	A
1	1G	1285	A
1	1G	1298	C
1	1G	1300	G
1	1G	1346	A
1	1G	1359	C
1	1G	1442	G
1	1G	1498	U
1	1G	1533	C
22	1L	3	G
22	1L	6	G
22	1L	9	A

Continued on next page...

Continued from previous page...

Mol	Chain	Res	Type
22	1L	69	A
23	2L	21	U
23	2L	48	U
24	3L	36	U
24	3L	58	A
25	4L	22	A
25	4L	23	A
26	14	34	C
26	14	49	A
26	14	71	A
26	14	90	U
26	14	101	G
26	14	128	C
26	14	139	G
26	14	197	A
26	14	278	A
26	14	310	A
26	14	685	A
26	14	752	A
26	14	764	A
26	14	774	A
26	14	974	G
26	14	990	A
26	14	998	C
26	14	1022	G
26	14	1069	A
26	14	1142(A)	A
26	14	1156	A
26	14	1342	A
26	14	1379	A
26	14	1396	U
26	14	1418	G
26	14	1420	U
26	14	1444(A)	A
26	14	1494	A
26	14	1534	G
26	14	1558	A
26	14	1608	A
26	14	1609	A
26	14	1819	A
26	14	1963	U
26	14	1980	G

Continued on next page...

Continued from previous page...

Mol	Chain	Res	Type
26	14	1992	G
26	14	2212	A
26	14	2275	C
26	14	2308	G
26	14	2319	G
26	14	2402	C
26	14	2406	U
26	14	2425	A
26	14	2432	A
26	14	2439	A
26	14	2448	A
26	14	2518	A
26	14	2629	A
26	14	2689	U
26	14	2756	U
26	14	2776	A
26	14	2791	C
26	14	2859	G
27	1J	88	C
27	1J	89	G

5.4 Non-standard residues in protein, DNA, RNA chains [i](#)

20 non-standard protein/DNA/RNA residues are modelled in this entry.

In the following table, the Counts columns list the number of bonds (or angles) for which Mogul statistics could be retrieved, the number of bonds (or angles) that are observed in the model and the number of bonds (or angles) that are defined in the Chemical Component Dictionary. The Link column lists molecule types, if any, to which the group is linked. The Z score for a bond length (or angle) is the number of standard deviations the observed value is removed from the expected value. A bond length (or angle) with $|Z| > 2$ is considered an outlier worth inspection. RMSZ is the root-mean-square of all Z scores of the bond lengths (or angles).

Mol	Type	Chain	Res	Link	Bond lengths			Bond angles		
					Counts	RMSZ	$\# Z > 2$	Counts	RMSZ	$\# Z > 2$
22	5MU	1K	54	22	19,22,23	3.83	5 (26%)	28,32,35	2.78	8 (28%)
23	4SU	2K	8	23	18,21,22	1.93	3 (16%)	26,30,33	2.60	5 (19%)
23	5MU	2L	55	23	19,22,23	3.82	5 (26%)	28,32,35	3.43	9 (32%)
22	PSU	1L	39	22	18,21,22	1.08	1 (5%)	22,30,33	1.43	3 (13%)
22	T6A	1K	37	22	27,34,35	2.45	7 (25%)	29,49,52	2.00	8 (27%)
23	OMC	2K	33	23	19,22,23	1.59	3 (15%)	26,31,34	1.05	3 (11%)

Mol	Type	Chain	Res	Link	Bond lengths			Bond angles		
					Counts	RMSZ	# Z > 2	Counts	RMSZ	# Z > 2
22	U8U	1L	34	25,22	19,24,25	2.54	7 (36%)	23,34,37	1.22	3 (13%)
22	T6A	1L	37	22	27,34,35	2.46	5 (18%)	29,49,52	2.40	7 (24%)
23	4SU	2L	8	23	18,21,22	1.91	3 (16%)	26,30,33	2.67	5 (19%)
23	OMC	2L	33	23	19,22,23	1.59	3 (15%)	26,31,34	1.11	1 (3%)
23	5MU	2K	55	23	19,22,23	3.90	5 (26%)	28,32,35	3.33	7 (25%)
23	PSU	2L	56	23	18,21,22	1.20	1 (5%)	22,30,33	1.56	2 (9%)
22	U8U	1K	34	25,22	19,24,25	2.35	7 (36%)	23,34,37	1.15	2 (8%)
22	5MU	1L	54	22	19,22,23	3.92	5 (26%)	28,32,35	3.33	7 (25%)
22	PSU	1K	55	22	18,21,22	1.26	1 (5%)	22,30,33	1.63	4 (18%)
23	G7M	2K	47	23	20,26,27	4.74	5 (25%)	17,39,42	1.03	1 (5%)
22	PSU	1L	55	22	18,21,22	1.18	2 (11%)	22,30,33	1.51	4 (18%)
22	PSU	1K	39	22	18,21,22	1.00	1 (5%)	22,30,33	1.50	3 (13%)
23	G7M	2L	47	23	20,26,27	4.80	5 (25%)	17,39,42	1.15	1 (5%)
23	PSU	2K	56	23	18,21,22	1.32	2 (11%)	22,30,33	2.18	6 (27%)

In the following table, the Chirals column lists the number of chiral outliers, the number of chiral centers analysed, the number of these observed in the model and the number defined in the Chemical Component Dictionary. Similar counts are reported in the Torsion and Rings columns. '-' means no outliers of that kind were identified.

Mol	Type	Chain	Res	Link	Chirals	Torsions	Rings
22	5MU	1K	54	22	-	0/7/25/26	0/2/2/2
23	4SU	2K	8	23	-	0/7/25/26	0/2/2/2
23	5MU	2L	55	23	-	0/7/25/26	0/2/2/2
22	PSU	1L	39	22	-	2/7/25/26	0/2/2/2
22	T6A	1K	37	22	-	2/19/41/42	0/3/3/3
23	OMC	2K	33	23	-	1/9/27/28	0/2/2/2
22	U8U	1L	34	25,22	-	4/9/28/29	0/2/2/2
22	T6A	1L	37	22	-	2/19/41/42	0/3/3/3
23	4SU	2L	8	23	-	0/7/25/26	0/2/2/2
23	OMC	2L	33	23	-	1/9/27/28	0/2/2/2
23	5MU	2K	55	23	-	0/7/25/26	0/2/2/2
23	PSU	2L	56	23	-	1/7/25/26	0/2/2/2
22	U8U	1K	34	25,22	-	0/9/28/29	0/2/2/2
22	5MU	1L	54	22	-	0/7/25/26	0/2/2/2
22	PSU	1K	55	22	-	0/7/25/26	0/2/2/2
23	G7M	2K	47	23	-	0/3/25/26	0/3/3/3
22	PSU	1L	55	22	-	1/7/25/26	0/2/2/2

Continued on next page...

Continued from previous page...

Mol	Type	Chain	Res	Link	Chirals	Torsions	Rings
22	PSU	1K	39	22	-	0/7/25/26	0/2/2/2
23	G7M	2L	47	23	-	2/3/25/26	0/3/3/3
23	PSU	2K	56	23	-	1/7/25/26	0/2/2/2

All (76) bond length outliers are listed below:

Mol	Chain	Res	Type	Atoms	Z	Observed(Å)	Ideal(Å)
23	2L	47	G7M	C8-N7	17.66	1.65	1.33
23	2K	47	G7M	C8-N7	17.24	1.64	1.33
22	1L	54	5MU	C2-N1	12.90	1.59	1.38
23	2K	55	5MU	C2-N1	12.73	1.58	1.38
22	1K	54	5MU	C2-N1	12.30	1.58	1.38
23	2L	55	5MU	C2-N1	12.29	1.58	1.38
23	2K	47	G7M	C5-C4	-7.74	1.23	1.39
22	1L	37	T6A	C6-N6	7.62	1.49	1.36
23	2L	47	G7M	C8-N9	7.61	1.47	1.33
23	2L	47	G7M	C5-C4	-7.52	1.23	1.39
23	2K	47	G7M	C8-N9	7.09	1.46	1.33
22	1K	37	T6A	C6-N6	6.80	1.48	1.36
22	1L	37	T6A	C10-N11	6.50	1.49	1.35
23	2K	55	5MU	C2-N3	6.41	1.49	1.38
22	1K	54	5MU	C2-N3	6.28	1.49	1.38
22	1L	54	5MU	C4-N3	-6.25	1.27	1.38
23	2L	55	5MU	C4-N3	-6.20	1.27	1.38
22	1K	37	T6A	C10-N11	6.16	1.48	1.35
23	2K	8	4SU	C5-C4	5.95	1.50	1.42
22	1K	37	T6A	C10-N6	5.77	1.49	1.37
22	1L	54	5MU	C6-N1	5.75	1.47	1.38
22	1L	54	5MU	C2-N3	5.71	1.48	1.38
22	1L	34	U8U	C2-N3	5.66	1.50	1.37
23	2K	55	5MU	C4-N3	-5.62	1.28	1.38
22	1K	54	5MU	C6-N1	5.62	1.47	1.38
23	2L	8	4SU	C5-C4	5.60	1.49	1.42
23	2L	55	5MU	C2-N3	5.56	1.47	1.38
22	1L	37	T6A	C10-N6	5.48	1.48	1.37
22	1K	54	5MU	C4-N3	-5.39	1.28	1.38
23	2K	55	5MU	C6-N1	5.33	1.47	1.38
23	2L	55	5MU	C6-N1	5.22	1.47	1.38
22	1L	34	U8U	C6-C5	5.14	1.49	1.34
23	2L	55	5MU	C4-C5	5.04	1.53	1.44
22	1K	34	U8U	C2-N3	4.91	1.48	1.37
22	1K	54	5MU	C4-C5	4.84	1.52	1.44

Continued on next page...

Continued from previous page...

Mol	Chain	Res	Type	Atoms	Z	Observed(Å)	Ideal(Å)
23	2K	55	5MU	C4-C5	4.75	1.52	1.44
22	1K	34	U8U	C6-C5	4.68	1.48	1.34
23	2L	47	G7M	C4-N3	4.64	1.48	1.37
23	2K	47	G7M	C4-N3	4.64	1.48	1.37
22	1L	34	U8U	C6-N1	4.56	1.45	1.38
23	2L	33	OMC	C2-N3	4.40	1.45	1.36
23	2K	33	OMC	C2-N3	4.27	1.45	1.36
22	1K	55	PSU	C6-C5	4.21	1.40	1.35
23	2K	8	4SU	C2-N1	4.18	1.45	1.38
22	1K	34	U8U	C6-N1	4.18	1.45	1.38
22	1L	34	U8U	C2-S2	-4.07	1.61	1.67
22	1L	54	5MU	C4-C5	4.05	1.51	1.44
22	1K	34	U8U	C2-S2	-4.01	1.61	1.67
22	1L	34	U8U	C4-N3	3.98	1.46	1.38
23	2L	56	PSU	C6-C5	3.95	1.39	1.35
23	2K	33	OMC	C4-N4	3.82	1.42	1.33
23	2L	8	4SU	C2-N1	3.78	1.44	1.38
22	1L	55	PSU	C6-C5	3.74	1.39	1.35
23	2K	56	PSU	C6-C5	3.71	1.39	1.35
23	2L	33	OMC	C4-N4	3.68	1.42	1.33
23	2K	47	G7M	C2-N2	3.63	1.42	1.34
22	1L	39	PSU	C6-C5	3.54	1.39	1.35
22	1K	34	U8U	C4-N3	3.26	1.44	1.38
23	2L	8	4SU	C6-N1	3.07	1.45	1.38
23	2K	33	OMC	C5-C4	2.87	1.49	1.42
23	2L	47	G7M	C2-N2	2.86	1.41	1.34
23	2L	33	OMC	C5-C4	2.84	1.49	1.42
22	1K	37	T6A	C5-C4	-2.84	1.33	1.40
23	2K	56	PSU	C4-C5	-2.73	1.36	1.44
22	1K	39	PSU	C6-C5	2.69	1.38	1.35
22	1K	37	T6A	C6-N1	-2.60	1.30	1.34
23	2K	8	4SU	C6-N1	2.44	1.43	1.38
22	1L	37	T6A	ODB-C13	-2.38	1.22	1.30
22	1K	37	T6A	ODB-C13	-2.31	1.23	1.30
22	1L	37	T6A	C5-C4	-2.29	1.34	1.40
22	1L	34	U8U	O4-C4	-2.28	1.19	1.23
22	1K	34	U8U	C4-C5	2.26	1.50	1.45
22	1L	55	PSU	C2-N1	2.20	1.39	1.36
22	1K	34	U8U	O4-C4	-2.09	1.19	1.23
22	1L	34	U8U	C4-C5	2.01	1.49	1.45
22	1K	37	T6A	ODA-C13	2.01	1.28	1.22

All (89) bond angle outliers are listed below:

Mol	Chain	Res	Type	Atoms	Z	Observed(°)	Ideal(°)
22	1L	54	5MU	C5-C4-N3	11.37	125.02	115.31
23	2L	55	5MU	C5-C4-N3	10.81	124.54	115.31
23	2K	55	5MU	C5-C4-N3	10.47	124.25	115.31
22	1K	54	5MU	C5-C4-N3	9.27	123.22	115.31
23	2K	8	4SU	C4-N3-C2	-8.95	118.65	127.34
23	2L	8	4SU	C4-N3-C2	-8.65	118.94	127.34
23	2L	8	4SU	C5-C4-N3	7.85	121.97	114.69
23	2L	55	5MU	C5-C6-N1	-7.16	115.97	123.34
23	2K	8	4SU	C5-C4-N3	7.11	121.28	114.69
23	2L	55	5MU	C4-N3-C2	-6.93	118.37	127.35
22	1L	54	5MU	O4-C4-C5	-6.47	117.41	124.90
23	2L	55	5MU	C6-C5-C4	6.39	123.38	118.03
23	2K	55	5MU	C4-N3-C2	-6.36	119.12	127.35
23	2K	55	5MU	C5-C6-N1	-6.33	116.83	123.34
22	1L	54	5MU	C4-N3-C2	-6.30	119.19	127.35
23	2K	55	5MU	C6-C5-C4	6.20	123.22	118.03
22	1L	37	T6A	C2-N1-C6	5.94	121.68	116.59
22	1L	37	T6A	C12-N11-C10	5.87	131.72	121.94
22	1L	37	T6A	N3-C2-N1	-5.86	119.52	128.68
23	2K	55	5MU	O4-C4-C5	-5.85	118.12	124.90
22	1L	54	5MU	C5-C6-N1	-5.56	117.62	123.34
23	2K	56	PSU	N1-C2-N3	5.50	121.37	115.13
22	1L	54	5MU	C6-C5-C4	5.36	122.51	118.03
22	1K	37	T6A	N3-C2-N1	-5.30	120.40	128.68
23	2K	56	PSU	C4-N3-C2	-5.09	119.00	126.34
23	2K	55	5MU	C5M-C5-C6	-5.01	116.16	122.85
22	1K	54	5MU	O4-C4-C5	-4.98	119.13	124.90
23	2L	55	5MU	O4-C4-C5	-4.94	119.17	124.90
22	1K	54	5MU	C5-C6-N1	-4.79	118.41	123.34
22	1K	54	5MU	C4-N3-C2	-4.66	121.32	127.35
22	1K	54	5MU	C6-C5-C4	4.63	121.90	118.03
22	1K	37	T6A	C2-N1-C6	4.54	120.48	116.59
23	2L	8	4SU	C5-C4-S4	-4.52	118.64	124.47
22	1K	37	T6A	N6-C10-N11	4.45	119.98	113.76
22	1K	39	PSU	C4-N3-C2	-4.41	119.99	126.34
22	1K	54	5MU	C5M-C5-C6	-4.40	116.98	122.85
23	2K	56	PSU	C6-N1-C2	-4.28	118.31	122.68
23	2L	55	5MU	C5M-C5-C6	-4.27	117.15	122.85
22	1L	55	PSU	C4-N3-C2	-4.22	120.26	126.34
23	2L	56	PSU	C4-N3-C2	-4.10	120.44	126.34
23	2K	8	4SU	C5-C4-S4	-4.07	119.23	124.47
22	1K	55	PSU	N1-C2-N3	3.97	119.63	115.13
22	1K	55	PSU	C4-N3-C2	-3.83	120.83	126.34

Continued on next page...

Continued from previous page...

Mol	Chain	Res	Type	Atoms	Z	Observed(°)	Ideal(°)
22	1L	39	PSU	C4-N3-C2	-3.82	120.83	126.34
22	1L	37	T6A	N6-C10-N11	3.78	119.05	113.76
22	1L	37	T6A	O10-C10-N6	-3.76	117.27	123.62
22	1L	37	T6A	C13-C12-N11	-3.62	102.38	110.28
23	2K	8	4SU	N3-C2-N1	3.52	119.56	114.89
22	1L	54	5MU	C5M-C5-C6	-3.49	118.18	122.85
23	2L	8	4SU	N3-C2-N1	3.47	119.50	114.89
23	2L	56	PSU	N1-C2-N3	3.44	119.03	115.13
22	1K	34	U8U	C5-C4-N3	3.19	119.45	114.97
22	1L	34	U8U	C1'-N1-C6	-3.15	115.88	121.12
22	1L	54	5MU	C6-N1-C2	-3.11	118.14	121.30
22	1L	34	U8U	O4-C4-C5	-3.04	120.44	124.96
23	2L	47	G7M	C2-N1-C6	-3.03	119.51	125.10
22	1L	39	PSU	N1-C2-N3	3.01	118.54	115.13
22	1K	39	PSU	N1-C2-N3	3.00	118.53	115.13
22	1K	55	PSU	C6-N1-C2	-2.93	119.69	122.68
22	1L	55	PSU	N1-C2-N3	2.92	118.44	115.13
22	1K	55	PSU	O2-C2-N1	-2.90	119.60	122.79
22	1K	37	T6A	C14-C12-N11	-2.89	104.33	111.72
22	1K	37	T6A	O10-C10-N6	-2.79	118.90	123.62
22	1L	34	U8U	C5-C4-N3	2.74	118.81	114.97
23	2L	55	5MU	N3-C2-N1	2.72	118.50	114.89
23	2K	47	G7M	C2-N1-C6	-2.57	120.36	125.10
23	2K	56	PSU	O2-C2-N1	-2.44	120.11	122.79
23	2K	33	OMC	C1'-N1-C6	-2.36	115.70	120.84
22	1K	37	T6A	ODB-C13-ODA	-2.35	118.75	124.09
23	2L	33	OMC	C1'-N1-C6	-2.33	115.75	120.84
23	2K	8	4SU	C5-C6-N1	-2.29	117.97	121.81
23	2K	56	PSU	O4-C4-C5	-2.24	118.18	124.05
22	1L	39	PSU	O2-C2-N1	-2.23	120.33	122.79
23	2K	55	5MU	O2-C2-N1	-2.22	119.84	122.79
22	1K	37	T6A	C13-C12-N11	2.20	115.07	110.28
22	1K	54	5MU	C6-N1-C2	-2.16	119.11	121.30
22	1K	39	PSU	C5-C4-N3	2.14	121.43	116.58
22	1K	54	5MU	C5M-C5-C4	2.14	121.12	118.77
23	2L	55	5MU	O2-C2-N1	-2.13	119.96	122.79
23	2L	8	4SU	C1'-N1-C2	2.12	121.41	117.57
22	1K	34	U8U	C-C5-C6	-2.10	118.06	121.21
23	2K	33	OMC	C1'-N1-C2	2.09	123.09	118.42
22	1L	37	T6A	C14-C12-C13	2.09	113.76	110.19
23	2K	33	OMC	N4-C4-N3	2.07	121.60	117.97
22	1L	55	PSU	O4'-C1'-C2'	2.05	108.04	105.14

Continued on next page...

Continued from previous page...

Mol	Chain	Res	Type	Atoms	Z	Observed(°)	Ideal(°)
23	2L	55	5MU	C6-N1-C2	-2.04	119.23	121.30
22	1K	37	T6A	C15-C14-C12	-2.02	108.22	112.29
23	2K	56	PSU	C6-C5-C4	2.01	119.60	118.20
22	1L	55	PSU	O4-C4-C5	-2.00	118.81	124.05

There are no chirality outliers.

All (17) torsion outliers are listed below:

Mol	Chain	Res	Type	Atoms
22	1L	34	U8U	N-C-C5-C4
22	1L	34	U8U	O4'-C4'-C5'-O5'
23	2K	33	OMC	C1'-C2'-O2'-CM2
22	1L	34	U8U	C3'-C4'-C5'-O5'
23	2L	47	G7M	O4'-C4'-C5'-O5'
22	1L	37	T6A	C14-C12-N11-C10
22	1K	37	T6A	O4'-C4'-C5'-O5'
22	1K	37	T6A	C3'-C4'-C5'-O5'
22	1L	37	T6A	C5-C6-N6-C10
22	1L	55	PSU	C4'-C5'-O5'-P
23	2L	56	PSU	C4'-C5'-O5'-P
23	2L	47	G7M	C3'-C4'-C5'-O5'
22	1L	39	PSU	O4'-C1'-C5-C4
22	1L	39	PSU	O4'-C1'-C5-C6
23	2L	33	OMC	C2'-C1'-N1-C2
23	2K	56	PSU	O4'-C4'-C5'-O5'
22	1L	34	U8U	N-C-C5-C6

There are no ring outliers.

16 monomers are involved in 22 short contacts:

Mol	Chain	Res	Type	Clashes	Symm-Clashes
22	1K	54	5MU	1	0
23	2L	55	5MU	2	0
22	1L	39	PSU	1	0
23	2K	33	OMC	1	0
22	1L	34	U8U	1	0
23	2L	8	4SU	1	0
23	2L	33	OMC	1	0
23	2K	55	5MU	2	0
23	2L	56	PSU	2	0
22	1K	34	U8U	3	0

Continued on next page...

Continued from previous page...

Mol	Chain	Res	Type	Clashes	Symm-Clashes
22	1L	54	5MU	1	0
22	1K	55	PSU	2	0
23	2K	47	G7M	1	0
22	1L	55	PSU	1	0
23	2L	47	G7M	2	0
23	2K	56	PSU	1	0

5.5 Carbohydrates [i](#)

There are no monosaccharides in this entry.

5.6 Ligand geometry [i](#)

Of 1409 ligands modelled in this entry, 1407 are monoatomic - leaving 2 for Mogul analysis.

In the following table, the Counts columns list the number of bonds (or angles) for which Mogul statistics could be retrieved, the number of bonds (or angles) that are observed in the model and the number of bonds (or angles) that are defined in the Chemical Component Dictionary. The Link column lists molecule types, if any, to which the group is linked. The Z score for a bond length (or angle) is the number of standard deviations the observed value is removed from the expected value. A bond length (or angle) with $|Z| > 2$ is considered an outlier worth inspection. RMSZ is the root-mean-square of all Z scores of the bond lengths (or angles).

Mol	Type	Chain	Res	Link	Bond lengths			Bond angles		
					Counts	RMSZ	$\# Z > 2$	Counts	RMSZ	$\# Z > 2$
57	SF4	3E	301	4	0,12,12	-	-	-		
57	SF4	32	302	4	0,12,12	-	-	-		

In the following table, the Chirals column lists the number of chiral outliers, the number of chiral centers analysed, the number of these observed in the model and the number defined in the Chemical Component Dictionary. Similar counts are reported in the Torsion and Rings columns. '-' means no outliers of that kind were identified.

Mol	Type	Chain	Res	Link	Chirals	Torsions	Rings
57	SF4	3E	301	4	-	-	0/6/5/5
57	SF4	32	302	4	-	-	0/6/5/5

There are no bond length outliers.

There are no bond angle outliers.

There are no chirality outliers.

There are no torsion outliers.

There are no ring outliers.

1 monomer is involved in 3 short contacts:

Mol	Chain	Res	Type	Clashes	Symm-Clashes
57	32	302	SF4	3	0

5.7 Other polymers [i](#)

There are no such residues in this entry.

5.8 Polymer linkage issues [i](#)

The following chains have linkage breaks:

Mol	Chain	Number of breaks
25	4K	1

All chain breaks are listed below:

Model	Chain	Residue-1	Atom-1	Residue-2	Atom-2	Distance (Å)
1	4K	25:A	O3'	26:A	P	3.07

6 Fit of model and data i

6.1 Protein, DNA and RNA chains i

In the following table, the column labelled '#RSRZ > 2' contains the number (and percentage) of RSRZ outliers, followed by percent RSRZ outliers for the chain as percentile scores relative to all X-ray entries and entries of similar resolution. The OWAB column contains the minimum, median, 95th percentile and maximum values of the occupancy-weighted average B-factor per residue. The column labelled 'Q < 0.9' lists the number of (and percentage) of residues with an average occupancy less than 0.9.

Mol	Chain	Analysed	<RSRZ>	#RSRZ>2	OWAB(Å ²)	Q<0.9
1	13	1496/1519 (98%)	-0.23	4 (0%) 94 87	52, 95, 168, 235	0
1	1G	1506/1519 (99%)	-0.26	8 (0%) 91 81	67, 112, 176, 243	0
2	12	207/256 (80%)	0.54	20 (9%) 7 4	128, 159, 178, 183	0
2	1E	231/256 (90%)	0.19	13 (5%) 24 15	108, 138, 168, 172	0
3	22	195/239 (81%)	0.92	39 (20%) 1 0	119, 140, 163, 172	0
3	2E	205/239 (85%)	0.51	13 (6%) 20 11	82, 105, 135, 142	0
4	32	208/209 (99%)	0.65	24 (11%) 4 3	92, 113, 135, 140	0
4	3E	207/209 (99%)	0.22	12 (5%) 23 14	77, 104, 125, 136	0
5	42	149/162 (91%)	0.33	6 (4%) 38 25	97, 118, 134, 142	0
5	4E	149/162 (91%)	0.15	3 (2%) 65 48	76, 96, 115, 122	0
6	52	101/101 (100%)	-0.06	0 100 100	81, 99, 115, 130	0
6	5E	100/101 (99%)	0.33	2 (2%) 65 48	76, 97, 116, 122	0
7	62	140/156 (89%)	0.94	24 (17%) 1 1	108, 126, 138, 140	0
7	6E	154/156 (98%)	1.33	38 (24%) 0 0	96, 114, 144, 165	0
8	72	137/138 (99%)	0.55	14 (10%) 6 4	95, 123, 136, 143	0
8	7E	138/138 (100%)	0.93	24 (17%) 1 1	84, 104, 116, 127	0
9	82	121/128 (94%)	1.98	51 (42%) 0 0	109, 156, 170, 181	0
9	8E	126/128 (98%)	0.36	10 (7%) 12 7	80, 133, 153, 158	0
10	1A	80/105 (76%)	0.97	21 (26%) 0 0	114, 151, 163, 163	0
10	1I	95/105 (90%)	1.18	25 (26%) 0 0	76, 120, 160, 164	0
11	2A	113/129 (87%)	1.32	30 (26%) 0 0	78, 106, 120, 129	0
11	2I	111/129 (86%)	1.39	31 (27%) 0 0	69, 102, 117, 129	0
12	3A	122/132 (92%)	1.40	36 (29%) 0 0	80, 96, 120, 140	0
12	3I	122/132 (92%)	0.40	9 (7%) 14 8	61, 72, 100, 126	0

Continued on next page...

Continued from previous page...

Mol	Chain	Analysed	<RSRZ>	#RSRZ>2	OWAB(Å ²)	Q<0.9
13	4A	111/126 (88%)	0.71	25 (22%) 0 0	112, 142, 159, 167	0
13	4I	119/126 (94%)	0.50	9 (7%) 13 7	81, 108, 129, 137	0
14	5A	59/61 (96%)	3.29	40 (67%) 0 0	124, 137, 150, 154	0
14	5I	60/61 (98%)	0.88	7 (11%) 4 2	77, 93, 107, 120	0
15	6A	87/89 (97%)	0.07	1 (1%) 80 65	78, 106, 118, 120	0
15	6I	87/89 (97%)	0.28	4 (4%) 32 20	73, 92, 109, 116	0
16	7A	84/88 (95%)	0.14	1 (1%) 79 63	88, 101, 121, 145	0
16	7I	83/88 (94%)	1.26	17 (20%) 1 0	93, 106, 134, 154	0
17	8A	99/105 (94%)	0.96	17 (17%) 1 1	90, 105, 120, 124	0
17	8I	100/105 (95%)	0.73	11 (11%) 5 3	85, 101, 110, 115	0
18	9A	67/88 (76%)	0.08	1 (1%) 73 57	89, 107, 126, 130	0
18	9I	68/88 (77%)	0.11	2 (2%) 51 35	83, 102, 124, 127	0
19	AA	62/93 (66%)	0.45	5 (8%) 12 6	132, 153, 166, 171	0
19	AI	82/93 (88%)	0.25	8 (9%) 7 4	83, 106, 127, 139	0
20	BA	99/106 (93%)	1.05	20 (20%) 1 0	84, 104, 131, 142	0
20	BI	97/106 (91%)	1.45	27 (27%) 0 0	98, 116, 141, 150	0
21	1B	22/27 (81%)	1.57	8 (36%) 0 0	118, 127, 133, 141	0
21	1F	23/27 (85%)	0.65	1 (4%) 35 22	84, 95, 101, 111	0
22	1K	67/76 (88%)	0.15	4 (5%) 21 13	76, 147, 198, 203	0
22	1L	64/76 (84%)	1.01	10 (15%) 2 1	108, 196, 215, 219	0
23	2K	72/77 (93%)	-0.13	0 100 100	64, 86, 118, 128	0
23	2L	72/77 (93%)	-0.01	0 100 100	73, 105, 137, 148	0
24	3K	70/76 (92%)	0.90	13 (18%) 1 0	71, 198, 240, 244	0
24	3L	72/76 (94%)	0.08	2 (2%) 53 36	77, 194, 224, 230	0
25	4K	21/27 (77%)	1.35	8 (38%) 0 0	67, 124, 208, 209	0
25	4L	19/27 (70%)	0.91	3 (15%) 2 1	86, 143, 217, 218	0
26	14	2855/2917 (97%)	-0.08	22 (0%) 86 73	45, 78, 200, 265	0
26	1H	2885/2917 (98%)	-0.09	9 (0%) 94 87	36, 66, 193, 330	0
27	16	122/122 (100%)	-0.53	1 (0%) 86 73	57, 82, 103, 188	0
27	1J	122/122 (100%)	-0.55	0 100 100	78, 110, 130, 191	0
28	71	133/229 (58%)	1.05	24 (18%) 1 1	146, 216, 237, 244	0

Continued on next page...

Continued from previous page...

Mol	Chain	Analysed	<RSRZ>	#RSRZ>2	OWAB(Å ²)	Q<0.9
28	79	57/229 (24%)	1.79	21 (36%) 0 0	146, 199, 221, 227	0
29	11	273/276 (98%)	0.36	2 (0%) 87 76	37, 59, 76, 92	0
29	19	274/276 (99%)	0.45	7 (2%) 56 39	46, 69, 87, 106	0
30	21	203/206 (98%)	0.60	14 (6%) 16 10	46, 80, 123, 134	0
30	29	204/206 (99%)	0.77	29 (14%) 2 1	53, 88, 124, 134	0
31	31	202/210 (96%)	0.68	16 (7%) 12 7	43, 72, 107, 128	0
31	39	204/210 (97%)	0.40	9 (4%) 34 21	51, 98, 144, 167	0
32	41	179/182 (98%)	0.81	25 (13%) 2 1	72, 93, 130, 142	0
32	49	181/182 (99%)	1.07	39 (21%) 0 0	106, 125, 148, 166	0
33	51	174/180 (96%)	0.09	7 (4%) 38 25	75, 98, 112, 124	0
33	59	70/180 (38%)	0.85	13 (18%) 1 0	136, 156, 178, 182	0
34	61	146/148 (98%)	0.45	12 (8%) 11 6	73, 123, 144, 151	0
34	69	145/148 (97%)	0.52	18 (12%) 4 2	83, 118, 146, 155	0
35	15	138/140 (98%)	1.23	32 (23%) 0 0	73, 99, 128, 143	0
35	58	137/140 (97%)	0.79	13 (9%) 8 5	61, 83, 118, 132	0
36	25	122/122 (100%)	0.97	16 (13%) 3 2	64, 81, 99, 111	0
36	68	122/122 (100%)	0.43	1 (0%) 86 73	53, 68, 85, 93	0
37	35	147/150 (98%)	0.56	9 (6%) 21 12	52, 95, 126, 140	0
37	78	147/150 (98%)	0.37	6 (4%) 37 24	42, 74, 98, 107	0
38	45	139/141 (98%)	0.72	18 (12%) 3 2	64, 95, 114, 130	0
38	88	141/141 (100%)	0.32	8 (5%) 23 14	49, 70, 92, 112	0
39	55	118/118 (100%)	0.55	5 (4%) 36 23	59, 74, 88, 106	0
39	98	118/118 (100%)	1.04	20 (16%) 1 1	58, 76, 93, 107	0
40	65	110/112 (98%)	1.02	22 (20%) 1 0	82, 104, 124, 131	0
40	A8	111/112 (99%)	1.00	13 (11%) 4 2	66, 82, 103, 110	0
41	75	133/146 (91%)	0.59	9 (6%) 17 10	77, 91, 124, 144	0
41	B8	136/146 (93%)	0.21	5 (3%) 41 27	64, 83, 122, 132	0
42	85	116/118 (98%)	0.51	5 (4%) 35 22	60, 87, 118, 120	0
42	C8	115/118 (97%)	0.40	3 (2%) 56 39	50, 73, 102, 109	0
43	95	100/101 (99%)	0.84	16 (16%) 1 1	58, 109, 127, 135	0
43	D8	100/101 (99%)	0.92	14 (14%) 2 1	52, 96, 116, 127	0

Continued on next page...

Continued from previous page...

Mol	Chain	Analysed	<RSRZ>	#RSRZ>2	OWAB(Å ²)	Q<0.9
44	A5	111/113 (98%)	0.67	6 (5%) 25 16	55, 70, 94, 135	0
44	E8	110/113 (97%)	0.50	6 (5%) 25 15	51, 67, 91, 104	0
45	B5	94/96 (97%)	0.81	11 (11%) 4 2	62, 78, 98, 110	0
45	F8	95/96 (98%)	0.09	1 (1%) 80 65	47, 63, 90, 97	0
46	C5	104/110 (94%)	1.83	32 (30%) 0 0	85, 113, 147, 155	0
46	G8	103/110 (93%)	0.34	5 (4%) 29 18	66, 88, 118, 129	0
47	D5	133/206 (64%)	0.96	22 (16%) 1 1	102, 130, 153, 163	0
47	H8	170/206 (82%)	1.10	31 (18%) 1 1	76, 111, 188, 193	0
48	E5	76/85 (89%)	0.95	11 (14%) 2 1	56, 83, 96, 104	0
48	I8	77/85 (90%)	0.59	6 (7%) 13 7	45, 65, 78, 93	0
49	F5	94/98 (95%)	1.05	18 (19%) 1 0	59, 76, 106, 129	0
49	J8	94/98 (95%)	0.66	6 (6%) 19 11	46, 67, 110, 116	0
50	G5	69/72 (95%)	0.36	4 (5%) 23 14	77, 96, 116, 124	0
50	K8	68/72 (94%)	-0.02	1 (1%) 73 57	54, 72, 92, 114	0
51	H5	58/60 (96%)	1.84	24 (41%) 0 0	70, 90, 116, 124	0
51	L8	58/60 (96%)	0.49	3 (5%) 27 17	55, 74, 99, 111	0
52	M8	49/71 (69%)	1.67	15 (30%) 0 0	94, 136, 150, 166	0
53	J5	56/60 (93%)	0.63	5 (8%) 9 5	52, 77, 126, 137	0
53	N8	48/60 (80%)	0.48	2 (4%) 36 23	44, 77, 124, 127	0
54	L5	47/49 (95%)	0.16	1 (2%) 63 46	44, 55, 77, 97	0
54	P8	47/49 (95%)	-0.00	0 100 100	40, 46, 68, 76	0
55	M5	64/65 (98%)	1.05	9 (14%) 2 1	62, 73, 88, 112	0
55	Q8	64/65 (98%)	0.42	3 (4%) 31 20	47, 60, 76, 88	0
All	All	20647/21961 (94%)	0.32	1406 (6%) 17 10	36, 93, 171, 330	0

All (1406) RSRZ outliers are listed below:

Mol	Chain	Res	Type	RSRZ
46	C5	58	GLY	12.3
26	14	2902	C	12.1
26	14	2901	C	11.2
43	D8	37	VAL	10.9
40	A8	110	LEU	10.1
26	14	2899	G	9.8

Continued on next page...

Continued from previous page...

Mol	Chain	Res	Type	RSRZ
22	1L	76	A	9.6
14	5A	39	LEU	9.6
26	14	2900	A	9.3
14	5A	34	TYR	9.0
46	C5	47	LYS	9.0
46	C5	59	GLY	9.0
14	5A	38	GLY	8.7
46	C5	49	VAL	8.5
28	71	175	VAL	8.4
12	3A	28	LYS	8.4
14	5A	51	GLY	8.4
52	M8	40	HIS	8.3
12	3A	64	TYR	8.2
30	21	88	GLY	7.9
9	82	115	GLY	7.8
7	6E	82	GLY	7.8
37	35	110	TYR	7.7
7	6E	84	ASN	7.6
14	5A	25	VAL	7.4
28	79	47	LEU	7.4
22	1L	71	C	7.3
40	65	108	GLY	7.3
14	5A	37	PHE	7.1
25	4K	13	A	7.1
7	6E	81	GLY	7.1
46	C5	46	LYS	6.9
14	5A	41	ARG	6.9
49	J8	94	LEU	6.9
14	5A	26	ARG	6.9
30	29	77	ILE	6.9
22	1K	76	A	6.9
7	6E	85	TYR	6.8
12	3A	20	LYS	6.7
26	14	2795	G	6.6
46	C5	60	PHE	6.5
14	5A	53	LEU	6.5
32	49	39	ILE	6.4
14	5A	44	LEU	6.3
46	C5	53	PRO	6.2
13	4I	6	GLY	6.2
28	71	11	LEU	6.2
10	1A	54	PHE	6.0

Continued on next page...

Continued from previous page...

Mol	Chain	Res	Type	RSRZ
46	C5	44	ILE	6.0
32	49	139	LEU	6.0
46	C5	29	GLU	6.0
7	6E	79	ARG	6.0
24	3K	36	U	5.9
46	C5	50	ARG	5.8
52	M8	41	PRO	5.8
9	82	116	LYS	5.8
34	69	1	MET	5.7
46	C5	63	LYS	5.7
12	3A	19	ARG	5.7
13	4A	102	ARG	5.7
33	59	169	VAL	5.6
12	3A	27	LEU	5.6
10	1A	62	HIS	5.6
28	79	202	GLU	5.6
47	D5	9	TYR	5.6
22	1L	1	G	5.6
29	19	26	LYS	5.6
31	39	10	PRO	5.5
3	22	60	ALA	5.5
50	G5	44	LEU	5.5
10	1A	47	PHE	5.5
12	3A	21	LYS	5.5
3	22	155	GLY	5.5
9	82	109	VAL	5.5
10	1A	65	LEU	5.5
26	14	2897	U	5.4
45	B5	92	LEU	5.4
47	D5	68	PRO	5.3
10	1A	59	SER	5.3
7	6E	5	ARG	5.2
46	C5	61	ILE	5.2
46	C5	45	VAL	5.2
9	82	59	PHE	5.2
11	2A	75	TYR	5.2
7	6E	83	ALA	5.2
28	71	228	SER	5.1
14	5A	46	GLU	5.1
40	65	109	GLY	5.1
7	6E	78	ARG	5.1
39	55	101	ALA	5.1

Continued on next page...

Continued from previous page...

Mol	Chain	Res	Type	RSRZ
8	7E	119	LEU	5.1
22	1L	74	C	5.1
40	65	20	ARG	5.1
52	M8	31	ILE	5.1
14	5A	31	ARG	5.1
28	79	19	ILE	5.0
49	F5	28	GLY	5.0
10	1A	49	VAL	4.9
26	14	2802	G	4.8
9	82	55	ALA	4.8
14	5A	36	PHE	4.8
45	B5	69	TYR	4.8
12	3I	64	TYR	4.8
34	61	107	VAL	4.8
9	82	52	ALA	4.8
28	71	27	HIS	4.8
48	E5	8	GLY	4.8
14	5A	35	ARG	4.8
2	12	62	ALA	4.8
12	3I	19	ARG	4.7
7	6E	154	TYR	4.7
43	D8	38	LEU	4.7
32	41	23	PHE	4.7
3	22	94	LEU	4.7
32	49	142	PRO	4.7
16	7I	32	TYR	4.7
39	98	114	VAL	4.6
14	5A	42	ILE	4.6
40	65	60	GLY	4.6
38	45	105	GLU	4.6
45	B5	89	ILE	4.6
26	14	2898	U	4.6
43	D8	1	MET	4.6
26	14	229	A	4.6
52	M8	22	ILE	4.5
10	1I	22	LYS	4.5
11	2I	25	TYR	4.5
33	59	170	ARG	4.5
9	82	53	VAL	4.5
12	3A	32	PHE	4.5
25	4K	14	A	4.5
32	41	80	PHE	4.5

Continued on next page...

Continued from previous page...

Mol	Chain	Res	Type	RSRZ
21	1B	2	GLY	4.5
51	H5	26	LEU	4.5
14	5A	23	ARG	4.5
47	H8	96	VAL	4.5
16	7I	7	ALA	4.5
10	1A	63	PHE	4.4
36	25	1	MET	4.4
55	M5	40	GLU	4.4
48	E5	9	SER	4.4
13	4I	96	LEU	4.4
47	H8	70	LEU	4.4
3	22	102	ASN	4.4
35	15	51	PHE	4.4
24	3K	34	U	4.4
3	2E	193	TYR	4.3
30	29	76	ARG	4.3
22	1L	75	C	4.3
35	58	72	TYR	4.3
47	H8	38	TYR	4.3
33	59	153	LYS	4.3
3	22	39	ILE	4.3
9	82	71	SER	4.3
13	4I	120	LYS	4.3
30	29	56	PRO	4.3
20	BI	55	ILE	4.3
46	C5	5	MET	4.3
13	4A	98	VAL	4.3
37	35	71	VAL	4.3
20	BA	104	LEU	4.2
22	1L	73	A	4.2
20	BI	44	ALA	4.2
51	H5	30	ARG	4.2
9	82	102	LEU	4.2
47	H8	147	GLY	4.2
13	4A	103	THR	4.2
14	5A	32	SER	4.2
30	29	151	TYR	4.2
32	49	182	LYS	4.2
28	71	193	ILE	4.2
47	D5	69	THR	4.2
35	15	84	LYS	4.1
31	31	133	ASN	4.1

Continued on next page...

Continued from previous page...

Mol	Chain	Res	Type	RSRZ
8	72	112	LEU	4.1
32	49	138	GLN	4.1
14	5A	56	VAL	4.1
28	79	7	TYR	4.1
40	65	112	PHE	4.1
17	8A	11	VAL	4.1
11	2I	50	TYR	4.0
46	C5	30	VAL	4.0
47	D5	57	ILE	4.0
12	3A	62	SER	4.0
14	5A	49	HIS	4.0
32	41	88	ILE	4.0
20	BI	43	LEU	4.0
52	M8	34	GLU	4.0
20	BI	101	GLY	4.0
9	82	79	LEU	4.0
12	3I	61	THR	4.0
43	95	1	MET	4.0
46	G8	89	PHE	4.0
2	12	164	VAL	4.0
20	BI	41	ILE	4.0
9	82	106	ALA	4.0
34	61	146	ALA	4.0
3	22	101	LEU	4.0
21	1B	14	TRP	4.0
51	H5	28	LEU	4.0
28	71	21	THR	4.0
47	H8	113	ALA	4.0
14	5A	47	LEU	4.0
11	2A	95	ILE	3.9
32	41	52	ILE	3.9
9	82	62	TYR	3.9
38	45	103	MET	3.9
6	5E	46	ARG	3.9
31	31	6	VAL	3.9
17	8A	9	VAL	3.9
45	B5	47	PHE	3.9
13	4A	94	ARG	3.9
21	1B	6	ARG	3.9
41	75	106	SER	3.9
9	82	36	TYR	3.9
10	1I	90	LEU	3.9

Continued on next page...

Continued from previous page...

Mol	Chain	Res	Type	RSRZ
49	J8	92	LYS	3.9
28	71	12	GLU	3.9
28	71	176	GLY	3.9
20	BI	72	LEU	3.9
32	49	152	LEU	3.9
32	49	34	LEU	3.8
34	69	12	LEU	3.8
10	1A	57	LYS	3.8
14	5A	50	LYS	3.8
12	3A	84	LEU	3.8
34	69	20	ASP	3.8
53	J5	56	LYS	3.8
11	2A	25	TYR	3.8
12	3A	30	ALA	3.8
40	A8	68	GLN	3.8
34	69	3	VAL	3.8
40	65	57	LYS	3.8
13	4A	118	ALA	3.8
46	C5	65	ALA	3.8
16	7I	36	ILE	3.8
12	3A	69	TYR	3.8
5	42	109	ILE	3.8
51	H5	6	VAL	3.8
14	5I	13	THR	3.8
40	A8	48	LEU	3.8
11	2A	96	ARG	3.8
1	13	1536	C	3.8
20	BA	42	GLN	3.8
55	M5	12	LYS	3.7
38	88	104	PHE	3.7
8	72	133	LEU	3.7
10	1A	56	HIS	3.7
11	2A	92	GLU	3.7
28	71	31	GLU	3.7
13	4A	111	LYS	3.7
1	1G	82	U	3.7
28	71	25	ALA	3.7
2	12	102	LEU	3.7
9	82	54	ASP	3.7
14	5A	30	ALA	3.7
51	H5	2	PRO	3.7
7	6E	80	VAL	3.7

Continued on next page...

Continued from previous page...

Mol	Chain	Res	Type	RSRZ
40	A8	49	VAL	3.7
9	82	87	GLN	3.7
33	59	171	LEU	3.7
12	3A	33	ARG	3.7
32	49	23	PHE	3.7
10	1I	72	VAL	3.7
49	J8	95	LEU	3.7
31	31	134	GLY	3.6
22	1K	73	A	3.6
52	M8	32	TYR	3.6
8	7E	112	LEU	3.6
33	59	162	ILE	3.6
10	1A	61	GLU	3.6
47	D5	11	GLU	3.6
12	3A	68	ALA	3.6
11	2A	21	ILE	3.6
38	45	104	PHE	3.6
28	79	209	LEU	3.6
47	D5	70	LEU	3.6
24	3L	34	U	3.6
2	1E	14	GLY	3.6
32	49	62	LEU	3.6
3	22	177	THR	3.6
2	12	165	VAL	3.6
3	22	198	VAL	3.6
7	62	17	VAL	3.6
17	8I	36	ILE	3.6
17	8A	22	LEU	3.6
7	62	37	ASN	3.6
8	7E	137	VAL	3.6
7	62	41	ARG	3.6
28	71	13	LYS	3.5
39	98	87	TYR	3.5
3	2E	91	LEU	3.5
17	8A	8	GLY	3.5
22	1L	3	G	3.5
40	A8	58	LEU	3.5
20	BA	9	ASN	3.5
3	2E	94	LEU	3.5
16	7I	6	LEU	3.5
46	C5	52	SER	3.5
11	2A	31	THR	3.5

Continued on next page...

Continued from previous page...

Mol	Chain	Res	Type	RSRZ
4	3E	96	LEU	3.5
17	8A	23	VAL	3.5
38	45	102	VAL	3.5
24	3K	45	G	3.5
47	D5	28	MET	3.5
28	79	56	GLN	3.5
9	82	123	PRO	3.5
10	1A	46	ARG	3.5
11	2I	96	ARG	3.5
32	49	178	PHE	3.5
16	7I	19	ILE	3.5
7	6E	56	GLN	3.5
47	D5	12	GLY	3.5
54	L5	1	MET	3.5
40	65	58	LEU	3.5
32	49	82	LEU	3.5
10	1I	33	GLN	3.5
10	1I	94	VAL	3.5
9	82	32	ASP	3.5
8	7E	131	GLY	3.5
30	29	3	GLY	3.5
28	79	198	ALA	3.5
30	21	78	LEU	3.5
14	5A	52	GLN	3.5
11	2I	42	TRP	3.4
13	4I	56	LEU	3.4
52	M8	25	TYR	3.4
11	2I	82	VAL	3.4
26	1H	2799	A	3.4
9	82	56	LEU	3.4
4	32	68	TYR	3.4
47	H8	106	GLY	3.4
53	J5	55	ARG	3.4
11	2I	81	ASP	3.4
51	H5	58	VAL	3.4
14	5A	55	GLY	3.4
2	12	131	PRO	3.4
28	79	54	SER	3.4
43	95	4	ILE	3.4
11	2A	91	ARG	3.4
52	M8	5	ILE	3.4
52	M8	20	ASN	3.4

Continued on next page...

Continued from previous page...

Mol	Chain	Res	Type	RSRZ
3	22	23	TYR	3.4
14	5A	6	LEU	3.3
46	C5	56	PRO	3.3
32	41	146	TYR	3.3
11	2I	98	LEU	3.3
32	49	179	PRO	3.3
2	12	152	PHE	3.3
42	C8	83	LEU	3.3
3	2E	60	ALA	3.3
41	B8	106	SER	3.3
35	15	8	GLN	3.3
4	32	70	ILE	3.3
11	2A	17	GLY	3.3
2	1E	96	ARG	3.3
28	79	9	ALA	3.3
20	BI	91	LEU	3.3
7	62	42	ILE	3.3
9	82	65	VAL	3.3
17	8A	21	VAL	3.3
30	21	89	ASP	3.3
7	6E	110	GLN	3.3
24	3K	65	C	3.3
49	F5	95	LEU	3.3
11	2I	71	LYS	3.3
50	G5	43	GLN	3.3
9	82	92	TYR	3.3
32	49	25	TYR	3.3
34	69	35	LEU	3.3
40	65	56	LEU	3.3
20	BA	41	ILE	3.3
34	69	83	ALA	3.3
2	12	133	LYS	3.3
55	M5	34	TRP	3.3
35	15	1	MET	3.3
2	12	33	TYR	3.2
55	M5	64	TYR	3.2
16	7I	35	LYS	3.2
26	1H	1536	A	3.2
2	1E	10	LEU	3.2
10	1I	65	LEU	3.2
10	1I	71	LEU	3.2
30	29	73	GLU	3.2

Continued on next page...

Continued from previous page...

Mol	Chain	Res	Type	RSRZ
24	3K	33	U	3.2
4	32	186	LEU	3.2
43	D8	53	GLU	3.2
28	79	49	ILE	3.2
43	D8	99	ILE	3.2
3	22	7	PRO	3.2
35	15	73	THR	3.2
44	E8	107	LEU	3.2
47	D5	55	HIS	3.2
2	1E	188	ALA	3.2
9	82	110	GLU	3.2
11	2I	62	GLN	3.2
24	3L	1	G	3.2
31	39	14	PRO	3.2
9	82	19	LEU	3.2
51	H5	8	LEU	3.2
35	58	61	ARG	3.2
11	2A	109	VAL	3.2
20	BI	59	ALA	3.2
13	4A	101	GLN	3.2
10	1I	8	LEU	3.2
22	1K	74	C	3.2
32	49	150	ASP	3.2
35	15	12	ARG	3.2
35	15	87	LEU	3.2
38	45	68	ILE	3.2
9	82	114	TYR	3.2
46	C5	75	ILE	3.2
2	12	197	VAL	3.2
4	32	178	VAL	3.2
9	8E	126	SER	3.2
12	3A	23	LYS	3.2
32	41	139	LEU	3.2
43	95	44	LYS	3.2
4	32	110	PHE	3.2
4	32	168	ARG	3.2
4	32	169	LYS	3.2
29	11	111	LEU	3.2
39	98	118	GLU	3.2
7	6E	131	LYS	3.1
28	79	167	LYS	3.1
46	G8	92	ASN	3.1

Continued on next page...

Continued from previous page...

Mol	Chain	Res	Type	RSRZ
16	7I	48	TRP	3.1
44	E8	92	ARG	3.1
35	15	9	VAL	3.1
32	49	161	THR	3.1
51	L8	57	GLU	3.1
3	22	64	VAL	3.1
3	22	100	ALA	3.1
12	3A	55	VAL	3.1
33	59	165	ALA	3.1
46	C5	48	ALA	3.1
8	72	2	LEU	3.1
47	H8	155	LEU	3.1
51	L8	53	LEU	3.1
14	5A	58	LYS	3.1
28	71	181	PRO	3.1
35	15	92	ALA	3.1
53	J5	45	VAL	3.1
32	49	83	ARG	3.1
46	C5	101	LYS	3.1
47	H8	107	THR	3.1
28	71	19	ILE	3.1
30	21	4	ILE	3.1
8	7E	47	GLY	3.1
49	F5	71	TYR	3.1
33	51	9	ILE	3.1
9	82	30	GLY	3.1
32	49	15	VAL	3.1
32	49	175	LEU	3.1
47	D5	91	LEU	3.1
12	3A	85	ILE	3.1
28	71	170	ALA	3.1
30	29	75	VAL	3.1
37	35	138	LEU	3.1
13	4I	102	ARG	3.1
8	7E	109	ILE	3.1
33	59	164	TYR	3.1
43	95	5	VAL	3.0
3	22	164	ARG	3.0
8	72	107	LEU	3.0
2	12	155	LEU	3.0
3	22	43	LEU	3.0
7	6E	149	ARG	3.0

Continued on next page...

Continued from previous page...

Mol	Chain	Res	Type	RSRZ
30	21	67	PHE	3.0
12	3A	18	VAL	3.0
32	49	92	VAL	3.0
14	5I	29	ARG	3.0
28	71	35	ALA	3.0
32	49	94	LEU	3.0
39	98	98	LEU	3.0
2	12	19	HIS	3.0
16	7I	66	PRO	3.0
39	98	33	ARG	3.0
46	C5	86	ARG	3.0
51	H5	9	VAL	3.0
14	5A	48	ALA	3.0
19	AI	71	LEU	3.0
32	49	177	GLY	3.0
10	1A	58	ASP	3.0
9	82	20	ARG	3.0
9	82	17	VAL	3.0
13	4A	117	VAL	3.0
14	5I	25	VAL	3.0
17	8I	95	TYR	3.0
2	12	163	PHE	3.0
11	2I	66	LEU	3.0
24	3K	12	U	3.0
28	71	182	PRO	3.0
26	14	2797	U	3.0
32	49	133	LEU	3.0
10	1I	25	GLU	3.0
17	8I	10	VAL	3.0
11	2I	75	TYR	3.0
13	4A	97	PRO	3.0
10	1A	51	ARG	3.0
12	3A	29	GLY	3.0
17	8A	91	ARG	3.0
40	65	33	LYS	3.0
12	3A	65	GLU	3.0
17	8I	29	HIS	3.0
30	29	28	ALA	2.9
7	6E	72	ARG	2.9
12	3A	60	LEU	2.9
28	71	8	ARG	2.9
53	J5	54	GLY	2.9

Continued on next page...

Continued from previous page...

Mol	Chain	Res	Type	RSRZ
39	98	115	GLU	2.9
30	29	150	VAL	2.9
35	15	98	VAL	2.9
9	82	94	ALA	2.9
10	1I	79	ARG	2.9
16	7I	59	TRP	2.9
17	8A	7	THR	2.9
47	H8	149	SER	2.9
46	C5	54	LYS	2.9
7	6E	22	LEU	2.9
20	BI	40	ALA	2.9
13	4A	95	GLY	2.9
39	55	29	LEU	2.9
17	8A	95	TYR	2.9
46	G8	91	GLU	2.9
11	2I	48	ILE	2.9
47	H8	148	ASP	2.9
35	15	46	VAL	2.9
40	A8	105	ALA	2.9
49	F5	60	PHE	2.9
25	4L	25	A	2.9
26	14	2799	A	2.9
17	8A	32	TYR	2.9
11	2A	83	ILE	2.9
35	15	41	ASP	2.9
40	65	35	ILE	2.9
3	22	10	PHE	2.9
51	H5	4	LEU	2.9
20	BA	98	PRO	2.9
51	H5	44	ARG	2.9
7	62	30	ILE	2.9
4	3E	110	PHE	2.9
5	42	31	LEU	2.9
18	9I	78	LEU	2.9
38	88	136	ALA	2.9
12	3I	17	LYS	2.9
26	1H	163	U	2.9
51	H5	12	PRO	2.9
21	1B	22	ARG	2.9
35	15	72	TYR	2.9
45	B5	18	TYR	2.9
33	59	76	VAL	2.9

Continued on next page...

Continued from previous page...

Mol	Chain	Res	Type	RSRZ
34	61	70	GLU	2.9
51	H5	59	VAL	2.9
10	1A	48	THR	2.9
11	2I	63	LEU	2.9
20	BI	21	LYS	2.9
26	14	1509	C	2.9
32	49	135	LEU	2.9
20	BI	18	GLN	2.9
33	59	168	PRO	2.9
55	Q8	64	TYR	2.9
3	2E	76	VAL	2.9
55	M5	22	VAL	2.9
2	12	101	MET	2.9
11	2I	74	ALA	2.9
28	71	28	LEU	2.9
45	B5	68	ARG	2.9
18	9A	84	LYS	2.9
28	79	171	ILE	2.9
35	15	85	ILE	2.9
48	E5	26	TYR	2.9
7	62	146	GLU	2.9
7	62	101	LEU	2.9
25	4L	10	G	2.9
31	39	124	LEU	2.9
17	8A	59	ILE	2.8
28	71	49	ILE	2.8
45	B5	26	TYR	2.8
10	1I	60	ARG	2.8
47	D5	37	VAL	2.8
14	5A	10	ALA	2.8
31	39	22	ALA	2.8
3	22	8	ILE	2.8
26	14	2798	C	2.8
26	14	2896	C	2.8
40	A8	112	PHE	2.8
37	35	126	VAL	2.8
51	H5	10	LYS	2.8
47	D5	50	GLN	2.8
33	51	16	SER	2.8
14	5A	17	LYS	2.8
26	1H	2795	G	2.8
8	7E	53	VAL	2.8

Continued on next page...

Continued from previous page...

Mol	Chain	Res	Type	RSRZ
17	8A	98	LEU	2.8
7	6E	139	GLU	2.8
36	25	2	ILE	2.8
30	29	78	LEU	2.8
45	F8	92	LEU	2.8
31	39	128	ALA	2.8
30	29	141	ILE	2.8
49	F5	7	ILE	2.8
2	1E	148	TYR	2.8
20	BA	72	LEU	2.8
30	29	116	VAL	2.8
31	39	199	TRP	2.8
24	3K	15	G	2.8
35	58	51	PHE	2.8
41	75	50	ILE	2.8
48	I8	69	PHE	2.8
3	22	6	HIS	2.8
20	BI	46	GLU	2.8
9	8E	127	LYS	2.8
20	BI	92	LEU	2.8
43	95	74	LYS	2.8
35	15	13	TRP	2.8
8	72	83	ILE	2.8
16	7I	4	ILE	2.8
17	8A	36	ILE	2.8
3	22	190	ARG	2.8
34	61	113	ARG	2.8
38	45	65	PHE	2.8
52	M8	37	SER	2.8
4	32	176	LEU	2.8
13	4A	96	LEU	2.8
35	15	130	HIS	2.8
43	D8	40	LEU	2.8
27	16	1(M)	A	2.7
7	6E	76	ARG	2.7
11	2A	32	ILE	2.7
20	BI	86	ARG	2.7
40	65	40	ILE	2.7
22	1L	2	G	2.7
40	65	46	VAL	2.7
46	C5	42	VAL	2.7
21	1B	10	ARG	2.7

Continued on next page...

Continued from previous page...

Mol	Chain	Res	Type	RSRZ
7	62	26	PHE	2.7
7	62	16	LEU	2.7
8	7E	63	LEU	2.7
14	5A	29	ARG	2.7
16	7I	22	THR	2.7
19	AI	48	THR	2.7
46	C5	55	TYR	2.7
49	F5	10	LYS	2.7
5	42	45	PHE	2.7
11	2I	21	ILE	2.7
45	B5	28	PHE	2.7
7	62	12	LEU	2.7
11	2I	47	VAL	2.7
17	8A	10	VAL	2.7
34	61	77	LEU	2.7
3	22	154	SER	2.7
14	5A	59	ALA	2.7
46	C5	2	ARG	2.7
1	1G	1029	G	2.7
3	22	193	TYR	2.7
12	3A	16	GLU	2.7
33	51	83	TYR	2.7
28	79	165	ASN	2.7
19	AA	62	ILE	2.7
7	6E	103	TRP	2.7
2	1E	15	VAL	2.7
20	BA	13	LEU	2.7
3	22	89	GLU	2.7
32	41	137	GLU	2.7
38	45	93	TYR	2.7
9	82	7	THR	2.7
30	29	69	LYS	2.7
32	41	82	LEU	2.7
36	25	43	VAL	2.7
36	25	42	SER	2.7
43	D8	54	GLY	2.7
44	A5	38	TYR	2.7
47	H8	1	MET	2.7
40	A8	87	PHE	2.7
40	65	83	LYS	2.7
43	D8	44	LYS	2.7
46	C5	31	LEU	2.7

Continued on next page...

Continued from previous page...

Mol	Chain	Res	Type	RSRZ
11	2A	42	TRP	2.7
43	D8	3	ALA	2.7
49	F5	8	SER	2.7
4	32	185	PHE	2.7
32	49	140	ILE	2.7
35	15	43	THR	2.7
36	25	65	THR	2.7
51	H5	3	ARG	2.7
7	6E	12	LEU	2.7
12	3A	66	VAL	2.7
15	6I	60	VAL	2.7
20	BI	20	LEU	2.7
24	3K	27	G	2.7
25	4K	10	G	2.7
9	82	84	ALA	2.7
32	49	36	LYS	2.7
47	H8	153	SER	2.7
5	42	133	TYR	2.7
7	62	94	ARG	2.7
33	51	170	ARG	2.7
32	49	5	VAL	2.7
32	49	176	LEU	2.7
55	Q8	60	LEU	2.7
8	72	16	ALA	2.7
9	82	82	ALA	2.7
9	82	111	ARG	2.7
14	5A	60	SER	2.6
20	BI	70	SER	2.6
10	1I	96	ILE	2.6
14	5A	21	TYR	2.6
34	61	130	TYR	2.6
20	BI	45	GLN	2.6
44	E8	69	LEU	2.6
30	21	91	VAL	2.6
37	78	71	VAL	2.6
26	1H	2798	C	2.6
35	15	44	PRO	2.6
11	2I	65	ALA	2.6
2	12	92	TYR	2.6
20	BA	48	LYS	2.6
24	3K	6	G	2.6
25	4L	9	G	2.6

Continued on next page...

Continued from previous page...

Mol	Chain	Res	Type	RSRZ
42	C8	80	ILE	2.6
43	95	43	GLU	2.6
47	H8	156	LYS	2.6
5	42	12	LEU	2.6
40	65	73	LEU	2.6
43	D8	52	VAL	2.6
47	H8	164	ALA	2.6
2	12	134	GLU	2.6
9	82	50	LEU	2.6
34	61	116	LEU	2.6
34	61	140	LEU	2.6
47	D5	8	TYR	2.6
28	79	169	GLY	2.6
38	45	19	GLY	2.6
11	2A	108	ILE	2.6
14	5A	45	ARG	2.6
32	49	146	TYR	2.6
39	55	100	LEU	2.6
48	E5	75	LEU	2.6
20	BI	95	ALA	2.6
39	98	102	GLU	2.6
8	7E	13	ILE	2.6
17	8A	75	ARG	2.6
38	45	6	ARG	2.6
10	1I	85	LEU	2.6
47	D5	163	LEU	2.6
7	6E	60	LYS	2.6
11	2A	14	VAL	2.6
16	7I	53	VAL	2.6
28	79	20	TYR	2.6
9	82	76	ALA	2.6
10	1A	64	GLU	2.6
34	69	80	PRO	2.6
48	I8	82	ARG	2.6
3	22	93	LYS	2.6
8	7E	46	LYS	2.6
10	1A	55	LYS	2.6
43	95	39	LEU	2.6
30	29	175	VAL	2.6
37	78	110	TYR	2.6
43	95	12	TYR	2.6
53	N8	34	PRO	2.6

Continued on next page...

Continued from previous page...

Mol	Chain	Res	Type	RSRZ
1	13	344	A	2.6
10	1I	38	ILE	2.6
35	58	85	ILE	2.6
49	F5	91	LYS	2.6
1	1G	1226	C	2.6
13	4A	92	HIS	2.6
19	AA	44	MET	2.6
32	41	34	LEU	2.6
37	35	106	LEU	2.6
11	2A	20	TYR	2.6
43	95	15	GLU	2.6
4	3E	131	ARG	2.6
7	62	39	ALA	2.6
12	3A	31	PRO	2.6
47	H8	109	ALA	2.6
49	F5	62	VAL	2.6
4	3E	111	ALA	2.6
9	82	18	PHE	2.6
9	8E	19	LEU	2.5
24	3K	35	U	2.5
30	21	195	LEU	2.5
31	31	124	LEU	2.5
41	75	99	LEU	2.5
47	H8	5	LEU	2.5
30	29	198	VAL	2.5
32	49	10	LYS	2.5
1	1G	1202	G	2.5
8	7E	58	TYR	2.5
11	2A	50	TYR	2.5
9	8E	52	ALA	2.5
32	49	80	PHE	2.5
20	BA	55	ILE	2.5
34	61	109	ILE	2.5
3	22	15	THR	2.5
41	75	105	LEU	2.5
7	6E	153	HIS	2.5
20	BA	8	ARG	2.5
21	1F	6	ARG	2.5
45	B5	5	TYR	2.5
4	32	23	GLY	2.5
31	31	172	TRP	2.5
32	41	135	LEU	2.5

Continued on next page...

Continued from previous page...

Mol	Chain	Res	Type	RSRZ
34	69	72	LEU	2.5
38	88	17	LEU	2.5
7	6E	62	PHE	2.5
19	AI	74	PHE	2.5
22	1K	71	C	2.5
28	71	33	ALA	2.5
48	I8	26	TYR	2.5
32	41	26	GLN	2.5
8	7E	134	ILE	2.5
10	1I	50	ILE	2.5
30	21	5	LEU	2.5
30	29	67	PHE	2.5
19	AA	75	ALA	2.5
22	1L	70	C	2.5
28	79	204	ALA	2.5
35	15	124	ALA	2.5
8	72	74	PRO	2.5
32	49	181	ARG	2.5
3	22	32	LEU	2.5
4	3E	176	LEU	2.5
7	6E	16	LEU	2.5
39	98	116	LEU	2.5
1	1G	1450	U	2.5
40	A8	85	VAL	2.5
40	65	85	VAL	2.5
35	58	73	THR	2.5
2	12	129	GLU	2.5
33	59	166	GLY	2.5
4	32	146	ILE	2.5
8	72	86	ILE	2.5
43	D8	36	PRO	2.5
3	22	196	LEU	2.5
32	41	103	LEU	2.5
34	69	114	LEU	2.5
16	7I	1	MET	2.5
4	32	34	GLU	2.5
47	H8	104	PHE	2.5
47	D5	79	ARG	2.5
2	1E	232	PRO	2.5
10	1I	88	LEU	2.5
34	69	140	LEU	2.5
44	A5	6	ILE	2.5

Continued on next page...

Continued from previous page...

Mol	Chain	Res	Type	RSRZ
7	62	32	ARG	2.5
10	1I	64	GLU	2.5
52	M8	13	ARG	2.5
30	21	90	THR	2.5
30	29	48	GLN	2.5
32	49	151	ALA	2.5
49	F5	66	HIS	2.5
8	7E	59	LEU	2.5
7	6E	144	MET	2.5
42	85	90	VAL	2.5
7	6E	140	ASP	2.5
9	82	37	PHE	2.5
28	71	5	LYS	2.5
29	11	112	GLN	2.5
38	45	92	GLY	2.5
19	AA	63	THR	2.5
28	79	21	THR	2.5
51	H5	5	LYS	2.5
2	1E	80	ILE	2.5
30	29	49	LEU	2.5
31	31	196	LEU	2.5
35	15	116	LEU	2.5
39	98	29	LEU	2.5
35	15	134	ARG	2.4
20	BA	14	LYS	2.4
51	H5	20	LYS	2.4
10	1I	46	ARG	2.4
13	4A	104	ARG	2.4
34	69	4	ILE	2.4
35	58	15	LEU	2.4
36	25	87	ILE	2.4
10	1I	91	PRO	2.4
5	42	121	LYS	2.4
11	2A	30	VAL	2.4
26	14	280	C	2.4
47	H8	88	PHE	2.4
1	1G	1451	A	2.4
4	3E	139	ARG	2.4
20	BI	16	HIS	2.4
10	1A	44	VAL	2.4
17	8I	71	PHE	2.4
43	95	14	VAL	2.4

Continued on next page...

Continued from previous page...

Mol	Chain	Res	Type	RSRZ
49	F5	4	VAL	2.4
11	2A	36	ASP	2.4
41	75	103	ARG	2.4
7	62	38	LEU	2.4
11	2I	103	LEU	2.4
20	BA	53	LEU	2.4
20	BA	62	LEU	2.4
26	1H	2476	A	2.4
30	29	181	LEU	2.4
31	31	9	ILE	2.4
31	31	181	LEU	2.4
49	F5	92	LYS	2.4
50	G5	41	ILE	2.4
7	62	18	TYR	2.4
16	7A	32	TYR	2.4
29	19	67	PHE	2.4
8	72	9	MET	2.4
38	88	33	GLY	2.4
45	B5	79	ALA	2.4
49	F5	69	LYS	2.4
8	7E	48	TYR	2.4
47	H8	165	VAL	2.4
13	4A	82	MET	2.4
28	79	203	GLY	2.4
44	E8	68	ARG	2.4
4	32	166	LYS	2.4
10	1I	21	GLN	2.4
14	5A	24	CYS	2.4
4	3E	97	LEU	2.4
8	7E	133	LEU	2.4
21	1B	13	ILE	2.4
26	14	1099	G	2.4
3	22	153	VAL	2.4
7	6E	43	PHE	2.4
7	62	85	TYR	2.4
13	4A	87	TYR	2.4
10	1I	93	GLY	2.4
13	4A	108	ARG	2.4
14	5A	22	THR	2.4
30	29	51	PHE	2.4
35	58	74	ARG	2.4
9	82	40	LEU	2.4

Continued on next page...

Continued from previous page...

Mol	Chain	Res	Type	RSRZ
34	69	38	LEU	2.4
40	A8	80	LEU	2.4
31	31	17	ARG	2.4
2	12	72	GLY	2.4
8	7E	65	TYR	2.4
28	71	14	VAL	2.4
39	98	93	GLY	2.4
39	98	94	TYR	2.4
47	H8	86	VAL	2.4
31	31	199	TRP	2.4
30	29	81	ILE	2.4
32	41	152	LEU	2.4
34	61	79	ILE	2.4
38	45	34	LEU	2.4
10	1A	34	VAL	2.4
46	C5	62	GLU	2.4
3	2E	101	LEU	2.4
8	7E	45	ILE	2.4
9	82	63	ILE	2.4
9	82	78	LYS	2.4
12	3I	20	LYS	2.4
13	4A	88	ARG	2.4
20	BI	87	LYS	2.4
40	65	24	LEU	2.4
46	C5	88	LYS	2.4
51	H5	35	ARG	2.4
2	12	122	PHE	2.3
42	85	72	HIS	2.3
3	22	37	GLN	2.3
14	5A	54	PRO	2.3
35	15	86	PRO	2.3
14	5I	22	THR	2.3
19	AI	75	ALA	2.3
38	45	10	ARG	2.3
45	B5	88	LYS	2.3
9	82	47	LEU	2.3
41	B8	104	ASN	2.3
49	F5	2	SER	2.3
26	14	2801	A	2.3
35	58	16	ILE	2.3
3	22	186	PHE	2.3
26	14	277	C	2.3

Continued on next page...

Continued from previous page...

Mol	Chain	Res	Type	RSRZ
35	15	80	GLY	2.3
40	65	87	PHE	2.3
2	1E	165	VAL	2.3
34	69	21	VAL	2.3
41	B8	34	VAL	2.3
7	6E	151	TYR	2.3
14	5A	11	LYS	2.3
40	A8	44	LYS	2.3
7	6E	32	ARG	2.3
10	1A	66	ARG	2.3
11	2I	73	MET	2.3
3	22	47	LEU	2.3
12	3I	27	LEU	2.3
17	8I	99	SER	2.3
43	D8	98	GLU	2.3
48	I8	68	GLU	2.3
30	21	184	VAL	2.3
35	58	46	VAL	2.3
36	25	58	VAL	2.3
42	C8	90	VAL	2.3
10	1A	60	ARG	2.3
28	79	51	PRO	2.3
39	98	86	ARG	2.3
33	59	157	TYR	2.3
3	2E	200	ALA	2.3
14	5I	2	ALA	2.3
43	95	27	ALA	2.3
3	22	5	ILE	2.3
4	32	162	LEU	2.3
8	7E	2	LEU	2.3
11	2I	83	ILE	2.3
34	61	108	THR	2.3
35	58	107	LEU	2.3
39	98	70	LEU	2.3
43	D8	35	LEU	2.3
8	7E	44	PHE	2.3
30	29	29	GLY	2.3
16	7I	18	ARG	2.3
30	21	72	VAL	2.3
42	85	71	GLN	2.3
50	K8	43	GLN	2.3
51	H5	19	GLN	2.3

Continued on next page...

Continued from previous page...

Mol	Chain	Res	Type	RSRZ
36	25	48	PRO	2.3
38	88	32	TYR	2.3
13	4A	90	LEU	2.3
19	AI	30	LEU	2.3
29	19	177	LEU	2.3
33	59	71	LEU	2.3
39	98	28	LEU	2.3
51	L8	8	LEU	2.3
3	22	96	GLY	2.3
48	E5	12	ASN	2.3
3	22	40	ARG	2.3
14	5A	33	VAL	2.3
10	1I	77	PRO	2.3
3	2E	39	ILE	2.3
11	2I	29	ILE	2.3
11	2A	66	LEU	2.3
28	71	32	LEU	2.3
47	D5	20	ARG	2.3
47	H8	85	HIS	2.3
13	4A	115	LYS	2.3
35	15	59	LYS	2.3
7	6E	152	ALA	2.3
9	8E	102	LEU	2.3
11	2I	19	ALA	2.3
38	45	37	LEU	2.3
41	B8	1	MET	2.3
51	H5	53	LEU	2.3
2	1E	152	PHE	2.3
3	22	194	GLY	2.3
29	19	262	ARG	2.3
32	49	141	PHE	2.3
29	19	27	THR	2.3
11	2I	30	VAL	2.3
36	25	102	VAL	2.3
44	E8	109	GLU	2.3
22	1L	44	U	2.3
11	2I	69	ALA	2.3
11	2A	18	ARG	2.3
38	45	7	MET	2.3
46	G8	86	ARG	2.3
47	H8	51	ALA	2.3
48	E5	39	ARG	2.3

Continued on next page...

Continued from previous page...

Mol	Chain	Res	Type	RSRZ
49	F5	94	LEU	2.3
9	82	77	ILE	2.3
12	3I	7	ILE	2.3
26	1H	654(O)	G	2.3
7	62	61	VAL	2.3
13	4I	43	THR	2.3
32	41	138	GLN	2.3
37	35	108	LYS	2.3
12	3A	48	PRO	2.3
13	4I	114	ARG	2.3
28	79	199	HIS	2.3
4	3E	78	LEU	2.3
13	4I	34	LEU	2.3
3	22	184	TYR	2.3
8	72	134	ILE	2.3
30	29	1	MET	2.3
47	H8	8	TYR	2.3
30	29	203	LYS	2.3
41	75	45	PHE	2.3
43	95	93	GLU	2.3
32	49	159	VAL	2.2
34	69	11	ASN	2.2
9	8E	121	ARG	2.2
20	BA	17	ARG	2.2
4	32	16	GLY	2.2
8	72	111	ILE	2.2
16	7I	31	LYS	2.2
20	BA	10	LEU	2.2
35	15	33	LEU	2.2
37	78	59	LEU	2.2
38	88	130	LYS	2.2
47	D5	59	LEU	2.2
3	22	131	ARG	2.2
34	69	144	VAL	2.2
7	6E	20	ASP	2.2
33	51	27	LYS	2.2
36	25	41	ALA	2.2
49	J8	87	PRO	2.2
50	G5	64	LEU	2.2
41	75	1	MET	2.2
12	3A	98	TYR	2.2
13	4I	87	TYR	2.2

Continued on next page...

Continued from previous page...

Mol	Chain	Res	Type	RSRZ
17	8I	32	TYR	2.2
44	A5	30	GLU	2.2
3	22	28	GLN	2.2
35	58	133	GLN	2.2
38	88	132	VAL	2.2
11	2A	38	ASN	2.2
13	4A	105	THR	2.2
39	98	95	THR	2.2
4	32	19	LEU	2.2
21	1B	11	GLY	2.2
25	4K	9	G	2.2
7	62	62	PHE	2.2
9	8E	49	PRO	2.2
33	51	39	PRO	2.2
39	98	113	LEU	2.2
48	E5	59	LEU	2.2
9	82	81	ILE	2.2
19	AI	49	ILE	2.2
44	A5	103	ILE	2.2
3	2E	22	TRP	2.2
9	82	125	TYR	2.2
17	8I	101	ARG	2.2
20	BI	22	ARG	2.2
1	13	345	C	2.2
11	2A	71	LYS	2.2
20	BA	27	LYS	2.2
4	32	108	LEU	2.2
30	29	52	LEU	2.2
33	59	159	GLU	2.2
36	25	106	LEU	2.2
37	78	106	LEU	2.2
47	D5	5	LEU	2.2
16	7I	9	PHE	2.2
16	7I	33	ILE	2.2
55	M5	16	ILE	2.2
12	3A	15	ARG	2.2
47	H8	82	ARG	2.2
12	3A	13	LYS	2.2
32	41	25	TYR	2.2
7	62	22	LEU	2.2
12	3A	10	LEU	2.2
32	41	164	GLU	2.2

Continued on next page...

Continued from previous page...

Mol	Chain	Res	Type	RSRZ
35	15	58	ASP	2.2
37	78	94	GLU	2.2
5	4E	152	ARG	2.2
7	62	5	ARG	2.2
7	62	40	ALA	2.2
24	3K	37	A	2.2
55	M5	50	LEU	2.2
32	41	178	PHE	2.2
47	H8	25	PRO	2.2
49	F5	61	ARG	2.2
20	BI	42	GLN	2.2
47	H8	99	TYR	2.2
3	2E	167	TRP	2.2
8	7E	93	VAL	2.2
9	82	44	VAL	2.2
30	29	188	VAL	2.2
26	14	2794	C	2.2
38	88	112	GLU	2.2
52	M8	17	GLY	2.2
18	9I	76	LEU	2.2
20	BA	20	LEU	2.2
35	15	37	LYS	2.2
38	45	17	LEU	2.2
48	I8	37	LEU	2.2
9	82	74	ILE	2.2
34	69	138	ILE	2.2
53	J5	57	VAL	2.2
4	32	141	ARG	2.2
5	4E	24	ARG	2.2
11	2A	86	GLY	2.2
12	3A	97	ARG	2.2
12	3A	126	LYS	2.2
20	BI	54	LYS	2.2
35	15	125	GLY	2.2
24	3K	71	C	2.2
20	BA	92	LEU	2.2
31	31	125	LEU	2.2
32	41	107	LEU	2.2
43	95	35	LEU	2.2
47	H8	59	LEU	2.2
49	J8	90	ILE	2.2
33	51	61	HIS	2.2

Continued on next page...

Continued from previous page...

Mol	Chain	Res	Type	RSRZ
9	8E	53	VAL	2.2
32	41	48	GLU	2.2
32	41	75	LYS	2.2
32	49	137	GLU	2.2
49	F5	6	GLU	2.2
9	8E	8	GLY	2.2
20	BA	23	ARG	2.2
48	E5	22	GLY	2.2
7	6E	101	LEU	2.2
7	62	104	LEU	2.2
39	98	100	LEU	2.2
11	2A	40	ILE	2.2
32	41	46	ALA	2.2
10	1I	37	PRO	2.2
12	3A	22	SER	2.2
12	3A	94	PRO	2.2
4	3E	145	GLU	2.2
4	32	20	TYR	2.2
11	2I	20	TYR	2.2
11	2A	82	VAL	2.2
51	H5	36	VAL	2.2
7	6E	104	LEU	2.1
39	55	4	LEU	2.1
31	31	206	ILE	2.1
11	2A	77	MET	2.1
19	AA	76	PRO	2.1
35	15	136	GLU	2.1
4	3E	23	GLY	2.1
39	98	97	VAL	2.1
48	E5	76	GLY	2.1
1	1G	1227	A	2.1
25	4K	12	A	2.1
6	5E	55	ASP	2.1
11	2I	125	PHE	2.1
2	12	39	ILE	2.1
12	3I	28	LYS	2.1
3	22	63	ASN	2.1
3	22	157	ILE	2.1
4	32	182	LYS	2.1
26	1H	2797	U	2.1
32	49	63	ILE	2.1
10	1I	97	GLU	2.1

Continued on next page...

Continued from previous page...

Mol	Chain	Res	Type	RSRZ
30	29	79	ARG	2.1
36	25	17	ARG	2.1
52	M8	3	GLU	2.1
11	2A	90	GLY	2.1
31	31	193	VAL	2.1
43	D8	46	VAL	2.1
7	6E	59	LEU	2.1
29	19	182	LEU	2.1
31	31	156	LEU	2.1
25	4K	26	A	2.1
2	1E	13	ALA	2.1
9	82	120	ARG	2.1
11	2I	60	ALA	2.1
12	3A	34	ARG	2.1
46	C5	64	GLU	2.1
48	I8	25	ARG	2.1
43	95	16	PRO	2.1
9	82	8	GLY	2.1
11	2I	107	SER	2.1
31	39	131	GLY	2.1
38	45	33	GLY	2.1
31	39	125	LEU	2.1
41	75	101	PHE	2.1
10	1A	50	ILE	2.1
11	2I	68	ALA	2.1
11	2I	95	ILE	2.1
40	A8	86	ALA	2.1
44	A5	5	ALA	2.1
7	6E	69	VAL	2.1
12	3A	17	LYS	2.1
13	4A	26	GLY	2.1
21	1B	23	PRO	2.1
17	8I	23	VAL	2.1
20	BA	16	HIS	2.1
40	A8	28	VAL	2.1
52	M8	10	VAL	2.1
4	3E	101	LEU	2.1
8	7E	10	LEU	2.1
9	82	42	ARG	2.1
12	3A	59	ARG	2.1
14	5I	41	ARG	2.1
17	8I	22	LEU	2.1

Continued on next page...

Continued from previous page...

Mol	Chain	Res	Type	RSRZ
30	21	199	ARG	2.1
36	25	32	TYR	2.1
44	A5	92	ARG	2.1
9	82	75	ASP	2.1
14	5I	51	GLY	2.1
20	BI	96	GLY	2.1
49	F5	5	CYS	2.1
11	2A	84	VAL	2.1
24	3K	70	C	2.1
38	45	35	VAL	2.1
42	85	25	TRP	2.1
9	8E	85	LEU	2.1
13	4A	66	LEU	2.1
15	6I	70	LEU	2.1
17	8A	71	PHE	2.1
30	21	182	LEU	2.1
46	G8	40	GLU	2.1
52	M8	9	LEU	2.1
2	1E	31	TYR	2.1
36	25	81	ASP	2.1
30	29	134	ILE	2.1
43	95	99	ILE	2.1
11	2I	70	LYS	2.1
4	32	73	ARG	2.1
15	6I	79	ARG	2.1
32	49	113	ARG	2.1
37	35	95	VAL	2.1
37	35	125	VAL	2.1
4	32	188	LEU	2.1
48	E5	45	PHE	2.1
7	6E	24	THR	2.1
35	15	83	LYS	2.1
26	14	614	U	2.1
40	65	51	ALA	2.1
51	H5	27	GLY	2.1
7	62	31	MET	2.1
8	72	122	ARG	2.1
3	2E	166	GLU	2.1
42	85	89	GLU	2.1
47	H8	108	PRO	2.1
26	14	2126	A	2.1
31	31	123	LEU	2.1

Continued on next page...

Continued from previous page...

Mol	Chain	Res	Type	RSRZ
40	65	19	LYS	2.1
43	95	64	HIS	2.1
47	D5	88	PHE	2.1
8	7E	83	ILE	2.1
13	4A	116	THR	2.1
15	6A	78	TYR	2.1
35	15	16	ILE	2.1
53	N8	38	ALA	2.1
14	5A	28	GLY	2.1
20	BI	80	ARG	2.1
32	41	118	ARG	2.1
41	B8	112	ARG	2.1
51	H5	29	ARG	2.1
4	3E	24	GLU	2.1
7	62	70	LYS	2.1
19	AI	76	PRO	2.1
34	69	2	LYS	2.1
48	E5	46	LYS	2.1
55	M5	4	MET	2.1
29	19	147	LEU	2.0
51	H5	23	LEU	2.0
1	13	1531	A	2.0
25	4K	15	A	2.0
51	H5	11	SER	2.0
4	32	187	ARG	2.0
8	72	48	TYR	2.0
11	2A	19	ALA	2.0
12	3I	33	ARG	2.0
13	4A	91	ARG	2.0
15	6I	88	ARG	2.0
32	41	114	ILE	2.0
41	75	48	ILE	2.0
47	D5	38	TYR	2.0
13	4A	100	GLY	2.0
12	3A	46	LYS	2.0
40	65	64	GLU	2.0
7	6E	141	VAL	2.0
19	AI	60	VAL	2.0
36	25	57	VAL	2.0
46	C5	51	VAL	2.0
28	79	17	ASN	2.0
40	65	61	ASN	2.0

Continued on next page...

Continued from previous page...

Mol	Chain	Res	Type	RSRZ
31	39	192	LEU	2.0
47	D5	125	LEU	2.0
20	BI	17	ARG	2.0
1	1G	1225	A	2.0
20	BI	33	ILE	2.0
26	14	1536	A	2.0
32	41	140	ILE	2.0
44	E8	96	ILE	2.0
8	7E	130	GLY	2.0
25	4K	11	U	2.0
30	21	151	TYR	2.0
30	29	24	THR	2.0
36	68	120	GLU	2.0
55	M5	52	LYS	2.0
34	69	18	VAL	2.0
39	98	48	VAL	2.0
2	1E	187	LEU	2.0
8	7E	127	LEU	2.0
17	8I	98	LEU	2.0
35	15	91	LEU	2.0
37	78	99	LEU	2.0
3	22	88	ARG	2.0
9	82	10	ARG	2.0
37	35	65	ARG	2.0
39	55	68	ARG	2.0
32	41	116	ASP	2.0
7	6E	147	ALA	2.0
32	49	167	GLU	2.0
3	2E	201	TYR	2.0
26	1H	2126	A	2.0
31	31	184	TYR	2.0
40	65	49	VAL	2.0
47	H8	141	VAL	2.0
47	D5	47	VAL	2.0
32	49	136	ARG	2.0
35	58	87	LEU	2.0
35	58	116	LEU	2.0
49	J8	42	GLN	2.0
10	1I	55	LYS	2.0
8	72	131	GLY	2.0
34	61	120	ILE	2.0
39	98	49	ASP	2.0

Continued on next page...

Continued from previous page...

Mol	Chain	Res	Type	RSRZ
46	C5	69	ALA	2.0
38	45	32	TYR	2.0
9	82	121	ARG	2.0
17	8A	92	ARG	2.0
55	Q8	22	VAL	2.0
2	12	26	PRO	2.0
3	2E	188	LEU	2.0
4	32	64	LEU	2.0
5	4E	88	LYS	2.0
28	71	163	PHE	2.0
9	82	21	PRO	2.0
36	25	25	LEU	2.0
47	H8	41	LEU	2.0
47	H8	163	LEU	2.0

6.2 Non-standard residues in protein, DNA, RNA chains [i](#)

In the following table, the Atoms column lists the number of modelled atoms in the group and the number defined in the chemical component dictionary. The B-factors column lists the minimum, median, 95th percentile and maximum values of B factors of atoms in the group. The column labelled 'Q<0.9' lists the number of atoms with occupancy less than 0.9.

Mol	Type	Chain	Res	Atoms	RSCC	RSR	B-factors(Å ²)	Q<0.9
22	PSU	1L	55	20/21	0.84	0.13	113,126,140,141	0
22	PSU	1L	39	20/21	0.89	0.23	88,116,127,129	0
22	PSU	1K	55	20/21	0.89	0.12	95,109,120,124	0
22	5MU	1L	54	21/22	0.90	0.12	113,125,134,142	0
22	5MU	1K	54	21/22	0.91	0.14	93,106,119,128	0
22	T6A	1L	37	32/33	0.93	0.21	91,110,116,118	0
22	U8U	1L	34	23/24	0.93	0.18	102,117,122,124	0
23	PSU	2K	56	20/21	0.93	0.10	86,90,100,104	0
23	PSU	2L	56	20/21	0.93	0.10	98,105,111,115	0
23	5MU	2L	55	21/22	0.94	0.12	99,108,115,124	0
22	PSU	1K	39	20/21	0.94	0.15	74,91,100,100	0
23	G7M	2L	47	24/25	0.94	0.13	110,117,123,127	0
23	4SU	2L	8	20/21	0.95	0.15	94,104,108,112	0
22	T6A	1K	37	32/33	0.96	0.16	58,79,98,99	0
23	5MU	2K	55	21/22	0.96	0.12	89,95,100,103	0
22	U8U	1K	34	23/24	0.96	0.15	76,81,86,100	0
23	OMC	2L	33	21/22	0.96	0.13	88,93,99,103	0
23	G7M	2K	47	24/25	0.96	0.13	86,95,107,113	0
23	OMC	2K	33	21/22	0.97	0.21	67,74,78,82	0

Continued on next page...

Continued from previous page...

Mol	Type	Chain	Res	Atoms	RSCC	RSR	B-factors(\AA^2)	Q<0.9
23	4SU	2K	8	20/21	0.97	0.14	75,83,88,90	0

6.3 Carbohydrates [i](#)

There are no monosaccharides in this entry.

6.4 Ligands [i](#)

In the following table, the Atoms column lists the number of modelled atoms in the group and the number defined in the chemical component dictionary. The B-factors column lists the minimum, median, 95th percentile and maximum values of B factors of atoms in the group. The column labelled 'Q< 0.9' lists the number of atoms with occupancy less than 0.9.

Mol	Type	Chain	Res	Atoms	RSCC	RSR	B-factors(\AA^2)	Q<0.9
56	MG	1H	3345	1/1	0.19	0.12	91,91,91,91	0
56	MG	1H	3156	1/1	0.39	0.34	55,55,55,55	0
56	MG	1G	1661	1/1	0.42	0.68	92,92,92,92	0
56	MG	1H	3445	1/1	0.46	0.11	90,90,90,90	0
56	MG	14	3447	1/1	0.46	0.18	116,116,116,116	0
56	MG	14	3118	1/1	0.47	0.31	89,89,89,89	0
56	MG	1H	3557	1/1	0.47	0.12	84,84,84,84	0
56	MG	1H	3431	1/1	0.48	0.21	74,74,74,74	0
56	MG	13	1730	1/1	0.50	0.22	102,102,102,102	0
56	MG	13	1679	1/1	0.51	0.32	81,81,81,81	0
56	MG	1H	3219	1/1	0.51	0.18	79,79,79,79	0
56	MG	13	1760	1/1	0.51	0.05	113,113,113,113	0
56	MG	1G	1656	1/1	0.52	0.83	89,89,89,89	0
56	MG	13	1744	1/1	0.52	0.10	111,111,111,111	0
56	MG	14	3465	1/1	0.52	0.13	85,85,85,85	0
56	MG	14	3192	1/1	0.53	0.36	81,81,81,81	0
56	MG	1H	3479	1/1	0.53	0.16	99,99,99,99	0
56	MG	1H	3549	1/1	0.53	0.15	75,75,75,75	0
56	MG	4K	101	1/1	0.54	0.68	96,96,96,96	0
56	MG	35	203	1/1	0.54	0.16	83,83,83,83	0
56	MG	1H	3251	1/1	0.55	0.25	80,80,80,80	0
56	MG	13	1756	1/1	0.55	0.07	120,120,120,120	0
56	MG	13	1655	1/1	0.56	0.27	99,99,99,99	0
56	MG	13	1759	1/1	0.56	0.06	118,118,118,118	0
56	MG	1H	3524	1/1	0.58	0.12	96,96,96,96	0
56	MG	1H	3211	1/1	0.59	0.17	90,90,90,90	0
56	MG	1H	3012	1/1	0.59	0.20	78,78,78,78	0

Continued on next page...

Continued from previous page...

Mol	Type	Chain	Res	Atoms	RSCC	RSR	B-factors(Å ²)	Q<0.9
56	MG	1H	3533	1/1	0.59	0.17	86,86,86,86	0
56	MG	13	1752	1/1	0.59	0.14	108,108,108,108	0
56	MG	14	3157	1/1	0.61	0.18	76,76,76,76	0
56	MG	13	1627	1/1	0.61	0.37	82,82,82,82	0
56	MG	14	3301	1/1	0.61	0.08	111,111,111,111	0
56	MG	1H	3257	1/1	0.61	0.27	83,83,83,83	0
56	MG	1G	1617	1/1	0.61	0.88	86,86,86,86	0
56	MG	1J	206	1/1	0.61	0.14	86,86,86,86	0
56	MG	14	3141	1/1	0.61	0.66	86,86,86,86	0
56	MG	14	3298	1/1	0.62	0.21	105,105,105,105	0
56	MG	L8	101	1/1	0.62	0.39	80,80,80,80	0
56	MG	1H	3473	1/1	0.62	0.15	88,88,88,88	0
56	MG	1H	3210	1/1	0.62	0.34	75,75,75,75	0
56	MG	13	1758	1/1	0.62	0.06	137,137,137,137	0
56	MG	14	3200	1/1	0.62	0.47	94,94,94,94	0
56	MG	14	3190	1/1	0.63	0.27	81,81,81,81	0
56	MG	1G	1645	1/1	0.63	0.13	113,113,113,113	0
56	MG	1H	3169	1/1	0.63	0.21	111,111,111,111	0
56	MG	1H	3085	1/1	0.64	0.11	85,85,85,85	0
56	MG	13	1747	1/1	0.64	0.10	107,107,107,107	0
56	MG	16	203	1/1	0.64	0.10	78,78,78,78	0
56	MG	1J	207	1/1	0.64	0.07	88,88,88,88	0
56	MG	2K	101	1/1	0.64	0.22	91,91,91,91	0
56	MG	14	3177	1/1	0.65	0.21	91,91,91,91	0
56	MG	14	3454	1/1	0.65	0.22	78,78,78,78	0
56	MG	1H	3411	1/1	0.66	0.12	65,65,65,65	0
56	MG	14	3393	1/1	0.66	0.07	98,98,98,98	0
56	MG	14	3417	1/1	0.66	0.09	116,116,116,116	0
56	MG	14	3440	1/1	0.66	0.10	95,95,95,95	0
56	MG	1H	3194	1/1	0.66	0.48	83,83,83,83	0
56	MG	1H	3142	1/1	0.66	0.16	74,74,74,74	0
56	MG	14	3111	1/1	0.66	0.33	73,73,73,73	0
56	MG	1G	1614	1/1	0.66	0.32	91,91,91,91	0
56	MG	14	3214	1/1	0.66	0.32	113,113,113,113	0
56	MG	1H	3239	1/1	0.66	0.39	69,69,69,69	0
56	MG	P8	101	1/1	0.67	0.51	66,66,66,66	0
56	MG	14	3464	1/1	0.67	0.13	105,105,105,105	0
56	MG	14	3176	1/1	0.67	0.38	72,72,72,72	0
56	MG	1H	3547	1/1	0.67	0.11	91,91,91,91	0
56	MG	1H	3562	1/1	0.67	0.12	69,69,69,69	0
56	MG	14	3299	1/1	0.67	0.06	99,99,99,99	0
56	MG	14	3179	1/1	0.68	0.26	92,92,92,92	0

Continued on next page...

Continued from previous page...

Mol	Type	Chain	Res	Atoms	RSCC	RSR	B-factors(Å ²)	Q<0.9
56	MG	42	202	1/1	0.68	0.24	110,110,110,110	0
56	MG	1H	3270	1/1	0.68	0.46	78,78,78,78	0
56	MG	14	3158	1/1	0.68	0.32	91,91,91,91	0
56	MG	1G	1698	1/1	0.68	0.06	102,102,102,102	0
56	MG	14	3128	1/1	0.68	0.27	49,49,49,49	0
56	MG	1H	3099	1/1	0.69	0.39	80,80,80,80	0
56	MG	1H	3076	1/1	0.69	0.81	60,60,60,60	0
56	MG	1H	3501	1/1	0.69	0.10	76,76,76,76	0
56	MG	1G	1713	1/1	0.69	0.12	112,112,112,112	0
56	MG	14	3199	1/1	0.69	0.31	89,89,89,89	0
56	MG	1H	3421	1/1	0.70	0.12	98,98,98,98	0
56	MG	14	3432	1/1	0.70	0.20	92,92,92,92	0
56	MG	2I	302	1/1	0.70	0.42	75,75,75,75	0
56	MG	1G	1631	1/1	0.70	0.12	99,99,99,99	0
56	MG	1G	1719	1/1	0.70	0.10	100,100,100,100	0
56	MG	1G	1722	1/1	0.70	0.07	102,102,102,102	0
56	MG	1G	1641	1/1	0.70	0.72	91,91,91,91	0
56	MG	1H	3137	1/1	0.70	0.35	70,70,70,70	0
56	MG	13	1684	1/1	0.70	0.36	71,71,71,71	0
56	MG	14	3400	1/1	0.70	0.11	90,90,90,90	0
56	MG	1H	3220	1/1	0.71	0.52	71,71,71,71	0
56	MG	14	3191	1/1	0.71	0.20	66,66,66,66	0
56	MG	1G	1708	1/1	0.71	0.07	84,84,84,84	0
56	MG	14	3171	1/1	0.71	0.22	84,84,84,84	0
56	MG	1H	3262	1/1	0.71	0.31	86,86,86,86	0
56	MG	1H	3254	1/1	0.71	0.33	69,69,69,69	0
56	MG	1G	1637	1/1	0.71	0.41	89,89,89,89	0
56	MG	1H	3143	1/1	0.72	0.36	84,84,84,84	0
56	MG	14	3193	1/1	0.72	0.15	74,74,74,74	0
56	MG	1H	3096	1/1	0.72	0.42	77,77,77,77	0
56	MG	14	3161	1/1	0.72	1.21	86,86,86,86	0
56	MG	1H	3027	1/1	0.72	0.17	68,68,68,68	0
56	MG	14	3028	1/1	0.72	0.72	83,83,83,83	0
56	MG	1H	3468	1/1	0.72	0.11	68,68,68,68	0
56	MG	1H	3231	1/1	0.72	0.14	106,106,106,106	0
56	MG	13	1672	1/1	0.72	0.35	79,79,79,79	0
56	MG	1H	3015	1/1	0.72	0.95	82,82,82,82	0
56	MG	14	3270	1/1	0.73	0.12	80,80,80,80	0
56	MG	1G	1695	1/1	0.73	0.14	99,99,99,99	0
56	MG	1H	3188	1/1	0.73	0.23	69,69,69,69	0
56	MG	16	201	1/1	0.73	0.17	84,84,84,84	0
56	MG	14	3181	1/1	0.73	0.42	76,76,76,76	0

Continued on next page...

Continued from previous page...

Mol	Type	Chain	Res	Atoms	RSCC	RSR	B-factors(\AA^2)	Q<0.9
56	MG	14	3189	1/1	0.73	0.62	60,60,60,60	0
56	MG	1G	1668	1/1	0.73	0.69	96,96,96,96	0
56	MG	14	3216	1/1	0.73	0.42	79,79,79,79	0
56	MG	1H	3279	1/1	0.74	0.28	67,67,67,67	0
56	MG	1H	3159	1/1	0.74	0.28	69,69,69,69	0
56	MG	1H	3455	1/1	0.74	0.19	76,76,76,76	0
56	MG	14	3140	1/1	0.74	0.30	78,78,78,78	0
56	MG	14	3244	1/1	0.74	0.31	71,71,71,71	0
56	MG	13	1628	1/1	0.74	0.22	89,89,89,89	0
56	MG	13	1734	1/1	0.74	0.13	105,105,105,105	0
56	MG	14	3169	1/1	0.75	0.65	81,81,81,81	0
56	MG	1H	3168	1/1	0.75	0.54	75,75,75,75	0
56	MG	1H	3234	1/1	0.75	0.57	90,90,90,90	0
56	MG	13	1663	1/1	0.75	0.22	90,90,90,90	0
56	MG	13	1645	1/1	0.75	0.15	84,84,84,84	0
56	MG	14	3222	1/1	0.75	0.35	88,88,88,88	0
56	MG	1G	1644	1/1	0.75	0.15	92,92,92,92	0
56	MG	13	1616	1/1	0.75	0.49	77,77,77,77	0
56	MG	14	3293	1/1	0.75	0.12	94,94,94,94	0
56	MG	1G	1652	1/1	0.75	0.31	76,76,76,76	0
56	MG	1G	1655	1/1	0.75	0.27	106,106,106,106	0
56	MG	1H	3568	1/1	0.75	0.17	94,94,94,94	0
56	MG	14	3110	1/1	0.76	0.35	51,51,51,51	0
56	MG	1H	3448	1/1	0.76	0.11	74,74,74,74	0
56	MG	1G	1667	1/1	0.76	0.24	97,97,97,97	0
56	MG	1H	3451	1/1	0.76	0.10	78,78,78,78	0
56	MG	14	3131	1/1	0.76	0.53	62,62,62,62	0
56	MG	1H	3375	1/1	0.76	0.16	85,85,85,85	0
56	MG	1H	3016	1/1	0.76	0.28	72,72,72,72	0
56	MG	14	3149	1/1	0.76	0.78	89,89,89,89	0
56	MG	1H	3418	1/1	0.76	0.15	68,68,68,68	0
56	MG	1H	3201	1/1	0.76	0.61	82,82,82,82	0
56	MG	14	3462	1/1	0.76	0.17	99,99,99,99	0
56	MG	1H	3068	1/1	0.76	0.31	50,50,50,50	0
56	MG	1H	3440	1/1	0.76	0.13	72,72,72,72	0
56	MG	1G	1725	1/1	0.76	0.07	95,95,95,95	0
56	MG	1H	3191	1/1	0.76	0.24	59,59,59,59	0
56	MG	1H	3546	1/1	0.76	0.12	93,93,93,93	0
56	MG	1H	3214	1/1	0.77	0.57	83,83,83,83	0
56	MG	1H	3217	1/1	0.77	0.15	61,61,61,61	0
56	MG	14	3112	1/1	0.77	0.28	69,69,69,69	0
56	MG	13	1673	1/1	0.77	0.17	93,93,93,93	0

Continued on next page...

Continued from previous page...

Mol	Type	Chain	Res	Atoms	RSCC	RSR	B-factors(\AA^2)	Q<0.9
56	MG	1G	1694	1/1	0.77	0.12	103,103,103,103	0
56	MG	1H	3164	1/1	0.77	0.12	53,53,53,53	0
56	MG	1H	3225	1/1	0.77	0.24	60,60,60,60	0
56	MG	1H	3555	1/1	0.77	0.22	70,70,70,70	0
56	MG	13	1667	1/1	0.77	0.15	105,105,105,105	0
56	MG	13	1643	1/1	0.77	0.57	69,69,69,69	0
56	MG	14	3209	1/1	0.77	0.97	90,90,90,90	0
56	MG	13	1719	1/1	0.77	0.12	89,89,89,89	0
56	MG	1H	3409	1/1	0.77	0.19	65,65,65,65	0
56	MG	1H	3240	1/1	0.77	0.18	75,75,75,75	0
56	MG	14	3234	1/1	0.77	0.57	71,71,71,71	0
56	MG	1H	3245	1/1	0.77	0.28	58,58,58,58	0
56	MG	14	3109	1/1	0.77	0.25	86,86,86,86	0
56	MG	1H	3566	1/1	0.78	0.05	105,105,105,105	0
56	MG	14	3405	1/1	0.78	0.07	106,106,106,106	0
56	MG	13	1638	1/1	0.78	0.26	71,71,71,71	0
56	MG	1H	3209	1/1	0.78	0.21	65,65,65,65	0
56	MG	1H	3405	1/1	0.78	0.12	91,91,91,91	0
56	MG	13	1661	1/1	0.78	0.51	73,73,73,73	0
56	MG	1H	3488	1/1	0.78	0.09	85,85,85,85	0
56	MG	14	3457	1/1	0.78	0.10	92,92,92,92	0
56	MG	1H	3556	1/1	0.78	0.13	101,101,101,101	0
56	MG	14	3115	1/1	0.78	0.35	64,64,64,64	0
56	MG	13	1743	1/1	0.78	0.07	102,102,102,102	0
56	MG	1J	202	1/1	0.78	0.08	91,91,91,91	0
56	MG	14	3173	1/1	0.78	0.25	93,93,93,93	0
56	MG	14	3305	1/1	0.78	0.16	96,96,96,96	0
56	MG	1J	210	1/1	0.78	0.12	91,91,91,91	0
56	MG	13	1653	1/1	0.78	0.21	80,80,80,80	0
56	MG	1H	3133	1/1	0.79	0.35	64,64,64,64	0
56	MG	13	1687	1/1	0.79	0.19	82,82,82,82	0
56	MG	13	1677	1/1	0.79	0.30	77,77,77,77	0
56	MG	1G	1696	1/1	0.79	0.10	107,107,107,107	0
56	MG	14	3134	1/1	0.79	0.14	88,88,88,88	0
56	MG	1H	3081	1/1	0.79	0.44	76,76,76,76	0
56	MG	1H	3145	1/1	0.79	0.29	82,82,82,82	0
56	MG	14	3437	1/1	0.79	0.06	115,115,115,115	0
56	MG	1H	3153	1/1	0.79	0.28	88,88,88,88	0
56	MG	1H	3122	1/1	0.79	0.31	58,58,58,58	0
56	MG	1H	3198	1/1	0.79	0.24	65,65,65,65	0
56	MG	1H	3230	1/1	0.79	0.42	89,89,89,89	0
56	MG	14	3221	1/1	0.79	0.35	86,86,86,86	0

Continued on next page...

Continued from previous page...

Mol	Type	Chain	Res	Atoms	RSCC	RSR	B-factors(\AA^2)	Q<0.9
56	MG	1H	3456	1/1	0.79	0.21	102,102,102,102	0
56	MG	14	3170	1/1	0.79	0.37	63,63,63,63	0
56	MG	1H	3467	1/1	0.79	0.05	95,95,95,95	0
56	MG	1H	3158	1/1	0.79	0.37	72,72,72,72	0
56	MG	1H	3205	1/1	0.79	0.33	73,73,73,73	0
56	MG	1H	3208	1/1	0.79	0.17	141,141,141,141	0
56	MG	35	201	1/1	0.79	0.13	74,74,74,74	0
56	MG	35	202	1/1	0.79	0.30	78,78,78,78	0
56	MG	1H	3487	1/1	0.79	0.08	71,71,71,71	0
56	MG	1G	1632	1/1	0.80	0.41	92,92,92,92	0
56	MG	14	3321	1/1	0.80	0.04	88,88,88,88	0
56	MG	14	3378	1/1	0.80	0.05	96,96,96,96	0
56	MG	14	3379	1/1	0.80	0.08	94,94,94,94	0
56	MG	14	3138	1/1	0.80	0.21	71,71,71,71	0
56	MG	1H	3267	1/1	0.80	0.88	90,90,90,90	0
56	MG	1H	3047	1/1	0.80	0.44	76,76,76,76	0
56	MG	14	3411	1/1	0.80	0.11	101,101,101,101	0
56	MG	14	3148	1/1	0.80	0.34	78,78,78,78	0
56	MG	14	3194	1/1	0.80	0.47	79,79,79,79	0
56	MG	13	1675	1/1	0.80	0.14	65,65,65,65	0
56	MG	14	3151	1/1	0.80	0.40	107,107,107,107	0
56	MG	14	3152	1/1	0.80	0.28	85,85,85,85	0
56	MG	1H	3071	1/1	0.80	0.17	57,57,57,57	0
56	MG	1H	3519	1/1	0.80	0.17	78,78,78,78	0
56	MG	16	202	1/1	0.80	0.12	66,66,66,66	0
56	MG	13	1631	1/1	0.80	0.26	89,89,89,89	0
56	MG	13	1686	1/1	0.80	0.08	98,98,98,98	0
56	MG	14	3238	1/1	0.80	0.51	83,83,83,83	0
56	MG	1H	3253	1/1	0.80	0.38	62,62,62,62	0
56	MG	1H	3183	1/1	0.80	0.32	74,74,74,74	0
56	MG	1G	1608	1/1	0.80	0.35	96,96,96,96	0
56	MG	1H	3136	1/1	0.80	1.10	76,76,76,76	0
56	MG	1H	3471	1/1	0.80	0.15	91,91,91,91	0
56	MG	1H	3190	1/1	0.80	0.11	60,60,60,60	0
56	MG	14	3150	1/1	0.81	0.44	84,84,84,84	0
56	MG	1H	3503	1/1	0.81	0.08	75,75,75,75	0
56	MG	14	3396	1/1	0.81	0.09	102,102,102,102	0
56	MG	13	1735	1/1	0.81	0.05	109,109,109,109	0
56	MG	14	3153	1/1	0.81	1.04	74,74,74,74	0
56	MG	14	3203	1/1	0.81	0.10	69,69,69,69	0
56	MG	14	3156	1/1	0.81	0.74	86,86,86,86	0
56	MG	1H	3100	1/1	0.81	0.60	59,59,59,59	0

Continued on next page...

Continued from previous page...

Mol	Type	Chain	Res	Atoms	RSCC	RSR	B-factors(Å ²)	Q<0.9
56	MG	13	1748	1/1	0.81	0.21	102,102,102,102	0
56	MG	1H	3536	1/1	0.81	0.13	98,98,98,98	0
56	MG	1H	3539	1/1	0.81	0.05	90,90,90,90	0
56	MG	13	1637	1/1	0.81	0.10	73,73,73,73	0
56	MG	1H	3249	1/1	0.81	0.44	67,67,67,67	0
56	MG	14	3459	1/1	0.81	0.07	97,97,97,97	0
56	MG	1G	1684	1/1	0.81	0.06	98,98,98,98	0
56	MG	14	3263	1/1	0.81	0.18	64,64,64,64	0
56	MG	1H	3090	1/1	0.81	0.28	50,50,50,50	0
56	MG	1H	3551	1/1	0.81	0.15	105,105,105,105	0
56	MG	1H	3252	1/1	0.81	1.37	75,75,75,75	0
56	MG	1G	1626	1/1	0.81	0.23	78,78,78,78	0
56	MG	1J	209	1/1	0.81	0.18	93,93,93,93	0
56	MG	1H	3094	1/1	0.81	0.31	61,61,61,61	0
56	MG	1H	3495	1/1	0.81	0.15	100,100,100,100	0
56	MG	13	1659	1/1	0.81	0.31	57,57,57,57	0
56	MG	1H	3563	1/1	0.81	0.21	75,75,75,75	0
56	MG	14	3341	1/1	0.82	0.12	76,76,76,76	0
56	MG	1H	3157	1/1	0.82	0.19	96,96,96,96	0
56	MG	1H	3502	1/1	0.82	0.05	87,87,87,87	0
56	MG	14	3384	1/1	0.82	0.10	79,79,79,79	0
56	MG	14	3195	1/1	0.82	0.36	71,71,71,71	0
56	MG	14	3198	1/1	0.82	0.37	84,84,84,84	0
56	MG	14	3399	1/1	0.82	0.05	82,82,82,82	0
56	MG	1H	3241	1/1	0.82	0.58	81,81,81,81	0
56	MG	1H	3216	1/1	0.82	0.41	71,71,71,71	0
56	MG	1H	3569	1/1	0.82	0.07	85,85,85,85	0
56	MG	14	3087	1/1	0.82	0.35	73,73,73,73	0
56	MG	1H	3452	1/1	0.82	0.12	72,72,72,72	0
56	MG	1H	3001	1/1	0.82	0.22	61,61,61,61	0
56	MG	13	1682	1/1	0.82	0.13	91,91,91,91	0
56	MG	16	210	1/1	0.82	0.10	89,89,89,89	0
56	MG	21	301	1/1	0.82	0.28	62,62,62,62	0
56	MG	1H	3013	1/1	0.82	0.36	69,69,69,69	0
56	MG	13	1602	1/1	0.82	0.50	61,61,61,61	0
56	MG	1G	1687	1/1	0.82	0.13	75,75,75,75	0
56	MG	1H	3144	1/1	0.82	0.37	86,86,86,86	0
56	MG	14	3282	1/1	0.82	0.07	92,92,92,92	0
56	MG	14	3467	1/1	0.82	0.15	71,71,71,71	0
56	MG	13	1732	1/1	0.82	0.06	113,113,113,113	0
56	MG	14	3186	1/1	0.82	0.36	80,80,80,80	0
56	MG	1H	3428	1/1	0.82	0.09	64,64,64,64	0

Continued on next page...

Continued from previous page...

Mol	Type	Chain	Res	Atoms	RSCC	RSR	B-factors(\AA^2)	Q<0.9
56	MG	1H	3082	1/1	0.82	0.11	55,55,55,55	0
56	MG	13	1712	1/1	0.82	0.17	96,96,96,96	0
56	MG	14	3306	1/1	0.82	0.15	76,76,76,76	0
56	MG	14	3311	1/1	0.82	0.19	73,73,73,73	0
56	MG	1H	3444	1/1	0.82	0.27	82,82,82,82	0
56	MG	16	204	1/1	0.83	0.08	57,57,57,57	0
56	MG	16	205	1/1	0.83	0.18	83,83,83,83	0
56	MG	1H	3432	1/1	0.83	0.18	44,44,44,44	0
56	MG	1H	3363	1/1	0.83	0.29	78,78,78,78	0
56	MG	14	3446	1/1	0.83	0.10	98,98,98,98	0
56	MG	1H	3560	1/1	0.83	0.13	85,85,85,85	0
56	MG	13	1742	1/1	0.83	0.09	105,105,105,105	0
56	MG	1H	3221	1/1	0.83	0.18	65,65,65,65	0
56	MG	13	1640	1/1	0.83	0.34	99,99,99,99	0
56	MG	14	3461	1/1	0.83	0.10	80,80,80,80	0
56	MG	13	1658	1/1	0.83	0.06	116,116,116,116	0
56	MG	14	3217	1/1	0.83	0.65	94,94,94,94	0
56	MG	14	3360	1/1	0.83	0.10	88,88,88,88	0
56	MG	14	3034	1/1	0.83	0.56	72,72,72,72	0
56	MG	14	3053	1/1	0.83	0.40	53,53,53,53	0
56	MG	14	3227	1/1	0.83	0.27	70,70,70,70	0
56	MG	1H	3247	1/1	0.83	0.48	62,62,62,62	0
56	MG	1G	1619	1/1	0.83	0.21	103,103,103,103	0
56	MG	14	3242	1/1	0.83	0.16	83,83,83,83	0
56	MG	1H	3132	1/1	0.83	0.26	58,58,58,58	0
56	MG	13	1629	1/1	0.83	0.09	85,85,85,85	0
56	MG	1H	3236	1/1	0.83	0.25	78,78,78,78	0
56	MG	E5	103	1/1	0.83	0.20	80,80,80,80	0
56	MG	88	201	1/1	0.84	0.23	73,73,73,73	0
56	MG	1H	3130	1/1	0.84	0.12	54,54,54,54	0
56	MG	1H	3244	1/1	0.84	0.14	67,67,67,67	0
56	MG	1G	1677	1/1	0.84	0.11	93,93,93,93	0
56	MG	1H	3146	1/1	0.84	0.85	90,90,90,90	0
56	MG	14	3410	1/1	0.84	0.07	83,83,83,83	0
56	MG	14	3231	1/1	0.84	0.28	69,69,69,69	0
56	MG	14	3175	1/1	0.84	0.11	74,74,74,74	0
56	MG	1H	3273	1/1	0.84	0.63	76,76,76,76	0
56	MG	14	3241	1/1	0.84	0.53	77,77,77,77	0
56	MG	1H	3098	1/1	0.84	0.17	58,58,58,58	0
56	MG	14	3124	1/1	0.84	0.18	62,62,62,62	0
56	MG	1H	3102	1/1	0.84	0.33	63,63,63,63	0
56	MG	1H	3441	1/1	0.84	0.11	76,76,76,76	0

Continued on next page...

Continued from previous page...

Mol	Type	Chain	Res	Atoms	RSCC	RSR	B-factors(\AA^2)	Q<0.9
56	MG	14	3456	1/1	0.84	0.08	99,99,99,99	0
56	MG	1K	101	1/1	0.84	0.06	119,119,119,119	0
56	MG	14	3458	1/1	0.84	0.11	91,91,91,91	0
56	MG	1H	3196	1/1	0.84	0.43	62,62,62,62	0
56	MG	1H	3550	1/1	0.84	0.12	125,125,125,125	0
56	MG	1H	3172	1/1	0.84	0.76	70,70,70,70	0
56	MG	16	206	1/1	0.84	0.10	81,81,81,81	0
56	MG	14	3302	1/1	0.84	0.12	96,96,96,96	0
56	MG	1H	3497	1/1	0.84	0.10	75,75,75,75	0
56	MG	16	213	1/1	0.84	0.07	87,87,87,87	0
56	MG	1H	3176	1/1	0.84	0.65	51,51,51,51	0
56	MG	14	3313	1/1	0.84	0.11	53,53,53,53	0
56	MG	14	3033	1/1	0.84	0.47	63,63,63,63	0
56	MG	1H	3203	1/1	0.84	0.27	68,68,68,68	0
56	MG	14	3044	1/1	0.84	0.54	78,78,78,78	0
56	MG	14	3205	1/1	0.84	0.36	87,87,87,87	0
56	MG	1G	1657	1/1	0.84	0.51	77,77,77,77	0
56	MG	14	3064	1/1	0.84	0.28	62,62,62,62	0
56	MG	14	3084	1/1	0.85	0.39	77,77,77,77	0
56	MG	14	3395	1/1	0.85	0.09	69,69,69,69	0
56	MG	14	3162	1/1	0.85	0.18	50,50,50,50	0
56	MG	14	3164	1/1	0.85	0.72	64,64,64,64	0
56	MG	1H	3088	1/1	0.85	0.41	74,74,74,74	0
56	MG	1H	3054	1/1	0.85	0.83	70,70,70,70	0
56	MG	1H	3067	1/1	0.85	0.57	75,75,75,75	0
56	MG	1G	1602	1/1	0.85	0.13	87,87,87,87	0
56	MG	1H	3258	1/1	0.85	0.57	97,97,97,97	0
56	MG	1G	1693	1/1	0.85	0.05	114,114,114,114	0
56	MG	14	3116	1/1	0.85	0.38	89,89,89,89	0
56	MG	1H	3509	1/1	0.85	0.20	46,46,46,46	0
56	MG	1H	3260	1/1	0.85	0.41	74,74,74,74	0
56	MG	1H	3523	1/1	0.85	0.10	76,76,76,76	0
56	MG	13	1718	1/1	0.85	0.11	54,54,54,54	0
56	MG	14	3295	1/1	0.85	0.12	73,73,73,73	0
56	MG	1H	3151	1/1	0.85	0.20	52,52,52,52	0
56	MG	1H	3470	1/1	0.85	0.15	82,82,82,82	0
56	MG	1H	3192	1/1	0.85	0.50	61,61,61,61	0
56	MG	14	3460	1/1	0.85	0.11	93,93,93,93	0
56	MG	1H	3540	1/1	0.85	0.15	78,78,78,78	0
56	MG	14	3143	1/1	0.85	0.27	86,86,86,86	0
56	MG	14	3463	1/1	0.85	0.42	97,97,97,97	0
56	MG	1H	3227	1/1	0.85	0.23	79,79,79,79	0

Continued on next page...

Continued from previous page...

Mol	Type	Chain	Res	Atoms	RSCC	RSR	B-factors(Å ²)	Q<0.9
56	MG	1H	3141	1/1	0.85	0.25	53,53,53,53	0
56	MG	14	3008	1/1	0.85	0.40	84,84,84,84	0
56	MG	1H	3483	1/1	0.85	0.10	76,76,76,76	0
56	MG	14	3335	1/1	0.85	0.15	78,78,78,78	0
56	MG	1G	1654	1/1	0.85	0.37	99,99,99,99	0
56	MG	14	3349	1/1	0.85	0.09	65,65,65,65	0
56	MG	14	3357	1/1	0.85	0.13	79,79,79,79	0
56	MG	1H	3195	1/1	0.85	0.29	69,69,69,69	0
56	MG	1H	3348	1/1	0.85	0.15	78,78,78,78	0
56	MG	5I	101	1/1	0.85	0.11	77,77,77,77	0
56	MG	4I	202	1/1	0.85	0.19	75,75,75,75	0
56	MG	1H	3218	1/1	0.86	0.20	65,65,65,65	0
56	MG	1H	3009	1/1	0.86	0.23	74,74,74,74	0
56	MG	13	1642	1/1	0.86	0.29	78,78,78,78	0
56	MG	1G	1672	1/1	0.86	0.11	109,109,109,109	0
56	MG	98	201	1/1	0.86	0.49	67,67,67,67	0
56	MG	1H	3077	1/1	0.86	0.21	70,70,70,70	0
56	MG	1H	3274	1/1	0.86	0.45	48,48,48,48	0
56	MG	1G	1688	1/1	0.86	0.12	81,81,81,81	0
56	MG	1G	1691	1/1	0.86	0.11	110,110,110,110	0
56	MG	14	3130	1/1	0.86	0.13	75,75,75,75	0
56	MG	1H	3559	1/1	0.86	0.07	73,73,73,73	0
56	MG	1H	3079	1/1	0.86	0.18	88,88,88,88	0
56	MG	1H	3286	1/1	0.86	0.11	119,119,119,119	0
56	MG	14	3139	1/1	0.86	0.27	75,75,75,75	0
56	MG	1H	3311	1/1	0.86	0.14	56,56,56,56	0
56	MG	14	3212	1/1	0.86	1.03	82,82,82,82	0
56	MG	1H	3325	1/1	0.86	0.08	56,56,56,56	0
56	MG	1G	1622	1/1	0.86	0.46	73,73,73,73	0
56	MG	14	3146	1/1	0.86	0.36	72,72,72,72	0
56	MG	14	3421	1/1	0.86	0.08	84,84,84,84	0
56	MG	14	3430	1/1	0.86	0.09	86,86,86,86	0
56	MG	1G	1711	1/1	0.86	0.06	102,102,102,102	0
56	MG	1G	1623	1/1	0.86	0.16	77,77,77,77	0
56	MG	1H	3511	1/1	0.86	0.08	78,78,78,78	0
56	MG	1G	1629	1/1	0.86	0.59	69,69,69,69	0
56	MG	1H	3332	1/1	0.86	0.18	50,50,50,50	0
56	MG	14	3449	1/1	0.86	0.07	88,88,88,88	0
56	MG	14	3235	1/1	0.86	0.57	83,83,83,83	0
56	MG	14	3455	1/1	0.86	0.39	87,87,87,87	0
56	MG	13	1699	1/1	0.86	0.06	75,75,75,75	0
56	MG	14	3240	1/1	0.86	0.33	83,83,83,83	0

Continued on next page...

Continued from previous page...

Mol	Type	Chain	Res	Atoms	RSCC	RSR	B-factors(\AA^2)	Q<0.9
56	MG	13	1614	1/1	0.86	0.57	73,73,73,73	0
56	MG	14	3019	1/1	0.86	0.24	48,48,48,48	0
56	MG	14	3024	1/1	0.86	0.16	65,65,65,65	0
56	MG	1H	3353	1/1	0.86	0.11	68,68,68,68	0
56	MG	1H	3084	1/1	0.86	0.27	58,58,58,58	0
56	MG	13	1630	1/1	0.86	0.40	81,81,81,81	0
56	MG	14	3288	1/1	0.86	0.06	76,76,76,76	0
56	MG	14	3291	1/1	0.86	0.16	82,82,82,82	0
56	MG	14	3166	1/1	0.86	0.30	85,85,85,85	0
56	MG	1H	3256	1/1	0.86	0.21	100,100,100,100	0
56	MG	1H	3104	1/1	0.86	0.16	65,65,65,65	0
56	MG	16	211	1/1	0.86	0.25	92,92,92,92	0
56	MG	14	3068	1/1	0.86	0.53	59,59,59,59	0
56	MG	1H	3167	1/1	0.86	0.19	45,45,45,45	0
56	MG	1H	3106	1/1	0.86	0.25	55,55,55,55	0
56	MG	14	3093	1/1	0.86	0.15	71,71,71,71	0
56	MG	14	3310	1/1	0.86	0.11	98,98,98,98	0
56	MG	14	3104	1/1	0.86	0.50	74,74,74,74	0
56	MG	13	1618	1/1	0.87	0.23	45,45,45,45	0
56	MG	13	1724	1/1	0.87	0.10	94,94,94,94	0
56	MG	1H	3541	1/1	0.87	0.07	85,85,85,85	0
56	MG	1H	3543	1/1	0.87	0.10	81,81,81,81	0
56	MG	1H	3182	1/1	0.87	0.21	56,56,56,56	0
56	MG	14	3076	1/1	0.87	0.82	68,68,68,68	0
56	MG	14	3290	1/1	0.87	0.13	67,67,67,67	0
56	MG	14	3078	1/1	0.87	0.23	80,80,80,80	0
56	MG	13	1668	1/1	0.87	0.43	105,105,105,105	0
56	MG	1H	3046	1/1	0.87	0.20	59,59,59,59	0
56	MG	14	3438	1/1	0.87	0.04	115,115,115,115	0
56	MG	14	3296	1/1	0.87	0.11	70,70,70,70	0
56	MG	14	3442	1/1	0.87	0.08	96,96,96,96	0
56	MG	13	1657	1/1	0.87	0.46	89,89,89,89	0
56	MG	13	1706	1/1	0.87	0.09	92,92,92,92	0
56	MG	1H	3377	1/1	0.87	0.14	49,49,49,49	0
56	MG	1H	3161	1/1	0.87	0.17	82,82,82,82	0
56	MG	13	1666	1/1	0.87	0.49	79,79,79,79	0
56	MG	14	3159	1/1	0.87	0.24	70,70,70,70	0
56	MG	1H	3165	1/1	0.87	0.17	63,63,63,63	0
56	MG	88	202	1/1	0.87	0.29	67,67,67,67	0
56	MG	13	1716	1/1	0.87	0.04	108,108,108,108	0
56	MG	1H	3522	1/1	0.87	0.07	98,98,98,98	0
56	MG	1H	3469	1/1	0.87	0.08	79,79,79,79	0

Continued on next page...

Continued from previous page...

Mol	Type	Chain	Res	Atoms	RSCC	RSR	B-factors(Å ²)	Q<0.9
56	MG	14	3125	1/1	0.87	0.29	76,76,76,76	0
56	MG	14	3224	1/1	0.87	0.23	82,82,82,82	0
56	MG	13	1674	1/1	0.87	0.67	67,67,67,67	0
56	MG	14	3129	1/1	0.87	0.13	62,62,62,62	0
56	MG	14	3466	1/1	0.87	0.16	92,92,92,92	0
56	MG	14	3364	1/1	0.87	0.09	83,83,83,83	0
56	MG	14	3368	1/1	0.87	0.08	75,75,75,75	0
56	MG	14	3375	1/1	0.87	0.09	87,87,87,87	0
56	MG	1G	1665	1/1	0.87	0.09	104,104,104,104	0
56	MG	1J	208	1/1	0.87	0.22	90,90,90,90	0
56	MG	1H	3199	1/1	0.87	0.23	74,74,74,74	0
56	MG	14	3383	1/1	0.87	0.06	102,102,102,102	0
56	MG	39	302	1/1	0.87	0.25	73,73,73,73	0
56	MG	1G	1611	1/1	0.87	0.16	84,84,84,84	0
56	MG	14	3239	1/1	0.87	0.97	82,82,82,82	0
56	MG	14	3178	1/1	0.87	0.12	114,114,114,114	0
56	MG	E5	102	1/1	0.87	0.59	72,72,72,72	0
56	MG	1H	3091	1/1	0.87	0.16	65,65,65,65	0
56	MG	1H	3018	1/1	0.88	0.42	51,51,51,51	0
56	MG	1H	3179	1/1	0.88	0.47	47,47,47,47	0
56	MG	1H	3093	1/1	0.88	0.21	60,60,60,60	0
56	MG	1G	1697	1/1	0.88	0.09	94,94,94,94	0
56	MG	1H	3426	1/1	0.88	0.17	77,77,77,77	0
56	MG	14	3254	1/1	0.88	0.10	92,92,92,92	0
56	MG	1H	3288	1/1	0.88	0.14	38,38,38,38	0
56	MG	13	1665	1/1	0.88	0.53	76,76,76,76	0
56	MG	1G	1634	1/1	0.88	0.25	91,91,91,91	0
56	MG	1H	3037	1/1	0.88	0.59	63,63,63,63	0
56	MG	13	1711	1/1	0.88	0.12	101,101,101,101	0
56	MG	16	208	1/1	0.88	0.22	80,80,80,80	0
56	MG	14	3439	1/1	0.88	0.10	86,86,86,86	0
56	MG	13	1720	1/1	0.88	0.07	66,66,66,66	0
56	MG	14	3133	1/1	0.88	0.16	72,72,72,72	0
56	MG	14	3443	1/1	0.88	0.08	91,91,91,91	0
56	MG	2L	103	1/1	0.88	0.51	70,70,70,70	0
56	MG	14	3006	1/1	0.88	0.25	67,67,67,67	0
56	MG	1G	1647	1/1	0.88	0.10	82,82,82,82	0
56	MG	14	3300	1/1	0.88	0.09	76,76,76,76	0
56	MG	1H	3050	1/1	0.88	0.31	49,49,49,49	0
56	MG	13	1737	1/1	0.88	0.06	83,83,83,83	0
56	MG	1H	3548	1/1	0.88	0.11	98,98,98,98	0
56	MG	14	3145	1/1	0.88	0.18	75,75,75,75	0

Continued on next page...

Continued from previous page...

Mol	Type	Chain	Res	Atoms	RSCC	RSR	B-factors(\AA^2)	Q<0.9
56	MG	1H	3059	1/1	0.88	0.71	73,73,73,73	0
56	MG	14	3201	1/1	0.88	0.11	84,84,84,84	0
56	MG	1H	3498	1/1	0.88	0.17	85,85,85,85	0
56	MG	1H	3500	1/1	0.88	0.09	103,103,103,103	0
56	MG	1H	3554	1/1	0.88	0.25	100,100,100,100	0
56	MG	13	1617	1/1	0.88	0.23	53,53,53,53	0
56	MG	14	3342	1/1	0.88	0.11	75,75,75,75	0
56	MG	13	1623	1/1	0.88	0.31	62,62,62,62	0
56	MG	14	3353	1/1	0.88	0.08	91,91,91,91	0
56	MG	14	3075	1/1	0.88	0.16	78,78,78,78	0
56	MG	14	3154	1/1	0.88	0.30	60,60,60,60	0
56	MG	14	3219	1/1	0.88	0.36	86,86,86,86	0
56	MG	1H	3454	1/1	0.88	0.23	67,67,67,67	0
56	MG	14	3373	1/1	0.88	0.17	58,58,58,58	0
56	MG	1H	3504	1/1	0.88	0.09	86,86,86,86	0
56	MG	1H	3272	1/1	0.88	0.74	67,67,67,67	0
56	MG	1H	3123	1/1	0.88	0.29	65,65,65,65	0
56	MG	1H	3518	1/1	0.88	0.11	76,76,76,76	0
56	MG	1H	3461	1/1	0.88	0.10	90,90,90,90	0
56	MG	14	3105	1/1	0.88	0.08	72,72,72,72	0
56	MG	1H	3567	1/1	0.88	0.15	42,42,42,42	0
56	MG	14	3083	1/1	0.89	0.15	74,74,74,74	0
56	MG	1H	3407	1/1	0.89	0.21	89,89,89,89	0
56	MG	14	3187	1/1	0.89	0.82	81,81,81,81	0
56	MG	14	3350	1/1	0.89	0.14	44,44,44,44	0
56	MG	1H	3496	1/1	0.89	0.08	76,76,76,76	0
56	MG	14	3356	1/1	0.89	0.11	60,60,60,60	0
56	MG	14	3089	1/1	0.89	0.20	53,53,53,53	0
56	MG	1H	3048	1/1	0.89	0.22	45,45,45,45	0
56	MG	14	3363	1/1	0.89	0.13	54,54,54,54	0
56	MG	14	3098	1/1	0.89	0.23	68,68,68,68	0
56	MG	13	1754	1/1	0.89	0.12	80,80,80,80	0
56	MG	1H	3223	1/1	0.89	0.48	76,76,76,76	0
56	MG	1H	3419	1/1	0.89	0.14	78,78,78,78	0
56	MG	1H	3224	1/1	0.89	0.21	74,74,74,74	0
56	MG	1H	3263	1/1	0.89	0.63	91,91,91,91	0
56	MG	1H	3193	1/1	0.89	0.16	78,78,78,78	0
56	MG	1H	3011	1/1	0.89	0.20	119,119,119,119	0
56	MG	13	1625	1/1	0.89	0.21	78,78,78,78	0
56	MG	1G	1681	1/1	0.89	0.07	99,99,99,99	0
56	MG	1G	1682	1/1	0.89	0.16	117,117,117,117	0
56	MG	1H	3437	1/1	0.89	0.15	62,62,62,62	0

Continued on next page...

Continued from previous page...

Mol	Type	Chain	Res	Atoms	RSCC	RSR	B-factors(Å ²)	Q<0.9
56	MG	1H	3065	1/1	0.89	0.10	61,61,61,61	0
56	MG	14	3401	1/1	0.89	0.07	75,75,75,75	0
56	MG	1H	3134	1/1	0.89	0.28	74,74,74,74	0
56	MG	13	1613	1/1	0.89	0.24	86,86,86,86	0
56	MG	1H	3281	1/1	0.89	0.16	82,82,82,82	0
56	MG	1H	3446	1/1	0.89	0.13	64,64,64,64	0
56	MG	1H	3534	1/1	0.89	0.07	85,85,85,85	0
56	MG	14	3425	1/1	0.89	0.15	96,96,96,96	0
56	MG	14	3136	1/1	0.89	0.35	83,83,83,83	0
56	MG	1H	3166	1/1	0.89	0.18	52,52,52,52	0
56	MG	14	3229	1/1	0.89	0.26	66,66,66,66	0
56	MG	13	1678	1/1	0.89	0.40	83,83,83,83	0
56	MG	1H	3310	1/1	0.89	0.21	43,43,43,43	0
56	MG	1G	1703	1/1	0.89	0.10	85,85,85,85	0
56	MG	14	3441	1/1	0.89	0.05	95,95,95,95	0
56	MG	1H	3139	1/1	0.89	0.14	52,52,52,52	0
56	MG	1G	1710	1/1	0.89	0.05	95,95,95,95	0
56	MG	1H	3317	1/1	0.89	0.15	63,63,63,63	0
56	MG	1H	3319	1/1	0.89	0.13	51,51,51,51	0
56	MG	1G	1715	1/1	0.89	0.05	116,116,116,116	0
56	MG	1H	3459	1/1	0.89	0.07	69,69,69,69	0
56	MG	13	1691	1/1	0.89	0.13	76,76,76,76	0
56	MG	1G	1618	1/1	0.89	0.19	88,88,88,88	0
56	MG	42	201	1/1	0.89	0.27	111,111,111,111	0
56	MG	1H	3171	1/1	0.89	0.58	67,67,67,67	0
56	MG	14	3284	1/1	0.89	0.28	87,87,87,87	0
56	MG	13	1605	1/1	0.89	0.24	79,79,79,79	0
56	MG	13	1722	1/1	0.89	0.10	78,78,78,78	0
56	MG	1H	3078	1/1	0.89	0.26	70,70,70,70	0
56	MG	1G	1627	1/1	0.89	0.05	139,139,139,139	0
56	MG	14	3160	1/1	0.89	0.51	78,78,78,78	0
56	MG	13	1701	1/1	0.89	0.10	100,100,100,100	0
56	MG	1G	1630	1/1	0.89	0.16	97,97,97,97	0
56	MG	1H	3472	1/1	0.89	0.06	82,82,82,82	0
56	MG	1H	3366	1/1	0.89	0.10	67,67,67,67	0
56	MG	13	1681	1/1	0.89	0.20	83,83,83,83	0
56	MG	14	3052	1/1	0.89	1.03	71,71,71,71	0
56	MG	1H	3105	1/1	0.89	0.50	72,72,72,72	0
56	MG	1H	3386	1/1	0.89	0.08	88,88,88,88	0
56	MG	13	1633	1/1	0.89	0.12	80,80,80,80	0
56	MG	1H	3565	1/1	0.89	0.07	60,60,60,60	0
56	MG	1H	3491	1/1	0.89	0.18	73,73,73,73	0

Continued on next page...

Continued from previous page...

Mol	Type	Chain	Res	Atoms	RSCC	RSR	B-factors(\AA^2)	Q<0.9
56	MG	14	3319	1/1	0.89	0.23	84,84,84,84	0
56	MG	1G	1650	1/1	0.89	0.13	89,89,89,89	0
56	MG	14	3079	1/1	0.89	0.32	75,75,75,75	0
56	MG	14	3337	1/1	0.89	0.17	70,70,70,70	0
56	MG	1H	3525	1/1	0.90	0.14	71,71,71,71	0
56	MG	14	3385	1/1	0.90	0.15	80,80,80,80	0
56	MG	14	3388	1/1	0.90	0.05	90,90,90,90	0
56	MG	1H	3526	1/1	0.90	0.12	73,73,73,73	0
56	MG	14	3102	1/1	0.90	0.25	60,60,60,60	0
56	MG	1G	1701	1/1	0.90	0.10	106,106,106,106	0
56	MG	14	3252	1/1	0.90	0.17	52,52,52,52	0
56	MG	1H	3527	1/1	0.90	0.04	86,86,86,86	0
56	MG	14	3107	1/1	0.90	0.31	61,61,61,61	0
56	MG	1G	1707	1/1	0.90	0.06	114,114,114,114	0
56	MG	13	1733	1/1	0.90	0.19	102,102,102,102	0
56	MG	1H	3163	1/1	0.90	0.64	83,83,83,83	0
56	MG	14	3413	1/1	0.90	0.14	64,64,64,64	0
56	MG	1H	3321	1/1	0.90	0.11	59,59,59,59	0
56	MG	14	3289	1/1	0.90	0.16	64,64,64,64	0
56	MG	1H	3538	1/1	0.90	0.18	78,78,78,78	0
56	MG	1G	1714	1/1	0.90	0.06	101,101,101,101	0
56	MG	14	3431	1/1	0.90	0.10	84,84,84,84	0
56	MG	14	3185	1/1	0.90	0.41	71,71,71,71	0
56	MG	14	3435	1/1	0.90	0.36	93,93,93,93	0
56	MG	1H	3261	1/1	0.90	0.46	65,65,65,65	0
56	MG	1G	1642	1/1	0.90	0.10	102,102,102,102	0
56	MG	1H	3438	1/1	0.90	0.10	71,71,71,71	0
56	MG	13	1745	1/1	0.90	0.07	99,99,99,99	0
56	MG	1H	3336	1/1	0.90	0.10	86,86,86,86	0
56	MG	1H	3112	1/1	0.90	0.11	53,53,53,53	0
56	MG	52	201	1/1	0.90	0.17	109,109,109,109	0
56	MG	13	1746	1/1	0.90	0.08	102,102,102,102	0
56	MG	13	1650	1/1	0.90	0.10	121,121,121,121	0
56	MG	14	3197	1/1	0.90	0.45	44,44,44,44	0
56	MG	14	3450	1/1	0.90	0.05	100,100,100,100	0
56	MG	13	1676	1/1	0.90	0.11	92,92,92,92	0
56	MG	13	1727	1/1	0.90	0.08	87,87,87,87	0
56	MG	88	203	1/1	0.90	0.32	87,87,87,87	0
56	MG	14	3025	1/1	0.90	0.32	59,59,59,59	0
56	MG	13	1622	1/1	0.90	0.16	104,104,104,104	0
56	MG	1H	3275	1/1	0.90	0.28	68,68,68,68	0
56	MG	1H	3062	1/1	0.90	0.14	29,29,29,29	0

Continued on next page...

Continued from previous page...

Mol	Type	Chain	Res	Atoms	RSCC	RSR	B-factors(\AA^2)	Q<0.9
56	MG	1H	3280	1/1	0.90	0.20	76,76,76,76	0
56	MG	14	3346	1/1	0.90	0.11	74,74,74,74	0
56	MG	1H	3505	1/1	0.90	0.21	82,82,82,82	0
56	MG	1H	3064	1/1	0.90	0.61	76,76,76,76	0
56	MG	1H	3177	1/1	0.90	0.46	75,75,75,75	0
56	MG	14	3354	1/1	0.90	0.11	63,63,63,63	0
56	MG	14	3066	1/1	0.90	0.34	49,49,49,49	0
56	MG	1H	3513	1/1	0.90	0.14	64,64,64,64	0
56	MG	1J	205	1/1	0.90	0.18	90,90,90,90	0
56	MG	14	3358	1/1	0.90	0.05	76,76,76,76	0
56	MG	13	1634	1/1	0.90	0.15	68,68,68,68	0
56	MG	1H	3291	1/1	0.90	0.15	44,44,44,44	0
56	MG	1G	1620	1/1	0.90	0.34	85,85,85,85	0
56	MG	1G	1621	1/1	0.90	0.19	76,76,76,76	0
56	MG	14	3369	1/1	0.90	0.06	93,93,93,93	0
56	MG	1H	3066	1/1	0.90	0.16	57,57,57,57	0
56	MG	1H	3160	1/1	0.90	0.40	70,70,70,70	0
56	MG	14	3085	1/1	0.90	0.25	64,64,64,64	0
56	MG	1G	1625	1/1	0.90	0.17	81,81,81,81	0
56	MG	1H	3316	1/1	0.90	0.12	60,60,60,60	0
56	MG	14	3081	1/1	0.91	0.23	89,89,89,89	0
56	MG	1G	1705	1/1	0.91	0.09	116,116,116,116	0
56	MG	14	3381	1/1	0.91	0.11	101,101,101,101	0
56	MG	1H	3379	1/1	0.91	0.07	86,86,86,86	0
56	MG	1H	3382	1/1	0.91	0.06	70,70,70,70	0
56	MG	14	3086	1/1	0.91	0.27	61,61,61,61	0
56	MG	1H	3174	1/1	0.91	0.22	50,50,50,50	0
56	MG	1G	1649	1/1	0.91	0.09	83,83,83,83	0
56	MG	14	3247	1/1	0.91	0.14	58,58,58,58	0
56	MG	1G	1712	1/1	0.91	0.11	122,122,122,122	0
56	MG	14	3253	1/1	0.91	0.14	57,57,57,57	0
56	MG	1H	3390	1/1	0.91	0.10	102,102,102,102	0
56	MG	1G	1651	1/1	0.91	0.16	84,84,84,84	0
56	MG	14	3103	1/1	0.91	0.41	81,81,81,81	0
56	MG	14	3279	1/1	0.91	0.28	45,45,45,45	0
56	MG	1H	3400	1/1	0.91	0.11	48,48,48,48	0
56	MG	13	1757	1/1	0.91	0.15	84,84,84,84	0
56	MG	14	3286	1/1	0.91	0.12	68,68,68,68	0
56	MG	14	3106	1/1	0.91	0.34	75,75,75,75	0
56	MG	1H	3264	1/1	0.91	0.57	80,80,80,80	0
56	MG	1H	3558	1/1	0.91	0.06	99,99,99,99	0
56	MG	13	1624	1/1	0.91	0.25	80,80,80,80	0

Continued on next page...

Continued from previous page...

Mol	Type	Chain	Res	Atoms	RSCC	RSR	B-factors(\AA^2)	Q<0.9
56	MG	14	3180	1/1	0.91	0.60	74,74,74,74	0
56	MG	1H	3269	1/1	0.91	0.27	61,61,61,61	0
56	MG	14	3183	1/1	0.91	0.18	87,87,87,87	0
56	MG	1G	1664	1/1	0.91	0.07	126,126,126,126	0
56	MG	14	3113	1/1	0.91	0.21	67,67,67,67	0
56	MG	2L	102	1/1	0.91	0.05	88,88,88,88	0
56	MG	1H	3414	1/1	0.91	0.07	68,68,68,68	0
56	MG	14	3004	1/1	0.91	0.45	58,58,58,58	0
56	MG	1H	3162	1/1	0.91	0.26	66,66,66,66	0
56	MG	14	3007	1/1	0.91	0.18	55,55,55,55	0
56	MG	13	1741	1/1	0.91	0.09	110,110,110,110	0
56	MG	13	1620	1/1	0.91	0.33	74,74,74,74	0
56	MG	14	3021	1/1	0.91	0.38	36,36,36,36	0
56	MG	14	3451	1/1	0.91	0.07	88,88,88,88	0
56	MG	14	3316	1/1	0.91	0.18	79,79,79,79	0
56	MG	14	3022	1/1	0.91	0.11	73,73,73,73	0
56	MG	14	3132	1/1	0.91	0.61	56,56,56,56	0
56	MG	14	3322	1/1	0.91	0.18	77,77,77,77	0
56	MG	14	3328	1/1	0.91	0.30	83,83,83,83	0
56	MG	14	3330	1/1	0.91	0.14	77,77,77,77	0
56	MG	1H	3333	1/1	0.91	0.14	53,53,53,53	0
56	MG	1H	3005	1/1	0.91	0.40	83,83,83,83	0
56	MG	14	3027	1/1	0.91	0.33	86,86,86,86	0
56	MG	1H	3529	1/1	0.91	0.07	102,102,102,102	0
56	MG	1H	3530	1/1	0.91	0.34	81,81,81,81	0
56	MG	1H	3430	1/1	0.91	0.21	46,46,46,46	0
56	MG	14	3035	1/1	0.91	0.29	67,67,67,67	0
56	MG	1H	3087	1/1	0.91	0.31	66,66,66,66	0
56	MG	14	3215	1/1	0.91	0.12	79,79,79,79	0
56	MG	1H	3008	1/1	0.91	0.36	61,61,61,61	0
56	MG	13	1652	1/1	0.91	0.23	91,91,91,91	0
56	MG	14	3059	1/1	0.91	0.22	53,53,53,53	0
56	MG	1H	3362	1/1	0.91	0.17	55,55,55,55	0
56	MG	1H	3212	1/1	0.91	0.07	90,90,90,90	0
56	MG	1H	3010	1/1	0.91	0.21	53,53,53,53	0
56	MG	39	301	1/1	0.91	0.14	92,92,92,92	0
56	MG	1H	3443	1/1	0.91	0.06	72,72,72,72	0
56	MG	25	201	1/1	0.91	0.25	93,93,93,93	0
56	MG	1H	3092	1/1	0.91	0.58	55,55,55,55	0
56	MG	14	3370	1/1	0.91	0.15	83,83,83,83	0
56	MG	1H	3107	1/1	0.91	0.41	73,73,73,73	0
56	MG	14	3374	1/1	0.91	0.08	68,68,68,68	0

Continued on next page...

Continued from previous page...

Mol	Type	Chain	Res	Atoms	RSCC	RSR	B-factors(Å ²)	Q<0.9
56	MG	1H	3378	1/1	0.91	0.10	83,83,83,83	0
56	MG	1G	1685	1/1	0.92	0.14	63,63,63,63	0
56	MG	1H	3283	1/1	0.92	0.16	58,58,58,58	0
56	MG	1H	3180	1/1	0.92	0.29	87,87,87,87	0
56	MG	14	3404	1/1	0.92	0.10	77,77,77,77	0
56	MG	1G	1624	1/1	0.92	0.19	87,87,87,87	0
56	MG	14	3297	1/1	0.92	0.07	91,91,91,91	0
56	MG	1G	1692	1/1	0.92	0.06	106,106,106,106	0
56	MG	14	3412	1/1	0.92	0.11	76,76,76,76	0
56	MG	1H	3401	1/1	0.92	0.17	46,46,46,46	0
56	MG	1H	3250	1/1	0.92	0.16	64,64,64,64	0
56	MG	1H	3127	1/1	0.92	0.24	44,44,44,44	0
56	MG	13	1685	1/1	0.92	0.18	100,100,100,100	0
56	MG	1H	3186	1/1	0.92	0.28	76,76,76,76	0
56	MG	13	1755	1/1	0.92	0.06	101,101,101,101	0
56	MG	1G	1700	1/1	0.92	0.18	87,87,87,87	0
56	MG	1H	3189	1/1	0.92	0.45	53,53,53,53	0
56	MG	14	3070	1/1	0.92	0.13	49,49,49,49	0
56	MG	14	3074	1/1	0.92	0.45	76,76,76,76	0
56	MG	14	3318	1/1	0.92	0.17	65,65,65,65	0
56	MG	13	1670	1/1	0.92	0.23	80,80,80,80	0
56	MG	1H	3320	1/1	0.92	0.23	43,43,43,43	0
56	MG	13	1607	1/1	0.92	0.06	74,74,74,74	0
56	MG	13	1647	1/1	0.92	0.13	73,73,73,73	0
56	MG	1G	1643	1/1	0.92	0.19	106,106,106,106	0
56	MG	14	3331	1/1	0.92	0.20	65,65,65,65	0
56	MG	11	302	1/1	0.92	0.25	55,55,55,55	0
56	MG	1H	3326	1/1	0.92	0.18	56,56,56,56	0
56	MG	1H	3030	1/1	0.92	0.26	49,49,49,49	0
56	MG	14	3225	1/1	0.92	0.84	84,84,84,84	0
56	MG	41	201	1/1	0.92	0.08	62,62,62,62	0
56	MG	14	3228	1/1	0.92	0.41	63,63,63,63	0
56	MG	13	1725	1/1	0.92	0.08	65,65,65,65	0
56	MG	1H	3435	1/1	0.92	0.05	55,55,55,55	0
56	MG	1G	1720	1/1	0.92	0.03	129,129,129,129	0
56	MG	1H	3140	1/1	0.92	0.16	50,50,50,50	0
56	MG	14	3236	1/1	0.92	0.10	94,94,94,94	0
56	MG	13	1695	1/1	0.92	0.15	78,78,78,78	0
56	MG	32	301	1/1	0.92	0.08	112,112,112,112	0
56	MG	13	1749	1/1	0.92	0.09	106,106,106,106	0
56	MG	1H	3232	1/1	0.92	0.82	77,77,77,77	0
56	MG	14	3366	1/1	0.92	0.08	65,65,65,65	0

Continued on next page...

Continued from previous page...

Mol	Type	Chain	Res	Atoms	RSCC	RSR	B-factors(\AA^2)	Q<0.9
56	MG	1H	3360	1/1	0.92	0.13	59,59,59,59	0
56	MG	14	3468	1/1	0.92	0.39	58,58,58,58	0
56	MG	14	3172	1/1	0.92	0.30	82,82,82,82	0
56	MG	1H	3069	1/1	0.92	0.27	45,45,45,45	0
56	MG	1G	1604	1/1	0.92	0.31	102,102,102,102	0
56	MG	14	3003	1/1	0.92	0.30	43,43,43,43	0
56	MG	13	1612	1/1	0.92	0.20	78,78,78,78	0
56	MG	1H	3113	1/1	0.92	0.19	37,37,37,37	0
56	MG	14	3268	1/1	0.92	0.19	64,64,64,64	0
56	MG	1H	3075	1/1	0.92	0.36	80,80,80,80	0
56	MG	1H	3049	1/1	0.92	0.15	50,50,50,50	0
56	MG	1H	3278	1/1	0.92	0.29	76,76,76,76	0
56	MG	1H	3124	1/1	0.92	0.28	70,70,70,70	0
56	MG	14	3120	1/1	0.92	0.17	72,72,72,72	0
56	MG	1H	3155	1/1	0.92	0.31	80,80,80,80	0
56	MG	14	3023	1/1	0.92	0.09	69,69,69,69	0
56	MG	1H	3125	1/1	0.92	0.19	50,50,50,50	0
56	MG	13	1708	1/1	0.93	0.06	80,80,80,80	0
56	MG	1H	3111	1/1	0.93	0.19	57,57,57,57	0
56	MG	14	3088	1/1	0.93	0.23	105,105,105,105	0
56	MG	1H	3034	1/1	0.93	0.34	63,63,63,63	0
56	MG	1H	3178	1/1	0.93	0.47	69,69,69,69	0
56	MG	1H	3364	1/1	0.93	0.11	51,51,51,51	0
56	MG	1H	3537	1/1	0.93	0.07	79,79,79,79	0
56	MG	13	1694	1/1	0.93	0.17	79,79,79,79	0
56	MG	1H	3370	1/1	0.93	0.10	37,37,37,37	0
56	MG	14	3204	1/1	0.93	0.24	63,63,63,63	0
56	MG	1G	1612	1/1	0.93	0.30	76,76,76,76	0
56	MG	1G	1702	1/1	0.93	0.22	100,100,100,100	0
56	MG	14	3211	1/1	0.93	0.36	70,70,70,70	0
56	MG	1H	3460	1/1	0.93	0.08	75,75,75,75	0
56	MG	1H	3118	1/1	0.93	0.57	52,52,52,52	0
56	MG	14	3376	1/1	0.93	0.12	91,91,91,91	0
56	MG	1H	3463	1/1	0.93	0.09	78,78,78,78	0
56	MG	1H	3544	1/1	0.93	0.08	81,81,81,81	0
56	MG	1G	1709	1/1	0.93	0.22	99,99,99,99	0
56	MG	1H	3545	1/1	0.93	0.07	88,88,88,88	0
56	MG	1H	3148	1/1	0.93	0.19	56,56,56,56	0
56	MG	1H	3150	1/1	0.93	0.30	51,51,51,51	0
56	MG	1H	3185	1/1	0.93	0.30	54,54,54,54	0
56	MG	14	3391	1/1	0.93	0.12	73,73,73,73	0
56	MG	1H	3120	1/1	0.93	0.31	39,39,39,39	0

Continued on next page...

Continued from previous page...

Mol	Type	Chain	Res	Atoms	RSCC	RSR	B-factors(\AA^2)	Q<0.9
56	MG	1H	3383	1/1	0.93	0.08	61,61,61,61	0
56	MG	1G	1717	1/1	0.93	0.06	118,118,118,118	0
56	MG	14	3397	1/1	0.93	0.08	95,95,95,95	0
56	MG	1H	3276	1/1	0.93	0.25	78,78,78,78	0
56	MG	1H	3553	1/1	0.93	0.05	78,78,78,78	0
56	MG	1G	1721	1/1	0.93	0.09	84,84,84,84	0
56	MG	14	3402	1/1	0.93	0.06	94,94,94,94	0
56	MG	1H	3152	1/1	0.93	0.14	87,87,87,87	0
56	MG	1H	3476	1/1	0.93	0.04	91,91,91,91	0
56	MG	1H	3089	1/1	0.93	0.40	82,82,82,82	0
56	MG	1H	3482	1/1	0.93	0.11	85,85,85,85	0
56	MG	13	1649	1/1	0.93	0.17	87,87,87,87	0
56	MG	14	3137	1/1	0.93	0.77	61,61,61,61	0
56	MG	1H	3485	1/1	0.93	0.06	97,97,97,97	0
56	MG	2A	201	1/1	0.93	0.17	103,103,103,103	0
56	MG	1G	1638	1/1	0.93	0.39	92,92,92,92	0
56	MG	1G	1639	1/1	0.93	0.35	87,87,87,87	0
56	MG	1H	3235	1/1	0.93	0.38	65,65,65,65	0
56	MG	1H	3561	1/1	0.93	0.05	87,87,87,87	0
56	MG	14	3434	1/1	0.93	0.07	77,77,77,77	0
56	MG	5E	201	1/1	0.93	0.17	71,71,71,71	0
56	MG	13	1750	1/1	0.93	0.21	101,101,101,101	0
56	MG	1H	3073	1/1	0.93	0.23	39,39,39,39	0
56	MG	1G	1646	1/1	0.93	0.11	119,119,119,119	0
56	MG	14	3020	1/1	0.93	0.13	73,73,73,73	0
56	MG	1H	3412	1/1	0.93	0.08	39,39,39,39	0
56	MG	1H	3128	1/1	0.93	0.44	76,76,76,76	0
56	MG	1H	3300	1/1	0.93	0.20	41,41,41,41	0
56	MG	1H	3129	1/1	0.93	0.15	66,66,66,66	0
56	MG	13	1639	1/1	0.93	0.29	91,91,91,91	0
56	MG	1H	3312	1/1	0.93	0.10	49,49,49,49	0
56	MG	1H	3131	1/1	0.93	0.21	54,54,54,54	0
56	MG	14	3029	1/1	0.93	0.29	68,68,68,68	0
56	MG	14	3452	1/1	0.93	0.06	90,90,90,90	0
56	MG	13	1717	1/1	0.93	0.10	51,51,51,51	0
56	MG	1H	3318	1/1	0.93	0.07	72,72,72,72	0
56	MG	14	3163	1/1	0.93	1.04	76,76,76,76	0
56	MG	1H	3052	1/1	0.93	0.26	59,59,59,59	0
56	MG	14	3165	1/1	0.93	0.21	67,67,67,67	0
56	MG	14	3041	1/1	0.93	0.24	44,44,44,44	0
56	MG	1G	1663	1/1	0.93	0.07	85,85,85,85	0
56	MG	14	3046	1/1	0.93	0.23	52,52,52,52	0

Continued on next page...

Continued from previous page...

Mol	Type	Chain	Res	Atoms	RSCC	RSR	B-factors(\AA^2)	Q<0.9
56	MG	14	3050	1/1	0.93	0.44	76,76,76,76	0
56	MG	16	207	1/1	0.93	0.09	60,60,60,60	0
56	MG	1H	3053	1/1	0.93	0.40	40,40,40,40	0
56	MG	14	3056	1/1	0.93	0.65	69,69,69,69	0
56	MG	13	1689	1/1	0.93	0.17	65,65,65,65	0
56	MG	14	3317	1/1	0.93	0.12	119,119,119,119	0
56	MG	13	1632	1/1	0.93	0.19	69,69,69,69	0
56	MG	1J	201	1/1	0.93	0.13	70,70,70,70	0
56	MG	1G	1669	1/1	0.93	0.18	81,81,81,81	0
56	MG	1J	203	1/1	0.93	0.21	70,70,70,70	0
56	MG	1H	3138	1/1	0.93	0.14	59,59,59,59	0
56	MG	1G	1675	1/1	0.93	0.15	101,101,101,101	0
56	MG	11	301	1/1	0.93	0.15	77,77,77,77	0
56	MG	14	3182	1/1	0.93	0.17	66,66,66,66	0
56	MG	1H	3019	1/1	0.93	0.38	39,39,39,39	0
56	MG	14	3333	1/1	0.93	0.12	64,64,64,64	0
56	MG	1H	3442	1/1	0.93	0.22	64,64,64,64	0
56	MG	1H	3170	1/1	0.93	0.19	115,115,115,115	0
56	MG	1H	3083	1/1	0.93	0.15	81,81,81,81	0
56	MG	25	202	1/1	0.93	0.08	108,108,108,108	0
56	MG	1G	1686	1/1	0.93	0.06	90,90,90,90	0
56	MG	14	3345	1/1	0.93	0.13	66,66,66,66	0
56	MG	13	1707	1/1	0.93	0.10	63,63,63,63	0
56	MG	E5	101	1/1	0.93	0.46	74,74,74,74	0
56	MG	1H	3173	1/1	0.93	0.53	67,67,67,67	0
56	MG	1H	3528	1/1	0.93	0.05	72,72,72,72	0
58	ZN	G8	201	1/1	0.93	0.18	143,143,143,143	0
58	ZN	C5	201	1/1	0.93	0.05	156,156,156,156	0
56	MG	13	1615	1/1	0.94	0.17	94,94,94,94	0
56	MG	1G	1659	1/1	0.94	0.23	85,85,85,85	0
56	MG	1G	1660	1/1	0.94	0.04	92,92,92,92	0
56	MG	14	3045	1/1	0.94	0.22	67,67,67,67	0
56	MG	1H	3294	1/1	0.94	0.18	43,43,43,43	0
56	MG	14	3048	1/1	0.94	0.29	68,68,68,68	0
56	MG	1H	3108	1/1	0.94	0.22	34,34,34,34	0
56	MG	1H	3410	1/1	0.94	0.16	57,57,57,57	0
56	MG	14	3347	1/1	0.94	0.15	74,74,74,74	0
56	MG	13	1662	1/1	0.94	0.16	114,114,114,114	0
56	MG	1H	3207	1/1	0.94	0.29	119,119,119,119	0
56	MG	14	3352	1/1	0.94	0.12	66,66,66,66	0
56	MG	1H	3413	1/1	0.94	0.11	59,59,59,59	0
56	MG	14	3063	1/1	0.94	0.23	82,82,82,82	0

Continued on next page...

Continued from previous page...

Mol	Type	Chain	Res	Atoms	RSCC	RSR	B-factors(\AA^2)	Q<0.9
56	MG	1H	3248	1/1	0.94	0.12	72,72,72,72	0
56	MG	1G	1671	1/1	0.94	0.14	82,82,82,82	0
56	MG	1H	3415	1/1	0.94	0.16	73,73,73,73	0
56	MG	1G	1673	1/1	0.94	0.08	86,86,86,86	0
56	MG	14	3362	1/1	0.94	0.08	65,65,65,65	0
56	MG	14	3072	1/1	0.94	0.52	67,67,67,67	0
56	MG	1H	3315	1/1	0.94	0.07	85,85,85,85	0
56	MG	1H	3014	1/1	0.94	0.21	75,75,75,75	0
56	MG	1H	3420	1/1	0.94	0.22	55,55,55,55	0
56	MG	13	1761	1/1	0.94	0.15	75,75,75,75	0
56	MG	16	212	1/1	0.94	0.09	68,68,68,68	0
56	MG	1H	3507	1/1	0.94	0.07	84,84,84,84	0
56	MG	1H	3115	1/1	0.94	0.27	59,59,59,59	0
56	MG	14	3196	1/1	0.94	0.06	77,77,77,77	0
56	MG	1H	3117	1/1	0.94	0.20	61,61,61,61	0
56	MG	1H	3429	1/1	0.94	0.19	49,49,49,49	0
56	MG	1H	3514	1/1	0.94	0.07	69,69,69,69	0
56	MG	14	3380	1/1	0.94	0.08	95,95,95,95	0
56	MG	1H	3516	1/1	0.94	0.11	81,81,81,81	0
56	MG	14	3382	1/1	0.94	0.12	47,47,47,47	0
56	MG	1H	3517	1/1	0.94	0.07	84,84,84,84	0
56	MG	1H	3057	1/1	0.94	0.32	63,63,63,63	0
56	MG	1H	3213	1/1	0.94	0.27	96,96,96,96	0
56	MG	14	3095	1/1	0.94	0.31	76,76,76,76	0
56	MG	14	3389	1/1	0.94	0.10	82,82,82,82	0
56	MG	14	3390	1/1	0.94	0.16	72,72,72,72	0
56	MG	14	3207	1/1	0.94	0.84	63,63,63,63	0
56	MG	14	3392	1/1	0.94	0.06	85,85,85,85	0
56	MG	14	3096	1/1	0.94	0.29	48,48,48,48	0
56	MG	14	3097	1/1	0.94	0.27	70,70,70,70	0
56	MG	1H	3520	1/1	0.94	0.22	98,98,98,98	0
56	MG	14	3099	1/1	0.94	0.33	51,51,51,51	0
56	MG	14	3101	1/1	0.94	0.14	70,70,70,70	0
56	MG	1H	3324	1/1	0.94	0.06	70,70,70,70	0
56	MG	1H	3434	1/1	0.94	0.08	47,47,47,47	0
56	MG	1H	3119	1/1	0.94	0.18	46,46,46,46	0
56	MG	1H	3215	1/1	0.94	0.61	83,83,83,83	0
56	MG	1H	3327	1/1	0.94	0.06	68,68,68,68	0
56	MG	14	3407	1/1	0.94	0.13	79,79,79,79	0
56	MG	14	3408	1/1	0.94	0.06	94,94,94,94	0
56	MG	1H	3329	1/1	0.94	0.15	41,41,41,41	0
56	MG	1H	3331	1/1	0.94	0.14	49,49,49,49	0

Continued on next page...

Continued from previous page...

Mol	Type	Chain	Res	Atoms	RSCC	RSR	B-factors(\AA^2)	Q<0.9
56	MG	1H	3086	1/1	0.94	0.54	65,65,65,65	0
56	MG	13	1709	1/1	0.94	0.06	68,68,68,68	0
56	MG	1G	1615	1/1	0.94	0.20	93,93,93,93	0
56	MG	14	3420	1/1	0.94	0.07	66,66,66,66	0
56	MG	1G	1616	1/1	0.94	0.28	71,71,71,71	0
56	MG	14	3233	1/1	0.94	0.09	61,61,61,61	0
56	MG	14	3427	1/1	0.94	0.16	69,69,69,69	0
56	MG	13	1710	1/1	0.94	0.07	85,85,85,85	0
56	MG	1H	3340	1/1	0.94	0.13	65,65,65,65	0
56	MG	14	3117	1/1	0.94	0.36	79,79,79,79	0
56	MG	14	3433	1/1	0.94	0.05	143,143,143,143	0
56	MG	1H	3535	1/1	0.94	0.07	70,70,70,70	0
56	MG	14	3119	1/1	0.94	0.29	67,67,67,67	0
56	MG	14	3436	1/1	0.94	0.11	98,98,98,98	0
56	MG	13	1692	1/1	0.94	0.04	79,79,79,79	0
56	MG	14	3122	1/1	0.94	0.41	53,53,53,53	0
56	MG	13	1651	1/1	0.94	0.40	82,82,82,82	0
56	MG	14	3243	1/1	0.94	0.41	60,60,60,60	0
56	MG	1H	3029	1/1	0.94	0.17	48,48,48,48	0
56	MG	1G	1718	1/1	0.94	0.06	89,89,89,89	0
56	MG	14	3251	1/1	0.94	0.12	48,48,48,48	0
56	MG	14	3444	1/1	0.94	0.12	90,90,90,90	0
56	MG	1H	3356	1/1	0.94	0.04	64,64,64,64	0
56	MG	1H	3222	1/1	0.94	0.29	72,72,72,72	0
56	MG	13	1671	1/1	0.94	0.22	79,79,79,79	0
56	MG	14	3257	1/1	0.94	0.13	42,42,42,42	0
56	MG	1H	3032	1/1	0.94	0.32	68,68,68,68	0
56	MG	1G	1724	1/1	0.94	0.15	102,102,102,102	0
56	MG	1H	3271	1/1	0.94	0.33	63,63,63,63	0
56	MG	13	1696	1/1	0.94	0.17	72,72,72,72	0
56	MG	1H	3035	1/1	0.94	0.27	64,64,64,64	0
56	MG	1H	3372	1/1	0.94	0.11	54,54,54,54	0
56	MG	1H	3466	1/1	0.94	0.05	74,74,74,74	0
56	MG	1H	3228	1/1	0.94	0.40	79,79,79,79	0
56	MG	1G	1635	1/1	0.94	0.07	101,101,101,101	0
56	MG	1H	3229	1/1	0.94	0.22	59,59,59,59	0
56	MG	14	3144	1/1	0.94	0.40	60,60,60,60	0
56	MG	14	3001	1/1	0.94	0.19	51,51,51,51	0
56	MG	13	1697	1/1	0.94	0.03	91,91,91,91	0
56	MG	14	3147	1/1	0.94	0.12	66,66,66,66	0
56	MG	1H	3552	1/1	0.94	0.15	73,73,73,73	0
56	MG	14	3005	1/1	0.94	0.29	73,73,73,73	0

Continued on next page...

Continued from previous page...

Mol	Type	Chain	Res	Atoms	RSCC	RSR	B-factors(\AA^2)	Q<0.9
56	MG	1H	3041	1/1	0.94	0.22	86,86,86,86	0
56	MG	13	1740	1/1	0.94	0.11	96,96,96,96	0
56	MG	13	1648	1/1	0.94	0.10	105,105,105,105	0
56	MG	14	3018	1/1	0.94	0.28	75,75,75,75	0
56	MG	1J	204	1/1	0.94	0.20	90,90,90,90	0
56	MG	13	1611	1/1	0.94	0.28	64,64,64,64	0
56	MG	14	3155	1/1	0.94	0.27	73,73,73,73	0
56	MG	14	3308	1/1	0.94	0.26	90,90,90,90	0
56	MG	1H	3474	1/1	0.94	0.05	79,79,79,79	0
56	MG	1H	3388	1/1	0.94	0.09	97,97,97,97	0
56	MG	1H	3477	1/1	0.94	0.05	91,91,91,91	0
56	MG	14	3315	1/1	0.94	0.12	56,56,56,56	0
56	MG	1H	3478	1/1	0.94	0.04	78,78,78,78	0
56	MG	13	1688	1/1	0.94	0.18	92,92,92,92	0
56	MG	1H	3392	1/1	0.94	0.08	63,63,63,63	0
56	MG	1H	3080	1/1	0.94	0.32	74,74,74,74	0
56	MG	1G	1653	1/1	0.94	0.25	82,82,82,82	0
56	MG	1H	3564	1/1	0.94	0.05	95,95,95,95	0
56	MG	45	201	1/1	0.94	0.12	87,87,87,87	0
56	MG	14	3323	1/1	0.94	0.10	57,57,57,57	0
56	MG	14	3324	1/1	0.94	0.12	70,70,70,70	0
56	MG	14	3326	1/1	0.94	0.06	81,81,81,81	0
56	MG	M5	101	1/1	0.94	0.14	81,81,81,81	0
56	MG	1H	3200	1/1	0.94	0.28	70,70,70,70	0
56	MG	1H	3486	1/1	0.94	0.14	95,95,95,95	0
56	MG	14	3287	1/1	0.95	0.05	71,71,71,71	0
56	MG	14	3002	1/1	0.95	0.36	61,61,61,61	0
56	MG	13	1683	1/1	0.95	0.17	92,92,92,92	0
56	MG	1H	3385	1/1	0.95	0.07	74,74,74,74	0
56	MG	1G	1605	1/1	0.95	0.29	76,76,76,76	0
56	MG	1G	1606	1/1	0.95	0.10	80,80,80,80	0
56	MG	13	1608	1/1	0.95	0.20	71,71,71,71	0
56	MG	1G	1609	1/1	0.95	0.24	70,70,70,70	0
56	MG	14	3184	1/1	0.95	0.27	70,70,70,70	0
56	MG	14	3406	1/1	0.95	0.25	86,86,86,86	0
56	MG	1G	1674	1/1	0.95	0.05	97,97,97,97	0
56	MG	13	1693	1/1	0.95	0.07	80,80,80,80	0
56	MG	13	1654	1/1	0.95	0.16	91,91,91,91	0
56	MG	1G	1678	1/1	0.95	0.14	93,93,93,93	0
56	MG	1G	1680	1/1	0.95	0.14	68,68,68,68	0
56	MG	14	3304	1/1	0.95	0.13	64,64,64,64	0
56	MG	1H	3391	1/1	0.95	0.13	56,56,56,56	0

Continued on next page...

Continued from previous page...

Mol	Type	Chain	Res	Atoms	RSCC	RSR	B-factors(Å ²)	Q<0.9
56	MG	14	3419	1/1	0.95	0.11	97,97,97,97	0
56	MG	13	1646	1/1	0.95	0.17	89,89,89,89	0
56	MG	1H	3395	1/1	0.95	0.13	47,47,47,47	0
56	MG	14	3422	1/1	0.95	0.10	70,70,70,70	0
56	MG	1H	3397	1/1	0.95	0.20	46,46,46,46	0
56	MG	1H	3398	1/1	0.95	0.17	55,55,55,55	0
56	MG	14	3428	1/1	0.95	0.10	59,59,59,59	0
56	MG	14	3429	1/1	0.95	0.17	68,68,68,68	0
56	MG	14	3123	1/1	0.95	0.20	60,60,60,60	0
56	MG	14	3314	1/1	0.95	0.16	46,46,46,46	0
56	MG	1H	3510	1/1	0.95	0.09	92,92,92,92	0
56	MG	14	3030	1/1	0.95	0.32	38,38,38,38	0
56	MG	14	3127	1/1	0.95	0.16	85,85,85,85	0
56	MG	1H	3277	1/1	0.95	0.50	81,81,81,81	0
56	MG	1H	3070	1/1	0.95	0.30	54,54,54,54	0
56	MG	1H	3458	1/1	0.95	0.08	56,56,56,56	0
56	MG	14	3037	1/1	0.95	0.30	61,61,61,61	0
56	MG	1H	3135	1/1	0.95	0.23	54,54,54,54	0
56	MG	1H	3406	1/1	0.95	0.06	52,52,52,52	0
56	MG	13	1729	1/1	0.95	0.15	88,88,88,88	0
56	MG	14	3210	1/1	0.95	0.35	74,74,74,74	0
56	MG	13	1680	1/1	0.95	0.19	73,73,73,73	0
56	MG	1H	3204	1/1	0.95	0.32	74,74,74,74	0
56	MG	14	3213	1/1	0.95	0.36	78,78,78,78	0
56	MG	1H	3521	1/1	0.95	0.07	79,79,79,79	0
56	MG	13	1601	1/1	0.95	0.23	102,102,102,102	0
56	MG	14	3338	1/1	0.95	0.09	83,83,83,83	0
56	MG	1H	3570	1/1	0.95	0.21	48,48,48,48	0
56	MG	1H	3571	1/1	0.95	0.17	39,39,39,39	0
56	MG	14	3453	1/1	0.95	0.09	102,102,102,102	0
56	MG	14	3218	1/1	0.95	0.23	74,74,74,74	0
56	MG	1H	3287	1/1	0.95	0.19	121,121,121,121	0
56	MG	14	3062	1/1	0.95	0.30	80,80,80,80	0
56	MG	13	1713	1/1	0.95	0.22	82,82,82,82	0
56	MG	1H	3351	1/1	0.95	0.17	50,50,50,50	0
56	MG	13	1644	1/1	0.95	0.16	94,94,94,94	0
56	MG	1H	3293	1/1	0.95	0.15	41,41,41,41	0
56	MG	1H	3259	1/1	0.95	0.19	58,58,58,58	0
56	MG	1H	3184	1/1	0.95	0.40	57,57,57,57	0
56	MG	1H	3305	1/1	0.95	0.14	48,48,48,48	0
56	MG	16	209	1/1	0.95	0.08	67,67,67,67	0
56	MG	13	1751	1/1	0.95	0.09	76,76,76,76	0

Continued on next page...

Continued from previous page...

Mol	Type	Chain	Res	Atoms	RSCC	RSR	B-factors(\AA^2)	Q<0.9
56	MG	13	1690	1/1	0.95	0.17	56,56,56,56	0
56	MG	13	1704	1/1	0.95	0.17	73,73,73,73	0
56	MG	14	3237	1/1	0.95	0.14	88,88,88,88	0
56	MG	1H	3480	1/1	0.95	0.05	66,66,66,66	0
56	MG	1H	3314	1/1	0.95	0.10	74,74,74,74	0
56	MG	1H	3373	1/1	0.95	0.15	100,100,100,100	0
56	MG	1H	3484	1/1	0.95	0.11	88,88,88,88	0
56	MG	14	3372	1/1	0.95	0.14	45,45,45,45	0
56	MG	1H	3060	1/1	0.95	0.21	54,54,54,54	0
56	MG	1H	3376	1/1	0.95	0.11	50,50,50,50	0
56	MG	1H	3542	1/1	0.95	0.04	81,81,81,81	0
56	MG	1G	1726	1/1	0.95	0.19	92,92,92,92	0
56	MG	14	3377	1/1	0.95	0.07	77,77,77,77	0
56	MG	14	3090	1/1	0.95	0.35	55,55,55,55	0
56	MG	14	3091	1/1	0.95	0.34	44,44,44,44	0
56	MG	78	201	1/1	0.95	0.29	70,70,70,70	0
56	MG	14	3168	1/1	0.95	0.43	52,52,52,52	0
56	MG	1H	3238	1/1	0.95	0.08	76,76,76,76	0
56	MG	14	3260	1/1	0.95	0.17	52,52,52,52	0
56	MG	1H	3006	1/1	0.95	0.27	43,43,43,43	0
56	MG	1H	3103	1/1	0.95	0.24	62,62,62,62	0
56	MG	14	3269	1/1	0.95	0.10	60,60,60,60	0
56	MG	1H	3492	1/1	0.95	0.05	74,74,74,74	0
56	MG	F8	101	1/1	0.95	0.14	63,63,63,63	0
56	MG	14	3174	1/1	0.95	0.30	64,64,64,64	0
56	MG	1H	3439	1/1	0.95	0.14	55,55,55,55	0
56	MG	13	1705	1/1	0.95	0.10	102,102,102,102	0
56	MG	1H	3453	1/1	0.96	0.09	81,81,81,81	0
56	MG	1H	3056	1/1	0.96	0.33	28,28,28,28	0
56	MG	14	3261	1/1	0.96	0.15	57,57,57,57	0
56	MG	1H	3033	1/1	0.96	0.36	67,67,67,67	0
56	MG	14	3267	1/1	0.96	0.13	50,50,50,50	0
56	MG	13	1636	1/1	0.96	0.54	70,70,70,70	0
56	MG	1H	3457	1/1	0.96	0.06	78,78,78,78	0
56	MG	13	1702	1/1	0.96	0.14	64,64,64,64	0
56	MG	14	3271	1/1	0.96	0.14	60,60,60,60	0
56	MG	14	3274	1/1	0.96	0.15	50,50,50,50	0
56	MG	14	3278	1/1	0.96	0.11	50,50,50,50	0
56	MG	14	3398	1/1	0.96	0.14	84,84,84,84	0
56	MG	1G	1723	1/1	0.96	0.14	106,106,106,106	0
56	MG	13	1656	1/1	0.96	0.12	60,60,60,60	0
56	MG	14	3283	1/1	0.96	0.07	79,79,79,79	0

Continued on next page...

Continued from previous page...

Mol	Type	Chain	Res	Atoms	RSCC	RSR	B-factors(Å ²)	Q<0.9
56	MG	1H	3284	1/1	0.96	0.38	44,44,44,44	0
56	MG	1H	3335	1/1	0.96	0.08	77,77,77,77	0
56	MG	1H	3403	1/1	0.96	0.07	71,71,71,71	0
56	MG	1H	3464	1/1	0.96	0.09	40,40,40,40	0
56	MG	1H	3147	1/1	0.96	0.29	43,43,43,43	0
56	MG	1H	3197	1/1	0.96	0.11	69,69,69,69	0
56	MG	1H	3343	1/1	0.96	0.24	39,39,39,39	0
56	MG	14	3100	1/1	0.96	0.21	77,77,77,77	0
56	MG	1H	3344	1/1	0.96	0.16	42,42,42,42	0
56	MG	1H	3532	1/1	0.96	0.09	96,96,96,96	0
56	MG	1H	3126	1/1	0.96	0.21	64,64,64,64	0
56	MG	1H	3347	1/1	0.96	0.12	72,72,72,72	0
56	MG	1G	1662	1/1	0.96	0.16	94,94,94,94	0
56	MG	78	202	1/1	0.96	0.10	63,63,63,63	0
56	MG	1H	3063	1/1	0.96	0.16	43,43,43,43	0
56	MG	14	3423	1/1	0.96	0.07	52,52,52,52	0
56	MG	14	3424	1/1	0.96	0.08	81,81,81,81	0
56	MG	14	3188	1/1	0.96	0.12	61,61,61,61	0
56	MG	1H	3350	1/1	0.96	0.16	43,43,43,43	0
56	MG	1H	3226	1/1	0.96	0.28	78,78,78,78	0
56	MG	1H	3475	1/1	0.96	0.08	73,73,73,73	0
56	MG	14	3010	1/1	0.96	0.35	50,50,50,50	0
56	MG	14	3012	1/1	0.96	0.37	56,56,56,56	0
56	MG	14	3013	1/1	0.96	0.32	60,60,60,60	0
56	MG	13	1731	1/1	0.96	0.09	83,83,83,83	0
56	MG	1H	3417	1/1	0.96	0.14	71,71,71,71	0
56	MG	1H	3354	1/1	0.96	0.19	45,45,45,45	0
56	MG	Q8	101	1/1	0.96	0.14	71,71,71,71	0
56	MG	1H	3297	1/1	0.96	0.06	52,52,52,52	0
56	MG	1H	3043	1/1	0.96	0.27	47,47,47,47	0
56	MG	1H	3361	1/1	0.96	0.16	56,56,56,56	0
56	MG	1H	3422	1/1	0.96	0.09	42,42,42,42	0
56	MG	14	3026	1/1	0.96	0.21	70,70,70,70	0
56	MG	14	3126	1/1	0.96	0.14	55,55,55,55	0
56	MG	14	3206	1/1	0.96	0.58	72,72,72,72	0
56	MG	1G	1607	1/1	0.96	0.12	120,120,120,120	0
56	MG	14	3445	1/1	0.96	0.09	89,89,89,89	0
56	MG	14	3327	1/1	0.96	0.23	60,60,60,60	0
56	MG	1H	3424	1/1	0.96	0.14	44,44,44,44	0
56	MG	14	3448	1/1	0.96	0.23	72,72,72,72	0
56	MG	14	3329	1/1	0.96	0.24	54,54,54,54	0
56	MG	1H	3301	1/1	0.96	0.17	42,42,42,42	0

Continued on next page...

Continued from previous page...

Mol	Type	Chain	Res	Atoms	RSCC	RSR	B-factors(\AA^2)	Q<0.9
56	MG	1H	3302	1/1	0.96	0.15	52,52,52,52	0
56	MG	14	3332	1/1	0.96	0.09	70,70,70,70	0
56	MG	1H	3202	1/1	0.96	0.43	63,63,63,63	0
56	MG	1H	3307	1/1	0.96	0.08	50,50,50,50	0
56	MG	14	3336	1/1	0.96	0.09	75,75,75,75	0
56	MG	1H	3489	1/1	0.96	0.08	87,87,87,87	0
56	MG	1H	3490	1/1	0.96	0.06	95,95,95,95	0
56	MG	14	3135	1/1	0.96	0.13	59,59,59,59	0
56	MG	1G	1689	1/1	0.96	0.06	79,79,79,79	0
56	MG	1H	3369	1/1	0.96	0.18	57,57,57,57	0
56	MG	1H	3308	1/1	0.96	0.10	49,49,49,49	0
56	MG	14	3220	1/1	0.96	0.39	74,74,74,74	0
56	MG	14	3348	1/1	0.96	0.15	51,51,51,51	0
56	MG	1H	3493	1/1	0.96	0.08	87,87,87,87	0
56	MG	14	3047	1/1	0.96	0.29	46,46,46,46	0
56	MG	1H	3494	1/1	0.96	0.08	53,53,53,53	0
56	MG	14	3142	1/1	0.96	0.11	83,83,83,83	0
56	MG	14	3049	1/1	0.96	0.47	79,79,79,79	0
56	MG	14	3469	1/1	0.96	0.13	55,55,55,55	0
56	MG	1H	3044	1/1	0.96	0.29	39,39,39,39	0
56	MG	13	1723	1/1	0.96	0.20	75,75,75,75	0
56	MG	1H	3023	1/1	0.96	0.47	56,56,56,56	0
56	MG	14	3359	1/1	0.96	0.09	57,57,57,57	0
56	MG	13	1664	1/1	0.96	0.48	69,69,69,69	0
56	MG	1H	3499	1/1	0.96	0.22	82,82,82,82	0
56	MG	14	3061	1/1	0.96	0.30	47,47,47,47	0
56	MG	1H	3181	1/1	0.96	0.29	88,88,88,88	0
56	MG	1H	3028	1/1	0.96	0.24	49,49,49,49	0
56	MG	2K	102	1/1	0.96	0.05	83,83,83,83	0
56	MG	1J	211	1/1	0.96	0.05	85,85,85,85	0
56	MG	29	301	1/1	0.96	0.29	49,49,49,49	0
56	MG	1H	3114	1/1	0.96	0.26	66,66,66,66	0
56	MG	14	3067	1/1	0.96	0.24	85,85,85,85	0
56	MG	2K	103	1/1	0.96	0.38	56,56,56,56	0
56	MG	1H	3384	1/1	0.96	0.04	77,77,77,77	0
56	MG	1G	1633	1/1	0.96	0.07	92,92,92,92	0
56	MG	1H	3116	1/1	0.96	0.06	64,64,64,64	0
56	MG	1H	3074	1/1	0.96	0.07	52,52,52,52	0
56	MG	14	3248	1/1	0.96	0.20	47,47,47,47	0
56	MG	14	3250	1/1	0.96	0.12	55,55,55,55	0
56	MG	1H	3447	1/1	0.96	0.15	59,59,59,59	0
56	MG	1H	3387	1/1	0.96	0.04	96,96,96,96	0

Continued on next page...

Continued from previous page...

Mol	Type	Chain	Res	Atoms	RSCC	RSR	B-factors(Å ²)	Q<0.9
56	MG	1H	3031	1/1	0.96	0.32	74,74,74,74	0
56	MG	13	1626	1/1	0.96	0.31	60,60,60,60	0
56	MG	14	3256	1/1	0.96	0.05	65,65,65,65	0
56	MG	14	3071	1/1	0.97	0.60	52,52,52,52	0
56	MG	14	3259	1/1	0.97	0.09	57,57,57,57	0
56	MG	1H	3436	1/1	0.97	0.04	64,64,64,64	0
56	MG	1H	3110	1/1	0.97	0.16	44,44,44,44	0
56	MG	14	3386	1/1	0.97	0.09	81,81,81,81	0
56	MG	14	3387	1/1	0.97	0.10	87,87,87,87	0
56	MG	1H	3371	1/1	0.97	0.06	64,64,64,64	0
56	MG	1G	1636	1/1	0.97	0.08	91,91,91,91	0
56	MG	13	1621	1/1	0.97	0.08	84,84,84,84	0
56	MG	1H	3038	1/1	0.97	0.05	70,70,70,70	0
56	MG	1H	3265	1/1	0.97	0.13	69,69,69,69	0
56	MG	14	3082	1/1	0.97	0.08	73,73,73,73	0
56	MG	14	3394	1/1	0.97	0.08	63,63,63,63	0
56	MG	14	3272	1/1	0.97	0.03	68,68,68,68	0
56	MG	1G	1640	1/1	0.97	0.37	95,95,95,95	0
56	MG	1H	3266	1/1	0.97	0.21	61,61,61,61	0
56	MG	1H	3508	1/1	0.97	0.04	37,37,37,37	0
56	MG	14	3280	1/1	0.97	0.15	47,47,47,47	0
56	MG	14	3281	1/1	0.97	0.11	69,69,69,69	0
56	MG	1H	3039	1/1	0.97	0.42	74,74,74,74	0
56	MG	13	1610	1/1	0.97	0.13	77,77,77,77	0
56	MG	14	3403	1/1	0.97	0.10	80,80,80,80	0
56	MG	1H	3042	1/1	0.97	0.18	43,43,43,43	0
56	MG	14	3285	1/1	0.97	0.09	55,55,55,55	0
56	MG	1H	3512	1/1	0.97	0.10	60,60,60,60	0
56	MG	1H	3380	1/1	0.97	0.14	69,69,69,69	0
56	MG	1H	3381	1/1	0.97	0.04	74,74,74,74	0
56	MG	14	3092	1/1	0.97	0.14	43,43,43,43	0
56	MG	1H	3515	1/1	0.97	0.12	57,57,57,57	0
56	MG	14	3094	1/1	0.97	0.28	73,73,73,73	0
56	MG	14	3292	1/1	0.97	0.06	63,63,63,63	0
56	MG	14	3414	1/1	0.97	0.10	78,78,78,78	0
56	MG	14	3415	1/1	0.97	0.07	78,78,78,78	0
56	MG	14	3416	1/1	0.97	0.05	80,80,80,80	0
56	MG	13	1635	1/1	0.97	0.23	72,72,72,72	0
56	MG	14	3418	1/1	0.97	0.11	75,75,75,75	0
56	MG	1H	3449	1/1	0.97	0.12	53,53,53,53	0
56	MG	13	1726	1/1	0.97	0.08	64,64,64,64	0
56	MG	1H	3002	1/1	0.97	0.20	59,59,59,59	0

Continued on next page...

Continued from previous page...

Mol	Type	Chain	Res	Atoms	RSCC	RSR	B-factors(\AA^2)	Q<0.9
56	MG	1H	3003	1/1	0.97	0.16	44,44,44,44	0
56	MG	1H	3323	1/1	0.97	0.08	64,64,64,64	0
56	MG	1H	3175	1/1	0.97	0.15	55,55,55,55	0
56	MG	1H	3025	1/1	0.97	0.32	32,32,32,32	0
56	MG	14	3426	1/1	0.97	0.05	75,75,75,75	0
56	MG	1H	3389	1/1	0.97	0.07	46,46,46,46	0
56	MG	14	3303	1/1	0.97	0.12	68,68,68,68	0
56	MG	1H	3072	1/1	0.97	0.21	33,33,33,33	0
56	MG	1H	3149	1/1	0.97	0.23	54,54,54,54	0
56	MG	1H	3328	1/1	0.97	0.07	48,48,48,48	0
56	MG	14	3307	1/1	0.97	0.15	60,60,60,60	0
56	MG	1H	3393	1/1	0.97	0.10	61,61,61,61	0
56	MG	14	3108	1/1	0.97	0.09	67,67,67,67	0
56	MG	14	3009	1/1	0.97	0.23	41,41,41,41	0
56	MG	14	3312	1/1	0.97	0.10	47,47,47,47	0
56	MG	1H	3095	1/1	0.97	0.31	66,66,66,66	0
56	MG	14	3011	1/1	0.97	0.38	50,50,50,50	0
56	MG	1H	3396	1/1	0.97	0.11	41,41,41,41	0
56	MG	13	1603	1/1	0.97	0.21	72,72,72,72	0
56	MG	14	3202	1/1	0.97	0.28	65,65,65,65	0
56	MG	14	3017	1/1	0.97	0.34	54,54,54,54	0
56	MG	1H	3246	1/1	0.97	0.31	71,71,71,71	0
56	MG	1H	3097	1/1	0.97	0.55	53,53,53,53	0
56	MG	I8	101	1/1	0.97	0.04	55,55,55,55	0
56	MG	13	1736	1/1	0.97	0.16	99,99,99,99	0
56	MG	1H	3285	1/1	0.97	0.49	50,50,50,50	0
56	MG	1H	3338	1/1	0.97	0.07	45,45,45,45	0
56	MG	1G	1676	1/1	0.97	0.17	97,97,97,97	0
56	MG	1H	3154	1/1	0.97	0.26	60,60,60,60	0
56	MG	1H	3341	1/1	0.97	0.19	43,43,43,43	0
56	MG	1G	1679	1/1	0.97	0.10	70,70,70,70	0
56	MG	1H	3408	1/1	0.97	0.12	42,42,42,42	0
56	MG	1H	3051	1/1	0.97	0.37	46,46,46,46	0
56	MG	1H	3007	1/1	0.97	0.19	60,60,60,60	0
56	MG	14	3032	1/1	0.97	0.43	50,50,50,50	0
56	MG	1G	1683	1/1	0.97	0.04	89,89,89,89	0
56	MG	1H	3289	1/1	0.97	0.15	48,48,48,48	0
56	MG	1H	3101	1/1	0.97	0.15	79,79,79,79	0
56	MG	14	3339	1/1	0.97	0.04	73,73,73,73	0
56	MG	14	3340	1/1	0.97	0.11	54,54,54,54	0
56	MG	14	3036	1/1	0.97	0.40	39,39,39,39	0
56	MG	14	3223	1/1	0.97	0.16	78,78,78,78	0

Continued on next page...

Continued from previous page...

Mol	Type	Chain	Res	Atoms	RSCC	RSR	B-factors(\AA^2)	Q<0.9
56	MG	1G	1610	1/1	0.97	0.19	70,70,70,70	0
56	MG	14	3038	1/1	0.97	0.23	81,81,81,81	0
56	MG	14	3226	1/1	0.97	0.26	51,51,51,51	0
56	MG	1H	3292	1/1	0.97	0.12	38,38,38,38	0
56	MG	14	3042	1/1	0.97	0.58	85,85,85,85	0
56	MG	1H	3187	1/1	0.97	0.54	77,77,77,77	0
56	MG	14	3230	1/1	0.97	0.26	74,74,74,74	0
56	MG	13	1728	1/1	0.97	0.05	77,77,77,77	0
56	MG	14	3232	1/1	0.97	0.15	88,88,88,88	0
56	MG	1H	3352	1/1	0.97	0.11	57,57,57,57	0
56	MG	1H	3295	1/1	0.97	0.17	55,55,55,55	0
56	MG	1H	3296	1/1	0.97	0.18	43,43,43,43	0
56	MG	1H	3355	1/1	0.97	0.11	40,40,40,40	0
56	MG	13	1738	1/1	0.97	0.09	71,71,71,71	0
56	MG	14	3361	1/1	0.97	0.12	41,41,41,41	0
56	MG	1H	3357	1/1	0.97	0.12	66,66,66,66	0
56	MG	1H	3358	1/1	0.97	0.03	78,78,78,78	0
56	MG	1H	3425	1/1	0.97	0.09	39,39,39,39	0
56	MG	14	3057	1/1	0.97	0.40	61,61,61,61	0
56	MG	14	3058	1/1	0.97	0.10	93,93,93,93	0
56	MG	13	1739	1/1	0.97	0.06	79,79,79,79	0
56	MG	1H	3427	1/1	0.97	0.20	60,60,60,60	0
56	MG	14	3245	1/1	0.97	0.24	61,61,61,61	0
56	MG	14	3246	1/1	0.97	0.31	57,57,57,57	0
56	MG	13	1641	1/1	0.97	0.07	78,78,78,78	0
56	MG	13	1700	1/1	0.97	0.05	64,64,64,64	0
56	MG	1H	3303	1/1	0.97	0.14	57,57,57,57	0
56	MG	14	3065	1/1	0.97	0.27	58,58,58,58	0
56	MG	13	1753	1/1	0.97	0.07	64,64,64,64	0
56	MG	1H	3365	1/1	0.97	0.18	50,50,50,50	0
56	MG	1H	3306	1/1	0.97	0.12	38,38,38,38	0
58	ZN	5A	101	1/1	0.97	0.07	130,130,130,130	0
56	MG	1H	3061	1/1	0.97	0.36	41,41,41,41	0
56	MG	14	3031	1/1	0.98	0.32	48,48,48,48	0
56	MG	1H	3237	1/1	0.98	0.20	41,41,41,41	0
56	MG	1G	1706	1/1	0.98	0.07	82,82,82,82	0
56	MG	1H	3346	1/1	0.98	0.18	60,60,60,60	0
56	MG	14	3325	1/1	0.98	0.06	66,66,66,66	0
56	MG	1G	1601	1/1	0.98	0.14	78,78,78,78	0
56	MG	13	1609	1/1	0.98	0.24	64,64,64,64	0
56	MG	1G	1603	1/1	0.98	0.19	85,85,85,85	0
56	MG	1H	3109	1/1	0.98	0.33	34,34,34,34	0

Continued on next page...

Continued from previous page...

Mol	Type	Chain	Res	Atoms	RSCC	RSR	B-factors(\AA^2)	Q<0.9
56	MG	14	3039	1/1	0.98	0.24	63,63,63,63	0
56	MG	1H	3349	1/1	0.98	0.17	42,42,42,42	0
56	MG	14	3249	1/1	0.98	0.10	64,64,64,64	0
56	MG	13	1698	1/1	0.98	0.14	98,98,98,98	0
56	MG	14	3334	1/1	0.98	0.13	69,69,69,69	0
56	MG	14	3043	1/1	0.98	0.28	68,68,68,68	0
56	MG	13	1660	1/1	0.98	0.18	55,55,55,55	0
56	MG	1H	3290	1/1	0.98	0.18	40,40,40,40	0
56	MG	13	1721	1/1	0.98	0.07	82,82,82,82	0
56	MG	14	3255	1/1	0.98	0.20	42,42,42,42	0
56	MG	1H	3433	1/1	0.98	0.18	37,37,37,37	0
56	MG	13	1669	1/1	0.98	0.16	95,95,95,95	0
56	MG	14	3258	1/1	0.98	0.11	52,52,52,52	0
56	MG	14	3343	1/1	0.98	0.14	42,42,42,42	0
56	MG	14	3344	1/1	0.98	0.09	56,56,56,56	0
56	MG	1H	3021	1/1	0.98	0.35	43,43,43,43	0
56	MG	1G	1613	1/1	0.98	0.18	85,85,85,85	0
56	MG	1H	3322	1/1	0.98	0.07	67,67,67,67	0
56	MG	14	3262	1/1	0.98	0.20	54,54,54,54	0
56	MG	1G	1666	1/1	0.98	0.07	100,100,100,100	0
56	MG	14	3265	1/1	0.98	0.24	51,51,51,51	0
56	MG	14	3351	1/1	0.98	0.12	54,54,54,54	0
56	MG	14	3054	1/1	0.98	0.26	55,55,55,55	0
56	MG	14	3055	1/1	0.98	0.38	50,50,50,50	0
56	MG	1H	3022	1/1	0.98	0.23	45,45,45,45	0
56	MG	1H	3481	1/1	0.98	0.10	59,59,59,59	0
56	MG	1H	3206	1/1	0.98	0.17	53,53,53,53	0
56	MG	1H	3572	1/1	0.98	0.28	54,54,54,54	0
56	MG	14	3273	1/1	0.98	0.09	55,55,55,55	0
56	MG	14	3060	1/1	0.98	0.09	47,47,47,47	0
56	MG	14	3275	1/1	0.98	0.18	47,47,47,47	0
56	MG	14	3277	1/1	0.98	0.14	57,57,57,57	0
56	MG	1H	3359	1/1	0.98	0.09	59,59,59,59	0
56	MG	1H	3036	1/1	0.98	0.21	45,45,45,45	0
56	MG	14	3365	1/1	0.98	0.13	44,44,44,44	0
56	MG	1H	3399	1/1	0.98	0.08	52,52,52,52	0
56	MG	14	3367	1/1	0.98	0.09	75,75,75,75	0
56	MG	13	1714	1/1	0.98	0.12	59,59,59,59	0
56	MG	1H	3298	1/1	0.98	0.11	46,46,46,46	0
56	MG	1H	3402	1/1	0.98	0.15	40,40,40,40	0
56	MG	1H	3299	1/1	0.98	0.07	35,35,35,35	0
56	MG	13	1715	1/1	0.98	0.08	94,94,94,94	0

Continued on next page...

Continued from previous page...

Mol	Type	Chain	Res	Atoms	RSCC	RSR	B-factors(\AA^2)	Q<0.9
56	MG	14	3069	1/1	0.98	0.16	47,47,47,47	0
56	MG	1H	3330	1/1	0.98	0.11	46,46,46,46	0
56	MG	1G	1628	1/1	0.98	0.39	77,77,77,77	0
56	MG	1H	3026	1/1	0.98	0.17	71,71,71,71	0
56	MG	14	3073	1/1	0.98	0.47	65,65,65,65	0
56	MG	1H	3368	1/1	0.98	0.08	49,49,49,49	0
56	MG	1H	3450	1/1	0.98	0.06	45,45,45,45	0
56	MG	1H	3055	1/1	0.98	0.36	43,43,43,43	0
56	MG	14	3294	1/1	0.98	0.16	59,59,59,59	0
56	MG	14	3470	1/1	0.98	0.27	79,79,79,79	0
56	MG	14	3077	1/1	0.98	0.27	45,45,45,45	0
56	MG	1H	3121	1/1	0.98	0.60	64,64,64,64	0
56	MG	1H	3334	1/1	0.98	0.14	59,59,59,59	0
56	MG	14	3080	1/1	0.98	0.28	53,53,53,53	0
56	MG	1H	3304	1/1	0.98	0.20	42,42,42,42	0
56	MG	1H	3255	1/1	0.98	0.10	75,75,75,75	0
56	MG	1G	1690	1/1	0.98	0.03	90,90,90,90	0
56	MG	14	3015	1/1	0.98	0.19	80,80,80,80	0
56	MG	14	3016	1/1	0.98	0.32	55,55,55,55	0
56	MG	1H	3374	1/1	0.98	0.11	68,68,68,68	0
56	MG	1H	3040	1/1	0.98	0.31	71,71,71,71	0
56	MG	1H	3416	1/1	0.98	0.12	70,70,70,70	0
56	MG	1H	3339	1/1	0.98	0.13	41,41,41,41	0
56	MG	1H	3233	1/1	0.98	0.66	57,57,57,57	0
56	MG	14	3309	1/1	0.98	0.08	76,76,76,76	0
56	MG	13	1606	1/1	0.98	0.20	71,71,71,71	0
56	MG	1H	3506	1/1	0.98	0.11	58,58,58,58	0
56	MG	1H	3342	1/1	0.98	0.12	44,44,44,44	0
56	MG	1G	1699	1/1	0.98	0.04	86,86,86,86	0
56	MG	1H	3058	1/1	0.98	0.26	69,69,69,69	0
56	MG	B5	101	1/1	0.98	0.09	76,76,76,76	0
56	MG	1H	3465	1/1	0.98	0.06	58,58,58,58	0
56	MG	13	1619	1/1	0.98	0.19	51,51,51,51	0
56	MG	14	3167	1/1	0.98	0.17	54,54,54,54	0
56	MG	1G	1648	1/1	0.98	0.09	94,94,94,94	0
58	ZN	5I	102	1/1	0.98	0.13	87,87,87,87	0
56	MG	1G	1704	1/1	0.98	0.06	99,99,99,99	0
56	MG	14	3320	1/1	0.98	0.09	79,79,79,79	0
56	MG	14	3409	1/1	0.98	0.08	73,73,73,73	0
56	MG	14	3121	1/1	0.99	0.37	45,45,45,45	0
56	MG	1H	3024	1/1	0.99	0.15	47,47,47,47	0
56	MG	1H	3309	1/1	0.99	0.13	47,47,47,47	0

Continued on next page...

Continued from previous page...

Mol	Type	Chain	Res	Atoms	RSCC	RSR	B-factors(\AA^2)	Q<0.9
56	MG	14	3355	1/1	0.99	0.10	52,52,52,52	0
56	MG	1G	1716	1/1	0.99	0.07	88,88,88,88	0
56	MG	1H	3394	1/1	0.99	0.14	40,40,40,40	0
56	MG	13	1703	1/1	0.99	0.11	75,75,75,75	0
56	MG	1G	1670	1/1	0.99	0.14	71,71,71,71	0
56	MG	14	3471	1/1	0.99	0.17	68,68,68,68	0
56	MG	1H	3337	1/1	0.99	0.12	41,41,41,41	0
56	MG	14	3040	1/1	0.99	0.26	58,58,58,58	0
56	MG	1H	3020	1/1	0.99	0.31	56,56,56,56	0
56	MG	14	3014	1/1	0.99	0.15	64,64,64,64	0
56	MG	1H	3367	1/1	0.99	0.15	40,40,40,40	0
56	MG	11	303	1/1	0.99	0.13	49,49,49,49	0
56	MG	1H	3268	1/1	0.99	0.20	78,78,78,78	0
56	MG	1H	3313	1/1	0.99	0.15	58,58,58,58	0
56	MG	21	303	1/1	0.99	0.12	42,42,42,42	0
56	MG	1H	3045	1/1	0.99	0.30	42,42,42,42	0
56	MG	14	3264	1/1	0.99	0.15	59,59,59,59	0
56	MG	14	3371	1/1	0.99	0.15	75,75,75,75	0
56	MG	1H	3531	1/1	0.99	0.10	56,56,56,56	0
56	MG	14	3266	1/1	0.99	0.24	43,43,43,43	0
56	MG	1H	3242	1/1	0.99	0.33	70,70,70,70	0
56	MG	14	3051	1/1	0.99	0.35	62,62,62,62	0
56	MG	1H	3243	1/1	0.99	0.28	54,54,54,54	0
56	MG	1G	1658	1/1	0.99	0.18	79,79,79,79	0
56	MG	2L	101	1/1	0.99	0.53	71,71,71,71	0
56	MG	1H	3404	1/1	0.99	0.14	45,45,45,45	0
56	MG	45	202	1/1	0.99	0.14	66,66,66,66	0
56	MG	14	3114	1/1	0.99	0.23	68,68,68,68	0
56	MG	14	3208	1/1	0.99	0.19	77,77,77,77	0
56	MG	1H	3282	1/1	0.99	0.14	66,66,66,66	0
56	MG	14	3276	1/1	0.99	0.09	56,56,56,56	0
56	MG	1H	3423	1/1	0.99	0.16	33,33,33,33	0
57	SF4	3E	301	8/8	0.99	0.19	75,82,92,93	0
57	SF4	32	302	8/8	0.99	0.16	99,104,114,118	0
56	MG	1H	3004	1/1	0.99	0.21	46,46,46,46	0
56	MG	1H	3017	1/1	0.99	0.45	55,55,55,55	0
56	MG	1H	3462	1/1	0.99	0.07	66,66,66,66	0
56	MG	13	1604	1/1	0.99	0.22	66,66,66,66	0

6.5 Other polymers [i](#)

There are no such residues in this entry.