



# Full wwPDB X-ray Structure Validation Report ⓘ

Jun 1, 2020 – 11:21 am BST

PDB ID : 4V9P  
Title : Control of ribosomal subunit rotation by elongation factor G  
Authors : Pulk, A.; Cate, J.H.D.  
Deposited on : 2013-05-03  
Resolution : 2.90 Å(reported)

This is a Full wwPDB X-ray Structure Validation Report for a publicly released PDB entry.

We welcome your comments at [validation@mail.wwpdb.org](mailto:validation@mail.wwpdb.org)

A user guide is available at

<https://www.wwpdb.org/validation/2017/XrayValidationReportHelp>

with specific help available everywhere you see the ⓘ symbol.

---

The following versions of software and data (see [references ⓘ](#)) were used in the production of this report:

MolProbity : 4.02b-467  
Mogul : 1.8.5 (274361), CSD as541be (2020)  
Xtriage (Phenix) : 1.13  
EDS : 2.11  
buster-report : 1.1.7 (2018)  
Percentile statistics : 20191225.v01 (using entries in the PDB archive December 25th 2019)  
Refmac : 5.8.0158  
CCP4 : 7.0.044 (Gargrove)  
Ideal geometry (proteins) : Engh & Huber (2001)  
Ideal geometry (DNA, RNA) : Parkinson et al. (1996)  
Validation Pipeline (wwPDB-VP) : 2.11

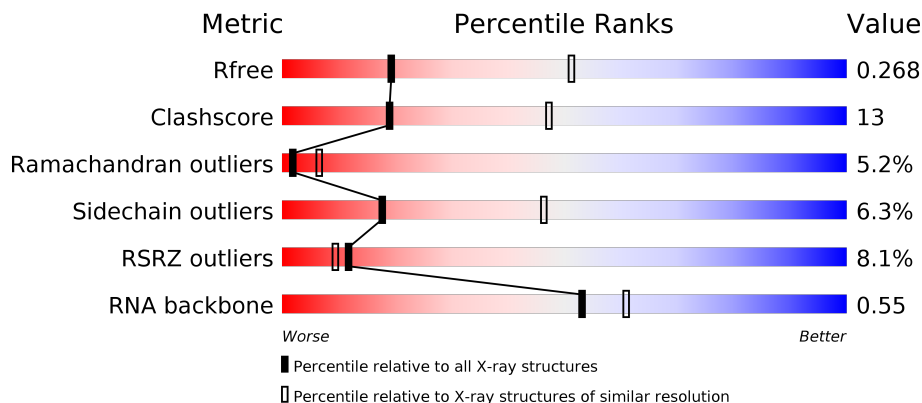
# 1 Overall quality at a glance

The following experimental techniques were used to determine the structure:

*X-RAY DIFFRACTION*


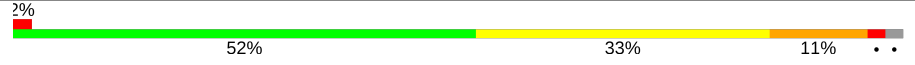

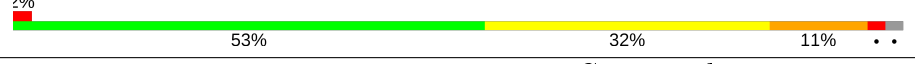
The reported resolution of this entry is 2.90 Å.

Percentile scores (ranging between 0-100) for global validation metrics of the entry are shown in the following graphic. The table shows the number of entries on which the scores are based.




























Metric	Whole archive (#Entries)	Similar resolution (#Entries, resolution range(Å))
$R_{free}$	130704	1957 (2.90-2.90)
Clashscore	141614	2172 (2.90-2.90)
Ramachandran outliers	138981	2115 (2.90-2.90)
Sidechain outliers	138945	2117 (2.90-2.90)
RSRZ outliers	127900	1906 (2.90-2.90)
RNA backbone	3102	1007 (3.16-2.64)

The table below summarises the geometric issues observed across the polymeric chains and their fit to the electron density. The red, orange, yellow and green segments on the lower bar indicate the fraction of residues that contain outliers for  $\geq 3$ , 2, 1 and 0 types of geometric quality criteria respectively. A grey segment represents the fraction of residues that are not modelled. The numeric value for each fraction is indicated below the corresponding segment, with a dot representing fractions  $\leq 5\%$ . The upper red bar (where present) indicates the fraction of residues that have poor fit to the electron density. The numeric value is given above the bar.

Mol	Chain	Length	Quality of chain
1	AA	2904	
1	CA	2904	
1	EA	2904	
1	GA	2904	

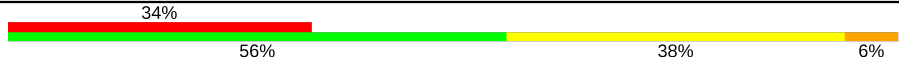
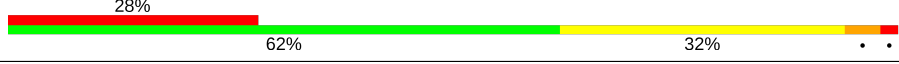




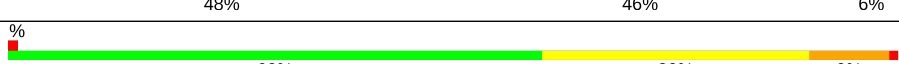
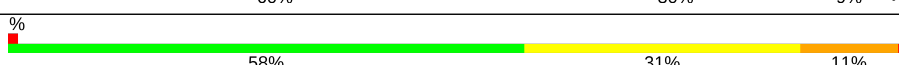


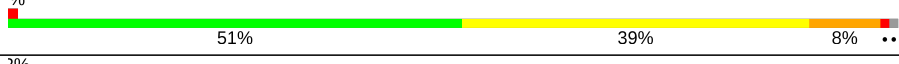



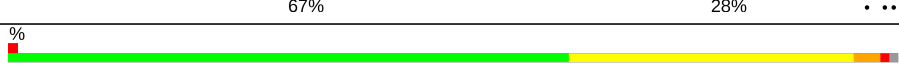










*Continued on next page...*

Continued from previous page...

Mol	Chain	Length	Quality of chain
2	AB	120	
2	CB	120	
2	EB	120	
2	GB	120	
3	AC	273	
3	CC	273	
3	EC	273	
3	GC	273	
4	AD	209	
4	CD	209	
4	ED	209	
4	GD	209	
5	AE	201	
5	CE	201	
5	EE	201	
5	GE	201	
6	AF	179	
6	CF	179	
6	EF	179	
6	GF	179	
7	AG	177	
7	CG	177	
7	EG	177	
7	GG	177	
8	AH	50	

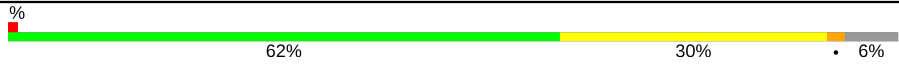



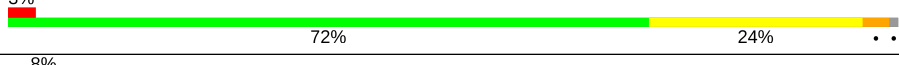
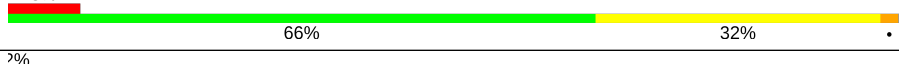
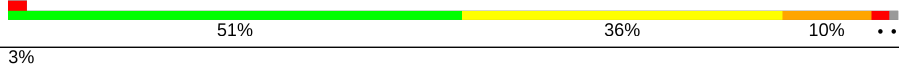

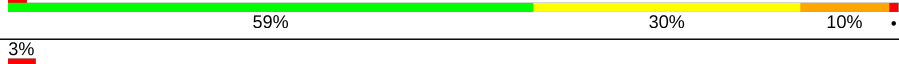




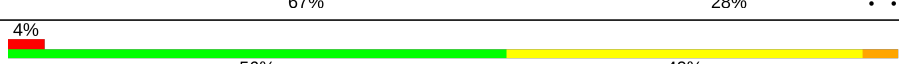

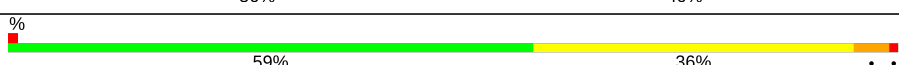
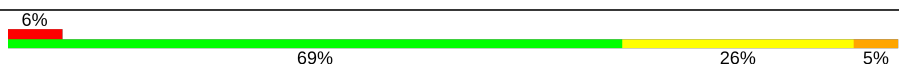
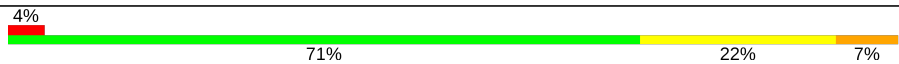
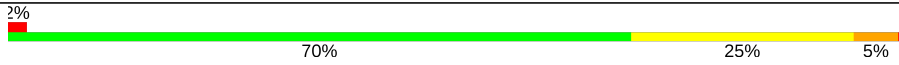


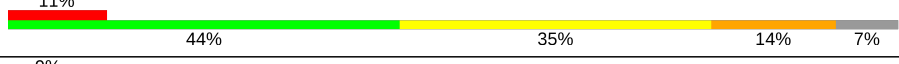



Continued on next page...

Continued from previous page...

Mol	Chain	Length	Quality of chain
8	CH	50	
8	EH	50	
8	GH	50	
9	AI	142	
9	CI	142	
9	EI	142	
9	GI	142	
10	AJ	142	
10	CJ	142	
10	EJ	142	
10	GJ	142	
11	AK	123	
11	CK	123	
11	EK	123	
11	GK	123	
12	AL	144	
12	CL	144	
12	EL	144	
12	GL	144	
13	AM	136	
13	CM	136	
13	EM	136	
13	GM	136	
14	AN	127	
14	CN	127	

Continued on next page...

Continued from previous page...

Mol	Chain	Length	Quality of chain
14	EN	127	 % 62% 30% 6%
14	GN	127	 % 56% 36% 6%
15	AO	117	 9% 59% 37%
15	CO	117	 7% 69% 26%
15	EO	117	 3% 72% 24%
15	GO	117	 8% 66% 32%
16	AP	115	 2% 51% 36% 10%
16	CP	115	 3% 54% 33% 10%
16	EP	115	 2% 59% 30% 10%
16	GP	115	 3% 56% 30% 11%
17	AQ	118	 % 64% 29% 6%
17	CQ	118	 3% 70% 21% 7%
17	EQ	118	 69% 22% 7%
17	GQ	118	 3% 67% 28%
18	AR	103	 4% 56% 40%
18	CR	103	 2% 56% 40%
18	ER	103	 % 59% 36%
18	GR	103	 6% 69% 26% 5%
19	AS	110	 4% 71% 22% 7%
19	CS	110	 2% 70% 25% 5%
19	ES	110	 68% 22% 10%
19	GS	110	 7% 65% 28% 7%
20	AT	100	 11% 44% 35% 14% 7%
20	CT	100	 9% 36% 50% 7% 7%
20	ET	100	 8% 52% 29% 12% 7%

Continued on next page...

Continued from previous page...

Mol	Chain	Length	Quality of chain
20	GT	100	
21	AU	104	
21	CU	104	
21	EU	104	
21	GU	104	
22	AV	94	
22	CV	94	
22	EV	94	
22	GV	94	
23	AW	85	
23	CW	85	
23	EW	85	
23	GW	85	
24	AX	78	
24	CX	78	
24	EX	78	
24	GX	78	
25	AY	63	
25	CY	63	
25	EY	63	
25	GY	63	
26	AZ	59	
26	CZ	59	
26	EZ	59	
26	GZ	59	

Continued on next page...

Continued from previous page...

Mol	Chain	Length	Quality of chain
27	A0	57	4% 67% 30% ..
27	C0	57	2% 70% 26% ..
27	E0	57	2% 75% 21% ..
27	G0	57	5% 67% 28% ..
28	A1	55	16% 51% 35% 5% 9%
28	C1	55	9% 51% 31% 9% 9%
28	E1	55	7% 60% 27% . 9%
28	G1	55	27% 65% 25% 9%
29	A2	46	2% 74% 24% .
29	C2	46	4% 72% 24% .
29	E2	46	2% 61% 33% ..
29	G2	46	4% 67% 28% .
30	A3	65	66% 29% ..
30	C3	65	74% 23% ..
30	E3	65	69% 23% 6% .
30	G3	65	2% 63% 31% 5% .
31	A4	38	3% 61% 32% 8%
31	C4	38	3% 55% 39% 5%
31	E4	38	61% 34% 5%
31	G4	38	3% 58% 34% 8%
32	A5	165	50% 28% 35% 21% 6% 10%
32	E5	165	62% 27% 36% 18% 6% 13%
33	BA	1542	2% 49% 39% 10% ..
33	DA	1542	2% 51% 37% 10% ..
33	FA	1542	2% 54% 35% 9% ..

Continued on next page...

Continued from previous page...

Mol	Chain	Length	Quality of chain
33	HA	1542	
34	BB	241	
34	DB	241	
34	FB	241	
34	HB	241	
35	BC	233	
35	DC	233	
35	FC	233	
35	HC	233	
36	BD	206	
36	DD	206	
36	FD	206	
36	HD	206	
37	BE	167	
37	DE	167	
37	FE	167	
37	HE	167	
38	BF	135	
38	DF	135	
38	FF	135	
38	HF	135	
39	BG	179	
39	DG	179	
39	FG	179	
39	HG	179	

Continued on next page...

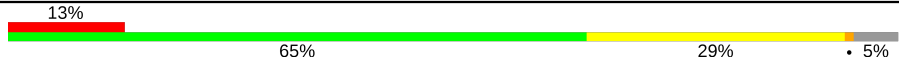
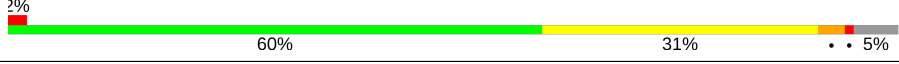




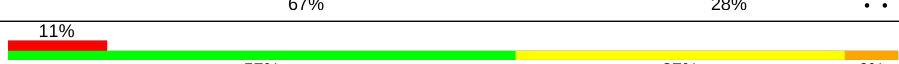
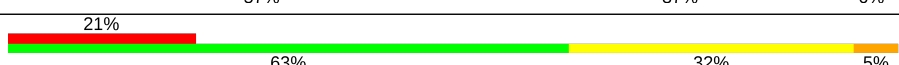
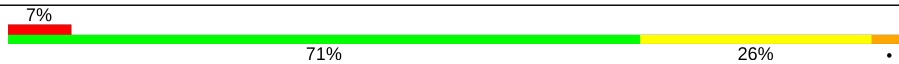


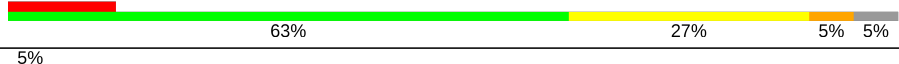


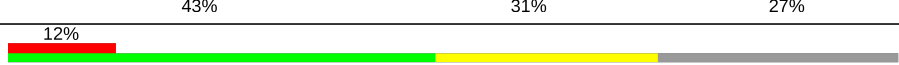

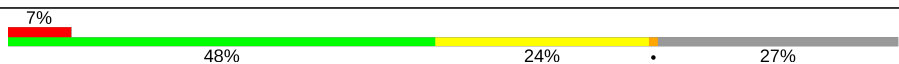


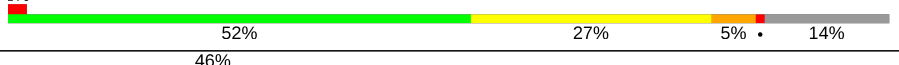







Continued from previous page...

Mol	Chain	Length	Quality of chain
40	BH	130	
40	DH	130	
40	FH	130	
40	HH	130	
41	BI	130	
41	DI	130	
41	FI	130	
41	HI	130	
42	BJ	103	
42	DJ	103	
42	FJ	103	
42	HJ	103	
43	BK	129	
43	DK	129	
43	FK	129	
43	HK	129	
44	BL	124	
44	DL	124	
44	FL	124	
44	HL	124	
45	BM	118	
45	DM	118	
45	FM	118	
45	HM	118	
46	BN	101	

Continued on next page...

Continued from previous page...

Mol	Chain	Length	Quality of chain
46	DN	101	
46	FN	101	
46	HN	101	
47	BO	89	
47	DO	89	
47	FO	89	
47	HO	89	
48	BP	82	
48	DP	82	
48	FP	82	
48	HP	82	
49	BQ	84	
49	DQ	84	
49	FQ	84	
49	HQ	84	
50	BR	75	
50	DR	75	
50	FR	75	
50	HR	75	
51	BS	92	
51	DS	92	
51	FS	92	
51	HS	92	
52	BT	87	
52	DT	87	

Continued on next page...

Continued from previous page...

Mol	Chain	Length	Quality of chain
52	FT	87	
52	HT	87	
53	BU	71	
53	DU	71	
53	FU	71	
53	HU	71	
54	BV	704	
54	DV	704	
54	FV	704	
54	HV	704	
55	BW	6	
55	DW	6	
55	FW	6	

The following table lists non-polymeric compounds, carbohydrate monomers and non-standard residues in protein, DNA, RNA chains that are outliers for geometric or electron-density-fit criteria:

Mol	Type	Chain	Res	Chirality	Geometry	Clashes	Electron density
55	KBE	BW	1	-	-	-	X
55	UAL	BW	5	-	-	-	X
55	5OH	BW	6	-	-	-	X
55	UAL	DW	5	-	-	-	X
55	5OH	DW	6	-	-	-	X
55	KBE	FW	1	-	-	-	X
55	DPP	FW	2	-	-	-	X
55	UAL	FW	5	-	-	-	X
55	5OH	FW	6	-	-	-	X

## 2 Entry composition

There are 59 unique types of molecules in this entry. The entry contains 590573 atoms, of which 0 are hydrogens and 0 are deuteriums.

In the tables below, the ZeroOcc column contains the number of atoms modelled with zero occupancy, the AltConf column contains the number of residues with at least one atom in alternate conformation and the Trace column contains the number of residues modelled with at most 2 atoms.

- Molecule 1 is a RNA chain called 23S rRNA.

Mol	Chain	Residues	Atoms					ZeroOcc	AltConf	Trace
			Total	C	N	O	P			
1	AA	2854	Total	C	N	O	P	0	0	0
			61274	27334	11279	19807	2854			
1	CA	2854	Total	C	N	O	P	0	0	0
			61274	27334	11279	19807	2854			
1	EA	2854	Total	C	N	O	P	0	0	0
			61274	27334	11279	19807	2854			
1	GA	2854	Total	C	N	O	P	0	0	0
			61274	27334	11279	19807	2854			

- Molecule 2 is a RNA chain called 5S rRNA.

Mol	Chain	Residues	Atoms					ZeroOcc	AltConf	Trace
			Total	C	N	O	P			
2	AB	118	Total	C	N	O	P	0	0	0
			2529	1126	464	821	118			
2	CB	118	Total	C	N	O	P	0	0	0
			2529	1126	464	821	118			
2	EB	118	Total	C	N	O	P	0	0	0
			2529	1126	464	821	118			
2	GB	118	Total	C	N	O	P	0	0	0
			2529	1126	464	821	118			

- Molecule 3 is a protein called 50S ribosomal protein L2.

Mol	Chain	Residues	Atoms					ZeroOcc	AltConf	Trace
			Total	C	N	O	S			
3	AC	271	Total	C	N	O	S	0	0	0
			2082	1288	423	364	7			
3	CC	271	Total	C	N	O	S	0	0	0
			2082	1288	423	364	7			
3	EC	271	Total	C	N	O	S	0	0	0
			2082	1288	423	364	7			
3	GC	271	Total	C	N	O	S	0	0	0
			2082	1288	423	364	7			

- Molecule 4 is a protein called 50S ribosomal protein L3.

Mol	Chain	Residues	Atoms					ZeroOcc	AltConf	Trace
			Total	C	N	O	S			
4	AD	209	Total 1565	C 979	N 288	O 294	S 4	0	0	0
4	CD	209	Total 1565	C 979	N 288	O 294	S 4	0	0	0
4	ED	209	Total 1565	C 979	N 288	O 294	S 4	0	0	0
4	GD	209	Total 1565	C 979	N 288	O 294	S 4	0	0	0

- Molecule 5 is a protein called 50S ribosomal protein L4.

Mol	Chain	Residues	Atoms					ZeroOcc	AltConf	Trace
			Total	C	N	O	S			
5	AE	201	Total 1552	C 974	N 283	O 290	S 5	0	0	0
5	CE	201	Total 1552	C 974	N 283	O 290	S 5	0	0	0
5	EE	201	Total 1552	C 974	N 283	O 290	S 5	0	0	0
5	GE	201	Total 1552	C 974	N 283	O 290	S 5	0	0	0

- Molecule 6 is a protein called 50S ribosomal protein L5.

Mol	Chain	Residues	Atoms					ZeroOcc	AltConf	Trace
			Total	C	N	O	S			
6	AF	177	Total 1410	C 899	N 249	O 256	S 6	0	0	0
6	CF	177	Total 1410	C 899	N 249	O 256	S 6	0	0	0
6	EF	177	Total 1410	C 899	N 249	O 256	S 6	0	0	0
6	GF	177	Total 1410	C 899	N 249	O 256	S 6	0	0	0

- Molecule 7 is a protein called 50S ribosomal protein L6.

Mol	Chain	Residues	Atoms					ZeroOcc	AltConf	Trace
			Total	C	N	O	S			
7	AG	176	Total 1323	C 832	N 243	O 246	S 2	0	0	0
7	CG	176	Total 1323	C 832	N 243	O 246	S 2	0	0	0
7	EG	176	Total 1323	C 832	N 243	O 246	S 2	0	0	0

*Continued on next page...*

*Continued from previous page...*

Mol	Chain	Residues	Atoms					ZeroOcc	AltConf	Trace
7	GG	176	Total	C	N	O	S	0	0	0
			1323	832	243	246	2			

- Molecule 8 is a protein called 50S ribosomal protein L9.

Mol	Chain	Residues	Atoms					ZeroOcc	AltConf	Trace
8	AH	50	Total	C	N	O	S	0	0	0
			384	247	68	68	1			
8	CH	50	Total	C	N	O	S	0	0	0
			384	247	68	68	1			
8	EH	50	Total	C	N	O	S	0	0	0
			384	247	68	68	1			
8	GH	50	Total	C	N	O	S	0	0	0
			384	247	68	68	1			

- Molecule 9 is a protein called 50S ribosomal protein L11.

Mol	Chain	Residues	Atoms					ZeroOcc	AltConf	Trace
9	AI	141	Total	C	N	O	S	0	0	0
			1032	651	179	196	6			
9	CI	141	Total	C	N	O	S	0	0	0
			1032	651	179	196	6			
9	EI	141	Total	C	N	O	S	0	0	0
			1032	651	179	196	6			
9	GI	141	Total	C	N	O	S	0	0	0
			1032	651	179	196	6			

- Molecule 10 is a protein called 50S ribosomal protein L13.

Mol	Chain	Residues	Atoms					ZeroOcc	AltConf	Trace
10	AJ	142	Total	C	N	O	S	0	0	0
			1129	714	212	199	4			
10	CJ	142	Total	C	N	O	S	0	0	0
			1129	714	212	199	4			
10	EJ	142	Total	C	N	O	S	0	0	0
			1129	714	212	199	4			
10	GJ	142	Total	C	N	O	S	0	0	0
			1129	714	212	199	4			

- Molecule 11 is a protein called 50S ribosomal protein L14.

Mol	Chain	Residues	Atoms					ZeroOcc	AltConf	Trace
11	AK	122	Total	C	N	O	S	0	0	0
			938	587	180	165	6			
11	CK	122	Total	C	N	O	S	0	0	0
			938	587	180	165	6			
11	EK	122	Total	C	N	O	S	0	0	0
			938	587	180	165	6			
11	GK	122	Total	C	N	O	S	0	0	0
			938	587	180	165	6			

- Molecule 12 is a protein called 50S ribosomal protein L15.

Mol	Chain	Residues	Atoms					ZeroOcc	AltConf	Trace
12	AL	143	Total	C	N	O	S	0	0	0
			1045	649	206	189	1			
12	CL	143	Total	C	N	O	S	0	0	0
			1045	649	206	189	1			
12	EL	143	Total	C	N	O	S	0	0	0
			1045	649	206	189	1			
12	GL	143	Total	C	N	O	S	0	0	0
			1045	649	206	189	1			

- Molecule 13 is a protein called 50S ribosomal protein L16.

Mol	Chain	Residues	Atoms					ZeroOcc	AltConf	Trace
13	AM	136	Total	C	N	O	S	0	0	0
			1074	686	205	177	6			
13	CM	136	Total	C	N	O	S	0	0	0
			1074	686	205	177	6			
13	EM	136	Total	C	N	O	S	0	0	0
			1074	686	205	177	6			
13	GM	136	Total	C	N	O	S	0	0	0
			1074	686	205	177	6			

- Molecule 14 is a protein called 50S ribosomal protein L17.

Mol	Chain	Residues	Atoms					ZeroOcc	AltConf	Trace
14	AN	120	Total	C	N	O	S	0	0	0
			960	593	196	166	5			
14	CN	120	Total	C	N	O	S	0	0	0
			960	593	196	166	5			
14	EN	120	Total	C	N	O	S	0	0	0
			960	593	196	166	5			

*Continued on next page...*

*Continued from previous page...*

Mol	Chain	Residues	Atoms					ZeroOcc	AltConf	Trace
14	GN	120	Total	C	N	O	S	0	0	0
			960	593	196	166	5			

- Molecule 15 is a protein called 50S ribosomal protein L18.

Mol	Chain	Residues	Atoms					ZeroOcc	AltConf	Trace
15	AO	116	Total	C	N	O		0	0	0
			892	552	178	162				
15	CO	116	Total	C	N	O		0	0	0
			892	552	178	162				
15	EO	116	Total	C	N	O		0	0	0
			892	552	178	162				
15	GO	116	Total	C	N	O		0	0	0
			892	552	178	162				

- Molecule 16 is a protein called 50S ribosomal protein L19.

Mol	Chain	Residues	Atoms					ZeroOcc	AltConf	Trace
16	AP	114	Total	C	N	O	S	0	0	0
			917	574	179	163	1			
16	CP	114	Total	C	N	O	S	0	0	0
			917	574	179	163	1			
16	EP	114	Total	C	N	O	S	0	0	0
			917	574	179	163	1			
16	GP	114	Total	C	N	O	S	0	0	0
			917	574	179	163	1			

- Molecule 17 is a protein called 50S ribosomal protein L20.

Mol	Chain	Residues	Atoms					ZeroOcc	AltConf	Trace
17	AQ	117	Total	C	N	O		0	0	0
			947	604	192	151				
17	CQ	117	Total	C	N	O		0	0	0
			947	604	192	151				
17	EQ	117	Total	C	N	O		0	0	0
			947	604	192	151				
17	GQ	117	Total	C	N	O		0	0	0
			947	604	192	151				

- Molecule 18 is a protein called 50S ribosomal protein L21.



Mol	Chain	Residues	Atoms					ZeroOcc	AltConf	Trace
18	AR	103	Total	C	N	O	S	0	0	0
			816	516	153	145	2			
18	CR	103	Total	C	N	O	S	0	0	0
			816	516	153	145	2			
18	ER	103	Total	C	N	O	S	0	0	0
			816	516	153	145	2			
18	GR	103	Total	C	N	O	S	0	0	0
			816	516	153	145	2			

- Molecule 19 is a protein called 50S ribosomal protein L22.

Mol	Chain	Residues	Atoms					ZeroOcc	AltConf	Trace
19	AS	110	Total	C	N	O	S	0	0	0
			857	532	166	156	3			
19	CS	110	Total	C	N	O	S	0	0	0
			857	532	166	156	3			
19	ES	110	Total	C	N	O	S	0	0	0
			857	532	166	156	3			
19	GS	110	Total	C	N	O	S	0	0	0
			857	532	166	156	3			

- Molecule 20 is a protein called 50S ribosomal protein L23.

Mol	Chain	Residues	Atoms					ZeroOcc	AltConf	Trace
20	AT	93	Total	C	N	O	S	0	0	0
			738	466	139	131	2			
20	CT	93	Total	C	N	O	S	0	0	0
			738	466	139	131	2			
20	ET	93	Total	C	N	O	S	0	0	0
			738	466	139	131	2			
20	GT	93	Total	C	N	O	S	0	0	0
			738	466	139	131	2			

- Molecule 21 is a protein called 50S ribosomal protein L24.

Mol	Chain	Residues	Atoms				ZeroOcc	AltConf	Trace
21	AU	102	Total	C	N	O	0	0	0
			779	492	146	141			
21	CU	102	Total	C	N	O	0	0	0
			779	492	146	141			
21	EU	102	Total	C	N	O	0	0	0
			779	492	146	141			

*Continued on next page...*

*Continued from previous page...*

Mol	Chain	Residues	Atoms				ZeroOcc	AltConf	Trace
21	GU	102	Total	C	N	O	0	0	0
			779	492	146	141			

- Molecule 22 is a protein called 50S ribosomal protein L25.

Mol	Chain	Residues	Atoms					ZeroOcc	AltConf	Trace
22	AV	94	Total	C	N	O	S	0	0	0
			753	479	137	134	3			
22	CV	94	Total	C	N	O	S	0	0	0
			753	479	137	134	3			
22	EV	94	Total	C	N	O	S	0	0	0
			753	479	137	134	3			
22	GV	94	Total	C	N	O	S	0	0	0
			753	479	137	134	3			

- Molecule 23 is a protein called 50S ribosomal protein L27.

Mol	Chain	Residues	Atoms					ZeroOcc	AltConf	Trace
23	AW	79	Total	C	N	O	S	0	0	0
			596	367	120	108	1			
23	CW	79	Total	C	N	O	S	0	0	0
			596	367	120	108	1			
23	EW	79	Total	C	N	O	S	0	0	0
			596	367	120	108	1			
23	GW	79	Total	C	N	O	S	0	0	0
			596	367	120	108	1			

- Molecule 24 is a protein called 50S ribosomal protein L28.

Mol	Chain	Residues	Atoms					ZeroOcc	AltConf	Trace
24	AX	77	Total	C	N	O	S	0	0	0
			625	388	129	106	2			
24	CX	77	Total	C	N	O	S	0	0	0
			625	388	129	106	2			
24	EX	77	Total	C	N	O	S	0	0	0
			625	388	129	106	2			
24	GX	77	Total	C	N	O	S	0	0	0
			625	388	129	106	2			

- Molecule 25 is a protein called 50S ribosomal protein L29.

Mol	Chain	Residues	Atoms					ZeroOcc	AltConf	Trace
25	AY	63	Total	C	N	O	S	0	0	0
			509	313	99	95	2			
25	CY	63	Total	C	N	O	S	0	0	0
			509	313	99	95	2			
25	EY	63	Total	C	N	O	S	0	0	0
			509	313	99	95	2			
25	GY	63	Total	C	N	O	S	0	0	0
			509	313	99	95	2			

- Molecule 26 is a protein called 50S ribosomal protein L30.

Mol	Chain	Residues	Atoms					ZeroOcc	AltConf	Trace
26	AZ	58	Total	C	N	O	S	0	0	0
			449	281	87	79	2			
26	CZ	58	Total	C	N	O	S	0	0	0
			449	281	87	79	2			
26	EZ	58	Total	C	N	O	S	0	0	0
			449	281	87	79	2			
26	GZ	58	Total	C	N	O	S	0	0	0
			449	281	87	79	2			

- Molecule 27 is a protein called 50S ribosomal protein L32.

Mol	Chain	Residues	Atoms					ZeroOcc	AltConf	Trace
27	A0	56	Total	C	N	O	S	0	0	0
			444	269	94	80	1			
27	C0	56	Total	C	N	O	S	0	0	0
			444	269	94	80	1			
27	E0	56	Total	C	N	O	S	0	0	0
			444	269	94	80	1			
27	G0	56	Total	C	N	O	S	0	0	0
			444	269	94	80	1			

- Molecule 28 is a protein called 50S ribosomal protein L33.

Mol	Chain	Residues	Atoms				ZeroOcc	AltConf	Trace
28	A1	50	Total	C	N	O	0	0	0
			409	263	75	71			
28	C1	50	Total	C	N	O	0	0	0
			409	263	75	71			
28	E1	50	Total	C	N	O	0	0	0
			409	263	75	71			

*Continued on next page...*

*Continued from previous page...*

Mol	Chain	Residues	Atoms				ZeroOcc	AltConf	Trace
			Total	C	N	O			
28	G1	50	409	263	75	71	0	0	0

- Molecule 29 is a protein called 50S ribosomal protein L34.

Mol	Chain	Residues	Atoms					ZeroOcc	AltConf	Trace
			Total	C	N	O	S			
29	A2	46	377	228	90	57	2	0	0	0
29	C2	46	377	228	90	57	2	0	0	0
29	E2	46	377	228	90	57	2	0	0	0
29	G2	46	377	228	90	57	2	0	0	0

- Molecule 30 is a protein called 50S ribosomal protein L35.

Mol	Chain	Residues	Atoms					ZeroOcc	AltConf	Trace
			Total	C	N	O	S			
30	A3	64	504	323	105	74	2	0	0	0
30	C3	64	504	323	105	74	2	0	0	0
30	E3	64	504	323	105	74	2	0	0	0
30	G3	64	504	323	105	74	2	0	0	0

- Molecule 31 is a protein called 50S ribosomal protein L36.

Mol	Chain	Residues	Atoms					ZeroOcc	AltConf	Trace
			Total	C	N	O	S			
31	A4	38	302	185	65	48	4	0	0	0
31	C4	38	302	185	65	48	4	0	0	0
31	E4	38	302	185	65	48	4	0	0	0
31	G4	38	302	185	65	48	4	0	0	0

- Molecule 32 is a protein called 50S ribosomal protein L10.

Mol	Chain	Residues	Atoms					ZeroOcc	AltConf	Trace
32	A5	148	Total	C	N	O	S	0	0	0
			1117	705	196	209	7			
32	E5	144	Total	C	N	O	S	0	0	0
			1092	691	192	202	7			

- Molecule 33 is a RNA chain called 16S rRNA.

Mol	Chain	Residues	Atoms					ZeroOcc	AltConf	Trace
33	BA	1533	Total	C	N	O	P	0	0	0
			32895	14671	6036	10655	1533			
33	DA	1533	Total	C	N	O	P	0	0	0
			32895	14671	6036	10655	1533			
33	FA	1533	Total	C	N	O	P	0	0	0
			32895	14671	6036	10655	1533			
33	HA	1533	Total	C	N	O	P	0	0	0
			32895	14671	6036	10655	1533			

- Molecule 34 is a protein called 30S ribosomal protein S2.

Mol	Chain	Residues	Atoms					ZeroOcc	AltConf	Trace
34	BB	218	Total	C	N	O	S	0	0	0
			1704	1081	305	311	7			
34	DB	218	Total	C	N	O	S	0	0	0
			1704	1081	305	311	7			
34	FB	218	Total	C	N	O	S	0	0	0
			1704	1081	305	311	7			
34	HB	218	Total	C	N	O	S	0	0	0
			1704	1081	305	311	7			

- Molecule 35 is a protein called 30S ribosomal protein S3.

Mol	Chain	Residues	Atoms					ZeroOcc	AltConf	Trace
35	BC	206	Total	C	N	O	S	0	0	0
			1624	1028	305	288	3			
35	DC	206	Total	C	N	O	S	0	0	0
			1624	1028	305	288	3			
35	FC	206	Total	C	N	O	S	0	0	0
			1624	1028	305	288	3			
35	HC	206	Total	C	N	O	S	0	0	0
			1624	1028	305	288	3			

- Molecule 36 is a protein called 30S ribosomal protein S4.

Mol	Chain	Residues	Atoms					ZeroOcc	AltConf	Trace
36	BD	205	Total	C	N	O	S	0	0	0
			1643	1026	315	298	4			
36	DD	205	Total	C	N	O	S	0	0	0
			1643	1026	315	298	4			
36	FD	205	Total	C	N	O	S	0	0	0
			1643	1026	315	298	4			
36	HD	205	Total	C	N	O	S	0	0	0
			1643	1026	315	298	4			

- Molecule 37 is a protein called 30S ribosomal protein S5.

Mol	Chain	Residues	Atoms					ZeroOcc	AltConf	Trace
37	BE	150	Total	C	N	O	S	0	0	0
			1105	687	211	201	6			
37	DE	150	Total	C	N	O	S	0	0	0
			1105	687	211	201	6			
37	FE	150	Total	C	N	O	S	0	0	0
			1105	687	211	201	6			
37	HE	150	Total	C	N	O	S	0	0	0
			1105	687	211	201	6			

- Molecule 38 is a protein called 30S ribosomal protein S6.

Mol	Chain	Residues	Atoms					ZeroOcc	AltConf	Trace
38	BF	100	Total	C	N	O	S	0	0	0
			817	515	148	148	6			
38	DF	100	Total	C	N	O	S	0	0	0
			817	515	148	148	6			
38	FF	100	Total	C	N	O	S	0	0	0
			817	515	148	148	6			
38	HF	100	Total	C	N	O	S	0	0	0
			817	515	148	148	6			

- Molecule 39 is a protein called 30S ribosomal protein S7.

Mol	Chain	Residues	Atoms					ZeroOcc	AltConf	Trace
39	BG	151	Total	C	N	O	S	0	0	0
			1181	735	227	215	4			
39	DG	151	Total	C	N	O	S	0	0	0
			1181	735	227	215	4			
39	FG	151	Total	C	N	O	S	0	0	0
			1181	735	227	215	4			

*Continued on next page...*

*Continued from previous page...*

Mol	Chain	Residues	Atoms					ZeroOcc	AltConf	Trace
			Total	C	N	O	S			
39	HG	151	1181	735	227	215	4	0	0	0

- Molecule 40 is a protein called 30S ribosomal protein S8.

Mol	Chain	Residues	Atoms					ZeroOcc	AltConf	Trace
			Total	C	N	O	S			
40	BH	129	979	616	173	184	6	0	0	0
40	DH	129	979	616	173	184	6	0	0	0
40	FH	129	979	616	173	184	6	0	0	0
40	HH	129	979	616	173	184	6	0	0	0

- Molecule 41 is a protein called 30S ribosomal protein S9.

Mol	Chain	Residues	Atoms					ZeroOcc	AltConf	Trace
			Total	C	N	O	S			
41	BI	127	1022	634	206	179	3	0	0	0
41	DI	127	1022	634	206	179	3	0	0	0
41	FI	127	1022	634	206	179	3	0	0	0
41	HI	127	1022	634	206	179	3	0	0	0

- Molecule 42 is a protein called 30S ribosomal protein S10.

Mol	Chain	Residues	Atoms					ZeroOcc	AltConf	Trace
			Total	C	N	O	S			
42	BJ	98	786	493	150	142	1	0	0	0
42	DJ	98	786	493	150	142	1	0	0	0
42	FJ	98	786	493	150	142	1	0	0	0
42	HJ	98	786	493	150	142	1	0	0	0

- Molecule 43 is a protein called 30S ribosomal protein S11.

Mol	Chain	Residues	Atoms					ZeroOcc	AltConf	Trace
43	BK	117	Total	C	N	O	S	0	0	0
			877	540	174	160	3			
43	DK	117	Total	C	N	O	S	0	0	0
			877	540	174	160	3			
43	FK	117	Total	C	N	O	S	0	0	0
			877	540	174	160	3			
43	HK	117	Total	C	N	O	S	0	0	0
			877	540	174	160	3			

- Molecule 44 is a protein called 30S ribosomal protein S12.

Mol	Chain	Residues	Atoms					ZeroOcc	AltConf	Trace
44	BL	123	Total	C	N	O	S	0	0	0
			955	590	196	165	4			
44	DL	123	Total	C	N	O	S	0	0	0
			955	590	196	165	4			
44	FL	123	Total	C	N	O	S	0	0	0
			955	590	196	165	4			
44	HL	123	Total	C	N	O	S	0	0	0
			955	590	196	165	4			

- Molecule 45 is a protein called 30S ribosomal protein S13.

Mol	Chain	Residues	Atoms					ZeroOcc	AltConf	Trace
45	BM	114	Total	C	N	O	S	0	0	0
			883	546	178	156	3			
45	DM	114	Total	C	N	O	S	0	0	0
			883	546	178	156	3			
45	FM	114	Total	C	N	O	S	0	0	0
			883	546	178	156	3			
45	HM	114	Total	C	N	O	S	0	0	0
			883	546	178	156	3			

- Molecule 46 is a protein called 30S ribosomal protein S14.

Mol	Chain	Residues	Atoms					ZeroOcc	AltConf	Trace
46	BN	96	Total	C	N	O	S	0	0	0
			774	483	160	128	3			
46	DN	96	Total	C	N	O	S	0	0	0
			774	483	160	128	3			
46	FN	96	Total	C	N	O	S	0	0	0
			774	483	160	128	3			

*Continued on next page...*



*Continued from previous page...*

Mol	Chain	Residues	Atoms					ZeroOcc	AltConf	Trace
			Total	C	N	O	S			
46	HN	96	774	483	160	128	3	0	0	0

- Molecule 47 is a protein called 30S ribosomal protein S15.

Mol	Chain	Residues	Atoms					ZeroOcc	AltConf	Trace
			Total	C	N	O	S			
47	BO	88	714	439	144	130	1	0	0	0
47	DO	88	714	439	144	130	1	0	0	0
47	FO	88	714	439	144	130	1	0	0	0
47	HO	88	714	439	144	130	1	0	0	0

- Molecule 48 is a protein called 30S ribosomal protein S16.

Mol	Chain	Residues	Atoms					ZeroOcc	AltConf	Trace
			Total	C	N	O	S			
48	BP	82	649	406	128	114	1	0	0	0
48	DP	82	649	406	128	114	1	0	0	0
48	FP	82	649	406	128	114	1	0	0	0
48	HP	82	649	406	128	114	1	0	0	0

- Molecule 49 is a protein called 30S ribosomal protein S17.

Mol	Chain	Residues	Atoms					ZeroOcc	AltConf	Trace
			Total	C	N	O	S			
49	BQ	80	648	411	121	113	3	0	0	0
49	DQ	80	648	411	121	113	3	0	0	0
49	FQ	80	648	411	121	113	3	0	0	0
49	HQ	80	648	411	121	113	3	0	0	0

- Molecule 50 is a protein called 30S ribosomal protein S18.

Mol	Chain	Residues	Atoms				ZeroOcc	AltConf	Trace
			Total	C	N	O			
50	BR	55	455	288	86	81	0	0	0
50	DR	55	455	288	86	81	0	0	0
50	FR	55	455	288	86	81	0	0	0
50	HR	55	455	288	86	81	0	0	0

- Molecule 51 is a protein called 30S ribosomal protein S19.

Mol	Chain	Residues	Atoms					ZeroOcc	AltConf	Trace
			Total	C	N	O	S			
51	BS	79	637	408	120	107	2	0	0	0
51	DS	79	637	408	120	107	2	0	0	0
51	FS	79	637	408	120	107	2	0	0	0
51	HS	79	637	408	120	107	2	0	0	0

- Molecule 52 is a protein called 30S ribosomal protein S20.

Mol	Chain	Residues	Atoms					ZeroOcc	AltConf	Trace
			Total	C	N	O	S			
52	BT	85	665	411	137	114	3	0	0	0
52	DT	85	665	411	137	114	3	0	0	0
52	FT	85	665	411	137	114	3	0	0	0
52	HT	85	665	411	137	114	3	0	0	0

- Molecule 53 is a protein called 30S ribosomal protein S21.

Mol	Chain	Residues	Atoms					ZeroOcc	AltConf	Trace
			Total	C	N	O	S			
53	BU	51	425	265	86	73	1	0	0	0
53	DU	51	425	265	86	73	1	0	0	0
53	FU	51	425	265	86	73	1	0	0	0

*Continued on next page...*

*Continued from previous page...*

Mol	Chain	Residues	Atoms					ZeroOcc	AltConf	Trace
53	HU	51	Total	C	N	O	S	0	0	0
			425	265	86	73	1			

- Molecule 54 is a protein called elongation factor G.

Mol	Chain	Residues	Atoms					ZeroOcc	AltConf	Trace
54	BV	689	Total	C	N	O	S	0	0	0
			5319	3345	919	1030	25			
54	DV	689	Total	C	N	O	S	0	0	0
			5319	3345	919	1030	25			
54	FV	689	Total	C	N	O	S	0	0	0
			5319	3345	919	1030	25			
54	HV	689	Total	C	N	O	S	0	0	0
			5319	3345	919	1030	25			

- Molecule 55 is a protein called Viomycin.

Mol	Chain	Residues	Atoms				ZeroOcc	AltConf	Trace
55	BW	6	Total	C	N	O	0	0	0
			48	25	13	10			
55	DW	6	Total	C	N	O	0	0	0
			48	25	13	10			
55	FW	6	Total	C	N	O	0	0	0
			48	25	13	10			

- Molecule 56 is MAGNESIUM ION (three-letter code: MG) (formula: Mg).

Mol	Chain	Residues	Atoms		ZeroOcc	AltConf
56	FA	41	Total	Mg	0	0
			41	41		
56	BA	40	Total	Mg	0	0
			40	40		
56	CA	134	Total	Mg	0	0
			134	134		
56	HE	1	Total	Mg	0	0
			1	1		
56	AB	4	Total	Mg	0	0
			4	4		
56	BL	1	Total	Mg	0	0
			1	1		
56	BE	1	Total	Mg	0	0
			1	1		

*Continued on next page...*

*Continued from previous page...*

Mol	Chain	Residues	Atoms	ZeroOcc	AltConf
56	GA	134	Total Mg 134 134	0	0
56	DU	1	Total Mg 1 1	0	0
56	EB	4	Total Mg 4 4	0	0
56	FU	1	Total Mg 1 1	0	0
56	FV	1	Total Mg 1 1	0	0
56	C4	1	Total Mg 1 1	0	0
56	AE	1	Total Mg 1 1	0	0
56	AA	130	Total Mg 130 130	0	0
56	FE	1	Total Mg 1 1	0	0
56	GB	4	Total Mg 4 4	0	0
56	DV	1	Total Mg 1 1	0	0
56	EA	133	Total Mg 133 133	0	0
56	BU	1	Total Mg 1 1	0	0
56	GC	1	Total Mg 1 1	0	0
56	AD	1	Total Mg 1 1	0	0
56	HT	1	Total Mg 1 1	0	0
56	GL	1	Total Mg 1 1	0	0
56	DA	42	Total Mg 42 42	0	0
56	EC	1	Total Mg 1 1	0	0
56	HC	1	Total Mg 1 1	0	0
56	BV	1	Total Mg 1 1	0	0

*Continued on next page...*

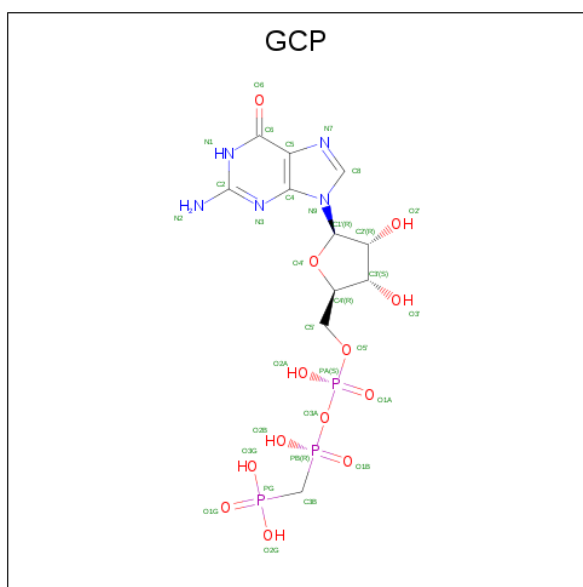
*Continued from previous page...*

Mol	Chain	Residues	Atoms	ZeroOcc	AltConf
56	CB	4	Total Mg 4 4	0	0
56	GS	1	Total Mg 1 1	0	0
56	AC	3	Total Mg 3 3	0	0
56	EQ	1	Total Mg 1 1	0	0
56	ED	2	Total Mg 2 2	0	0
56	CD	1	Total Mg 1 1	0	0
56	AT	1	Total Mg 1 1	0	0
56	CE	1	Total Mg 1 1	0	0
56	A3	1	Total Mg 1 1	0	0
56	HA	40	Total Mg 40 40	0	0
56	HV	1	Total Mg 1 1	0	0

- Molecule 57 is ZINC ION (three-letter code: ZN) (formula: Zn).

Mol	Chain	Residues	Atoms	ZeroOcc	AltConf
57	E4	1	Total Zn 1 1	0	0
57	G4	1	Total Zn 1 1	0	0
57	A4	1	Total Zn 1 1	0	0
57	C4	1	Total Zn 1 1	0	0

- Molecule 58 is PHOSPHOMETHYLPHOSPHONIC ACID GUANYLATE ESTER (three-letter code: GCP) (formula: C<sub>11</sub>H<sub>18</sub>N<sub>5</sub>O<sub>13</sub>P<sub>3</sub>).



Mol	Chain	Residues	Atoms					ZeroOcc	AltConf
			Total	C	N	O	P		
58	BV	1	Total 32	C 11	N 5	O 13	P 3	0	0
58	DV	1	Total 32	C 11	N 5	O 13	P 3	0	0
58	FV	1	Total 32	C 11	N 5	O 13	P 3	0	0
58	HV	1	Total 32	C 11	N 5	O 13	P 3	0	0

- Molecule 59 is water.

Mol	Chain	Residues	Atoms		ZeroOcc	AltConf
59	AA	608	Total 608	O 608	0	0
59	AB	19	Total 19	O 19	0	0
59	AC	10	Total 10	O 10	0	0
59	AD	3	Total 3	O 3	0	0
59	AE	1	Total 1	O 1	0	0
59	AJ	1	Total 1	O 1	0	0
59	AL	7	Total 7	O 7	0	0
59	AN	4	Total 4	O 4	0	0

*Continued on next page...*

*Continued from previous page...*

Mol	Chain	Residues	Atoms	ZeroOcc	AltConf
59	AP	1	Total O 1 1	0	0
59	AQ	1	Total O 1 1	0	0
59	AS	1	Total O 1 1	0	0
59	AU	1	Total O 1 1	0	0
59	A0	1	Total O 1 1	0	0
59	A3	1	Total O 1 1	0	0
59	A4	2	Total O 2 2	0	0
59	BA	197	Total O 197 197	0	0
59	BC	1	Total O 1 1	0	0
59	BD	1	Total O 1 1	0	0
59	BI	1	Total O 1 1	0	0
59	BK	1	Total O 1 1	0	0
59	BN	3	Total O 3 3	0	0
59	BT	2	Total O 2 2	0	0
59	BU	1	Total O 1 1	0	0
59	BV	1	Total O 1 1	0	0
59	CA	604	Total O 604 604	0	0
59	CB	20	Total O 20 20	0	0
59	CC	11	Total O 11 11	0	0
59	CD	3	Total O 3 3	0	0
59	CE	1	Total O 1 1	0	0

*Continued on next page...*

*Continued from previous page...*

Mol	Chain	Residues	Atoms	ZeroOcc	AltConf
59	CF	1	Total O 1 1	0	0
59	CJ	3	Total O 3 3	0	0
59	CL	6	Total O 6 6	0	0
59	CN	4	Total O 4 4	0	0
59	CS	1	Total O 1 1	0	0
59	CT	2	Total O 2 2	0	0
59	C2	1	Total O 1 1	0	0
59	C3	1	Total O 1 1	0	0
59	C4	2	Total O 2 2	0	0
59	DA	193	Total O 193 193	0	0
59	DC	1	Total O 1 1	0	0
59	DE	2	Total O 2 2	0	0
59	DG	1	Total O 1 1	0	0
59	DK	1	Total O 1 1	0	0
59	DL	1	Total O 1 1	0	0
59	DN	6	Total O 6 6	0	0
59	DQ	1	Total O 1 1	0	0
59	DT	1	Total O 1 1	0	0
59	DU	1	Total O 1 1	0	0
59	DV	1	Total O 1 1	0	0
59	EA	617	Total O 617 617	0	0

*Continued on next page...*



*Continued from previous page...*

Mol	Chain	Residues	Atoms	ZeroOcc	AltConf
59	EB	20	Total O 20 20	0	0
59	EC	8	Total O 8 8	0	0
59	ED	1	Total O 1 1	0	0
59	EL	4	Total O 4 4	0	0
59	EN	2	Total O 2 2	0	0
59	ER	1	Total O 1 1	0	0
59	ET	1	Total O 1 1	0	0
59	EU	1	Total O 1 1	0	0
59	E0	2	Total O 2 2	0	0
59	E3	2	Total O 2 2	0	0
59	E4	1	Total O 1 1	0	0
59	FA	198	Total O 198 198	0	0
59	FE	1	Total O 1 1	0	0
59	FK	1	Total O 1 1	0	0
59	FN	3	Total O 3 3	0	0
59	FQ	1	Total O 1 1	0	0
59	FT	4	Total O 4 4	0	0
59	FV	1	Total O 1 1	0	0
59	GA	607	Total O 607 607	0	0
59	GB	19	Total O 19 19	0	0
59	GC	9	Total O 9 9	0	0

*Continued on next page...*

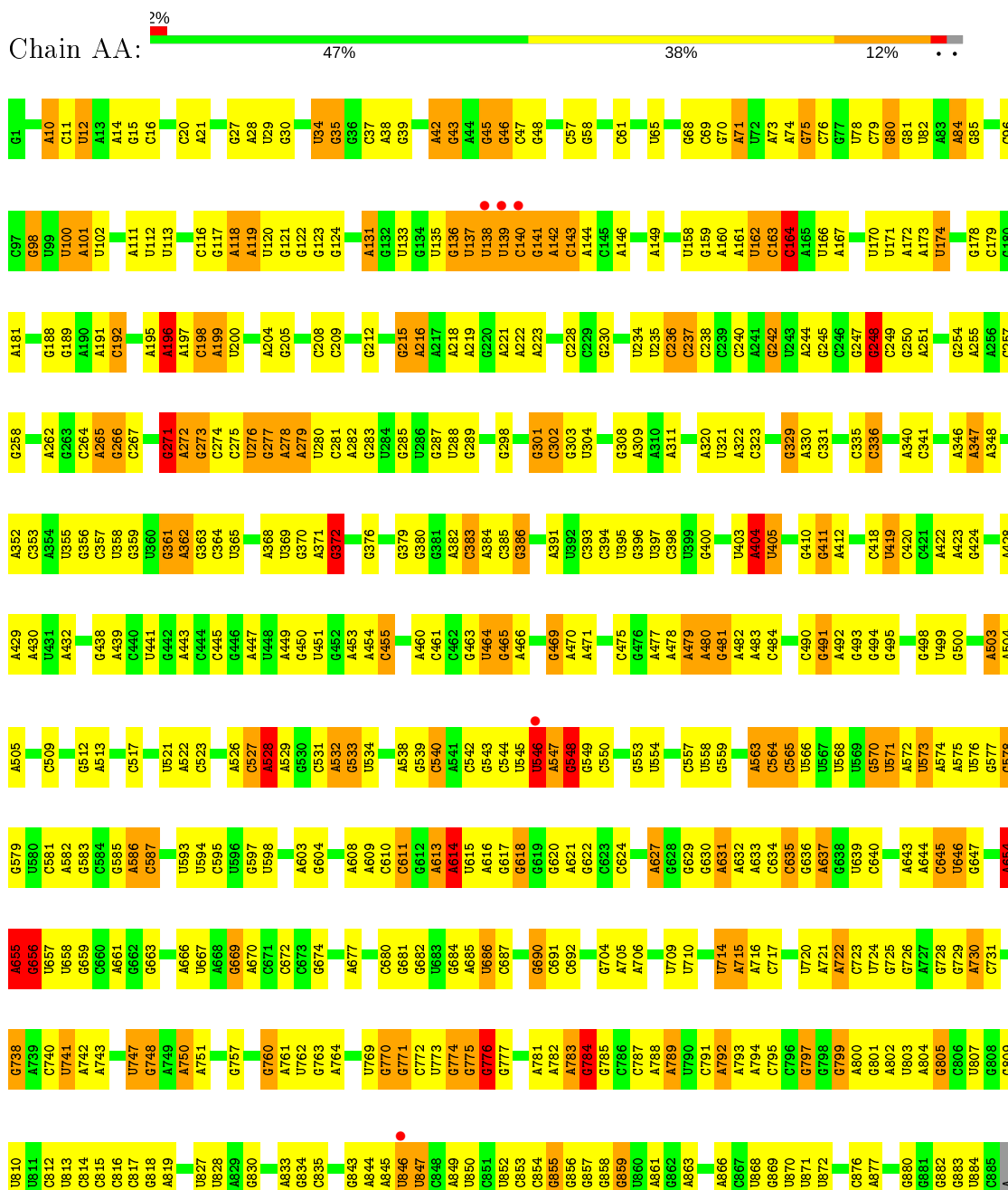
*Continued from previous page...*

Mol	Chain	Residues	Atoms	ZeroOcc	AltConf
59	GD	4	Total O 4 4	0	0
59	GE	2	Total O 2 2	0	0
59	GL	4	Total O 4 4	0	0
59	GN	3	Total O 3 3	0	0
59	GQ	1	Total O 1 1	0	0
59	GR	2	Total O 2 2	0	0
59	GS	1	Total O 1 1	0	0
59	GT	1	Total O 1 1	0	0
59	GU	2	Total O 2 2	0	0
59	GV	1	Total O 1 1	0	0
59	G2	2	Total O 2 2	0	0
59	G3	1	Total O 1 1	0	0
59	G4	1	Total O 1 1	0	0
59	HA	197	Total O 197 197	0	0
59	HD	1	Total O 1 1	0	0
59	HE	3	Total O 3 3	0	0
59	HN	5	Total O 5 5	0	0
59	HT	1	Total O 1 1	0	0
59	HU	1	Total O 1 1	0	0
59	HV	1	Total O 1 1	0	0

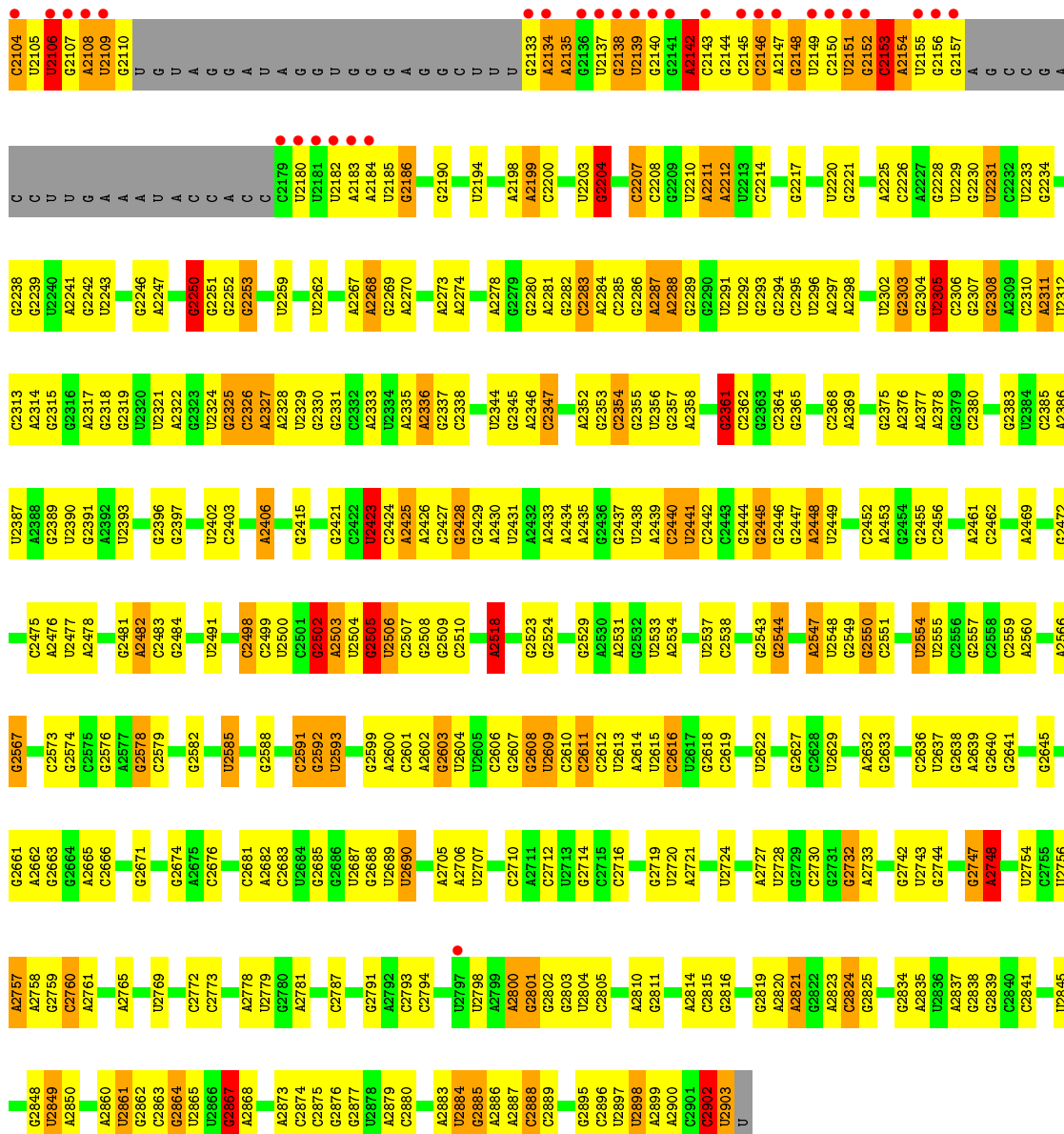
### 3 Residue-property plots

These plots are drawn for all protein, RNA and DNA chains in the entry. The first graphic for a chain summarises the proportions of the various outlier classes displayed in the second graphic. The second graphic shows the sequence view annotated by issues in geometry and electron density. Residues are color-coded according to the number of geometric quality criteria for which they contain at least one outlier: green = 0, yellow = 1, orange = 2 and red = 3 or more. A red dot above a residue indicates a poor fit to the electron density ( $RSRZ > 2$ ). Stretches of 2 or more consecutive residues without any outlier are shown as a green connector. Residues present in the sample, but not in the model, are shown in grey.

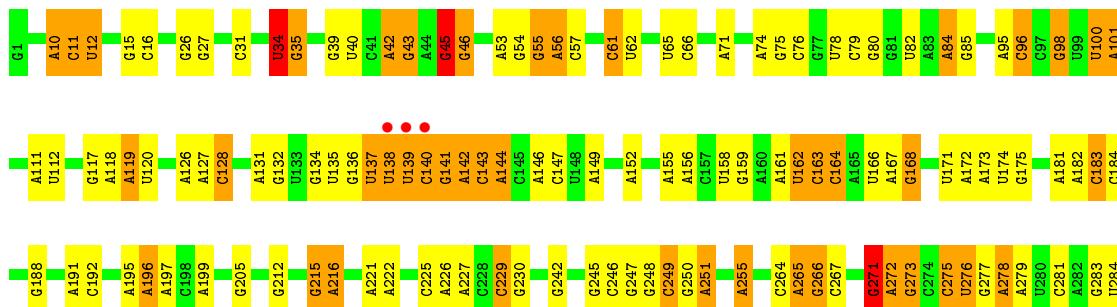
- Molecule 1: 23S rRNA



A2030	A1913	G1799	G1723	G1469	A1387	C1297	G1223	G1136	U1060	A981	U
C2021	C1914	C1800	G1643	A1469	G1388	C1298	G1223	G1137	U1061	C982	C
U2022	A1801	A1801	A1544	A1470	G1389	G1299	G1227	G1138	G1062	A983	C
C2023	A1916	A1802	G1645	G1644	U1390	G1300	G1227	G1139	G1063	A984	C
G2024	G1924	A1805	A1548	G1475	U1394	A1301	U1231	U1141	C1064	C985	G
U2025	C1806	G1806	A1551	G1476	A1395	C1305	G1232	A1142	U1065	A892	
G2027	A1807	G1807	A1555	U1477	U1396	A1306	C1233	A1146	U1066	C893	
A2030	A1928	A1808	G1556	G1478	U1397	A1307	U1234	C1146	A1067	A896	
A2031	G1929	A1809	C1556	C1479	A1398	A1308	G1235	C1150	G1068	C897	
G2032	G1930	G1811	A1652	C1480	G1399	A1309	G1236	C1151	A1070	C898	
A2033	G1935	U1812	C1565	U1481	G1399	C1400	A1237	A1151	G1071	A910	
G2038	A1936	G1813	A1566	G1482	G1401	C1315	G1239	C1161	A1073	A911	
U2038	A1937	G1814	G1567	G1483	U1402	U1316	G1240	C1165	G1074	A911	
A2038	A1938	A1815	G1568	U1486	A1403	G1317	U1244	A1166	C1075	G914	
C2043	U1939	G1816	A1569	U1487	U1405	C1319	G1245	C1167	C1076	C915	
C2047	U1943	U1818	C1574	C1493	U1406	A1322	A1246	G1168	U1078	G916	
C2050	G1944	U1820	U1578	A1494	G1440	A1327	A1247	A1169	C1079	A917	
A2051	G1945	G1823	G1581	A1495	U1411	A1328	G1249	G1171	A1080	A918	
G2052	U1955	G1824	C1582	A1496	U1412	U1329	G1250	C1172	U1081	U919	
A2054	C1957	G1828	A1583	G1500	A1416	C1330	C1251	U1173	U1082	A920	
C2055	G1958	A1829	U1584	G1501	C1417	G1331	G1252	U1174	U1083	C921	
G2056	U1964	C1830	C1585	A1504	G1448	G1332	A1253	A1175	A1084	G922	
G2057	G1967	G1831	A1586	A1504	A1419	A1336	A1254	U1176	A1085	G923	
A2058	U1967	C1832	C1587	A1508	A1420	G1337	U1255	C1177	A1086	A927	
G2059	G1968	C1833	A1591	A1509	G1424	G1338	G1256	C1178	A1088	U931	
A2060	A1969	U1841	C1592	A1510	G1425	G1339	C1257	C1179	A1089	U932	
G2061	G1842	G1842	A1593	G1511	G1426	U1340	G1259	U1181	A1090	A933	
A2062	U1971	C1843	U1594	C1512	A1427	G1341	A1260	G1182	G1091	U934	
C2065	G1972	A1847	C1595	U1514	C1428	A1342	C1261	U1183	A1092	C935	
G2066	G1975	A1848	G1601	A1515	G1429	G1343	A1262	U1184	U1094	A941	
G2067	U1976	A1853	U1602	A1516	A1431	U1344	U1263	G1185	U1097	G1025	
U2068	A1977	A1853	A1603	C1517	A1431	C1350	A1265	G1186	A1098	G1026	
A2070	G1980	C1857	C1604	G1519	A1434	A1351	G1266	G1187	A1099	A1027	
A2071	U1981	A1858	C1605	C1520	G1435	U1352	U1267	U1188	U1105	A1028	
C2072	G1989	G1858	C1606	U1521	G1436	G1360	A1268	G1189	G1106	A1029	
U2076	U1991	A1865	C1607	A1522	C1437	G1360	A1269	G1190	G1107	C1030	
U2081	G1992	A1866	A1608	U1523	U1438	G1364	G1270	G1193	G1110	A1032	
A2082	U1993	G1869	A1610	G1524	G1441	A1365	G1271	C1196	A1111	U1033	
G2087	C1996	C1870	G1613	A1525	U1442	A1368	A1272	G1197	A1112	G1041	
G2089	U1997	A1871	A1616	C1526	G1444	G1369	A1276	U1198	G1113	G1041	
A2094	A1998	A1872	G1619	G1529	C1447	G1370	G1279	U1199	C1114	A1045	
A2097	C2006	G1875	G1622	C1530	G1448	G1371	G1280	G1202	G1122	G1047	
U2098	U2007	G1878	G1623	C1531	G1452	G1377	G1281	A1205	G1125	G1051	
U2099	A2015	C1879	U1624	A1532	G1452	A1378	A1285	C1207	A1126	C1052	
G2100	U2016	G1884	U1625	A1533	U1456	G1380	A1286	G1215	U1130	C1053	
C2103	G2100	G1906	A1626	A1535	U1457	A1383	A1287	G1216	G1131	A1054	
	A2019		G1627	C1536	G1458	A1384	G1288	U1219	U1132	G1055	
			A1722	U1539	G1459	A1385	C1291	G1220	A1133	G1056	
						A1385			A1134	U1057	
						A1386			A1135	G1059	

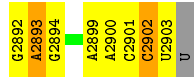


● Molecule 1: 23S rRNA

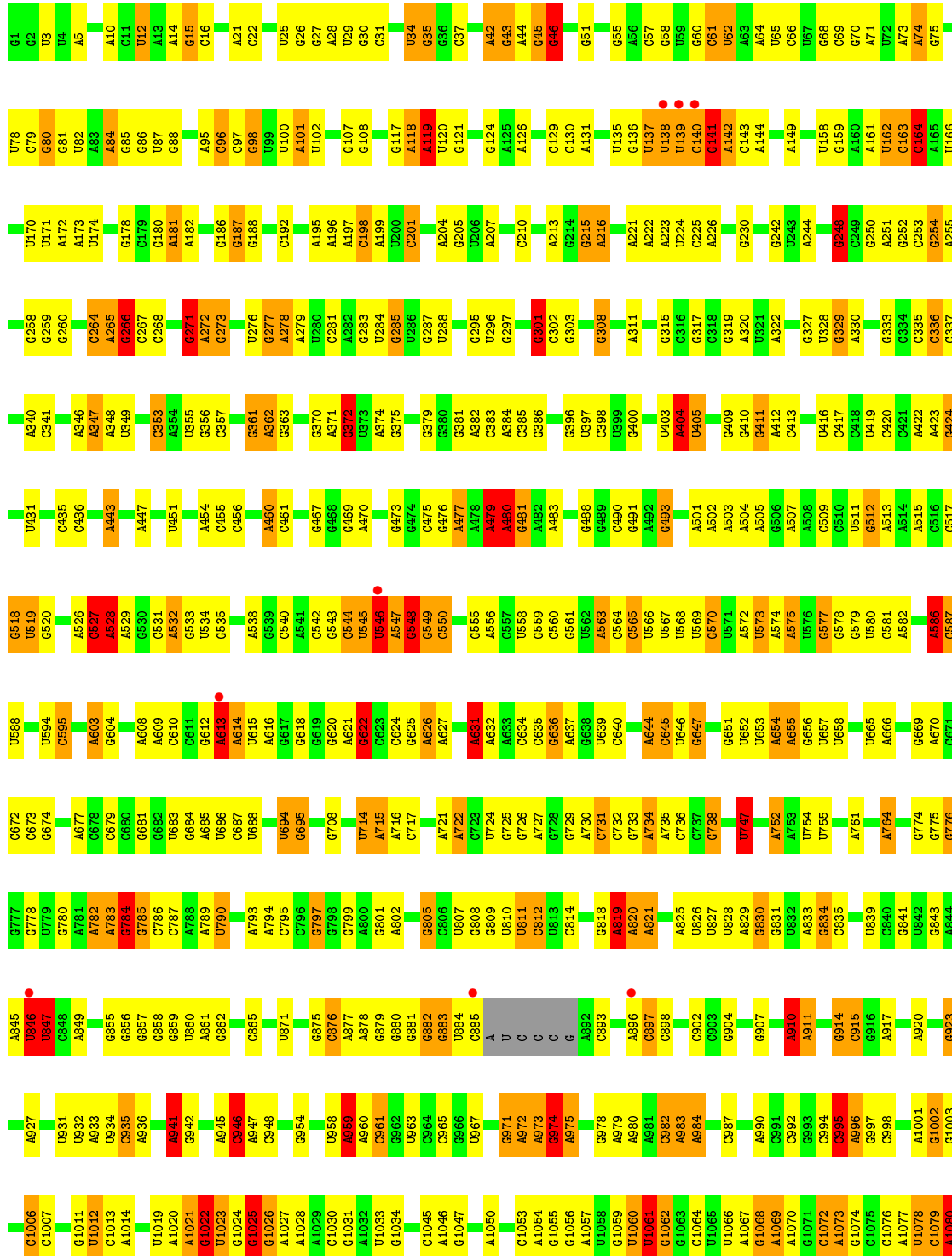


U1520	G1425	G1332	G1250	G1157	C1075	G993	A910	U826	G732	C564	C484	C383	G285
G1521	G1426	C1335	A1253	G1160	C1076	C994	A911	U827	G733	C565	C485	A384	U286
U1522	A1254	G1336	A1254	C1161	U1077	C995	C912	U828	G738	U566	C486	C385	C387
G1523	G1337	G1337	A1255	G1164	C1079	A996	G913	A829	C740	U567	G386	U288	U288
U1524	A1325	G1341	G1256	A1165	A1080	U999	U914	G830	C740	U568	G489	U387	U296
C1526	G1436	A1166	C1257	A1166	U1081	A1000	C915	G831	U744	U570	G491	G388	C297
G1527	C1342	G1342	A1257	C1167	U1082	A1001	U919	U832	U745	U571	G492	G389	G298
C1533	G1343	G1343	A1262	U1083	U1083	A833	U919	A833	G745	A572	G493	A299	G299
U1534	U1344	G1344	U1263	A1084	G1003	G834	C922	G834	U746	U573	G494	G301	A300
A1539	A1349	C1349	A1264	A1169	U1004	U1004	C922	U747	U747	A574	G495	G302	A302
U1535	U1440	C1349	A1265	C1170	A1086	G1005	G923	G843	G748	U575	G496	G401	A309
C1536	G1441	U1372	G1266	G1171	A1087	C1006	U929	A844	U752	U576	A402	A401	A310
G1537	U1442	A1385	U1267	U1174	A1088	C1007	U930	A845	A752	G577	A503	A402	A310
C1541	U1443	A1353	A1268	A1175	A1089	A1008	G930	U846	A754	G578	A504	U403	A311
A1544	A1354	A1354	A1269	A1090	A1090	U1009	G931	U847	U754	G579	A505	U404	A311
A1549	U1447	G1355	C1270	U1176	A1010	A1010	U932	G659	G760	U580	G506	U405	A311
C1550	G1448	G1358	A1271	G1177	G1093	C853	A933	C660	G760	C581	A507	G411	G315
G1558	G1452	A1359	A1272	C1178	U1094	C854	A936	A582	A761	A582	A508	A412	C316
A1566	A1453	G1390	U1273	G1179	U1097	G855	C937	G671	C765	G583	C509	C413	C323
A1569	U1458	A1365	G1277	U1181	A1105	G856	U947	G672	U766	A586	C510	C414	A324
U1570	G1459	G1368	C1278	G1186	A1106	G857	A941	U667	U767	C587	U511	C415	A324
A1572	U1460	U1372	G1280	G1187	C1100	G858	U945	G669	G771	U588	G512	A415	A324
U1578	A1469	G1382	G1281	U1188	U1101	G859	C946	A670	G772	U589	A514	U416	G329
U1578	U1474	U1373	A1286	G1189	C1102	U860	C946	A671	C772	A590	A514	C417	A330
G1581	G1475	A1378	U1287	A1190	G1025	G862	C948	G672	U773	U591	C517	C418	G333
C1582	U1476	U1379	G1288	G1190	A1026	G865	C948	G673	U774	A592	C420	C334	C420
U1584	A1477	G1380	G1289	A1205	A1027	C866	U955	G674	G775	U593	C523	C335	C421
C1585	G1478	G1381	C1293	G1206	A1028	A866	G954	A675	G776	U594	G527	C336	C422
A1593	U1482	A1382	U1294	C1207	A1029	G869	G956	A676	G777	C527	A529	A423	C337
U1594	G1483	U1385	G1296	G1215	C1108	U870	G957	A677	G778	U597	A532	G424	G338
C1595	U1484	C1386	A1300	U1219	G1110	G874	U958	G878	G779	G597	A532	U431	A345
U1602	U1485	A1387	A1301	C1220	G1111	C875	U958	A877	G780	G604	G533	G442	A346
C1604	U1487	U1392	G1305	C1221	G1112	A878	U963	A878	A781	A608	G538	U445	A347
G1605	A1493	A1392	C1306	G1222	U1124	G879	C964	A879	C787	A609	G539	G450	A348
C1606	U1494	U1394	G1306	G1223	G1125	G880	U964	A880	A788	U612	A541	G455	A349
U1607	A1495	A1395	C1306	A1226	A1126	G881	G971	A881	C787	U613	A542	C455	U355
A1609	G1500	U1396	G1310	U1227	A1132	G882	A972	A882	U790	U614	G543	G460	G356
C1610	G1501	G1397	U1311	G1232	A1133	G883	A975	A883	C791	A616	U545	C461	C357
A1610	U1502	U1397	C1311	A1232	A1134	U884	A975	U884	A792	G617	U546	G465	G361
C1607	A1504	G1401	U1312	C1233	C1135	A	A979	A	A793	U618	A547	A362	A362
A1609	U1504	G1401	U1313	U1234	G1136	U	A980	U	A794	G619	G548	G468	A362
U1610	A1508	U1401	G1316	G1235	G1137	C	A981	C	C795	G620	G549	G469	U365
G1613	A1509	U1406	U1317	G1236	G1138	C	A982	C	C796	A621	C550	A470	U365
A1614	G1510	U1407	A1322	A1238	C1140	G	C982	C	G797	G622	G553	G473	G370
C1615	U1513	G1416	A1323	U1240	U1141	A892	A983	A	A802	A627	U554	G473	A371
G1617	G1514	A1416	G1324	U1241	A1143	A893	C985	G	G805	A631	C557	C475	G372
A1618	U1515	U1419	A1244	A1244	A1144	A894	A988	A892	G805	A631	U558	C475	U373
G1619	G1516	A1420	A1247	A1247	C1152	A896	G989	A896	G812	C634	G559	A478	A374
U1620	U1517	G1421	U1248	U1249	C1153	C897	A990	A899	G818	C635	C560	A479	A374
G1621	G1519	U1422	U1249	U1249	A1156	A900	C991	A900	C818	G636	U560	A480	A374

G2795	G2796	G2797	G2798	G2799	A2800	G2801	G2802	G2710	G2711	G2714	G2715	G2716	G2719	G2720	G2721	G2722	G2723	G2724	G2725	G2726	G2727	G2728	G2729	G2730	G2731	G2732	G2733	G2734	A1735	G1736	G1737	G1738	G1739	G1740	A1635	A1636	A1637	U1647	U1648	U1649	A1652	G1653	A1654	A1655	A1656	G1657	A1663	A1668	A1669	G1670	A1671	A1672	G1673	G1674	G1675	A1676	A1677	G1684	G1685	G1686	U1709	G1710	A1713	U1714	G1715	G1719	U1720	G1723	G1724	U1725	C1726	G1727	A1801	A1802	U1729	G1730	G1731	A1808
G1906	G1811	U1812	G1813	G1814	G1815	G1816	G1817	U1818	U1819	U1820	G1824	U1825	G1826	U1827	U1828	A1913	U1914	U1915	A1916	U1917	G1921	A1927	A1928	G1929	U1930	A1936	A1937	G1938	U1939	U1943	U1944	U1945	U1951	U1955	U1963	U1967	A1970	U1971	G1972	U1851	U1852	A1853	G1857	A1858	A1866	G1867	G1868	G1869	G1870	A1871	A1872	G1873	G1874	U1875	U1878	G1884	U1888	A1889	A1900	A1901	A1902	A1903	A2014	A2015														
A2015	U2016	U2017	A2018	U2019	G2110	C	U	A	C	C	A	A	U	C	A	A2020	G2021	U2022	G2023	G2024	G2027	A2080	A2031	G2032	A2033	A2037	G2038	U2039	G2040	C2043	G2046	A2052	G2053	A2054	C2055	G2056	A2060	G2061	A2062	C2063	G2064	C2065	G2069	A2070	A2071	C2072	U2075	U2076	G2087	A2094	A2095	C2096	A2097	A2101	G2102	C2103	C2104	U2105																				
U2106	G2107	A2108	U2109	G2110	U	C	U	A	C	C	A	A	U	C	A	C2179	U2180	U2181	U2182	U2183	U2184	U2185	U2186	U2187	U2188	U2189	G2193	U2194	G2198	G2199	A2199	G2200	U2202	G2203	G2204	C2207	C2208	G2209	U2210	A2211	A2212	U2213	C2214	C2222	G2223	G2224	A2225	C2226	G2230	U2231	G2232	C	G	C	C	G	C	G	C	C	C	C	C															
U2243	U2244	U2245	G2246	A2247	G2248	U2249	G2250	U2259	G2260	C2263	A2267	A2268	G2269	A2270	A2273	A2274	A2278	G2279	G2280	A2281	G2282	G2283	A2284	G2285	G2286	A2287	A2288	G2289	G2290	G2293	G2294	A2297	G2304	U2305	C2306	G2307	G2308	A2311	U2312	G2313	A2314	G2315	G2316	A2317	G2318	G2319	U2320	U2321	A2322	G2414	G2415																											
U2324	G2325	C2326	A2327	G2328	G2329	G2330	G2331	G2332	A2335	A2336	G2337	C2338	C2339	A2340	G2341	G2345	A2346	U2348	G2351	A2352	G2353	G2354	A2356	G2361	G2362	G2363	C2364	G2365	G2368	A2381	G2382	G2383	U2384	C2385	U2386	U2387	A2388	G2389	A2392	U2393	G2396	U2402	C2403	A2406	G2414	A2414	G2415	G2416	A2417	G2418	G2419	G2502	A2503	U2504																								
U2419	G2420	U2423	A2424	A2425	A2426	G2427	G2428	U2429	A2430	U2431	A2432	A2433	A2434	G2435	A2436	G2437	U2438	A2439	G2440	U2441	G2443	G2444	G2447	A2448	G2455	G2456	G2457	G2458	G2465	G2466	A2469	U2473	U2474	G2475	A2476	U2477	A2478	G2484	G2485	U2489	G2490	U2491	G2498	C2499	G2502	A2503	U2504																															
G2505	U2506	C2507	A2513	A2516	A2517	A2518	A2519	C2521	G2526	C2527	U2528	G2529	A2530	A2531	U2537	C2538	C2539	A2542	G2543	G2544	G2545	U2546	A2547	U2548	C2551	U2552	U2553	U2554	U2555	C2556	C2557	C2558	A2566	G2567	U2568	C2573	G2576	A2577	G2578	G2582	G2583	U2584	U2585	U2586	A2587	G2588	A2589	A2590	C2591																													
G2592	U2593	C2594	G2599	A2600	G2601	A2602	U2604	U2605	G2606	G2607	G2608	U2609	U2613	G2621	U2622	G2623	U2629	G2645	A2657	G2658	G2659	G2661	A2662	G2663	G2666	C2667	G2671	A2675	C2676	G2677	C2678	A2682	C2683	U2684	G2685	U2686	U2687	G2688	U2689	U2690	G2698	C2699	A2700																																			
C2704	A2705	G2706	G2707	G2708	G2709	G2710	A2711	G2714	G2715	G2716	G2719	U2720	G2721	U2728	G2729	A2733	A2740	A2741	G2742	U2743	G2744	C2745	U2746	A2747	A2748	G2751	C2755	U2756	A2757	A2758	G2759	C2760	A2761	A2765	A2766	U2769	G2775	A2778	U2779	U2783	U2784	A2788	U2789	C2787	U2790	A2886	A2887																															
G2795	G2796	G2797	G2798	G2799	A2800	G2801	G2802	G2710	G2711	G2714	G2715	G2716	G2719	G2720	G2721	G2722	G2723	G2724	G2725	G2726	G2727	G2728	G2729	G2730	G2731	G2732	G2733	G2734	A1735	G1736	G1737	G1738	G1739	G1740	A1635	A1636	A1637	U1647	U1648	U1649	A1652	G1653	A1654	A1655	A1656	G1657	A1663	A1668	A1669	G1670	A1671	A1672	G1673	G1674	G1675	A1676	A1677	G1684	G1685	G1686	U1709	G1710	A1713	U1714	G1715	G1719	U1720	G1723	G1724	U1725	C1726	G1727	A1801	A1802	U1729	G1730	G1731	A1808

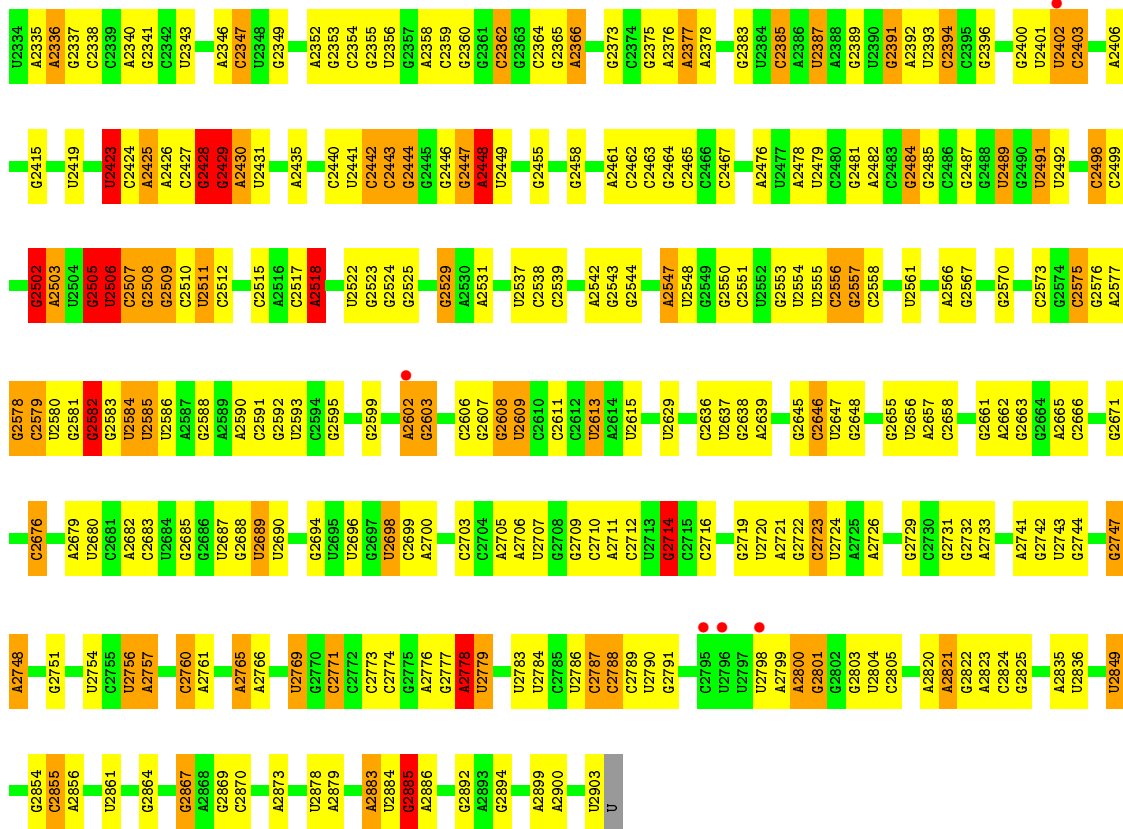


• Molecule 1: 23S rRNA

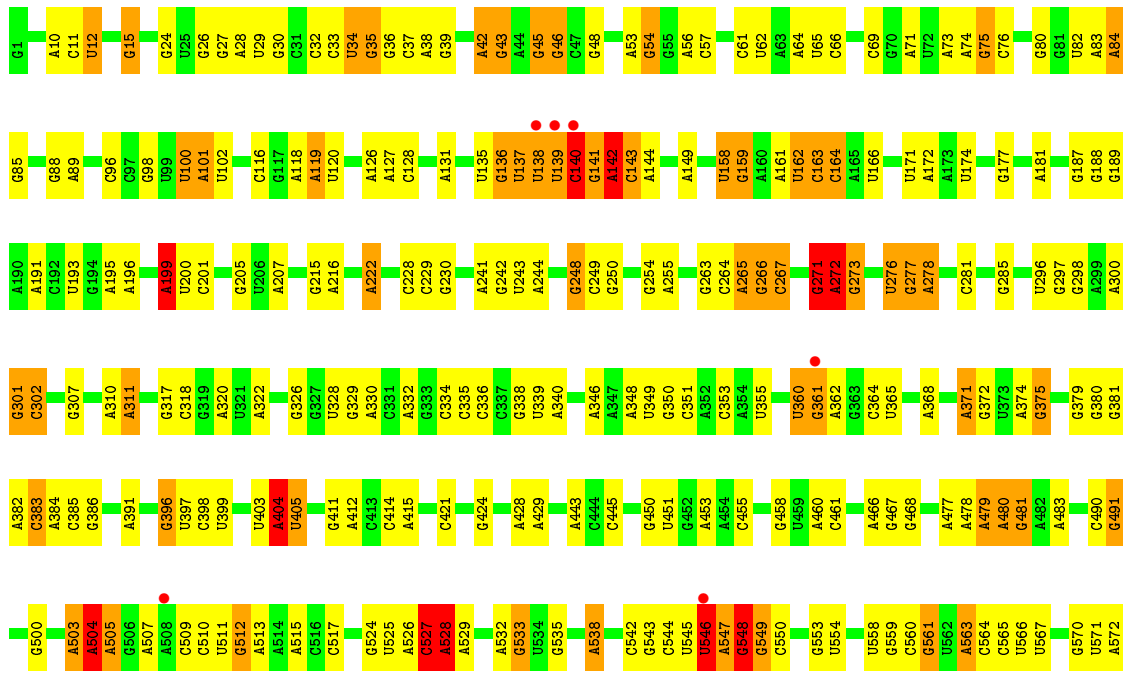


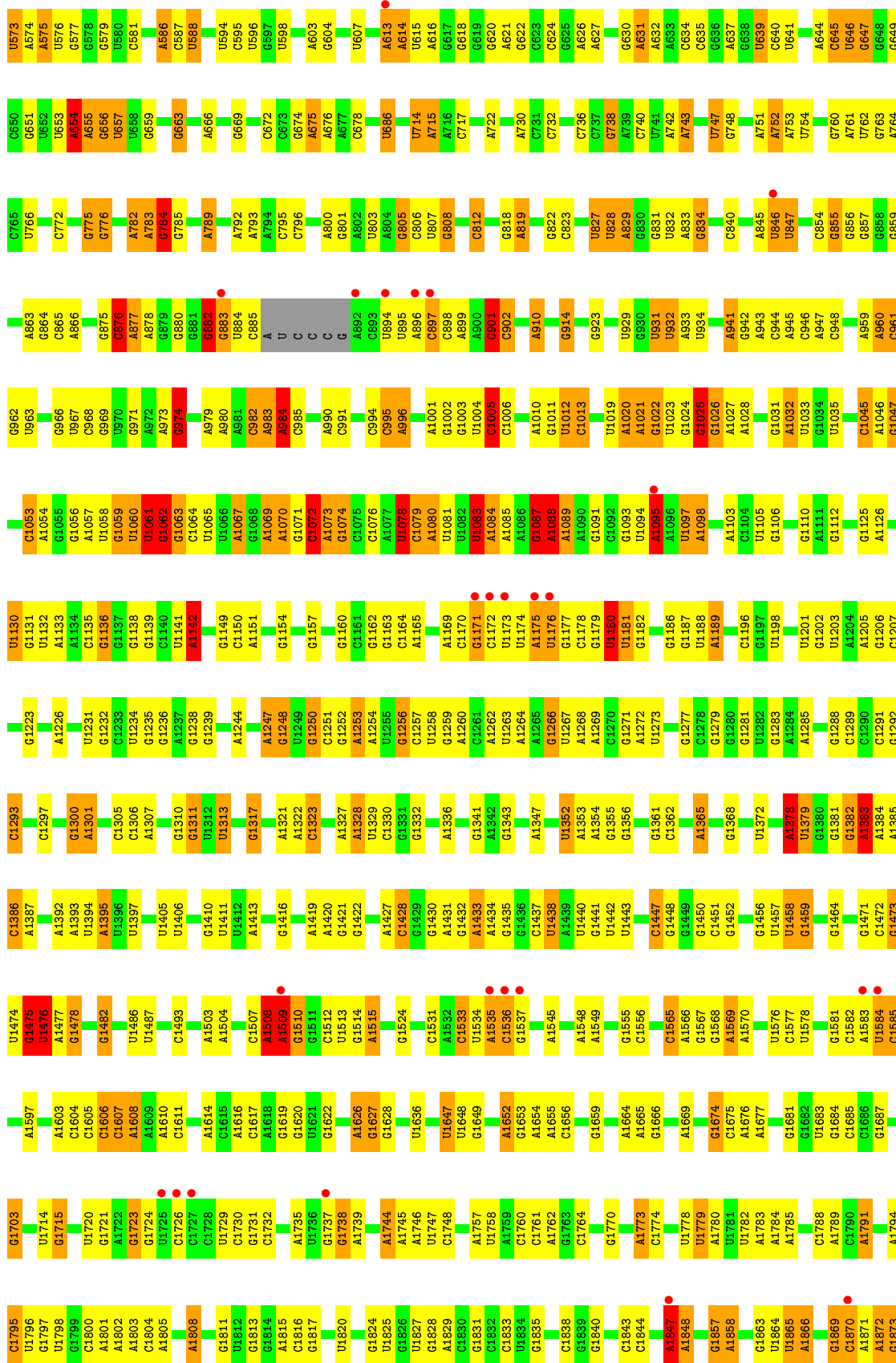


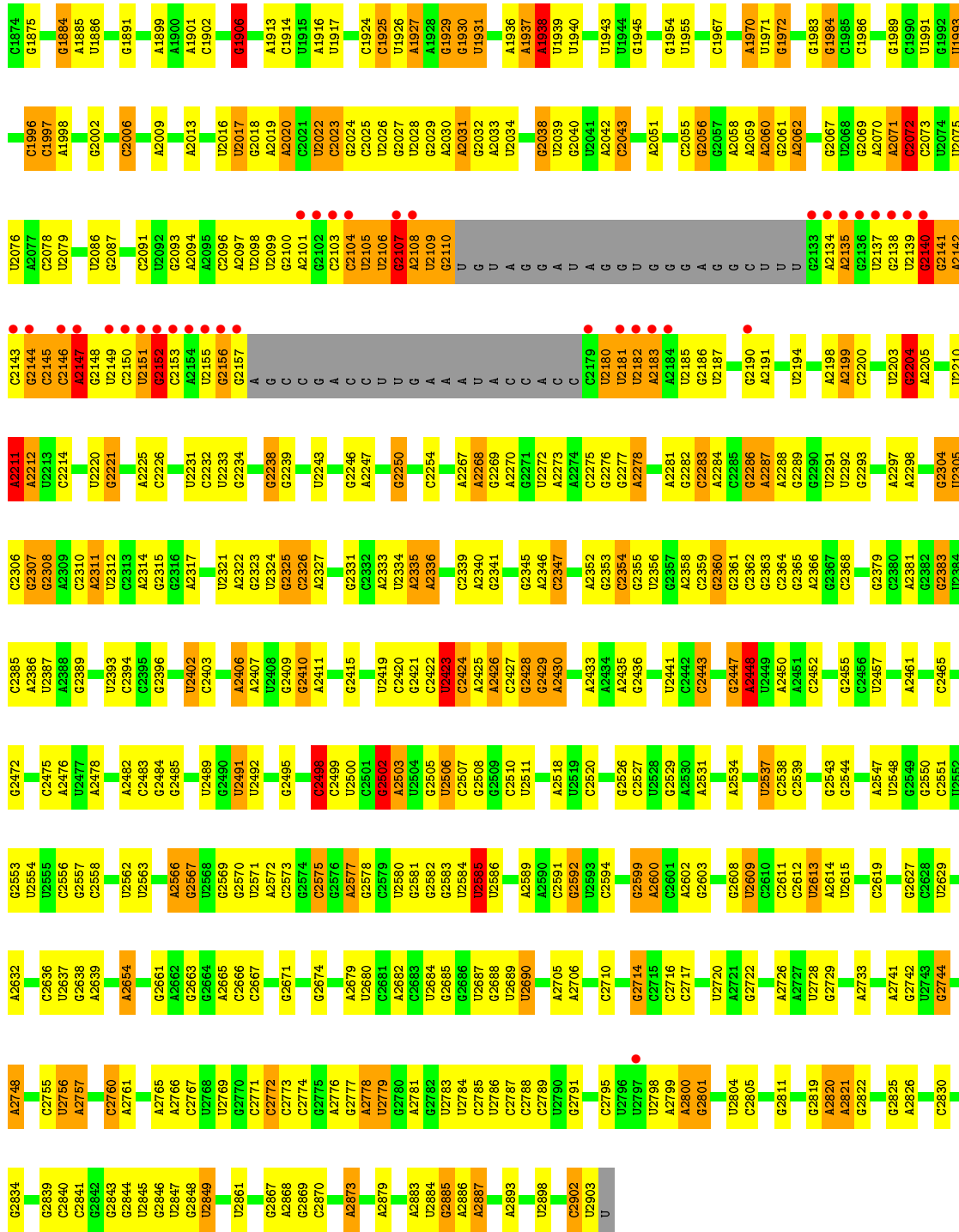




• Molecule 1: 23S rRNA







• Molecule 2: 5S rRNA





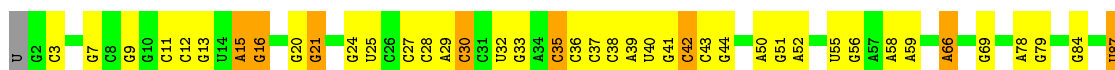
- Molecule 2: 5S rRNA

Chain CB: 54% 33% 10% ..



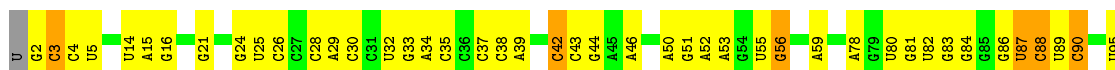
- Molecule 2: 5S rRNA

Chain EB: 51% 35% 13% .



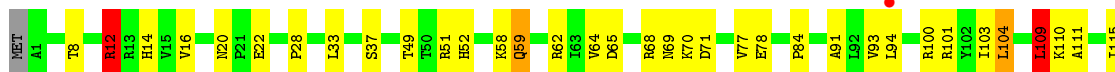
- Molecule 2: 5S rRNA

Chain GB: % 52% 40% 6% ..



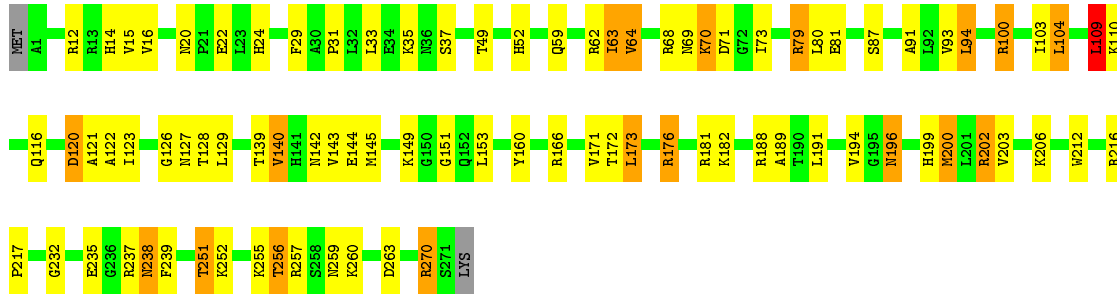
- Molecule 3: 50S ribosomal protein L2

Chain AC: 68% 28% ...

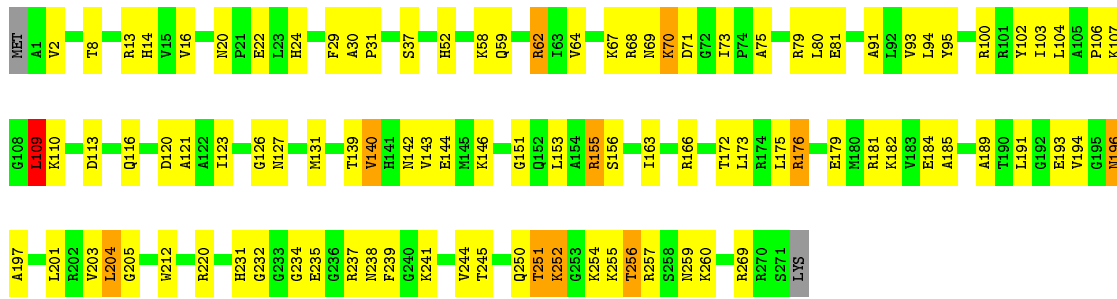


- Molecule 3: 50S ribosomal protein L2

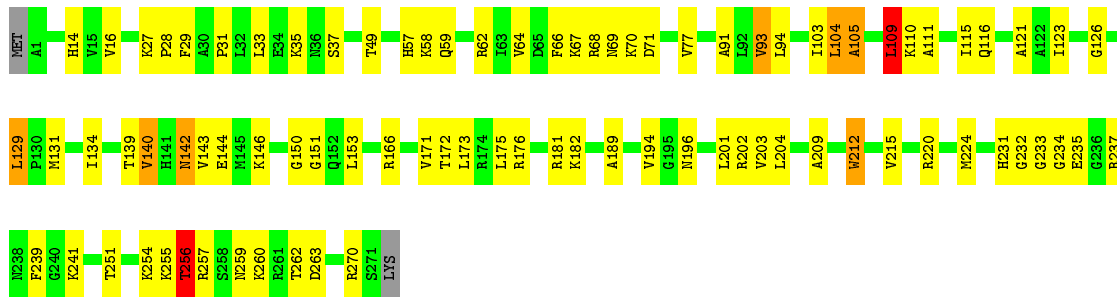
Chain CC: 67% 25% 7% .



• Molecule 3: 50S ribosomal protein L2



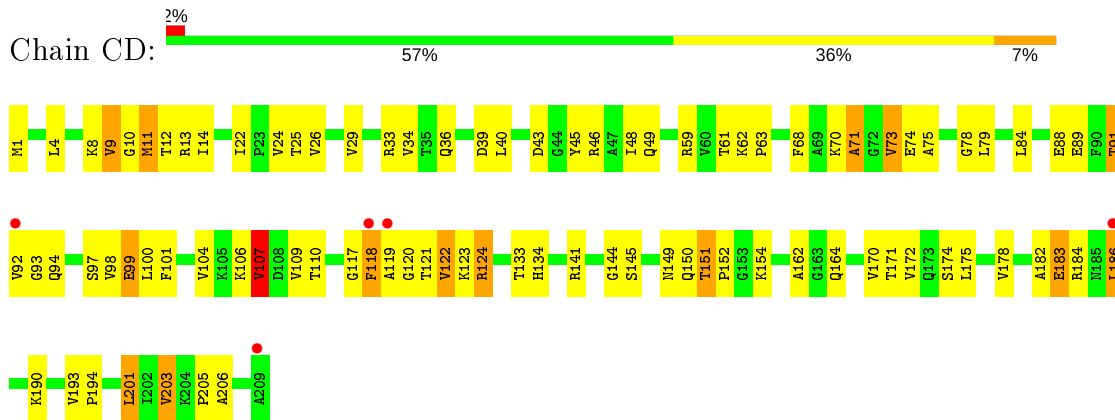
• Molecule 3: 50S ribosomal protein L2



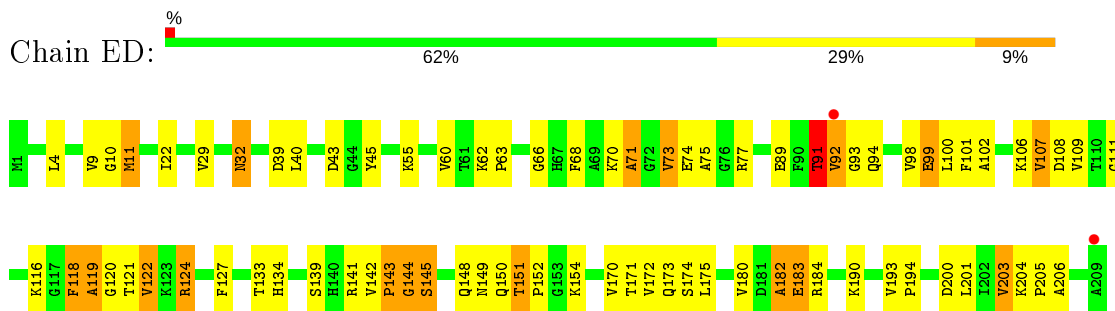
• Molecule 4: 50S ribosomal protein L3



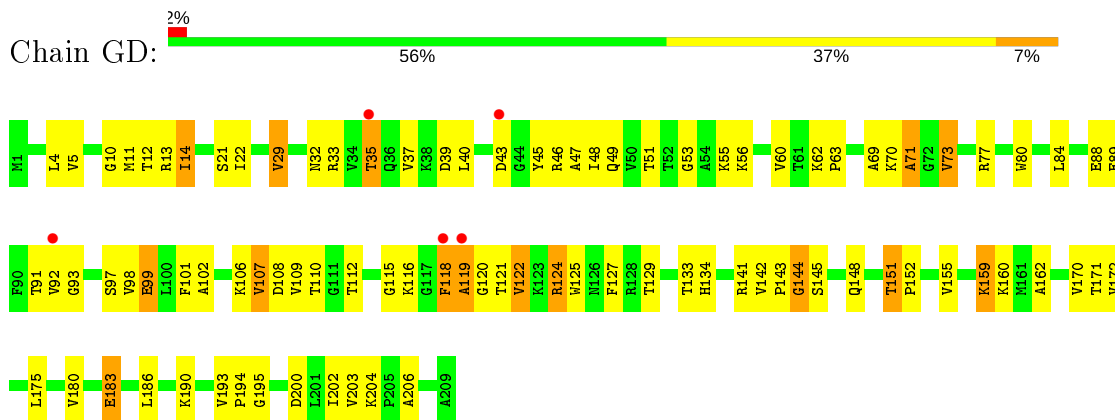
- Molecule 4: 50S ribosomal protein L3



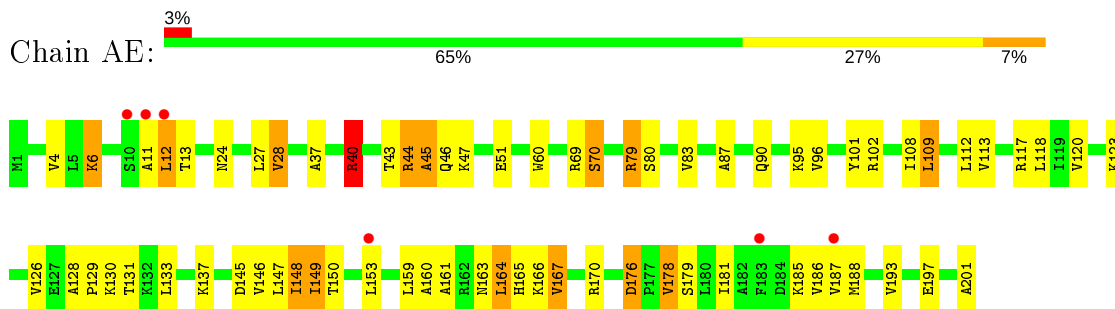
- Molecule 4: 50S ribosomal protein L3



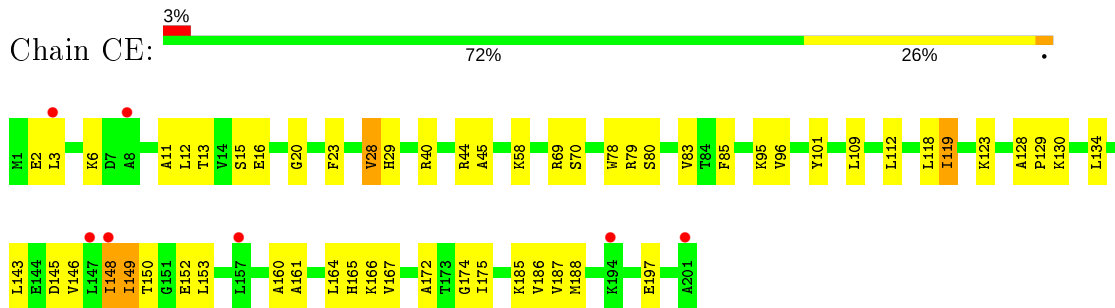
- Molecule 4: 50S ribosomal protein L3



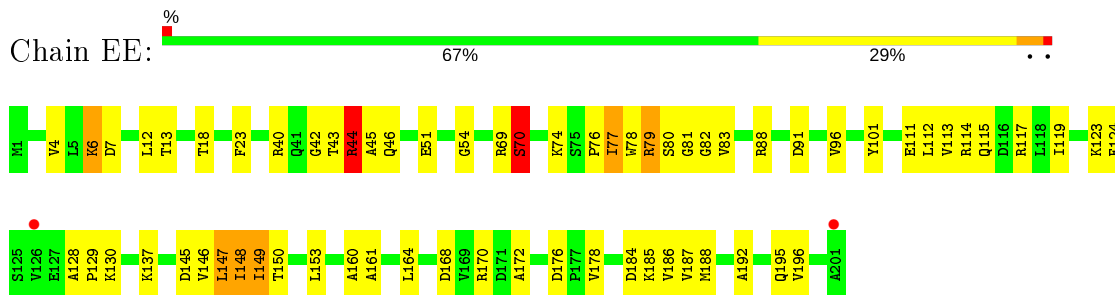
- Molecule 5: 50S ribosomal protein L4



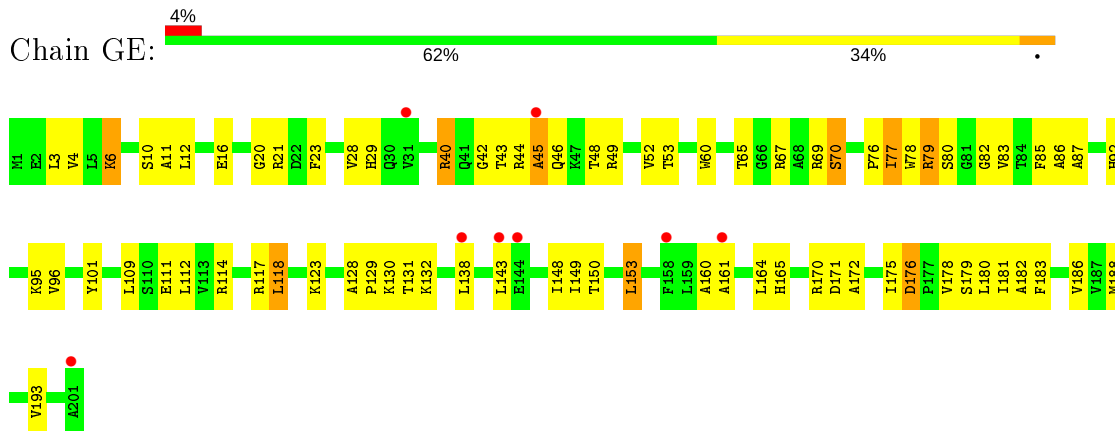
• Molecule 5: 50S ribosomal protein L4



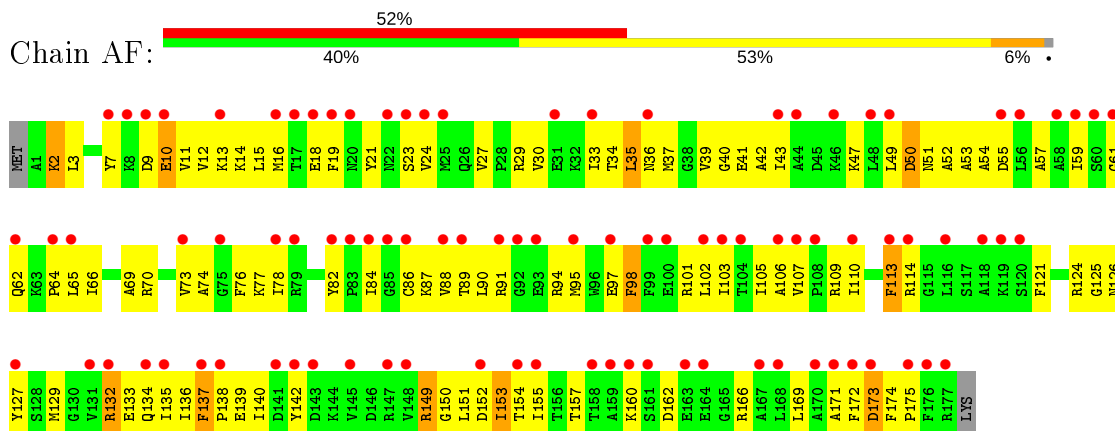
• Molecule 5: 50S ribosomal protein L4



• Molecule 5: 50S ribosomal protein L4

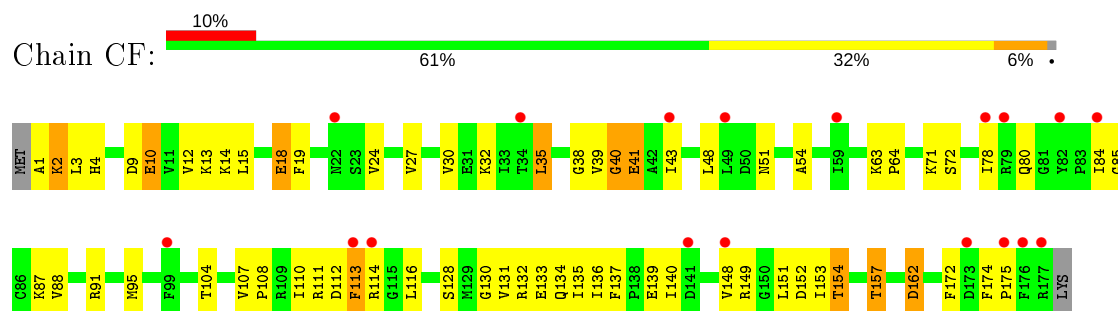


• Molecule 6: 50S ribosomal protein L5

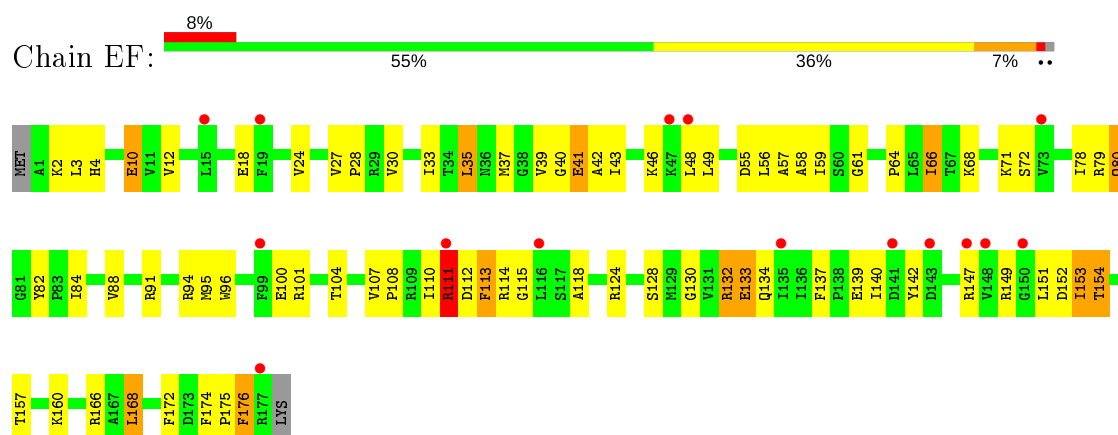




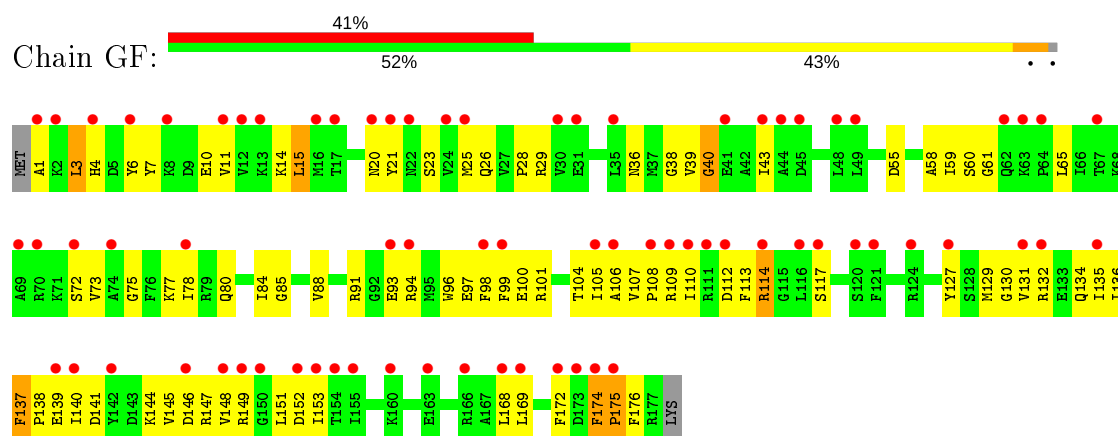
- Molecule 6: 50S ribosomal protein L5



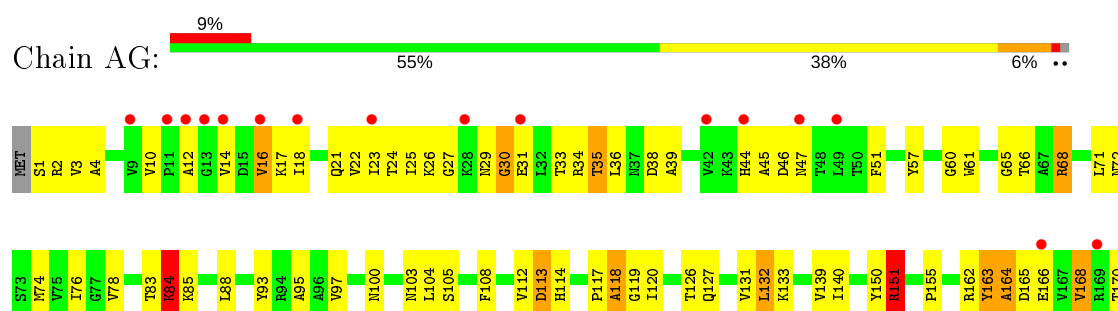
- Molecule 6: 50S ribosomal protein L5



- Molecule 6: 50S ribosomal protein L5



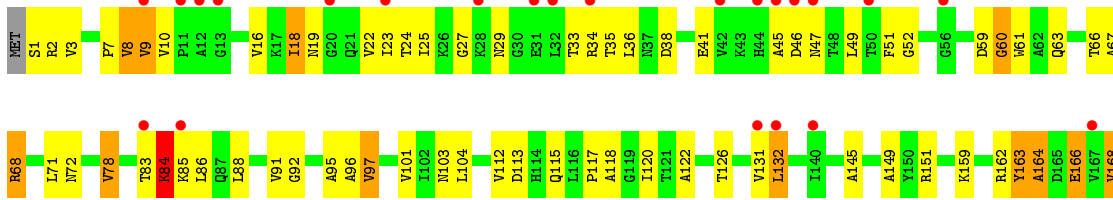
- Molecule 7: 50S ribosomal protein L6





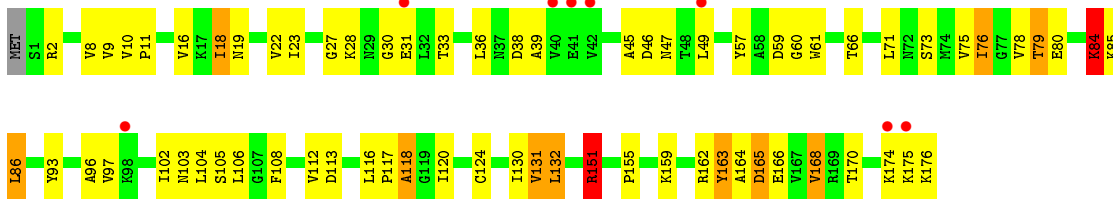
- Molecule 7: 50S ribosomal protein L6

Chain CG:



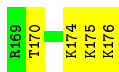
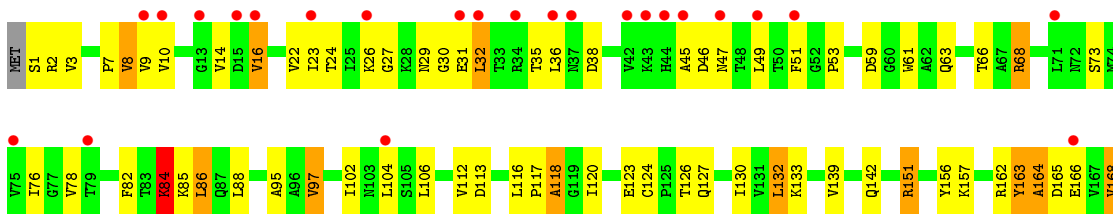
- Molecule 7: 50S ribosomal protein L6

Chain EG:



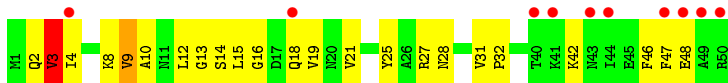
- Molecule 7: 50S ribosomal protein L6

Chain GG:

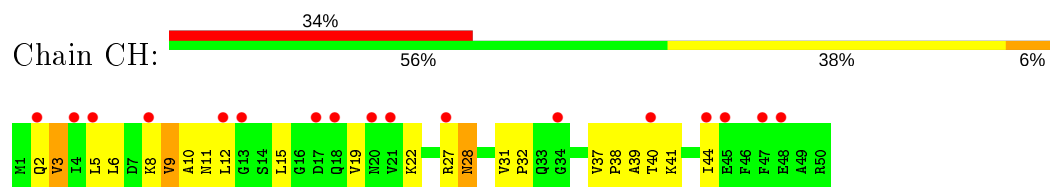


- Molecule 8: 50S ribosomal protein L9

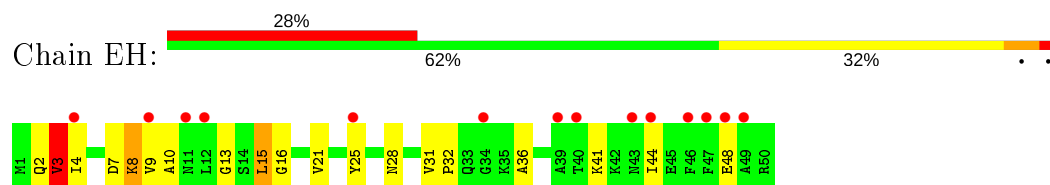
Chain AH:



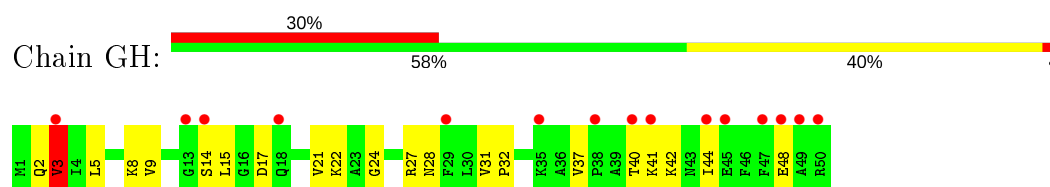
- Molecule 8: 50S ribosomal protein L9



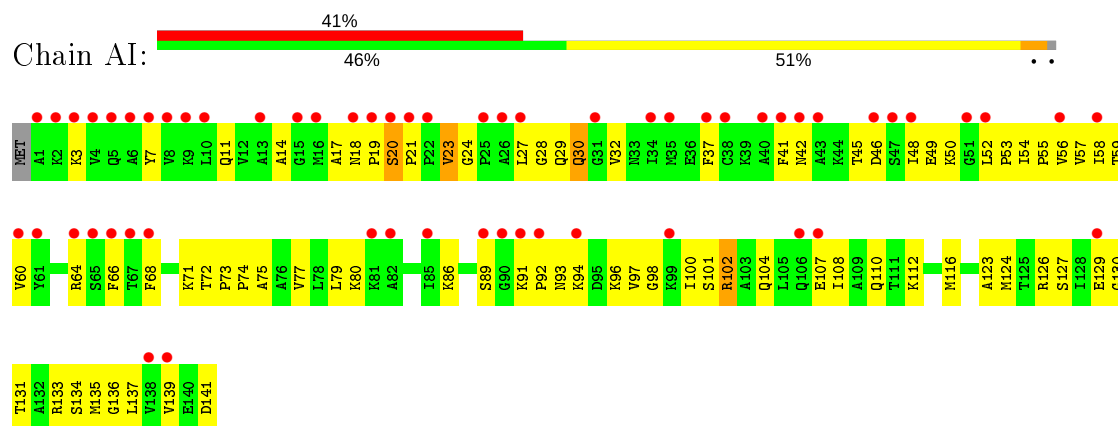
- Molecule 8: 50S ribosomal protein L9



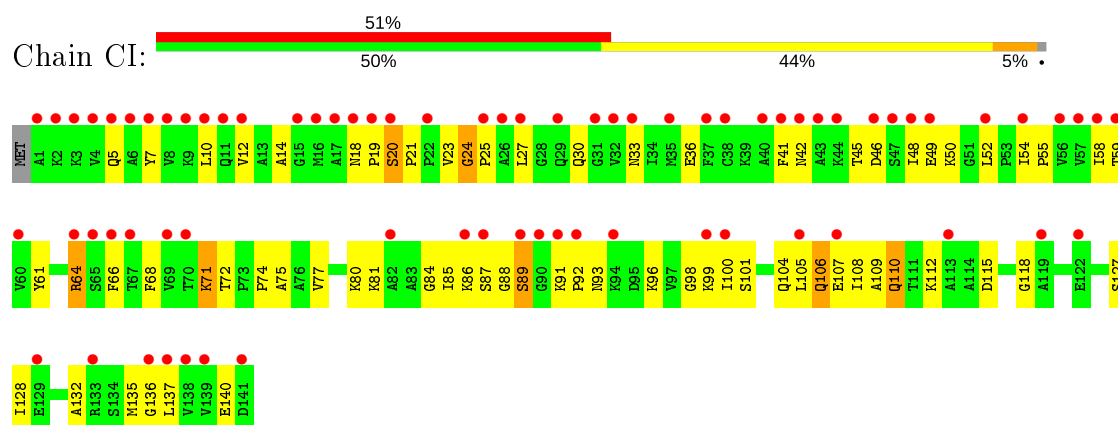
- Molecule 8: 50S ribosomal protein L9



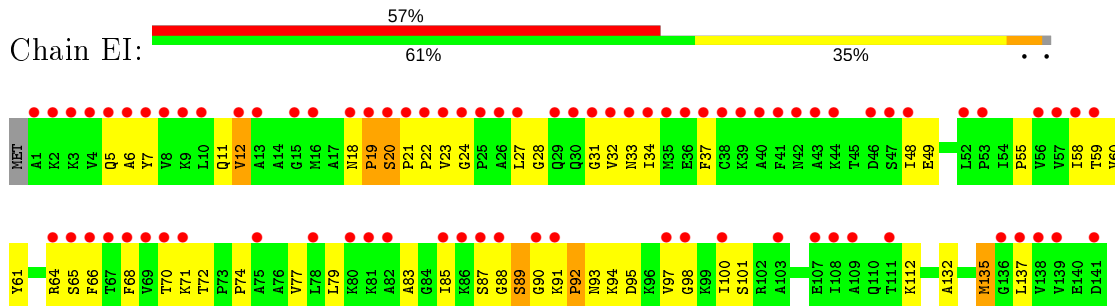
- Molecule 9: 50S ribosomal protein L11



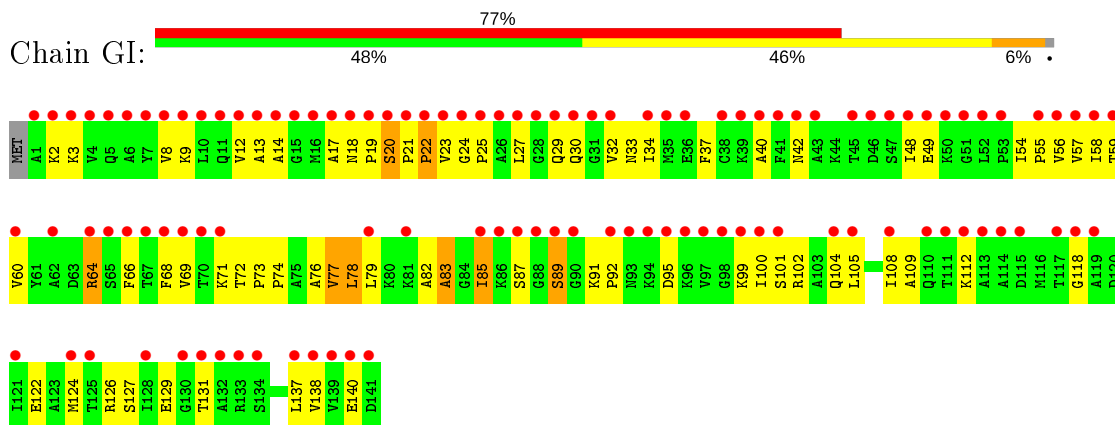
- Molecule 9: 50S ribosomal protein L11



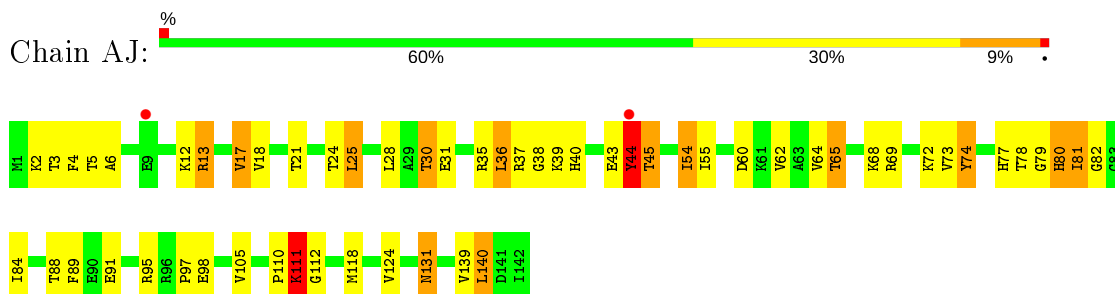
- Molecule 9: 50S ribosomal protein L11



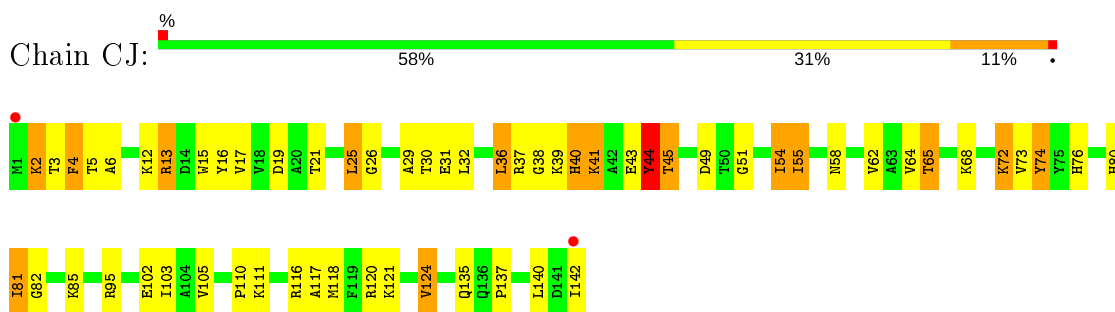
- Molecule 9: 50S ribosomal protein L11



- Molecule 10: 50S ribosomal protein L13

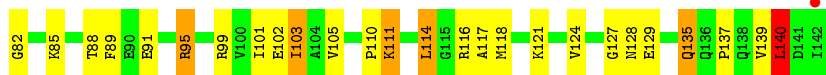
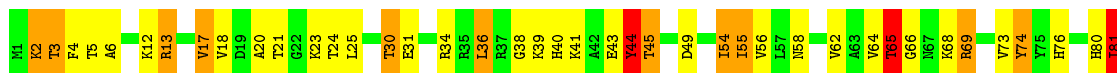


- Molecule 10: 50S ribosomal protein L13

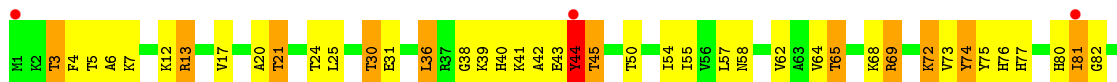


- Molecule 10: 50S ribosomal protein L13

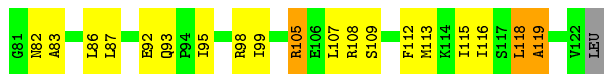





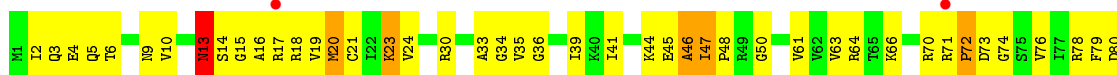
• Molecule 10: 50S ribosomal protein L13



• Molecule 11: 50S ribosomal protein L14



• Molecule 11: 50S ribosomal protein L14

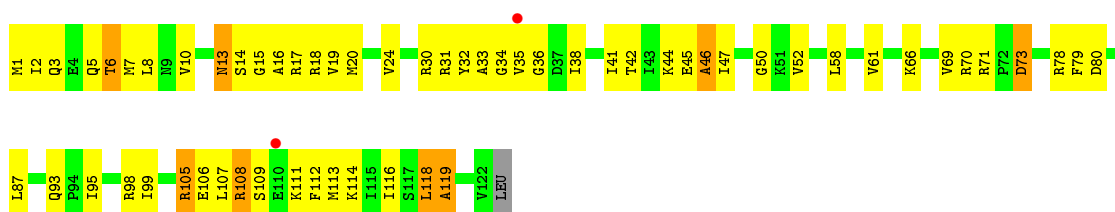


• Molecule 11: 50S ribosomal protein L14



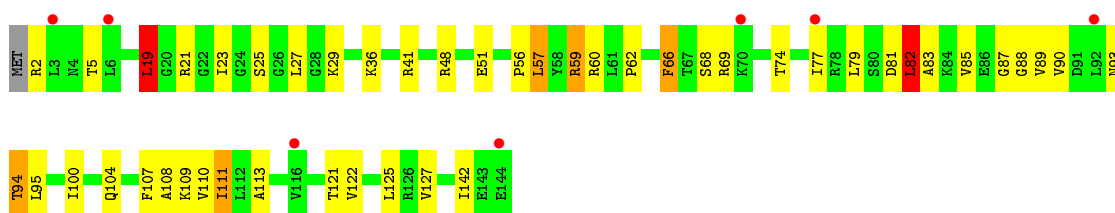
- Molecule 11: 50S ribosomal protein L14

Chain GK: 



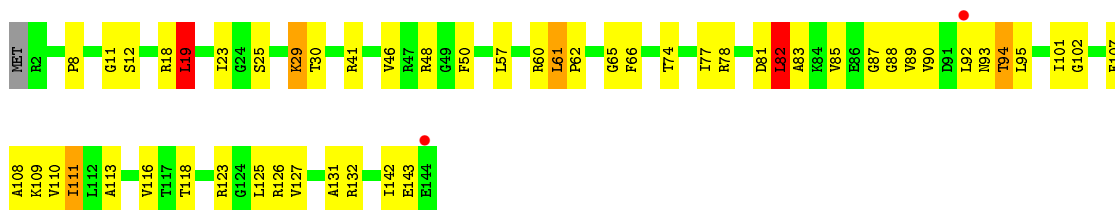
- Molecule 12: 50S ribosomal protein L15

Chain AL: 



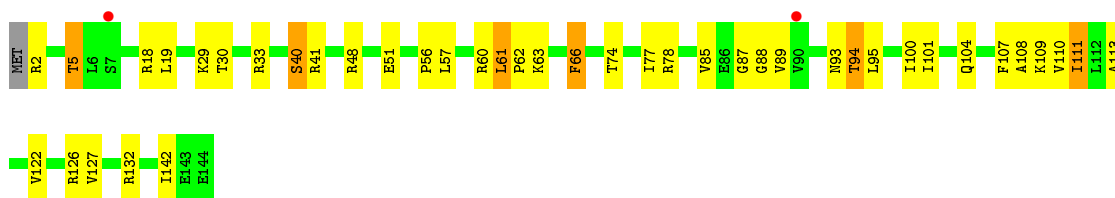
- Molecule 12: 50S ribosomal protein L15

Chain CL: 




- Molecule 12: 50S ribosomal protein L15

Chain EL: 



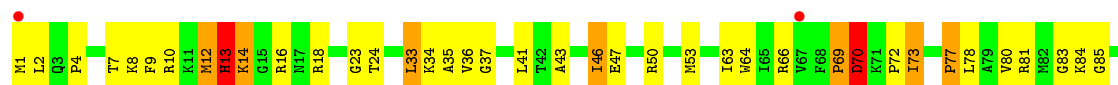
- Molecule 12: 50S ribosomal protein L15

Chain GL: 

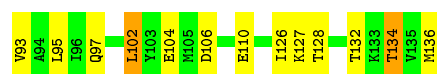




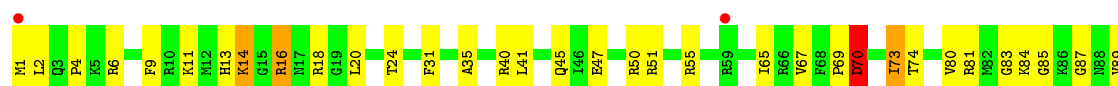
- Molecule 13: 50S ribosomal protein L16



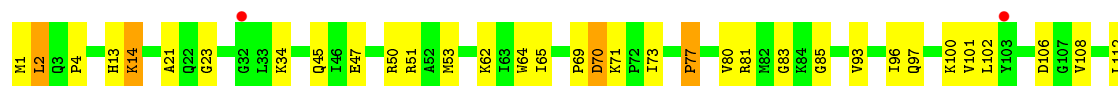
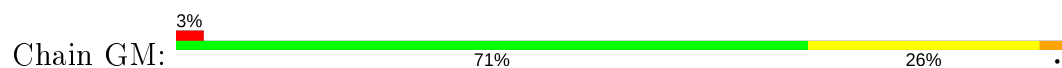
- Molecule 13: 50S ribosomal protein L16



- Molecule 13: 50S ribosomal protein L16

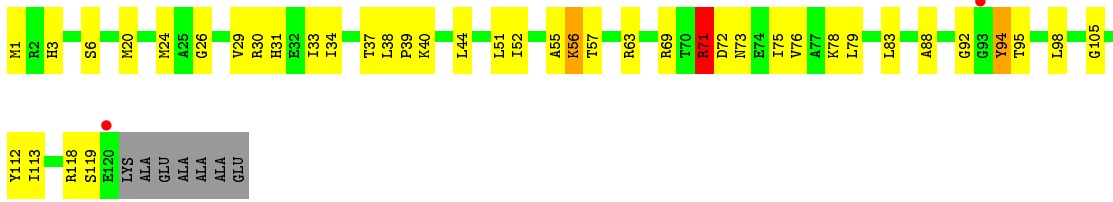


- Molecule 13: 50S ribosomal protein L16

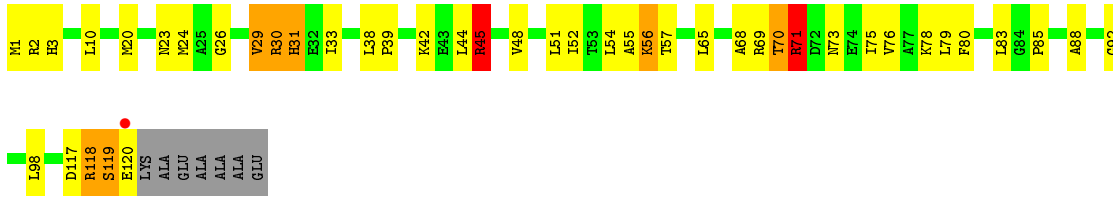


- Molecule 14: 50S ribosomal protein L17

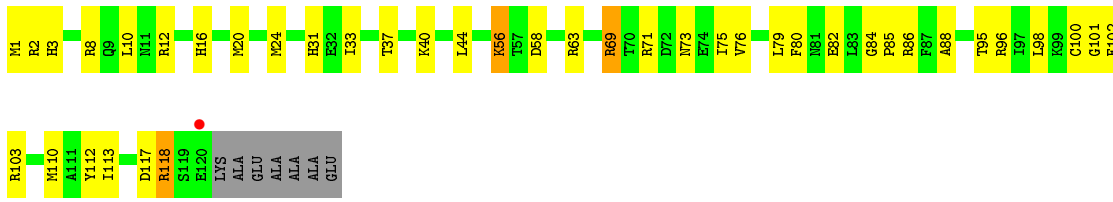




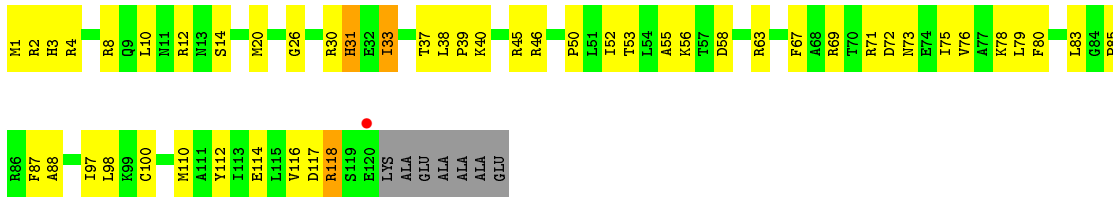
• Molecule 14: 50S ribosomal protein L17



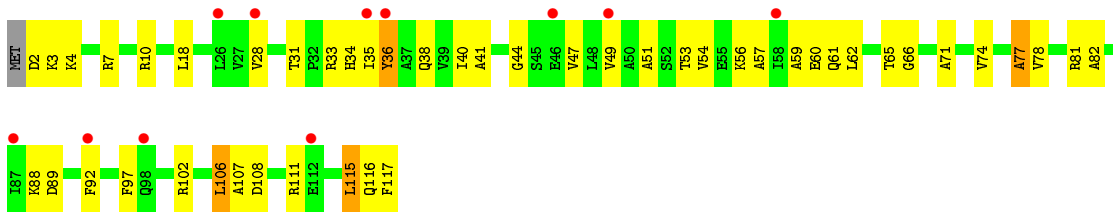
• Molecule 14: 50S ribosomal protein L17



• Molecule 14: 50S ribosomal protein L17

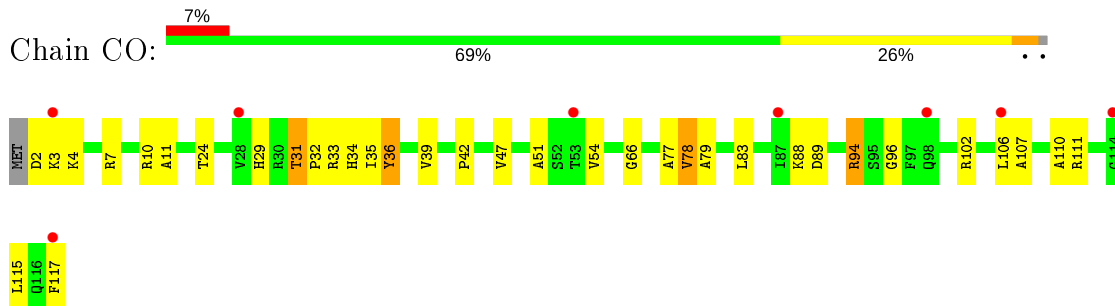


• Molecule 15: 50S ribosomal protein L18

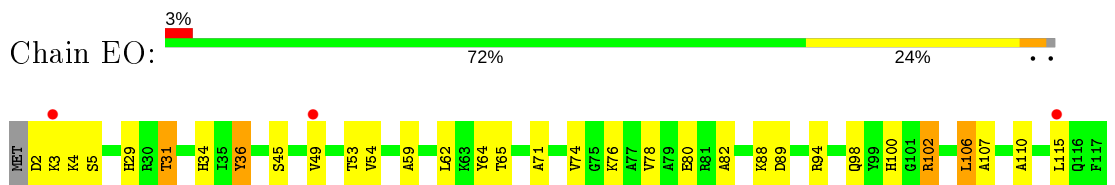




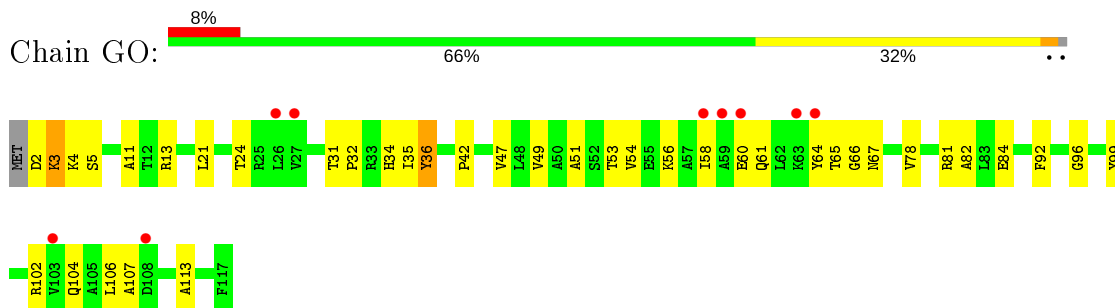
- Molecule 15: 50S ribosomal protein L18



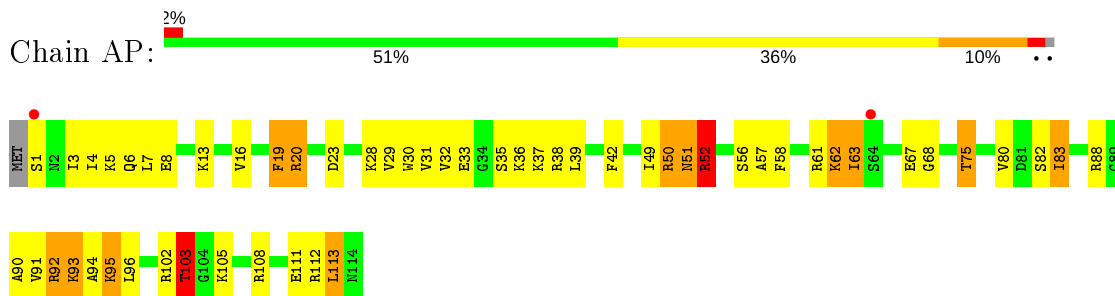
- Molecule 15: 50S ribosomal protein L18



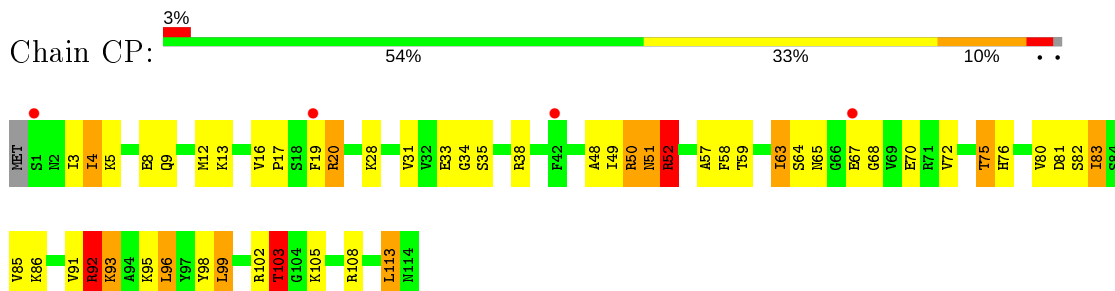
- Molecule 15: 50S ribosomal protein L18



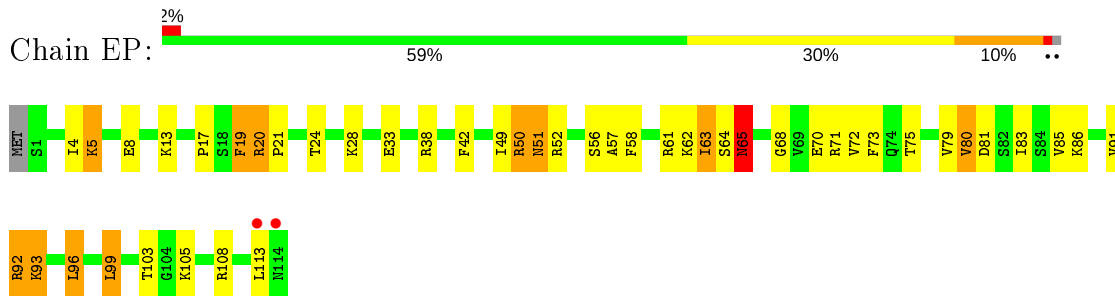
- Molecule 16: 50S ribosomal protein L19



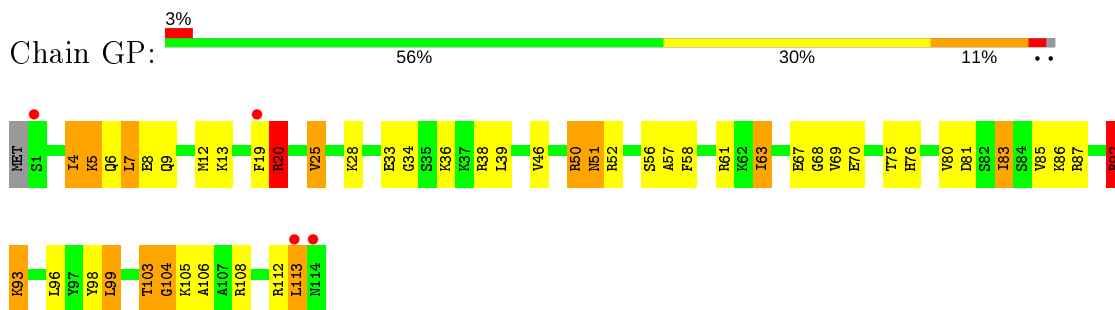
- Molecule 16: 50S ribosomal protein L19



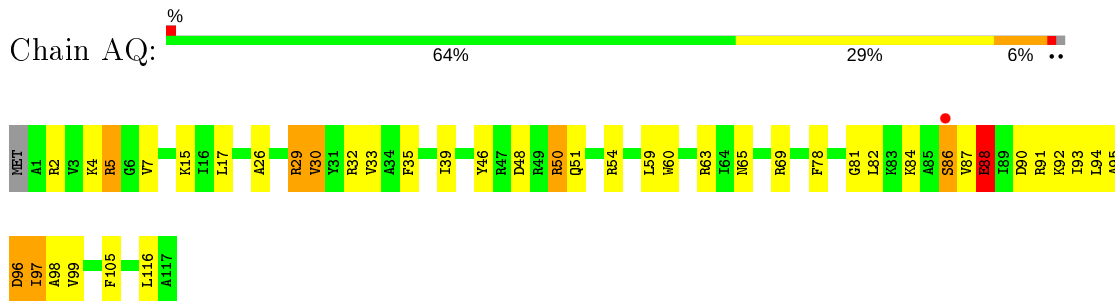
• Molecule 16: 50S ribosomal protein L19



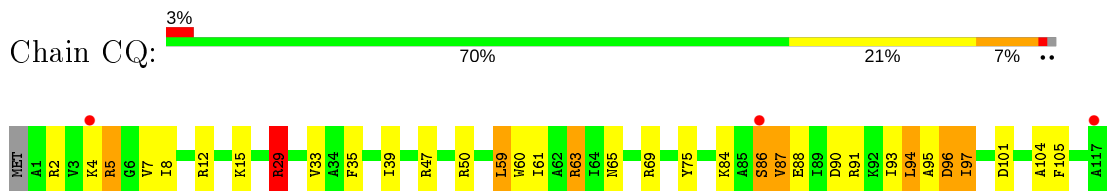
• Molecule 16: 50S ribosomal protein L19



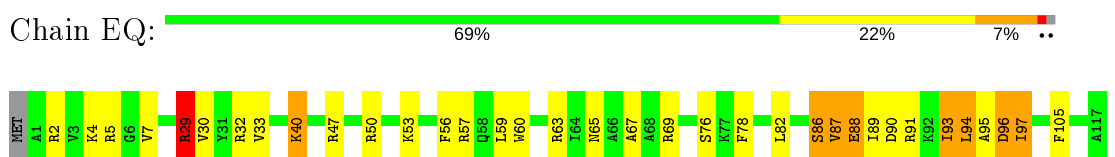
• Molecule 17: 50S ribosomal protein L20



• Molecule 17: 50S ribosomal protein L20



• Molecule 17: 50S ribosomal protein L20

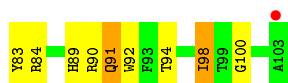
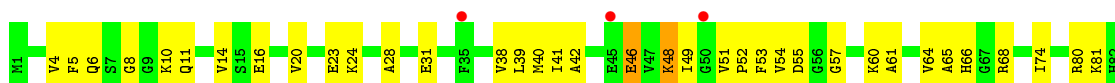


• Molecule 17: 50S ribosomal protein L20

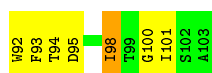
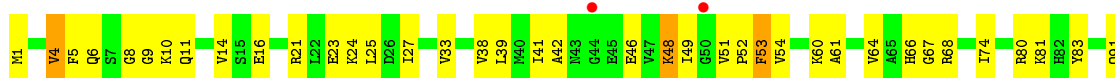




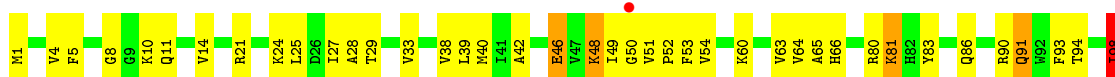
- Molecule 18: 50S ribosomal protein L21



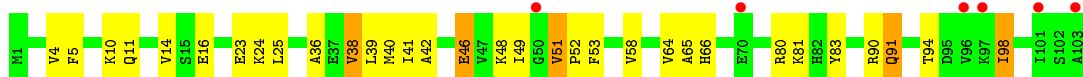
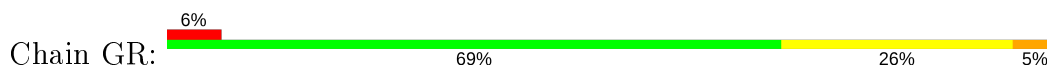
- Molecule 18: 50S ribosomal protein L21



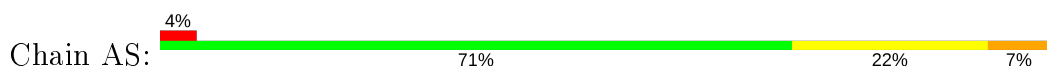
- Molecule 18: 50S ribosomal protein L21



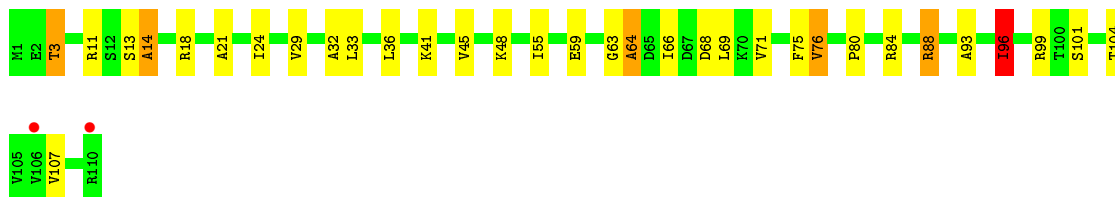
- Molecule 18: 50S ribosomal protein L21



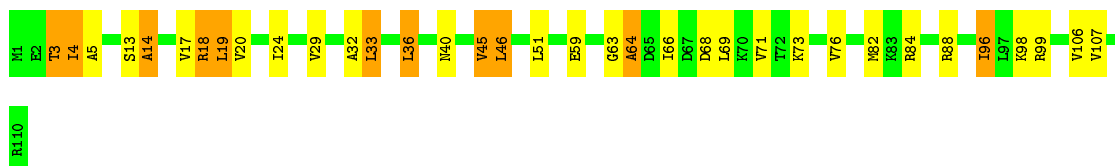
- Molecule 19: 50S ribosomal protein L22



• Molecule 19: 50S ribosomal protein L22



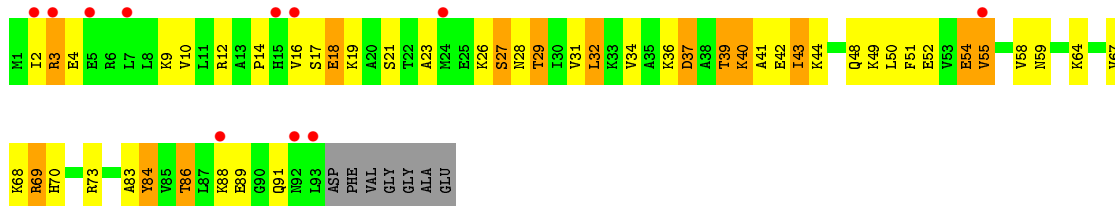
• Molecule 19: 50S ribosomal protein L22



• Molecule 19: 50S ribosomal protein L22

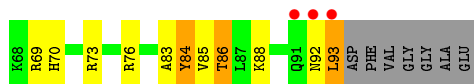


• Molecule 20: 50S ribosomal protein L23

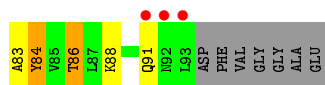



• Molecule 20: 50S ribosomal protein L23

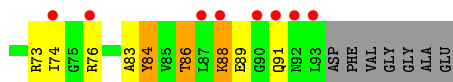
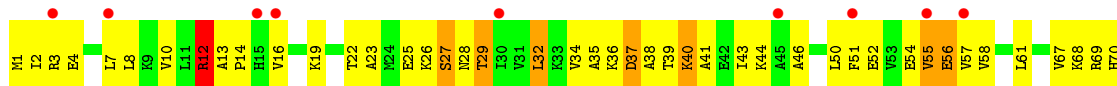




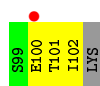
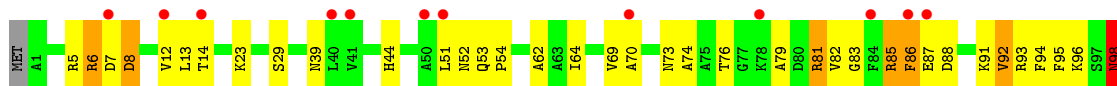
• Molecule 20: 50S ribosomal protein L23



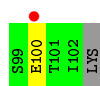
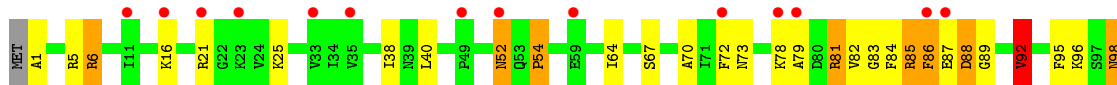
• Molecule 20: 50S ribosomal protein L23



• Molecule 21: 50S ribosomal protein L24

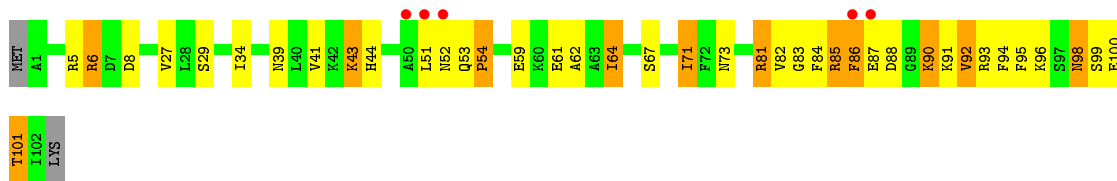


• Molecule 21: 50S ribosomal protein L24

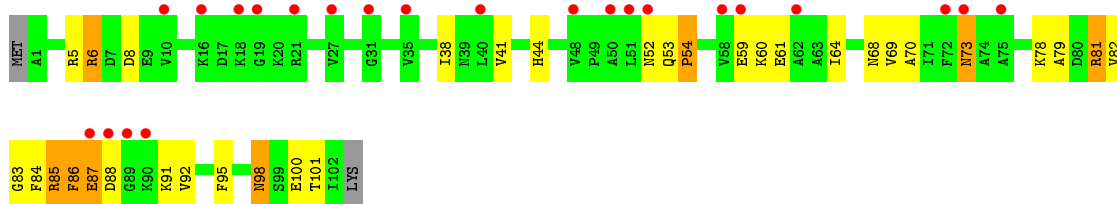


• Molecule 21: 50S ribosomal protein L24

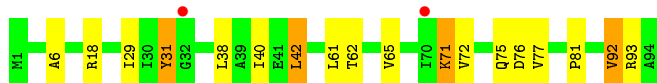
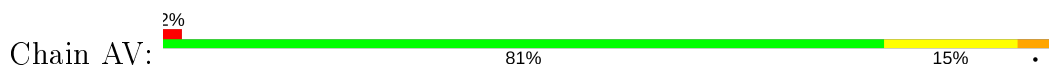




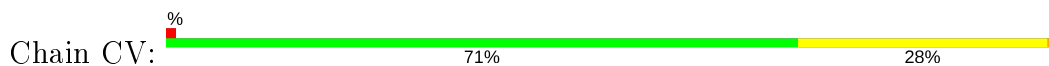
• Molecule 21: 50S ribosomal protein L24



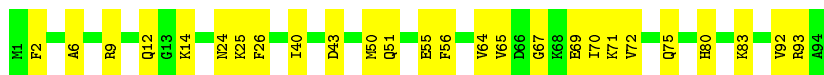
• Molecule 22: 50S ribosomal protein L25



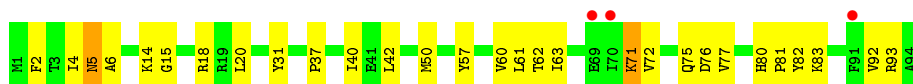
• Molecule 22: 50S ribosomal protein L25



• Molecule 22: 50S ribosomal protein L25

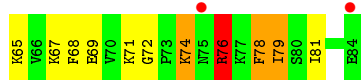
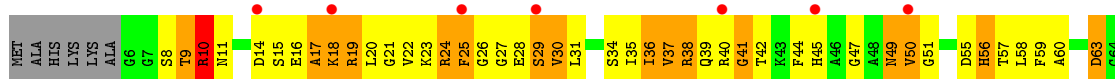


• Molecule 22: 50S ribosomal protein L25

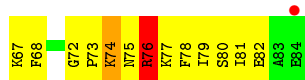
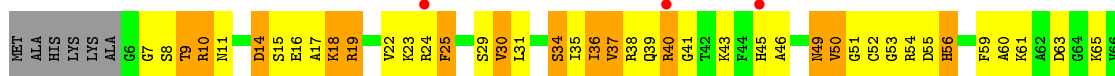


• Molecule 23: 50S ribosomal protein L27

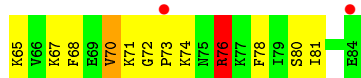






• Molecule 23: 50S ribosomal protein L27



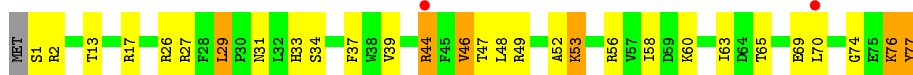
• Molecule 23: 50S ribosomal protein L27



• Molecule 23: 50S ribosomal protein L27



• Molecule 24: 50S ribosomal protein L28



• Molecule 24: 50S ribosomal protein L28





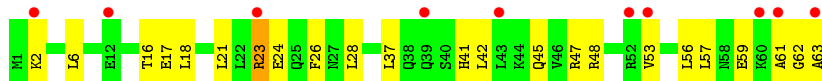
- Molecule 24: 50S ribosomal protein L28



- Molecule 24: 50S ribosomal protein L28



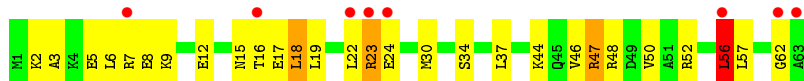
- Molecule 25: 50S ribosomal protein L29



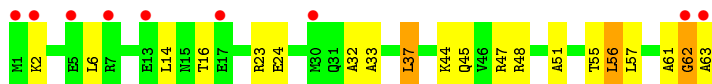
- Molecule 25: 50S ribosomal protein L29



- Molecule 25: 50S ribosomal protein L29

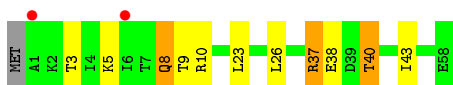
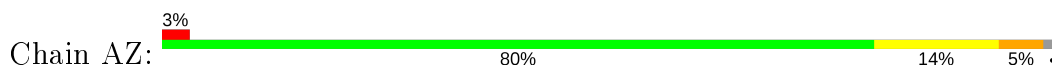


- Molecule 25: 50S ribosomal protein L29

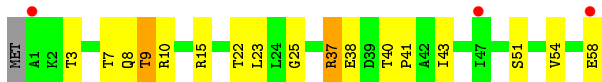


- Molecule 26: 50S ribosomal protein L30





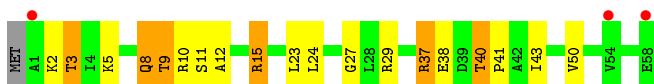
- Molecule 26: 50S ribosomal protein L30



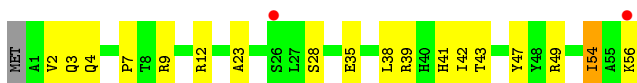
- Molecule 26: 50S ribosomal protein L30



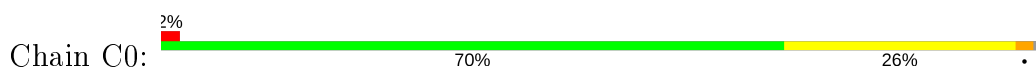
- Molecule 26: 50S ribosomal protein L30




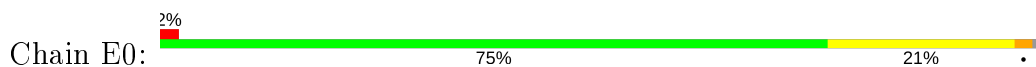
- Molecule 27: 50S ribosomal protein L32



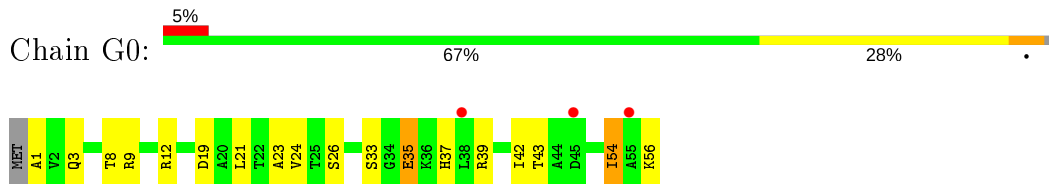
- Molecule 27: 50S ribosomal protein L32



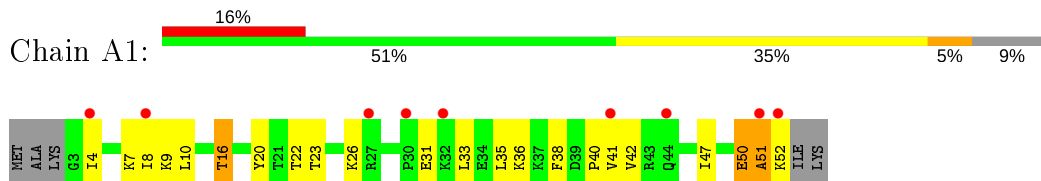
- Molecule 27: 50S ribosomal protein L32



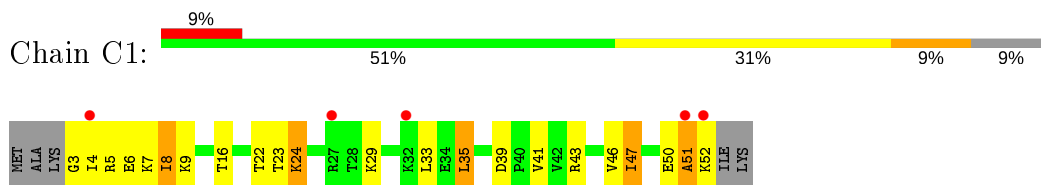
- Molecule 27: 50S ribosomal protein L32



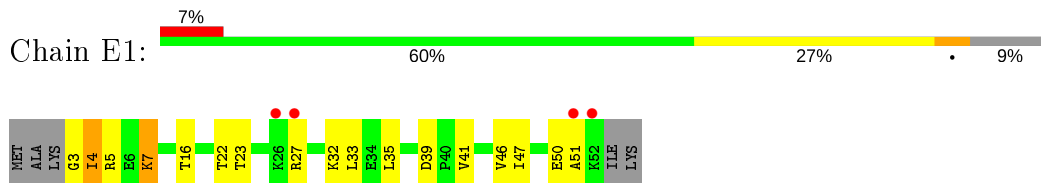
- Molecule 28: 50S ribosomal protein L33



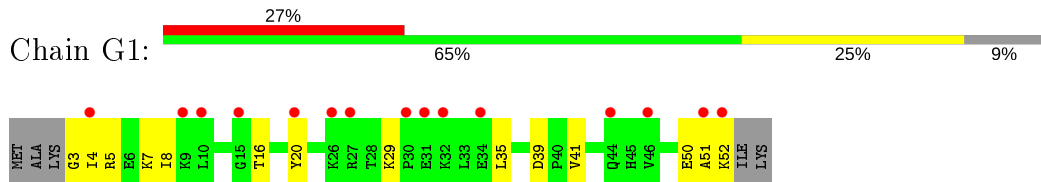
- Molecule 28: 50S ribosomal protein L33



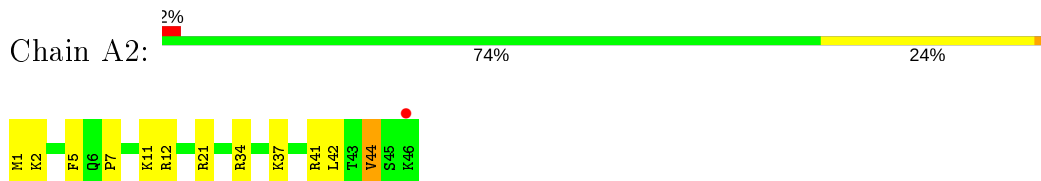
- Molecule 28: 50S ribosomal protein L33



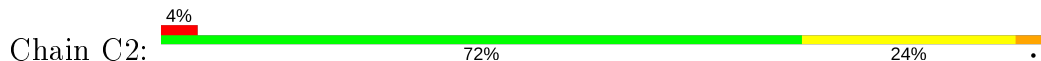
- Molecule 28: 50S ribosomal protein L33



- Molecule 29: 50S ribosomal protein L34



- Molecule 29: 50S ribosomal protein L34





- Molecule 29: 50S ribosomal protein L34



- Molecule 29: 50S ribosomal protein L34



- Molecule 30: 50S ribosomal protein L35



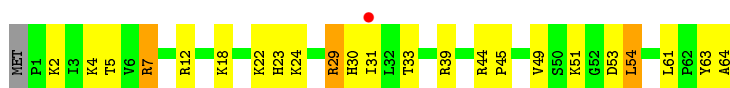
- Molecule 30: 50S ribosomal protein L35



- Molecule 30: 50S ribosomal protein L35

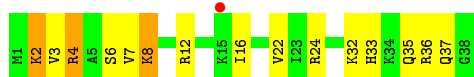


- Molecule 30: 50S ribosomal protein L35



- Molecule 31: 50S ribosomal protein L36

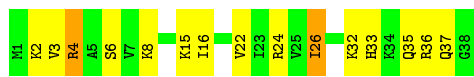




• Molecule 31: 50S ribosomal protein L36



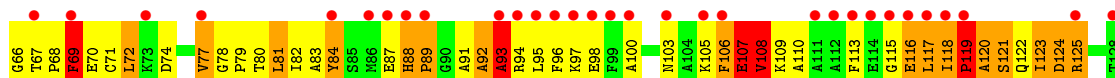
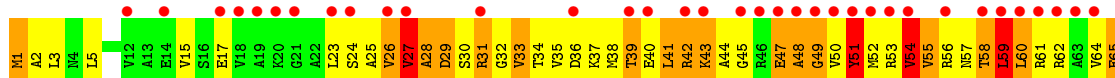
• Molecule 31: 50S ribosomal protein L36



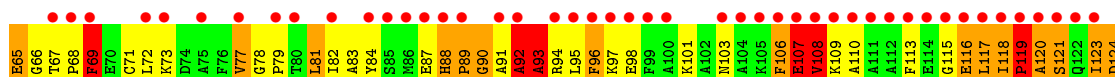
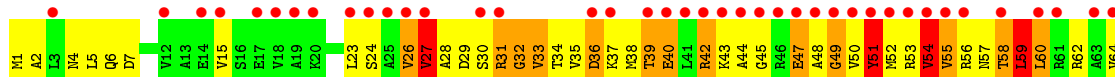
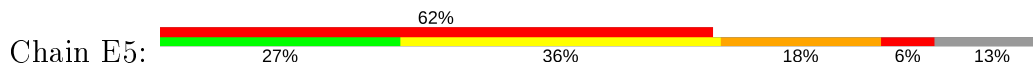
• Molecule 31: 50S ribosomal protein L36

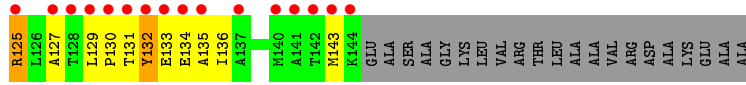


• Molecule 32: 50S ribosomal protein L10

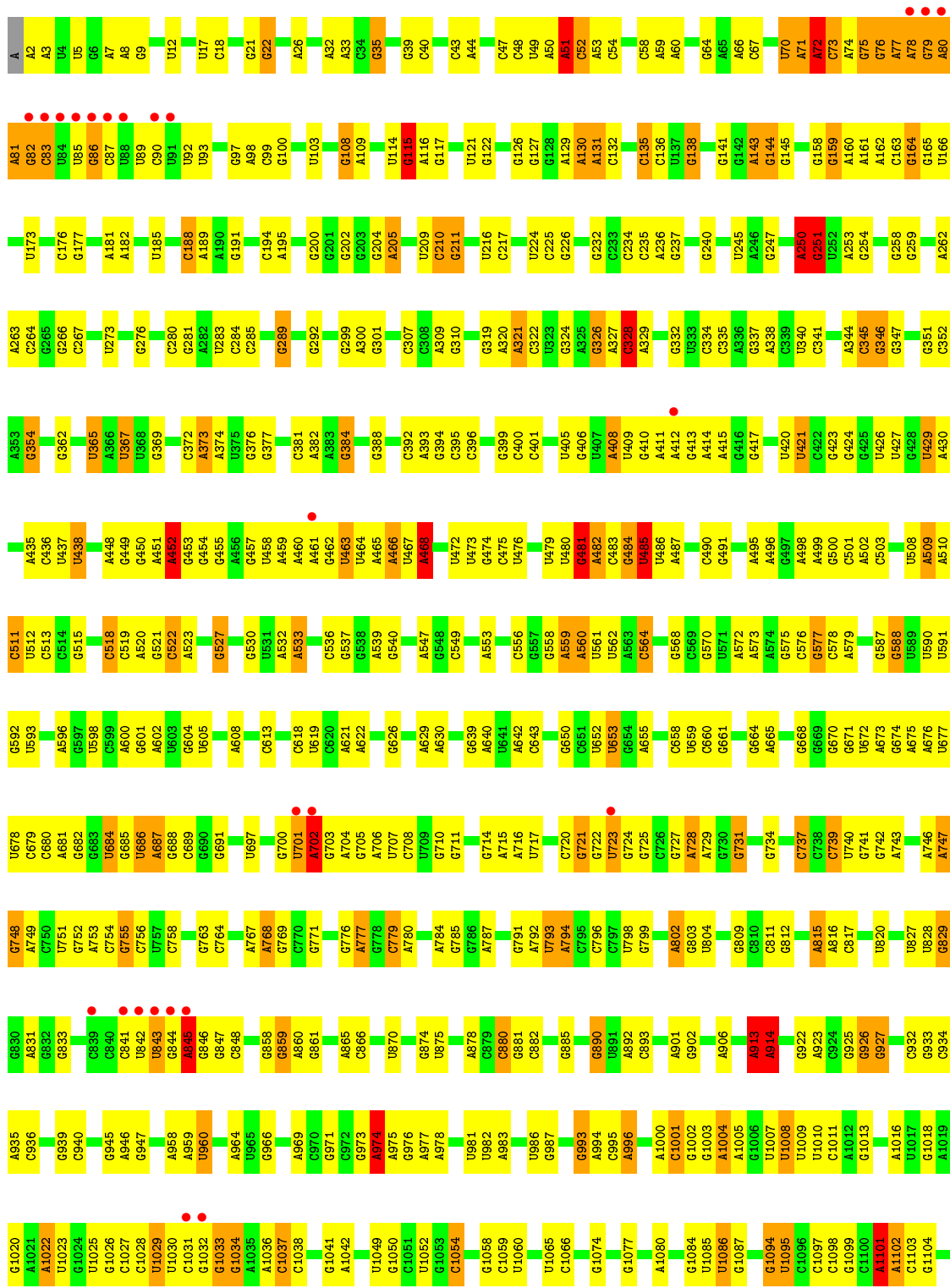


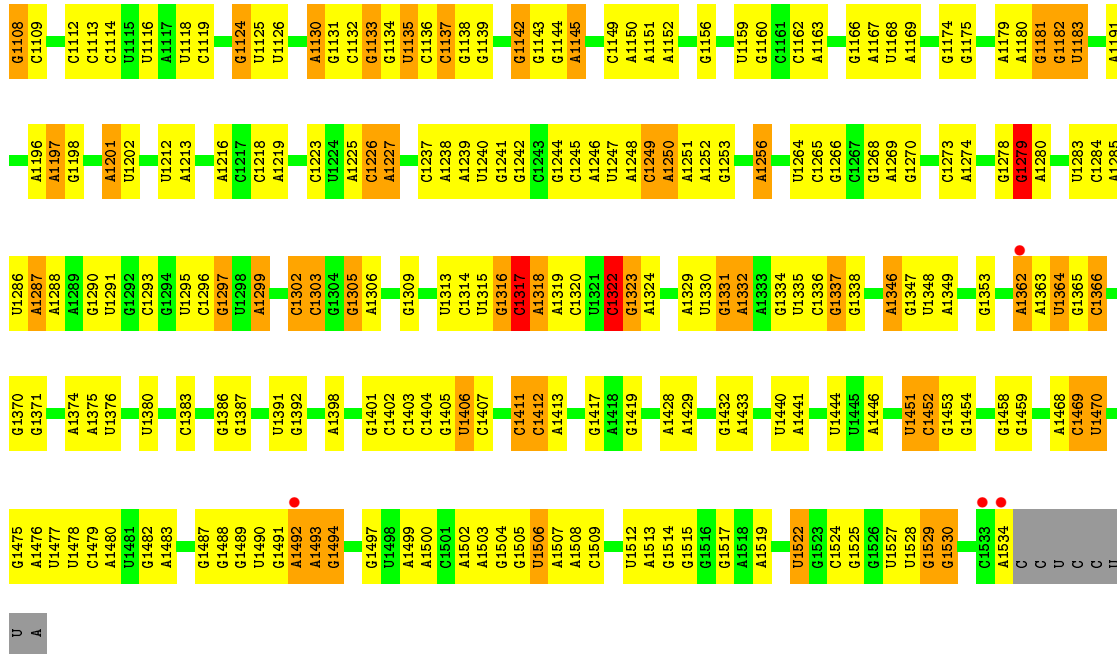
• Molecule 32: 50S ribosomal protein L10



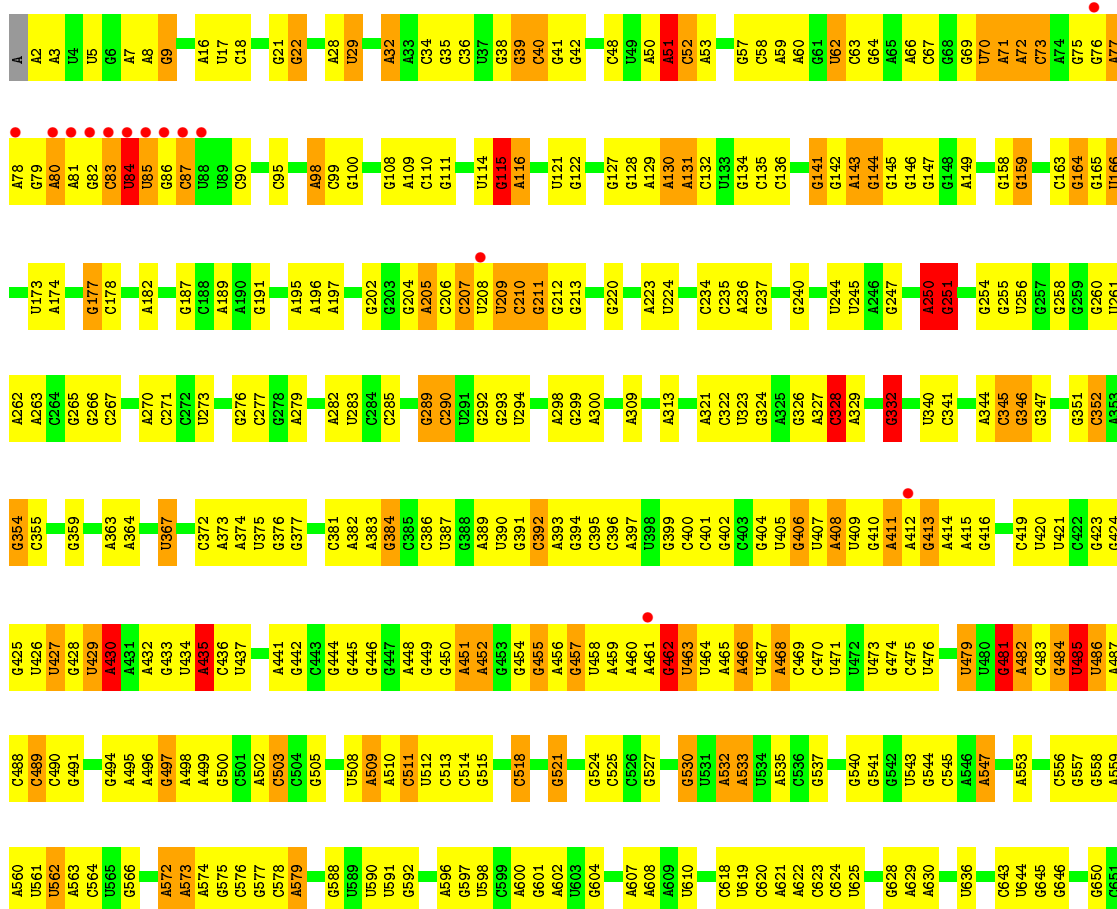


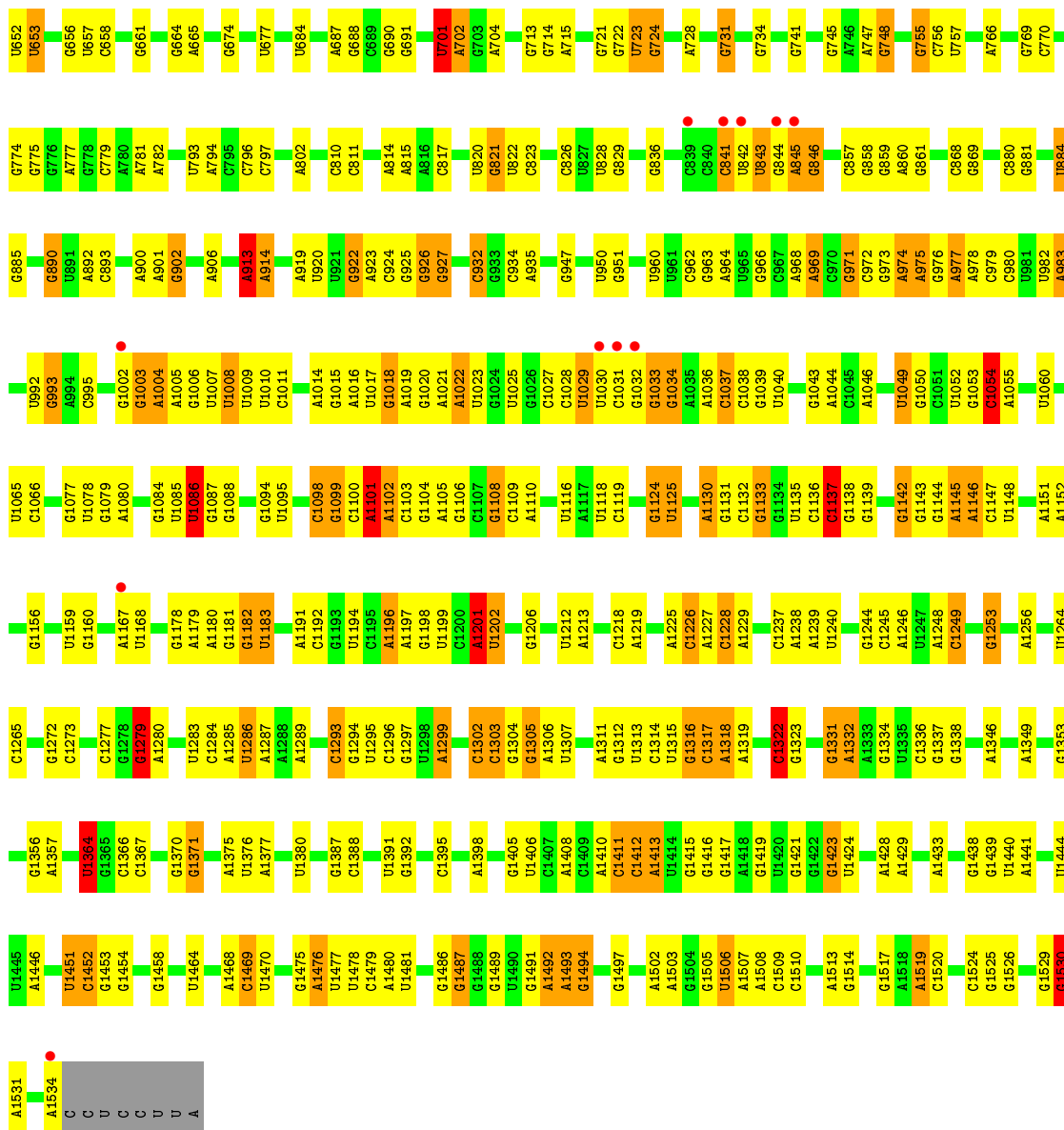
• Molecule 33: 16S rRNA



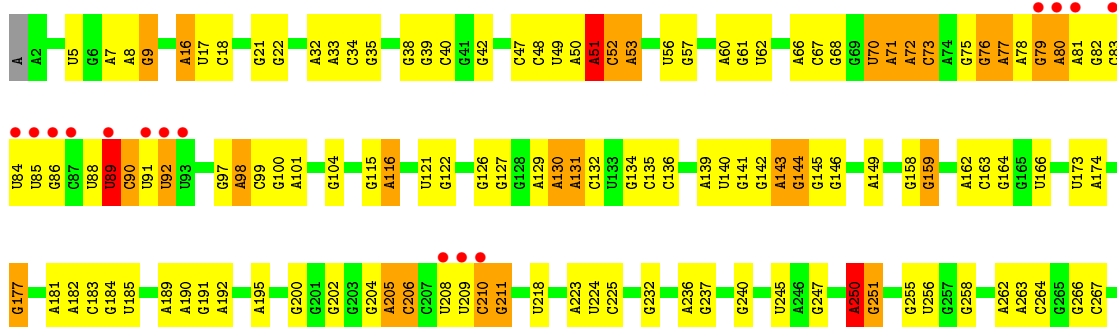


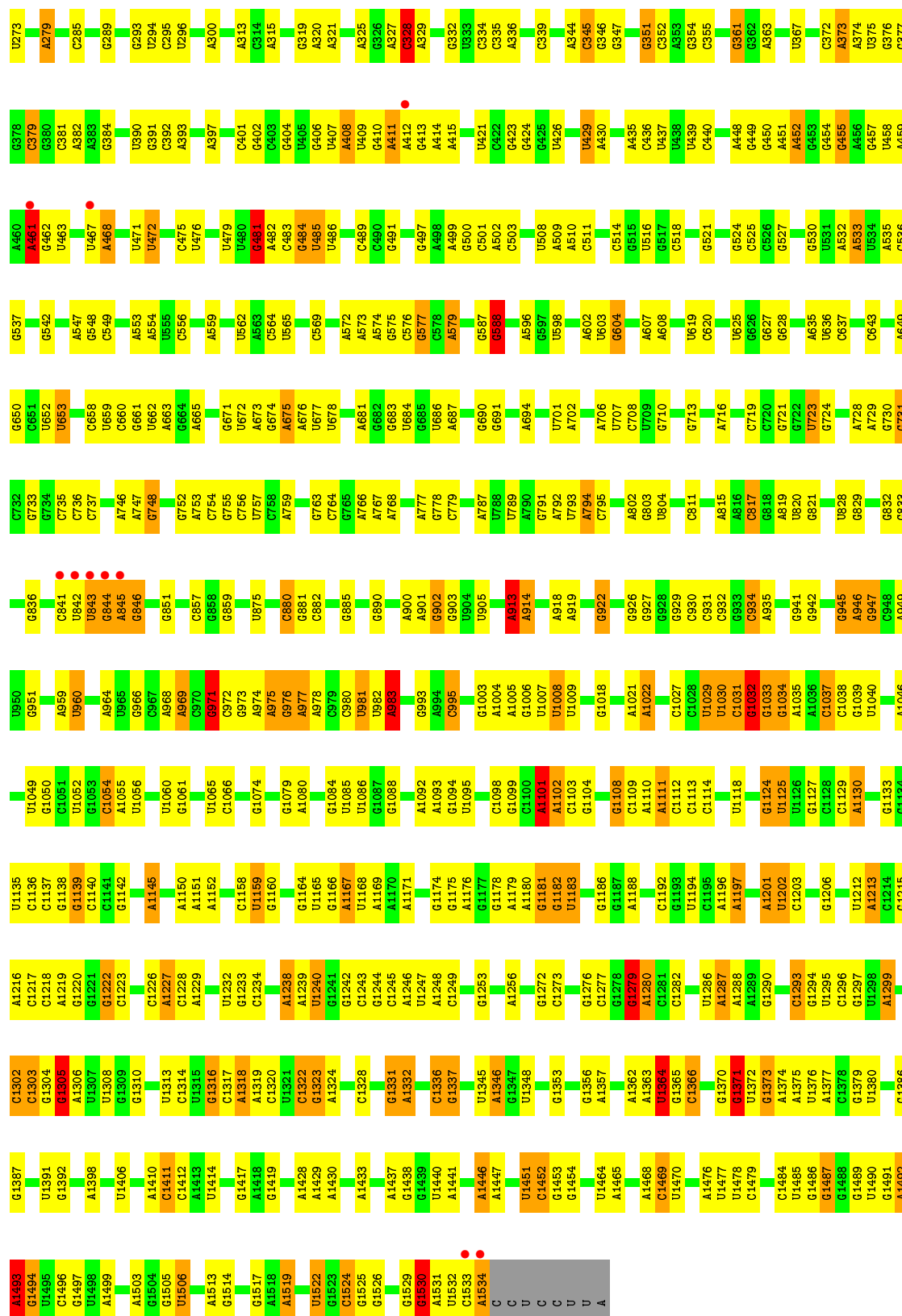
• Molecule 33: 16S rRNA





• Molecule 33: 16S rRNA

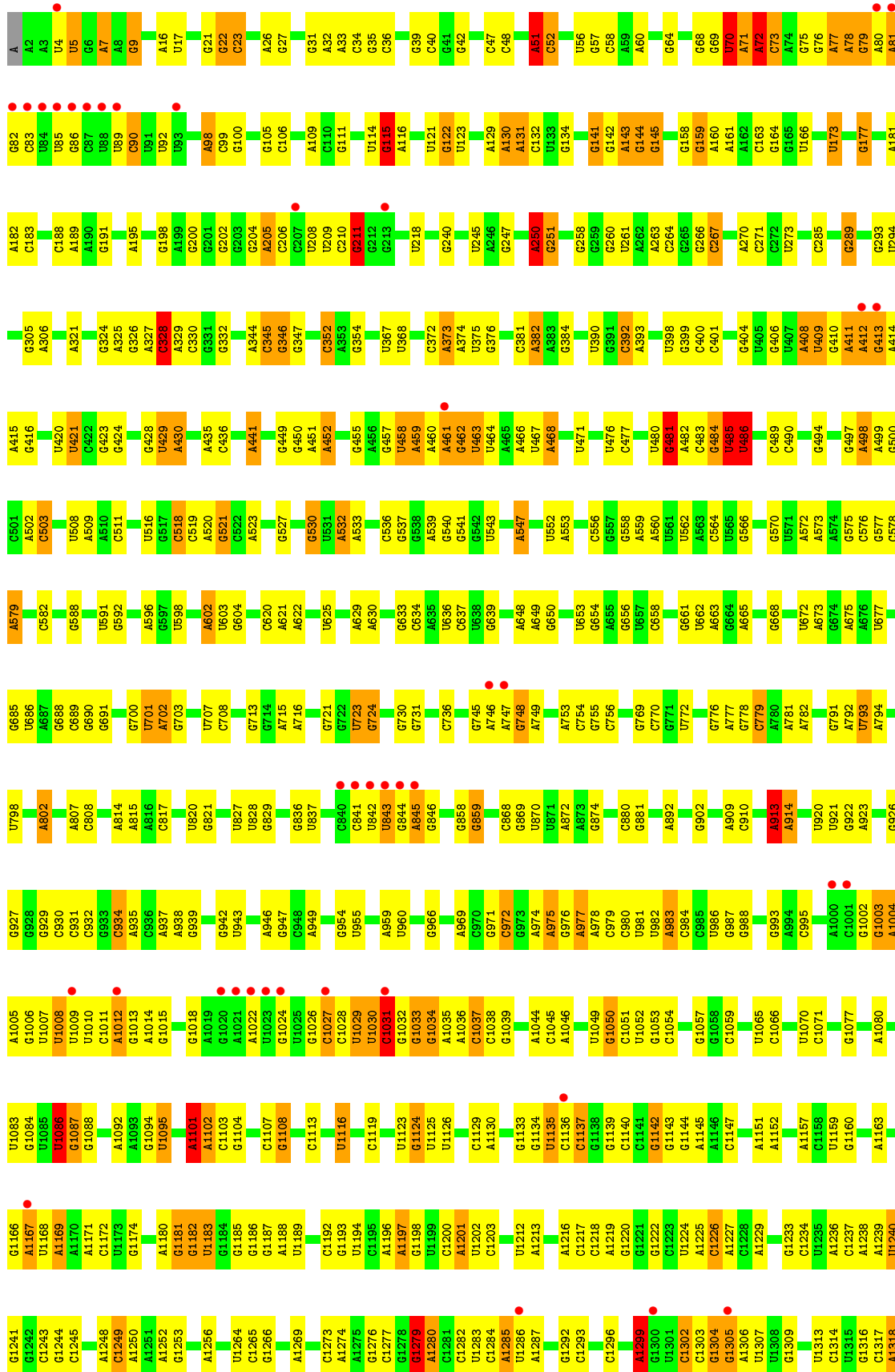


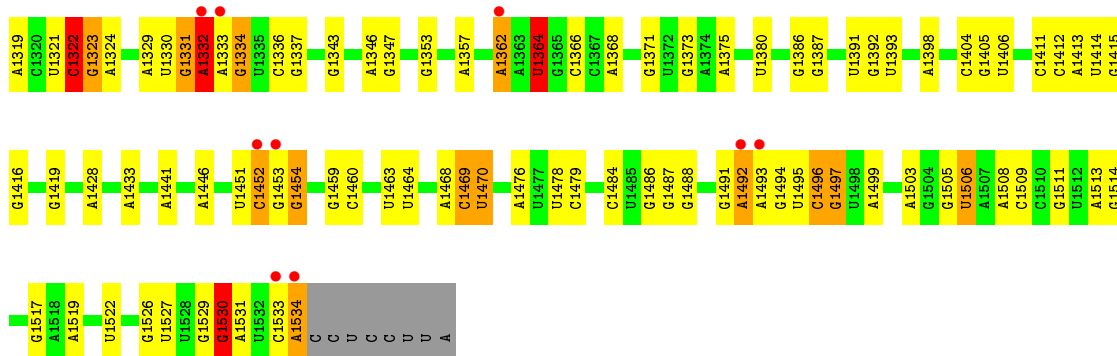


• Molecule 33: 16S rRNA

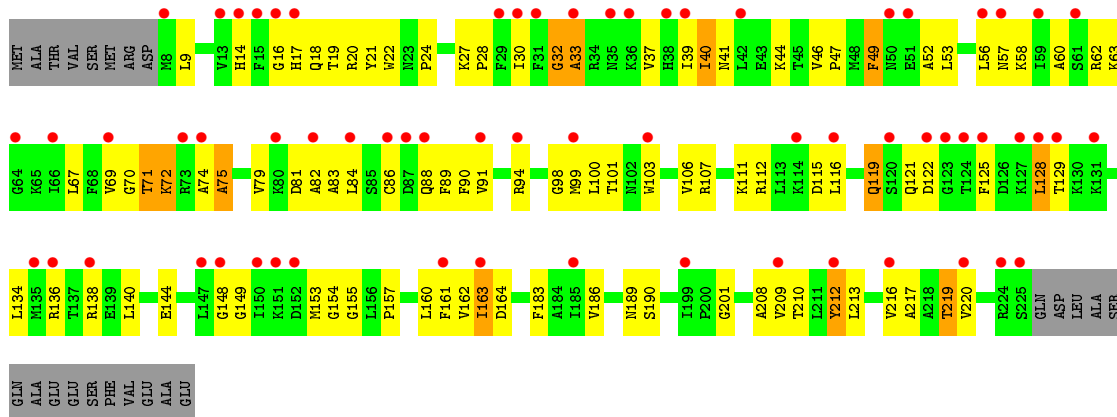




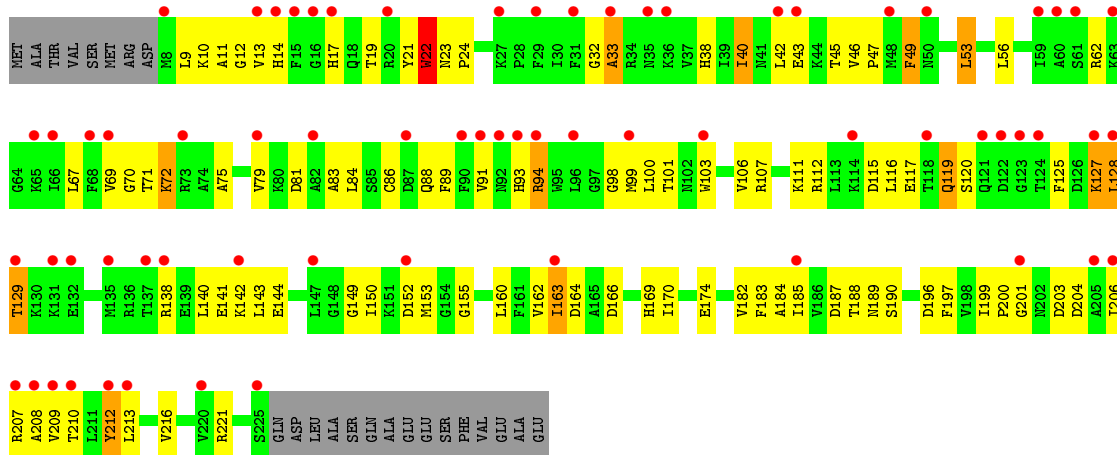




• Molecule 34: 30S ribosomal protein S2

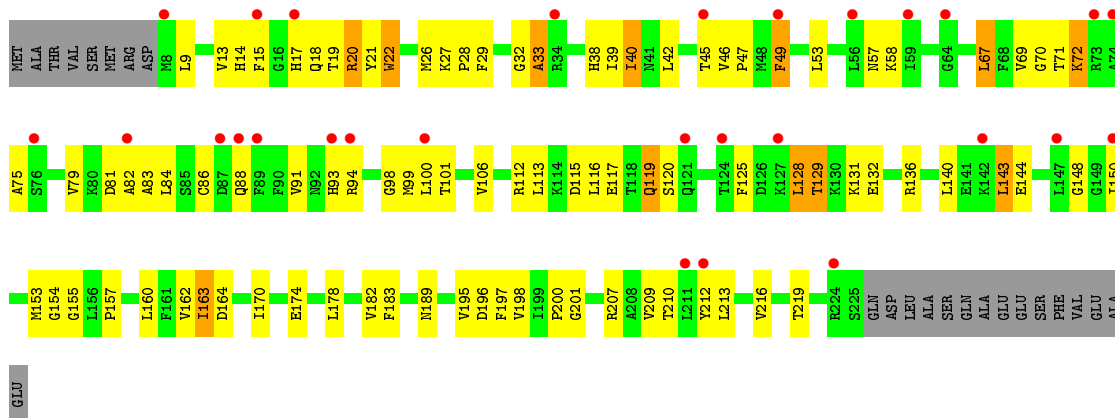


• Molecule 34: 30S ribosomal protein S2

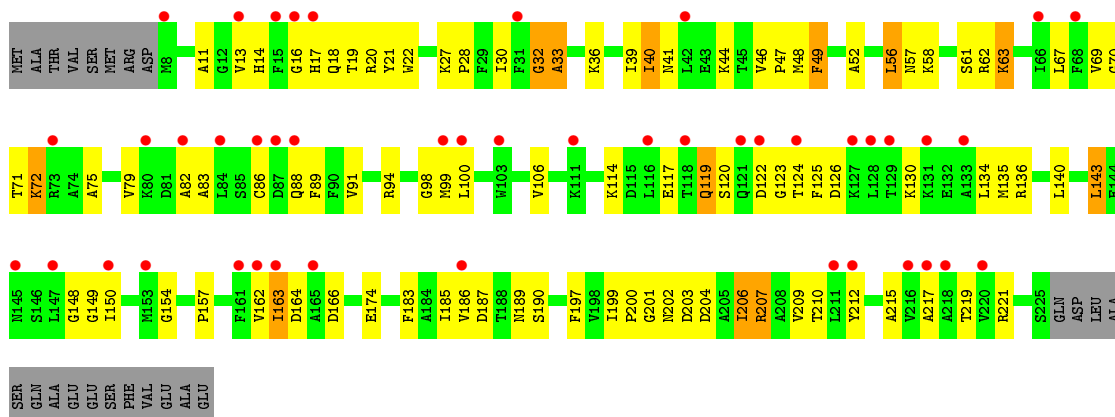


• Molecule 34: 30S ribosomal protein S2

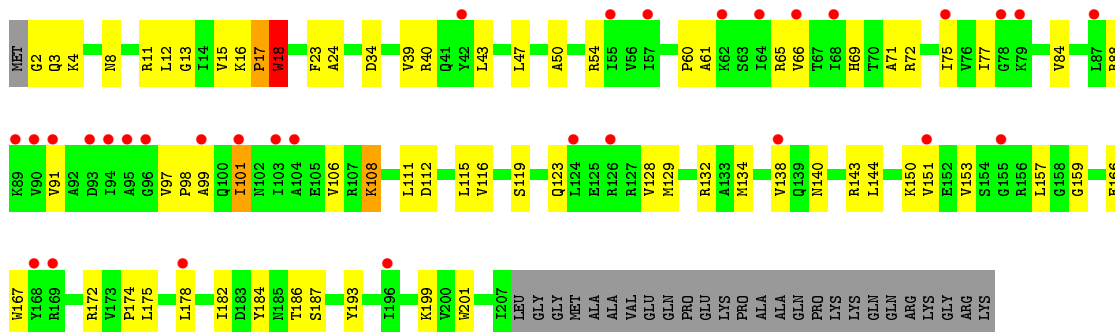




• Molecule 34: 30S ribosomal protein S2

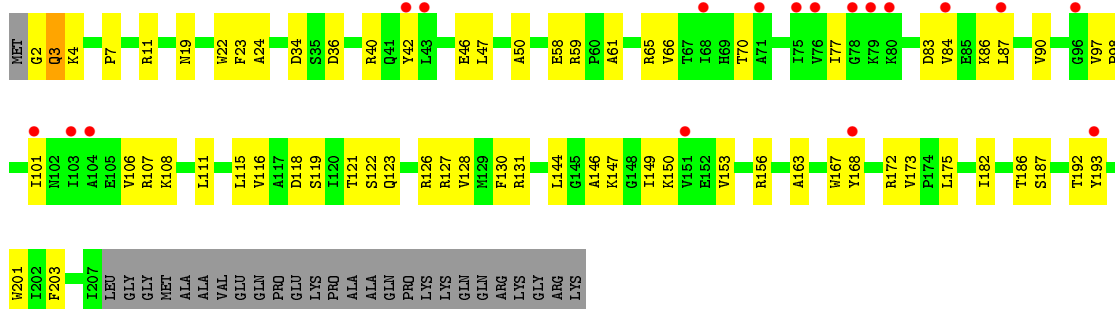


• Molecule 35: 30S ribosomal protein S3

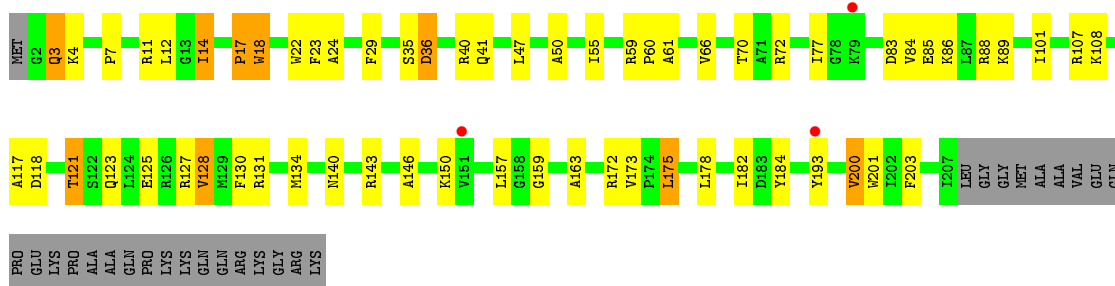


• Molecule 35: 30S ribosomal protein S3

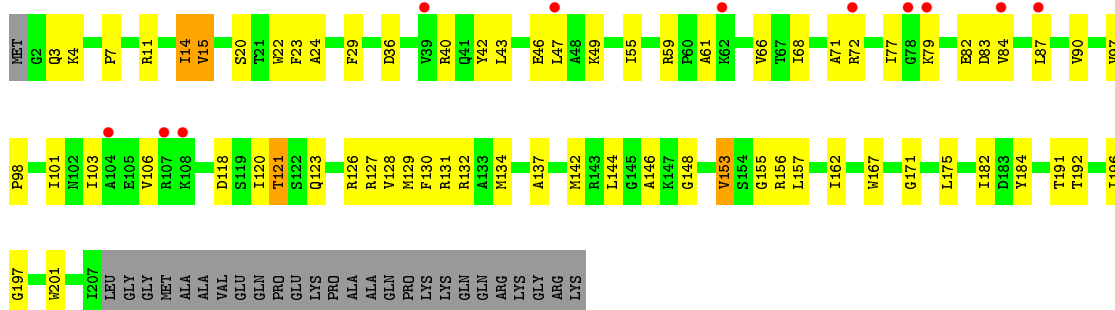




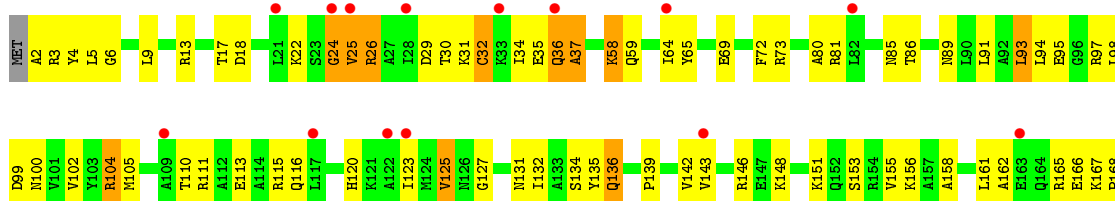
• Molecule 35: 30S ribosomal protein S3



• Molecule 35: 30S ribosomal protein S3

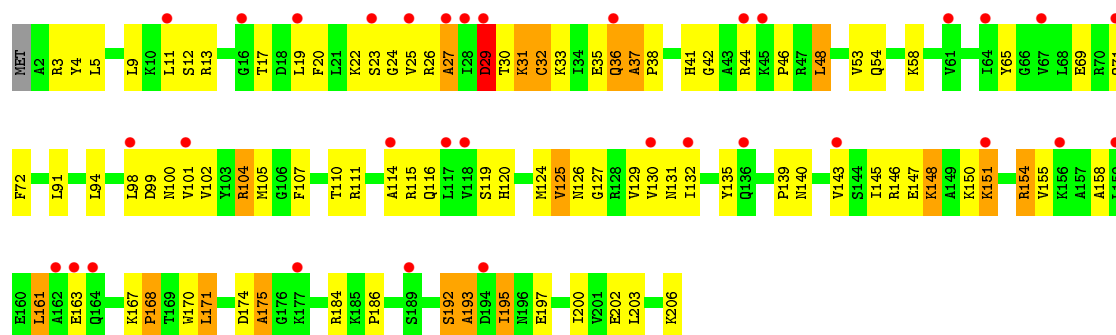


• Molecule 36: 30S ribosomal protein S4

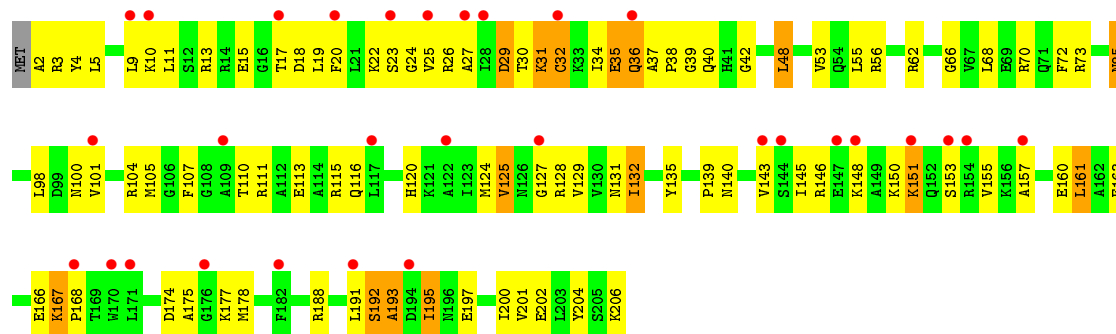




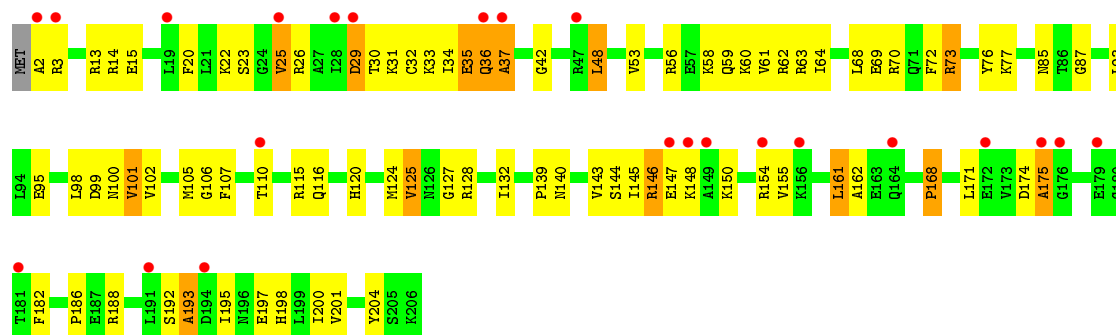
- Molecule 36: 30S ribosomal protein S4



- Molecule 36: 30S ribosomal protein S4

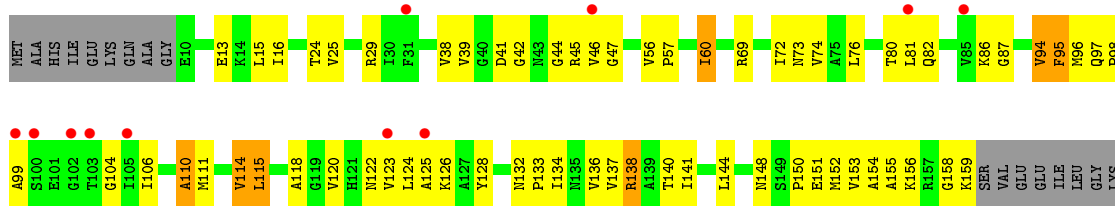


- Molecule 36: 30S ribosomal protein S4

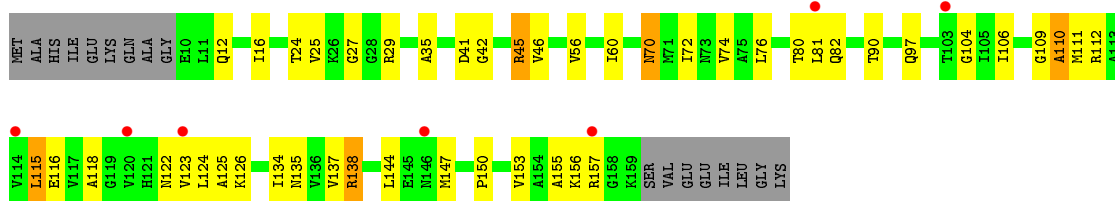


- Molecule 37: 30S ribosomal protein S5

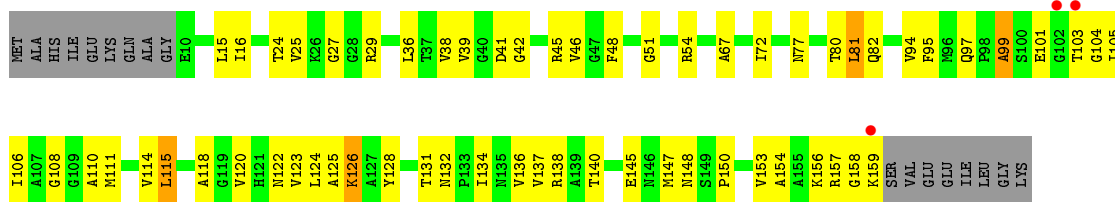




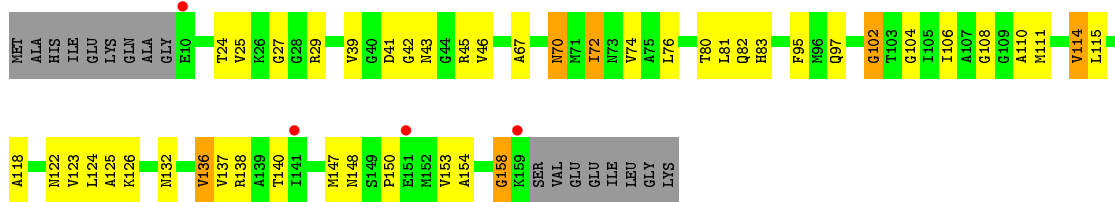
• Molecule 37: 30S ribosomal protein S5



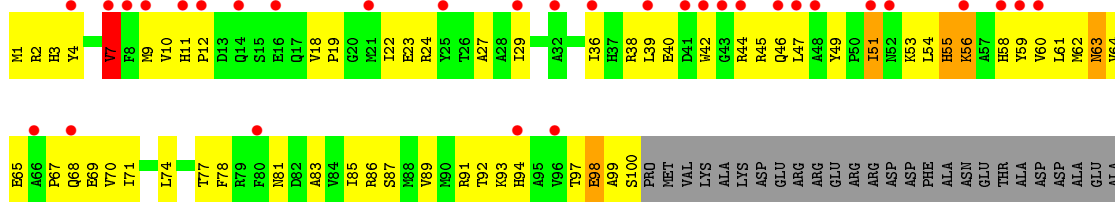
• Molecule 37: 30S ribosomal protein S5



• Molecule 37: 30S ribosomal protein S5

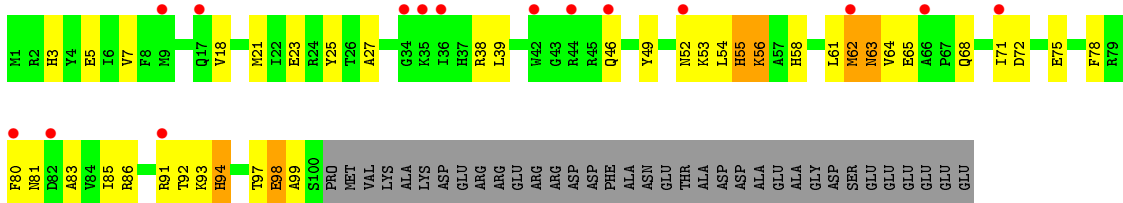


• Molecule 38: 30S ribosomal protein S6

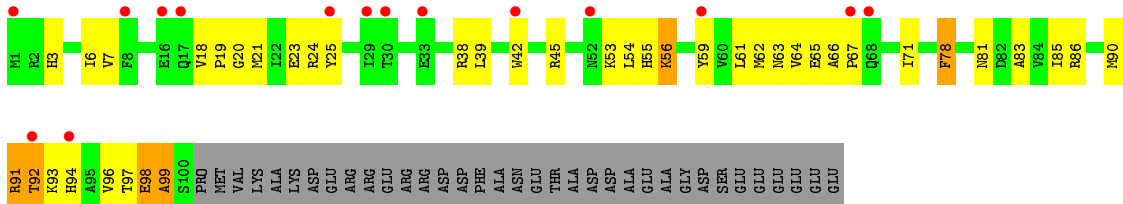
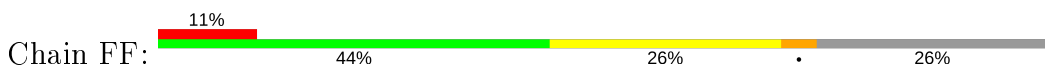


GLY  
ASP  
SER  
GLU  
GLU  
GLU  
GLU

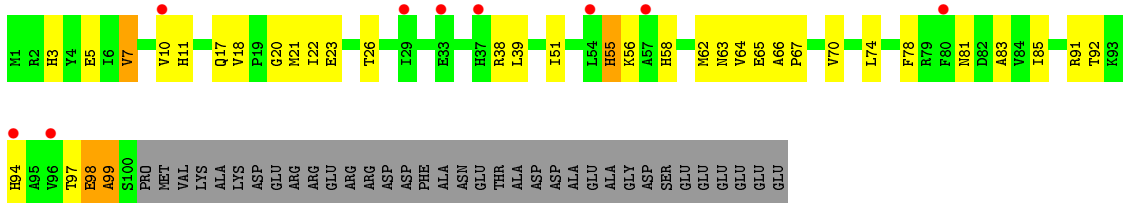
• Molecule 38: 30S ribosomal protein S6



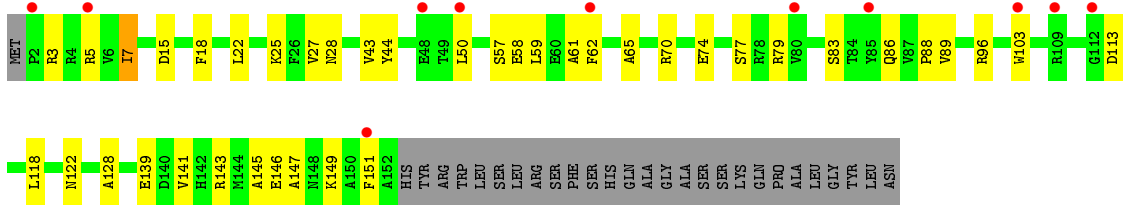
• Molecule 38: 30S ribosomal protein S6



• Molecule 38: 30S ribosomal protein S6

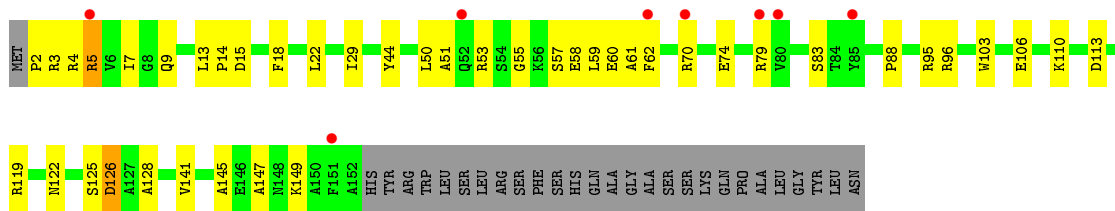


• Molecule 39: 30S ribosomal protein S7

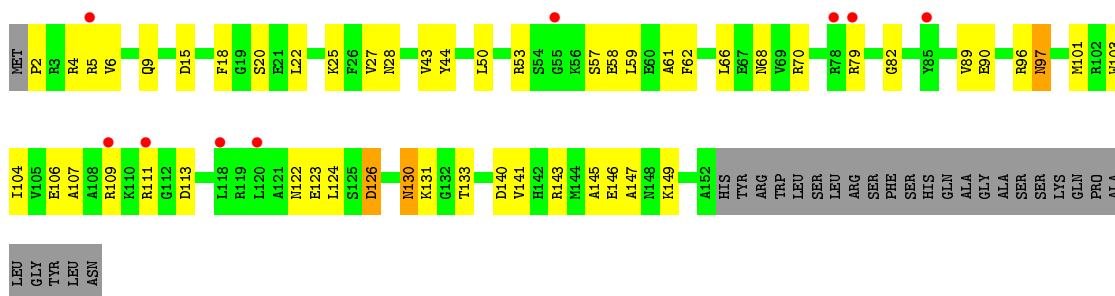


• Molecule 39: 30S ribosomal protein S7

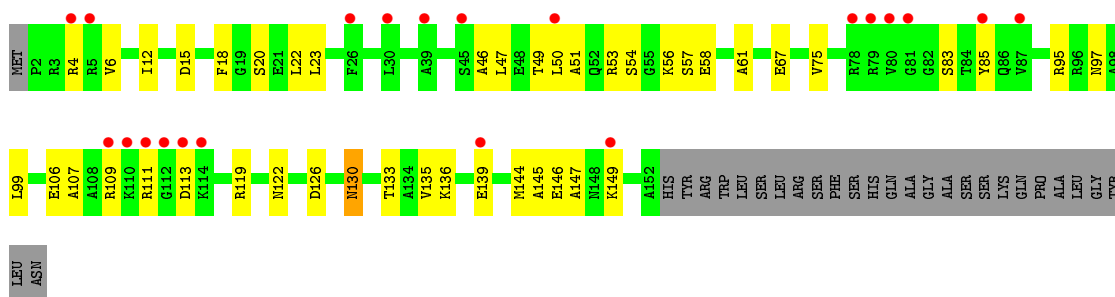




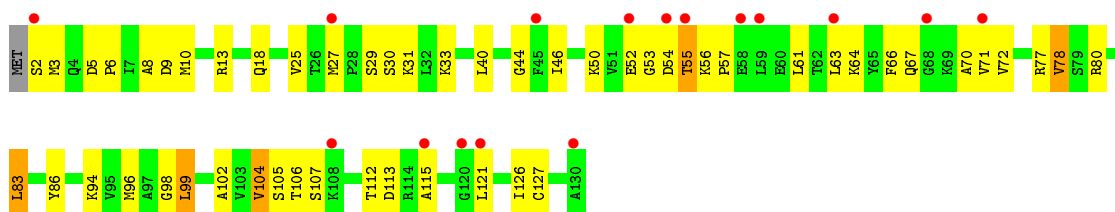
• Molecule 39: 30S ribosomal protein S7



• Molecule 39: 30S ribosomal protein S7



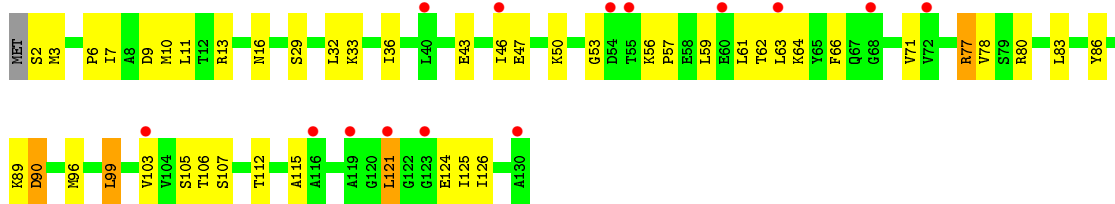
• Molecule 40: 30S ribosomal protein S8



• Molecule 40: 30S ribosomal protein S8



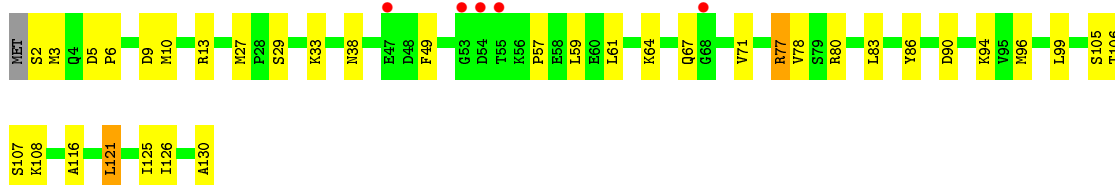
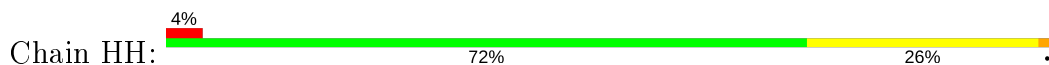




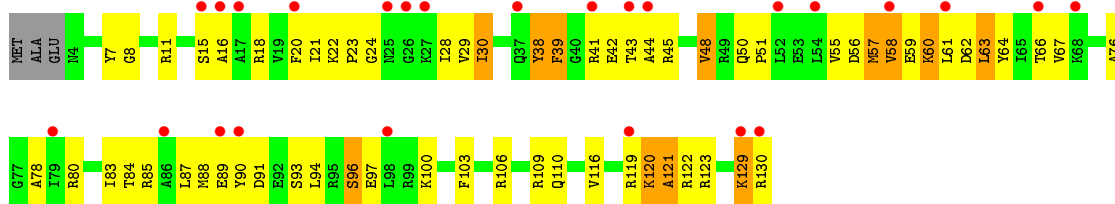
• Molecule 40: 30S ribosomal protein S8



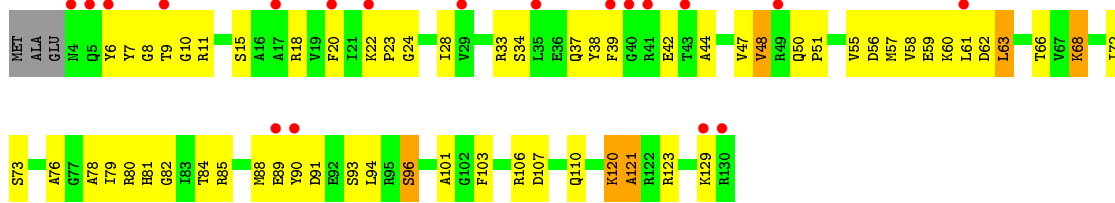
• Molecule 40: 30S ribosomal protein S8



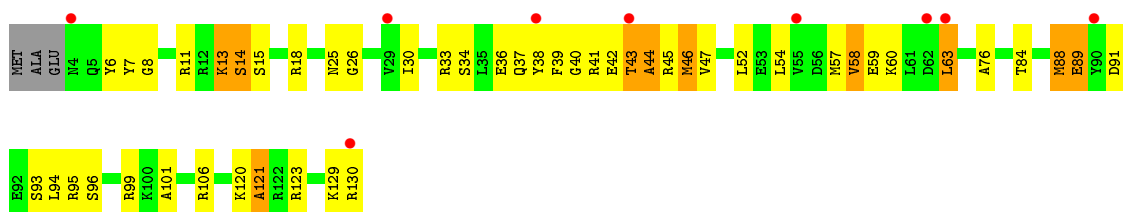
• Molecule 41: 30S ribosomal protein S9



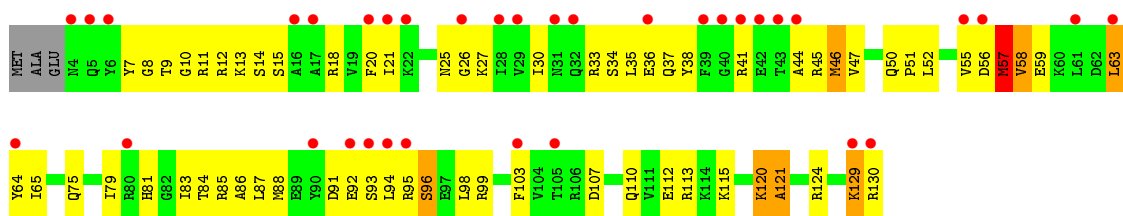
• Molecule 41: 30S ribosomal protein S9



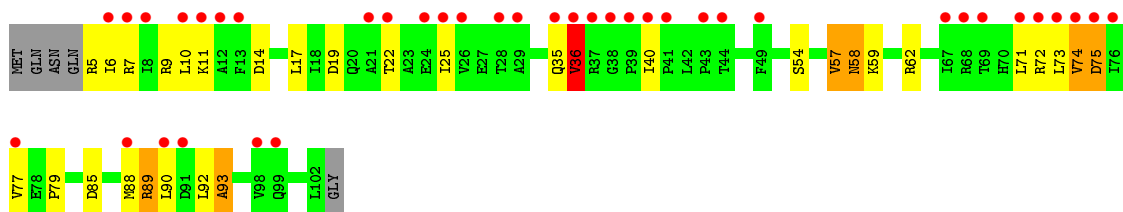
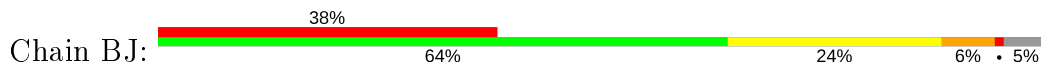
• Molecule 41: 30S ribosomal protein S9



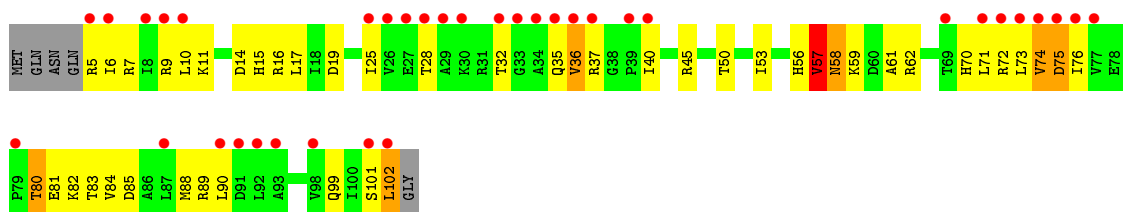
• Molecule 41: 30S ribosomal protein S9



• Molecule 42: 30S ribosomal protein S10



• Molecule 42: 30S ribosomal protein S10

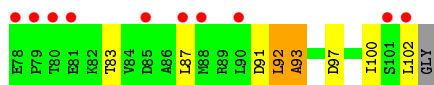
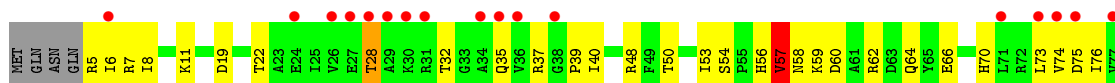


• Molecule 42: 30S ribosomal protein S10


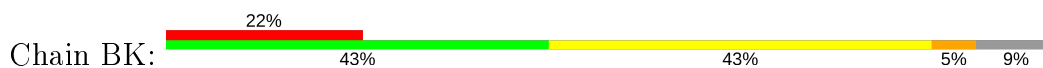




- Molecule 42: 30S ribosomal protein S10



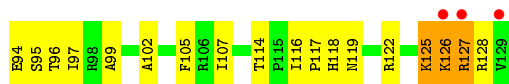
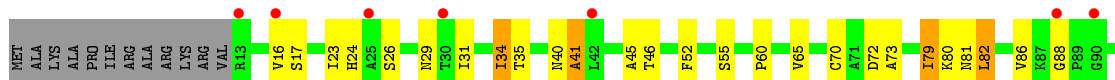
- Molecule 43: 30S ribosomal protein S11



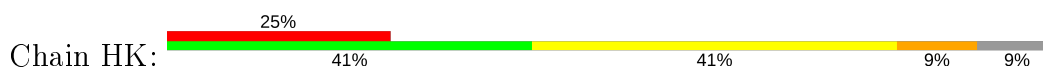
- Molecule 43: 30S ribosomal protein S11

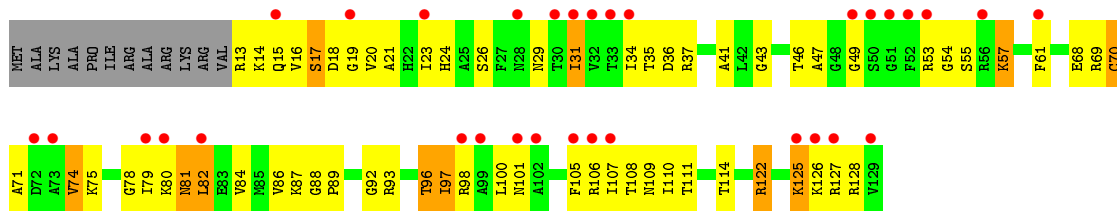


- Molecule 43: 30S ribosomal protein S11

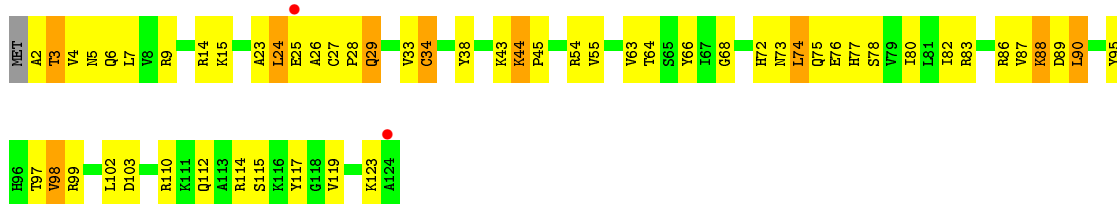


- Molecule 43: 30S ribosomal protein S11

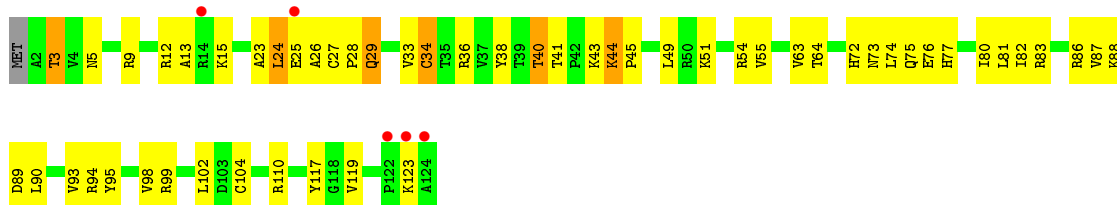




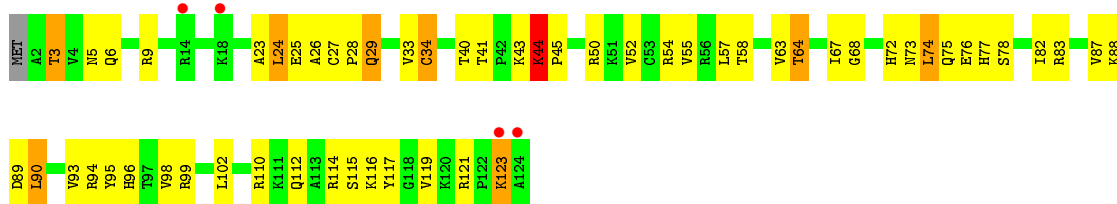
• Molecule 44: 30S ribosomal protein S12



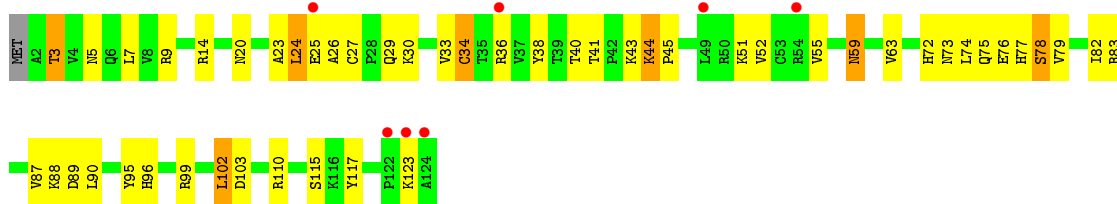
• Molecule 44: 30S ribosomal protein S12



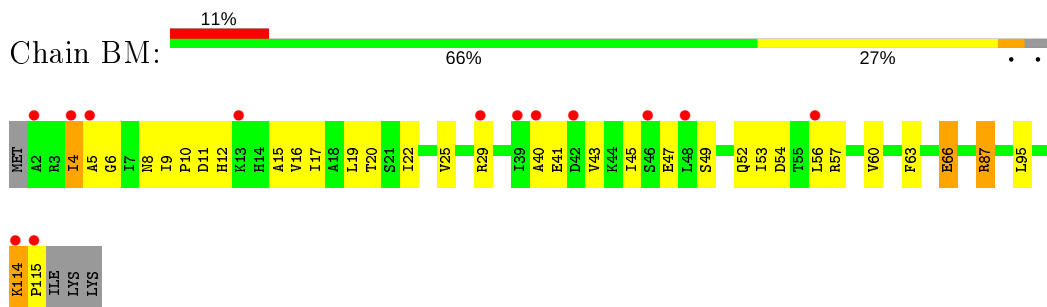
• Molecule 44: 30S ribosomal protein S12



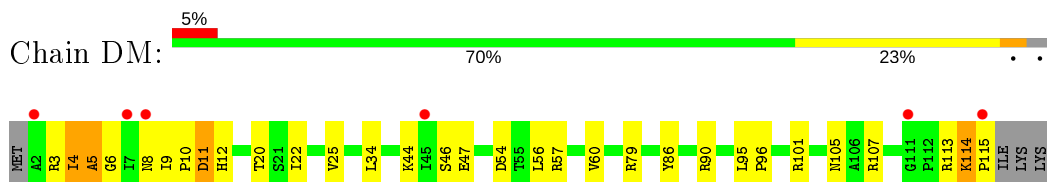
• Molecule 44: 30S ribosomal protein S12



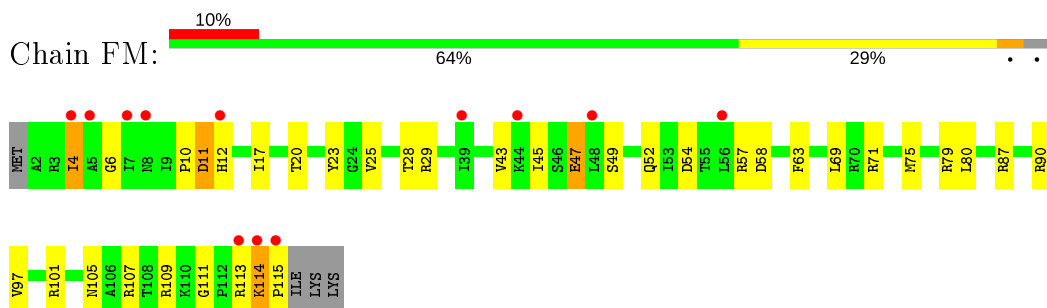
- Molecule 45: 30S ribosomal protein S13



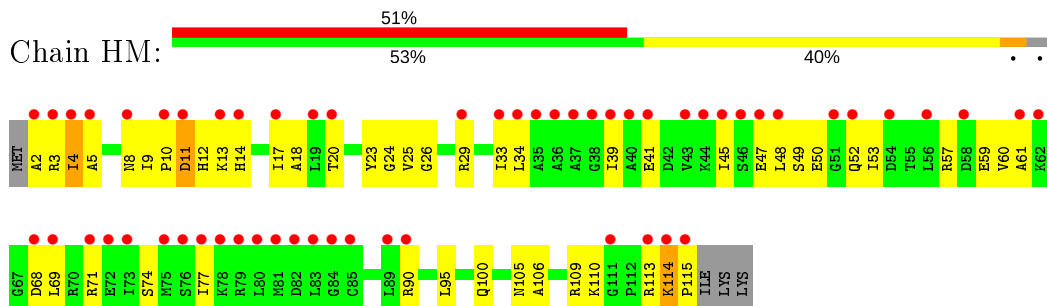
- Molecule 45: 30S ribosomal protein S13



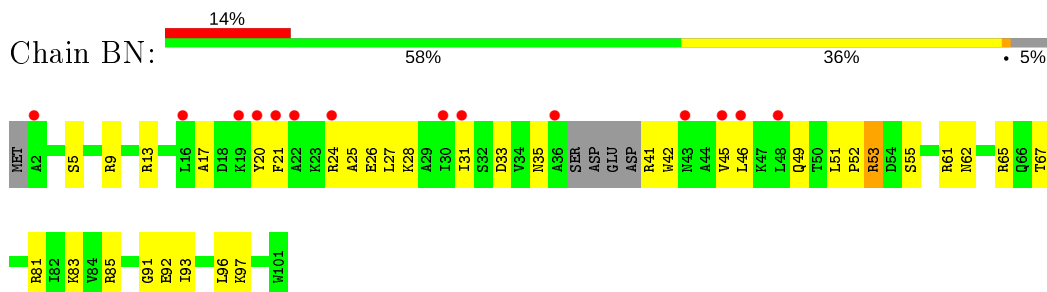
- Molecule 45: 30S ribosomal protein S13



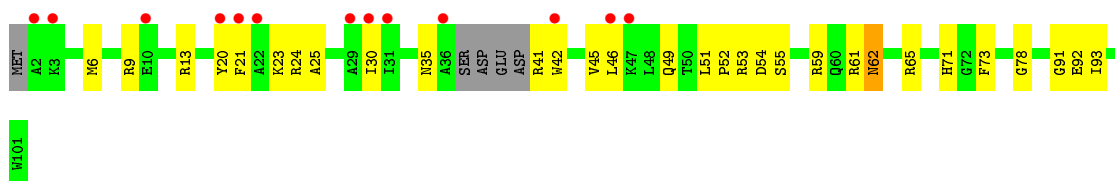
- Molecule 45: 30S ribosomal protein S13



- Molecule 46: 30S ribosomal protein S14



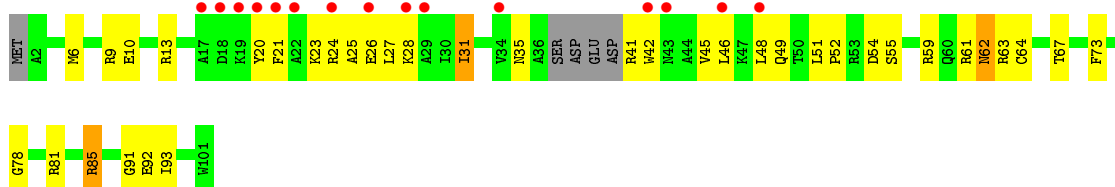
- Molecule 46: 30S ribosomal protein S14



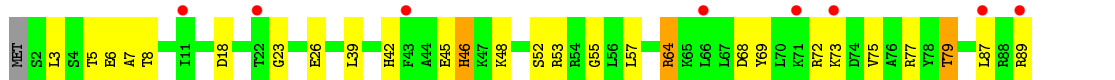
- Molecule 46: 30S ribosomal protein S14



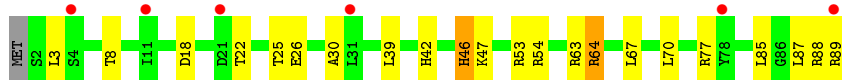
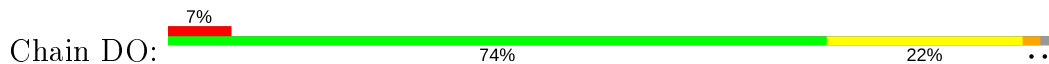
- Molecule 46: 30S ribosomal protein S14



- Molecule 47: 30S ribosomal protein S15



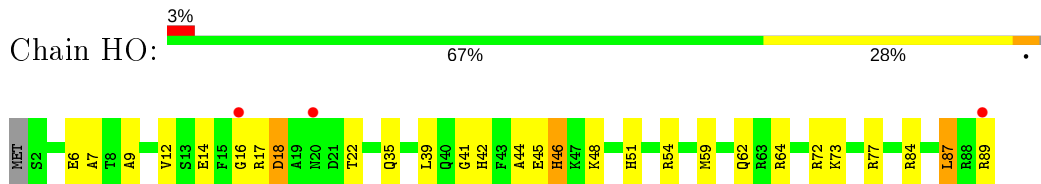
- Molecule 47: 30S ribosomal protein S15



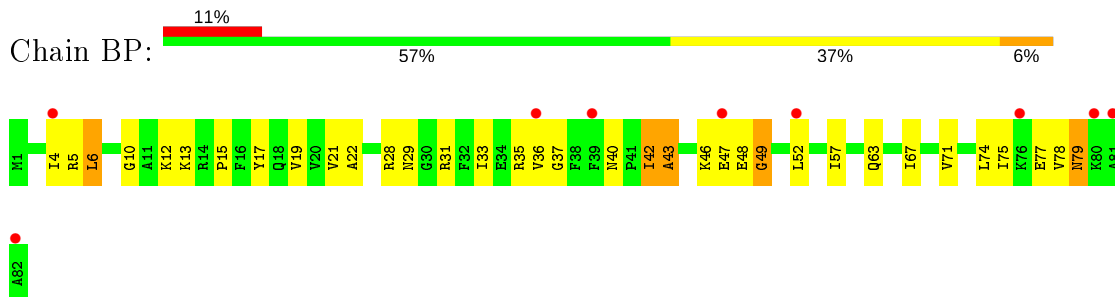
- Molecule 47: 30S ribosomal protein S15



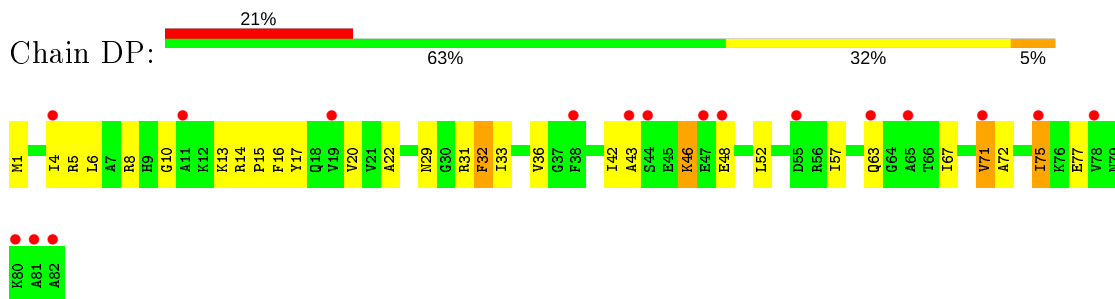
- Molecule 47: 30S ribosomal protein S15



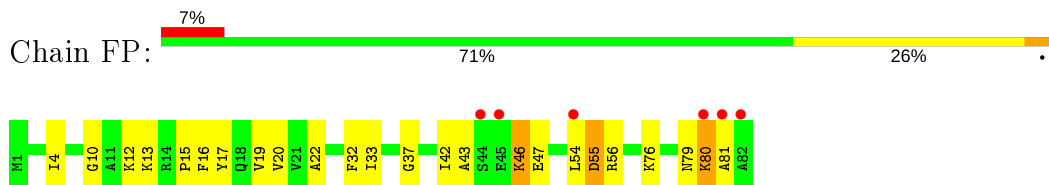
- Molecule 48: 30S ribosomal protein S16



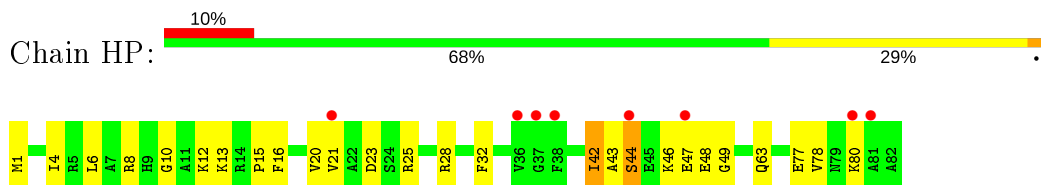
- Molecule 48: 30S ribosomal protein S16



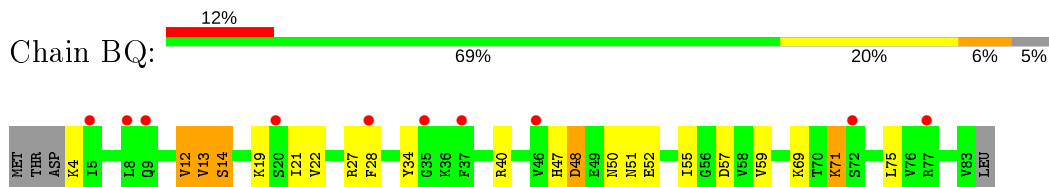
- Molecule 48: 30S ribosomal protein S16



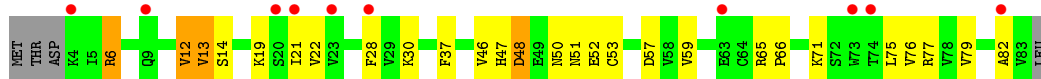
- Molecule 48: 30S ribosomal protein S16



- Molecule 49: 30S ribosomal protein S17



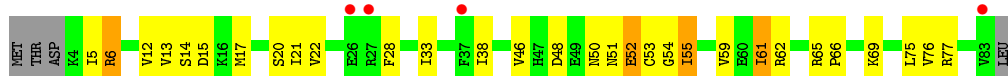
- Molecule 49: 30S ribosomal protein S17



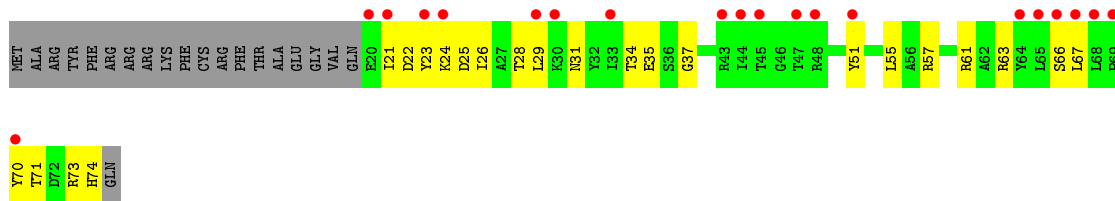
- Molecule 49: 30S ribosomal protein S17



- Molecule 49: 30S ribosomal protein S17



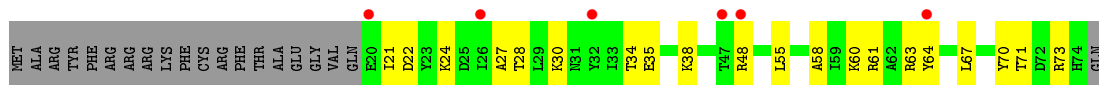
- Molecule 50: 30S ribosomal protein S18



- Molecule 50: 30S ribosomal protein S18

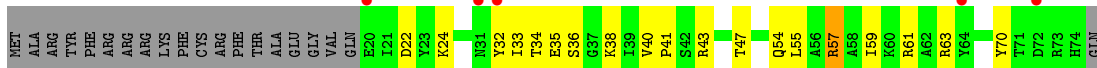


- Molecule 50: 30S ribosomal protein S18

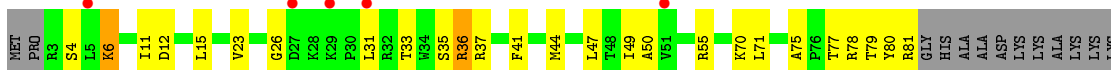


- Molecule 50: 30S ribosomal protein S18

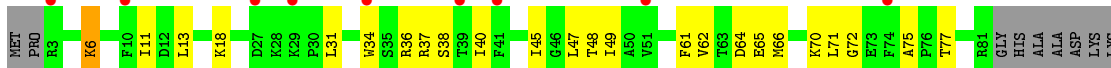




- Molecule 51: 30S ribosomal protein S19

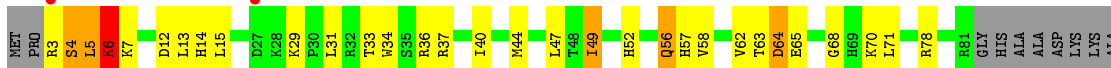


- Molecule 51: 30S ribosomal protein S19



ALA  
LYS  
LYS  
LYS

- Molecule 51: 30S ribosomal protein S19



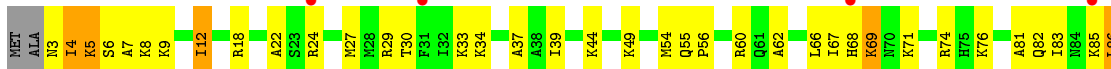
LYS  
LYS  
LYS

- Molecule 51: 30S ribosomal protein S19



M66  
V67  
G68  
H69  
K70  
L71  
E73  
F74  
R78  
R81  
GLY  
HIS  
ALA  
ALA  
ASP  
LYS  
LYS  
LYS

- Molecule 52: 30S ribosomal protein S20



A87

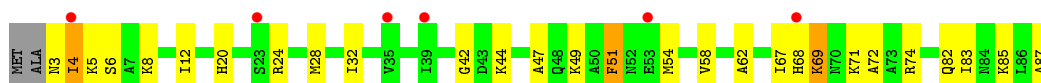
- Molecule 52: 30S ribosomal protein S20



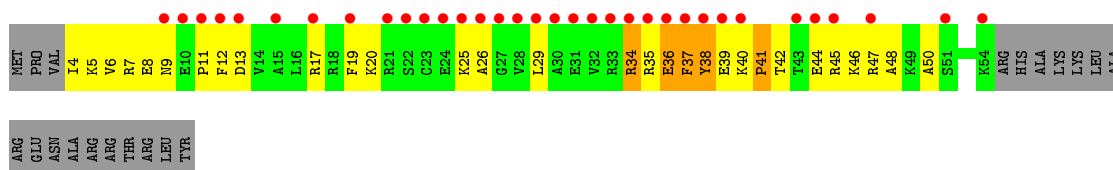
- Molecule 52: 30S ribosomal protein S20



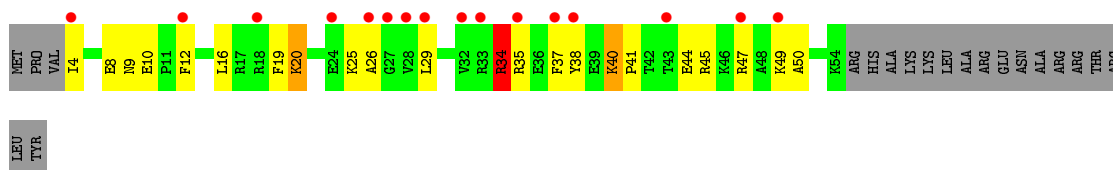
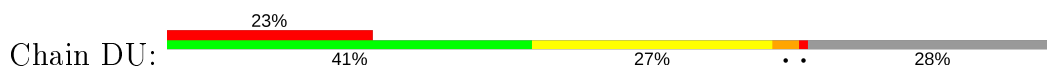
- Molecule 52: 30S ribosomal protein S20



- Molecule 53: 30S ribosomal protein S21

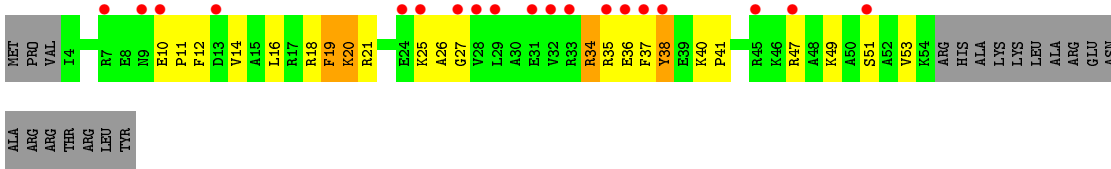


- Molecule 53: 30S ribosomal protein S21

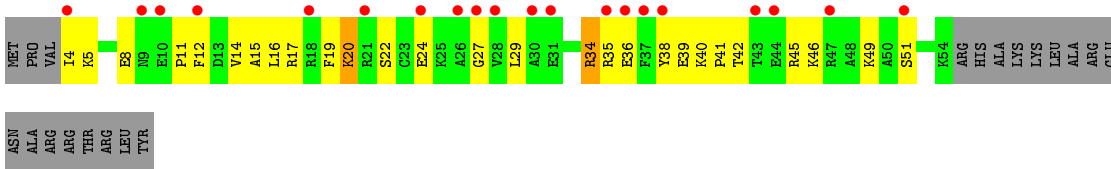


- Molecule 53: 30S ribosomal protein S21

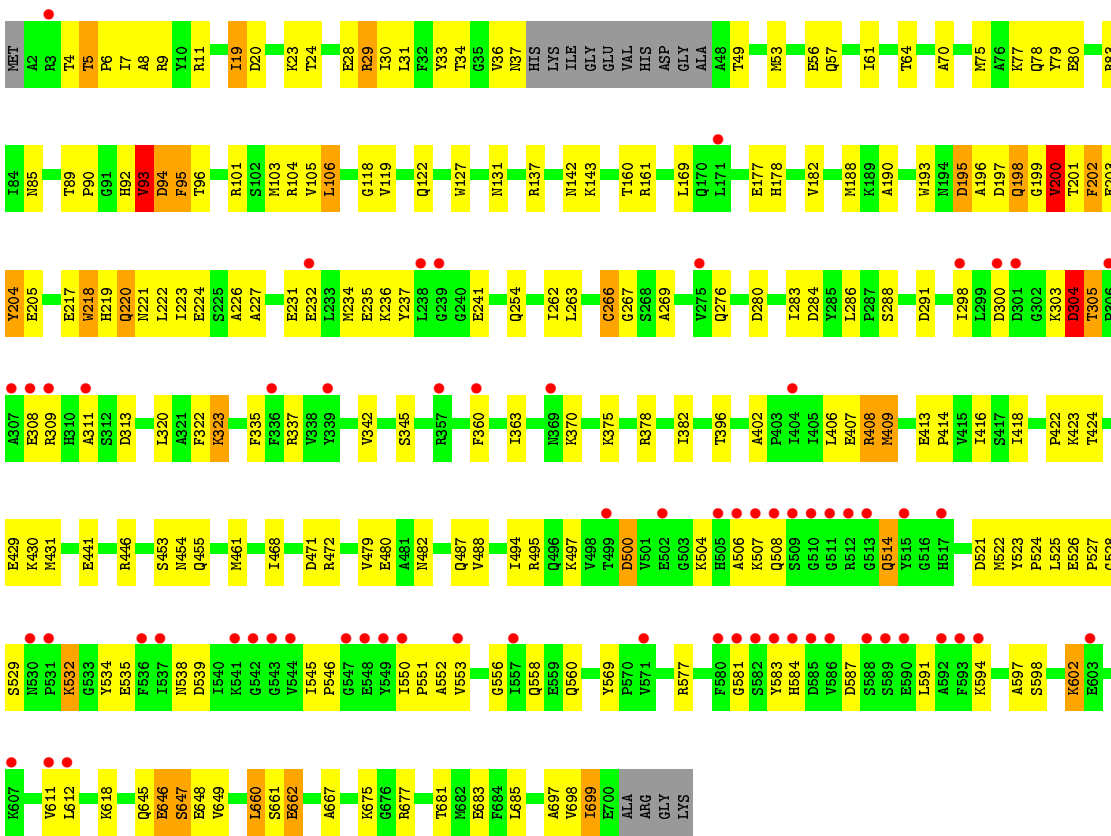




• Molecule 53: 30S ribosomal protein S21

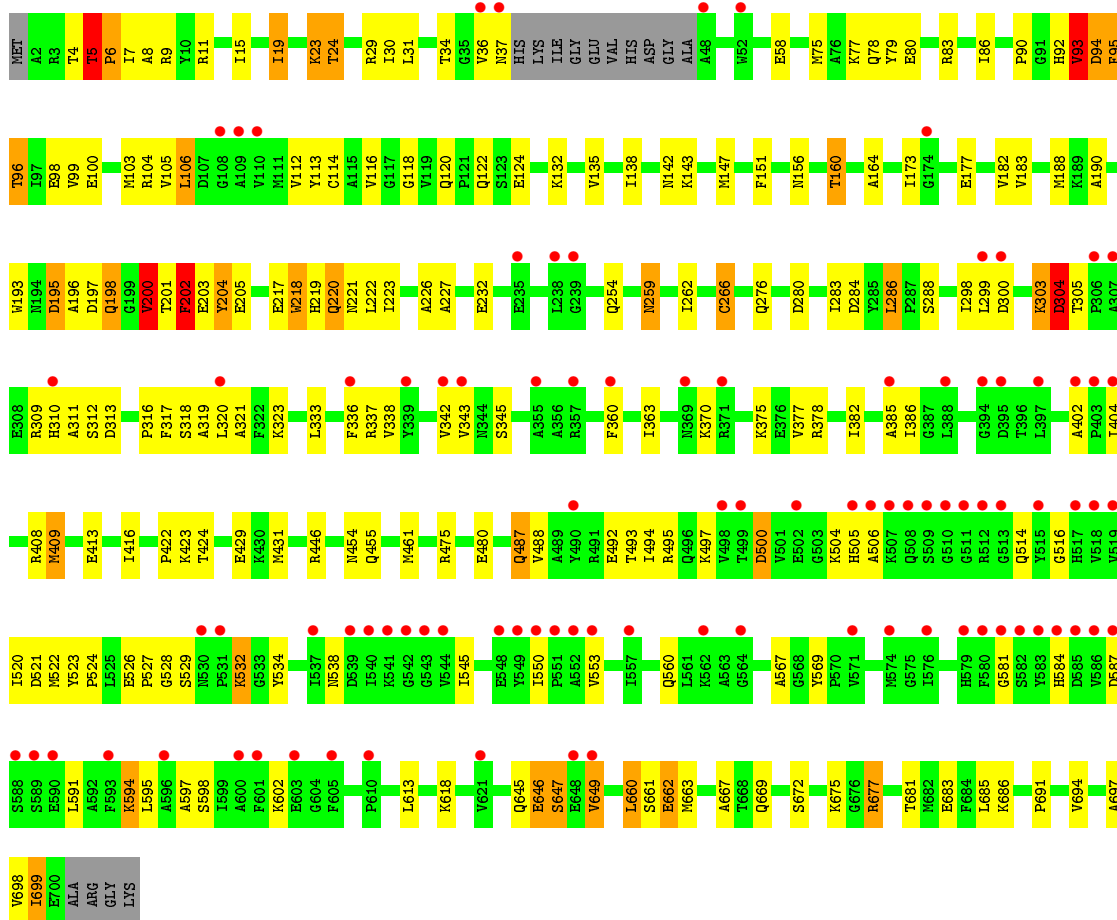


• Molecule 54: elongation factor G

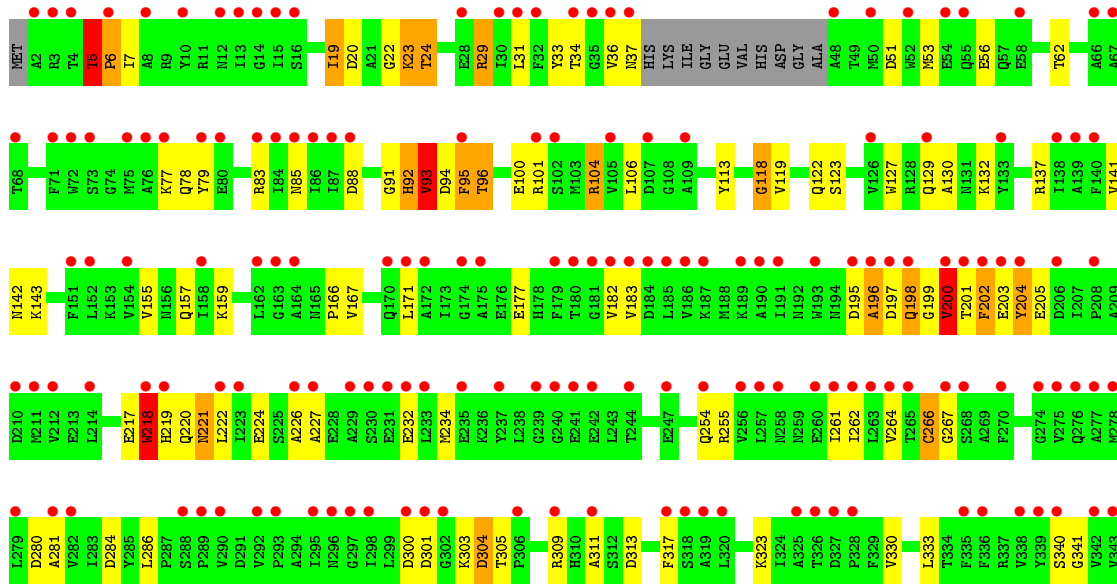


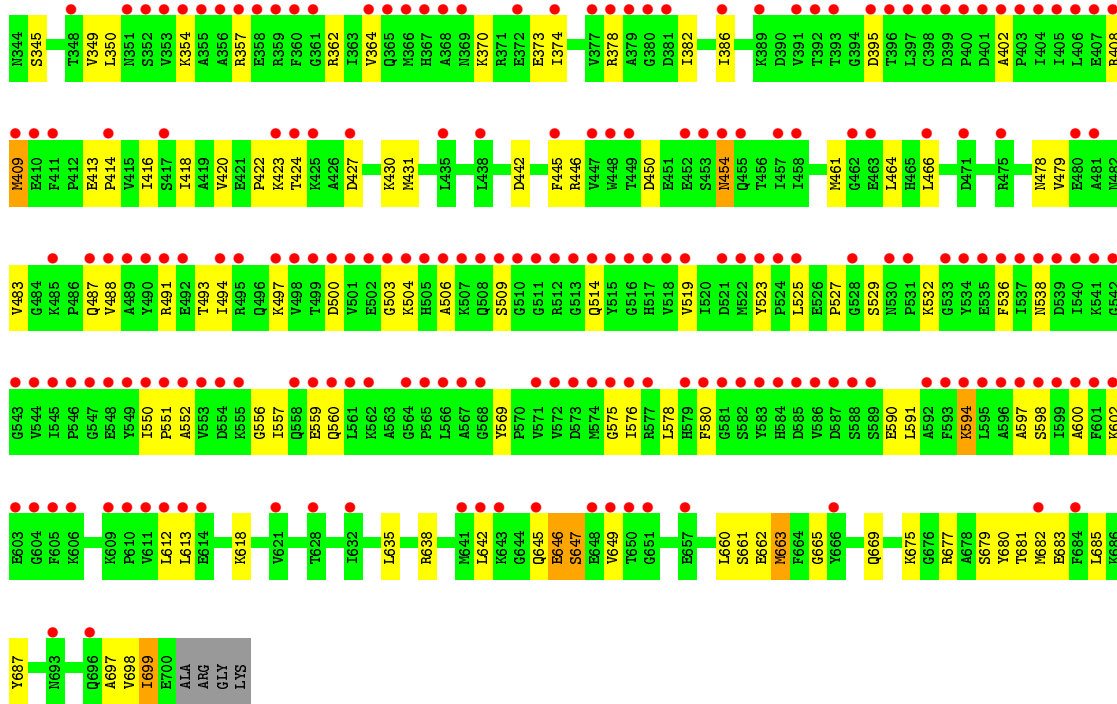
• Molecule 54: elongation factor G






• Molecule 54: elongation factor G



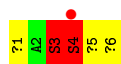
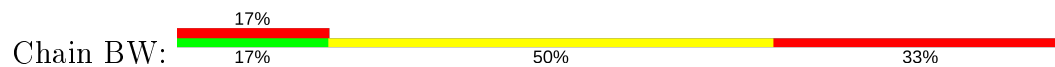


• Molecule 54: elongation factor G

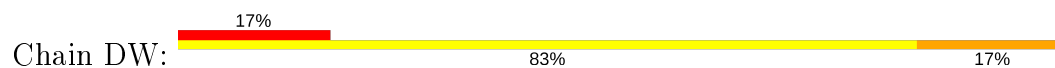




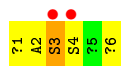
- Molecule 55: Viomycin



- Molecule 55: Viomycin



- Molecule 55: Viomycin



## 4 Data and refinement statistics

Property	Value	Source
Space group	P 1 21 1	Depositor
Cell constants a, b, c, $\alpha$ , $\beta$ , $\gamma$	361.14Å 360.51Å 429.73Å 90.00° 103.22° 90.00°	Depositor
Resolution (Å)	70.00 – 2.90 69.13 – 2.80	Depositor EDS
% Data completeness (in resolution range)	(Not available) (70.00-2.90) 77.4 (69.13-2.80)	Depositor EDS
$R_{merge}$	(Not available)	Depositor
$R_{sym}$	(Not available)	Depositor
$\langle I/\sigma(I) \rangle$ <sup>1</sup>	1.24 (at 2.81Å)	Xtrriage
Refinement program	PHENIX	Depositor
R, $R_{free}$	0.215 , 0.267 0.217 , 0.268	Depositor DCC
$R_{free}$ test set	3893 reflections (0.19%)	wwPDB-VP
Wilson B-factor (Å <sup>2</sup> )	54.5	Xtrriage
Anisotropy	0.324	Xtrriage
Bulk solvent $k_{sol}$ (e/Å <sup>3</sup> ), $B_{sol}$ (Å <sup>2</sup> )	0.27 , 39.3	EDS
L-test for twinning <sup>2</sup>	$\langle  L  \rangle = 0.45$ , $\langle L^2 \rangle = 0.28$	Xtrriage
Estimated twinning fraction	No twinning to report.	Xtrriage
$F_o, F_c$ correlation	0.92	EDS
Total number of atoms	590573	wwPDB-VP
Average B, all atoms (Å <sup>2</sup> )	35.0	wwPDB-VP

Xtrriage's analysis on translational NCS is as follows: *The analyses of the Patterson function reveals a significant off-origin peak that is 21.58 % of the origin peak, indicating pseudo-translational symmetry. The chance of finding a peak of this or larger height randomly in a structure without pseudo-translational symmetry is equal to 6.8072e-03.*

<sup>1</sup>Intensities estimated from amplitudes.

<sup>2</sup>Theoretical values of  $\langle |L| \rangle$ ,  $\langle L^2 \rangle$  for acentric reflections are 0.5, 0.333 respectively for untwinned datasets, and 0.375, 0.2 for perfectly twinned datasets.

## 5 Model quality i

### 5.1 Standard geometry i

Bond lengths and bond angles in the following residue types are not validated in this section: ZN, DPP, MG, KBE, GCP, UAL, 5OH

The Z score for a bond length (or angle) is the number of standard deviations the observed value is removed from the expected value. A bond length (or angle) with  $|Z| > 5$  is considered an outlier worth inspection. RMSZ is the root-mean-square of all Z scores of the bond lengths (or angles).

Mol	Chain	Bond lengths		Bond angles	
		RMSZ	# Z  >5	RMSZ	# Z  >5
1	AA	0.74	9/68626 (0.0%)	1.28	446/107056 (0.4%)
1	CA	0.76	7/68626 (0.0%)	1.27	404/107056 (0.4%)
1	EA	0.90	29/68626 (0.0%)	1.41	729/107056 (0.7%)
1	GA	0.72	11/68626 (0.0%)	1.25	345/107056 (0.3%)
2	AB	0.67	0/2828	1.20	13/4410 (0.3%)
2	CB	0.61	0/2828	1.15	11/4410 (0.2%)
2	EB	0.75	1/2828 (0.0%)	1.38	18/4410 (0.4%)
2	GB	0.62	0/2828	1.09	2/4410 (0.0%)
3	AC	0.55	0/2121	0.83	3/2852 (0.1%)
3	CC	0.60	0/2121	0.81	0/2852
3	EC	0.62	0/2121	0.83	1/2852 (0.0%)
3	GC	0.59	0/2121	0.84	1/2852 (0.0%)
4	AD	0.60	0/1586	0.81	1/2134 (0.0%)
4	CD	0.55	0/1586	0.75	1/2134 (0.0%)
4	ED	0.63	0/1586	0.81	0/2134
4	GD	0.54	0/1586	0.78	1/2134 (0.0%)
5	AE	0.50	0/1571	0.76	1/2113 (0.0%)
5	CE	0.53	0/1571	0.71	0/2113
5	EE	0.59	0/1571	0.79	2/2113 (0.1%)
5	GE	0.49	0/1571	0.68	0/2113
6	AF	0.69	0/1434	0.89	0/1926
6	CF	0.52	0/1434	0.70	0/1926
6	EF	0.51	0/1434	0.73	0/1926
6	GF	0.58	0/1434	0.77	1/1926 (0.1%)
7	AG	0.54	0/1343	0.72	0/1816
7	CG	0.52	0/1343	0.73	0/1816
7	EG	0.53	0/1343	0.74	0/1816
7	GG	0.52	0/1343	0.72	0/1816
8	AH	0.54	0/389	0.71	0/523
8	CH	0.60	0/389	0.76	0/523
8	EH	0.57	0/389	0.73	0/523
8	GH	0.57	0/389	0.74	0/523



Mol	Chain	Bond lengths		Bond angles	
		RMSZ	# Z  >5	RMSZ	# Z  >5
9	AI	0.58	0/1046	0.77	0/1410
9	CI	0.58	0/1046	0.74	0/1410
9	EI	0.61	0/1046	0.75	0/1410
9	GI	0.71	0/1046	0.84	0/1410
10	AJ	0.53	0/1152	0.77	0/1551
10	CJ	0.57	1/1152 (0.1%)	0.78	0/1551
10	EJ	0.70	1/1152 (0.1%)	0.82	1/1551 (0.1%)
10	GJ	0.55	1/1152 (0.1%)	0.71	0/1551
11	AK	0.62	0/947	0.79	0/1268
11	CK	0.63	0/947	0.78	0/1268
11	EK	0.59	0/947	0.83	0/1268
11	GK	0.55	0/947	0.80	0/1268
12	AL	0.53	0/1054	0.78	2/1403 (0.1%)
12	CL	0.53	0/1054	0.81	2/1403 (0.1%)
12	EL	0.61	0/1054	0.81	0/1403
12	GL	0.52	0/1054	0.78	0/1403
13	AM	0.61	1/1093 (0.1%)	0.81	1/1460 (0.1%)
13	CM	0.53	0/1093	0.75	0/1460
13	EM	0.62	0/1093	0.87	2/1460 (0.1%)
13	GM	0.52	0/1093	0.73	0/1460
14	AN	0.51	0/973	0.75	1/1301 (0.1%)
14	CN	0.46	0/973	0.77	4/1301 (0.3%)
14	EN	0.57	0/973	0.74	0/1301
14	GN	0.49	0/973	0.69	0/1301
15	AO	0.48	0/902	0.72	0/1209
15	CO	0.47	0/902	0.70	0/1209
15	EO	0.48	0/902	0.75	0/1209
15	GO	0.48	0/902	0.74	0/1209
16	AP	0.56	0/929	0.87	2/1242 (0.2%)
16	CP	0.56	0/929	0.85	2/1242 (0.2%)
16	EP	0.63	1/929 (0.1%)	0.89	1/1242 (0.1%)
16	GP	0.58	0/929	0.80	0/1242
17	AQ	0.56	0/960	0.75	1/1278 (0.1%)
17	CQ	0.60	0/960	0.78	1/1278 (0.1%)
17	EQ	0.70	0/960	0.88	2/1278 (0.2%)
17	GQ	0.53	0/960	0.74	0/1278
18	AR	0.59	0/829	0.75	0/1107
18	CR	0.59	0/829	0.75	0/1107
18	ER	0.68	2/829 (0.2%)	0.79	0/1107
18	GR	0.56	0/829	0.75	0/1107
19	AS	0.52	0/864	0.76	0/1156
19	CS	0.52	0/864	0.73	0/1156
19	ES	0.62	0/864	0.84	1/1156 (0.1%)

Mol	Chain	Bond lengths		Bond angles	
		RMSZ	# Z  >5	RMSZ	# Z  >5
19	GS	0.49	0/864	0.72	0/1156
20	AT	0.60	0/744	0.84	0/994
20	CT	0.56	0/744	0.89	0/994
20	ET	0.65	0/744	0.92	1/994 (0.1%)
20	GT	0.57	0/744	0.91	1/994 (0.1%)
21	AU	0.56	0/787	0.76	0/1051
21	CU	0.52	0/787	0.75	0/1051
21	EU	0.61	0/787	0.81	0/1051
21	GU	0.52	0/787	0.77	0/1051
22	AV	0.48	0/766	0.67	0/1025
22	CV	0.55	1/766 (0.1%)	0.67	0/1025
22	EV	0.57	0/766	0.72	0/1025
22	GV	0.47	0/766	0.65	0/1025
23	AW	0.63	0/603	0.93	1/797 (0.1%)
23	CW	0.70	0/603	0.94	1/797 (0.1%)
23	EW	0.78	0/603	0.97	1/797 (0.1%)
23	GW	0.66	0/603	0.92	0/797
24	AX	0.52	0/635	0.83	1/848 (0.1%)
24	CX	0.58	0/635	0.80	2/848 (0.2%)
24	EX	0.56	0/635	0.79	1/848 (0.1%)
24	GX	0.51	0/635	0.79	0/848
25	AY	0.47	0/510	0.75	0/677
25	CY	0.51	0/510	0.76	0/677
25	EY	0.54	0/510	0.85	1/677 (0.1%)
25	GY	0.55	0/510	0.79	1/677 (0.1%)
26	AZ	0.53	0/453	0.65	0/605
26	CZ	0.49	0/453	0.75	0/605
26	EZ	0.58	0/453	0.82	0/605
26	GZ	0.48	0/453	0.73	0/605
27	A0	0.50	0/450	0.77	0/599
27	C0	0.49	0/450	0.72	0/599
27	E0	0.68	1/450 (0.2%)	0.80	1/599 (0.2%)
27	G0	0.52	1/450 (0.2%)	0.69	0/599
28	A1	0.54	0/416	0.78	0/554
28	C1	0.51	0/416	0.76	0/554
28	E1	0.54	0/416	0.72	0/554
28	G1	0.54	0/416	0.73	0/554
29	A2	0.52	0/380	0.77	0/498
29	C2	0.56	0/380	0.73	0/498
29	E2	0.75	1/380 (0.3%)	0.84	1/498 (0.2%)
29	G2	0.59	0/380	0.75	0/498
30	A3	0.51	0/513	0.74	0/676
30	C3	0.54	0/513	0.68	0/676

Mol	Chain	Bond lengths		Bond angles	
		RMSZ	# Z  >5	RMSZ	# Z  >5
30	E3	0.64	0/513	0.81	0/676
30	G3	0.50	0/513	0.70	0/676
31	A4	0.61	0/303	0.78	0/397
31	C4	0.60	0/303	0.81	0/397
31	E4	0.60	0/303	0.82	0/397
31	G4	0.53	0/303	0.77	0/397
32	A5	0.83	0/1131	1.34	28/1524 (1.8%)
32	E5	0.74	0/1106	1.34	26/1490 (1.7%)
33	BA	0.64	0/36834	1.15	99/57462 (0.2%)
33	DA	0.63	0/36834	1.13	95/57462 (0.2%)
33	FA	0.65	1/36834 (0.0%)	1.18	114/57462 (0.2%)
33	HA	0.64	0/36834	1.13	101/57462 (0.2%)
34	BB	0.53	0/1735	0.72	0/2338
34	DB	0.49	0/1735	0.70	0/2338
34	FB	0.54	0/1735	0.73	0/2338
34	HB	0.52	0/1735	0.72	0/2338
35	BC	0.47	0/1651	0.64	0/2225
35	DC	0.47	0/1651	0.61	0/2225
35	FC	0.50	0/1651	0.71	0/2225
35	HC	0.48	0/1651	0.67	0/2225
36	BD	0.52	0/1665	0.74	0/2227
36	DD	0.54	0/1665	0.76	0/2227
36	FD	0.49	0/1665	0.71	0/2227
36	HD	0.52	0/1665	0.73	0/2227
37	BE	0.56	1/1118 (0.1%)	0.77	0/1504
37	DE	0.50	0/1118	0.74	0/1504
37	FE	0.54	0/1118	0.78	0/1504
37	HE	0.52	0/1118	0.76	0/1504
38	BF	0.64	0/835	0.75	0/1128
38	DF	0.55	0/835	0.73	0/1128
38	FF	0.54	0/835	0.73	0/1128
38	HF	0.58	0/835	0.72	0/1128
39	BG	0.48	0/1195	0.66	0/1602
39	DG	0.47	0/1195	0.66	0/1602
39	FG	0.51	0/1195	0.70	0/1602
39	HG	0.51	0/1195	0.73	0/1602
40	BH	0.48	0/989	0.63	0/1326
40	DH	0.50	0/989	0.65	0/1326
40	FH	0.50	0/989	0.72	0/1326
40	HH	0.45	0/989	0.66	0/1326
41	BI	0.52	0/1034	0.77	0/1375
41	DI	0.49	0/1034	0.72	1/1375 (0.1%)
41	FI	0.52	0/1034	0.80	0/1375

Mol	Chain	Bond lengths		Bond angles	
		RMSZ	# Z  >5	RMSZ	# Z  >5
41	HI	0.56	0/1034	0.76	1/1375 (0.1%)
42	BJ	0.53	0/796	0.73	1/1077 (0.1%)
42	DJ	0.55	0/796	0.75	0/1077
42	FJ	0.55	0/796	0.78	0/1077
42	HJ	0.54	0/796	0.77	0/1077
43	BK	0.59	0/893	0.81	0/1205
43	DK	0.51	0/893	0.80	1/1205 (0.1%)
43	FK	0.52	0/893	0.72	0/1205
43	HK	0.71	0/893	0.92	2/1205 (0.2%)
44	BL	0.55	0/969	0.78	0/1300
44	DL	0.54	0/969	0.79	0/1300
44	FL	0.51	0/969	0.75	1/1300 (0.1%)
44	HL	0.50	0/969	0.78	0/1300
45	BM	0.48	0/892	0.72	0/1193
45	DM	0.48	0/892	0.70	0/1193
45	FM	0.46	0/892	0.72	0/1193
45	HM	0.60	0/892	0.83	0/1193
46	BN	0.53	0/785	0.73	0/1043
46	DN	0.53	0/785	0.68	0/1043
46	FN	0.59	0/785	0.80	0/1043
46	HN	0.48	0/785	0.67	0/1043
47	BO	0.46	0/722	0.65	0/964
47	DO	0.47	0/722	0.64	0/964
47	FO	0.44	0/722	0.63	0/964
47	HO	0.50	0/722	0.68	0/964
48	BP	0.51	0/659	0.74	0/884
48	DP	0.52	0/659	0.72	0/884
48	FP	0.48	0/659	0.70	0/884
48	HP	0.51	0/659	0.67	0/884
49	BQ	0.51	0/657	0.73	0/881
49	DQ	0.50	0/657	0.74	0/881
49	FQ	0.49	0/657	0.66	0/881
49	HQ	0.51	0/657	0.75	0/881
50	BR	0.53	0/462	0.67	0/621
50	DR	0.50	0/462	0.71	0/621
50	FR	0.48	0/462	0.63	0/621
50	HR	0.53	0/462	0.77	1/621 (0.2%)
51	BS	0.47	0/652	0.78	0/877
51	DS	0.49	0/652	0.70	0/877
51	FS	0.48	0/652	0.72	0/877
51	HS	0.66	0/652	0.79	0/877
52	BT	0.50	0/671	0.65	0/888
52	DT	0.49	0/671	0.64	0/888

Mol	Chain	Bond lengths		Bond angles	
		RMSZ	# Z  >5	RMSZ	# Z  >5
52	FT	0.48	0/671	0.68	0/888
52	HT	0.49	0/671	0.72	0/888
53	BU	0.67	0/430	0.75	0/570
53	DU	0.67	0/430	0.83	1/570 (0.2%)
53	FU	0.69	0/430	0.83	0/570
53	HU	0.78	0/430	0.82	0/570
54	BV	0.48	0/5418	0.68	1/7329 (0.0%)
54	DV	0.46	0/5418	0.66	1/7329 (0.0%)
54	FV	0.57	0/5418	0.68	1/7329 (0.0%)
54	HV	0.50	0/5418	0.70	1/7329 (0.0%)
55	BW	2.44	1/11 (9.1%)	1.38	0/13
55	DW	2.31	1/11 (9.1%)	1.57	0/13
55	FW	2.44	1/11 (9.1%)	2.53	1/13 (7.7%)
All	All	0.68	73/635346 (0.0%)	1.13	2493/946873 (0.3%)

Chiral center outliers are detected by calculating the chiral volume of a chiral center and verifying if the center is modelled as a planar moiety or with the opposite hand. A planarity outlier is detected by checking planarity of atoms in a peptide group, atoms in a mainchain group or atoms of a sidechain that are expected to be planar.

Mol	Chain	#Chirality outliers	#Planarity outliers
3	CC	0	1
3	EC	0	1
3	GC	0	1
4	CD	0	2
4	ED	0	1
4	GD	0	1
32	A5	0	2
41	FI	0	1
44	BL	0	1
44	DL	0	1
44	FL	0	1
44	HL	0	1
54	BV	0	2
54	DV	0	2
54	FV	0	2
54	HV	0	3
All	All	0	23

All (73) bond length outliers are listed below:

Mol	Chain	Res	Type	Atoms	Z	Observed(Å)	Ideal(Å)
1	EA	984	A	N9-C4	-10.08	1.31	1.37
1	EA	528	A	N9-C4	-9.15	1.32	1.37
37	BE	94	VAL	CB-CG2	9.12	1.72	1.52
13	AM	13	HIS	CG-CD2	8.66	1.50	1.35
10	EJ	44	TYR	CD1-CE1	-7.92	1.27	1.39
2	EB	99	A	N9-C4	-7.52	1.33	1.37
1	EA	2447	G	C6-O6	7.51	1.30	1.24
22	CV	14	LYS	CD-CE	7.49	1.70	1.51
1	GA	1142	A	N9-C4	-7.45	1.33	1.37
27	E0	19	ASP	CB-CG	7.37	1.67	1.51
1	AA	984	A	N9-C4	-7.31	1.33	1.37
1	CA	984	A	N9-C4	-7.29	1.33	1.37
1	GA	528	A	N9-C4	-7.21	1.33	1.37
1	AA	783	A	N7-C5	-7.01	1.35	1.39
1	CA	783	A	N9-C4	-6.99	1.33	1.37
1	EA	984	A	C5-C6	-6.62	1.35	1.41
1	AA	1142	A	N9-C4	-6.61	1.33	1.37
1	CA	654	A	N9-C4	6.61	1.41	1.37
1	EA	1022	G	N7-C5	-6.56	1.35	1.39
1	EA	142	A	O3'-P	6.51	1.69	1.61
55	FW	3	SER	C-N	6.37	1.48	1.34
1	GA	142	A	O3'-P	6.35	1.68	1.61
1	AA	783	A	N9-C4	-6.34	1.34	1.37
55	BW	3	SER	C-N	6.34	1.48	1.34
1	AA	2053	G	N7-C5	-6.30	1.35	1.39
18	ER	86	GLN	CB-CG	6.29	1.69	1.52
1	EA	1263	U	C4-O4	6.28	1.28	1.23
1	EA	528	A	N3-C4	-6.26	1.31	1.34
1	EA	783	A	N9-C4	-6.25	1.34	1.37
1	EA	974	G	C5-C6	-6.23	1.36	1.42
55	DW	3	SER	C-N	6.22	1.48	1.34
10	GJ	44	TYR	CD1-CE1	-6.10	1.30	1.39
1	CA	783	A	N3-C4	-6.08	1.31	1.34
10	CJ	44	TYR	CD1-CE1	-6.01	1.30	1.39
1	EA	984	A	N7-C5	-5.93	1.35	1.39
1	EA	974	G	N9-C8	5.92	1.42	1.37
33	FA	461	A	N9-C4	5.89	1.41	1.37
1	EA	207	A	N9-C4	-5.86	1.34	1.37
1	EA	1142	A	N9-C4	-5.84	1.34	1.37
1	EA	808	G	N7-C5	-5.80	1.35	1.39
1	EA	752	A	C5-C6	-5.76	1.35	1.41
1	EA	793	A	N3-C4	-5.73	1.31	1.34
1	EA	2570	G	N9-C4	-5.71	1.33	1.38

*Continued on next page...*

*Continued from previous page...*

Mol	Chain	Res	Type	Atoms	Z	Observed(Å)	Ideal(Å)
1	EA	142	A	P-O5'	5.71	1.65	1.59
1	EA	972	A	C5-C6	-5.61	1.36	1.41
1	GA	808	G	N7-C5	-5.56	1.35	1.39
27	G0	19	ASP	CB-CG	5.54	1.63	1.51
1	GA	783	A	N9-C4	-5.52	1.34	1.37
1	GA	528	A	N3-C4	-5.48	1.31	1.34
1	GA	654	A	N9-C4	5.47	1.41	1.37
1	AA	2482	A	N9-C4	-5.42	1.34	1.37
1	EA	2250	G	N9-C8	5.41	1.41	1.37
1	GA	2183	A	N9-C4	5.33	1.41	1.37
1	GA	789	A	N9-C4	-5.33	1.34	1.37
1	CA	792	A	N9-C4	-5.32	1.34	1.37
1	EA	613	A	N9-C4	5.32	1.41	1.37
1	EA	734	A	N9-C4	-5.25	1.34	1.37
1	EA	1254	A	N3-C4	-5.25	1.31	1.34
1	CA	1902	C	N1-C6	-5.24	1.34	1.37
1	EA	251	A	N9-C4	-5.24	1.34	1.37
1	AA	896	A	N9-C4	5.18	1.41	1.37
1	CA	1899	A	N9-C4	-5.15	1.34	1.37
1	EA	972	A	N7-C5	-5.14	1.36	1.39
1	AA	984	A	C5-C6	-5.13	1.36	1.41
18	ER	86	GLN	CG-CD	5.12	1.62	1.51
29	E2	44	VAL	CA-CB	5.11	1.65	1.54
1	EA	1678	A	N3-C4	-5.10	1.31	1.34
1	GA	783	A	N3-C4	-5.10	1.31	1.34
16	EP	50	ARG	CB-CG	5.09	1.66	1.52
1	EA	1983	G	N9-C4	-5.08	1.33	1.38
1	GA	311	A	N9-C4	5.07	1.40	1.37
1	EA	752	A	N7-C5	-5.04	1.36	1.39
1	AA	1665	A	N7-C5	-5.02	1.36	1.39

All (2493) bond angle outliers are listed below:

Mol	Chain	Res	Type	Atoms	Z	Observed(°)	Ideal(°)
1	EA	834	G	N1-C6-O6	16.23	129.64	119.90
1	EA	984	A	C2-N3-C4	-15.83	102.68	110.60
1	EA	974	G	C4-C5-N7	15.17	116.87	110.80
1	AA	2544	G	N1-C6-O6	14.98	128.89	119.90
1	AA	2053	G	N1-C6-O6	14.67	128.70	119.90
1	AA	984	A	C2-N3-C4	-13.99	103.61	110.60
1	AA	2447	G	N1-C6-O6	13.87	128.22	119.90
1	CA	984	A	C2-N3-C4	-13.82	103.69	110.60

*Continued on next page...*

*Continued from previous page...*

Mol	Chain	Res	Type	Atoms	Z	Observed(°)	Ideal(°)
1	AA	1073	A	N1-C6-N6	-13.64	110.42	118.60
1	EA	974	G	C5-N7-C8	-13.56	97.52	104.30
1	EA	2447	G	C5-C6-N1	-13.53	104.73	111.50
1	EA	974	G	C6-C5-N7	-13.43	122.34	130.40
1	AA	2544	G	C6-C5-N7	-12.49	122.91	130.40
1	GA	984	A	C2-N3-C4	-12.29	104.45	110.60
1	EA	834	G	C5-C6-O6	-12.08	121.35	128.60
1	EA	1079	C	OP1-P-O3'	-11.91	78.99	105.20
1	CA	1087	G	OP1-P-O3'	-11.63	79.62	105.20
1	EA	1779	U	O5'-P-OP1	-11.48	95.37	105.70
1	EA	984	A	N3-C4-C5	11.48	134.83	126.80
1	GA	752	A	N1-C6-N6	11.17	125.30	118.60
1	EA	2447	G	N1-C6-O6	11.09	126.55	119.90
1	EA	2250	G	C2-N3-C4	-11.06	106.37	111.90
1	EA	829	A	O5'-P-OP2	-10.99	95.81	105.70
1	EA	974	G	N1-C6-O6	10.89	126.44	119.90
1	AA	2592	G	O5'-P-OP2	-10.85	95.93	105.70
1	CA	2544	G	N1-C6-O6	10.73	126.34	119.90
1	GA	834	G	N1-C6-O6	10.72	126.33	119.90
1	CA	752	A	N1-C6-N6	10.69	125.02	118.60
1	EA	2250	G	C5-N7-C8	-10.69	98.96	104.30
1	GA	1865	U	OP1-P-O3'	-10.66	81.75	105.20
1	GA	1866	A	OP1-P-OP2	10.65	135.57	119.60
1	GA	1925	C	C6-N1-C2	-10.65	116.04	120.30
1	AA	2447	G	C5-C6-O6	-10.55	122.27	128.60
1	EA	974	G	N7-C8-N9	10.50	118.35	113.10
1	CA	834	G	N1-C6-O6	10.48	126.19	119.90
1	EA	2076	U	C5-C4-O4	10.46	132.18	125.90
16	AP	52	ARG	NE-CZ-NH1	10.39	125.50	120.30
1	AA	738	G	O5'-P-OP2	-10.37	96.36	105.70
1	GA	834	G	C5-C6-N1	-10.35	106.32	111.50
1	AA	1073	A	C5-C6-N6	10.29	131.93	123.70
1	EA	2250	G	N3-C4-C5	10.27	133.74	128.60
1	EA	834	G	C6-C5-N7	-10.24	124.25	130.40
16	CP	52	ARG	NE-CZ-NH1	10.17	125.38	120.30
2	EB	66	A	N1-C6-N6	10.09	124.65	118.60
1	AA	1073	A	C5-N7-C8	10.07	108.93	103.90
1	AA	2053	G	C6-C5-N7	-10.03	124.38	130.40
1	EA	783	A	C2-N3-C4	-10.02	105.59	110.60
1	AA	2061	G	N1-C6-O6	10.01	125.91	119.90
1	EA	984	A	N1-C6-N6	10.01	124.61	118.60
1	EA	984	A	C5-C6-N1	-9.99	112.70	117.70

*Continued on next page...*



*Continued from previous page...*

Mol	Chain	Res	Type	Atoms	Z	Observed(°)	Ideal(°)
1	CA	1190	G	N1-C6-O6	9.97	125.88	119.90
1	EA	1606	C	N3-C2-O2	-9.96	114.92	121.90
33	HA	5	U	C2-N1-C1'	9.96	129.65	117.70
1	CA	2061	G	N1-C6-O6	9.95	125.87	119.90
1	EA	2053	G	N1-C6-O6	9.94	125.86	119.90
1	AA	1533	C	C6-N1-C2	-9.90	116.34	120.30
1	EA	2689	U	C5-C4-O4	9.88	131.82	125.90
1	EA	2511	U	O5'-P-OP2	-9.79	96.89	105.70
1	GA	2592	G	O5'-P-OP2	-9.74	96.93	105.70
1	EA	1779	U	N3-C4-O4	-9.71	112.61	119.40
1	AA	1073	A	C6-C5-N7	9.70	139.09	132.30
1	EA	528	A	C2-N3-C4	-9.68	105.76	110.60
17	EQ	29	ARG	NE-CZ-NH1	9.65	125.12	120.30
1	EA	2447	G	C4-C5-C6	9.65	124.59	118.80
1	EA	1027	A	N1-C6-N6	9.59	124.36	118.60
1	EA	974	G	C5-C6-O6	-9.58	122.85	128.60
1	CA	2250	G	C2-N3-C4	-9.57	107.12	111.90
1	EA	1263	U	N3-C4-C5	-9.52	108.89	114.60
1	GA	1865	U	OP2-P-O3'	-9.50	84.31	105.20
1	GA	1606	C	N3-C2-O2	-9.49	115.26	121.90
1	GA	1606	C	N1-C2-O2	9.40	124.54	118.90
1	EA	1943	U	C5-C4-O4	9.38	131.53	125.90
1	CA	2250	G	C4-C5-N7	9.33	114.53	110.80
1	AA	2361	G	O5'-P-OP2	-9.31	97.32	105.70
33	BA	251	G	N1-C6-O6	9.31	125.49	119.90
1	CA	546	U	O4'-C1'-N1	9.29	115.63	108.20
1	CA	1088	A	OP1-P-OP2	9.28	133.51	119.60
1	GA	1925	C	C5-C6-N1	9.27	125.64	121.00
32	A5	117	LEU	C-N-CA	9.27	144.88	121.70
1	AA	783	A	N7-C8-N9	9.26	118.43	113.80
1	EA	37	C	O5'-P-OP2	-9.24	97.38	105.70
1	EA	783	A	C5-N7-C8	-9.23	99.29	103.90
1	CA	2105	U	C5-C6-N1	9.22	127.31	122.70
1	EA	2544	G	N1-C6-O6	9.20	125.42	119.90
1	AA	2544	G	C5-C6-O6	-9.18	123.09	128.60
33	DA	207	C	C6-N1-C2	-9.17	116.63	120.30
32	A5	92	ALA	C-N-CA	9.15	144.58	121.70
1	EA	1606	C	N1-C2-O2	9.15	124.39	118.90
1	EA	1779	U	C5-C4-O4	9.14	131.39	125.90
1	EA	752	A	N1-C6-N6	9.14	124.08	118.60
12	AL	82	LEU	CA-CB-CG	9.13	136.31	115.30
12	CL	82	LEU	CA-CB-CG	9.13	136.30	115.30

*Continued on next page...*

*Continued from previous page...*

Mol	Chain	Res	Type	Atoms	Z	Observed(°)	Ideal(°)
1	GA	808	G	N1-C6-O6	9.13	125.38	119.90
1	GA	752	A	O4'-C1'-N9	9.11	115.49	108.20
1	GA	834	G	N7-C8-N9	9.10	117.65	113.10
1	AA	2053	G	N3-C2-N2	-9.04	113.57	119.90
1	GA	834	G	C8-N9-C4	-9.04	102.79	106.40
1	CA	1349	C	O5'-P-OP2	-9.02	97.58	105.70
32	E5	93	ALA	C-N-CA	9.01	144.21	121.70
1	EA	984	A	N3-C4-N9	-9.00	120.20	127.40
1	EA	2275	C	C6-N1-C2	-9.00	116.70	120.30
1	AA	1073	A	C4-C5-N7	-9.00	106.20	110.70
1	AA	783	A	C5-N7-C8	-8.96	99.42	103.90
1	EA	694	U	N3-C2-O2	-8.95	115.93	122.20
1	EA	62	U	N3-C2-O2	-8.92	115.96	122.20
1	EA	811	U	O5'-P-OP1	-8.92	97.67	105.70
1	AA	2053	G	C5-C6-N1	-8.92	107.04	111.50
1	EA	460	A	O5'-P-OP1	-8.91	97.68	105.70
1	EA	542	C	N3-C4-C5	-8.89	118.34	121.90
1	EA	2250	G	C4-C5-N7	8.87	114.35	110.80
1	EA	797	G	O5'-P-OP2	-8.86	97.73	105.70
1	CA	974	G	C6-C5-N7	-8.85	125.09	130.40
33	FA	51	A	P-O3'-C3'	8.85	130.31	119.70
1	AA	1958	C	N3-C2-O2	-8.84	115.72	121.90
1	GA	834	G	C4-C5-C6	8.81	124.09	118.80
1	EA	780	G	C8-N9-C4	-8.80	102.88	106.40
1	CA	2250	G	N1-C6-O6	8.79	125.17	119.90
1	EA	784	G	O4'-C1'-N9	-8.78	101.17	108.20
1	CA	2250	G	C5-N7-C8	-8.77	99.92	104.30
1	EA	972	A	N1-C6-N6	8.74	123.85	118.60
1	EA	2779	U	O5'-P-OP1	-8.74	97.83	105.70
1	CA	1913	A	C5-N7-C8	8.73	108.26	103.90
1	EA	2250	G	N3-C4-N9	-8.73	120.76	126.00
1	CA	1943	U	C5-C4-O4	8.72	131.13	125.90
1	GA	2572	A	O5'-P-OP2	-8.72	97.85	105.70
1	AA	1073	A	N7-C8-N9	-8.71	109.44	113.80
32	A5	93	ALA	C-N-CA	8.70	143.45	121.70
1	GA	1509	A	O4'-C1'-N9	8.69	115.16	108.20
1	CA	984	A	N3-C4-C5	8.65	132.85	126.80
1	EA	62	U	N1-C2-O2	8.64	128.85	122.80
1	CA	974	G	N7-C8-N9	8.62	117.41	113.10
2	CB	79	G	N3-C2-N2	8.62	125.94	119.90
1	GA	783	A	C5-N7-C8	-8.59	99.61	103.90
1	CA	2250	G	N3-C4-C5	8.57	132.88	128.60

*Continued on next page...*

*Continued from previous page...*

Mol	Chain	Res	Type	Atoms	Z	Observed(°)	Ideal(°)
3	AC	176	ARG	NE-CZ-NH2	8.55	124.58	120.30
1	EA	1355	G	N1-C6-O6	8.55	125.03	119.90
5	EE	44	ARG	NE-CZ-NH2	8.55	124.58	120.30
1	AA	783	A	N1-C6-N6	8.54	123.73	118.60
32	A5	77	VAL	C-N-CA	8.53	140.21	122.30
1	EA	550	C	O5'-P-OP2	-8.52	98.03	105.70
1	EA	834	G	N3-C2-N2	-8.46	113.98	119.90
2	EB	66	A	N9-C4-C5	-8.45	102.42	105.80
1	AA	783	A	C6-C5-N7	-8.43	126.40	132.30
1	EA	2250	G	N7-C8-N9	8.40	117.30	113.10
1	CA	2443	C	C6-N1-C2	-8.40	116.94	120.30
1	EA	2076	U	N3-C2-O2	-8.36	116.35	122.20
1	EA	1943	U	N3-C4-O4	-8.33	113.57	119.40
1	AA	2358	A	N1-C6-N6	-8.33	113.60	118.60
1	GA	528	A	C2-N3-C4	-8.31	106.44	110.60
1	AA	748	G	O4'-C1'-N9	8.31	114.85	108.20
33	HA	1087	G	C6-C5-N7	-8.31	125.42	130.40
32	E5	77	VAL	C-N-CA	8.26	139.65	122.30
1	CA	1606	C	N1-C2-O2	8.25	123.85	118.90
1	EA	984	A	C5-N7-C8	-8.25	99.78	103.90
1	EA	1263	U	C6-N1-C2	-8.24	116.05	121.00
1	EA	2385	C	O5'-P-OP2	-8.21	98.31	105.70
1	EA	2076	U	N3-C4-O4	-8.20	113.66	119.40
5	AE	40	ARG	NE-CZ-NH1	8.19	124.39	120.30
1	EA	1332	G	C5-C6-O6	-8.15	123.71	128.60
33	HA	481	G	C5-C6-O6	-8.14	123.71	128.60
33	BA	51	A	P-O3'-C3'	8.14	129.47	119.70
1	CA	2544	G	C6-C5-N7	-8.14	125.52	130.40
1	AA	2544	G	C4-C5-C6	8.13	123.68	118.80
32	E5	117	LEU	C-N-CA	8.13	142.02	121.70
33	BA	1507	A	O5'-P-OP1	-8.12	98.39	105.70
1	CA	654	A	C2-N3-C4	8.12	114.66	110.60
1	AA	795	C	O5'-P-OP1	-8.10	98.41	105.70
1	EA	1006	C	N1-C2-O2	-8.10	114.04	118.90
1	CA	752	A	C4-C5-N7	8.09	114.75	110.70
1	CA	1253	A	O5'-P-OP1	-8.09	98.42	105.70
1	EA	2447	G	C6-C5-N7	-8.09	125.55	130.40
1	AA	2053	G	C4-C5-C6	8.08	123.65	118.80
1	EA	941	A	C8-N9-C4	8.08	109.03	105.80
1	AA	974	G	C6-C5-N7	-8.06	125.56	130.40
33	BA	328	C	N1-C2-O2	8.06	123.73	118.90
1	CA	984	A	C5-C6-N1	-8.05	113.68	117.70

*Continued on next page...*

*Continued from previous page...*

Mol	Chain	Res	Type	Atoms	Z	Observed(°)	Ideal(°)
1	GA	808	G	C6-C5-N7	-8.04	125.58	130.40
1	AA	984	A	N1-C6-N6	8.04	123.42	118.60
1	AA	974	G	C4-C5-N7	8.03	114.01	110.80
1	GA	834	G	C6-C5-N7	-8.00	125.60	130.40
1	EA	961	C	O5'-P-OP2	-7.99	98.51	105.70
32	E5	92	ALA	C-N-CA	7.99	141.66	121.70
1	CA	974	G	C4-N9-C1'	7.98	136.88	126.50
1	CA	752	A	C5-C6-N6	-7.97	117.32	123.70
1	GA	752	A	C5-C6-N6	-7.96	117.33	123.70
33	BA	1101	A	P-O3'-C3'	7.96	129.25	119.70
23	AW	76	ARG	NE-CZ-NH2	7.95	124.28	120.30
1	CA	834	G	C5-C6-O6	-7.94	123.83	128.60
1	CA	2224	G	C5-C6-O6	-7.93	123.84	128.60
43	DK	128	ARG	NE-CZ-NH1	7.93	124.26	120.30
1	EA	520	G	N1-C6-O6	-7.92	115.15	119.90
1	GA	2071	A	O5'-P-OP2	-7.92	98.57	105.70
1	CA	671	C	C6-N1-C2	-7.91	117.14	120.30
1	EA	1190	G	C5-N7-C8	-7.90	100.35	104.30
1	CA	2038	G	N1-C6-O6	7.89	124.63	119.90
1	GA	808	G	C5-C6-O6	-7.89	123.87	128.60
32	A5	51	TYR	C-N-CA	7.88	141.39	121.70
1	EA	2146	C	OP1-P-O3'	7.88	122.53	105.20
1	AA	1936	A	C2-N3-C4	-7.87	106.67	110.60
1	EA	1073	A	O5'-P-OP1	-7.86	98.63	105.70
1	GA	984	A	N1-C2-N3	7.84	133.22	129.30
33	HA	1087	G	N7-C8-N9	7.84	117.02	113.10
33	DA	1099	G	C5-C6-O6	7.84	133.30	128.60
32	E5	54	VAL	CG1-CB-CG2	7.82	123.42	110.90
1	CA	834	G	C6-C5-N7	-7.80	125.72	130.40
1	EA	210	C	C6-N1-C2	7.80	123.42	120.30
1	GA	2402	U	O4'-C1'-N1	7.80	114.44	108.20
4	GD	151	THR	C-N-CD	7.80	144.78	128.40
32	E5	72	LEU	C-N-CA	7.80	141.19	121.70
33	HA	1086	U	N3-C2-O2	-7.79	116.75	122.20
1	EA	865	C	C6-N1-C2	7.79	123.42	120.30
1	EA	528	A	N3-C4-N9	-7.79	121.17	127.40
1	EA	694	U	C6-N1-C2	-7.79	116.33	121.00
33	BA	251	G	C5-C6-O6	-7.76	123.94	128.60
1	GA	1940	U	O5'-P-OP2	-7.75	98.72	105.70
1	EA	783	A	C4-C5-N7	7.75	114.57	110.70
1	CA	1190	G	C5-C6-O6	-7.73	123.96	128.60
33	FA	1279	G	N7-C8-N9	7.73	116.96	113.10

*Continued on next page...*

*Continued from previous page...*

Mol	Chain	Res	Type	Atoms	Z	Observed(°)	Ideal(°)
1	GA	863	A	O5'-P-OP2	-7.72	98.75	105.70
1	EA	821	A	O5'-P-OP2	-7.71	98.76	105.70
1	EA	2551	C	OP2-P-O3'	7.70	122.15	105.20
33	DA	1279	G	C8-N9-C4	-7.70	103.32	106.40
1	EA	1452	G	N3-C4-C5	7.70	132.45	128.60
1	EA	2053	G	C5-C6-O6	-7.69	123.98	128.60
1	EA	972	A	C5-C6-N6	-7.69	117.55	123.70
1	AA	783	A	C8-N9-C4	-7.68	102.73	105.80
1	CA	1793	C	O5'-P-OP2	-7.68	98.79	105.70
33	HA	51	A	P-O3'-C3'	7.67	128.91	119.70
1	AA	1257	C	N1-C2-O2	-7.67	114.30	118.90
1	CA	2290	G	N1-C6-O6	7.67	124.50	119.90
1	GA	743	A	O5'-P-OP2	-7.67	98.80	105.70
1	CA	1779	U	C5-C6-N1	-7.66	118.87	122.70
1	EA	2272	U	O5'-P-OP2	-7.66	98.81	105.70
32	E5	47	GLU	C-N-CA	7.65	140.83	121.70
1	CA	371	A	O5'-P-OP1	-7.65	98.82	105.70
33	DA	1099	G	N1-C6-O6	-7.65	115.31	119.90
1	CA	2544	G	C5-C6-N1	-7.64	107.68	111.50
1	GA	1142	A	C2-N3-C4	-7.64	106.78	110.60
1	AA	1534	U	C2-N1-C1'	7.64	126.86	117.70
1	AA	2253	G	N1-C6-O6	7.63	124.48	119.90
33	FA	1370	G	N1-C6-O6	7.63	124.48	119.90
1	GA	1072	C	N3-C2-O2	-7.63	116.56	121.90
1	CA	974	G	C8-N9-C4	-7.62	103.35	106.40
1	EA	794	A	N1-C6-N6	7.62	123.17	118.60
1	EA	528	A	N3-C4-C5	7.62	132.13	126.80
32	E5	119	PRO	C-N-CA	7.62	140.75	121.70
1	GA	2571	U	N3-C4-O4	7.61	124.73	119.40
1	EA	2515	C	N1-C2-O2	-7.61	114.33	118.90
1	EA	2054	A	O5'-P-OP1	-7.60	98.86	105.70
1	GA	586	A	O5'-P-OP1	-7.60	98.86	105.70
1	EA	2071	A	O5'-P-OP2	-7.59	98.87	105.70
1	EA	967	U	C6-N1-C2	-7.59	116.45	121.00
1	CA	249	C	N3-C4-N4	7.58	123.31	118.00
1	EA	527	C	N1-C2-O2	7.58	123.44	118.90
32	E5	27	VAL	CG1-CB-CG2	7.57	123.02	110.90
32	A5	49	GLY	C-N-CA	7.57	140.62	121.70
33	DA	51	A	P-O3'-C3'	7.56	128.78	119.70
1	CA	1898	U	C5-C4-O4	7.56	130.43	125.90
1	EA	752	A	C5-C6-N6	-7.55	117.66	123.70
1	CA	183	C	C6-N1-C2	-7.55	117.28	120.30

*Continued on next page...*

*Continued from previous page...*

Mol	Chain	Res	Type	Atoms	Z	Observed(°)	Ideal(°)
1	CA	996	A	O5'-P-OP1	-7.55	98.90	105.70
1	GA	752	A	C4-C5-N7	7.55	114.47	110.70
32	E5	49	GLY	C-N-CA	7.55	140.57	121.70
1	EA	470	A	OP1-P-OP2	-7.54	108.29	119.60
1	AA	1713	A	N1-C6-N6	7.53	123.12	118.60
1	AA	2447	G	O5'-P-OP1	-7.52	98.93	105.70
1	EA	2443	C	N1-C2-O2	-7.52	114.39	118.90
1	AA	1069	A	O4'-C1'-N9	7.51	114.21	108.20
1	AA	2482	A	N1-C6-N6	7.51	123.11	118.60
1	CA	1656	C	N1-C2-O2	-7.51	114.39	118.90
1	CA	1030	C	C6-N1-C2	7.51	123.30	120.30
1	CA	974	G	C5-N7-C8	-7.49	100.56	104.30
32	E5	123	ILE	CG1-CB-CG2	7.49	127.88	111.40
1	EA	974	G	C2-N3-C4	-7.49	108.16	111.90
1	AA	1142	A	C2-N3-C4	-7.49	106.86	110.60
32	A5	28	ALA	C-N-CA	7.48	140.40	121.70
1	EA	2557	G	N1-C6-O6	-7.48	115.41	119.90
1	GA	1413	A	N1-C6-N6	7.48	123.09	118.60
1	GA	984	A	N1-C6-N6	7.44	123.07	118.60
1	EA	30	G	O5'-P-OP1	-7.44	99.00	105.70
2	EB	66	A	C2-N3-C4	-7.44	106.88	110.60
1	EA	784	G	P-O3'-C3'	7.44	128.62	119.70
33	HA	5	U	C6-N1-C1'	-7.44	110.79	121.20
1	EA	1252	G	O5'-P-OP1	7.43	119.62	110.70
1	CA	783	A	C5-N7-C8	-7.43	100.18	103.90
1	EA	570	G	N1-C6-O6	7.43	124.36	119.90
1	AA	923	G	N3-C4-N9	7.43	130.46	126.00
33	DA	1279	G	N7-C8-N9	7.43	116.81	113.10
1	EA	974	G	C8-N9-C4	-7.42	103.43	106.40
1	CA	1970	A	C8-N9-C4	-7.42	102.83	105.80
1	EA	1829	A	O5'-P-OP1	-7.42	99.02	105.70
32	A5	47	GLU	C-N-CA	7.42	140.24	121.70
33	BA	1362	A	C8-N9-C4	7.42	108.77	105.80
1	GA	2146	C	C6-N1-C2	-7.42	117.33	120.30
1	EA	1141	U	C5-C6-N1	7.41	126.41	122.70
1	AA	586	A	O5'-P-OP1	-7.41	99.03	105.70
1	AA	2061	G	O5'-P-OP2	-7.41	99.03	105.70
20	GT	12	ARG	NE-CZ-NH1	7.41	124.00	120.30
1	GA	504	A	O4'-C1'-N9	7.40	114.12	108.20
1	EA	1823	G	N3-C2-N2	-7.39	114.72	119.90
1	AA	2445	G	C5-C6-O6	-7.39	124.17	128.60
1	CA	1061	U	N3-C2-O2	-7.39	117.03	122.20

*Continued on next page...*

*Continued from previous page...*

Mol	Chain	Res	Type	Atoms	Z	Observed(°)	Ideal(°)
33	DA	1370	G	C5-C6-N1	-7.38	107.81	111.50
1	EA	2150	C	C6-N1-C2	-7.38	117.35	120.30
1	EA	825	A	N1-C6-N6	-7.38	114.17	118.60
2	AB	3	C	C6-N1-C2	-7.37	117.35	120.30
1	EA	984	A	C4-C5-N7	7.37	114.38	110.70
1	EA	2584	U	N3-C4-O4	7.36	124.55	119.40
1	EA	2584	U	C5-C4-O4	-7.36	121.49	125.90
1	GA	784	G	O4'-C1'-N9	-7.35	102.32	108.20
1	EA	778	G	N1-C6-O6	7.35	124.31	119.90
1	CA	1087	G	OP2-P-O3'	-7.34	89.04	105.20
1	CA	372	G	N1-C6-O6	7.34	124.30	119.90
33	HA	1087	G	C4-N9-C1'	7.34	136.04	126.50
1	EA	578	G	C6-C5-N7	-7.33	126.00	130.40
1	AA	974	G	N7-C8-N9	7.32	116.76	113.10
1	CA	793	A	N1-C6-N6	7.32	122.99	118.60
32	A5	27	VAL	CG1-CB-CG2	7.31	122.60	110.90
24	AX	44	ARG	NE-CZ-NH2	7.31	123.96	120.30
1	CA	2544	G	C2-N3-C4	-7.31	108.25	111.90
33	FA	101	A	N1-C6-N6	7.31	122.98	118.60
1	EA	2510	C	C6-N1-C2	-7.30	117.38	120.30
1	GA	1779	U	C5-C4-O4	7.29	130.28	125.90
2	AB	101	A	C8-N9-C4	7.28	108.71	105.80
33	HA	1101	A	P-O3'-C3'	7.27	128.43	119.70
1	EA	1027	A	C6-C5-N7	-7.27	127.21	132.30
1	AA	1672	A	N9-C4-C5	-7.26	102.89	105.80
1	EA	626	A	N1-C6-N6	7.26	122.96	118.60
1	CA	2594	C	C6-N1-C2	-7.26	117.40	120.30
2	EB	102	G	OP2-P-O3'	7.26	121.16	105.20
1	AA	1069	A	N1-C6-N6	7.25	122.95	118.60
1	EA	520	G	C5-C6-O6	7.25	132.95	128.60
1	EA	2326	C	C6-N1-C2	-7.25	117.40	120.30
1	GA	834	G	C4-N9-C1'	7.25	135.92	126.50
1	GA	404	A	N1-C6-N6	7.24	122.95	118.60
33	HA	1299	A	N1-C6-N6	7.24	122.95	118.60
1	EA	2523	G	C8-N9-C4	-7.24	103.50	106.40
1	AA	2053	G	C5-C6-O6	-7.24	124.26	128.60
54	BV	93	VAL	N-CA-C	-7.23	91.48	111.00
1	EA	1983	G	C8-N9-C4	7.23	109.29	106.40
1	EA	2698	U	C5-C4-O4	7.23	130.24	125.90
54	DV	93	VAL	N-CA-C	-7.22	91.51	111.00
1	GA	1025	G	P-O3'-C3'	7.22	128.36	119.70
1	EA	2362	C	N1-C2-O2	-7.21	114.57	118.90

*Continued on next page...*

*Continued from previous page...*

Mol	Chain	Res	Type	Atoms	Z	Observed(°)	Ideal(°)
1	EA	982	C	N1-C2-O2	7.20	123.22	118.90
1	AA	974	G	C5-N7-C8	-7.20	100.70	104.30
33	BA	1362	A	O4'-C1'-N9	7.20	113.96	108.20
1	EA	783	A	N1-C6-N6	7.19	122.92	118.60
33	FA	1101	A	P-O3'-C3'	7.18	128.32	119.70
1	EA	2590	A	N1-C6-N6	-7.18	114.29	118.60
1	EA	2689	U	N3-C4-O4	-7.18	114.38	119.40
1	AA	781	A	O5'-P-OP1	-7.18	99.24	105.70
1	AA	923	G	N3-C4-C5	-7.17	125.01	128.60
1	EA	2579	C	N3-C4-C5	7.17	124.77	121.90
33	HA	1279	G	C8-N9-C4	-7.17	103.53	106.40
33	HA	1454	G	O5'-P-OP1	-7.17	99.25	105.70
1	EA	2290	G	N1-C6-O6	7.16	124.19	119.90
1	EA	301	G	P-O3'-C3'	7.16	128.29	119.70
1	AA	2544	G	C4-N9-C1'	7.15	135.79	126.50
1	EA	14	A	N1-C6-N6	7.13	122.88	118.60
1	GA	1378	A	P-O3'-C3'	7.13	128.26	119.70
33	FA	1279	G	C5-C6-O6	-7.13	124.33	128.60
1	EA	62	U	C2-N1-C1'	7.12	126.24	117.70
33	BA	1054	C	C6-N1-C2	-7.12	117.45	120.30
1	CA	974	G	C4-C5-N7	7.12	113.65	110.80
1	CA	1779	U	O4'-C1'-N1	7.11	113.89	108.20
1	GA	974	G	N7-C8-N9	7.11	116.65	113.10
1	AA	2601	C	C6-N1-C2	-7.10	117.46	120.30
33	DA	1099	G	C4-C5-N7	-7.10	107.96	110.80
1	GA	783	A	N1-C6-N6	7.10	122.86	118.60
33	HA	481	G	N9-C4-C5	-7.10	102.56	105.40
1	EA	1618	A	C8-N9-C4	-7.09	102.96	105.80
1	EA	1784	A	C8-N9-C4	7.09	108.64	105.80
1	AA	248	G	O5'-P-OP2	-7.08	99.33	105.70
32	E5	51	TYR	C-N-CA	7.08	139.40	121.70
1	CA	677	A	OP1-P-O3'	7.08	120.76	105.20
33	BA	250	A	P-O3'-C3'	7.07	128.19	119.70
1	EA	801	G	N3-C4-C5	-7.07	125.06	128.60
1	GA	783	A	N7-C8-N9	7.06	117.33	113.80
1	EA	914	G	N1-C6-O6	7.06	124.14	119.90
1	GA	2452	C	C6-N1-C2	7.06	123.12	120.30
1	EA	2053	G	C6-C5-N7	-7.06	126.17	130.40
33	HA	481	G	N3-C4-N9	7.06	130.24	126.00
32	E5	50	VAL	C-N-CA	7.06	139.34	121.70
1	CA	974	G	N1-C6-O6	7.05	124.13	119.90
33	BA	495	A	N1-C6-N6	-7.05	114.37	118.60

*Continued on next page...*



*Continued from previous page...*

Mol	Chain	Res	Type	Atoms	Z	Observed(°)	Ideal(°)
1	AA	784	G	P-O3'-C3'	7.05	128.16	119.70
33	BA	188	C	C6-N1-C2	-7.05	117.48	120.30
1	EA	2585	U	N3-C2-O2	-7.05	117.26	122.20
1	EA	565	C	C5-C4-N4	-7.05	115.27	120.20
1	GA	1824	G	N1-C6-O6	-7.04	115.67	119.90
1	EA	752	A	C4-C5-N7	7.04	114.22	110.70
33	FA	1061	G	O5'-P-OP2	-7.04	99.36	105.70
32	A5	72	LEU	C-N-CA	7.04	139.29	121.70
1	CA	1606	C	N3-C2-O2	-7.03	116.98	121.90
1	AA	140	C	N1-C2-O2	7.03	123.12	118.90
1	GA	1189	A	N1-C6-N6	7.02	122.81	118.60
33	BA	684	U	C6-N1-C2	-7.02	116.79	121.00
1	EA	2729	G	N3-C4-C5	-7.01	125.09	128.60
1	CA	1963	U	N3-C2-O2	-7.01	117.29	122.20
1	CA	1247	A	P-O3'-C3'	7.00	128.10	119.70
1	CA	1584	U	C5-C6-N1	6.99	126.20	122.70
1	EA	1079	C	OP2-P-O3'	-6.99	89.82	105.20
1	CA	249	C	C5-C4-N4	-6.99	115.31	120.20
1	EA	14	A	N9-C4-C5	-6.98	103.01	105.80
1	EA	776	G	N3-C4-C5	-6.98	125.11	128.60
33	BA	481	G	N1-C6-O6	-6.98	115.71	119.90
33	FA	328	C	N1-C2-O2	6.98	123.09	118.90
1	CA	1726	C	C5-C4-N4	-6.98	115.31	120.20
33	DA	1101	A	P-O3'-C3'	6.97	128.07	119.70
1	AA	1257	C	N3-C2-O2	6.97	126.78	121.90
1	CA	984	A	N1-C6-N6	6.96	122.78	118.60
1	AA	2544	G	C5-C6-N1	-6.96	108.02	111.50
1	CA	1088	A	P-O3'-C3'	6.96	128.05	119.70
33	FA	250	A	P-O3'-C3'	6.96	128.05	119.70
32	A5	119	PRO	C-N-CA	6.96	139.10	121.70
1	AA	984	A	N3-C4-C5	6.96	131.67	126.80
32	A5	50	VAL	C-N-CA	6.95	139.08	121.70
1	EA	752	A	C6-C5-N7	-6.95	127.43	132.30
32	E5	81	LEU	CB-CG-CD2	6.95	122.81	111.00
1	CA	2242	G	C8-N9-C4	-6.95	103.62	106.40
17	CQ	29	ARG	NE-CZ-NH1	6.95	123.77	120.30
1	EA	971	G	N1-C6-O6	6.94	124.06	119.90
1	CA	752	A	C5-N7-C8	-6.94	100.43	103.90
1	GA	2447	G	C5-C6-O6	-6.94	124.44	128.60
1	EA	14	A	C8-N9-C4	6.93	108.57	105.80
1	EA	55	G	N9-C4-C5	6.93	108.17	105.40
32	A5	81	LEU	CB-CG-CD2	6.93	122.78	111.00

*Continued on next page...*

*Continued from previous page...*

Mol	Chain	Res	Type	Atoms	Z	Observed(°)	Ideal(°)
1	GA	546	U	N3-C2-O2	-6.93	117.35	122.20
33	HA	913	A	P-O3'-C3'	6.93	128.01	119.70
1	EA	783	A	N7-C8-N9	6.92	117.26	113.80
2	EB	13	G	O5'-P-OP2	-6.92	99.47	105.70
1	CA	1725	U	C5-C6-N1	6.92	126.16	122.70
1	EA	528	A	C5-N7-C8	-6.92	100.44	103.90
1	AA	1672	A	C2-N3-C4	-6.91	107.15	110.60
1	EA	695	G	C5-C6-N1	-6.90	108.05	111.50
1	AA	542	C	N3-C4-C5	-6.90	119.14	121.90
1	AA	598	U	O5'-P-OP2	-6.90	99.49	105.70
1	AA	776	G	C5-C6-O6	6.90	132.74	128.60
33	BA	1362	A	N7-C8-N9	-6.89	110.35	113.80
1	AA	2447	G	C6-C5-N7	-6.89	126.27	130.40
1	EA	404	A	N1-C6-N6	6.89	122.73	118.60
1	EA	1088	A	P-O3'-C3'	6.89	127.97	119.70
1	EA	959	A	O5'-P-OP1	-6.89	99.50	105.70
1	AA	1737	G	N3-C4-C5	-6.88	125.16	128.60
1	AA	565	C	N1-C2-O2	6.88	123.03	118.90
1	EA	761	A	O5'-P-OP2	-6.88	99.51	105.70
33	HA	1362	A	O4'-C1'-N9	6.87	113.69	108.20
1	AA	2061	G	C5-C6-O6	-6.87	124.48	128.60
1	AA	984	A	C5-C6-N1	-6.87	114.27	117.70
1	EA	198	C	N3-C4-C5	6.87	124.65	121.90
1	EA	1619	G	O5'-P-OP2	-6.86	99.52	105.70
1	AA	331	C	N1-C2-O2	6.86	123.01	118.90
33	BA	1279	G	C8-N9-C4	-6.86	103.66	106.40
14	CN	71	ARG	NE-CZ-NH2	6.85	123.73	120.30
1	EA	397	U	O5'-P-OP2	-6.85	99.53	105.70
1	GA	784	G	P-O3'-C3'	6.85	127.92	119.70
1	GA	2510	C	O5'-P-OP2	-6.85	99.53	105.70
33	FA	472	U	C5-C6-N1	6.85	126.12	122.70
1	AA	984	A	N1-C2-N3	6.84	132.72	129.30
1	CA	1027	A	N1-C6-N6	6.84	122.71	118.60
1	CA	2775	G	N1-C6-O6	6.84	124.01	119.90
33	FA	817	C	O5'-P-OP2	6.84	118.91	110.70
1	AA	1378	A	N1-C6-N6	-6.84	114.50	118.60
1	GA	2360	G	N1-C6-O6	6.84	124.00	119.90
1	AA	1066	U	N3-C2-O2	-6.84	117.41	122.20
1	EA	2387	U	O5'-P-OP1	-6.84	99.54	105.70
33	HA	1087	G	C8-N9-C4	-6.84	103.67	106.40
1	EA	2788	C	C6-N1-C2	-6.83	117.57	120.30
33	FA	983	A	C2-N3-C4	6.83	114.02	110.60

*Continued on next page...*

*Continued from previous page...*

Mol	Chain	Res	Type	Atoms	Z	Observed(°)	Ideal(°)
1	CA	2592	G	O5'-P-OP2	-6.83	99.55	105.70
1	EA	1469	A	N1-C6-N6	-6.83	114.50	118.60
1	CA	559	G	O5'-P-OP1	-6.83	99.56	105.70
1	CA	573	U	C5-C6-N1	6.82	126.11	122.70
1	GA	812	C	N3-C2-O2	6.82	126.68	121.90
1	GA	974	G	C5-N7-C8	-6.82	100.89	104.30
1	CA	184	C	N1-C2-O2	-6.82	114.81	118.90
1	EA	512	G	O4'-C1'-N9	6.82	113.66	108.20
33	BA	936	C	C6-N1-C2	-6.82	117.57	120.30
1	CA	533	G	N1-C6-O6	6.82	123.99	119.90
1	EA	1332	G	N1-C6-O6	6.81	123.99	119.90
33	HA	602	A	N1-C6-N6	6.81	122.69	118.60
14	AN	71	ARG	NE-CZ-NH2	6.81	123.70	120.30
1	AA	656	G	O5'-P-OP2	-6.80	99.58	105.70
1	EA	1713	A	N1-C6-N6	6.80	122.68	118.60
33	FA	1305	G	C5-C6-O6	6.80	132.68	128.60
33	FA	472	U	C6-N1-C2	-6.80	116.92	121.00
33	FA	1032	G	C4-N9-C1'	6.77	135.31	126.50
1	EA	1263	U	C4-C5-C6	6.77	123.76	119.70
1	GA	2902	C	P-O3'-C3'	6.77	127.82	119.70
1	AA	1378	A	P-O3'-C3'	6.76	127.82	119.70
1	GA	2654	A	O5'-P-OP2	-6.76	99.61	105.70
1	AA	2681	C	C6-N1-C2	6.76	123.00	120.30
1	EA	967	U	N3-C2-O2	-6.76	117.47	122.20
1	CA	2250	G	C6-C5-N7	-6.76	126.34	130.40
17	AQ	29	ARG	NE-CZ-NH1	6.76	123.68	120.30
1	GA	1943	U	C5-C4-O4	6.75	129.95	125.90
1	EA	1452	G	N1-C6-O6	6.75	123.95	119.90
33	FA	983	A	N1-C6-N6	-6.75	114.55	118.60
33	BA	495	A	C5-C6-N6	6.75	129.10	123.70
1	EA	164	C	C6-N1-C2	-6.75	117.60	120.30
1	GA	1611	C	C6-N1-C2	6.75	123.00	120.30
1	AA	2305	U	O4'-C1'-N1	6.74	113.59	108.20
33	DA	95	C	N1-C2-O2	6.74	122.94	118.90
1	EA	973	A	O5'-P-OP1	-6.74	99.63	105.70
1	EA	1355	G	C6-C5-N7	-6.74	126.36	130.40
33	HA	250	A	P-O3'-C3'	6.74	127.79	119.70
33	FA	588	G	O5'-P-OP2	-6.74	99.64	105.70
33	BA	1362	A	C4-N9-C1'	-6.74	114.17	126.30
33	FA	913	A	P-O3'-C3'	6.73	127.78	119.70
1	EA	733	G	C5-C6-O6	-6.73	124.56	128.60
1	AA	1672	A	N1-C6-N6	6.72	122.63	118.60

*Continued on next page...*

*Continued from previous page...*

Mol	Chain	Res	Type	Atoms	Z	Observed(°)	Ideal(°)
33	HA	503	C	C6-N1-C2	-6.72	117.61	120.30
1	CA	2038	G	C6-C5-N7	-6.72	126.37	130.40
32	A5	123	ILE	CG1-CB-CG2	6.72	126.18	111.40
1	EA	2290	G	C6-C5-N7	-6.72	126.37	130.40
4	CD	151	THR	C-N-CD	6.71	142.50	128.40
14	CN	45	ARG	NE-CZ-NH1	6.71	123.66	120.30
1	CA	1762	A	N1-C6-N6	6.71	122.63	118.60
1	EA	2463	C	C5-C4-N4	-6.71	115.50	120.20
1	CA	1951	U	N1-C2-O2	-6.71	118.11	122.80
1	EA	1452	G	C2-N3-C4	-6.71	108.55	111.90
1	GA	2443	C	C6-N1-C2	-6.71	117.62	120.30
1	CA	783	A	N1-C6-N6	6.71	122.62	118.60
33	FA	1370	G	C5-C6-N1	-6.71	108.15	111.50
1	EA	2241	A	C8-N9-C4	-6.70	103.12	105.80
1	GA	775	G	O4'-C1'-N9	6.70	113.56	108.20
1	AA	1841	U	N1-C2-O2	-6.70	118.11	122.80
1	EA	2394	C	N1-C2-O2	-6.70	114.88	118.90
33	BA	1001	C	C6-N1-C2	-6.70	117.62	120.30
1	EA	1646	C	N3-C4-C5	6.70	124.58	121.90
1	EA	1772	A	O5'-P-OP2	-6.70	99.67	105.70
33	FA	1370	G	N3-C2-N2	-6.70	115.21	119.90
1	AA	570	G	C4-N9-C1'	6.69	135.20	126.50
1	EA	119	A	P-O3'-C3'	6.69	127.72	119.70
1	GA	1072	C	P-O3'-C3'	-6.69	111.68	119.70
1	EA	467	G	O5'-P-OP2	-6.68	99.69	105.70
1	AA	2551	C	OP2-P-O3'	6.67	119.89	105.20
33	FA	1032	G	N3-C4-C5	-6.67	125.26	128.60
1	AA	974	G	O4'-C1'-N9	6.67	113.53	108.20
1	EA	679	C	N3-C4-C5	6.67	124.57	121.90
1	AA	2065	C	C5-C4-N4	-6.66	115.54	120.20
33	FA	1101	A	N1-C6-N6	6.65	122.59	118.60
1	CA	512	G	O4'-C1'-N9	6.65	113.52	108.20
1	GA	1061	U	O4'-C1'-N1	6.65	113.52	108.20
1	EA	353	C	C6-N1-C2	-6.64	117.64	120.30
1	EA	834	G	C4-C5-C6	6.64	122.78	118.80
1	AA	512	G	O4'-C1'-N9	6.64	113.51	108.20
1	AA	2061	G	N3-C2-N2	-6.64	115.25	119.90
1	EA	1316	U	O5'-P-OP2	-6.64	99.72	105.70
1	EA	2423	U	P-O3'-C3'	6.64	127.67	119.70
33	FA	379	C	O5'-P-OP1	-6.64	99.73	105.70
1	CA	752	A	C6-C5-N7	-6.64	127.65	132.30
1	EA	2606	C	N1-C2-O2	-6.63	114.92	118.90

*Continued on next page...*

*Continued from previous page...*

Mol	Chain	Res	Type	Atoms	Z	Observed(°)	Ideal(°)
1	CA	1422	G	C5-C6-O6	-6.63	124.62	128.60
1	EA	1257	C	N3-C4-C5	-6.63	119.25	121.90
33	BA	913	A	P-O3'-C3'	6.62	127.64	119.70
1	CA	353	C	C6-N1-C2	-6.62	117.65	120.30
1	GA	834	G	N3-C2-N2	-6.62	115.27	119.90
33	HA	1496	C	C6-N1-C2	-6.62	117.65	120.30
1	AA	1202	G	C8-N9-C4	6.61	109.04	106.40
1	CA	984	A	N3-C4-N9	-6.61	122.11	127.40
1	EA	548	G	C8-N9-C4	-6.61	103.76	106.40
1	EA	688	U	O5'-P-OP2	-6.61	99.75	105.70
1	EA	443	A	N1-C6-N6	-6.60	114.64	118.60
33	BA	12	U	C5-C4-O4	6.59	129.86	125.90
1	EA	1263	U	N1-C2-N3	6.59	118.85	114.90
1	AA	570	G	N3-C4-C5	-6.58	125.31	128.60
1	EA	2253	G	C8-N9-C4	-6.58	103.77	106.40
1	EA	1083	U	N3-C2-O2	-6.58	117.60	122.20
1	AA	1269	A	C5-C6-N1	-6.57	114.41	117.70
33	HA	27	G	C8-N9-C4	-6.57	103.77	106.40
1	CA	1263	U	C6-N1-C2	-6.57	117.06	121.00
33	DA	1364	U	N1-C2-O2	6.56	127.39	122.80
33	FA	1030	U	O4'-C1'-N1	6.56	113.45	108.20
1	AA	911	A	N1-C6-N6	6.56	122.53	118.60
1	CA	2700	A	N9-C4-C5	-6.56	103.18	105.80
1	EA	1190	G	C4-C5-N7	6.56	113.42	110.80
32	E5	59	LEU	C-N-CA	6.56	138.09	121.70
33	HA	1299	A	C5-C6-N6	-6.55	118.46	123.70
1	GA	1382	G	O5'-P-OP1	6.55	118.56	110.70
1	AA	2888	C	C6-N1-C2	-6.55	117.68	120.30
32	A5	84	TYR	C-N-CA	6.55	138.08	121.70
1	CA	1963	U	N1-C2-O2	6.55	127.39	122.80
1	EA	1080	A	OP1-P-OP2	6.55	129.42	119.60
1	EA	1694	C	C6-N1-C2	-6.55	117.68	120.30
1	CA	465	G	N3-C4-C5	-6.54	125.33	128.60
33	FA	328	C	N3-C2-O2	-6.54	117.32	121.90
1	GA	2887	A	N1-C6-N6	6.54	122.52	118.60
1	GA	2452	C	C5-C4-N4	-6.54	115.62	120.20
32	A5	147	SER	C-N-CA	6.54	138.04	121.70
33	FA	339	C	C6-N1-C2	-6.53	117.69	120.30
1	AA	1656	C	C6-N1-C2	-6.53	117.69	120.30
13	EM	70	ASP	CB-CG-OD1	6.53	124.17	118.30
1	GA	678	C	C6-N1-C2	6.53	122.91	120.30
1	CA	974	G	C5-C6-O6	-6.52	124.69	128.60

*Continued on next page...*

*Continued from previous page...*

Mol	Chain	Res	Type	Atoms	Z	Observed(°)	Ideal(°)
1	EA	967	U	N3-C4-C5	-6.52	110.69	114.60
1	EA	2517	C	O4'-C1'-N1	6.52	113.42	108.20
1	GA	752	A	N9-C4-C5	-6.52	103.19	105.80
1	GA	1264	A	O5'-P-OP1	-6.52	99.83	105.70
1	EA	801	G	C8-N9-C4	-6.52	103.79	106.40
1	EA	2146	C	P-O3'-C3'	6.52	127.52	119.70
1	GA	2281	A	C8-N9-C4	6.52	108.41	105.80
33	DA	557	G	N3-C4-N9	6.52	129.91	126.00
1	AA	116	C	O5'-P-OP2	-6.51	99.84	105.70
1	EA	493	G	N1-C6-O6	6.51	123.81	119.90
33	DA	177	G	N3-C4-C5	-6.51	125.34	128.60
1	CA	2893	A	N1-C6-N6	6.51	122.51	118.60
1	AA	2772	C	N1-C2-O2	-6.51	115.00	118.90
1	EA	520	G	C8-N9-C4	-6.51	103.80	106.40
1	GA	1925	C	O5'-P-OP2	-6.51	99.84	105.70
1	AA	2544	G	C4-C5-N7	6.51	113.40	110.80
32	A5	40	GLU	C-N-CA	6.50	137.96	121.70
1	CA	546	U	C2-N1-C1'	6.50	125.50	117.70
1	EA	972	A	C4-C5-N7	6.50	113.95	110.70
1	EA	2676	C	N3-C4-C5	6.50	124.50	121.90
33	FA	733	G	N1-C6-O6	6.50	123.80	119.90
1	AA	670	A	O4'-C1'-N9	-6.50	103.00	108.20
1	AA	1394	U	N3-C2-O2	-6.49	117.66	122.20
33	BA	914	A	O5'-P-OP1	-6.49	99.86	105.70
1	CA	744	U	O5'-P-OP2	-6.49	99.86	105.70
1	EA	253	C	N3-C4-C5	6.49	124.50	121.90
1	EA	731	C	C6-N1-C2	-6.49	117.70	120.30
1	EA	2446	G	C8-N9-C4	6.49	109.00	106.40
2	EB	66	A	C4-C5-N7	6.49	113.94	110.70
1	AA	570	G	C4-C5-C6	6.48	122.69	118.80
1	EA	935	C	N1-C2-O2	-6.48	115.01	118.90
1	AA	57	C	C6-N1-C2	-6.48	117.71	120.30
1	EA	1662	U	N1-C2-O2	-6.48	118.27	122.80
33	BA	328	C	C2-N1-C1'	6.47	125.92	118.80
1	AA	2047	C	N3-C2-O2	6.47	126.43	121.90
1	AA	2482	A	C2-N3-C4	-6.47	107.37	110.60
1	GA	533	G	O5'-P-OP1	-6.47	99.88	105.70
1	CA	1313	U	C2-N1-C1'	6.46	125.45	117.70
1	EA	1250	G	O4'-C1'-N9	-6.46	103.03	108.20
1	AA	2437	G	C8-N9-C4	-6.46	103.82	106.40
1	GA	752	A	C6-C5-N7	-6.46	127.78	132.30
1	EA	2719	G	C5-C6-N1	-6.45	108.27	111.50

*Continued on next page...*

*Continued from previous page...*

Mol	Chain	Res	Type	Atoms	Z	Observed(°)	Ideal(°)
33	FA	355	C	O5'-P-OP1	-6.45	99.90	105.70
1	CA	2032	G	N3-C4-C5	6.44	131.82	128.60
1	AA	2505	G	N1-C2-N2	-6.44	110.40	116.20
1	CA	2061	G	C5-C6-N1	-6.44	108.28	111.50
1	GA	974	G	C8-N9-C4	-6.44	103.82	106.40
1	EA	2506	U	N1-C2-O2	6.44	127.31	122.80
1	GA	1984	G	O5'-P-OP2	-6.44	99.91	105.70
1	AA	2732	G	N3-C4-C5	-6.43	125.38	128.60
1	CA	2202	U	C5-C4-O4	6.43	129.76	125.90
1	EA	575	A	O5'-P-OP1	-6.43	99.91	105.70
33	FA	89	U	O4'-C1'-N1	6.43	113.35	108.20
1	AA	2447	G	N9-C4-C5	-6.43	102.83	105.40
32	E5	28	ALA	C-N-CA	6.43	137.78	121.70
33	BA	1001	C	C5-C6-N1	6.43	124.21	121.00
1	EA	447	A	N1-C6-N6	6.43	122.46	118.60
1	EA	520	G	N9-C4-C5	6.43	107.97	105.40
1	AA	1252	G	C4-C5-N7	-6.42	108.23	110.80
1	CA	1030	C	C5-C6-N1	-6.42	117.79	121.00
1	EA	790	U	O5'-P-OP1	6.42	118.41	110.70
1	EA	987	C	N1-C2-O2	-6.42	115.05	118.90
1	GA	654	A	C2-N3-C4	6.42	113.81	110.60
1	GA	795	C	O5'-P-OP1	-6.42	99.92	105.70
1	EA	372	G	C5-C6-O6	-6.42	124.75	128.60
1	EA	2064	C	N1-C2-O2	6.42	122.75	118.90
1	GA	1311	G	C8-N9-C4	-6.42	103.83	106.40
1	EA	570	G	C5-C6-O6	-6.42	124.75	128.60
1	EA	733	G	N1-C6-O6	6.42	123.75	119.90
1	CA	1713	A	N1-C6-N6	6.42	122.45	118.60
33	HA	485	U	N3-C2-O2	-6.41	117.71	122.20
33	HA	1031	C	C6-N1-C2	-6.41	117.73	120.30
1	GA	2508	G	N9-C4-C5	6.41	107.97	105.40
1	CA	528	A	C2-N3-C4	-6.41	107.39	110.60
1	AA	2243	U	O5'-P-OP1	-6.41	99.94	105.70
1	EA	268	C	N3-C4-N4	6.41	122.48	118.00
1	EA	846	U	P-O3'-C3'	6.41	127.39	119.70
1	EA	1407	G	C5-C6-O6	-6.41	124.76	128.60
32	E5	53	ARG	C-N-CA	6.41	137.71	121.70
1	AA	776	G	C5-C6-N1	-6.40	108.30	111.50
1	CA	2553	G	N3-C4-N9	6.40	129.84	126.00
1	EA	404	A	P-O3'-C3'	6.40	127.38	119.70
1	GA	2455	G	N3-C4-C5	-6.40	125.40	128.60
1	EA	1730	C	C2-N1-C1'	-6.40	111.76	118.80

*Continued on next page...*

*Continued from previous page...*

Mol	Chain	Res	Type	Atoms	Z	Observed(°)	Ideal(°)
1	CA	542	C	N3-C4-C5	-6.39	119.34	121.90
33	BA	890	G	O5'-P-OP1	6.39	118.37	110.70
23	EW	41	GLY	N-CA-C	-6.39	97.12	113.10
1	AA	2588	G	N9-C4-C5	6.39	107.95	105.40
33	FA	1526	G	C6-C5-N7	-6.39	126.57	130.40
33	DA	1228	C	N1-C2-O2	6.38	122.73	118.90
1	AA	2434	A	OP2-P-O3'	6.38	119.24	105.20
1	CA	2224	G	N1-C6-O6	6.38	123.73	119.90
33	DA	250	A	P-O3'-C3'	6.38	127.35	119.70
1	AA	2616	C	O5'-P-OP1	-6.38	99.96	105.70
1	CA	783	A	C2-N3-C4	-6.38	107.41	110.60
1	AA	548	G	C8-N9-C4	-6.37	103.85	106.40
1	EA	46	G	O5'-P-OP1	6.37	118.35	110.70
33	DA	1364	U	N3-C2-O2	-6.37	117.74	122.20
1	EA	2449	U	N3-C2-O2	-6.37	117.74	122.20
1	CA	2516	A	N1-C6-N6	-6.37	114.78	118.60
33	DA	1086	U	N3-C2-O2	-6.37	117.74	122.20
1	EA	1131	G	OP1-P-O3'	6.37	119.21	105.20
1	CA	1025	G	P-O3'-C3'	6.37	127.34	119.70
33	DA	435	A	C8-N9-C4	-6.36	103.25	105.80
1	EA	1936	A	C2-N3-C4	-6.36	107.42	110.60
32	E5	84	TYR	C-N-CA	6.36	137.60	121.70
1	CA	2354	C	C6-N1-C2	-6.36	117.76	120.30
1	EA	2061	G	N3-C4-N9	6.36	129.81	126.00
1	GA	2436	G	N9-C4-C5	6.35	107.94	105.40
33	HA	947	G	N1-C6-O6	6.35	123.71	119.90
33	FA	1526	G	N1-C6-O6	6.34	123.71	119.90
33	HA	1307	U	C5-C6-N1	6.34	125.87	122.70
1	CA	431	U	C6-N1-C2	-6.34	117.19	121.00
1	AA	1670	C	N1-C2-O2	-6.34	115.10	118.90
1	GA	1938	A	O4'-C1'-N9	6.33	113.27	108.20
1	AA	466	A	N1-C6-N6	6.33	122.40	118.60
1	EA	783	A	C6-C5-N7	-6.33	127.87	132.30
1	GA	2147	A	O4'-C1'-N9	-6.33	103.14	108.20
1	EA	776	G	C4-N9-C1'	6.33	134.73	126.50
1	GA	2006	C	C5-C6-N1	6.33	124.17	121.00
1	EA	1746	A	N1-C6-N6	6.33	122.40	118.60
1	EA	1025	G	P-O3'-C3'	6.33	127.29	119.70
1	EA	260	G	N1-C6-O6	-6.32	116.11	119.90
1	EA	545	U	C5-C6-N1	6.32	125.86	122.70
1	EA	2544	G	C5-C6-O6	-6.32	124.81	128.60
33	HA	1304	G	C8-N9-C4	-6.32	103.87	106.40

*Continued on next page...*



*Continued from previous page...*

Mol	Chain	Res	Type	Atoms	Z	Observed(°)	Ideal(°)
1	GA	808	G	N3-C4-N9	6.32	129.79	126.00
32	E5	108	VAL	CG1-CB-CG2	6.31	121.00	110.90
1	GA	1352	U	O5'-P-OP2	-6.31	100.02	105.70
1	GA	2067	G	C5-C6-O6	6.31	132.39	128.60
1	CA	527	C	N1-C2-O2	6.30	122.68	118.90
1	EA	546	U	O4'-C1'-N1	6.30	113.24	108.20
33	FA	361	G	O5'-P-OP1	-6.30	100.03	105.70
1	CA	1190	G	C5-N7-C8	-6.30	101.15	104.30
1	EA	2076	U	OP2-P-O3'	6.30	119.06	105.20
1	GA	2307	G	C5-C6-O6	-6.30	124.82	128.60
1	CA	1378	A	P-O3'-C3'	6.30	127.26	119.70
1	GA	1473	G	N1-C6-O6	-6.29	116.12	119.90
1	GA	2717	C	N1-C2-O2	6.29	122.68	118.90
1	EA	946	C	N1-C2-O2	-6.29	115.13	118.90
1	AA	1094	U	C6-N1-C2	-6.29	117.23	121.00
1	CA	1685	C	C6-N1-C2	-6.29	117.78	120.30
1	EA	732	C	N3-C4-C5	-6.29	119.39	121.90
1	EA	2765	A	O5'-P-OP1	-6.28	100.05	105.70
17	EQ	29	ARG	NE-CZ-NH2	-6.28	117.16	120.30
1	AA	237	C	N3-C4-N4	6.27	122.39	118.00
1	AA	2440	C	N3-C2-O2	-6.27	117.51	121.90
33	FA	481	G	N9-C4-C5	-6.27	102.89	105.40
41	HI	57	MET	CG-SD-CE	6.27	110.23	100.20
1	AA	793	A	O5'-P-OP2	-6.27	100.06	105.70
1	GA	62	U	C2-N1-C1'	6.27	125.22	117.70
33	BA	485	U	O5'-P-OP1	-6.27	100.06	105.70
33	BA	779	C	C6-N1-C2	-6.27	117.79	120.30
33	FA	1279	G	O4'-C1'-N9	-6.27	103.19	108.20
1	AA	1956	U	N3-C2-O2	-6.27	117.81	122.20
1	EA	2250	G	C8-N9-C4	-6.27	103.89	106.40
1	EA	1935	G	C8-N9-C4	-6.26	103.89	106.40
1	EA	2518	A	O4'-C1'-N9	-6.26	103.19	108.20
1	GA	1476	U	C5-C4-O4	-6.26	122.14	125.90
1	AA	1029	A	O5'-P-OP1	-6.26	100.07	105.70
33	DA	207	C	N3-C2-O2	-6.26	117.52	121.90
1	GA	1931	U	O5'-P-OP1	-6.25	100.07	105.70
1	AA	2050	C	O5'-P-OP2	-6.25	100.08	105.70
1	CA	1349	C	O5'-P-OP1	6.25	118.20	110.70
1	EA	2241	A	N9-C4-C5	6.25	108.30	105.80
1	GA	663	G	N1-C6-O6	6.24	123.65	119.90
1	GA	752	A	C5-N7-C8	-6.24	100.78	103.90
1	GA	2508	G	C4-C5-N7	-6.24	108.30	110.80

*Continued on next page...*

*Continued from previous page...*

Mol	Chain	Res	Type	Atoms	Z	Observed(°)	Ideal(°)
1	AA	783	A	C4-C5-N7	6.24	113.82	110.70
12	AL	19	LEU	CA-CB-CG	6.24	129.64	115.30
1	EA	493	G	C5-C6-O6	-6.23	124.86	128.60
1	CA	34	U	O4'-C1'-N1	-6.23	103.22	108.20
1	CA	404	A	P-O3'-C3'	6.23	127.17	119.70
1	GA	1779	U	C5-C6-N1	-6.23	119.59	122.70
1	CA	1422	G	N1-C6-O6	6.23	123.64	119.90
33	DA	62	U	C5-C4-O4	6.22	129.63	125.90
1	EA	2442	C	N1-C2-O2	-6.22	115.17	118.90
1	EA	971	G	C5-C6-N1	-6.22	108.39	111.50
1	CA	1989	G	C8-N9-C4	-6.22	103.91	106.40
33	BA	135	C	C6-N1-C2	6.22	122.79	120.30
1	EA	213	A	N1-C6-N6	6.22	122.33	118.60
1	AA	2204	G	C5-C6-O6	-6.21	124.87	128.60
1	EA	733	G	C6-C5-N7	-6.21	126.67	130.40
1	CA	2645	G	O5'-P-OP2	-6.21	100.11	105.70
33	FA	53	A	C8-N9-C4	-6.21	103.32	105.80
1	EA	670	A	O4'-C1'-N9	-6.20	103.24	108.20
1	CA	271	G	P-O3'-C3'	6.20	127.14	119.70
1	AA	1189	A	C5-C6-N1	-6.20	114.60	117.70
1	EA	978	G	N3-C4-N9	6.20	129.72	126.00
1	GA	1072	C	N1-C2-O2	6.20	122.62	118.90
1	CA	1083	U	N3-C2-O2	-6.20	117.86	122.20
1	EA	578	G	N1-C6-O6	6.20	123.62	119.90
33	BA	1322	C	N1-C2-O2	6.20	122.62	118.90
1	GA	263	G	O5'-P-OP2	-6.20	100.12	105.70
1	AA	1364	G	N3-C4-C5	6.19	131.70	128.60
1	EA	1287	A	C8-N9-C4	-6.19	103.32	105.80
1	AA	1252	G	N9-C4-C5	6.19	107.88	105.40
33	FA	461	A	C2-N3-C4	6.18	113.69	110.60
32	E5	40	GLU	C-N-CA	6.18	137.15	121.70
1	CA	1943	U	N3-C4-O4	-6.18	115.07	119.40
1	AA	855	G	C8-N9-C4	-6.18	103.93	106.40
1	AA	2253	G	C5-C6-O6	-6.18	124.89	128.60
1	CA	2336	A	N1-C6-N6	-6.17	114.89	118.60
32	E5	39	THR	C-N-CA	6.17	137.13	121.70
1	AA	774	G	N3-C4-C5	-6.17	125.51	128.60
1	CA	995	C	O4'-C1'-N1	-6.17	103.26	108.20
1	CA	2336	A	C5-C6-N6	6.17	128.64	123.70
33	BA	739	C	O5'-P-OP1	-6.17	100.15	105.70
1	GA	808	G	N9-C4-C5	-6.17	102.93	105.40
1	AA	1385	A	O4'-C1'-N9	6.17	113.14	108.20

*Continued on next page...*

*Continued from previous page...*

Mol	Chain	Res	Type	Atoms	Z	Observed(°)	Ideal(°)
1	AA	1556	C	O5'-P-OP2	-6.17	100.15	105.70
1	EA	569	U	N1-C2-O2	-6.17	118.48	122.80
1	GA	2448	A	N1-C6-N6	6.17	122.30	118.60
1	GA	783	A	C4-C5-N7	6.17	113.78	110.70
33	FA	880	C	O5'-P-OP2	-6.16	100.15	105.70
1	AA	1066	U	N1-C2-O2	6.16	127.11	122.80
33	HA	1012	A	C8-N9-C4	-6.16	103.34	105.80
1	AA	784	G	O5'-P-OP1	-6.16	100.16	105.70
1	EA	782	A	O5'-P-OP2	-6.16	100.16	105.70
1	EA	2498	C	C2-N3-C4	-6.16	116.82	119.90
1	AA	2250	G	C2-N3-C4	-6.15	108.82	111.90
1	EA	431	U	N3-C4-O4	6.15	123.71	119.40
1	EA	677	A	OP1-P-O3'	6.15	118.73	105.20
1	AA	1534	U	N3-C2-O2	-6.15	117.89	122.20
1	CA	2054	A	C8-N9-C4	-6.15	103.34	105.80
1	GA	2577	A	O5'-P-OP2	-6.15	100.16	105.70
1	EA	542	C	C6-N1-C2	-6.15	117.84	120.30
33	DA	244	U	N3-C2-O2	-6.14	117.90	122.20
1	CA	1027	A	C6-C5-N7	-6.14	128.00	132.30
1	CA	1617	C	O5'-P-OP2	-6.14	100.17	105.70
1	AA	1088	A	P-O3'-C3'	6.14	127.07	119.70
1	EA	549	G	N3-C4-N9	6.14	129.69	126.00
1	EA	841	G	N1-C6-O6	6.14	123.58	119.90
1	AA	1648	U	N3-C2-O2	6.14	126.50	122.20
1	GA	2495	G	N1-C6-O6	6.14	123.58	119.90
1	AA	2440	C	N1-C2-O2	6.13	122.58	118.90
1	AA	2902	C	P-O3'-C3'	6.13	127.06	119.70
33	FA	1032	G	C8-N9-C1'	-6.13	119.02	127.00
1	EA	470	A	O5'-P-OP2	6.13	118.06	110.70
1	GA	1478	G	N3-C2-N2	-6.13	115.61	119.90
1	AA	1174	U	O4'-C1'-N1	6.13	113.10	108.20
1	CA	869	G	N1-C6-O6	6.13	123.58	119.90
1	GA	512	G	O4'-C1'-N9	6.13	113.10	108.20
1	AA	1779	U	C5-C4-O4	6.13	129.58	125.90
1	EA	1902	C	C6-N1-C2	6.13	122.75	120.30
1	GA	829	A	C2-N3-C4	-6.13	107.54	110.60
1	CA	654	A	N3-C4-C5	-6.12	122.51	126.80
2	CB	99	A	O5'-P-OP1	-6.12	100.19	105.70
1	AA	2867	G	O5'-P-OP2	6.12	118.05	110.70
1	CA	2423	U	P-O3'-C3'	6.12	127.05	119.70
1	CA	1606	C	C2-N1-C1'	6.12	125.53	118.80
1	CA	1422	G	C6-C5-N7	-6.11	126.73	130.40

*Continued on next page...*

*Continued from previous page...*

Mol	Chain	Res	Type	Atoms	Z	Observed(°)	Ideal(°)
1	CA	1762	A	N9-C4-C5	-6.10	103.36	105.80
1	AA	528	A	C5-N7-C8	-6.10	100.85	103.90
1	CA	1087	G	P-O3'-C3'	6.10	127.02	119.70
1	GA	2447	G	N1-C6-O6	6.10	123.56	119.90
1	EA	1930	G	C4-N9-C1'	-6.09	118.58	126.50
1	GA	2534	A	N1-C6-N6	6.09	122.26	118.60
1	CA	2719	G	C5-C6-N1	-6.09	108.45	111.50
1	CA	533	G	N3-C2-N2	-6.09	115.64	119.90
1	GA	1943	U	N3-C4-O4	-6.09	115.14	119.40
1	GA	2599	G	C4-C5-N7	-6.09	108.36	110.80
33	HA	1334	G	N3-C4-N9	6.09	129.65	126.00
1	EA	786	C	OP2-P-O3'	6.09	118.59	105.20
16	AP	52	ARG	NE-CZ-NH2	-6.09	117.26	120.30
33	BA	1099	G	C5-C6-O6	6.09	132.25	128.60
1	EA	248	G	C5-C6-O6	-6.09	124.95	128.60
1	EA	501	A	O5'-P-OP2	-6.09	100.22	105.70
1	EA	2228	G	N1-C6-O6	6.09	123.55	119.90
1	GA	2571	U	C5-C4-O4	-6.09	122.25	125.90
1	AA	1073	A	C4-N9-C1'	-6.08	115.35	126.30
1	EA	2503	A	C5-C6-N6	-6.08	118.83	123.70
1	CA	470	A	OP1-P-OP2	-6.08	110.47	119.60
1	CA	1365	A	OP2-P-O3'	6.08	118.58	105.20
1	EA	1789	A	OP1-P-OP2	-6.08	110.48	119.60
33	FA	733	G	N3-C4-C5	6.08	131.64	128.60
1	GA	1087	G	C8-N9-C4	-6.08	103.97	106.40
1	AA	528	A	C2-N3-C4	-6.08	107.56	110.60
1	EA	2506	U	N3-C2-O2	-6.08	117.94	122.20
1	AA	2139	U	C5-C4-O4	-6.08	122.25	125.90
1	EA	694	U	O5'-P-OP2	-6.08	100.23	105.70
1	GA	119	A	P-O3'-C3'	6.08	126.99	119.70
1	GA	2073	C	C6-N1-C2	-6.08	117.87	120.30
1	CA	1088	A	O5'-P-OP1	6.08	117.99	110.70
1	EA	264	C	O5'-P-OP2	-6.08	100.23	105.70
1	AA	1142	A	N3-C4-C5	6.07	131.05	126.80
1	EA	1779	U	C2-N1-C1'	-6.07	110.41	117.70
1	EA	2391	G	O4'-C1'-N9	6.07	113.06	108.20
33	HA	206	C	C6-N1-C2	-6.07	117.87	120.30
1	AA	2614	A	N1-C6-N6	6.07	122.24	118.60
1	EA	776	G	C5-C6-N1	-6.07	108.46	111.50
1	AA	2505	G	N3-C4-N9	6.07	129.64	126.00
1	AA	974	G	C4-N9-C1'	6.07	134.38	126.50
1	CA	2551	C	OP2-P-O3'	6.07	118.54	105.20

*Continued on next page...*

*Continued from previous page...*

Mol	Chain	Res	Type	Atoms	Z	Observed(°)	Ideal(°)
1	EA	2509	G	C2-N3-C4	-6.07	108.87	111.90
1	AA	1305	C	C6-N1-C2	-6.06	117.88	120.30
32	A5	60	LEU	CB-CG-CD2	6.06	121.31	111.00
1	CA	2686	G	OP2-P-O3'	6.06	118.52	105.20
33	BA	496	A	O4'-C1'-N9	6.05	113.04	108.20
1	EA	264	C	O5'-P-OP1	6.05	117.97	110.70
1	EA	2503	A	N1-C6-N6	6.05	122.23	118.60
1	AA	2645	G	O4'-C1'-N9	6.05	113.04	108.20
1	EA	685	A	C8-N9-C4	-6.05	103.38	105.80
1	EA	2076	U	N1-C2-O2	6.05	127.04	122.80
1	EA	374	A	N1-C6-N6	6.05	122.23	118.60
1	GA	2022	U	N1-C2-N3	-6.05	111.27	114.90
1	GA	2360	G	C6-C5-N7	-6.05	126.77	130.40
1	CA	793	A	N9-C4-C5	-6.05	103.38	105.80
1	EA	987	C	C6-N1-C2	-6.05	117.88	120.30
1	AA	2020	A	N1-C6-N6	6.05	122.23	118.60
1	AA	2253	G	C6-C5-N7	-6.05	126.77	130.40
1	AA	2505	G	N3-C4-C5	-6.05	125.58	128.60
1	CA	933	A	C8-N9-C4	-6.05	103.38	105.80
1	GA	1606	C	P-O3'-C3'	6.05	126.96	119.70
32	A5	54	VAL	CG1-CB-CG2	6.04	120.57	110.90
1	GA	271	G	OP1-P-O3'	6.04	118.50	105.20
1	AA	2748	A	OP1-P-OP2	-6.04	110.54	119.60
1	EA	587	C	O5'-P-OP1	-6.04	100.26	105.70
1	EA	2595	G	N1-C6-O6	-6.04	116.28	119.90
1	EA	2788	C	N3-C2-O2	-6.04	117.67	121.90
1	AA	2505	G	N3-C2-N2	6.04	124.13	119.90
33	BA	728	A	N1-C6-N6	-6.04	114.98	118.60
33	FA	903	G	C6-C5-N7	-6.04	126.78	130.40
33	BA	686	U	O4'-C1'-N1	6.04	113.03	108.20
41	DI	68	LYS	CD-CE-NZ	6.04	125.58	111.70
1	AA	677	A	OP1-P-O3'	6.03	118.47	105.20
1	CA	583	G	N1-C6-O6	6.03	123.52	119.90
1	EA	1003	G	C8-N9-C4	-6.03	103.99	106.40
1	GA	1831	G	C8-N9-C4	-6.03	103.99	106.40
33	HA	578	C	N1-C2-O2	-6.03	115.28	118.90
1	CA	1049	C	C6-N1-C2	6.03	122.71	120.30
1	EA	2579	C	N1-C2-O2	6.03	122.52	118.90
1	GA	772	C	N1-C2-O2	-6.03	115.28	118.90
1	AA	1394	U	N1-C2-O2	6.03	127.02	122.80
1	CA	336	C	C6-N1-C2	-6.03	117.89	120.30
1	EA	2377	A	O5'-P-OP1	-6.03	100.28	105.70

*Continued on next page...*

*Continued from previous page...*

Mol	Chain	Res	Type	Atoms	Z	Observed(°)	Ideal(°)
1	EA	2428	G	O5'-P-OP2	-6.03	100.28	105.70
1	EA	995	C	O4'-C1'-N1	-6.03	103.38	108.20
33	FA	1032	G	N3-C4-N9	6.02	129.62	126.00
1	AA	1724	G	C4-N9-C1'	6.02	134.33	126.50
1	CA	2146	C	N1-C2-O2	6.02	122.51	118.90
25	GY	62	GLY	N-CA-C	6.02	128.15	113.10
1	EA	2584	U	N3-C2-O2	6.02	126.41	122.20
1	EA	473	G	O5'-P-OP2	-6.01	100.29	105.70
1	AA	1737	G	C8-N9-C4	-6.01	104.00	106.40
1	EA	984	A	C6-N1-C2	6.01	122.21	118.60
33	FA	1201	A	P-O3'-C3'	6.01	126.92	119.70
33	HA	5	U	C5-C4-O4	-6.01	122.29	125.90
1	EA	248	G	C8-N9-C4	6.01	108.80	106.40
1	CA	1951	U	N3-C2-O2	6.01	126.41	122.20
1	EA	195	A	O5'-P-OP2	-6.00	100.30	105.70
1	EA	1025	G	C8-N9-C4	-6.00	104.00	106.40
33	FA	1279	G	N1-C6-O6	6.00	123.50	119.90
1	CA	1475	G	P-O3'-C3'	6.00	126.91	119.70
33	FA	857	C	C6-N1-C2	-6.00	117.90	120.30
1	EA	941	A	O5'-P-OP1	-6.00	100.30	105.70
33	DA	1054	C	N1-C2-O2	-6.00	115.30	118.90
1	AA	2544	G	C8-N9-C1'	-6.00	119.20	127.00
1	EA	469	G	O5'-P-OP1	-6.00	100.31	105.70
1	GA	1478	G	N1-C6-O6	5.99	123.50	119.90
32	A5	59	LEU	C-N-CA	5.99	136.68	121.70
33	HA	485	U	N1-C2-O2	5.99	126.99	122.80
1	CA	785	G	O5'-P-OP1	-5.99	100.31	105.70
1	CA	1157	G	N1-C6-O6	5.99	123.50	119.90
1	EA	2581	G	N3-C4-N9	5.99	129.59	126.00
1	GA	1062	G	N3-C4-C5	-5.99	125.61	128.60
1	GA	2508	G	N3-C4-N9	-5.99	122.41	126.00
1	GA	2465	C	OP2-P-O3'	5.99	118.38	105.20
1	EA	839	U	C5-C4-O4	5.99	129.49	125.90
1	GA	2254	C	O5'-P-OP1	-5.99	100.31	105.70
1	GA	2107	G	P-O3'-C3'	5.99	126.88	119.70
43	HK	122	ARG	NE-CZ-NH2	-5.99	117.31	120.30
33	BA	1515	G	N1-C6-O6	5.98	123.49	119.90
1	CA	2544	G	C4-C5-C6	5.98	122.39	118.80
1	EA	1730	C	C5-C6-N1	-5.98	118.01	121.00
1	AA	205	G	O4'-C1'-N9	5.98	112.98	108.20
1	AA	991	C	C6-N1-C2	-5.98	117.91	120.30
1	CA	2517	C	O4'-C1'-N1	5.98	112.98	108.20

*Continued on next page...*

*Continued from previous page...*

Mol	Chain	Res	Type	Atoms	Z	Observed(°)	Ideal(°)
1	EA	1356	G	O5'-P-OP2	5.98	117.87	110.70
1	GA	1383	A	O4'-C1'-N9	5.98	112.98	108.20
33	HA	328	C	N1-C2-O2	5.98	122.49	118.90
33	DA	328	C	C2-N1-C1'	5.98	125.37	118.80
1	AA	2076	U	N3-C2-O2	-5.97	118.02	122.20
32	A5	39	THR	C-N-CA	5.97	136.63	121.70
1	EA	527	C	C2-N1-C1'	5.97	125.37	118.80
1	GA	1620	G	N1-C6-O6	5.97	123.48	119.90
3	GC	233	GLY	N-CA-C	-5.97	98.17	113.10
1	EA	361	G	N1-C6-O6	5.97	123.48	119.90
1	EA	752	A	O4'-C1'-N9	5.97	112.98	108.20
1	EA	776	G	C4-C5-N7	-5.97	108.41	110.80
1	AA	2053	G	O5'-P-OP2	5.97	117.87	110.70
1	EA	2017	U	C6-N1-C2	-5.97	117.42	121.00
1	GA	776	G	C5-C6-N1	-5.97	108.52	111.50
1	GA	2060	A	OP1-P-O3'	5.97	118.33	105.20
33	HA	1087	G	C4-C5-C6	5.97	122.38	118.80
1	CA	2030	A	N9-C4-C5	5.97	108.19	105.80
1	AA	2423	U	P-O3'-C3'	5.97	126.86	119.70
1	AA	2719	G	C5-C6-N1	-5.97	108.52	111.50
1	CA	1452	G	C6-C5-N7	-5.97	126.82	130.40
1	EA	669	G	N9-C4-C5	5.97	107.79	105.40
1	EA	802	A	O5'-P-OP2	-5.96	100.33	105.70
1	EA	2524	G	OP2-P-O3'	5.96	118.32	105.20
1	AA	531	C	N3-C2-O2	-5.96	117.73	121.90
1	AA	119	A	P-O3'-C3'	5.96	126.85	119.70
1	EA	1665	A	O5'-P-OP1	-5.96	100.34	105.70
33	FA	995	C	C6-N1-C2	5.96	122.68	120.30
1	CA	2455	G	N3-C4-C5	-5.96	125.62	128.60
33	DA	401	C	C6-N1-C2	-5.96	117.92	120.30
1	EA	818	G	C8-N9-C4	-5.96	104.02	106.40
1	EA	2332	C	N3-C4-C5	5.96	124.28	121.90
1	GA	1824	G	C5-C6-O6	5.96	132.17	128.60
54	HV	93	VAL	N-CA-C	-5.96	94.92	111.00
2	AB	63	C	C6-N1-C2	5.95	122.68	120.30
1	GA	272	A	O4'-C1'-N9	5.95	112.96	108.20
1	GA	812	C	N1-C2-O2	-5.95	115.33	118.90
1	AA	2146	C	C2-N1-C1'	5.95	125.34	118.80
33	FA	1530	G	C4-N9-C1'	-5.95	118.77	126.50
1	AA	797	G	OP1-P-O3'	5.95	118.28	105.20
3	AC	12	ARG	NE-CZ-NH1	5.94	123.27	120.30
1	CA	2020	A	C8-N9-C4	-5.94	103.42	105.80

*Continued on next page...*

*Continued from previous page...*

Mol	Chain	Res	Type	Atoms	Z	Observed(°)	Ideal(°)
1	CA	2516	A	C5-C6-N6	5.94	128.45	123.70
2	EB	36	C	C6-N1-C2	5.93	122.67	120.30
1	AA	1073	A	C8-N9-C4	5.93	108.17	105.80
2	EB	66	A	C5-C6-N1	-5.93	114.74	117.70
1	GA	2323	G	N1-C6-O6	5.93	123.46	119.90
1	CA	834	G	N3-C2-N2	-5.92	115.75	119.90
1	CA	132	G	N1-C6-O6	5.92	123.45	119.90
1	AA	2864	G	N1-C6-O6	-5.92	116.35	119.90
1	EA	1027	A	C4-C5-C6	5.92	119.96	117.00
33	DA	913	A	P-O3'-C3'	5.92	126.80	119.70
1	EA	1931	U	N3-C4-O4	5.92	123.54	119.40
33	FA	1279	G	C8-N9-C4	-5.92	104.03	106.40
1	GA	1509	A	P-O3'-C3'	5.92	126.80	119.70
1	EA	271	G	P-O3'-C3'	5.92	126.80	119.70
33	HA	639	G	C8-N9-C4	-5.92	104.03	106.40
1	EA	2575	C	N3-C4-C5	5.92	124.27	121.90
1	EA	586	A	O5'-P-OP1	-5.91	100.38	105.70
1	AA	559	G	N1-C6-O6	5.91	123.44	119.90
1	AA	1088	A	O4'-C1'-N9	-5.91	103.47	108.20
1	CA	793	A	C8-N9-C4	5.91	108.16	105.80
1	EA	1378	A	P-O3'-C3'	5.91	126.79	119.70
33	BA	768	A	O5'-P-OP1	-5.91	100.39	105.70
1	GA	2038	G	N1-C6-O6	5.90	123.44	119.90
33	HA	1086	U	C6-N1-C2	-5.90	117.46	121.00
1	GA	2455	G	N3-C4-N9	5.90	129.54	126.00
1	CA	1673	G	C8-N9-C4	5.90	108.76	106.40
1	EA	1999	C	OP2-P-O3'	5.90	118.18	105.20
10	EJ	140	LEU	CA-CB-CG	5.90	128.87	115.30
1	CA	117	G	O5'-P-OP1	5.90	117.78	110.70
1	CA	1190	G	C4-C5-N7	5.90	113.16	110.80
1	EA	375	G	C6-C5-N7	-5.90	126.86	130.40
1	EA	1030	C	N1-C2-O2	-5.90	115.36	118.90
1	EA	141	G	N3-C4-C5	-5.89	125.65	128.60
1	CA	583	G	C4-C5-N7	5.89	113.16	110.80
1	AA	1475	G	P-O3'-C3'	5.89	126.77	119.70
1	GA	2772	C	C6-N1-C2	-5.89	117.94	120.30
1	GA	404	A	P-O3'-C3'	5.89	126.76	119.70
1	CA	1263	U	N3-C4-C5	-5.88	111.07	114.60
1	CA	1857	G	P-O3'-C3'	5.88	126.76	119.70
1	EA	88	G	C5-C6-O6	5.88	132.13	128.60
1	EA	198	C	C2-N3-C4	-5.88	116.96	119.90
1	EA	1447	C	C6-N1-C2	-5.88	117.95	120.30

*Continued on next page...*



*Continued from previous page...*

Mol	Chain	Res	Type	Atoms	Z	Observed(°)	Ideal(°)
1	EA	1452	G	C5-N7-C8	-5.88	101.36	104.30
1	CA	442	G	C8-N9-C4	-5.88	104.05	106.40
1	EA	790	U	C2-N1-C1'	5.88	124.76	117.70
1	EA	2723	C	N3-C4-N4	-5.88	113.88	118.00
1	AA	336	C	C6-N1-C2	-5.88	117.95	120.30
1	AA	1823	G	O5'-P-OP1	-5.88	100.41	105.70
1	CA	2146	C	N3-C2-O2	-5.88	117.79	121.90
1	AA	2544	G	N7-C8-N9	5.88	116.04	113.10
1	EA	1520	U	C6-N1-C2	-5.88	117.47	121.00
33	BA	882	C	N1-C2-O2	-5.88	115.38	118.90
1	EA	2042	A	O5'-P-OP2	-5.88	100.41	105.70
33	DA	1405	G	O5'-P-OP1	-5.87	100.41	105.70
33	FA	945	G	N1-C6-O6	5.87	123.42	119.90
1	GA	2204	G	N1-C6-O6	5.87	123.42	119.90
1	EA	62	U	C6-N1-C1'	-5.87	112.98	121.20
1	EA	308	G	C5-C6-O6	-5.87	125.08	128.60
1	GA	2447	G	C8-N9-C4	5.87	108.75	106.40
1	AA	404	A	P-O3'-C3'	5.87	126.74	119.70
1	EA	2308	G	O4'-C1'-N9	-5.87	103.50	108.20
1	GA	2006	C	C6-N1-C2	-5.87	117.95	120.30
1	CA	396	G	N1-C6-O6	-5.87	116.38	119.90
33	DA	563	A	O4'-C1'-N9	5.87	112.89	108.20
1	GA	466	A	N1-C6-N6	-5.87	115.08	118.60
1	GA	789	A	C8-N9-C4	5.87	108.15	105.80
1	CA	2621	G	O5'-P-OP1	-5.87	100.42	105.70
1	CA	528	A	N1-C2-N3	5.87	132.23	129.30
33	DA	1178	G	C4-N9-C1'	5.87	134.12	126.50
1	GA	1703	G	C8-N9-C4	-5.87	104.05	106.40
33	FA	975	A	O5'-P-OP2	-5.86	100.42	105.70
1	CA	1025	G	OP2-P-O3'	5.86	118.10	105.20
1	EA	807	U	C6-N1-C2	-5.86	117.48	121.00
1	AA	680	C	C6-N1-C2	-5.86	117.95	120.30
1	EA	1218	G	C8-N9-C4	-5.86	104.06	106.40
1	GA	503	A	C8-N9-C4	-5.86	103.45	105.80
1	GA	1307	A	O5'-P-OP2	5.86	117.73	110.70
1	GA	1779	U	O5'-P-OP1	-5.86	100.43	105.70
1	AA	2610	C	N3-C2-O2	-5.86	117.80	121.90
1	CA	251	A	C2-N3-C4	5.86	113.53	110.60
1	CA	1779	U	O5'-P-OP1	-5.86	100.43	105.70
1	EA	1180	U	C2-N1-C1'	5.86	124.73	117.70
33	FA	1279	G	C5-N7-C8	-5.86	101.37	104.30
1	GA	1675	C	O5'-P-OP2	-5.86	100.43	105.70

*Continued on next page...*

*Continued from previous page...*

Mol	Chain	Res	Type	Atoms	Z	Observed(°)	Ideal(°)
1	AA	1936	A	N1-C2-N3	5.85	132.23	129.30
1	GA	2103	C	C5-C6-N1	5.85	123.93	121.00
1	AA	298	G	N1-C6-O6	5.85	123.41	119.90
1	AA	2142	A	OP2-P-O3'	5.85	118.07	105.20
1	CA	2017	U	N3-C4-O4	5.85	123.50	119.40
1	CA	729	G	C5-C6-O6	-5.85	125.09	128.60
1	CA	789	A	C8-N9-C4	-5.85	103.46	105.80
1	EA	1827	U	C6-N1-C2	-5.85	117.49	121.00
2	AB	37	C	C6-N1-C2	5.84	122.64	120.30
1	AA	352	A	N1-C6-N6	5.84	122.11	118.60
1	CA	1802	A	N1-C6-N6	-5.84	115.09	118.60
1	EA	2607	G	N3-C4-C5	-5.84	125.68	128.60
1	GA	882	G	P-O3'-C3'	5.84	126.71	119.70
33	HA	1279	G	N7-C8-N9	5.84	116.02	113.10
33	BA	1366	C	N1-C2-O2	-5.84	115.39	118.90
1	CA	1102	C	C6-N1-C2	5.84	122.64	120.30
53	DU	34	ARG	NE-CZ-NH2	5.84	123.22	120.30
1	EA	972	A	O5'-P-OP1	5.84	117.71	110.70
1	EA	2055	C	C6-N1-C2	5.84	122.64	120.30
33	FA	1530	G	O4'-C1'-N9	5.84	112.87	108.20
1	GA	855	G	C8-N9-C4	-5.84	104.06	106.40
33	BA	1480	A	N1-C6-N6	5.84	122.10	118.60
33	FA	1203	C	O5'-P-OP2	-5.84	100.45	105.70
1	EA	987	C	N3-C4-N4	5.83	122.08	118.00
33	FA	1114	C	C6-N1-C2	-5.83	117.97	120.30
33	HA	798	U	N3-C2-O2	5.83	126.28	122.20
1	AA	570	G	C8-N9-C4	-5.83	104.07	106.40
1	EA	1061	U	N1-C2-O2	5.83	126.88	122.80
1	EA	1188	U	OP2-P-O3'	5.83	118.03	105.20
1	EA	2885	G	N3-C4-C5	-5.83	125.68	128.60
1	GA	2042	A	N1-C6-N6	5.83	122.10	118.60
1	GA	2825	G	C8-N9-C4	-5.83	104.07	106.40
33	HA	1086	U	N1-C2-O2	5.83	126.88	122.80
1	GA	200	U	C5-C4-O4	5.83	129.40	125.90
1	EA	2508	G	N3-C2-N2	-5.83	115.82	119.90
1	AA	571	U	O4'-C1'-N1	5.83	112.86	108.20
33	BA	485	U	N1-C2-O2	5.83	126.88	122.80
1	EA	1348	C	C6-N1-C2	5.83	122.63	120.30
33	HA	1116	U	O5'-P-OP2	-5.83	100.46	105.70
32	A5	108	VAL	CG1-CB-CG2	5.82	120.22	110.90
1	EA	540	C	N1-C2-O2	-5.82	115.41	118.90
1	AA	2824	C	O5'-P-OP2	-5.82	100.46	105.70

*Continued on next page...*

*Continued from previous page...*

Mol	Chain	Res	Type	Atoms	Z	Observed(°)	Ideal(°)
1	CA	1963	U	C2-N1-C1'	5.82	124.69	117.70
33	HA	115	G	C8-N9-C4	-5.82	104.07	106.40
1	EA	207	A	N3-C4-C5	5.82	130.87	126.80
1	EA	644	A	N1-C6-N6	5.82	122.09	118.60
1	EA	774	G	C5-C6-O6	-5.82	125.11	128.60
1	EA	941	A	C4-C5-C6	-5.81	114.09	117.00
3	EC	109	LEU	CA-CB-CG	5.81	128.67	115.30
1	GA	2027	G	N3-C4-N9	5.81	129.49	126.00
1	CA	372	G	C5-C6-O6	-5.81	125.11	128.60
1	EA	2444	G	N1-C2-N3	5.81	127.39	123.90
1	CA	479	A	P-O3'-C3'	5.81	126.67	119.70
33	DA	251	G	N1-C6-O6	5.81	123.38	119.90
1	EA	1779	U	O4'-C1'-N1	5.81	112.85	108.20
1	CA	1190	G	N3-C2-N2	-5.80	115.84	119.90
1	CA	2608	G	O5'-P-OP2	-5.80	100.48	105.70
1	CA	2747	G	N1-C6-O6	5.80	123.38	119.90
33	DA	244	U	N1-C2-O2	5.80	126.86	122.80
1	CA	2250	G	N3-C4-N9	-5.80	122.52	126.00
1	EA	736	C	N3-C2-O2	5.80	125.96	121.90
1	EA	2498	C	N3-C4-C5	5.80	124.22	121.90
1	EA	794	A	N9-C4-C5	-5.79	103.48	105.80
1	EA	561	G	N1-C6-O6	-5.79	116.42	119.90
1	EA	1336	A	C8-N9-C4	-5.79	103.48	105.80
1	CA	1983	G	O5'-P-OP1	5.79	117.64	110.70
1	CA	2076	U	N3-C2-O2	-5.79	118.15	122.20
1	EA	733	G	C4-C5-N7	5.79	113.11	110.80
1	CA	528	A	C8-N9-C4	-5.78	103.49	105.80
1	CA	776	G	C5-C6-O6	5.78	132.07	128.60
1	CA	2594	C	O5'-P-OP1	-5.78	100.49	105.70
1	AA	1025	G	P-O3'-C3'	5.78	126.64	119.70
1	AA	1648	U	N1-C2-O2	-5.78	118.75	122.80
1	EA	1310	G	C5-C6-O6	5.78	132.07	128.60
1	CA	2433	A	O5'-P-OP2	-5.78	100.50	105.70
1	EA	2279	G	C5-C6-O6	-5.78	125.13	128.60
1	CA	2061	G	N3-C2-N2	-5.78	115.86	119.90
1	EA	631	A	O5'-P-OP1	-5.78	100.50	105.70
1	GA	375	G	C5-C6-N1	-5.78	108.61	111.50
1	GA	546	U	N1-C2-O2	5.78	126.84	122.80
1	AA	2262	U	C6-N1-C2	-5.77	117.54	121.00
1	CA	2032	G	C4-C5-N7	5.77	113.11	110.80
1	EA	271	G	OP1-P-O3'	5.77	117.90	105.20
1	CA	1256	G	N9-C4-C5	5.77	107.71	105.40

*Continued on next page...*

*Continued from previous page...*

Mol	Chain	Res	Type	Atoms	Z	Observed(°)	Ideal(°)
1	GA	991	C	C6-N1-C2	-5.77	117.99	120.30
1	EA	477	A	O5'-P-OP2	-5.77	100.51	105.70
1	AA	1958	C	N1-C2-O2	5.77	122.36	118.90
1	EA	801	G	N9-C4-C5	5.77	107.71	105.40
33	FA	450	G	N3-C4-C5	-5.77	125.72	128.60
1	GA	142	A	P-O3'-C3'	5.77	126.62	119.70
1	AA	2719	G	C4-N9-C1'	5.77	134.00	126.50
1	EA	1083	U	C6-N1-C2	-5.76	117.54	121.00
1	AA	469	G	C6-C5-N7	-5.76	126.94	130.40
1	CA	2061	G	C6-C5-N7	-5.76	126.94	130.40
1	EA	1780	A	OP1-P-O3'	5.76	117.87	105.20
1	AA	2067	G	C8-N9-C4	-5.76	104.10	106.40
1	EA	140	C	C6-N1-C2	-5.75	118.00	120.30
1	AA	2591	C	N1-C2-O2	-5.75	115.45	118.90
1	AA	991	C	N3-C4-C5	-5.75	119.60	121.90
1	CA	784	G	P-O3'-C3'	5.75	126.60	119.70
1	EA	1245	G	C8-N9-C4	5.75	108.70	106.40
1	GA	1996	C	O5'-P-OP2	-5.75	100.53	105.70
33	DA	557	G	N3-C4-C5	-5.75	125.73	128.60
1	GA	546	U	C2-N1-C1'	5.75	124.59	117.70
1	AA	2391	G	O4'-C1'-N9	5.74	112.79	108.20
1	EA	409	G	OP2-P-O3'	5.74	117.83	105.20
1	CA	1779	U	N3-C4-O4	-5.74	115.38	119.40
1	CA	1656	C	N3-C2-O2	5.74	125.92	121.90
1	EA	2510	C	N1-C2-O2	-5.74	115.46	118.90
1	GA	271	G	P-O3'-C3'	5.74	126.58	119.70
33	FA	481	G	C5-C6-O6	-5.73	125.16	128.60
33	FA	1305	G	C4-C5-N7	-5.73	108.51	110.80
33	DA	332	G	N3-C4-C5	5.73	131.47	128.60
33	DA	1489	G	C8-N9-C4	-5.73	104.11	106.40
1	EA	1291	C	C6-N1-C2	-5.73	118.01	120.30
1	GA	116	C	C6-N1-C2	-5.73	118.01	120.30
1	EA	1501	G	N1-C6-O6	5.73	123.34	119.90
1	GA	222	A	C8-N9-C4	5.73	108.09	105.80
1	CA	1794	A	C8-N9-C4	-5.73	103.51	105.80
33	FA	922	G	C8-N9-C4	-5.73	104.11	106.40
1	EA	140	C	N1-C2-O2	5.73	122.33	118.90
1	EA	810	U	O5'-P-OP2	-5.73	100.55	105.70
1	AA	1215	G	OP2-P-O3'	5.72	117.80	105.20
1	EA	195	A	C5-C6-N6	-5.72	119.12	123.70
1	EA	2581	G	N3-C4-C5	-5.72	125.74	128.60
1	GA	1063	G	C4-C5-N7	5.72	113.09	110.80

*Continued on next page...*

*Continued from previous page...*

Mol	Chain	Res	Type	Atoms	Z	Observed(°)	Ideal(°)
1	CA	1831	G	C8-N9-C4	-5.72	104.11	106.40
23	CW	40	ARG	NE-CZ-NH1	5.72	123.16	120.30
1	EA	2280	G	C8-N9-C4	-5.72	104.11	106.40
1	EA	2771	C	O5'-P-OP1	-5.72	100.55	105.70
1	EA	1252	G	O5'-P-OP2	-5.72	100.55	105.70
1	AA	1377	G	N1-C6-O6	-5.72	116.47	119.90
1	EA	782	A	C8-N9-C4	5.72	108.09	105.80
1	EA	1452	G	C4-C5-N7	5.72	113.09	110.80
1	GA	360	U	C5-C4-O4	-5.72	122.47	125.90
1	GA	467	G	O5'-P-OP2	-5.72	100.56	105.70
1	EA	1345	C	C6-N1-C2	-5.71	118.01	120.30
1	EA	2570	G	C6-C5-N7	5.71	133.83	130.40
1	EA	1555	G	C8-N9-C1'	-5.71	119.57	127.00
1	GA	207	A	C5-C6-N1	-5.71	114.84	117.70
1	CA	782	A	N1-C6-N6	-5.71	115.17	118.60
1	CA	1695	G	O5'-P-OP2	-5.71	100.56	105.70
1	EA	2052	A	C2-N3-C4	5.71	113.45	110.60
1	GA	140	C	N1-C2-O2	5.71	122.32	118.90
1	GA	1323	C	OP2-P-O3'	5.71	117.76	105.20
33	DA	530	G	N1-C6-O6	5.70	123.32	119.90
1	GA	1083	U	C6-N1-C2	-5.70	117.58	121.00
1	GA	1475	G	P-O3'-C3'	5.70	126.54	119.70
4	AD	151	THR	C-N-CD	5.70	140.37	128.40
1	GA	1093	G	C4-N9-C1'	5.70	133.91	126.50
33	HA	1087	G	C8-N9-C1'	-5.70	119.59	127.00
1	GA	2717	C	N3-C2-O2	-5.70	117.91	121.90
1	CA	1030	C	C2-N3-C4	-5.70	117.05	119.90
1	EA	578	G	N3-C4-N9	5.70	129.42	126.00
1	EA	865	C	N1-C2-N3	-5.70	115.21	119.20
2	EB	97	C	N3-C4-C5	5.69	124.18	121.90
33	HA	1137	C	C6-N1-C2	-5.69	118.02	120.30
1	CA	948	C	C6-N1-C2	-5.69	118.02	120.30
1	EA	2447	G	N3-C2-N2	-5.69	115.92	119.90
33	HA	1452	C	P-O3'-C3'	5.69	126.53	119.70
1	AA	2576	G	C6-C5-N7	-5.69	126.99	130.40
1	AA	2608	G	N1-C6-O6	5.69	123.31	119.90
1	GA	974	G	C4-C5-N7	5.69	113.08	110.80
1	AA	2639	A	N1-C6-N6	5.69	122.01	118.60
1	EA	669	G	C2-N3-C4	5.69	114.74	111.90
1	EA	972	A	C6-C5-N7	-5.69	128.32	132.30
1	AA	1737	G	N3-C4-N9	5.68	129.41	126.00
1	AA	2754	U	N3-C4-O4	5.68	123.38	119.40

*Continued on next page...*

*Continued from previous page...*

Mol	Chain	Res	Type	Atoms	Z	Observed(°)	Ideal(°)
1	GA	1937	A	O4'-C1'-N9	5.68	112.75	108.20
1	EA	776	G	C5-C6-O6	5.68	132.01	128.60
33	HA	409	U	O5'-P-OP2	-5.68	100.58	105.70
1	EA	2449	U	N1-C2-O2	5.68	126.78	122.80
1	AA	1216	G	OP2-P-O3'	5.68	117.70	105.20
1	EA	1931	U	C5-C4-O4	-5.68	122.49	125.90
1	EA	2009	A	N1-C6-N6	5.68	122.01	118.60
1	EA	1229	C	OP2-P-O3'	5.68	117.69	105.20
1	AA	1429	G	N3-C4-C5	-5.68	125.76	128.60
33	DA	1423	G	C8-N9-C4	-5.68	104.13	106.40
1	EA	812	C	N1-C2-O2	-5.68	115.49	118.90
1	GA	1413	A	C5-C6-N6	-5.68	119.16	123.70
33	HA	1322	C	N1-C2-O2	5.68	122.31	118.90
33	FA	577	G	N3-C4-N9	-5.67	122.59	126.00
33	HA	1187	G	O5'-P-OP1	-5.67	100.59	105.70
33	BA	200	G	N1-C6-O6	5.67	123.30	119.90
1	EA	515	A	N1-C6-N6	-5.67	115.20	118.60
1	GA	751	A	N1-C6-N6	5.67	122.00	118.60
1	AA	512	G	N3-C4-N9	-5.67	122.60	126.00
1	EA	2710	C	N3-C4-N4	-5.67	114.03	118.00
1	AA	1190	G	N3-C4-C5	5.67	131.43	128.60
33	FA	1430	A	N1-C6-N6	-5.67	115.20	118.60
1	GA	1062	G	C4-N9-C1'	5.67	133.87	126.50
1	GA	1313	U	C2-N1-C1'	5.67	124.50	117.70
33	HA	1322	C	C2-N1-C1'	5.67	125.03	118.80
1	EA	1694	C	N3-C4-C5	-5.67	119.63	121.90
1	AA	1672	A	C8-N9-C4	5.66	108.07	105.80
1	CA	2351	G	C5-C6-O6	-5.66	125.20	128.60
1	AA	1025	G	OP2-P-O3'	5.66	117.66	105.20
1	EA	473	G	C5-C6-O6	5.66	132.00	128.60
33	FA	1188	A	N1-C6-N6	-5.66	115.20	118.60
1	EA	2071	A	P-O3'-C3'	5.66	126.49	119.70
1	AA	2611	C	O5'-P-OP2	-5.66	100.61	105.70
1	CA	212	G	N1-C6-O6	-5.66	116.51	119.90
1	EA	1252	G	N9-C4-C5	5.66	107.66	105.40
1	GA	1653	G	N3-C4-C5	-5.66	125.77	128.60
33	DA	511	C	C6-N1-C2	-5.65	118.04	120.30
33	HA	22	G	N1-C6-O6	5.65	123.29	119.90
1	GA	796	C	N1-C2-O2	-5.65	115.51	118.90
33	HA	1527	U	O5'-P-OP2	-5.65	100.61	105.70
1	AA	1091	G	C4-N9-C1'	-5.65	119.15	126.50
33	DA	1395	C	C6-N1-C2	5.65	122.56	120.30

*Continued on next page...*

*Continued from previous page...*

Mol	Chain	Res	Type	Atoms	Z	Observed(°)	Ideal(°)
33	DA	947	G	O5'-P-OP1	-5.65	100.62	105.70
2	EB	107	G	C8-N9-C4	5.65	108.66	106.40
1	AA	2250	G	C4-C5-N7	5.65	113.06	110.80
1	GA	1619	G	C5-C6-O6	5.65	131.99	128.60
1	GA	2508	G	C6-C5-N7	5.65	133.79	130.40
1	AA	654	A	C2-N3-C4	5.64	113.42	110.60
1	GA	2612	C	N1-C2-O2	5.64	122.28	118.90
2	CB	98	G	N7-C8-N9	-5.64	110.28	113.10
1	GA	1906	G	O4'-C1'-N9	-5.64	103.69	108.20
1	EA	911	A	C8-N9-C4	-5.64	103.54	105.80
1	EA	2505	G	O5'-P-OP2	-5.64	100.62	105.70
2	AB	110	C	N1-C2-O2	5.64	122.28	118.90
1	AA	236	C	C6-N1-C2	-5.64	118.05	120.30
32	A5	60	LEU	CB-CG-CD1	5.64	120.58	111.00
1	GA	1433	A	C8-N9-C4	-5.64	103.55	105.80
1	EA	2070	A	OP1-P-O3'	5.63	117.60	105.20
33	FA	1112	C	O5'-P-OP1	-5.63	100.63	105.70
1	GA	368	A	C8-N9-C4	5.63	108.05	105.80
1	GA	2023	C	C6-N1-C2	-5.63	118.05	120.30
1	AA	687	C	N3-C4-N4	5.63	121.94	118.00
1	CA	945	A	C2-N3-C4	5.63	113.42	110.60
1	CA	56	A	O5'-P-OP1	-5.63	100.63	105.70
1	AA	271	G	P-O3'-C3'	5.63	126.46	119.70
1	CA	2241	A	C8-N9-C4	-5.63	103.55	105.80
33	FA	733	G	C5-C6-O6	-5.63	125.22	128.60
1	CA	974	G	C8-N9-C1'	-5.63	119.68	127.00
1	CA	2015	A	C2-N3-C4	5.63	113.41	110.60
1	CA	2362	C	C6-N1-C2	-5.63	118.05	120.30
1	EA	978	G	O5'-P-OP2	-5.63	100.64	105.70
1	EA	2489	U	OP2-P-O3'	5.63	117.58	105.20
1	CA	2017	U	N1-C2-O2	-5.63	118.86	122.80
1	AA	1238	G	O4'-C1'-N9	5.62	112.70	108.20
1	EA	1227	G	C5-C6-N1	-5.62	108.69	111.50
1	AA	2442	C	C6-N1-C2	-5.62	118.05	120.30
1	EA	1830	C	O5'-P-OP2	-5.62	100.64	105.70
1	EA	1985	C	OP1-P-OP2	-5.62	111.16	119.60
1	GA	740	C	C6-N1-C2	-5.62	118.05	120.30
1	GA	1025	G	OP2-P-O3'	5.62	117.57	105.20
1	GA	2282	G	N3-C4-C5	-5.62	125.79	128.60
2	GB	90	C	O5'-P-OP1	-5.62	100.64	105.70
1	CA	205	G	O4'-C1'-N9	5.62	112.70	108.20
1	CA	2659	G	C5-C6-N1	-5.62	108.69	111.50

*Continued on next page...*

*Continued from previous page...*

Mol	Chain	Res	Type	Atoms	Z	Observed(°)	Ideal(°)
32	E5	50	VAL	CA-CB-CG1	5.62	119.33	110.90
1	GA	2323	G	C6-C5-N7	-5.62	127.03	130.40
1	CA	2308	G	O4'-C1'-N9	-5.62	103.70	108.20
33	DA	115	G	N3-C4-C5	-5.62	125.79	128.60
1	EA	1971	U	O5'-P-OP2	-5.62	100.64	105.70
1	GA	2506	U	N3-C2-O2	-5.62	118.27	122.20
1	AA	1350	C	N1-C2-O2	-5.62	115.53	118.90
33	BA	1279	G	N7-C8-N9	5.62	115.91	113.10
1	CA	345	A	N1-C6-N6	5.61	121.97	118.60
1	CA	865	C	N1-C2-O2	5.61	122.27	118.90
1	CA	1606	C	P-O3'-C3'	5.61	126.44	119.70
1	EA	2440	C	C5-C4-N4	5.61	124.13	120.20
1	EA	2570	G	N1-C6-O6	-5.61	116.53	119.90
1	AA	2204	G	C4-C5-N7	5.61	113.05	110.80
33	DA	1322	C	C6-N1-C1'	-5.61	114.07	120.80
1	GA	1906	G	C8-N9-C4	-5.61	104.16	106.40
1	EA	595	C	O5'-P-OP2	-5.61	100.65	105.70
1	EA	2143	C	C6-N1-C2	-5.61	118.06	120.30
1	EA	2578	G	C5-C6-O6	5.61	131.97	128.60
33	DA	1322	C	C2-N1-C1'	5.61	124.97	118.80
1	CA	1174	U	C2-N1-C1'	5.61	124.43	117.70
1	CA	2799	A	N1-C6-N6	5.61	121.96	118.60
1	CA	2061	G	C2-N3-C4	-5.61	109.10	111.90
33	FA	481	G	O4'-C1'-N9	-5.61	103.72	108.20
1	AA	690	G	N3-C2-N2	-5.60	115.98	119.90
1	EA	819	A	C2-N3-C4	-5.60	107.80	110.60
1	GA	663	G	C5-C6-N1	-5.60	108.70	111.50
1	GA	2448	A	C5-C6-N6	-5.60	119.22	123.70
33	BA	1515	G	C5-C6-O6	-5.59	125.24	128.60
1	CA	1131	G	OP1-P-O3'	5.59	117.50	105.20
1	GA	54	G	OP1-P-O3'	5.59	117.51	105.20
1	CA	45	G	C4-C5-N7	-5.59	108.56	110.80
1	CA	583	G	C5-C6-O6	-5.59	125.25	128.60
1	EA	1543	G	O5'-P-OP1	-5.59	100.67	105.70
33	BA	1145	A	C4-C5-C6	-5.59	114.20	117.00
33	DA	1098	C	C6-N1-C2	-5.59	118.06	120.30
33	FA	1186	G	OP1-P-O3'	5.59	117.50	105.20
1	GA	2457	U	C6-N1-C2	-5.59	117.65	121.00
1	CA	614	A	N1-C6-N6	5.59	121.95	118.60
1	CA	2747	G	C6-C5-N7	-5.59	127.05	130.40
1	GA	458	G	C5-C6-O6	-5.59	125.25	128.60
1	AA	570	G	C6-C5-N7	-5.58	127.05	130.40

*Continued on next page...*



*Continued from previous page...*

Mol	Chain	Res	Type	Atoms	Z	Observed(°)	Ideal(°)
1	CA	2250	G	C5-C6-O6	-5.58	125.25	128.60
42	BJ	36	VAL	CG1-CB-CG2	-5.58	101.97	110.90
1	CA	1833	C	N3-C4-N4	-5.58	114.09	118.00
1	EA	1452	G	N3-C4-N9	-5.58	122.65	126.00
1	EA	2648	G	N1-C6-O6	5.58	123.25	119.90
1	AA	503	A	C8-N9-C4	-5.58	103.57	105.80
33	BA	321	A	N1-C6-N6	5.58	121.95	118.60
1	CA	2719	G	C4-C5-C6	5.58	122.15	118.80
33	HA	211	G	C2-N3-C4	5.58	114.69	111.90
1	CA	1215	G	N1-C6-O6	5.58	123.25	119.90
1	EA	1996	C	C6-N1-C2	5.58	122.53	120.30
1	GA	2072	C	C6-N1-C2	-5.58	118.07	120.30
33	DA	884	U	O4'-C1'-N1	5.57	112.66	108.20
1	GA	75	G	N1-C6-O6	5.57	123.24	119.90
1	GA	1063	G	C8-N9-C1'	-5.57	119.75	127.00
33	HA	5	U	C5-C6-N1	5.57	125.49	122.70
1	AA	196	A	N1-C6-N6	5.57	121.94	118.60
1	EA	479	A	P-O3'-C3'	5.57	126.39	119.70
33	HA	779	C	N3-C2-O2	-5.57	118.00	121.90
1	AA	2047	C	C6-N1-C2	5.57	122.53	120.30
1	CA	784	G	O4'-C1'-N9	-5.57	103.74	108.20
1	CA	1936	A	C2-N3-C4	-5.57	107.81	110.60
1	EA	2038	G	N1-C6-O6	5.57	123.24	119.90
33	FA	1522	U	O5'-P-OP2	-5.57	100.69	105.70
1	AA	1387	A	C8-N9-C4	-5.57	103.57	105.80
1	EA	398	C	C6-N1-C2	5.57	122.53	120.30
1	CA	914	G	N3-C4-C5	5.57	131.38	128.60
1	CA	2553	G	C6-C5-N7	-5.57	127.06	130.40
1	EA	542	C	C2-N3-C4	5.57	122.68	119.90
1	EA	673	C	C5-C4-N4	-5.57	116.30	120.20
1	GA	1328	A	O5'-P-OP2	-5.57	100.69	105.70
1	AA	783	A	C4-C5-C6	5.57	119.78	117.00
1	EA	846	U	N1-C1'-C2'	5.57	121.23	114.00
1	AA	1606	C	P-O3'-C3'	5.56	126.37	119.70
1	EA	2064	C	OP1-P-O3'	5.56	117.44	105.20
1	GA	1508	A	O4'-C1'-N9	5.56	112.65	108.20
1	CA	650	C	C6-N1-C2	-5.56	118.08	120.30
1	EA	2729	G	C4-N9-C1'	5.56	133.73	126.50
1	AA	921	C	N1-C2-O2	-5.56	115.56	118.90
1	AA	1169	A	N1-C6-N6	5.56	121.94	118.60
1	AA	1738	G	N3-C4-N9	-5.56	122.67	126.00
1	EA	2578	G	C4-C5-N7	-5.56	108.58	110.80

*Continued on next page...*

*Continued from previous page...*

Mol	Chain	Res	Type	Atoms	Z	Observed(°)	Ideal(°)
1	GA	1570	A	N1-C6-N6	5.56	121.94	118.60
1	EA	140	C	N3-C2-O2	-5.56	118.01	121.90
33	HA	5	U	O4'-C1'-N1	-5.56	103.75	108.20
33	HA	1362	A	N1-C6-N6	-5.56	115.27	118.60
1	AA	1649	G	N3-C4-C5	-5.56	125.82	128.60
1	EA	752	A	C5-N7-C8	-5.55	101.12	103.90
1	EA	814	C	N3-C2-O2	-5.55	118.01	121.90
1	EA	1125	G	C2-N3-C4	-5.55	109.12	111.90
1	GA	675	A	O5'-P-OP2	-5.55	100.70	105.70
1	AA	372	G	C4-N9-C1'	-5.55	119.28	126.50
1	AA	1026	G	C4-N9-C1'	5.55	133.72	126.50
33	BA	974	A	O5'-P-OP1	-5.55	100.70	105.70
33	FA	757	U	C6-N1-C2	5.55	124.33	121.00
33	FA	1282	C	C6-N1-C2	-5.55	118.08	120.30
33	BA	72	A	C8-N9-C4	-5.55	103.58	105.80
1	CA	1452	G	C4-N9-C1'	5.55	133.72	126.50
1	AA	2445	G	N1-C6-O6	5.55	123.23	119.90
33	BA	1054	C	N3-C2-O2	-5.55	118.02	121.90
1	CA	1094	U	O4'-C1'-N1	5.55	112.64	108.20
1	EA	121	G	C5-C6-O6	-5.55	125.27	128.60
1	EA	2084	C	N1-C2-O2	-5.55	115.57	118.90
1	EA	2429	G	O5'-P-OP1	5.55	117.36	110.70
1	GA	840	C	C6-N1-C2	5.55	122.52	120.30
1	GA	2423	U	P-O3'-C3'	5.55	126.36	119.70
1	AA	546	U	O4'-C1'-N1	5.55	112.64	108.20
1	AA	1687	G	N3-C4-C5	-5.55	125.83	128.60
1	CA	781	A	O5'-P-OP1	-5.55	100.71	105.70
1	AA	1728	C	C6-N1-C2	-5.54	118.08	120.30
1	EA	117	G	C8-N9-C4	-5.54	104.18	106.40
1	EA	694	U	N1-C2-N3	5.54	118.23	114.90
1	GA	542	C	N3-C4-C5	-5.54	119.68	121.90
33	HA	115	G	P-O3'-C3'	5.54	126.35	119.70
2	CB	89	U	O4'-C1'-N1	-5.54	103.77	108.20
1	AA	198	C	C5-C4-N4	-5.54	116.32	120.20
33	DA	574	A	C8-N9-C4	5.54	108.02	105.80
1	EA	1610	A	O5'-P-OP1	-5.54	100.71	105.70
1	GA	1063	G	N9-C4-C5	-5.54	103.18	105.40
33	HA	305	G	C8-N9-C4	-5.54	104.19	106.40
1	AA	1665	A	OP1-P-O3'	5.54	117.38	105.20
1	CA	2060	A	N9-C4-C5	5.54	108.02	105.80
1	EA	1321	A	C8-N9-C4	-5.54	103.58	105.80
1	EA	1782	U	N3-C2-O2	-5.54	118.33	122.20

*Continued on next page...*

*Continued from previous page...*

Mol	Chain	Res	Type	Atoms	Z	Observed(°)	Ideal(°)
1	EA	825	A	O5'-P-OP2	-5.53	100.72	105.70
1	EA	1156	A	OP1-P-O3'	5.53	117.37	105.20
1	AA	1270	C	O5'-P-OP1	-5.53	100.72	105.70
1	EA	1935	G	N9-C4-C5	5.53	107.61	105.40
1	EA	2048	G	C8-N9-C4	-5.53	104.19	106.40
2	EB	107	G	N9-C4-C5	-5.53	103.19	105.40
1	AA	2898	U	N1-C2-O2	-5.53	118.93	122.80
1	AA	2610	C	N1-C2-O2	5.53	122.22	118.90
1	CA	469	G	N1-C6-O6	5.53	123.22	119.90
1	EA	1730	C	C2-N3-C4	-5.53	117.14	119.90
1	GA	2076	U	N3-C2-O2	-5.52	118.33	122.20
1	AA	1369	G	N1-C6-O6	5.52	123.21	119.90
1	AA	2204	G	N1-C6-O6	5.52	123.21	119.90
1	EA	244	A	N1-C6-N6	5.52	121.91	118.60
1	EA	1328	A	OP2-P-O3'	5.52	117.34	105.20
1	AA	1180	U	C2-N1-C1'	5.52	124.32	117.70
1	AA	1644	C	O5'-P-OP1	-5.52	100.73	105.70
2	AB	101	A	N7-C8-N9	-5.52	111.04	113.80
1	EA	747	U	C5-C6-N1	5.52	125.46	122.70
32	E5	60	LEU	CB-CG-CD2	5.52	120.38	111.00
1	AA	2502	G	N9-C4-C5	5.52	107.61	105.40
32	A5	50	VAL	CA-CB-CG1	5.51	119.17	110.90
1	CA	1955	U	O4'-C1'-N1	5.51	112.61	108.20
2	CB	21	G	O5'-P-OP2	-5.51	100.74	105.70
33	DA	29	U	O5'-P-OP1	-5.51	100.74	105.70
1	EA	694	U	C5-C4-O4	5.51	129.21	125.90
16	EP	50	ARG	CB-CG-CD	5.51	125.93	111.60
1	CA	1784	A	C8-N9-C4	5.51	108.00	105.80
1	CA	2248	C	O5'-P-OP1	-5.51	100.74	105.70
1	EA	51	G	C5-C6-O6	5.51	131.91	128.60
1	EA	130	C	N1-C2-O2	-5.51	115.59	118.90
1	EA	578	G	C5-C6-O6	-5.51	125.29	128.60
1	EA	613	A	C8-N9-C4	-5.51	103.60	105.80
1	GA	451	U	O4'-C1'-N1	5.51	112.61	108.20
1	AA	200	U	N3-C2-O2	5.51	126.06	122.20
1	EA	180	G	C5-C6-O6	-5.51	125.29	128.60
1	EA	783	A	N3-C4-C5	5.51	130.66	126.80
1	EA	1124	G	N1-C6-O6	5.51	123.21	119.90
1	EA	914	G	C6-C5-N7	-5.51	127.09	130.40
1	EA	975	A	C8-N9-C4	-5.51	103.60	105.80
1	EA	141	G	C4-N9-C1'	5.51	133.66	126.50
33	FA	514	C	C6-N1-C2	-5.51	118.10	120.30

*Continued on next page...*

*Continued from previous page...*

Mol	Chain	Res	Type	Atoms	Z	Observed(°)	Ideal(°)
1	GA	808	G	C8-N9-C1'	-5.51	119.84	127.00
33	HA	1362	A	C6-C5-N7	5.51	136.15	132.30
33	DA	1099	G	N9-C4-C5	5.50	107.60	105.40
1	EA	2447	G	C4-N9-C1'	5.50	133.66	126.50
1	CA	832	U	O5'-P-OP1	5.50	117.30	110.70
1	EA	141	G	C8-N9-C4	-5.50	104.20	106.40
1	EA	790	U	O4'-C1'-N1	5.50	112.60	108.20
1	EA	923	G	N3-C4-N9	5.50	129.30	126.00
1	EA	2366	A	O5'-P-OP2	-5.50	100.75	105.70
1	AA	2146	C	C6-N1-C2	-5.50	118.10	120.30
1	EA	2042	A	C8-N9-C4	-5.50	103.60	105.80
1	GA	2006	C	N3-C4-N4	5.50	121.85	118.00
1	EA	1571	A	OP2-P-O3'	5.50	117.30	105.20
33	HA	779	C	N1-C2-O2	5.50	122.20	118.90
1	AA	2585	U	P-O3'-C3'	5.50	126.30	119.70
1	CA	1178	C	C6-N1-C2	-5.50	118.10	120.30
1	GA	1738	G	C8-N9-C4	-5.50	104.20	106.40
33	DA	462	G	C8-N9-C4	-5.50	104.20	106.40
33	DA	1530	G	C4-N9-C1'	-5.50	119.35	126.50
1	EA	830	G	OP1-P-OP2	5.50	127.84	119.60
1	EA	1141	U	C6-N1-C2	-5.50	117.70	121.00
32	A5	41	LEU	CB-CG-CD1	-5.49	101.66	111.00
33	BA	1362	A	C6-C5-N7	5.49	136.15	132.30
1	CA	1713	A	N9-C4-C5	-5.49	103.60	105.80
1	CA	1913	A	N7-C8-N9	-5.49	111.05	113.80
2	AB	76	G	N3-C4-N9	5.49	129.29	126.00
1	CA	1913	A	C4-C5-N7	-5.49	107.96	110.70
1	CA	2544	G	N1-C2-N3	5.49	127.19	123.90
1	EA	776	G	C4-C5-C6	5.49	122.09	118.80
33	FA	973	G	C8-N9-C4	-5.49	104.20	106.40
33	BA	1364	U	N3-C2-O2	-5.49	118.36	122.20
1	CA	783	A	C4-C5-N7	5.49	113.44	110.70
33	DA	328	C	N1-C2-O2	5.49	122.19	118.90
33	DA	351	G	C5-N7-C8	-5.49	101.56	104.30
33	HA	1530	G	C4-N9-C1'	-5.48	119.37	126.50
1	EA	1247	A	P-O3'-C3'	5.48	126.28	119.70
33	FA	450	G	N3-C4-N9	5.48	129.29	126.00
1	AA	2609	U	O5'-P-OP2	-5.48	100.77	105.70
1	EA	825	A	N9-C4-C5	5.48	107.99	105.80
24	EX	70	LEU	CA-CB-CG	5.48	127.90	115.30
1	AA	1651	G	OP1-P-OP2	-5.48	111.38	119.60
33	FA	1111	A	OP1-P-O3'	5.48	117.25	105.20

*Continued on next page...*

*Continued from previous page...*

Mol	Chain	Res	Type	Atoms	Z	Observed(°)	Ideal(°)
1	AA	2358	A	C5-C6-N6	5.48	128.08	123.70
14	CN	45	ARG	CG-CD-NE	5.48	123.30	111.80
1	CA	2414	G	N1-C6-O6	5.47	123.18	119.90
1	EA	375	G	C4-C5-C6	5.47	122.08	118.80
1	AA	655	A	C8-N9-C4	-5.47	103.61	105.80
1	EA	920	A	OP2-P-O3'	5.47	117.24	105.20
33	HA	328	C	N3-C2-O2	-5.47	118.07	121.90
1	AA	1261	C	OP1-P-OP2	-5.47	111.40	119.60
1	AA	2505	G	C6-C5-N7	-5.47	127.12	130.40
33	BA	251	G	N3-C2-N2	-5.47	116.07	119.90
1	EA	1394	U	O4'-C1'-N1	-5.47	103.83	108.20
1	EA	2179	C	C6-N1-C2	-5.47	118.11	120.30
1	EA	2700	A	C8-N9-C4	-5.47	103.61	105.80
33	DA	84	U	N3-C2-O2	-5.47	118.37	122.20
1	AA	559	G	C6-C5-N7	-5.47	127.12	130.40
33	FA	905	U	O5'-P-OP2	5.47	117.26	110.70
1	GA	2436	G	C8-N9-C4	-5.47	104.21	106.40
1	AA	2228	G	N1-C6-O6	5.46	123.18	119.90
33	BA	737	C	C6-N1-C2	-5.46	118.11	120.30
1	CA	834	G	N7-C8-N9	5.46	115.83	113.10
1	CA	1726	C	C6-N1-C1'	-5.46	114.24	120.80
1	EA	904	G	N3-C4-C5	5.46	131.33	128.60
1	GA	249	C	C2-N1-C1'	5.46	124.81	118.80
33	HA	70	U	C2-N1-C1'	5.46	124.26	117.70
1	AA	2397	G	N3-C4-N9	-5.46	122.72	126.00
33	BA	560	A	N1-C6-N6	5.46	121.88	118.60
2	AB	56	G	C4-N9-C1'	5.46	133.60	126.50
1	EA	2502	G	N3-C4-C5	-5.46	125.87	128.60
33	HA	1086	U	C2-N1-C1'	5.46	124.25	117.70
2	AB	8	C	N1-C2-O2	5.46	122.17	118.90
33	HA	1362	A	C4-N9-C1'	-5.46	116.48	126.30
1	AA	164	C	C6-N1-C2	-5.46	118.12	120.30
1	AA	771	G	OP2-P-O3'	5.46	117.20	105.20
33	DA	352	C	C6-N1-C2	5.46	122.48	120.30
33	BA	485	U	N3-C2-O2	-5.45	118.38	122.20
1	CA	787	C	C6-N1-C2	-5.45	118.12	120.30
1	AA	2502	G	C8-N9-C4	-5.45	104.22	106.40
1	CA	45	G	C5-C6-O6	5.45	131.87	128.60
1	EA	2595	G	C5-C6-N1	5.45	114.22	111.50
33	HA	1201	A	P-O3'-C3'	5.45	126.24	119.70
1	AA	792	A	C4-C5-N7	5.45	113.42	110.70
1	CA	1257	C	C6-N1-C2	-5.45	118.12	120.30

*Continued on next page...*

*Continued from previous page...*

Mol	Chain	Res	Type	Atoms	Z	Observed(°)	Ideal(°)
2	CB	98	G	N3-C4-N9	-5.45	122.73	126.00
5	EE	44	ARG	NE-CZ-NH1	-5.45	117.58	120.30
1	GA	1780	A	OP1-P-O3'	5.45	117.19	105.20
1	AA	1713	A	C5-C6-N6	-5.45	119.34	123.70
1	CA	673	C	N3-C4-N4	5.45	121.81	118.00
1	EA	2072	C	C6-N1-C2	-5.44	118.12	120.30
1	GA	1891	G	N1-C6-O6	5.44	123.17	119.90
1	AA	1695	G	N3-C4-N9	5.44	129.27	126.00
33	BA	115	G	P-O3'-C3'	5.44	126.23	119.70
1	EA	2279	G	N1-C6-O6	5.44	123.17	119.90
1	EA	997	G	C8-N9-C4	5.44	108.58	106.40
1	CA	1030	C	C2-N1-C1'	-5.44	112.82	118.80
1	EA	2419	U	N1-C2-O2	-5.44	118.99	122.80
1	EA	2555	U	N1-C2-O2	-5.44	118.99	122.80
1	AA	204	A	C8-N9-C4	5.44	107.97	105.80
1	EA	1606	C	C2-N1-C1'	5.44	124.78	118.80
1	AA	870	U	N3-C2-O2	5.43	126.00	122.20
1	CA	374	A	C8-N9-C4	5.43	107.97	105.80
1	CA	1967	C	O5'-P-OP2	-5.43	100.81	105.70
1	GA	2038	G	C5-C6-O6	-5.43	125.34	128.60
1	AA	816	C	C6-N1-C2	5.43	122.47	120.30
1	AA	1691	C	N1-C2-O2	-5.43	115.64	118.90
1	EA	972	A	OP1-P-O3'	5.43	117.15	105.20
1	GA	2410	G	N3-C2-N2	-5.43	116.10	119.90
33	HA	1031	C	O5'-P-OP1	-5.43	100.81	105.70
1	CA	1169	A	N1-C6-N6	5.43	121.86	118.60
1	CA	2526	G	N1-C6-O6	5.43	123.16	119.90
1	EA	180	G	N1-C6-O6	5.43	123.16	119.90
1	AA	931	U	P-O3'-C3'	5.43	126.22	119.70
1	AA	1713	A	N9-C4-C5	-5.43	103.63	105.80
1	CA	2351	G	C4-C5-N7	5.43	112.97	110.80
33	DA	485	U	N1-C2-O2	5.43	126.60	122.80
1	EA	260	G	C5-C6-O6	5.43	131.86	128.60
1	EA	570	G	C6-C5-N7	-5.43	127.14	130.40
1	EA	2215	C	O5'-P-OP1	-5.43	100.81	105.70
3	AC	176	ARG	NE-CZ-NH1	-5.43	117.59	120.30
33	DA	489	C	C6-N1-C2	-5.43	118.13	120.30
1	EA	733	G	N3-C4-N9	5.43	129.25	126.00
1	CA	1401	G	C8-N9-C4	-5.42	104.23	106.40
1	EA	124	G	N3-C4-N9	-5.42	122.75	126.00
1	EA	207	A	C2-N3-C4	-5.42	107.89	110.60
33	FA	481	G	N3-C4-N9	5.42	129.25	126.00

*Continued on next page...*

*Continued from previous page...*

Mol	Chain	Res	Type	Atoms	Z	Observed(°)	Ideal(°)
1	GA	2508	G	C5-C6-O6	5.42	131.85	128.60
1	AA	1328	A	O5'-P-OP1	5.42	117.21	110.70
1	CA	1386	C	C6-N1-C2	-5.42	118.13	120.30
1	AA	271	G	OP1-P-O3'	5.42	117.12	105.20
1	CA	923	G	N3-C4-N9	5.42	129.25	126.00
1	EA	622	G	OP2-P-O3'	5.42	117.13	105.20
1	CA	128	C	N1-C2-O2	-5.42	115.65	118.90
1	CA	2260	C	C6-N1-C2	-5.42	118.13	120.30
1	AA	546	U	C2-N1-C1'	5.42	124.20	117.70
1	CA	479	A	O4'-C1'-N9	5.42	112.53	108.20
1	CA	2623	G	N1-C6-O6	5.42	123.15	119.90
1	CA	2747	G	C5-C6-O6	-5.42	125.35	128.60
1	EA	2054	A	OP2-P-O3'	5.42	117.11	105.20
33	FA	913	A	C8-N9-C4	-5.42	103.63	105.80
1	CA	2513	A	N1-C6-N6	-5.42	115.35	118.60
32	A5	50	VAL	CG1-CB-CG2	5.41	119.56	110.90
1	CA	2685	G	C5-C6-N1	-5.41	108.79	111.50
1	CA	2766	A	O5'-P-OP2	-5.41	100.83	105.70
1	GA	199	A	N1-C6-N6	-5.41	115.35	118.60
1	AA	663	G	C2-N3-C4	-5.41	109.19	111.90
1	CA	517	C	C6-N1-C2	-5.41	118.14	120.30
1	EA	1321	A	O4'-C1'-N9	5.41	112.53	108.20
32	E5	60	LEU	CB-CG-CD1	5.41	120.20	111.00
1	GA	776	G	O4'-C1'-N9	-5.41	103.87	108.20
1	GA	1653	G	N3-C4-N9	5.41	129.25	126.00
1	AA	1670	C	N3-C2-O2	5.41	125.69	121.90
2	CB	79	G	N1-C2-N2	-5.41	111.33	116.20
33	DA	32	A	O5'-P-OP2	-5.41	100.83	105.70
1	EA	1746	A	C5-C6-N6	-5.41	119.37	123.70
1	GA	2282	G	C8-N9-C4	-5.41	104.24	106.40
1	EA	254	G	C8-N9-C4	5.41	108.56	106.40
1	CA	1509	A	P-O3'-C3'	5.41	126.19	119.70
1	CA	1921	G	C8-N9-C4	-5.41	104.24	106.40
1	EA	1068	G	N3-C4-C5	-5.41	125.90	128.60
1	EA	1475	G	P-O3'-C3'	5.41	126.19	119.70
1	EA	205	G	N1-C6-O6	-5.40	116.66	119.90
2	AB	85	G	N1-C6-O6	5.40	123.14	119.90
1	EA	624	C	O5'-P-OP1	5.40	117.18	110.70
1	EA	834	G	C4-C5-N7	5.40	112.96	110.80
33	FA	79	G	N3-C4-N9	5.40	129.24	126.00
1	GA	2455	G	OP2-P-O3'	5.40	117.08	105.20
1	CA	1839	G	C8-N9-C4	5.40	108.56	106.40

*Continued on next page...*

*Continued from previous page...*

Mol	Chain	Res	Type	Atoms	Z	Observed(°)	Ideal(°)
1	EA	511	U	OP2-P-O3'	5.40	117.08	105.20
1	EA	1656	C	C6-N1-C2	-5.40	118.14	120.30
1	GA	1827	U	C5-C6-N1	5.40	125.40	122.70
1	GA	1972	G	OP2-P-O3'	5.40	117.07	105.20
1	AA	770	G	N1-C6-O6	-5.39	116.66	119.90
1	AA	2608	G	O5'-P-OP2	-5.39	100.84	105.70
1	EA	2448	A	C8-N9-C4	-5.39	103.64	105.80
1	CA	1266	G	C8-N9-C4	5.39	108.56	106.40
1	CA	2232	C	N1-C2-O2	-5.39	115.66	118.90
1	CA	2250	G	OP1-P-O3'	5.39	117.06	105.20
1	EA	587	C	O4'-C1'-N1	-5.39	103.89	108.20
1	EA	2039	U	N3-C4-O4	5.39	123.17	119.40
1	EA	2539	C	C2-N3-C4	-5.39	117.20	119.90
1	AA	237	C	N3-C4-C5	-5.39	119.74	121.90
1	EA	1310	G	N9-C4-C5	5.39	107.56	105.40
1	EA	2611	C	N3-C4-N4	-5.39	114.23	118.00
1	GA	2307	G	N9-C4-C5	-5.39	103.24	105.40
1	AA	1833	C	N1-C2-O2	-5.39	115.67	118.90
33	DA	485	U	N3-C2-O2	-5.39	118.43	122.20
1	EA	1325	U	N3-C2-O2	-5.39	118.43	122.20
1	AA	298	G	C5-N7-C8	-5.39	101.61	104.30
2	AB	2	G	C4-N9-C1'	5.39	133.50	126.50
1	CA	1299	G	C5-C6-O6	-5.39	125.37	128.60
1	EA	2731	G	C6-C5-N7	-5.39	127.17	130.40
1	EA	1831	G	C8-N9-C4	-5.38	104.25	106.40
1	GA	1873	G	N3-C4-N9	5.38	129.23	126.00
1	EA	520	G	C4-C5-N7	-5.38	108.65	110.80
1	EA	1831	G	N9-C4-C5	5.38	107.55	105.40
1	AA	1998	A	O5'-P-OP2	-5.38	100.86	105.70
1	GA	1565	C	O5'-P-OP1	-5.38	100.86	105.70
1	AA	1395	A	O4'-C1'-N9	5.38	112.50	108.20
1	CA	1779	U	C5-C4-O4	5.38	129.13	125.90
1	AA	2544	G	N3-C4-N9	5.38	129.23	126.00
33	BA	319	G	C4-N9-C1'	-5.38	119.51	126.50
33	HA	1511	G	N1-C6-O6	5.38	123.13	119.90
1	AA	140	C	C2-N1-C1'	5.38	124.71	118.80
1	AA	1269	A	C2-N3-C4	-5.38	107.91	110.60
1	AA	2619	C	O5'-P-OP1	5.38	117.15	110.70
1	EA	915	C	N3-C2-O2	-5.38	118.14	121.90
1	AA	1916	A	N1-C6-N6	5.38	121.83	118.60
33	BA	365	U	N3-C4-O4	-5.37	115.64	119.40
1	CA	1840	G	N1-C6-O6	5.37	123.12	119.90

*Continued on next page...*



*Continued from previous page...*

Mol	Chain	Res	Type	Atoms	Z	Observed(°)	Ideal(°)
1	EA	180	G	N3-C4-C5	5.37	131.29	128.60
2	EB	66	A	C6-C5-N7	-5.37	128.54	132.30
33	FA	1524	C	N1-C2-O2	-5.37	115.68	118.90
1	GA	1093	G	C8-N9-C1'	-5.37	120.01	127.00
1	AA	298	G	C4-C5-N7	5.37	112.95	110.80
1	AA	1338	G	C8-N9-C4	-5.37	104.25	106.40
1	AA	2065	C	N3-C4-N4	5.37	121.76	118.00
1	EA	142	A	N1-C6-N6	5.37	121.82	118.60
1	EA	2754	U	N3-C4-C5	-5.37	111.38	114.60
1	GA	1447	C	O5'-P-OP1	-5.37	100.87	105.70
1	CA	1737	G	C8-N9-C4	-5.37	104.25	106.40
13	EM	16	ARG	NE-CZ-NH1	5.37	122.98	120.30
1	EA	2032	G	O5'-P-OP1	-5.36	100.87	105.70
1	EA	480	A	O5'-P-OP2	-5.36	100.87	105.70
1	EA	1131	G	C4-C5-N7	5.36	112.94	110.80
1	EA	1377	G	O5'-P-OP2	-5.36	100.88	105.70
1	EA	2455	G	N3-C4-C5	-5.36	125.92	128.60
1	GA	1130	U	C5-C4-O4	-5.36	122.69	125.90
1	GA	2140	G	O4'-C1'-N9	5.36	112.49	108.20
1	AA	2593	U	N1-C2-O2	-5.36	119.05	122.80
16	CP	52	ARG	NE-CZ-NH2	-5.36	117.62	120.30
1	EA	733	G	N9-C4-C5	-5.36	103.26	105.40
1	AA	2207	C	C6-N1-C2	-5.36	118.16	120.30
1	CA	876	C	P-O3'-C3'	5.36	126.13	119.70
1	CA	2224	G	C4-C5-N7	5.35	112.94	110.80
33	FA	1366	C	C6-N1-C2	5.35	122.44	120.30
1	CA	1996	C	O5'-P-OP1	-5.35	100.88	105.70
1	EA	2547	A	N9-C4-C5	5.35	107.94	105.80
1	AA	1091	G	C8-N9-C1'	5.35	133.96	127.00
1	AA	1233	C	O5'-P-OP1	-5.35	100.89	105.70
1	EA	1174	U	C5-C6-N1	5.35	125.37	122.70
1	EA	1249	U	O5'-P-OP2	-5.35	100.89	105.70
1	EA	2084	C	N3-C4-N4	5.35	121.75	118.00
1	GA	736	C	N3-C4-C5	5.35	124.04	121.90
1	GA	2502	G	N1-C6-O6	-5.35	116.69	119.90
1	AA	1544	A	C8-N9-C4	-5.35	103.66	105.80
1	EA	534	U	N1-C2-N3	5.35	118.11	114.90
1	AA	1122	G	N1-C2-N2	5.35	121.01	116.20
1	AA	1930	G	C4-N9-C1'	-5.35	119.55	126.50
33	BA	200	G	C5-C6-O6	-5.35	125.39	128.60
33	HA	177	G	C8-N9-C4	-5.35	104.26	106.40
1	EA	577	G	C4-C5-N7	-5.34	108.66	110.80

*Continued on next page...*

*Continued from previous page...*

Mol	Chain	Res	Type	Atoms	Z	Observed(°)	Ideal(°)
1	CA	1069	A	OP2-P-O3'	5.34	116.95	105.20
1	EA	1034	G	N9-C4-C5	5.34	107.54	105.40
1	GA	2498	C	C5-C4-N4	-5.34	116.46	120.20
1	AA	1690	A	N1-C6-N6	5.34	121.80	118.60
25	EY	56	LEU	CA-CB-CG	5.34	127.58	115.30
1	AA	464	U	OP2-P-O3'	5.34	116.95	105.20
1	AA	2053	G	C2-N3-C4	-5.34	109.23	111.90
1	AA	2550	G	C4-C5-N7	5.34	112.94	110.80
1	CA	2062	A	C8-N9-C4	5.34	107.94	105.80
1	EA	1670	C	C6-N1-C2	-5.34	118.16	120.30
1	EA	2608	G	N1-C6-O6	5.34	123.10	119.90
1	EA	2703	C	C6-N1-C2	-5.34	118.16	120.30
1	EA	2747	G	C5-C6-O6	-5.34	125.40	128.60
1	CA	776	G	C8-N9-C4	-5.34	104.27	106.40
1	EA	570	G	C4-C5-C6	5.34	122.00	118.80
2	EB	66	A	C8-N9-C4	5.34	107.94	105.80
1	CA	45	G	N1-C6-O6	-5.34	116.70	119.90
1	CA	2368	C	O5'-P-OP1	-5.34	100.90	105.70
33	DA	351	G	C4-C5-N7	5.34	112.94	110.80
1	EA	636	G	N1-C6-O6	5.34	123.10	119.90
1	EA	1965	C	N3-C4-C5	5.34	124.03	121.90
33	FA	1410	A	C8-N9-C4	-5.34	103.67	105.80
33	BA	996	A	O4'-C1'-N9	5.33	112.47	108.20
1	GA	2600	A	C8-N9-C4	-5.33	103.67	105.80
1	EA	776	G	C8-N9-C4	-5.33	104.27	106.40
1	EA	2712	C	N3-C2-O2	5.33	125.63	121.90
1	EA	785	G	N3-C4-C5	5.33	131.26	128.60
33	FA	1197	A	N1-C6-N6	5.33	121.80	118.60
33	HA	582	C	N3-C2-O2	5.33	125.63	121.90
1	AA	376	G	N3-C4-C5	-5.33	125.94	128.60
1	AA	2550	G	C6-C5-N7	-5.33	127.20	130.40
1	CA	1061	U	N1-C2-O2	5.33	126.53	122.80
1	CA	2590	A	C8-N9-C4	-5.33	103.67	105.80
1	EA	2211	A	P-O3'-C3'	5.33	126.09	119.70
1	EA	2228	G	C5-C6-O6	-5.33	125.40	128.60
1	EA	142	A	P-O3'-C3'	5.33	126.09	119.70
1	AA	1625	C	C6-N1-C2	5.33	122.43	120.30
1	AA	2228	G	C8-N9-C1'	-5.33	120.08	127.00
33	BA	684	U	N1-C2-N3	5.33	118.10	114.90
1	CA	2106	U	C5-C6-N1	5.33	125.36	122.70
1	GA	805	G	N3-C4-N9	5.33	129.19	126.00
1	AA	799	G	OP2-P-O3'	5.32	116.91	105.20

*Continued on next page...*

*Continued from previous page...*

Mol	Chain	Res	Type	Atoms	Z	Observed(°)	Ideal(°)
1	EA	2570	G	N3-C4-N9	-5.32	122.81	126.00
54	FV	93	VAL	N-CA-C	-5.32	96.63	111.00
1	GA	1847	A	P-O3'-C3'	5.32	126.09	119.70
1	AA	2252	G	C6-C5-N7	-5.32	127.21	130.40
33	BA	1099	G	N1-C6-O6	-5.32	116.71	119.90
1	EA	2431	U	O5'-P-OP2	-5.32	100.91	105.70
1	EA	2582	G	C8-N9-C4	-5.32	104.27	106.40
33	FA	575	G	C4-C5-N7	-5.32	108.67	110.80
1	AA	1319	C	C6-N1-C2	-5.32	118.17	120.30
1	CA	1830	C	C6-N1-C2	-5.32	118.17	120.30
1	CA	2444	G	C8-N9-C4	-5.32	104.27	106.40
1	EA	2585	U	N1-C2-O2	5.32	126.52	122.80
33	FA	1101	A	C5-C6-N6	-5.32	119.45	123.70
1	GA	458	G	N1-C6-O6	5.32	123.09	119.90
1	GA	2181	U	C2-N1-C1'	5.32	124.08	117.70
1	CA	2106	U	C6-N1-C2	-5.32	117.81	121.00
1	AA	2053	G	C4-N9-C1'	5.31	133.41	126.50
1	CA	860	U	O5'-P-OP2	-5.31	100.92	105.70
1	AA	2076	U	O4'-C1'-N1	5.31	112.45	108.20
1	EA	793	A	O5'-P-OP2	-5.31	100.92	105.70
1	EA	814	C	C2-N3-C4	-5.31	117.24	119.90
1	EA	847	U	N3-C2-O2	-5.31	118.48	122.20
33	HA	1101	A	N1-C6-N6	5.31	121.79	118.60
1	AA	1142	A	N3-C4-N9	-5.31	123.15	127.40
33	DA	430	A	N1-C6-N6	5.31	121.79	118.60
33	FA	1493	A	P-O3'-C3'	5.31	126.07	119.70
1	GA	2027	G	C6-C5-N7	-5.31	127.22	130.40
1	GA	2498	C	N3-C4-C5	5.31	124.02	121.90
1	CA	275	C	C6-N1-C2	-5.31	118.18	120.30
1	EA	1407	G	C8-N9-C4	5.31	108.52	106.40
1	GA	783	A	C8-N9-C4	-5.31	103.68	105.80
33	HA	145	G	C5-C6-N1	-5.31	108.85	111.50
1	CA	1157	G	C5-C6-N1	-5.31	108.85	111.50
1	EA	1777	U	N1-C2-N3	5.30	118.08	114.90
33	HA	23	C	N1-C2-O2	5.30	122.08	118.90
1	EA	1936	A	C8-N9-C4	5.30	107.92	105.80
33	FA	319	G	OP2-P-O3'	5.30	116.87	105.20
1	GA	732	C	O5'-P-OP1	-5.30	100.93	105.70
1	CA	1256	G	C8-N9-C4	-5.30	104.28	106.40
1	CA	1263	U	N1-C2-O2	-5.30	119.09	122.80
1	EA	2585	U	P-O3'-C3'	5.30	126.06	119.70
1	EA	2645	G	O4'-C1'-N9	5.30	112.44	108.20

*Continued on next page...*

*Continued from previous page...*

Mol	Chain	Res	Type	Atoms	Z	Observed(°)	Ideal(°)
1	EA	2694	G	C5-C6-O6	-5.30	125.42	128.60
1	GA	581	C	N3-C4-N4	5.30	121.71	118.00
1	AA	2251	G	N3-C4-N9	-5.30	122.82	126.00
33	FA	1305	G	N1-C6-O6	-5.30	116.72	119.90
1	GA	984	A	C6-C5-N7	-5.30	128.59	132.30
1	CA	132	G	C5-C6-O6	-5.30	125.42	128.60
33	DA	1137	C	N3-C2-O2	-5.30	118.19	121.90
1	GA	876	C	OP1-P-O3'	5.30	116.86	105.20
1	GA	1311	G	N7-C8-N9	5.30	115.75	113.10
50	HR	57	ARG	CB-CG-CD	-5.30	97.83	111.60
1	EA	1142	A	C2-N3-C4	-5.30	107.95	110.60
1	EA	2487	G	C4-C5-N7	5.30	112.92	110.80
33	DA	922	G	C8-N9-C4	-5.29	104.28	106.40
1	EA	752	A	N9-C1'-C2'	5.29	120.88	114.00
27	E0	19	ASP	CB-CG-OD2	5.29	123.06	118.30
1	AA	921	C	C6-N1-C2	5.29	122.42	120.30
1	CA	2465	C	C6-N1-C2	5.29	122.42	120.30
1	EA	451	U	O4'-C1'-N1	5.29	112.43	108.20
1	EA	1730	C	N3-C4-C5	5.29	124.02	121.90
1	AA	2072	C	O5'-P-OP1	-5.29	100.94	105.70
1	EA	1713	A	N9-C4-C5	-5.29	103.68	105.80
1	EA	2579	C	C4-C5-C6	-5.29	114.75	117.40
33	FA	981	U	C6-N1-C2	-5.29	117.83	121.00
1	CA	2290	G	C6-C5-N7	-5.29	127.23	130.40
1	AA	1574	C	C6-N1-C2	-5.29	118.19	120.30
1	CA	2348	U	C5-C4-O4	-5.29	122.73	125.90
1	CA	2433	A	N1-C6-N6	-5.29	115.43	118.60
1	GA	1025	G	N1-C6-O6	-5.29	116.73	119.90
33	HA	972	C	C6-N1-C2	5.29	122.42	120.30
1	EA	124	G	N1-C2-N2	5.29	120.96	116.20
33	HA	1012	A	N7-C8-N9	5.28	116.44	113.80
1	AA	2559	C	OP2-P-O3'	5.28	116.82	105.20
14	CN	71	ARG	NE-CZ-NH1	-5.28	117.66	120.30
33	FA	223	A	O5'-P-OP2	-5.28	100.95	105.70
1	GA	1687	G	N1-C6-O6	-5.28	116.73	119.90
33	BA	468	A	C4-C5-C6	5.28	119.64	117.00
1	EA	1288	G	O4'-C1'-N9	5.28	112.42	108.20
19	ES	19	LEU	CA-CB-CG	5.28	127.44	115.30
1	CA	229	C	N1-C2-O2	5.28	122.07	118.90
1	CA	765	C	N3-C4-C5	5.28	124.01	121.90
33	DA	427	U	O5'-P-OP2	5.28	117.03	110.70
33	DA	1413	A	C8-N9-C4	-5.28	103.69	105.80

*Continued on next page...*

*Continued from previous page...*

Mol	Chain	Res	Type	Atoms	Z	Observed(°)	Ideal(°)
1	EA	967	U	C5-C4-O4	5.28	129.06	125.90
1	GA	62	U	N3-C2-O2	-5.28	118.51	122.20
1	GA	2103	C	C6-N1-C2	-5.28	118.19	120.30
33	DA	251	G	C5-C6-O6	-5.27	125.44	128.60
1	EA	2030	A	O4'-C1'-N9	5.27	112.42	108.20
33	BA	880	C	C6-N1-C2	5.27	122.41	120.30
44	FL	44	LYS	C-N-CD	5.27	139.47	128.40
1	GA	2038	G	C6-C5-N7	-5.27	127.24	130.40
1	GA	2402	U	C5-C4-O4	5.27	129.06	125.90
1	GA	2575	C	N1-C2-O2	-5.27	115.74	118.90
1	AA	528	A	N1-C6-N6	5.27	121.76	118.60
33	DA	279	A	C5-N7-C8	-5.27	101.26	103.90
1	EA	1201	U	OP2-P-O3'	5.27	116.80	105.20
1	CA	843	G	C8-N9-C4	-5.27	104.29	106.40
1	EA	679	C	C2-N3-C4	-5.27	117.27	119.90
1	AA	1094	U	N3-C4-C5	-5.27	111.44	114.60
1	EA	129	C	N3-C4-C5	5.27	124.01	121.90
33	HA	1334	G	N3-C4-C5	-5.27	125.97	128.60
1	AA	760	G	N3-C2-N2	-5.27	116.21	119.90
1	CA	1355	G	C5-C6-N1	-5.27	108.87	111.50
1	EA	535	G	C2-N3-C4	-5.27	109.27	111.90
32	E5	50	VAL	CG1-CB-CG2	5.27	119.33	110.90
1	AA	2228	G	C4-N9-C1'	5.26	133.34	126.50
1	CA	1786	A	O4'-C1'-N9	5.26	112.41	108.20
1	CA	2250	G	N7-C8-N9	5.26	115.73	113.10
1	EA	2676	C	C6-N1-C2	5.26	122.41	120.30
1	CA	767	U	C5-C4-O4	5.26	129.06	125.90
1	GA	332	A	N1-C6-N6	-5.26	115.44	118.60
1	AA	611	C	OP2-P-O3'	5.26	116.77	105.20
33	BA	328	C	N3-C2-O2	-5.26	118.22	121.90
1	CA	609	A	N1-C6-N6	5.26	121.76	118.60
1	CA	2351	G	C6-C5-N7	-5.26	127.24	130.40
1	EA	1007	C	C6-N1-C2	5.26	122.40	120.30
1	GA	128	C	N1-C2-O2	-5.26	115.74	118.90
1	EA	1130	U	O5'-P-OP1	-5.26	100.97	105.70
1	EA	1422	G	C5-C6-O6	5.26	131.75	128.60
1	AA	2503	A	N1-C6-N6	5.26	121.75	118.60
1	EA	1340	U	O4'-C1'-N1	5.26	112.41	108.20
1	EA	2580	U	C6-N1-C2	-5.26	117.85	121.00
1	CA	168	G	N1-C6-O6	5.25	123.05	119.90
1	CA	377	G	N3-C4-C5	-5.25	125.97	128.60
1	EA	1118	C	N1-C2-O2	-5.25	115.75	118.90

*Continued on next page...*

*Continued from previous page...*

Mol	Chain	Res	Type	Atoms	Z	Observed(°)	Ideal(°)
33	BA	452	A	N1-C6-N6	5.25	121.75	118.60
1	CA	2037	A	C8-N9-C4	-5.25	103.70	105.80
1	CA	1827	U	N3-C2-O2	-5.25	118.52	122.20
1	GA	561	G	N3-C4-N9	-5.25	122.85	126.00
1	GA	738	G	O5'-P-OP2	-5.25	100.97	105.70
1	GA	982	C	N1-C2-O2	5.25	122.05	118.90
1	GA	2304	G	N3-C4-N9	-5.25	122.85	126.00
1	GA	649	G	C8-N9-C4	-5.25	104.30	106.40
1	AA	1726	C	C5-C4-N4	-5.25	116.53	120.20
1	CA	2361	G	O5'-P-OP2	-5.25	100.98	105.70
1	AA	1771	C	OP2-P-O3'	5.25	116.74	105.20
1	GA	195	A	N7-C8-N9	5.25	116.42	113.80
33	HA	1484	C	N1-C2-O2	-5.25	115.75	118.90
1	EA	454	A	OP2-P-O3'	5.25	116.74	105.20
1	EA	1512	C	O5'-P-OP2	5.25	116.99	110.70
1	GA	2893	A	C8-N9-C4	5.25	107.90	105.80
32	A5	53	ARG	C-N-CA	5.24	134.81	121.70
33	BA	1515	G	C6-C5-N7	-5.24	127.25	130.40
1	EA	2202	U	C5-C4-O4	5.24	129.05	125.90
33	HA	382	A	O5'-P-OP2	-5.24	100.98	105.70
1	AA	1779	U	O5'-P-OP1	-5.24	100.98	105.70
12	CL	19	LEU	CA-CB-CG	5.24	127.36	115.30
1	EA	443	A	N9-C4-C5	5.24	107.90	105.80
1	GA	2553	G	C8-N9-C4	-5.24	104.30	106.40
33	DA	1086	U	N1-C2-O2	5.24	126.47	122.80
33	DA	1370	G	N3-C2-N2	-5.24	116.23	119.90
1	EA	565	C	N3-C4-N4	5.24	121.67	118.00
1	EA	1407	G	N1-C6-O6	5.24	123.04	119.90
1	CA	2839	G	O5'-P-OP1	-5.24	100.99	105.70
1	AA	1069	A	OP2-P-O3'	5.24	116.72	105.20
33	BA	522	C	O5'-P-OP2	-5.24	100.99	105.70
33	BA	1530	G	C4-N9-C1'	-5.24	119.69	126.50
33	FA	79	G	N3-C4-C5	-5.24	125.98	128.60
33	FA	206	C	C6-N1-C2	-5.24	118.21	120.30
1	GA	639	U	N3-C2-O2	-5.24	118.53	122.20
1	CA	2109	U	O4'-C1'-N1	5.23	112.39	108.20
1	GA	1293	C	C6-N1-C2	-5.23	118.21	120.30
1	GA	2537	U	C5-C4-O4	5.23	129.04	125.90
1	AA	2606	C	N1-C2-O2	-5.23	115.76	118.90
2	EB	55	U	C6-N1-C2	-5.23	117.86	121.00
1	CA	2286	G	C4-C5-N7	5.23	112.89	110.80
1	EA	647	G	C5-C6-O6	5.23	131.74	128.60

*Continued on next page...*

*Continued from previous page...*

Mol	Chain	Res	Type	Atoms	Z	Observed(°)	Ideal(°)
1	CA	2440	C	N1-C2-O2	5.23	122.04	118.90
1	EA	941	A	N9-C4-C5	-5.23	103.71	105.80
1	AA	1383	A	C8-N9-C4	5.22	107.89	105.80
1	CA	794	A	C8-N9-C4	5.22	107.89	105.80
33	FA	183	C	C5-C6-N1	5.22	123.61	121.00
1	AA	419	U	N3-C2-O2	-5.22	118.54	122.20
33	BA	1366	C	N3-C2-O2	5.22	125.56	121.90
1	CA	16	C	C6-N1-C2	-5.22	118.21	120.30
1	CA	1779	U	C2-N1-C1'	-5.22	111.43	117.70
1	CA	1963	U	C6-N1-C2	-5.22	117.87	121.00
2	CB	30	C	C6-N1-C2	-5.22	118.21	120.30
33	DA	87	C	N1-C2-O2	5.22	122.03	118.90
1	EA	672	C	C6-N1-C2	-5.22	118.21	120.30
33	FA	536	C	C6-N1-C2	-5.22	118.21	120.30
1	GA	818	G	N9-C4-C5	5.22	107.49	105.40
1	GA	2410	G	N1-C6-O6	5.22	123.03	119.90
1	AA	2557	G	C8-N9-C4	-5.22	104.31	106.40
1	EA	259	G	N9-C4-C5	5.22	107.49	105.40
1	GA	1788	C	N1-C2-O2	-5.22	115.77	118.90
1	AA	1737	G	C4-N9-C1'	5.22	133.28	126.50
1	GA	1251	C	N3-C2-O2	-5.22	118.25	121.90
1	EA	1940	U	C2-N1-C1'	5.21	123.96	117.70
1	GA	1509	A	OP2-P-O3'	5.21	116.67	105.20
1	AA	2712	C	OP1-P-O3'	5.21	116.67	105.20
1	AA	212	G	OP2-P-O3'	5.21	116.67	105.20
1	EA	1180	U	C5-C6-N1	5.21	125.31	122.70
2	GB	119	A	O5'-P-OP2	5.21	116.95	110.70
33	HA	481	G	C4-C5-N7	5.21	112.89	110.80
1	CA	2038	G	C5-C6-O6	-5.21	125.47	128.60
33	BA	1364	U	N1-C2-O2	5.21	126.44	122.80
1	EA	519	U	O5'-P-OP2	-5.21	101.01	105.70
1	EA	1328	A	O5'-P-OP2	-5.21	101.01	105.70
33	FA	890	G	O4'-C1'-N9	5.21	112.37	108.20
1	GA	2211	A	P-O3'-C3'	5.21	125.95	119.70
1	AA	1509	A	P-O3'-C3'	5.21	125.95	119.70
33	BA	1522	U	N3-C2-O2	-5.21	118.56	122.20
1	EA	372	G	N1-C6-O6	5.21	123.02	119.90
1	EA	669	G	C4-C5-N7	-5.21	108.72	110.80
1	EA	2710	C	N1-C2-N3	5.21	122.84	119.20
1	AA	1724	G	C8-N9-C4	-5.21	104.32	106.40
1	AA	1724	G	N7-C8-N9	5.21	115.70	113.10
33	BA	108	G	N7-C8-N9	5.21	115.70	113.10

*Continued on next page...*

*Continued from previous page...*

Mol	Chain	Res	Type	Atoms	Z	Observed(°)	Ideal(°)
1	AA	1238	G	N3-C4-C5	-5.20	126.00	128.60
33	BA	384	G	C5-C6-O6	-5.20	125.48	128.60
1	CA	1142	A	C2-N3-C4	-5.20	108.00	110.60
33	DA	290	C	OP2-P-O3'	5.20	116.65	105.20
33	DA	728	A	N1-C6-N6	-5.20	115.48	118.60
33	BA	328	C	C6-N1-C1'	-5.20	114.56	120.80
1	CA	11	C	C6-N1-C2	5.20	122.38	120.30
1	AA	465	G	OP2-P-O3'	5.20	116.64	105.20
1	CA	834	G	C4-C5-C6	5.20	121.92	118.80
2	CB	53	A	N1-C6-N6	5.20	121.72	118.60
1	GA	375	G	N3-C4-N9	-5.20	122.88	126.00
1	GA	527	C	P-O3'-C3'	5.20	125.94	119.70
1	GA	766	U	OP2-P-O3'	5.20	116.64	105.20
33	BA	1483	A	O5'-P-OP1	-5.20	101.02	105.70
1	EA	992	C	C6-N1-C2	-5.20	118.22	120.30
1	GA	2221	G	C8-N9-C4	-5.20	104.32	106.40
1	GA	1250	G	C5-C6-O6	-5.20	125.48	128.60
1	AA	776	G	C4-C5-C6	5.20	121.92	118.80
1	CA	2338	C	O5'-P-OP1	-5.20	101.02	105.70
1	CA	2455	G	C4-C5-C6	5.20	121.92	118.80
1	GA	548	G	O4'-C1'-N9	5.20	112.36	108.20
33	HA	115	G	N3-C4-C5	-5.20	126.00	128.60
1	AA	1937	A	O4'-C1'-N9	5.19	112.36	108.20
1	EA	2278	A	C8-N9-C4	-5.19	103.72	105.80
1	AA	2106	U	C6-N1-C2	-5.19	117.88	121.00
1	EA	1422	G	N1-C6-O6	-5.19	116.78	119.90
1	EA	2754	U	C6-N1-C2	-5.19	117.88	121.00
33	FA	1373	G	N1-C6-O6	5.19	123.02	119.90
1	AA	540	C	N1-C2-O2	-5.19	115.78	118.90
33	BA	326	G	C5-C6-O6	5.19	131.72	128.60
1	EA	780	G	O5'-P-OP2	-5.19	101.03	105.70
1	EA	972	A	OP1-P-OP2	-5.19	111.81	119.60
33	BA	1317	C	C6-N1-C2	5.19	122.38	120.30
1	EA	776	G	N1-C2-N3	5.19	127.01	123.90
1	GA	1078	U	O4'-C1'-N1	5.19	112.35	108.20
1	EA	520	G	N3-C4-C5	-5.19	126.01	128.60
33	HA	1364	U	N1-C2-O2	5.19	126.43	122.80
1	AA	974	G	C8-N9-C4	-5.18	104.33	106.40
1	AA	2747	G	OP2-P-O3'	5.18	116.60	105.20
1	CA	255	A	O4'-C1'-N9	-5.18	104.05	108.20
1	CA	2313	C	C6-N1-C2	-5.18	118.23	120.30
1	EA	2754	U	N3-C4-O4	5.18	123.03	119.40

*Continued on next page...*



*Continued from previous page...*

Mol	Chain	Res	Type	Atoms	Z	Observed(°)	Ideal(°)
33	HA	776	G	N3-C4-C5	5.18	131.19	128.60
1	AA	192	C	C5-C6-N1	5.18	123.59	121.00
1	CA	984	A	N1-C2-N3	5.18	131.89	129.30
1	AA	776	G	C8-N9-C4	-5.18	104.33	106.40
1	CA	2003	A	N1-C6-N6	-5.18	115.49	118.60
1	EA	515	A	C8-N9-C4	-5.18	103.73	105.80
1	AA	242	G	C8-N9-C4	5.18	108.47	106.40
1	AA	2025	C	C5-C4-N4	-5.18	116.57	120.20
1	EA	1355	G	C5-C6-N1	-5.18	108.91	111.50
1	EA	2040	G	C8-N9-C4	-5.18	104.33	106.40
1	EA	2855	C	C6-N1-C2	-5.18	118.23	120.30
32	A5	108	VAL	CA-CB-CG1	5.18	118.67	110.90
1	CA	2032	G	C5-N7-C8	-5.18	101.71	104.30
1	EA	5	A	C8-N9-C4	-5.18	103.73	105.80
2	EB	104	A	N1-C6-N6	5.18	121.71	118.60
1	AA	2231	U	N3-C2-O2	-5.17	118.58	122.20
33	FA	183	C	C6-N1-C2	-5.17	118.23	120.30
33	HA	70	U	C5-C6-N1	5.17	125.29	122.70
1	CA	468	G	N3-C2-N2	-5.17	116.28	119.90
1	EA	2580	U	C5-C6-N1	5.17	125.29	122.70
1	CA	1970	A	N9-C4-C5	5.17	107.87	105.80
1	EA	1310	G	C8-N9-C4	-5.17	104.33	106.40
1	EA	2440	C	N3-C4-C5	-5.17	119.83	121.90
1	EA	2586	U	C5-C4-O4	-5.17	122.80	125.90
1	EA	2787	C	N3-C2-O2	-5.17	118.28	121.90
1	AA	669	G	N3-C2-N2	-5.17	116.28	119.90
1	AA	1831	G	N3-C4-C5	-5.17	126.02	128.60
1	AA	2560	A	O5'-P-OP2	-5.17	101.05	105.70
33	BA	351	G	N7-C8-N9	5.17	115.68	113.10
33	DA	1201	A	P-O3'-C3'	5.17	125.90	119.70
1	EA	518	G	C4-C5-C6	5.17	121.90	118.80
1	EA	820	A	OP2-P-O3'	5.17	116.57	105.20
33	HA	1087	G	N1-C6-O6	5.17	123.00	119.90
1	AA	1342	A	N1-C6-N6	5.17	121.70	118.60
1	EA	2714	G	C2-N3-C4	-5.17	109.32	111.90
1	EA	578	G	N9-C4-C5	-5.17	103.33	105.40
1	GA	1347	A	O5'-P-OP1	-5.17	101.05	105.70
33	HA	1332	A	O4'-C1'-N9	5.17	112.33	108.20
1	AA	2058	A	OP2-P-O3'	5.16	116.56	105.20
1	CA	748	G	O4'-C1'-N9	5.16	112.33	108.20
1	CA	866	A	N1-C6-N6	5.16	121.70	118.60
1	EA	935	C	N3-C2-O2	5.16	125.51	121.90

*Continued on next page...*

*Continued from previous page...*

Mol	Chain	Res	Type	Atoms	Z	Observed(°)	Ideal(°)
1	EA	1668	A	O4'-C1'-N9	-5.16	104.07	108.20
1	CA	988	A	N1-C6-N6	5.16	121.70	118.60
1	CA	1955	U	O5'-P-OP1	-5.16	101.05	105.70
1	EA	29	U	OP1-P-O3'	5.16	116.56	105.20
1	EA	835	C	O5'-P-OP2	-5.16	101.06	105.70
1	AA	1658	C	N1-C2-O2	-5.16	115.80	118.90
1	CA	830	G	N1-C6-O6	5.16	123.00	119.90
1	EA	248	G	O5'-P-OP1	5.16	116.89	110.70
1	EA	732	C	C6-N1-C2	-5.16	118.24	120.30
33	FA	339	C	N3-C2-O2	-5.16	118.29	121.90
1	AA	2445	G	N1-C2-N2	5.16	120.84	116.20
1	CA	117	G	O5'-P-OP2	-5.16	101.06	105.70
33	FA	1227	A	N1-C6-N6	5.16	121.69	118.60
1	GA	1032	A	C8-N9-C4	5.16	107.86	105.80
33	BA	1362	A	C4-C5-C6	-5.16	114.42	117.00
1	AA	1653	G	O5'-P-OP2	-5.16	101.06	105.70
1	CA	1913	A	N1-C6-N6	-5.15	115.51	118.60
1	EA	780	G	N9-C4-C5	5.15	107.46	105.40
1	GA	1438	U	N3-C4-O4	5.15	123.01	119.40
1	GA	1606	C	C2-N1-C1'	5.15	124.47	118.80
1	AA	921	C	N3-C2-O2	5.15	125.51	121.90
33	DA	557	G	C4-N9-C1'	5.15	133.20	126.50
1	EA	266	G	O5'-P-OP1	5.15	116.88	110.70
1	EA	2458	G	O5'-P-OP2	-5.15	101.06	105.70
33	DA	62	U	O5'-P-OP2	-5.15	101.06	105.70
1	EA	55	G	C4-C5-N7	-5.15	108.74	110.80
1	EA	2731	G	N3-C4-C5	-5.15	126.03	128.60
33	HA	1486	G	C6-C5-N7	-5.15	127.31	130.40
33	BA	1362	A	C8-N9-C1'	5.15	136.97	127.70
33	DA	177	G	C4-C5-N7	-5.15	108.74	110.80
1	EA	799	G	C2-N3-C4	-5.15	109.33	111.90
1	AA	801	G	N1-C6-O6	-5.15	116.81	119.90
1	AA	1099	G	N3-C4-C5	5.15	131.17	128.60
33	BA	384	G	N1-C6-O6	5.15	122.99	119.90
1	CA	1386	C	N3-C4-C5	-5.15	119.84	121.90
1	CA	2447	G	O4'-C1'-N9	5.15	112.32	108.20
1	EA	1322	A	N1-C6-N6	5.15	121.69	118.60
1	EA	1556	C	N3-C4-N4	-5.15	114.40	118.00
1	EA	1130	U	OP1-P-OP2	5.14	127.32	119.60
1	GA	2307	G	C8-N9-C4	5.14	108.46	106.40
43	HK	49	GLY	N-CA-C	5.14	125.96	113.10
1	AA	2303	G	C8-N9-C4	-5.14	104.34	106.40

*Continued on next page...*

*Continued from previous page...*

Mol	Chain	Res	Type	Atoms	Z	Observed(°)	Ideal(°)
1	AA	2361	G	OP1-P-OP2	5.14	127.31	119.60
1	AA	2560	A	C8-N9-C4	-5.14	103.74	105.80
33	BA	307	C	C6-N1-C2	5.14	122.36	120.30
1	CA	1997	C	C2-N1-C1'	-5.14	113.14	118.80
1	EA	1730	C	N3-C4-N4	-5.14	114.40	118.00
1	EA	2646	C	C5-C4-N4	-5.14	116.60	120.20
1	GA	901	C	C6-N1-C2	-5.14	118.24	120.30
24	CX	29	LEU	CA-CB-CG	5.14	127.12	115.30
1	AA	1655	A	N1-C6-N6	5.14	121.68	118.60
1	CA	1831	G	N9-C4-C5	5.14	107.46	105.40
33	DA	84	U	C6-N1-C2	-5.14	117.92	121.00
1	EA	2329	U	N3-C2-O2	5.14	125.80	122.20
1	GA	445	C	C6-N1-C2	-5.14	118.24	120.30
1	CA	473	G	O5'-P-OP2	-5.14	101.08	105.70
1	AA	2250	G	C6-C5-N7	-5.14	127.32	130.40
2	AB	53	A	C8-N9-C4	-5.14	103.75	105.80
33	FA	16	A	OP2-P-O3'	5.14	116.50	105.20
33	FA	1145	A	N9-C4-C5	5.14	107.86	105.80
33	HA	1364	U	C2-N1-C1'	5.14	123.86	117.70
33	DA	115	G	P-O3'-C3'	5.13	125.86	119.70
1	AA	557	C	C6-N1-C2	5.13	122.35	120.30
1	CA	843	G	N9-C4-C5	5.13	107.45	105.40
1	EA	1940	U	O5'-P-OP2	-5.13	101.08	105.70
33	HA	1304	G	N7-C8-N9	5.13	115.67	113.10
1	EA	809	G	N3-C4-C5	-5.13	126.03	128.60
1	EA	1373	A	O5'-P-OP2	-5.13	101.08	105.70
1	EA	2061	G	N3-C4-C5	-5.13	126.03	128.60
1	EA	2319	G	N1-C6-O6	5.13	122.98	119.90
1	AA	254	G	O5'-P-OP2	-5.13	101.08	105.70
1	AA	372	G	C8-N9-C1'	5.13	133.67	127.00
33	DA	810	C	O5'-P-OP2	-5.13	101.08	105.70
33	FA	1371	G	C8-N9-C4	-5.13	104.35	106.40
1	GA	191	A	C8-N9-C4	5.13	107.85	105.80
33	HA	772	U	O5'-P-OP1	5.13	116.85	110.70
1	AA	2567	G	C8-N9-C4	-5.13	104.35	106.40
33	BA	35	G	N1-C6-O6	5.13	122.97	119.90
1	EA	201	C	N3-C4-C5	5.13	123.95	121.90
33	BA	438	U	O4'-C1'-N1	5.12	112.30	108.20
1	EA	2232	C	N1-C2-O2	-5.12	115.83	118.90
1	AA	1695	G	N3-C4-C5	-5.12	126.04	128.60
33	BA	70	U	C2-N1-C1'	5.12	123.85	117.70
1	EA	849	A	C2-N3-C4	-5.12	108.04	110.60

*Continued on next page...*

*Continued from previous page...*

Mol	Chain	Res	Type	Atoms	Z	Observed(°)	Ideal(°)
1	EA	2056	G	O5'-P-OP2	-5.12	101.09	105.70
1	EA	2756	U	O5'-P-OP2	5.12	116.85	110.70
1	GA	421	C	C6-N1-C2	5.12	122.35	120.30
33	HA	541	G	N3-C4-C5	5.12	131.16	128.60
1	AA	445	C	C6-N1-C2	-5.12	118.25	120.30
1	CA	2587	A	N1-C6-N6	5.12	121.67	118.60
1	EA	447	A	C5-C6-N6	-5.12	119.60	123.70
1	EA	1959	G	O5'-P-OP2	-5.12	101.09	105.70
1	EA	2228	G	C6-C5-N7	-5.12	127.33	130.40
33	DA	451	A	P-O3'-C3'	5.12	125.84	119.70
1	EA	2822	G	OP2-P-O3'	5.12	116.47	105.20
55	FW	3	SER	N-CA-CB	-5.12	102.82	110.50
1	EA	2017	U	N3-C4-O4	5.12	122.98	119.40
33	FA	1364	U	C2-N1-C1'	5.12	123.84	117.70
33	FA	1525	G	C8-N9-C4	-5.12	104.35	106.40
1	GA	510	C	N1-C2-O2	5.12	121.97	118.90
1	AA	690	G	N9-C4-C5	5.12	107.45	105.40
33	DA	1526	G	O5'-P-OP1	-5.12	101.10	105.70
1	GA	542	C	C6-N1-C2	-5.12	118.25	120.30
1	GA	783	A	C6-C5-N7	-5.12	128.72	132.30
1	AA	117	G	N3-C4-C5	-5.11	126.04	128.60
1	AA	1626	A	P-O3'-C3'	5.11	125.84	119.70
1	CA	2032	G	C2-N3-C4	-5.11	109.34	111.90
1	GA	1438	U	C5-C4-O4	-5.11	122.83	125.90
1	AA	2544	G	N9-C4-C5	-5.11	103.36	105.40
33	DA	890	G	O4'-C1'-N9	5.11	112.29	108.20
1	EA	738	G	N1-C6-O6	-5.11	116.83	119.90
1	AA	331	C	N3-C2-O2	-5.11	118.32	121.90
1	AA	1298	C	C6-N1-C2	-5.11	118.26	120.30
1	AA	2447	G	C4-C5-N7	5.11	112.84	110.80
1	AA	2547	A	O4'-C1'-N9	5.11	112.29	108.20
2	CB	98	G	N1-C6-O6	-5.11	116.83	119.90
1	CA	528	A	C5-N7-C8	-5.11	101.35	103.90
1	EA	25	U	N3-C4-O4	5.11	122.98	119.40
1	EA	2525	G	OP2-P-O3'	5.11	116.44	105.20
1	EA	2696	U	N1-C2-O2	-5.11	119.22	122.80
1	AA	2608	G	C5-C6-O6	-5.11	125.53	128.60
1	CA	62	U	N3-C2-O2	-5.11	118.62	122.20
1	GA	969	G	C2-N3-C4	-5.11	109.35	111.90
1	CA	1422	G	C4-C5-N7	5.11	112.84	110.80
1	CA	2675	A	OP2-P-O3'	5.11	116.43	105.20
1	EA	379	G	N9-C4-C5	5.11	107.44	105.40

*Continued on next page...*

*Continued from previous page...*

Mol	Chain	Res	Type	Atoms	Z	Observed(°)	Ideal(°)
1	EA	528	A	C5-C6-N1	-5.11	115.15	117.70
1	EA	2447	G	C8-N9-C1'	-5.11	120.36	127.00
1	EA	2778	A	C8-N9-C4	-5.11	103.76	105.80
33	BA	468	A	C8-N9-C4	-5.10	103.76	105.80
1	AA	331	C	N3-C4-C5	5.10	123.94	121.90
1	AA	587	C	N3-C4-C5	-5.10	119.86	121.90
1	AA	1027	A	OP2-P-O3'	5.10	116.42	105.20
1	AA	2139	U	C2-N1-C1'	5.10	123.82	117.70
1	AA	2441	U	N3-C2-O2	-5.10	118.63	122.20
33	BA	758	C	N1-C2-O2	5.10	121.96	118.90
1	EA	1022	G	C5-C6-O6	-5.10	125.54	128.60
33	FA	16	A	N1-C6-N6	-5.10	115.54	118.60
1	GA	863	A	C8-N9-C4	-5.10	103.76	105.80
1	GA	1073	A	N1-C6-N6	5.10	121.66	118.60
1	GA	2585	U	P-O3'-C3'	5.10	125.82	119.70
1	AA	484	C	C6-N1-C2	5.10	122.34	120.30
1	AA	1534	U	N1-C2-O2	5.10	126.37	122.80
1	EA	2721	A	N9-C4-C5	5.10	107.84	105.80
1	GA	75	G	C6-C5-N7	-5.10	127.34	130.40
1	AA	636	G	C4-C5-N7	5.10	112.84	110.80
1	AA	741	U	OP1-P-O3'	5.10	116.42	105.20
1	AA	2518	A	OP1-P-O3'	5.10	116.42	105.20
33	DA	779	C	C6-N1-C2	-5.10	118.26	120.30
33	DA	821	G	N1-C6-O6	-5.10	116.84	119.90
1	EA	729	G	C4-N9-C1'	5.10	133.13	126.50
1	AA	447	A	C8-N9-C4	-5.10	103.76	105.80
33	DA	328	C	C6-N1-C1'	-5.10	114.68	120.80
1	EA	252	G	OP2-P-O3'	5.10	116.41	105.20
1	EA	2679	A	C6-N1-C2	-5.10	115.54	118.60
1	GA	200	U	C6-N1-C2	-5.10	117.94	121.00
1	EA	2731	G	N3-C4-N9	5.10	129.06	126.00
33	BA	845	A	C8-N9-C4	-5.09	103.76	105.80
33	DA	545	C	C6-N1-C2	-5.09	118.26	120.30
33	DA	902	G	N1-C6-O6	-5.09	116.84	119.90
1	GA	984	A	C5-C6-N1	-5.09	115.15	117.70
1	GA	1095	A	O5'-P-OP1	5.09	116.81	110.70
33	HA	530	G	N7-C8-N9	5.09	115.65	113.10
1	AA	404	A	OP2-P-O3'	5.09	116.40	105.20
1	AA	2719	G	C8-N9-C1'	-5.09	120.38	127.00
1	CA	246	C	OP2-P-O3'	5.09	116.40	105.20
1	CA	1157	G	C2-N3-C4	-5.09	109.35	111.90
33	DA	262	A	N1-C6-N6	-5.09	115.55	118.60

*Continued on next page...*

*Continued from previous page...*

Mol	Chain	Res	Type	Atoms	Z	Observed(°)	Ideal(°)
29	E2	43	THR	N-CA-C	5.09	124.75	111.00
1	AA	1969	A	N1-C6-N6	-5.09	115.55	118.60
33	BA	351	G	C5-N7-C8	-5.09	101.76	104.30
1	CA	1815	A	N1-C6-N6	-5.09	115.55	118.60
1	AA	2153	C	C5-C6-N1	5.09	123.54	121.00
1	CA	55	G	C8-N9-C4	-5.09	104.36	106.40
1	CA	2222	C	OP2-P-O3'	5.09	116.39	105.20
1	CA	2443	C	N3-C2-O2	-5.09	118.34	121.90
1	EA	965	C	C6-N1-C2	-5.09	118.27	120.30
1	GA	1925	C	C2-N3-C4	5.09	122.44	119.90
33	HA	486	U	N3-C2-O2	-5.09	118.64	122.20
6	GF	15	LEU	CA-CB-CG	-5.08	103.61	115.30
33	HA	1285	A	O4'-C1'-N9	5.08	112.27	108.20
1	AA	14	A	O5'-P-OP1	-5.08	101.12	105.70
1	AA	614	A	O4'-C1'-N9	-5.08	104.13	108.20
1	AA	1322	A	O5'-P-OP2	-5.08	101.12	105.70
33	FA	279	A	N7-C8-N9	5.08	116.34	113.80
1	GA	2307	G	N1-C6-O6	5.08	122.95	119.90
33	DA	701	U	P-O3'-C3'	5.08	125.80	119.70
1	EA	995	C	OP1-P-O3'	5.08	116.38	105.20
1	EA	2523	G	N7-C8-N9	5.08	115.64	113.10
1	GA	2071	A	P-O3'-C3'	5.08	125.80	119.70
33	DA	1178	G	C8-N9-C4	-5.08	104.37	106.40
33	FA	569	C	N3-C2-O2	-5.08	118.34	121.90
1	AA	564	C	C6-N1-C2	-5.08	118.27	120.30
1	AA	1190	G	C4-N9-C1'	-5.08	119.90	126.50
33	BA	702	A	O4'-C1'-N9	-5.08	104.14	108.20
1	CA	1983	G	OP2-P-O3'	5.08	116.37	105.20
33	HA	1362	A	C8-N9-C1'	5.08	136.84	127.70
1	AA	817	C	N3-C2-O2	-5.08	118.35	121.90
1	AA	1165	A	C8-N9-C4	-5.08	103.77	105.80
1	AA	1938	A	N1-C6-N6	-5.08	115.56	118.60
1	AA	2446	G	OP2-P-O3'	5.08	116.37	105.20
1	CA	271	G	OP1-P-O3'	5.08	116.36	105.20
1	CA	1073	A	O5'-P-OP2	5.08	116.79	110.70
2	EB	100	G	N1-C6-O6	5.08	122.94	119.90
1	AA	2867	G	O5'-P-OP1	-5.07	101.14	105.70
1	CA	1458	U	P-O3'-C3'	5.07	125.79	119.70
1	CA	1621	U	OP2-P-O3'	5.07	116.36	105.20
1	EA	1814	G	C5-C6-N1	-5.07	108.96	111.50
33	FA	1222	G	C5-C6-N1	-5.07	108.96	111.50
33	BA	684	U	N3-C2-O2	-5.07	118.65	122.20

*Continued on next page...*

*Continued from previous page...*

Mol	Chain	Res	Type	Atoms	Z	Observed(°)	Ideal(°)
33	FA	971	G	N3-C4-N9	5.07	129.04	126.00
33	FA	971	G	O4'-C1'-N9	5.07	112.26	108.20
1	AA	1532	A	C5-C6-N6	-5.07	119.64	123.70
33	BA	1201	A	P-O3'-C3'	5.07	125.78	119.70
1	EA	2512	C	N1-C2-O2	-5.07	115.86	118.90
33	FA	759	A	OP2-P-O3'	5.07	116.35	105.20
1	GA	528	A	N1-C2-N3	5.07	131.84	129.30
1	AA	635	C	C6-N1-C2	-5.07	118.27	120.30
2	AB	110	C	N3-C2-O2	-5.07	118.35	121.90
33	BA	328	C	C2-N3-C4	5.07	122.43	119.90
1	CA	2105	U	C2-N1-C1'	5.07	123.78	117.70
1	EA	625	G	C5-C6-O6	-5.07	125.56	128.60
1	GA	1005	C	O5'-P-OP2	-5.07	101.14	105.70
1	CA	1190	G	C6-C5-N7	-5.07	127.36	130.40
1	CA	1513	U	C5-C4-O4	5.07	128.94	125.90
1	GA	2152	G	N3-C4-C5	-5.07	126.07	128.60
1	CA	445	C	O5'-P-OP2	-5.06	101.14	105.70
1	EA	1763	G	N3-C4-C5	-5.06	126.07	128.60
1	EA	2023	C	O5'-P-OP2	-5.06	101.14	105.70
1	EA	2061	G	C8-N9-C1'	-5.06	120.42	127.00
1	GA	1063	G	C4-N9-C1'	5.06	133.08	126.50
1	GA	1825	U	O5'-P-OP2	-5.06	101.14	105.70
33	FA	351	G	C8-N9-C4	-5.06	104.38	106.40
1	GA	1022	G	C8-N9-C4	-5.06	104.38	106.40
33	HA	72	A	C8-N9-C4	-5.06	103.78	105.80
1	AA	1262	A	N1-C6-N6	5.06	121.64	118.60
1	AA	2251	G	O5'-P-OP1	-5.06	101.15	105.70
1	AA	2850	A	OP1-P-O3'	5.06	116.33	105.20
1	CA	2862	G	O5'-P-OP2	-5.06	101.15	105.70
1	EA	2510	C	C6-N1-C1'	5.06	126.87	120.80
1	EA	2581	G	N1-C2-N2	-5.06	111.65	116.20
1	GA	657	U	O5'-P-OP2	-5.06	101.15	105.70
1	GA	2599	G	C5-N7-C8	5.06	106.83	104.30
1	AA	2445	G	N3-C2-N2	-5.06	116.36	119.90
33	BA	468	A	C6-C5-N7	-5.06	128.76	132.30
33	DA	481	G	N9-C4-C5	-5.06	103.38	105.40
1	EA	871	U	N1-C2-O2	5.06	126.34	122.80
1	EA	2033	A	O5'-P-OP2	-5.06	101.15	105.70
33	FA	177	G	N3-C4-C5	-5.06	126.07	128.60
1	GA	1795	C	C6-N1-C2	-5.06	118.28	120.30
1	CA	1518	C	OP2-P-O3'	5.06	116.32	105.20
2	EB	100	G	C5-C6-O6	-5.06	125.57	128.60

*Continued on next page...*

*Continued from previous page...*

Mol	Chain	Res	Type	Atoms	Z	Observed(°)	Ideal(°)
1	GA	1291	C	N1-C2-O2	5.06	121.93	118.90
1	AA	1945	G	C4-N9-C1'	5.05	133.07	126.50
13	AM	70	ASP	CB-CG-OD1	5.05	122.85	118.30
1	CA	704	G	N9-C4-C5	-5.05	103.38	105.40
1	CA	1355	G	N3-C2-N2	-5.05	116.36	119.90
1	EA	1469	A	C5-C6-N6	5.05	127.74	123.70
1	AA	1261	C	O5'-P-OP2	5.05	116.76	110.70
1	EA	336	C	C6-N1-C2	-5.05	118.28	120.30
1	EA	732	C	OP1-P-O3'	5.05	116.32	105.20
1	EA	1290	C	C6-N1-C2	-5.05	118.28	120.30
1	AA	770	G	C5-C6-O6	5.05	131.63	128.60
33	DA	85	U	N3-C2-O2	-5.05	118.66	122.20
1	EA	860	U	O5'-P-OP2	-5.05	101.15	105.70
1	GA	200	U	N3-C2-O2	-5.05	118.67	122.20
1	AA	923	G	N1-C2-N2	-5.05	111.66	116.20
1	AA	2719	G	C4-C5-C6	5.05	121.83	118.80
1	CA	954	G	N3-C2-N2	-5.05	116.37	119.90
1	EA	2561	U	N3-C4-O4	5.05	122.94	119.40
1	GA	142	A	C4-C5-C6	5.05	119.53	117.00
1	GA	2031	A	C8-N9-C4	-5.05	103.78	105.80
1	EA	910	A	O5'-P-OP2	-5.05	101.16	105.70
1	EA	1983	G	N1-C6-O6	-5.05	116.87	119.90
33	FA	903	G	N1-C6-O6	5.05	122.93	119.90
1	AA	455	C	C6-N1-C2	-5.05	118.28	120.30
1	AA	2578	G	O5'-P-OP1	-5.05	101.16	105.70
1	AA	2640	G	OP2-P-O3'	5.05	116.30	105.20
33	BA	319	G	C8-N9-C1'	5.05	133.56	127.00
1	EA	197	A	C5-C6-N6	-5.05	119.66	123.70
1	EA	1061	U	N3-C2-O2	-5.05	118.67	122.20
1	GA	2067	G	N9-C4-C5	5.05	107.42	105.40
1	GA	249	C	C5-C4-N4	-5.04	116.67	120.20
1	AA	578	G	N3-C4-N9	5.04	129.03	126.00
1	AA	750	A	O5'-P-OP2	5.04	116.75	110.70
1	CA	2719	G	C4-N9-C1'	5.04	133.06	126.50
1	EA	801	G	OP2-P-O3'	5.04	116.29	105.20
1	EA	1224	U	C2-N1-C1'	-5.04	111.65	117.70
1	GA	195	A	C5-N7-C8	-5.04	101.38	103.90
33	HA	779	C	C6-N1-C2	-5.04	118.28	120.30
1	AA	16	C	C6-N1-C2	5.04	122.32	120.30
1	EA	204	A	C8-N9-C4	5.04	107.82	105.80
33	DA	1370	G	C8-N9-C4	-5.04	104.38	106.40
1	AA	1989	G	C5-C6-O6	5.04	131.62	128.60

*Continued on next page...*



*Continued from previous page...*

Mol	Chain	Res	Type	Atoms	Z	Observed(°)	Ideal(°)
33	BA	108	G	C4-C5-N7	5.04	112.82	110.80
1	EA	665	U	N3-C2-O2	5.04	125.73	122.20
1	GA	1088	A	P-O3'-C3'	5.04	125.75	119.70
1	AA	792	A	C5-N7-C8	-5.04	101.38	103.90
1	AA	931	U	C6-N1-C2	-5.04	117.98	121.00
1	AA	2250	G	O5'-P-OP2	-5.04	101.17	105.70
1	CA	2583	G	C6-C5-N7	-5.04	127.38	130.40
1	EA	1507	C	C6-N1-C2	-5.04	118.29	120.30
1	GA	639	U	C5-C4-O4	5.04	128.92	125.90
1	AA	466	A	C6-C5-N7	-5.03	128.78	132.30
1	AA	2585	U	C6-N1-C2	-5.03	117.98	121.00
2	EB	101	A	C2-N3-C4	-5.03	108.08	110.60
1	GA	2140	G	C5'-C4'-O4'	5.03	115.14	109.10
33	HA	1332	A	N9-C1'-C2'	5.03	120.54	114.00
1	AA	75	G	OP2-P-O3'	5.03	116.26	105.20
1	AA	995	C	O4'-C1'-N1	-5.03	104.18	108.20
1	EA	1565	C	N1-C2-O2	5.03	121.92	118.90
33	FA	1519	A	N1-C6-N6	-5.03	115.58	118.60
33	DA	1530	G	O4'-C1'-N9	5.03	112.22	108.20
1	EA	1132	U	C5-C6-N1	5.03	125.21	122.70
33	HA	1087	G	N1-C2-N3	5.03	126.92	123.90
1	EA	2606	C	C2-N1-C1'	-5.02	113.27	118.80
24	CX	63	ILE	CB-CA-C	-5.02	101.55	111.60
1	EA	613	A	N7-C8-N9	5.02	116.31	113.80
33	HA	947	G	C5-C6-O6	-5.02	125.59	128.60
1	CA	1407	G	N1-C6-O6	5.02	122.91	119.90
33	HA	1322	C	N3-C2-O2	-5.02	118.39	121.90
1	AA	197	A	N1-C6-N6	5.02	121.61	118.60
1	AA	1189	A	C2-N3-C4	-5.02	108.09	110.60
1	CA	404	A	OP2-P-O3'	5.02	116.24	105.20
1	EA	834	G	C5-C6-N1	-5.02	108.99	111.50
1	EA	907	G	OP2-P-O3'	5.02	116.24	105.20
1	EA	1263	U	C5-C4-O4	5.02	128.91	125.90
32	E5	92	ALA	N-CA-C	5.02	124.55	111.00
1	GA	1989	G	N1-C6-O6	-5.02	116.89	119.90
1	AA	1796	U	OP2-P-O3'	5.02	116.24	105.20
1	CA	2437	G	C6-C5-N7	-5.02	127.39	130.40
2	CB	98	G	C2-N3-C4	-5.02	109.39	111.90
1	EA	1403	A	N1-C6-N6	5.02	121.61	118.60
1	EA	1419	A	O4'-C1'-N9	5.02	112.21	108.20
33	FA	946	A	O5'-P-OP2	5.02	116.72	110.70
33	DA	503	C	C6-N1-C2	-5.02	118.29	120.30

*Continued on next page...*

*Continued from previous page...*

Mol	Chain	Res	Type	Atoms	Z	Observed(°)	Ideal(°)
1	GA	1666	G	C5-C6-O6	-5.02	125.59	128.60
1	AA	2358	A	N9-C4-C5	5.01	107.81	105.80
1	AA	2447	G	N3-C2-N2	-5.01	116.39	119.90
33	BA	495	A	N9-C4-C5	5.01	107.81	105.80
1	EA	805	G	OP2-P-O3'	5.01	116.23	105.20
1	EA	1245	G	N1-C2-N2	-5.01	111.69	116.20
1	EA	1694	C	O5'-P-OP2	5.01	116.72	110.70
20	ET	7	LEU	CB-CG-CD2	-5.01	102.48	111.00
1	GA	404	A	C6-C5-N7	-5.01	128.79	132.30
1	AA	192	C	C6-N1-C2	-5.01	118.30	120.30
1	EA	404	A	OP2-P-O3'	5.01	116.23	105.20
1	EA	793	A	N1-C2-N3	5.01	131.81	129.30
1	AA	2508	G	N1-C6-O6	5.01	122.91	119.90
1	CA	725	G	C6-C5-N7	-5.01	127.39	130.40
1	CA	2060	A	N1-C6-N6	-5.01	115.59	118.60
33	DA	1178	G	N3-C4-C5	-5.01	126.09	128.60
1	EA	518	G	N3-C4-C5	-5.01	126.09	128.60
1	EA	1225	G	O5'-P-OP1	-5.01	101.19	105.70
1	EA	1252	G	C8-N9-C4	-5.01	104.39	106.40
1	EA	1597	A	OP1-P-O3'	5.01	116.22	105.20
1	GA	1247	A	P-O3'-C3'	5.01	125.71	119.70
1	GA	2795	C	C6-N1-C2	-5.01	118.30	120.30
33	BA	1370	G	C5-C6-N1	-5.01	109.00	111.50
1	CA	570	G	C5-C6-N1	-5.01	109.00	111.50
1	CA	805	G	C6-C5-N7	-5.01	127.39	130.40
1	CA	1478	G	N1-C6-O6	5.01	122.91	119.90
1	CA	2607	G	C8-N9-C4	-5.01	104.40	106.40
33	DA	406	G	N3-C4-N9	5.01	129.00	126.00
1	EA	413	C	O5'-P-OP1	-5.01	101.19	105.70
1	EA	821	A	O5'-P-OP1	5.01	116.71	110.70
1	EA	2864	G	O5'-P-OP2	-5.01	101.19	105.70
33	FA	1202	U	O5'-P-OP1	-5.01	101.19	105.70
1	CA	196	A	O4'-C1'-N9	5.01	112.20	108.20
1	CA	1825	U	N1-C2-O2	-5.01	119.30	122.80
1	EA	374	A	C8-N9-C4	5.01	107.80	105.80
33	DA	34	C	N1-C2-O2	-5.00	115.90	118.90
1	EA	808	G	OP1-P-OP2	5.00	127.11	119.60
1	GA	2503	A	C2-N3-C4	5.00	113.10	110.60
1	AA	2252	G	N1-C6-O6	5.00	122.90	119.90
1	EA	187	G	N3-C4-C5	-5.00	126.10	128.60
1	EA	268	C	N1-C2-O2	-5.00	115.90	118.90
1	EA	1694	C	N3-C2-O2	-5.00	118.40	121.90

*Continued on next page...*

Continued from previous page...

Mol	Chain	Res	Type	Atoms	Z	Observed(°)	Ideal(°)
33	FA	947	G	O5'-P-OP2	5.00	116.70	110.70
1	GA	1142	A	C5-N7-C8	-5.00	101.40	103.90
1	GA	1180	U	N3-C2-O2	-5.00	118.70	122.20
1	GA	2067	G	C8-N9-C4	-5.00	104.40	106.40
1	CA	948	C	OP2-P-O3'	5.00	116.20	105.20
1	EA	1002	G	O5'-P-OP1	-5.00	101.20	105.70
1	EA	2584	U	N1-C2-O2	-5.00	119.30	122.80

There are no chirality outliers.

All (23) planarity outliers are listed below:

Mol	Chain	Res	Type	Group
32	A5	130	PRO	Peptide
32	A5	134	GLU	Peptide
44	BL	23	ALA	Peptide
54	BV	218	TRP	Peptide
54	BV	304	ASP	Peptide
3	CC	139	THR	Peptide
4	CD	10	GLY	Peptide
4	CD	9	VAL	Peptide
44	DL	23	ALA	Peptide
54	DV	218	TRP	Peptide
54	DV	304	ASP	Peptide
3	EC	139	THR	Peptide
4	ED	10	GLY	Peptide
41	FI	41	ARG	Peptide
44	FL	23	ALA	Peptide
54	FV	218	TRP	Peptide
54	FV	304	ASP	Peptide
3	GC	139	THR	Peptide
4	GD	10	GLY	Peptide
44	HL	23	ALA	Peptide
54	HV	218	TRP	Peptide
54	HV	304	ASP	Peptide
54	HV	588	SER	Peptide

## 5.2 Too-close contacts [i](#)

In the following table, the Non-H and H(model) columns list the number of non-hydrogen atoms and hydrogen atoms in the chain respectively. The H(added) column lists the number of hydrogen atoms added and optimized by MolProbity. The Clashes column lists the number of clashes within

the asymmetric unit, whereas Symm-Clashes lists symmetry related clashes.

Mol	Chain	Non-H	H(model)	H(added)	Clashes	Symm-Clashes
1	AA	61274	0	30818	1057	0
1	CA	61274	0	30819	919	0
1	EA	61274	0	30819	835	0
1	GA	61274	0	30819	917	3
2	AB	2529	0	1281	36	0
2	CB	2529	0	1281	34	0
2	EB	2529	0	1281	35	0
2	GB	2529	0	1281	37	0
3	AC	2082	0	2157	67	0
3	CC	2082	0	2157	68	0
3	EC	2082	0	2157	65	0
3	GC	2082	0	2157	57	0
4	AD	1565	0	1616	78	0
4	CD	1565	0	1616	75	0
4	ED	1565	0	1616	72	0
4	GD	1565	0	1616	77	0
5	AE	1552	0	1619	63	0
5	CE	1552	0	1619	34	0
5	EE	1552	0	1619	42	0
5	GE	1552	0	1619	56	0
6	AF	1410	0	1447	133	0
6	CF	1410	0	1447	53	0
6	EF	1410	0	1447	60	0
6	GF	1410	0	1447	92	1
7	AG	1323	0	1374	65	0
7	CG	1323	0	1374	65	0
7	EG	1323	0	1374	48	0
7	GG	1323	0	1374	58	0
8	AH	384	0	405	12	0
8	CH	384	0	405	18	0
8	EH	384	0	405	15	0
8	GH	384	0	405	11	0
9	AI	1032	0	1088	70	0
9	CI	1032	0	1088	62	0
9	EI	1032	0	1088	48	0
9	GI	1032	0	1088	82	0
10	AJ	1129	0	1162	49	0
10	CJ	1129	0	1162	58	0
10	EJ	1129	0	1162	76	0
10	GJ	1129	0	1162	57	0
11	AK	938	0	1012	40	0
11	CK	938	0	1012	57	0

*Continued on next page...*

*Continued from previous page...*

Mol	Chain	Non-H	H(model)	H(added)	Clashes	Symm-Clashes
11	EK	938	0	1012	49	0
11	GK	938	0	1012	42	0
12	AL	1045	0	1117	51	0
12	CL	1045	0	1117	38	0
12	EL	1045	0	1117	35	0
12	GL	1045	0	1117	50	0
13	AM	1074	0	1157	29	0
13	CM	1074	0	1157	33	0
13	EM	1074	0	1157	29	0
13	GM	1074	0	1157	24	0
14	AN	960	0	1000	35	0
14	CN	960	0	1000	44	0
14	EN	960	0	1000	33	0
14	GN	960	0	1000	36	0
15	AO	892	0	923	41	0
15	CO	892	0	923	32	0
15	EO	892	0	923	21	0
15	GO	892	0	923	29	0
16	AP	917	0	965	63	0
16	CP	917	0	965	58	0
16	EP	917	0	965	52	0
16	GP	917	0	965	49	0
17	AQ	947	0	1022	53	0
17	CQ	947	0	1022	56	0
17	EQ	947	0	1022	58	0
17	GQ	947	0	1022	56	0
18	AR	816	0	839	41	0
18	CR	816	0	839	49	0
18	ER	816	0	839	46	0
18	GR	816	0	839	34	0
19	AS	857	0	922	21	0
19	CS	857	0	922	27	0
19	ES	857	0	922	26	0
19	GS	857	0	922	30	0
20	AT	738	0	807	51	0
20	CT	738	0	807	54	0
20	ET	738	0	807	34	0
20	GT	738	0	807	47	0
21	AU	779	0	834	31	0
21	CU	779	0	834	19	0
21	EU	779	0	834	28	0
21	GU	779	0	834	27	1

*Continued on next page...*

*Continued from previous page...*

Mol	Chain	Non-H	H(model)	H(added)	Clashes	Symm-Clashes
22	AV	753	0	780	10	0
22	CV	753	0	780	16	0
22	EV	753	0	780	16	0
22	GV	753	0	780	25	0
23	AW	596	0	610	83	0
23	CW	596	0	610	78	0
23	EW	596	0	610	100	0
23	GW	596	0	610	85	0
24	AX	625	0	655	21	0
24	CX	625	0	655	20	0
24	EX	625	0	655	26	0
24	GX	625	0	655	24	0
25	AY	509	0	543	12	0
25	CY	509	0	543	16	0
25	EY	509	0	543	17	0
25	GY	509	0	543	11	0
26	AZ	449	0	491	6	0
26	CZ	449	0	491	11	0
26	EZ	449	0	491	15	0
26	GZ	449	0	491	14	0
27	A0	444	0	461	20	0
27	C0	444	0	461	15	0
27	E0	444	0	461	6	0
27	G0	444	0	461	12	0
28	A1	409	0	440	18	0
28	C1	409	0	440	23	0
28	E1	409	0	440	14	0
28	G1	409	0	440	13	0
29	A2	377	0	418	12	0
29	C2	377	0	418	9	0
29	E2	377	0	418	15	0
29	G2	377	0	418	8	0
30	A3	504	0	574	20	0
30	C3	504	0	574	16	0
30	E3	504	0	574	14	0
30	G3	504	0	574	21	0
31	A4	302	0	340	14	0
31	C4	302	0	340	17	0
31	E4	302	0	340	14	0
31	G4	302	0	340	13	0
32	A5	1117	0	1155	135	0
32	E5	1092	0	1134	122	0

*Continued on next page...*

*Continued from previous page...*

Mol	Chain	Non-H	H(model)	H(added)	Clashes	Symm-Clashes
33	BA	32895	0	16553	571	0
33	DA	32895	0	16553	534	0
33	FA	32895	0	16553	435	3
33	HA	32895	0	16553	430	0
34	BB	1704	0	1732	67	0
34	DB	1704	0	1732	87	0
34	FB	1704	0	1732	79	0
34	HB	1704	0	1732	72	0
35	BC	1624	0	1696	52	0
35	DC	1624	0	1696	40	0
35	FC	1624	0	1696	38	0
35	HC	1624	0	1696	50	0
36	BD	1643	0	1707	80	0
36	DD	1643	0	1707	83	0
36	FD	1643	0	1707	73	0
36	HD	1643	0	1707	72	0
37	BE	1105	0	1148	61	0
37	DE	1105	0	1148	33	0
37	FE	1105	0	1148	50	0
37	HE	1105	0	1148	37	0
38	BF	817	0	808	51	0
38	DF	817	0	808	28	0
38	FF	817	0	808	28	0
38	HF	817	0	808	25	0
39	BG	1181	0	1238	25	0
39	DG	1181	0	1238	31	0
39	FG	1181	0	1238	35	0
39	HG	1181	0	1238	38	0
40	BH	979	0	1031	50	0
40	DH	979	0	1031	28	0
40	FH	979	0	1031	34	0
40	HH	979	0	1031	28	0
41	BI	1022	0	1070	58	0
41	DI	1022	0	1070	53	0
41	FI	1022	0	1070	44	0
41	HI	1022	0	1070	59	0
42	BJ	786	0	828	26	0
42	DJ	786	0	828	34	0
42	FJ	786	0	828	43	0
42	HJ	786	0	828	34	0
43	BK	877	0	887	75	0
43	DK	877	0	887	45	0

*Continued on next page...*

*Continued from previous page...*

Mol	Chain	Non-H	H(model)	H(added)	Clashes	Symm-Clashes
43	FK	877	0	887	38	0
43	HK	877	0	887	75	0
44	BL	955	0	1016	55	0
44	DL	955	0	1016	52	0
44	FL	955	0	1016	51	0
44	HL	955	0	1016	39	0
45	BM	883	0	941	26	0
45	DM	883	0	941	25	0
45	FM	883	0	941	34	0
45	HM	883	0	941	53	0
46	BN	774	0	824	32	0
46	DN	774	0	824	21	0
46	FN	774	0	824	30	0
46	HN	774	0	824	29	0
47	BO	714	0	734	18	0
47	DO	714	0	734	13	0
47	FO	714	0	734	17	0
47	HO	714	0	734	21	0
48	BP	649	0	666	29	0
48	DP	649	0	666	25	0
48	FP	649	0	666	18	0
48	HP	649	0	666	19	0
49	BQ	648	0	691	19	0
49	DQ	648	0	691	21	0
49	FQ	648	0	691	16	0
49	HQ	648	0	691	21	0
50	BR	455	0	478	19	0
50	DR	455	0	478	16	0
50	FR	455	0	478	16	0
50	HR	455	0	478	15	0
51	BS	637	0	665	23	0
51	DS	637	0	665	17	0
51	FS	637	0	665	30	0
51	HS	637	0	665	21	0
52	BT	665	0	714	30	0
52	DT	665	0	714	26	0
52	FT	665	0	714	30	0
52	HT	665	0	714	19	0
53	BU	425	0	449	40	0
53	DU	425	0	449	28	0
53	FU	425	0	449	24	0
53	HU	425	0	449	36	0

*Continued on next page...*



*Continued from previous page...*

Mol	Chain	Non-H	H(model)	H(added)	Clashes	Symm-Clashes
54	BV	5319	0	5228	105	0
54	DV	5319	0	5228	113	0
54	FV	5319	0	5229	111	0
54	HV	5319	0	5227	145	0
55	BW	48	0	41	7	0
55	DW	48	0	41	8	0
55	FW	48	0	39	9	0
56	A3	1	0	0	0	0
56	AA	130	0	0	0	0
56	AB	4	0	0	0	0
56	AC	3	0	0	0	0
56	AD	1	0	0	0	0
56	AE	1	0	0	0	0
56	AT	1	0	0	0	0
56	BA	40	0	0	0	0
56	BE	1	0	0	0	0
56	BL	1	0	0	0	0
56	BU	1	0	0	0	0
56	BV	1	0	0	0	0
56	C4	1	0	0	0	0
56	CA	134	0	0	0	0
56	CB	4	0	0	0	0
56	CD	1	0	0	0	0
56	CE	1	0	0	0	0
56	DA	42	0	0	0	0
56	DU	1	0	0	0	0
56	DV	1	0	0	0	0
56	EA	133	0	0	0	0
56	EB	4	0	0	0	0
56	EC	1	0	0	0	0
56	ED	2	0	0	0	0
56	EQ	1	0	0	0	0
56	FA	41	0	0	0	0
56	FE	1	0	0	0	0
56	FU	1	0	0	0	0
56	FV	1	0	0	0	0
56	GA	134	0	0	0	0
56	GB	4	0	0	0	0
56	GC	1	0	0	0	0
56	GL	1	0	0	0	0
56	GS	1	0	0	0	0
56	HA	40	0	0	0	0

*Continued on next page...*

*Continued from previous page...*

Mol	Chain	Non-H	H(model)	H(added)	Clashes	Symm-Clashes
56	HC	1	0	0	0	0
56	HE	1	0	0	0	0
56	HT	1	0	0	0	0
56	HV	1	0	0	0	0
57	A4	1	0	0	0	0
57	C4	1	0	0	0	0
57	E4	1	0	0	0	0
57	G4	1	0	0	0	0
58	BV	32	0	14	2	0
58	DV	32	0	14	1	0
58	FV	32	0	14	5	0
58	HV	32	0	14	1	0
59	A0	1	0	0	0	0
59	A3	1	0	0	0	0
59	A4	2	0	0	0	0
59	AA	608	0	0	111	0
59	AB	19	0	0	1	0
59	AC	10	0	0	0	0
59	AD	3	0	0	0	0
59	AE	1	0	0	0	0
59	AJ	1	0	0	1	0
59	AL	7	0	0	1	0
59	AN	4	0	0	0	0
59	AP	1	0	0	0	0
59	AQ	1	0	0	0	0
59	AS	1	0	0	0	0
59	AU	1	0	0	0	0
59	BA	197	0	0	36	0
59	BC	1	0	0	0	0
59	BD	1	0	0	0	0
59	BI	1	0	0	0	0
59	BK	1	0	0	0	0
59	BN	3	0	0	0	0
59	BT	2	0	0	0	0
59	BU	1	0	0	0	0
59	BV	1	0	0	1	0
59	C2	1	0	0	0	0
59	C3	1	0	0	0	0
59	C4	2	0	0	0	0
59	CA	604	0	0	104	0
59	CB	20	0	0	2	0
59	CC	11	0	0	4	0

*Continued on next page...*

*Continued from previous page...*

Mol	Chain	Non-H	H(model)	H(added)	Clashes	Symm-Clashes
59	CD	3	0	0	0	0
59	CE	1	0	0	0	0
59	CF	1	0	0	0	0
59	CJ	3	0	0	2	0
59	CL	6	0	0	1	0
59	CN	4	0	0	0	0
59	CS	1	0	0	0	0
59	CT	2	0	0	0	0
59	DA	193	0	0	32	0
59	DC	1	0	0	0	0
59	DE	2	0	0	0	0
59	DG	1	0	0	0	0
59	DK	1	0	0	0	0
59	DL	1	0	0	0	0
59	DN	6	0	0	0	0
59	DQ	1	0	0	0	0
59	DT	1	0	0	1	0
59	DU	1	0	0	0	0
59	DV	1	0	0	1	0
59	E0	2	0	0	0	0
59	E3	2	0	0	0	0
59	E4	1	0	0	0	0
59	EA	617	0	0	88	0
59	EB	20	0	0	1	0
59	EC	8	0	0	0	0
59	ED	1	0	0	0	0
59	EL	4	0	0	0	0
59	EN	2	0	0	0	0
59	ER	1	0	0	0	0
59	ET	1	0	0	0	0
59	EU	1	0	0	0	0
59	FA	198	0	0	21	0
59	FE	1	0	0	0	0
59	FK	1	0	0	0	0
59	FN	3	0	0	0	0
59	FQ	1	0	0	0	0
59	FT	4	0	0	1	0
59	FV	1	0	0	1	0
59	G2	2	0	0	0	0
59	G3	1	0	0	0	0
59	G4	1	0	0	0	0
59	GA	607	0	0	87	0

*Continued on next page...*

Continued from previous page...

Mol	Chain	Non-H	H(model)	H(added)	Clashes	Symm-Clashes
59	GB	19	0	0	1	0
59	GC	9	0	0	2	0
59	GD	4	0	0	0	0
59	GE	2	0	0	0	0
59	GL	4	0	0	1	0
59	GN	3	0	0	0	0
59	GQ	1	0	0	0	0
59	GR	2	0	0	0	0
59	GS	1	0	0	0	0
59	GT	1	0	0	0	0
59	GU	2	0	0	0	0
59	GV	1	0	0	1	0
59	HA	197	0	0	33	0
59	HD	1	0	0	0	0
59	HE	3	0	0	0	0
59	HN	5	0	0	0	0
59	HT	1	0	0	0	0
59	HU	1	0	0	0	0
59	HV	1	0	0	1	0
All	All	590573	0	402393	12569	4

The all-atom clashscore is defined as the number of clashes found per 1000 atoms (including hydrogen atoms). The all-atom clashscore for this structure is 13.

All (12569) close contacts within the same asymmetric unit are listed below, sorted by their clash magnitude.

Atom-1	Atom-2	Interatomic distance (Å)	Clash overlap (Å)
32:A5:117:LEU:CD2	32:A5:120:ALA:HA	1.56	1.35
32:A5:24:SER:CB	32:A5:116:GLU:HG2	1.59	1.32
32:A5:24:SER:O	32:A5:116:GLU:HB3	1.37	1.24
32:E5:117:LEU:CD2	32:E5:120:ALA:HA	1.70	1.20
32:E5:24:SER:CB	32:E5:116:GLU:HG2	1.75	1.16
32:E5:24:SER:HB2	32:E5:116:GLU:HG2	1.08	1.08
32:E5:117:LEU:HD22	32:E5:120:ALA:HA	1.08	1.07
32:E5:24:SER:O	32:E5:116:GLU:HB3	1.54	1.07
32:A5:117:LEU:HD22	32:A5:120:ALA:HA	1.08	1.05
32:A5:24:SER:HB2	32:A5:116:GLU:CG	1.87	1.03
1:GA:1154:G:OP2	17:GQ:57:ARG:NH1	1.96	0.98
33:FA:411:A:OP1	36:FD:26:ARG:NH2	1.97	0.97
43:FK:126:LYS:O	53:FU:34:ARG:NH1	1.97	0.96
1:AA:1332:G:OP1	59:AA:3752:HOH:O	1.84	0.95

Continued on next page...

*Continued from previous page...*

Atom-1	Atom-2	Interatomic distance (Å)	Clash overlap (Å)
1:EA:1818:U:OP2	3:EC:155:ARG:NH1	1.98	0.95
1:GA:254:G:N7	30:G3:4:LYS:NZ	2.14	0.95
1:CA:1820:U:OP1	3:CC:176:ARG:NH2	2.00	0.95
9:AI:89:SER:OG	9:AI:135:MET:SD	2.26	0.94
1:AA:1670:C:OP2	59:AA:3715:HOH:O	1.85	0.94
1:EA:996:A:OP2	17:EQ:91:ARG:NH2	2.01	0.94
54:HV:55:GLN:NE2	54:HV:471:ASP:OD2	2.01	0.94
1:EA:2499:C:OP2	59:EA:3681:HOH:O	1.85	0.94
32:A5:24:SER:CB	32:A5:116:GLU:CG	2.43	0.93
32:E5:26:VAL:HG21	32:E5:115:GLY:H	1.34	0.93
1:EA:2503:A:OP1	59:EA:3667:HOH:O	1.87	0.93
32:A5:129:LEU:O	32:A5:131:THR:N	2.03	0.92
1:AA:1669:A:OP2	59:AA:3715:HOH:O	1.86	0.92
32:E5:103:ASN:ND2	32:E5:107:GLU:O	2.03	0.92
32:A5:71:CYS:HB3	32:A5:117:LEU:HD12	1.52	0.91
1:GA:996:A:OP2	17:GQ:91:ARG:NH2	2.03	0.91
32:E5:26:VAL:CG2	32:E5:115:GLY:H	1.82	0.91
32:A5:24:SER:O	32:A5:116:GLU:CB	2.18	0.91
32:A5:117:LEU:CD2	32:A5:120:ALA:CA	2.47	0.91
1:EA:1024:G:OP2	59:EA:3705:HOH:O	1.88	0.91
33:DA:547:A:OP1	59:DA:1727:HOH:O	1.90	0.90
32:A5:24:SER:HB2	32:A5:116:GLU:HG2	0.91	0.90
1:EA:2428:G:OP1	59:EA:3696:HOH:O	1.88	0.90
34:BB:119:GLN:OE1	34:BB:136:ARG:NH2	2.04	0.90
1:CA:2720:U:OP1	16:CP:52:ARG:NH2	2.04	0.90
43:DK:14:LYS:O	39:HG:130:ASN:ND2	2.04	0.90
1:CA:973:A:OP2	18:CR:81:LYS:NZ	2.04	0.90
1:EA:2025:C:OP2	59:EA:3474:HOH:O	1.89	0.90
1:AA:1606:C:N4	59:AA:3409:HOH:O	2.04	0.90
36:BD:58:LYS:NZ	36:BD:59:GLN:OE1	2.06	0.89
39:FG:68:ASN:OD1	39:FG:130:ASN:ND2	2.06	0.89
41:FI:57:MET:SD	41:FI:58:VAL:N	2.46	0.89
32:A5:71:CYS:HA	32:A5:117:LEU:CD1	2.02	0.89
33:FA:510:A:OP2	59:FA:1724:HOH:O	1.90	0.89
1:CA:996:A:OP2	17:CQ:91:ARG:NH2	2.07	0.88
6:AF:125:GLY:O	6:AF:157:THR:OG1	1.89	0.88
1:AA:2499:C:OP2	59:AA:3676:HOH:O	1.92	0.88
1:AA:2298:A:OP1	6:AF:70:ARG:NH2	2.06	0.88
32:E5:26:VAL:HG21	32:E5:115:GLY:N	1.89	0.88
1:GA:1172:C:N4	1:GA:1177:G:O6	2.06	0.88
33:BA:1309:G:OP1	45:BM:87:ARG:NH1	2.07	0.88

*Continued on next page...*

*Continued from previous page...*

Atom-1	Atom-2	Interatomic distance (Å)	Clash overlap (Å)
1:EA:1153:C:OP2	59:EA:3358:HOH:O	1.91	0.88
33:FA:181:A:N7	59:FA:1876:HOH:O	2.06	0.88
1:EA:1669:A:OP2	59:EA:3719:HOH:O	1.90	0.87
1:GA:827:U:OP1	59:GA:3341:HOH:O	1.92	0.87
1:AA:1417:C:HO2'	1:AA:1587:G:HO2'	1.10	0.87
32:E5:30:SER:O	32:E5:31:ARG:HB2	1.72	0.87
1:CA:912:C:OP1	13:CM:8:LYS:NZ	2.08	0.87
1:AA:1456:G:OP2	59:AA:3415:HOH:O	1.93	0.87
1:GA:2448:A:OP2	59:GA:3678:HOH:O	1.91	0.87
1:CA:1380:G:OP2	59:CA:3741:HOH:O	1.91	0.86
32:A5:117:LEU:HD22	32:A5:120:ALA:CA	2.00	0.86
33:BA:1505:G:N1	59:BA:1867:HOH:O	2.07	0.86
3:CC:68:ARG:NH2	3:CC:126:GLY:O	2.08	0.86
43:HK:127:ARG:O	53:HU:34:ARG:NH1	2.08	0.86
1:CA:2499:C:OP2	59:CA:3676:HOH:O	1.93	0.86
1:EA:1025:G:O2'	59:EA:3706:HOH:O	1.93	0.86
41:FI:42:GLU:O	41:FI:44:ALA:N	2.08	0.86
33:HA:946:A:HO2'	33:HA:1333:A:HO2'	1.10	0.86
1:AA:1025:G:O2'	59:AA:3701:HOH:O	1.94	0.86
1:AA:954:G:OP2	13:AM:16:ARG:NH2	2.09	0.86
1:AA:558:U:OP1	10:AJ:111:LYS:NZ	2.07	0.86
1:EA:783:A:OP2	59:EA:3314:HOH:O	1.92	0.86
10:GJ:4:PHE:N	10:GJ:44:TYR:OH	2.09	0.86
54:FV:92:HIS:O	54:FV:122:GLN:NE2	2.09	0.86
33:HA:770:C:N4	59:HA:1755:HOH:O	2.09	0.86
32:A5:33:VAL:N	32:A5:36:ASP:OD2	2.09	0.86
36:DD:100:ASN:OD1	36:DD:111:ARG:NH1	2.09	0.86
1:GA:973:A:OP2	18:GR:81:LYS:NZ	2.08	0.86
1:AA:2574:G:OP1	59:AA:3703:HOH:O	1.92	0.85
1:CA:1358:G:N7	59:CA:3401:HOH:O	2.08	0.85
33:DA:823:C:HO2'	40:DH:2:SER:N	1.75	0.85
1:AA:1307:A:OP2	59:AA:3409:HOH:O	1.94	0.85
1:AA:2204:G:OP2	3:AC:146:LYS:NZ	2.08	0.85
1:CA:31:C:OP1	59:CA:3694:HOH:O	1.94	0.85
33:BA:978:A:OP2	33:BA:1362:A:N6	2.08	0.85
1:CA:1604:C:OP2	59:CA:3407:HOH:O	1.94	0.85
54:DV:219:HIS:O	54:DV:222:LEU:N	2.10	0.85
1:GA:783:A:OP2	59:GA:3313:HOH:O	1.93	0.85
1:AA:818:G:OP2	59:AA:3571:HOH:O	1.94	0.85
1:AA:923:G:H1'	23:AW:23:LYS:HD3	1.57	0.85
1:GA:1774:C:OP1	59:GA:3441:HOH:O	1.93	0.85

*Continued on next page...*

*Continued from previous page...*

Atom-1	Atom-2	Interatomic distance (Å)	Clash overlap (Å)
1:EA:1774:C:OP1	59:EA:3446:HOH:O	1.93	0.85
11:CK:78:ARG:NH1	16:CP:70:GLU:OE2	2.10	0.85
44:FL:75:GLN:O	44:FL:77:HIS:N	2.10	0.85
32:A5:30:SER:O	32:A5:31:ARG:HB2	1.74	0.85
33:DA:978:A:HO2'	33:DA:1322:C:H5	1.25	0.85
1:AA:576:U:OP1	59:AA:3663:HOH:O	1.94	0.85
1:AA:996:A:OP2	17:AQ:91:ARG:NH2	2.10	0.85
1:GA:2499:C:OP2	59:GA:3678:HOH:O	1.94	0.84
1:EA:2430:A:O5'	59:EA:3343:HOH:O	1.93	0.84
1:GA:1253:A:N7	59:GA:3330:HOH:O	2.11	0.84
43:BK:127:ARG:O	53:BU:34:ARG:NH1	2.11	0.84
34:HB:57:ASN:ND2	34:HB:219:THR:O	2.11	0.84
1:GA:945:A:OP1	59:GA:3346:HOH:O	1.96	0.83
54:HV:526:GLU:O	54:HV:528:GLY:N	2.09	0.83
33:BA:1504:G:N3	59:BA:1867:HOH:O	2.10	0.83
32:E5:26:VAL:HG11	32:E5:77:VAL:CG1	2.07	0.83
1:AA:2324:U:H3'	1:AA:2325:G:H5''	1.59	0.83
33:FA:1433:A:OP2	59:FA:1836:HOH:O	1.95	0.83
33:FA:195:A:OP1	52:FT:60:ARG:NH1	2.10	0.83
1:CA:1783:A:OP1	59:CA:3687:HOH:O	1.96	0.83
1:GA:819:A:OP2	1:GA:1187:G:N2	2.10	0.83
1:AA:2884:U:O2	27:A0:49:ARG:NE	2.10	0.83
1:CA:731:C:OP2	59:CA:3293:HOH:O	1.97	0.83
33:BA:1130:A:OP1	41:BI:18:ARG:NH2	2.11	0.83
33:DA:684:U:O2'	43:DK:40:ASN:O	1.96	0.83
2:EB:43:C:O2	6:EF:91:ARG:NH2	2.12	0.83
1:GA:2009:A:OP1	19:GS:41:LYS:NZ	2.11	0.83
22:GV:18:ARG:NE	59:GV:101:HOH:O	2.11	0.83
1:EA:2743:U:OP2	59:EA:3816:HOH:O	1.96	0.83
32:A5:103:ASN:ND2	32:A5:107:GLU:O	2.12	0.83
1:EA:570:G:O6	59:EA:3684:HOH:O	1.97	0.82
35:FC:36:ASP:OD1	35:FC:59:ARG:NH1	2.13	0.82
1:CA:2324:U:H3'	1:CA:2325:G:H5''	1.60	0.82
32:E5:33:VAL:HG12	32:E5:34:THR:H	1.44	0.82
3:AC:69:ASN:O	3:AC:71:ASP:N	2.13	0.82
9:CI:72:THR:OG1	9:CI:112:LYS:NZ	2.11	0.82
1:EA:1371:G:N7	59:EA:3401:HOH:O	2.10	0.82
33:HA:1116:U:O2'	41:HI:110:GLN:NE2	2.12	0.82
16:AP:35:SER:OG	33:BA:345:C:OP1	1.96	0.82
36:BD:100:ASN:OD1	36:BD:111:ARG:NH1	2.12	0.82
1:EA:2248:C:OP2	59:EA:3507:HOH:O	1.96	0.82

*Continued on next page...*

*Continued from previous page...*

Atom-1	Atom-2	Interatomic distance (Å)	Clash overlap (Å)
1:AA:2707:U:O2	14:AN:71:ARG:NH1	2.12	0.82
12:CL:102:GLY:N	59:CL:202:HOH:O	2.13	0.82
43:HK:18:ASP:O	43:HK:37:ARG:NE	2.13	0.82
33:DA:83:C:N3	33:DA:87:C:N4	2.28	0.82
1:EA:1395:A:OP1	59:EA:3411:HOH:O	1.97	0.82
1:EA:2005:A:OP1	59:EA:3380:HOH:O	1.95	0.82
33:FA:1532:U:O4	53:FU:47:ARG:NH1	2.12	0.82
32:A5:71:CYS:CB	32:A5:117:LEU:HD12	2.10	0.82
1:EA:954:G:OP2	13:EM:16:ARG:NH2	2.13	0.82
33:FA:533:A:OP1	59:FA:1845:HOH:O	1.97	0.82
32:A5:33:VAL:HG12	32:A5:34:THR:H	1.44	0.81
1:AA:1509:A:O2'	1:AA:1510:G:OP2	1.97	0.81
1:CA:990:A:OP2	59:CA:3593:HOH:O	1.97	0.81
54:FV:203:GLU:O	54:FV:205:GLU:N	2.13	0.81
1:GA:923:G:H1'	23:GW:23:LYS:HD3	1.62	0.81
43:HK:108:THR:O	43:HK:109:ASN:ND2	2.12	0.81
13:AM:83:GLY:O	13:AM:85:GLY:N	2.12	0.81
1:GA:2503:A:OP1	59:GA:3662:HOH:O	1.98	0.81
1:EA:2575:C:OP2	59:EA:3709:HOH:O	1.97	0.81
1:GA:2247:A:OP1	59:GA:3505:HOH:O	1.96	0.81
1:GA:1157:G:OP1	59:GA:3593:HOH:O	1.98	0.81
1:CA:2269:G:OP1	59:CA:3506:HOH:O	1.99	0.81
39:DG:2:PRO:O	39:DG:4:ARG:N	2.14	0.81
33:HA:1366:C:O2'	42:HJ:62:ARG:NH2	2.14	0.81
1:CA:1395:A:OP1	59:CA:3409:HOH:O	1.99	0.81
43:DK:127:ARG:O	53:DU:34:ARG:NH1	2.14	0.81
2:AB:57:A:O2'	6:AF:160:LYS:NZ	2.14	0.81
1:EA:1509:A:O2'	1:EA:1510:G:OP2	1.99	0.81
1:EA:1998:A:OP2	4:ED:141:ARG:NH2	2.14	0.81
33:HA:1003:G:O6	33:HA:1036:A:N6	2.14	0.80
1:AA:1014:A:OP2	59:AA:3593:HOH:O	1.99	0.80
1:CA:299:A:OP2	59:CA:3549:HOH:O	1.98	0.80
1:EA:1676:A:OP2	59:EA:3762:HOH:O	1.98	0.80
12:GL:33:ARG:O	59:GL:304:HOH:O	1.99	0.80
1:AA:1268:A:OP1	59:AA:3375:HOH:O	1.99	0.80
41:DI:57:MET:SD	41:DI:58:VAL:N	2.54	0.80
54:HV:93:VAL:O	54:HV:95:PHE:N	2.14	0.80
1:AA:2499:C:O2	59:AA:3528:HOH:O	1.99	0.80
1:CA:1509:A:O2'	1:CA:1510:G:OP2	1.99	0.80
1:EA:2331:G:O2'	23:EW:39:GLN:O	2.00	0.80
34:FB:14:HIS:O	34:FB:14:HIS:ND1	2.14	0.80

*Continued on next page...*



*Continued from previous page...*

Atom-1	Atom-2	Interatomic distance (Å)	Clash overlap (Å)
1:AA:1818:U:OP2	3:AC:155:ARG:NH1	2.15	0.80
54:BV:219:HIS:O	54:BV:222:LEU:N	2.15	0.80
54:BV:92:HIS:O	54:BV:122:GLN:NE2	2.15	0.80
33:HA:937:A:OP2	59:HA:1773:HOH:O	2.00	0.80
16:AP:50:ARG:NE	16:AP:57:ALA:O	2.13	0.80
33:DA:951:G:OP2	45:DM:101:ARG:NH2	2.15	0.80
34:FB:20:ARG:HA	34:FB:20:ARG:NE	1.97	0.80
1:CA:2884:U:O2	27:C0:39:ARG:NH2	2.13	0.79
1:CA:1153:C:OP2	59:CA:3354:HOH:O	1.98	0.79
1:GA:1820:U:OP1	3:GC:176:ARG:NH2	2.15	0.79
16:GP:4:ILE:O	16:GP:6:GLN:N	2.15	0.79
1:CA:2503:A:OP1	59:CA:3663:HOH:O	1.98	0.79
1:CA:1998:A:OP2	4:CD:141:ARG:NH2	2.15	0.79
1:GA:2428:G:OP1	59:GA:3690:HOH:O	1.99	0.79
32:A5:26:VAL:HG11	32:A5:77:VAL:CG1	2.11	0.79
1:AA:761:A:N7	59:AA:3292:HOH:O	2.15	0.79
33:DA:1125:U:OP2	33:DA:1145:A:N6	2.15	0.79
1:CA:1774:C:OP1	59:CA:3440:HOH:O	1.99	0.79
43:DK:126:LYS:O	53:DU:34:ARG:NH1	2.16	0.79
1:AA:2503:A:OP1	59:AA:3662:HOH:O	2.01	0.79
14:CN:117:ASP:O	14:CN:119:SER:N	2.16	0.79
1:EA:1106:G:OP1	32:E5:62:ARG:NH2	2.15	0.79
1:EA:137:U:O2'	1:EA:138:U:OP2	2.01	0.79
33:FA:1320:C:N3	51:FS:36:ARG:NH1	2.30	0.79
16:CP:50:ARG:NE	16:CP:57:ALA:O	2.16	0.79
1:EA:2204:G:OP2	3:EC:146:LYS:NZ	2.15	0.79
1:EA:163:C:O2'	1:EA:164:C:O5'	2.01	0.79
1:AA:1227:G:OP2	17:AQ:15:LYS:NZ	2.15	0.78
1:EA:250:G:OP2	30:E3:12:ARG:NH1	2.17	0.78
33:HA:1095:U:OP2	59:HA:1862:HOH:O	2.01	0.78
46:HN:91:GLY:O	46:HN:93:ILE:N	2.15	0.78
1:CA:1265:A:OP2	59:CA:3737:HOH:O	2.01	0.78
1:CA:2139:U:O2'	1:CA:2152:G:O6	2.01	0.78
1:CA:2136:G:O6	1:CA:2155:U:N3	2.15	0.78
1:CA:1798:U:OP2	3:CC:270:ARG:NH2	2.16	0.78
12:CL:93:ASN:O	12:CL:95:LEU:N	2.17	0.78
4:ED:91:THR:OG1	4:ED:92:VAL:N	2.12	0.78
54:HV:422:PRO:O	54:HV:424:THR:N	2.17	0.78
5:GE:21:ARG:O	5:GE:114:ARG:NH2	2.16	0.78
1:GA:85:G:OP1	21:GU:6:ARG:N	2.16	0.78
33:FA:516:U:O4	59:FA:1845:HOH:O	2.01	0.78

*Continued on next page...*

*Continued from previous page...*

Atom-1	Atom-2	Interatomic distance (Å)	Clash overlap (Å)
10:AJ:43:GLU:O	10:AJ:45:THR:N	2.17	0.78
1:CA:923:G:H1'	23:CW:23:LYS:HD3	1.66	0.78
1:EA:923:G:H1'	23:EW:23:LYS:HD3	1.63	0.78
1:GA:450:G:O6	59:GA:3243:HOH:O	1.99	0.78
1:AA:863:A:OP2	59:AA:3718:HOH:O	2.00	0.78
3:EC:68:ARG:NH2	3:EC:126:GLY:O	2.17	0.78
1:GA:504:A:O2'	1:GA:505:A:OP1	2.00	0.78
33:HA:460:A:N6	33:HA:471:U:O4	2.15	0.78
36:DD:35:GLU:O	36:DD:37:ALA:N	2.16	0.78
13:EM:83:GLY:O	13:EM:85:GLY:N	2.16	0.78
1:GA:1604:C:OP2	59:GA:3410:HOH:O	2.01	0.78
35:HC:49:LYS:O	35:HC:72:ARG:NH2	2.17	0.78
10:AJ:39:LYS:O	59:AJ:201:HOH:O	2.01	0.78
33:BA:1376:U:OP2	39:BG:25:LYS:NZ	2.15	0.78
33:DA:578:C:OP1	59:DA:1740:HOH:O	2.01	0.78
33:DA:411:A:OP1	36:DD:26:ARG:NH2	2.16	0.78
14:EN:73:ASN:HA	14:EN:76:VAL:HG12	1.64	0.78
1:CA:1938:A:OP2	59:CA:3719:HOH:O	2.01	0.78
32:E5:73:LYS:HB2	32:E5:117:LEU:HD11	1.66	0.78
1:EA:946:C:OP2	59:EA:3347:HOH:O	2.02	0.78
54:FV:23:LYS:NZ	58:FV:801:GCP:O2G	2.17	0.78
54:HV:62:THR:O	59:HV:901:HOH:O	2.01	0.78
1:CA:954:G:OP2	13:CM:16:ARG:NH2	2.17	0.78
1:GA:526:A:OP1	59:GA:3247:HOH:O	2.01	0.78
1:GA:2592:G:OP1	59:GA:3465:HOH:O	2.01	0.77
1:GA:621:A:OP2	59:GA:3292:HOH:O	2.01	0.77
1:AA:410:G:OP2	59:AA:3557:HOH:O	2.00	0.77
54:DV:93:VAL:O	54:DV:95:PHE:N	2.18	0.77
13:EM:1:MET:HB2	13:EM:47:GLU:HG3	1.67	0.77
1:AA:1272:A:OP1	59:AA:3382:HOH:O	2.01	0.77
1:AA:2142:A:N6	1:AA:2148:G:N7	2.32	0.77
33:BA:1095:U:OP2	59:BA:1859:HOH:O	2.01	0.77
54:FV:645:GLN:O	54:FV:647:SER:N	2.17	0.77
1:AA:799:G:N7	59:AA:3319:HOH:O	2.18	0.77
54:BV:93:VAL:O	54:BV:95:PHE:N	2.18	0.77
1:EA:1023:U:OP2	59:EA:3706:HOH:O	2.03	0.77
54:FV:93:VAL:O	54:FV:95:PHE:N	2.18	0.77
1:GA:2016:U:OP1	59:GA:3275:HOH:O	2.00	0.77
44:HL:75:GLN:O	44:HL:77:HIS:N	2.18	0.77
1:AA:576:U:OP1	59:AA:3662:HOH:O	2.02	0.77
3:AC:68:ARG:NH2	3:AC:126:GLY:O	2.18	0.77

*Continued on next page...*

*Continued from previous page...*

Atom-1	Atom-2	Interatomic distance (Å)	Clash overlap (Å)
2:CB:43:C:O2	6:CF:91:ARG:NH2	2.17	0.77
1:EA:31:C:OP1	59:EA:3701:HOH:O	2.01	0.77
33:HA:1134:G:N2	33:HA:1140:C:N3	2.31	0.77
1:AA:1998:A:OP2	4:AD:141:ARG:NH2	2.18	0.77
1:CA:733:G:N7	59:CA:3294:HOH:O	2.18	0.77
43:HK:81:ASN:ND2	43:HK:108:THR:OG1	2.17	0.77
17:CQ:91:ARG:NH1	18:CR:11:GLN:O	2.17	0.77
4:CD:46:ARG:NH2	4:CD:88:GLU:OE2	2.18	0.77
32:E5:117:LEU:CD2	32:E5:120:ALA:CA	2.59	0.77
1:EA:1658:C:OP1	59:EA:3804:HOH:O	2.02	0.77
10:GJ:43:GLU:O	10:GJ:45:THR:N	2.18	0.77
32:A5:117:LEU:HD23	32:A5:120:ALA:HA	1.66	0.77
1:AA:1076:C:O2'	9:AI:93:ASN:ND2	2.18	0.77
1:AA:2483:C:N3	13:AM:123:LYS:NZ	2.33	0.77
33:BA:691:G:O6	43:BK:53:ARG:NH2	2.18	0.77
1:EA:2588:G:OP1	59:EA:3797:HOH:O	2.03	0.77
1:AA:1187:G:OP2	59:AA:3366:HOH:O	2.02	0.76
1:CA:2849:U:OP2	16:CP:92:ARG:NH1	2.18	0.76
53:BU:4:ILE:O	53:BU:17:ARG:NH1	2.16	0.76
1:EA:411:G:OP1	59:EA:3559:HOH:O	2.02	0.76
1:GA:2139:U:O2'	1:GA:2152:G:N7	2.18	0.76
1:AA:962:G:OP1	59:AA:3353:HOH:O	2.02	0.76
5:AE:170:ARG:NH2	5:AE:176:ASP:OD1	2.18	0.76
1:CA:1153:C:OP2	59:CA:3356:HOH:O	2.03	0.76
33:DA:323:U:OP2	59:DA:1837:HOH:O	2.02	0.76
1:AA:2743:U:O4	59:AA:3779:HOH:O	2.03	0.76
1:CA:1824:G:OP2	59:CA:3648:HOH:O	2.03	0.76
1:EA:963:U:OP1	59:EA:3354:HOH:O	2.02	0.76
46:FN:91:GLY:O	46:FN:93:ILE:N	2.18	0.76
1:GA:2243:U:OP1	59:GA:3729:HOH:O	2.02	0.76
17:AQ:63:ARG:NH1	17:AQ:95:ALA:O	2.17	0.76
9:CI:89:SER:OG	9:CI:135:MET:SD	2.43	0.76
46:DN:91:GLY:O	46:DN:93:ILE:N	2.19	0.76
1:GA:1001:A:OP2	59:GA:3726:HOH:O	2.04	0.76
1:CA:945:A:OP2	59:CA:3342:HOH:O	2.03	0.76
54:FV:219:HIS:O	54:FV:222:LEU:N	2.18	0.76
9:GI:73:PRO:O	9:GI:112:LYS:NZ	2.13	0.76
20:GT:39:THR:O	20:GT:41:ALA:N	2.18	0.76
39:HG:113:ASP:OD2	39:HG:122:ASN:ND2	2.18	0.76
1:EA:826:U:OP1	59:EA:3696:HOH:O	2.03	0.76
1:GA:2306:C:N4	6:GF:38:GLY:O	2.19	0.76

*Continued on next page...*

*Continued from previous page...*

Atom-1	Atom-2	Interatomic distance (Å)	Clash overlap (Å)
1:GA:2589:A:OP1	59:GA:3312:HOH:O	2.02	0.76
33:HA:723:U:O2'	33:HA:724:G:OP1	2.03	0.76
1:CA:1913:A:H62	33:DA:1494:G:H5'	1.51	0.76
33:DA:1130:A:OP1	41:DI:18:ARG:NH2	2.19	0.76
1:EA:2582:G:OP2	59:EA:3702:HOH:O	2.04	0.76
1:GA:2324:U:H3'	1:GA:2325:G:H5''	1.67	0.76
1:GA:2427:C:OP1	59:GA:3690:HOH:O	2.03	0.76
33:HA:1266:G:N2	33:HA:1269:A:OP2	2.19	0.76
33:HA:1304:G:O2'	33:HA:1333:A:N6	2.18	0.76
1:GA:2498:C:OP2	59:GA:3678:HOH:O	2.04	0.76
33:HA:537:G:OP2	59:HA:1894:HOH:O	2.04	0.76
1:AA:1799:G:OP2	3:AC:269:ARG:NH2	2.19	0.75
12:AL:36:LYS:O	59:AL:207:HOH:O	2.03	0.75
1:CA:1444:G:OP2	59:CA:3629:HOH:O	2.04	0.75
1:EA:2592:G:OP1	59:EA:3464:HOH:O	2.04	0.75
33:FA:913:A:OP1	44:FL:44:LYS:NZ	2.19	0.75
23:GW:7:GLY:O	23:GW:10:ARG:NH1	2.19	0.75
54:BV:79:TYR:OH	54:BV:284:ASP:OD1	2.03	0.75
1:CA:2356:U:H4'	23:CW:16:GLU:HG3	1.67	0.75
54:DV:92:HIS:O	54:DV:122:GLN:NE2	2.19	0.75
33:BA:362:G:N7	59:BA:1714:HOH:O	2.19	0.75
10:CJ:6:ALA:HB3	10:CJ:45:THR:HG21	1.69	0.75
1:AA:1265:A:OP2	59:AA:3741:HOH:O	2.05	0.75
32:E5:26:VAL:HG11	32:E5:77:VAL:HG13	1.68	0.75
1:CA:1913:A:H2'	55:DW:4:SER:HA	1.68	0.75
1:CA:862:G:OP2	59:CA:3714:HOH:O	2.05	0.75
33:DA:1137:C:O2	33:DA:1138:G:N2	2.20	0.75
33:FA:537:G:OP1	44:FL:110:ARG:NH2	2.19	0.75
54:FV:313:ASP:OD2	54:FV:378:ARG:NH1	2.20	0.75
33:HA:980:C:OP2	59:HA:1832:HOH:O	2.04	0.75
1:AA:991:C:OP2	59:AA:3592:HOH:O	2.05	0.75
41:BI:57:MET:HA	41:BI:60:LYS:HG2	1.67	0.75
33:DA:572:A:OP2	59:DA:1738:HOH:O	2.04	0.75
1:AA:1012:U:OP2	17:AQ:69:ARG:NH1	2.19	0.75
33:DA:204:G:H3'	33:DA:205:A:H5''	1.67	0.75
40:DH:9:ASP:OD1	40:DH:13:ARG:NH1	2.19	0.75
1:GA:1783:A:OP1	59:GA:3687:HOH:O	2.03	0.75
16:GP:104:GLY:O	16:GP:106:ALA:N	2.20	0.75
33:BA:320:A:OP2	59:BA:1709:HOH:O	2.03	0.75
50:BR:26:ILE:HG21	50:BR:67:LEU:HB3	1.68	0.75
1:EA:2448:A:OP2	59:EA:3681:HOH:O	2.03	0.75

*Continued on next page...*

*Continued from previous page...*

Atom-1	Atom-2	Interatomic distance (Å)	Clash overlap (Å)
1:GA:2714:G:OP2	59:GA:3545:HOH:O	2.03	0.75
33:HA:1050:G:O2'	54:HV:542:GLY:O	2.02	0.75
1:CA:2588:G:OP2	59:CA:3542:HOH:O	2.03	0.75
35:DC:19:ASN:O	35:DC:40:ARG:NH2	2.20	0.75
1:EA:2062:A:OP1	59:EA:3495:HOH:O	2.04	0.75
1:GA:607:U:OP1	59:GA:3287:HOH:O	2.05	0.75
6:GF:23:SER:OG	6:GF:26:GLN:N	2.18	0.75
48:BP:28:ARG:NH2	48:BP:29:ASN:OD1	2.19	0.74
2:CB:58:A:OP2	59:CB:1308:HOH:O	2.03	0.74
33:BA:689:C:HO2'	33:BA:705:G:HO2'	1.36	0.74
43:BK:126:LYS:O	53:BU:34:ARG:NH1	2.21	0.74
33:BA:483:C:O2	48:BP:13:LYS:NZ	2.21	0.74
35:FC:85:GLU:OE1	35:FC:88:ARG:NH1	2.20	0.74
23:GW:35:ILE:O	23:GW:37:VAL:N	2.20	0.74
14:CN:73:ASN:HA	14:CN:76:VAL:HG12	1.69	0.74
1:GA:971:G:OP2	1:GA:974:G:N2	2.21	0.74
47:BO:64:ARG:NH1	47:BO:68:ASP:OD1	2.20	0.74
36:FD:85:ASN:ND2	37:FE:101:GLU:OE1	2.20	0.74
42:FJ:59:LYS:O	42:FJ:62:ARG:NH1	2.21	0.74
1:GA:587:C:OP2	12:GL:21:ARG:NH1	2.19	0.74
1:CA:2270:A:OP1	59:CA:3510:HOH:O	2.05	0.74
1:GA:1395:A:OP2	59:GA:3408:HOH:O	2.04	0.74
1:GA:1664:A:OP1	59:GA:3423:HOH:O	2.05	0.74
1:GA:1926:U:O4	1:GA:1929:G:N1	2.19	0.74
1:GA:2430:A:OP2	59:GA:3341:HOH:O	2.06	0.74
23:GW:36:ILE:O	23:GW:39:GLN:NE2	2.21	0.74
33:HA:1433:A:OP2	59:HA:1837:HOH:O	2.05	0.74
1:EA:1153:C:OP2	59:EA:3359:HOH:O	2.04	0.74
46:BN:91:GLY:O	46:BN:93:ILE:N	2.21	0.74
1:CA:1010:A:OP2	59:CA:3767:HOH:O	2.04	0.74
34:DB:14:HIS:ND1	34:DB:14:HIS:O	2.20	0.74
33:HA:1416:G:N7	59:HA:1793:HOH:O	2.21	0.74
34:BB:20:ARG:O	34:BB:22:TRP:N	2.21	0.74
4:CD:39:ASP:OD1	4:CD:40:LEU:N	2.20	0.74
23:EW:23:LYS:HE2	23:EW:24:ARG:HB3	1.69	0.74
1:GA:1063:G:H21	1:GA:1064:C:H1'	1.51	0.74
39:BG:113:ASP:OD2	39:BG:122:ASN:ND2	2.21	0.74
1:CA:1774:C:OP1	59:CA:3444:HOH:O	2.05	0.74
37:DE:155:ALA:HB1	40:DH:66:PHE:CZ	2.23	0.74
23:EW:35:ILE:O	23:EW:37:VAL:N	2.21	0.74
24:AX:1:SER:O	24:AX:49:ARG:NH2	2.21	0.74

*Continued on next page...*

*Continued from previous page...*

Atom-1	Atom-2	Interatomic distance (Å)	Clash overlap (Å)
33:DA:1033:G:H2'	33:DA:1034:G:H5'	1.69	0.74
48:DP:63:GLN:OE1	48:DP:63:GLN:N	2.21	0.74
34:HB:14:HIS:ND1	34:HB:14:HIS:O	2.20	0.74
54:DV:560:GLN:OE1	54:DV:560:GLN:N	2.20	0.73
33:HA:978:A:OP2	33:HA:1362:A:N6	2.20	0.73
33:DA:1052:U:OP1	59:DA:1823:HOH:O	2.06	0.73
1:EA:2324:U:H3'	1:EA:2325:G:H5''	1.70	0.73
1:GA:2755:C:O2	59:GA:3805:HOH:O	2.05	0.73
9:GI:109:ALA:HB1	9:GI:124:MET:HB2	1.70	0.73
1:AA:1824:G:OP2	59:AA:3651:HOH:O	2.06	0.73
33:FA:1303:C:OP1	59:FA:1791:HOH:O	2.05	0.73
1:GA:1998:A:OP2	4:GD:141:ARG:NH2	2.20	0.73
33:HA:1220:G:OP1	51:HS:37:ARG:NE	2.22	0.73
1:AA:999:U:OP2	59:AA:3356:HOH:O	2.06	0.73
2:AB:59:A:O2'	15:AO:3:LYS:NZ	2.14	0.73
1:CA:509:C:O3'	59:CA:3757:HOH:O	2.06	0.73
1:CA:567:U:OP1	59:CA:3254:HOH:O	2.07	0.73
52:DT:78:ASN:ND2	59:DT:101:HOH:O	2.18	0.73
33:FA:1522:U:OP1	43:FK:128:ARG:NH2	2.22	0.73
1:CA:2588:G:OP1	59:CA:3313:HOH:O	2.06	0.73
20:CT:9:LYS:O	20:CT:12:ARG:NH1	2.22	0.73
32:E5:71:CYS:HA	32:E5:117:LEU:CD1	2.19	0.73
1:EA:1658:C:OP1	59:EA:3648:HOH:O	2.05	0.73
1:AA:990:A:OP2	59:AA:3590:HOH:O	2.05	0.73
1:CA:197:A:OP1	59:CA:3747:HOH:O	2.06	0.73
42:DJ:32:THR:OG1	42:DJ:82:LYS:O	2.07	0.73
1:EA:410:G:OP2	59:EA:3561:HOH:O	2.05	0.73
1:AA:1551:A:N6	59:AA:3625:HOH:O	2.21	0.73
41:BI:50:GLN:OE1	41:BI:80:ARG:NH1	2.22	0.73
1:EA:1380:G:N2	1:EA:1570:A:N1	2.35	0.73
21:EU:98:ASN:O	21:EU:100:GLU:N	2.20	0.73
1:GA:1617:C:OP1	59:GA:3416:HOH:O	2.06	0.73
33:HA:1180:A:OP2	41:HI:99:ARG:NH2	2.22	0.73
54:HV:219:HIS:O	54:HV:222:LEU:N	2.21	0.73
1:AA:762:U:OP1	59:AA:3685:HOH:O	2.06	0.73
1:AA:945:A:OP1	59:AA:3347:HOH:O	2.06	0.73
33:BA:204:G:H3'	33:BA:205:A:H5''	1.70	0.73
43:BK:20:VAL:HG23	43:BK:37:ARG:HA	1.70	0.73
1:EA:883:G:N3	1:EA:893:C:N4	2.37	0.73
33:HA:1108:G:O6	59:HA:1862:HOH:O	2.06	0.73
21:AU:98:ASN:O	21:AU:100:GLU:N	2.21	0.72

*Continued on next page...*

*Continued from previous page...*

Atom-1	Atom-2	Interatomic distance (Å)	Clash overlap (Å)
33:BA:964:A:OP1	59:BA:1828:HOH:O	2.07	0.72
33:BA:537:G:OP1	44:BL:110:ARG:NH2	2.22	0.72
33:DA:100:G:OP2	59:DA:1870:HOH:O	2.07	0.72
33:FA:1345:U:OP2	59:FA:1766:HOH:O	2.06	0.72
32:A5:103:ASN:ND2	32:A5:109:LYS:O	2.21	0.72
41:BI:57:MET:SD	41:BI:58:VAL:N	2.61	0.72
1:EA:1782:U:OP1	59:EA:3687:HOH:O	2.06	0.72
33:FA:934:C:OP1	59:FA:1768:HOH:O	2.06	0.72
37:FE:111:MET:HB2	37:FE:140:THR:HG21	1.71	0.72
1:CA:163:C:O2'	1:CA:164:C:O5'	2.06	0.72
1:EA:982:C:O3'	59:EA:3563:HOH:O	2.06	0.72
1:GA:1636:U:OP2	59:GA:3642:HOH:O	2.06	0.72
17:GQ:91:ARG:NH1	18:GR:11:GLN:O	2.22	0.72
12:AL:93:ASN:O	12:AL:95:LEU:N	2.22	0.72
33:BA:687:A:N6	33:BA:703:G:N3	2.37	0.72
1:CA:1780:A:OP1	59:CA:3683:HOH:O	2.07	0.72
3:EC:69:ASN:O	3:EC:71:ASP:N	2.22	0.72
1:GA:1263:U:OP1	27:G0:12:ARG:NH1	2.23	0.72
1:GA:963:U:OP1	59:GA:3351:HOH:O	2.05	0.72
4:ED:118:PHE:O	4:ED:120:GLY:N	2.21	0.72
10:EJ:6:ALA:HB3	10:EJ:45:THR:HG21	1.72	0.72
12:EL:93:ASN:OD1	12:EL:94:THR:N	2.23	0.72
1:AA:1186:G:OP2	59:AA:3591:HOH:O	2.07	0.72
1:EA:1376:C:OP1	59:EA:3398:HOH:O	2.07	0.72
1:GA:2025:C:OP2	59:GA:3473:HOH:O	2.06	0.72
1:GA:2744:G:N2	7:GG:142:GLN:OE1	2.23	0.72
33:HA:1194:U:H5'	37:HE:27:GLY:HA2	1.72	0.72
1:AA:2477:U:O2	31:A4:4:ARG:NH2	2.23	0.72
1:CA:576:U:OP1	59:CA:3661:HOH:O	2.06	0.72
33:HA:521:G:OP2	44:HL:51:LYS:NZ	2.23	0.72
32:A5:1:MET:SD	32:A5:2:ALA:N	2.58	0.72
37:BE:82:GLN:HG2	37:BE:150:PRO:HD3	1.71	0.72
1:CA:2102:G:N2	1:CA:2188:U:H3	1.88	0.72
44:DL:75:GLN:O	44:DL:77:HIS:N	2.22	0.72
1:EA:254:G:N7	30:E3:4:LYS:NZ	2.38	0.72
1:EA:2243:U:OP1	59:EA:3736:HOH:O	2.08	0.72
33:FA:1417:G:O6	59:FA:1794:HOH:O	2.08	0.72
16:GP:63:ILE:HA	16:GP:68:GLY:HA2	1.70	0.72
1:AA:250:G:OP2	30:A3:12:ARG:NH1	2.22	0.72
1:AA:731:C:OP2	59:AA:3295:HOH:O	2.07	0.72
23:AW:36:ILE:O	23:AW:39:GLN:NE2	2.22	0.72

*Continued on next page...*

*Continued from previous page...*

Atom-1	Atom-2	Interatomic distance (Å)	Clash overlap (Å)
33:HA:195:A:OP2	59:HA:1876:HOH:O	2.07	0.72
1:AA:1352:U:OP2	59:AA:3397:HOH:O	2.08	0.72
23:CW:7:GLY:O	23:CW:10:ARG:NH1	2.22	0.72
1:EA:1970:A:OP2	59:EA:3468:HOH:O	2.07	0.72
1:GA:572:A:OP1	59:GA:3563:HOH:O	2.08	0.72
1:CA:818:G:OP2	59:CA:3572:HOH:O	2.07	0.71
1:CA:1913:A:N6	33:DA:1493:A:H2'	2.05	0.71
35:FC:40:ARG:NH1	35:FC:55:ILE:O	2.23	0.71
9:AI:73:PRO:O	9:AI:112:LYS:NZ	2.21	0.71
11:AK:70:ARG:NH1	11:AK:74:GLY:O	2.23	0.71
23:AW:9:THR:HG23	23:AW:10:ARG:HD3	1.72	0.71
36:HD:25:VAL:HG23	36:HD:26:ARG:H	1.56	0.71
33:DA:1303:C:OP1	59:DA:1788:HOH:O	2.08	0.71
1:EA:1248:G:OP2	5:EE:44:ARG:NH1	2.23	0.71
32:A5:24:SER:HB3	32:A5:116:GLU:CD	2.10	0.71
33:BA:803:G:OP1	59:BA:1749:HOH:O	2.09	0.71
1:EA:1077:A:H4'	9:EI:93:ASN:HB2	1.73	0.71
1:GA:910:A:OP1	59:GA:3714:HOH:O	2.08	0.71
33:HA:782:A:OP1	59:HA:1812:HOH:O	2.07	0.71
54:BV:309:ARG:NH2	54:BV:402:ALA:O	2.24	0.71
33:BA:1007:U:H2'	33:BA:1008:U:H5'	1.71	0.71
23:CW:37:VAL:HG13	23:CW:55:ASP:O	1.91	0.71
1:AA:2547:A:H2'	1:AA:2548:U:C6	2.26	0.71
20:AT:39:THR:O	20:AT:41:ALA:N	2.23	0.71
54:BV:203:GLU:O	54:BV:205:GLU:N	2.24	0.71
1:GA:1088:A:O2'	1:GA:1089:A:OP1	2.08	0.71
46:HN:27:LEU:O	46:HN:31:ILE:N	2.24	0.71
32:A5:30:SER:O	32:A5:31:ARG:CB	2.39	0.71
1:CA:2331:G:O2'	23:CW:39:GLN:O	2.07	0.71
33:FA:1524:C:OP2	59:FA:1897:HOH:O	2.08	0.71
1:GA:15:G:OP2	59:GA:3549:HOH:O	2.08	0.71
1:AA:2874:C:OP1	59:AA:3791:HOH:O	2.08	0.71
1:AA:784:G:OP2	59:AA:3312:HOH:O	2.08	0.71
53:DU:44:GLU:OE2	53:DU:45:ARG:NH1	2.24	0.71
1:EA:2550:G:OP1	59:EA:3719:HOH:O	2.08	0.71
1:EA:789:A:N1	59:EA:3312:HOH:O	2.23	0.71
44:FL:44:LYS:HB3	44:FL:45:PRO:HD3	1.70	0.71
1:GA:1079:C:O2'	1:GA:1080:A:OP1	2.08	0.71
1:GA:1095:A:C6	54:HV:628:THR:HA	2.25	0.71
1:GA:1163:G:OP1	18:GR:24:LYS:NZ	2.19	0.71
1:GA:1268:A:OP1	59:GA:3376:HOH:O	2.08	0.71

*Continued on next page...*



*Continued from previous page...*

Atom-1	Atom-2	Interatomic distance (Å)	Clash overlap (Å)
3:GC:68:ARG:NH2	3:GC:126:GLY:O	2.23	0.71
24:GX:32:LEU:O	24:GX:33:HIS:ND1	2.24	0.71
33:HA:404:G:O6	36:HD:2:ALA:N	2.24	0.71
33:HA:404:G:O2'	33:HA:498:A:N1	2.21	0.71
54:HV:508:GLN:O	54:HV:508:GLN:NE2	2.24	0.71
1:AA:1187:G:O6	59:AA:3571:HOH:O	2.08	0.71
1:AA:945:A:OP2	59:AA:3345:HOH:O	2.08	0.71
1:AA:990:A:OP2	59:AA:3592:HOH:O	2.09	0.71
33:BA:1502:A:N7	59:BA:1867:HOH:O	2.23	0.71
23:EW:9:THR:OG1	23:EW:10:ARG:N	2.23	0.71
36:FD:35:GLU:O	36:FD:37:ALA:N	2.24	0.71
1:GA:276:U:O2'	1:GA:278:A:N6	2.24	0.71
1:AA:1186:G:OP2	59:AA:3592:HOH:O	2.08	0.70
1:AA:981:A:OP1	59:AA:3587:HOH:O	2.08	0.70
10:AJ:131:ASN:N	10:AJ:131:ASN:OD1	2.23	0.70
1:AA:1322:A:OP1	19:AS:11:ARG:NE	2.24	0.70
21:AU:6:ARG:NH2	21:AU:7:ASP:OD1	2.24	0.70
1:CA:557:C:OP1	59:CA:3246:HOH:O	2.09	0.70
1:CA:962:G:OP1	59:CA:3352:HOH:O	2.09	0.70
32:E5:24:SER:O	32:E5:116:GLU:CB	2.37	0.70
32:E5:94:ARG:O	32:E5:97:LYS:N	2.24	0.70
12:EL:93:ASN:O	12:EL:95:LEU:N	2.24	0.70
1:GA:1774:C:OP1	59:GA:3443:HOH:O	2.08	0.70
1:GA:800:A:OP1	59:GA:3323:HOH:O	2.09	0.70
29:E2:43:THR:O	29:E2:44:VAL:HB	1.90	0.70
1:EA:1604:C:OP2	59:EA:3409:HOH:O	2.08	0.70
33:FA:934:C:OP1	59:FA:1765:HOH:O	2.09	0.70
45:FM:11:ASP:OD1	45:FM:12:HIS:N	2.24	0.70
54:FV:79:TYR:OH	54:FV:284:ASP:OD1	2.06	0.70
33:HA:858:G:N7	59:HA:1819:HOH:O	2.24	0.70
39:HG:126:ASP:O	39:HG:130:ASN:N	2.24	0.70
43:DK:125:LYS:HE3	53:DU:35:ARG:HE	1.56	0.70
1:EA:2269:G:O2'	23:EW:18:LYS:HG2	1.91	0.70
1:AA:1670:C:OP1	59:AA:3434:HOH:O	2.07	0.70
1:AA:2592:G:OP1	59:AA:3462:HOH:O	2.09	0.70
1:AA:2387:U:O2'	23:AW:38:ARG:NH2	2.23	0.70
38:BF:91:ARG:HG2	38:BF:92:THR:H	1.55	0.70
1:CA:675:A:OP2	59:CA:3327:HOH:O	2.10	0.70
17:CQ:91:ARG:HE	17:CQ:93:ILE:CG2	2.04	0.70
33:DA:1007:U:H2'	33:DA:1008:U:H5'	1.72	0.70
33:DA:533:A:O2'	33:DA:535:A:OP2	2.05	0.70

*Continued on next page...*

*Continued from previous page...*

Atom-1	Atom-2	Interatomic distance (Å)	Clash overlap (Å)
11:EK:78:ARG:NH1	16:EP:70:GLU:OE2	2.25	0.70
33:FA:1152:A:OP1	42:FJ:70:HIS:ND1	2.24	0.70
33:HA:1296:C:O3'	33:HA:1302:C:N4	2.25	0.70
1:AA:730:A:OP2	59:AA:3687:HOH:O	2.10	0.70
1:AA:787:C:OP1	59:AA:3746:HOH:O	2.09	0.70
1:AA:1336:A:OP1	20:AT:68:LYS:NZ	2.24	0.70
32:E5:26:VAL:CG2	32:E5:115:GLY:N	2.48	0.70
12:GL:93:ASN:OD1	12:GL:94:THR:N	2.23	0.70
43:HK:114:THR:OG1	53:HU:24:GLU:OE1	2.09	0.70
17:EQ:63:ARG:NH1	17:EQ:95:ALA:O	2.25	0.70
44:FL:34:CYS:HA	44:FL:55:VAL:HA	1.72	0.70
33:HA:937:A:OP2	59:HA:1775:HOH:O	2.09	0.70
33:HA:490:C:OP1	36:HD:146:ARG:NH2	2.24	0.70
54:HV:509:SER:OG	54:HV:512:ARG:O	2.10	0.70
38:BF:23:GLU:O	38:BF:27:ALA:N	2.24	0.70
16:CP:50:ARG:HG2	16:CP:57:ALA:H	1.56	0.70
33:DA:881:G:OP2	44:DL:9:ARG:NH2	2.25	0.70
1:EA:1031:G:H4'	31:E4:6:SER:HB2	1.74	0.70
1:GA:803:U:OP2	59:GA:3321:HOH:O	2.09	0.70
45:HM:23:TYR:N	45:HM:66:GLU:OE2	2.24	0.70
51:HS:35:SER:HG	51:HS:38:SER:HG	1.36	0.70
52:HT:3:ASN:O	52:HT:5:LYS:N	2.21	0.70
1:AA:1267:U:OP2	59:AA:3368:HOH:O	2.10	0.70
1:AA:975:A:OP2	59:AA:3583:HOH:O	2.10	0.70
6:AF:11:VAL:HG13	6:AF:171:ALA:HB3	1.72	0.70
33:BA:2:A:N6	33:BA:3:A:N1	2.40	0.70
45:DM:114:LYS:HB2	45:DM:115:PRO:HD3	1.74	0.70
39:FG:57:SER:OG	39:FG:58:GLU:N	2.25	0.70
33:DA:1296:C:O3'	33:DA:1302:C:N4	2.25	0.70
1:EA:622:G:OP2	59:EA:3806:HOH:O	2.09	0.70
10:EJ:64:VAL:O	10:EJ:65:THR:HB	1.90	0.70
37:FE:45:ARG:HA	37:FE:72:ILE:O	1.92	0.70
54:FV:422:PRO:O	54:FV:424:THR:N	2.25	0.70
1:AA:450:G:OP2	59:AA:3237:HOH:O	2.10	0.70
33:BA:558:G:OP1	59:BA:1837:HOH:O	2.10	0.70
1:EA:2136:G:OP2	1:EA:2155:U:N3	2.24	0.70
1:GA:1248:G:OP2	5:GE:44:ARG:NH1	2.25	0.70
33:HA:1027:C:O2'	33:HA:1034:G:N2	2.24	0.70
1:AA:1069:A:C5	1:AA:1073:A:N7	2.59	0.69
34:BB:14:HIS:ND1	34:BB:14:HIS:O	2.25	0.69
54:BV:422:PRO:O	54:BV:424:THR:N	2.24	0.69

*Continued on next page...*

*Continued from previous page...*

Atom-1	Atom-2	Interatomic distance (Å)	Clash overlap (Å)
8:CH:27:ARG:NH1	24:CX:63:ILE:HG12	2.07	0.69
34:FB:132:GLU:OE2	34:FB:136:ARG:NH1	2.25	0.69
34:FB:140:LEU:O	34:FB:144:GLU:N	2.23	0.69
1:GA:1676:A:OP2	59:GA:3753:HOH:O	2.10	0.69
9:GI:33:ASN:ND2	9:GI:64:ARG:O	2.24	0.69
1:AA:1813:G:H1'	3:AC:49:THR:HG21	1.73	0.69
6:AF:49:LEU:HD11	6:AF:86:CYS:SG	2.32	0.69
33:FA:1304:G:OP2	59:FA:1791:HOH:O	2.10	0.69
16:CP:33:GLU:OE2	16:CP:38:ARG:NH2	2.26	0.69
1:EA:1670:C:OP1	59:EA:3436:HOH:O	2.11	0.69
23:EW:37:VAL:HG12	23:EW:38:ARG:H	1.57	0.69
33:FA:1366:C:O2'	42:FJ:62:ARG:NH2	2.24	0.69
1:GA:948:C:O2	1:GA:984:A:O2'	2.10	0.69
1:AA:122:G:N7	59:AA:3213:HOH:O	2.25	0.69
33:BA:1500:A:OP2	59:BA:1869:HOH:O	2.09	0.69
45:BM:5:ALA:HB2	45:BM:60:VAL:HG13	1.74	0.69
1:CA:1913:A:N7	33:DA:1494:G:H4'	2.07	0.69
17:CQ:91:ARG:HB2	17:CQ:94:LEU:HB2	1.75	0.69
47:DO:47:LYS:O	47:DO:53:ARG:NH2	2.25	0.69
32:E5:71:CYS:HB3	32:E5:117:LEU:HD12	1.75	0.69
32:E5:93:ALA:HA	32:E5:130:PRO:HG2	1.74	0.69
1:EA:1938:A:OP2	59:EA:3727:HOH:O	2.10	0.69
46:HN:64:CYS:SG	46:HN:67:THR:OG1	2.50	0.69
9:GI:29:GLN:OE1	54:HV:647:SER:OG	2.10	0.69
1:AA:769:U:OP1	59:AA:3712:HOH:O	2.11	0.69
1:AA:783:A:OP2	59:AA:3312:HOH:O	2.09	0.69
1:AA:142:A:C2	20:AT:2:ILE:HG23	2.28	0.69
33:BA:1500:A:OP1	59:BA:1797:HOH:O	2.10	0.69
32:E5:30:SER:O	32:E5:31:ARG:CB	2.40	0.69
6:EF:139:GLU:OE1	6:EF:139:GLU:N	2.26	0.69
23:EW:9:THR:HG23	23:EW:10:ARG:HD3	1.74	0.69
1:GA:784:G:OP2	59:GA:3313:HOH:O	2.10	0.69
1:AA:1456:G:O6	59:AA:3412:HOH:O	2.10	0.69
33:BA:689:C:OP1	43:BK:46:THR:OG1	2.10	0.69
45:BM:11:ASP:OD1	45:BM:12:HIS:N	2.24	0.69
1:CA:2711:A:OP1	59:CA:3543:HOH:O	2.11	0.69
33:DA:1524:C:OP2	43:DK:125:LYS:NZ	2.24	0.69
1:EA:480:A:OP2	21:EU:43:LYS:NZ	2.24	0.69
23:GW:9:THR:OG1	23:GW:10:ARG:N	2.26	0.69
33:HA:808:C:OP2	47:HO:48:LYS:NZ	2.19	0.69
41:HI:92:GLU:O	41:HI:96:SER:OG	2.09	0.69

*Continued on next page...*

*Continued from previous page...*

Atom-1	Atom-2	Interatomic distance (Å)	Clash overlap (Å)
33:BA:509:A:OP2	59:BA:1721:HOH:O	2.10	0.69
33:BA:978:A:HO2'	33:BA:1322:C:H5	1.38	0.69
1:CA:276:U:O2'	1:CA:278:A:N7	2.25	0.69
33:BA:1499:A:OP2	59:BA:1869:HOH:O	2.10	0.69
36:BD:35:GLU:O	36:BD:37:ALA:N	2.25	0.69
20:CT:44:LYS:HG3	20:CT:55:VAL:HG11	1.75	0.69
1:EA:192:C:N3	59:EA:3325:HOH:O	2.26	0.69
34:FB:20:ARG:HA	34:FB:20:ARG:CZ	2.23	0.69
1:GA:572:A:OP2	18:GR:80:ARG:NH2	2.26	0.69
15:AO:2:ASP:OD2	15:AO:3:LYS:HG2	1.92	0.69
1:AA:2353:G:H1'	23:AW:30:VAL:CG1	2.22	0.69
33:BA:1468:A:H2'	33:BA:1469:C:H5'	1.75	0.69
20:CT:37:ASP:OD1	20:CT:37:ASP:N	2.24	0.69
33:FA:315:A:OP2	59:FA:1708:HOH:O	2.10	0.69
43:HK:16:VAL:O	43:HK:37:ARG:NH2	2.26	0.69
1:AA:564:C:O2	1:AA:578:G:N2	2.26	0.69
1:CA:2022:U:OP1	59:CA:3656:HOH:O	2.10	0.69
54:DV:645:GLN:O	54:DV:647:SER:N	2.26	0.69
41:FI:36:GLU:HA	41:FI:40:GLY:HA3	1.75	0.69
14:CN:117:ASP:OD1	14:CN:118:ARG:N	2.26	0.69
17:CQ:63:ARG:NH1	17:CQ:95:ALA:O	2.25	0.69
18:CR:46:GLU:OE2	18:CR:46:GLU:N	2.26	0.69
1:AA:1223:G:OP1	18:AR:68:ARG:NH1	2.25	0.68
34:BB:115:ASP:O	34:BB:119:GLN:NE2	2.25	0.68
1:CA:635:C:OP2	12:CL:126:ARG:NH1	2.26	0.68
1:CA:2707:U:O2	14:CN:71:ARG:NH1	2.26	0.68
33:DA:1304:G:O6	59:DA:1785:HOH:O	2.09	0.68
1:EA:2522:U:O2'	1:EA:2647:U:OP1	2.11	0.68
1:GA:990:A:OP2	59:GA:3592:HOH:O	2.10	0.68
1:AA:1079:C:H2'	1:AA:1080:A:H5'	1.75	0.68
1:AA:2331:G:O2'	23:AW:39:GLN:O	2.10	0.68
28:C1:3:GLY:O	28:C1:5:ARG:N	2.25	0.68
1:CA:948:C:O2	1:CA:984:A:O2'	2.12	0.68
18:CR:42:ALA:HA	18:CR:46:GLU:HB2	1.75	0.68
37:FE:159:LYS:O	40:FH:64:LYS:NZ	2.24	0.68
1:GA:1010:A:OP2	59:GA:3766:HOH:O	2.10	0.68
10:GJ:81:ILE:HG13	10:GJ:82:GLY:N	2.09	0.68
23:AW:38:ARG:HD2	23:AW:38:ARG:N	2.08	0.68
58:BV:801:GCP:O3G	59:BV:901:HOH:O	2.11	0.68
33:HA:1222:G:O6	59:HA:1832:HOH:O	2.09	0.68
1:AA:1009:A:OP2	59:AA:3771:HOH:O	2.10	0.68

*Continued on next page...*

*Continued from previous page...*

Atom-1	Atom-2	Interatomic distance (Å)	Clash overlap (Å)
1:AA:629:G:N3	1:AA:639:U:O2'	2.26	0.68
4:AD:33:ARG:NH1	4:AD:53:GLY:O	2.26	0.68
41:BI:57:MET:O	41:BI:59:GLU:N	2.24	0.68
1:CA:1670:C:OP1	59:CA:3433:HOH:O	2.10	0.68
1:CA:2429:G:OP1	59:CA:3339:HOH:O	2.11	0.68
7:EG:165:ASP:OD1	7:EG:165:ASP:N	2.25	0.68
54:FV:23:LYS:HB3	58:FV:801:GCP:O1B	1.94	0.68
1:AA:2006:C:OP1	59:AA:3375:HOH:O	2.10	0.68
17:AQ:81:GLY:HA2	17:AQ:116:LEU:HD13	1.74	0.68
39:BG:15:ASP:OD1	39:BG:44:TYR:OH	2.11	0.68
1:AA:2503:A:OP1	59:AA:3663:HOH:O	2.12	0.68
1:AA:621:A:OP2	59:AA:3291:HOH:O	2.12	0.68
1:CA:1353:A:O3'	3:CC:35:LYS:NZ	2.27	0.68
33:DA:1505:G:OP2	59:DA:1866:HOH:O	2.10	0.68
1:GA:2387:U:O2'	23:GW:38:ARG:NH2	2.27	0.68
33:HA:401:C:O2'	33:HA:621:A:O2'	2.02	0.68
1:AA:1272:A:OP1	59:AA:3383:HOH:O	2.10	0.68
6:CF:139:GLU:OE1	6:CF:139:GLU:N	2.26	0.68
33:FA:1033:G:H2'	33:FA:1034:G:H5'	1.74	0.68
35:FC:3:GLN:N	35:FC:3:GLN:OE1	2.27	0.68
33:HA:1198:G:OP2	59:HA:1831:HOH:O	2.12	0.68
1:CA:826:U:OP1	59:CA:3339:HOH:O	2.11	0.68
33:DA:1412:C:OP1	44:DL:54:ARG:NH1	2.27	0.68
54:FV:309:ARG:NH2	54:FV:402:ALA:O	2.27	0.68
32:A5:54:VAL:HG22	32:A5:83:ALA:HB1	1.76	0.68
35:BC:71:ALA:HA	35:BC:106:VAL:HG22	1.76	0.68
51:BS:36:ARG:NH2	51:BS:75:ALA:O	2.25	0.68
53:BU:6:VAL:HG13	53:BU:17:ARG:HD3	1.76	0.68
41:BI:57:MET:HA	41:BI:60:LYS:CG	2.23	0.68
33:DA:1468:A:H2'	33:DA:1469:C:H5'	1.76	0.68
33:FA:116:A:OP2	59:FA:1885:HOH:O	2.12	0.68
1:GA:567:U:OP1	59:GA:3258:HOH:O	2.12	0.68
1:GA:2204:G:OP2	3:GC:146:LYS:NZ	2.26	0.68
7:GG:46:ASP:OD1	7:GG:47:ASN:N	2.26	0.68
43:HK:88:GLY:H	43:HK:114:THR:HG22	1.58	0.68
1:AA:616:A:H4'	5:AE:101:TYR:CE2	2.29	0.67
2:AB:87:U:H3'	2:AB:88:C:H5'	1.74	0.67
33:BA:689:C:O2'	33:BA:705:G:O2'	2.09	0.67
1:CA:981:A:OP1	59:CA:3588:HOH:O	2.10	0.67
1:EA:2110:G:OP1	1:EA:2148:G:N1	2.26	0.67
1:GA:616:A:H4'	5:GE:101:TYR:CE2	2.28	0.67

*Continued on next page...*

*Continued from previous page...*

Atom-1	Atom-2	Interatomic distance (Å)	Clash overlap (Å)
16:GP:50:ARG:HG2	16:GP:57:ALA:H	1.59	0.67
1:AA:1371:G:N7	59:AA:3400:HOH:O	2.27	0.67
20:AT:50:LEU:HD12	20:AT:50:LEU:H	1.57	0.67
46:BN:27:LEU:HA	46:BN:31:ILE:HD13	1.77	0.67
1:CA:2105:U:H3	1:CA:2107:G:H5''	1.60	0.67
1:CA:2700:A:N1	59:CA:3674:HOH:O	2.27	0.67
1:CA:621:A:OP2	59:CA:3292:HOH:O	2.10	0.67
10:CJ:81:ILE:HG13	10:CJ:82:GLY:N	2.09	0.67
23:CW:24:ARG:HH12	23:CW:82:GLU:HB2	1.59	0.67
46:DN:49:GLN:N	46:DN:49:GLN:OE1	2.26	0.67
32:E5:57:ASN:O	32:E5:59:LEU:N	2.27	0.67
33:FA:1007:U:H2'	33:FA:1008:U:H5'	1.75	0.67
52:FT:60:ARG:NH2	59:FT:104:HOH:O	2.27	0.67
1:GA:1509:A:O2'	1:GA:1510:G:OP2	2.10	0.67
33:BA:264:C:OP2	59:BA:1801:HOH:O	2.10	0.67
1:CA:818:G:OP2	59:CA:3575:HOH:O	2.11	0.67
33:DA:608:A:OP2	59:DA:1849:HOH:O	2.12	0.67
1:GA:2356:U:H4'	23:GW:16:GLU:HG3	1.77	0.67
1:AA:2685:G:OP1	11:AK:78:ARG:NH2	2.27	0.67
16:AP:52:ARG:HH11	16:AP:52:ARG:HG3	1.59	0.67
22:CV:4:ILE:HD11	22:CV:50:MET:SD	2.34	0.67
1:EA:1695:G:N7	3:EC:13:ARG:NH2	2.42	0.67
39:FG:15:ASP:OD1	39:FG:44:TYR:OH	2.12	0.67
54:HV:92:HIS:O	54:HV:122:GLN:NE2	2.26	0.67
47:BO:26:GLU:OE2	47:BO:77:ARG:NH1	2.26	0.67
1:CA:761:A:OP1	59:CA:3293:HOH:O	2.13	0.67
14:CN:42:LYS:O	14:CN:45:ARG:NH1	2.26	0.67
23:CW:9:THR:OG1	23:CW:10:ARG:N	2.27	0.67
33:DA:1199:U:OP1	59:DA:1824:HOH:O	2.13	0.67
33:DA:414:A:OP2	59:DA:1717:HOH:O	2.13	0.67
54:FV:560:GLN:N	54:FV:560:GLN:OE1	2.27	0.67
1:GA:1784:A:OP2	59:GA:3687:HOH:O	2.13	0.67
9:GI:23:VAL:HG23	9:GI:24:GLY:H	1.59	0.67
33:BA:35:G:O2'	44:BL:115:SER:O	2.09	0.67
54:DV:500:ASP:N	54:DV:521:ASP:OD1	2.27	0.67
1:AA:1780:A:OP1	59:AA:3683:HOH:O	2.13	0.67
43:BK:108:THR:O	43:BK:109:ASN:ND2	2.27	0.67
1:GA:137:U:O2'	1:GA:138:U:OP2	2.11	0.67
1:GA:2800:A:H3'	1:GA:2801:G:C5'	2.24	0.67
20:GT:37:ASP:OD1	20:GT:37:ASP:N	2.27	0.67
1:AA:2057:G:OP2	59:AA:3484:HOH:O	2.11	0.67

*Continued on next page...*

*Continued from previous page...*

Atom-1	Atom-2	Interatomic distance (Å)	Clash overlap (Å)
4:AD:148:GLN:HB2	4:AD:152:PRO:HG2	1.77	0.67
20:AT:19:LYS:O	20:AT:23:ALA:N	2.28	0.67
33:BA:1119:C:OP2	41:BI:11:ARG:NH2	2.27	0.67
54:BV:313:ASP:OD2	54:BV:378:ARG:NH1	2.27	0.67
1:GA:1253:A:N7	59:GA:3329:HOH:O	2.28	0.67
1:AA:30:G:N7	59:AA:3212:HOH:O	2.28	0.67
23:AW:35:ILE:O	23:AW:37:VAL:N	2.27	0.67
33:DA:1003:G:N2	33:DA:1005:A:OP1	2.28	0.67
51:DS:36:ARG:NH2	51:DS:75:ALA:O	2.27	0.67
33:DA:723:U:H2'	53:DU:49:LYS:HG2	1.76	0.67
1:EA:297:G:OP2	59:EA:3227:HOH:O	2.12	0.67
3:EC:131:MET:O	3:EC:166:ARG:NH1	2.28	0.67
42:FJ:35:GLN:HG2	42:FJ:77:VAL:H	1.60	0.67
54:FV:78:GLN:NE2	54:FV:280:ASP:OD2	2.28	0.67
30:G3:23:HIS:ND1	30:G3:24:LYS:O	2.26	0.67
1:GA:1361:G:OP2	59:GA:3611:HOH:O	2.12	0.67
33:HA:181:A:N7	59:HA:1878:HOH:O	2.26	0.67
33:HA:1522:U:OP1	43:HK:128:ARG:NH2	2.28	0.67
1:CA:2324:U:H3'	1:CA:2325:G:C5'	2.24	0.67
14:CN:118:ARG:O	14:CN:120:GLU:N	2.28	0.67
46:DN:21:PHE:HA	46:DN:25:ALA:HB3	1.76	0.67
32:E5:24:SER:HB3	32:E5:116:GLU:HG2	1.77	0.67
1:EA:790:U:O5'	59:EA:3752:HOH:O	2.12	0.67
33:FA:1279:G:H2'	33:FA:1279:G:N3	2.10	0.67
33:FA:1468:A:H2'	33:FA:1469:C:H5'	1.77	0.67
33:FA:509:A:OP2	59:FA:1724:HOH:O	2.12	0.67
40:FH:53:GLY:HA3	40:FH:57:PRO:HA	1.74	0.67
33:HA:1166:G:N1	33:HA:1169:A:OP2	2.28	0.67
1:AA:1327:A:OP1	59:AA:3605:HOH:O	2.13	0.66
33:BA:1225:A:H2'	33:BA:1226:C:C5	2.30	0.66
44:BL:75:GLN:O	44:BL:77:HIS:N	2.29	0.66
47:BO:39:LEU:O	47:BO:42:HIS:N	2.27	0.66
3:CC:52:HIS:ND1	59:CC:306:HOH:O	2.25	0.66
6:CF:162:ASP:N	6:CF:162:ASP:OD1	2.28	0.66
23:CW:37:VAL:HG12	23:CW:38:ARG:H	1.60	0.66
37:DE:82:GLN:HG2	37:DE:150:PRO:HD3	1.77	0.66
1:EA:1664:A:OP1	59:EA:3424:HOH:O	2.12	0.66
1:EA:2502:G:OP2	59:EA:3490:HOH:O	2.11	0.66
1:GA:1279:G:H4'	14:GN:31:HIS:HD2	1.60	0.66
37:HE:70:ASN:O	37:HE:70:ASN:ND2	2.27	0.66
32:A5:26:VAL:HG11	32:A5:77:VAL:HG11	1.77	0.66

*Continued on next page...*

*Continued from previous page...*

Atom-1	Atom-2	Interatomic distance (Å)	Clash overlap (Å)
1:CA:1914:C:OP2	55:DW:5:UAL:N2	2.27	0.66
1:CA:740:C:OP2	59:CA:3688:HOH:O	2.12	0.66
35:DC:34:ASP:OD2	46:DN:65:ARG:NH1	2.28	0.66
33:HA:579:A:O2'	47:HO:54:ARG:NH1	2.27	0.66
43:BK:33:THR:HA	43:BK:44:TRP:HB3	1.76	0.66
1:CA:560:C:O3'	59:CA:3592:HOH:O	2.13	0.66
46:DN:20:TYR:O	46:DN:24:ARG:N	2.28	0.66
53:DU:10:GLU:OE2	39:HG:149:LYS:NZ	2.27	0.66
1:GA:2109:U:H2'	1:GA:2110:G:H5''	1.75	0.66
33:HA:71:A:O2'	33:HA:72:A:O4'	2.12	0.66
1:AA:1176:U:O2'	1:AA:1177:G:O4'	2.13	0.66
1:AA:218:A:OP2	59:AA:3226:HOH:O	2.13	0.66
1:AA:945:A:OP2	59:AA:3343:HOH:O	2.13	0.66
5:AE:46:GLN:HG3	5:AE:87:ALA:HB3	1.77	0.66
44:BL:34:CYS:HA	44:BL:55:VAL:HA	1.77	0.66
36:DD:99:ASP:OD1	36:DD:100:ASN:N	2.29	0.66
1:EA:2429:G:OP2	59:EA:3344:HOH:O	2.12	0.66
23:GW:51:GLY:HA3	23:GW:59:PHE:CE1	2.30	0.66
40:HH:9:ASP:OD1	40:HH:13:ARG:NH1	2.29	0.66
21:AU:98:ASN:ND2	21:AU:100:GLU:HB2	2.11	0.66
43:BK:101:ASN:ND2	53:BU:13:ASP:O	2.28	0.66
54:BV:78:GLN:NE2	54:BV:280:ASP:OD2	2.28	0.66
1:CA:2448:A:OP2	59:CA:3676:HOH:O	2.13	0.66
46:HN:54:ASP:OD1	46:HN:59:ARG:NH1	2.28	0.66
1:AA:411:G:OP2	1:AA:2406:A:O2'	2.12	0.66
2:AB:43:C:O2	6:AF:91:ARG:NH2	2.28	0.66
1:AA:2312:U:H4'	6:AF:84:ILE:HG23	1.77	0.66
18:AR:10:LYS:NZ	18:AR:23:GLU:OE1	2.29	0.66
34:BB:140:LEU:O	34:BB:144:GLU:N	2.27	0.66
54:BV:8:ALA:O	54:BV:288:SER:OG	2.14	0.66
1:CA:802:A:OP1	59:CA:3326:HOH:O	2.12	0.66
10:CJ:19:ASP:OD1	10:CJ:58:ASN:ND2	2.28	0.66
13:CM:30:SER:OG	13:CM:106:ASP:OD1	2.12	0.66
1:EA:958:U:OP2	13:EM:14:LYS:NZ	2.28	0.66
1:GA:1327:A:OP2	59:GA:3606:HOH:O	2.13	0.66
1:GA:624:C:O2'	1:GA:657:U:OP1	2.13	0.66
3:GC:257:ARG:NH1	3:GC:263:ASP:OD1	2.29	0.66
33:HA:1508:A:OP1	59:HA:1800:HOH:O	2.13	0.66
33:HA:769:G:H4'	33:HA:1513:A:H4'	1.77	0.66
1:AA:1174:U:O2'	1:AA:1176:U:O4'	2.13	0.66
33:BA:1166:G:N1	33:BA:1169:A:OP2	2.29	0.66

*Continued on next page...*



*Continued from previous page...*

Atom-1	Atom-2	Interatomic distance (Å)	Clash overlap (Å)
10:CJ:110:PRO:HB2	10:CJ:111:LYS:HG2	1.78	0.66
1:EA:652:U:OP1	1:EA:654:A:N6	2.28	0.66
1:EA:2353:G:H1'	23:EW:30:VAL:CG1	2.26	0.66
34:FB:32:GLY:HA3	34:FB:39:ILE:H	1.59	0.66
33:HA:7:A:N3	59:HA:1838:HOH:O	2.28	0.66
32:A5:57:ASN:O	32:A5:59:LEU:N	2.29	0.66
15:AO:56:LYS:O	15:AO:60:GLU:N	2.28	0.66
23:AW:37:VAL:HG12	23:AW:38:ARG:H	1.61	0.66
1:CA:761:A:N7	59:CA:3294:HOH:O	2.29	0.66
2:CB:87:U:H3'	2:CB:88:C:H5'	1.77	0.66
1:CA:1279:G:H4'	14:CN:31:HIS:CD2	2.30	0.66
33:DA:532:A:N6	35:DC:192:THR:O	2.29	0.66
41:DI:7:TYR:HE1	41:DI:18:ARG:HB2	1.59	0.66
33:FA:263:A:OP1	52:FT:74:ARG:NH1	2.28	0.66
6:GF:3:LEU:O	6:GF:7:TYR:N	2.28	0.66
15:GO:2:ASP:O	15:GO:5:SER:N	2.28	0.66
33:HA:352:C:OP2	59:HA:1892:HOH:O	2.14	0.66
4:AD:118:PHE:HD1	4:AD:119:ALA:H	1.42	0.66
39:BG:146:GLU:HA	39:BG:149:LYS:HE2	1.78	0.66
1:CA:1153:C:OP2	59:CA:3355:HOH:O	2.14	0.66
1:CA:2033:A:OP1	59:CA:3476:HOH:O	2.14	0.66
5:EE:44:ARG:HG3	5:EE:44:ARG:HH21	1.61	0.66
33:FA:608:A:OP2	59:FA:1852:HOH:O	2.13	0.66
33:FA:33:A:O2'	44:FL:29:GLN:OE1	2.05	0.66
1:GA:1808:A:N1	24:GX:27:ARG:HD2	2.11	0.66
32:E5:73:LYS:HG2	32:E5:117:LEU:HD21	1.77	0.66
32:E5:33:VAL:N	32:E5:36:ASP:OD2	2.29	0.66
1:EA:1789:A:OP2	3:EC:220:ARG:NH1	2.27	0.66
34:FB:182:VAL:N	34:FB:196:ASP:OD2	2.29	0.66
33:FA:1491:G:H2'	55:FW:6:5OH:HA	1.78	0.66
1:AA:370:G:OP2	59:AA:3552:HOH:O	2.14	0.65
23:AW:49:ASN:ND2	23:AW:50:VAL:O	2.29	0.65
55:BW:3:SER:O	55:BW:5:UAL:N	2.29	0.65
33:DA:515:G:N7	59:DA:1844:HOH:O	2.29	0.65
46:FN:52:PRO:O	46:FN:53:ARG:HB2	1.96	0.65
1:GA:1239:G:OP1	59:GA:3692:HOH:O	2.14	0.65
1:GA:2062:A:OP1	59:GA:3492:HOH:O	2.13	0.65
23:GW:49:ASN:ND2	23:GW:79:ILE:O	2.28	0.65
33:HA:1468:A:H2'	33:HA:1469:C:H5'	1.77	0.65
1:AA:2676:C:O2	1:AA:2732:G:N2	2.29	0.65
33:BA:1126:U:O4	42:BJ:9:ARG:NH1	2.28	0.65

*Continued on next page...*

*Continued from previous page...*

Atom-1	Atom-2	Interatomic distance (Å)	Clash overlap (Å)
54:BV:560:GLN:OE1	54:BV:560:GLN:N	2.30	0.65
1:CA:2306:C:N4	6:CF:38:GLY:O	2.28	0.65
21:CU:98:ASN:O	21:CU:100:GLU:N	2.29	0.65
23:CW:9:THR:HG23	23:CW:10:ARG:HD3	1.76	0.65
2:EB:87:U:H3'	2:EB:88:C:H5'	1.77	0.65
6:EF:28:PRO:HB2	6:EF:168:LEU:HD23	1.77	0.65
1:EA:1187:G:H5''	18:ER:83:TYR:CE2	2.30	0.65
43:FK:127:ARG:O	53:FU:34:ARG:NH1	2.29	0.65
45:FM:114:LYS:HB2	45:FM:115:PRO:HD3	1.77	0.65
33:FA:483:C:O2	48:FP:13:LYS:NZ	2.28	0.65
1:GA:2269:G:OP1	59:GA:3507:HOH:O	2.14	0.65
4:GD:118:PHE:O	4:GD:120:GLY:N	2.29	0.65
15:GO:49:VAL:HG21	15:GO:82:ALA:HA	1.78	0.65
1:GA:328:U:O2'	21:GU:68:ASN:OD1	2.11	0.65
52:BT:30:THR:HA	52:BT:33:LYS:HG3	1.77	0.65
1:CA:2438:U:O2'	1:CA:2440:C:OP1	2.12	0.65
1:CA:450:G:OP2	59:CA:3238:HOH:O	2.13	0.65
37:FE:115:LEU:HD23	37:FE:123:VAL:HG21	1.78	0.65
44:FL:63:VAL:HG21	44:FL:95:TYR:CE1	2.31	0.65
1:GA:823:C:N3	1:GA:834:G:N2	2.38	0.65
1:GA:963:U:OP2	59:GA:3352:HOH:O	2.13	0.65
14:GN:73:ASN:HA	14:GN:76:VAL:HG12	1.78	0.65
17:GQ:91:ARG:HE	17:GQ:93:ILE:CG2	2.10	0.65
33:HA:1505:G:OP1	59:HA:1800:HOH:O	2.12	0.65
1:AA:624:C:O2'	1:AA:657:U:OP1	2.15	0.65
33:BA:1197:A:OP1	59:BA:1829:HOH:O	2.13	0.65
33:BA:878:A:OP2	40:BH:80:ARG:NH1	2.30	0.65
33:DA:1433:A:OP2	59:DA:1829:HOH:O	2.13	0.65
33:FA:1310:G:OP2	45:FM:87:ARG:NH2	2.29	0.65
33:FA:351:G:OP1	52:FT:3:ASN:N	2.29	0.65
33:FA:553:A:O2'	44:FL:26:ALA:O	2.14	0.65
33:HA:922:G:H4'	37:HE:25:VAL:HA	1.79	0.65
43:HK:125:LYS:O	53:HU:34:ARG:NH2	2.29	0.65
10:AJ:81:ILE:HG13	10:AJ:82:GLY:N	2.12	0.65
43:BK:25:ALA:N	43:BK:87:LYS:O	2.27	0.65
1:CA:1262:A:OP2	19:CS:99:ARG:NH2	2.29	0.65
53:DU:12:PHE:CE1	53:DU:16:LEU:HD12	2.30	0.65
1:EA:1655:A:H5'	4:ED:118:PHE:CD1	2.31	0.65
40:FH:3:MET:HE1	40:FH:6:PRO:HA	1.79	0.65
1:GA:136:G:H1	1:GA:143:C:H42	1.42	0.65
1:GA:2058:A:OP1	59:GA:3273:HOH:O	2.14	0.65

*Continued on next page...*

*Continued from previous page...*

Atom-1	Atom-2	Interatomic distance (Å)	Clash overlap (Å)
20:GT:12:ARG:HH11	20:GT:12:ARG:HG2	1.61	0.65
44:HL:34:CYS:HA	44:HL:55:VAL:HA	1.79	0.65
1:AA:587:C:OP2	12:AL:21:ARG:NH1	2.29	0.65
1:CA:2547:A:H2'	1:CA:2548:U:C6	2.31	0.65
5:CE:15:SER:N	5:CE:197:GLU:OE2	2.30	0.65
1:CA:2469:A:O3'	13:CM:55:ARG:NH1	2.30	0.65
33:DA:204:G:H3'	33:DA:205:A:C5'	2.26	0.65
33:FA:1229:A:OP2	45:FM:113:ARG:NH1	2.29	0.65
33:FA:491:G:OP1	36:FD:148:LYS:NZ	2.30	0.65
3:GC:255:LYS:O	3:GC:257:ARG:N	2.30	0.65
33:HA:1033:G:H2'	33:HA:1034:G:H5'	1.78	0.65
1:AA:1437:C:H2'	1:AA:1438:U:C6	2.31	0.65
1:AA:1248:G:OP2	5:AE:44:ARG:NH1	2.29	0.65
55:DW:5:UAL:O	55:DW:6:5OH:NP	2.29	0.65
23:EW:70:VAL:C	23:EW:71:LYS:HD2	2.17	0.65
17:GQ:65:ASN:OD1	17:GQ:69:ARG:NH2	2.28	0.65
36:HD:30:THR:HG22	36:HD:31:LYS:H	1.60	0.65
1:AA:1913:A:O2'	55:BW:3:SER:O	2.13	0.65
5:CE:29:HIS:HD2	12:CL:8:PRO:CA	2.09	0.65
1:EA:2478:A:H5'	31:E4:32:LYS:HD3	1.79	0.65
33:FA:363:A:OP2	59:FA:1892:HOH:O	2.13	0.65
33:FA:981:U:OP1	46:FN:9:ARG:NH1	2.29	0.65
1:AA:1332:G:OP1	59:AA:3754:HOH:O	2.14	0.65
1:AA:1444:G:OP2	59:AA:3628:HOH:O	2.15	0.65
1:CA:2016:U:H2'	1:CA:2017:U:C6	2.32	0.65
33:DA:131:A:H2'	33:DA:132:C:C6	2.32	0.65
37:DE:41:ASP:OD1	37:DE:42:GLY:N	2.30	0.65
2:EB:101:A:N7	59:EB:1318:HOH:O	2.29	0.65
4:ED:91:THR:O	4:ED:93:GLY:N	2.29	0.65
44:FL:68:GLY:O	44:FL:99:ARG:NH1	2.29	0.65
14:AN:20:MET:HE1	14:AN:40:LYS:HG2	1.79	0.65
1:AA:2356:U:H4'	23:AW:16:GLU:HG3	1.79	0.65
33:BA:1513:A:H2'	33:BA:1514:G:C8	2.31	0.65
1:CA:2757:A:N1	7:CG:66:THR:HG21	2.12	0.65
12:EL:110:VAL:O	12:EL:111:ILE:HB	1.97	0.65
41:FI:40:GLY:HA2	41:FI:45:ARG:HD3	1.79	0.65
46:FN:30:ILE:O	46:FN:35:ASN:ND2	2.30	0.65
54:HV:512:ARG:HD3	54:HV:589:SER:HB3	1.79	0.65
1:CA:1332:G:OP1	59:CA:3750:HOH:O	2.15	0.64
54:DV:505:HIS:HB3	54:DV:516:GLY:H	1.61	0.64
15:EO:76:LYS:NZ	15:EO:80:GLU:OE2	2.29	0.64

*Continued on next page...*

*Continued from previous page...*

Atom-1	Atom-2	Interatomic distance (Å)	Clash overlap (Å)
1:GA:141:G:N2	20:GT:1:MET:O	2.30	0.64
46:HN:49:GLN:N	46:HN:49:GLN:OE1	2.29	0.64
19:AS:24:ILE:HG22	19:AS:71:VAL:HG21	1.79	0.64
33:BA:1256:A:O2'	33:BA:1278:G:O6	2.11	0.64
41:BI:89:GLU:HG3	41:BI:90:TYR:N	2.12	0.64
29:C2:1:MET:SD	29:C2:2:LYS:N	2.64	0.64
16:CP:52:ARG:HH11	16:CP:52:ARG:HG3	1.60	0.64
50:DR:41:PRO:HB2	50:DR:43:ARG:HG2	1.79	0.64
1:GA:822:G:OP1	59:GA:3338:HOH:O	2.14	0.64
7:GG:82:PHE:O	7:GG:84:LYS:NZ	2.26	0.64
33:HA:1101:A:H4'	33:HA:1102:A:O5'	1.98	0.64
33:HA:814:A:OP2	59:HA:1756:HOH:O	2.15	0.64
53:HU:41:PRO:O	53:HU:45:ARG:N	2.26	0.64
32:A5:24:SER:HB3	32:A5:116:GLU:OE2	1.97	0.64
1:AA:1271:G:OP2	59:AA:3382:HOH:O	2.13	0.64
1:CA:862:G:OP2	59:CA:3712:HOH:O	2.15	0.64
33:DA:324:G:O6	59:DA:1840:HOH:O	2.13	0.64
33:DA:579:A:O2'	47:DO:54:ARG:NH1	2.31	0.64
1:EA:161:A:H3'	1:EA:162:U:H5''	1.80	0.64
1:EA:2714:G:OP2	59:EA:3546:HOH:O	2.15	0.64
1:EA:787:C:OP1	59:EA:3751:HOH:O	2.15	0.64
1:EA:141:G:N1	20:ET:1:MET:O	2.31	0.64
1:GA:100:U:H4'	1:GA:101:A:O5'	1.98	0.64
1:GA:517:C:OP2	27:G0:9:ARG:NH2	2.30	0.64
1:GA:876:C:H4'	1:GA:877:A:OP1	1.96	0.64
54:HV:8:ALA:O	54:HV:288:SER:OG	2.14	0.64
5:AE:128:ALA:O	5:AE:130:LYS:N	2.30	0.64
16:AP:50:ARG:HG2	16:AP:57:ALA:N	2.12	0.64
1:CA:2661:G:C6	1:CA:2662:A:C2	2.85	0.64
11:EK:108:ARG:NH2	16:EP:33:GLU:O	2.30	0.64
23:EW:39:GLN:HB2	23:EW:41:GLY:O	1.98	0.64
1:AA:1970:A:OP2	59:AA:3470:HOH:O	2.14	0.64
7:AG:1:SER:O	7:AG:4:ALA:N	2.28	0.64
1:CA:572:A:OP2	18:CR:80:ARG:NH2	2.29	0.64
23:CW:35:ILE:O	23:CW:37:VAL:N	2.30	0.64
1:EA:2145:C:H3'	1:EA:2146:C:H5''	1.80	0.64
1:EA:1845:G:OP1	3:EC:255:LYS:NZ	2.30	0.64
4:GD:46:ARG:NH2	4:GD:88:GLU:OE2	2.29	0.64
33:HA:1152:A:OP1	42:HJ:70:HIS:ND1	2.30	0.64
42:HJ:8:ILE:HG12	42:HJ:100:ILE:HG12	1.78	0.64
1:AA:2365:G:H4'	23:AW:59:PHE:CZ	2.32	0.64

*Continued on next page...*

*Continued from previous page...*

Atom-1	Atom-2	Interatomic distance (Å)	Clash overlap (Å)
15:AO:3:LYS:HG3	15:AO:4:LYS:H	1.62	0.64
17:AQ:91:ARG:HE	17:AQ:93:ILE:CG2	2.11	0.64
1:CA:2353:G:H1'	23:CW:30:VAL:CG1	2.27	0.64
32:E5:26:VAL:HG11	32:E5:77:VAL:HG11	1.79	0.64
1:EA:2346:A:H3'	1:EA:2347:C:H5''	1.80	0.64
10:GJ:80:HIS:O	10:GJ:82:GLY:N	2.30	0.64
33:HA:516:U:O2'	33:HA:519:C:N3	2.29	0.64
32:A5:100:ALA:HB2	32:A5:125:ARG:HE	1.63	0.64
24:AX:70:LEU:O	24:AX:74:GLY:N	2.30	0.64
33:BA:1492:A:OP2	55:BW:1:KBE:NZ	2.31	0.64
33:BA:58:C:O2'	33:BA:388:G:N7	2.25	0.64
1:CA:1782:U:OP1	59:CA:3682:HOH:O	2.14	0.64
32:E5:93:ALA:HB3	32:E5:95:LEU:HD23	1.79	0.64
16:EP:50:ARG:HG3	16:EP:57:ALA:O	1.98	0.64
16:GP:50:ARG:NE	16:GP:57:ALA:O	2.28	0.64
32:A5:56:ARG:O	32:A5:57:ASN:ND2	2.30	0.64
1:AA:1828:G:OP2	59:AA:3792:HOH:O	2.15	0.64
1:AA:42:A:H2'	1:AA:43:G:H5'	1.79	0.64
23:AW:9:THR:OG1	23:AW:10:ARG:N	2.28	0.64
44:BL:83:ARG:HB2	44:BL:98:VAL:HG23	1.79	0.64
48:BP:4:ILE:HG13	48:BP:21:VAL:CG1	2.28	0.64
1:CA:1813:G:H1'	3:CC:49:THR:HG21	1.79	0.64
1:CA:2478:A:H5'	31:C4:32:LYS:HD3	1.80	0.64
1:CA:512:G:N7	59:CA:3758:HOH:O	2.30	0.64
16:CP:50:ARG:HG2	16:CP:57:ALA:N	2.12	0.64
1:EA:1658:C:OP1	59:EA:3651:HOH:O	2.14	0.64
3:EC:16:VAL:H	3:EC:203:VAL:HG12	1.62	0.64
11:EK:70:ARG:NH1	11:EK:74:GLY:O	2.31	0.64
17:EQ:63:ARG:HH12	17:EQ:96:ASP:HA	1.63	0.64
34:FB:57:ASN:ND2	34:FB:219:THR:O	2.31	0.64
33:FA:880:C:OP1	44:FL:5:ASN:ND2	2.31	0.64
54:FV:24:THR:HB	58:FV:801:GCP:O2B	1.98	0.64
1:GA:1080:A:O2'	9:GI:126:ARG:NE	2.31	0.64
1:AA:2289:G:N2	1:AA:2344:U:O2	2.31	0.64
1:AA:2311:A:H1'	6:AF:84:ILE:HD11	1.80	0.64
6:CF:35:LEU:HB3	6:CF:153:ILE:HG22	1.79	0.64
1:EA:1154:G:OP2	17:EQ:57:ARG:NH1	2.30	0.64
1:EA:2478:A:OP2	31:E4:2:LYS:NZ	2.28	0.64
33:FA:204:G:H3'	33:FA:205:A:H5''	1.79	0.64
23:GW:19:ARG:HA	23:GW:34:SER:HA	1.79	0.64
1:AA:1088:A:O2'	1:AA:1089:A:OP1	2.15	0.64

*Continued on next page...*

*Continued from previous page...*

Atom-1	Atom-2	Interatomic distance (Å)	Clash overlap (Å)
1:AA:2346:A:H3'	1:AA:2347:C:H5''	1.80	0.64
1:AA:948:C:O2	1:AA:984:A:O2'	2.16	0.64
1:AA:1568:G:OP2	3:AC:62:ARG:NH1	2.31	0.64
7:AG:118:ALA:O	7:AG:120:ILE:N	2.28	0.64
1:CA:2499:C:OP1	59:CA:3678:HOH:O	2.15	0.64
1:CA:1805:A:N3	3:CC:49:THR:OG1	2.30	0.64
16:CP:50:ARG:CG	16:CP:57:ALA:H	2.11	0.64
44:DL:34:CYS:HA	44:DL:55:VAL:HA	1.79	0.64
1:EA:2518:A:OP2	59:EA:3533:HOH:O	2.15	0.64
6:EF:33:ILE:HG23	6:EF:153:ILE:HD11	1.79	0.64
33:FA:1031:C:O2'	33:FA:1032:G:N3	2.28	0.64
1:GA:2478:A:H5'	31:G4:32:LYS:HD3	1.79	0.64
32:A5:27:VAL:HG13	32:A5:83:ALA:HB3	1.79	0.63
1:AA:1131:G:OP1	10:AJ:82:GLY:HA2	1.98	0.63
1:AA:1723:G:O6	1:AA:1737:G:O2'	2.09	0.63
54:BV:526:GLU:O	54:BV:528:GLY:N	2.31	0.63
1:CA:161:A:H3'	1:CA:162:U:H5''	1.79	0.63
33:DA:38:G:N1	33:DA:397:A:OP1	2.28	0.63
1:EA:2205:A:OP1	3:EC:67:LYS:NZ	2.29	0.63
36:FD:116:GLN:O	36:FD:120:HIS:ND1	2.31	0.63
20:GT:8:LEU:HD12	20:GT:46:ALA:HA	1.79	0.63
1:AA:1010:A:OP2	59:AA:3771:HOH:O	2.15	0.63
1:AA:2103:C:H2'	1:AA:2104:C:H5'	1.79	0.63
43:BK:24:HIS:HB3	43:BK:31:ILE:HG13	1.81	0.63
1:CA:685:A:O2'	1:CA:773:U:O4	2.11	0.63
11:EK:113:MET:SD	11:EK:116:ILE:HD11	2.37	0.63
1:GA:161:A:H3'	1:GA:162:U:H5''	1.81	0.63
1:GA:189:G:O6	1:GA:205:G:O2'	2.09	0.63
17:GQ:63:ARG:NH1	17:GQ:95:ALA:O	2.29	0.63
33:HA:143:A:H5'	33:HA:144:G:H5'	1.79	0.63
52:BT:3:ASN:OD1	52:BT:4:ILE:N	2.31	0.63
1:CA:1187:G:H5''	18:CR:83:TYR:CE2	2.33	0.63
19:GS:18:ARG:O	19:GS:19:LEU:HB2	1.97	0.63
45:BM:11:ASP:HA	45:BM:45:ILE:HB	1.81	0.63
3:CC:257:ARG:NH1	3:CC:263:ASP:OD1	2.31	0.63
7:CG:1:SER:O	7:CG:3:VAL:N	2.32	0.63
1:GA:163:C:O2'	1:GA:164:C:O5'	2.16	0.63
45:HM:3:ARG:HD2	45:HM:9:ILE:HG22	1.81	0.63
16:AP:50:ARG:HG2	16:AP:57:ALA:H	1.63	0.63
54:DV:422:PRO:O	54:DV:424:THR:N	2.32	0.63
28:E1:3:GLY:O	28:E1:5:ARG:N	2.32	0.63

*Continued on next page...*

*Continued from previous page...*

Atom-1	Atom-2	Interatomic distance (Å)	Clash overlap (Å)
11:EK:80:ASP:OD2	16:EP:61:ARG:NH1	2.31	0.63
16:EP:63:ILE:HA	16:EP:68:GLY:HA2	1.81	0.63
26:GZ:40:THR:HG23	26:GZ:43:ILE:H	1.62	0.63
45:HM:33:ILE:HA	45:HM:59:GLU:HG2	1.80	0.63
1:AA:2406:A:N3	12:AL:69:ARG:NH2	2.46	0.63
33:BA:417:G:OP2	59:BA:1717:HOH:O	2.15	0.63
1:CA:2270:A:OP1	59:CA:3512:HOH:O	2.16	0.63
1:CA:2387:U:O2'	23:CW:38:ARG:NH2	2.31	0.63
20:ET:8:LEU:HD12	20:ET:46:ALA:HA	1.80	0.63
23:EW:37:VAL:HA	23:EW:39:GLN:HG2	1.79	0.63
54:FV:538:ASN:ND2	54:FV:550:ILE:HG21	2.13	0.63
1:GA:2346:A:H3'	1:GA:2347:C:H5''	1.80	0.63
9:GI:122:GLU:HG2	9:GI:126:ARG:HH12	1.63	0.63
35:HC:71:ALA:HA	35:HC:106:VAL:HG22	1.81	0.63
48:HP:46:LYS:HG3	48:HP:47:GLU:H	1.64	0.63
1:AA:1079:C:C2'	1:AA:1080:A:H5'	2.29	0.63
1:AA:27:G:O2'	1:AA:28:A:OP2	2.17	0.63
16:AP:19:PHE:N	16:AP:19:PHE:CD1	2.67	0.63
33:BA:811:C:O2'	33:BA:901:A:N1	2.30	0.63
33:BA:684:U:O2	43:BK:41:ALA:HB3	1.99	0.63
3:CC:68:ARG:O	3:CC:188:ARG:NH2	2.31	0.63
24:CX:70:LEU:O	24:CX:74:GLY:N	2.31	0.63
33:DA:1101:A:H4'	33:DA:1102:A:O5'	1.98	0.63
33:DA:1229:A:OP2	45:DM:113:ARG:NH1	2.32	0.63
33:FA:1376:U:OP2	39:FG:25:LYS:NZ	2.29	0.63
48:FP:10:GLY:HA3	48:FP:15:PRO:HA	1.81	0.63
5:GE:149:ILE:HD11	5:GE:172:ALA:HA	1.81	0.63
9:AI:14:ALA:HB3	9:AI:50:LYS:HA	1.81	0.63
23:AW:28:GLU:O	23:AW:30:VAL:N	2.31	0.63
1:CA:2109:U:H2'	1:CA:2110:G:H5''	1.79	0.63
1:EA:1913:A:C6	54:FV:591:LEU:HG	2.34	0.63
4:ED:106:LYS:HB3	4:ED:206:ALA:HB3	1.81	0.63
10:EJ:80:HIS:O	10:EJ:82:GLY:N	2.32	0.63
23:EW:37:VAL:HG13	23:EW:55:ASP:O	1.98	0.63
23:EW:39:GLN:HG3	23:EW:40:ARG:H	1.64	0.63
33:FA:1452:C:H4'	33:FA:1453:G:O5'	1.99	0.63
33:FA:88:U:H2'	33:FA:89:U:C6	2.33	0.63
37:HE:111:MET:HB2	37:HE:140:THR:HG21	1.80	0.63
1:AA:301:G:OP2	21:AU:81:ARG:NH1	2.29	0.63
33:BA:1522:U:OP1	43:BK:128:ARG:NH2	2.32	0.63
38:DF:81:ASN:OD1	38:DF:83:ALA:N	2.30	0.63

*Continued on next page...*

*Continued from previous page...*

Atom-1	Atom-2	Interatomic distance (Å)	Clash overlap (Å)
1:EA:2547:A:H2'	1:EA:2548:U:C6	2.33	0.63
1:EA:572:A:OP2	18:ER:80:ARG:NH2	2.31	0.63
3:EC:80:LEU:HD11	3:EC:109:LEU:HG	1.81	0.63
54:FV:62:THR:O	59:FV:901:HOH:O	2.16	0.63
37:HE:82:GLN:HG2	37:HE:150:PRO:HD3	1.81	0.63
1:AA:100:U:H4'	1:AA:101:A:O5'	1.99	0.62
21:AU:98:ASN:O	21:AU:98:ASN:ND2	2.24	0.62
43:BK:35:THR:HA	43:BK:42:LEU:HG	1.81	0.62
1:CA:141:G:N2	20:CT:1:MET:O	2.32	0.62
10:EJ:64:VAL:CG1	10:EJ:68:LYS:HB2	2.29	0.62
17:EQ:91:ARG:HH21	17:EQ:93:ILE:HG21	1.64	0.62
46:FN:49:GLN:N	46:FN:49:GLN:OE1	2.32	0.62
42:BJ:35:GLN:HG3	42:BJ:36:VAL:H	1.63	0.62
1:CA:2009:A:OP1	19:CS:41:LYS:NZ	2.29	0.62
1:CA:411:G:OP2	1:CA:2406:A:O2'	2.15	0.62
23:EW:18:LYS:HA	23:EW:36:ILE:HB	1.82	0.62
1:GA:244:A:OP2	30:G3:7:ARG:NH2	2.30	0.62
4:AD:149:ASN:OD1	4:AD:150:GLN:N	2.31	0.62
33:BA:276:G:OP1	49:BQ:14:SER:OG	2.13	0.62
33:BA:702:A:H5''	33:BA:703:G:N7	2.13	0.62
12:CL:82:LEU:HB2	12:CL:90:VAL:HG21	1.80	0.62
33:DA:1296:C:H4'	33:DA:1302:C:N3	2.14	0.62
36:DD:65:TYR:O	36:DD:115:ARG:NH1	2.33	0.62
16:EP:50:ARG:CB	16:EP:57:ALA:H	2.13	0.62
33:FA:451:A:H4'	33:FA:452:A:O5'	1.99	0.62
52:FT:68:HIS:O	52:FT:69:LYS:NZ	2.33	0.62
33:BA:933:G:O6	39:BG:3:ARG:NH1	2.32	0.62
1:CA:1279:G:H4'	14:CN:31:HIS:HD2	1.64	0.62
26:CZ:8:GLN:O	26:CZ:10:ARG:N	2.32	0.62
33:DA:41:G:H2'	33:DA:42:G:C8	2.35	0.62
34:DB:53:LEU:HA	34:DB:56:LEU:HB3	1.81	0.62
1:EA:1918:A:O2'	1:EA:1920:C:N4	2.32	0.62
1:EA:555:G:O2'	1:EA:556:A:OP2	2.16	0.62
17:EQ:91:ARG:HH11	18:ER:11:GLN:N	1.97	0.62
1:GA:1268:A:C2	1:GA:2013:A:C4	2.86	0.62
10:GJ:64:VAL:HG11	10:GJ:69:ARG:HB2	1.81	0.62
33:HA:416:G:OP2	59:HA:1717:HOH:O	2.16	0.62
28:A1:26:LYS:HD3	28:A1:52:LYS:HE2	1.82	0.62
6:AF:11:VAL:HA	6:AF:14:LYS:HG2	1.81	0.62
6:AF:27:VAL:O	6:AF:29:ARG:NH1	2.33	0.62
36:BD:3:ARG:CZ	36:BD:115:ARG:HD3	2.29	0.62

*Continued on next page...*



*Continued from previous page...*

Atom-1	Atom-2	Interatomic distance (Å)	Clash overlap (Å)
36:BD:65:TYR:O	36:BD:115:ARG:NH1	2.32	0.62
7:CG:46:ASP:OD1	7:CG:47:ASN:N	2.32	0.62
32:A5:94:ARG:O	32:A5:97:LYS:N	2.33	0.62
1:AA:250:G:C6	1:AA:251:A:C6	2.88	0.62
1:AA:275:C:H3'	1:AA:276:U:H5''	1.82	0.62
42:BJ:5:ARG:HB3	42:BJ:77:VAL:HA	1.82	0.62
3:CC:69:ASN:O	3:CC:71:ASP:N	2.32	0.62
15:CO:2:ASP:OD1	15:CO:3:LYS:N	2.32	0.62
36:DD:116:GLN:HG2	36:DD:120:HIS:CD2	2.35	0.62
1:EA:1131:G:OP1	10:EJ:82:GLY:HA2	2.00	0.62
1:EA:726:G:O2'	1:EA:727:A:OP2	2.16	0.62
4:ED:102:ALA:HA	4:ED:180:VAL:HG11	1.80	0.62
33:FA:158:G:H2'	33:FA:159:G:H5'	1.81	0.62
1:GA:1857:G:O2'	1:GA:1858:A:OP2	2.15	0.62
16:GP:50:ARG:CD	16:GP:51:ASN:N	2.62	0.62
33:HA:202:G:HO2'	33:HA:468:A:H8	1.45	0.62
20:AT:50:LEU:HD23	25:AY:26:PHE:CE2	2.35	0.62
43:BK:23:ILE:HG13	43:BK:86:VAL:HA	1.81	0.62
45:BM:54:ASP:HA	45:BM:57:ARG:HB3	1.82	0.62
33:DA:971:G:O6	33:DA:1364:U:O2'	2.13	0.62
1:EA:1824:G:OP2	59:EA:3653:HOH:O	2.16	0.62
35:FC:83:ASP:O	35:FC:86:LYS:HG2	2.00	0.62
1:GA:855:G:N3	23:GW:23:LYS:HD2	2.14	0.62
41:HI:57:MET:N	41:HI:57:MET:SD	2.73	0.62
1:AA:1378:A:O2'	1:AA:1380:G:N7	2.30	0.62
1:AA:748:G:C8	1:AA:750:A:C8	2.87	0.62
33:BA:1313:U:P	51:BS:6:LYS:HG2	2.40	0.62
19:CS:69:LEU:HG	19:CS:107:VAL:HG22	1.82	0.62
37:DE:111:MET:CE	37:DE:125:ALA:HB1	2.29	0.62
40:DH:53:GLY:HA3	40:DH:57:PRO:HA	1.81	0.62
37:FE:97:GLN:HB2	37:FE:124:LEU:HB2	1.81	0.62
33:HA:1010:U:H2'	33:HA:1011:C:C6	2.35	0.62
37:HE:41:ASP:OD1	37:HE:42:GLY:N	2.33	0.62
54:HV:203:GLU:O	54:HV:205:GLU:N	2.33	0.62
4:AD:106:LYS:HB3	4:AD:206:ALA:HB3	1.82	0.62
1:CA:654:A:N3	1:CA:654:A:H3'	2.14	0.62
35:DC:77:ILE:HA	35:DC:84:VAL:HG23	1.80	0.62
32:E5:26:VAL:O	32:E5:27:VAL:HB	1.98	0.62
32:E5:26:VAL:CG1	32:E5:77:VAL:HG11	2.30	0.62
42:FJ:53:ILE:HG12	42:FJ:61:ALA:HB1	1.82	0.62
33:HA:1239:A:H61	33:HA:1299:A:H61	1.47	0.62

*Continued on next page...*

*Continued from previous page...*

Atom-1	Atom-2	Interatomic distance (Å)	Clash overlap (Å)
33:HA:1239:A:N6	33:HA:1299:A:H61	1.98	0.62
37:HE:111:MET:CB	37:HE:140:THR:HG21	2.30	0.62
43:HK:125:LYS:O	53:HU:34:ARG:NE	2.33	0.62
1:AA:2543:G:H2'	1:AA:2544:G:C8	2.35	0.62
43:BK:15:GLN:HA	43:BK:77:TYR:O	2.00	0.62
1:EA:100:U:H4'	1:EA:101:A:O5'	1.99	0.62
1:EA:1107:G:H5''	32:E5:58:THR:CG2	2.29	0.62
16:GP:50:ARG:CG	16:GP:57:ALA:H	2.13	0.62
33:HA:1329:A:OP1	45:HM:26:GLY:N	2.32	0.62
43:HK:111:THR:HG22	53:HU:5:LYS:HB2	1.81	0.62
6:AF:36:ASN:O	6:AF:151:LEU:HB2	2.00	0.61
33:BA:1033:G:H2'	33:BA:1034:G:H5'	1.81	0.61
33:BA:195:A:OP1	52:BT:60:ARG:NH1	2.33	0.61
11:EK:71:ARG:HG3	11:EK:105:ARG:NH2	2.15	0.61
35:FC:17:PRO:O	35:FC:18:TRP:HB2	2.00	0.61
38:BF:81:ASN:OD1	38:BF:83:ALA:N	2.33	0.61
33:DA:1119:C:OP1	41:DI:85:ARG:NH1	2.33	0.61
35:DC:7:PRO:O	35:DC:11:ARG:NH1	2.32	0.61
1:EA:2429:G:OP2	59:EA:3342:HOH:O	2.16	0.61
34:FB:99:MET:HA	34:FB:106:VAL:HG21	1.82	0.61
23:GW:37:VAL:HB	23:GW:38:ARG:HH11	1.64	0.61
1:AA:450:G:O6	59:AA:3243:HOH:O	2.14	0.61
3:AC:255:LYS:O	3:AC:257:ARG:N	2.33	0.61
6:CF:1:ALA:HB3	6:CF:4:HIS:HB3	1.83	0.61
16:CP:50:ARG:CD	16:CP:51:ASN:N	2.64	0.61
16:EP:50:ARG:HB3	16:EP:57:ALA:H	1.65	0.61
11:GK:78:ARG:NH1	16:GP:70:GLU:OE2	2.33	0.61
5:AE:4:VAL:HG12	5:AE:6:LYS:H	1.65	0.61
44:BL:44:LYS:HB3	44:BL:45:PRO:HD3	1.81	0.61
44:BL:72:HIS:ND1	44:BL:73:ASN:O	2.33	0.61
39:DG:113:ASP:OD2	39:DG:122:ASN:ND2	2.33	0.61
1:EA:1665:A:OP2	59:EA:3426:HOH:O	2.16	0.61
1:EA:1784:A:N6	59:EA:3688:HOH:O	2.26	0.61
3:EC:144:GLU:HA	3:EC:151:GLY:HA2	1.80	0.61
1:EA:1913:A:C6	33:FA:1494:G:H5'	2.36	0.61
32:A5:91:ALA:C	32:A5:93:ALA:H	2.03	0.61
1:AA:2481:G:HO2'	1:AA:2482:A:H8	1.47	0.61
5:AE:150:THR:HG21	5:AE:153:LEU:HA	1.82	0.61
49:BQ:48:ASP:OD2	49:BQ:52:GLU:N	2.33	0.61
54:BV:190:ALA:N	54:BV:205:GLU:O	2.32	0.61
1:CA:2742:G:OP2	31:C4:24:ARG:NH1	2.30	0.61

*Continued on next page...*

*Continued from previous page...*

Atom-1	Atom-2	Interatomic distance (Å)	Clash overlap (Å)
25:CY:51:ALA:O	25:CY:55:THR:N	2.33	0.61
36:DD:58:LYS:NZ	36:DD:69:GLU:OE1	2.32	0.61
31:E4:36:ARG:HG2	31:E4:37:GLN:H	1.64	0.61
17:EQ:63:ARG:HH22	17:EQ:96:ASP:N	1.98	0.61
23:EW:18:LYS:CA	23:EW:36:ILE:HB	2.30	0.61
23:EW:36:ILE:O	23:EW:39:GLN:NE2	2.34	0.61
1:GA:1301:A:OP1	59:GA:3640:HOH:O	2.16	0.61
9:GI:79:LEU:HA	9:GI:83:ALA:HB3	1.83	0.61
14:GN:12:ARG:NE	14:GN:20:MET:HE3	2.15	0.61
32:A5:44:ALA:O	32:A5:49:GLY:N	2.33	0.61
1:AA:983:A:OP2	59:AA:3580:HOH:O	2.16	0.61
1:CA:1266:G:OP1	27:C0:15:ARG:NE	2.30	0.61
1:CA:2683:C:O2	11:CK:70:ARG:NH2	2.32	0.61
2:CB:5:U:O2'	2:CB:27:C:O2	2.17	0.61
14:CN:29:VAL:HG11	14:CN:75:ILE:HG23	1.80	0.61
1:CA:1913:A:N7	33:DA:1494:G:H5'	2.15	0.61
12:EL:109:LYS:HG2	12:EL:126:ARG:HB3	1.83	0.61
33:FA:1182:G:H4'	33:FA:1183:U:C5'	2.31	0.61
33:FA:73:C:H6	33:FA:73:C:H5'	1.65	0.61
44:FL:110:ARG:NH1	44:FL:112:GLN:O	2.33	0.61
1:GA:1778:U:H2'	1:GA:1784:A:N6	2.16	0.61
6:GF:15:LEU:HD11	6:GF:168:LEU:HA	1.83	0.61
1:GA:1080:A:H4'	9:GI:126:ARG:HD2	1.83	0.61
33:HA:1277:C:HO2'	33:HA:1279:G:H8	1.49	0.61
33:HA:1306:A:H1'	33:HA:1332:A:C4	2.36	0.61
33:HA:73:C:H6	33:HA:73:C:H5'	1.66	0.61
1:CA:2297:A:N1	1:CA:2321:U:H5	1.98	0.61
2:CB:42:C:OP1	6:CF:63:LYS:NZ	2.26	0.61
23:CW:39:GLN:NE2	23:CW:56:HIS:O	2.34	0.61
10:EJ:4:PHE:N	10:EJ:44:TYR:OH	2.34	0.61
46:FN:61:ARG:O	46:FN:62:ASN:HB2	1.99	0.61
5:GE:128:ALA:O	5:GE:130:LYS:N	2.34	0.61
10:GJ:39:LYS:HA	10:GJ:43:GLU:HG3	1.83	0.61
40:BH:10:MET:HE1	40:BH:33:LYS:HA	1.83	0.61
1:CA:1731:G:H1'	1:CA:1733:G:C8	2.36	0.61
22:CV:72:VAL:HG12	22:CV:93:ARG:HA	1.82	0.61
1:EA:84:A:H4'	1:EA:85:G:O5'	2.01	0.61
6:EF:33:ILE:CG2	6:EF:153:ILE:HD11	2.29	0.61
33:FA:461:A:N3	33:FA:461:A:H3'	2.15	0.61
1:GA:1440:U:H2'	1:GA:1441:G:H8	1.65	0.61
1:GA:558:U:H5''	10:GJ:111:LYS:HE3	1.82	0.61

*Continued on next page...*

*Continued from previous page...*

Atom-1	Atom-2	Interatomic distance (Å)	Clash overlap (Å)
6:GF:105:ILE:HG12	6:GF:138:PRO:HG3	1.83	0.61
34:HB:20:ARG:O	34:HB:22:TRP:N	2.33	0.61
37:HE:104:GLY:CA	37:HE:122:ASN:HA	2.31	0.61
17:AQ:4:LYS:HG3	17:AQ:5:ARG:H	1.66	0.61
1:CA:2346:A:H3'	1:CA:2347:C:H5''	1.82	0.61
33:DA:814:A:OP2	59:DA:1759:HOH:O	2.16	0.61
32:E5:59:LEU:HD23	32:E5:62:ARG:HE	1.66	0.61
1:EA:2448:A:OP1	59:EA:3683:HOH:O	2.16	0.61
34:FB:69:VAL:HG23	34:FB:162:VAL:HB	1.82	0.61
9:GI:12:VAL:HG22	9:GI:23:VAL:HG13	1.81	0.61
16:AP:50:ARG:CD	16:AP:57:ALA:H	2.13	0.61
17:AQ:91:ARG:HH21	17:AQ:93:ILE:HG21	1.66	0.61
1:AA:1336:A:P	20:AT:68:LYS:NZ	2.74	0.61
33:BA:1029:U:O2'	33:BA:1033:G:N2	2.34	0.61
33:BA:922:G:H4'	37:BE:25:VAL:HA	1.83	0.61
37:BE:104:GLY:CA	37:BE:122:ASN:HA	2.31	0.61
38:BF:38:ARG:HB3	38:BF:63:ASN:HB2	1.82	0.61
38:BF:74:LEU:O	38:BF:77:THR:OG1	2.17	0.61
44:BL:110:ARG:NH1	44:BL:112:GLN:O	2.34	0.61
54:DV:156:ASN:O	54:DV:160:THR:OG1	2.19	0.61
36:FD:66:GLY:O	36:FD:115:ARG:NH2	2.34	0.61
1:GA:1003:G:O2'	1:GA:1010:A:N1	2.26	0.61
1:GA:2324:U:H3'	1:GA:2325:G:C5'	2.31	0.61
42:HJ:73:LEU:O	42:HJ:75:ASP:N	2.34	0.61
50:HR:54:GLN:HA	50:HR:57:ARG:HD3	1.81	0.61
32:A5:24:SER:C	32:A5:116:GLU:HB3	2.20	0.60
14:AN:73:ASN:HA	14:AN:76:VAL:HG12	1.82	0.60
33:BA:1279:G:H2'	33:BA:1279:G:N3	2.16	0.60
31:C4:36:ARG:HG2	31:C4:37:GLN:H	1.66	0.60
1:CA:1901:A:OP2	3:CC:252:LYS:NZ	2.27	0.60
33:DA:429:U:O3'	36:DD:22:LYS:NZ	2.34	0.60
42:DJ:37:ARG:NH1	42:DJ:75:ASP:OD2	2.34	0.60
54:DV:79:TYR:OH	54:DV:284:ASP:OD1	2.13	0.60
6:EF:10:GLU:O	6:EF:12:VAL:N	2.34	0.60
10:EJ:128:ASN:ND2	10:EJ:129:GLU:OE2	2.34	0.60
42:FJ:32:THR:HG21	42:FJ:83:THR:HA	1.82	0.60
33:HA:324:G:N7	59:HA:1842:HOH:O	2.31	0.60
42:HJ:37:ARG:CZ	42:HJ:76:ILE:HA	2.31	0.60
32:A5:25:ALA:C	32:A5:116:GLU:OE1	2.39	0.60
5:AE:148:ILE:HA	5:AE:187:VAL:HB	1.81	0.60
33:BA:460:A:N6	33:BA:472:U:O4	2.35	0.60

*Continued on next page...*

*Continued from previous page...*

Atom-1	Atom-2	Interatomic distance (Å)	Clash overlap (Å)
41:BI:57:MET:CA	41:BI:60:LYS:HG2	2.31	0.60
1:CA:1425:G:H2'	1:CA:1426:G:C8	2.36	0.60
33:DA:299:G:O6	59:DA:1836:HOH:O	2.15	0.60
7:EG:84:LYS:HG3	7:EG:132:LEU:N	2.16	0.60
1:EA:2757:A:N1	7:EG:66:THR:HG21	2.16	0.60
1:EA:2707:U:O2	14:EN:71:ARG:NH1	2.34	0.60
54:FV:538:ASN:HD22	54:FV:550:ILE:HG21	1.65	0.60
1:GA:2450:A:OP2	59:GA:3677:HOH:O	2.15	0.60
1:GA:2478:A:OP2	31:G4:2:LYS:NZ	2.34	0.60
2:GB:87:U:H3'	2:GB:88:C:H5'	1.83	0.60
4:GD:4:LEU:HD23	4:GD:101:PHE:CE2	2.36	0.60
16:GP:50:ARG:CZ	16:GP:56:SER:HB3	2.30	0.60
40:HH:5:ASP:OD2	40:HH:77:ARG:NH1	2.34	0.60
46:HN:61:ARG:O	46:HN:62:ASN:HB2	2.01	0.60
32:A5:24:SER:HB3	32:A5:116:GLU:CG	2.25	0.60
33:BA:204:G:H3'	33:BA:205:A:C5'	2.31	0.60
54:BV:221:ASN:HA	54:BV:224:GLU:HB3	1.83	0.60
7:CG:8:VAL:HG13	7:CG:9:VAL:H	1.66	0.60
23:CW:24:ARG:NH1	23:CW:65:LYS:HB2	2.16	0.60
3:EC:16:VAL:N	3:EC:203:VAL:HG12	2.17	0.60
1:EA:1064:C:H4'	9:EI:90:GLY:H	1.66	0.60
12:EL:77:ILE:HD11	12:EL:108:ALA:HB1	1.84	0.60
34:FB:163:ILE:HG23	34:FB:164:ASP:H	1.66	0.60
38:FF:91:ARG:O	38:FF:92:THR:OG1	2.18	0.60
1:GA:875:G:H2'	1:GA:876:C:H5'	1.82	0.60
4:GD:124:ARG:HD2	4:GD:125:TRP:NE1	2.16	0.60
1:AA:2550:G:OP1	59:AA:3715:HOH:O	2.16	0.60
33:BA:1166:G:O2'	33:BA:1169:A:N6	2.34	0.60
33:BA:1417:G:O6	59:BA:1795:HOH:O	2.12	0.60
6:CF:35:LEU:CD1	6:CF:88:VAL:HB	2.32	0.60
1:EA:2352:A:C6	23:EW:30:VAL:HG11	2.37	0.60
26:EZ:8:GLN:O	26:EZ:9:THR:HG22	2.01	0.60
33:FA:1228:C:P	45:FM:107:ARG:HH22	2.24	0.60
1:GA:1088:A:O2'	1:GA:1089:A:P	2.59	0.60
1:GA:1279:G:H4'	14:GN:31:HIS:CD2	2.35	0.60
16:GP:50:ARG:HG2	16:GP:57:ALA:N	2.16	0.60
24:GX:42:GLU:OE2	24:GX:77:TYR:OH	2.20	0.60
54:HV:560:GLN:N	54:HV:560:GLN:OE1	2.32	0.60
54:HV:632:ILE:HD12	54:HV:642:LEU:HD22	1.83	0.60
1:AA:161:A:H2	1:AA:2217:G:HO2'	1.49	0.60
33:BA:660:C:H2'	33:BA:661:G:O4'	2.02	0.60

*Continued on next page...*

*Continued from previous page...*

Atom-1	Atom-2	Interatomic distance (Å)	Clash overlap (Å)
36:DD:13:ARG:NH1	36:DD:37:ALA:O	2.34	0.60
54:DV:222:LEU:O	54:DV:226:ALA:N	2.35	0.60
9:CI:25:PRO:HB3	54:DV:649:VAL:HA	1.84	0.60
32:E5:127:ALA:HA	32:E5:129:LEU:HG	1.82	0.60
17:EQ:60:TRP:CE2	17:EQ:93:ILE:HB	2.36	0.60
33:FA:880:C:OP2	44:FL:3:THR:HG21	2.01	0.60
1:GA:137:U:HO2'	1:GA:138:U:P	2.24	0.60
1:GA:528:A:C2	1:GA:2043:C:H4'	2.37	0.60
1:GA:833:A:H2'	1:GA:834:G:C8	2.36	0.60
43:HK:26:SER:OG	43:HK:29:ASN:O	2.18	0.60
38:BF:47:LEU:HD11	38:BF:51:ILE:HG22	1.82	0.60
4:CD:118:PHE:HD1	4:CD:119:ALA:H	1.49	0.60
25:CY:6:LEU:CD1	25:CY:56:LEU:HD11	2.32	0.60
34:DB:22:TRP:CG	34:DB:23:ASN:N	2.69	0.60
33:FA:62:U:O2'	33:FA:379:C:O2	2.18	0.60
47:FO:39:LEU:O	47:FO:42:HIS:N	2.35	0.60
1:GA:1828:G:OP1	59:GA:3789:HOH:O	2.16	0.60
3:GC:69:ASN:O	3:GC:71:ASP:N	2.34	0.60
33:HA:1304:G:OP2	59:HA:1790:HOH:O	2.16	0.60
9:AI:19:PRO:CG	9:AI:23:VAL:HG23	2.31	0.60
14:AN:56:LYS:HD2	14:AN:88:ALA:HA	1.83	0.60
33:BA:1264:U:H2'	33:BA:1265:C:C6	2.36	0.60
33:BA:335:C:O2'	33:BA:1433:A:N3	2.33	0.60
33:DA:518:C:H2'	33:DA:530:G:C8	2.36	0.60
54:DV:78:GLN:NE2	54:DV:280:ASP:OD2	2.35	0.60
1:EA:2742:G:OP1	31:E4:36:ARG:HD3	2.01	0.60
1:EA:1028:A:N6	1:EA:1125:G:H2'	2.16	0.60
1:EA:855:G:N3	23:EW:23:LYS:HD2	2.17	0.60
4:ED:29:VAL:HB	4:ED:98:VAL:HG22	1.84	0.60
11:EK:105:ARG:HD3	11:EK:105:ARG:H	1.67	0.60
23:EW:37:VAL:HB	23:EW:38:ARG:HH11	1.65	0.60
12:GL:93:ASN:O	12:GL:95:LEU:N	2.34	0.60
33:HA:1147:C:O2	41:HI:18:ARG:NH1	2.34	0.60
34:HB:32:GLY:HA3	34:HB:39:ILE:H	1.65	0.60
1:AA:654:A:H3'	1:AA:654:A:N3	2.17	0.60
19:CS:24:ILE:HG13	19:CS:36:LEU:HD11	1.82	0.60
33:DA:1182:G:H4'	33:DA:1183:U:C5'	2.31	0.60
1:EA:1084:A:N6	1:EA:1085:A:N1	2.50	0.60
1:EA:1386:C:H2'	1:EA:1387:A:C8	2.36	0.60
1:GA:1779:U:H5	1:GA:1784:A:N7	1.99	0.60
1:GA:2353:G:H1'	23:GW:30:VAL:CG1	2.31	0.60

*Continued on next page...*

*Continued from previous page...*

Atom-1	Atom-2	Interatomic distance (Å)	Clash overlap (Å)
25:GY:32:ALA:HB2	25:GY:37:LEU:HD12	1.83	0.60
49:HQ:12:VAL:O	49:HQ:14:SER:N	2.32	0.60
1:AA:2016:U:H2'	1:AA:2017:U:C6	2.37	0.60
1:AA:85:G:OP1	21:AU:6:ARG:N	2.35	0.60
47:BO:75:VAL:O	47:BO:79:THR:OG1	2.19	0.60
33:BA:1320:C:O2	51:BS:36:ARG:NH1	2.35	0.60
1:CA:1156:A:OP2	59:CA:3359:HOH:O	2.17	0.60
1:CA:1913:A:N7	33:DA:1494:G:C4'	2.64	0.60
1:CA:666:A:H4'	12:CL:48:ARG:HD2	1.84	0.60
3:CC:91:ALA:HB3	3:CC:103:ILE:HG22	1.83	0.60
9:CI:91:LYS:O	9:CI:135:MET:HE1	2.02	0.60
33:DA:363:A:H1'	44:DL:29:GLN:NE2	2.17	0.60
53:DU:4:ILE:N	53:DU:20:LYS:HZ1	1.99	0.60
32:E5:91:ALA:HB1	32:E5:130:PRO:HB3	1.84	0.60
3:EC:110:LYS:NZ	3:EC:113:ASP:OD1	2.24	0.60
33:FA:1468:A:C2'	33:FA:1469:C:H5'	2.32	0.60
1:GA:1181:U:H2'	1:GA:1182:G:C8	2.36	0.60
1:GA:450:G:O6	59:GA:3238:HOH:O	2.13	0.60
1:GA:1804:C:OP1	3:GC:256:THR:OG1	2.20	0.60
10:AJ:44:TYR:CD1	17:AQ:59:LEU:HD11	2.37	0.60
16:AP:50:ARG:CD	16:AP:51:ASN:N	2.65	0.60
28:C1:47:ILE:H	28:C1:47:ILE:HD12	1.67	0.60
1:CA:1248:G:C5	17:CQ:2:ARG:HG3	2.37	0.60
19:CS:24:ILE:HG22	19:CS:71:VAL:HG21	1.84	0.60
20:CT:39:THR:O	20:CT:41:ALA:N	2.34	0.60
33:DA:977:A:OP2	59:DA:1775:HOH:O	2.17	0.60
50:DR:22:ASP:OD1	50:DR:24:LYS:N	2.31	0.60
18:ER:42:ALA:HA	18:ER:46:GLU:CB	2.32	0.60
1:GA:2674:G:H4'	11:GK:30:ARG:HG3	1.84	0.60
9:GI:78:LEU:HA	9:GI:82:ALA:HB3	1.82	0.60
4:GD:13:ARG:NH1	11:GK:73:ASP:O	2.35	0.60
33:HA:677:U:H3	33:HA:713:G:H22	1.50	0.60
32:A5:106:PHE:O	32:A5:108:VAL:N	2.35	0.59
32:A5:71:CYS:CA	32:A5:117:LEU:CD1	2.77	0.59
1:AA:1594:U:H2'	1:AA:1595:C:C6	2.37	0.59
1:AA:568:U:O4	18:AR:81:LYS:NZ	2.35	0.59
33:BA:1412:C:OP1	44:BL:54:ARG:NH1	2.33	0.59
42:BJ:35:GLN:HG2	42:BJ:77:VAL:HB	1.85	0.59
54:BV:222:LEU:O	54:BV:226:ALA:N	2.33	0.59
1:CA:2269:G:O2'	23:CW:18:LYS:HG2	2.02	0.59
10:CJ:39:LYS:HA	10:CJ:43:GLU:HG3	1.83	0.59

*Continued on next page...*

*Continued from previous page...*

Atom-1	Atom-2	Interatomic distance (Å)	Clash overlap (Å)
17:CQ:29:ARG:HG3	17:CQ:29:ARG:HH11	1.67	0.59
17:CQ:63:ARG:NH1	17:CQ:96:ASP:HA	2.18	0.59
33:DA:207:C:H2'	33:DA:208:U:C5	2.37	0.59
39:FG:70:ARG:HG3	39:FG:96:ARG:HG2	1.83	0.59
33:HA:1513:A:H2'	33:HA:1514:G:C8	2.37	0.59
45:HM:57:ARG:HA	45:HM:60:VAL:HG12	1.84	0.59
1:AA:1069:A:N3	1:AA:1073:A:N6	2.49	0.59
4:AD:62:LYS:HB2	4:AD:63:PRO:HD3	1.83	0.59
6:AF:51:ASN:O	6:AF:54:ALA:N	2.35	0.59
13:AM:33:LEU:HD22	13:AM:128:THR:HB	1.84	0.59
33:BA:1124:G:H3'	33:BA:1145:A:H62	1.66	0.59
4:CD:149:ASN:OD1	4:CD:150:GLN:N	2.35	0.59
54:DV:58:GLU:OE1	54:DV:475:ARG:NH2	2.32	0.59
10:EJ:3:THR:HB	10:EJ:44:TYR:OH	2.02	0.59
17:EQ:65:ASN:OD1	17:EQ:69:ARG:NH2	2.35	0.59
33:FA:1101:A:H4'	33:FA:1102:A:O5'	2.01	0.59
33:FA:1494:G:N7	55:FW:2:DPP:N	2.50	0.59
28:G1:3:GLY:O	28:G1:5:ARG:N	2.29	0.59
2:GB:2:G:H1	2:GB:119:A:HO3'	1.47	0.59
47:HO:46:HIS:C	47:HO:48:LYS:H	2.06	0.59
32:A5:24:SER:C	32:A5:116:GLU:CB	2.71	0.59
1:AA:1135:C:OP2	59:AA:3701:HOH:O	2.15	0.59
1:AA:1300:G:H4'	1:AA:1301:A:H5'	1.83	0.59
1:AA:34:U:O2'	1:AA:35:G:OP1	2.19	0.59
1:AA:526:A:OP1	59:AA:3246:HOH:O	2.16	0.59
9:AI:80:LYS:HG3	9:AI:86:LYS:HG2	1.84	0.59
12:AL:85:VAL:HG22	12:AL:94:THR:HG22	1.85	0.59
33:BA:451:A:N6	33:BA:480:U:H2'	2.17	0.59
33:BA:831:A:OP1	34:BB:20:ARG:NE	2.35	0.59
1:CA:1913:A:C2'	55:DW:4:SER:HA	2.32	0.59
3:CC:255:LYS:O	3:CC:257:ARG:N	2.34	0.59
5:CE:149:ILE:HD11	5:CE:172:ALA:HA	1.84	0.59
7:CG:23:ILE:HG21	7:CG:71:LEU:HD11	1.85	0.59
9:CI:80:LYS:HG3	9:CI:86:LYS:HA	1.84	0.59
34:DB:163:ILE:HG23	34:DB:164:ASP:H	1.67	0.59
1:EA:1820:U:OP1	3:EC:176:ARG:NH2	2.34	0.59
4:ED:68:PHE:HB3	4:ED:73:VAL:HG12	1.83	0.59
20:ET:50:LEU:HD12	20:ET:50:LEU:H	1.67	0.59
33:FA:1316:G:N2	33:FA:1318:A:H3'	2.17	0.59
33:FA:131:A:H2'	33:FA:132:C:C6	2.37	0.59
33:FA:1318:A:N3	51:FS:37:ARG:NH1	2.49	0.59

*Continued on next page...*



*Continued from previous page...*

Atom-1	Atom-2	Interatomic distance (Å)	Clash overlap (Å)
1:GA:277:G:H1'	1:GA:361:G:H1	1.66	0.59
33:HA:1306:A:N3	33:HA:1332:A:H1'	2.18	0.59
33:HA:461:A:H2'	33:HA:462:G:H5'	1.85	0.59
36:HD:13:ARG:NH1	36:HD:37:ALA:O	2.35	0.59
18:AR:49:ILE:HD12	18:AR:52:PRO:HA	1.84	0.59
33:BA:717:U:O2'	33:BA:734:G:O4'	2.15	0.59
44:BL:14:ARG:NH1	44:BL:15:LYS:HG2	2.18	0.59
54:BV:645:GLN:O	54:BV:647:SER:N	2.35	0.59
1:CA:302:C:O3'	21:CU:78:LYS:NZ	2.34	0.59
33:DA:70:U:HO2'	33:DA:71:A:H8	1.49	0.59
2:EB:41:G:N7	6:EF:68:LYS:NZ	2.50	0.59
17:EQ:63:ARG:NH1	17:EQ:96:ASP:HA	2.17	0.59
19:ES:18:ARG:O	19:ES:19:LEU:CB	2.49	0.59
33:FA:1319:A:P	51:FS:5:LEU:HD11	2.43	0.59
1:GA:2346:A:H3'	1:GA:2347:C:C5'	2.32	0.59
1:GA:248:G:H5'	1:GA:250:G:N7	2.17	0.59
33:HA:1203:C:OP1	59:HA:1777:HOH:O	2.17	0.59
33:HA:747:A:C6	33:HA:748:G:C5	2.91	0.59
36:HD:116:GLN:O	36:HD:120:HIS:ND1	2.35	0.59
36:HD:15:GLU:OE2	36:HD:56:ARG:NH2	2.35	0.59
1:AA:523:C:O2	1:AA:554:U:O2'	2.21	0.59
34:BB:153:MET:O	34:BB:155:GLY:N	2.35	0.59
36:BD:116:GLN:HG2	36:BD:120:HIS:CD2	2.37	0.59
1:CA:1131:G:OP1	10:CJ:82:GLY:HA2	2.02	0.59
1:CA:1790:C:OP2	59:CA:3771:HOH:O	2.17	0.59
1:CA:2248:C:OP2	59:CA:3502:HOH:O	2.16	0.59
1:EA:1014:A:OP2	59:EA:3597:HOH:O	2.17	0.59
1:EA:1378:A:H4'	1:EA:1379:U:OP1	2.02	0.59
6:EF:134:GLN:HG3	6:EF:140:ILE:HG12	1.82	0.59
7:EG:104:LEU:HD12	7:EG:112:VAL:HG21	1.84	0.59
7:EG:46:ASP:OD1	7:EG:47:ASN:N	2.34	0.59
17:EQ:91:ARG:HE	17:EQ:93:ILE:CG2	2.14	0.59
54:FV:221:ASN:OD1	54:FV:221:ASN:N	2.36	0.59
1:GA:1070:A:H5'	1:GA:1072:C:OP2	2.02	0.59
2:GB:59:A:OP2	59:GB:1309:HOH:O	2.17	0.59
6:GF:169:LEU:HB3	6:GF:176:PHE:CZ	2.38	0.59
1:GA:1187:G:H5''	18:GR:83:TYR:CE2	2.38	0.59
33:HA:1391:U:H2'	33:HA:1392:G:C8	2.37	0.59
33:HA:489:C:H5''	36:HD:128:ARG:HH22	1.66	0.59
48:HP:43:ALA:O	48:HP:46:LYS:HG2	2.03	0.59
20:AT:2:ILE:HG22	20:AT:3:ARG:HD2	1.84	0.59

*Continued on next page...*

*Continued from previous page...*

Atom-1	Atom-2	Interatomic distance (Å)	Clash overlap (Å)
33:BA:21:G:OP1	59:BA:1815:HOH:O	2.17	0.59
41:BI:22:LYS:O	41:BI:62:ASP:N	2.30	0.59
2:CB:90:C:H5'	13:CM:18:ARG:HG2	1.83	0.59
7:CG:97:VAL:HG11	7:CG:122:ALA:O	2.03	0.59
43:DK:35:THR:OG1	43:DK:40:ASN:N	2.32	0.59
1:EA:2584:U:O4	59:EA:3702:HOH:O	2.13	0.59
6:EF:41:GLU:HB2	6:EF:48:LEU:HD23	1.83	0.59
33:FA:677:U:H3	33:FA:713:G:H22	1.49	0.59
43:FK:24:HIS:HB3	43:FK:31:ILE:HG13	1.83	0.59
4:GD:5:VAL:H	4:GD:32:ASN:HD21	1.50	0.59
16:GP:50:ARG:HH11	16:GP:75:THR:HG21	1.68	0.59
18:GR:49:ILE:HD12	18:GR:52:PRO:HA	1.85	0.59
33:HA:1468:A:C2'	33:HA:1469:C:H5'	2.33	0.59
33:HA:1495:U:H2'	33:HA:1496:C:O2	2.03	0.59
37:HE:111:MET:HE1	37:HE:125:ALA:HB1	1.85	0.59
39:HG:126:ASP:O	39:HG:130:ASN:HA	2.02	0.59
32:A5:26:VAL:HG11	32:A5:77:VAL:HG13	1.84	0.59
28:C1:7:LYS:HE3	30:C3:33:THR:HG21	1.84	0.59
33:DA:826:C:O2	40:DH:16:ASN:ND2	2.35	0.59
46:DN:30:ILE:O	46:DN:35:ASN:ND2	2.35	0.59
32:E5:116:GLU:HG3	32:E5:117:LEU:H	1.67	0.59
33:FA:1493:A:OP2	55:FW:6:5OH:NP	2.36	0.59
34:FB:115:ASP:O	34:FB:119:GLN:NE2	2.36	0.59
37:FE:126:LYS:HG2	37:FE:128:TYR:CZ	2.38	0.59
38:FF:38:ARG:HG2	38:FF:39:LEU:N	2.18	0.59
1:GA:2502:G:H5'	1:GA:2503:A:H5''	1.84	0.59
4:GD:118:PHE:CD1	4:GD:119:ALA:N	2.71	0.59
33:HA:401:C:OP2	36:HD:70:ARG:NH1	2.35	0.59
1:AA:1084:A:H5'	32:A5:55:VAL:HG13	1.83	0.59
46:BN:20:TYR:O	46:BN:24:ARG:N	2.36	0.59
53:BU:41:PRO:O	53:BU:44:GLU:N	2.36	0.59
1:CA:100:U:H4'	1:CA:101:A:O5'	2.03	0.59
1:CA:1335:C:OP2	59:CA:3385:HOH:O	2.17	0.59
18:CR:39:LEU:HA	18:CR:49:ILE:HG21	1.85	0.59
23:CW:17:ALA:O	23:CW:18:LYS:HB2	2.03	0.59
43:DK:88:GLY:H	43:DK:114:THR:HG22	1.67	0.59
32:E5:64:VAL:O	32:E5:68:PRO:HD2	2.02	0.59
23:EW:28:GLU:O	23:EW:30:VAL:N	2.35	0.59
33:FA:922:G:H4'	37:FE:25:VAL:HA	1.84	0.59
45:FM:107:ARG:O	45:FM:111:GLY:N	2.34	0.59
1:GA:140:C:H4'	1:GA:141:G:H21	1.68	0.59

*Continued on next page...*

*Continued from previous page...*

Atom-1	Atom-2	Interatomic distance (Å)	Clash overlap (Å)
1:GA:579:G:C2	1:GA:1262:A:C5	2.90	0.59
6:GF:134:GLN:HG3	6:GF:140:ILE:HD13	1.85	0.59
33:HA:547:A:OP1	59:HA:1730:HOH:O	2.17	0.59
36:HD:188:ARG:NE	36:HD:197:GLU:OE2	2.36	0.59
1:AA:242:G:H5''	30:A3:63:TYR:CE2	2.38	0.59
1:AA:2478:A:H5'	31:A4:32:LYS:HD3	1.85	0.59
1:CA:2105:U:H2'	1:CA:2106:U:H6	1.68	0.59
1:CA:752:A:H62	1:CA:2609:U:H3	1.51	0.59
18:CR:66:HIS:CD2	18:CR:94:THR:HG22	2.38	0.59
33:DA:1192:C:OP2	35:DC:4:LYS:NZ	2.32	0.59
7:EG:38:ASP:N	7:EG:38:ASP:OD1	2.36	0.59
23:EW:7:GLY:O	23:EW:10:ARG:NH1	2.35	0.59
36:FD:100:ASN:OD1	36:FD:111:ARG:NH1	2.35	0.59
37:FE:41:ASP:OD1	37:FE:42:GLY:N	2.35	0.59
29:G2:34:ARG:NH1	29:G2:41:ARG:O	2.36	0.59
1:GA:1450:G:C6	1:GA:1451:C:N4	2.70	0.59
1:GA:1993:U:H4'	4:GD:133:THR:HG21	1.84	0.59
1:GA:666:A:H4'	12:GL:48:ARG:HD2	1.83	0.59
20:GT:19:LYS:O	20:GT:23:ALA:N	2.35	0.59
40:HH:3:MET:HE1	40:HH:6:PRO:HA	1.84	0.59
1:AA:469:G:O6	29:A2:37:LYS:NZ	2.35	0.59
13:AM:1:MET:HB2	13:AM:47:GLU:HG3	1.84	0.59
1:CA:999:U:OP1	59:CA:3357:HOH:O	2.17	0.59
4:CD:106:LYS:HB3	4:CD:206:ALA:HB3	1.84	0.59
16:CP:38:ARG:NH1	33:DA:346:G:H4'	2.17	0.59
34:DB:117:GLU:HA	34:DB:120:SER:HB2	1.84	0.59
41:DI:51:PRO:HB3	41:DI:84:THR:CG2	2.33	0.59
1:EA:975:A:OP2	59:EA:3587:HOH:O	2.16	0.59
34:FB:81:ASP:O	34:FB:84:LEU:N	2.34	0.59
1:EA:1913:A:N6	54:FV:591:LEU:HG	2.18	0.59
12:GL:95:LEU:HD22	12:GL:100:ILE:HD11	1.83	0.59
35:HC:40:ARG:NH1	35:HC:55:ILE:O	2.36	0.59
1:AA:1728:C:O2	1:AA:1731:G:N2	2.36	0.58
1:AA:1789:A:OP2	3:AC:220:ARG:NH1	2.36	0.58
4:AD:46:ARG:NH2	4:AD:87:GLY:O	2.35	0.58
1:CA:2800:A:H3'	1:CA:2801:G:C5'	2.32	0.58
1:CA:1654:A:O2'	4:CD:118:PHE:CG	2.55	0.58
1:CA:1080:A:H1'	9:CI:127:SER:HA	1.84	0.58
54:DV:8:ALA:O	54:DV:288:SER:OG	2.16	0.58
9:EI:135:MET:SD	9:EI:135:MET:N	2.76	0.58
16:EP:50:ARG:CD	16:EP:51:ASN:H	2.16	0.58

*Continued on next page...*

*Continued from previous page...*

Atom-1	Atom-2	Interatomic distance (Å)	Clash overlap (Å)
33:HA:35:G:O2'	44:HL:115:SER:O	2.16	0.58
54:HV:697:ALA:O	54:HV:699:ILE:N	2.36	0.58
1:AA:161:A:H3'	1:AA:162:U:H5''	1.84	0.58
1:AA:2210:U:H4'	1:AA:2211:A:H5'	1.84	0.58
7:AG:46:ASP:OD1	7:AG:47:ASN:N	2.34	0.58
44:BL:87:VAL:O	44:BL:89:ASP:N	2.37	0.58
1:CA:2211:A:O2'	1:CA:2212:A:OP1	2.17	0.58
1:CA:2831:G:N7	4:CD:59:ARG:NH1	2.50	0.58
1:CA:856:G:H1'	23:CW:23:LYS:HB3	1.85	0.58
33:DA:770:C:OP2	59:DA:1754:HOH:O	2.17	0.58
33:DA:980:C:OP1	59:DA:1827:HOH:O	2.17	0.58
32:E5:44:ALA:HB1	32:E5:52:MET:HB2	1.83	0.58
1:EA:1913:A:C5	33:FA:1494:G:H4'	2.38	0.58
1:EA:2311:A:N3	6:EF:84:ILE:HD11	2.17	0.58
6:EF:71:LYS:HD3	6:EF:72:SER:N	2.18	0.58
1:GA:1031:G:H4'	31:G4:6:SER:HB2	1.85	0.58
5:GE:170:ARG:NH2	5:GE:176:ASP:OD2	2.36	0.58
23:GW:9:THR:HG23	23:GW:10:ARG:HD3	1.83	0.58
26:GZ:8:GLN:O	26:GZ:10:ARG:N	2.35	0.58
35:HC:79:LYS:N	35:HC:82:GLU:OE1	2.34	0.58
49:HQ:17:MET:SD	49:HQ:20:SER:OG	2.50	0.58
52:HT:82:GLN:HA	52:HT:85:LYS:HB2	1.83	0.58
1:AA:2593:U:O4	59:AA:3775:HOH:O	2.16	0.58
6:AF:55:ASP:O	6:AF:59:ILE:N	2.33	0.58
33:BA:706:A:H2'	33:BA:707:U:H5'	1.85	0.58
33:DA:1108:G:C5	33:DA:1109:C:C5	2.91	0.58
36:DD:30:THR:HG22	36:DD:31:LYS:H	1.68	0.58
1:EA:287:G:H2'	1:EA:288:U:C6	2.38	0.58
10:EJ:110:PRO:HB2	10:EJ:111:LYS:HG2	1.85	0.58
25:EY:56:LEU:O	25:EY:57:LEU:HB3	2.02	0.58
1:GA:2141:G:C6	1:GA:2151:U:H1'	2.39	0.58
7:GG:38:ASP:OD1	7:GG:38:ASP:N	2.36	0.58
22:GV:4:ILE:HD11	22:GV:50:MET:SD	2.43	0.58
25:GY:56:LEU:O	25:GY:57:LEU:HB3	2.02	0.58
39:HG:106:GLU:HA	39:HG:109:ARG:HE	1.68	0.58
1:AA:137:U:O2'	1:AA:138:U:OP2	2.20	0.58
1:AA:2253:G:OP1	59:AA:3504:HOH:O	2.17	0.58
1:AA:2314:A:H2'	1:AA:2315:G:C8	2.37	0.58
1:AA:2683:C:O2	11:AK:70:ARG:NH2	2.37	0.58
1:AA:78:U:H2'	1:AA:79:C:C6	2.37	0.58
4:AD:110:THR:HB	4:AD:202:ILE:HG22	1.85	0.58

*Continued on next page...*

*Continued from previous page...*

Atom-1	Atom-2	Interatomic distance (Å)	Clash overlap (Å)
9:CI:71:LYS:HD2	9:CI:71:LYS:H	1.69	0.58
33:DA:462:G:N2	33:DA:470:C:N3	2.45	0.58
1:EA:1125:G:O6	59:EA:3603:HOH:O	2.14	0.58
17:EQ:63:ARG:HH12	17:EQ:96:ASP:CA	2.16	0.58
33:FA:1158:C:O3'	34:FB:131:LYS:NZ	2.32	0.58
37:FE:82:GLN:HG2	37:FE:150:PRO:HD3	1.85	0.58
6:AF:135:ILE:HG12	6:AF:140:ILE:HG21	1.85	0.58
9:CI:14:ALA:HA	9:CI:45:THR:CG2	2.34	0.58
23:CW:37:VAL:HB	23:CW:38:ARG:HH11	1.69	0.58
46:DN:54:ASP:OD1	46:DN:59:ARG:NH1	2.35	0.58
32:E5:106:PHE:O	32:E5:108:VAL:N	2.36	0.58
32:E5:91:ALA:O	32:E5:93:ALA:N	2.36	0.58
1:EA:654:A:N3	1:EA:654:A:H3'	2.18	0.58
1:EA:84:A:P	21:EU:5:ARG:NH2	2.77	0.58
23:EW:51:GLY:HA3	23:EW:59:PHE:CE1	2.39	0.58
1:GA:1277:G:H5'	14:GN:20:MET:HE2	1.86	0.58
48:HP:46:LYS:HG3	48:HP:47:GLU:N	2.19	0.58
54:HV:453:SER:O	54:HV:455:GLN:N	2.36	0.58
1:AA:1288:G:C4	1:AA:1327:A:C2	2.92	0.58
1:AA:2849:U:H4'	1:AA:2868:A:C2	2.38	0.58
10:AJ:80:HIS:O	10:AJ:82:GLY:N	2.37	0.58
18:AR:42:ALA:HA	18:AR:46:GLU:HB2	1.86	0.58
43:BK:23:ILE:HG22	43:BK:32:VAL:HG22	1.85	0.58
44:BL:24:LEU:HG	44:BL:25:GLU:H	1.67	0.58
6:CF:72:SER:HB2	6:CF:80:GLN:HB2	1.84	0.58
17:CQ:91:ARG:HH11	18:CR:11:GLN:N	2.01	0.58
23:CW:19:ARG:CZ	23:CW:22:VAL:HB	2.34	0.58
33:DA:457:G:N2	33:DA:476:U:O2	2.36	0.58
1:EA:1313:U:H2'	1:EA:1610:A:C2	2.38	0.58
1:EA:2328:A:H2'	1:EA:2329:U:C6	2.38	0.58
1:EA:528:A:C2	1:EA:2043:C:H4'	2.39	0.58
51:FS:5:LEU:HD12	51:FS:5:LEU:N	2.18	0.58
33:HA:1116:U:H4'	41:HI:110:GLN:HE22	1.69	0.58
1:AA:2330:G:C2	1:AA:2386:A:C2	2.92	0.58
6:AF:52:ALA:HB2	6:AF:149:ARG:HD3	1.86	0.58
9:AI:98:GLY:CA	9:AI:137:LEU:HD22	2.33	0.58
16:AP:50:ARG:CG	16:AP:57:ALA:H	2.17	0.58
9:CI:14:ALA:HB3	9:CI:50:LYS:HA	1.84	0.58
46:DN:52:PRO:O	46:DN:55:SER:HB3	2.04	0.58
1:EA:84:A:N1	1:EA:98:G:O2'	2.28	0.58
23:EW:41:GLY:O	23:EW:43:LYS:N	2.33	0.58

*Continued on next page...*

*Continued from previous page...*

Atom-1	Atom-2	Interatomic distance (Å)	Clash overlap (Å)
24:EX:29:LEU:H	24:EX:29:LEU:HD23	1.68	0.58
33:FA:1166:G:N1	33:FA:1169:A:OP2	2.36	0.58
49:FQ:15:ASP:HA	49:FQ:21:ILE:CD1	2.33	0.58
50:FR:22:ASP:OD1	50:FR:24:LYS:N	2.34	0.58
44:FL:123:LYS:NZ	54:FV:301:ASP:OD2	2.27	0.58
1:GA:1437:C:H2'	1:GA:1438:U:C6	2.39	0.58
41:HI:45:ARG:HG3	41:HI:46:MET:SD	2.44	0.58
43:HK:34:ILE:CD1	43:HK:70:CYS:HB2	2.33	0.58
1:AA:163:C:O2'	1:AA:164:C:O5'	2.20	0.58
1:AA:191:A:H2'	1:AA:192:C:C6	2.38	0.58
6:AF:53:ALA:HA	6:AF:64:PRO:HG2	1.85	0.58
9:AI:23:VAL:HB	9:AI:27:LEU:HB3	1.86	0.58
33:BA:1329:A:H5'	45:BM:29:ARG:HD3	1.86	0.58
5:CE:119:ILE:HD13	5:CE:187:VAL:HA	1.86	0.58
11:CK:70:ARG:HD3	11:CK:76:VAL:HG22	1.86	0.58
23:CW:49:ASN:HA	23:CW:61:LYS:HB2	1.86	0.58
32:E5:60:LEU:O	32:E5:64:VAL:HB	2.04	0.58
36:FD:192:SER:OG	36:FD:193:ALA:N	2.36	0.58
3:GC:91:ALA:HB3	3:GC:103:ILE:HG22	1.86	0.58
33:HA:131:A:H2'	33:HA:132:C:C6	2.39	0.58
33:HA:1229:A:OP2	45:HM:113:ARG:NH1	2.37	0.58
1:AA:2025:C:OP2	59:AA:3474:HOH:O	2.17	0.58
1:AA:2324:U:H3'	1:AA:2325:G:C5'	2.32	0.58
7:AG:162:ARG:CZ	7:AG:168:VAL:HG21	2.34	0.58
20:AT:50:LEU:HD23	25:AY:26:PHE:CD2	2.38	0.58
33:BA:746:A:H2'	33:BA:747:A:C8	2.39	0.58
44:BL:99:ARG:HB2	44:BL:117:TYR:HA	1.86	0.58
46:BN:27:LEU:HA	46:BN:31:ILE:CD1	2.34	0.58
54:BV:697:ALA:O	54:BV:699:ILE:N	2.37	0.58
3:CC:140:VAL:HG13	3:CC:189:ALA:HB1	1.86	0.58
3:CC:29:PHE:CE2	3:CC:31:PRO:HG2	2.38	0.58
33:DA:524:G:H2'	33:DA:525:C:C6	2.39	0.58
34:DB:69:VAL:HG23	34:DB:162:VAL:HB	1.86	0.58
24:EX:69:GLU:O	24:EX:71:ARG:N	2.37	0.58
37:FE:36:LEU:HD21	37:FE:137:VAL:CG1	2.34	0.58
1:GA:265:A:H4'	1:GA:266:G:OP1	2.04	0.58
54:HV:23:LYS:O	54:HV:24:THR:OG1	2.22	0.58
1:AA:983:A:C6	1:AA:984:A:C2	2.92	0.58
6:AF:59:ILE:HG22	6:AF:98:PHE:CE1	2.39	0.58
7:AG:25:ILE:HG22	7:AG:78:VAL:HG21	1.86	0.58
9:AI:72:THR:OG1	9:AI:112:LYS:NZ	2.37	0.58

*Continued on next page...*

*Continued from previous page...*

Atom-1	Atom-2	Interatomic distance (Å)	Clash overlap (Å)
33:BA:1124:G:H2'	33:BA:1145:A:N6	2.19	0.58
54:BV:500:ASP:N	54:BV:521:ASP:OD1	2.36	0.58
4:CD:133:THR:HG23	4:CD:134:HIS:N	2.19	0.58
18:CR:16:GLU:HA	18:CR:98:ILE:HG22	1.86	0.58
36:DD:154:ARG:O	36:DD:158:ALA:N	2.37	0.58
1:EA:34:U:O2'	1:EA:35:G:OP1	2.18	0.58
1:GA:1805:A:N3	3:GC:49:THR:HG23	2.19	0.58
1:GA:42:A:H2'	1:GA:43:G:H5'	1.85	0.58
1:GA:783:A:C8	1:GA:784:G:H4'	2.39	0.58
4:GD:133:THR:HG23	4:GD:134:HIS:N	2.19	0.58
4:GD:33:ARG:NH1	4:GD:53:GLY:O	2.36	0.58
1:GA:1205:A:C5	5:GE:165:HIS:NE2	2.71	0.58
7:GG:22:VAL:O	7:GG:22:VAL:HG23	2.03	0.58
35:HC:42:TYR:CE2	35:HC:90:VAL:HG21	2.39	0.58
39:HG:57:SER:OG	39:HG:58:GLU:N	2.30	0.58
40:HH:106:THR:HG21	40:HH:121:LEU:HD13	1.84	0.58
1:AA:996:A:H4'	17:AQ:91:ARG:CD	2.34	0.57
14:AN:29:VAL:HG11	14:AN:75:ILE:HG23	1.85	0.57
33:BA:1028:C:N4	33:BA:1029:U:O2	2.36	0.57
33:BA:994:A:C5	33:BA:1216:A:H4'	2.38	0.57
33:BA:568:G:O6	44:BL:2:ALA:N	2.37	0.57
1:CA:528:A:C2	1:CA:2043:C:H4'	2.38	0.57
7:CG:88:LEU:HD11	7:CG:95:ALA:HB2	1.86	0.57
33:DA:922:G:H4'	37:DE:25:VAL:HA	1.85	0.57
34:DB:10:LYS:O	34:DB:12:GLY:N	2.35	0.57
33:DA:1525:G:OP1	43:DK:122:ARG:NH2	2.37	0.57
1:EA:126:A:O5'	29:E2:19:ARG:HG3	2.03	0.57
1:EA:2578:G:H1'	4:ED:144:GLY:HA2	1.85	0.57
34:FB:112:ARG:CZ	34:FB:116:LEU:HD21	2.34	0.57
4:GD:97:SER:OG	4:GD:98:VAL:N	2.37	0.57
1:AA:1798:U:OP2	3:AC:270:ARG:NH2	2.37	0.57
1:AA:1938:A:OP2	59:AA:3722:HOH:O	2.18	0.57
1:AA:579:G:O2'	1:AA:2019:A:OP1	2.21	0.57
6:AF:139:GLU:N	6:AF:139:GLU:OE1	2.37	0.57
1:AA:572:A:OP2	18:AR:80:ARG:NH2	2.37	0.57
34:BB:81:ASP:O	34:BB:84:LEU:N	2.37	0.57
33:BA:885:G:OP1	44:BL:15:LYS:NZ	2.37	0.57
1:CA:1534:U:H3'	1:CA:1536:C:C5	2.39	0.57
1:CA:963:U:OP1	59:CA:3351:HOH:O	2.17	0.57
9:CI:107:GLU:HA	9:CI:110:GLN:HB3	1.85	0.57
33:DA:178:C:OP2	59:DA:1873:HOH:O	2.17	0.57

*Continued on next page...*

*Continued from previous page...*

Atom-1	Atom-2	Interatomic distance (Å)	Clash overlap (Å)
33:DA:83:C:HO2'	33:DA:84:U:H5	1.51	0.57
33:DA:1152:A:OP1	42:DJ:70:HIS:ND1	2.37	0.57
1:EA:242:G:H5''	30:E3:63:TYR:CE2	2.39	0.57
33:FA:1323:G:O6	51:FS:4:SER:OG	2.22	0.57
1:GA:2365:G:H4'	23:GW:59:PHE:CZ	2.39	0.57
6:GF:15:LEU:CD1	6:GF:168:LEU:HA	2.34	0.57
10:GJ:25:LEU:HB2	10:GJ:62:VAL:HG21	1.87	0.57
15:GO:51:ALA:HB3	15:GO:78:VAL:HG13	1.86	0.57
1:EA:1730:C:N4	35:HC:103:ILE:HB	2.19	0.57
36:HD:72:PHE:CZ	36:HD:200:ILE:HD11	2.40	0.57
1:AA:2800:A:H3'	1:AA:2801:G:C5'	2.34	0.57
4:AD:120:GLY:HA2	4:AD:162:ALA:HA	1.86	0.57
23:AW:40:ARG:HG3	23:AW:56:HIS:CD2	2.39	0.57
33:BA:1004:A:O2'	33:BA:1036:A:N1	2.33	0.57
37:BE:110:ALA:O	37:BE:111:MET:HB3	2.04	0.57
1:CA:1723:G:O6	1:CA:1737:G:O2'	2.12	0.57
1:CA:1869:G:H3'	1:CA:1870:C:H5''	1.87	0.57
1:CA:2427:C:H5''	1:CA:2428:G:OP1	2.03	0.57
1:CA:2886:A:C2	1:CA:2887:A:H1'	2.38	0.57
20:CT:50:LEU:HD12	20:CT:50:LEU:H	1.69	0.57
43:DK:13:ARG:HG2	43:DK:14:LYS:N	2.19	0.57
1:EA:1439:A:OP2	59:EA:3627:HOH:O	2.16	0.57
33:FA:402:G:N7	59:FA:1727:HOH:O	2.33	0.57
53:FU:34:ARG:HH21	53:FU:35:ARG:HD2	1.68	0.57
1:GA:2334:U:O3'	15:GO:13:ARG:NH1	2.36	0.57
33:HA:629:A:H2'	33:HA:630:A:O4'	2.04	0.57
1:AA:2375:G:N2	1:AA:2378:A:OP2	2.33	0.57
1:AA:572:A:OP1	59:AA:3562:HOH:O	2.17	0.57
33:BA:250:A:H4'	33:BA:251:G:O5'	2.04	0.57
33:BA:259:G:OP2	59:BA:1704:HOH:O	2.16	0.57
36:BD:136:GLN:HE21	36:BD:136:GLN:HA	1.69	0.57
37:BE:111:MET:HE1	37:BE:125:ALA:HB1	1.86	0.57
37:BE:24:THR:HA	37:BE:29:ARG:HA	1.85	0.57
1:CA:172:A:H2'	1:CA:173:A:C8	2.40	0.57
1:CA:1913:A:C2	54:DV:591:LEU:HG	2.40	0.57
6:CF:51:ASN:O	6:CF:54:ALA:N	2.38	0.57
33:DA:143:A:H5'	33:DA:144:G:H5'	1.85	0.57
37:DE:24:THR:HA	37:DE:29:ARG:HA	1.87	0.57
37:DE:97:GLN:HB2	37:DE:124:LEU:HB2	1.86	0.57
32:E5:26:VAL:CG1	32:E5:77:VAL:CG1	2.80	0.57
23:EW:55:ASP:O	23:EW:57:THR:N	2.37	0.57

*Continued on next page...*



*Continued from previous page...*

Atom-1	Atom-2	Interatomic distance (Å)	Clash overlap (Å)
35:FC:159:GLY:HA2	35:FC:193:TYR:CE1	2.38	0.57
37:FE:157:ARG:HD3	40:FH:45:PHE:CZ	2.39	0.57
41:FI:6:TYR:CD1	41:FI:89:GLU:HB2	2.39	0.57
23:GW:46:ALA:HB3	23:GW:79:ILE:O	2.04	0.57
25:GY:61:ALA:O	25:GY:63:ALA:N	2.35	0.57
33:HA:844:G:H2'	33:HA:845:A:H5''	1.87	0.57
34:HB:82:ALA:O	34:HB:88:GLN:NE2	2.38	0.57
41:HI:25:ASN:HB2	41:HI:27:LYS:HE3	1.85	0.57
45:HM:14:HIS:O	45:HM:18:ALA:N	2.34	0.57
33:BA:143:A:H5'	33:BA:144:G:H5'	1.87	0.57
52:BT:44:LYS:HA	52:BT:87:ALA:HB1	1.87	0.57
1:CA:242:G:H5''	30:C3:63:TYR:CE2	2.39	0.57
3:CC:237:ARG:NH2	59:CC:309:HOH:O	2.38	0.57
4:CD:97:SER:OG	4:CD:98:VAL:N	2.38	0.57
18:CR:49:ILE:HD12	18:CR:52:PRO:HA	1.85	0.57
1:CA:76:C:OP1	25:CY:48:ARG:NH1	2.36	0.57
32:E5:56:ARG:O	32:E5:57:ASN:ND2	2.38	0.57
32:E5:93:ALA:HB3	32:E5:95:LEU:CD2	2.35	0.57
1:EA:684:G:OP1	29:E2:16:HIS:ND1	2.34	0.57
17:EQ:97:ILE:HD11	17:EQ:105:PHE:HA	1.87	0.57
33:FA:204:G:H3'	33:FA:205:A:C5'	2.35	0.57
36:FD:151:LYS:HA	36:FD:155:VAL:HG13	1.85	0.57
1:GA:1938:A:OP2	59:GA:3719:HOH:O	2.17	0.57
2:GB:26:C:H1'	2:GB:117:G:H1'	1.85	0.57
17:GQ:84:LYS:O	17:GQ:86:SER:N	2.38	0.57
43:HK:55:SER:HA	43:HK:57:LYS:HE3	1.85	0.57
1:AA:2537:U:H2'	1:AA:2538:C:C6	2.39	0.57
1:CA:1786:A:H1'	1:CA:1938:A:N6	2.20	0.57
1:CA:2707:U:O4	59:CA:3674:HOH:O	2.17	0.57
24:CX:30:PRO:HB2	24:CX:32:LEU:CD1	2.35	0.57
33:DA:409:U:H2'	33:DA:410:G:O4'	2.04	0.57
41:DI:94:LEU:O	41:DI:96:SER:N	2.31	0.57
54:DV:100:GLU:OE1	54:DV:132:LYS:NZ	2.33	0.57
16:EP:50:ARG:CG	16:EP:57:ALA:O	2.51	0.57
54:FV:171:LEU:O	54:FV:183:VAL:N	2.36	0.57
33:HA:844:G:C3'	33:HA:845:A:H5''	2.34	0.57
1:AA:1105:U:H2'	1:AA:1106:G:C8	2.40	0.57
4:AD:99:GLU:HG3	4:AD:100:LEU:N	2.20	0.57
20:AT:28:ASN:HA	20:AT:91:GLN:OE1	2.04	0.57
33:BA:626:G:OP1	48:BP:35:ARG:NH2	2.38	0.57
34:BB:90:PHE:N	34:BB:149:GLY:O	2.37	0.57

*Continued on next page...*

*Continued from previous page...*

Atom-1	Atom-2	Interatomic distance (Å)	Clash overlap (Å)
35:BC:115:LEU:O	35:BC:119:SER:N	2.33	0.57
42:BJ:10:LEU:HB2	42:BJ:72:ARG:HB2	1.86	0.57
33:BA:33:A:O2'	44:BL:29:GLN:OE1	2.15	0.57
1:CA:2101:A:C2	1:CA:2102:G:C2	2.93	0.57
1:CA:250:G:OP2	30:C3:12:ARG:NH1	2.38	0.57
4:CD:68:PHE:C	4:CD:73:VAL:HG12	2.25	0.57
5:CE:112:LEU:HD13	5:CE:186:VAL:HG11	1.85	0.57
17:CQ:91:ARG:HH21	17:CQ:93:ILE:HG21	1.69	0.57
34:DB:98:GLY:C	34:DB:100:LEU:H	2.08	0.57
34:FB:46:VAL:HA	34:FB:49:PHE:CE2	2.39	0.57
11:GK:18:ARG:HD3	11:GK:45:GLU:HG3	1.86	0.57
17:GQ:64:ILE:HD11	17:GQ:92:LYS:O	2.04	0.57
33:HA:523:A:H61	44:HL:89:ASP:HB2	1.70	0.57
54:HV:591:LEU:O	54:HV:594:LYS:N	2.37	0.57
10:AJ:111:LYS:CD	10:AJ:112:GLY:H	2.16	0.57
12:AL:110:VAL:O	12:AL:111:ILE:HB	2.05	0.57
33:BA:1101:A:H4'	33:BA:1102:A:O5'	2.04	0.57
1:CA:2013:A:N3	19:CS:88:ARG:NH1	2.52	0.57
1:CA:1800:C:OP2	3:CC:181:ARG:NH1	2.37	0.57
17:CQ:91:ARG:HE	17:CQ:93:ILE:HG21	1.69	0.57
18:CR:49:ILE:HB	18:CR:51:VAL:O	2.05	0.57
33:DA:1033:G:H2'	33:DA:1034:G:C5'	2.35	0.57
1:EA:2103:C:H2'	1:EA:2104:C:H5'	1.86	0.57
9:EI:28:GLY:HA2	9:EI:32:VAL:HB	1.86	0.57
33:FA:1194:U:H5'	37:FE:27:GLY:HA2	1.85	0.57
1:AA:1106:G:OP1	32:A5:62:ARG:NH2	2.32	0.57
1:AA:276:U:O2'	1:AA:278:A:N7	2.37	0.57
1:AA:2834:G:O6	1:AA:2879:A:H2'	2.04	0.57
1:AA:335:C:O5'	59:AA:3549:HOH:O	2.16	0.57
1:AA:84:A:H4'	1:AA:85:G:O5'	2.05	0.57
11:AK:17:ARG:HB2	11:AK:45:GLU:HB3	1.87	0.57
12:AL:85:VAL:CG2	12:AL:94:THR:HG22	2.34	0.57
33:BA:618:C:N3	33:BA:622:A:N6	2.53	0.57
1:CA:34:U:O2'	1:CA:35:G:OP1	2.20	0.57
33:DA:39:G:H2'	33:DA:40:C:C6	2.40	0.57
53:DU:34:ARG:NE	53:DU:35:ARG:HG3	2.19	0.57
1:EA:1078:U:O2'	1:EA:1088:A:OP1	2.17	0.57
10:EJ:43:GLU:O	10:EJ:45:THR:N	2.38	0.57
33:FA:1181:G:O2'	33:FA:1182:G:C8	2.58	0.57
1:GA:2331:G:O2'	1:GA:2336:A:N1	2.38	0.57
1:GA:84:A:H4'	1:GA:85:G:O5'	2.05	0.57

*Continued on next page...*

*Continued from previous page...*

Atom-1	Atom-2	Interatomic distance (Å)	Clash overlap (Å)
16:GP:50:ARG:HD2	16:GP:51:ASN:N	2.19	0.57
17:GQ:91:ARG:HE	17:GQ:93:ILE:HG21	1.68	0.57
20:GT:27:SER:O	20:GT:28:ASN:ND2	2.38	0.57
23:GW:55:ASP:O	23:GW:57:THR:N	2.37	0.57
32:A5:129:LEU:HB3	32:A5:130:PRO:HD2	1.87	0.57
32:A5:70:GLU:N	32:A5:70:GLU:OE1	2.38	0.57
3:AC:161:VAL:HG11	3:AC:173:LEU:HD23	1.85	0.57
33:BA:117:G:N7	59:BA:1886:HOH:O	2.33	0.57
33:BA:906:A:N1	59:BA:1762:HOH:O	2.33	0.57
33:BA:946:A:H2'	33:BA:947:G:C8	2.40	0.57
1:CA:2539:C:H5'	31:C4:3:VAL:HG21	1.87	0.57
1:CA:2657:A:O3'	7:CG:159:LYS:NZ	2.37	0.57
32:E5:43:LYS:NZ	32:E5:98:GLU:HB2	2.20	0.57
1:EA:1327:A:N6	1:EA:1328:A:C2	2.73	0.57
1:EA:645:C:O2	1:EA:645:C:O2'	2.14	0.57
1:EA:731:C:N4	59:EA:3691:HOH:O	2.38	0.57
18:ER:49:ILE:HD12	18:ER:52:PRO:HA	1.87	0.57
1:GA:1070:A:H5'	1:GA:1072:C:P	2.45	0.57
17:GQ:4:LYS:HG3	17:GQ:5:ARG:H	1.69	0.57
42:HJ:5:ARG:HG3	42:HJ:6:ILE:HG13	1.85	0.57
1:AA:1263:U:OP1	27:A0:12:ARG:NH1	2.36	0.56
1:AA:1176:U:H2'	1:AA:1177:G:C8	2.40	0.56
1:AA:517:C:OP2	27:A0:9:ARG:NH2	2.38	0.56
4:AD:97:SER:OG	4:AD:98:VAL:N	2.38	0.56
11:AK:73:ASP:OD1	11:AK:74:GLY:N	2.36	0.56
18:AR:49:ILE:HB	18:AR:51:VAL:O	2.05	0.56
33:BA:1182:G:H4'	33:BA:1183:U:C5'	2.35	0.56
33:BA:1218:C:H2'	33:BA:1219:A:C8	2.40	0.56
40:BH:53:GLY:HA3	40:BH:57:PRO:HA	1.86	0.56
50:BR:37:GLY:O	50:BR:63:ARG:NH2	2.38	0.56
20:CT:54:GLU:HB2	20:CT:88:LYS:HG3	1.87	0.56
41:DI:11:ARG:H	41:DI:81:HIS:HD2	1.53	0.56
44:DL:43:LYS:HG2	44:DL:44:LYS:H	1.70	0.56
1:EA:1107:G:H4'	32:E5:81:LEU:HA	1.85	0.56
7:EG:174:LYS:O	7:EG:176:LYS:N	2.36	0.56
16:EP:108:ARG:NH1	33:FA:1464:U:OP2	2.37	0.56
33:FA:250:A:H4'	33:FA:251:G:O5'	2.05	0.56
1:GA:2800:A:H3'	1:GA:2801:G:H5'	1.86	0.56
23:GW:37:VAL:HG12	23:GW:38:ARG:H	1.69	0.56
34:HB:114:LYS:HA	34:HB:117:GLU:HG2	1.87	0.56
38:HF:38:ARG:HB3	38:HF:63:ASN:HB2	1.87	0.56

*Continued on next page...*

*Continued from previous page...*

Atom-1	Atom-2	Interatomic distance (Å)	Clash overlap (Å)
43:HK:75:LYS:O	43:HK:78:GLY:N	2.37	0.56
1:AA:1078:U:H5''	1:AA:1079:C:OP1	2.05	0.56
1:AA:528:A:C2	1:AA:2043:C:H4'	2.40	0.56
9:AI:123:ALA:HA	9:AI:126:ARG:CZ	2.34	0.56
12:AL:95:LEU:HD23	12:AL:100:ILE:HD11	1.87	0.56
15:AO:51:ALA:HB3	15:AO:78:VAL:HG13	1.87	0.56
33:BA:158:G:H2'	33:BA:159:G:H5'	1.87	0.56
36:BD:73:ARG:HD3	36:BD:204:TYR:CE2	2.40	0.56
37:BE:45:ARG:HA	37:BE:72:ILE:O	2.05	0.56
1:CA:1378:A:H4'	1:CA:1379:U:OP1	2.05	0.56
1:CA:1669:A:OP2	59:CA:3711:HOH:O	2.18	0.56
1:CA:1938:A:OP2	59:CA:3718:HOH:O	2.18	0.56
1:CA:2346:A:H3'	1:CA:2347:C:C5'	2.35	0.56
15:CO:31:THR:HG23	15:CO:32:PRO:HD2	1.86	0.56
33:DA:414:A:H2'	33:DA:415:A:O4'	2.04	0.56
33:DA:620:C:H1'	36:DD:132:ILE:CD1	2.35	0.56
33:DA:619:U:N3	36:DD:131:ASN:HB3	2.19	0.56
37:DE:16:ILE:HG23	37:DE:110:ALA:HB2	1.87	0.56
1:EA:1421:G:C2	1:EA:1422:G:C8	2.93	0.56
1:GA:1064:C:N4	1:GA:1065:U:O4	2.38	0.56
1:GA:1383:A:N7	1:GA:1384:A:C6	2.73	0.56
1:GA:2611:C:OP2	59:GA:3537:HOH:O	2.17	0.56
1:GA:1205:A:C4	5:GE:165:HIS:NE2	2.73	0.56
33:HA:518:C:H2'	33:HA:530:G:C8	2.40	0.56
35:HC:142:MET:HE1	35:HC:171:GLY:HA3	1.86	0.56
43:HK:34:ILE:HD11	43:HK:70:CYS:HB2	1.86	0.56
1:AA:2505:G:HO2'	1:AA:2506:U:H6	1.53	0.56
1:AA:2518:A:OP2	59:AA:3531:HOH:O	2.18	0.56
1:AA:2627:G:O2'	1:AA:2781:A:N1	2.35	0.56
2:AB:34:A:N6	2:AB:44:G:O2'	2.37	0.56
46:BN:61:ARG:O	46:BN:62:ASN:HB2	2.05	0.56
49:BQ:12:VAL:HG12	49:BQ:13:VAL:N	2.21	0.56
1:CA:271:G:H4'	1:CA:272:A:OP1	2.05	0.56
44:DL:72:HIS:ND1	44:DL:73:ASN:O	2.37	0.56
54:DV:313:ASP:OD2	54:DV:378:ARG:NH1	2.39	0.56
1:EA:2062:A:N7	1:EA:2503:A:N6	2.53	0.56
26:EZ:8:GLN:O	26:EZ:10:ARG:N	2.38	0.56
33:FA:1192:C:OP2	35:FC:4:LYS:NZ	2.31	0.56
33:FA:17:U:H2'	33:FA:18:C:C6	2.40	0.56
34:FB:79:VAL:O	34:FB:83:ALA:HB3	2.05	0.56
38:FF:64:VAL:HG12	38:FF:65:GLU:N	2.20	0.56

*Continued on next page...*

*Continued from previous page...*

Atom-1	Atom-2	Interatomic distance (Å)	Clash overlap (Å)
31:G4:36:ARG:HG2	31:G4:37:GLN:H	1.70	0.56
1:GA:1174:U:H5'	1:GA:1175:A:OP2	2.06	0.56
1:GA:1605:C:H2'	1:GA:1606:C:H5'	1.87	0.56
1:GA:2304:G:H4'	6:GF:129:MET:HA	1.87	0.56
1:GA:45:G:H5''	1:GA:46:G:H5'	1.86	0.56
33:HA:51:A:H4'	33:HA:52:C:O5'	2.05	0.56
41:HI:52:LEU:HA	41:HI:57:MET:HG3	1.86	0.56
45:HM:114:LYS:CB	45:HM:115:PRO:HD3	2.36	0.56
43:HK:107:ILE:HG23	53:HU:12:PHE:HE2	1.70	0.56
54:HV:195:ASP:OD1	54:HV:196:ALA:N	2.38	0.56
1:AA:1824:G:N3	3:AC:251:THR:HG21	2.20	0.56
37:BE:46:VAL:HG12	37:BE:47:GLY:N	2.19	0.56
45:BM:20:THR:HA	45:BM:25:VAL:HG23	1.87	0.56
50:BR:63:ARG:HB3	50:BR:70:TYR:CZ	2.40	0.56
1:CA:1007:C:OP1	10:CJ:37:ARG:NH2	2.37	0.56
4:CD:12:THR:HG22	4:CD:13:ARG:N	2.21	0.56
8:CH:10:ALA:O	8:CH:12:LEU:N	2.35	0.56
12:CL:87:GLY:O	12:CL:89:VAL:N	2.37	0.56
20:CT:54:GLU:HG3	20:CT:88:LYS:HB2	1.87	0.56
33:DA:108:G:OP2	33:DA:108:G:N2	2.38	0.56
33:DA:202:G:O2'	33:DA:468:A:H2'	2.05	0.56
40:DH:106:THR:HG21	40:DH:121:LEU:HD22	1.86	0.56
41:DI:10:GLY:HA2	41:DI:81:HIS:CD2	2.41	0.56
54:DV:338:VAL:HG21	54:DV:377:VAL:HG12	1.88	0.56
19:ES:63:GLY:O	19:ES:64:ALA:HB3	2.05	0.56
1:EA:2387:U:O2'	23:EW:38:ARG:NH2	2.38	0.56
44:FL:44:LYS:HB3	44:FL:45:PRO:CD	2.36	0.56
1:GA:1226:A:OP1	17:GQ:15:LYS:NZ	2.34	0.56
1:GA:1779:U:C5	1:GA:1784:A:N7	2.73	0.56
1:GA:2107:G:H1	1:GA:2182:U:H2'	1.70	0.56
4:GD:39:ASP:OD1	4:GD:40:LEU:N	2.37	0.56
43:HK:125:LYS:O	53:HU:34:ARG:CZ	2.54	0.56
43:HK:15:GLN:NE2	43:HK:78:GLY:O	2.38	0.56
45:HM:20:THR:HA	45:HM:25:VAL:HG23	1.87	0.56
49:HQ:50:ASN:O	49:HQ:52:GLU:N	2.38	0.56
32:A5:116:GLU:CG	32:A5:117:LEU:H	2.19	0.56
1:AA:384:A:H2'	1:AA:385:C:H5'	1.87	0.56
6:AF:15:LEU:HA	6:AF:18:GLU:HB2	1.87	0.56
6:AF:37:MET:SD	6:AF:52:ALA:HB1	2.46	0.56
14:AN:26:GLY:CA	14:AN:75:ILE:HD13	2.34	0.56
16:AP:52:ARG:HG3	16:AP:52:ARG:NH1	2.20	0.56

*Continued on next page...*

*Continued from previous page...*

Atom-1	Atom-2	Interatomic distance (Å)	Clash overlap (Å)
17:AQ:93:ILE:O	17:AQ:96:ASP:N	2.39	0.56
17:AQ:94:LEU:HD22	18:AR:11:GLN:HB2	1.88	0.56
1:CA:1045:C:O2	1:CA:1047:G:N1	2.37	0.56
1:CA:195:A:N7	59:CA:3747:HOH:O	2.33	0.56
1:CA:855:G:H1'	23:CW:23:LYS:HE3	1.88	0.56
33:DA:1098:C:OP2	34:DB:142:LYS:NZ	2.33	0.56
33:DA:135:C:O2	48:DP:1:MET:N	2.38	0.56
45:DM:114:LYS:CB	45:DM:115:PRO:HD3	2.35	0.56
1:EA:2107:G:N2	1:EA:2108:A:H1'	2.21	0.56
9:EI:79:LEU:HA	9:EI:83:ALA:HB3	1.87	0.56
17:EQ:91:ARG:HH11	18:ER:11:GLN:H	1.51	0.56
33:FA:210:C:H4'	33:FA:211:G:C2	2.40	0.56
33:FA:971:G:O6	33:FA:1364:U:O2'	2.21	0.56
1:GA:2325:G:C6	1:GA:2326:C:N4	2.73	0.56
33:HA:1244:G:H2'	33:HA:1245:C:C6	2.40	0.56
54:HV:309:ARG:NH2	54:HV:402:ALA:O	2.38	0.56
1:AA:1088:A:HO2'	1:AA:1089:A:P	2.28	0.56
12:AL:79:LEU:HA	12:AL:82:LEU:HD11	1.88	0.56
33:BA:1299:A:H2'	33:BA:1299:A:N3	2.19	0.56
33:BA:885:G:O2'	33:BA:914:A:N1	2.36	0.56
49:BQ:12:VAL:HG13	49:BQ:21:ILE:CG1	2.36	0.56
54:BV:221:ASN:HA	54:BV:224:GLU:CB	2.36	0.56
1:CA:2365:G:H4'	23:CW:59:PHE:CE2	2.40	0.56
23:CW:23:LYS:HE2	23:CW:24:ARG:HB3	1.88	0.56
33:DA:1299:A:N3	33:DA:1299:A:H2'	2.20	0.56
33:DA:260:G:N2	33:DA:265:G:N7	2.54	0.56
33:DA:8:A:N6	36:DD:202:GLU:O	2.39	0.56
54:DV:203:GLU:O	54:DV:205:GLU:N	2.39	0.56
1:EA:1069:A:N7	1:EA:1073:A:N6	2.53	0.56
11:EK:121:GLU:OE2	16:EP:64:SER:OG	2.23	0.56
20:ET:40:LYS:CA	20:ET:43:ILE:HG23	2.36	0.56
36:FD:150:LYS:HG2	36:FD:178:MET:SD	2.45	0.56
36:FD:188:ARG:NE	36:FD:197:GLU:OE2	2.38	0.56
1:GA:2714:G:OP2	59:GA:3544:HOH:O	2.18	0.56
1:GA:1789:A:OP2	3:GC:220:ARG:NH1	2.39	0.56
5:GE:131:THR:HG23	5:GE:164:LEU:CD2	2.36	0.56
16:GP:105:LYS:HA	16:GP:108:ARG:HD3	1.87	0.56
23:GW:28:GLU:O	23:GW:30:VAL:N	2.38	0.56
23:GW:41:GLY:C	23:GW:43:LYS:H	2.07	0.56
43:HK:74:VAL:HG23	43:HK:79:ILE:HD12	1.86	0.56
12:AL:93:ASN:OD1	12:AL:94:THR:N	2.37	0.56

*Continued on next page...*

*Continued from previous page...*

Atom-1	Atom-2	Interatomic distance (Å)	Clash overlap (Å)
14:AN:38:LEU:HB3	14:AN:39:PRO:HD3	1.87	0.56
33:BA:408:A:OP1	36:BD:110:THR:HG21	2.06	0.56
1:CA:1437:C:H2'	1:CA:1438:U:C6	2.40	0.56
1:CA:1913:A:H62	33:DA:1493:A:H2'	1.69	0.56
1:CA:229:C:OP2	59:CA:3236:HOH:O	2.17	0.56
3:CC:14:HIS:O	3:CC:203:VAL:HG11	2.05	0.56
10:CJ:80:HIS:O	10:CJ:82:GLY:N	2.39	0.56
33:DA:607:A:C2	33:DA:608:A:C4	2.94	0.56
33:DA:722:G:O2'	33:DA:724:G:OP1	2.16	0.56
43:DK:13:ARG:HG2	43:DK:14:LYS:H	1.69	0.56
1:EA:2356:U:H5''	23:EW:16:GLU:HG2	1.88	0.56
19:ES:17:VAL:C	19:ES:18:ARG:O	2.39	0.56
54:FV:418:ILE:HG21	54:FV:466:LEU:HD23	1.87	0.56
3:GC:68:ARG:NE	3:GC:103:ILE:HD11	2.21	0.56
7:GG:30:GLY:O	7:GG:32:LEU:N	2.37	0.56
16:GP:50:ARG:CD	16:GP:51:ASN:H	2.18	0.56
17:GQ:86:SER:O	17:GQ:88:GLU:N	2.38	0.56
42:HJ:91:ASP:OD1	42:HJ:92:LEU:N	2.34	0.56
9:AI:23:VAL:HG23	9:AI:24:GLY:H	1.70	0.56
15:AO:66:GLY:HA2	15:AO:102:ARG:NH1	2.20	0.56
1:AA:534:U:O2'	17:AQ:48:ASP:OD2	2.23	0.56
54:BV:142:ASN:OD1	54:BV:143:LYS:N	2.34	0.56
1:CA:1300:G:H4'	1:CA:1301:A:H5'	1.88	0.56
1:CA:1779:U:H5	1:CA:1784:A:N7	2.04	0.56
16:CP:83:ILE:O	16:CP:83:ILE:HG12	2.04	0.56
1:CA:2354:C:H4'	23:CW:31:LEU:HD22	1.87	0.56
23:CW:72:GLY:O	23:CW:74:LYS:N	2.35	0.56
37:DE:45:ARG:HA	37:DE:72:ILE:O	2.05	0.56
54:DV:190:ALA:N	54:DV:205:GLU:O	2.39	0.56
1:EA:1605:C:C2'	1:EA:1606:C:H5'	2.35	0.56
1:EA:1993:U:H4'	4:ED:133:THR:HG21	1.86	0.56
3:EC:107:LYS:N	3:EC:193:GLU:O	2.35	0.56
49:FQ:48:ASP:HB2	49:FQ:75:LEU:HD23	1.87	0.56
1:GA:453:A:OP1	59:GA:3238:HOH:O	2.17	0.56
1:GA:931:U:OP1	26:GZ:29:ARG:NH1	2.38	0.56
6:GF:134:GLN:O	6:GF:136:ILE:N	2.33	0.56
7:GG:84:LYS:HZ3	7:GG:133:LYS:HG2	1.71	0.56
10:GJ:110:PRO:HB2	10:GJ:111:LYS:HG2	1.88	0.56
36:HD:58:LYS:NZ	36:HD:69:GLU:OE2	2.38	0.56
43:HK:81:ASN:CB	43:HK:106:ARG:O	2.54	0.56
54:HV:586:VAL:HG22	54:HV:587:ASP:N	2.21	0.56

*Continued on next page...*

*Continued from previous page...*

Atom-1	Atom-2	Interatomic distance (Å)	Clash overlap (Å)
4:AD:98:VAL:HG12	4:AD:180:VAL:HG13	1.87	0.56
4:AD:186:LEU:HD11	16:AP:3:ILE:HG21	1.87	0.56
11:AK:98:ARG:HA	11:AK:118:LEU:HD23	1.87	0.56
15:AO:77:ALA:HB1	15:AO:81:ARG:HH22	1.70	0.56
17:AQ:60:TRP:CE2	17:AQ:93:ILE:HB	2.41	0.56
1:CA:468:G:N7	29:C2:39:ARG:NH2	2.54	0.56
15:CO:31:THR:HG22	15:CO:34:HIS:H	1.71	0.56
23:CW:24:ARG:CZ	23:CW:65:LYS:HB2	2.36	0.56
1:EA:2803:G:H2'	1:EA:2804:U:C6	2.40	0.56
1:EA:527:C:H4'	1:EA:528:A:O5'	2.05	0.56
9:EI:7:TYR:HA	9:EI:58:ILE:HB	1.87	0.56
21:EU:53:GLN:N	21:EU:54:PRO:HD2	2.20	0.56
33:FA:143:A:H5'	33:FA:144:G:H5'	1.88	0.56
1:GA:2557:G:H2'	1:GA:2558:C:C6	2.41	0.56
1:GA:2766:A:C2	1:GA:2767:C:C6	2.93	0.56
15:GO:2:ASP:O	15:GO:4:LYS:N	2.39	0.56
33:HA:769:G:O6	59:HA:1755:HOH:O	2.17	0.56
54:HV:190:ALA:N	54:HV:205:GLU:O	2.38	0.56
1:AA:2834:G:H2'	1:AA:2879:A:N6	2.21	0.56
12:AL:77:ILE:CD1	12:AL:108:ALA:HB1	2.36	0.56
19:AS:71:VAL:HG23	19:AS:71:VAL:O	2.05	0.56
36:BD:65:TYR:CE2	36:BD:94:LEU:HB3	2.41	0.56
44:BL:44:LYS:CB	44:BL:45:PRO:HD3	2.36	0.56
52:BT:81:ALA:O	52:BT:85:LYS:NZ	2.36	0.56
8:CH:9:VAL:HG11	8:CH:12:LEU:HD12	1.86	0.56
21:CU:1:ALA:HB1	21:CU:84:PHE:CZ	2.41	0.56
33:DA:1049:U:C2	33:DA:1201:A:C2	2.93	0.56
33:DA:263:A:OP1	52:DT:74:ARG:NH1	2.39	0.56
33:DA:41:G:H2'	33:DA:42:G:H8	1.70	0.56
49:DQ:12:VAL:HG22	49:DQ:21:ILE:HD11	1.87	0.56
49:DQ:50:ASN:O	49:DQ:52:GLU:N	2.38	0.56
32:E5:93:ALA:CA	32:E5:130:PRO:HG2	2.35	0.56
1:EA:1425:G:H2'	1:EA:1426:G:C8	2.41	0.56
14:EN:100:CYS:SG	14:EN:101:GLY:N	2.78	0.56
33:FA:1530:G:H2'	33:FA:1531:A:C8	2.41	0.56
44:FL:72:HIS:ND1	44:FL:73:ASN:O	2.35	0.56
1:GA:1095:A:C4	54:HV:632:ILE:CG1	2.89	0.56
1:GA:2275:C:O2'	13:GM:83:GLY:O	2.22	0.56
1:GA:2311:A:H3'	1:GA:2312:U:C6	2.41	0.56
3:GC:14:HIS:O	3:GC:203:VAL:HG11	2.06	0.56
43:HK:14:LYS:O	43:HK:15:GLN:HB3	2.06	0.56

*Continued on next page...*



*Continued from previous page...*

Atom-1	Atom-2	Interatomic distance (Å)	Clash overlap (Å)
43:HK:21:ALA:CB	43:HK:82:LEU:HD13	2.36	0.56
43:HK:74:VAL:CG2	43:HK:79:ILE:HD12	2.36	0.56
1:GA:1095:A:C4	54:HV:632:ILE:HG13	2.41	0.56
1:AA:172:A:H2'	1:AA:173:A:C8	2.40	0.56
15:AO:53:THR:HB	15:AO:65:THR:CG2	2.36	0.56
23:AW:51:GLY:HA3	23:AW:59:PHE:CE1	2.41	0.56
41:BI:21:ILE:HG23	41:BI:61:LEU:HD13	1.87	0.56
42:BJ:35:GLN:HG3	42:BJ:36:VAL:N	2.21	0.56
33:BA:880:C:OP2	44:BL:3:THR:HG21	2.06	0.56
54:BV:217:GLU:O	54:BV:220:GLN:N	2.38	0.56
1:CA:85:G:OP1	21:CU:6:ARG:N	2.39	0.56
36:DD:27:ALA:O	36:DD:31:LYS:NZ	2.37	0.56
47:DO:39:LEU:O	47:DO:42:HIS:N	2.38	0.56
53:DU:34:ARG:HH21	53:DU:35:ARG:HD2	1.71	0.56
32:E5:24:SER:CB	32:E5:116:GLU:CG	2.67	0.56
1:EA:1533:C:C4	1:EA:1534:U:C5	2.94	0.56
1:EA:2016:U:H2'	1:EA:2017:U:C6	2.41	0.56
1:EA:2019:A:H4'	17:EQ:33:VAL:HG21	1.87	0.56
1:EA:2821:A:OP2	14:EN:3:HIS:NE2	2.39	0.56
1:EA:882:G:H2'	1:EA:883:G:H5'	1.88	0.56
5:EE:149:ILE:HD11	5:EE:172:ALA:HA	1.88	0.56
5:EE:77:ILE:HG12	5:EE:78:TRP:CE3	2.41	0.56
26:EZ:23:LEU:HD21	26:EZ:53:MET:HE1	1.88	0.56
33:FA:1124:G:H3'	33:FA:1145:A:H62	1.71	0.56
33:FA:1277:C:O2'	33:FA:1279:G:H8	1.89	0.56
33:FA:844:G:C2'	33:FA:845:A:H5''	2.36	0.56
1:GA:1926:U:H2'	1:GA:1927:A:C8	2.41	0.56
9:GI:2:LYS:HG3	9:GI:3:LYS:H	1.71	0.56
33:HA:1243:C:OP1	59:HA:1792:HOH:O	2.18	0.56
38:HF:3:HIS:H	38:HF:92:THR:HG23	1.70	0.56
39:HG:15:ASP:HB3	39:HG:20:SER:H	1.71	0.56
1:AA:1722:A:C6	1:AA:1739:A:C4	2.94	0.55
1:AA:597:G:C2	1:AA:661:A:C2	2.94	0.55
11:AK:15:GLY:O	11:AK:46:ALA:HA	2.06	0.55
33:BA:577:G:C8	33:BA:816:A:C6	2.94	0.55
41:BI:44:ALA:HB1	41:BI:76:ALA:CB	2.36	0.55
27:C0:24:VAL:O	27:C0:25:THR:OG1	2.22	0.55
1:CA:1277:G:H5'	14:CN:20:MET:HE2	1.86	0.55
1:CA:1605:C:H2'	1:CA:1606:C:H5'	1.88	0.55
12:CL:110:VAL:O	12:CL:111:ILE:HB	2.07	0.55
33:DA:381:C:H2'	33:DA:382:A:O4'	2.05	0.55

*Continued on next page...*

*Continued from previous page...*

Atom-1	Atom-2	Interatomic distance (Å)	Clash overlap (Å)
33:DA:572:A:OP1	59:DA:1736:HOH:O	2.18	0.55
54:DV:382:ILE:O	54:DV:382:ILE:HD12	2.06	0.55
1:EA:2362:C:OP1	30:E3:39:ARG:NH1	2.39	0.55
9:EI:20:SER:HB3	9:EI:21:PRO:HD3	1.89	0.55
16:EP:13:LYS:NZ	16:EP:80:VAL:HG12	2.20	0.55
21:EU:85:ARG:HD3	21:EU:86:PHE:N	2.21	0.55
36:FD:48:LEU:HD21	36:FD:53:VAL:N	2.21	0.55
15:GO:34:HIS:O	15:GO:102:ARG:NH1	2.37	0.55
33:HA:1313:U:H3	33:HA:1324:A:H61	1.53	0.55
32:A5:26:VAL:O	32:A5:27:VAL:HB	2.06	0.55
1:AA:855:G:N3	23:AW:23:LYS:HD2	2.21	0.55
3:AC:176:ARG:HH21	3:AC:176:ARG:CG	2.19	0.55
1:AA:2821:A:H4'	4:AD:167:ASN:OD1	2.05	0.55
6:AF:2:LYS:HG2	6:AF:3:LEU:HD22	1.88	0.55
7:AG:12:ALA:HB2	1:EA:2790:U:H2'	1.87	0.55
18:AR:68:ARG:HD3	18:AR:92:TRP:CE2	2.41	0.55
23:AW:17:ALA:HA	23:AW:35:ILE:HG23	1.89	0.55
23:AW:37:VAL:HB	23:AW:38:ARG:HD2	1.88	0.55
23:AW:76:ARG:HH21	23:AW:76:ARG:CG	2.19	0.55
33:BA:131:A:H2'	33:BA:132:C:C6	2.42	0.55
33:BA:1413:A:C2	33:BA:1488:G:C2	2.94	0.55
33:BA:600:A:H2'	33:BA:601:G:H8	1.71	0.55
33:BA:701:U:H5''	33:BA:703:G:C4	2.42	0.55
35:BC:8:ASN:OD1	35:BC:16:LYS:NZ	2.37	0.55
54:BV:127:TRP:HH2	54:BV:262:ILE:HD13	1.70	0.55
54:BV:414:PRO:HA	54:BV:461:MET:SD	2.45	0.55
54:BV:545:ILE:HD11	54:BV:581:GLY:HA3	1.87	0.55
7:CG:84:LYS:HG2	7:CG:85:LYS:H	1.71	0.55
22:CV:36:ALA:O	22:CV:93:ARG:NH1	2.37	0.55
34:DB:187:ASP:HB2	34:DB:203:ASP:HB3	1.88	0.55
45:DM:4:ILE:O	45:DM:6:GLY:N	2.40	0.55
51:DS:36:ARG:HH12	51:DS:77:THR:HG22	1.70	0.55
32:E5:47:GLU:HG2	32:E5:95:LEU:HD21	1.86	0.55
33:FA:1299:A:H2'	33:FA:1299:A:N3	2.22	0.55
51:FS:3:ARG:O	51:FS:4:SER:OG	2.23	0.55
54:FV:418:ILE:HG12	54:FV:483:VAL:HG12	1.88	0.55
1:GA:653:U:H3'	1:GA:654:A:H5''	1.88	0.55
4:GD:106:LYS:O	4:GD:107:VAL:HB	2.05	0.55
4:GD:55:LYS:NZ	4:GD:60:VAL:HA	2.21	0.55
20:GT:50:LEU:H	20:GT:50:LEU:HD12	1.71	0.55
33:HA:1003:G:N2	33:HA:1005:A:H5'	2.21	0.55

*Continued on next page...*

*Continued from previous page...*

Atom-1	Atom-2	Interatomic distance (Å)	Clash overlap (Å)
33:HA:1192:C:OP2	35:HC:4:LYS:NZ	2.32	0.55
33:HA:411:A:OP1	36:HD:26:ARG:NH2	2.39	0.55
44:HL:24:LEU:O	44:HL:26:ALA:N	2.39	0.55
1:AA:2884:U:H5	27:A0:39:ARG:CZ	2.19	0.55
31:A4:36:ARG:HG2	31:A4:37:GLN:H	1.71	0.55
32:A5:26:VAL:CG2	32:A5:115:GLY:H	2.19	0.55
1:AA:666:A:H4'	12:AL:48:ARG:HD2	1.87	0.55
4:AD:11:MET:HE1	4:AD:192:ALA:HA	1.88	0.55
4:AD:82:PHE:CE2	4:AD:202:ILE:HD11	2.41	0.55
23:AW:18:LYS:HG3	23:AW:19:ARG:H	1.71	0.55
1:CA:2134:A:H2'	1:CA:2135:A:C8	2.41	0.55
1:CA:528:A:H2	1:CA:2043:C:H4'	1.69	0.55
28:E1:32:LYS:HA	28:E1:51:ALA:HB3	1.89	0.55
1:EA:833:A:H2'	1:EA:834:G:C8	2.42	0.55
1:EA:998:C:OP2	17:EQ:57:ARG:NH2	2.39	0.55
5:EE:148:ILE:HA	5:EE:187:VAL:HB	1.87	0.55
1:EA:528:A:OP2	10:EJ:116:ARG:NH2	2.37	0.55
11:EK:18:ARG:HB2	11:EK:45:GLU:CG	2.37	0.55
17:EQ:60:TRP:CZ2	17:EQ:93:ILE:HB	2.41	0.55
33:FA:1491:G:H2'	55:FW:6:5OH:CA	2.35	0.55
54:FV:679:SER:OG	54:FV:680:TYR:N	2.39	0.55
1:GA:2145:C:H3'	1:GA:2146:C:H5''	1.89	0.55
1:GA:2362:C:OP1	30:G3:39:ARG:NH1	2.38	0.55
4:GD:12:THR:HG22	4:GD:13:ARG:N	2.22	0.55
12:GL:101:ILE:HG23	12:GL:105:ILE:HG13	1.88	0.55
1:AA:2336:A:C6	23:AW:40:ARG:HD2	2.42	0.55
1:AA:646:U:C4	1:AA:2368:C:H1'	2.41	0.55
1:AA:933:A:OP2	59:AA:3575:HOH:O	2.18	0.55
4:AD:133:THR:HG23	4:AD:134:HIS:N	2.21	0.55
4:AD:186:LEU:HD21	16:AP:7:LEU:HD21	1.87	0.55
22:AV:6:ALA:HB1	22:AV:40:ILE:CG2	2.36	0.55
25:AY:56:LEU:O	25:AY:57:LEU:HB3	2.04	0.55
26:AZ:8:GLN:O	26:AZ:10:ARG:N	2.39	0.55
33:BA:769:G:H4'	33:BA:1513:A:H4'	1.89	0.55
34:BB:209:VAL:HG23	34:BB:210:THR:H	1.70	0.55
38:BF:64:VAL:HG12	38:BF:65:GLU:N	2.22	0.55
2:CB:11:C:O2'	2:CB:15:A:N6	2.39	0.55
11:CK:5:GLN:HA	11:CK:20:MET:SD	2.46	0.55
25:CY:6:LEU:HD12	25:CY:56:LEU:HD11	1.87	0.55
34:DB:83:ALA:O	34:DB:88:GLN:HG3	2.06	0.55
35:DC:147:LYS:HB2	35:DC:203:PHE:CD2	2.41	0.55

*Continued on next page...*

*Continued from previous page...*

Atom-1	Atom-2	Interatomic distance (Å)	Clash overlap (Å)
36:DD:107:PHE:CD2	36:DD:145:ILE:HD11	2.41	0.55
1:EA:2138:G:H1'	1:EA:2154:A:C6	2.41	0.55
1:EA:2387:U:H1'	23:EW:38:ARG:NE	2.22	0.55
3:EC:14:HIS:O	3:EC:203:VAL:HG11	2.07	0.55
10:EJ:64:VAL:HG11	10:EJ:68:LYS:HB2	1.89	0.55
39:FG:50:LEU:CD1	39:FG:61:ALA:HB1	2.36	0.55
1:GA:752:A:N6	1:GA:2609:U:H3	2.04	0.55
6:GF:25:MET:O	6:GF:29:ARG:NH1	2.40	0.55
18:GR:10:LYS:NZ	18:GR:23:GLU:OE1	2.31	0.55
35:HC:42:TYR:CZ	35:HC:90:VAL:HG21	2.42	0.55
36:HD:99:ASP:OD1	36:HD:100:ASN:N	2.39	0.55
6:AF:27:VAL:HG13	6:AF:29:ARG:HH11	1.72	0.55
11:AK:99:ILE:HG21	11:AK:119:ALA:HB2	1.89	0.55
33:BA:1033:G:H2'	33:BA:1034:G:C5'	2.37	0.55
33:BA:26:A:N6	33:BA:558:G:O2'	2.35	0.55
33:BA:890:G:O2'	33:BA:906:A:N6	2.39	0.55
40:BH:25:VAL:HG23	40:BH:63:LEU:HD21	1.88	0.55
50:BR:22:ASP:OD1	50:BR:24:LYS:N	2.32	0.55
1:CA:2325:G:C6	1:CA:2326:C:N4	2.73	0.55
3:CC:144:GLU:HA	3:CC:151:GLY:HA2	1.87	0.55
7:CG:112:VAL:HG23	7:CG:113:ASP:N	2.22	0.55
1:EA:1105:U:H2'	1:EA:1106:G:C8	2.42	0.55
1:EA:1605:C:H2'	1:EA:1606:C:H5'	1.89	0.55
1:EA:644:A:H2'	1:EA:645:C:O4'	2.07	0.55
21:EU:39:ASN:HB3	21:EU:62:ALA:O	2.07	0.55
1:GA:1141:U:H4'	1:GA:1142:A:O4'	2.06	0.55
1:GA:1440:U:H2'	1:GA:1441:G:C8	2.42	0.55
9:GI:101:SER:HA	9:GI:140:GLU:HG2	1.89	0.55
33:HA:1030:U:H4'	33:HA:1031:C:OP1	2.06	0.55
46:HN:21:PHE:HA	46:HN:25:ALA:HB3	1.88	0.55
33:HA:483:C:O2	48:HP:13:LYS:NZ	2.39	0.55
54:HV:11:ARG:HE	54:HV:283:ILE:HA	1.72	0.55
1:AA:644:A:H2'	1:AA:645:C:O4'	2.07	0.55
1:AA:846:U:HO2'	1:AA:847:U:P	2.30	0.55
1:AA:1820:U:OP1	3:AC:176:ARG:NH2	2.39	0.55
18:AR:66:HIS:CG	18:AR:94:THR:HG22	2.42	0.55
40:BH:112:THR:HG23	40:BH:115:ALA:H	1.71	0.55
46:BN:31:ILE:HD12	46:BN:31:ILE:N	2.20	0.55
54:BV:223:ILE:O	54:BV:227:ALA:N	2.38	0.55
4:CD:36:GLN:HB3	4:CD:49:GLN:HE21	1.70	0.55
8:CH:2:GLN:HB2	8:CH:39:ALA:HB3	1.89	0.55

*Continued on next page...*

*Continued from previous page...*

Atom-1	Atom-2	Interatomic distance (Å)	Clash overlap (Å)
11:CK:105:ARG:N	11:CK:105:ARG:HD3	2.22	0.55
1:CA:958:U:OP2	13:CM:14:LYS:NZ	2.37	0.55
33:DA:73:C:H6	33:DA:73:C:H5'	1.71	0.55
41:DI:44:ALA:HA	41:DI:47:VAL:HG13	1.87	0.55
1:EA:2331:G:O2'	1:EA:2336:A:N1	2.40	0.55
1:EA:2531:A:OP1	7:EG:174:LYS:HE3	2.07	0.55
37:FE:104:GLY:CA	37:FE:122:ASN:HA	2.37	0.55
1:GA:2520:C:C6	1:GA:2567:G:H1'	2.41	0.55
6:GF:60:SER:HB2	6:GF:88:VAL:HG11	1.89	0.55
11:GK:107:LEU:O	11:GK:109:SER:N	2.37	0.55
18:GR:66:HIS:CG	18:GR:94:THR:HG22	2.42	0.55
1:GA:2331:G:O2'	23:GW:39:GLN:O	2.15	0.55
43:HK:87:LYS:HA	43:HK:114:THR:HG22	1.89	0.55
45:HM:11:ASP:OD1	45:HM:12:HIS:N	2.37	0.55
49:HQ:21:ILE:HG23	49:HQ:46:VAL:HB	1.87	0.55
37:BE:46:VAL:CG2	37:BE:118:ALA:HA	2.36	0.55
33:BA:685:G:H4'	43:BK:41:ALA:O	2.06	0.55
33:DA:1279:G:H2'	33:DA:1279:G:N3	2.20	0.55
32:E5:29:ASP:HA	32:E5:108:VAL:HG11	1.89	0.55
1:EA:1607:C:H4'	1:EA:1608:A:O5'	2.06	0.55
5:EE:4:VAL:HG12	5:EE:6:LYS:H	1.72	0.55
1:EA:994:C:H3'	17:EQ:53:LYS:HE2	1.89	0.55
39:FG:4:ARG:HG3	39:FG:5:ARG:N	2.22	0.55
1:GA:1441:G:H2'	1:GA:1442:U:H6	1.71	0.55
1:GA:1938:A:OP2	59:GA:3718:HOH:O	2.18	0.55
1:GA:2406:A:C2	12:GL:69:ARG:NH2	2.75	0.55
33:HA:1491:G:H5'	33:HA:1492:A:OP1	2.06	0.55
34:HB:40:ILE:HG21	34:HB:201:GLY:HA2	1.88	0.55
36:HD:145:ILE:CD1	36:HD:155:VAL:HG21	2.37	0.55
37:HE:45:ARG:HA	37:HE:72:ILE:O	2.06	0.55
43:HK:19:GLY:HA2	43:HK:37:ARG:HG3	1.89	0.55
44:HL:72:HIS:ND1	44:HL:73:ASN:O	2.39	0.55
1:AA:1753:G:OP1	16:AP:92:ARG:NE	2.32	0.55
1:AA:142:A:H2	20:AT:2:ILE:HG23	1.72	0.55
21:AU:73:ASN:OD1	21:AU:76:THR:N	2.29	0.55
35:BC:34:ASP:OD2	46:BN:65:ARG:NH1	2.40	0.55
54:BV:497:LYS:HG2	54:BV:523:TYR:HB2	1.88	0.55
1:CA:265:A:H4'	1:CA:266:G:OP1	2.07	0.55
1:CA:527:C:H4'	1:CA:528:A:O5'	2.06	0.55
33:DA:212:G:H2'	33:DA:213:G:H8	1.71	0.55
42:DJ:7:ARG:NH1	42:DJ:75:ASP:OD2	2.40	0.55

*Continued on next page...*

*Continued from previous page...*

Atom-1	Atom-2	Interatomic distance (Å)	Clash overlap (Å)
54:DV:697:ALA:O	54:DV:699:ILE:N	2.40	0.55
1:EA:28:A:H1'	1:EA:513:A:C2	2.42	0.55
19:ES:33:LEU:HD13	19:ES:51:LEU:HD23	1.89	0.55
1:EA:85:G:P	21:EU:27:VAL:HG11	2.47	0.55
23:EW:37:VAL:HG12	23:EW:38:ARG:N	2.21	0.55
33:FA:707:U:H2'	33:FA:708:C:C6	2.42	0.55
33:FA:429:U:O3'	36:FD:22:LYS:NZ	2.39	0.55
33:FA:401:C:OP2	36:FD:70:ARG:NH1	2.37	0.55
28:G1:8:ILE:HD12	28:G1:52:LYS:HB2	1.89	0.55
1:GA:654:A:N3	1:GA:654:A:H3'	2.21	0.55
3:GC:16:VAL:H	3:GC:203:VAL:HG12	1.71	0.55
5:GE:46:GLN:HG3	5:GE:87:ALA:H	1.70	0.55
1:GA:1064:C:H4'	9:GI:89:SER:HB2	1.89	0.55
23:GW:40:ARG:HG3	23:GW:56:HIS:CG	2.42	0.55
37:HE:104:GLY:HA2	37:HE:122:ASN:HA	1.88	0.55
32:A5:33:VAL:HG12	32:A5:34:THR:N	2.20	0.55
1:AA:1458:U:H4'	1:AA:1459:G:O5'	2.07	0.55
1:AA:2328:A:H2'	1:AA:2329:U:C6	2.42	0.55
1:AA:38:A:O2'	5:AE:43:THR:HA	2.07	0.55
1:AA:42:A:H2'	1:AA:43:G:C5'	2.37	0.55
1:AA:460:A:P	29:A2:41:ARG:HH12	2.30	0.55
1:AA:527:C:H4'	1:AA:528:A:O5'	2.07	0.55
1:AA:443:A:N7	5:AE:40:ARG:HD2	2.21	0.55
23:AW:17:ALA:O	23:AW:18:LYS:HB2	2.06	0.55
33:BA:1468:A:C2'	33:BA:1469:C:H5'	2.36	0.55
37:BE:111:MET:CE	37:BE:125:ALA:HB1	2.37	0.55
53:BU:41:PRO:O	53:BU:45:ARG:HD3	2.06	0.55
1:CA:586:A:C2	1:CA:1254:A:C2	2.95	0.55
1:CA:1731:G:O2'	1:CA:1732:C:H3'	2.06	0.55
12:CL:77:ILE:HD11	12:CL:108:ALA:HB1	1.88	0.55
33:DA:1478:U:H2'	33:DA:1479:C:C6	2.42	0.55
33:DA:844:G:H2'	33:DA:845:A:H5''	1.88	0.55
54:DV:164:ALA:HB1	54:DV:262:ILE:HD11	1.89	0.55
16:EP:21:PRO:HD3	16:EP:49:ILE:HD12	1.89	0.55
33:FA:1180:A:OP2	41:FI:99:ARG:NH2	2.40	0.55
45:FM:29:ARG:NH2	45:FM:63:PHE:HB2	2.22	0.55
53:FU:40:LYS:N	53:FU:41:PRO:CD	2.69	0.55
3:GC:143:VAL:HB	3:GC:153:LEU:HB2	1.87	0.55
25:GY:23:ARG:HA	25:GY:23:ARG:HE	1.72	0.55
43:HK:80:LYS:O	43:HK:106:ARG:N	2.34	0.55
44:HL:44:LYS:CB	44:HL:45:PRO:HD3	2.37	0.55

*Continued on next page...*

*Continued from previous page...*

Atom-1	Atom-2	Interatomic distance (Å)	Clash overlap (Å)
45:HM:74:SER:HA	45:HM:77:ILE:HD12	1.89	0.55
1:AA:1515:A:HO2'	1:AA:1556:C:HO2'	1.43	0.55
1:AA:279:A:N6	1:AA:361:G:H1'	2.22	0.55
1:AA:2724:U:P	4:AD:116:LYS:HZ2	2.30	0.55
16:AP:50:ARG:HD2	16:AP:51:ASN:N	2.22	0.55
33:BA:71:A:O2'	33:BA:72:A:O4'	2.24	0.55
1:CA:858:G:N2	1:CA:919:U:O4	2.39	0.55
4:CD:118:PHE:HZ	14:CN:1:MET:HB2	1.71	0.55
17:CQ:97:ILE:HD13	17:CQ:104:ALA:HB3	1.88	0.55
32:E5:116:GLU:CG	32:E5:117:LEU:H	2.20	0.55
1:EA:1808:A:N1	24:EX:27:ARG:HD2	2.22	0.55
1:EA:2593:U:O4	59:EA:3781:HOH:O	2.16	0.55
1:EA:594:U:H2'	1:EA:595:C:C6	2.41	0.55
17:EQ:29:ARG:HG3	17:EQ:29:ARG:HH11	1.72	0.55
43:FK:88:GLY:H	43:FK:114:THR:CG2	2.20	0.55
46:FN:45:VAL:HG23	46:FN:46:LEU:H	1.72	0.55
1:GA:1072:C:N4	1:GA:1094:U:N3	2.55	0.55
1:GA:1095:A:C8	54:HV:632:ILE:HB	2.41	0.55
1:GA:1925:C:N3	1:GA:1926:U:C4	2.75	0.55
1:GA:1059:G:H21	9:GI:127:SER:HA	1.72	0.55
12:GL:127:VAL:HG11	12:GL:142:ILE:HG21	1.89	0.55
18:GR:42:ALA:HA	18:GR:46:GLU:HB2	1.89	0.55
32:A5:60:LEU:O	32:A5:64:VAL:HB	2.06	0.54
1:AA:655:A:H4'	1:AA:656:G:OP1	2.05	0.54
1:CA:2103:C:H2'	1:CA:2104:C:H5'	1.89	0.54
1:CA:2287:A:C8	1:CA:2289:G:C8	2.94	0.54
1:CA:545:U:H3'	1:CA:546:U:H4'	1.89	0.54
1:CA:577:G:O2'	1:CA:1254:A:OP1	2.25	0.54
23:CW:37:VAL:HB	23:CW:38:ARG:NH1	2.22	0.54
33:DA:573:A:OP2	59:DA:1737:HOH:O	2.18	0.54
34:DB:71:THR:HG22	34:DB:72:LYS:H	1.71	0.54
46:DN:61:ARG:O	46:DN:62:ASN:HB2	2.06	0.54
32:E5:71:CYS:CB	32:E5:117:LEU:HD12	2.36	0.54
32:E5:95:LEU:H	32:E5:95:LEU:HD22	1.72	0.54
1:EA:1654:A:O2'	4:ED:118:PHE:CD2	2.60	0.54
4:ED:149:ASN:OD1	4:ED:150:GLN:N	2.40	0.54
16:EP:28:LYS:O	16:EP:80:VAL:O	2.25	0.54
33:FA:35:G:N3	44:FL:115:SER:OG	2.40	0.54
34:FB:49:PHE:HB2	34:FB:212:TYR:CZ	2.42	0.54
35:FC:77:ILE:HA	35:FC:84:VAL:HG23	1.88	0.54
36:FD:30:THR:HG22	36:FD:31:LYS:H	1.72	0.54

*Continued on next page...*

*Continued from previous page...*

Atom-1	Atom-2	Interatomic distance (Å)	Clash overlap (Å)
54:FV:697:ALA:O	54:FV:699:ILE:N	2.40	0.54
29:G2:1:MET:SD	29:G2:2:LYS:N	2.77	0.54
1:GA:1327:A:N6	1:GA:1328:A:C2	2.74	0.54
1:GA:163:C:O2'	1:GA:164:C:P	2.65	0.54
1:GA:2589:A:OP1	59:GA:3313:HOH:O	2.18	0.54
15:GO:66:GLY:HA2	15:GO:102:ARG:NH1	2.22	0.54
38:HF:91:ARG:HG3	38:HF:92:THR:H	1.71	0.54
32:A5:25:ALA:N	32:A5:116:GLU:OE1	2.40	0.54
32:A5:25:ALA:CA	32:A5:116:GLU:OE1	2.55	0.54
1:AA:1028:A:N6	1:AA:1125:G:H2'	2.22	0.54
1:AA:1722:A:H2'	1:AA:1723:G:O4'	2.08	0.54
1:AA:523:C:H4'	1:AA:540:C:O2	2.07	0.54
33:BA:590:U:H2'	33:BA:591:U:C6	2.42	0.54
33:BA:675:A:C6	33:BA:676:A:C5	2.94	0.54
33:BA:725:G:OP1	33:BA:833:G:N2	2.39	0.54
34:BB:19:THR:OG1	34:BB:20:ARG:N	2.40	0.54
35:BC:111:LEU:HD13	35:BC:144:LEU:HD11	1.88	0.54
36:BD:151:LYS:HA	36:BD:155:VAL:HG13	1.89	0.54
50:BR:57:ARG:HE	50:BR:61:ARG:NH2	2.05	0.54
53:BU:26:ALA:HA	53:BU:29:LEU:HB3	1.87	0.54
1:CA:1053:C:C2	1:CA:1054:A:C8	2.94	0.54
1:CA:1731:G:N2	1:CA:1733:G:O6	2.36	0.54
11:CK:99:ILE:HG21	11:CK:119:ALA:HB2	1.89	0.54
33:DA:1077:G:N2	33:DA:1080:A:OP2	2.37	0.54
33:DA:769:G:H4'	33:DA:1513:A:H4'	1.89	0.54
38:DF:64:VAL:HG12	38:DF:65:GLU:N	2.21	0.54
39:DG:57:SER:OG	39:DG:58:GLU:N	2.37	0.54
42:DJ:16:ARG:HA	42:DJ:19:ASP:OD1	2.07	0.54
42:DJ:25:ILE:HG21	42:DJ:74:VAL:HG13	1.88	0.54
32:E5:58:THR:HB	32:E5:82:ILE:HB	1.89	0.54
1:EA:971:G:O2'	1:EA:983:A:N3	2.37	0.54
3:EC:68:ARG:HD3	3:EC:103:ILE:HD11	1.89	0.54
1:EA:443:A:N7	5:EE:40:ARG:HD3	2.22	0.54
10:EJ:76:HIS:CE1	10:EJ:85:LYS:HB2	2.42	0.54
11:EK:71:ARG:CG	11:EK:105:ARG:NH2	2.71	0.54
16:EP:50:ARG:HG2	16:EP:57:ALA:N	2.22	0.54
55:FW:3:SER:OG	55:FW:3:SER:O	2.21	0.54
1:GA:2210:U:H4'	1:GA:2211:A:H5'	1.89	0.54
13:GM:50:ARG:HD3	13:GM:65:ILE:HD11	1.88	0.54
1:GA:1012:U:OP2	17:GQ:69:ARG:NH1	2.40	0.54
36:HD:58:LYS:HG3	36:HD:59:GLN:N	2.22	0.54

*Continued on next page...*



*Continued from previous page...*

Atom-1	Atom-2	Interatomic distance (Å)	Clash overlap (Å)
1:AA:1532:A:N6	1:AA:1534:U:O4	2.41	0.54
1:AA:1805:A:N3	3:AC:49:THR:OG1	2.39	0.54
1:AA:191:A:H2'	1:AA:192:C:H6	1.72	0.54
1:AA:2406:A:C4	12:AL:69:ARG:NH2	2.76	0.54
17:AQ:63:ARG:NH1	17:AQ:96:ASP:HA	2.22	0.54
1:AA:2365:G:H4'	23:AW:59:PHE:CE1	2.42	0.54
33:BA:1181:G:O2'	33:BA:1182:G:C8	2.60	0.54
33:BA:1198:G:O6	59:BA:1781:HOH:O	2.18	0.54
33:BA:263:A:OP1	52:BT:74:ARG:NH1	2.38	0.54
33:BA:564:C:N4	59:BA:1733:HOH:O	2.26	0.54
33:BA:706:A:C2'	33:BA:707:U:H5'	2.37	0.54
36:BD:110:THR:HG23	36:BD:113:GLU:H	1.71	0.54
36:BD:105:MET:SD	36:BD:143:VAL:CG1	2.96	0.54
1:CA:1271:G:OP2	59:CA:3382:HOH:O	2.18	0.54
36:BD:156:LYS:NZ	1:CA:1541:C:OP1	2.40	0.54
1:CA:2466:C:OP1	31:C4:4:ARG:HG2	2.07	0.54
4:CD:124:ARG:NH1	4:CD:164:GLN:O	2.40	0.54
8:CH:5:LEU:HD21	8:CH:12:LEU:HD13	1.89	0.54
10:CJ:17:VAL:HG23	10:CJ:137:PRO:HB2	1.88	0.54
35:DC:123:GLN:HB3	35:DC:128:VAL:HG11	1.90	0.54
54:DV:142:ASN:OD1	54:DV:143:LYS:N	2.39	0.54
1:EA:1731:G:H1'	1:EA:1733:G:O4'	2.07	0.54
1:EA:2110:G:O3'	1:EA:2148:G:N2	2.34	0.54
1:EA:2557:G:H2'	1:EA:2558:C:C6	2.42	0.54
4:ED:118:PHE:CD1	4:ED:119:ALA:N	2.75	0.54
5:EE:128:ALA:O	5:EE:130:LYS:N	2.41	0.54
8:EH:2:GLN:O	8:EH:3:VAL:HG22	2.07	0.54
13:EM:24:THR:O	13:EM:24:THR:OG1	2.25	0.54
33:FA:9:G:H5'	37:FE:108:GLY:HA3	1.89	0.54
35:FC:11:ARG:NH2	35:FC:182:ILE:HG13	2.23	0.54
39:FG:18:PHE:CE1	39:FG:58:GLU:HG2	2.42	0.54
48:FP:54:LEU:HD22	48:FP:80:LYS:HD2	1.88	0.54
50:FR:27:ALA:HA	50:FR:30:LYS:HE3	1.89	0.54
1:GA:1385:A:H1'	1:GA:1386:C:C6	2.43	0.54
1:GA:1607:C:H4'	1:GA:1608:A:O5'	2.07	0.54
3:GC:115:ILE:HG22	3:GC:116:GLN:N	2.22	0.54
33:HA:1126:U:N3	33:HA:1280:A:OP1	2.39	0.54
33:HA:9:G:H5'	37:HE:108:GLY:HA3	1.89	0.54
33:HA:1368:A:OP1	41:HI:113:ARG:NH2	2.39	0.54
45:HM:66:GLU:O	45:HM:69:LEU:N	2.40	0.54
50:HR:34:THR:OG1	50:HR:35:GLU:N	2.40	0.54

*Continued on next page...*

*Continued from previous page...*

Atom-1	Atom-2	Interatomic distance (Å)	Clash overlap (Å)
1:AA:2152:G:H2'	1:AA:2153:C:O4'	2.07	0.54
1:AA:2615:U:C2	27:A0:3:GLN:HA	2.42	0.54
1:AA:37:C:O2'	5:AE:45:ALA:HA	2.08	0.54
6:AF:105:ILE:HD11	6:AF:138:PRO:HG2	1.90	0.54
7:AG:84:LYS:HG3	7:AG:131:VAL:HA	1.87	0.54
17:AQ:78:PHE:CZ	17:AQ:82:LEU:HD11	2.43	0.54
33:BA:71:A:C2	33:BA:72:A:C4	2.96	0.54
1:CA:2742:G:OP1	31:C4:36:ARG:HD3	2.07	0.54
1:CA:1428:C:C5	1:CA:1569:A:H5''	2.43	0.54
11:CK:105:ARG:H	11:CK:105:ARG:HD3	1.73	0.54
16:CP:63:ILE:HA	16:CP:68:GLY:HA2	1.89	0.54
33:DA:1084:G:C5	33:DA:1085:U:C4	2.96	0.54
33:DA:482:A:C2	33:DA:483:C:H1'	2.42	0.54
52:DT:70:ASN:N	52:DT:70:ASN:OD1	2.41	0.54
1:EA:2146:C:H4'	1:EA:2147:A:OP1	2.06	0.54
1:EA:666:A:H4'	12:EL:48:ARG:HD2	1.89	0.54
11:EK:70:ARG:O	11:EK:71:ARG:HB2	2.08	0.54
16:EP:19:PHE:CD1	16:EP:19:PHE:N	2.76	0.54
17:EQ:91:ARG:HB2	17:EQ:94:LEU:HB2	1.89	0.54
33:FA:263:A:P	52:FT:74:ARG:NH1	2.81	0.54
1:GA:1079:C:C2'	1:GA:1080:A:H5''	2.38	0.54
1:GA:1442:U:H2'	1:GA:1443:U:C6	2.42	0.54
1:GA:2205:A:OP1	3:GC:67:LYS:NZ	2.40	0.54
3:GC:255:LYS:O	3:GC:256:THR:HG22	2.07	0.54
12:GL:87:GLY:O	12:GL:89:VAL:N	2.41	0.54
33:HA:392:C:OP1	48:HP:8:ARG:NH2	2.40	0.54
1:AA:1722:A:C6	1:AA:1723:G:C4	2.96	0.54
2:AB:41:G:H2'	6:AF:65:LEU:HD13	1.89	0.54
9:AI:102:ARG:HD2	9:AI:102:ARG:H	1.72	0.54
1:AA:1080:A:H1'	9:AI:127:SER:HA	1.88	0.54
10:AJ:4:PHE:CG	10:AJ:5:THR:N	2.75	0.54
18:AR:60:LYS:H	18:AR:100:GLY:HA3	1.72	0.54
20:AT:32:LEU:H	20:AT:83:ALA:HB3	1.73	0.54
34:BB:69:VAL:HG23	34:BB:162:VAL:HB	1.89	0.54
50:BR:25:ASP:O	50:BR:28:THR:N	2.41	0.54
1:CA:1993:U:H4'	4:CD:133:THR:HG21	1.88	0.54
23:CW:18:LYS:HA	23:CW:36:ILE:HB	1.90	0.54
33:DA:962:C:H1'	33:DA:1201:A:H62	1.71	0.54
34:DB:67:LEU:HD21	34:DB:91:VAL:HG23	1.88	0.54
38:DF:75:GLU:O	38:DF:78:PHE:N	2.38	0.54
54:DV:591:LEU:O	54:DV:594:LYS:N	2.40	0.54

*Continued on next page...*

*Continued from previous page...*

Atom-1	Atom-2	Interatomic distance (Å)	Clash overlap (Å)
32:E5:23:LEU:H	32:E5:87:GLU:HB2	1.73	0.54
1:EA:2155:U:H2'	1:EA:2156:G:H5'	1.90	0.54
1:EA:2447:G:N2	59:EA:3680:HOH:O	2.03	0.54
1:EA:479:A:N3	1:EA:481:G:H5''	2.21	0.54
1:EA:518:G:H4'	19:ES:18:ARG:NH1	2.22	0.54
1:EA:958:U:H2'	2:EB:89:U:C6	2.43	0.54
3:EC:68:ARG:NE	3:EC:103:ILE:HD11	2.22	0.54
1:EA:1654:A:O2'	4:ED:118:PHE:CG	2.60	0.54
20:ET:54:GLU:HB2	20:ET:88:LYS:HG3	1.90	0.54
24:EX:70:LEU:HD13	24:EX:75:GLU:CB	2.38	0.54
37:FE:111:MET:HE1	37:FE:125:ALA:HB1	1.90	0.54
41:FI:54:LEU:HD21	41:FI:101:ALA:CB	2.37	0.54
52:FT:62:ALA:HA	52:FT:67:ILE:HG22	1.88	0.54
1:GA:1386:C:H2'	1:GA:1387:A:C8	2.42	0.54
1:GA:1794:A:H2'	1:GA:1795:C:C6	2.42	0.54
6:GF:101:ARG:HA	6:GF:104:THR:HG22	1.89	0.54
6:GF:3:LEU:HA	6:GF:6:TYR:HB2	1.88	0.54
9:GI:18:ASN:N	9:GI:19:PRO:HD3	2.21	0.54
22:GV:2:PHE:HB3	22:GV:50:MET:HE1	1.90	0.54
33:HA:1123:U:H4'	42:HJ:39:PRO:HD2	1.88	0.54
43:HK:70:CYS:SG	43:HK:71:ALA:N	2.81	0.54
1:AA:1779:U:H5	1:AA:1784:A:N7	2.05	0.54
1:AA:84:A:N1	1:AA:98:G:O2'	2.36	0.54
5:AE:108:ILE:HD12	12:AL:2:ARG:NH2	2.23	0.54
33:BA:710:G:OP1	38:BF:53:LYS:NZ	2.34	0.54
36:BD:197:GLU:O	36:BD:200:ILE:N	2.40	0.54
43:BK:35:THR:HG21	43:BK:39:GLY:HA2	1.89	0.54
49:BQ:50:ASN:O	49:BQ:52:GLU:N	2.40	0.54
1:CA:1031:G:H4'	31:C4:6:SER:HB2	1.89	0.54
1:CA:138:U:OP1	1:CA:139:U:H3'	2.07	0.54
1:CA:1485:U:H2'	1:CA:1486:U:C6	2.42	0.54
1:CA:323:C:N4	1:CA:333:G:N7	2.56	0.54
1:CA:475:C:C4	1:CA:481:G:O6	2.60	0.54
10:CJ:4:PHE:CG	10:CJ:5:THR:N	2.76	0.54
24:CX:36:ARG:HG2	24:CX:47:THR:HG22	1.89	0.54
33:DA:250:A:H4'	33:DA:251:G:O5'	2.06	0.54
33:DA:446:G:N2	33:DA:489:C:C2	2.75	0.54
1:EA:1025:G:H4'	1:EA:1026:G:OP2	2.07	0.54
16:EP:4:ILE:HG22	16:EP:5:LYS:H	1.72	0.54
11:EK:76:VAL:HB	16:EP:72:VAL:HG22	1.89	0.54
41:FI:45:ARG:O	41:FI:47:VAL:N	2.40	0.54

*Continued on next page...*

*Continued from previous page...*

Atom-1	Atom-2	Interatomic distance (Å)	Clash overlap (Å)
44:FL:24:LEU:O	44:FL:26:ALA:N	2.40	0.54
1:GA:322:A:H5'	1:GA:340:A:H1'	1.88	0.54
2:GB:78:A:OP2	22:GV:18:ARG:NH2	2.34	0.54
12:GL:74:THR:HG22	12:GL:107:PHE:HB2	1.89	0.54
33:HA:1478:U:H2'	33:HA:1479:C:C6	2.43	0.54
1:GA:1067:A:N3	54:HV:645:GLN:NE2	2.56	0.54
1:AA:1297:C:O2	1:AA:1643:G:N2	2.31	0.54
1:AA:1509:A:HO2'	1:AA:1510:G:P	2.31	0.54
1:AA:2880:C:H1'	14:AN:92:GLY:H	1.73	0.54
1:AA:495:G:N3	19:AS:61:ASN:ND2	2.49	0.54
1:AA:523:C:O3'	1:AA:539:G:N2	2.41	0.54
1:AA:594:U:H2'	1:AA:595:C:C6	2.43	0.54
10:AJ:6:ALA:HB3	10:AJ:45:THR:HG21	1.89	0.54
13:AM:35:ALA:O	13:AM:37:GLY:N	2.37	0.54
1:AA:1336:A:P	20:AT:68:LYS:HZ2	2.31	0.54
23:AW:37:VAL:HG13	23:AW:55:ASP:C	2.28	0.54
38:BF:9:MET:HG3	38:BF:85:ILE:HG13	1.90	0.54
49:BQ:12:VAL:HG12	49:BQ:13:VAL:H	1.72	0.54
1:CA:2101:A:C2	1:CA:2102:G:N2	2.76	0.54
4:CD:151:THR:HG22	4:CD:152:PRO:HD3	1.88	0.54
7:CG:84:LYS:HD2	7:CG:84:LYS:N	2.22	0.54
20:CT:29:THR:CA	20:CT:86:THR:HA	2.38	0.54
1:EA:170:U:H2'	1:EA:171:U:C6	2.43	0.54
4:ED:68:PHE:C	4:ED:73:VAL:HG12	2.27	0.54
33:FA:913:A:H4'	33:FA:914:A:O5'	2.07	0.54
47:FO:71:LYS:HD3	47:FO:78:TYR:CZ	2.43	0.54
1:GA:1079:C:H2'	1:GA:1080:A:H5''	1.89	0.54
1:GA:1869:G:H3'	1:GA:1870:C:H5''	1.90	0.54
1:GA:2135:A:N6	1:GA:2156:G:O2'	2.41	0.54
1:GA:823:C:H42	1:GA:834:G:H1	1.56	0.54
50:HR:32:TYR:CD2	50:HR:55:LEU:HD21	2.43	0.54
54:HV:127:TRP:HH2	54:HV:262:ILE:HD13	1.72	0.54
32:A5:71:CYS:HA	32:A5:117:LEU:HD11	1.87	0.54
1:AA:2280:G:C2	1:AA:2281:A:C8	2.96	0.54
1:AA:945:A:C5	1:AA:2448:A:C2	2.95	0.54
9:AI:20:SER:HB3	9:AI:21:PRO:HD3	1.89	0.54
12:AL:79:LEU:H	12:AL:113:ALA:HB3	1.73	0.54
14:AN:37:THR:OG1	14:AN:40:LYS:HD2	2.08	0.54
53:BU:44:GLU:O	53:BU:48:ALA:N	2.40	0.54
28:C1:50:GLU:HG2	28:C1:51:ALA:N	2.22	0.54
1:CA:324:A:N6	1:CA:338:G:O2'	2.41	0.54

*Continued on next page...*

*Continued from previous page...*

Atom-1	Atom-2	Interatomic distance (Å)	Clash overlap (Å)
1:CA:983:A:N6	1:CA:984:A:N1	2.55	0.54
33:DA:1086:U:O2'	33:DA:1087:G:H5'	2.08	0.54
39:DG:15:ASP:OD1	39:DG:44:TYR:OH	2.24	0.54
1:EA:2324:U:H3'	1:EA:2325:G:C5'	2.36	0.54
7:EG:39:ALA:HA	7:EG:57:TYR:CD2	2.43	0.54
9:EI:89:SER:HA	9:EI:97:VAL:HG21	1.90	0.54
23:EW:23:LYS:CE	23:EW:24:ARG:HB3	2.38	0.54
34:FB:46:VAL:HA	34:FB:49:PHE:CZ	2.43	0.54
34:FB:57:ASN:HB2	34:FB:219:THR:CG2	2.37	0.54
33:FA:972:C:P	42:FJ:59:LYS:HD3	2.47	0.54
33:FA:951:G:OP2	45:FM:101:ARG:NH2	2.41	0.54
52:FT:68:HIS:C	52:FT:69:LYS:HG3	2.28	0.54
6:GF:39:VAL:HG13	6:GF:40:GLY:H	1.73	0.54
1:GA:996:A:H4'	17:GQ:91:ARG:NE	2.23	0.54
33:HA:204:G:H3'	33:HA:205:A:H5''	1.90	0.54
33:HA:409:U:H5''	36:HD:25:VAL:CG2	2.38	0.54
36:HD:72:PHE:CE2	36:HD:200:ILE:HD11	2.42	0.54
37:HE:81:LEU:CD2	37:HE:123:VAL:HG12	2.37	0.54
38:HF:51:ILE:HG21	38:HF:85:ILE:HD12	1.90	0.54
54:HV:221:ASN:HA	54:HV:224:GLU:HB3	1.90	0.54
1:AA:2313:C:H2'	1:AA:2314:A:H8	1.73	0.54
1:AA:265:A:H4'	1:AA:266:G:OP1	2.07	0.54
1:AA:383:C:N3	1:AA:391:A:N6	2.56	0.54
1:AA:460:A:OP1	29:A2:41:ARG:NH1	2.41	0.54
1:AA:645:C:O2'	1:AA:645:C:O2	2.21	0.54
16:AP:63:ILE:HA	16:AP:68:GLY:HA2	1.90	0.54
17:AQ:81:GLY:HA2	17:AQ:116:LEU:CD1	2.38	0.54
1:AA:855:G:C2	23:AW:23:LYS:HD2	2.43	0.54
41:BI:29:VAL:HB	41:BI:64:TYR:HA	1.89	0.54
41:BI:96:SER:O	41:BI:100:LYS:HG3	2.07	0.54
43:BK:111:THR:HA	53:BU:4:ILE:O	2.07	0.54
1:CA:1028:A:N6	1:CA:1125:G:H2'	2.23	0.54
1:CA:1386:C:H2'	1:CA:1387:A:C8	2.43	0.54
1:CA:1604:C:H5'	59:CA:3404:HOH:O	2.08	0.54
3:CC:63:ILE:HG22	3:CC:64:VAL:N	2.22	0.54
23:CW:39:GLN:HG3	23:CW:41:GLY:O	2.07	0.54
24:CX:34:SER:OG	24:CX:34:SER:O	2.26	0.54
34:DB:13:VAL:HG23	34:DB:207:ARG:NH1	2.23	0.54
1:EA:2582:G:C2	1:EA:2583:G:C8	2.95	0.54
1:EA:910:A:N3	1:EA:2264:C:O2'	2.38	0.54
5:EE:150:THR:HG21	5:EE:153:LEU:HA	1.88	0.54

*Continued on next page...*

*Continued from previous page...*

Atom-1	Atom-2	Interatomic distance (Å)	Clash overlap (Å)
6:EF:175:PRO:O	6:EF:176:PHE:CG	2.60	0.54
39:FG:97:ASN:OD1	39:FG:97:ASN:N	2.41	0.54
54:FV:556:GLY:HA3	54:FV:597:ALA:HB3	1.88	0.54
12:GL:110:VAL:O	12:GL:111:ILE:HB	2.07	0.54
33:HA:1053:G:N7	33:HA:1200:C:H5''	2.23	0.54
33:HA:451:A:H4'	33:HA:452:A:O5'	2.08	0.54
33:HA:954:G:H2'	33:HA:955:U:C6	2.42	0.54
35:HC:7:PRO:HG2	35:HC:184:TYR:CG	2.43	0.54
43:HK:53:ARG:NH2	43:HK:54:GLY:O	2.41	0.54
54:HV:646:GLU:O	54:HV:647:SER:HB2	2.08	0.54
1:AA:192:C:OP1	59:AA:3733:HOH:O	2.19	0.54
6:AF:35:LEU:HD22	6:AF:35:LEU:N	2.23	0.54
33:BA:1237:C:O2	33:BA:1334:G:O2'	2.24	0.54
33:BA:1316:G:N2	33:BA:1318:A:H3'	2.23	0.54
33:BA:600:A:H2'	33:BA:601:G:C8	2.43	0.54
37:BE:44:GLY:HA2	37:BE:76:LEU:HD13	1.90	0.54
39:BG:57:SER:OG	39:BG:58:GLU:N	2.37	0.54
49:BQ:50:ASN:ND2	49:BQ:50:ASN:O	2.41	0.54
53:BU:44:GLU:HA	53:BU:47:ARG:HB3	1.90	0.54
1:CA:1272:A:OP1	59:CA:3382:HOH:O	2.18	0.54
1:CA:1354:A:OP1	3:CC:35:LYS:NZ	2.40	0.54
1:CA:1936:A:H2	1:CA:1943:U:C5	2.26	0.54
1:CA:2502:G:H5'	1:CA:2503:A:H5''	1.89	0.54
4:CD:106:LYS:HB3	4:CD:206:ALA:CB	2.38	0.54
1:CA:597:G:O2'	12:CL:11:GLY:O	2.25	0.54
33:DA:1417:G:O6	59:DA:1792:HOH:O	2.18	0.54
33:DA:652:U:O2'	33:DA:653:U:OP2	2.21	0.54
33:DA:426:U:H5''	36:DD:37:ALA:HB1	1.90	0.54
44:DL:24:LEU:O	44:DL:26:ALA:N	2.41	0.54
1:EA:2800:A:H3'	1:EA:2801:G:C5'	2.38	0.54
20:ET:32:LEU:H	20:ET:83:ALA:HB3	1.73	0.54
33:FA:484:G:H4'	33:FA:485:U:O5'	2.08	0.54
44:FL:3:THR:HG22	44:FL:5:ASN:N	2.23	0.54
1:GA:2547:A:H2'	1:GA:2548:U:C6	2.42	0.54
4:GD:62:LYS:HB2	4:GD:63:PRO:HD3	1.89	0.54
1:GA:1070:A:C2	9:GI:8:VAL:HA	2.42	0.54
10:GJ:64:VAL:HG13	10:GJ:65:THR:N	2.23	0.54
12:GL:77:ILE:CD1	12:GL:108:ALA:HB1	2.38	0.54
21:GU:98:ASN:O	21:GU:100:GLU:N	2.39	0.54
33:HA:1077:G:N2	33:HA:1080:A:OP2	2.38	0.54
33:HA:211:G:N3	33:HA:211:G:H3'	2.23	0.54

*Continued on next page...*

*Continued from previous page...*

Atom-1	Atom-2	Interatomic distance (Å)	Clash overlap (Å)
41:HI:10:GLY:HA2	41:HI:81:HIS:CD2	2.43	0.54
42:HJ:35:GLN:CG	42:HJ:37:ARG:HE	2.21	0.54
1:GA:1095:A:H61	54:HV:623:THR:HG21	1.72	0.54
1:AA:2061:G:OP2	59:AA:3490:HOH:O	2.18	0.53
1:AA:271:G:H4'	1:AA:272:A:OP1	2.08	0.53
1:AA:322:A:H5'	1:AA:340:A:H1'	1.90	0.53
15:AO:108:ASP:HA	15:AO:111:ARG:HG3	1.91	0.53
33:BA:1331:G:O2'	33:BA:1332:A:P	2.65	0.53
33:BA:51:A:H4'	33:BA:52:C:O5'	2.08	0.53
43:BK:82:LEU:HD22	43:BK:105:PHE:CD1	2.43	0.53
1:CA:2311:A:N3	6:CF:84:ILE:HD11	2.23	0.53
20:CT:39:THR:HB	20:CT:42:GLU:HB2	1.88	0.53
33:DA:509:A:C6	33:DA:510:A:N1	2.76	0.53
34:DB:209:VAL:HG23	34:DB:210:THR:H	1.73	0.53
51:DS:47:LEU:HD23	51:DS:48:THR:H	1.72	0.53
32:E5:27:VAL:HG13	32:E5:83:ALA:HB3	1.90	0.53
1:EA:558:U:H5''	10:EJ:111:LYS:HE3	1.90	0.53
33:FA:501:C:H2'	33:FA:502:A:H8	1.73	0.53
1:GA:1603:A:OP1	59:GA:3408:HOH:O	2.18	0.53
1:GA:2886:A:C2	1:GA:2887:A:H1'	2.43	0.53
5:GE:46:GLN:HG3	5:GE:87:ALA:HB3	1.89	0.53
33:HA:1011:C:H2'	33:HA:1012:A:H5'	1.90	0.53
33:HA:859:G:OP2	33:HA:869:G:N1	2.38	0.53
34:HB:67:LEU:HD21	34:HB:91:VAL:HG23	1.88	0.53
41:HI:44:ALA:HA	41:HI:47:VAL:HG13	1.90	0.53
32:A5:15:VAL:HG22	32:A5:66:GLY:HA3	1.89	0.53
32:A5:95:LEU:H	32:A5:95:LEU:HD22	1.74	0.53
1:AA:1141:U:H4'	1:AA:1142:A:O4'	2.08	0.53
1:AA:171:U:H2'	1:AA:172:A:H8	1.73	0.53
1:AA:1857:G:C2	1:AA:1884:G:N3	2.76	0.53
6:AF:137:PHE:CD1	6:AF:138:PRO:HD2	2.43	0.53
33:BA:1493:A:H3'	55:BW:3:SER:HB2	1.90	0.53
34:BB:107:ARG:HG2	34:BB:111:LYS:HE3	1.90	0.53
43:BK:22:HIS:O	43:BK:32:VAL:HA	2.07	0.53
43:BK:63:ALA:HB2	43:BK:92:GLY:HA3	1.90	0.53
33:BA:668:G:H4'	47:BO:48:LYS:HB2	1.89	0.53
1:CA:546:U:O2'	1:CA:547:A:H4'	2.08	0.53
1:CA:716:A:P	47:DO:89:ARG:HH12	2.31	0.53
1:CA:2353:G:H1'	23:CW:30:VAL:HG12	1.89	0.53
16:CP:108:ARG:NH1	33:DA:1464:U:OP2	2.38	0.53
39:DG:145:ALA:C	39:DG:147:ALA:H	2.10	0.53

*Continued on next page...*

*Continued from previous page...*

Atom-1	Atom-2	Interatomic distance (Å)	Clash overlap (Å)
32:E5:93:ALA:N	32:E5:130:PRO:HG2	2.23	0.53
1:EA:1288:G:C4	1:EA:1327:A:C2	2.97	0.53
3:EC:2:VAL:HG11	3:EC:201:LEU:HD23	1.88	0.53
7:EG:10:VAL:O	7:EG:10:VAL:HG23	2.08	0.53
8:EH:8:LYS:O	8:EH:13:GLY:HA3	2.09	0.53
12:EL:95:LEU:HD22	12:EL:100:ILE:HD11	1.89	0.53
33:FA:881:G:OP2	44:FL:9:ARG:NH2	2.41	0.53
34:FB:83:ALA:HA	34:FB:88:GLN:NE2	2.23	0.53
1:GA:1582:C:O2'	1:GA:1585:C:N3	2.32	0.53
1:GA:1605:C:C2'	1:GA:1606:C:H5'	2.37	0.53
1:GA:1906:G:H5'	1:GA:1906:G:H8	1.72	0.53
1:GA:566:U:OP1	59:GA:3331:HOH:O	2.18	0.53
1:GA:966:G:O6	59:GA:3333:HOH:O	2.17	0.53
10:GJ:64:VAL:HG22	10:GJ:68:LYS:HB2	1.89	0.53
12:GL:90:VAL:HG13	12:GL:95:LEU:HD21	1.91	0.53
19:GS:2:GLU:HA	19:GS:108:SER:CB	2.38	0.53
1:GA:2354:C:H4'	23:GW:31:LEU:HD22	1.89	0.53
34:HB:46:VAL:HB	34:HB:47:PRO:HD3	1.89	0.53
54:HV:585:ASP:O	54:HV:586:VAL:HB	2.09	0.53
29:A2:1:MET:SD	29:A2:2:LYS:N	2.82	0.53
6:AF:33:ILE:O	6:AF:90:LEU:N	2.41	0.53
12:AL:87:GLY:O	12:AL:89:VAL:N	2.42	0.53
33:BA:1452:C:H4'	33:BA:1453:G:O5'	2.09	0.53
16:AP:33:GLU:OE2	33:BA:345:C:H4'	2.08	0.53
33:BA:981:U:H5	33:BA:982:U:HO2'	1.55	0.53
34:BB:46:VAL:HB	34:BB:47:PRO:HD3	1.90	0.53
44:BL:44:LYS:CB	44:BL:45:PRO:CD	2.86	0.53
11:CK:66:LYS:HA	11:CK:79:PHE:O	2.09	0.53
20:CT:1:MET:HG2	20:CT:2:ILE:N	2.23	0.53
29:E2:44:VAL:HG12	29:E2:44:VAL:O	2.09	0.53
1:EA:2720:U:OP1	16:EP:52:ARG:NH2	2.38	0.53
1:EA:861:A:C2	1:EA:917:A:C4	2.97	0.53
14:EN:12:ARG:NE	14:EN:20:MET:HE3	2.23	0.53
15:EO:34:HIS:O	15:EO:102:ARG:NH1	2.41	0.53
34:FB:82:ALA:O	34:FB:88:GLN:NE2	2.41	0.53
33:FA:756:C:HO2'	40:FH:2:SER:N	2.07	0.53
42:FJ:19:ASP:HA	42:FJ:22:THR:HG22	1.90	0.53
45:FM:54:ASP:HA	45:FM:57:ARG:HB3	1.89	0.53
52:FT:28:MET:HE1	52:FT:32:ILE:HD11	1.89	0.53
1:GA:1105:U:H2'	1:GA:1106:G:C8	2.44	0.53
1:GA:1627:G:C2	1:GA:1628:G:C8	2.96	0.53

*Continued on next page...*



*Continued from previous page...*

Atom-1	Atom-2	Interatomic distance (Å)	Clash overlap (Å)
1:GA:2101:A:N6	1:GA:2187:U:O4	2.40	0.53
1:GA:2269:G:O2'	23:GW:18:LYS:HG2	2.08	0.53
1:GA:2849:U:OP2	16:GP:92:ARG:NH1	2.41	0.53
6:GF:3:LEU:HD13	6:GF:6:TYR:CD2	2.44	0.53
16:GP:58:PHE:CD1	16:GP:75:THR:HG22	2.43	0.53
33:HA:129:A:H1'	33:HA:130:A:C8	2.43	0.53
34:HB:20:ARG:HH11	34:HB:20:ARG:HA	1.72	0.53
36:HD:3:ARG:CZ	36:HD:115:ARG:NE	2.71	0.53
28:A1:7:LYS:HA	28:A1:23:THR:HG22	1.91	0.53
1:AA:1069:A:C4	1:AA:1073:A:N7	2.76	0.53
1:AA:1447:C:H2'	1:AA:1448:G:C8	2.44	0.53
1:AA:945:A:C4	1:AA:2448:A:C2	2.96	0.53
7:AG:104:LEU:HB2	7:AG:112:VAL:HG21	1.88	0.53
9:AI:131:THR:O	9:AI:134:SER:OG	2.27	0.53
25:AY:28:LEU:HD21	25:AY:42:LEU:HD23	1.91	0.53
33:BA:1297:G:OP1	33:BA:1302:C:N4	2.41	0.53
33:BA:299:G:O6	59:BA:1838:HOH:O	2.19	0.53
33:BA:880:C:OP1	44:BL:5:ASN:ND2	2.37	0.53
35:BC:60:PRO:HB3	35:BC:65:ARG:NH2	2.23	0.53
37:BE:106:ILE:HD11	37:BE:124:LEU:CD2	2.38	0.53
39:BG:145:ALA:C	39:BG:147:ALA:H	2.12	0.53
42:BJ:88:MET:O	42:BJ:90:LEU:N	2.42	0.53
48:BP:36:VAL:HG11	48:BP:57:ILE:HG12	1.89	0.53
49:BQ:59:VAL:HG11	49:BQ:75:LEU:HD23	1.91	0.53
52:BT:83:ILE:O	52:BT:87:ALA:HB3	2.08	0.53
1:CA:2698:U:H2'	1:CA:2699:C:C6	2.43	0.53
1:CA:42:A:H2'	1:CA:43:G:H5'	1.91	0.53
13:CM:1:MET:O	13:CM:2:LEU:HB2	2.08	0.53
33:DA:1099:G:H2'	33:DA:1100:C:C6	2.43	0.53
34:DB:53:LEU:HD22	34:DB:56:LEU:HD23	1.91	0.53
43:DK:24:HIS:HB3	43:DK:31:ILE:HG13	1.89	0.53
1:EA:1088:A:O2'	1:EA:1089:A:P	2.67	0.53
3:EC:255:LYS:O	3:EC:257:ARG:N	2.41	0.53
1:EA:85:G:OP1	21:EU:6:ARG:N	2.40	0.53
23:EW:41:GLY:C	23:EW:43:LYS:H	2.09	0.53
33:FA:1228:C:OP1	45:FM:107:ARG:NH2	2.42	0.53
33:FA:1238:A:H5'	33:FA:1336:C:H41	1.73	0.53
35:FC:118:ASP:O	35:FC:121:THR:HG22	2.08	0.53
1:GA:967:U:H2'	1:GA:968:C:C6	2.43	0.53
3:GC:104:LEU:O	3:GC:105:ALA:HB3	2.09	0.53
3:GC:16:VAL:N	3:GC:203:VAL:HG12	2.22	0.53

*Continued on next page...*

*Continued from previous page...*

Atom-1	Atom-2	Interatomic distance (Å)	Clash overlap (Å)
1:GA:1568:G:H4'	3:GC:58:LYS:HB3	1.91	0.53
4:GD:106:LYS:HD3	4:GD:206:ALA:HB3	1.89	0.53
1:GA:2393:U:H5'	12:GL:60:ARG:O	2.09	0.53
12:GL:85:VAL:CG2	12:GL:94:THR:HG22	2.39	0.53
33:HA:1496:C:C5	33:HA:1497:G:C5	2.96	0.53
1:AA:1913:A:H4'	1:AA:1914:C:H5''	1.91	0.53
1:AA:2314:A:OP1	6:AF:87:LYS:NZ	2.38	0.53
1:AA:451:U:C2	1:AA:453:A:N7	2.77	0.53
2:AB:116:G:H4'	15:AO:54:VAL:HG12	1.89	0.53
21:AU:39:ASN:HD22	21:AU:64:ILE:CG2	2.22	0.53
33:BA:1527:U:OP2	53:BU:39:GLU:HG2	2.08	0.53
40:BH:44:GLY:O	40:BH:64:LYS:NZ	2.41	0.53
1:CA:2039:U:H2'	1:CA:2040:G:C8	2.44	0.53
1:CA:570:G:O6	59:CA:3678:HOH:O	2.16	0.53
3:CC:172:THR:HG22	3:CC:182:LYS:HG2	1.90	0.53
8:CH:27:ARG:HH12	24:CX:63:ILE:HG12	1.72	0.53
33:DA:389:A:C6	33:DA:390:U:H1'	2.44	0.53
35:DC:156:ARG:H	35:DC:163:ALA:HA	1.74	0.53
1:EA:2375:G:N2	1:EA:2378:A:OP2	2.41	0.53
1:EA:322:A:H5'	1:EA:340:A:H1'	1.91	0.53
22:EV:75:GLN:HB2	22:EV:92:VAL:HG23	1.90	0.53
54:FV:281:ALA:HA	54:FV:284:ASP:HB2	1.90	0.53
1:GA:2305:U:H1'	6:GF:132:ARG:HA	1.91	0.53
21:GU:73:ASN:HA	21:GU:95:PHE:HE2	1.73	0.53
33:HA:975:A:H8	33:HA:1357:A:HO2'	1.55	0.53
35:HC:36:ASP:OD1	35:HC:59:ARG:NH1	2.32	0.53
36:HD:105:MET:SD	36:HD:143:VAL:CG1	2.96	0.53
38:HF:18:VAL:HG11	38:HF:58:HIS:CD2	2.43	0.53
43:HK:57:LYS:HD2	43:HK:57:LYS:H	1.74	0.53
1:AA:1913:A:H4'	1:AA:1914:C:C5'	2.39	0.53
2:AB:60:C:C2	2:AB:61:G:C8	2.97	0.53
3:AC:144:GLU:HA	3:AC:151:GLY:HA2	1.89	0.53
15:AO:36:TYR:CD1	15:AO:36:TYR:N	2.75	0.53
18:AR:39:LEU:HA	18:AR:49:ILE:HG21	1.89	0.53
36:BD:170:TRP:CD2	36:BD:186:PRO:HB3	2.44	0.53
33:BA:405:U:O4	36:BD:2:ALA:N	2.41	0.53
37:BE:95:PHE:CD1	37:BE:95:PHE:C	2.82	0.53
40:BH:18:GLN:NE2	40:BH:70:ALA:HB1	2.24	0.53
43:BK:107:ILE:CG2	53:BU:8:GLU:HB2	2.38	0.53
46:BN:49:GLN:HA	46:BN:51:LEU:CD2	2.38	0.53
49:BQ:19:LYS:O	49:BQ:47:HIS:ND1	2.42	0.53

*Continued on next page...*

*Continued from previous page...*

Atom-1	Atom-2	Interatomic distance (Å)	Clash overlap (Å)
10:CJ:43:GLU:O	10:CJ:45:THR:N	2.42	0.53
11:CK:76:VAL:HB	16:CP:72:VAL:HG22	1.90	0.53
33:DA:129:A:H1'	33:DA:130:A:C8	2.44	0.53
33:DA:404:G:C2	33:DA:405:U:C2	2.97	0.53
33:DA:484:G:H4'	33:DA:485:U:O5'	2.09	0.53
34:DB:46:VAL:HA	34:DB:49:PHE:CE2	2.43	0.53
51:DS:36:ARG:HH12	51:DS:77:THR:CG2	2.22	0.53
1:EA:2286:G:OP2	28:E1:5:ARG:NH2	2.42	0.53
1:EA:2038:G:H2'	1:EA:2039:U:O4'	2.08	0.53
1:EA:2267:A:H5''	1:EA:2268:A:H5'	1.90	0.53
1:EA:573:U:O2'	1:EA:574:A:H3'	2.07	0.53
2:EB:37:C:C5	2:EB:38:C:C4	2.96	0.53
23:EW:49:ASN:C	23:EW:49:ASN:OD1	2.46	0.53
34:FB:70:GLY:HA2	34:FB:163:ILE:HG22	1.89	0.53
37:FE:114:VAL:CG1	37:FE:137:VAL:HG23	2.39	0.53
42:FJ:37:ARG:CZ	42:FJ:77:VAL:HG21	2.37	0.53
11:GK:24:VAL:HG12	11:GK:30:ARG:HD2	1.91	0.53
1:GA:1198:U:O3'	17:GQ:4:LYS:HE3	2.08	0.53
1:AA:672:C:C2	1:AA:809:G:N2	2.77	0.53
3:AC:16:VAL:N	3:AC:203:VAL:HG12	2.24	0.53
6:AF:34:THR:HG22	6:AF:89:THR:HG23	1.90	0.53
6:AF:33:ILE:HB	6:AF:90:LEU:HB2	1.91	0.53
20:AT:49:LYS:HB2	20:AT:50:LEU:HD12	1.91	0.53
43:BK:23:ILE:HD11	43:BK:86:VAL:HG22	1.90	0.53
28:C1:39:ASP:OD1	28:C1:41:VAL:HG22	2.08	0.53
1:CA:971:G:OP2	1:CA:974:G:N2	2.42	0.53
17:CQ:4:LYS:HG3	17:CQ:5:ARG:H	1.74	0.53
33:DA:1468:A:C2'	33:DA:1469:C:H5'	2.38	0.53
33:DA:600:A:H2'	33:DA:601:G:H8	1.74	0.53
36:DD:48:LEU:HD21	36:DD:53:VAL:N	2.23	0.53
48:DP:8:ARG:O	48:DP:29:ASN:ND2	2.42	0.53
31:E4:22:VAL:HG11	31:E4:24:ARG:NH1	2.24	0.53
1:EA:1300:G:H4'	1:EA:1301:A:H5'	1.90	0.53
1:EA:1478:G:H1	1:EA:1513:U:H3	1.56	0.53
1:EA:2152:G:H2'	1:EA:2153:C:H5'	1.91	0.53
7:EG:84:LYS:HG3	7:EG:132:LEU:H	1.72	0.53
20:ET:44:LYS:HG3	20:ET:55:VAL:HG11	1.89	0.53
23:EW:49:ASN:OD1	23:EW:50:VAL:N	2.42	0.53
33:FA:643:C:H5''	40:FH:32:LEU:HD22	1.90	0.53
31:G4:22:VAL:HG21	31:G4:36:ARG:HG2	1.89	0.53
1:GA:1508:A:OP1	1:GA:1508:A:H4'	2.08	0.53

*Continued on next page...*

*Continued from previous page...*

Atom-1	Atom-2	Interatomic distance (Å)	Clash overlap (Å)
1:GA:243:U:OP1	30:G3:5:THR:OG1	2.20	0.53
4:GD:151:THR:CG2	4:GD:152:PRO:HD3	2.39	0.53
42:HJ:6:ILE:O	42:HJ:76:ILE:HB	2.09	0.53
43:HK:98:ARG:NH2	53:HU:15:ALA:HB3	2.24	0.53
47:HO:87:LEU:C	47:HO:89:ARG:H	2.12	0.53
54:HV:124:GLU:OE2	54:HV:677:ARG:NH1	2.42	0.53
54:HV:535:GLU:O	54:HV:576:ILE:N	2.37	0.53
1:AA:1508:A:H2'	1:AA:1509:A:C8	2.44	0.53
11:AK:16:ALA:HB2	11:AK:86:LEU:HD11	1.91	0.53
39:BG:65:ALA:HA	39:BG:128:ALA:HA	1.91	0.53
44:BL:27:CYS:HB2	44:BL:28:PRO:CD	2.39	0.53
1:CA:1936:A:N6	1:CA:1963:U:N3	2.57	0.53
1:CA:45:G:H5''	1:CA:46:G:H5'	1.91	0.53
1:CA:846:U:HO2'	1:CA:847:U:P	2.32	0.53
1:CA:975:A:H1'	1:CA:990:A:C2	2.44	0.53
1:CA:995:C:H6	1:CA:995:C:H5'	1.74	0.53
11:CK:24:VAL:HG13	11:CK:33:ALA:HB2	1.90	0.53
22:CV:62:THR:HA	22:CV:71:LYS:HA	1.91	0.53
26:CZ:22:THR:O	26:CZ:25:GLY:N	2.42	0.53
36:DD:12:SER:HA	36:DD:19:LEU:HD13	1.90	0.53
1:EA:2155:U:H2'	1:EA:2156:G:C5'	2.39	0.53
1:EA:747:U:C5	1:EA:2613:U:C5	2.96	0.53
3:EC:254:LYS:O	3:EC:256:THR:N	2.41	0.53
4:ED:133:THR:HG23	4:ED:134:HIS:N	2.24	0.53
7:EG:73:SER:HA	7:EG:76:ILE:HG23	1.89	0.53
9:EI:60:VAL:HG22	9:EI:66:PHE:CG	2.44	0.53
48:FP:55:ASP:OD1	48:FP:56:ARG:N	2.41	0.53
12:GL:58:TYR:O	30:G3:12:ARG:NE	2.42	0.53
1:GA:1073:A:N7	1:GA:1074:G:N2	2.55	0.53
1:GA:1478:G:H1	1:GA:1513:U:H3	1.57	0.53
6:GF:139:GLU:N	6:GF:139:GLU:OE1	2.42	0.53
34:HB:163:ILE:HG23	34:HB:164:ASP:H	1.73	0.53
46:HN:10:GLU:OE2	46:HN:61:ARG:N	2.42	0.53
1:GA:885:C:OP1	51:HS:56:GLN:NE2	2.41	0.53
32:A5:74:ASP:OD1	32:A5:77:VAL:HG21	2.08	0.53
1:AA:1022:G:O2'	59:AA:3702:HOH:O	2.07	0.53
1:AA:1132:U:H5'	10:AJ:84:ILE:HD13	1.91	0.53
1:AA:686:U:H2'	1:AA:788:A:N1	2.24	0.53
4:AD:39:ASP:OD1	4:AD:40:LEU:N	2.42	0.53
9:AI:19:PRO:HG2	9:AI:23:VAL:HG23	1.91	0.53
10:AJ:4:PHE:HB3	10:AJ:44:TYR:CZ	2.44	0.53

*Continued on next page...*

*Continued from previous page...*

Atom-1	Atom-2	Interatomic distance (Å)	Clash overlap (Å)
16:AP:50:ARG:CD	16:AP:51:ASN:H	2.22	0.53
18:AR:61:ALA:HB2	18:AR:98:ILE:HA	1.91	0.53
33:BA:791:G:C6	33:BA:792:A:N7	2.77	0.53
40:BH:29:SER:OG	40:BH:30:SER:N	2.42	0.53
42:BJ:54:SER:O	46:BN:81:ARG:NH1	2.38	0.53
43:BK:33:THR:HA	43:BK:44:TRP:CB	2.39	0.53
33:BA:1317:C:C1'	46:BN:49:GLN:HG2	2.39	0.53
52:BT:5:LYS:HE3	52:BT:7:ALA:H	1.74	0.53
1:CA:42:A:H2'	1:CA:43:G:C5'	2.39	0.53
4:CD:29:VAL:HB	4:CD:98:VAL:HG22	1.90	0.53
9:CI:46:ASP:HA	9:CI:50:LYS:HD2	1.90	0.53
13:CM:24:THR:OG1	13:CM:24:THR:O	2.27	0.53
33:DA:964:A:OP1	59:DA:1824:HOH:O	2.19	0.53
1:EA:747:U:C4	1:EA:2613:U:C4	2.97	0.53
1:EA:1993:U:H4'	4:ED:133:THR:CG2	2.39	0.53
14:EN:33:ILE:HD11	14:EN:118:ARG:CD	2.38	0.53
49:FQ:50:ASN:ND2	49:FQ:50:ASN:O	2.42	0.53
54:FV:221:ASN:HA	54:FV:224:GLU:HB3	1.89	0.53
1:GA:1288:G:C4	1:GA:1327:A:C2	2.97	0.53
1:GA:2591:C:OP1	3:GC:237:ARG:HG3	2.09	0.53
10:GJ:81:ILE:HG13	10:GJ:82:GLY:H	1.72	0.53
34:HB:19:THR:O	34:HB:20:ARG:NH1	2.41	0.53
34:HB:71:THR:O	34:HB:72:LYS:HG2	2.09	0.53
36:HD:73:ARG:O	36:HD:76:TYR:N	2.41	0.53
41:HI:21:ILE:CD1	41:HI:86:ALA:HB3	2.39	0.53
1:AA:1360:G:OP2	59:AA:3609:HOH:O	2.18	0.53
1:AA:583:G:N7	59:AA:3282:HOH:O	2.34	0.53
4:AD:116:LYS:O	4:AD:118:PHE:CE2	2.62	0.53
7:AG:38:ASP:N	7:AG:38:ASP:OD1	2.42	0.53
14:AN:55:ALA:O	14:AN:57:THR:N	2.41	0.53
19:AS:20:VAL:HG21	19:AS:44:ALA:HA	1.91	0.53
22:AV:42:LEU:HD23	22:AV:42:LEU:N	2.24	0.53
23:AW:19:ARG:HD3	23:AW:22:VAL:HB	1.91	0.53
34:BB:89:PHE:HB3	34:BB:149:GLY:O	2.08	0.53
40:BH:18:GLN:NE2	40:BH:72:VAL:H	2.06	0.53
43:BK:31:ILE:HA	43:BK:46:THR:HB	1.91	0.53
53:BU:9:ASN:HB2	53:BU:11:PRO:HD2	1.90	0.53
1:CA:1219:U:H2'	1:CA:1220:G:H8	1.73	0.53
1:CA:1605:C:C2'	1:CA:1606:C:H5'	2.39	0.53
1:CA:2423:U:H6	1:CA:2423:U:H5'	1.73	0.53
11:CK:71:ARG:HB2	11:CK:105:ARG:NH2	2.24	0.53

*Continued on next page...*

*Continued from previous page...*

Atom-1	Atom-2	Interatomic distance (Å)	Clash overlap (Å)
20:CT:92:ASN:HB3	20:CT:93:LEU:HD13	1.90	0.53
33:DA:1033:G:C2'	33:DA:1034:G:H5'	2.39	0.53
33:DA:1530:G:H2'	33:DA:1531:A:C8	2.44	0.53
54:DV:4:THR:CG2	54:DV:378:ARG:CZ	2.87	0.53
32:E5:118:ILE:HB	32:E5:119:PRO:CD	2.39	0.53
1:EA:1076:C:H1'	9:EI:92:PRO:HB3	1.90	0.53
1:EA:1084:A:OP2	32:E5:55:VAL:HA	2.09	0.53
1:EA:224:U:O4	1:EA:419:U:O2'	2.27	0.53
1:EA:674:G:H1'	5:EE:69:ARG:CD	2.38	0.53
4:ED:99:GLU:HG3	4:ED:100:LEU:N	2.24	0.53
9:EI:19:PRO:HG2	9:EI:23:VAL:HG22	1.91	0.53
9:EI:6:ALA:HB3	9:EI:60:VAL:HB	1.90	0.53
17:EQ:94:LEU:C	17:EQ:96:ASP:H	2.12	0.53
21:EU:81:ARG:O	21:EU:96:LYS:HG2	2.09	0.53
1:GA:1300:G:H4'	1:GA:1301:A:H5'	1.90	0.53
8:GH:24:GLY:O	8:GH:28:ASN:HB2	2.09	0.53
18:GR:49:ILE:HB	18:GR:51:VAL:O	2.09	0.53
33:HA:1279:G:H2'	33:HA:1279:G:N3	2.23	0.53
33:HA:995:C:N3	33:HA:1046:A:O2'	2.40	0.53
34:HB:209:VAL:HG23	34:HB:210:THR:H	1.74	0.53
32:A5:26:VAL:CG1	32:A5:77:VAL:HG11	2.38	0.52
1:AA:1107:G:H4'	32:A5:81:LEU:HA	1.90	0.52
1:AA:783:A:C8	1:AA:784:G:H4'	2.44	0.52
23:AW:55:ASP:O	23:AW:57:THR:N	2.41	0.52
33:BA:1181:G:O2'	33:BA:1182:G:C5	2.63	0.52
33:BA:591:U:H2'	33:BA:592:G:H8	1.73	0.52
33:BA:881:G:P	44:BL:9:ARG:HH22	2.32	0.52
1:CA:1342:A:O2'	1:CA:1344:U:OP2	2.21	0.52
1:CA:84:A:H4'	1:CA:85:G:O5'	2.09	0.52
18:CR:66:HIS:CG	18:CR:94:THR:HG22	2.44	0.52
33:DA:1411:C:H2'	33:DA:1412:C:C6	2.45	0.52
34:DB:140:LEU:O	34:DB:144:GLU:N	2.41	0.52
38:DF:38:ARG:HG2	38:DF:39:LEU:N	2.23	0.52
42:DJ:5:ARG:HG3	42:DJ:6:ILE:HG13	1.90	0.52
42:DJ:71:LEU:O	42:DJ:72:ARG:NH1	2.42	0.52
43:DK:52:PHE:HE2	43:DK:65:VAL:HG11	1.74	0.52
1:EA:118:A:C8	1:EA:119:A:C8	2.97	0.52
1:EA:2305:U:H5''	6:EF:130:GLY:HA3	1.91	0.52
9:EI:23:VAL:CG2	9:EI:27:LEU:HD23	2.38	0.52
11:EK:72:PRO:O	11:EK:74:GLY:N	2.39	0.52
16:EP:92:ARG:O	16:EP:93:LYS:HB2	2.10	0.52

*Continued on next page...*

*Continued from previous page...*

Atom-1	Atom-2	Interatomic distance (Å)	Clash overlap (Å)
33:FA:1492:A:C2'	33:FA:1493:A:H5''	2.40	0.52
39:FG:66:LEU:HD11	39:FG:101:MET:HG3	1.91	0.52
44:FL:44:LYS:CB	44:FL:45:PRO:CD	2.87	0.52
30:G3:49:VAL:CG2	30:G3:54:LEU:HD13	2.39	0.52
1:GA:2502:G:C5'	1:GA:2503:A:H5''	2.39	0.52
1:GA:491:G:O6	19:GS:49:LYS:NZ	2.38	0.52
21:GU:52:ASN:C	21:GU:54:PRO:HD2	2.28	0.52
23:GW:67:LYS:HG3	23:GW:69:GLU:HG3	1.91	0.52
35:HC:11:ARG:NH2	35:HC:182:ILE:HG13	2.23	0.52
32:A5:131:THR:O	32:A5:134:GLU:N	2.43	0.52
1:AA:1388:G:H2'	1:AA:1389:G:H8	1.74	0.52
5:AE:40:ARG:HG3	5:AE:40:ARG:HH11	1.75	0.52
7:AG:120:ILE:HD11	7:AG:139:VAL:HG12	1.91	0.52
15:AO:7:ARG:HA	15:AO:10:ARG:NH2	2.24	0.52
33:BA:1432:G:O2'	59:BA:1835:HOH:O	2.10	0.52
35:BC:11:ARG:NH2	35:BC:182:ILE:HG13	2.24	0.52
42:BJ:57:VAL:HG12	42:BJ:58:ASN:N	2.23	0.52
43:BK:35:THR:OG1	43:BK:36:ASP:N	2.42	0.52
1:CA:545:U:C2	1:CA:547:A:H5'	2.44	0.52
4:CD:48:ILE:HG23	4:CD:84:LEU:HD11	1.91	0.52
7:CG:104:LEU:HB2	7:CG:112:VAL:HG21	1.92	0.52
14:CN:48:VAL:O	14:CN:51:LEU:N	2.42	0.52
20:CT:67:VAL:HG12	20:CT:76:ARG:HG3	1.91	0.52
33:DA:59:A:C5	33:DA:354:G:C6	2.98	0.52
34:DB:81:ASP:O	34:DB:84:LEU:N	2.42	0.52
49:DQ:14:SER:HB3	49:DQ:22:VAL:HG22	1.90	0.52
32:E5:23:LEU:HD11	32:E5:96:PHE:CZ	2.44	0.52
1:EA:1913:A:H4'	1:EA:1914:C:C5'	2.39	0.52
1:EA:381:G:OP1	24:EX:17:ARG:NH2	2.43	0.52
1:EA:974:G:H8	1:EA:990:A:H62	1.54	0.52
7:EG:85:LYS:HG2	7:EG:131:VAL:HG12	1.91	0.52
13:EM:74:THR:HG22	13:EM:89:VAL:HA	1.90	0.52
22:EV:6:ALA:HB1	22:EV:40:ILE:HG22	1.91	0.52
34:FB:46:VAL:HB	34:FB:47:PRO:HD3	1.91	0.52
36:FD:34:ILE:O	36:FD:35:GLU:HB3	2.08	0.52
33:FA:684:U:O2'	43:FK:40:ASN:O	2.18	0.52
1:GA:1062:G:H2'	1:GA:1063:G:C8	2.45	0.52
1:GA:2582:G:C2	1:GA:2583:G:C8	2.97	0.52
1:GA:2654:A:N1	1:GA:2665:A:H5''	2.24	0.52
1:GA:460:A:OP1	29:G2:41:ARG:NH1	2.40	0.52
2:GB:50:A:OP2	15:GO:67:ASN:HA	2.10	0.52

*Continued on next page...*

*Continued from previous page...*

Atom-1	Atom-2	Interatomic distance (Å)	Clash overlap (Å)
5:GE:161:ALA:HA	5:GE:164:LEU:HB2	1.91	0.52
13:GM:64:TRP:HZ3	13:GM:106:ASP:HB2	1.73	0.52
16:GP:108:ARG:HH12	33:HA:1464:U:P	2.32	0.52
37:HE:24:THR:HA	37:HE:29:ARG:HA	1.90	0.52
1:AA:2103:C:N4	1:AA:2186:G:H1	2.08	0.52
1:AA:616:A:H4'	5:AE:101:TYR:CZ	2.45	0.52
1:AA:2757:A:N1	7:AG:66:THR:HG21	2.24	0.52
33:BA:1401:G:C2	33:BA:1402:C:H1'	2.44	0.52
33:BA:81:A:H2'	33:BA:82:G:H5''	1.91	0.52
36:BD:192:SER:OG	36:BD:193:ALA:N	2.43	0.52
51:BS:31:LEU:O	51:BS:50:ALA:N	2.40	0.52
7:CG:83:THR:HA	7:CG:84:LYS:NZ	2.23	0.52
12:CL:109:LYS:HG2	12:CL:126:ARG:HB2	1.90	0.52
16:CP:50:ARG:HD3	16:CP:51:ASN:H	1.74	0.52
33:DA:619:U:H3	36:DD:131:ASN:HB3	1.73	0.52
1:EA:271:G:H4'	1:EA:272:A:OP1	2.10	0.52
11:EK:76:VAL:HB	16:EP:72:VAL:CG2	2.39	0.52
52:FT:6:SER:C	52:FT:8:LYS:H	2.13	0.52
1:GA:1064:C:H4'	9:GI:89:SER:CB	2.38	0.52
1:GA:1057:A:N6	1:GA:1087:G:OP2	2.39	0.52
1:GA:2304:G:H22	1:GA:2312:U:H3	1.57	0.52
1:GA:598:U:H4'	12:GL:12:SER:HB2	1.90	0.52
6:GF:3:LEU:HA	6:GF:6:TYR:CB	2.40	0.52
16:GP:50:ARG:CD	16:GP:57:ALA:H	2.22	0.52
33:HA:373:A:H1'	33:HA:481:G:H1'	1.91	0.52
33:HA:981:U:O4	59:HA:1832:HOH:O	2.19	0.52
42:HJ:37:ARG:NH2	42:HJ:76:ILE:HG23	2.23	0.52
54:HV:494:ILE:HA	54:HV:610:PRO:HA	1.90	0.52
1:AA:2327:A:H2'	1:AA:2328:A:C8	2.44	0.52
3:AC:91:ALA:HB3	3:AC:103:ILE:HG22	1.91	0.52
14:AN:78:LYS:HG2	14:AN:83:LEU:HD23	1.92	0.52
15:AO:107:ALA:O	15:AO:111:ARG:HG2	2.08	0.52
16:AP:52:ARG:CG	16:AP:52:ARG:HH11	2.20	0.52
18:AR:66:HIS:CD2	18:AR:94:THR:HG22	2.44	0.52
23:AW:40:ARG:HG3	23:AW:56:HIS:CG	2.45	0.52
33:BA:560:A:C5	37:BE:128:TYR:CE2	2.96	0.52
36:BD:30:THR:HG22	36:BD:31:LYS:H	1.75	0.52
1:CA:1288:G:C4	1:CA:1327:A:C2	2.98	0.52
1:CA:1602:U:OP2	20:CT:64:LYS:NZ	2.41	0.52
1:CA:2105:U:N3	1:CA:2107:G:H5''	2.24	0.52
6:CF:10:GLU:O	6:CF:12:VAL:N	2.41	0.52

*Continued on next page...*



*Continued from previous page...*

Atom-1	Atom-2	Interatomic distance (Å)	Clash overlap (Å)
9:CI:88:GLY:O	9:CI:89:SER:OG	2.26	0.52
12:CL:85:VAL:HG22	12:CL:94:THR:HG22	1.90	0.52
16:CP:50:ARG:CD	16:CP:51:ASN:H	2.23	0.52
16:CP:52:ARG:HH11	16:CP:52:ARG:CG	2.22	0.52
22:CV:2:PHE:HB2	22:CV:61:LEU:HG	1.90	0.52
25:CY:56:LEU:O	25:CY:57:LEU:HB3	2.08	0.52
33:DA:374:A:C5	33:DA:375:U:C5	2.98	0.52
33:DA:407:U:C2	33:DA:408:A:C8	2.97	0.52
33:DA:618:C:H1'	48:DP:14:ARG:CZ	2.39	0.52
41:DI:34:SER:HB3	41:DI:37:GLN:CG	2.39	0.52
43:DK:23:ILE:HG21	43:DK:96:THR:HG21	1.91	0.52
1:EA:577:G:O2'	1:EA:1254:A:OP1	2.28	0.52
1:EA:163:C:O2'	1:EA:164:C:P	2.67	0.52
4:ED:4:LEU:HD23	4:ED:101:PHE:CE2	2.43	0.52
9:EI:27:LEU:HD13	9:EI:34:ILE:HD12	1.91	0.52
12:EL:74:THR:HG22	12:EL:107:PHE:HB2	1.92	0.52
20:ET:39:THR:O	20:ET:41:ALA:N	2.43	0.52
33:FA:181:A:N6	33:FA:195:A:C8	2.77	0.52
36:FD:27:ALA:C	36:FD:29:ASP:N	2.59	0.52
47:FO:15:PHE:CE2	47:FO:85:LEU:HD11	2.44	0.52
1:GA:142:A:H2'	1:GA:143:C:C6	2.45	0.52
2:GB:95:U:H2'	2:GB:96:G:H8	1.75	0.52
16:GP:96:LEU:HB3	16:GP:99:LEU:HD23	1.92	0.52
33:HA:1505:G:H4'	33:HA:1506:U:H5''	1.91	0.52
36:HD:29:ASP:O	36:HD:31:LYS:NZ	2.26	0.52
1:AA:2478:A:P	31:A4:2:LYS:HZ1	2.32	0.52
1:AA:2333:A:OP1	23:AW:76:ARG:NH1	2.38	0.52
1:AA:470:A:C2	1:AA:471:A:C4	2.97	0.52
3:AC:12:ARG:HG2	3:AC:12:ARG:HH11	1.74	0.52
5:AE:150:THR:HG21	5:AE:153:LEU:CA	2.40	0.52
10:AJ:44:TYR:CE2	17:AQ:99:VAL:HG21	2.45	0.52
18:AR:49:ILE:HG22	18:AR:53:PHE:C	2.30	0.52
23:AW:18:LYS:HG3	23:AW:19:ARG:N	2.25	0.52
23:AW:39:GLN:HG2	23:AW:41:GLY:H	1.74	0.52
23:AW:71:LYS:HB2	23:AW:78:PHE:CE2	2.44	0.52
34:BB:88:GLN:OE1	34:BB:220:VAL:HG21	2.09	0.52
43:BK:107:ILE:HG21	53:BU:8:GLU:HB2	1.90	0.52
54:BV:4:THR:HG21	54:BV:378:ARG:HG3	1.92	0.52
1:CA:2853:C:C2	1:CA:2854:G:C8	2.97	0.52
1:CA:374:A:N6	1:CA:400:G:O2'	2.42	0.52
1:CA:384:A:H2'	1:CA:385:C:H5'	1.92	0.52

*Continued on next page...*

*Continued from previous page...*

Atom-1	Atom-2	Interatomic distance (Å)	Clash overlap (Å)
1:CA:996:A:H4'	17:CQ:91:ARG:HG2	1.92	0.52
4:CD:62:LYS:HB2	4:CD:63:PRO:HD3	1.90	0.52
33:DA:206:C:H2'	33:DA:207:C:O4'	2.09	0.52
33:DA:677:U:H3	33:DA:713:G:H22	1.58	0.52
36:DD:91:LEU:HD12	36:DD:91:LEU:N	2.25	0.52
42:DJ:74:VAL:HG12	42:DJ:75:ASP:N	2.24	0.52
44:DL:99:ARG:HA	44:DL:104:CYS:SG	2.49	0.52
58:DV:801:GCP:O3G	59:DV:901:HOH:O	2.19	0.52
1:EA:784:G:OP1	59:EA:3797:HOH:O	2.17	0.52
1:EA:2232:C:P	24:EX:26:ARG:HH22	2.33	0.52
36:FD:105:MET:SD	36:FD:143:VAL:CG1	2.98	0.52
41:FI:129:LYS:HG3	41:FI:130:ARG:N	2.25	0.52
1:GA:1474:U:H2'	1:GA:1475:G:H5'	1.91	0.52
2:GB:39:A:O2'	2:GB:46:A:N1	2.39	0.52
17:GQ:91:ARG:NH2	17:GQ:93:ILE:HD13	2.25	0.52
18:GR:16:GLU:HA	18:GR:98:ILE:HG22	1.92	0.52
22:GV:75:GLN:HB2	22:GV:92:VAL:CG2	2.39	0.52
26:GZ:8:GLN:O	26:GZ:9:THR:HG22	2.08	0.52
33:HA:202:G:O2'	33:HA:468:A:H2'	2.10	0.52
33:HA:21:G:H2'	33:HA:22:G:C8	2.44	0.52
33:HA:70:U:HO2'	33:HA:71:A:H8	1.58	0.52
45:HM:74:SER:HA	45:HM:77:ILE:HB	1.92	0.52
49:HQ:48:ASP:HB2	49:HQ:75:LEU:HD23	1.92	0.52
54:HV:4:THR:CG2	54:HV:378:ARG:HG3	2.39	0.52
1:AA:1913:A:N7	33:BA:1494:G:H4'	2.25	0.52
1:AA:236:C:H2'	1:AA:237:C:H6	1.75	0.52
1:AA:368:A:N6	1:AA:369:U:O4	2.43	0.52
1:AA:479:A:N3	1:AA:481:G:H5''	2.24	0.52
1:AA:684:G:C2	1:AA:794:A:C2	2.97	0.52
5:AE:164:LEU:HB3	5:AE:167:VAL:HG13	1.91	0.52
7:AG:84:LYS:HG3	7:AG:132:LEU:H	1.74	0.52
9:AI:74:PRO:HG2	9:AI:77:VAL:HG21	1.91	0.52
15:AO:36:TYR:HD1	15:AO:36:TYR:N	2.08	0.52
20:AT:37:ASP:N	20:AT:37:ASP:OD1	2.40	0.52
34:BB:163:ILE:HG23	34:BB:164:ASP:H	1.73	0.52
37:BE:16:ILE:HD13	37:BE:137:VAL:HG21	1.90	0.52
1:CA:1872:A:H2'	1:CA:1873:G:O4'	2.10	0.52
1:CA:2867:G:O2'	1:CA:2868:A:OP2	2.27	0.52
1:CA:1614:A:N1	19:CS:93:ALA:HB2	2.25	0.52
33:DA:1147:C:H4'	41:DI:7:TYR:CE2	2.44	0.52
33:DA:664:G:H22	33:DA:741:G:H1	1.58	0.52

*Continued on next page...*

*Continued from previous page...*

Atom-1	Atom-2	Interatomic distance (Å)	Clash overlap (Å)
35:DC:36:ASP:OD1	35:DC:59:ARG:NH1	2.40	0.52
33:DA:1148:U:O2'	41:DI:68:LYS:HE2	2.10	0.52
43:DK:82:LEU:HD22	43:DK:105:PHE:HB3	1.92	0.52
1:EA:653:U:H3'	1:EA:654:A:H5''	1.90	0.52
3:EC:16:VAL:N	3:EC:203:VAL:CG1	2.72	0.52
15:EO:34:HIS:CD2	15:EO:54:VAL:HG23	2.44	0.52
21:EU:94:PHE:HA	21:EU:101:THR:HA	1.92	0.52
23:EW:18:LYS:HG3	23:EW:19:ARG:N	2.24	0.52
33:FA:71:A:O2'	33:FA:72:A:O4'	2.27	0.52
34:FB:70:GLY:HA2	34:FB:163:ILE:CG2	2.40	0.52
43:FK:88:GLY:H	43:FK:114:THR:HG22	1.74	0.52
1:GA:1341:G:C6	20:GT:84:TYR:CE1	2.98	0.52
10:GJ:4:PHE:HB3	10:GJ:44:TYR:CZ	2.44	0.52
1:GA:994:C:H3'	17:GQ:53:LYS:HE2	1.91	0.52
18:GR:46:GLU:OE2	18:GR:46:GLU:N	2.39	0.52
45:HM:29:ARG:NH2	45:HM:60:VAL:HA	2.24	0.52
48:HP:10:GLY:HA3	48:HP:15:PRO:HA	1.91	0.52
32:A5:118:ILE:HB	32:A5:119:PRO:CD	2.40	0.52
1:AA:1088:A:O2'	1:AA:1089:A:P	2.67	0.52
1:AA:1386:C:H2'	1:AA:1387:A:C8	2.43	0.52
1:AA:2346:A:H3'	1:AA:2347:C:C5'	2.39	0.52
2:AB:4:C:H2'	2:AB:5:U:C6	2.44	0.52
17:AQ:29:ARG:HH11	17:AQ:29:ARG:HG2	1.75	0.52
33:BA:1150:A:N6	33:BA:1151:A:N6	2.58	0.52
33:BA:299:G:C6	33:BA:300:A:C6	2.98	0.52
33:BA:728:A:C6	33:BA:729:A:C6	2.98	0.52
45:BM:15:ALA:N	45:BM:41:GLU:O	2.42	0.52
1:CA:2134:A:H3'	1:CA:2135:A:H5''	1.92	0.52
1:CA:983:A:C6	1:CA:984:A:C2	2.97	0.52
3:CC:68:ARG:HD3	3:CC:103:ILE:HD11	1.90	0.52
8:CH:12:LEU:HB2	8:CH:19:VAL:HG11	1.91	0.52
13:CM:13:HIS:O	13:CM:14:LYS:HB2	2.09	0.52
16:CP:4:ILE:HG22	16:CP:5:LYS:H	1.75	0.52
17:CQ:65:ASN:HD22	17:CQ:75:TYR:HB2	1.75	0.52
18:CR:42:ALA:HA	18:CR:46:GLU:CB	2.39	0.52
33:DA:322:C:OP2	33:DA:328:C:N4	2.42	0.52
40:DH:96:MET:O	40:DH:99:LEU:HG	2.10	0.52
1:EA:1001:A:OP2	59:EA:3732:HOH:O	2.18	0.52
1:EA:811:U:C2	1:EA:1251:C:C5	2.97	0.52
33:FA:409:U:H2'	33:FA:410:G:O4'	2.09	0.52
34:FB:153:MET:O	34:FB:155:GLY:N	2.39	0.52

*Continued on next page...*

*Continued from previous page...*

Atom-1	Atom-2	Interatomic distance (Å)	Clash overlap (Å)
40:FH:125:ILE:HD11	40:FH:128:TYR:CE1	2.44	0.52
1:GA:1001:A:C8	1:GA:1002:G:C8	2.98	0.52
1:GA:1654:A:OP2	14:GN:1:MET:HA	2.10	0.52
1:GA:2427:C:H5''	1:GA:2428:G:OP1	2.10	0.52
17:GQ:63:ARG:NH1	17:GQ:96:ASP:HA	2.25	0.52
23:GW:37:VAL:HG13	23:GW:55:ASP:C	2.30	0.52
33:HA:1323:G:H2'	33:HA:1324:A:C8	2.44	0.52
42:HJ:28:THR:O	42:HJ:32:THR:HG22	2.10	0.52
33:HA:553:A:O2'	44:HL:26:ALA:O	2.28	0.52
54:HV:492:GLU:OE1	54:HV:567:ALA:N	2.38	0.52
1:AA:1053:C:C2	1:AA:1054:A:C8	2.98	0.52
1:AA:1306:C:H3'	59:AA:3409:HOH:O	2.09	0.52
1:AA:2305:U:H2'	1:AA:2306:C:O4'	2.09	0.52
2:AB:55:U:O3'	6:AF:23:SER:OG	2.18	0.52
23:AW:44:PHE:O	23:AW:78:PHE:HA	2.10	0.52
33:BA:1386:G:H2'	33:BA:1387:G:C8	2.45	0.52
38:BF:7:VAL:O	38:BF:7:VAL:HG22	2.10	0.52
45:BM:25:VAL:HG12	45:BM:29:ARG:HH12	1.73	0.52
51:BS:37:ARG:O	51:BS:70:LYS:HD2	2.09	0.52
51:BS:49:ILE:CD1	51:BS:71:LEU:HD22	2.40	0.52
54:BV:64:THR:OG1	54:BV:323:LYS:NZ	2.40	0.52
1:CA:1012:U:OP2	17:CQ:69:ARG:NH1	2.43	0.52
1:CA:1913:A:H62	33:DA:1494:G:C5'	2.21	0.52
1:CA:2331:G:N3	1:CA:2336:A:C2	2.78	0.52
1:CA:55:G:H2'	1:CA:56:A:H8	1.75	0.52
1:CA:2529:G:H4'	7:CG:174:LYS:HD3	1.92	0.52
1:CA:1022:G:N7	10:CJ:68:LYS:HE2	2.25	0.52
12:CL:85:VAL:CG2	12:CL:94:THR:HG22	2.39	0.52
17:CQ:97:ILE:CD1	17:CQ:104:ALA:HB3	2.40	0.52
1:CA:992:C:H4'	18:CR:74:ILE:HD13	1.90	0.52
33:DA:1284:C:H3'	33:DA:1285:A:H8	1.75	0.52
33:DA:395:C:H2'	33:DA:396:C:C6	2.45	0.52
33:DA:495:A:C2	33:DA:496:A:C6	2.97	0.52
44:DL:44:LYS:HB3	44:DL:45:PRO:HD3	1.92	0.52
32:E5:91:ALA:CB	32:E5:130:PRO:HB3	2.40	0.52
1:EA:1452:G:H2'	1:EA:1457:U:O4	2.10	0.52
1:EA:2267:A:H5''	1:EA:2268:A:C5'	2.39	0.52
1:EA:2291:U:H2'	1:EA:2292:U:C6	2.44	0.52
12:EL:95:LEU:CD2	12:EL:100:ILE:HD11	2.40	0.52
14:EN:73:ASN:HA	14:EN:76:VAL:CG1	2.35	0.52
18:ER:49:ILE:HB	18:ER:51:VAL:O	2.10	0.52

*Continued on next page...*

*Continued from previous page...*

Atom-1	Atom-2	Interatomic distance (Å)	Clash overlap (Å)
20:ET:69:ARG:CD	20:ET:70:HIS:H	2.23	0.52
33:FA:1084:G:C5	33:FA:1085:U:C4	2.98	0.52
33:FA:1125:U:OP2	33:FA:1145:A:N6	2.42	0.52
33:FA:1216:A:H2'	33:FA:1217:C:H6	1.75	0.52
33:FA:978:A:HO2'	33:FA:1322:C:H5	1.57	0.52
40:FH:106:THR:HG21	40:FH:121:LEU:HD22	1.92	0.52
42:FJ:91:ASP:OD1	42:FJ:92:LEU:N	2.43	0.52
54:FV:196:ALA:O	54:FV:198:GLN:N	2.42	0.52
1:GA:1188:U:H2'	1:GA:1189:A:H8	1.74	0.52
4:GD:124:ARG:HD2	4:GD:125:TRP:CD1	2.45	0.52
4:GD:4:LEU:HD12	4:GD:32:ASN:ND2	2.25	0.52
38:HF:20:GLY:O	38:HF:23:GLU:HB3	2.09	0.52
1:AA:1543:G:HO2'	1:AA:1544:A:H8	1.56	0.52
1:AA:2500:U:O2'	1:AA:2504:U:OP1	2.25	0.52
1:AA:947:A:HO2'	1:AA:984:A:H2	1.57	0.52
4:AD:92:VAL:O	4:AD:92:VAL:HG12	2.09	0.52
7:AG:84:LYS:HG3	7:AG:131:VAL:CA	2.40	0.52
9:AI:58:ILE:HG22	9:AI:60:VAL:HG23	1.91	0.52
11:AK:13:ASN:O	11:AK:15:GLY:N	2.41	0.52
16:AP:80:VAL:O	16:AP:82:SER:N	2.41	0.52
22:AV:72:VAL:HG12	22:AV:93:ARG:HA	1.91	0.52
33:BA:78:A:N7	33:BA:93:U:H4'	2.24	0.52
38:BF:7:VAL:HA	38:BF:60:VAL:O	2.10	0.52
33:DA:51:A:H4'	33:DA:52:C:O5'	2.10	0.52
52:DT:58:VAL:HG12	52:DT:72:ALA:HB1	1.92	0.52
1:EA:1066:U:O2'	1:EA:1068:G:N7	2.35	0.52
1:EA:1141:U:H4'	1:EA:1142:A:O4'	2.10	0.52
1:EA:2025:C:OP2	59:EA:3475:HOH:O	2.19	0.52
1:EA:78:U:H2'	1:EA:79:C:C6	2.45	0.52
6:EF:132:ARG:O	6:EF:133:GLU:HB3	2.10	0.52
18:ER:14:VAL:HG11	18:ER:98:ILE:HG13	1.92	0.52
34:FB:21:TYR:CD1	34:FB:21:TYR:N	2.78	0.52
35:FC:35:SER:OG	35:FC:59:ARG:NH2	2.42	0.52
51:FS:4:SER:O	51:FS:6:LYS:N	2.41	0.52
54:FV:159:LYS:HB2	54:FV:166:PRO:HG3	1.92	0.52
54:FV:227:ALA:HB1	54:FV:234:MET:CB	2.40	0.52
1:GA:1019:U:OP1	1:GA:1035:U:O2'	2.26	0.52
1:GA:2091:C:O2	24:GX:33:HIS:NE2	2.42	0.52
26:GZ:24:LEU:O	26:GZ:27:GLY:N	2.38	0.52
40:HH:106:THR:HG21	40:HH:121:LEU:HD22	1.92	0.52
46:HN:48:LEU:O	46:HN:51:LEU:HG	2.10	0.52

*Continued on next page...*

Continued from previous page...

Atom-1	Atom-2	Interatomic distance (Å)	Clash overlap (Å)
1:AA:1069:A:N7	1:AA:1074:G:C5	2.78	0.52
1:AA:28:A:H1'	1:AA:513:A:C2	2.45	0.52
8:AH:12:LEU:HB2	8:AH:19:VAL:HG11	1.91	0.52
14:AN:26:GLY:HA2	14:AN:75:ILE:HD13	1.90	0.52
23:AW:18:LYS:CA	23:AW:36:ILE:HB	2.40	0.52
33:BA:210:C:H4'	33:BA:211:G:C2	2.45	0.52
33:BA:815:A:N7	33:BA:1509:C:O2'	2.34	0.52
1:CA:788:A:H3'	1:CA:790:U:H5	1.75	0.52
7:CG:84:LYS:CG	7:CG:85:LYS:H	2.23	0.52
17:CQ:29:ARG:HH11	17:CQ:29:ARG:CG	2.23	0.52
33:DA:475:C:H2'	33:DA:476:U:C6	2.45	0.52
41:DI:24:GLY:HA3	41:DI:62:ASP:HB2	1.92	0.52
49:DQ:21:ILE:HG23	49:DQ:46:VAL:HB	1.91	0.52
54:DV:151:PHE:CE1	54:DV:266:CYS:HB3	2.45	0.52
54:DV:505:HIS:HB3	54:DV:516:GLY:N	2.24	0.52
29:E2:10:LEU:HD11	29:E2:14:ARG:HE	1.75	0.52
29:E2:34:ARG:NH1	29:E2:39:ARG:HD3	2.24	0.52
7:AG:17:LYS:HG3	1:EA:3:U:H4'	1.92	0.52
11:EK:121:GLU:HG2	11:EK:122:VAL:H	1.75	0.52
13:EM:47:GLU:OE1	13:EM:51:ARG:NH1	2.42	0.52
14:EN:58:ASP:OD2	14:EN:63:ARG:NH2	2.43	0.52
23:EW:16:GLU:O	23:EW:17:ALA:HB3	2.10	0.52
23:EW:19:ARG:HA	23:EW:34:SER:HA	1.92	0.52
33:FA:1492:A:H2'	33:FA:1493:A:C5'	2.40	0.52
33:FA:51:A:H4'	33:FA:52:C:O5'	2.10	0.52
40:FH:10:MET:HG3	40:FH:27:MET:SD	2.50	0.52
35:FC:60:PRO:HB3	42:FJ:94:ALA:HB2	1.92	0.52
1:GA:2199:A:H3'	1:GA:2200:C:H6	1.74	0.52
1:GA:2298:A:N1	1:GA:2321:U:C4	2.78	0.52
1:GA:443:A:N7	5:GE:40:ARG:HG2	2.25	0.52
16:GP:19:PHE:O	16:GP:20:ARG:HB2	2.10	0.52
17:GQ:57:ARG:HA	17:GQ:60:TRP:CE3	2.45	0.52
33:HA:250:A:H4'	33:HA:251:G:O5'	2.10	0.52
34:HB:126:ASP:HB3	34:HB:130:LYS:HE3	1.92	0.52
42:HJ:35:GLN:HG3	42:HJ:37:ARG:NE	2.25	0.52
28:A1:8:ILE:HG12	28:A1:51:ALA:HA	1.92	0.51
30:A3:44:ARG:N	30:A3:45:PRO:HD2	2.24	0.51
1:AA:111:A:C2	1:AA:112:U:C2	2.98	0.51
1:AA:1532:A:H3'	1:AA:1533:C:C6	2.45	0.51
1:AA:1800:C:OP2	3:AC:181:ARG:NH1	2.43	0.51
3:AC:12:ARG:CG	3:AC:12:ARG:HH11	2.22	0.51

Continued on next page...

*Continued from previous page...*

Atom-1	Atom-2	Interatomic distance (Å)	Clash overlap (Å)
3:AC:16:VAL:H	3:AC:203:VAL:HG12	1.74	0.51
11:AK:113:MET:SD	11:AK:116:ILE:HD11	2.49	0.51
5:AE:108:ILE:CD1	12:AL:2:ARG:NH1	2.73	0.51
33:BA:1086:U:O2'	33:BA:1087:G:H5'	2.10	0.51
33:BA:1492:A:H2'	33:BA:1493:A:H5'	1.90	0.51
33:BA:254:G:O3'	49:BQ:71:LYS:NZ	2.43	0.51
52:BT:3:ASN:O	52:BT:5:LYS:N	2.40	0.51
1:CA:2473:U:C4	1:CA:2474:U:C4	2.98	0.51
11:CK:23:LYS:HE2	11:CK:23:LYS:HA	1.91	0.51
14:CN:80:PHE:O	14:CN:85:PRO:HD3	2.10	0.51
16:CP:92:ARG:O	16:CP:93:LYS:HB2	2.10	0.51
23:CW:19:ARG:HA	23:CW:34:SER:HA	1.91	0.51
23:CW:24:ARG:HG3	23:CW:65:LYS:HD3	1.92	0.51
33:DA:890:G:O2'	33:DA:906:A:N6	2.43	0.51
41:DI:23:PRO:HA	41:DI:61:LEU:HA	1.90	0.51
44:DL:87:VAL:HG11	44:DL:90:LEU:HD23	1.91	0.51
1:EA:2615:U:C2	27:E0:3:GLN:HA	2.44	0.51
9:EI:58:ILE:HD13	9:EI:68:PHE:HB2	1.92	0.51
11:EK:107:LEU:O	11:EK:109:SER:N	2.35	0.51
11:EK:1:MET:HG3	11:EK:67:LYS:HD3	1.91	0.51
33:FA:1228:C:OP1	45:FM:107:ARG:NH1	2.43	0.51
36:FD:197:GLU:O	36:FD:200:ILE:N	2.42	0.51
30:G3:61:LEU:HB3	30:G3:64:ALA:HB2	1.92	0.51
1:GA:1061:U:C2	9:GI:9:LYS:HG3	2.45	0.51
2:GB:117:G:C6	2:GB:118:C:C4	2.98	0.51
4:GD:108:ASP:N	4:GD:204:LYS:O	2.43	0.51
20:GT:54:GLU:HB2	20:GT:88:LYS:HG3	1.91	0.51
42:HJ:37:ARG:HD2	42:HJ:75:ASP:O	2.10	0.51
1:AA:774:G:N2	1:AA:787:C:O2'	2.40	0.51
7:AG:51:PHE:CZ	7:AG:68:ARG:HA	2.45	0.51
1:AA:2376:A:N1	15:AO:92:PHE:HB3	2.25	0.51
23:AW:21:GLY:HA2	23:AW:25:PHE:CE2	2.45	0.51
33:BA:374:A:O4'	33:BA:481:G:N2	2.44	0.51
33:BA:658:C:C2	33:BA:749:A:C2	2.98	0.51
33:BA:681:A:N3	33:BA:710:G:N2	2.57	0.51
33:BA:780:A:H5''	43:BK:125:LYS:HD2	1.91	0.51
33:BA:844:G:H2'	33:BA:845:A:H5''	1.91	0.51
33:BA:993:G:H2'	33:BA:993:G:N3	2.25	0.51
1:CA:1206:G:C5	1:CA:1207:C:C5	2.99	0.51
12:CL:127:VAL:HG23	12:CL:131:ALA:HB3	1.91	0.51
1:CA:2820:A:OP2	14:CN:2:ARG:NH2	2.44	0.51

*Continued on next page...*

*Continued from previous page...*

Atom-1	Atom-2	Interatomic distance (Å)	Clash overlap (Å)
17:CQ:63:ARG:HH22	17:CQ:96:ASP:N	2.09	0.51
33:DA:416:G:O6	59:DA:1720:HOH:O	2.18	0.51
34:DB:115:ASP:O	34:DB:119:GLN:NE2	2.43	0.51
33:DA:1228:C:OP1	45:DM:107:ARG:NH1	2.43	0.51
53:DU:41:PRO:O	53:DU:45:ARG:HD3	2.11	0.51
54:DV:195:ASP:OD1	54:DV:196:ALA:N	2.44	0.51
1:EA:1474:U:H2'	1:EA:1475:G:H5'	1.92	0.51
1:EA:2134:A:O2'	1:EA:2156:G:N2	2.42	0.51
7:EG:106:LEU:O	7:EG:151:ARG:NH1	2.40	0.51
16:EP:50:ARG:HG2	16:EP:57:ALA:H	1.75	0.51
24:EX:36:ARG:HG2	24:EX:47:THR:CG2	2.40	0.51
40:FH:2:SER:OG	40:FH:3:MET:N	2.42	0.51
41:FI:57:MET:O	41:FI:60:LYS:N	2.38	0.51
1:GA:1181:U:H2'	1:GA:1182:G:H8	1.74	0.51
2:GB:78:A:C2	2:GB:99:A:C4	2.98	0.51
7:GG:29:ASN:OD1	7:GG:30:GLY:N	2.44	0.51
20:GT:55:VAL:HG12	20:GT:56:GLU:N	2.25	0.51
21:GU:85:ARG:HD3	21:GU:86:PHE:N	2.26	0.51
33:HA:1306:A:H1'	33:HA:1332:A:N9	2.25	0.51
33:HA:98:A:H2'	33:HA:99:C:C6	2.45	0.51
34:HB:83:ALA:O	34:HB:88:GLN:HG3	2.10	0.51
43:HK:68:GLU:O	43:HK:70:CYS:N	2.32	0.51
44:HL:44:LYS:HB3	44:HL:45:PRO:HD3	1.92	0.51
1:AA:323:C:H6	1:AA:1205:A:N1	2.07	0.51
1:AA:478:A:N1	1:AA:500:G:H4'	2.25	0.51
1:AA:871:U:H2'	1:AA:872:U:C6	2.45	0.51
9:AI:14:ALA:HB2	9:AI:54:ILE:HD11	1.93	0.51
16:AP:5:LYS:H	16:AP:8:GLU:HG3	1.75	0.51
23:AW:72:GLY:O	23:AW:74:LYS:N	2.37	0.51
33:BA:587:G:C2	33:BA:755:G:C6	2.98	0.51
34:BB:49:PHE:HB3	34:BB:212:TYR:OH	2.09	0.51
33:BA:60:A:O2'	52:BT:5:LYS:HE2	2.10	0.51
53:BU:34:ARG:HH21	53:BU:35:ARG:HD2	1.74	0.51
53:BU:37:PHE:CD2	53:BU:41:PRO:HB3	2.46	0.51
53:BU:37:PHE:HB3	53:BU:41:PRO:HD3	1.91	0.51
1:CA:1322:A:OP1	19:CS:11:ARG:NE	2.38	0.51
1:CA:2339:C:H2'	1:CA:2340:A:C8	2.45	0.51
13:CM:66:ARG:NH1	13:CM:104:GLU:OE1	2.43	0.51
35:DC:42:TYR:CE2	35:DC:90:VAL:HG21	2.46	0.51
36:DD:125:VAL:O	36:DD:127:GLY:N	2.42	0.51
1:EA:1072:C:H5'	1:EA:1073:A:OP1	2.10	0.51

*Continued on next page...*



*Continued from previous page...*

Atom-1	Atom-2	Interatomic distance (Å)	Clash overlap (Å)
1:EA:1590:A:OP2	59:EA:3620:HOH:O	2.19	0.51
1:EA:545:U:H2'	1:EA:546:U:O3'	2.10	0.51
3:EC:109:LEU:HD23	3:EC:110:LYS:H	1.76	0.51
1:EA:1141:U:H6	10:EJ:65:THR:CG2	2.24	0.51
1:EA:568:U:O4	18:ER:81:LYS:NZ	2.43	0.51
40:FH:106:THR:HG22	40:FH:107:SER:N	2.25	0.51
42:FJ:88:MET:O	42:FJ:90:LEU:N	2.43	0.51
43:FK:52:PHE:CE2	43:FK:65:VAL:HG11	2.45	0.51
33:FA:1496:C:OP1	54:FV:509:SER:HB2	2.09	0.51
1:GA:1258:U:H2'	1:GA:1259:G:C8	2.44	0.51
1:GA:1924:C:C4	1:GA:1925:C:N4	2.79	0.51
1:GA:45:G:C5'	1:GA:46:G:H5'	2.40	0.51
9:GI:19:PRO:HD2	9:GI:23:VAL:HG23	1.91	0.51
1:GA:1061:U:N3	9:GI:9:LYS:HG3	2.25	0.51
16:GP:33:GLU:OE1	33:HA:346:G:O4'	2.29	0.51
33:HA:404:G:N7	36:HD:2:ALA:HB3	2.25	0.51
33:BA:1007:U:H2'	33:BA:1008:U:C5'	2.38	0.51
33:BA:410:G:OP1	36:BD:26:ARG:NH1	2.31	0.51
33:BA:684:U:C4	33:BA:685:G:C5	2.98	0.51
43:BK:15:GLN:HG3	43:BK:16:VAL:N	2.26	0.51
1:CA:2502:G:C5'	1:CA:2503:A:H5''	2.40	0.51
2:CB:7:G:H4'	15:CO:29:HIS:CD2	2.45	0.51
11:CK:76:VAL:HB	16:CP:72:VAL:CG2	2.40	0.51
23:CW:18:LYS:HG3	23:CW:19:ARG:N	2.26	0.51
33:DA:382:A:H2'	33:DA:383:A:C8	2.46	0.51
34:DB:79:VAL:HG22	34:DB:213:LEU:HD21	1.91	0.51
35:DC:111:LEU:HD13	35:DC:144:LEU:HD11	1.91	0.51
44:DL:63:VAL:HG22	44:DL:64:THR:N	2.26	0.51
54:DV:591:LEU:HD11	54:DV:595:LEU:HG	1.92	0.51
32:E5:54:VAL:HG22	32:E5:83:ALA:HB1	1.93	0.51
1:EA:855:G:C2	23:EW:23:LYS:HD2	2.45	0.51
2:EB:41:G:H3'	2:EB:42:C:H5''	1.93	0.51
10:EJ:73:VAL:HG23	10:EJ:74:TYR:H	1.76	0.51
11:EK:105:ARG:HD3	11:EK:122:VAL:HG12	1.92	0.51
13:EM:40:ARG:HD3	13:EM:93:VAL:HG11	1.93	0.51
13:EM:55:ARG:HD2	13:EM:55:ARG:O	2.10	0.51
1:EA:996:A:H4'	17:EQ:91:ARG:NE	2.26	0.51
33:FA:1033:G:H2'	33:FA:1034:G:C5'	2.39	0.51
33:FA:451:A:C2	33:FA:481:G:C6	2.98	0.51
33:FA:791:G:C6	33:FA:792:A:N7	2.78	0.51
33:FA:846:G:OP1	50:FR:48:ARG:NH1	2.43	0.51

*Continued on next page...*

*Continued from previous page...*

Atom-1	Atom-2	Interatomic distance (Å)	Clash overlap (Å)
36:FD:22:LYS:C	36:FD:24:GLY:H	2.13	0.51
41:FI:38:TYR:HD1	41:FI:39:PHE:CD2	2.29	0.51
42:FJ:7:ARG:HB3	42:FJ:101:SER:HB2	1.93	0.51
46:FN:42:TRP:O	46:FN:45:VAL:HG22	2.10	0.51
1:GA:2339:C:H2'	1:GA:2340:A:C8	2.45	0.51
6:GF:3:LEU:CD2	6:GF:100:GLU:HB2	2.40	0.51
10:GJ:6:ALA:HB3	10:GJ:45:THR:HG21	1.91	0.51
14:GN:45:ARG:HD3	14:GN:97:ILE:HD11	1.93	0.51
16:GP:50:ARG:HD3	16:GP:51:ASN:H	1.75	0.51
20:GT:44:LYS:HG3	20:GT:55:VAL:HG11	1.92	0.51
33:HA:374:A:H5''	33:HA:452:A:C2	2.46	0.51
43:HK:24:HIS:HB3	43:HK:31:ILE:HG12	1.91	0.51
54:HV:414:PRO:HA	54:HV:461:MET:SD	2.50	0.51
32:A5:77:VAL:C	32:A5:79:PRO:HD2	2.30	0.51
1:AA:1725:U:H2'	1:AA:1726:C:C6	2.45	0.51
1:AA:397:U:H2'	1:AA:398:C:C6	2.45	0.51
3:AC:68:ARG:NE	3:AC:103:ILE:HD11	2.24	0.51
1:AA:1654:A:O2'	4:AD:118:PHE:CG	2.63	0.51
8:AH:9:VAL:O	8:AH:13:GLY:N	2.42	0.51
9:AI:100:ILE:HG22	9:AI:101:SER:N	2.25	0.51
2:AB:28:C:OP1	15:AO:31:THR:HG21	2.10	0.51
1:AA:2336:A:N6	23:AW:40:ARG:CB	2.74	0.51
24:AX:44:ARG:NH2	24:AX:77:TYR:HE1	2.09	0.51
34:BB:67:LEU:HD21	34:BB:91:VAL:HG23	1.92	0.51
37:BE:41:ASP:OD1	37:BE:42:GLY:N	2.43	0.51
1:CA:1913:A:C2	54:DV:591:LEU:HD12	2.45	0.51
1:CA:963:U:OP2	59:CA:3352:HOH:O	2.19	0.51
5:CE:23:PHE:CE1	5:CE:28:VAL:HG11	2.45	0.51
6:CF:39:VAL:H	6:CF:85:GLY:HA2	1.75	0.51
35:DC:115:LEU:O	35:DC:119:SER:N	2.40	0.51
50:DR:34:THR:OG1	50:DR:35:GLU:N	2.43	0.51
1:EA:1868:C:N4	1:EA:1869:G:O6	2.44	0.51
6:EF:3:LEU:HD11	6:EF:172:PHE:HD2	1.75	0.51
12:EL:132:ARG:HG3	12:EL:142:ILE:HD12	1.93	0.51
14:EN:33:ILE:HG12	14:EN:118:ARG:CZ	2.41	0.51
17:EQ:91:ARG:NH1	18:ER:11:GLN:O	2.44	0.51
34:FB:98:GLY:C	34:FB:100:LEU:H	2.14	0.51
40:FH:106:THR:HG21	40:FH:121:LEU:HD13	1.91	0.51
42:FJ:71:LEU:O	42:FJ:72:ARG:NH1	2.42	0.51
1:GA:1073:A:H3'	1:GA:1074:G:H5''	1.91	0.51
1:GA:1202:G:C5	1:GA:1203:U:C4	2.98	0.51

*Continued on next page...*

*Continued from previous page...*

Atom-1	Atom-2	Interatomic distance (Å)	Clash overlap (Å)
1:GA:2619:C:H5'	4:GD:155:VAL:O	2.10	0.51
1:GA:875:G:C2'	1:GA:876:C:H5'	2.40	0.51
5:GE:178:VAL:O	5:GE:182:ALA:N	2.40	0.51
33:HA:1323:G:O6	51:HS:4:SER:OG	2.19	0.51
37:HE:106:ILE:HD11	37:HE:124:LEU:CD2	2.40	0.51
46:HN:41:ARG:HG2	46:HN:42:TRP:N	2.26	0.51
1:AA:1437:C:H2'	1:AA:1438:U:H6	1.73	0.51
1:AA:1782:U:OP1	59:AA:3683:HOH:O	2.19	0.51
1:AA:1993:U:H4'	4:AD:133:THR:HG21	1.92	0.51
1:AA:2297:A:N1	1:AA:2321:U:H5	2.08	0.51
1:AA:2848:G:O2'	1:AA:2867:G:N2	2.40	0.51
1:AA:2834:G:H2'	1:AA:2879:A:H61	1.76	0.51
13:AM:53:MET:HE3	13:AM:63:ILE:HD13	1.91	0.51
17:AQ:35:PHE:CZ	17:AQ:39:ILE:HD11	2.45	0.51
18:AR:49:ILE:HG22	18:AR:54:VAL:N	2.25	0.51
18:AR:16:GLU:HA	18:AR:98:ILE:HG22	1.92	0.51
24:AX:76:LYS:HG3	24:AX:77:TYR:H	1.74	0.51
33:BA:159:G:N2	33:BA:162:A:OP2	2.43	0.51
42:BJ:74:VAL:HG12	42:BJ:75:ASP:N	2.25	0.51
33:BA:754:C:OP1	47:BO:72:ARG:NH2	2.44	0.51
1:CA:2246:G:H2'	1:CA:2247:A:C8	2.46	0.51
1:CA:2314:A:OP1	6:CF:87:LYS:NZ	2.44	0.51
1:CA:45:G:H5''	1:CA:46:G:OP1	2.11	0.51
1:CA:45:G:C5'	1:CA:46:G:H5'	2.40	0.51
2:CB:79:G:O6	22:CV:14:LYS:NZ	2.31	0.51
4:CD:4:LEU:HD23	4:CD:101:PHE:CE2	2.45	0.51
22:CV:42:LEU:HD23	22:CV:47:VAL:HG21	1.93	0.51
23:CW:30:VAL:HG23	23:CW:60:ALA:O	2.10	0.51
33:DA:562:U:H1'	44:DL:12:ARG:HB3	1.92	0.51
28:E1:4:ILE:HD13	28:E1:27:ARG:NH1	2.26	0.51
1:EA:2145:C:H3'	1:EA:2146:C:C5'	2.41	0.51
1:EA:2343:U:O2'	1:EA:2373:G:O2'	2.29	0.51
1:EA:2760:C:H2'	1:EA:2761:A:H5'	1.92	0.51
3:EC:244:VAL:HG12	3:EC:250:GLN:HA	1.92	0.51
1:EA:1256:G:C2'	5:EE:77:ILE:HD11	2.41	0.51
9:EI:79:LEU:HA	9:EI:83:ALA:CB	2.41	0.51
11:EK:70:ARG:HD3	11:EK:76:VAL:HG22	1.91	0.51
1:EA:201:C:OP1	24:EX:17:ARG:NH1	2.44	0.51
51:FS:5:LEU:O	51:FS:6:LYS:HE3	2.11	0.51
1:GA:1024:G:C8	1:GA:1025:G:H2'	2.46	0.51
1:GA:2098:U:C4	1:GA:2099:U:C4	2.99	0.51

*Continued on next page...*

*Continued from previous page...*

Atom-1	Atom-2	Interatomic distance (Å)	Clash overlap (Å)
1:GA:2358:A:C4	1:GA:2359:C:C6	2.98	0.51
1:GA:646:U:H3'	1:GA:647:G:H5''	1.93	0.51
1:GA:996:A:H4'	17:GQ:91:ARG:CD	2.41	0.51
9:GI:55:PRO:HB2	9:GI:71:LYS:HD2	1.92	0.51
11:GK:15:GLY:O	11:GK:46:ALA:HA	2.11	0.51
15:GO:34:HIS:CD2	15:GO:54:VAL:HG23	2.46	0.51
17:GQ:25:GLY:HA2	17:GQ:29:ARG:NH1	2.26	0.51
24:GX:52:ALA:O	24:GX:53:LYS:HB3	2.10	0.51
36:HD:193:ALA:HB3	36:HD:195:ILE:HG23	1.93	0.51
40:HH:10:MET:HE2	40:HH:33:LYS:HG2	1.92	0.51
43:HK:98:ARG:CZ	53:HU:15:ALA:HB3	2.41	0.51
32:A5:39:THR:HA	32:A5:42:ARG:HD2	1.93	0.51
1:AA:1535:A:H4'	1:AA:1536:C:OP2	2.10	0.51
1:AA:776:G:N1	1:AA:2072:C:OP1	2.38	0.51
1:AA:2303:G:C6	1:AA:2304:G:N7	2.79	0.51
17:AQ:91:ARG:HH11	18:AR:11:GLN:H	1.59	0.51
1:AA:1808:A:O2'	24:AX:2:ARG:NH1	2.44	0.51
35:BC:123:GLN:HB3	35:BC:128:VAL:HG11	1.93	0.51
36:BD:65:TYR:O	36:BD:115:ARG:NH2	2.43	0.51
37:BE:94:VAL:HG21	37:BE:140:THR:HG22	1.93	0.51
39:BG:59:LEU:O	39:BG:62:PHE:HB3	2.10	0.51
43:BK:84:VAL:HG21	43:BK:100:LEU:HD21	1.92	0.51
28:C1:33:LEU:H	28:C1:51:ALA:HB3	1.75	0.51
1:CA:372:G:O4'	24:CX:60:LYS:HE3	2.11	0.51
3:CC:79:ARG:NH2	3:CC:81:GLU:OE2	2.38	0.51
20:CT:48:GLN:O	20:CT:52:GLU:HA	2.10	0.51
25:CY:1:MET:H3	25:CY:2:LYS:HD2	1.76	0.51
33:DA:79:G:H3'	33:DA:80:A:C8	2.46	0.51
34:DB:49:PHE:HB2	34:DB:212:TYR:CE2	2.46	0.51
44:DL:38:TYR:OH	44:DL:54:ARG:HD2	2.10	0.51
48:DP:4:ILE:HD13	48:DP:67:ILE:HD13	1.92	0.51
53:DU:41:PRO:O	53:DU:45:ARG:N	2.40	0.51
32:E5:91:ALA:HB3	32:E5:130:PRO:HB2	1.93	0.51
20:ET:27:SER:O	20:ET:28:ASN:ND2	2.44	0.51
23:EW:34:SER:OG	23:EW:36:ILE:HG22	2.10	0.51
33:FA:625:U:H4'	48:FP:16:PHE:CE2	2.46	0.51
33:FA:8:A:C5	36:FD:206:LYS:HB3	2.46	0.51
36:FD:201:VAL:HG12	37:FE:103:THR:HG23	1.92	0.51
37:FE:46:VAL:CG1	37:FE:118:ALA:HA	2.41	0.51
1:GA:2006:C:O5'	1:GA:2006:C:H6	1.94	0.51
1:GA:2472:G:H2'	1:GA:2475:C:H42	1.75	0.51

*Continued on next page...*

*Continued from previous page...*

Atom-1	Atom-2	Interatomic distance (Å)	Clash overlap (Å)
1:GA:479:A:N3	1:GA:481:G:H5''	2.26	0.51
3:GC:131:MET:O	3:GC:166:ARG:NH1	2.43	0.51
11:GK:99:ILE:HG21	11:GK:119:ALA:HB2	1.92	0.51
17:GQ:65:ASN:HD22	17:GQ:75:TYR:CB	2.24	0.51
33:HA:1386:G:H2'	33:HA:1387:G:H8	1.75	0.51
1:AA:2423:U:H5'	1:AA:2423:U:H6	1.76	0.51
1:AA:273:G:N2	1:AA:365:U:C2	2.78	0.51
1:AA:762:U:H4'	1:AA:763:G:O5'	2.11	0.51
6:AF:69:ALA:N	6:AF:82:TYR:O	2.44	0.51
23:AW:41:GLY:HA2	23:AW:44:PHE:CE2	2.45	0.51
24:AX:39:VAL:HG22	24:AX:44:ARG:O	2.10	0.51
24:AX:34:SER:HA	24:AX:48:LEU:O	2.11	0.51
33:BA:1296:C:H4'	33:BA:1302:C:N3	2.26	0.51
33:BA:1411:C:H2'	33:BA:1412:C:C6	2.45	0.51
36:BD:139:PRO:HB3	36:BD:184:ARG:HA	1.91	0.51
37:BE:46:VAL:CG1	37:BE:47:GLY:N	2.73	0.51
37:BE:96:MET:HE3	37:BE:115:LEU:HD21	1.92	0.51
1:CA:127:A:H5''	1:CA:128:C:C6	2.45	0.51
1:CA:2318:G:C5	1:CA:2319:G:C6	2.99	0.51
1:CA:348:A:H2'	1:CA:349:U:O4'	2.11	0.51
1:CA:655:A:H4'	1:CA:656:G:OP1	2.11	0.51
1:CA:947:A:HO2'	1:CA:984:A:H2	1.57	0.51
1:CA:995:C:O2'	1:CA:996:A:OP2	2.23	0.51
11:CK:107:LEU:O	11:CK:109:SER:N	2.39	0.51
15:CO:51:ALA:HB3	15:CO:78:VAL:HG13	1.93	0.51
19:CS:63:GLY:O	19:CS:64:ALA:HB3	2.10	0.51
26:CZ:40:THR:HG23	26:CZ:43:ILE:H	1.75	0.51
33:DA:236:A:H2'	33:DA:237:G:C8	2.46	0.51
34:DB:141:GLU:HA	34:DB:144:GLU:HB2	1.93	0.51
39:DG:18:PHE:CD2	39:DG:59:LEU:HD21	2.46	0.51
52:DT:3:ASN:O	52:DT:5:LYS:N	2.29	0.51
32:E5:103:ASN:ND2	32:E5:109:LYS:O	2.44	0.51
32:E5:131:THR:HB	32:E5:134:GLU:HG3	1.92	0.51
1:EA:1458:U:H4'	1:EA:1459:G:O5'	2.11	0.51
1:EA:1796:U:H2'	1:EA:1797:G:H8	1.75	0.51
1:EA:2243:U:H2'	1:EA:2244:U:C6	2.46	0.51
1:EA:2685:G:OP1	11:EK:78:ARG:NH2	2.44	0.51
1:EA:1256:G:O2'	5:EE:77:ILE:HD11	2.11	0.51
7:EG:162:ARG:CZ	7:EG:168:VAL:HG21	2.40	0.51
10:EJ:44:TYR:C	10:EJ:44:TYR:CD1	2.83	0.51
14:EN:24:MET:HG2	14:EN:44:LEU:HD22	1.92	0.51

*Continued on next page...*

*Continued from previous page...*

Atom-1	Atom-2	Interatomic distance (Å)	Clash overlap (Å)
20:ET:40:LYS:O	20:ET:44:LYS:N	2.37	0.51
34:FB:183:PHE:CE2	34:FB:197:PHE:CD2	2.98	0.51
33:FA:620:C:H1'	36:FD:132:ILE:HG12	1.93	0.51
36:FD:25:VAL:HA	36:FD:161:LEU:CD2	2.41	0.51
43:FK:94:GLU:O	43:FK:97:ILE:HG22	2.10	0.51
28:G1:16:THR:HB	28:G1:41:VAL:HG21	1.93	0.51
1:GA:1289:C:O2'	1:GA:1330:C:H4'	2.10	0.51
1:GA:34:U:O2'	1:GA:35:G:OP1	2.26	0.51
5:GE:44:ARG:HG3	5:GE:44:ARG:HH21	1.75	0.51
6:GF:141:ASP:HB3	6:GF:144:LYS:HB2	1.92	0.51
6:GF:11:VAL:HA	6:GF:172:PHE:CE1	2.46	0.51
9:GI:14:ALA:HB2	9:GI:54:ILE:HD12	1.91	0.51
18:GR:66:HIS:CD2	18:GR:94:THR:HG22	2.45	0.51
21:GU:92:VAL:CG2	21:GU:101:THR:HG23	2.41	0.51
34:HB:70:GLY:HA2	34:HB:163:ILE:HG22	1.93	0.51
50:HR:41:PRO:HB2	50:HR:43:ARG:HG2	1.91	0.51
28:A1:7:LYS:HE3	30:A3:33:THR:HG21	1.93	0.51
32:A5:23:LEU:H	32:A5:87:GLU:HB2	1.76	0.51
1:AA:248:G:H5'	1:AA:250:G:N7	2.26	0.51
1:AA:2815:C:C2	1:AA:2816:G:C8	2.99	0.51
2:AB:81:G:C5	2:AB:82:U:C5	2.99	0.51
6:AF:134:GLN:HG2	6:AF:135:ILE:HG13	1.92	0.51
20:AT:89:GLU:O	20:AT:91:GLN:N	2.41	0.51
22:AV:31:TYR:O	22:AV:93:ARG:N	2.36	0.51
23:AW:63:ASP:N	23:AW:63:ASP:OD1	2.43	0.51
33:BA:1386:G:H2'	33:BA:1387:G:H8	1.75	0.51
33:BA:642:A:C6	33:BA:643:C:C4	2.98	0.51
33:BA:73:C:H6	33:BA:73:C:H5'	1.76	0.51
38:BF:42:TRP:HB2	38:BF:59:TYR:HB2	1.93	0.51
54:BV:441:GLU:OE1	54:BV:472:ARG:NH2	2.42	0.51
1:CA:1857:G:O2'	1:CA:1858:A:OP2	2.28	0.51
1:CA:2104:C:H41	1:CA:2183:A:H61	1.59	0.51
1:CA:2311:A:H3'	1:CA:2312:U:C6	2.46	0.51
1:CA:2636:C:H2'	1:CA:2637:U:C6	2.46	0.51
1:CA:27:G:C4	1:CA:512:G:N2	2.79	0.51
1:CA:747:U:C5	1:CA:2613:U:C5	2.99	0.51
1:CA:783:A:C8	1:CA:784:G:H4'	2.46	0.51
7:CG:84:LYS:CG	7:CG:132:LEU:H	2.24	0.51
33:DA:35:G:H2'	33:DA:36:C:C6	2.46	0.51
36:DD:9:LEU:HD21	36:DD:22:LYS:HG3	1.93	0.51
39:DG:51:ALA:O	39:DG:55:GLY:N	2.43	0.51

*Continued on next page...*

*Continued from previous page...*

Atom-1	Atom-2	Interatomic distance (Å)	Clash overlap (Å)
41:DI:7:TYR:CG	41:DI:8:GLY:N	2.78	0.51
54:DV:217:GLU:O	54:DV:220:GLN:N	2.43	0.51
1:EA:1869:G:H3'	1:EA:1870:C:H5''	1.92	0.51
1:EA:2657:A:O3'	7:EG:159:LYS:NZ	2.43	0.51
10:EJ:135:GLN:CD	10:EJ:135:GLN:N	2.63	0.51
11:EK:17:ARG:HB2	11:EK:45:GLU:HB2	1.93	0.51
15:EO:49:VAL:HG21	15:EO:82:ALA:HA	1.93	0.51
18:ER:21:ARG:NH2	18:ER:93:PHE:CZ	2.79	0.51
18:ER:39:LEU:HA	18:ER:49:ILE:HG21	1.92	0.51
19:ES:69:LEU:HG	19:ES:107:VAL:HG13	1.92	0.51
33:FA:1414:U:O2	33:FA:1487:G:N2	2.43	0.51
51:FS:37:ARG:O	51:FS:70:LYS:HD2	2.09	0.51
1:GA:1723:G:H3'	1:GA:1724:G:C8	2.45	0.51
1:GA:1993:U:H4'	4:GD:133:THR:CG2	2.40	0.51
1:GA:2423:U:H6	1:GA:2423:U:H5'	1.76	0.51
3:GC:16:VAL:N	3:GC:203:VAL:CG1	2.74	0.51
3:GC:29:PHE:CE2	3:GC:31:PRO:HG2	2.45	0.51
6:GF:1:ALA:HB3	6:GF:4:HIS:HB2	1.92	0.51
1:GA:2898:U:O2'	10:GJ:134:ALA:O	2.25	0.51
14:GN:117:ASP:OD1	14:GN:118:ARG:N	2.44	0.51
23:GW:9:THR:HG23	23:GW:10:ARG:CD	2.40	0.51
33:HA:1003:G:N2	33:HA:1037:C:O2	2.43	0.51
33:HA:461:A:H3'	33:HA:461:A:N3	2.26	0.51
41:HI:55:VAL:O	41:HI:94:LEU:CD2	2.59	0.51
43:HK:15:GLN:OE1	43:HK:78:GLY:HA3	2.10	0.51
54:HV:488:VAL:HB	54:HV:490:TYR:CE2	2.46	0.51
1:AA:404:A:H1'	1:AA:405:U:OP2	2.11	0.51
3:AC:259:ASN:OD1	3:AC:262:THR:N	2.40	0.51
9:AI:107:GLU:HA	9:AI:110:GLN:HB3	1.93	0.51
16:AP:19:PHE:N	16:AP:19:PHE:HD1	2.09	0.51
33:BA:1004:A:H2'	33:BA:1005:A:O4'	2.11	0.51
33:BA:1156:G:O2'	33:BA:1180:A:N6	2.39	0.51
33:BA:847:G:H2'	33:BA:848:C:C6	2.46	0.51
52:BT:9:LYS:HA	52:BT:12:ILE:HG23	1.91	0.51
12:CL:123:ARG:HA	12:CL:143:GLU:O	2.11	0.51
23:CW:17:ALA:HA	23:CW:35:ILE:HG23	1.92	0.51
33:DA:1294:G:C6	33:DA:1295:U:C4	2.99	0.51
35:DC:193:TYR:CD1	35:DC:193:TYR:N	2.78	0.51
39:DG:4:ARG:HG3	39:DG:5:ARG:N	2.25	0.51
37:DE:157:ARG:HG2	40:DH:43:GLU:O	2.11	0.51
44:DL:81:LEU:HB3	44:DL:98:VAL:CG1	2.41	0.51

*Continued on next page...*

*Continued from previous page...*

Atom-1	Atom-2	Interatomic distance (Å)	Clash overlap (Å)
49:DQ:12:VAL:O	49:DQ:13:VAL:HB	2.10	0.51
54:DV:196:ALA:O	54:DV:198:GLN:N	2.44	0.51
1:EA:272:A:O2'	1:EA:273:G:O5'	2.26	0.51
16:EP:42:PHE:CE1	16:EP:62:LYS:HD2	2.46	0.51
26:EZ:8:GLN:HB3	26:EZ:31:ILE:HA	1.91	0.51
33:FA:524:G:H2'	33:FA:525:C:C6	2.45	0.51
33:FA:660:C:H2'	33:FA:661:G:O4'	2.11	0.51
33:FA:574:A:HO2'	33:FA:882:C:HO2'	1.57	0.51
42:FJ:35:GLN:HG3	42:FJ:36:VAL:H	1.75	0.51
42:FJ:85:ASP:OD2	42:FJ:89:ARG:NH2	2.44	0.51
51:FS:63:THR:HG22	51:FS:64:ASP:N	2.26	0.51
51:FS:7:LYS:HE2	51:FS:7:LYS:HA	1.93	0.51
1:GA:2665:A:C2	1:GA:2666:C:C6	2.99	0.51
1:GA:639:U:H2'	1:GA:640:C:C6	2.46	0.51
1:GA:1321:A:O2'	19:GS:11:ARG:NH2	2.44	0.51
41:HI:95:ARG:HA	41:HI:98:LEU:HB3	1.93	0.51
42:HJ:50:THR:HG21	42:HJ:64:GLN:HE21	1.76	0.51
44:HL:44:LYS:CB	44:HL:45:PRO:CD	2.89	0.51
50:HR:36:SER:HB3	53:HU:4:ILE:HG12	1.92	0.51
32:A5:74:ASP:HA	32:A5:77:VAL:HG23	1.93	0.50
1:AA:1080:A:H2'	1:AA:1081:U:O4'	2.11	0.50
1:AA:2804:U:H2'	1:AA:2805:C:C6	2.46	0.50
4:AD:151:THR:HG22	4:AD:152:PRO:HD3	1.92	0.50
5:AE:108:ILE:HD11	12:AL:2:ARG:NH1	2.26	0.50
19:AS:18:ARG:O	19:AS:19:LEU:CB	2.59	0.50
21:AU:53:GLN:N	21:AU:54:PRO:HD2	2.26	0.50
21:AU:91:LYS:O	21:AU:92:VAL:HG12	2.11	0.50
1:CA:2314:A:H2'	1:CA:2315:G:C8	2.45	0.50
1:CA:2745:C:C4	1:CA:2746:U:C4	2.99	0.50
1:CA:1998:A:P	4:CD:141:ARG:HH22	2.34	0.50
11:CK:61:VAL:CG2	11:CK:87:LEU:HD11	2.41	0.50
1:CA:141:G:N1	20:CT:1:MET:O	2.44	0.50
33:DA:1391:U:H2'	33:DA:1392:G:C8	2.46	0.50
33:DA:71:A:O2'	33:DA:72:A:O4'	2.29	0.50
42:DJ:28:THR:O	42:DJ:32:THR:HG22	2.11	0.50
48:DP:52:LEU:HD23	48:DP:75:ILE:HG22	1.92	0.50
54:DV:114:CYS:SG	54:DV:143:LYS:HD2	2.51	0.50
1:EA:1107:G:OP1	32:E5:59:LEU:N	2.43	0.50
32:E5:43:LYS:HZ3	32:E5:98:GLU:HB2	1.75	0.50
1:EA:45:G:C5'	1:EA:46:G:H5'	2.41	0.50
9:EI:31:GLY:O	9:EI:60:VAL:HG11	2.11	0.50

*Continued on next page...*



*Continued from previous page...*

Atom-1	Atom-2	Interatomic distance (Å)	Clash overlap (Å)
10:EJ:36:LEU:O	10:EJ:121:LYS:NZ	2.44	0.50
10:EJ:6:ALA:CB	10:EJ:45:THR:HG21	2.41	0.50
1:EA:2683:C:O2	11:EK:70:ARG:NH2	2.44	0.50
19:ES:69:LEU:HG	19:ES:107:VAL:CG1	2.41	0.50
49:FQ:76:VAL:HG23	49:FQ:77:ARG:H	1.77	0.50
1:GA:1924:C:H2'	1:GA:1925:C:C6	2.47	0.50
1:GA:631:A:N3	1:GA:2415:G:O2'	2.40	0.50
6:GF:134:GLN:HG2	6:GF:135:ILE:N	2.26	0.50
10:GJ:3:THR:HB	10:GJ:44:TYR:OH	2.10	0.50
23:GW:45:HIS:HB2	23:GW:50:VAL:HG13	1.93	0.50
33:HA:1007:U:H2'	33:HA:1008:U:H5'	1.94	0.50
33:HA:1083:U:H5''	33:HA:1086:U:C5	2.46	0.50
33:HA:1330:U:H5''	45:HM:23:TYR:CZ	2.45	0.50
33:HA:844:G:C2'	33:HA:845:A:H5''	2.41	0.50
46:HN:51:LEU:HB3	46:HN:52:PRO:CD	2.41	0.50
32:A5:29:ASP:HA	32:A5:108:VAL:HG11	1.91	0.50
3:AC:28:PRO:HG2	3:AC:33:LEU:HD11	1.93	0.50
5:AE:46:GLN:HG3	5:AE:87:ALA:H	1.76	0.50
7:AG:39:ALA:HB1	7:AG:57:TYR:CD2	2.46	0.50
9:AI:98:GLY:HA3	9:AI:137:LEU:HD13	1.92	0.50
17:AQ:26:ALA:HB1	17:AQ:30:VAL:CG2	2.41	0.50
17:AQ:63:ARG:HH12	17:AQ:95:ALA:C	2.14	0.50
19:AS:69:LEU:HG	19:AS:107:VAL:HG22	1.93	0.50
33:BA:451:A:H4'	33:BA:452:A:O5'	2.10	0.50
52:BT:6:SER:C	52:BT:8:LYS:H	2.14	0.50
54:BV:552:ALA:O	54:BV:556:GLY:N	2.40	0.50
1:CA:1607:C:H4'	1:CA:1608:A:O5'	2.10	0.50
1:CA:163:C:O2'	1:CA:164:C:P	2.69	0.50
1:CA:279:A:N6	1:CA:361:G:H1'	2.26	0.50
1:CA:668:A:H2'	1:CA:670:A:H62	1.76	0.50
10:CJ:81:ILE:HG13	10:CJ:82:GLY:H	1.76	0.50
21:CU:6:ARG:NH2	21:CU:25:LYS:O	2.44	0.50
22:CV:6:ALA:HB1	22:CV:40:ILE:CG2	2.41	0.50
33:DA:1010:U:H2'	33:DA:1011:C:C6	2.46	0.50
33:DA:386:C:C4	33:DA:387:U:C5	2.99	0.50
36:DD:91:LEU:HD21	36:DD:195:ILE:HD11	1.92	0.50
37:DE:110:ALA:O	37:DE:111:MET:HB3	2.11	0.50
37:DE:90:THR:HB	37:DE:135:ASN:ND2	2.26	0.50
38:DF:5:GLU:OE1	50:DR:24:LYS:HE2	2.12	0.50
51:DS:31:LEU:HD13	51:DS:47:LEU:HD21	1.93	0.50
51:DS:45:ILE:HA	51:DS:62:VAL:CG1	2.40	0.50

*Continued on next page...*

*Continued from previous page...*

Atom-1	Atom-2	Interatomic distance (Å)	Clash overlap (Å)
1:EA:1647:U:P	1:EA:1647:U:H3'	2.51	0.50
1:EA:2661:G:C6	1:EA:2662:A:C2	2.99	0.50
4:ED:70:LYS:O	4:ED:71:ALA:CB	2.58	0.50
6:EF:39:VAL:HG13	6:EF:40:GLY:H	1.76	0.50
24:EX:39:VAL:HG22	24:EX:44:ARG:O	2.11	0.50
33:FA:21:G:H2'	33:FA:22:G:C8	2.46	0.50
37:FE:106:ILE:HD11	37:FE:124:LEU:CD2	2.41	0.50
39:FG:146:GLU:HA	39:FG:149:LYS:HE2	1.93	0.50
42:FJ:32:THR:CG2	42:FJ:83:THR:HA	2.42	0.50
52:FT:30:THR:HA	52:FT:33:LYS:HG3	1.94	0.50
1:GA:2075:U:C4	1:GA:2238:G:C6	3.00	0.50
3:GC:77:VAL:HG23	3:GC:111:ALA:HA	1.94	0.50
9:GI:99:LYS:HA	9:GI:137:LEU:HD11	1.94	0.50
11:GK:114:LYS:HE3	11:GK:118:LEU:HD11	1.93	0.50
20:GT:67:VAL:O	20:GT:68:LYS:HG3	2.11	0.50
39:HG:107:ALA:HB2	39:HG:133:THR:HG23	1.92	0.50
45:HM:106:ALA:HB3	45:HM:110:LYS:HD2	1.93	0.50
51:HS:51:VAL:HG22	51:HS:71:LEU:HD21	1.92	0.50
1:AA:2134:A:O2'	1:AA:2135:A:O4'	2.29	0.50
1:AA:545:U:H3'	1:AA:546:U:H4'	1.93	0.50
1:AA:620:G:H4'	1:AA:621:A:O5'	2.12	0.50
1:AA:1799:G:O2'	3:AC:179:GLU:OE2	2.28	0.50
3:AC:93:VAL:HG21	3:AC:115:ILE:HD11	1.93	0.50
10:AJ:73:VAL:HG23	10:AJ:74:TYR:H	1.76	0.50
11:AK:36:GLY:HA2	11:AK:62:VAL:O	2.12	0.50
15:AO:35:ILE:HG21	15:AO:71:ALA:HA	1.94	0.50
18:AR:48:LYS:O	18:AR:48:LYS:HE2	2.11	0.50
33:BA:978:A:O2'	33:BA:1322:C:H5	1.93	0.50
36:BD:58:LYS:HE2	36:BD:69:GLU:OE2	2.11	0.50
54:BV:169:LEU:HB2	54:BV:263:LEU:HB3	1.94	0.50
1:CA:1474:U:H2'	1:CA:1475:G:H5'	1.93	0.50
1:CA:2327:A:H2'	1:CA:2328:A:C8	2.46	0.50
1:CA:788:A:H3'	1:CA:790:U:C5	2.46	0.50
1:CA:876:C:C2'	1:CA:877:A:O5'	2.59	0.50
6:CF:38:GLY:HA2	6:CF:85:GLY:HA3	1.94	0.50
10:CJ:38:GLY:O	10:CJ:43:GLU:HB2	2.11	0.50
23:CW:41:GLY:C	23:CW:43:LYS:H	2.13	0.50
9:EI:72:THR:OG1	9:EI:112:LYS:NZ	2.45	0.50
10:EJ:81:ILE:HG23	10:EJ:82:GLY:H	1.76	0.50
13:EM:11:LYS:HE2	13:EM:87:GLY:O	2.11	0.50
1:EA:400:G:N7	24:EX:56:ARG:NH1	2.59	0.50

*Continued on next page...*

*Continued from previous page...*

Atom-1	Atom-2	Interatomic distance (Å)	Clash overlap (Å)
36:FD:125:VAL:O	36:FD:127:GLY:N	2.44	0.50
36:FD:72:PHE:CZ	36:FD:200:ILE:HD11	2.47	0.50
43:FK:52:PHE:HE2	43:FK:65:VAL:HG11	1.76	0.50
44:FL:114:ARG:HB3	44:FL:119:VAL:HB	1.94	0.50
48:FP:19:VAL:HG12	48:FP:37:GLY:C	2.32	0.50
50:FR:27:ALA:O	50:FR:30:LYS:HG2	2.12	0.50
54:FV:663:MET:HG2	54:FV:682:MET:SD	2.50	0.50
1:GA:1063:G:C6	1:GA:1076:C:N3	2.79	0.50
1:GA:1847:A:H5'	1:GA:1848:A:N7	2.26	0.50
1:GA:1835:G:H1'	1:GA:1931:U:C2	2.46	0.50
1:GA:2537:U:H2'	1:GA:2538:C:C6	2.46	0.50
3:GC:144:GLU:HA	3:GC:151:GLY:HA2	1.92	0.50
4:GD:151:THR:HG22	4:GD:152:PRO:HD3	1.92	0.50
10:GJ:73:VAL:HG23	10:GJ:74:TYR:H	1.75	0.50
16:GP:92:ARG:O	16:GP:93:LYS:HB2	2.11	0.50
54:HV:85:ASN:HD22	54:HV:382:ILE:HG13	1.76	0.50
32:A5:24:SER:C	32:A5:116:GLU:CG	2.79	0.50
1:AA:1198:U:H2'	1:AA:1199:U:C6	2.46	0.50
1:AA:1477:A:N6	1:AA:1514:G:O2'	2.43	0.50
1:AA:1605:C:C2'	1:AA:1606:C:H5'	2.42	0.50
1:AA:1607:C:H4'	1:AA:1608:A:O5'	2.12	0.50
1:AA:613:A:HO2'	1:AA:614:A:P	2.34	0.50
1:AA:772:C:N4	59:AA:3711:HOH:O	2.27	0.50
1:AA:1789:A:P	3:AC:220:ARG:HH11	2.35	0.50
6:AF:57:ALA:HA	6:AF:62:GLN:O	2.11	0.50
16:AP:13:LYS:NZ	16:AP:80:VAL:HB	2.26	0.50
16:AP:50:ARG:CZ	16:AP:56:SER:HB3	2.41	0.50
37:BE:133:PRO:HA	37:BE:136:VAL:CG1	2.42	0.50
52:BT:62:ALA:HA	52:BT:67:ILE:HG22	1.92	0.50
1:CA:1970:A:OP2	59:CA:3469:HOH:O	2.20	0.50
1:CA:61:C:OP2	25:CY:47:ARG:NH2	2.38	0.50
11:CK:18:ARG:HB2	11:CK:45:GLU:HG3	1.94	0.50
12:CL:92:LEU:HA	12:CL:125:LEU:HD21	1.94	0.50
18:CR:24:LYS:HA	18:CR:94:THR:HG23	1.94	0.50
34:DB:125:PHE:O	34:DB:125:PHE:CG	2.64	0.50
34:DB:22:TRP:HB3	34:DB:38:HIS:NE2	2.26	0.50
34:DB:72:LYS:NZ	34:DB:204:ASP:HB3	2.27	0.50
39:DG:70:ARG:HG3	39:DG:96:ARG:HG2	1.93	0.50
44:DL:99:ARG:HD2	44:DL:104:CYS:SG	2.51	0.50
52:DT:6:SER:C	52:DT:8:LYS:H	2.14	0.50
54:DV:497:LYS:HG2	54:DV:523:TYR:HB2	1.93	0.50

*Continued on next page...*

*Continued from previous page...*

Atom-1	Atom-2	Interatomic distance (Å)	Clash overlap (Å)
1:EA:2104:C:H2'	1:EA:2105:U:C4'	2.41	0.50
1:EA:2427:C:H5'	1:EA:2428:G:OP1	2.11	0.50
4:ED:70:LYS:O	4:ED:71:ALA:HB3	2.11	0.50
7:EG:75:VAL:O	7:EG:79:THR:HG22	2.10	0.50
33:FA:224:U:C2	33:FA:225:C:C5	2.99	0.50
33:FA:78:A:HO2'	33:FA:79:G:H8	1.59	0.50
33:FA:946:A:H2'	33:FA:947:G:C8	2.46	0.50
34:FB:86:CYS:SG	34:FB:88:GLN:NE2	2.85	0.50
1:GA:1006:C:C2	1:GA:1138:G:N2	2.79	0.50
1:GA:1177:G:H2'	1:GA:1178:C:O4'	2.11	0.50
1:GA:2232:C:P	24:GX:26:ARG:HH22	2.34	0.50
1:GA:42:A:H2'	1:GA:43:G:C5'	2.41	0.50
33:HA:71:A:N6	33:HA:100:G:C8	2.80	0.50
41:HI:21:ILE:CD1	41:HI:87:LEU:HD12	2.42	0.50
43:HK:53:ARG:HH12	43:HK:57:LYS:HB3	1.76	0.50
45:HM:114:LYS:HB2	45:HM:115:PRO:HD3	1.93	0.50
3:AC:140:VAL:CG2	3:AC:189:ALA:HB1	2.42	0.50
3:AC:166:ARG:HB3	3:AC:171:VAL:HG12	1.93	0.50
9:AI:18:ASN:N	9:AI:19:PRO:HD3	2.27	0.50
20:AT:69:ARG:HG3	20:AT:70:HIS:H	1.76	0.50
24:AX:29:LEU:HD23	24:AX:29:LEU:N	2.27	0.50
33:BA:1279:G:OP2	42:BJ:11:LYS:NZ	2.44	0.50
33:BA:1444:U:H1'	33:BA:1459:G:N2	2.26	0.50
33:BA:687:A:C6	33:BA:703:G:N3	2.79	0.50
46:BN:21:PHE:HA	46:BN:25:ALA:HB3	1.92	0.50
1:CA:1378:A:C4	1:CA:1380:G:N7	2.80	0.50
1:CA:778:G:C6	1:CA:779:U:N3	2.80	0.50
1:CA:833:A:H2'	1:CA:834:G:C8	2.47	0.50
1:CA:959:A:C6	1:CA:960:A:C6	3.00	0.50
3:CC:123:ILE:O	3:CC:123:ILE:HG13	2.12	0.50
9:CI:98:GLY:HA3	9:CI:137:LEU:HD22	1.94	0.50
12:CL:93:ASN:OD1	12:CL:94:THR:N	2.44	0.50
33:DA:1513:A:H2'	33:DA:1514:G:C8	2.47	0.50
33:DA:444:G:C6	33:DA:491:G:C6	3.00	0.50
33:DA:448:A:H3'	33:DA:449:G:C8	2.47	0.50
37:DE:46:VAL:HG11	37:DE:118:ALA:HB2	1.93	0.50
40:DH:106:THR:HG21	40:DH:121:LEU:HD13	1.94	0.50
43:DK:81:ASN:HB3	43:DK:106:ARG:HB3	1.94	0.50
52:DT:62:ALA:HB1	52:DT:69:LYS:H	1.75	0.50
32:E5:35:VAL:HA	32:E5:38:MET:SD	2.52	0.50
1:EA:2481:G:HO2'	1:EA:2482:A:H8	1.60	0.50

*Continued on next page...*

*Continued from previous page...*

Atom-1	Atom-2	Interatomic distance (Å)	Clash overlap (Å)
1:EA:2705:A:H2'	1:EA:2706:A:O4'	2.11	0.50
1:EA:460:A:OP1	29:E2:41:ARG:NH1	2.38	0.50
1:EA:527:C:OP1	59:EA:3249:HOH:O	2.19	0.50
2:EB:41:G:H3'	2:EB:42:C:C5'	2.41	0.50
4:ED:118:PHE:HZ	14:EN:1:MET:HB3	1.77	0.50
17:EQ:97:ILE:HD11	17:EQ:105:PHE:CA	2.41	0.50
33:FA:451:A:H8	33:FA:452:A:C5	2.30	0.50
33:FA:747:A:N6	33:FA:748:G:C6	2.79	0.50
45:FM:49:SER:HB2	45:FM:52:GLN:HB2	1.92	0.50
1:GA:1476:U:OP2	1:GA:1514:G:N1	2.40	0.50
2:GB:43:C:O2	6:GF:91:ARG:NH2	2.44	0.50
16:GP:105:LYS:HA	16:GP:108:ARG:CD	2.41	0.50
16:GP:92:ARG:O	16:GP:92:ARG:HG2	2.12	0.50
23:GW:23:LYS:HE2	23:GW:24:ARG:HB3	1.92	0.50
1:GA:201:C:OP1	24:GX:17:ARG:NH1	2.45	0.50
33:HA:1296:C:H4'	33:HA:1302:C:N3	2.27	0.50
33:HA:502:A:H2'	33:HA:503:C:O4'	2.11	0.50
33:HA:778:G:C6	33:HA:779:C:N3	2.80	0.50
41:HI:21:ILE:HG12	41:HI:63:LEU:CD1	2.42	0.50
43:HK:55:SER:HA	43:HK:57:LYS:CE	2.42	0.50
49:HQ:17:MET:HB3	49:HQ:20:SER:HB3	1.92	0.50
1:AA:1025:G:H4'	1:AA:1026:G:OP2	2.11	0.50
1:AA:1605:C:H2'	1:AA:1606:C:H5'	1.93	0.50
1:AA:2849:U:N3	1:AA:2867:G:O4'	2.37	0.50
1:AA:394:C:N3	1:AA:395:U:C4	2.80	0.50
1:AA:747:U:OP2	19:AS:90:LYS:NZ	2.44	0.50
1:AA:996:A:H4'	17:AQ:91:ARG:HG2	1.93	0.50
21:AU:82:VAL:HG12	21:AU:83:GLY:N	2.26	0.50
33:BA:324:G:N2	33:BA:326:G:H3'	2.27	0.50
37:BE:136:VAL:O	37:BE:138:ARG:N	2.44	0.50
39:BG:88:PRO:HD2	39:BG:151:PHE:O	2.11	0.50
41:BI:120:LYS:O	41:BI:121:ALA:HB3	2.12	0.50
44:BL:33:VAL:HG21	54:BV:429:GLU:HG3	1.93	0.50
1:CA:1025:G:N2	59:CA:3700:HOH:O	2.29	0.50
1:CA:1088:A:H5'	1:CA:1088:A:C8	2.47	0.50
1:CA:1168:G:H3'	1:CA:1169:A:C8	2.47	0.50
1:CA:1220:G:C2	1:CA:1221:C:C2	2.99	0.50
1:CA:2331:G:O2'	1:CA:2336:A:N1	2.45	0.50
1:CA:875:G:C2'	1:CA:876:C:H5'	2.41	0.50
16:CP:9:GLN:HA	16:CP:12:MET:SD	2.52	0.50
23:CW:60:ALA:HA	23:CW:81:ILE:HD12	1.94	0.50

*Continued on next page...*

*Continued from previous page...*

Atom-1	Atom-2	Interatomic distance (Å)	Clash overlap (Å)
25:CY:3:ALA:HA	25:CY:6:LEU:CB	2.41	0.50
33:DA:1277:C:O2'	33:DA:1279:G:H8	1.94	0.50
33:DA:1478:U:H2'	33:DA:1479:C:H6	1.77	0.50
34:DB:189:ASN:OD1	34:DB:190:SER:N	2.44	0.50
35:DC:42:TYR:CZ	35:DC:90:VAL:HG21	2.46	0.50
36:DD:12:SER:OG	36:DD:17:THR:O	2.22	0.50
38:DF:97:THR:O	38:DF:98:GLU:HB3	2.12	0.50
49:DQ:76:VAL:HG23	49:DQ:77:ARG:H	1.75	0.50
33:DA:1014:A:C2	51:DS:34:TRP:CZ2	2.99	0.50
54:DV:345:SER:N	54:DV:375:LYS:O	2.32	0.50
1:EA:934:U:H2'	1:EA:935:C:C6	2.46	0.50
6:EF:137:PHE:HB2	6:EF:140:ILE:HD12	1.94	0.50
6:EF:39:VAL:HG11	6:EF:49:LEU:HB2	1.94	0.50
20:ET:48:GLN:O	20:ET:52:GLU:HA	2.11	0.50
33:FA:158:G:H2'	33:FA:159:G:C5'	2.42	0.50
36:FD:9:LEU:HD21	36:FD:22:LYS:HG3	1.94	0.50
49:FQ:27:ARG:HG2	49:FQ:40:ARG:O	2.11	0.50
1:GA:1071:G:N3	1:GA:1072:C:H1'	2.26	0.50
1:GA:2140:G:N7	1:GA:2152:G:H1'	2.27	0.50
1:GA:2680:U:H5'	4:GD:194:PRO:HA	1.93	0.50
1:GA:846:U:O2'	1:GA:847:U:O5'	2.28	0.50
6:GF:174:PHE:CD2	6:GF:176:PHE:CE2	3.00	0.50
14:GN:38:LEU:HB3	14:GN:39:PRO:HD3	1.93	0.50
20:GT:54:GLU:HG3	20:GT:88:LYS:HB2	1.92	0.50
35:HC:127:ARG:O	35:HC:127:ARG:HG3	2.11	0.50
54:HV:164:ALA:HB1	54:HV:262:ILE:HD11	1.94	0.50
32:A5:45:GLY:HA2	32:A5:49:GLY:HA2	1.94	0.50
1:AA:1857:G:O2'	1:AA:1858:A:OP2	2.21	0.50
1:AA:2269:G:O2'	23:AW:18:LYS:HG2	2.12	0.50
7:AG:4:ALA:HB2	7:AG:65:GLY:HA2	1.92	0.50
1:AA:2415:G:H4'	12:AL:66:PHE:HB2	1.94	0.50
33:BA:463:U:H5'	33:BA:464:U:OP2	2.11	0.50
34:BB:56:LEU:HD21	34:BB:216:VAL:HG13	1.93	0.50
40:BH:10:MET:HE2	40:BH:33:LYS:HG2	1.94	0.50
44:BL:34:CYS:HA	44:BL:54:ARG:O	2.12	0.50
1:CA:1009:A:OP2	59:CA:3766:HOH:O	2.20	0.50
1:CA:2107:G:N2	1:CA:2108:A:H1'	2.27	0.50
3:CC:16:VAL:H	3:CC:203:VAL:HG12	1.76	0.50
7:CG:25:ILE:HG22	7:CG:78:VAL:HG21	1.92	0.50
12:CL:57:LEU:HD11	12:CL:61:LEU:HD21	1.94	0.50
16:CP:50:ARG:HD3	16:CP:51:ASN:N	2.27	0.50

*Continued on next page...*

*Continued from previous page...*

Atom-1	Atom-2	Interatomic distance (Å)	Clash overlap (Å)
21:CU:81:ARG:O	21:CU:96:LYS:HG2	2.12	0.50
33:DA:1237:C:O2	33:DA:1334:G:O2'	2.24	0.50
33:DA:1415:G:C6	33:DA:1486:G:C6	3.00	0.50
33:DA:299:G:C6	33:DA:300:A:C6	3.00	0.50
33:DA:9:G:OP2	37:DE:126:LYS:NZ	2.30	0.50
34:DB:67:LEU:HD22	34:DB:69:VAL:HG13	1.94	0.50
40:DH:112:THR:HG23	40:DH:115:ALA:H	1.77	0.50
43:DK:88:GLY:H	43:DK:114:THR:CG2	2.24	0.50
43:DK:16:VAL:O	43:DK:17:SER:HB3	2.11	0.50
54:DV:96:THR:O	54:DV:99:VAL:N	2.41	0.50
1:EA:1253:A:OP1	17:EQ:32:ARG:NH1	2.44	0.50
1:EA:1930:G:O2'	1:EA:1968:G:O6	2.20	0.50
9:EI:11:GLN:HG3	9:EI:55:PRO:HA	1.94	0.50
10:EJ:43:GLU:O	10:EJ:44:TYR:C	2.49	0.50
11:EK:10:VAL:HG21	11:EK:16:ALA:HB3	1.92	0.50
1:EA:996:A:H4'	17:EQ:91:ARG:HG2	1.93	0.50
25:EY:8:GLU:O	25:EY:12:GLU:HB2	2.12	0.50
33:FA:1242:G:C6	33:FA:1243:C:C4	2.99	0.50
33:BA:210:C:N3	33:FA:211:G:OP2	2.45	0.50
33:FA:42:G:N2	33:FA:401:C:O2	2.45	0.50
35:FC:173:VAL:HG12	35:FC:175:LEU:HD13	1.93	0.50
37:FE:104:GLY:HA2	37:FE:122:ASN:HA	1.94	0.50
1:GA:2394:C:OP1	30:G3:29:ARG:NH2	2.44	0.50
1:GA:2297:A:N1	1:GA:2321:U:H5	2.09	0.50
1:GA:2531:A:H5'	7:GG:156:TYR:CE1	2.47	0.50
1:GA:2756:U:H1'	1:GA:2757:A:H5''	1.92	0.50
8:GH:40:THR:C	8:GH:42:LYS:H	2.14	0.50
9:GI:124:MET:O	9:GI:127:SER:OG	2.26	0.50
16:GP:103:THR:HG23	16:GP:103:THR:O	2.11	0.50
24:GX:76:LYS:HG3	24:GX:77:TYR:H	1.76	0.50
1:AA:1339:G:N2	1:AA:1603:A:H1'	2.27	0.50
1:AA:2062:A:OP1	59:AA:3491:HOH:O	2.20	0.50
1:AA:2106:U:H3	1:AA:2184:A:HO2'	1.55	0.50
1:AA:2106:U:N3	1:AA:2184:A:O2'	2.43	0.50
1:AA:585:G:C6	1:AA:1251:C:C2	3.00	0.50
1:AA:947:A:H2'	1:AA:948:C:C6	2.46	0.50
4:AD:86:GLU:N	4:AD:86:GLU:CD	2.65	0.50
6:AF:7:TYR:HD1	6:AF:172:PHE:HZ	1.60	0.50
10:AJ:30:THR:HG22	10:AJ:31:GLU:N	2.26	0.50
21:AU:85:ARG:HD3	21:AU:86:PHE:N	2.27	0.50
33:BA:1084:G:C5	33:BA:1085:U:C4	3.00	0.50

*Continued on next page...*

*Continued from previous page...*

Atom-1	Atom-2	Interatomic distance (Å)	Clash overlap (Å)
33:BA:1246:A:C2	33:BA:1247:U:C2	3.00	0.50
33:BA:409:U:OP1	36:BD:24:GLY:HA3	2.12	0.50
33:BA:704:A:C4	33:BA:705:G:C8	2.99	0.50
37:BE:155:ALA:HB1	40:BH:66:PHE:CZ	2.46	0.50
1:CA:545:U:H2'	1:CA:546:U:O3'	2.11	0.50
11:CK:13:ASN:N	11:CK:13:ASN:OD1	2.42	0.50
5:CE:29:HIS:HD2	12:CL:8:PRO:HA	1.75	0.50
16:CP:52:ARG:HG3	16:CP:52:ARG:NH1	2.26	0.50
1:CA:994:C:O2	18:CR:10:LYS:HE2	2.12	0.50
20:CT:13:ALA:HB1	25:CY:33:ALA:HB1	1.94	0.50
33:DA:885:G:OP1	44:DL:15:LYS:NZ	2.37	0.50
34:DB:112:ARG:HG2	34:DB:116:LEU:HD23	1.94	0.50
1:EA:1737:G:C5'	1:EA:1738:G:P	3.00	0.50
1:EA:2352:A:C4	1:EA:2366:A:C2	3.00	0.50
1:EA:2804:U:H2'	1:EA:2805:C:C6	2.47	0.50
16:EP:96:LEU:HB3	16:EP:99:LEU:HD22	1.94	0.50
24:EX:39:VAL:HG21	24:EX:42:GLU:HB2	1.93	0.50
36:FD:39:GLY:H	36:FD:42:GLY:HA3	1.77	0.50
41:FI:57:MET:O	41:FI:59:GLU:N	2.45	0.50
29:G2:35:ARG:HG2	29:G2:42:LEU:HD21	1.93	0.50
7:GG:51:PHE:CE1	7:GG:68:ARG:HA	2.47	0.50
2:GB:114:C:H1'	15:GO:47:VAL:HG11	1.93	0.50
18:GR:24:LYS:HA	18:GR:94:THR:HG23	1.94	0.50
23:GW:18:LYS:HG3	23:GW:19:ARG:N	2.27	0.50
23:GW:56:HIS:N	23:GW:56:HIS:CD2	2.80	0.50
34:HB:67:LEU:HD22	34:HB:69:VAL:HG13	1.94	0.50
34:HB:69:VAL:HG23	34:HB:162:VAL:HB	1.93	0.50
1:AA:2054:A:H2'	27:A0:4:GLN:NE2	2.27	0.50
28:A1:36:LYS:HG3	28:A1:47:ILE:HD12	1.94	0.50
31:A4:7:VAL:HG23	31:A4:8:LYS:H	1.76	0.50
1:AA:1378:A:H4'	1:AA:1379:U:OP1	2.12	0.50
1:AA:247:G:N7	1:AA:249:C:C2	2.80	0.50
1:AA:2611:C:H2'	1:AA:2612:C:H6	1.77	0.50
1:AA:335:C:H5''	21:AU:81:ARG:HD3	1.94	0.50
5:AE:37:ALA:HA	5:AE:40:ARG:HD3	1.94	0.50
10:AJ:72:LYS:HE3	10:AJ:74:TYR:CE1	2.47	0.50
11:AK:80:ASP:HB2	16:AP:67:GLU:HG3	1.93	0.50
33:BA:420:U:C2'	33:BA:421:U:H5''	2.41	0.50
52:BT:18:ARG:O	52:BT:22:ALA:N	2.43	0.50
54:BV:550:ILE:N	54:BV:551:PRO:CD	2.75	0.50
1:CA:1292:G:H2'	1:CA:1293:C:C6	2.47	0.50

*Continued on next page...*



*Continued from previous page...*

Atom-1	Atom-2	Interatomic distance (Å)	Clash overlap (Å)
1:CA:1509:A:HO2'	1:CA:1510:G:P	2.35	0.50
1:CA:422:A:C2	1:CA:423:A:C4	3.00	0.50
1:CA:653:U:H3'	1:CA:654:A:H5''	1.94	0.50
7:CG:59:ASP:HB3	7:CG:63:GLN:HG2	1.93	0.50
12:CL:77:ILE:CD1	12:CL:108:ALA:HB1	2.42	0.50
14:CN:26:GLY:CA	14:CN:75:ILE:HD13	2.42	0.50
33:DA:211:G:H3'	33:DA:211:G:N3	2.27	0.50
33:DA:481:G:H4'	33:DA:481:G:OP1	2.12	0.50
38:DF:91:ARG:NE	38:DF:93:LYS:HD3	2.26	0.50
44:DL:43:LYS:HG2	44:DL:44:LYS:HG3	1.93	0.50
1:EA:1078:U:H5''	1:EA:1079:C:OP1	2.12	0.50
1:EA:2337:G:C2	1:EA:2338:C:C6	3.00	0.50
1:EA:2724:U:P	4:ED:116:LYS:HZ2	2.35	0.50
4:ED:62:LYS:HB2	4:ED:63:PRO:HD3	1.92	0.50
10:EJ:65:THR:CG2	10:EJ:66:GLY:N	2.74	0.50
18:ER:1:MET:HA	18:ER:42:ALA:O	2.12	0.50
23:EW:40:ARG:HB2	23:EW:56:HIS:CD2	2.46	0.50
33:FA:1151:A:C2	33:FA:1152:A:C5	3.00	0.50
34:FB:18:GLN:HG2	34:FB:189:ASN:ND2	2.27	0.50
44:FL:34:CYS:HA	44:FL:54:ARG:O	2.12	0.50
1:GA:1655:A:H5'	4:GD:118:PHE:CD1	2.46	0.50
1:GA:2307:G:O6	6:GF:40:GLY:HA3	2.12	0.50
9:GI:23:VAL:HB	9:GI:27:LEU:HD23	1.94	0.50
14:GN:85:PRO:HA	14:GN:88:ALA:HB2	1.94	0.50
17:GQ:81:GLY:O	17:GQ:85:ALA:N	2.40	0.50
17:GQ:91:ARG:HH21	17:GQ:93:ILE:HG21	1.74	0.50
21:GU:64:ILE:HD11	21:GU:69:VAL:HG11	1.93	0.50
21:GU:82:VAL:HG12	21:GU:83:GLY:N	2.27	0.50
24:GX:17:ARG:N	24:GX:17:ARG:HD2	2.27	0.50
33:HA:1032:G:C2	33:HA:1033:G:H1'	2.47	0.50
33:HA:1218:C:H2'	33:HA:1219:A:C8	2.47	0.50
33:HA:409:U:H2'	33:HA:410:G:O4'	2.12	0.50
33:HA:463:U:H5'	33:HA:464:U:OP2	2.12	0.50
35:HC:71:ALA:HA	35:HC:106:VAL:CG2	2.42	0.50
36:HD:95:GLU:HG2	36:HD:186:PRO:HG3	1.93	0.50
42:HJ:54:SER:O	46:HN:81:ARG:NH1	2.43	0.50
52:HT:47:ALA:HB1	52:HT:83:ILE:HG22	1.93	0.50
30:A3:23:HIS:ND1	30:A3:24:LYS:O	2.38	0.49
7:AG:168:VAL:HG23	7:AG:168:VAL:O	2.12	0.49
9:AI:19:PRO:HG2	9:AI:24:GLY:H	1.76	0.49
10:AJ:25:LEU:HB2	10:AJ:62:VAL:HG21	1.94	0.49

*Continued on next page...*

*Continued from previous page...*

Atom-1	Atom-2	Interatomic distance (Å)	Clash overlap (Å)
12:AL:81:ASP:O	12:AL:83:ALA:N	2.38	0.49
33:BA:1317:C:OP2	46:BN:28:LYS:NZ	2.42	0.49
34:BB:49:PHE:HA	34:BB:52:ALA:HB3	1.93	0.49
54:BV:119:VAL:HB	54:BV:161:ARG:HD2	1.94	0.49
54:BV:345:SER:N	54:BV:375:LYS:O	2.36	0.49
54:BV:584:HIS:HB2	54:BV:587:ASP:HB2	1.94	0.49
1:CA:2478:A:OP2	31:C4:2:LYS:NZ	2.42	0.49
1:CA:335:C:O2	21:CU:67:SER:OG	2.28	0.49
9:CI:55:PRO:O	9:CI:71:LYS:HG3	2.12	0.49
20:CT:16:VAL:O	20:CT:17:SER:OG	2.28	0.49
33:DA:1491:G:H5'	33:DA:1492:A:OP1	2.12	0.49
33:DA:158:G:H2'	33:DA:159:G:C5'	2.42	0.49
33:DA:149:A:C2	33:DA:174:A:C2	2.99	0.49
35:DC:47:LEU:HB3	35:DC:50:ALA:HB3	1.93	0.49
38:DF:38:ARG:HB3	38:DF:63:ASN:HB2	1.93	0.49
41:DI:84:THR:HG21	41:DI:103:PHE:HB3	1.94	0.49
32:E5:130:PRO:C	32:E5:132:TYR:N	2.63	0.49
1:EA:2511:U:O2'	4:ED:143:PRO:O	2.24	0.49
6:EF:128:SER:HA	6:EF:154:THR:HA	1.94	0.49
9:EI:24:GLY:O	9:EI:27:LEU:HG	2.12	0.49
15:EO:53:THR:HB	15:EO:65:THR:CG2	2.42	0.49
18:ER:42:ALA:HA	18:ER:46:GLU:HB2	1.94	0.49
23:EW:30:VAL:O	23:EW:30:VAL:HG22	2.12	0.49
34:FB:14:HIS:O	34:FB:14:HIS:CG	2.65	0.49
36:FD:9:LEU:HD12	36:FD:32:CYS:SG	2.52	0.49
42:FJ:80:THR:O	42:FJ:83:THR:N	2.42	0.49
54:FV:95:PHE:CE1	54:FV:464:LEU:HD22	2.47	0.49
1:GA:1187:G:OP2	59:GA:3366:HOH:O	2.19	0.49
1:GA:1310:G:O6	1:GA:1311:G:N2	2.45	0.49
1:GA:2312:U:O2	6:GF:36:ASN:ND2	2.41	0.49
1:GA:301:G:H1'	1:GA:302:C:C6	2.47	0.49
1:GA:478:A:N1	1:GA:500:G:H4'	2.27	0.49
1:GA:545:U:H2'	1:GA:546:U:O3'	2.12	0.49
1:GA:898:C:H2'	1:GA:899:A:O4'	2.12	0.49
4:GD:102:ALA:HA	4:GD:180:VAL:HG11	1.93	0.49
1:GA:2811:G:P	4:GD:62:LYS:HG2	2.52	0.49
24:GX:69:GLU:O	24:GX:70:LEU:HB2	2.11	0.49
1:GA:76:C:OP1	25:GY:48:ARG:NH1	2.45	0.49
33:HA:144:G:H2'	33:HA:145:G:O4'	2.12	0.49
33:HA:158:G:H2'	33:HA:159:G:H5'	1.94	0.49
35:HC:97:VAL:HB	35:HC:98:PRO:HD2	1.94	0.49

*Continued on next page...*

*Continued from previous page...*

Atom-1	Atom-2	Interatomic distance (Å)	Clash overlap (Å)
40:HH:29:SER:HB3	40:HH:57:PRO:HB2	1.94	0.49
43:HK:98:ARG:NH1	53:HU:15:ALA:HB3	2.27	0.49
1:AA:1031:G:H4'	31:A4:6:SER:HB2	1.93	0.49
1:AA:11:C:C2'	1:AA:12:U:H5'	2.42	0.49
1:AA:1262:A:OP2	19:AS:99:ARG:NH2	2.45	0.49
1:AA:2661:G:H5'	54:BV:19:ILE:HG13	1.94	0.49
1:AA:2793:C:H2'	1:AA:2794:C:C6	2.47	0.49
1:AA:742:A:H2'	1:AA:743:A:C8	2.48	0.49
1:AA:857:G:H2'	1:AA:858:G:O4'	2.13	0.49
10:AJ:88:THR:HG22	10:AJ:91:GLU:CD	2.32	0.49
13:AM:50:ARG:HA	13:AM:53:MET:HE2	1.92	0.49
17:AQ:91:ARG:HD3	18:AR:11:GLN:HB2	1.94	0.49
33:BA:1142:G:C2	33:BA:1143:G:H1'	2.47	0.49
33:BA:1144:G:N1	33:BA:1145:A:C2	2.80	0.49
33:BA:913:A:H4'	33:BA:914:A:O5'	2.12	0.49
34:BB:49:PHE:CD1	34:BB:49:PHE:C	2.86	0.49
37:BE:104:GLY:HA3	37:BE:122:ASN:HA	1.92	0.49
1:CA:1647:U:P	1:CA:1647:U:H3'	2.52	0.49
1:CA:590:A:H2'	1:CA:591:U:C6	2.46	0.49
1:CA:616:A:H4'	5:CE:101:TYR:CE2	2.47	0.49
10:CJ:41:LYS:C	10:CJ:43:GLU:H	2.15	0.49
10:CJ:64:VAL:CG1	10:CJ:68:LYS:HB2	2.41	0.49
16:CP:50:ARG:CD	16:CP:57:ALA:H	2.25	0.49
17:CQ:91:ARG:HD3	18:CR:11:GLN:HB2	1.94	0.49
19:CS:71:VAL:O	19:CS:71:VAL:HG23	2.13	0.49
33:DA:1509:C:H2'	33:DA:1510:C:H6	1.77	0.49
33:DA:451:A:H4'	33:DA:452:A:O5'	2.12	0.49
33:DA:972:C:P	42:DJ:59:LYS:HD3	2.52	0.49
35:DC:83:ASP:O	35:DC:86:LYS:HG2	2.12	0.49
52:DT:4:ILE:HG22	52:DT:4:ILE:O	2.13	0.49
1:EA:1590:A:H2'	1:EA:1591:A:H8	1.78	0.49
1:EA:225:C:H2'	1:EA:226:A:O4'	2.11	0.49
1:EA:265:A:H4'	1:EA:266:G:OP1	2.11	0.49
10:EJ:38:GLY:O	10:EJ:43:GLU:HB2	2.12	0.49
23:EW:37:VAL:HG13	23:EW:56:HIS:HB2	1.94	0.49
25:EY:18:LEU:O	25:EY:22:LEU:HB2	2.11	0.49
33:FA:1233:G:H2'	33:FA:1234:C:C6	2.47	0.49
33:FA:1492:A:H2'	33:FA:1493:A:H5''	1.93	0.49
36:FD:72:PHE:CE2	36:FD:200:ILE:HD11	2.47	0.49
1:GA:415:A:O2'	1:GA:1866:A:OP1	2.30	0.49
1:GA:2785:C:O3'	4:GD:70:LYS:NZ	2.44	0.49

*Continued on next page...*

*Continued from previous page...*

Atom-1	Atom-2	Interatomic distance (Å)	Clash overlap (Å)
3:GC:93:VAL:HG22	3:GC:115:ILE:HD12	1.93	0.49
1:GA:1256:G:O2'	5:GE:77:ILE:HD11	2.11	0.49
9:GI:25:PRO:HB2	54:HV:646:GLU:C	2.32	0.49
20:GT:61:LEU:HD12	20:GT:61:LEU:C	2.32	0.49
33:HA:1413:A:C2	33:HA:1488:G:C2	3.00	0.49
33:HA:746:A:C6	33:HA:747:A:N6	2.80	0.49
34:HB:30:ILE:HG23	34:HB:32:GLY:H	1.77	0.49
34:HB:20:ARG:NH2	34:HB:36:LYS:HD2	2.27	0.49
34:HB:49:PHE:C	34:HB:49:PHE:CD1	2.84	0.49
1:AA:1684:G:H2'	1:AA:1685:C:C6	2.47	0.49
1:AA:572:A:C2	1:AA:2033:A:C2	3.00	0.49
1:AA:2273:A:H2'	1:AA:2274:A:C8	2.48	0.49
5:AE:160:ALA:O	5:AE:161:ALA:HB3	2.12	0.49
5:AE:40:ARG:HH11	5:AE:40:ARG:CG	2.25	0.49
8:AH:14:SER:O	8:AH:16:GLY:N	2.44	0.49
33:BA:114:U:O2'	33:BA:115:G:H5'	2.12	0.49
37:BE:134:ILE:HD12	37:BE:134:ILE:H	1.77	0.49
44:BL:25:GLU:HB2	44:BL:27:CYS:SG	2.52	0.49
45:BM:8:ASN:OD1	45:BM:9:ILE:N	2.45	0.49
49:BQ:59:VAL:CG1	49:BQ:75:LEU:HD23	2.42	0.49
54:BV:105:VAL:O	54:BV:337:ARG:NH1	2.45	0.49
1:CA:1458:U:H4'	1:CA:1459:G:O5'	2.12	0.49
1:CA:1729:U:H5'	1:CA:1730:C:O5'	2.13	0.49
1:CA:1737:G:C4	1:CA:1738:G:N2	2.81	0.49
1:CA:2740:A:H2'	1:CA:2741:A:C8	2.48	0.49
1:CA:2884:U:C5	27:C0:49:ARG:HG2	2.47	0.49
1:CA:729:G:C6	3:CC:206:LYS:HB2	2.47	0.49
9:CI:71:LYS:HD2	9:CI:71:LYS:N	2.26	0.49
10:CJ:81:ILE:CG1	10:CJ:82:GLY:N	2.75	0.49
37:DE:104:GLY:CA	37:DE:122:ASN:HA	2.43	0.49
41:DI:50:GLN:OE1	41:DI:80:ARG:NH1	2.44	0.49
42:DJ:15:HIS:HB3	42:DJ:70:HIS:CE1	2.47	0.49
32:E5:73:LYS:CB	32:E5:117:LEU:HD21	2.42	0.49
1:EA:1186:G:O3'	59:EA:3573:HOH:O	2.19	0.49
1:EA:248:G:H5'	1:EA:250:G:N7	2.27	0.49
7:EG:116:LEU:HD23	7:EG:120:ILE:HG22	1.94	0.49
22:EV:72:VAL:HG12	22:EV:93:ARG:HA	1.93	0.49
24:EX:34:SER:HA	24:EX:49:ARG:HA	1.94	0.49
33:FA:56:U:H2'	33:FA:57:G:C8	2.46	0.49
36:FD:4:TYR:CZ	36:FD:11:LEU:HD11	2.47	0.49
48:FP:43:ALA:HB1	48:FP:46:LYS:HD3	1.95	0.49

*Continued on next page...*

*Continued from previous page...*

Atom-1	Atom-2	Interatomic distance (Å)	Clash overlap (Å)
51:FS:3:ARG:HH12	51:FS:68:GLY:CA	2.26	0.49
54:FV:556:GLY:HA2	54:FV:594:LYS:HG2	1.93	0.49
1:GA:2639:A:C2	1:GA:2778:A:C8	3.00	0.49
7:GG:104:LEU:HB2	7:GG:112:VAL:HG21	1.94	0.49
7:GG:8:VAL:CG1	7:GG:49:LEU:H	2.25	0.49
13:GM:71:LYS:HB3	13:GM:93:VAL:O	2.11	0.49
17:GQ:4:LYS:HD2	17:GQ:7:VAL:HG12	1.94	0.49
35:HC:106:VAL:HG23	35:HC:106:VAL:O	2.13	0.49
33:HA:393:A:OP2	48:HP:12:LYS:HD2	2.12	0.49
32:A5:35:VAL:HA	32:A5:38:MET:SD	2.52	0.49
1:AA:1188:U:H2'	1:AA:1189:A:H8	1.77	0.49
1:AA:1405:U:H2'	1:AA:1406:U:C6	2.47	0.49
1:AA:1853:A:N1	1:AA:2087:G:H1'	2.27	0.49
1:AA:2393:U:H5'	12:AL:60:ARG:O	2.13	0.49
1:AA:1993:U:H4'	4:AD:133:THR:CG2	2.42	0.49
6:AF:169:LEU:O	6:AF:174:PHE:HB3	2.12	0.49
6:AF:98:PHE:HA	6:AF:101:ARG:CZ	2.42	0.49
7:AG:10:VAL:HG23	7:AG:10:VAL:O	2.12	0.49
1:AA:258:G:H1'	12:AL:104:GLN:NE2	2.27	0.49
16:AP:50:ARG:HD3	16:AP:51:ASN:H	1.76	0.49
19:AS:4:ILE:HG12	19:AS:5:ALA:N	2.28	0.49
20:AT:69:ARG:CG	20:AT:70:HIS:H	2.25	0.49
33:BA:510:A:OP2	59:BA:1722:HOH:O	2.19	0.49
33:BA:591:U:H2'	33:BA:592:G:C8	2.47	0.49
36:BD:95:GLU:OE2	36:BD:104:ARG:NE	2.39	0.49
37:BE:104:GLY:HA2	37:BE:122:ASN:HA	1.94	0.49
1:CA:1219:U:C2	1:CA:1220:G:C8	3.01	0.49
1:CA:1526:C:H2'	1:CA:1527:G:O4'	2.12	0.49
1:CA:792:A:C6	1:CA:2440:C:C6	3.00	0.49
1:CA:2204:G:H4'	3:CC:149:LYS:HG3	1.94	0.49
6:CF:132:ARG:O	6:CF:133:GLU:HB3	2.12	0.49
6:CF:134:GLN:O	6:CF:136:ILE:N	2.38	0.49
15:CO:111:ARG:NH2	15:CO:117:PHE:O	2.45	0.49
23:CW:17:ALA:O	23:CW:18:LYS:CB	2.60	0.49
33:DA:22:G:OP1	59:DA:1807:HOH:O	2.20	0.49
33:DA:292:G:N2	33:DA:309:A:C4	2.80	0.49
33:DA:731:G:H5'	33:DA:766:A:H4'	1.94	0.49
33:DA:745:G:O3'	33:DA:836:G:N2	2.44	0.49
35:DC:186:THR:HG22	35:DC:187:SER:N	2.26	0.49
54:DV:309:ARG:NE	54:DV:316:PRO:HG2	2.27	0.49
1:EA:1568:G:OP1	3:EC:62:ARG:NH1	2.45	0.49

*Continued on next page...*

*Continued from previous page...*

Atom-1	Atom-2	Interatomic distance (Å)	Clash overlap (Å)
1:EA:2143:C:H5''	1:EA:2146:C:H42	1.77	0.49
1:EA:532:A:N7	1:EA:2021:C:O2'	2.42	0.49
1:EA:783:A:C8	1:EA:784:G:H4'	2.47	0.49
5:EE:192:ALA:O	5:EE:195:GLN:N	2.45	0.49
6:EF:43:ILE:HG21	6:EF:78:ILE:HG22	1.94	0.49
6:EF:66:ILE:H	6:EF:66:ILE:HD13	1.78	0.49
7:EG:79:THR:OG1	7:EG:80:GLU:N	2.41	0.49
9:EI:98:GLY:HA3	9:EI:137:LEU:HD22	1.94	0.49
10:EJ:45:THR:O	10:EJ:45:THR:HG23	2.13	0.49
16:EP:50:ARG:HG2	16:EP:56:SER:HB3	1.93	0.49
1:EA:996:A:H4'	17:EQ:91:ARG:CD	2.42	0.49
19:ES:18:ARG:C	19:ES:20:VAL:H	2.15	0.49
1:EA:2013:A:N3	19:ES:88:ARG:NH1	2.61	0.49
33:FA:1302:C:O2	45:FM:17:ILE:CD1	2.60	0.49
45:FM:20:THR:HA	45:FM:25:VAL:HG23	1.93	0.49
54:FV:382:ILE:HD12	54:FV:382:ILE:O	2.13	0.49
1:GA:28:A:H1'	1:GA:513:A:C2	2.47	0.49
5:GE:138:LEU:HB3	5:GE:143:LEU:O	2.12	0.49
7:GG:16:VAL:HA	7:GG:24:THR:O	2.12	0.49
9:GI:82:ALA:HB1	9:GI:108:ILE:CD1	2.42	0.49
1:GA:296:U:O3'	21:GU:91:LYS:NZ	2.45	0.49
1:GA:2336:A:H61	23:GW:40:ARG:CB	2.25	0.49
33:HA:934:C:OP1	59:HA:1766:HOH:O	2.20	0.49
32:A5:59:LEU:HD23	32:A5:62:ARG:HE	1.77	0.49
1:AA:1287:A:N7	14:AN:105:GLY:HA3	2.27	0.49
1:AA:2070:A:O2'	1:AA:2071:A:H5'	2.13	0.49
1:AA:2270:A:OP2	59:AA:3513:HOH:O	2.19	0.49
6:AF:9:ASP:O	6:AF:10:GLU:HG3	2.12	0.49
1:AA:2748:A:H1'	7:AG:66:THR:CG2	2.42	0.49
16:AP:19:PHE:O	16:AP:20:ARG:CB	2.60	0.49
23:AW:38:ARG:CD	23:AW:38:ARG:N	2.75	0.49
33:BA:1335:U:H5''	33:BA:1337:G:N2	2.28	0.49
33:BA:843:U:N3	33:BA:844:G:N7	2.60	0.49
1:CA:1725:U:H2'	1:CA:1726:C:C5	2.48	0.49
1:CA:2795:C:H2'	1:CA:2796:U:C6	2.48	0.49
3:CC:140:VAL:CG1	3:CC:189:ALA:HB1	2.42	0.49
4:CD:33:ARG:NH2	4:CD:74:GLU:O	2.46	0.49
18:CR:61:ALA:HB2	18:CR:98:ILE:HA	1.94	0.49
33:DA:1248:A:H2'	33:DA:1249:C:C6	2.48	0.49
33:DA:1296:C:H4'	33:DA:1302:C:C4	2.48	0.49
53:DU:40:LYS:N	53:DU:41:PRO:CD	2.74	0.49

*Continued on next page...*

*Continued from previous page...*

Atom-1	Atom-2	Interatomic distance (Å)	Clash overlap (Å)
1:EA:2064:C:H2'	1:EA:2065:C:C6	2.47	0.49
1:EA:2148:G:P	1:EA:2149:U:H1'	2.51	0.49
1:EA:45:G:H5''	1:EA:46:G:OP1	2.13	0.49
1:EA:545:U:H6	1:EA:545:U:O5'	1.95	0.49
3:EC:109:LEU:HD23	3:EC:110:LYS:N	2.27	0.49
3:EC:251:THR:HG22	3:EC:252:LYS:H	1.78	0.49
4:ED:148:GLN:HB2	4:ED:152:PRO:HG2	1.94	0.49
1:EA:2771:C:O2'	4:ED:173:GLN:OE1	2.29	0.49
6:EF:59:ILE:HD12	6:EF:140:ILE:HD11	1.94	0.49
7:EG:155:PRO:O	7:EG:170:THR:HA	2.13	0.49
9:EI:23:VAL:HG23	9:EI:24:GLY:H	1.78	0.49
17:EQ:29:ARG:CG	17:EQ:29:ARG:HH11	2.25	0.49
23:EW:67:LYS:O	23:EW:68:PHE:HB2	2.12	0.49
1:EA:927:A:O2'	26:EZ:38:GLU:OE1	2.28	0.49
33:FA:530:G:H3'	33:FA:530:G:N3	2.27	0.49
33:FA:731:G:H5'	33:FA:766:A:H4'	1.93	0.49
33:FA:80:A:C2	33:FA:90:C:N3	2.80	0.49
34:FB:13:VAL:HG23	34:FB:207:ARG:HD2	1.93	0.49
34:FB:49:PHE:HB2	34:FB:212:TYR:OH	2.12	0.49
36:FD:29:ASP:OD1	36:FD:30:THR:N	2.39	0.49
37:FE:114:VAL:HG11	37:FE:137:VAL:HG23	1.94	0.49
39:FG:145:ALA:C	39:FG:147:ALA:H	2.15	0.49
54:FV:222:LEU:O	54:FV:226:ALA:N	2.42	0.49
1:GA:479:A:H4'	1:GA:480:A:OP1	2.11	0.49
1:GA:635:C:O2'	1:GA:639:U:OP1	2.28	0.49
1:GA:882:G:C2	1:GA:895:U:H1'	2.47	0.49
1:GA:2355:G:H4'	23:GW:20:LEU:CD1	2.42	0.49
36:HD:48:LEU:HD21	36:HD:53:VAL:N	2.27	0.49
36:HD:62:ARG:HH21	36:HD:68:LEU:HA	1.78	0.49
37:HE:95:PHE:CZ	37:HE:97:GLN:HG2	2.48	0.49
38:HF:66:ALA:HB1	38:HF:67:PRO:HD2	1.92	0.49
41:HI:11:ARG:HB2	41:HI:15:SER:O	2.12	0.49
1:AA:1084:A:N6	1:AA:1085:A:N1	2.60	0.49
1:AA:583:G:N2	1:AA:1258:U:C2	2.81	0.49
1:AA:1464:G:HO2'	1:AA:1528:A:HO2'	1.50	0.49
5:AE:24:ASN:O	5:AE:28:VAL:HG12	2.13	0.49
6:AF:103:ILE:HG21	6:AF:173:ASP:CB	2.42	0.49
7:AG:10:VAL:HB	7:AG:14:VAL:HG21	1.94	0.49
9:AI:56:VAL:HG21	9:AI:68:PHE:CE1	2.47	0.49
5:AE:108:ILE:CD1	12:AL:2:ARG:CZ	2.91	0.49
1:AA:996:A:H4'	17:AQ:91:ARG:NE	2.28	0.49

*Continued on next page...*

*Continued from previous page...*

Atom-1	Atom-2	Interatomic distance (Å)	Clash overlap (Å)
33:BA:1412:C:H2'	33:BA:1413:A:C8	2.47	0.49
33:BA:678:U:H2'	33:BA:679:C:C6	2.47	0.49
33:BA:81:A:N6	33:BA:83:C:O2	2.43	0.49
37:BE:154:ALA:O	37:BE:158:GLY:N	2.38	0.49
41:BI:41:ARG:CA	41:BI:45:ARG:HD3	2.42	0.49
47:BO:69:TYR:CZ	47:BO:73:LYS:HG3	2.48	0.49
51:BS:44:MET:HA	51:BS:47:LEU:HD12	1.94	0.49
1:CA:1141:U:H4'	1:CA:1142:A:O4'	2.13	0.49
1:CA:1206:G:C6	1:CA:1207:C:C4	3.00	0.49
1:CA:1400:U:H2'	1:CA:1401:G:C8	2.48	0.49
1:CA:2392:A:C8	1:CA:2429:G:C2	3.01	0.49
1:CA:573:U:O2'	1:CA:574:A:H3'	2.13	0.49
3:CC:235:GLU:OE1	59:CC:308:HOH:O	2.20	0.49
3:CC:70:LYS:HD2	3:CC:73:ILE:HD13	1.95	0.49
7:CG:84:LYS:HG3	7:CG:132:LEU:O	2.12	0.49
13:CM:1:MET:O	13:CM:2:LEU:CB	2.61	0.49
15:CO:79:ALA:O	15:CO:83:LEU:HD22	2.12	0.49
21:CU:16:LYS:NZ	21:CU:40:LEU:O	2.46	0.49
23:CW:67:LYS:N	23:CW:80:SER:O	2.45	0.49
23:CW:67:LYS:O	23:CW:68:PHE:HB2	2.13	0.49
23:CW:46:ALA:HB3	23:CW:79:ILE:O	2.13	0.49
33:DA:289:G:C6	33:DA:290:C:N4	2.81	0.49
33:DA:40:C:H2'	33:DA:41:G:C8	2.46	0.49
54:DV:298:ILE:HG23	54:DV:304:ASP:HA	1.95	0.49
54:DV:455:GLN:NE2	54:DV:487:GLN:OE1	2.46	0.49
1:EA:1107:G:H5''	32:E5:58:THR:HG23	1.95	0.49
4:ED:107:VAL:O	4:ED:174:SER:O	2.31	0.49
1:EA:443:A:C8	5:EE:40:ARG:HD3	2.47	0.49
7:EG:84:LYS:HG2	7:EG:85:LYS:N	2.28	0.49
20:ET:40:LYS:N	20:ET:43:ILE:HG23	2.27	0.49
21:EU:73:ASN:HD22	21:EU:95:PHE:HD2	1.58	0.49
33:FA:1108:G:C5	33:FA:1109:C:C5	3.01	0.49
33:FA:1296:C:O3'	33:FA:1302:C:N4	2.45	0.49
33:FA:8:A:C6	36:FD:206:LYS:HB3	2.48	0.49
48:FP:4:ILE:HD12	48:FP:4:ILE:N	2.27	0.49
53:FU:12:PHE:CZ	53:FU:16:LEU:HD12	2.48	0.49
16:GP:20:ARG:HD2	16:GP:112:ARG:NH1	2.28	0.49
1:GA:2720:U:H5''	16:GP:52:ARG:HH21	1.77	0.49
1:GA:1154:G:P	17:GQ:57:ARG:NH1	2.85	0.49
33:HA:1007:U:H2'	33:HA:1008:U:C5'	2.43	0.49
33:HA:1181:G:C2	33:HA:1182:G:N2	2.81	0.49

*Continued on next page...*



*Continued from previous page...*

Atom-1	Atom-2	Interatomic distance (Å)	Clash overlap (Å)
34:HB:49:PHE:HB2	34:HB:212:TYR:OH	2.13	0.49
36:HD:107:PHE:HD2	36:HD:145:ILE:HD11	1.77	0.49
37:HE:74:VAL:HG12	37:HE:76:LEU:HD12	1.94	0.49
47:HO:9:ALA:HA	47:HO:12:VAL:HG12	1.94	0.49
54:HV:635:LEU:HD12	54:HV:658:VAL:HG11	1.93	0.49
1:AA:1041:G:H1	1:AA:1114:C:H42	1.61	0.49
1:AA:1532:A:H3'	1:AA:1533:C:H6	1.78	0.49
1:AA:1534:U:H3'	1:AA:1536:C:C4	2.48	0.49
1:AA:163:C:HO2'	1:AA:164:C:C5'	2.25	0.49
1:AA:247:G:H4'	1:AA:386:G:C5	2.47	0.49
1:AA:2835:A:C2	1:AA:2879:A:C5	3.00	0.49
1:AA:2311:A:N1	6:AF:43:ILE:HG21	2.27	0.49
20:AT:29:THR:HA	20:AT:86:THR:HA	1.94	0.49
23:AW:26:GLY:O	23:AW:27:GLY:C	2.51	0.49
23:AW:37:VAL:HG13	23:AW:55:ASP:O	2.13	0.49
33:BA:59:A:C5	33:BA:354:G:C6	3.01	0.49
33:BA:408:A:C2	33:BA:409:U:C2	3.00	0.49
33:BA:652:U:O2'	33:BA:653:U:OP2	2.23	0.49
33:BA:860:A:H2'	33:BA:861:G:O4'	2.12	0.49
44:BL:25:GLU:O	44:BL:26:ALA:C	2.51	0.49
44:BL:29:GLN:HB2	44:BL:82:ILE:O	2.13	0.49
49:BQ:12:VAL:CG1	49:BQ:21:ILE:HD11	2.43	0.49
1:CA:1232:G:C5	1:CA:1233:C:C5	3.01	0.49
1:CA:1268:A:OP2	59:CA:3379:HOH:O	2.20	0.49
3:CC:16:VAL:N	3:CC:203:VAL:HG12	2.28	0.49
5:CE:146:VAL:HG12	5:CE:185:LYS:HB2	1.95	0.49
12:CL:81:ASP:O	12:CL:83:ALA:N	2.44	0.49
16:CP:13:LYS:HE3	16:CP:76:HIS:HA	1.94	0.49
26:CZ:40:THR:CG2	26:CZ:43:ILE:HG23	2.43	0.49
33:DA:1033:G:C2'	33:DA:1034:G:C5'	2.90	0.49
33:DA:450:G:C5	33:DA:481:G:O6	2.66	0.49
33:DA:975:A:N1	33:DA:1366:C:O2'	2.43	0.49
35:DC:58:GLU:HG3	35:DC:65:ARG:HB3	1.95	0.49
39:DG:13:LEU:HD23	39:DG:14:PRO:O	2.12	0.49
31:E4:15:LYS:HB3	31:E4:26:ILE:HD13	1.95	0.49
1:EA:1163:G:C2	1:EA:1164:C:C5	3.00	0.49
1:EA:1288:G:C5	1:EA:1327:A:C2	3.01	0.49
1:EA:1857:G:O2'	1:EA:1858:A:OP2	2.29	0.49
1:EA:2346:A:H3'	1:EA:2347:C:C5'	2.43	0.49
1:EA:2760:C:C2'	1:EA:2761:A:H5'	2.43	0.49
3:EC:68:ARG:CD	3:EC:103:ILE:HD11	2.43	0.49

*Continued on next page...*

*Continued from previous page...*

Atom-1	Atom-2	Interatomic distance (Å)	Clash overlap (Å)
4:ED:22:ILE:HG23	4:ED:190:LYS:HD2	1.93	0.49
5:EE:188:MET:CE	5:EE:196:VAL:HG21	2.42	0.49
7:EG:104:LEU:HB2	7:EG:112:VAL:CG2	2.43	0.49
16:EP:4:ILE:HG22	16:EP:8:GLU:HG3	1.95	0.49
20:ET:34:VAL:O	20:ET:34:VAL:HG23	2.11	0.49
33:FA:960:U:O2'	33:FA:1223:C:H4'	2.13	0.49
33:FA:1296:C:H4'	33:FA:1302:C:N3	2.27	0.49
33:FA:134:G:H1'	33:FA:325:A:C5	2.48	0.49
33:FA:9:G:OP2	37:FE:126:LYS:NZ	2.41	0.49
38:FF:3:HIS:H	38:FF:92:THR:HG23	1.77	0.49
48:FP:79:ASN:O	48:FP:80:LYS:CB	2.60	0.49
1:GA:2314:A:H2'	1:GA:2315:G:C8	2.48	0.49
1:GA:2336:A:N6	23:GW:40:ARG:CB	2.75	0.49
2:GB:51:G:H5''	15:GO:64:TYR:CD2	2.48	0.49
2:GB:95:U:H2'	2:GB:96:G:C8	2.48	0.49
7:GG:162:ARG:HD3	7:GG:166:GLU:HG2	1.94	0.49
10:GJ:76:HIS:CE1	10:GJ:85:LYS:HB2	2.47	0.49
39:HG:133:THR:HA	39:HG:136:LYS:HB3	1.95	0.49
41:HI:7:TYR:CG	41:HI:8:GLY:N	2.81	0.49
33:HA:537:G:H5''	44:HL:110:ARG:NH1	2.28	0.49
32:A5:110:ALA:HB1	32:A5:113:PHE:CE1	2.48	0.49
1:AA:1122:G:H2'	1:AA:1122:G:N3	2.28	0.49
1:AA:1231:U:H2'	1:AA:1232:G:H8	1.78	0.49
1:AA:813:U:H2'	1:AA:814:C:C6	2.48	0.49
4:AD:110:THR:HG23	4:AD:171:THR:HG22	1.95	0.49
16:AP:102:ARG:O	16:AP:103:THR:HG22	2.12	0.49
23:AW:24:ARG:HD2	23:AW:24:ARG:C	2.32	0.49
33:BA:1095:U:OP2	59:BA:1860:HOH:O	2.20	0.49
33:BA:1101:A:H61	34:BB:101:THR:HG21	1.78	0.49
33:BA:655:A:C2	33:BA:754:C:N4	2.81	0.49
33:BA:746:A:C6	33:BA:747:A:N6	2.80	0.49
33:BA:865:A:H2'	33:BA:866:C:C6	2.47	0.49
37:BE:87:GLY:O	37:BE:94:VAL:HG12	2.13	0.49
43:BK:82:LEU:O	43:BK:108:THR:HB	2.12	0.49
49:BQ:47:HIS:HB2	49:BQ:71:LYS:HE2	1.94	0.49
1:CA:2478:A:P	31:C4:2:LYS:HZ1	2.35	0.49
1:CA:1088:A:O2'	1:CA:1089:A:P	2.70	0.49
1:CA:1378:A:O2'	1:CA:1380:G:OP2	2.31	0.49
1:CA:481:G:C4	1:CA:507:A:C2	3.00	0.49
1:CA:84:A:P	21:CU:5:ARG:NH2	2.86	0.49
1:CA:878:A:N6	1:CA:899:A:O2'	2.46	0.49

*Continued on next page...*

*Continued from previous page...*

Atom-1	Atom-2	Interatomic distance (Å)	Clash overlap (Å)
2:CB:86:G:H2'	2:CB:87:U:H5''	1.94	0.49
3:CC:24:HIS:HB2	3:CC:79:ARG:HG3	1.95	0.49
5:CE:148:ILE:HA	5:CE:187:VAL:HB	1.94	0.49
7:CG:68:ARG:NH1	7:CG:72:ASN:HD22	2.11	0.49
12:CL:18:ARG:O	12:CL:19:LEU:HB3	2.13	0.49
20:CT:24:MET:HG3	20:CT:29:THR:CG2	2.43	0.49
16:CP:35:SER:OG	33:DA:345:C:OP1	2.19	0.49
33:DA:562:U:O2	44:DL:13:ALA:N	2.45	0.49
36:DD:161:LEU:H	36:DD:161:LEU:HD22	1.77	0.49
54:DV:584:HIS:HB2	54:DV:587:ASP:HB2	1.94	0.49
1:EA:1024:G:H21	1:EA:1144:A:C4'	2.26	0.49
4:ED:106:LYS:HB3	4:ED:206:ALA:CB	2.43	0.49
16:EP:58:PHE:CD1	16:EP:75:THR:HG22	2.48	0.49
33:FA:1129:C:O2'	33:FA:1139:G:N7	2.30	0.49
33:FA:414:A:H2'	33:FA:415:A:O4'	2.13	0.49
33:FA:489:C:H5''	36:FD:128:ARG:HH22	1.77	0.49
39:FG:4:ARG:O	39:FG:6:VAL:N	2.45	0.49
42:FJ:7:ARG:HD2	42:FJ:73:LEU:HD11	1.94	0.49
46:FN:73:PHE:CZ	46:FN:78:GLY:HA2	2.46	0.49
1:GA:1028:A:N6	1:GA:1125:G:H2'	2.27	0.49
1:GA:1085:A:H1'	1:GA:1105:U:H1'	1.94	0.49
1:GA:1171:G:N2	1:GA:1178:C:N3	2.60	0.49
1:GA:158:U:C2'	1:GA:159:G:H5'	2.43	0.49
1:GA:527:C:H4'	1:GA:528:A:O5'	2.12	0.49
5:GE:16:GLU:O	5:GE:20:GLY:N	2.35	0.49
9:GI:18:ASN:ND2	9:GI:37:PHE:O	2.43	0.49
10:GJ:73:VAL:HB	10:GJ:75:TYR:CE2	2.48	0.49
21:GU:95:PHE:CD1	21:GU:95:PHE:N	2.79	0.49
34:HB:134:LEU:C	34:HB:136:ARG:H	2.16	0.49
53:HU:42:THR:O	53:HU:46:LYS:N	2.45	0.49
27:A0:54:ILE:HG22	27:A0:56:LYS:H	1.77	0.49
1:AA:1534:U:O2	1:AA:1536:C:N3	2.46	0.49
1:AA:2724:U:OP1	4:AD:116:LYS:NZ	2.42	0.49
1:AA:2885:G:H2'	1:AA:2886:A:O4'	2.12	0.49
1:AA:419:U:H2'	1:AA:420:C:C6	2.47	0.49
6:AF:127:TYR:HB3	6:AF:155:ILE:HB	1.95	0.49
6:AF:49:LEU:HA	6:AF:52:ALA:HB3	1.95	0.49
16:AP:4:ILE:HG22	16:AP:5:LYS:H	1.77	0.49
19:AS:4:ILE:HB	19:AS:106:VAL:HG22	1.94	0.49
23:AW:9:THR:HG23	23:AW:10:ARG:CD	2.43	0.49
24:AX:77:TYR:CD1	24:AX:77:TYR:C	2.87	0.49

*Continued on next page...*

*Continued from previous page...*

Atom-1	Atom-2	Interatomic distance (Å)	Clash overlap (Å)
33:BA:1273:C:H2'	33:BA:1274:A:O4'	2.13	0.49
33:BA:803:G:C5	33:BA:804:U:C4	3.01	0.49
41:BI:30:ILE:HG12	41:BI:38:TYR:CD2	2.48	0.49
1:CA:1913:A:N3	54:DV:591:LEU:CD1	2.76	0.49
1:CA:2745:C:N4	1:CA:2746:U:O4	2.46	0.49
1:CA:545:U:N3	1:CA:547:A:H4'	2.28	0.49
7:CG:175:LYS:O	7:CG:176:LYS:CB	2.60	0.49
1:CA:2415:G:H4'	12:CL:65:GLY:O	2.13	0.49
14:CN:55:ALA:O	14:CN:57:THR:N	2.46	0.49
15:CO:36:TYR:N	15:CO:36:TYR:CD1	2.81	0.49
17:CQ:91:ARG:HH11	18:CR:11:GLN:H	1.60	0.49
33:DA:1142:G:C2	33:DA:1143:G:H1'	2.47	0.49
33:DA:1049:U:C2	33:DA:1201:A:H2	2.31	0.49
33:DA:1507:A:C2	33:DA:1508:A:C5	3.01	0.49
33:DA:560:A:H5'	33:DA:566:G:N2	2.28	0.49
34:DB:163:ILE:HG12	34:DB:164:ASP:N	2.28	0.49
38:DF:55:HIS:N	38:DF:55:HIS:ND1	2.61	0.49
40:DH:3:MET:CE	40:DH:6:PRO:HA	2.43	0.49
41:DI:57:MET:O	41:DI:59:GLU:N	2.44	0.49
45:DM:10:PRO:O	45:DM:11:ASP:HB2	2.13	0.49
1:EA:2358:A:C4	1:EA:2359:C:C6	3.01	0.49
1:EA:272:A:O2'	1:EA:273:G:P	2.71	0.49
1:EA:2885:G:H2'	1:EA:2886:A:O4'	2.13	0.49
3:EC:116:GLN:N	3:EC:127:ASN:OD1	2.45	0.49
13:EM:51:ARG:HH11	13:EM:51:ARG:CG	2.26	0.49
1:EA:335:C:H5''	21:EU:81:ARG:HD3	1.94	0.49
23:EW:18:LYS:N	23:EW:36:ILE:HB	2.28	0.49
24:EX:36:ARG:CG	24:EX:47:THR:HG22	2.43	0.49
33:FA:673:A:H1'	50:FR:64:TYR:HD2	1.77	0.49
40:FH:90:ASP:OD1	40:FH:90:ASP:N	2.34	0.49
44:FL:83:ARG:HB2	44:FL:98:VAL:HG23	1.95	0.49
46:FN:53:ARG:C	46:FN:55:SER:H	2.16	0.49
54:FV:418:ILE:HG12	54:FV:483:VAL:CG1	2.43	0.49
1:GA:742:A:H2'	1:GA:743:A:C8	2.48	0.49
7:GG:163:TYR:O	7:GG:164:ALA:CB	2.60	0.49
9:GI:20:SER:HB3	9:GI:21:PRO:HD3	1.94	0.49
33:HA:1144:G:N1	33:HA:1145:A:C2	2.81	0.49
37:HE:41:ASP:OD1	37:HE:43:ASN:N	2.38	0.49
45:HM:8:ASN:OD1	45:HM:9:ILE:N	2.43	0.49
1:AA:1197:G:H2'	1:AA:1198:U:H6	1.78	0.49
1:AA:449:A:C6	1:AA:450:G:C5	3.01	0.49

*Continued on next page...*

*Continued from previous page...*

Atom-1	Atom-2	Interatomic distance (Å)	Clash overlap (Å)
1:AA:804:A:H5''	1:AA:805:G:OP1	2.13	0.49
2:AB:3:C:H2'	2:AB:4:C:H6	1.78	0.49
5:AE:108:ILE:HG12	5:AE:181:ILE:HG12	1.93	0.49
9:AI:104:GLN:HG2	9:AI:108:ILE:HD12	1.95	0.49
9:AI:17:ALA:HB2	9:AI:41:PHE:CE2	2.47	0.49
2:AB:90:C:H5'	13:AM:18:ARG:HG2	1.94	0.49
33:BA:1134:G:N2	33:BA:1135:U:O2	2.46	0.49
42:BJ:14:ASP:HB3	42:BJ:17:LEU:HB3	1.95	0.49
1:CA:1405:U:H2'	1:CA:1406:U:C6	2.48	0.49
1:CA:2109:U:HO2'	1:CA:2180:U:C4'	2.26	0.49
1:CA:2557:G:H2'	1:CA:2558:C:C6	2.48	0.49
6:CF:137:PHE:HB2	6:CF:140:ILE:HD12	1.94	0.49
6:CF:41:GLU:HB2	6:CF:48:LEU:HD23	1.95	0.49
7:CG:27:GLY:HA3	7:CG:78:VAL:HB	1.95	0.49
10:CJ:43:GLU:O	10:CJ:44:TYR:C	2.51	0.49
2:CB:28:C:OP1	15:CO:31:THR:HG21	2.13	0.49
20:CT:32:LEU:H	20:CT:83:ALA:HB3	1.77	0.49
33:DA:624:C:H4'	48:DP:10:GLY:O	2.13	0.49
36:DD:98:LEU:HD23	36:DD:102:VAL:HG23	1.95	0.49
36:DD:105:MET:SD	36:DD:143:VAL:HG13	2.53	0.49
1:EA:1874:C:H2'	1:EA:1875:G:O4'	2.13	0.49
1:EA:198:C:OP2	59:EA:3755:HOH:O	2.20	0.49
1:EA:319:G:C4	1:EA:333:G:N2	2.81	0.49
1:EA:1799:G:O2'	3:EC:179:GLU:OE2	2.20	0.49
5:EE:51:GLU:OE2	5:EE:88:ARG:NH1	2.40	0.49
5:EE:70:SER:OG	5:EE:70:SER:O	2.30	0.49
9:EI:59:THR:O	9:EI:66:PHE:HB2	2.12	0.49
10:EJ:44:TYR:O	10:EJ:44:TYR:HD1	1.96	0.49
23:EW:17:ALA:O	23:EW:18:LYS:CB	2.60	0.49
23:EW:37:VAL:CA	23:EW:39:GLN:HG2	2.43	0.49
33:FA:471:U:H2'	33:FA:472:U:H6	1.78	0.49
34:FB:213:LEU:O	34:FB:216:VAL:HG22	2.13	0.49
36:FD:197:GLU:HA	36:FD:200:ILE:HG22	1.95	0.49
38:FF:42:TRP:HB2	38:FF:59:TYR:HB2	1.95	0.49
43:FK:34:ILE:HD11	43:FK:70:CYS:SG	2.52	0.49
1:GA:1926:U:C6	1:GA:1926:U:H3'	2.48	0.49
4:GD:159:LYS:HD2	4:GD:160:LYS:N	2.27	0.49
4:GD:97:SER:C	4:GD:99:GLU:HG2	2.33	0.49
6:GF:137:PHE:CD1	6:GF:138:PRO:HD2	2.48	0.49
6:GF:105:ILE:HG12	6:GF:138:PRO:CG	2.43	0.49
7:GG:162:ARG:HB3	7:GG:166:GLU:HG2	1.94	0.49

*Continued on next page...*

*Continued from previous page...*

Atom-1	Atom-2	Interatomic distance (Å)	Clash overlap (Å)
12:GL:132:ARG:HG3	12:GL:142:ILE:HD12	1.95	0.49
12:GL:46:VAL:CG1	12:GL:50:PHE:HB3	2.43	0.49
20:GT:29:THR:HB	20:GT:86:THR:HG22	1.95	0.49
35:HC:23:PHE:CD1	35:HC:24:ALA:N	2.81	0.49
35:HC:77:ILE:HA	35:HC:84:VAL:HG23	1.94	0.49
42:HJ:6:ILE:HG23	42:HJ:100:ILE:HG21	1.94	0.49
44:HL:43:LYS:HG2	44:HL:44:LYS:HG3	1.95	0.49
53:HU:4:ILE:N	53:HU:19:PHE:CE1	2.81	0.49
1:GA:1095:A:N6	54:HV:628:THR:HA	2.28	0.49
1:AA:1206:G:C6	1:AA:1207:C:C4	3.01	0.48
1:AA:1328:A:H2'	1:AA:1330:C:C4	2.48	0.48
6:AF:24:VAL:O	6:AF:27:VAL:HG12	2.13	0.48
7:AG:84:LYS:CG	7:AG:85:LYS:N	2.75	0.48
9:AI:57:VAL:HG23	9:AI:71:LYS:HE3	1.95	0.48
9:AI:37:PHE:CD1	9:AI:68:PHE:HE2	2.31	0.48
11:AK:39:ILE:HG13	11:AK:41:ILE:CD1	2.43	0.48
15:AO:106:LEU:HG	15:AO:107:ALA:N	2.27	0.48
25:AY:61:ALA:O	25:AY:63:ALA:N	2.41	0.48
33:BA:1477:U:H2'	33:BA:1478:U:C6	2.48	0.48
1:CA:1079:C:C2'	1:CA:1080:A:H5'	2.42	0.48
1:CA:945:A:C4	1:CA:2448:A:C2	3.01	0.48
1:CA:2585:U:O2'	1:CA:2586:U:P	2.71	0.48
1:CA:485:C:C4	1:CA:496:G:N1	2.80	0.48
1:CA:730:A:OP2	59:CA:3686:HOH:O	2.20	0.48
4:CD:107:VAL:CG2	4:CD:203:VAL:HG23	2.42	0.48
7:CG:96:ALA:O	7:CG:97:VAL:HB	2.12	0.48
10:CJ:73:VAL:HG23	10:CJ:74:TYR:H	1.77	0.48
1:CA:812:C:H4'	17:CQ:12:ARG:HH22	1.79	0.48
33:DA:324:G:N2	33:DA:326:G:H3'	2.28	0.48
42:DJ:7:ARG:HB3	42:DJ:101:SER:HB2	1.94	0.48
44:DL:3:THR:HG22	44:DL:5:ASN:N	2.28	0.48
32:E5:117:LEU:HD23	32:E5:121:SER:N	2.27	0.48
1:EA:1360:G:O6	1:EA:1372:U:C2	2.66	0.48
1:EA:435:C:H2'	1:EA:436:C:H5'	1.95	0.48
1:EA:613:A:C8	1:EA:616:A:N1	2.80	0.48
4:ED:73:VAL:HG23	4:ED:74:GLU:H	1.77	0.48
21:EU:82:VAL:HG12	21:EU:83:GLY:N	2.27	0.48
34:FB:209:VAL:HG23	34:FB:210:THR:H	1.78	0.48
35:FC:123:GLN:HB3	35:FC:128:VAL:CG1	2.43	0.48
39:FG:146:GLU:HA	39:FG:149:LYS:HB2	1.94	0.48
43:FK:99:ALA:HA	43:FK:102:ALA:HB3	1.94	0.48

*Continued on next page...*

*Continued from previous page...*

Atom-1	Atom-2	Interatomic distance (Å)	Clash overlap (Å)
1:GA:1353:A:C8	1:GA:1378:A:N6	2.81	0.48
1:GA:2779:U:C6	1:GA:2781:A:C2	3.01	0.48
1:GA:762:U:H4'	1:GA:763:G:O5'	2.13	0.48
6:GF:99:PHE:CZ	6:GF:172:PHE:HD2	2.31	0.48
7:GG:22:VAL:HG12	7:GG:36:LEU:CD1	2.43	0.48
33:HA:1237:C:O2	33:HA:1334:G:O2'	2.30	0.48
43:HK:93:ARG:HH22	53:HU:20:LYS:CD	2.26	0.48
1:AA:1151:A:OP1	17:AQ:84:LYS:NZ	2.46	0.48
4:AD:110:THR:HB	4:AD:202:ILE:CG2	2.42	0.48
7:AG:108:PHE:HE1	7:AG:151:ARG:NH1	2.11	0.48
9:AI:41:PHE:HD1	9:AI:68:PHE:CZ	2.30	0.48
11:AK:10:VAL:HG11	11:AK:16:ALA:HB3	1.95	0.48
12:AL:56:PRO:HD2	12:AL:59:ARG:HB2	1.95	0.48
1:AA:2330:G:H1'	23:AW:38:ARG:HB3	1.95	0.48
40:BH:64:LYS:HB3	40:BH:71:VAL:HG21	1.95	0.48
43:BK:107:ILE:HG21	53:BU:12:PHE:CD1	2.48	0.48
43:BK:94:GLU:O	43:BK:97:ILE:HG22	2.13	0.48
54:BV:28:GLU:CD	54:BV:49:THR:HA	2.33	0.48
1:CA:1069:A:N7	1:CA:1073:A:N6	2.61	0.48
1:CA:1124:G:H1'	31:C4:38:GLY:OXT	2.13	0.48
1:CA:2024:G:O3'	4:CD:154:LYS:NZ	2.34	0.48
1:CA:247:G:N7	1:CA:249:C:C2	2.81	0.48
2:CB:114:C:H1'	15:CO:47:VAL:HG11	1.95	0.48
3:CC:171:VAL:HG12	3:CC:173:LEU:CD1	2.43	0.48
3:CC:68:ARG:NE	3:CC:103:ILE:HD11	2.28	0.48
4:CD:120:GLY:HA2	4:CD:162:ALA:CB	2.43	0.48
9:CI:14:ALA:HB2	9:CI:54:ILE:HD11	1.94	0.48
10:CJ:43:GLU:O	10:CJ:45:THR:HG22	2.13	0.48
1:CA:1187:G:H5'	18:CR:83:TYR:CZ	2.48	0.48
20:CT:1:MET:HG2	20:CT:2:ILE:H	1.76	0.48
16:CP:33:GLU:OE1	33:DA:345:C:H4'	2.12	0.48
33:DA:495:A:C2	33:DA:496:A:N6	2.81	0.48
33:DA:932:C:H5'	39:DG:4:ARG:HE	1.78	0.48
34:DB:94:ARG:H	34:DB:94:ARG:HD3	1.78	0.48
36:DD:54:GLN:HB3	36:DD:203:LEU:HD13	1.95	0.48
41:DI:48:VAL:HG12	41:DI:79:ILE:CG2	2.42	0.48
42:DJ:56:HIS:O	42:DJ:57:VAL:HG12	2.12	0.48
54:DV:9:ARG:NH1	54:DV:80:GLU:HG3	2.27	0.48
1:EA:1509:A:C2	1:EA:1510:G:C4	3.02	0.48
1:EA:858:G:C4	1:EA:2268:A:C2	3.01	0.48
1:EA:422:A:C2	1:EA:423:A:C4	3.02	0.48

*Continued on next page...*

*Continued from previous page...*

Atom-1	Atom-2	Interatomic distance (Å)	Clash overlap (Å)
1:EA:639:U:H2'	1:EA:640:C:C6	2.48	0.48
9:EI:12:VAL:HG11	9:EI:22:PRO:HB3	1.95	0.48
26:EZ:38:GLU:O	26:EZ:43:ILE:HG12	2.13	0.48
33:FA:811:C:O2'	33:FA:901:A:N1	2.41	0.48
41:FI:120:LYS:O	41:FI:121:ALA:HB3	2.13	0.48
44:FL:50:ARG:HG3	44:FL:90:LEU:HD11	1.95	0.48
48:FP:22:ALA:HA	48:FP:33:ILE:HG13	1.94	0.48
1:GA:1258:U:H2'	1:GA:1259:G:H8	1.78	0.48
1:GA:1458:U:H4'	1:GA:1459:G:O5'	2.13	0.48
1:GA:69:C:O2	1:GA:73:A:O2'	2.24	0.48
3:GC:254:LYS:O	3:GC:256:THR:N	2.46	0.48
13:GM:62:LYS:HD3	13:GM:64:TRP:CH2	2.48	0.48
15:GO:92:PHE:CZ	15:GO:107:ALA:HB2	2.48	0.48
17:GQ:63:ARG:HH22	17:GQ:96:ASP:N	2.11	0.48
20:GT:35:ALA:HB3	20:GT:38:ALA:HB2	1.94	0.48
22:GV:2:PHE:HB2	22:GV:61:LEU:HD12	1.94	0.48
23:GW:37:VAL:HG22	23:GW:55:ASP:O	2.13	0.48
36:HD:37:ALA:HA	36:HD:42:GLY:HA3	1.95	0.48
39:HG:145:ALA:O	39:HG:147:ALA:N	2.47	0.48
48:HP:4:ILE:HG13	48:HP:21:VAL:CG1	2.43	0.48
54:HV:261:ILE:HD11	54:HV:263:LEU:CD2	2.43	0.48
1:AA:1082:U:O2'	32:A5:41:LEU:HD13	2.13	0.48
32:A5:41:LEU:O	32:A5:45:GLY:N	2.45	0.48
32:A5:60:LEU:HD23	32:A5:78:GLY:HA3	1.95	0.48
1:AA:123:G:OP2	59:AA:3218:HOH:O	2.20	0.48
1:AA:2599:G:C2	1:AA:2600:A:C4	3.01	0.48
1:AA:482:A:H1'	1:AA:498:G:N2	2.28	0.48
3:AC:140:VAL:HG21	3:AC:189:ALA:HB1	1.96	0.48
4:AD:4:LEU:HD23	4:AD:101:PHE:CE2	2.48	0.48
5:AE:108:ILE:CD1	5:AE:181:ILE:HG12	2.44	0.48
6:AF:134:GLN:HG3	6:AF:140:ILE:HG12	1.95	0.48
9:AI:135:MET:HB3	9:AI:137:LEU:HD21	1.95	0.48
23:AW:37:VAL:HB	23:AW:38:ARG:HH11	1.78	0.48
25:AY:45:GLN:O	25:AY:47:ARG:N	2.46	0.48
36:BD:174:ASP:OD2	36:BD:176:GLY:N	2.45	0.48
43:BK:24:HIS:HB3	43:BK:31:ILE:CG1	2.43	0.48
54:BV:9:ARG:NH1	54:BV:80:GLU:HG3	2.27	0.48
1:CA:167:A:C2	1:CA:168:G:H1'	2.48	0.48
1:CA:2880:C:H1'	14:CN:92:GLY:H	1.79	0.48
5:CE:128:ALA:O	5:CE:130:LYS:N	2.46	0.48
1:CA:1205:A:N1	5:CE:165:HIS:HB2	2.28	0.48

*Continued on next page...*



*Continued from previous page...*

Atom-1	Atom-2	Interatomic distance (Å)	Clash overlap (Å)
11:CK:17:ARG:HD3	11:CK:47:ILE:CD1	2.43	0.48
1:CA:996:A:H4'	17:CQ:91:ARG:NE	2.28	0.48
20:CT:50:LEU:HD23	25:CY:26:PHE:CD2	2.48	0.48
25:CY:3:ALA:HA	25:CY:6:LEU:HB3	1.95	0.48
33:DA:1239:A:H62	33:DA:1299:A:N6	2.11	0.48
33:DA:158:G:H2'	33:DA:159:G:H5'	1.94	0.48
35:DC:150:LYS:HG3	35:DC:201:TRP:CE3	2.48	0.48
36:DD:146:ARG:CZ	36:DD:148:LYS:HD2	2.43	0.48
36:DD:37:ALA:HA	36:DD:42:GLY:HA3	1.94	0.48
37:DE:106:ILE:HD11	37:DE:124:LEU:CD2	2.43	0.48
33:DA:1408:A:H61	55:DW:1:KBE:HA	1.78	0.48
1:EA:2394:C:OP1	30:E3:29:ARG:NH2	2.46	0.48
1:EA:2326:C:H4'	1:EA:2327:A:OP1	2.13	0.48
6:EF:79:ARG:O	6:EF:82:TYR:HB2	2.13	0.48
12:EL:18:ARG:O	12:EL:19:LEU:HB3	2.12	0.48
23:EW:23:LYS:HE2	23:EW:24:ARG:CB	2.39	0.48
33:FA:381:C:H2'	33:FA:382:A:O4'	2.13	0.48
33:FA:471:U:H2'	33:FA:472:U:C6	2.48	0.48
42:FJ:35:GLN:CD	42:FJ:77:VAL:HB	2.33	0.48
1:EA:716:A:OP1	47:FO:89:ARG:NH1	2.45	0.48
1:GA:2267:A:H5''	1:GA:2268:A:C5'	2.44	0.48
1:GA:866:A:C8	1:GA:914:G:C2	3.00	0.48
4:GD:29:VAL:HB	4:GD:98:VAL:HG22	1.95	0.48
1:GA:2845:U:H5''	16:GP:51:ASN:O	2.13	0.48
16:GP:5:LYS:NZ	16:GP:9:GLN:OE1	2.47	0.48
20:GT:29:THR:CA	20:GT:86:THR:HA	2.43	0.48
37:HE:97:GLN:HB2	37:HE:124:LEU:HB2	1.94	0.48
33:HA:756:C:HO2'	40:HH:2:SER:N	2.11	0.48
42:HJ:32:THR:HG23	42:HJ:83:THR:OG1	2.13	0.48
43:HK:96:THR:HG22	43:HK:97:ILE:N	2.28	0.48
32:A5:122:GLN:CG	32:A5:123:ILE:H	2.25	0.48
1:AA:1315:C:O2'	1:AA:1316:U:H5'	2.13	0.48
1:AA:1842:G:H2'	1:AA:1843:C:C6	2.49	0.48
1:AA:573:U:O2'	1:AA:574:A:H3'	2.14	0.48
1:AA:980:A:C6	1:AA:981:A:N1	2.81	0.48
1:AA:2354:C:H4'	23:AW:31:LEU:HD22	1.94	0.48
33:BA:1284:C:H3'	33:BA:1285:A:H8	1.79	0.48
33:BA:1492:A:H2'	33:BA:1493:A:C5'	2.44	0.48
33:BA:465:A:H2'	33:BA:466:A:C8	2.48	0.48
33:BA:697:U:O2	33:BA:798:U:H1'	2.14	0.48
41:BI:51:PRO:HB3	41:BI:84:THR:HG22	1.94	0.48

*Continued on next page...*

*Continued from previous page...*

Atom-1	Atom-2	Interatomic distance (Å)	Clash overlap (Å)
43:BK:107:ILE:HD12	53:BU:8:GLU:HB2	1.95	0.48
45:BM:29:ARG:HH21	45:BM:63:PHE:CB	2.27	0.48
28:C1:33:LEU:N	28:C1:51:ALA:HB3	2.29	0.48
1:CA:1088:A:H8	1:CA:1088:A:H5''	1.78	0.48
1:CA:1296:G:OP1	1:CA:2709:G:O2'	2.23	0.48
1:CA:2484:G:C2	1:CA:2485:G:C8	3.02	0.48
1:CA:2677:G:H2'	1:CA:2678:C:C6	2.48	0.48
1:CA:674:G:H1'	5:CE:69:ARG:CD	2.44	0.48
3:CC:80:LEU:HD11	3:CC:109:LEU:HG	1.96	0.48
6:CF:71:LYS:HD3	6:CF:72:SER:N	2.28	0.48
8:CH:9:VAL:HG12	8:CH:10:ALA:N	2.27	0.48
9:CI:72:THR:HB	9:CI:115:ASP:CG	2.33	0.48
23:CW:51:GLY:HA3	23:CW:59:PHE:CE2	2.49	0.48
34:DB:183:PHE:CE2	34:DB:197:PHE:CD2	3.00	0.48
39:DG:88:PRO:HG3	39:DG:149:LYS:HA	1.95	0.48
40:DH:86:TYR:CE1	40:DH:124:GLU:HB2	2.48	0.48
54:DV:196:ALA:C	54:DV:198:GLN:N	2.67	0.48
54:DV:309:ARG:NH2	54:DV:402:ALA:HB1	2.29	0.48
1:EA:1824:G:O2'	3:EC:245:THR:HG22	2.14	0.48
1:EA:2075:U:H2'	1:EA:2238:G:N2	2.28	0.48
1:EA:620:G:H4'	1:EA:621:A:O5'	2.13	0.48
1:EA:846:U:O2'	1:EA:847:U:OP2	2.31	0.48
9:EI:58:ILE:HG23	9:EI:66:PHE:CE1	2.48	0.48
10:EJ:25:LEU:HB2	10:EJ:62:VAL:HG21	1.96	0.48
13:EM:41:LEU:HG	13:EM:96:ILE:HD13	1.95	0.48
17:EQ:91:ARG:HD3	18:ER:11:GLN:HB2	1.95	0.48
23:EW:23:LYS:HE2	23:EW:24:ARG:N	2.28	0.48
26:EZ:40:THR:CG2	26:EZ:43:ILE:HG23	2.43	0.48
47:FO:30:ALA:HA	47:FO:85:LEU:HD21	1.95	0.48
12:GL:62:PRO:HG2	30:G3:24:LYS:HD3	1.94	0.48
1:GA:929:U:H4'	26:GZ:37:ARG:NH2	2.28	0.48
4:GD:98:VAL:HG12	4:GD:180:VAL:HG23	1.95	0.48
1:GA:1060:U:H4'	9:GI:9:LYS:HZ1	1.77	0.48
23:GW:17:ALA:O	23:GW:18:LYS:HB2	2.14	0.48
33:HA:413:G:N2	33:HA:428:G:H1'	2.28	0.48
33:HA:922:G:H2'	33:HA:923:A:C8	2.49	0.48
37:HE:80:THR:OG1	37:HE:81:LEU:N	2.46	0.48
50:HR:22:ASP:OD1	50:HR:24:LYS:HE3	2.13	0.48
32:A5:48:ALA:HB3	32:A5:51:TYR:HB3	1.94	0.48
1:AA:833:A:H2'	1:AA:834:G:C8	2.48	0.48
8:AH:31:VAL:HB	8:AH:32:PRO:CD	2.43	0.48

*Continued on next page...*

*Continued from previous page...*

Atom-1	Atom-2	Interatomic distance (Å)	Clash overlap (Å)
20:AT:28:ASN:HB3	20:AT:91:GLN:HE22	1.79	0.48
33:BA:1174:G:C2	33:BA:1175:G:C8	3.01	0.48
33:BA:381:C:H2'	33:BA:382:A:O4'	2.13	0.48
33:BA:763:G:H2'	33:BA:764:C:C6	2.48	0.48
34:BB:32:GLY:HA3	34:BB:39:ILE:H	1.77	0.48
37:BE:159:LYS:HE2	40:BH:64:LYS:HE3	1.95	0.48
33:BA:674:G:H4'	50:BR:70:TYR:CE2	2.49	0.48
54:BV:11:ARG:HE	54:BV:283:ILE:HA	1.78	0.48
1:CA:2154:A:H3'	1:CA:2155:U:H4'	1.94	0.48
1:CA:2345:G:N3	1:CA:2381:A:H2'	2.28	0.48
1:CA:2499:C:O2	59:CA:3526:HOH:O	2.20	0.48
4:CD:34:VAL:HG22	4:CD:94:GLN:H	1.79	0.48
6:CF:32:LYS:HD3	6:CF:91:ARG:NH1	2.28	0.48
1:CA:2364:C:H4'	23:CW:55:ASP:OD1	2.14	0.48
25:CY:18:LEU:O	25:CY:22:LEU:HB2	2.13	0.48
33:DA:1412:C:H2'	33:DA:1413:A:C8	2.48	0.48
33:DA:652:U:O3'	40:DH:56:LYS:NZ	2.43	0.48
33:DA:653:U:H5'	40:DH:56:LYS:HE2	1.95	0.48
1:EA:1131:G:N2	1:EA:2024:G:H21	2.11	0.48
1:EA:1727:C:H2'	1:EA:1728:C:O4'	2.13	0.48
2:EB:35:C:H5'	2:EB:35:C:H6	1.78	0.48
11:EK:19:VAL:CG2	11:EK:41:ILE:HG23	2.44	0.48
20:ET:29:THR:CA	20:ET:86:THR:HA	2.43	0.48
20:ET:44:LYS:HG3	20:ET:55:VAL:CG1	2.44	0.48
21:EU:90:LYS:HE3	21:EU:90:LYS:HA	1.96	0.48
23:EW:21:GLY:HA2	23:EW:25:PHE:CE2	2.49	0.48
33:FA:949:A:C1'	33:FA:1364:U:H5	2.27	0.48
33:FA:33:A:H2'	33:FA:34:C:C6	2.48	0.48
36:FD:193:ALA:HB3	36:FD:195:ILE:HG23	1.95	0.48
54:FV:142:ASN:OD1	54:FV:143:LYS:N	2.42	0.48
54:FV:167:VAL:HG21	54:FV:261:ILE:CD1	2.44	0.48
1:GA:1726:C:N3	1:GA:1735:A:C2	2.82	0.48
1:GA:1925:C:H6	1:GA:1925:C:O5'	1.97	0.48
1:GA:2043:C:O2'	59:GA:3248:HOH:O	2.20	0.48
1:GA:2846:G:H2'	1:GA:2847:U:O4'	2.14	0.48
3:GC:259:ASN:OD1	3:GC:262:THR:N	2.39	0.48
20:GT:51:PHE:C	20:GT:52:GLU:HG2	2.33	0.48
8:GH:27:ARG:HH22	24:GX:58:ILE:HG22	1.78	0.48
33:HA:1264:U:H2'	33:HA:1265:C:C6	2.48	0.48
33:HA:134:G:H1'	33:HA:325:A:C5	2.49	0.48
33:HA:484:G:H4'	33:HA:485:U:O5'	2.12	0.48

*Continued on next page...*

*Continued from previous page...*

Atom-1	Atom-2	Interatomic distance (Å)	Clash overlap (Å)
33:HA:872:A:C8	33:HA:874:G:C8	3.01	0.48
34:HB:11:ALA:HB1	34:HB:14:HIS:CD2	2.48	0.48
37:HE:154:ALA:O	37:HE:158:GLY:N	2.46	0.48
38:HF:55:HIS:N	38:HF:55:HIS:ND1	2.60	0.48
54:HV:550:ILE:HA	54:HV:553:VAL:HG12	1.95	0.48
28:A1:36:LYS:CG	28:A1:47:ILE:HD12	2.44	0.48
29:A2:34:ARG:NH1	29:A2:41:ARG:O	2.47	0.48
30:A3:44:ARG:N	30:A3:45:PRO:CD	2.76	0.48
32:A5:71:CYS:HA	32:A5:117:LEU:HD13	1.92	0.48
1:AA:1027:A:H2'	1:AA:1126:A:N6	2.28	0.48
1:AA:1857:G:N2	1:AA:1884:G:O2'	2.42	0.48
1:AA:2103:C:H42	1:AA:2186:G:H1	1.61	0.48
1:AA:716:A:OP1	47:BO:89:ARG:NH1	2.46	0.48
5:AE:112:LEU:HD13	5:AE:186:VAL:HG11	1.96	0.48
7:AG:112:VAL:HG23	7:AG:113:ASP:N	2.28	0.48
7:AG:60:GLY:O	7:AG:61:TRP:HB2	2.14	0.48
33:BA:1306:A:C2	33:BA:1332:A:H1'	2.47	0.48
33:BA:1505:G:H4'	33:BA:1506:U:H5''	1.96	0.48
33:BA:676:A:C6	33:BA:677:U:C4	3.01	0.48
35:BC:159:GLY:HA2	35:BC:193:TYR:CE1	2.49	0.48
38:BF:49:TYR:CE2	50:BR:66:SER:HA	2.49	0.48
40:BH:46:ILE:HD12	40:BH:61:LEU:HD22	1.95	0.48
41:BI:20:PHE:HD2	41:BI:64:TYR:HD2	1.59	0.48
51:BS:23:VAL:O	51:BS:26:GLY:N	2.46	0.48
43:BK:109:ASN:HD21	53:BU:7:ARG:HD2	1.79	0.48
1:CA:834:G:H5'	30:C3:56:LEU:HD21	1.96	0.48
1:CA:1021:A:N3	1:CA:1021:A:H3'	2.28	0.48
1:CA:143:C:O2'	20:CT:3:ARG:NH1	2.46	0.48
1:CA:725:G:C6	1:CA:726:G:N1	2.82	0.48
3:CC:94:LEU:HD22	3:CC:100:ARG:NH1	2.29	0.48
3:CC:16:VAL:HB	3:CC:203:VAL:HB	1.94	0.48
3:CC:238:ASN:OD1	59:CC:310:HOH:O	2.20	0.48
10:CJ:102:GLU:CG	10:CJ:124:VAL:HG21	2.43	0.48
22:CV:75:GLN:HB2	22:CV:92:VAL:HG23	1.95	0.48
1:CA:716:A:OP1	47:DO:89:ARG:NH1	2.47	0.48
50:DR:23:TYR:HA	50:DR:58:ALA:HB1	1.95	0.48
31:E4:15:LYS:HB3	31:E4:26:ILE:CD1	2.44	0.48
32:E5:51:TYR:C	32:E5:51:TYR:CD1	2.86	0.48
1:EA:1248:G:C4	17:EQ:2:ARG:HD2	2.49	0.48
1:EA:2020:A:H5'	27:E0:8:THR:CG2	2.44	0.48
3:EC:68:ARG:HD3	3:EC:103:ILE:CD1	2.43	0.48

*Continued on next page...*

*Continued from previous page...*

Atom-1	Atom-2	Interatomic distance (Å)	Clash overlap (Å)
3:EC:106:PRO:O	3:EC:109:LEU:HD13	2.14	0.48
8:EH:21:VAL:HG21	8:EH:25:TYR:CD2	2.49	0.48
19:ES:84:ARG:HB2	19:ES:96:ILE:HG23	1.95	0.48
33:FA:554:A:H5'	44:FL:26:ALA:HB1	1.94	0.48
33:FA:66:A:C2	33:FA:67:C:C6	3.01	0.48
42:FJ:40:ILE:HB	42:FJ:73:LEU:HB3	1.95	0.48
44:FL:83:ARG:NH2	44:FL:96:HIS:CD2	2.82	0.48
1:GA:1747:U:H2'	1:GA:1748:C:C6	2.48	0.48
1:GA:2019:A:H4'	17:GQ:33:VAL:HG21	1.96	0.48
1:GA:2108:A:H62	1:GA:2180:U:C2'	2.25	0.48
1:GA:563:A:O5'	17:GQ:40:LYS:NZ	2.43	0.48
1:GA:748:G:OP2	19:GS:88:ARG:HG3	2.13	0.48
1:GA:994:C:H1'	18:GR:10:LYS:HE2	1.96	0.48
4:GD:120:GLY:HA2	4:GD:162:ALA:CB	2.43	0.48
1:GA:2305:U:H5''	6:GF:130:GLY:HA3	1.96	0.48
11:GK:5:GLN:O	11:GK:6:THR:HB	2.14	0.48
1:GA:2415:G:H4'	12:GL:66:PHE:HB2	1.95	0.48
22:GV:5:ASN:N	22:GV:5:ASN:OD1	2.34	0.48
33:HA:1304:G:H2'	33:HA:1332:A:N1	2.28	0.48
33:HA:1330:U:O4	33:HA:1331:G:N1	2.47	0.48
33:HA:836:G:C6	33:HA:837:U:N3	2.82	0.48
41:HI:112:GLU:OE2	41:HI:115:LYS:NZ	2.35	0.48
41:HI:41:ARG:CA	41:HI:45:ARG:HD3	2.43	0.48
33:HA:881:G:P	44:HL:9:ARG:HH22	2.37	0.48
49:HQ:46:VAL:HG21	49:HQ:61:ILE:HD13	1.95	0.48
51:HS:49:ILE:HD13	51:HS:71:LEU:HD21	1.95	0.48
54:HV:255:ARG:CG	54:HV:260:GLU:HB2	2.44	0.48
1:AA:1131:G:C4	10:AJ:77:HIS:ND1	2.78	0.48
1:AA:163:C:O2'	1:AA:164:C:P	2.72	0.48
1:AA:2229:U:H2'	1:AA:2230:G:H8	1.78	0.48
1:AA:2814:A:C5	1:AA:2815:C:C5	3.02	0.48
4:AD:70:LYS:O	4:AD:71:ALA:HB3	2.14	0.48
6:AF:106:ALA:O	6:AF:136:ILE:HD12	2.14	0.48
11:AK:9:ASN:O	11:AK:83:ALA:HA	2.14	0.48
33:BA:1319:A:OP1	51:BS:70:LYS:NZ	2.46	0.48
33:BA:685:G:C4'	43:BK:41:ALA:O	2.62	0.48
33:BA:79:G:O2'	33:BA:80:A:O5'	2.31	0.48
29:C2:1:MET:CG	29:C2:2:LYS:N	2.77	0.48
1:CA:1324:G:C4	1:CA:1328:A:N6	2.82	0.48
1:CA:1723:G:H3'	1:CA:1724:G:C8	2.49	0.48
1:CA:1715:G:N2	1:CA:1744:A:OP2	2.41	0.48

*Continued on next page...*

*Continued from previous page...*

Atom-1	Atom-2	Interatomic distance (Å)	Clash overlap (Å)
1:CA:1831:G:C4	1:CA:1975:G:N2	2.81	0.48
1:CA:2267:A:H5''	1:CA:2268:A:H5'	1.95	0.48
1:CA:2755:C:O2'	1:CA:2756:U:H2'	2.14	0.48
1:CA:2884:U:C6	27:C0:49:ARG:HG2	2.48	0.48
2:CB:72:G:O2'	2:CB:104:A:N6	2.43	0.48
6:CF:110:ILE:O	6:CF:112:ASP:N	2.47	0.48
6:CF:39:VAL:HG13	6:CF:40:GLY:N	2.29	0.48
10:CJ:15:TRP:C	10:CJ:16:TYR:CD1	2.86	0.48
11:CK:18:ARG:H	11:CK:45:GLU:HB2	1.78	0.48
15:CO:51:ALA:CB	15:CO:78:VAL:HG13	2.44	0.48
11:CK:80:ASP:HB2	16:CP:67:GLU:HG3	1.95	0.48
33:DA:1295:U:H5''	8:GH:15:LEU:HD13	1.95	0.48
43:DK:15:GLN:HG2	39:HG:139:GLU:OE2	2.14	0.48
44:DL:33:VAL:HG21	54:DV:429:GLU:HG3	1.94	0.48
44:DL:44:LYS:CB	44:DL:45:PRO:HD3	2.43	0.48
54:DV:320:LEU:HD23	54:DV:321:ALA:N	2.29	0.48
54:DV:526:GLU:O	54:DV:528:GLY:N	2.46	0.48
1:EA:1079:C:C2'	1:EA:1080:A:H5'	2.43	0.48
1:EA:1405:U:H2'	1:EA:1406:U:C6	2.49	0.48
1:EA:118:A:N3	1:EA:178:G:H1'	2.27	0.48
1:EA:2502:G:C5'	1:EA:2503:A:H5''	2.43	0.48
11:EK:61:VAL:HG22	11:EK:87:LEU:HD11	1.96	0.48
23:EW:37:VAL:HG13	23:EW:55:ASP:C	2.34	0.48
33:FA:1054:C:OP2	59:FA:1780:HOH:O	2.20	0.48
33:FA:1150:A:H1'	33:FA:1280:A:N6	2.29	0.48
33:FA:1391:U:H2'	33:FA:1392:G:C8	2.49	0.48
33:FA:426:U:H4'	36:FD:40:GLN:HA	1.94	0.48
40:FH:99:LEU:H	40:FH:99:LEU:HD23	1.79	0.48
41:FI:34:SER:HB3	41:FI:37:GLN:HG2	1.94	0.48
1:GA:1176:U:O2'	1:GA:1177:G:C8	2.66	0.48
1:GA:2307:G:H4'	1:GA:2308:G:C5'	2.43	0.48
7:GG:97:VAL:HG11	7:GG:123:GLU:HA	1.95	0.48
11:GK:80:ASP:OD1	16:GP:61:ARG:NH1	2.46	0.48
13:GM:13:HIS:O	13:GM:14:LYS:HB3	2.11	0.48
16:GP:98:TYR:CE1	16:GP:99:LEU:HD22	2.49	0.48
17:GQ:39:ILE:O	17:GQ:43:GLN:HG3	2.14	0.48
19:GS:63:GLY:O	19:GS:64:ALA:HB3	2.12	0.48
1:GA:139:U:O2'	20:GT:1:MET:HA	2.13	0.48
20:GT:69:ARG:CD	20:GT:70:HIS:H	2.27	0.48
33:HA:1004:A:H5'	33:HA:1024:G:N2	2.28	0.48
33:HA:60:A:O2'	52:HT:5:LYS:HD2	2.13	0.48

*Continued on next page...*

*Continued from previous page...*

Atom-1	Atom-2	Interatomic distance (Å)	Clash overlap (Å)
33:HA:656:G:H4'	47:HO:62:GLN:HE22	1.78	0.48
34:HB:27:LYS:N	34:HB:28:PRO:CD	2.77	0.48
39:HG:126:ASP:O	39:HG:130:ASN:CA	2.61	0.48
43:HK:109:ASN:ND2	53:HU:8:GLU:HB2	2.29	0.48
54:HV:625:GLU:HA	54:HV:628:THR:HG23	1.95	0.48
1:GA:1095:A:N1	54:HV:654:ILE:HD11	2.28	0.48
14:AN:98:LEU:HD22	27:A0:42:ILE:HD11	1.96	0.48
1:AA:1250:G:OP2	12:AL:21:ARG:NH2	2.47	0.48
1:AA:11:C:H2'	1:AA:12:U:H5'	1.95	0.48
1:AA:138:U:OP1	1:AA:139:U:H3'	2.14	0.48
1:AA:852:U:H2'	1:AA:853:C:H6	1.78	0.48
1:AA:975:A:C2	1:AA:990:A:C8	3.01	0.48
3:AC:109:LEU:HD23	3:AC:110:LYS:N	2.29	0.48
5:AE:149:ILE:O	5:AE:188:MET:HA	2.14	0.48
9:AI:116:MET:SD	9:AI:124:MET:HE3	2.53	0.48
10:AJ:81:ILE:CG1	10:AJ:82:GLY:N	2.76	0.48
1:AA:2336:A:H61	23:AW:40:ARG:CB	2.26	0.48
33:BA:1009:U:H3	33:BA:1020:G:H1	1.60	0.48
33:BA:727:G:C2	33:BA:731:G:C2	3.02	0.48
33:BA:767:A:C2	33:BA:768:A:C4	3.02	0.48
33:BA:776:G:N2	33:BA:802:A:OP2	2.44	0.48
35:BC:77:ILE:HA	35:BC:84:VAL:HG23	1.96	0.48
40:BH:83:LEU:HD23	44:BL:4:VAL:HG11	1.96	0.48
45:BM:4:ILE:HA	45:BM:57:ARG:HG3	1.94	0.48
54:BV:497:LYS:HG2	54:BV:524:PRO:HD2	1.94	0.48
28:C1:50:GLU:O	28:C1:51:ALA:HB2	2.14	0.48
1:CA:1174:U:H5'	1:CA:1175:A:OP2	2.13	0.48
1:CA:137:U:H5	1:CA:140:C:H1'	1.78	0.48
1:CA:995:C:H5'	1:CA:995:C:C6	2.49	0.48
4:CD:151:THR:CG2	4:CD:152:PRO:HD3	2.43	0.48
9:CI:106:GLN:HG2	9:CI:107:GLU:N	2.28	0.48
14:CN:26:GLY:HA2	14:CN:75:ILE:HD13	1.96	0.48
33:DA:600:A:H2'	33:DA:601:G:C8	2.49	0.48
33:DA:42:G:HO2'	33:DA:622:A:H2	1.55	0.48
33:DA:645:G:C2	33:DA:646:G:C8	3.02	0.48
34:DB:99:MET:HA	34:DB:106:VAL:HG21	1.95	0.48
34:DB:67:LEU:HD13	34:DB:160:LEU:HD11	1.95	0.48
34:DB:70:GLY:CA	34:DB:163:ILE:HG22	2.44	0.48
44:DL:63:VAL:HG21	44:DL:95:TYR:CE1	2.49	0.48
54:DV:259:ASN:ND2	54:DV:259:ASN:O	2.37	0.48
29:E2:43:THR:O	29:E2:44:VAL:CB	2.59	0.48

*Continued on next page...*

*Continued from previous page...*

Atom-1	Atom-2	Interatomic distance (Å)	Clash overlap (Å)
1:EA:1022:G:N2	1:EA:1142:A:C2	2.81	0.48
1:EA:846:U:O2'	1:EA:847:U:P	2.71	0.48
1:EA:95:A:C2	1:EA:96:C:H1'	2.49	0.48
3:EC:231:HIS:HA	3:EC:241:LYS:HE3	1.96	0.48
10:EJ:99:ARG:O	10:EJ:103:ILE:HG23	2.14	0.48
23:EW:17:ALA:O	23:EW:18:LYS:HB2	2.14	0.48
33:FA:1092:A:C6	33:FA:1093:A:C6	3.02	0.48
41:FI:88:MET:SD	41:FI:89:GLU:N	2.87	0.48
44:FL:44:LYS:CB	44:FL:45:PRO:HD3	2.41	0.48
1:GA:1172:C:C5	1:GA:1173:U:H1'	2.48	0.48
1:GA:2108:A:N1	1:GA:2181:U:H5	2.12	0.48
1:GA:2307:G:H4'	1:GA:2308:G:O4'	2.14	0.48
1:GA:2461:A:H1'	1:GA:2492:U:C2	2.48	0.48
1:GA:2684:U:C4	1:GA:2685:G:N7	2.82	0.48
6:GF:39:VAL:HG13	6:GF:40:GLY:N	2.28	0.48
9:GI:76:ALA:O	9:GI:78:LEU:N	2.46	0.48
17:GQ:93:ILE:O	17:GQ:96:ASP:N	2.46	0.48
26:GZ:3:THR:HA	26:GZ:37:ARG:O	2.14	0.48
33:HA:1283:U:H2'	33:HA:1284:C:C6	2.49	0.48
33:HA:685:G:C2	33:HA:686:U:C4	3.02	0.48
39:HG:106:GLU:HA	39:HG:109:ARG:NE	2.28	0.48
45:HM:4:ILE:HB	45:HM:57:ARG:NH2	2.28	0.48
54:HV:200:VAL:HG23	54:HV:201:THR:HG23	1.96	0.48
32:A5:71:CYS:CA	32:A5:117:LEU:HD12	2.42	0.48
32:A5:43:LYS:NZ	32:A5:98:GLU:OE1	2.43	0.48
1:AA:1223:G:C6	1:AA:1227:G:C6	3.02	0.48
1:AA:1344:U:H4'	1:AA:1384:A:C5	2.49	0.48
1:AA:1537:G:C2	1:AA:1538:G:H1'	2.49	0.48
1:AA:215:G:H4'	1:AA:216:A:H4'	1.95	0.48
1:AA:2622:U:O2'	1:AA:2825:G:N7	2.46	0.48
1:AA:475:C:O2	1:AA:479:A:N6	2.46	0.48
1:AA:958:U:H5''	1:AA:959:A:O5'	2.14	0.48
1:AA:974:G:H8	1:AA:990:A:H62	1.61	0.48
9:AI:20:SER:HA	9:AI:24:GLY:HA3	1.94	0.48
9:AI:14:ALA:HA	9:AI:45:THR:CG2	2.43	0.48
10:AJ:60:ASP:HB3	10:AJ:97:PRO:HG2	1.95	0.48
12:AL:2:ARG:O	12:AL:5:THR:HG22	2.14	0.48
23:AW:23:LYS:HE2	23:AW:24:ARG:CB	2.44	0.48
33:BA:926:G:C6	33:BA:1505:G:C5	3.01	0.48
33:BA:224:U:C2	33:BA:225:C:C5	3.02	0.48
33:BA:340:U:H2'	33:BA:341:C:C6	2.49	0.48

*Continued on next page...*



*Continued from previous page...*

Atom-1	Atom-2	Interatomic distance (Å)	Clash overlap (Å)
33:BA:716:A:C5	33:BA:717:U:C4	3.02	0.48
35:BC:129:MET:HB2	35:BC:132:ARG:HG3	1.96	0.48
35:BC:47:LEU:HB3	35:BC:50:ALA:HB3	1.96	0.48
1:CA:1857:G:N2	1:CA:1884:G:O2'	2.39	0.48
1:CA:2419:U:H2'	1:CA:2420:C:C6	2.49	0.48
1:CA:2834:G:H2'	1:CA:2879:A:N6	2.29	0.48
1:CA:558:U:H5''	10:CJ:111:LYS:HE3	1.95	0.48
1:CA:945:A:OP1	59:CA:3347:HOH:O	2.20	0.48
3:CC:251:THR:HG22	3:CC:252:LYS:H	1.79	0.48
3:CC:259:ASN:O	3:CC:260:LYS:HB2	2.14	0.48
6:CF:15:LEU:HA	6:CF:18:GLU:HB2	1.95	0.48
6:CF:39:VAL:HG13	6:CF:40:GLY:H	1.79	0.48
7:CG:18:ILE:HD12	7:CG:19:ASN:N	2.29	0.48
7:CG:51:PHE:CD1	7:CG:68:ARG:HG2	2.49	0.48
9:CI:52:LEU:N	9:CI:52:LEU:HD12	2.28	0.48
17:CQ:91:ARG:NH2	17:CQ:93:ILE:HD13	2.29	0.48
18:CR:27:ILE:HG13	18:CR:33:VAL:CG1	2.44	0.48
22:CV:4:ILE:HD12	22:CV:47:VAL:HG22	1.95	0.48
33:DA:212:G:H2'	33:DA:213:G:C8	2.49	0.48
35:DC:11:ARG:NH2	35:DC:182:ILE:HG13	2.29	0.48
43:DK:24:HIS:HB3	43:DK:31:ILE:CG1	2.44	0.48
43:DK:127:ARG:O	53:DU:34:ARG:CZ	2.61	0.48
29:E2:31:LEU:HD22	29:E2:42:LEU:HD13	1.94	0.48
1:EA:1853:A:N1	1:EA:2087:G:HI1'	2.29	0.48
1:EA:1012:U:OP2	17:EQ:69:ARG:NH1	2.47	0.48
21:EU:41:VAL:O	21:EU:59:GLU:HA	2.14	0.48
33:FA:945:G:C6	33:FA:1337:G:C5	3.02	0.48
36:FD:174:ASP:OD2	36:FD:177:LYS:N	2.37	0.48
41:FI:42:GLU:C	41:FI:44:ALA:H	2.16	0.48
47:FO:4:SER:OG	47:FO:6:GLU:HG2	2.14	0.48
1:GA:2020:A:H5'	27:G0:8:THR:CG2	2.44	0.48
1:GA:1258:U:O4'	5:GE:79:ARG:HD2	2.14	0.48
1:GA:2142:A:C5	1:GA:2144:G:H8	2.31	0.48
1:GA:2547:A:C2	1:GA:2562:U:C2	3.01	0.48
4:GD:35:THR:OG1	4:GD:49:GLN:OE1	2.31	0.48
10:GJ:45:THR:HG21	10:GJ:50:THR:HG21	1.95	0.48
17:GQ:65:ASN:HD22	17:GQ:75:TYR:HB3	1.79	0.48
21:GU:95:PHE:HD1	21:GU:95:PHE:N	2.12	0.48
33:HA:977:A:N6	33:HA:1224:U:O5'	2.46	0.48
41:HI:21:ILE:HG12	41:HI:63:LEU:HD12	1.96	0.48
14:AN:112:TYR:HE1	27:A0:56:LYS:HZ1	1.61	0.48

*Continued on next page...*

*Continued from previous page...*

Atom-1	Atom-2	Interatomic distance (Å)	Clash overlap (Å)
1:AA:1475:G:H1'	1:AA:1476:U:OP2	2.14	0.48
1:AA:1737:G:C2	1:AA:1738:G:N2	2.82	0.48
1:AA:2330:G:N2	1:AA:2386:A:N3	2.62	0.48
1:AA:546:U:O2'	1:AA:547:A:H4'	2.14	0.48
2:AB:73:A:C4	2:AB:104:A:C2	3.02	0.48
5:AE:146:VAL:HG12	5:AE:185:LYS:HB2	1.96	0.48
1:AA:2311:A:C2	6:AF:76:PHE:HB3	2.49	0.48
7:AG:84:LYS:HG3	7:AG:132:LEU:N	2.29	0.48
7:AG:88:LEU:HD11	7:AG:95:ALA:HB2	1.95	0.48
9:AI:60:VAL:HG22	9:AI:66:PHE:CB	2.44	0.48
11:AK:61:VAL:HG11	11:AK:112:PHE:CE1	2.49	0.48
11:AK:2:ILE:HD12	11:AK:8:LEU:HD11	1.96	0.48
13:AM:46:ILE:HD13	13:AM:47:GLU:N	2.29	0.48
17:AQ:91:ARG:NH1	18:AR:11:GLN:O	2.47	0.48
20:AT:9:LYS:O	20:AT:12:ARG:NH1	2.45	0.48
33:BA:1375:A:P	39:BG:28:ASN:HD22	2.37	0.48
33:BA:1417:G:N2	33:BA:1482:G:H2'	2.29	0.48
33:BA:922:G:H2'	33:BA:923:A:C8	2.49	0.48
33:BA:945:G:C6	33:BA:1337:G:C5	3.02	0.48
35:BC:106:VAL:HG23	35:BC:106:VAL:O	2.14	0.48
40:BH:54:ASP:CG	40:BH:55:THR:H	2.18	0.48
43:BK:44:TRP:HA	43:BK:70:CYS:SG	2.54	0.48
44:BL:87:VAL:C	44:BL:89:ASP:H	2.17	0.48
48:BP:4:ILE:HG13	48:BP:21:VAL:HG12	1.94	0.48
54:BV:20:ASP:N	58:BV:801:GCP:H3B1	2.29	0.48
54:BV:430:LYS:HG2	54:BV:479:VAL:CG2	2.43	0.48
1:CA:1088:A:O2'	1:CA:1089:A:OP1	2.32	0.48
1:CA:819:A:OP2	1:CA:1187:G:N2	2.30	0.48
11:CK:10:VAL:HG21	11:CK:16:ALA:CB	2.44	0.48
12:CL:12:SER:OG	12:CL:12:SER:O	2.32	0.48
13:CM:77:PRO:HD2	13:CM:80:VAL:HG11	1.95	0.48
33:DA:926:G:C6	33:DA:1505:G:C5	3.02	0.48
1:EA:2105:U:H2'	1:EA:2106:U:O4'	2.14	0.48
1:EA:994:C:O2	18:ER:10:LYS:HE3	2.13	0.48
6:EF:61:GLY:HA3	6:EF:94:ARG:NH1	2.29	0.48
10:EJ:39:LYS:HA	10:EJ:43:GLU:HG3	1.96	0.48
1:EA:580:U:O3'	17:EQ:30:VAL:CG1	2.61	0.48
17:EQ:91:ARG:NH1	18:ER:10:LYS:HB3	2.29	0.48
26:EZ:39:ASP:OD2	26:EZ:44:ARG:NH1	2.46	0.48
33:FA:794:A:C6	33:FA:795:C:N3	2.82	0.48
34:FB:40:ILE:HG21	34:FB:201:GLY:HA2	1.96	0.48

*Continued on next page...*

*Continued from previous page...*

Atom-1	Atom-2	Interatomic distance (Å)	Clash overlap (Å)
38:FF:18:VAL:HA	38:FF:21:MET:SD	2.54	0.48
43:FK:35:THR:HB	43:FK:40:ASN:H	1.78	0.48
33:FA:554:A:C5'	44:FL:26:ALA:HB1	2.43	0.48
54:FV:536:PHE:CZ	54:FV:578:LEU:HD23	2.49	0.48
33:FA:1493:A:H8	55:FW:3:SER:OG	1.97	0.48
1:GA:1013:C:OP2	59:GA:3595:HOH:O	2.19	0.48
1:GA:1656:C:OP1	4:GD:141:ARG:NH1	2.46	0.48
1:GA:1715:G:N2	1:GA:1744:A:OP2	2.46	0.48
1:GA:2287:A:C4	1:GA:2289:G:N7	2.81	0.48
1:GA:1782:U:C6	1:GA:2609:U:C5	3.02	0.48
1:GA:2705:A:OP2	59:GA:3670:HOH:O	2.20	0.48
1:GA:2773:C:OP1	4:GD:171:THR:HG23	2.13	0.48
1:GA:576:U:OP1	59:GA:3661:HOH:O	2.20	0.48
1:GA:651:G:H5'	30:G3:18:LYS:HG3	1.95	0.48
4:GD:190:LYS:O	4:GD:190:LYS:HG3	2.14	0.48
5:GE:181:ILE:HG12	12:GL:2:ARG:HH21	1.77	0.48
10:GJ:30:THR:HG22	10:GJ:31:GLU:N	2.28	0.48
33:HA:1011:C:H2'	33:HA:1012:A:C5'	2.44	0.48
33:HA:461:A:C2'	33:HA:462:G:H5'	2.43	0.48
34:HB:20:ARG:HA	34:HB:20:ARG:NH1	2.29	0.48
36:HD:26:ARG:NH1	36:HD:31:LYS:HE3	2.28	0.48
38:HF:3:HIS:HB2	38:HF:92:THR:HG23	1.96	0.48
41:HI:129:LYS:HG3	41:HI:130:ARG:H	1.78	0.48
33:HA:656:G:H4'	47:HO:62:GLN:NE2	2.29	0.48
1:AA:1187:G:H5''	18:AR:83:TYR:CE2	2.49	0.47
1:AA:160:A:C6	1:AA:161:A:C6	3.02	0.47
1:AA:2230:G:H2'	1:AA:2231:U:C6	2.48	0.47
1:AA:2303:G:C4	1:AA:2304:G:C8	3.02	0.47
1:AA:2864:G:C5	1:AA:2865:U:C4	3.02	0.47
5:AE:46:GLN:HG3	5:AE:87:ALA:CB	2.44	0.47
6:AF:10:GLU:HG2	6:AF:13:LYS:CD	2.44	0.47
9:AI:19:PRO:HG3	9:AI:23:VAL:HG23	1.95	0.47
12:AL:74:THR:HG22	12:AL:107:PHE:HB2	1.96	0.47
18:AR:39:LEU:HB3	18:AR:49:ILE:HD13	1.95	0.47
21:AU:52:ASN:C	21:AU:54:PRO:HD2	2.34	0.47
33:BA:1512:U:H2'	33:BA:1513:A:H8	1.79	0.47
33:BA:373:A:H1'	33:BA:481:G:H1'	1.96	0.47
33:BA:575:G:C5	33:BA:881:G:C2	3.02	0.47
33:BA:75:G:H3'	33:BA:76:G:H8	1.79	0.47
35:BC:88:ARG:HB2	35:BC:101:ILE:HG21	1.95	0.47
39:BG:50:LEU:CD1	39:BG:61:ALA:HB1	2.43	0.47

*Continued on next page...*

*Continued from previous page...*

Atom-1	Atom-2	Interatomic distance (Å)	Clash overlap (Å)
42:BJ:25:ILE:HG21	42:BJ:74:VAL:HG11	1.96	0.47
43:BK:16:VAL:HG12	43:BK:79:ILE:HG12	1.96	0.47
1:CA:1000:A:N6	1:CA:1001:A:N1	2.62	0.47
1:CA:1069:A:C4	1:CA:1073:A:N7	2.82	0.47
1:CA:1079:C:H2'	1:CA:1080:A:H5'	1.95	0.47
1:CA:1770:G:C5	1:CA:1983:G:C6	3.01	0.47
4:CD:193:VAL:HB	4:CD:194:PRO:HD2	1.96	0.47
7:CG:96:ALA:HB3	7:CG:103:ASN:HB3	1.96	0.47
7:CG:84:LYS:CG	7:CG:85:LYS:N	2.77	0.47
11:CK:24:VAL:HG12	11:CK:30:ARG:HD3	1.95	0.47
19:CS:59:GLU:HA	19:CS:64:ALA:HB2	1.95	0.47
23:CW:40:ARG:H	23:CW:56:HIS:HB3	1.78	0.47
34:DB:185:ILE:HA	34:DB:199:ILE:HB	1.95	0.47
54:DV:219:HIS:NE2	54:DV:221:ASN:HB2	2.29	0.47
32:E5:33:VAL:HG12	32:E5:34:THR:N	2.21	0.47
32:E5:58:THR:CB	32:E5:82:ILE:HB	2.44	0.47
1:EA:1011:G:OP1	17:EQ:76:SER:OG	2.25	0.47
1:EA:1142:A:C2	1:EA:1144:A:C1'	2.97	0.47
1:EA:1770:G:C5	1:EA:1983:G:C6	3.02	0.47
1:EA:2358:A:C5	1:EA:2359:C:C5	3.02	0.47
1:EA:2741:A:H2'	1:EA:2742:G:O4'	2.14	0.47
1:EA:725:G:C6	1:EA:726:G:N1	2.82	0.47
1:EA:846:U:H1'	1:EA:847:U:C5	2.49	0.47
6:EF:111:ARG:NE	45:FM:75:MET:SD	2.86	0.47
10:EJ:12:LYS:O	10:EJ:13:ARG:HB2	2.14	0.47
14:EN:37:THR:OG1	14:EN:40:LYS:HD2	2.14	0.47
16:EP:50:ARG:CD	16:EP:51:ASN:N	2.77	0.47
1:EA:2849:U:P	16:EP:92:ARG:HH12	2.37	0.47
18:ER:98:ILE:O	18:ER:98:ILE:HG22	2.14	0.47
33:FA:1478:U:H2'	33:FA:1479:C:C6	2.50	0.47
33:FA:542:G:OP1	36:FD:10:LYS:HE3	2.14	0.47
37:FE:38:VAL:HG11	37:FE:114:VAL:HA	1.96	0.47
41:FI:25:ASN:HA	41:FI:59:GLU:O	2.14	0.47
54:FV:113:TYR:O	54:FV:142:ASN:N	2.47	0.47
1:GA:1083:U:C6	1:GA:1085:A:OP2	2.67	0.47
1:GA:1536:C:H1'	1:GA:1537:G:N2	2.29	0.47
2:GB:28:C:H2'	2:GB:29:A:C8	2.49	0.47
4:GD:110:THR:HG23	4:GD:171:THR:HG22	1.95	0.47
6:GF:134:GLN:HG3	6:GF:140:ILE:CG1	2.43	0.47
6:GF:21:TYR:CE2	6:GF:28:PRO:HD3	2.48	0.47
10:GJ:12:LYS:O	10:GJ:13:ARG:HB2	2.14	0.47

*Continued on next page...*

*Continued from previous page...*

Atom-1	Atom-2	Interatomic distance (Å)	Clash overlap (Å)
11:GK:61:VAL:CG2	11:GK:87:LEU:HD11	2.44	0.47
14:GN:26:GLY:HA2	14:GN:75:ILE:HD13	1.95	0.47
17:GQ:4:LYS:HE2	17:GQ:7:VAL:CG1	2.43	0.47
22:GV:63:ILE:HD12	22:GV:72:VAL:HG21	1.94	0.47
33:HA:1309:G:C6	33:HA:1329:A:C2	3.02	0.47
33:HA:715:A:H2'	33:HA:716:A:C8	2.49	0.47
33:HA:736:C:OP1	50:HR:61:ARG:NE	2.47	0.47
36:HD:61:VAL:HA	36:HD:64:ILE:HD12	1.96	0.47
38:HF:22:ILE:O	38:HF:26:THR:OG1	2.21	0.47
44:HL:87:VAL:O	44:HL:89:ASP:N	2.47	0.47
1:AA:136:G:H1	1:AA:143:C:H42	1.61	0.47
1:AA:2302:U:H2'	1:AA:2303:G:H8	1.79	0.47
1:AA:2773:C:OP1	4:AD:171:THR:HG23	2.14	0.47
1:AA:2841:C:C2	1:AA:2877:G:N2	2.82	0.47
1:AA:2884:U:O4'	1:AA:2884:U:O2	2.32	0.47
1:AA:363:G:H2'	1:AA:364:C:C6	2.49	0.47
4:AD:193:VAL:HB	4:AD:194:PRO:HD2	1.96	0.47
6:AF:121:PHE:CE1	6:AF:166:ARG:HD3	2.49	0.47
6:AF:133:GLU:H	6:AF:150:GLY:CA	2.27	0.47
10:AJ:111:LYS:HD2	10:AJ:112:GLY:H	1.77	0.47
13:AM:106:ASP:O	13:AM:108:VAL:N	2.47	0.47
14:AN:71:ARG:HH21	14:AN:71:ARG:CG	2.27	0.47
35:BC:23:PHE:CD1	35:BC:24:ALA:N	2.82	0.47
36:BD:105:MET:HG2	36:BD:171:LEU:HD22	1.95	0.47
37:BE:114:VAL:HG21	37:BE:141:ILE:CD1	2.44	0.47
37:BE:151:GLU:HG2	37:BE:152:MET:HG2	1.96	0.47
38:BF:97:THR:O	38:BF:98:GLU:HB3	2.12	0.47
39:BG:70:ARG:CG	39:BG:96:ARG:HG2	2.44	0.47
41:BI:91:ASP:HB2	41:BI:93:SER:H	1.79	0.47
48:BP:52:LEU:HD13	48:BP:78:VAL:HG21	1.96	0.47
52:BT:55:GLN:N	52:BT:56:PRO:HD2	2.29	0.47
1:CA:1083:U:C6	1:CA:1085:A:OP2	2.67	0.47
1:CA:1613:G:C2	1:CA:1619:G:C5	3.02	0.47
1:CA:2340:A:H2'	1:CA:2341:G:C8	2.49	0.47
1:CA:419:U:H2'	1:CA:420:C:H6	1.78	0.47
1:CA:597:G:C2	1:CA:661:A:C2	3.02	0.47
7:CG:38:ASP:N	7:CG:38:ASP:OD1	2.47	0.47
15:CO:111:ARG:HD3	15:CO:117:PHE:CE1	2.48	0.47
23:CW:39:GLN:CG	23:CW:41:GLY:O	2.62	0.47
33:DA:1132:C:H2'	33:DA:1133:G:C8	2.50	0.47
33:DA:796:C:OP1	43:DK:128:ARG:HB3	2.13	0.47

*Continued on next page...*

*Continued from previous page...*

Atom-1	Atom-2	Interatomic distance (Å)	Clash overlap (Å)
46:DN:42:TRP:O	46:DN:45:VAL:HG22	2.14	0.47
1:EA:1079:C:C2	1:EA:1088:A:C6	3.02	0.47
1:EA:2137:U:O4	1:EA:2155:U:O2'	2.22	0.47
1:EA:2835:A:N7	1:EA:2878:U:C5	2.82	0.47
1:EA:284:U:H2'	1:EA:285:G:C8	2.49	0.47
8:EH:3:VAL:CG2	8:EH:36:ALA:HB1	2.44	0.47
9:EI:33:ASN:ND2	9:EI:65:SER:OG	2.47	0.47
1:EA:2360:G:O4'	12:EL:60:ARG:NH2	2.47	0.47
23:EW:65:LYS:O	23:EW:81:ILE:HA	2.13	0.47
33:FA:98:A:H2'	33:FA:99:C:C6	2.49	0.47
36:FD:13:ARG:NH1	36:FD:37:ALA:O	2.44	0.47
37:FE:81:LEU:HD12	37:FE:147:MET:SD	2.54	0.47
33:FA:1379:G:N7	39:FG:2:PRO:HB2	2.29	0.47
54:FV:24:THR:CB	58:FV:801:GCP:O2B	2.60	0.47
1:GA:1004:U:O2'	1:GA:1005:C:OP2	2.32	0.47
1:GA:1073:A:H3'	1:GA:1074:G:C5'	2.44	0.47
1:GA:1087:G:O2'	1:GA:1088:A:P	2.72	0.47
1:GA:1223:G:N2	1:GA:1226:A:OP2	2.38	0.47
1:GA:1773:A:C5	1:GA:1829:A:H1'	2.50	0.47
9:GI:57:VAL:HG12	9:GI:58:ILE:N	2.29	0.47
17:GQ:91:ARG:NE	17:GQ:93:ILE:HG21	2.29	0.47
23:GW:18:LYS:N	23:GW:36:ILE:HB	2.28	0.47
37:HE:80:THR:HB	37:HE:122:ASN:ND2	2.30	0.47
38:HF:17:GLN:O	38:HF:21:MET:N	2.46	0.47
43:HK:84:VAL:N	43:HK:109:ASN:O	2.47	0.47
44:HL:38:TYR:HB2	44:HL:52:VAL:HG23	1.95	0.47
46:HN:35:ASN:HB2	46:HN:41:ARG:HD3	1.96	0.47
51:HS:51:VAL:CG2	51:HS:71:LEU:HD21	2.43	0.47
1:AA:1219:U:H2'	1:AA:1220:G:H8	1.79	0.47
1:AA:1970:A:H4'	1:AA:1971:U:OP1	2.14	0.47
1:AA:2452:C:C4	1:AA:2453:A:C6	3.03	0.47
1:AA:2682:A:C8	4:AD:11:MET:CG	2.97	0.47
1:AA:608:A:C6	1:AA:609:A:C6	3.02	0.47
7:AG:84:LYS:HG2	7:AG:85:LYS:N	2.29	0.47
12:AL:82:LEU:HB2	12:AL:90:VAL:HG21	1.97	0.47
15:AO:38:GLN:HB3	15:AO:47:VAL:HG21	1.96	0.47
20:AT:28:ASN:OD1	20:AT:29:THR:HB	2.14	0.47
22:AV:76:ASP:OD1	22:AV:77:VAL:N	2.48	0.47
25:AY:6:LEU:CD1	25:AY:56:LEU:HD11	2.45	0.47
26:AZ:38:GLU:HG3	26:AZ:43:ILE:HD12	1.96	0.47
33:BA:1162:C:H2'	33:BA:1163:A:C8	2.49	0.47

*Continued on next page...*

*Continued from previous page...*

Atom-1	Atom-2	Interatomic distance (Å)	Clash overlap (Å)
33:BA:483:C:H5'	33:BA:484:G:OP2	2.14	0.47
33:BA:490:C:H2'	33:BA:491:G:H8	1.79	0.47
33:BA:874:G:C5	33:BA:875:U:C5	3.02	0.47
33:BA:993:G:H22	33:BA:996:A:H62	1.63	0.47
54:BV:195:ASP:OD1	54:BV:196:ALA:N	2.46	0.47
1:CA:2332:C:H5'	1:CA:2336:A:N6	2.29	0.47
1:CA:2537:U:H2'	1:CA:2538:C:C6	2.49	0.47
1:CA:2577:A:H5'	1:CA:2578:G:H5'	1.96	0.47
1:CA:2899:A:H2'	1:CA:2900:A:C8	2.49	0.47
1:CA:273:G:N2	1:CA:365:U:C2	2.82	0.47
1:CA:78:U:H2'	1:CA:79:C:C6	2.50	0.47
1:CA:979:A:H2'	1:CA:982:C:H42	1.78	0.47
4:CD:172:VAL:HG23	4:CD:194:PRO:HD3	1.96	0.47
10:CJ:44:TYR:HD1	10:CJ:44:TYR:O	1.97	0.47
23:CW:8:SER:O	23:CW:9:THR:HG22	2.14	0.47
33:DA:1366:C:O2'	42:DJ:62:ARG:NH2	2.47	0.47
33:DA:562:U:C4	33:DA:884:U:C5	3.02	0.47
33:DA:995:C:N3	33:DA:1046:A:O2'	2.45	0.47
34:DB:209:VAL:HG23	34:DB:210:THR:N	2.29	0.47
35:DC:118:ASP:O	35:DC:121:THR:HG22	2.14	0.47
41:DI:11:ARG:HG3	41:DI:106:ARG:HE	1.79	0.47
1:EA:1885:A:H2'	1:EA:1886:U:O4'	2.14	0.47
1:EA:2071:A:H2'	1:EA:2072:C:C6	2.49	0.47
1:EA:404:A:H1'	1:EA:405:U:OP2	2.14	0.47
5:EE:76:PRO:HA	5:EE:82:GLY:HA3	1.96	0.47
6:EF:134:GLN:HE22	6:EF:149:ARG:HB3	1.80	0.47
6:EF:30:VAL:HA	6:EF:157:THR:HG22	1.96	0.47
6:EF:39:VAL:HG13	6:EF:40:GLY:N	2.29	0.47
10:EJ:43:GLU:O	10:EJ:45:THR:HG22	2.14	0.47
2:EB:28:C:OP1	15:EO:31:THR:HG21	2.14	0.47
25:EY:15:ASN:O	25:EY:19:LEU:HB2	2.14	0.47
33:FA:1021:A:C2'	33:FA:1022:A:H5'	2.44	0.47
33:FA:832:G:C2	33:FA:833:G:C8	3.03	0.47
41:FI:6:TYR:CD1	41:FI:89:GLU:CB	2.97	0.47
31:G4:2:LYS:HD3	31:G4:4:ARG:HH22	1.79	0.47
1:GA:1720:U:H2'	1:GA:1721:G:O4'	2.15	0.47
1:GA:2059:A:C2	1:GA:2503:A:C6	3.02	0.47
1:GA:481:G:C4	1:GA:507:A:C2	3.01	0.47
1:GA:806:C:C2	1:GA:807:U:C5	3.02	0.47
1:GA:901:C:O2'	1:GA:902:C:P	2.73	0.47
3:GC:28:PRO:HG2	3:GC:33:LEU:HD11	1.97	0.47

*Continued on next page...*

*Continued from previous page...*

Atom-1	Atom-2	Interatomic distance (Å)	Clash overlap (Å)
7:GG:10:VAL:O	7:GG:10:VAL:HG23	2.14	0.47
7:GG:97:VAL:HG23	7:GG:124:CYS:SG	2.54	0.47
9:GI:55:PRO:HB2	9:GI:71:LYS:CD	2.44	0.47
10:GJ:4:PHE:CG	10:GJ:5:THR:N	2.82	0.47
10:GJ:4:PHE:N	10:GJ:44:TYR:HH	2.10	0.47
10:GJ:64:VAL:O	10:GJ:65:THR:HG22	2.14	0.47
10:GJ:73:VAL:HG23	10:GJ:74:TYR:N	2.30	0.47
17:GQ:91:ARG:HH11	18:GR:11:GLN:N	2.12	0.47
23:GW:23:LYS:HE2	23:GW:24:ARG:CB	2.44	0.47
33:HA:701:U:H5'	33:HA:703:G:O4'	2.14	0.47
33:HA:880:C:OP1	44:HL:5:ASN:ND2	2.45	0.47
36:HD:3:ARG:NH2	36:HD:115:ARG:HE	2.12	0.47
40:HH:78:VAL:HG11	40:HH:125:ILE:HD11	1.95	0.47
45:HM:106:ALA:HB3	45:HM:110:LYS:CD	2.44	0.47
48:HP:63:GLN:N	48:HP:63:GLN:OE1	2.47	0.47
52:HT:28:MET:HE1	52:HT:67:ILE:CD1	2.44	0.47
54:HV:221:ASN:HA	54:HV:224:GLU:CB	2.45	0.47
1:AA:1285:A:N6	1:AA:1329:U:C6	2.82	0.47
1:AA:20:C:O2'	1:AA:21:A:H5'	2.14	0.47
1:AA:2615:U:H1'	27:A0:3:GLN:HB3	1.96	0.47
1:AA:2661:G:H2'	1:AA:2662:A:O4'	2.14	0.47
1:AA:39:G:N2	1:AA:441:U:C2	2.82	0.47
18:AR:54:VAL:CG2	18:AR:57:GLY:HA3	2.44	0.47
33:BA:1181:G:C2	33:BA:1182:G:N2	2.83	0.47
33:BA:86:G:H21	33:BA:87:C:H41	1.62	0.47
33:BA:76:G:H1	33:BA:93:U:H3	1.61	0.47
35:BC:123:GLN:HB3	35:BC:128:VAL:CG1	2.44	0.47
40:BH:10:MET:CE	40:BH:33:LYS:HA	2.45	0.47
43:BK:82:LEU:HD13	43:BK:105:PHE:CE1	2.48	0.47
44:BL:7:LEU:HD23	49:BQ:34:TYR:CE1	2.49	0.47
30:C3:41:ARG:HG3	30:C3:44:ARG:NH2	2.29	0.47
1:CA:1485:U:H3	1:CA:1504:A:H61	1.61	0.47
1:CA:2031:A:N3	1:CA:2455:G:O2'	2.33	0.47
1:CA:2070:A:O2'	1:CA:2071:A:H5'	2.14	0.47
1:CA:2698:U:H2'	1:CA:2699:C:H6	1.79	0.47
1:CA:2622:U:O2'	1:CA:2825:G:N7	2.47	0.47
1:CA:419:U:H2'	1:CA:420:C:C6	2.49	0.47
1:CA:684:G:OP1	29:C2:21:ARG:NH1	2.47	0.47
2:CB:7:G:H5'	15:CO:29:HIS:CD2	2.49	0.47
20:CT:4:GLU:N	20:CT:4:GLU:OE1	2.48	0.47
2:CB:12:C:C5	23:CW:72:GLY:HA3	2.49	0.47

*Continued on next page...*



*Continued from previous page...*

Atom-1	Atom-2	Interatomic distance (Å)	Clash overlap (Å)
26:CZ:40:THR:OG1	26:CZ:41:PRO:HD2	2.13	0.47
33:DA:1002:G:C2	33:DA:1003:G:C4	3.03	0.47
33:DA:597:G:C2	33:DA:644:U:C2	3.03	0.47
41:DI:120:LYS:O	41:DI:121:ALA:HB3	2.13	0.47
50:DR:22:ASP:OD1	50:DR:24:LYS:HE3	2.14	0.47
54:DV:223:ILE:O	54:DV:227:ALA:N	2.47	0.47
54:DV:514:GLN:HA	54:DV:587:ASP:O	2.14	0.47
1:EA:1079:C:H2'	1:EA:1080:A:H5'	1.95	0.47
1:EA:1239:G:P	59:EA:3699:HOH:O	2.72	0.47
1:EA:1323:C:OP1	19:ES:98:LYS:NZ	2.39	0.47
1:EA:1800:C:OP2	3:EC:181:ARG:NH1	2.47	0.47
1:EA:2505:G:HO2'	1:EA:2506:U:H6	1.61	0.47
9:EI:48:ILE:HG13	9:EI:49:GLU:H	1.78	0.47
17:EQ:91:ARG:NH2	17:EQ:93:ILE:HD13	2.29	0.47
20:ET:40:LYS:HA	20:ET:43:ILE:HG23	1.97	0.47
26:EZ:26:LEU:O	26:EZ:37:ARG:NH1	2.44	0.47
33:FA:70:U:HO2'	33:FA:71:A:H8	1.62	0.47
33:FA:842:U:H3'	33:FA:843:U:C5'	2.44	0.47
36:FD:73:ARG:HD3	36:FD:204:TYR:CE2	2.49	0.47
49:FQ:62:ARG:HG2	49:FQ:76:VAL:HG13	1.96	0.47
27:G0:33:SER:OG	27:G0:35:GLU:HG3	2.15	0.47
1:GA:1061:U:N1	9:GI:9:LYS:HD2	2.30	0.47
1:GA:1383:A:N7	1:GA:1384:A:C5	2.82	0.47
1:GA:48:G:N2	1:GA:177:G:H21	2.12	0.47
1:GA:2336:A:H61	23:GW:40:ARG:HB2	1.79	0.47
1:GA:307:G:N2	1:GA:310:A:C8	2.82	0.47
6:GF:114:ARG:N	6:GF:114:ARG:HD2	2.29	0.47
9:GI:79:LEU:HD22	9:GI:85:ILE:HD11	1.96	0.47
10:GJ:3:THR:HG21	17:GQ:60:TRP:HE1	1.79	0.47
11:GK:24:VAL:HG13	11:GK:33:ALA:HB2	1.96	0.47
1:GA:142:A:C2	20:GT:2:ILE:HG12	2.49	0.47
23:GW:51:GLY:HA3	23:GW:59:PHE:CZ	2.49	0.47
33:HA:399:G:H2'	33:HA:400:C:C6	2.49	0.47
34:HB:67:LEU:HD12	34:HB:157:PRO:CG	2.44	0.47
35:HC:42:TYR:CZ	35:HC:46:GLU:HG3	2.50	0.47
41:HI:11:ARG:H	41:HI:81:HIS:HD2	1.61	0.47
41:HI:41:ARG:HA	41:HI:45:ARG:HD3	1.97	0.47
52:HT:62:ALA:HA	52:HT:67:ILE:HG22	1.96	0.47
54:HV:169:LEU:HB2	54:HV:263:LEU:HB3	1.96	0.47
1:AA:553:G:H2'	1:AA:554:U:O4'	2.15	0.47
4:AD:46:ARG:HB3	4:AD:84:LEU:HB2	1.96	0.47

*Continued on next page...*

*Continued from previous page...*

Atom-1	Atom-2	Interatomic distance (Å)	Clash overlap (Å)
6:AF:39:VAL:HG21	6:AF:42:ALA:HB2	1.97	0.47
14:AN:24:MET:HG2	14:AN:44:LEU:HD22	1.96	0.47
33:BA:1025:U:H5''	33:BA:1026:G:H5'	1.97	0.47
33:BA:1119:C:OP1	41:BI:85:ARG:NH1	2.45	0.47
33:BA:1402:C:H2'	33:BA:1403:C:O4'	2.14	0.47
33:BA:234:C:H2'	33:BA:235:C:H6	1.80	0.47
33:BA:590:U:H2'	33:BA:591:U:H6	1.79	0.47
45:BM:4:ILE:O	45:BM:6:GLY:N	2.46	0.47
50:BR:71:THR:HG23	50:BR:74:HIS:H	1.79	0.47
1:CA:1380:G:N2	1:CA:1570:A:N1	2.62	0.47
1:CA:1936:A:H2	1:CA:1943:U:H5	1.61	0.47
1:CA:301:G:H4'	1:CA:302:C:OP1	2.15	0.47
1:CA:84:A:N1	1:CA:98:G:O2'	2.34	0.47
7:CG:68:ARG:HH12	7:CG:72:ASN:HD22	1.63	0.47
21:CU:88:ASP:OD2	21:CU:89:GLY:N	2.48	0.47
33:DA:17:U:H2'	33:DA:18:C:C6	2.49	0.47
34:DB:32:GLY:O	34:DB:33:ALA:CB	2.63	0.47
38:DF:68:GLN:HA	38:DF:71:ILE:CG2	2.45	0.47
39:DG:53:ARG:NH2	39:DG:122:ASN:OD1	2.45	0.47
32:E5:123:ILE:HG12	32:E5:124:ASP:N	2.30	0.47
1:EA:819:A:C4	1:EA:1189:A:C2	3.03	0.47
1:EA:1416:G:C4	1:EA:1417:C:C5	3.02	0.47
1:EA:1437:C:H2'	1:EA:1438:U:C6	2.48	0.47
1:EA:2376:A:H2'	1:EA:2377:A:O4'	2.15	0.47
1:EA:857:G:H1'	23:EW:19:ARG:HD3	1.96	0.47
4:ED:182:ALA:O	4:ED:184:ARG:N	2.47	0.47
16:EP:72:VAL:O	16:EP:72:VAL:HG23	2.15	0.47
20:ET:19:LYS:O	20:ET:20:ALA:C	2.52	0.47
1:EA:2330:G:O2'	23:EW:38:ARG:O	2.25	0.47
33:FA:489:C:H5''	36:FD:128:ARG:NH2	2.30	0.47
33:FA:76:G:C2	33:FA:77:A:H1'	2.50	0.47
39:FG:106:GLU:HA	39:FG:109:ARG:NE	2.30	0.47
44:FL:40:THR:HG22	44:FL:41:THR:N	2.29	0.47
45:FM:29:ARG:NH2	45:FM:63:PHE:CB	2.77	0.47
51:FS:3:ARG:O	51:FS:4:SER:CB	2.61	0.47
54:FV:130:ALA:HB1	54:FV:137:ARG:CZ	2.44	0.47
1:GA:1317:G:C2	1:GA:1336:A:C2	3.03	0.47
1:GA:1392:A:N7	20:GT:19:LYS:HD2	2.29	0.47
1:GA:2286:G:P	28:G1:29:LYS:CE	3.02	0.47
1:GA:381:G:OP1	24:GX:17:ARG:NH2	2.47	0.47
5:GE:12:LEU:HD21	5:GE:193:VAL:HB	1.97	0.47

*Continued on next page...*

*Continued from previous page...*

Atom-1	Atom-2	Interatomic distance (Å)	Clash overlap (Å)
19:GS:26:GLY:H	19:GS:71:VAL:HG23	1.80	0.47
20:GT:13:ALA:HB1	25:GY:33:ALA:HB1	1.96	0.47
33:HA:1197:A:OP1	59:HA:1831:HOH:O	2.20	0.47
33:HA:748:G:C6	33:HA:749:A:C5	3.03	0.47
34:HB:187:ASP:OD2	34:HB:202:ASN:HA	2.14	0.47
39:HG:130:ASN:HB2	39:HG:135:VAL:HG21	1.96	0.47
54:HV:217:GLU:O	54:HV:220:GLN:N	2.48	0.47
1:AA:1091:G:H1'	31:A4:12:ARG:NH1	2.30	0.47
32:A5:117:LEU:CD2	32:A5:120:ALA:C	2.83	0.47
1:AA:112:U:H2'	1:AA:113:U:H5'	1.96	0.47
1:AA:2523:G:C2'	1:AA:2524:G:H5'	2.44	0.47
16:AP:91:VAL:O	16:AP:92:ARG:HG2	2.14	0.47
33:BA:1248:A:C4	33:BA:1290:G:N2	2.83	0.47
33:BA:1493:A:N1	54:BV:591:LEU:HB2	2.29	0.47
38:BF:1:MET:HG3	38:BF:67:PRO:HA	1.96	0.47
43:BK:71:ALA:HB1	43:BK:105:PHE:CE2	2.50	0.47
44:BL:3:THR:HG22	44:BL:5:ASN:N	2.29	0.47
46:BN:26:GLU:HG2	46:BN:27:LEU:HD12	1.95	0.47
48:BP:74:LEU:O	48:BP:78:VAL:HG23	2.15	0.47
50:BR:34:THR:OG1	50:BR:35:GLU:N	2.48	0.47
53:BU:42:THR:HA	53:BU:45:ARG:HB2	1.96	0.47
54:BV:93:VAL:HG22	54:BV:94:ASP:H	1.80	0.47
12:CL:57:LEU:CD2	30:C3:53:ASP:HB3	2.45	0.47
3:CC:68:ARG:CD	3:CC:103:ILE:HD11	2.45	0.47
1:CA:2787:C:H1'	4:CD:63:PRO:HG3	1.97	0.47
9:CI:89:SER:CB	9:CI:135:MET:SD	3.02	0.47
12:CL:74:THR:HG22	12:CL:107:PHE:HB2	1.95	0.47
13:CM:47:GLU:OE2	13:CM:51:ARG:NH2	2.47	0.47
18:CR:39:LEU:HD23	18:CR:53:PHE:HD1	1.80	0.47
18:CR:60:LYS:H	18:CR:100:GLY:HA3	1.79	0.47
33:DA:1452:C:H4'	33:DA:1453:G:O5'	2.15	0.47
33:DA:391:G:C6	33:DA:392:C:C4	3.02	0.47
33:DA:973:G:H3'	33:DA:974:A:H5''	1.97	0.47
34:DB:71:THR:HG23	34:DB:93:HIS:C	2.34	0.47
36:DD:72:PHE:CE2	36:DD:200:ILE:HD11	2.50	0.47
37:DE:112:ARG:O	37:DE:116:GLU:N	2.40	0.47
40:DH:29:SER:HB2	40:DH:59:LEU:HB2	1.95	0.47
43:DK:35:THR:HG1	43:DK:40:ASN:H	1.59	0.47
46:DN:45:VAL:HG23	46:DN:46:LEU:N	2.29	0.47
1:EA:1219:U:H2'	1:EA:1220:G:C8	2.50	0.47
1:EA:754:U:H2'	1:EA:755:U:C6	2.50	0.47

*Continued on next page...*

*Continued from previous page...*

Atom-1	Atom-2	Interatomic distance (Å)	Clash overlap (Å)
4:ED:77:ARG:NH2	4:ED:200:ASP:OD1	2.41	0.47
6:EF:42:ALA:HB1	6:EF:46:LYS:HA	1.96	0.47
33:FA:184:G:H2'	33:FA:185:U:C6	2.49	0.47
33:FA:408:A:OP1	36:FD:110:THR:HG21	2.14	0.47
33:FA:67:C:H2'	33:FA:68:G:C8	2.50	0.47
33:FA:995:C:N3	33:FA:1046:A:O2'	2.46	0.47
39:FG:53:ARG:NH2	39:FG:122:ASN:OD1	2.40	0.47
44:FL:25:GLU:HB2	44:FL:27:CYS:SG	2.54	0.47
44:FL:82:ILE:HG23	44:FL:95:TYR:HB3	1.97	0.47
30:G3:44:ARG:N	30:G3:45:PRO:HD2	2.30	0.47
30:G3:23:HIS:CD2	30:G3:49:VAL:HG12	2.50	0.47
1:GA:1813:G:N3	3:GC:49:THR:CG2	2.78	0.47
1:GA:26:G:C6	1:GA:27:G:N1	2.83	0.47
1:GA:547:A:H3'	1:GA:548:G:C5'	2.44	0.47
1:GA:655:A:H4'	1:GA:656:G:OP1	2.14	0.47
2:GB:37:C:C5	2:GB:38:C:C4	3.02	0.47
6:GF:151:LEU:HD13	6:GF:153:ILE:HG23	1.96	0.47
6:GF:78:ILE:HG21	6:GF:84:ILE:CD1	2.45	0.47
9:GI:12:VAL:HG22	9:GI:23:VAL:CG1	2.43	0.47
9:GI:57:VAL:HB	9:GI:69:VAL:HB	1.97	0.47
1:GA:995:C:N3	10:GJ:3:THR:OG1	2.48	0.47
22:GV:72:VAL:HG12	22:GV:93:ARG:HA	1.96	0.47
33:HA:1142:G:C2	33:HA:1143:G:H1'	2.50	0.47
1:EA:1487:U:H5''	33:HA:412:A:C8	2.49	0.47
33:HA:685:G:N1	33:HA:686:U:O4	2.47	0.47
33:HA:690:G:H2'	33:HA:691:G:O4'	2.14	0.47
44:HL:63:VAL:HG21	44:HL:95:TYR:HE1	1.79	0.47
1:AA:2390:U:P	30:A3:34:LYS:HZ1	2.37	0.47
1:AA:1084:A:OP2	32:A5:55:VAL:HA	2.14	0.47
1:AA:1555:G:C2	1:AA:1556:C:C6	3.02	0.47
1:AA:279:A:H2'	1:AA:280:U:H5'	1.97	0.47
1:AA:422:A:C2	1:AA:423:A:C4	3.02	0.47
1:AA:547:A:H5''	1:AA:548:G:C8	2.49	0.47
1:AA:961:C:C4	1:AA:2031:A:C5	3.03	0.47
6:AF:64:PRO:HG3	6:AF:88:VAL:CG2	2.44	0.47
16:AP:4:ILE:O	16:AP:6:GLN:N	2.48	0.47
16:AP:57:ALA:O	16:AP:58:PHE:HB3	2.13	0.47
21:AU:70:ALA:CB	21:AU:79:ALA:HB1	2.44	0.47
23:AW:45:HIS:HB2	23:AW:50:VAL:HG13	1.97	0.47
34:BB:69:VAL:CG2	34:BB:162:VAL:HB	2.45	0.47
37:BE:156:LYS:HB3	40:BH:71:VAL:HG13	1.95	0.47

*Continued on next page...*

*Continued from previous page...*

Atom-1	Atom-2	Interatomic distance (Å)	Clash overlap (Å)
38:BF:24:ARG:HA	38:BF:27:ALA:HB3	1.96	0.47
33:BA:1348:U:H4'	41:BI:122:ARG:HG3	1.96	0.47
41:BI:7:TYR:CG	41:BI:8:GLY:N	2.81	0.47
48:BP:77:GLU:C	48:BP:79:ASN:H	2.18	0.47
54:BV:236:LYS:HE2	54:BV:241:GLU:HG3	1.96	0.47
54:BV:31:LEU:HA	54:BV:34:THR:HG22	1.96	0.47
54:BV:539:ASP:OD2	54:BV:577:ARG:NE	2.41	0.47
1:CA:1178:C:N4	1:CA:1179:G:O6	2.48	0.47
1:CA:1205:A:C5	5:CE:165:HIS:CD2	3.03	0.47
9:CI:104:GLN:HA	9:CI:108:ILE:HD12	1.97	0.47
9:CI:109:ALA:CB	9:CI:128:ILE:HG13	2.43	0.47
15:CO:35:ILE:HB	15:CO:102:ARG:NH1	2.29	0.47
19:CS:84:ARG:HB2	19:CS:96:ILE:HG23	1.96	0.47
33:DA:1492:A:C2'	33:DA:1493:A:H5''	2.45	0.47
33:DA:164:G:C2	33:DA:165:G:C8	3.03	0.47
41:DI:91:ASP:CG	41:DI:93:SER:HB3	2.35	0.47
48:DP:46:LYS:CE	48:DP:48:GLU:H	2.27	0.47
54:DV:200:VAL:HG23	54:DV:201:THR:HG23	1.95	0.47
1:EA:2039:U:H2'	1:EA:2040:G:C8	2.50	0.47
1:EA:528:A:C2	1:EA:2042:A:H2'	2.49	0.47
1:EA:283:G:C2	1:EA:284:U:H1'	2.50	0.47
1:EA:612:G:O2'	1:EA:613:A:C8	2.68	0.47
10:EJ:4:PHE:CG	10:EJ:5:THR:N	2.82	0.47
16:EP:17:PRO:HG3	16:EP:83:ILE:O	2.15	0.47
24:EX:36:ARG:HG2	24:EX:47:THR:HG22	1.95	0.47
33:FA:104:G:OP2	52:FT:13:GLN:NE2	2.42	0.47
33:FA:1232:U:N3	33:FA:1233:G:C8	2.82	0.47
33:FA:279:A:H8	33:FA:279:A:H5'	1.80	0.47
33:FA:658:C:H2'	33:FA:659:U:H6	1.79	0.47
41:FI:26:GLY:N	41:FI:59:GLU:OE1	2.44	0.47
42:FJ:80:THR:O	42:FJ:83:THR:HG22	2.15	0.47
1:GA:1760:C:H2'	1:GA:1761:C:O4'	2.14	0.47
1:GA:271:G:H4'	1:GA:272:A:OP1	2.15	0.47
1:GA:2757:A:N1	7:GG:66:THR:HG21	2.29	0.47
7:GG:8:VAL:HG11	7:GG:49:LEU:HB2	1.97	0.47
12:GL:56:PRO:HD2	12:GL:59:ARG:HB2	1.97	0.47
5:GE:28:VAL:HG23	12:GL:6:LEU:HD21	1.96	0.47
15:GO:81:ARG:O	15:GO:84:GLU:HB3	2.14	0.47
17:GQ:91:ARG:HD3	18:GR:11:GLN:HB2	1.96	0.47
18:GR:49:ILE:O	18:GR:49:ILE:HG13	2.14	0.47
22:GV:60:VAL:O	22:GV:61:LEU:HD13	2.15	0.47

*Continued on next page...*

*Continued from previous page...*

Atom-1	Atom-2	Interatomic distance (Å)	Clash overlap (Å)
23:GW:72:GLY:N	23:GW:73:PRO:CD	2.78	0.47
24:GX:70:LEU:HD23	24:GX:73:ARG:HH11	1.78	0.47
33:HA:791:G:C6	33:HA:792:A:N7	2.82	0.47
41:HI:57:MET:HG2	41:HI:58:VAL:H	1.80	0.47
41:HI:83:ILE:O	41:HI:87:LEU:HD13	2.14	0.47
45:HM:11:ASP:OD1	45:HM:45:ILE:HD13	2.14	0.47
54:HV:557:ILE:HG21	54:HV:576:ILE:CD1	2.45	0.47
32:A5:88:HIS:CB	32:A5:89:PRO:HD3	2.44	0.47
1:AA:1000:A:OP1	59:AA:3726:HOH:O	2.21	0.47
1:AA:980:A:C4	1:AA:1136:G:O4'	2.68	0.47
1:AA:1753:G:N2	1:AA:1755:A:H3'	2.30	0.47
1:AA:118:A:N3	1:AA:178:G:H1'	2.29	0.47
1:AA:219:A:N3	1:AA:234:U:O2'	2.45	0.47
1:AA:2406:A:OP1	59:AA:3558:HOH:O	2.19	0.47
1:AA:2742:G:OP1	31:A4:36:ARG:HD3	2.15	0.47
1:AA:714:U:H5'	1:AA:715:A:OP2	2.14	0.47
5:AE:164:LEU:CB	5:AE:167:VAL:HG13	2.45	0.47
6:AF:11:VAL:CG1	6:AF:171:ALA:HB3	2.43	0.47
6:AF:49:LEU:HD11	6:AF:86:CYS:HB3	1.96	0.47
7:AG:39:ALA:HA	7:AG:57:TYR:CE2	2.49	0.47
9:AI:14:ALA:HB1	9:AI:45:THR:HG22	1.95	0.47
1:AA:2336:A:N6	23:AW:40:ARG:HB3	2.30	0.47
36:BD:64:ILE:HG22	36:BD:65:TYR:CD1	2.49	0.47
38:BF:46:GLN:OE1	38:BF:55:HIS:HB3	2.15	0.47
52:BT:81:ALA:O	52:BT:85:LYS:CG	2.62	0.47
1:CA:1392:A:C6	1:CA:1393:A:C6	3.02	0.47
1:CA:1936:A:C2	1:CA:1943:U:H5	2.33	0.47
1:CA:996:A:H4'	17:CQ:91:ARG:CD	2.44	0.47
2:CB:53:A:O5'	2:CB:53:A:H8	1.98	0.47
4:CD:22:ILE:HG23	4:CD:190:LYS:HD2	1.96	0.47
6:CF:10:GLU:HA	6:CF:13:LYS:HB2	1.97	0.47
6:CF:131:VAL:HG22	6:CF:151:LEU:H	1.79	0.47
7:CG:163:TYR:O	7:CG:164:ALA:HB3	2.14	0.47
14:CN:24:MET:HE2	14:CN:44:LEU:HD13	1.97	0.47
16:CP:4:ILE:O	16:CP:5:LYS:HB3	2.15	0.47
18:CR:39:LEU:HB3	18:CR:49:ILE:HD13	1.96	0.47
20:CT:49:LYS:O	20:CT:52:GLU:N	2.48	0.47
1:CA:855:G:N3	23:CW:23:LYS:HD2	2.30	0.47
26:CZ:8:GLN:O	26:CZ:9:THR:HG22	2.14	0.47
33:DA:1130:A:H1'	33:DA:1146:A:C2	2.49	0.47
34:DB:72:LYS:HZ2	34:DB:204:ASP:HB3	1.80	0.47

*Continued on next page...*

*Continued from previous page...*

Atom-1	Atom-2	Interatomic distance (Å)	Clash overlap (Å)
34:DB:46:VAL:HB	34:DB:47:PRO:HD3	1.96	0.47
38:DF:61:LEU:HD12	38:DF:62:MET:H	1.79	0.47
32:E5:110:ALA:HB1	32:E5:113:PHE:CE1	2.49	0.47
1:EA:2311:A:H3'	1:EA:2312:U:C6	2.49	0.47
1:EA:2711:A:OP2	59:EA:3545:HOH:O	2.20	0.47
12:EL:85:VAL:HG22	12:EL:94:THR:HG22	1.96	0.47
17:EQ:56:PHE:O	17:EQ:59:LEU:N	2.48	0.47
17:EQ:93:ILE:HG23	17:EQ:94:LEU:N	2.28	0.47
23:EW:37:VAL:CG1	23:EW:38:ARG:H	2.19	0.47
23:EW:49:ASN:HB2	23:EW:60:ALA:HA	1.96	0.47
33:FA:1331:G:O2'	33:FA:1332:A:P	2.72	0.47
34:FB:170:ILE:H	34:FB:170:ILE:HD12	1.80	0.47
37:FE:46:VAL:HG11	37:FE:118:ALA:HB2	1.97	0.47
33:FA:1375:A:P	39:FG:28:ASN:HD22	2.38	0.47
43:FK:88:GLY:N	43:FK:114:THR:HG22	2.28	0.47
45:FM:43:VAL:HG13	45:FM:47:GLU:HG2	1.97	0.47
51:FS:5:LEU:O	51:FS:7:LYS:N	2.47	0.47
54:FV:420:VAL:HG12	54:FV:483:VAL:HG13	1.96	0.47
1:GA:1996:C:OP1	11:GK:31:ARG:NE	2.47	0.47
1:GA:2636:C:H2'	1:GA:2637:U:C6	2.49	0.47
9:GI:56:VAL:N	9:GI:71:LYS:HD2	2.30	0.47
14:GN:67:PHE:O	14:GN:71:ARG:HD2	2.15	0.47
19:GS:71:VAL:O	19:GS:71:VAL:HG23	2.15	0.47
52:HT:6:SER:C	52:HT:8:LYS:H	2.17	0.47
54:HV:430:LYS:HG2	54:HV:479:VAL:CG2	2.45	0.47
1:AA:1441:G:H2'	1:AA:1442:U:C6	2.50	0.47
1:AA:1474:U:H2'	1:AA:1475:G:H5'	1.95	0.47
1:AA:2352:A:N1	23:AW:30:VAL:HG11	2.30	0.47
1:AA:2481:G:O2'	1:AA:2482:A:H8	1.97	0.47
1:AA:2509:G:C5	1:AA:2510:C:C5	3.03	0.47
1:AA:2632:A:C2	1:AA:2633:G:C5	3.03	0.47
1:AA:1654:A:O2'	4:AD:118:PHE:CD2	2.66	0.47
10:AJ:77:HIS:CD2	10:AJ:79:GLY:H	2.33	0.47
13:AM:23:GLY:O	13:AM:101:VAL:HG12	2.15	0.47
23:AW:8:SER:O	23:AW:9:THR:HG22	2.15	0.47
33:BA:652:U:O3'	40:BH:56:LYS:NZ	2.44	0.47
34:BB:125:PHE:CG	34:BB:125:PHE:O	2.67	0.47
35:BC:184:TYR:OH	35:BC:199:LYS:HD3	2.14	0.47
35:BC:54:ARG:HB3	35:BC:69:HIS:HB2	1.97	0.47
36:BD:36:GLN:O	36:BD:37:ALA:HB2	2.14	0.47
43:BK:13:ARG:O	43:BK:15:GLN:N	2.48	0.47

*Continued on next page...*

*Continued from previous page...*

Atom-1	Atom-2	Interatomic distance (Å)	Clash overlap (Å)
43:BK:34:ILE:HB	43:BK:74:VAL:HG11	1.96	0.47
45:BM:49:SER:HB2	45:BM:52:GLN:HB2	1.96	0.47
48:BP:28:ARG:HG2	48:BP:28:ARG:HH21	1.80	0.47
54:BV:525:LEU:HD21	54:BV:535:GLU:HB2	1.96	0.47
1:CA:1916:A:H2'	1:CA:1917:U:O4'	2.14	0.47
1:CA:221:A:C4	1:CA:266:G:N7	2.83	0.47
1:CA:2901:C:N4	1:CA:2902:C:N4	2.63	0.47
1:CA:511:U:C5	1:CA:512:G:C5	3.02	0.47
2:CB:94:A:OP2	59:CB:1314:HOH:O	2.21	0.47
9:CI:12:VAL:HG21	9:CI:41:PHE:HE1	1.80	0.47
33:DA:1451:U:O2'	33:DA:1452:C:OP1	2.26	0.47
33:DA:512:U:H2'	33:DA:513:C:C6	2.49	0.47
34:DB:207:ARG:HG3	34:DB:208:ALA:N	2.30	0.47
35:DC:106:VAL:HG23	35:DC:106:VAL:O	2.15	0.47
36:DD:174:ASP:O	36:DD:175:ALA:HB2	2.14	0.47
41:DI:38:TYR:HD2	41:DI:39:PHE:CD2	2.33	0.47
54:DV:31:LEU:HA	54:DV:34:THR:HG22	1.95	0.47
1:EA:1913:A:H4'	1:EA:1914:C:H5''	1.97	0.47
1:EA:2287:A:C8	1:EA:2289:G:C8	3.02	0.47
1:EA:42:A:H2'	1:EA:43:G:H5'	1.97	0.47
1:EA:995:C:H6	1:EA:995:C:H5'	1.80	0.47
9:EI:33:ASN:CB	9:EI:65:SER:HA	2.44	0.47
12:EL:122:VAL:HG22	12:EL:142:ILE:HG12	1.96	0.47
15:EO:36:TYR:N	15:EO:36:TYR:CD1	2.83	0.47
19:ES:59:GLU:HA	19:ES:64:ALA:CB	2.45	0.47
23:EW:37:VAL:HB	23:EW:38:ARG:NH1	2.29	0.47
33:FA:255:G:C6	33:FA:256:U:C4	3.03	0.47
33:FA:976:G:H2'	33:FA:1362:A:N1	2.29	0.47
34:FB:70:GLY:CA	34:FB:163:ILE:HG22	2.45	0.47
37:FE:157:ARG:HD2	40:FH:43:GLU:O	2.15	0.47
39:FG:9:GLN:OE1	39:FG:9:GLN:N	2.48	0.47
49:FQ:59:VAL:CG2	49:FQ:75:LEU:CD1	2.93	0.47
1:GA:1131:G:C5	10:GJ:77:HIS:CE1	3.03	0.47
1:GA:1283:G:N2	1:GA:1285:A:H3'	2.30	0.47
1:GA:1681:G:O2'	1:GA:1762:A:N3	2.41	0.47
1:GA:2267:A:H5''	1:GA:2268:A:H5'	1.95	0.47
1:GA:553:G:H2'	1:GA:554:U:O4'	2.14	0.47
1:GA:747:U:C4	1:GA:2613:U:C4	3.02	0.47
1:GA:834:G:H8	1:GA:834:G:O5'	1.97	0.47
9:GI:85:ILE:HD12	9:GI:100:ILE:HG21	1.95	0.47
33:HA:1513:A:H2'	33:HA:1514:G:H8	1.80	0.47

*Continued on next page...*



*Continued from previous page...*

Atom-1	Atom-2	Interatomic distance (Å)	Clash overlap (Å)
33:HA:51:A:N7	33:HA:114:U:O2'	2.47	0.47
33:HA:747:A:C6	33:HA:748:G:C6	3.03	0.47
33:HA:982:U:H4'	33:HA:983:A:O5'	2.14	0.47
45:HM:95:LEU:C	45:HM:109:ARG:HG2	2.34	0.47
54:HV:382:ILE:O	54:HV:382:ILE:HD12	2.15	0.47
54:HV:494:ILE:HD13	54:HV:494:ILE:H	1.79	0.47
30:A3:33:THR:HG23	30:A3:34:LYS:N	2.29	0.47
1:AA:1070:A:H5'	1:AA:1072:C:OP2	2.14	0.47
1:AA:1476:U:C5	1:AA:1514:G:N2	2.82	0.47
1:AA:1796:U:H2'	1:AA:1797:G:C8	2.50	0.47
1:AA:570:G:H2'	1:AA:2030:A:N7	2.30	0.47
1:AA:2787:C:H1'	4:AD:63:PRO:HG3	1.96	0.47
1:AA:71:A:C2	1:AA:73:A:C2	3.03	0.47
2:AB:78:A:H2'	2:AB:79:G:O4'	2.14	0.47
3:AC:78:GLU:OE1	3:AC:100:ARG:NH1	2.47	0.47
5:AE:113:VAL:HG12	5:AE:118:LEU:HD12	1.97	0.47
6:AF:121:PHE:HB3	6:AF:162:ASP:OD2	2.15	0.47
6:AF:90:LEU:HB3	6:AF:95:MET:HA	1.97	0.47
11:AK:66:LYS:HA	11:AK:79:PHE:O	2.15	0.47
12:AL:23:ILE:HD12	18:AR:84:ARG:NE	2.30	0.47
14:AN:55:ALA:HB2	14:AN:79:LEU:HB3	1.97	0.47
20:AT:54:GLU:HG3	20:AT:88:LYS:HB2	1.96	0.47
22:AV:75:GLN:HB2	22:AV:92:VAL:HG22	1.97	0.47
23:AW:44:PHE:CE2	23:AW:76:ARG:HD3	2.50	0.47
1:AA:1808:A:N1	24:AX:27:ARG:HD2	2.29	0.47
33:BA:1401:G:C6	33:BA:1402:C:C2	3.03	0.47
33:BA:481:G:HO2'	33:BA:482:A:H8	1.59	0.47
33:BA:720:C:N4	33:BA:721:G:C2	2.83	0.47
33:BA:8:A:C5	36:BD:206:LYS:HB3	2.50	0.47
33:BA:1216:A:H5''	46:BN:5:SER:HB3	1.97	0.47
46:BN:73:PHE:CZ	46:BN:78:GLY:HA2	2.49	0.47
48:BP:46:LYS:HG3	48:BP:47:GLU:N	2.30	0.47
1:CA:1387:A:H5'	1:CA:1469:A:H1'	1.97	0.47
1:CA:1447:C:H2'	1:CA:1448:G:C8	2.49	0.47
1:CA:2105:U:H2'	1:CA:2106:U:C6	2.49	0.47
1:CA:2210:U:H4'	1:CA:2211:A:H5'	1.97	0.47
1:CA:1993:U:H4'	4:CD:133:THR:CG2	2.45	0.47
4:CD:70:LYS:O	4:CD:71:ALA:CB	2.63	0.47
10:CJ:32:LEU:O	10:CJ:36:LEU:HB2	2.14	0.47
14:CN:78:LYS:HE2	14:CN:83:LEU:HD11	1.96	0.47
11:CK:108:ARG:HH21	16:CP:34:GLY:HA3	1.78	0.47

*Continued on next page...*

*Continued from previous page...*

Atom-1	Atom-2	Interatomic distance (Å)	Clash overlap (Å)
16:CP:85:VAL:HG13	16:CP:86:LYS:N	2.30	0.47
24:CX:29:LEU:H	24:CX:29:LEU:HD22	1.80	0.47
33:DA:521:G:OP2	44:DL:51:LYS:NZ	2.40	0.47
33:DA:841:C:N3	33:DA:843:U:C6	2.83	0.47
33:DA:927:G:N2	33:DA:1391:U:H1'	2.30	0.47
34:DB:9:LEU:HG	34:DB:42:LEU:HD13	1.97	0.47
35:DC:97:VAL:HB	35:DC:98:PRO:HD2	1.97	0.47
33:DA:625:U:H4'	48:DP:16:PHE:CE2	2.50	0.47
54:DV:138:ILE:HG12	54:DV:286:LEU:HD21	1.97	0.47
54:DV:36:VAL:HG12	54:DV:37:ASN:H	1.79	0.47
30:E3:22:LYS:HA	30:E3:47:ALA:O	2.15	0.47
10:EJ:118:MET:HA	10:EJ:121:LYS:HE2	1.97	0.47
11:EK:14:SER:HB2	11:EK:95:ILE:HD11	1.96	0.47
12:EL:87:GLY:O	12:EL:89:VAL:N	2.48	0.47
19:ES:24:ILE:HG22	19:ES:71:VAL:HG21	1.97	0.47
33:FA:1428:A:H2'	33:FA:1429:A:O4'	2.15	0.47
34:FB:83:ALA:HA	34:FB:88:GLN:HE21	1.80	0.47
38:FF:86:ARG:NH2	50:FR:64:TYR:HB3	2.30	0.47
39:FG:113:ASP:N	39:FG:113:ASP:OD1	2.46	0.47
42:FJ:35:GLN:HG2	42:FJ:78:GLU:N	2.30	0.47
42:FJ:10:LEU:HG	42:FJ:98:VAL:HG22	1.96	0.47
53:FU:10:GLU:H	53:FU:11:PRO:HD3	1.80	0.47
1:GA:1056:G:H5''	1:GA:1057:A:O4'	2.15	0.47
1:GA:1069:A:O2'	1:GA:1070:A:OP2	2.30	0.47
1:GA:1164:C:H2'	1:GA:1165:A:H8	1.79	0.47
1:GA:644:A:H2'	1:GA:645:C:O4'	2.15	0.47
6:GF:112:ASP:O	6:GF:114:ARG:NE	2.47	0.47
6:GF:11:VAL:HG11	6:GF:96:TRP:CH2	2.50	0.47
9:GI:58:ILE:HG23	9:GI:66:PHE:CE2	2.50	0.47
11:GK:108:ARG:NH1	11:GK:113:MET:HE1	2.29	0.47
23:GW:40:ARG:HG3	23:GW:56:HIS:CD2	2.50	0.47
33:HA:451:A:C2	33:HA:480:U:C4	3.02	0.47
33:HA:668:G:HO2'	47:HO:46:HIS:HD1	1.62	0.47
33:HA:1113:C:H4'	35:HC:14:ILE:HG21	1.97	0.47
41:HI:44:ALA:O	41:HI:47:VAL:HG22	2.14	0.47
43:HK:46:THR:OG1	43:HK:47:ALA:N	2.40	0.47
45:HM:34:LEU:HD22	45:HM:39:ILE:HB	1.96	0.47
54:HV:544:VAL:HG12	54:HV:545:ILE:N	2.29	0.47
32:A5:51:TYR:CD1	32:A5:51:TYR:C	2.89	0.47
1:AA:1486:U:H2'	1:AA:1487:U:C6	2.50	0.47
1:AA:1747:U:H2'	1:AA:1748:C:C6	2.50	0.47

*Continued on next page...*

*Continued from previous page...*

Atom-1	Atom-2	Interatomic distance (Å)	Clash overlap (Å)
1:AA:2211:A:O2'	1:AA:2212:A:OP1	2.25	0.47
1:AA:221:A:C4	1:AA:266:G:N7	2.83	0.47
1:AA:563:A:C4	1:AA:2018:G:C2	3.03	0.47
1:AA:834:G:C6	1:AA:835:C:C4	3.03	0.47
1:AA:971:G:OP2	1:AA:974:G:N2	2.48	0.47
2:AB:3:C:H2'	2:AB:4:C:C6	2.50	0.47
1:AA:674:G:H1'	5:AE:69:ARG:CD	2.46	0.47
6:AF:107:VAL:HG11	6:AF:175:PRO:HG2	1.95	0.47
7:AG:12:ALA:CB	1:EA:2790:U:H2'	2.45	0.47
7:AG:25:ILE:HD12	7:AG:74:MET:HB2	1.97	0.47
7:AG:72:ASN:OD1	7:AG:76:ILE:HD11	2.15	0.47
10:AJ:73:VAL:HG23	10:AJ:74:TYR:N	2.30	0.47
18:AR:8:GLY:O	18:AR:10:LYS:HE3	2.14	0.47
19:AS:13:SER:O	19:AS:14:ALA:CB	2.62	0.47
1:AA:2352:A:C6	23:AW:30:VAL:HG11	2.50	0.47
23:AW:49:ASN:ND2	23:AW:59:PHE:O	2.46	0.47
1:AA:927:A:O2'	26:AZ:38:GLU:OE1	2.27	0.47
33:BA:1296:C:O3'	33:BA:1302:C:N4	2.48	0.47
35:BC:175:LEU:HD11	35:BC:201:TRP:HD1	1.79	0.47
38:BF:3:HIS:H	38:BF:92:THR:HG23	1.80	0.47
41:BI:94:LEU:O	41:BI:96:SER:N	2.42	0.47
45:BM:4:ILE:HG13	45:BM:4:ILE:O	2.15	0.47
54:BV:33:TYR:CE1	54:BV:199:GLY:HA3	2.50	0.47
1:CA:1223:G:N2	1:CA:1226:A:OP2	2.39	0.47
1:CA:2064:C:H2'	1:CA:2065:C:C6	2.49	0.47
1:CA:2286:G:H5''	1:CA:2287:A:O4'	2.15	0.47
1:CA:980:A:C6	1:CA:981:A:N1	2.83	0.47
2:CB:53:A:H2'	2:CB:54:G:O4'	2.15	0.47
2:CB:98:G:N1	22:CV:14:LYS:HE3	2.30	0.47
14:CN:71:ARG:CG	14:CN:71:ARG:HH21	2.28	0.47
20:CT:29:THR:HA	20:CT:86:THR:HA	1.97	0.47
23:CW:75:ASN:OD1	23:CW:76:ARG:N	2.48	0.47
33:DA:919:A:O2'	33:DA:920:U:H5'	2.15	0.47
33:DA:402:G:H5'	36:DD:71:GLN:NE2	2.30	0.47
38:DF:92:THR:O	38:DF:93:LYS:HG2	2.15	0.47
45:DM:4:ILE:HA	45:DM:57:ARG:HG3	1.97	0.47
46:DN:6:MET:SD	46:DN:9:ARG:CZ	3.03	0.47
33:DA:254:G:O3'	49:DQ:71:LYS:NZ	2.48	0.47
52:DT:44:LYS:HB2	52:DT:87:ALA:HB1	1.97	0.47
54:DV:11:ARG:HE	54:DV:283:ILE:HA	1.79	0.47
1:EA:2478:A:P	31:E4:2:LYS:HZ1	2.37	0.47

*Continued on next page...*

*Continued from previous page...*

Atom-1	Atom-2	Interatomic distance (Å)	Clash overlap (Å)
32:E5:51:TYR:HE2	32:E5:90:GLY:HA3	1.79	0.47
1:EA:1381:G:H2'	1:EA:1382:G:H5'	1.97	0.47
1:EA:1486:U:H2'	1:EA:1487:U:C6	2.50	0.47
1:EA:1964:G:H4'	1:EA:1965:C:OP2	2.15	0.47
1:EA:1854:A:H2	1:EA:2087:G:N3	2.13	0.47
1:EA:2773:C:H2'	1:EA:2774:C:H6	1.80	0.47
4:ED:108:ASP:N	4:ED:204:LYS:O	2.48	0.47
7:EG:18:ILE:HD12	7:EG:19:ASN:N	2.30	0.47
22:EV:9:ARG:NH2	22:EV:12:GLN:HA	2.30	0.47
23:EW:18:LYS:H	23:EW:36:ILE:N	2.13	0.47
26:EZ:35:VAL:HG22	26:EZ:37:ARG:CZ	2.45	0.47
44:FL:94:ARG:HB2	44:FL:95:TYR:CE1	2.50	0.47
52:FT:28:MET:HG3	52:FT:29:ARG:N	2.30	0.47
54:FV:450:ASP:O	54:FV:454:ASN:ND2	2.48	0.47
1:GA:1257:C:O2'	5:GE:79:ARG:N	2.48	0.47
1:GA:27:G:N2	1:GA:512:G:H1'	2.30	0.47
1:GA:864:G:C6	1:GA:865:C:N4	2.83	0.47
9:GI:91:LYS:HB2	9:GI:95:ASP:OD1	2.15	0.47
12:GL:66:PHE:CD1	12:GL:66:PHE:C	2.87	0.47
23:GW:40:ARG:HG2	23:GW:52:CYS:SG	2.55	0.47
23:GW:67:LYS:O	23:GW:68:PHE:HB2	2.15	0.47
43:DK:38:GLN:NE2	39:HG:67:GLU:OE2	2.46	0.47
44:HL:24:LEU:HG	44:HL:25:GLU:N	2.30	0.47
1:GA:1095:A:C4	54:HV:628:THR:O	2.68	0.47
1:AA:1057:A:C6	1:AA:1086:A:C2	3.02	0.46
1:AA:1328:A:H2'	1:AA:1330:C:C5	2.50	0.46
1:AA:1534:U:H5'	1:AA:1535:A:P	2.54	0.46
1:AA:171:U:H2'	1:AA:172:A:C8	2.49	0.46
1:AA:2312:U:C4	1:AA:2313:C:C5	3.03	0.46
1:AA:235:U:H2'	1:AA:236:C:C6	2.50	0.46
1:AA:320:A:C4	5:AE:131:THR:HG21	2.50	0.46
1:AA:47:C:C4	1:AA:48:G:N7	2.83	0.46
3:AC:16:VAL:N	3:AC:203:VAL:CG1	2.78	0.46
6:AF:11:VAL:HG12	6:AF:15:LEU:HD12	1.96	0.46
6:AF:7:TYR:HD1	6:AF:172:PHE:CZ	2.33	0.46
12:AL:57:LEU:CD1	30:A3:53:ASP:HB3	2.46	0.46
14:AN:52:ILE:HB	14:AN:94:TYR:CD2	2.50	0.46
17:AQ:63:ARG:HH12	17:AQ:96:ASP:CA	2.28	0.46
23:AW:35:ILE:HA	23:AW:57:THR:HG23	1.97	0.46
24:AX:52:ALA:O	24:AX:53:LYS:HB3	2.15	0.46
26:AZ:26:LEU:O	26:AZ:37:ARG:NH1	2.46	0.46

*Continued on next page...*

*Continued from previous page...*

Atom-1	Atom-2	Interatomic distance (Å)	Clash overlap (Å)
33:BA:449:G:H2'	33:BA:450:G:C8	2.49	0.46
35:BC:175:LEU:HD11	35:BC:201:TRP:CD1	2.50	0.46
39:BG:74:GLU:O	39:BG:89:VAL:N	2.42	0.46
41:BI:24:GLY:H	41:BI:61:LEU:HA	1.79	0.46
44:BL:44:LYS:HB3	44:BL:45:PRO:CD	2.45	0.46
44:BL:63:VAL:HG22	44:BL:64:THR:N	2.30	0.46
46:BN:45:VAL:HG23	46:BN:46:LEU:H	1.79	0.46
46:BN:9:ARG:HB3	46:BN:13:ARG:NH1	2.30	0.46
51:BS:80:TYR:CD1	51:BS:81:ARG:N	2.84	0.46
52:BT:4:ILE:O	52:BT:4:ILE:HG22	2.15	0.46
1:CA:1226:A:OP1	17:CQ:15:LYS:NZ	2.36	0.46
1:CA:1248:G:OP2	5:CE:44:ARG:NH1	2.44	0.46
1:CA:2280:G:C2	1:CA:2281:A:C8	3.03	0.46
4:CD:99:GLU:HG3	4:CD:100:LEU:N	2.30	0.46
4:CD:14:ILE:HG13	4:CD:14:ILE:O	2.14	0.46
7:CG:22:VAL:HG22	7:CG:36:LEU:CD1	2.45	0.46
20:CT:50:LEU:O	20:CT:51:PHE:HB2	2.15	0.46
24:CX:52:ALA:O	24:CX:53:LYS:HB3	2.15	0.46
33:DA:1194:U:H5'	37:DE:27:GLY:HA2	1.95	0.46
1:CA:1913:A:N6	33:DA:1494:G:H5'	2.26	0.46
33:DA:376:G:H2'	33:DA:377:G:H8	1.79	0.46
1:EA:1183:U:H2'	1:EA:1184:U:C6	2.50	0.46
1:EA:2392:A:C8	1:EA:2429:G:C2	3.03	0.46
1:EA:2576:G:O2'	1:EA:2579:C:OP2	2.22	0.46
1:EA:1664:A:C2	1:EA:2726:A:C8	3.03	0.46
1:EA:336:C:H2'	1:EA:337:C:H6	1.80	0.46
1:EA:570:G:OP1	1:EA:972:A:O2'	2.20	0.46
1:EA:875:G:C2'	1:EA:876:C:H5'	2.45	0.46
4:ED:107:VAL:H	4:ED:206:ALA:H	1.62	0.46
1:EA:1257:C:O2'	5:EE:79:ARG:N	2.48	0.46
9:EI:19:PRO:HD2	9:EI:23:VAL:HG21	1.96	0.46
23:EW:18:LYS:H	23:EW:36:ILE:CA	2.28	0.46
23:EW:23:LYS:HE2	23:EW:24:ARG:CA	2.45	0.46
33:FA:1305:G:HO2'	33:FA:1306:A:H8	1.62	0.46
34:FB:117:GLU:HA	34:FB:120:SER:HB2	1.97	0.46
34:FB:49:PHE:HB2	34:FB:212:TYR:CE2	2.50	0.46
36:FD:110:THR:HG23	36:FD:113:GLU:H	1.80	0.46
36:FD:3:ARG:CZ	36:FD:115:ARG:NE	2.78	0.46
39:FG:59:LEU:O	39:FG:62:PHE:HB3	2.15	0.46
40:FH:29:SER:HB2	40:FH:59:LEU:HB2	1.97	0.46
41:FI:91:ASP:OD1	41:FI:94:LEU:HD13	2.15	0.46

*Continued on next page...*

*Continued from previous page...*

Atom-1	Atom-2	Interatomic distance (Å)	Clash overlap (Å)
44:FL:114:ARG:NH2	44:FL:121:ARG:HA	2.31	0.46
1:GA:1926:U:C6	1:GA:1926:U:C3'	2.98	0.46
1:GA:1659:G:C6	1:GA:2002:G:C6	3.03	0.46
1:GA:2804:U:H2'	1:GA:2805:C:C6	2.49	0.46
1:GA:883:G:N2	1:GA:894:U:H1'	2.30	0.46
8:GH:41:LYS:HA	8:GH:44:ILE:HG12	1.97	0.46
13:GM:1:MET:O	13:GM:2:LEU:HB2	2.16	0.46
16:GP:19:PHE:CE1	16:GP:83:ILE:HD11	2.50	0.46
24:GX:29:LEU:H	24:GX:29:LEU:HD23	1.80	0.46
33:HA:1107:C:C4	33:HA:1108:G:C8	3.03	0.46
33:HA:420:U:C2'	33:HA:421:U:H5''	2.45	0.46
33:HA:60:A:OP1	33:HA:111:G:N2	2.37	0.46
36:HD:124:MET:HG3	36:HD:144:SER:OG	2.15	0.46
42:HJ:7:ARG:HG3	42:HJ:75:ASP:HA	1.97	0.46
53:HU:40:LYS:N	53:HU:41:PRO:CD	2.79	0.46
32:A5:58:THR:HG21	32:A5:82:ILE:N	2.30	0.46
1:AA:1722:A:N6	1:AA:1723:G:C6	2.83	0.46
1:AA:1725:U:N3	1:AA:1726:C:N4	2.63	0.46
1:AA:1936:A:H2	1:AA:1943:U:C5	2.34	0.46
1:AA:2304:G:H4'	6:AF:129:MET:HA	1.97	0.46
1:AA:2425:A:C5'	1:AA:2427:C:O4'	2.63	0.46
1:AA:287:G:H2'	1:AA:288:U:C6	2.50	0.46
4:AD:106:LYS:HB3	4:AD:206:ALA:H	1.80	0.46
1:AA:2312:U:H5'	6:AF:84:ILE:HD13	1.96	0.46
11:AK:61:VAL:HG13	11:AK:87:LEU:HD11	1.97	0.46
15:AO:111:ARG:NH2	15:AO:117:PHE:O	2.48	0.46
33:BA:448:A:C4	33:BA:487:A:C2	3.03	0.46
35:BC:119:SER:O	35:BC:123:GLN:HG3	2.16	0.46
36:BD:26:ARG:NH2	36:BD:31:LYS:HG2	2.31	0.46
38:BF:40:GLU:CD	38:BF:61:LEU:HD23	2.36	0.46
39:BG:139:GLU:O	39:BG:143:ARG:HB2	2.15	0.46
33:BA:598:U:H4'	40:BH:86:TYR:CG	2.50	0.46
41:BI:55:VAL:HG11	41:BI:87:LEU:HD21	1.96	0.46
41:BI:91:ASP:CG	41:BI:93:SER:HB3	2.36	0.46
33:BA:958:A:N6	51:BS:77:THR:O	2.48	0.46
52:BT:85:LYS:O	52:BT:86:LEU:HB2	2.15	0.46
54:BV:266:CYS:SG	54:BV:267:GLY:N	2.89	0.46
1:CA:1076:C:O2'	9:CI:93:ASN:HB3	2.15	0.46
1:CA:1614:A:OP1	59:CA:3308:H0H:O	2.21	0.46
1:CA:2017:U:H5''	1:CA:2018:G:P	2.55	0.46
1:CA:2193:G:H2'	1:CA:2194:U:H6	1.80	0.46

*Continued on next page...*

*Continued from previous page...*

Atom-1	Atom-2	Interatomic distance (Å)	Clash overlap (Å)
1:CA:388:G:N7	1:CA:390:U:H2'	2.30	0.46
4:CD:11:MET:HA	4:CD:24:VAL:O	2.14	0.46
9:CI:109:ALA:HB2	9:CI:128:ILE:HG13	1.97	0.46
9:CI:98:GLY:CA	9:CI:137:LEU:HD22	2.45	0.46
9:CI:52:LEU:HD11	9:CI:81:LYS:HE2	1.97	0.46
33:DA:110:C:N4	33:DA:111:G:C6	2.83	0.46
33:DA:454:G:N2	33:DA:479:U:O2	2.44	0.46
41:DI:33:ARG:HD2	41:DI:38:TYR:HD1	1.81	0.46
41:DI:28:ILE:HG13	41:DI:63:LEU:HD21	1.97	0.46
48:DP:67:ILE:HG21	48:DP:72:ALA:HA	1.96	0.46
32:E5:73:LYS:CG	32:E5:117:LEU:HD21	2.43	0.46
32:E5:29:ASP:OD1	32:E5:29:ASP:N	2.49	0.46
32:E5:98:GLU:HA	32:E5:101:LYS:HB2	1.96	0.46
1:EA:1531:C:H2'	1:EA:1532:A:O4'	2.15	0.46
1:EA:1737:G:H5''	1:EA:1738:G:OP2	2.14	0.46
1:EA:1786:A:H1'	1:EA:1938:A:N6	2.30	0.46
1:EA:1882:U:O2'	1:EA:1883:U:H5'	2.15	0.46
1:EA:752:A:H62	1:EA:2609:U:H3	1.63	0.46
5:EE:160:ALA:O	5:EE:161:ALA:HB3	2.14	0.46
7:EG:8:VAL:CG1	7:EG:49:LEU:HB2	2.44	0.46
18:ER:39:LEU:O	18:ER:49:ILE:HG23	2.16	0.46
21:EU:53:GLN:N	21:EU:54:PRO:CD	2.78	0.46
23:EW:72:GLY:N	23:EW:73:PRO:CD	2.79	0.46
33:FA:1060:U:OP1	46:FN:85:ARG:NH2	2.43	0.46
33:FA:1505:G:H4'	33:FA:1506:U:H5''	1.97	0.46
36:FD:3:ARG:NE	36:FD:115:ARG:HD3	2.31	0.46
33:FA:598:U:H4'	40:FH:86:TYR:CD2	2.51	0.46
52:FT:55:GLN:N	52:FT:56:PRO:HD2	2.30	0.46
28:G1:7:LYS:HE3	30:G3:33:THR:HG21	1.97	0.46
1:GA:1234:U:H2'	1:GA:1235:G:O4'	2.15	0.46
1:GA:1267:U:O3'	59:GA:3375:HOH:O	2.20	0.46
1:GA:2352:A:C6	1:GA:2366:A:C4	3.03	0.46
2:GB:119:A:OP2	2:GB:119:A:H4'	2.15	0.46
3:GC:166:ARG:O	3:GC:166:ARG:HG3	2.16	0.46
5:GE:45:ALA:C	5:GE:46:GLN:HG2	2.35	0.46
6:GF:146:ASP:OD1	45:HM:71:ARG:NE	2.44	0.46
7:GG:112:VAL:HG23	7:GG:113:ASP:N	2.29	0.46
7:GG:175:LYS:O	7:GG:176:LYS:CB	2.63	0.46
10:GJ:135:GLN:CD	10:GJ:135:GLN:N	2.68	0.46
12:GL:18:ARG:O	12:GL:19:LEU:HB3	2.14	0.46
33:HA:1044:A:C5	33:HA:1045:C:H1'	2.50	0.46

*Continued on next page...*

*Continued from previous page...*

Atom-1	Atom-2	Interatomic distance (Å)	Clash overlap (Å)
33:HA:260:G:H2'	33:HA:261:U:C6	2.49	0.46
33:HA:368:U:C6	54:HV:362:ARG:HD3	2.50	0.46
34:HB:183:PHE:CE2	34:HB:197:PHE:CD2	3.03	0.46
37:HE:81:LEU:HB3	37:HE:147:MET:HE2	1.97	0.46
53:HU:34:ARG:HG3	53:HU:35:ARG:H	1.80	0.46
1:AA:2884:U:C5	27:A0:39:ARG:CZ	2.98	0.46
1:AA:1307:A:C5	1:AA:1308:A:N7	2.84	0.46
1:AA:1605:C:O4'	1:AA:1610:A:C6	2.69	0.46
1:AA:1651:G:N2	1:AA:2007:U:C2	2.83	0.46
1:AA:2267:A:H5''	1:AA:2268:A:H5'	1.97	0.46
1:AA:2287:A:C4	1:AA:2289:G:N7	2.83	0.46
1:AA:321:U:N1	5:AE:159:LEU:HD23	2.30	0.46
1:AA:479:A:H4'	1:AA:480:A:OP1	2.14	0.46
1:AA:1568:G:H4'	3:AC:58:LYS:HB3	1.97	0.46
3:AC:65:ASP:OD2	3:AC:101:ARG:NH1	2.46	0.46
13:AM:1:MET:O	13:AM:2:LEU:HB3	2.15	0.46
16:AP:30:TRP:CE3	16:AP:39:LEU:HD12	2.50	0.46
33:BA:780:A:C2	33:BA:803:G:C6	3.03	0.46
39:BG:27:VAL:HG12	39:BG:43:VAL:HG21	1.97	0.46
54:BV:4:THR:HG21	54:BV:378:ARG:CZ	2.45	0.46
33:BA:1493:A:OP1	55:BW:1:KBE:NZ	2.48	0.46
1:CA:1672:A:N6	1:CA:1673:G:C6	2.83	0.46
1:CA:26:G:OP1	19:CS:80:PRO:HB3	2.16	0.46
1:CA:460:A:OP1	29:C2:41:ARG:NH1	2.48	0.46
4:CD:117:GLY:C	4:CD:118:PHE:CD2	2.89	0.46
4:CD:8:LYS:HB2	4:CD:201:LEU:CD2	2.45	0.46
5:CE:3:LEU:O	5:CE:11:ALA:HA	2.16	0.46
9:CI:59:THR:O	9:CI:66:PHE:HB2	2.15	0.46
10:CJ:73:VAL:HG23	10:CJ:74:TYR:N	2.30	0.46
11:CK:2:ILE:O	11:CK:6:THR:OG1	2.25	0.46
14:CN:56:LYS:HD2	14:CN:88:ALA:HA	1.97	0.46
19:CS:75:PHE:CE1	19:CS:104:THR:HB	2.51	0.46
20:CT:93:LEU:HD13	20:CT:93:LEU:N	2.30	0.46
24:CX:39:VAL:HG22	24:CX:44:ARG:O	2.15	0.46
33:DA:1078:U:H4'	37:DE:138:ARG:CZ	2.46	0.46
33:DA:1144:G:N2	33:DA:1146:A:H62	2.13	0.46
33:DA:292:G:C2	33:DA:309:A:C2	3.03	0.46
33:DA:608:A:O5'	59:DA:1850:HOH:O	2.21	0.46
36:DD:4:TYR:O	36:DD:5:LEU:HB2	2.15	0.46
37:DE:80:THR:HB	37:DE:122:ASN:OD1	2.15	0.46
42:DJ:80:THR:O	42:DJ:83:THR:N	2.49	0.46

*Continued on next page...*



*Continued from previous page...*

Atom-1	Atom-2	Interatomic distance (Å)	Clash overlap (Å)
46:DN:9:ARG:HB3	46:DN:13:ARG:NH1	2.30	0.46
1:EA:1060:U:H4'	1:EA:1061:U:H5''	1.97	0.46
1:EA:1314:C:OP1	59:EA:3758:HOH:O	2.21	0.46
1:EA:526:A:O2'	1:EA:2043:C:O2	2.30	0.46
1:EA:2349:G:OP2	30:E3:41:ARG:HD3	2.15	0.46
6:EF:72:SER:HB2	6:EF:80:GLN:HB3	1.96	0.46
14:EN:117:ASP:OD1	14:EN:118:ARG:N	2.48	0.46
15:EO:2:ASP:HB3	15:EO:5:SER:HB2	1.98	0.46
17:EQ:78:PHE:CE1	17:EQ:82:LEU:HD11	2.49	0.46
20:ET:35:ALA:HB3	20:ET:38:ALA:HB2	1.98	0.46
33:FA:533:A:O2'	33:FA:535:A:OP2	2.24	0.46
43:FK:126:LYS:O	43:FK:127:ARG:HB2	2.16	0.46
45:FM:10:PRO:O	45:FM:11:ASP:HB2	2.15	0.46
45:FM:43:VAL:CG1	45:FM:47:GLU:HG2	2.45	0.46
46:FN:54:ASP:OD1	46:FN:59:ARG:NH1	2.46	0.46
1:GA:1171:G:C2	1:GA:1172:C:C5	3.03	0.46
1:GA:2105:U:H3'	1:GA:2106:U:H5''	1.97	0.46
1:GA:2283:C:H5''	1:GA:2389:G:O2'	2.16	0.46
1:GA:2569:G:C2	1:GA:2570:G:C8	3.03	0.46
1:GA:301:G:H4'	1:GA:302:C:OP1	2.15	0.46
1:GA:379:G:C6	1:GA:380:G:C5	3.03	0.46
1:GA:640:C:C4	1:GA:641:U:C4	3.03	0.46
10:GJ:17:VAL:HG13	10:GJ:57:LEU:CD2	2.46	0.46
19:GS:69:LEU:HG	19:GS:107:VAL:HG22	1.96	0.46
26:GZ:3:THR:H	26:GZ:38:GLU:HA	1.81	0.46
33:HA:1276:G:N3	33:HA:1282:C:O2'	2.45	0.46
33:HA:328:C:O2	33:HA:328:C:C2'	2.63	0.46
34:HB:67:LEU:HD12	34:HB:157:PRO:HG2	1.97	0.46
33:HA:1092:A:H5''	39:HG:4:ARG:NH2	2.31	0.46
51:HS:36:ARG:HB3	51:HS:72:GLY:CA	2.45	0.46
1:AA:1937:A:N7	1:AA:1939:U:H2'	2.31	0.46
1:AA:2305:U:H1'	6:AF:132:ARG:HA	1.98	0.46
1:AA:237:C:H2'	1:AA:238:C:C6	2.50	0.46
1:AA:792:A:C6	1:AA:2440:C:C6	3.03	0.46
1:AA:2860:A:N7	1:AA:2861:U:H1'	2.31	0.46
4:AD:106:LYS:HB3	4:AD:206:ALA:CB	2.45	0.46
6:AF:39:VAL:HG13	6:AF:40:GLY:H	1.79	0.46
7:AG:27:GLY:N	7:AG:78:VAL:HG13	2.31	0.46
15:AO:51:ALA:CB	15:AO:78:VAL:HG13	2.45	0.46
17:AQ:63:ARG:HH12	17:AQ:96:ASP:HA	1.81	0.46
17:AQ:91:ARG:HH11	18:AR:11:GLN:N	2.12	0.46

*Continued on next page...*

*Continued from previous page...*

Atom-1	Atom-2	Interatomic distance (Å)	Clash overlap (Å)
1:AA:856:G:H1'	23:AW:23:LYS:HB3	1.97	0.46
2:AB:12:C:C4	23:AW:72:GLY:HA3	2.50	0.46
33:BA:1013:G:N2	33:BA:1016:A:OP2	2.48	0.46
33:BA:236:A:H2'	33:BA:237:G:C8	2.50	0.46
33:BA:202:G:O2'	33:BA:468:A:C8	2.68	0.46
35:BC:140:ASN:HA	35:BC:143:ARG:HB2	1.97	0.46
38:BF:91:ARG:CG	38:BF:92:THR:H	2.25	0.46
42:BJ:57:VAL:CG1	42:BJ:58:ASN:N	2.78	0.46
42:BJ:40:ILE:HD12	42:BJ:73:LEU:HD23	1.98	0.46
44:BL:43:LYS:HG2	44:BL:44:LYS:H	1.80	0.46
48:BP:4:ILE:HD12	48:BP:4:ILE:N	2.29	0.46
49:BQ:12:VAL:HG23	49:BQ:57:ASP:O	2.16	0.46
1:CA:1353:A:C8	1:CA:1378:A:N6	2.83	0.46
1:CA:2892:G:H5''	1:CA:2894:G:N2	2.30	0.46
1:CA:559:G:OP1	10:CJ:111:LYS:HD3	2.15	0.46
1:CA:95:A:C2	1:CA:96:C:H1'	2.50	0.46
4:CD:149:ASN:CG	4:CD:150:GLN:H	2.16	0.46
17:CQ:91:ARG:NE	17:CQ:93:ILE:CG2	2.75	0.46
33:DA:1004:A:O2'	33:DA:1036:A:N1	2.42	0.46
33:DA:1492:A:C2	33:DA:1493:A:C4	3.02	0.46
33:DA:454:G:H1	33:DA:479:U:H3	1.63	0.46
34:DB:206:ILE:H	34:DB:206:ILE:HD12	1.80	0.46
36:DD:168:PRO:CB	36:DD:171:LEU:CD1	2.94	0.46
36:DD:41:HIS:CD2	36:DD:44:ARG:HH21	2.33	0.46
37:DE:134:ILE:HD12	37:DE:134:ILE:H	1.80	0.46
43:DK:128:ARG:HH11	43:DK:128:ARG:HG2	1.80	0.46
46:DN:21:PHE:C	46:DN:23:LYS:H	2.18	0.46
48:DP:71:VAL:O	48:DP:75:ILE:HG23	2.15	0.46
49:DQ:30:LYS:HB3	49:DQ:37:PHE:CE2	2.51	0.46
28:E1:22:THR:OG1	28:E1:23:THR:N	2.46	0.46
32:E5:67:THR:C	32:E5:69:PHE:N	2.69	0.46
1:EA:1060:U:H4'	1:EA:1061:U:C5'	2.44	0.46
1:EA:2542:A:H4'	1:EA:2543:G:H8	1.80	0.46
1:EA:795:C:H6	1:EA:795:C:O5'	1.97	0.46
18:ER:48:LYS:HE2	18:ER:48:LYS:O	2.15	0.46
33:FA:159:G:N2	33:FA:162:A:OP2	2.49	0.46
35:FC:130:PHE:CE2	35:FC:157:LEU:HD23	2.50	0.46
45:FM:54:ASP:HA	45:FM:57:ARG:CB	2.45	0.46
54:FV:119:VAL:O	54:FV:123:SER:OG	2.31	0.46
1:GA:1070:A:N1	9:GI:8:VAL:HA	2.29	0.46
1:GA:1432:G:H2'	1:GA:1433:A:C8	2.50	0.46

*Continued on next page...*

*Continued from previous page...*

Atom-1	Atom-2	Interatomic distance (Å)	Clash overlap (Å)
1:GA:2250:G:OP1	1:GA:2275:C:O2'	2.15	0.46
1:GA:566:U:H2'	1:GA:567:U:O4'	2.15	0.46
3:GC:209:ALA:HA	3:GC:212:TRP:NE1	2.30	0.46
1:GA:2830:C:O3'	4:GD:56:LYS:NZ	2.46	0.46
5:GE:3:LEU:O	5:GE:11:ALA:HA	2.15	0.46
8:GH:31:VAL:HB	8:GH:32:PRO:HD3	1.97	0.46
24:GX:34:SER:HA	24:GX:48:LEU:O	2.15	0.46
33:HA:1005:A:H2'	33:HA:1006:G:O4'	2.16	0.46
33:HA:1533:C:H3'	33:HA:1534:A:C5'	2.46	0.46
41:HI:12:ARG:HH11	41:HI:13:LYS:HB2	1.80	0.46
43:HK:126:LYS:HE3	43:HK:127:ARG:HH21	1.81	0.46
44:HL:79:VAL:HG12	44:HL:102:LEU:HD23	1.97	0.46
44:HL:87:VAL:C	44:HL:89:ASP:H	2.19	0.46
45:HM:68:ASP:HA	45:HM:71:ARG:HD3	1.97	0.46
28:A1:16:THR:HG21	28:A1:42:VAL:HG23	1.97	0.46
1:AA:1024:G:C8	1:AA:1025:G:H2'	2.51	0.46
1:AA:43:G:H8	1:AA:43:G:H5'	1.81	0.46
1:AA:633:A:OP1	12:AL:68:SER:OG	2.29	0.46
1:AA:634:C:H2'	1:AA:635:C:C6	2.50	0.46
1:AA:802:A:C5	1:AA:803:U:C4	3.04	0.46
4:AD:69:ALA:HA	4:AD:73:VAL:CG1	2.45	0.46
5:AE:197:GLU:O	5:AE:201:ALA:N	2.48	0.46
10:AJ:17:VAL:HG23	10:AJ:139:VAL:HA	1.98	0.46
18:AR:14:VAL:HG22	18:AR:20:VAL:HG11	1.98	0.46
20:AT:31:VAL:HA	20:AT:83:ALA:HB3	1.98	0.46
33:BA:1493:A:OP2	55:BW:6:5OH:NQ	2.46	0.46
33:BA:1527:U:O4	59:BA:1863:HOH:O	2.20	0.46
33:BA:292:G:O2'	33:BA:608:A:N6	2.49	0.46
33:BA:202:G:O2'	33:BA:468:A:H2'	2.15	0.46
33:BA:681:A:N3	33:BA:710:G:C2	2.83	0.46
34:BB:209:VAL:HG23	34:BB:210:THR:N	2.30	0.46
35:BC:150:LYS:HG3	35:BC:201:TRP:CE3	2.50	0.46
37:BE:110:ALA:O	37:BE:111:MET:CB	2.64	0.46
33:BA:1322:C:OP1	51:BS:78:ARG:NH2	2.49	0.46
54:BV:193:TRP:CH2	54:BV:276:GLN:HB2	2.50	0.46
1:CA:134:G:O6	1:CA:144:A:N6	2.49	0.46
1:CA:1709:U:H2'	1:CA:1710:G:H8	1.81	0.46
1:CA:1869:G:N2	1:CA:1873:G:C6	2.83	0.46
1:CA:2584:U:O4	59:CA:3697:HOH:O	2.21	0.46
1:CA:564:C:O2	1:CA:578:G:N2	2.49	0.46
1:CA:1077:A:H4'	9:CI:93:ASN:HD22	1.80	0.46

*Continued on next page...*

*Continued from previous page...*

Atom-1	Atom-2	Interatomic distance (Å)	Clash overlap (Å)
13:CM:33:LEU:CD2	13:CM:128:THR:HB	2.46	0.46
14:CN:98:LEU:HB3	27:C0:42:ILE:HD11	1.98	0.46
20:CT:69:ARG:CG	20:CT:70:HIS:H	2.29	0.46
24:CX:69:GLU:O	24:CX:70:LEU:HB2	2.15	0.46
33:DA:924:C:O2'	33:DA:1502:A:N1	2.37	0.46
33:DA:490:C:C2	33:DA:491:G:C8	3.04	0.46
33:DA:601:G:C2	33:DA:602:A:C4	3.03	0.46
33:DA:913:A:H4'	33:DA:914:A:O5'	2.16	0.46
34:DB:162:VAL:HG22	34:DB:184:ALA:CB	2.46	0.46
38:DF:46:GLN:HA	38:DF:56:LYS:HG2	1.97	0.46
44:DL:3:THR:HG22	44:DL:5:ASN:H	1.79	0.46
1:EA:1076:C:H2'	1:EA:1077:A:O4'	2.15	0.46
1:EA:579:G:H2'	1:EA:580:U:C6	2.50	0.46
1:EA:856:G:H1'	23:EW:23:LYS:HB3	1.97	0.46
6:EF:110:ILE:O	6:EF:112:ASP:N	2.48	0.46
7:EG:112:VAL:HG23	7:EG:113:ASP:N	2.30	0.46
10:EJ:49:ASP:HB2	10:EJ:114:LEU:HD21	1.97	0.46
1:EA:1341:G:C6	20:ET:84:TYR:CE1	3.03	0.46
20:ET:54:GLU:HG3	20:ET:88:LYS:HB2	1.98	0.46
21:EU:84:PHE:O	21:EU:85:ARG:HB3	2.15	0.46
23:EW:9:THR:HG1	23:EW:10:ARG:H	1.62	0.46
23:EW:37:VAL:CG1	23:EW:55:ASP:O	2.62	0.46
25:EY:6:LEU:O	25:EY:7:ARG:HB3	2.14	0.46
33:FA:627:G:H2'	33:FA:628:G:O4'	2.16	0.46
35:FC:130:PHE:CG	35:FC:131:ARG:N	2.84	0.46
33:FA:1118:U:C5'	41:FI:106:ARG:HD2	2.46	0.46
47:FO:35:GLN:HB3	47:FO:59:MET:HE1	1.96	0.46
54:FV:24:THR:OG1	54:FV:88:ASP:OD2	2.34	0.46
54:FV:19:ILE:CD1	54:FV:92:HIS:H	2.29	0.46
1:GA:1378:A:H4'	1:GA:1379:U:OP1	2.16	0.46
1:GA:1857:G:O2'	1:GA:1858:A:P	2.74	0.46
1:GA:2556:C:H2'	1:GA:2557:G:O4'	2.15	0.46
4:GD:77:ARG:NH2	4:GD:200:ASP:OD1	2.43	0.46
11:GK:18:ARG:HB2	11:GK:45:GLU:CG	2.45	0.46
12:GL:79:LEU:H	12:GL:113:ALA:HB3	1.81	0.46
20:GT:28:ASN:HA	20:GT:91:GLN:HE22	1.80	0.46
33:HA:1182:G:H4'	33:HA:1183:U:C5'	2.46	0.46
33:HA:22:G:C6	33:HA:23:C:C4	3.04	0.46
33:HA:398:U:H2'	33:HA:399:G:C8	2.50	0.46
33:HA:539:A:H2'	33:HA:540:G:C8	2.50	0.46
33:HA:843:U:O4	33:HA:844:G:N2	2.49	0.46

*Continued on next page...*

*Continued from previous page...*

Atom-1	Atom-2	Interatomic distance (Å)	Clash overlap (Å)
46:HN:51:LEU:HB3	46:HN:52:PRO:HD2	1.98	0.46
54:HV:298:ILE:HG23	54:HV:304:ASP:HA	1.97	0.46
32:A5:88:HIS:CB	32:A5:89:PRO:CD	2.94	0.46
1:AA:1060:U:H4'	1:AA:1061:U:C5'	2.46	0.46
1:AA:1479:G:C2	1:AA:1480:C:C2	3.04	0.46
1:AA:1666:G:N7	59:AA:3425:HOH:O	2.36	0.46
1:AA:945:A:C4	1:AA:2448:A:N3	2.84	0.46
1:AA:2687:U:H2'	1:AA:2688:G:O4'	2.14	0.46
1:AA:2747:G:O2'	7:AG:66:THR:HG22	2.15	0.46
1:AA:852:U:H2'	1:AA:853:C:C6	2.50	0.46
12:AL:19:LEU:HB2	12:AL:27:LEU:HD13	1.98	0.46
12:AL:2:ARG:C	12:AL:5:THR:HG22	2.36	0.46
15:AO:57:ALA:O	15:AO:61:GLN:NE2	2.48	0.46
33:BA:1022:A:H2'	33:BA:1023:U:O4'	2.15	0.46
33:BA:395:C:H2'	33:BA:396:C:C6	2.50	0.46
36:BD:95:GLU:O	36:BD:100:ASN:ND2	2.49	0.46
37:BE:96:MET:CE	37:BE:115:LEU:HD11	2.45	0.46
40:BH:8:ALA:HA	40:BH:77:ARG:HD3	1.98	0.46
30:C3:23:HIS:ND1	30:C3:24:LYS:O	2.43	0.46
1:CA:1615:C:C5	1:CA:1617:C:C4	3.03	0.46
1:CA:250:G:C6	1:CA:251:A:C6	3.04	0.46
1:CA:287:G:H2'	1:CA:288:U:C6	2.51	0.46
1:CA:2886:A:C6	27:C0:39:ARG:CZ	2.98	0.46
1:CA:746:U:O4	59:CA:3306:HOH:O	2.17	0.46
1:CA:869:G:C5	1:CA:870:U:C5	3.04	0.46
7:CG:59:ASP:HB3	7:CG:63:GLN:CG	2.46	0.46
17:CQ:35:PHE:CZ	17:CQ:39:ILE:HD11	2.51	0.46
17:CQ:91:ARG:NH2	17:CQ:93:ILE:HG21	2.31	0.46
33:DA:843:U:H2'	33:DA:844:G:H5'	1.97	0.46
36:DD:72:PHE:CZ	36:DD:200:ILE:HD11	2.50	0.46
36:DD:3:ARG:CZ	36:DD:115:ARG:HD3	2.46	0.46
39:DG:79:ARG:HD2	39:DG:83:SER:O	2.15	0.46
52:DT:68:HIS:C	52:DT:69:LYS:HG3	2.36	0.46
32:E5:125:ARG:HA	32:E5:125:ARG:CZ	2.45	0.46
32:E5:129:LEU:C	32:E5:131:THR:H	2.19	0.46
1:EA:1778:U:H2'	1:EA:1784:A:H62	1.81	0.46
1:EA:2145:C:C3'	1:EA:2146:C:H5''	2.46	0.46
1:EA:2326:C:C6	1:EA:2326:C:H3'	2.51	0.46
1:EA:2443:C:H2'	1:EA:2444:G:H8	1.80	0.46
1:EA:2776:A:C6	1:EA:2778:A:C6	3.04	0.46
3:EC:156:SER:O	3:EC:194:VAL:HG21	2.16	0.46

*Continued on next page...*

*Continued from previous page...*

Atom-1	Atom-2	Interatomic distance (Å)	Clash overlap (Å)
3:EC:259:ASN:O	3:EC:260:LYS:HB2	2.15	0.46
5:EE:168:ASP:OD2	5:EE:170:ARG:NE	2.38	0.46
10:EJ:17:VAL:HG22	10:EJ:137:PRO:HB2	1.96	0.46
10:EJ:2:LYS:H	10:EJ:2:LYS:CD	2.28	0.46
21:EU:71:ILE:HD11	21:EU:81:ARG:N	2.31	0.46
33:FA:1489:G:C2'	33:FA:1490:U:H5'	2.45	0.46
33:FA:236:A:H2'	33:FA:237:G:C8	2.51	0.46
34:FB:148:GLY:C	34:FB:150:ILE:H	2.18	0.46
35:FC:175:LEU:HD11	35:FC:201:TRP:CD1	2.50	0.46
39:FG:104:ILE:HG21	39:FG:124:LEU:CD1	2.45	0.46
41:FI:57:MET:O	41:FI:60:LYS:HG2	2.16	0.46
33:FA:579:A:O2'	47:FO:54:ARG:NH1	2.49	0.46
1:GA:1025:G:H4'	1:GA:1026:G:OP2	2.14	0.46
1:GA:577:G:O2'	1:GA:1254:A:OP1	2.33	0.46
1:GA:1392:A:C6	1:GA:1393:A:C6	3.04	0.46
1:GA:1395:A:P	59:GA:3406:HOH:O	2.73	0.46
1:GA:2028:U:C4	1:GA:2029:G:C6	3.03	0.46
1:GA:2847:U:C5	1:GA:2848:G:C5	3.03	0.46
4:GD:119:ALA:HB1	4:GD:124:ARG:HB2	1.96	0.46
18:GR:39:LEU:HA	18:GR:49:ILE:HG21	1.98	0.46
1:GA:2013:A:N3	19:GS:88:ARG:NH1	2.64	0.46
33:HA:289:G:OP2	59:HA:1887:HOH:O	2.20	0.46
33:HA:7:A:H1'	59:HA:1838:HOH:O	2.15	0.46
37:HE:114:VAL:HG11	37:HE:137:VAL:HG23	1.97	0.46
37:HE:46:VAL:HG22	37:HE:118:ALA:HA	1.97	0.46
33:HA:972:C:P	42:HJ:59:LYS:HD3	2.55	0.46
43:HK:80:LYS:O	43:HK:105:PHE:HA	2.15	0.46
51:HS:36:ARG:HE	51:HS:72:GLY:HA2	1.81	0.46
54:HV:586:VAL:HG13	54:HV:587:ASP:H	1.80	0.46
1:AA:1638:C:H4'	1:AA:2710:C:O2	2.15	0.46
1:AA:2390:U:OP2	30:A3:34:LYS:NZ	2.48	0.46
1:AA:45:G:H5''	1:AA:46:G:H5'	1.97	0.46
3:AC:51:ARG:HB3	3:AC:52:HIS:CD2	2.50	0.46
7:AG:108:PHE:CE1	7:AG:151:ARG:CZ	2.98	0.46
1:AA:2748:A:H1'	7:AG:66:THR:HG22	1.98	0.46
10:AJ:64:VAL:CG2	10:AJ:89:PHE:CZ	2.99	0.46
20:AT:39:THR:HB	20:AT:42:GLU:HB2	1.97	0.46
20:AT:4:GLU:OE1	20:AT:4:GLU:N	2.48	0.46
26:AZ:40:THR:HG23	26:AZ:43:ILE:H	1.80	0.46
33:BA:815:A:C2	33:BA:1529:G:C4	3.04	0.46
33:BA:164:G:C2	33:BA:165:G:C8	3.04	0.46

*Continued on next page...*

*Continued from previous page...*

Atom-1	Atom-2	Interatomic distance (Å)	Clash overlap (Å)
33:BA:17:U:H2'	33:BA:18:C:C6	2.51	0.46
33:BA:621:A:H2'	33:BA:622:A:C8	2.51	0.46
33:BA:714:G:H21	33:BA:777:A:H1'	1.81	0.46
34:BB:18:GLN:HG2	34:BB:189:ASN:ND2	2.30	0.46
37:BE:97:GLN:HB2	37:BE:124:LEU:HB2	1.98	0.46
43:BK:122:ARG:CZ	53:BU:36:GLU:HB2	2.46	0.46
54:BV:382:ILE:O	54:BV:382:ILE:HD12	2.15	0.46
1:CA:1072:C:H5'	1:CA:1073:A:OP1	2.16	0.46
1:CA:1439:A:OP2	59:CA:3626:HOH:O	2.21	0.46
1:CA:1796:U:H2'	1:CA:1797:G:C8	2.51	0.46
1:CA:1874:C:H2'	1:CA:1875:G:O4'	2.16	0.46
1:CA:2105:U:H3'	1:CA:2105:U:C6	2.50	0.46
1:CA:593:U:H2'	1:CA:594:U:C6	2.51	0.46
1:CA:2305:U:H5''	6:CF:130:GLY:HA3	1.96	0.46
7:CG:85:LYS:HG2	7:CG:131:VAL:HG12	1.97	0.46
1:CA:1077:A:H4'	9:CI:93:ASN:ND2	2.30	0.46
12:CL:132:ARG:HG3	12:CL:142:ILE:HD12	1.98	0.46
23:CW:29:SER:OG	23:CW:30:VAL:HG12	2.16	0.46
33:DA:860:A:H2'	33:DA:861:G:O4'	2.16	0.46
46:DN:51:LEU:HB3	46:DN:52:PRO:CD	2.46	0.46
48:DP:52:LEU:CD2	48:DP:75:ILE:HG22	2.45	0.46
49:DQ:12:VAL:HG23	49:DQ:57:ASP:O	2.15	0.46
51:DS:11:ILE:HG22	51:DS:38:SER:HB3	1.97	0.46
51:DS:36:ARG:HE	51:DS:72:GLY:CA	2.29	0.46
12:EL:57:LEU:CD2	30:E3:53:ASP:HB3	2.45	0.46
1:EA:137:U:HO2'	1:EA:138:U:P	2.36	0.46
1:EA:616:A:H4'	5:EE:101:TYR:CE2	2.51	0.46
9:EI:6:ALA:CB	9:EI:60:VAL:HB	2.46	0.46
10:EJ:64:VAL:HG12	10:EJ:68:LYS:HB2	1.97	0.46
11:EK:105:ARG:O	11:EK:108:ARG:HB2	2.15	0.46
14:EN:12:ARG:HD3	14:EN:16:HIS:CD2	2.51	0.46
16:EP:19:PHE:O	16:EP:20:ARG:CB	2.62	0.46
33:FA:1297:G:P	33:FA:1302:C:H42	2.38	0.46
33:FA:652:U:O2'	33:FA:653:U:OP2	2.24	0.46
33:FA:983:A:N3	33:FA:983:A:C2'	2.79	0.46
44:FL:87:VAL:HG11	44:FL:90:LEU:HD22	1.96	0.46
44:FL:99:ARG:HB2	44:FL:117:TYR:HA	1.98	0.46
33:FA:375:U:H4'	48:FP:17:TYR:CE2	2.51	0.46
1:GA:1019:U:C5	1:GA:1020:A:N7	2.84	0.46
1:GA:26:G:C5	1:GA:27:G:C6	3.03	0.46
1:GA:277:G:C8	1:GA:360:U:O4	2.69	0.46

*Continued on next page...*

*Continued from previous page...*

Atom-1	Atom-2	Interatomic distance (Å)	Clash overlap (Å)
1:GA:880:G:N2	1:GA:898:C:H1'	2.30	0.46
3:GC:16:VAL:HG23	3:GC:203:VAL:HG11	1.98	0.46
5:GE:109:LEU:O	5:GE:112:LEU:N	2.48	0.46
6:GF:110:ILE:HD12	6:GF:113:PHE:CD1	2.51	0.46
6:GF:78:ILE:HG21	6:GF:84:ILE:HD11	1.97	0.46
12:GL:2:ARG:HA	12:GL:5:THR:HG21	1.97	0.46
16:GP:13:LYS:HE3	16:GP:76:HIS:HA	1.97	0.46
16:GP:58:PHE:HD1	16:GP:75:THR:HG22	1.80	0.46
19:GS:59:GLU:HA	19:GS:64:ALA:HB2	1.98	0.46
33:HA:747:A:N6	33:HA:748:G:O6	2.49	0.46
34:HB:117:GLU:HA	34:HB:120:SER:HB2	1.96	0.46
34:HB:16:GLY:HA3	34:HB:40:ILE:HG23	1.98	0.46
35:HC:7:PRO:CG	35:HC:184:TYR:CG	2.99	0.46
36:HD:76:TYR:HE2	36:HD:201:VAL:HG13	1.80	0.46
40:HH:106:THR:CG2	40:HH:121:LEU:HD13	2.45	0.46
44:HL:59:ASN:HD22	44:HL:59:ASN:H	1.64	0.46
46:HN:41:ARG:NH1	46:HN:45:VAL:HG21	2.31	0.46
47:HO:45:GLU:O	47:HO:46:HIS:HB2	2.15	0.46
54:HV:177:GLU:OE1	54:HV:177:GLU:N	2.45	0.46
1:AA:1021:A:C5	1:AA:1023:U:C5	3.03	0.46
1:AA:1494:A:C2	1:AA:1495:A:C4	3.04	0.46
1:AA:1772:A:N1	1:AA:1980:G:C6	2.84	0.46
1:AA:2100:G:N7	1:AA:2190:G:N1	2.63	0.46
1:AA:2326:C:H4'	1:AA:2327:A:OP1	2.16	0.46
1:AA:2336:A:H61	23:AW:40:ARG:HB2	1.80	0.46
1:AA:2886:A:C5	27:A0:39:ARG:CZ	2.99	0.46
1:AA:533:G:C6	1:AA:534:U:C4	3.04	0.46
1:AA:587:C:O2'	12:AL:19:LEU:HD22	2.16	0.46
15:AO:53:THR:HB	15:AO:65:THR:HG21	1.98	0.46
21:AU:39:ASN:HB3	21:AU:62:ALA:O	2.16	0.46
33:BA:1283:U:H2'	33:BA:1284:C:C6	2.51	0.46
33:BA:681:A:C2	33:BA:710:G:N1	2.84	0.46
33:BA:842:U:H3'	33:BA:843:U:C5'	2.46	0.46
36:BD:31:LYS:HD3	36:BD:31:LYS:N	2.31	0.46
37:BE:15:LEU:HD22	37:BE:60:ILE:HG21	1.98	0.46
40:BH:102:ALA:O	40:BH:104:VAL:HG12	2.16	0.46
40:BH:94:LYS:HG2	40:BH:98:GLY:N	2.31	0.46
43:BK:98:ARG:O	43:BK:100:LEU:N	2.49	0.46
45:BM:11:ASP:HB2	45:BM:45:ILE:HG21	1.97	0.46
30:C3:33:THR:HG23	30:C3:34:LYS:N	2.31	0.46
31:C4:36:ARG:HG2	31:C4:37:GLN:N	2.30	0.46

*Continued on next page...*



*Continued from previous page...*

Atom-1	Atom-2	Interatomic distance (Å)	Clash overlap (Å)
1:CA:1107:G:C5	1:CA:1108:U:C5	3.04	0.46
1:CA:1500:G:H2'	1:CA:1501:G:H8	1.81	0.46
1:CA:1517:G:C2	1:CA:1518:C:C2	3.04	0.46
1:CA:528:A:H2	1:CA:2043:C:C5'	2.29	0.46
1:CA:1853:A:N1	1:CA:2087:G:H1'	2.30	0.46
1:CA:2318:G:C6	1:CA:2319:G:N1	2.84	0.46
1:CA:2605:U:H2'	1:CA:2606:C:C6	2.51	0.46
1:CA:370:G:O2'	1:CA:424:G:OP1	2.26	0.46
1:CA:53:A:C8	1:CA:54:G:C8	3.04	0.46
1:CA:784:G:O2'	1:CA:785:G:OP2	2.31	0.46
3:CC:33:LEU:CD2	3:CC:62:ARG:HD3	2.46	0.46
8:CH:9:VAL:CG1	8:CH:12:LEU:HD12	2.45	0.46
9:CI:48:ILE:HG13	9:CI:49:GLU:H	1.81	0.46
11:CK:10:VAL:HG21	11:CK:16:ALA:HB3	1.97	0.46
11:CK:34:GLY:O	11:CK:36:GLY:N	2.47	0.46
33:DA:1007:U:H2'	33:DA:1008:U:C5'	2.42	0.46
33:DA:1289:A:N1	33:DA:1371:G:O2'	2.41	0.46
33:DA:435:A:C5	33:DA:436:C:C5	3.03	0.46
35:DC:42:TYR:CZ	35:DC:46:GLU:HG3	2.51	0.46
41:DI:38:TYR:CD2	41:DI:39:PHE:CD2	3.03	0.46
41:DI:48:VAL:HG12	41:DI:79:ILE:HG21	1.97	0.46
42:DJ:32:THR:CG2	42:DJ:83:THR:HA	2.45	0.46
44:DL:24:LEU:HG	44:DL:25:GLU:H	1.81	0.46
44:DL:44:LYS:CB	44:DL:45:PRO:CD	2.94	0.46
53:DU:4:ILE:N	53:DU:19:PHE:HE2	2.14	0.46
1:EA:2105:U:H3'	1:EA:2106:U:H5''	1.98	0.46
1:EA:2783:U:H2'	1:EA:2784:U:C6	2.51	0.46
1:EA:657:U:H2'	1:EA:658:U:C6	2.50	0.46
5:EE:111:GLU:OE1	5:EE:115:GLN:NE2	2.49	0.46
10:EJ:73:VAL:HG23	10:EJ:74:TYR:N	2.31	0.46
11:EK:17:ARG:HB2	11:EK:45:GLU:CB	2.46	0.46
14:EN:79:LEU:O	14:EN:80:PHE:HB2	2.15	0.46
1:EA:2849:U:OP2	16:EP:92:ARG:NH1	2.49	0.46
22:EV:70:ILE:O	22:EV:71:LYS:HB2	2.15	0.46
23:EW:51:GLY:HA3	23:EW:59:PHE:CZ	2.51	0.46
24:EX:63:ILE:HG22	24:EX:67:LEU:CD2	2.46	0.46
25:EY:52:ARG:O	25:EY:56:LEU:HD22	2.15	0.46
33:FA:16:A:C2'	33:FA:17:U:H5'	2.46	0.46
37:FE:156:LYS:HA	40:FH:66:PHE:CD2	2.51	0.46
54:FV:85:ASN:HD22	54:FV:382:ILE:HG13	1.81	0.46
54:FV:427:ASP:O	54:FV:430:LYS:N	2.49	0.46

*Continued on next page...*

*Continued from previous page...*

Atom-1	Atom-2	Interatomic distance (Å)	Clash overlap (Å)
1:GA:1059:G:C6	1:GA:1080:A:N1	2.84	0.46
1:GA:1171:G:H1'	1:GA:1179:G:H1	1.80	0.46
2:GB:117:G:P	15:GO:56:LYS:HE2	2.56	0.46
6:GF:43:ILE:CD1	6:GF:77:LYS:HD2	2.45	0.46
11:GK:66:LYS:HA	11:GK:79:PHE:O	2.15	0.46
1:GA:910:A:C4	13:GM:13:HIS:CE1	3.03	0.46
18:GR:49:ILE:HG22	18:GR:53:PHE:C	2.36	0.46
19:GS:2:GLU:HA	19:GS:108:SER:HB2	1.96	0.46
21:GU:60:LYS:HG3	21:GU:61:GLU:H	1.80	0.46
22:GV:14:LYS:HG3	22:GV:15:GLY:N	2.31	0.46
33:HA:1129:C:H5''	41:HI:18:ARG:NH2	2.31	0.46
33:HA:141:G:C4	33:HA:142:G:C8	3.04	0.46
33:HA:625:U:H4'	48:HP:16:PHE:CE2	2.51	0.46
36:HD:98:LEU:O	36:HD:101:VAL:HG12	2.15	0.46
36:HD:31:LYS:N	36:HD:31:LYS:HD3	2.31	0.46
37:HE:83:HIS:CG	40:HH:96:MET:HE2	2.51	0.46
46:HN:31:ILE:HG23	46:HN:45:VAL:HB	1.96	0.46
47:HO:14:GLU:O	47:HO:84:ARG:NH2	2.49	0.46
33:HA:668:G:O2'	47:HO:46:HIS:ND1	2.46	0.46
51:HS:63:THR:HG22	51:HS:64:ASP:N	2.30	0.46
54:HV:127:TRP:CH2	54:HV:262:ILE:HD13	2.51	0.46
32:A5:108:VAL:HG12	32:A5:109:LYS:N	2.31	0.46
1:AA:1107:G:H5''	32:A5:58:THR:CG2	2.46	0.46
1:AA:1533:C:O2	1:AA:1534:U:C6	2.69	0.46
1:AA:1735:A:C2	1:AA:1736:U:N1	2.84	0.46
1:AA:1734:G:H2'	1:AA:1735:A:H8	1.80	0.46
1:AA:761:A:OP1	59:AA:3295:HOH:O	2.20	0.46
2:AB:53:A:H2'	2:AB:54:G:O4'	2.16	0.46
5:AE:131:THR:HG23	5:AE:164:LEU:HD13	1.98	0.46
6:AF:153:ILE:HD12	6:AF:154:THR:N	2.30	0.46
6:AF:35:LEU:HD21	6:AF:90:LEU:HG	1.98	0.46
7:AG:163:TYR:O	7:AG:164:ALA:HB3	2.16	0.46
16:AP:92:ARG:O	16:AP:93:LYS:HB2	2.16	0.46
1:AA:1161:C:H1'	18:AR:8:GLY:O	2.16	0.46
20:AT:29:THR:CA	20:AT:86:THR:HA	2.45	0.46
1:AA:483:A:C8	21:AU:44:HIS:HD2	2.34	0.46
1:AA:923:G:C1'	23:AW:23:LYS:HD3	2.39	0.46
25:AY:17:GLU:HB2	25:AY:53:VAL:HG11	1.98	0.46
33:BA:629:A:H2'	33:BA:630:A:O4'	2.15	0.46
33:BA:926:G:C6	33:BA:1505:G:C6	3.03	0.46
33:BA:986:U:H2'	33:BA:987:G:O4'	2.16	0.46

*Continued on next page...*

*Continued from previous page...*

Atom-1	Atom-2	Interatomic distance (Å)	Clash overlap (Å)
35:BC:108:LYS:HD3	35:BC:144:LEU:HD13	1.97	0.46
33:BA:1074:G:OP1	37:BE:69:ARG:NH2	2.49	0.46
44:BL:14:ARG:CZ	44:BL:15:LYS:HG2	2.46	0.46
54:BV:127:TRP:CH2	54:BV:262:ILE:HD13	2.51	0.46
1:CA:142:A:C2	20:CT:2:ILE:HG23	2.51	0.46
1:CA:163:C:HO2'	1:CA:164:C:C5'	2.27	0.46
1:CA:1726:C:N4	1:CA:1735:A:C2	2.84	0.46
1:CA:958:U:H5''	1:CA:959:A:O5'	2.16	0.46
7:CG:118:ALA:O	7:CG:120:ILE:N	2.44	0.46
11:CK:121:GLU:HG2	11:CK:122:VAL:H	1.81	0.46
18:CR:49:ILE:O	18:CR:49:ILE:HG13	2.16	0.46
19:CS:96:ILE:C	19:CS:96:ILE:HD13	2.35	0.46
33:DA:811:C:O2'	33:DA:901:A:N1	2.46	0.46
33:DA:950:U:H2'	33:DA:951:G:C8	2.51	0.46
36:DD:124:MET:HA	36:DD:129:VAL:HA	1.97	0.46
45:DM:114:LYS:HB2	45:DM:115:PRO:CD	2.44	0.46
54:DV:497:LYS:HG2	54:DV:524:PRO:HD2	1.96	0.46
1:EA:1535:A:H4'	1:EA:1536:C:OP2	2.16	0.46
1:EA:2061:G:H5''	1:EA:2503:A:C2	2.50	0.46
1:EA:2093:G:N7	1:EA:2225:A:H2'	2.31	0.46
1:EA:2138:G:N3	1:EA:2154:A:N6	2.63	0.46
1:EA:2484:G:C2	1:EA:2485:G:C8	3.04	0.46
1:EA:362:A:C5	1:EA:363:G:C8	3.03	0.46
1:EA:945:A:OP2	59:EA:3346:HOH:O	2.21	0.46
2:EB:78:A:H2'	2:EB:79:G:O4'	2.16	0.46
1:EA:1654:A:O2'	4:ED:118:PHE:CB	2.64	0.46
4:ED:119:ALA:CB	4:ED:124:ARG:HB2	2.46	0.46
6:EF:118:ALA:HB1	6:EF:166:ARG:HD2	1.98	0.46
10:EJ:65:THR:HG23	10:EJ:66:GLY:N	2.31	0.46
10:EJ:69:ARG:HH11	10:EJ:69:ARG:HG3	1.81	0.46
11:EK:103:VAL:O	11:EK:122:VAL:HB	2.16	0.46
1:EA:636:G:C6	12:EL:111:ILE:HD11	2.51	0.46
13:EM:31:PHE:CZ	13:EM:110:GLU:HA	2.51	0.46
1:EA:2355:G:H4'	23:EW:20:LEU:HD12	1.97	0.46
1:EA:923:G:C1'	23:EW:23:LYS:HD3	2.40	0.46
25:EY:46:VAL:O	25:EY:50:VAL:HG23	2.15	0.46
33:FA:131:A:C2	33:FA:132:C:C4	3.04	0.46
33:FA:390:U:H2'	33:FA:391:G:C8	2.51	0.46
33:FA:843:U:H2'	33:FA:844:G:H5'	1.97	0.46
38:FF:21:MET:HA	38:FF:24:ARG:HH21	1.81	0.46
41:FI:33:ARG:HD2	41:FI:38:TYR:HD2	1.81	0.46

*Continued on next page...*

*Continued from previous page...*

Atom-1	Atom-2	Interatomic distance (Å)	Clash overlap (Å)
54:FV:221:ASN:HA	54:FV:224:GLU:CB	2.46	0.46
1:GA:1149:G:H2'	1:GA:1150:C:C6	2.51	0.46
1:GA:1405:U:H2'	1:GA:1406:U:C6	2.51	0.46
1:GA:384:A:H2'	1:GA:385:C:H5'	1.98	0.46
1:GA:594:U:H3	1:GA:663:G:H1	1.63	0.46
3:GC:232:GLY:CA	59:GC:402:HOH:O	2.63	0.46
5:GE:4:VAL:HG12	5:GE:6:LYS:H	1.81	0.46
7:GG:84:LYS:HE2	7:GG:133:LYS:HG2	1.97	0.46
9:GI:83:ALA:HB2	9:GI:105:LEU:CD2	2.45	0.46
10:GJ:43:GLU:O	10:GJ:44:TYR:C	2.54	0.46
13:GM:34:LYS:HD2	13:GM:131:VAL:HG11	1.98	0.46
1:GA:996:A:H4'	17:GQ:91:ARG:HG2	1.97	0.46
19:GS:33:LEU:HD12	19:GS:51:LEU:HD23	1.97	0.46
20:GT:40:LYS:O	20:GT:44:LYS:N	2.46	0.46
23:GW:41:GLY:C	23:GW:43:LYS:N	2.69	0.46
34:HB:123:GLY:O	34:HB:125:PHE:N	2.49	0.46
33:HA:409:U:H5''	36:HD:25:VAL:HG22	1.97	0.46
37:HE:104:GLY:HA3	37:HE:122:ASN:HA	1.97	0.46
43:HK:16:VAL:HG13	43:HK:17:SER:N	2.31	0.46
43:HK:70:CYS:O	43:HK:74:VAL:HG22	2.16	0.46
49:HQ:76:VAL:HG23	49:HQ:77:ARG:H	1.79	0.46
54:HV:507:LYS:NZ	54:HV:591:LEU:HD12	2.31	0.46
54:HV:583:TYR:CE1	54:HV:585:ASP:HA	2.51	0.46
1:AA:2133:G:N3	1:AA:2133:G:H5'	2.31	0.46
1:AA:725:G:C6	1:AA:726:G:N1	2.84	0.46
5:AE:108:ILE:HD12	12:AL:2:ARG:HH22	1.81	0.46
17:AQ:63:ARG:NH2	17:AQ:92:LYS:O	2.49	0.46
33:BA:181:A:H1'	33:BA:194:C:N4	2.31	0.46
33:BA:642:A:N7	40:BH:107:SER:HA	2.31	0.46
33:BA:705:G:H2'	33:BA:706:A:H5'	1.98	0.46
33:BA:780:A:C2	33:BA:803:G:N1	2.83	0.46
34:BB:112:ARG:NE	34:BB:116:LEU:HD21	2.31	0.46
34:BB:70:GLY:HA2	34:BB:163:ILE:HG22	1.98	0.46
34:BB:79:VAL:O	34:BB:83:ALA:HB3	2.16	0.46
38:BF:11:HIS:ND1	38:BF:12:PRO:HD2	2.31	0.46
38:BF:18:VAL:O	38:BF:22:ILE:HG13	2.16	0.46
38:BF:77:THR:O	38:BF:81:ASN:HB2	2.16	0.46
40:BH:29:SER:HB3	40:BH:57:PRO:HB2	1.97	0.46
52:BT:29:ARG:O	52:BT:33:LYS:HG2	2.16	0.46
1:CA:2038:G:H2'	1:CA:2039:U:O4'	2.16	0.46
1:CA:2803:G:H2'	1:CA:2804:U:C6	2.51	0.46

*Continued on next page...*

*Continued from previous page...*

Atom-1	Atom-2	Interatomic distance (Å)	Clash overlap (Å)
1:CA:39:G:H2'	1:CA:40:U:C6	2.51	0.46
1:CA:580:U:H2'	1:CA:581:C:C6	2.51	0.46
1:CA:657:U:H2'	1:CA:658:U:C6	2.52	0.46
1:CA:995:C:HO2'	1:CA:996:A:P	2.37	0.46
6:CF:43:ILE:HG22	6:CF:78:ILE:HG22	1.97	0.46
7:CG:23:ILE:HG22	7:CG:24:THR:N	2.31	0.46
1:CA:1294:U:O2	14:CN:23:ASN:ND2	2.49	0.46
18:CR:21:ARG:NH2	18:CR:93:PHE:CE2	2.85	0.46
21:CU:73:ASN:HA	21:CU:95:PHE:CE2	2.51	0.46
23:CW:18:LYS:CA	23:CW:36:ILE:HB	2.46	0.46
33:DA:1116:U:O3'	41:DI:110:GLN:NE2	2.48	0.46
33:DA:255:G:H2'	33:DA:256:U:C6	2.51	0.46
34:DB:22:TRP:CH2	34:DB:24:PRO:HA	2.51	0.46
42:DJ:10:LEU:HB2	42:DJ:72:ARG:HB2	1.98	0.46
44:DL:83:ARG:HG2	44:DL:83:ARG:HH11	1.81	0.46
54:DV:337:ARG:HA	54:DV:382:ILE:HG22	1.97	0.46
28:E1:47:ILE:N	28:E1:47:ILE:HD12	2.31	0.46
29:E2:12:ARG:NH1	29:E2:44:VAL:HG13	2.31	0.46
1:EA:1056:G:H5''	1:EA:1057:A:O4'	2.16	0.46
1:EA:1319:C:O2	1:EA:1334:G:C2	2.69	0.46
1:EA:2074:U:H2'	1:EA:2075:U:C6	2.51	0.46
1:EA:517:C:OP2	27:E0:9:ARG:NH2	2.48	0.46
1:EA:566:U:H2'	1:EA:567:U:O4'	2.16	0.46
1:EA:574:A:OP2	59:EA:3266:HOH:O	2.20	0.46
1:EA:609:A:H2'	1:EA:610:C:O4'	2.16	0.46
1:EA:626:A:C2	12:EL:78:ARG:HD3	2.51	0.46
6:EF:113:PHE:CZ	6:EF:115:GLY:HA2	2.51	0.46
7:EG:162:ARG:NH1	7:EG:168:VAL:HG21	2.31	0.46
10:EJ:20:ALA:O	10:EJ:23:LYS:N	2.46	0.46
10:EJ:44:TYR:O	10:EJ:45:THR:HG22	2.15	0.46
1:EA:1141:U:C6	10:EJ:65:THR:CG2	2.99	0.46
13:EM:35:ALA:HB2	13:EM:102:LEU:HD21	1.98	0.46
33:FA:1346:A:N1	33:FA:1374:A:H5''	2.31	0.46
33:FA:16:A:O2'	33:FA:17:U:H5'	2.16	0.46
35:FC:7:PRO:HG2	35:FC:184:TYR:CG	2.51	0.46
40:FH:78:VAL:HG21	40:FH:125:ILE:HD11	1.98	0.46
54:FV:104:ARG:HD2	54:FV:104:ARG:C	2.37	0.46
1:GA:1071:G:C2	1:GA:1072:C:H1'	2.51	0.46
1:GA:1970:A:OP2	59:GA:3467:HOH:O	2.21	0.46
1:GA:2291:U:H2'	1:GA:2292:U:C6	2.51	0.46
1:GA:278:A:N3	1:GA:278:A:H2'	2.30	0.46

*Continued on next page...*

*Continued from previous page...*

Atom-1	Atom-2	Interatomic distance (Å)	Clash overlap (Å)
1:GA:571:U:H3'	18:GR:80:ARG:NH2	2.30	0.46
1:GA:793:A:OP2	1:GA:2071:A:O2'	2.34	0.46
1:GA:846:U:O2'	1:GA:847:U:P	2.73	0.46
1:GA:83:A:H2'	1:GA:84:A:N7	2.31	0.46
4:GD:116:LYS:O	4:GD:118:PHE:CD2	2.68	0.46
4:GD:186:LEU:HD21	16:GP:7:LEU:HD21	1.98	0.46
6:GF:61:GLY:CA	6:GF:94:ARG:HD2	2.46	0.46
11:GK:16:ALA:O	11:GK:17:ARG:HB2	2.15	0.46
11:GK:19:VAL:HG13	11:GK:41:ILE:HB	1.98	0.46
13:GM:64:TRP:CZ3	13:GM:106:ASP:HB2	2.51	0.46
15:GO:58:ILE:O	15:GO:61:GLN:NE2	2.49	0.46
21:GU:85:ARG:HD2	21:GU:87:GLU:HA	1.98	0.46
22:GV:80:HIS:CD2	22:GV:82:TYR:H	2.34	0.46
33:HA:428:G:C5	33:HA:430:A:C6	3.04	0.46
33:HA:746:A:H2'	33:HA:747:A:C8	2.51	0.46
33:HA:942:G:O2'	33:HA:943:U:H5'	2.16	0.46
34:HB:72:LYS:HZ2	34:HB:204:ASP:HB3	1.81	0.46
39:HG:54:SER:O	39:HG:56:LYS:N	2.48	0.46
54:HV:62:THR:OG1	58:HV:801:GCP:O1G	2.33	0.46
1:AA:1722:A:N6	1:AA:1739:A:C8	2.84	0.45
1:AA:1723:G:H3'	1:AA:1724:G:C8	2.51	0.45
1:AA:2241:A:H2'	1:AA:2242:G:C8	2.51	0.45
1:AA:2478:A:OP2	31:A4:2:LYS:NZ	2.48	0.45
1:AA:582:A:C2	1:AA:1259:G:C2	3.05	0.45
1:AA:659:G:H4'	5:AE:95:LYS:HD3	1.98	0.45
6:AF:109:ARG:HE	6:AF:136:ILE:HA	1.80	0.45
9:AI:48:ILE:HG13	9:AI:49:GLU:H	1.81	0.45
20:AT:44:LYS:HG3	20:AT:55:VAL:HG11	1.98	0.45
1:AA:2269:G:H4'	23:AW:18:LYS:HE2	1.98	0.45
33:BA:234:C:H2'	33:BA:235:C:C6	2.51	0.45
33:BA:399:G:H2'	33:BA:400:C:C6	2.50	0.45
33:BA:484:G:H4'	33:BA:485:U:O5'	2.15	0.45
33:BA:76:G:N2	33:BA:77:A:HO2'	2.14	0.45
37:BE:13:GLU:CB	37:BE:39:VAL:HG12	2.46	0.45
47:BO:6:GLU:HG3	47:BO:7:ALA:N	2.31	0.45
48:BP:22:ALA:HA	48:BP:33:ILE:HG13	1.98	0.45
1:CA:1161:C:H1'	18:CR:8:GLY:O	2.16	0.45
1:CA:1441:G:H2'	1:CA:1442:U:C6	2.51	0.45
1:CA:1790:C:H2'	1:CA:1791:A:C5	2.51	0.45
1:CA:523:C:H4'	1:CA:540:C:O2	2.16	0.45
1:CA:669:G:N2	1:CA:670:A:C2	2.84	0.45

*Continued on next page...*

*Continued from previous page...*

Atom-1	Atom-2	Interatomic distance (Å)	Clash overlap (Å)
1:CA:974:G:C4	1:CA:1186:G:C2	3.03	0.45
3:CC:20:ASN:OD1	3:CC:22:GLU:HG2	2.15	0.45
6:CF:39:VAL:C	6:CF:41:GLU:H	2.20	0.45
8:CH:31:VAL:HB	8:CH:32:PRO:CD	2.46	0.45
10:CJ:25:LEU:HB2	10:CJ:62:VAL:HG21	1.98	0.45
23:CW:37:VAL:HG13	23:CW:55:ASP:C	2.36	0.45
33:DA:260:G:H2'	33:DA:261:U:C6	2.51	0.45
34:DB:150:ILE:O	34:DB:152:ASP:N	2.50	0.45
34:DB:70:GLY:HA2	34:DB:163:ILE:HG22	1.98	0.45
43:DK:31:ILE:HA	43:DK:46:THR:HA	1.98	0.45
45:DM:5:ALA:HB2	45:DM:60:VAL:HG13	1.98	0.45
49:DQ:12:VAL:HG12	49:DQ:13:VAL:H	1.80	0.45
52:DT:67:ILE:HD11	52:DT:71:LYS:HE2	1.98	0.45
28:E1:16:THR:HG21	28:E1:41:VAL:CG2	2.45	0.45
1:EA:1079:C:C2	1:EA:1088:A:N6	2.84	0.45
1:EA:2602:A:H4'	1:EA:2603:G:OP2	2.16	0.45
1:EA:2636:C:H2'	1:EA:2637:U:C6	2.51	0.45
1:EA:356:G:H2'	1:EA:357:C:C6	2.51	0.45
1:EA:384:A:H2'	1:EA:385:C:H5'	1.97	0.45
1:EA:475:C:C4	1:EA:481:G:O6	2.69	0.45
1:EA:2682:A:H8	4:ED:11:MET:HG2	1.81	0.45
10:EJ:4:PHE:O	10:EJ:44:TYR:OH	2.28	0.45
11:EK:10:VAL:HG11	11:EK:16:ALA:HB3	1.98	0.45
12:EL:78:ARG:CZ	12:EL:113:ALA:HB1	2.46	0.45
12:EL:62:PRO:HG2	30:E3:24:LYS:HD3	1.98	0.45
13:EM:73:ILE:HG21	13:EM:91:TYR:CZ	2.51	0.45
16:EP:49:ILE:HG22	16:EP:50:ARG:N	2.31	0.45
17:EQ:91:ARG:HE	17:EQ:93:ILE:HG21	1.80	0.45
20:ET:50:LEU:O	20:ET:51:PHE:HB2	2.16	0.45
23:EW:24:ARG:CG	23:EW:65:LYS:HD3	2.46	0.45
34:FB:20:ARG:HH22	34:FB:38:HIS:CD2	2.34	0.45
42:FJ:35:GLN:CG	42:FJ:77:VAL:H	2.27	0.45
46:FN:46:LEU:HG	46:FN:46:LEU:O	2.16	0.45
54:FV:227:ALA:HB1	54:FV:234:MET:HB2	1.98	0.45
1:GA:1073:A:OP1	1:GA:1074:G:N2	2.49	0.45
1:GA:1173:U:C2'	1:GA:1174:U:O5'	2.65	0.45
1:GA:1507:C:C4	1:GA:1508:A:H2	2.34	0.45
1:GA:1394:U:H4'	1:GA:1603:A:H4'	1.97	0.45
1:GA:2345:G:N3	1:GA:2381:A:H2'	2.31	0.45
1:GA:277:G:C2'	1:GA:278:A:OP2	2.64	0.45
5:GE:48:THR:HG22	5:GE:86:ALA:HB3	1.99	0.45

*Continued on next page...*

*Continued from previous page...*

Atom-1	Atom-2	Interatomic distance (Å)	Clash overlap (Å)
7:GG:84:LYS:HG3	7:GG:132:LEU:N	2.31	0.45
11:GK:10:VAL:HG11	11:GK:16:ALA:CB	2.47	0.45
1:GA:1266:G:N7	19:GS:16:LYS:HE3	2.31	0.45
21:GU:78:LYS:HG2	21:GU:79:ALA:N	2.31	0.45
33:HA:481:G:H4'	33:HA:481:G:OP1	2.14	0.45
33:HA:502:A:H2'	33:HA:503:C:C6	2.51	0.45
33:HA:986:U:H2'	33:HA:987:G:O4'	2.16	0.45
35:HC:83:ASP:O	35:HC:87:LEU:HG	2.16	0.45
40:HH:38:ASN:HA	40:HH:49:PHE:HE1	1.81	0.45
41:HI:55:VAL:CA	41:HI:94:LEU:HD23	2.46	0.45
33:HA:368:U:C5	54:HV:362:ARG:HD3	2.51	0.45
54:HV:515:TYR:O	54:HV:593:PHE:CZ	2.69	0.45
54:HV:553:VAL:HG23	54:HV:597:ALA:HB2	1.97	0.45
1:AA:1464:G:O2'	1:AA:1528:A:O2'	2.22	0.45
1:AA:1500:G:C6	1:AA:1501:G:N7	2.84	0.45
1:AA:1719:G:N2	1:AA:1742:U:H1'	2.31	0.45
1:AA:2267:A:H5''	1:AA:2268:A:C5'	2.47	0.45
1:AA:2376:A:C2	15:AO:92:PHE:HB3	2.51	0.45
1:AA:250:G:P	30:A3:12:ARG:HH12	2.39	0.45
1:AA:42:A:C2'	1:AA:43:G:C5'	2.94	0.45
1:AA:593:U:H2'	1:AA:594:U:C6	2.52	0.45
1:AA:709:U:H2'	1:AA:710:U:O4'	2.16	0.45
6:AF:10:GLU:HG2	6:AF:13:LYS:HD3	1.98	0.45
13:AM:33:LEU:CD2	13:AM:128:THR:HB	2.46	0.45
24:AX:69:GLU:O	24:AX:70:LEU:HB2	2.16	0.45
33:BA:1028:C:N4	33:BA:1034:G:C2	2.85	0.45
33:BA:1113:C:H2'	33:BA:1114:C:H6	1.81	0.45
33:BA:1331:G:HO2'	33:BA:1332:A:P	2.38	0.45
33:BA:705:G:C2'	33:BA:706:A:H5'	2.46	0.45
37:BE:56:VAL:N	37:BE:57:PRO:HD2	2.31	0.45
41:BI:15:SER:HB2	41:BI:78:ALA:HB2	1.98	0.45
48:BP:40:ASN:O	48:BP:42:ILE:N	2.49	0.45
54:BV:453:SER:O	54:BV:455:GLN:N	2.49	0.45
1:CA:1098:A:C5	1:CA:1099:G:C8	3.04	0.45
1:CA:1327:A:N6	1:CA:1328:A:C2	2.84	0.45
1:CA:1341:G:H1	20:CT:24:MET:HE2	1.81	0.45
1:CA:1381:G:H2'	1:CA:1382:G:H5'	1.98	0.45
1:CA:1736:U:N3	1:CA:1737:G:H1'	2.31	0.45
1:CA:1760:C:H2'	1:CA:1761:C:O4'	2.16	0.45
1:CA:2107:G:H2'	1:CA:2108:A:O5'	2.16	0.45
1:CA:2273:A:H2'	1:CA:2274:A:C8	2.52	0.45

*Continued on next page...*



*Continued from previous page...*

Atom-1	Atom-2	Interatomic distance (Å)	Clash overlap (Å)
1:CA:2790:U:C5	1:CA:2893:A:C2	3.05	0.45
1:CA:634:C:H2'	1:CA:635:C:C6	2.51	0.45
1:CA:878:A:C2	1:CA:900:A:C4	3.04	0.45
1:CA:929:U:H4'	26:CZ:37:ARG:NH2	2.31	0.45
5:CE:16:GLU:O	5:CE:20:GLY:N	2.50	0.45
7:CG:174:LYS:NZ	7:CG:176:LYS:OXT	2.33	0.45
33:DA:109:A:H2'	33:DA:326:G:N2	2.31	0.45
33:DA:374:A:C6	33:DA:375:U:C4	3.04	0.45
38:DF:91:ARG:HG2	38:DF:92:THR:H	1.82	0.45
42:DJ:81:GLU:HA	42:DJ:84:VAL:HG12	1.97	0.45
45:DM:54:ASP:HA	45:DM:57:ARG:HB3	1.98	0.45
54:DV:188:MET:HE1	54:DV:218:TRP:CD1	2.52	0.45
1:EA:1161:C:H1'	18:ER:8:GLY:O	2.15	0.45
1:EA:613:A:O2'	1:EA:614:A:OP1	2.33	0.45
59:EA:3653:HOH:O	3:EC:52:HIS:ND1	2.27	0.45
4:ED:39:ASP:OD1	4:ED:40:LEU:N	2.48	0.45
5:EE:146:VAL:HG12	5:EE:185:LYS:HB2	1.97	0.45
8:EH:21:VAL:HG21	8:EH:25:TYR:HD2	1.80	0.45
18:ER:98:ILE:O	18:ER:98:ILE:CG2	2.63	0.45
23:EW:49:ASN:HA	23:EW:61:LYS:HB2	1.98	0.45
33:FA:71:A:C6	33:FA:100:G:C8	3.04	0.45
33:FA:1159:U:C4	33:FA:1182:G:C5	3.04	0.45
33:FA:295:C:H2'	33:FA:296:U:C6	2.51	0.45
33:FA:61:G:H2'	33:FA:62:U:O4'	2.16	0.45
33:FA:653:U:H5'	40:FH:56:LYS:CE	2.47	0.45
33:FA:89:U:O2'	33:FA:90:C:OP2	2.33	0.45
33:FA:97:G:C5	33:FA:98:A:H1'	2.51	0.45
34:FB:45:THR:HG22	34:FB:49:PHE:HD2	1.80	0.45
38:FF:98:GLU:HG3	38:FF:99:ALA:N	2.31	0.45
40:FH:5:ASP:HB2	40:FH:81:PRO:HG3	1.97	0.45
41:FI:45:ARG:HG3	41:FI:46:MET:N	2.31	0.45
44:FL:25:GLU:O	44:FL:26:ALA:C	2.54	0.45
51:FS:49:ILE:HD11	51:FS:62:VAL:CG2	2.47	0.45
51:FS:34:TRP:HD1	51:FS:52:HIS:CD2	2.34	0.45
29:G2:12:ARG:HH11	29:G2:44:VAL:HG11	1.82	0.45
1:GA:980:A:C4	1:GA:1136:G:O4'	2.70	0.45
1:GA:1548:A:H2'	1:GA:1549:A:C8	2.51	0.45
1:GA:26:G:C6	1:GA:27:G:C6	3.04	0.45
1:GA:36:G:C6	1:GA:37:C:C5	3.05	0.45
3:GC:104:LEU:O	3:GC:105:ALA:CB	2.64	0.45
7:GG:59:ASP:HB3	7:GG:63:GLN:HG2	1.99	0.45

*Continued on next page...*

*Continued from previous page...*

Atom-1	Atom-2	Interatomic distance (Å)	Clash overlap (Å)
23:GW:16:GLU:HA	23:GW:16:GLU:OE1	2.16	0.45
33:HA:730:G:O6	47:HO:51:HIS:NE2	2.47	0.45
34:HB:206:ILE:N	34:HB:206:ILE:HD13	2.31	0.45
33:HA:1123:U:O2'	42:HJ:39:PRO:O	2.32	0.45
44:HL:3:THR:HG22	44:HL:5:ASN:H	1.80	0.45
46:HN:27:LEU:HB3	46:HN:31:ILE:HD12	1.97	0.45
1:AA:1723:G:H2'	1:AA:1724:G:C8	2.51	0.45
1:AA:1801:A:OP2	3:AC:149:LYS:NZ	2.48	0.45
1:AA:1843:C:H5'	3:AC:250:GLN:OE1	2.16	0.45
1:AA:2298:A:C6	1:AA:2321:U:C4	3.05	0.45
1:AA:2461:A:H2'	1:AA:2462:C:C6	2.51	0.45
1:AA:428:A:H2'	1:AA:429:A:C8	2.51	0.45
1:AA:760:G:O6	1:AA:761:A:C2	2.69	0.45
1:AA:849:A:H2'	1:AA:850:U:C6	2.51	0.45
3:AC:59:GLN:NE2	3:AC:84:PRO:O	2.49	0.45
4:AD:149:ASN:CG	4:AD:150:GLN:H	2.19	0.45
7:AG:29:ASN:OD1	7:AG:30:GLY:N	2.49	0.45
9:AI:42:ASN:HA	9:AI:45:THR:HB	1.98	0.45
9:AI:46:ASP:HA	9:AI:50:LYS:HD2	1.98	0.45
10:AJ:81:ILE:HG13	10:AJ:82:GLY:H	1.79	0.45
1:AA:2674:G:H4'	11:AK:30:ARG:HG3	1.97	0.45
12:AL:87:GLY:C	12:AL:89:VAL:H	2.19	0.45
17:AQ:30:VAL:HG23	17:AQ:33:VAL:HB	1.97	0.45
20:AT:32:LEU:N	20:AT:83:ALA:HB3	2.31	0.45
24:AX:31:ASN:OD1	24:AX:33:HIS:NE2	2.50	0.45
36:BD:91:LEU:HA	36:BD:94:LEU:HD12	1.99	0.45
38:BF:18:VAL:HB	38:BF:19:PRO:CD	2.46	0.45
42:BJ:22:THR:OG1	42:BJ:72:ARG:HG3	2.17	0.45
43:BK:31:ILE:HG22	43:BK:46:THR:HB	1.98	0.45
48:BP:4:ILE:HD13	48:BP:67:ILE:HD13	1.98	0.45
54:BV:218:TRP:CZ3	54:BV:223:ILE:HB	2.51	0.45
54:BV:224:GLU:HG3	54:BV:237:TYR:CE2	2.51	0.45
1:CA:2019:A:H4'	17:CQ:33:VAL:HG21	1.98	0.45
1:CA:2193:G:H2'	1:CA:2194:U:C6	2.52	0.45
1:CA:649:G:H2'	1:CA:650:C:O4'	2.17	0.45
1:CA:744:U:O4	1:CA:745:G:C6	2.70	0.45
7:CG:10:VAL:O	7:CG:10:VAL:HG23	2.15	0.45
33:DA:1144:G:N1	33:DA:1145:A:C2	2.85	0.45
33:DA:1376:U:H2'	33:DA:1377:A:C8	2.51	0.45
33:DA:293:G:C6	33:DA:294:U:C4	3.05	0.45
33:DA:844:G:C2'	33:DA:845:A:H5''	2.47	0.45

*Continued on next page...*

Continued from previous page...

Atom-1	Atom-2	Interatomic distance (Å)	Clash overlap (Å)
34:DB:11:ALA:HB1	34:DB:14:HIS:CD2	2.51	0.45
34:DB:45:THR:HA	34:DB:200:PRO:HG2	1.97	0.45
34:DB:40:ILE:HG21	34:DB:201:GLY:HA2	1.98	0.45
43:DK:35:THR:OG1	43:DK:41:ALA:N	2.50	0.45
44:DL:29:GLN:HB2	44:DL:82:ILE:O	2.17	0.45
53:DU:47:ARG:HA	53:DU:50:ALA:HB3	1.98	0.45
54:DV:318:SER:HB3	54:DV:404:ILE:HD11	1.98	0.45
1:EA:1526:C:H2'	1:EA:1527:G:O4'	2.15	0.45
1:EA:2824:C:C4	1:EA:2825:G:C5	3.04	0.45
1:EA:372:G:O4'	24:EX:60:LYS:HE3	2.16	0.45
1:EA:911:A:C5	13:EM:9:PHE:CD2	3.04	0.45
2:EB:109:A:H2'	2:EB:110:C:C6	2.51	0.45
3:EC:16:VAL:HB	3:EC:203:VAL:HB	1.98	0.45
6:EF:107:VAL:HG12	6:EF:113:PHE:CE2	2.51	0.45
10:EJ:44:TYR:HD2	17:EQ:63:ARG:HG2	1.79	0.45
1:EA:2333:A:OP2	23:EW:76:ARG:NH1	2.48	0.45
33:FA:1021:A:H2'	33:FA:1022:A:H5'	1.98	0.45
33:FA:1376:U:H2'	33:FA:1377:A:C8	2.52	0.45
33:FA:918:A:H2'	33:FA:919:A:C8	2.51	0.45
1:GA:2246:G:H1'	1:GA:2426:A:C2	2.51	0.45
1:GA:326:G:N2	1:GA:336:C:O2	2.47	0.45
1:GA:27:G:C2	1:GA:512:G:N3	2.85	0.45
1:GA:783:A:H8	1:GA:784:G:H4'	1.80	0.45
3:GC:104:LEU:HD23	3:GC:142:ASN:HB2	1.99	0.45
1:GA:2531:A:OP1	7:GG:174:LYS:CE	2.65	0.45
7:GG:53:PRO:HD3	7:GG:61:TRP:CE3	2.52	0.45
15:GO:3:LYS:HG3	15:GO:4:LYS:H	1.81	0.45
20:GT:55:VAL:O	20:GT:56:GLU:HB3	2.16	0.45
20:GT:29:THR:HA	20:GT:86:THR:HA	1.98	0.45
22:GV:2:PHE:HB2	22:GV:61:LEU:HG	1.99	0.45
23:GW:24:ARG:HD3	23:GW:65:LYS:HG2	1.98	0.45
33:HA:723:U:O2'	33:HA:724:G:P	2.74	0.45
35:HC:22:TRP:NE1	35:HC:36:ASP:OD2	2.47	0.45
36:HD:20:PHE:HB3	36:HD:23:SER:OG	2.16	0.45
43:HK:71:ALA:HB1	43:HK:75:LYS:HD2	1.98	0.45
45:HM:68:ASP:O	45:HM:71:ARG:HB2	2.17	0.45
54:HV:602:LYS:O	54:HV:603:GLU:HB3	2.17	0.45
1:AA:1714:U:H5'	1:AA:1715:G:H5'	1.99	0.45
1:AA:2023:C:OP1	59:AA:3658:HOH:O	2.21	0.45
1:AA:2287:A:C8	1:AA:2289:G:C8	3.04	0.45
7:AG:27:GLY:HA3	7:AG:78:VAL:HG13	1.99	0.45

Continued on next page...

*Continued from previous page...*

Atom-1	Atom-2	Interatomic distance (Å)	Clash overlap (Å)
16:AP:30:TRP:CE2	16:AP:39:LEU:HD11	2.50	0.45
17:AQ:91:ARG:HH21	17:AQ:93:ILE:HD13	1.82	0.45
18:AR:90:ARG:O	18:AR:91:GLN:HB3	2.16	0.45
33:BA:1239:A:H62	33:BA:1299:A:N6	2.14	0.45
33:BA:973:G:H2'	33:BA:974:A:OP1	2.17	0.45
38:BF:40:GLU:HB2	38:BF:42:TRP:HE1	1.81	0.45
42:BJ:35:GLN:HG2	42:BJ:77:VAL:CB	2.47	0.45
45:BM:29:ARG:NH2	45:BM:63:PHE:HB3	2.31	0.45
1:CA:2286:G:P	28:C1:29:LYS:HE2	2.56	0.45
31:C4:2:LYS:HD3	31:C4:4:ARG:NH2	2.31	0.45
1:CA:1165:A:H2'	1:CA:1166:G:H8	1.81	0.45
1:CA:2046:G:H1'	27:C0:18:HIS:CE1	2.51	0.45
1:CA:2071:A:C2	1:CA:2072:C:C2	3.04	0.45
1:CA:2328:A:H2'	1:CA:2329:U:C6	2.52	0.45
1:CA:2457:U:C4	1:CA:2458:G:C6	3.04	0.45
1:CA:1783:A:H5'	1:CA:2608:G:H4'	1.99	0.45
1:CA:2834:G:O6	1:CA:2879:A:H2'	2.16	0.45
1:CA:2846:G:H2'	1:CA:2847:U:O4'	2.17	0.45
1:CA:489:G:C6	1:CA:491:G:C2	3.04	0.45
1:CA:570:G:H2'	1:CA:2030:A:N7	2.31	0.45
1:CA:765:C:H2'	1:CA:766:U:C6	2.51	0.45
3:CC:109:LEU:CG	3:CC:110:LYS:H	2.29	0.45
5:CE:134:LEU:CD2	5:CE:161:ALA:HB2	2.47	0.45
6:CF:107:VAL:HG11	6:CF:116:LEU:HD21	1.99	0.45
16:CP:96:LEU:HB3	16:CP:99:LEU:CD2	2.46	0.45
19:CS:13:SER:O	19:CS:14:ALA:CB	2.64	0.45
33:DA:1004:A:H2'	33:DA:1005:A:O4'	2.15	0.45
33:DA:202:G:O2'	33:DA:468:A:C8	2.70	0.45
33:DA:979:C:H1'	33:DA:1317:C:N4	2.32	0.45
48:DP:36:VAL:HG11	48:DP:57:ILE:HG12	1.98	0.45
53:DU:10:GLU:O	53:DU:12:PHE:N	2.47	0.45
1:EA:181:A:C2	1:EA:182:A:C4	3.04	0.45
4:ED:148:GLN:OE1	4:ED:152:PRO:HG2	2.16	0.45
13:EM:31:PHE:CE1	13:EM:110:GLU:HG3	2.50	0.45
1:EA:1279:G:H4'	14:EN:31:HIS:CD2	2.52	0.45
17:EQ:91:ARG:NH2	17:EQ:93:ILE:HG21	2.29	0.45
33:FA:736:C:H2'	33:FA:737:C:C6	2.52	0.45
38:FF:45:ARG:O	38:FF:56:LYS:HA	2.16	0.45
38:FF:66:ALA:HB1	38:FF:67:PRO:HD2	1.98	0.45
33:FA:643:C:H5'	40:FH:32:LEU:HD13	1.98	0.45
50:FR:63:ARG:HB3	50:FR:70:TYR:CE1	2.51	0.45

*Continued on next page...*

Continued from previous page...

Atom-1	Atom-2	Interatomic distance (Å)	Clash overlap (Å)
51:FS:56:GLN:CD	51:FS:57:HIS:H	2.20	0.45
54:FV:317:PHE:HA	54:FV:341:GLY:HA3	1.99	0.45
54:FV:96:THR:HG22	54:FV:129:GLN:HE22	1.81	0.45
28:G1:8:ILE:HG21	28:G1:51:ALA:HA	1.98	0.45
30:G3:49:VAL:HG23	30:G3:54:LEU:HD13	1.99	0.45
1:GA:1032:A:H1'	31:G4:23:ILE:HD13	1.97	0.45
1:GA:646:U:C4	1:GA:2368:C:H1'	2.52	0.45
3:GC:232:GLY:HA2	59:GC:402:HOH:O	2.16	0.45
5:GE:150:THR:HG21	5:GE:153:LEU:HA	1.98	0.45
7:GG:162:ARG:NH1	7:GG:168:VAL:HG21	2.31	0.45
11:GK:69:VAL:HG21	11:GK:106:GLU:CD	2.36	0.45
14:GN:8:ARG:HB3	14:GN:10:LEU:HD22	1.98	0.45
14:GN:33:ILE:HD11	14:GN:112:TYR:CD1	2.51	0.45
1:GA:24:G:H1'	19:GS:77:ASP:HB3	1.99	0.45
33:HA:1014:A:N7	33:HA:1015:G:C6	2.84	0.45
33:HA:72:A:H2'	33:HA:73:C:C5'	2.46	0.45
36:HD:107:PHE:CE2	36:HD:145:ILE:HG13	2.51	0.45
36:HD:124:MET:CE	36:HD:146:ARG:HG2	2.46	0.45
38:HF:64:VAL:HG12	38:HF:65:GLU:N	2.32	0.45
54:HV:105:VAL:HG23	54:HV:106:LEU:N	2.32	0.45
1:AA:2297:A:C2	1:AA:2321:U:H5	2.35	0.45
1:AA:705:A:C6	1:AA:706:A:C5	3.05	0.45
6:AF:49:LEU:HD12	6:AF:52:ALA:HB3	1.97	0.45
13:AM:13:HIS:O	13:AM:14:LYS:CB	2.64	0.45
15:AO:115:LEU:HD12	15:AO:116:GLN:H	1.81	0.45
33:BA:1058:G:H2'	33:BA:1059:C:O4'	2.16	0.45
33:BA:1346:A:N1	33:BA:1374:A:H5''	2.31	0.45
33:BA:64:G:C8	33:BA:99:C:N4	2.84	0.45
33:BA:722:G:O3'	33:BA:723:U:H2'	2.17	0.45
33:BA:76:G:N3	33:BA:76:G:H2'	2.32	0.45
33:BA:993:G:H2'	33:BA:995:C:H41	1.82	0.45
36:BD:25:VAL:HG23	36:BD:26:ARG:H	1.81	0.45
37:BE:38:VAL:HG21	37:BE:114:VAL:HG23	1.98	0.45
37:BE:38:VAL:HG11	37:BE:114:VAL:HA	1.98	0.45
37:BE:76:LEU:HD12	37:BE:76:LEU:N	2.31	0.45
38:BF:12:PRO:HA	38:BF:44:ARG:HD3	1.99	0.45
38:BF:4:TYR:HB3	38:BF:89:VAL:HG23	1.99	0.45
43:BK:34:ILE:HG13	43:BK:70:CYS:SG	2.57	0.45
45:BM:56:LEU:O	45:BM:60:VAL:HG12	2.17	0.45
48:BP:46:LYS:HG3	48:BP:47:GLU:H	1.81	0.45
1:CA:1176:U:H2'	1:CA:1177:G:C8	2.51	0.45

Continued on next page...

*Continued from previous page...*

Atom-1	Atom-2	Interatomic distance (Å)	Clash overlap (Å)
1:CA:2744:G:C2	1:CA:2761:A:C4	3.05	0.45
1:CA:334:C:OP1	1:CA:336:C:N4	2.47	0.45
3:CC:145:MET:SD	3:CC:153:LEU:HD11	2.56	0.45
4:CD:110:THR:HG23	4:CD:171:THR:HG22	1.98	0.45
5:CE:149:ILE:HG23	5:CE:188:MET:HA	1.98	0.45
11:CK:15:GLY:O	11:CK:46:ALA:HA	2.16	0.45
13:CM:50:ARG:CD	13:CM:65:ILE:HD11	2.47	0.45
20:CT:61:LEU:HD12	20:CT:61:LEU:C	2.36	0.45
20:CT:29:THR:CB	20:CT:86:THR:HA	2.47	0.45
33:DA:1311:A:C6	33:DA:1312:G:N7	2.85	0.45
33:DA:16:A:N1	33:DA:919:A:H2	2.14	0.45
33:DA:209:U:H5'	33:DA:210:C:O5'	2.15	0.45
33:DA:276:G:C6	33:DA:277:C:C5	3.04	0.45
33:DA:298:A:H2'	33:DA:299:G:C8	2.51	0.45
33:DA:57:G:C6	33:DA:58:C:N3	2.84	0.45
34:DB:53:LEU:HD23	34:DB:53:LEU:N	2.31	0.45
37:DE:81:LEU:HD11	37:DE:144:LEU:HD22	1.97	0.45
38:DF:23:GLU:O	38:DF:27:ALA:N	2.47	0.45
38:DF:98:GLU:HG3	38:DF:99:ALA:N	2.32	0.45
41:DI:47:VAL:CG2	41:DI:76:ALA:HB1	2.46	0.45
51:DS:49:ILE:CD1	51:DS:71:LEU:HD22	2.46	0.45
43:DK:126:LYS:C	53:DU:34:ARG:HH12	2.19	0.45
54:DV:492:GLU:OE1	54:DV:567:ALA:N	2.44	0.45
32:E5:4:ASN:O	32:E5:5:LEU:C	2.54	0.45
32:E5:93:ALA:HA	32:E5:130:PRO:CG	2.45	0.45
1:EA:1083:U:C6	1:EA:1085:A:OP2	2.70	0.45
1:EA:1353:A:C8	1:EA:1378:A:N6	2.84	0.45
1:EA:1439:A:C2	1:EA:1553:A:C4	3.03	0.45
1:EA:1773:A:N7	1:EA:1829:A:H1'	2.32	0.45
1:EA:1770:G:C6	1:EA:1983:G:C6	3.04	0.45
2:EB:38:C:O4'	15:EO:100:HIS:NE2	2.50	0.45
6:EF:151:LEU:HD12	6:EF:152:ASP:N	2.31	0.45
9:EI:19:PRO:HD2	9:EI:23:VAL:CG2	2.47	0.45
1:EA:995:C:H42	10:EJ:2:LYS:HB2	1.80	0.45
12:EL:95:LEU:HB2	12:EL:101:ILE:HD12	1.99	0.45
14:EN:103:ARG:HB2	14:EN:110:MET:HE2	1.97	0.45
21:EU:53:GLN:HG2	21:EU:54:PRO:HD3	1.98	0.45
26:EZ:24:LEU:O	26:EZ:27:GLY:N	2.47	0.45
33:FA:202:G:HO2'	33:FA:468:A:H8	1.64	0.45
36:FD:10:LYS:NZ	36:FD:38:PRO:O	2.47	0.45
38:FF:21:MET:HB3	38:FF:25:TYR:CE2	2.51	0.45

*Continued on next page...*

*Continued from previous page...*

Atom-1	Atom-2	Interatomic distance (Å)	Clash overlap (Å)
52:FT:51:PHE:CD1	52:FT:51:PHE:C	2.90	0.45
54:FV:113:TYR:O	54:FV:141:VAL:HA	2.17	0.45
19:GS:19:LEU:HB3	27:G0:21:LEU:HG	1.99	0.45
1:GA:2017:U:H5''	1:GA:2018:G:P	2.56	0.45
1:GA:273:G:N2	1:GA:365:U:C2	2.84	0.45
1:GA:374:A:H2'	1:GA:375:G:O4'	2.17	0.45
5:GE:23:PHE:CG	5:GE:111:GLU:HG3	2.52	0.45
6:GF:134:GLN:HG3	6:GF:140:ILE:CD1	2.45	0.45
6:GF:147:ARG:HG3	6:GF:148:VAL:N	2.31	0.45
1:GA:855:G:C2	23:GW:23:LYS:HD2	2.51	0.45
23:GW:28:GLU:OE2	23:GW:29:SER:OG	2.31	0.45
33:HA:375:U:C4	33:HA:376:G:N7	2.85	0.45
33:HA:64:G:OP1	33:HA:382:A:N6	2.50	0.45
33:HA:532:A:N7	35:HC:192:THR:OG1	2.34	0.45
33:HA:575:G:C6	33:HA:821:G:N7	2.85	0.45
33:HA:436:C:O2'	36:HD:154:ARG:HG3	2.17	0.45
1:GA:2661:G:H5'	54:HV:19:ILE:HG13	1.99	0.45
1:AA:1005:C:H1'	1:AA:1012:U:C4	2.52	0.45
1:AA:1060:U:H4'	1:AA:1061:U:H5''	1.97	0.45
1:AA:1340:U:H4'	1:AA:1341:G:OP2	2.17	0.45
1:AA:141:G:C5	20:AT:2:ILE:HD11	2.51	0.45
1:AA:1724:G:H2'	1:AA:1725:U:C6	2.51	0.45
1:AA:2051:A:H2'	1:AA:2578:G:OP1	2.17	0.45
6:AF:19:PHE:HB2	6:AF:21:TYR:CE1	2.51	0.45
8:AH:28:ASN:C	8:AH:32:PRO:HG2	2.37	0.45
13:AM:8:LYS:HE3	13:AM:9:PHE:CE2	2.52	0.45
34:BB:27:LYS:N	34:BB:28:PRO:CD	2.80	0.45
37:BE:106:ILE:HD11	37:BE:124:LEU:HD22	1.99	0.45
38:BF:10:VAL:HB	38:BF:58:HIS:HB3	1.97	0.45
38:BF:67:PRO:HB2	38:BF:69:GLU:HG2	1.99	0.45
46:BN:53:ARG:NH2	51:BS:37:ARG:HH21	2.15	0.45
48:BP:48:GLU:HG3	48:BP:49:GLY:H	1.80	0.45
54:BV:468:ILE:HA	54:BV:471:ASP:HB3	1.99	0.45
54:BV:532:LYS:HD3	54:BV:534:TYR:H	1.81	0.45
1:CA:1232:G:C6	1:CA:1233:C:C4	3.05	0.45
1:CA:137:U:O2'	1:CA:138:U:OP2	2.33	0.45
1:CA:2109:U:H4'	1:CA:2180:U:H1'	1.99	0.45
2:CB:118:C:H2'	2:CB:119:A:H8	1.82	0.45
4:CD:45:TYR:N	4:CD:45:TYR:CD1	2.84	0.45
1:CA:2293:G:OP1	15:CO:94:ARG:NH2	2.50	0.45
16:CP:13:LYS:NZ	16:CP:80:VAL:HB	2.32	0.45

*Continued on next page...*

*Continued from previous page...*

Atom-1	Atom-2	Interatomic distance (Å)	Clash overlap (Å)
17:CQ:63:ARG:HH22	17:CQ:95:ALA:C	2.20	0.45
20:CT:7:LEU:O	20:CT:10:VAL:HG13	2.16	0.45
22:CV:80:HIS:HD2	22:CV:83:LYS:N	2.14	0.45
33:DA:18:C:H1'	33:DA:1079:G:H21	1.81	0.45
33:DA:1151:A:C2	33:DA:1152:A:C5	3.04	0.45
33:DA:513:C:H2'	33:DA:514:C:C6	2.52	0.45
33:DA:83:C:H2'	33:DA:84:U:C6	2.51	0.45
34:DB:207:ARG:HG3	34:DB:208:ALA:H	1.80	0.45
36:DD:24:GLY:O	36:DD:26:ARG:N	2.49	0.45
48:DP:46:LYS:HE2	48:DP:48:GLU:H	1.82	0.45
48:DP:4:ILE:N	48:DP:4:ILE:HD12	2.32	0.45
49:DQ:47:HIS:HB2	49:DQ:71:LYS:HE2	1.97	0.45
53:DU:37:PHE:HA	53:DU:40:LYS:HE2	1.99	0.45
1:EA:1712:U:H3	1:EA:1746:A:H61	1.63	0.45
1:EA:1637:A:H5'	1:EA:1760:C:O2'	2.16	0.45
1:EA:1784:A:H4'	1:EA:1785:A:O5'	2.17	0.45
1:EA:340:A:H2'	1:EA:341:C:H5'	1.98	0.45
6:EF:33:ILE:HG13	6:EF:95:MET:SD	2.57	0.45
1:EA:558:U:O3'	10:EJ:111:LYS:HE3	2.17	0.45
33:FA:1178:G:OP1	41:FI:95:ARG:NH2	2.50	0.45
33:FA:1356:G:H2'	33:FA:1357:A:C8	2.51	0.45
33:FA:658:C:O4'	47:FO:22:THR:OG1	2.34	0.45
33:FA:844:G:H2'	33:FA:845:A:H5''	1.97	0.45
36:FD:151:LYS:HA	36:FD:155:VAL:CG1	2.46	0.45
38:FF:81:ASN:OD1	38:FF:83:ALA:N	2.43	0.45
54:FV:155:VAL:HG22	54:FV:264:VAL:HG11	1.99	0.45
54:FV:53:MET:HB2	54:FV:56:GLU:CG	2.46	0.45
1:GA:1072:C:N4	1:GA:1094:U:C2	2.85	0.45
1:GA:1665:A:OP2	59:GA:3424:HOH:O	2.21	0.45
1:GA:1683:U:H2'	1:GA:1684:G:C8	2.51	0.45
1:GA:38:A:C2	1:GA:39:G:C4	3.05	0.45
1:GA:477:A:N6	1:GA:500:G:O2'	2.49	0.45
1:GA:27:G:C4	1:GA:512:G:N2	2.85	0.45
1:GA:65:U:H2'	1:GA:66:C:C6	2.52	0.45
1:GA:833:A:C6	1:GA:834:G:C6	3.05	0.45
1:GA:979:A:H2'	1:GA:982:C:H42	1.82	0.45
4:GD:33:ARG:NH2	4:GD:51:THR:HG23	2.32	0.45
6:GF:141:ASP:O	6:GF:145:VAL:HG13	2.16	0.45
7:GG:35:THR:HG22	7:GG:36:LEU:N	2.32	0.45
9:GI:17:ALA:HB3	9:GI:42:ASN:HD21	1.82	0.45
10:GJ:38:GLY:O	10:GJ:43:GLU:HB2	2.16	0.45

*Continued on next page...*



*Continued from previous page...*

Atom-1	Atom-2	Interatomic distance (Å)	Clash overlap (Å)
23:GW:21:GLY:HA2	23:GW:25:PHE:CE2	2.52	0.45
23:GW:8:SER:O	23:GW:9:THR:HG22	2.17	0.45
33:HA:105:G:H2'	33:HA:106:C:C6	2.52	0.45
33:HA:449:G:N1	33:HA:450:G:C6	2.85	0.45
33:HA:560:A:H5'	33:HA:566:G:N2	2.31	0.45
35:HC:155:GLY:O	35:HC:156:ARG:HB2	2.17	0.45
39:HG:111:ARG:HD2	39:HG:119:ARG:HA	1.98	0.45
39:HG:147:ALA:HB1	43:HK:61:PHE:CE1	2.51	0.45
39:HG:54:SER:C	39:HG:56:LYS:H	2.19	0.45
41:HI:26:GLY:N	41:HI:59:GLU:O	2.50	0.45
41:HI:57:MET:CE	41:HI:58:VAL:H	2.29	0.45
48:HP:23:ASP:OD2	48:HP:25:ARG:NE	2.47	0.45
14:AN:98:LEU:HB3	27:A0:42:ILE:CD1	2.47	0.45
30:A3:41:ARG:HG3	30:A3:44:ARG:NH2	2.32	0.45
1:AA:1021:A:C6	1:AA:1023:U:C5	3.05	0.45
1:AA:1233:C:C4	1:AA:1234:U:C5	3.05	0.45
1:AA:236:C:H2'	1:AA:237:C:C6	2.52	0.45
1:AA:729:G:H2'	1:AA:1775:U:H1'	1.99	0.45
2:AB:21:G:N7	59:AB:1305:HOH:O	2.36	0.45
6:AF:55:ASP:O	6:AF:59:ILE:HG12	2.17	0.45
9:AI:28:GLY:C	9:AI:32:VAL:HB	2.37	0.45
33:BA:1085:U:O4'	33:BA:1094:G:C6	2.69	0.45
33:BA:771:G:C6	33:BA:809:G:N1	2.85	0.45
43:BK:31:ILE:HB	43:BK:46:THR:CG2	2.47	0.45
33:BA:740:U:H4'	47:BO:39:LEU:CD1	2.47	0.45
47:BO:52:SER:O	47:BO:55:GLY:N	2.49	0.45
49:BQ:27:ARG:HG3	49:BQ:40:ARG:HB2	1.99	0.45
54:BV:660:LEU:O	54:BV:662:GLU:N	2.46	0.45
54:BV:85:ASN:HD22	54:BV:382:ILE:HG13	1.82	0.45
28:C1:24:LYS:HZ3	28:C1:51:ALA:HB1	1.82	0.45
1:CA:996:A:C6	1:CA:1160:G:C2	3.04	0.45
1:CA:2199:A:C8	1:CA:2200:C:C5	3.05	0.45
1:CA:2700:A:N6	59:CA:3674:HOH:O	2.50	0.45
1:CA:2707:U:C4	59:CA:3674:HOH:O	2.65	0.45
7:CG:145:ALA:O	7:CG:149:ALA:N	2.45	0.45
1:CA:995:C:H42	10:CJ:2:LYS:HB2	1.82	0.45
13:CM:70:ASP:C	13:CM:70:ASP:OD1	2.55	0.45
14:CN:78:LYS:HG2	14:CN:83:LEU:CD1	2.46	0.45
15:CO:66:GLY:HA2	15:CO:102:ARG:NH1	2.31	0.45
16:CP:17:PRO:HD2	16:CP:83:ILE:HD13	1.99	0.45
18:CR:53:PHE:N	18:CR:53:PHE:CD1	2.82	0.45

*Continued on next page...*

*Continued from previous page...*

Atom-1	Atom-2	Interatomic distance (Å)	Clash overlap (Å)
33:DA:1084:G:P	33:DA:1086:U:C5	3.10	0.45
1:CA:1913:A:N7	33:DA:1494:G:C5'	2.79	0.45
33:DA:323:U:H4'	52:DT:17:ALA:HB3	1.99	0.45
33:DA:399:G:C2	33:DA:400:C:C2	3.05	0.45
35:DC:3:GLN:OE1	35:DC:3:GLN:N	2.49	0.45
36:DD:65:TYR:O	36:DD:115:ARG:NH2	2.50	0.45
50:DR:33:ILE:HA	50:DR:40:VAL:HG23	1.99	0.45
1:EA:1019:U:H3	1:EA:1142:A:H62	1.65	0.45
1:EA:2639:A:C2	1:EA:2778:A:C8	3.04	0.45
1:EA:58:G:N2	1:EA:70:G:C4	2.85	0.45
1:EA:714:U:H5'	1:EA:715:A:OP2	2.16	0.45
1:EA:855:G:H1'	23:EW:23:LYS:HE3	1.98	0.45
2:EB:106:G:H2'	2:EB:107:G:O4'	2.17	0.45
1:EA:2682:A:C8	4:ED:11:MET:HG2	2.51	0.45
5:EE:42:GLY:O	5:EE:43:THR:OG1	2.35	0.45
7:EG:163:TYR:O	7:EG:164:ALA:HB3	2.17	0.45
14:EN:1:MET:O	14:EN:2:ARG:CB	2.64	0.45
16:EP:49:ILE:CG2	16:EP:50:ARG:N	2.79	0.45
20:ET:32:LEU:N	20:ET:83:ALA:HB3	2.31	0.45
1:EA:102:U:N3	25:EY:2:LYS:HB2	2.32	0.45
40:FH:89:LYS:HG3	40:FH:90:ASP:N	2.31	0.45
41:FI:6:TYR:CG	41:FI:89:GLU:CB	3.00	0.45
43:FK:17:SER:O	43:FK:80:LYS:N	2.48	0.45
38:FF:86:ARG:HH21	50:FR:64:TYR:HB3	1.82	0.45
53:FU:10:GLU:CG	53:FU:11:PRO:HD3	2.47	0.45
53:FU:40:LYS:N	53:FU:41:PRO:HD2	2.32	0.45
54:FV:427:ASP:HB3	54:FV:479:VAL:HG13	1.99	0.45
54:FV:430:LYS:HG2	54:FV:479:VAL:CG2	2.47	0.45
1:GA:1421:G:C2	1:GA:1422:G:C8	3.05	0.45
1:GA:1555:G:C2	1:GA:1556:C:C6	3.05	0.45
1:GA:1936:A:C2	1:GA:1945:G:C4	3.05	0.45
1:GA:2526:G:C5	1:GA:2527:C:C5	3.05	0.45
1:GA:64:A:H2'	1:GA:65:U:C6	2.50	0.45
1:GA:832:U:H2'	1:GA:833:A:C8	2.52	0.45
10:GJ:114:LEU:O	10:GJ:117:ALA:N	2.50	0.45
17:GQ:60:TRP:CE2	17:GQ:93:ILE:HB	2.52	0.45
20:GT:55:VAL:O	20:GT:56:GLU:CB	2.64	0.45
20:GT:4:GLU:O	20:GT:8:LEU:HD23	2.17	0.45
33:HA:1237:C:H1'	33:HA:1334:G:O2'	2.16	0.45
33:HA:204:G:H3'	33:HA:205:A:C5'	2.47	0.45
33:HA:42:G:N2	33:HA:401:C:C2	2.84	0.45

*Continued on next page...*

*Continued from previous page...*

Atom-1	Atom-2	Interatomic distance (Å)	Clash overlap (Å)
33:HA:913:A:H4'	33:HA:914:A:O5'	2.17	0.45
34:HB:140:LEU:O	34:HB:143:LEU:N	2.49	0.45
34:HB:209:VAL:HG23	34:HB:210:THR:N	2.31	0.45
34:HB:72:LYS:NZ	34:HB:204:ASP:HB3	2.32	0.45
42:HJ:48:ARG:NH1	42:HJ:66:GLU:OE1	2.50	0.45
43:HK:43:GLY:HA3	43:HK:74:VAL:HG11	1.99	0.45
43:HK:75:LYS:HE2	43:HK:79:ILE:O	2.16	0.45
54:HV:104:ARG:NH2	54:HV:408:ARG:H	2.15	0.45
28:A1:8:ILE:HD11	28:A1:50:GLU:HG3	1.98	0.45
32:A5:91:ALA:C	32:A5:93:ALA:N	2.70	0.45
1:AA:1847:A:N3	1:AA:1847:A:H2'	2.32	0.45
1:AA:1857:G:O2'	1:AA:1858:A:P	2.74	0.45
1:AA:2246:G:H2'	1:AA:2247:A:C8	2.51	0.45
1:AA:2455:G:H2'	1:AA:2456:C:C6	2.52	0.45
1:AA:422:A:C6	1:AA:423:A:C5	3.05	0.45
1:AA:45:G:H5''	1:AA:46:G:OP1	2.17	0.45
3:AC:93:VAL:HG12	3:AC:101:ARG:H	1.81	0.45
5:AE:170:ARG:NH2	5:AE:179:SER:OG	2.50	0.45
6:AF:74:ALA:O	6:AF:77:LYS:N	2.48	0.45
8:AH:2:GLN:C	8:AH:3:VAL:HG13	2.37	0.45
10:AJ:77:HIS:HD2	10:AJ:78:THR:N	2.15	0.45
14:AN:33:ILE:HD11	27:A0:54:ILE:CD1	2.47	0.45
16:AP:33:GLU:OE1	16:AP:38:ARG:NH2	2.46	0.45
18:AR:74:ILE:N	18:AR:74:ILE:HD12	2.31	0.45
21:AU:81:ARG:O	21:AU:96:LYS:HG2	2.16	0.45
33:BA:1097:C:H2'	33:BA:1098:C:O4'	2.17	0.45
33:BA:1331:G:O2'	33:BA:1332:A:O5'	2.34	0.45
33:BA:367:U:C6	33:BA:394:G:N2	2.85	0.45
33:BA:892:A:C6	33:BA:893:C:C4	3.05	0.45
34:BB:41:ASN:ND2	34:BB:44:LYS:HB2	2.32	0.45
36:BD:125:VAL:O	36:BD:127:GLY:N	2.44	0.45
36:BD:64:ILE:HG22	36:BD:65:TYR:HD1	1.82	0.45
41:BI:63:LEU:HD13	41:BI:63:LEU:N	2.32	0.45
43:BK:107:ILE:O	43:BK:107:ILE:HG23	2.17	0.45
44:BL:73:ASN:O	44:BL:74:LEU:HB2	2.17	0.45
45:BM:6:GLY:HA3	45:BM:66:GLU:HG3	1.98	0.45
48:BP:10:GLY:HA3	48:BP:15:PRO:HA	1.98	0.45
48:BP:36:VAL:O	48:BP:36:VAL:HG12	2.16	0.45
51:BS:49:ILE:HD11	51:BS:71:LEU:HD22	1.99	0.45
53:BU:40:LYS:N	53:BU:41:PRO:CD	2.80	0.45
1:CA:2105:U:H2'	1:CA:2106:U:H5''	1.99	0.45

*Continued on next page...*

*Continued from previous page...*

Atom-1	Atom-2	Interatomic distance (Å)	Clash overlap (Å)
1:CA:2326:C:H4'	1:CA:2327:A:OP1	2.17	0.45
2:CB:104:A:H2'	2:CB:105:G:O4'	2.17	0.45
3:CC:116:GLN:NE2	3:CC:120:ASP:OD1	2.48	0.45
6:CF:172:PHE:O	6:CF:174:PHE:N	2.50	0.45
10:CJ:72:LYS:HD2	10:CJ:74:TYR:CZ	2.52	0.45
17:CQ:97:ILE:HD12	17:CQ:101:ASP:O	2.17	0.45
19:CS:33:LEU:HD12	19:CS:48:LYS:HE3	1.99	0.45
33:DA:1306:A:N6	33:DA:1331:G:H1'	2.32	0.45
33:DA:60:A:C3'	52:DT:5:LYS:HD2	2.47	0.45
34:DB:49:PHE:CD1	34:DB:49:PHE:C	2.89	0.45
34:DB:70:GLY:HA2	34:DB:163:ILE:CG2	2.47	0.45
46:DN:45:VAL:HG23	46:DN:46:LEU:H	1.82	0.45
53:DU:37:PHE:CD1	53:DU:40:LYS:HE2	2.51	0.45
32:E5:117:LEU:CD2	32:E5:120:ALA:C	2.85	0.45
32:E5:4:ASN:O	32:E5:7:ASP:N	2.49	0.45
1:EA:1050:A:C4	1:EA:2751:G:C2	3.05	0.45
1:EA:1174:U:H5'	1:EA:1175:A:OP2	2.16	0.45
1:EA:1206:G:C6	1:EA:1207:C:C4	3.04	0.45
1:EA:2246:G:H2'	1:EA:2247:A:C8	2.52	0.45
1:EA:443:A:C5	5:EE:40:ARG:HD3	2.52	0.45
3:EC:203:VAL:O	3:EC:205:GLY:N	2.49	0.45
13:EM:41:LEU:HD21	13:EM:126:ILE:HD11	1.98	0.45
13:EM:20:LEU:N	13:EM:20:LEU:HD22	2.31	0.45
14:EN:8:ARG:HB3	14:EN:10:LEU:HD22	1.99	0.45
14:EN:98:LEU:HD22	27:E0:42:ILE:HD11	1.99	0.45
21:EU:98:ASN:ND2	21:EU:100:GLU:OE1	2.50	0.45
22:EV:51:GLN:HA	22:EV:56:PHE:CG	2.52	0.45
24:EX:44:ARG:HG2	24:EX:45:PHE:N	2.32	0.45
33:FA:1218:C:H2'	33:FA:1219:A:C8	2.51	0.45
33:FA:686:U:O2'	33:FA:687:A:OP2	2.23	0.45
34:FB:27:LYS:N	34:FB:28:PRO:CD	2.80	0.45
37:FE:39:VAL:HG22	37:FE:67:ALA:HB1	1.99	0.45
37:FE:80:THR:CB	37:FE:122:ASN:OD1	2.64	0.45
54:FV:414:PRO:HA	54:FV:461:MET:SD	2.57	0.45
54:FV:638:ARG:NH2	54:FV:669:GLN:OE1	2.50	0.45
1:GA:1252:G:C4	1:GA:1253:A:C2	3.05	0.45
1:GA:2839:G:C5	1:GA:2840:C:C5	3.04	0.45
2:GB:82:U:N3	2:GB:83:G:N7	2.64	0.45
5:GE:176:ASP:OD1	5:GE:178:VAL:N	2.50	0.45
5:GE:117:ARG:NH2	5:GE:183:PHE:O	2.47	0.45
6:GF:58:ALA:HB3	6:GF:139:GLU:HG2	1.99	0.45

*Continued on next page...*

*Continued from previous page...*

Atom-1	Atom-2	Interatomic distance (Å)	Clash overlap (Å)
6:GF:58:ALA:HB3	6:GF:139:GLU:CG	2.47	0.45
10:GJ:64:VAL:CG2	10:GJ:68:LYS:HB2	2.46	0.45
11:GK:108:ARG:HD2	11:GK:116:ILE:CD1	2.47	0.45
14:GN:46:ARG:O	14:GN:50:PRO:HG2	2.17	0.45
20:GT:69:ARG:HG3	20:GT:70:HIS:ND1	2.32	0.45
21:GU:73:ASN:HA	21:GU:95:PHE:CE2	2.52	0.45
33:HA:1002:G:N2	33:HA:1003:G:N3	2.64	0.45
33:HA:1331:G:O2'	33:HA:1332:A:P	2.74	0.45
35:HC:20:SER:OG	35:HC:40:ARG:NH2	2.49	0.45
37:HE:39:VAL:HG22	37:HE:67:ALA:HB1	1.99	0.45
42:HJ:56:HIS:O	42:HJ:57:VAL:HG12	2.16	0.45
45:HM:29:ARG:NH2	45:HM:33:ILE:HD11	2.31	0.45
51:HS:34:TRP:CE2	51:HS:57:HIS:HE1	2.35	0.45
53:HU:19:PHE:CD1	53:HU:19:PHE:O	2.70	0.45
32:A5:51:TYR:CD1	32:A5:52:MET:HG2	2.52	0.45
1:AA:1276:A:N7	1:AA:1645:G:C2	2.85	0.45
1:AA:1500:G:C4	1:AA:1501:G:C8	3.05	0.45
1:AA:1477:A:C2	1:AA:1515:A:C5	3.05	0.45
1:AA:1613:G:C2	1:AA:1619:G:C5	3.04	0.45
1:AA:1817:G:H2'	1:AA:1818:U:H5'	1.98	0.45
1:AA:2296:U:C2	1:AA:2333:A:C2	3.04	0.45
1:AA:2318:G:C5	1:AA:2319:G:C6	3.05	0.45
1:AA:2887:A:C5	1:AA:2888:C:C5	3.05	0.45
3:AC:259:ASN:O	3:AC:260:LYS:HB2	2.17	0.45
4:AD:121:THR:HB	4:AD:127:PHE:CD2	2.52	0.45
5:AE:147:LEU:HB3	5:AE:186:VAL:HG23	1.99	0.45
6:AF:12:VAL:HG22	6:AF:16:MET:HG3	1.98	0.45
6:AF:39:VAL:HG11	6:AF:42:ALA:HB2	1.98	0.45
6:AF:49:LEU:HD11	6:AF:86:CYS:CB	2.47	0.45
10:AJ:36:LEU:CD1	10:AJ:54:ILE:HG22	2.47	0.45
16:AP:49:ILE:HG22	16:AP:50:ARG:N	2.31	0.45
20:AT:50:LEU:CD1	20:AT:50:LEU:H	2.28	0.45
33:BA:77:A:H2	33:BA:92:U:N3	2.15	0.45
34:BB:116:LEU:HD12	34:BB:140:LEU:HD11	1.99	0.45
36:BD:26:ARG:C	36:BD:26:ARG:HD3	2.36	0.45
54:BV:188:MET:HE1	54:BV:218:TRP:CD1	2.52	0.45
1:CA:1078:U:H5''	1:CA:1079:C:OP1	2.16	0.45
1:CA:2591:C:H2'	1:CA:2592:G:C8	2.51	0.45
1:CA:2704:C:N4	1:CA:2705:A:C6	2.85	0.45
1:CA:42:A:C2'	1:CA:43:G:H5''	2.47	0.45
1:CA:479:A:H4'	1:CA:480:A:OP1	2.17	0.45

*Continued on next page...*

*Continued from previous page...*

Atom-1	Atom-2	Interatomic distance (Å)	Clash overlap (Å)
6:CF:152:ASP:OD1	6:CF:152:ASP:N	2.50	0.45
17:CQ:84:LYS:O	17:CQ:86:SER:N	2.50	0.45
23:CW:45:HIS:HB2	23:CW:50:VAL:HG13	1.99	0.45
33:DA:1228:C:P	45:DM:107:ARG:HH22	2.39	0.45
33:DA:1305:G:N2	33:DA:1331:G:O2'	2.50	0.45
33:DA:72:A:H2'	33:DA:73:C:C5'	2.47	0.45
39:DG:113:ASP:HB2	39:DG:119:ARG:HG3	1.98	0.45
49:DQ:77:ARG:NH2	49:DQ:79:VAL:HG22	2.32	0.45
1:EA:1256:G:H2'	5:EE:77:ILE:HD11	1.99	0.45
1:EA:2849:U:N3	1:EA:2867:G:O4'	2.48	0.45
1:EA:223:A:C5	1:EA:422:A:C8	3.05	0.45
1:EA:784:G:OP2	59:EA:3314:HOH:O	2.20	0.45
1:EA:84:A:P	21:EU:5:ARG:HH21	2.39	0.45
4:AD:70:LYS:NZ	7:EG:31:GLU:OE2	2.50	0.45
17:EQ:57:ARG:HA	17:EQ:60:TRP:CE3	2.52	0.45
19:ES:45:VAL:HG22	19:ES:46:LEU:HD23	1.97	0.45
22:EV:55:GLU:OE1	22:EV:55:GLU:N	2.39	0.45
33:FA:1166:G:N2	33:FA:1171:A:N6	2.64	0.45
33:FA:690:G:H2'	33:FA:691:G:O4'	2.17	0.45
34:FB:125:PHE:O	34:FB:125:PHE:CG	2.70	0.45
34:FB:32:GLY:HA2	34:FB:39:ILE:HB	1.99	0.45
51:FS:3:ARG:HH12	51:FS:68:GLY:HA3	1.81	0.45
52:FT:62:ALA:HB1	52:FT:69:LYS:H	1.81	0.45
53:FU:51:SER:O	53:FU:53:VAL:N	2.43	0.45
54:FV:557:ILE:HG21	54:FV:576:ILE:HD12	1.98	0.45
28:G1:39:ASP:OD1	28:G1:41:VAL:HG22	2.17	0.45
28:G1:8:ILE:HG23	28:G1:52:LYS:HB2	1.98	0.45
1:GA:277:G:H1'	1:GA:361:G:N1	2.31	0.45
1:GA:350:G:H2'	1:GA:351:C:O4'	2.16	0.45
1:GA:792:A:N3	1:GA:2072:C:O2'	2.45	0.45
1:GA:996:A:C5	1:GA:1160:G:C2	3.05	0.45
4:GD:124:ARG:CD	4:GD:125:TRP:CE2	3.00	0.45
9:GI:33:ASN:HB2	9:GI:60:VAL:HG11	1.99	0.45
22:GV:75:GLN:HB2	22:GV:92:VAL:HG22	1.99	0.45
33:HA:1087:G:O5'	33:HA:1087:G:H8	1.99	0.45
33:HA:1181:G:O2'	33:HA:1182:G:N7	2.50	0.45
33:HA:1277:C:O2'	33:HA:1279:G:H8	1.99	0.45
35:HC:118:ASP:O	35:HC:121:THR:HG22	2.17	0.45
39:HG:83:SER:HB2	39:HG:85:TYR:CE2	2.52	0.45
42:HJ:19:ASP:HA	42:HJ:22:THR:HG22	1.98	0.45
43:HK:101:ASN:HA	43:HK:105:PHE:O	2.16	0.45

*Continued on next page...*

*Continued from previous page...*

Atom-1	Atom-2	Interatomic distance (Å)	Clash overlap (Å)
43:HK:35:THR:HG23	43:HK:36:ASP:N	2.31	0.45
43:HK:79:ILE:HG23	43:HK:81:ASN:O	2.17	0.45
43:HK:81:ASN:HB2	43:HK:106:ARG:O	2.17	0.45
45:HM:2:ALA:CA	45:HM:53:ILE:HD13	2.47	0.45
49:HQ:55:ILE:HD12	49:HQ:55:ILE:C	2.37	0.45
1:AA:1019:U:H3	1:AA:1142:A:H62	1.65	0.45
1:AA:1183:U:H2'	1:AA:1184:U:C6	2.52	0.45
1:AA:1807:G:H2'	1:AA:1808:A:H5'	2.00	0.45
1:AA:2104:C:H2'	1:AA:2105:U:O4'	2.17	0.45
2:AB:5:U:O2'	2:AB:27:C:O2	2.32	0.45
4:AD:107:VAL:HA	4:AD:204:LYS:O	2.16	0.45
4:AD:107:VAL:O	4:AD:174:SER:O	2.35	0.45
9:AI:98:GLY:HA3	9:AI:137:LEU:CD1	2.46	0.45
20:AT:34:VAL:O	20:AT:34:VAL:HG23	2.17	0.45
20:AT:43:ILE:CD1	20:AT:58:VAL:HG21	2.47	0.45
13:AM:34:LYS:HE2	22:AV:81:PRO:O	2.17	0.45
33:BA:1010:U:H2'	33:BA:1011:C:C6	2.52	0.45
33:BA:473:U:C2	33:BA:474:G:C8	3.05	0.45
35:BC:134:MET:O	35:BC:138:VAL:HG23	2.16	0.45
41:BI:51:PRO:HB3	41:BI:84:THR:CG2	2.47	0.45
44:BL:25:GLU:CB	44:BL:27:CYS:SG	3.05	0.45
54:BV:298:ILE:HG23	54:BV:304:ASP:HA	1.99	0.45
1:CA:1027:A:C6	1:CA:1126:A:N3	2.85	0.45
1:CA:1060:U:H4'	1:CA:1061:U:H5''	1.98	0.45
1:CA:141:G:H5''	1:CA:142:A:C5	2.52	0.45
1:CA:1271:G:O2'	1:CA:1618:A:OP1	2.31	0.45
1:CA:1870:C:H3'	1:CA:1871:A:C8	2.51	0.45
1:CA:2020:A:H5'	27:C0:8:THR:CG2	2.47	0.45
1:CA:2489:U:O2	1:CA:2491:U:C4	2.70	0.45
1:CA:547:A:H5''	1:CA:548:G:N7	2.31	0.45
1:CA:778:G:C6	1:CA:779:U:C4	3.05	0.45
5:CE:118:LEU:HD23	5:CE:186:VAL:HG13	1.99	0.45
10:CJ:117:ALA:HA	10:CJ:120:ARG:HH21	1.82	0.45
11:CK:118:LEU:O	11:CK:119:ALA:HB3	2.17	0.45
11:CK:88:ASN:N	11:CK:95:ILE:CG2	2.80	0.45
4:CD:186:LEU:HD21	16:CP:3:ILE:CG2	2.46	0.45
33:DA:1239:A:C2	33:DA:1297:G:C2	3.05	0.45
33:DA:1319:A:OP1	51:DS:70:LYS:NZ	2.43	0.45
33:DA:327:A:O2'	33:DA:328:C:O4'	2.26	0.45
34:DB:79:VAL:O	34:DB:83:ALA:HB3	2.17	0.45
36:DD:124:MET:HB3	36:DD:129:VAL:HA	1.99	0.45

*Continued on next page...*

*Continued from previous page...*

Atom-1	Atom-2	Interatomic distance (Å)	Clash overlap (Å)
36:DD:98:LEU:N	36:DD:135:TYR:O	2.49	0.45
36:DD:37:ALA:H	36:DD:38:PRO:HD3	1.82	0.45
37:DE:74:VAL:HG12	37:DE:76:LEU:HD12	1.98	0.45
40:DH:47:GLU:HB3	40:DH:62:THR:OG1	2.17	0.45
41:DI:42:GLU:C	41:DI:44:ALA:H	2.19	0.45
46:DN:41:ARG:NH1	46:DN:45:VAL:HG21	2.32	0.45
48:DP:20:VAL:CG2	48:DP:32:PHE:HB2	2.47	0.45
1:CA:1913:A:C2	54:DV:514:GLN:NE2	2.85	0.45
54:DV:591:LEU:HD13	54:DV:591:LEU:C	2.37	0.45
29:E2:31:LEU:HD22	29:E2:42:LEU:CD1	2.47	0.45
32:E5:23:LEU:HD11	32:E5:96:PHE:CE2	2.52	0.45
32:E5:87:GLU:OE2	32:E5:95:LEU:HD23	2.17	0.45
1:EA:102:U:O4	25:EY:3:ALA:N	2.41	0.45
1:EA:118:A:H3'	1:EA:119:A:H5''	1.99	0.45
1:EA:1381:G:C2'	1:EA:1382:G:H5'	2.47	0.45
1:EA:1479:G:C2	1:EA:1480:C:C2	3.05	0.45
1:EA:1913:A:H1'	55:FW:4:SER:HA	1.99	0.45
1:EA:2052:A:OP1	4:ED:145:SER:HA	2.17	0.45
1:EA:2210:U:H4'	1:EA:2211:A:H5'	1.99	0.45
6:EF:33:ILE:HD12	6:EF:95:MET:HG3	1.99	0.45
7:EG:39:ALA:CB	7:EG:57:TYR:CD2	2.99	0.45
11:EK:10:VAL:HG21	11:EK:17:ARG:H	1.82	0.45
23:EW:50:VAL:HG12	23:EW:51:GLY:N	2.31	0.45
33:FA:1125:U:C5	33:FA:1127:G:C5	3.05	0.45
33:FA:374:A:H5''	33:FA:452:A:C2	2.52	0.45
33:FA:649:A:H2'	33:FA:650:G:O4'	2.17	0.45
40:FH:3:MET:CE	40:FH:6:PRO:HA	2.47	0.45
41:FI:120:LYS:O	41:FI:121:ALA:CB	2.65	0.45
45:FM:23:TYR:CD2	45:FM:69:LEU:HD23	2.52	0.45
46:FN:41:ARG:HG3	46:FN:42:TRP:CE3	2.52	0.45
46:FN:42:TRP:CD1	46:FN:45:VAL:HG13	2.52	0.45
53:FU:12:PHE:CZ	53:FU:16:LEU:CD1	3.00	0.45
53:FU:34:ARG:NH2	53:FU:35:ARG:HD2	2.32	0.45
1:GA:2307:G:N2	1:GA:2311:A:H2'	2.32	0.45
1:GA:2599:G:N7	3:GC:234:GLY:O	2.50	0.45
1:GA:2679:A:O2'	1:GA:2680:U:H5'	2.16	0.45
1:GA:428:A:H2'	1:GA:429:A:C8	2.52	0.45
1:GA:828:U:H2'	1:GA:829:A:C8	2.52	0.45
1:GA:980:A:O3'	59:GA:3587:HOH:O	2.21	0.45
6:GF:140:ILE:CG2	6:GF:145:VAL:HG12	2.46	0.45
10:GJ:58:ASN:N	10:GJ:127:GLY:O	2.44	0.45

*Continued on next page...*



*Continued from previous page...*

Atom-1	Atom-2	Interatomic distance (Å)	Clash overlap (Å)
10:GJ:44:TYR:HD1	10:GJ:44:TYR:O	2.00	0.45
12:GL:101:ILE:HG22	12:GL:102:GLY:N	2.31	0.45
12:GL:110:VAL:HB	12:GL:127:VAL:HG23	1.99	0.45
17:GQ:91:ARG:NE	17:GQ:93:ILE:CG2	2.79	0.45
18:GR:41:ILE:O	18:GR:46:GLU:HB2	2.17	0.45
22:GV:2:PHE:H	22:GV:61:LEU:HD12	1.82	0.45
23:GW:18:LYS:HE3	23:GW:19:ARG:CG	2.47	0.45
23:GW:19:ARG:CZ	23:GW:22:VAL:HB	2.47	0.45
33:HA:1070:U:H2'	33:HA:1071:C:C6	2.51	0.45
33:HA:1088:G:H21	33:HA:1167:A:N6	2.15	0.45
33:HA:1171:A:C2	33:HA:1172:C:C2	3.05	0.45
33:HA:173:U:H6	33:HA:198:G:HO2'	1.64	0.45
33:HA:747:A:N6	33:HA:748:G:C6	2.85	0.45
33:HA:753:A:H4'	33:HA:754:C:O5'	2.17	0.45
33:HA:929:G:C6	33:HA:930:C:C4	3.05	0.45
34:HB:57:ASN:HB2	34:HB:219:THR:CG2	2.46	0.45
46:HN:73:PHE:CZ	46:HN:78:GLY:HA2	2.52	0.45
54:HV:72:TRP:HB2	54:HV:84:ILE:HD11	2.00	0.45
32:A5:27:VAL:HG23	32:A5:110:ALA:HA	1.99	0.44
1:AA:1060:U:N3	1:AA:1088:A:H2	2.15	0.44
1:AA:1179:G:H2'	1:AA:1180:U:O4'	2.17	0.44
1:AA:1247:A:H1'	1:AA:1248:G:OP1	2.17	0.44
1:AA:1411:U:H2'	1:AA:1412:U:O4'	2.17	0.44
1:AA:2337:G:N2	1:AA:2338:C:C2	2.85	0.44
1:AA:276:U:C2	1:AA:277:G:C2	3.05	0.44
1:AA:788:A:OP1	1:AA:791:C:N4	2.42	0.44
6:AF:110:ILE:HB	6:AF:113:PHE:HB2	1.99	0.44
6:AF:12:VAL:HG22	6:AF:16:MET:SD	2.57	0.44
6:AF:64:PRO:HG3	6:AF:88:VAL:HG23	1.98	0.44
6:AF:90:LEU:HD11	6:AF:98:PHE:HB3	1.99	0.44
7:AG:22:VAL:CG1	7:AG:34:ARG:HB3	2.47	0.44
9:AI:75:ALA:HB2	9:AI:112:LYS:HE2	2.00	0.44
9:AI:58:ILE:HG22	9:AI:59:THR:N	2.32	0.44
16:AP:111:GLU:N	16:AP:111:GLU:OE1	2.50	0.44
16:AP:33:GLU:CD	16:AP:38:ARG:HH22	2.21	0.44
22:AV:38:LEU:HD21	22:AV:65:VAL:HG21	1.98	0.44
23:AW:60:ALA:CB	23:AW:81:ILE:CD1	2.96	0.44
33:BA:1060:U:C4	35:BC:2:GLY:N	2.85	0.44
33:BA:515:G:N7	59:BA:1848:HOH:O	2.36	0.44
33:BA:66:A:C2	33:BA:67:C:C6	3.04	0.44
33:BA:705:G:C4	33:BA:706:A:C8	3.04	0.44

*Continued on next page...*

*Continued from previous page...*

Atom-1	Atom-2	Interatomic distance (Å)	Clash overlap (Å)
33:BA:578:C:O2'	33:BA:728:A:N3	2.42	0.44
34:BB:98:GLY:HA2	34:BB:101:THR:HG22	1.99	0.44
40:BH:106:THR:HG22	40:BH:107:SER:N	2.32	0.44
41:BI:20:PHE:O	41:BI:63:LEU:HA	2.17	0.44
44:BL:24:LEU:O	44:BL:26:ALA:N	2.50	0.44
50:BR:21:ILE:HD12	50:BR:22:ASP:N	2.32	0.44
54:BV:56:GLU:HB2	54:BV:61:ILE:O	2.17	0.44
1:CA:1105:U:H2'	1:CA:1106:G:C8	2.51	0.44
1:CA:1733:G:N7	1:CA:1734:G:C8	2.86	0.44
1:CA:2199:A:H3'	1:CA:2200:C:H6	1.82	0.44
1:CA:612:G:N2	59:CA:3288:HOH:O	2.50	0.44
3:CC:143:VAL:O	3:CC:151:GLY:HA2	2.17	0.44
7:CG:8:VAL:HG11	7:CG:49:LEU:HB2	1.99	0.44
8:CH:5:LEU:O	8:CH:6:LEU:HD12	2.17	0.44
9:CI:132:ALA:O	9:CI:137:LEU:HB2	2.17	0.44
10:CJ:118:MET:HA	10:CJ:121:LYS:HE2	1.99	0.44
15:CO:24:THR:HG22	15:CO:42:PRO:HD3	1.99	0.44
16:CP:33:GLU:OE1	33:DA:346:G:O4'	2.35	0.44
20:CT:35:ALA:HB3	20:CT:38:ALA:HB2	1.99	0.44
21:CU:73:ASN:HA	21:CU:95:PHE:HE2	1.82	0.44
33:DA:393:A:C2	33:DA:394:G:C8	3.05	0.44
33:DA:448:A:N6	33:DA:487:A:H1'	2.32	0.44
36:DD:170:TRP:CD2	36:DD:186:PRO:HB3	2.53	0.44
39:DG:125:SER:O	39:DG:128:ALA:N	2.48	0.44
52:DT:30:THR:HA	52:DT:33:LYS:HG3	1.99	0.44
32:E5:2:ALA:HB3	32:E5:6:GLN:HB2	1.99	0.44
1:EA:1067:A:C8	54:FV:642:LEU:HB2	2.52	0.44
1:EA:301:G:C6	1:EA:317:G:C6	3.05	0.44
1:EA:348:A:H2'	1:EA:349:U:O4'	2.16	0.44
1:EA:734:A:C5	1:EA:735:A:C8	3.05	0.44
2:EB:16:G:C5	2:EB:69:G:C2	3.05	0.44
5:EE:112:LEU:HD13	5:EE:186:VAL:HG11	1.99	0.44
6:EF:107:VAL:N	6:EF:108:PRO:CD	2.80	0.44
6:EF:24:VAL:O	6:EF:27:VAL:HG12	2.16	0.44
9:EI:66:PHE:CE1	9:EI:68:PHE:HD2	2.36	0.44
18:ER:53:PHE:CD1	18:ER:53:PHE:N	2.84	0.44
21:EU:86:PHE:CE1	21:EU:101:THR:HG21	2.52	0.44
22:EV:43:ASP:OD1	22:EV:43:ASP:C	2.55	0.44
1:EA:855:G:H21	23:EW:23:LYS:HG2	1.82	0.44
26:EZ:5:LYS:N	26:EZ:5:LYS:HD2	2.32	0.44
33:FA:328:C:O2	33:FA:328:C:C2'	2.65	0.44

*Continued on next page...*

*Continued from previous page...*

Atom-1	Atom-2	Interatomic distance (Å)	Clash overlap (Å)
33:FA:502:A:H2'	33:FA:503:C:O4'	2.17	0.44
33:FA:60:A:O3'	52:FT:5:LYS:HE3	2.17	0.44
40:FH:59:LEU:HD21	40:FH:61:LEU:HD21	1.99	0.44
49:FQ:75:LEU:HD11	49:FQ:77:ARG:O	2.17	0.44
52:FT:5:LYS:O	52:FT:7:ALA:N	2.50	0.44
53:FU:19:PHE:O	53:FU:19:PHE:HD1	1.99	0.44
54:FV:137:ARG:CG	54:FV:262:ILE:HG12	2.47	0.44
54:FV:5:THR:HG23	54:FV:6:PRO:HD3	1.99	0.44
1:GA:2286:G:P	28:G1:29:LYS:HE2	2.57	0.44
1:GA:1011:G:C4	1:GA:1151:A:C2	3.05	0.44
1:GA:1796:U:H2'	1:GA:1797:G:C8	2.52	0.44
1:GA:2407:A:OP1	59:GA:3558:HOH:O	2.21	0.44
1:GA:2840:C:C2	1:GA:2841:C:C5	3.05	0.44
1:GA:397:U:H2'	1:GA:398:C:C6	2.51	0.44
1:GA:882:G:N2	1:GA:895:U:H1'	2.32	0.44
2:GB:80:U:H2'	2:GB:81:G:C8	2.51	0.44
6:GF:117:SER:O	6:GF:127:TYR:OH	2.35	0.44
6:GF:38:GLY:HA2	6:GF:85:GLY:HA3	1.98	0.44
7:GG:59:ASP:HB3	7:GG:63:GLN:CG	2.47	0.44
10:GJ:88:THR:O	10:GJ:91:GLU:N	2.50	0.44
1:GA:1665:A:H5''	11:GK:66:LYS:HG3	2.00	0.44
12:GL:2:ARG:HA	12:GL:5:THR:CG2	2.47	0.44
14:GN:71:ARG:HG3	14:GN:71:ARG:HH21	1.82	0.44
23:GW:17:ALA:O	23:GW:18:LYS:CB	2.64	0.44
25:GY:44:LYS:HE3	25:GY:48:ARG:NH2	2.32	0.44
33:HA:441:A:H61	33:HA:494:G:H22	1.64	0.44
40:HH:105:SER:HB2	40:HH:126:ILE:HD11	1.99	0.44
42:HJ:59:LYS:HG3	42:HJ:60:ASP:N	2.32	0.44
46:HN:20:TYR:O	46:HN:23:LYS:HB3	2.16	0.44
49:HQ:62:ARG:HG2	49:HQ:76:VAL:HG13	1.98	0.44
49:HQ:6:ARG:HB3	49:HQ:6:ARG:CZ	2.47	0.44
50:HR:33:ILE:HA	50:HR:40:VAL:HG23	1.99	0.44
54:HV:197:ASP:O	54:HV:199:GLY:N	2.50	0.44
54:HV:63:ILE:HG21	54:HV:468:ILE:HD12	1.99	0.44
32:A5:108:VAL:CG1	32:A5:109:LYS:N	2.80	0.44
1:AA:1252:G:N3	17:AQ:32:ARG:HD2	2.32	0.44
1:AA:1386:C:H1'	1:AA:1470:A:H1'	1.98	0.44
1:AA:1813:G:H1'	3:AC:49:THR:CG2	2.45	0.44
1:AA:1878:G:H2'	1:AA:1879:C:C6	2.53	0.44
1:AA:1996:C:H4'	1:AA:1997:C:OP1	2.17	0.44
1:AA:2138:G:N2	1:AA:2151:U:OP2	2.50	0.44

*Continued on next page...*

*Continued from previous page...*

Atom-1	Atom-2	Interatomic distance (Å)	Clash overlap (Å)
1:AA:2344:U:H4'	1:AA:2345:G:OP1	2.17	0.44
1:AA:880:G:N2	1:AA:898:C:C2	2.85	0.44
4:AD:151:THR:CG2	4:AD:152:PRO:HD3	2.46	0.44
1:AA:2311:A:N1	6:AF:43:ILE:CG2	2.80	0.44
12:AL:2:ARG:HA	12:AL:5:THR:HG22	1.98	0.44
1:AA:1279:G:H4'	14:AN:31:HIS:CD2	2.52	0.44
16:AP:92:ARG:CG	16:AP:92:ARG:O	2.65	0.44
20:AT:29:THR:HB	20:AT:86:THR:HG22	1.99	0.44
21:AU:6:ARG:HG3	21:AU:7:ASP:N	2.31	0.44
33:BA:1383:C:OP1	59:BA:1822:HOH:O	2.21	0.44
33:BA:756:C:HO2'	40:BH:2:SER:N	2.14	0.44
33:BA:76:G:N2	33:BA:77:A:O2'	2.50	0.44
34:BB:209:VAL:O	34:BB:213:LEU:HB2	2.18	0.44
35:BC:172:ARG:NH1	35:BC:174:PRO:HG3	2.32	0.44
37:BE:110:ALA:HB1	37:BE:137:VAL:CG2	2.47	0.44
42:BJ:85:ASP:OD1	42:BJ:89:ARG:NH2	2.49	0.44
44:BL:66:TYR:CE2	44:BL:68:GLY:HA2	2.52	0.44
44:BL:82:ILE:HG23	44:BL:95:TYR:HB3	1.99	0.44
48:BP:52:LEU:HD23	48:BP:75:ILE:HG12	1.99	0.44
1:CA:2297:A:C2	1:CA:2321:U:H5	2.36	0.44
1:CA:2543:G:H2'	1:CA:2544:G:C8	2.53	0.44
1:CA:528:A:OP2	10:CJ:116:ARG:NH2	2.47	0.44
1:CA:594:U:H2'	1:CA:595:C:C6	2.51	0.44
7:CG:24:THR:HG23	7:CG:34:ARG:HG2	1.99	0.44
9:CI:20:SER:H	9:CI:21:PRO:CD	2.30	0.44
10:CJ:12:LYS:O	10:CJ:13:ARG:HB2	2.17	0.44
11:CK:71:ARG:CG	11:CK:105:ARG:NH2	2.80	0.44
16:CP:28:LYS:HB2	16:CP:82:SER:HB3	1.99	0.44
16:CP:64:SER:OG	16:CP:65:ASN:ND2	2.49	0.44
33:DA:1022:A:H2'	33:DA:1023:U:O4'	2.18	0.44
33:DA:451:A:C8	33:DA:452:A:C6	3.04	0.44
33:DA:487:A:C5	33:DA:488:C:C2	3.06	0.44
36:DD:105:MET:SD	36:DD:143:VAL:CG1	3.06	0.44
42:DJ:80:THR:HB	42:DJ:82:LYS:HB2	1.99	0.44
42:DJ:85:ASP:OD2	42:DJ:89:ARG:NH2	2.50	0.44
33:DA:880:C:OP2	44:DL:3:THR:HG21	2.17	0.44
1:EA:1171:G:N2	1:EA:1179:G:C4	2.86	0.44
1:EA:42:A:H2'	1:EA:43:G:C5'	2.47	0.44
1:EA:674:G:H1'	5:EE:69:ARG:HD2	1.97	0.44
16:EP:50:ARG:CG	16:EP:57:ALA:H	2.29	0.44
18:ER:64:VAL:O	18:ER:65:ALA:HB3	2.16	0.44

*Continued on next page...*

*Continued from previous page...*

Atom-1	Atom-2	Interatomic distance (Å)	Clash overlap (Å)
23:EW:19:ARG:NE	23:EW:22:VAL:HB	2.33	0.44
23:EW:24:ARG:HG3	23:EW:65:LYS:HD3	1.99	0.44
33:FA:1007:U:C2'	33:FA:1008:U:H5'	2.45	0.44
33:FA:1386:G:H2'	33:FA:1387:G:H8	1.82	0.44
33:FA:1513:A:H2'	33:FA:1514:G:C8	2.52	0.44
33:FA:819:A:H4'	33:FA:820:U:OP2	2.18	0.44
34:FB:100:LEU:HD23	34:FB:178:LEU:CD2	2.47	0.44
34:FB:29:PHE:HD1	34:FB:200:PRO:HG3	1.83	0.44
37:FE:137:VAL:HG13	37:FE:137:VAL:O	2.17	0.44
42:FJ:35:GLN:HG2	42:FJ:77:VAL:N	2.30	0.44
42:FJ:74:VAL:HG12	42:FJ:75:ASP:N	2.32	0.44
44:FL:63:VAL:HG22	44:FL:64:THR:N	2.31	0.44
45:FM:91:HIS:HA	45:FM:109:ARG:HH22	1.83	0.44
54:FV:350:LEU:HD13	54:FV:357:ARG:HG3	1.98	0.44
1:GA:1131:G:OP1	10:GJ:82:GLY:HA2	2.17	0.44
1:GA:1477:A:C2	1:GA:1515:A:C5	3.05	0.44
1:GA:1626:A:C2'	1:GA:1627:G:OP2	2.65	0.44
1:GA:317:G:C6	1:GA:318:C:C4	3.05	0.44
1:GA:32:C:N4	1:GA:33:C:N4	2.65	0.44
1:GA:371:A:O2'	24:GX:60:LYS:NZ	2.50	0.44
2:GB:111:U:H2'	2:GB:112:G:H8	1.82	0.44
6:GF:98:PHE:HA	6:GF:101:ARG:HG2	1.99	0.44
14:GN:53:THR:HA	14:GN:56:LYS:HG3	1.99	0.44
20:GT:34:VAL:O	20:GT:34:VAL:HG23	2.16	0.44
23:GW:17:ALA:HA	23:GW:35:ILE:HG23	1.98	0.44
33:HA:1038:C:H2'	33:HA:1039:G:C8	2.52	0.44
33:HA:1526:G:OP1	53:HU:39:GLU:HB2	2.17	0.44
36:HD:193:ALA:C	36:HD:195:ILE:H	2.21	0.44
37:HE:111:MET:HA	37:HE:114:VAL:HG13	1.99	0.44
40:HH:96:MET:SD	40:HH:130:ALA:HB1	2.56	0.44
41:HI:34:SER:O	41:HI:37:GLN:N	2.50	0.44
43:HK:20:VAL:O	43:HK:35:THR:HG22	2.18	0.44
50:HR:63:ARG:HB3	50:HR:70:TYR:CZ	2.52	0.44
1:AA:1068:G:C3'	1:AA:1069:A:H5''	2.48	0.44
1:AA:1327:A:OP2	59:AA:3604:HOH:O	2.20	0.44
1:AA:1389:G:C2	1:AA:1390:U:C2	3.04	0.44
1:AA:1519:G:C6	1:AA:1520:U:C4	3.06	0.44
1:AA:2071:A:H2'	1:AA:2072:C:C6	2.52	0.44
1:AA:2199:A:H3'	1:AA:2200:C:H6	1.82	0.44
1:AA:2291:U:H2'	1:AA:2292:U:C6	2.52	0.44
1:AA:2333:A:O4'	1:AA:2335:A:H1'	2.17	0.44

*Continued on next page...*

*Continued from previous page...*

Atom-1	Atom-2	Interatomic distance (Å)	Clash overlap (Å)
1:AA:493:G:H2'	1:AA:494:G:O4'	2.18	0.44
1:AA:657:U:H2'	1:AA:658:U:C6	2.52	0.44
3:AC:68:ARG:HD3	3:AC:103:ILE:HD11	2.00	0.44
15:AO:88:LYS:O	15:AO:89:ASP:HB2	2.16	0.44
1:AA:2849:U:OP2	16:AP:92:ARG:HB2	2.17	0.44
17:AQ:84:LYS:O	17:AQ:86:SER:N	2.51	0.44
20:AT:48:GLN:O	20:AT:52:GLU:HA	2.17	0.44
33:BA:1116:U:HO2'	41:BI:110:GLN:CD	2.17	0.44
33:BA:160:A:H2'	33:BA:161:A:O4'	2.16	0.44
33:BA:49:U:O4	33:BA:365:U:H5	2.00	0.44
33:BA:43:C:H2'	33:BA:44:A:O4'	2.17	0.44
33:BA:687:A:C2	33:BA:704:A:C5	3.04	0.44
33:BA:723:U:O2'	33:BA:724:G:H5'	2.16	0.44
33:BA:844:G:C3'	33:BA:845:A:H5''	2.46	0.44
33:BA:881:G:OP2	44:BL:9:ARG:NH2	2.51	0.44
33:BA:613:C:P	36:BD:81:ARG:HH11	2.41	0.44
48:BP:6:LEU:HG	48:BP:17:TYR:HB3	1.99	0.44
1:CA:1286:A:C6	1:CA:1329:U:C2	3.05	0.44
1:CA:2267:A:H5''	1:CA:2268:A:C5'	2.47	0.44
1:CA:2297:A:N1	1:CA:2321:U:C5	2.82	0.44
1:CA:275:C:H3'	1:CA:276:U:H5''	2.00	0.44
2:CB:13:G:N2	2:CB:16:G:N3	2.65	0.44
3:CC:122:ALA:O	3:CC:127:ASN:ND2	2.45	0.44
4:CD:121:THR:O	4:CD:122:VAL:HB	2.18	0.44
6:CF:128:SER:HA	6:CF:154:THR:HA	1.99	0.44
10:CJ:76:HIS:CE1	10:CJ:85:LYS:HB2	2.52	0.44
15:CO:34:HIS:CD2	15:CO:54:VAL:HG23	2.53	0.44
19:CS:18:ARG:HG3	19:CS:76:VAL:HG13	1.99	0.44
20:CT:29:THR:HB	20:CT:86:THR:HA	1.98	0.44
23:CW:14:ASP:OD2	23:CW:16:GLU:OE1	2.35	0.44
33:DA:1421:G:C2	33:DA:1480:A:N3	2.85	0.44
33:DA:354:G:C4	33:DA:355:C:C5	3.05	0.44
33:DA:636:U:H5'	49:DQ:6:ARG:HH12	1.82	0.44
33:DA:797:C:OP1	43:DK:126:LYS:HD2	2.17	0.44
33:DA:857:C:OP2	59:DA:1814:HOH:O	2.21	0.44
37:DE:111:MET:O	37:DE:115:LEU:HB2	2.17	0.44
38:DF:49:TYR:HB3	50:DR:74:HIS:CG	2.52	0.44
3:CC:123:ILE:HG12	38:DF:80:PHE:CD1	2.53	0.44
40:DH:11:LEU:CD1	40:DH:77:ARG:HG2	2.48	0.44
43:DK:52:PHE:CE2	43:DK:65:VAL:HG11	2.53	0.44
54:DV:660:LEU:O	54:DV:662:GLU:N	2.43	0.44

*Continued on next page...*

*Continued from previous page...*

Atom-1	Atom-2	Interatomic distance (Å)	Clash overlap (Å)
27:E0:24:VAL:O	27:E0:26:SER:N	2.40	0.44
1:EA:2529:G:O6	31:E4:32:LYS:NZ	2.51	0.44
1:EA:1223:G:C6	1:EA:1227:G:C6	3.06	0.44
1:EA:1312:U:C2	1:EA:1603:A:C2	3.06	0.44
1:EA:138:U:H5'	1:EA:139:U:H5''	1.99	0.44
1:EA:21:A:O2'	1:EA:22:C:H5'	2.17	0.44
1:EA:2657:A:N7	1:EA:2658:C:C5	2.85	0.44
1:EA:2661:G:H5'	54:FV:19:ILE:HG13	1.99	0.44
1:EA:2800:A:H3'	1:EA:2801:G:H5''	2.00	0.44
1:EA:581:C:H2'	1:EA:582:A:C8	2.53	0.44
3:EC:196:ASN:O	3:EC:197:ALA:HB3	2.17	0.44
5:EE:111:GLU:HA	5:EE:114:ARG:NH1	2.33	0.44
6:EF:100:GLU:O	6:EF:104:THR:HG22	2.18	0.44
6:EF:142:TYR:OH	45:FM:71:ARG:HG3	2.17	0.44
7:EG:108:PHE:CZ	7:EG:151:ARG:NH1	2.86	0.44
9:EI:85:ILE:H	9:EI:85:ILE:HD12	1.81	0.44
10:EJ:55:ILE:HG13	10:EJ:56:VAL:N	2.32	0.44
23:EW:23:LYS:HE2	23:EW:24:ARG:H	1.83	0.44
23:EW:8:SER:O	23:EW:9:THR:HG22	2.17	0.44
33:FA:949:A:H1'	33:FA:1364:U:H5	1.82	0.44
33:FA:295:C:H2'	33:FA:296:U:H6	1.83	0.44
34:FB:128:LEU:O	34:FB:129:THR:HG23	2.18	0.44
35:FC:123:GLN:HB3	35:FC:128:VAL:HG13	2.00	0.44
35:FC:140:ASN:HA	35:FC:143:ARG:HB3	1.99	0.44
41:FI:129:LYS:HE2	41:FI:130:ARG:HG2	1.99	0.44
54:FV:23:LYS:O	54:FV:24:THR:OG1	2.32	0.44
1:GA:2615:U:C2	27:G0:3:GLN:HA	2.51	0.44
1:GA:1394:U:C4	1:GA:1395:A:C6	3.06	0.44
1:GA:1746:A:H2'	1:GA:1747:U:C6	2.52	0.44
1:GA:2220:U:H2'	1:GA:2221:G:C8	2.52	0.44
1:GA:2543:G:C6	1:GA:2544:G:C6	3.05	0.44
1:GA:2840:C:H2'	1:GA:2841:C:H6	1.82	0.44
1:GA:515:A:H2	1:GA:1260:A:N3	2.14	0.44
4:GD:70:LYS:O	4:GD:71:ALA:HB3	2.18	0.44
6:GF:43:ILE:HD12	6:GF:77:LYS:HD2	1.99	0.44
16:GP:4:ILE:HG22	16:GP:8:GLU:HG3	1.99	0.44
16:GP:50:ARG:NE	16:GP:57:ALA:H	2.15	0.44
20:GT:50:LEU:O	20:GT:51:PHE:HB2	2.17	0.44
24:GX:2:ARG:CD	24:GX:29:LEU:HD12	2.47	0.44
33:HA:1244:G:C6	33:HA:1245:C:N4	2.86	0.44
33:HA:1413:A:H2'	33:HA:1414:U:O4'	2.17	0.44

*Continued on next page...*

*Continued from previous page...*

Atom-1	Atom-2	Interatomic distance (Å)	Clash overlap (Å)
33:HA:620:C:H1'	36:HD:132:ILE:CD1	2.47	0.44
33:HA:68:G:C6	33:HA:69:G:H1'	2.52	0.44
33:HA:81:A:H5'	33:HA:90:C:N4	2.32	0.44
34:HB:49:PHE:HB2	34:HB:212:TYR:CE1	2.53	0.44
34:HB:89:PHE:HB3	34:HB:149:GLY:O	2.17	0.44
35:HC:123:GLN:HB3	35:HC:128:VAL:HG11	1.99	0.44
33:HA:408:A:OP1	36:HD:110:THR:HG21	2.17	0.44
36:HD:161:LEU:H	36:HD:161:LEU:HD22	1.82	0.44
39:HG:23:LEU:HD21	39:HG:47:LEU:HD21	1.99	0.44
40:HH:78:VAL:HG11	40:HH:125:ILE:CD1	2.47	0.44
46:HN:41:ARG:CG	46:HN:42:TRP:N	2.80	0.44
46:HN:6:MET:HE2	46:HN:63:ARG:HH22	1.82	0.44
47:HO:35:GLN:HB3	47:HO:59:MET:HE1	2.00	0.44
52:HT:58:VAL:HG13	52:HT:72:ALA:HA	1.99	0.44
1:AA:1063:G:H2'	1:AA:1064:C:O4'	2.16	0.44
1:AA:1187:G:HO2'	1:AA:1188:U:H6	1.66	0.44
1:AA:1256:G:C6	1:AA:1257:C:N4	2.85	0.44
1:AA:1394:U:H4'	1:AA:1603:A:H4'	2.00	0.44
1:AA:2758:A:C2'	1:AA:2759:G:H5'	2.48	0.44
1:AA:463:G:N2	1:AA:465:G:H3'	2.31	0.44
1:AA:471:A:OP1	5:AE:79:ARG:NH1	2.43	0.44
4:AD:91:THR:O	4:AD:93:GLY:N	2.42	0.44
5:AE:164:LEU:HB3	5:AE:167:VAL:CG1	2.47	0.44
6:AF:3:LEU:HD12	6:AF:172:PHE:CD1	2.53	0.44
2:AB:56:G:OP1	6:AF:23:SER:HB2	2.17	0.44
6:AF:36:ASN:CG	6:AF:37:MET:N	2.71	0.44
1:AA:2311:A:C2	6:AF:43:ILE:CG2	3.01	0.44
13:AM:133:LYS:O	13:AM:134:THR:HB	2.16	0.44
13:AM:4:PRO:CG	13:AM:70:ASP:HA	2.47	0.44
14:AN:73:ASN:HA	14:AN:76:VAL:CG1	2.46	0.44
34:BB:134:LEU:O	34:BB:138:ARG:HG2	2.17	0.44
36:BD:97:ARG:HB3	36:BD:99:ASP:OD1	2.17	0.44
28:C1:50:GLU:CG	28:C1:51:ALA:N	2.80	0.44
28:C1:8:ILE:HD11	28:C1:22:THR:HG23	1.99	0.44
31:C4:7:VAL:HG23	31:C4:8:LYS:H	1.83	0.44
1:CA:138:U:H5'	1:CA:139:U:H5''	1.98	0.44
1:CA:2105:U:C3'	1:CA:2105:U:C6	3.00	0.44
1:CA:283:G:C2	1:CA:284:U:H1'	2.52	0.44
1:CA:315:G:H2'	1:CA:316:C:C6	2.52	0.44
1:CA:686:U:OP2	59:CA:3708:HOH:O	2.20	0.44
6:CF:24:VAL:O	6:CF:27:VAL:HG12	2.17	0.44

*Continued on next page...*



*Continued from previous page...*

Atom-1	Atom-2	Interatomic distance (Å)	Clash overlap (Å)
9:CI:41:PHE:HA	9:CI:68:PHE:CZ	2.51	0.44
13:CM:67:VAL:HG11	13:CM:102:LEU:HD12	2.00	0.44
15:CO:107:ALA:O	15:CO:111:ARG:HG2	2.18	0.44
1:CA:1754:A:O3'	16:CP:102:ARG:NH2	2.50	0.44
16:CP:82:SER:C	16:CP:83:ILE:HG22	2.38	0.44
19:CS:18:ARG:HA	19:CS:21:ALA:HB3	1.99	0.44
1:CA:2365:G:H4'	23:CW:59:PHE:CZ	2.53	0.44
33:DA:1377:A:C6	39:DG:7:ILE:CD1	3.01	0.44
33:DA:413:G:H1'	33:DA:428:G:H21	1.82	0.44
33:DA:543:U:C2	33:DA:544:G:C8	3.05	0.44
34:DB:9:LEU:CD1	34:DB:42:LEU:HD13	2.47	0.44
36:DD:197:GLU:HA	36:DD:200:ILE:CG2	2.48	0.44
37:DE:35:ALA:CB	37:DE:60:ILE:HA	2.47	0.44
41:DI:89:GLU:HG3	41:DI:90:TYR:N	2.33	0.44
45:DM:20:THR:HA	45:DM:25:VAL:HG23	1.99	0.44
50:DR:27:ALA:HA	50:DR:30:LYS:HE3	1.99	0.44
54:DV:669:GLN:O	54:DV:672:SER:N	2.51	0.44
28:E1:33:LEU:H	28:E1:51:ALA:HB2	1.81	0.44
30:E3:26:ALA:O	30:E3:27:ASN:HB2	2.18	0.44
1:EA:1073:A:C2	1:EA:1074:G:H1'	2.52	0.44
1:EA:1239:G:H2'	1:EA:1240:U:O4'	2.17	0.44
1:EA:1913:A:N7	33:FA:1494:G:H4'	2.31	0.44
1:EA:2478:A:C8	1:EA:2479:U:C5	3.06	0.44
1:EA:481:G:C4	1:EA:507:A:C2	3.05	0.44
1:EA:752:A:P	29:E2:3:ARG:HH12	2.40	0.44
1:EA:881:G:C2	1:EA:882:G:C8	3.05	0.44
11:EK:18:ARG:HB2	11:EK:45:GLU:HG2	1.97	0.44
12:EL:95:LEU:HD13	12:EL:101:ILE:HD11	1.98	0.44
22:EV:2:PHE:CD1	22:EV:50:MET:HE3	2.52	0.44
23:EW:25:PHE:O	23:EW:65:LYS:HA	2.17	0.44
24:EX:34:SER:OG	24:EX:34:SER:O	2.36	0.44
36:FD:62:ARG:HH21	36:FD:68:LEU:HA	1.82	0.44
39:FG:70:ARG:CG	39:FG:96:ARG:HG2	2.46	0.44
45:FM:4:ILE:O	45:FM:6:GLY:N	2.46	0.44
46:FN:21:PHE:HA	46:FN:25:ALA:HB3	1.98	0.44
33:FA:1314:C:OP2	51:FS:6:LYS:HD2	2.18	0.44
54:FV:100:GLU:OE1	54:FV:132:LYS:NZ	2.51	0.44
1:GA:1027:A:C6	1:GA:1126:A:C4	3.05	0.44
1:GA:1262:A:OP2	19:GS:99:ARG:NH2	2.51	0.44
1:GA:142:A:H5''	1:GA:142:A:H8	1.82	0.44
1:GA:2819:G:H2'	1:GA:2821:A:N7	2.31	0.44

*Continued on next page...*

*Continued from previous page...*

Atom-1	Atom-2	Interatomic distance (Å)	Clash overlap (Å)
1:GA:2834:G:H2'	1:GA:2879:A:N6	2.33	0.44
1:GA:630:G:N2	1:GA:632:A:H3'	2.32	0.44
1:GA:983:A:N6	1:GA:984:A:C2	2.86	0.44
1:GA:974:G:H8	1:GA:990:A:H62	1.66	0.44
1:GA:2578:G:H1'	4:GD:144:GLY:HA2	2.00	0.44
5:GE:118:LEU:HA	5:GE:186:VAL:HG13	2.00	0.44
8:GH:14:SER:OG	8:GH:17:ASP:OD2	2.28	0.44
8:GH:31:VAL:HB	8:GH:32:PRO:CD	2.48	0.44
10:GJ:44:TYR:CD2	17:GQ:63:ARG:HG2	2.53	0.44
14:GN:10:LEU:N	14:GN:10:LEU:HD22	2.33	0.44
18:GR:42:ALA:HA	18:GR:46:GLU:CB	2.47	0.44
33:HA:1273:C:H2'	33:HA:1274:A:O4'	2.17	0.44
33:HA:598:U:H4'	40:HH:86:TYR:CD2	2.53	0.44
33:HA:602:A:H2'	33:HA:603:U:C6	2.53	0.44
33:HA:77:A:H2'	33:HA:78:A:H5'	1.99	0.44
33:HA:1193:G:OP2	35:HC:167:TRP:HH2	2.01	0.44
38:HF:38:ARG:HG2	38:HF:39:LEU:N	2.32	0.44
38:HF:5:GLU:OE2	50:HR:24:LYS:HE2	2.17	0.44
39:HG:95:ARG:NH2	39:HG:99:LEU:HD21	2.33	0.44
45:HM:57:ARG:CA	45:HM:60:VAL:HG12	2.47	0.44
51:HS:64:ASP:OD1	51:HS:64:ASP:N	2.50	0.44
33:HA:1314:C:OP2	51:HS:6:LYS:HD2	2.17	0.44
32:A5:51:TYR:CE1	32:A5:52:MET:HG2	2.52	0.44
1:AA:2031:A:C6	1:AA:2498:C:H1'	2.51	0.44
1:AA:2081:U:H2'	1:AA:2082:A:C8	2.53	0.44
1:AA:2313:C:H4'	6:AF:36:ASN:CG	2.38	0.44
1:AA:2548:U:C4	1:AA:2549:G:N7	2.86	0.44
1:AA:655:A:N3	1:AA:656:G:H1'	2.33	0.44
1:AA:843:G:H2'	1:AA:844:A:C8	2.52	0.44
4:AD:169:ARG:O	4:AD:170:VAL:HG13	2.18	0.44
7:AG:155:PRO:O	7:AG:170:THR:HA	2.18	0.44
7:AG:23:ILE:HG22	7:AG:24:THR:N	2.33	0.44
10:AJ:44:TYR:HB2	17:AQ:63:ARG:HB3	1.99	0.44
12:AL:122:VAL:HG22	12:AL:142:ILE:HG12	1.99	0.44
15:AO:40:ILE:HA	15:AO:47:VAL:HA	1.99	0.44
1:AA:2376:A:N1	15:AO:92:PHE:HD2	2.16	0.44
33:BA:1191:A:OP1	35:BC:4:LYS:NZ	2.42	0.44
33:BA:1513:A:H2'	33:BA:1514:G:H8	1.79	0.44
33:BA:436:C:H2'	33:BA:437:U:H6	1.81	0.44
33:BA:511:C:C2	33:BA:512:U:C5	3.05	0.44
36:BD:65:TYR:CD1	36:BD:65:TYR:N	2.86	0.44

*Continued on next page...*

*Continued from previous page...*

Atom-1	Atom-2	Interatomic distance (Å)	Clash overlap (Å)
41:BI:38:TYR:CD1	41:BI:39:PHE:HD2	2.36	0.44
43:BK:111:THR:HG22	53:BU:5:LYS:HG2	2.00	0.44
43:BK:127:ARG:O	53:BU:34:ARG:CZ	2.64	0.44
43:BK:42:LEU:HD13	43:BK:77:TYR:HD2	1.82	0.44
53:BU:41:PRO:O	53:BU:45:ARG:N	2.50	0.44
27:C0:38:LEU:HB2	27:C0:41:HIS:HB2	1.98	0.44
1:CA:1069:A:C5	1:CA:1073:A:C5	3.06	0.44
1:CA:1913:A:H2'	55:DW:4:SER:CA	2.42	0.44
1:CA:2294:G:P	15:CO:94:ARG:HH12	2.40	0.44
2:CB:65:U:C4	2:CB:108:A:C4	3.05	0.44
5:CE:12:LEU:HD13	5:CE:12:LEU:O	2.17	0.44
6:CF:151:LEU:C	6:CF:151:LEU:HD12	2.38	0.44
9:CI:107:GLU:HA	9:CI:110:GLN:CB	2.47	0.44
2:CB:116:G:H4'	15:CO:54:VAL:O	2.18	0.44
22:CV:80:HIS:CD2	22:CV:83:LYS:HB2	2.53	0.44
23:CW:35:ILE:O	23:CW:36:ILE:C	2.56	0.44
33:DA:1316:G:N2	33:DA:1318:A:H3'	2.33	0.44
33:DA:210:C:O2'	33:DA:211:G:N2	2.50	0.44
33:DA:621:A:C6	33:DA:622:A:C6	3.06	0.44
36:DD:192:SER:OG	36:DD:193:ALA:N	2.46	0.44
36:DD:20:PHE:CD1	36:DD:20:PHE:N	2.84	0.44
36:DD:26:ARG:O	36:DD:27:ALA:HB2	2.17	0.44
36:DD:65:TYR:CE2	36:DD:94:LEU:HB3	2.53	0.44
37:DE:110:ALA:O	37:DE:111:MET:CB	2.65	0.44
40:DH:46:ILE:HD12	40:DH:61:LEU:HD22	2.00	0.44
54:DV:112:VAL:HG12	54:DV:113:TYR:N	2.32	0.44
32:E5:106:PHE:CG	32:E5:107:GLU:N	2.86	0.44
1:EA:2037:A:H2'	1:EA:2038:G:C8	2.52	0.44
1:EA:60:G:C6	1:EA:74:A:C6	3.06	0.44
1:EA:945:A:C4	1:EA:2448:A:C2	3.05	0.44
4:ED:68:PHE:CE1	4:ED:75:ALA:HA	2.53	0.44
7:EG:118:ALA:O	7:EG:120:ILE:N	2.44	0.44
7:EG:60:GLY:O	7:EG:61:TRP:HB2	2.18	0.44
10:EJ:12:LYS:O	10:EJ:13:ARG:CB	2.66	0.44
11:EK:61:VAL:CG2	11:EK:87:LEU:HD11	2.47	0.44
11:EK:99:ILE:C	11:EK:100:PHE:HD1	2.21	0.44
13:EM:132:THR:HG23	13:EM:133:LYS:N	2.33	0.44
16:EP:91:VAL:O	16:EP:92:ARG:HG2	2.17	0.44
23:EW:41:GLY:C	23:EW:43:LYS:N	2.70	0.44
33:FA:1033:G:C2'	33:FA:1034:G:C5'	2.95	0.44
33:FA:1033:G:C2'	33:FA:1034:G:H5'	2.46	0.44

*Continued on next page...*

*Continued from previous page...*

Atom-1	Atom-2	Interatomic distance (Å)	Clash overlap (Å)
33:FA:1039:G:H2'	33:FA:1040:U:H6	1.82	0.44
33:FA:681:A:C2	33:FA:710:G:C2	3.05	0.44
33:FA:982:U:H4'	33:FA:983:A:O5'	2.17	0.44
34:FB:195:VAL:HG11	34:FB:198:VAL:HA	2.00	0.44
34:FB:9:LEU:HD23	34:FB:9:LEU:O	2.17	0.44
36:FD:139:PRO:O	36:FD:140:ASN:HB2	2.18	0.44
36:FD:17:THR:HG22	36:FD:18:ASP:N	2.33	0.44
38:FF:18:VAL:HB	38:FF:19:PRO:CD	2.47	0.44
51:FS:49:ILE:H	51:FS:49:ILE:HD12	1.83	0.44
54:FV:20:ASP:O	54:FV:22:GLY:N	2.44	0.44
1:GA:1053:C:C2	1:GA:1054:A:C8	3.06	0.44
1:GA:1482:G:H1	1:GA:1508:A:N6	2.15	0.44
1:GA:1684:G:H2'	1:GA:1685:C:C6	2.52	0.44
1:GA:1865:U:C5	1:GA:1875:G:C2	3.05	0.44
1:GA:1916:A:H2'	1:GA:1917:U:O4'	2.18	0.44
1:GA:2614:A:C4	27:G0:1:ALA:HB1	2.53	0.44
1:GA:2705:A:H2'	1:GA:2706:A:O4'	2.18	0.44
1:GA:29:U:H2'	1:GA:30:G:C8	2.51	0.44
1:GA:504:A:O2'	1:GA:505:A:P	2.75	0.44
1:GA:56:A:C2	1:GA:57:C:C2	3.06	0.44
3:GC:109:LEU:O	3:GC:110:LYS:HB3	2.18	0.44
3:GC:140:VAL:CG1	3:GC:189:ALA:HB1	2.47	0.44
5:GE:10:SER:O	5:GE:11:ALA:HB3	2.17	0.44
6:GF:7:TYR:HA	6:GF:11:VAL:CG2	2.47	0.44
7:GG:1:SER:O	7:GG:3:VAL:N	2.50	0.44
7:GG:27:GLY:HA3	7:GG:78:VAL:HG12	1.99	0.44
9:GI:79:LEU:HD11	9:GI:131:THR:HG22	2.00	0.44
9:GI:13:ALA:H	9:GI:23:VAL:HG13	1.83	0.44
9:GI:57:VAL:O	9:GI:68:PHE:HB2	2.18	0.44
23:GW:39:GLN:HG2	23:GW:40:ARG:N	2.32	0.44
33:HA:1463:U:H2'	33:HA:1464:U:C6	2.52	0.44
35:HC:42:TYR:HD2	35:HC:43:LEU:HD12	1.82	0.44
37:HE:132:ASN:O	37:HE:136:VAL:HG12	2.17	0.44
38:HF:10:VAL:HG12	38:HF:11:HIS:N	2.33	0.44
43:HK:68:GLU:C	43:HK:70:CYS:H	2.15	0.44
54:HV:227:ALA:HB1	54:HV:234:MET:CB	2.48	0.44
54:HV:464:LEU:O	54:HV:467:ASP:HB3	2.17	0.44
54:HV:632:ILE:HG23	54:HV:642:LEU:CD2	2.47	0.44
32:A5:88:HIS:HB3	32:A5:89:PRO:HD3	1.98	0.44
1:AA:1197:G:H2'	1:AA:1198:U:C6	2.53	0.44
1:AA:121:G:C2	1:AA:131:A:C5	3.06	0.44

*Continued on next page...*

*Continued from previous page...*

Atom-1	Atom-2	Interatomic distance (Å)	Clash overlap (Å)
1:AA:2108:A:O2'	1:AA:2109:U:O5'	2.29	0.44
1:AA:2325:G:C6	1:AA:2326:C:N4	2.85	0.44
1:AA:2472:G:H2'	1:AA:2475:C:H42	1.82	0.44
1:AA:2727:A:C6	1:AA:2728:U:C4	3.06	0.44
1:AA:273:G:H2'	1:AA:274:C:C6	2.52	0.44
1:AA:720:U:H2'	1:AA:721:A:C8	2.52	0.44
1:AA:692:C:C2	1:AA:771:G:C2	3.06	0.44
2:AB:43:C:H4'	6:AF:62:GLN:HE21	1.82	0.44
5:AE:108:ILE:HD12	12:AL:2:ARG:CZ	2.48	0.44
5:AE:178:VAL:CG2	5:AE:179:SER:N	2.81	0.44
6:AF:126:ASN:ND2	6:AF:157:THR:H	2.16	0.44
6:AF:18:GLU:HB3	6:AF:19:PHE:CD1	2.53	0.44
12:AL:109:LYS:HB3	12:AL:111:ILE:CD1	2.48	0.44
18:AR:5:PHE:HE1	18:AR:14:VAL:HG21	1.83	0.44
20:AT:50:LEU:O	20:AT:51:PHE:HB2	2.18	0.44
33:BA:1037:C:C2	33:BA:1038:C:C5	3.06	0.44
33:BA:108:G:N2	33:BA:108:G:OP2	2.49	0.44
33:BA:129:A:H1'	33:BA:130:A:C8	2.52	0.44
33:BA:1314:C:C2	33:BA:1315:U:C5	3.06	0.44
33:BA:561:U:OP2	59:BA:1814:HOH:O	2.21	0.44
33:BA:858:G:O2'	33:BA:859:G:H5'	2.17	0.44
34:BB:30:ILE:HG23	34:BB:32:GLY:H	1.82	0.44
34:BB:86:CYS:SG	34:BB:88:GLN:NE2	2.90	0.44
34:BB:98:GLY:C	34:BB:100:LEU:H	2.21	0.44
36:BD:151:LYS:HB3	36:BD:178:MET:SD	2.58	0.44
41:BI:7:TYR:HE1	41:BI:18:ARG:HB2	1.83	0.44
33:BA:707:U:H5'	43:BK:22:HIS:ND1	2.32	0.44
44:BL:38:TYR:HE1	44:BL:54:ARG:HG3	1.83	0.44
54:BV:200:VAL:HG23	54:BV:201:THR:HG23	2.00	0.44
1:CA:1866:A:H2'	1:CA:1867:G:O4'	2.18	0.44
1:CA:2141:G:N1	1:CA:2150:C:O2	2.46	0.44
1:CA:2799:A:N6	1:CA:2801:G:C6	2.86	0.44
7:CG:132:LEU:HD23	7:CG:132:LEU:N	2.32	0.44
11:CK:47:ILE:HG23	11:CK:48:PRO:N	2.33	0.44
15:CO:24:THR:HG22	15:CO:42:PRO:CD	2.48	0.44
17:CQ:63:ARG:HH12	17:CQ:96:ASP:CA	2.31	0.44
23:CW:49:ASN:ND2	23:CW:50:VAL:O	2.50	0.44
24:CX:52:ALA:O	24:CX:53:LYS:CB	2.66	0.44
26:CZ:7:THR:O	26:CZ:54:VAL:HA	2.17	0.44
33:DA:282:A:C8	33:DA:283:U:C5	3.06	0.44
33:DA:487:A:C6	33:DA:488:C:C2	3.05	0.44

*Continued on next page...*

*Continued from previous page...*

Atom-1	Atom-2	Interatomic distance (Å)	Clash overlap (Å)
33:DA:495:A:N1	33:DA:496:A:N6	2.65	0.44
33:DA:60:A:O3'	52:DT:5:LYS:NZ	2.44	0.44
33:DA:982:U:H4'	33:DA:983:A:O5'	2.18	0.44
37:DE:56:VAL:O	37:DE:60:ILE:HG13	2.17	0.44
38:DF:18:VAL:HG21	38:DF:58:HIS:CD2	2.52	0.44
41:DI:51:PRO:HB3	41:DI:84:THR:HG22	1.98	0.44
42:DJ:88:MET:O	42:DJ:90:LEU:N	2.49	0.44
44:DL:24:LEU:HG	44:DL:25:GLU:N	2.33	0.44
54:DV:124:GLU:OE2	54:DV:677:ARG:NH1	2.51	0.44
54:DV:532:LYS:HD3	54:DV:534:TYR:H	1.83	0.44
54:DV:591:LEU:HD13	54:DV:591:LEU:O	2.17	0.44
32:E5:31:ARG:HB3	32:E5:108:VAL:HG22	1.99	0.44
1:EA:1090:A:C2	1:EA:1102:C:H1'	2.53	0.44
1:EA:1857:G:O2'	1:EA:1858:A:P	2.76	0.44
1:EA:2281:A:O2'	1:EA:2282:G:H5'	2.18	0.44
1:EA:2485:G:H5''	13:EM:45:GLN:HE21	1.80	0.44
1:EA:2855:C:H2'	1:EA:2856:A:H8	1.82	0.44
1:EA:44:A:C2	1:EA:45:G:C4	3.05	0.44
1:EA:545:U:H3'	1:EA:546:U:H4'	1.99	0.44
59:EA:3237:HOH:O	5:EE:81:GLY:HA2	2.18	0.44
6:EF:118:ALA:HB1	6:EF:166:ARG:CD	2.47	0.44
9:EI:5:GLN:NE2	9:EI:61:TYR:HA	2.32	0.44
1:EA:1198:U:O3'	17:EQ:4:LYS:HE3	2.17	0.44
18:ER:1:MET:SD	18:ER:101:ILE:HG21	2.58	0.44
20:ET:19:LYS:O	20:ET:23:ALA:N	2.49	0.44
24:EX:70:LEU:HD13	24:EX:75:GLU:HB2	1.98	0.44
33:FA:619:U:N3	36:FD:131:ASN:HB3	2.32	0.44
41:FI:94:LEU:O	41:FI:96:SER:N	2.48	0.44
33:FA:706:A:H4'	43:FK:31:ILE:HD11	2.00	0.44
44:FL:74:LEU:HA	44:FL:78:SER:OG	2.17	0.44
46:FN:53:ARG:C	46:FN:55:SER:N	2.71	0.44
47:FO:46:HIS:O	47:FO:48:LYS:N	2.46	0.44
48:FP:43:ALA:HB1	48:FP:46:LYS:HZ2	1.82	0.44
1:GA:1328:A:H2'	1:GA:1330:C:C4	2.53	0.44
1:GA:1486:U:H2'	1:GA:1487:U:C6	2.52	0.44
1:GA:1773:A:N7	1:GA:1829:A:H1'	2.32	0.44
1:GA:2038:G:H2'	1:GA:2039:U:O4'	2.18	0.44
1:GA:2292:U:H2'	1:GA:2293:G:C8	2.53	0.44
1:GA:2336:A:N6	23:GW:40:ARG:HB3	2.32	0.44
1:GA:2594:C:C2	1:GA:2600:A:C2	3.06	0.44
1:GA:2783:U:H2'	1:GA:2784:U:C6	2.53	0.44

*Continued on next page...*

*Continued from previous page...*

Atom-1	Atom-2	Interatomic distance (Å)	Clash overlap (Å)
1:GA:714:U:H5'	1:GA:715:A:OP2	2.17	0.44
5:GE:43:THR:OG1	5:GE:43:THR:O	2.36	0.44
6:GF:110:ILE:HG12	6:GF:136:ILE:HG21	2.00	0.44
13:GM:50:ARG:HA	13:GM:53:MET:HE2	1.99	0.44
1:GA:2820:A:OP2	14:GN:2:ARG:NH2	2.51	0.44
17:GQ:81:GLY:HA2	17:GQ:116:LEU:CD1	2.47	0.44
36:HD:13:ARG:HG2	36:HD:34:ILE:HA	2.00	0.44
33:HA:1375:A:OP1	39:HG:12:ILE:CD1	2.65	0.44
39:HG:145:ALA:C	39:HG:147:ALA:H	2.20	0.44
39:HG:49:THR:O	39:HG:53:ARG:HB2	2.17	0.44
41:HI:120:LYS:O	41:HI:121:ALA:HB3	2.17	0.44
33:HA:880:C:P	44:HL:5:ASN:HD22	2.40	0.44
53:HU:14:VAL:HG23	53:HU:16:LEU:HG	1.99	0.44
54:HV:200:VAL:HG23	54:HV:201:THR:N	2.32	0.44
1:AA:2207:C:H2'	1:AA:2208:C:H6	1.83	0.44
1:AA:2318:G:C6	1:AA:2319:G:C6	3.06	0.44
6:AF:65:LEU:HD12	6:AF:66:ILE:N	2.32	0.44
6:AF:7:TYR:OH	6:AF:27:VAL:CG1	2.65	0.44
9:AI:96:LYS:HG3	9:AI:136:GLY:HA3	2.00	0.44
10:AJ:25:LEU:HB2	10:AJ:62:VAL:CG2	2.48	0.44
14:AN:94:TYR:N	14:AN:94:TYR:CD1	2.85	0.44
15:AO:111:ARG:HD3	15:AO:117:PHE:CE1	2.52	0.44
18:AR:28:ALA:HB3	18:AR:31:GLU:HG2	2.00	0.44
20:AT:14:PRO:HA	20:AT:32:LEU:HB3	2.00	0.44
22:AV:62:THR:HA	22:AV:71:LYS:HA	1.99	0.44
24:AX:39:VAL:HG13	24:AX:46:VAL:HG23	1.98	0.44
8:AH:27:ARG:HH12	24:AX:63:ILE:CG1	2.31	0.44
33:BA:1001:C:H2'	33:BA:1002:G:H8	1.82	0.44
33:BA:1133:G:N2	33:BA:1142:G:H1'	2.33	0.44
33:BA:1314:C:N4	51:BS:4:SER:HA	2.32	0.44
33:BA:1524:C:H2'	33:BA:1525:G:C8	2.52	0.44
33:BA:320:A:C2	33:BA:334:C:N3	2.85	0.44
33:BA:677:U:C4	33:BA:678:U:C4	3.05	0.44
33:BA:680:C:C2	33:BA:711:G:N2	2.86	0.44
33:BA:74:A:C2	33:BA:97:G:C4	3.06	0.44
34:BB:161:PHE:HA	34:BB:183:PHE:O	2.17	0.44
34:BB:82:ALA:HB1	34:BB:217:ALA:CB	2.48	0.44
38:BF:29:ILE:HG21	38:BF:36:ILE:HG23	1.99	0.44
40:BH:3:MET:HE1	40:BH:6:PRO:HA	1.99	0.44
41:BI:103:PHE:CD1	41:BI:103:PHE:N	2.85	0.44
43:BK:87:LYS:HE2	43:BK:113:VAL:HG23	2.00	0.44

*Continued on next page...*

*Continued from previous page...*

Atom-1	Atom-2	Interatomic distance (Å)	Clash overlap (Å)
51:BS:33:THR:HB	51:BS:35:SER:H	1.82	0.44
28:C1:9:LYS:N	28:C1:9:LYS:HD2	2.32	0.44
31:C4:19:ARG:O	31:C4:22:VAL:HG12	2.18	0.44
1:CA:1817:G:H2'	1:CA:1818:U:H5'	2.00	0.44
1:CA:1983:G:O2'	1:CA:1984:G:H5'	2.18	0.44
1:CA:2315:G:H2'	1:CA:2316:G:H8	1.81	0.44
1:CA:2582:G:C2	1:CA:2583:G:C8	3.05	0.44
1:CA:2760:C:C2'	1:CA:2761:A:H5'	2.47	0.44
1:CA:880:G:H1	1:CA:897:C:N4	2.15	0.44
7:CG:25:ILE:CG2	7:CG:78:VAL:HG21	2.47	0.44
14:CN:51:LEU:HD21	14:CN:70:THR:HG22	1.98	0.44
15:CO:79:ALA:HB2	15:CO:110:ALA:HA	1.98	0.44
16:CP:50:ARG:NH1	16:CP:75:THR:HG21	2.32	0.44
17:CQ:91:ARG:NE	17:CQ:93:ILE:HG21	2.32	0.44
22:CV:30:ILE:HD11	22:CV:63:ILE:HD13	1.99	0.44
33:DA:1477:U:H2'	33:DA:1478:U:C6	2.52	0.44
33:DA:922:G:H2'	33:DA:923:A:C8	2.53	0.44
36:DD:168:PRO:HB2	36:DD:171:LEU:CD1	2.48	0.44
41:DI:11:ARG:HB2	41:DI:15:SER:O	2.18	0.44
41:DI:34:SER:HB3	41:DI:37:GLN:HG2	1.99	0.44
44:DL:110:ARG:HB3	44:DL:119:VAL:HG21	1.99	0.44
33:DA:375:U:H4'	48:DP:17:TYR:CE2	2.53	0.44
33:DA:376:G:H5''	48:DP:5:ARG:HB2	1.99	0.44
32:E5:88:HIS:CB	32:E5:89:PRO:CD	2.96	0.44
1:EA:1057:A:C6	1:EA:1086:A:C2	3.05	0.44
1:EA:181:A:H2'	1:EA:182:A:C8	2.53	0.44
1:EA:2297:A:C2	1:EA:2298:A:C8	3.06	0.44
1:EA:2489:U:O2	1:EA:2491:U:C4	2.71	0.44
1:EA:2508:G:H2'	1:EA:2509:G:H8	1.83	0.44
1:EA:419:U:H2'	1:EA:420:C:H6	1.82	0.44
1:EA:476:G:H4'	1:EA:502:A:N1	2.33	0.44
1:EA:708:G:N2	1:EA:724:U:H1'	2.33	0.44
1:EA:790:U:P	59:EA:3752:HOH:O	2.74	0.44
3:EC:20:ASN:OD1	3:EC:22:GLU:HG2	2.16	0.44
9:EI:34:ILE:HA	9:EI:37:PHE:CD2	2.52	0.44
13:EM:1:MET:O	13:EM:2:LEU:HB3	2.18	0.44
15:EO:3:LYS:HG3	15:EO:4:LYS:H	1.83	0.44
17:EQ:86:SER:O	17:EQ:87:VAL:C	2.56	0.44
23:EW:19:ARG:HE	23:EW:22:VAL:HB	1.82	0.44
23:EW:17:ALA:HA	23:EW:35:ILE:HG23	1.98	0.44
33:FA:1492:A:C3'	33:FA:1493:A:C5'	2.95	0.44

*Continued on next page...*



*Continued from previous page...*

Atom-1	Atom-2	Interatomic distance (Å)	Clash overlap (Å)
33:FA:481:G:H4'	33:FA:481:G:OP1	2.17	0.44
33:FA:968:A:H4'	33:FA:969:A:OP2	2.18	0.44
34:FB:209:VAL:HG23	34:FB:210:THR:N	2.33	0.44
35:FC:107:ARG:O	35:FC:108:LYS:HB2	2.18	0.44
40:FH:7:ILE:HD11	40:FH:32:LEU:HD23	2.00	0.44
43:FK:31:ILE:HB	43:FK:46:THR:HG22	1.99	0.44
43:FK:96:THR:HG23	43:FK:97:ILE:N	2.33	0.44
53:FU:18:ARG:O	53:FU:21:ARG:N	2.51	0.44
54:FV:255:ARG:HG2	54:FV:261:ILE:HG22	2.00	0.44
1:GA:1188:U:H4'	18:GR:81:LYS:O	2.17	0.44
1:GA:1535:A:H4'	1:GA:1536:C:OP2	2.16	0.44
6:GF:59:ILE:HD13	6:GF:137:PHE:CE2	2.53	0.44
7:GG:165:ASP:OD1	7:GG:165:ASP:N	2.46	0.44
11:GK:70:ARG:O	11:GK:71:ARG:HB2	2.18	0.44
20:GT:3:ARG:HH21	20:GT:7:LEU:HD21	1.83	0.44
1:GA:335:C:H5''	21:GU:81:ARG:HD3	1.99	0.44
33:HA:1006:G:H2'	33:HA:1007:U:C6	2.53	0.44
33:HA:1347:G:N2	33:HA:1373:G:H2'	2.33	0.44
33:HA:636:U:H2'	33:HA:637:C:C6	2.53	0.44
33:HA:72:A:C2'	33:HA:73:C:H5''	2.48	0.44
34:HB:212:TYR:HA	34:HB:215:ALA:HB3	2.00	0.44
34:HB:30:ILE:CG2	34:HB:32:GLY:H	2.31	0.44
41:HI:94:LEU:O	41:HI:96:SER:N	2.45	0.44
42:HJ:6:ILE:HB	42:HJ:76:ILE:HB	2.00	0.44
44:HL:40:THR:HG22	44:HL:41:THR:N	2.32	0.44
54:HV:110:VAL:HG11	54:HV:278:MET:SD	2.58	0.44
54:HV:90:PRO:HG2	54:HV:98:GLU:HB2	2.00	0.44
1:AA:2886:A:C6	27:A0:39:ARG:CZ	3.01	0.44
28:A1:8:ILE:HD12	28:A1:9:LYS:H	1.83	0.44
32:A5:51:TYR:HE1	32:A5:52:MET:SD	2.39	0.44
1:AA:1064:C:C2'	1:AA:1065:U:H5'	2.48	0.44
1:AA:1327:A:C2'	1:AA:1328:A:H5'	2.48	0.44
1:AA:1401:G:C5	1:AA:1402:U:C5	3.06	0.44
1:AA:1387:A:H5'	1:AA:1469:A:H1'	2.00	0.44
1:AA:1705:A:C5	1:AA:1706:C:C4	3.05	0.44
1:AA:2819:G:H2'	1:AA:2821:A:N7	2.33	0.44
1:AA:2821:A:OP2	14:AN:3:HIS:NE2	2.51	0.44
1:AA:669:G:N3	1:AA:669:G:C2'	2.80	0.44
1:AA:760:G:H2'	1:AA:761:A:O4'	2.18	0.44
1:AA:681:G:C2	1:AA:797:G:C2	3.06	0.44
1:AA:974:G:O2'	1:AA:989:G:N2	2.49	0.44

*Continued on next page...*

*Continued from previous page...*

Atom-1	Atom-2	Interatomic distance (Å)	Clash overlap (Å)
2:AB:119:A:N3	2:AB:119:A:H2'	2.33	0.44
4:AD:33:ARG:NH2	4:AD:74:GLU:O	2.51	0.44
6:AF:61:GLY:HA3	6:AF:94:ARG:CZ	2.48	0.44
11:AK:118:LEU:N	11:AK:118:LEU:HD12	2.32	0.44
17:AQ:97:ILE:HD13	17:AQ:98:ALA:N	2.33	0.44
18:AR:64:VAL:O	18:AR:65:ALA:HB3	2.17	0.44
19:AS:17:VAL:HG11	19:AS:103:ILE:HG12	1.99	0.44
33:BA:109:A:H2'	33:BA:326:G:N2	2.33	0.44
33:BA:659:U:C2	33:BA:747:A:N1	2.86	0.44
33:BA:681:A:H2'	33:BA:682:G:C8	2.52	0.44
33:BA:72:A:H2'	33:BA:73:C:C5'	2.48	0.44
34:BB:103:TRP:CZ3	34:BB:107:ARG:HD3	2.53	0.44
34:BB:116:LEU:HB3	34:BB:140:LEU:HD11	2.00	0.44
36:BD:102:VAL:HG21	36:BD:123:ILE:CD1	2.47	0.44
36:BD:4:TYR:O	36:BD:5:LEU:HB2	2.17	0.44
36:BD:4:TYR:CZ	36:BD:6:GLY:HA3	2.53	0.44
37:BE:115:LEU:HG	37:BE:120:VAL:HG21	1.99	0.44
43:BK:93:ARG:NH2	53:BU:20:LYS:CB	2.81	0.44
46:BN:67:THR:CG2	46:BN:83:LYS:HE3	2.48	0.44
48:BP:19:VAL:HG12	48:BP:37:GLY:C	2.38	0.44
33:BA:176:C:H4'	52:BT:24:ARG:NH2	2.33	0.44
54:BV:219:HIS:C	54:BV:221:ASN:N	2.70	0.44
54:BV:514:GLN:HE21	54:BV:514:GLN:CA	2.30	0.44
54:BV:416:ILE:HG12	54:BV:667:ALA:HB3	1.98	0.44
1:CA:1030:C:OP2	13:CM:127:LYS:NZ	2.35	0.44
1:CA:1248:G:OP2	5:CE:44:ARG:NH2	2.50	0.44
1:CA:352:A:H3'	1:CA:353:C:H6	1.83	0.44
1:CA:416:U:H2'	1:CA:417:C:O4'	2.18	0.44
1:CA:479:A:N3	1:CA:481:G:H5''	2.33	0.44
1:CA:784:G:C2'	1:CA:785:G:OP2	2.66	0.44
6:CF:18:GLU:HB3	6:CF:19:PHE:CD1	2.53	0.44
9:CI:42:ASN:HA	9:CI:45:THR:HB	2.00	0.44
10:CJ:44:TYR:O	10:CJ:45:THR:HG22	2.18	0.44
10:CJ:64:VAL:O	10:CJ:65:THR:HG22	2.18	0.44
11:CK:63:VAL:HG12	11:CK:64:ARG:HG3	2.00	0.44
17:CQ:61:ILE:HG23	17:CQ:75:TYR:CE2	2.53	0.44
19:CS:63:GLY:O	19:CS:64:ALA:CB	2.65	0.44
22:CV:11:GLU:HB3	22:CV:16:ALA:HB2	1.99	0.44
33:DA:1054:C:O2	33:DA:1196:A:C5	2.71	0.44
33:DA:1087:G:C2	33:DA:1088:G:N7	2.86	0.44
33:DA:1285:A:H4'	33:DA:1286:U:C5	2.53	0.44

*Continued on next page...*

*Continued from previous page...*

Atom-1	Atom-2	Interatomic distance (Å)	Clash overlap (Å)
33:DA:1331:G:HO2'	33:DA:1332:A:P	2.41	0.44
33:DA:1423:G:C6	33:DA:1424:U:C4	3.06	0.44
33:DA:399:G:H2'	33:DA:400:C:C6	2.52	0.44
33:DA:426:U:H2'	33:DA:427:U:C6	2.53	0.44
33:DA:448:A:C4	33:DA:487:A:C2	3.05	0.44
33:DA:57:G:C6	33:DA:58:C:C4	3.06	0.44
34:DB:209:VAL:O	34:DB:213:LEU:HB2	2.18	0.44
34:DB:56:LEU:HD21	34:DB:216:VAL:HG11	2.00	0.44
40:DH:103:VAL:HG12	40:DH:126:ILE:HD13	2.00	0.44
41:DI:78:ALA:O	41:DI:82:GLY:N	2.51	0.44
42:DJ:6:ILE:HB	42:DJ:76:ILE:HB	1.98	0.44
49:DQ:75:LEU:HD11	49:DQ:77:ARG:O	2.17	0.44
52:DT:51:PHE:CZ	52:DT:76:LYS:HB2	2.52	0.44
54:DV:218:TRP:N	54:DV:218:TRP:CD1	2.85	0.44
54:DV:94:ASP:O	54:DV:461:MET:HB2	2.18	0.44
1:EA:687:C:H5''	29:E2:2:LYS:HE2	2.00	0.44
1:EA:102:U:C4	25:EY:2:LYS:HB2	2.53	0.44
1:EA:1141:U:H6	10:EJ:65:THR:HG21	1.83	0.44
1:EA:1579:A:H2'	1:EA:1580:A:C8	2.53	0.44
1:EA:2766:A:H2'	1:EA:2766:A:N3	2.33	0.44
1:EA:2835:A:C2	1:EA:2879:A:C5	3.06	0.44
1:EA:419:U:H2'	1:EA:420:C:C6	2.53	0.44
1:EA:518:G:C4	1:EA:519:U:C5	3.06	0.44
1:EA:933:A:H5'	1:EA:934:U:OP2	2.17	0.44
3:EC:80:LEU:CD1	3:EC:109:LEU:HG	2.48	0.44
7:EG:84:LYS:CG	7:EG:85:LYS:N	2.80	0.44
9:EI:100:ILE:HG22	9:EI:101:SER:N	2.33	0.44
9:EI:27:LEU:CD1	9:EI:34:ILE:HD12	2.48	0.44
10:EJ:44:TYR:O	10:EJ:45:THR:HB	2.18	0.44
14:EN:69:ARG:O	14:EN:71:ARG:N	2.47	0.44
2:EB:116:G:H4'	15:EO:54:VAL:CG1	2.48	0.44
16:EP:105:LYS:O	16:EP:108:ARG:HD3	2.18	0.44
11:EK:120:PRO:HB2	16:EP:65:ASN:ND2	2.32	0.44
2:EB:98:G:H1	22:EV:14:LYS:HB2	1.81	0.44
22:EV:25:LYS:O	22:EV:26:PHE:HB3	2.18	0.44
26:EZ:40:THR:HG23	26:EZ:43:ILE:H	1.83	0.44
33:FA:1110:A:N6	33:FA:1111:A:C6	2.86	0.44
33:FA:1294:G:C6	33:FA:1295:U:C4	3.06	0.44
33:FA:293:G:C6	33:FA:294:U:C4	3.06	0.44
33:FA:901:A:N7	33:FA:902:G:H1'	2.33	0.44
33:FA:972:C:OP1	42:FJ:59:LYS:NZ	2.47	0.44

*Continued on next page...*

*Continued from previous page...*

Atom-1	Atom-2	Interatomic distance (Å)	Clash overlap (Å)
34:FB:67:LEU:HD12	34:FB:157:PRO:HG2	2.00	0.44
34:FB:71:THR:O	34:FB:72:LYS:HG2	2.17	0.44
42:FJ:57:VAL:CG1	42:FJ:58:ASN:N	2.80	0.44
44:FL:90:LEU:HB3	44:FL:93:VAL:CG2	2.48	0.44
45:FM:79:ARG:NH1	51:FS:65:GLU:HG2	2.32	0.44
53:FU:34:ARG:CG	53:FU:35:ARG:H	2.30	0.44
54:FV:317:PHE:CE2	54:FV:349:VAL:HG11	2.53	0.44
1:GA:1079:C:C3'	1:GA:1080:A:H5''	2.48	0.44
1:GA:1565:C:C5	1:GA:1567:G:C6	3.06	0.44
1:GA:1996:C:H4'	1:GA:1997:C:OP1	2.18	0.44
1:GA:383:C:N3	1:GA:391:A:N6	2.66	0.44
1:GA:620:G:H4'	1:GA:621:A:O5'	2.18	0.44
1:GA:675:A:N3	1:GA:2443:C:O2'	2.46	0.44
1:GA:932:U:O2'	1:GA:934:U:O4	2.35	0.44
5:GE:46:GLN:HG3	5:GE:87:ALA:CB	2.48	0.44
9:GI:79:LEU:HA	9:GI:85:ILE:HD13	1.99	0.44
10:GJ:17:VAL:HG23	10:GJ:137:PRO:HB2	1.99	0.44
15:GO:35:ILE:HB	15:GO:102:ARG:HH11	1.82	0.44
17:GQ:86:SER:HB3	18:GR:51:VAL:HG12	1.98	0.44
22:GV:6:ALA:HB1	22:GV:40:ILE:CG2	2.48	0.44
23:GW:50:VAL:HG12	23:GW:51:GLY:N	2.33	0.44
24:GX:34:SER:O	24:GX:34:SER:OG	2.31	0.44
33:HA:114:U:O2'	33:HA:115:G:H5'	2.17	0.44
33:HA:909:A:H2'	33:HA:910:C:O4'	2.18	0.44
35:HC:129:MET:SD	35:HC:132:ARG:HD2	2.58	0.44
37:HE:114:VAL:CG1	37:HE:137:VAL:HG23	2.48	0.44
39:HG:130:ASN:HB2	39:HG:135:VAL:CG2	2.48	0.44
45:HM:114:LYS:CB	45:HM:115:PRO:CD	2.96	0.44
54:HV:666:TYR:CE2	54:HV:670:LEU:HD22	2.52	0.44
54:HV:19:ILE:HD12	54:HV:92:HIS:HA	1.99	0.44
1:AA:1022:G:N2	1:AA:1142:A:C2	2.86	0.44
1:AA:1683:U:H2'	1:AA:1684:G:C8	2.52	0.44
1:AA:2376:A:H2'	1:AA:2377:A:O4'	2.18	0.44
1:AA:2444:G:C6	1:AA:2445:G:N7	2.86	0.44
1:AA:2849:U:C4	1:AA:2867:G:N3	2.86	0.44
1:AA:953:G:N2	1:AA:964:C:O2	2.46	0.44
6:AF:2:LYS:HD3	6:AF:3:LEU:HD23	1.99	0.44
12:AL:2:ARG:O	12:AL:2:ARG:HG2	2.18	0.44
16:AP:42:PHE:CE1	16:AP:62:LYS:HG3	2.52	0.44
21:AU:8:ASP:H	21:AU:23:LYS:HG3	1.83	0.44
23:AW:18:LYS:HA	23:AW:36:ILE:HB	2.00	0.44

*Continued on next page...*

*Continued from previous page...*

Atom-1	Atom-2	Interatomic distance (Å)	Clash overlap (Å)
33:BA:1478:U:H2'	33:BA:1479:C:C6	2.52	0.44
33:BA:671:G:C6	33:BA:672:U:C4	3.06	0.44
36:BD:136:GLN:NE2	36:BD:136:GLN:HA	2.32	0.44
33:BA:1366:C:O2'	42:BJ:62:ARG:NH2	2.51	0.44
42:BJ:92:LEU:O	42:BJ:93:ALA:HB3	2.18	0.44
44:BL:97:THR:O	44:BL:97:THR:HG22	2.18	0.44
1:AA:1913:A:N3	55:BW:4:SER:CA	2.81	0.44
1:CA:1733:G:C8	1:CA:1734:G:C8	3.06	0.44
1:CA:152:A:C2	1:CA:175:G:C2	3.06	0.44
1:CA:2136:G:H2'	1:CA:2136:G:N3	2.33	0.44
9:CI:23:VAL:HG23	9:CI:24:GLY:H	1.83	0.44
10:CJ:3:THR:CB	10:CJ:44:TYR:OH	2.66	0.44
16:CP:96:LEU:HB3	16:CP:99:LEU:HD22	2.00	0.44
17:CQ:91:ARG:CB	17:CQ:94:LEU:HB2	2.45	0.44
21:CU:82:VAL:HG12	21:CU:83:GLY:N	2.33	0.44
33:DA:1021:A:C2'	33:DA:1022:A:H5'	2.48	0.44
34:DB:150:ILE:O	34:DB:153:MET:N	2.49	0.44
33:DA:620:C:H1'	36:DD:132:ILE:HG12	2.00	0.44
40:DH:10:MET:HE1	40:DH:33:LYS:HA	2.00	0.44
42:DJ:9:ARG:HB2	42:DJ:99:GLN:HB2	1.99	0.44
45:DM:3:ARG:HA	45:DM:8:ASN:O	2.18	0.44
33:DA:483:C:O2	48:DP:13:LYS:NZ	2.50	0.44
33:DA:1314:C:C6	51:DS:6:LYS:HD3	2.53	0.44
54:DV:553:VAL:HG23	54:DV:597:ALA:HB2	2.00	0.44
32:E5:88:HIS:CB	32:E5:89:PRO:HD3	2.48	0.44
32:E5:88:HIS:HB3	32:E5:89:PRO:HD3	2.00	0.44
1:EA:1730:C:OP1	1:EA:1730:C:H4'	2.18	0.44
1:EA:2869:G:C6	1:EA:2870:C:C4	3.05	0.44
1:EA:86:G:C2	1:EA:87:U:C5	3.06	0.44
1:EA:947:A:O2'	1:EA:984:A:H2	2.01	0.44
3:EC:75:ALA:HB2	3:EC:95:TYR:CD2	2.53	0.44
4:ED:107:VAL:HA	4:ED:204:LYS:O	2.18	0.44
4:ED:111:GLY:HA3	4:ED:194:PRO:HG2	1.99	0.44
4:ED:91:THR:O	4:ED:92:VAL:C	2.55	0.44
6:EF:4:HIS:ND1	6:EF:96:TRP:NE1	2.66	0.44
8:EH:8:LYS:O	8:EH:13:GLY:CA	2.66	0.44
9:EI:132:ALA:HA	9:EI:135:MET:CE	2.48	0.44
10:EJ:58:ASN:N	10:EJ:127:GLY:O	2.44	0.44
10:EJ:44:TYR:O	10:EJ:45:THR:CB	2.66	0.44
11:EK:13:ASN:O	11:EK:15:GLY:N	2.37	0.44
11:EK:92:GLU:O	11:EK:93:GLN:HB2	2.18	0.44

*Continued on next page...*

*Continued from previous page...*

Atom-1	Atom-2	Interatomic distance (Å)	Clash overlap (Å)
14:EN:103:ARG:HB2	14:EN:110:MET:CE	2.48	0.44
16:EP:50:ARG:CD	16:EP:56:SER:HB3	2.48	0.44
16:EP:92:ARG:O	16:EP:92:ARG:HG2	2.18	0.44
10:EJ:44:TYR:CD2	17:EQ:63:ARG:HG2	2.52	0.44
18:ER:49:ILE:HG22	18:ER:54:VAL:N	2.33	0.44
18:ER:5:PHE:HE1	18:ER:14:VAL:HG21	1.82	0.44
19:ES:13:SER:O	19:ES:14:ALA:CB	2.66	0.44
33:FA:192:A:N3	52:FT:55:GLN:NE2	2.65	0.44
34:FB:101:THR:HB	34:FB:174:GLU:HG3	2.00	0.44
37:FE:147:MET:O	37:FE:147:MET:HG3	2.17	0.44
39:FG:111:ARG:HE	39:FG:123:GLU:HG2	1.83	0.44
42:FJ:10:LEU:CD2	42:FJ:22:THR:HA	2.48	0.44
44:FL:116:LYS:O	44:FL:117:TYR:HB2	2.17	0.44
1:GA:2199:A:H3'	1:GA:2200:C:C6	2.52	0.44
1:GA:2776:A:C6	1:GA:2778:A:C6	3.06	0.44
1:GA:2868:A:C2	1:GA:2869:G:C4	3.06	0.44
1:GA:674:G:H1'	5:GE:69:ARG:CD	2.48	0.44
2:GB:32:U:C1'	2:GB:53:A:H61	2.31	0.44
6:GF:110:ILE:HG21	6:GF:114:ARG:NH2	2.33	0.44
6:GF:174:PHE:CD2	6:GF:175:PRO:HD2	2.53	0.44
9:GI:32:VAL:HG12	9:GI:33:ASN:H	1.83	0.44
9:GI:78:LEU:HD13	9:GI:105:LEU:HD22	1.99	0.44
20:GT:7:LEU:O	20:GT:10:VAL:HG13	2.18	0.44
20:GT:67:VAL:HB	20:GT:76:ARG:HG3	1.99	0.44
20:GT:69:ARG:O	20:GT:74:ILE:HD12	2.18	0.44
33:HA:1026:G:H2'	33:HA:1027:C:H5'	1.98	0.44
33:HA:1116:U:C4'	41:HI:110:GLN:HE22	2.30	0.44
33:HA:1530:G:H2'	33:HA:1531:A:C8	2.53	0.44
33:HA:460:A:H2'	33:HA:460:A:N3	2.33	0.44
34:HB:13:VAL:H	34:HB:207:ARG:CZ	2.31	0.44
34:HB:67:LEU:CD2	34:HB:69:VAL:HG13	2.48	0.44
34:HB:86:CYS:C	34:HB:88:GLN:H	2.21	0.44
39:HG:51:ALA:HB1	39:HG:57:SER:O	2.17	0.44
40:HH:116:ALA:HA	40:HH:121:LEU:HD11	2.00	0.44
45:HM:13:LYS:HE3	45:HM:17:ILE:HG22	1.99	0.44
48:HP:20:VAL:HG21	48:HP:32:PHE:CG	2.53	0.44
52:HT:67:ILE:HG13	52:HT:71:LYS:HD3	2.00	0.44
30:A3:14:LYS:HB3	30:A3:22:LYS:HE2	2.00	0.43
32:A5:67:THR:C	32:A5:69:PHE:N	2.71	0.43
1:AA:1511:G:H2'	1:AA:1512:C:C6	2.53	0.43
1:AA:1957:C:H2'	1:AA:1958:C:C6	2.53	0.43

*Continued on next page...*

*Continued from previous page...*

Atom-1	Atom-2	Interatomic distance (Å)	Clash overlap (Å)
1:AA:223:A:C6	1:AA:422:A:C5	3.06	0.43
1:AA:2303:G:C5	1:AA:2304:G:N7	2.86	0.43
1:AA:2431:U:O2	1:AA:2433:A:C8	2.71	0.43
1:AA:2554:U:H2'	1:AA:2555:U:C6	2.53	0.43
1:AA:358:U:H2'	1:AA:359:G:C8	2.53	0.43
1:AA:721:A:H2'	1:AA:722:A:C8	2.53	0.43
1:AA:809:G:C6	1:AA:810:U:C4	3.06	0.43
4:AD:118:PHE:CD1	4:AD:119:ALA:N	2.82	0.43
6:AF:12:VAL:HG21	6:AF:24:VAL:HG23	1.99	0.43
6:AF:94:ARG:HA	6:AF:97:GLU:HB2	1.99	0.43
1:AA:2676:C:P	11:AK:31:ARG:HH12	2.41	0.43
1:AA:2690:U:N3	14:AN:6:SER:O	2.47	0.43
33:BA:1244:G:C6	33:BA:1245:C:C4	3.06	0.43
33:BA:1317:C:OP1	46:BN:21:PHE:CE2	2.71	0.43
33:BA:202:G:HO2'	33:BA:468:A:H8	1.62	0.43
33:BA:426:U:H2'	33:BA:427:U:C6	2.52	0.43
33:BA:676:A:C4	33:BA:677:U:C5	3.06	0.43
37:BE:156:LYS:O	40:BH:64:LYS:NZ	2.42	0.43
40:BH:13:ARG:NH1	40:BH:27:MET:HB2	2.31	0.43
43:BK:21:ALA:HA	43:BK:34:ILE:HG12	2.00	0.43
54:BV:217:GLU:O	54:BV:220:GLN:CA	2.65	0.43
1:CA:1028:A:H61	1:CA:1125:G:H2'	1.83	0.43
1:CA:1164:C:H2'	1:CA:1165:A:H8	1.82	0.43
1:CA:1572:A:OP2	59:CA:3619:HOH:O	2.21	0.43
1:CA:2037:A:H2'	1:CA:2038:G:C8	2.53	0.43
1:CA:569:U:C4	1:CA:570:G:C6	3.06	0.43
1:CA:760:G:H2'	1:CA:761:A:O4'	2.18	0.43
2:CB:66:A:H61	2:CB:107:G:H2'	1.83	0.43
4:CD:9:VAL:HG13	4:CD:26:VAL:HB	2.00	0.43
5:CE:160:ALA:O	5:CE:161:ALA:HB3	2.18	0.43
6:CF:43:ILE:CG2	6:CF:78:ILE:HG22	2.48	0.43
8:CH:28:ASN:C	8:CH:32:PRO:HG2	2.38	0.43
9:CI:100:ILE:HG22	9:CI:101:SER:N	2.32	0.43
9:CI:23:VAL:HG23	9:CI:27:LEU:HD23	2.00	0.43
9:CI:5:GLN:NE2	9:CI:61:TYR:CD1	2.86	0.43
10:CJ:44:TYR:O	10:CJ:45:THR:CB	2.66	0.43
11:CK:103:VAL:O	11:CK:122:VAL:HB	2.18	0.43
14:CN:52:ILE:HA	14:CN:79:LEU:HD23	2.00	0.43
18:CR:9:GLY:C	18:CR:10:LYS:HG3	2.39	0.43
23:CW:23:LYS:HE2	23:CW:24:ARG:CB	2.48	0.43
33:DA:340:U:H2'	33:DA:341:C:C6	2.53	0.43

*Continued on next page...*

*Continued from previous page...*

Atom-1	Atom-2	Interatomic distance (Å)	Clash overlap (Å)
33:DA:658:C:O4'	47:DO:22:THR:OG1	2.36	0.43
33:DA:79:G:H3'	33:DA:80:A:H8	1.83	0.43
41:DI:57:MET:HA	41:DI:60:LYS:CG	2.48	0.43
46:DN:53:ARG:NH2	51:DS:37:ARG:HH21	2.16	0.43
50:DR:57:ARG:HE	50:DR:61:ARG:HH12	1.66	0.43
38:DF:91:ARG:HD2	50:DR:57:ARG:HH21	1.83	0.43
1:EA:1532:A:C6	1:EA:1533:C:C4	3.06	0.43
1:EA:1665:A:H5'	11:EK:66:LYS:HG3	2.00	0.43
1:EA:26:G:C6	1:EA:27:G:C6	3.05	0.43
1:EA:764:A:N1	1:EA:1789:A:O2'	2.47	0.43
1:EA:1789:A:P	3:EC:220:ARG:HH11	2.40	0.43
3:EC:75:ALA:HB2	3:EC:95:TYR:HA	2.00	0.43
5:EE:147:LEU:O	5:EE:168:ASP:O	2.36	0.43
6:EF:55:ASP:O	6:EF:58:ALA:N	2.51	0.43
10:EJ:101:ILE:O	10:EJ:105:VAL:HG13	2.18	0.43
11:EK:5:GLN:O	11:EK:6:THR:HB	2.18	0.43
19:ES:40:ASN:OD1	19:ES:40:ASN:N	2.51	0.43
1:EA:483:A:C8	21:EU:44:HIS:HD2	2.35	0.43
21:EU:5:ARG:HH11	21:EU:93:ARG:HG3	1.83	0.43
22:EV:6:ALA:HB1	22:EV:40:ILE:CG2	2.48	0.43
33:FA:1272:G:C6	33:FA:1273:C:C4	3.06	0.43
33:FA:448:A:N6	33:FA:449:G:C2	2.86	0.43
33:FA:502:A:C2	33:FA:503:C:C2	3.06	0.43
33:FA:70:U:O2'	33:FA:71:A:H8	2.01	0.43
34:FB:53:LEU:CD2	34:FB:216:VAL:HG12	2.48	0.43
37:FE:99:ALA:O	37:FE:122:ASN:ND2	2.51	0.43
1:GA:1607:C:N4	1:GA:1622:G:OP2	2.39	0.43
1:GA:1885:A:H2'	1:GA:1886:U:O4'	2.18	0.43
1:GA:570:G:C4	1:GA:2030:A:N7	2.86	0.43
1:GA:2051:A:N6	1:GA:2614:A:C8	2.86	0.43
1:GA:2070:A:C2	1:GA:2071:A:C4	3.06	0.43
1:GA:2105:U:C4	1:GA:2106:U:C5	3.06	0.43
1:GA:2108:A:H62	1:GA:2180:U:H2'	1.83	0.43
1:GA:2409:G:H2'	1:GA:2410:G:O4'	2.18	0.43
1:GA:375:G:H1	1:GA:399:U:H3	1.66	0.43
1:GA:84:A:P	21:GU:5:ARG:NH2	2.91	0.43
1:GA:897:C:H2'	1:GA:898:C:C6	2.53	0.43
2:GB:33:G:O2'	2:GB:34:A:H5'	2.18	0.43
4:GD:121:THR:O	4:GD:122:VAL:HB	2.17	0.43
8:GH:2:GLN:C	8:GH:3:VAL:HG13	2.38	0.43
17:GQ:91:ARG:NH2	17:GQ:93:ILE:HG21	2.32	0.43

*Continued on next page...*



*Continued from previous page...*

Atom-1	Atom-2	Interatomic distance (Å)	Clash overlap (Å)
19:GS:13:SER:O	19:GS:14:ALA:HB2	2.17	0.43
20:GT:32:LEU:H	20:GT:83:ALA:HB3	1.83	0.43
22:GV:80:HIS:HD2	22:GV:83:LYS:N	2.16	0.43
33:HA:661:G:C2	33:HA:745:G:C2	3.06	0.43
33:HA:827:U:C4	33:HA:870:U:C2	3.06	0.43
34:HB:148:GLY:C	34:HB:150:ILE:H	2.22	0.43
34:HB:79:VAL:O	34:HB:83:ALA:HB3	2.18	0.43
35:HC:175:LEU:HD11	35:HC:201:TRP:CD1	2.53	0.43
36:HD:107:PHE:CD2	36:HD:145:ILE:HG13	2.53	0.43
36:HD:60:LYS:HD2	36:HD:195:ILE:HG22	2.00	0.43
36:HD:29:ASP:OD1	36:HD:30:THR:N	2.42	0.43
38:HF:26:THR:HG22	38:HF:62:MET:HE3	2.00	0.43
39:HG:113:ASP:O	39:HG:119:ARG:NH2	2.50	0.43
40:HH:3:MET:CE	40:HH:6:PRO:HA	2.48	0.43
45:HM:49:SER:HB2	45:HM:52:GLN:HB2	2.00	0.43
45:HM:57:ARG:HG3	45:HM:60:VAL:CG1	2.48	0.43
48:HP:43:ALA:O	48:HP:44:SER:C	2.56	0.43
49:HQ:14:SER:HB3	49:HQ:22:VAL:HG22	1.99	0.43
54:HV:29:ARG:NH1	54:HV:29:ARG:HA	2.33	0.43
9:GI:29:GLN:NE2	54:HV:625:GLU:OE1	2.37	0.43
1:AA:1062:G:C6	1:AA:1077:A:N1	2.86	0.43
1:AA:1522:A:O4'	1:AA:1524:G:C8	2.71	0.43
1:AA:1568:G:P	3:AC:62:ARG:NH1	2.91	0.43
1:AA:356:G:C6	1:AA:357:C:C4	3.05	0.43
1:AA:45:G:C5'	1:AA:46:G:H5'	2.48	0.43
3:AC:68:ARG:HD3	3:AC:103:ILE:CD1	2.48	0.43
4:AD:118:PHE:HZ	14:AN:1:MET:HB3	1.84	0.43
4:AD:48:ILE:HG23	4:AD:84:LEU:HD11	2.01	0.43
4:AD:78:GLY:C	4:AD:79:LEU:HD12	2.39	0.43
6:AF:107:VAL:CG1	6:AF:113:PHE:CZ	3.01	0.43
7:AG:126:THR:HG22	7:AG:127:GLN:N	2.33	0.43
11:AK:5:GLN:O	11:AK:6:THR:HB	2.18	0.43
15:AO:74:VAL:O	15:AO:77:ALA:HB3	2.18	0.43
16:AP:33:GLU:HB2	16:AP:38:ARG:HH22	1.82	0.43
16:AP:50:ARG:NE	16:AP:57:ALA:H	2.16	0.43
33:BA:1095:U:OP2	59:BA:1862:HOH:O	2.21	0.43
33:BA:652:U:O4	33:BA:752:G:O2'	2.30	0.43
33:BA:671:G:C2	33:BA:672:U:C2	3.06	0.43
33:BA:570:G:H1'	33:BA:820:U:C4	2.53	0.43
42:BJ:6:ILE:HD11	42:BJ:79:PRO:HB3	1.99	0.43
1:CA:1062:G:C2	1:CA:1063:G:C4	3.06	0.43

*Continued on next page...*

*Continued from previous page...*

Atom-1	Atom-2	Interatomic distance (Å)	Clash overlap (Å)
1:CA:1354:A:H2'	1:CA:1355:G:O4'	2.18	0.43
1:CA:1937:A:N7	1:CA:1939:U:H2'	2.33	0.43
1:CA:2139:U:C2'	1:CA:2152:G:O6	2.65	0.43
1:CA:2307:G:N2	1:CA:2311:A:H2'	2.33	0.43
1:CA:2313:C:H2'	1:CA:2314:A:H8	1.83	0.43
1:CA:2485:G:H5''	13:CM:45:GLN:HE21	1.83	0.43
1:CA:2521:C:H42	1:CA:2544:G:H1	1.65	0.43
1:CA:2884:U:C2'	1:CA:2884:U:O2	2.66	0.43
1:CA:947:A:O2'	1:CA:984:A:H2	2.01	0.43
2:CB:78:A:H2'	2:CB:79:G:O4'	2.18	0.43
1:CA:588:U:H1'	5:CE:85:PHE:CD1	2.53	0.43
6:CF:134:GLN:HG2	6:CF:135:ILE:N	2.34	0.43
6:CF:148:VAL:HG23	6:CF:149:ARG:N	2.33	0.43
9:CI:20:SER:N	9:CI:21:PRO:CD	2.81	0.43
10:CJ:26:GLY:HA2	10:CJ:29:ALA:HB3	1.99	0.43
10:CJ:4:PHE:C	10:CJ:44:TYR:CE1	2.91	0.43
13:CM:136:MET:HE2	13:CM:136:MET:HB3	1.88	0.43
15:CO:11:ALA:HB2	15:CO:96:GLY:N	2.33	0.43
16:CP:50:ARG:HD2	16:CP:51:ASN:N	2.32	0.43
18:CR:49:ILE:HG22	18:CR:54:VAL:HG23	1.99	0.43
24:CX:40:GLU:O	24:CX:43:LYS:HD2	2.18	0.43
24:CX:70:LEU:HB3	24:CX:75:GLU:HB2	2.00	0.43
33:DA:1005:A:H2'	33:DA:1006:G:O4'	2.18	0.43
33:DA:441:A:H5''	33:DA:442:G:OP2	2.18	0.43
33:DA:444:G:C4	33:DA:445:G:C8	3.06	0.43
33:DA:463:U:H5'	33:DA:464:U:OP2	2.18	0.43
34:DB:107:ARG:HG2	34:DB:111:LYS:HE3	2.00	0.43
34:DB:49:PHE:HB2	34:DB:212:TYR:HE2	1.83	0.43
35:DC:22:TRP:HB3	35:DC:59:ARG:H	1.84	0.43
39:DG:57:SER:HB3	39:DG:60:GLU:CG	2.48	0.43
41:DI:11:ARG:HG3	41:DI:106:ARG:NE	2.33	0.43
41:DI:120:LYS:O	41:DI:121:ALA:CB	2.66	0.43
33:DA:1525:G:P	43:DK:122:ARG:HH22	2.41	0.43
43:DK:27:PHE:CE2	43:DK:89:PRO:HG2	2.53	0.43
44:DL:27:CYS:HB2	44:DL:28:PRO:CD	2.48	0.43
53:DU:40:LYS:N	53:DU:41:PRO:HD2	2.32	0.43
28:E1:47:ILE:H	28:E1:47:ILE:HD12	1.82	0.43
1:EA:1006:C:C2	1:EA:1138:G:N2	2.86	0.43
1:EA:1446:C:H2'	1:EA:1447:C:C6	2.53	0.43
1:EA:1476:U:H4'	1:EA:1732:C:H2'	2.00	0.43
1:EA:45:G:H5''	1:EA:46:G:H5'	2.00	0.43

*Continued on next page...*

*Continued from previous page...*

Atom-1	Atom-2	Interatomic distance (Å)	Clash overlap (Å)
1:EA:27:G:N2	1:EA:512:G:H1'	2.33	0.43
1:EA:613:A:N7	1:EA:616:A:N1	2.66	0.43
2:EB:51:G:H5''	15:EO:64:TYR:CD2	2.54	0.43
6:EF:142:TYR:CD1	6:EF:142:TYR:C	2.91	0.43
1:EA:2415:G:H4'	12:EL:66:PHE:HB2	2.00	0.43
16:EP:80:VAL:O	16:EP:81:ASP:HB3	2.18	0.43
1:EA:973:A:H5''	18:ER:81:LYS:HG3	1.98	0.43
18:ER:90:ARG:O	18:ER:91:GLN:HB3	2.18	0.43
22:EV:64:VAL:HG12	22:EV:67:GLY:HA2	1.99	0.43
25:EY:15:ASN:O	25:EY:19:LEU:N	2.50	0.43
33:FA:1098:C:C4	33:FA:1099:G:N7	2.86	0.43
33:FA:224:U:N3	33:FA:225:C:C5	2.86	0.43
33:FA:407:U:C2	33:FA:408:A:C8	3.06	0.43
33:FA:929:G:C6	33:FA:930:C:C4	3.06	0.43
44:FL:90:LEU:HB3	44:FL:93:VAL:HG21	2.00	0.43
50:FR:34:THR:OG1	50:FR:35:GLU:N	2.52	0.43
1:GA:1447:C:H1'	1:GA:1545:A:H1'	2.00	0.43
1:GA:613:A:O2'	1:GA:614:A:OP1	2.31	0.43
5:GE:172:ALA:O	5:GE:175:ILE:HG22	2.18	0.43
6:GF:107:VAL:HB	6:GF:108:PRO:HD3	1.99	0.43
6:GF:10:GLU:OE1	6:GF:14:LYS:NZ	2.50	0.43
1:GA:2310:C:N3	6:GF:75:GLY:HA3	2.33	0.43
11:GK:10:VAL:HG21	11:GK:16:ALA:HB3	2.00	0.43
13:GM:47:GLU:OE1	13:GM:51:ARG:NH2	2.51	0.43
16:GP:25:VAL:HG12	16:GP:46:VAL:HG23	2.00	0.43
17:GQ:94:LEU:HD22	18:GR:11:GLN:HB2	1.99	0.43
19:GS:28:LYS:HG2	19:GS:70:LYS:HG3	2.00	0.43
1:GA:102:U:C4	25:GY:2:LYS:HB2	2.53	0.43
26:GZ:11:SER:OG	26:GZ:12:ALA:N	2.52	0.43
33:HA:1240:U:H3'	33:HA:1241:G:C5'	2.48	0.43
33:HA:373:A:C1'	33:HA:481:G:H1'	2.49	0.43
33:HA:746:A:N1	33:HA:747:A:N6	2.66	0.43
33:HA:842:U:H3'	33:HA:843:U:C5'	2.47	0.43
39:HG:122:ASN:O	39:HG:126:ASP:HB2	2.18	0.43
41:HI:30:ILE:CD1	41:HI:79:ILE:HD11	2.48	0.43
43:HK:24:HIS:O	43:HK:31:ILE:HG23	2.18	0.43
43:HK:75:LYS:C	43:HK:78:GLY:H	2.21	0.43
48:HP:48:GLU:OE1	48:HP:49:GLY:N	2.47	0.43
53:HU:34:ARG:CG	53:HU:35:ARG:H	2.31	0.43
54:HV:12:ASN:ND2	54:HV:107:ASP:OD2	2.47	0.43
28:A1:9:LYS:N	28:A1:9:LYS:HD2	2.34	0.43

*Continued on next page...*

*Continued from previous page...*

Atom-1	Atom-2	Interatomic distance (Å)	Clash overlap (Å)
30:A3:31:ILE:O	30:A3:31:ILE:HG13	2.17	0.43
32:A5:64:VAL:O	32:A5:68:PRO:HD2	2.18	0.43
1:AA:1017:G:C2	1:AA:1146:C:C2	3.07	0.43
1:AA:1403:A:C2	1:AA:1404:C:C2	3.06	0.43
1:AA:1424:G:H2'	1:AA:1425:G:O4'	2.18	0.43
1:AA:962:G:H21	1:AA:2250:G:H1	1.67	0.43
1:AA:2421:G:OP2	28:A1:7:LYS:NZ	2.50	0.43
1:AA:834:G:C5	1:AA:835:C:C5	3.07	0.43
4:AD:120:GLY:HA2	4:AD:162:ALA:CB	2.47	0.43
6:AF:10:GLU:O	6:AF:12:VAL:N	2.47	0.43
7:AG:165:ASP:N	7:AG:165:ASP:OD1	2.39	0.43
7:AG:23:ILE:HD12	7:AG:23:ILE:H	1.84	0.43
7:AG:84:LYS:CG	7:AG:85:LYS:H	2.30	0.43
14:AN:95:THR:CG2	14:AN:113:ILE:HG13	2.48	0.43
17:AQ:63:ARG:HH22	17:AQ:96:ASP:N	2.16	0.43
33:BA:1391:U:H2'	33:BA:1392:G:C8	2.53	0.43
33:BA:373:A:O2'	33:BA:374:A:H5'	2.18	0.43
33:BA:429:U:O3'	36:BD:22:LYS:NZ	2.49	0.43
33:BA:763:G:H2'	33:BA:764:C:H6	1.83	0.43
33:BA:811:C:N4	33:BA:812:G:C6	2.86	0.43
35:BC:72:ARG:HB3	35:BC:75:ILE:HG22	1.99	0.43
37:BE:86:LYS:HG3	37:BE:94:VAL:O	2.17	0.43
40:BH:6:PRO:O	40:BH:9:ASP:N	2.51	0.43
43:BK:113:VAL:HG12	50:BR:73:ARG:NH1	2.33	0.43
33:BA:707:U:H5''	43:BK:22:HIS:CE1	2.52	0.43
54:BV:200:VAL:HG23	54:BV:201:THR:N	2.33	0.43
54:BV:231:GLU:O	54:BV:235:GLU:N	2.46	0.43
1:CA:2556:C:H2'	1:CA:2557:G:O4'	2.18	0.43
4:CD:106:LYS:HB3	4:CD:206:ALA:H	1.83	0.43
4:CD:25:THR:HG21	4:CD:193:VAL:HG22	2.00	0.43
9:CI:19:PRO:HD3	9:CI:41:PHE:CE2	2.53	0.43
9:CI:33:ASN:HD22	9:CI:64:ARG:HG3	1.84	0.43
10:CJ:45:THR:O	10:CJ:45:THR:HG23	2.17	0.43
33:DA:1191:A:OP1	35:DC:4:LYS:NZ	2.41	0.43
33:DA:116:A:H61	33:DA:313:A:H1'	1.84	0.43
34:DB:116:LEU:O	34:DB:119:GLN:HG2	2.18	0.43
38:DF:68:GLN:HA	38:DF:71:ILE:HG22	1.99	0.43
39:DG:74:GLU:OE2	39:DG:95:ARG:NE	2.48	0.43
41:DI:7:TYR:CD1	41:DI:20:PHE:HE1	2.36	0.43
48:DP:22:ALA:HA	48:DP:33:ILE:HG13	2.00	0.43
54:DV:23:LYS:O	54:DV:24:THR:OG1	2.34	0.43

*Continued on next page...*

*Continued from previous page...*

Atom-1	Atom-2	Interatomic distance (Å)	Clash overlap (Å)
54:DV:360:PHE:CD2	54:DV:363:ILE:HD11	2.53	0.43
32:E5:40:GLU:O	32:E5:40:GLU:CG	2.66	0.43
1:EA:102:U:C2	25:EY:2:LYS:HD3	2.54	0.43
1:EA:1613:G:C2	1:EA:1619:G:C5	3.07	0.43
1:EA:163:C:O2'	1:EA:164:C:C5'	2.66	0.43
1:EA:1716:U:H3	1:EA:1744:A:H62	1.66	0.43
1:EA:1779:U:H5	1:EA:1784:A:N7	2.15	0.43
1:EA:1950:G:N2	1:EA:1956:U:O4	2.50	0.43
1:EA:2365:G:H4'	23:EW:59:PHE:CZ	2.53	0.43
1:EA:2423:U:H5'	1:EA:2423:U:H6	1.83	0.43
1:EA:2769:U:OP1	10:EJ:95:ARG:NH2	2.51	0.43
5:EE:23:PHE:HB2	5:EE:111:GLU:HG2	2.00	0.43
5:EE:77:ILE:HG13	5:EE:77:ILE:O	2.16	0.43
1:EA:1077:A:C4'	9:EI:93:ASN:HB2	2.44	0.43
11:EK:19:VAL:HG22	11:EK:41:ILE:HG13	2.00	0.43
12:EL:56:PRO:O	12:EL:60:ARG:HG3	2.17	0.43
2:EB:9:G:HO2'	15:EO:45:SER:HG	1.62	0.43
17:EQ:93:ILE:O	17:EQ:96:ASP:N	2.51	0.43
33:FA:1175:G:H2'	33:FA:1176:A:H8	1.84	0.43
33:FA:327:A:O3'	33:FA:328:C:H4'	2.17	0.43
33:FA:607:A:C2	33:FA:608:A:C4	3.06	0.43
36:FD:191:LEU:HD12	36:FD:191:LEU:O	2.17	0.43
38:FF:78:PHE:N	38:FF:78:PHE:CD1	2.87	0.43
40:FH:25:VAL:HG23	40:FH:63:LEU:HD21	2.00	0.43
41:FI:43:THR:O	41:FI:44:ALA:HB3	2.19	0.43
42:FJ:40:ILE:O	42:FJ:72:ARG:HA	2.18	0.43
42:FJ:49:PHE:CD2	46:FN:77:PHE:HZ	2.36	0.43
49:FQ:31:HIS:CE1	49:FQ:34:TYR:CD2	3.07	0.43
54:FV:491:ARG:HG2	54:FV:687:TYR:CZ	2.53	0.43
54:FV:560:GLN:NE2	54:FV:598:SER:HA	2.33	0.43
1:GA:1392:A:N6	1:GA:1393:A:N6	2.66	0.43
1:GA:1791:A:H5''	3:GC:204:LEU:HD23	2.01	0.43
1:GA:570:G:H2'	1:GA:2030:A:N7	2.33	0.43
1:GA:2093:G:O2'	1:GA:2094:A:H5'	2.19	0.43
1:GA:2352:A:C6	23:GW:30:VAL:HG11	2.53	0.43
1:GA:2563:U:H1'	1:GA:2566:A:N6	2.33	0.43
1:GA:1783:A:H5'	1:GA:2608:G:H4'	2.00	0.43
1:GA:2766:A:H2'	1:GA:2766:A:N3	2.33	0.43
3:GC:166:ARG:HB3	3:GC:171:VAL:HG12	2.00	0.43
13:GM:132:THR:CG2	13:GM:133:LYS:N	2.80	0.43
2:GB:116:G:H4'	15:GO:54:VAL:HG12	2.00	0.43

*Continued on next page...*

*Continued from previous page...*

Atom-1	Atom-2	Interatomic distance (Å)	Clash overlap (Å)
19:GS:75:PHE:N	19:GS:75:PHE:CD1	2.86	0.43
24:GX:30:PRO:HB2	24:GX:32:LEU:CD1	2.48	0.43
33:HA:267:C:OP2	49:HQ:69:LYS:NZ	2.45	0.43
33:HA:922:G:C6	33:HA:923:A:C6	3.06	0.43
34:HB:14:HIS:O	34:HB:14:HIS:CG	2.71	0.43
36:HD:139:PRO:O	36:HD:140:ASN:HB2	2.18	0.43
41:HI:56:ASP:N	41:HI:57:MET:SD	2.91	0.43
32:A5:121:SER:HG	32:A5:122:GLN:H	1.65	0.43
1:AA:1309:G:H4'	29:A2:7:PRO:HG2	2.01	0.43
1:AA:1670:C:OP1	59:AA:3432:HOH:O	2.21	0.43
1:AA:1796:U:H2'	1:AA:1797:G:H8	1.83	0.43
1:AA:2065:C:H1'	1:AA:2449:U:H3	1.83	0.43
1:AA:2207:C:H2'	1:AA:2208:C:C6	2.54	0.43
1:AA:2305:U:C4	1:AA:2306:C:C4	3.06	0.43
1:AA:257:C:H2'	1:AA:258:G:O4'	2.19	0.43
1:AA:303:G:H2'	1:AA:304:U:O4'	2.17	0.43
1:AA:577:G:O2'	1:AA:1254:A:OP1	2.36	0.43
1:AA:609:A:H2'	1:AA:610:C:O4'	2.17	0.43
1:AA:959:A:C6	1:AA:960:A:C6	3.07	0.43
5:AE:12:LEU:CD1	5:AE:120:VAL:HG21	2.48	0.43
1:AA:2531:A:OP1	7:AG:174:LYS:CE	2.66	0.43
9:AI:29:GLN:O	9:AI:30:GLN:HB3	2.17	0.43
11:AK:35:VAL:HG12	11:AK:36:GLY:N	2.32	0.43
11:AK:19:VAL:CG1	11:AK:41:ILE:HG13	2.48	0.43
12:AL:2:ARG:HA	12:AL:5:THR:CG2	2.48	0.43
16:AP:50:ARG:NH2	16:AP:51:ASN:OD1	2.51	0.43
24:AX:29:LEU:H	24:AX:29:LEU:HD23	1.83	0.43
24:AX:52:ALA:O	24:AX:53:LYS:CB	2.66	0.43
33:BA:414:A:H2'	33:BA:415:A:C8	2.54	0.43
33:BA:829:G:H4'	34:BB:24:PRO:HG3	1.99	0.43
37:BE:72:ILE:HG12	37:BE:73:ASN:N	2.33	0.43
37:BE:95:PHE:C	37:BE:95:PHE:HD1	2.21	0.43
38:BF:38:ARG:HG2	38:BF:39:LEU:N	2.33	0.43
38:BF:70:VAL:O	38:BF:74:LEU:N	2.51	0.43
43:BK:67:ALA:HB2	43:BK:96:THR:OG1	2.19	0.43
44:BL:87:VAL:HG11	44:BL:90:LEU:HD22	1.99	0.43
45:BM:40:ALA:HB3	45:BM:43:VAL:HG23	2.00	0.43
50:BR:63:ARG:HB3	50:BR:70:TYR:CE2	2.54	0.43
51:BS:55:ARG:HH22	51:BS:79:THR:HG21	1.83	0.43
54:BV:342:VAL:CG2	54:BV:378:ARG:HD2	2.48	0.43
54:BV:36:VAL:HG12	54:BV:37:ASN:N	2.34	0.43

*Continued on next page...*

*Continued from previous page...*

Atom-1	Atom-2	Interatomic distance (Å)	Clash overlap (Å)
54:BV:553:VAL:HG23	54:BV:597:ALA:HB2	2.00	0.43
1:CA:1714:U:H5'	1:CA:1715:G:H5'	1.99	0.43
1:CA:1815:A:C8	1:CA:1817:G:C4	3.07	0.43
1:CA:2211:A:O2'	1:CA:2212:A:P	2.76	0.43
1:CA:2567:G:H2'	1:CA:2568:U:C6	2.53	0.43
1:CA:2677:G:H2'	1:CA:2678:C:H6	1.83	0.43
1:CA:309:A:C5	1:CA:330:A:C6	3.06	0.43
1:CA:493:G:H2'	1:CA:494:G:O4'	2.18	0.43
1:CA:580:U:H2'	1:CA:581:C:H6	1.84	0.43
1:CA:760:G:O6	1:CA:761:A:C2	2.71	0.43
1:CA:846:U:O2'	1:CA:847:U:P	2.75	0.43
4:CD:119:ALA:HB1	4:CD:123:LYS:HB3	1.99	0.43
4:CD:118:PHE:CD1	4:CD:119:ALA:N	2.84	0.43
4:CD:12:THR:CG2	4:CD:13:ARG:N	2.81	0.43
7:CG:84:LYS:HE2	7:CG:132:LEU:C	2.38	0.43
7:CG:163:TYR:O	7:CG:164:ALA:CB	2.67	0.43
7:CG:29:ASN:OD1	7:CG:78:VAL:HA	2.18	0.43
1:CA:1081:U:O3'	9:CI:118:GLY:HA2	2.18	0.43
10:CJ:32:LEU:CD2	10:CJ:54:ILE:HG12	2.48	0.43
13:CM:40:ARG:HD3	13:CM:93:VAL:HG21	1.99	0.43
17:CQ:63:ARG:HH12	17:CQ:96:ASP:HA	1.82	0.43
1:CA:2352:A:N1	23:CW:30:VAL:HG11	2.33	0.43
23:CW:24:ARG:NH1	23:CW:82:GLU:HB2	2.30	0.43
33:DA:1349:A:P	41:DI:120:LYS:HE2	2.57	0.43
33:DA:270:A:H2'	33:DA:271:C:C6	2.54	0.43
33:DA:441:A:H61	33:DA:494:G:H22	1.66	0.43
33:DA:484:G:C5	33:DA:486:U:H1'	2.53	0.43
33:DA:505:G:C8	33:DA:535:A:C4	3.07	0.43
54:DV:342:VAL:HG13	54:DV:378:ARG:HD3	2.00	0.43
54:DV:5:THR:HG23	54:DV:6:PRO:CD	2.48	0.43
30:E3:23:HIS:ND1	30:E3:24:LYS:O	2.45	0.43
31:E4:33:HIS:O	31:E4:35:GLN:HG3	2.18	0.43
31:E4:2:LYS:HD3	31:E4:4:ARG:HH22	1.83	0.43
1:EA:1083:U:H4'	32:E5:37:LYS:HE2	1.99	0.43
1:EA:1450:G:C6	1:EA:1451:C:N4	2.87	0.43
1:EA:172:A:H2'	1:EA:173:A:C8	2.53	0.43
1:EA:2138:G:N3	1:EA:2154:A:N1	2.66	0.43
1:EA:2636:C:HO2'	4:ED:45:TYR:HH	1.61	0.43
1:EA:2698:U:H2'	1:EA:2699:C:C6	2.54	0.43
1:EA:108:G:O2'	1:EA:347:A:N3	2.37	0.43
1:EA:27:G:C2	1:EA:512:G:N3	2.86	0.43

*Continued on next page...*

*Continued from previous page...*

Atom-1	Atom-2	Interatomic distance (Å)	Clash overlap (Å)
1:EA:61:C:H2'	1:EA:62:U:H5'	2.00	0.43
1:EA:1693:U:O2'	3:EC:13:ARG:NH2	2.51	0.43
3:EC:140:VAL:HG13	3:EC:189:ALA:HB1	2.00	0.43
4:ED:107:VAL:HA	4:ED:205:PRO:HA	2.00	0.43
11:EK:47:ILE:HG23	11:EK:48:PRO:N	2.34	0.43
14:EN:98:LEU:HB2	14:EN:112:TYR:HB2	2.00	0.43
17:EQ:88:GLU:HG2	18:ER:49:ILE:HG13	2.00	0.43
23:EW:72:GLY:N	23:EW:73:PRO:HD2	2.32	0.43
33:FA:1239:A:H4'	33:FA:1240:U:H5''	2.01	0.43
33:FA:1297:G:OP1	33:FA:1302:C:N4	2.45	0.43
33:FA:373:A:H1'	33:FA:481:G:H1'	2.00	0.43
36:FD:188:ARG:NH2	36:FD:197:GLU:OE2	2.49	0.43
38:FF:38:ARG:HG2	38:FF:39:LEU:H	1.84	0.43
38:FF:38:ARG:NH1	38:FF:61:LEU:HD21	2.34	0.43
39:FG:107:ALA:HB1	39:FG:133:THR:HG23	2.00	0.43
43:FK:35:THR:HG22	43:FK:41:ALA:HA	2.00	0.43
45:FM:95:LEU:C	45:FM:109:ARG:HG2	2.39	0.43
45:FM:4:ILE:HA	45:FM:57:ARG:CZ	2.49	0.43
46:FN:28:LYS:HD2	46:FN:29:ALA:HA	2.01	0.43
48:FP:42:ILE:HG22	48:FP:43:ALA:N	2.33	0.43
33:FA:735:C:H5'	50:FR:60:LYS:HD3	2.00	0.43
53:FU:37:PHE:O	53:FU:38:TYR:CB	2.66	0.43
54:FV:519:VAL:HB	54:FV:580:PHE:HB2	2.01	0.43
1:GA:2478:A:P	31:G4:2:LYS:HZ1	2.41	0.43
1:GA:1268:A:H2'	1:GA:1269:A:O4'	2.18	0.43
1:GA:1441:G:H2'	1:GA:1442:U:C6	2.53	0.43
1:GA:1448:G:C2	1:GA:1464:G:C2	3.07	0.43
1:GA:1652:A:C2	1:GA:2006:C:N3	2.87	0.43
1:GA:1864:U:O3'	1:GA:2409:G:N2	2.51	0.43
1:GA:2637:U:H2'	1:GA:2638:G:H5'	2.01	0.43
1:GA:404:A:H1'	1:GA:405:U:OP2	2.19	0.43
2:GB:82:U:C2	2:GB:83:G:C8	3.06	0.43
1:GA:320:A:OP2	5:GE:132:LYS:HD3	2.18	0.43
6:GF:72:SER:HB2	6:GF:80:GLN:HB3	2.01	0.43
7:GG:106:LEU:HB3	7:GG:151:ARG:HD3	2.00	0.43
9:GI:104:GLN:O	9:GI:105:LEU:HB2	2.19	0.43
11:GK:105:ARG:H	11:GK:105:ARG:HD3	1.83	0.43
14:GN:76:VAL:O	14:GN:80:PHE:HD2	2.00	0.43
33:HA:1119:C:OP1	41:HI:85:ARG:NH1	2.52	0.43
33:HA:1181:G:O2'	33:HA:1182:G:C8	2.72	0.43
33:HA:1330:U:O4	33:HA:1331:G:C6	2.71	0.43

*Continued on next page...*



*Continued from previous page...*

Atom-1	Atom-2	Interatomic distance (Å)	Clash overlap (Å)
33:HA:792:A:H4'	33:HA:793:U:O5'	2.18	0.43
33:HA:988:G:H1'	33:HA:1015:G:H22	1.84	0.43
33:HA:69:G:O6	33:HA:98:A:N6	2.52	0.43
34:HB:187:ASP:HB2	34:HB:203:ASP:HB3	2.01	0.43
33:HA:543:U:P	36:HD:14:ARG:HH21	2.42	0.43
38:HF:26:THR:HG22	38:HF:62:MET:CE	2.48	0.43
41:HI:55:VAL:O	41:HI:56:ASP:HB3	2.18	0.43
44:HL:24:LEU:HD22	44:HL:59:ASN:HB2	2.01	0.43
31:A4:7:VAL:O	31:A4:8:LYS:HG2	2.18	0.43
32:A5:100:ALA:CB	32:A5:125:ARG:HE	2.28	0.43
1:AA:1171:G:N2	1:AA:1179:G:C5	2.86	0.43
1:AA:1654:A:O2'	4:AD:118:PHE:CB	2.66	0.43
1:AA:1693:U:C4	1:AA:1977:A:C4	3.06	0.43
1:AA:208:C:H2'	1:AA:209:C:H6	1.83	0.43
1:AA:2603:G:C6	1:AA:2604:U:C4	3.06	0.43
1:AA:2705:A:H2'	1:AA:2706:A:O4'	2.18	0.43
1:AA:274:C:C4	1:AA:275:C:C4	3.06	0.43
1:AA:322:A:OP2	5:AE:163:ASN:HB2	2.18	0.43
1:AA:80:G:C2	1:AA:81:G:C8	3.07	0.43
2:AB:60:C:H2'	2:AB:61:G:O4'	2.19	0.43
4:AD:11:MET:H	4:AD:26:VAL:H	1.66	0.43
6:AF:152:ASP:N	6:AF:152:ASP:OD1	2.49	0.43
7:AG:18:ILE:HG12	7:AG:23:ILE:HG13	1.99	0.43
7:AG:35:THR:OG1	7:AG:36:LEU:N	2.51	0.43
9:AI:74:PRO:HG2	9:AI:77:VAL:CG2	2.49	0.43
11:AK:24:VAL:CG1	11:AK:30:ARG:HD3	2.48	0.43
13:AM:1:MET:O	13:AM:2:LEU:CB	2.66	0.43
14:AN:30:ARG:NH2	14:AN:72:ASP:OD2	2.51	0.43
17:AQ:65:ASN:OD1	17:AQ:69:ARG:NH2	2.51	0.43
18:AR:51:VAL:HB	18:AR:52:PRO:CD	2.48	0.43
19:AS:63:GLY:O	19:AS:64:ALA:HB3	2.17	0.43
26:AZ:5:LYS:HD2	26:AZ:5:LYS:N	2.33	0.43
33:BA:1227:A:N3	33:BA:1227:A:H3'	2.33	0.43
33:BA:1502:A:H5'	33:BA:1504:G:N7	2.34	0.43
33:BA:522:C:N4	33:BA:523:A:C6	2.87	0.43
33:BA:675:A:N6	33:BA:676:A:C6	2.87	0.43
33:BA:680:C:H2'	33:BA:681:A:C8	2.54	0.43
33:BA:701:U:H4'	33:BA:702:A:O5'	2.19	0.43
33:BA:72:A:C2'	33:BA:73:C:H5''	2.49	0.43
34:BB:128:LEU:O	34:BB:129:THR:HG23	2.19	0.43
35:BC:13:GLY:HA3	46:BN:97:LYS:HE3	2.01	0.43

*Continued on next page...*

*Continued from previous page...*

Atom-1	Atom-2	Interatomic distance (Å)	Clash overlap (Å)
41:BI:44:ALA:HB1	41:BI:76:ALA:HB3	2.00	0.43
41:BI:67:VAL:HG13	41:BI:67:VAL:O	2.19	0.43
41:BI:89:GLU:HG3	41:BI:90:TYR:H	1.81	0.43
44:BL:74:LEU:CD1	44:BL:80:ILE:HG21	2.49	0.43
45:BM:22:ILE:HG23	45:BM:66:GLU:HG2	1.99	0.43
1:CA:1153:C:OP1	17:CQ:75:TYR:OH	2.30	0.43
1:CA:1385:A:H1'	1:CA:1386:C:C6	2.53	0.43
1:CA:182:A:C6	1:CA:183:C:C4	3.07	0.43
1:CA:2024:G:C4	1:CA:2040:G:N2	2.86	0.43
1:CA:2283:C:H5''	1:CA:2389:G:O2'	2.18	0.43
1:CA:2311:A:H3'	1:CA:2312:U:C5	2.53	0.43
1:CA:2406:A:OP1	59:CA:3561:HOH:O	2.21	0.43
1:CA:608:A:C6	1:CA:609:A:C6	3.06	0.43
2:CB:111:U:H2'	2:CB:112:G:H8	1.84	0.43
7:CG:112:VAL:HG23	7:CG:113:ASP:H	1.80	0.43
7:CG:60:GLY:O	7:CG:61:TRP:HB2	2.19	0.43
11:CK:14:SER:HB2	11:CK:95:ILE:HD11	1.99	0.43
11:CK:19:VAL:CG1	11:CK:41:ILE:CG1	2.97	0.43
11:CK:18:ARG:HB2	11:CK:45:GLU:CG	2.48	0.43
17:CQ:65:ASN:ND2	17:CQ:75:TYR:HB2	2.32	0.43
18:CR:68:ARG:HD3	18:CR:92:TRP:CZ2	2.54	0.43
20:CT:32:LEU:O	20:CT:34:VAL:HG13	2.18	0.43
33:DA:1105:A:H2'	33:DA:1106:G:H8	1.84	0.43
33:DA:1110:A:OP2	59:DA:1855:HOH:O	2.21	0.43
33:DA:1130:A:N6	33:DA:1131:G:O6	2.51	0.43
33:DA:1124:G:H3'	33:DA:1145:A:N6	2.33	0.43
33:DA:1201:A:H1'	33:DA:1202:U:OP2	2.18	0.43
33:DA:1272:G:H2'	33:DA:1273:C:C6	2.54	0.43
33:DA:1305:G:H21	33:DA:1332:A:H2	1.67	0.43
33:DA:1481:U:O4	59:DA:1793:HOH:O	2.21	0.43
33:DA:374:A:O2'	33:DA:451:A:OP2	2.27	0.43
34:DB:14:HIS:O	34:DB:14:HIS:CG	2.70	0.43
34:DB:86:CYS:SG	34:DB:221:ARG:HA	2.59	0.43
35:DC:126:ARG:O	35:DC:127:ARG:HB3	2.19	0.43
30:E3:49:VAL:CG2	30:E3:54:LEU:CD1	2.96	0.43
1:EA:1068:G:H21	1:EA:1096:A:H5'	1.83	0.43
1:EA:747:U:C4	1:EA:2613:U:C5	3.06	0.43
1:EA:565:C:H2'	1:EA:566:U:O4'	2.19	0.43
1:EA:948:C:O2	1:EA:984:A:O2'	2.37	0.43
7:EG:22:VAL:HG22	7:EG:36:LEU:CD1	2.49	0.43
10:EJ:64:VAL:CG2	10:EJ:89:PHE:CZ	3.01	0.43

*Continued on next page...*

*Continued from previous page...*

Atom-1	Atom-2	Interatomic distance (Å)	Clash overlap (Å)
1:EA:1198:U:H4'	17:EQ:4:LYS:NZ	2.34	0.43
18:ER:51:VAL:HB	18:ER:52:PRO:HD2	2.00	0.43
33:FA:1244:G:H2'	33:FA:1245:C:C6	2.54	0.43
33:FA:375:U:C4	33:FA:376:G:N7	2.86	0.43
33:FA:977:A:H2'	33:FA:978:A:H5''	2.00	0.43
36:FD:36:GLN:O	36:FD:37:ALA:HB2	2.18	0.43
37:FE:111:MET:O	37:FE:115:LEU:HD22	2.18	0.43
39:FG:15:ASP:HB3	39:FG:20:SER:H	1.83	0.43
41:FI:7:TYR:CG	41:FI:8:GLY:N	2.86	0.43
44:FL:102:LEU:N	44:FL:102:LEU:CD1	2.82	0.43
33:FA:719:C:O2'	50:FR:38:LYS:HB3	2.19	0.43
1:GA:1838:C:C5	1:GA:1899:A:C5	3.06	0.43
1:GA:2387:U:H1'	23:GW:38:ARG:NE	2.33	0.43
1:GA:2720:U:OP1	16:GP:52:ARG:NH2	2.51	0.43
4:GD:14:ILE:HG23	4:GD:22:ILE:HB	2.01	0.43
5:GE:44:ARG:HG3	5:GE:44:ARG:NH2	2.33	0.43
12:GL:91:ASP:HB3	12:GL:94:THR:OG1	2.18	0.43
15:GO:66:GLY:HA2	15:GO:102:ARG:CZ	2.49	0.43
16:GP:9:GLN:HA	16:GP:12:MET:HG3	2.01	0.43
23:GW:49:ASN:HA	23:GW:61:LYS:HB2	2.01	0.43
33:HA:1051:C:C4	33:HA:1052:U:C4	3.07	0.43
33:HA:1163:A:C2	33:HA:1174:G:C2	3.07	0.43
33:HA:978:A:C6	33:HA:1318:A:C6	3.06	0.43
34:HB:119:GLN:HA	34:HB:122:ASP:HB2	2.00	0.43
37:HE:46:VAL:HG21	37:HE:118:ALA:HB2	2.01	0.43
37:HE:80:THR:HB	37:HE:122:ASN:HD21	1.84	0.43
38:HF:70:VAL:O	38:HF:74:LEU:N	2.52	0.43
33:HA:390:U:H4'	48:HP:28:ARG:NH2	2.33	0.43
53:HU:19:PHE:O	53:HU:22:SER:HB3	2.18	0.43
32:A5:68:PRO:HA	32:A5:72:LEU:CG	2.47	0.43
1:AA:122:G:O5'	1:AA:122:G:H8	2.02	0.43
1:AA:1285:A:N7	1:AA:1329:U:C4	2.86	0.43
1:AA:1425:G:H2'	1:AA:1426:G:C8	2.53	0.43
1:AA:1444:G:N2	1:AA:1548:A:C4	2.86	0.43
1:AA:340:A:H2'	1:AA:341:C:H5'	2.01	0.43
1:AA:684:G:OP1	29:A2:21:ARG:NH1	2.49	0.43
4:AD:32:ASN:N	4:AD:32:ASN:HD22	2.16	0.43
6:AF:97:GLU:O	6:AF:101:ARG:HG2	2.19	0.43
7:AG:26:LYS:CG	7:AG:27:GLY:N	2.81	0.43
15:AO:31:THR:CG2	15:AO:34:HIS:H	2.32	0.43
17:AQ:46:TYR:CZ	17:AQ:50:ARG:CZ	3.02	0.43

*Continued on next page...*

*Continued from previous page...*

Atom-1	Atom-2	Interatomic distance (Å)	Clash overlap (Å)
20:AT:19:LYS:O	20:AT:23:ALA:HB3	2.18	0.43
33:BA:1144:G:C2	33:BA:1145:A:C2	3.07	0.43
33:BA:1181:G:O2'	33:BA:1182:G:N7	2.47	0.43
33:BA:1512:U:H2'	33:BA:1513:A:C8	2.53	0.43
33:BA:376:G:H2'	33:BA:377:G:H8	1.83	0.43
34:BB:32:GLY:O	34:BB:33:ALA:CB	2.66	0.43
35:BC:186:THR:HG22	35:BC:187:SER:N	2.34	0.43
36:BD:105:MET:SD	36:BD:143:VAL:HG13	2.58	0.43
38:BF:61:LEU:HG	38:BF:62:MET:H	1.84	0.43
42:BJ:57:VAL:CG1	42:BJ:58:ASN:H	2.32	0.43
46:BN:42:TRP:CD1	46:BN:45:VAL:HG13	2.54	0.43
54:BV:396:THR:HG21	54:BV:406:LEU:HD13	2.00	0.43
54:BV:546:PRO:HD3	54:BV:583:TYR:CE2	2.53	0.43
30:C3:44:ARG:N	30:C3:45:PRO:HD2	2.33	0.43
1:CA:1025:G:H4'	1:CA:1026:G:OP2	2.18	0.43
1:CA:1164:C:H2'	1:CA:1165:A:C8	2.54	0.43
1:CA:1901:A:H2'	1:CA:1902:C:C6	2.53	0.43
1:CA:2133:G:H5''	1:CA:2155:U:C5	2.53	0.43
1:CA:2661:G:H5'	54:DV:19:ILE:HG13	1.99	0.43
1:CA:356:G:C6	1:CA:357:C:C4	3.07	0.43
3:CC:199:HIS:O	3:CC:202:ARG:HG3	2.19	0.43
4:CD:14:ILE:HD11	4:CD:178:VAL:CG1	2.48	0.43
9:CI:10:LEU:HD23	9:CI:23:VAL:CG1	2.48	0.43
14:CN:51:LEU:HD21	14:CN:70:THR:CG2	2.48	0.43
20:CT:69:ARG:CD	20:CT:70:HIS:H	2.31	0.43
1:CA:2263:C:N4	23:CW:11:ASN:OD1	2.51	0.43
26:CZ:37:ARG:HH11	26:CZ:37:ARG:HG3	1.83	0.43
33:DA:1244:G:H2'	33:DA:1245:C:C6	2.54	0.43
33:DA:1331:G:O2'	33:DA:1332:A:P	2.77	0.43
33:DA:469:C:C5	33:DA:470:C:C5	3.06	0.43
33:DA:597:G:C8	33:DA:598:U:C5	3.06	0.43
33:DA:755:G:N2	33:DA:756:C:C2	2.86	0.43
36:DD:163:GLU:HA	36:DD:167:LYS:HE2	2.01	0.43
40:DH:63:LEU:N	40:DH:63:LEU:HD22	2.34	0.43
45:DM:22:ILE:HB	45:DM:25:VAL:HG22	1.99	0.43
54:DV:500:ASP:HA	54:DV:520:ILE:O	2.19	0.43
28:E1:46:VAL:HG12	28:E1:47:ILE:N	2.34	0.43
31:E4:36:ARG:HG2	31:E4:37:GLN:N	2.32	0.43
1:EA:100:U:C2	1:EA:101:A:N6	2.86	0.43
1:EA:1099:G:C2	1:EA:1100:C:C6	3.07	0.43
1:EA:996:A:C6	1:EA:1160:G:C2	3.06	0.43

*Continued on next page...*

*Continued from previous page...*

Atom-1	Atom-2	Interatomic distance (Å)	Clash overlap (Å)
1:EA:1478:G:H2'	1:EA:1479:G:H8	1.84	0.43
1:EA:1509:A:O2'	1:EA:1510:G:P	2.76	0.43
1:EA:2024:G:O3'	4:ED:154:LYS:NZ	2.38	0.43
1:EA:2722:G:H2'	1:EA:2723:C:C6	2.54	0.43
1:EA:272:A:O2'	1:EA:273:G:H8	2.02	0.43
1:EA:96:C:H2'	1:EA:97:C:C6	2.53	0.43
3:EC:172:THR:HG22	3:EC:182:LYS:HG2	2.01	0.43
12:EL:77:ILE:O	12:EL:110:VAL:O	2.37	0.43
1:EA:2364:C:H4'	23:EW:55:ASP:OD1	2.19	0.43
26:EZ:39:ASP:CG	26:EZ:44:ARG:HH11	2.22	0.43
33:FA:1179:A:H2'	33:FA:1180:A:O4'	2.18	0.43
33:FA:1182:G:H4'	33:FA:1183:U:H5''	2.00	0.43
34:FB:53:LEU:HD22	34:FB:216:VAL:HG12	2.01	0.43
34:FB:15:PHE:O	34:FB:40:ILE:HG12	2.19	0.43
36:FD:124:MET:HG2	36:FD:129:VAL:HA	2.00	0.43
39:FG:79:ARG:NH2	39:FG:82:GLY:HA2	2.33	0.43
43:FK:125:LYS:HB2	53:FU:35:ARG:HG2	2.01	0.43
43:FK:122:ARG:HG3	53:FU:36:GLU:HB2	2.00	0.43
54:FV:177:GLU:N	54:FV:177:GLU:OE1	2.50	0.43
54:FV:416:ILE:CD1	54:FV:665:GLY:HA2	2.48	0.43
1:GA:2347:C:HO2'	28:G1:20:TYR:HH	1.60	0.43
1:GA:1857:G:C2	1:GA:1884:G:N3	2.86	0.43
1:GA:2270:A:N6	59:GA:3509:HOH:O	2.41	0.43
1:GA:2336:A:N6	23:GW:40:ARG:HB2	2.33	0.43
1:GA:2577:A:H5''	1:GA:2578:G:H5'	2.01	0.43
2:GB:51:G:H21	2:GB:53:A:N6	2.16	0.43
6:GF:134:GLN:C	6:GF:136:ILE:N	2.72	0.43
9:GI:19:PRO:HD2	9:GI:24:GLY:H	1.84	0.43
14:GN:75:ILE:O	14:GN:79:LEU:HD12	2.19	0.43
14:GN:79:LEU:O	14:GN:80:PHE:HB2	2.17	0.43
17:GQ:65:ASN:ND2	17:GQ:75:TYR:CB	2.81	0.43
19:GS:63:GLY:O	19:GS:64:ALA:CB	2.65	0.43
1:GA:142:A:C2	20:GT:2:ILE:HG23	2.53	0.43
33:HA:122:G:C5	33:HA:123:U:C5	3.07	0.43
33:HA:1306:A:O5'	33:HA:1306:A:H8	2.02	0.43
34:HB:99:MET:HA	34:HB:106:VAL:HG21	1.99	0.43
34:HB:32:GLY:HA2	34:HB:39:ILE:HB	2.00	0.43
37:HE:83:HIS:CD2	40:HH:96:MET:CE	3.02	0.43
33:HA:1226:C:P	45:HM:90:ARG:HH12	2.42	0.43
54:HV:18:HIS:ND1	54:HV:122:GLN:HB2	2.33	0.43
54:HV:505:HIS:O	54:HV:506:ALA:HB3	2.19	0.43

*Continued on next page...*

*Continued from previous page...*

Atom-1	Atom-2	Interatomic distance (Å)	Clash overlap (Å)
54:HV:583:TYR:HD1	54:HV:584:HIS:C	2.22	0.43
30:A3:27:ASN:O	30:A3:35:LYS:NZ	2.49	0.43
32:A5:51:TYR:HD1	32:A5:52:MET:N	2.15	0.43
1:AA:1072:C:H5'	1:AA:1073:A:OP1	2.19	0.43
1:AA:2353:G:H1'	23:AW:30:VAL:HG12	1.99	0.43
1:AA:2637:U:H2'	1:AA:2638:G:H5'	1.99	0.43
1:AA:2720:U:H2'	1:AA:2721:A:C8	2.53	0.43
1:AA:2760:C:C2'	1:AA:2761:A:H5'	2.49	0.43
1:AA:2810:A:H2'	1:AA:2811:G:O4'	2.18	0.43
1:AA:728:G:H4'	3:AC:12:ARG:HD3	1.99	0.43
1:AA:775:G:C2	1:AA:777:G:O6	2.72	0.43
5:AE:120:VAL:CG2	5:AE:193:VAL:HG21	2.49	0.43
6:AF:105:ILE:CD1	6:AF:138:PRO:HG2	2.48	0.43
8:AH:4:ILE:HG21	8:AH:47:PHE:HB2	2.00	0.43
9:AI:57:VAL:HG23	9:AI:71:LYS:CE	2.49	0.43
9:AI:77:VAL:C	9:AI:79:LEU:H	2.22	0.43
10:AJ:111:LYS:CE	10:AJ:112:GLY:H	2.30	0.43
12:AL:82:LEU:CB	12:AL:90:VAL:HG21	2.48	0.43
4:AD:115:GLY:O	14:AN:3:HIS:NE2	2.49	0.43
16:AP:33:GLU:OE1	16:AP:38:ARG:NH1	2.48	0.43
33:BA:301:G:O2'	59:BA:1733:HOH:O	2.21	0.43
33:BA:539:A:H2'	33:BA:540:G:C8	2.53	0.43
33:BA:939:G:C6	33:BA:940:C:N4	2.87	0.43
35:BC:151:VAL:O	35:BC:167:TRP:HA	2.19	0.43
36:BD:132:ILE:HD12	36:BD:134:SER:N	2.34	0.43
40:BH:50:LYS:HE3	40:BH:52:GLU:OE1	2.19	0.43
40:BH:5:ASP:OD2	40:BH:8:ALA:HB2	2.19	0.43
41:BI:38:TYR:CD1	41:BI:39:PHE:CD2	3.07	0.43
33:BA:1059:C:O3'	46:BN:85:ARG:NH2	2.52	0.43
48:BP:42:ILE:HG22	48:BP:43:ALA:N	2.34	0.43
28:C1:35:LEU:CD2	28:C1:35:LEU:N	2.82	0.43
30:C3:44:ARG:N	30:C3:45:PRO:CD	2.81	0.43
1:CA:1006:C:C2	1:CA:1138:G:N2	2.86	0.43
1:CA:1057:A:C2	1:CA:1058:U:C5	3.06	0.43
1:CA:1093:G:C6	1:CA:1094:U:C4	3.07	0.43
1:CA:1139:G:O2'	1:CA:1143:A:N1	2.31	0.43
1:CA:990:A:H1'	1:CA:1156:A:N3	2.33	0.43
1:CA:565:C:H4'	1:CA:1253:A:N6	2.34	0.43
1:CA:1478:G:H22	1:CA:1513:U:H3	1.65	0.43
1:CA:1719:G:H2'	1:CA:1720:U:O4'	2.18	0.43
1:CA:2259:U:C4	1:CA:2427:C:N4	2.87	0.43

*Continued on next page...*

*Continued from previous page...*

Atom-1	Atom-2	Interatomic distance (Å)	Clash overlap (Å)
1:CA:2783:U:H2'	1:CA:2784:U:H6	1.84	0.43
9:CI:66:PHE:HE2	9:CI:68:PHE:HB3	1.83	0.43
11:CK:5:GLN:O	11:CK:6:THR:HB	2.18	0.43
13:CM:42:THR:O	13:CM:45:GLN:N	2.49	0.43
17:CQ:87:VAL:HB	18:CR:52:PRO:HD3	2.00	0.43
33:DA:1036:A:H3'	33:DA:1037:C:C6	2.53	0.43
33:DA:202:G:HO2'	33:DA:468:A:H8	1.63	0.43
33:DA:223:A:H2'	33:DA:224:U:H6	1.83	0.43
33:DA:484:G:N7	33:DA:486:U:H1'	2.34	0.43
33:DA:643:C:H5''	40:DH:32:LEU:HD22	2.00	0.43
41:DI:51:PRO:HB3	41:DI:84:THR:HG23	1.99	0.43
43:DK:112:ASP:O	53:DU:4:ILE:HG23	2.18	0.43
43:DK:82:LEU:CD2	43:DK:105:PHE:HB3	2.49	0.43
44:DL:99:ARG:HB2	44:DL:117:TYR:HA	2.00	0.43
45:DM:95:LEU:HB3	45:DM:96:PRO:HD2	2.00	0.43
49:DQ:19:LYS:HA	49:DQ:48:ASP:O	2.18	0.43
54:DV:317:PHE:CE1	54:DV:343:VAL:CG2	3.02	0.43
54:DV:333:LEU:CD2	54:DV:386:ILE:HG12	2.49	0.43
54:DV:495:ARG:O	54:DV:524:PRO:HG3	2.17	0.43
1:EA:1314:C:O2	1:EA:1314:C:H2'	2.19	0.43
1:EA:138:U:OP1	1:EA:139:U:H3'	2.19	0.43
1:EA:1385:A:C6	1:EA:1403:A:C5	3.07	0.43
1:EA:1868:C:N4	1:EA:1869:G:C6	2.86	0.43
1:EA:2142:A:N7	1:EA:2147:A:C4	2.87	0.43
1:EA:2297:A:N1	1:EA:2321:U:H5	2.17	0.43
1:EA:2353:G:H1'	23:EW:30:VAL:HG13	2.00	0.43
1:EA:587:C:O2	12:EL:33:ARG:NH2	2.51	0.43
1:EA:995:C:H42	10:EJ:2:LYS:CB	2.32	0.43
2:EB:90:C:H5'	13:EM:18:ARG:HG2	2.01	0.43
10:EJ:114:LEU:O	10:EJ:117:ALA:N	2.51	0.43
18:ER:60:LYS:H	18:ER:100:GLY:HA3	1.83	0.43
18:ER:27:ILE:HG13	18:ER:33:VAL:CG1	2.48	0.43
23:EW:35:ILE:HA	23:EW:57:THR:HG23	2.00	0.43
33:FA:1164:G:C6	33:FA:1165:U:C4	3.07	0.43
33:FA:1308:U:OP1	45:FM:97:VAL:N	2.40	0.43
33:FA:142:G:H2'	33:FA:142:G:N3	2.33	0.43
33:FA:1486:G:H2'	33:FA:1487:G:O4'	2.18	0.43
35:FC:22:TRP:HB3	35:FC:59:ARG:HB2	2.00	0.43
40:FH:89:LYS:HG3	40:FH:90:ASP:H	1.84	0.43
54:FV:559:GLU:HB3	54:FV:560:GLN:OE1	2.18	0.43
27:G0:37:HIS:HB3	27:G0:43:THR:HG22	2.01	0.43

*Continued on next page...*

*Continued from previous page...*

Atom-1	Atom-2	Interatomic distance (Å)	Clash overlap (Å)
1:GA:2421:G:P	28:G1:7:LYS:NZ	2.92	0.43
1:GA:1322:A:C6	1:GA:1323:C:C4	3.07	0.43
1:GA:1669:A:H5'	1:GA:2550:G:OP1	2.19	0.43
1:GA:573:U:O2'	1:GA:574:A:H3'	2.19	0.43
1:GA:807:U:OP2	12:GL:41:ARG:NH1	2.52	0.43
13:GM:50:ARG:CD	13:GM:65:ILE:HD11	2.48	0.43
13:GM:77:PRO:HD2	13:GM:80:VAL:HG11	1.99	0.43
15:GO:104:GLN:O	15:GO:107:ALA:HB3	2.19	0.43
18:GR:36:ALA:HA	18:GR:58:VAL:HA	2.00	0.43
21:GU:41:VAL:O	21:GU:59:GLU:HA	2.19	0.43
23:GW:51:GLY:CA	23:GW:59:PHE:CZ	3.01	0.43
33:HA:79:G:O4'	33:HA:79:G:P	2.77	0.43
34:HB:32:GLY:O	34:HB:33:ALA:CB	2.66	0.43
36:HD:34:ILE:O	36:HD:35:GLU:HB3	2.19	0.43
50:HR:57:ARG:O	50:HR:61:ARG:HD2	2.18	0.43
54:HV:255:ARG:HG2	54:HV:260:GLU:HB2	2.01	0.43
54:HV:151:PHE:CE1	54:HV:264:VAL:HG12	2.54	0.43
54:HV:338:VAL:HG21	54:HV:377:VAL:HG12	2.00	0.43
54:HV:660:LEU:O	54:HV:662:GLU:N	2.46	0.43
31:A4:33:HIS:O	31:A4:35:GLN:HG3	2.18	0.43
32:A5:105:LYS:HB2	32:A5:107:GLU:OE2	2.19	0.43
1:AA:1205:A:N1	5:AE:165:HIS:HB2	2.34	0.43
1:AA:1565:C:C5	1:AA:1567:G:C6	3.07	0.43
1:AA:1710:G:H2'	1:AA:1711:A:C8	2.54	0.43
1:AA:2314:A:C2	1:AA:2315:G:C4	3.07	0.43
1:AA:244:A:H2'	1:AA:245:G:O4'	2.19	0.43
1:AA:807:U:OP1	12:AL:36:LYS:NZ	2.27	0.43
1:AA:868:U:C4	1:AA:869:G:N7	2.86	0.43
5:AE:108:ILE:HG23	5:AE:109:LEU:N	2.32	0.43
6:AF:101:ARG:CG	6:AF:137:PHE:HZ	2.32	0.43
6:AF:172:PHE:O	6:AF:174:PHE:N	2.52	0.43
6:AF:47:LYS:HA	6:AF:50:ASP:OD2	2.18	0.43
9:AI:130:GLY:HA2	9:AI:133:ARG:HB3	2.01	0.43
33:BA:126:G:C2'	33:BA:127:G:O5'	2.67	0.43
33:BA:185:U:O2	52:BT:76:LYS:NZ	2.52	0.43
33:BA:309:A:H2'	33:BA:310:G:H8	1.84	0.43
33:BA:502:A:H2'	33:BA:503:C:O4'	2.19	0.43
33:BA:714:G:C6	33:BA:715:A:C6	3.06	0.43
34:BB:16:GLY:HA3	34:BB:40:ILE:HG23	2.01	0.43
39:BG:118:LEU:O	39:BG:122:ASN:N	2.44	0.43
39:BG:18:PHE:CZ	39:BG:58:GLU:HG2	2.54	0.43

*Continued on next page...*



*Continued from previous page...*

Atom-1	Atom-2	Interatomic distance (Å)	Clash overlap (Å)
41:BI:28:ILE:HG23	41:BI:63:LEU:HD23	2.00	0.43
33:BA:1291:U:H4'	41:BI:42:GLU:HG3	2.01	0.43
43:BK:73:ALA:HA	43:BK:76:GLU:HG3	2.00	0.43
48:BP:36:VAL:HG11	48:BP:57:ILE:CG1	2.48	0.43
54:BV:34:THR:HG21	54:BV:70:ALA:CB	2.48	0.43
12:CL:62:PRO:HG2	30:C3:24:LYS:HD3	1.99	0.43
1:CA:2708:G:H1'	14:CN:71:ARG:CZ	2.48	0.43
1:CA:2799:A:C6	1:CA:2801:G:C4	3.07	0.43
4:CD:91:THR:C	4:CD:93:GLY:H	2.22	0.43
8:CH:27:ARG:NH1	24:CX:63:ILE:CG1	2.80	0.43
9:CI:74:PRO:HG2	9:CI:77:VAL:HG21	2.01	0.43
10:CJ:31:GLU:HG3	10:CJ:142:ILE:HG22	2.01	0.43
13:CM:22:GLN:O	13:CM:24:THR:N	2.51	0.43
16:CP:92:ARG:O	16:CP:92:ARG:HG2	2.18	0.43
18:CR:4:VAL:HG23	18:CR:39:LEU:HB2	2.00	0.43
21:CU:86:PHE:HB2	21:CU:92:VAL:CG1	2.48	0.43
36:DD:146:ARG:CZ	36:DD:148:LYS:CD	2.97	0.43
36:DD:36:GLN:O	36:DD:37:ALA:HB2	2.18	0.43
36:DD:4:TYR:CZ	36:DD:11:LEU:HD11	2.54	0.43
36:DD:91:LEU:HD12	36:DD:91:LEU:H	1.84	0.43
41:DI:11:ARG:HA	41:DI:78:ALA:HB1	2.00	0.43
42:DJ:53:ILE:HG23	42:DJ:62:ARG:HA	2.01	0.43
43:DK:88:GLY:N	43:DK:114:THR:HG22	2.32	0.43
44:DL:87:VAL:C	44:DL:89:ASP:H	2.22	0.43
45:DM:3:ARG:HG2	45:DM:9:ILE:CG2	2.49	0.43
52:DT:55:GLN:N	52:DT:56:PRO:HD2	2.33	0.43
9:CI:25:PRO:CB	54:DV:649:VAL:HA	2.48	0.43
32:E5:110:ALA:CB	32:E5:113:PHE:CE2	3.02	0.43
32:E5:54:VAL:O	32:E5:56:ARG:N	2.52	0.43
1:EA:1088:A:O2'	1:EA:1089:A:OP1	2.34	0.43
1:EA:1172:C:N3	1:EA:1173:U:H1'	2.33	0.43
1:EA:1296:G:OP1	1:EA:2709:G:O2'	2.22	0.43
1:EA:2321:U:H5'	1:EA:2322:A:OP2	2.19	0.43
1:EA:2680:U:H5'	4:ED:194:PRO:HA	2.01	0.43
1:EA:2836:U:C4	1:EA:2883:A:N6	2.87	0.43
1:EA:681:G:C2	1:EA:797:G:C2	3.07	0.43
1:EA:880:G:C2	1:EA:898:C:C2	3.07	0.43
6:EF:43:ILE:CG2	6:EF:78:ILE:HG22	2.49	0.43
11:EK:105:ARG:HD2	11:EK:122:VAL:HG13	1.99	0.43
12:EL:127:VAL:HG11	12:EL:142:ILE:HG21	2.01	0.43
13:EM:1:MET:O	13:EM:2:LEU:CB	2.66	0.43

*Continued on next page...*

*Continued from previous page...*

Atom-1	Atom-2	Interatomic distance (Å)	Clash overlap (Å)
15:EO:71:ALA:O	15:EO:74:VAL:N	2.51	0.43
15:EO:88:LYS:O	15:EO:89:ASP:HB2	2.19	0.43
19:ES:71:VAL:CG2	19:ES:71:VAL:O	2.67	0.43
20:ET:3:ARG:NH2	20:ET:7:LEU:HD21	2.34	0.43
21:EU:91:LYS:O	21:EU:92:VAL:HG12	2.19	0.43
33:FA:1109:C:OP1	59:FA:1856:HOH:O	2.21	0.43
33:FA:1492:A:H62	33:FA:1493:A:N6	2.17	0.43
33:FA:320:A:C2	33:FA:334:C:N3	2.86	0.43
33:FA:978:A:O2'	33:FA:1322:C:H5	2.01	0.43
34:FB:67:LEU:HD13	34:FB:160:LEU:HD11	2.01	0.43
34:FB:22:TRP:O	34:FB:22:TRP:CG	2.70	0.43
34:FB:46:VAL:HG22	34:FB:49:PHE:CZ	2.54	0.43
37:FE:16:ILE:HD12	37:FE:137:VAL:HG11	2.00	0.43
41:FI:91:ASP:CG	41:FI:93:SER:HB3	2.39	0.43
33:FA:1060:U:H5''	42:FJ:53:ILE:HD12	2.01	0.43
43:FK:79:ILE:CD1	43:FK:81:ASN:O	2.67	0.43
33:FA:393:A:OP2	48:FP:12:LYS:HD2	2.18	0.43
52:FT:81:ALA:O	52:FT:85:LYS:HG2	2.18	0.43
54:FV:217:GLU:O	54:FV:220:GLN:N	2.51	0.43
54:FV:255:ARG:HB3	54:FV:261:ILE:HG21	2.01	0.43
54:FV:364:VAL:CG2	54:FV:386:ILE:HD11	2.48	0.43
54:FV:552:ALA:HB1	54:FV:590:GLU:O	2.19	0.43
1:GA:686:U:O2	29:G2:11:LYS:HE3	2.17	0.43
1:GA:1584:U:H2'	1:GA:1585:C:H5'	2.00	0.43
1:GA:2108:A:N1	1:GA:2181:U:C5	2.87	0.43
1:GA:266:G:C6	1:GA:267:C:C5	3.07	0.43
1:GA:53:A:C8	1:GA:54:G:C8	3.07	0.43
1:GA:962:G:H2'	1:GA:963:U:H6	1.84	0.43
1:GA:2787:C:H1'	4:GD:63:PRO:HG3	2.01	0.43
5:GE:65:THR:C	5:GE:67:ARG:H	2.21	0.43
1:GA:2531:A:OP1	7:GG:174:LYS:HE3	2.18	0.43
9:GI:18:ASN:N	9:GI:19:PRO:CD	2.81	0.43
1:GA:558:U:H5''	10:GJ:111:LYS:CE	2.46	0.43
10:GJ:64:VAL:HG13	10:GJ:65:THR:O	2.19	0.43
16:GP:33:GLU:OE1	33:HA:345:C:H4'	2.19	0.43
33:HA:987:G:N2	33:HA:1218:C:O2	2.46	0.43
33:HA:1305:G:O2'	33:HA:1306:A:C8	2.72	0.43
33:HA:109:A:C6	33:HA:326:G:C6	3.07	0.43
33:HA:633:G:H2'	33:HA:634:C:C6	2.54	0.43
33:HA:688:G:C5	33:HA:700:G:C2	3.07	0.43
34:HB:98:GLY:C	34:HB:100:LEU:H	2.21	0.43

*Continued on next page...*

*Continued from previous page...*

Atom-1	Atom-2	Interatomic distance (Å)	Clash overlap (Å)
34:HB:58:LYS:NZ	34:HB:62:ARG:HG3	2.33	0.43
40:HH:106:THR:HG22	40:HH:107:SER:N	2.34	0.43
44:HL:24:LEU:HG	44:HL:25:GLU:H	1.84	0.43
48:HP:4:ILE:N	48:HP:4:ILE:HD12	2.34	0.43
54:HV:75:MET:HE1	54:HV:202:PHE:HZ	1.83	0.43
54:HV:549:TYR:CD2	54:HV:593:PHE:CD2	3.07	0.43
54:HV:657:GLU:OE1	54:HV:686:LYS:NZ	2.51	0.43
12:AL:62:PRO:HG2	30:A3:24:LYS:HD3	2.01	0.43
1:AA:1000:A:C6	1:AA:1001:A:C6	3.06	0.43
1:AA:170:U:H2'	1:AA:171:U:C6	2.54	0.43
1:AA:1927:A:C6	1:AA:1928:A:C6	3.07	0.43
1:AA:208:C:H2'	1:AA:209:C:C6	2.54	0.43
1:AA:2211:A:O2'	1:AA:2212:A:P	2.77	0.43
1:AA:2362:C:OP1	30:A3:39:ARG:NH1	2.52	0.43
1:AA:2823:A:C5	1:AA:2824:C:C5	3.07	0.43
1:AA:277:G:H2'	1:AA:361:G:O6	2.19	0.43
1:AA:639:U:H2'	1:AA:640:C:C6	2.54	0.43
1:AA:846:U:O2'	1:AA:847:U:O5'	2.33	0.43
3:AC:141:HIS:H	3:AC:141:HIS:CD2	2.37	0.43
4:AD:91:THR:C	4:AD:93:GLY:H	2.21	0.43
5:AE:118:LEU:HD23	5:AE:186:VAL:HG13	2.00	0.43
5:AE:120:VAL:HG21	5:AE:193:VAL:HG21	2.01	0.43
6:AF:162:ASP:HB3	6:AF:166:ARG:NH1	2.32	0.43
6:AF:3:LEU:HD12	6:AF:172:PHE:HD1	1.83	0.43
7:AG:83:THR:HB	7:AG:84:LYS:HE2	1.99	0.43
9:AI:137:LEU:N	9:AI:137:LEU:HD23	2.34	0.43
10:AJ:38:GLY:O	10:AJ:43:GLU:HB2	2.19	0.43
13:AM:12:MET:HB2	13:AM:72:PRO:HD2	2.01	0.43
2:AB:12:C:C5	23:AW:72:GLY:HA3	2.54	0.43
33:BA:1149:C:N3	33:BA:1150:A:C5	2.87	0.43
33:BA:1287:A:H2'	33:BA:1288:A:C8	2.54	0.43
33:BA:1295:U:N3	33:BA:1296:C:C4	2.86	0.43
33:BA:670:G:C2	33:BA:737:C:C2	3.06	0.43
36:BD:80:ALA:HA	36:BD:86:THR:CG2	2.48	0.43
36:BD:91:LEU:HD12	36:BD:91:LEU:H	1.83	0.43
37:BE:56:VAL:HG12	37:BE:60:ILE:CD1	2.49	0.43
33:BA:1376:U:P	39:BG:25:LYS:HZ1	2.34	0.43
40:BH:40:LEU:HB3	40:BH:46:ILE:HG12	2.01	0.43
42:BJ:19:ASP:HB3	42:BJ:72:ARG:HH21	1.83	0.43
43:BK:84:VAL:HG21	43:BK:100:LEU:CD2	2.48	0.43
44:BL:24:LEU:C	44:BL:26:ALA:H	2.22	0.43

*Continued on next page...*

*Continued from previous page...*

Atom-1	Atom-2	Interatomic distance (Å)	Clash overlap (Å)
52:BT:68:HIS:C	52:BT:69:LYS:HG3	2.39	0.43
53:BU:34:ARG:HH11	53:BU:34:ARG:CG	2.30	0.43
54:BV:105:VAL:HG23	54:BV:106:LEU:N	2.34	0.43
1:AA:1913:A:N6	54:BV:507:LYS:NZ	2.67	0.43
31:C4:33:HIS:O	31:C4:35:GLN:HG3	2.19	0.43
1:CA:119:A:H3'	59:CA:3800:HOH:O	2.19	0.43
1:CA:1734:G:H2'	1:CA:1735:A:H8	1.83	0.43
1:CA:1764:C:O2'	1:CA:1765:U:H5'	2.19	0.43
1:CA:1838:C:N4	1:CA:1898:U:H2'	2.33	0.43
1:CA:2039:U:H2'	1:CA:2040:G:H8	1.84	0.43
1:CA:2104:C:H2'	1:CA:2105:U:O5'	2.19	0.43
1:CA:2402:U:O2'	1:CA:2403:C:O5'	2.35	0.43
1:CA:2544:G:H2'	1:CA:2545:G:H8	1.84	0.43
1:CA:2821:A:OP2	14:CN:3:HIS:CE1	2.72	0.43
5:CE:12:LEU:O	5:CE:13:THR:HB	2.18	0.43
6:CF:30:VAL:HA	6:CF:157:THR:HB	2.01	0.43
7:CG:35:THR:HG22	7:CG:36:LEU:N	2.33	0.43
1:CA:956:G:H5''	13:CM:76:LYS:HD2	2.00	0.43
1:CA:1279:G:C4'	14:CN:31:HIS:CD2	3.01	0.43
19:CS:18:ARG:CG	19:CS:76:VAL:HG13	2.49	0.43
33:DA:202:G:H21	33:DA:466:A:H61	1.67	0.43
33:DA:206:C:H42	33:DA:213:G:H1	1.66	0.43
33:DA:367:U:C4	33:DA:394:G:N1	2.87	0.43
33:DA:435:A:C6	33:DA:436:C:C4	3.06	0.43
33:DA:843:U:OP1	33:DA:846:G:N2	2.52	0.43
36:DD:44:ARG:C	36:DD:46:PRO:HD3	2.39	0.43
39:DG:59:LEU:O	39:DG:62:PHE:HB3	2.19	0.43
41:DI:72:ILE:HG23	41:DI:73:SER:N	2.34	0.43
45:DM:3:ARG:HG2	45:DM:9:ILE:HG23	2.01	0.43
46:DN:20:TYR:HB2	46:DN:55:SER:OG	2.19	0.43
47:DO:3:LEU:HD23	47:DO:8:THR:HG22	2.00	0.43
53:DU:8:GLU:HG3	53:DU:12:PHE:CZ	2.54	0.43
1:CA:1913:A:C2	54:DV:591:LEU:CD1	3.01	0.43
32:E5:91:ALA:CB	32:E5:130:PRO:CB	2.96	0.43
1:EA:2272:U:H5''	1:EA:2273:A:OP1	2.19	0.43
1:EA:2577:A:H5''	1:EA:2578:G:H5'	2.00	0.43
1:EA:272:A:HO2'	1:EA:273:G:P	2.41	0.43
3:EC:203:VAL:O	3:EC:204:LEU:HB2	2.18	0.43
1:EA:1799:G:OP2	3:EC:269:ARG:NH2	2.52	0.43
3:EC:24:HIS:CE1	3:EC:79:ARG:NH2	2.87	0.43
3:EC:81:GLU:OE1	3:EC:102:TYR:OH	2.17	0.43

*Continued on next page...*

*Continued from previous page...*

Atom-1	Atom-2	Interatomic distance (Å)	Clash overlap (Å)
5:EE:54:GLY:N	5:EE:74:LYS:HE2	2.34	0.43
7:EG:86:LEU:HB3	7:EG:162:ARG:O	2.19	0.43
23:EW:67:LYS:N	23:EW:80:SER:O	2.52	0.43
33:FA:376:G:H2'	33:FA:377:G:H8	1.84	0.43
33:FA:652:U:C2	33:FA:752:G:N2	2.87	0.43
33:FA:673:A:H2'	33:FA:674:G:C8	2.54	0.43
33:FA:694:A:N1	33:FA:787:A:O2'	2.50	0.43
34:FB:163:ILE:HG12	34:FB:164:ASP:N	2.33	0.43
35:FC:131:ARG:HA	35:FC:134:MET:HE2	2.00	0.43
36:FD:163:GLU:HG2	36:FD:167:LYS:HZ1	1.83	0.43
39:FG:126:ASP:OD1	39:FG:131:LYS:HG3	2.19	0.43
41:FI:34:SER:O	41:FI:37:GLN:N	2.51	0.43
51:FS:15:LEU:HD13	51:FS:33:THR:HG21	2.00	0.43
54:FV:200:VAL:HG23	54:FV:201:THR:HG23	2.01	0.43
54:FV:503:GLY:HA3	54:FV:600:ALA:HB2	2.01	0.43
1:GA:1064:C:C4	1:GA:1065:U:C4	3.07	0.43
1:GA:187:G:O2'	1:GA:1365:A:N3	2.43	0.43
1:GA:1647:U:H3'	1:GA:1647:U:P	2.59	0.43
1:GA:228:C:H4'	1:GA:229:C:H5''	2.00	0.43
1:GA:2834:G:O6	1:GA:2879:A:H2'	2.19	0.43
1:GA:193:U:O3'	1:GA:803:U:H4'	2.18	0.43
4:GD:106:LYS:HB3	4:GD:206:ALA:CB	2.49	0.43
4:GD:124:ARG:HD2	4:GD:125:TRP:CE2	2.54	0.43
6:GF:151:LEU:CD1	6:GF:153:ILE:HG23	2.49	0.43
12:GL:109:LYS:HB3	12:GL:111:ILE:CD1	2.49	0.43
13:GM:135:VAL:HG11	22:GV:57:TYR:CD2	2.54	0.43
23:GW:23:LYS:O	23:GW:66:VAL:HB	2.19	0.43
1:GA:2231:U:OP1	24:GX:29:LEU:HD23	2.19	0.43
25:GY:6:LEU:HD13	25:GY:56:LEU:HD11	2.00	0.43
33:HA:1330:U:OP1	45:HM:24:GLY:N	2.51	0.43
33:HA:1496:C:C5	33:HA:1497:G:C4	3.07	0.43
33:HA:458:U:H2'	33:HA:459:A:C8	2.54	0.43
33:HA:930:C:O2'	33:HA:931:C:H5'	2.19	0.43
34:HB:32:GLY:O	34:HB:33:ALA:HB3	2.19	0.43
34:HB:61:SER:C	34:HB:63:LYS:H	2.22	0.43
43:HK:14:LYS:NZ	43:HK:15:GLN:O	2.43	0.43
33:HA:689:C:OP1	43:HK:46:THR:CB	2.66	0.43
44:HL:44:LYS:HB2	44:HL:45:PRO:CD	2.49	0.43
44:HL:83:ARG:NH2	44:HL:96:HIS:CD2	2.87	0.43
45:HM:48:LEU:HG	45:HM:52:GLN:HB3	2.01	0.43
31:A4:7:VAL:O	31:A4:35:GLN:NE2	2.44	0.43

*Continued on next page...*

*Continued from previous page...*

Atom-1	Atom-2	Interatomic distance (Å)	Clash overlap (Å)
32:A5:59:LEU:HG	32:A5:61:ARG:HG2	2.01	0.43
1:AA:1783:A:OP2	59:AA:3683:HOH:O	2.21	0.43
1:AA:2376:A:O2'	15:AO:111:ARG:NH1	2.45	0.43
1:AA:2387:U:H1'	23:AW:38:ARG:HE	1.84	0.43
1:AA:2665:A:C2	1:AA:2666:C:C2	3.07	0.43
1:AA:393:C:H2'	1:AA:394:C:H6	1.84	0.43
1:AA:498:G:C6	1:AA:499:U:C4	3.06	0.43
1:AA:565:C:H2'	1:AA:566:U:O4'	2.19	0.43
1:AA:571:U:C4	1:AA:2030:A:N1	2.87	0.43
1:AA:581:C:H2'	1:AA:582:A:C8	2.54	0.43
1:AA:617:G:OP1	5:AE:102:ARG:NE	2.47	0.43
1:AA:880:G:H1	1:AA:897:C:N4	2.16	0.43
1:AA:995:C:O2'	1:AA:996:A:P	2.77	0.43
59:AA:3304:HOH:O	4:AD:138:LEU:HD11	2.18	0.43
6:AF:51:ASN:O	6:AF:55:ASP:N	2.51	0.43
10:AJ:37:ARG:HG3	10:AJ:118:MET:SD	2.59	0.43
12:AL:122:VAL:CG2	12:AL:142:ILE:HG12	2.49	0.43
21:AU:53:GLN:N	21:AU:54:PRO:CD	2.82	0.43
23:AW:49:ASN:ND2	23:AW:50:VAL:N	2.66	0.43
33:BA:1504:G:C2	59:BA:1867:HOH:O	2.61	0.43
33:BA:176:C:H4'	52:BT:24:ARG:HH22	1.84	0.43
16:AP:36:LYS:NZ	33:BA:346:G:N7	2.62	0.43
33:BA:747:A:H5'	33:BA:748:G:OP2	2.18	0.43
33:BA:842:U:H3'	33:BA:843:U:H5''	2.01	0.43
34:BB:14:HIS:CB	34:BB:208:ALA:HB2	2.49	0.43
35:BC:153:VAL:CG2	35:BC:157:LEU:HD21	2.49	0.43
36:BD:171:LEU:N	36:BD:171:LEU:HD12	2.33	0.43
36:BD:173:VAL:HG22	36:BD:174:ASP:H	1.83	0.43
38:BF:42:TRP:HE3	38:BF:45:ARG:NE	2.16	0.43
40:BH:96:MET:O	40:BH:99:LEU:HG	2.19	0.43
54:BV:231:GLU:HA	54:BV:234:MET:HG2	2.00	0.43
27:C0:24:VAL:C	27:C0:26:SER:H	2.22	0.43
28:C1:24:LYS:HE3	28:C1:29:LYS:O	2.18	0.43
1:CA:1005:C:C2	1:CA:1143:A:C5	3.07	0.43
1:CA:2230:G:H2'	1:CA:2231:U:C6	2.54	0.43
3:CC:109:LEU:HG	3:CC:110:LYS:H	1.83	0.43
4:CD:68:PHE:HB3	4:CD:73:VAL:HG12	2.00	0.43
6:CF:151:LEU:CD1	6:CF:153:ILE:HG23	2.49	0.43
7:CG:23:ILE:H	7:CG:23:ILE:HD12	1.84	0.43
7:CG:35:THR:HG22	7:CG:36:LEU:H	1.84	0.43
7:CG:41:GLU:HG2	7:CG:52:GLY:O	2.19	0.43

*Continued on next page...*

*Continued from previous page...*

Atom-1	Atom-2	Interatomic distance (Å)	Clash overlap (Å)
10:CJ:64:VAL:HG11	10:CJ:68:LYS:HB2	2.01	0.43
11:CK:72:PRO:O	11:CK:74:GLY:N	2.46	0.43
13:CM:64:TRP:CZ3	13:CM:106:ASP:HB2	2.54	0.43
15:CO:36:TYR:N	15:CO:36:TYR:HD1	2.17	0.43
1:CA:142:A:H2	20:CT:2:ILE:HG23	1.82	0.43
20:CT:32:LEU:O	20:CT:83:ALA:HB2	2.19	0.43
23:CW:16:GLU:O	23:CW:17:ALA:HB3	2.19	0.43
23:CW:72:GLY:N	23:CW:73:PRO:CD	2.81	0.43
33:DA:1003:G:O6	33:DA:1036:A:N6	2.51	0.43
33:DA:1086:U:O2	33:DA:1086:U:C2'	2.67	0.43
33:DA:1124:G:H3'	33:DA:1145:A:H62	1.83	0.43
33:DA:1453:G:H3'	33:DA:1453:G:N3	2.34	0.43
33:DA:881:G:P	44:DL:9:ARG:HH22	2.41	0.43
41:DI:22:LYS:O	41:DI:62:ASP:N	2.49	0.43
43:DK:71:ALA:CB	43:DK:105:PHE:HE2	2.32	0.43
33:DA:537:G:H5''	44:DL:110:ARG:NH1	2.33	0.43
47:DO:42:HIS:CE1	47:DO:46:HIS:HD2	2.37	0.43
48:DP:10:GLY:HA3	48:DP:15:PRO:HA	2.00	0.43
54:DV:336:PHE:HE2	54:DV:385:ALA:HB2	1.84	0.43
32:E5:110:ALA:HB1	32:E5:113:PHE:CZ	2.53	0.43
1:EA:1568:G:H4'	3:EC:58:LYS:HB3	2.00	0.43
1:EA:2037:A:C6	1:EA:2038:G:C6	3.06	0.43
1:EA:2892:G:H5''	1:EA:2894:G:N2	2.34	0.43
1:EA:79:C:C4	1:EA:80:G:N7	2.86	0.43
1:EA:996:A:C5	1:EA:1160:G:N2	2.87	0.43
7:EG:124:CYS:SG	7:EG:130:ILE:HG12	2.59	0.43
10:EJ:44:TYR:HD1	10:EJ:44:TYR:C	2.23	0.43
13:EM:4:PRO:CG	13:EM:70:ASP:HA	2.49	0.43
14:EN:56:LYS:HD2	14:EN:88:ALA:HA	2.00	0.43
16:EP:50:ARG:HD3	16:EP:51:ASN:H	1.83	0.43
22:EV:75:GLN:HA	22:EV:75:GLN:OE1	2.19	0.43
33:FA:1034:G:O2'	33:FA:1035:A:H5'	2.18	0.43
33:FA:1130:A:OP1	41:FI:18:ARG:NH2	2.52	0.43
33:FA:1248:A:C4	33:FA:1290:G:N2	2.87	0.43
33:FA:1244:G:C4	33:FA:1294:G:N2	2.87	0.43
33:FA:142:G:H3'	33:FA:143:A:H8	1.84	0.43
33:FA:189:A:C6	33:FA:190:A:C6	3.07	0.43
33:FA:390:U:H2'	33:FA:391:G:H8	1.84	0.43
33:FA:404:G:O6	36:FD:2:ALA:N	2.51	0.43
35:FC:150:LYS:HE3	35:FC:201:TRP:CZ3	2.54	0.43
39:FG:106:GLU:HA	39:FG:109:ARG:HE	1.83	0.43

*Continued on next page...*

*Continued from previous page...*

Atom-1	Atom-2	Interatomic distance (Å)	Clash overlap (Å)
45:FM:54:ASP:O	45:FM:58:ASP:HB2	2.19	0.43
1:GA:1196:C:O4'	1:GA:1226:A:C2	2.72	0.43
1:GA:1840:G:N3	1:GA:1840:G:H2'	2.33	0.43
1:GA:1906:G:OP1	1:GA:1930:G:N7	2.51	0.43
1:GA:2051:A:H61	1:GA:2614:A:C2'	2.31	0.43
1:GA:760:G:H2'	1:GA:761:A:O4'	2.19	0.43
4:GD:55:LYS:HE2	4:GD:60:VAL:HA	2.01	0.43
7:GG:118:ALA:O	7:GG:120:ILE:N	2.42	0.43
13:GM:1:MET:O	13:GM:2:LEU:CB	2.66	0.43
23:GW:23:LYS:HE2	23:GW:24:ARG:N	2.34	0.43
33:HA:1299:A:H2'	33:HA:1299:A:N3	2.33	0.43
33:HA:327:A:O2'	33:HA:328:C:O4'	2.29	0.43
35:HC:123:GLN:HB3	35:HC:128:VAL:CG1	2.49	0.43
35:HC:142:MET:HE2	35:HC:148:GLY:HA2	2.00	0.43
36:HD:73:ARG:NH1	36:HD:77:LYS:HE3	2.34	0.43
41:HI:9:THR:HG22	41:HI:10:GLY:N	2.34	0.43
41:HI:57:MET:HG2	41:HI:58:VAL:N	2.34	0.43
45:HM:10:PRO:O	45:HM:11:ASP:HB2	2.19	0.43
45:HM:48:LEU:HD21	45:HM:53:ILE:HA	2.01	0.43
47:HO:16:GLY:C	47:HO:18:ASP:H	2.22	0.43
47:HO:41:GLY:O	47:HO:44:ALA:HB2	2.19	0.43
54:HV:142:ASN:OD1	54:HV:143:LYS:N	2.45	0.43
1:GA:1095:A:OP1	54:HV:629:GLY:CA	2.67	0.43
1:AA:2886:A:C2	27:A0:28:SER:HB3	2.54	0.42
28:A1:7:LYS:HE3	30:A3:33:THR:CG2	2.48	0.42
32:A5:54:VAL:HA	32:A5:84:TYR:O	2.19	0.42
1:AA:1006:C:C2	1:AA:1138:G:N2	2.87	0.42
1:AA:1591:A:H2'	1:AA:1592:C:C6	2.53	0.42
1:AA:1668:A:N1	1:AA:1675:C:N4	2.67	0.42
1:AA:608:A:H2'	1:AA:609:A:C8	2.54	0.42
1:AA:631:A:N3	1:AA:2415:G:O2'	2.38	0.42
1:AA:740:C:H5'	1:AA:1784:A:H3'	2.01	0.42
1:AA:846:U:O2'	1:AA:847:U:P	2.77	0.42
2:AB:55:U:H2'	2:AB:56:G:C8	2.54	0.42
2:AB:65:U:C4	2:AB:108:A:C4	3.06	0.42
4:AD:142:VAL:HB	4:AD:143:PRO:CD	2.49	0.42
6:AF:35:LEU:CD2	6:AF:35:LEU:N	2.82	0.42
7:AG:104:LEU:HD12	7:AG:112:VAL:HG21	2.01	0.42
11:AK:62:VAL:CG1	11:AK:65:THR:HG22	2.48	0.42
16:AP:19:PHE:O	16:AP:20:ARG:HB2	2.19	0.42
20:AT:39:THR:HB	20:AT:42:GLU:CB	2.48	0.42

*Continued on next page...*



*Continued from previous page...*

Atom-1	Atom-2	Interatomic distance (Å)	Clash overlap (Å)
20:AT:59:ASN:O	20:AT:84:TYR:HB2	2.18	0.42
33:BA:1238:A:C8	33:BA:1303:C:H1'	2.54	0.42
33:BA:280:C:H4'	33:BA:281:G:OP2	2.19	0.42
33:BA:518:C:H2'	33:BA:530:G:C8	2.54	0.42
35:BC:43:LEU:HD11	35:BC:91:VAL:CG2	2.48	0.42
36:BD:98:LEU:HB2	36:BD:135:TYR:HB3	2.01	0.42
40:BH:78:VAL:HG23	40:BH:127:CYS:HA	2.01	0.42
40:BH:99:LEU:N	40:BH:99:LEU:HD23	2.34	0.42
43:BK:97:ILE:HD11	43:BK:110:ILE:HD13	2.00	0.42
53:BU:46:LYS:O	53:BU:50:ALA:N	2.39	0.42
54:BV:30:ILE:O	54:BV:34:THR:HG22	2.19	0.42
29:C2:12:ARG:HH11	29:C2:44:VAL:HG11	1.83	0.42
29:C2:31:LEU:HD22	29:C2:42:LEU:CD1	2.49	0.42
1:CA:1316:U:H2'	1:CA:1317:G:C8	2.53	0.42
1:CA:2094:A:P	8:CH:22:LYS:HD2	2.59	0.42
1:CA:478:A:C6	1:CA:480:A:C6	3.07	0.42
3:CC:68:ARG:HD3	3:CC:103:ILE:CD1	2.48	0.42
6:CF:41:GLU:HB2	6:CF:48:LEU:CD2	2.49	0.42
9:CI:41:PHE:HA	9:CI:68:PHE:HZ	1.84	0.42
9:CI:87:SER:OG	9:CI:88:GLY:N	2.52	0.42
9:CI:99:LYS:HA	9:CI:137:LEU:HB3	1.99	0.42
10:CJ:44:TYR:O	10:CJ:45:THR:HB	2.19	0.42
11:CK:118:LEU:HD12	11:CK:118:LEU:N	2.34	0.42
11:CK:9:ASN:O	11:CK:83:ALA:HA	2.19	0.42
13:CM:20:LEU:HD22	13:CM:20:LEU:N	2.34	0.42
17:CQ:60:TRP:CE2	17:CQ:93:ILE:HB	2.54	0.42
19:CS:107:VAL:O	19:CS:107:VAL:HG13	2.19	0.42
19:CS:29:VAL:CG1	19:CS:55:ILE:HD11	2.48	0.42
33:DA:757:U:OP1	33:DA:822:U:O2'	2.26	0.42
39:DG:122:ASN:O	39:DG:126:ASP:HB2	2.18	0.42
52:DT:58:VAL:CG1	52:DT:72:ALA:HB1	2.48	0.42
54:DV:177:GLU:N	54:DV:177:GLU:OE1	2.46	0.42
1:EA:12:U:O2	1:EA:12:U:H2'	2.18	0.42
1:EA:1378:A:C4	1:EA:1380:G:N7	2.87	0.42
1:EA:2017:U:H5''	1:EA:2018:G:P	2.59	0.42
1:EA:2107:G:C6	1:EA:2108:A:C8	3.06	0.42
1:EA:2331:G:N3	1:EA:2336:A:C2	2.87	0.42
1:EA:2502:G:H5'	1:EA:2503:A:H5''	2.01	0.42
1:EA:2537:U:H2'	1:EA:2538:C:C6	2.54	0.42
1:EA:2665:A:C2	1:EA:2666:C:C6	3.06	0.42
1:EA:2855:C:H2'	1:EA:2856:A:C8	2.54	0.42

*Continued on next page...*

*Continued from previous page...*

Atom-1	Atom-2	Interatomic distance (Å)	Clash overlap (Å)
2:EB:11:C:O2'	2:EB:15:A:N6	2.51	0.42
5:EE:117:ARG:HA	5:EE:185:LYS:HD3	2.01	0.42
1:EA:2747:G:O2'	7:EG:66:THR:HG22	2.19	0.42
10:EJ:18:VAL:HG22	10:EJ:140:LEU:HD13	2.00	0.42
33:FA:1484:C:H2'	33:FA:1485:U:O4'	2.19	0.42
33:FA:683:G:C6	33:FA:684:U:C4	3.07	0.42
33:FA:746:A:N1	33:FA:747:A:N6	2.67	0.42
33:FA:746:A:H2'	33:FA:747:A:C8	2.54	0.42
34:FB:53:LEU:HD21	34:FB:212:TYR:CE1	2.54	0.42
35:FC:77:ILE:HA	35:FC:84:VAL:CG2	2.48	0.42
36:FD:15:GLU:HG3	36:FD:19:LEU:HD11	2.01	0.42
37:FE:95:PHE:CZ	37:FE:97:GLN:HG2	2.54	0.42
38:FF:90:MET:SD	50:FR:61:ARG:NE	2.92	0.42
39:FG:145:ALA:O	39:FG:147:ALA:N	2.51	0.42
1:GA:2627:G:N2	1:GA:2777:G:OP2	2.51	0.42
1:GA:548:G:H4'	1:GA:549:G:C2	2.54	0.42
1:GA:588:U:H1'	5:GE:85:PHE:CD1	2.54	0.42
1:GA:669:G:N1	1:GA:801:G:O6	2.52	0.42
2:GB:110:C:C4	2:GB:111:U:C5	3.06	0.42
2:GB:52:A:N7	15:GO:64:TYR:OH	2.43	0.42
2:GB:55:U:H2'	2:GB:56:G:C8	2.54	0.42
2:GB:86:G:H2'	2:GB:87:U:H5''	2.01	0.42
9:GI:55:PRO:HG2	9:GI:72:THR:O	2.18	0.42
10:GJ:111:LYS:CG	10:GJ:112:GLY:H	2.32	0.42
10:GJ:123:LYS:N	10:GJ:123:LYS:CD	2.81	0.42
11:GK:2:ILE:HD12	11:GK:8:LEU:HD11	2.01	0.42
1:GA:2379:G:H4'	15:GO:21:LEU:HD11	2.01	0.42
21:GU:70:ALA:CB	21:GU:79:ALA:HB1	2.49	0.42
23:GW:40:ARG:HE	23:GW:56:HIS:CD2	2.37	0.42
24:GX:52:ALA:O	24:GX:53:LYS:CB	2.67	0.42
33:HA:1193:G:P	35:HC:167:TRP:CH2	3.12	0.42
34:HB:70:GLY:HA2	34:HB:163:ILE:CG2	2.49	0.42
36:HD:102:VAL:HG13	36:HD:107:PHE:HB2	2.01	0.42
37:HE:111:MET:CE	37:HE:125:ALA:HB1	2.49	0.42
33:HA:981:U:O2'	46:HN:61:ARG:NE	2.52	0.42
49:HQ:15:ASP:OD1	49:HQ:54:GLY:HA2	2.19	0.42
50:HR:36:SER:HB3	53:HU:4:ILE:CG1	2.50	0.42
54:HV:627:ASN:ND2	54:HV:674:THR:HA	2.34	0.42
54:HV:416:ILE:HG12	54:HV:667:ALA:HB3	2.00	0.42
28:A1:31:GLU:OE2	28:A1:31:GLU:N	2.43	0.42
32:A5:17:GLU:HA	32:A5:88:HIS:CE1	2.55	0.42

*Continued on next page...*

*Continued from previous page...*

Atom-1	Atom-2	Interatomic distance (Å)	Clash overlap (Å)
32:A5:68:PRO:HA	32:A5:72:LEU:HD11	2.01	0.42
32:A5:47:GLU:HG2	32:A5:95:LEU:HD21	2.01	0.42
1:AA:1219:U:H2'	1:AA:1220:G:C8	2.53	0.42
1:AA:1341:G:OP1	1:AA:1397:U:N3	2.49	0.42
1:AA:2310:C:H2'	6:AF:76:PHE:CE2	2.53	0.42
1:AA:2331:G:O2'	1:AA:2336:A:N1	2.52	0.42
1:AA:2283:C:C2	1:AA:2389:G:C2	3.07	0.42
1:AA:2425:A:H5'	1:AA:2427:C:O4'	2.19	0.42
1:AA:262:A:C2	1:AA:430:A:N3	2.87	0.42
1:AA:308:G:N2	1:AA:477:A:C8	2.86	0.42
1:AA:400:G:N7	24:AX:56:ARG:NH1	2.68	0.42
1:AA:58:G:N2	1:AA:70:G:C4	2.88	0.42
1:AA:934:U:H2'	1:AA:935:C:C6	2.54	0.42
10:AJ:81:ILE:CG1	10:AJ:82:GLY:H	2.33	0.42
11:AK:107:LEU:HD21	11:AK:115:ILE:HG21	2.01	0.42
13:AM:73:ILE:HG21	13:AM:91:TYR:CZ	2.53	0.42
17:AQ:88:GLU:O	17:AQ:88:GLU:HG3	2.19	0.42
33:BA:1241:G:H2'	33:BA:1242:G:H8	1.83	0.42
33:BA:1266:G:C6	33:BA:1270:G:C6	3.08	0.42
33:BA:1404:C:H2'	33:BA:1405:G:C8	2.54	0.42
33:BA:232:G:H1'	33:BA:262:A:N1	2.34	0.42
33:BA:475:C:H2'	33:BA:476:U:C6	2.54	0.42
35:BC:11:ARG:O	35:BC:13:GLY:N	2.52	0.42
35:BC:39:VAL:CG2	35:BC:40:ARG:N	2.81	0.42
36:BD:188:ARG:HH12	36:BD:192:SER:HB2	1.84	0.42
37:BE:156:LYS:HD2	40:BH:71:VAL:HA	2.00	0.42
41:BI:42:GLU:O	41:BI:45:ARG:HG2	2.19	0.42
46:BN:26:GLU:C	46:BN:28:LYS:H	2.22	0.42
46:BN:33:ASP:O	46:BN:35:ASN:N	2.52	0.42
33:BA:376:G:H5''	48:BP:5:ARG:HB2	2.02	0.42
53:BU:34:ARG:CG	53:BU:35:ARG:H	2.32	0.42
54:BV:598:SER:O	54:BV:602:LYS:HD3	2.19	0.42
1:CA:1593:A:H2'	1:CA:1594:U:O4'	2.18	0.42
1:CA:1709:U:H2'	1:CA:1710:G:C8	2.54	0.42
1:CA:171:U:H2'	1:CA:172:A:H8	1.84	0.42
1:CA:2145:C:H3'	1:CA:2146:C:C5'	2.49	0.42
1:CA:2555:U:C5	1:CA:2556:C:C2	3.08	0.42
1:CA:853:C:H2'	1:CA:854:C:C6	2.54	0.42
3:CC:200:MET:HB3	3:CC:200:MET:HE2	1.95	0.42
1:CA:1824:G:OP2	3:CC:52:HIS:CE1	2.72	0.42
4:CD:101:PHE:O	4:CD:104:VAL:N	2.51	0.42

*Continued on next page...*

*Continued from previous page...*

Atom-1	Atom-2	Interatomic distance (Å)	Clash overlap (Å)
4:CD:8:LYS:HB2	4:CD:201:LEU:HD22	2.00	0.42
20:CT:11:LEU:O	25:CY:29:ARG:NH1	2.47	0.42
23:CW:49:ASN:C	23:CW:49:ASN:ND2	2.71	0.42
24:CX:44:ARG:HG2	24:CX:45:PHE:N	2.34	0.42
33:DA:1387:G:C6	33:DA:1388:C:N4	2.87	0.42
33:DA:354:G:C6	33:DA:355:C:N4	2.87	0.42
33:DA:690:G:H2'	33:DA:691:G:O4'	2.18	0.42
33:DA:77:A:H8	33:DA:77:A:H5''	1.84	0.42
33:DA:922:G:C6	33:DA:923:A:C6	3.07	0.42
34:DB:150:ILE:HG13	34:DB:153:MET:HB3	2.00	0.42
34:DB:67:LEU:HB3	34:DB:160:LEU:HD12	2.00	0.42
36:DD:23:SER:H	36:DD:110:THR:HG22	1.84	0.42
37:DE:46:VAL:HG12	37:DE:118:ALA:HA	2.02	0.42
38:DF:52:ASN:O	38:DF:53:LYS:CB	2.67	0.42
43:DK:14:LYS:O	43:DK:15:GLN:HB3	2.19	0.42
33:DA:674:G:H4'	50:DR:70:TYR:CE1	2.54	0.42
52:DT:83:ILE:O	52:DT:87:ALA:HB3	2.19	0.42
1:EA:651:G:H5'	30:E3:18:LYS:HG3	2.01	0.42
32:E5:118:ILE:HB	32:E5:119:PRO:HD3	2.01	0.42
32:E5:113:PHE:O	32:E5:123:ILE:HB	2.20	0.42
1:EA:1591:A:H2'	1:EA:1592:C:C6	2.54	0.42
1:EA:1706:C:C2	1:EA:1757:A:H5'	2.54	0.42
1:EA:1817:G:H2'	1:EA:1818:U:H5'	1.99	0.42
1:EA:2579:C:OP1	59:EA:3540:HOH:O	2.22	0.42
1:EA:2724:U:OP1	4:ED:116:LYS:NZ	2.38	0.42
1:EA:546:U:O2'	1:EA:547:A:H4'	2.18	0.42
2:EB:51:G:C6	2:EB:52:A:C6	3.06	0.42
4:ED:32:ASN:HD22	4:ED:32:ASN:N	2.18	0.42
5:EE:145:ASP:HB3	5:EE:184:ASP:HB2	2.01	0.42
6:EF:134:GLN:OE1	6:EF:149:ARG:HB3	2.19	0.42
6:EF:41:GLU:HB2	6:EF:48:LEU:CD2	2.49	0.42
10:EJ:64:VAL:HG21	10:EJ:89:PHE:CZ	2.54	0.42
24:EX:28:PHE:CD1	24:EX:28:PHE:N	2.87	0.42
24:EX:38:TRP:NE1	24:EX:40:GLU:HB2	2.34	0.42
33:FA:1166:G:N2	33:FA:1171:A:C6	2.87	0.42
33:FA:451:A:N1	33:FA:481:G:C5	2.87	0.42
34:FB:132:GLU:HG2	34:FB:132:GLU:O	2.20	0.42
34:FB:20:ARG:HH12	34:FB:38:HIS:HD2	1.68	0.42
34:FB:20:ARG:O	34:FB:22:TRP:N	2.47	0.42
41:FI:11:ARG:HB2	41:FI:15:SER:O	2.19	0.42
1:GA:1019:U:C6	1:GA:1020:A:N7	2.88	0.42

*Continued on next page...*

*Continued from previous page...*

Atom-1	Atom-2	Interatomic distance (Å)	Clash overlap (Å)
1:GA:1045:C:O2	1:GA:1047:G:N1	2.52	0.42
1:GA:1088:A:HO2'	1:GA:1089:A:P	2.38	0.42
1:GA:2277:G:C6	1:GA:2278:A:N7	2.87	0.42
1:GA:2051:A:C6	1:GA:2614:A:C8	3.08	0.42
1:GA:2885:G:H2'	1:GA:2886:A:O4'	2.19	0.42
1:GA:300:A:H2'	1:GA:334:C:H1'	2.01	0.42
1:GA:635:C:P	12:GL:126:ARG:NH1	2.92	0.42
1:GA:675:A:C6	1:GA:676:A:C6	3.07	0.42
1:GA:933:A:H5'	1:GA:934:U:OP2	2.19	0.42
2:GB:32:U:H2'	2:GB:33:G:C8	2.54	0.42
2:GB:3:C:H2'	2:GB:4:C:C6	2.54	0.42
4:GD:106:LYS:HB3	4:GD:206:ALA:HB3	2.01	0.42
4:GD:80:TRP:CD1	4:GD:202:ILE:HD11	2.55	0.42
9:GI:74:PRO:O	9:GI:77:VAL:HG13	2.19	0.42
10:GJ:114:LEU:O	10:GJ:117:ALA:HB3	2.19	0.42
11:GK:5:GLN:O	11:GK:6:THR:CB	2.66	0.42
14:GN:33:ILE:CG1	14:GN:114:GLU:HB3	2.49	0.42
1:GA:2722:G:H4'	14:GN:4:ARG:HB2	2.01	0.42
21:GU:86:PHE:O	21:GU:87:GLU:HB3	2.20	0.42
23:GW:71:LYS:HB3	23:GW:72:GLY:H	1.69	0.42
33:HA:1059:C:O3'	46:HN:85:ARG:NH2	2.52	0.42
33:HA:160:A:H2'	33:HA:161:A:O4'	2.18	0.42
33:HA:381:C:H2'	33:HA:382:A:O4'	2.19	0.42
33:HA:977:A:O2'	33:HA:979:C:OP2	2.35	0.42
35:HC:130:PHE:CG	35:HC:131:ARG:N	2.87	0.42
36:HD:147:GLU:HA	36:HD:150:LYS:HD2	2.01	0.42
38:HF:78:PHE:CD1	38:HF:78:PHE:N	2.86	0.42
33:HA:1248:A:H4'	41:HI:33:ARG:HH12	1.84	0.42
43:HK:13:ARG:O	43:HK:14:LYS:HB3	2.19	0.42
51:HS:29:LYS:HB3	51:HS:30:PRO:HD2	2.01	0.42
53:HU:19:PHE:CD1	53:HU:19:PHE:C	2.92	0.42
43:HK:93:ARG:HH22	53:HU:20:LYS:HD2	1.83	0.42
43:HK:122:ARG:NH1	53:HU:36:GLU:HG3	2.34	0.42
54:HV:317:PHE:CE1	54:HV:343:VAL:CG2	3.02	0.42
54:HV:34:THR:HG21	54:HV:70:ALA:CB	2.49	0.42
1:AA:1533:C:H2'	1:AA:1534:U:H5''	2.02	0.42
1:AA:2269:G:C2	1:AA:2270:A:C8	3.07	0.42
1:AA:2897:U:H2'	1:AA:2898:U:C6	2.53	0.42
1:AA:320:A:H4'	1:AA:322:A:C8	2.54	0.42
1:AA:309:A:C2'	1:AA:329:G:HO2'	2.29	0.42
1:AA:347:A:C2	1:AA:348:A:C4	3.07	0.42

*Continued on next page...*

*Continued from previous page...*

Atom-1	Atom-2	Interatomic distance (Å)	Clash overlap (Å)
1:AA:35:G:C4	1:AA:454:A:C2	3.08	0.42
1:AA:866:A:C8	1:AA:914:G:C2	3.07	0.42
1:AA:973:A:O4'	1:AA:1188:U:C6	2.72	0.42
2:AB:58:A:C5	2:AB:59:A:C8	3.07	0.42
6:AF:90:LEU:CD1	6:AF:98:PHE:HB3	2.49	0.42
7:AG:38:ASP:CG	7:AG:39:ALA:H	2.22	0.42
8:AH:31:VAL:HB	8:AH:32:PRO:HD3	1.99	0.42
16:AP:58:PHE:HD1	16:AP:75:THR:HG22	1.84	0.42
19:AS:71:VAL:CG2	19:AS:71:VAL:O	2.66	0.42
33:BA:1349:A:P	41:BI:120:LYS:HE2	2.59	0.42
33:BA:1406:U:C5	33:BA:1407:C:C5	3.07	0.42
33:BA:685:G:O2'	33:BA:686:U:H5'	2.19	0.42
33:BA:707:U:H2'	33:BA:708:C:C6	2.54	0.42
34:BB:71:THR:O	34:BB:72:LYS:HG2	2.18	0.42
36:BD:9:LEU:CD2	36:BD:22:LYS:CG	2.97	0.42
40:BH:112:THR:CG2	40:BH:115:ALA:H	2.32	0.42
46:BN:53:ARG:C	46:BN:55:SER:H	2.22	0.42
52:BT:66:LEU:HD12	52:BT:66:LEU:C	2.39	0.42
54:BV:495:ARG:HD2	54:BV:611:VAL:HB	2.02	0.42
1:CA:1786:A:C4	1:CA:1938:A:C6	3.07	0.42
1:CA:2096:C:H2'	1:CA:2097:A:C8	2.53	0.42
1:CA:2101:A:N1	1:CA:2102:G:N1	2.68	0.42
1:CA:2742:G:N7	59:CA:3774:HOH:O	2.36	0.42
1:CA:528:A:H3'	1:CA:528:A:H8	1.83	0.42
1:CA:646:U:H3'	1:CA:647:G:H5''	2.01	0.42
1:CA:880:G:N2	1:CA:898:C:C2	2.87	0.42
1:CA:910:A:H2'	1:CA:911:A:C8	2.55	0.42
4:CD:22:ILE:HG23	4:CD:190:LYS:CD	2.49	0.42
12:CL:78:ARG:HA	12:CL:113:ALA:HB3	2.00	0.42
13:CM:2:LEU:HD12	13:CM:69:PRO:HD2	2.01	0.42
14:CN:30:ARG:HG2	14:CN:31:HIS:CE1	2.53	0.42
14:CN:55:ALA:HA	14:CN:80:PHE:CE1	2.55	0.42
15:CO:3:LYS:HG3	15:CO:4:LYS:H	1.82	0.42
15:CO:88:LYS:O	15:CO:89:ASP:HB2	2.19	0.42
18:CR:21:ARG:NH2	18:CR:93:PHE:CZ	2.88	0.42
33:DA:1055:A:C8	33:DA:1206:G:C2	3.07	0.42
33:DA:1253:G:N1	33:DA:1285:A:N6	2.68	0.42
33:DA:207:C:C2'	33:DA:208:U:C5	3.03	0.42
33:DA:454:G:C2'	33:DA:455:G:H5'	2.49	0.42
33:DA:513:C:H2'	33:DA:514:C:H6	1.85	0.42
34:DB:127:LYS:O	34:DB:129:THR:N	2.52	0.42

*Continued on next page...*

*Continued from previous page...*

Atom-1	Atom-2	Interatomic distance (Å)	Clash overlap (Å)
36:DD:104:ARG:NH1	36:DD:111:ARG:HH22	2.17	0.42
52:DT:3:ASN:CG	52:DT:4:ILE:N	2.73	0.42
43:DK:125:LYS:O	53:DU:34:ARG:CZ	2.68	0.42
54:DV:105:VAL:HG23	54:DV:106:LEU:N	2.35	0.42
27:E0:33:SER:OG	27:E0:35:GLU:HG3	2.20	0.42
32:E5:45:GLY:HA2	32:E5:49:GLY:HA2	2.01	0.42
1:EA:2076:U:O2	1:EA:2076:U:O4'	2.38	0.42
1:EA:2148:G:OP2	1:EA:2149:U:H1'	2.19	0.42
1:EA:215:G:H4'	1:EA:216:A:H4'	2.00	0.42
1:EA:2325:G:C6	1:EA:2326:C:N4	2.88	0.42
1:EA:843:G:C2	1:EA:936:A:C2	3.08	0.42
1:EA:983:A:C6	1:EA:984:A:C2	3.08	0.42
5:EE:111:GLU:HG2	5:EE:114:ARG:NH1	2.34	0.42
6:EF:101:ARG:HA	6:EF:104:THR:HG22	2.00	0.42
7:EG:96:ALA:HB3	7:EG:103:ASN:HB3	2.00	0.42
8:EH:28:ASN:C	8:EH:32:PRO:HG2	2.39	0.42
11:EK:15:GLY:O	11:EK:47:ILE:N	2.48	0.42
14:EN:44:LEU:HD23	14:EN:113:ILE:HD13	2.01	0.42
16:EP:71:ARG:HD3	16:EP:73:PHE:CZ	2.54	0.42
17:EQ:67:ALA:HB1	17:EQ:105:PHE:CE2	2.54	0.42
26:EZ:9:THR:HG22	26:EZ:53:MET:O	2.18	0.42
33:FA:135:C:H2'	33:FA:136:C:H5'	2.00	0.42
16:EP:38:ARG:CZ	33:FA:345:C:H5'	2.49	0.42
33:FA:49:U:C2	33:FA:361:G:N2	2.87	0.42
33:FA:300:A:H1'	33:FA:565:U:O2	2.19	0.42
33:FA:941:G:H2'	33:FA:942:G:O5'	2.19	0.42
35:FC:22:TRP:HB3	35:FC:59:ARG:H	1.85	0.42
36:FD:107:PHE:HD2	36:FD:145:ILE:CG1	2.32	0.42
36:FD:98:LEU:N	36:FD:135:TYR:O	2.51	0.42
38:FF:42:TRP:CD1	38:FF:42:TRP:N	2.87	0.42
43:FK:16:VAL:HG13	43:FK:17:SER:N	2.34	0.42
43:FK:60:PRO:O	43:FK:95:SER:OG	2.18	0.42
47:FO:8:THR:O	47:FO:12:VAL:HG23	2.19	0.42
54:FV:330:VAL:HG21	54:FV:333:LEU:HD21	2.02	0.42
54:FV:493:THR:HG22	54:FV:613:LEU:HD21	1.99	0.42
54:FV:497:LYS:HG2	54:FV:523:TYR:HB2	2.01	0.42
1:GA:1279:G:C6	1:GA:1292:G:C6	3.07	0.42
1:GA:1674:G:N2	1:GA:1677:A:N1	2.65	0.42
1:GA:2210:U:H4'	1:GA:2211:A:C5'	2.49	0.42
1:GA:2359:C:H2'	1:GA:2360:G:C8	2.55	0.42
1:GA:2526:G:C6	1:GA:2527:C:C4	3.08	0.42

*Continued on next page...*

*Continued from previous page...*

Atom-1	Atom-2	Interatomic distance (Å)	Clash overlap (Å)
1:GA:2840:C:H2'	1:GA:2841:C:C6	2.54	0.42
1:GA:548:G:H4'	1:GA:549:G:N2	2.33	0.42
1:GA:574:A:H4'	1:GA:575:A:O5'	2.19	0.42
1:GA:634:C:H5''	12:GL:126:ARG:HH12	1.84	0.42
1:GA:753:A:H2'	1:GA:754:U:H6	1.84	0.42
1:GA:88:G:C2	1:GA:89:A:C8	3.07	0.42
4:GD:119:ALA:CB	4:GD:124:ARG:HB2	2.49	0.42
14:GN:58:ASP:OD2	14:GN:63:ARG:NH2	2.52	0.42
18:GR:5:PHE:HE1	18:GR:14:VAL:HG21	1.85	0.42
20:GT:54:GLU:HG3	20:GT:88:LYS:H	1.85	0.42
34:HB:185:ILE:HA	34:HB:199:ILE:HG13	2.01	0.42
35:HC:120:ILE:HD11	35:HC:137:ALA:HB2	2.01	0.42
36:HD:145:ILE:HG22	36:HD:146:ARG:O	2.19	0.42
44:HL:30:LYS:O	44:HL:82:ILE:HG22	2.18	0.42
33:HA:552:U:H5'	44:HL:83:ARG:HH11	1.84	0.42
45:HM:50:GLU:HA	45:HM:53:ILE:HD12	2.01	0.42
46:HN:45:VAL:HG23	46:HN:46:LEU:H	1.84	0.42
49:HQ:75:LEU:HD11	49:HQ:77:ARG:O	2.19	0.42
54:HV:272:ASN:O	54:HV:276:GLN:NE2	2.52	0.42
54:HV:4:THR:CG2	54:HV:378:ARG:CZ	2.98	0.42
32:A5:123:ILE:O	32:A5:124:ASP:CB	2.68	0.42
1:AA:1132:U:H5'	10:AJ:84:ILE:CD1	2.49	0.42
1:AA:1267:U:O3'	59:AA:3376:HOH:O	2.20	0.42
1:AA:1341:G:N2	1:AA:1398:C:H4'	2.35	0.42
1:AA:138:U:H5'	1:AA:139:U:H5''	2.02	0.42
1:AA:1906:G:N2	1:AA:1924:C:O2	2.38	0.42
1:AA:2533:U:H2'	1:AA:2534:A:H5'	2.01	0.42
1:AA:42:A:C2'	1:AA:43:G:H5'	2.48	0.42
1:AA:443:A:H2	1:AA:1245:G:N3	2.17	0.42
1:AA:594:U:H2'	1:AA:595:C:H6	1.81	0.42
1:AA:65:U:O2'	20:AT:73:ARG:NH1	2.52	0.42
4:AD:118:PHE:HD1	4:AD:119:ALA:N	2.11	0.42
5:AE:24:ASN:ND2	5:AE:27:LEU:HB2	2.34	0.42
7:AG:114:HIS:HB2	7:AG:150:TYR:HE2	1.84	0.42
7:AG:108:PHE:HE1	7:AG:151:ARG:CZ	2.32	0.42
7:AG:84:LYS:HZ2	7:AG:133:LYS:HE3	1.83	0.42
8:AH:21:VAL:CG2	8:AH:25:TYR:HD2	2.32	0.42
13:AM:64:TRP:HZ3	13:AM:106:ASP:HB2	1.84	0.42
17:AQ:29:ARG:HH11	17:AQ:29:ARG:CG	2.33	0.42
1:AA:1601:G:P	20:AT:64:LYS:HZ1	2.42	0.42
21:AU:94:PHE:HA	21:AU:101:THR:HA	2.00	0.42

*Continued on next page...*



*Continued from previous page...*

Atom-1	Atom-2	Interatomic distance (Å)	Clash overlap (Å)
33:BA:787:A:C2	33:BA:796:C:N3	2.87	0.42
36:BD:65:TYR:HD1	36:BD:65:TYR:N	2.16	0.42
36:BD:69:GLU:OE1	36:BD:73:ARG:NE	2.52	0.42
38:BF:55:HIS:ND1	38:BF:55:HIS:N	2.67	0.42
42:BJ:7:ARG:HA	42:BJ:75:ASP:HA	2.02	0.42
46:BN:41:ARG:NH1	46:BN:45:VAL:HG21	2.35	0.42
49:BQ:13:VAL:HA	49:BQ:55:ILE:HD13	2.02	0.42
53:BU:44:GLU:HG2	53:BU:47:ARG:HD2	2.01	0.42
1:CA:11:C:C2'	1:CA:12:U:H5'	2.49	0.42
1:CA:1663:G:C6	1:CA:1992:G:N7	2.88	0.42
1:CA:2145:C:H3'	1:CA:2146:C:H5''	1.99	0.42
1:CA:245:G:O6	30:C3:7:ARG:HD2	2.19	0.42
1:CA:2599:G:C2	1:CA:2600:A:C4	3.07	0.42
1:CA:2686:G:C5	1:CA:2687:U:C4	3.07	0.42
1:CA:608:A:H2'	1:CA:609:A:C8	2.55	0.42
1:CA:728:G:H4'	3:CC:12:ARG:HD3	2.00	0.42
4:CD:73:VAL:HG23	4:CD:74:GLU:H	1.83	0.42
9:CI:58:ILE:HG23	9:CI:66:PHE:CE2	2.54	0.42
10:CJ:13:ARG:HD3	10:CJ:51:GLY:O	2.19	0.42
11:CK:39:ILE:HG13	11:CK:41:ILE:CD1	2.49	0.42
11:CK:19:VAL:HG11	11:CK:41:ILE:HG12	2.01	0.42
16:CP:50:ARG:NE	16:CP:57:ALA:H	2.17	0.42
17:CQ:97:ILE:HD11	17:CQ:105:PHE:N	2.35	0.42
20:CT:8:LEU:N	20:CT:8:LEU:HD12	2.34	0.42
33:DA:1053:G:N7	33:DA:1199:U:H3'	2.34	0.42
33:DA:1311:A:H2'	33:DA:1312:G:O5'	2.19	0.42
33:DA:1377:A:C5	39:DG:7:ILE:HD11	2.54	0.42
33:DA:1507:A:N1	33:DA:1508:A:C6	2.88	0.42
33:DA:66:A:C2	33:DA:67:C:C6	3.07	0.42
33:DA:714:G:H2'	33:DA:715:A:C8	2.54	0.42
33:DA:842:U:H3'	33:DA:843:U:C5'	2.49	0.42
34:DB:103:TRP:CH2	34:DB:155:GLY:HA2	2.55	0.42
36:DD:116:GLN:O	36:DD:119:SER:HB3	2.20	0.42
42:DJ:53:ILE:HG12	42:DJ:62:ARG:H	1.84	0.42
42:DJ:11:LYS:HE2	42:DJ:71:LEU:HD21	2.02	0.42
42:DJ:40:ILE:HD12	42:DJ:73:LEU:HD23	2.01	0.42
44:DL:90:LEU:HB3	44:DL:93:VAL:CG2	2.48	0.42
54:DV:173:ILE:HD11	54:DV:183:VAL:HG23	2.01	0.42
54:DV:303:LYS:HA	54:DV:303:LYS:CE	2.49	0.42
32:E5:108:VAL:HG12	32:E5:109:LYS:N	2.34	0.42
1:EA:1385:A:H1'	1:EA:1386:C:C6	2.54	0.42

*Continued on next page...*

*Continued from previous page...*

Atom-1	Atom-2	Interatomic distance (Å)	Clash overlap (Å)
1:EA:1714:U:H5'	1:EA:1715:G:H5'	1.99	0.42
1:EA:1783:A:H5'	1:EA:2608:G:H4'	2.02	0.42
1:EA:631:A:N6	1:EA:632:A:C2	2.87	0.42
1:EA:819:A:OP2	1:EA:1187:G:N2	2.36	0.42
1:EA:973:A:OP2	18:ER:81:LYS:NZ	2.39	0.42
2:EB:11:C:C4	2:EB:12:C:C4	3.07	0.42
2:EB:27:C:C5	2:EB:28:C:C5	3.08	0.42
8:EH:4:ILE:O	8:EH:36:ALA:HA	2.20	0.42
10:EJ:4:PHE:O	10:EJ:44:TYR:CE1	2.73	0.42
11:EK:28:SER:O	11:EK:29:HIS:HB2	2.20	0.42
11:EK:35:VAL:HG12	11:EK:36:GLY:N	2.34	0.42
16:EP:85:VAL:HG13	16:EP:86:LYS:N	2.35	0.42
18:ER:24:LYS:HA	18:ER:94:THR:HG23	2.01	0.42
19:ES:63:GLY:O	19:ES:64:ALA:CB	2.67	0.42
33:FA:1056:U:OP1	35:FC:163:ALA:N	2.36	0.42
33:FA:1219:A:H2'	33:FA:1220:G:C8	2.54	0.42
33:FA:144:G:C2	33:FA:145:G:C4	3.07	0.42
33:FA:1477:U:H2'	33:FA:1478:U:C6	2.54	0.42
33:FA:1486:G:C6	33:FA:1487:G:C6	3.07	0.42
36:FD:9:LEU:HD21	36:FD:22:LYS:CG	2.49	0.42
36:FD:202:GLU:OE2	37:FE:105:ILE:HG23	2.20	0.42
41:FI:129:LYS:HG3	41:FI:130:ARG:HG2	2.00	0.42
33:FA:675:A:O2'	43:FK:116:ILE:O	2.35	0.42
43:FK:16:VAL:O	43:FK:17:SER:HB3	2.19	0.42
43:FK:82:LEU:HD11	43:FK:105:PHE:CG	2.54	0.42
44:FL:3:THR:HG22	44:FL:6:GLN:H	1.84	0.42
1:GA:2429:G:H4'	59:GA:3339:HOH:O	2.20	0.42
1:GA:277:G:H2'	1:GA:278:A:OP2	2.19	0.42
1:GA:297:G:C6	1:GA:298:G:C4	3.07	0.42
1:GA:511:U:OP2	59:GA:3757:HOH:O	2.21	0.42
1:GA:535:G:C6	1:GA:559:G:C6	3.07	0.42
1:GA:634:C:H2'	1:GA:635:C:C6	2.54	0.42
4:GD:115:GLY:O	14:GN:3:HIS:NE2	2.51	0.42
5:GE:153:LEU:HD22	5:GE:171:ASP:HB3	2.01	0.42
5:GE:92:HIS:N	5:GE:92:HIS:CD2	2.87	0.42
6:GF:174:PHE:CD2	6:GF:176:PHE:CZ	3.07	0.42
12:GL:57:LEU:CD2	30:G3:53:ASP:HB3	2.49	0.42
14:GN:30:ARG:NH2	14:GN:72:ASP:OD2	2.52	0.42
18:GR:4:VAL:HG23	18:GR:39:LEU:HB2	2.01	0.42
33:HA:1124:G:H3'	33:HA:1145:A:N6	2.34	0.42
33:HA:1225:A:H2'	33:HA:1226:C:C5	2.54	0.42

*Continued on next page...*

*Continued from previous page...*

Atom-1	Atom-2	Interatomic distance (Å)	Clash overlap (Å)
33:HA:1492:A:N3	33:HA:1492:A:H5''	2.33	0.42
33:HA:328:C:O2	33:HA:328:C:H2'	2.19	0.42
33:HA:648:A:H2'	33:HA:649:A:C8	2.54	0.42
35:HC:126:ARG:O	35:HC:126:ARG:HG2	2.20	0.42
41:HI:129:LYS:HG3	41:HI:130:ARG:N	2.35	0.42
33:HA:949:A:OP1	45:HM:100:GLN:HG2	2.19	0.42
45:HM:10:PRO:O	45:HM:11:ASP:CB	2.67	0.42
30:A3:22:LYS:HA	30:A3:47:ALA:O	2.19	0.42
1:AA:1069:A:C1'	1:AA:1073:A:H62	2.33	0.42
1:AA:1316:U:H2'	1:AA:1317:G:H8	1.85	0.42
1:AA:1341:G:C2	1:AA:1398:C:H4'	2.54	0.42
1:AA:1935:G:H1'	1:AA:1964:G:N2	2.34	0.42
1:AA:2017:U:H5''	1:AA:2018:G:P	2.59	0.42
1:AA:2283:C:H5''	1:AA:2389:G:O2'	2.19	0.42
1:AA:2837:A:C2	1:AA:2838:G:C5	3.07	0.42
1:AA:379:G:C6	1:AA:380:G:C5	3.08	0.42
2:AB:39:A:C2	2:AB:44:G:C2	3.07	0.42
6:AF:89:THR:HG21	6:AF:91:ARG:CZ	2.49	0.42
10:AJ:18:VAL:HG22	10:AJ:140:LEU:CD1	2.50	0.42
15:AO:49:VAL:HG21	15:AO:82:ALA:HA	2.01	0.42
17:AQ:91:ARG:HB2	17:AQ:94:LEU:HB2	2.02	0.42
20:AT:69:ARG:HG3	20:AT:70:HIS:N	2.34	0.42
21:AU:86:PHE:CG	21:AU:92:VAL:HG11	2.54	0.42
25:AY:23:ARG:HA	25:AY:23:ARG:HE	1.83	0.42
33:BA:1033:G:C2'	33:BA:1034:G:H5''	2.50	0.42
33:BA:1000:A:C2	33:BA:1041:G:C2	3.08	0.42
33:BA:1102:A:H2'	33:BA:1103:C:C6	2.54	0.42
33:BA:1118:U:C5'	41:BI:106:ARG:HD2	2.50	0.42
33:BA:1251:A:H2'	33:BA:1252:A:C8	2.54	0.42
33:BA:1363:A:O2'	33:BA:1365:G:N7	2.42	0.42
33:BA:283:U:C4	33:BA:284:C:C4	3.07	0.42
33:BA:598:U:H4'	40:BH:86:TYR:CD2	2.55	0.42
33:BA:844:G:C2'	33:BA:845:A:H5''	2.48	0.42
34:BB:57:ASN:ND2	34:BB:219:THR:O	2.52	0.42
34:BB:67:LEU:HD12	34:BB:157:PRO:HG3	2.02	0.42
35:BC:88:ARG:CZ	35:BC:101:ILE:HG22	2.50	0.42
36:BD:4:TYR:CZ	36:BD:6:GLY:CA	3.03	0.42
39:BG:79:ARG:HD2	39:BG:83:SER:O	2.18	0.42
43:BK:126:LYS:HE3	43:BK:127:ARG:NH2	2.34	0.42
43:BK:71:ALA:HB1	43:BK:105:PHE:HE2	1.84	0.42
47:BO:39:LEU:O	47:BO:42:HIS:HB3	2.19	0.42

*Continued on next page...*

*Continued from previous page...*

Atom-1	Atom-2	Interatomic distance (Å)	Clash overlap (Å)
51:BS:55:ARG:NH2	51:BS:79:THR:HG21	2.34	0.42
54:BV:177:GLU:HG2	54:BV:178:HIS:CD2	2.54	0.42
54:BV:218:TRP:CD1	54:BV:218:TRP:N	2.88	0.42
54:BV:360:PHE:CD2	54:BV:363:ILE:HD11	2.54	0.42
54:BV:89:THR:HB	54:BV:90:PRO:CD	2.50	0.42
1:CA:2243:U:H2'	1:CA:2244:U:C6	2.54	0.42
1:CA:2590:A:H2'	1:CA:2591:C:C6	2.54	0.42
1:CA:2636:C:H2'	1:CA:2637:U:H6	1.83	0.42
1:CA:2758:A:C2'	1:CA:2759:G:H5'	2.49	0.42
1:CA:857:G:H2'	1:CA:858:G:O4'	2.19	0.42
3:CC:173:LEU:N	3:CC:173:LEU:CD1	2.82	0.42
1:CA:2531:A:P	7:CG:174:LYS:HE3	2.59	0.42
10:CJ:111:LYS:N	59:CJ:202:HOH:O	2.52	0.42
17:CQ:93:ILE:O	17:CQ:96:ASP:N	2.50	0.42
18:CR:67:GLY:C	18:CR:93:PHE:CE1	2.93	0.42
33:DA:1118:U:O4'	33:DA:1179:A:H1'	2.19	0.42
33:DA:1508:A:C2	33:DA:1509:C:C2	3.07	0.42
33:DA:1519:A:C8	33:DA:1520:C:H1'	2.54	0.42
33:DA:2:A:N6	33:DA:3:A:N1	2.68	0.42
33:DA:661:G:N3	33:DA:745:G:N2	2.67	0.42
33:DA:71:A:N1	33:DA:99:C:O2'	2.53	0.42
34:DB:153:MET:O	34:DB:155:GLY:N	2.49	0.42
38:DF:97:THR:O	38:DF:98:GLU:CB	2.67	0.42
39:DG:9:GLN:N	39:DG:9:GLN:OE1	2.52	0.42
43:DK:128:ARG:HH11	43:DK:128:ARG:CG	2.32	0.42
44:DL:29:GLN:NE2	44:DL:29:GLN:N	2.68	0.42
44:DL:49:LEU:O	44:DL:51:LYS:HD2	2.19	0.42
33:DA:1014:A:OP2	51:DS:18:LYS:CE	2.67	0.42
32:E5:108:VAL:CG1	32:E5:109:LYS:N	2.82	0.42
1:EA:1061:U:O4'	1:EA:1061:U:O2	2.38	0.42
1:EA:1290:C:H2'	1:EA:1291:C:C6	2.54	0.42
1:EA:1319:C:C2'	1:EA:1320:C:H5'	2.49	0.42
1:EA:68:G:H2'	1:EA:69:C:O4'	2.19	0.42
1:EA:787:C:P	59:EA:3750:HOH:O	2.78	0.42
5:EE:12:LEU:O	5:EE:13:THR:HB	2.20	0.42
6:EF:37:MET:HG3	6:EF:56:LEU:HD11	2.00	0.42
7:EG:27:GLY:HA3	7:EG:78:VAL:HG12	2.01	0.42
14:EN:33:ILE:HD11	14:EN:118:ARG:HD3	2.01	0.42
18:ER:66:HIS:CD2	18:ER:94:THR:HG22	2.54	0.42
20:ET:26:LYS:O	20:ET:27:SER:CB	2.68	0.42
21:EU:39:ASN:HB2	21:EU:64:ILE:HG21	2.02	0.42

*Continued on next page...*

*Continued from previous page...*

Atom-1	Atom-2	Interatomic distance (Å)	Clash overlap (Å)
33:FA:263:A:H2'	33:FA:264:C:C6	2.54	0.42
33:FA:763:G:H2'	33:FA:764:C:C6	2.55	0.42
33:FA:845:A:H5'	33:FA:846:G:O4'	2.20	0.42
37:FE:134:ILE:HD12	37:FE:134:ILE:H	1.84	0.42
40:FH:89:LYS:HA	40:FH:92:LEU:HG	2.01	0.42
46:FN:20:TYR:O	46:FN:23:LYS:HB3	2.20	0.42
49:FQ:74:THR:HG22	49:FQ:75:LEU:N	2.34	0.42
53:FU:25:LYS:HG2	53:FU:26:ALA:H	1.84	0.42
1:GA:1062:G:C2'	1:GA:1063:G:C8	3.02	0.42
1:GA:1091:G:O2'	31:G4:12:ARG:NH1	2.53	0.42
1:GA:1206:G:C6	1:GA:1207:C:C4	3.07	0.42
1:GA:1361:G:C6	1:GA:1362:C:N4	2.87	0.42
1:GA:1576:U:C2	1:GA:1577:C:C5	3.08	0.42
1:GA:2849:U:O4	16:GP:20:ARG:NH1	2.47	0.42
1:GA:594:U:H2'	1:GA:595:C:C6	2.54	0.42
3:GC:231:HIS:HA	3:GC:241:LYS:HE3	2.01	0.42
1:GA:2032:G:H21	4:GD:151:THR:HB	1.83	0.42
5:GE:76:PRO:HA	5:GE:82:GLY:HA3	2.01	0.42
7:GG:126:THR:HG22	7:GG:127:GLN:N	2.33	0.42
7:GG:162:ARG:CZ	7:GG:168:VAL:HG21	2.49	0.42
10:GJ:81:ILE:CG1	10:GJ:82:GLY:H	2.32	0.42
5:GE:29:HIS:HA	12:GL:6:LEU:HD22	2.00	0.42
19:GS:107:VAL:O	19:GS:107:VAL:HG13	2.20	0.42
33:HA:293:G:C6	33:HA:294:U:C4	3.08	0.42
34:HB:41:ASN:ND2	34:HB:44:LYS:HB2	2.34	0.42
36:HD:174:ASP:O	36:HD:175:ALA:HB2	2.19	0.42
40:HH:106:THR:CG2	40:HH:121:LEU:HD22	2.49	0.42
45:HM:114:LYS:HB3	45:HM:115:PRO:HD3	2.02	0.42
45:HM:57:ARG:O	45:HM:60:VAL:HG12	2.19	0.42
43:HK:86:VAL:HG21	53:HU:17:ARG:HH22	1.84	0.42
54:HV:337:ARG:HA	54:HV:382:ILE:HG22	2.00	0.42
32:A5:29:ASP:N	32:A5:29:ASP:OD1	2.52	0.42
1:AA:1307:A:C5	1:AA:1308:A:C8	3.07	0.42
1:AA:1622:G:C2	1:AA:1623:G:C8	3.07	0.42
1:AA:1857:G:C4	1:AA:1884:G:N2	2.88	0.42
1:AA:2103:C:C2'	1:AA:2104:C:H5'	2.48	0.42
1:AA:954:G:O2'	1:AA:2274:A:N1	2.41	0.42
1:AA:228:C:O2	1:AA:418:C:H4'	2.19	0.42
1:AA:2023:C:O2'	1:AA:2618:G:OP1	2.29	0.42
1:AA:301:G:C4	1:AA:302:C:C5	3.08	0.42
1:AA:336:C:OP2	59:AA:3549:HOH:O	2.20	0.42

*Continued on next page...*

*Continued from previous page...*

Atom-1	Atom-2	Interatomic distance (Å)	Clash overlap (Å)
1:AA:422:A:C6	1:AA:423:A:C6	3.08	0.42
1:AA:934:U:C2	1:AA:935:C:C5	3.08	0.42
3:AC:169:ALA:O	3:AC:185:ALA:HB3	2.18	0.42
4:AD:118:PHE:O	4:AD:163:GLY:O	2.38	0.42
6:AF:39:VAL:HG13	6:AF:40:GLY:N	2.35	0.42
7:AG:84:LYS:CG	7:AG:132:LEU:H	2.32	0.42
9:AI:139:VAL:HG13	9:AI:141:ASP:HB2	2.00	0.42
33:BA:1458:G:H5'	52:BT:27:MET:HB2	2.02	0.42
33:BA:253:A:OP1	49:BQ:69:LYS:NZ	2.37	0.42
33:BA:59:A:C2	33:BA:354:G:C8	3.08	0.42
33:BA:414:A:H2'	33:BA:415:A:O4'	2.19	0.42
33:BA:533:A:C2	33:BA:536:C:C5	3.08	0.42
33:BA:676:A:H2'	33:BA:677:U:H6	1.84	0.42
33:BA:704:A:C5	33:BA:705:G:C5	3.07	0.42
33:BA:728:A:H2'	33:BA:729:A:C8	2.54	0.42
33:BA:741:G:H2'	33:BA:742:G:H8	1.84	0.42
33:BA:779:C:N4	33:BA:780:A:C6	2.88	0.42
33:BA:791:G:O6	33:BA:792:A:N6	2.45	0.42
35:BC:144:LEU:HD12	35:BC:144:LEU:O	2.19	0.42
36:BD:13:ARG:HG2	36:BD:35:GLU:H	1.85	0.42
37:BE:114:VAL:HG21	37:BE:141:ILE:HD11	2.02	0.42
38:BF:78:PHE:N	38:BF:78:PHE:CD1	2.88	0.42
41:BI:39:PHE:HB2	41:BI:42:GLU:HB2	2.02	0.42
52:BT:44:LYS:HB3	52:BT:87:ALA:HA	2.02	0.42
43:BK:86:VAL:HG21	53:BU:17:ARG:NH2	2.34	0.42
1:CA:1713:A:H61	1:CA:1745:A:H61	1.68	0.42
1:CA:1970:A:H4'	1:CA:1971:U:OP1	2.19	0.42
1:CA:2188:U:H2'	1:CA:2189:U:H5'	2.02	0.42
1:CA:2207:C:H2'	1:CA:2208:C:H6	1.85	0.42
1:CA:2246:G:H1'	1:CA:2426:A:C2	2.53	0.42
1:CA:2340:A:H2'	1:CA:2341:G:H8	1.85	0.42
1:CA:2518:A:N3	1:CA:2518:A:H2'	2.34	0.42
1:CA:26:G:C6	1:CA:27:G:N1	2.87	0.42
1:CA:2747:G:O6	1:CA:2755:C:H5''	2.20	0.42
1:CA:2804:U:H2'	1:CA:2805:C:C6	2.54	0.42
1:CA:2814:A:C5	1:CA:2815:C:C5	3.07	0.42
1:CA:528:A:C8	1:CA:528:A:H3'	2.55	0.42
1:CA:996:A:C5	1:CA:1160:G:C2	3.07	0.42
7:CG:51:PHE:CE1	7:CG:68:ARG:HG2	2.55	0.42
9:CI:91:LYS:O	9:CI:135:MET:CE	2.68	0.42
11:CK:19:VAL:CG1	11:CK:41:ILE:HG13	2.50	0.42

*Continued on next page...*

*Continued from previous page...*

Atom-1	Atom-2	Interatomic distance (Å)	Clash overlap (Å)
16:CP:98:TYR:CE2	16:CP:99:LEU:HD13	2.54	0.42
18:CR:41:ILE:O	18:CR:46:GLU:HB2	2.19	0.42
22:CV:14:LYS:HG3	22:CV:15:GLY:N	2.34	0.42
33:DA:1143:G:H2'	33:DA:1144:G:H8	1.85	0.42
33:DA:1264:U:H2'	33:DA:1265:C:C6	2.55	0.42
33:DA:146:G:C2	33:DA:147:G:C4	3.07	0.42
33:DA:195:A:C5	33:DA:196:A:C6	3.08	0.42
33:DA:628:G:C2	33:DA:629:A:C4	3.08	0.42
33:DA:734:G:N2	50:DR:64:TYR:CE1	2.86	0.42
33:DA:925:G:C2	33:DA:927:G:C8	3.08	0.42
35:DC:116:VAL:O	35:DC:119:SER:HB3	2.20	0.42
45:DM:114:LYS:CB	45:DM:115:PRO:CD	2.97	0.42
45:DM:12:HIS:HA	45:DM:44:LYS:NZ	2.34	0.42
48:DP:67:ILE:HG23	48:DP:71:VAL:CG1	2.49	0.42
52:DT:67:ILE:HG13	52:DT:71:LYS:HD3	2.02	0.42
53:DU:12:PHE:CZ	53:DU:16:LEU:HB2	2.55	0.42
54:DV:691:PRO:HB2	54:DV:694:VAL:HG23	2.01	0.42
32:E5:54:VAL:CG2	32:E5:83:ALA:HB1	2.50	0.42
1:EA:1188:U:H4'	18:ER:81:LYS:O	2.20	0.42
1:EA:1230:A:H2'	1:EA:1231:U:O4'	2.19	0.42
1:EA:1676:A:N6	1:EA:1677:A:C6	2.88	0.42
1:EA:2553:G:C2	1:EA:2583:G:H1'	2.54	0.42
1:EA:594:U:H2'	1:EA:595:C:H6	1.85	0.42
1:EA:60:G:O2'	1:EA:62:U:OP2	2.28	0.42
1:EA:721:A:H2'	1:EA:722:A:C8	2.54	0.42
2:EB:58:A:N7	2:EB:59:A:N7	2.68	0.42
4:ED:174:SER:O	4:ED:175:LEU:HB2	2.19	0.42
15:EO:59:ALA:HA	15:EO:62:LEU:HD12	2.01	0.42
21:EU:71:ILE:N	21:EU:71:ILE:HD12	2.34	0.42
23:EW:23:LYS:CG	23:EW:24:ARG:N	2.83	0.42
33:FA:1005:A:H2'	33:FA:1006:G:O4'	2.19	0.42
33:FA:1213:A:C5	33:FA:1215:G:C4	3.07	0.42
33:FA:1216:A:H2'	33:FA:1217:C:C6	2.54	0.42
33:FA:1313:U:H2'	33:FA:1314:C:C6	2.55	0.42
33:FA:149:A:C2	33:FA:174:A:C2	3.07	0.42
33:FA:116:A:H61	33:FA:313:A:H1'	1.84	0.42
33:FA:501:C:H2'	33:FA:502:A:C8	2.54	0.42
33:FA:672:U:H2'	33:FA:673:A:C8	2.55	0.42
33:FA:803:G:C6	33:FA:804:U:C4	3.07	0.42
35:FC:14:ILE:HD13	35:FC:14:ILE:N	2.35	0.42
36:FD:157:ALA:O	36:FD:160:GLU:HB3	2.19	0.42

*Continued on next page...*

*Continued from previous page...*

Atom-1	Atom-2	Interatomic distance (Å)	Clash overlap (Å)
41:FI:57:MET:SD	41:FI:58:VAL:CA	3.07	0.42
44:FL:24:LEU:HG	44:FL:25:GLU:N	2.34	0.42
46:FN:73:PHE:HE1	46:FN:75:ARG:HA	1.85	0.42
49:FQ:27:ARG:NH1	49:FQ:29:VAL:HG11	2.34	0.42
49:FQ:8:LEU:HD22	49:FQ:73:TRP:CH2	2.55	0.42
51:FS:31:LEU:HD22	51:FS:49:ILE:HG23	2.00	0.42
52:FT:5:LYS:NZ	52:FT:7:ALA:HB2	2.34	0.42
1:GA:1231:U:H2'	1:GA:1232:G:H8	1.84	0.42
1:GA:1784:A:H4'	1:GA:1785:A:O5'	2.19	0.42
1:GA:1901:A:H2'	1:GA:1902:C:C6	2.55	0.42
1:GA:2682:A:C8	4:GD:11:MET:CG	3.02	0.42
1:GA:2771:C:H2'	1:GA:2772:C:C6	2.55	0.42
1:GA:538:A:H4'	10:GJ:7:LYS:HG2	2.01	0.42
5:GE:52:VAL:HG12	5:GE:53:THR:N	2.34	0.42
7:GG:86:LEU:HD12	7:GG:130:ILE:HB	2.02	0.42
14:GN:37:THR:OG1	14:GN:40:LYS:HD2	2.20	0.42
14:GN:52:ILE:O	14:GN:55:ALA:N	2.51	0.42
23:GW:30:VAL:O	23:GW:30:VAL:HG22	2.19	0.42
23:GW:35:ILE:O	23:GW:36:ILE:C	2.58	0.42
23:GW:76:ARG:HD3	23:GW:76:ARG:HA	1.88	0.42
1:GA:396:G:H1'	24:GX:28:PHE:HB3	2.02	0.42
33:HA:16:A:C2'	33:HA:17:U:H5'	2.50	0.42
33:HA:71:A:C2	33:HA:72:A:C4	3.08	0.42
36:HD:36:GLN:O	36:HD:37:ALA:HB2	2.20	0.42
59:HA:1838:HOH:O	37:HE:126:LYS:HD2	2.20	0.42
40:HH:59:LEU:HD21	40:HH:61:LEU:HD21	2.02	0.42
33:HA:1116:U:C3'	41:HI:110:GLN:HE22	2.33	0.42
41:HI:50:GLN:N	41:HI:51:PRO:HD2	2.35	0.42
33:HA:1059:C:O2'	42:HJ:53:ILE:O	2.34	0.42
47:HO:39:LEU:O	47:HO:42:HIS:N	2.53	0.42
51:HS:3:ARG:O	51:HS:4:SER:HB2	2.19	0.42
54:HV:586:VAL:HG22	54:HV:587:ASP:H	1.84	0.42
28:A1:22:THR:OG1	28:A1:23:THR:N	2.50	0.42
32:A5:81:LEU:C	32:A5:82:ILE:HG12	2.40	0.42
1:AA:1316:U:H2'	1:AA:1317:G:C8	2.54	0.42
1:AA:133:U:H3	1:AA:146:A:H61	1.66	0.42
1:AA:1416:G:O2'	1:AA:1417:C:H6	2.02	0.42
1:AA:1754:A:C6	1:AA:1755:A:C6	3.06	0.42
1:AA:1764:C:C4	1:AA:1765:U:C5	3.07	0.42
1:AA:2720:U:OP1	16:AP:52:ARG:NH2	2.53	0.42
1:AA:69:C:H2'	1:AA:70:G:C8	2.54	0.42

*Continued on next page...*



*Continued from previous page...*

Atom-1	Atom-2	Interatomic distance (Å)	Clash overlap (Å)
1:AA:705:A:C2	1:AA:706:A:C4	3.07	0.42
2:AB:86:G:H2'	2:AB:87:U:H5''	2.01	0.42
3:AC:270:ARG:HG2	3:AC:270:ARG:HH11	1.84	0.42
15:AO:77:ALA:HB1	15:AO:81:ARG:NH2	2.34	0.42
16:AP:58:PHE:CD1	16:AP:75:THR:HG22	2.55	0.42
18:AR:4:VAL:HG23	18:AR:39:LEU:HB2	2.02	0.42
19:AS:17:VAL:C	19:AS:18:ARG:O	2.54	0.42
33:BA:1033:G:C2'	33:BA:1034:G:C5'	2.98	0.42
33:BA:1112:C:N3	35:BC:178:LEU:HB2	2.34	0.42
33:BA:1428:A:H2'	33:BA:1429:A:O4'	2.20	0.42
33:BA:592:G:C2	33:BA:593:U:C2	3.08	0.42
33:BA:664:G:N2	33:BA:742:G:C2	2.88	0.42
33:BA:716:A:C6	33:BA:717:U:C4	3.07	0.42
33:BA:77:A:C2	33:BA:92:U:N3	2.88	0.42
34:BB:67:LEU:HD12	34:BB:157:PRO:CG	2.49	0.42
35:BC:77:ILE:HA	35:BC:84:VAL:CG2	2.49	0.42
36:BD:146:ARG:NH2	36:BD:148:LYS:HD2	2.34	0.42
38:BF:38:ARG:CB	38:BF:63:ASN:HB2	2.49	0.42
38:BF:86:ARG:HD2	38:BF:87:SER:N	2.35	0.42
39:BG:22:LEU:CD1	39:BG:62:PHE:HE2	2.33	0.42
40:BH:105:SER:HB2	40:BH:126:ILE:HD11	2.02	0.42
43:BK:118:HIS:O	43:BK:119:ASN:HB2	2.20	0.42
33:BA:553:A:O2'	44:BL:26:ALA:O	2.37	0.42
54:BV:560:GLN:NE2	54:BV:598:SER:OG	2.52	0.42
28:C1:24:LYS:NZ	28:C1:51:ALA:HB1	2.34	0.42
1:CA:1188:U:H4'	18:CR:81:LYS:O	2.20	0.42
1:CA:1857:G:O2'	1:CA:1858:A:P	2.77	0.42
1:CA:2313:C:H5''	6:CF:87:LYS:HD3	2.01	0.42
1:CA:2437:G:N2	1:CA:2438:U:C2	2.88	0.42
1:CA:2682:A:C8	4:CD:11:MET:CG	3.03	0.42
1:CA:2700:A:C6	59:CA:3674:HOH:O	2.71	0.42
1:CA:374:A:C2	1:CA:401:A:C4	3.07	0.42
1:CA:582:A:H2'	1:CA:583:G:C8	2.54	0.42
2:CB:94:A:C5	2:CB:95:U:C5	3.08	0.42
3:CC:87:SER:O	3:CC:196:ASN:ND2	2.49	0.42
9:CI:36:GLU:HG3	9:CI:36:GLU:O	2.19	0.42
11:CK:61:VAL:HG21	11:CK:112:PHE:CE1	2.54	0.42
23:CW:39:GLN:HG2	23:CW:40:ARG:N	2.35	0.42
26:CZ:38:GLU:HG3	26:CZ:40:THR:HG22	2.01	0.42
33:DA:114:U:O2'	33:DA:115:G:H5'	2.20	0.42
33:DA:1444:U:H3	33:DA:1458:G:H1	1.68	0.42

*Continued on next page...*

*Continued from previous page...*

Atom-1	Atom-2	Interatomic distance (Å)	Clash overlap (Å)
33:DA:560:A:H4'	33:DA:561:U:H5''	2.01	0.42
34:DB:86:CYS:C	34:DB:88:GLN:H	2.21	0.42
35:DC:131:ARG:HD2	35:DC:168:TYR:OH	2.19	0.42
38:DF:64:VAL:HG12	38:DF:65:GLU:H	1.83	0.42
40:DH:106:THR:HG22	40:DH:107:SER:N	2.35	0.42
44:DL:36:ARG:NH1	44:DL:38:TYR:HE1	2.18	0.42
44:DL:55:VAL:HG21	44:DL:80:ILE:HD11	2.01	0.42
45:DM:11:ASP:OD2	45:DM:46:SER:OG	2.37	0.42
54:DV:416:ILE:HG12	54:DV:667:ALA:HB3	2.00	0.42
28:E1:7:LYS:HA	28:E1:23:THR:HG22	2.01	0.42
32:E5:62:ARG:O	32:E5:65:GLU:N	2.53	0.42
1:EA:1021:A:C6	1:EA:1023:U:C5	3.07	0.42
1:EA:1324:G:C4	1:EA:1328:A:N6	2.87	0.42
1:EA:1519:G:C5	1:EA:1520:U:C5	3.08	0.42
1:EA:1585:C:H2'	1:EA:1586:A:O4'	2.20	0.42
1:EA:1906:G:C5	1:EA:1929:G:N2	2.88	0.42
1:EA:531:C:C5	1:EA:2035:G:C2	3.08	0.42
1:EA:2425:A:C5'	1:EA:2427:C:O4'	2.68	0.42
1:EA:2556:C:H2'	1:EA:2557:G:O4'	2.20	0.42
1:EA:2854:G:H2'	1:EA:2855:C:C6	2.55	0.42
1:EA:64:A:H2'	1:EA:65:U:C6	2.55	0.42
1:EA:861:A:H2'	1:EA:862:G:O4'	2.20	0.42
5:EE:149:ILE:O	5:EE:188:MET:HA	2.20	0.42
6:EF:118:ALA:HB2	6:EF:176:PHE:CD1	2.54	0.42
6:EF:152:ASP:N	6:EF:152:ASP:OD1	2.53	0.42
7:EG:93:TYR:HA	7:EG:105:SER:O	2.20	0.42
7:EG:39:ALA:HA	7:EG:57:TYR:CE2	2.55	0.42
7:EG:23:ILE:HG12	7:EG:71:LEU:HD11	2.02	0.42
7:EG:9:VAL:O	7:EG:11:PRO:HD3	2.19	0.42
9:EI:74:PRO:HG2	9:EI:77:VAL:HG21	2.01	0.42
16:EP:91:VAL:HG23	16:EP:92:ARG:N	2.35	0.42
17:EQ:86:SER:HB2	18:ER:50:GLY:O	2.20	0.42
33:FA:1055:A:C6	33:FA:1206:G:C5	3.08	0.42
33:FA:1276:G:H2'	33:FA:1277:C:O4'	2.20	0.42
33:FA:1323:G:H2'	33:FA:1324:A:C8	2.54	0.42
33:FA:158:G:C2'	33:FA:159:G:H5'	2.48	0.42
33:FA:983:A:H2'	33:FA:983:A:N3	2.35	0.42
34:FB:91:VAL:HG12	34:FB:93:HIS:O	2.19	0.42
35:FC:47:LEU:HB3	35:FC:50:ALA:HB3	2.01	0.42
36:FD:4:TYR:O	36:FD:5:LEU:HB2	2.18	0.42
38:FF:38:ARG:CZ	38:FF:96:VAL:HG23	2.50	0.42

*Continued on next page...*

*Continued from previous page...*

Atom-1	Atom-2	Interatomic distance (Å)	Clash overlap (Å)
45:FM:11:ASP:HA	45:FM:45:ILE:HB	2.01	0.42
52:FT:44:LYS:HE2	52:FT:87:ALA:HA	2.02	0.42
1:GA:1078:U:O2	1:GA:1088:A:H2'	2.20	0.42
1:GA:1355:G:C2	1:GA:1356:G:C8	3.08	0.42
1:GA:1428:C:C5	1:GA:1569:A:H5''	2.55	0.42
1:GA:171:U:H2'	1:GA:172:A:H8	1.85	0.42
1:GA:2140:G:C8	1:GA:2152:G:N3	2.88	0.42
1:GA:242:G:H5''	30:G3:63:TYR:CE2	2.54	0.42
1:GA:199:A:C8	1:GA:2433:A:N6	2.88	0.42
1:GA:2760:C:C2'	1:GA:2761:A:H5'	2.50	0.42
1:GA:854:C:H2'	1:GA:855:G:H8	1.85	0.42
7:GG:104:LEU:H	7:GG:112:VAL:HG22	1.84	0.42
7:GG:14:VAL:HA	7:GG:26:LYS:O	2.19	0.42
7:GG:84:LYS:HG2	7:GG:85:LYS:N	2.35	0.42
9:GI:40:ALA:HB1	9:GI:68:PHE:CD2	2.54	0.42
1:GA:2355:G:H4'	23:GW:20:LEU:HD12	2.01	0.42
33:HA:1151:A:C2	33:HA:1152:A:C5	3.07	0.42
33:HA:1284:C:C5	33:HA:1285:A:C8	3.08	0.42
33:HA:142:G:H2'	33:HA:142:G:N3	2.34	0.42
33:HA:1496:C:H2'	33:HA:1497:G:O4'	2.19	0.42
33:HA:270:A:H2'	33:HA:271:C:C6	2.55	0.42
33:HA:35:G:H2'	33:HA:36:C:C6	2.54	0.42
33:HA:42:G:HO2'	33:HA:622:A:H2	1.65	0.42
33:HA:689:C:OP1	43:HK:46:THR:OG1	2.37	0.42
34:HB:18:GLN:HG2	34:HB:189:ASN:OD1	2.20	0.42
36:HD:106:GLY:HA3	36:HD:162:ALA:CB	2.50	0.42
36:HD:204:TYR:CD1	36:HD:204:TYR:N	2.86	0.42
33:HA:1343:G:H4'	41:HI:124:ARG:HB3	2.00	0.42
41:HI:30:ILE:CD1	41:HI:79:ILE:CD1	2.98	0.42
43:HK:100:LEU:HG	43:HK:105:PHE:CB	2.50	0.42
44:HL:36:ARG:HD3	44:HL:38:TYR:HE1	1.84	0.42
45:HM:2:ALA:N	45:HM:53:ILE:HD13	2.34	0.42
45:HM:60:VAL:CG2	45:HM:65:VAL:HG12	2.49	0.42
54:HV:193:TRP:CH2	54:HV:276:GLN:HB2	2.55	0.42
54:HV:632:ILE:HG23	54:HV:642:LEU:HD22	2.01	0.42
31:A4:22:VAL:HG12	31:A4:24:ARG:HG3	2.01	0.42
32:A5:125:ARG:CZ	32:A5:125:ARG:HA	2.50	0.42
1:AA:1021:A:N3	1:AA:1021:A:H3'	2.35	0.42
1:AA:1288:G:C5	1:AA:1327:A:C2	3.08	0.42
1:AA:173:A:C6	1:AA:174:U:C4	3.08	0.42
1:AA:1783:A:OP1	59:AA:3690:HOH:O	2.21	0.42

*Continued on next page...*

*Continued from previous page...*

Atom-1	Atom-2	Interatomic distance (Å)	Clash overlap (Å)
1:AA:1814:G:C6	1:AA:1815:A:C6	3.07	0.42
1:AA:1831:G:C4	1:AA:1975:G:N2	2.87	0.42
1:AA:2578:G:H2'	1:AA:2579:C:H6	1.83	0.42
1:AA:2888:C:H2'	1:AA:2889:C:H6	1.85	0.42
1:AA:362:A:C5	1:AA:363:G:C8	3.07	0.42
1:AA:854:C:H2'	1:AA:855:G:H8	1.84	0.42
2:AB:81:G:C6	2:AB:82:U:C4	3.07	0.42
3:AC:143:VAL:O	3:AC:151:GLY:HA2	2.19	0.42
6:AF:135:ILE:H	6:AF:140:ILE:HG12	1.85	0.42
9:AI:123:ALA:HA	9:AI:126:ARG:NH1	2.35	0.42
9:AI:60:VAL:HG22	9:AI:66:PHE:HB3	2.01	0.42
14:AN:75:ILE:O	14:AN:79:LEU:HD12	2.19	0.42
2:AB:59:A:H4'	15:AO:3:LYS:NZ	2.34	0.42
1:AA:2355:G:H4'	23:AW:20:LEU:HD12	2.01	0.42
33:BA:1151:A:C2	33:BA:1152:A:C5	3.08	0.42
33:BA:511:C:C2	33:BA:512:U:C6	3.07	0.42
33:BA:512:U:H2'	33:BA:513:C:C6	2.55	0.42
33:BA:664:G:H22	33:BA:741:G:H1	1.68	0.42
33:BA:71:A:N6	33:BA:100:G:N7	2.67	0.42
33:BA:72:A:C5	33:BA:73:C:C5	3.08	0.42
33:BA:844:G:N2	33:BA:845:A:N3	2.68	0.42
33:BA:859:G:H2'	33:BA:860:A:C8	2.54	0.42
34:BB:40:ILE:HG21	34:BB:201:GLY:HA2	2.01	0.42
35:BC:128:VAL:HG22	35:BC:129:MET:N	2.35	0.42
41:BI:28:ILE:HA	41:BI:63:LEU:CD2	2.50	0.42
48:BP:6:LEU:HD13	48:BP:71:VAL:CG2	2.50	0.42
1:CA:155:A:H2'	1:CA:156:A:C8	2.54	0.42
1:CA:1989:G:H2'	1:CA:1990:C:O4'	2.20	0.42
1:CA:2103:C:N4	1:CA:2184:A:H2	2.18	0.42
1:CA:2751:G:N3	1:CA:2751:G:H2'	2.34	0.42
1:CA:2760:C:H2'	1:CA:2761:A:H5'	2.02	0.42
1:CA:2869:G:H2'	1:CA:2870:C:O4'	2.20	0.42
1:CA:682:G:H5'	29:C2:26:ASN:ND2	2.35	0.42
4:CD:182:ALA:O	4:CD:184:ARG:N	2.53	0.42
5:CE:29:HIS:CD2	12:CL:8:PRO:N	2.88	0.42
1:CA:675:A:OP1	5:CE:58:LYS:HE2	2.20	0.42
7:CG:101:VAL:HG12	7:CG:115:GLN:HA	2.01	0.42
7:CG:168:VAL:O	7:CG:168:VAL:HG23	2.19	0.42
8:CH:37:VAL:HG23	8:CH:38:PRO:HD2	2.02	0.42
26:CZ:38:GLU:O	26:CZ:43:ILE:HG12	2.20	0.42
33:DA:1239:A:H62	33:DA:1299:A:H62	1.67	0.42

*Continued on next page...*

*Continued from previous page...*

Atom-1	Atom-2	Interatomic distance (Å)	Clash overlap (Å)
33:DA:1302:C:OP1	33:DA:1302:C:C5	2.73	0.42
33:DA:1451:U:C2'	33:DA:1452:C:OP1	2.67	0.42
33:DA:28:A:H2'	33:DA:29:U:O4'	2.19	0.42
33:DA:448:A:H3'	33:DA:449:G:H8	1.83	0.42
33:DA:688:G:N3	33:DA:704:A:C2	2.87	0.42
33:DA:575:G:C5	33:DA:881:G:C2	3.08	0.42
34:DB:89:PHE:HB3	34:DB:149:GLY:O	2.20	0.42
42:DJ:61:ALA:O	42:DJ:62:ARG:HB2	2.20	0.42
44:DL:90:LEU:HB3	44:DL:93:VAL:HG21	2.01	0.42
52:DT:85:LYS:O	52:DT:86:LEU:HB2	2.19	0.42
54:DV:298:ILE:HG22	54:DV:299:LEU:N	2.34	0.42
54:DV:75:MET:HE1	54:DV:202:PHE:HZ	1.85	0.42
32:E5:92:ALA:C	32:E5:130:PRO:HG3	2.39	0.42
1:EA:15:G:C6	1:EA:16:C:C4	3.08	0.42
1:EA:560:C:O2	17:EQ:47:ARG:NH1	2.52	0.42
1:EA:694:U:C2	1:EA:695:G:C8	3.08	0.42
1:EA:897:C:H2'	1:EA:898:C:C6	2.54	0.42
8:EH:15:LEU:N	8:EH:15:LEU:HD22	2.34	0.42
9:EI:18:ASN:N	9:EI:19:PRO:HD3	2.35	0.42
9:EI:91:LYS:HB2	9:EI:95:ASP:HB3	2.02	0.42
10:EJ:41:LYS:C	10:EJ:43:GLU:H	2.23	0.42
10:EJ:54:ILE:HD12	10:EJ:55:ILE:N	2.35	0.42
14:EN:8:ARG:CB	14:EN:10:LEU:HD22	2.50	0.42
16:EP:50:ARG:CG	16:EP:56:SER:HB3	2.50	0.42
18:ER:39:LEU:HB3	18:ER:49:ILE:HD13	2.02	0.42
36:FD:124:MET:HG3	36:FD:146:ARG:HG2	2.02	0.42
36:FD:107:PHE:CD2	36:FD:145:ILE:HG12	2.55	0.42
38:FF:6:ILE:HD11	38:FF:71:ILE:HD13	2.01	0.42
41:FI:6:TYR:CG	41:FI:89:GLU:HB3	2.55	0.42
42:FJ:35:GLN:HG3	42:FJ:36:VAL:N	2.34	0.42
52:FT:59:ASP:OD1	52:FT:76:LYS:NZ	2.51	0.42
43:FK:125:LYS:CB	53:FU:35:ARG:HG2	2.49	0.42
54:FV:227:ALA:HB1	54:FV:234:MET:HB3	2.02	0.42
1:GA:1430:G:H2'	1:GA:1431:A:O4'	2.20	0.42
1:GA:1770:G:C5	1:GA:1983:G:C6	3.07	0.42
1:GA:2086:U:H2'	1:GA:2087:G:C8	2.55	0.42
1:GA:1372:U:O2'	1:GA:2212:A:N3	2.44	0.42
1:GA:2233:U:H2'	1:GA:2234:G:C8	2.54	0.42
1:GA:2584:U:O4	59:GA:3699:HOH:O	2.22	0.42
1:GA:272:A:HO2'	1:GA:273:G:H8	1.68	0.42
1:GA:659:G:H4'	5:GE:95:LYS:HD3	2.02	0.42

*Continued on next page...*

*Continued from previous page...*

Atom-1	Atom-2	Interatomic distance (Å)	Clash overlap (Å)
1:GA:752:A:H62	1:GA:2609:U:H3	1.66	0.42
3:GC:129:LEU:O	3:GC:134:ILE:HD11	2.19	0.42
1:GA:1798:U:OP1	3:GC:257:ARG:HB2	2.20	0.42
3:GC:91:ALA:HB3	3:GC:103:ILE:CG2	2.50	0.42
4:GD:55:LYS:CE	4:GD:60:VAL:HA	2.50	0.42
2:GB:42:C:C5	6:GF:65:LEU:HD22	2.55	0.42
7:GG:22:VAL:HG12	7:GG:36:LEU:HD12	2.02	0.42
7:GG:23:ILE:HG22	7:GG:24:THR:N	2.35	0.42
9:GI:108:ILE:HG22	9:GI:108:ILE:O	2.20	0.42
9:GI:59:THR:O	9:GI:66:PHE:HB2	2.19	0.42
10:GJ:36:LEU:O	10:GJ:121:LYS:NZ	2.52	0.42
11:GK:38:ILE:HD11	11:GK:112:PHE:HZ	1.84	0.42
14:GN:100:CYS:SG	14:GN:110:MET:HB3	2.60	0.42
17:GQ:26:ALA:HA	17:GQ:30:VAL:HG23	2.02	0.42
19:GS:24:ILE:HG22	19:GS:71:VAL:HG21	2.02	0.42
26:GZ:23:LEU:CD1	26:GZ:50:VAL:HG11	2.50	0.42
33:HA:1216:A:H2'	33:HA:1217:C:H6	1.84	0.42
33:HA:1233:G:H2'	33:HA:1234:C:C6	2.54	0.42
33:HA:31:G:H5'	33:HA:306:A:C2	2.54	0.42
36:HD:182:PHE:HZ	36:HD:186:PRO:HD3	1.84	0.42
39:HG:50:LEU:CD1	39:HG:61:ALA:HB1	2.50	0.42
39:HG:4:ARG:O	39:HG:6:VAL:N	2.50	0.42
41:HI:20:PHE:CD2	41:HI:64:TYR:HD2	2.37	0.42
47:HO:46:HIS:C	47:HO:48:LYS:N	2.72	0.42
49:HQ:65:ARG:HG3	49:HQ:66:PRO:HD2	2.02	0.42
53:HU:49:LYS:C	53:HU:51:SER:N	2.73	0.42
54:HV:342:VAL:HG22	54:HV:378:ARG:HD2	2.01	0.42
54:HV:627:ASN:C	54:HV:629:GLY:H	2.23	0.42
32:A5:23:LEU:HG	32:A5:24:SER:N	2.34	0.42
32:A5:55:VAL:HG12	32:A5:57:ASN:HD21	1.85	0.42
1:AA:1166:G:H2'	1:AA:1167:C:C6	2.54	0.42
1:AA:1400:U:H2'	1:AA:1401:G:C8	2.55	0.42
1:AA:1495:A:C6	1:AA:1496:A:C6	3.08	0.42
1:AA:279:A:N7	1:AA:361:G:C2	2.87	0.42
1:AA:2794:C:H42	1:AA:2802:G:H1	1.66	0.42
1:AA:681:G:H2'	1:AA:682:G:O4'	2.20	0.42
2:AB:35:C:H2'	2:AB:36:C:O4'	2.20	0.42
3:AC:216:ARG:HB3	3:AC:217:PRO:HD2	2.01	0.42
6:AF:103:ILE:HG21	6:AF:173:ASP:HB3	2.01	0.42
6:AF:124:ARG:HA	6:AF:160:LYS:O	2.19	0.42
6:AF:24:VAL:O	6:AF:27:VAL:CG1	2.67	0.42

*Continued on next page...*

*Continued from previous page...*

Atom-1	Atom-2	Interatomic distance (Å)	Clash overlap (Å)
12:AL:95:LEU:HD11	12:AL:125:LEU:HD11	2.02	0.42
18:AR:89:HIS:NE2	18:AR:91:GLN:HB2	2.35	0.42
33:BA:1295:U:H2'	33:BA:1296:C:C6	2.55	0.42
33:BA:687:A:H2	33:BA:704:A:C5	2.38	0.42
33:BA:705:G:C5	33:BA:706:A:C8	3.07	0.42
33:BA:72:A:H2'	33:BA:73:C:H5'	2.02	0.42
34:BB:67:LEU:HD22	34:BB:69:VAL:HG13	2.01	0.42
34:BB:9:LEU:O	34:BB:9:LEU:HD23	2.20	0.42
35:BC:153:VAL:HG23	35:BC:157:LEU:HD21	2.01	0.42
35:BC:17:PRO:O	35:BC:18:TRP:CE3	2.73	0.42
36:BD:170:TRP:HA	36:BD:184:ARG:NE	2.35	0.42
37:BE:155:ALA:HB1	40:BH:66:PHE:CE1	2.55	0.42
33:BA:1347:G:C8	41:BI:109:ARG:HB3	2.54	0.42
43:BK:109:ASN:ND2	53:BU:7:ARG:HG2	2.35	0.42
33:BA:1302:C:O2	45:BM:17:ILE:CD1	2.68	0.42
46:BN:17:ALA:HA	46:BN:55:SER:O	2.19	0.42
33:BA:1223:C:P	51:BS:78:ARG:NH1	2.93	0.42
53:BU:25:LYS:HG2	53:BU:26:ALA:H	1.84	0.42
28:C1:22:THR:OG1	28:C1:23:THR:N	2.51	0.42
1:CA:1001:A:C8	1:CA:1002:G:C8	3.08	0.42
1:CA:1519:G:H2'	1:CA:1520:U:O4'	2.19	0.42
1:CA:1739:A:H2'	1:CA:1740:G:O4'	2.20	0.42
1:CA:1851:U:C4	1:CA:1852:U:C4	3.08	0.42
1:CA:191:A:H2'	1:CA:192:C:C6	2.54	0.42
1:CA:2075:U:C4	1:CA:2238:G:C6	3.08	0.42
1:CA:2304:G:H22	1:CA:2312:U:H3	1.67	0.42
1:CA:2432:A:N6	1:CA:2433:A:N6	2.67	0.42
1:CA:2544:G:H8	1:CA:2544:G:O5'	2.02	0.42
1:CA:2823:A:C5	1:CA:2824:C:C5	3.08	0.42
1:CA:323:C:C4	1:CA:333:G:C8	3.08	0.42
1:CA:404:A:H1'	1:CA:405:U:OP2	2.20	0.42
1:CA:744:U:C4	1:CA:745:G:C5	3.08	0.42
1:CA:692:C:C2	1:CA:771:G:C2	3.08	0.42
2:CB:61:G:C6	2:CB:62:C:C4	3.07	0.42
3:CC:216:ARG:HB3	3:CC:217:PRO:HD2	2.01	0.42
4:CD:120:GLY:HA2	4:CD:162:ALA:HA	2.00	0.42
4:CD:182:ALA:C	4:CD:184:ARG:N	2.73	0.42
7:CG:83:THR:HA	7:CG:84:LYS:CE	2.49	0.42
12:CL:29:LYS:HG2	12:CL:30:THR:HG23	2.01	0.42
15:CO:79:ALA:HA	15:CO:115:LEU:HD22	2.01	0.42
16:CP:59:THR:OG1	16:CP:72:VAL:HG12	2.19	0.42

*Continued on next page...*

*Continued from previous page...*

Atom-1	Atom-2	Interatomic distance (Å)	Clash overlap (Å)
19:CS:32:ALA:O	19:CS:36:LEU:HD12	2.20	0.42
20:CT:15:HIS:O	20:CT:17:SER:N	2.52	0.42
21:CU:95:PHE:N	21:CU:95:PHE:CD1	2.86	0.42
33:DA:1314:C:O2'	33:DA:1315:U:H5'	2.20	0.42
33:DA:165:G:H2'	33:DA:166:U:C6	2.55	0.42
33:DA:432:A:H2'	33:DA:433:G:O4'	2.20	0.42
35:DC:173:VAL:HG12	35:DC:175:LEU:HD13	2.01	0.42
36:DD:98:LEU:CD1	36:DD:130:VAL:HG11	2.50	0.42
38:DF:3:HIS:CD2	38:DF:94:HIS:HA	2.55	0.42
41:DI:57:MET:HE2	41:DI:57:MET:HB2	1.97	0.42
44:DL:54:ARG:HA	44:DL:64:THR:HA	2.01	0.42
47:DO:25:THR:HG21	47:DO:70:LEU:HG	2.01	0.42
54:DV:342:VAL:HG22	54:DV:378:ARG:HD2	2.01	0.42
32:E5:77:VAL:C	32:E5:79:PRO:HD2	2.40	0.42
1:EA:586:A:C2	1:EA:1254:A:C2	3.08	0.42
1:EA:1602:U:OP2	20:ET:64:LYS:HE3	2.20	0.42
1:EA:1796:U:H2'	1:EA:1797:G:C8	2.53	0.42
1:EA:2002:G:C6	1:EA:2003:A:N7	2.87	0.42
1:EA:2461:A:H1'	1:EA:2492:U:C2	2.54	0.42
1:EA:2637:U:H2'	1:EA:2638:G:H5'	2.01	0.42
1:EA:416:U:H2'	1:EA:417:C:C6	2.55	0.42
19:ES:13:SER:O	19:ES:14:ALA:HB2	2.19	0.42
25:EY:5:GLU:O	25:EY:8:GLU:HB2	2.20	0.42
33:FA:1008:U:H2'	33:FA:1009:U:O4'	2.20	0.42
33:FA:224:U:H2'	33:FA:225:C:C6	2.55	0.42
33:FA:789:U:O2	33:FA:791:G:C8	2.73	0.42
33:FA:875:U:O2'	40:FH:15:ARG:NH1	2.50	0.42
33:FA:91:U:H2'	33:FA:92:U:C6	2.55	0.42
34:FB:71:THR:HG22	34:FB:72:LYS:H	1.84	0.42
37:FE:80:THR:OG1	37:FE:81:LEU:N	2.52	0.42
39:FG:89:VAL:HG22	39:FG:90:GLU:N	2.35	0.42
53:FU:20:LYS:N	53:FU:20:LYS:HE2	2.35	0.42
54:FV:523:TYR:CE2	54:FV:525:LEU:HD11	2.55	0.42
1:GA:1084:A:N6	1:GA:1085:A:N1	2.67	0.42
1:GA:1097:U:C5	1:GA:1098:A:C8	3.08	0.42
1:GA:1381:G:H2'	1:GA:1382:G:H5'	2.01	0.42
1:GA:1654:A:O2'	4:GD:118:PHE:CB	2.68	0.42
1:GA:2741:A:H2'	1:GA:2742:G:O4'	2.20	0.42
1:GA:2773:C:H2'	1:GA:2774:C:H6	1.84	0.42
1:GA:364:C:H2'	1:GA:365:U:C6	2.54	0.42
1:GA:565:C:H2'	1:GA:566:U:O4'	2.20	0.42

*Continued on next page...*



*Continued from previous page...*

Atom-1	Atom-2	Interatomic distance (Å)	Clash overlap (Å)
1:GA:572:A:H5''	1:GA:573:U:OP2	2.20	0.42
4:GD:47:ALA:HA	4:GD:84:LEU:HG	2.01	0.42
6:GF:105:ILE:HD13	6:GF:138:PRO:HG2	2.02	0.42
6:GF:148:VAL:HG23	6:GF:149:ARG:H	1.85	0.42
6:GF:1:ALA:HB1	6:GF:97:GLU:HG3	2.02	0.42
7:GG:88:LEU:HD23	7:GG:88:LEU:N	2.34	0.42
9:GI:29:GLN:HE22	54:HV:652:VAL:CG2	2.32	0.42
11:GK:34:GLY:O	11:GK:36:GLY:N	2.53	0.42
12:GL:92:LEU:HD21	12:GL:124:GLY:HA3	2.01	0.42
1:GA:626:A:C2	12:GL:78:ARG:HD3	2.55	0.42
13:GM:108:VAL:HG13	13:GM:112:LEU:HB3	2.01	0.42
18:GR:64:VAL:O	18:GR:65:ALA:HB3	2.20	0.42
21:GU:100:GLU:O	21:GU:101:THR:HB	2.20	0.42
23:GW:49:ASN:HB3	23:GW:81:ILE:CD1	2.50	0.42
25:GY:51:ALA:O	25:GY:55:THR:N	2.49	0.42
33:HA:1035:A:C8	33:HA:1036:A:C8	3.07	0.42
33:HA:1057:G:O3'	35:HC:197:GLY:HA3	2.20	0.42
33:HA:1323:G:C6	33:HA:1324:A:N6	2.88	0.42
33:HA:1469:C:H2'	33:HA:1470:U:C5'	2.50	0.42
33:HA:858:G:C2'	33:HA:859:G:H5'	2.49	0.42
33:HA:858:G:O2'	33:HA:859:G:H5'	2.20	0.42
36:HD:87:GLY:HA2	36:HD:201:VAL:HG21	2.01	0.42
38:HF:98:GLU:HG3	38:HF:99:ALA:N	2.35	0.42
39:HG:46:ALA:O	39:HG:50:LEU:HB2	2.19	0.42
41:HI:129:LYS:CG	41:HI:130:ARG:H	2.31	0.42
54:HV:4:THR:HG21	54:HV:378:ARG:HG3	2.01	0.42
28:A1:10:LEU:HB2	28:A1:20:TYR:HB2	2.02	0.42
32:A5:15:VAL:HG12	32:A5:15:VAL:O	2.19	0.42
1:AA:160:A:C8	1:AA:167:A:C6	3.08	0.42
1:AA:1728:C:O2	1:AA:1731:G:C2	2.73	0.42
1:AA:1865:U:C5	1:AA:1875:G:C2	3.08	0.42
1:AA:2019:A:H4'	17:AQ:33:VAL:HG21	2.02	0.42
1:AA:2210:U:H4'	1:AA:2211:A:C5'	2.47	0.42
1:AA:2307:G:H4'	1:AA:2308:G:C5'	2.50	0.42
1:AA:2336:A:N6	23:AW:40:ARG:HB2	2.34	0.42
1:AA:2438:U:O2'	1:AA:2439:A:H5''	2.20	0.42
1:AA:277:G:O2'	1:AA:278:A:OP2	2.30	0.42
1:AA:464:U:H5'	29:A2:5:PHE:CD1	2.54	0.42
1:AA:613:A:O2'	1:AA:614:A:OP1	2.29	0.42
1:AA:724:U:H2'	1:AA:725:G:O4'	2.19	0.42
3:AC:16:VAL:HG23	3:AC:203:VAL:HG11	2.01	0.42

*Continued on next page...*

*Continued from previous page...*

Atom-1	Atom-2	Interatomic distance (Å)	Clash overlap (Å)
3:AC:20:ASN:OD1	3:AC:22:GLU:HG2	2.19	0.42
9:AI:93:ASN:HA	9:AI:135:MET:CE	2.50	0.42
10:AJ:110:PRO:HB2	10:AJ:111:LYS:HG3	2.01	0.42
10:AJ:35:ARG:HA	10:AJ:40:HIS:CE1	2.55	0.42
11:AK:107:LEU:O	11:AK:109:SER:N	2.45	0.42
13:AM:41:LEU:HD12	13:AM:96:ILE:HG21	2.02	0.42
15:AO:59:ALA:HA	15:AO:62:LEU:HD12	2.01	0.42
17:AQ:4:LYS:HD2	17:AQ:7:VAL:HG12	2.02	0.42
20:AT:10:VAL:HG21	20:AT:43:ILE:HA	2.01	0.42
20:AT:40:LYS:O	20:AT:44:LYS:N	2.49	0.42
23:AW:67:LYS:O	23:AW:68:PHE:HB2	2.19	0.42
23:AW:67:LYS:HG3	23:AW:69:GLU:HG3	2.00	0.42
33:BA:103:U:O4	59:BA:1870:HOH:O	2.21	0.42
33:BA:438:U:H4'	36:BD:120:HIS:ND1	2.35	0.42
33:BA:639:G:C2	33:BA:640:A:C8	3.07	0.42
33:BA:77:A:N7	33:BA:79:G:C4	2.88	0.42
33:BA:77:A:N7	33:BA:79:G:N3	2.68	0.42
34:BB:67:LEU:HB3	34:BB:160:LEU:HD12	2.01	0.42
35:BC:88:ARG:HB2	35:BC:101:ILE:CG2	2.50	0.42
36:BD:174:ASP:O	36:BD:175:ALA:HB2	2.19	0.42
41:BI:18:ARG:HE	41:BI:66:THR:HB	1.84	0.42
42:BJ:25:ILE:CG2	42:BJ:74:VAL:HG11	2.49	0.42
43:BK:52:PHE:CD1	43:BK:52:PHE:N	2.87	0.42
45:BM:45:ILE:N	45:BM:45:ILE:HD12	2.35	0.42
46:BN:42:TRP:O	46:BN:45:VAL:HG22	2.20	0.42
50:BR:35:GLU:HB2	53:BU:19:PHE:CE2	2.54	0.42
53:BU:44:GLU:HG2	53:BU:47:ARG:NH1	2.34	0.42
14:CN:33:ILE:HD11	27:C0:54:ILE:CD1	2.50	0.42
1:CA:1054:A:C4	1:CA:1055:G:C8	3.08	0.42
1:CA:1084:A:N3	1:CA:1105:U:O2'	2.47	0.42
1:CA:1594:U:H2'	1:CA:1595:C:C6	2.54	0.42
1:CA:2728:U:O2'	1:CA:2729:G:OP2	2.33	0.42
1:CA:2884:U:H4'	27:C0:49:ARG:NH2	2.35	0.42
1:CA:450:G:OP2	59:CA:3239:HOH:O	2.22	0.42
1:CA:871:U:H4'	13:CM:68:PHE:CE2	2.55	0.42
2:CB:116:G:H2'	2:CB:117:G:C8	2.55	0.42
1:CA:1654:A:O2'	4:CD:118:PHE:CB	2.68	0.42
4:CD:70:LYS:O	4:CD:71:ALA:HB3	2.20	0.42
5:CE:146:VAL:HG23	5:CE:167:VAL:HG13	2.02	0.42
6:CF:107:VAL:N	6:CF:108:PRO:CD	2.83	0.42
6:CF:64:PRO:HA	6:CF:88:VAL:CG2	2.49	0.42

*Continued on next page...*

*Continued from previous page...*

Atom-1	Atom-2	Interatomic distance (Å)	Clash overlap (Å)
10:CJ:74:TYR:HE1	10:CJ:103:ILE:HD11	1.84	0.42
11:CK:20:MET:CE	11:CK:44:LYS:HE3	2.50	0.42
21:CU:21:ARG:CZ	21:CU:72:PHE:CE2	3.02	0.42
33:DA:1306:A:C5	33:DA:1307:U:C5	3.08	0.42
33:DA:135:C:H2'	33:DA:136:C:H5'	2.01	0.42
33:DA:1492:A:H2'	33:DA:1493:A:C5'	2.50	0.42
34:DB:79:VAL:HA	34:DB:213:LEU:HD21	2.02	0.42
35:DC:70:THR:C	35:DC:106:VAL:HG22	2.40	0.42
36:DD:147:GLU:HA	36:DD:150:LYS:HD2	2.02	0.42
41:DI:55:VAL:HG13	41:DI:94:LEU:HD22	2.02	0.42
42:DJ:80:THR:HB	42:DJ:83:THR:H	1.84	0.42
54:DV:30:ILE:O	54:DV:34:THR:HG22	2.20	0.42
55:DW:2:DPP:HA	55:DW:6:5OH:O	2.20	0.42
1:EA:1199:U:H2'	1:EA:1200:C:C6	2.55	0.42
1:EA:320:A:OP1	5:EE:130:LYS:HE3	2.19	0.42
4:ED:193:VAL:HB	4:ED:194:PRO:HD2	2.02	0.42
6:EF:147:ARG:HG3	6:EF:149:ARG:H	1.85	0.42
10:EJ:88:THR:HG23	10:EJ:91:GLU:H	1.84	0.42
12:EL:19:LEU:HD23	12:EL:19:LEU:C	2.41	0.42
1:EA:994:C:H1'	18:ER:10:LYS:HE2	2.01	0.42
19:ES:4:ILE:HG13	19:ES:5:ALA:N	2.34	0.42
20:ET:54:GLU:HG3	20:ET:88:LYS:N	2.35	0.42
22:EV:80:HIS:HD2	22:EV:83:LYS:H	1.66	0.42
1:EA:2336:A:N6	23:EW:40:ARG:HG2	2.35	0.42
33:FA:1039:G:C5	33:FA:1040:U:C5	3.07	0.42
33:FA:263:A:OP2	52:FT:74:ARG:NH1	2.53	0.42
34:FB:140:LEU:HA	34:FB:143:LEU:HD23	2.02	0.42
39:FG:27:VAL:HG12	39:FG:43:VAL:HG21	2.02	0.42
46:FN:26:GLU:CG	46:FN:27:LEU:HD12	2.50	0.42
51:FS:44:MET:HA	51:FS:47:LEU:HD12	2.01	0.42
54:FV:354:LYS:HE2	54:FV:395:ASP:OD2	2.20	0.42
28:G1:7:LYS:HE3	30:G3:33:THR:CG2	2.49	0.42
30:G3:51:LYS:HA	30:G3:54:LEU:HD22	2.01	0.42
1:GA:1283:G:N2	1:GA:1329:U:O4	2.52	0.42
1:GA:1745:A:H2'	1:GA:1746:A:O4'	2.20	0.42
1:GA:1926:U:H2'	1:GA:1927:A:N7	2.34	0.42
1:GA:2276:G:OP2	13:GM:85:GLY:N	2.50	0.42
1:GA:2286:G:H5''	1:GA:2287:A:O4'	2.20	0.42
1:GA:564:C:C4	1:GA:565:C:C5	3.08	0.42
1:GA:65:U:H2'	1:GA:66:C:H6	1.85	0.42
1:GA:822:G:H2'	1:GA:823:C:H6	1.84	0.42

*Continued on next page...*

*Continued from previous page...*

Atom-1	Atom-2	Interatomic distance (Å)	Clash overlap (Å)
3:GC:123:ILE:O	3:GC:123:ILE:HG13	2.19	0.42
9:GI:85:ILE:N	9:GI:85:ILE:HD12	2.34	0.42
10:GJ:45:THR:O	10:GJ:45:THR:HG23	2.19	0.42
12:GL:96:LYS:HD3	12:GL:103:ILE:HA	2.00	0.42
14:GN:87:PHE:CE1	14:GN:116:VAL:HG12	2.55	0.42
17:GQ:57:ARG:NH1	17:GQ:61:ILE:HD11	2.35	0.42
17:GQ:60:TRP:O	17:GQ:63:ARG:HG3	2.19	0.42
19:GS:17:VAL:HG11	19:GS:103:ILE:HG12	2.02	0.42
33:HA:1171:A:H2'	33:HA:1172:C:C6	2.54	0.42
33:HA:1264:U:H2'	33:HA:1265:C:H6	1.85	0.42
33:HA:270:A:C5	33:HA:271:C:C4	3.07	0.42
34:HB:52:ALA:O	34:HB:56:LEU:HB2	2.20	0.42
40:HH:106:THR:HG22	40:HH:108:LYS:H	1.85	0.42
43:HK:125:LYS:HZ1	53:HU:36:GLU:H	1.68	0.42
46:HN:9:ARG:O	46:HN:13:ARG:HG3	2.19	0.42
54:HV:218:TRP:N	54:HV:218:TRP:CD1	2.86	0.42
54:HV:227:ALA:HB1	54:HV:234:MET:HB2	2.01	0.42
27:A0:38:LEU:HB2	27:A0:41:HIS:HB2	2.00	0.41
27:A0:3:GLN:OE1	27:A0:7:PRO:HD3	2.20	0.41
1:AA:1401:G:C6	1:AA:1402:U:C4	3.08	0.41
1:AA:1291:C:H4'	1:AA:1537:G:P	2.60	0.41
1:AA:170:U:H2'	1:AA:171:U:H6	1.85	0.41
1:AA:2313:C:N4	59:AA:3518:HOH:O	2.51	0.41
1:AA:830:G:C4	1:AA:2448:A:C5	3.09	0.41
1:AA:545:U:O5'	1:AA:545:U:H6	2.03	0.41
1:AA:704:G:N2	1:AA:726:G:C4	2.88	0.41
1:AA:799:G:N1	1:AA:800:A:N6	2.68	0.41
3:AC:14:HIS:O	3:AC:203:VAL:HG11	2.19	0.41
3:AC:175:LEU:CD1	3:AC:175:LEU:N	2.83	0.41
6:AF:101:ARG:O	6:AF:137:PHE:CE2	2.73	0.41
9:AI:80:LYS:HG3	9:AI:86:LYS:CG	2.50	0.41
10:AJ:88:THR:HG22	10:AJ:91:GLU:CG	2.50	0.41
11:AK:80:ASP:OD2	16:AP:61:ARG:NH1	2.53	0.41
16:AP:105:LYS:O	16:AP:108:ARG:HD3	2.20	0.41
16:AP:105:LYS:HA	16:AP:108:ARG:HD2	2.02	0.41
19:AS:54:ALA:HB1	19:AS:107:VAL:HG12	2.02	0.41
21:AU:12:VAL:HA	21:AU:69:VAL:HG12	2.02	0.41
23:AW:39:GLN:HG3	23:AW:42:THR:H	1.85	0.41
33:BA:1149:C:OP2	41:BI:11:ARG:NH1	2.53	0.41
33:BA:109:A:C4	33:BA:327:A:C2	3.08	0.41
33:BA:53:A:C2	33:BA:54:C:H1'	2.55	0.41

*Continued on next page...*

*Continued from previous page...*

Atom-1	Atom-2	Interatomic distance (Å)	Clash overlap (Å)
33:BA:619:U:H3	36:BD:131:ASN:HB3	1.85	0.41
33:BA:653:U:H5'	40:BH:56:LYS:HE2	2.01	0.41
33:BA:677:U:C4	33:BA:678:U:C5	3.08	0.41
37:BE:16:ILE:HD11	37:BE:38:VAL:HG21	2.01	0.41
40:BH:102:ALA:HB3	40:BH:113:ASP:HB3	2.02	0.41
43:BK:31:ILE:HB	43:BK:46:THR:HG22	2.02	0.41
43:BK:40:ASN:O	43:BK:41:ALA:O	2.38	0.41
33:BA:880:C:P	44:BL:5:ASN:HD22	2.43	0.41
44:BL:34:CYS:SG	44:BL:78:SER:HB2	2.60	0.41
1:CA:1060:U:H4'	1:CA:1061:U:C5'	2.50	0.41
1:CA:1062:G:C6	1:CA:1077:A:N1	2.88	0.41
1:CA:1867:G:C2'	1:CA:1868:C:H5'	2.49	0.41
1:CA:1268:A:C6	1:CA:2013:A:C8	3.07	0.41
1:CA:2136:G:H22	1:CA:2156:G:H5''	1.85	0.41
1:CA:2425:A:C5'	1:CA:2427:C:O4'	2.68	0.41
1:CA:2436:G:C2	1:CA:2437:G:C8	3.08	0.41
1:CA:2588:G:OP1	59:CA:3314:HOH:O	2.21	0.41
1:CA:558:U:O3'	10:CJ:111:LYS:HE3	2.20	0.41
1:CA:56:A:C6	1:CA:57:C:C4	3.07	0.41
1:CA:622:G:OP2	59:CA:3795:HOH:O	2.22	0.41
1:CA:685:A:C2	1:CA:689:A:C6	3.08	0.41
1:CA:722:A:H2'	1:CA:723:C:C6	2.55	0.41
1:CA:796:C:H2'	1:CA:797:G:C8	2.55	0.41
2:CB:64:G:H2'	2:CB:65:U:C6	2.54	0.41
2:CB:78:A:N6	2:CB:98:G:O2'	2.49	0.41
4:CD:78:GLY:C	4:CD:79:LEU:HD12	2.40	0.41
9:CI:71:LYS:HB3	9:CI:71:LYS:NZ	2.34	0.41
11:CK:64:ARG:HG2	11:CK:79:PHE:CE2	2.55	0.41
33:DA:1060:U:C4	35:DC:2:GLY:N	2.88	0.41
33:DA:429:U:H1'	33:DA:430:A:H5''	2.02	0.41
33:DA:434:U:H2'	33:DA:435:A:H8	1.85	0.41
33:DA:436:C:N3	33:DA:437:U:C5	2.88	0.41
33:DA:857:C:H2'	33:DA:858:G:O4'	2.20	0.41
36:DD:23:SER:HB2	36:DD:110:THR:HG22	2.02	0.41
36:DD:13:ARG:HG2	36:DD:35:GLU:H	1.85	0.41
36:DD:174:ASP:O	36:DD:175:ALA:CB	2.68	0.41
36:DD:48:LEU:CD2	36:DD:53:VAL:HG12	2.49	0.41
39:DG:70:ARG:CG	39:DG:96:ARG:HD3	2.50	0.41
41:DI:18:ARG:HG3	41:DI:66:THR:HB	2.02	0.41
47:DO:64:ARG:NH2	47:DO:88:ARG:HD3	2.35	0.41
54:DV:219:HIS:C	54:DV:221:ASN:N	2.73	0.41

*Continued on next page...*

*Continued from previous page...*

Atom-1	Atom-2	Interatomic distance (Å)	Clash overlap (Å)
28:E1:39:ASP:OD1	28:E1:41:VAL:HG22	2.19	0.41
32:E5:43:LYS:O	32:E5:47:GLU:HB2	2.20	0.41
1:EA:137:U:O2'	1:EA:138:U:P	2.77	0.41
1:EA:1639:C:C2'	1:EA:1640:A:H5'	2.50	0.41
1:EA:1935:G:H1'	1:EA:1964:G:N2	2.35	0.41
1:EA:2081:U:H2'	1:EA:2082:A:C8	2.55	0.41
1:EA:221:A:N1	1:EA:265:A:O2'	2.46	0.41
1:EA:2365:G:H4'	23:EW:59:PHE:CE1	2.55	0.41
1:EA:2393:U:H5''	12:EL:62:PRO:HB3	2.02	0.41
1:EA:2461:A:H2'	1:EA:2462:C:C6	2.55	0.41
1:EA:2507:C:C2	1:EA:2508:G:C8	3.08	0.41
1:EA:2591:C:OP1	3:EC:237:ARG:HG3	2.19	0.41
1:EA:2786:U:H4'	4:ED:66:GLY:O	2.20	0.41
1:EA:481:G:C2	1:EA:507:A:C4	3.08	0.41
1:EA:855:G:H21	23:EW:23:LYS:CG	2.33	0.41
7:EG:162:ARG:HD3	7:EG:166:GLU:HG2	2.01	0.41
10:EJ:44:TYR:CZ	17:EQ:59:LEU:HD11	2.54	0.41
10:EJ:81:ILE:HG12	10:EJ:82:GLY:N	2.35	0.41
11:EK:106:GLU:OE1	11:EK:106:GLU:N	2.53	0.41
15:EO:110:ALA:HB1	15:EO:115:LEU:HD23	2.02	0.41
1:EA:73:A:OP1	25:EY:47:ARG:HD2	2.20	0.41
33:FA:1088:G:H21	33:FA:1167:A:N6	2.18	0.41
33:FA:1246:A:H2'	33:FA:1247:U:O4'	2.20	0.41
33:FA:139:A:H2'	33:FA:140:U:H6	1.84	0.41
35:FC:123:GLN:O	35:FC:128:VAL:HG13	2.20	0.41
35:FC:70:THR:HG22	35:FC:72:ARG:H	1.84	0.41
37:FE:81:LEU:CD2	37:FE:123:VAL:HG12	2.50	0.41
40:FH:10:MET:HE1	40:FH:33:LYS:HA	2.02	0.41
42:FJ:10:LEU:HD11	42:FJ:25:ILE:HD12	2.01	0.41
44:FL:87:VAL:C	44:FL:89:ASP:H	2.23	0.41
49:FQ:59:VAL:CG2	49:FQ:75:LEU:HD13	2.49	0.41
33:FA:264:C:H4'	49:FQ:65:ARG:HD2	2.02	0.41
51:FS:40:ILE:HD11	51:FS:71:LEU:HD23	2.02	0.41
52:FT:22:ALA:O	52:FT:26:SER:N	2.49	0.41
1:GA:1473:G:H2'	1:GA:1474:U:O4'	2.20	0.41
1:GA:171:U:H2'	1:GA:172:A:C8	2.55	0.41
1:GA:2024:G:C4	1:GA:2040:G:N2	2.88	0.41
1:GA:2108:A:C4	1:GA:2182:U:O2	2.73	0.41
1:GA:2637:U:C2'	1:GA:2638:G:H5'	2.50	0.41
1:GA:2787:C:H2'	1:GA:2788:C:C6	2.55	0.41
1:GA:348:A:H2'	1:GA:349:U:O4'	2.20	0.41

*Continued on next page...*

*Continued from previous page...*

Atom-1	Atom-2	Interatomic distance (Å)	Clash overlap (Å)
1:GA:966:G:C6	1:GA:967:U:C4	3.08	0.41
1:GA:782:A:C2	3:GC:224:MET:SD	3.13	0.41
5:GE:149:ILE:HG23	5:GE:188:MET:HG3	2.02	0.41
7:GG:88:LEU:HD11	7:GG:95:ALA:HB2	2.02	0.41
9:GI:100:ILE:O	9:GI:140:GLU:HG2	2.20	0.41
11:GK:71:ARG:HG2	11:GK:105:ARG:HH21	1.84	0.41
13:GM:23:GLY:O	13:GM:101:VAL:HG12	2.20	0.41
17:GQ:94:LEU:C	17:GQ:96:ASP:H	2.22	0.41
19:GS:45:VAL:CG2	19:GS:46:LEU:N	2.83	0.41
20:GT:57:VAL:HG22	20:GT:58:VAL:N	2.35	0.41
21:GU:78:LYS:CG	21:GU:79:ALA:N	2.83	0.41
22:GV:62:THR:HG22	22:GV:71:LYS:HG2	2.02	0.41
24:GX:39:VAL:HG21	24:GX:42:GLU:HB2	2.01	0.41
33:HA:946:A:O2'	33:HA:1333:A:O2'	1.95	0.41
33:HA:938:A:C6	33:HA:939:G:C5	3.08	0.41
33:HA:981:U:H5	33:HA:982:U:HO2'	1.63	0.41
36:HD:105:MET:HG2	36:HD:171:LEU:HD13	2.01	0.41
36:HD:85:ASN:HA	37:HE:102:GLY:HA2	2.02	0.41
40:HH:80:ARG:HH21	40:HH:83:LEU:CB	2.33	0.41
43:HK:55:SER:HA	43:HK:57:LYS:NZ	2.34	0.41
46:HN:26:GLU:HG3	46:HN:27:LEU:HD12	2.02	0.41
51:HS:15:LEU:HD13	51:HS:33:THR:HG21	2.02	0.41
51:HS:41:PHE:HB3	51:HS:42:PRO:HD2	2.02	0.41
52:HT:28:MET:O	52:HT:32:ILE:HG13	2.20	0.41
53:HU:14:VAL:CG2	53:HU:16:LEU:HG	2.50	0.41
54:HV:20:ASP:O	54:HV:21:ALA:HB3	2.20	0.41
54:HV:4:THR:HG22	54:HV:378:ARG:HG3	2.02	0.41
28:A1:36:LYS:HG3	28:A1:47:ILE:CD1	2.48	0.41
1:AA:1716:U:H2'	1:AA:1717:A:C8	2.55	0.41
1:AA:1739:A:H2'	1:AA:1740:G:O4'	2.19	0.41
1:AA:2093:G:O2'	1:AA:2094:A:H5'	2.20	0.41
1:AA:2097:A:C6	1:AA:2098:U:C4	3.08	0.41
1:AA:215:G:C4'	1:AA:216:A:H4'	2.50	0.41
1:AA:2292:U:H2'	1:AA:2293:G:C8	2.55	0.41
1:AA:2313:C:O4'	6:AF:36:ASN:ND2	2.53	0.41
1:AA:240:C:O2'	1:AA:257:C:N4	2.47	0.41
1:AA:2803:G:H2'	1:AA:2804:U:C6	2.55	0.41
1:AA:582:A:H2'	1:AA:583:G:C8	2.56	0.41
6:AF:11:VAL:N	6:AF:13:LYS:HB3	2.35	0.41
9:AI:102:ARG:HG2	9:AI:141:ASP:HA	2.02	0.41
1:AA:2641:G:H5''	10:AJ:78:THR:HG22	2.01	0.41

*Continued on next page...*

*Continued from previous page...*

Atom-1	Atom-2	Interatomic distance (Å)	Clash overlap (Å)
14:AN:34:ILE:HG12	14:AN:113:ILE:HG23	2.01	0.41
14:AN:20:MET:HE1	14:AN:40:LYS:CE	2.50	0.41
15:AO:7:ARG:HD2	15:AO:97:PHE:CZ	2.55	0.41
16:AP:3:ILE:O	16:AP:7:LEU:HD23	2.20	0.41
16:AP:94:ALA:C	16:AP:95:LYS:HD2	2.39	0.41
18:AR:49:ILE:HG22	18:AR:54:VAL:HG12	2.02	0.41
19:AS:48:LYS:O	19:AS:51:LEU:N	2.53	0.41
23:AW:76:ARG:HH21	23:AW:76:ARG:HG2	1.85	0.41
33:BA:115:G:C2	33:BA:289:G:C5	3.08	0.41
33:BA:158:G:H2'	33:BA:159:G:C5'	2.49	0.41
33:BA:685:G:C2	33:BA:686:U:N3	2.89	0.41
37:BE:15:LEU:HD22	37:BE:60:ILE:CG2	2.51	0.41
38:BF:9:MET:O	38:BF:85:ILE:HG12	2.21	0.41
41:BI:119:ARG:O	41:BI:119:ARG:HG2	2.18	0.41
44:BL:24:LEU:HG	44:BL:25:GLU:N	2.32	0.41
45:BM:16:VAL:O	45:BM:20:THR:HG23	2.20	0.41
47:BO:42:HIS:CE1	47:BO:46:HIS:CD2	3.09	0.41
50:BR:51:TYR:O	50:BR:55:LEU:HD13	2.19	0.41
54:BV:322:PHE:O	54:BV:335:PHE:HB2	2.20	0.41
1:CA:1177:G:H2'	1:CA:1178:C:O4'	2.20	0.41
1:CA:1239:G:H2'	1:CA:1240:U:O4'	2.19	0.41
1:CA:1310:G:C2'	1:CA:1311:G:H5'	2.50	0.41
1:CA:1359:A:C8	1:CA:1373:A:C2	3.08	0.41
1:CA:1674:G:N2	1:CA:1677:A:N1	2.67	0.41
1:CA:1845:G:OP1	3:CC:255:LYS:NZ	2.49	0.41
1:CA:2393:U:H5'	12:CL:60:ARG:O	2.19	0.41
1:CA:2838:G:C6	1:CA:2839:G:C5	3.08	0.41
1:CA:714:U:H5'	1:CA:715:A:OP2	2.20	0.41
1:CA:878:A:C6	1:CA:900:A:C8	3.08	0.41
1:CA:992:C:H4'	18:CR:74:ILE:CD1	2.50	0.41
2:CB:29:A:H2'	2:CB:30:C:C6	2.55	0.41
3:CC:255:LYS:O	3:CC:256:THR:OG1	2.28	0.41
4:CD:174:SER:O	4:CD:175:LEU:HB2	2.20	0.41
1:CA:2531:A:OP2	7:CG:174:LYS:HG2	2.20	0.41
13:CM:13:HIS:O	13:CM:14:LYS:CB	2.68	0.41
13:CM:53:MET:HE3	13:CM:63:ILE:HD13	2.02	0.41
1:CA:1453:A:C8	14:CN:73:ASN:HB3	2.55	0.41
18:CR:39:LEU:O	18:CR:49:ILE:HG23	2.21	0.41
20:CT:30:ILE:HG13	20:CT:85:VAL:HB	2.02	0.41
20:CT:54:GLU:HG3	20:CT:88:LYS:N	2.35	0.41
21:CU:52:ASN:C	21:CU:54:PRO:HD2	2.40	0.41

*Continued on next page...*



*Continued from previous page...*

Atom-1	Atom-2	Interatomic distance (Å)	Clash overlap (Å)
23:CW:23:LYS:HG3	23:CW:24:ARG:N	2.34	0.41
24:CX:32:LEU:O	24:CX:33:HIS:CG	2.73	0.41
33:DA:460:A:H61	33:DA:471:U:H3	1.68	0.41
42:DJ:102:LEU:HD13	42:DJ:102:LEU:H	1.85	0.41
42:DJ:14:ASP:HB3	42:DJ:17:LEU:HB3	2.02	0.41
44:DL:82:ILE:HG23	44:DL:95:TYR:HB3	2.02	0.41
46:DN:73:PHE:CZ	46:DN:78:GLY:HA2	2.54	0.41
49:DQ:59:VAL:CG2	49:DQ:75:LEU:CD1	2.98	0.41
1:EA:1780:A:OP1	59:EA:3687:HOH:O	2.22	0.41
1:EA:1866:A:C6	1:EA:1876:A:N7	2.88	0.41
1:EA:2682:A:C8	4:ED:11:MET:CG	3.03	0.41
1:EA:2747:G:H2'	1:EA:2748:A:C8	2.55	0.41
2:EB:20:G:C6	2:EB:21:G:C5	3.08	0.41
8:EH:31:VAL:HB	8:EH:32:PRO:CD	2.50	0.41
10:EJ:25:LEU:HB2	10:EJ:62:VAL:CG2	2.50	0.41
11:EK:16:ALA:O	11:EK:17:ARG:HB2	2.20	0.41
20:ET:61:LEU:C	20:ET:61:LEU:HD12	2.40	0.41
23:EW:10:ARG:O	23:EW:11:ASN:HB2	2.19	0.41
23:EW:23:LYS:HG3	23:EW:24:ARG:N	2.35	0.41
33:FA:1079:G:C2	33:FA:1080:A:C2	3.08	0.41
33:FA:1102:A:H2'	33:FA:1103:C:C6	2.55	0.41
33:FA:129:A:H1'	33:FA:130:A:C8	2.55	0.41
33:FA:1363:A:C8	33:FA:1365:G:C5	3.08	0.41
33:FA:38:G:C2	33:FA:397:A:C2	3.09	0.41
33:FA:436:C:C2	33:FA:437:U:C5	3.07	0.41
33:FA:778:G:C6	33:FA:779:C:N3	2.88	0.41
39:FG:140:ASP:O	39:FG:143:ARG:HB3	2.20	0.41
42:FJ:57:VAL:O	42:FJ:58:ASN:HB2	2.20	0.41
44:FL:27:CYS:HB2	44:FL:28:PRO:CD	2.49	0.41
46:FN:28:LYS:HG3	46:FN:29:ALA:N	2.35	0.41
48:FP:46:LYS:HB2	48:FP:47:GLU:H	1.74	0.41
52:FT:62:ALA:CA	52:FT:67:ILE:HG22	2.50	0.41
31:G4:16:ILE:HA	31:G4:24:ARG:O	2.19	0.41
1:GA:1095:A:C4	54:HV:632:ILE:HG12	2.54	0.41
1:GA:11:C:C2'	1:GA:12:U:H5'	2.50	0.41
1:GA:126:A:C6	1:GA:127:A:N1	2.88	0.41
1:GA:1843:C:H2'	1:GA:1844:C:C6	2.54	0.41
1:GA:2140:G:H5''	1:GA:2141:G:OP2	2.21	0.41
1:GA:2305:U:O3'	6:GF:132:ARG:NH1	2.53	0.41
1:GA:595:C:H2'	1:GA:596:U:C6	2.55	0.41
1:GA:901:C:O2'	1:GA:902:C:O5'	2.34	0.41

*Continued on next page...*

*Continued from previous page...*

Atom-1	Atom-2	Interatomic distance (Å)	Clash overlap (Å)
4:GD:37:VAL:HG23	4:GD:91:THR:HB	2.02	0.41
6:GF:106:ALA:HB2	6:GF:137:PHE:CD1	2.55	0.41
6:GF:134:GLN:CG	6:GF:135:ILE:N	2.83	0.41
6:GF:3:LEU:HD13	6:GF:6:TYR:CG	2.55	0.41
8:GH:21:VAL:HG22	8:GH:22:LYS:H	1.85	0.41
1:GA:1059:G:N2	9:GI:127:SER:HA	2.35	0.41
9:GI:48:ILE:HG13	9:GI:49:GLU:H	1.85	0.41
10:GJ:25:LEU:HB2	10:GJ:62:VAL:CG2	2.49	0.41
59:GA:3350:HOH:O	12:GL:53:GLY:N	2.35	0.41
19:GS:59:GLU:HA	19:GS:64:ALA:CB	2.50	0.41
33:HA:1102:A:H2'	33:HA:1103:C:C6	2.55	0.41
33:HA:264:C:H4'	49:HQ:65:ARG:HD2	2.02	0.41
33:HA:414:A:H2'	33:HA:415:A:O4'	2.20	0.41
34:HB:119:GLN:NE2	34:HB:136:ARG:NH2	2.69	0.41
34:HB:199:ILE:O	34:HB:199:ILE:HG13	2.20	0.41
38:HF:81:ASN:OD1	38:HF:83:ALA:N	2.49	0.41
42:HJ:92:LEU:O	42:HJ:93:ALA:CB	2.68	0.41
49:HQ:14:SER:HB3	49:HQ:22:VAL:CG2	2.50	0.41
32:A5:60:LEU:HD23	32:A5:64:VAL:HG21	2.01	0.41
32:A5:67:THR:CG2	32:A5:72:LEU:HA	2.50	0.41
1:AA:1265:A:O4'	1:AA:1267:U:C6	2.73	0.41
1:AA:1713:A:H61	1:AA:1745:A:H61	1.67	0.41
1:AA:498:G:C5	1:AA:499:U:C5	3.08	0.41
1:AA:666:A:H2'	1:AA:667:U:H6	1.85	0.41
1:AA:934:U:H2'	1:AA:935:C:H6	1.85	0.41
1:AA:983:A:N6	1:AA:984:A:C2	2.88	0.41
4:AD:68:PHE:C	4:AD:73:VAL:HG12	2.41	0.41
5:AE:126:VAL:HG23	5:AE:137:LYS:HD2	2.01	0.41
6:AF:37:MET:HE2	6:AF:151:LEU:HB3	2.03	0.41
7:AG:85:LYS:HG2	7:AG:131:VAL:HG12	2.02	0.41
7:AG:23:ILE:HG21	7:AG:71:LEU:CD1	2.50	0.41
9:AI:123:ALA:HB2	9:AI:126:ARG:NH2	2.36	0.41
9:AI:52:LEU:HB3	9:AI:53:PRO:HD2	2.02	0.41
16:AP:1:SER:H2	16:AP:4:ILE:HG13	1.85	0.41
16:AP:52:ARG:CG	16:AP:52:ARG:NH1	2.82	0.41
16:AP:23:ASP:OD1	16:AP:88:ARG:HA	2.20	0.41
17:AQ:97:ILE:HD11	17:AQ:105:PHE:HA	2.03	0.41
19:AS:18:ARG:CG	19:AS:76:VAL:HG13	2.50	0.41
33:BA:1151:A:C4	33:BA:1152:A:N7	2.89	0.41
33:BA:453:G:C5	33:BA:454:G:N7	2.88	0.41
33:BA:751:U:H1'	47:BO:23:GLY:O	2.20	0.41

*Continued on next page...*

*Continued from previous page...*

Atom-1	Atom-2	Interatomic distance (Å)	Clash overlap (Å)
33:BA:792:A:C2	33:BA:794:A:C2	3.09	0.41
34:BB:70:GLY:HA2	34:BB:163:ILE:CG2	2.50	0.41
34:BB:74:ALA:O	34:BB:75:ALA:HB2	2.19	0.41
36:BD:139:PRO:HA	36:BD:182:PHE:HD2	1.85	0.41
36:BD:72:PHE:CZ	36:BD:200:ILE:HD11	2.55	0.41
37:BE:74:VAL:HG13	37:BE:144:LEU:HB3	2.00	0.41
38:BF:38:ARG:HG2	38:BF:39:LEU:H	1.84	0.41
38:BF:10:VAL:N	38:BF:58:HIS:O	2.53	0.41
39:BG:103:TRP:CH2	39:BG:141:VAL:HG21	2.56	0.41
46:BN:31:ILE:CD1	46:BN:31:ILE:N	2.82	0.41
47:BO:45:GLU:HG3	47:BO:46:HIS:N	2.35	0.41
50:BR:22:ASP:OD1	50:BR:24:LYS:HE3	2.21	0.41
1:CA:643:A:C8	28:C1:43:ARG:HD3	2.55	0.41
28:C1:6:GLU:OE1	28:C1:52:LYS:NZ	2.52	0.41
31:C4:3:VAL:O	31:C4:4:ARG:O	2.38	0.41
1:CA:1392:A:N6	1:CA:1393:A:N6	2.68	0.41
1:CA:1622:G:C2	1:CA:1623:G:C8	3.08	0.41
1:CA:1726:C:N4	1:CA:1735:A:H2	2.18	0.41
1:CA:2052:A:C2	1:CA:2053:G:C8	3.08	0.41
1:CA:215:G:H4'	1:CA:216:A:H4'	2.02	0.41
1:CA:2517:C:C6	1:CA:2542:A:N7	2.88	0.41
1:CA:2685:G:OP1	11:CK:78:ARG:NH2	2.53	0.41
1:CA:42:A:C2'	1:CA:43:G:C5'	2.98	0.41
3:CC:16:VAL:N	3:CC:203:VAL:CG1	2.83	0.41
4:CD:172:VAL:CG2	4:CD:194:PRO:HD3	2.51	0.41
14:CN:38:LEU:HB3	14:CN:39:PRO:HD3	2.01	0.41
17:CQ:87:VAL:O	17:CQ:88:GLU:HB3	2.19	0.41
1:CA:855:G:C2	23:CW:23:LYS:HD2	2.56	0.41
33:DA:1313:U:H2'	33:DA:1314:C:C6	2.55	0.41
33:DA:1366:C:H2'	33:DA:1367:C:C6	2.54	0.41
33:DA:1428:A:H2'	33:DA:1429:A:O4'	2.20	0.41
33:DA:376:G:C2	33:DA:377:G:N7	2.88	0.41
33:DA:497:G:H2'	33:DA:498:A:C8	2.55	0.41
34:DB:182:VAL:N	34:DB:196:ASP:OD2	2.53	0.41
34:DB:83:ALA:HA	34:DB:88:GLN:NE2	2.35	0.41
36:DD:161:LEU:HD13	36:DD:161:LEU:N	2.36	0.41
39:DG:53:ARG:HG3	1:GA:2096:C:O2'	2.20	0.41
44:DL:43:LYS:HG2	44:DL:44:LYS:N	2.34	0.41
32:E5:39:THR:HA	32:E5:42:ARG:HD2	2.02	0.41
32:E5:78:GLY:N	32:E5:79:PRO:HD2	2.35	0.41
1:EA:1054:A:C2	1:EA:1055:G:C4	3.08	0.41

*Continued on next page...*

*Continued from previous page...*

Atom-1	Atom-2	Interatomic distance (Å)	Clash overlap (Å)
1:EA:1447:C:O2'	1:EA:1544:A:N3	2.46	0.41
1:EA:2187:U:H3'	1:EA:2188:U:C5	2.55	0.41
1:EA:2197:U:C5	1:EA:2224:G:C6	3.08	0.41
1:EA:2687:U:H2'	1:EA:2688:G:O4'	2.20	0.41
1:EA:559:G:OP1	10:EJ:111:LYS:HD3	2.20	0.41
1:EA:879:G:C2	1:EA:880:G:C5	3.07	0.41
4:ED:89:GLU:HG2	4:ED:94:GLN:CD	2.40	0.41
12:EL:61:LEU:HD13	12:EL:61:LEU:N	2.35	0.41
14:EN:95:THR:CG2	14:EN:113:ILE:HG13	2.50	0.41
15:EO:53:THR:HB	15:EO:65:THR:HB	2.02	0.41
18:ER:28:ALA:O	18:ER:63:VAL:HG21	2.19	0.41
19:ES:29:VAL:O	19:ES:33:LEU:HD22	2.21	0.41
19:ES:82:MET:HB2	19:ES:98:LYS:HB2	2.02	0.41
33:FA:126:G:C2'	33:FA:127:G:O5'	2.69	0.41
33:FA:232:G:H1'	33:FA:262:A:N1	2.36	0.41
33:FA:454:G:C2'	33:FA:455:G:H5'	2.50	0.41
33:FA:836:G:C6	33:FA:851:G:C5	3.08	0.41
33:FA:959:A:C2	33:FA:1222:G:O4'	2.73	0.41
41:FI:63:LEU:N	41:FI:63:LEU:CD2	2.83	0.41
46:FN:43:ASN:O	46:FN:45:VAL:N	2.53	0.41
51:FS:12:ASP:HB3	51:FS:14:HIS:CE1	2.55	0.41
54:FV:330:VAL:CG2	54:FV:333:LEU:HD21	2.50	0.41
54:FV:36:VAL:HG12	54:FV:37:ASN:H	1.85	0.41
1:EA:1913:A:H1'	55:FW:4:SER:CA	2.50	0.41
27:G0:24:VAL:C	27:G0:26:SER:H	2.21	0.41
31:G4:31:PRO:C	31:G4:33:HIS:H	2.23	0.41
1:GA:1458:U:H5'	1:GA:1459:G:N3	2.35	0.41
1:GA:1703:G:HO2'	33:HA:1428:A:HO2'	1.68	0.41
1:GA:2024:G:H2'	1:GA:2025:C:O4'	2.20	0.41
1:GA:966:G:H4'	1:GA:2272:U:O2	2.19	0.41
1:GA:2419:U:H2'	1:GA:2420:C:C6	2.55	0.41
1:GA:2728:U:O2'	1:GA:2729:G:H8	2.03	0.41
1:GA:2799:A:C6	1:GA:2801:G:C5	3.09	0.41
1:GA:36:G:C5	1:GA:37:C:C5	3.09	0.41
1:GA:524:G:C6	1:GA:525:U:C4	3.08	0.41
1:GA:560:C:N4	1:GA:561:G:C6	2.88	0.41
1:GA:806:C:N3	1:GA:807:U:C5	2.88	0.41
3:GC:204:LEU:HG	3:GC:209:ALA:HB1	2.02	0.41
7:GG:163:TYR:O	7:GG:164:ALA:HB3	2.20	0.41
15:GO:36:TYR:N	15:GO:36:TYR:CD1	2.88	0.41
17:GQ:86:SER:O	17:GQ:87:VAL:C	2.57	0.41

*Continued on next page...*

*Continued from previous page...*

Atom-1	Atom-2	Interatomic distance (Å)	Clash overlap (Å)
20:GT:14:PRO:HB2	20:GT:16:VAL:HG23	2.02	0.41
20:GT:54:GLU:HG3	20:GT:88:LYS:CB	2.50	0.41
21:GU:70:ALA:HB3	21:GU:79:ALA:HB1	2.03	0.41
22:GV:76:ASP:OD1	22:GV:77:VAL:N	2.53	0.41
23:GW:23:LYS:HE2	23:GW:24:ARG:CA	2.51	0.41
1:GA:2364:C:H4'	23:GW:55:ASP:OD1	2.20	0.41
33:HA:1157:A:C6	33:HA:1180:A:C6	3.08	0.41
33:HA:570:G:H1'	33:HA:820:U:C4	2.55	0.41
33:HA:807:A:C5	33:HA:808:C:C4	3.08	0.41
40:HH:10:MET:HE1	40:HH:33:LYS:HA	2.00	0.41
42:HJ:8:ILE:CD1	42:HJ:76:ILE:HD11	2.49	0.41
45:HM:14:HIS:HB2	45:HM:17:ILE:HD12	2.01	0.41
50:HR:32:TYR:HE2	50:HR:47:THR:HG21	1.85	0.41
54:HV:320:LEU:HD23	54:HV:321:ALA:N	2.35	0.41
1:AA:1526:C:H2'	1:AA:1527:G:O4'	2.20	0.41
1:AA:1715:G:N2	1:AA:1744:A:OP2	2.45	0.41
1:AA:42:A:C2'	1:AA:43:G:H5''	2.50	0.41
1:AA:910:A:C6	1:AA:911:A:C6	3.08	0.41
3:AC:172:THR:HG22	3:AC:182:LYS:HG2	2.02	0.41
4:AD:21:SER:H	11:AK:73:ASP:H	1.67	0.41
4:AD:70:LYS:O	4:AD:71:ALA:CB	2.68	0.41
6:AF:103:ILE:HD13	6:AF:173:ASP:HB2	2.03	0.41
6:AF:62:GLN:HB2	6:AF:88:VAL:HG13	2.03	0.41
1:AA:2531:A:OP1	7:AG:174:LYS:HE3	2.21	0.41
9:AI:24:GLY:O	9:AI:27:LEU:HG	2.20	0.41
10:AJ:12:LYS:O	10:AJ:13:ARG:CB	2.68	0.41
10:AJ:36:LEU:HD11	10:AJ:54:ILE:HG22	2.02	0.41
12:AL:51:GLU:OE1	12:AL:57:LEU:N	2.47	0.41
1:AA:2294:G:H5''	15:AO:10:ARG:HD3	2.01	0.41
18:AR:24:LYS:HA	18:AR:94:THR:HG23	2.02	0.41
24:AX:37:PHE:CE2	24:AX:58:ILE:HG21	2.55	0.41
33:BA:704:A:C6	33:BA:705:G:C5	3.08	0.41
33:BA:575:G:C4	33:BA:881:G:C2	3.08	0.41
35:BC:140:ASN:HA	35:BC:143:ARG:CB	2.50	0.41
37:BE:80:THR:HG23	37:BE:81:LEU:O	2.21	0.41
52:BT:34:LYS:O	52:BT:37:ALA:HB3	2.21	0.41
1:CA:2286:G:P	28:C1:29:LYS:CE	3.08	0.41
1:CA:1234:U:H2'	1:CA:1235:G:O4'	2.20	0.41
1:CA:1770:G:C6	1:CA:1983:G:C6	3.08	0.41
1:CA:1813:G:H1'	3:CC:49:THR:CG2	2.47	0.41
1:CA:2799:A:C6	1:CA:2801:G:C5	3.09	0.41

*Continued on next page...*

*Continued from previous page...*

Atom-1	Atom-2	Interatomic distance (Å)	Clash overlap (Å)
1:CA:510:C:H2'	1:CA:511:U:O4'	2.21	0.41
1:CA:26:G:H1'	1:CA:514:A:N6	2.36	0.41
3:CC:255:LYS:C	3:CC:257:ARG:H	2.23	0.41
7:CG:162:ARG:CZ	7:CG:168:VAL:HG21	2.50	0.41
10:CJ:111:LYS:HA	59:CJ:202:HOH:O	2.19	0.41
10:CJ:72:LYS:HD2	10:CJ:74:TYR:CE2	2.56	0.41
11:CK:16:ALA:HB2	11:CK:86:LEU:HD11	2.02	0.41
11:CK:20:MET:HG3	11:CK:21:CYS:N	2.34	0.41
13:CM:31:PHE:CE2	13:CM:110:GLU:HA	2.55	0.41
17:CQ:65:ASN:OD1	17:CQ:69:ARG:NH2	2.54	0.41
33:DA:134:G:H2'	33:DA:135:C:O4'	2.20	0.41
33:DA:1480:A:H2'	33:DA:1481:U:O4'	2.19	0.41
33:DA:207:C:H2'	33:DA:208:U:C6	2.55	0.41
33:DA:820:U:H4'	33:DA:821:G:OP2	2.21	0.41
33:DA:926:G:C6	33:DA:1505:G:C6	3.09	0.41
39:DG:106:GLU:O	39:DG:110:LYS:HG2	2.20	0.41
40:DH:89:LYS:HG3	40:DH:90:ASP:N	2.34	0.41
43:DK:50:SER:HA	43:DK:69:ARG:NH1	2.34	0.41
46:DN:20:TYR:N	46:DN:20:TYR:CD1	2.89	0.41
1:EA:1061:U:H3'	1:EA:1062:G:C5'	2.50	0.41
1:EA:1250:G:N7	12:EL:18:ARG:NH1	2.51	0.41
1:EA:2394:C:H5''	12:EL:63:LYS:HE2	2.02	0.41
1:EA:544:C:N4	1:EA:548:G:OP1	2.52	0.41
1:EA:2599:G:N7	3:EC:234:GLY:O	2.53	0.41
9:EI:87:SER:OG	9:EI:88:GLY:N	2.53	0.41
18:ER:66:HIS:CG	18:ER:94:THR:HG22	2.56	0.41
23:EW:50:VAL:HB	23:EW:61:LYS:CD	2.51	0.41
33:FA:1138:G:H2'	33:FA:1140:C:H6	1.84	0.41
33:FA:439:U:H2'	33:FA:440:C:H5'	2.02	0.41
33:FA:678:U:O2	33:FA:713:G:N2	2.53	0.41
35:FC:127:ARG:O	35:FC:127:ARG:HG3	2.20	0.41
49:FQ:46:VAL:HG12	49:FQ:47:HIS:N	2.35	0.41
54:FV:536:PHE:CE1	54:FV:578:LEU:HD23	2.56	0.41
1:GA:1256:G:C2'	5:GE:77:ILE:HD11	2.50	0.41
1:GA:1983:G:O2'	1:GA:1984:G:H5'	2.21	0.41
1:GA:2024:G:OP2	1:GA:2034:U:H4'	2.21	0.41
1:GA:528:A:H2	1:GA:2043:C:C5'	2.33	0.41
1:GA:2386:A:H4'	23:GW:54:ARG:O	2.20	0.41
1:GA:2869:G:C2	1:GA:2870:C:C2	3.08	0.41
1:GA:56:A:C6	1:GA:57:C:C4	3.08	0.41
1:GA:995:C:O2'	1:GA:996:A:P	2.79	0.41

*Continued on next page...*

*Continued from previous page...*

Atom-1	Atom-2	Interatomic distance (Å)	Clash overlap (Å)
2:GB:5:U:C2	2:GB:116:G:N2	2.88	0.41
6:GF:140:ILE:HG23	6:GF:145:VAL:HG12	2.01	0.41
6:GF:11:VAL:HG11	6:GF:96:TRP:CZ2	2.55	0.41
33:DA:1295:U:H5''	8:GH:15:LEU:CD1	2.49	0.41
9:GI:60:VAL:HG22	9:GI:66:PHE:CD1	2.55	0.41
10:GJ:41:LYS:C	10:GJ:43:GLU:H	2.24	0.41
10:GJ:72:LYS:HB2	10:GJ:89:PHE:HB2	2.02	0.41
14:GN:26:GLY:CA	14:GN:75:ILE:HD13	2.50	0.41
2:GB:52:A:H61	15:GO:32:PRO:HB2	1.85	0.41
16:GP:86:LYS:O	16:GP:87:ARG:HB2	2.19	0.41
17:GQ:25:GLY:CA	17:GQ:29:ARG:NH1	2.84	0.41
19:GS:4:ILE:CG2	19:GS:106:VAL:HG22	2.49	0.41
21:GU:82:VAL:CG1	21:GU:83:GLY:N	2.84	0.41
23:GW:22:VAL:CG1	23:GW:25:PHE:CE1	3.03	0.41
23:GW:41:GLY:HA2	23:GW:44:PHE:CE2	2.56	0.41
33:HA:1404:C:H2'	33:HA:1405:G:C8	2.55	0.41
33:HA:484:G:N7	33:HA:486:U:H1'	2.35	0.41
33:HA:658:C:O4'	47:HO:22:THR:OG1	2.38	0.41
33:HA:71:A:N6	33:HA:100:G:N7	2.68	0.41
33:HA:72:A:H2'	33:HA:73:C:H5'	2.02	0.41
33:HA:892:A:O2'	33:HA:1415:G:H4'	2.20	0.41
34:HB:166:ASP:OD2	34:HB:190:SER:HA	2.20	0.41
35:HC:130:PHE:CE1	35:HC:157:LEU:HD23	2.56	0.41
36:HD:168:PRO:HG2	36:HD:171:LEU:HD11	2.03	0.41
41:HI:34:SER:HB3	41:HI:37:GLN:HG2	2.02	0.41
33:HA:1249:C:O2'	41:HI:75:GLN:OE1	2.33	0.41
43:HK:110:ILE:HG22	53:HU:17:ARG:NH1	2.35	0.41
47:HO:17:ARG:HH12	47:HO:77:ARG:NH1	2.18	0.41
54:HV:532:LYS:C	54:HV:534:TYR:H	2.23	0.41
54:HV:71:PHE:CE1	54:HV:83:ARG:HG3	2.55	0.41
29:A2:44:VAL:O	29:A2:44:VAL:HG12	2.21	0.41
32:A5:58:THR:HG21	32:A5:82:ILE:H	1.86	0.41
32:A5:28:ALA:HA	32:A5:81:LEU:HD22	2.03	0.41
1:AA:1500:G:C5	1:AA:1501:G:N7	2.89	0.41
1:AA:1619:G:O2'	29:A2:1:MET:N	2.38	0.41
1:AA:198:C:O2'	1:AA:199:A:H5''	2.20	0.41
1:AA:2291:U:OP1	1:AA:2380:C:O2'	2.23	0.41
1:AA:630:G:N2	1:AA:632:A:H3'	2.35	0.41
1:AA:729:G:C4	1:AA:1775:U:C2	3.08	0.41
1:AA:861:A:C2	1:AA:917:A:C4	3.08	0.41
4:AD:106:LYS:O	4:AD:107:VAL:HB	2.20	0.41

*Continued on next page...*

*Continued from previous page...*

Atom-1	Atom-2	Interatomic distance (Å)	Clash overlap (Å)
4:AD:202:ILE:HD13	4:AD:202:ILE:C	2.41	0.41
5:AE:109:LEU:O	5:AE:112:LEU:N	2.53	0.41
5:AE:149:ILE:HD12	5:AE:188:MET:SD	2.60	0.41
6:AF:11:VAL:C	6:AF:13:LYS:N	2.70	0.41
9:AI:55:PRO:O	9:AI:71:LYS:HB2	2.21	0.41
33:BA:1108:G:C5	33:BA:1109:C:C5	3.08	0.41
33:BA:994:A:C4	33:BA:1216:A:H4'	2.56	0.41
33:BA:1305:G:H22	33:BA:1331:G:H2'	1.85	0.41
33:BA:1412:C:C2	33:BA:1489:G:N2	2.89	0.41
33:BA:1508:A:OP1	59:BA:1797:HOH:O	2.22	0.41
33:BA:559:A:OP2	37:BE:126:LYS:NZ	2.52	0.41
34:BB:99:MET:HA	34:BB:106:VAL:HG21	2.01	0.41
34:BB:134:LEU:C	34:BB:136:ARG:H	2.24	0.41
34:BB:83:ALA:O	34:BB:88:GLN:HG3	2.21	0.41
38:BF:2:ARG:HD2	38:BF:92:THR:OG1	2.20	0.41
38:BF:46:GLN:NE2	38:BF:56:LYS:HG3	2.35	0.41
39:BG:7:ILE:HD13	39:BG:7:ILE:N	2.36	0.41
41:BI:57:MET:HA	41:BI:60:LYS:HD3	2.02	0.41
41:BI:7:TYR:CD1	41:BI:20:PHE:CE1	3.08	0.41
50:BR:29:LEU:O	50:BR:31:ASN:N	2.54	0.41
33:BA:1314:C:H41	51:BS:4:SER:HA	1.85	0.41
52:BT:85:LYS:O	52:BT:86:LEU:CB	2.69	0.41
54:BV:227:ALA:HB1	54:BV:234:MET:HB3	2.03	0.41
30:C3:22:LYS:HA	30:C3:47:ALA:O	2.20	0.41
1:CA:111:A:C2	1:CA:112:U:C2	3.09	0.41
1:CA:1178:C:C4	1:CA:1179:G:N7	2.89	0.41
1:CA:1205:A:H4'	1:CA:1206:G:OP2	2.21	0.41
1:CA:1316:U:C2	1:CA:1337:G:N2	2.88	0.41
1:CA:1483:G:C6	1:CA:1484:U:C4	3.08	0.41
1:CA:1778:U:H2'	1:CA:1784:A:N6	2.35	0.41
1:CA:1828:G:OP1	59:CA:3453:HOH:O	2.21	0.41
1:CA:1872:A:C8	1:CA:1873:G:C8	3.07	0.41
1:CA:1857:G:C2	1:CA:1884:G:N3	2.89	0.41
1:CA:2666:C:C5	1:CA:2667:C:C5	3.09	0.41
1:CA:945:A:C5	1:CA:2448:A:C2	3.08	0.41
9:CI:96:LYS:HG3	9:CI:136:GLY:HA3	2.02	0.41
10:CJ:81:ILE:CG1	10:CJ:82:GLY:H	2.31	0.41
14:CN:45:ARG:CG	14:CN:45:ARG:HH11	2.34	0.41
14:CN:51:LEU:O	14:CN:54:LEU:HB3	2.20	0.41
16:CP:102:ARG:O	16:CP:103:THR:HG22	2.20	0.41
18:CR:1:MET:HA	18:CR:42:ALA:O	2.20	0.41

*Continued on next page...*



*Continued from previous page...*

Atom-1	Atom-2	Interatomic distance (Å)	Clash overlap (Å)
18:CR:48:LYS:H	18:CR:48:LYS:HE3	1.85	0.41
18:CR:49:ILE:HG22	18:CR:54:VAL:N	2.35	0.41
33:DA:1015:G:H2'	33:DA:1016:A:O4'	2.21	0.41
33:DA:1087:G:C2	33:DA:1088:G:C5	3.08	0.41
33:DA:1492:A:H2'	33:DA:1492:A:N3	2.36	0.41
33:DA:223:A:C5	33:DA:224:U:C5	3.09	0.41
33:DA:354:G:N1	33:DA:355:C:C4	2.89	0.41
33:DA:363:A:C6	33:DA:364:A:C6	3.09	0.41
33:DA:407:U:H2'	33:DA:408:A:H8	1.86	0.41
33:DA:610:U:O4	59:DA:1847:HOH:O	2.21	0.41
33:DA:844:G:C3'	33:DA:845:A:H5''	2.50	0.41
34:DB:166:ASP:O	34:DB:169:HIS:HB2	2.20	0.41
34:DB:71:THR:O	34:DB:72:LYS:HG2	2.20	0.41
35:DC:107:ARG:O	35:DC:108:LYS:HB2	2.20	0.41
36:DD:91:LEU:HD11	36:DD:197:GLU:HG2	2.02	0.41
36:DD:30:THR:HG22	36:DD:31:LYS:N	2.35	0.41
40:DH:47:GLU:N	40:DH:64:LYS:HG3	2.36	0.41
43:DK:29:ASN:OD1	43:DK:30:THR:N	2.54	0.41
50:DR:21:ILE:HD12	50:DR:22:ASP:N	2.35	0.41
33:DA:332:G:OP2	52:DT:5:LYS:HB2	2.20	0.41
1:EA:1313:U:C2'	1:EA:1610:A:C2	3.04	0.41
1:EA:1661:G:OP1	59:EA:3439:HOH:O	2.22	0.41
1:EA:2340:A:H2'	1:EA:2341:G:C8	2.55	0.41
1:EA:2400:G:C6	1:EA:2401:U:C4	3.09	0.41
1:EA:2443:C:O2'	1:EA:2444:G:H5'	2.20	0.41
1:EA:2464:G:H2'	1:EA:2465:C:O4'	2.21	0.41
1:EA:2655:G:HO2'	1:EA:2656:U:P	2.43	0.41
1:EA:608:A:C2	1:EA:621:A:C2	3.08	0.41
3:EC:143:VAL:HB	3:EC:153:LEU:HB2	2.03	0.41
5:EE:124:PHE:CZ	5:EE:137:LYS:HD3	2.56	0.41
6:EF:35:LEU:HD12	6:EF:88:VAL:HB	2.01	0.41
10:EJ:30:THR:HG22	10:EJ:31:GLU:N	2.36	0.41
12:EL:77:ILE:N	12:EL:77:ILE:HD12	2.36	0.41
1:EA:2707:U:C2'	14:EN:71:ARG:HH11	2.34	0.41
2:EB:116:G:H4'	15:EO:54:VAL:HG12	2.02	0.41
18:ER:21:ARG:NH2	18:ER:93:PHE:CE2	2.88	0.41
19:ES:32:ALA:O	19:ES:36:LEU:HD22	2.20	0.41
24:EX:63:ILE:HG22	24:EX:67:LEU:HD23	2.02	0.41
25:EY:23:ARG:HA	25:EY:23:ARG:HE	1.86	0.41
33:FA:1533:C:H3'	33:FA:1534:A:C5'	2.50	0.41
33:FA:1533:C:H3'	33:FA:1534:A:H5''	2.03	0.41

*Continued on next page...*

*Continued from previous page...*

Atom-1	Atom-2	Interatomic distance (Å)	Clash overlap (Å)
33:FA:22:G:H4'	33:FA:885:G:C8	2.55	0.41
33:FA:753:A:H4'	33:FA:754:C:O5'	2.21	0.41
33:FA:964:A:OP1	59:FA:1828:HOH:O	2.22	0.41
34:FB:116:LEU:O	34:FB:119:GLN:HG2	2.20	0.41
34:FB:174:GLU:O	34:FB:178:LEU:HB2	2.21	0.41
34:FB:86:CYS:C	34:FB:88:GLN:H	2.24	0.41
41:FI:52:LEU:HB3	41:FI:57:MET:HG2	2.03	0.41
41:FI:47:VAL:CG2	41:FI:76:ALA:HB1	2.50	0.41
42:FJ:101:SER:C	42:FJ:102:LEU:HD22	2.41	0.41
45:FM:87:ARG:HG2	45:FM:97:VAL:CG1	2.50	0.41
46:FN:21:PHE:HD1	46:FN:55:SER:HG	1.65	0.41
47:FO:43:PHE:CE2	47:FO:56:LEU:HD22	2.56	0.41
54:FV:364:VAL:HG23	54:FV:386:ILE:HD11	2.02	0.41
1:GA:241:A:O2'	30:G3:2:LYS:NZ	2.54	0.41
1:GA:1354:A:H2'	1:GA:1355:G:O4'	2.19	0.41
1:GA:1378:A:C2'	59:GA:3740:HOH:O	2.69	0.41
1:GA:1803:A:O2'	3:GC:256:THR:HG21	2.21	0.41
1:GA:2078:C:O2'	1:GA:2079:U:H5'	2.21	0.41
1:GA:2096:C:H2'	1:GA:2097:A:C8	2.55	0.41
1:GA:2355:G:C2	1:GA:2363:G:C4	3.07	0.41
1:GA:2489:U:O2	1:GA:2491:U:C4	2.74	0.41
1:GA:943:A:N1	1:GA:944:C:C4	2.89	0.41
1:GA:983:A:C6	1:GA:984:A:C2	3.08	0.41
2:GB:117:G:C5	2:GB:118:C:C5	3.08	0.41
6:GF:131:VAL:HB	6:GF:136:ILE:HD11	2.01	0.41
6:GF:152:ASP:OD1	6:GF:152:ASP:N	2.54	0.41
6:GF:3:LEU:HD13	6:GF:6:TYR:HB3	2.02	0.41
7:GG:61:TRP:CE3	7:GG:61:TRP:HA	2.56	0.41
11:GK:24:VAL:CG1	11:GK:30:ARG:HD2	2.50	0.41
1:GA:2485:G:H5''	13:GM:45:GLN:HE21	1.84	0.41
15:GO:11:ALA:HB2	15:GO:96:GLY:N	2.35	0.41
20:GT:22:THR:O	20:GT:25:GLU:N	2.51	0.41
22:GV:2:PHE:HB2	22:GV:61:LEU:CD1	2.51	0.41
22:GV:75:GLN:HB2	22:GV:92:VAL:HG23	2.01	0.41
33:HA:1008:U:H2'	33:HA:1009:U:H6	1.85	0.41
33:HA:1321:U:C4	33:HA:1322:C:C5	3.08	0.41
34:HB:20:ARG:C	34:HB:22:TRP:N	2.74	0.41
38:HF:51:ILE:CG2	38:HF:85:ILE:HD12	2.50	0.41
41:HI:91:ASP:CG	41:HI:93:SER:HB3	2.41	0.41
44:HL:73:ASN:ND2	44:HL:103:ASP:O	2.51	0.41
44:HL:38:TYR:HD2	44:HL:52:VAL:HG23	1.86	0.41

*Continued on next page...*

*Continued from previous page...*

Atom-1	Atom-2	Interatomic distance (Å)	Clash overlap (Å)
45:HM:48:LEU:HD21	45:HM:52:GLN:C	2.41	0.41
46:HN:52:PRO:O	46:HN:55:SER:HB3	2.21	0.41
48:HP:42:ILE:HG22	48:HP:43:ALA:N	2.34	0.41
49:HQ:59:VAL:CG2	49:HQ:75:LEU:CD1	2.98	0.41
51:HS:41:PHE:CE1	51:HS:67:VAL:O	2.73	0.41
52:HT:51:PHE:C	52:HT:51:PHE:CD1	2.94	0.41
54:HV:222:LEU:O	54:HV:226:ALA:N	2.50	0.41
54:HV:557:ILE:HG21	54:HV:576:ILE:HD12	2.01	0.41
32:A5:118:ILE:CB	32:A5:119:PRO:CD	2.99	0.41
1:AA:1452:G:H2'	1:AA:1457:U:O4	2.21	0.41
1:AA:1528:A:OP2	1:AA:1543:G:N2	2.53	0.41
1:AA:1532:A:H61	1:AA:1539:U:H3	1.69	0.41
1:AA:1710:G:H2'	1:AA:1711:A:H8	1.86	0.41
1:AA:2281:A:C2	1:AA:2282:G:C5	3.09	0.41
1:AA:2837:A:H2'	1:AA:2838:G:H8	1.86	0.41
1:AA:2895:G:H2'	1:AA:2896:C:C6	2.56	0.41
1:AA:68:G:H2'	1:AA:69:C:O4'	2.20	0.41
3:AC:166:ARG:HG3	3:AC:166:ARG:O	2.20	0.41
5:AE:117:ARG:HA	5:AE:185:LYS:HD3	2.01	0.41
5:AE:60:TRP:CE2	5:AE:70:SER:HB3	2.56	0.41
1:AA:2313:C:H4'	6:AF:36:ASN:OD1	2.21	0.41
7:AG:112:VAL:HG23	7:AG:113:ASP:H	1.86	0.41
9:AI:14:ALA:O	9:AI:45:THR:HG21	2.20	0.41
11:AK:34:GLY:O	11:AK:36:GLY:N	2.54	0.41
14:AN:29:VAL:CG1	14:AN:75:ILE:HG23	2.51	0.41
33:BA:127:G:N2	33:BA:235:C:C2	2.89	0.41
33:BA:590:U:OP1	40:BH:31:LYS:HG2	2.20	0.41
33:BA:784:A:C6	33:BA:799:G:C2	3.08	0.41
36:BD:167:LYS:HA	36:BD:168:PRO:HD3	1.88	0.41
36:BD:168:PRO:HB2	36:BD:171:LEU:CD1	2.50	0.41
38:BF:97:THR:O	38:BF:98:GLU:CB	2.69	0.41
43:BK:35:THR:HA	43:BK:42:LEU:CG	2.49	0.41
45:BM:114:LYS:H	45:BM:115:PRO:CD	2.33	0.41
51:BS:11:ILE:HB	51:BS:41:PHE:HE2	1.85	0.41
54:BV:29:ARG:HG3	54:BV:269:ALA:HB1	2.03	0.41
1:CA:1635:A:C6	1:CA:1636:U:C2	3.09	0.41
1:CA:2352:A:N1	23:CW:30:VAL:HG21	2.35	0.41
4:CD:1:MET:HG2	4:CD:205:PRO:HG3	2.03	0.41
6:CF:32:LYS:HA	6:CF:95:MET:SD	2.61	0.41
7:CG:25:ILE:O	7:CG:33:THR:OG1	2.37	0.41
9:CI:85:ILE:HG22	9:CI:86:LYS:N	2.35	0.41

*Continued on next page...*

*Continued from previous page...*

Atom-1	Atom-2	Interatomic distance (Å)	Clash overlap (Å)
10:CJ:38:GLY:O	10:CJ:40:HIS:N	2.53	0.41
16:CP:48:ALA:CB	16:CP:95:LYS:HG3	2.51	0.41
18:CR:51:VAL:HB	18:CR:52:PRO:CD	2.51	0.41
18:CR:49:ILE:HG22	18:CR:53:PHE:C	2.40	0.41
20:CT:19:LYS:O	20:CT:23:ALA:HB3	2.20	0.41
20:CT:59:ASN:O	20:CT:83:ALA:O	2.38	0.41
1:CA:2352:A:C6	23:CW:30:VAL:HG11	2.55	0.41
33:DA:1029:U:H1'	33:DA:1033:G:N2	2.36	0.41
33:DA:1415:G:C4	33:DA:1416:G:C8	3.08	0.41
33:DA:21:G:N2	33:DA:22:G:C6	2.88	0.41
33:DA:419:C:C4	33:DA:420:U:C4	3.08	0.41
33:DA:53:A:C2	33:DA:359:G:C2	3.09	0.41
33:DA:590:U:H2'	33:DA:591:U:C6	2.55	0.41
33:DA:629:A:H2'	33:DA:630:A:O4'	2.21	0.41
33:DA:811:C:H4'	33:DA:900:A:N6	2.35	0.41
33:DA:9:G:N7	33:DA:558:G:O2'	2.51	0.41
36:DD:139:PRO:HB3	36:DD:184:ARG:HA	2.02	0.41
37:DE:70:ASN:ND2	37:DE:70:ASN:O	2.40	0.41
39:DG:103:TRP:CH2	39:DG:141:VAL:HG21	2.55	0.41
43:DK:72:ASP:O	43:DK:73:ALA:HB3	2.21	0.41
44:DL:24:LEU:C	44:DL:26:ALA:H	2.23	0.41
44:DL:86:ARG:HA	44:DL:94:ARG:HA	2.03	0.41
49:DQ:50:ASN:O	49:DQ:50:ASN:ND2	2.53	0.41
54:DV:4:THR:HG21	54:DV:378:ARG:CZ	2.50	0.41
32:E5:31:ARG:HA	32:E5:31:ARG:HD3	1.80	0.41
1:EA:1366:A:C6	1:EA:1367:A:C4	3.09	0.41
1:EA:1440:U:H2'	1:EA:1441:G:H8	1.85	0.41
1:EA:2025:C:H2'	1:EA:2026:U:C6	2.56	0.41
1:EA:2899:A:H2'	1:EA:2900:A:C8	2.56	0.41
1:EA:518:G:H4'	19:ES:18:ARG:CZ	2.51	0.41
1:EA:57:C:H2'	1:EA:58:G:O4'	2.21	0.41
3:EC:163:ILE:HG12	3:EC:173:LEU:CD1	2.50	0.41
3:EC:91:ALA:HB3	3:EC:103:ILE:HG22	2.03	0.41
8:EH:31:VAL:HB	8:EH:32:PRO:HD3	2.02	0.41
10:EJ:44:TYR:HB2	17:EQ:63:ARG:HB3	2.03	0.41
13:EM:108:VAL:HG13	13:EM:109:PRO:HD2	2.02	0.41
23:EW:60:ALA:HA	23:EW:81:ILE:HD12	2.03	0.41
33:FA:1287:A:H2'	33:FA:1288:A:C8	2.56	0.41
33:FA:1451:U:C2'	33:FA:1452:C:OP1	2.68	0.41
33:FA:602:A:H2'	33:FA:603:U:C6	2.55	0.41
37:FE:77:ASN:HB2	37:FE:82:GLN:NE2	2.36	0.41

*Continued on next page...*

*Continued from previous page...*

Atom-1	Atom-2	Interatomic distance (Å)	Clash overlap (Å)
42:FJ:35:GLN:O	42:FJ:36:VAL:HB	2.20	0.41
33:FA:694:A:OP1	43:FK:55:SER:HB3	2.21	0.41
44:FL:57:LEU:HD21	44:FL:82:ILE:HG13	2.02	0.41
46:FN:26:GLU:HG2	46:FN:27:LEU:HD12	2.03	0.41
46:FN:6:MET:HE2	46:FN:63:ARG:HH22	1.86	0.41
47:FO:19:ALA:O	47:FO:20:ASN:HB2	2.20	0.41
50:FR:71:THR:HG23	50:FR:73:ARG:H	1.86	0.41
52:FT:9:LYS:HA	52:FT:12:ILE:CG2	2.50	0.41
1:GA:1021:A:N3	1:GA:1021:A:H3'	2.35	0.41
1:GA:1410:G:C6	1:GA:1411:U:C4	3.08	0.41
1:GA:2104:C:H2'	1:GA:2105:U:C4'	2.51	0.41
1:GA:2340:A:H2'	1:GA:2341:G:C8	2.56	0.41
1:GA:2346:A:O4'	1:GA:2383:G:C1'	2.69	0.41
1:GA:414:C:O4'	1:GA:1863:G:N2	2.54	0.41
1:GA:511:U:C5	1:GA:512:G:C5	3.08	0.41
1:GA:84:A:H62	1:GA:101:A:H2	1.68	0.41
1:GA:801:G:O4'	5:GE:49:ARG:NE	2.53	0.41
6:GF:55:ASP:HB3	6:GF:140:ILE:HD11	2.03	0.41
6:GF:141:ASP:O	6:GF:144:LYS:N	2.50	0.41
9:GI:85:ILE:HA	9:GI:100:ILE:HD12	2.01	0.41
9:GI:122:GLU:HG2	9:GI:126:ARG:NH1	2.33	0.41
9:GI:34:ILE:HA	9:GI:37:PHE:CD1	2.56	0.41
11:GK:13:ASN:OD1	11:GK:13:ASN:N	2.48	0.41
13:GM:21:ALA:CB	13:GM:100:LYS:N	2.84	0.41
22:GV:31:TYR:HB3	22:GV:37:PRO:HB3	2.03	0.41
33:HA:1012:A:C6	33:HA:1013:G:C6	3.09	0.41
33:HA:1083:U:C5	33:HA:1084:G:C6	3.09	0.41
33:HA:591:U:C2	33:HA:592:G:C8	3.09	0.41
35:HC:162:ILE:HD12	35:HC:162:ILE:O	2.21	0.41
36:HD:192:SER:O	36:HD:193:ALA:HB2	2.21	0.41
41:HI:94:LEU:O	41:HI:98:LEU:N	2.48	0.41
42:HJ:11:LYS:CG	42:HJ:97:ASP:HB3	2.50	0.41
43:HK:81:ASN:HB3	43:HK:106:ARG:O	2.18	0.41
49:HQ:5:ILE:O	49:HQ:5:ILE:HG13	2.20	0.41
52:HT:42:GLY:O	52:HT:44:LYS:N	2.53	0.41
52:HT:62:ALA:CA	52:HT:67:ILE:HG22	2.51	0.41
54:HV:645:GLN:O	54:HV:646:GLU:C	2.59	0.41
32:A5:129:LEU:CB	32:A5:130:PRO:HD2	2.50	0.41
1:AA:1056:G:OP1	32:A5:34:THR:OG1	2.34	0.41
1:AA:1107:G:H5''	32:A5:58:THR:HG23	2.02	0.41
1:AA:1482:G:C4	1:AA:1483:G:C8	3.09	0.41

*Continued on next page...*

*Continued from previous page...*

Atom-1	Atom-2	Interatomic distance (Å)	Clash overlap (Å)
1:AA:189:G:P	24:AX:13:THR:HG21	2.61	0.41
1:AA:195:A:H3'	1:AA:196:A:H4'	2.03	0.41
1:AA:2720:U:H4'	1:AA:2845:U:O2'	2.21	0.41
1:AA:2862:G:C5	1:AA:2863:C:C5	3.09	0.41
1:AA:2875:C:O2'	1:AA:2876:G:H5'	2.20	0.41
1:AA:2899:A:H2'	1:AA:2900:A:C8	2.55	0.41
1:AA:438:G:H2'	1:AA:439:A:C8	2.56	0.41
2:AB:94:A:H2'	2:AB:95:U:C6	2.56	0.41
1:AA:1843:C:O2'	3:AC:253:GLY:O	2.27	0.41
6:AF:121:PHE:CZ	6:AF:166:ARG:N	2.88	0.41
6:AF:73:VAL:HG22	6:AF:78:ILE:HD11	2.03	0.41
17:AQ:94:LEU:C	17:AQ:96:ASP:H	2.24	0.41
20:AT:54:GLU:HG3	20:AT:88:LYS:N	2.35	0.41
21:AU:39:ASN:HD22	21:AU:64:ILE:HG21	1.85	0.41
1:AA:102:U:C4	25:AY:2:LYS:HB2	2.56	0.41
1:AA:76:C:OP1	25:AY:48:ARG:NH1	2.53	0.41
33:BA:1077:G:N2	33:BA:1080:A:OP2	2.43	0.41
33:BA:1179:A:H2'	33:BA:1180:A:O4'	2.21	0.41
33:BA:126:G:OP1	33:BA:605:U:O2'	2.28	0.41
33:BA:1323:G:H2'	33:BA:1324:A:C8	2.55	0.41
33:BA:109:A:C6	33:BA:327:A:C6	3.09	0.41
33:BA:673:A:C4	33:BA:734:G:N2	2.89	0.41
33:BA:784:A:H2'	33:BA:785:G:H8	1.85	0.41
38:BF:62:MET:HG3	38:BF:63:ASN:N	2.36	0.41
38:BF:92:THR:O	38:BF:93:LYS:HG2	2.20	0.41
39:BG:77:SER:N	39:BG:86:GLN:OE1	2.54	0.41
41:BI:39:PHE:HA	41:BI:42:GLU:OE1	2.21	0.41
33:BA:1317:C:O4'	46:BN:49:GLN:HG2	2.21	0.41
54:BV:218:TRP:HZ3	54:BV:223:ILE:HB	1.86	0.41
54:BV:53:MET:HB2	54:BV:56:GLU:CG	2.50	0.41
1:CA:126:A:O5'	29:C2:19:ARG:HG3	2.21	0.41
12:CL:57:LEU:HD22	30:C3:53:ASP:HB3	2.02	0.41
31:C4:19:ARG:O	31:C4:22:VAL:N	2.54	0.41
1:CA:1022:G:C5	1:CA:1140:C:C4	3.09	0.41
1:CA:10:A:C5	1:CA:11:C:C5	3.09	0.41
1:CA:146:A:H2'	1:CA:147:C:C6	2.56	0.41
1:CA:2881:U:O2'	1:CA:2882:A:H5'	2.21	0.41
1:CA:898:C:H2'	1:CA:899:A:O4'	2.20	0.41
4:CD:106:LYS:CB	4:CD:206:ALA:H	2.33	0.41
4:CD:61:THR:OG1	4:CD:63:PRO:HD2	2.21	0.41
6:CF:112:ASP:OD1	6:CF:113:PHE:N	2.54	0.41

*Continued on next page...*

*Continued from previous page...*

Atom-1	Atom-2	Interatomic distance (Å)	Clash overlap (Å)
6:CF:3:LEU:HD12	6:CF:172:PHE:CD2	2.55	0.41
7:CG:92:GLY:HA2	54:DV:147:MET:CE	2.51	0.41
10:CJ:54:ILE:HD12	10:CJ:55:ILE:N	2.35	0.41
12:CL:23:ILE:N	12:CL:23:ILE:HD12	2.35	0.41
14:CN:1:MET:O	14:CN:2:ARG:CB	2.69	0.41
20:CT:26:LYS:O	20:CT:27:SER:CB	2.68	0.41
21:CU:70:ALA:CB	21:CU:79:ALA:HB1	2.50	0.41
23:CW:60:ALA:CB	23:CW:81:ILE:CD1	2.98	0.41
33:DA:1225:A:H2'	33:DA:1226:C:C5	2.56	0.41
33:DA:1283:U:H2'	33:DA:1284:C:C6	2.56	0.41
11:CK:98:ARG:HH21	33:DA:340:U:P	2.44	0.41
33:DA:409:U:H2'	33:DA:410:G:C8	2.56	0.41
33:DA:455:G:C2	33:DA:456:A:C4	3.09	0.41
33:DA:841:C:H42	33:DA:843:U:H5	1.68	0.41
33:DA:868:C:N4	33:DA:869:G:C2	2.89	0.41
33:DA:962:C:H2'	33:DA:963:G:O4'	2.21	0.41
34:DB:98:GLY:C	34:DB:100:LEU:N	2.73	0.41
35:DC:121:THR:CG2	35:DC:122:SER:N	2.84	0.41
36:DD:27:ALA:C	36:DD:29:ASP:N	2.74	0.41
36:DD:35:GLU:HG3	36:DD:36:GLN:N	2.35	0.41
37:DE:156:LYS:NZ	40:DH:71:VAL:O	2.43	0.41
41:DI:6:TYR:CG	41:DI:89:GLU:OE1	2.74	0.41
48:DP:43:ALA:HB1	48:DP:46:LYS:HD2	2.02	0.41
52:DT:66:LEU:HD12	52:DT:66:LEU:C	2.41	0.41
1:EA:2283:C:H5''	1:EA:2389:G:O2'	2.20	0.41
1:EA:277:G:C2'	1:EA:278:A:OP2	2.69	0.41
1:EA:714:U:H5''	47:FO:89:ARG:NH2	2.36	0.41
1:EA:820:A:H2'	1:EA:821:A:O4'	2.21	0.41
2:EB:11:C:N4	2:EB:12:C:N4	2.69	0.41
2:EB:66:A:C2	2:EB:108:A:C6	3.09	0.41
6:EF:57:ALA:HB2	6:EF:64:PRO:HD3	2.03	0.41
10:EJ:121:LYS:HE3	10:EJ:121:LYS:HB2	1.86	0.41
15:EO:106:LEU:HD23	15:EO:107:ALA:N	2.35	0.41
25:EY:44:LYS:O	25:EY:48:ARG:HG2	2.21	0.41
33:FA:1437:A:H2'	33:FA:1438:G:H8	1.86	0.41
33:FA:145:G:N1	33:FA:146:G:C5	2.89	0.41
33:FA:604:G:C2	33:FA:635:A:C2	3.08	0.41
33:FA:820:U:H4'	33:FA:821:G:OP2	2.20	0.41
33:FA:981:U:H5	33:FA:982:U:HO2'	1.63	0.41
34:FB:113:LEU:HD11	34:FB:144:GLU:HG2	2.01	0.41
48:FP:20:VAL:CG2	48:FP:32:PHE:HB2	2.51	0.41

*Continued on next page...*

*Continued from previous page...*

Atom-1	Atom-2	Interatomic distance (Å)	Clash overlap (Å)
38:FF:42:TRP:HH2	50:FR:24:LYS:HB3	1.85	0.41
38:FF:59:TYR:CE2	50:FR:67:LEU:HD21	2.55	0.41
52:FT:68:HIS:C	52:FT:69:LYS:HZ3	2.21	0.41
54:FV:118:GLY:CA	54:FV:157:GLN:OE1	2.69	0.41
54:FV:218:TRP:N	54:FV:218:TRP:CD1	2.89	0.41
1:GA:2420:C:H5''	28:G1:7:LYS:HZ3	1.85	0.41
31:G4:36:ARG:HG2	31:G4:37:GLN:N	2.35	0.41
1:GA:1292:G:H2'	1:GA:1293:C:C6	2.56	0.41
1:GA:1471:G:C5	1:GA:1472:C:C5	3.09	0.41
1:GA:2056:G:N3	1:GA:2056:G:H2'	2.35	0.41
1:GA:2333:A:O4'	1:GA:2335:A:H1'	2.21	0.41
1:GA:338:G:N2	1:GA:339:U:H1'	2.35	0.41
1:GA:396:G:C5	1:GA:397:U:C5	3.08	0.41
1:GA:468:G:N7	29:G2:39:ARG:NH2	2.68	0.41
1:GA:947:A:O2'	1:GA:984:A:H2	2.03	0.41
3:GC:66:PHE:HB3	3:GC:150:GLY:O	2.20	0.41
5:GE:23:PHE:HB2	5:GE:111:GLU:HG2	2.02	0.41
5:GE:160:ALA:O	5:GE:161:ALA:HB3	2.21	0.41
9:GI:79:LEU:CA	9:GI:85:ILE:HD13	2.50	0.41
10:GJ:20:ALA:O	10:GJ:21:THR:C	2.58	0.41
10:GJ:81:ILE:CG1	10:GJ:82:GLY:N	2.76	0.41
11:GK:1:MET:HE2	11:GK:32:TYR:CE1	2.56	0.41
17:GQ:60:TRP:CZ2	17:GQ:93:ILE:HB	2.56	0.41
1:GA:2354:C:C4'	23:GW:31:LEU:HD22	2.51	0.41
33:HA:1028:C:C5	33:HA:1029:U:C2	3.08	0.41
33:HA:1134:G:C2	33:HA:1135:U:C2	3.08	0.41
33:HA:1181:G:O2'	33:HA:1182:G:C5	2.69	0.41
33:HA:1236:A:H1'	33:HA:1333:A:N1	2.36	0.41
33:HA:56:U:H2'	33:HA:57:G:C8	2.56	0.41
33:HA:57:G:C6	33:HA:58:C:C4	3.09	0.41
33:HA:978:A:C4	33:HA:1319:A:C2	3.09	0.41
35:HC:14:ILE:O	35:HC:15:VAL:HG22	2.21	0.41
35:HC:7:PRO:HG2	35:HC:184:TYR:CD2	2.55	0.41
42:HJ:50:THR:CG2	42:HJ:64:GLN:HG2	2.50	0.41
43:HK:92:GLY:O	43:HK:96:THR:HB	2.21	0.41
44:HL:43:LYS:HG2	44:HL:44:LYS:H	1.84	0.41
47:HO:6:GLU:HG3	47:HO:7:ALA:N	2.36	0.41
48:HP:46:LYS:CG	48:HP:47:GLU:H	2.30	0.41
54:HV:338:VAL:O	54:HV:380:GLY:N	2.39	0.41
54:HV:5:THR:HG23	54:HV:6:PRO:HD3	2.03	0.41
28:A1:33:LEU:N	28:A1:51:ALA:HB3	2.36	0.41

*Continued on next page...*



*Continued from previous page...*

Atom-1	Atom-2	Interatomic distance (Å)	Clash overlap (Å)
32:A5:37:LYS:O	32:A5:38:MET:C	2.58	0.41
1:AA:1111:A:N3	1:AA:1112:G:H1'	2.35	0.41
1:AA:10:A:C5	1:AA:11:C:C5	3.08	0.41
1:AA:1582:C:H2'	1:AA:1585:C:H42	1.85	0.41
1:AA:2632:A:C2	1:AA:2633:G:N7	2.88	0.41
1:AA:2902:C:C2'	1:AA:2903:U:O5'	2.68	0.41
1:AA:611:C:C2	1:AA:618:G:N2	2.88	0.41
1:AA:666:A:H2'	1:AA:667:U:C6	2.56	0.41
1:AA:84:A:P	21:AU:5:ARG:NH2	2.94	0.41
1:AA:892:A:C2	1:AA:893:C:N3	2.89	0.41
1:AA:996:A:H4'	17:AQ:91:ARG:CG	2.51	0.41
3:AC:68:ARG:CD	3:AC:103:ILE:HD11	2.51	0.41
1:AA:2730:C:O3'	4:AD:174:SER:CB	2.69	0.41
5:AE:130:LYS:HB3	5:AE:133:LEU:HG	2.02	0.41
6:AF:30:VAL:HG22	6:AF:95:MET:SD	2.60	0.41
7:AG:104:LEU:HB2	7:AG:112:VAL:CG2	2.51	0.41
9:AI:58:ILE:CG2	9:AI:60:VAL:HG23	2.50	0.41
10:AJ:84:ILE:HG23	10:AJ:84:ILE:O	2.21	0.41
1:AA:2364:C:H4'	23:AW:55:ASP:OD1	2.20	0.41
23:AW:24:ARG:HD3	23:AW:65:LYS:HE2	2.02	0.41
33:BA:1137:C:O2	33:BA:1138:G:N2	2.54	0.41
33:BA:21:G:H2'	33:BA:22:G:C8	2.55	0.41
33:BA:705:G:H2'	33:BA:706:A:O4'	2.20	0.41
33:BA:827:U:C2	33:BA:870:U:C4	3.09	0.41
34:BB:189:ASN:OD1	34:BB:190:SER:N	2.53	0.41
34:BB:60:ALA:HB2	34:BB:220:VAL:HG12	2.02	0.41
35:BC:144:LEU:H	35:BC:144:LEU:HG	1.78	0.41
36:BD:155:VAL:HA	36:BD:158:ALA:HB3	2.02	0.41
44:BL:114:ARG:HB3	44:BL:119:VAL:HB	2.03	0.41
48:BP:12:LYS:HG2	48:BP:13:LYS:HG2	2.02	0.41
1:CA:1089:A:O2'	1:CA:1090:A:N7	2.48	0.41
1:CA:1269:A:OP2	59:CA:3381:HOH:O	2.22	0.41
1:CA:1360:G:C6	1:CA:1372:U:C2	3.09	0.41
1:CA:1753:G:N1	1:CA:1756:G:OP2	2.48	0.41
1:CA:1831:G:C4	1:CA:1832:C:C5	3.09	0.41
1:CA:2075:U:H2'	1:CA:2238:G:N2	2.35	0.41
1:CA:2746:U:C5	1:CA:2747:G:N7	2.89	0.41
1:CA:2832:U:C4	1:CA:2834:G:N2	2.88	0.41
1:CA:336:C:C2	1:CA:337:C:C5	3.08	0.41
1:CA:288:U:H3	1:CA:352:A:H61	1.68	0.41
1:CA:370:G:C6	1:CA:424:G:C8	3.09	0.41

*Continued on next page...*

*Continued from previous page...*

Atom-1	Atom-2	Interatomic distance (Å)	Clash overlap (Å)
1:CA:382:A:C2	1:CA:383:C:H1'	2.55	0.41
1:CA:563:A:C6	1:CA:2018:G:C4	3.09	0.41
1:CA:572:A:H5''	1:CA:573:U:OP2	2.21	0.41
16:CP:80:VAL:O	16:CP:81:ASP:HB3	2.21	0.41
21:CU:84:PHE:O	21:CU:85:ARG:HB3	2.21	0.41
33:DA:1018:G:O6	33:DA:1019:A:N6	2.53	0.41
33:DA:1025:U:H6	33:DA:1025:U:O5'	2.04	0.41
33:DA:1043:G:C2	33:DA:1044:A:C5	3.09	0.41
33:DA:1182:G:H4'	33:DA:1183:U:H5'	2.02	0.41
33:DA:425:G:H2'	33:DA:426:U:O4'	2.20	0.41
33:DA:436:C:C2	33:DA:437:U:C5	3.09	0.41
33:DA:540:G:C6	33:DA:541:G:C5	3.08	0.41
33:DA:747:A:C6	33:DA:748:G:C6	3.09	0.41
33:DA:98:A:H2'	33:DA:99:C:C6	2.56	0.41
34:DB:162:VAL:HG22	34:DB:184:ALA:HB1	2.02	0.41
34:DB:187:ASP:CG	34:DB:188:THR:H	2.24	0.41
35:DC:23:PHE:CD1	35:DC:24:ALA:N	2.88	0.41
36:DD:26:ARG:HD2	36:DD:31:LYS:HD3	2.03	0.41
37:DE:81:LEU:HB3	37:DE:147:MET:HE1	2.03	0.41
39:DG:113:ASP:HB2	39:DG:119:ARG:CG	2.50	0.41
33:DA:1375:A:H4'	39:DG:29:ILE:HD13	2.03	0.41
49:DQ:12:VAL:HG12	49:DQ:13:VAL:N	2.36	0.41
43:DK:113:VAL:HG12	50:DR:73:ARG:NH1	2.36	0.41
54:DV:310:HIS:O	54:DV:312:SER:N	2.53	0.41
54:DV:318:SER:CB	54:DV:404:ILE:HD11	2.51	0.41
54:DV:538:ASN:ND2	54:DV:550:ILE:HG21	2.36	0.41
32:E5:136:ILE:HD12	32:E5:136:ILE:H	1.84	0.41
32:E5:51:TYR:CE2	32:E5:90:GLY:HA3	2.55	0.41
1:EA:1195:G:O2'	1:EA:1226:A:N1	2.40	0.41
1:EA:1340:U:H4'	1:EA:1341:G:OP2	2.20	0.41
1:EA:1532:A:H3'	1:EA:1533:C:H6	1.86	0.41
1:EA:1565:C:C5	1:EA:1567:G:C6	3.08	0.41
1:EA:1906:G:C6	1:EA:1929:G:N2	2.89	0.41
1:EA:1937:A:N7	1:EA:1939:U:H2'	2.36	0.41
1:EA:2139:U:H4'	1:EA:2151:U:O4	2.21	0.41
1:EA:2776:A:H4'	1:EA:2777:G:H5''	2.01	0.41
1:EA:65:U:O2'	1:EA:456:C:N3	2.47	0.41
1:EA:603:A:C8	1:EA:655:A:C6	3.08	0.41
1:EA:857:G:H2'	1:EA:858:G:O4'	2.21	0.41
14:EN:82:GLU:O	14:EN:86:ARG:HB2	2.21	0.41
16:EP:80:VAL:HG12	16:EP:81:ASP:N	2.36	0.41

*Continued on next page...*

*Continued from previous page...*

Atom-1	Atom-2	Interatomic distance (Å)	Clash overlap (Å)
17:EQ:91:ARG:CB	17:EQ:94:LEU:HB2	2.50	0.41
33:FA:1074:G:N3	33:FA:1102:A:C2	2.89	0.41
33:FA:1239:A:C2	33:FA:1296:C:N3	2.89	0.41
33:FA:1371:G:C6	33:FA:1372:U:C4	3.09	0.41
33:FA:1446:A:N1	33:FA:1447:A:C6	2.89	0.41
33:FA:587:G:C2'	33:FA:588:G:OP2	2.69	0.41
33:FA:674:G:N2	43:FK:118:HIS:HB2	2.36	0.41
33:FA:900:A:H2'	33:FA:901:A:O4'	2.21	0.41
37:FE:72:ILE:HD11	37:FE:145:GLU:HG3	2.03	0.41
37:FE:48:PHE:CD1	37:FE:48:PHE:C	2.93	0.41
37:FE:77:ASN:O	37:FE:80:THR:HG22	2.20	0.41
41:FI:6:TYR:CE1	41:FI:89:GLU:HB2	2.55	0.41
42:FJ:19:ASP:HA	42:FJ:22:THR:CG2	2.51	0.41
44:FL:3:THR:HG22	44:FL:5:ASN:H	1.86	0.41
44:FL:52:VAL:C	44:FL:67:ILE:CD1	2.89	0.41
33:FA:625:U:H4'	48:FP:16:PHE:CD2	2.56	0.41
48:FP:76:LYS:NZ	48:FP:81:ALA:HB3	2.36	0.41
1:GA:1087:G:C2	1:GA:1103:A:N3	2.88	0.41
1:GA:443:A:H1'	1:GA:1201:U:O4'	2.20	0.41
1:GA:1256:G:C6	1:GA:1257:C:N4	2.89	0.41
1:GA:1794:A:H2'	1:GA:1795:C:H6	1.85	0.41
1:GA:2755:C:HO2'	1:GA:2756:U:H6	1.68	0.41
1:GA:2755:C:O2'	1:GA:2756:U:H2'	2.21	0.41
1:GA:2821:A:O2'	1:GA:2826:A:N1	2.47	0.41
4:GD:112:THR:O	4:GD:195:GLY:HA2	2.20	0.41
6:GF:137:PHE:HD1	6:GF:138:PRO:HD2	1.86	0.41
7:GG:102:ILE:HD11	7:GG:116:LEU:HG	2.02	0.41
7:GG:132:LEU:HD23	7:GG:132:LEU:N	2.35	0.41
9:GI:126:ARG:HA	9:GI:129:GLU:HG3	2.03	0.41
9:GI:12:VAL:H	9:GI:23:VAL:CG1	2.34	0.41
9:GI:57:VAL:HG22	9:GI:71:LYS:HE3	2.02	0.41
9:GI:78:LEU:HB3	9:GI:105:LEU:HD23	2.03	0.41
10:GJ:65:THR:CG2	10:GJ:68:LYS:HE3	2.51	0.41
16:GP:57:ALA:O	16:GP:58:PHE:HB3	2.21	0.41
18:GR:51:VAL:HB	18:GR:52:PRO:CD	2.51	0.41
21:GU:84:PHE:O	21:GU:85:ARG:HB3	2.21	0.41
23:GW:30:VAL:HA	23:GW:60:ALA:HB3	2.03	0.41
23:GW:70:VAL:C	23:GW:71:LYS:HD2	2.41	0.41
33:HA:1086:U:O2'	33:HA:1087:G:H5'	2.19	0.41
33:HA:1306:A:C6	33:HA:1331:G:H1'	2.56	0.41
33:HA:452:A:C8	33:HA:452:A:H3'	2.56	0.41

*Continued on next page...*

*Continued from previous page...*

Atom-1	Atom-2	Interatomic distance (Å)	Clash overlap (Å)
34:HB:19:THR:HG23	34:HB:36:LYS:O	2.20	0.41
34:HB:44:LYS:HE3	34:HB:48:MET:HE2	2.03	0.41
36:HD:145:ILE:HD11	36:HD:155:VAL:HG21	2.03	0.41
42:HJ:57:VAL:HG22	42:HJ:58:ASN:H	1.85	0.41
47:HO:72:ARG:NH2	47:HO:73:LYS:HE2	2.35	0.41
51:HS:66:MET:SD	51:HS:74:PHE:HZ	2.42	0.41
43:HK:89:PRO:HB3	53:HU:29:LEU:HD13	2.03	0.41
54:HV:33:TYR:CE1	54:HV:199:GLY:HA3	2.56	0.41
32:A5:60:LEU:CD2	32:A5:64:VAL:HG21	2.51	0.41
1:AA:1239:G:H2'	1:AA:1240:U:O4'	2.21	0.41
1:AA:1533:C:H2'	1:AA:1533:C:O2	2.20	0.41
1:AA:1537:G:C4	1:AA:1538:G:H1'	2.55	0.41
1:AA:1735:A:C6	1:AA:1736:U:C5	3.09	0.41
1:AA:2138:G:N2	1:AA:2151:U:P	2.94	0.41
1:AA:2259:U:C2	1:AA:2427:C:N3	2.89	0.41
1:AA:2636:C:H2'	1:AA:2637:U:C6	2.55	0.41
1:AA:277:G:C2'	1:AA:278:A:OP2	2.69	0.41
1:AA:521:U:H2'	1:AA:522:A:C8	2.56	0.41
1:AA:643:A:N1	1:AA:2369:A:O2'	2.51	0.41
1:AA:919:U:H2'	1:AA:920:A:O4'	2.21	0.41
2:AB:74:U:O2	22:AV:29:ILE:HD13	2.20	0.41
3:AC:77:VAL:HG23	3:AC:111:ALA:HA	2.02	0.41
5:AE:147:LEU:HD12	5:AE:149:ILE:HG12	2.03	0.41
6:AF:102:LEU:O	6:AF:106:ALA:HB3	2.21	0.41
7:AG:100:ASN:HB3	4:ED:92:VAL:CG1	2.50	0.41
9:AI:18:ASN:N	9:AI:19:PRO:CD	2.83	0.41
10:AJ:64:VAL:HG11	10:AJ:68:LYS:HB2	2.02	0.41
13:AM:69:PRO:HA	13:AM:94:ALA:HB2	2.02	0.41
16:AP:90:ALA:HB2	16:AP:112:ARG:HA	2.01	0.41
20:AT:26:LYS:O	20:AT:27:SER:CB	2.68	0.41
21:AU:73:ASN:O	21:AU:74:ALA:HB3	2.21	0.41
23:AW:58:LEU:HD23	23:AW:79:ILE:HG13	2.02	0.41
33:BA:1250:A:C4	33:BA:1287:A:C6	3.09	0.41
33:BA:1302:C:OP1	33:BA:1302:C:C5	2.74	0.41
33:BA:1324:A:H4'	33:BA:1362:A:H4'	2.03	0.41
33:BA:1330:U:O4	33:BA:1331:G:N1	2.54	0.41
33:BA:742:G:N2	33:BA:743:A:C4	2.89	0.41
33:BA:588:G:C8	33:BA:753:A:C2	3.09	0.41
36:BD:158:ALA:O	36:BD:162:ALA:HB2	2.21	0.41
36:BD:17:THR:HG22	36:BD:18:ASP:N	2.36	0.41
36:BD:91:LEU:N	36:BD:91:LEU:HD12	2.36	0.41

*Continued on next page...*

*Continued from previous page...*

Atom-1	Atom-2	Interatomic distance (Å)	Clash overlap (Å)
37:BE:132:ASN:HA	37:BE:133:PRO:HD2	1.92	0.41
37:BE:159:LYS:HE2	40:BH:64:LYS:CE	2.51	0.41
37:BE:57:PRO:O	37:BE:60:ILE:HG12	2.20	0.41
38:BF:68:GLN:HA	38:BF:71:ILE:HG22	2.03	0.41
40:BH:3:MET:CE	40:BH:6:PRO:HA	2.51	0.41
41:BI:11:ARG:HB3	41:BI:16:ALA:HA	2.01	0.41
47:BO:3:LEU:HD23	47:BO:8:THR:HG22	2.01	0.41
51:BS:15:LEU:HD13	51:BS:33:THR:HG21	2.02	0.41
52:BT:67:ILE:HD11	52:BT:71:LYS:CE	2.51	0.41
54:BV:196:ALA:C	54:BV:198:GLN:N	2.74	0.41
54:BV:236:LYS:O	54:BV:241:GLU:HB3	2.21	0.41
1:CA:1142:A:C2	1:CA:1144:A:C1'	3.04	0.41
1:CA:1142:A:C4	1:CA:1144:A:C8	3.09	0.41
1:CA:1999:C:H2'	1:CA:2000:C:O4'	2.21	0.41
1:CA:65:U:H2'	1:CA:66:C:C6	2.56	0.41
1:CA:936:A:C6	1:CA:937:C:N4	2.89	0.41
3:CC:160:TYR:C	3:CC:160:TYR:CD1	2.94	0.41
4:CD:118:PHE:O	4:CD:120:GLY:N	2.46	0.41
5:CE:2:GLU:OE1	5:CE:11:ALA:HB1	2.21	0.41
9:CI:12:VAL:HG21	9:CI:41:PHE:CE1	2.56	0.41
10:CJ:64:VAL:O	10:CJ:65:THR:CB	2.69	0.41
11:CK:105:ARG:O	11:CK:108:ARG:HB2	2.21	0.41
15:CO:31:THR:HG23	15:CO:32:PRO:CD	2.49	0.41
15:CO:7:ARG:HA	15:CO:10:ARG:NH2	2.36	0.41
16:CP:50:ARG:H	16:CP:50:ARG:CD	2.33	0.41
1:CA:1198:U:O3'	17:CQ:4:LYS:HE3	2.21	0.41
17:CQ:94:LEU:C	17:CQ:96:ASP:H	2.23	0.41
23:CW:18:LYS:HG3	23:CW:19:ARG:H	1.86	0.41
33:DA:1006:G:H2'	33:DA:1007:U:C6	2.56	0.41
33:DA:1016:A:N7	33:DA:1017:U:H1'	2.36	0.41
33:DA:1156:G:HO2'	33:DA:1180:A:N6	2.18	0.41
33:DA:1015:G:N2	33:DA:1218:C:O2	2.51	0.41
33:DA:1245:C:C4	33:DA:1246:A:N7	2.89	0.41
33:DA:465:A:H2'	33:DA:466:A:C8	2.56	0.41
33:DA:57:G:C5	33:DA:58:C:C4	3.09	0.41
33:DA:968:A:H4'	33:DA:969:A:OP2	2.21	0.41
34:DB:170:ILE:H	34:DB:170:ILE:HD12	1.85	0.41
34:DB:49:PHE:HD1	34:DB:212:TYR:HH	1.66	0.41
33:DA:410:G:P	36:DD:26:ARG:HE	2.44	0.41
39:DG:50:LEU:CD1	39:DG:61:ALA:HB1	2.50	0.41
43:DK:15:GLN:HG2	39:HG:139:GLU:CD	2.41	0.41

*Continued on next page...*

*Continued from previous page...*

Atom-1	Atom-2	Interatomic distance (Å)	Clash overlap (Å)
48:DP:36:VAL:HG12	48:DP:36:VAL:O	2.19	0.41
51:DS:40:ILE:HB	51:DS:66:MET:O	2.21	0.41
54:DV:30:ILE:HG21	54:DV:86:ILE:HD11	2.03	0.41
29:E2:42:LEU:HB3	29:E2:43:THR:HG23	2.01	0.41
31:E4:4:ARG:O	31:E4:37:GLN:O	2.39	0.41
32:E5:47:GLU:CG	32:E5:95:LEU:HD21	2.48	0.41
1:EA:1105:U:H2'	1:EA:1106:G:H8	1.81	0.41
1:EA:1458:U:H5'	1:EA:1459:G:N3	2.35	0.41
1:EA:1697:G:OP2	1:EA:1698:A:O2'	2.35	0.41
1:EA:1786:A:C4	1:EA:1938:A:C6	3.09	0.41
1:EA:2201:G:H2'	1:EA:2202:U:O4'	2.20	0.41
1:EA:27:G:C4	1:EA:512:G:N2	2.89	0.41
1:EA:308:G:N2	1:EA:477:A:C8	2.89	0.41
1:EA:563:A:C6	1:EA:564:C:C4	3.09	0.41
1:EA:884:U:H2'	1:EA:885:C:H5'	2.03	0.41
2:EB:29:A:H2'	2:EB:30:C:O4'	2.21	0.41
3:EC:234:GLY:O	3:EC:235:GLU:HB2	2.21	0.41
4:ED:118:PHE:HZ	14:EN:1:MET:CB	2.34	0.41
6:EF:30:VAL:CG1	6:EF:96:TRP:CH2	3.04	0.41
7:EG:102:ILE:CG1	7:EG:116:LEU:HD11	2.51	0.41
1:EA:2467:C:H1'	13:EM:122:ALA:HB1	2.03	0.41
14:EN:96:ARG:O	14:EN:113:ILE:HA	2.21	0.41
21:EU:34:ILE:HG23	21:EU:61:GLU:HB3	2.02	0.41
22:EV:80:HIS:HD2	22:EV:83:LYS:N	2.18	0.41
23:EW:22:VAL:CG1	23:EW:25:PHE:CE1	3.04	0.41
33:FA:1304:G:C6	33:FA:1305:G:N2	2.88	0.41
33:FA:200:G:N2	33:FA:218:U:C2	2.89	0.41
33:FA:728:A:N6	33:FA:729:A:N6	2.69	0.41
34:FB:9:LEU:HB2	34:FB:42:LEU:CD2	2.51	0.41
35:FC:23:PHE:CD1	35:FC:24:ALA:N	2.89	0.41
37:FE:94:VAL:HG11	37:FE:140:THR:CG2	2.50	0.41
33:FA:716:A:N3	43:FK:119:ASN:O	2.53	0.41
43:FK:45:ALA:HB3	43:FK:70:CYS:HB2	2.02	0.41
33:FA:880:C:P	44:FL:5:ASN:HD22	2.44	0.41
47:FO:15:PHE:CZ	47:FO:85:LEU:HD11	2.56	0.41
54:FV:127:TRP:CH2	54:FV:262:ILE:HD13	2.56	0.41
14:GN:98:LEU:HD22	27:G0:42:ILE:HD11	2.03	0.41
1:GA:528:A:H2	1:GA:2043:C:H5'	1.85	0.41
1:GA:2482:A:C5	1:GA:2483:C:C5	3.08	0.41
1:GA:2539:C:H5'	31:G4:3:VAL:HG21	2.02	0.41
1:GA:2690:U:C4	1:GA:2873:A:N1	2.88	0.41

*Continued on next page...*

*Continued from previous page...*

Atom-1	Atom-2	Interatomic distance (Å)	Clash overlap (Å)
1:GA:941:A:H2'	1:GA:942:G:O4'	2.21	0.41
1:GA:960:A:H5''	1:GA:961:C:OP2	2.21	0.41
4:GD:148:GLN:HB2	4:GD:152:PRO:HG2	2.03	0.41
4:GD:91:THR:O	4:GD:93:GLY:N	2.49	0.41
5:GE:60:TRP:NE1	5:GE:70:SER:HB3	2.36	0.41
6:GF:60:SER:CB	6:GF:88:VAL:HG11	2.51	0.41
12:GL:110:VAL:CG2	12:GL:127:VAL:HB	2.51	0.41
14:GN:31:HIS:N	14:GN:31:HIS:ND1	2.69	0.41
16:GP:80:VAL:O	16:GP:81:ASP:HB3	2.20	0.41
26:GZ:38:GLU:HG3	26:GZ:40:THR:HG22	2.03	0.41
33:HA:200:G:N2	33:HA:218:U:C2	2.89	0.41
33:HA:429:U:O3'	36:HD:22:LYS:NZ	2.54	0.41
33:HA:460:A:N1	33:HA:462:G:C8	2.89	0.41
33:HA:949:A:H1'	33:HA:1364:U:C5	2.56	0.41
34:HB:217:ALA:O	34:HB:221:ARG:HB2	2.21	0.41
35:HC:22:TRP:HB3	35:HC:59:ARG:HB2	2.03	0.41
40:HH:10:MET:HG3	40:HH:27:MET:SD	2.60	0.41
42:HJ:87:LEU:O	42:HJ:91:ASP:OD2	2.39	0.41
43:HK:23:ILE:HD11	43:HK:86:VAL:HG22	2.01	0.41
45:HM:29:ARG:HH22	45:HM:33:ILE:HD11	1.86	0.41
45:HM:29:ARG:NH1	45:HM:33:ILE:HD11	2.36	0.41
49:HQ:59:VAL:CG2	49:HQ:75:LEU:HD13	2.50	0.41
52:HT:68:HIS:HB3	52:HT:69:LYS:NZ	2.36	0.41
54:HV:85:ASN:ND2	54:HV:382:ILE:HG13	2.35	0.41
54:HV:488:VAL:HG21	54:HV:661:SER:HB3	2.02	0.41
54:HV:504:LYS:HA	54:HV:516:GLY:O	2.20	0.41
54:HV:498:VAL:CG2	54:HV:608:ALA:HB2	2.51	0.41
32:A5:39:THR:HA	32:A5:42:ARG:CD	2.51	0.41
1:AA:1107:G:OP1	32:A5:59:LEU:N	2.54	0.41
1:AA:1140:C:P	10:AJ:68:LYS:HZ3	2.43	0.41
1:AA:123:G:C6	1:AA:124:G:C5	3.08	0.41
1:AA:1530:G:C6	1:AA:1531:C:C4	3.09	0.41
1:AA:1676:A:H2'	1:AA:1677:A:O4'	2.21	0.41
1:AA:1760:C:H2'	1:AA:1761:C:O4'	2.21	0.41
1:AA:2838:G:H2'	1:AA:2839:G:O4'	2.21	0.41
1:AA:216:A:C8	1:AA:432:A:C6	3.09	0.41
1:AA:690:G:H2'	1:AA:691:C:C6	2.56	0.41
1:AA:815:C:C2	1:AA:1193:G:C2	3.09	0.41
1:AA:858:G:H3'	1:AA:859:G:C8	2.55	0.41
4:AD:14:ILE:HG13	4:AD:14:ILE:O	2.20	0.41
4:AD:34:VAL:HG22	4:AD:94:GLN:H	1.85	0.41

*Continued on next page...*

*Continued from previous page...*

Atom-1	Atom-2	Interatomic distance (Å)	Clash overlap (Å)
6:AF:121:PHE:HZ	6:AF:166:ARG:N	2.18	0.41
6:AF:50:ASP:OD1	6:AF:50:ASP:N	2.54	0.41
10:AJ:12:LYS:O	10:AJ:13:ARG:HB2	2.21	0.41
11:AK:70:ARG:HD3	11:AK:76:VAL:HG22	2.03	0.41
1:AA:910:A:C4	13:AM:13:HIS:CD2	3.09	0.41
15:AO:33:ARG:HG2	15:AO:34:HIS:CE1	2.56	0.41
15:AO:41:ALA:O	15:AO:44:GLY:N	2.46	0.41
21:AU:13:LEU:HD11	21:AU:70:ALA:HB2	2.02	0.41
25:AY:41:HIS:CD2	25:AY:42:LEU:HD12	2.56	0.41
33:BA:1451:U:C2'	33:BA:1452:C:OP1	2.69	0.41
33:BA:1489:G:C5	33:BA:1490:U:C5	3.09	0.41
33:BA:1492:A:C2'	33:BA:1493:A:C5'	2.98	0.41
33:BA:519:C:N4	33:BA:520:A:C6	2.89	0.41
33:BA:523:A:C2	33:BA:527:G:O6	2.74	0.41
35:BC:17:PRO:HG2	35:BC:18:TRP:H	1.86	0.41
35:BC:97:VAL:HB	35:BC:98:PRO:HD2	2.02	0.41
44:BL:103:ASP:OD1	44:BL:103:ASP:N	2.52	0.41
50:BR:34:THR:O	50:BR:37:GLY:N	2.54	0.41
43:BK:93:ARG:HH22	53:BU:20:LYS:HB2	1.85	0.41
1:CA:1053:C:N3	1:CA:1054:A:N7	2.69	0.41
1:CA:1729:U:C5'	1:CA:1730:C:O5'	2.69	0.41
1:CA:1732:C:O2'	1:CA:1733:G:H5'	2.21	0.41
1:CA:2140:G:O6	1:CA:2152:G:C8	2.73	0.41
4:CD:68:PHE:CE2	4:CD:75:ALA:HB1	2.56	0.41
10:CJ:49:ASP:CG	10:CJ:121:LYS:HZ3	2.24	0.41
11:CK:5:GLN:O	11:CK:6:THR:CB	2.68	0.41
12:CL:23:ILE:N	12:CL:23:ILE:CD1	2.84	0.41
13:CM:50:ARG:HA	13:CM:53:MET:HE2	2.02	0.41
14:CN:10:LEU:HD22	14:CN:10:LEU:N	2.36	0.41
16:CP:19:PHE:CZ	16:CP:83:ILE:CD1	3.04	0.41
17:CQ:7:VAL:HG23	17:CQ:8:ILE:N	2.36	0.41
19:CS:29:VAL:HG13	19:CS:55:ILE:HD11	2.02	0.41
25:CY:17:GLU:HB2	25:CY:53:VAL:HG11	2.03	0.41
33:DA:1009:U:H3	33:DA:1020:G:H1	1.69	0.41
33:DA:144:G:N2	33:DA:145:G:H1'	2.35	0.41
33:DA:1493:A:O2'	33:DA:1494:G:OP1	2.32	0.41
33:DA:473:U:C2	33:DA:474:G:C8	3.08	0.41
33:DA:591:U:H2'	33:DA:592:G:H8	1.86	0.41
33:DA:69:G:H3'	33:DA:70:U:H6	1.86	0.41
33:DA:892:A:C6	33:DA:893:C:C4	3.09	0.41
36:DD:151:LYS:HA	36:DD:155:VAL:HG13	2.03	0.41

*Continued on next page...*



*Continued from previous page...*

Atom-1	Atom-2	Interatomic distance (Å)	Clash overlap (Å)
41:DI:101:ALA:HB1	41:DI:103:PHE:CE1	2.56	0.41
42:DJ:57:VAL:HG22	42:DJ:58:ASN:H	1.85	0.41
44:DL:102:LEU:CD1	44:DL:102:LEU:N	2.84	0.41
47:DO:26:GLU:OE2	47:DO:77:ARG:HD2	2.20	0.41
52:DT:62:ALA:HA	52:DT:67:ILE:HG22	2.02	0.41
29:E2:10:LEU:HD21	29:E2:14:ARG:NH1	2.36	0.41
32:E5:132:TYR:O	32:E5:133:GLU:HG3	2.21	0.41
32:E5:32:GLY:HA2	32:E5:36:ASP:OD2	2.21	0.41
1:EA:980:A:C4	1:EA:1136:G:O4'	2.74	0.41
1:EA:1854:A:C2	1:EA:2087:G:N3	2.89	0.41
1:EA:258:G:H1'	12:EL:104:GLN:NE2	2.36	0.41
1:EA:2788:C:H2'	1:EA:2789:C:C6	2.56	0.41
1:EA:278:A:N1	1:EA:362:A:C8	2.89	0.41
1:EA:370:G:O2'	1:EA:424:G:OP1	2.33	0.41
1:EA:878:A:H3'	1:EA:879:G:C8	2.56	0.41
1:EA:979:A:H2'	1:EA:982:C:H42	1.86	0.41
3:EC:184:GLU:O	3:EC:185:ALA:HB3	2.21	0.41
4:ED:121:THR:HB	4:ED:127:PHE:CD2	2.55	0.41
7:EG:84:LYS:HB2	7:EG:132:LEU:H	1.86	0.41
9:EI:70:THR:OG1	9:EI:71:LYS:N	2.54	0.41
10:EJ:102:GLU:HG3	10:EJ:124:VAL:HG21	2.02	0.41
17:EQ:86:SER:O	17:EQ:88:GLU:N	2.54	0.41
33:FA:1151:A:C2	33:FA:1152:A:C4	3.08	0.41
33:FA:139:A:H2'	33:FA:140:U:C6	2.56	0.41
33:FA:250:A:C4'	33:FA:251:G:O5'	2.69	0.41
33:FA:335:C:H2'	33:FA:336:A:C8	2.55	0.41
33:FA:676:A:H1'	43:FK:117:PRO:HB3	2.02	0.41
36:FD:116:GLN:NE2	36:FD:120:HIS:NE2	2.69	0.41
38:FF:20:GLY:O	38:FF:23:GLU:HB3	2.21	0.41
43:FK:72:ASP:O	43:FK:73:ALA:HB3	2.20	0.41
43:FK:23:ILE:HD11	43:FK:86:VAL:HG22	2.02	0.41
46:FN:21:PHE:C	46:FN:23:LYS:H	2.23	0.41
42:FJ:49:PHE:CE2	46:FN:77:PHE:HZ	2.39	0.41
51:FS:40:ILE:HG12	51:FS:71:LEU:CD2	2.51	0.41
33:FA:1314:C:C5	51:FS:6:LYS:HD3	2.56	0.41
54:FV:22:GLY:HA2	58:FV:801:GCP:O1A	2.20	0.41
54:FV:266:CYS:SG	54:FV:267:GLY:N	2.94	0.41
1:GA:1332:G:H2'	1:GA:1332:G:N3	2.35	0.41
1:GA:2098:U:H3	1:GA:2191:A:H61	1.67	0.41
1:GA:2447:G:C5	1:GA:2500:U:C5	3.08	0.41
1:GA:2687:U:H2'	1:GA:2688:G:O4'	2.21	0.41

*Continued on next page...*

*Continued from previous page...*

Atom-1	Atom-2	Interatomic distance (Å)	Clash overlap (Å)
1:GA:2632:A:H61	1:GA:2786:U:H3	1.69	0.41
1:GA:2869:G:H2'	1:GA:2870:C:C6	2.56	0.41
1:GA:479:A:HO2'	1:GA:481:G:H8	1.63	0.41
1:GA:645:C:H2'	1:GA:647:G:N7	2.36	0.41
2:GB:14:U:O2	2:GB:107:G:H4'	2.20	0.41
4:GD:45:TYR:CD1	4:GD:45:TYR:N	2.89	0.41
11:GK:108:ARG:HD2	11:GK:116:ILE:HD11	2.02	0.41
11:GK:118:LEU:N	11:GK:118:LEU:HD12	2.35	0.41
4:GD:21:SER:H	11:GK:73:ASP:H	1.68	0.41
12:GL:7:SER:HB2	12:GL:8:PRO:HD2	2.03	0.41
15:GO:24:THR:HG22	15:GO:42:PRO:HD3	2.03	0.41
22:GV:62:THR:HA	22:GV:71:LYS:HA	2.03	0.41
26:GZ:5:LYS:HD2	26:GZ:5:LYS:N	2.36	0.41
33:HA:1284:C:C5	33:HA:1285:A:H8	2.39	0.41
33:HA:672:U:H2'	33:HA:673:A:C8	2.55	0.41
33:HA:868:C:N4	33:HA:869:G:C2	2.89	0.41
38:HF:21:MET:HB3	38:HF:21:MET:HE2	1.84	0.41
41:HI:30:ILE:HA	41:HI:65:ILE:O	2.21	0.41
44:HL:63:VAL:HG21	44:HL:95:TYR:CE1	2.55	0.41
53:HU:14:VAL:CG2	53:HU:16:LEU:CD2	2.99	0.41
9:GI:25:PRO:HB3	54:HV:647:SER:CA	2.50	0.41
32:A5:123:ILE:HG12	32:A5:124:ASP:N	2.36	0.41
32:A5:31:ARG:HD3	32:A5:31:ARG:HA	1.84	0.41
32:A5:58:THR:HB	32:A5:82:ILE:HB	2.03	0.41
32:A5:93:ALA:HB3	32:A5:95:LEU:HD23	2.03	0.41
1:AA:1084:A:H5'	32:A5:55:VAL:HA	2.03	0.41
1:AA:2207:C:C2	1:AA:2208:C:C5	3.09	0.41
1:AA:2502:G:C5'	1:AA:2503:A:H5''	2.51	0.41
1:AA:2591:C:OP1	3:AC:237:ARG:HG3	2.21	0.41
1:AA:2615:U:P	59:AA:3740:HOH:O	2.79	0.41
1:AA:2845:U:O3'	16:AP:52:ARG:NH1	2.54	0.41
1:AA:722:A:H2'	1:AA:723:C:O4'	2.21	0.41
1:AA:751:A:C6	1:AA:789:A:C5	3.09	0.41
4:AD:105:LYS:HA	4:AD:177:VAL:HG13	2.02	0.41
6:AF:169:LEU:HG	6:AF:174:PHE:CD2	2.56	0.41
9:AI:91:LYS:HG2	9:AI:97:VAL:HG21	2.03	0.41
12:AL:81:ASP:O	12:AL:82:LEU:HD22	2.21	0.41
11:AK:80:ASP:CB	16:AP:67:GLU:HG3	2.51	0.41
18:AR:83:TYR:C	18:AR:83:TYR:CD1	2.95	0.41
1:AA:1266:G:C8	19:AS:15:GLN:NE2	2.89	0.41
20:AT:17:SER:H	20:AT:21:SER:CB	2.34	0.41

*Continued on next page...*

*Continued from previous page...*

Atom-1	Atom-2	Interatomic distance (Å)	Clash overlap (Å)
21:AU:95:PHE:HE1	21:AU:102:ILE:HB	1.86	0.41
33:BA:1041:G:C2	33:BA:1042:A:C5	3.08	0.41
33:BA:1251:A:H2'	33:BA:1252:A:O4'	2.21	0.41
33:BA:1469:C:H2'	33:BA:1470:U:O4'	2.21	0.41
33:BA:601:G:C2	33:BA:602:A:C4	3.09	0.41
33:BA:686:U:C4	33:BA:687:A:N6	2.89	0.41
33:BA:722:G:O2'	33:BA:723:U:H2'	2.20	0.41
33:BA:724:G:N2	33:BA:725:G:H1'	2.36	0.41
36:BD:30:THR:HG22	36:BD:31:LYS:N	2.36	0.41
36:BD:89:ASN:O	36:BD:93:LEU:HD22	2.21	0.41
40:BH:13:ARG:HH11	40:BH:27:MET:CB	2.33	0.41
43:BK:72:ASP:O	43:BK:73:ALA:HB3	2.21	0.41
44:BL:86:ARG:NH2	44:BL:88:LYS:HG3	2.36	0.41
54:BV:407:GLU:O	54:BV:408:ARG:CB	2.69	0.41
28:C1:46:VAL:HG12	28:C1:47:ILE:N	2.36	0.41
1:CA:973:A:C8	1:CA:1188:U:C2	3.09	0.41
1:CA:1240:U:P	59:CA:3695:HOH:O	2.79	0.41
1:CA:1341:G:OP1	1:CA:1397:U:N3	2.50	0.41
1:CA:1842:G:H2'	1:CA:1843:C:C6	2.56	0.41
1:CA:2070:A:C2'	1:CA:2071:A:H5'	2.51	0.41
1:CA:2105:U:H5'	1:CA:2105:U:H6	1.86	0.41
1:CA:2145:C:H5'	1:CA:2147:A:OP1	2.21	0.41
1:CA:225:C:C4	1:CA:226:A:C8	3.09	0.41
1:CA:226:A:C6	1:CA:227:A:C6	3.09	0.41
1:CA:2795:C:H2'	1:CA:2796:U:H6	1.85	0.41
1:CA:296:U:H2'	1:CA:297:G:C8	2.55	0.41
1:CA:738:G:C6	1:CA:739:A:C2	3.09	0.41
2:CB:111:U:H2'	2:CB:112:G:C8	2.56	0.41
5:CE:143:LEU:HB3	5:CE:146:VAL:HG11	2.01	0.41
8:CH:2:GLN:CB	8:CH:39:ALA:HB3	2.51	0.41
9:CI:101:SER:CB	9:CI:140:GLU:HB3	2.51	0.41
17:CQ:5:ARG:HA	17:CQ:8:ILE:HD11	2.02	0.41
18:CR:14:VAL:HG11	18:CR:98:ILE:HG13	2.03	0.41
19:CS:29:VAL:HG21	19:CS:107:VAL:HG21	2.02	0.41
20:CT:70:HIS:HB3	20:CT:73:ARG:O	2.20	0.41
20:CT:8:LEU:HD23	20:CT:46:ALA:HA	2.02	0.41
23:CW:53:GLY:O	23:CW:56:HIS:N	2.53	0.41
25:CY:9:LYS:O	25:CY:12:GLU:HB2	2.21	0.41
33:DA:1028:C:C5	33:DA:1029:U:C4	3.08	0.41
33:DA:1218:C:H2'	33:DA:1219:A:C8	2.56	0.41
33:DA:1293:C:H2'	33:DA:1294:G:O4'	2.21	0.41

*Continued on next page...*

*Continued from previous page...*

Atom-1	Atom-2	Interatomic distance (Å)	Clash overlap (Å)
33:DA:623:C:C4	33:DA:624:C:C5	3.09	0.41
33:DA:71:A:C2	33:DA:72:A:C4	3.09	0.41
33:DA:661:G:C2	33:DA:745:G:C2	3.09	0.41
33:DA:774:G:C6	33:DA:775:G:C5	3.09	0.41
33:DA:781:A:C3'	33:DA:782:A:H5'	2.51	0.41
34:DB:70:GLY:CA	34:DB:163:ILE:CG2	2.98	0.41
35:DC:42:TYR:HE2	35:DC:87:LEU:HD22	1.86	0.41
36:DD:98:LEU:HB2	36:DD:135:TYR:HB3	2.03	0.41
36:DD:58:LYS:HD3	36:DD:203:LEU:HD23	2.03	0.41
41:DI:120:LYS:CG	41:DI:123:ARG:HB3	2.51	0.41
49:DQ:12:VAL:HG12	49:DQ:14:SER:H	1.85	0.41
53:DU:25:LYS:HG2	53:DU:26:ALA:H	1.86	0.41
54:DV:193:TRP:CH2	54:DV:276:GLN:HB2	2.56	0.41
54:DV:90:PRO:HG2	54:DV:98:GLU:HB2	2.02	0.41
1:EA:1149:G:H2'	1:EA:1150:C:C6	2.55	0.41
1:EA:1434:A:H2'	1:EA:1435:G:C8	2.55	0.41
1:EA:2184:A:H2'	1:EA:2185:U:C5	2.55	0.41
1:EA:2502:G:H5''	1:EA:2503:A:H5''	2.02	0.41
1:EA:2646:C:H2'	1:EA:2647:U:O4'	2.21	0.41
1:EA:296:U:H2'	1:EA:297:G:C8	2.57	0.41
1:EA:60:G:C6	1:EA:74:A:N6	2.89	0.41
1:EA:958:U:H5''	1:EA:959:A:O5'	2.21	0.41
2:EB:32:U:C2	2:EB:51:G:N2	2.89	0.41
2:EB:33:G:C4	2:EB:50:A:C2	3.09	0.41
4:ED:45:TYR:CD1	4:ED:45:TYR:N	2.89	0.41
6:EF:147:ARG:HG3	6:EF:149:ARG:N	2.36	0.41
6:EF:33:ILE:CG2	6:EF:153:ILE:CD1	2.98	0.41
8:EH:15:LEU:N	8:EH:15:LEU:CD2	2.84	0.41
1:EA:1076:C:O2'	9:EI:92:PRO:HB3	2.21	0.41
13:EM:67:VAL:HG11	13:EM:102:LEU:HD12	2.03	0.41
16:EP:24:THR:O	16:EP:24:THR:OG1	2.37	0.41
18:ER:49:ILE:HD12	18:ER:53:PHE:H	1.85	0.41
23:EW:50:VAL:HB	23:EW:61:LYS:HD2	2.03	0.41
24:EX:40:GLU:O	24:EX:43:LYS:HD2	2.20	0.41
33:FA:1174:G:C2	33:FA:1175:G:C8	3.08	0.41
33:FA:1451:U:H5''	33:FA:1452:C:C5	2.55	0.41
33:FA:662:U:H2'	33:FA:663:A:C8	2.56	0.41
34:FB:20:ARG:O	34:FB:21:TYR:HB2	2.21	0.41
34:FB:26:MET:HE3	34:FB:29:PHE:CD2	2.56	0.41
35:FC:77:ILE:O	35:FC:83:ASP:HB2	2.20	0.41
37:FE:24:THR:HA	37:FE:29:ARG:HA	2.03	0.41

*Continued on next page...*

*Continued from previous page...*

Atom-1	Atom-2	Interatomic distance (Å)	Clash overlap (Å)
38:FF:53:LYS:O	38:FF:54:LEU:HB2	2.20	0.41
38:FF:92:THR:O	38:FF:93:LYS:HG2	2.20	0.41
39:FG:103:TRP:CH2	39:FG:141:VAL:HG21	2.56	0.41
42:FJ:37:ARG:NH2	42:FJ:77:VAL:HG21	2.36	0.41
42:FJ:50:THR:HB	42:FJ:64:GLN:HG2	2.02	0.41
47:FO:35:GLN:NE2	47:FO:39:LEU:HD21	2.36	0.41
52:FT:69:LYS:HB2	52:FT:70:ASN:H	1.80	0.41
53:FU:12:PHE:CE2	53:FU:14:VAL:O	2.74	0.41
54:FV:29:ARG:HA	54:FV:29:ARG:NH1	2.36	0.41
54:FV:31:LEU:HA	54:FV:34:THR:HG22	2.02	0.41
27:G0:54:ILE:HG23	27:G0:56:LYS:HE3	2.03	0.41
1:GA:1180:U:H2'	1:GA:1180:U:O2	2.21	0.41
1:GA:1386:C:H2'	1:GA:1387:A:H8	1.82	0.41
1:GA:1616:A:H4'	1:GA:1617:C:OP2	2.20	0.41
1:GA:1954:G:N1	1:GA:1986:C:OP1	2.44	0.41
1:GA:2070:A:C2'	1:GA:2071:A:H5'	2.51	0.41
1:GA:2108:A:N7	1:GA:2180:U:O2	2.54	0.41
4:GD:142:VAL:HB	4:GD:143:PRO:HD2	2.04	0.41
5:GE:170:ARG:NH2	5:GE:179:SER:OG	2.54	0.41
6:GF:134:GLN:CG	6:GF:135:ILE:H	2.34	0.41
6:GF:134:GLN:OE1	6:GF:149:ARG:HB3	2.21	0.41
9:GI:82:ALA:HB1	9:GI:108:ILE:HD13	2.03	0.41
11:GK:7:MET:SD	11:GK:20:MET:HB2	2.61	0.41
12:GL:46:VAL:HG13	12:GL:50:PHE:HB3	2.03	0.41
1:GA:2406:A:N3	12:GL:69:ARG:NH2	2.68	0.41
13:GM:4:PRO:CG	13:GM:70:ASP:HA	2.51	0.41
18:GR:90:ARG:O	18:GR:91:GLN:HB3	2.21	0.41
33:HA:1193:G:P	35:HC:167:TRP:HH2	2.45	0.41
33:HA:263:A:OP1	52:HT:74:ARG:NH1	2.49	0.41
33:HA:33:A:H2'	33:HA:34:C:C6	2.56	0.41
33:HA:26:A:N6	33:HA:558:G:O2'	2.47	0.41
33:HA:701:U:H4'	33:HA:702:A:O5'	2.20	0.41
33:HA:707:U:H2'	33:HA:708:C:C6	2.55	0.41
1:EA:1730:C:N4	35:HC:103:ILE:O	2.49	0.41
36:HD:125:VAL:O	36:HD:127:GLY:N	2.49	0.41
38:HF:74:LEU:HG	38:HF:78:PHE:CZ	2.56	0.41
39:HG:75:VAL:HG11	39:HG:144:MET:HG3	2.01	0.41
41:HI:35:LEU:HG	41:HI:36:GLU:N	2.36	0.41
41:HI:57:MET:CG	41:HI:58:VAL:H	2.34	0.41
44:HL:25:GLU:HB2	44:HL:27:CYS:SG	2.61	0.41
44:HL:36:ARG:HD3	44:HL:38:TYR:CE1	2.56	0.41

*Continued on next page...*

*Continued from previous page...*

Atom-1	Atom-2	Interatomic distance (Å)	Clash overlap (Å)
51:HS:63:THR:CG2	51:HS:64:ASP:N	2.84	0.41
54:HV:585:ASP:O	54:HV:586:VAL:CB	2.68	0.41
30:A3:3:ILE:HG21	30:A3:62:PRO:HG3	2.03	0.40
32:A5:62:ARG:O	32:A5:65:GLU:N	2.54	0.40
1:AA:1196:C:H2'	1:AA:1197:G:C8	2.56	0.40
1:AA:1270:C:H5''	1:AA:1271:G:O5'	2.21	0.40
1:AA:1341:G:C6	20:AT:84:TYR:CE1	3.10	0.40
1:AA:1339:G:H21	1:AA:1603:A:H1'	1.86	0.40
1:AA:1623:G:C6	1:AA:1624:U:C4	3.09	0.40
1:AA:1740:G:H2'	1:AA:1741:C:O4'	2.21	0.40
1:AA:178:G:C6	1:AA:179:C:C5	3.08	0.40
1:AA:2425:A:H5''	1:AA:2427:C:O4'	2.20	0.40
1:AA:741:U:C4	1:AA:757:G:N1	2.89	0.40
1:AA:979:A:H2'	1:AA:982:C:H42	1.86	0.40
3:AC:143:VAL:C	3:AC:151:GLY:HA2	2.42	0.40
3:AC:255:LYS:C	3:AC:257:ARG:H	2.24	0.40
4:AD:107:VAL:H	4:AD:206:ALA:H	1.69	0.40
5:AE:47:LYS:HB3	5:AE:51:GLU:HG3	2.03	0.40
6:AF:134:GLN:CG	6:AF:140:ILE:HG12	2.50	0.40
6:AF:151:LEU:HD12	6:AF:152:ASP:N	2.37	0.40
7:AG:22:VAL:HG22	7:AG:36:LEU:CD1	2.51	0.40
8:AH:4:ILE:HD11	8:AH:18:GLN:HE21	1.85	0.40
11:AK:1:MET:HE2	11:AK:32:TYR:CE1	2.56	0.40
13:AM:66:ARG:NH1	13:AM:104:GLU:OE1	2.53	0.40
15:AO:7:ARG:HA	15:AO:10:ARG:HH22	1.86	0.40
17:AQ:46:TYR:CZ	17:AQ:50:ARG:NH2	2.89	0.40
17:AQ:60:TRP:O	17:AQ:63:ARG:HG3	2.21	0.40
23:AW:30:VAL:O	23:AW:30:VAL:HG22	2.20	0.40
33:BA:1451:U:H5''	33:BA:1452:C:H5	1.86	0.40
33:BA:216:U:H2'	33:BA:217:C:C6	2.56	0.40
33:BA:704:A:C5	33:BA:705:G:N7	2.88	0.40
33:BA:716:A:C6	33:BA:717:U:N3	2.89	0.40
33:BA:727:G:N2	33:BA:731:G:C4	2.89	0.40
36:BD:165:ARG:O	36:BD:167:LYS:N	2.55	0.40
36:BD:142:VAL:HG12	36:BD:181:THR:OG1	2.21	0.40
33:BA:8:A:N7	36:BD:206:LYS:HB3	2.35	0.40
45:BM:95:LEU:C	45:BM:109:ARG:HG2	2.42	0.40
46:BN:93:ILE:HG21	46:BN:96:LEU:HD22	2.03	0.40
49:BQ:12:VAL:HG13	49:BQ:21:ILE:HG13	2.03	0.40
54:BV:131:ASN:OD1	54:BV:137:ARG:NH2	2.46	0.40
54:BV:75:MET:HG2	54:BV:280:ASP:OD2	2.21	0.40

*Continued on next page...*

*Continued from previous page...*

Atom-1	Atom-2	Interatomic distance (Å)	Clash overlap (Å)
28:C1:7:LYS:HE3	30:C3:33:THR:CG2	2.48	0.40
1:CA:1279:G:O2'	1:CA:1280:G:H5'	2.20	0.40
1:CA:1354:A:C8	1:CA:1355:G:C8	3.09	0.40
1:CA:1486:U:H2'	1:CA:1487:U:C6	2.56	0.40
1:CA:1630:A:N1	1:CA:1637:A:C6	2.89	0.40
1:CA:2107:G:C2	1:CA:2108:A:H1'	2.57	0.40
1:CA:2687:U:H2'	1:CA:2688:G:O4'	2.22	0.40
1:CA:2747:G:O2'	7:CG:66:THR:HG22	2.21	0.40
1:CA:484:C:H2'	1:CA:485:C:H6	1.87	0.40
1:CA:579:G:OP1	59:CA:3277:HOH:O	2.22	0.40
1:CA:936:A:H2'	1:CA:937:C:C6	2.56	0.40
6:CF:148:VAL:HG23	6:CF:149:ARG:H	1.86	0.40
8:CH:38:PRO:HB2	8:CH:40:THR:HG23	2.03	0.40
8:CH:41:LYS:O	8:CH:44:ILE:HG12	2.21	0.40
9:CI:104:GLN:O	9:CI:105:LEU:HB2	2.20	0.40
11:CK:71:ARG:HB3	11:CK:72:PRO:HD2	2.03	0.40
14:CN:71:ARG:HG2	14:CN:71:ARG:HH21	1.86	0.40
17:CQ:60:TRP:O	17:CQ:63:ARG:HG3	2.21	0.40
17:CQ:75:TYR:CD1	17:CQ:75:TYR:C	2.94	0.40
20:CT:54:GLU:HG3	20:CT:88:LYS:H	1.86	0.40
24:CX:34:SER:HA	24:CX:48:LEU:O	2.20	0.40
24:CX:46:VAL:HG11	24:CX:77:TYR:CD1	2.56	0.40
24:CX:6:VAL:HG22	24:CX:7:THR:HG23	2.03	0.40
33:DA:1106:G:O3'	35:DC:172:ARG:HG3	2.22	0.40
33:DA:1244:G:C6	33:DA:1245:C:C4	3.08	0.40
33:DA:1491:G:H2'	55:DW:6:5OH:O	2.21	0.40
33:DA:276:G:C5	33:DA:277:C:C5	3.09	0.40
33:DA:844:G:H21	33:DA:845:A:N6	2.20	0.40
34:DB:42:LEU:HG	34:DB:43:GLU:N	2.37	0.40
39:DG:145:ALA:C	39:DG:147:ALA:N	2.74	0.40
41:DI:11:ARG:HA	41:DI:78:ALA:CB	2.51	0.40
54:DV:560:GLN:NE2	54:DV:598:SER:CB	2.84	0.40
28:E1:16:THR:HB	28:E1:41:VAL:HG21	2.02	0.40
28:E1:50:GLU:HG2	28:E1:51:ALA:N	2.37	0.40
1:EA:1001:A:H2'	1:EA:1002:G:O4'	2.21	0.40
1:EA:1446:C:H2'	1:EA:1447:C:H6	1.85	0.40
1:EA:1893:C:C5	1:EA:1894:C:C5	3.09	0.40
1:EA:2097:A:C6	1:EA:2098:U:C4	3.10	0.40
1:EA:2134:A:H3'	1:EA:2134:A:OP1	2.21	0.40
1:EA:2314:A:H2'	1:EA:2315:G:C8	2.56	0.40
1:EA:830:G:H4'	1:EA:831:G:OP2	2.22	0.40

*Continued on next page...*

*Continued from previous page...*

Atom-1	Atom-2	Interatomic distance (Å)	Clash overlap (Å)
1:EA:941:A:H2'	1:EA:942:G:O4'	2.21	0.40
7:EG:84:LYS:CB	7:EG:132:LEU:H	2.33	0.40
9:EI:33:ASN:HB3	9:EI:65:SER:HA	2.02	0.40
9:EI:58:ILE:HG22	9:EI:59:THR:N	2.36	0.40
16:EP:96:LEU:HB3	16:EP:99:LEU:CD2	2.50	0.40
10:EJ:44:TYR:CE1	17:EQ:59:LEU:HD11	2.56	0.40
18:ER:49:ILE:HG22	18:ER:53:PHE:C	2.41	0.40
20:ET:12:ARG:HG2	20:ET:12:ARG:HH11	1.86	0.40
20:ET:20:ALA:O	20:ET:24:MET:HB2	2.20	0.40
20:ET:28:ASN:HA	20:ET:91:GLN:OE1	2.21	0.40
20:ET:54:GLU:HB2	20:ET:88:LYS:HB2	2.02	0.40
25:EY:30:MET:O	25:EY:34:SER:N	2.51	0.40
33:FA:1118:U:H1'	33:FA:1179:A:C4	2.56	0.40
33:FA:1374:A:O3'	39:FG:28:ASN:ND2	2.51	0.40
33:FA:1464:U:H2'	33:FA:1465:A:C8	2.57	0.40
33:FA:9:G:OP2	37:FE:126:LYS:CE	2.69	0.40
34:FB:32:GLY:O	34:FB:33:ALA:CB	2.69	0.40
35:FC:117:ALA:HB2	35:FC:200:VAL:CG1	2.50	0.40
36:FD:72:PHE:CZ	36:FD:200:ILE:CD1	3.04	0.40
33:FA:8:A:N6	36:FD:202:GLU:O	2.49	0.40
36:FD:34:ILE:O	36:FD:35:GLU:CB	2.69	0.40
33:FA:1328:C:H5''	45:FM:28:THR:HG21	2.03	0.40
45:FM:80:LEU:HD11	45:FM:87:ARG:HH21	1.87	0.40
46:FN:25:ALA:O	46:FN:28:LYS:CG	2.69	0.40
1:GA:2394:C:P	30:G3:29:ARG:HH21	2.44	0.40
1:GA:1081:U:O3'	9:GI:118:GLY:HA2	2.22	0.40
1:GA:1162:G:C6	1:GA:1163:G:N7	2.89	0.40
1:GA:1456:G:C5	1:GA:1457:U:C5	3.09	0.40
1:GA:1863:G:H4'	1:GA:2411:A:H4'	2.02	0.40
1:GA:1866:A:H8	1:GA:1866:A:O5'	2.04	0.40
1:GA:2025:C:H2'	1:GA:2026:U:C6	2.56	0.40
1:GA:2580:U:C5	1:GA:2581:G:C6	3.08	0.40
1:GA:2843:G:C2	1:GA:2844:G:C4	3.09	0.40
1:GA:672:C:H42	1:GA:808:G:H1	1.68	0.40
3:GC:259:ASN:O	3:GC:260:LYS:HB2	2.21	0.40
4:GD:121:THR:HB	4:GD:127:PHE:CD2	2.56	0.40
4:GD:69:ALA:HA	4:GD:73:VAL:CG1	2.50	0.40
5:GE:175:ILE:HD11	5:GE:180:LEU:HD11	2.02	0.40
9:GI:85:ILE:H	9:GI:100:ILE:HD12	1.85	0.40
11:GK:52:VAL:CG1	11:GK:95:ILE:CD1	3.00	0.40
15:GO:53:THR:HB	15:GO:65:THR:HG21	2.03	0.40

*Continued on next page...*



*Continued from previous page...*

Atom-1	Atom-2	Interatomic distance (Å)	Clash overlap (Å)
11:GK:80:ASP:HB2	16:GP:67:GLU:HG3	2.03	0.40
16:GP:85:VAL:HG13	16:GP:86:LYS:N	2.35	0.40
19:GS:36:LEU:HD23	19:GS:48:LYS:HA	2.03	0.40
23:GW:49:ASN:HB2	23:GW:60:ALA:HA	2.03	0.40
33:HA:1185:G:C6	33:HA:1186:G:C5	3.09	0.40
33:HA:920:U:H2'	33:HA:921:U:C6	2.56	0.40
44:HL:99:ARG:HB2	44:HL:117:TYR:HA	2.03	0.40
45:HM:33:ILE:HD13	45:HM:59:GLU:HB3	2.04	0.40
45:HM:9:ILE:O	45:HM:9:ILE:HG13	2.21	0.40
52:HT:62:ALA:HB1	52:HT:69:LYS:H	1.84	0.40
54:HV:188:MET:HE3	54:HV:218:TRP:CD1	2.57	0.40
1:AA:770:G:P	29:A2:11:LYS:HE3	2.61	0.40
1:AA:2478:A:OP2	31:A4:2:LYS:HE3	2.22	0.40
32:A5:54:VAL:O	32:A5:55:VAL:C	2.59	0.40
1:AA:1062:G:N2	1:AA:1063:G:C4	2.90	0.40
1:AA:2038:G:H2'	1:AA:2039:U:O4'	2.21	0.40
1:AA:2297:A:N1	1:AA:2321:U:C5	2.89	0.40
1:AA:282:A:H2'	1:AA:283:G:C8	2.57	0.40
1:AA:627:A:O4'	1:AA:637:A:N6	2.55	0.40
1:AA:760:G:C6	1:AA:761:A:N3	2.89	0.40
1:AA:830:G:C4	1:AA:2448:A:C6	3.09	0.40
6:AF:18:GLU:HB3	6:AF:19:PHE:CE1	2.56	0.40
6:AF:59:ILE:HD12	6:AF:139:GLU:HB2	2.03	0.40
8:AH:42:LYS:HE2	8:AH:46:PHE:CZ	2.57	0.40
9:AI:93:ASN:HB2	9:AI:135:MET:HE1	2.02	0.40
11:AK:71:ARG:HG3	11:AK:105:ARG:CZ	2.50	0.40
16:AP:32:VAL:HG22	16:AP:37:LYS:HD2	2.04	0.40
17:AQ:51:GLN:O	17:AQ:54:ARG:N	2.52	0.40
21:AU:82:VAL:CG1	21:AU:83:GLY:N	2.84	0.40
23:AW:23:LYS:HE2	23:AW:24:ARG:HB3	2.03	0.40
33:BA:144:G:H2'	33:BA:145:G:O4'	2.22	0.40
33:BA:1453:G:N3	33:BA:1453:G:H3'	2.35	0.40
33:BA:1491:G:H5'	33:BA:1492:A:OP1	2.21	0.40
33:BA:675:A:N1	33:BA:676:A:C4	2.90	0.40
34:BB:121:GLN:NE2	34:BB:122:ASP:OD1	2.55	0.40
33:BA:1060:U:C5	35:BC:2:GLY:HA3	2.56	0.40
35:BC:88:ARG:HG3	35:BC:99:ALA:O	2.21	0.40
40:BH:2:SER:OG	40:BH:3:MET:N	2.53	0.40
41:BI:129:LYS:HG3	41:BI:130:ARG:HG2	2.02	0.40
41:BI:48:VAL:HG22	41:BI:83:ILE:HD11	2.03	0.40
43:BK:96:THR:HG23	43:BK:97:ILE:N	2.36	0.40

*Continued on next page...*

*Continued from previous page...*

Atom-1	Atom-2	Interatomic distance (Å)	Clash overlap (Å)
53:BU:12:PHE:CG	53:BU:13:ASP:N	2.88	0.40
54:BV:538:ASN:ND2	54:BV:550:ILE:HG21	2.36	0.40
1:CA:1100:C:C4	1:CA:1101:U:C5	3.09	0.40
1:CA:1027:A:C5	1:CA:1126:A:C2	3.09	0.40
1:CA:1269:A:O5'	1:CA:1269:A:H8	2.04	0.40
1:CA:2149:U:C5	1:CA:2150:C:H1'	2.56	0.40
1:CA:2526:G:C6	1:CA:2527:C:C4	3.10	0.40
1:CA:2840:C:C2	1:CA:2841:C:C5	3.09	0.40
1:CA:560:C:O2	17:CQ:47:ARG:NH1	2.52	0.40
1:CA:620:G:H4'	1:CA:621:A:O5'	2.22	0.40
1:CA:936:A:C6	1:CA:937:C:C4	3.09	0.40
1:CA:954:G:C2	1:CA:964:C:O2	2.75	0.40
1:CA:980:A:C5	1:CA:981:A:C6	3.09	0.40
9:CI:7:TYR:O	9:CI:7:TYR:CD1	2.74	0.40
11:CK:118:LEU:HD12	11:CK:118:LEU:H	1.85	0.40
14:CN:24:MET:HG2	14:CN:44:LEU:HD13	2.03	0.40
14:CN:65:LEU:O	14:CN:68:ALA:N	2.54	0.40
16:CP:19:PHE:O	16:CP:20:ARG:CB	2.69	0.40
25:CY:7:ARG:H	25:CY:60:LYS:HZ1	1.69	0.40
33:DA:127:G:C6	33:DA:128:G:N7	2.89	0.40
33:DA:141:G:C4	33:DA:142:G:C8	3.09	0.40
33:DA:142:G:H2'	33:DA:142:G:N3	2.37	0.40
33:DA:1438:G:C2'	33:DA:1439:G:H5'	2.52	0.40
33:DA:490:C:H2'	33:DA:491:G:H8	1.85	0.40
33:DA:656:G:H2'	33:DA:657:U:H6	1.86	0.40
34:DB:127:LYS:HG3	34:DB:128:LEU:N	2.35	0.40
34:DB:138:ARG:HA	34:DB:141:GLU:HG2	2.03	0.40
36:DD:102:VAL:HG12	36:DD:114:ALA:HB1	2.04	0.40
36:DD:139:PRO:O	36:DD:140:ASN:HB2	2.21	0.40
36:DD:35:GLU:C	36:DD:37:ALA:H	2.24	0.40
44:DL:87:VAL:HG11	44:DL:90:LEU:CD2	2.52	0.40
38:DF:86:ARG:HH21	50:DR:64:TYR:HB3	1.87	0.40
51:DS:36:ARG:HE	51:DS:72:GLY:HA3	1.87	0.40
54:DV:493:THR:HG22	54:DV:613:LEU:HD21	2.03	0.40
32:E5:59:LEU:HD23	32:E5:62:ARG:NE	2.32	0.40
32:E5:15:VAL:HG22	32:E5:66:GLY:HA3	2.03	0.40
1:EA:1346:G:H2'	1:EA:1347:A:H8	1.85	0.40
1:EA:488:G:N2	1:EA:493:G:O6	2.54	0.40
2:EB:39:A:H2'	2:EB:40:U:C6	2.56	0.40
3:EC:29:PHE:CE2	3:EC:31:PRO:HG2	2.56	0.40
4:ED:193:VAL:HG21	4:ED:201:LEU:HD21	2.03	0.40

*Continued on next page...*

*Continued from previous page...*

Atom-1	Atom-2	Interatomic distance (Å)	Clash overlap (Å)
4:ED:68:PHE:O	4:ED:73:VAL:HG12	2.22	0.40
8:EH:21:VAL:CG2	8:EH:25:TYR:HD2	2.34	0.40
8:EH:41:LYS:O	8:EH:44:ILE:HG12	2.22	0.40
11:EK:43:ILE:HG13	11:EK:56:ASP:HB2	2.03	0.40
18:ER:29:THR:O	18:ER:29:THR:HG22	2.22	0.40
24:EX:68:ALA:C	24:EX:69:GLU:O	2.59	0.40
33:FA:1037:C:N4	33:FA:1038:C:N4	2.69	0.40
33:FA:52:C:H2'	33:FA:53:A:H8	1.85	0.40
33:FA:636:U:H2'	33:FA:637:C:C6	2.55	0.40
33:FA:767:A:H2'	33:FA:768:A:O4'	2.21	0.40
33:FA:930:C:C4	33:FA:931:C:C5	3.09	0.40
33:FA:980:C:C5	33:FA:981:U:C2	3.10	0.40
36:FD:192:SER:O	36:FD:193:ALA:HB2	2.20	0.40
38:FF:42:TRP:HE3	38:FF:45:ARG:HH21	1.69	0.40
40:FH:86:TYR:CE1	40:FH:124:GLU:HB2	2.57	0.40
41:FI:13:LYS:O	41:FI:14:SER:HB3	2.21	0.40
42:FJ:35:GLN:O	42:FJ:36:VAL:CB	2.69	0.40
49:FQ:75:LEU:HD12	49:FQ:76:VAL:N	2.36	0.40
51:FS:63:THR:CG2	51:FS:64:ASP:N	2.84	0.40
33:FA:723:U:H2'	53:FU:49:LYS:HD3	2.03	0.40
54:FV:362:ARG:NH2	54:FV:373:GLU:OE2	2.46	0.40
1:GA:1058:U:H2'	1:GA:1059:G:H8	1.86	0.40
1:GA:1072:C:O2	1:GA:1072:C:H2'	2.19	0.40
1:GA:137:U:O2'	1:GA:138:U:P	2.74	0.40
1:GA:1614:A:N7	59:GA:3310:HOH:O	2.37	0.40
1:GA:1815:A:C8	1:GA:1817:G:C4	3.09	0.40
1:GA:1770:G:C6	1:GA:1983:G:C6	3.09	0.40
1:GA:2070:A:O2'	1:GA:2071:A:H5'	2.22	0.40
1:GA:2100:G:C6	1:GA:2190:G:C6	3.09	0.40
1:GA:2422:C:H2'	1:GA:2424:C:C6	2.56	0.40
1:GA:2666:C:C5	1:GA:2667:C:C5	3.09	0.40
1:GA:1297:C:OP1	1:GA:2710:C:H4'	2.21	0.40
1:GA:2886:A:N6	27:G0:39:ARG:CD	2.84	0.40
1:GA:880:G:C2	1:GA:898:C:H1'	2.55	0.40
1:GA:945:A:C4	1:GA:2448:A:C2	3.10	0.40
4:GD:48:ILE:HD13	4:GD:89:GLU:OE2	2.20	0.40
1:GA:2311:A:H1'	6:GF:84:ILE:HD11	2.04	0.40
11:GK:13:ASN:O	11:GK:14:SER:OG	2.32	0.40
11:GK:42:THR:HG23	11:GK:44:LYS:HE2	2.03	0.40
15:GO:2:ASP:OD1	15:GO:3:LYS:N	2.54	0.40
18:GR:38:VAL:O	18:GR:53:PHE:HA	2.21	0.40

*Continued on next page...*

*Continued from previous page...*

Atom-1	Atom-2	Interatomic distance (Å)	Clash overlap (Å)
19:GS:27:LYS:O	19:GS:71:VAL:HG22	2.20	0.40
20:GT:26:LYS:O	20:GT:27:SER:CB	2.69	0.40
1:GA:923:G:C1'	23:GW:23:LYS:HD3	2.43	0.40
33:HA:1459:G:C6	33:HA:1460:C:C4	3.09	0.40
33:HA:520:A:N1	33:HA:536:C:H1'	2.36	0.40
33:HA:959:A:O2'	33:HA:984:C:O2'	2.35	0.40
35:HC:134:MET:SD	35:HC:153:VAL:CG1	3.09	0.40
38:HF:97:THR:O	38:HF:98:GLU:HG2	2.21	0.40
39:HG:97:ASN:OD1	39:HG:97:ASN:N	2.55	0.40
40:HH:59:LEU:HD21	40:HH:61:LEU:CD2	2.52	0.40
40:HH:64:LYS:HB3	40:HH:71:VAL:HG21	2.02	0.40
41:HI:84:THR:HG21	41:HI:103:PHE:HB3	2.03	0.40
45:HM:57:ARG:O	45:HM:61:ALA:N	2.54	0.40
46:HN:20:TYR:O	46:HN:24:ARG:N	2.54	0.40
46:HN:28:LYS:HA	46:HN:31:ILE:HB	2.03	0.40
48:HP:78:VAL:HG12	48:HP:78:VAL:O	2.21	0.40
52:HT:85:LYS:C	52:HT:87:ALA:H	2.25	0.40
53:HU:29:LEU:C	53:HU:29:LEU:HD23	2.41	0.40
1:AA:2015:A:C2	27:A0:2:VAL:CG2	3.04	0.40
1:AA:1066:U:H2'	1:AA:1068:G:N7	2.36	0.40
1:AA:1517:G:N2	1:AA:1732:C:C2	2.90	0.40
1:AA:1529:G:H2'	1:AA:1530:G:O4'	2.22	0.40
1:AA:1992:G:C2	1:AA:1997:C:N3	2.89	0.40
1:AA:2053:G:N2	1:AA:2616:C:O2	2.55	0.40
1:AA:2204:G:H4'	3:AC:149:LYS:HG3	2.04	0.40
1:AA:2220:U:H2'	1:AA:2221:G:H8	1.86	0.40
1:AA:2607:G:H2'	1:AA:2608:G:O4'	2.21	0.40
1:AA:2637:U:C2'	1:AA:2638:G:H5'	2.52	0.40
1:AA:372:G:O4'	24:AX:60:LYS:HE3	2.22	0.40
1:AA:787:C:P	59:AA:3745:HOH:O	2.80	0.40
4:AD:118:PHE:HZ	14:AN:1:MET:CB	2.34	0.40
1:AA:2730:C:O3'	4:AD:174:SER:HB3	2.20	0.40
1:AA:2304:G:O2'	6:AF:152:ASP:HB3	2.20	0.40
9:AI:102:ARG:N	9:AI:139:VAL:CG2	2.85	0.40
9:AI:89:SER:OG	9:AI:135:MET:CE	2.69	0.40
10:AJ:98:GLU:HB3	10:AJ:124:VAL:HG23	2.04	0.40
13:AM:43:ALA:O	13:AM:46:ILE:HD13	2.21	0.40
13:AM:77:PRO:HD2	13:AM:80:VAL:HG11	2.04	0.40
20:AT:18:GLU:O	20:AT:21:SER:N	2.55	0.40
20:AT:43:ILE:HD13	20:AT:44:LYS:N	2.36	0.40
23:AW:10:ARG:O	23:AW:11:ASN:HB2	2.21	0.40

*Continued on next page...*

*Continued from previous page...*

Atom-1	Atom-2	Interatomic distance (Å)	Clash overlap (Å)
33:BA:1492:A:C2'	33:BA:1493:A:H5''	2.51	0.40
33:BA:138:G:C6	33:BA:226:G:C6	3.10	0.40
33:BA:322:C:OP2	33:BA:328:C:N4	2.55	0.40
33:BA:400:C:C2'	33:BA:401:C:H5'	2.52	0.40
33:BA:501:C:H1'	33:BA:549:C:H1'	2.03	0.40
33:BA:688:G:C5	33:BA:700:G:C2	3.09	0.40
33:BA:792:A:H4'	33:BA:793:U:O5'	2.21	0.40
33:BA:79:G:O2'	33:BA:80:A:O4'	2.40	0.40
34:BB:40:ILE:HG13	34:BB:41:ASN:N	2.36	0.40
36:BD:32:CYS:SG	36:BD:34:ILE:N	2.95	0.40
38:BF:99:ALA:O	38:BF:100:SER:HB2	2.22	0.40
48:BP:63:GLN:N	48:BP:63:GLN:OE1	2.54	0.40
51:BS:12:ASP:OD2	51:BS:37:ARG:HD2	2.22	0.40
1:CA:1002:G:C6	1:CA:1003:G:C5	3.09	0.40
1:CA:754:U:O2'	1:CA:1272:A:N1	2.50	0.40
1:CA:1522:A:H4'	1:CA:1524:G:C8	2.56	0.40
1:CA:1936:A:C2	1:CA:1945:G:C4	3.10	0.40
1:CA:571:U:C4	1:CA:2030:A:C6	3.09	0.40
1:CA:2147:A:H3'	1:CA:2148:G:O4'	2.21	0.40
1:CA:2345:G:C5	1:CA:2381:A:C2	3.08	0.40
1:CA:2355:G:C6	1:CA:2356:U:C4	3.09	0.40
1:CA:2585:U:HO2'	1:CA:2586:U:P	2.44	0.40
1:CA:553:G:H2'	1:CA:554:U:O4'	2.22	0.40
1:CA:812:C:OP1	17:CQ:12:ARG:NH2	2.54	0.40
1:CA:874:G:C4	1:CA:875:G:C8	3.09	0.40
3:CC:166:ARG:HB3	3:CC:171:VAL:HG22	2.02	0.40
3:CC:15:VAL:HA	3:CC:203:VAL:CG1	2.52	0.40
4:CD:91:THR:O	4:CD:93:GLY:N	2.48	0.40
1:CA:659:G:H4'	5:CE:95:LYS:HD3	2.04	0.40
7:CG:67:ALA:O	7:CG:71:LEU:HD23	2.21	0.40
11:CK:3:GLN:CG	11:CK:4:GLU:N	2.85	0.40
12:CL:61:LEU:O	30:C3:12:ARG:HD3	2.22	0.40
18:CR:5:PHE:HE1	18:CR:14:VAL:HG21	1.85	0.40
18:CR:10:LYS:NZ	18:CR:23:GLU:OE1	2.55	0.40
18:CR:64:VAL:N	18:CR:95:ASP:O	2.54	0.40
20:CT:69:ARG:CG	20:CT:70:HIS:N	2.85	0.40
33:DA:1410:A:H2'	33:DA:1411:C:C6	2.57	0.40
33:DA:1476:A:H2'	33:DA:1477:U:O4'	2.21	0.40
33:DA:1486:G:H2'	33:DA:1487:G:O4'	2.21	0.40
33:DA:701:U:H4'	33:DA:702:A:O5'	2.21	0.40
35:DC:130:PHE:CD2	35:DC:131:ARG:N	2.90	0.40

*Continued on next page...*

*Continued from previous page...*

Atom-1	Atom-2	Interatomic distance (Å)	Clash overlap (Å)
40:DH:105:SER:HB2	40:DH:126:ILE:HD11	2.03	0.40
41:DI:7:TYR:CD1	41:DI:20:PHE:CE1	3.09	0.40
43:DK:79:ILE:HB	43:DK:105:PHE:HE1	1.85	0.40
45:DM:54:ASP:HA	45:DM:57:ARG:CB	2.52	0.40
49:DQ:12:VAL:O	49:DQ:13:VAL:CB	2.69	0.40
49:DQ:65:ARG:HG3	49:DQ:66:PRO:HD2	2.03	0.40
33:DA:1438:G:OP1	52:DT:29:ARG:HD3	2.22	0.40
53:DU:29:LEU:C	53:DU:29:LEU:HD23	2.42	0.40
53:DU:40:LYS:H	53:DU:41:PRO:CD	2.35	0.40
1:EA:107:G:C2	1:EA:108:G:C8	3.10	0.40
1:EA:1652:A:C2	1:EA:2006:C:N3	2.89	0.40
1:EA:2442:C:H2'	1:EA:2443:C:H6	1.86	0.40
1:EA:2676:C:O2	1:EA:2732:G:N2	2.54	0.40
1:EA:303:G:N2	1:EA:315:G:C4	2.90	0.40
1:EA:635:C:O2'	1:EA:639:U:H5''	2.21	0.40
4:ED:119:ALA:HB3	4:ED:124:ARG:HB2	2.03	0.40
1:EA:2787:C:H1'	4:ED:63:PRO:HG3	2.03	0.40
6:EF:124:ARG:HA	6:EF:160:LYS:O	2.21	0.40
8:EH:2:GLN:C	8:EH:3:VAL:HG13	2.41	0.40
12:EL:2:ARG:HA	12:EL:5:THR:CG2	2.51	0.40
17:EQ:40:LYS:HB2	17:EQ:40:LYS:NZ	2.36	0.40
1:EA:1198:U:H4'	17:EQ:4:LYS:HZ2	1.86	0.40
23:EW:52:CYS:SG	23:EW:56:HIS:HA	2.61	0.40
33:FA:1239:A:H62	33:FA:1299:A:N6	2.19	0.40
33:FA:730:G:C5	33:FA:731:G:H1'	2.57	0.40
36:FD:20:PHE:N	36:FD:20:PHE:CD1	2.89	0.40
40:FH:44:GLY:O	40:FH:64:LYS:NZ	2.48	0.40
43:FK:26:SER:OG	43:FK:29:ASN:N	2.50	0.40
54:FV:33:TYR:CE1	54:FV:199:GLY:HA3	2.55	0.40
54:FV:442:ASP:OD1	54:FV:445:PHE:N	2.55	0.40
33:FA:1494:G:N7	55:FW:1:KBE:CA	2.84	0.40
29:G2:29:GLN:HA	29:G2:32:ALA:HB3	2.03	0.40
1:GA:1343:G:H1'	1:GA:1597:A:C4	2.57	0.40
1:GA:1626:A:O2'	1:GA:1627:G:P	2.80	0.40
1:GA:2016:U:H2'	1:GA:2017:U:C6	2.57	0.40
1:GA:2144:G:N2	1:GA:2147:A:C2	2.89	0.40
1:GA:2358:A:C5	1:GA:2359:C:C5	3.10	0.40
1:GA:782:A:H5'	1:GA:783:A:C2	2.57	0.40
1:GA:831:G:OP1	59:GA:3347:HOH:O	2.22	0.40
1:GA:994:C:OP1	17:GQ:52:ARG:NH1	2.49	0.40
1:GA:2591:C:P	3:GC:237:ARG:HG3	2.62	0.40

*Continued on next page...*

*Continued from previous page...*

Atom-1	Atom-2	Interatomic distance (Å)	Clash overlap (Å)
4:GD:172:VAL:CG2	4:GD:194:PRO:HD3	2.51	0.40
4:GD:5:VAL:HG21	4:GD:80:TRP:HB2	2.04	0.40
7:GG:104:LEU:HD12	7:GG:112:VAL:HG21	2.02	0.40
7:GG:30:GLY:HA3	7:GG:78:VAL:HA	2.03	0.40
14:GN:33:ILE:HD11	14:GN:112:TYR:HD1	1.86	0.40
14:GN:78:LYS:HG2	14:GN:83:LEU:CD1	2.52	0.40
16:GP:28:LYS:O	16:GP:80:VAL:O	2.39	0.40
17:GQ:40:LYS:O	17:GQ:43:GLN:N	2.55	0.40
17:GQ:4:LYS:CE	17:GQ:7:VAL:CG1	3.00	0.40
20:GT:73:ARG:NH2	20:GT:73:ARG:HB3	2.36	0.40
23:GW:60:ALA:HA	23:GW:81:ILE:HD11	2.03	0.40
33:HA:1033:G:C2'	33:HA:1034:G:H5'	2.49	0.40
33:HA:1188:A:H2'	33:HA:1189:U:O4'	2.21	0.40
33:HA:1508:A:H2'	33:HA:1509:C:O4'	2.22	0.40
33:HA:188:C:H2'	33:HA:189:A:O4'	2.21	0.40
33:HA:476:U:O2'	33:HA:477:C:H5'	2.22	0.40
33:HA:781:A:C4	33:HA:802:A:C2	3.09	0.40
34:HB:32:GLY:CA	34:HB:39:ILE:H	2.31	0.40
35:HC:47:LEU:CD1	35:HC:68:ILE:HD13	2.51	0.40
36:HD:147:GLU:O	36:HD:148:LYS:C	2.59	0.40
45:HM:34:LEU:CD1	45:HM:41:GLU:HA	2.51	0.40
50:HR:55:LEU:O	50:HR:59:ILE:N	2.32	0.40
52:HT:20:HIS:CE1	52:HT:24:ARG:HD3	2.57	0.40
43:HK:107:ILE:HG12	53:HU:12:PHE:HZ	1.87	0.40
54:HV:212:VAL:O	54:HV:216:ASN:N	2.50	0.40
54:HV:407:GLU:O	54:HV:408:ARG:HB3	2.22	0.40
54:HV:421:GLU:O	54:HV:481:ALA:HB1	2.21	0.40
33:HA:1051:C:H5''	54:HV:543:GLY:HA3	2.02	0.40
54:HV:578:LEU:HD13	54:HV:579:HIS:H	1.86	0.40
27:A0:43:THR:HG23	27:A0:47:TYR:O	2.22	0.40
32:A5:100:ALA:HB3	32:A5:125:ARG:HD2	2.03	0.40
1:AA:1088:A:H61	9:AI:130:GLY:HA3	1.85	0.40
1:AA:1410:G:H2'	1:AA:1411:U:C6	2.55	0.40
1:AA:1736:U:H2'	1:AA:1737:G:O4'	2.22	0.40
1:AA:2233:U:H2'	1:AA:2234:G:C8	2.57	0.40
1:AA:2285:C:H5'	1:AA:2288:A:N6	2.37	0.40
1:AA:2427:C:H5''	1:AA:2428:G:OP1	2.21	0.40
1:AA:29:U:H2'	1:AA:30:G:C8	2.57	0.40
1:AA:624:C:H1'	1:AA:657:U:H5''	2.03	0.40
1:AA:807:U:OP2	12:AL:36:LYS:HD3	2.21	0.40
3:AC:122:ALA:O	3:AC:127:ASN:ND2	2.52	0.40

*Continued on next page...*

*Continued from previous page...*

Atom-1	Atom-2	Interatomic distance (Å)	Clash overlap (Å)
3:AC:173:LEU:HD11	3:AC:183:VAL:HB	2.04	0.40
7:AG:93:TYR:HA	7:AG:105:SER:O	2.22	0.40
9:AI:57:VAL:CG1	9:AI:58:ILE:N	2.84	0.40
11:AK:65:THR:HG1	11:AK:68:GLY:H	1.70	0.40
12:AL:90:VAL:HB	12:AL:122:VAL:HG12	2.03	0.40
1:AA:1248:G:C6	17:AQ:2:ARG:HD2	2.57	0.40
23:AW:28:GLU:OE2	23:AW:29:SER:OG	2.37	0.40
33:BA:1268:G:C6	33:BA:1269:A:N6	2.89	0.40
33:BA:1314:C:H2'	33:BA:1315:U:C6	2.56	0.40
33:BA:337:G:H2'	33:BA:338:A:C8	2.56	0.40
33:BA:706:A:C6	33:BA:707:U:C2	3.09	0.40
33:BA:739:C:O2	47:BO:42:HIS:HE1	2.05	0.40
33:BA:827:U:C4	33:BA:870:U:C2	3.10	0.40
33:BA:973:G:C2'	33:BA:974:A:OP1	2.70	0.40
34:BB:58:LYS:NZ	34:BB:62:ARG:HG3	2.37	0.40
36:BD:58:LYS:HB2	36:BD:200:ILE:HG13	2.04	0.40
38:BF:44:ARG:HA	38:BF:58:HIS:HA	2.03	0.40
39:BG:65:ALA:HB2	39:BG:128:ALA:HB2	2.03	0.40
41:BI:97:GLU:HA	41:BI:100:LYS:HG3	2.03	0.40
47:BO:53:ARG:O	47:BO:57:LEU:HG	2.21	0.40
38:BF:7:VAL:HG11	50:BR:23:TYR:OH	2.22	0.40
54:BV:227:ALA:HB1	54:BV:234:MET:CB	2.52	0.40
54:BV:304:ASP:O	54:BV:305:THR:HG22	2.20	0.40
54:BV:342:VAL:CG1	54:BV:378:ARG:HD3	2.52	0.40
1:CA:1421:G:C2	1:CA:1422:G:C8	3.10	0.40
1:CA:1675:C:H2'	1:CA:1676:A:O4'	2.22	0.40
1:CA:1684:G:H2'	1:CA:1685:C:C6	2.57	0.40
1:CA:1268:A:C2	1:CA:2013:A:C4	3.08	0.40
1:CA:2020:A:H5'	27:C0:8:THR:HG22	2.03	0.40
1:CA:2704:C:C4	1:CA:2705:A:C5	3.10	0.40
1:CA:2831:G:O4'	1:CA:2883:A:C2	2.74	0.40
1:CA:413:C:H2'	1:CA:414:C:C6	2.56	0.40
1:CA:574:A:H4'	1:CA:575:A:O5'	2.21	0.40
1:CA:783:A:H8	1:CA:784:G:H4'	1.86	0.40
1:CA:922:C:HO2'	23:CW:25:PHE:HE1	1.66	0.40
3:CC:128:THR:C	3:CC:129:LEU:HD12	2.42	0.40
4:CD:107:VAL:H	4:CD:206:ALA:H	1.69	0.40
5:CE:150:THR:HG21	5:CE:153:LEU:HA	2.03	0.40
5:CE:145:ASP:HA	5:CE:166:LYS:HB3	2.02	0.40
6:CF:9:ASP:O	6:CF:10:GLU:CB	2.70	0.40
7:CG:35:THR:C	7:CG:36:LEU:HD22	2.42	0.40

*Continued on next page...*



*Continued from previous page...*

Atom-1	Atom-2	Interatomic distance (Å)	Clash overlap (Å)
7:CG:83:THR:O	7:CG:84:LYS:HB3	2.21	0.40
12:CL:101:ILE:HG22	12:CL:102:GLY:N	2.37	0.40
12:CL:82:LEU:HD21	12:CL:116:VAL:CG2	2.51	0.40
15:CO:31:THR:HG22	15:CO:33:ARG:H	1.87	0.40
16:CP:4:ILE:HG22	16:CP:8:GLU:HG3	2.02	0.40
10:CJ:44:TYR:HA	17:CQ:59:LEU:HD21	2.02	0.40
23:CW:73:PRO:HG2	23:CW:76:ARG:CB	2.52	0.40
33:DA:1039:G:H2'	33:DA:1040:U:H6	1.86	0.40
33:DA:1102:A:H2'	33:DA:1103:C:C6	2.56	0.40
33:DA:1198:G:C6	33:DA:1199:U:C4	3.09	0.40
33:DA:1356:G:H2'	33:DA:1357:A:C8	2.56	0.40
33:DA:1507:A:H2'	33:DA:1508:A:C8	2.56	0.40
33:DA:187:G:O2'	33:DA:189:A:N7	2.42	0.40
33:DA:197:A:N1	33:DA:220:G:O2'	2.47	0.40
33:DA:449:G:H2'	33:DA:450:G:C8	2.56	0.40
33:DA:502:A:H2'	33:DA:503:C:C6	2.56	0.40
33:DA:992:U:H4'	33:DA:993:G:C5'	2.52	0.40
38:DF:85:ILE:O	38:DF:86:ARG:C	2.60	0.40
40:DH:7:ILE:HG23	40:DH:36:ILE:HD11	2.04	0.40
41:DI:33:ARG:HD2	41:DI:38:TYR:CD1	2.56	0.40
44:DL:40:THR:OG1	44:DL:41:THR:N	2.54	0.40
47:DO:63:ARG:HG2	47:DO:67:LEU:CD1	2.52	0.40
48:DP:6:LEU:HB3	48:DP:17:TYR:HB3	2.02	0.40
54:DV:15:ILE:HG22	54:DV:23:LYS:HG3	2.03	0.40
54:DV:92:HIS:HB3	54:DV:93:VAL:H	1.64	0.40
54:DV:93:VAL:HG22	54:DV:94:ASP:H	1.87	0.40
1:EA:1082:U:N3	1:EA:1083:U:C2	2.90	0.40
1:EA:31:C:O2'	1:EA:1238:G:H5'	2.21	0.40
1:EA:186:G:O2'	1:EA:187:G:H5'	2.22	0.40
1:EA:2289:G:C2	1:EA:2290:G:C8	3.09	0.40
1:EA:2352:A:C6	1:EA:2366:A:C4	3.09	0.40
1:EA:2402:U:O2'	1:EA:2403:C:O5'	2.37	0.40
1:EA:327:G:H2'	1:EA:328:U:C6	2.55	0.40
1:EA:634:C:H6	1:EA:634:C:O5'	2.04	0.40
1:EA:683:U:C2'	1:EA:684:G:O5'	2.69	0.40
3:EC:70:LYS:HD2	3:EC:73:ILE:HD12	2.03	0.40
4:ED:139:SER:HB2	4:ED:142:VAL:HG21	2.03	0.40
4:ED:68:PHE:CE2	4:ED:75:ALA:HB1	2.57	0.40
9:EI:27:LEU:CD1	9:EI:34:ILE:CD1	2.98	0.40
14:EN:84:GLY:N	14:EN:85:PRO:HD2	2.36	0.40
16:EP:50:ARG:O	16:EP:51:ASN:HB2	2.22	0.40

*Continued on next page...*

*Continued from previous page...*

Atom-1	Atom-2	Interatomic distance (Å)	Clash overlap (Å)
1:EA:1262:A:OP2	19:ES:99:ARG:NH2	2.54	0.40
24:EX:32:LEU:O	24:EX:33:HIS:CG	2.74	0.40
24:EX:52:ALA:O	24:EX:53:LYS:HB3	2.22	0.40
33:FA:1138:G:H2'	33:FA:1140:C:C6	2.57	0.40
33:FA:1336:C:H4'	33:FA:1337:G:H5'	2.03	0.40
33:FA:475:C:H2'	33:FA:476:U:H6	1.85	0.40
33:FA:548:G:H2'	33:FA:549:C:C6	2.57	0.40
35:FC:172:ARG:NH1	35:FC:203:PHE:HE2	2.19	0.40
43:FK:118:HIS:O	43:FK:119:ASN:HB2	2.21	0.40
45:FM:90:ARG:NH2	45:FM:95:LEU:HB3	2.37	0.40
52:FT:68:HIS:HB3	52:FT:69:LYS:HZ2	1.87	0.40
54:FV:550:ILE:N	54:FV:551:PRO:CD	2.84	0.40
54:FV:523:TYR:CZ	54:FV:575:GLY:HA3	2.56	0.40
1:GA:1394:U:C5	1:GA:1395:A:C5	3.09	0.40
1:GA:1471:G:C6	1:GA:1472:C:C4	3.10	0.40
1:GA:1482:G:O6	1:GA:1508:A:N1	2.55	0.40
1:GA:1872:A:C8	1:GA:1873:G:C1'	3.04	0.40
1:GA:2364:C:H2'	1:GA:2365:G:O4'	2.21	0.40
1:GA:2511:U:O4	1:GA:2575:C:N3	2.55	0.40
1:GA:2585:U:O2'	1:GA:2586:U:P	2.80	0.40
1:GA:2043:C:H1'	1:GA:2779:U:O4	2.22	0.40
1:GA:2788:C:H2'	1:GA:2789:C:C6	2.57	0.40
1:GA:483:A:C8	21:GU:44:HIS:HD2	2.39	0.40
3:GC:93:VAL:CG2	3:GC:115:ILE:HD12	2.52	0.40
3:GC:181:ARG:NH2	3:GC:182:LYS:O	2.55	0.40
3:GC:57:HIS:CD2	3:GC:58:LYS:H	2.40	0.40
6:GF:109:ARG:O	6:GF:109:ARG:HG2	2.22	0.40
6:GF:107:VAL:HG13	6:GF:113:PHE:CZ	2.56	0.40
6:GF:3:LEU:HD13	6:GF:6:TYR:CB	2.52	0.40
6:GF:73:VAL:HG22	6:GF:78:ILE:HD11	2.04	0.40
7:GG:120:ILE:CD1	7:GG:139:VAL:HG12	2.51	0.40
7:GG:73:SER:HA	7:GG:76:ILE:HG22	2.04	0.40
9:GI:101:SER:HA	9:GI:140:GLU:CG	2.51	0.40
9:GI:12:VAL:HG23	9:GI:13:ALA:N	2.36	0.40
12:GL:30:THR:O	12:GL:33:ARG:HG2	2.21	0.40
18:GR:41:ILE:HG22	18:GR:42:ALA:N	2.36	0.40
13:GM:34:LYS:HE2	22:GV:81:PRO:O	2.21	0.40
23:GW:39:GLN:HG2	23:GW:41:GLY:H	1.86	0.40
23:GW:75:ASN:O	23:GW:76:ARG:CB	2.69	0.40
25:GY:45:GLN:O	25:GY:47:ARG:N	2.55	0.40
33:HA:1193:G:OP1	35:HC:167:TRP:CH2	2.74	0.40

*Continued on next page...*

*Continued from previous page...*

Atom-1	Atom-2	Interatomic distance (Å)	Clash overlap (Å)
33:HA:1252:A:H61	33:HA:1285:A:N6	2.20	0.40
33:HA:654:G:C2	33:HA:753:A:C4	3.09	0.40
36:HD:59:GLN:O	36:HD:63:ARG:HG3	2.21	0.40
50:HR:34:THR:HG22	50:HR:38:LYS:O	2.22	0.40
28:A1:38:PHE:CE1	28:A1:40:PRO:HA	2.57	0.40
29:A2:12:ARG:HH11	29:A2:44:VAL:HG11	1.87	0.40
32:A5:3:LEU:CD1	32:A5:5:LEU:HG	2.51	0.40
32:A5:78:GLY:N	32:A5:79:PRO:HD2	2.37	0.40
32:A5:58:THR:OG1	32:A5:82:ILE:HB	2.22	0.40
1:AA:1150:C:H2'	1:AA:1151:A:O5'	2.22	0.40
1:AA:1168:G:H3'	1:AA:1169:A:H8	1.87	0.40
1:AA:762:U:N3	1:AA:1431:A:OP1	2.48	0.40
1:AA:1906:G:H5'	1:AA:1929:G:O2'	2.22	0.40
1:AA:2153:C:H5''	1:AA:2154:A:P	2.62	0.40
1:AA:2294:G:H2'	1:AA:2295:C:H6	1.86	0.40
1:AA:2357:G:C2	1:AA:2361:G:C5	3.09	0.40
1:AA:2793:C:H2'	1:AA:2794:C:H6	1.83	0.40
1:AA:288:U:H2'	1:AA:289:G:H8	1.87	0.40
1:AA:491:G:C5	1:AA:492:A:C8	3.10	0.40
1:AA:532:A:N1	1:AA:2020:A:H1'	2.36	0.40
1:AA:685:A:O2'	1:AA:773:U:O4	2.36	0.40
1:AA:892:A:C2	1:AA:893:C:C2	3.10	0.40
1:AA:945:A:C2	1:AA:2448:A:C4	3.10	0.40
4:AD:45:TYR:CD1	4:AD:45:TYR:N	2.89	0.40
5:AE:145:ASP:HA	5:AE:166:LYS:O	2.21	0.40
6:AF:87:LYS:O	6:AF:88:VAL:HG23	2.21	0.40
11:AK:71:ARG:HA	11:AK:71:ARG:HD3	1.94	0.40
11:AK:8:LEU:CD1	11:AK:82:ASN:HB3	2.51	0.40
16:AP:28:LYS:O	16:AP:80:VAL:O	2.39	0.40
18:AR:41:ILE:O	18:AR:46:GLU:HB2	2.20	0.40
19:AS:24:ILE:HD11	19:AS:36:LEU:HD13	2.02	0.40
21:AU:5:ARG:HH11	21:AU:93:ARG:CG	2.34	0.40
33:BA:1239:A:H62	33:BA:1299:A:H62	1.69	0.40
33:BA:1248:A:H2'	33:BA:1249:C:C6	2.57	0.40
33:BA:1313:U:H2'	33:BA:1314:C:C6	2.57	0.40
33:BA:135:C:H2'	33:BA:136:C:H5'	2.04	0.40
33:BA:1527:U:H2'	33:BA:1528:U:C6	2.57	0.40
33:BA:188:C:H2'	33:BA:189:A:O4'	2.22	0.40
33:BA:369:G:C4	33:BA:393:A:C2	3.10	0.40
33:BA:710:G:H5''	38:BF:53:LYS:NZ	2.36	0.40
33:BA:763:G:N2	33:BA:764:C:C2	2.89	0.40

*Continued on next page...*

*Continued from previous page...*

Atom-1	Atom-2	Interatomic distance (Å)	Clash overlap (Å)
33:BA:925:G:C6	33:BA:927:G:N7	2.90	0.40
33:BA:959:A:H5'	33:BA:960:U:OP2	2.21	0.40
35:BC:112:ASP:O	35:BC:116:VAL:HG23	2.22	0.40
35:BC:16:LYS:HG3	35:BC:17:PRO:HD2	2.02	0.40
37:BE:159:LYS:HZ2	40:BH:66:PHE:HD2	1.70	0.40
41:BI:23:PRO:HA	41:BI:61:LEU:HA	2.03	0.40
42:BJ:71:LEU:O	42:BJ:72:ARG:NH1	2.51	0.40
44:BL:14:ARG:HH12	44:BL:15:LYS:HG2	1.87	0.40
44:BL:3:THR:HB	44:BL:6:GLN:CG	2.52	0.40
33:BA:393:A:OP2	48:BP:12:LYS:HD2	2.22	0.40
52:BT:39:ILE:HD12	52:BT:82:GLN:HB3	2.03	0.40
53:BU:4:ILE:HD13	53:BU:20:LYS:HD3	2.04	0.40
28:C1:16:THR:HG21	28:C1:41:VAL:HG23	2.03	0.40
1:CA:1152:C:H3'	59:CA:3354:HOH:O	2.21	0.40
1:CA:1549:A:C6	1:CA:1550:C:C4	3.09	0.40
1:CA:1668:A:H4'	1:CA:1669:A:O5'	2.22	0.40
1:CA:1815:A:C5	1:CA:1817:G:C6	3.09	0.40
1:CA:2675:A:N1	1:CA:2676:C:C2	2.89	0.40
1:CA:2884:U:H3	27:C0:39:ARG:CZ	2.35	0.40
4:CD:14:ILE:HG12	4:CD:22:ILE:HB	2.03	0.40
5:CE:152:GLU:O	5:CE:153:LEU:HB3	2.22	0.40
6:CF:2:LYS:HG3	6:CF:3:LEU:HD22	2.02	0.40
6:CF:71:LYS:HE2	6:CF:71:LYS:HA	2.03	0.40
7:CG:85:LYS:HG2	7:CG:131:VAL:CB	2.51	0.40
9:CI:75:ALA:HB2	9:CI:112:LYS:HE2	2.02	0.40
11:CK:19:VAL:HG13	11:CK:41:ILE:HG23	2.04	0.40
13:CM:2:LEU:HD11	13:CM:68:PHE:CE2	2.57	0.40
14:CN:79:LEU:O	14:CN:80:PHE:HB2	2.21	0.40
15:CO:11:ALA:HB2	15:CO:96:GLY:CA	2.52	0.40
16:CP:49:ILE:HG22	16:CP:50:ARG:N	2.36	0.40
16:CP:57:ALA:O	16:CP:58:PHE:HB3	2.21	0.40
16:CP:91:VAL:O	16:CP:92:ARG:HG2	2.21	0.40
17:CQ:35:PHE:CE2	17:CQ:39:ILE:HD11	2.56	0.40
19:CS:76:VAL:HG23	19:CS:101:SER:HB2	2.04	0.40
20:CT:54:GLU:HB2	20:CT:88:LYS:CG	2.50	0.40
1:CA:1341:G:C6	20:CT:84:TYR:CE1	3.10	0.40
23:CW:18:LYS:N	23:CW:36:ILE:HB	2.36	0.40
23:CW:39:GLN:HG2	23:CW:41:GLY:H	1.85	0.40
23:CW:51:GLY:CA	23:CW:59:PHE:CZ	3.05	0.40
23:CW:51:GLY:HA3	23:CW:59:PHE:CZ	2.56	0.40
33:DA:1038:C:H2'	33:DA:1039:G:C8	2.56	0.40

*Continued on next page...*

*Continued from previous page...*

Atom-1	Atom-2	Interatomic distance (Å)	Clash overlap (Å)
33:DA:144:G:H2'	33:DA:145:G:O4'	2.22	0.40
33:DA:1505:G:H4'	33:DA:1506:U:H5''	2.03	0.40
33:DA:234:C:H2'	33:DA:235:C:H6	1.87	0.40
33:DA:383:A:C5	33:DA:384:G:H1'	2.57	0.40
33:DA:1101:A:H61	34:DB:101:THR:HG21	1.86	0.40
37:DE:109:GLY:O	37:DE:110:ALA:HB3	2.22	0.40
37:DE:81:LEU:CD2	37:DE:123:VAL:HG12	2.52	0.40
38:DF:21:MET:HB3	38:DF:25:TYR:CE2	2.57	0.40
42:DJ:57:VAL:O	42:DJ:58:ASN:HB2	2.22	0.40
33:DA:553:A:O2'	44:DL:26:ALA:O	2.39	0.40
45:DM:34:LEU:HD23	45:DM:56:LEU:HD22	2.03	0.40
45:DM:79:ARG:HH11	51:DS:65:GLU:HG2	1.86	0.40
45:DM:86:TYR:CZ	45:DM:90:ARG:HD3	2.56	0.40
47:DO:30:ALA:HA	47:DO:85:LEU:HD21	2.03	0.40
54:DV:319:ALA:HB2	54:DV:338:VAL:HA	2.03	0.40
54:DV:532:LYS:C	54:DV:534:TYR:N	2.75	0.40
54:DV:545:ILE:HD11	54:DV:581:GLY:HA3	2.03	0.40
1:EA:2391:G:H3'	30:E3:31:ILE:HD11	2.02	0.40
1:EA:2823:A:C5	1:EA:2824:C:C5	3.09	0.40
1:EA:81:G:HO2'	1:EA:295:G:HO2'	1.67	0.40
1:EA:329:G:O4'	1:EA:477:A:H1'	2.21	0.40
1:EA:65:U:H2'	1:EA:66:C:C6	2.56	0.40
2:EB:24:G:N2	2:EB:28:C:C2	2.89	0.40
2:EB:7:G:C5'	15:EO:29:HIS:CE1	3.04	0.40
3:EC:30:ALA:N	3:EC:31:PRO:HD2	2.37	0.40
4:ED:107:VAL:HG13	4:ED:203:VAL:HG23	2.03	0.40
4:ED:121:THR:O	4:ED:122:VAL:HG23	2.21	0.40
4:ED:151:THR:HG22	4:ED:152:PRO:HD3	2.03	0.40
4:ED:55:LYS:HD3	4:ED:60:VAL:HG22	2.04	0.40
6:EF:172:PHE:O	6:EF:174:PHE:N	2.54	0.40
7:EG:30:GLY:HA3	7:EG:78:VAL:HG13	2.03	0.40
10:EJ:18:VAL:HG23	10:EJ:54:ILE:HD13	2.02	0.40
11:EK:108:ARG:HD2	11:EK:116:ILE:CD1	2.52	0.40
13:EM:50:ARG:HD3	13:EM:65:ILE:HD11	2.03	0.40
19:ES:73:LYS:HB3	19:ES:106:VAL:HB	2.03	0.40
20:ET:29:THR:HA	20:ET:86:THR:HA	2.03	0.40
1:EA:923:G:N3	23:EW:23:LYS:CD	2.85	0.40
1:EA:2352:A:N1	23:EW:30:VAL:HG11	2.36	0.40
23:EW:38:ARG:N	23:EW:38:ARG:HD3	2.37	0.40
33:FA:1113:C:C1'	35:FC:178:LEU:HD23	2.52	0.40
33:FA:1223:C:P	51:FS:78:ARG:NH1	2.95	0.40

*Continued on next page...*

*Continued from previous page...*

Atom-1	Atom-2	Interatomic distance (Å)	Clash overlap (Å)
33:FA:1293:C:H2'	33:FA:1294:G:O4'	2.22	0.40
33:FA:1348:U:C5	33:FA:1373:G:N2	2.90	0.40
33:FA:1411:C:O2'	33:FA:1412:C:H5'	2.21	0.40
33:FA:653:U:H5'	40:FH:56:LYS:HE3	2.03	0.40
33:FA:671:G:N2	33:FA:672:U:H1'	2.37	0.40
33:FA:949:A:O4'	33:FA:1364:U:H5	2.04	0.40
37:FE:114:VAL:HG22	37:FE:115:LEU:HD13	2.02	0.40
37:FE:132:ASN:O	37:FE:136:VAL:HG23	2.22	0.40
37:FE:154:ALA:O	37:FE:158:GLY:HA3	2.21	0.40
41:FI:6:TYR:CG	41:FI:89:GLU:HB2	2.57	0.40
44:FL:24:LEU:C	44:FL:26:ALA:H	2.23	0.40
1:EA:716:A:P	47:FO:89:ARG:NH1	2.94	0.40
50:FR:55:LEU:O	50:FR:58:ALA:N	2.55	0.40
53:FU:12:PHE:CZ	53:FU:16:LEU:HG	2.57	0.40
54:FV:29:ARG:HA	54:FV:29:ARG:CZ	2.51	0.40
54:FV:51:ASP:HB3	54:FV:56:GLU:HG3	2.04	0.40
1:GA:1533:C:C4	1:GA:1534:U:C5	3.10	0.40
1:GA:1131:G:N2	1:GA:2024:G:H21	2.19	0.40
1:GA:2220:U:H2'	1:GA:2221:G:H8	1.86	0.40
1:GA:2287:A:C5	1:GA:2289:G:C8	3.10	0.40
1:GA:2550:G:C6	1:GA:2551:C:C4	3.10	0.40
1:GA:2748:A:H1'	7:GG:66:THR:HG22	2.04	0.40
1:GA:2821:A:H2'	1:GA:2822:G:O4'	2.21	0.40
1:GA:613:A:HO2'	1:GA:614:A:P	2.43	0.40
1:GA:856:G:H2'	1:GA:857:G:C8	2.56	0.40
4:GD:193:VAL:HB	4:GD:194:PRO:HD2	2.03	0.40
6:GF:3:LEU:HG	6:GF:100:GLU:HB2	2.03	0.40
1:GA:2748:A:H1'	7:GG:66:THR:CG2	2.52	0.40
9:GI:21:PRO:HB2	9:GI:22:PRO:HD3	2.04	0.40
10:GJ:45:THR:CG2	10:GJ:50:THR:HG21	2.51	0.40
12:GL:92:LEU:HA	12:GL:125:LEU:HD21	2.03	0.40
12:GL:77:ILE:HD12	12:GL:77:ILE:N	2.37	0.40
15:GO:11:ALA:HB2	15:GO:96:GLY:CA	2.51	0.40
20:GT:89:GLU:O	20:GT:91:GLN:N	2.50	0.40
24:GX:39:VAL:HG13	24:GX:46:VAL:HG12	2.03	0.40
26:GZ:15:ARG:N	26:GZ:15:ARG:HD2	2.36	0.40
26:GZ:40:THR:OG1	26:GZ:41:PRO:HD2	2.22	0.40
33:HA:1034:G:N2	33:HA:1035:A:C6	2.89	0.40
33:HA:1392:G:C5	33:HA:1393:U:C5	3.10	0.40
33:HA:158:G:H2'	33:HA:159:G:C5'	2.52	0.40
33:HA:661:G:N3	33:HA:745:G:N2	2.70	0.40

*Continued on next page...*

Continued from previous page...

Atom-1	Atom-2	Interatomic distance (Å)	Clash overlap (Å)
33:HA:662:U:H2'	33:HA:663:A:C8	2.56	0.40
35:HC:191:THR:HG21	35:HC:196:ILE:HD12	2.03	0.40
36:HD:105:MET:HB3	36:HD:107:PHE:HE1	1.85	0.40
39:HG:18:PHE:CE1	39:HG:58:GLU:HG2	2.56	0.40
42:HJ:40:ILE:HB	42:HJ:73:LEU:HB3	2.03	0.40
51:HS:36:ARG:C	51:HS:38:SER:H	2.25	0.40
52:HT:4:ILE:O	52:HT:4:ILE:HG22	2.21	0.40
54:HV:30:ILE:O	54:HV:34:THR:HG22	2.21	0.40
54:HV:24:THR:OG1	54:HV:88:ASP:OD2	2.39	0.40

All (4) symmetry-related close contacts are listed below. The label for Atom-2 includes the symmetry operator and encoded unit-cell translations to be applied.

Atom-1	Atom-2	Interatomic distance (Å)	Clash overlap (Å)
33:FA:1029:U:O3'	1:GA:1508:A:N6[1_565]	2.13	0.07
33:FA:1029:U:OP2	1:GA:1509:A:N6[1_565]	2.16	0.04
33:FA:1029:U:O2'	1:GA:1508:A:N6[1_565]	2.16	0.04
6:GF:20:ASN:ND2	21:GU:52:ASN:OD1[2_556]	2.18	0.02

## 5.3 Torsion angles [i](#)

### 5.3.1 Protein backbone [i](#)

In the following table, the Percentiles column shows the percent Ramachandran outliers of the chain as a percentile score with respect to all X-ray entries followed by that with respect to entries of similar resolution.

The Analysed column shows the number of residues for which the backbone conformation was analysed, and the total number of residues.

Mol	Chain	Analysed	Favoured	Allowed	Outliers	Percentiles	
3	AC	269/273 (98%)	220 (82%)	34 (13%)	15 (6%)	2	5
3	CC	269/273 (98%)	218 (81%)	35 (13%)	16 (6%)	1	5
3	EC	269/273 (98%)	219 (81%)	36 (13%)	14 (5%)	2	6
3	GC	269/273 (98%)	225 (84%)	30 (11%)	14 (5%)	2	6
4	AD	207/209 (99%)	161 (78%)	33 (16%)	13 (6%)	1	4
4	CD	207/209 (99%)	160 (77%)	33 (16%)	14 (7%)	1	3
4	ED	207/209 (99%)	155 (75%)	34 (16%)	18 (9%)	1	2

Continued on next page...

Continued from previous page...

Mol	Chain	Analysed	Favoured	Allowed	Outliers	Percentiles	
4	GD	207/209 (99%)	158 (76%)	34 (16%)	15 (7%)	1	3
5	AE	199/201 (99%)	163 (82%)	24 (12%)	12 (6%)	1	4
5	CE	199/201 (99%)	161 (81%)	26 (13%)	12 (6%)	1	4
5	EE	199/201 (99%)	162 (81%)	25 (13%)	12 (6%)	1	4
5	GE	199/201 (99%)	162 (81%)	25 (13%)	12 (6%)	1	4
6	AF	175/179 (98%)	128 (73%)	41 (23%)	6 (3%)	3	15
6	CF	175/179 (98%)	132 (75%)	37 (21%)	6 (3%)	3	15
6	EF	175/179 (98%)	139 (79%)	29 (17%)	7 (4%)	3	11
6	GF	175/179 (98%)	132 (75%)	40 (23%)	3 (2%)	9	31
7	AG	174/177 (98%)	124 (71%)	33 (19%)	17 (10%)	0	1
7	CG	174/177 (98%)	123 (71%)	37 (21%)	14 (8%)	1	2
7	EG	174/177 (98%)	120 (69%)	43 (25%)	11 (6%)	1	4
7	GG	174/177 (98%)	118 (68%)	41 (24%)	15 (9%)	1	2
8	AH	48/50 (96%)	24 (50%)	19 (40%)	5 (10%)	0	1
8	CH	48/50 (96%)	23 (48%)	19 (40%)	6 (12%)	0	0
8	EH	48/50 (96%)	24 (50%)	19 (40%)	5 (10%)	0	1
8	GH	48/50 (96%)	24 (50%)	21 (44%)	3 (6%)	1	4
9	AI	139/142 (98%)	87 (63%)	45 (32%)	7 (5%)	2	7
9	CI	139/142 (98%)	92 (66%)	37 (27%)	10 (7%)	1	3
9	EI	139/142 (98%)	90 (65%)	42 (30%)	7 (5%)	2	7
9	GI	139/142 (98%)	89 (64%)	38 (27%)	12 (9%)	1	2
10	AJ	140/142 (99%)	114 (81%)	18 (13%)	8 (6%)	1	5
10	CJ	140/142 (99%)	113 (81%)	19 (14%)	8 (6%)	1	5
10	EJ	140/142 (99%)	113 (81%)	19 (14%)	8 (6%)	1	5
10	GJ	140/142 (99%)	114 (81%)	17 (12%)	9 (6%)	1	4
11	AK	120/123 (98%)	93 (78%)	17 (14%)	10 (8%)	1	2
11	CK	120/123 (98%)	91 (76%)	21 (18%)	8 (7%)	1	3
11	EK	120/123 (98%)	92 (77%)	17 (14%)	11 (9%)	1	1
11	GK	120/123 (98%)	92 (77%)	19 (16%)	9 (8%)	1	2
12	AL	141/144 (98%)	107 (76%)	26 (18%)	8 (6%)	1	5
12	CL	141/144 (98%)	107 (76%)	27 (19%)	7 (5%)	2	7

Continued on next page...



*Continued from previous page...*

Mol	Chain	Analysed	Favoured	Allowed	Outliers	Percentiles	
12	EL	141/144 (98%)	108 (77%)	26 (18%)	7 (5%)	2	7
12	GL	141/144 (98%)	109 (77%)	25 (18%)	7 (5%)	2	7
13	AM	134/136 (98%)	105 (78%)	22 (16%)	7 (5%)	2	6
13	CM	134/136 (98%)	111 (83%)	16 (12%)	7 (5%)	2	6
13	EM	134/136 (98%)	110 (82%)	18 (13%)	6 (4%)	2	9
13	GM	134/136 (98%)	112 (84%)	16 (12%)	6 (4%)	2	9
14	AN	118/127 (93%)	101 (86%)	15 (13%)	2 (2%)	9	31
14	CN	118/127 (93%)	98 (83%)	17 (14%)	3 (2%)	5	21
14	EN	118/127 (93%)	101 (86%)	14 (12%)	3 (2%)	5	21
14	GN	118/127 (93%)	98 (83%)	19 (16%)	1 (1%)	19	51
15	AO	114/117 (97%)	99 (87%)	14 (12%)	1 (1%)	17	48
15	CO	114/117 (97%)	96 (84%)	17 (15%)	1 (1%)	17	48
15	EO	114/117 (97%)	96 (84%)	18 (16%)	0	100	100
15	GO	114/117 (97%)	97 (85%)	13 (11%)	4 (4%)	3	14
16	AP	112/115 (97%)	83 (74%)	22 (20%)	7 (6%)	1	4
16	CP	112/115 (97%)	81 (72%)	22 (20%)	9 (8%)	1	2
16	EP	112/115 (97%)	83 (74%)	22 (20%)	7 (6%)	1	4
16	GP	112/115 (97%)	79 (70%)	21 (19%)	12 (11%)	0	1
17	AQ	115/118 (98%)	101 (88%)	9 (8%)	5 (4%)	2	10
17	CQ	115/118 (98%)	102 (89%)	9 (8%)	4 (4%)	3	14
17	EQ	115/118 (98%)	102 (89%)	8 (7%)	5 (4%)	2	10
17	GQ	115/118 (98%)	103 (90%)	7 (6%)	5 (4%)	2	10
18	AR	101/103 (98%)	83 (82%)	15 (15%)	3 (3%)	4	17
18	CR	101/103 (98%)	83 (82%)	15 (15%)	3 (3%)	4	17
18	ER	101/103 (98%)	83 (82%)	15 (15%)	3 (3%)	4	17
18	GR	101/103 (98%)	84 (83%)	13 (13%)	4 (4%)	3	11
19	AS	108/110 (98%)	93 (86%)	10 (9%)	5 (5%)	2	9
19	CS	108/110 (98%)	96 (89%)	8 (7%)	4 (4%)	3	13
19	ES	108/110 (98%)	91 (84%)	12 (11%)	5 (5%)	2	9
19	GS	108/110 (98%)	92 (85%)	11 (10%)	5 (5%)	2	9
20	AT	91/100 (91%)	59 (65%)	24 (26%)	8 (9%)	1	2

*Continued on next page...*

Continued from previous page...

Mol	Chain	Analysed	Favoured	Allowed	Outliers	Percentiles	
20	CT	91/100 (91%)	60 (66%)	23 (25%)	8 (9%)	1	2
20	ET	91/100 (91%)	59 (65%)	25 (28%)	7 (8%)	1	2
20	GT	91/100 (91%)	60 (66%)	22 (24%)	9 (10%)	0	1
21	AU	100/104 (96%)	73 (73%)	18 (18%)	9 (9%)	1	1
21	CU	100/104 (96%)	74 (74%)	16 (16%)	10 (10%)	0	1
21	EU	100/104 (96%)	74 (74%)	13 (13%)	13 (13%)	0	0
21	GU	100/104 (96%)	73 (73%)	18 (18%)	9 (9%)	1	1
22	AV	92/94 (98%)	82 (89%)	9 (10%)	1 (1%)	14	42
22	CV	92/94 (98%)	79 (86%)	12 (13%)	1 (1%)	14	42
22	EV	92/94 (98%)	82 (89%)	9 (10%)	1 (1%)	14	42
22	GV	92/94 (98%)	83 (90%)	8 (9%)	1 (1%)	14	42
23	AW	77/85 (91%)	41 (53%)	19 (25%)	17 (22%)	0	0
23	CW	77/85 (91%)	42 (54%)	21 (27%)	14 (18%)	0	0
23	EW	77/85 (91%)	42 (54%)	19 (25%)	16 (21%)	0	0
23	GW	77/85 (91%)	42 (54%)	21 (27%)	14 (18%)	0	0
24	AX	75/78 (96%)	65 (87%)	7 (9%)	3 (4%)	3	11
24	CX	75/78 (96%)	64 (85%)	8 (11%)	3 (4%)	3	11
24	EX	75/78 (96%)	64 (85%)	9 (12%)	2 (3%)	5	19
24	GX	75/78 (96%)	65 (87%)	9 (12%)	1 (1%)	12	37
25	AY	61/63 (97%)	40 (66%)	19 (31%)	2 (3%)	4	15
25	CY	61/63 (97%)	43 (70%)	17 (28%)	1 (2%)	9	32
25	EY	61/63 (97%)	38 (62%)	19 (31%)	4 (7%)	1	3
25	GY	61/63 (97%)	42 (69%)	17 (28%)	2 (3%)	4	15
26	AZ	56/59 (95%)	49 (88%)	5 (9%)	2 (4%)	3	14
26	CZ	56/59 (95%)	49 (88%)	5 (9%)	2 (4%)	3	14
26	EZ	56/59 (95%)	48 (86%)	6 (11%)	2 (4%)	3	14
26	GZ	56/59 (95%)	49 (88%)	5 (9%)	2 (4%)	3	14
27	A0	54/57 (95%)	45 (83%)	6 (11%)	3 (6%)	2	5
27	C0	54/57 (95%)	45 (83%)	6 (11%)	3 (6%)	2	5
27	E0	54/57 (95%)	45 (83%)	6 (11%)	3 (6%)	2	5
27	G0	54/57 (95%)	45 (83%)	6 (11%)	3 (6%)	2	5

Continued on next page...

*Continued from previous page...*

Mol	Chain	Analysed	Favoured	Allowed	Outliers	Percentiles	
28	A1	48/55 (87%)	40 (83%)	5 (10%)	3 (6%)	1	4
28	C1	48/55 (87%)	40 (83%)	6 (12%)	2 (4%)	3	10
28	E1	48/55 (87%)	42 (88%)	5 (10%)	1 (2%)	7	26
28	G1	48/55 (87%)	41 (85%)	5 (10%)	2 (4%)	3	10
29	A2	44/46 (96%)	39 (89%)	4 (9%)	1 (2%)	6	23
29	C2	44/46 (96%)	39 (89%)	4 (9%)	1 (2%)	6	23
29	E2	44/46 (96%)	39 (89%)	4 (9%)	1 (2%)	6	23
29	G2	44/46 (96%)	39 (89%)	4 (9%)	1 (2%)	6	23
30	A3	62/65 (95%)	56 (90%)	4 (6%)	2 (3%)	4	16
30	C3	62/65 (95%)	56 (90%)	4 (6%)	2 (3%)	4	16
30	E3	62/65 (95%)	55 (89%)	5 (8%)	2 (3%)	4	16
30	G3	62/65 (95%)	56 (90%)	4 (6%)	2 (3%)	4	16
31	A4	36/38 (95%)	31 (86%)	2 (6%)	3 (8%)	1	2
31	C4	36/38 (95%)	31 (86%)	3 (8%)	2 (6%)	2	5
31	E4	36/38 (95%)	31 (86%)	2 (6%)	3 (8%)	1	2
31	G4	36/38 (95%)	30 (83%)	4 (11%)	2 (6%)	2	5
32	A5	146/165 (88%)	80 (55%)	44 (30%)	22 (15%)	0	0
32	E5	142/165 (86%)	80 (56%)	39 (28%)	23 (16%)	0	0
34	BB	216/241 (90%)	147 (68%)	57 (26%)	12 (6%)	2	5
34	DB	216/241 (90%)	145 (67%)	59 (27%)	12 (6%)	2	5
34	FB	216/241 (90%)	146 (68%)	60 (28%)	10 (5%)	2	9
34	HB	216/241 (90%)	149 (69%)	55 (26%)	12 (6%)	2	5
35	BC	204/233 (88%)	180 (88%)	16 (8%)	8 (4%)	3	12
35	DC	204/233 (88%)	177 (87%)	23 (11%)	4 (2%)	7	27
35	FC	204/233 (88%)	181 (89%)	17 (8%)	6 (3%)	4	18
35	HC	204/233 (88%)	183 (90%)	16 (8%)	5 (2%)	5	21
36	BD	203/206 (98%)	157 (77%)	34 (17%)	12 (6%)	1	5
36	DD	203/206 (98%)	157 (77%)	30 (15%)	16 (8%)	1	2
36	FD	203/206 (98%)	155 (76%)	34 (17%)	14 (7%)	1	3
36	HD	203/206 (98%)	159 (78%)	35 (17%)	9 (4%)	2	10
37	BE	148/167 (89%)	124 (84%)	19 (13%)	5 (3%)	3	15

*Continued on next page...*

Continued from previous page...

Mol	Chain	Analysed	Favoured	Allowed	Outliers	Percentiles	
37	DE	148/167 (89%)	125 (84%)	18 (12%)	5 (3%)	3	15
37	FE	148/167 (89%)	122 (82%)	22 (15%)	4 (3%)	5	19
37	HE	148/167 (89%)	122 (82%)	22 (15%)	4 (3%)	5	19
38	BF	98/135 (73%)	73 (74%)	20 (20%)	5 (5%)	2	7
38	DF	98/135 (73%)	71 (72%)	20 (20%)	7 (7%)	1	3
38	FF	98/135 (73%)	72 (74%)	16 (16%)	10 (10%)	0	1
38	HF	98/135 (73%)	75 (76%)	18 (18%)	5 (5%)	2	7
39	BG	149/179 (83%)	126 (85%)	23 (15%)	0	100	100
39	DG	149/179 (83%)	123 (83%)	25 (17%)	1 (1%)	22	54
39	FG	149/179 (83%)	126 (85%)	23 (15%)	0	100	100
39	HG	149/179 (83%)	122 (82%)	25 (17%)	2 (1%)	12	37
40	BH	127/130 (98%)	108 (85%)	18 (14%)	1 (1%)	19	51
40	DH	127/130 (98%)	110 (87%)	15 (12%)	2 (2%)	9	32
40	FH	127/130 (98%)	113 (89%)	12 (9%)	2 (2%)	9	32
40	HH	127/130 (98%)	111 (87%)	16 (13%)	0	100	100
41	BI	125/130 (96%)	96 (77%)	21 (17%)	8 (6%)	1	4
41	DI	125/130 (96%)	99 (79%)	19 (15%)	7 (6%)	2	5
41	FI	125/130 (96%)	97 (78%)	22 (18%)	6 (5%)	2	8
41	HI	125/130 (96%)	98 (78%)	21 (17%)	6 (5%)	2	8
42	BJ	96/103 (93%)	73 (76%)	16 (17%)	7 (7%)	1	3
42	DJ	96/103 (93%)	72 (75%)	18 (19%)	6 (6%)	1	4
42	FJ	96/103 (93%)	73 (76%)	17 (18%)	6 (6%)	1	4
42	HJ	96/103 (93%)	73 (76%)	19 (20%)	4 (4%)	3	10
43	BK	115/129 (89%)	92 (80%)	17 (15%)	6 (5%)	2	6
43	DK	115/129 (89%)	90 (78%)	23 (20%)	2 (2%)	9	31
43	FK	115/129 (89%)	92 (80%)	20 (17%)	3 (3%)	5	20
43	HK	115/129 (89%)	87 (76%)	24 (21%)	4 (4%)	3	14
44	BL	121/124 (98%)	95 (78%)	17 (14%)	9 (7%)	1	2
44	DL	121/124 (98%)	95 (78%)	18 (15%)	8 (7%)	1	3
44	FL	121/124 (98%)	96 (79%)	17 (14%)	8 (7%)	1	3
44	HL	121/124 (98%)	97 (80%)	15 (12%)	9 (7%)	1	2

Continued on next page...

Continued from previous page...

Mol	Chain	Analysed	Favoured	Allowed	Outliers	Percentiles	
45	BM	112/118 (95%)	98 (88%)	8 (7%)	6 (5%)	2	6
45	DM	112/118 (95%)	99 (88%)	7 (6%)	6 (5%)	2	6
45	FM	112/118 (95%)	98 (88%)	9 (8%)	5 (4%)	2	9
45	HM	112/118 (95%)	91 (81%)	14 (12%)	7 (6%)	1	4
46	BN	92/101 (91%)	71 (77%)	18 (20%)	3 (3%)	4	15
46	DN	92/101 (91%)	71 (77%)	19 (21%)	2 (2%)	6	24
46	FN	92/101 (91%)	69 (75%)	20 (22%)	3 (3%)	4	15
46	HN	92/101 (91%)	70 (76%)	20 (22%)	2 (2%)	6	24
47	BO	86/89 (97%)	72 (84%)	12 (14%)	2 (2%)	6	23
47	DO	86/89 (97%)	73 (85%)	11 (13%)	2 (2%)	6	23
47	FO	86/89 (97%)	72 (84%)	12 (14%)	2 (2%)	6	23
47	HO	86/89 (97%)	70 (81%)	14 (16%)	2 (2%)	6	23
48	BP	80/82 (98%)	60 (75%)	16 (20%)	4 (5%)	2	7
48	DP	80/82 (98%)	62 (78%)	16 (20%)	2 (2%)	5	21
48	FP	80/82 (98%)	65 (81%)	13 (16%)	2 (2%)	5	21
48	HP	80/82 (98%)	61 (76%)	15 (19%)	4 (5%)	2	7
49	BQ	78/84 (93%)	54 (69%)	19 (24%)	5 (6%)	1	4
49	DQ	78/84 (93%)	56 (72%)	16 (20%)	6 (8%)	1	2
49	FQ	78/84 (93%)	57 (73%)	18 (23%)	3 (4%)	3	13
49	HQ	78/84 (93%)	57 (73%)	16 (20%)	5 (6%)	1	4
50	BR	53/75 (71%)	41 (77%)	12 (23%)	0	100	100
50	DR	53/75 (71%)	43 (81%)	10 (19%)	0	100	100
50	FR	53/75 (71%)	40 (76%)	13 (24%)	0	100	100
50	HR	53/75 (71%)	43 (81%)	10 (19%)	0	100	100
51	BS	77/92 (84%)	69 (90%)	7 (9%)	1 (1%)	12	37
51	DS	77/92 (84%)	70 (91%)	6 (8%)	1 (1%)	12	37
51	FS	77/92 (84%)	67 (87%)	6 (8%)	4 (5%)	2	6
51	HS	77/92 (84%)	68 (88%)	9 (12%)	0	100	100
52	BT	83/87 (95%)	66 (80%)	15 (18%)	2 (2%)	6	22
52	DT	83/87 (95%)	69 (83%)	11 (13%)	3 (4%)	3	14
52	FT	83/87 (95%)	66 (80%)	15 (18%)	2 (2%)	6	22

Continued on next page...

Continued from previous page...

Mol	Chain	Analysed	Favoured	Allowed	Outliers	Percentiles	
52	HT	83/87 (95%)	68 (82%)	14 (17%)	1 (1%)	13	40
53	BU	49/71 (69%)	25 (51%)	20 (41%)	4 (8%)	1	2
53	DU	49/71 (69%)	27 (55%)	20 (41%)	2 (4%)	3	11
53	FU	49/71 (69%)	28 (57%)	19 (39%)	2 (4%)	3	11
53	HU	49/71 (69%)	24 (49%)	22 (45%)	3 (6%)	1	4
54	BV	685/704 (97%)	559 (82%)	90 (13%)	36 (5%)	2	6
54	DV	685/704 (97%)	558 (82%)	92 (13%)	35 (5%)	2	7
54	FV	685/704 (97%)	556 (81%)	91 (13%)	38 (6%)	2	5
54	HV	685/704 (97%)	556 (81%)	91 (13%)	38 (6%)	2	5
55	BW	2/6 (33%)	0	0	2 (100%)	0	0
55	DW	2/6 (33%)	1 (50%)	1 (50%)	0	100	100
55	FW	2/6 (33%)	2 (100%)	0	0	100	100
All	All	25122/26708 (94%)	19751 (79%)	4073 (16%)	1298 (5%)	2	6

All (1298) Ramachandran outliers are listed below:

Mol	Chain	Res	Type
3	AC	70	LYS
3	AC	104	LEU
3	AC	121	ALA
3	AC	140	VAL
3	AC	256	THR
4	AD	43	ASP
4	AD	73	VAL
4	AD	92	VAL
4	AD	118	PHE
4	AD	122	VAL
4	AD	170	VAL
5	AE	45	ALA
5	AE	80	SER
7	AG	2	ARG
7	AG	84	LYS
7	AG	168	VAL
8	AH	3	VAL
9	AI	30	GLN
10	AJ	13	ARG
10	AJ	21	THR
10	AJ	44	TYR

Continued on next page...

*Continued from previous page...*

<b>Mol</b>	<b>Chain</b>	<b>Res</b>	<b>Type</b>
10	AJ	45	THR
10	AJ	81	ILE
11	AK	35	VAL
12	AL	66	PHE
13	AM	69	PRO
13	AM	84	LYS
14	AN	119	SER
16	AP	20	ARG
16	AP	51	ASN
16	AP	93	LYS
16	AP	103	THR
19	AS	3	THR
19	AS	64	ALA
19	AS	96	ILE
20	AT	27	SER
20	AT	29	THR
20	AT	36	LYS
20	AT	86	THR
21	AU	6	ARG
21	AU	87	GLU
21	AU	92	VAL
21	AU	98	ASN
23	AW	9	THR
23	AW	14	ASP
23	AW	30	VAL
23	AW	34	SER
23	AW	36	ILE
24	AX	76	LYS
25	AY	62	GLY
27	A0	35	GLU
28	A1	51	ALA
30	A3	22	LYS
31	A4	4	ARG
32	A5	27	VAL
32	A5	33	VAL
32	A5	48	ALA
32	A5	54	VAL
32	A5	55	VAL
32	A5	69	PHE
32	A5	88	HIS
32	A5	93	ALA
32	A5	107	GLU

*Continued on next page...*

*Continued from previous page...*

<b>Mol</b>	<b>Chain</b>	<b>Res</b>	<b>Type</b>
32	A5	108	VAL
32	A5	120	ALA
32	A5	124	ASP
32	A5	130	PRO
34	BB	21	TYR
34	BB	33	ALA
34	BB	40	ILE
34	BB	72	LYS
34	BB	75	ALA
34	BB	128	LEU
35	BC	17	PRO
35	BC	18	TRP
35	BC	101	ILE
36	BD	24	GLY
36	BD	29	ASP
36	BD	36	GLN
36	BD	37	ALA
36	BD	175	ALA
36	BD	193	ALA
37	BE	99	ALA
38	BF	98	GLU
42	BJ	36	VAL
42	BJ	57	VAL
43	BK	14	LYS
43	BK	16	VAL
43	BK	41	ALA
43	BK	105	PHE
44	BL	3	THR
44	BL	24	LEU
44	BL	44	LYS
44	BL	76	GLU
45	BM	10	PRO
45	BM	47	GLU
45	BM	114	LYS
46	BN	52	PRO
46	BN	53	ARG
46	BN	92	GLU
49	BQ	12	VAL
49	BQ	13	VAL
49	BQ	14	SER
49	BQ	51	ASN
52	BT	86	LEU

*Continued on next page...*



*Continued from previous page...*

<b>Mol</b>	<b>Chain</b>	<b>Res</b>	<b>Type</b>
54	BV	5	THR
54	BV	24	THR
54	BV	93	VAL
54	BV	195	ASP
54	BV	197	ASP
54	BV	200	VAL
54	BV	204	TYR
54	BV	304	ASP
54	BV	423	LYS
54	BV	454	ASN
54	BV	529	SER
54	BV	646	GLU
54	BV	647	SER
54	BV	662	GLU
54	BV	698	VAL
55	BW	4	SER
3	CC	70	LYS
3	CC	104	LEU
3	CC	140	VAL
4	CD	43	ASP
4	CD	71	ALA
4	CD	73	VAL
4	CD	118	PHE
4	CD	122	VAL
4	CD	170	VAL
5	CE	175	ILE
6	CF	10	GLU
6	CF	111	ARG
7	CG	2	ARG
7	CG	8	VAL
7	CG	9	VAL
7	CG	84	LYS
8	CH	3	VAL
8	CH	9	VAL
8	CH	11	ASN
9	CI	20	SER
9	CI	89	SER
9	CI	92	PRO
10	CJ	13	ARG
10	CJ	21	THR
10	CJ	44	TYR
10	CJ	45	THR

*Continued on next page...*

*Continued from previous page...*

<b>Mol</b>	<b>Chain</b>	<b>Res</b>	<b>Type</b>
10	CJ	65	THR
10	CJ	81	ILE
11	CK	35	VAL
11	CK	108	ARG
12	CL	66	PHE
13	CM	2	LEU
13	CM	14	LYS
13	CM	69	PRO
14	CN	118	ARG
14	CN	119	SER
16	CP	51	ASN
16	CP	93	LYS
16	CP	103	THR
19	CS	3	THR
19	CS	14	ALA
19	CS	64	ALA
20	CT	27	SER
20	CT	29	THR
21	CU	6	ARG
21	CU	87	GLU
21	CU	88	ASP
21	CU	98	ASN
23	CW	9	THR
23	CW	14	ASP
23	CW	18	LYS
23	CW	30	VAL
23	CW	34	SER
23	CW	36	ILE
24	CX	76	LYS
26	CZ	9	THR
27	C0	23	ALA
27	C0	35	GLU
28	C1	4	ILE
28	C1	51	ALA
30	C3	22	LYS
31	C4	4	ARG
34	DB	21	TYR
34	DB	22	TRP
34	DB	33	ALA
34	DB	40	ILE
34	DB	72	LYS
34	DB	75	ALA

*Continued on next page...*

*Continued from previous page...*

<b>Mol</b>	<b>Chain</b>	<b>Res</b>	<b>Type</b>
34	DB	119	GLN
34	DB	127	LYS
35	DC	101	ILE
36	DD	25	VAL
36	DD	27	ALA
36	DD	29	ASP
36	DD	36	GLN
36	DD	37	ALA
36	DD	193	ALA
37	DE	138	ARG
38	DF	98	GLU
39	DG	3	ARG
41	DI	56	ASP
41	DI	121	ALA
41	DI	129	LYS
42	DJ	57	VAL
43	DK	41	ALA
44	DL	3	THR
44	DL	24	LEU
44	DL	34	CYS
44	DL	44	LYS
44	DL	76	GLU
44	DL	123	LYS
45	DM	4	ILE
45	DM	114	LYS
46	DN	92	GLU
49	DQ	6	ARG
49	DQ	12	VAL
49	DQ	13	VAL
49	DQ	51	ASN
52	DT	4	ILE
52	DT	86	LEU
54	DV	5	THR
54	DV	7	ILE
54	DV	24	THR
54	DV	93	VAL
54	DV	195	ASP
54	DV	197	ASP
54	DV	200	VAL
54	DV	204	TYR
54	DV	304	ASP
54	DV	423	LYS

*Continued on next page...*

*Continued from previous page...*

<b>Mol</b>	<b>Chain</b>	<b>Res</b>	<b>Type</b>
54	DV	454	ASN
54	DV	529	SER
54	DV	646	GLU
3	EC	70	LYS
3	EC	104	LEU
3	EC	121	ALA
3	EC	140	VAL
4	ED	43	ASP
4	ED	71	ALA
4	ED	73	VAL
4	ED	91	THR
4	ED	92	VAL
4	ED	119	ALA
4	ED	122	VAL
4	ED	170	VAL
4	ED	183	GLU
5	EE	79	ARG
5	EE	123	LYS
6	EF	10	GLU
6	EF	111	ARG
6	EF	113	PHE
6	EF	176	PHE
7	EG	84	LYS
7	EG	168	VAL
8	EH	3	VAL
8	EH	10	ALA
9	EI	12	VAL
9	EI	20	SER
9	EI	92	PRO
10	EJ	13	ARG
10	EJ	21	THR
10	EJ	44	TYR
10	EJ	45	THR
10	EJ	81	ILE
12	EL	66	PHE
13	EM	13	HIS
13	EM	69	PRO
13	EM	84	LYS
14	EN	118	ARG
16	EP	20	ARG
16	EP	93	LYS
16	EP	103	THR

*Continued on next page...*

*Continued from previous page...*

<b>Mol</b>	<b>Chain</b>	<b>Res</b>	<b>Type</b>
19	ES	3	THR
19	ES	14	ALA
20	ET	27	SER
20	ET	29	THR
21	EU	6	ARG
21	EU	92	VAL
21	EU	98	ASN
23	EW	9	THR
23	EW	14	ASP
23	EW	18	LYS
23	EW	34	SER
23	EW	36	ILE
23	EW	56	HIS
23	EW	74	LYS
24	EX	76	LYS
27	E0	35	GLU
28	E1	4	ILE
29	E2	44	VAL
30	E3	22	LYS
31	E4	4	ARG
32	E5	27	VAL
32	E5	31	ARG
32	E5	48	ALA
32	E5	54	VAL
32	E5	58	THR
32	E5	69	PHE
32	E5	88	HIS
32	E5	92	ALA
32	E5	93	ALA
32	E5	107	GLU
32	E5	108	VAL
32	E5	120	ALA
32	E5	124	ASP
34	FB	33	ALA
34	FB	40	ILE
34	FB	72	LYS
34	FB	75	ALA
34	FB	119	GLN
34	FB	128	LEU
35	FC	101	ILE
36	FD	29	ASP
36	FD	36	GLN

*Continued on next page...*

*Continued from previous page...*

<b>Mol</b>	<b>Chain</b>	<b>Res</b>	<b>Type</b>
36	FD	175	ALA
36	FD	193	ALA
37	FE	99	ALA
38	FF	91	ARG
38	FF	92	THR
38	FF	98	GLU
40	FH	89	LYS
41	FI	43	THR
41	FI	44	ALA
41	FI	121	ALA
42	FJ	36	VAL
42	FJ	57	VAL
43	FK	41	ALA
44	FL	3	THR
44	FL	24	LEU
44	FL	44	LYS
44	FL	76	GLU
44	FL	123	LYS
45	FM	47	GLU
46	FN	53	ARG
46	FN	92	GLU
49	FQ	51	ASN
51	FS	4	SER
53	FU	38	TYR
54	FV	6	PRO
54	FV	7	ILE
54	FV	24	THR
54	FV	93	VAL
54	FV	94	ASP
54	FV	195	ASP
54	FV	197	ASP
54	FV	200	VAL
54	FV	204	TYR
54	FV	409	MET
54	FV	423	LYS
54	FV	529	SER
54	FV	646	GLU
54	FV	662	GLU
3	GC	70	LYS
3	GC	105	ALA
3	GC	140	VAL
3	GC	256	THR

*Continued on next page...*

*Continued from previous page...*

<b>Mol</b>	<b>Chain</b>	<b>Res</b>	<b>Type</b>
4	GD	43	ASP
4	GD	73	VAL
4	GD	119	ALA
4	GD	122	VAL
4	GD	170	VAL
5	GE	123	LYS
6	GF	93	GLU
7	GG	2	ARG
7	GG	9	VAL
7	GG	32	LEU
7	GG	84	LYS
7	GG	164	ALA
7	GG	168	VAL
8	GH	3	VAL
9	GI	77	VAL
9	GI	85	ILE
9	GI	92	PRO
10	GJ	13	ARG
10	GJ	21	THR
10	GJ	44	TYR
10	GJ	45	THR
10	GJ	81	ILE
11	GK	35	VAL
12	GL	66	PHE
12	GL	88	GLY
13	GM	2	LEU
13	GM	69	PRO
15	GO	3	LYS
15	GO	113	ALA
16	GP	4	ILE
16	GP	5	LYS
16	GP	51	ASN
16	GP	93	LYS
19	GS	3	THR
19	GS	14	ALA
19	GS	64	ALA
20	GT	27	SER
20	GT	29	THR
20	GT	36	LYS
20	GT	55	VAL
20	GT	56	GLU
21	GU	6	ARG

*Continued on next page...*

*Continued from previous page...*

<b>Mol</b>	<b>Chain</b>	<b>Res</b>	<b>Type</b>
21	GU	88	ASP
21	GU	98	ASN
23	GW	9	THR
23	GW	14	ASP
23	GW	18	LYS
23	GW	34	SER
23	GW	36	ILE
23	GW	37	VAL
23	GW	56	HIS
25	GY	62	GLY
28	G1	4	ILE
30	G3	22	LYS
31	G4	4	ARG
34	HB	40	ILE
34	HB	72	LYS
34	HB	119	GLN
35	HC	101	ILE
36	HD	25	VAL
36	HD	29	ASP
36	HD	35	GLU
36	HD	175	ALA
36	HD	193	ALA
38	HF	98	GLU
39	HG	130	ASN
41	HI	121	ALA
41	HI	129	LYS
42	HJ	28	THR
42	HJ	57	VAL
42	HJ	93	ALA
43	HK	81	ASN
44	HL	24	LEU
44	HL	34	CYS
44	HL	44	LYS
44	HL	76	GLU
44	HL	78	SER
45	HM	4	ILE
45	HM	11	ASP
45	HM	66	GLU
45	HM	114	LYS
48	HP	44	SER
49	HQ	13	VAL
49	HQ	51	ASN

*Continued on next page...*



*Continued from previous page...*

<b>Mol</b>	<b>Chain</b>	<b>Res</b>	<b>Type</b>
49	HQ	53	CYS
52	HT	4	ILE
53	HU	11	PRO
54	HV	5	THR
54	HV	7	ILE
54	HV	24	THR
54	HV	93	VAL
54	HV	94	ASP
54	HV	195	ASP
54	HV	198	GLN
54	HV	200	VAL
54	HV	204	TYR
54	HV	300	ASP
54	HV	304	ASP
54	HV	409	MET
54	HV	423	LYS
54	HV	454	ASN
54	HV	506	ALA
54	HV	527	PRO
54	HV	544	VAL
54	HV	586	VAL
54	HV	647	SER
3	AC	64	VAL
3	AC	109	LEU
3	AC	142	ASN
3	AC	239	PHE
4	AD	107	VAL
4	AD	183	GLU
5	AE	129	PRO
7	AG	16	VAL
7	AG	31	GLU
7	AG	45	ALA
8	AH	10	ALA
9	AI	11	GLN
10	AJ	65	THR
11	AK	13	ASN
11	AK	50	GLY
11	AK	108	ARG
12	AL	88	GLY
12	AL	111	ILE
13	AM	14	LYS
13	AM	36	VAL

*Continued on next page...*

*Continued from previous page...*

<b>Mol</b>	<b>Chain</b>	<b>Res</b>	<b>Type</b>
16	AP	113	LEU
19	AS	14	ALA
20	AT	40	LYS
21	AU	85	ARG
23	AW	10	ARG
23	AW	18	LYS
23	AW	37	VAL
23	AW	50	VAL
23	AW	56	HIS
23	AW	74	LYS
26	AZ	9	THR
27	A0	23	ALA
28	A1	4	ILE
31	A4	8	LYS
32	A5	31	ARG
32	A5	58	THR
32	A5	92	ALA
34	BB	17	HIS
34	BB	119	GLN
35	BC	66	VAL
36	BD	25	VAL
36	BD	125	VAL
37	BE	138	ARG
41	BI	60	LYS
41	BI	121	ALA
44	BL	34	CYS
44	BL	88	LYS
44	BL	123	LYS
45	BM	4	ILE
45	BM	105	ASN
47	BO	18	ASP
52	BT	4	ILE
54	BV	7	ILE
54	BV	118	GLY
54	BV	198	GLN
54	BV	202	PHE
54	BV	300	ASP
54	BV	409	MET
54	BV	500	ASP
54	BV	649	VAL
3	CC	37	SER
3	CC	109	LEU

*Continued on next page...*

*Continued from previous page...*

<b>Mol</b>	<b>Chain</b>	<b>Res</b>	<b>Type</b>
3	CC	121	ALA
3	CC	142	ASN
4	CD	92	VAL
4	CD	107	VAL
5	CE	45	ALA
5	CE	79	ARG
5	CE	123	LYS
6	CF	113	PHE
6	CF	175	PRO
7	CG	45	ALA
7	CG	117	PRO
7	CG	164	ALA
7	CG	168	VAL
9	CI	30	GLN
9	CI	84	GLY
11	CK	13	ASN
11	CK	50	GLY
12	CL	29	LYS
12	CL	88	GLY
12	CL	111	ILE
14	CN	56	LYS
16	CP	113	LEU
19	CS	96	ILE
20	CT	36	LYS
20	CT	40	LYS
20	CT	86	THR
21	CU	92	VAL
23	CW	37	VAL
23	CW	56	HIS
23	CW	74	LYS
26	CZ	3	THR
36	DD	125	VAL
36	DD	175	ALA
38	DF	56	LYS
38	DF	63	ASN
42	DJ	74	VAL
45	DM	47	GLU
45	DM	105	ASN
49	DQ	53	CYS
49	DQ	82	ALA
54	DV	118	GLY
54	DV	198	GLN

*Continued on next page...*

*Continued from previous page...*

<b>Mol</b>	<b>Chain</b>	<b>Res</b>	<b>Type</b>
54	DV	202	PHE
54	DV	300	ASP
54	DV	409	MET
54	DV	500	ASP
54	DV	506	ALA
54	DV	649	VAL
54	DV	661	SER
54	DV	662	GLU
54	DV	698	VAL
3	EC	37	SER
3	EC	109	LEU
3	EC	142	ASN
3	EC	239	PHE
4	ED	99	GLU
4	ED	107	VAL
4	ED	118	PHE
5	EE	45	ALA
5	EE	80	SER
7	EG	2	ARG
7	EG	117	PRO
9	EI	19	PRO
9	EI	94	LYS
10	EJ	65	THR
11	EK	13	ASN
11	EK	35	VAL
11	EK	50	GLY
11	EK	108	ARG
12	EL	29	LYS
12	EL	88	GLY
12	EL	111	ILE
16	EP	51	ASN
17	EQ	87	VAL
19	ES	64	ALA
19	ES	96	ILE
20	ET	36	LYS
20	ET	86	THR
21	EU	51	LEU
21	EU	52	ASN
21	EU	85	ARG
21	EU	87	GLU
21	EU	88	ASP
23	EW	29	SER

*Continued on next page...*

*Continued from previous page...*

<b>Mol</b>	<b>Chain</b>	<b>Res</b>	<b>Type</b>
23	EW	30	VAL
23	EW	37	VAL
23	EW	50	VAL
25	EY	62	GLY
27	E0	23	ALA
32	E5	33	VAL
32	E5	55	VAL
32	E5	132	TYR
34	FB	154	GLY
34	FB	163	ILE
35	FC	61	ALA
36	FD	23	SER
36	FD	35	GLU
37	FE	138	ARG
38	FF	56	LYS
41	FI	46	MET
42	FJ	74	VAL
44	FL	34	CYS
45	FM	4	ILE
45	FM	105	ASN
48	FP	80	LYS
51	FS	5	LEU
54	FV	5	THR
54	FV	118	GLY
54	FV	198	GLN
54	FV	300	ASP
54	FV	304	ASP
54	FV	454	ASN
54	FV	506	ALA
54	FV	649	VAL
54	FV	698	VAL
3	GC	109	LEU
3	GC	121	ALA
3	GC	142	ASN
3	GC	270	ARG
4	GD	107	VAL
4	GD	118	PHE
5	GE	45	ALA
5	GE	79	ARG
5	GE	80	SER
5	GE	129	PRO
6	GF	175	PRO

*Continued on next page...*

*Continued from previous page...*

<b>Mol</b>	<b>Chain</b>	<b>Res</b>	<b>Type</b>
7	GG	16	VAL
7	GG	45	ALA
7	GG	117	PRO
9	GI	30	GLN
9	GI	78	LEU
9	GI	138	VAL
10	GJ	65	THR
10	GJ	74	TYR
11	GK	50	GLY
11	GK	108	ARG
12	GL	111	ILE
13	GM	14	LYS
14	GN	118	ARG
16	GP	103	THR
16	GP	104	GLY
16	GP	113	LEU
17	GQ	5	ARG
17	GQ	86	SER
19	GS	96	ILE
20	GT	40	LYS
20	GT	86	THR
21	GU	53	GLN
21	GU	54	PRO
21	GU	85	ARG
21	GU	87	GLU
23	GW	30	VAL
23	GW	50	VAL
23	GW	74	LYS
26	GZ	9	THR
27	G0	23	ALA
27	G0	35	GLU
34	HB	17	HIS
34	HB	33	ALA
34	HB	75	ALA
34	HB	163	ILE
36	HD	36	GLN
36	HD	125	VAL
37	HE	110	ALA
37	HE	138	ARG
37	HE	158	GLY
41	HI	58	VAL
43	HK	41	ALA

*Continued on next page...*

*Continued from previous page...*

<b>Mol</b>	<b>Chain</b>	<b>Res</b>	<b>Type</b>
43	HK	69	ARG
44	HL	3	THR
44	HL	88	LYS
46	HN	92	GLU
47	HO	18	ASP
47	HO	46	HIS
48	HP	42	ILE
54	HV	118	GLY
54	HV	197	ASP
54	HV	202	PHE
54	HV	509	SER
54	HV	649	VAL
54	HV	662	GLU
54	HV	698	VAL
3	AC	37	SER
3	AC	94	LEU
4	AD	71	ALA
5	AE	70	SER
5	AE	79	ARG
5	AE	123	LYS
6	AF	113	PHE
7	AG	97	VAL
7	AG	166	GLU
8	AH	9	VAL
9	AI	3	LYS
9	AI	20	SER
9	AI	64	ARG
10	AJ	111	LYS
11	AK	46	ALA
11	AK	119	ALA
12	AL	29	LYS
14	AN	56	LYS
17	AQ	5	ARG
21	AU	51	LEU
23	AW	76	ARG
26	AZ	3	THR
28	A1	50	GLU
32	A5	89	PRO
32	A5	118	ILE
32	A5	119	PRO
34	BB	163	ILE
35	BC	12	LEU

*Continued on next page...*

*Continued from previous page...*

<b>Mol</b>	<b>Chain</b>	<b>Res</b>	<b>Type</b>
35	BC	61	ALA
36	BD	166	GLU
37	BE	98	PRO
37	BE	110	ALA
38	BF	7	VAL
38	BF	56	LYS
38	BF	94	HIS
41	BI	129	LYS
42	BJ	74	VAL
42	BJ	89	ARG
44	BL	74	LEU
48	BP	42	ILE
53	BU	36	GLU
54	BV	6	PRO
54	BV	323	LYS
54	BV	408	ARG
54	BV	506	ALA
54	BV	527	PRO
3	CC	239	PHE
3	CC	256	THR
4	CD	183	GLU
5	CE	70	SER
5	CE	80	SER
7	CG	7	PRO
7	CG	16	VAL
9	CI	18	ASN
10	CJ	74	TYR
16	CP	20	ARG
17	CQ	5	ARG
21	CU	52	ASN
21	CU	85	ARG
23	CW	10	ARG
23	CW	50	VAL
23	CW	78	PHE
25	CY	24	GLU
34	DB	17	HIS
34	DB	128	LEU
34	DB	163	ILE
35	DC	61	ALA
35	DC	66	VAL
38	DF	62	MET
42	DJ	35	GLN

*Continued on next page...*



*Continued from previous page...*

<b>Mol</b>	<b>Chain</b>	<b>Res</b>	<b>Type</b>
42	DJ	58	ASN
44	DL	88	LYS
45	DM	11	ASP
47	DO	18	ASP
47	DO	46	HIS
54	DV	6	PRO
54	DV	94	ASP
54	DV	647	SER
3	EC	94	LEU
3	EC	256	THR
4	ED	145	SER
5	EE	6	LYS
7	EG	45	ALA
10	EJ	74	TYR
11	EK	46	ALA
12	EL	41	ARG
13	EM	14	LYS
16	EP	65	ASN
16	EP	113	LEU
17	EQ	86	SER
17	EQ	88	GLU
20	ET	40	LYS
21	EU	81	ARG
23	EW	78	PHE
24	EX	69	GLU
25	EY	24	GLU
26	EZ	3	THR
26	EZ	9	THR
30	E3	31	ILE
32	E5	90	GLY
32	E5	118	ILE
32	E5	119	PRO
34	FB	17	HIS
35	FC	17	PRO
35	FC	66	VAL
36	FD	125	VAL
37	FE	110	ALA
38	FF	63	ASN
38	FF	94	HIS
44	FL	74	LEU
44	FL	88	LYS
45	FM	11	ASP

*Continued on next page...*

*Continued from previous page...*

<b>Mol</b>	<b>Chain</b>	<b>Res</b>	<b>Type</b>
45	FM	114	LYS
47	FO	46	HIS
49	FQ	53	CYS
54	FV	202	PHE
54	FV	323	LYS
54	FV	408	ARG
54	FV	500	ASP
54	FV	647	SER
3	GC	37	SER
3	GC	94	LEU
3	GC	239	PHE
4	GD	145	SER
4	GD	183	GLU
7	GG	7	PRO
8	GH	9	VAL
9	GI	83	ALA
9	GI	87	SER
11	GK	13	ASN
12	GL	29	LYS
13	GM	134	THR
15	GO	60	GLU
16	GP	20	ARG
17	GQ	90	ASP
19	GS	19	LEU
23	GW	78	PHE
26	GZ	3	THR
30	G3	31	ILE
35	HC	61	ALA
38	HF	56	LYS
39	HG	146	GLU
44	HL	123	LYS
45	HM	105	ASN
48	HP	80	LYS
49	HQ	52	GLU
54	HV	500	ASP
3	AC	59	GLN
3	AC	196	ASN
6	AF	2	LYS
6	AF	10	GLU
7	AG	33	THR
7	AG	44	HIS
7	AG	117	PRO

*Continued on next page...*

*Continued from previous page...*

<b>Mol</b>	<b>Chain</b>	<b>Res</b>	<b>Type</b>
8	AH	8	LYS
8	AH	15	LEU
10	AJ	74	TYR
11	AK	93	GLN
17	AQ	87	VAL
19	AS	19	LEU
20	AT	84	TYR
23	AW	17	ALA
23	AW	29	SER
25	AY	24	GLU
27	A0	54	ILE
31	A4	16	ILE
36	BD	153	SER
41	BI	56	ASP
43	BK	15	GLN
43	BK	17	SER
47	BO	46	HIS
51	BS	6	LYS
53	BU	38	TYR
54	BV	305	THR
54	BV	311	ALA
54	BV	413	GLU
54	BV	648	GLU
55	BW	3	SER
3	CC	64	VAL
3	CC	94	LEU
4	CD	99	GLU
4	CD	109	VAL
4	CD	145	SER
5	CE	6	LYS
6	CF	2	LYS
7	CG	175	LYS
8	CH	8	LYS
9	CI	64	ARG
9	CI	110	GLN
11	CK	46	ALA
11	CK	93	GLN
13	CM	77	PRO
13	CM	134	THR
17	CQ	86	SER
17	CQ	87	VAL
17	CQ	90	ASP

*Continued on next page...*

*Continued from previous page...*

<b>Mol</b>	<b>Chain</b>	<b>Res</b>	<b>Type</b>
18	CR	98	ILE
20	CT	84	TYR
21	CU	81	ARG
22	CV	69	GLU
24	CX	17	ARG
24	CX	53	LYS
31	C4	16	ILE
36	DD	151	LYS
37	DE	12	GLN
37	DE	45	ARG
37	DE	110	ALA
38	DF	54	LEU
38	DF	94	HIS
41	DI	120	LYS
44	DL	74	LEU
45	DM	5	ALA
54	DV	305	THR
54	DV	323	LYS
54	DV	413	GLU
5	EE	70	SER
5	EE	129	PRO
6	EF	2	LYS
7	EG	16	VAL
7	EG	33	THR
7	EG	97	VAL
7	EG	151	ARG
7	EG	175	LYS
8	EH	8	LYS
8	EH	9	VAL
9	EI	64	ARG
11	EK	3	GLN
11	EK	93	GLN
13	EM	134	THR
14	EN	56	LYS
17	EQ	5	ARG
19	ES	18	ARG
21	EU	54	PRO
32	E5	135	ALA
34	FB	22	TRP
36	FD	85	ASN
38	FF	62	MET
46	FN	62	ASN

*Continued on next page...*

*Continued from previous page...*

<b>Mol</b>	<b>Chain</b>	<b>Res</b>	<b>Type</b>
47	FO	18	ASP
48	FP	46	LYS
51	FS	6	LYS
52	FT	6	SER
54	FV	305	THR
54	FV	345	SER
54	FV	413	GLU
3	GC	64	VAL
4	GD	71	ALA
4	GD	109	VAL
5	GE	153	LEU
7	GG	31	GLU
7	GG	118	ALA
8	GH	8	LYS
11	GK	46	ALA
11	GK	93	GLN
12	GL	41	ARG
15	GO	99	TYR
16	GP	92	ARG
20	GT	88	LYS
22	GV	71	LYS
23	GW	29	SER
25	GY	24	GLU
34	HB	21	TYR
34	HB	135	MET
35	HC	66	VAL
37	HE	102	GLY
38	HF	94	HIS
38	HF	99	ALA
41	HI	120	LYS
42	HJ	74	VAL
44	HL	74	LEU
45	HM	5	ALA
45	HM	47	GLU
49	HQ	6	ARG
53	HU	38	TYR
54	HV	305	THR
54	HV	323	LYS
54	HV	408	ARG
54	HV	413	GLU
54	HV	646	GLU
54	HV	648	GLU

*Continued on next page...*

*Continued from previous page...*

<b>Mol</b>	<b>Chain</b>	<b>Res</b>	<b>Type</b>
3	AC	232	GLY
4	AD	109	VAL
5	AE	6	LYS
5	AE	13	THR
5	AE	83	VAL
5	AE	96	VAL
6	AF	132	ARG
6	AF	149	ARG
6	AF	173	ASP
7	AG	113	ASP
7	AG	118	ALA
7	AG	164	ALA
9	AI	129	GLU
11	AK	6	THR
11	AK	118	LEU
12	AL	19	LEU
12	AL	41	ARG
12	AL	82	LEU
12	AL	94	THR
13	AM	73	ILE
13	AM	77	PRO
17	AQ	88	GLU
17	AQ	90	ASP
18	AR	40	MET
18	AR	91	GLN
18	AR	98	ILE
20	AT	55	VAL
21	AU	8	ASP
21	AU	81	ARG
21	AU	88	ASP
23	AW	78	PHE
24	AX	17	ARG
30	A3	31	ILE
32	A5	29	ASP
32	A5	80	THR
34	BB	154	GLY
38	BF	54	LEU
41	BI	96	SER
41	BI	120	LYS
42	BJ	93	ALA
44	BL	98	VAL
48	BP	79	ASN

*Continued on next page...*

*Continued from previous page...*

<b>Mol</b>	<b>Chain</b>	<b>Res</b>	<b>Type</b>
49	BQ	71	LYS
53	BU	37	PHE
54	BV	94	ASP
54	BV	308	GLU
54	BV	661	SER
3	CC	59	GLN
3	CC	200	MET
3	CC	238	ASN
4	CD	11	MET
5	CE	83	VAL
5	CE	96	VAL
7	CG	97	VAL
7	CG	166	GLU
9	CI	106	GLN
10	CJ	4	PHE
12	CL	19	LEU
12	CL	41	ARG
12	CL	94	THR
13	CM	73	ILE
15	CO	77	ALA
16	CP	92	ARG
16	CP	105	LYS
18	CR	91	GLN
20	CT	55	VAL
23	CW	52	CYS
27	C0	54	ILE
30	C3	31	ILE
34	DB	62	ARG
36	DD	33	LYS
36	DD	148	LYS
36	DD	154	ARG
51	DS	6	LYS
52	DT	7	ALA
53	DU	38	TYR
54	DV	311	ALA
54	DV	408	ARG
54	DV	527	PRO
54	DV	569	TYR
3	EC	59	GLN
3	EC	64	VAL
4	ED	109	VAL
4	ED	182	ALA

*Continued on next page...*

*Continued from previous page...*

<b>Mol</b>	<b>Chain</b>	<b>Res</b>	<b>Type</b>
5	EE	7	ASP
5	EE	83	VAL
5	EE	96	VAL
6	EF	133	GLU
7	EG	118	ALA
9	EI	89	SER
11	EK	6	THR
11	EK	118	LEU
11	EK	119	ALA
12	EL	40	SER
18	ER	40	MET
18	ER	98	ILE
20	ET	55	VAL
20	ET	84	TYR
21	EU	8	ASP
22	EV	69	GLU
23	EW	76	ARG
25	EY	9	LYS
27	E0	54	ILE
31	E4	8	LYS
31	E4	16	ILE
32	E5	36	ASP
32	E5	89	PRO
35	FC	18	TRP
35	FC	146	ALA
36	FD	166	GLU
36	FD	167	LYS
38	FF	99	ALA
41	FI	58	VAL
42	FJ	58	ASN
42	FJ	75	ASP
42	FJ	89	ARG
43	FK	126	LYS
43	FK	127	ARG
49	FQ	71	LYS
52	FT	68	HIS
54	FV	92	HIS
54	FV	196	ALA
54	FV	661	SER
3	GC	59	GLN
3	GC	196	ASN
4	GD	175	LEU

*Continued on next page...*



*Continued from previous page...*

<b>Mol</b>	<b>Chain</b>	<b>Res</b>	<b>Type</b>
5	GE	70	SER
5	GE	83	VAL
5	GE	96	VAL
7	GG	97	VAL
7	GG	170	THR
9	GI	20	SER
9	GI	89	SER
10	GJ	111	LYS
11	GK	6	THR
12	GL	19	LEU
13	GM	73	ILE
13	GM	77	PRO
17	GQ	85	ALA
18	GR	91	GLN
18	GR	98	ILE
20	GT	84	TYR
21	GU	81	ARG
23	GW	76	ARG
31	G4	16	ILE
34	HB	200	PRO
35	HC	146	ALA
36	HD	37	ALA
38	HF	7	VAL
41	HI	107	ASP
43	HK	17	SER
48	HP	77	GLU
54	HV	308	GLU
54	HV	550	ILE
3	AC	238	ASN
4	AD	11	MET
4	AD	95	SER
4	AD	145	SER
5	AE	11	ALA
5	AE	148	ILE
7	AG	151	ARG
11	AK	75	SER
13	AM	134	THR
15	AO	77	ALA
16	AP	63	ILE
17	AQ	86	SER
22	AV	71	LYS
24	AX	53	LYS

*Continued on next page...*

*Continued from previous page...*

<b>Mol</b>	<b>Chain</b>	<b>Res</b>	<b>Type</b>
32	A5	32	GLY
34	BB	32	GLY
36	BD	85	ASN
36	BD	192	SER
41	BI	39	PHE
42	BJ	58	ASN
42	BJ	75	ASP
45	BM	66	GLU
48	BP	43	ALA
53	BU	41	PRO
54	BV	569	TYR
3	CC	196	ASN
3	CC	232	GLY
8	CH	15	LEU
8	CH	28	ASN
11	CK	119	ALA
16	CP	63	ILE
20	CT	28	ASN
23	CW	76	ARG
35	DC	146	ALA
36	DD	32	CYS
36	DD	126	ASN
36	DD	192	SER
38	DF	7	VAL
40	DH	50	LYS
41	DI	9	THR
41	DI	96	SER
41	DI	107	ASP
42	DJ	36	VAL
42	DJ	75	ASP
43	DK	100	LEU
46	DN	62	ASN
48	DP	77	GLU
53	DU	9	ASN
3	EC	232	GLY
3	EC	238	ASN
4	ED	11	MET
5	EE	46	GLN
6	EF	132	ARG
10	EJ	111	LYS
12	EL	94	THR
13	EM	73	ILE

*Continued on next page...*

*Continued from previous page...*

<b>Mol</b>	<b>Chain</b>	<b>Res</b>	<b>Type</b>
14	EN	102	PHE
16	EP	63	ILE
17	EQ	90	ASP
18	ER	91	GLN
21	EU	99	SER
21	EU	101	THR
23	EW	10	ARG
23	EW	23	LYS
23	EW	47	GLY
25	EY	17	GLU
32	E5	32	GLY
36	FD	151	LYS
36	FD	153	SER
36	FD	192	SER
41	FI	13	LYS
54	FV	311	ALA
54	FV	527	PRO
54	FV	569	TYR
4	GD	99	GLU
5	GE	6	LYS
6	GF	40	GLY
9	GI	64	ARG
10	GJ	42	ALA
11	GK	118	LEU
11	GK	119	ALA
12	GL	15	ALA
16	GP	63	ILE
17	GQ	87	VAL
18	GR	40	MET
23	GW	16	GLU
24	GX	17	ARG
28	G1	50	GLU
41	HI	96	SER
46	HN	62	ASN
54	HV	6	PRO
9	AI	92	PRO
40	BH	78	VAL
5	CE	129	PRO
5	CE	174	GLY
7	GG	8	VAL
9	GI	22	PRO
34	HB	32	GLY

*Continued on next page...*

*Continued from previous page...*

<b>Mol</b>	<b>Chain</b>	<b>Res</b>	<b>Type</b>
16	AP	83	ILE
23	AW	41	GLY
37	BE	123	VAL
4	CD	144	GLY
16	CP	4	ILE
48	DP	42	ILE
5	EE	148	ILE
38	FF	7	VAL
5	GE	148	ILE
27	G0	54	ILE
35	HC	15	VAL
7	AG	119	GLY
20	AT	16	VAL
23	AW	47	GLY
35	BC	108	LYS
48	BP	49	GLY
5	CE	148	ILE
7	CG	60	GLY
9	CI	24	GLY
36	DD	168	PRO
37	DE	137	VAL
4	ED	143	PRO
4	ED	144	GLY
36	FD	168	PRO
38	FF	85	ILE
4	GD	144	GLY
5	GE	42	GLY
16	GP	83	ILE
21	GU	38	ILE
53	HU	27	GLY
29	A2	44	VAL
34	BB	148	GLY
41	BI	58	VAL
6	CF	40	GLY
11	CK	72	PRO
13	CM	23	GLY
18	CR	101	ILE
29	C2	44	VAL
8	EH	16	GLY
37	FE	51	GLY
53	FU	27	GLY
54	FV	91	GLY

*Continued on next page...*

*Continued from previous page...*

Mol	Chain	Res	Type
16	GP	34	GLY
18	GR	51	VAL
29	G2	44	VAL
34	HB	154	GLY
36	HD	168	PRO
7	AG	30	GLY
35	BC	15	VAL
21	CU	38	ILE
21	CU	54	PRO
40	DH	78	VAL
54	DV	120	GLN
11	EK	72	PRO
40	FH	78	VAL
51	FS	29	LYS
4	GD	92	VAL
54	HV	91	GLY
54	HV	120	GLN

### 5.3.2 Protein sidechains [i](#)

In the following table, the Percentiles column shows the percent sidechain outliers of the chain as a percentile score with respect to all X-ray entries followed by that with respect to entries of similar resolution.

The Analysed column shows the number of residues for which the sidechain conformation was analysed, and the total number of residues.

Mol	Chain	Analysed	Rotameric	Outliers	Percentiles	
3	AC	216/218 (99%)	203 (94%)	13 (6%)	19	49
3	CC	216/218 (99%)	201 (93%)	15 (7%)	15	41
3	EC	216/218 (99%)	200 (93%)	16 (7%)	13	38
3	GC	216/218 (99%)	198 (92%)	18 (8%)	11	32
4	AD	164/164 (100%)	153 (93%)	11 (7%)	16	43
4	CD	164/164 (100%)	156 (95%)	8 (5%)	25	57
4	ED	164/164 (100%)	155 (94%)	9 (6%)	21	53
4	GD	164/164 (100%)	156 (95%)	8 (5%)	25	57
5	AE	165/165 (100%)	154 (93%)	11 (7%)	16	43
5	CE	165/165 (100%)	158 (96%)	7 (4%)	30	63
5	EE	165/165 (100%)	153 (93%)	12 (7%)	14	38

*Continued on next page...*

*Continued from previous page...*

Mol	Chain	Analysed	Rotameric	Outliers	Percentiles	
5	GE	165/165 (100%)	160 (97%)	5 (3%)	41	75
6	AF	148/150 (99%)	140 (95%)	8 (5%)	22	54
6	CF	148/150 (99%)	139 (94%)	9 (6%)	18	48
6	EF	148/150 (99%)	138 (93%)	10 (7%)	16	42
6	GF	148/150 (99%)	144 (97%)	4 (3%)	44	77
7	AG	137/138 (99%)	126 (92%)	11 (8%)	12	33
7	CG	137/138 (99%)	126 (92%)	11 (8%)	12	33
7	EG	137/138 (99%)	125 (91%)	12 (9%)	10	30
7	GG	137/138 (99%)	130 (95%)	7 (5%)	24	56
8	AH	40/40 (100%)	38 (95%)	2 (5%)	24	57
8	CH	40/40 (100%)	39 (98%)	1 (2%)	47	78
8	EH	40/40 (100%)	36 (90%)	4 (10%)	7	23
8	GH	40/40 (100%)	36 (90%)	4 (10%)	7	23
9	AI	109/110 (99%)	105 (96%)	4 (4%)	34	68
9	CI	109/110 (99%)	108 (99%)	1 (1%)	78	93
9	EI	109/110 (99%)	108 (99%)	1 (1%)	78	93
9	GI	109/110 (99%)	108 (99%)	1 (1%)	78	93
10	AJ	116/116 (100%)	97 (84%)	19 (16%)	2	7
10	CJ	116/116 (100%)	102 (88%)	14 (12%)	5	15
10	EJ	116/116 (100%)	96 (83%)	20 (17%)	2	6
10	GJ	116/116 (100%)	103 (89%)	13 (11%)	6	18
11	AK	103/104 (99%)	93 (90%)	10 (10%)	8	25
11	CK	103/104 (99%)	94 (91%)	9 (9%)	10	30
11	EK	103/104 (99%)	95 (92%)	8 (8%)	12	34
11	GK	103/104 (99%)	96 (93%)	7 (7%)	16	42
12	AL	102/103 (99%)	96 (94%)	6 (6%)	19	49
12	CL	102/103 (99%)	96 (94%)	6 (6%)	19	49
12	EL	102/103 (99%)	97 (95%)	5 (5%)	25	57
12	GL	102/103 (99%)	94 (92%)	8 (8%)	12	34
13	AM	109/109 (100%)	94 (86%)	15 (14%)	3	10
13	CM	109/109 (100%)	96 (88%)	13 (12%)	5	15

*Continued on next page...*

*Continued from previous page...*

Mol	Chain	Analysed	Rotameric	Outliers	Percentiles	
13	EM	109/109 (100%)	100 (92%)	9 (8%)	11	32
13	GM	109/109 (100%)	102 (94%)	7 (6%)	17	45
14	AN	100/103 (97%)	94 (94%)	6 (6%)	19	49
14	CN	100/103 (97%)	93 (93%)	7 (7%)	15	41
14	EN	100/103 (97%)	98 (98%)	2 (2%)	55	82
14	GN	100/103 (97%)	96 (96%)	4 (4%)	31	65
15	AO	86/87 (99%)	81 (94%)	5 (6%)	20	50
15	CO	86/87 (99%)	80 (93%)	6 (7%)	15	41
15	EO	86/87 (99%)	79 (92%)	7 (8%)	11	33
15	GO	86/87 (99%)	83 (96%)	3 (4%)	36	70
16	AP	99/100 (99%)	85 (86%)	14 (14%)	3	10
16	CP	99/100 (99%)	88 (89%)	11 (11%)	6	19
16	EP	99/100 (99%)	91 (92%)	8 (8%)	11	33
16	GP	99/100 (99%)	88 (89%)	11 (11%)	6	19
17	AQ	89/90 (99%)	83 (93%)	6 (7%)	16	43
17	CQ	89/90 (99%)	82 (92%)	7 (8%)	12	34
17	EQ	89/90 (99%)	80 (90%)	9 (10%)	7	23
17	GQ	89/90 (99%)	86 (97%)	3 (3%)	37	71
18	AR	84/84 (100%)	79 (94%)	5 (6%)	19	49
18	CR	84/84 (100%)	78 (93%)	6 (7%)	14	40
18	ER	84/84 (100%)	77 (92%)	7 (8%)	11	32
18	GR	84/84 (100%)	80 (95%)	4 (5%)	25	58
19	AS	93/93 (100%)	85 (91%)	8 (9%)	10	30
19	CS	93/93 (100%)	86 (92%)	7 (8%)	13	37
19	ES	93/93 (100%)	84 (90%)	9 (10%)	8	25
19	GS	93/93 (100%)	86 (92%)	7 (8%)	13	37
20	AT	80/84 (95%)	71 (89%)	9 (11%)	6	18
20	CT	80/84 (95%)	77 (96%)	3 (4%)	33	67
20	ET	80/84 (95%)	73 (91%)	7 (9%)	10	30
20	GT	80/84 (95%)	76 (95%)	4 (5%)	24	57
21	AU	83/85 (98%)	79 (95%)	4 (5%)	25	58

*Continued on next page...*

*Continued from previous page...*

Mol	Chain	Analysed	Rotameric	Outliers	Percentiles	
21	CU	83/85 (98%)	80 (96%)	3 (4%)	35	69
21	EU	83/85 (98%)	76 (92%)	7 (8%)	11	31
21	GU	83/85 (98%)	80 (96%)	3 (4%)	35	69
22	AV	78/78 (100%)	73 (94%)	5 (6%)	17	45
22	CV	78/78 (100%)	75 (96%)	3 (4%)	33	67
22	EV	78/78 (100%)	76 (97%)	2 (3%)	46	77
22	GV	78/78 (100%)	75 (96%)	3 (4%)	33	67
23	AW	59/63 (94%)	49 (83%)	10 (17%)	2	6
23	CW	59/63 (94%)	51 (86%)	8 (14%)	3	11
23	EW	59/63 (94%)	52 (88%)	7 (12%)	5	15
23	GW	59/63 (94%)	53 (90%)	6 (10%)	7	22
24	AX	67/68 (98%)	61 (91%)	6 (9%)	9	29
24	CX	67/68 (98%)	60 (90%)	7 (10%)	7	21
24	EX	67/68 (98%)	60 (90%)	7 (10%)	7	21
24	GX	67/68 (98%)	61 (91%)	6 (9%)	9	29
25	AY	55/55 (100%)	49 (89%)	6 (11%)	6	19
25	CY	55/55 (100%)	53 (96%)	2 (4%)	35	69
25	EY	55/55 (100%)	49 (89%)	6 (11%)	6	19
25	GY	55/55 (100%)	51 (93%)	4 (7%)	14	38
26	AZ	48/49 (98%)	44 (92%)	4 (8%)	11	32
26	CZ	48/49 (98%)	43 (90%)	5 (10%)	7	21
26	EZ	48/49 (98%)	44 (92%)	4 (8%)	11	32
26	GZ	48/49 (98%)	43 (90%)	5 (10%)	7	21
27	A0	47/48 (98%)	47 (100%)	0	100	100
27	C0	47/48 (98%)	45 (96%)	2 (4%)	29	62
27	E0	47/48 (98%)	45 (96%)	2 (4%)	29	62
27	G0	47/48 (98%)	47 (100%)	0	100	100
28	A1	45/49 (92%)	42 (93%)	3 (7%)	16	43
28	C1	45/49 (92%)	41 (91%)	4 (9%)	9	29
28	E1	45/49 (92%)	43 (96%)	2 (4%)	28	61
28	G1	45/49 (92%)	44 (98%)	1 (2%)	52	81

*Continued on next page...*



*Continued from previous page...*

Mol	Chain	Analysed	Rotameric	Outliers	Percentiles	
29	A2	38/38 (100%)	37 (97%)	1 (3%)	46	77
29	C2	38/38 (100%)	35 (92%)	3 (8%)	12	34
29	E2	38/38 (100%)	33 (87%)	5 (13%)	4	12
29	G2	38/38 (100%)	34 (90%)	4 (10%)	7	21
30	A3	51/52 (98%)	49 (96%)	2 (4%)	32	66
30	C3	51/52 (98%)	50 (98%)	1 (2%)	55	82
30	E3	51/52 (98%)	47 (92%)	4 (8%)	12	34
30	G3	51/52 (98%)	47 (92%)	4 (8%)	12	34
31	A4	34/34 (100%)	32 (94%)	2 (6%)	19	49
31	C4	34/34 (100%)	32 (94%)	2 (6%)	19	49
31	E4	34/34 (100%)	32 (94%)	2 (6%)	19	49
31	G4	34/34 (100%)	31 (91%)	3 (9%)	10	30
32	A5	112/123 (91%)	95 (85%)	17 (15%)	3	8
32	E5	110/123 (89%)	96 (87%)	14 (13%)	4	13
34	BB	180/199 (90%)	171 (95%)	9 (5%)	24	57
34	DB	180/199 (90%)	171 (95%)	9 (5%)	24	57
34	FB	180/199 (90%)	172 (96%)	8 (4%)	28	61
34	HB	180/199 (90%)	170 (94%)	10 (6%)	21	52
35	BC	170/190 (90%)	167 (98%)	3 (2%)	59	85
35	DC	170/190 (90%)	166 (98%)	4 (2%)	49	79
35	FC	170/190 (90%)	158 (93%)	12 (7%)	14	40
35	HC	170/190 (90%)	164 (96%)	6 (4%)	36	70
36	BD	172/173 (99%)	163 (95%)	9 (5%)	23	55
36	DD	172/173 (99%)	162 (94%)	10 (6%)	20	50
36	FD	172/173 (99%)	162 (94%)	10 (6%)	20	50
36	HD	172/173 (99%)	163 (95%)	9 (5%)	23	55
37	BE	113/126 (90%)	107 (95%)	6 (5%)	22	54
37	DE	113/126 (90%)	110 (97%)	3 (3%)	44	77
37	FE	113/126 (90%)	104 (92%)	9 (8%)	12	33
37	HE	113/126 (90%)	106 (94%)	7 (6%)	18	47
38	BF	87/116 (75%)	83 (95%)	4 (5%)	27	60

*Continued on next page...*

*Continued from previous page...*

Mol	Chain	Analysed	Rotameric	Outliers	Percentiles	
38	DF	87/116 (75%)	85 (98%)	2 (2%)	50	80
38	FF	87/116 (75%)	84 (97%)	3 (3%)	37	71
38	HF	87/116 (75%)	85 (98%)	2 (2%)	50	80
39	BG	124/147 (84%)	122 (98%)	2 (2%)	62	86
39	DG	124/147 (84%)	121 (98%)	3 (2%)	49	79
39	FG	124/147 (84%)	120 (97%)	4 (3%)	39	73
39	HG	124/147 (84%)	123 (99%)	1 (1%)	81	94
40	BH	104/105 (99%)	98 (94%)	6 (6%)	20	50
40	DH	104/105 (99%)	97 (93%)	7 (7%)	16	43
40	FH	104/105 (99%)	97 (93%)	7 (7%)	16	43
40	HH	104/105 (99%)	98 (94%)	6 (6%)	20	50
41	BI	105/107 (98%)	96 (91%)	9 (9%)	10	30
41	DI	105/107 (98%)	102 (97%)	3 (3%)	42	76
41	FI	105/107 (98%)	98 (93%)	7 (7%)	16	43
41	HI	105/107 (98%)	99 (94%)	6 (6%)	20	51
42	BJ	86/90 (96%)	85 (99%)	1 (1%)	71	91
42	DJ	86/90 (96%)	80 (93%)	6 (7%)	15	41
42	FJ	86/90 (96%)	84 (98%)	2 (2%)	50	80
42	HJ	86/90 (96%)	83 (96%)	3 (4%)	36	70
43	BK	90/99 (91%)	87 (97%)	3 (3%)	38	72
43	DK	90/99 (91%)	88 (98%)	2 (2%)	52	81
43	FK	90/99 (91%)	85 (94%)	5 (6%)	21	52
43	HK	90/99 (91%)	82 (91%)	8 (9%)	9	29
44	BL	103/104 (99%)	100 (97%)	3 (3%)	42	76
44	DL	103/104 (99%)	101 (98%)	2 (2%)	57	84
44	FL	103/104 (99%)	97 (94%)	6 (6%)	20	50
44	HL	103/104 (99%)	94 (91%)	9 (9%)	10	30
45	BM	92/96 (96%)	89 (97%)	3 (3%)	38	72
45	DM	92/96 (96%)	92 (100%)	0	100	100
45	FM	92/96 (96%)	92 (100%)	0	100	100
45	HM	92/96 (96%)	92 (100%)	0	100	100

*Continued on next page...*

*Continued from previous page...*

Mol	Chain	Analysed	Rotameric	Outliers	Percentiles	
46	BN	79/84 (94%)	79 (100%)	0	100	100
46	DN	79/84 (94%)	78 (99%)	1 (1%)	69	90
46	FN	79/84 (94%)	75 (95%)	4 (5%)	24	56
46	HN	79/84 (94%)	77 (98%)	2 (2%)	47	78
47	BO	76/77 (99%)	72 (95%)	4 (5%)	22	54
47	DO	76/77 (99%)	74 (97%)	2 (3%)	46	77
47	FO	76/77 (99%)	74 (97%)	2 (3%)	46	77
47	HO	76/77 (99%)	74 (97%)	2 (3%)	46	77
48	BP	65/65 (100%)	63 (97%)	2 (3%)	40	74
48	DP	65/65 (100%)	60 (92%)	5 (8%)	13	35
48	FP	65/65 (100%)	64 (98%)	1 (2%)	65	87
48	HP	65/65 (100%)	63 (97%)	2 (3%)	40	74
49	BQ	74/78 (95%)	70 (95%)	4 (5%)	22	54
49	DQ	74/78 (95%)	72 (97%)	2 (3%)	44	77
49	FQ	74/78 (95%)	73 (99%)	1 (1%)	67	89
49	HQ	74/78 (95%)	69 (93%)	5 (7%)	16	42
50	BR	48/65 (74%)	48 (100%)	0	100	100
50	DR	48/65 (74%)	48 (100%)	0	100	100
50	FR	48/65 (74%)	46 (96%)	2 (4%)	30	63
50	HR	48/65 (74%)	48 (100%)	0	100	100
51	BS	70/79 (89%)	69 (99%)	1 (1%)	67	89
51	DS	70/79 (89%)	67 (96%)	3 (4%)	29	62
51	FS	70/79 (89%)	64 (91%)	6 (9%)	10	30
51	HS	70/79 (89%)	67 (96%)	3 (4%)	29	62
52	BT	65/66 (98%)	60 (92%)	5 (8%)	13	35
52	DT	65/66 (98%)	58 (89%)	7 (11%)	6	20
52	FT	65/66 (98%)	60 (92%)	5 (8%)	13	35
52	HT	65/66 (98%)	60 (92%)	5 (8%)	13	35
53	BU	44/61 (72%)	42 (96%)	2 (4%)	27	61
53	DU	44/61 (72%)	41 (93%)	3 (7%)	16	42
53	FU	44/61 (72%)	41 (93%)	3 (7%)	16	42

*Continued on next page...*

*Continued from previous page...*

Mol	Chain	Analysed	Rotameric	Outliers	Percentiles	
53	HU	44/61 (72%)	42 (96%)	2 (4%)	27	61
54	BV	557/578 (96%)	503 (90%)	54 (10%)	8	25
54	DV	557/578 (96%)	508 (91%)	49 (9%)	10	30
54	FV	557/578 (96%)	508 (91%)	49 (9%)	10	30
54	HV	557/578 (96%)	507 (91%)	50 (9%)	9	29
55	BW	2/2 (100%)	1 (50%)	1 (50%)	0	0
55	DW	2/2 (100%)	1 (50%)	1 (50%)	0	0
55	FW	2/2 (100%)	2 (100%)	0	100	100
All	All	20824/21780 (96%)	19507 (94%)	1317 (6%)	18	46

All (1317) residues with a non-rotameric sidechain are listed below:

Mol	Chain	Res	Type
3	AC	8	THR
3	AC	12	ARG
3	AC	104	LEU
3	AC	109	LEU
3	AC	120	ASP
3	AC	140	VAL
3	AC	155	ARG
3	AC	176	ARG
3	AC	191	LEU
3	AC	212	TRP
3	AC	241	LYS
3	AC	251	THR
3	AC	270	ARG
4	AD	9	VAL
4	AD	25	THR
4	AD	103	ASP
4	AD	129	THR
4	AD	167	ASN
4	AD	170	VAL
4	AD	177	VAL
4	AD	183	GLU
4	AD	186	LEU
4	AD	202	ILE
4	AD	203	VAL
5	AE	12	LEU
5	AE	28	VAL

*Continued on next page...*

*Continued from previous page...*

<b>Mol</b>	<b>Chain</b>	<b>Res</b>	<b>Type</b>
5	AE	40	ARG
5	AE	44	ARG
5	AE	90	GLN
5	AE	109	LEU
5	AE	149	ILE
5	AE	164	LEU
5	AE	167	VAL
5	AE	176	ASP
5	AE	178	VAL
6	AF	35	LEU
6	AF	41	GLU
6	AF	50	ASP
6	AF	98	PHE
6	AF	114	ARG
6	AF	137	PHE
6	AF	142	TYR
6	AF	153	ILE
7	AG	3	VAL
7	AG	16	VAL
7	AG	21	GLN
7	AG	35	THR
7	AG	68	ARG
7	AG	84	LYS
7	AG	103	ASN
7	AG	132	LEU
7	AG	140	ILE
7	AG	151	ARG
7	AG	163	TYR
8	AH	3	VAL
8	AH	48	GLU
9	AI	7	TYR
9	AI	23	VAL
9	AI	94	LYS
9	AI	102	ARG
10	AJ	2	LYS
10	AJ	3	THR
10	AJ	17	VAL
10	AJ	24	THR
10	AJ	25	LEU
10	AJ	28	LEU
10	AJ	30	THR
10	AJ	36	LEU

*Continued on next page...*

*Continued from previous page...*

<b>Mol</b>	<b>Chain</b>	<b>Res</b>	<b>Type</b>
10	AJ	44	TYR
10	AJ	54	ILE
10	AJ	55	ILE
10	AJ	65	THR
10	AJ	69	ARG
10	AJ	80	HIS
10	AJ	95	ARG
10	AJ	105	VAL
10	AJ	111	LYS
10	AJ	131	ASN
10	AJ	140	LEU
11	AK	10	VAL
11	AK	13	ASN
11	AK	23	LYS
11	AK	45	GLU
11	AK	54	LYS
11	AK	61	VAL
11	AK	73	ASP
11	AK	92	GLU
11	AK	95	ILE
11	AK	105	ARG
12	AL	25	SER
12	AL	57	LEU
12	AL	59	ARG
12	AL	82	LEU
12	AL	121	THR
12	AL	127	VAL
13	AM	7	THR
13	AM	10	ARG
13	AM	12	MET
13	AM	13	HIS
13	AM	24	THR
13	AM	33	LEU
13	AM	46	ILE
13	AM	70	ASP
13	AM	78	LEU
13	AM	81	ARG
13	AM	90	GLU
13	AM	95	LEU
13	AM	96	ILE
13	AM	126	ILE
13	AM	134	THR

*Continued on next page...*

*Continued from previous page...*

<b>Mol</b>	<b>Chain</b>	<b>Res</b>	<b>Type</b>
14	AN	51	LEU
14	AN	63	ARG
14	AN	69	ARG
14	AN	71	ARG
14	AN	94	TYR
14	AN	118	ARG
15	AO	18	LEU
15	AO	28	VAL
15	AO	36	TYR
15	AO	106	LEU
15	AO	115	LEU
16	AP	16	VAL
16	AP	19	PHE
16	AP	29	VAL
16	AP	31	VAL
16	AP	50	ARG
16	AP	52	ARG
16	AP	62	LYS
16	AP	75	THR
16	AP	83	ILE
16	AP	92	ARG
16	AP	95	LYS
16	AP	96	LEU
16	AP	103	THR
16	AP	113	LEU
17	AQ	17	LEU
17	AQ	30	VAL
17	AQ	50	ARG
17	AQ	88	GLU
17	AQ	96	ASP
17	AQ	97	ILE
18	AR	6	GLN
18	AR	38	VAL
18	AR	46	GLU
18	AR	48	LYS
18	AR	55	ASP
19	AS	3	THR
19	AS	4	ILE
19	AS	36	LEU
19	AS	41	LYS
19	AS	45	VAL
19	AS	66	ILE

*Continued on next page...*

*Continued from previous page...*

<b>Mol</b>	<b>Chain</b>	<b>Res</b>	<b>Type</b>
19	AS	76	VAL
19	AS	96	ILE
20	AT	3	ARG
20	AT	18	GLU
20	AT	32	LEU
20	AT	37	ASP
20	AT	39	THR
20	AT	43	ILE
20	AT	54	GLU
20	AT	67	VAL
20	AT	69	ARG
21	AU	14	THR
21	AU	29	SER
21	AU	86	PHE
21	AU	98	ASN
22	AV	18	ARG
22	AV	31	TYR
22	AV	42	LEU
22	AV	61	LEU
22	AV	92	VAL
23	AW	10	ARG
23	AW	15	SER
23	AW	19	ARG
23	AW	24	ARG
23	AW	25	PHE
23	AW	38	ARG
23	AW	49	ASN
23	AW	63	ASP
23	AW	76	ARG
23	AW	79	ILE
24	AX	26	ARG
24	AX	29	LEU
24	AX	46	VAL
24	AX	47	THR
24	AX	65	THR
24	AX	77	TYR
25	AY	16	THR
25	AY	18	LEU
25	AY	21	LEU
25	AY	23	ARG
25	AY	37	LEU
25	AY	59	GLU

*Continued on next page...*



*Continued from previous page...*

<b>Mol</b>	<b>Chain</b>	<b>Res</b>	<b>Type</b>
26	AZ	8	GLN
26	AZ	23	LEU
26	AZ	37	ARG
26	AZ	40	THR
28	A1	16	THR
28	A1	35	LEU
28	A1	41	VAL
29	A2	42	LEU
30	A3	5	THR
30	A3	30	HIS
31	A4	2	LYS
31	A4	3	VAL
32	A5	1	MET
32	A5	26	VAL
32	A5	42	ARG
32	A5	43	LYS
32	A5	51	TYR
32	A5	59	LEU
32	A5	65	GLU
32	A5	69	PHE
32	A5	96	PHE
32	A5	106	PHE
32	A5	107	GLU
32	A5	116	GLU
32	A5	121	SER
32	A5	125	ARG
32	A5	130	PRO
32	A5	132	TYR
32	A5	143	MET
34	BB	37	VAL
34	BB	49	PHE
34	BB	53	LEU
34	BB	63	LYS
34	BB	71	THR
34	BB	94	ARG
34	BB	186	VAL
34	BB	212	TYR
34	BB	219	THR
35	BC	3	GLN
35	BC	18	TRP
35	BC	166	GLU
36	BD	26	ARG

*Continued on next page...*

*Continued from previous page...*

<b>Mol</b>	<b>Chain</b>	<b>Res</b>	<b>Type</b>
36	BD	32	CYS
36	BD	58	LYS
36	BD	93	LEU
36	BD	104	ARG
36	BD	136	GLN
36	BD	161	LEU
36	BD	171	LEU
36	BD	195	ILE
37	BE	60	ILE
37	BE	95	PHE
37	BE	114	VAL
37	BE	115	LEU
37	BE	148	ASN
37	BE	153	VAL
38	BF	7	VAL
38	BF	51	ILE
38	BF	55	HIS
38	BF	63	ASN
39	BG	5	ARG
39	BG	7	ILE
40	BH	55	THR
40	BH	67	GLN
40	BH	83	LEU
40	BH	99	LEU
40	BH	104	VAL
40	BH	121	LEU
41	BI	30	ILE
41	BI	38	TYR
41	BI	43	THR
41	BI	48	VAL
41	BI	57	MET
41	BI	63	LEU
41	BI	88	MET
41	BI	116	VAL
41	BI	123	ARG
42	BJ	59	LYS
43	BK	82	LEU
43	BK	107	ILE
43	BK	125	LYS
44	BL	29	GLN
44	BL	90	LEU
44	BL	102	LEU

*Continued on next page...*

*Continued from previous page...*

<b>Mol</b>	<b>Chain</b>	<b>Res</b>	<b>Type</b>
45	BM	19	LEU
45	BM	53	ILE
45	BM	87	ARG
47	BO	5	THR
47	BO	64	ARG
47	BO	79	THR
47	BO	87	LEU
48	BP	6	LEU
48	BP	31	ARG
49	BQ	4	LYS
49	BQ	22	VAL
49	BQ	28	PHE
49	BQ	48	ASP
51	BS	36	ARG
52	BT	5	LYS
52	BT	12	ILE
52	BT	49	LYS
52	BT	54	MET
52	BT	69	LYS
53	BU	34	ARG
53	BU	38	TYR
54	BV	5	THR
54	BV	19	ILE
54	BV	23	LYS
54	BV	29	ARG
54	BV	57	GLN
54	BV	77	LYS
54	BV	83	ARG
54	BV	95	PHE
54	BV	96	THR
54	BV	101	ARG
54	BV	103	MET
54	BV	104	ARG
54	BV	106	LEU
54	BV	160	THR
54	BV	182	VAL
54	BV	200	VAL
54	BV	202	PHE
54	BV	204	TYR
54	BV	220	GLN
54	BV	232	GLU
54	BV	254	GLN

*Continued on next page...*

*Continued from previous page...*

<b>Mol</b>	<b>Chain</b>	<b>Res</b>	<b>Type</b>
54	BV	266	CYS
54	BV	286	LEU
54	BV	291	ASP
54	BV	303	LYS
54	BV	320	LEU
54	BV	370	LYS
54	BV	409	MET
54	BV	418	ILE
54	BV	431	MET
54	BV	446	ARG
54	BV	480	GLU
54	BV	482	ASN
54	BV	487	GLN
54	BV	488	VAL
54	BV	494	ILE
54	BV	504	LYS
54	BV	508	GLN
54	BV	514	GLN
54	BV	522	MET
54	BV	532	LYS
54	BV	558	GLN
54	BV	594	LYS
54	BV	602	LYS
54	BV	612	LEU
54	BV	618	LYS
54	BV	646	GLU
54	BV	660	LEU
54	BV	675	LYS
54	BV	677	ARG
54	BV	681	THR
54	BV	683	GLU
54	BV	685	LEU
54	BV	699	ILE
55	BW	4	SER
3	CC	63	ILE
3	CC	79	ARG
3	CC	93	VAL
3	CC	100	ARG
3	CC	104	LEU
3	CC	109	LEU
3	CC	120	ASP
3	CC	173	LEU

*Continued on next page...*

*Continued from previous page...*

<b>Mol</b>	<b>Chain</b>	<b>Res</b>	<b>Type</b>
3	CC	176	ARG
3	CC	191	LEU
3	CC	194	VAL
3	CC	202	ARG
3	CC	212	TRP
3	CC	251	THR
3	CC	270	ARG
4	CD	89	GLU
4	CD	91	THR
4	CD	107	VAL
4	CD	124	ARG
4	CD	183	GLU
4	CD	186	LEU
4	CD	201	LEU
4	CD	203	VAL
5	CE	28	VAL
5	CE	40	ARG
5	CE	78	TRP
5	CE	109	LEU
5	CE	119	ILE
5	CE	149	ILE
5	CE	164	LEU
6	CF	14	LYS
6	CF	18	GLU
6	CF	35	LEU
6	CF	41	GLU
6	CF	104	THR
6	CF	114	ARG
6	CF	154	THR
6	CF	157	THR
6	CF	162	ASP
7	CG	18	ILE
7	CG	68	ARG
7	CG	78	VAL
7	CG	84	LYS
7	CG	86	LEU
7	CG	91	VAL
7	CG	126	THR
7	CG	132	LEU
7	CG	151	ARG
7	CG	163	TYR
7	CG	166	GLU

*Continued on next page...*

*Continued from previous page...*

<b>Mol</b>	<b>Chain</b>	<b>Res</b>	<b>Type</b>
8	CH	3	VAL
9	CI	71	LYS
10	CJ	2	LYS
10	CJ	25	LEU
10	CJ	30	THR
10	CJ	36	LEU
10	CJ	40	HIS
10	CJ	41	LYS
10	CJ	54	ILE
10	CJ	55	ILE
10	CJ	72	LYS
10	CJ	95	ARG
10	CJ	105	VAL
10	CJ	124	VAL
10	CJ	135	GLN
10	CJ	140	LEU
11	CK	13	ASN
11	CK	20	MET
11	CK	23	LYS
11	CK	47	ILE
11	CK	73	ASP
11	CK	92	GLU
11	CK	95	ILE
11	CK	97	THR
11	CK	105	ARG
12	CL	25	SER
12	CL	46	VAL
12	CL	50	PHE
12	CL	61	LEU
12	CL	82	LEU
12	CL	118	THR
13	CM	2	LEU
13	CM	33	LEU
13	CM	58	LYS
13	CM	70	ASP
13	CM	78	LEU
13	CM	81	ARG
13	CM	90	GLU
13	CM	95	LEU
13	CM	97	GLN
13	CM	102	LEU
13	CM	126	ILE

*Continued on next page...*

*Continued from previous page...*

<b>Mol</b>	<b>Chain</b>	<b>Res</b>	<b>Type</b>
13	CM	132	THR
13	CM	134	THR
14	CN	29	VAL
14	CN	30	ARG
14	CN	31	HIS
14	CN	45	ARG
14	CN	69	ARG
14	CN	70	THR
14	CN	71	ARG
15	CO	31	THR
15	CO	36	TYR
15	CO	39	VAL
15	CO	78	VAL
15	CO	94	ARG
15	CO	106	LEU
16	CP	16	VAL
16	CP	31	VAL
16	CP	50	ARG
16	CP	52	ARG
16	CP	75	THR
16	CP	83	ILE
16	CP	92	ARG
16	CP	96	LEU
16	CP	99	LEU
16	CP	103	THR
16	CP	113	LEU
17	CQ	29	ARG
17	CQ	50	ARG
17	CQ	59	LEU
17	CQ	63	ARG
17	CQ	94	LEU
17	CQ	96	ASP
17	CQ	97	ILE
18	CR	4	VAL
18	CR	6	GLN
18	CR	25	LEU
18	CR	38	VAL
18	CR	48	LYS
18	CR	53	PHE
19	CS	3	THR
19	CS	45	VAL
19	CS	66	ILE

*Continued on next page...*

*Continued from previous page...*

<b>Mol</b>	<b>Chain</b>	<b>Res</b>	<b>Type</b>
19	CS	68	ASP
19	CS	76	VAL
19	CS	88	ARG
19	CS	96	ILE
20	CT	37	ASP
20	CT	43	ILE
20	CT	93	LEU
21	CU	64	ILE
21	CU	86	PHE
21	CU	92	VAL
22	CV	18	ARG
22	CV	20	LEU
22	CV	24	ASN
23	CW	15	SER
23	CW	19	ARG
23	CW	25	PHE
23	CW	49	ASN
23	CW	54	ARG
23	CW	63	ASP
23	CW	76	ARG
23	CW	77	LYS
24	CX	6	VAL
24	CX	26	ARG
24	CX	27	ARG
24	CX	29	LEU
24	CX	34	SER
24	CX	65	THR
24	CX	77	TYR
25	CY	16	THR
25	CY	37	LEU
26	CZ	15	ARG
26	CZ	23	LEU
26	CZ	37	ARG
26	CZ	51	SER
26	CZ	58	GLU
27	C0	27	LEU
27	C0	53	VAL
28	C1	8	ILE
28	C1	24	LYS
28	C1	35	LEU
28	C1	47	ILE
29	C2	4	THR

*Continued on next page...*



*Continued from previous page...*

<b>Mol</b>	<b>Chain</b>	<b>Res</b>	<b>Type</b>
29	C2	8	SER
29	C2	42	LEU
30	C3	5	THR
31	C4	3	VAL
31	C4	23	ILE
34	DB	19	THR
34	DB	22	TRP
34	DB	49	PHE
34	DB	53	LEU
34	DB	94	ARG
34	DB	129	THR
34	DB	143	LEU
34	DB	174	GLU
34	DB	212	TYR
35	DC	3	GLN
35	DC	149	ILE
35	DC	153	VAL
35	DC	167	TRP
36	DD	29	ASP
36	DD	31	LYS
36	DD	32	CYS
36	DD	48	LEU
36	DD	101	VAL
36	DD	104	ARG
36	DD	161	LEU
36	DD	171	LEU
36	DD	195	ILE
36	DD	206	LYS
37	DE	70	ASN
37	DE	115	LEU
37	DE	153	VAL
38	DF	55	HIS
38	DF	72	ASP
39	DG	5	ARG
39	DG	22	LEU
39	DG	126	ASP
40	DH	77	ARG
40	DH	80	ARG
40	DH	83	LEU
40	DH	90	ASP
40	DH	99	LEU
40	DH	121	LEU

*Continued on next page...*

*Continued from previous page...*

<b>Mol</b>	<b>Chain</b>	<b>Res</b>	<b>Type</b>
40	DH	125	ILE
41	DI	48	VAL
41	DI	63	LEU
41	DI	88	MET
42	DJ	36	VAL
42	DJ	45	ARG
42	DJ	50	THR
42	DJ	57	VAL
42	DJ	80	THR
42	DJ	102	LEU
43	DK	82	LEU
43	DK	128	ARG
44	DL	29	GLN
44	DL	40	THR
46	DN	71	HIS
47	DO	64	ARG
47	DO	87	LEU
48	DP	31	ARG
48	DP	32	PHE
48	DP	46	LYS
48	DP	71	VAL
48	DP	75	ILE
49	DQ	28	PHE
49	DQ	48	ASP
51	DS	13	LEU
51	DS	61	PHE
51	DS	64	ASP
52	DT	5	LYS
52	DT	8	LYS
52	DT	12	ILE
52	DT	49	LYS
52	DT	54	MET
52	DT	69	LYS
52	DT	70	ASN
53	DU	20	LYS
53	DU	34	ARG
53	DU	40	LYS
54	DV	5	THR
54	DV	19	ILE
54	DV	23	LYS
54	DV	29	ARG
54	DV	77	LYS

*Continued on next page...*

*Continued from previous page...*

<b>Mol</b>	<b>Chain</b>	<b>Res</b>	<b>Type</b>
54	DV	83	ARG
54	DV	95	PHE
54	DV	96	THR
54	DV	103	MET
54	DV	104	ARG
54	DV	106	LEU
54	DV	116	VAL
54	DV	135	VAL
54	DV	160	THR
54	DV	182	VAL
54	DV	200	VAL
54	DV	202	PHE
54	DV	204	TYR
54	DV	220	GLN
54	DV	232	GLU
54	DV	254	GLN
54	DV	259	ASN
54	DV	266	CYS
54	DV	286	LEU
54	DV	303	LYS
54	DV	370	LYS
54	DV	409	MET
54	DV	431	MET
54	DV	446	ARG
54	DV	480	GLU
54	DV	487	GLN
54	DV	488	VAL
54	DV	494	ILE
54	DV	504	LYS
54	DV	522	MET
54	DV	532	LYS
54	DV	594	LYS
54	DV	602	LYS
54	DV	618	LYS
54	DV	646	GLU
54	DV	660	LEU
54	DV	663	MET
54	DV	675	LYS
54	DV	677	ARG
54	DV	681	THR
54	DV	683	GLU
54	DV	685	LEU

*Continued on next page...*

*Continued from previous page...*

<b>Mol</b>	<b>Chain</b>	<b>Res</b>	<b>Type</b>
54	DV	686	LYS
54	DV	699	ILE
55	DW	4	SER
3	EC	8	THR
3	EC	62	ARG
3	EC	93	VAL
3	EC	100	ARG
3	EC	109	LEU
3	EC	120	ASP
3	EC	123	ILE
3	EC	155	ARG
3	EC	175	LEU
3	EC	176	ARG
3	EC	191	LEU
3	EC	196	ASN
3	EC	204	LEU
3	EC	212	TRP
3	EC	251	THR
3	EC	252	LYS
4	ED	9	VAL
4	ED	32	ASN
4	ED	91	THR
4	ED	124	ARG
4	ED	151	THR
4	ED	171	THR
4	ED	172	VAL
4	ED	183	GLU
4	ED	203	VAL
5	EE	18	THR
5	EE	44	ARG
5	EE	70	SER
5	EE	77	ILE
5	EE	91	ASP
5	EE	113	VAL
5	EE	119	ILE
5	EE	147	LEU
5	EE	149	ILE
5	EE	164	LEU
5	EE	176	ASP
5	EE	178	VAL
6	EF	18	GLU
6	EF	35	LEU

*Continued on next page...*

*Continued from previous page...*

<b>Mol</b>	<b>Chain</b>	<b>Res</b>	<b>Type</b>
6	EF	41	GLU
6	EF	66	ILE
6	EF	80	GLN
6	EF	111	ARG
6	EF	114	ARG
6	EF	153	ILE
6	EF	154	THR
6	EF	168	LEU
7	EG	18	ILE
7	EG	28	LYS
7	EG	59	ASP
7	EG	76	ILE
7	EG	79	THR
7	EG	84	LYS
7	EG	86	LEU
7	EG	131	VAL
7	EG	132	LEU
7	EG	151	ARG
7	EG	163	TYR
7	EG	165	ASP
8	EH	3	VAL
8	EH	7	ASP
8	EH	15	LEU
8	EH	48	GLU
9	EI	135	MET
10	EJ	2	LYS
10	EJ	3	THR
10	EJ	17	VAL
10	EJ	24	THR
10	EJ	30	THR
10	EJ	34	ARG
10	EJ	36	LEU
10	EJ	40	HIS
10	EJ	44	TYR
10	EJ	54	ILE
10	EJ	55	ILE
10	EJ	65	THR
10	EJ	69	ARG
10	EJ	81	ILE
10	EJ	95	ARG
10	EJ	103	ILE
10	EJ	114	LEU

*Continued on next page...*

*Continued from previous page...*

<b>Mol</b>	<b>Chain</b>	<b>Res</b>	<b>Type</b>
10	EJ	135	GLN
10	EJ	139	VAL
10	EJ	140	LEU
11	EK	10	VAL
11	EK	23	LYS
11	EK	41	ILE
11	EK	51	LYS
11	EK	73	ASP
11	EK	92	GLU
11	EK	95	ILE
11	EK	105	ARG
12	EL	5	THR
12	EL	30	THR
12	EL	40	SER
12	EL	51	GLU
12	EL	61	LEU
13	EM	6	ARG
13	EM	70	ASP
13	EM	80	VAL
13	EM	81	ARG
13	EM	93	VAL
13	EM	96	ILE
13	EM	126	ILE
13	EM	132	THR
13	EM	134	THR
14	EN	69	ARG
14	EN	75	ILE
15	EO	31	THR
15	EO	36	TYR
15	EO	78	VAL
15	EO	94	ARG
15	EO	98	GLN
15	EO	102	ARG
15	EO	106	LEU
16	EP	5	LYS
16	EP	19	PHE
16	EP	65	ASN
16	EP	79	VAL
16	EP	80	VAL
16	EP	92	ARG
16	EP	96	LEU
16	EP	99	LEU

*Continued on next page...*

*Continued from previous page...*

<b>Mol</b>	<b>Chain</b>	<b>Res</b>	<b>Type</b>
17	EQ	7	VAL
17	EQ	29	ARG
17	EQ	40	LYS
17	EQ	50	ARG
17	EQ	89	ILE
17	EQ	93	ILE
17	EQ	94	LEU
17	EQ	96	ASP
17	EQ	97	ILE
18	ER	4	VAL
18	ER	25	LEU
18	ER	38	VAL
18	ER	46	GLU
18	ER	48	LYS
18	ER	81	LYS
18	ER	98	ILE
19	ES	3	THR
19	ES	4	ILE
19	ES	33	LEU
19	ES	36	LEU
19	ES	45	VAL
19	ES	46	LEU
19	ES	66	ILE
19	ES	68	ASP
19	ES	76	VAL
20	ET	12	ARG
20	ET	32	LEU
20	ET	37	ASP
20	ET	43	ILE
20	ET	54	GLU
20	ET	64	LYS
20	ET	68	LYS
21	EU	29	SER
21	EU	43	LYS
21	EU	64	ILE
21	EU	67	SER
21	EU	71	ILE
21	EU	86	PHE
21	EU	90	LYS
22	EV	24	ASN
22	EV	65	VAL
23	EW	19	ARG

*Continued on next page...*

*Continued from previous page...*

<b>Mol</b>	<b>Chain</b>	<b>Res</b>	<b>Type</b>
23	EW	24	ARG
23	EW	25	PHE
23	EW	49	ASN
23	EW	63	ASP
23	EW	70	VAL
23	EW	76	ARG
24	EX	6	VAL
24	EX	17	ARG
24	EX	26	ARG
24	EX	65	THR
24	EX	69	GLU
24	EX	70	LEU
24	EX	77	TYR
25	EY	16	THR
25	EY	18	LEU
25	EY	23	ARG
25	EY	37	LEU
25	EY	47	ARG
25	EY	56	LEU
26	EZ	37	ARG
26	EZ	40	THR
26	EZ	51	SER
26	EZ	56	VAL
27	E0	27	LEU
27	E0	53	VAL
28	E1	7	LYS
28	E1	35	LEU
29	E2	1	MET
29	E2	4	THR
29	E2	8	SER
29	E2	24	THR
29	E2	42	LEU
30	E3	7	ARG
30	E3	30	HIS
30	E3	49	VAL
30	E3	54	LEU
31	E4	3	VAL
31	E4	26	ILE
32	E5	1	MET
32	E5	26	VAL
32	E5	42	ARG
32	E5	51	TYR

*Continued on next page...*



*Continued from previous page...*

<b>Mol</b>	<b>Chain</b>	<b>Res</b>	<b>Type</b>
32	E5	59	LEU
32	E5	65	GLU
32	E5	69	PHE
32	E5	96	PHE
32	E5	106	PHE
32	E5	107	GLU
32	E5	116	GLU
32	E5	121	SER
32	E5	125	ARG
32	E5	143	MET
34	FB	19	THR
34	FB	20	ARG
34	FB	49	PHE
34	FB	58	LYS
34	FB	67	LEU
34	FB	94	ARG
34	FB	129	THR
34	FB	143	LEU
35	FC	3	GLN
35	FC	12	LEU
35	FC	14	ILE
35	FC	29	PHE
35	FC	36	ASP
35	FC	41	GLN
35	FC	89	LYS
35	FC	121	THR
35	FC	125	GLU
35	FC	128	VAL
35	FC	175	LEU
35	FC	200	VAL
36	FD	31	LYS
36	FD	32	CYS
36	FD	48	LEU
36	FD	55	LEU
36	FD	56	ARG
36	FD	101	VAL
36	FD	104	ARG
36	FD	132	ILE
36	FD	161	LEU
36	FD	195	ILE
37	FE	15	LEU
37	FE	54	ARG

*Continued on next page...*

*Continued from previous page...*

<b>Mol</b>	<b>Chain</b>	<b>Res</b>	<b>Type</b>
37	FE	81	LEU
37	FE	115	LEU
37	FE	120	VAL
37	FE	126	LYS
37	FE	131	THR
37	FE	148	ASN
37	FE	153	VAL
38	FF	55	HIS
38	FF	78	PHE
38	FF	97	THR
39	FG	22	LEU
39	FG	97	ASN
39	FG	126	ASP
39	FG	130	ASN
40	FH	66	PHE
40	FH	83	LEU
40	FH	90	ASP
40	FH	99	LEU
40	FH	104	VAL
40	FH	121	LEU
40	FH	125	ILE
41	FI	14	SER
41	FI	30	ILE
41	FI	63	LEU
41	FI	84	THR
41	FI	88	MET
41	FI	89	GLU
41	FI	123	ARG
42	FJ	50	THR
42	FJ	87	LEU
43	FK	34	ILE
43	FK	79	ILE
43	FK	82	LEU
43	FK	107	ILE
43	FK	125	LYS
44	FL	29	GLN
44	FL	33	VAL
44	FL	43	LYS
44	FL	58	THR
44	FL	64	THR
44	FL	90	LEU
46	FN	28	LYS

*Continued on next page...*

*Continued from previous page...*

<b>Mol</b>	<b>Chain</b>	<b>Res</b>	<b>Type</b>
46	FN	48	LEU
46	FN	49	GLN
46	FN	53	ARG
47	FO	64	ARG
47	FO	87	LEU
48	FP	55	ASP
49	FQ	28	PHE
50	FR	21	ILE
50	FR	28	THR
51	FS	6	LYS
51	FS	13	LEU
51	FS	49	ILE
51	FS	56	GLN
51	FS	58	VAL
51	FS	64	ASP
52	FT	12	ILE
52	FT	28	MET
52	FT	54	MET
52	FT	69	LYS
52	FT	82	GLN
53	FU	19	PHE
53	FU	20	LYS
53	FU	34	ARG
54	FV	5	THR
54	FV	19	ILE
54	FV	23	LYS
54	FV	29	ARG
54	FV	77	LYS
54	FV	83	ARG
54	FV	95	PHE
54	FV	96	THR
54	FV	101	ARG
54	FV	104	ARG
54	FV	106	LEU
54	FV	182	VAL
54	FV	200	VAL
54	FV	202	PHE
54	FV	204	TYR
54	FV	218	TRP
54	FV	221	ASN
54	FV	232	GLU
54	FV	254	GLN

*Continued on next page...*

*Continued from previous page...*

<b>Mol</b>	<b>Chain</b>	<b>Res</b>	<b>Type</b>
54	FV	266	CYS
54	FV	286	LEU
54	FV	303	LYS
54	FV	340	SER
54	FV	370	LYS
54	FV	374	ILE
54	FV	409	MET
54	FV	431	MET
54	FV	446	ARG
54	FV	478	ASN
54	FV	487	GLN
54	FV	488	VAL
54	FV	494	ILE
54	FV	504	LYS
54	FV	514	GLN
54	FV	532	LYS
54	FV	594	LYS
54	FV	602	LYS
54	FV	612	LEU
54	FV	618	LYS
54	FV	635	LEU
54	FV	646	GLU
54	FV	660	LEU
54	FV	663	MET
54	FV	675	LYS
54	FV	677	ARG
54	FV	681	THR
54	FV	683	GLU
54	FV	685	LEU
54	FV	699	ILE
3	GC	27	LYS
3	GC	35	LYS
3	GC	62	ARG
3	GC	93	VAL
3	GC	104	LEU
3	GC	109	LEU
3	GC	129	LEU
3	GC	172	THR
3	GC	173	LEU
3	GC	175	LEU
3	GC	194	VAL
3	GC	201	LEU

*Continued on next page...*

*Continued from previous page...*

<b>Mol</b>	<b>Chain</b>	<b>Res</b>	<b>Type</b>
3	GC	202	ARG
3	GC	212	TRP
3	GC	215	VAL
3	GC	235	GLU
3	GC	251	THR
3	GC	256	THR
4	GD	14	ILE
4	GD	29	VAL
4	GD	35	THR
4	GD	124	ARG
4	GD	129	THR
4	GD	159	LYS
4	GD	183	GLU
4	GD	203	VAL
5	GE	40	ARG
5	GE	77	ILE
5	GE	78	TRP
5	GE	118	LEU
5	GE	176	ASP
6	GF	3	LEU
6	GF	114	ARG
6	GF	137	PHE
6	GF	174	PHE
7	GG	68	ARG
7	GG	84	LYS
7	GG	86	LEU
7	GG	132	LEU
7	GG	151	ARG
7	GG	157	LYS
7	GG	163	TYR
8	GH	3	VAL
8	GH	5	LEU
8	GH	37	VAL
8	GH	48	GLU
9	GI	102	ARG
10	GJ	3	THR
10	GJ	24	THR
10	GJ	30	THR
10	GJ	36	LEU
10	GJ	40	HIS
10	GJ	54	ILE
10	GJ	55	ILE

*Continued on next page...*

*Continued from previous page...*

<b>Mol</b>	<b>Chain</b>	<b>Res</b>	<b>Type</b>
10	GJ	69	ARG
10	GJ	72	LYS
10	GJ	95	ARG
10	GJ	131	ASN
10	GJ	135	GLN
10	GJ	140	LEU
11	GK	3	GLN
11	GK	47	ILE
11	GK	58	LEU
11	GK	73	ASP
11	GK	98	ARG
11	GK	105	ARG
11	GK	111	LYS
12	GL	6	LEU
12	GL	19	LEU
12	GL	30	THR
12	GL	46	VAL
12	GL	61	LEU
12	GL	66	PHE
12	GL	67	THR
12	GL	118	THR
13	GM	70	ASP
13	GM	81	ARG
13	GM	96	ILE
13	GM	97	GLN
13	GM	102	LEU
13	GM	126	ILE
13	GM	134	THR
14	GN	14	SER
14	GN	31	HIS
14	GN	33	ILE
14	GN	69	ARG
15	GO	31	THR
15	GO	36	TYR
15	GO	106	LEU
16	GP	7	LEU
16	GP	20	ARG
16	GP	25	VAL
16	GP	36	LYS
16	GP	38	ARG
16	GP	39	LEU
16	GP	50	ARG

*Continued on next page...*

*Continued from previous page...*

<b>Mol</b>	<b>Chain</b>	<b>Res</b>	<b>Type</b>
16	GP	69	VAL
16	GP	92	ARG
16	GP	99	LEU
16	GP	113	LEU
17	GQ	50	ARG
17	GQ	56	PHE
17	GQ	96	ASP
18	GR	25	LEU
18	GR	38	VAL
18	GR	46	GLU
18	GR	48	LYS
19	GS	4	ILE
19	GS	7	HIS
19	GS	45	VAL
19	GS	68	ASP
19	GS	75	PHE
19	GS	88	ARG
19	GS	96	ILE
20	GT	12	ARG
20	GT	32	LEU
20	GT	37	ASP
20	GT	43	ILE
21	GU	8	ASP
21	GU	73	ASN
21	GU	86	PHE
22	GV	5	ASN
22	GV	20	LEU
22	GV	42	LEU
23	GW	19	ARG
23	GW	25	PHE
23	GW	49	ASN
23	GW	63	ASP
23	GW	70	VAL
23	GW	76	ARG
24	GX	6	VAL
24	GX	10	ARG
24	GX	26	ARG
24	GX	34	SER
24	GX	60	LYS
24	GX	77	TYR
25	GY	14	LEU
25	GY	16	THR

*Continued on next page...*

*Continued from previous page...*

<b>Mol</b>	<b>Chain</b>	<b>Res</b>	<b>Type</b>
25	GY	37	LEU
25	GY	56	LEU
26	GZ	2	LYS
26	GZ	8	GLN
26	GZ	15	ARG
26	GZ	37	ARG
26	GZ	40	THR
28	G1	35	LEU
29	G2	4	THR
29	G2	8	SER
29	G2	24	THR
29	G2	42	LEU
30	G3	7	ARG
30	G3	29	ARG
30	G3	30	HIS
30	G3	54	LEU
31	G4	1	MET
31	G4	3	VAL
31	G4	26	ILE
34	HB	49	PHE
34	HB	56	LEU
34	HB	63	LYS
34	HB	94	ARG
34	HB	124	THR
34	HB	143	LEU
34	HB	174	GLU
34	HB	186	VAL
34	HB	206	ILE
34	HB	207	ARG
35	HC	3	GLN
35	HC	14	ILE
35	HC	29	PHE
35	HC	121	THR
35	HC	144	LEU
35	HC	153	VAL
36	HD	32	CYS
36	HD	33	LYS
36	HD	48	LEU
36	HD	73	ARG
36	HD	93	LEU
36	HD	101	VAL
36	HD	146	ARG

*Continued on next page...*



*Continued from previous page...*

<b>Mol</b>	<b>Chain</b>	<b>Res</b>	<b>Type</b>
36	HD	161	LEU
36	HD	198	HIS
37	HE	70	ASN
37	HE	72	ILE
37	HE	114	VAL
37	HE	115	LEU
37	HE	136	VAL
37	HE	148	ASN
37	HE	153	VAL
38	HF	7	VAL
38	HF	55	HIS
39	HG	22	LEU
40	HH	67	GLN
40	HH	77	ARG
40	HH	90	ASP
40	HH	94	LYS
40	HH	99	LEU
40	HH	121	LEU
41	HI	14	SER
41	HI	38	TYR
41	HI	46	MET
41	HI	57	MET
41	HI	63	LEU
41	HI	88	MET
42	HJ	57	VAL
42	HJ	92	LEU
42	HJ	102	LEU
43	HK	31	ILE
43	HK	57	LYS
43	HK	70	CYS
43	HK	74	VAL
43	HK	82	LEU
43	HK	96	THR
43	HK	97	ILE
43	HK	125	LYS
44	HL	7	LEU
44	HL	14	ARG
44	HL	20	ASN
44	HL	29	GLN
44	HL	33	VAL
44	HL	59	ASN
44	HL	78	SER

*Continued on next page...*

*Continued from previous page...*

<b>Mol</b>	<b>Chain</b>	<b>Res</b>	<b>Type</b>
44	HL	90	LEU
44	HL	102	LEU
46	HN	31	ILE
46	HN	85	ARG
47	HO	64	ARG
47	HO	87	LEU
48	HP	1	MET
48	HP	6	LEU
49	HQ	28	PHE
49	HQ	33	ILE
49	HQ	38	ILE
49	HQ	55	ILE
49	HQ	61	ILE
51	HS	13	LEU
51	HS	23	VAL
51	HS	64	ASP
52	HT	12	ILE
52	HT	49	LYS
52	HT	51	PHE
52	HT	54	MET
52	HT	69	LYS
53	HU	20	LYS
53	HU	34	ARG
54	HV	5	THR
54	HV	19	ILE
54	HV	23	LYS
54	HV	29	ARG
54	HV	77	LYS
54	HV	83	ARG
54	HV	95	PHE
54	HV	96	THR
54	HV	101	ARG
54	HV	104	ARG
54	HV	106	LEU
54	HV	160	THR
54	HV	182	VAL
54	HV	200	VAL
54	HV	202	PHE
54	HV	204	TYR
54	HV	220	GLN
54	HV	232	GLU
54	HV	254	GLN

*Continued on next page...*

*Continued from previous page...*

<b>Mol</b>	<b>Chain</b>	<b>Res</b>	<b>Type</b>
54	HV	266	CYS
54	HV	286	LEU
54	HV	303	LYS
54	HV	336	PHE
54	HV	370	LYS
54	HV	409	MET
54	HV	418	ILE
54	HV	431	MET
54	HV	446	ARG
54	HV	482	ASN
54	HV	487	GLN
54	HV	488	VAL
54	HV	494	ILE
54	HV	504	LYS
54	HV	508	GLN
54	HV	512	ARG
54	HV	515	TYR
54	HV	522	MET
54	HV	532	LYS
54	HV	555	LYS
54	HV	578	LEU
54	HV	594	LYS
54	HV	602	LYS
54	HV	618	LYS
54	HV	646	GLU
54	HV	660	LEU
54	HV	675	LYS
54	HV	677	ARG
54	HV	681	THR
54	HV	685	LEU
54	HV	699	ILE

Some sidechains can be flipped to improve hydrogen bonding and reduce clashes. All (87) such sidechains are listed below:

<b>Mol</b>	<b>Chain</b>	<b>Res</b>	<b>Type</b>
3	AC	141	HIS
6	AF	62	GLN
9	AI	93	ASN
15	AO	29	HIS
15	AO	34	HIS
18	AR	66	HIS
21	AU	39	ASN

*Continued on next page...*

*Continued from previous page...*

<b>Mol</b>	<b>Chain</b>	<b>Res</b>	<b>Type</b>
22	AV	80	HIS
34	BB	88	GLN
40	BH	18	GLN
43	BK	109	ASN
47	BO	46	HIS
50	BR	31	ASN
54	BV	122	GLN
54	BV	178	HIS
54	BV	276	GLN
54	BV	465	HIS
54	BV	584	HIS
4	CD	49	GLN
5	CE	29	HIS
13	CM	13	HIS
15	CO	34	HIS
18	CR	66	HIS
21	CU	98	ASN
22	CV	80	HIS
23	CW	49	ASN
34	DB	57	ASN
37	DE	89	HIS
39	DG	130	ASN
41	DI	81	HIS
43	DK	109	ASN
44	DL	29	GLN
46	DN	35	ASN
47	DO	46	HIS
48	DP	18	GLN
54	DV	178	HIS
54	DV	276	GLN
54	DV	465	HIS
54	DV	584	HIS
7	EG	115	GLN
9	EI	33	ASN
15	EO	29	HIS
15	EO	34	HIS
21	EU	98	ASN
22	EV	80	HIS
23	EW	39	GLN
27	E0	18	HIS
34	FB	38	HIS
34	FB	57	ASN

*Continued on next page...*

*Continued from previous page...*

<b>Mol</b>	<b>Chain</b>	<b>Res</b>	<b>Type</b>
34	FB	88	GLN
36	FD	116	GLN
42	FJ	35	GLN
43	FK	109	ASN
46	FN	35	ASN
51	FS	14	HIS
51	FS	52	HIS
51	FS	56	GLN
54	FV	122	GLN
54	FV	276	GLN
54	FV	310	HIS
54	FV	367	HIS
54	FV	454	ASN
3	GC	24	HIS
3	GC	36	ASN
3	GC	141	HIS
4	GD	32	ASN
13	GM	13	HIS
15	GO	34	HIS
18	GR	66	HIS
20	GT	92	ASN
22	GV	80	HIS
34	HB	57	ASN
36	HD	116	GLN
41	HI	81	HIS
41	HI	110	GLN
42	HJ	56	HIS
43	HK	81	ASN
43	HK	109	ASN
44	HL	59	ASN
44	HL	96	HIS
51	HS	52	HIS
51	HS	57	HIS
52	HT	20	HIS
54	HV	55	GLN
54	HV	122	GLN
54	HV	465	HIS
54	HV	579	HIS

### 5.3.3 RNA

Mol	Chain	Analysed	Backbone Outliers	Pucker Outliers
1	AA	2850/2904 (98%)	472 (16%)	48 (1%)
1	CA	2850/2904 (98%)	470 (16%)	50 (1%)
1	EA	2850/2904 (98%)	471 (16%)	45 (1%)
1	GA	2850/2904 (98%)	471 (16%)	51 (1%)
2	AB	117/120 (97%)	17 (14%)	0
2	CB	117/120 (97%)	18 (15%)	1 (0%)
2	EB	117/120 (97%)	17 (14%)	0
2	GB	117/120 (97%)	19 (16%)	0
33	BA	1532/1542 (99%)	272 (17%)	18 (1%)
33	DA	1532/1542 (99%)	269 (17%)	18 (1%)
33	FA	1532/1542 (99%)	265 (17%)	17 (1%)
33	HA	1532/1542 (99%)	273 (17%)	18 (1%)
All	All	17996/18264 (98%)	3034 (16%)	266 (1%)

All (3034) RNA backbone outliers are listed below:

Mol	Chain	Res	Type
1	AA	10	A
1	AA	12	U
1	AA	15	G
1	AA	34	U
1	AA	35	G
1	AA	42	A
1	AA	43	G
1	AA	45	G
1	AA	46	G
1	AA	61	C
1	AA	71	A
1	AA	74	A
1	AA	75	G
1	AA	80	G
1	AA	82	U
1	AA	84	A
1	AA	96	C
1	AA	98	G
1	AA	101	A
1	AA	118	A
1	AA	119	A
1	AA	120	U
1	AA	131	A
1	AA	135	U
1	AA	136	G
1	AA	137	U

*Continued on next page...*

*Continued from previous page...*

<b>Mol</b>	<b>Chain</b>	<b>Res</b>	<b>Type</b>
1	AA	138	U
1	AA	139	U
1	AA	140	C
1	AA	141	G
1	AA	142	A
1	AA	143	C
1	AA	144	A
1	AA	149	A
1	AA	158	U
1	AA	159	G
1	AA	162	U
1	AA	163	C
1	AA	164	C
1	AA	166	U
1	AA	174	U
1	AA	181	A
1	AA	188	G
1	AA	196	A
1	AA	199	A
1	AA	215	G
1	AA	216	A
1	AA	222	A
1	AA	230	G
1	AA	248	G
1	AA	255	A
1	AA	264	C
1	AA	265	A
1	AA	266	G
1	AA	267	C
1	AA	272	A
1	AA	273	G
1	AA	276	U
1	AA	277	G
1	AA	278	A
1	AA	279	A
1	AA	281	C
1	AA	285	G
1	AA	302	C
1	AA	311	A
1	AA	329	G
1	AA	330	A
1	AA	346	A

*Continued on next page...*

*Continued from previous page...*

<b>Mol</b>	<b>Chain</b>	<b>Res</b>	<b>Type</b>
1	AA	347	A
1	AA	353	C
1	AA	355	U
1	AA	361	G
1	AA	362	A
1	AA	371	A
1	AA	372	G
1	AA	382	A
1	AA	383	C
1	AA	386	G
1	AA	396	G
1	AA	404	A
1	AA	405	U
1	AA	411	G
1	AA	412	A
1	AA	424	G
1	AA	455	C
1	AA	461	C
1	AA	480	A
1	AA	481	G
1	AA	490	C
1	AA	491	G
1	AA	504	A
1	AA	505	A
1	AA	509	C
1	AA	528	A
1	AA	529	A
1	AA	532	A
1	AA	533	G
1	AA	538	A
1	AA	543	G
1	AA	544	C
1	AA	546	U
1	AA	547	A
1	AA	548	G
1	AA	549	G
1	AA	550	C
1	AA	563	A
1	AA	573	U
1	AA	575	A
1	AA	586	A
1	AA	603	A

*Continued on next page...*



*Continued from previous page...*

<b>Mol</b>	<b>Chain</b>	<b>Res</b>	<b>Type</b>
1	AA	604	G
1	AA	613	A
1	AA	614	A
1	AA	615	U
1	AA	618	G
1	AA	622	G
1	AA	627	A
1	AA	631	A
1	AA	637	A
1	AA	645	C
1	AA	646	U
1	AA	647	G
1	AA	654	A
1	AA	655	A
1	AA	656	G
1	AA	686	U
1	AA	714	U
1	AA	715	A
1	AA	717	C
1	AA	722	A
1	AA	730	A
1	AA	738	G
1	AA	747	U
1	AA	775	G
1	AA	776	G
1	AA	782	A
1	AA	784	G
1	AA	785	G
1	AA	789	A
1	AA	805	G
1	AA	812	C
1	AA	819	A
1	AA	827	U
1	AA	828	U
1	AA	845	A
1	AA	846	U
1	AA	847	U
1	AA	859	G
1	AA	876	C
1	AA	877	A
1	AA	883	G
1	AA	884	U

*Continued on next page...*

*Continued from previous page...*

<b>Mol</b>	<b>Chain</b>	<b>Res</b>	<b>Type</b>
1	AA	896	A
1	AA	897	C
1	AA	910	A
1	AA	914	G
1	AA	915	C
1	AA	932	U
1	AA	941	A
1	AA	946	C
1	AA	959	A
1	AA	961	C
1	AA	974	G
1	AA	983	A
1	AA	985	C
1	AA	995	C
1	AA	996	A
1	AA	1005	C
1	AA	1012	U
1	AA	1013	C
1	AA	1021	A
1	AA	1022	G
1	AA	1023	U
1	AA	1026	G
1	AA	1033	U
1	AA	1045	C
1	AA	1046	A
1	AA	1047	G
1	AA	1051	G
1	AA	1053	C
1	AA	1059	G
1	AA	1060	U
1	AA	1061	U
1	AA	1062	G
1	AA	1069	A
1	AA	1070	A
1	AA	1072	C
1	AA	1078	U
1	AA	1080	A
1	AA	1083	U
1	AA	1084	A
1	AA	1088	A
1	AA	1089	A
1	AA	1094	U

*Continued on next page...*

*Continued from previous page...*

<b>Mol</b>	<b>Chain</b>	<b>Res</b>	<b>Type</b>
1	AA	1097	U
1	AA	1098	A
1	AA	1110	G
1	AA	1111	A
1	AA	1112	G
1	AA	1130	U
1	AA	1132	U
1	AA	1133	A
1	AA	1135	C
1	AA	1136	G
1	AA	1139	G
1	AA	1142	A
1	AA	1169	A
1	AA	1170	C
1	AA	1171	G
1	AA	1175	A
1	AA	1176	U
1	AA	1180	U
1	AA	1181	U
1	AA	1186	G
1	AA	1236	G
1	AA	1238	G
1	AA	1244	A
1	AA	1248	G
1	AA	1250	G
1	AA	1253	A
1	AA	1256	G
1	AA	1266	G
1	AA	1271	G
1	AA	1272	A
1	AA	1273	U
1	AA	1281	G
1	AA	1300	G
1	AA	1301	A
1	AA	1305	C
1	AA	1306	C
1	AA	1317	G
1	AA	1352	U
1	AA	1365	A
1	AA	1368	G
1	AA	1378	A
1	AA	1379	U

*Continued on next page...*

*Continued from previous page...*

<b>Mol</b>	<b>Chain</b>	<b>Res</b>	<b>Type</b>
1	AA	1383	A
1	AA	1386	C
1	AA	1395	A
1	AA	1397	U
1	AA	1416	G
1	AA	1419	A
1	AA	1420	A
1	AA	1427	A
1	AA	1428	C
1	AA	1434	A
1	AA	1435	G
1	AA	1452	G
1	AA	1459	G
1	AA	1476	U
1	AA	1482	G
1	AA	1493	C
1	AA	1504	A
1	AA	1508	A
1	AA	1510	G
1	AA	1512	C
1	AA	1515	A
1	AA	1524	G
1	AA	1531	C
1	AA	1533	C
1	AA	1535	A
1	AA	1536	C
1	AA	1566	A
1	AA	1569	A
1	AA	1578	U
1	AA	1581	G
1	AA	1583	A
1	AA	1584	U
1	AA	1585	C
1	AA	1607	C
1	AA	1608	A
1	AA	1610	A
1	AA	1616	A
1	AA	1627	G
1	AA	1647	U
1	AA	1648	U
1	AA	1649	G
1	AA	1652	A

*Continued on next page...*

*Continued from previous page...*

<b>Mol</b>	<b>Chain</b>	<b>Res</b>	<b>Type</b>
1	AA	1674	G
1	AA	1714	U
1	AA	1715	G
1	AA	1723	G
1	AA	1729	U
1	AA	1730	C
1	AA	1732	C
1	AA	1737	G
1	AA	1738	G
1	AA	1739	A
1	AA	1744	A
1	AA	1758	U
1	AA	1764	C
1	AA	1773	A
1	AA	1782	U
1	AA	1791	A
1	AA	1800	C
1	AA	1801	A
1	AA	1802	A
1	AA	1808	A
1	AA	1811	G
1	AA	1816	C
1	AA	1829	A
1	AA	1833	C
1	AA	1847	A
1	AA	1848	A
1	AA	1858	A
1	AA	1866	A
1	AA	1869	G
1	AA	1870	C
1	AA	1871	A
1	AA	1872	A
1	AA	1884	G
1	AA	1906	G
1	AA	1913	A
1	AA	1914	C
1	AA	1927	A
1	AA	1929	G
1	AA	1930	G
1	AA	1937	A
1	AA	1938	A
1	AA	1955	U

*Continued on next page...*

*Continued from previous page...*

<b>Mol</b>	<b>Chain</b>	<b>Res</b>	<b>Type</b>
1	AA	1967	C
1	AA	1970	A
1	AA	1971	U
1	AA	1972	G
1	AA	1991	U
1	AA	1993	U
1	AA	1997	C
1	AA	2017	U
1	AA	2020	A
1	AA	2022	U
1	AA	2023	C
1	AA	2027	G
1	AA	2031	A
1	AA	2033	A
1	AA	2043	C
1	AA	2055	C
1	AA	2056	G
1	AA	2060	A
1	AA	2061	G
1	AA	2062	A
1	AA	2069	G
1	AA	2072	C
1	AA	2104	C
1	AA	2106	U
1	AA	2107	G
1	AA	2108	A
1	AA	2109	U
1	AA	2110	G
1	AA	2134	A
1	AA	2135	A
1	AA	2137	U
1	AA	2138	G
1	AA	2139	U
1	AA	2140	G
1	AA	2142	A
1	AA	2143	C
1	AA	2144	G
1	AA	2145	C
1	AA	2146	C
1	AA	2147	A
1	AA	2148	G
1	AA	2149	U

*Continued on next page...*

*Continued from previous page...*

<b>Mol</b>	<b>Chain</b>	<b>Res</b>	<b>Type</b>
1	AA	2150	C
1	AA	2151	U
1	AA	2152	G
1	AA	2153	C
1	AA	2154	A
1	AA	2155	U
1	AA	2156	G
1	AA	2157	G
1	AA	2180	U
1	AA	2182	U
1	AA	2183	A
1	AA	2185	U
1	AA	2186	G
1	AA	2194	U
1	AA	2198	A
1	AA	2199	A
1	AA	2203	U
1	AA	2204	G
1	AA	2211	A
1	AA	2212	A
1	AA	2214	C
1	AA	2225	A
1	AA	2226	C
1	AA	2238	G
1	AA	2239	G
1	AA	2250	G
1	AA	2268	A
1	AA	2278	A
1	AA	2283	C
1	AA	2284	A
1	AA	2286	G
1	AA	2287	A
1	AA	2288	A
1	AA	2305	U
1	AA	2308	G
1	AA	2311	A
1	AA	2317	A
1	AA	2322	A
1	AA	2325	G
1	AA	2327	A
1	AA	2336	A
1	AA	2347	C

*Continued on next page...*

*Continued from previous page...*

<b>Mol</b>	<b>Chain</b>	<b>Res</b>	<b>Type</b>
1	AA	2354	C
1	AA	2361	G
1	AA	2383	G
1	AA	2385	C
1	AA	2396	G
1	AA	2402	U
1	AA	2403	C
1	AA	2406	A
1	AA	2423	U
1	AA	2424	C
1	AA	2425	A
1	AA	2426	A
1	AA	2428	G
1	AA	2429	G
1	AA	2430	A
1	AA	2435	A
1	AA	2441	U
1	AA	2448	A
1	AA	2469	A
1	AA	2476	A
1	AA	2484	G
1	AA	2491	U
1	AA	2498	C
1	AA	2502	G
1	AA	2505	G
1	AA	2506	U
1	AA	2507	C
1	AA	2518	A
1	AA	2529	G
1	AA	2554	U
1	AA	2566	A
1	AA	2567	G
1	AA	2573	C
1	AA	2582	G
1	AA	2585	U
1	AA	2602	A
1	AA	2603	G
1	AA	2609	U
1	AA	2613	U
1	AA	2629	U
1	AA	2663	G
1	AA	2671	G

*Continued on next page...*



*Continued from previous page...*

<b>Mol</b>	<b>Chain</b>	<b>Res</b>	<b>Type</b>
1	AA	2689	U
1	AA	2690	U
1	AA	2714	G
1	AA	2716	C
1	AA	2733	A
1	AA	2744	G
1	AA	2748	A
1	AA	2757	A
1	AA	2760	C
1	AA	2765	A
1	AA	2769	U
1	AA	2778	A
1	AA	2779	U
1	AA	2791	G
1	AA	2798	U
1	AA	2800	A
1	AA	2801	G
1	AA	2820	A
1	AA	2821	A
1	AA	2849	U
1	AA	2861	U
1	AA	2867	G
1	AA	2883	A
1	AA	2884	U
1	AA	2885	G
1	AA	2903	U
2	AB	3	C
2	AB	15	A
2	AB	16	G
2	AB	21	G
2	AB	24	G
2	AB	30	C
2	AB	35	C
2	AB	42	C
2	AB	44	G
2	AB	56	G
2	AB	84	G
2	AB	87	U
2	AB	88	C
2	AB	89	U
2	AB	90	C
2	AB	99	A

*Continued on next page...*

*Continued from previous page...*

<b>Mol</b>	<b>Chain</b>	<b>Res</b>	<b>Type</b>
2	AB	109	A
33	BA	5	U
33	BA	7	A
33	BA	9	G
33	BA	22	G
33	BA	32	A
33	BA	39	G
33	BA	40	C
33	BA	47	C
33	BA	48	C
33	BA	50	A
33	BA	51	A
33	BA	52	C
33	BA	70	U
33	BA	71	A
33	BA	72	A
33	BA	73	C
33	BA	75	G
33	BA	76	G
33	BA	77	A
33	BA	78	A
33	BA	79	G
33	BA	80	A
33	BA	81	A
33	BA	82	G
33	BA	83	C
33	BA	85	U
33	BA	86	G
33	BA	89	U
33	BA	90	C
33	BA	98	A
33	BA	116	A
33	BA	121	U
33	BA	122	G
33	BA	130	A
33	BA	131	A
33	BA	138	G
33	BA	141	G
33	BA	143	A
33	BA	144	G
33	BA	159	G
33	BA	163	C

*Continued on next page...*

*Continued from previous page...*

<b>Mol</b>	<b>Chain</b>	<b>Res</b>	<b>Type</b>
33	BA	164	G
33	BA	166	U
33	BA	173	U
33	BA	177	G
33	BA	182	A
33	BA	191	G
33	BA	205	A
33	BA	209	U
33	BA	210	C
33	BA	211	G
33	BA	240	G
33	BA	245	U
33	BA	247	G
33	BA	251	G
33	BA	258	G
33	BA	266	G
33	BA	267	C
33	BA	273	U
33	BA	285	C
33	BA	289	G
33	BA	321	A
33	BA	328	C
33	BA	329	A
33	BA	332	G
33	BA	344	A
33	BA	345	C
33	BA	346	G
33	BA	347	G
33	BA	352	C
33	BA	354	G
33	BA	367	U
33	BA	372	C
33	BA	373	A
33	BA	384	G
33	BA	392	C
33	BA	406	G
33	BA	408	A
33	BA	411	A
33	BA	412	A
33	BA	413	G
33	BA	421	U
33	BA	423	G

*Continued on next page...*

*Continued from previous page...*

<b>Mol</b>	<b>Chain</b>	<b>Res</b>	<b>Type</b>
33	BA	424	G
33	BA	429	U
33	BA	430	A
33	BA	435	A
33	BA	452	A
33	BA	455	G
33	BA	457	G
33	BA	458	U
33	BA	459	A
33	BA	461	A
33	BA	462	G
33	BA	463	U
33	BA	466	A
33	BA	467	U
33	BA	468	A
33	BA	479	U
33	BA	481	G
33	BA	482	A
33	BA	484	G
33	BA	485	U
33	BA	486	U
33	BA	498	A
33	BA	500	G
33	BA	508	U
33	BA	509	A
33	BA	511	C
33	BA	518	C
33	BA	521	G
33	BA	527	G
33	BA	532	A
33	BA	533	A
33	BA	547	A
33	BA	556	C
33	BA	559	A
33	BA	562	U
33	BA	564	C
33	BA	572	A
33	BA	573	A
33	BA	576	C
33	BA	577	G
33	BA	579	A
33	BA	588	G

*Continued on next page...*

*Continued from previous page...*

<b>Mol</b>	<b>Chain</b>	<b>Res</b>	<b>Type</b>
33	BA	596	A
33	BA	604	G
33	BA	650	G
33	BA	653	U
33	BA	665	A
33	BA	687	A
33	BA	702	A
33	BA	721	G
33	BA	723	U
33	BA	731	G
33	BA	747	A
33	BA	748	G
33	BA	755	G
33	BA	777	A
33	BA	793	U
33	BA	794	A
33	BA	802	A
33	BA	815	A
33	BA	817	C
33	BA	828	U
33	BA	829	G
33	BA	841	C
33	BA	843	U
33	BA	845	A
33	BA	846	G
33	BA	859	G
33	BA	902	G
33	BA	914	A
33	BA	926	G
33	BA	927	G
33	BA	932	C
33	BA	934	C
33	BA	935	A
33	BA	960	U
33	BA	966	G
33	BA	969	A
33	BA	971	G
33	BA	974	A
33	BA	975	A
33	BA	976	G
33	BA	977	A
33	BA	983	A

*Continued on next page...*

*Continued from previous page...*

<b>Mol</b>	<b>Chain</b>	<b>Res</b>	<b>Type</b>
33	BA	993	G
33	BA	1003	G
33	BA	1004	A
33	BA	1008	U
33	BA	1018	G
33	BA	1022	A
33	BA	1027	C
33	BA	1029	U
33	BA	1030	U
33	BA	1031	C
33	BA	1032	G
33	BA	1033	G
33	BA	1034	G
33	BA	1037	C
33	BA	1050	G
33	BA	1052	U
33	BA	1054	C
33	BA	1065	U
33	BA	1066	C
33	BA	1086	U
33	BA	1094	G
33	BA	1095	U
33	BA	1101	A
33	BA	1102	A
33	BA	1104	G
33	BA	1108	G
33	BA	1124	G
33	BA	1125	U
33	BA	1130	A
33	BA	1131	G
33	BA	1132	C
33	BA	1133	G
33	BA	1135	U
33	BA	1137	C
33	BA	1139	G
33	BA	1142	G
33	BA	1159	U
33	BA	1160	G
33	BA	1167	A
33	BA	1168	U
33	BA	1181	G
33	BA	1182	G

*Continued on next page...*

*Continued from previous page...*

<b>Mol</b>	<b>Chain</b>	<b>Res</b>	<b>Type</b>
33	BA	1183	U
33	BA	1196	A
33	BA	1197	A
33	BA	1202	U
33	BA	1212	U
33	BA	1213	A
33	BA	1226	C
33	BA	1227	A
33	BA	1240	U
33	BA	1249	C
33	BA	1250	A
33	BA	1253	G
33	BA	1256	A
33	BA	1279	G
33	BA	1280	A
33	BA	1286	U
33	BA	1287	A
33	BA	1293	C
33	BA	1297	G
33	BA	1299	A
33	BA	1302	C
33	BA	1303	C
33	BA	1305	G
33	BA	1316	G
33	BA	1317	C
33	BA	1318	A
33	BA	1322	C
33	BA	1323	G
33	BA	1332	A
33	BA	1336	C
33	BA	1337	G
33	BA	1338	G
33	BA	1346	A
33	BA	1353	G
33	BA	1364	U
33	BA	1371	G
33	BA	1380	U
33	BA	1398	A
33	BA	1406	U
33	BA	1411	C
33	BA	1412	C
33	BA	1419	G

*Continued on next page...*

*Continued from previous page...*

<b>Mol</b>	<b>Chain</b>	<b>Res</b>	<b>Type</b>
33	BA	1440	U
33	BA	1441	A
33	BA	1446	A
33	BA	1452	C
33	BA	1454	G
33	BA	1469	C
33	BA	1470	U
33	BA	1475	G
33	BA	1476	A
33	BA	1487	G
33	BA	1492	A
33	BA	1493	A
33	BA	1494	G
33	BA	1497	G
33	BA	1503	A
33	BA	1506	U
33	BA	1517	G
33	BA	1519	A
33	BA	1529	G
33	BA	1530	G
33	BA	1534	A
1	CA	10	A
1	CA	12	U
1	CA	15	G
1	CA	34	U
1	CA	35	G
1	CA	42	A
1	CA	43	G
1	CA	45	G
1	CA	46	G
1	CA	61	C
1	CA	71	A
1	CA	74	A
1	CA	75	G
1	CA	80	G
1	CA	82	U
1	CA	84	A
1	CA	96	C
1	CA	98	G
1	CA	101	A
1	CA	118	A
1	CA	119	A

*Continued on next page...*



*Continued from previous page...*

<b>Mol</b>	<b>Chain</b>	<b>Res</b>	<b>Type</b>
1	CA	120	U
1	CA	131	A
1	CA	135	U
1	CA	136	G
1	CA	137	U
1	CA	138	U
1	CA	139	U
1	CA	140	C
1	CA	141	G
1	CA	142	A
1	CA	143	C
1	CA	144	A
1	CA	149	A
1	CA	158	U
1	CA	159	G
1	CA	162	U
1	CA	163	C
1	CA	164	C
1	CA	166	U
1	CA	174	U
1	CA	181	A
1	CA	188	G
1	CA	196	A
1	CA	199	A
1	CA	215	G
1	CA	216	A
1	CA	222	A
1	CA	230	G
1	CA	248	G
1	CA	255	A
1	CA	264	C
1	CA	265	A
1	CA	266	G
1	CA	267	C
1	CA	272	A
1	CA	273	G
1	CA	276	U
1	CA	277	G
1	CA	278	A
1	CA	281	C
1	CA	285	G
1	CA	302	C

*Continued on next page...*

*Continued from previous page...*

<b>Mol</b>	<b>Chain</b>	<b>Res</b>	<b>Type</b>
1	CA	311	A
1	CA	329	G
1	CA	330	A
1	CA	346	A
1	CA	347	A
1	CA	353	C
1	CA	355	U
1	CA	361	G
1	CA	362	A
1	CA	371	A
1	CA	372	G
1	CA	382	A
1	CA	383	C
1	CA	386	G
1	CA	396	G
1	CA	404	A
1	CA	405	U
1	CA	411	G
1	CA	412	A
1	CA	424	G
1	CA	455	C
1	CA	461	C
1	CA	480	A
1	CA	481	G
1	CA	490	C
1	CA	491	G
1	CA	504	A
1	CA	505	A
1	CA	509	C
1	CA	528	A
1	CA	529	A
1	CA	532	A
1	CA	533	G
1	CA	538	A
1	CA	543	G
1	CA	544	C
1	CA	546	U
1	CA	547	A
1	CA	548	G
1	CA	549	G
1	CA	550	C
1	CA	563	A

*Continued on next page...*

*Continued from previous page...*

<b>Mol</b>	<b>Chain</b>	<b>Res</b>	<b>Type</b>
1	CA	573	U
1	CA	575	A
1	CA	586	A
1	CA	588	U
1	CA	603	A
1	CA	604	G
1	CA	613	A
1	CA	614	A
1	CA	615	U
1	CA	618	G
1	CA	622	G
1	CA	627	A
1	CA	631	A
1	CA	637	A
1	CA	645	C
1	CA	646	U
1	CA	647	G
1	CA	654	A
1	CA	655	A
1	CA	656	G
1	CA	686	U
1	CA	714	U
1	CA	715	A
1	CA	717	C
1	CA	722	A
1	CA	730	A
1	CA	738	G
1	CA	747	U
1	CA	775	G
1	CA	776	G
1	CA	782	A
1	CA	784	G
1	CA	785	G
1	CA	805	G
1	CA	812	C
1	CA	819	A
1	CA	827	U
1	CA	828	U
1	CA	845	A
1	CA	846	U
1	CA	847	U
1	CA	859	G

*Continued on next page...*

*Continued from previous page...*

<b>Mol</b>	<b>Chain</b>	<b>Res</b>	<b>Type</b>
1	CA	876	C
1	CA	877	A
1	CA	883	G
1	CA	896	A
1	CA	897	C
1	CA	910	A
1	CA	914	G
1	CA	915	C
1	CA	932	U
1	CA	941	A
1	CA	946	C
1	CA	959	A
1	CA	961	C
1	CA	974	G
1	CA	983	A
1	CA	984	A
1	CA	985	C
1	CA	995	C
1	CA	996	A
1	CA	1005	C
1	CA	1012	U
1	CA	1013	C
1	CA	1021	A
1	CA	1022	G
1	CA	1023	U
1	CA	1026	G
1	CA	1033	U
1	CA	1045	C
1	CA	1046	A
1	CA	1047	G
1	CA	1053	C
1	CA	1059	G
1	CA	1060	U
1	CA	1061	U
1	CA	1062	G
1	CA	1069	A
1	CA	1070	A
1	CA	1072	C
1	CA	1074	G
1	CA	1078	U
1	CA	1080	A
1	CA	1083	U

*Continued on next page...*

*Continued from previous page...*

<b>Mol</b>	<b>Chain</b>	<b>Res</b>	<b>Type</b>
1	CA	1084	A
1	CA	1088	A
1	CA	1089	A
1	CA	1094	U
1	CA	1097	U
1	CA	1098	A
1	CA	1110	G
1	CA	1111	A
1	CA	1112	G
1	CA	1130	U
1	CA	1132	U
1	CA	1133	A
1	CA	1135	C
1	CA	1136	G
1	CA	1139	G
1	CA	1142	A
1	CA	1169	A
1	CA	1170	C
1	CA	1171	G
1	CA	1175	A
1	CA	1176	U
1	CA	1180	U
1	CA	1181	U
1	CA	1186	G
1	CA	1236	G
1	CA	1238	G
1	CA	1244	A
1	CA	1248	G
1	CA	1250	G
1	CA	1253	A
1	CA	1256	G
1	CA	1266	G
1	CA	1271	G
1	CA	1272	A
1	CA	1273	U
1	CA	1281	G
1	CA	1300	G
1	CA	1301	A
1	CA	1305	C
1	CA	1306	C
1	CA	1317	G
1	CA	1352	U

*Continued on next page...*

*Continued from previous page...*

<b>Mol</b>	<b>Chain</b>	<b>Res</b>	<b>Type</b>
1	CA	1365	A
1	CA	1368	G
1	CA	1378	A
1	CA	1379	U
1	CA	1383	A
1	CA	1386	C
1	CA	1395	A
1	CA	1397	U
1	CA	1416	G
1	CA	1419	A
1	CA	1420	A
1	CA	1427	A
1	CA	1428	C
1	CA	1435	G
1	CA	1452	G
1	CA	1459	G
1	CA	1460	U
1	CA	1476	U
1	CA	1482	G
1	CA	1493	C
1	CA	1504	A
1	CA	1508	A
1	CA	1510	G
1	CA	1515	A
1	CA	1524	G
1	CA	1533	C
1	CA	1535	A
1	CA	1536	C
1	CA	1558	C
1	CA	1566	A
1	CA	1569	A
1	CA	1578	U
1	CA	1581	G
1	CA	1583	A
1	CA	1584	U
1	CA	1585	C
1	CA	1607	C
1	CA	1608	A
1	CA	1610	A
1	CA	1627	G
1	CA	1647	U
1	CA	1648	U

*Continued on next page...*

*Continued from previous page...*

<b>Mol</b>	<b>Chain</b>	<b>Res</b>	<b>Type</b>
1	CA	1649	G
1	CA	1652	A
1	CA	1674	G
1	CA	1714	U
1	CA	1715	G
1	CA	1723	G
1	CA	1729	U
1	CA	1730	C
1	CA	1731	G
1	CA	1732	C
1	CA	1737	G
1	CA	1738	G
1	CA	1739	A
1	CA	1744	A
1	CA	1758	U
1	CA	1764	C
1	CA	1773	A
1	CA	1776	G
1	CA	1782	U
1	CA	1791	A
1	CA	1800	C
1	CA	1801	A
1	CA	1802	A
1	CA	1808	A
1	CA	1811	G
1	CA	1816	C
1	CA	1829	A
1	CA	1833	C
1	CA	1847	A
1	CA	1848	A
1	CA	1858	A
1	CA	1866	A
1	CA	1869	G
1	CA	1870	C
1	CA	1871	A
1	CA	1872	A
1	CA	1884	G
1	CA	1906	G
1	CA	1913	A
1	CA	1914	C
1	CA	1927	A
1	CA	1929	G

*Continued on next page...*

*Continued from previous page...*

<b>Mol</b>	<b>Chain</b>	<b>Res</b>	<b>Type</b>
1	CA	1930	G
1	CA	1937	A
1	CA	1938	A
1	CA	1955	U
1	CA	1967	C
1	CA	1970	A
1	CA	1971	U
1	CA	1972	G
1	CA	1991	U
1	CA	1993	U
1	CA	1997	C
1	CA	2017	U
1	CA	2020	A
1	CA	2022	U
1	CA	2023	C
1	CA	2027	G
1	CA	2031	A
1	CA	2033	A
1	CA	2043	C
1	CA	2055	C
1	CA	2056	G
1	CA	2060	A
1	CA	2061	G
1	CA	2062	A
1	CA	2069	G
1	CA	2072	C
1	CA	2104	C
1	CA	2105	U
1	CA	2106	U
1	CA	2108	A
1	CA	2109	U
1	CA	2110	G
1	CA	2134	A
1	CA	2135	A
1	CA	2138	G
1	CA	2139	U
1	CA	2140	G
1	CA	2142	A
1	CA	2143	C
1	CA	2144	G
1	CA	2145	C
1	CA	2147	A

*Continued on next page...*



*Continued from previous page...*

<b>Mol</b>	<b>Chain</b>	<b>Res</b>	<b>Type</b>
1	CA	2148	G
1	CA	2150	C
1	CA	2151	U
1	CA	2153	C
1	CA	2154	A
1	CA	2155	U
1	CA	2156	G
1	CA	2157	G
1	CA	2180	U
1	CA	2182	U
1	CA	2183	A
1	CA	2185	U
1	CA	2186	G
1	CA	2194	U
1	CA	2198	A
1	CA	2199	A
1	CA	2203	U
1	CA	2204	G
1	CA	2211	A
1	CA	2212	A
1	CA	2214	C
1	CA	2225	A
1	CA	2226	C
1	CA	2238	G
1	CA	2239	G
1	CA	2250	G
1	CA	2268	A
1	CA	2273	A
1	CA	2278	A
1	CA	2283	C
1	CA	2284	A
1	CA	2286	G
1	CA	2287	A
1	CA	2288	A
1	CA	2305	U
1	CA	2308	G
1	CA	2311	A
1	CA	2322	A
1	CA	2325	G
1	CA	2327	A
1	CA	2335	A
1	CA	2336	A

*Continued on next page...*

*Continued from previous page...*

<b>Mol</b>	<b>Chain</b>	<b>Res</b>	<b>Type</b>
1	CA	2347	C
1	CA	2354	C
1	CA	2361	G
1	CA	2383	G
1	CA	2385	C
1	CA	2396	G
1	CA	2402	U
1	CA	2403	C
1	CA	2406	A
1	CA	2423	U
1	CA	2424	C
1	CA	2425	A
1	CA	2426	A
1	CA	2428	G
1	CA	2429	G
1	CA	2430	A
1	CA	2435	A
1	CA	2441	U
1	CA	2448	A
1	CA	2476	A
1	CA	2484	G
1	CA	2491	U
1	CA	2498	C
1	CA	2502	G
1	CA	2505	G
1	CA	2506	U
1	CA	2507	C
1	CA	2518	A
1	CA	2529	G
1	CA	2554	U
1	CA	2556	C
1	CA	2566	A
1	CA	2567	G
1	CA	2573	C
1	CA	2576	G
1	CA	2582	G
1	CA	2585	U
1	CA	2602	A
1	CA	2603	G
1	CA	2609	U
1	CA	2613	U
1	CA	2629	U

*Continued on next page...*

*Continued from previous page...*

<b>Mol</b>	<b>Chain</b>	<b>Res</b>	<b>Type</b>
1	CA	2663	G
1	CA	2671	G
1	CA	2689	U
1	CA	2690	U
1	CA	2714	G
1	CA	2716	C
1	CA	2733	A
1	CA	2744	G
1	CA	2748	A
1	CA	2757	A
1	CA	2760	C
1	CA	2765	A
1	CA	2769	U
1	CA	2778	A
1	CA	2779	U
1	CA	2791	G
1	CA	2798	U
1	CA	2799	A
1	CA	2800	A
1	CA	2801	G
1	CA	2820	A
1	CA	2821	A
1	CA	2849	U
1	CA	2861	U
1	CA	2867	G
1	CA	2883	A
1	CA	2884	U
1	CA	2885	G
1	CA	2903	U
2	CB	3	C
2	CB	15	A
2	CB	16	G
2	CB	21	G
2	CB	24	G
2	CB	25	U
2	CB	30	C
2	CB	35	C
2	CB	42	C
2	CB	44	G
2	CB	56	G
2	CB	84	G
2	CB	87	U

*Continued on next page...*

*Continued from previous page...*

<b>Mol</b>	<b>Chain</b>	<b>Res</b>	<b>Type</b>
2	CB	88	C
2	CB	89	U
2	CB	90	C
2	CB	99	A
2	CB	109	A
33	DA	5	U
33	DA	7	A
33	DA	9	G
33	DA	22	G
33	DA	32	A
33	DA	39	G
33	DA	40	C
33	DA	48	C
33	DA	50	A
33	DA	51	A
33	DA	52	C
33	DA	62	U
33	DA	63	C
33	DA	64	G
33	DA	70	U
33	DA	71	A
33	DA	72	A
33	DA	73	C
33	DA	75	G
33	DA	76	G
33	DA	77	A
33	DA	78	A
33	DA	80	A
33	DA	81	A
33	DA	82	G
33	DA	83	C
33	DA	84	U
33	DA	85	U
33	DA	86	G
33	DA	90	C
33	DA	98	A
33	DA	116	A
33	DA	121	U
33	DA	122	G
33	DA	130	A
33	DA	131	A
33	DA	141	G

*Continued on next page...*

*Continued from previous page...*

<b>Mol</b>	<b>Chain</b>	<b>Res</b>	<b>Type</b>
33	DA	143	A
33	DA	144	G
33	DA	159	G
33	DA	163	C
33	DA	164	G
33	DA	166	U
33	DA	173	U
33	DA	177	G
33	DA	182	A
33	DA	191	G
33	DA	205	A
33	DA	209	U
33	DA	210	C
33	DA	211	G
33	DA	240	G
33	DA	245	U
33	DA	247	G
33	DA	251	G
33	DA	258	G
33	DA	266	G
33	DA	267	C
33	DA	273	U
33	DA	285	C
33	DA	289	G
33	DA	321	A
33	DA	328	C
33	DA	329	A
33	DA	332	G
33	DA	344	A
33	DA	345	C
33	DA	346	G
33	DA	347	G
33	DA	352	C
33	DA	354	G
33	DA	367	U
33	DA	372	C
33	DA	373	A
33	DA	384	G
33	DA	392	C
33	DA	406	G
33	DA	408	A
33	DA	411	A

*Continued on next page...*

*Continued from previous page...*

<b>Mol</b>	<b>Chain</b>	<b>Res</b>	<b>Type</b>
33	DA	412	A
33	DA	413	G
33	DA	421	U
33	DA	423	G
33	DA	424	G
33	DA	429	U
33	DA	430	A
33	DA	435	A
33	DA	452	A
33	DA	455	G
33	DA	457	G
33	DA	458	U
33	DA	459	A
33	DA	461	A
33	DA	462	G
33	DA	463	U
33	DA	466	A
33	DA	467	U
33	DA	468	A
33	DA	479	U
33	DA	481	G
33	DA	482	A
33	DA	484	G
33	DA	485	U
33	DA	486	U
33	DA	497	G
33	DA	500	G
33	DA	508	U
33	DA	509	A
33	DA	511	C
33	DA	518	C
33	DA	521	G
33	DA	527	G
33	DA	532	A
33	DA	533	A
33	DA	547	A
33	DA	556	C
33	DA	559	A
33	DA	562	U
33	DA	564	C
33	DA	572	A
33	DA	573	A

*Continued on next page...*

*Continued from previous page...*

<b>Mol</b>	<b>Chain</b>	<b>Res</b>	<b>Type</b>
33	DA	576	C
33	DA	577	G
33	DA	579	A
33	DA	588	G
33	DA	596	A
33	DA	604	G
33	DA	650	G
33	DA	653	U
33	DA	665	A
33	DA	687	A
33	DA	702	A
33	DA	721	G
33	DA	723	U
33	DA	724	G
33	DA	731	G
33	DA	748	G
33	DA	755	G
33	DA	777	A
33	DA	793	U
33	DA	794	A
33	DA	802	A
33	DA	815	A
33	DA	817	C
33	DA	828	U
33	DA	829	G
33	DA	841	C
33	DA	843	U
33	DA	845	A
33	DA	846	G
33	DA	859	G
33	DA	902	G
33	DA	914	A
33	DA	926	G
33	DA	927	G
33	DA	932	C
33	DA	934	C
33	DA	935	A
33	DA	960	U
33	DA	966	G
33	DA	969	A
33	DA	971	G
33	DA	974	A

*Continued on next page...*

*Continued from previous page...*

<b>Mol</b>	<b>Chain</b>	<b>Res</b>	<b>Type</b>
33	DA	975	A
33	DA	976	G
33	DA	977	A
33	DA	983	A
33	DA	993	G
33	DA	1003	G
33	DA	1004	A
33	DA	1008	U
33	DA	1018	G
33	DA	1022	A
33	DA	1027	C
33	DA	1029	U
33	DA	1030	U
33	DA	1031	C
33	DA	1032	G
33	DA	1033	G
33	DA	1034	G
33	DA	1037	C
33	DA	1050	G
33	DA	1054	C
33	DA	1065	U
33	DA	1066	C
33	DA	1086	U
33	DA	1094	G
33	DA	1095	U
33	DA	1101	A
33	DA	1102	A
33	DA	1104	G
33	DA	1108	G
33	DA	1124	G
33	DA	1125	U
33	DA	1130	A
33	DA	1133	G
33	DA	1135	U
33	DA	1137	C
33	DA	1139	G
33	DA	1142	G
33	DA	1146	A
33	DA	1159	U
33	DA	1160	G
33	DA	1167	A
33	DA	1168	U

*Continued on next page...*



*Continued from previous page...*

<b>Mol</b>	<b>Chain</b>	<b>Res</b>	<b>Type</b>
33	DA	1181	G
33	DA	1182	G
33	DA	1183	U
33	DA	1196	A
33	DA	1197	A
33	DA	1202	U
33	DA	1212	U
33	DA	1213	A
33	DA	1226	C
33	DA	1227	A
33	DA	1238	A
33	DA	1240	U
33	DA	1249	C
33	DA	1253	G
33	DA	1256	A
33	DA	1279	G
33	DA	1280	A
33	DA	1286	U
33	DA	1287	A
33	DA	1293	C
33	DA	1299	A
33	DA	1302	C
33	DA	1303	C
33	DA	1305	G
33	DA	1316	G
33	DA	1317	C
33	DA	1318	A
33	DA	1322	C
33	DA	1323	G
33	DA	1332	A
33	DA	1336	C
33	DA	1337	G
33	DA	1338	G
33	DA	1346	A
33	DA	1353	G
33	DA	1364	U
33	DA	1371	G
33	DA	1380	U
33	DA	1398	A
33	DA	1406	U
33	DA	1411	C
33	DA	1412	C

*Continued on next page...*

*Continued from previous page...*

<b>Mol</b>	<b>Chain</b>	<b>Res</b>	<b>Type</b>
33	DA	1419	G
33	DA	1440	U
33	DA	1441	A
33	DA	1446	A
33	DA	1452	C
33	DA	1454	G
33	DA	1469	C
33	DA	1470	U
33	DA	1475	G
33	DA	1476	A
33	DA	1487	G
33	DA	1492	A
33	DA	1493	A
33	DA	1494	G
33	DA	1497	G
33	DA	1503	A
33	DA	1506	U
33	DA	1517	G
33	DA	1519	A
33	DA	1529	G
33	DA	1530	G
33	DA	1534	A
1	EA	10	A
1	EA	12	U
1	EA	15	G
1	EA	34	U
1	EA	35	G
1	EA	42	A
1	EA	43	G
1	EA	45	G
1	EA	46	G
1	EA	61	C
1	EA	71	A
1	EA	74	A
1	EA	75	G
1	EA	80	G
1	EA	82	U
1	EA	84	A
1	EA	96	C
1	EA	98	G
1	EA	101	A
1	EA	118	A

*Continued on next page...*

*Continued from previous page...*

<b>Mol</b>	<b>Chain</b>	<b>Res</b>	<b>Type</b>
1	EA	119	A
1	EA	120	U
1	EA	131	A
1	EA	135	U
1	EA	136	G
1	EA	137	U
1	EA	138	U
1	EA	139	U
1	EA	140	C
1	EA	141	G
1	EA	142	A
1	EA	143	C
1	EA	144	A
1	EA	149	A
1	EA	158	U
1	EA	159	G
1	EA	162	U
1	EA	163	C
1	EA	164	C
1	EA	166	U
1	EA	174	U
1	EA	181	A
1	EA	188	G
1	EA	196	A
1	EA	199	A
1	EA	215	G
1	EA	216	A
1	EA	222	A
1	EA	230	G
1	EA	248	G
1	EA	255	A
1	EA	264	C
1	EA	265	A
1	EA	266	G
1	EA	267	C
1	EA	272	A
1	EA	273	G
1	EA	276	U
1	EA	277	G
1	EA	278	A
1	EA	279	A
1	EA	281	C

*Continued on next page...*

*Continued from previous page...*

<b>Mol</b>	<b>Chain</b>	<b>Res</b>	<b>Type</b>
1	EA	285	G
1	EA	302	C
1	EA	311	A
1	EA	329	G
1	EA	330	A
1	EA	346	A
1	EA	347	A
1	EA	353	C
1	EA	355	U
1	EA	361	G
1	EA	362	A
1	EA	371	A
1	EA	372	G
1	EA	382	A
1	EA	383	C
1	EA	386	G
1	EA	396	G
1	EA	404	A
1	EA	405	U
1	EA	411	G
1	EA	412	A
1	EA	424	G
1	EA	455	C
1	EA	461	C
1	EA	480	A
1	EA	481	G
1	EA	490	C
1	EA	491	G
1	EA	504	A
1	EA	505	A
1	EA	509	C
1	EA	528	A
1	EA	529	A
1	EA	532	A
1	EA	533	G
1	EA	538	A
1	EA	543	G
1	EA	544	C
1	EA	546	U
1	EA	547	A
1	EA	548	G
1	EA	549	G

*Continued on next page...*

*Continued from previous page...*

<b>Mol</b>	<b>Chain</b>	<b>Res</b>	<b>Type</b>
1	EA	550	C
1	EA	563	A
1	EA	573	U
1	EA	575	A
1	EA	586	A
1	EA	588	U
1	EA	603	A
1	EA	604	G
1	EA	613	A
1	EA	614	A
1	EA	615	U
1	EA	618	G
1	EA	622	G
1	EA	627	A
1	EA	631	A
1	EA	637	A
1	EA	645	C
1	EA	646	U
1	EA	647	G
1	EA	654	A
1	EA	655	A
1	EA	656	G
1	EA	686	U
1	EA	714	U
1	EA	715	A
1	EA	717	C
1	EA	722	A
1	EA	730	A
1	EA	738	G
1	EA	747	U
1	EA	775	G
1	EA	776	G
1	EA	782	A
1	EA	784	G
1	EA	785	G
1	EA	805	G
1	EA	812	C
1	EA	819	A
1	EA	827	U
1	EA	828	U
1	EA	845	A
1	EA	846	U

*Continued on next page...*

*Continued from previous page...*

<b>Mol</b>	<b>Chain</b>	<b>Res</b>	<b>Type</b>
1	EA	847	U
1	EA	859	G
1	EA	876	C
1	EA	877	A
1	EA	883	G
1	EA	896	A
1	EA	897	C
1	EA	902	C
1	EA	910	A
1	EA	914	G
1	EA	915	C
1	EA	932	U
1	EA	941	A
1	EA	946	C
1	EA	959	A
1	EA	961	C
1	EA	974	G
1	EA	983	A
1	EA	995	C
1	EA	996	A
1	EA	1012	U
1	EA	1013	C
1	EA	1021	A
1	EA	1022	G
1	EA	1023	U
1	EA	1025	G
1	EA	1026	G
1	EA	1033	U
1	EA	1045	C
1	EA	1046	A
1	EA	1047	G
1	EA	1053	C
1	EA	1059	G
1	EA	1060	U
1	EA	1061	U
1	EA	1062	G
1	EA	1069	A
1	EA	1070	A
1	EA	1072	C
1	EA	1078	U
1	EA	1080	A
1	EA	1083	U

*Continued on next page...*

*Continued from previous page...*

<b>Mol</b>	<b>Chain</b>	<b>Res</b>	<b>Type</b>
1	EA	1084	A
1	EA	1088	A
1	EA	1089	A
1	EA	1097	U
1	EA	1098	A
1	EA	1110	G
1	EA	1111	A
1	EA	1112	G
1	EA	1130	U
1	EA	1132	U
1	EA	1133	A
1	EA	1135	C
1	EA	1136	G
1	EA	1139	G
1	EA	1142	A
1	EA	1155	A
1	EA	1169	A
1	EA	1170	C
1	EA	1171	G
1	EA	1174	U
1	EA	1175	A
1	EA	1176	U
1	EA	1177	G
1	EA	1180	U
1	EA	1181	U
1	EA	1186	G
1	EA	1236	G
1	EA	1238	G
1	EA	1244	A
1	EA	1248	G
1	EA	1250	G
1	EA	1253	A
1	EA	1256	G
1	EA	1266	G
1	EA	1271	G
1	EA	1272	A
1	EA	1273	U
1	EA	1281	G
1	EA	1300	G
1	EA	1301	A
1	EA	1305	C
1	EA	1306	C

*Continued on next page...*

*Continued from previous page...*

<b>Mol</b>	<b>Chain</b>	<b>Res</b>	<b>Type</b>
1	EA	1317	G
1	EA	1352	U
1	EA	1365	A
1	EA	1368	G
1	EA	1378	A
1	EA	1379	U
1	EA	1383	A
1	EA	1386	C
1	EA	1395	A
1	EA	1397	U
1	EA	1416	G
1	EA	1419	A
1	EA	1420	A
1	EA	1427	A
1	EA	1428	C
1	EA	1435	G
1	EA	1452	G
1	EA	1453	A
1	EA	1459	G
1	EA	1476	U
1	EA	1482	G
1	EA	1493	C
1	EA	1504	A
1	EA	1508	A
1	EA	1509	A
1	EA	1510	G
1	EA	1515	A
1	EA	1524	G
1	EA	1531	C
1	EA	1533	C
1	EA	1535	A
1	EA	1536	C
1	EA	1566	A
1	EA	1569	A
1	EA	1578	U
1	EA	1581	G
1	EA	1583	A
1	EA	1584	U
1	EA	1585	C
1	EA	1607	C
1	EA	1608	A
1	EA	1610	A

*Continued on next page...*



*Continued from previous page...*

<b>Mol</b>	<b>Chain</b>	<b>Res</b>	<b>Type</b>
1	EA	1627	G
1	EA	1647	U
1	EA	1648	U
1	EA	1649	G
1	EA	1652	A
1	EA	1674	G
1	EA	1714	U
1	EA	1715	G
1	EA	1723	G
1	EA	1729	U
1	EA	1730	C
1	EA	1732	C
1	EA	1733	G
1	EA	1737	G
1	EA	1738	G
1	EA	1739	A
1	EA	1744	A
1	EA	1758	U
1	EA	1764	C
1	EA	1773	A
1	EA	1776	G
1	EA	1782	U
1	EA	1791	A
1	EA	1800	C
1	EA	1801	A
1	EA	1802	A
1	EA	1808	A
1	EA	1811	G
1	EA	1816	C
1	EA	1829	A
1	EA	1833	C
1	EA	1847	A
1	EA	1848	A
1	EA	1858	A
1	EA	1869	G
1	EA	1870	C
1	EA	1871	A
1	EA	1872	A
1	EA	1884	G
1	EA	1906	G
1	EA	1913	A
1	EA	1914	C

*Continued on next page...*

*Continued from previous page...*

<b>Mol</b>	<b>Chain</b>	<b>Res</b>	<b>Type</b>
1	EA	1927	A
1	EA	1929	G
1	EA	1930	G
1	EA	1937	A
1	EA	1938	A
1	EA	1955	U
1	EA	1967	C
1	EA	1970	A
1	EA	1971	U
1	EA	1972	G
1	EA	1991	U
1	EA	1993	U
1	EA	1997	C
1	EA	2017	U
1	EA	2020	A
1	EA	2022	U
1	EA	2023	C
1	EA	2031	A
1	EA	2033	A
1	EA	2043	C
1	EA	2055	C
1	EA	2056	G
1	EA	2060	A
1	EA	2061	G
1	EA	2062	A
1	EA	2069	G
1	EA	2072	C
1	EA	2104	C
1	EA	2105	U
1	EA	2106	U
1	EA	2107	G
1	EA	2108	A
1	EA	2110	G
1	EA	2134	A
1	EA	2137	U
1	EA	2138	G
1	EA	2139	U
1	EA	2140	G
1	EA	2142	A
1	EA	2143	C
1	EA	2144	G
1	EA	2145	C

*Continued on next page...*

*Continued from previous page...*

<b>Mol</b>	<b>Chain</b>	<b>Res</b>	<b>Type</b>
1	EA	2146	C
1	EA	2147	A
1	EA	2148	G
1	EA	2149	U
1	EA	2150	C
1	EA	2151	U
1	EA	2152	G
1	EA	2153	C
1	EA	2154	A
1	EA	2156	G
1	EA	2180	U
1	EA	2181	U
1	EA	2182	U
1	EA	2183	A
1	EA	2185	U
1	EA	2186	G
1	EA	2187	U
1	EA	2194	U
1	EA	2198	A
1	EA	2199	A
1	EA	2203	U
1	EA	2204	G
1	EA	2211	A
1	EA	2212	A
1	EA	2214	C
1	EA	2225	A
1	EA	2226	C
1	EA	2238	G
1	EA	2239	G
1	EA	2250	G
1	EA	2268	A
1	EA	2273	A
1	EA	2278	A
1	EA	2283	C
1	EA	2284	A
1	EA	2286	G
1	EA	2287	A
1	EA	2305	U
1	EA	2308	G
1	EA	2311	A
1	EA	2317	A
1	EA	2322	A

*Continued on next page...*

*Continued from previous page...*

<b>Mol</b>	<b>Chain</b>	<b>Res</b>	<b>Type</b>
1	EA	2325	G
1	EA	2327	A
1	EA	2335	A
1	EA	2336	A
1	EA	2347	C
1	EA	2354	C
1	EA	2383	G
1	EA	2385	C
1	EA	2396	G
1	EA	2402	U
1	EA	2403	C
1	EA	2406	A
1	EA	2423	U
1	EA	2424	C
1	EA	2425	A
1	EA	2426	A
1	EA	2428	G
1	EA	2429	G
1	EA	2430	A
1	EA	2435	A
1	EA	2441	U
1	EA	2448	A
1	EA	2476	A
1	EA	2484	G
1	EA	2491	U
1	EA	2498	C
1	EA	2502	G
1	EA	2505	G
1	EA	2506	U
1	EA	2507	C
1	EA	2518	A
1	EA	2529	G
1	EA	2554	U
1	EA	2556	C
1	EA	2566	A
1	EA	2567	G
1	EA	2573	C
1	EA	2582	G
1	EA	2585	U
1	EA	2602	A
1	EA	2603	G
1	EA	2609	U

*Continued on next page...*

*Continued from previous page...*

<b>Mol</b>	<b>Chain</b>	<b>Res</b>	<b>Type</b>
1	EA	2613	U
1	EA	2629	U
1	EA	2663	G
1	EA	2671	G
1	EA	2689	U
1	EA	2690	U
1	EA	2714	G
1	EA	2716	C
1	EA	2733	A
1	EA	2744	G
1	EA	2748	A
1	EA	2757	A
1	EA	2760	C
1	EA	2765	A
1	EA	2769	U
1	EA	2778	A
1	EA	2779	U
1	EA	2791	G
1	EA	2798	U
1	EA	2799	A
1	EA	2800	A
1	EA	2801	G
1	EA	2820	A
1	EA	2821	A
1	EA	2849	U
1	EA	2861	U
1	EA	2867	G
1	EA	2883	A
1	EA	2884	U
1	EA	2885	G
1	EA	2903	U
2	EB	3	C
2	EB	15	A
2	EB	16	G
2	EB	21	G
2	EB	25	U
2	EB	30	C
2	EB	35	C
2	EB	42	C
2	EB	44	G
2	EB	56	G
2	EB	84	G

*Continued on next page...*

*Continued from previous page...*

<b>Mol</b>	<b>Chain</b>	<b>Res</b>	<b>Type</b>
2	EB	87	U
2	EB	88	C
2	EB	89	U
2	EB	90	C
2	EB	99	A
2	EB	109	A
33	FA	5	U
33	FA	7	A
33	FA	9	G
33	FA	32	A
33	FA	39	G
33	FA	40	C
33	FA	47	C
33	FA	48	C
33	FA	50	A
33	FA	51	A
33	FA	52	C
33	FA	70	U
33	FA	71	A
33	FA	72	A
33	FA	73	C
33	FA	75	G
33	FA	76	G
33	FA	77	A
33	FA	80	A
33	FA	81	A
33	FA	82	G
33	FA	83	C
33	FA	84	U
33	FA	85	U
33	FA	86	G
33	FA	89	U
33	FA	90	C
33	FA	92	U
33	FA	98	A
33	FA	116	A
33	FA	121	U
33	FA	122	G
33	FA	130	A
33	FA	131	A
33	FA	141	G
33	FA	143	A

*Continued on next page...*

*Continued from previous page...*

<b>Mol</b>	<b>Chain</b>	<b>Res</b>	<b>Type</b>
33	FA	144	G
33	FA	159	G
33	FA	163	C
33	FA	164	G
33	FA	166	U
33	FA	173	U
33	FA	177	G
33	FA	182	A
33	FA	191	G
33	FA	205	A
33	FA	206	C
33	FA	208	U
33	FA	209	U
33	FA	210	C
33	FA	211	G
33	FA	240	G
33	FA	245	U
33	FA	247	G
33	FA	251	G
33	FA	258	G
33	FA	266	G
33	FA	267	C
33	FA	273	U
33	FA	285	C
33	FA	289	G
33	FA	321	A
33	FA	328	C
33	FA	329	A
33	FA	332	G
33	FA	344	A
33	FA	345	C
33	FA	346	G
33	FA	347	G
33	FA	352	C
33	FA	354	G
33	FA	367	U
33	FA	372	C
33	FA	373	A
33	FA	384	G
33	FA	392	C
33	FA	406	G
33	FA	408	A

*Continued on next page...*

*Continued from previous page...*

<b>Mol</b>	<b>Chain</b>	<b>Res</b>	<b>Type</b>
33	FA	411	A
33	FA	412	A
33	FA	413	G
33	FA	421	U
33	FA	423	G
33	FA	424	G
33	FA	429	U
33	FA	430	A
33	FA	435	A
33	FA	452	A
33	FA	455	G
33	FA	457	G
33	FA	458	U
33	FA	459	A
33	FA	461	A
33	FA	462	G
33	FA	463	U
33	FA	467	U
33	FA	468	A
33	FA	479	U
33	FA	481	G
33	FA	482	A
33	FA	484	G
33	FA	485	U
33	FA	486	U
33	FA	497	G
33	FA	500	G
33	FA	508	U
33	FA	511	C
33	FA	518	C
33	FA	521	G
33	FA	527	G
33	FA	532	A
33	FA	533	A
33	FA	547	A
33	FA	556	C
33	FA	559	A
33	FA	562	U
33	FA	564	C
33	FA	572	A
33	FA	573	A
33	FA	576	C

*Continued on next page...*



*Continued from previous page...*

<b>Mol</b>	<b>Chain</b>	<b>Res</b>	<b>Type</b>
33	FA	577	G
33	FA	579	A
33	FA	588	G
33	FA	596	A
33	FA	604	G
33	FA	653	U
33	FA	665	A
33	FA	675	A
33	FA	702	A
33	FA	721	G
33	FA	723	U
33	FA	724	G
33	FA	731	G
33	FA	748	G
33	FA	755	G
33	FA	777	A
33	FA	793	U
33	FA	794	A
33	FA	802	A
33	FA	815	A
33	FA	817	C
33	FA	828	U
33	FA	829	G
33	FA	841	C
33	FA	843	U
33	FA	844	G
33	FA	845	A
33	FA	846	G
33	FA	859	G
33	FA	902	G
33	FA	914	A
33	FA	926	G
33	FA	927	G
33	FA	932	C
33	FA	934	C
33	FA	935	A
33	FA	960	U
33	FA	966	G
33	FA	969	A
33	FA	971	G
33	FA	974	A
33	FA	975	A

*Continued on next page...*

*Continued from previous page...*

<b>Mol</b>	<b>Chain</b>	<b>Res</b>	<b>Type</b>
33	FA	976	G
33	FA	977	A
33	FA	983	A
33	FA	993	G
33	FA	1003	G
33	FA	1004	A
33	FA	1008	U
33	FA	1018	G
33	FA	1022	A
33	FA	1027	C
33	FA	1029	U
33	FA	1030	U
33	FA	1031	C
33	FA	1032	G
33	FA	1033	G
33	FA	1034	G
33	FA	1037	C
33	FA	1050	G
33	FA	1052	U
33	FA	1054	C
33	FA	1065	U
33	FA	1066	C
33	FA	1086	U
33	FA	1094	G
33	FA	1095	U
33	FA	1101	A
33	FA	1102	A
33	FA	1104	G
33	FA	1108	G
33	FA	1124	G
33	FA	1125	U
33	FA	1130	A
33	FA	1133	G
33	FA	1135	U
33	FA	1137	C
33	FA	1139	G
33	FA	1142	G
33	FA	1159	U
33	FA	1160	G
33	FA	1167	A
33	FA	1168	U
33	FA	1181	G

*Continued on next page...*

*Continued from previous page...*

<b>Mol</b>	<b>Chain</b>	<b>Res</b>	<b>Type</b>
33	FA	1182	G
33	FA	1183	U
33	FA	1196	A
33	FA	1197	A
33	FA	1202	U
33	FA	1212	U
33	FA	1213	A
33	FA	1226	C
33	FA	1227	A
33	FA	1238	A
33	FA	1240	U
33	FA	1249	C
33	FA	1253	G
33	FA	1256	A
33	FA	1279	G
33	FA	1280	A
33	FA	1286	U
33	FA	1287	A
33	FA	1293	C
33	FA	1299	A
33	FA	1302	C
33	FA	1303	C
33	FA	1305	G
33	FA	1316	G
33	FA	1317	C
33	FA	1318	A
33	FA	1322	C
33	FA	1323	G
33	FA	1332	A
33	FA	1336	C
33	FA	1337	G
33	FA	1346	A
33	FA	1353	G
33	FA	1364	U
33	FA	1371	G
33	FA	1380	U
33	FA	1398	A
33	FA	1406	U
33	FA	1411	C
33	FA	1419	G
33	FA	1440	U
33	FA	1441	A

*Continued on next page...*

*Continued from previous page...*

<b>Mol</b>	<b>Chain</b>	<b>Res</b>	<b>Type</b>
33	FA	1446	A
33	FA	1452	C
33	FA	1454	G
33	FA	1469	C
33	FA	1470	U
33	FA	1476	A
33	FA	1487	G
33	FA	1492	A
33	FA	1493	A
33	FA	1494	G
33	FA	1497	G
33	FA	1499	A
33	FA	1503	A
33	FA	1506	U
33	FA	1517	G
33	FA	1519	A
33	FA	1529	G
33	FA	1530	G
33	FA	1534	A
1	GA	10	A
1	GA	12	U
1	GA	15	G
1	GA	34	U
1	GA	35	G
1	GA	42	A
1	GA	43	G
1	GA	45	G
1	GA	46	G
1	GA	61	C
1	GA	71	A
1	GA	74	A
1	GA	75	G
1	GA	80	G
1	GA	82	U
1	GA	84	A
1	GA	96	C
1	GA	98	G
1	GA	101	A
1	GA	118	A
1	GA	119	A
1	GA	120	U
1	GA	131	A

*Continued on next page...*

*Continued from previous page...*

<b>Mol</b>	<b>Chain</b>	<b>Res</b>	<b>Type</b>
1	GA	135	U
1	GA	136	G
1	GA	137	U
1	GA	138	U
1	GA	139	U
1	GA	140	C
1	GA	141	G
1	GA	142	A
1	GA	143	C
1	GA	144	A
1	GA	149	A
1	GA	158	U
1	GA	159	G
1	GA	162	U
1	GA	163	C
1	GA	164	C
1	GA	166	U
1	GA	174	U
1	GA	181	A
1	GA	188	G
1	GA	196	A
1	GA	199	A
1	GA	215	G
1	GA	216	A
1	GA	222	A
1	GA	230	G
1	GA	248	G
1	GA	255	A
1	GA	264	C
1	GA	265	A
1	GA	266	G
1	GA	267	C
1	GA	272	A
1	GA	273	G
1	GA	276	U
1	GA	277	G
1	GA	278	A
1	GA	281	C
1	GA	285	G
1	GA	302	C
1	GA	311	A
1	GA	329	G

*Continued on next page...*

*Continued from previous page...*

<b>Mol</b>	<b>Chain</b>	<b>Res</b>	<b>Type</b>
1	GA	330	A
1	GA	346	A
1	GA	353	C
1	GA	355	U
1	GA	361	G
1	GA	362	A
1	GA	371	A
1	GA	372	G
1	GA	382	A
1	GA	383	C
1	GA	386	G
1	GA	396	G
1	GA	404	A
1	GA	405	U
1	GA	411	G
1	GA	412	A
1	GA	424	G
1	GA	455	C
1	GA	461	C
1	GA	480	A
1	GA	481	G
1	GA	490	C
1	GA	491	G
1	GA	504	A
1	GA	505	A
1	GA	509	C
1	GA	528	A
1	GA	529	A
1	GA	532	A
1	GA	533	G
1	GA	538	A
1	GA	543	G
1	GA	544	C
1	GA	546	U
1	GA	547	A
1	GA	548	G
1	GA	549	G
1	GA	550	C
1	GA	563	A
1	GA	573	U
1	GA	575	A
1	GA	586	A

*Continued on next page...*

*Continued from previous page...*

<b>Mol</b>	<b>Chain</b>	<b>Res</b>	<b>Type</b>
1	GA	588	U
1	GA	603	A
1	GA	604	G
1	GA	613	A
1	GA	614	A
1	GA	615	U
1	GA	618	G
1	GA	622	G
1	GA	627	A
1	GA	631	A
1	GA	637	A
1	GA	645	C
1	GA	646	U
1	GA	647	G
1	GA	654	A
1	GA	655	A
1	GA	656	G
1	GA	686	U
1	GA	714	U
1	GA	715	A
1	GA	717	C
1	GA	722	A
1	GA	730	A
1	GA	738	G
1	GA	747	U
1	GA	775	G
1	GA	776	G
1	GA	782	A
1	GA	784	G
1	GA	785	G
1	GA	789	A
1	GA	805	G
1	GA	812	C
1	GA	819	A
1	GA	827	U
1	GA	828	U
1	GA	845	A
1	GA	846	U
1	GA	847	U
1	GA	859	G
1	GA	876	C
1	GA	877	A

*Continued on next page...*

*Continued from previous page...*

<b>Mol</b>	<b>Chain</b>	<b>Res</b>	<b>Type</b>
1	GA	878	A
1	GA	883	G
1	GA	884	U
1	GA	896	A
1	GA	897	C
1	GA	902	C
1	GA	910	A
1	GA	914	G
1	GA	932	U
1	GA	941	A
1	GA	946	C
1	GA	959	A
1	GA	961	C
1	GA	974	G
1	GA	983	A
1	GA	984	A
1	GA	985	C
1	GA	995	C
1	GA	996	A
1	GA	1005	C
1	GA	1012	U
1	GA	1013	C
1	GA	1021	A
1	GA	1022	G
1	GA	1023	U
1	GA	1025	G
1	GA	1026	G
1	GA	1033	U
1	GA	1045	C
1	GA	1046	A
1	GA	1047	G
1	GA	1053	C
1	GA	1059	G
1	GA	1060	U
1	GA	1061	U
1	GA	1062	G
1	GA	1067	A
1	GA	1069	A
1	GA	1070	A
1	GA	1072	C
1	GA	1074	G
1	GA	1078	U

*Continued on next page...*



*Continued from previous page...*

<b>Mol</b>	<b>Chain</b>	<b>Res</b>	<b>Type</b>
1	GA	1080	A
1	GA	1083	U
1	GA	1084	A
1	GA	1088	A
1	GA	1089	A
1	GA	1097	U
1	GA	1098	A
1	GA	1110	G
1	GA	1112	G
1	GA	1130	U
1	GA	1132	U
1	GA	1133	A
1	GA	1135	C
1	GA	1136	G
1	GA	1139	G
1	GA	1142	A
1	GA	1169	A
1	GA	1170	C
1	GA	1171	G
1	GA	1175	A
1	GA	1176	U
1	GA	1180	U
1	GA	1181	U
1	GA	1186	G
1	GA	1236	G
1	GA	1238	G
1	GA	1244	A
1	GA	1248	G
1	GA	1250	G
1	GA	1253	A
1	GA	1256	G
1	GA	1266	G
1	GA	1271	G
1	GA	1272	A
1	GA	1273	U
1	GA	1281	G
1	GA	1300	G
1	GA	1301	A
1	GA	1305	C
1	GA	1306	C
1	GA	1313	U
1	GA	1317	G

*Continued on next page...*

*Continued from previous page...*

<b>Mol</b>	<b>Chain</b>	<b>Res</b>	<b>Type</b>
1	GA	1352	U
1	GA	1365	A
1	GA	1368	G
1	GA	1378	A
1	GA	1379	U
1	GA	1383	A
1	GA	1386	C
1	GA	1395	A
1	GA	1397	U
1	GA	1416	G
1	GA	1419	A
1	GA	1420	A
1	GA	1427	A
1	GA	1428	C
1	GA	1434	A
1	GA	1435	G
1	GA	1452	G
1	GA	1459	G
1	GA	1476	U
1	GA	1482	G
1	GA	1493	C
1	GA	1503	A
1	GA	1504	A
1	GA	1508	A
1	GA	1510	G
1	GA	1512	C
1	GA	1515	A
1	GA	1524	G
1	GA	1531	C
1	GA	1533	C
1	GA	1535	A
1	GA	1536	C
1	GA	1566	A
1	GA	1569	A
1	GA	1578	U
1	GA	1581	G
1	GA	1583	A
1	GA	1584	U
1	GA	1585	C
1	GA	1607	C
1	GA	1608	A
1	GA	1610	A

*Continued on next page...*

*Continued from previous page...*

<b>Mol</b>	<b>Chain</b>	<b>Res</b>	<b>Type</b>
1	GA	1627	G
1	GA	1647	U
1	GA	1648	U
1	GA	1649	G
1	GA	1652	A
1	GA	1674	G
1	GA	1714	U
1	GA	1715	G
1	GA	1723	G
1	GA	1729	U
1	GA	1730	C
1	GA	1731	G
1	GA	1732	C
1	GA	1737	G
1	GA	1738	G
1	GA	1739	A
1	GA	1744	A
1	GA	1758	U
1	GA	1764	C
1	GA	1773	A
1	GA	1791	A
1	GA	1800	C
1	GA	1801	A
1	GA	1802	A
1	GA	1808	A
1	GA	1811	G
1	GA	1816	C
1	GA	1833	C
1	GA	1847	A
1	GA	1848	A
1	GA	1858	A
1	GA	1869	G
1	GA	1870	C
1	GA	1871	A
1	GA	1872	A
1	GA	1884	G
1	GA	1906	G
1	GA	1913	A
1	GA	1914	C
1	GA	1927	A
1	GA	1929	G
1	GA	1930	G

*Continued on next page...*

*Continued from previous page...*

<b>Mol</b>	<b>Chain</b>	<b>Res</b>	<b>Type</b>
1	GA	1937	A
1	GA	1938	A
1	GA	1955	U
1	GA	1967	C
1	GA	1970	A
1	GA	1971	U
1	GA	1972	G
1	GA	1991	U
1	GA	1993	U
1	GA	1997	C
1	GA	2017	U
1	GA	2020	A
1	GA	2022	U
1	GA	2023	C
1	GA	2031	A
1	GA	2033	A
1	GA	2043	C
1	GA	2055	C
1	GA	2056	G
1	GA	2060	A
1	GA	2061	G
1	GA	2062	A
1	GA	2069	G
1	GA	2072	C
1	GA	2104	C
1	GA	2105	U
1	GA	2106	U
1	GA	2107	G
1	GA	2108	A
1	GA	2109	U
1	GA	2110	G
1	GA	2134	A
1	GA	2135	A
1	GA	2137	U
1	GA	2138	G
1	GA	2140	G
1	GA	2141	G
1	GA	2142	A
1	GA	2143	C
1	GA	2144	G
1	GA	2145	C
1	GA	2147	A

*Continued on next page...*

*Continued from previous page...*

<b>Mol</b>	<b>Chain</b>	<b>Res</b>	<b>Type</b>
1	GA	2148	G
1	GA	2149	U
1	GA	2150	C
1	GA	2151	U
1	GA	2152	G
1	GA	2153	C
1	GA	2155	U
1	GA	2156	G
1	GA	2157	G
1	GA	2180	U
1	GA	2182	U
1	GA	2183	A
1	GA	2185	U
1	GA	2186	G
1	GA	2194	U
1	GA	2198	A
1	GA	2199	A
1	GA	2203	U
1	GA	2204	G
1	GA	2211	A
1	GA	2212	A
1	GA	2214	C
1	GA	2225	A
1	GA	2226	C
1	GA	2238	G
1	GA	2239	G
1	GA	2250	G
1	GA	2268	A
1	GA	2273	A
1	GA	2278	A
1	GA	2283	C
1	GA	2284	A
1	GA	2286	G
1	GA	2287	A
1	GA	2288	A
1	GA	2305	U
1	GA	2308	G
1	GA	2311	A
1	GA	2317	A
1	GA	2322	A
1	GA	2325	G
1	GA	2327	A

*Continued on next page...*

*Continued from previous page...*

<b>Mol</b>	<b>Chain</b>	<b>Res</b>	<b>Type</b>
1	GA	2335	A
1	GA	2336	A
1	GA	2347	C
1	GA	2354	C
1	GA	2361	G
1	GA	2383	G
1	GA	2385	C
1	GA	2396	G
1	GA	2402	U
1	GA	2403	C
1	GA	2406	A
1	GA	2423	U
1	GA	2424	C
1	GA	2425	A
1	GA	2426	A
1	GA	2428	G
1	GA	2429	G
1	GA	2430	A
1	GA	2435	A
1	GA	2441	U
1	GA	2448	A
1	GA	2476	A
1	GA	2484	G
1	GA	2491	U
1	GA	2498	C
1	GA	2502	G
1	GA	2505	G
1	GA	2506	U
1	GA	2507	C
1	GA	2518	A
1	GA	2529	G
1	GA	2554	U
1	GA	2566	A
1	GA	2567	G
1	GA	2573	C
1	GA	2585	U
1	GA	2602	A
1	GA	2603	G
1	GA	2609	U
1	GA	2613	U
1	GA	2629	U
1	GA	2663	G

*Continued on next page...*

*Continued from previous page...*

<b>Mol</b>	<b>Chain</b>	<b>Res</b>	<b>Type</b>
1	GA	2671	G
1	GA	2689	U
1	GA	2690	U
1	GA	2714	G
1	GA	2716	C
1	GA	2726	A
1	GA	2733	A
1	GA	2744	G
1	GA	2748	A
1	GA	2757	A
1	GA	2760	C
1	GA	2765	A
1	GA	2769	U
1	GA	2778	A
1	GA	2779	U
1	GA	2791	G
1	GA	2798	U
1	GA	2800	A
1	GA	2801	G
1	GA	2820	A
1	GA	2821	A
1	GA	2849	U
1	GA	2861	U
1	GA	2867	G
1	GA	2883	A
1	GA	2884	U
1	GA	2885	G
1	GA	2903	U
2	GB	3	C
2	GB	15	A
2	GB	16	G
2	GB	21	G
2	GB	24	G
2	GB	25	U
2	GB	30	C
2	GB	35	C
2	GB	42	C
2	GB	44	G
2	GB	56	G
2	GB	84	G
2	GB	87	U
2	GB	88	C

*Continued on next page...*

*Continued from previous page...*

<b>Mol</b>	<b>Chain</b>	<b>Res</b>	<b>Type</b>
2	GB	89	U
2	GB	90	C
2	GB	99	A
2	GB	109	A
2	GB	119	A
33	HA	4	U
33	HA	5	U
33	HA	7	A
33	HA	9	G
33	HA	32	A
33	HA	39	G
33	HA	40	C
33	HA	47	C
33	HA	48	C
33	HA	51	A
33	HA	52	C
33	HA	70	U
33	HA	71	A
33	HA	72	A
33	HA	73	C
33	HA	75	G
33	HA	76	G
33	HA	77	A
33	HA	78	A
33	HA	79	G
33	HA	80	A
33	HA	81	A
33	HA	82	G
33	HA	83	C
33	HA	85	U
33	HA	86	G
33	HA	89	U
33	HA	90	C
33	HA	92	U
33	HA	98	A
33	HA	116	A
33	HA	121	U
33	HA	122	G
33	HA	130	A
33	HA	131	A
33	HA	141	G
33	HA	143	A

*Continued on next page...*



*Continued from previous page...*

<b>Mol</b>	<b>Chain</b>	<b>Res</b>	<b>Type</b>
33	HA	144	G
33	HA	159	G
33	HA	163	C
33	HA	164	G
33	HA	166	U
33	HA	173	U
33	HA	177	G
33	HA	182	A
33	HA	183	C
33	HA	191	G
33	HA	205	A
33	HA	208	U
33	HA	209	U
33	HA	210	C
33	HA	211	G
33	HA	240	G
33	HA	245	U
33	HA	247	G
33	HA	251	G
33	HA	258	G
33	HA	266	G
33	HA	267	C
33	HA	273	U
33	HA	285	C
33	HA	289	G
33	HA	321	A
33	HA	328	C
33	HA	329	A
33	HA	330	C
33	HA	332	G
33	HA	344	A
33	HA	345	C
33	HA	346	G
33	HA	347	G
33	HA	352	C
33	HA	354	G
33	HA	367	U
33	HA	372	C
33	HA	373	A
33	HA	384	G
33	HA	392	C
33	HA	406	G

*Continued on next page...*

*Continued from previous page...*

<b>Mol</b>	<b>Chain</b>	<b>Res</b>	<b>Type</b>
33	HA	408	A
33	HA	411	A
33	HA	412	A
33	HA	413	G
33	HA	421	U
33	HA	423	G
33	HA	424	G
33	HA	429	U
33	HA	430	A
33	HA	435	A
33	HA	441	A
33	HA	452	A
33	HA	455	G
33	HA	457	G
33	HA	458	U
33	HA	459	A
33	HA	461	A
33	HA	462	G
33	HA	463	U
33	HA	466	A
33	HA	467	U
33	HA	468	A
33	HA	481	G
33	HA	482	A
33	HA	484	G
33	HA	485	U
33	HA	486	U
33	HA	497	G
33	HA	498	A
33	HA	500	G
33	HA	508	U
33	HA	509	A
33	HA	511	C
33	HA	518	C
33	HA	521	G
33	HA	527	G
33	HA	532	A
33	HA	533	A
33	HA	547	A
33	HA	556	C
33	HA	559	A
33	HA	562	U

*Continued on next page...*

*Continued from previous page...*

<b>Mol</b>	<b>Chain</b>	<b>Res</b>	<b>Type</b>
33	HA	564	C
33	HA	572	A
33	HA	573	A
33	HA	576	C
33	HA	577	G
33	HA	579	A
33	HA	588	G
33	HA	596	A
33	HA	604	G
33	HA	650	G
33	HA	653	U
33	HA	665	A
33	HA	675	A
33	HA	702	A
33	HA	721	G
33	HA	723	U
33	HA	724	G
33	HA	731	G
33	HA	748	G
33	HA	755	G
33	HA	777	A
33	HA	793	U
33	HA	794	A
33	HA	802	A
33	HA	815	A
33	HA	817	C
33	HA	828	U
33	HA	829	G
33	HA	841	C
33	HA	843	U
33	HA	845	A
33	HA	846	G
33	HA	859	G
33	HA	902	G
33	HA	914	A
33	HA	926	G
33	HA	927	G
33	HA	932	C
33	HA	934	C
33	HA	935	A
33	HA	960	U
33	HA	966	G

*Continued on next page...*

*Continued from previous page...*

<b>Mol</b>	<b>Chain</b>	<b>Res</b>	<b>Type</b>
33	HA	969	A
33	HA	971	G
33	HA	974	A
33	HA	975	A
33	HA	976	G
33	HA	977	A
33	HA	983	A
33	HA	993	G
33	HA	1003	G
33	HA	1004	A
33	HA	1008	U
33	HA	1018	G
33	HA	1022	A
33	HA	1027	C
33	HA	1029	U
33	HA	1030	U
33	HA	1031	C
33	HA	1033	G
33	HA	1034	G
33	HA	1037	C
33	HA	1050	G
33	HA	1054	C
33	HA	1065	U
33	HA	1066	C
33	HA	1086	U
33	HA	1094	G
33	HA	1095	U
33	HA	1101	A
33	HA	1102	A
33	HA	1104	G
33	HA	1108	G
33	HA	1124	G
33	HA	1125	U
33	HA	1130	A
33	HA	1133	G
33	HA	1135	U
33	HA	1136	C
33	HA	1137	C
33	HA	1139	G
33	HA	1142	G
33	HA	1159	U
33	HA	1160	G

*Continued on next page...*

*Continued from previous page...*

<b>Mol</b>	<b>Chain</b>	<b>Res</b>	<b>Type</b>
33	HA	1167	A
33	HA	1168	U
33	HA	1169	A
33	HA	1181	G
33	HA	1182	G
33	HA	1183	U
33	HA	1196	A
33	HA	1197	A
33	HA	1202	U
33	HA	1212	U
33	HA	1213	A
33	HA	1226	C
33	HA	1227	A
33	HA	1238	A
33	HA	1240	U
33	HA	1249	C
33	HA	1250	A
33	HA	1253	G
33	HA	1256	A
33	HA	1279	G
33	HA	1280	A
33	HA	1286	U
33	HA	1287	A
33	HA	1292	G
33	HA	1293	C
33	HA	1299	A
33	HA	1302	C
33	HA	1303	C
33	HA	1305	G
33	HA	1316	G
33	HA	1317	C
33	HA	1318	A
33	HA	1322	C
33	HA	1323	G
33	HA	1332	A
33	HA	1336	C
33	HA	1337	G
33	HA	1346	A
33	HA	1353	G
33	HA	1364	U
33	HA	1371	G
33	HA	1380	U

*Continued on next page...*

*Continued from previous page...*

<b>Mol</b>	<b>Chain</b>	<b>Res</b>	<b>Type</b>
33	HA	1398	A
33	HA	1406	U
33	HA	1411	C
33	HA	1412	C
33	HA	1419	G
33	HA	1441	A
33	HA	1446	A
33	HA	1452	C
33	HA	1453	G
33	HA	1454	G
33	HA	1469	C
33	HA	1470	U
33	HA	1476	A
33	HA	1487	G
33	HA	1492	A
33	HA	1493	A
33	HA	1494	G
33	HA	1497	G
33	HA	1499	A
33	HA	1503	A
33	HA	1506	U
33	HA	1517	G
33	HA	1519	A
33	HA	1529	G
33	HA	1530	G
33	HA	1534	A

All (266) RNA pucker outliers are listed below:

<b>Mol</b>	<b>Chain</b>	<b>Res</b>	<b>Type</b>
1	AA	100	U
1	AA	119	A
1	AA	137	U
1	AA	265	A
1	AA	271	G
1	AA	277	G
1	AA	301	G
1	AA	403	U
1	AA	404	A
1	AA	479	A
1	AA	503	A
1	AA	527	C

*Continued on next page...*

*Continued from previous page...*

<b>Mol</b>	<b>Chain</b>	<b>Res</b>	<b>Type</b>
1	AA	613	A
1	AA	655	A
1	AA	764	A
1	AA	784	G
1	AA	846	U
1	AA	882	G
1	AA	931	U
1	AA	960	A
1	AA	1020	A
1	AA	1025	G
1	AA	1083	U
1	AA	1088	A
1	AA	1247	A
1	AA	1378	A
1	AA	1458	U
1	AA	1475	G
1	AA	1509	A
1	AA	1535	A
1	AA	1626	A
1	AA	1738	G
1	AA	1757	A
1	AA	1847	A
1	AA	1857	G
1	AA	1870	C
1	AA	1939	U
1	AA	2108	A
1	AA	2142	A
1	AA	2153	C
1	AA	2211	A
1	AA	2286	G
1	AA	2326	C
1	AA	2423	U
1	AA	2585	U
1	AA	2756	U
1	AA	2873	A
1	AA	2902	C
33	BA	51	A
33	BA	79	G
33	BA	115	G
33	BA	250	A
33	BA	429	U
33	BA	484	G

*Continued on next page...*

*Continued from previous page...*

<b>Mol</b>	<b>Chain</b>	<b>Res</b>	<b>Type</b>
33	BA	499	A
33	BA	701	U
33	BA	913	A
33	BA	1049	U
33	BA	1086	U
33	BA	1101	A
33	BA	1136	C
33	BA	1201	A
33	BA	1302	C
33	BA	1331	G
33	BA	1336	C
33	BA	1451	U
1	CA	100	U
1	CA	119	A
1	CA	137	U
1	CA	265	A
1	CA	271	G
1	CA	277	G
1	CA	301	G
1	CA	403	U
1	CA	404	A
1	CA	479	A
1	CA	503	A
1	CA	527	C
1	CA	613	A
1	CA	655	A
1	CA	784	G
1	CA	846	U
1	CA	876	C
1	CA	882	G
1	CA	931	U
1	CA	960	A
1	CA	984	A
1	CA	1020	A
1	CA	1025	G
1	CA	1069	A
1	CA	1083	U
1	CA	1088	A
1	CA	1247	A
1	CA	1378	A
1	CA	1458	U
1	CA	1475	G

*Continued on next page...*



*Continued from previous page...*

<b>Mol</b>	<b>Chain</b>	<b>Res</b>	<b>Type</b>
1	CA	1509	A
1	CA	1535	A
1	CA	1626	A
1	CA	1738	G
1	CA	1757	A
1	CA	1847	A
1	CA	1857	G
1	CA	1870	C
1	CA	1913	A
1	CA	1939	U
1	CA	2154	A
1	CA	2211	A
1	CA	2286	G
1	CA	2321	U
1	CA	2326	C
1	CA	2423	U
1	CA	2585	U
1	CA	2756	U
1	CA	2873	A
1	CA	2902	C
2	CB	89	U
33	DA	51	A
33	DA	115	G
33	DA	209	U
33	DA	250	A
33	DA	429	U
33	DA	484	G
33	DA	499	A
33	DA	701	U
33	DA	913	A
33	DA	1049	U
33	DA	1101	A
33	DA	1136	C
33	DA	1145	A
33	DA	1201	A
33	DA	1302	C
33	DA	1331	G
33	DA	1336	C
33	DA	1451	U
1	EA	119	A
1	EA	137	U
1	EA	265	A

*Continued on next page...*

*Continued from previous page...*

<b>Mol</b>	<b>Chain</b>	<b>Res</b>	<b>Type</b>
1	EA	271	G
1	EA	277	G
1	EA	301	G
1	EA	403	U
1	EA	404	A
1	EA	479	A
1	EA	503	A
1	EA	527	C
1	EA	613	A
1	EA	655	A
1	EA	764	A
1	EA	784	G
1	EA	846	U
1	EA	882	G
1	EA	931	U
1	EA	960	A
1	EA	1020	A
1	EA	1025	G
1	EA	1083	U
1	EA	1088	A
1	EA	1176	U
1	EA	1247	A
1	EA	1378	A
1	EA	1458	U
1	EA	1475	G
1	EA	1509	A
1	EA	1535	A
1	EA	1626	A
1	EA	1737	G
1	EA	1757	A
1	EA	1847	A
1	EA	1857	G
1	EA	1870	C
1	EA	1913	A
1	EA	1939	U
1	EA	2146	C
1	EA	2286	G
1	EA	2321	U
1	EA	2326	C
1	EA	2423	U
1	EA	2756	U
1	EA	2873	A

*Continued on next page...*

*Continued from previous page...*

<b>Mol</b>	<b>Chain</b>	<b>Res</b>	<b>Type</b>
33	FA	51	A
33	FA	115	G
33	FA	250	A
33	FA	429	U
33	FA	484	G
33	FA	499	A
33	FA	701	U
33	FA	913	A
33	FA	1049	U
33	FA	1101	A
33	FA	1136	C
33	FA	1201	A
33	FA	1302	C
33	FA	1331	G
33	FA	1336	C
33	FA	1451	U
33	FA	1493	A
1	GA	100	U
1	GA	119	A
1	GA	137	U
1	GA	271	G
1	GA	301	G
1	GA	403	U
1	GA	404	A
1	GA	479	A
1	GA	503	A
1	GA	527	C
1	GA	613	A
1	GA	655	A
1	GA	764	A
1	GA	784	G
1	GA	846	U
1	GA	876	C
1	GA	877	A
1	GA	882	G
1	GA	901	C
1	GA	931	U
1	GA	960	A
1	GA	984	A
1	GA	1020	A
1	GA	1025	G
1	GA	1069	A

*Continued on next page...*

*Continued from previous page...*

<b>Mol</b>	<b>Chain</b>	<b>Res</b>	<b>Type</b>
1	GA	1079	C
1	GA	1083	U
1	GA	1087	G
1	GA	1088	A
1	GA	1095	A
1	GA	1247	A
1	GA	1378	A
1	GA	1458	U
1	GA	1475	G
1	GA	1509	A
1	GA	1535	A
1	GA	1626	A
1	GA	1738	G
1	GA	1757	A
1	GA	1847	A
1	GA	1857	G
1	GA	1870	C
1	GA	1939	U
1	GA	2211	A
1	GA	2286	G
1	GA	2326	C
1	GA	2423	U
1	GA	2585	U
1	GA	2756	U
1	GA	2873	A
1	GA	2902	C
33	HA	51	A
33	HA	80	A
33	HA	115	G
33	HA	250	A
33	HA	429	U
33	HA	484	G
33	HA	499	A
33	HA	701	U
33	HA	913	A
33	HA	1030	U
33	HA	1049	U
33	HA	1101	A
33	HA	1136	C
33	HA	1201	A
33	HA	1331	G
33	HA	1336	C

*Continued on next page...*

*Continued from previous page...*

Mol	Chain	Res	Type
33	HA	1451	U
33	HA	1452	C

## 5.4 Non-standard residues in protein, DNA, RNA chains [i](#)

12 non-standard protein/DNA/RNA residues are modelled in this entry.

In the following table, the Counts columns list the number of bonds (or angles) for which Mogul statistics could be retrieved, the number of bonds (or angles) that are observed in the model and the number of bonds (or angles) that are defined in the Chemical Component Dictionary. The Link column lists molecule types, if any, to which the group is linked. The Z score for a bond length (or angle) is the number of standard deviations the observed value is removed from the expected value. A bond length (or angle) with  $|Z| > 2$  is considered an outlier worth inspection. RMSZ is the root-mean-square of all Z scores of the bond lengths (or angles).

Mol	Type	Chain	Res	Link	Bond lengths			Bond angles		
					Counts	RMSZ	$\# Z  > 2$	Counts	RMSZ	$\# Z  > 2$
55	5OH	FW	6	55	8,12,13	1.80	2 (25%)	3,16,18	1.42	0
55	DPP	BW	2	55	3,5,6	1.07	0	1,5,7	0.68	0
55	KBE	FW	1	55	8,8,9	0.97	0	7,8,10	1.91	1 (14%)
55	5OH	BW	6	55	8,12,13	1.51	1 (12%)	3,16,18	1.02	0
55	KBE	DW	1	55	8,8,9	0.91	0	7,8,10	1.12	1 (14%)
55	KBE	BW	1	55	8,8,9	0.90	0	7,8,10	1.07	1 (14%)
55	5OH	DW	6	55	8,12,13	1.68	2 (25%)	3,16,18	1.60	1 (33%)
55	UAL	FW	5	55	7,8,9	2.44	4 (57%)	5,9,11	3.73	3 (60%)
55	DPP	FW	2	55	3,5,6	0.81	0	1,5,7	0.00	0
55	UAL	DW	5	55	7,8,9	2.62	4 (57%)	5,9,11	4.77	2 (40%)
55	DPP	DW	2	55	3,5,6	0.79	0	1,5,7	0.27	0
55	UAL	BW	5	55	7,8,9	2.89	4 (57%)	5,9,11	5.14	2 (40%)

In the following table, the Chirals column lists the number of chiral outliers, the number of chiral centers analysed, the number of these observed in the model and the number defined in the Chemical Component Dictionary. Similar counts are reported in the Torsion and Rings columns. '-' means no outliers of that kind were identified.

Mol	Type	Chain	Res	Link	Chirals	Torsions	Rings
55	5OH	FW	6	55	-	0/2/18/20	0/1/1/1
55	DPP	BW	2	55	-	0/2/4/6	-
55	KBE	FW	1	55	-	2/7/7/8	-
55	5OH	BW	6	55	-	2/2/18/20	0/1/1/1

*Continued on next page...*

Continued from previous page...

Mol	Type	Chain	Res	Link	Chirals	Torsions	Rings
55	KBE	DW	1	55	-	5/7/7/8	-
55	KBE	BW	1	55	-	3/7/7/8	-
55	5OH	DW	6	55	-	1/2/18/20	0/1/1/1
55	UAL	FW	5	55	-	0/3/7/9	-
55	DPP	FW	2	55	-	0/2/4/6	-
55	UAL	DW	5	55	-	1/3/7/9	-
55	DPP	DW	2	55	-	0/2/4/6	-
55	UAL	BW	5	55	-	1/3/7/9	-

All (17) bond length outliers are listed below:

Mol	Chain	Res	Type	Atoms	Z	Observed(Å)	Ideal(Å)
55	BW	5	UAL	CB-N1	4.26	1.46	1.35
55	BW	5	UAL	C-CA	4.23	1.51	1.45
55	DW	5	UAL	CB-N1	4.08	1.46	1.35
55	FW	5	UAL	CB-N1	3.85	1.45	1.35
55	DW	5	UAL	C1-N1	3.72	1.46	1.40
55	BW	5	UAL	C1-N1	3.61	1.45	1.40
55	FW	6	5OH	CQ-NQ	3.54	1.42	1.34
55	DW	5	UAL	C-CA	3.48	1.50	1.45
55	BW	6	5OH	CQ-NQ	3.40	1.42	1.34
55	FW	5	UAL	C1-N1	3.35	1.45	1.40
55	DW	6	5OH	CQ-NQ	3.25	1.41	1.34
55	FW	6	5OH	CR-CB	-2.99	1.48	1.53
55	DW	6	5OH	CR-CB	-2.92	1.48	1.53
55	FW	5	UAL	C-CA	2.76	1.49	1.45
55	BW	5	UAL	CA-N	2.69	1.42	1.35
55	FW	5	UAL	CA-N	2.57	1.41	1.35
55	DW	5	UAL	CA-N	2.09	1.40	1.35

All (11) bond angle outliers are listed below:

Mol	Chain	Res	Type	Atoms	Z	Observed(°)	Ideal(°)
55	BW	5	UAL	O-C-CA	-8.90	114.08	125.39
55	DW	5	UAL	O-C-CA	-8.50	114.58	125.39
55	BW	5	UAL	CA-CB-N1	-6.87	112.65	125.60
55	FW	5	UAL	CA-CB-N1	-6.21	113.88	125.60
55	DW	5	UAL	CA-CB-N1	-6.01	114.27	125.60
55	FW	5	UAL	O-C-CA	-4.94	119.11	125.39
55	FW	1	KBE	CB-CA-C	4.54	118.93	112.25
55	BW	1	KBE	O-C-CA	-2.39	118.47	125.43
55	DW	1	KBE	O-C-CA	-2.25	118.88	125.43

Continued on next page...

Continued from previous page...

Mol	Chain	Res	Type	Atoms	Z	Observed(°)	Ideal(°)
55	DW	6	5OH	O-C-CA	-2.14	119.17	124.78
55	FW	5	UAL	N2-C1-N1	2.06	120.07	115.50

There are no chirality outliers.

All (15) torsion outliers are listed below:

Mol	Chain	Res	Type	Atoms
55	FW	1	KBE	C-CA-CB-N
55	FW	1	KBE	C-CA-CB-CG
55	BW	6	5OH	C-CA-CB-CR
55	DW	1	KBE	N-CB-CG-CD
55	BW	1	KBE	O-C-CA-CB
55	BW	1	KBE	C-CA-CB-N
55	BW	1	KBE	C-CA-CB-CG
55	DW	6	5OH	C-CA-CB-CR
55	DW	5	UAL	CA-CB-N1-C1
55	BW	5	UAL	CA-CB-N1-C1
55	DW	1	KBE	CG-CD-CE-NZ
55	DW	1	KBE	CE-CD-CG-CB
55	DW	1	KBE	C-CA-CB-N
55	BW	6	5OH	O-C-CA-CB
55	DW	1	KBE	C-CA-CB-CG

There are no ring outliers.

10 monomers are involved in 14 short contacts:

Mol	Chain	Res	Type	Clashes	Symm-Clashes
55	FW	6	5OH	3	0
55	FW	1	KBE	1	0
55	BW	6	5OH	1	0
55	DW	1	KBE	1	0
55	BW	1	KBE	2	0
55	DW	6	5OH	3	0
55	FW	2	DPP	1	0
55	DW	5	UAL	2	0
55	DW	2	DPP	1	0
55	BW	5	UAL	1	0

## 5.5 Carbohydrates [i](#)

There are no carbohydrates in this entry.

## 5.6 Ligand geometry [i](#)

Of 748 ligands modelled in this entry, 744 are monoatomic - leaving 4 for Mogul analysis.

In the following table, the Counts columns list the number of bonds (or angles) for which Mogul statistics could be retrieved, the number of bonds (or angles) that are observed in the model and the number of bonds (or angles) that are defined in the Chemical Component Dictionary. The Link column lists molecule types, if any, to which the group is linked. The Z score for a bond length (or angle) is the number of standard deviations the observed value is removed from the expected value. A bond length (or angle) with  $|Z| > 2$  is considered an outlier worth inspection. RMSZ is the root-mean-square of all Z scores of the bond lengths (or angles).

Mol	Type	Chain	Res	Link	Bond lengths			Bond angles		
					Counts	RMSZ	# Z  > 2	Counts	RMSZ	# Z  > 2
58	GCP	HV	801	56	26,34,34	2.68	10 (38%)	31,54,54	1.61	5 (16%)
58	GCP	BV	801	56	26,34,34	2.83	10 (38%)	31,54,54	1.71	5 (16%)
58	GCP	DV	801	56	26,34,34	2.79	9 (34%)	31,54,54	1.47	4 (12%)
58	GCP	FV	801	56	26,34,34	2.50	8 (30%)	31,54,54	1.28	3 (9%)

In the following table, the Chirals column lists the number of chiral outliers, the number of chiral centers analysed, the number of these observed in the model and the number defined in the Chemical Component Dictionary. Similar counts are reported in the Torsion and Rings columns. '-' means no outliers of that kind were identified.

Mol	Type	Chain	Res	Link	Chirals	Torsions	Rings
58	GCP	HV	801	56	-	4/18/38/38	0/3/3/3
58	GCP	BV	801	56	-	4/18/38/38	0/3/3/3
58	GCP	DV	801	56	-	3/18/38/38	0/3/3/3
58	GCP	FV	801	56	-	5/18/38/38	0/3/3/3

All (37) bond length outliers are listed below:

Mol	Chain	Res	Type	Atoms	Z	Observed(Å)	Ideal(Å)
58	FV	801	GCP	C4-N9	-10.32	1.34	1.47
58	BV	801	GCP	C5-C6	-8.24	1.38	1.52
58	DV	801	GCP	C5-C6	-8.06	1.39	1.52
58	BV	801	GCP	C4-N9	-7.94	1.37	1.47
58	DV	801	GCP	C4-N9	-7.77	1.37	1.47
58	HV	801	GCP	C5-C6	-7.77	1.39	1.52
58	HV	801	GCP	C4-N9	-7.24	1.38	1.47
58	BV	801	GCP	C2'-C3'	-4.07	1.42	1.53
58	DV	801	GCP	C2'-C3'	-4.02	1.42	1.53
58	HV	801	GCP	C2'-C3'	-3.90	1.42	1.53

*Continued on next page...*



Continued from previous page...

Mol	Chain	Res	Type	Atoms	Z	Observed(Å)	Ideal(Å)
58	DV	801	GCP	C8-N9	-3.15	1.34	1.45
58	BV	801	GCP	C8-N9	-3.07	1.35	1.45
58	FV	801	GCP	C8-N9	-3.06	1.35	1.45
58	HV	801	GCP	C8-N9	-2.92	1.35	1.45
58	DV	801	GCP	C2'-C1'	-2.89	1.44	1.53
58	FV	801	GCP	PG-O3G	2.87	1.61	1.54
58	FV	801	GCP	PG-O2G	2.84	1.61	1.54
58	DV	801	GCP	C3'-C4'	-2.75	1.46	1.53
58	FV	801	GCP	PB-O3A	2.73	1.61	1.58
58	DV	801	GCP	O4'-C1'	2.72	1.48	1.42
58	HV	801	GCP	O4'-C1'	2.69	1.48	1.42
58	HV	801	GCP	C6-N1	2.66	1.37	1.33
58	BV	801	GCP	C2'-C1'	-2.66	1.45	1.53
58	HV	801	GCP	C3'-C4'	-2.64	1.46	1.53
58	BV	801	GCP	C3'-C4'	-2.62	1.46	1.53
58	FV	801	GCP	C5-C6	-2.44	1.48	1.52
58	BV	801	GCP	O4'-C1'	2.42	1.47	1.42
58	DV	801	GCP	C5-C4	-2.39	1.38	1.53
58	BV	801	GCP	C5-C4	-2.36	1.38	1.53
58	HV	801	GCP	C2'-C1'	-2.29	1.46	1.53
58	FV	801	GCP	C2-N1	-2.23	1.35	1.44
58	BV	801	GCP	PB-O3A	-2.22	1.55	1.58
58	DV	801	GCP	C6-N1	2.22	1.37	1.33
58	FV	801	GCP	PB-O2B	2.18	1.61	1.56
58	HV	801	GCP	O4'-C4'	2.14	1.49	1.45
58	HV	801	GCP	C5-C4	-2.13	1.39	1.53
58	BV	801	GCP	C6-N1	2.09	1.36	1.33

All (17) bond angle outliers are listed below:

Mol	Chain	Res	Type	Atoms	Z	Observed(°)	Ideal(°)
58	HV	801	GCP	PA-O3A-PB	-4.54	118.16	132.56
58	HV	801	GCP	C4-C5-N7	4.48	108.40	102.46
58	BV	801	GCP	C4'-O4'-C1'	-4.21	100.17	109.47
58	BV	801	GCP	C4-C5-N7	4.17	107.99	102.46
58	DV	801	GCP	C4-C5-N7	4.01	107.77	102.46
58	BV	801	GCP	PA-O3A-PB	-3.91	120.17	132.56
58	BV	801	GCP	O4'-C1'-N9	3.87	114.81	109.04
58	FV	801	GCP	PA-O3A-PB	-3.79	120.54	132.56
58	DV	801	GCP	C4'-O4'-C1'	-3.63	101.47	109.47
58	DV	801	GCP	PA-O3A-PB	-3.32	122.03	132.56
58	FV	801	GCP	C4-C5-N7	3.11	106.58	102.46

Continued on next page...

*Continued from previous page...*

Mol	Chain	Res	Type	Atoms	Z	Observed(°)	Ideal(°)
58	HV	801	GCP	C4'-O4'-C1'	-2.92	103.03	109.47
58	HV	801	GCP	C3'-C2'-C1'	2.67	106.50	101.43
58	FV	801	GCP	C3'-C2'-C1'	2.56	106.29	101.43
58	BV	801	GCP	O3G-PG-C3B	2.21	111.77	106.40
58	HV	801	GCP	O4'-C1'-N9	2.20	112.32	109.04
58	DV	801	GCP	C2'-C3'-C4'	2.13	106.78	102.64

There are no chirality outliers.

All (16) torsion outliers are listed below:

Mol	Chain	Res	Type	Atoms
58	DV	801	GCP	C2'-C1'-N9-C4
58	BV	801	GCP	PB-C3B-PG-O1G
58	BV	801	GCP	PB-C3B-PG-O2G
58	BV	801	GCP	PB-C3B-PG-O3G
58	BV	801	GCP	C2'-C1'-N9-C4
58	FV	801	GCP	C2'-C1'-N9-C4
58	HV	801	GCP	PB-C3B-PG-O1G
58	HV	801	GCP	PB-C3B-PG-O3G
58	HV	801	GCP	C2'-C1'-N9-C4
58	FV	801	GCP	C5'-O5'-PA-O3A
58	DV	801	GCP	PB-C3B-PG-O2G
58	DV	801	GCP	PB-C3B-PG-O3G
58	FV	801	GCP	PB-C3B-PG-O2G
58	FV	801	GCP	PB-C3B-PG-O3G
58	HV	801	GCP	PB-C3B-PG-O2G
58	FV	801	GCP	C5'-O5'-PA-O1A

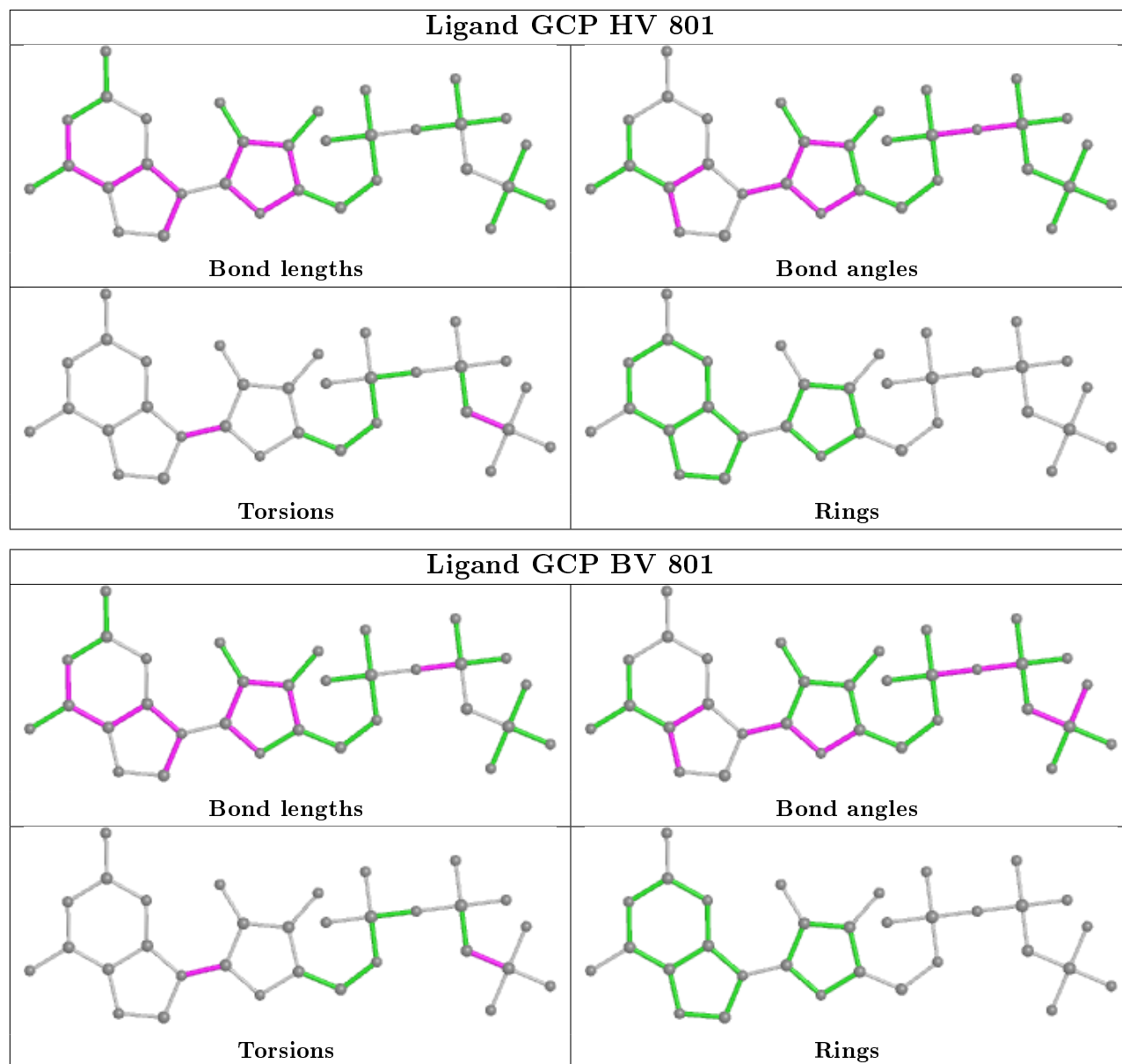
There are no ring outliers.

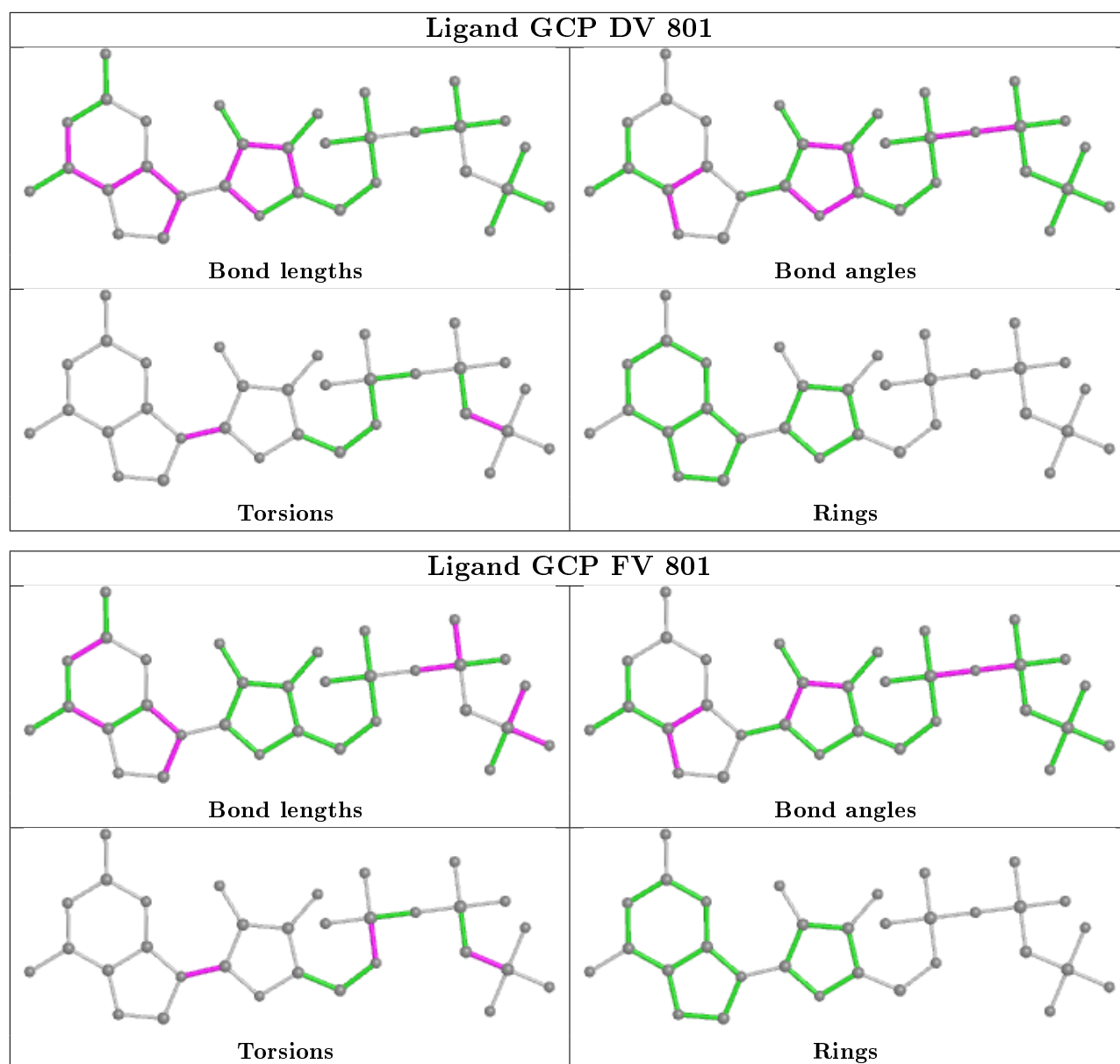
4 monomers are involved in 9 short contacts:

Mol	Chain	Res	Type	Clashes	Symm-Clashes
58	HV	801	GCP	1	0
58	BV	801	GCP	2	0
58	DV	801	GCP	1	0
58	FV	801	GCP	5	0

The following is a two-dimensional graphical depiction of Mogul quality analysis of bond lengths, bond angles, torsion angles, and ring geometry for all instances of the Ligand of Interest. In addition, ligands with molecular weight > 250 and outliers as shown on the validation Tables will also be included. For torsion angles, if less than 5% of the Mogul distribution of torsion angles is within 10 degrees of the torsion angle in question, then that torsion angle is considered an outlier.

Any bond that is central to one or more torsion angles identified as an outlier by Mogul will be highlighted in the graph. For rings, the root-mean-square deviation (RMSD) between the ring in question and similar rings identified by Mogul is calculated over all ring torsion angles. If the average RMSD is greater than 60 degrees and the minimal RMSD between the ring in question and any Mogul-identified rings is also greater than 60 degrees, then that ring is considered an outlier. The outliers are highlighted in purple. The color gray indicates Mogul did not find sufficient equivalents in the CSD to analyse the geometry.





## 5.7 Other polymers [i](#)

There are no such residues in this entry.

## 5.8 Polymer linkage issues [i](#)

There are no chain breaks in this entry.

## 6 Fit of model and data i

### 6.1 Protein, DNA and RNA chains i

In the following table, the column labelled '#RSRZ > 2' contains the number (and percentage) of RSRZ outliers, followed by percent RSRZ outliers for the chain as percentile scores relative to all X-ray entries and entries of similar resolution. The OWAB column contains the minimum, median, 95<sup>th</sup> percentile and maximum values of the occupancy-weighted average B-factor per residue. The column labelled 'Q < 0.9' lists the number of (and percentage) of residues with an average occupancy less than 0.9.

Mol	Chain	Analysed	<RSRZ>	#RSRZ > 2	OWAB(Å <sup>2</sup> )	Q < 0.9
1	AA	2854/2904 (98%)	-0.24	60 (2%) 63 61	4, 28, 65, 87	0
1	CA	2854/2904 (98%)	-0.26	58 (2%) 65 63	3, 25, 63, 88	0
1	EA	2854/2904 (98%)	-0.25	45 (1%) 72 71	1, 14, 60, 92	0
1	GA	2854/2904 (98%)	-0.22	65 (2%) 60 58	5, 29, 68, 89	0
2	AB	118/120 (98%)	-0.49	0 100 100	18, 48, 62, 72	0
2	CB	118/120 (98%)	-0.61	0 100 100	18, 41, 54, 72	0
2	EB	118/120 (98%)	-0.52	0 100 100	3, 25, 45, 56	0
2	GB	118/120 (98%)	-0.52	1 (0%) 86 86	23, 44, 61, 78	0
3	AC	271/273 (99%)	-0.14	1 (0%) 92 93	5, 26, 40, 60	0
3	CC	271/273 (99%)	-0.23	0 100 100	2, 18, 34, 44	0
3	EC	271/273 (99%)	-0.30	0 100 100	1, 15, 32, 57	0
3	GC	271/273 (99%)	-0.28	0 100 100	3, 17, 30, 42	0
4	AD	209/209 (100%)	-0.09	2 (0%) 82 82	6, 27, 47, 60	0
4	CD	209/209 (100%)	-0.02	5 (2%) 59 56	3, 31, 52, 61	0
4	ED	209/209 (100%)	-0.18	2 (0%) 82 82	1, 20, 43, 56	0
4	GD	209/209 (100%)	0.08	5 (2%) 59 56	4, 36, 54, 62	0
5	AE	201/201 (100%)	0.17	6 (2%) 50 45	7, 33, 55, 63	0
5	CE	201/201 (100%)	0.13	7 (3%) 44 38	4, 33, 54, 60	0
5	EE	201/201 (100%)	-0.05	2 (0%) 82 82	2, 19, 45, 69	0
5	GE	201/201 (100%)	0.25	8 (3%) 38 33	7, 41, 56, 67	0
6	AF	177/179 (98%)	2.43	93 (52%) 0 0	45, 61, 71, 79	0
6	CF	177/179 (98%)	0.66	18 (10%) 6 5	32, 49, 63, 67	0
6	EF	177/179 (98%)	0.55	15 (8%) 10 8	19, 42, 61, 68	0
6	GF	177/179 (98%)	2.01	74 (41%) 0 0	36, 61, 72, 76	0

*Continued on next page...*

Continued from previous page...

Mol	Chain	Analysed	<RSRZ>	#RSRZ>2	OWAB(Å <sup>2</sup> )	Q<0.9
7	AG	176/177 (99%)	0.40	16 (9%) 9 6	20, 42, 60, 69	0
7	CG	176/177 (99%)	0.61	24 (13%) 3 2	23, 46, 61, 69	0
7	EG	176/177 (99%)	0.11	8 (4%) 33 29	19, 37, 55, 63	0
7	GG	176/177 (99%)	0.60	24 (13%) 3 2	32, 48, 63, 68	0
8	AH	50/50 (100%)	1.28	10 (20%) 1 0	28, 51, 67, 77	0
8	CH	50/50 (100%)	1.48	17 (34%) 0 0	39, 56, 68, 74	0
8	EH	50/50 (100%)	1.31	14 (28%) 0 0	24, 49, 69, 79	0
8	GH	50/50 (100%)	1.16	15 (30%) 0 0	26, 46, 64, 69	0
9	AI	141/142 (99%)	2.13	58 (41%) 0 0	44, 64, 75, 82	0
9	CI	141/142 (99%)	2.46	73 (51%) 0 0	49, 63, 73, 76	0
9	EI	141/142 (99%)	2.84	81 (57%) 0 0	48, 65, 77, 82	0
9	GI	141/142 (99%)	3.94	109 (77%) 0 0	49, 68, 77, 81	0
10	AJ	142/142 (100%)	-0.10	2 (1%) 75 75	12, 29, 41, 60	0
10	CJ	142/142 (100%)	-0.03	2 (1%) 75 75	13, 29, 42, 58	0
10	EJ	142/142 (100%)	-0.19	1 (0%) 87 87	3, 13, 30, 47	0
10	GJ	142/142 (100%)	0.05	5 (3%) 44 38	15, 32, 47, 61	0
11	AK	122/123 (99%)	-0.20	1 (0%) 86 86	5, 19, 34, 54	0
11	CK	122/123 (99%)	-0.14	2 (1%) 72 71	9, 22, 39, 56	0
11	EK	122/123 (99%)	-0.07	2 (1%) 72 71	4, 18, 37, 49	0
11	GK	122/123 (99%)	0.19	2 (1%) 72 71	13, 27, 42, 59	0
12	AL	143/144 (99%)	0.21	7 (4%) 29 26	10, 30, 48, 58	0
12	CL	143/144 (99%)	0.04	2 (1%) 75 75	3, 29, 47, 62	0
12	EL	143/144 (99%)	0.08	2 (1%) 75 75	1, 18, 39, 54	0
12	GL	143/144 (99%)	0.48	14 (9%) 7 5	10, 35, 53, 67	0
13	AM	136/136 (100%)	-0.07	2 (1%) 73 73	8, 19, 37, 55	0
13	CM	136/136 (100%)	-0.08	1 (0%) 87 87	8, 21, 38, 56	0
13	EM	136/136 (100%)	-0.21	2 (1%) 73 73	1, 11, 29, 60	0
13	GM	136/136 (100%)	0.18	4 (2%) 51 47	11, 28, 45, 58	0
14	AN	120/127 (94%)	0.08	2 (1%) 70 69	14, 29, 41, 62	0
14	CN	120/127 (94%)	0.00	1 (0%) 86 86	18, 31, 43, 62	0
14	EN	120/127 (94%)	-0.10	1 (0%) 86 86	6, 19, 32, 61	0

Continued on next page...

Continued from previous page...

Mol	Chain	Analysed	<RSRZ>	#RSRZ>2	OWAB(Å <sup>2</sup> )	Q<0.9
14	GN	120/127 (94%)	-0.00	1 (0%) 86 86	19, 31, 43, 72	0
15	AO	116/117 (99%)	0.60	11 (9%) 8 6	28, 47, 56, 62	0
15	CO	116/117 (99%)	0.40	8 (6%) 16 13	28, 42, 55, 61	0
15	EO	116/117 (99%)	0.09	3 (2%) 56 52	16, 30, 43, 55	0
15	GO	116/117 (99%)	0.49	9 (7%) 13 10	28, 40, 58, 63	0
16	AP	114/115 (99%)	0.08	2 (1%) 68 67	13, 31, 47, 62	0
16	CP	114/115 (99%)	0.06	4 (3%) 44 38	17, 35, 49, 62	0
16	EP	114/115 (99%)	-0.21	2 (1%) 68 67	6, 24, 43, 66	0
16	GP	114/115 (99%)	0.21	4 (3%) 44 38	14, 35, 50, 59	0
17	AQ	117/118 (99%)	0.01	1 (0%) 84 84	10, 26, 43, 56	0
17	CQ	117/118 (99%)	-0.05	3 (2%) 56 52	6, 24, 39, 60	0
17	EQ	117/118 (99%)	-0.18	0 100 100	2, 9, 25, 46	0
17	GQ	117/118 (99%)	0.15	4 (3%) 45 40	19, 29, 42, 56	0
18	AR	103/103 (100%)	0.17	4 (3%) 39 35	10, 37, 52, 60	0
18	CR	103/103 (100%)	0.06	2 (1%) 66 65	9, 34, 49, 63	0
18	ER	103/103 (100%)	-0.20	1 (0%) 82 82	2, 21, 41, 52	0
18	GR	103/103 (100%)	0.46	6 (5%) 23 19	13, 40, 53, 63	0
19	AS	110/110 (100%)	0.15	4 (3%) 42 37	13, 28, 45, 62	0
19	CS	110/110 (100%)	0.11	2 (1%) 68 67	7, 27, 45, 65	0
19	ES	110/110 (100%)	-0.10	0 100 100	2, 12, 36, 49	0
19	GS	110/110 (100%)	0.40	8 (7%) 15 11	12, 31, 50, 69	0
20	AT	93/100 (93%)	0.59	11 (11%) 4 3	18, 37, 58, 63	0
20	CT	93/100 (93%)	0.36	9 (9%) 7 6	14, 37, 57, 67	0
20	ET	93/100 (93%)	0.36	8 (8%) 10 8	6, 24, 53, 61	0
20	GT	93/100 (93%)	0.65	17 (18%) 1 0	19, 36, 57, 62	0
21	AU	102/104 (98%)	0.73	13 (12%) 3 2	24, 40, 56, 64	0
21	CU	102/104 (98%)	0.76	15 (14%) 2 1	24, 41, 61, 73	0
21	EU	102/104 (98%)	0.34	5 (4%) 29 26	13, 28, 51, 65	0
21	GU	102/104 (98%)	1.23	23 (22%) 0 0	32, 46, 63, 75	0
22	AV	94/94 (100%)	-0.12	2 (2%) 63 61	23, 38, 48, 57	0
22	CV	94/94 (100%)	0.00	1 (1%) 80 80	25, 39, 52, 67	0

Continued on next page...

Continued from previous page...

Mol	Chain	Analysed	<RSRZ>	#RSRZ>2	OWAB(Å <sup>2</sup> )	Q<0.9
22	EV	94/94 (100%)	-0.34	0 100 100	9, 22, 40, 45	0
22	GV	94/94 (100%)	0.20	3 (3%) 47 43	29, 42, 55, 60	0
23	AW	79/85 (92%)	0.54	9 (11%) 5 3	17, 35, 52, 61	0
23	CW	79/85 (92%)	0.41	4 (5%) 28 24	15, 29, 51, 65	0
23	EW	79/85 (92%)	0.38	4 (5%) 28 24	5, 17, 44, 50	0
23	GW	79/85 (92%)	0.52	6 (7%) 13 10	15, 33, 55, 63	0
24	AX	77/78 (98%)	0.34	2 (2%) 56 52	16, 31, 47, 57	0
24	CX	77/78 (98%)	0.08	1 (1%) 77 77	8, 22, 46, 49	0
24	EX	77/78 (98%)	0.01	0 100 100	4, 18, 40, 50	0
24	GX	77/78 (98%)	-0.01	1 (1%) 77 77	14, 25, 46, 56	0
25	AY	63/63 (100%)	0.95	10 (15%) 1 1	30, 47, 61, 65	0
25	CY	63/63 (100%)	0.63	6 (9%) 8 6	27, 44, 58, 67	0
25	EY	63/63 (100%)	0.75	8 (12%) 3 2	13, 33, 51, 70	0
25	GY	63/63 (100%)	1.11	9 (14%) 2 2	29, 45, 60, 68	0
26	AZ	58/59 (98%)	0.38	2 (3%) 45 40	15, 31, 55, 71	0
26	CZ	58/59 (98%)	0.25	3 (5%) 27 23	17, 30, 53, 65	0
26	EZ	58/59 (98%)	-0.14	1 (1%) 70 69	2, 10, 35, 59	0
26	GZ	58/59 (98%)	0.27	3 (5%) 27 23	20, 32, 51, 53	0
27	A0	56/57 (98%)	0.37	2 (3%) 42 37	11, 33, 54, 62	0
27	C0	56/57 (98%)	0.18	1 (1%) 68 67	8, 35, 50, 60	0
27	E0	56/57 (98%)	0.11	1 (1%) 68 67	3, 25, 48, 56	0
27	G0	56/57 (98%)	0.31	3 (5%) 25 22	15, 35, 58, 67	0
28	A1	50/55 (90%)	1.09	9 (18%) 1 1	27, 38, 51, 61	0
28	C1	50/55 (90%)	0.79	5 (10%) 7 5	21, 35, 48, 59	0
28	E1	50/55 (90%)	0.44	4 (8%) 12 9	11, 26, 44, 47	0
28	G1	50/55 (90%)	1.24	15 (30%) 0 0	25, 38, 55, 61	0
29	A2	46/46 (100%)	0.07	1 (2%) 62 59	9, 22, 34, 55	0
29	C2	46/46 (100%)	-0.04	2 (4%) 35 31	7, 14, 30, 54	0
29	E2	46/46 (100%)	-0.22	1 (2%) 62 59	2, 7, 15, 53	0
29	G2	46/46 (100%)	0.05	2 (4%) 35 31	8, 17, 28, 51	0
30	A3	64/65 (98%)	-0.00	0 100 100	12, 22, 37, 40	0

Continued on next page...



Continued from previous page...

Mol	Chain	Analysed	<RSRZ>	#RSRZ>2	OWAB(Å <sup>2</sup> )	Q<0.9
30	C3	64/65 (98%)	-0.03	0 100 100	10, 18, 27, 35	0
30	E3	64/65 (98%)	-0.13	0 100 100	2, 8, 14, 27	0
30	G3	64/65 (98%)	0.04	1 (1%) 72 71	13, 22, 37, 48	0
31	A4	38/38 (100%)	0.10	1 (2%) 56 52	13, 22, 36, 38	0
31	C4	38/38 (100%)	0.14	1 (2%) 56 52	14, 27, 39, 46	0
31	E4	38/38 (100%)	-0.14	0 100 100	5, 16, 35, 38	0
31	G4	38/38 (100%)	0.34	1 (2%) 56 52	22, 33, 44, 49	0
32	A5	148/165 (89%)	2.99	83 (56%) 0 0	36, 54, 65, 74	0
32	E5	144/165 (87%)	3.51	102 (70%) 0 0	35, 61, 72, 82	0
33	BA	1533/1542 (99%)	-0.26	29 (1%) 66 65	11, 42, 70, 91	0
33	DA	1533/1542 (99%)	-0.27	25 (1%) 72 71	12, 43, 69, 85	0
33	FA	1533/1542 (99%)	-0.27	25 (1%) 72 71	8, 33, 61, 85	0
33	HA	1533/1542 (99%)	-0.13	50 (3%) 46 41	15, 41, 72, 90	0
34	BB	218/241 (90%)	1.32	65 (29%) 0 0	41, 58, 69, 79	0
34	DB	218/241 (90%)	1.46	67 (30%) 0 0	40, 57, 69, 79	0
34	FB	218/241 (90%)	0.69	28 (12%) 3 2	26, 49, 63, 69	0
34	HB	218/241 (90%)	1.11	45 (20%) 1 0	33, 51, 67, 73	0
35	BC	206/233 (88%)	0.63	31 (15%) 2 1	30, 50, 60, 69	0
35	DC	206/233 (88%)	0.40	18 (8%) 10 7	35, 50, 60, 67	0
35	FC	206/233 (88%)	-0.08	3 (1%) 73 73	13, 30, 46, 58	0
35	HC	206/233 (88%)	0.32	11 (5%) 26 22	21, 40, 56, 66	0
36	BD	205/206 (99%)	0.40	15 (7%) 15 11	23, 39, 57, 64	0
36	DD	205/206 (99%)	0.89	33 (16%) 1 1	26, 47, 60, 65	0
36	FD	205/206 (99%)	0.70	30 (14%) 2 1	27, 44, 60, 73	0
36	HD	205/206 (99%)	0.59	23 (11%) 5 4	25, 47, 61, 79	0
37	BE	150/167 (89%)	0.23	11 (7%) 15 11	17, 48, 63, 76	0
37	DE	150/167 (89%)	0.16	7 (4%) 31 28	25, 45, 62, 71	0
37	FE	150/167 (89%)	-0.09	3 (2%) 65 63	18, 34, 50, 65	0
37	HE	150/167 (89%)	0.06	4 (2%) 54 50	21, 37, 54, 67	0
38	BF	100/135 (74%)	1.50	32 (32%) 0 0	50, 62, 70, 74	0
38	DF	100/135 (74%)	0.61	15 (15%) 2 1	32, 49, 62, 69	0

Continued on next page...

Continued from previous page...

Mol	Chain	Analysed	<RSRZ>	#RSRZ>2	OWAB(Å <sup>2</sup> )	Q<0.9
38	FF	100/135 (74%)	0.77	15 (15%) 2 1	32, 51, 63, 66	0
38	HF	100/135 (74%)	0.54	9 (9%) 9 7	31, 51, 64, 71	0
39	BG	151/179 (84%)	0.38	11 (7%) 15 11	28, 49, 60, 66	0
39	DG	151/179 (84%)	0.34	8 (5%) 26 22	32, 46, 58, 63	0
39	FG	151/179 (84%)	0.33	9 (5%) 21 18	23, 39, 55, 63	0
39	HG	151/179 (84%)	0.79	21 (13%) 2 2	32, 48, 62, 68	0
40	BH	129/130 (99%)	0.70	16 (12%) 4 3	40, 51, 62, 70	0
40	DH	129/130 (99%)	0.58	14 (10%) 5 4	28, 47, 59, 73	0
40	FH	129/130 (99%)	-0.04	2 (1%) 72 71	20, 32, 47, 66	0
40	HH	129/130 (99%)	0.27	5 (3%) 39 35	23, 35, 51, 69	0
41	BI	127/130 (97%)	1.01	25 (19%) 1 0	24, 52, 65, 70	0
41	DI	127/130 (97%)	0.97	19 (14%) 2 1	31, 52, 64, 74	0
41	FI	127/130 (97%)	0.39	9 (7%) 16 12	14, 43, 60, 69	0
41	HI	127/130 (97%)	1.29	35 (27%) 0 0	29, 55, 70, 75	0
42	BJ	98/103 (95%)	1.84	39 (39%) 0 0	30, 55, 68, 72	0
42	DJ	98/103 (95%)	1.73	36 (36%) 0 0	35, 57, 70, 74	0
42	FJ	98/103 (95%)	0.54	12 (12%) 4 3	14, 32, 59, 65	0
42	HJ	98/103 (95%)	1.27	27 (27%) 0 0	30, 51, 69, 78	0
43	BK	117/129 (90%)	1.36	28 (23%) 0 0	33, 56, 66, 80	0
43	DK	117/129 (90%)	0.16	9 (7%) 13 10	26, 41, 56, 60	0
43	FK	117/129 (90%)	0.44	10 (8%) 10 8	18, 42, 59, 64	0
43	HK	117/129 (90%)	1.41	32 (27%) 0 0	23, 50, 70, 74	0
44	BL	123/124 (99%)	-0.10	2 (1%) 72 71	15, 24, 43, 74	0
44	DL	123/124 (99%)	0.02	5 (4%) 37 32	20, 34, 48, 61	0
44	FL	123/124 (99%)	-0.08	4 (3%) 46 41	9, 28, 44, 67	0
44	HL	123/124 (99%)	0.19	7 (5%) 23 19	21, 37, 55, 63	0
45	BM	114/118 (96%)	0.64	13 (11%) 5 3	28, 49, 64, 74	0
45	DM	114/118 (96%)	0.45	6 (5%) 26 22	36, 50, 63, 67	0
45	FM	114/118 (96%)	0.52	12 (10%) 6 5	19, 45, 63, 68	0
45	HM	114/118 (96%)	2.55	60 (52%) 0 0	42, 63, 72, 75	0
46	BN	96/101 (95%)	0.60	14 (14%) 2 1	32, 46, 60, 65	0

Continued on next page...

Continued from previous page...

Mol	Chain	Analysed	<RSRZ>	#RSRZ>2	OWAB(Å <sup>2</sup> )	Q<0.9
46	DN	96/101 (95%)	0.58	13 (13%) 3 2	30, 49, 62, 65	0
46	FN	96/101 (95%)	0.01	2 (2%) 63 61	11, 24, 53, 60	0
46	HN	96/101 (95%)	0.59	15 (15%) 2 1	27, 47, 64, 70	0
47	BO	88/89 (98%)	0.59	8 (9%) 9 6	35, 50, 61, 64	0
47	DO	88/89 (98%)	0.46	6 (6%) 17 13	31, 45, 56, 61	0
47	FO	88/89 (98%)	0.37	2 (2%) 60 58	23, 37, 49, 56	0
47	HO	88/89 (98%)	0.19	3 (3%) 45 40	22, 39, 53, 70	0
48	BP	82/82 (100%)	0.65	9 (10%) 5 4	24, 35, 61, 68	0
48	DP	82/82 (100%)	1.16	17 (20%) 1 0	28, 43, 62, 79	0
48	FP	82/82 (100%)	0.24	6 (7%) 15 11	21, 34, 62, 77	0
48	HP	82/82 (100%)	0.47	8 (9%) 7 5	22, 39, 62, 71	0
49	BQ	80/84 (95%)	0.75	10 (12%) 3 3	30, 45, 55, 63	0
49	DQ	80/84 (95%)	0.79	10 (12%) 3 3	29, 44, 57, 68	0
49	FQ	80/84 (95%)	0.23	4 (5%) 28 25	22, 38, 54, 63	0
49	HQ	80/84 (95%)	0.34	4 (5%) 28 25	27, 41, 51, 57	0
50	BR	55/75 (73%)	1.74	20 (36%) 0 0	46, 55, 66, 69	0
50	DR	55/75 (73%)	0.76	9 (16%) 1 1	35, 44, 60, 66	0
50	FR	55/75 (73%)	0.43	6 (10%) 5 4	35, 44, 53, 61	0
50	HR	55/75 (73%)	0.47	5 (9%) 9 6	26, 40, 55, 64	0
51	BS	79/92 (85%)	0.32	5 (6%) 20 16	30, 44, 59, 64	0
51	DS	79/92 (85%)	0.67	9 (11%) 5 3	36, 49, 63, 67	0
51	FS	79/92 (85%)	-0.20	2 (2%) 57 55	22, 32, 52, 63	0
51	HS	79/92 (85%)	2.44	42 (53%) 0 0	43, 58, 70, 74	0
52	BT	85/87 (97%)	0.53	5 (5%) 22 18	25, 40, 50, 59	0
52	DT	85/87 (97%)	0.53	7 (8%) 11 9	30, 40, 55, 73	0
52	FT	85/87 (97%)	0.22	5 (5%) 22 18	24, 36, 50, 63	0
52	HT	85/87 (97%)	0.71	6 (7%) 16 12	23, 38, 53, 56	0
53	BU	51/71 (71%)	3.67	34 (66%) 0 0	53, 62, 71, 82	0
53	DU	51/71 (71%)	1.58	16 (31%) 0 0	40, 54, 69, 74	0
53	FU	51/71 (71%)	1.37	19 (37%) 0 0	40, 53, 65, 69	0
53	HU	51/71 (71%)	2.31	20 (39%) 0 0	40, 57, 67, 71	0

Continued on next page...

Continued from previous page...

Mol	Chain	Analysed	<RSRZ>	#RSRZ>2	OWAB(Å <sup>2</sup> )	Q<0.9
54	BV	689/704 (97%)	0.39	65 (9%) 8 6	18, 46, 66, 76	0
54	DV	689/704 (97%)	0.58	94 (13%) 3 2	27, 50, 68, 77	0
54	FV	689/704 (97%)	2.68	365 (52%) 0 0	33, 66, 76, 82	0
54	HV	689/704 (97%)	1.00	139 (20%) 1 0	32, 56, 70, 80	0
55	BW	2/6 (33%)	4.04	1 (50%) 0 0	41, 41, 41, 43	2 (100%)
55	DW	2/6 (33%)	3.38	1 (50%) 0 0	40, 40, 40, 44	2 (100%)
55	FW	2/6 (33%)	2.96	2 (100%) 0 0	41, 41, 41, 42	2 (100%)
All	All	43562/44972 (96%)	0.24	3539 (8%) 12 9	1, 37, 66, 92	6 (0%)

All (3539) RSRZ outliers are listed below:

Mol	Chain	Res	Type	RSRZ
48	DP	81	ALA	19.9
9	GI	8	VAL	16.8
32	A5	112	ALA	16.8
26	AZ	1	ALA	16.7
54	FV	588	SER	15.3
43	BK	19	GLY	15.2
9	GI	105	LEU	14.9
54	FV	550	ILE	14.8
54	HV	585	ASP	13.5
54	FV	582	SER	13.4
9	EI	8	VAL	13.4
54	FV	581	GLY	13.4
32	E5	51	TYR	12.6
54	FV	544	VAL	12.5
33	BA	78	A	12.5
43	HK	30	THR	12.4
54	FV	490	TYR	12.0
21	GU	87	GLU	11.9
54	HV	589	SER	11.6
32	A5	142	THR	11.6
28	C1	52	LYS	11.4
32	A5	136	ILE	11.4
9	EI	38	CYS	11.2
9	GI	56	VAL	10.9
51	DS	3	ARG	10.8
32	A5	88	HIS	10.5
54	FV	517	HIS	10.4
45	HM	2	ALA	10.4

Continued on next page...

*Continued from previous page...*

<b>Mol</b>	<b>Chain</b>	<b>Res</b>	<b>Type</b>	<b>RSRZ</b>
28	A1	52	LYS	10.4
6	AF	176	PHE	10.3
41	HI	43	THR	10.3
54	FV	536	PHE	10.2
48	BP	81	ALA	10.2
54	FV	543	GLY	10.2
1	EA	2157	G	10.1
32	E5	88	HIS	10.1
54	FV	185	LEU	10.0
48	BP	82	ALA	10.0
54	DV	549	TYR	9.9
54	FV	553	VAL	9.9
45	HM	35	ALA	9.8
43	BK	70	CYS	9.7
51	HS	68	GLY	9.7
54	FV	542	GLY	9.7
9	EI	67	THR	9.6
1	EA	2133	G	9.6
32	E5	48	ALA	9.6
6	GF	174	PHE	9.6
32	E5	128	THR	9.5
54	HV	588	SER	9.5
9	GI	1	ALA	9.4
54	FV	596	ALA	9.4
54	FV	554	ASP	9.4
32	A5	48	ALA	9.4
8	AH	47	PHE	9.4
54	FV	14	GLY	9.3
32	E5	50	VAL	9.3
50	BR	20	GLU	9.2
32	A5	113	PHE	9.2
9	GI	90	GLY	9.2
32	E5	96	PHE	9.2
54	DV	593	PHE	9.2
1	CA	2180	U	9.2
9	CI	27	LEU	9.2
51	HS	30	PRO	9.1
6	AF	108	PRO	9.1
1	GA	2152	G	9.0
32	A5	130	PRO	9.0
54	FV	369	ASN	9.0
54	FV	403	PRO	8.9

*Continued on next page...*

*Continued from previous page...*

<b>Mol</b>	<b>Chain</b>	<b>Res</b>	<b>Type</b>	<b>RSRZ</b>
1	AA	2157	G	8.9
33	DA	86	G	8.8
53	BU	29	LEU	8.6
42	BJ	38	GLY	8.4
53	BU	38	TYR	8.4
32	E5	89	PRO	8.4
9	EI	9	LYS	8.4
9	GI	4	VAL	8.4
54	FV	336	PHE	8.4
9	CI	136	GLY	8.4
9	GI	138	VAL	8.4
9	GI	29	GLN	8.4
6	AF	155	ILE	8.3
32	E5	24	SER	8.3
52	DT	87	ALA	8.3
42	BJ	36	VAL	8.3
54	FV	174	GLY	8.2
21	GU	51	LEU	8.2
39	HG	112	GLY	8.2
6	GF	140	ILE	8.2
42	BJ	76	ILE	8.2
54	FV	87	ILE	8.2
32	E5	18	VAL	8.1
9	AI	20	SER	8.1
1	EA	1175	A	8.1
54	FV	202	PHE	8.1
6	GF	44	ALA	8.1
33	DA	78	A	8.1
54	FV	583	TYR	8.0
54	FV	519	VAL	8.0
32	A5	50	VAL	8.0
32	E5	116	GLU	8.0
9	GI	87	SER	8.0
53	BU	27	GLY	8.0
54	FV	499	THR	7.9
41	FI	130	ARG	7.9
54	HV	583	TYR	7.9
32	A5	141	ALA	7.9
54	FV	355	ALA	7.9
54	HV	515	TYR	7.8
9	EI	7	TYR	7.8
32	A5	46	ARG	7.8

*Continued on next page...*

*Continued from previous page...*

<b>Mol</b>	<b>Chain</b>	<b>Res</b>	<b>Type</b>	<b>RSRZ</b>
1	AA	2108	A	7.8
53	BU	12	PHE	7.8
9	AI	4	VAL	7.8
42	BJ	6	ILE	7.8
54	DV	550	ILE	7.8
54	FV	579	HIS	7.8
32	E5	19	ALA	7.7
9	GI	97	VAL	7.7
42	DJ	76	ILE	7.7
32	A5	137	ALA	7.7
6	GF	1	ALA	7.7
34	HB	128	LEU	7.7
32	A5	111	ALA	7.7
32	A5	84	TYR	7.7
48	FP	81	ALA	7.6
54	FV	402	ALA	7.6
54	DV	553	VAL	7.6
28	G1	52	LYS	7.6
53	BU	39	GLU	7.6
32	A5	140	MET	7.6
41	BI	43	THR	7.6
54	FV	600	ALA	7.6
32	E5	84	TYR	7.6
54	FV	559	GLU	7.6
54	FV	509	SER	7.5
9	GI	25	PRO	7.5
9	GI	6	ALA	7.5
16	AP	1	SER	7.5
9	CI	58	ILE	7.5
9	AI	3	LYS	7.4
6	AF	168	LEU	7.4
54	BV	593	PHE	7.4
36	FD	36	GLN	7.4
9	CI	1	ALA	7.4
55	BW	4	SER	7.4
54	FV	105	VAL	7.3
32	E5	49	GLY	7.3
33	DA	85	U	7.3
48	DP	80	LYS	7.3
6	GF	116	LEU	7.3
54	FV	3	ARG	7.3
53	BU	24	GLU	7.3

*Continued on next page...*

*Continued from previous page...*

<b>Mol</b>	<b>Chain</b>	<b>Res</b>	<b>Type</b>	<b>RSRZ</b>
6	GF	173	ASP	7.3
9	CI	7	TYR	7.3
54	FV	555	LYS	7.3
9	GI	93	ASN	7.3
6	GF	45	ASP	7.3
32	E5	112	ALA	7.2
20	GT	16	VAL	7.2
54	DV	542	GLY	7.2
1	AA	1175	A	7.2
41	BI	130	ARG	7.2
54	FV	339	TYR	7.2
32	A5	139	LEU	7.2
54	FV	397	LEU	7.2
1	EA	2150	C	7.2
32	A5	51	TYR	7.2
54	FV	378	ARG	7.2
32	A5	131	THR	7.2
9	AI	67	THR	7.1
32	E5	118	ILE	7.1
51	HS	47	LEU	7.1
54	FV	351	ASN	7.1
21	CU	86	PHE	7.1
32	A5	61	ARG	7.1
34	HB	8	MET	7.0
45	HM	75	MET	7.0
36	HD	194	ASP	7.0
9	EI	19	PRO	7.0
54	FV	612	LEU	7.0
9	AI	38	CYS	7.0
53	HU	35	ARG	7.0
46	BN	46	LEU	7.0
9	EI	90	GLY	6.9
34	DB	128	LEU	6.9
53	BU	32	VAL	6.9
25	CY	63	ALA	6.9
25	GY	63	ALA	6.9
32	E5	111	ALA	6.9
9	GI	21	PRO	6.9
1	GA	1175	A	6.9
1	AA	2152	G	6.9
54	FV	567	ALA	6.9
52	HT	4	ILE	6.9

*Continued on next page...*



*Continued from previous page...*

<b>Mol</b>	<b>Chain</b>	<b>Res</b>	<b>Type</b>	<b>RSRZ</b>
54	FV	37	ASN	6.9
50	BR	64	TYR	6.8
9	AI	21	PRO	6.8
54	FV	513	GLY	6.8
54	FV	580	PHE	6.8
33	FA	1534	A	6.8
54	FV	584	HIS	6.8
32	E5	117	LEU	6.8
25	EY	63	ALA	6.8
12	CL	92	LEU	6.8
54	FV	298	ILE	6.8
32	A5	143	MET	6.8
9	AI	26	ALA	6.8
42	HJ	34	ALA	6.8
42	DJ	6	ILE	6.8
54	FV	353	VAL	6.8
32	A5	118	ILE	6.8
48	FP	44	SER	6.7
45	BM	5	ALA	6.7
54	HV	522	MET	6.7
1	AA	2150	C	6.7
6	AF	171	ALA	6.7
32	A5	24	SER	6.7
54	FV	531	PRO	6.7
54	DV	583	TYR	6.7
9	EI	1	ALA	6.7
54	DV	580	PHE	6.7
9	AI	89	SER	6.7
54	HV	404	ILE	6.7
9	EI	6	ALA	6.6
53	HU	12	PHE	6.6
54	FV	219	HIS	6.6
9	GI	3	LYS	6.6
45	HM	4	ILE	6.6
8	AH	48	GLU	6.6
35	BC	68	ILE	6.6
43	HK	107	ILE	6.6
9	CI	6	ALA	6.6
53	BU	13	ASP	6.6
34	DB	87	ASP	6.6
42	HJ	29	ALA	6.6
9	GI	125	THR	6.6

*Continued on next page...*

*Continued from previous page...*

<b>Mol</b>	<b>Chain</b>	<b>Res</b>	<b>Type</b>	<b>RSRZ</b>
54	DV	541	LYS	6.6
7	AG	31	GLU	6.5
54	FV	566	LEU	6.5
1	AA	1727	C	6.5
1	EA	2151	U	6.5
54	FV	498	VAL	6.5
34	BB	8	MET	6.5
54	FV	208	PRO	6.5
55	DW	4	SER	6.5
6	AF	60	SER	6.5
54	FV	595	LEU	6.5
9	CI	90	GLY	6.5
36	FD	28	ILE	6.5
38	BF	47	LEU	6.5
54	HV	190	ALA	6.5
51	HS	61	PHE	6.5
1	GA	2157	G	6.5
54	FV	547	GLY	6.4
9	GI	59	THR	6.4
34	DB	8	MET	6.4
54	FV	279	LEU	6.4
39	HG	5	ARG	6.4
54	HV	584	HIS	6.4
42	BJ	74	VAL	6.4
6	AF	56	LEU	6.4
54	FV	183	VAL	6.4
54	FV	610	PRO	6.4
54	HV	37	ASN	6.4
6	AF	142	TYR	6.4
43	HK	126	LYS	6.4
9	GI	41	PHE	6.4
41	BI	17	ALA	6.4
9	GI	86	LYS	6.4
9	GI	67	THR	6.4
54	FV	585	ASP	6.4
50	BR	29	LEU	6.3
54	FV	200	VAL	6.3
41	DI	130	ARG	6.3
54	FV	518	VAL	6.3
9	GI	2	LYS	6.3
53	BU	28	VAL	6.3
43	HK	79	ILE	6.3

*Continued on next page...*

*Continued from previous page...*

<b>Mol</b>	<b>Chain</b>	<b>Res</b>	<b>Type</b>	<b>RSRZ</b>
40	DH	68	GLY	6.3
54	DV	300	ASP	6.3
54	FV	184	ASP	6.3
9	GI	89	SER	6.3
23	GW	45	HIS	6.3
6	GF	175	PRO	6.3
54	DV	511	GLY	6.3
53	DU	38	TYR	6.3
1	CA	2141	G	6.3
51	HS	48	THR	6.2
43	BK	53	ARG	6.2
34	BB	87	ASP	6.2
54	FV	359	ARG	6.2
54	FV	404	ILE	6.2
54	FV	508	GLN	6.2
32	E5	137	ALA	6.2
9	AI	2	LYS	6.2
53	BU	23	CYS	6.2
40	HH	53	GLY	6.2
54	BV	511	GLY	6.2
45	HM	5	ALA	6.2
40	BH	68	GLY	6.2
9	GI	85	ILE	6.2
4	GD	92	VAL	6.2
54	DV	509	SER	6.2
32	E5	119	PRO	6.2
38	BF	59	TYR	6.2
54	DV	306	PRO	6.2
45	HM	72	GLU	6.2
9	GI	23	VAL	6.1
1	CA	2148	G	6.1
15	AO	58	ILE	6.1
34	BB	73	ARG	6.1
54	FV	381	ASP	6.1
53	BU	43	THR	6.1
35	BC	94	ILE	6.1
9	AI	91	LYS	6.1
9	EI	10	LEU	6.1
53	HU	4	ILE	6.1
29	E2	46	LYS	6.1
33	HA	88	U	6.1
45	HM	80	LEU	6.1

*Continued on next page...*

*Continued from previous page...*

<b>Mol</b>	<b>Chain</b>	<b>Res</b>	<b>Type</b>	<b>RSRZ</b>
9	EI	4	VAL	6.1
54	FV	539	ASP	6.1
20	AT	16	VAL	6.1
54	FV	551	PRO	6.1
9	GI	58	ILE	6.1
36	HD	36	GLN	6.1
1	GA	2136	G	6.1
9	GI	139	VAL	6.1
23	CW	24	ARG	6.0
54	FV	86	ILE	6.0
9	GI	7	TYR	6.0
17	GQ	86	SER	6.0
6	AF	64	PRO	6.0
45	HM	71	ARG	6.0
54	HV	369	ASN	6.0
32	A5	19	ALA	6.0
54	FV	396	THR	6.0
9	EI	35	MET	6.0
9	EI	32	VAL	6.0
16	GP	1	SER	6.0
54	HV	339	TYR	6.0
1	EA	2148	G	6.0
32	E5	23	LEU	6.0
21	AU	87	GLU	6.0
35	BC	78	GLY	6.0
54	FV	548	GLU	6.0
39	HG	110	LYS	6.0
54	FV	501	VAL	6.0
6	AF	20	ASN	6.0
1	AA	1535	A	6.0
54	FV	278	MET	6.0
32	A5	94	ARG	6.0
32	E5	67	THR	5.9
9	CI	5	GLN	5.9
54	HV	511	GLY	5.9
6	AF	145	VAL	5.9
21	CU	52	ASN	5.9
34	BB	15	PHE	5.9
54	FV	203	GLU	5.9
54	FV	406	LEU	5.9
33	DA	461	A	5.9
54	BV	541	LYS	5.9

*Continued on next page...*

*Continued from previous page...*

<b>Mol</b>	<b>Chain</b>	<b>Res</b>	<b>Type</b>	<b>RSRZ</b>
9	AI	92	PRO	5.9
54	FV	275	VAL	5.9
9	EI	24	GLY	5.9
9	AI	1	ALA	5.9
9	AI	25	PRO	5.9
9	EI	137	LEU	5.9
1	EA	2141	G	5.9
48	HP	81	ALA	5.9
54	FV	549	TYR	5.9
6	GF	105	ILE	5.9
34	DB	73	ARG	5.9
32	E5	108	VAL	5.8
32	E5	113	PHE	5.8
9	CI	3	LYS	5.8
36	DD	28	ILE	5.8
34	BB	17	HIS	5.8
54	FV	541	LYS	5.8
32	E5	68	PRO	5.8
7	CG	47	ASN	5.8
1	GA	2103	C	5.8
32	A5	49	GLY	5.8
54	FV	232	GLU	5.8
54	FV	151	PHE	5.8
48	BP	80	LYS	5.8
54	FV	290	VAL	5.7
51	DS	27	ASP	5.7
43	HK	52	PHE	5.7
54	HV	397	LEU	5.7
9	EI	23	VAL	5.7
54	HV	549	TYR	5.7
54	FV	360	PHE	5.7
33	BA	86	G	5.7
42	DJ	30	LYS	5.7
45	BM	46	SER	5.7
1	AA	2149	U	5.7
54	FV	296	ASN	5.7
54	BV	542	GLY	5.7
54	FV	2	ALA	5.7
54	FV	603	GLU	5.7
1	AA	2107	G	5.7
9	GI	13	ALA	5.6
54	FV	186	VAL	5.6

*Continued on next page...*

*Continued from previous page...*

<b>Mol</b>	<b>Chain</b>	<b>Res</b>	<b>Type</b>	<b>RSRZ</b>
9	GI	98	GLY	5.6
54	FV	358	GLU	5.6
54	FV	534	TYR	5.6
54	FV	386	ILE	5.6
9	GI	57	VAL	5.6
6	AF	164	GLU	5.6
53	BU	11	PRO	5.6
26	CZ	1	ALA	5.6
43	HK	73	ALA	5.6
54	FV	574	MET	5.6
43	HK	127	ARG	5.6
9	AI	8	VAL	5.6
23	AW	45	HIS	5.6
42	DJ	91	ASP	5.6
45	FM	113	ARG	5.6
6	AF	158	THR	5.6
34	DB	16	GLY	5.6
32	A5	89	PRO	5.6
32	E5	130	PRO	5.6
52	BT	87	ALA	5.6
32	A5	117	LEU	5.6
42	FJ	38	GLY	5.6
54	FV	587	ASP	5.6
53	BU	15	ALA	5.6
54	FV	244	THR	5.6
42	BJ	75	ASP	5.6
54	FV	410	GLU	5.6
9	AI	22	PRO	5.6
1	AA	2140	G	5.6
9	AI	90	GLY	5.6
45	HM	40	ALA	5.5
54	HV	551	PRO	5.5
45	HM	46	SER	5.5
44	DL	124	ALA	5.5
6	AF	167	ALA	5.5
32	E5	106	PHE	5.5
45	HM	36	ALA	5.5
53	BU	47	ARG	5.5
51	HS	69	HIS	5.5
54	BV	517	HIS	5.5
9	GI	38	CYS	5.5
48	DP	82	ALA	5.5

*Continued on next page...*

*Continued from previous page...*

<b>Mol</b>	<b>Chain</b>	<b>Res</b>	<b>Type</b>	<b>RSRZ</b>
32	E5	60	LEU	5.5
34	DB	17	HIS	5.5
9	GI	70	THR	5.5
9	AI	37	PHE	5.5
32	E5	47	GLU	5.5
32	E5	36	ASP	5.5
9	EI	12	VAL	5.5
9	GI	10	LEU	5.5
1	GA	1870	C	5.5
54	FV	138	ILE	5.5
32	E5	141	ALA	5.5
6	AF	131	VAL	5.5
54	FV	233	LEU	5.5
8	EH	40	THR	5.5
21	GU	52	ASN	5.5
9	AI	48	ILE	5.5
44	FL	14	ARG	5.4
54	FV	507	LYS	5.4
6	AF	92	GLY	5.4
45	HM	58	ASP	5.4
54	FV	66	ALA	5.4
1	EA	2156	G	5.4
9	CI	17	ALA	5.4
51	HS	60	VAL	5.4
32	A5	14	GLU	5.4
9	AI	9	LYS	5.4
25	EY	62	GLY	5.4
54	BV	530	ASN	5.4
51	BS	27	ASP	5.4
42	BJ	12	ALA	5.4
9	GI	34	ILE	5.4
32	A5	144	LYS	5.4
45	HM	3	ARG	5.4
36	DD	27	ALA	5.4
53	HU	26	ALA	5.4
9	EI	21	PRO	5.4
52	DT	68	HIS	5.4
53	HU	44	GLU	5.4
54	FV	480	GLU	5.4
32	E5	20	LYS	5.4
32	E5	109	LYS	5.4
45	HM	47	GLU	5.4

*Continued on next page...*

*Continued from previous page...*

<b>Mol</b>	<b>Chain</b>	<b>Res</b>	<b>Type</b>	<b>RSRZ</b>
9	GI	65	SER	5.3
34	DB	123	GLY	5.3
38	BF	42	TRP	5.3
1	AA	2134	A	5.3
6	AF	107	VAL	5.3
32	E5	140	MET	5.3
1	AA	2106	U	5.3
9	CI	10	LEU	5.3
51	HS	67	VAL	5.3
54	FV	511	GLY	5.3
6	AF	175	PRO	5.3
54	FV	276	GLN	5.3
45	HM	51	GLY	5.3
9	GI	68	PHE	5.3
9	CI	48	ILE	5.3
7	AG	11	PRO	5.3
9	CI	8	VAL	5.3
1	CA	2149	U	5.3
39	HG	113	ASP	5.3
9	AI	19	PRO	5.3
33	BA	82	G	5.3
10	GJ	142	ILE	5.3
54	HV	400	PRO	5.3
8	GH	49	ALA	5.3
54	FV	258	ASN	5.2
54	FV	576	ILE	5.2
40	HH	54	ASP	5.2
9	GI	69	VAL	5.2
48	FP	82	ALA	5.2
54	FV	586	VAL	5.2
42	DJ	5	ARG	5.2
53	HU	21	ARG	5.2
6	AF	99	PHE	5.2
41	DI	4	ASN	5.2
54	FV	218	TRP	5.2
54	FV	204	TYR	5.2
6	AF	24	VAL	5.2
54	DV	539	ASP	5.2
32	E5	99	PHE	5.2
41	HI	90	TYR	5.2
32	E5	143	MET	5.2
54	FV	577	ARG	5.2

*Continued on next page...*



*Continued from previous page...*

<b>Mol</b>	<b>Chain</b>	<b>Res</b>	<b>Type</b>	<b>RSRZ</b>
21	GU	31	GLY	5.2
9	GI	92	PRO	5.2
54	FV	506	ALA	5.2
9	GI	45	THR	5.2
54	FV	71	PHE	5.2
15	AO	26	LEU	5.2
1	CA	1175	A	5.2
33	HA	747	A	5.2
42	DJ	98	VAL	5.2
21	GU	88	ASP	5.2
6	AF	104	THR	5.2
54	BV	508	GLN	5.2
33	HA	82	G	5.2
54	BV	298	ILE	5.1
54	FV	516	GLY	5.1
9	EI	43	ALA	5.1
9	GI	5	GLN	5.1
33	DA	845	A	5.1
41	HI	130	ARG	5.1
42	BJ	7	ARG	5.1
32	A5	56	ARG	5.1
1	AA	1728	C	5.1
43	HK	82	LEU	5.1
9	EI	20	SER	5.1
27	A0	26	SER	5.1
42	DJ	74	VAL	5.1
6	AF	61	GLY	5.1
8	CH	44	ILE	5.1
54	FV	348	THR	5.1
4	CD	209	ALA	5.1
33	DA	84	U	5.1
54	FV	463	GLU	5.1
1	CA	2157	G	5.1
1	GA	2153	C	5.1
41	BI	44	ALA	5.1
28	E1	52	LYS	5.1
54	FV	593	PHE	5.1
21	GU	89	GLY	5.1
32	E5	61	ARG	5.1
6	AF	95	MET	5.1
34	DB	209	VAL	5.1
36	DD	118	VAL	5.1

*Continued on next page...*

*Continued from previous page...*

<b>Mol</b>	<b>Chain</b>	<b>Res</b>	<b>Type</b>	<b>RSRZ</b>
1	GA	1537	G	5.1
9	GI	27	LEU	5.0
54	DV	548	GLU	5.0
54	FV	85	ASN	5.0
1	EA	2109	U	5.0
7	CG	45	ALA	5.0
23	EW	45	HIS	5.0
9	EI	108	ILE	5.0
33	HA	87	C	5.0
54	DV	519	VAL	5.0
9	CI	9	LYS	5.0
54	HV	593	PHE	5.0
28	A1	27	ARG	5.0
54	FV	377	VAL	5.0
54	HV	587	ASP	5.0
6	AF	119	LYS	5.0
34	HB	87	ASP	5.0
1	GA	2138	G	5.0
7	CG	32	LEU	5.0
54	BV	339	TYR	5.0
9	EI	37	PHE	5.0
9	GI	28	GLY	5.0
8	EH	49	ALA	5.0
33	FA	844	G	5.0
9	EI	87	SER	5.0
9	GI	24	GLY	5.0
32	E5	46	ARG	5.0
6	AF	17	THR	5.0
38	FF	17	GLN	5.0
32	A5	77	VAL	5.0
54	DV	307	ALA	5.0
41	HI	6	TYR	4.9
42	HJ	30	LYS	4.9
9	EI	41	PHE	4.9
53	BU	44	GLU	4.9
54	FV	502	GLU	4.9
9	AI	61	TYR	4.9
9	CI	4	VAL	4.9
1	GA	2102	G	4.9
41	BI	129	LYS	4.9
54	FV	357	ARG	4.9
54	DV	506	ALA	4.9

*Continued on next page...*

*Continued from previous page...*

<b>Mol</b>	<b>Chain</b>	<b>Res</b>	<b>Type</b>	<b>RSRZ</b>
48	BP	47	GLU	4.9
9	EI	40	ALA	4.9
45	HM	114	LYS	4.9
9	CI	29	GLN	4.9
37	DE	123	VAL	4.9
54	FV	602	LYS	4.9
9	EI	47	SER	4.9
54	FV	405	ILE	4.9
20	ET	16	VAL	4.9
54	FV	571	VAL	4.9
1	AA	2151	U	4.9
1	GA	2137	U	4.9
15	AO	87	ILE	4.9
41	HI	20	PHE	4.9
42	DJ	39	PRO	4.9
52	BT	68	HIS	4.9
9	CI	52	LEU	4.9
33	HA	89	U	4.9
8	EH	48	GLU	4.8
34	FB	8	MET	4.9
34	FB	17	HIS	4.8
9	EI	141	ASP	4.8
33	FA	845	A	4.8
33	HA	80	A	4.8
10	GJ	1	MET	4.8
54	DV	582	SER	4.8
1	AA	2133	G	4.8
43	HK	32	VAL	4.8
34	DB	15	PHE	4.8
28	C1	51	ALA	4.8
36	DD	29	ASP	4.8
45	HM	37	ALA	4.8
1	AA	2179	C	4.8
9	GI	66	PHE	4.8
54	FV	515	TYR	4.8
17	GQ	87	VAL	4.8
9	GI	119	ALA	4.8
9	GI	30	GLN	4.8
1	GA	2184	A	4.8
6	AF	163	GLU	4.8
35	HC	87	LEU	4.8
54	FV	263	LEU	4.8

*Continued on next page...*

*Continued from previous page...*

<b>Mol</b>	<b>Chain</b>	<b>Res</b>	<b>Type</b>	<b>RSRZ</b>
32	E5	134	GLU	4.8
6	AF	177	ARG	4.8
9	CI	40	ALA	4.8
32	A5	96	PHE	4.8
1	AA	2180	U	4.8
36	FD	23	SER	4.8
42	BJ	29	ALA	4.8
54	FV	171	LEU	4.8
9	CI	2	LYS	4.8
6	CF	114	ARG	4.8
54	FV	181	GLY	4.8
54	FV	367	HIS	4.8
54	BV	553	VAL	4.7
42	HJ	73	LEU	4.7
23	AW	40	ARG	4.7
9	GI	31	GLY	4.7
9	GI	42	ASN	4.7
41	DI	90	TYR	4.7
43	BK	113	VAL	4.7
37	DE	157	ARG	4.7
6	GF	109	ARG	4.7
6	AF	59	ILE	4.7
9	EI	75	ALA	4.7
44	FL	124	ALA	4.7
54	FV	561	LEU	4.7
54	BV	510	GLY	4.7
34	HB	17	HIS	4.7
32	E5	54	VAL	4.7
34	BB	56	LEU	4.7
54	FV	267	GLY	4.7
9	EI	56	VAL	4.7
23	CW	40	ARG	4.7
54	FV	523	TYR	4.7
32	E5	142	THR	4.7
9	AI	10	LEU	4.7
54	FV	325	ALA	4.7
53	BU	9	ASN	4.7
43	HK	50	SER	4.7
32	E5	27	VAL	4.7
34	DB	68	PHE	4.7
54	FV	210	ASP	4.7
32	A5	31	ARG	4.7

*Continued on next page...*

*Continued from previous page...*

<b>Mol</b>	<b>Chain</b>	<b>Res</b>	<b>Type</b>	<b>RSRZ</b>
53	BU	31	GLU	4.7
54	FV	68	THR	4.7
35	BC	93	ASP	4.7
54	HV	537	ILE	4.7
32	A5	147	SER	4.7
6	AF	102	LEU	4.6
9	AI	82	ALA	4.6
9	CI	59	THR	4.6
50	HR	20	GLU	4.6
4	ED	92	VAL	4.6
6	AF	88	VAL	4.6
53	BU	35	ARG	4.6
54	FV	191	ILE	4.6
32	A5	67	THR	4.6
41	HI	63	LEU	4.6
8	AH	49	ALA	4.6
54	DV	543	GLY	4.6
54	FV	458	ILE	4.6
1	CA	2152	G	4.6
9	GI	131	THR	4.6
53	BU	19	PHE	4.6
14	GN	120	GLU	4.6
42	HJ	87	LEU	4.6
54	FV	319	ALA	4.6
33	HA	1453	G	4.6
54	FV	270	PHE	4.6
51	HS	31	LEU	4.6
54	FV	297	GLY	4.6
18	AR	103	ALA	4.6
32	E5	43	LYS	4.6
34	DB	205	ALA	4.6
54	BV	580	PHE	4.6
54	BV	603	GLU	4.6
9	GI	32	VAL	4.6
25	GY	62	GLY	4.6
33	DA	1534	A	4.6
49	DQ	74	THR	4.6
9	GI	20	SER	4.6
43	HK	102	ALA	4.6
9	EI	97	VAL	4.5
1	GA	2108	A	4.5
53	BU	17	ARG	4.5

*Continued on next page...*

*Continued from previous page...*

<b>Mol</b>	<b>Chain</b>	<b>Res</b>	<b>Type</b>	<b>RSRZ</b>
54	FV	230	SER	4.5
32	A5	116	GLU	4.5
53	HU	38	TYR	4.5
54	DV	584	HIS	4.5
9	CI	69	VAL	4.5
21	AU	51	LEU	4.5
53	DU	47	ARG	4.5
8	AH	4	ILE	4.5
42	BJ	25	ILE	4.5
53	HU	43	THR	4.5
27	G0	55	ALA	4.5
54	FV	366	MET	4.5
54	FV	522	MET	4.5
7	GG	44	HIS	4.5
33	BA	844	G	4.5
54	FV	182	VAL	4.5
54	FV	257	LEU	4.5
52	FT	3	ASN	4.5
54	FV	521	ASP	4.5
54	BV	583	TYR	4.5
54	FV	435	LEU	4.5
1	EA	1535	A	4.5
6	GF	117	SER	4.5
9	EI	66	PHE	4.5
54	BV	509	SER	4.5
36	DD	117	LEU	4.5
54	HV	541	LYS	4.5
45	HM	43	VAL	4.5
53	HU	28	VAL	4.5
6	GF	43	ILE	4.5
9	CI	25	PRO	4.5
28	A1	51	ALA	4.5
18	ER	50	GLY	4.5
6	AF	82	TYR	4.5
12	GL	92	LEU	4.5
9	GI	140	GLU	4.5
1	CA	1727	C	4.5
46	BN	22	ALA	4.5
54	FV	495	ARG	4.5
6	GF	168	LEU	4.5
21	EU	87	GLU	4.5
50	BR	70	TYR	4.5

*Continued on next page...*

*Continued from previous page...*

<b>Mol</b>	<b>Chain</b>	<b>Res</b>	<b>Type</b>	<b>RSRZ</b>
53	HU	10	GLU	4.5
54	FV	295	ILE	4.5
5	AE	11	ALA	4.5
9	CI	91	LYS	4.5
13	CM	1	MET	4.5
54	HV	301	ASP	4.5
54	FV	231	GLU	4.5
1	CA	2151	U	4.5
6	EF	111	ARG	4.5
39	HG	85	TYR	4.5
7	GG	43	LYS	4.5
53	BU	40	LYS	4.5
41	HI	21	ILE	4.5
32	A5	106	PHE	4.5
34	DB	152	ASP	4.5
32	A5	27	VAL	4.5
34	BB	91	VAL	4.5
1	CA	2147	A	4.4
54	DV	581	GLY	4.4
54	FV	12	ASN	4.4
9	EI	3	LYS	4.4
19	AS	110	ARG	4.4
6	GF	108	PRO	4.4
32	E5	25	ALA	4.4
33	FA	86	G	4.4
33	HA	1305	G	4.4
38	BF	41	ASP	4.4
43	HK	51	GLY	4.4
49	FQ	4	LYS	4.4
45	HM	34	LEU	4.4
48	FP	80	LYS	4.4
54	FV	172	ALA	4.4
1	AA	1537	G	4.4
42	DJ	75	ASP	4.4
1	AA	2147	A	4.4
1	CA	896	A	4.4
54	DV	544	VAL	4.4
8	CH	12	LEU	4.4
9	CI	42	ASN	4.4
1	AA	2143	C	4.4
20	ET	93	LEU	4.4
33	BA	845	A	4.4

*Continued on next page...*

*Continued from previous page...*

<b>Mol</b>	<b>Chain</b>	<b>Res</b>	<b>Type</b>	<b>RSRZ</b>
53	BU	25	LYS	4.4
41	HI	41	ARG	4.4
43	BK	127	ARG	4.4
53	BU	21	ARG	4.4
34	DB	124	THR	4.4
34	HB	124	THR	4.4
6	AF	62	GLN	4.4
6	GF	172	PHE	4.4
41	BI	16	ALA	4.4
1	GA	2146	C	4.4
6	GF	30	VAL	4.4
33	FA	841	C	4.4
1	CA	2106	U	4.4
9	CI	37	PHE	4.4
54	FV	306	PRO	4.4
33	HA	845	A	4.4
34	HB	129	THR	4.4
37	FE	159	LYS	4.4
54	FV	50	MET	4.4
6	GF	149	ARG	4.4
45	HM	83	LEU	4.4
7	EG	42	VAL	4.4
34	HB	127	LYS	4.4
6	GF	21	TYR	4.4
7	GG	45	ALA	4.4
32	A5	125	ARG	4.4
34	BB	99	MET	4.4
54	BV	589	SER	4.4
1	EA	2149	U	4.4
1	CA	2150	C	4.3
42	HJ	81	GLU	4.3
9	CI	35	MET	4.3
32	E5	131	THR	4.3
42	DJ	26	VAL	4.3
6	GF	20	ASN	4.3
53	DU	4	ILE	4.3
44	BL	124	ALA	4.3
54	FV	512	ARG	4.3
6	AF	7	TYR	4.3
51	HS	25	SER	4.3
54	BV	306	PRO	4.3
54	DV	510	GLY	4.3

*Continued on next page...*



*Continued from previous page...*

<b>Mol</b>	<b>Chain</b>	<b>Res</b>	<b>Type</b>	<b>RSRZ</b>
21	EU	86	PHE	4.3
38	BF	52	ASN	4.3
9	GI	62	ALA	4.3
1	GA	2183	A	4.3
28	G1	27	ARG	4.3
43	DK	52	PHE	4.3
53	DU	12	PHE	4.3
33	HA	86	G	4.3
54	HV	552	ALA	4.3
1	AA	1730	C	4.3
1	CA	2109	U	4.3
6	AF	31	GLU	4.3
36	HD	149	ALA	4.3
6	GF	4	HIS	4.3
54	FV	573	ASP	4.3
18	CR	50	GLY	4.3
6	GF	99	PHE	4.3
11	GK	110	GLU	4.3
41	DI	129	LYS	4.3
45	HM	73	ILE	4.3
9	CI	82	ALA	4.3
36	FD	27	ALA	4.3
1	GA	1536	C	4.3
45	BM	115	PRO	4.3
50	BR	47	THR	4.3
54	FV	424	THR	4.3
34	HB	131	LYS	4.3
35	BC	89	LYS	4.3
9	GI	124	MET	4.3
46	HN	26	GLU	4.3
32	E5	127	ALA	4.3
36	DD	11	LEU	4.3
41	BI	26	GLY	4.3
43	BK	82	LEU	4.3
32	E5	26	VAL	4.3
1	GA	1727	C	4.3
28	G1	51	ALA	4.2
32	E5	14	GLU	4.2
35	BC	87	LEU	4.2
54	FV	407	GLU	4.2
46	HN	21	PHE	4.2
34	HB	163	ILE	4.2

*Continued on next page...*

*Continued from previous page...*

<b>Mol</b>	<b>Chain</b>	<b>Res</b>	<b>Type</b>	<b>RSRZ</b>
35	BC	103	ILE	4.2
45	HM	39	ILE	4.2
54	FV	175	ALA	4.2
54	FV	293	PRO	4.2
6	GF	93	GLU	4.2
33	FA	843	U	4.2
26	EZ	1	ALA	4.2
39	HG	111	ARG	4.2
1	AA	896	A	4.2
1	GA	2143	C	4.2
54	FV	54	GLU	4.2
32	E5	94	ARG	4.2
32	E5	115	GLY	4.2
54	BV	307	ALA	4.2
54	FV	528	GLY	4.2
33	HA	1534	A	4.2
36	DD	23	SER	4.2
41	DI	5	GLN	4.2
54	DV	360	PHE	4.2
35	BC	64	ILE	4.2
46	HN	17	ALA	4.2
51	HS	3	ARG	4.2
34	BB	224	ARG	4.2
1	CA	1537	G	4.2
9	AI	5	GLN	4.2
54	FV	455	GLN	4.2
9	EI	70	THR	4.2
20	ET	91	GLN	4.2
38	DF	80	PHE	4.2
19	GS	110	ARG	4.2
54	FV	83	ARG	4.2
33	HA	1021	A	4.2
41	DI	43	THR	4.2
42	DJ	8	ILE	4.2
51	HS	33	THR	4.2
43	HK	49	GLY	4.2
6	GF	106	ALA	4.1
41	BI	90	TYR	4.2
41	HI	44	ALA	4.1
32	E5	69	PHE	4.1
43	HK	61	PHE	4.1
6	AF	16	MET	4.1

*Continued on next page...*

*Continued from previous page...*

<b>Mol</b>	<b>Chain</b>	<b>Res</b>	<b>Type</b>	<b>RSRZ</b>
9	CI	43	ALA	4.1
32	A5	60	LEU	4.1
53	BU	34	ARG	4.1
53	DU	35	ARG	4.1
53	FU	35	ARG	4.1
9	CI	65	SER	4.1
9	GI	12	VAL	4.1
54	HV	342	VAL	4.1
9	GI	94	LYS	4.1
54	HV	295	ILE	4.1
33	BA	83	C	4.1
21	CU	87	GLU	4.1
54	FV	28	GLU	4.1
51	HS	29	LYS	4.1
32	A5	52	MET	4.1
1	GA	2107	G	4.1
9	GI	52	LEU	4.1
32	E5	92	ALA	4.1
9	GI	141	ASP	4.1
42	HJ	74	VAL	4.1
53	DU	49	LYS	4.1
8	GH	18	GLN	4.1
1	EA	1508	A	4.1
33	HA	1022	A	4.1
36	HD	28	ILE	4.1
9	GI	22	PRO	4.1
32	A5	146	ALA	4.1
40	DH	130	ALA	4.1
42	DJ	87	LEU	4.1
45	BM	48	LEU	4.1
41	HI	32	GLN	4.1
54	FV	560	GLN	4.1
53	FU	47	ARG	4.1
54	HV	264	VAL	4.1
54	HV	548	GLU	4.1
1	CA	2134	A	4.1
54	FV	497	LYS	4.1
54	HV	219	HIS	4.1
54	FV	292	VAL	4.1
24	AX	70	LEU	4.1
9	EI	42	ASN	4.1
34	DB	132	GLU	4.1

*Continued on next page...*

*Continued from previous page...*

<b>Mol</b>	<b>Chain</b>	<b>Res</b>	<b>Type</b>	<b>RSRZ</b>
39	HG	114	LYS	4.1
43	HK	80	LYS	4.1
46	HN	24	ARG	4.1
54	BV	512	ARG	4.1
35	BC	42	TYR	4.1
54	FV	666	TYR	4.1
8	AH	44	ILE	4.1
5	GE	138	LEU	4.1
42	BJ	99	GLN	4.1
9	GI	81	LYS	4.1
25	AY	2	LYS	4.1
54	DV	551	PRO	4.0
54	FV	84	ILE	4.0
36	DD	36	GLN	4.0
42	BJ	37	ARG	4.0
54	FV	374	ILE	4.0
15	GO	26	LEU	4.0
9	CI	66	PHE	4.0
7	CG	175	LYS	4.0
42	BJ	98	VAL	4.0
38	DF	36	ILE	4.0
1	AA	2145	C	4.0
53	HU	18	ARG	4.0
32	A5	95	LEU	4.0
46	FN	21	PHE	4.0
54	FV	411	PHE	4.0
54	HV	536	PHE	4.0
6	AF	83	PRO	4.0
21	CU	23	LYS	4.0
34	BB	36	LYS	4.0
33	BA	79	G	4.0
19	CS	110	ARG	4.0
23	GW	24	ARG	4.0
12	GL	10	GLU	4.0
33	DA	83	C	4.0
34	FB	124	THR	4.0
40	DH	55	THR	4.0
42	DJ	29	ALA	4.0
54	FV	190	ALA	4.0
9	CI	47	SER	4.0
41	HI	36	GLU	4.0
54	FV	598	SER	4.0

*Continued on next page...*

*Continued from previous page...*

<b>Mol</b>	<b>Chain</b>	<b>Res</b>	<b>Type</b>	<b>RSRZ</b>
54	HV	216	ASN	4.0
9	AI	52	LEU	4.0
36	HD	176	GLY	4.0
54	FV	4	THR	4.0
33	BA	85	U	4.0
33	FA	87	C	4.0
34	DB	122	ASP	4.0
36	DD	130	VAL	4.0
54	FV	565	PRO	4.0
38	BF	9	MET	4.0
53	BU	26	ALA	4.0
1	AA	1726	C	3.9
46	HN	19	LYS	3.9
54	FV	609	LYS	3.9
54	FV	300	ASP	3.9
9	EI	58	ILE	3.9
54	FV	13	ILE	3.9
54	DV	530	ASN	3.9
54	FV	505	HIS	3.9
9	AI	94	LYS	3.9
9	CI	26	ALA	3.9
49	DQ	4	LYS	3.9
32	E5	77	VAL	3.9
33	BA	841	C	3.9
51	HS	19	VAL	3.9
19	GS	11	ARG	3.9
32	E5	31	ARG	3.9
1	EA	2140	G	3.9
41	FI	90	TYR	3.9
1	CA	1870	C	3.9
54	FV	15	ILE	3.9
1	EA	896	A	3.9
48	HP	80	LYS	3.9
54	DV	589	SER	3.9
1	CA	1174	U	3.9
6	GF	17	THR	3.9
45	BM	114	LYS	3.9
6	GF	139	GLU	3.9
32	E5	95	LEU	3.9
34	DB	31	PHE	3.9
34	BB	50	ASN	3.9
9	EI	65	SER	3.9

*Continued on next page...*

*Continued from previous page...*

<b>Mol</b>	<b>Chain</b>	<b>Res</b>	<b>Type</b>	<b>RSRZ</b>
27	A0	56	LYS	3.9
33	HA	1024	G	3.9
45	BM	4	ILE	3.9
45	FM	7	ILE	3.9
32	A5	145	GLU	3.9
45	HM	13	LYS	3.9
53	FU	38	TYR	3.9
38	HF	96	VAL	3.9
39	HG	87	VAL	3.9
46	DN	46	LEU	3.9
1	EA	2143	C	3.9
32	E5	52	MET	3.9
54	FV	611	VAL	3.9
51	HS	46	GLY	3.9
39	DG	5	ARG	3.9
54	FV	613	LEU	3.9
6	AF	118	ALA	3.9
1	GA	2155	U	3.9
7	AG	13	GLY	3.9
9	GI	48	ILE	3.9
7	GG	51	PHE	3.9
38	HF	80	PHE	3.9
54	FV	222	LEU	3.9
1	AA	2146	C	3.9
7	GG	47	ASN	3.9
54	BV	592	ALA	3.9
9	GI	35	MET	3.9
9	EI	91	LYS	3.8
39	HG	80	VAL	3.8
42	BJ	77	VAL	3.8
53	DU	28	VAL	3.8
54	FV	510	GLY	3.8
42	BJ	73	LEU	3.8
45	FM	114	LYS	3.8
51	HS	28	LYS	3.8
54	FV	356	ALA	3.8
9	EI	30	GLN	3.8
55	FW	4	SER	3.8
34	DB	163	ILE	3.8
54	FV	163	GLY	3.8
37	HE	159	LYS	3.8
42	BJ	72	ARG	3.8

*Continued on next page...*

*Continued from previous page...*

<b>Mol</b>	<b>Chain</b>	<b>Res</b>	<b>Type</b>	<b>RSRZ</b>
1	AA	1870	C	3.8
6	AF	78	ILE	3.8
25	CY	62	GLY	3.8
36	FD	25	VAL	3.8
1	AA	2136	G	3.8
6	GF	132	ARG	3.8
54	FV	368	ALA	3.8
51	HS	66	MET	3.8
54	BV	581	GLY	3.8
33	HA	1452	C	3.8
35	BC	101	ILE	3.8
9	AI	27	LEU	3.8
43	BK	55	SER	3.8
54	BV	549	TYR	3.8
54	BV	582	SER	3.8
50	BR	69	PRO	3.8
1	GA	896	A	3.8
9	GI	108	ILE	3.8
38	FF	92	THR	3.8
9	GI	137	LEU	3.8
34	DB	103	TRP	3.8
42	BJ	40	ILE	3.8
51	HS	40	ILE	3.8
53	BU	37	PHE	3.8
20	GT	76	ARG	3.8
45	HM	44	LYS	3.8
6	AF	89	THR	3.8
9	AI	42	ASN	3.8
20	CT	2	ILE	3.8
38	BF	36	ILE	3.8
42	DJ	28	THR	3.8
54	BV	585	ASP	3.8
54	DV	540	ILE	3.8
54	DV	557	ILE	3.8
1	CA	1726	C	3.8
39	DG	85	TYR	3.8
4	AD	209	ALA	3.8
9	AI	99	LYS	3.8
9	GI	132	ALA	3.8
54	FV	354	LYS	3.8
38	BF	14	GLN	3.8
53	BU	33	ARG	3.8

*Continued on next page...*

*Continued from previous page...*

<b>Mol</b>	<b>Chain</b>	<b>Res</b>	<b>Type</b>	<b>RSRZ</b>
50	DR	64	TYR	3.8
54	FV	72	TRP	3.8
48	HP	37	GLY	3.8
54	DV	512	ARG	3.8
8	GH	44	ILE	3.8
1	CA	2133	G	3.8
34	BB	114	LYS	3.8
9	EI	26	ALA	3.8
14	CN	120	GLU	3.8
32	A5	86	MET	3.7
34	DB	36	LYS	3.7
54	BV	369	ASN	3.7
54	FV	265	THR	3.7
1	AA	2183	A	3.7
9	EI	22	PRO	3.7
9	GI	49	GLU	3.7
38	BF	66	ALA	3.7
41	HI	80	ARG	3.7
54	FV	302	GLY	3.7
54	HV	108	GLY	3.7
34	BB	131	LYS	3.7
34	HB	220	VAL	3.7
45	FM	39	ILE	3.7
32	A5	129	LEU	3.7
34	DB	135	MET	3.7
53	HU	47	ARG	3.7
34	BB	16	GLY	3.7
1	AA	1724	G	3.7
33	DA	841	C	3.7
34	DB	114	LYS	3.7
15	GO	58	ILE	3.7
34	DB	66	ILE	3.7
1	AA	2137	U	3.7
41	HI	61	LEU	3.7
54	FV	409	MET	3.7
41	HI	22	LYS	3.7
41	HI	93	SER	3.7
54	FV	48	ALA	3.7
9	CI	41	PHE	3.7
9	EI	34	ILE	3.7
35	DC	68	ILE	3.7
42	DJ	36	VAL	3.7

*Continued on next page...*



*Continued from previous page...*

<b>Mol</b>	<b>Chain</b>	<b>Res</b>	<b>Type</b>	<b>RSRZ</b>
46	FN	30	ILE	3.7
54	FV	545	ILE	3.7
33	DA	88	U	3.7
32	A5	42	ARG	3.7
54	FV	211	MET	3.7
54	HV	512	ARG	3.7
54	BV	515	TYR	3.7
34	BB	124	THR	3.7
34	BB	120	SER	3.7
44	HL	124	ALA	3.7
9	AI	85	ILE	3.7
9	EI	138	VAL	3.7
33	HA	81	A	3.7
35	DC	101	ILE	3.7
1	GA	2181	U	3.7
18	GR	70	GLU	3.7
54	FV	657	GLU	3.7
1	GA	2156	G	3.7
33	DA	82	G	3.7
43	BK	43	GLY	3.7
42	FJ	35	GLN	3.7
9	CI	67	THR	3.7
42	HJ	101	SER	3.7
6	AF	135	ILE	3.7
6	AF	160	LYS	3.7
9	CI	137	LEU	3.7
9	EI	81	LYS	3.7
17	GQ	4	LYS	3.7
1	CA	1728	C	3.7
21	GU	59	GLU	3.7
33	FA	83	C	3.7
33	HA	1533	C	3.7
42	HJ	85	ASP	3.7
32	E5	122	GLN	3.7
38	BF	58	HIS	3.7
54	HV	368	ALA	3.7
9	EI	111	THR	3.7
51	HS	39	THR	3.7
6	AF	73	VAL	3.7
35	DC	87	LEU	3.7
33	DA	1031	C	3.7
9	CI	38	CYS	3.7

*Continued on next page...*

*Continued from previous page...*

<b>Mol</b>	<b>Chain</b>	<b>Res</b>	<b>Type</b>	<b>RSRZ</b>
24	AX	44	ARG	3.7
54	HV	532	LYS	3.7
32	E5	100	ALA	3.7
5	GE	144	GLU	3.7
25	CY	5	GLU	3.7
33	HA	413	G	3.7
35	BC	95	ALA	3.7
46	BN	21	PHE	3.7
54	DV	515	TYR	3.7
40	HH	47	GLU	3.7
45	HM	69	LEU	3.7
6	GF	112	ASP	3.7
23	EW	24	ARG	3.7
9	EI	52	LEU	3.7
12	GL	3	LEU	3.7
36	BD	143	VAL	3.7
45	HM	77	ILE	3.7
9	AI	65	SER	3.7
40	HH	55	THR	3.7
54	DV	513	GLY	3.6
8	EH	47	PHE	3.6
1	EA	2134	A	3.6
6	GF	78	ILE	3.6
8	EH	44	ILE	3.6
9	GI	60	VAL	3.6
21	CU	49	PRO	3.6
32	A5	132	TYR	3.6
32	E5	79	PRO	3.6
43	BK	31	ILE	3.6
45	HM	68	ASP	3.6
14	AN	120	GLU	3.6
9	CI	18	ASN	3.6
35	BC	91	VAL	3.6
42	DJ	25	ILE	3.6
54	FV	338	VAL	3.6
54	HV	386	ILE	3.6
7	GG	34	ARG	3.6
54	DV	239	GLY	3.6
20	CT	91	GLN	3.6
1	AA	2141	G	3.6
1	CA	2138	G	3.6
1	GA	2140	G	3.6

*Continued on next page...*

*Continued from previous page...*

<b>Mol</b>	<b>Chain</b>	<b>Res</b>	<b>Type</b>	<b>RSRZ</b>
43	HK	105	PHE	3.6
54	HV	229	ALA	3.6
6	GF	111	ARG	3.6
35	BC	66	VAL	3.6
47	BO	87	LEU	3.6
49	FQ	83	VAL	3.6
8	CH	48	GLU	3.6
9	GI	101	SER	3.6
9	EI	2	LYS	3.6
29	C2	46	LYS	3.6
32	E5	53	ARG	3.6
46	BN	2	ALA	3.6
38	BF	51	ILE	3.6
46	BN	48	LEU	3.6
54	FV	599	ILE	3.6
9	AI	16	MET	3.6
34	BB	127	LYS	3.6
54	FV	514	GLN	3.6
35	BC	169	ARG	3.6
9	EI	48	ILE	3.6
28	G1	4	ILE	3.6
34	HB	100	LEU	3.6
54	DV	404	ILE	3.6
6	AF	127	TYR	3.6
43	BK	52	PHE	3.6
9	GI	14	ALA	3.6
32	A5	63	ALA	3.6
54	FV	139	ALA	3.6
32	A5	134	GLU	3.6
34	DB	91	VAL	3.6
41	BI	61	LEU	3.6
41	HI	94	LEU	3.6
53	DU	32	VAL	3.6
40	DH	116	ALA	3.6
34	HB	66	ILE	3.6
54	HV	358	GLU	3.6
48	DP	19	VAL	3.6
21	GU	50	ALA	3.6
45	BM	2	ALA	3.6
54	BV	311	ALA	3.6
39	HG	30	LEU	3.6
6	GF	70	ARG	3.6

*Continued on next page...*

*Continued from previous page...*

<b>Mol</b>	<b>Chain</b>	<b>Res</b>	<b>Type</b>	<b>RSRZ</b>
43	DK	127	ARG	3.6
45	HM	82	ASP	3.6
6	GF	127	TYR	3.5
6	AF	49	LEU	3.5
34	DB	208	ALA	3.5
42	DJ	101	SER	3.5
6	GF	124	ARG	3.5
32	E5	39	THR	3.5
42	BJ	28	THR	3.5
9	GI	19	PRO	3.5
1	GA	846	U	3.5
50	HR	64	TYR	3.5
32	E5	40	GLU	3.5
9	EI	98	GLY	3.5
32	A5	148	ALA	3.5
6	GF	12	VAL	3.5
9	EI	100	ILE	3.5
37	BE	100	SER	3.5
54	FV	524	PRO	3.5
34	BB	31	PHE	3.5
53	HU	27	GLY	3.5
54	DV	397	LEU	3.5
9	GI	110	GLN	3.5
1	EA	1536	C	3.5
1	GA	1726	C	3.5
9	GI	51	GLY	3.5
32	E5	56	ARG	3.5
42	DJ	37	ARG	3.5
54	FV	237	TYR	3.5
54	FV	597	ALA	3.5
6	CF	148	VAL	3.5
41	HI	55	VAL	3.5
26	CZ	58	GLU	3.5
32	A5	58	THR	3.5
37	DE	103	THR	3.5
6	AF	91	ARG	3.5
34	HB	15	PHE	3.5
6	AF	25	MET	3.5
34	BB	212	TYR	3.5
35	HC	78	GLY	3.5
46	DN	29	ALA	3.5
32	A5	114	GLU	3.5

*Continued on next page...*

*Continued from previous page...*

<b>Mol</b>	<b>Chain</b>	<b>Res</b>	<b>Type</b>	<b>RSRZ</b>
42	BJ	35	GLN	3.5
54	DV	310	HIS	3.5
1	CA	2108	A	3.5
32	E5	120	ALA	3.5
32	E5	12	VAL	3.5
9	EI	71	LYS	3.5
54	HV	497	LYS	3.5
54	FV	73	SER	3.5
38	BF	80	PHE	3.5
34	DB	14	HIS	3.5
6	AF	65	LEU	3.5
1	CA	140	C	3.5
9	AI	81	LYS	3.5
41	BI	37	GLN	3.5
54	HV	648	GLU	3.5
6	AF	9	ASP	3.5
54	BV	336	PHE	3.5
41	DI	40	GLY	3.5
54	FV	503	GLY	3.5
42	BJ	44	THR	3.5
6	GF	22	ASN	3.5
45	DM	8	ASN	3.5
9	GI	79	LEU	3.5
43	BK	77	TYR	3.5
15	GO	27	VAL	3.5
33	DA	844	G	3.5
7	EG	175	LYS	3.4
36	FD	170	TRP	3.4
45	HM	85	CYS	3.4
54	DV	610	PRO	3.4
9	GI	111	THR	3.4
34	DB	213	LEU	3.4
36	DD	44	ARG	3.4
41	HI	5	GLN	3.4
1	GA	2147	A	3.4
43	BK	126	LYS	3.4
9	EI	53	PRO	3.4
33	HA	1023	U	3.4
41	DI	89	GLU	3.4
45	HM	10	PRO	3.4
51	HS	78	ARG	3.4
54	FV	492	GLU	3.4

*Continued on next page...*

*Continued from previous page...*

<b>Mol</b>	<b>Chain</b>	<b>Res</b>	<b>Type</b>	<b>RSRZ</b>
25	AY	43	LEU	3.4
25	GY	30	MET	3.4
42	DJ	73	LEU	3.4
42	FJ	77	VAL	3.4
54	BV	544	VAL	3.4
54	HV	377	VAL	3.4
42	BJ	13	PHE	3.4
6	GF	150	GLY	3.4
9	EI	31	GLY	3.4
54	BV	543	GLY	3.4
40	BH	2	SER	3.4
7	AG	44	HIS	3.4
12	GL	82	LEU	3.4
38	HF	54	LEU	3.4
41	BI	54	LEU	3.4
42	FJ	90	LEU	3.4
9	CI	100	ILE	3.4
34	BB	59	ILE	3.4
39	BG	80	VAL	3.4
54	DV	37	ASN	3.4
54	FV	201	THR	3.4
44	HL	123	LYS	3.4
34	BB	64	GLY	3.4
39	FG	5	ARG	3.4
1	CA	2137	U	3.4
1	EA	546	U	3.4
33	HA	1286	U	3.4
6	AF	161	SER	3.4
9	GI	55	PRO	3.4
6	GF	62	GLN	3.4
9	CI	113	ALA	3.4
6	GF	6	TYR	3.4
32	E5	132	TYR	3.4
9	CI	133	ARG	3.4
36	HD	29	ASP	3.4
1	CA	1730	C	3.4
54	FV	318	SER	3.4
9	CI	138	VAL	3.4
11	EK	35	VAL	3.4
9	GI	36	GLU	3.4
41	FI	43	THR	3.4
41	HI	64	TYR	3.4

*Continued on next page...*

*Continued from previous page...*

<b>Mol</b>	<b>Chain</b>	<b>Res</b>	<b>Type</b>	<b>RSRZ</b>
53	BU	10	GLU	3.4
54	FV	414	PRO	3.4
14	EN	120	GLU	3.4
20	CT	16	VAL	3.4
39	FG	109	ARG	3.4
48	BP	36	VAL	3.4
35	DC	42	TYR	3.4
41	DI	6	TYR	3.4
54	DV	507	LYS	3.4
20	GT	87	LEU	3.4
45	FM	48	LEU	3.4
25	GY	7	ARG	3.4
42	DJ	9	ARG	3.4
42	FJ	37	ARG	3.4
8	EH	39	ALA	3.4
20	GT	30	ILE	3.4
9	GI	96	LYS	3.4
25	AY	60	LYS	3.4
45	HM	62	LYS	3.4
51	HS	18	LYS	3.4
50	DR	51	TYR	3.4
54	FV	10	TYR	3.4
54	HV	399	ASP	3.4
36	FD	191	LEU	3.4
40	FH	63	LEU	3.4
54	FV	487	GLN	3.4
6	AF	170	ALA	3.4
8	GH	45	GLU	3.4
9	AI	60	VAL	3.4
9	GI	71	LYS	3.4
12	EL	90	VAL	3.4
21	GU	48	VAL	3.4
54	FV	36	VAL	3.4
20	GT	51	PHE	3.4
54	HV	651	GLY	3.4
6	AF	36	ASN	3.4
39	BG	85	TYR	3.4
54	FV	454	ASN	3.4
42	HJ	75	ASP	3.4
54	HV	180	THR	3.4
33	FA	461	A	3.3
9	CI	94	LYS	3.3

*Continued on next page...*

*Continued from previous page...*

<b>Mol</b>	<b>Chain</b>	<b>Res</b>	<b>Type</b>	<b>RSRZ</b>
12	AL	92	LEU	3.3
33	FA	85	U	3.3
36	FD	157	ALA	3.3
49	BQ	5	ILE	3.3
54	FV	400	PRO	3.3
13	EM	1	MET	3.3
34	FB	64	GLY	3.3
34	BB	57	ASN	3.3
41	HI	4	ASN	3.3
51	FS	3	ARG	3.3
51	HS	43	ASN	3.3
53	FU	31	GLU	3.3
54	DV	562	LYS	3.3
54	HV	499	THR	3.3
9	CI	105	LEU	3.3
42	BJ	71	LEU	3.3
42	DJ	77	VAL	3.3
53	HU	51	SER	3.3
50	DR	43	ARG	3.3
54	FV	408	ARG	3.3
50	BR	23	TYR	3.3
15	CO	53	THR	3.3
42	HJ	90	LEU	3.3
54	DV	499	THR	3.3
18	GR	50	GLY	3.3
54	FV	30	ILE	3.3
9	CI	56	VAL	3.3
9	GI	39	LYS	3.3
54	HV	594	LYS	3.3
6	AF	173	ASP	3.3
54	FV	538	ASN	3.3
42	DJ	92	LEU	3.3
32	A5	54	VAL	3.3
42	HJ	31	ARG	3.3
51	HS	22	ALA	3.3
54	DV	531	PRO	3.3
54	FV	195	ASP	3.3
38	FF	59	TYR	3.3
50	BR	51	TYR	3.3
54	FV	79	TYR	3.3
54	FV	645	GLN	3.3
1	CA	138	U	3.3

*Continued on next page...*



*Continued from previous page...*

<b>Mol</b>	<b>Chain</b>	<b>Res</b>	<b>Type</b>	<b>RSRZ</b>
6	GF	160	LYS	3.3
9	EI	136	GLY	3.3
32	E5	42	ARG	3.3
34	FB	73	ARG	3.3
54	BV	3	ARG	3.3
48	DP	78	VAL	3.3
6	GF	31	GLU	3.3
54	FV	614	GLU	3.3
33	DA	80	A	3.3
33	HA	1493	A	3.3
43	BK	22	HIS	3.3
54	BV	507	LYS	3.3
8	CH	4	ILE	3.3
13	AM	67	VAL	3.3
21	GU	35	VAL	3.3
34	BB	74	ALA	3.3
34	FB	59	ILE	3.3
39	DG	62	PHE	3.3
42	BJ	26	VAL	3.3
43	BK	73	ALA	3.3
1	GA	1737	G	3.3
33	HA	213	G	3.3
54	HV	218	TRP	3.3
4	GD	118	PHE	3.3
43	FK	16	VAL	3.3
9	GI	117	THR	3.3
54	HV	650	THR	3.3
29	C2	1	MET	3.3
6	GF	2	LYS	3.3
32	E5	97	LYS	3.3
9	GI	128	ILE	3.3
53	HU	24	GLU	3.3
12	AL	116	VAL	3.3
36	FD	143	VAL	3.3
36	DD	156	LYS	3.3
53	DU	43	THR	3.3
33	HA	844	G	3.3
54	BV	584	HIS	3.3
6	EF	99	PHE	3.2
39	FG	85	TYR	3.2
52	DT	4	ILE	3.2
53	HU	9	ASN	3.2

*Continued on next page...*

*Continued from previous page...*

<b>Mol</b>	<b>Chain</b>	<b>Res</b>	<b>Type</b>	<b>RSRZ</b>
1	GA	2150	C	3.2
9	EI	57	VAL	3.2
48	HP	36	VAL	3.2
53	FU	28	VAL	3.2
35	HC	107	ARG	3.2
34	DB	129	THR	3.2
36	HD	181	THR	3.2
54	HV	566	LEU	3.2
23	CW	84	GLU	3.2
54	FV	235	GLU	3.2
4	CD	92	VAL	3.2
12	GL	116	VAL	3.2
39	DG	79	ARG	3.2
43	BK	129	VAL	3.2
45	HM	90	ARG	3.2
9	EI	25	PRO	3.2
32	A5	119	PRO	3.2
9	EI	44	LYS	3.2
34	HB	122	ASP	3.2
35	HC	47	LEU	3.2
15	CO	87	ILE	3.2
32	A5	69	PHE	3.2
36	DD	64	ILE	3.2
54	FV	179	PHE	3.2
34	DB	20	ARG	3.2
46	DN	22	ALA	3.2
54	DV	596	ALA	3.2
45	HM	115	PRO	3.2
8	GH	48	GLU	3.2
15	EO	115	LEU	3.2
34	BB	123	GLY	3.2
52	FT	68	HIS	3.2
54	FV	95	PHE	3.2
1	EA	846	U	3.2
54	FV	540	ILE	3.2
54	HV	520	ILE	3.2
29	G2	46	LYS	3.2
38	DF	17	GLN	3.2
51	HS	59	PRO	3.2
54	FV	242	GLU	3.2
8	GH	13	GLY	3.2
33	FA	81	A	3.2

*Continued on next page...*

*Continued from previous page...*

<b>Mol</b>	<b>Chain</b>	<b>Res</b>	<b>Type</b>	<b>RSRZ</b>
33	HA	461	A	3.2
43	BK	56	ARG	3.2
54	FV	401	ASP	3.2
6	GF	153	ILE	3.2
54	DV	576	ILE	3.2
4	ED	209	ALA	3.2
6	AF	148	VAL	3.2
32	E5	63	ALA	3.2
34	HB	13	VAL	3.2
36	FD	151	LYS	3.2
41	BI	27	LYS	3.2
41	DI	22	LYS	3.2
54	DV	571	VAL	3.2
9	GI	16	MET	3.2
40	HH	68	GLY	3.2
44	HL	122	PRO	3.2
42	HJ	71	LEU	3.2
1	CA	546	U	3.2
1	GA	2797	U	3.2
36	DD	143	VAL	3.2
32	E5	121	SER	3.2
34	DB	42	LEU	3.2
40	BH	63	LEU	3.2
1	GA	892	A	3.2
1	GA	1725	U	3.2
6	GF	148	VAL	3.2
9	EI	103	ALA	3.2
42	HJ	26	VAL	3.2
54	FV	552	ALA	3.2
54	HV	501	VAL	3.2
9	EI	33	ASN	3.2
32	A5	53	ARG	3.2
43	HK	98	ARG	3.2
6	GF	169	LEU	3.2
9	EI	86	LYS	3.2
6	CF	141	ASP	3.2
54	FV	399	ASP	3.2
1	AA	1531	C	3.2
6	GF	135	ILE	3.2
43	HK	31	ILE	3.2
54	FV	342	VAL	3.2
1	CA	2156	G	3.2

*Continued on next page...*

*Continued from previous page...*

<b>Mol</b>	<b>Chain</b>	<b>Res</b>	<b>Type</b>	<b>RSRZ</b>
9	CI	44	LYS	3.2
38	BF	56	LYS	3.2
34	HB	42	LEU	3.2
21	AU	86	PHE	3.2
46	DN	30	ILE	3.1
7	CG	83	THR	3.1
33	FA	92	U	3.1
34	DB	94	ARG	3.1
54	FV	393	THR	3.1
54	FV	649	VAL	3.1
9	EI	15	GLY	3.1
43	HK	19	GLY	3.1
54	DV	394	GLY	3.1
6	AF	22	ASN	3.1
54	FV	589	SER	3.1
54	HV	534	TYR	3.1
6	CF	173	ASP	3.1
40	BH	54	ASP	3.1
15	GO	63	LYS	3.1
33	DA	87	C	3.1
36	DD	132	ILE	3.1
46	BN	19	LYS	3.1
54	FV	504	LYS	3.1
1	AA	2109	U	3.1
7	CG	12	ALA	3.1
8	CH	21	VAL	3.1
45	HM	76	SER	3.1
32	A5	17	GLU	3.1
48	DP	48	GLU	3.1
54	DV	574	MET	3.1
42	DJ	72	ARG	3.1
47	BO	11	ILE	3.1
43	FK	129	VAL	3.1
40	BH	121	LEU	3.1
50	FR	64	TYR	3.1
9	CI	86	LYS	3.1
9	CI	22	PRO	3.1
33	HA	412	A	3.1
54	BV	300	ASP	3.1
54	BV	531	PRO	3.1
54	FV	448	TRP	3.1
43	DK	51	GLY	3.1

*Continued on next page...*

*Continued from previous page...*

<b>Mol</b>	<b>Chain</b>	<b>Res</b>	<b>Type</b>	<b>RSRZ</b>
6	AF	93	GLU	3.1
25	GY	5	GLU	3.1
34	BB	42	LEU	3.1
42	HJ	24	GLU	3.1
49	BQ	28	PHE	3.1
54	HV	351	ASN	3.1
16	CP	1	SER	3.1
38	BF	12	PRO	3.1
6	AF	84	ILE	3.1
34	BB	86	CYS	3.1
1	AA	546	U	3.1
32	A5	12	VAL	3.1
1	GA	1171	G	3.1
34	BB	88	GLN	3.1
34	HB	82	ALA	3.1
45	HM	66	GLU	3.1
54	FV	189	LYS	3.1
32	A5	128	THR	3.1
34	BB	128	LEU	3.1
36	DD	98	LEU	3.1
54	DV	505	HIS	3.1
37	BE	103	THR	3.1
38	BF	25	TYR	3.1
54	BV	537	ILE	3.1
1	EA	2183	A	3.1
41	HI	129	LYS	3.1
45	HM	84	GLY	3.1
1	EA	2180	U	3.1
1	GA	546	U	3.1
6	EF	177	ARG	3.1
6	GF	163	GLU	3.1
32	E5	104	ALA	3.1
42	DJ	27	GLU	3.1
46	BN	24	ARG	3.1
51	HS	32	ARG	3.1
54	FV	67	ALA	3.1
54	HV	597	ALA	3.1
12	GL	95	LEU	3.1
54	FV	152	LEU	3.1
54	HV	171	LEU	3.1
15	AO	92	PHE	3.1
8	AH	43	ASN	3.1

*Continued on next page...*

*Continued from previous page...*

<b>Mol</b>	<b>Chain</b>	<b>Res</b>	<b>Type</b>	<b>RSRZ</b>
9	AI	35	MET	3.1
54	DV	587	ASP	3.1
52	HT	23	SER	3.1
9	AI	139	VAL	3.1
15	AO	112	GLU	3.1
34	DB	13	VAL	3.1
33	FA	842	U	3.1
1	GA	2154	A	3.1
32	A5	23	LEU	3.1
45	HM	56	LEU	3.1
53	FU	29	LEU	3.1
54	BV	360	PHE	3.1
8	CH	17	ASP	3.1
21	AU	78	LYS	3.1
54	DV	585	ASP	3.1
20	GT	92	ASN	3.1
6	GF	72	SER	3.1
7	GG	13	GLY	3.1
13	GM	32	GLY	3.1
34	DB	225	SER	3.1
45	HM	29	ARG	3.1
50	BR	43	ARG	3.1
1	GA	1173	U	3.1
5	EE	201	ALA	3.1
37	BE	123	VAL	3.1
6	AF	19	PHE	3.1
8	GH	47	PHE	3.1
45	HM	19	LEU	3.1
21	GU	21	ARG	3.1
25	AY	23	ARG	3.1
6	AF	18	GLU	3.1
38	BF	4	TYR	3.1
5	GE	45	ALA	3.0
41	FI	55	VAL	3.0
9	EI	68	PHE	3.0
24	GX	70	LEU	3.0
34	HB	84	LEU	3.0
7	CG	46	ASP	3.0
1	GA	1172	C	3.0
21	GU	19	GLY	3.0
32	A5	45	GLY	3.0
54	BV	590	GLU	3.0

*Continued on next page...*

*Continued from previous page...*

<b>Mol</b>	<b>Chain</b>	<b>Res</b>	<b>Type</b>	<b>RSRZ</b>
16	EP	114	ASN	3.0
38	BF	68	GLN	3.0
1	CA	1724	G	3.0
21	AU	50	ALA	3.0
41	DI	41	ARG	3.0
45	HM	63	PHE	3.0
28	G1	15	GLY	3.0
6	AF	103	ILE	3.0
9	CI	16	MET	3.0
33	HA	1492	A	3.0
45	HM	54	ASP	3.0
9	GI	99	LYS	3.0
54	DV	490	TYR	3.0
54	FV	494	ILE	3.0
39	BG	2	PRO	3.0
36	BD	25	VAL	3.0
54	HV	200	VAL	3.0
6	AF	48	LEU	3.0
12	AL	6	LEU	3.0
35	BC	124	LEU	3.0
54	FV	445	PHE	3.0
32	E5	87	GLU	3.0
42	HJ	27	GLU	3.0
8	CH	8	LYS	3.0
29	A2	46	LYS	3.0
34	BB	152	ASP	3.0
54	FV	301	ASP	3.0
54	FV	462	GLY	3.0
38	HF	29	ILE	3.0
6	AF	159	ALA	3.0
9	EI	59	THR	3.0
20	ET	92	ASN	3.0
45	FM	115	PRO	3.0
9	EI	64	ARG	3.0
32	E5	125	ARG	3.0
43	BK	33	THR	3.0
43	BK	66	ALA	3.0
54	FV	481	ALA	3.0
9	AI	107	GLU	3.0
15	CO	106	LEU	3.0
28	G1	34	GLU	3.0
32	E5	17	GLU	3.0

*Continued on next page...*

*Continued from previous page...*

<b>Mol</b>	<b>Chain</b>	<b>Res</b>	<b>Type</b>	<b>RSRZ</b>
53	DU	37	PHE	3.0
21	GU	90	LYS	3.0
1	GA	883	G	3.0
40	BH	120	GLY	3.0
34	BB	38	HIS	3.0
54	FV	537	ILE	3.0
6	GF	131	VAL	3.0
54	HV	182	VAL	3.0
1	EA	1870	C	3.0
1	EA	2146	C	3.0
36	HD	2	ALA	3.0
1	EA	139	U	3.0
9	AI	66	PHE	3.0
9	GI	50	LYS	3.0
36	HD	156	LYS	3.0
38	FF	8	PHE	3.0
51	HS	41	PHE	3.0
54	HV	203	GLU	3.0
54	BV	404	ILE	3.0
45	HM	65	VAL	3.0
34	DB	127	LYS	3.0
1	CA	2153	C	3.0
50	BR	65	LEU	3.0
54	FV	628	THR	3.0
36	BD	28	ILE	3.0
36	BD	123	ILE	3.0
54	FV	427	ASP	3.0
54	FV	471	ASP	3.0
9	CI	32	VAL	3.0
15	GO	64	TYR	3.0
34	HB	212	TYR	3.0
33	HA	843	U	3.0
34	HB	145	ASN	3.0
54	FV	335	PHE	3.0
34	BB	225	SER	3.0
54	DV	174	GLY	3.0
54	FV	475	ARG	3.0
9	CI	54	ILE	3.0
20	GT	91	GLN	3.0
38	DF	82	ASP	3.0
45	DM	45	ILE	3.0
48	DP	63	GLN	3.0

*Continued on next page...*



*Continued from previous page...*

<b>Mol</b>	<b>Chain</b>	<b>Res</b>	<b>Type</b>	<b>RSRZ</b>
51	HS	27	ASP	3.0
34	DB	43	GLU	3.0
35	HC	84	VAL	3.0
38	BF	94	HIS	3.0
44	BL	25	GLU	3.0
54	HV	586	VAL	3.0
9	AI	6	ALA	3.0
9	EI	13	ALA	3.0
34	FB	56	LEU	3.0
1	AA	2138	G	3.0
18	CR	44	GLY	3.0
41	DI	49	ARG	3.0
54	FV	604	GLY	3.0
32	E5	30	SER	3.0
33	FA	412	A	3.0
20	AT	24	MET	3.0
51	HS	65	GLU	3.0
37	DE	120	VAL	3.0
54	FV	621	VAL	3.0
38	BF	48	ALA	2.9
54	FV	229	ALA	2.9
1	CA	846	U	2.9
9	CI	15	GLY	2.9
9	CI	70	THR	2.9
34	BB	129	THR	2.9
34	HB	121	GLN	2.9
36	BD	163	GLU	2.9
42	BJ	22	THR	2.9
6	AF	143	ASP	2.9
50	BR	33	ILE	2.9
54	HV	191	ILE	2.9
34	HB	186	VAL	2.9
9	AI	68	PHE	2.9
32	A5	100	ALA	2.9
38	FF	94	HIS	2.9
36	FD	168	PRO	2.9
53	HU	37	PHE	2.9
1	AA	2797	U	2.9
54	HV	547	GLY	2.9
21	EU	52	ASN	2.9
32	E5	107	GLU	2.9
54	FV	129	GLN	2.9

*Continued on next page...*

*Continued from previous page...*

<b>Mol</b>	<b>Chain</b>	<b>Res</b>	<b>Type</b>	<b>RSRZ</b>
7	GG	15	ASP	2.9
1	CA	2136	G	2.9
1	GA	2135	A	2.9
7	AG	9	VAL	2.9
12	GL	120	VAL	2.9
35	BC	62	LYS	2.9
44	HL	36	ARG	2.9
54	DV	343	VAL	2.9
54	FV	126	VAL	2.9
54	FV	425	LYS	2.9
7	GG	32	LEU	2.9
9	EI	82	ALA	2.9
53	FU	37	PHE	2.9
51	HS	5	LEU	2.9
54	FV	289	PRO	2.9
54	HV	174	GLY	2.9
23	GW	84	GLU	2.9
8	AH	18	GLN	2.9
1	EA	2153	C	2.9
9	GI	46	ASP	2.9
21	CU	11	ILE	2.9
36	FD	17	THR	2.9
41	DI	29	VAL	2.9
6	GF	110	ILE	2.9
11	CK	17	ARG	2.9
42	DJ	40	ILE	2.9
45	HM	11	ASP	2.9
54	HV	408	ARG	2.9
29	G2	1	MET	2.9
35	DC	151	VAL	2.9
9	AI	51	GLY	2.9
34	FB	74	ALA	2.9
53	HU	30	ALA	2.9
54	BV	612	LEU	2.9
54	FV	164	ALA	2.9
8	CH	45	GLU	2.9
9	CI	129	GLU	2.9
32	A5	87	GLU	2.9
1	GA	1847	A	2.9
32	A5	97	LYS	2.9
36	DD	151	LYS	2.9
7	CG	34	ARG	2.9

*Continued on next page...*

*Continued from previous page...*

<b>Mol</b>	<b>Chain</b>	<b>Res</b>	<b>Type</b>	<b>RSRZ</b>
34	DB	138	ARG	2.9
53	BU	45	ARG	2.9
34	BB	39	ILE	2.9
1	AA	140	C	2.9
32	E5	85	SER	2.9
38	FF	1	MET	2.9
42	HJ	36	VAL	2.9
43	HK	33	THR	2.9
6	GF	35	LEU	2.9
7	GG	49	LEU	2.9
9	AI	43	ALA	2.9
41	DI	61	LEU	2.9
6	AF	8	LYS	2.9
36	HD	154	ARG	2.9
54	FV	558	GLN	2.9
1	CA	2142	A	2.9
1	EA	2152	G	2.9
12	CL	144	GLU	2.9
16	GP	19	PHE	2.9
39	DG	80	VAL	2.9
34	DB	48	MET	2.9
35	DC	96	GLY	2.9
42	HJ	38	GLY	2.9
45	HM	48	LEU	2.9
53	BU	51	SER	2.9
54	HV	5	THR	2.9
6	AF	147	ARG	2.9
52	HT	68	HIS	2.9
6	EF	141	ASP	2.9
8	EH	11	ASN	2.9
54	FV	327	ASP	2.9
21	AU	12	VAL	2.9
35	HC	62	LYS	2.9
36	FD	182	PHE	2.9
54	FV	562	LYS	2.9
32	E5	45	GLY	2.9
41	HI	26	GLY	2.9
54	FV	568	GLY	2.9
54	BV	499	THR	2.9
6	AF	55	ASP	2.9
9	GI	95	ASP	2.9
36	FD	194	ASP	2.9

*Continued on next page...*

*Continued from previous page...*

<b>Mol</b>	<b>Chain</b>	<b>Res</b>	<b>Type</b>	<b>RSRZ</b>
46	BN	43	ASN	2.9
54	FV	80	GLU	2.9
1	GA	1583	A	2.9
33	DA	412	A	2.9
35	BC	96	GLY	2.9
1	EA	1537	G	2.9
35	BC	126	ARG	2.9
43	HK	56	ARG	2.9
54	HV	309	ARG	2.9
54	FV	196	ALA	2.9
1	CA	1725	U	2.8
1	CA	2181	U	2.8
21	AU	14	THR	2.8
33	HA	841	C	2.8
34	HB	80	LYS	2.8
51	HS	76	PRO	2.8
9	EI	36	GLU	2.8
54	HV	590	GLU	2.8
4	AD	92	VAL	2.8
8	CH	20	ASN	2.8
9	GI	118	GLY	2.8
32	A5	26	VAL	2.8
32	A5	99	PHE	2.8
35	BC	90	VAL	2.8
53	FU	7	ARG	2.8
54	DV	586	VAL	2.8
1	CA	2183	A	2.8
19	AS	33	LEU	2.8
32	E5	75	ALA	2.8
53	BU	22	SER	2.8
33	HA	4	U	2.8
1	GA	140	C	2.8
18	AR	45	GLU	2.8
53	HU	31	GLU	2.8
28	A1	8	ILE	2.8
32	A5	62	ARG	2.8
38	BF	29	ILE	2.8
52	DT	24	ARG	2.8
54	FV	88	ASP	2.8
54	FV	533	GLY	2.8
7	AG	14	VAL	2.8
38	DF	52	ASN	2.8

*Continued on next page...*

*Continued from previous page...*

<b>Mol</b>	<b>Chain</b>	<b>Res</b>	<b>Type</b>	<b>RSRZ</b>
54	FV	212	VAL	2.8
22	CV	94	ALA	2.8
28	G1	10	LEU	2.8
32	E5	72	LEU	2.8
42	DJ	71	LEU	2.8
54	FV	76	ALA	2.8
1	CA	613	A	2.8
33	FA	209	U	2.8
43	BK	50	SER	2.8
49	DQ	20	SER	2.8
54	FV	268	SER	2.8
42	FJ	78	GLU	2.8
54	HV	241	GLU	2.8
20	ET	3	ARG	2.8
34	HB	73	ARG	2.8
39	BG	109	ARG	2.8
45	HM	17	ILE	2.8
54	FV	261	ILE	2.8
34	DB	212	TYR	2.8
49	BQ	35	GLY	2.8
54	HV	510	GLY	2.8
7	CG	167	VAL	2.8
21	EU	51	LEU	2.8
32	E5	105	LYS	2.8
37	DE	146	ASN	2.8
51	BS	31	LEU	2.8
42	DJ	35	GLN	2.8
1	GA	894	U	2.8
33	BA	843	U	2.8
33	DA	1167	A	2.8
9	AI	34	ILE	2.8
9	AI	58	ILE	2.8
9	EI	85	ILE	2.8
35	BC	57	ILE	2.8
50	DR	74	HIS	2.8
5	GE	158	PHE	2.8
6	AF	172	PHE	2.8
35	BC	79	LYS	2.8
54	DV	601	PHE	2.8
54	FV	500	ASP	2.8
21	AU	41	VAL	2.8
6	CF	49	LEU	2.8

*Continued on next page...*

*Continued from previous page...*

<b>Mol</b>	<b>Chain</b>	<b>Res</b>	<b>Type</b>	<b>RSRZ</b>
7	EG	49	LEU	2.8
7	GG	36	LEU	2.8
36	BD	82	LEU	2.8
42	DJ	90	LEU	2.8
53	FU	9	ASN	2.8
54	DV	299	LEU	2.8
9	AI	40	ALA	2.8
21	AU	70	ALA	2.8
41	HI	42	GLU	2.8
47	HO	89	ARG	2.8
50	FR	20	GLU	2.8
1	AA	2139	U	2.8
32	E5	144	LYS	2.8
40	BH	108	LYS	2.8
54	FV	328	PRO	2.8
1	AA	2184	A	2.8
1	GA	1095	A	2.8
34	DB	206	ILE	2.8
40	FH	68	GLY	2.8
45	FM	4	ILE	2.8
54	DV	579	HIS	2.8
54	FV	239	GLY	2.8
21	AU	84	PHE	2.8
42	BJ	91	ASP	2.8
32	A5	103	ASN	2.8
34	DB	35	ASN	2.8
44	DL	25	GLU	2.8
48	DP	47	GLU	2.8
53	FU	33	ARG	2.8
19	AS	70	LYS	2.8
46	DN	3	LYS	2.8
7	CG	140	ILE	2.8
9	CI	92	PRO	2.8
36	FD	176	GLY	2.8
39	HG	81	GLY	2.8
54	DV	108	GLY	2.8
6	GF	11	VAL	2.8
15	EO	49	VAL	2.8
33	FA	80	A	2.8
43	HK	72	ASP	2.8
49	HQ	26	GLU	2.8
50	DR	67	LEU	2.8

*Continued on next page...*

*Continued from previous page...*

<b>Mol</b>	<b>Chain</b>	<b>Res</b>	<b>Type</b>	<b>RSRZ</b>
54	FV	58	GLU	2.8
9	GI	114	ALA	2.8
28	E1	51	ALA	2.8
20	CT	24	MET	2.8
32	E5	103	ASN	2.8
34	HB	165	ALA	2.8
35	BC	104	ALA	2.8
36	BD	109	ALA	2.8
46	DN	2	ALA	2.8
6	GF	155	ILE	2.8
8	EH	34	GLY	2.8
36	BD	64	ILE	2.8
42	DJ	33	GLY	2.8
34	BB	125	PHE	2.8
54	HV	582	SER	2.8
54	FV	449	THR	2.8
1	GA	2134	A	2.8
36	DD	136	GLN	2.8
46	HN	29	ALA	2.8
51	HS	50	ALA	2.8
54	HV	109	ALA	2.8
54	FV	193	TRP	2.8
43	BK	54	GLY	2.8
12	AL	77	ILE	2.8
34	BB	30	ILE	2.8
39	FG	78	ARG	2.8
54	FV	605	PHE	2.8
32	E5	64	VAL	2.8
36	FD	117	LEU	2.8
43	BK	74	VAL	2.8
34	FB	88	GLN	2.8
54	FV	392	THR	2.8
1	EA	1913	A	2.7
33	BA	87	C	2.8
54	FV	227	ALA	2.8
33	BA	842	U	2.7
7	GG	31	GLU	2.7
25	EY	7	ARG	2.7
36	FD	154	ARG	2.7
54	HV	382	ILE	2.7
1	GA	2144	G	2.7
33	BA	1032	G	2.7

*Continued on next page...*

*Continued from previous page...*

<b>Mol</b>	<b>Chain</b>	<b>Res</b>	<b>Type</b>	<b>RSRZ</b>
54	FV	6	PRO	2.7
36	BD	194	ASP	2.7
20	GT	55	VAL	2.7
9	GI	40	ALA	2.7
32	E5	58	THR	2.7
34	HB	133	ALA	2.7
54	FV	489	ALA	2.7
1	CA	1913	A	2.7
32	E5	73	LYS	2.7
33	BA	1534	A	2.7
43	BK	51	GLY	2.7
8	CH	47	PHE	2.7
39	BG	62	PHE	2.7
54	FV	601	PHE	2.7
6	GF	152	ASP	2.7
42	DJ	79	PRO	2.7
6	AF	116	LEU	2.7
12	AL	3	LEU	2.7
9	CI	11	GLN	2.7
23	AW	29	SER	2.7
36	DD	25	VAL	2.7
46	BN	45	VAL	2.7
54	FV	572	VAL	2.7
54	DV	552	ALA	2.7
19	AS	3	THR	2.7
18	AR	50	GLY	2.7
28	C1	27	ARG	2.7
33	HA	1009	U	2.7
45	FM	8	ASN	2.7
7	GG	23	ILE	2.7
54	FV	457	ILE	2.7
54	HV	140	PHE	2.7
8	GH	38	PRO	2.7
54	FV	546	PRO	2.7
32	A5	18	VAL	2.7
46	HN	46	LEU	2.7
54	FV	447	VAL	2.7
54	HV	333	LEU	2.7
54	HV	688	ASP	2.7
38	DF	35	LYS	2.7
38	HF	94	HIS	2.7
7	AG	12	ALA	2.7

*Continued on next page...*



*Continued from previous page...*

<b>Mol</b>	<b>Chain</b>	<b>Res</b>	<b>Type</b>	<b>RSRZ</b>
43	FK	126	LYS	2.7
36	HD	3	ARG	2.7
8	GH	40	THR	2.7
6	GF	98	PHE	2.7
15	CO	117	PHE	2.7
6	GF	8	LYS	2.7
7	EG	40	VAL	2.7
9	CI	141	ASP	2.7
9	GI	53	PRO	2.7
8	CH	18	GLN	2.7
54	DV	110	VAL	2.7
9	AI	47	SER	2.7
34	DB	93	HIS	2.7
54	FV	309	ARG	2.7
54	FV	281	ALA	2.7
54	FV	379	ALA	2.7
9	GI	15	GLY	2.7
36	DD	163	GLU	2.7
32	E5	86	MET	2.7
1	AA	2156	G	2.7
33	HA	1020	G	2.7
32	A5	20	LYS	2.7
36	HD	148	LYS	2.7
54	FV	594	LYS	2.7
6	AF	152	ASP	2.7
9	CI	46	ASP	2.7
9	EI	69	VAL	2.7
9	GI	11	GLN	2.7
25	AY	53	VAL	2.7
36	DD	101	VAL	2.7
39	FG	118	LEU	2.7
51	BS	51	VAL	2.7
54	HV	595	LEU	2.7
4	GD	119	ALA	2.7
6	GF	74	ALA	2.7
26	GZ	58	GLU	2.7
40	DH	119	ALA	2.7
44	HL	25	GLU	2.7
54	DV	402	ALA	2.7
54	HV	2	ALA	2.7
34	BB	135	MET	2.7
41	HI	39	PHE	2.7

*Continued on next page...*

*Continued from previous page...*

<b>Mol</b>	<b>Chain</b>	<b>Res</b>	<b>Type</b>	<b>RSRZ</b>
43	HK	34	ILE	2.7
54	FV	650	THR	2.7
34	BB	35	ASN	2.7
20	CT	3	ARG	2.7
33	HA	840	C	2.7
12	GL	122	VAL	2.7
40	DH	121	LEU	2.7
42	BJ	10	LEU	2.7
51	DS	34	TRP	2.7
6	GF	16	MET	2.7
16	CP	42	PHE	2.7
51	HS	63	THR	2.7
5	CE	157	LEU	2.7
7	GG	42	VAL	2.7
9	CI	60	VAL	2.7
9	EI	5	GLN	2.7
12	GL	27	LEU	2.7
44	DL	122	PRO	2.7
46	DN	10	GLU	2.7
54	DV	502	GLU	2.7
54	FV	206	ASP	2.7
54	FV	241	GLU	2.7
54	FV	247	GLU	2.7
1	AA	1734	G	2.7
33	DA	1032	G	2.7
46	DN	36	ALA	2.7
48	BP	76	LYS	2.7
50	DR	30	LYS	2.7
54	DV	588	SER	2.7
25	EY	23	ARG	2.7
38	BF	44	ARG	2.7
36	FD	171	LEU	2.7
38	BF	16	GLU	2.7
40	DH	60	GLU	2.7
51	BS	5	LEU	2.7
51	DS	39	THR	2.7
54	FV	530	ASN	2.7
1	AA	1533	C	2.7
21	GU	18	LYS	2.7
34	HB	162	VAL	2.7
54	FV	226	ALA	2.7
1	AA	1737	G	2.7

*Continued on next page...*

*Continued from previous page...*

<b>Mol</b>	<b>Chain</b>	<b>Res</b>	<b>Type</b>	<b>RSRZ</b>
39	HG	4	ARG	2.7
36	FD	153	SER	2.6
1	GA	613	A	2.6
6	CF	84	ILE	2.6
33	HA	746	A	2.6
38	DF	9	MET	2.6
53	FU	36	GLU	2.6
6	AF	86	CYS	2.6
9	EI	46	ASP	2.6
32	E5	3	LEU	2.6
42	HJ	102	LEU	2.6
19	GS	105	VAL	2.6
46	HN	18	ASP	2.6
47	HO	20	ASN	2.6
50	BR	45	THR	2.6
54	HV	396	THR	2.6
40	BH	130	ALA	2.6
43	FK	127	ARG	2.6
52	FT	87	ALA	2.6
39	DG	151	PHE	2.6
1	CA	2107	G	2.6
1	GA	2151	U	2.6
23	AW	18	LYS	2.6
32	A5	73	LYS	2.6
32	E5	114	GLU	2.6
42	BJ	24	GLU	2.6
54	FV	288	SER	2.6
54	FV	641	MET	2.6
5	CE	147	LEU	2.6
45	BM	56	LEU	2.6
54	FV	525	LEU	2.6
38	BF	60	VAL	2.6
40	DH	54	ASP	2.6
6	EF	150	GLY	2.6
54	BV	547	GLY	2.6
38	BF	32	ALA	2.6
9	EI	80	LYS	2.6
20	CT	51	PHE	2.6
23	AW	25	PHE	2.6
25	GY	13	GLU	2.6
32	E5	37	LYS	2.6
48	DP	38	PHE	2.6

*Continued on next page...*

*Continued from previous page...*

<b>Mol</b>	<b>Chain</b>	<b>Res</b>	<b>Type</b>	<b>RSRZ</b>
51	HS	14	HIS	2.6
33	DA	842	U	2.6
20	AT	7	LEU	2.6
43	BK	42	LEU	2.6
46	BN	16	LEU	2.6
54	FV	320	LEU	2.6
54	HV	33	TYR	2.6
5	AE	187	VAL	2.6
6	EF	147	ARG	2.6
20	AT	3	ARG	2.6
54	FV	575	GLY	2.6
32	A5	93	ALA	2.6
34	DB	33	ALA	2.6
36	DD	114	ALA	2.6
37	BE	125	ALA	2.6
42	HJ	79	PRO	2.6
54	BV	506	ALA	2.6
54	HV	570	PRO	2.6
1	AA	1536	C	2.6
1	GA	2179	C	2.6
41	HI	103	PHE	2.6
34	DB	99	MET	2.6
38	DF	62	MET	2.6
33	BA	88	U	2.6
15	AO	36	TYR	2.6
34	FB	147	LEU	2.6
54	BV	171	LEU	2.6
6	GF	146	ASP	2.6
37	BE	46	VAL	2.6
54	DV	621	VAL	2.6
1	CA	1869	G	2.6
8	EH	43	ASN	2.6
45	HM	8	ASN	2.6
8	CH	40	THR	2.6
21	AU	100	GLU	2.6
42	DJ	93	ALA	2.6
23	CW	45	HIS	2.6
28	C1	4	ILE	2.6
34	HB	150	ILE	2.6
1	GA	1176	U	2.6
9	EI	29	GLN	2.6
35	BC	55	ILE	2.6

*Continued on next page...*

*Continued from previous page...*

<b>Mol</b>	<b>Chain</b>	<b>Res</b>	<b>Type</b>	<b>RSRZ</b>
8	CH	5	LEU	2.6
33	HA	842	U	2.6
36	DD	19	LEU	2.6
28	G1	9	LYS	2.6
36	HD	25	VAL	2.6
42	FJ	74	VAL	2.6
54	FV	643	LYS	2.6
12	GL	83	ALA	2.6
1	GA	2190	G	2.6
34	HB	118	THR	2.6
45	HM	20	THR	2.6
54	FV	317	PHE	2.6
6	AF	79	ARG	2.6
8	EH	4	ILE	2.6
20	GT	15	HIS	2.6
6	EF	48	LEU	2.6
54	DV	238	LEU	2.6
34	FB	212	TYR	2.6
40	DH	72	VAL	2.6
49	HQ	83	VAL	2.6
50	HR	72	ASP	2.6
54	DV	518	VAL	2.6
54	DV	649	VAL	2.6
54	HV	353	VAL	2.6
5	GE	161	ALA	2.6
36	FD	122	ALA	2.6
41	DI	17	ALA	2.6
45	FM	5	ALA	2.6
34	FB	224	ARG	2.6
1	CA	1847	A	2.6
6	GF	67	THR	2.6
42	FJ	32	THR	2.6
52	BT	24	ARG	2.6
33	HA	1012	A	2.6
6	AF	110	ILE	2.6
54	HV	354	LYS	2.6
2	GB	118	C	2.6
34	BB	14	HIS	2.6
34	HB	153	MET	2.6
37	BE	81	LEU	2.6
54	FV	642	LEU	2.6
6	AF	120	SER	2.6

*Continued on next page...*

*Continued from previous page...*

<b>Mol</b>	<b>Chain</b>	<b>Res</b>	<b>Type</b>	<b>RSRZ</b>
20	ET	58	VAL	2.6
35	DC	193	TYR	2.6
36	DD	61	VAL	2.6
54	FV	264	VAL	2.6
6	AF	58	ALA	2.6
8	EH	46	PHE	2.6
9	EI	109	ALA	2.6
47	DO	89	ARG	2.6
54	DV	336	PHE	2.6
32	A5	105	LYS	2.6
35	BC	75	ILE	2.6
33	BA	84	U	2.6
34	DB	201	GLY	2.6
34	HB	99	MET	2.6
37	DE	81	LEU	2.6
38	BF	11	HIS	2.6
54	FV	31	LEU	2.6
54	HV	533	GLY	2.6
33	HA	1001	C	2.6
33	HA	1300	G	2.6
34	BB	51	GLU	2.6
38	FF	16	GLU	2.6
42	HJ	78	GLU	2.6
8	GH	50	ARG	2.6
9	GI	134	SER	2.6
34	FB	76	SER	2.6
38	FF	25	TYR	2.6
25	AY	61	ALA	2.6
34	HB	68	PHE	2.6
36	DD	45	LYS	2.6
49	DQ	28	PHE	2.6
54	FV	140	PHE	2.6
7	AG	47	ASN	2.6
34	DB	50	ASN	2.6
42	BJ	39	PRO	2.6
7	AG	23	ILE	2.5
15	AO	35	ILE	2.5
19	GS	4	ILE	2.5
51	HS	11	ILE	2.5
21	AU	40	LEU	2.5
53	BU	36	GLU	2.5
54	DV	388	LEU	2.5

*Continued on next page...*

*Continued from previous page...*

<b>Mol</b>	<b>Chain</b>	<b>Res</b>	<b>Type</b>	<b>RSRZ</b>
1	GA	1535	A	2.5
6	GF	63	LYS	2.5
36	DD	194	ASP	2.5
49	DQ	23	VAL	2.5
17	AQ	86	SER	2.5
47	DO	4	SER	2.5
9	EI	18	ASN	2.5
12	GL	144	GLU	2.5
16	CP	67	GLU	2.5
25	CY	57	LEU	2.5
40	BH	52	GLU	2.5
42	DJ	102	LEU	2.5
53	FU	24	GLU	2.5
54	HV	388	LEU	2.5
7	GG	26	LYS	2.5
36	FD	148	LYS	2.5
45	HM	78	LYS	2.5
45	HM	81	MET	2.5
51	DS	29	LYS	2.5
9	CI	57	VAL	2.5
46	HN	34	VAL	2.5
1	GA	1509	A	2.5
12	EL	7	SER	2.5
43	DK	58	SER	2.5
48	HP	44	SER	2.5
54	FV	340	SER	2.5
54	HV	605	PHE	2.5
1	AA	1171	G	2.5
54	DV	403	PRO	2.5
7	CG	31	GLU	2.5
34	BB	103	TRP	2.5
34	HB	103	TRP	2.5
43	DK	48	GLY	2.5
47	DO	11	ILE	2.5
54	DV	537	ILE	2.5
1	EA	2137	U	2.5
4	GD	35	THR	2.5
34	BB	69	VAL	2.5
1	CA	2103	C	2.5
10	GJ	44	TYR	2.5
10	GJ	94	ALA	2.5
33	BA	839	C	2.5

*Continued on next page...*

*Continued from previous page...*

<b>Mol</b>	<b>Chain</b>	<b>Res</b>	<b>Type</b>	<b>RSRZ</b>
33	FA	210	C	2.5
34	HB	86	CYS	2.5
35	BC	168	TYR	2.5
35	DC	71	ALA	2.5
6	AF	97	GLU	2.5
35	DC	79	LYS	2.5
45	HM	52	GLN	2.5
47	BO	73	LYS	2.5
48	HP	47	GLU	2.5
53	FU	25	LYS	2.5
54	BV	607	LYS	2.5
35	DC	103	ILE	2.5
41	BI	41	ARG	2.5
54	BV	513	GLY	2.5
4	CD	186	LEU	2.5
7	GG	104	LEU	2.5
42	BJ	88	MET	2.5
32	E5	80	THR	2.5
42	BJ	69	THR	2.5
54	FV	107	ASP	2.5
6	AF	137	PHE	2.5
21	GU	72	PHE	2.5
22	GV	91	PHE	2.5
34	HB	161	PHE	2.5
46	DN	21	PHE	2.5
5	CE	201	ALA	2.5
6	AF	132	ARG	2.5
6	CF	79	ARG	2.5
9	AI	31	GLY	2.5
33	HA	1333	A	2.5
34	FB	121	GLN	2.5
36	FD	127	GLY	2.5
48	DP	44	SER	2.5
54	FV	35	GLY	2.5
6	EF	135	ILE	2.5
34	DB	185	ILE	2.5
32	A5	59	LEU	2.5
34	HB	147	LEU	2.5
45	FM	56	LEU	2.5
33	FA	467	U	2.5
34	BB	216	VAL	2.5
41	BI	20	PHE	2.5

*Continued on next page...*



*Continued from previous page...*

<b>Mol</b>	<b>Chain</b>	<b>Res</b>	<b>Type</b>	<b>RSRZ</b>
43	HK	125	LYS	2.5
54	HV	555	LYS	2.5
23	EW	84	GLU	2.5
26	GZ	1	ALA	2.5
32	E5	133	GLU	2.5
54	BV	548	GLU	2.5
54	DV	385	ALA	2.5
40	DH	123	GLY	2.5
6	AF	138	PRO	2.5
10	EJ	142	ILE	2.5
51	HS	35	SER	2.5
33	DA	81	A	2.5
42	DJ	10	LEU	2.5
20	GT	57	VAL	2.5
33	HA	84	U	2.5
52	HT	35	VAL	2.5
54	FV	77	LYS	2.5
54	FV	154	VAL	2.5
54	HV	36	VAL	2.5
34	DB	29	PHE	2.5
36	HD	179	GLU	2.5
54	FV	197	ASP	2.5
7	CG	44	HIS	2.5
9	GI	133	ARG	2.5
43	HK	106	ARG	2.5
54	BV	357	ARG	2.5
5	GE	201	ALA	2.5
9	GI	17	ALA	2.5
9	CI	89	SER	2.5
34	BB	163	ILE	2.5
9	AI	18	ASN	2.5
21	CU	78	LYS	2.5
35	BC	178	LEU	2.5
36	FD	9	LEU	2.5
33	HA	1000	A	2.5
7	CG	9	VAL	2.5
6	CF	113	PHE	2.5
13	EM	59	ARG	2.5
39	HG	109	ARG	2.5
54	HV	266	CYS	2.5
9	GI	113	ALA	2.5
25	EY	16	THR	2.5

*Continued on next page...*

*Continued from previous page...*

<b>Mol</b>	<b>Chain</b>	<b>Res</b>	<b>Type</b>	<b>RSRZ</b>
38	FF	68	GLN	2.5
9	EI	39	LYS	2.5
5	AE	153	LEU	2.5
34	BB	66	ILE	2.5
34	BB	80	LYS	2.5
38	FF	29	ILE	2.5
47	DO	78	TYR	2.5
54	FV	389	LYS	2.5
41	BI	52	LEU	2.5
7	GG	10	VAL	2.5
12	GL	123	ARG	2.5
20	CT	92	ASN	2.5
21	GU	10	VAL	2.5
25	CY	7	ARG	2.5
33	DA	1030	U	2.5
33	HA	85	U	2.5
42	HJ	77	VAL	2.5
52	HT	53	GLU	2.5
54	FV	488	VAL	2.5
34	FB	15	PHE	2.5
48	DP	55	ASP	2.5
54	HV	401	ASP	2.5
6	AF	134	GLN	2.5
25	CY	4	LYS	2.5
45	DM	111	GLY	2.5
46	BN	36	ALA	2.5
41	HI	105	THR	2.5
54	FV	606	LYS	2.5
35	FC	193	TYR	2.5
40	DH	40	LEU	2.5
46	HN	20	TYR	2.5
54	BV	550	ILE	2.5
38	HF	33	GLU	2.4
1	AA	1174	U	2.4
1	EA	2155	U	2.4
20	AT	55	VAL	2.4
7	AG	28	LYS	2.4
9	GI	130	GLY	2.4
43	HK	15	GLN	2.4
53	BU	30	ALA	2.4
54	FV	361	GLY	2.4
6	CF	78	ILE	2.4

*Continued on next page...*

*Continued from previous page...*

<b>Mol</b>	<b>Chain</b>	<b>Res</b>	<b>Type</b>	<b>RSRZ</b>
7	GG	71	LEU	2.4
20	AT	93	LEU	2.4
32	E5	98	GLU	2.4
32	E5	129	LEU	2.4
34	BB	84	LEU	2.4
50	DR	26	ILE	2.4
54	DV	235	GLU	2.4
54	DV	357	ARG	2.4
20	ET	21	SER	2.4
1	EA	2181	U	2.4
7	CG	42	VAL	2.4
15	AO	28	VAL	2.4
23	AW	50	VAL	2.4
44	FL	123	LYS	2.4
36	HD	164	GLN	2.4
45	HM	38	GLY	2.4
33	BA	412	A	2.4
7	GG	166	GLU	2.4
36	HD	47	ARG	2.4
39	BG	5	ARG	2.4
45	HM	79	ARG	2.4
16	GP	113	LEU	2.4
40	BH	55	THR	2.4
35	DC	168	TYR	2.4
54	HV	79	TYR	2.4
9	GI	112	LYS	2.4
12	GL	84	LYS	2.4
23	EW	73	PRO	2.4
1	CA	2139	U	2.4
1	CA	2182	U	2.4
9	CI	33	ASN	2.4
33	FA	91	U	2.4
34	HB	31	PHE	2.4
48	HP	38	PHE	2.4
54	FV	282	VAL	2.4
54	FV	684	PHE	2.4
54	HV	664	PHE	2.4
9	GI	88	GLY	2.4
32	A5	21	GLY	2.4
39	BG	112	GLY	2.4
54	DV	508	GLN	2.4
34	HB	217	ALA	2.4

*Continued on next page...*

*Continued from previous page...*

<b>Mol</b>	<b>Chain</b>	<b>Res</b>	<b>Type</b>	<b>RSRZ</b>
50	DR	20	GLU	2.4
42	BJ	90	LEU	2.4
47	DO	31	LEU	2.4
51	HS	21	LYS	2.4
6	CF	82	TYR	2.4
54	HV	546	PRO	2.4
11	GK	35	VAL	2.4
37	DE	114	VAL	2.4
6	AF	85	GLY	2.4
37	FE	102	GLY	2.4
43	HK	53	ARG	2.4
9	GI	43	ALA	2.4
20	GT	45	ALA	2.4
32	E5	110	ALA	2.4
45	HM	61	ALA	2.4
25	GY	2	LYS	2.4
34	BB	199	ILE	2.4
40	DH	63	LEU	2.4
1	EA	2602	A	2.4
33	HA	1167	A	2.4
41	BI	66	THR	2.4
50	DR	45	THR	2.4
54	FV	326	THR	2.4
54	HV	329	PHE	2.4
1	AA	1725	U	2.4
8	CH	27	ARG	2.4
6	AF	46	LYS	2.4
7	EG	41	GLU	2.4
28	G1	44	GLN	2.4
34	DB	61	SER	2.4
44	DL	14	ARG	2.4
47	HO	16	GLY	2.4
54	FV	491	ARG	2.4
31	C4	15	LYS	2.4
32	A5	47	GLU	2.4
41	BI	68	LYS	2.4
41	HI	92	GLU	2.4
21	CU	79	ALA	2.4
36	DD	162	ALA	2.4
7	AG	49	LEU	2.4
20	CT	15	HIS	2.4
40	BH	59	LEU	2.4

*Continued on next page...*

*Continued from previous page...*

<b>Mol</b>	<b>Chain</b>	<b>Res</b>	<b>Type</b>	<b>RSRZ</b>
45	HM	14	HIS	2.4
54	HV	320	LEU	2.4
6	CF	176	PHE	2.4
13	GM	135	VAL	2.4
1	AA	139	U	2.4
1	AA	2155	U	2.4
7	CG	28	LYS	2.4
15	CO	114	GLY	2.4
39	HG	78	ARG	2.4
42	FJ	89	ARG	2.4
42	HJ	28	THR	2.4
43	FK	13	ARG	2.4
45	HM	113	ARG	2.4
39	BG	103	TRP	2.4
9	EI	16	MET	2.4
54	FV	55	GLN	2.4
43	HK	101	ASN	2.4
50	HR	31	ASN	2.4
54	FV	453	SER	2.4
6	AF	44	ALA	2.4
21	GU	62	ALA	2.4
40	BH	115	ALA	2.4
36	BD	21	LEU	2.4
37	BE	105	ILE	2.4
38	DF	71	ILE	2.4
42	FJ	76	ILE	2.4
48	BP	52	LEU	2.4
54	HV	505	HIS	2.4
6	AF	13	LYS	2.4
38	DF	44	ARG	2.4
28	A1	30	PRO	2.4
34	HB	216	VAL	2.4
40	DH	103	VAL	2.4
41	FI	38	TYR	2.4
44	FL	18	LYS	2.4
46	BN	20	TYR	2.4
51	BS	29	LYS	2.4
54	FV	256	VAL	2.4
9	GI	104	GLN	2.4
32	A5	39	THR	2.4
54	HV	78	GLN	2.4
9	GI	18	ASN	2.4

*Continued on next page...*

*Continued from previous page...*

<b>Mol</b>	<b>Chain</b>	<b>Res</b>	<b>Type</b>	<b>RSRZ</b>
34	HB	218	ALA	2.4
36	BD	122	ALA	2.4
39	HG	39	ALA	2.4
41	HI	17	ALA	2.4
33	HA	1136	C	2.4
54	HV	152	LEU	2.4
32	A5	43	LYS	2.4
54	BV	309	ARG	2.4
4	CD	118	PHE	2.4
53	HU	36	GLU	2.4
54	FV	32	PHE	2.4
7	CG	56	GLY	2.4
8	GH	3	VAL	2.4
21	GU	27	VAL	2.4
47	FO	12	VAL	2.4
54	FV	274	GLY	2.4
54	FV	648	GLU	2.4
54	HV	242	GLU	2.4
1	GA	2182	U	2.4
7	CG	50	THR	2.4
7	GG	79	THR	2.4
4	CD	119	ALA	2.4
37	BE	99	ALA	2.4
54	HV	402	ALA	2.4
34	BB	136	ARG	2.4
34	BB	147	LEU	2.4
39	FG	79	ARG	2.4
45	BM	29	ARG	2.4
50	BR	67	LEU	2.4
54	BV	557	ILE	2.4
8	EH	9	VAL	2.3
32	A5	115	GLY	2.3
34	BB	161	PHE	2.3
51	HS	26	GLY	2.3
1	AA	138	U	2.3
33	FA	208	U	2.3
34	DB	121	GLN	2.3
50	FR	32	TYR	2.3
50	BR	24	LYS	2.3
1	CA	1535	A	2.3
5	AE	12	LEU	2.3
9	GI	47	SER	2.3

*Continued on next page...*

*Continued from previous page...*

<b>Mol</b>	<b>Chain</b>	<b>Res</b>	<b>Type</b>	<b>RSRZ</b>
6	AF	43	ILE	2.3
19	GS	69	LEU	2.3
34	BB	61	SER	2.3
54	HV	362	ARG	2.3
22	GV	70	ILE	2.3
33	BA	1492	A	2.3
37	HE	141	ILE	2.3
39	HG	50	LEU	2.3
41	FI	63	LEU	2.3
50	BR	21	ILE	2.3
54	FV	223	ILE	2.3
15	AO	46	GLU	2.3
41	BI	89	GLU	2.3
54	DV	603	GLU	2.3
9	AI	41	PHE	2.3
54	HV	579	HIS	2.3
7	AG	42	VAL	2.3
35	BC	151	VAL	2.3
43	HK	129	VAL	2.3
54	FV	365	GLN	2.3
54	DV	339	TYR	2.3
40	BH	27	MET	2.3
50	FR	48	ARG	2.3
53	FU	45	ARG	2.3
5	CE	3	LEU	2.3
1	GA	2133	G	2.3
6	AF	33	ILE	2.3
9	GI	100	ILE	2.3
36	FD	144	SER	2.3
36	HD	19	LEU	2.3
54	HV	243	LEU	2.3
54	HV	279	LEU	2.3
32	A5	40	GLU	2.3
38	DF	42	TRP	2.3
48	FP	45	GLU	2.3
9	EI	88	GLY	2.3
34	DB	90	PHE	2.3
54	HV	202	PHE	2.3
21	CU	16	LYS	2.3
34	FB	93	HIS	2.3
48	DP	71	VAL	2.3
1	CA	2798	U	2.3

*Continued on next page...*

*Continued from previous page...*

<b>Mol</b>	<b>Chain</b>	<b>Res</b>	<b>Type</b>	<b>RSRZ</b>
1	GA	138	U	2.3
41	FI	62	ASP	2.3
42	BJ	43	PRO	2.3
28	G1	20	TYR	2.3
17	CQ	117	ALA	2.3
53	DU	26	ALA	2.3
34	DB	210	THR	2.3
35	BC	196	ILE	2.3
52	HT	39	ILE	2.3
54	FV	262	ILE	2.3
54	FV	466	LEU	2.3
9	CI	31	GLY	2.3
18	AR	35	PHE	2.3
1	AA	1731	G	2.3
19	GS	16	LYS	2.3
27	C0	56	LYS	2.3
41	DI	20	PHE	2.3
41	HI	40	GLY	2.3
8	AH	50	ARG	2.3
11	CK	71	ARG	2.3
21	CU	21	ARG	2.3
33	BA	461	A	2.3
34	DB	207	ARG	2.3
37	BE	85	VAL	2.3
54	DV	36	VAL	2.3
54	FV	198	GLN	2.3
54	FV	364	VAL	2.3
1	EA	2796	U	2.3
6	AF	141	ASP	2.3
33	BA	701	U	2.3
50	HR	32	TYR	2.3
54	BV	301	ASP	2.3
6	GF	25	MET	2.3
28	G1	31	GLU	2.3
40	BH	58	GLU	2.3
6	GF	49	LEU	2.3
7	EG	174	LYS	2.3
8	AH	40	THR	2.3
34	FB	150	ILE	2.3
50	BR	68	LEU	2.3
54	HV	591	LEU	2.3
42	FJ	30	LYS	2.3

*Continued on next page...*



*Continued from previous page...*

<b>Mol</b>	<b>Chain</b>	<b>Res</b>	<b>Type</b>	<b>RSRZ</b>
47	BO	22	THR	2.3
53	BU	54	LYS	2.3
34	BB	148	GLY	2.3
34	FB	49	PHE	2.3
20	GT	3	ARG	2.3
34	BB	138	ARG	2.3
38	DF	46	GLN	2.3
41	HI	95	ARG	2.3
46	DN	42	TRP	2.3
33	DA	1002	G	2.3
1	CA	2155	U	2.3
27	G0	45	ASP	2.3
28	G1	30	PRO	2.3
9	AI	7	TYR	2.3
9	EI	27	LEU	2.3
18	GR	103	ALA	2.3
39	FG	120	LEU	2.3
46	HN	22	ALA	2.3
51	HS	15	LEU	2.3
52	DT	67	ILE	2.3
7	CG	20	GLY	2.3
9	CI	64	ARG	2.3
34	FB	45	THR	2.3
34	HB	16	GLY	2.3
38	BF	43	GLY	2.3
44	HL	54	ARG	2.3
54	HV	240	GLY	2.3
17	CQ	86	SER	2.3
6	GF	24	VAL	2.3
8	CH	2	GLN	2.3
28	A1	41	VAL	2.3
38	BF	7	VAL	2.3
6	EF	47	LYS	2.3
6	GF	41	GLU	2.3
23	AW	14	ASP	2.3
1	EA	2135	A	2.3
1	GA	2101	A	2.3
46	HN	28	LYS	2.3
7	CG	23	ILE	2.3
20	CT	93	LEU	2.3
24	CX	48	LEU	2.3
34	FB	82	ALA	2.3

*Continued on next page...*

*Continued from previous page...*

<b>Mol</b>	<b>Chain</b>	<b>Res</b>	<b>Type</b>	<b>RSRZ</b>
34	FB	100	LEU	2.3
36	FD	32	CYS	2.3
12	GL	124	GLY	2.3
35	BC	155	GLY	2.3
43	HK	23	ILE	2.3
50	BR	44	ILE	2.3
53	DU	33	ARG	2.3
53	FU	27	GLY	2.3
54	DV	371	ARG	2.3
54	FV	158	ILE	2.3
5	AE	10	SER	2.3
18	GR	96	VAL	2.3
1	AA	846	U	2.3
1	AA	2181	U	2.3
1	EA	2798	U	2.3
1	GA	1584	U	2.3
54	HV	289	PRO	2.3
54	HV	300	ASP	2.3
1	GA	897	C	2.3
32	E5	135	ALA	2.3
1	AA	1532	A	2.3
1	CA	2184	A	2.3
6	EF	116	LEU	2.3
48	DP	43	ALA	2.3
20	GT	90	GLY	2.3
51	HS	45	ILE	2.3
52	FT	65	GLY	2.3
54	HV	576	ILE	2.3
51	HS	10	PHE	2.3
15	CO	98	GLN	2.3
41	FI	4	ASN	2.3
54	FV	535	GLU	2.3
54	HV	189	LYS	2.3
54	HV	236	LYS	2.3
13	GM	131	VAL	2.3
54	HV	290	VAL	2.3
6	GF	114	ARG	2.3
7	CG	13	GLY	2.3
34	DB	60	ALA	2.3
36	DD	159	LEU	2.3
38	HF	57	ALA	2.3
42	BJ	21	ALA	2.3

*Continued on next page...*

*Continued from previous page...*

<b>Mol</b>	<b>Chain</b>	<b>Res</b>	<b>Type</b>	<b>RSRZ</b>
48	DP	65	ALA	2.3
53	DU	29	LEU	2.3
13	GM	103	TYR	2.3
28	A1	32	LYS	2.3
35	HC	79	LYS	2.3
50	BR	30	LYS	2.3
6	AF	100	GLU	2.3
36	BD	36	GLN	2.3
39	BG	48	GLU	2.3
6	EF	73	VAL	2.2
54	BV	586	VAL	2.2
54	FV	343	VAL	2.2
54	FV	16	SER	2.2
1	AA	1173	U	2.2
33	DA	208	U	2.2
6	CF	175	PRO	2.2
9	CI	99	LYS	2.2
27	E0	56	LYS	2.2
38	BF	21	MET	2.2
41	BI	86	ALA	2.2
41	BI	98	LEU	2.2
43	BK	23	ILE	2.2
43	FK	90	GLY	2.2
44	HL	49	LEU	2.2
54	FV	162	LEU	2.2
54	FV	311	ALA	2.2
49	BQ	37	PHE	2.2
49	DQ	21	ILE	2.2
54	FV	380	GLY	2.2
5	AE	183	PHE	2.2
33	HA	83	C	2.2
53	FU	10	GLU	2.2
54	BV	308	GLU	2.2
54	FV	170	GLN	2.2
1	EA	613	A	2.2
20	AT	92	ASN	2.2
34	DB	79	VAL	2.2
38	BF	96	VAL	2.2
6	AF	23	SER	2.2
36	HD	110	THR	2.2
37	FE	103	THR	2.2
54	FV	417	SER	2.2

*Continued on next page...*

*Continued from previous page...*

<b>Mol</b>	<b>Chain</b>	<b>Res</b>	<b>Type</b>	<b>RSRZ</b>
7	EG	98	LYS	2.2
28	G1	32	LYS	2.2
35	HC	108	LYS	2.2
36	FD	10	LYS	2.2
9	CI	19	PRO	2.2
9	EI	78	LEU	2.2
34	DB	82	ALA	2.2
35	HC	104	ALA	2.2
54	DV	355	ALA	2.2
54	FV	109	ALA	2.2
54	FV	277	ALA	2.2
39	BG	151	PHE	2.2
54	HV	574	MET	2.2
1	EA	140	C	2.2
7	CG	131	VAL	2.2
35	DC	84	VAL	2.2
54	HV	3	ARG	2.2
39	HG	45	SER	2.2
38	DF	34	GLY	2.2
45	BM	42	ASP	2.2
49	FQ	70	THR	2.2
50	FR	47	THR	2.2
1	GA	361	G	2.2
38	HF	37	HIS	2.2
52	DT	79	LEU	2.2
38	FF	33	GLU	2.2
39	HG	139	GLU	2.2
45	DM	7	ILE	2.2
6	CF	177	ARG	2.2
10	AJ	44	TYR	2.2
39	HG	79	ARG	2.2
1	CA	1868	C	2.2
6	GF	13	LYS	2.2
15	AO	49	VAL	2.2
33	BA	90	C	2.2
33	FA	1533	C	2.2
33	HA	207	C	2.2
33	HA	1027	C	2.2
23	AW	75	ASN	2.2
1	EA	138	U	2.2
9	AI	46	ASP	2.2
9	AI	129	GLU	2.2

*Continued on next page...*

*Continued from previous page...*

<b>Mol</b>	<b>Chain</b>	<b>Res</b>	<b>Type</b>	<b>RSRZ</b>
15	GO	60	GLU	2.2
21	GU	40	LEU	2.2
32	A5	98	GLU	2.2
33	BA	91	U	2.2
36	DD	16	GLY	2.2
35	DC	104	ALA	2.2
36	FD	147	GLU	2.2
43	FK	42	LEU	2.2
54	DV	564	GLY	2.2
54	FV	180	THR	2.2
54	HV	239	GLY	2.2
26	AZ	6	ILE	2.2
26	CZ	47	ILE	2.2
40	BH	45	PHE	2.2
40	DH	46	ILE	2.2
43	BK	79	ILE	2.2
46	BN	31	ILE	2.2
54	DV	109	ALA	2.2
25	AY	52	ARG	2.2
8	EH	25	TYR	2.2
18	GR	97	LYS	2.2
34	DB	142	LYS	2.2
34	FB	127	LYS	2.2
45	FM	44	LYS	2.2
19	CS	106	VAL	2.2
34	BB	13	VAL	2.2
36	DD	67	VAL	2.2
42	FJ	84	VAL	2.2
54	DV	498	VAL	2.2
54	HV	611	VAL	2.2
1	GA	2149	U	2.2
7	EG	31	GLU	2.2
41	BI	25	ASN	2.2
54	BV	239	GLY	2.2
37	BE	31	PHE	2.2
41	BI	15	SER	2.2
42	DJ	69	THR	2.2
54	FV	214	LEU	2.2
7	AG	18	ILE	2.2
7	AG	169	ARG	2.2
32	E5	123	ILE	2.2
34	FB	94	ARG	2.2

*Continued on next page...*

*Continued from previous page...*

<b>Mol</b>	<b>Chain</b>	<b>Res</b>	<b>Type</b>	<b>RSRZ</b>
54	DV	48	ALA	2.2
38	BF	46	GLN	2.2
45	BM	13	LYS	2.2
54	FV	187	LYS	2.2
54	HV	204	TYR	2.2
9	EI	139	VAL	2.2
15	GO	103	VAL	2.2
32	A5	64	VAL	2.2
32	E5	55	VAL	2.2
43	BK	86	VAL	2.2
1	CA	2143	C	2.2
37	HE	151	GLU	2.2
54	HV	535	GLU	2.2
1	CA	2797	U	2.2
6	GF	48	LEU	2.2
8	AH	41	LYS	2.2
20	ET	73	ARG	2.2
23	GW	40	ARG	2.2
32	E5	41	LEU	2.2
43	HK	28	ASN	2.2
35	FC	79	LYS	2.2
41	DI	35	LEU	2.2
45	HM	89	LEU	2.2
9	CI	20	SER	2.2
10	CJ	142	ILE	2.2
20	AT	2	ILE	2.2
32	E5	91	ALA	2.2
43	DK	71	ALA	2.2
43	HK	99	ALA	2.2
47	BO	43	PHE	2.2
52	BT	31	PHE	2.2
49	BQ	9	GLN	2.2
49	DQ	9	GLN	2.2
54	HV	393	THR	2.2
33	BA	80	A	2.2
7	GG	9	VAL	2.2
7	GG	75	VAL	2.2
23	GW	50	VAL	2.2
35	DC	76	VAL	2.2
54	DV	342	VAL	2.2
31	G4	38	GLY	2.2
34	FB	142	LYS	2.2

*Continued on next page...*

*Continued from previous page...*

<b>Mol</b>	<b>Chain</b>	<b>Res</b>	<b>Type</b>	<b>RSRZ</b>
35	DC	78	GLY	2.2
37	BE	102	GLY	2.2
54	FV	651	GLY	2.2
54	HV	618	LYS	2.2
5	CE	8	ALA	2.2
18	GR	101	ILE	2.2
41	HI	28	ILE	2.2
52	FT	67	ILE	2.2
54	BV	536	PHE	2.2
54	HV	311	ALA	2.2
49	BQ	72	SER	2.2
13	AM	1	MET	2.2
54	FV	34	THR	2.2
54	FV	254	GLN	2.2
1	GA	508	A	2.2
10	AJ	9	GLU	2.2
15	CO	3	LYS	2.2
32	E5	15	VAL	2.2
28	E1	27	ARG	2.2
28	G1	26	LYS	2.2
34	DB	27	LYS	2.2
35	BC	138	VAL	2.2
38	HF	10	VAL	2.2
48	HP	21	VAL	2.2
54	FV	372	GLU	2.2
43	BK	49	GLY	2.2
54	FV	52	TRP	2.2
34	BB	33	ALA	2.2
15	AO	98	GLN	2.2
19	GS	35	ILE	2.2
19	GS	103	ILE	2.2
21	EU	50	ALA	2.2
42	BJ	67	ILE	2.2
45	BM	40	ALA	2.2
45	HM	33	ILE	2.2
54	FV	592	ALA	2.2
54	HV	215	ALA	2.2
54	HV	530	ASN	2.2
25	GY	1	MET	2.2
54	FV	682	MET	2.2
54	HV	73	SER	2.2
54	HV	403	PRO	2.2

*Continued on next page...*

*Continued from previous page...*

<b>Mol</b>	<b>Chain</b>	<b>Res</b>	<b>Type</b>	<b>RSRZ</b>
7	CG	85	LYS	2.2
17	CQ	4	LYS	2.2
22	GV	69	GLU	2.2
28	E1	26	LYS	2.2
35	HC	39	VAL	2.2
43	DK	53	ARG	2.2
45	HM	41	GLU	2.2
9	AI	56	VAL	2.2
9	AI	138	VAL	2.2
46	DN	20	TYR	2.2
34	DB	147	LEU	2.1
1	EA	2139	U	2.1
1	EA	2402	U	2.1
6	GF	121	PHE	2.1
49	HQ	37	PHE	2.1
36	HD	37	ALA	2.1
38	DF	66	ALA	2.1
38	FF	42	TRP	2.1
53	FU	13	ASP	2.1
6	CF	22	ASN	2.1
33	HA	1031	C	2.1
42	BJ	8	ILE	2.1
46	DN	31	ILE	2.1
48	DP	11	ALA	2.1
6	AF	10	GLU	2.1
7	CG	11	PRO	2.1
9	CI	49	GLU	2.1
9	CI	107	GLU	2.1
10	CJ	1	MET	2.1
20	GT	88	LYS	2.1
36	DD	177	LYS	2.1
49	FQ	16	LYS	2.1
6	CF	34	THR	2.1
34	FB	34	ARG	2.1
36	HD	172	GLU	2.1
42	HJ	80	THR	2.1
43	DK	56	ARG	2.1
49	BQ	77	ARG	2.1
54	HV	577	ARG	2.1
34	DB	69	VAL	2.1
36	BD	24	GLY	2.1
43	FK	88	GLY	2.1

*Continued on next page...*



*Continued from previous page...*

<b>Mol</b>	<b>Chain</b>	<b>Res</b>	<b>Type</b>	<b>RSRZ</b>
45	HM	111	GLY	2.1
1	EA	2154	A	2.1
27	G0	38	LEU	2.1
32	A5	36	ASP	2.1
1	AA	2182	U	2.1
8	GH	35	LYS	2.1
25	AY	63	ALA	2.1
16	GP	114	ASN	2.1
32	E5	82	ILE	2.1
33	FA	84	U	2.1
34	BB	185	ILE	2.1
34	DB	63	LYS	2.1
34	HB	111	LYS	2.1
36	HD	175	ALA	2.1
42	HJ	35	GLN	2.1
46	HN	42	TRP	2.1
50	FR	26	ILE	2.1
52	BT	85	LYS	2.1
54	DV	600	ALA	2.1
25	GY	17	GLU	2.1
37	HE	10	GLU	2.1
39	DG	70	ARG	2.1
41	BI	119	ARG	2.1
47	BO	89	ARG	2.1
54	DV	369	ASN	2.1
54	DV	648	GLU	2.1
33	DA	76	G	2.1
35	FC	151	VAL	2.1
38	FF	30	THR	2.1
41	BI	58	VAL	2.1
41	FI	29	VAL	2.1
49	BQ	46	VAL	2.1
54	FV	240	GLY	2.1
54	FV	564	GLY	2.1
7	CG	132	LEU	2.1
34	FB	211	LEU	2.1
34	HB	211	LEU	2.1
39	HG	26	PHE	2.1
44	DL	123	LYS	2.1
51	DS	10	PHE	2.1
51	FS	27	ASP	2.1
54	BV	594	LYS	2.1

*Continued on next page...*

*Continued from previous page...*

<b>Mol</b>	<b>Chain</b>	<b>Res</b>	<b>Type</b>	<b>RSRZ</b>
33	BA	702	A	2.1
9	CI	119	ALA	2.1
9	CI	122	GLU	2.1
9	GI	121	ILE	2.1
12	AL	144	GLU	2.1
22	AV	70	ILE	2.1
33	FA	93	U	2.1
48	BP	4	ILE	2.1
49	DQ	63	GLU	2.1
54	HV	622	GLU	2.1
34	DB	92	ASN	2.1
42	HJ	88	MET	2.1
6	GF	120	SER	2.1
40	BH	71	VAL	2.1
53	FU	32	VAL	2.1
54	BV	275	VAL	2.1
9	GI	9	LYS	2.1
35	DC	80	LYS	2.1
21	CU	72	PHE	2.1
34	BB	29	PHE	2.1
36	HD	191	LEU	2.1
38	BF	8	PHE	2.1
47	BO	66	LEU	2.1
51	DS	41	PHE	2.1
54	FV	438	LEU	2.1
39	DG	52	GLN	2.1
49	HQ	27	ARG	2.1
51	HS	24	GLU	2.1
54	DV	590	GLU	2.1
54	FV	101	ARG	2.1
1	CA	139	U	2.1
1	GA	2139	U	2.1
9	GI	26	ALA	2.1
11	EK	115	ILE	2.1
15	GO	59	ALA	2.1
43	FK	25	ALA	2.1
7	AG	16	VAL	2.1
12	AL	70	LYS	2.1
33	BA	1533	C	2.1
23	GW	30	VAL	2.1
34	BB	151	LYS	2.1
34	BB	209	VAL	2.1

*Continued on next page...*

*Continued from previous page...*

<b>Mol</b>	<b>Chain</b>	<b>Res</b>	<b>Type</b>	<b>RSRZ</b>
54	BV	505	HIS	2.1
54	DV	517	HIS	2.1
54	FV	102	SER	2.1
6	AF	114	ARG	2.1
6	CF	99	PHE	2.1
35	DC	43	LEU	2.1
39	FG	111	ARG	2.1
54	BV	502	GLU	2.1
1	AA	1729	U	2.1
30	G3	31	ILE	2.1
35	BC	99	ALA	2.1
35	DC	75	ILE	2.1
43	BK	25	ALA	2.1
45	BM	39	ILE	2.1
49	DQ	82	ALA	2.1
8	GH	41	LYS	2.1
28	C1	32	LYS	2.1
9	AI	15	GLY	2.1
33	BA	1362	A	2.1
43	DK	126	LYS	2.1
47	BO	71	LYS	2.1
54	FV	693	ASN	2.1
42	BJ	41	PRO	2.1
1	AA	2104	C	2.1
21	CU	35	VAL	2.1
54	BV	611	VAL	2.1
35	HC	72	ARG	2.1
36	DD	189	SER	2.1
49	BQ	20	SER	2.1
3	AC	94	LEU	2.1
21	CU	100	GLU	2.1
34	BB	116	LEU	2.1
49	BQ	8	LEU	2.1
6	GF	142	TYR	2.1
36	DD	71	GLN	2.1
5	CE	148	ILE	2.1
6	AF	106	ALA	2.1
20	GT	74	ILE	2.1
54	HV	355	ALA	2.1
1	CA	883	G	2.1
1	CA	2144	G	2.1
22	AV	32	GLY	2.1

*Continued on next page...*

*Continued from previous page...*

<b>Mol</b>	<b>Chain</b>	<b>Res</b>	<b>Type</b>	<b>RSRZ</b>
5	EE	126	VAL	2.1
9	GI	64	ARG	2.1
21	CU	33	VAL	2.1
54	BV	571	VAL	2.1
54	HV	136	PRO	2.1
54	HV	461	MET	2.1
1	EA	885	C	2.1
45	FM	12	HIS	2.1
25	EY	22	LEU	2.1
34	DB	96	LEU	2.1
34	FB	89	PHE	2.1
51	DS	74	PHE	2.1
54	BV	588	SER	2.1
55	FW	3	SER	2.1
5	CE	194	LYS	2.1
6	GF	154	THR	2.1
9	AI	106	GLN	2.1
1	GA	139	U	2.1
6	GF	69	ALA	2.1
10	GJ	81	ILE	2.1
21	AU	7	ASP	2.1
34	FB	87	ASP	2.1
36	BD	33	LYS	2.1
41	BI	79	ILE	2.1
41	HI	56	ASP	2.1
52	DT	82	GLN	2.1
42	HJ	6	ILE	2.1
54	FV	395	ASP	2.1
21	GU	75	ALA	2.1
33	FA	89	U	2.1
8	CH	13	GLY	2.1
8	CH	34	GLY	2.1
39	FG	55	GLY	2.1
54	HV	556	GLY	2.1
6	GF	166	ARG	2.1
7	GG	16	VAL	2.1
47	FO	20	ASN	2.1
54	FV	75	MET	2.1
9	EI	107	GLU	2.1
53	DU	24	GLU	2.1
1	AA	1913	A	2.1
1	EA	2795	C	2.1

*Continued on next page...*

*Continued from previous page...*

<b>Mol</b>	<b>Chain</b>	<b>Res</b>	<b>Type</b>	<b>RSRZ</b>
16	CP	19	PHE	2.1
33	BA	1031	C	2.1
33	DA	839	C	2.1
54	FV	485	LYS	2.1
54	HV	31	LEU	2.1
54	HV	609	LYS	2.1
36	DD	164	GLN	2.1
6	EF	143	ASP	2.1
9	GI	115	ASP	2.1
34	BB	122	ASP	2.1
47	DO	21	ASP	2.1
54	FV	398	CYS	2.1
41	HI	16	ALA	2.1
48	DP	4	ILE	2.1
54	FV	133	TYR	2.1
54	HV	687	TYR	2.1
1	CA	1729	U	2.1
1	EA	1173	U	2.1
34	BB	94	ARG	2.1
42	BJ	68	ARG	2.1
50	BR	48	ARG	2.1
6	EF	148	VAL	2.1
15	CO	28	VAL	2.1
23	AW	84	GLU	2.1
25	AY	12	GLU	2.1
54	FV	260	GLU	2.1
15	EO	3	LYS	2.1
39	HG	149	LYS	2.1
45	DM	115	PRO	2.1
1	EA	1538	G	2.1
33	FA	79	G	2.1
20	AT	15	HIS	2.0
20	GT	7	LEU	2.0
34	HB	88	GLN	2.0
34	HB	116	LEU	2.0
46	HN	48	LEU	2.0
54	DV	605	PHE	2.1
33	HA	1362	A	2.0
49	DQ	73	TRP	2.0
6	CF	43	ILE	2.0
6	CF	59	ILE	2.0
6	GF	94	ARG	2.0

*Continued on next page...*

*Continued from previous page...*

<b>Mol</b>	<b>Chain</b>	<b>Res</b>	<b>Type</b>	<b>RSRZ</b>
9	AI	64	ARG	2.0
11	AK	49	ARG	2.0
17	GQ	89	ILE	2.0
6	AF	75	GLY	2.0
33	HA	93	U	2.0
34	BB	82	ALA	2.0
42	DJ	32	THR	2.0
42	DJ	34	ALA	2.0
46	BN	30	ILE	2.0
48	DP	75	ILE	2.0
53	DU	18	ARG	2.0
54	FV	8	ALA	2.0
54	FV	632	ILE	2.0
43	FK	30	THR	2.0
25	EY	24	GLU	2.0
31	A4	15	LYS	2.0
34	DB	65	LYS	2.0
9	CI	139	VAL	2.0
26	GZ	54	VAL	2.0
5	GE	143	LEU	2.0
38	BF	39	LEU	2.0
48	BP	39	PHE	2.0
54	HV	360	PHE	2.0
54	FV	696	GLN	2.0
54	HV	162	LEU	2.0
1	CA	2102	G	2.0
4	GD	43	ASP	2.0
8	GH	14	SER	2.0
9	CI	87	SER	2.0
28	A1	4	ILE	2.0
7	AG	166	GLU	2.0
20	AT	5	GLU	2.0
33	BA	723	U	2.0
36	FD	109	ALA	2.0
46	DN	47	LYS	2.0
53	DU	27	GLY	2.0
34	DB	118	THR	2.0
54	BV	232	GLU	2.0
5	GE	31	VAL	2.0
9	CI	12	VAL	2.0
34	BB	220	VAL	2.0
34	DB	220	VAL	2.0

*Continued on next page...*

*Continued from previous page...*

<b>Mol</b>	<b>Chain</b>	<b>Res</b>	<b>Type</b>	<b>RSRZ</b>
8	EH	12	LEU	2.0
8	GH	29	PHE	2.0
21	GU	73	ASN	2.0
42	BJ	49	PHE	2.0
21	GU	16	LYS	2.0
1	CA	2146	C	2.0
1	GA	2104	C	2.0
9	AI	13	ALA	2.0
14	AN	93	GLY	2.0
34	BB	150	ILE	2.0
34	DB	59	ILE	2.0
53	FU	51	SER	2.0
54	FV	352	SER	2.0
54	FV	423	LYS	2.0
54	FV	452	GLU	2.0
33	HA	1332	A	2.0
54	DV	52	TRP	2.0
6	AF	154	THR	2.0
21	GU	58	VAL	2.0
36	FD	101	VAL	2.0
51	DS	51	VAL	2.0
6	AF	113	PHE	2.0
6	EF	19	PHE	2.0
6	GF	64	PRO	2.0
36	FD	20	PHE	2.0
36	BD	117	LEU	2.0
38	DF	91	ARG	2.0
38	FF	67	PRO	2.0
54	HV	378	ARG	2.0
54	HV	411	PHE	2.0
46	HN	43	ASN	2.0
54	BV	238	LEU	2.0
34	DB	131	LYS	2.0
15	GO	108	ASP	2.0
21	CU	59	GLU	2.0
36	HD	147	GLU	2.0
45	HM	45	ILE	2.0
54	DV	395	ASP	2.0
54	HV	310	HIS	2.0
16	AP	64	SER	2.0
32	E5	44	ALA	2.0
45	DM	2	ALA	2.0

*Continued on next page...*

*Continued from previous page...*

Mol	Chain	Res	Type	RSRZ
50	BR	66	SER	2.0
54	HV	172	ALA	2.0
1	AA	1538	G	2.0
28	G1	46	VAL	2.0
34	DB	137	THR	2.0
41	DI	9	THR	2.0
41	HI	29	VAL	2.0
51	HS	55	ARG	2.0
54	FV	391	VAL	2.0
6	EF	15	LEU	2.0
16	EP	113	LEU	2.0
20	AT	88	LYS	2.0
41	DI	39	PHE	2.0
20	GT	93	LEU	2.0
25	AY	39	GLN	2.0
25	EY	56	LEU	2.0
28	A1	44	GLN	2.0
39	BG	50	LEU	2.0
42	BJ	11	LYS	2.0
48	FP	54	LEU	2.0
54	DV	320	LEU	2.0
7	GG	37	ASN	2.0
38	FF	52	ASN	2.0
41	HI	31	ASN	2.0
54	HV	296	ASN	2.0

## 6.2 Non-standard residues in protein, DNA, RNA chains [i](#)

In the following table, the Atoms column lists the number of modelled atoms in the group and the number defined in the chemical component dictionary. The B-factors column lists the minimum, median, 95<sup>th</sup> percentile and maximum values of B factors of atoms in the group. The column labelled 'Q< 0.9' lists the number of atoms with occupancy less than 0.9.

Mol	Type	Chain	Res	Atoms	RSCC	RSR	B-factors(Å <sup>2</sup> )	Q<0.9
55	DPP	FW	2	6/7	0.48	0.88	37,42,43,43	6
55	5OH	FW	6	12/13	0.55	0.73	37,42,45,46	12
55	KBE	FW	1	9/10	0.62	0.49	28,36,40,42	9
55	UAL	FW	5	9/10	0.67	0.57	35,37,39,41	9
55	KBE	DW	1	9/10	0.68	0.37	32,33,40,41	9
55	KBE	BW	1	9/10	0.68	0.60	37,39,42,44	9
55	UAL	BW	5	9/10	0.69	0.62	32,40,42,42	9

*Continued on next page...*



Continued from previous page...

Mol	Type	Chain	Res	Atoms	RSCC	RSR	B-factors( $\text{\AA}^2$ )	Q<0.9
55	5OH	BW	6	12/13	0.72	0.49	36,37,41,43	12
55	5OH	DW	6	12/13	0.74	0.44	33,41,43,48	12
55	UAL	DW	5	9/10	0.78	0.44	35,39,42,46	9
55	DPP	DW	2	6/7	0.84	0.43	32,34,37,44	6
55	DPP	BW	2	6/7	0.85	0.57	34,36,39,40	6

### 6.3 Carbohydrates [i](#)

There are no carbohydrates in this entry.

### 6.4 Ligands [i](#)

In the following table, the Atoms column lists the number of modelled atoms in the group and the number defined in the chemical component dictionary. The B-factors column lists the minimum, median, 95<sup>th</sup> percentile and maximum values of B factors of atoms in the group. The column labelled 'Q< 0.9' lists the number of atoms with occupancy less than 0.9.

Mol	Type	Chain	Res	Atoms	RSCC	RSR	B-factors( $\text{\AA}^2$ )	Q<0.9
56	MG	AA	3068	1/1	0.79	0.17	59,59,59,59	0
56	MG	AA	3115	1/1	0.80	0.14	32,32,32,32	0
56	MG	EA	3133	1/1	0.82	0.13	32,32,32,32	0
56	MG	EQ	201	1/1	0.82	0.66	31,31,31,31	0
56	MG	FA	1636	1/1	0.82	0.63	38,38,38,38	0
56	MG	BA	1614	1/1	0.82	0.38	26,26,26,26	0
56	MG	GA	3069	1/1	0.82	0.07	63,63,63,63	0
56	MG	HA	1617	1/1	0.83	0.16	62,62,62,62	0
56	MG	HA	1613	1/1	0.83	0.47	41,41,41,41	0
56	MG	AA	3078	1/1	0.83	0.24	29,29,29,29	0
56	MG	BA	1609	1/1	0.84	0.11	38,38,38,38	0
56	MG	HE	201	1/1	0.84	0.21	39,39,39,39	0
56	MG	FA	1627	1/1	0.84	0.26	23,23,23,23	0
56	MG	HT	101	1/1	0.86	0.46	41,41,41,41	0
56	MG	EA	3087	1/1	0.86	0.59	30,30,30,30	0
58	GCP	FV	801	32/32	0.87	0.20	43,58,69,87	0
56	MG	CA	3011	1/1	0.87	0.40	23,23,23,23	0
56	MG	EA	3109	1/1	0.88	0.17	8,8,8,8	0
56	MG	FE	201	1/1	0.88	0.51	52,52,52,52	0
56	MG	CA	3092	1/1	0.88	0.17	30,30,30,30	0
56	MG	ED	301	1/1	0.88	0.22	7,7,7,7	0
56	MG	FA	1610	1/1	0.88	0.28	35,35,35,35	0
56	MG	BE	201	1/1	0.88	0.14	43,43,43,43	0

Continued on next page...

*Continued from previous page...*

Mol	Type	Chain	Res	Atoms	RSCC	RSR	B-factors( $\text{\AA}^2$ )	Q<0.9
56	MG	EA	3130	1/1	0.89	0.21	29,29,29,29	0
56	MG	FU	101	1/1	0.89	0.14	24,24,24,24	0
56	MG	HC	401	1/1	0.89	0.32	49,49,49,49	0
56	MG	CA	3118	1/1	0.89	0.33	29,29,29,29	0
56	MG	CA	3122	1/1	0.89	0.17	7,7,7,7	0
56	MG	DA	1602	1/1	0.90	0.34	31,31,31,31	0
56	MG	GA	3059	1/1	0.90	0.48	44,44,44,44	0
56	MG	CA	3077	1/1	0.90	0.27	35,35,35,35	0
56	MG	BU	101	1/1	0.91	0.26	39,39,39,39	0
56	MG	CA	3091	1/1	0.91	0.21	40,40,40,40	0
56	MG	BL	201	1/1	0.91	0.23	51,51,51,51	0
56	MG	GA	3073	1/1	0.91	0.47	20,20,20,20	0
56	MG	CA	3110	1/1	0.91	0.11	20,20,20,20	0
56	MG	GA	3057	1/1	0.92	0.11	22,22,22,22	0
56	MG	GA	3082	1/1	0.92	0.11	35,35,35,35	0
56	MG	HA	1637	1/1	0.92	0.10	47,47,47,47	0
56	MG	CA	3114	1/1	0.92	0.56	25,25,25,25	0
56	MG	BA	1637	1/1	0.92	0.29	29,29,29,29	0
56	MG	CA	3044	1/1	0.92	0.13	22,22,22,22	0
56	MG	EA	3069	1/1	0.93	0.41	4,4,4,4	0
56	MG	AA	3087	1/1	0.93	0.15	31,31,31,31	0
56	MG	GB	1201	1/1	0.93	0.09	38,38,38,38	0
56	MG	HA	1626	1/1	0.93	0.28	32,32,32,32	0
56	MG	EA	3010	1/1	0.93	0.16	11,11,11,11	0
56	MG	AA	3015	1/1	0.93	0.15	22,22,22,22	0
56	MG	CB	1204	1/1	0.93	0.06	16,16,16,16	0
56	MG	AA	3011	1/1	0.93	0.17	18,18,18,18	0
56	MG	EA	3057	1/1	0.93	0.11	15,15,15,15	0
56	MG	GA	3083	1/1	0.93	0.27	33,33,33,33	0
56	MG	AT	201	1/1	0.93	0.18	36,36,36,36	0
56	MG	BA	1640	1/1	0.93	0.14	33,33,33,33	0
56	MG	DA	1629	1/1	0.93	0.48	54,54,54,54	0
56	MG	AA	3090	1/1	0.94	0.10	23,23,23,23	0
56	MG	GA	3060	1/1	0.94	0.28	23,23,23,23	0
56	MG	CA	3120	1/1	0.94	0.15	3,3,3,3	0
56	MG	CA	3111	1/1	0.94	0.16	13,13,13,13	0
56	MG	HA	1601	1/1	0.94	0.16	38,38,38,38	0
56	MG	HA	1633	1/1	0.94	0.19	52,52,52,52	0
56	MG	FA	1602	1/1	0.94	0.10	23,23,23,23	0
56	MG	DA	1641	1/1	0.94	0.12	30,30,30,30	0
56	MG	GA	3087	1/1	0.94	0.19	19,19,19,19	0
56	MG	EB	1201	1/1	0.94	0.14	26,26,26,26	0

*Continued on next page...*

*Continued from previous page...*

Mol	Type	Chain	Res	Atoms	RSCC	RSR	B-factors(Å <sup>2</sup> )	Q<0.9
56	MG	GS	201	1/1	0.94	0.48	33,33,33,33	0
56	MG	C4	101	1/1	0.94	0.06	22,22,22,22	0
56	MG	GA	3131	1/1	0.94	0.13	41,41,41,41	0
56	MG	HA	1619	1/1	0.94	0.15	34,34,34,34	0
56	MG	AA	3007	1/1	0.94	0.18	44,44,44,44	0
56	MG	AC	303	1/1	0.94	1.02	34,34,34,34	0
56	MG	GA	3133	1/1	0.94	0.23	4,4,4,4	0
56	MG	FA	1601	1/1	0.94	0.14	28,28,28,28	0
56	MG	CA	3097	1/1	0.94	0.67	22,22,22,22	0
56	MG	HA	1609	1/1	0.94	0.13	29,29,29,29	0
56	MG	GA	3055	1/1	0.94	0.12	12,12,12,12	0
56	MG	EA	3096	1/1	0.94	0.15	15,15,15,15	0
56	MG	EA	3127	1/1	0.94	0.15	0,0,0,0	0
56	MG	CE	301	1/1	0.94	0.25	16,16,16,16	0
56	MG	GA	3103	1/1	0.94	0.24	12,12,12,12	0
56	MG	AA	3005	1/1	0.94	0.16	23,23,23,23	0
56	MG	DA	1627	1/1	0.94	0.11	21,21,21,21	0
56	MG	GA	3077	1/1	0.95	0.10	33,33,33,33	0
56	MG	AA	3093	1/1	0.95	0.26	34,34,34,34	0
56	MG	GA	3023	1/1	0.95	0.17	7,7,7,7	0
56	MG	AA	3077	1/1	0.95	0.06	36,36,36,36	0
56	MG	BA	1624	1/1	0.95	0.12	28,28,28,28	0
56	MG	HA	1625	1/1	0.95	0.32	22,22,22,22	0
56	MG	GA	3108	1/1	0.95	0.15	16,16,16,16	0
56	MG	HA	1630	1/1	0.95	0.14	40,40,40,40	0
56	MG	HA	1634	1/1	0.95	0.13	24,24,24,24	0
56	MG	AB	1201	1/1	0.95	0.11	38,38,38,38	0
56	MG	EA	3016	1/1	0.95	0.12	6,6,6,6	0
56	MG	GA	3061	1/1	0.95	0.21	10,10,10,10	0
56	MG	EA	3068	1/1	0.95	0.12	35,35,35,35	0
56	MG	EA	3079	1/1	0.95	0.23	0,0,0,0	0
56	MG	DA	1610	1/1	0.95	0.04	48,48,48,48	0
56	MG	AB	1202	1/1	0.95	0.24	44,44,44,44	0
56	MG	DA	1614	1/1	0.95	0.12	44,44,44,44	0
56	MG	AC	301	1/1	0.95	0.35	10,10,10,10	0
56	MG	HA	1608	1/1	0.95	0.14	14,14,14,14	0
56	MG	HA	1610	1/1	0.95	0.27	13,13,13,13	0
56	MG	CA	3005	1/1	0.96	0.17	31,31,31,31	0
56	MG	GA	3037	1/1	0.96	0.19	19,19,19,19	0
56	MG	DA	1606	1/1	0.96	0.11	26,26,26,26	0
56	MG	EA	3088	1/1	0.96	0.16	6,6,6,6	0
56	MG	CA	3069	1/1	0.96	0.15	45,45,45,45	0

*Continued on next page...*

*Continued from previous page...*

Mol	Type	Chain	Res	Atoms	RSCC	RSR	B-factors(Å <sup>2</sup> )	Q<0.9
56	MG	AA	3069	1/1	0.96	0.17	6,6,6,6	0
56	MG	EA	3050	1/1	0.96	0.24	13,13,13,13	0
56	MG	GA	3001	1/1	0.96	0.17	32,32,32,32	0
56	MG	GA	3093	1/1	0.96	0.49	28,28,28,28	0
56	MG	EA	3025	1/1	0.96	0.21	0,0,0,0	0
56	MG	AA	3059	1/1	0.96	0.50	12,12,12,12	0
56	MG	FA	1604	1/1	0.96	0.07	33,33,33,33	0
56	MG	DA	1628	1/1	0.96	0.33	37,37,37,37	0
56	MG	HA	1604	1/1	0.96	0.17	27,27,27,27	0
56	MG	CA	3083	1/1	0.96	0.12	22,22,22,22	0
56	MG	BA	1612	1/1	0.96	0.22	5,5,5,5	0
56	MG	CB	1201	1/1	0.96	0.12	41,41,41,41	0
56	MG	EA	3082	1/1	0.96	0.07	13,13,13,13	0
56	MG	EA	3011	1/1	0.96	0.86	17,17,17,17	0
56	MG	CA	3015	1/1	0.96	0.16	14,14,14,14	0
56	MG	GA	3018	1/1	0.96	0.26	36,36,36,36	0
56	MG	CA	3106	1/1	0.96	0.16	13,13,13,13	0
56	MG	GA	3075	1/1	0.96	0.15	7,7,7,7	0
56	MG	BA	1631	1/1	0.96	0.07	28,28,28,28	0
56	MG	DA	1639	1/1	0.96	0.10	40,40,40,40	0
56	MG	DA	1642	1/1	0.96	0.16	29,29,29,29	0
56	MG	CA	3016	1/1	0.96	0.21	8,8,8,8	0
56	MG	HA	1624	1/1	0.96	0.12	14,14,14,14	0
56	MG	GB	1202	1/1	0.96	0.16	36,36,36,36	0
56	MG	DU	101	1/1	0.96	0.27	36,36,36,36	0
58	GCP	DV	801	32/32	0.96	0.14	20,38,49,52	0
56	MG	GA	3113	1/1	0.96	0.10	26,26,26,26	0
56	MG	EA	3044	1/1	0.96	0.13	11,11,11,11	0
56	MG	EA	3059	1/1	0.96	0.14	1,1,1,1	0
56	MG	CA	3094	1/1	0.96	0.08	34,34,34,34	0
56	MG	CA	3087	1/1	0.96	0.06	29,29,29,29	0
56	MG	CA	3061	1/1	0.96	0.12	3,3,3,3	0
56	MG	AA	3006	1/1	0.96	0.09	38,38,38,38	0
56	MG	EA	3090	1/1	0.96	0.07	29,29,29,29	0
56	MG	GA	3094	1/1	0.96	0.56	22,22,22,22	0
56	MG	BA	1623	1/1	0.97	0.10	24,24,24,24	0
56	MG	AD	301	1/1	0.97	0.14	6,6,6,6	0
56	MG	GA	3006	1/1	0.97	0.12	25,25,25,25	0
56	MG	EA	3125	1/1	0.97	0.10	3,3,3,3	0
56	MG	FA	1617	1/1	0.97	0.12	9,9,9,9	0
56	MG	EA	3117	1/1	0.97	0.10	11,11,11,11	0
56	MG	AA	3088	1/1	0.97	0.13	14,14,14,14	0

*Continued on next page...*

*Continued from previous page...*

Mol	Type	Chain	Res	Atoms	RSCC	RSR	B-factors(Å <sup>2</sup> )	Q<0.9
56	MG	EA	3005	1/1	0.97	0.12	27,27,27,27	0
56	MG	BA	1604	1/1	0.97	0.12	20,20,20,20	0
56	MG	CA	3057	1/1	0.97	0.11	1,1,1,1	0
56	MG	GA	3111	1/1	0.97	0.17	11,11,11,11	0
56	MG	EA	3108	1/1	0.97	0.12	31,31,31,31	0
56	MG	DA	1625	1/1	0.97	0.09	23,23,23,23	0
56	MG	DA	1624	1/1	0.97	0.17	48,48,48,48	0
56	MG	AA	3002	1/1	0.97	0.10	20,20,20,20	0
56	MG	AA	3092	1/1	0.97	0.05	31,31,31,31	0
56	MG	CA	3020	1/1	0.97	0.16	19,19,19,19	0
56	MG	FV	802	1/1	0.97	0.12	48,48,48,48	0
56	MG	HA	1629	1/1	0.97	0.10	17,17,17,17	0
56	MG	BA	1621	1/1	0.97	0.23	52,52,52,52	0
56	MG	FA	1628	1/1	0.97	0.18	19,19,19,19	0
56	MG	FA	1639	1/1	0.97	0.26	25,25,25,25	0
56	MG	EA	3029	1/1	0.97	0.18	0,0,0,0	0
56	MG	GB	1203	1/1	0.97	0.13	16,16,16,16	0
56	MG	HA	1621	1/1	0.97	0.28	29,29,29,29	0
56	MG	FA	1641	1/1	0.97	0.17	18,18,18,18	0
56	MG	BA	1634	1/1	0.97	0.14	14,14,14,14	0
56	MG	AA	3044	1/1	0.97	0.14	17,17,17,17	0
56	MG	DA	1622	1/1	0.97	0.08	37,37,37,37	0
56	MG	BA	1636	1/1	0.97	0.12	40,40,40,40	0
56	MG	DA	1636	1/1	0.97	0.29	41,41,41,41	0
56	MG	AC	302	1/1	0.97	0.23	19,19,19,19	0
56	MG	CA	3085	1/1	0.97	0.27	28,28,28,28	0
56	MG	AA	3098	1/1	0.97	0.23	5,5,5,5	0
58	GCP	BV	801	32/32	0.97	0.13	17,36,43,49	0
56	MG	EA	3113	1/1	0.97	0.18	0,0,0,0	0
56	MG	GA	3118	1/1	0.97	0.29	9,9,9,9	0
56	MG	EA	3056	1/1	0.97	0.08	2,2,2,2	0
56	MG	AA	3063	1/1	0.97	0.08	9,9,9,9	0
56	MG	HV	802	1/1	0.97	0.13	38,38,38,38	0
56	MG	FA	1618	1/1	0.97	0.10	28,28,28,28	0
56	MG	GA	3102	1/1	0.97	0.35	40,40,40,40	0
56	MG	DA	1604	1/1	0.97	0.08	23,23,23,23	0
56	MG	AA	3111	1/1	0.97	0.16	21,21,21,21	0
56	MG	AA	3089	1/1	0.97	0.06	26,26,26,26	0
56	MG	DA	1601	1/1	0.97	0.11	37,37,37,37	0
56	MG	FA	1630	1/1	0.97	0.09	16,16,16,16	0
56	MG	CA	3103	1/1	0.97	0.17	0,0,0,0	0
56	MG	GA	3040	1/1	0.97	0.21	16,16,16,16	0

*Continued on next page...*

*Continued from previous page...*

Mol	Type	Chain	Res	Atoms	RSCC	RSR	B-factors( $\text{\AA}^2$ )	Q<0.9
56	MG	GA	3100	1/1	0.97	0.22	19,19,19,19	0
56	MG	AA	3100	1/1	0.97	0.12	6,6,6,6	0
56	MG	DA	1611	1/1	0.97	0.10	15,15,15,15	0
56	MG	EB	1202	1/1	0.97	0.08	19,19,19,19	0
56	MG	AA	3086	1/1	0.97	0.07	35,35,35,35	0
56	MG	DA	1626	1/1	0.97	0.08	24,24,24,24	0
56	MG	GA	3046	1/1	0.97	0.07	35,35,35,35	0
56	MG	EA	3024	1/1	0.97	0.19	0,0,0,0	0
56	MG	EA	3098	1/1	0.97	0.16	6,6,6,6	0
56	MG	GA	3110	1/1	0.97	0.19	12,12,12,12	0
56	MG	BA	1613	1/1	0.97	0.13	38,38,38,38	0
56	MG	AA	3024	1/1	0.97	0.18	20,20,20,20	0
56	MG	BA	1635	1/1	0.97	0.23	29,29,29,29	0
56	MG	EA	3055	1/1	0.97	0.43	14,14,14,14	0
56	MG	EA	3060	1/1	0.97	0.28	3,3,3,3	0
56	MG	BA	1629	1/1	0.97	0.15	41,41,41,41	0
56	MG	EA	3102	1/1	0.97	0.21	0,0,0,0	0
56	MG	EA	3080	1/1	0.97	0.20	3,3,3,3	0
56	MG	GA	3091	1/1	0.97	0.14	11,11,11,11	0
56	MG	GA	3029	1/1	0.97	0.20	5,5,5,5	0
56	MG	DA	1618	1/1	0.97	0.09	33,33,33,33	0
56	MG	GA	3072	1/1	0.97	0.15	13,13,13,13	0
58	GCP	HV	801	32/32	0.97	0.11	24,48,54,56	0
56	MG	CA	3007	1/1	0.97	0.09	15,15,15,15	0
56	MG	CA	3045	1/1	0.97	0.14	21,21,21,21	0
56	MG	DA	1631	1/1	0.97	0.17	25,25,25,25	0
56	MG	EA	3071	1/1	0.97	0.13	2,2,2,2	0
56	MG	BA	1606	1/1	0.97	0.54	39,39,39,39	0
56	MG	GA	3088	1/1	0.98	0.17	8,8,8,8	0
56	MG	EA	3103	1/1	0.98	0.21	10,10,10,10	0
56	MG	GA	3068	1/1	0.98	0.27	15,15,15,15	0
56	MG	DA	1608	1/1	0.98	0.14	14,14,14,14	0
56	MG	AE	301	1/1	0.98	0.12	11,11,11,11	0
56	MG	BA	1601	1/1	0.98	0.17	33,33,33,33	0
56	MG	GA	3095	1/1	0.98	0.18	2,2,2,2	0
56	MG	EA	3058	1/1	0.98	0.13	6,6,6,6	0
56	MG	CA	3105	1/1	0.98	0.17	6,6,6,6	0
56	MG	AA	3127	1/1	0.98	0.13	16,16,16,16	0
56	MG	FA	1640	1/1	0.98	0.18	23,23,23,23	0
56	MG	GA	3030	1/1	0.98	0.24	11,11,11,11	0
56	MG	EA	3076	1/1	0.98	0.10	18,18,18,18	0
56	MG	GA	3010	1/1	0.98	0.26	15,15,15,15	0

*Continued on next page...*

*Continued from previous page...*

Mol	Type	Chain	Res	Atoms	RSCC	RSR	B-factors(Å <sup>2</sup> )	Q<0.9
56	MG	GA	3106	1/1	0.98	0.21	3,3,3,3	0
56	MG	BA	1622	1/1	0.98	0.21	32,32,32,32	0
56	MG	EA	3083	1/1	0.98	0.14	1,1,1,1	0
56	MG	GA	3035	1/1	0.98	0.13	15,15,15,15	0
56	MG	AA	3085	1/1	0.98	0.08	30,30,30,30	0
56	MG	GA	3066	1/1	0.98	0.17	4,4,4,4	0
56	MG	CA	3076	1/1	0.98	0.08	25,25,25,25	0
56	MG	GA	3025	1/1	0.98	0.17	18,18,18,18	0
56	MG	BA	1617	1/1	0.98	0.13	25,25,25,25	0
56	MG	HA	1602	1/1	0.98	0.37	48,48,48,48	0
56	MG	CA	3024	1/1	0.98	0.19	2,2,2,2	0
56	MG	EA	3004	1/1	0.98	0.09	13,13,13,13	0
56	MG	EA	3075	1/1	0.98	0.13	10,10,10,10	0
56	MG	EA	3022	1/1	0.98	0.15	0,0,0,0	0
56	MG	AA	3026	1/1	0.98	0.07	10,10,10,10	0
56	MG	EA	3052	1/1	0.98	0.20	2,2,2,2	0
56	MG	AA	3096	1/1	0.98	0.15	33,33,33,33	0
56	MG	DA	1638	1/1	0.98	0.04	40,40,40,40	0
56	MG	CA	3093	1/1	0.98	0.12	25,25,25,25	0
56	MG	GA	3033	1/1	0.98	0.24	12,12,12,12	0
56	MG	BA	1619	1/1	0.98	0.18	28,28,28,28	0
56	MG	DA	1632	1/1	0.98	0.15	28,28,28,28	0
56	MG	FA	1611	1/1	0.98	0.23	0,0,0,0	0
56	MG	GA	3047	1/1	0.98	0.18	27,27,27,27	0
56	MG	EA	3122	1/1	0.98	0.19	0,0,0,0	0
56	MG	AA	3091	1/1	0.98	0.14	16,16,16,16	0
56	MG	EA	3078	1/1	0.98	0.18	3,3,3,3	0
56	MG	GA	3076	1/1	0.98	0.14	23,23,23,23	0
56	MG	AA	3099	1/1	0.98	0.14	15,15,15,15	0
56	MG	GL	201	1/1	0.98	0.19	7,7,7,7	0
56	MG	CA	3006	1/1	0.98	0.09	15,15,15,15	0
56	MG	EA	3054	1/1	0.98	0.13	5,5,5,5	0
56	MG	GA	3104	1/1	0.98	0.20	6,6,6,6	0
56	MG	GB	1204	1/1	0.98	0.07	21,21,21,21	0
56	MG	AA	3074	1/1	0.98	0.17	9,9,9,9	0
56	MG	GA	3031	1/1	0.98	0.14	4,4,4,4	0
56	MG	EB	1204	1/1	0.98	0.06	12,12,12,12	0
56	MG	AA	3112	1/1	0.98	0.11	7,7,7,7	0
56	MG	DA	1630	1/1	0.98	0.10	34,34,34,34	0
56	MG	GA	3009	1/1	0.98	0.16	20,20,20,20	0
56	MG	EA	3121	1/1	0.98	0.24	1,1,1,1	0
56	MG	AA	3125	1/1	0.98	0.17	23,23,23,23	0

*Continued on next page...*

*Continued from previous page...*

Mol	Type	Chain	Res	Atoms	RSCC	RSR	B-factors( $\text{\AA}^2$ )	Q<0.9
56	MG	FA	1629	1/1	0.98	0.10	16,16,16,16	0
56	MG	HA	1618	1/1	0.98	0.08	19,19,19,19	0
56	MG	EA	3031	1/1	0.98	0.23	2,2,2,2	0
56	MG	GA	3058	1/1	0.98	0.14	17,17,17,17	0
56	MG	EA	3086	1/1	0.98	0.07	34,34,34,34	0
56	MG	GA	3122	1/1	0.98	0.19	14,14,14,14	0
56	MG	EA	3094	1/1	0.98	0.11	15,15,15,15	0
56	MG	CA	3055	1/1	0.98	0.13	20,20,20,20	0
56	MG	BA	1625	1/1	0.98	0.20	21,21,21,21	0
56	MG	DA	1621	1/1	0.98	0.19	22,22,22,22	0
56	MG	EA	3120	1/1	0.98	0.22	0,0,0,0	0
56	MG	GA	3044	1/1	0.98	0.20	23,23,23,23	0
56	MG	GA	3071	1/1	0.98	0.18	20,20,20,20	0
56	MG	AA	3054	1/1	0.98	0.12	11,11,11,11	0
56	MG	CA	3127	1/1	0.98	0.08	11,11,11,11	0
56	MG	AA	3057	1/1	0.98	0.09	18,18,18,18	0
56	MG	FA	1638	1/1	0.98	0.10	33,33,33,33	0
56	MG	FA	1606	1/1	0.98	0.13	13,13,13,13	0
56	MG	FA	1605	1/1	0.98	0.15	36,36,36,36	0
56	MG	EA	3077	1/1	0.98	0.11	14,14,14,14	0
56	MG	CA	3013	1/1	0.98	0.08	7,7,7,7	0
56	MG	AA	3064	1/1	0.98	0.13	20,20,20,20	0
56	MG	BA	1626	1/1	0.98	0.16	36,36,36,36	0
56	MG	BA	1603	1/1	0.98	0.06	21,21,21,21	0
56	MG	AA	3050	1/1	0.98	0.09	7,7,7,7	0
56	MG	GA	3011	1/1	0.98	0.10	46,46,46,46	0
56	MG	CA	3068	1/1	0.98	0.13	13,13,13,13	0
56	MG	AA	3025	1/1	0.98	0.17	8,8,8,8	0
56	MG	CA	3009	1/1	0.98	0.15	18,18,18,18	0
56	MG	AA	3076	1/1	0.98	0.09	21,21,21,21	0
56	MG	HA	1639	1/1	0.98	0.17	20,20,20,20	0
56	MG	GA	3079	1/1	0.98	0.12	18,18,18,18	0
56	MG	EA	3019	1/1	0.98	0.08	13,13,13,13	0
56	MG	GA	3078	1/1	0.98	0.24	40,40,40,40	0
56	MG	BA	1630	1/1	0.98	0.11	25,25,25,25	0
56	MG	GA	3017	1/1	0.98	0.09	24,24,24,24	0
56	MG	A3	101	1/1	0.98	0.10	13,13,13,13	0
56	MG	AA	3105	1/1	0.98	0.19	12,12,12,12	0
56	MG	AA	3124	1/1	0.98	0.17	9,9,9,9	0
56	MG	CA	3008	1/1	0.98	0.17	15,15,15,15	0
56	MG	HA	1615	1/1	0.98	0.27	38,38,38,38	0
56	MG	FA	1632	1/1	0.98	0.13	28,28,28,28	0

*Continued on next page...*



*Continued from previous page...*

Mol	Type	Chain	Res	Atoms	RSCC	RSR	B-factors( $\text{\AA}^2$ )	Q<0.9
56	MG	BA	1616	1/1	0.98	0.22	35,35,35,35	0
56	MG	GA	3084	1/1	0.98	0.30	25,25,25,25	0
56	MG	AA	3060	1/1	0.98	0.46	25,25,25,25	0
56	MG	CA	3037	1/1	0.98	0.20	1,1,1,1	0
56	MG	EA	3129	1/1	0.98	0.22	0,0,0,0	0
56	MG	GA	3126	1/1	0.98	0.09	18,18,18,18	0
56	MG	CB	1202	1/1	0.98	0.12	55,55,55,55	0
56	MG	CA	3028	1/1	0.98	0.21	7,7,7,7	0
56	MG	GA	3014	1/1	0.98	0.28	8,8,8,8	0
56	MG	BA	1627	1/1	0.98	0.08	25,25,25,25	0
56	MG	HA	1611	1/1	0.98	0.23	20,20,20,20	0
56	MG	AA	3029	1/1	0.98	0.09	21,21,21,21	0
56	MG	DA	1620	1/1	0.98	0.08	22,22,22,22	0
56	MG	AA	3082	1/1	0.98	0.03	29,29,29,29	0
56	MG	EA	3034	1/1	0.98	0.21	0,0,0,0	0
56	MG	CA	3132	1/1	0.98	0.17	2,2,2,2	0
56	MG	AA	3080	1/1	0.98	0.18	7,7,7,7	0
56	MG	FA	1603	1/1	0.98	0.11	30,30,30,30	0
56	MG	GA	3114	1/1	0.98	0.17	10,10,10,10	0
56	MG	GA	3022	1/1	0.98	0.16	16,16,16,16	0
56	MG	CA	3003	1/1	0.98	0.13	12,12,12,12	0
56	MG	DA	1612	1/1	0.98	0.19	11,11,11,11	0
56	MG	AA	3061	1/1	0.98	0.14	6,6,6,6	0
56	MG	DA	1607	1/1	0.98	0.13	16,16,16,16	0
56	MG	GA	3045	1/1	0.98	0.17	7,7,7,7	0
56	MG	CA	3060	1/1	0.98	0.22	13,13,13,13	0
56	MG	AA	3075	1/1	0.98	0.09	15,15,15,15	0
56	MG	EA	3020	1/1	0.98	0.24	4,4,4,4	0
56	MG	GA	3036	1/1	0.98	0.14	35,35,35,35	0
56	MG	GA	3002	1/1	0.98	0.17	14,14,14,14	0
56	MG	EA	3006	1/1	0.98	0.12	19,19,19,19	0
56	MG	GA	3098	1/1	0.98	0.15	25,25,25,25	0
56	MG	DA	1615	1/1	0.98	0.15	24,24,24,24	0
56	MG	AA	3030	1/1	0.98	0.16	13,13,13,13	0
56	MG	BA	1618	1/1	0.98	0.13	3,3,3,3	0
56	MG	CA	3030	1/1	0.98	0.21	11,11,11,11	0
56	MG	CA	3073	1/1	0.98	0.24	5,5,5,5	0
56	MG	HA	1603	1/1	0.98	0.36	38,38,38,38	0
56	MG	HA	1638	1/1	0.98	0.09	26,26,26,26	0
56	MG	CA	3019	1/1	0.98	0.10	22,22,22,22	0
56	MG	FA	1633	1/1	0.98	0.11	28,28,28,28	0
56	MG	EA	3014	1/1	0.98	0.19	0,0,0,0	0

*Continued on next page...*

*Continued from previous page...*

Mol	Type	Chain	Res	Atoms	RSCC	RSR	B-factors( $\text{\AA}^2$ )	Q<0.9
56	MG	HA	1636	1/1	0.98	0.05	21,21,21,21	0
56	MG	BA	1620	1/1	0.98	0.05	20,20,20,20	0
56	MG	EA	3053	1/1	0.98	0.18	1,1,1,1	0
56	MG	FA	1621	1/1	0.98	0.18	10,10,10,10	0
56	MG	AA	3116	1/1	0.98	0.18	3,3,3,3	0
56	MG	GA	3089	1/1	0.98	0.13	14,14,14,14	0
56	MG	GA	3120	1/1	0.98	0.21	5,5,5,5	0
56	MG	FA	1615	1/1	0.98	0.18	16,16,16,16	0
56	MG	EA	3003	1/1	0.98	0.14	6,6,6,6	0
56	MG	GA	3026	1/1	0.98	0.16	6,6,6,6	0
56	MG	CA	3123	1/1	0.98	0.17	8,8,8,8	0
56	MG	GA	3064	1/1	0.98	0.12	9,9,9,9	0
56	MG	AB	1204	1/1	0.98	0.07	8,8,8,8	0
56	MG	GA	3004	1/1	0.98	0.42	19,19,19,19	0
56	MG	FA	1607	1/1	0.98	0.10	18,18,18,18	0
56	MG	EA	3101	1/1	0.99	0.13	26,26,26,26	0
56	MG	EA	3124	1/1	0.99	0.11	5,5,5,5	0
56	MG	EA	3039	1/1	0.99	0.19	0,0,0,0	0
56	MG	GA	3125	1/1	0.99	0.11	5,5,5,5	0
56	MG	AA	3102	1/1	0.99	0.24	0,0,0,0	0
56	MG	AA	3045	1/1	0.99	0.13	18,18,18,18	0
56	MG	BA	1638	1/1	0.99	0.14	31,31,31,31	0
56	MG	BA	1607	1/1	0.99	0.26	8,8,8,8	0
56	MG	DA	1633	1/1	0.99	0.04	45,45,45,45	0
56	MG	AA	3048	1/1	0.99	0.12	2,2,2,2	0
56	MG	CA	3064	1/1	0.99	0.10	1,1,1,1	0
56	MG	CA	3100	1/1	0.99	0.17	1,1,1,1	0
56	MG	CA	3051	1/1	0.99	0.29	7,7,7,7	0
56	MG	EA	3119	1/1	0.99	0.22	0,0,0,0	0
56	MG	CA	3039	1/1	0.99	0.22	6,6,6,6	0
56	MG	EA	3030	1/1	0.99	0.16	0,0,0,0	0
56	MG	GA	3038	1/1	0.99	0.16	11,11,11,11	0
56	MG	GA	3065	1/1	0.99	0.15	3,3,3,3	0
56	MG	GA	3024	1/1	0.99	0.15	8,8,8,8	0
56	MG	EA	3085	1/1	0.99	0.19	4,4,4,4	0
56	MG	EA	3111	1/1	0.99	0.19	2,2,2,2	0
56	MG	GA	3132	1/1	0.99	0.14	7,7,7,7	0
56	MG	FA	1620	1/1	0.99	0.15	6,6,6,6	0
56	MG	CA	3017	1/1	0.99	0.18	2,2,2,2	0
56	MG	CA	3066	1/1	0.99	0.17	2,2,2,2	0
56	MG	EA	3021	1/1	0.99	0.12	5,5,5,5	0
56	MG	EA	3046	1/1	0.99	0.15	9,9,9,9	0

*Continued on next page...*

*Continued from previous page...*

Mol	Type	Chain	Res	Atoms	RSCC	RSR	B-factors( $\text{\AA}^2$ )	Q<0.9
56	MG	FA	1608	1/1	0.99	0.18	14,14,14,14	0
56	MG	GA	3063	1/1	0.99	0.27	3,3,3,3	0
56	MG	EA	3043	1/1	0.99	0.10	4,4,4,4	0
56	MG	EA	3045	1/1	0.99	0.13	1,1,1,1	0
56	MG	CA	3056	1/1	0.99	0.11	7,7,7,7	0
56	MG	BA	1632	1/1	0.99	0.10	40,40,40,40	0
56	MG	HA	1620	1/1	0.99	0.08	14,14,14,14	0
56	MG	DA	1609	1/1	0.99	0.16	16,16,16,16	0
56	MG	AB	1203	1/1	0.99	0.12	14,14,14,14	0
56	MG	EA	3026	1/1	0.99	0.10	28,28,28,28	0
56	MG	CA	3121	1/1	0.99	0.21	3,3,3,3	0
56	MG	BA	1628	1/1	0.99	0.12	26,26,26,26	0
56	MG	CA	3010	1/1	0.99	0.25	10,10,10,10	0
56	MG	CA	3041	1/1	0.99	0.13	13,13,13,13	0
56	MG	ED	302	1/1	0.99	0.17	2,2,2,2	0
56	MG	CA	3036	1/1	0.99	0.08	19,19,19,19	0
56	MG	CA	3026	1/1	0.99	0.09	5,5,5,5	0
56	MG	CA	3070	1/1	0.99	0.15	4,4,4,4	0
56	MG	HA	1614	1/1	0.99	0.12	37,37,37,37	0
56	MG	AA	3114	1/1	0.99	0.09	1,1,1,1	0
57	ZN	C4	102	1/1	0.99	0.09	76,76,76,76	0
56	MG	GA	3129	1/1	0.99	0.22	19,19,19,19	0
56	MG	CA	3063	1/1	0.99	0.16	2,2,2,2	0
57	ZN	A4	101	1/1	0.99	0.09	63,63,63,63	0
56	MG	GA	3099	1/1	0.99	0.13	12,12,12,12	0
56	MG	CA	3023	1/1	0.99	0.17	5,5,5,5	0
56	MG	EA	3015	1/1	0.99	0.51	1,1,1,1	0
56	MG	AA	3123	1/1	0.99	0.17	14,14,14,14	0
56	MG	AA	3108	1/1	0.99	0.16	21,21,21,21	0
56	MG	CA	3025	1/1	0.99	0.10	7,7,7,7	0
56	MG	GA	3051	1/1	0.99	0.19	4,4,4,4	0
56	MG	AA	3008	1/1	0.99	0.12	15,15,15,15	0
56	MG	CA	3004	1/1	0.99	0.08	6,6,6,6	0
56	MG	EA	3064	1/1	0.99	0.19	0,0,0,0	0
56	MG	CA	3065	1/1	0.99	0.11	1,1,1,1	0
56	MG	AA	3109	1/1	0.99	0.21	6,6,6,6	0
56	MG	AA	3037	1/1	0.99	0.19	9,9,9,9	0
56	MG	GA	3116	1/1	0.99	0.14	3,3,3,3	0
56	MG	FA	1612	1/1	0.99	0.31	17,17,17,17	0
56	MG	AA	3003	1/1	0.99	0.10	26,26,26,26	0
56	MG	HA	1623	1/1	0.99	0.11	18,18,18,18	0
56	MG	AA	3010	1/1	0.99	0.23	13,13,13,13	0

*Continued on next page...*

*Continued from previous page...*

Mol	Type	Chain	Res	Atoms	RSCC	RSR	B-factors(Å <sup>2</sup> )	Q<0.9
56	MG	GA	3092	1/1	0.99	0.07	17,17,17,17	0
56	MG	EA	3041	1/1	0.99	0.10	2,2,2,2	0
56	MG	CA	3115	1/1	0.99	0.16	12,12,12,12	0
56	MG	CA	3002	1/1	0.99	0.14	17,17,17,17	0
56	MG	AA	3052	1/1	0.99	0.12	2,2,2,2	0
56	MG	AA	3129	1/1	0.99	0.11	20,20,20,20	0
56	MG	EA	3100	1/1	0.99	0.14	0,0,0,0	0
56	MG	CA	3078	1/1	0.99	0.10	25,25,25,25	0
56	MG	EA	3007	1/1	0.99	0.07	15,15,15,15	0
56	MG	GA	3053	1/1	0.99	0.15	4,4,4,4	0
56	MG	DA	1623	1/1	0.99	0.07	12,12,12,12	0
56	MG	CA	3035	1/1	0.99	0.16	3,3,3,3	0
56	MG	BA	1633	1/1	0.99	0.10	35,35,35,35	0
56	MG	GA	3041	1/1	0.99	0.09	10,10,10,10	0
56	MG	CA	3071	1/1	0.99	0.14	2,2,2,2	0
56	MG	AA	3101	1/1	0.99	0.17	7,7,7,7	0
56	MG	GA	3134	1/1	0.99	0.05	16,16,16,16	0
57	ZN	E4	101	1/1	0.99	0.09	54,54,54,54	0
56	MG	AA	3118	1/1	0.99	0.11	11,11,11,11	0
56	MG	GA	3097	1/1	0.99	0.17	26,26,26,26	0
56	MG	CA	3034	1/1	0.99	0.19	18,18,18,18	0
56	MG	CA	3038	1/1	0.99	0.18	7,7,7,7	0
56	MG	GA	3112	1/1	0.99	0.10	15,15,15,15	0
56	MG	AA	3009	1/1	0.99	0.22	12,12,12,12	0
56	MG	AA	3106	1/1	0.99	0.18	9,9,9,9	0
56	MG	GC	301	1/1	0.99	0.18	4,4,4,4	0
56	MG	CA	3129	1/1	0.99	0.17	9,9,9,9	0
56	MG	GA	3070	1/1	0.99	0.23	13,13,13,13	0
56	MG	CA	3101	1/1	0.99	0.15	10,10,10,10	0
56	MG	GA	3123	1/1	0.99	0.20	11,11,11,11	0
56	MG	EA	3067	1/1	0.99	0.26	4,4,4,4	0
56	MG	DA	1635	1/1	0.99	0.08	38,38,38,38	0
56	MG	GA	3096	1/1	0.99	0.16	4,4,4,4	0
56	MG	CA	3133	1/1	0.99	0.12	13,13,13,13	0
56	MG	AA	3065	1/1	0.99	0.16	2,2,2,2	0
56	MG	CA	3081	1/1	0.99	0.15	10,10,10,10	0
56	MG	CA	3075	1/1	0.99	0.22	20,20,20,20	0
56	MG	CA	3048	1/1	0.99	0.09	13,13,13,13	0
56	MG	EA	3092	1/1	0.99	0.14	7,7,7,7	0
56	MG	EA	3017	1/1	0.99	0.16	3,3,3,3	0
56	MG	CA	3088	1/1	0.99	0.10	28,28,28,28	0
56	MG	CA	3112	1/1	0.99	0.14	4,4,4,4	0

*Continued on next page...*

*Continued from previous page...*

Mol	Type	Chain	Res	Atoms	RSCC	RSR	B-factors( $\text{\AA}^2$ )	Q<0.9
56	MG	GA	3081	1/1	0.99	0.19	16,16,16,16	0
56	MG	CA	3059	1/1	0.99	0.17	3,3,3,3	0
56	MG	GA	3115	1/1	0.99	0.23	23,23,23,23	0
56	MG	AA	3084	1/1	0.99	0.20	12,12,12,12	0
56	MG	GA	3012	1/1	0.99	0.19	2,2,2,2	0
56	MG	AA	3081	1/1	0.99	0.14	16,16,16,16	0
56	MG	GA	3028	1/1	0.99	0.12	10,10,10,10	0
56	MG	EA	3063	1/1	0.99	0.13	1,1,1,1	0
56	MG	CA	3049	1/1	0.99	0.18	9,9,9,9	0
56	MG	CA	3052	1/1	0.99	0.10	10,10,10,10	0
56	MG	CA	3128	1/1	0.99	0.16	6,6,6,6	0
56	MG	GA	3090	1/1	0.99	0.07	26,26,26,26	0
56	MG	CA	3014	1/1	0.99	0.12	9,9,9,9	0
56	MG	GA	3003	1/1	0.99	0.11	15,15,15,15	0
56	MG	AA	3117	1/1	0.99	0.25	7,7,7,7	0
56	MG	AA	3053	1/1	0.99	0.10	6,6,6,6	0
56	MG	EA	3118	1/1	0.99	0.19	1,1,1,1	0
56	MG	AA	3028	1/1	0.99	0.28	2,2,2,2	0
56	MG	GA	3107	1/1	0.99	0.12	27,27,27,27	0
56	MG	FA	1631	1/1	0.99	0.06	21,21,21,21	0
56	MG	BA	1611	1/1	0.99	0.13	15,15,15,15	0
56	MG	HA	1605	1/1	0.99	0.11	39,39,39,39	0
56	MG	EA	3081	1/1	0.99	0.15	3,3,3,3	0
57	ZN	G4	101	1/1	0.99	0.09	69,69,69,69	0
56	MG	AA	3042	1/1	0.99	0.17	11,11,11,11	0
56	MG	CA	3022	1/1	0.99	0.12	0,0,0,0	0
56	MG	FA	1622	1/1	0.99	0.10	15,15,15,15	0
56	MG	CA	3047	1/1	0.99	0.10	31,31,31,31	0
56	MG	FA	1637	1/1	0.99	0.10	34,34,34,34	0
56	MG	GA	3074	1/1	0.99	0.14	2,2,2,2	0
56	MG	CA	3084	1/1	0.99	0.21	4,4,4,4	0
56	MG	BA	1639	1/1	0.99	0.13	19,19,19,19	0
56	MG	EA	3036	1/1	0.99	0.14	1,1,1,1	0
56	MG	EA	3110	1/1	0.99	0.11	24,24,24,24	0
56	MG	GA	3128	1/1	0.99	0.09	20,20,20,20	0
56	MG	GA	3109	1/1	0.99	0.09	9,9,9,9	0
56	MG	GA	3086	1/1	0.99	0.04	26,26,26,26	0
56	MG	EA	3106	1/1	0.99	0.15	0,0,0,0	0
56	MG	CA	3131	1/1	0.99	0.10	0,0,0,0	0
56	MG	AA	3121	1/1	0.99	0.10	20,20,20,20	0
56	MG	AA	3004	1/1	0.99	0.07	34,34,34,34	0
56	MG	GA	3117	1/1	0.99	0.07	22,22,22,22	0

*Continued on next page...*

*Continued from previous page...*

Mol	Type	Chain	Res	Atoms	RSCC	RSR	B-factors( $\text{\AA}^2$ )	Q<0.9
56	MG	AA	3034	1/1	0.99	0.11	14,14,14,14	0
56	MG	EA	3126	1/1	0.99	0.17	2,2,2,2	0
56	MG	GA	3052	1/1	0.99	0.18	8,8,8,8	0
56	MG	HA	1640	1/1	0.99	0.10	15,15,15,15	0
56	MG	GA	3121	1/1	0.99	0.14	4,4,4,4	0
56	MG	AA	3001	1/1	0.99	0.09	11,11,11,11	0
56	MG	DA	1634	1/1	0.99	0.13	33,33,33,33	0
56	MG	CA	3108	1/1	0.99	0.12	3,3,3,3	0
56	MG	HA	1606	1/1	0.99	0.16	17,17,17,17	0
56	MG	CA	3012	1/1	0.99	0.12	3,3,3,3	0
56	MG	GA	3130	1/1	0.99	0.09	9,9,9,9	0
56	MG	GA	3005	1/1	0.99	0.13	15,15,15,15	0
56	MG	EA	3009	1/1	0.99	0.20	0,0,0,0	0
56	MG	CA	3074	1/1	0.99	0.05	19,19,19,19	0
56	MG	GA	3124	1/1	0.99	0.12	16,16,16,16	0
56	MG	CA	3102	1/1	0.99	0.07	32,32,32,32	0
56	MG	EA	3066	1/1	0.99	0.19	0,0,0,0	0
56	MG	CA	3125	1/1	0.99	0.14	9,9,9,9	0
56	MG	CA	3124	1/1	0.99	0.15	0,0,0,0	0
56	MG	BA	1615	1/1	0.99	0.20	22,22,22,22	0
56	MG	FA	1634	1/1	0.99	0.07	19,19,19,19	0
56	MG	CA	3021	1/1	0.99	0.10	10,10,10,10	0
56	MG	FA	1623	1/1	0.99	0.21	7,7,7,7	0
56	MG	GA	3067	1/1	0.99	0.19	16,16,16,16	0
56	MG	CA	3096	1/1	0.99	0.21	10,10,10,10	0
56	MG	CA	3134	1/1	0.99	0.18	23,23,23,23	0
56	MG	CA	3119	1/1	0.99	0.21	3,3,3,3	0
56	MG	EA	3001	1/1	0.99	0.11	9,9,9,9	0
56	MG	FA	1613	1/1	0.99	0.11	9,9,9,9	0
56	MG	AA	3018	1/1	0.99	0.18	12,12,12,12	0
56	MG	AA	3051	1/1	0.99	0.08	4,4,4,4	0
56	MG	EA	3042	1/1	0.99	0.18	2,2,2,2	0
56	MG	GA	3105	1/1	0.99	0.15	3,3,3,3	0
56	MG	EA	3123	1/1	0.99	0.29	2,2,2,2	0
56	MG	EA	3116	1/1	0.99	0.15	0,0,0,0	0
56	MG	HA	1607	1/1	0.99	0.21	11,11,11,11	0
56	MG	CA	3116	1/1	0.99	0.12	13,13,13,13	0
56	MG	EA	3023	1/1	0.99	0.17	2,2,2,2	0
56	MG	EA	3093	1/1	0.99	0.09	21,21,21,21	0
56	MG	DA	1616	1/1	0.99	0.27	26,26,26,26	0
56	MG	EA	3013	1/1	0.99	0.14	0,0,0,0	0
56	MG	CA	3043	1/1	0.99	0.11	5,5,5,5	0

*Continued on next page...*

*Continued from previous page...*

Mol	Type	Chain	Res	Atoms	RSCC	RSR	B-factors( $\text{\AA}^2$ )	Q<0.9
56	MG	CA	3001	1/1	0.99	0.15	10,10,10,10	0
56	MG	AA	3027	1/1	0.99	0.15	8,8,8,8	0
56	MG	CD	301	1/1	0.99	0.17	3,3,3,3	0
56	MG	AA	3019	1/1	0.99	0.18	33,33,33,33	0
56	MG	DA	1605	1/1	0.99	0.12	28,28,28,28	0
56	MG	AA	3020	1/1	0.99	0.13	24,24,24,24	0
56	MG	GA	3034	1/1	0.99	0.19	16,16,16,16	0
56	MG	HA	1622	1/1	0.99	0.10	36,36,36,36	0
56	MG	EA	3047	1/1	0.99	0.09	6,6,6,6	0
56	MG	EA	3062	1/1	0.99	0.17	0,0,0,0	0
56	MG	GA	3049	1/1	0.99	0.17	8,8,8,8	0
56	MG	GA	3008	1/1	0.99	0.20	12,12,12,12	0
56	MG	EA	3074	1/1	0.99	0.18	4,4,4,4	0
56	MG	GA	3050	1/1	0.99	0.15	9,9,9,9	0
56	MG	AA	3094	1/1	0.99	0.06	20,20,20,20	0
56	MG	AA	3067	1/1	0.99	0.09	29,29,29,29	0
56	MG	CA	3029	1/1	0.99	0.07	8,8,8,8	0
56	MG	CA	3117	1/1	0.99	0.08	7,7,7,7	0
56	MG	CA	3095	1/1	0.99	0.11	21,21,21,21	0
56	MG	EA	3032	1/1	0.99	0.16	0,0,0,0	0
56	MG	HA	1631	1/1	0.99	0.10	28,28,28,28	0
56	MG	GA	3013	1/1	0.99	0.21	1,1,1,1	0
56	MG	GA	3043	1/1	0.99	0.10	8,8,8,8	0
56	MG	CA	3082	1/1	0.99	0.12	15,15,15,15	0
56	MG	AA	3013	1/1	0.99	0.16	5,5,5,5	0
56	MG	CA	3042	1/1	0.99	0.11	8,8,8,8	0
56	MG	EB	1203	1/1	0.99	0.14	3,3,3,3	0
56	MG	AA	3047	1/1	0.99	0.10	30,30,30,30	0
56	MG	AA	3062	1/1	0.99	0.18	2,2,2,2	0
56	MG	AA	3122	1/1	0.99	0.16	2,2,2,2	0
56	MG	EA	3027	1/1	0.99	0.20	0,0,0,0	0
56	MG	DA	1617	1/1	0.99	0.13	45,45,45,45	0
56	MG	AA	3039	1/1	0.99	0.18	5,5,5,5	0
56	MG	BA	1608	1/1	0.99	0.10	22,22,22,22	0
56	MG	EC	301	1/1	0.99	0.14	1,1,1,1	0
56	MG	AA	3095	1/1	0.99	0.10	9,9,9,9	0
56	MG	AA	3058	1/1	0.99	0.19	9,9,9,9	0
56	MG	FA	1609	1/1	0.99	0.32	16,16,16,16	0
56	MG	EA	3128	1/1	0.99	0.15	4,4,4,4	0
56	MG	EA	3012	1/1	0.99	0.17	1,1,1,1	0
56	MG	CA	3033	1/1	0.99	0.18	9,9,9,9	0
56	MG	FA	1619	1/1	0.99	0.10	25,25,25,25	0

*Continued on next page...*

*Continued from previous page...*

Mol	Type	Chain	Res	Atoms	RSCC	RSR	B-factors( $\text{\AA}^2$ )	Q<0.9
56	MG	CA	3027	1/1	0.99	0.10	2,2,2,2	0
56	MG	BA	1602	1/1	0.99	0.12	15,15,15,15	0
56	MG	AA	3072	1/1	0.99	0.16	7,7,7,7	0
56	MG	EA	3095	1/1	0.99	0.17	5,5,5,5	0
56	MG	EA	3105	1/1	0.99	0.14	4,4,4,4	0
56	MG	FA	1635	1/1	0.99	0.13	8,8,8,8	0
56	MG	AA	3130	1/1	0.99	0.15	27,27,27,27	0
56	MG	EA	3084	1/1	0.99	0.17	2,2,2,2	0
56	MG	EA	3072	1/1	0.99	0.15	8,8,8,8	0
56	MG	GA	3016	1/1	0.99	0.15	9,9,9,9	0
56	MG	AA	3041	1/1	0.99	0.18	2,2,2,2	0
56	MG	CA	3104	1/1	0.99	0.14	4,4,4,4	0
56	MG	FA	1625	1/1	0.99	0.09	18,18,18,18	0
56	MG	CA	3086	1/1	0.99	0.19	20,20,20,20	0
56	MG	HA	1635	1/1	0.99	0.15	17,17,17,17	0
56	MG	CA	3054	1/1	0.99	0.17	6,6,6,6	0
56	MG	AA	3120	1/1	0.99	0.18	6,6,6,6	0
56	MG	EA	3038	1/1	0.99	0.11	2,2,2,2	0
56	MG	DV	802	1/1	0.99	0.11	34,34,34,34	0
56	MG	HA	1627	1/1	0.99	0.14	24,24,24,24	0
56	MG	EA	3035	1/1	0.99	0.17	0,0,0,0	0
56	MG	CA	3067	1/1	0.99	0.11	4,4,4,4	0
56	MG	EA	3028	1/1	0.99	0.18	1,1,1,1	0
56	MG	AA	3046	1/1	0.99	0.15	7,7,7,7	0
56	MG	CA	3089	1/1	0.99	0.15	2,2,2,2	0
56	MG	DA	1640	1/1	0.99	0.18	21,21,21,21	0
56	MG	CA	3109	1/1	0.99	0.12	26,26,26,26	0
56	MG	FA	1624	1/1	0.99	0.18	18,18,18,18	0
56	MG	EA	3065	1/1	0.99	0.11	0,0,0,0	0
56	MG	CA	3113	1/1	0.99	0.11	14,14,14,14	0
56	MG	DA	1603	1/1	0.99	0.12	22,22,22,22	0
56	MG	AA	3040	1/1	0.99	0.12	24,24,24,24	0
56	MG	EA	3008	1/1	0.99	0.18	1,1,1,1	0
56	MG	AA	3083	1/1	0.99	0.27	33,33,33,33	0
56	MG	AA	3126	1/1	0.99	0.10	3,3,3,3	0
56	MG	HA	1628	1/1	0.99	0.14	30,30,30,30	0
56	MG	CA	3079	1/1	0.99	0.22	12,12,12,12	0
56	MG	AA	3021	1/1	0.99	0.11	11,11,11,11	0
56	MG	EA	3132	1/1	0.99	0.23	6,6,6,6	0
56	MG	CA	3018	1/1	0.99	0.10	26,26,26,26	0
56	MG	GA	3015	1/1	0.99	0.11	18,18,18,18	0
56	MG	GA	3119	1/1	0.99	0.16	5,5,5,5	0

*Continued on next page...*



*Continued from previous page...*

Mol	Type	Chain	Res	Atoms	RSCC	RSR	B-factors( $\text{\AA}^2$ )	Q<0.9
56	MG	CA	3031	1/1	0.99	0.14	11,11,11,11	0
56	MG	GA	3101	1/1	0.99	0.10	15,15,15,15	0
56	MG	GA	3054	1/1	0.99	0.14	1,1,1,1	0
56	MG	AA	3104	1/1	0.99	0.13	12,12,12,12	0
56	MG	CA	3062	1/1	0.99	0.13	5,5,5,5	0
56	MG	AA	3036	1/1	0.99	0.24	25,25,25,25	0
56	MG	AA	3103	1/1	0.99	0.17	10,10,10,10	0
56	MG	GA	3032	1/1	0.99	0.13	8,8,8,8	0
56	MG	CA	3050	1/1	0.99	0.11	12,12,12,12	0
56	MG	AA	3049	1/1	0.99	0.15	3,3,3,3	0
56	MG	GA	3027	1/1	0.99	0.17	6,6,6,6	0
56	MG	GA	3062	1/1	0.99	0.13	18,18,18,18	0
56	MG	CA	3072	1/1	0.99	0.15	11,11,11,11	0
56	MG	EA	3048	1/1	0.99	0.13	11,11,11,11	0
56	MG	CA	3032	1/1	0.99	0.17	3,3,3,3	0
56	MG	CA	3090	1/1	0.99	0.13	20,20,20,20	0
56	MG	AA	3035	1/1	0.99	0.20	3,3,3,3	0
56	MG	HA	1612	1/1	0.99	0.19	8,8,8,8	0
56	MG	EA	3131	1/1	0.99	0.20	5,5,5,5	0
56	MG	EA	3049	1/1	0.99	0.23	8,8,8,8	0
56	MG	EA	3073	1/1	0.99	0.19	0,0,0,0	0
56	MG	GA	3019	1/1	0.99	0.10	5,5,5,5	0
56	MG	AA	3014	1/1	0.99	0.18	4,4,4,4	0
56	MG	HA	1632	1/1	0.99	0.21	25,25,25,25	0
56	MG	AA	3022	1/1	0.99	0.11	8,8,8,8	0
56	MG	BA	1610	1/1	0.99	0.07	19,19,19,19	0
56	MG	EA	3114	1/1	0.99	0.18	1,1,1,1	0
56	MG	DA	1619	1/1	0.99	0.12	33,33,33,33	0
56	MG	EA	3061	1/1	0.99	0.22	0,0,0,0	0
56	MG	FA	1626	1/1	0.99	0.16	15,15,15,15	0
56	MG	GA	3007	1/1	0.99	0.07	28,28,28,28	0
56	MG	AA	3107	1/1	0.99	0.19	18,18,18,18	0
56	MG	AA	3110	1/1	0.99	0.21	4,4,4,4	0
56	MG	CA	3098	1/1	0.99	0.21	10,10,10,10	0
56	MG	FA	1616	1/1	0.99	0.19	16,16,16,16	0
56	MG	CA	3080	1/1	0.99	0.16	8,8,8,8	0
56	MG	AA	3056	1/1	0.99	0.13	24,24,24,24	0
56	MG	AA	3073	1/1	0.99	0.16	8,8,8,8	0
56	MG	AA	3038	1/1	0.99	0.11	6,6,6,6	0
56	MG	CA	3040	1/1	0.99	0.19	12,12,12,12	0
56	MG	GA	3020	1/1	0.99	0.21	3,3,3,3	0
56	MG	GA	3080	1/1	0.99	0.26	5,5,5,5	0

*Continued on next page...*

*Continued from previous page...*

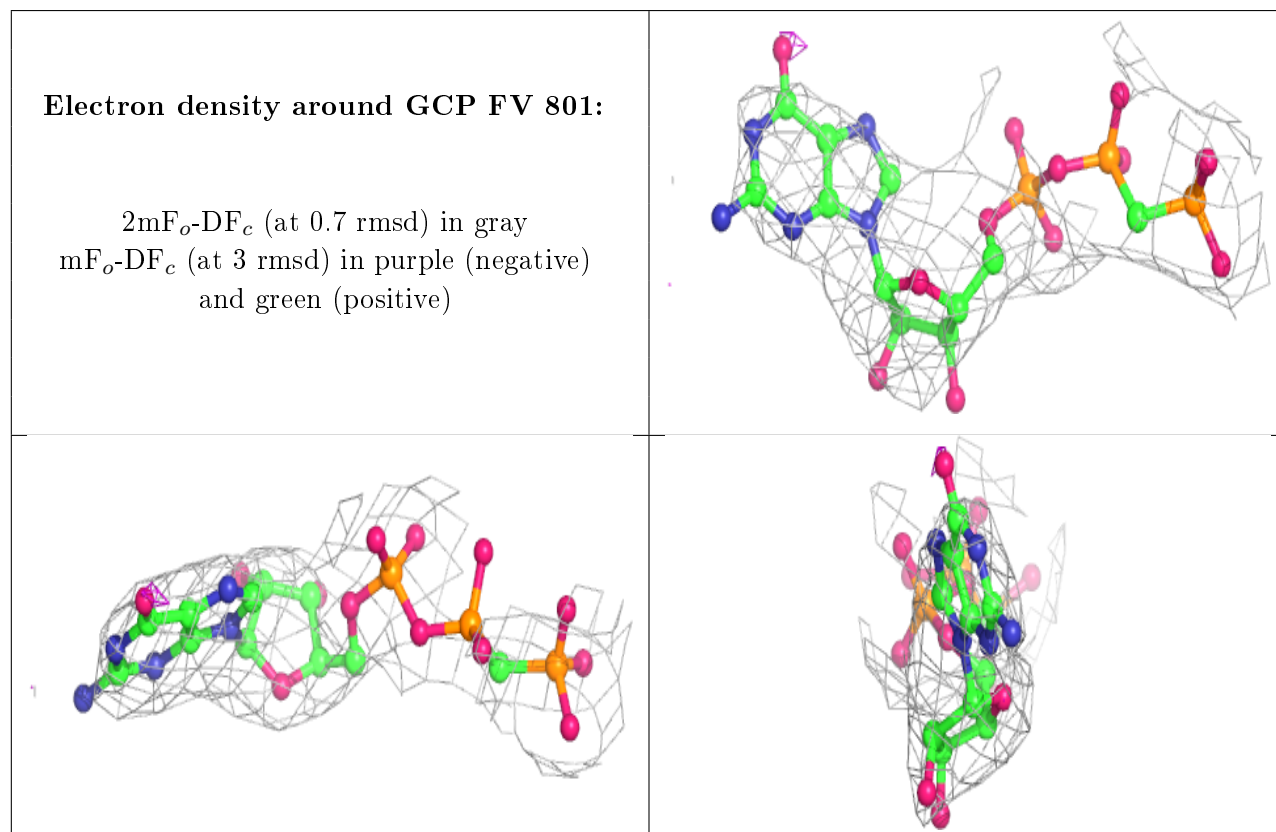
Mol	Type	Chain	Res	Atoms	RSCC	RSR	B-factors( $\text{\AA}^2$ )	Q<0.9
56	MG	DA	1637	1/1	0.99	0.11	23,23,23,23	0
56	MG	EA	3099	1/1	0.99	0.28	2,2,2,2	0
56	MG	GA	3127	1/1	0.99	0.12	1,1,1,1	0
56	MG	CA	3046	1/1	0.99	0.16	17,17,17,17	0
56	MG	HA	1616	1/1	0.99	0.16	33,33,33,33	0
56	MG	FA	1614	1/1	1.00	0.13	5,5,5,5	0
56	MG	GA	3085	1/1	1.00	0.15	16,16,16,16	0
56	MG	CA	3107	1/1	1.00	0.20	6,6,6,6	0
56	MG	AA	3031	1/1	1.00	0.17	8,8,8,8	0
56	MG	AA	3033	1/1	1.00	0.17	8,8,8,8	0
56	MG	AA	3055	1/1	1.00	0.17	18,18,18,18	0
56	MG	CB	1203	1/1	1.00	0.11	6,6,6,6	0
56	MG	EA	3089	1/1	1.00	0.10	5,5,5,5	0
56	MG	EA	3051	1/1	1.00	0.15	0,0,0,0	0
56	MG	EA	3107	1/1	1.00	0.20	0,0,0,0	0
56	MG	EA	3091	1/1	1.00	0.14	11,11,11,11	0
56	MG	AA	3016	1/1	1.00	0.12	10,10,10,10	0
56	MG	AA	3066	1/1	1.00	0.17	6,6,6,6	0
56	MG	EA	3104	1/1	1.00	0.16	1,1,1,1	0
56	MG	DA	1613	1/1	1.00	0.10	12,12,12,12	0
56	MG	EA	3115	1/1	1.00	0.13	2,2,2,2	0
56	MG	GA	3056	1/1	1.00	0.12	4,4,4,4	0
56	MG	CA	3099	1/1	1.00	0.14	17,17,17,17	0
56	MG	EA	3097	1/1	1.00	0.19	2,2,2,2	0
56	MG	GA	3039	1/1	1.00	0.17	15,15,15,15	0
56	MG	AA	3032	1/1	1.00	0.16	14,14,14,14	0
56	MG	EA	3037	1/1	1.00	0.13	2,2,2,2	0
56	MG	AA	3128	1/1	1.00	0.14	2,2,2,2	0
56	MG	EA	3018	1/1	1.00	0.14	8,8,8,8	0
56	MG	GA	3048	1/1	1.00	0.19	6,6,6,6	0
56	MG	AA	3113	1/1	1.00	0.11	8,8,8,8	0
56	MG	BA	1605	1/1	1.00	0.12	21,21,21,21	0
56	MG	CA	3053	1/1	1.00	0.12	5,5,5,5	0
56	MG	AA	3070	1/1	1.00	0.13	11,11,11,11	0
56	MG	CA	3130	1/1	1.00	0.17	1,1,1,1	0
56	MG	EA	3040	1/1	1.00	0.18	1,1,1,1	0
56	MG	AA	3119	1/1	1.00	0.15	13,13,13,13	0
56	MG	AA	3043	1/1	1.00	0.13	21,21,21,21	0
56	MG	AA	3012	1/1	1.00	0.20	7,7,7,7	0
56	MG	CA	3126	1/1	1.00	0.14	7,7,7,7	0
56	MG	EA	3070	1/1	1.00	0.14	3,3,3,3	0
56	MG	AA	3097	1/1	1.00	0.18	8,8,8,8	0

*Continued on next page...*

Continued from previous page...

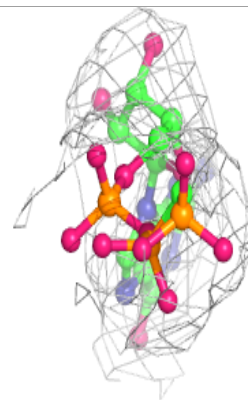
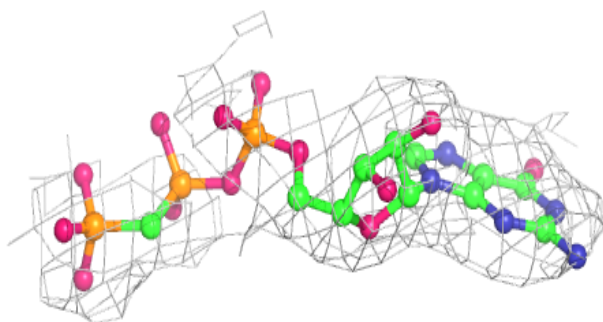
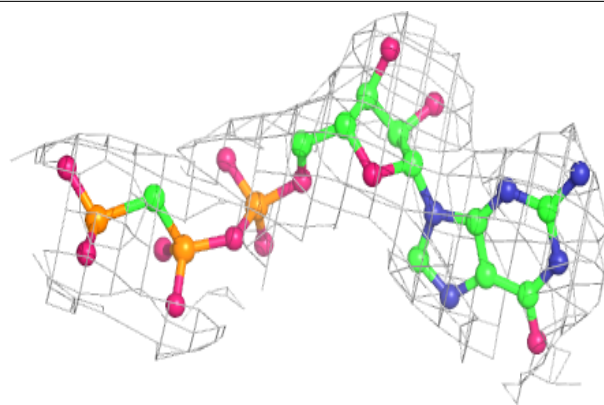
Mol	Type	Chain	Res	Atoms	RSCC	RSR	B-factors( $\text{\AA}^2$ )	Q<0.9
56	MG	EA	3002	1/1	1.00	0.17	4,4,4,4	0
56	MG	CA	3058	1/1	1.00	0.13	5,5,5,5	0
56	MG	AA	3071	1/1	1.00	0.13	3,3,3,3	0
56	MG	AA	3023	1/1	1.00	0.17	3,3,3,3	0
56	MG	GA	3021	1/1	1.00	0.12	9,9,9,9	0
56	MG	EA	3112	1/1	1.00	0.15	5,5,5,5	0
56	MG	AA	3017	1/1	1.00	0.20	1,1,1,1	0
56	MG	GA	3042	1/1	1.00	0.14	24,24,24,24	0
56	MG	BV	802	1/1	1.00	0.17	27,27,27,27	0
56	MG	EA	3033	1/1	1.00	0.17	1,1,1,1	0
56	MG	AA	3079	1/1	1.00	0.16	11,11,11,11	0

The following is a graphical depiction of the model fit to experimental electron density of all instances of the Ligand of Interest. In addition, ligands with molecular weight > 250 and outliers as shown on the geometry validation Tables will also be included. Each fit is shown from different orientation to approximate a three-dimensional view.

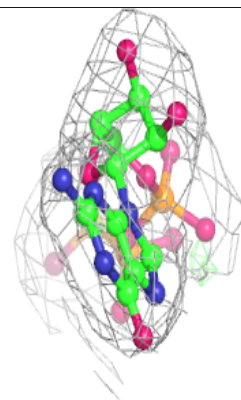
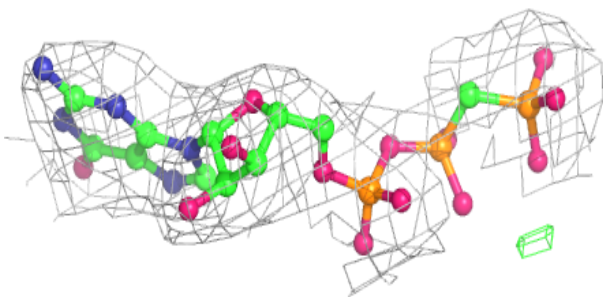


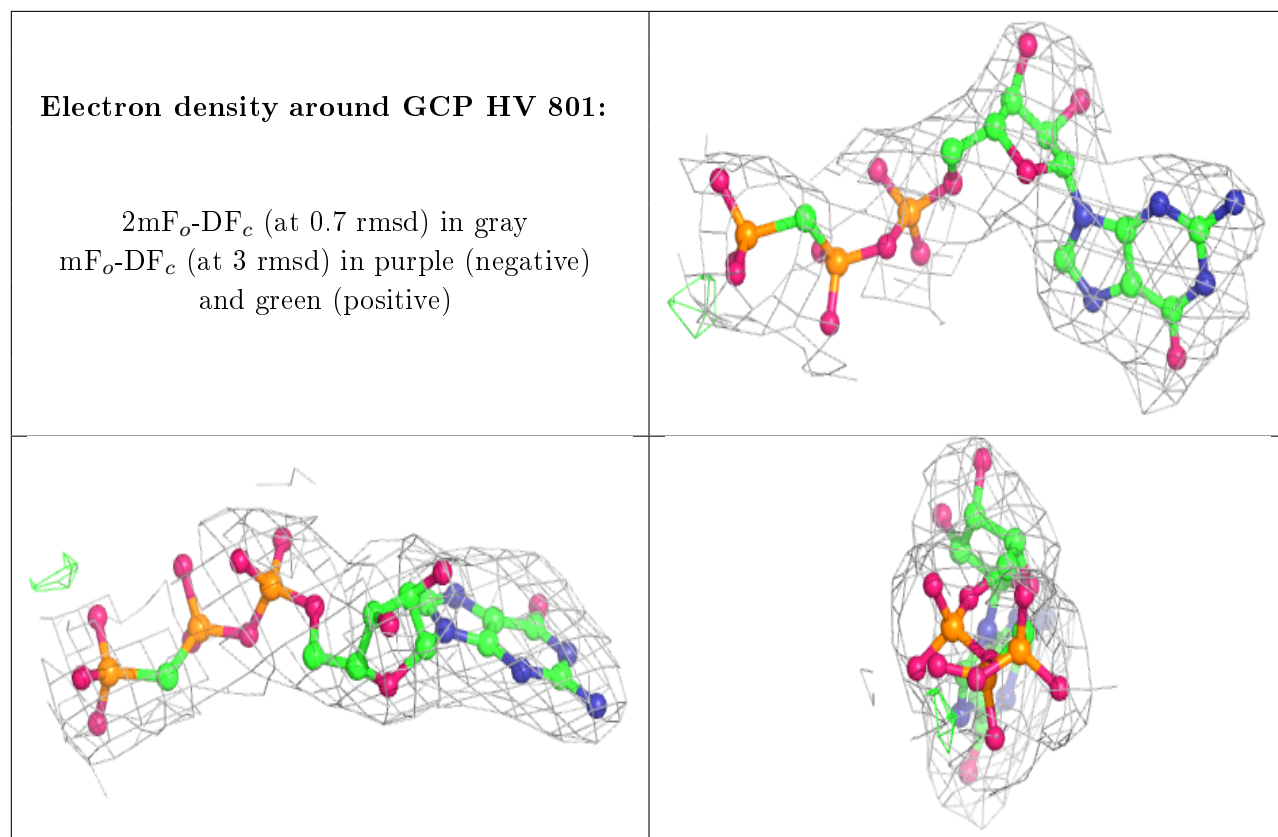
**Electron density around GCP DV 801:**

$2mF_o-DF_c$  (at 0.7 rmsd) in gray  
 $mF_o-DF_c$  (at 3 rmsd) in purple (negative)  
and green (positive)

**Electron density around GCP BV 801:**

$2mF_o-DF_c$  (at 0.7 rmsd) in gray  
 $mF_o-DF_c$  (at 3 rmsd) in purple (negative)  
and green (positive)





## 6.5 Other polymers [i](#)

There are no such residues in this entry.