



# Full wwPDB X-ray Structure Validation Report ⓘ

Sep 14, 2023 – 05:04 PM EDT

PDB ID : 4V50  
Title : Crystal Structure of Ribosome with messenger RNA and the Anticodon stem-loop of P-site tRNA.  
Authors : Berk, V.; Zhang, W.; Pai, R.D.; Cate, J.H.D.  
Deposited on : 2006-08-16  
Resolution : 3.22 Å(reported)

This is a Full wwPDB X-ray Structure Validation Report for a publicly released PDB entry.

We welcome your comments at [validation@mail.wwpdb.org](mailto:validation@mail.wwpdb.org)

A user guide is available at

<https://www.wwpdb.org/validation/2017/XrayValidationReportHelp>

with specific help available everywhere you see the ⓘ symbol.

The types of validation reports are described at

<http://www.wwpdb.org/validation/2017/FAQs#types>.

---

The following versions of software and data (see [references ⓘ](#)) were used in the production of this report:

MolProbity : 4.02b-467  
Xtriage (Phenix) : 1.13  
EDS : 2.35.1  
Percentile statistics : 20191225.v01 (using entries in the PDB archive December 25th 2019)  
Refmac : 5.8.0158  
CCP4 : 7.0.044 (Gargrove)  
Ideal geometry (proteins) : Engh & Huber (2001)  
Ideal geometry (DNA, RNA) : Parkinson et al. (1996)  
Validation Pipeline (wwPDB-VP) : 2.35.1

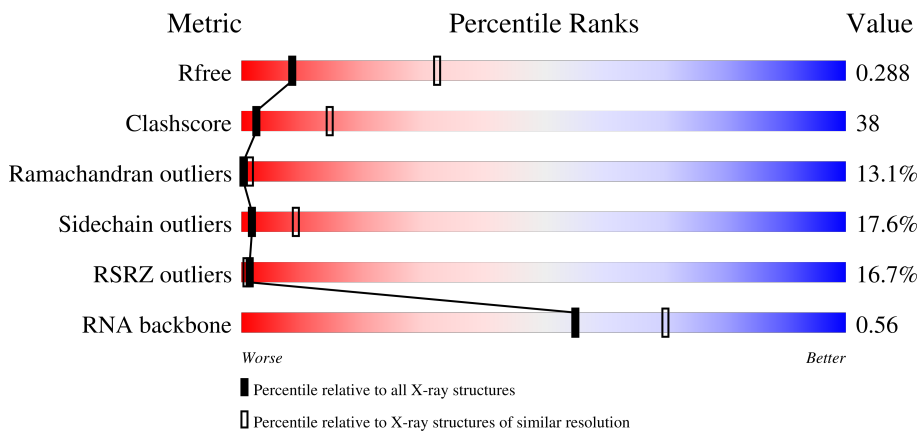
# 1 Overall quality at a glance i

The following experimental techniques were used to determine the structure:

*X-RAY DIFFRACTION*

The reported resolution of this entry is 3.22 Å.

Percentile scores (ranging between 0-100) for global validation metrics of the entry are shown in the following graphic. The table shows the number of entries on which the scores are based.



Metric	Whole archive (#Entries)	Similar resolution (#Entries, resolution range(Å))
$R_{free}$	130704	1335 (3.24-3.20)
Clashscore	141614	1460 (3.24-3.20)
Ramachandran outliers	138981	1437 (3.24-3.20)
Sidechain outliers	138945	1436 (3.24-3.20)
RSRZ outliers	127900	1291 (3.24-3.20)
RNA backbone	3102	1023 (3.54-2.90)

The table below summarises the geometric issues observed across the polymeric chains and their fit to the electron density. The red, orange, yellow and green segments of the lower bar indicate the fraction of residues that contain outliers for  $\geq 3$ , 2, 1 and 0 types of geometric quality criteria respectively. A grey segment represents the fraction of residues that are not modelled. The numeric value for each fraction is indicated below the corresponding segment, with a dot representing fractions  $\leq 5\%$ . The upper red bar (where present) indicates the fraction of residues that have poor fit to the electron density. The numeric value is given above the bar.

Mol	Chain	Length	Quality of chain
1	AA	1542	<div style="display: flex; align-items: center;"> <div style="width: 10%; height: 10px; background-color: red; margin-right: 5px;"></div> <div style="width: 19%; height: 10px; background-color: green; margin-right: 5px;"></div> <div style="width: 65%; height: 10px; background-color: yellow; margin-right: 5px;"></div> <div style="width: 15%; height: 10px; background-color: orange; margin-right: 5px;"></div> <div style="width: 5%; height: 10px; background-color: grey; margin-right: 5px;"></div> </div> <p style="margin-left: 10px;">10% 19% 65% 15% ..</p>
1	CA	1542	<div style="display: flex; align-items: center;"> <div style="width: 1%; height: 10px; background-color: red; margin-right: 5px;"></div> <div style="width: 20%; height: 10px; background-color: green; margin-right: 5px;"></div> <div style="width: 64%; height: 10px; background-color: yellow; margin-right: 5px;"></div> <div style="width: 15%; height: 10px; background-color: orange; margin-right: 5px;"></div> <div style="width: 5%; height: 10px; background-color: grey; margin-right: 5px;"></div> </div> <p style="margin-left: 10px;">% 20% 64% 15% .</p>
2	AW	17	<div style="display: flex; align-items: center;"> <div style="width: 59%; height: 10px; background-color: red; margin-right: 5px;"></div> <div style="width: 47%; height: 10px; background-color: green; margin-right: 5px;"></div> <div style="width: 53%; height: 10px; background-color: yellow; margin-right: 5px;"></div> </div> <p style="margin-left: 10px;">59% 47% 53%</p>
2	CW	17	<div style="display: flex; align-items: center;"> <div style="width: 6%; height: 10px; background-color: red; margin-right: 5px;"></div> <div style="width: 47%; height: 10px; background-color: green; margin-right: 5px;"></div> <div style="width: 53%; height: 10px; background-color: yellow; margin-right: 5px;"></div> </div> <p style="margin-left: 10px;">6% 47% 53%</p>

Continued on next page...

Continued from previous page...

Mol	Chain	Length	Quality of chain
3	AX	6	100% 17% 50% 33%
3	CX	6	50% 17% 50% 33%
4	AB	240	54% 17% 54% 18% 9%
4	CB	240	57% 11% 55% 22% 9%
5	AC	232	55% 22% 51% 13% 11%
5	CC	232	42% 16% 52% 19% 11%
6	AD	205	39% 32% 50% 16%
6	CD	205	39% 20% 55% 23%
7	AE	166	49% 25% 52% 13% 10%
7	CE	166	38% 14% 55% 19% 10%
8	AF	135	19% 20% 41% 11% 26%
8	CF	135	21% 13% 45% 14% 26%
9	AG	178	35% 20% 47% 17% 16%
9	CG	178	7% 20% 43% 20% 16%
10	AH	129	10% 26% 53% 19%
10	CH	129	% 18% 58% 24%
11	AI	129	9% 16% 59% 21%
11	CI	129	2% 17% 62% 19%
12	AJ	103	46% 23% 50% 21% 5%
12	CJ	103	27% 13% 62% 18% 5%
13	AK	128	84% 23% 54% 15% 9%
13	CK	128	41% 18% 62% 11% 9%
14	AL	123	71% 20% 59% 21%
14	CL	123	41% 24% 57% 15%
15	AM	117	5% 22% 55% 18%

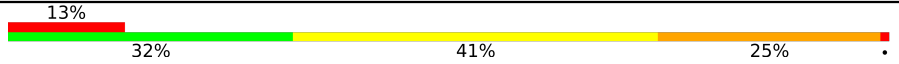
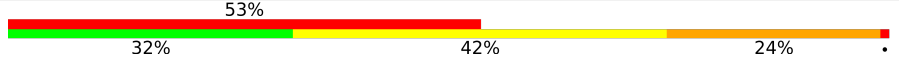

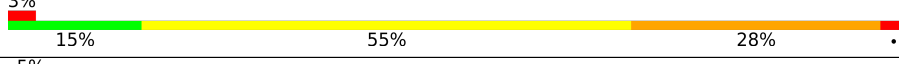
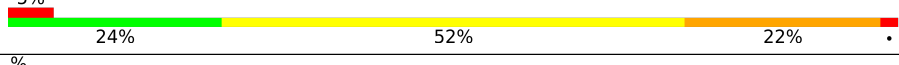
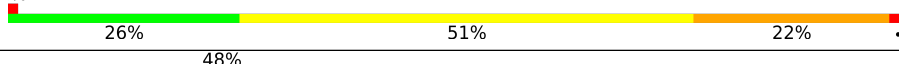




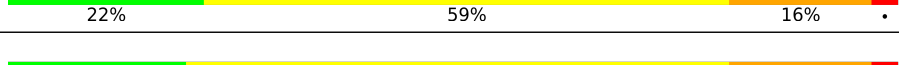
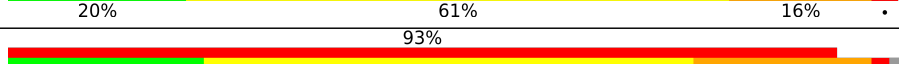
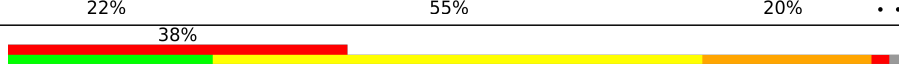
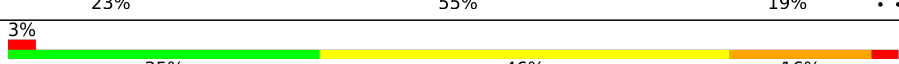



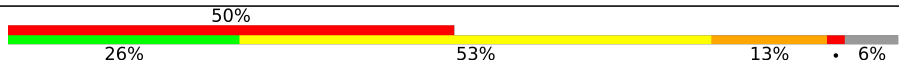
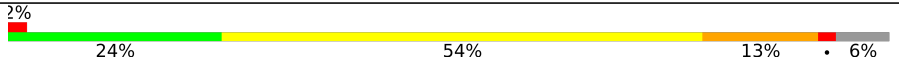


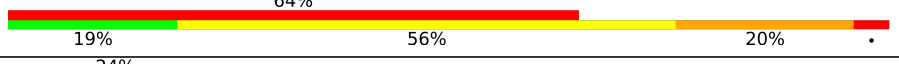
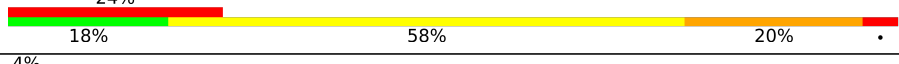


Continued on next page...

Continued from previous page...

Mol	Chain	Length	Quality of chain
15	CM	117	2% 14% 59% 21% . .
16	AN	100	19% 18% 60% 17% . .
16	CN	100	21% 11% 63% 20% . .
17	AO	88	5% 35% 53% 11%
17	CO	88	5% 33% 57% 10%
18	AP	82	18% 60% 21% .
18	CP	82	22% 62% 12% . .
19	AQ	83	% 13% 63% 18% . .
19	CQ	83	24% 57% 16% .
20	AR	74	47% 9% 47% 18% 26%
20	CR	74	32% 20% 46% 8% 26%
21	AS	91	9% 30% 38% 16% . 13%
21	CS	91	4% 14% 52% 19% . 13%
22	AT	86	38% 47% 14% .
22	CT	86	38% 48% 13% .
23	AU	70	61% 14% 39% 17% . 27%
23	CU	70	26% 14% 37% 20% . 27%
24	BA	120	4% 30% 58% 9% .
24	DA	120	% 32% 55% 10% .
25	BB	2904	4% 29% 58% 10% . .
25	DB	2904	2% 29% 59% 10% . .
26	BC	272	45% 30% 53% 15% .
26	DC	272	32% 29% 54% 15% .
27	BD	209	45% 23% 51% 25%
27	DD	209	5% 24% 51% 24% .

Continued on next page...

Continued from previous page...

Mol	Chain	Length	Quality of chain
28	BE	201	
28	DE	201	
29	BF	178	
29	DF	178	
30	BG	176	
30	DG	176	
31	BH	149	
31	DH	149	
32	BI	141	
32	DI	141	
33	BJ	142	
33	DJ	142	
34	BK	123	
34	DK	123	
35	BL	144	
35	DL	144	
36	BM	136	
36	DM	136	
37	BN	127	
37	DN	127	
38	BO	117	
38	DO	117	
39	BP	114	
39	DP	114	
40	BQ	117	





Continued on next page...

Continued from previous page...

Mol	Chain	Length	Quality of chain
40	DQ	117	9% 28% 55% 15% .
41	BR	103	% 17% 67% 14% .
41	DR	103	3% 17% 67% 13% .
42	BS	110	84% 28% 53% 16% .
42	DS	110	18% 27% 53% 17% .
43	BT	100	14% 24% 46% 20% . 7%
43	DT	100	10% 18% 53% 19% . 7%
44	BU	103	47% 21% 56% 19% ..
44	DU	103	3% 24% 54% 18% ..
45	BV	94	% 34% 53% 12% .
45	DV	94	4% 34% 51% 14% .
46	BW	84	% 20% 40% 29% 5% 6%
46	DW	84	% 18% 43% 30% . 6%
47	BX	77	14% 25% 61% 10% .
47	DX	77	17% 26% 60% 10% .
48	BY	63	16% 19% 57% 19% 5%
48	DY	63	3% 24% 52% 19% 5%
49	BZ	58	31% 57% 12%
49	DZ	58	31% 57% 12%
50	B0	56	50% 29% 48% 23%
50	D0	56	2% 27% 52% 21%
51	B1	54	13% 30% 54% 6% . 7%
51	D1	54	11% 28% 52% 9% . 7%
52	B2	46	39% 33% 52% 13% .
52	D2	46	24% 35% 52% 11% .

Continued on next page...

Continued from previous page...

Mol	Chain	Length	Quality of chain
53	B3	64	
53	D3	64	
54	B4	38	
54	D4	38	

The following table lists non-polymeric compounds, carbohydrate monomers and non-standard residues in protein, DNA, RNA chains that are outliers for geometric or electron-density-fit criteria:

Mol	Type	Chain	Res	Chirality	Geometry	Clashes	Electron density
55	MG	AA	1611	-	-	-	X
55	MG	AA	1614	-	-	-	X
55	MG	AA	1626	-	-	-	X
55	MG	AA	1637	-	-	-	X
55	MG	AA	1643	-	-	-	X
55	MG	AA	1658	-	-	-	X
55	MG	BB	3057	-	-	-	X
55	MG	BB	3093	-	-	-	X
55	MG	CA	1640	-	-	-	X
55	MG	CA	1646	-	-	-	X
55	MG	DB	3052	-	-	-	X

## 2 Entry composition

There are 57 unique types of molecules in this entry. The entry contains 285033 atoms, of which 0 are hydrogens and 0 are deuteriums.

In the tables below, the ZeroOcc column contains the number of atoms modelled with zero occupancy, the AltConf column contains the number of residues with at least one atom in alternate conformation and the Trace column contains the number of residues modelled with at most 2 atoms.

- Molecule 1 is a RNA chain called 16S ribosomal RNA.

Mol	Chain	Residues	Atoms					ZeroOcc	AltConf	Trace
			Total	C	N	O	P			
1	AA	1530	Total	C	N	O	P	0	0	0
			32831	14642	6024	10635	1530			
1	CA	1530	Total	C	N	O	P	0	0	0
			32831	14642	6024	10635	1530			

- Molecule 2 is a RNA chain called PHE TRNA (UNMODIFIED BASES).

Mol	Chain	Residues	Atoms					ZeroOcc	AltConf	Trace
			Total	C	N	O	P			
2	AW	17	Total	C	N	O	P	0	0	0
			360	161	64	118	17			
2	CW	17	Total	C	N	O	P	0	0	0
			360	161	64	118	17			

- Molecule 3 is a RNA chain called MRNA.

Mol	Chain	Residues	Atoms					ZeroOcc	AltConf	Trace
			Total	C	N	O	P			
3	AX	6	Total	C	N	O	P	0	0	0
			125	56	18	45	6			
3	CX	6	Total	C	N	O	P	0	0	0
			125	56	18	45	6			

- Molecule 4 is a protein called 30S ribosomal protein S2.

Mol	Chain	Residues	Atoms					ZeroOcc	AltConf	Trace
			Total	C	N	O	S			
4	AB	218	Total	C	N	O	S	0	0	0
			1704	1081	305	311	7			
4	CB	218	Total	C	N	O	S	0	0	0
			1704	1081	305	311	7			

- Molecule 5 is a protein called 30S ribosomal protein S3.



Mol	Chain	Residues	Atoms					ZeroOcc	AltConf	Trace
			Total	C	N	O	S			
5	AC	206	Total 1624	C 1028	N 305	O 288	S 3	0	0	0
5	CC	206	Total 1624	C 1028	N 305	O 288	S 3	0	0	0

- Molecule 6 is a protein called 30S ribosomal protein S4.

Mol	Chain	Residues	Atoms					ZeroOcc	AltConf	Trace
			Total	C	N	O	S			
6	AD	205	Total 1643	C 1026	N 315	O 298	S 4	0	0	0
6	CD	205	Total 1643	C 1026	N 315	O 298	S 4	0	0	0

- Molecule 7 is a protein called 30S ribosomal protein S5.

Mol	Chain	Residues	Atoms					ZeroOcc	AltConf	Trace
			Total	C	N	O	S			
7	AE	150	Total 1105	C 687	N 211	O 201	S 6	0	0	0
7	CE	150	Total 1105	C 687	N 211	O 201	S 6	0	0	0

- Molecule 8 is a protein called 30S ribosomal protein S6.

Mol	Chain	Residues	Atoms					ZeroOcc	AltConf	Trace
			Total	C	N	O	S			
8	AF	100	Total 817	C 515	N 148	O 148	S 6	0	0	0
8	CF	100	Total 817	C 515	N 148	O 148	S 6	0	0	0

- Molecule 9 is a protein called 30S ribosomal protein S7.

Mol	Chain	Residues	Atoms					ZeroOcc	AltConf	Trace
			Total	C	N	O	S			
9	AG	150	Total 1174	C 730	N 226	O 214	S 4	0	0	0
9	CG	150	Total 1174	C 730	N 226	O 214	S 4	0	0	0

- Molecule 10 is a protein called 30S ribosomal protein S8.

Mol	Chain	Residues	Atoms					ZeroOcc	AltConf	Trace
			Total	C	N	O	S			
10	AH	129	Total 979	C 616	N 173	O 184	S 6	0	0	0

*Continued on next page...*

*Continued from previous page...*

Mol	Chain	Residues	Atoms					ZeroOcc	AltConf	Trace
			Total	C	N	O	S			
10	CH	129	979	616	173	184	6	0	0	0

- Molecule 11 is a protein called 30S ribosomal protein S9.

Mol	Chain	Residues	Atoms					ZeroOcc	AltConf	Trace
			Total	C	N	O	S			
11	AI	127	1022	634	206	179	3	0	0	0
11	CI	127	1022	634	206	179	3	0	0	0

- Molecule 12 is a protein called 30S ribosomal protein S10.

Mol	Chain	Residues	Atoms					ZeroOcc	AltConf	Trace
			Total	C	N	O	S			
12	AJ	98	786	493	150	142	1	0	0	0
12	CJ	98	786	493	150	142	1	0	0	0

- Molecule 13 is a protein called 30S ribosomal protein S11.

Mol	Chain	Residues	Atoms					ZeroOcc	AltConf	Trace
			Total	C	N	O	S			
13	AK	117	877	540	174	160	3	0	0	0
13	CK	117	877	540	174	160	3	0	0	0

- Molecule 14 is a protein called 30S ribosomal protein S12.

Mol	Chain	Residues	Atoms					ZeroOcc	AltConf	Trace
			Total	C	N	O	S			
14	AL	123	955	590	196	165	4	0	0	0
14	CL	123	955	590	196	165	4	0	0	0

- Molecule 15 is a protein called 30S ribosomal protein S13.

Mol	Chain	Residues	Atoms					ZeroOcc	AltConf	Trace
			Total	C	N	O	S			
15	AM	114	883	546	178	156	3	0	0	0
15	CM	113	876	541	177	155	3	0	0	0

- Molecule 16 is a protein called 30S ribosomal protein S14.

Mol	Chain	Residues	Atoms					ZeroOcc	AltConf	Trace
			Total	C	N	O	S			
16	AN	96	Total 774	C 483	N 160	O 128	S 3	0	0	0
16	CN	96	Total 774	C 483	N 160	O 128	S 3	0	0	0

- Molecule 17 is a protein called 30S ribosomal protein S15.

Mol	Chain	Residues	Atoms					ZeroOcc	AltConf	Trace
			Total	C	N	O	S			
17	AO	88	Total 716	C 440	N 146	O 129	S 1	0	0	0
17	CO	88	Total 716	C 440	N 146	O 129	S 1	0	0	0

- Molecule 18 is a protein called 30S ribosomal protein S16.

Mol	Chain	Residues	Atoms					ZeroOcc	AltConf	Trace
			Total	C	N	O	S			
18	AP	82	Total 649	C 406	N 128	O 114	S 1	0	0	0
18	CP	80	Total 638	C 400	N 126	O 111	S 1	0	0	0

- Molecule 19 is a protein called 30S ribosomal protein S17.

Mol	Chain	Residues	Atoms					ZeroOcc	AltConf	Trace
			Total	C	N	O	S			
19	AQ	80	Total 648	C 411	N 121	O 113	S 3	0	0	0
19	CQ	80	Total 648	C 411	N 121	O 113	S 3	0	0	0

- Molecule 20 is a protein called 30S ribosomal protein S18.

Mol	Chain	Residues	Atoms				ZeroOcc	AltConf	Trace
			Total	C	N	O			
20	AR	55	Total 455	C 288	N 86	O 81	0	0	0
20	CR	55	Total 455	C 288	N 86	O 81	0	0	0

- Molecule 21 is a protein called 30S ribosomal protein S19.

Mol	Chain	Residues	Atoms					ZeroOcc	AltConf	Trace
21	AS	79	Total	C	N	O	S	0	0	0
			637	408	120	107	2			
21	CS	79	Total	C	N	O	S	0	0	0
			637	408	120	107	2			

- Molecule 22 is a protein called 30S ribosomal protein S20.

Mol	Chain	Residues	Atoms					ZeroOcc	AltConf	Trace
22	AT	85	Total	C	N	O	S	0	0	0
			665	411	137	114	3			
22	CT	85	Total	C	N	O	S	0	0	0
			665	411	137	114	3			

- Molecule 23 is a protein called 30S ribosomal protein S21.

Mol	Chain	Residues	Atoms					ZeroOcc	AltConf	Trace
23	AU	51	Total	C	N	O	S	0	0	0
			425	265	86	73	1			
23	CU	51	Total	C	N	O	S	0	0	0
			425	265	86	73	1			

- Molecule 24 is a RNA chain called 5S ribosomal RNA.

Mol	Chain	Residues	Atoms					ZeroOcc	AltConf	Trace
24	BA	117	Total	C	N	O	P	0	0	0
			2507	1116	459	815	117			
24	DA	117	Total	C	N	O	P	0	0	0
			2507	1116	459	815	117			

- Molecule 25 is a RNA chain called 23S ribosomal RNA.

Mol	Chain	Residues	Atoms					ZeroOcc	AltConf	Trace
25	BB	2841	Total	C	N	O	P	0	0	0
			60995	27210	11229	19715	2841			
25	DB	2841	Total	C	N	O	P	0	0	0
			60995	27210	11229	19715	2841			

- Molecule 26 is a protein called 50S ribosomal protein L2.

Mol	Chain	Residues	Atoms					ZeroOcc	AltConf	Trace
26	BC	271	Total	C	N	O	S	0	0	0
			2082	1288	423	364	7			

*Continued on next page...*

*Continued from previous page...*

Mol	Chain	Residues	Atoms					ZeroOcc	AltConf	Trace
			Total	C	N	O	S			
26	DC	271	2082	1288	423	364	7	0	0	0

- Molecule 27 is a protein called 50S ribosomal protein L3.

Mol	Chain	Residues	Atoms					ZeroOcc	AltConf	Trace
			Total	C	N	O	S			
27	BD	209	1565	979	288	294	4	0	0	0
27	DD	209	1565	979	288	294	4	0	0	0

- Molecule 28 is a protein called 50S ribosomal protein L4.

Mol	Chain	Residues	Atoms					ZeroOcc	AltConf	Trace
			Total	C	N	O	S			
28	BE	201	1552	974	283	290	5	0	0	0
28	DE	201	1552	974	283	290	5	0	0	0

- Molecule 29 is a protein called 50S ribosomal protein L5.

Mol	Chain	Residues	Atoms					ZeroOcc	AltConf	Trace
			Total	C	N	O	S			
29	BF	178	1420	905	251	258	6	0	0	0
29	DF	178	1420	905	251	258	6	0	0	0

- Molecule 30 is a protein called 50S ribosomal protein L6.

Mol	Chain	Residues	Atoms					ZeroOcc	AltConf	Trace
			Total	C	N	O	S			
30	BG	176	1323	832	243	246	2	0	0	0
30	DG	176	1323	832	243	246	2	0	0	0

- Molecule 31 is a protein called 50S ribosomal protein L9.

Mol	Chain	Residues	Atoms					ZeroOcc	AltConf	Trace
			Total	C	N	O	S			
31	BH	149	1111	699	197	214	1	0	0	0
31	DH	149	1111	699	197	214	1	0	0	0

- Molecule 32 is a protein called 50S ribosomal protein L11.

Mol	Chain	Residues	Atoms					ZeroOcc	AltConf	Trace
			Total	C	N	O	S			
32	BI	141	1032	651	179	196	6	0	0	0
32	DI	141	1032	651	179	196	6	0	0	0

- Molecule 33 is a protein called 50S ribosomal protein L13.

Mol	Chain	Residues	Atoms					ZeroOcc	AltConf	Trace
			Total	C	N	O	S			
33	BJ	142	1129	714	212	199	4	0	0	0
33	DJ	142	1129	714	212	199	4	0	0	0

- Molecule 34 is a protein called 50S ribosomal protein L14.

Mol	Chain	Residues	Atoms					ZeroOcc	AltConf	Trace
			Total	C	N	O	S			
34	BK	121	930	582	179	164	5	0	0	0
34	DK	121	930	582	179	164	5	0	0	0

- Molecule 35 is a protein called 50S ribosomal protein L15.

Mol	Chain	Residues	Atoms					ZeroOcc	AltConf	Trace
			Total	C	N	O	S			
35	BL	143	1045	649	206	189	1	0	0	0
35	DL	143	1045	649	206	189	1	0	0	0

- Molecule 36 is a protein called 50S ribosomal protein L16.

Mol	Chain	Residues	Atoms					ZeroOcc	AltConf	Trace
			Total	C	N	O	S			
36	BM	136	1074	686	205	177	6	0	0	0
36	DM	136	1074	686	205	177	6	0	0	0

- Molecule 37 is a protein called 50S ribosomal protein L17.

Mol	Chain	Residues	Atoms					ZeroOcc	AltConf	Trace
37	BN	120	Total	C	N	O	S	0	0	0
			960	593	196	166	5			
37	DN	120	Total	C	N	O	S	0	0	0
			960	593	196	166	5			

- Molecule 38 is a protein called 50S ribosomal protein L18.

Mol	Chain	Residues	Atoms					ZeroOcc	AltConf	Trace
38	BO	116	Total	C	N	O	S	0	0	0
			892	552	178	162				
38	DO	116	Total	C	N	O	S	0	0	0
			892	552	178	162				

- Molecule 39 is a protein called 50S ribosomal protein L19.

Mol	Chain	Residues	Atoms					ZeroOcc	AltConf	Trace
39	BP	114	Total	C	N	O	S	0	0	0
			917	574	179	163	1			
39	DP	114	Total	C	N	O	S	0	0	0
			917	574	179	163	1			

- Molecule 40 is a protein called 50S ribosomal protein L20.

Mol	Chain	Residues	Atoms					ZeroOcc	AltConf	Trace
40	BQ	117	Total	C	N	O	S	0	0	0
			947	604	192	151				
40	DQ	117	Total	C	N	O	S	0	0	0
			947	604	192	151				

- Molecule 41 is a protein called 50S ribosomal protein L21.

Mol	Chain	Residues	Atoms					ZeroOcc	AltConf	Trace
41	BR	103	Total	C	N	O	S	0	0	0
			816	516	153	145	2			
41	DR	103	Total	C	N	O	S	0	0	0
			816	516	153	145	2			

- Molecule 42 is a protein called 50S ribosomal protein L22.

Mol	Chain	Residues	Atoms					ZeroOcc	AltConf	Trace
42	BS	110	Total	C	N	O	S	0	0	0
			857	532	166	156	3			

*Continued on next page...*

*Continued from previous page...*

Mol	Chain	Residues	Atoms					ZeroOcc	AltConf	Trace
			Total	C	N	O	S			
42	DS	110	Total 857	C 532	N 166	O 156	S 3	0	0	0

- Molecule 43 is a protein called 50S ribosomal protein L23.

Mol	Chain	Residues	Atoms					ZeroOcc	AltConf	Trace
			Total	C	N	O	S			
43	BT	93	Total 738	C 466	N 139	O 131	S 2	0	0	0
43	DT	93	Total 738	C 466	N 139	O 131	S 2	0	0	0

- Molecule 44 is a protein called 50S ribosomal protein L24.

Mol	Chain	Residues	Atoms				ZeroOcc	AltConf	Trace
			Total	C	N	O			
44	BU	102	Total 779	C 492	N 146	O 141	0	0	0
44	DU	102	Total 779	C 492	N 146	O 141	0	0	0

- Molecule 45 is a protein called 50S ribosomal protein L25.

Mol	Chain	Residues	Atoms					ZeroOcc	AltConf	Trace
			Total	C	N	O	S			
45	BV	94	Total 753	C 479	N 137	O 134	S 3	0	0	0
45	DV	94	Total 753	C 479	N 137	O 134	S 3	0	0	0

- Molecule 46 is a protein called 50S ribosomal protein L27.

Mol	Chain	Residues	Atoms					ZeroOcc	AltConf	Trace
			Total	C	N	O	S			
46	BW	79	Total 596	C 367	N 120	O 108	S 1	0	0	0
46	DW	79	Total 596	C 367	N 120	O 108	S 1	0	0	0

- Molecule 47 is a protein called 50S ribosomal protein L28.

Mol	Chain	Residues	Atoms					ZeroOcc	AltConf	Trace
			Total	C	N	O	S			
47	BX	77	Total 625	C 388	N 129	O 106	S 2	0	0	0
47	DX	77	Total 625	C 388	N 129	O 106	S 2	0	0	0



- Molecule 48 is a protein called 50S ribosomal protein L29.

Mol	Chain	Residues	Atoms					ZeroOcc	AltConf	Trace
			Total	C	N	O	S			
48	BY	63	Total 509	C 313	N 99	O 95	S 2	0	0	0
48	DY	63	Total 509	C 313	N 99	O 95	S 2	0	0	0

- Molecule 49 is a protein called 50S ribosomal protein L30.

Mol	Chain	Residues	Atoms					ZeroOcc	AltConf	Trace
			Total	C	N	O	S			
49	BZ	58	Total 449	C 281	N 87	O 79	S 2	0	0	0
49	DZ	58	Total 449	C 281	N 87	O 79	S 2	0	0	0

- Molecule 50 is a protein called 50S ribosomal protein L32.

Mol	Chain	Residues	Atoms					ZeroOcc	AltConf	Trace
			Total	C	N	O	S			
50	B0	56	Total 444	C 269	N 94	O 80	S 1	0	0	0
50	D0	56	Total 444	C 269	N 94	O 80	S 1	0	0	0

- Molecule 51 is a protein called 50S ribosomal protein L33.

Mol	Chain	Residues	Atoms				ZeroOcc	AltConf	Trace
			Total	C	N	O			
51	B1	50	Total 409	C 263	N 75	O 71	0	0	0
51	D1	50	Total 409	C 263	N 75	O 71	0	0	0

- Molecule 52 is a protein called 50S ribosomal protein L34.

Mol	Chain	Residues	Atoms					ZeroOcc	AltConf	Trace
			Total	C	N	O	S			
52	B2	46	Total 377	C 228	N 90	O 57	S 2	0	0	0
52	D2	46	Total 377	C 228	N 90	O 57	S 2	0	0	0

- Molecule 53 is a protein called 50S ribosomal protein L35.

Mol	Chain	Residues	Atoms				ZeroOcc	AltConf	Trace	
53	B3	64	Total	C	N	O	S	0	0	0
			504	323	105	74	2			
53	D3	64	Total	C	N	O	S	0	0	0
			504	323	105	74	2			

- Molecule 54 is a protein called 50S ribosomal protein L36.

Mol	Chain	Residues	Atoms				ZeroOcc	AltConf	Trace	
54	B4	38	Total	C	N	O	S	0	0	0
			302	185	65	48	4			
54	D4	38	Total	C	N	O	S	0	0	0
			302	185	65	48	4			

- Molecule 55 is MAGNESIUM ION (three-letter code: MG) (formula: Mg).

Mol	Chain	Residues	Atoms		ZeroOcc	AltConf
55	AA	60	Total	Mg	0	0
			60	60		
55	AX	2	Total	Mg	0	0
			2	2		
55	BB	118	Total	Mg	0	0
			118	118		
55	BJ	1	Total	Mg	0	0
			1	1		
55	CA	56	Total	Mg	0	0
			56	56		
55	CX	1	Total	Mg	0	0
			1	1		
55	CN	1	Total	Mg	0	0
			1	1		
55	DB	119	Total	Mg	0	0
			119	119		

- Molecule 56 is ZINC ION (three-letter code: ZN) (formula: Zn).

Mol	Chain	Residues	Atoms		ZeroOcc	AltConf
56	B4	1	Total	Zn	0	0
			1	1		
56	D4	1	Total	Zn	0	0
			1	1		

- Molecule 57 is water.

Mol	Chain	Residues	Atoms	ZeroOcc	AltConf
57	AA	287	Total O 287 287	0	0
57	AX	9	Total O 9 9	0	0
57	AE	3	Total O 3 3	0	0
57	AI	1	Total O 1 1	0	0
57	AK	2	Total O 2 2	0	0
57	AL	2	Total O 2 2	0	0
57	AN	1	Total O 1 1	0	0
57	AP	1	Total O 1 1	0	0
57	AT	2	Total O 2 2	0	0
57	BB	532	Total O 532 532	0	0
57	BC	7	Total O 7 7	0	0
57	BE	3	Total O 3 3	0	0
57	BH	3	Total O 3 3	0	0
57	BJ	3	Total O 3 3	0	0
57	BL	2	Total O 2 2	0	0
57	BN	3	Total O 3 3	0	0
57	B2	1	Total O 1 1	0	0
57	B4	5	Total O 5 5	0	0
57	CA	264	Total O 264 264	0	0
57	CX	6	Total O 6 6	0	0
57	CE	2	Total O 2 2	0	0
57	CI	3	Total O 3 3	0	0

*Continued on next page...*

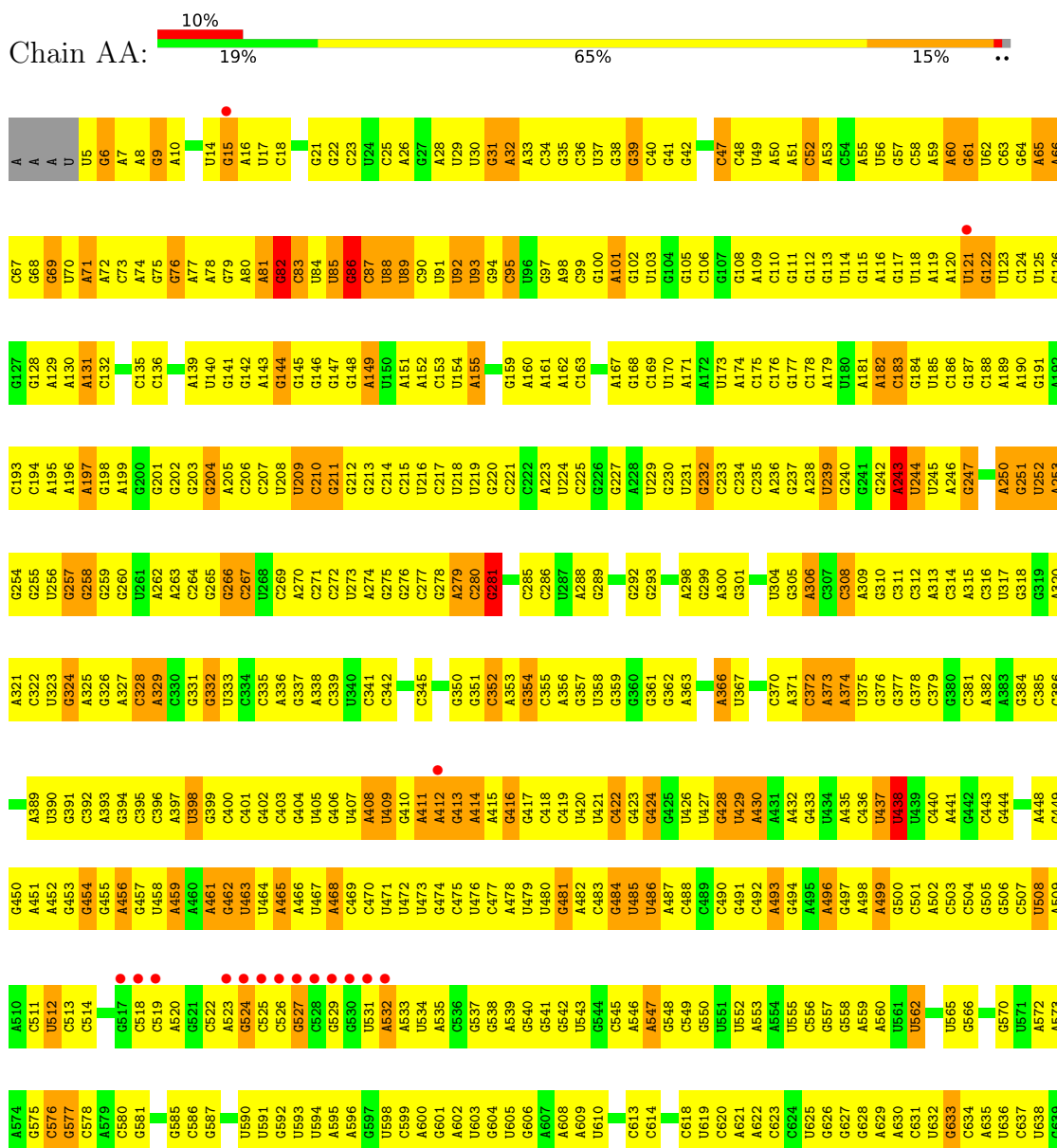
*Continued from previous page...*

Mol	Chain	Residues	Atoms	ZeroOcc	AltConf
57	CL	1	Total O 1 1	0	0
57	CN	1	Total O 1 1	0	0
57	CP	1	Total O 1 1	0	0
57	CT	3	Total O 3 3	0	0
57	CU	1	Total O 1 1	0	0
57	DB	531	Total O 531 531	0	0
57	DC	7	Total O 7 7	0	0
57	DD	1	Total O 1 1	0	0
57	DE	3	Total O 3 3	0	0
57	DJ	2	Total O 2 2	0	0
57	DL	3	Total O 3 3	0	0
57	DN	3	Total O 3 3	0	0
57	DT	1	Total O 1 1	0	0
57	D2	1	Total O 1 1	0	0
57	D4	4	Total O 4 4	0	0

### 3 Residue-property plots

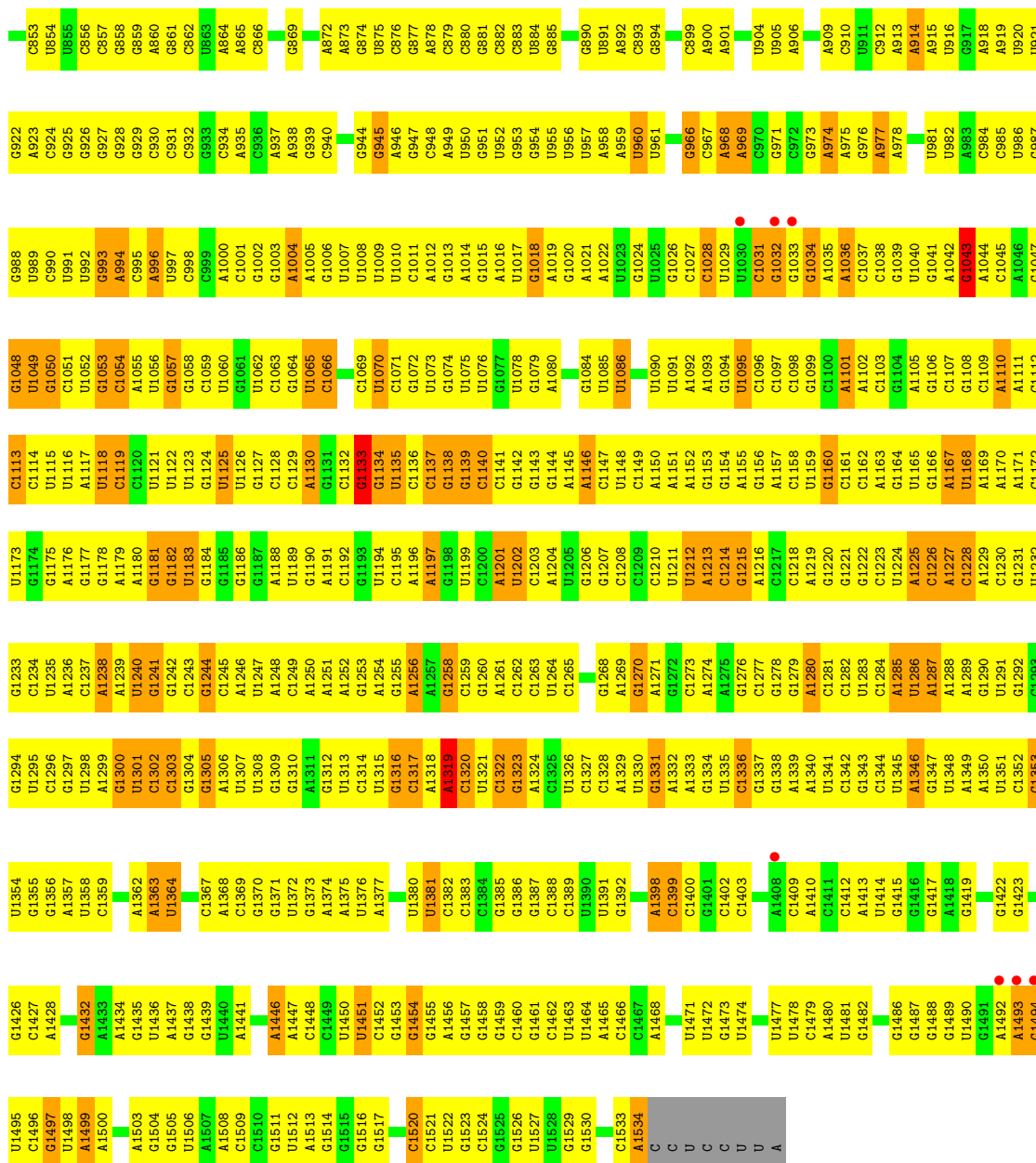
These plots are drawn for all protein, RNA, DNA and oligosaccharide chains in the entry. The first graphic for a chain summarises the proportions of the various outlier classes displayed in the second graphic. The second graphic shows the sequence view annotated by issues in geometry and electron density. Residues are color-coded according to the number of geometric quality criteria for which they contain at least one outlier: green = 0, yellow = 1, orange = 2 and red = 3 or more. A red dot above a residue indicates a poor fit to the electron density ( $RSRZ > 2$ ). Stretches of 2 or more consecutive residues without any outlier are shown as a green connector. Residues present in the sample, but not in the model, are shown in grey.

- Molecule 1: 16S ribosomal RNA

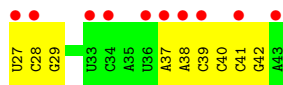








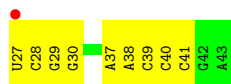
● Molecule 2: PHE TRNA (UNMODIFIED BASES)



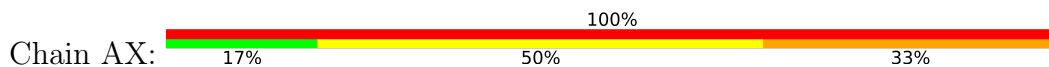
● Molecule 2: PHE TRNA (UNMODIFIED BASES)



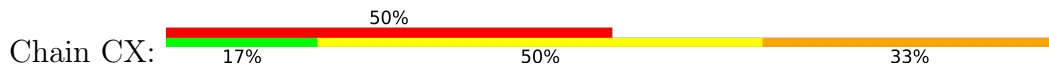





• Molecule 3: MRNA



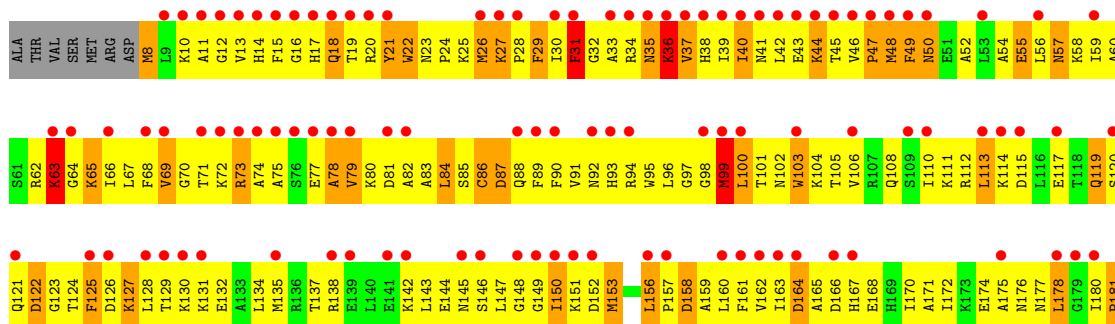
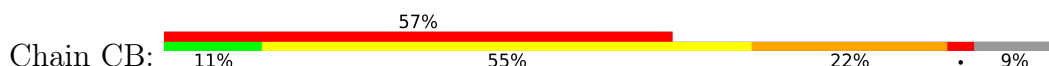
• Molecule 3: MRNA

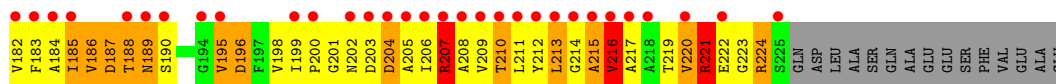


• Molecule 4: 30S ribosomal protein S2

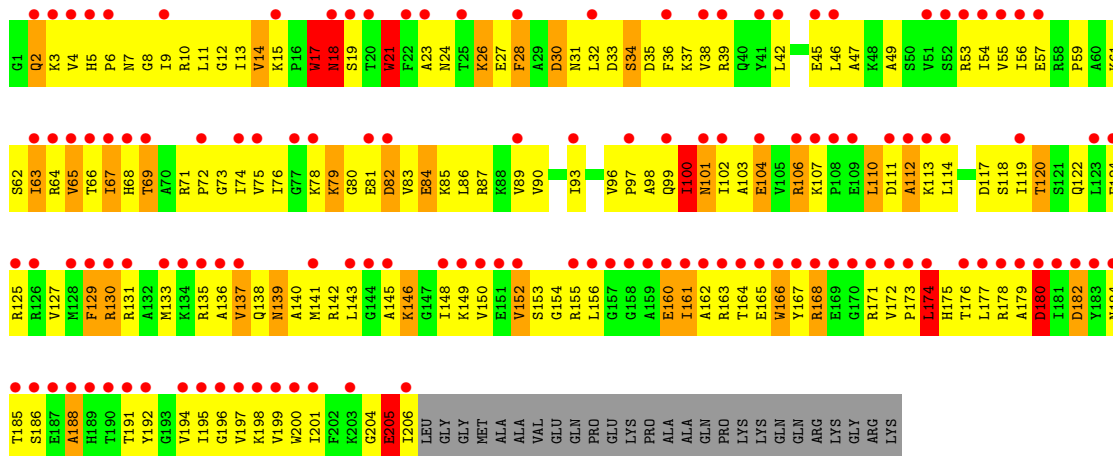


• Molecule 4: 30S ribosomal protein S2

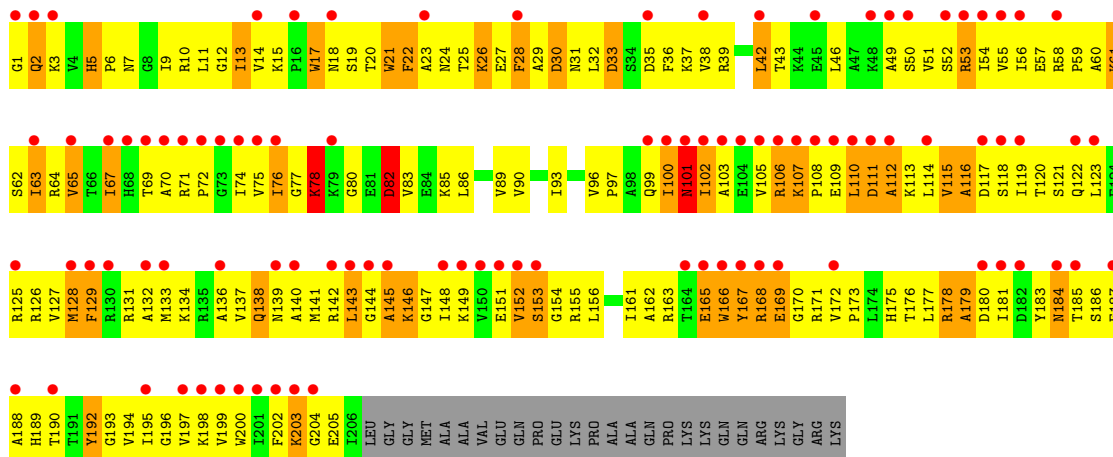
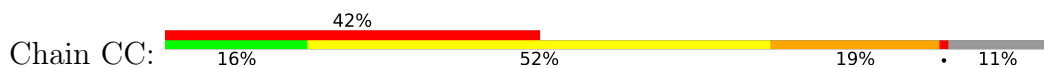




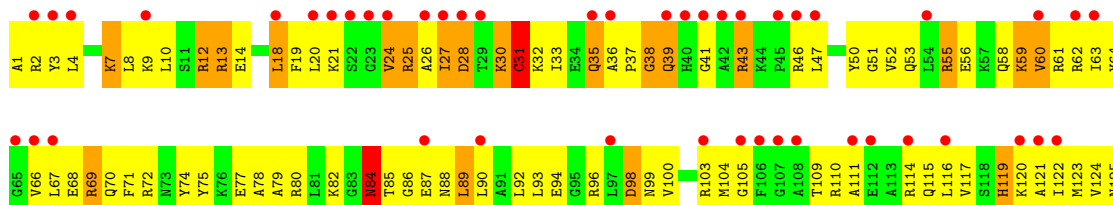
• Molecule 5: 30S ribosomal protein S3

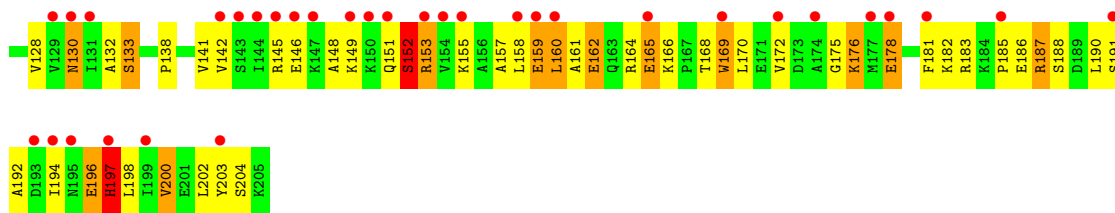


• Molecule 5: 30S ribosomal protein S3

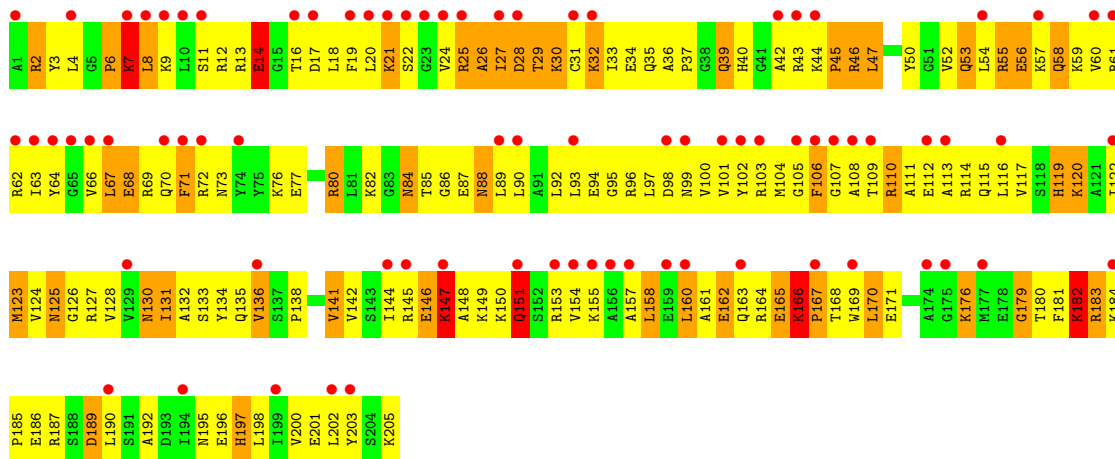


• Molecule 6: 30S ribosomal protein S4

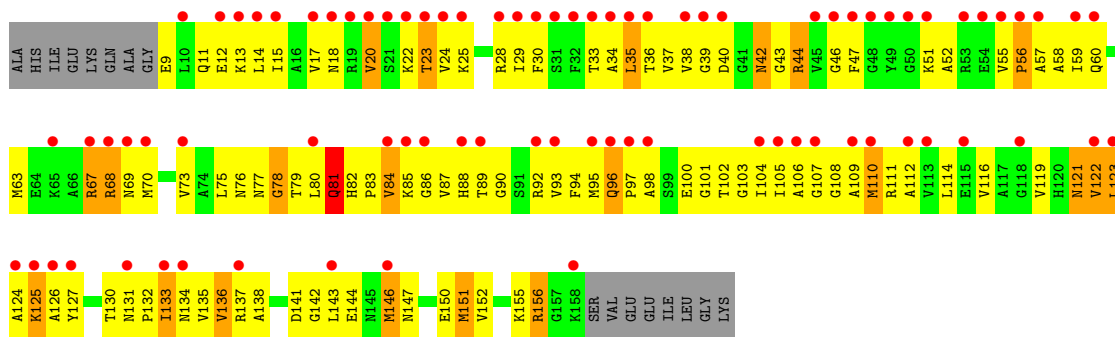




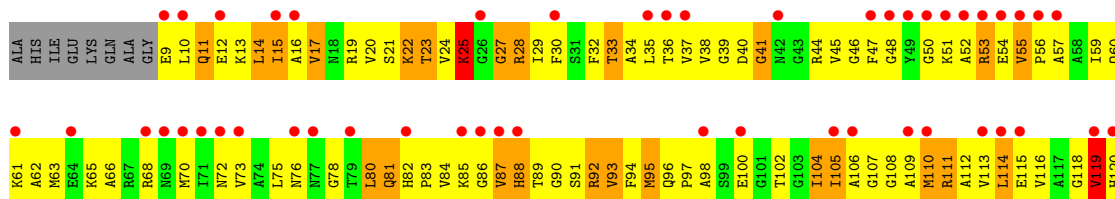
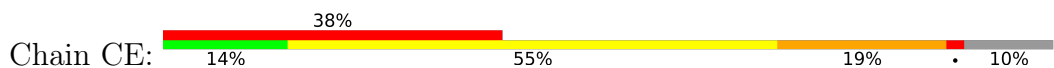
• Molecule 6: 30S ribosomal protein S4



• Molecule 7: 30S ribosomal protein S5

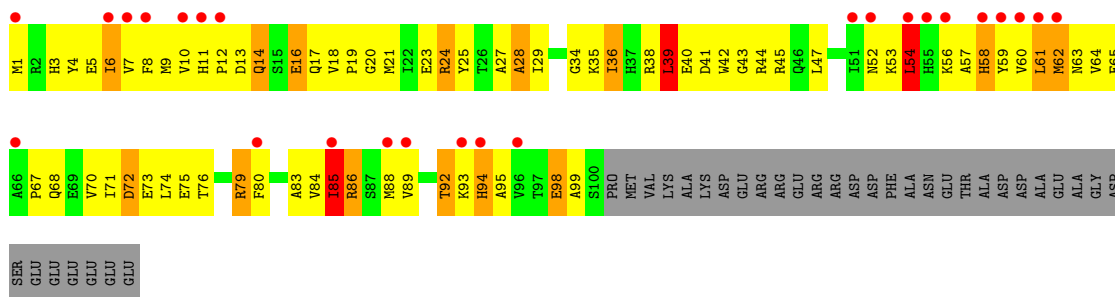
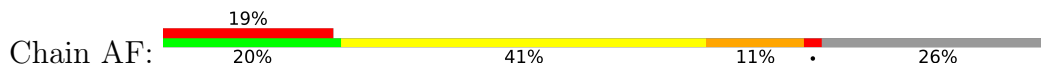


• Molecule 7: 30S ribosomal protein S5

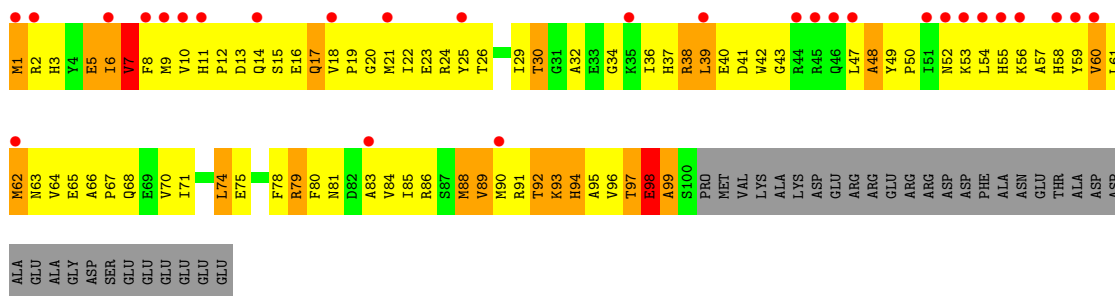
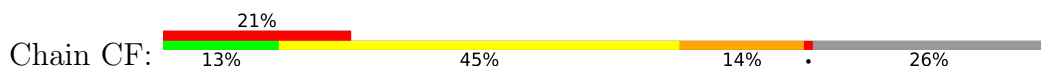




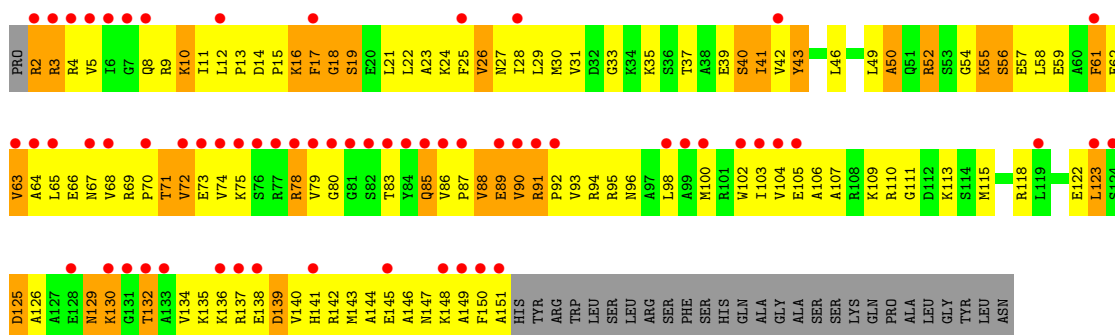
• Molecule 8: 30S ribosomal protein S6



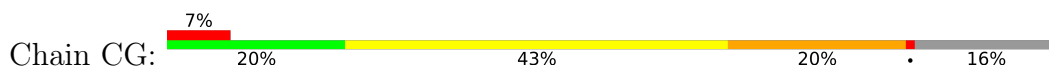
• Molecule 8: 30S ribosomal protein S6

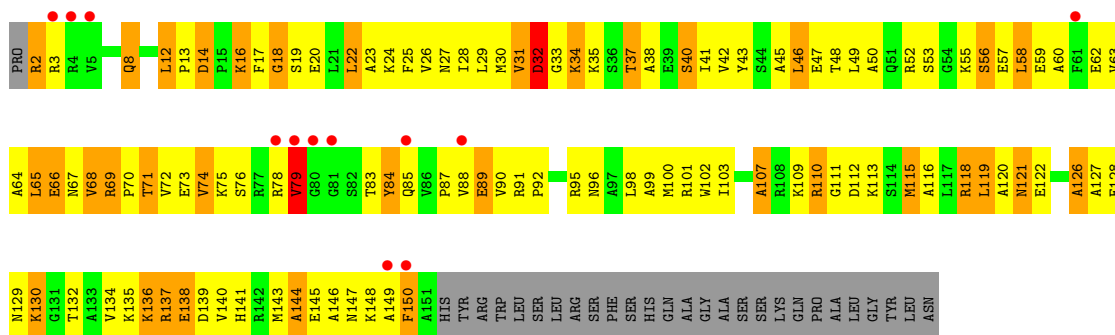


• Molecule 9: 30S ribosomal protein S7

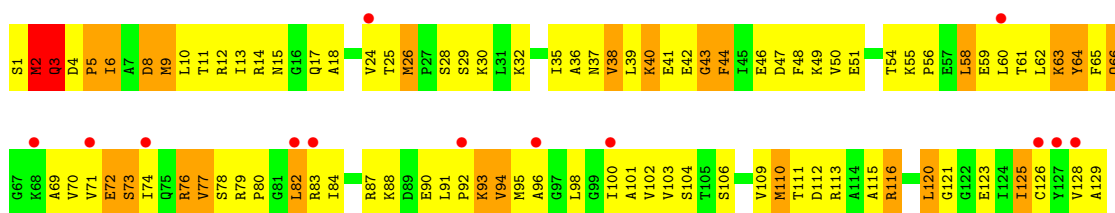


• Molecule 9: 30S ribosomal protein S7





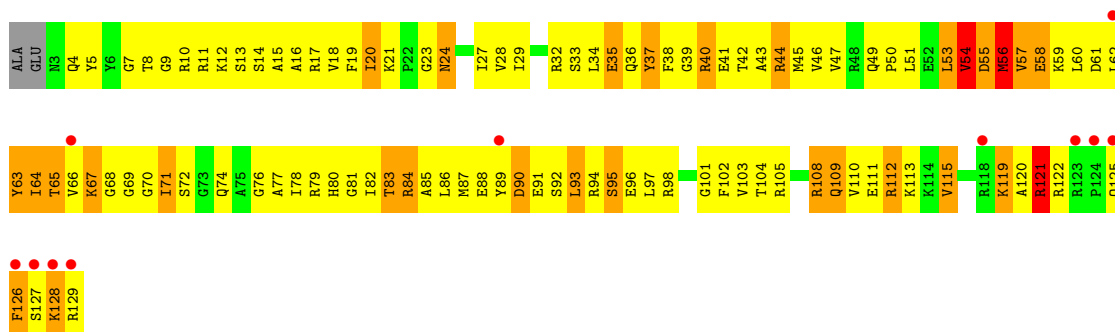
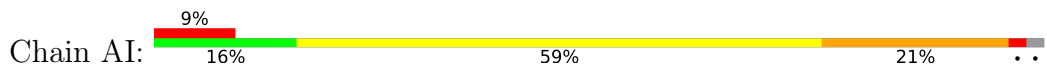
- Molecule 10: 30S ribosomal protein S8



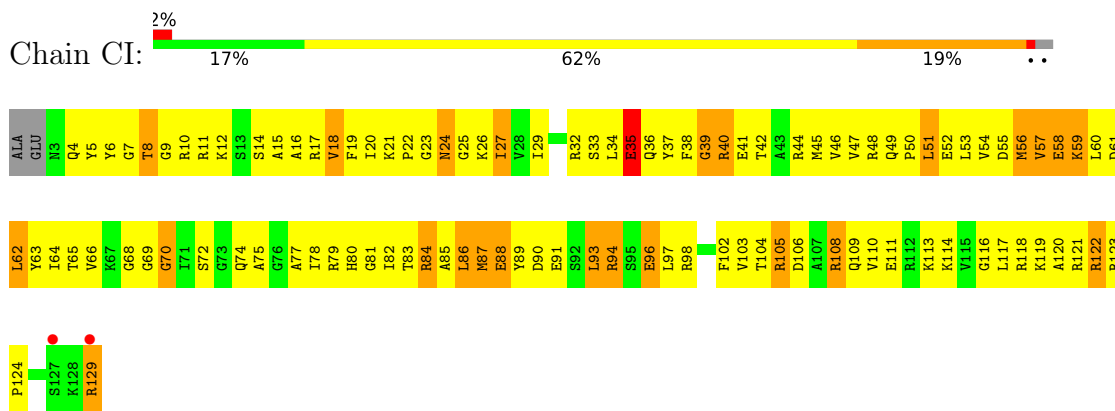
- Molecule 10: 30S ribosomal protein S8



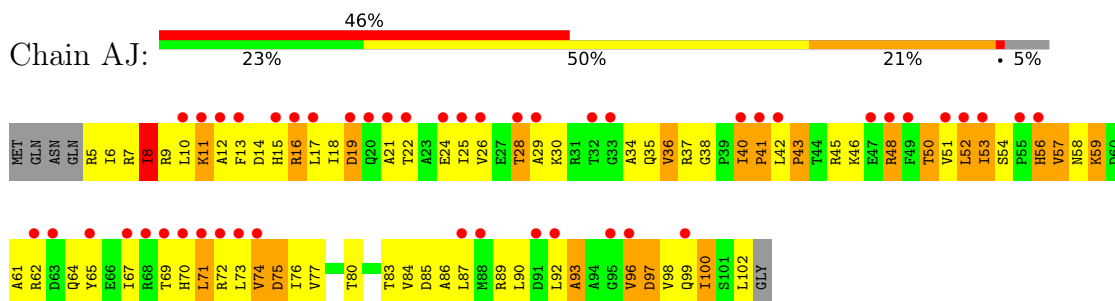
- Molecule 11: 30S ribosomal protein S9



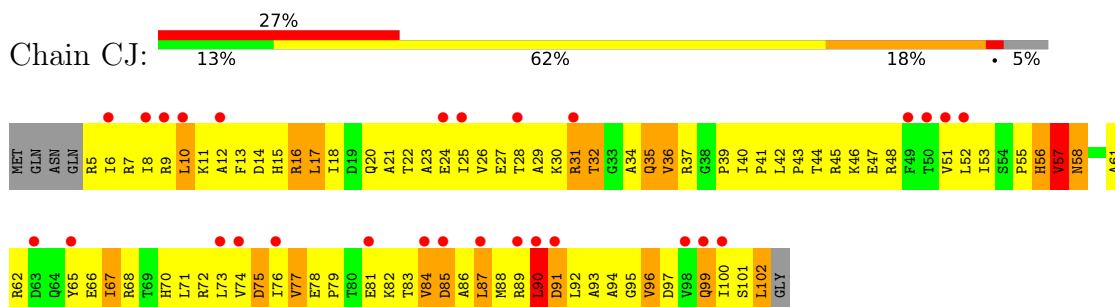
- Molecule 11: 30S ribosomal protein S9



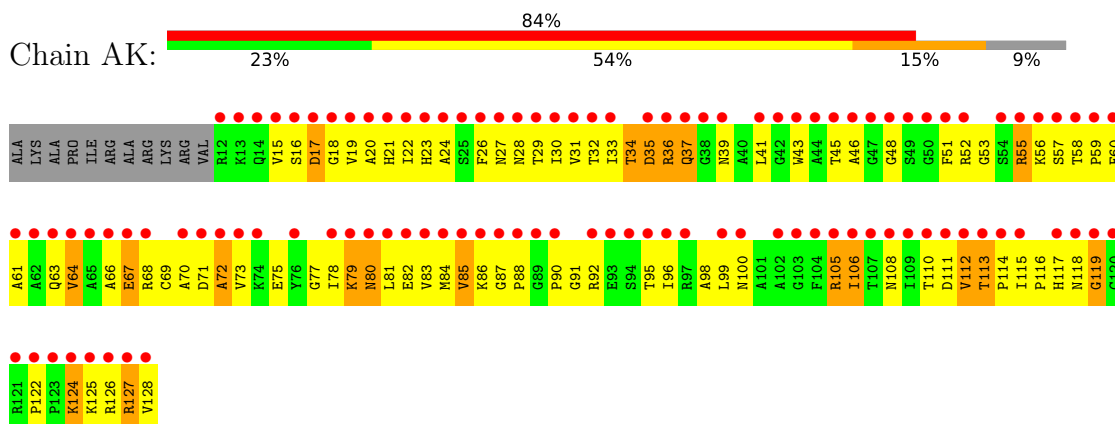
- Molecule 12: 30S ribosomal protein S10



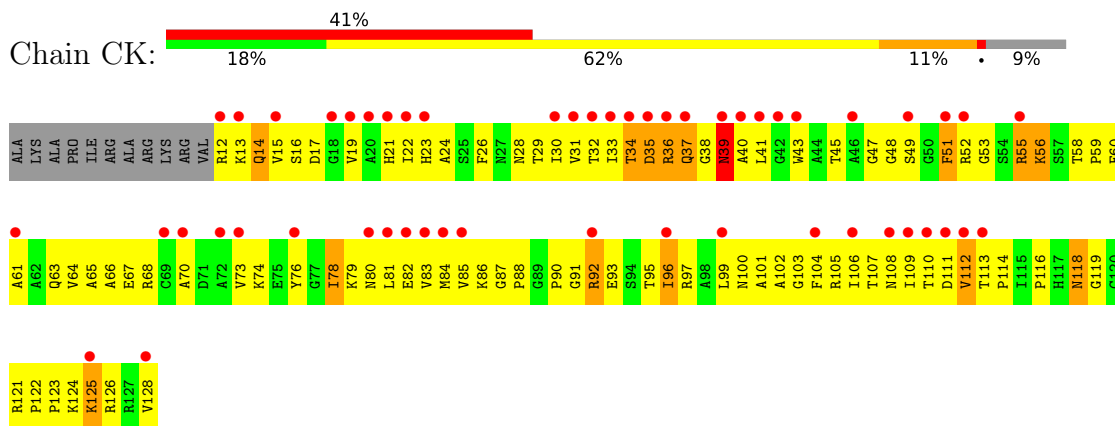
- Molecule 12: 30S ribosomal protein S10



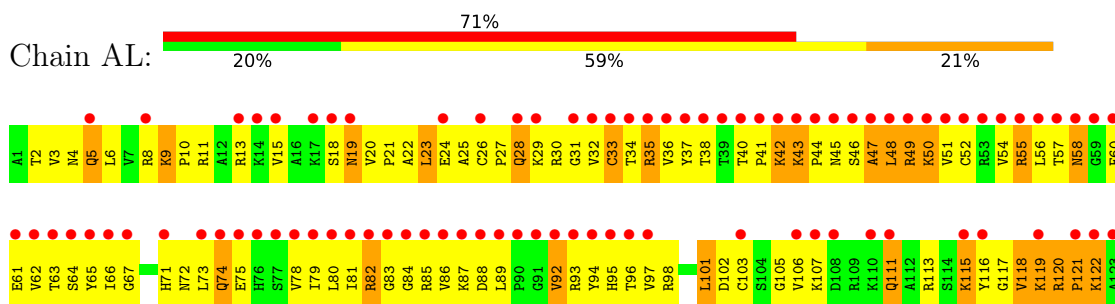
- Molecule 13: 30S ribosomal protein S11



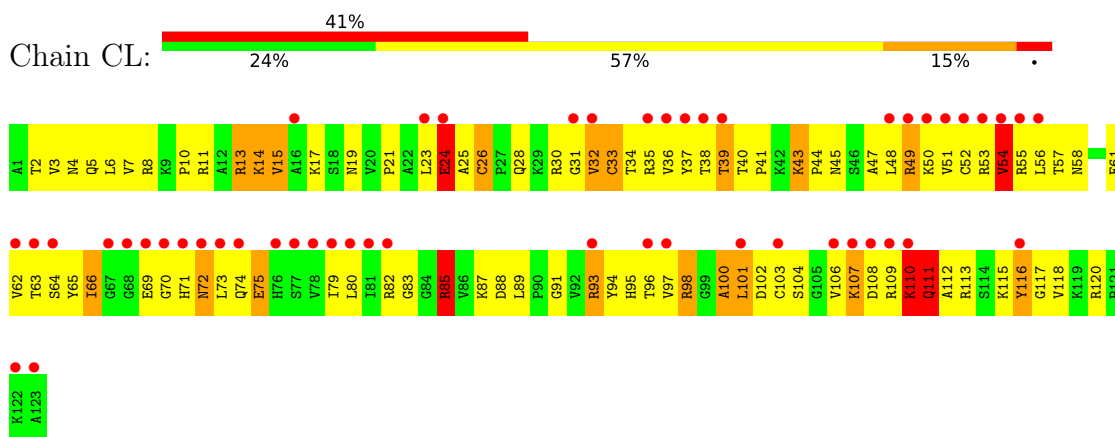
- Molecule 13: 30S ribosomal protein S11



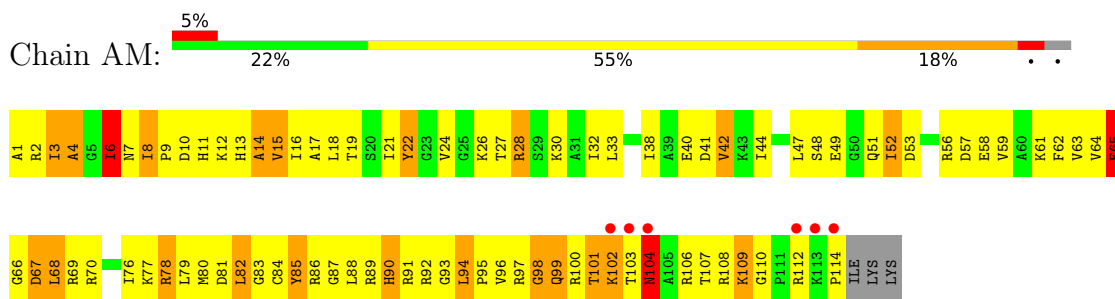
- Molecule 14: 30S ribosomal protein S12



- Molecule 14: 30S ribosomal protein S12




- Molecule 15: 30S ribosomal protein S13



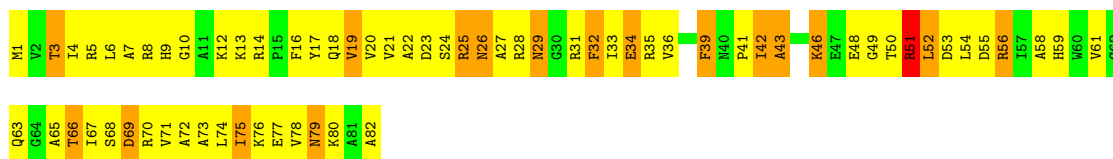
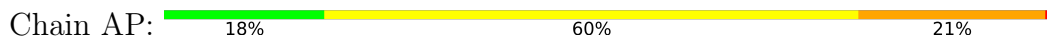
- Molecule 15: 30S ribosomal protein S13



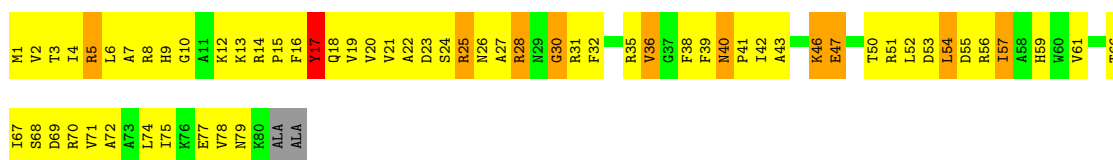





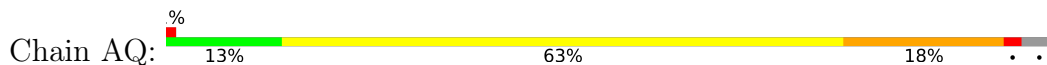
- Molecule 18: 30S ribosomal protein S16



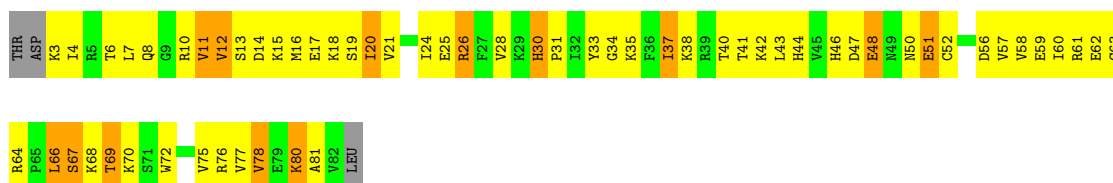
- Molecule 18: 30S ribosomal protein S16



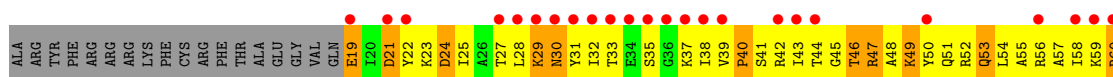
- Molecule 19: 30S ribosomal protein S17

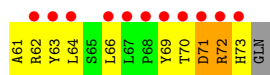


- Molecule 19: 30S ribosomal protein S17

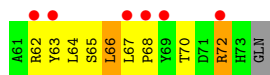
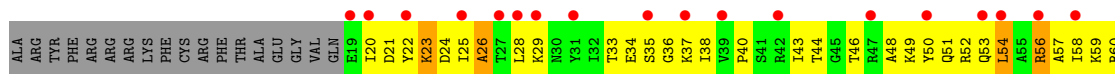
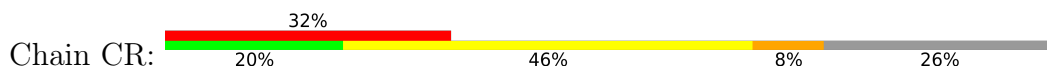


- Molecule 20: 30S ribosomal protein S18

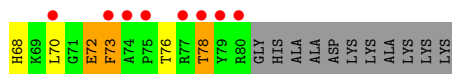
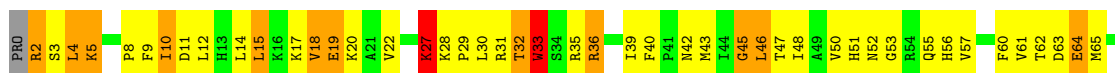




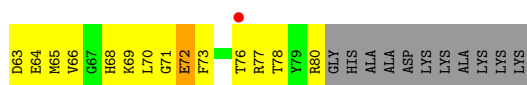
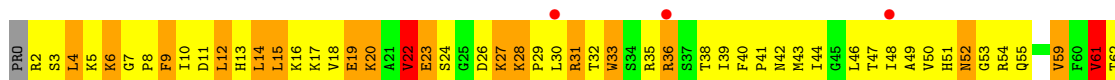
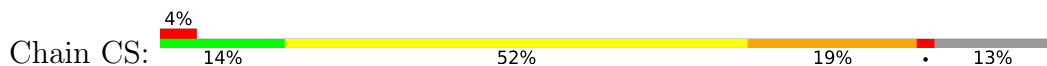
- Molecule 20: 30S ribosomal protein S18



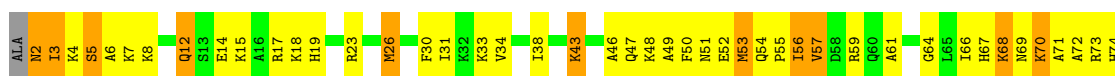
- Molecule 21: 30S ribosomal protein S19



- Molecule 21: 30S ribosomal protein S19

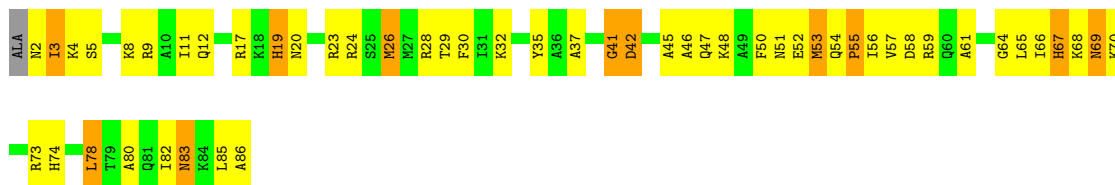


- Molecule 22: 30S ribosomal protein S20

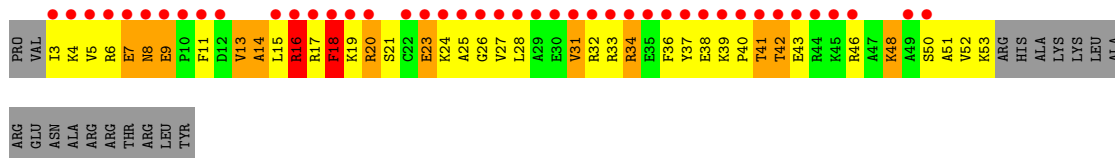


- Molecule 22: 30S ribosomal protein S20

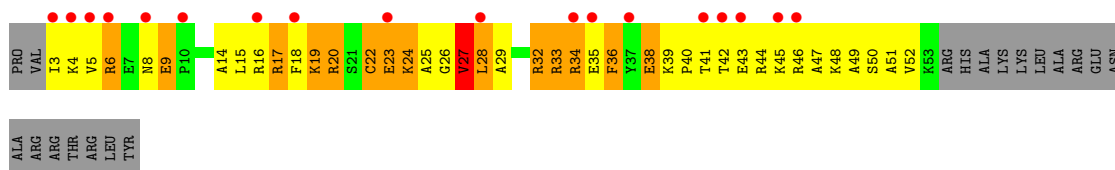




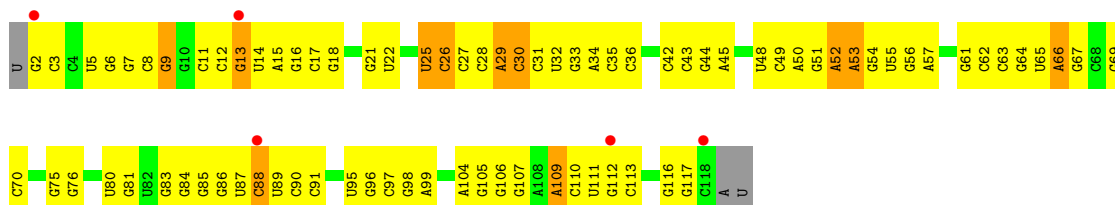
• Molecule 23: 30S ribosomal protein S21



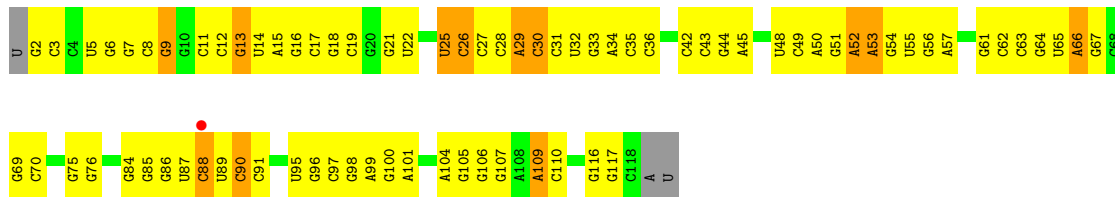
• Molecule 23: 30S ribosomal protein S21




• Molecule 24: 5S ribosomal RNA



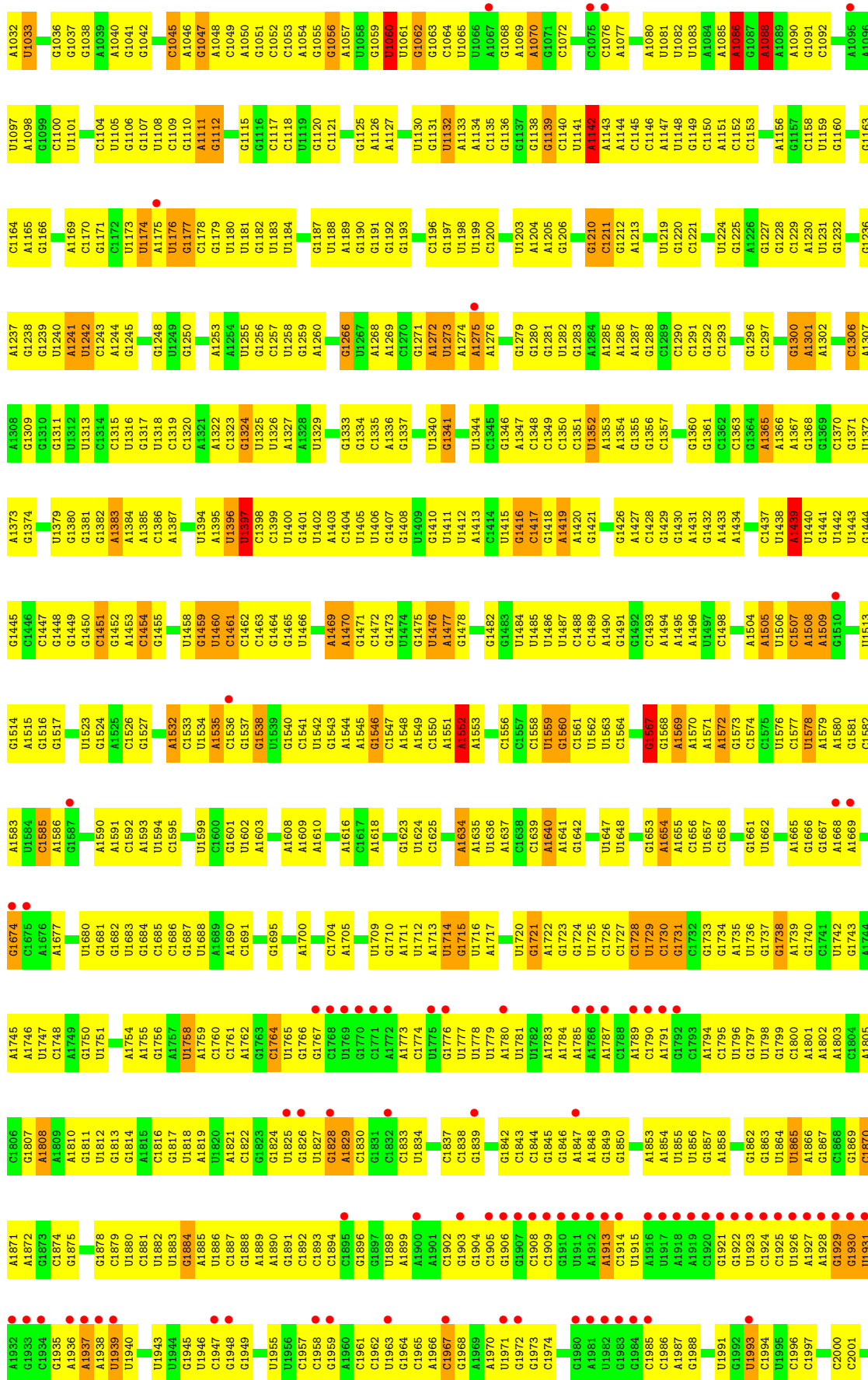
• Molecule 24: 5S ribosomal RNA



• Molecule 25: 23S ribosomal RNA

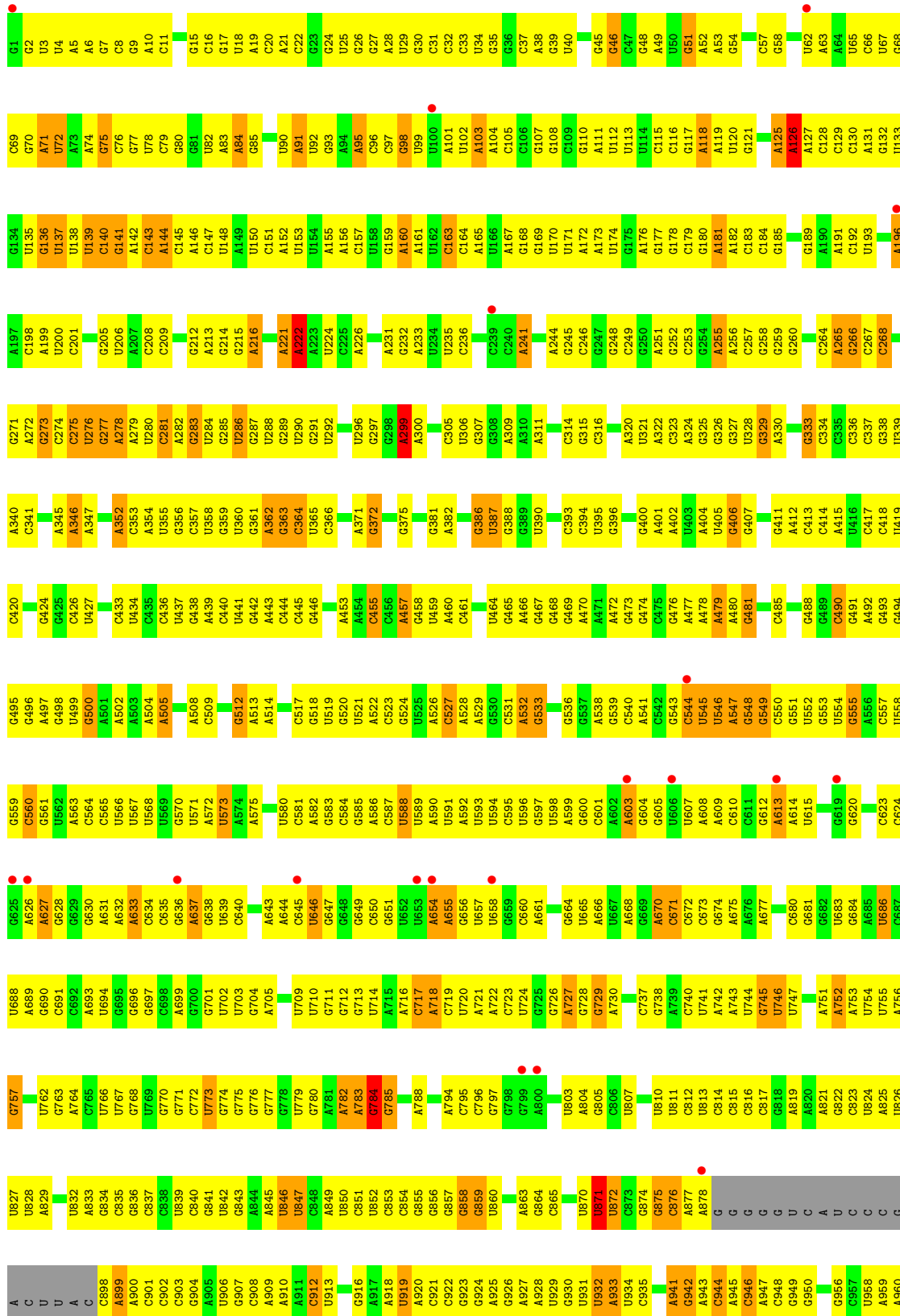


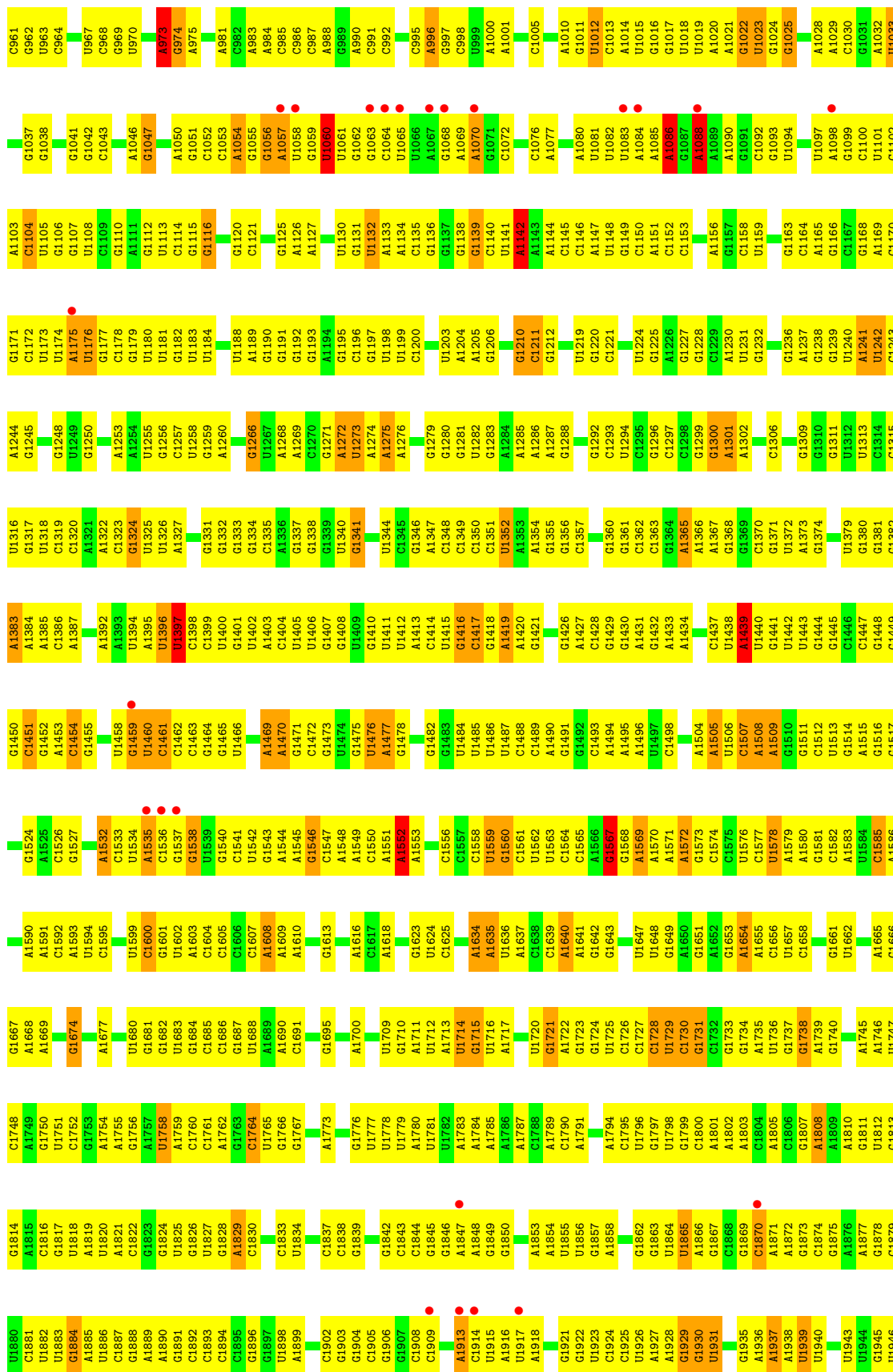
C957	U967	A973	A981	C982	A983	C986	C987	A988	A990	C991	C992	C995	A996	C997	C998	A1000	A1001	C1005	A1010	U1011	U1012	C1013	U1014	U1015	C935	U1016	U1017	U1018	U1019	A1020	A1021	C944	A945	C946	A947	C948	C949	G950	G956	A1028	A1029	C1030	G1031																																																																																																																																																																																																																																																																																																																																																																																																																																																																																																																																																																																																																																																																																																																																																																																																																																																																																																																																																																																																																																																																																																																																																																																																																																																																																																																																										
A820	A821	G822	C823	U824	C825	U826	U827	U828	U832	A833	C834	C835	G836	G837	C838	U839	C840	C841	U842	A845	U846	U847	C848	A849	C851	C852	C853	C854	C855	C856	C857	C858	U860	A863	C864	C865	C866	C869	U870	U871	U872	C873	C874	C875	C876	A877	C878	C879	C880	C881	C882	C883	C884	C885	C886	C887	C888	C889	C890	C891	C892	C893	C894	C895	C896	C897	C898	C899	C900	C901	C902	C903	C904	C905	C906	C907	C908	C909	C910	C911	C912	C913	C914	C915	C916	C917	C918	C919	C920	C921	C922	C923	C924	C925	C926	C927	C928	C929	C930	C931	C932	C933	C934	C935	C936	C937	C938	C939	C940	C941	C942	C943	C944	C945	C946	C947	C948	C949	C950	C951	C952	C953	C954	C955	C956	C957	C958	C959	C960	C961	C962	C963	C964	C965	C966	C967	C968	C969	C970	C971	C972	C973	C974	C975	C976	C977	C978	C979	C980	C981	C982	C983	C984	C985	C986	C987	C988	C989	C990	C991	C992	C993	C994	C995	C996	C997	C998	C999	C1000	C1001	C1002	C1003	C1004	C1005	C1006	C1007	C1008	C1009	C1010	C1011	C1012	C1013	C1014	C1015	C1016	C1017	C1018	C1019	C1020	C1021	C1022	C1023	C1024	C1025	C1026	C1027	C1028	C1029	C1030	C1031	C1032	C1033	C1034	C1035	C1036	C1037	C1038	C1039	C1040	C1041	C1042	C1043	C1044	C1045	C1046	C1047	C1048	C1049	C1050	C1051	C1052	C1053	C1054	C1055	C1056	C1057	C1058	C1059	C1060	C1061	C1062	C1063	C1064	C1065	C1066	C1067	C1068	C1069	C1070	C1071	C1072	C1073	C1074	C1075	C1076	C1077	C1078	C1079	C1080	C1081	C1082	C1083	C1084	C1085	C1086	C1087	C1088	C1089	C1090	C1091	C1092	C1093	C1094	C1095	C1096	C1097	C1098	C1099	C1100	C1101	C1102	C1103	C1104	C1105	C1106	C1107	C1108	C1109	C1110	C1111	C1112	C1113	C1114	C1115	C1116	C1117	C1118	C1119	C1120	C1121	C1122	C1123	C1124	C1125	C1126	C1127	C1128	C1129	C1130	C1131	C1132	C1133	C1134	C1135	C1136	C1137	C1138	C1139	C1140	C1141	C1142	C1143	C1144	C1145	C1146	C1147	C1148	C1149	C1150	C1151	C1152	C1153	C1154	C1155	C1156	C1157	C1158	C1159	C1160	C1161	C1162	C1163	C1164	C1165	C1166	C1167	C1168	C1169	C1170	C1171	C1172	C1173	C1174	C1175	C1176	C1177	C1178	C1179	C1180	C1181	C1182	C1183	C1184	C1185	C1186	C1187	C1188	C1189	C1190	C1191	C1192	C1193	C1194	C1195	C1196	C1197	C1198	C1199	C1200	C1201	C1202	C1203	C1204	C1205	C1206	C1207	C1208	C1209	C1210	C1211	C1212	C1213	C1214	C1215	C1216	C1217	C1218	C1219	C1220	C1221	C1222	C1223	C1224	C1225	C1226	C1227	C1228	C1229	C1230	C1231	C1232	C1233	C1234	C1235	C1236	C1237	C1238	C1239	C1240	C1241	C1242	C1243	C1244	C1245	C1246	C1247	C1248	C1249	C1250	C1251	C1252	C1253	C1254	C1255	C1256	C1257	C1258	C1259	C1260	C1261	C1262	C1263	C1264	C1265	C1266	C1267	C1268	C1269	C1270	C1271	C1272	C1273	C1274	C1275	C1276	C1277	C1278	C1279	C1280	C1281	C1282	C1283	C1284	C1285	C1286	C1287	C1288	C1289	C1290	C1291	C1292	C1293	C1294	C1295	C1296	C1297	C1298	C1299	C1300	C1301	C1302	C1303	C1304	C1305	C1306	C1307	C1308	C1309	C1310	C1311	C1312	C1313	C1314	C1315	C1316	C1317	C1318	C1319	C1320	C1321	C1322	C1323	C1324	C1325	C1326	C1327	C1328	C1329	C1330	C1331	C1332	C1333	C1334	C1335	C1336	C1337	C1338	C1339	C1340	C1341	C1342	C1343	C1344	C1345	C1346	C1347	C1348	C1349	C1350	C1351	C1352	C1353	C1354	C1355	C1356	C1357	C1358	C1359	C1360	C1361	C1362	C1363	C1364	C1365	C1366	C1367	C1368	C1369	C1370	C1371	C1372	C1373	C1374	C1375	C1376	C1377	C1378	C1379	C1380	C1381	C1382	C1383	C1384	C1385	C1386	C1387	C1388	C1389	C1390	C1391	C1392	C1393	C1394	C1395	C1396	C1397	C1398	C1399	C1400	C1401	C1402	C1403	C1404	C1405	C1406	C1407	C1408	C1409	C1410	C1411	C1412	C1413	C1414	C1415	C1416	C1417	C1418	C1419	C1420	C1421	C1422	C1423	C1424	C1425	C1426	C1427	C1428	C1429	C1430	C1431	C1432	C1433	C1434	C1435	C1436	C1437	C1438	C1439	C1440	C1441	C1442	C1443	C1444	C1445	C1446	C1447	C1448	C1449	C1450	C1451	C1452	C1453	C1454	C1455	C1456	C1457	C1458	C1459	C1460	C1461	C1462	C1463	C1464	C1465	C1466	C1467	C1468	C1469	C1470	C1471	C1472	C1473	C1474	C1475	C1476	C1477	C1478	C1479	C1480	C1481	C1482	C1483	C1484	C1485	C1486	C1487	C1488	C1489	C1490	C1491	C1492	C1493	C1494	C1495	C1496	C1497	C1498	C1499	C1500	C1501	C1502	C1503	C1504	C1505	C1506	C1507	C1508	C1509	C1510	C1511	C1512	C1513	C1514	C1515	C1516	C1517	C1518	C1519	C1520	C1521	C1522	C1523	C1524	C1525	C1526	C1527	C1528	C1529	C1530	C1531	C1532	C1533	C1534	C1535	C1536	C1537	C1538	C1539	C1540	C1541	C1542	C1543	C1544	C1545	C1546	C1547	C1548	C1549	C1550	C1551	C1552	C1553	C1554	C1555	C1556	C1557	C1558	C1559	C1560	C1561	C1562	C1563	C1564	C1565	C1566	C1567	C1568	C1569	C1570	C1571	C1572	C1573	C1574	C1575	C1576	C1577	C1578	C1579	C1580	C1581	C1582	C1583	C1584	C1585	C1586	C1587	C1588	C1589	C1590	C1591	C1592	C1593	C1594	C1595	C1596	C1597	C1598	C1599	C1600	C1601	C1602	C1603	C1604	C1605	C1606	C1607	C1608	C1609	C1610	C1611	C1612	C1613	C1614	C1615	C1616	C1617	C1618	C1619	C1620	C1621	C1622	C1623	C1624	C1625	C1626	C1627	C1628	C1629	C1630	C1631	C1632	C1633	C1634	C1635	C1636	C1637	C1638	C1639	C1640	C1641	C1642	C1643	C1644	C1645	C1646	C1647	C1648	C1649	C1650	C1651	C1652	C1653	C1654	C1655	C1656	C1657	C1658	C1659	C1660	C1661	C1662	C1663	C1664	C1665	C1666	C1667	C1668	C1669	C1670	C1671	C1672	C1673	C1674	C1675	C1676	C1677	C1678	C1679	C1680	C1681	C1682	C1683	C1684	C1685	C1686	C1687	C1688	C1689	C1690	C1691	C1692	C1693	C1694	C1695	C1696	C1697	C1698	C1699	C1700	C1701	C1702	C1703	C1704	C1705	C1706	C1707	C1708	C1709	C1710	C1711	C1712	C1713	C1714	C1715	C1716	C1717	C1718	C1719	C1720	C1721	C1722	C1723	C1724	C1725	C1726	C1727	C1728	C1729	C1730	C1731	C1732	C1733	C1734	C1735	C1736	C1737	C1738	C1739	C1740	C1741	C1742	C1743	C1744	C1745	C1746	C1747	C1748	C1749	C1750	C1751	C1752	C1753	C1754	C1755	C1756	C1757	C1758	C1759	C1760	C1761	C1762	C1763	C1764	C1765	C1766	C1767	C1768	C1769	C1770	C1771	C1772	C1773	C1774	C1775	C1776	C1777	C1778	C1779	C1780	C1781	C1782	C1783	C1784	C1785	C1786	C1787	C1788	C1789	C1790	C1791	C1792	C1793	C1794	C1795	C1796	C1797	C1798	C1799	C1800	C1801	C1802	C1803	C1804	C1805	C1806	C1807	C1808	C1809	C1810	C1811	C1812	C1813	C1814	C1815	C1816	C1817	C1818	C1819	C1820	C1821	C1822	C1823	C1824	C1825	C1826	C1827	C1828	C1829	C1830	C1831	C1832	C1833	C1834	C1835	C1836	C1837	C1838	C1839	C1840	C1841	C1842	C1843	C1844	C1845	C1846	C1847	C1848	C1849	C1850	C1851	C1852	C1853	C1854	C1855	C1856	C1857	C1858	C1859	C1860	C1861	C1862	C1863	C1864	C1865	C1866	C1867	C1868	C1869	C1870	C1871	C1872	C1873	C1874	C1875	C1876	C1877	C1878	C1879	C1880	C1881	C1882	C1883	C1884	C1885	C1886	C1887	C1888	C1889	C1890	C1891	C1892	C1893	C1894	C1895	C1896	C1897	C1898	C1899	C1900	C1901	C1902	C1903	C1904	C1905	C1906	C1907	C1908	C1909	C1910	C1911	C1912	C1913	C1914	C1915	C1916	C1917	C1918	C1919	C1920	C1921	C1922	C1923	C1924	C1925	C1926	C1927	C1928	C1929	C1930	C1931	C1932	C1933	C1934	C1935	C1936	C1937	C1938	C1939	C1940	C1941	C1942	C1943	C1944	C1945	C1946	C1947	C1948	C1949	C1950	C1951	C1952	C1953	C1954	C1955	C1956	C1957	C1958	C1959	C1960	C1961	C1962	C1963	C1964	C1965	C1966	C1967	C1968	C1969	C1970	C1971	C1972	C1973	C1974	C1975	C1976	C1977	C1978	C1979	C1980	C1981	C1982	C1983	C1984	C1985	C1986	C1987	C1988	C1989	C1990	C1991	C1992	C1993	C1994	C1995	C1996	C1997	C1998	C1999	C2000	C2001	C2002	C2003	C2004	C2005	C2006	C2007	C2008	C2009	C2010	C2011	C2012	C2013	C2014	C2015	C2016	C2017	C2018	C2019	C2020	C2021	C2022	C2023	C2024	C2025	C2026	C2027	C2028	C2029	C2030	C2031	C2032	C2033	C2034	C2035	C2036	C2037	C2038	C2039	C2040	C2041	C2042	C2043	C2044	C2045	C2046	C2047	C2048	C2049	C2050	C2051	C2052	C2053	C2054	C2055	C2056	C2057	C2058	C2059	C2060	C2061	C2062	C2063	C2064	C2065	C2066	C2067	C2068	C2069	C2070	C2071	C2072	C2073	C2074	C2075	C2076	C2077	C2078	C2079	C2080	C2081	C2082	C2083	C2084	C2085	C2086	C2087	C2088	C2089	C2090	C2091	C2092	C2093	C2094	C2095	C2096	C2097	C2098	C2099	C2100	C2101	C2102	C2103	C2104	C2105	C2106	C2107	C2108	C2109	C2110	C2111	C2112	C2113	C2114	C2115	C2116	C2117	C2118	C2119	C2120	C2121	C2122	C2123	C2124	C2125	C2126	C2127	C2128	C2129	C2130	C2131	C2132	C2133	C2134	C2135	C2136	C2137	C2138	C2139	C2140	C2141	C2142	C2143	C2144	C2145	C2146	C2147	C2148	C2149	C2150	C2151	C2152	C2153	C2154	C2155	C2156	C2157	C2158	C2159	C2160	C2161	C2162	C2163	C2



U2886	A2800	A2734	A2670	A2598	A2459	G2391	G2323	G2260	G2193	G2153	G2008
G2867	G2801	G2735	G2671	G2599	U2460	A2392	U2324	C2261	U2194	G2183	A2209
G2868	G2802	U2739	U2672	A2531	A2461	U2393	G2325	U2262	A2071	A2134	G2010
G2869	G2803	G2745	G2673	G2532	C2462	C2394	C2326	C2263	C2072	C2136	U2011
G2870	U2804	A2740	A2674	U2533	A2602	G2395	A2327	G2264	U2074	G2136	G2012
U2871	G2805	A2741	A2675	U2534	G2463	G2396	A2328	U2265	U2075	A2013	A2013
A2872	G2806	G2742	C2464	G2535	C2465	G2465	U2329	U2266	U2076	U2139	A2014
A2873	U2807	U2743	C2466	G2536	C2466	G2400	G2330	A2267	A2077	G2140	A2015
G2874	G2808	G2744	U2678	U2537	C2467	U2401	G2331	A2268	G2078	G2141	U2016
G2875	A2809	C2745	U2679	C2538	A2468	U2402	C2332	A2269	U2079	A2142	U2017
G2876	A2810	U2746	U2680	C2539	A2469	G2403	A2333	A2270	G2082	C2143	G2018
G2877	G2811	G2747	A2681	C2540	G2470	U2404	U2334	G2271	A2082	G2144	A2019
U2878	A2812	A2748	A2682	G2541	A2471	U2405	A2335	U2272	A2083	G2145	A2020
A2879	G2813	G2685	G2685	G2542	G2472	A2406	A2336	A2273	C2084	C2146	C2021
G2880	A2814	U2684	C2475	G2544	A2407	A2407	G2337	A2274	U2085	G2147	U2022
U2881	G2685	A2613	C2476	G2545	U2408	U2408	C2338	A2275	U2086	A2148	U2023
A2882	U2686	A2614	A2476	U2547	G2409	G2409	C2339	A2276	G2087	G2149	G2024
U2883	G2687	G2616	U2477	U2548	G2410	A2411	A2340	G2279	A2088	C2150	C2025
G2884	U2688	U2617	A2478	U2549	A2412	A2412	G2341	G2280	U2026	U2151	U2026
G2885	U2689	G2618	U2479	U2552	A2413	G2413	C2342	A2281	G2091	G2152	G2027
G2886	U2690	G2619	G2485	G2553	G2414	G2414	G2343	A2282	U2092	C2153	U2028
G2887	G2691	G2620	G2486	U2554	G2415	G2415	G2344	A2283	G2093	A2154	G2029
G2888	G2692	G2621	G2487	U2555	G2416	G2416	G2345	A2284	A2094	U2155	A2030
G2889	G2693	U2622	G2488	G2556	C2417	C2417	G2346	G2285	A2095	G2156	G2031
G2890	G2694	G2623	G2489	G2557	G2418	G2418	U2348	G2286	A2096	G2157	G2032
G2891	G2695	G2624	G2490	C2558	A2419	A2419	G2349	A2287	A2097	A	A2033
G2892	G2696	G2625	U2488	C2559	U2419	U2419	A2352	A2288	U2098	G	U2034
G2893	U2697	G2626	U2489	A2560	G2420	G2420	G2353	G2289	U2099	C	U2035
G2894	G2698	G2627	G2490	U2561	U2421	U2421	G2354	G2290	G2100	G	G2036
G2895	G2699	G2628	G2491	U2562	A2422	A2422	G2355	U2291	A2101	C	A2037
G2896	G2702	U2629	U2492	U2563	A2423	A2423	G2356	U2292	G2102	A	G2038
G2897	C2703	U2630	U2493	A2564	U2424	U2424	U2357	A2287	G2103	C	U2039
G2898	C2704	G2631	U2494	A2565	G2425	G2425	G2358	A2288	C2104	C	G2040
G2899	U2632	G2632	U2495	A2566	G2426	G2426	G2359	A2289	U2105	C	U2041
A2900	G2633	G2633	G2496	A2567	G2427	G2427	G2360	A2290	U2106	U	U2042
C2901	G2634	U2634	U2497	U2568	G2428	G2428	G2361	G2291	G2107	U	A2043
C2902	U2635	U2635	U2498	U2569	G2429	G2429	G2362	U2292	G2108	U	A2044
U2903	G2636	G2636	U2499	U2570	A2430	A2430	G2363	A2293	A2109	A	G2045
U	A2639	G2639	G2501	G2571	U2431	U2431	G2364	U2294	U2110	A	G2046
G2778	G2640	G2640	G2502	U2572	A2434	A2434	G2365	G2300	U	U	G2047
U2779	G2641	G2641	U2503	A2573	A2435	A2435	A2366	G2301	U	U	G2048
G2780	G2642	G2642	U2504	U2574	G2436	G2436	G2367	G2302	G	G	G2049
G2782	G2643	G2643	U2505	A2575	U2437	U2437	G2368	G2303	U	U	G2050
U2783	G2644	G2644	U2506	G2576	U2438	U2438	G2369	U2304	A	A	A2051
U2784	U2650	U2650	U2507	C2579	A2439	A2439	G2370	U2240	C	C	A2052
G2785	G2651	G2651	G2508	U2583	G2440	G2440	G2373	A2241	C	C	C2055
G2786	G2652	G2652	U2511	U2584	U2441	U2441	C2374	G2242	A	A	G2056
G2787	G2653	G2653	C2512	U2585	G2442	G2442	G2375	U2243	A	A	G2057
G2788	G2654	G2654	A2513	U2586	G2443	G2443	A2377	U2244	G	G	A2058
G2789	G2655	G2655	U2514	U2587	G2444	G2444	G2378	G2245	U	U	A2059
U2790	G2656	G2656	C2515	G2588	G2445	G2445	G2379	A2247	U	U	A2060
G2791	A2860	A2860	A2516	G2589	G2446	G2446	G2380	G2248	G	G	A2061
A2792	G2661	G2661	A2517	A2590	A2447	A2447	A2381	U2185	G	G	G2062
C2793	A2662	A2662	U2518	U2591	A2448	A2448	G2382	U2186	G	G	A2063
G2794	G2663	G2663	C2519	C2592	U2449	U2449	G2383	G2250	A	A	G2064
G2795	A2664	A2664	G2520	U2593	A2450	A2450	A2384	G2251	G	G	C2065
U2796	G2665	G2665	U2521	C2594	A2451	A2451	U2385	G2252	C	C	C2066
U2797	G2666	G2666	U2522	U2595	G2452	G2452	A2386	U2257	U	U	C2066
U2798	G2667	G2667	U2523	U2596	U2453	U2453	A2387	U2258	U	U	G2069
A2799	A2733	A2733	G2524	G2597	G2454	G2454	U2388	U2259	U	U	G2069

● Molecule 25: 23S ribosomal RNA



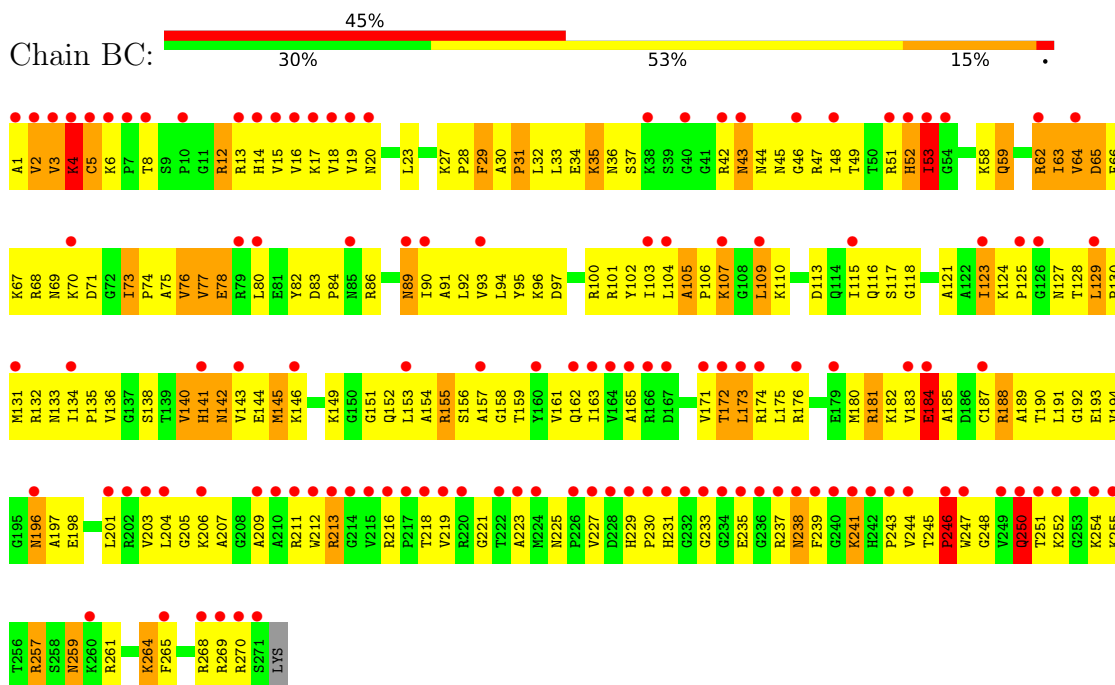




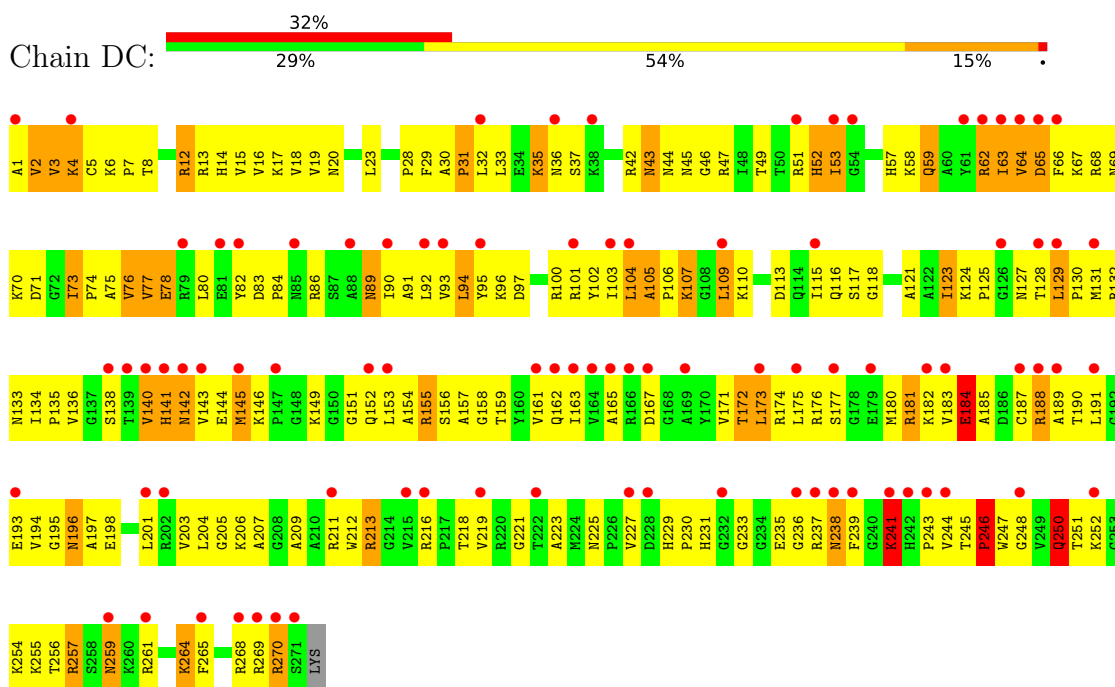




- Molecule 26: 50S ribosomal protein L2

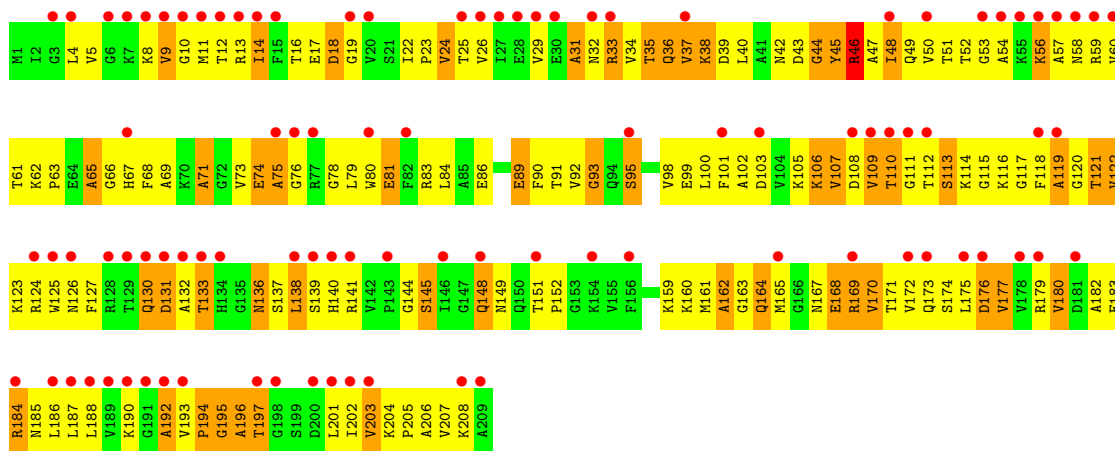


- Molecule 26: 50S ribosomal protein L2

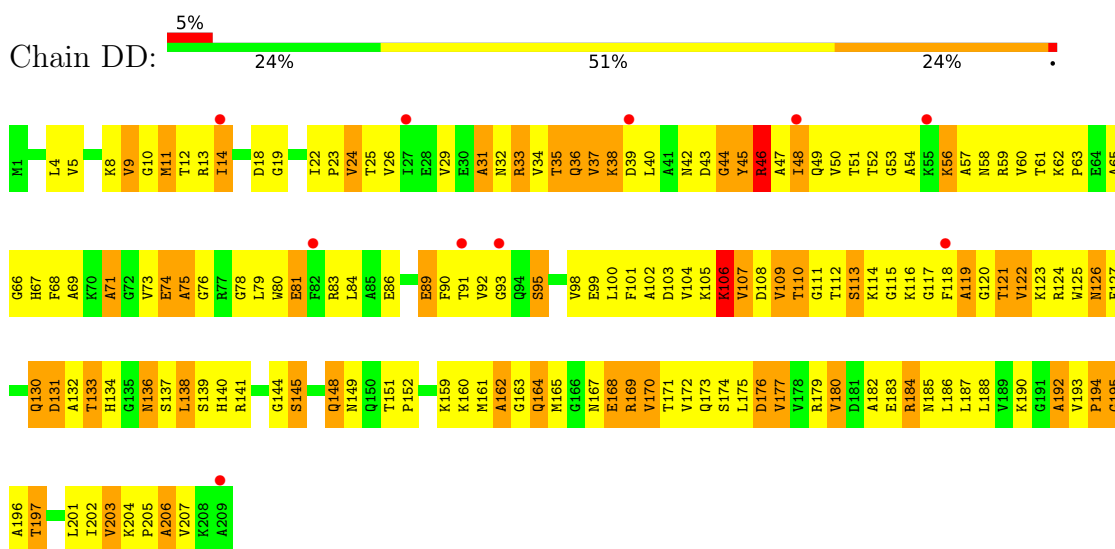


- Molecule 27: 50S ribosomal protein L3

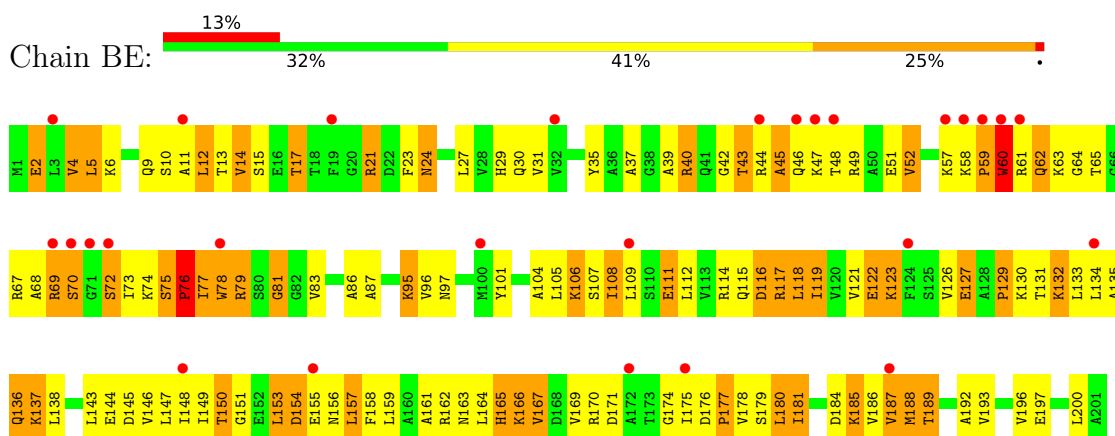




- Molecule 27: 50S ribosomal protein L3

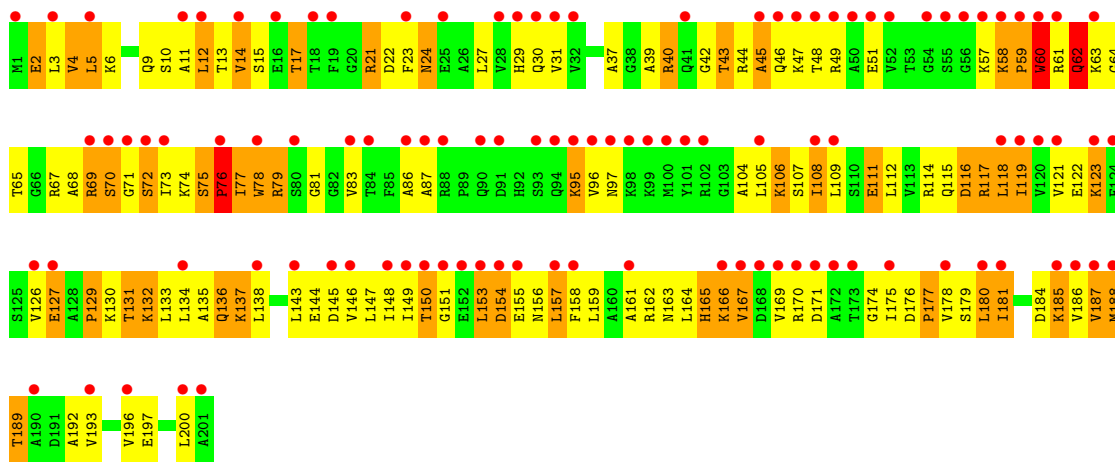


- Molecule 28: 50S ribosomal protein L4

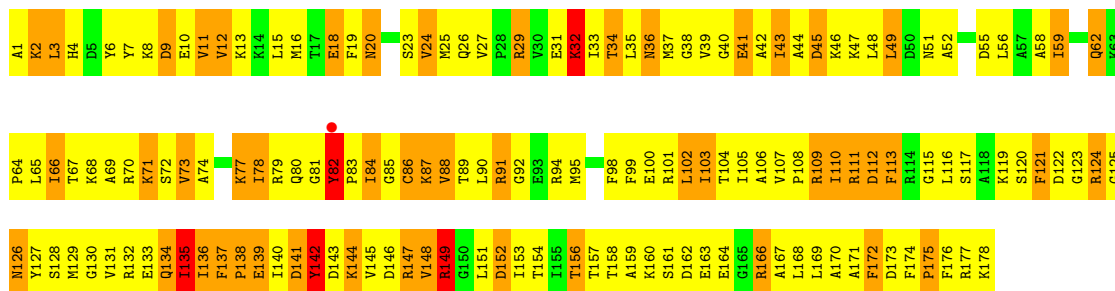
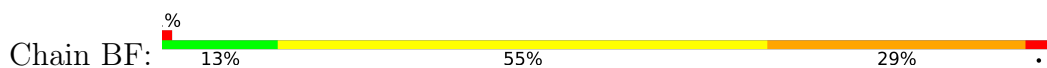


- Molecule 28: 50S ribosomal protein L4

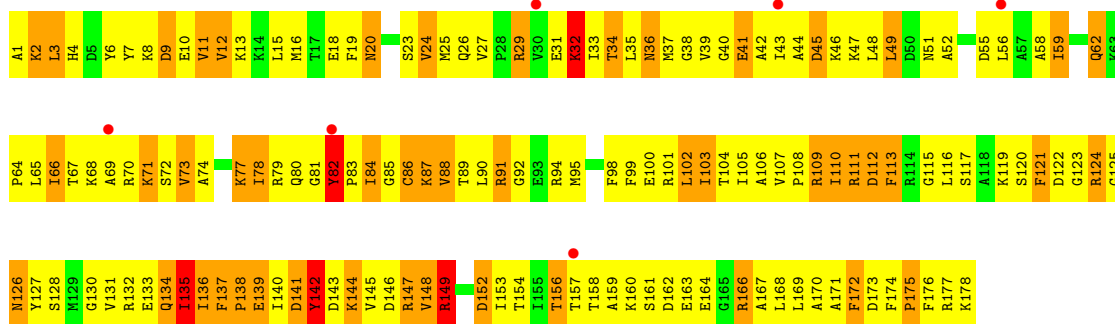
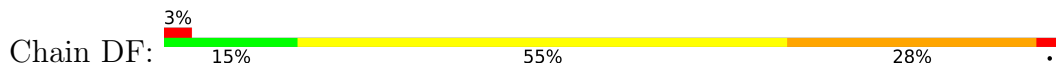




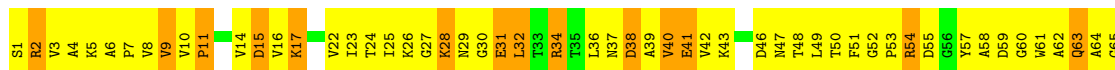
- Molecule 29: 50S ribosomal protein L5

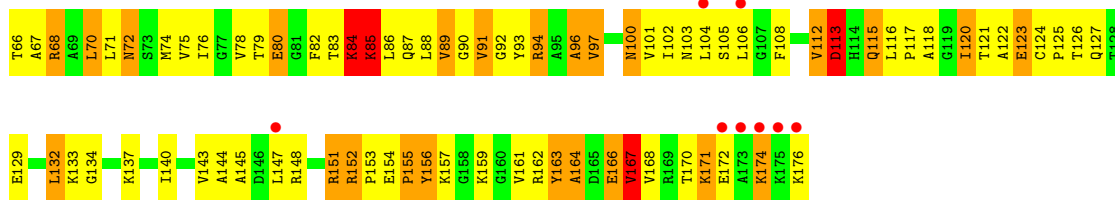


- Molecule 29: 50S ribosomal protein L5

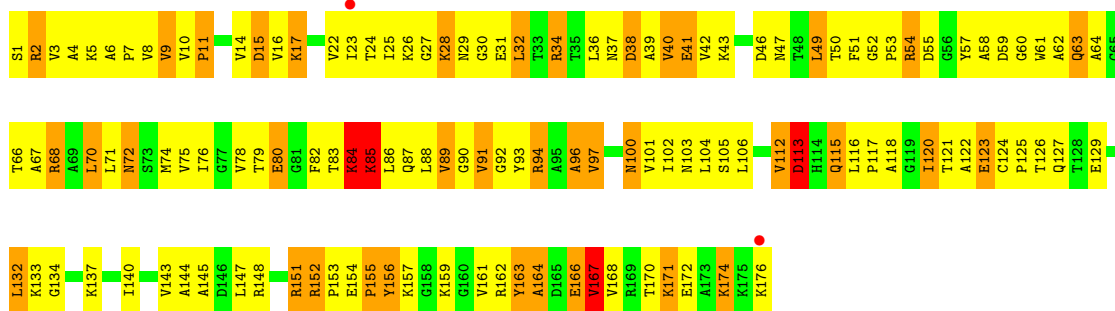


- Molecule 30: 50S ribosomal protein L6

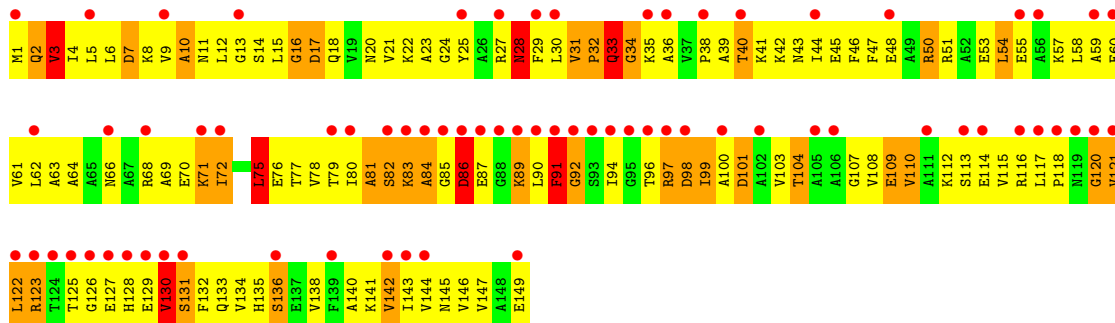
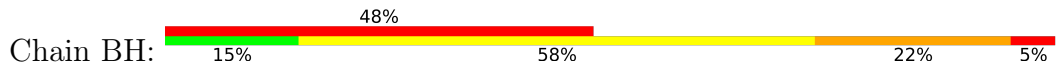




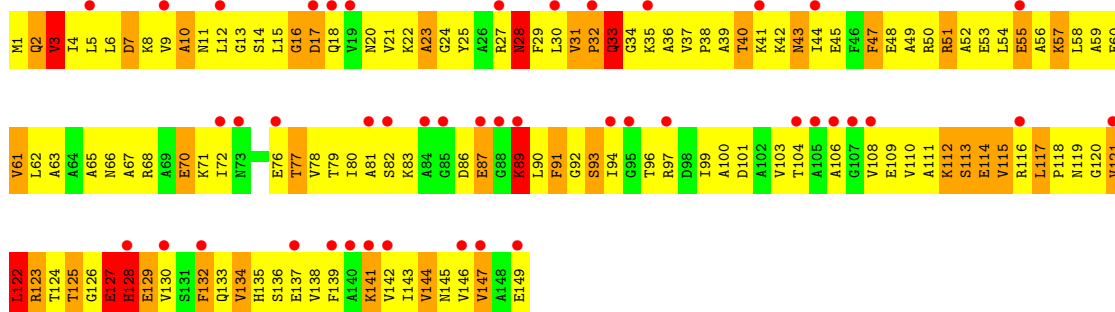
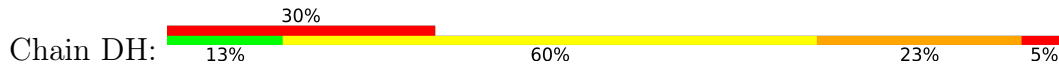
• Molecule 30: 50S ribosomal protein L6



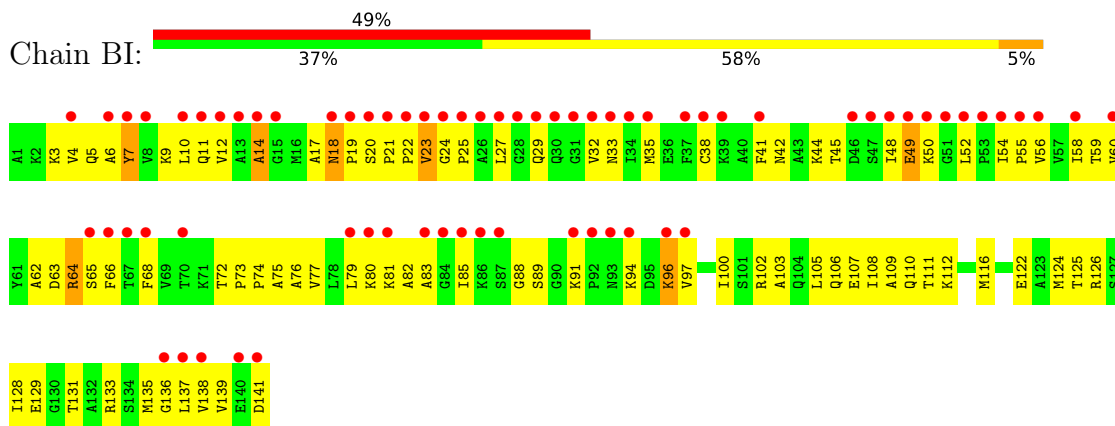
• Molecule 31: 50S ribosomal protein L9



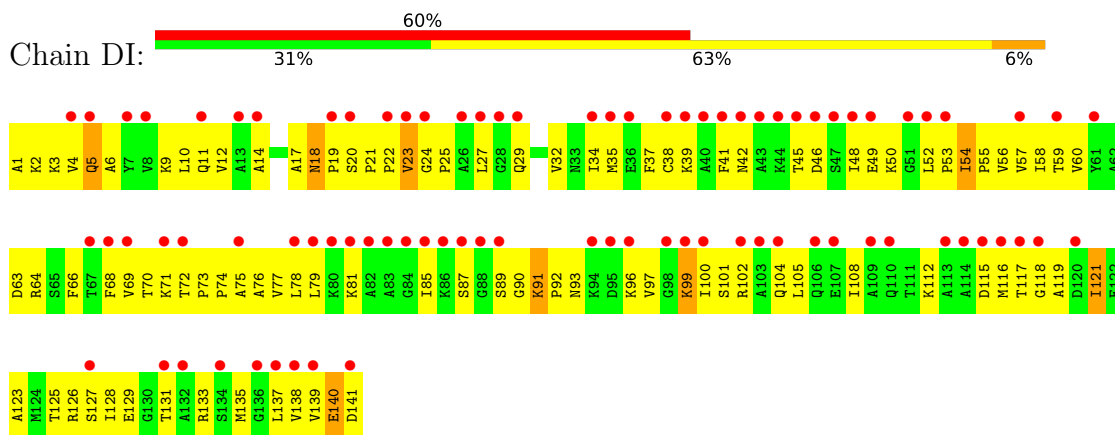
• Molecule 31: 50S ribosomal protein L9



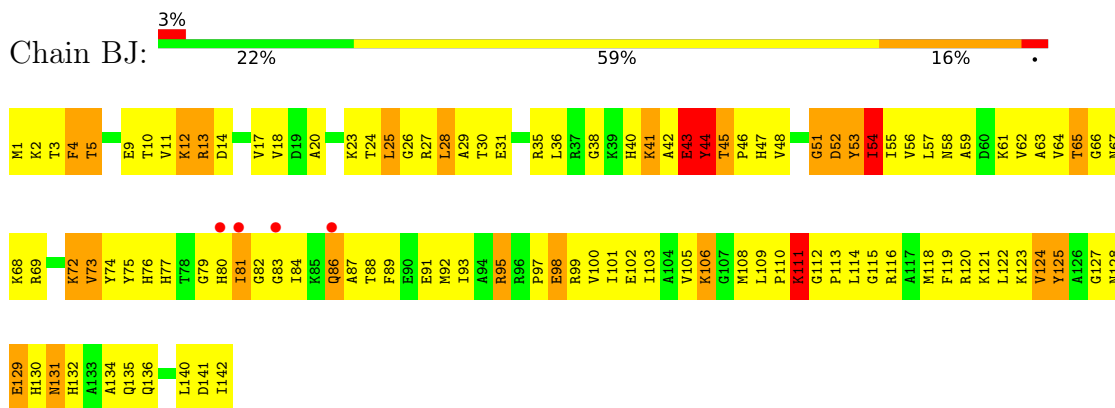
• Molecule 32: 50S ribosomal protein L11



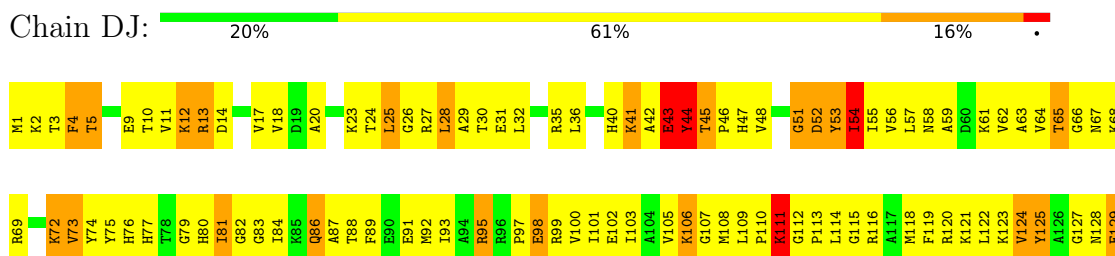
• Molecule 32: 50S ribosomal protein L11

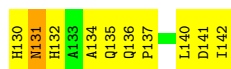


• Molecule 33: 50S ribosomal protein L13

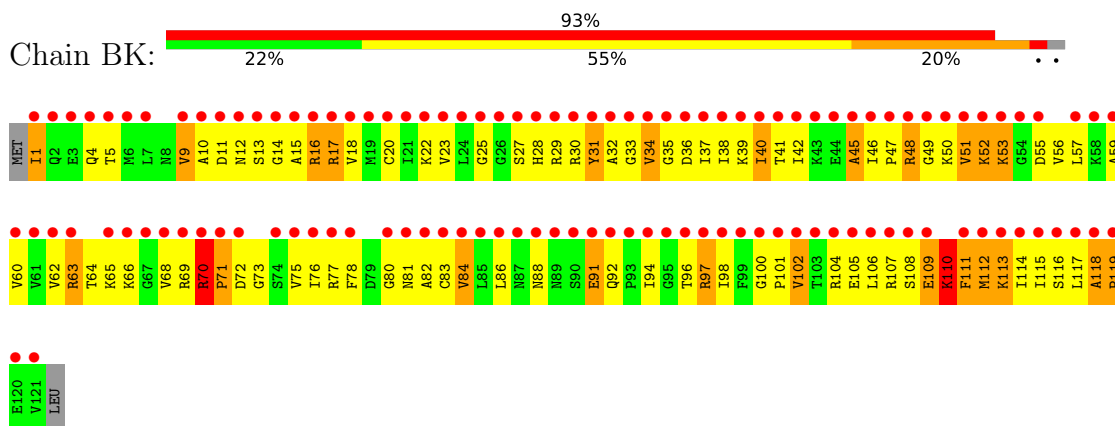


• Molecule 33: 50S ribosomal protein L13

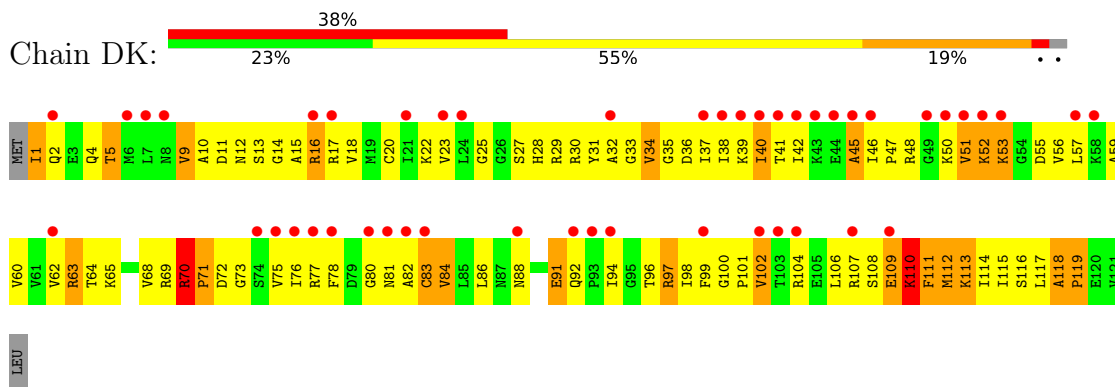




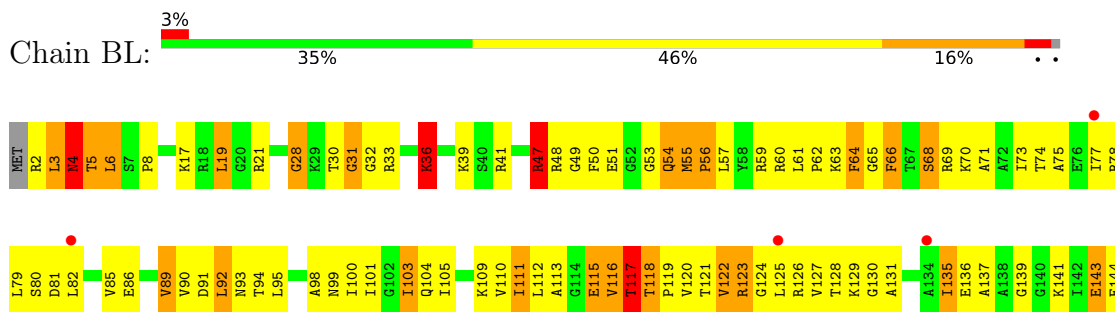
• Molecule 34: 50S ribosomal protein L14



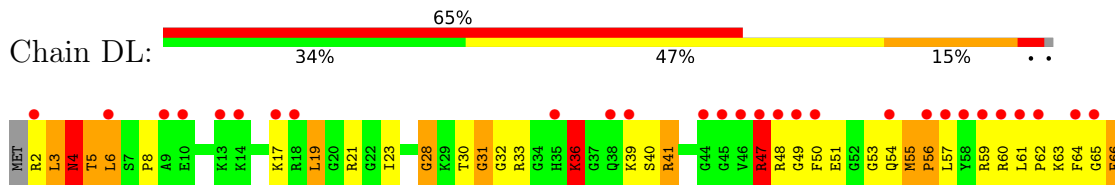
• Molecule 34: 50S ribosomal protein L14

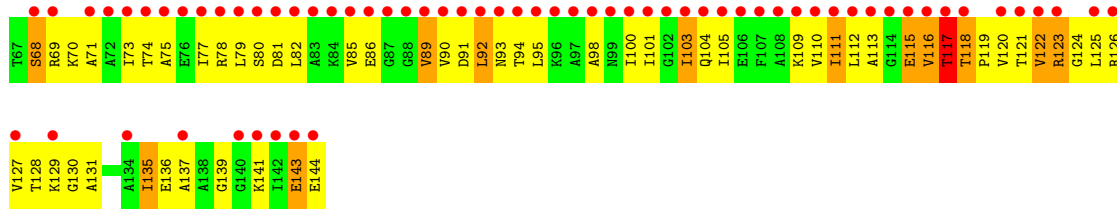


• Molecule 35: 50S ribosomal protein L15

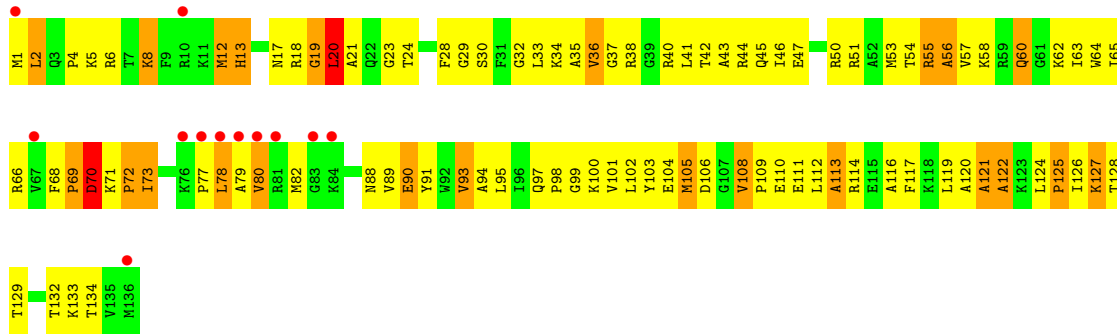


• Molecule 35: 50S ribosomal protein L15





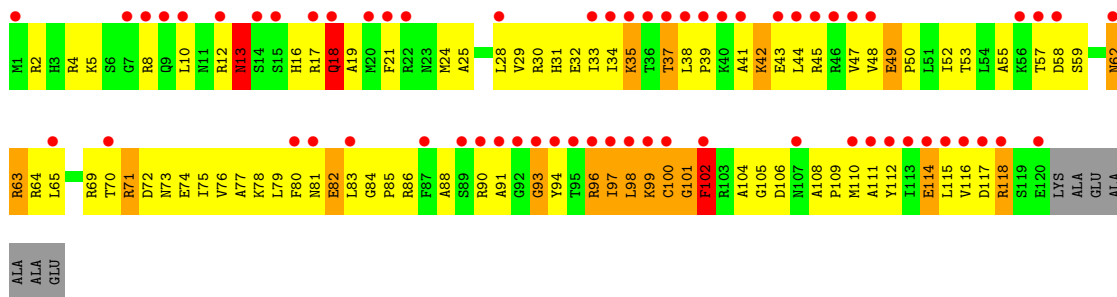
• Molecule 36: 50S ribosomal protein L16



• Molecule 36: 50S ribosomal protein L16



• Molecule 37: 50S ribosomal protein L17



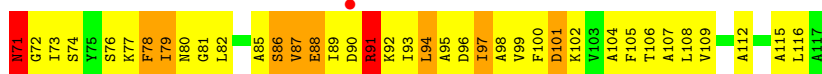
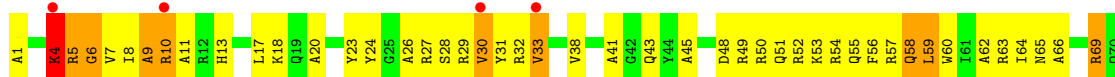
• Molecule 37: 50S ribosomal protein L17



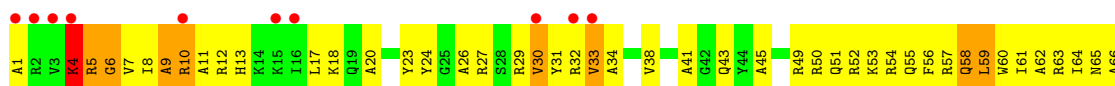





• Molecule 40: 50S ribosomal protein L20



• Molecule 40: 50S ribosomal protein L20



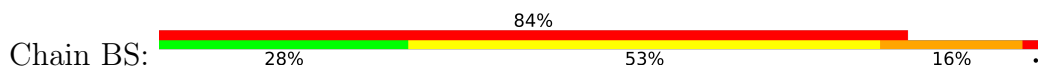
• Molecule 41: 50S ribosomal protein L21

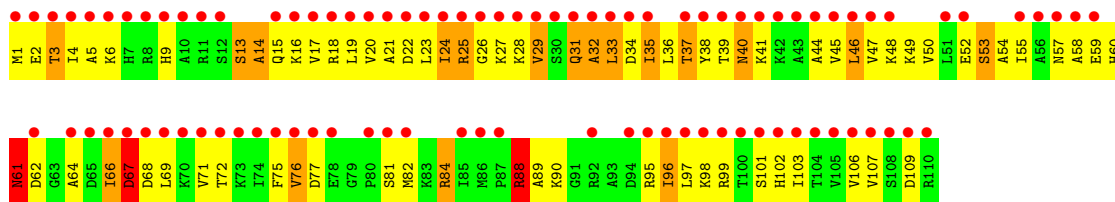


• Molecule 41: 50S ribosomal protein L21

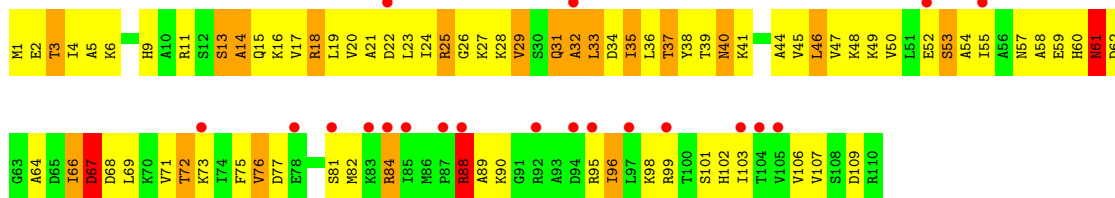


• Molecule 42: 50S ribosomal protein L22

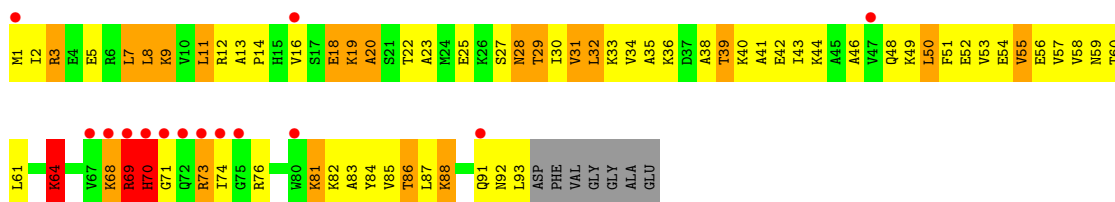





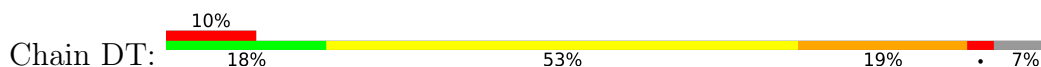
• Molecule 42: 50S ribosomal protein L22



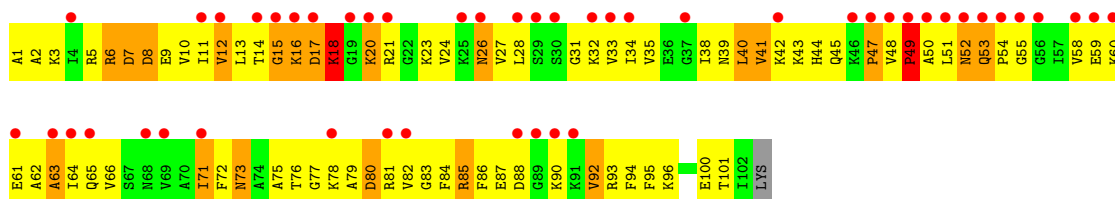
• Molecule 43: 50S ribosomal protein L23



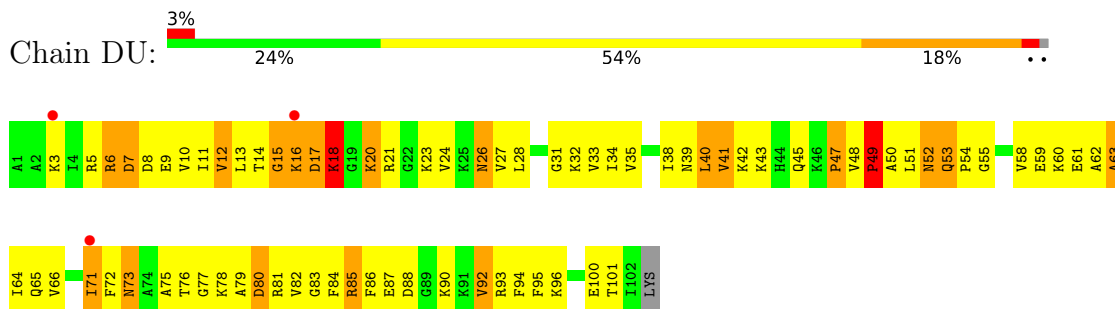
• Molecule 43: 50S ribosomal protein L23



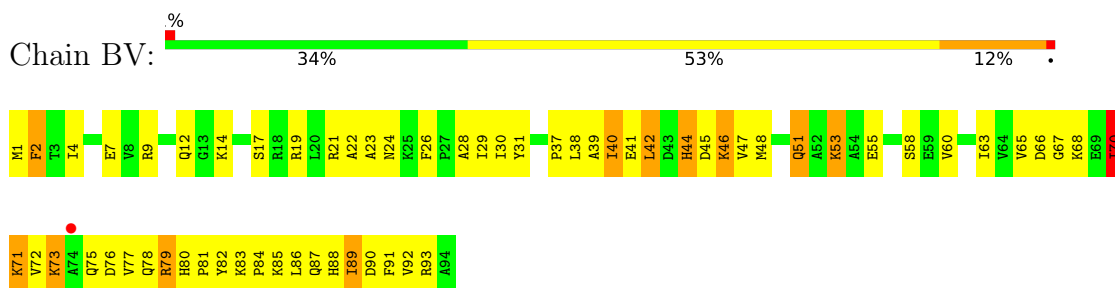
• Molecule 44: 50S ribosomal protein L24



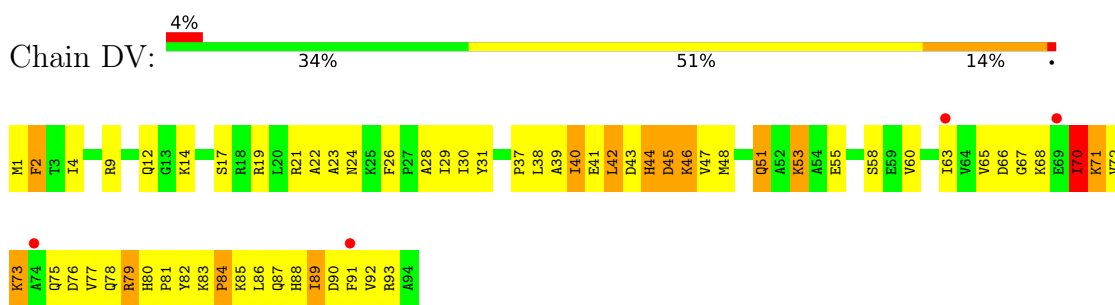
• Molecule 44: 50S ribosomal protein L24



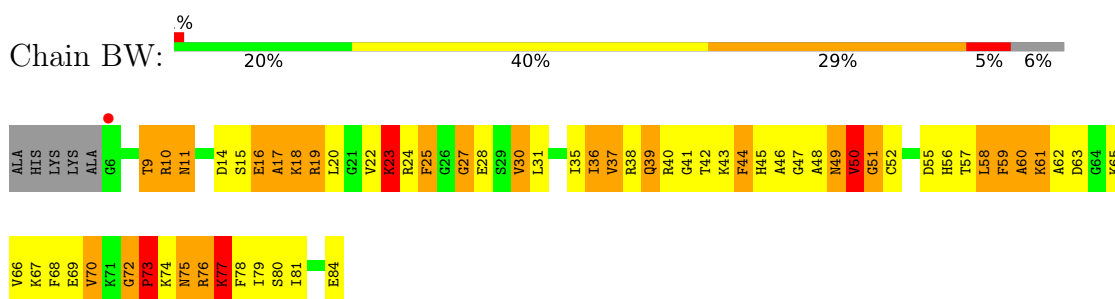
• Molecule 45: 50S ribosomal protein L25



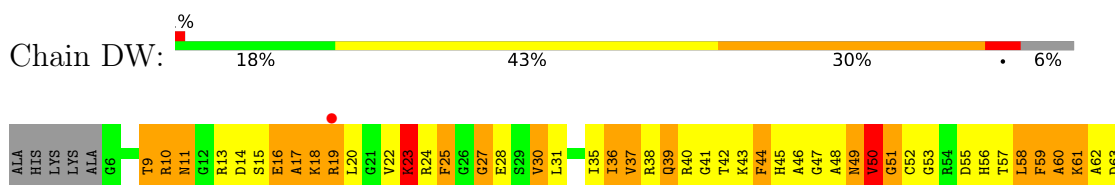
• Molecule 45: 50S ribosomal protein L25



• Molecule 46: 50S ribosomal protein L27

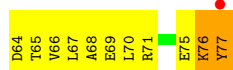
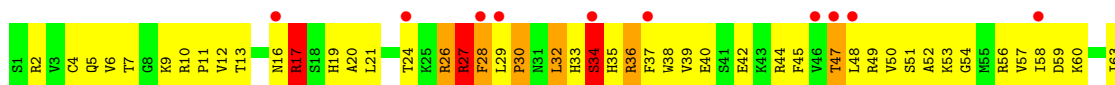


• Molecule 46: 50S ribosomal protein L27

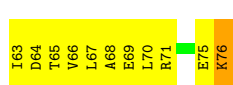
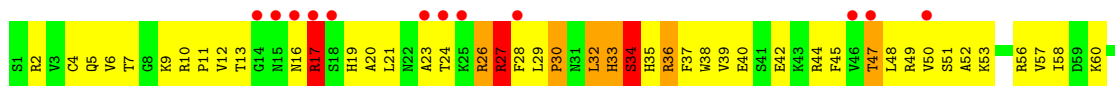




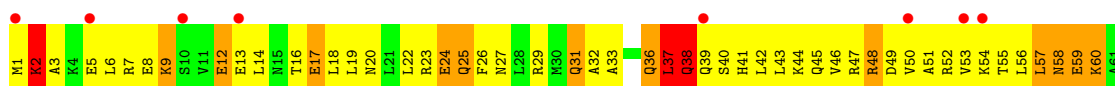
• Molecule 47: 50S ribosomal protein L28



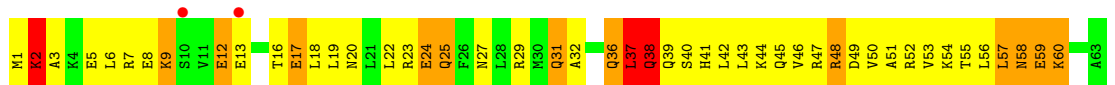
• Molecule 47: 50S ribosomal protein L28



• Molecule 48: 50S ribosomal protein L29



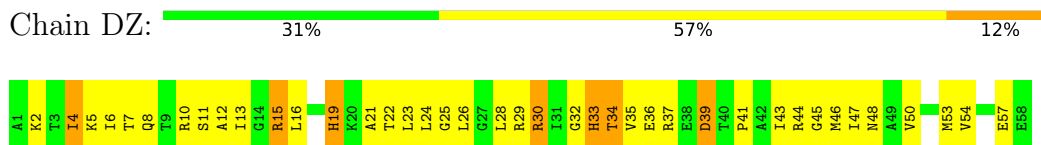
• Molecule 48: 50S ribosomal protein L29



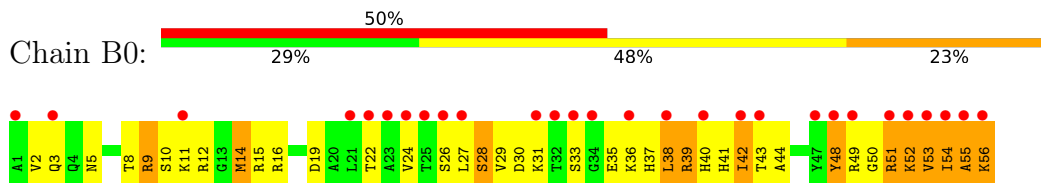
• Molecule 49: 50S ribosomal protein L30



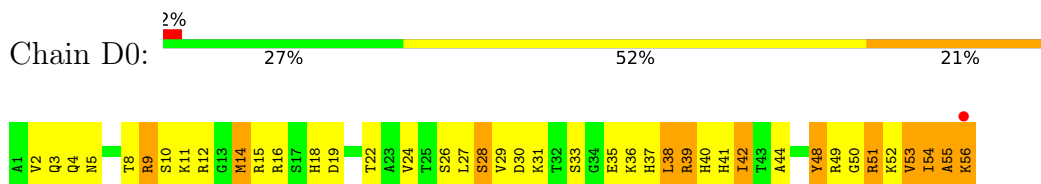
- Molecule 49: 50S ribosomal protein L30



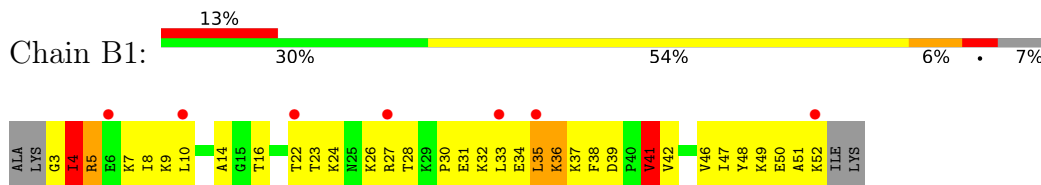
- Molecule 50: 50S ribosomal protein L32



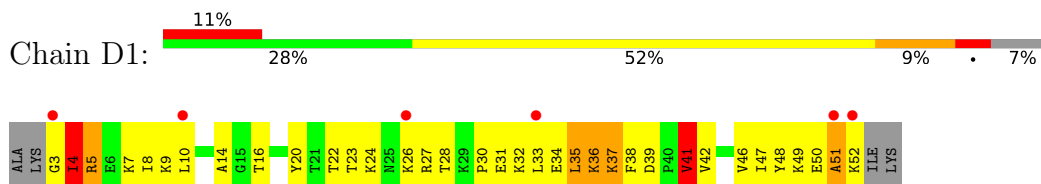
- Molecule 50: 50S ribosomal protein L32



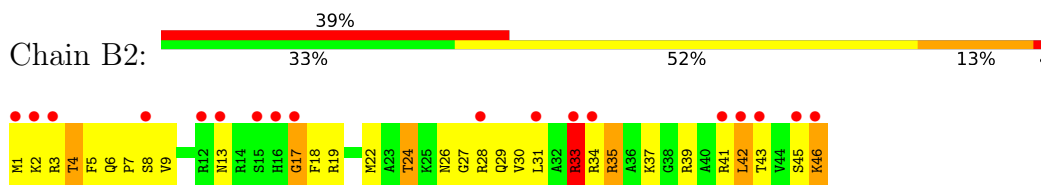
- Molecule 51: 50S ribosomal protein L33



- Molecule 51: 50S ribosomal protein L33



- Molecule 52: 50S ribosomal protein L34

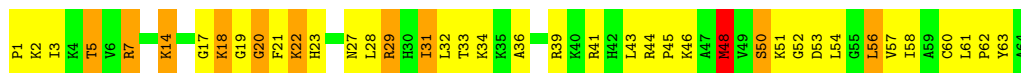


- Molecule 52: 50S ribosomal protein L34

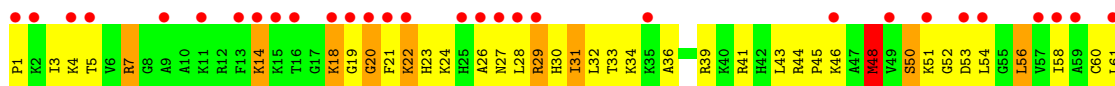
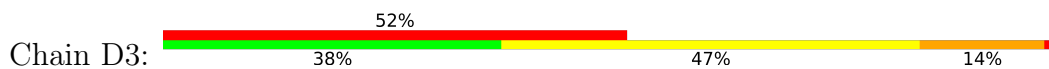




• Molecule 53: 50S ribosomal protein L35



• Molecule 53: 50S ribosomal protein L35



• Molecule 54: 50S ribosomal protein L36



• Molecule 54: 50S ribosomal protein L36



## 4 Data and refinement statistics

Property	Value	Source
Space group	P 21 21 21	Depositor
Cell constants a, b, c, $\alpha$ , $\beta$ , $\gamma$	211.78Å 395.22Å 744.38Å 90.00° 90.00° 90.00°	Depositor
Resolution (Å)	70.00 – 3.22 184.07 – 3.22	Depositor EDS
% Data completeness (in resolution range)	(Not available) (70.00-3.22) 75.6 (184.07-3.22)	Depositor EDS
$R_{merge}$	(Not available)	Depositor
$R_{sym}$	(Not available)	Depositor
$\langle I/\sigma(I) \rangle$ <sup>1</sup>	2.11 (at 3.19Å)	Xtrriage
Refinement program	CNS 1.1	Depositor
R, $R_{free}$	0.287 , 0.320 0.260 , 0.288	Depositor DCC
$R_{free}$ test set	37294 reflections (4.95%)	wwPDB-VP
Wilson B-factor (Å <sup>2</sup> )	80.0	Xtrriage
Anisotropy	0.720	Xtrriage
Bulk solvent $k_{sol}$ (e/Å <sup>3</sup> ), $B_{sol}$ (Å <sup>2</sup> )	0.22 , 62.1	EDS
L-test for twinning <sup>2</sup>	$\langle  L  \rangle = 0.47$ , $\langle L^2 \rangle = 0.30$	Xtrriage
Estimated twinning fraction	No twinning to report.	Xtrriage
$F_o, F_c$ correlation	0.88	EDS
Total number of atoms	285033	wwPDB-VP
Average B, all atoms (Å <sup>2</sup> )	87.0	wwPDB-VP

Xtrriage's analysis on translational NCS is as follows: *The largest off-origin peak in the Patterson function is 1.47% of the height of the origin peak. No significant pseudotranslation is detected.*

<sup>1</sup>Intensities estimated from amplitudes.

<sup>2</sup>Theoretical values of  $\langle |L| \rangle$ ,  $\langle L^2 \rangle$  for acentric reflections are 0.5, 0.333 respectively for untwinned datasets, and 0.375, 0.2 for perfectly twinned datasets.



## 5 Model quality

### 5.1 Standard geometry

Bond lengths and bond angles in the following residue types are not validated in this section: MG, ZN

The Z score for a bond length (or angle) is the number of standard deviations the observed value is removed from the expected value. A bond length (or angle) with  $|Z| > 5$  is considered an outlier worth inspection. RMSZ is the root-mean-square of all Z scores of the bond lengths (or angles).

Mol	Chain	Bond lengths		Bond angles	
		RMSZ	# Z  >5	RMSZ	# Z  >5
1	AA	0.25	0/36762	0.74	11/57350 (0.0%)
1	CA	0.25	0/36762	0.73	7/57350 (0.0%)
2	AW	0.32	0/401	0.75	0/622
2	CW	0.31	0/401	0.74	0/622
3	AX	0.48	0/138	0.88	0/212
3	CX	0.49	0/138	0.88	0/212
4	AB	0.25	0/1735	0.44	0/2338
4	CB	0.25	0/1735	0.45	0/2338
5	AC	0.23	0/1651	0.44	0/2225
5	CC	0.23	0/1651	0.44	0/2225
6	AD	0.23	0/1665	0.44	0/2227
6	CD	0.23	0/1665	0.45	0/2227
7	AE	0.23	0/1118	0.45	0/1504
7	CE	0.23	0/1118	0.47	0/1504
8	AF	0.24	0/835	0.44	0/1128
8	CF	0.24	0/835	0.45	0/1128
9	AG	0.23	0/1187	0.43	0/1591
9	CG	0.23	0/1187	0.44	0/1591
10	AH	0.23	0/989	0.47	0/1326
10	CH	0.23	0/989	0.46	0/1326
11	AI	0.24	0/1034	0.45	0/1375
11	CI	0.24	0/1034	0.44	0/1375
12	AJ	0.22	0/796	0.47	0/1077
12	CJ	0.22	0/796	0.47	0/1077
13	AK	0.24	0/893	0.46	0/1205
13	CK	0.24	0/893	0.45	0/1205
14	AL	0.22	0/969	0.46	0/1300
14	CL	0.22	0/969	0.46	0/1300
15	AM	0.21	0/892	0.46	0/1193
15	CM	0.22	0/884	0.46	0/1181
16	AN	0.24	0/785	0.43	0/1043
16	CN	0.24	0/786	0.44	0/1046

Mol	Chain	Bond lengths		Bond angles	
		RMSZ	# Z  >5	RMSZ	# Z  >5
17	AO	0.23	0/724	0.44	0/966
17	CO	0.23	0/724	0.44	0/966
18	AP	0.25	0/659	0.45	0/884
18	CP	0.25	0/648	0.43	0/870
19	AQ	0.23	0/657	0.46	0/881
19	CQ	0.24	0/657	0.46	0/881
20	AR	0.23	0/462	0.45	0/621
20	CR	0.23	0/462	0.46	0/621
21	AS	0.25	0/652	0.43	0/877
21	CS	0.25	0/652	0.45	0/877
22	AT	0.23	0/671	0.42	0/888
22	CT	0.23	0/671	0.41	0/888
23	AU	0.26	0/430	0.45	0/570
23	CU	0.26	0/430	0.44	0/570
24	BA	0.24	0/2803	0.72	0/4371
24	DA	0.24	0/2803	0.73	0/4371
25	BB	0.27	7/68314 (0.0%)	0.77	53/106569 (0.0%)
25	DB	0.28	7/68314 (0.0%)	0.77	62/106569 (0.1%)
26	BC	0.22	0/2121	0.52	0/2852
26	DC	0.22	0/2121	0.52	0/2852
27	BD	0.25	0/1586	0.60	0/2134
27	DD	0.25	0/1586	0.60	0/2134
28	BE	0.24	0/1571	0.61	2/2113 (0.1%)
28	DE	0.24	0/1571	0.61	2/2113 (0.1%)
29	BF	0.26	0/1444	0.59	0/1937
29	DF	0.27	0/1444	0.59	0/1937
30	BG	0.23	0/1343	0.52	0/1816
30	DG	0.23	0/1343	0.52	0/1816
31	BH	0.28	0/1122	0.56	1/1515 (0.1%)
31	DH	0.26	0/1122	0.52	0/1515
32	BI	0.24	0/1046	0.46	0/1410
32	DI	0.24	0/1046	0.46	0/1410
33	BJ	0.24	0/1152	0.59	0/1551
33	DJ	0.24	0/1152	0.59	0/1551
34	BK	0.25	0/939	0.81	2/1258 (0.2%)
34	DK	0.25	0/939	0.81	2/1258 (0.2%)
35	BL	0.23	0/1054	0.58	0/1403
35	DL	0.23	0/1054	0.58	0/1403
36	BM	0.26	0/1093	0.56	0/1460
36	DM	0.26	0/1093	0.56	0/1460
37	BN	0.25	0/973	0.62	0/1301
37	DN	0.25	0/973	0.62	0/1301
38	BO	0.24	0/902	0.55	0/1209

Mol	Chain	Bond lengths		Bond angles	
		RMSZ	# Z  >5	RMSZ	# Z  >5
38	DO	0.23	0/902	0.55	0/1209
39	BP	0.25	0/929	0.60	0/1242
39	DP	0.25	0/929	0.60	0/1242
40	BQ	0.26	0/960	0.65	0/1278
40	DQ	0.26	0/960	0.65	0/1278
41	BR	0.26	0/829	0.58	0/1107
41	DR	0.26	0/829	0.58	0/1107
42	BS	0.23	0/864	0.61	1/1156 (0.1%)
42	DS	0.23	0/864	0.61	1/1156 (0.1%)
43	BT	0.23	0/744	0.73	2/994 (0.2%)
43	DT	0.23	0/744	0.73	2/994 (0.2%)
44	BU	0.26	0/787	0.56	0/1051
44	DU	0.26	0/787	0.56	0/1051
45	BV	0.25	0/766	0.46	0/1025
45	DV	0.25	0/766	0.46	0/1025
46	BW	0.31	0/603	0.65	0/797
46	DW	0.31	0/603	0.65	0/797
47	BX	0.25	0/635	0.58	0/848
47	DX	0.25	0/635	0.58	0/848
48	BY	0.24	0/510	0.64	0/677
48	DY	0.25	0/510	0.64	0/677
49	BZ	0.24	0/453	0.55	0/605
49	DZ	0.23	0/453	0.55	0/605
50	B0	0.23	0/450	0.65	0/599
50	D0	0.22	0/450	0.65	0/599
51	B1	0.27	0/416	0.55	0/554
51	D1	0.27	0/416	0.55	0/554
52	B2	0.26	0/380	0.58	0/498
52	D2	0.26	0/380	0.58	0/498
53	B3	0.26	0/513	0.66	2/676 (0.3%)
53	D3	0.26	0/513	0.66	2/676 (0.3%)
54	B4	0.24	0/303	0.54	0/397
54	D4	0.23	0/303	0.54	0/397
All	All	0.26	14/307402 (0.0%)	0.70	152/459589 (0.0%)

Chiral center outliers are detected by calculating the chiral volume of a chiral center and verifying if the center is modelled as a planar moiety or with the opposite hand. A planarity outlier is detected by checking planarity of atoms in a peptide group, atoms in a mainchain group or atoms of a sidechain that are expected to be planar.

Mol	Chain	#Chirality outliers	#Planarity outliers
1	AA	0	16

*Continued on next page...*

*Continued from previous page...*

Mol	Chain	#Chirality outliers	#Planarity outliers
1	CA	0	15
25	BB	0	37
25	DB	0	36
All	All	0	104

All (14) bond length outliers are listed below:

Mol	Chain	Res	Type	Atoms	Z	Observed(Å)	Ideal(Å)
25	BB	1086	A	C5-C6	-16.31	1.26	1.41
25	DB	1086	A	C5-C6	-16.20	1.26	1.41
25	DB	1088	A	C6-N1	-10.54	1.28	1.35
25	BB	1088	A	C6-N1	-10.43	1.28	1.35
25	DB	1060	U	C2-N3	7.83	1.43	1.37
25	BB	1060	U	C2-N3	7.75	1.43	1.37
25	BB	1086	A	N3-C4	-6.90	1.30	1.34
25	DB	1086	A	N3-C4	-6.81	1.30	1.34
25	DB	1086	A	N7-C5	-6.47	1.35	1.39
25	BB	1086	A	N7-C5	-6.28	1.35	1.39
25	DB	2820	A	C4'-C3'	-5.38	1.47	1.52
25	DB	2267	A	C5-C6	-5.19	1.36	1.41
25	BB	2267	A	C5-C6	-5.14	1.36	1.41
25	BB	2820	A	C4'-C3'	-5.00	1.47	1.52

All (152) bond angle outliers are listed below:

Mol	Chain	Res	Type	Atoms	Z	Observed(°)	Ideal(°)
25	DB	2204	G	O5'-P-OP1	-29.28	75.56	110.70
25	DB	2791	G	O5'-P-OP2	-29.23	75.63	110.70
25	BB	2791	G	O5'-P-OP1	-28.43	76.59	110.70
25	BB	2204	G	O5'-P-OP2	-27.54	77.65	110.70
25	DB	2204	G	O5'-P-OP2	18.17	132.50	110.70
25	BB	2204	G	O5'-P-OP1	18.07	132.38	110.70
25	BB	2791	G	O5'-P-OP2	17.30	131.46	110.70
25	DB	2791	G	O5'-P-OP1	17.21	131.35	110.70
25	DB	2203	U	OP1-P-O3'	14.86	137.90	105.20
25	DB	2790	U	OP2-P-O3'	14.70	137.55	105.20
25	BB	2203	U	OP2-P-O3'	14.24	136.52	105.20
25	BB	2790	U	OP1-P-O3'	14.21	136.46	105.20
25	BB	973	A	C5'-C4'-C3'	-9.44	100.89	116.00
25	DB	773	U	C5'-C4'-C3'	-9.25	101.19	116.00
34	DK	118	ALA	N-CA-C	8.87	134.95	111.00
34	BK	118	ALA	N-CA-C	8.87	134.94	111.00

*Continued on next page...*

*Continued from previous page...*

Mol	Chain	Res	Type	Atoms	Z	Observed(°)	Ideal(°)
25	BB	773	U	C5'-C4'-C3'	-8.56	102.31	116.00
25	BB	1567	G	C5'-C4'-C3'	-8.46	102.46	116.00
25	DB	1567	G	C5'-C4'-C3'	-8.46	102.46	116.00
25	DB	1088	A	N1-C6-N6	-8.33	113.60	118.60
25	BB	1088	A	N1-C6-N6	-8.29	113.63	118.60
25	DB	1552	A	N9-C1'-C2'	-8.09	103.10	112.00
25	BB	1552	A	N9-C1'-C2'	-8.08	103.11	112.00
25	BB	2283	C	O5'-P-OP2	-8.02	98.49	105.70
25	DB	1324	G	C5'-C4'-C3'	-7.98	103.23	116.00
1	AA	1499	A	C5'-C4'-O4'	-7.73	99.83	109.10
25	BB	1060	U	C5-C4-O4	-7.39	121.47	125.90
25	DB	1060	U	C5-C4-O4	-7.28	121.53	125.90
25	BB	1439	A	N9-C1'-C2'	-7.24	104.04	112.00
25	DB	1439	A	N9-C1'-C2'	-7.21	104.07	112.00
25	BB	1086	A	C4-C5-C6	7.17	120.58	117.00
25	BB	241	A	C5'-C4'-C3'	-7.14	104.58	116.00
25	DB	1086	A	C4-C5-C6	7.13	120.56	117.00
25	DB	2076	U	C4'-C3'-O3'	7.07	127.14	113.00
1	AA	438	U	N1-C1'-C2'	-7.04	104.25	112.00
25	BB	560	C	C5'-C4'-C3'	-7.01	104.78	116.00
25	DB	944	C	C5'-C4'-C3'	-6.99	104.82	116.00
1	CA	438	U	N1-C1'-C2'	-6.97	104.33	112.00
25	BB	1324	G	C5'-C4'-C3'	-6.86	105.02	116.00
1	AA	243	A	C2'-C3'-O3'	6.78	124.55	113.70
1	CA	243	A	C2'-C3'-O3'	6.77	124.53	113.70
1	AA	86	G	N9-C1'-C2'	6.76	122.79	114.00
1	AA	1454	G	C5'-C4'-C3'	-6.71	105.27	116.00
25	DB	126	A	C5'-C4'-C3'	6.69	126.71	116.00
1	CA	765	G	N9-C1'-C2'	-6.69	104.64	112.00
1	AA	765	G	N9-C1'-C2'	-6.66	104.67	112.00
25	DB	560	C	C5'-C4'-C3'	-6.58	105.48	116.00
25	DB	1088	A	C5-C6-N6	6.46	128.87	123.70
25	BB	1088	A	C5-C6-N6	6.44	128.85	123.70
34	DK	91	GLU	N-CA-C	6.30	128.01	111.00
43	BT	69	ARG	N-CA-C	6.30	128.00	111.00
43	DT	69	ARG	N-CA-C	6.29	128.00	111.00
25	BB	871	U	C5'-C4'-C3'	-6.28	105.95	116.00
34	BK	91	GLU	N-CA-C	6.28	127.96	111.00
25	BB	2272	U	C5-C4-O4	-6.23	122.16	125.90
25	DB	2619	C	C5'-C4'-C3'	-6.21	106.06	116.00
25	DB	2283	C	O5'-P-OP1	-6.14	100.17	105.70
25	BB	1086	A	C6-C5-N7	-6.13	128.01	132.30

*Continued on next page...*

*Continued from previous page...*

Mol	Chain	Res	Type	Atoms	Z	Observed(°)	Ideal(°)
25	BB	1926	U	C5'-C4'-C3'	-6.13	106.19	116.00
25	DB	2272	U	C5-C4-O4	-6.11	122.24	125.90
53	B3	48	MET	N-CA-C	6.10	127.47	111.00
53	D3	48	MET	N-CA-C	6.09	127.45	111.00
25	DB	1086	A	C6-C5-N7	-6.08	128.04	132.30
25	DB	2203	U	O3'-P-O5'	-6.08	92.45	104.00
25	BB	2733	A	N9-C1'-C2'	-6.07	105.32	112.00
25	DB	2733	A	N9-C1'-C2'	-6.04	105.36	112.00
25	BB	944	C	C5'-C4'-C3'	-5.99	106.42	116.00
25	DB	973	A	C5'-C4'-O4'	5.97	116.27	109.10
25	DB	275	C	N1-C1'-C2'	-5.97	105.44	112.00
25	DB	872	U	C5'-C4'-C3'	-5.96	106.46	116.00
25	DB	2625	G	C5'-C4'-C3'	-5.87	106.60	116.00
25	DB	2894	G	N9-C1'-C2'	-5.86	105.55	112.00
25	DB	2790	U	O3'-P-O5'	-5.86	92.87	104.00
31	BH	86	ASP	CB-CG-OD2	-5.85	113.03	118.30
25	BB	2894	G	N9-C1'-C2'	-5.85	105.57	112.00
25	BB	785	G	C5'-C4'-C3'	-5.80	106.73	116.00
25	BB	872	U	C5'-C4'-C3'	-5.78	106.76	116.00
25	DB	1397	U	C5'-C4'-C3'	-5.77	106.77	116.00
25	DB	785	G	C5'-C4'-C3'	-5.73	106.83	116.00
28	BE	60	TRP	N-CA-C	5.70	126.39	111.00
28	DE	60	TRP	N-CA-C	5.69	126.37	111.00
43	BT	70	HIS	N-CA-C	5.66	126.29	111.00
43	DT	70	HIS	N-CA-C	5.66	126.28	111.00
25	DB	1060	U	N1-C2-O2	-5.65	118.85	122.80
25	BB	1060	U	N1-C2-O2	-5.63	118.86	122.80
25	BB	2471	A	C5'-C4'-C3'	-5.63	107.00	116.00
25	BB	1086	A	C2-N3-C4	-5.61	107.80	110.60
25	BB	1397	U	C5'-C4'-C3'	-5.60	107.04	116.00
25	DB	1086	A	C2-N3-C4	-5.60	107.80	110.60
25	DB	1306	C	C5'-C4'-C3'	5.60	124.96	116.00
25	BB	2199	A	C5'-C4'-C3'	-5.60	107.05	116.00
25	BB	2194	U	C5'-C4'-C3'	-5.57	107.09	116.00
25	DB	2199	A	C5'-C4'-C3'	-5.57	107.09	116.00
25	DB	2434	A	C5'-C4'-C3'	-5.52	107.17	116.00
25	DB	2500	U	C5'-C4'-C3'	-5.52	107.17	116.00
25	BB	2790	U	O3'-P-O5'	-5.51	93.53	104.00
25	DB	745	G	C5'-C4'-C3'	-5.47	107.25	116.00
1	AA	232	G	C5'-C4'-C3'	-5.46	107.27	116.00
53	D3	50	SER	N-CA-C	5.45	125.72	111.00
25	DB	1103	A	N9-C1'-C2'	-5.45	106.01	112.00

*Continued on next page...*

*Continued from previous page...*

Mol	Chain	Res	Type	Atoms	Z	Observed(°)	Ideal(°)
25	DB	783	A	C4'-C3'-O3'	5.44	123.88	113.00
25	DB	1926	U	C5'-C4'-C3'	-5.44	107.30	116.00
25	DB	1363	C	C5'-C4'-C3'	-5.43	107.31	116.00
25	DB	2471	A	C5'-C4'-C3'	-5.43	107.30	116.00
25	DB	241	A	C5'-C4'-O4'	5.43	115.61	109.10
25	BB	2430	A	N9-C1'-C2'	5.42	121.05	114.00
53	B3	50	SER	N-CA-C	5.42	125.63	111.00
1	AA	814	A	C5'-C4'-C3'	5.42	124.67	116.00
25	DB	2430	A	N9-C1'-C2'	5.42	121.04	114.00
1	CA	232	G	C5'-C4'-C3'	-5.41	107.35	116.00
25	BB	2625	G	C5'-C4'-C3'	-5.40	107.36	116.00
25	BB	275	C	N1-C1'-C2'	-5.40	106.06	112.00
25	BB	783	A	C4'-C3'-O3'	5.39	123.77	113.00
1	CA	281	G	N9-C1'-C2'	-5.37	106.09	112.00
1	CA	814	A	C5'-C4'-C3'	5.36	124.58	116.00
25	DB	2282	G	C5'-C4'-C3'	-5.35	107.45	116.00
25	DB	784	G	C1'-O4'-C4'	-5.34	105.62	109.90
25	DB	1060	U	N3-C2-O2	5.34	125.94	122.20
1	AA	281	G	N9-C1'-C2'	-5.32	106.14	112.00
25	BB	745	G	C5'-C4'-C3'	-5.32	107.49	116.00
25	BB	784	G	C1'-O4'-C4'	-5.31	105.65	109.90
25	BB	2267	A	N9-C1'-C2'	-5.31	106.16	112.00
25	DB	2267	A	N9-C1'-C2'	-5.29	106.18	112.00
25	BB	784	G	C5'-C4'-O4'	5.29	115.45	109.10
1	AA	83	C	O4'-C1'-N1	5.28	112.42	108.20
25	BB	2282	G	C5'-C4'-C3'	-5.28	107.56	116.00
25	DB	784	G	C5'-C4'-O4'	5.28	115.43	109.10
25	BB	1060	U	N3-C2-O2	5.26	125.89	122.20
25	DB	2076	U	C2'-C3'-O3'	5.26	122.11	113.70
28	BE	59	PRO	N-CA-C	-5.23	98.50	112.10
28	DE	59	PRO	N-CA-C	-5.23	98.49	112.10
25	BB	2619	C	C5'-C4'-C3'	-5.23	107.64	116.00
25	BB	456	C	C5'-C4'-C3'	-5.22	107.65	116.00
25	DB	375	G	C5'-C4'-C3'	-5.21	107.66	116.00
25	BB	1865	U	O4'-C1'-N1	5.18	112.35	108.20
25	BB	1306	C	C5'-C4'-C3'	5.16	124.25	116.00
25	DB	843	G	C5'-C4'-C3'	-5.14	107.77	116.00
25	BB	375	G	C5'-C4'-C3'	-5.13	107.79	116.00
1	CA	1043	G	N9-C1'-C2'	5.12	120.65	114.00
25	DB	1865	U	O4'-C1'-N1	5.12	112.29	108.20
1	AA	1043	G	N9-C1'-C2'	5.11	120.65	114.00
25	DB	871	U	C5'-C4'-C3'	-5.10	107.83	116.00

*Continued on next page...*

*Continued from previous page...*

Mol	Chain	Res	Type	Atoms	Z	Observed(°)	Ideal(°)
25	DB	2745	C	C5'-C4'-C3'	-5.08	107.88	116.00
25	BB	2267	A	C5-C6-N6	-5.06	119.65	123.70
25	BB	1363	C	C5'-C4'-C3'	-5.06	107.90	116.00
25	DB	2736	A	C5'-C4'-C3'	-5.03	107.95	116.00
42	BS	53	SER	N-CA-C	-5.03	97.42	111.00
25	DB	2267	A	C5-C6-N6	-5.02	119.68	123.70
25	BB	2283	C	C5'-C4'-C3'	-5.02	107.97	116.00
25	DB	1600	C	C5'-C4'-C3'	-5.01	107.98	116.00
42	DS	53	SER	N-CA-C	-5.01	97.47	111.00
25	DB	2391	G	C4'-C3'-O3'	-5.00	98.89	109.40

There are no chirality outliers.

All (104) planarity outliers are listed below:

Mol	Chain	Res	Type	Group
1	AA	1043	G	Sidechain
1	AA	1048	G	Sidechain
1	AA	1057	G	Sidechain
1	AA	1133	G	Sidechain
1	AA	1244	G	Sidechain
1	AA	1319	A	Sidechain
1	AA	1441	A	Sidechain
1	AA	187	G	Sidechain
1	AA	281	G	Sidechain
1	AA	324	G	Sidechain
1	AA	437	U	Sidechain
1	AA	438	U	Sidechain
1	AA	454	G	Sidechain
1	AA	496	A	Sidechain
1	AA	703	G	Sidechain
1	AA	82	G	Sidechain
25	BB	1060	U	Sidechain
25	BB	1086	A	Sidechain
25	BB	1088	A	Sidechain
25	BB	1111	A	Sidechain
25	BB	1142	A	Sidechain
25	BB	1419	A	Sidechain
25	BB	1426	G	Sidechain
25	BB	1439	A	Sidechain
25	BB	1546	G	Sidechain
25	BB	1572	A	Sidechain
25	BB	1721	G	Sidechain

*Continued on next page...*



*Continued from previous page...*

<b>Mol</b>	<b>Chain</b>	<b>Res</b>	<b>Type</b>	<b>Group</b>
25	BB	1728	C	Sidechain
25	BB	1814	G	Sidechain
25	BB	1828	G	Sidechain
25	BB	2062	A	Sidechain
25	BB	221	A	Sidechain
25	BB	222	A	Sidechain
25	BB	2272	U	Sidechain
25	BB	2336	A	Sidechain
25	BB	2471	A	Sidechain
25	BB	2503	A	Sidechain
25	BB	2638	G	Sidechain
25	BB	2733	A	Sidechain
25	BB	2770	G	Sidechain
25	BB	2834	G	Sidechain
25	BB	2848	G	Sidechain
25	BB	2857	G	Sidechain
25	BB	2883	A	Sidechain
25	BB	299	A	Sidechain
25	BB	361	G	Sidechain
25	BB	500	G	Sidechain
25	BB	51	G	Sidechain
25	BB	630	G	Sidechain
25	BB	633	A	Sidechain
25	BB	727	A	Sidechain
25	BB	729	G	Sidechain
25	BB	942	G	Sidechain
1	CA	1043	G	Sidechain
1	CA	1048	G	Sidechain
1	CA	1057	G	Sidechain
1	CA	1133	G	Sidechain
1	CA	1244	G	Sidechain
1	CA	1319	A	Sidechain
1	CA	1441	A	Sidechain
1	CA	187	G	Sidechain
1	CA	281	G	Sidechain
1	CA	324	G	Sidechain
1	CA	437	U	Sidechain
1	CA	438	U	Sidechain
1	CA	454	G	Sidechain
1	CA	496	A	Sidechain
1	CA	703	G	Sidechain
25	DB	1047	G	Sidechain

*Continued on next page...*

*Continued from previous page...*

Mol	Chain	Res	Type	Group
25	DB	1060	U	Sidechain
25	DB	1086	A	Sidechain
25	DB	1088	A	Sidechain
25	DB	1142	A	Sidechain
25	DB	1419	A	Sidechain
25	DB	1426	G	Sidechain
25	DB	1439	A	Sidechain
25	DB	1546	G	Sidechain
25	DB	1572	A	Sidechain
25	DB	1721	G	Sidechain
25	DB	1728	C	Sidechain
25	DB	1814	G	Sidechain
25	DB	1828	G	Sidechain
25	DB	2062	A	Sidechain
25	DB	2135	A	Sidechain
25	DB	221	A	Sidechain
25	DB	222	A	Sidechain
25	DB	2272	U	Sidechain
25	DB	2336	A	Sidechain
25	DB	2471	A	Sidechain
25	DB	2638	G	Sidechain
25	DB	2733	A	Sidechain
25	DB	2770	G	Sidechain
25	DB	2834	G	Sidechain
25	DB	2848	G	Sidechain
25	DB	2857	G	Sidechain
25	DB	2883	A	Sidechain
25	DB	299	A	Sidechain
25	DB	500	G	Sidechain
25	DB	51	G	Sidechain
25	DB	630	G	Sidechain
25	DB	633	A	Sidechain
25	DB	727	A	Sidechain
25	DB	729	G	Sidechain
25	DB	942	G	Sidechain

## 5.2 Too-close contacts

In the following table, the Non-H and H(model) columns list the number of non-hydrogen atoms and hydrogen atoms in the chain respectively. The H(added) column lists the number of hydrogen atoms added and optimized by MolProbity. The Clashes column lists the number of clashes within the asymmetric unit, whereas Symm-Clashes lists symmetry-related clashes.

Mol	Chain	Non-H	H(model)	H(added)	Clashes	Symm-Clashes
1	AA	32831	0	16521	1479	0
1	CA	32831	0	16521	1483	0
2	AW	360	0	185	9	0
2	CW	360	0	185	9	0
3	AX	125	0	63	6	0
3	CX	125	0	63	5	0
4	AB	1704	0	1732	269	0
4	CB	1704	0	1732	320	0
5	AC	1624	0	1699	212	0
5	CC	1624	0	1699	251	0
6	AD	1643	0	1710	195	0
6	CD	1643	0	1710	260	0
7	AE	1105	0	1148	159	0
7	CE	1105	0	1148	217	0
8	AF	817	0	808	94	0
8	CF	817	0	808	123	0
9	AG	1174	0	1230	146	0
9	CG	1174	0	1230	167	0
10	AH	979	0	1034	120	0
10	CH	979	0	1034	166	0
11	AI	1022	0	1070	188	0
11	CI	1022	0	1070	193	0
12	AJ	786	0	828	125	0
12	CJ	786	0	828	121	0
13	AK	877	0	887	117	0
13	CK	877	0	887	141	0
14	AL	955	0	1019	139	0
14	CL	955	0	1019	119	0
15	AM	883	0	944	127	0
15	CM	876	0	937	165	0
16	AN	774	0	827	128	0
16	CN	774	0	828	133	0
17	AO	716	0	742	62	0
17	CO	716	0	742	70	0
18	AP	649	0	666	101	0
18	CP	638	0	656	103	0
19	AQ	648	0	691	97	0
19	CQ	648	0	691	75	0
20	AR	455	0	478	76	0
20	CR	455	0	478	54	0
21	AS	637	0	665	83	0
21	CS	637	0	665	109	0
22	AT	665	0	714	57	0

*Continued on next page...*

*Continued from previous page...*

Mol	Chain	Non-H	H(model)	H(added)	Clashes	Symm-Clashes
22	CT	665	0	714	60	0
23	AU	425	0	449	77	0
23	CU	425	0	449	88	0
24	BA	2507	0	1270	87	0
24	DA	2507	0	1270	76	0
25	BB	60995	0	30678	2083	0
25	DB	60995	0	30678	2153	0
26	BC	2082	0	2157	218	0
26	DC	2082	0	2157	215	0
27	BD	1565	0	1616	219	0
27	DD	1565	0	1616	215	0
28	BE	1552	0	1619	163	0
28	DE	1552	0	1619	165	0
29	BF	1420	0	1460	254	0
29	DF	1420	0	1460	241	0
30	BG	1323	0	1374	181	0
30	DG	1323	0	1374	175	0
31	BH	1111	0	1148	203	0
31	DH	1111	0	1148	174	0
32	BI	1032	0	1088	108	0
32	DI	1032	0	1088	184	0
33	BJ	1129	0	1162	155	0
33	DJ	1129	0	1162	167	0
34	BK	930	0	1003	99	0
34	DK	930	0	1003	96	0
35	BL	1045	0	1117	123	0
35	DL	1045	0	1117	123	0
36	BM	1074	0	1157	109	0
36	DM	1074	0	1157	105	0
37	BN	960	0	1000	103	0
37	DN	960	0	1000	102	0
38	BO	892	0	923	77	0
38	DO	892	0	923	73	0
39	BP	917	0	965	118	0
39	DP	917	0	965	111	0
40	BQ	947	0	1022	133	0
40	DQ	947	0	1022	140	0
41	BR	816	0	839	111	0
41	DR	816	0	839	114	0
42	BS	857	0	922	95	0
42	DS	857	0	922	96	0
43	BT	738	0	807	109	0

*Continued on next page...*

*Continued from previous page...*

Mol	Chain	Non-H	H(model)	H(added)	Clashes	Symm-Clashes
43	DT	738	0	807	118	0
44	BU	779	0	834	111	0
44	DU	779	0	834	105	0
45	BV	753	0	780	75	0
45	DV	753	0	780	71	0
46	BW	596	0	610	149	0
46	DW	596	0	610	146	0
47	BX	625	0	655	79	0
47	DX	625	0	655	78	0
48	BY	509	0	543	84	0
48	DY	509	0	543	75	0
49	BZ	449	0	491	47	0
49	DZ	449	0	491	40	0
50	B0	444	0	461	45	0
50	D0	444	0	461	48	0
51	B1	409	0	440	31	0
51	D1	409	0	440	32	0
52	B2	377	0	418	32	0
52	D2	377	0	418	29	0
53	B3	504	0	574	49	0
53	D3	504	0	574	48	0
54	B4	302	0	340	27	0
54	D4	302	0	340	28	0
55	AA	60	0	0	0	0
55	AX	2	0	0	0	0
55	BB	118	0	0	0	0
55	BJ	1	0	0	0	0
55	CA	56	0	0	0	0
55	CN	1	0	0	0	0
55	CX	1	0	0	0	0
55	DB	119	0	0	0	0
56	B4	1	0	0	0	0
56	D4	1	0	0	0	0
57	AA	287	0	0	5	0
57	AE	3	0	0	0	0
57	AI	1	0	0	0	0
57	AK	2	0	0	0	0
57	AL	2	0	0	0	0
57	AN	1	0	0	0	0
57	AP	1	0	0	0	0
57	AT	2	0	0	0	0
57	AX	9	0	0	1	0

*Continued on next page...*

Continued from previous page...

Mol	Chain	Non-H	H(model)	H(added)	Clashes	Symm-Clashes
57	B2	1	0	0	0	0
57	B4	5	0	0	0	0
57	BB	532	0	0	7	0
57	BC	7	0	0	0	0
57	BE	3	0	0	0	0
57	BH	3	0	0	0	0
57	BJ	3	0	0	0	0
57	BL	2	0	0	1	0
57	BN	3	0	0	0	0
57	CA	264	0	0	4	0
57	CE	2	0	0	0	0
57	CI	3	0	0	1	0
57	CL	1	0	0	0	0
57	CN	1	0	0	0	0
57	CP	1	0	0	0	0
57	CT	3	0	0	0	0
57	CU	1	0	0	0	0
57	CX	6	0	0	1	0
57	D2	1	0	0	0	0
57	D4	4	0	0	0	0
57	DB	531	0	0	5	0
57	DC	7	0	0	0	0
57	DD	1	0	0	0	0
57	DE	3	0	0	0	0
57	DJ	2	0	0	0	0
57	DL	3	0	0	0	0
57	DN	3	0	0	0	0
57	DT	1	0	0	0	0
All	All	285033	0	191150	17782	0

The all-atom clashscore is defined as the number of clashes found per 1000 atoms (including hydrogen atoms). The all-atom clashscore for this structure is 38.

All (17782) close contacts within the same asymmetric unit are listed below, sorted by their clash magnitude.

Atom-1	Atom-2	Interatomic distance (Å)	Clash overlap (Å)
37:DN:101:GLY:HA2	37:DN:110:MET:H	1.04	1.18
27:BD:148:GLN:HG3	27:BD:152:PRO:HG2	1.29	1.15
34:BK:70:ARG:HB3	34:BK:71:PRO:CD	1.76	1.14
37:BN:101:GLY:HA2	37:BN:110:MET:H	1.06	1.13
28:DE:46:GLN:HG3	28:DE:87:ALA:HB3	1.31	1.12

Continued on next page...

*Continued from previous page...*

Atom-1	Atom-2	Interatomic distance (Å)	Clash overlap (Å)
34:DK:70:ARG:HB3	34:DK:71:PRO:CD	1.76	1.12
25:DB:855:G:H21	46:DW:23:LYS:HG2	1.04	1.11
25:BB:855:G:H21	46:BW:23:LYS:HG2	1.05	1.09
11:AI:11:ARG:HH21	11:AI:76:GLY:HA3	1.17	1.09
27:DD:148:GLN:HG3	27:DD:152:PRO:HG2	1.27	1.08
25:DB:95:A:H4'	48:DY:38:GLN:HE22	1.13	1.08
7:CE:47:PHE:H	7:CE:66:ALA:HA	1.11	1.08
8:CF:29:ILE:HG21	8:CF:64:VAL:HG11	1.36	1.07
38:BO:49:VAL:HG21	38:BO:82:ALA:HB2	1.35	1.06
38:DO:49:VAL:HG21	38:DO:82:ALA:HB2	1.35	1.06
25:DB:1098:A:H3'	32:DI:3:LYS:HA	1.12	1.06
28:BE:46:GLN:HG3	28:BE:87:ALA:HB3	1.32	1.04
25:BB:95:A:H4'	48:BY:38:GLN:HE22	1.16	1.04
39:DP:50:ARG:HB3	39:DP:57:ALA:H	1.24	1.03
1:CA:842:U:H3'	1:CA:843:U:H4'	1.41	1.03
11:CI:27:ILE:HA	11:CI:62:LEU:HD21	1.39	1.03
15:AM:106:ARG:HE	15:AM:112:ARG:HB3	1.20	1.02
1:CA:1348:U:H4'	11:CI:121:ARG:HD2	1.37	1.02
8:AF:3:HIS:HB2	8:AF:92:THR:HA	1.39	1.02
6:CD:123:MET:HB2	6:CD:128:VAL:HA	1.42	1.02
30:DG:53:PRO:HG2	30:DG:61:TRP:H	1.24	1.01
15:AM:92:ARG:HD3	15:AM:94:LEU:HD11	1.43	1.01
22:CT:80:ALA:HA	22:CT:83:ASN:HD22	1.21	1.01
26:DC:183:VAL:HG13	26:DC:184:GLU:H	1.25	1.01
4:AB:19:THR:HA	4:AB:37:VAL:HA	1.41	1.00
5:AC:71:ARG:HH22	5:AC:73:GLY:HA3	1.24	1.00
11:AI:33:SER:H	11:AI:36:GLN:HE21	1.08	1.00
42:BS:82:MET:HB2	42:BS:98:LYS:HB2	1.43	1.00
4:CB:30:ILE:HA	4:CB:41:ASN:HB2	1.40	1.00
7:CE:14:LEU:HD22	7:CE:15:ILE:H	1.17	1.00
26:DC:128:THR:HA	26:DC:190:THR:HA	1.41	1.00
40:DQ:91:ARG:HE	40:DQ:94:LEU:HD23	1.25	1.00
42:DS:82:MET:HB2	42:DS:98:LYS:HB2	1.42	0.99
19:AQ:59:GLU:HG3	19:AQ:76:ARG:HE	1.27	0.99
26:BC:183:VAL:HG13	26:BC:184:GLU:H	1.25	0.99
43:BT:11:LEU:HD21	43:BT:46:ALA:HB1	1.41	0.99
5:CC:59:PRO:HG2	5:CC:62:SER:HB2	1.43	0.99
21:AS:61:VAL:HG13	21:AS:65:MET:HB2	1.41	0.99
1:AA:842:U:H3'	1:AA:843:U:H4'	1.39	0.99
20:AR:72:ARG:HH11	20:AR:72:ARG:H	1.04	0.99
39:BP:50:ARG:HB3	39:BP:57:ALA:H	1.23	0.99

*Continued on next page...*

*Continued from previous page...*

Atom-1	Atom-2	Interatomic distance (Å)	Clash overlap (Å)
25:DB:1099:G:H8	32:DI:3:LYS:N	1.59	0.99
35:BL:123:ARG:HA	35:BL:143:GLU:HB3	1.44	0.99
21:CS:4:LEU:HD21	21:CS:69:LYS:HE3	1.45	0.99
39:DP:63:ILE:HA	39:DP:68:GLY:HA2	1.43	0.99
21:AS:30:LEU:HB2	21:AS:48:ILE:HG22	1.44	0.99
26:BC:128:THR:HA	26:BC:190:THR:HA	1.43	0.99
15:CM:79:LEU:HD13	15:CM:87:GLY:HA2	1.43	0.98
43:DT:11:LEU:HD21	43:DT:46:ALA:HB1	1.41	0.98
11:AI:113:LYS:HA	11:AI:120:ALA:HB2	1.41	0.98
37:BN:83:LEU:HA	37:BN:86:ARG:HB2	1.42	0.98
25:DB:1098:A:C8	32:DI:3:LYS:HB3	1.99	0.98
31:BH:94:ILE:HG23	31:BH:98:ASP:HB2	1.45	0.98
33:DJ:3:THR:HG21	40:DQ:60:TRP:HE1	1.27	0.98
25:BB:2311:A:H1'	29:BF:78:ILE:HD11	1.46	0.98
39:BP:63:ILE:HA	39:BP:68:GLY:HA2	1.42	0.98
37:DN:83:LEU:HA	37:DN:86:ARG:HB2	1.40	0.98
5:CC:58:ARG:HA	5:CC:63:ILE:HA	1.45	0.97
34:DK:70:ARG:HB3	34:DK:71:PRO:HD2	0.98	0.97
25:BB:1654:A:O2'	27:BD:118:PHE:HB3	1.62	0.97
30:BG:53:PRO:HG2	30:BG:61:TRP:H	1.23	0.97
34:DK:70:ARG:CB	34:DK:71:PRO:HD2	1.93	0.97
34:BK:70:ARG:CB	34:BK:71:PRO:HD2	1.93	0.97
7:CE:15:ILE:HD11	7:CE:37:VAL:HG23	1.44	0.97
7:CE:92:ARG:HD2	7:CE:93:VAL:H	1.24	0.97
42:DS:47:VAL:HG12	42:DS:103:ILE:HD13	1.46	0.97
39:BP:75:THR:HG23	39:BP:76:HIS:H	1.29	0.97
11:CI:94:ARG:HE	11:CI:97:LEU:HD12	1.28	0.97
4:AB:40:ILE:HD13	4:AB:200:PRO:HB2	1.47	0.97
31:BH:103:VAL:HG21	31:BH:110:VAL:HG13	1.47	0.97
46:BW:23:LYS:HD2	46:BW:24:ARG:HG3	1.47	0.97
4:CB:75:ALA:HB1	4:CB:78:ALA:HB2	1.43	0.97
25:DB:1654:A:O2'	27:DD:118:PHE:HB3	1.64	0.96
43:DT:29:THR:HA	43:DT:86:THR:HA	1.48	0.96
46:DW:23:LYS:HD2	46:DW:24:ARG:HG3	1.45	0.96
29:DF:66:ILE:HD11	29:DF:83:PRO:HB3	1.47	0.96
31:DH:31:VAL:HB	31:DH:32:PRO:HD2	1.48	0.96
34:BK:70:ARG:HB3	34:BK:71:PRO:HD2	0.98	0.96
31:DH:129:GLU:HA	31:DH:143:ILE:HA	1.47	0.96
43:DT:39:THR:HG21	43:DT:42:GLU:HG2	1.48	0.96
46:BW:39:GLN:HG3	46:BW:42:THR:HB	1.47	0.96
4:AB:163:ILE:HG23	4:AB:164:ASP:H	1.29	0.96

*Continued on next page...*



*Continued from previous page...*

Atom-1	Atom-2	Interatomic distance (Å)	Clash overlap (Å)
10:AH:54:THR:HG23	10:AH:55:LYS:HG2	1.48	0.96
5:CC:6:PRO:HG3	5:CC:200:TRP:HE1	1.29	0.96
46:DW:39:GLN:HG3	46:DW:42:THR:HB	1.47	0.96
9:AG:64:ALA:HB1	9:AG:126:ALA:HB3	1.44	0.96
25:DB:2311:A:H1'	29:DF:78:ILE:HD11	1.45	0.96
35:DL:123:ARG:HA	35:DL:143:GLU:HB3	1.44	0.96
40:BQ:91:ARG:HE	40:BQ:94:LEU:HD23	1.26	0.96
39:DP:75:THR:HG23	39:DP:76:HIS:H	1.29	0.95
26:BC:140:VAL:HG12	26:BC:141:HIS:H	1.30	0.95
44:BU:49:PRO:HA	44:BU:53:GLN:HE21	1.32	0.95
26:DC:140:VAL:HG12	26:DC:141:HIS:H	1.29	0.95
36:DM:35:ALA:HB3	36:DM:99:GLY:H	1.30	0.95
5:AC:67:ILE:HB	5:AC:102:ILE:HG22	1.49	0.95
43:BT:29:THR:HA	43:BT:86:THR:HA	1.48	0.95
44:DU:49:PRO:HA	44:DU:53:GLN:HE21	1.31	0.95
7:CE:152:VAL:HA	7:CE:155:LYS:HD3	1.47	0.95
36:BM:35:ALA:HB3	36:BM:99:GLY:H	1.31	0.95
4:CB:59:ILE:HG22	4:CB:62:ARG:HD2	1.46	0.95
4:AB:90:PHE:H	4:AB:149:GLY:HA3	1.29	0.94
1:CA:619:U:H3	6:CD:130:ASN:HD21	1.13	0.94
29:DF:72:SER:HA	29:DF:78:ILE:HG22	1.45	0.94
42:BS:47:VAL:HG12	42:BS:103:ILE:HD13	1.49	0.94
16:CN:26:LEU:HG	16:CN:44:VAL:HG22	1.48	0.94
25:DB:95:A:H4'	48:DY:38:GLN:NE2	1.82	0.94
49:DZ:25:GLY:HA3	49:DZ:46:MET:HE1	1.50	0.94
29:DF:168:LEU:HD22	29:DF:169:LEU:H	1.32	0.94
7:AE:46:GLY:HA3	7:AE:70:MET:HG2	1.49	0.94
8:AF:42:TRP:HB2	8:AF:59:TYR:HB2	1.49	0.94
13:AK:110:THR:HG22	23:AU:4:LYS:HA	1.48	0.94
15:AM:44:ILE:HA	15:AM:47:LEU:HD13	1.50	0.94
21:AS:62:THR:H	21:AS:65:MET:HE3	1.33	0.94
29:BF:66:ILE:HD11	29:BF:83:PRO:HB3	1.48	0.94
31:BH:31:VAL:HB	31:BH:32:PRO:HD2	1.49	0.94
23:CU:19:LYS:HB2	23:CU:20:ARG:HH21	1.29	0.94
8:CF:3:HIS:HB2	8:CF:92:THR:HA	1.50	0.94
19:AQ:58:VAL:HG12	19:AQ:77:VAL:HA	1.50	0.93
29:BF:72:SER:HA	29:BF:78:ILE:HG22	1.46	0.93
18:AP:51:ARG:HD3	18:AP:52:LEU:H	1.31	0.93
54:D4:7:VAL:HG13	54:D4:8:LYS:H	1.33	0.93
6:CD:187:ARG:HH21	6:CD:196:GLU:HG2	1.32	0.93
27:DD:10:GLY:HA3	27:DD:26:VAL:H	1.32	0.93

*Continued on next page...*

*Continued from previous page...*

Atom-1	Atom-2	Interatomic distance (Å)	Clash overlap (Å)
30:BG:30:GLY:HA3	30:BG:78:VAL:HA	1.51	0.93
43:BT:39:THR:HG21	43:BT:42:GLU:HG2	1.48	0.93
8:CF:54:LEU:HD22	8:CF:55:HIS:H	1.33	0.93
13:AK:22:ILE:HG21	13:AK:95:THR:HG21	1.46	0.93
29:BF:168:LEU:HD22	29:BF:169:LEU:H	1.34	0.93
30:DG:30:GLY:HA3	30:DG:78:VAL:HA	1.50	0.93
27:BD:10:GLY:HA3	27:BD:26:VAL:H	1.31	0.93
33:BJ:3:THR:HG21	40:BQ:60:TRP:HE1	1.32	0.93
29:DF:36:ASN:HA	29:DF:87:LYS:HA	1.50	0.93
31:DH:14:SER:HB2	31:DH:17:ASP:HB2	1.50	0.93
47:DX:32:LEU:HD12	47:DX:51:SER:HB3	1.50	0.92
5:AC:63:ILE:HG12	5:AC:98:ALA:HB1	1.51	0.92
25:BB:2355:G:H4'	46:BW:20:LEU:HD13	1.49	0.92
54:B4:7:VAL:HG13	54:B4:8:LYS:H	1.33	0.92
4:CB:158:ASP:HB3	4:CB:181:PRO:HD2	1.51	0.92
21:CS:44:ILE:HG23	21:CS:62:THR:HA	1.50	0.92
37:DN:101:GLY:HA2	37:DN:110:MET:N	1.84	0.92
4:AB:46:VAL:HG13	4:AB:47:PRO:HD3	1.52	0.92
27:BD:33:ARG:HE	27:BD:74:GLU:HB3	1.35	0.92
25:DB:855:G:N2	46:DW:23:LYS:HG2	1.84	0.92
25:DB:1098:A:H3'	32:DI:3:LYS:CA	1.98	0.92
50:D0:27:LEU:HD11	50:D0:36:LYS:HG2	1.51	0.92
17:CO:69:LEU:HD11	17:CO:76:ARG:HB2	1.51	0.91
22:CT:61:ALA:HA	22:CT:67:HIS:H	1.32	0.91
1:CA:939:G:H5'	9:CG:101:ARG:HH12	1.31	0.91
9:AG:66:GLU:HA	9:AG:69:ARG:HE	1.34	0.91
11:CI:56:MET:HA	11:CI:59:LYS:HB3	1.48	0.91
18:CP:6:LEU:HA	18:CP:19:VAL:HA	1.52	0.91
25:DB:2336:A:N6	46:DW:40:ARG:HD2	1.86	0.91
5:AC:120:THR:HB	5:AC:188:ALA:HB2	1.53	0.91
4:CB:8:MET:HG2	4:CB:46:VAL:HB	1.51	0.91
32:DI:11:GLN:HG2	32:DI:55:PRO:HB3	1.51	0.91
7:CE:50:GLY:H	7:CE:62:ALA:HB2	1.36	0.91
1:AA:1081:A:H5'	7:AE:22:LYS:HD3	1.51	0.91
5:AC:155:ARG:H	5:AC:162:ALA:HA	1.36	0.91
15:AM:64:VAL:HA	15:AM:68:LEU:HD12	1.50	0.91
25:BB:2336:A:N6	46:BW:40:ARG:HD2	1.86	0.91
37:BN:85:PRO:HA	37:BN:88:ALA:HB2	1.52	0.91
26:BC:144:GLU:HA	26:BC:151:GLY:HA2	1.51	0.91
1:AA:522:C:H41	14:AL:49:ARG:NH2	1.68	0.91
25:BB:2882:A:H4'	37:BN:97:ILE:HD11	1.52	0.91

*Continued on next page...*

*Continued from previous page...*

Atom-1	Atom-2	Interatomic distance (Å)	Clash overlap (Å)
25:BB:855:G:N2	46:BW:23:LYS:HG2	1.87	0.90
33:BJ:35:ARG:HE	33:BJ:140:LEU:HD11	1.36	0.90
50:B0:27:LEU:HD11	50:B0:36:LYS:HG2	1.51	0.90
37:DN:85:PRO:HA	37:DN:88:ALA:HB2	1.53	0.90
37:BN:101:GLY:HA2	37:BN:110:MET:N	1.85	0.90
26:DC:144:GLU:HA	26:DC:151:GLY:HA2	1.53	0.90
47:DX:63:ILE:HD12	47:DX:63:ILE:H	1.36	0.90
36:DM:19:GLY:H	36:DM:38:ARG:HH21	1.20	0.90
1:AA:1367:C:H5''	11:AI:115:VAL:HG23	1.53	0.90
25:DB:2336:A:H62	46:DW:40:ARG:HD2	1.34	0.90
29:BF:36:ASN:HA	29:BF:87:LYS:HA	1.52	0.90
36:BM:19:GLY:H	36:BM:38:ARG:NH2	1.69	0.90
10:CH:14:ARG:HB3	10:CH:74:ILE:HD13	1.54	0.90
1:AA:1056:U:H5'	5:AC:162:ALA:HB2	1.53	0.90
18:AP:26:ASN:HD21	18:AP:31:ARG:HD2	1.36	0.90
33:BJ:64:VAL:HG11	33:BJ:69:ARG:HB2	1.53	0.90
25:BB:95:A:H4'	48:BY:38:GLN:NE2	1.87	0.90
29:DF:69:ALA:HB1	29:DF:78:ILE:HG23	1.54	0.90
33:DJ:35:ARG:HE	33:DJ:140:LEU:HD11	1.34	0.90
25:BB:1060:U:N3	25:BB:1088:A:N7	2.20	0.90
29:BF:69:ALA:HB1	29:BF:78:ILE:HG23	1.54	0.90
46:DW:9:THR:HG23	46:DW:10:ARG:HD3	1.53	0.90
25:BB:2336:A:H62	46:BW:40:ARG:HD2	1.37	0.90
27:BD:46:ARG:HH12	27:BD:86:GLU:H	1.20	0.89
17:CO:61:GLN:HE21	17:CO:65:LEU:HD11	1.36	0.89
5:AC:149:LYS:HG3	5:AC:200:TRP:HB2	1.55	0.89
31:BH:14:SER:HB2	31:BH:17:ASP:HB2	1.52	0.89
7:CE:87:VAL:HG13	7:CE:88:HIS:H	1.37	0.89
25:DB:309:A:H4'	44:DU:16:LYS:HZ1	1.38	0.89
40:DQ:87:VAL:HG11	41:DR:52:PRO:HA	1.54	0.89
31:BH:85:GLY:H	31:BH:90:LEU:HA	1.38	0.89
7:CE:75:LEU:HA	7:CE:81:GLN:HE21	1.36	0.89
4:CB:67:LEU:HB2	4:CB:157:PRO:HB2	1.53	0.89
25:DB:1060:U:N3	25:DB:1088:A:N7	2.20	0.89
25:DB:2355:G:H4'	46:DW:20:LEU:HD13	1.52	0.89
27:DD:33:ARG:HE	27:DD:74:GLU:HB3	1.38	0.89
16:AN:12:ARG:HA	16:AN:15:LEU:HD21	1.55	0.89
21:AS:18:VAL:HG13	21:AS:19:GLU:H	1.35	0.89
13:CK:85:VAL:HG23	13:CK:111:ASP:HA	1.55	0.89
15:CM:80:MET:HE1	15:CM:90:HIS:HB3	1.53	0.89
18:CP:40:ASN:HD22	18:CP:41:PRO:HD2	1.34	0.89

*Continued on next page...*

*Continued from previous page...*

Atom-1	Atom-2	Interatomic distance (Å)	Clash overlap (Å)
25:DB:1024:G:H3'	25:DB:1025:G:H5''	1.52	0.89
7:AE:84:VAL:HG13	7:AE:95:MET:HB2	1.51	0.89
45:BV:70:ILE:HG12	45:BV:71:LYS:H	1.38	0.89
5:CC:69:THR:HG22	5:CC:71:ARG:H	1.38	0.89
1:CA:83:C:H2'	1:CA:85:U:H3	1.38	0.89
25:DB:1099:G:H8	32:DI:3:LYS:H	1.15	0.89
7:AE:106:ALA:HB1	7:AE:110:MET:HG2	1.54	0.88
47:BX:63:ILE:H	47:BX:63:ILE:HD12	1.38	0.88
6:CD:55:ARG:HH12	6:CD:58:GLN:HB3	1.37	0.88
7:CE:83:PRO:HG3	7:CE:97:PRO:HD3	1.55	0.88
44:DU:58:VAL:HG12	44:DU:59:GLU:H	1.37	0.88
44:DU:73:ASN:HD21	44:DU:77:GLY:H	1.20	0.88
1:AA:522:C:H41	14:AL:49:ARG:HH22	1.16	0.88
32:BI:129:GLU:HB3	32:BI:133:ARG:HH12	1.35	0.88
4:CB:41:ASN:HD22	4:CB:44:LYS:H	1.13	0.88
4:CB:22:TRP:H	4:CB:189:ASN:HA	1.38	0.88
11:AI:18:VAL:HA	11:AI:64:ILE:HG23	1.54	0.88
7:CE:14:LEU:HD23	7:CE:36:THR:HG22	1.55	0.88
13:AK:124:LYS:HA	23:AU:34:ARG:HB3	1.56	0.88
25:DB:1059:G:H1'	32:DI:127:SER:HB3	1.55	0.88
37:DN:37:THR:HG22	37:DN:39:PRO:HD2	1.56	0.88
25:BB:2305:U:H5''	29:BF:130:GLY:HA3	1.53	0.88
46:BW:49:ASN:HB2	46:BW:60:ALA:HA	1.56	0.88
27:DD:46:ARG:HH12	27:DD:86:GLU:H	1.21	0.88
4:CB:48:MET:SD	4:CB:199:ILE:HA	2.13	0.88
11:CI:32:ARG:HD2	11:CI:36:GLN:HB3	1.56	0.88
12:CJ:8:ILE:HG22	12:CJ:100:ILE:HG22	1.55	0.88
25:BB:1309:G:H4'	52:B2:7:PRO:HB2	1.54	0.88
1:AA:1328:C:H5''	15:AM:27:THR:HG21	1.56	0.88
1:CA:699:C:H2'	1:CA:700:G:H5''	1.56	0.88
4:CB:100:LEU:HD11	4:CB:175:ALA:HB2	1.53	0.88
33:DJ:64:VAL:HG11	33:DJ:69:ARG:HB2	1.54	0.88
7:AE:96:GLN:HG2	7:AE:97:PRO:HD2	1.54	0.87
45:BV:63:ILE:H	45:BV:70:ILE:HG13	1.38	0.87
9:CG:72:VAL:H	9:CG:141:HIS:HE1	1.16	0.87
11:CI:14:SER:HA	11:CI:68:GLY:HA3	1.54	0.87
25:DB:71:A:H4'	25:DB:72:U:H5'	1.56	0.87
25:DB:2314:A:H5'	29:DF:34:THR:HG21	1.55	0.87
1:AA:699:C:H2'	1:AA:700:G:H5''	1.55	0.87
25:BB:858:G:N3	25:BB:2268:A:H2'	1.90	0.87
31:DH:81:ALA:HB2	31:DH:147:VAL:HG23	1.57	0.87

*Continued on next page...*

*Continued from previous page...*

Atom-1	Atom-2	Interatomic distance (Å)	Clash overlap (Å)
19:AQ:4:ILE:HD12	19:AQ:6:THR:H	1.39	0.87
25:BB:2619:C:O2	27:BD:161:MET:HE1	1.75	0.87
40:BQ:87:VAL:HG11	41:BR:52:PRO:HA	1.57	0.87
25:DB:858:G:N3	25:DB:2268:A:H2'	1.89	0.87
25:BB:279:A:N6	25:BB:361:G:H1'	1.89	0.87
36:BM:19:GLY:H	36:BM:38:ARG:HH21	1.16	0.87
31:DH:93:SER:HG	31:DH:122:LEU:HB3	1.40	0.87
14:AL:85:ARG:HB3	14:AL:93:ARG:HD3	1.55	0.87
44:BU:73:ASN:HD21	44:BU:77:GLY:H	1.19	0.87
13:CK:125:LYS:HD2	23:CU:32:ARG:HB3	1.56	0.87
14:CL:23:LEU:HD23	14:CL:58:ASN:HB2	1.56	0.87
25:BB:2144:G:H3'	25:BB:2146:C:H5''	1.56	0.87
47:BX:32:LEU:HD12	47:BX:51:SER:HB3	1.55	0.87
25:DB:1099:G:C8	32:DI:3:LYS:N	2.42	0.87
1:AA:1217:C:H3'	16:AN:8:ARG:HH21	1.39	0.86
25:BB:1024:G:H3'	25:BB:1025:G:H5''	1.56	0.86
4:CB:113:LEU:HD22	4:CB:151:LYS:HB2	1.57	0.86
31:DH:81:ALA:HA	31:DH:146:VAL:HG13	1.56	0.86
36:DM:19:GLY:H	36:DM:38:ARG:NH2	1.73	0.86
45:DV:63:ILE:H	45:DV:70:ILE:HG13	1.38	0.86
12:AJ:36:VAL:HG13	12:AJ:76:ILE:HA	1.56	0.86
13:AK:52:ARG:HA	13:AK:56:LYS:HB3	1.56	0.86
25:BB:870:U:H2'	25:BB:871:U:H5''	1.57	0.86
5:CC:46:LEU:HD13	5:CC:51:VAL:HG11	1.55	0.86
25:DB:1012:U:O4	33:DJ:30:THR:HG21	1.74	0.86
1:AA:1294:G:H2'	1:AA:1295:U:O4'	1.75	0.86
16:AN:12:ARG:HG3	16:AN:60:ARG:HH22	1.41	0.86
25:BB:71:A:H4'	25:BB:72:U:H5'	1.55	0.86
15:CM:28:ARG:HH12	15:CM:59:VAL:HA	1.39	0.86
29:DF:11:VAL:HG12	29:DF:12:VAL:H	1.38	0.86
36:DM:127:LYS:HD3	36:DM:127:LYS:H	1.38	0.86
11:AI:64:ILE:HG22	11:AI:65:THR:H	1.38	0.86
28:BE:108:ILE:HG12	35:BL:2:ARG:HH22	1.40	0.86
32:BI:27:LEU:HD23	32:BI:27:LEU:H	1.40	0.86
25:DB:1568:G:H4'	26:DC:58:LYS:HB3	1.57	0.86
36:DM:38:ARG:HH11	36:DM:38:ARG:HB3	1.40	0.86
42:BS:22:ASP:HA	42:BS:25:ARG:HH12	1.38	0.86
8:CF:38:ARG:HH11	8:CF:98:GLU:H	1.20	0.86
25:DB:2305:U:H1'	29:DF:132:ARG:HA	1.55	0.86
7:AE:121:ASN:H	7:AE:121:ASN:HD22	1.21	0.86
15:CM:30:LYS:HA	15:CM:33:LEU:HD12	1.56	0.86

*Continued on next page...*

*Continued from previous page...*

Atom-1	Atom-2	Interatomic distance (Å)	Clash overlap (Å)
28:DE:75:SER:O	28:DE:77:ILE:N	2.08	0.86
1:AA:429:U:H5'	6:AD:8:LEU:HD22	1.57	0.86
44:BU:58:VAL:HG12	44:BU:59:GLU:H	1.36	0.86
15:CM:22:TYR:HD2	15:CM:65:GLU:HA	1.41	0.86
28:BE:75:SER:O	28:BE:77:ILE:N	2.09	0.86
25:DB:1098:A:C3'	32:DI:3:LYS:HA	2.04	0.86
8:AF:12:PRO:HG3	8:AF:54:LEU:HD11	1.58	0.85
21:AS:17:LYS:HA	21:AS:20:LYS:HE3	1.57	0.85
35:BL:103:ILE:HD12	35:BL:103:ILE:H	1.39	0.85
37:BN:37:THR:HG22	37:BN:39:PRO:HD2	1.57	0.85
1:CA:1346:A:H61	1:CA:1374:A:H3'	1.39	0.85
25:DB:1309:G:H4'	52:D2:7:PRO:HB2	1.58	0.85
28:DE:108:ILE:HG12	35:DL:2:ARG:HH22	1.38	0.85
46:BW:9:THR:HG23	46:BW:10:ARG:HD3	1.55	0.85
4:CB:19:THR:HA	4:CB:37:VAL:HG23	1.57	0.85
35:DL:103:ILE:H	35:DL:103:ILE:HD12	1.39	0.85
40:DQ:10:ARG:HA	40:DQ:13:HIS:HB2	1.58	0.85
46:BW:24:ARG:HA	46:BW:66:VAL:H	1.38	0.85
1:CA:1294:G:H2'	1:CA:1295:U:O4'	1.75	0.85
25:DB:870:U:H2'	25:DB:871:U:H5''	1.57	0.85
39:DP:50:ARG:HB3	39:DP:57:ALA:N	1.91	0.85
40:DQ:4:LYS:HE3	40:DQ:7:VAL:H	1.40	0.85
5:AC:154:GLY:HA2	5:AC:163:ARG:H	1.42	0.85
10:AH:13:ILE:HG22	10:AH:62:LEU:HD11	1.59	0.85
4:AB:202:ASN:ND2	4:AB:204:ASP:H	1.75	0.85
5:AC:32:LEU:HD11	16:AN:92:ILE:HG12	1.58	0.85
10:AH:10:LEU:HD22	10:AH:74:ILE:HD11	1.58	0.85
16:CN:60:ARG:HH21	16:CN:70:HIS:H	1.24	0.85
46:DW:24:ARG:HA	46:DW:66:VAL:H	1.39	0.85
13:AK:22:ILE:HD13	13:AK:85:VAL:HG13	1.56	0.85
4:AB:13:VAL:HB	4:AB:211:LEU:HD11	1.59	0.85
39:BP:50:ARG:HB3	39:BP:57:ALA:N	1.90	0.85
45:BV:53:LYS:HD2	45:BV:55:GLU:HG3	1.58	0.85
13:CK:34:THR:HG23	13:CK:39:ASN:H	1.42	0.85
30:DG:84:LYS:HG3	30:DG:132:LEU:N	1.91	0.85
45:DV:70:ILE:HG12	45:DV:71:LYS:H	1.39	0.85
16:AN:92:ILE:HG21	16:AN:95:LEU:HD22	1.58	0.85
25:BB:2149:U:H2'	25:BB:2150:C:C6	2.10	0.85
40:BQ:30:VAL:HG22	40:BQ:31:TYR:H	1.42	0.85
43:BT:5:GLU:HA	43:BT:8:LEU:HB2	1.58	0.85
15:CM:21:ILE:HB	15:CM:24:VAL:HG13	1.57	0.85

*Continued on next page...*



*Continued from previous page...*

Atom-1	Atom-2	Interatomic distance (Å)	Clash overlap (Å)
16:CN:78:LEU:HB3	16:CN:82:LYS:HB3	1.58	0.85
25:DB:1098:A:H2'	32:DI:4:VAL:N	1.92	0.85
33:DJ:41:LYS:HZ1	33:DJ:51:GLY:HA2	1.40	0.85
40:DQ:30:VAL:HG22	40:DQ:31:TYR:H	1.41	0.85
1:AA:981:U:H5'	16:AN:60:ARG:HE	1.42	0.85
30:BG:84:LYS:HG3	30:BG:132:LEU:N	1.91	0.85
25:DB:126:A:H5'	52:D2:19:ARG:HG3	1.56	0.85
31:DH:116:ARG:HE	31:DH:133:GLN:HB3	1.42	0.85
38:DO:35:ILE:HD11	38:DO:102:ARG:HE	1.42	0.85
43:DT:53:VAL:HG11	43:DT:87:LEU:HD22	1.59	0.85
45:BV:4:ILE:HB	45:BV:63:ILE:HG13	1.57	0.84
30:DG:53:PRO:HG2	30:DG:61:TRP:N	1.92	0.84
27:BD:8:LYS:HD3	27:BD:197:THR:H	1.39	0.84
1:CA:545:C:H5'	6:CD:68:GLU:HB2	1.59	0.84
43:DT:5:GLU:HA	43:DT:8:LEU:HB2	1.57	0.84
36:BM:38:ARG:HH11	36:BM:38:ARG:HB3	1.40	0.84
15:CM:63:VAL:HG12	15:CM:68:LEU:HB2	1.59	0.84
22:CT:55:PRO:HG2	22:CT:56:ILE:HD12	1.60	0.84
25:DB:2502:G:H5'	25:DB:2503:A:H5''	1.57	0.84
30:DG:53:PRO:CG	30:DG:61:TRP:H	1.90	0.84
30:DG:89:VAL:HB	30:DG:159:LYS:HA	1.59	0.84
29:BF:11:VAL:HG12	29:BF:12:VAL:H	1.40	0.84
7:CE:111:ARG:HE	7:CE:112:ALA:HB2	1.43	0.84
9:CG:128:GLU:HB2	9:CG:130:LYS:HD3	1.59	0.84
46:DW:49:ASN:HB2	46:DW:60:ALA:HA	1.57	0.84
26:BC:143:VAL:HB	26:BC:153:LEU:HB2	1.57	0.84
15:CM:28:ARG:HH21	15:CM:62:PHE:HB2	1.43	0.84
1:AA:842:U:C3'	1:AA:843:U:H4'	2.07	0.84
21:AS:50:VAL:HG22	21:AS:70:LEU:HD23	1.59	0.84
1:CA:464:U:H2'	1:CA:465:A:H3'	1.60	0.84
4:CB:45:THR:HG22	4:CB:199:ILE:HD12	1.59	0.84
26:DC:143:VAL:HB	26:DC:153:LEU:HB2	1.59	0.84
1:AA:716:A:H1'	13:AK:119:GLY:HA2	1.59	0.84
6:AD:84:ASN:HD21	6:AD:87:GLU:H	1.22	0.84
7:CE:28:ARG:HG2	7:CE:29:ILE:H	1.42	0.84
8:CF:88:MET:HG3	8:CF:89:VAL:H	1.42	0.84
1:AA:464:U:H2'	1:AA:465:A:H3'	1.59	0.84
1:AA:1346:A:H61	1:AA:1374:A:H3'	1.42	0.84
36:BM:127:LYS:HD3	36:BM:127:LYS:H	1.42	0.84
5:CC:151:GLU:HB3	5:CC:198:LYS:HB2	1.60	0.84
19:CQ:28:VAL:HG13	19:CQ:37:ILE:HG13	1.60	0.84

*Continued on next page...*

*Continued from previous page...*

Atom-1	Atom-2	Interatomic distance (Å)	Clash overlap (Å)
15:AM:2:ARG:HG3	15:AM:8:ILE:HG13	1.60	0.83
25:BB:2502:G:H5'	25:BB:2503:A:H5''	1.59	0.83
30:BG:43:LYS:HB2	30:BG:50:THR:HB	1.58	0.83
40:BQ:10:ARG:HA	40:BQ:13:HIS:HB2	1.59	0.83
4:CB:18:GLN:HG2	4:CB:189:ASN:HB3	1.59	0.83
25:DB:1098:A:N7	32:DI:3:LYS:HB3	1.93	0.83
34:DK:34:VAL:HG23	34:DK:35:GLY:H	1.43	0.83
5:AC:156:LEU:HD12	5:AC:156:LEU:H	1.42	0.83
34:BK:34:VAL:HG23	34:BK:35:GLY:H	1.42	0.83
6:CD:12:ARG:HB3	6:CD:37:PRO:HA	1.58	0.83
1:AA:1071:C:H2'	1:AA:1072:G:H8	1.43	0.83
15:CM:16:ILE:HG23	15:CM:17:ALA:H	1.41	0.83
27:DD:184:ARG:HB2	27:DD:186:LEU:HD13	1.60	0.83
1:AA:619:U:H3	6:AD:130:ASN:ND2	1.74	0.83
30:BG:53:PRO:HG2	30:BG:61:TRP:N	1.92	0.83
47:BX:58:ILE:HD13	47:BX:66:VAL:HG21	1.58	0.83
1:CA:842:U:C3'	1:CA:843:U:H4'	2.08	0.83
13:CK:86:LYS:HB2	13:CK:112:VAL:HG23	1.60	0.83
25:DB:1099:G:H5''	32:DI:2:LYS:HA	1.58	0.83
30:BG:53:PRO:CG	30:BG:61:TRP:H	1.90	0.83
40:BQ:4:LYS:HE3	40:BQ:7:VAL:H	1.42	0.83
5:AC:7:ASN:HD21	16:AN:89:ARG:HA	1.41	0.83
6:AD:61:ARG:HH12	6:AD:68:GLU:HA	1.44	0.83
9:AG:26:VAL:HA	9:AG:42:VAL:HG21	1.60	0.83
27:BD:184:ARG:HB2	27:BD:186:LEU:HD13	1.60	0.83
7:CE:37:VAL:HG21	7:CE:136:VAL:HG21	1.59	0.83
25:BB:528:A:N1	25:BB:2042:A:H2'	1.92	0.83
39:BP:57:ALA:HA	39:BP:73:PHE:O	1.78	0.83
1:CA:618:C:H1'	18:CP:14:ARG:HH21	1.41	0.83
8:AF:8:PHE:HB2	8:AF:84:VAL:HG21	1.61	0.83
29:BF:177:ARG:HE	29:BF:178:LYS:H	1.22	0.83
31:BH:27:ARG:H	31:BH:31:VAL:CG2	1.92	0.83
38:BO:35:ILE:HD11	38:BO:102:ARG:HE	1.43	0.83
44:BU:34:ILE:HG12	44:BU:63:ALA:HB2	1.60	0.83
46:BW:24:ARG:HD3	46:BW:65:LYS:HD3	1.58	0.83
11:CI:40:ARG:HH11	11:CI:40:ARG:HB3	1.44	0.83
25:DB:2267:A:H3'	25:DB:2267:A:C8	2.14	0.83
33:DJ:73:VAL:HG23	33:DJ:74:TYR:H	1.44	0.83
45:DV:4:ILE:HB	45:DV:63:ILE:HG13	1.58	0.83
47:DX:58:ILE:HD13	47:DX:66:VAL:HG21	1.59	0.83
1:AA:1322:C:H2'	1:AA:1322:C:O2	1.79	0.83

*Continued on next page...*



*Continued from previous page...*

Atom-1	Atom-2	Interatomic distance (Å)	Clash overlap (Å)
14:AL:82:ARG:HB2	14:AL:97:VAL:HG22	1.60	0.83
7:CE:14:LEU:HD22	7:CE:15:ILE:N	1.92	0.83
7:CE:38:VAL:H	7:CE:46:GLY:HA3	1.43	0.83
31:DH:144:VAL:HG12	31:DH:145:ASN:H	1.43	0.83
7:CE:73:VAL:HG23	7:CE:146:MET:HG3	1.60	0.83
45:DV:63:ILE:N	45:DV:70:ILE:HG13	1.94	0.83
13:AK:86:LYS:HB2	13:AK:112:VAL:HG23	1.59	0.82
30:BG:89:VAL:HB	30:BG:159:LYS:HA	1.59	0.82
31:BH:132:PHE:HB3	31:BH:140:ALA:HB3	1.61	0.82
43:BT:40:LYS:HZ2	43:BT:60:THR:H	1.25	0.82
43:BT:57:VAL:HG22	43:BT:58:VAL:H	1.44	0.82
1:CA:1236:A:H4'	1:CA:1304:G:H4'	1.60	0.82
9:CG:13:PRO:HA	9:CG:20:GLU:HA	1.60	0.82
11:CI:98:ARG:HG2	11:CI:103:VAL:HG21	1.60	0.82
29:DF:177:ARG:HE	29:DF:178:LYS:H	1.23	0.82
43:DT:11:LEU:HD22	43:DT:11:LEU:H	1.44	0.82
1:AA:1236:A:H4'	1:AA:1304:G:H4'	1.60	0.82
4:AB:73:ARG:HG3	4:AB:94:ARG:HH22	1.44	0.82
22:AT:66:ILE:HG13	22:AT:70:LYS:HD3	1.59	0.82
25:DB:543:G:H3'	25:DB:544:C:H5''	1.58	0.82
43:BT:53:VAL:HG11	43:BT:87:LEU:HD22	1.61	0.82
19:CQ:59:GLU:HB2	19:CQ:76:ARG:HG2	1.61	0.82
23:AU:8:ASN:ND2	23:AU:9:GLU:H	1.78	0.82
25:BB:27:G:H22	25:BB:512:G:H2'	1.43	0.82
25:BB:1060:U:C2	25:BB:1088:A:N7	2.48	0.82
31:BH:32:PRO:HG3	47:BX:38:TRP:HB3	1.61	0.82
16:CN:26:LEU:HB3	16:CN:44:VAL:HG13	1.59	0.82
25:DB:2305:U:H5''	29:DF:130:GLY:HA3	1.62	0.82
27:DD:14:ILE:HA	39:DP:11:GLN:HE22	1.44	0.82
32:DI:121:ILE:HD13	32:DI:121:ILE:H	1.44	0.82
42:DS:24:ILE:HG23	42:DS:32:ALA:HB1	1.61	0.82
11:AI:16:ALA:HA	11:AI:66:VAL:HA	1.61	0.82
13:AK:86:LYS:HG3	13:AK:113:THR:HA	1.58	0.82
14:AL:27:PRO:HG2	14:AL:28:GLN:HE21	1.43	0.82
1:CA:1144:G:N2	1:CA:1146:A:H62	1.77	0.82
23:CU:47:ALA:HA	23:CU:50:SER:HB2	1.61	0.82
1:AA:1144:G:N2	1:AA:1146:A:H62	1.77	0.82
5:AC:4:VAL:HG22	5:AC:5:HIS:H	1.42	0.82
25:BB:1082:U:C4	25:BB:1086:A:C2	2.67	0.82
49:BZ:16:LEU:HD22	49:BZ:16:LEU:H	1.45	0.82
13:CK:125:LYS:HE3	23:CU:32:ARG:HD2	1.59	0.82

*Continued on next page...*

*Continued from previous page...*

Atom-1	Atom-2	Interatomic distance (Å)	Clash overlap (Å)
31:DH:27:ARG:H	31:DH:31:VAL:CG2	1.92	0.82
1:AA:1226:C:H41	15:AM:102:LYS:HE3	1.43	0.82
17:AO:70:LYS:HA	17:AO:74:VAL:HG22	1.61	0.82
25:DB:1060:U:C2	25:DB:1088:A:N7	2.47	0.82
33:DJ:81:ILE:HG23	33:DJ:82:GLY:H	1.45	0.82
43:DT:53:VAL:HG12	43:DT:54:GLU:H	1.45	0.82
9:AG:148:LYS:HE2	13:AK:60:PHE:HB3	1.62	0.82
43:BT:29:THR:H	43:BT:91:GLN:HE22	1.26	0.82
23:AU:31:VAL:HG12	23:AU:32:ARG:H	1.42	0.82
25:BB:140:C:H4'	25:BB:141:G:C2	2.15	0.82
31:BH:82:SER:HB2	31:BH:146:VAL:HG22	1.60	0.82
48:BY:7:ARG:HH21	48:BY:9:LYS:HD2	1.45	0.82
1:CA:796:C:H5'	13:CK:128:VAL:HG13	1.62	0.82
43:DT:29:THR:H	43:DT:91:GLN:HE22	1.25	0.82
23:AU:20:ARG:HH12	23:AU:21:SER:HB3	1.45	0.82
25:BB:919:U:H2'	25:BB:920:A:C8	2.15	0.82
33:BJ:73:VAL:HG23	33:BJ:74:TYR:H	1.43	0.82
26:DC:129:LEU:HD23	26:DC:130:PRO:HD2	1.62	0.82
27:DD:8:LYS:HD3	27:DD:197:THR:H	1.42	0.82
44:DU:78:LYS:HG2	44:DU:79:ALA:H	1.44	0.82
48:DY:7:ARG:HH21	48:DY:9:LYS:HD2	1.44	0.82
25:DB:1993:U:H4'	27:DD:133:THR:HG21	1.61	0.81
41:BR:25:LEU:HB3	41:BR:27:ILE:HG12	1.61	0.81
43:BT:11:LEU:H	43:BT:11:LEU:HD22	1.45	0.81
11:CI:23:GLY:H	11:CI:60:LEU:HA	1.43	0.81
30:DG:43:LYS:HB2	30:DG:50:THR:HB	1.61	0.81
1:AA:1313:U:OP2	21:AS:5:LYS:HA	1.80	0.81
14:AL:35:ARG:NH2	14:AL:75:GLU:HB3	1.95	0.81
22:AT:5:SER:HA	22:AT:7:LYS:HE2	1.60	0.81
25:BB:404:A:H4'	25:BB:405:U:H5'	1.63	0.81
25:BB:1022:G:H22	25:BB:1142:A:H2	1.26	0.81
25:BB:1568:G:H4'	26:BC:58:LYS:HB3	1.62	0.81
36:BM:19:GLY:N	36:BM:38:ARG:HH21	1.76	0.81
5:CC:71:ARG:HH21	5:CC:74:ILE:HG21	1.44	0.81
6:CD:18:LEU:HB3	6:CD:20:LEU:HG	1.62	0.81
25:DB:1022:G:H22	25:DB:1142:A:H2	1.28	0.81
25:DB:1055:G:C8	25:DB:1056:G:H1'	2.14	0.81
25:DB:1082:U:C4	25:DB:1086:A:C2	2.68	0.81
32:DI:27:LEU:H	32:DI:27:LEU:HD23	1.43	0.81
16:AN:20:PHE:HA	16:AN:24:ALA:HB2	1.62	0.81
25:BB:922:C:HO2'	46:BW:25:PHE:HZ	1.29	0.81

*Continued on next page...*

*Continued from previous page...*

Atom-1	Atom-2	Interatomic distance (Å)	Clash overlap (Å)
13:CK:28:ASN:HD22	13:CK:56:LYS:HD2	1.45	0.81
33:BJ:46:PRO:HD3	40:BQ:59:LEU:HD21	1.63	0.81
44:BU:78:LYS:HG2	44:BU:79:ALA:H	1.42	0.81
1:CA:56:U:H2'	1:CA:57:G:H8	1.46	0.81
25:DB:286:U:H2'	25:DB:287:G:C8	2.14	0.81
47:DX:32:LEU:H	47:DX:51:SER:HB2	1.45	0.81
6:AD:125:ASN:HA	6:AD:141:VAL:HB	1.61	0.81
31:BH:31:VAL:CB	31:BH:32:PRO:HD2	2.10	0.81
1:CA:37:U:H5''	14:CL:120:ARG:HH21	1.45	0.81
1:AA:1323:G:H2'	1:AA:1324:A:C8	2.15	0.81
31:BH:7:ASP:HA	31:BH:15:LEU:HD13	1.62	0.81
31:BH:83:LYS:HB3	31:BH:90:LEU:HD23	1.62	0.81
51:B1:33:LEU:H	51:B1:51:ALA:HB3	1.45	0.81
1:CA:239:U:H4'	1:CA:239:U:OP1	1.79	0.81
4:CB:13:VAL:HB	4:CB:207:ARG:HB3	1.61	0.81
25:DB:2065:C:H2'	25:DB:2066:C:H6	1.46	0.81
6:AD:94:GLU:HG2	6:AD:185:PRO:HG3	1.62	0.81
23:AU:13:VAL:HG13	23:AU:14:ALA:H	1.45	0.81
28:BE:131:THR:HG22	28:BE:161:ALA:H	1.46	0.81
33:BJ:72:LYS:HB2	33:BJ:89:PHE:HB2	1.61	0.81
5:AC:71:ARG:HH12	5:AC:73:GLY:H	1.28	0.81
6:AD:52:VAL:HG23	6:AD:53:GLN:H	1.43	0.81
1:CA:1054:C:O2'	1:CA:1055:A:H5''	1.81	0.81
1:CA:1071:C:H2'	1:CA:1072:G:H8	1.46	0.81
10:CH:5:PRO:HG2	10:CH:6:ILE:HD12	1.61	0.81
41:DR:25:LEU:HB3	41:DR:27:ILE:HG12	1.60	0.81
42:DS:22:ASP:HA	42:DS:25:ARG:HH12	1.43	0.81
45:DV:53:LYS:HD2	45:DV:55:GLU:HG3	1.61	0.81
1:AA:1226:C:N4	15:AM:102:LYS:HB3	1.96	0.81
7:AE:105:ILE:HD12	7:AE:123:LEU:HB3	1.63	0.81
25:BB:1141:U:H4'	25:BB:1142:A:O4'	1.79	0.81
27:BD:10:GLY:CA	27:BD:26:VAL:H	1.94	0.81
1:CA:1323:G:H2'	1:CA:1324:A:C8	2.16	0.81
4:CB:68:PHE:HB3	4:CB:79:VAL:HG22	1.63	0.81
25:DB:404:A:H4'	25:DB:405:U:H5'	1.63	0.81
33:DJ:72:LYS:HB2	33:DJ:89:PHE:HB2	1.61	0.81
44:DU:34:ILE:HG12	44:DU:63:ALA:HB2	1.61	0.81
49:DZ:16:LEU:H	49:DZ:16:LEU:HD22	1.46	0.81
30:BG:84:LYS:HG2	30:BG:85:LYS:H	1.47	0.80
32:BI:55:PRO:HD3	32:BI:74:PRO:HD3	1.63	0.80
1:CA:82:G:H3'	1:CA:83:C:H4'	1.63	0.80

*Continued on next page...*

*Continued from previous page...*

Atom-1	Atom-2	Interatomic distance (Å)	Clash overlap (Å)
25:DB:996:A:H4'	40:DQ:91:ARG:HG2	1.63	0.80
29:DF:34:THR:HG23	29:DF:89:THR:HG22	1.63	0.80
36:DM:19:GLY:N	36:DM:38:ARG:HH21	1.79	0.80
1:AA:1432:G:H5''	39:BP:105:LYS:HG3	1.63	0.80
8:AF:64:VAL:HG12	8:AF:65:GLU:H	1.45	0.80
29:BF:6:TYR:HE2	29:BF:10:GLU:HB2	1.44	0.80
33:BJ:81:ILE:HG23	33:BJ:82:GLY:H	1.44	0.80
30:DG:157:LYS:HB3	30:DG:159:LYS:HG3	1.62	0.80
31:DH:31:VAL:CB	31:DH:32:PRO:HD2	2.10	0.80
5:AC:163:ARG:HG2	5:AC:164:THR:H	1.47	0.80
26:BC:129:LEU:HD23	26:BC:130:PRO:HD2	1.63	0.80
27:BD:9:VAL:HG22	39:BP:4:ILE:HD11	1.62	0.80
5:CC:112:ALA:HB1	5:CC:184:ASN:HB2	1.61	0.80
8:CF:11:HIS:ND1	8:CF:12:PRO:HD2	1.96	0.80
25:DB:919:U:H2'	25:DB:920:A:C8	2.17	0.80
25:BB:276:U:O2'	25:BB:277:G:H4'	1.81	0.80
25:BB:2267:A:C8	25:BB:2267:A:H3'	2.16	0.80
31:BH:27:ARG:H	31:BH:31:VAL:HG23	1.47	0.80
1:CA:1322:C:H2'	1:CA:1322:C:O2	1.79	0.80
46:DW:24:ARG:HD3	46:DW:65:LYS:HD3	1.63	0.80
25:BB:279:A:H61	25:BB:361:G:H1'	1.45	0.80
33:BJ:45:THR:H	33:BJ:46:PRO:HD3	1.47	0.80
25:BB:1012:U:O4	33:BJ:30:THR:HG21	1.81	0.80
27:BD:47:ALA:HB2	27:BD:83:ARG:HD2	1.63	0.80
45:BV:63:ILE:N	45:BV:70:ILE:HG13	1.96	0.80
5:CC:149:LYS:HB2	5:CC:168:ARG:HG3	1.64	0.80
4:AB:58:LYS:HD2	4:AB:58:LYS:H	1.45	0.80
25:BB:275:C:H2'	25:BB:276:U:H5'	1.63	0.80
1:CA:814:A:H5'	1:CA:1511:G:H4'	1.64	0.80
1:CA:1238:A:H5'	1:CA:1336:C:N4	1.97	0.80
17:CO:73:ASP:HB3	17:CO:76:ARG:HG3	1.62	0.80
25:DB:670:A:H4'	25:DB:671:C:H5'	1.64	0.80
25:DB:1469:A:H2'	25:DB:1470:A:C8	2.17	0.80
31:DH:27:ARG:H	31:DH:31:VAL:HG23	1.47	0.80
32:DI:9:LYS:HG2	32:DI:57:VAL:HG13	1.63	0.80
1:AA:1238:A:H5'	1:AA:1336:C:N4	1.96	0.80
4:CB:130:LYS:HB3	4:CB:134:LEU:HD12	1.62	0.80
10:CH:36:ALA:HA	10:CH:39:LEU:HD23	1.62	0.80
18:CP:5:ARG:HH21	18:CP:24:SER:HA	1.47	0.80
28:DE:61:ARG:NH1	28:DE:64:GLY:HA3	1.96	0.80
39:DP:57:ALA:HA	39:DP:73:PHE:O	1.79	0.80

*Continued on next page...*

*Continued from previous page...*

Atom-1	Atom-2	Interatomic distance (Å)	Clash overlap (Å)
30:BG:120:ILE:HD11	30:BG:132:LEU:HB2	1.64	0.80
11:CI:40:ARG:HA	11:CI:44:ARG:HH11	1.46	0.80
31:DH:7:ASP:HA	31:DH:15:LEU:HD13	1.62	0.80
27:DD:47:ALA:HB2	27:DD:83:ARG:HD2	1.64	0.80
29:DF:6:TYR:HE2	29:DF:10:GLU:HB2	1.46	0.80
40:DQ:87:VAL:HG21	41:DR:52:PRO:N	1.96	0.80
25:DB:27:G:H22	25:DB:512:G:H2'	1.46	0.79
38:DO:111:ARG:HH11	38:DO:112:GLU:HB2	1.47	0.79
6:AD:24:VAL:HB	6:AD:25:ARG:HD2	1.62	0.79
7:AE:14:LEU:HA	7:AE:36:THR:HG22	1.62	0.79
35:BL:19:LEU:HD23	35:BL:31:GLY:HA3	1.62	0.79
36:BM:37:GLY:HA3	36:BM:127:LYS:HE2	1.64	0.79
6:CD:36:ALA:HB2	6:CD:42:ALA:HB2	1.61	0.79
37:DN:37:THR:HA	37:DN:110:MET:HE2	1.65	0.79
53:D3:22:LYS:H	53:D3:48:MET:HB3	1.47	0.79
1:AA:824:G:H4'	10:AH:2:MET:SD	2.22	0.79
1:AA:1178:G:H3'	11:AI:98:ARG:HH22	1.47	0.79
4:AB:19:THR:HG23	4:AB:20:ARG:H	1.47	0.79
6:AD:55:ARG:HA	6:AD:55:ARG:NE	1.95	0.79
30:BG:157:LYS:HB3	30:BG:159:LYS:HG3	1.62	0.79
32:BI:21:PRO:HB2	32:BI:22:PRO:HD3	1.63	0.79
42:BS:4:ILE:HG22	42:BS:106:VAL:HG13	1.62	0.79
1:CA:1320:C:H41	21:CS:36:ARG:HG3	1.47	0.79
25:DB:855:G:H21	46:DW:23:LYS:CG	1.92	0.79
27:DD:10:GLY:CA	27:DD:26:VAL:H	1.95	0.79
28:DE:131:THR:HG22	28:DE:161:ALA:H	1.47	0.79
33:DJ:58:ASN:HA	33:DJ:127:GLY:HA2	1.65	0.79
39:DP:91:VAL:HG11	39:DP:96:LEU:HD11	1.64	0.79
43:DT:57:VAL:HG22	43:DT:58:VAL:H	1.45	0.79
1:AA:239:U:OP1	1:AA:239:U:H4'	1.81	0.79
1:CA:599:C:H4'	10:CH:121:GLY:O	1.83	0.79
12:AJ:10:LEU:HD13	12:AJ:72:ARG:HB2	1.65	0.79
25:BB:704:G:H2'	25:BB:726:G:H22	1.45	0.79
12:CJ:46:LYS:HA	12:CJ:68:ARG:HA	1.65	0.79
13:CK:91:GLY:O	13:CK:95:THR:HG22	1.82	0.79
25:DB:309:A:H4'	44:DU:16:LYS:NZ	1.97	0.79
25:DB:1141:U:H4'	25:DB:1142:A:O4'	1.81	0.79
25:DB:2898:U:H2'	25:DB:2899:A:H8	1.47	0.79
15:AM:3:ILE:HD12	15:AM:9:PRO:HD2	1.65	0.79
18:AP:18:GLN:HE21	18:AP:35:ARG:HD2	1.47	0.79
10:CH:128:VAL:HG23	10:CH:129:ALA:H	1.47	0.79

*Continued on next page...*

*Continued from previous page...*

Atom-1	Atom-2	Interatomic distance (Å)	Clash overlap (Å)
21:CS:61:VAL:HA	21:CS:65:MET:SD	2.23	0.79
24:DA:98:G:H1	45:DV:14:LYS:HB2	1.47	0.79
25:DB:922:C:HO2'	46:DW:25:PHE:HZ	1.27	0.79
32:DI:21:PRO:HB2	32:DI:22:PRO:HD3	1.64	0.79
36:DM:37:GLY:HA3	36:DM:127:LYS:HE2	1.63	0.79
14:AL:43:LYS:H	14:AL:44:PRO:HD2	1.47	0.79
28:BE:61:ARG:NH1	28:BE:64:GLY:HA3	1.98	0.79
35:DL:19:LEU:HD23	35:DL:31:GLY:HA3	1.65	0.79
5:AC:83:VAL:HB	5:AC:87:ARG:HH21	1.48	0.79
5:AC:100:ILE:HD13	5:AC:101:ASN:H	1.47	0.79
33:BJ:25:LEU:HD22	33:BJ:26:GLY:N	1.98	0.79
51:B1:7:LYS:HA	51:B1:23:THR:HG22	1.65	0.79
1:CA:562:U:H1'	14:CL:11:ARG:HB3	1.65	0.79
6:CD:13:ARG:HA	6:CD:37:PRO:HB3	1.64	0.79
23:CU:33:ARG:HD3	23:CU:34:ARG:H	1.47	0.79
31:BH:96:THR:HB	31:BH:112:LYS:HA	1.65	0.79
5:CC:110:LEU:H	5:CC:114:LEU:HD13	1.47	0.79
12:CJ:30:LYS:HG3	12:CJ:31:ARG:HD3	1.65	0.79
29:DF:102:LEU:O	29:DF:103:ILE:HG22	1.83	0.79
42:DS:84:ARG:HB3	42:DS:96:ILE:HG23	1.65	0.79
1:AA:967:C:H4'	11:AI:129:ARG:HG2	1.65	0.79
19:AQ:80:LYS:HD2	19:AQ:81:ALA:H	1.46	0.79
20:AR:72:ARG:H	20:AR:72:ARG:NH1	1.81	0.79
29:BF:163:GLU:C	29:BF:166:ARG:HE	1.86	0.79
4:CB:80:LYS:HB3	4:CB:92:ASN:HB3	1.65	0.79
6:CD:146:GLU:CD	6:CD:146:GLU:H	1.84	0.79
1:AA:1436:U:H2'	1:AA:1437:A:H8	1.48	0.78
32:BI:33:ASN:HD21	32:BI:64:ARG:HH11	1.31	0.78
42:BS:24:ILE:HG23	42:BS:32:ALA:HB1	1.62	0.78
44:DU:14:THR:HG21	44:DU:64:ILE:HD13	1.65	0.78
6:AD:192:ALA:HB1	6:AD:194:ILE:HG12	1.65	0.78
45:BV:44:HIS:CE1	45:BV:85:LYS:HB2	2.18	0.78
4:CB:195:VAL:HG12	4:CB:196:ASP:H	1.47	0.78
9:CG:28:ILE:HG21	9:CG:101:ARG:HA	1.63	0.78
25:DB:704:G:H2'	25:DB:726:G:H22	1.46	0.78
42:DS:4:ILE:HG22	42:DS:106:VAL:HG13	1.66	0.78
4:AB:38:HIS:HB2	4:AB:188:THR:HG21	1.64	0.78
31:BH:75:LEU:HD13	31:BH:142:VAL:HG12	1.65	0.78
47:BX:29:LEU:HD23	47:BX:29:LEU:H	1.46	0.78
51:B1:26:LYS:HD3	51:B1:52:LYS:HZ3	1.48	0.78
11:CI:11:ARG:HH21	11:CI:12:LYS:HE3	1.48	0.78

*Continued on next page...*



*Continued from previous page...*

Atom-1	Atom-2	Interatomic distance (Å)	Clash overlap (Å)
14:CL:80:LEU:HB2	14:CL:101:LEU:HD12	1.66	0.78
25:DB:1639:C:H2'	25:DB:1640:A:H5''	1.66	0.78
1:AA:426:U:H5''	6:AD:36:ALA:HB1	1.65	0.78
5:AC:176:THR:HB	5:AC:179:ALA:HB2	1.63	0.78
6:AD:146:GLU:HA	6:AD:149:LYS:HG3	1.65	0.78
33:BJ:1:MET:HG2	33:BJ:2:LYS:HG2	1.66	0.78
1:CA:1436:U:H2'	1:CA:1437:A:H8	1.49	0.78
4:CB:89:PHE:HB3	4:CB:149:GLY:HA2	1.66	0.78
4:CB:114:LYS:HB2	4:CB:152:ASP:HA	1.65	0.78
14:CL:13:ARG:HD2	14:CL:13:ARG:H	1.48	0.78
43:DT:73:ARG:HB3	43:DT:73:ARG:HH21	1.48	0.78
44:BU:14:THR:HG21	44:BU:64:ILE:HD13	1.64	0.78
4:CB:128:LEU:HD22	4:CB:132:GLU:HB2	1.66	0.78
10:CH:77:VAL:HG23	10:CH:126:CYS:HA	1.64	0.78
27:DD:9:VAL:HG22	39:DP:4:ILE:HD11	1.64	0.78
30:DG:167:VAL:HG23	30:DG:168:VAL:H	1.49	0.78
25:BB:222:A:N6	25:BB:232:G:H1'	1.99	0.78
34:BK:63:ARG:HD2	34:BK:101:PRO:O	1.83	0.78
18:CP:10:GLY:HA3	18:CP:15:PRO:HA	1.65	0.78
32:DI:45:THR:HA	32:DI:48:ILE:HG22	1.66	0.78
33:DJ:25:LEU:HD22	33:DJ:26:GLY:N	1.98	0.78
1:AA:1391:U:H2'	1:AA:1392:G:C8	2.19	0.78
29:BF:34:THR:HG23	29:BF:89:THR:HG22	1.64	0.78
1:CA:562:U:H2'	14:CL:13:ARG:HG3	1.65	0.78
4:CB:70:GLY:HA3	4:CB:163:ILE:HB	1.66	0.78
25:DB:1097:U:H2'	25:DB:1098:A:O4'	1.82	0.78
30:BG:167:VAL:HG23	30:BG:168:VAL:H	1.49	0.78
33:BJ:118:MET:HA	33:BJ:121:LYS:HE2	1.66	0.78
36:BM:12:MET:HB2	36:BM:72:PRO:HD2	1.66	0.78
5:CC:53:ARG:NH1	5:CC:53:ARG:HB2	1.99	0.78
10:CH:102:VAL:HG23	10:CH:125:ILE:HB	1.66	0.78
22:CT:70:LYS:HA	22:CT:73:ARG:HH12	1.48	0.78
37:DN:49:GLU:HB2	37:DN:50:PRO:HD3	1.65	0.78
51:D1:33:LEU:H	51:D1:51:ALA:HB3	1.48	0.78
5:AC:63:ILE:HG13	5:AC:65:VAL:HG23	1.66	0.78
14:AL:35:ARG:HA	14:AL:35:ARG:HE	1.49	0.78
25:BB:1654:A:HO2'	27:BD:118:PHE:HB3	1.48	0.78
38:BO:7:ARG:HA	38:BO:10:ARG:NH2	1.97	0.78
12:CJ:37:ARG:H	12:CJ:76:ILE:HG12	1.49	0.78
27:DD:122:VAL:H	27:DD:127:PHE:HB2	1.49	0.78
26:BC:52:HIS:HA	26:BC:216:ARG:HB2	1.66	0.78

*Continued on next page...*

*Continued from previous page...*

Atom-1	Atom-2	Interatomic distance (Å)	Clash overlap (Å)
9:CG:134:VAL:HA	9:CG:138:GLU:HG3	1.66	0.78
30:DG:120:ILE:HD11	30:DG:132:LEU:HB2	1.64	0.78
33:DJ:41:LYS:NZ	33:DJ:51:GLY:HA2	1.97	0.78
1:AA:1348:U:H4'	11:AI:121:ARG:HD3	1.63	0.77
10:AH:113:ARG:HA	10:AH:116:ARG:HH12	1.49	0.77
33:BJ:106:LYS:HD3	33:BJ:116:ARG:HH11	1.48	0.77
16:CN:56:PRO:HA	16:CN:59:GLN:HG2	1.66	0.77
30:DG:84:LYS:HG2	30:DG:85:LYS:H	1.47	0.77
7:AE:136:VAL:HG13	7:AE:137:ARG:H	1.47	0.77
14:AL:113:ARG:HB3	14:AL:118:VAL:HG23	1.64	0.77
25:BB:528:A:H2'	25:BB:529:A:H5''	1.64	0.77
26:BC:83:ASP:HB2	26:BC:90:ILE:HG12	1.66	0.77
27:BD:151:THR:HB	27:BD:152:PRO:HD3	1.66	0.77
33:BJ:58:ASN:HA	33:BJ:127:GLY:HA2	1.65	0.77
47:BX:32:LEU:H	47:BX:51:SER:HB2	1.49	0.77
25:DB:2071:A:H2'	25:DB:2072:C:C6	2.19	0.77
27:DD:151:THR:HB	27:DD:152:PRO:HD3	1.66	0.77
29:DF:163:GLU:C	29:DF:166:ARG:HE	1.86	0.77
6:AD:69:ARG:HA	6:AD:69:ARG:NE	1.99	0.77
43:BT:73:ARG:HB3	43:BT:73:ARG:HH21	1.49	0.77
4:CB:19:THR:HG23	4:CB:20:ARG:H	1.49	0.77
7:CE:47:PHE:N	7:CE:66:ALA:HA	1.96	0.77
21:CS:29:PRO:HB2	21:CS:49:ALA:HB2	1.66	0.77
28:DE:5:LEU:HD12	28:DE:10:SER:HB2	1.66	0.77
36:DM:38:ARG:HB3	36:DM:38:ARG:NH1	1.99	0.77
13:AK:80:ASN:HB3	13:AK:105:ARG:HE	1.47	0.77
25:BB:1178:C:H2'	25:BB:1179:G:H8	1.50	0.77
33:BJ:41:LYS:NZ	33:BJ:51:GLY:HA2	1.99	0.77
1:CA:1328:C:H5''	15:CM:27:THR:HG21	1.67	0.77
23:CU:15:LEU:HA	23:CU:17:ARG:NH1	2.00	0.77
25:DB:666:A:H4'	35:DL:48:ARG:HD2	1.66	0.77
15:AM:64:VAL:HG12	15:AM:65:GLU:H	1.50	0.77
17:AO:45:HIS:HA	17:AO:47:LYS:NZ	2.00	0.77
25:BB:870:U:C2'	25:BB:871:U:H5''	2.15	0.77
27:BD:122:VAL:H	27:BD:127:PHE:HB2	1.48	0.77
28:BE:6:LYS:HB2	28:BE:121:VAL:HG12	1.65	0.77
30:BG:122:ALA:HB2	30:BG:132:LEU:HB3	1.65	0.77
31:BH:87:GLU:HA	1:CA:360:G:OP1	1.84	0.77
15:CM:3:ILE:HG22	15:CM:4:ALA:H	1.47	0.77
28:DE:46:GLN:HG3	28:DE:87:ALA:CB	2.14	0.77
30:DG:100:ASN:N	30:DG:100:ASN:HD22	1.82	0.77

*Continued on next page...*



*Continued from previous page...*

Atom-1	Atom-2	Interatomic distance (Å)	Clash overlap (Å)
1:AA:814:A:H5'	1:AA:1511:G:H4'	1.65	0.77
5:AC:86:LEU:HD23	5:AC:89:VAL:HG21	1.66	0.77
1:CA:1086:U:H3	1:CA:1099:G:H22	1.31	0.77
7:CE:37:VAL:HG13	7:CE:46:GLY:H	1.50	0.77
33:DJ:23:LYS:HE3	33:DJ:142:ILE:HG12	1.67	0.77
1:AA:1054:C:O2'	1:AA:1055:A:H5''	1.85	0.77
20:AR:72:ARG:HH11	20:AR:72:ARG:N	1.83	0.77
23:AU:3:ILE:HG12	23:AU:19:LYS:HG2	1.67	0.77
25:BB:1469:A:H2'	25:BB:1470:A:C8	2.20	0.77
36:BM:38:ARG:HB3	36:BM:38:ARG:NH1	2.00	0.77
39:BP:91:VAL:HG11	39:BP:96:LEU:HD11	1.67	0.77
4:CB:18:GLN:HB2	4:CB:188:THR:HB	1.65	0.77
16:CN:8:ARG:HG2	16:CN:12:ARG:HH12	1.49	0.77
6:AD:43:ARG:HB2	6:AD:43:ARG:HH11	1.50	0.77
11:AI:20:ILE:HD11	11:AI:85:ALA:HB1	1.66	0.77
11:AI:66:VAL:HG11	11:AI:74:GLN:HB3	1.66	0.77
16:AN:64:ARG:HB2	16:AN:78:LEU:HD23	1.67	0.77
25:BB:773:U:H5'	25:BB:774:G:OP2	1.85	0.77
25:BB:2472:G:H2'	25:BB:2475:C:H42	1.49	0.77
25:BB:2800:A:H2'	25:BB:2801:G:O4'	1.85	0.77
25:DB:2800:A:H2'	25:DB:2801:G:O4'	1.84	0.77
29:DF:32:LYS:HA	29:DF:95:MET:HG3	1.66	0.77
29:DF:107:VAL:HG11	29:DF:175:PRO:HG3	1.67	0.77
33:DJ:45:THR:H	33:DJ:46:PRO:HD3	1.47	0.77
1:AA:56:U:H2'	1:AA:57:G:H8	1.49	0.77
12:AJ:11:LYS:HE2	12:AJ:97:ASP:HB3	1.66	0.77
14:AL:33:CYS:H	14:AL:54:VAL:HG13	1.48	0.77
25:BB:2021:C:OP1	50:B0:8:THR:HG21	1.85	0.77
1:CA:1391:U:H2'	1:CA:1392:G:C8	2.19	0.77
11:CI:117:LEU:HD21	11:CI:123:ARG:HD3	1.66	0.77
26:DC:93:VAL:HG12	26:DC:101:ARG:O	1.83	0.77
28:DE:6:LYS:HB2	28:DE:121:VAL:HG12	1.66	0.77
36:DM:126:ILE:H	36:DM:126:ILE:HD12	1.50	0.77
15:AM:33:LEU:HD13	15:AM:40:GLU:HA	1.65	0.77
25:BB:704:G:H1'	25:BB:727:A:N6	2.00	0.77
4:CB:30:ILE:CA	4:CB:41:ASN:HB2	2.15	0.77
4:CB:66:ILE:HA	4:CB:159:ALA:HB3	1.65	0.77
7:CE:84:VAL:HB	7:CE:143:LEU:HA	1.66	0.77
12:CJ:37:ARG:N	12:CJ:76:ILE:HG12	2.00	0.77
25:DB:79:C:HO2'	25:DB:346:A:H8	1.33	0.77
1:AA:507:C:H3'	1:AA:508:U:H5''	1.67	0.76

*Continued on next page...*

*Continued from previous page...*

Atom-1	Atom-2	Interatomic distance (Å)	Clash overlap (Å)
11:AI:27:ILE:HA	11:AI:63:TYR:HA	1.67	0.76
45:BV:30:ILE:HG12	45:BV:91:PHE:HB2	1.67	0.76
1:CA:1170:A:H2'	1:CA:1171:A:O4'	1.85	0.76
15:CM:24:VAL:HG23	15:CM:28:ARG:HB3	1.65	0.76
25:DB:141:G:N7	43:DT:2:ILE:HD12	2.00	0.76
25:DB:1714:U:H3'	25:DB:1715:G:H5''	1.67	0.76
25:DB:1936:A:H61	25:DB:1963:U:H3	1.32	0.76
26:DC:80:LEU:HD11	26:DC:109:LEU:HB2	1.67	0.76
4:AB:69:VAL:HB	4:AB:162:VAL:HG23	1.68	0.76
7:AE:82:HIS:NE2	7:AE:146:MET:HA	2.00	0.76
25:BB:2314:A:H5'	29:BF:34:THR:HG21	1.68	0.76
25:BB:2898:U:H2'	25:BB:2899:A:H8	1.49	0.76
51:B1:33:LEU:N	51:B1:51:ALA:HB3	2.01	0.76
1:CA:1142:G:H2'	1:CA:1143:G:O4'	1.85	0.76
5:CC:83:VAL:HG11	5:CC:100:ILE:HG21	1.67	0.76
25:DB:870:U:C2'	25:DB:871:U:H5''	2.14	0.76
25:DB:2882:A:H4'	37:DN:97:ILE:HD11	1.66	0.76
33:DJ:1:MET:HG2	33:DJ:2:LYS:HG2	1.67	0.76
46:DW:37:VAL:HG12	46:DW:38:ARG:H	1.50	0.76
1:AA:426:U:H4'	6:AD:39:GLN:HA	1.65	0.76
1:AA:486:U:H2'	1:AA:487:A:H8	1.50	0.76
22:AT:8:LYS:HE3	22:AT:12:GLN:HE22	1.51	0.76
25:BB:1178:C:H2'	25:BB:1179:G:C8	2.21	0.76
25:BB:2595:G:H1	26:BC:238:ASN:HD21	1.32	0.76
1:CA:83:C:H2'	1:CA:85:U:N3	1.99	0.76
4:CB:161:PHE:HA	4:CB:183:PHE:HB2	1.67	0.76
25:DB:773:U:H5'	25:DB:774:G:OP2	1.85	0.76
47:DX:29:LEU:HD23	47:DX:29:LEU:H	1.48	0.76
1:AA:1422:G:H5''	34:BK:47:PRO:HB3	1.67	0.76
6:AD:160:LEU:H	6:AD:160:LEU:HD13	1.51	0.76
25:BB:2012:G:H4'	42:BS:96:ILE:HD11	1.67	0.76
28:BE:5:LEU:HD12	28:BE:10:SER:HB2	1.67	0.76
41:BR:76:LYS:HB2	41:BR:85:LYS:HB3	1.66	0.76
1:CA:90:C:H2'	1:CA:91:U:C6	2.20	0.76
1:CA:874:G:H21	10:CH:15:ASN:HD21	1.32	0.76
1:CA:1347:G:N2	1:CA:1373:G:H2'	1.99	0.76
4:CB:40:ILE:HG12	4:CB:188:THR:HG23	1.66	0.76
6:CD:16:THR:HG22	6:CD:18:LEU:H	1.50	0.76
7:CE:22:LYS:HB2	7:CE:29:ILE:HG12	1.66	0.76
40:DQ:82:LEU:HD23	40:DQ:112:ALA:HB2	1.67	0.76
51:D1:7:LYS:HA	51:D1:23:THR:HG22	1.66	0.76

*Continued on next page...*

*Continued from previous page...*

Atom-1	Atom-2	Interatomic distance (Å)	Clash overlap (Å)
22:AT:70:LYS:HG3	22:AT:71:ALA:N	2.00	0.76
4:CB:82:ALA:HA	4:CB:213:LEU:HD13	1.68	0.76
7:CE:106:ALA:CB	7:CE:111:ARG:HA	2.15	0.76
25:DB:704:G:H1'	25:DB:727:A:N6	2.00	0.76
40:DQ:71:ASN:HD21	40:DQ:106:THR:HG23	1.51	0.76
6:AD:99:ASN:HB3	6:AD:103:ARG:HH21	1.50	0.76
6:AD:138:PRO:HA	6:AD:181:PHE:HB3	1.65	0.76
11:AI:64:ILE:HD13	11:AI:78:ILE:HG21	1.66	0.76
13:AK:16:SER:HA	13:AK:78:ILE:HA	1.67	0.76
17:AO:69:LEU:HB3	17:AO:77:TYR:HB2	1.67	0.76
29:BF:32:LYS:HA	29:BF:95:MET:HG3	1.66	0.76
43:BT:40:LYS:NZ	43:BT:60:THR:H	1.82	0.76
1:CA:1167:A:H2'	1:CA:1169:A:C8	2.21	0.76
14:CL:43:LYS:HB3	14:CL:44:PRO:HD2	1.67	0.76
25:DB:581:C:H2'	25:DB:582:A:C8	2.20	0.76
25:DB:1654:A:HO2'	27:DD:118:PHE:HB3	1.48	0.76
26:DC:52:HIS:HA	26:DC:216:ARG:HB2	1.68	0.76
27:DD:37:VAL:HG22	27:DD:48:ILE:HG13	1.67	0.76
37:DN:98:LEU:HD12	50:DO:42:ILE:HD11	1.67	0.76
46:DW:45:HIS:HB2	46:DW:50:VAL:HG12	1.68	0.76
25:BB:674:G:H2'	25:BB:804:A:H61	1.50	0.76
25:BB:832:U:H2'	25:BB:833:A:H8	1.51	0.76
46:BW:37:VAL:HG12	46:BW:38:ARG:H	1.50	0.76
1:CA:199:A:H61	1:CA:218:U:H3	1.32	0.76
19:CQ:13:SER:HB3	19:CQ:21:VAL:HB	1.68	0.76
25:DB:117:G:H5'	25:DB:126:A:H8	1.51	0.76
25:DB:222:A:N6	25:DB:232:G:H1'	1.99	0.76
43:DT:69:ARG:HG3	43:DT:70:HIS:H	1.50	0.76
1:AA:1142:G:H2'	1:AA:1143:G:O4'	1.85	0.76
13:AK:80:ASN:HA	13:AK:105:ARG:HB2	1.68	0.76
23:AU:36:PHE:CB	23:AU:40:PRO:HD3	2.16	0.76
25:BB:364:C:H2'	25:BB:365:U:H6	1.51	0.76
26:BC:183:VAL:HG13	26:BC:184:GLU:N	1.99	0.76
28:BE:176:ASP:HB3	28:BE:179:SER:HB2	1.67	0.76
37:BN:49:GLU:HB2	37:BN:50:PRO:HD3	1.66	0.76
9:CG:58:LEU:H	9:CG:58:LEU:HD23	1.51	0.76
25:DB:90:U:H3'	25:DB:91:A:H5''	1.67	0.76
29:DF:42:ALA:HA	29:DF:49:LEU:HD21	1.67	0.76
34:DK:63:ARG:HD2	34:DK:101:PRO:O	1.85	0.76
45:DV:30:ILE:HG12	45:DV:91:PHE:HB2	1.68	0.76
25:BB:45:G:H5'	25:BB:46:G:H5'	1.68	0.76

*Continued on next page...*

*Continued from previous page...*

Atom-1	Atom-2	Interatomic distance (Å)	Clash overlap (Å)
25:DB:1100:C:H41	32:DI:1:ALA:H1	1.31	0.76
40:DQ:4:LYS:HE3	40:DQ:7:VAL:N	2.00	0.76
8:AF:3:HIS:HB2	8:AF:92:THR:CA	2.13	0.76
25:BB:1639:C:H2'	25:BB:1640:A:H5''	1.68	0.76
1:CA:1150:A:H1'	1:CA:1280:A:N6	2.01	0.76
20:CR:33:THR:HG21	20:CR:37:LYS:HG2	1.67	0.76
25:DB:222:A:H61	25:DB:232:G:H1'	1.51	0.76
30:DG:122:ALA:HB2	30:DG:132:LEU:HB3	1.66	0.76
36:DM:12:MET:HB2	36:DM:72:PRO:HD2	1.66	0.76
45:DV:44:HIS:CE1	45:DV:85:LYS:HB2	2.20	0.76
46:DW:49:ASN:HB3	46:DW:81:ILE:HG12	1.68	0.76
19:AQ:45:VAL:HG11	19:AQ:60:ILE:HD12	1.67	0.75
25:BB:1022:G:N2	25:BB:1142:A:H2	1.84	0.75
25:BB:2898:U:H2'	25:BB:2899:A:C8	2.22	0.75
6:CD:43:ARG:NH1	6:CD:44:LYS:H	1.84	0.75
6:CD:55:ARG:NH1	6:CD:58:GLN:HB3	2.00	0.75
20:CR:62:ARG:HA	20:CR:67:LEU:O	1.86	0.75
25:DB:1812:U:H2'	25:DB:1813:G:H8	1.51	0.75
29:DF:64:PRO:HA	29:DF:88:VAL:CG2	2.15	0.75
32:DI:102:ARG:HG3	32:DI:141:ASP:HA	1.66	0.75
33:DJ:106:LYS:HD3	33:DJ:116:ARG:HH11	1.49	0.75
1:AA:199:A:H61	1:AA:218:U:H3	1.33	0.75
1:AA:840:C:H2'	1:AA:842:U:H5''	1.68	0.75
4:AB:20:ARG:HE	4:AB:36:LYS:HG3	1.51	0.75
9:AG:115:MET:SD	9:AG:118:ARG:HD3	2.27	0.75
26:BC:93:VAL:HG12	26:BC:101:ARG:O	1.85	0.75
38:BO:111:ARG:HH11	38:BO:112:GLU:HB2	1.51	0.75
52:B2:1:MET:HG2	52:B2:2:LYS:H	1.51	0.75
53:B3:22:LYS:H	53:B3:48:MET:HB3	1.50	0.75
1:CA:71:A:H61	1:CA:99:C:H1'	1.51	0.75
1:CA:486:U:H2'	1:CA:487:A:H8	1.50	0.75
1:CA:619:U:H3	6:CD:130:ASN:ND2	1.84	0.75
5:CC:147:GLY:HA3	5:CC:171:ARG:H	1.51	0.75
12:CJ:39:PRO:HA	12:CJ:74:VAL:HA	1.68	0.75
5:CC:86:LEU:O	5:CC:89:VAL:HG22	1.86	0.75
14:CL:34:THR:HB	14:CL:53:ARG:HB2	1.67	0.75
15:CM:29:SER:O	15:CM:32:ILE:HG22	1.85	0.75
21:CS:4:LEU:H	21:CS:4:LEU:HD12	1.50	0.75
25:DB:28:A:H61	25:DB:512:G:H1'	1.51	0.75
26:DC:156:SER:O	26:DC:194:VAL:HG11	1.87	0.75
31:DH:49:ALA:HA	31:DH:52:ALA:HB3	1.68	0.75

*Continued on next page...*

*Continued from previous page...*

Atom-1	Atom-2	Interatomic distance (Å)	Clash overlap (Å)
38:DO:7:ARG:HA	38:DO:10:ARG:NH2	2.01	0.75
14:AL:86:VAL:HG11	14:AL:89:LEU:HD23	1.67	0.75
29:BF:102:LEU:O	29:BF:103:ILE:HG22	1.86	0.75
43:BT:38:ALA:HB2	43:BT:81:LYS:HZ1	1.52	0.75
43:BT:53:VAL:HG12	43:BT:54:GLU:H	1.50	0.75
14:CL:23:LEU:HB3	14:CL:58:ASN:HD22	1.51	0.75
33:DJ:118:MET:HA	33:DJ:121:LYS:HE2	1.67	0.75
1:AA:1086:U:H3	1:AA:1099:G:H22	1.32	0.75
25:BB:796:C:H2'	25:BB:797:G:H8	1.52	0.75
29:BF:2:LYS:HD2	29:BF:100:GLU:HG2	1.69	0.75
31:BH:5:LEU:HD13	31:BH:13:GLY:HA2	1.67	0.75
32:BI:27:LEU:HD12	32:BI:32:VAL:HG11	1.68	0.75
38:BO:68:LYS:H	38:BO:102:ARG:HD2	1.52	0.75
1:CA:720:C:H4'	20:CR:38:ILE:HD11	1.68	0.75
11:CI:12:LYS:HE2	11:CI:109:GLN:HG3	1.67	0.75
25:DB:1064:C:H4'	32:DI:90:GLY:HA2	1.67	0.75
25:DB:2136:G:H2'	25:DB:2137:U:H6	1.50	0.75
40:DQ:97:ILE:HD11	40:DQ:108:LEU:HD11	1.68	0.75
41:DR:16:GLU:HA	41:DR:98:ILE:HG22	1.69	0.75
1:AA:458:U:H2'	1:AA:459:A:H8	1.51	0.75
9:AG:67:ASN:HA	9:AG:137:ARG:HH12	1.52	0.75
12:AJ:52:LEU:H	12:AJ:52:LEU:HD12	1.50	0.75
22:AT:3:ILE:H	22:AT:3:ILE:HD12	1.52	0.75
25:BB:670:A:H4'	25:BB:671:C:H5'	1.66	0.75
30:BG:100:ASN:HD22	30:BG:100:ASN:H	1.32	0.75
30:BG:101:VAL:HA	30:BG:115:GLN:HA	1.68	0.75
33:BJ:12:LYS:HB2	33:BJ:41:LYS:HZ3	1.52	0.75
47:BX:50:VAL:HG12	47:BX:51:SER:H	1.51	0.75
14:CL:35:ARG:HH12	14:CL:75:GLU:HG2	1.51	0.75
25:DB:1022:G:N2	25:DB:1142:A:H2	1.84	0.75
25:DB:2898:U:H2'	25:DB:2899:A:C8	2.21	0.75
28:DE:176:ASP:HB3	28:DE:179:SER:HB2	1.67	0.75
25:BB:222:A:H61	25:BB:232:G:H1'	1.52	0.75
25:BB:2098:U:H2'	25:BB:2099:U:O4'	1.86	0.75
36:BM:40:ARG:HD3	36:BM:93:VAL:HG21	1.66	0.75
36:BM:126:ILE:H	36:BM:126:ILE:HD12	1.51	0.75
40:BQ:82:LEU:HD23	40:BQ:112:ALA:HB2	1.69	0.75
1:CA:840:C:H2'	1:CA:842:U:H5''	1.69	0.75
10:CH:74:ILE:HA	10:CH:128:VAL:HA	1.69	0.75
11:CI:17:ARG:O	11:CI:64:ILE:HA	1.85	0.75
19:CQ:17:GLU:HG2	19:CQ:18:LYS:HG2	1.68	0.75

*Continued on next page...*

*Continued from previous page...*

Atom-1	Atom-2	Interatomic distance (Å)	Clash overlap (Å)
25:DB:276:U:O2	25:DB:276:U:H2'	1.86	0.75
25:DB:528:A:H2'	25:DB:529:A:H5''	1.67	0.75
25:DB:1244:A:H5''	35:DL:8:PRO:HD3	1.68	0.75
25:DB:1381:G:H2'	25:DB:1382:G:H5'	1.67	0.75
9:AG:66:GLU:HA	9:AG:69:ARG:NE	2.01	0.75
11:AI:40:ARG:H	11:AI:44:ARG:HH21	1.34	0.75
26:BC:89:ASN:O	26:BC:105:ALA:HB3	1.87	0.75
29:BF:107:VAL:HG11	29:BF:175:PRO:HG3	1.67	0.75
42:BS:84:ARG:HB3	42:BS:96:ILE:HG23	1.68	0.75
46:BW:45:HIS:HB2	46:BW:50:VAL:HG12	1.69	0.75
47:BX:32:LEU:HD23	47:BX:49:ARG:NH2	2.02	0.75
5:CC:109:GLU:HB2	5:CC:143:LEU:HD11	1.69	0.75
17:CO:6:ALA:HA	17:CO:9:LYS:HE3	1.66	0.75
25:DB:645:C:H3'	25:DB:646:U:C5	2.22	0.75
6:AD:181:PHE:HZ	6:AD:185:PRO:HD3	1.52	0.75
19:AQ:14:ASP:HA	19:AQ:20:ILE:HG22	1.69	0.75
21:AS:17:LYS:HE2	21:AS:30:LEU:HD12	1.68	0.75
25:BB:2365:G:HO2'	46:BW:59:PHE:HE1	1.33	0.75
28:BE:149:ILE:O	28:BE:188:MET:HA	1.86	0.75
46:BW:49:ASN:HB3	46:BW:81:ILE:HG12	1.67	0.75
1:CA:1347:G:H22	1:CA:1373:G:H2'	1.52	0.75
21:CS:14:LEU:HD23	21:CS:32:THR:HG23	1.69	0.75
36:DM:40:ARG:HD3	36:DM:93:VAL:HG21	1.68	0.75
5:AC:149:LYS:HG2	5:AC:172:VAL:HG21	1.69	0.74
9:AG:46:LEU:HD12	9:AG:57:GLU:HB3	1.67	0.74
25:BB:90:U:H3'	25:BB:91:A:H5''	1.68	0.74
25:BB:1936:A:H61	25:BB:1963:U:H3	1.35	0.74
1:CA:473:U:H2'	1:CA:474:G:C8	2.22	0.74
17:CO:87:ARG:O	17:CO:87:ARG:HG3	1.87	0.74
22:CT:70:LYS:HA	22:CT:73:ARG:NH1	2.00	0.74
27:DD:5:VAL:H	27:DD:32:ASN:HD21	1.34	0.74
32:DI:72:THR:HG21	32:DI:112:LYS:HA	1.69	0.74
38:DO:76:LYS:O	38:DO:80:GLU:HG2	1.87	0.74
1:AA:1376:U:H2'	1:AA:1377:A:C8	2.22	0.74
18:AP:58:ALA:HA	18:AP:61:VAL:HG22	1.68	0.74
25:BB:855:G:H21	46:BW:23:LYS:CG	1.95	0.74
25:BB:2144:G:H22	25:BB:2147:A:H4'	1.53	0.74
38:BO:62:LEU:HD11	38:BO:70:ALA:HB2	1.69	0.74
9:CG:87:PRO:HG3	9:CG:148:LYS:HA	1.69	0.74
25:DB:796:C:H2'	25:DB:797:G:H8	1.50	0.74
25:DB:1082:U:H5''	32:DI:119:ALA:HB2	1.68	0.74

*Continued on next page...*



*Continued from previous page...*

Atom-1	Atom-2	Interatomic distance (Å)	Clash overlap (Å)
32:DI:105:LEU:HD13	32:DI:129:GLU:HG2	1.67	0.74
1:AA:1150:A:H1'	1:AA:1280:A:N6	2.01	0.74
11:AI:90:ASP:HB3	11:AI:93:LEU:HD22	1.68	0.74
14:AL:23:LEU:HD13	14:AL:25:ALA:H	1.52	0.74
25:BB:826:U:O2'	35:BL:53:GLY:HA3	1.87	0.74
25:BB:1082:U:N3	25:BB:1086:A:C2	2.55	0.74
29:BF:110:ILE:HA	29:BF:111:ARG:CZ	2.18	0.74
1:CA:462:G:H2'	1:CA:463:U:H6	1.51	0.74
25:DB:345:A:H1'	25:DB:346:A:H2	1.49	0.74
52:D2:1:MET:HG2	52:D2:2:LYS:H	1.52	0.74
1:AA:1170:A:H2'	1:AA:1171:A:O4'	1.87	0.74
25:BB:1714:U:H3'	25:BB:1715:G:H5''	1.67	0.74
31:BH:117:LEU:HD13	31:BH:121:VAL:HG13	1.69	0.74
1:CA:1320:C:OP2	21:CS:2:ARG:HG2	1.87	0.74
25:DB:1515:A:H2'	25:DB:1516:G:O4'	1.87	0.74
29:DF:110:ILE:HA	29:DF:111:ARG:CZ	2.17	0.74
1:AA:473:U:H2'	1:AA:474:G:C8	2.22	0.74
24:BA:49:C:H2'	24:BA:50:A:H8	1.52	0.74
25:BB:136:G:H2'	25:BB:137:U:C6	2.22	0.74
25:BB:1515:A:H2'	25:BB:1516:G:O4'	1.87	0.74
29:BF:64:PRO:HA	29:BF:88:VAL:CG2	2.18	0.74
30:BG:100:ASN:HD22	30:BG:100:ASN:N	1.81	0.74
1:CA:507:C:H3'	1:CA:508:U:H5''	1.69	0.74
1:CA:1005:A:H61	1:CA:1024:G:H1'	1.52	0.74
1:CA:1118:U:H1'	1:CA:1179:A:C4	2.22	0.74
6:CD:125:ASN:HB2	6:CD:127:ARG:NH1	2.02	0.74
8:CF:62:MET:HG3	8:CF:64:VAL:HG23	1.69	0.74
7:AE:14:LEU:HD22	7:AE:15:ILE:H	1.50	0.74
8:AF:92:THR:HG23	8:AF:93:LYS:H	1.52	0.74
21:AS:18:VAL:HG21	21:AS:43:MET:HG2	1.67	0.74
21:AS:32:THR:HG22	21:AS:33:TRP:H	1.52	0.74
25:BB:1021:A:H61	25:BB:1142:A:N6	1.84	0.74
25:BB:1283:G:H22	25:BB:1286:A:H5'	1.52	0.74
7:CE:11:GLN:HE21	7:CE:13:LYS:HE3	1.52	0.74
7:CE:106:ALA:HB1	7:CE:111:ARG:HA	1.69	0.74
23:CU:15:LEU:HA	23:CU:17:ARG:CZ	2.18	0.74
25:DB:547:A:C5'	25:DB:548:G:H21	2.00	0.74
25:DB:1072:C:N4	32:DI:3:LYS:HE2	2.03	0.74
25:DB:1104:C:H2'	25:DB:1105:U:C6	2.22	0.74
30:DG:100:ASN:HD22	30:DG:100:ASN:H	1.33	0.74
1:AA:974:A:H4'	1:AA:975:A:H5'	1.70	0.74

*Continued on next page...*

*Continued from previous page...*

Atom-1	Atom-2	Interatomic distance (Å)	Clash overlap (Å)
1:AA:1118:U:H1'	1:AA:1179:A:C4	2.23	0.74
4:AB:186:VAL:HB	4:AB:190:SER:HB3	1.69	0.74
26:BC:80:LEU:HD11	26:BC:109:LEU:HB2	1.67	0.74
27:BD:37:VAL:HG22	27:BD:48:ILE:HG13	1.68	0.74
1:CA:1376:U:H2'	1:CA:1377:A:C8	2.21	0.74
15:CM:72:ILE:O	15:CM:76:ILE:HG13	1.87	0.74
28:DE:149:ILE:O	28:DE:188:MET:HA	1.87	0.74
30:DG:101:VAL:HA	30:DG:115:GLN:HA	1.68	0.74
47:DX:44:ARG:HG2	47:DX:45:PHE:H	1.51	0.74
7:AE:56:PRO:O	7:AE:59:ILE:HG22	1.88	0.74
25:BB:1447:C:H2'	25:BB:1448:G:H8	1.53	0.74
1:CA:458:U:H2'	1:CA:459:A:H8	1.51	0.74
25:DB:45:G:H5'	25:DB:46:G:H5'	1.70	0.74
25:DB:2104:C:H2'	25:DB:2105:U:H5	1.52	0.74
33:DJ:44:TYR:CE1	40:DQ:59:LEU:HD13	2.23	0.74
26:BC:93:VAL:HG13	26:BC:94:LEU:H	1.53	0.74
26:BC:156:SER:O	26:BC:194:VAL:HG11	1.87	0.74
29:BF:147:ARG:HG2	29:BF:148:VAL:HG22	1.68	0.74
31:BH:9:VAL:HB	31:BH:12:LEU:O	1.88	0.74
38:BO:76:LYS:O	38:BO:80:GLU:HG2	1.87	0.74
43:BT:69:ARG:HG3	43:BT:70:HIS:H	1.52	0.74
33:DJ:46:PRO:HD3	40:DQ:59:LEU:HD21	1.67	0.74
38:DO:62:LEU:HD11	38:DO:70:ALA:HB2	1.68	0.74
1:AA:405:U:O4	6:AD:1:ALA:HB2	1.87	0.74
1:AA:1005:A:H61	1:AA:1024:G:H1'	1.53	0.74
4:AB:66:ILE:HG13	4:AB:88:GLN:HG2	1.70	0.74
25:BB:309:A:H4'	44:BU:16:LYS:HZ1	1.52	0.74
40:BQ:4:LYS:HE3	40:BQ:7:VAL:N	2.03	0.74
1:CA:337:G:H2'	1:CA:338:A:C8	2.22	0.74
1:CA:618:C:H1'	18:CP:14:ARG:NH2	2.01	0.74
1:CA:640:A:O2'	10:CH:106:SER:HB3	1.87	0.74
22:CT:69:ASN:H	22:CT:69:ASN:HD22	1.34	0.74
25:DB:1082:U:N3	25:DB:1086:A:C2	2.56	0.74
25:DB:1599:U:OP1	43:DT:40:LYS:HB2	1.88	0.74
36:DM:34:LYS:HZ3	45:DV:82:TYR:HA	1.52	0.74
7:AE:98:ALA:HB2	7:AE:123:LEU:HG	1.68	0.73
12:AJ:42:LEU:HB3	12:AJ:43:PRO:HD2	1.70	0.73
15:AM:83:GLY:HA2	15:AM:88:LEU:HD21	1.68	0.73
29:BF:35:LEU:HA	29:BF:152:ASP:O	1.88	0.73
41:BR:16:GLU:HA	41:BR:98:ILE:HG22	1.68	0.73
1:CA:243:A:H4'	1:CA:244:U:H5'	1.70	0.73

*Continued on next page...*



*Continued from previous page...*

Atom-1	Atom-2	Interatomic distance (Å)	Clash overlap (Å)
1:CA:376:G:H1'	18:CP:28:ARG:HD2	1.68	0.73
4:CB:143:LEU:HB3	4:CB:147:LEU:HD12	1.68	0.73
4:CB:178:LEU:H	4:CB:178:LEU:HD12	1.52	0.73
6:CD:56:GLU:HG2	6:CD:198:LEU:HD12	1.70	0.73
25:DB:143:C:H2'	25:DB:144:A:H8	1.53	0.73
25:DB:1283:G:H22	25:DB:1286:A:H5'	1.52	0.73
34:DK:51:VAL:HG11	34:DK:57:LEU:HD11	1.69	0.73
4:AB:61:SER:HA	4:AB:224:ARG:HB3	1.70	0.73
4:AB:163:ILE:HG23	4:AB:164:ASP:N	2.03	0.73
12:AJ:50:THR:HB	12:AJ:64:GLN:HG2	1.69	0.73
22:AT:61:ALA:HA	22:AT:66:ILE:O	1.88	0.73
25:BB:666:A:H4'	35:BL:48:ARG:HD2	1.70	0.73
31:BH:94:ILE:HG21	31:BH:99:ILE:HG12	1.70	0.73
32:BI:77:VAL:HA	32:BI:80:LYS:HE2	1.71	0.73
5:CC:67:ILE:HG22	5:CC:100:ILE:HD11	1.68	0.73
6:CD:185:PRO:HB2	6:CD:190:LEU:HD11	1.68	0.73
13:CK:19:VAL:HA	13:CK:82:GLU:HB2	1.70	0.73
15:CM:88:LEU:O	15:CM:91:ARG:HG3	1.87	0.73
25:DB:580:U:H2'	25:DB:581:C:C6	2.23	0.73
25:DB:2619:C:O2	27:DD:161:MET:HE1	1.88	0.73
31:DH:104:THR:HA	31:DH:109:GLU:HA	1.70	0.73
36:DM:38:ARG:HG2	36:DM:98:PRO:HD3	1.71	0.73
1:AA:1226:C:H41	15:AM:102:LYS:CE	2.02	0.73
6:AD:162:GLU:HA	6:AD:166:LYS:NZ	2.03	0.73
8:AF:7:VAL:HG21	20:AR:64:LEU:HD21	1.70	0.73
12:AJ:9:ARG:O	12:AJ:98:VAL:HA	1.88	0.73
25:BB:1381:G:H2'	25:BB:1382:G:H5'	1.70	0.73
1:CA:56:U:H2'	1:CA:57:G:C8	2.22	0.73
15:CM:82:LEU:HD12	15:CM:84:CYS:SG	2.29	0.73
25:DB:1552:A:H2'	25:DB:1553:A:H5'	1.71	0.73
1:CA:1358:U:H2'	1:CA:1359:C:O4'	1.89	0.73
16:CN:40:ARG:NH1	21:CS:6:LYS:HB2	2.04	0.73
25:DB:674:G:H2'	25:DB:804:A:H61	1.53	0.73
29:DF:147:ARG:HG2	29:DF:148:VAL:HG22	1.69	0.73
40:DQ:107:ALA:HB3	41:DR:46:GLU:OE1	1.88	0.73
43:DT:40:LYS:NZ	43:DT:60:THR:H	1.85	0.73
51:D1:33:LEU:N	51:D1:51:ALA:HB3	2.03	0.73
1:AA:562:U:H1'	14:AL:11:ARG:HB3	1.70	0.73
5:AC:71:ARG:NH1	5:AC:73:GLY:H	1.86	0.73
9:AG:62:GLU:O	9:AG:66:GLU:HG3	1.89	0.73
21:AS:62:THR:HG22	21:AS:63:ASP:H	1.53	0.73

*Continued on next page...*

*Continued from previous page...*

Atom-1	Atom-2	Interatomic distance (Å)	Clash overlap (Å)
1:CA:1226:C:H41	15:CM:102:LYS:HD2	1.51	0.73
4:CB:158:ASP:HA	4:CB:180:ILE:HG23	1.70	0.73
25:DB:2472:G:H2'	25:DB:2475:C:H42	1.53	0.73
32:DI:55:PRO:HD3	32:DI:74:PRO:HD3	1.70	0.73
19:AQ:59:GLU:HG3	19:AQ:76:ARG:NE	2.02	0.73
20:AR:27:THR:HA	20:AR:30:ASN:HD21	1.53	0.73
25:BB:704:G:H1'	25:BB:727:A:H61	1.53	0.73
28:BE:46:GLN:HG3	28:BE:87:ALA:CB	2.15	0.73
5:CC:119:ILE:HD13	5:CC:136:ALA:HB2	1.70	0.73
25:DB:1779:U:H5	25:DB:1784:A:N7	1.87	0.73
25:DB:2306:C:H2'	25:DB:2307:G:H21	1.53	0.73
25:DB:2353:G:H1'	46:DW:30:VAL:CG1	2.18	0.73
1:AA:80:A:C2	1:AA:81:A:H1'	2.24	0.73
1:AA:1347:G:N2	1:AA:1373:G:H2'	2.04	0.73
27:BD:46:ARG:NH1	27:BD:86:GLU:H	1.86	0.73
31:BH:82:SER:H	31:BH:146:VAL:HG13	1.53	0.73
33:BJ:23:LYS:HE3	33:BJ:142:ILE:HG12	1.70	0.73
44:BU:41:VAL:HG13	44:BU:62:ALA:HB2	1.71	0.73
1:CA:275:G:H4'	19:CQ:15:LYS:HG2	1.71	0.73
4:CB:98:GLY:O	4:CB:106:VAL:HG11	1.86	0.73
5:CC:119:ILE:HA	5:CC:122:GLN:NE2	2.04	0.73
9:CG:23:ALA:O	9:CG:26:VAL:HG22	1.88	0.73
12:CJ:57:VAL:O	12:CJ:58:ASN:HB2	1.88	0.73
25:DB:1021:A:H61	25:DB:1142:A:N6	1.86	0.73
25:DB:2880:C:O4'	37:DN:91:ALA:HB3	1.88	0.73
28:DE:2:GLU:HG3	28:DE:13:THR:N	2.03	0.73
7:AE:83:PRO:HD2	10:AH:95:MET:HG2	1.71	0.73
25:BB:2336:A:N6	46:BW:40:ARG:NH1	2.36	0.73
32:BI:106:GLN:O	32:BI:110:GLN:HG3	1.89	0.73
1:CA:458:U:H2'	1:CA:459:A:C8	2.23	0.73
6:CD:61:ARG:HH21	6:CD:68:GLU:H	1.35	0.73
25:DB:1287:A:OP1	37:DN:104:ALA:HB3	1.88	0.73
40:DQ:87:VAL:HG21	41:DR:52:PRO:CD	2.19	0.73
4:AB:166:ASP:O	4:AB:169:HIS:HB2	1.89	0.73
11:AI:126:PHE:O	11:AI:129:ARG:HB2	1.89	0.73
9:CG:110:ARG:HH21	9:CG:122:GLU:HB2	1.52	0.73
18:CP:4:ILE:HD13	18:CP:57:ILE:HG12	1.69	0.73
24:DA:49:C:H2'	24:DA:50:A:H8	1.53	0.73
25:DB:1080:A:H2'	25:DB:1081:U:H6	1.54	0.73
25:DB:2015:A:C2	50:D0:2:VAL:HG12	2.23	0.73
33:DJ:3:THR:HG21	40:DQ:60:TRP:NE1	2.03	0.73

*Continued on next page...*

*Continued from previous page...*

Atom-1	Atom-2	Interatomic distance (Å)	Clash overlap (Å)
33:DJ:124:VAL:O	33:DJ:125:TYR:HB2	1.88	0.73
44:DU:41:VAL:HG13	44:DU:62:ALA:HB2	1.71	0.73
53:D3:22:LYS:HA	53:D3:48:MET:H	1.54	0.73
5:AC:39:ARG:HG2	5:AC:54:ILE:HD13	1.70	0.73
25:BB:320:A:H4'	25:BB:322:A:N7	2.04	0.73
33:BJ:106:LYS:HD3	33:BJ:116:ARG:NH1	2.04	0.73
47:BX:44:ARG:HG2	47:BX:45:PHE:H	1.54	0.73
1:CA:323:U:H5'	22:CT:17:ARG:HB2	1.71	0.73
1:CA:1099:G:H5''	4:CB:94:ARG:NE	2.03	0.73
6:CD:52:VAL:HG12	6:CD:198:LEU:HD13	1.70	0.73
11:CI:93:LEU:HD23	11:CI:96:GLU:HB2	1.71	0.73
25:DB:992:C:H4'	41:DR:74:ILE:HD13	1.71	0.73
25:DB:2064:C:H2'	25:DB:2065:C:C6	2.23	0.73
1:AA:337:G:H2'	1:AA:338:A:C8	2.23	0.72
1:AA:1291:U:H2'	1:AA:1292:G:C8	2.24	0.72
30:BG:101:VAL:HG12	30:BG:115:GLN:HB2	1.70	0.72
45:BV:70:ILE:HG12	45:BV:71:LYS:N	2.04	0.72
1:CA:182:A:H1'	1:CA:183:C:C4	2.24	0.72
4:CB:199:ILE:HB	4:CB:200:PRO:HD2	1.69	0.72
9:CG:76:SER:HB3	9:CG:85:GLN:HA	1.71	0.72
13:CK:70:ALA:HA	13:CK:73:VAL:HG22	1.71	0.72
25:DB:2012:G:H4'	42:DS:96:ILE:HD11	1.70	0.72
25:DB:2091:C:H3'	25:DB:2092:U:H5''	1.68	0.72
26:DC:130:PRO:HG2	26:DC:133:ASN:HD22	1.54	0.72
26:DC:144:GLU:HG3	26:DC:151:GLY:N	2.04	0.72
26:DC:183:VAL:HG13	26:DC:184:GLU:N	2.00	0.72
31:DH:9:VAL:HB	31:DH:12:LEU:O	1.89	0.72
43:DT:40:LYS:HZ2	43:DT:60:THR:H	1.34	0.72
24:BA:11:C:H3'	24:BA:12:C:H5''	1.71	0.72
25:BB:1063:G:O2'	32:BI:88:GLY:HA3	1.89	0.72
25:BB:1552:A:H2'	25:BB:1553:A:H5'	1.70	0.72
32:BI:122:GLU:O	32:BI:126:ARG:HG3	1.90	0.72
1:CA:1112:C:N4	5:CC:177:LEU:HD23	2.04	0.72
1:CA:1492:A:H2'	25:DB:1913:A:C6	2.25	0.72
6:CD:96:ARG:NH1	6:CD:133:SER:HA	2.04	0.72
6:CD:107:GLY:HA2	6:CD:112:GLU:HG2	1.70	0.72
9:CG:49:LEU:HA	9:CG:52:ARG:HE	1.53	0.72
19:CQ:62:GLU:HG2	19:CQ:63:CYS:H	1.51	0.72
25:DB:704:G:H1'	25:DB:727:A:H61	1.54	0.72
29:DF:35:LEU:HA	29:DF:152:ASP:O	1.90	0.72
33:DJ:45:THR:OG1	33:DJ:48:VAL:HB	1.89	0.72

*Continued on next page...*

*Continued from previous page...*

Atom-1	Atom-2	Interatomic distance (Å)	Clash overlap (Å)
46:DW:36:ILE:O	46:DW:39:GLN:HB3	1.89	0.72
1:AA:56:U:H2'	1:AA:57:G:C8	2.24	0.72
1:AA:1101:A:H61	4:AB:101:THR:HG21	1.53	0.72
1:AA:1167:A:H2'	1:AA:1169:A:C8	2.24	0.72
1:AA:1358:U:H2'	1:AA:1359:C:O4'	1.88	0.72
4:AB:90:PHE:N	4:AB:149:GLY:HA3	2.04	0.72
18:AP:18:GLN:NE2	18:AP:35:ARG:HD2	2.03	0.72
24:BA:29:A:H3'	24:BA:30:C:H6	1.54	0.72
25:BB:581:C:H2'	25:BB:582:A:C8	2.24	0.72
25:BB:1437:C:H2'	25:BB:1438:U:C6	2.24	0.72
25:BB:2267:A:C8	25:BB:2267:A:C3'	2.72	0.72
1:CA:1092:A:H5''	9:CG:3:ARG:HD2	1.70	0.72
5:CC:156:LEU:CD1	5:CC:165:GLU:H	2.02	0.72
6:CD:123:MET:HE1	6:CD:126:GLY:H	1.53	0.72
25:DB:1056:G:H5'	25:DB:1057:A:H5'	1.71	0.72
26:DC:89:ASN:O	26:DC:105:ALA:HB3	1.87	0.72
1:AA:652:U:H4'	10:AH:55:LYS:HE2	1.71	0.72
11:AI:14:SER:OG	11:AI:69:GLY:HA3	1.89	0.72
15:AM:106:ARG:NE	15:AM:112:ARG:HB3	1.99	0.72
25:BB:28:A:H61	25:BB:512:G:H1'	1.54	0.72
25:BB:645:C:H3'	25:BB:646:U:C5	2.24	0.72
27:BD:113:SER:HB2	27:BD:168:GLU:H	1.55	0.72
33:BJ:41:LYS:HZ1	33:BJ:51:GLY:HA2	1.50	0.72
8:CF:10:VAL:HA	8:CF:84:VAL:HA	1.69	0.72
25:DB:1447:C:H2'	25:DB:1448:G:H8	1.53	0.72
25:DB:2136:G:H2'	25:DB:2137:U:C6	2.24	0.72
26:DC:83:ASP:HB2	26:DC:90:ILE:HG12	1.70	0.72
8:AF:76:THR:HA	8:AF:79:ARG:NH1	2.04	0.72
25:BB:137:U:H3'	25:BB:138:U:C5	2.24	0.72
25:BB:307:G:N2	25:BB:309:A:H3'	2.04	0.72
25:BB:480:A:H3'	25:BB:481:G:H5''	1.70	0.72
26:BC:144:GLU:HG3	26:BC:151:GLY:N	2.04	0.72
40:BQ:87:VAL:HG21	41:BR:52:PRO:N	2.05	0.72
1:CA:673:A:H2'	1:CA:674:G:C8	2.24	0.72
1:CA:859:G:H2'	1:CA:860:A:C8	2.25	0.72
5:CC:156:LEU:HD12	5:CC:165:GLU:H	1.53	0.72
12:CJ:52:LEU:HB2	16:CN:80:ARG:HD2	1.70	0.72
32:DI:20:SER:HB3	32:DI:21:PRO:HD3	1.69	0.72
27:BD:14:ILE:HA	39:BP:11:GLN:HE22	1.53	0.72
13:CK:86:LYS:HG3	13:CK:113:THR:HA	1.71	0.72
25:DB:1059:G:H4'	32:DI:116:MET:HG2	1.72	0.72

*Continued on next page...*

*Continued from previous page...*

Atom-1	Atom-2	Interatomic distance (Å)	Clash overlap (Å)
28:DE:148:ILE:HB	28:DE:169:VAL:HG12	1.70	0.72
27:BD:105:LYS:HE3	27:BD:176:ASP:HB3	1.71	0.72
31:BH:116:ARG:HG2	31:BH:118:PRO:HD3	1.72	0.72
34:BK:98:ILE:HD13	34:BK:117:LEU:HD13	1.72	0.72
41:BR:25:LEU:H	41:BR:94:THR:HG21	1.54	0.72
12:CJ:15:HIS:HA	12:CJ:18:ILE:HG22	1.70	0.72
19:CQ:25:GLU:HA	19:CQ:40:THR:HA	1.71	0.72
21:CS:12:LEU:HD11	21:CS:16:LYS:HE3	1.71	0.72
25:DB:1019:U:H2'	25:DB:1020:A:C8	2.24	0.72
1:AA:458:U:H2'	1:AA:459:A:C8	2.24	0.72
45:BV:79:ARG:HA	45:BV:86:LEU:HA	1.71	0.72
4:CB:83:ALA:HB3	4:CB:90:PHE:HD2	1.54	0.72
4:CB:102:ASN:ND2	4:CB:106:VAL:HB	2.05	0.72
25:DB:1099:G:C8	32:DI:3:LYS:HB2	2.25	0.72
25:DB:2755:C:O2'	25:DB:2756:U:H2'	1.89	0.72
1:AA:462:G:H2'	1:AA:463:U:H6	1.54	0.72
5:AC:79:LYS:HE3	5:AC:79:LYS:HA	1.70	0.72
19:AQ:7:LEU:O	19:AQ:59:GLU:HA	1.89	0.72
20:AR:59:LYS:HA	20:AR:62:ARG:HD2	1.71	0.72
33:BJ:45:THR:OG1	33:BJ:48:VAL:HB	1.90	0.72
34:BK:51:VAL:HG11	34:BK:57:LEU:HD11	1.71	0.72
46:BW:66:VAL:HA	46:BW:81:ILE:HG22	1.71	0.72
51:B1:39:ASP:HB3	51:B1:48:TYR:OH	1.89	0.72
1:CA:1186:G:H21	16:CN:100:TRP:C	1.93	0.72
7:CE:15:ILE:HA	7:CE:109:ALA:HB2	1.71	0.72
1:AA:781:A:H2'	1:AA:782:A:H5'	1.69	0.72
5:AC:205:GLU:HG2	5:AC:206:ILE:HG22	1.71	0.72
12:AJ:42:LEU:HB2	12:AJ:71:LEU:HD13	1.72	0.72
16:AN:12:ARG:HD2	16:AN:58:ARG:HH11	1.54	0.72
25:BB:2065:C:H2'	25:BB:2066:C:H6	1.55	0.72
45:BV:63:ILE:HG22	45:BV:65:VAL:HG13	1.72	0.72
5:CC:53:ARG:HH12	5:CC:55:VAL:HG13	1.54	0.72
13:CK:97:ARG:HD3	23:CU:16:ARG:HH12	1.52	0.72
27:DD:51:THR:HG21	27:DD:75:ALA:O	1.90	0.72
1:AA:1238:A:H5'	1:AA:1336:C:H41	1.54	0.71
25:BB:558:U:OP1	33:BJ:113:PRO:HG2	1.89	0.71
25:BB:832:U:H2'	25:BB:833:A:C8	2.24	0.71
27:BD:35:THR:HB	27:BD:67:HIS:HE1	1.53	0.71
45:BV:29:ILE:HG22	45:BV:39:ALA:HA	1.72	0.71
46:BW:36:ILE:O	46:BW:39:GLN:HB3	1.90	0.71
1:CA:1385:G:H5'	11:CI:129:ARG:HH22	1.55	0.71

*Continued on next page...*

*Continued from previous page...*

Atom-1	Atom-2	Interatomic distance (Å)	Clash overlap (Å)
7:CE:84:VAL:HG11	7:CE:145:ASN:N	2.05	0.71
9:CG:71:THR:HA	9:CG:95:ARG:CZ	2.20	0.71
25:DB:272:A:H2'	25:DB:273:G:O4'	1.89	0.71
25:DB:654:A:H2'	25:DB:655:A:H5''	1.72	0.71
25:DB:1169:A:H2'	25:DB:1170:C:C6	2.25	0.71
27:DD:46:ARG:NH1	27:DD:86:GLU:H	1.88	0.71
45:DV:63:ILE:HG22	45:DV:65:VAL:HG13	1.72	0.71
1:AA:664:G:OP1	20:AR:52:ARG:HD3	1.89	0.71
5:AC:13:ILE:HG22	5:AC:14:VAL:HG13	1.72	0.71
25:BB:1779:U:H5	25:BB:1784:A:N7	1.88	0.71
40:BQ:71:ASN:HD21	40:BQ:106:THR:HG23	1.54	0.71
5:CC:53:ARG:HB2	5:CC:53:ARG:HH11	1.55	0.71
19:CQ:58:VAL:HA	19:CQ:78:VAL:HG23	1.71	0.71
24:DA:104:A:H2'	24:DA:105:G:O4'	1.89	0.71
25:DB:558:U:OP1	33:DJ:113:PRO:HG2	1.90	0.71
51:D1:16:THR:HG21	51:D1:39:ASP:OD2	1.91	0.71
18:AP:48:GLU:HG2	18:AP:49:GLY:H	1.55	0.71
25:BB:1019:U:H2'	25:BB:1020:A:C8	2.24	0.71
28:BE:2:GLU:HG3	28:BE:13:THR:N	2.05	0.71
36:BM:38:ARG:HG2	36:BM:98:PRO:HD3	1.73	0.71
44:BU:58:VAL:HG12	44:BU:59:GLU:N	2.05	0.71
10:CH:6:ILE:HD12	10:CH:6:ILE:H	1.55	0.71
31:DH:80:ILE:HG22	31:DH:81:ALA:H	1.53	0.71
33:DJ:106:LYS:HD3	33:DJ:116:ARG:NH1	2.05	0.71
34:DK:98:ILE:HD13	34:DK:117:LEU:HD13	1.71	0.71
20:AR:51:GLN:NE2	20:AR:54:LEU:HD23	2.05	0.71
23:AU:38:GLU:C	23:AU:40:PRO:HD2	2.10	0.71
25:BB:280:U:H3	25:BB:360:U:H3	1.36	0.71
25:BB:1060:U:C4	25:BB:1088:A:N6	2.58	0.71
49:BZ:6:ILE:O	49:BZ:34:THR:HA	1.90	0.71
16:CN:79:SER:O	16:CN:83:VAL:HG23	1.89	0.71
20:CR:26:ALA:HA	20:CR:29:LYS:HE3	1.72	0.71
25:DB:95:A:C4'	48:DY:38:GLN:HE22	1.97	0.71
9:AG:78:ARG:HA	9:AG:83:THR:HA	1.72	0.71
10:AH:92:PRO:HA	10:AH:93:LYS:NZ	2.06	0.71
25:BB:265:A:O2'	25:BB:266:G:H4'	1.90	0.71
25:BB:1812:U:H2'	25:BB:1813:G:H8	1.55	0.71
25:BB:2748:A:H5''	30:BG:3:VAL:HG11	1.71	0.71
40:BQ:87:VAL:HG21	41:BR:52:PRO:CD	2.21	0.71
40:BQ:105:PHE:HA	40:BQ:108:LEU:HD12	1.72	0.71
51:B1:26:LYS:HD3	51:B1:52:LYS:NZ	2.05	0.71

*Continued on next page...*

*Continued from previous page...*

Atom-1	Atom-2	Interatomic distance (Å)	Clash overlap (Å)
1:CA:1237:C:H3'	1:CA:1336:C:H41	1.54	0.71
11:CI:5:TYR:HB2	11:CI:20:ILE:HB	1.71	0.71
25:DB:2306:C:H2'	25:DB:2307:G:N2	2.05	0.71
26:DC:93:VAL:HG13	26:DC:94:LEU:H	1.55	0.71
27:DD:108:ASP:OD2	27:DD:173:GLN:HA	1.90	0.71
31:DH:141:LYS:HD2	31:DH:141:LYS:H	1.54	0.71
41:DR:25:LEU:H	41:DR:94:THR:HG21	1.54	0.71
11:AI:83:THR:HG21	11:AI:102:PHE:HB3	1.72	0.71
11:AI:98:ARG:HG3	11:AI:103:VAL:HG22	1.72	0.71
20:AR:51:GLN:HE22	20:AR:54:LEU:HD23	1.55	0.71
46:BW:40:ARG:HG3	46:BW:40:ARG:HH11	1.54	0.71
1:CA:1005:A:N6	1:CA:1024:G:H1'	2.06	0.71
1:CA:1291:U:H2'	1:CA:1292:G:C8	2.26	0.71
15:CM:70:ARG:C	15:CM:74:MET:HG2	2.10	0.71
19:CQ:16:MET:HB2	19:CQ:19:SER:HB2	1.73	0.71
25:DB:115:C:O2'	25:DB:116:C:H5'	1.91	0.71
25:DB:320:A:H4'	25:DB:322:A:N7	2.04	0.71
32:DI:85:ILE:HD13	32:DI:137:LEU:HD21	1.73	0.71
44:DU:39:ASN:HB3	44:DU:62:ALA:N	2.06	0.71
45:DV:29:ILE:HG22	45:DV:39:ALA:HA	1.72	0.71
7:AE:37:VAL:HG12	7:AE:47:PHE:HB2	1.73	0.71
10:AH:88:LYS:HA	10:AH:91:LEU:HG	1.73	0.71
14:AL:86:VAL:HG12	14:AL:87:LYS:H	1.53	0.71
24:BA:104:A:H2'	24:BA:105:G:O4'	1.90	0.71
29:BF:42:ALA:HA	29:BF:49:LEU:HD21	1.70	0.71
35:BL:62:PRO:HB3	53:B3:29:ARG:NH2	2.06	0.71
40:BQ:97:ILE:HD11	40:BQ:108:LEU:HD11	1.71	0.71
41:BR:1:MET:HB3	41:BR:101:ILE:HG21	1.72	0.71
1:CA:541:G:O2'	6:CD:39:GLN:HB3	1.91	0.71
1:CA:939:G:H5'	9:CG:101:ARG:NH1	2.02	0.71
4:CB:150:ILE:HA	4:CB:153:MET:HB3	1.71	0.71
6:CD:182:LYS:HD3	6:CD:183:ARG:HG3	1.72	0.71
7:CE:46:GLY:HA2	7:CE:66:ALA:O	1.90	0.71
11:CI:59:LYS:HE2	11:CI:60:LEU:HD23	1.70	0.71
17:CO:28:VAL:HG13	17:CO:62:ARG:HG3	1.73	0.71
24:DA:11:C:H3'	24:DA:12:C:H5''	1.70	0.71
25:DB:639:U:H2'	25:DB:640:C:C6	2.25	0.71
25:DB:826:U:O2'	35:DL:53:GLY:HA3	1.90	0.71
43:DT:32:LEU:H	43:DT:83:ALA:HB3	1.55	0.71
43:DT:60:THR:HB	43:DT:81:LYS:HD2	1.73	0.71
49:DZ:6:ILE:O	49:DZ:34:THR:HA	1.91	0.71

*Continued on next page...*



*Continued from previous page...*

Atom-1	Atom-2	Interatomic distance (Å)	Clash overlap (Å)
1:AA:673:A:H2'	1:AA:674:G:C8	2.26	0.71
25:BB:856:G:H1'	46:BW:23:LYS:HB3	1.73	0.71
25:BB:1021:A:H62	25:BB:1141:U:H3	1.39	0.71
45:BV:76:ASP:H	45:BV:90:ASP:HB2	1.55	0.71
6:CD:72:ARG:HG3	6:CD:76:LYS:HE2	1.72	0.71
8:CF:81:ASN:HB3	8:CF:84:VAL:HG12	1.72	0.71
9:CG:19:SER:HB3	9:CG:22:LEU:HB2	1.73	0.71
25:DB:27:G:HO2'	25:DB:28:A:H8	1.38	0.71
25:DB:1060:U:H5	32:DI:131:THR:HG22	1.56	0.71
25:DB:1739:A:H2'	25:DB:1740:G:O4'	1.91	0.71
26:DC:124:LYS:HB3	26:DC:127:ASN:ND2	2.05	0.71
4:AB:71:THR:HG23	4:AB:94:ARG:HA	1.71	0.71
11:AI:12:LYS:H	11:AI:105:ARG:HH12	1.39	0.71
23:AU:48:LYS:HA	23:AU:51:ALA:HB3	1.73	0.71
28:BE:148:ILE:HB	28:BE:169:VAL:HG12	1.71	0.71
32:BI:20:SER:HB3	32:BI:21:PRO:HD3	1.71	0.71
43:BT:60:THR:HB	43:BT:81:LYS:HD2	1.73	0.71
4:CB:44:LYS:HD2	4:CB:47:PRO:HG2	1.73	0.71
5:CC:123:LEU:HA	5:CC:127:VAL:HG22	1.72	0.71
10:CH:76:ARG:HD2	10:CH:126:CYS:HB3	1.72	0.71
22:CT:8:LYS:O	22:CT:11:ILE:HG12	1.91	0.71
24:DA:7:G:H1'	38:DO:38:GLN:HE22	1.56	0.71
25:DB:1437:C:H2'	25:DB:1438:U:C6	2.25	0.71
29:DF:2:LYS:HD2	29:DF:100:GLU:HG2	1.72	0.71
10:AH:11:THR:HG22	10:AH:15:ASN:HD21	1.54	0.71
21:AS:29:PRO:HA	21:AS:47:THR:O	1.91	0.71
25:BB:851:C:H2'	25:BB:852:U:C6	2.26	0.71
25:BB:996:A:H4'	40:BQ:91:ARG:HG2	1.72	0.71
25:BB:1727:C:H2'	25:BB:1728:C:C6	2.26	0.71
28:BE:131:THR:HG22	28:BE:161:ALA:N	2.05	0.71
43:BT:32:LEU:H	43:BT:83:ALA:HB3	1.56	0.71
46:BW:18:LYS:HA	46:BW:36:ILE:HG13	1.72	0.71
47:BX:30:PRO:HB2	47:BX:32:LEU:HD13	1.72	0.71
1:CA:974:A:H4'	1:CA:975:A:H5'	1.72	0.71
8:CF:71:ILE:O	8:CF:75:GLU:HG3	1.91	0.71
11:CI:51:LEU:HD22	11:CI:56:MET:SD	2.30	0.71
25:DB:832:U:H2'	25:DB:833:A:H8	1.54	0.71
25:DB:1060:U:C4	25:DB:1088:A:N6	2.58	0.71
25:DB:1099:G:O4'	32:DI:4:VAL:HB	1.90	0.71
25:DB:1558:C:H4'	25:DB:1559:U:H5'	1.73	0.71
28:DE:49:ARG:NH1	28:DE:72:SER:HB2	2.06	0.71

*Continued on next page...*



*Continued from previous page...*

Atom-1	Atom-2	Interatomic distance (Å)	Clash overlap (Å)
30:DG:23:ILE:HD11	30:DG:42:VAL:HG11	1.72	0.71
38:DO:24:THR:HG22	38:DO:42:PRO:HD3	1.73	0.71
43:DT:44:LYS:O	43:DT:48:GLN:HG2	1.91	0.71
51:D1:39:ASP:HB3	51:D1:48:TYR:OH	1.90	0.71
9:AG:74:VAL:HG12	9:AG:87:PRO:HA	1.72	0.70
13:AK:18:GLY:O	13:AK:81:LEU:HB2	1.91	0.70
19:AQ:10:ARG:HH22	19:AQ:54:ILE:HA	1.55	0.70
26:BC:130:PRO:HG2	26:BC:133:ASN:HD22	1.55	0.70
5:CC:106:ARG:HH11	5:CC:106:ARG:HB3	1.55	0.70
13:CK:32:THR:HG23	13:CK:43:TRP:HB3	1.73	0.70
24:DA:32:U:H1'	24:DA:52:A:N7	2.06	0.70
28:DE:74:LYS:O	28:DE:76:PRO:HD3	1.91	0.70
40:DQ:56:PHE:C	40:DQ:58:GLN:H	1.93	0.70
44:DU:35:VAL:HB	44:DU:38:ILE:HG21	1.72	0.70
45:DV:70:ILE:N	45:DV:70:ILE:HD13	2.06	0.70
1:AA:229:U:H2'	1:AA:230:G:C8	2.26	0.70
1:AA:408:A:OP1	6:AD:111:ALA:HB3	1.91	0.70
8:AF:4:TYR:O	8:AF:63:ASN:HA	1.90	0.70
25:BB:992:C:H4'	41:BR:74:ILE:HD13	1.72	0.70
29:BF:15:LEU:O	29:BF:18:GLU:HB3	1.90	0.70
31:BH:134:VAL:HG13	31:BH:135:HIS:H	1.56	0.70
40:BQ:29:ARG:O	40:BQ:30:VAL:HB	1.91	0.70
1:CA:229:U:H2'	1:CA:230:G:C8	2.26	0.70
5:CC:143:LEU:H	5:CC:143:LEU:HD13	1.55	0.70
11:CI:7:GLY:H	11:CI:18:VAL:HG23	1.56	0.70
22:CT:69:ASN:H	22:CT:69:ASN:ND2	1.88	0.70
24:DA:29:A:H3'	24:DA:30:C:H6	1.55	0.70
25:DB:705:A:N6	25:DB:726:G:H1'	2.05	0.70
25:DB:832:U:H2'	25:DB:833:A:C8	2.26	0.70
25:DB:1381:G:C2'	25:DB:1382:G:H5'	2.21	0.70
30:DG:100:ASN:ND2	30:DG:101:VAL:H	1.89	0.70
30:DG:101:VAL:HG12	30:DG:115:GLN:HB2	1.72	0.70
31:DH:32:PRO:HG3	47:DX:38:TRP:HB3	1.73	0.70
35:DL:77:ILE:HG12	35:DL:101:ILE:HD11	1.73	0.70
1:AA:182:A:H1'	1:AA:183:C:C4	2.26	0.70
1:AA:674:G:H2'	1:AA:675:A:H8	1.57	0.70
1:AA:1179:A:H4'	11:AI:104:THR:HA	1.72	0.70
13:AK:124:LYS:CA	23:AU:34:ARG:HB3	2.22	0.70
25:BB:710:U:H2'	25:BB:711:G:H8	1.56	0.70
25:BB:1558:C:H4'	25:BB:1559:U:H5'	1.74	0.70
28:BE:49:ARG:NH1	28:BE:72:SER:HB2	2.07	0.70

*Continued on next page...*

*Continued from previous page...*

Atom-1	Atom-2	Interatomic distance (Å)	Clash overlap (Å)
1:CA:781:A:H2'	1:CA:782:A:H5'	1.72	0.70
1:CA:1238:A:H5'	1:CA:1336:C:H41	1.56	0.70
6:CD:117:VAL:HG12	6:CD:130:ASN:HA	1.71	0.70
9:CG:74:VAL:HG13	9:CG:144:ALA:HB2	1.73	0.70
15:CM:23:GLY:HA3	15:CM:64:VAL:HA	1.74	0.70
25:DB:480:A:H5'	44:DU:43:LYS:HE2	1.74	0.70
41:DR:4:VAL:HG23	41:DR:39:LEU:H	1.54	0.70
45:DV:79:ARG:HA	45:DV:86:LEU:HA	1.72	0.70
1:CA:1137:C:H1'	1:CA:1138:G:C2	2.26	0.70
4:CB:209:VAL:HG23	4:CB:210:THR:H	1.56	0.70
24:DA:75:G:H1'	45:DV:29:ILE:HG12	1.74	0.70
25:DB:871:U:H2'	25:DB:872:U:H6	1.55	0.70
26:DC:158:GLY:H	26:DC:194:VAL:HG13	1.56	0.70
30:DG:54:ARG:HD3	30:DG:55:ASP:H	1.55	0.70
41:DR:51:VAL:HB	41:DR:52:PRO:HD2	1.73	0.70
1:AA:649:A:H2'	1:AA:650:G:O4'	1.92	0.70
6:AD:124:VAL:HG22	6:AD:142:VAL:HG13	1.71	0.70
11:AI:79:ARG:HB3	11:AI:79:ARG:NH1	2.06	0.70
14:AL:64:SER:OG	14:AL:96:THR:HG23	1.92	0.70
18:AP:20:VAL:HG21	18:AP:32:PHE:HD2	1.56	0.70
20:AR:32:ILE:HG22	20:AR:58:ILE:HD13	1.73	0.70
25:BB:102:U:C2	48:BY:2:LYS:HG2	2.26	0.70
27:BD:51:THR:HG21	27:BD:75:ALA:O	1.92	0.70
31:BH:132:PHE:O	31:BH:140:ALA:HB3	1.91	0.70
41:BR:4:VAL:HG23	41:BR:39:LEU:H	1.56	0.70
44:BU:35:VAL:HB	44:BU:38:ILE:HG21	1.73	0.70
51:B1:16:THR:HG21	51:B1:39:ASP:OD2	1.91	0.70
53:B3:22:LYS:HA	53:B3:48:MET:H	1.56	0.70
1:CA:67:C:H2'	1:CA:68:G:C8	2.27	0.70
1:CA:451:A:H4'	1:CA:452:A:O4'	1.91	0.70
1:CA:1119:C:OP1	11:CI:8:THR:HG21	1.91	0.70
1:CA:1346:A:N1	1:CA:1374:A:H5''	2.06	0.70
12:CJ:52:LEU:H	12:CJ:52:LEU:HD12	1.55	0.70
21:CS:27:LYS:HB2	21:CS:28:LYS:HZ2	1.55	0.70
25:DB:480:A:H3'	25:DB:481:G:H5''	1.74	0.70
26:DC:28:PRO:HG2	26:DC:33:LEU:HD11	1.74	0.70
41:DR:76:LYS:HB2	41:DR:85:LYS:HB3	1.71	0.70
1:AA:1319:A:H2'	1:AA:1323:G:N7	2.06	0.70
25:BB:654:A:H2'	25:BB:655:A:H5''	1.72	0.70
25:BB:1739:A:H2'	25:BB:1740:G:O4'	1.91	0.70
25:BB:2306:C:H3'	25:BB:2307:G:C5'	2.21	0.70

*Continued on next page...*

*Continued from previous page...*

Atom-1	Atom-2	Interatomic distance (Å)	Clash overlap (Å)
31:BH:132:PHE:CE2	31:BH:134:VAL:HB	2.27	0.70
54:B4:3:VAL:HG23	54:B4:4:ARG:H	1.56	0.70
25:DB:172:A:H2'	25:DB:173:A:H8	1.56	0.70
25:DB:810:U:O4	35:DL:30:THR:HG22	1.91	0.70
35:DL:62:PRO:HB3	53:D3:29:ARG:NH2	2.07	0.70
1:AA:243:A:H4'	1:AA:244:U:H5'	1.71	0.70
6:AD:18:LEU:O	6:AD:20:LEU:HG	1.91	0.70
25:BB:2183:A:H2'	25:BB:2184:A:C8	2.26	0.70
25:BB:2196:C:O2'	25:BB:2197:U:H5'	1.92	0.70
29:BF:122:ASP:HB2	29:BF:126:ASN:OD1	1.92	0.70
33:BJ:124:VAL:O	33:BJ:125:TYR:HB2	1.89	0.70
42:BS:24:ILE:CG2	42:BS:71:VAL:HG11	2.22	0.70
43:BT:8:LEU:HD21	43:BT:46:ALA:HA	1.74	0.70
5:CC:168:ARG:HG2	5:CC:169:GLU:H	1.56	0.70
26:DC:15:VAL:HG22	26:DC:205:GLY:HA3	1.73	0.70
26:DC:171:VAL:HG23	26:DC:185:ALA:HB2	1.73	0.70
38:DO:68:LYS:H	38:DO:102:ARG:HD2	1.55	0.70
42:DS:24:ILE:CG2	42:DS:71:VAL:HG11	2.22	0.70
1:AA:154:U:H2'	1:AA:155:A:C8	2.26	0.70
1:AA:1071:C:H2'	1:AA:1072:G:C8	2.26	0.70
4:AB:107:ARG:HA	4:AB:110:ILE:HD12	1.74	0.70
6:AD:8:LEU:HD23	6:AD:31:CYS:HA	1.73	0.70
10:AH:116:ARG:HB2	10:AH:116:ARG:NH1	2.06	0.70
23:AU:36:PHE:HB3	23:AU:40:PRO:HD3	1.74	0.70
25:BB:962:G:H21	25:BB:2250:G:H1	1.40	0.70
25:BB:1746:A:H2'	25:BB:1747:U:C6	2.27	0.70
27:BD:108:ASP:OD2	27:BD:173:GLN:HA	1.91	0.70
41:BR:51:VAL:HB	41:BR:52:PRO:HD2	1.72	0.70
44:BU:39:ASN:HB3	44:BU:62:ALA:N	2.06	0.70
5:CC:76:ILE:HA	5:CC:83:VAL:HG23	1.73	0.70
6:CD:58:GLN:O	6:CD:62:ARG:HG2	1.91	0.70
12:CJ:47:GLU:O	12:CJ:66:GLU:HG3	1.92	0.70
25:DB:2771:C:H5''	27:DD:207:VAL:HG11	1.72	0.70
27:DD:107:VAL:H	27:DD:205:PRO:HA	1.56	0.70
34:DK:111:PHE:O	34:DK:114:ILE:HG22	1.92	0.70
44:DU:81:ARG:HD2	44:DU:96:LYS:HG3	1.74	0.70
46:DW:17:ALA:HB1	46:DW:36:ILE:HA	1.74	0.70
46:DW:18:LYS:HA	46:DW:36:ILE:HG13	1.73	0.70
7:AE:52:ALA:HB3	7:AE:58:ALA:HB2	1.72	0.70
8:AF:1:MET:HA	8:AF:67:PRO:HA	1.74	0.70
12:AJ:22:THR:HA	12:AJ:25:ILE:HD12	1.73	0.70

*Continued on next page...*

*Continued from previous page...*

Atom-1	Atom-2	Interatomic distance (Å)	Clash overlap (Å)
25:BB:639:U:H2'	25:BB:640:C:C6	2.27	0.70
25:BB:1179:G:H2'	25:BB:1180:U:C6	2.27	0.70
43:BT:29:THR:N	43:BT:91:GLN:HE22	1.90	0.70
46:BW:27:GLY:HA2	46:BW:31:LEU:HD12	1.74	0.70
1:CA:1319:A:H2'	1:CA:1323:G:N7	2.07	0.70
11:CI:8:THR:HG22	11:CI:10:ARG:HH21	1.57	0.70
27:DD:35:THR:HB	27:DD:67:HIS:HE1	1.56	0.70
28:DE:175:ILE:HG13	28:DE:180:LEU:HD21	1.74	0.70
41:DR:77:PHE:HD2	41:DR:84:ARG:HG2	1.55	0.70
43:DT:38:ALA:HB2	43:DT:81:LYS:HZ1	1.55	0.70
1:AA:451:A:H4'	1:AA:452:A:O4'	1.92	0.70
9:AG:87:PRO:HG2	9:AG:151:ALA:HB3	1.74	0.70
11:AI:33:SER:H	11:AI:36:GLN:NE2	1.88	0.70
12:AJ:65:TYR:HA	16:AN:98:ALA:H	1.56	0.70
13:AK:80:ASN:N	13:AK:80:ASN:HD22	1.89	0.70
25:BB:705:A:N6	25:BB:726:G:H1'	2.06	0.70
31:BH:104:THR:HA	31:BH:109:GLU:HG3	1.71	0.70
35:BL:79:LEU:HB2	35:BL:113:ALA:H	1.57	0.70
37:BN:98:LEU:HD12	50:B0:42:ILE:HD11	1.74	0.70
1:CA:1226:C:C5	15:CM:102:LYS:HB3	2.26	0.70
1:CA:1228:C:H5'	15:CM:112:ARG:HB3	1.74	0.70
4:CB:56:LEU:HD22	4:CB:219:THR:HB	1.73	0.70
16:CN:65:GLN:HB3	16:CN:82:LYS:HG2	1.73	0.70
24:DA:89:U:H1'	25:DB:958:U:H2'	1.73	0.70
25:DB:580:U:H2'	25:DB:581:C:H6	1.56	0.70
40:DQ:60:TRP:O	40:DQ:64:ILE:HG12	1.91	0.70
1:AA:723:U:C2	23:AU:48:LYS:HD3	2.27	0.69
1:AA:1333:A:H2'	1:AA:1334:G:O4'	1.92	0.69
1:AA:1346:A:N1	1:AA:1374:A:H5''	2.07	0.69
13:AK:51:PHE:CE1	13:AK:61:ALA:HB1	2.26	0.69
15:AM:95:PRO:HB2	15:AM:99:GLN:NE2	2.06	0.69
25:BB:95:A:C4'	48:BY:38:GLN:HE22	1.99	0.69
25:BB:2306:C:H2'	25:BB:2307:G:H21	1.55	0.69
37:BN:116:VAL:HG13	37:BN:117:ASP:H	1.57	0.69
1:CA:628:G:H2'	1:CA:629:A:H8	1.57	0.69
1:CA:1356:G:H2'	1:CA:1357:A:C8	2.27	0.69
5:CC:119:ILE:HA	5:CC:122:GLN:HE21	1.55	0.69
19:CQ:14:ASP:HA	19:CQ:20:ILE:HD11	1.73	0.69
22:CT:80:ALA:CA	22:CT:83:ASN:HD22	2.02	0.69
25:DB:2073:C:H5''	26:DC:227:VAL:HG12	1.73	0.69
25:DB:2306:C:H3'	25:DB:2307:G:C5'	2.20	0.69

*Continued on next page...*

*Continued from previous page...*

Atom-1	Atom-2	Interatomic distance (Å)	Clash overlap (Å)
25:DB:2336:A:N6	46:DW:40:ARG:NH1	2.40	0.69
27:DD:113:SER:HB2	27:DD:168:GLU:H	1.57	0.69
31:DH:65:ALA:HB1	31:DH:134:VAL:HB	1.73	0.69
40:DQ:91:ARG:NH1	41:DR:10:LYS:HB3	2.07	0.69
43:DT:29:THR:N	43:DT:91:GLN:HE22	1.90	0.69
4:AB:161:PHE:CD2	4:AB:183:PHE:HB2	2.27	0.69
5:AC:71:ARG:NH2	5:AC:73:GLY:HA3	2.05	0.69
25:BB:1794:A:H2'	25:BB:1795:C:C6	2.27	0.69
27:BD:34:VAL:HG21	27:BD:90:PHE:O	1.93	0.69
44:BU:85:ARG:NE	44:BU:85:ARG:HA	2.07	0.69
1:CA:1160:G:H2'	1:CA:1161:C:H6	1.57	0.69
1:AA:184:G:H4'	1:AA:224:U:O3'	1.92	0.69
1:AA:628:G:H2'	1:AA:629:A:H8	1.57	0.69
8:AF:9:MET:HB3	8:AF:57:ALA:HB1	1.75	0.69
25:BB:2356:U:H4'	46:BW:16:GLU:HG3	1.72	0.69
40:BQ:87:VAL:HG12	40:BQ:88:GLU:H	1.57	0.69
43:BT:44:LYS:O	43:BT:48:GLN:HG2	1.91	0.69
44:BU:85:ARG:HD3	44:BU:86:PHE:H	1.57	0.69
8:CF:18:VAL:HG21	8:CF:58:HIS:ND1	2.07	0.69
8:CF:26:THR:HA	8:CF:29:ILE:HD12	1.72	0.69
12:CJ:52:LEU:HA	12:CJ:62:ARG:HA	1.73	0.69
15:CM:94:LEU:HB3	15:CM:95:PRO:HD2	1.73	0.69
25:DB:1386:C:H2'	25:DB:1387:A:C8	2.28	0.69
25:DB:1582:C:H2'	25:DB:1583:A:O4'	1.92	0.69
31:DH:5:LEU:HD13	31:DH:13:GLY:HA2	1.74	0.69
31:DH:116:ARG:O	31:DH:118:PRO:HD3	1.92	0.69
32:DI:105:LEU:HD11	32:DI:139:VAL:HG21	1.73	0.69
40:DQ:29:ARG:O	40:DQ:30:VAL:HB	1.91	0.69
1:AA:1250:A:H4'	11:AI:69:GLY:H	1.57	0.69
7:AE:132:PRO:HA	7:AE:135:VAL:HG22	1.74	0.69
11:AI:86:LEU:HD23	11:AI:93:LEU:HD11	1.74	0.69
22:AT:53:MET:HA	22:AT:56:ILE:HD12	1.75	0.69
23:AU:8:ASN:HD22	23:AU:9:GLU:H	1.39	0.69
27:BD:107:VAL:H	27:BD:205:PRO:HA	1.56	0.69
30:BG:97:VAL:HG11	30:BG:123:GLU:HA	1.74	0.69
43:BT:12:ARG:HA	48:BY:29:ARG:HH12	1.57	0.69
4:CB:44:LYS:NZ	4:CB:47:PRO:HB2	2.07	0.69
10:CH:100:ILE:HD11	10:CH:128:VAL:H	1.56	0.69
25:DB:265:A:O2'	25:DB:266:G:H4'	1.91	0.69
25:DB:363:G:H2'	25:DB:364:C:C6	2.28	0.69
25:DB:796:C:H2'	25:DB:797:G:C8	2.28	0.69

*Continued on next page...*

*Continued from previous page...*

Atom-1	Atom-2	Interatomic distance (Å)	Clash overlap (Å)
27:DD:114:LYS:HD2	27:DD:116:LYS:HE3	1.74	0.69
46:DW:66:VAL:HA	46:DW:81:ILE:HG22	1.73	0.69
1:AA:437:U:H5''	6:AD:151:GLN:NE2	2.07	0.69
5:AC:35:ASP:HB3	5:AC:39:ARG:HH12	1.57	0.69
13:AK:86:LYS:HD2	13:AK:114:PRO:HD3	1.75	0.69
14:AL:42:LYS:HB2	14:AL:88:ASP:HA	1.74	0.69
24:BA:32:U:H1'	24:BA:52:A:N7	2.07	0.69
25:BB:2306:C:H2'	25:BB:2307:G:N2	2.08	0.69
25:BB:2377:A:H2'	25:BB:2378:A:C8	2.27	0.69
34:BK:111:PHE:O	34:BK:114:ILE:HG22	1.92	0.69
45:BV:70:ILE:HD13	45:BV:70:ILE:N	2.07	0.69
1:CA:649:A:H2'	1:CA:650:G:O4'	1.92	0.69
1:CA:1477:U:H2'	1:CA:1478:U:C6	2.27	0.69
8:CF:38:ARG:HD3	8:CF:97:THR:HA	1.73	0.69
15:CM:7:ASN:ND2	15:CM:21:ILE:HA	2.06	0.69
16:CN:29:ILE:H	16:CN:29:ILE:HD12	1.56	0.69
25:DB:543:G:C2	25:DB:545:U:H4'	2.27	0.69
27:DD:106:LYS:HB3	27:DD:206:ALA:HB3	1.72	0.69
28:DE:131:THR:HG22	28:DE:161:ALA:N	2.06	0.69
29:DF:82:TYR:OH	29:DF:84:ILE:HD13	1.92	0.69
35:DL:6:LEU:H	35:DL:6:LEU:HD23	1.57	0.69
37:DN:116:VAL:HG13	37:DN:117:ASP:H	1.55	0.69
39:DP:61:ARG:NH1	39:DP:100:ARG:HA	2.07	0.69
39:DP:88:ARG:HB2	39:DP:112:ARG:HH12	1.58	0.69
1:AA:973:G:H3'	1:AA:974:A:H5''	1.74	0.69
1:AA:1348:U:H4'	11:AI:121:ARG:HH11	1.57	0.69
1:AA:1412:C:H2'	1:AA:1413:A:C8	2.27	0.69
25:BB:2049:G:O2'	25:BB:2050:C:H5'	1.93	0.69
25:BB:2353:G:H1'	46:BW:30:VAL:CG1	2.23	0.69
26:BC:15:VAL:HG22	26:BC:205:GLY:HA3	1.75	0.69
27:BD:5:VAL:H	27:BD:32:ASN:HD21	1.39	0.69
33:BJ:3:THR:HG21	40:BQ:60:TRP:NE1	2.07	0.69
40:BQ:104:ALA:HB1	41:BR:46:GLU:OE2	1.93	0.69
42:BS:24:ILE:HG22	42:BS:71:VAL:HG11	1.74	0.69
46:BW:18:LYS:HA	46:BW:36:ILE:CG1	2.22	0.69
1:CA:184:G:H4'	1:CA:224:U:O3'	1.93	0.69
1:CA:824:G:O4'	10:CH:1:SER:HA	1.92	0.69
5:CC:126:ARG:CZ	5:CC:126:ARG:HA	2.22	0.69
25:DB:1058:U:H1'	32:DI:117:THR:CG2	2.22	0.69
25:DB:1168:G:H2'	25:DB:1169:A:C8	2.28	0.69
45:DV:70:ILE:HG12	45:DV:71:LYS:N	2.05	0.69

*Continued on next page...*



*Continued from previous page...*

Atom-1	Atom-2	Interatomic distance (Å)	Clash overlap (Å)
1:AA:89:U:H2'	1:AA:90:C:C6	2.27	0.69
1:AA:1285:A:H4'	1:AA:1286:U:O2	1.93	0.69
5:AC:83:VAL:O	5:AC:87:ARG:HG3	1.92	0.69
6:AD:90:LEU:HD23	6:AD:93:LEU:HD12	1.75	0.69
7:AE:76:ASN:CG	7:AE:77:ASN:H	1.94	0.69
25:BB:151:C:H2'	25:BB:152:A:C8	2.28	0.69
26:BC:144:GLU:HG3	26:BC:151:GLY:H	1.58	0.69
30:BG:100:ASN:ND2	30:BG:101:VAL:H	1.90	0.69
35:BL:75:ALA:HB2	35:BL:105:ILE:HD12	1.75	0.69
43:BT:55:VAL:HG22	43:BT:87:LEU:HD23	1.74	0.69
43:BT:87:LEU:HB2	43:BT:91:GLN:HG2	1.75	0.69
1:CA:674:G:H2'	1:CA:675:A:H8	1.58	0.69
1:CA:1001:C:H2'	1:CA:1002:G:C8	2.28	0.69
1:CA:1333:A:H2'	1:CA:1334:G:O4'	1.93	0.69
4:CB:63:LYS:HG2	4:CB:64:GLY:N	2.06	0.69
7:CE:50:GLY:CA	7:CE:61:LYS:HB2	2.23	0.69
13:CK:92:ARG:HH21	23:CU:24:LYS:HB2	1.55	0.69
19:CQ:10:ARG:HH11	19:CQ:10:ARG:HB3	1.57	0.69
23:CU:19:LYS:HG2	23:CU:20:ARG:HE	1.58	0.69
25:DB:401:A:H2'	25:DB:402:A:C8	2.28	0.69
25:DB:856:G:H1'	46:DW:23:LYS:HB3	1.73	0.69
25:DB:1272:A:N7	25:DB:1618:A:H1'	2.08	0.69
44:DU:81:ARG:HH21	44:DU:81:ARG:HG3	1.56	0.69
47:DX:50:VAL:HG12	47:DX:51:SER:H	1.57	0.69
1:AA:376:G:H4'	18:AP:5:ARG:HD2	1.74	0.69
1:AA:449:G:H2'	1:AA:450:G:C8	2.28	0.69
1:AA:1137:C:H1'	1:AA:1138:G:C2	2.27	0.69
4:AB:205:ALA:O	4:AB:209:VAL:HG13	1.93	0.69
9:AG:91:ARG:HB3	9:AG:92:PRO:HD2	1.72	0.69
11:AI:39:GLY:HA2	11:AI:44:ARG:HE	1.58	0.69
12:AJ:36:VAL:HA	12:AJ:77:VAL:H	1.57	0.69
15:AM:88:LEU:O	15:AM:91:ARG:HG2	1.93	0.69
19:AQ:75:VAL:HG23	19:AQ:76:ARG:HG2	1.74	0.69
21:AS:36:ARG:HH11	21:AS:36:ARG:HB3	1.58	0.69
25:BB:151:C:H2'	25:BB:152:A:H8	1.57	0.69
25:BB:2073:C:H5''	26:BC:227:VAL:HG12	1.74	0.69
27:BD:106:LYS:HB3	27:BD:206:ALA:HB3	1.73	0.69
29:BF:91:ARG:HD3	29:BF:91:ARG:N	2.08	0.69
31:BH:81:ALA:HB2	31:BH:147:VAL:HB	1.75	0.69
48:BY:17:GLU:HB3	48:BY:53:VAL:HG11	1.73	0.69
1:CA:1148:U:H2'	1:CA:1149:C:O4'	1.92	0.69

*Continued on next page...*

*Continued from previous page...*

Atom-1	Atom-2	Interatomic distance (Å)	Clash overlap (Å)
6:CD:90:LEU:HA	6:CD:93:LEU:HD12	1.75	0.69
6:CD:96:ARG:HH12	6:CD:133:SER:HA	1.57	0.69
9:CG:13:PRO:HB3	9:CG:20:GLU:HG2	1.73	0.69
11:CI:11:ARG:HE	11:CI:12:LYS:HB2	1.57	0.69
20:CR:33:THR:CG2	20:CR:37:LYS:HG2	2.21	0.69
22:CT:66:ILE:HG23	22:CT:70:LYS:HE2	1.73	0.69
25:DB:277:G:H4'	25:DB:278:A:N7	2.07	0.69
25:DB:851:C:H2'	25:DB:852:U:C6	2.27	0.69
25:DB:922:C:O2'	46:DW:25:PHE:HZ	1.74	0.69
33:DJ:93:ILE:O	33:DJ:97:PRO:HG3	1.93	0.69
37:DN:97:ILE:HD12	37:DN:98:LEU:H	1.58	0.69
38:DO:17:LYS:HE2	38:DO:21:LEU:HD21	1.73	0.69
1:AA:1005:A:N6	1:AA:1024:G:H1'	2.07	0.69
1:AA:1151:A:H5'	12:AJ:42:LEU:O	1.93	0.69
18:AP:39:PHE:CZ	18:AP:41:PRO:HG3	2.28	0.69
25:BB:364:C:H2'	25:BB:365:U:C6	2.27	0.69
25:BB:580:U:H2'	25:BB:581:C:C6	2.28	0.69
25:BB:1244:A:H5''	35:BL:8:PRO:HD3	1.75	0.69
25:BB:2306:C:H42	29:BF:38:GLY:HA3	1.57	0.69
29:BF:134:GLN:NE2	29:BF:136:ILE:HD13	2.08	0.69
38:BO:24:THR:HG22	38:BO:42:PRO:HD3	1.75	0.69
43:BT:12:ARG:NH2	48:BY:29:ARG:HE	1.91	0.69
47:BX:26:ARG:O	47:BX:27:ARG:HG2	1.93	0.69
49:BZ:16:LEU:O	49:BZ:19:HIS:HB2	1.93	0.69
53:B3:28:LEU:HD22	53:B3:43:LEU:HB3	1.75	0.69
1:CA:154:U:H2'	1:CA:155:A:C8	2.27	0.69
7:CE:87:VAL:HG13	7:CE:88:HIS:N	2.08	0.69
15:CM:21:ILE:HB	15:CM:24:VAL:CG1	2.23	0.69
22:CT:61:ALA:HA	22:CT:67:HIS:N	2.05	0.69
24:DA:52:A:H2'	24:DA:53:A:H8	1.56	0.69
25:DB:1746:A:H2'	25:DB:1747:U:C6	2.27	0.69
29:DF:139:GLU:CD	29:DF:140:ILE:H	1.96	0.69
42:DS:32:ALA:HA	42:DS:35:ILE:HD11	1.75	0.69
44:DU:58:VAL:HG12	44:DU:59:GLU:N	2.07	0.69
1:AA:1226:C:H4'	1:AA:1227:A:OP1	1.92	0.69
4:AB:15:PHE:O	4:AB:39:ILE:HD12	1.93	0.69
4:AB:98:GLY:HA2	4:AB:101:THR:HG23	1.75	0.69
5:AC:35:ASP:HB3	5:AC:39:ARG:NH1	2.07	0.69
25:BB:2595:G:H1	26:BC:238:ASN:ND2	1.90	0.69
44:BU:81:ARG:HD2	44:BU:96:LYS:HG3	1.74	0.69
1:CA:1226:C:H4'	1:CA:1227:A:OP1	1.93	0.69

*Continued on next page...*



*Continued from previous page...*

Atom-1	Atom-2	Interatomic distance (Å)	Clash overlap (Å)
15:CM:28:ARG:NH1	15:CM:59:VAL:HA	2.07	0.69
18:CP:71:VAL:O	18:CP:75:ILE:HG13	1.92	0.69
23:CU:24:LYS:H	23:CU:28:LEU:HD12	1.57	0.69
27:DD:14:ILE:HG23	27:DD:22:ILE:HB	1.75	0.69
30:DG:126:THR:HG22	30:DG:127:GLN:H	1.58	0.69
37:DN:106:ASP:C	37:DN:108:ALA:H	1.95	0.69
40:DQ:87:VAL:HG12	40:DQ:88:GLU:H	1.58	0.69
40:DQ:105:PHE:HA	40:DQ:108:LEU:HD12	1.73	0.69
1:AA:9:G:H5'	7:AE:107:GLY:HA3	1.74	0.68
18:AP:28:ARG:HG3	18:AP:29:ASN:H	1.57	0.68
21:AS:45:GLY:HA2	21:AS:60:PHE:HB3	1.74	0.68
30:BG:23:ILE:HD11	30:BG:42:VAL:HG11	1.75	0.68
1:CA:1221:G:OP1	21:CS:35:ARG:HD2	1.93	0.68
1:CA:1412:C:H2'	1:CA:1413:A:C8	2.28	0.68
14:CL:34:THR:HG21	14:CL:53:ARG:NH2	2.08	0.68
25:DB:309:A:H4'	44:DU:15:GLY:HA3	1.75	0.68
25:DB:345:A:N3	25:DB:346:A:N1	2.41	0.68
25:DB:1794:A:H2'	25:DB:1795:C:C6	2.28	0.68
34:DK:42:ILE:HD12	34:DK:55:ASP:HB2	1.74	0.68
39:DP:49:ILE:H	39:DP:95:LYS:HE3	1.57	0.68
43:DT:29:THR:CA	43:DT:86:THR:HA	2.22	0.68
1:AA:264:C:H4'	19:AQ:64:ARG:HD2	1.75	0.68
8:AF:38:ARG:HH12	20:AR:23:LYS:NZ	1.90	0.68
10:AH:76:ARG:HD3	10:AH:77:VAL:N	2.08	0.68
11:AI:12:LYS:H	11:AI:105:ARG:NH1	1.90	0.68
19:AQ:11:VAL:HA	19:AQ:22:VAL:HG22	1.75	0.68
25:BB:1022:G:N2	25:BB:1142:A:C2	2.62	0.68
1:CA:723:U:H5'	23:CU:45:LYS:HE3	1.75	0.68
5:CC:183:TYR:HB2	5:CC:200:TRP:CD1	2.29	0.68
11:CI:29:ILE:HD11	11:CI:66:VAL:HG12	1.74	0.68
13:CK:109:ILE:H	23:CU:6:ARG:HD3	1.58	0.68
25:DB:75:G:H4'	48:DY:48:ARG:NH2	2.07	0.68
25:DB:1176:U:H2'	25:DB:1177:G:O4'	1.94	0.68
26:DC:20:ASN:HB2	26:DC:23:LEU:HD13	1.75	0.68
30:DG:97:VAL:HG11	30:DG:123:GLU:HA	1.75	0.68
51:D1:26:LYS:HD3	51:D1:52:LYS:NZ	2.07	0.68
4:AB:58:LYS:HB3	4:AB:62:ARG:CZ	2.23	0.68
7:AE:68:ARG:HD2	7:AE:69:ASN:H	1.57	0.68
7:AE:84:VAL:CG1	7:AE:95:MET:HB2	2.22	0.68
13:AK:19:VAL:HB	13:AK:34:THR:HG22	1.74	0.68
18:AP:1:MET:HB3	18:AP:24:SER:HB3	1.75	0.68

*Continued on next page...*

*Continued from previous page...*

Atom-1	Atom-2	Interatomic distance (Å)	Clash overlap (Å)
25:BB:2336:A:C6	46:BW:40:ARG:HD2	2.28	0.68
28:BE:74:LYS:O	28:BE:76:PRO:HD3	1.91	0.68
30:BG:54:ARG:HD3	30:BG:55:ASP:H	1.58	0.68
30:BG:106:LEU:HD13	30:BG:151:ARG:HB2	1.76	0.68
39:BP:45:VAL:H	39:BP:60:VAL:CG1	2.06	0.68
43:BT:50:LEU:HD22	43:BT:50:LEU:H	1.59	0.68
1:CA:1285:A:H4'	1:CA:1286:U:O2	1.94	0.68
9:CG:110:ARG:HB2	9:CG:118:ARG:HH11	1.59	0.68
11:CI:109:GLN:HG2	11:CI:110:VAL:H	1.57	0.68
25:DB:1059:G:H5'	32:DI:116:MET:HA	1.76	0.68
25:DB:1060:U:O2	25:DB:1088:A:N7	2.27	0.68
25:DB:1447:C:H2'	25:DB:1448:G:C8	2.28	0.68
25:DB:2297:A:C2	25:DB:2320:U:H4'	2.28	0.68
25:DB:2377:A:H2'	25:DB:2378:A:C8	2.28	0.68
25:DB:2742:G:OP1	54:D4:36:ARG:HD2	1.94	0.68
28:DE:48:THR:HG22	28:DE:86:ALA:HB3	1.76	0.68
35:DL:79:LEU:HB2	35:DL:113:ALA:H	1.56	0.68
44:DU:85:ARG:HA	44:DU:85:ARG:NE	2.08	0.68
1:AA:1347:G:H22	1:AA:1373:G:H2'	1.59	0.68
1:AA:1356:G:H2'	1:AA:1357:A:C8	2.29	0.68
13:AK:19:VAL:HG12	13:AK:20:ALA:H	1.57	0.68
16:AN:15:LEU:HD12	16:AN:16:ALA:N	2.07	0.68
27:BD:33:ARG:HD3	27:BD:51:THR:HB	1.76	0.68
27:BD:186:LEU:HD21	39:BP:3:ILE:HD11	1.74	0.68
33:BJ:77:HIS:CD2	33:BJ:84:ILE:H	2.12	0.68
37:BN:73:ASN:HA	37:BN:76:VAL:HG22	1.74	0.68
10:CH:6:ILE:HD11	10:CH:31:LEU:HD23	1.75	0.68
18:CP:67:ILE:HG13	18:CP:71:VAL:HG13	1.75	0.68
25:DB:2498:C:O2'	25:DB:2499:C:H5'	1.93	0.68
27:DD:34:VAL:HG21	27:DD:90:PHE:O	1.93	0.68
30:DG:106:LEU:HD13	30:DG:151:ARG:HB2	1.76	0.68
33:DJ:77:HIS:CD2	33:DJ:84:ILE:H	2.11	0.68
43:DT:55:VAL:HG22	43:DT:87:LEU:HD23	1.75	0.68
46:DW:23:LYS:CD	46:DW:24:ARG:HG3	2.20	0.68
1:AA:1166:G:H2'	1:AA:1168:U:OP2	1.93	0.68
1:AA:1237:C:H3'	1:AA:1336:C:H41	1.58	0.68
5:AC:5:HIS:NE2	5:AC:7:ASN:HB3	2.08	0.68
25:BB:810:U:O4	35:BL:30:THR:HG22	1.94	0.68
25:BB:1060:U:O2	25:BB:1088:A:N7	2.27	0.68
25:BB:1203:U:H3'	25:BB:1204:A:H5''	1.76	0.68
25:BB:1447:C:H2'	25:BB:1448:G:C8	2.28	0.68

*Continued on next page...*

*Continued from previous page...*

Atom-1	Atom-2	Interatomic distance (Å)	Clash overlap (Å)
25:BB:2292:U:H2'	25:BB:2293:G:H8	1.59	0.68
32:BI:7:TYR:HB3	32:BI:59:THR:HA	1.74	0.68
37:BN:97:ILE:HD12	37:BN:98:LEU:H	1.57	0.68
40:BQ:60:TRP:O	40:BQ:64:ILE:HG12	1.93	0.68
42:BS:22:ASP:HA	42:BS:25:ARG:NH1	2.06	0.68
1:CA:505:G:H5'	1:CA:534:U:H2'	1.75	0.68
1:CA:1302:C:OP1	15:CM:16:ILE:HD11	1.92	0.68
5:CC:42:LEU:O	5:CC:46:LEU:HG	1.94	0.68
11:CI:24:ASN:HD22	11:CI:24:ASN:N	1.91	0.68
11:CI:88:GLU:CD	11:CI:89:TYR:H	1.96	0.68
25:DB:2365:G:H4'	46:DW:59:PHE:CD1	2.28	0.68
29:DF:69:ALA:CB	29:DF:78:ILE:HG23	2.24	0.68
46:DW:18:LYS:HA	46:DW:36:ILE:CG1	2.24	0.68
48:DY:17:GLU:HB3	48:DY:53:VAL:HG11	1.74	0.68
48:DY:46:VAL:O	48:DY:50:VAL:HG23	1.93	0.68
1:AA:429:U:H1'	1:AA:430:A:H5''	1.76	0.68
1:AA:437:U:H5''	6:AD:151:GLN:CD	2.13	0.68
1:AA:754:C:H4'	17:AO:71:ARG:HH22	1.59	0.68
4:AB:66:ILE:HB	4:AB:88:GLN:HB3	1.74	0.68
25:BB:849:A:H2'	25:BB:850:U:C6	2.28	0.68
25:BB:1582:C:H2'	25:BB:1583:A:O4'	1.92	0.68
25:BB:2305:U:H1'	29:BF:132:ARG:HA	1.73	0.68
26:BC:124:LYS:HB3	26:BC:127:ASN:ND2	2.08	0.68
30:BG:157:LYS:HD3	30:BG:159:LYS:HD2	1.74	0.68
43:BT:11:LEU:CD2	43:BT:46:ALA:HB1	2.22	0.68
1:CA:973:G:H3'	1:CA:974:A:H5''	1.75	0.68
9:CG:49:LEU:HD22	9:CG:60:ALA:HB1	1.76	0.68
11:CI:94:ARG:NE	11:CI:97:LEU:HD12	2.05	0.68
25:DB:307:G:N2	25:DB:309:A:H3'	2.08	0.68
25:DB:528:A:C2	25:DB:2043:C:H4'	2.28	0.68
25:DB:1060:U:C5	32:DI:131:THR:HG22	2.28	0.68
25:DB:2286:G:H4'	25:DB:2287:A:O4'	1.93	0.68
27:DD:33:ARG:HD3	27:DD:51:THR:HB	1.76	0.68
32:DI:73:PRO:HG2	32:DI:78:LEU:HD21	1.75	0.68
37:DN:47:VAL:O	37:DN:50:PRO:HD2	1.94	0.68
41:DR:1:MET:HB3	41:DR:101:ILE:HG21	1.73	0.68
43:DT:87:LEU:HB2	43:DT:91:GLN:HG2	1.75	0.68
1:AA:1074:G:H5'	4:AB:104:LYS:NZ	2.07	0.68
1:AA:1250:A:H4'	11:AI:69:GLY:N	2.09	0.68
26:BC:28:PRO:HG2	26:BC:33:LEU:HD11	1.75	0.68
28:BE:2:GLU:HG2	28:BE:11:ALA:HB1	1.76	0.68

*Continued on next page...*

*Continued from previous page...*

Atom-1	Atom-2	Interatomic distance (Å)	Clash overlap (Å)
30:BG:38:ASP:CG	30:BG:39:ALA:H	1.96	0.68
1:CA:309:A:O3'	18:CP:30:GLY:HA3	1.94	0.68
1:CA:1118:U:O2	1:CA:1118:U:H2'	1.92	0.68
5:CC:5:HIS:ND1	16:CN:88:MET:HB3	2.09	0.68
15:CM:93:GLY:HA2	15:CM:108:ARG:NH1	2.09	0.68
20:CR:21:ASP:OD1	20:CR:23:LYS:HG3	1.93	0.68
30:DG:38:ASP:CG	30:DG:39:ALA:H	1.96	0.68
30:DG:157:LYS:HD3	30:DG:159:LYS:HD2	1.76	0.68
54:D4:3:VAL:HG23	54:D4:4:ARG:H	1.57	0.68
1:AA:1148:U:H2'	1:AA:1149:C:O4'	1.93	0.68
1:AA:1160:G:H2'	1:AA:1161:C:H6	1.57	0.68
1:AA:1477:U:H2'	1:AA:1478:U:C6	2.29	0.68
30:BG:126:THR:HG22	30:BG:127:GLN:H	1.59	0.68
46:BW:77:LYS:O	46:BW:78:PHE:HB2	1.94	0.68
54:B4:7:VAL:HG23	54:B4:35:GLN:HB2	1.75	0.68
25:DB:1536:C:H1'	25:DB:1537:G:N2	2.08	0.68
31:DH:117:LEU:H	31:DH:117:LEU:HD12	1.58	0.68
33:DJ:12:LYS:HB2	33:DJ:41:LYS:HZ3	1.59	0.68
45:DV:76:ASP:H	45:DV:90:ASP:HB2	1.57	0.68
46:DW:77:LYS:O	46:DW:78:PHE:HB2	1.94	0.68
1:AA:1065:U:H5''	1:AA:1190:G:N2	2.09	0.68
25:BB:2074:U:H2'	25:BB:2075:U:C6	2.29	0.68
25:BB:2336:A:N6	46:BW:40:ARG:CD	2.57	0.68
26:BC:124:LYS:HE2	26:BC:127:ASN:HD21	1.59	0.68
27:BD:148:GLN:CG	27:BD:152:PRO:HG2	2.18	0.68
46:BW:17:ALA:HB1	46:BW:36:ILE:HA	1.75	0.68
4:CB:180:ILE:O	4:CB:182:VAL:HG23	1.93	0.68
25:DB:286:U:H2'	25:DB:287:G:H8	1.59	0.68
25:DB:365:U:H2'	25:DB:366:C:C6	2.29	0.68
5:AC:13:ILE:O	5:AC:14:VAL:HG22	1.93	0.68
9:AG:115:MET:HA	9:AG:118:ARG:HB2	1.76	0.68
14:AL:20:VAL:HG12	14:AL:23:LEU:HB2	1.73	0.68
17:AO:15:GLY:HA2	17:AO:26:VAL:HG22	1.75	0.68
25:BB:1534:U:H2'	25:BB:1536:C:N3	2.08	0.68
25:BB:2328:A:H2'	25:BB:2329:U:C6	2.29	0.68
25:BB:2332:C:H4'	46:BW:40:ARG:HE	1.59	0.68
25:BB:2516:A:O2'	25:BB:2517:C:H5'	1.93	0.68
25:BB:2649:C:H2'	25:BB:2650:U:H6	1.58	0.68
25:BB:2757:A:N1	30:BG:66:THR:HG21	2.09	0.68
37:BN:29:VAL:HG12	37:BN:78:LYS:HD3	1.76	0.68
45:BV:21:ARG:HE	45:BV:87:GLN:HB3	1.59	0.68

*Continued on next page...*

*Continued from previous page...*

Atom-1	Atom-2	Interatomic distance (Å)	Clash overlap (Å)
5:CC:35:ASP:O	5:CC:38:VAL:HG22	1.94	0.68
5:CC:76:ILE:HD13	5:CC:83:VAL:HG21	1.76	0.68
16:CN:23:ARG:HA	16:CN:26:LEU:HD13	1.75	0.68
25:DB:710:U:H2'	25:DB:711:G:H8	1.58	0.68
25:DB:2070:A:H2'	25:DB:2071:A:C8	2.29	0.68
25:DB:2181:U:H2'	25:DB:2182:U:C6	2.29	0.68
25:DB:2332:C:H4'	46:DW:40:ARG:HE	1.58	0.68
28:DE:2:GLU:HG2	28:DE:11:ALA:HB1	1.76	0.68
53:D3:14:LYS:NZ	53:D3:22:LYS:HG2	2.09	0.68
1:AA:98:A:H2'	1:AA:99:C:C6	2.28	0.67
1:AA:205:A:H2'	1:AA:206:C:C6	2.29	0.67
1:AA:216:U:H2'	1:AA:217:C:C6	2.29	0.67
1:AA:428:G:OP2	6:AD:9:LYS:HD2	1.94	0.67
1:AA:723:U:C4	23:AU:48:LYS:HB2	2.29	0.67
1:AA:1001:C:H2'	1:AA:1002:G:C8	2.28	0.67
1:AA:1143:G:H2'	1:AA:1144:G:C8	2.29	0.67
1:AA:1227:A:H8	1:AA:1227:A:H5'	1.59	0.67
5:AC:185:THR:HG23	5:AC:197:VAL:O	1.94	0.67
12:AJ:48:ARG:HD3	12:AJ:48:ARG:H	1.59	0.67
15:AM:52:ILE:HG13	15:AM:56:ARG:HH21	1.58	0.67
25:BB:83:A:N6	25:BB:101:A:H5'	2.10	0.67
25:BB:1169:A:H2'	25:BB:1170:C:C6	2.29	0.67
25:BB:2144:G:N2	25:BB:2147:A:H4'	2.09	0.67
25:BB:2286:G:H4'	25:BB:2287:A:O4'	1.94	0.67
25:BB:2443:C:H2'	25:BB:2444:G:H8	1.59	0.67
26:BC:93:VAL:HG13	26:BC:94:LEU:N	2.08	0.67
35:BL:77:ILE:HG12	35:BL:101:ILE:HD11	1.75	0.67
39:BP:61:ARG:NH1	39:BP:100:ARG:HA	2.10	0.67
40:BQ:56:PHE:C	40:BQ:58:GLN:H	1.94	0.67
1:CA:1071:C:H2'	1:CA:1072:G:C8	2.28	0.67
4:CB:163:ILE:HA	4:CB:185:ILE:HD11	1.75	0.67
19:CQ:10:ARG:HG2	19:CQ:57:VAL:HG22	1.75	0.67
25:DB:581:C:H2'	25:DB:582:A:H8	1.59	0.67
25:DB:1591:A:H2'	25:DB:1592:C:C6	2.29	0.67
37:DN:73:ASN:HA	37:DN:76:VAL:HG22	1.76	0.67
38:DO:105:ALA:C	38:DO:107:ALA:H	1.97	0.67
1:AA:1056:U:OP1	5:AC:161:ILE:HA	1.94	0.67
11:AI:20:ILE:H	11:AI:20:ILE:HD12	1.58	0.67
12:AJ:29:ALA:HB1	12:AJ:83:THR:HB	1.75	0.67
24:BA:75:G:H4'	45:BV:29:ILE:HG21	1.76	0.67
25:BB:172:A:H2'	25:BB:173:A:H8	1.59	0.67

*Continued on next page...*

*Continued from previous page...*

Atom-1	Atom-2	Interatomic distance (Å)	Clash overlap (Å)
25:BB:1506:U:H2'	25:BB:1507:C:C6	2.29	0.67
25:BB:2064:C:H2'	25:BB:2065:C:C6	2.29	0.67
25:BB:2771:C:H5''	27:BD:207:VAL:HG11	1.76	0.67
1:CA:270:A:H2'	1:CA:271:C:C6	2.29	0.67
1:CA:423:G:H2'	1:CA:424:G:C4'	2.24	0.67
1:CA:1370:G:O2'	1:CA:1371:G:H5'	1.94	0.67
10:CH:76:ARG:HA	10:CH:126:CYS:HB2	1.75	0.67
25:DB:849:A:H2'	25:DB:850:U:C6	2.29	0.67
25:DB:1021:A:H62	25:DB:1141:U:H3	1.40	0.67
25:DB:1203:U:H3'	25:DB:1204:A:H5''	1.75	0.67
25:DB:1727:C:H2'	25:DB:1728:C:C6	2.28	0.67
25:DB:2141:G:H2'	25:DB:2142:A:H8	1.58	0.67
26:DC:131:MET:HA	26:DC:134:ILE:HG12	1.77	0.67
31:DH:93:SER:OG	31:DH:122:LEU:HB3	1.92	0.67
43:DT:12:ARG:NH2	48:DY:29:ARG:HE	1.92	0.67
4:AB:112:ARG:O	4:AB:116:LEU:HB2	1.95	0.67
6:AD:56:GLU:HA	6:AD:59:LYS:HE3	1.76	0.67
8:AF:38:ARG:HB3	8:AF:63:ASN:HB2	1.75	0.67
13:AK:82:GLU:HB2	13:AK:108:ASN:O	1.93	0.67
25:BB:309:A:H4'	44:BU:15:GLY:HA3	1.75	0.67
25:BB:651:G:OP1	53:B3:18:LYS:HG3	1.94	0.67
25:BB:1381:G:C2'	25:BB:1382:G:H5'	2.23	0.67
25:BB:1386:C:H2'	25:BB:1387:A:C8	2.29	0.67
25:BB:2365:G:H4'	46:BW:59:PHE:CD1	2.28	0.67
27:BD:14:ILE:HG23	27:BD:22:ILE:HB	1.75	0.67
27:BD:38:LYS:HZ1	27:BD:42:ASN:HB2	1.58	0.67
35:BL:6:LEU:HD23	35:BL:6:LEU:H	1.58	0.67
36:BM:71:LYS:HD3	36:BM:95:LEU:HD13	1.76	0.67
38:BO:7:ARG:HA	38:BO:10:ARG:HH22	1.56	0.67
38:BO:105:ALA:C	38:BO:107:ALA:H	1.95	0.67
40:BQ:91:ARG:NH1	41:BR:10:LYS:HB3	2.10	0.67
44:BU:15:GLY:HA3	44:BU:16:LYS:HZ2	1.59	0.67
11:CI:9:GLY:O	11:CI:15:ALA:HA	1.95	0.67
13:CK:16:SER:N	13:CK:78:ILE:HG22	2.09	0.67
14:CL:85:ARG:HB3	14:CL:93:ARG:HA	1.75	0.67
25:DB:2356:U:H4'	46:DW:16:GLU:HG3	1.75	0.67
36:DM:71:LYS:HD3	36:DM:95:LEU:HD13	1.76	0.67
40:DQ:94:LEU:CD1	41:DR:13:ARG:HB2	2.24	0.67
47:DX:30:PRO:HB2	47:DX:32:LEU:HD13	1.76	0.67
48:DY:48:ARG:HH11	48:DY:48:ARG:HB2	1.60	0.67
1:AA:87:C:H2'	1:AA:88:U:H4'	1.76	0.67

*Continued on next page...*



*Continued from previous page...*

Atom-1	Atom-2	Interatomic distance (Å)	Clash overlap (Å)
4:AB:58:LYS:HB3	4:AB:62:ARG:NH2	2.10	0.67
4:AB:79:VAL:HG23	4:AB:213:LEU:HD21	1.76	0.67
5:AC:90:VAL:HA	5:AC:93:ILE:HG22	1.74	0.67
14:AL:30:ARG:HG2	14:AL:31:GLY:H	1.59	0.67
19:AQ:24:ILE:HB	19:AQ:41:THR:HB	1.77	0.67
28:BE:48:THR:HG22	28:BE:86:ALA:HB3	1.77	0.67
5:CC:106:ARG:HB3	5:CC:106:ARG:NH1	2.10	0.67
6:CD:84:ASN:ND2	6:CD:85:THR:H	1.92	0.67
8:CF:32:ALA:HB1	8:CF:70:VAL:HG11	1.74	0.67
17:CO:32:THR:HA	17:CO:62:ARG:HH11	1.60	0.67
21:CS:62:THR:CG2	21:CS:64:GLU:HG2	2.24	0.67
24:DA:98:G:N1	45:DV:14:LYS:HB2	2.09	0.67
25:DB:2900:A:H2'	25:DB:2901:C:C6	2.29	0.67
26:DC:124:LYS:HE2	26:DC:127:ASN:HD21	1.59	0.67
26:DC:245:THR:O	26:DC:247:TRP:N	2.26	0.67
1:AA:308:C:H2'	1:AA:309:A:H8	1.59	0.67
1:AA:672:U:H2'	1:AA:673:A:H8	1.59	0.67
1:AA:812:G:N3	1:AA:812:G:H2'	2.08	0.67
1:AA:946:A:H2'	1:AA:947:G:C8	2.29	0.67
1:AA:1254:A:H5'	1:AA:1356:G:H4'	1.77	0.67
11:AI:126:PHE:HB2	11:AI:129:ARG:HG3	1.75	0.67
14:AL:29:LYS:H	14:AL:81:ILE:HG22	1.59	0.67
24:BA:7:G:H1'	38:BO:38:GLN:HE22	1.58	0.67
25:BB:1174:U:O3'	25:BB:1176:U:H1'	1.94	0.67
25:BB:1591:A:H2'	25:BB:1592:C:C6	2.29	0.67
30:BG:145:ALA:HA	30:BG:148:ARG:HE	1.58	0.67
41:BR:77:PHE:HD2	41:BR:84:ARG:HG2	1.60	0.67
47:BX:44:ARG:HG2	47:BX:45:PHE:N	2.09	0.67
52:B2:30:VAL:HA	52:B2:33:ARG:NH2	2.10	0.67
1:CA:598:U:H4'	10:CH:85:TYR:CG	2.29	0.67
7:CE:100:GLU:HB3	7:CE:121:ASN:HB3	1.76	0.67
8:CF:29:ILE:HD13	8:CF:64:VAL:HG21	1.75	0.67
21:CS:38:THR:HG22	21:CS:39:ILE:H	1.59	0.67
25:DB:2021:C:OP1	50:D0:8:THR:HG21	1.94	0.67
26:DC:16:VAL:H	26:DC:203:VAL:HG12	1.59	0.67
27:DD:148:GLN:CG	27:DD:152:PRO:HG2	2.16	0.67
39:DP:75:THR:HG23	39:DP:76:HIS:N	2.06	0.67
42:DS:17:VAL:C	42:DS:19:LEU:H	1.98	0.67
1:AA:736:C:H2'	1:AA:737:C:C6	2.30	0.67
1:AA:959:A:N3	1:AA:985:C:H1'	2.10	0.67
9:AG:78:ARG:HD2	9:AG:79:VAL:N	2.10	0.67

*Continued on next page...*

*Continued from previous page...*

Atom-1	Atom-2	Interatomic distance (Å)	Clash overlap (Å)
12:AJ:65:TYR:HD2	16:AN:97:LYS:HA	1.59	0.67
35:BL:124:GLY:N	35:BL:143:GLU:HG3	2.10	0.67
36:BM:4:PRO:HG2	36:BM:70:ASP:HA	1.77	0.67
37:BN:106:ASP:C	37:BN:108:ALA:H	1.96	0.67
1:CA:205:A:H2'	1:CA:206:C:C6	2.30	0.67
1:CA:720:C:C4'	20:CR:38:ILE:HD11	2.25	0.67
1:CA:959:A:N3	1:CA:985:C:H1'	2.08	0.67
1:CA:1111:A:N1	5:CC:176:THR:HG22	2.10	0.67
14:CL:49:ARG:HG3	14:CL:65:TYR:CE2	2.29	0.67
25:DB:155:A:H2'	25:DB:156:A:C8	2.30	0.67
25:DB:172:A:H2'	25:DB:173:A:C8	2.30	0.67
25:DB:2472:G:O6	25:DB:2476:A:H4'	1.95	0.67
36:DM:6:ARG:HD2	36:DM:8:LYS:NZ	2.10	0.67
36:DM:34:LYS:HB3	36:DM:129:THR:HG22	1.77	0.67
39:DP:45:VAL:H	39:DP:60:VAL:HG13	1.59	0.67
39:DP:59:THR:H	39:DP:72:VAL:HA	1.59	0.67
1:AA:859:G:H2'	1:AA:860:A:C8	2.29	0.67
1:AA:1342:C:H5''	11:AI:129:ARG:HH21	1.60	0.67
4:AB:166:ASP:CG	4:AB:190:SER:HA	2.15	0.67
10:AH:11:THR:HG23	10:AH:14:ARG:HH12	1.59	0.67
14:AL:3:VAL:HG23	14:AL:4:ASN:H	1.59	0.67
14:AL:38:THR:HG22	14:AL:48:LEU:HB2	1.75	0.67
25:BB:181:A:H2'	25:BB:182:A:C8	2.30	0.67
25:BB:215:G:H4'	25:BB:216:A:H4'	1.77	0.67
25:BB:710:U:H2'	25:BB:711:G:C8	2.29	0.67
25:BB:871:U:H2'	25:BB:872:U:H6	1.59	0.67
25:BB:962:G:N2	25:BB:2250:G:H1	1.91	0.67
31:BH:94:ILE:HG23	31:BH:98:ASP:CB	2.24	0.67
44:BU:81:ARG:HH21	44:BU:81:ARG:HG3	1.59	0.67
50:B0:2:VAL:HG23	50:B0:3:GLN:O	1.95	0.67
4:CB:122:ASP:HB3	4:CB:124:THR:HG22	1.75	0.67
7:CE:147:ASN:ND2	10:CH:70:VAL:HA	2.10	0.67
25:DB:139:U:H3	43:DT:1:MET:HG2	1.59	0.67
25:DB:151:C:H2'	25:DB:152:A:C8	2.30	0.67
34:DK:75:VAL:H	39:DP:72:VAL:HG23	1.60	0.67
39:DP:5:LYS:HA	39:DP:8:GLU:HB2	1.77	0.67
53:D3:28:LEU:HD22	53:D3:43:LEU:HB3	1.75	0.67
1:AA:505:G:H5'	1:AA:534:U:H2'	1.77	0.67
1:AA:664:G:H5''	20:AR:52:ARG:NH1	2.08	0.67
1:AA:1370:G:O2'	1:AA:1371:G:H5'	1.95	0.67
5:AC:5:HIS:ND1	16:AN:88:MET:HB3	2.10	0.67

*Continued on next page...*



*Continued from previous page...*

Atom-1	Atom-2	Interatomic distance (Å)	Clash overlap (Å)
7:AE:13:LYS:HZ1	7:AE:112:ALA:HA	1.60	0.67
8:AF:45:ARG:O	8:AF:56:LYS:HG3	1.94	0.67
12:AJ:40:ILE:HG13	12:AJ:41:PRO:HD2	1.77	0.67
18:AP:26:ASN:ND2	18:AP:31:ARG:HB3	2.10	0.67
25:BB:401:A:H2'	25:BB:402:A:C8	2.29	0.67
25:BB:1993:U:H4'	27:BD:133:THR:HG21	1.77	0.67
26:BC:158:GLY:H	26:BC:194:VAL:HG13	1.60	0.67
32:BI:10:LEU:HD13	32:BI:12:VAL:HG13	1.75	0.67
1:CA:443:C:H2'	1:CA:444:G:H8	1.60	0.67
1:CA:449:G:H2'	1:CA:450:G:C8	2.29	0.67
4:CB:66:ILE:O	4:CB:89:PHE:HB2	1.93	0.67
25:DB:1174:U:O2'	25:DB:1175:A:H3'	1.94	0.67
29:DF:122:ASP:HB2	29:DF:126:ASN:OD1	1.94	0.67
30:DG:85:LYS:O	30:DG:85:LYS:HG2	1.95	0.67
18:AP:10:GLY:HA3	18:AP:16:PHE:H	1.60	0.67
25:BB:796:C:H2'	25:BB:797:G:C8	2.29	0.67
25:BB:1810:A:H2'	25:BB:1811:G:O4'	1.93	0.67
25:BB:2880:C:H1'	37:BN:93:GLY:H	1.58	0.67
27:BD:182:ALA:C	27:BD:184:ARG:H	1.97	0.67
29:BF:69:ALA:CB	29:BF:78:ILE:HG23	2.24	0.67
35:BL:78:ARG:HB3	35:BL:113:ALA:HB2	1.77	0.67
35:BL:79:LEU:HG	35:BL:112:LEU:HA	1.74	0.67
39:BP:45:VAL:H	39:BP:60:VAL:HG13	1.60	0.67
47:BX:39:VAL:HG21	47:BX:42:GLU:HB3	1.77	0.67
52:B2:33:ARG:HB2	52:B2:33:ARG:HH21	1.60	0.67
1:CA:1300:G:H1'	1:CA:1301:U:C5	2.29	0.67
4:CB:29:PHE:HB2	4:CB:44:LYS:HG2	1.77	0.67
14:CL:98:ARG:HG3	14:CL:104:SER:O	1.95	0.67
15:CM:13:HIS:HB2	15:CM:16:ILE:HG22	1.75	0.67
25:DB:2328:A:H2'	25:DB:2329:U:C6	2.30	0.67
33:DJ:25:LEU:HD22	33:DJ:26:GLY:H	1.60	0.67
36:DM:12:MET:HE1	36:DM:71:LYS:HD2	1.77	0.67
42:DS:22:ASP:HA	42:DS:25:ARG:NH1	2.09	0.67
12:AJ:84:VAL:HG23	12:AJ:85:ASP:H	1.59	0.67
25:BB:1551:A:H3'	25:BB:1552:A:H5''	1.76	0.67
25:BB:2092:U:H4'	25:BB:2093:G:O5'	1.95	0.67
25:BB:2810:A:H2'	25:BB:2811:G:O4'	1.95	0.67
1:CA:278:G:H21	1:CA:279:A:H62	1.42	0.67
13:CK:30:ILE:HA	13:CK:45:THR:HB	1.75	0.67
18:CP:17:TYR:H	18:CP:17:TYR:HD1	1.43	0.67
25:DB:1506:U:H2'	25:DB:1507:C:C6	2.29	0.67

*Continued on next page...*

*Continued from previous page...*

Atom-1	Atom-2	Interatomic distance (Å)	Clash overlap (Å)
26:DC:93:VAL:HG13	26:DC:94:LEU:N	2.09	0.67
38:DO:7:ARG:HA	38:DO:10:ARG:HH22	1.60	0.67
43:DT:8:LEU:HD21	43:DT:46:ALA:HA	1.75	0.67
45:DV:42:LEU:HD11	45:DV:89:ILE:HD11	1.76	0.67
48:DY:56:LEU:HA	48:DY:59:GLU:HG3	1.77	0.67
1:AA:105:G:H2'	1:AA:106:C:C6	2.29	0.66
1:AA:278:G:H21	1:AA:279:A:H62	1.42	0.66
1:AA:1273:C:H2'	1:AA:1274:A:O4'	1.95	0.66
1:AA:1300:G:H1'	1:AA:1301:U:C5	2.29	0.66
24:BA:98:G:H1	45:BV:14:LYS:HB2	1.60	0.66
28:BE:175:ILE:HG13	28:BE:180:LEU:HD21	1.77	0.66
1:CA:1412:C:H2'	1:CA:1413:A:H8	1.60	0.66
5:CC:61:LYS:HA	5:CC:61:LYS:NZ	2.10	0.66
6:CD:166:LYS:HZ2	6:CD:166:LYS:HB3	1.60	0.66
8:CF:54:LEU:HD22	8:CF:55:HIS:N	2.08	0.66
9:CG:55:LYS:HG2	9:CG:59:GLU:CD	2.15	0.66
18:CP:18:GLN:NE2	18:CP:38:PHE:HB3	2.10	0.66
19:CQ:44:HIS:O	19:CQ:70:LYS:HG3	1.94	0.66
25:DB:1639:C:C2'	25:DB:1640:A:H5''	2.25	0.66
25:DB:2595:G:H1	26:DC:238:ASN:HD21	1.41	0.66
31:DH:66:ASN:HA	31:DH:138:VAL:HG11	1.77	0.66
32:DI:2:LYS:O	32:DI:3:LYS:HG3	1.94	0.66
47:DX:44:ARG:HG2	47:DX:45:PHE:N	2.09	0.66
48:DY:32:ALA:HB2	48:DY:37:LEU:HD12	1.77	0.66
7:AE:152:VAL:HA	7:AE:155:LYS:NZ	2.10	0.66
9:AG:16:LYS:HA	9:AG:16:LYS:NZ	2.11	0.66
29:BF:82:TYR:OH	29:BF:84:ILE:HD13	1.95	0.66
4:CB:213:LEU:O	4:CB:216:VAL:HG23	1.94	0.66
15:CM:15:VAL:HG22	15:CM:40:GLU:HB2	1.76	0.66
25:DB:1534:U:H2'	25:DB:1536:C:N3	2.10	0.66
25:DB:2438:U:O2'	25:DB:2439:A:H5''	1.94	0.66
26:DC:14:HIS:O	26:DC:203:VAL:HG11	1.95	0.66
26:DC:68:ARG:HB3	26:DC:128:THR:HG21	1.76	0.66
46:DW:27:GLY:HA2	46:DW:31:LEU:HD12	1.77	0.66
14:AL:49:ARG:HB3	14:AL:65:TYR:HE1	1.61	0.66
25:BB:1283:G:N2	25:BB:1286:A:H5'	2.10	0.66
26:BC:171:VAL:HG23	26:BC:185:ALA:HB2	1.76	0.66
31:BH:81:ALA:HA	31:BH:146:VAL:HA	1.75	0.66
39:BP:6:GLN:O	39:BP:10:GLU:HB2	1.95	0.66
39:BP:49:ILE:H	39:BP:95:LYS:HE3	1.60	0.66
47:BX:37:PHE:HE2	47:BX:50:VAL:HG21	1.60	0.66

*Continued on next page...*

*Continued from previous page...*

Atom-1	Atom-2	Interatomic distance (Å)	Clash overlap (Å)
1:CA:105:G:H2'	1:CA:106:C:C6	2.31	0.66
1:CA:1367:C:H5'	12:CJ:62:ARG:HH12	1.61	0.66
6:CD:77:GLU:O	6:CD:80:ARG:HG2	1.95	0.66
7:CE:19:ARG:HD2	7:CE:30:PHE:HA	1.77	0.66
7:CE:98:ALA:HB3	7:CE:123:LEU:H	1.61	0.66
11:CI:11:ARG:HD3	11:CI:106:ASP:HB3	1.75	0.66
18:CP:4:ILE:HG23	18:CP:21:VAL:HG22	1.78	0.66
25:DB:125:A:H3'	25:DB:126:A:H5''	1.77	0.66
25:DB:215:G:H4'	25:DB:216:A:H4'	1.77	0.66
25:DB:594:U:H2'	25:DB:595:C:C6	2.29	0.66
25:DB:2292:U:H2'	25:DB:2293:G:H8	1.59	0.66
28:DE:104:ALA:O	28:DE:108:ILE:HG22	1.95	0.66
35:DL:124:GLY:N	35:DL:143:GLU:HG3	2.11	0.66
1:AA:1118:U:H2'	1:AA:1118:U:O2	1.93	0.66
1:AA:1412:C:H2'	1:AA:1413:A:H8	1.60	0.66
7:AE:37:VAL:HA	7:AE:47:PHE:HA	1.76	0.66
25:BB:309:A:H4'	44:BU:16:LYS:NZ	2.10	0.66
25:BB:594:U:H2'	25:BB:595:C:C6	2.30	0.66
25:BB:1138:G:H2'	25:BB:1139:G:O4'	1.95	0.66
25:BB:2472:G:O6	25:BB:2476:A:H4'	1.96	0.66
26:BC:245:THR:O	26:BC:247:TRP:N	2.27	0.66
36:BM:6:ARG:HD2	36:BM:8:LYS:NZ	2.10	0.66
37:BN:47:VAL:O	37:BN:50:PRO:HD2	1.94	0.66
39:BP:88:ARG:HB2	39:BP:112:ARG:HH12	1.59	0.66
43:BT:29:THR:CA	43:BT:86:THR:HA	2.23	0.66
46:BW:17:ALA:O	46:BW:18:LYS:HB2	1.96	0.66
1:CA:129:A:H1'	1:CA:130:A:C8	2.30	0.66
1:CA:429:U:H1'	1:CA:430:A:H5''	1.76	0.66
1:CA:513:C:H2'	1:CA:514:C:C6	2.31	0.66
8:CF:50:PRO:HA	8:CF:55:HIS:HB3	1.77	0.66
9:CG:72:VAL:H	9:CG:141:HIS:CE1	2.06	0.66
11:CI:18:VAL:HG11	11:CI:81:GLY:HA3	1.77	0.66
14:CL:34:THR:HG21	14:CL:53:ARG:HH21	1.60	0.66
15:CM:80:MET:HE1	15:CM:90:HIS:CB	2.25	0.66
22:CT:56:ILE:HD12	22:CT:56:ILE:H	1.60	0.66
25:DB:151:C:H2'	25:DB:152:A:H8	1.59	0.66
25:DB:710:U:H2'	25:DB:711:G:C8	2.30	0.66
25:DB:1551:A:H3'	25:DB:1552:A:H5''	1.76	0.66
29:DF:66:ILE:HA	29:DF:85:GLY:O	1.95	0.66
31:DH:70:GLU:OE1	31:DH:71:LYS:HD3	1.96	0.66
1:AA:309:A:H2'	1:AA:310:G:H8	1.59	0.66

*Continued on next page...*

*Continued from previous page...*

Atom-1	Atom-2	Interatomic distance (Å)	Clash overlap (Å)
1:AA:1057:G:H5''	5:AC:153:SER:HB3	1.77	0.66
1:AA:1241:G:H2'	1:AA:1242:G:H8	1.60	0.66
12:AJ:57:VAL:HG22	12:AJ:58:ASN:H	1.59	0.66
18:AP:42:ILE:HG22	18:AP:43:ALA:N	2.11	0.66
25:BB:2145:C:H5'	25:BB:2147:A:OP2	1.96	0.66
26:BC:229:HIS:ND1	26:BC:230:PRO:HD2	2.10	0.66
29:BF:11:VAL:HG12	29:BF:12:VAL:N	2.09	0.66
48:BY:48:ARG:HB2	48:BY:48:ARG:HH11	1.60	0.66
7:CE:85:LYS:HG2	7:CE:86:GLY:H	1.59	0.66
13:CK:63:GLN:O	13:CK:67:GLU:HG2	1.96	0.66
15:CM:64:VAL:HG23	15:CM:65:GLU:HG2	1.77	0.66
17:CO:77:TYR:OH	17:CO:87:ARG:HD2	1.94	0.66
25:DB:2649:C:H2'	25:DB:2650:U:H6	1.61	0.66
27:DD:34:VAL:HG12	27:DD:48:ILE:HD11	1.76	0.66
28:DE:181:ILE:HD11	35:DL:2:ARG:C	2.15	0.66
49:DZ:16:LEU:O	49:DZ:19:HIS:HB2	1.95	0.66
6:AD:55:ARG:HA	6:AD:55:ARG:CZ	2.25	0.66
8:AF:38:ARG:HH12	20:AR:23:LYS:HZ2	1.42	0.66
13:AK:20:ALA:HB2	13:AK:33:ILE:HG23	1.76	0.66
14:AL:33:CYS:N	14:AL:54:VAL:HG13	2.10	0.66
17:AO:52:ARG:O	17:AO:55:LEU:HB3	1.95	0.66
22:AT:19:HIS:O	22:AT:23:ARG:HG2	1.96	0.66
24:BA:49:C:H2'	24:BA:50:A:C8	2.30	0.66
24:BA:52:A:H2'	24:BA:53:A:H8	1.59	0.66
25:BB:1061:U:O4	32:BI:10:LEU:HA	1.96	0.66
25:BB:2022:U:O4	50:B0:5:ASN:HB2	1.95	0.66
25:BB:2743:U:H2'	25:BB:2744:G:O4'	1.95	0.66
38:BO:17:LYS:HE2	38:BO:21:LEU:HD21	1.76	0.66
1:CA:216:U:H2'	1:CA:217:C:C6	2.30	0.66
1:CA:1166:G:H2'	1:CA:1168:U:OP2	1.94	0.66
1:CA:1191:A:H5''	5:CC:3:LYS:HZ3	1.60	0.66
5:CC:106:ARG:N	5:CC:106:ARG:HD2	2.11	0.66
6:CD:12:ARG:HA	6:CD:33:ILE:HG13	1.78	0.66
8:CF:14:GLN:HE21	8:CF:83:ALA:HA	1.60	0.66
25:DB:2065:C:H2'	25:DB:2066:C:C6	2.30	0.66
25:DB:2341:G:H2'	25:DB:2342:C:C6	2.30	0.66
26:DC:216:ARG:HH11	26:DC:216:ARG:HG3	1.61	0.66
36:DM:34:LYS:NZ	45:DV:82:TYR:HA	2.10	0.66
39:DP:88:ARG:HB2	39:DP:112:ARG:NH1	2.11	0.66
53:D3:14:LYS:HZ2	53:D3:22:LYS:HG2	1.60	0.66
1:AA:87:C:N3	1:AA:88:U:H1'	2.09	0.66

*Continued on next page...*

*Continued from previous page...*

Atom-1	Atom-2	Interatomic distance (Å)	Clash overlap (Å)
1:AA:1191:A:OP1	5:AC:2:GLN:HB3	1.95	0.66
10:AH:94:VAL:CG2	10:AH:101:ALA:HB2	2.26	0.66
11:AI:11:ARG:HA	11:AI:105:ARG:CZ	2.26	0.66
16:AN:59:GLN:H	16:AN:59:GLN:HE21	1.44	0.66
18:AP:10:GLY:HA3	18:AP:16:PHE:N	2.10	0.66
25:BB:2015:A:C2	50:B0:2:VAL:HG12	2.31	0.66
25:BB:2151:U:H2'	25:BB:2152:G:O4'	1.94	0.66
25:BB:2803:G:H2'	25:BB:2804:U:C6	2.31	0.66
26:BC:16:VAL:H	26:BC:203:VAL:HG12	1.59	0.66
26:BC:68:ARG:HB3	26:BC:128:THR:HG21	1.78	0.66
31:BH:90:LEU:HD22	31:BH:123:ARG:HB2	1.78	0.66
33:BJ:93:ILE:O	33:BJ:97:PRO:HG3	1.96	0.66
41:BR:19:THR:HG22	41:BR:97:LYS:HA	1.77	0.66
1:CA:764:C:H2'	1:CA:765:G:H5'	1.78	0.66
1:CA:812:G:H2'	1:CA:812:G:N3	2.09	0.66
1:CA:1143:G:H2'	1:CA:1144:G:C8	2.30	0.66
4:CB:69:VAL:H	4:CB:79:VAL:HG21	1.61	0.66
4:CB:80:LYS:HG3	4:CB:81:ASP:H	1.61	0.66
9:CG:110:ARG:HE	9:CG:122:GLU:HB2	1.61	0.66
25:DB:962:G:N2	25:DB:2250:G:H1	1.93	0.66
25:DB:1022:G:N2	25:DB:1142:A:C2	2.63	0.66
25:DB:1175:A:H2'	25:DB:1176:U:O4'	1.95	0.66
25:DB:1324:G:H1'	25:DB:1616:A:N6	2.11	0.66
25:DB:2091:C:H3'	25:DB:2092:U:C5'	2.26	0.66
25:DB:2835:A:H61	25:DB:2878:U:H2'	1.61	0.66
27:DD:38:LYS:HZ1	27:DD:42:ASN:HB2	1.60	0.66
44:DU:85:ARG:HD3	44:DU:86:PHE:H	1.59	0.66
54:D4:7:VAL:HG23	54:D4:35:GLN:HB2	1.76	0.66
1:AA:555:U:H2'	1:AA:556:C:C6	2.31	0.66
4:AB:19:THR:OG1	4:AB:36:LYS:HB3	1.96	0.66
4:AB:69:VAL:HA	4:AB:91:VAL:HG23	1.78	0.66
5:AC:27:GLU:CD	5:AC:27:GLU:H	1.99	0.66
7:AE:22:LYS:O	7:AE:28:ARG:HG3	1.94	0.66
7:AE:68:ARG:HD2	7:AE:69:ASN:N	2.09	0.66
14:AL:41:PRO:HD3	14:AL:47:ALA:O	1.95	0.66
17:AO:32:THR:OG1	17:AO:86:LEU:HD11	1.96	0.66
25:BB:2336:A:N6	46:BW:40:ARG:HH11	1.93	0.66
7:CE:84:VAL:HB	7:CE:144:GLU:N	2.11	0.66
18:CP:5:ARG:NH2	18:CP:24:SER:HA	2.10	0.66
25:DB:1810:A:H2'	25:DB:1811:G:O4'	1.95	0.66
25:DB:2294:G:OP1	38:DO:10:ARG:HD3	1.96	0.66

*Continued on next page...*

*Continued from previous page...*

Atom-1	Atom-2	Interatomic distance (Å)	Clash overlap (Å)
1:AA:423:G:H2'	1:AA:424:G:C4'	2.26	0.66
1:AA:443:C:H2'	1:AA:444:G:H8	1.61	0.66
1:AA:476:U:H2'	1:AA:477:C:C6	2.31	0.66
1:AA:605:U:H2'	1:AA:606:G:H8	1.61	0.66
1:AA:731:G:H5'	1:AA:766:A:H4'	1.77	0.66
7:AE:89:THR:HG22	7:AE:90:GLY:H	1.60	0.66
25:BB:633:A:H8	25:BB:633:A:O5'	1.79	0.66
25:BB:2297:A:C2	25:BB:2320:U:H4'	2.30	0.66
34:BK:75:VAL:H	39:BP:72:VAL:HG23	1.59	0.66
42:BS:17:VAL:C	42:BS:19:LEU:H	1.99	0.66
48:BY:46:VAL:O	48:BY:50:VAL:HG23	1.95	0.66
1:CA:309:A:H2'	1:CA:310:G:H8	1.59	0.66
1:CA:502:A:H4'	1:CA:550:G:H4'	1.78	0.66
25:DB:1469:A:H2'	25:DB:1470:A:H8	1.57	0.66
26:DC:103:ILE:HG22	26:DC:105:ALA:H	1.61	0.66
26:DC:173:LEU:H	26:DC:173:LEU:HD22	1.61	0.66
30:DG:148:ARG:HA	30:DG:161:VAL:HB	1.77	0.66
35:DL:124:GLY:H	35:DL:143:GLU:CB	2.09	0.66
42:DS:24:ILE:HG22	42:DS:71:VAL:HG11	1.77	0.66
44:DU:90:LYS:HE2	44:DU:92:VAL:HG22	1.78	0.66
1:AA:1103:C:H5''	4:AB:96:LEU:HD21	1.78	0.66
1:AA:1309:G:H2'	1:AA:1310:G:C8	2.31	0.66
11:AI:60:LEU:HD11	11:AI:89:TYR:CD2	2.32	0.66
15:AM:41:ASP:O	15:AM:42:VAL:HG22	1.95	0.66
19:AQ:10:ARG:NH1	19:AQ:55:GLY:H	1.93	0.66
25:BB:322:A:H5'	25:BB:340:A:H1'	1.77	0.66
25:BB:1000:A:H2'	25:BB:1001:A:C8	2.31	0.66
25:BB:1939:U:H5'	25:BB:1939:U:H6	1.61	0.66
25:BB:2547:A:H2'	25:BB:2548:U:C6	2.31	0.66
26:BC:103:ILE:HG22	26:BC:105:ALA:H	1.61	0.66
29:BF:139:GLU:CD	29:BF:140:ILE:H	1.99	0.66
39:BP:59:THR:H	39:BP:72:VAL:HA	1.60	0.66
39:BP:75:THR:HG23	39:BP:76:HIS:N	2.06	0.66
1:CA:613:C:P	6:CD:80:ARG:HH22	2.19	0.66
4:CB:11:ALA:HA	4:CB:211:LEU:HD23	1.76	0.66
4:CB:34:ARG:HG2	4:CB:39:ILE:HG13	1.77	0.66
4:CB:160:LEU:HD12	4:CB:182:VAL:HG22	1.78	0.66
10:CH:23:ALA:HA	10:CH:62:LEU:HD13	1.77	0.66
13:CK:82:GLU:HB3	13:CK:108:ASN:HD22	1.61	0.66
18:CP:36:VAL:O	18:CP:53:ASP:HB2	1.96	0.66
25:DB:138:U:H2'	25:DB:140:C:C4	2.30	0.66

*Continued on next page...*



*Continued from previous page...*

Atom-1	Atom-2	Interatomic distance (Å)	Clash overlap (Å)
25:DB:962:G:H21	25:DB:2250:G:H1	1.42	0.66
27:DD:105:LYS:HE3	27:DD:176:ASP:HB3	1.76	0.66
39:DP:45:VAL:H	39:DP:60:VAL:CG1	2.09	0.66
43:DT:32:LEU:N	43:DT:83:ALA:HB3	2.11	0.66
1:AA:1063:C:H3'	1:AA:1064:G:H2'	1.77	0.65
8:AF:3:HIS:CB	8:AF:92:THR:HA	2.21	0.65
9:AG:61:PHE:HA	9:AG:123:LEU:HD11	1.78	0.65
25:BB:2394:C:OP1	35:BL:63:LYS:HG2	1.96	0.65
28:BE:147:LEU:HB3	28:BE:186:VAL:HG23	1.77	0.65
29:BF:82:TYR:CE1	29:BF:84:ILE:HB	2.31	0.65
42:BS:40:ASN:ND2	42:BS:40:ASN:H	1.92	0.65
50:B0:8:THR:HG23	50:B0:11:LYS:H	1.61	0.65
1:CA:555:U:H2'	1:CA:556:C:C6	2.31	0.65
6:CD:61:ARG:HE	6:CD:68:GLU:N	1.94	0.65
7:CE:14:LEU:CD2	7:CE:36:THR:HG22	2.26	0.65
13:CK:23:HIS:HB3	13:CK:30:ILE:HG13	1.78	0.65
24:DA:49:C:H2'	24:DA:50:A:C8	2.30	0.65
25:DB:70:G:H3'	25:DB:113:U:H4'	1.78	0.65
26:DC:144:GLU:HG3	26:DC:151:GLY:H	1.59	0.65
29:DF:15:LEU:O	29:DF:18:GLU:HB3	1.95	0.65
32:DI:27:LEU:HD12	32:DI:32:VAL:HG11	1.78	0.65
46:DW:40:ARG:HH11	46:DW:40:ARG:HG3	1.61	0.65
47:DX:32:LEU:HD23	47:DX:49:ARG:NH2	2.11	0.65
1:AA:672:U:H2'	1:AA:673:A:C8	2.32	0.65
12:AJ:17:LEU:HD23	12:AJ:96:VAL:HG22	1.77	0.65
25:BB:2267:A:H3'	25:BB:2267:A:H8	1.62	0.65
34:BK:42:ILE:HD12	34:BK:55:ASP:HB2	1.77	0.65
35:BL:79:LEU:HA	35:BL:82:LEU:HD13	1.77	0.65
1:CA:308:C:H2'	1:CA:309:A:H8	1.59	0.65
1:CA:1309:G:H2'	1:CA:1310:G:C8	2.31	0.65
1:CA:1321:U:H3'	1:CA:1322:C:O2	1.96	0.65
8:CF:92:THR:HG22	8:CF:94:HIS:H	1.59	0.65
18:CP:3:THR:HG22	18:CP:66:THR:HB	1.79	0.65
21:CS:17:LYS:HA	21:CS:20:LYS:HE3	1.77	0.65
25:DB:742:A:H2'	25:DB:743:A:C8	2.31	0.65
27:DD:57:ALA:O	27:DD:60:VAL:HG22	1.97	0.65
35:DL:79:LEU:HG	35:DL:112:LEU:HA	1.79	0.65
44:DU:26:ASN:HD21	44:DU:34:ILE:HD12	1.60	0.65
47:DX:36:ARG:HH21	47:DX:36:ARG:HB3	1.61	0.65
1:AA:36:C:O3'	14:AL:119:LYS:HA	1.95	0.65
1:AA:269:C:H2'	1:AA:270:A:H8	1.61	0.65

*Continued on next page...*

*Continued from previous page...*

Atom-1	Atom-2	Interatomic distance (Å)	Clash overlap (Å)
1:AA:736:C:H2'	1:AA:737:C:H6	1.60	0.65
1:AA:1238:A:N7	1:AA:1303:C:H1'	2.11	0.65
9:AG:129:ASN:O	9:AG:130:LYS:HB2	1.96	0.65
18:AP:75:ILE:O	18:AP:80:LYS:HB2	1.96	0.65
25:BB:27:G:N2	25:BB:512:G:H2'	2.12	0.65
25:BB:721:A:H2'	25:BB:722:A:C8	2.32	0.65
25:BB:2071:A:H2'	25:BB:2072:C:C6	2.32	0.65
27:BD:114:LYS:HD2	27:BD:116:LYS:HE3	1.77	0.65
32:BI:129:GLU:HB3	32:BI:133:ARG:NH1	2.09	0.65
36:BM:34:LYS:HB3	36:BM:129:THR:HG22	1.77	0.65
42:BS:37:THR:HG23	42:BS:48:LYS:HE3	1.77	0.65
1:CA:995:C:H2'	1:CA:996:A:H5''	1.79	0.65
1:CA:1129:C:H1'	1:CA:1130:A:N7	2.11	0.65
5:CC:58:ARG:CA	5:CC:63:ILE:HA	2.23	0.65
7:CE:92:ARG:HD2	7:CE:93:VAL:N	2.07	0.65
27:DD:48:ILE:HD12	27:DD:89:GLU:HG2	1.79	0.65
42:DS:37:THR:HG23	42:DS:48:LYS:HE3	1.78	0.65
1:AA:1132:C:H2'	1:AA:1133:G:C8	2.30	0.65
1:AA:1305:G:H22	1:AA:1331:G:H2'	1.61	0.65
7:AE:80:LEU:HD13	7:AE:84:VAL:HG11	1.79	0.65
25:BB:705:A:H61	25:BB:726:G:H1'	1.62	0.65
25:BB:2742:G:OP1	54:B4:36:ARG:HD2	1.95	0.65
36:BM:32:GLY:HA2	36:BM:104:GLU:HA	1.79	0.65
43:BT:69:ARG:HH11	43:BT:70:HIS:H	1.42	0.65
5:CC:107:LYS:HB2	5:CC:110:LEU:HD21	1.77	0.65
10:CH:7:ALA:O	10:CH:11:THR:HG23	1.97	0.65
10:CH:104:SER:HA	10:CH:109:VAL:HG22	1.79	0.65
11:CI:4:GLN:NE2	11:CI:21:LYS:HB2	2.12	0.65
11:CI:113:LYS:HA	11:CI:120:ALA:HB2	1.77	0.65
15:CM:26:LYS:O	15:CM:29:SER:HB3	1.97	0.65
15:CM:79:LEU:O	15:CM:82:LEU:HG	1.97	0.65
23:CU:6:ARG:HB2	23:CU:6:ARG:NH1	2.11	0.65
25:DB:143:C:H2'	25:DB:144:A:C8	2.30	0.65
25:DB:1683:U:H2'	25:DB:1684:G:C8	2.31	0.65
30:DG:145:ALA:HA	30:DG:148:ARG:HE	1.60	0.65
35:DL:79:LEU:HA	35:DL:82:LEU:HD13	1.77	0.65
42:DS:40:ASN:ND2	42:DS:40:ASN:H	1.93	0.65
43:DT:11:LEU:CD2	43:DT:46:ALA:HB1	2.22	0.65
1:AA:205:A:H2'	1:AA:206:C:H6	1.62	0.65
4:AB:23:ASN:HD22	4:AB:24:PRO:HD2	1.60	0.65
7:AE:82:HIS:HB2	7:AE:83:PRO:HD2	1.79	0.65

*Continued on next page...*



*Continued from previous page...*

Atom-1	Atom-2	Interatomic distance (Å)	Clash overlap (Å)
14:AL:23:LEU:HD13	14:AL:24:GLU:N	2.12	0.65
25:BB:2185:U:H2'	25:BB:2186:G:H8	1.62	0.65
25:BB:2341:G:H2'	25:BB:2342:C:C6	2.30	0.65
25:BB:2751:G:O4'	30:BG:2:ARG:HD3	1.97	0.65
25:BB:2803:G:H2'	25:BB:2804:U:H6	1.61	0.65
27:BD:57:ALA:O	27:BD:60:VAL:HG22	1.96	0.65
27:BD:105:LYS:HA	27:BD:177:VAL:HG22	1.79	0.65
30:BG:85:LYS:HG2	30:BG:85:LYS:O	1.96	0.65
31:BH:103:VAL:HB	31:BH:108:VAL:O	1.97	0.65
45:BV:42:LEU:HD11	45:BV:89:ILE:HD11	1.79	0.65
48:BY:56:LEU:HA	48:BY:59:GLU:HG3	1.78	0.65
1:CA:632:U:H3'	1:CA:633:G:H5'	1.79	0.65
25:DB:181:A:H2'	25:DB:182:A:C8	2.32	0.65
25:DB:705:A:H61	25:DB:726:G:H1'	1.60	0.65
25:DB:1599:U:OP2	43:DT:40:LYS:HD2	1.96	0.65
27:DD:182:ALA:C	27:DD:184:ARG:H	1.99	0.65
1:AA:860:A:H2'	1:AA:861:G:O4'	1.97	0.65
1:AA:1237:C:OP1	1:AA:1238:A:H1'	1.96	0.65
7:AE:80:LEU:HG	7:AE:122:VAL:HG11	1.79	0.65
8:AF:11:HIS:ND1	8:AF:12:PRO:HD2	2.12	0.65
11:AI:58:GLU:CD	11:AI:58:GLU:H	1.99	0.65
14:AL:23:LEU:CD1	14:AL:25:ALA:H	2.08	0.65
14:AL:74:GLN:NE2	14:AL:75:GLU:H	1.95	0.65
25:BB:155:A:H2'	25:BB:156:A:C8	2.32	0.65
25:BB:922:C:O2'	46:BW:25:PHE:HZ	1.79	0.65
25:BB:2135:A:C2	25:BB:2136:G:H1'	2.31	0.65
29:BF:120:SER:HB3	29:BF:127:TYR:CD2	2.32	0.65
30:BG:83:THR:HA	30:BG:84:LYS:NZ	2.11	0.65
33:BJ:44:TYR:CE1	40:BQ:59:LEU:HD13	2.32	0.65
1:CA:1227:A:H8	1:CA:1227:A:H5'	1.60	0.65
1:CA:1273:C:H2'	1:CA:1274:A:O4'	1.96	0.65
5:CC:53:ARG:NH1	5:CC:55:VAL:HG13	2.12	0.65
6:CD:170:LEU:CA	6:CD:182:LYS:HB2	2.26	0.65
7:CE:21:SER:HA	7:CE:28:ARG:HG3	1.78	0.65
8:CF:25:TYR:O	8:CF:29:ILE:HG13	1.96	0.65
20:CR:59:LYS:HA	20:CR:62:ARG:HG3	1.78	0.65
25:DB:1024:G:C3'	25:DB:1025:G:H5''	2.25	0.65
25:DB:1548:A:H2'	25:DB:1549:A:C8	2.31	0.65
25:DB:2516:A:O2'	25:DB:2517:C:H5'	1.97	0.65
32:DI:102:ARG:HB2	32:DI:141:ASP:O	1.97	0.65
36:DM:4:PRO:HG2	36:DM:70:ASP:HA	1.78	0.65

*Continued on next page...*

*Continued from previous page...*

Atom-1	Atom-2	Interatomic distance (Å)	Clash overlap (Å)
37:DN:72:ASP:O	37:DN:75:ILE:HG13	1.97	0.65
41:DR:34:GLU:HG2	41:DR:60:LYS:HG2	1.77	0.65
1:AA:426:U:H5'	6:AD:36:ALA:CB	2.26	0.65
1:AA:1327:C:H2'	1:AA:1328:C:C6	2.31	0.65
13:AK:80:ASN:HD22	13:AK:80:ASN:H	1.40	0.65
14:AL:62:VAL:HG22	14:AL:63:THR:H	1.62	0.65
19:AQ:13:SER:HB2	19:AQ:21:VAL:HB	1.78	0.65
25:BB:1536:C:H1'	25:BB:1537:G:N2	2.12	0.65
25:BB:2649:C:H2'	25:BB:2650:U:C6	2.32	0.65
26:BC:20:ASN:HB2	26:BC:23:LEU:HD13	1.77	0.65
31:BH:68:ARG:HE	31:BH:134:VAL:HG11	1.61	0.65
32:BI:25:PRO:O	32:BI:29:GLN:HG2	1.97	0.65
37:BN:12:ARG:HG3	37:BN:13:ASN:H	1.61	0.65
46:BW:10:ARG:O	46:BW:11:ASN:HB2	1.95	0.65
47:BX:6:VAL:HG13	47:BX:7:THR:HG23	1.78	0.65
47:BX:36:ARG:HB3	47:BX:36:ARG:HH21	1.61	0.65
1:CA:736:C:H2'	1:CA:737:C:H6	1.62	0.65
6:CD:71:PHE:HE2	6:CD:89:LEU:HD11	1.61	0.65
6:CD:167:PRO:HB2	6:CD:170:LEU:HD11	1.78	0.65
9:CG:14:ASP:O	9:CG:18:GLY:HA2	1.96	0.65
15:CM:3:ILE:HD12	15:CM:9:PRO:HD2	1.79	0.65
25:DB:90:U:H3'	25:DB:91:A:C5'	2.26	0.65
25:DB:1099:G:O5'	32:DI:4:VAL:N	2.29	0.65
25:DB:1532:A:H2'	25:DB:1533:C:C6	2.32	0.65
25:DB:2803:G:H2'	25:DB:2804:U:C6	2.32	0.65
26:DC:244:VAL:HG12	26:DC:250:GLN:H	1.60	0.65
29:DF:124:ARG:HB3	29:DF:126:ASN:ND2	2.11	0.65
45:DV:21:ARG:HE	45:DV:87:GLN:HB3	1.60	0.65
47:DX:37:PHE:HE2	47:DX:50:VAL:HG21	1.61	0.65
1:AA:270:A:H2'	1:AA:271:C:C6	2.31	0.65
1:AA:707:U:H2'	1:AA:708:C:C6	2.32	0.65
14:AL:38:THR:HG21	14:AL:48:LEU:HD12	1.79	0.65
25:BB:90:U:H3'	25:BB:91:A:C5'	2.26	0.65
25:BB:172:A:H2'	25:BB:173:A:C8	2.31	0.65
25:BB:351:C:H2'	25:BB:352:A:C8	2.31	0.65
25:BB:1469:A:H2'	25:BB:1470:A:H8	1.60	0.65
25:BB:2336:A:H61	46:BW:40:ARG:NH1	1.94	0.65
26:BC:183:VAL:CG1	26:BC:184:GLU:H	2.07	0.65
35:BL:124:GLY:H	35:BL:143:GLU:CB	2.09	0.65
37:BN:72:ASP:O	37:BN:76:VAL:HG13	1.96	0.65
48:BY:32:ALA:HB2	48:BY:37:LEU:HD12	1.78	0.65

*Continued on next page...*

*Continued from previous page...*

Atom-1	Atom-2	Interatomic distance (Å)	Clash overlap (Å)
4:CB:48:MET:HG3	4:CB:199:ILE:HG22	1.79	0.65
5:CC:63:ILE:HG12	5:CC:65:VAL:HG23	1.79	0.65
6:CD:8:LEU:HD23	6:CD:21:LYS:HB3	1.79	0.65
7:CE:81:GLN:HE22	7:CE:149:PRO:HD2	1.61	0.65
8:CF:5:GLU:HG3	8:CF:63:ASN:ND2	2.12	0.65
10:CH:14:ARG:HA	10:CH:17:GLN:HB2	1.78	0.65
15:CM:75:SER:HB2	15:CM:78:ARG:HH21	1.60	0.65
25:DB:287:G:H2'	25:DB:288:U:C6	2.32	0.65
29:DF:168:LEU:HD22	29:DF:169:LEU:N	2.10	0.65
30:DG:3:VAL:O	30:DG:68:ARG:HG3	1.97	0.65
31:DH:30:LEU:HA	31:DH:35:LYS:HB2	1.78	0.65
34:DK:107:ARG:O	34:DK:107:ARG:HG3	1.96	0.65
40:DQ:91:ARG:HH12	41:DR:10:LYS:HB3	1.61	0.65
43:DT:12:ARG:HA	48:DY:29:ARG:HH12	1.61	0.65
47:DX:6:VAL:HG13	47:DX:7:THR:HG23	1.79	0.65
54:D4:15:LYS:O	54:D4:16:ILE:HB	1.97	0.65
1:AA:1004:A:H2'	1:AA:1005:A:C8	2.32	0.65
4:AB:40:ILE:CD1	4:AB:201:GLY:H	2.09	0.65
5:AC:72:PRO:HD2	5:AC:104:GLU:OE1	1.97	0.65
5:AC:150:VAL:HG22	5:AC:199:VAL:HG12	1.78	0.65
25:BB:742:A:H2'	25:BB:743:A:C8	2.31	0.65
42:BS:20:VAL:O	42:BS:23:LEU:HB2	1.97	0.65
1:CA:83:C:C2'	1:CA:85:U:H3	2.10	0.65
1:CA:269:C:H2'	1:CA:270:A:H8	1.61	0.65
1:CA:1063:C:H3'	1:CA:1064:G:H2'	1.79	0.65
1:CA:1305:G:H21	1:CA:1332:A:H8	1.44	0.65
11:CI:23:GLY:N	11:CI:61:ASP:H	1.95	0.65
15:CM:47:LEU:HG	15:CM:51:GLN:HB2	1.78	0.65
22:CT:2:ASN:ND2	22:CT:3:ILE:HG13	2.11	0.65
25:DB:246:C:N4	53:D3:7:ARG:HG2	2.12	0.65
4:AB:73:ARG:HA	4:AB:76:SER:OG	1.96	0.65
10:AH:77:VAL:HB	10:AH:125:ILE:O	1.97	0.65
21:AS:32:THR:HG21	21:AS:70:LEU:HD22	1.79	0.65
25:BB:39:G:H2'	25:BB:40:U:C6	2.31	0.65
26:BC:53:ILE:O	26:BC:53:ILE:HG23	1.97	0.65
30:BG:148:ARG:HA	30:BG:161:VAL:HB	1.78	0.65
31:BH:90:LEU:HD11	31:BH:125:THR:N	2.11	0.65
32:BI:105:LEU:HD11	32:BI:139:VAL:HG11	1.78	0.65
1:CA:960:U:O2'	1:CA:1223:C:H4'	1.97	0.65
5:CC:96:VAL:HB	5:CC:97:PRO:HD2	1.78	0.65
7:CE:105:ILE:HD11	7:CE:123:LEU:HA	1.79	0.65

*Continued on next page...*

*Continued from previous page...*

Atom-1	Atom-2	Interatomic distance (Å)	Clash overlap (Å)
11:CI:25:GLY:HA2	11:CI:60:LEU:O	1.97	0.65
23:CU:24:LYS:HA	23:CU:28:LEU:HB2	1.77	0.65
25:DB:2880:C:H1'	37:DN:93:GLY:H	1.62	0.65
30:DG:100:ASN:H	30:DG:100:ASN:ND2	1.94	0.65
1:AA:1176:A:H2'	1:AA:1177:G:O4'	1.97	0.64
10:AH:17:GLN:NE2	10:AH:69:ALA:HB1	2.12	0.64
10:AH:77:VAL:HG12	10:AH:84:ILE:HD13	1.77	0.64
20:AR:39:VAL:HB	20:AR:43:ILE:HD13	1.79	0.64
24:BA:89:U:H1'	25:BB:958:U:H2'	1.77	0.64
25:BB:363:G:H2'	25:BB:364:C:C6	2.31	0.64
42:BS:32:ALA:HA	42:BS:35:ILE:HD11	1.77	0.64
43:BT:55:VAL:HA	43:BT:87:LEU:HA	1.79	0.64
1:CA:1176:A:H2'	1:CA:1177:G:O4'	1.97	0.64
4:CB:55:GLU:OE2	4:CB:58:LYS:HB3	1.97	0.64
4:CB:112:ARG:NH1	4:CB:112:ARG:HB2	2.12	0.64
8:CF:10:VAL:HG12	8:CF:11:HIS:H	1.62	0.64
15:CM:12:LYS:HA	15:CM:43:LYS:NZ	2.12	0.64
16:CN:16:ALA:HA	16:CN:54:SER:O	1.96	0.64
25:DB:668:A:H2'	25:DB:670:A:H62	1.62	0.64
25:DB:1939:U:H5'	25:DB:1939:U:H6	1.62	0.64
25:DB:2105:U:H2'	25:DB:2106:U:C6	2.33	0.64
1:AA:129:A:H1'	1:AA:130:A:C8	2.32	0.64
1:AA:1112:C:C4	5:AC:177:LEU:HD12	2.32	0.64
23:AU:20:ARG:HH11	23:AU:20:ARG:HB3	1.61	0.64
25:BB:668:A:H2'	25:BB:670:A:H62	1.62	0.64
25:BB:1309:G:OP1	52:B2:9:VAL:HG12	1.97	0.64
25:BB:2142:A:N1	25:BB:2148:G:N2	2.46	0.64
25:BB:2185:U:H2'	25:BB:2186:G:C8	2.32	0.64
31:BH:85:GLY:N	31:BH:90:LEU:HA	2.09	0.64
39:BP:5:LYS:HA	39:BP:8:GLU:HB2	1.78	0.64
1:CA:87:C:H2'	1:CA:88:U:C6	2.32	0.64
1:CA:408:A:OP1	6:CD:111:ALA:HB3	1.96	0.64
1:CA:1238:A:N7	1:CA:1303:C:H1'	2.11	0.64
1:CA:1254:A:H5'	1:CA:1356:G:H4'	1.78	0.64
5:CC:151:GLU:HB3	5:CC:198:LYS:CB	2.26	0.64
17:CO:55:LEU:O	17:CO:59:VAL:HG23	1.97	0.64
17:CO:80:LEU:O	17:CO:84:LEU:HD13	1.98	0.64
25:DB:1283:G:N2	25:DB:1285:A:H3'	2.13	0.64
25:DB:2547:A:H2'	25:DB:2548:U:C6	2.32	0.64
31:DH:112:LYS:HD3	31:DH:113:SER:H	1.62	0.64
38:DO:11:ALA:HB2	38:DO:96:GLY:H	1.62	0.64

*Continued on next page...*

*Continued from previous page...*

Atom-1	Atom-2	Interatomic distance (Å)	Clash overlap (Å)
1:AA:436:C:O2'	1:AA:437:U:H5'	1.98	0.64
1:AA:644:U:H5'	10:AH:83:ARG:HH12	1.61	0.64
2:AW:27:U:H2'	2:AW:28:C:C6	2.32	0.64
11:AI:60:LEU:HD21	11:AI:89:TYR:CD1	2.32	0.64
19:AQ:45:VAL:HG13	19:AQ:60:ILE:HG23	1.80	0.64
25:BB:4:U:H2'	25:BB:5:A:C8	2.32	0.64
50:B0:53:VAL:O	50:B0:54:ILE:HB	1.97	0.64
1:CA:1065:U:H5''	1:CA:1190:G:N2	2.12	0.64
13:CK:114:PRO:O	23:CU:28:LEU:HD21	1.97	0.64
20:CR:52:ARG:O	20:CR:56:ARG:HG2	1.96	0.64
25:DB:1273:U:H4'	25:DB:1275:A:OP2	1.97	0.64
25:DB:2810:A:H2'	25:DB:2811:G:O4'	1.96	0.64
29:DF:11:VAL:HG12	29:DF:12:VAL:N	2.08	0.64
29:DF:134:GLN:NE2	29:DF:136:ILE:HD13	2.12	0.64
31:DH:103:VAL:HG23	31:DH:106:ALA:HB3	1.79	0.64
31:DH:114:GLU:HB2	31:DH:133:GLN:NE2	2.12	0.64
32:DI:112:LYS:O	32:DI:116:MET:HG3	1.96	0.64
37:DN:72:ASP:O	37:DN:76:VAL:HG13	1.97	0.64
39:DP:52:ARG:HH11	39:DP:52:ARG:HG2	1.61	0.64
46:DW:10:ARG:O	46:DW:11:ASN:HB2	1.97	0.64
1:AA:513:C:H2'	1:AA:514:C:C6	2.32	0.64
1:AA:1194:U:H2'	1:AA:1195:C:C6	2.32	0.64
1:AA:1480:A:H2'	1:AA:1481:U:C6	2.33	0.64
13:AK:37:GLN:HE21	13:AK:37:GLN:HA	1.62	0.64
25:BB:1174:U:H4'	25:BB:1176:U:O2	1.96	0.64
25:BB:2415:G:H4'	35:BL:66:PHE:HB2	1.79	0.64
25:BB:2438:U:O2'	25:BB:2439:A:H5''	1.97	0.64
28:BE:181:ILE:HD11	35:BL:2:ARG:C	2.17	0.64
31:BH:31:VAL:O	31:BH:32:PRO:C	2.36	0.64
43:BT:32:LEU:N	43:BT:83:ALA:HB3	2.12	0.64
7:CE:63:MET:O	7:CE:66:ALA:HB3	1.96	0.64
12:CJ:35:GLN:HB2	12:CJ:78:GLU:HB2	1.79	0.64
16:CN:50:LEU:HB2	16:CN:51:PRO:HD3	1.80	0.64
21:CS:27:LYS:HD3	21:CS:28:LYS:HZ2	1.63	0.64
25:DB:2306:C:H3'	25:DB:2307:G:H5''	1.77	0.64
29:DF:82:TYR:CE1	29:DF:84:ILE:HB	2.32	0.64
43:DT:22:THR:O	43:DT:25:GLU:HB3	1.97	0.64
43:DT:69:ARG:HH11	43:DT:70:HIS:H	1.43	0.64
47:DX:39:VAL:HG21	47:DX:42:GLU:HB3	1.78	0.64
52:D2:33:ARG:HH21	52:D2:33:ARG:HB2	1.62	0.64
1:AA:33:A:H2'	1:AA:34:C:C6	2.32	0.64

*Continued on next page...*

*Continued from previous page...*

Atom-1	Atom-2	Interatomic distance (Å)	Clash overlap (Å)
1:AA:194:C:O2'	1:AA:195:A:H5'	1.98	0.64
1:AA:632:U:H3'	1:AA:633:G:H5'	1.80	0.64
1:AA:764:C:H2'	1:AA:765:G:H5'	1.78	0.64
1:AA:1305:G:H21	1:AA:1332:A:H8	1.44	0.64
3:AX:3:G:H5'	3:AX:5:U:H5'	1.78	0.64
6:AD:84:ASN:ND2	6:AD:87:GLU:H	1.95	0.64
7:AE:40:ASP:OD2	7:AE:42:ASN:HB3	1.98	0.64
7:AE:131:ASN:HB3	7:AE:134:ASN:HD22	1.62	0.64
12:AJ:8:ILE:HA	12:AJ:99:GLN:O	1.97	0.64
19:AQ:18:LYS:HA	19:AQ:47:ASP:O	1.97	0.64
19:AQ:26:ARG:HD3	19:AQ:39:ARG:NH1	2.12	0.64
22:AT:14:GLU:OE1	22:AT:18:LYS:HE2	1.97	0.64
25:BB:1548:A:H2'	25:BB:1549:A:C8	2.32	0.64
26:BC:173:LEU:HD22	26:BC:173:LEU:H	1.61	0.64
40:BQ:73:ILE:HG13	40:BQ:74:SER:H	1.62	0.64
1:CA:76:G:H2'	1:CA:77:A:C8	2.33	0.64
1:CA:98:A:H2'	1:CA:99:C:C6	2.33	0.64
1:CA:946:A:H2'	1:CA:947:G:C8	2.31	0.64
1:CA:1480:A:H2'	1:CA:1481:U:C6	2.33	0.64
8:CF:1:MET:O	8:CF:65:GLU:HG3	1.97	0.64
25:DB:39:G:H2'	25:DB:40:U:C6	2.33	0.64
25:DB:721:A:H2'	25:DB:722:A:C8	2.32	0.64
25:DB:2291:U:H2'	25:DB:2292:U:C6	2.33	0.64
25:DB:2595:G:H1	26:DC:238:ASN:ND2	1.94	0.64
26:DC:2:VAL:HG23	26:DC:3:VAL:H	1.62	0.64
26:DC:229:HIS:ND1	26:DC:230:PRO:HD2	2.13	0.64
37:DN:12:ARG:HG3	37:DN:13:ASN:H	1.61	0.64
52:D2:30:VAL:HA	52:D2:33:ARG:NH2	2.12	0.64
25:BB:182:A:H2'	25:BB:183:C:C6	2.33	0.64
25:BB:1287:A:OP1	37:BN:104:ALA:HB3	1.97	0.64
26:BC:216:ARG:HG3	26:BC:216:ARG:HH11	1.63	0.64
30:BG:23:ILE:HG21	30:BG:71:LEU:HD11	1.78	0.64
31:BH:135:HIS:HB3	31:BH:138:VAL:HG23	1.80	0.64
48:BY:2:LYS:H	48:BY:2:LYS:HD2	1.60	0.64
1:CA:874:G:N2	10:CH:15:ASN:HD21	1.94	0.64
1:CA:1000:A:H2'	1:CA:1001:C:C6	2.33	0.64
6:CD:89:LEU:O	6:CD:93:LEU:HG	1.97	0.64
12:CJ:9:ARG:HB2	12:CJ:99:GLN:HB2	1.79	0.64
18:CP:18:GLN:HE21	18:CP:38:PHE:HB3	1.61	0.64
25:DB:1105:U:H2'	25:DB:1106:G:H8	1.62	0.64
25:DB:1138:G:H2'	25:DB:1139:G:O4'	1.96	0.64

*Continued on next page...*



*Continued from previous page...*

Atom-1	Atom-2	Interatomic distance (Å)	Clash overlap (Å)
25:DB:1283:G:N2	25:DB:1286:A:H5'	2.11	0.64
25:DB:2803:G:H2'	25:DB:2804:U:H6	1.62	0.64
26:DC:141:HIS:HB3	26:DC:190:THR:OG1	1.97	0.64
43:DT:55:VAL:HA	43:DT:87:LEU:HA	1.79	0.64
44:DU:14:THR:O	44:DU:18:LYS:HA	1.97	0.64
46:DW:28:GLU:H	46:DW:31:LEU:HG	1.63	0.64
5:AC:87:ARG:HG2	5:AC:100:ILE:HG21	1.80	0.64
18:AP:54:LEU:HD21	18:AP:80:LYS:HA	1.78	0.64
25:BB:2305:U:C5'	29:BF:130:GLY:HA3	2.24	0.64
25:BB:2306:C:H3'	25:BB:2307:G:H5''	1.78	0.64
25:BB:2537:U:H2'	25:BB:2538:C:C6	2.32	0.64
25:BB:2877:G:O2'	25:BB:2878:U:H5'	1.98	0.64
45:BV:80:HIS:CD2	45:BV:83:LYS:H	2.16	0.64
53:B3:14:LYS:NZ	53:B3:22:LYS:HG2	2.12	0.64
1:CA:486:U:H2'	1:CA:487:A:C8	2.32	0.64
1:CA:605:U:H2'	1:CA:606:G:H8	1.61	0.64
1:CA:1194:U:H2'	1:CA:1195:C:C6	2.33	0.64
8:CF:88:MET:HG3	8:CF:89:VAL:N	2.10	0.64
10:CH:35:ILE:O	10:CH:38:VAL:HG12	1.97	0.64
11:CI:48:ARG:HD3	11:CI:51:LEU:HD12	1.80	0.64
11:CI:83:THR:HA	11:CI:86:LEU:HB2	1.79	0.64
12:CJ:102:LEU:HD13	12:CJ:102:LEU:N	2.12	0.64
13:CK:83:VAL:HG11	13:CK:96:ILE:HG23	1.78	0.64
23:CU:34:ARG:HH21	23:CU:36:PHE:HB3	1.62	0.64
25:DB:322:A:H5'	25:DB:340:A:H1'	1.80	0.64
25:DB:1028:A:H2'	25:DB:1029:A:C8	2.32	0.64
25:DB:1683:U:H2'	25:DB:1684:G:H8	1.61	0.64
35:DL:89:VAL:HA	35:DL:121:THR:O	1.98	0.64
39:DP:56:SER:HB2	39:DP:75:THR:HG21	1.79	0.64
1:AA:1225:A:OP1	15:AM:100:ARG:HA	1.97	0.64
1:AA:1279:G:H5''	12:AJ:9:ARG:NH1	2.12	0.64
1:AA:1436:U:H2'	1:AA:1437:A:C8	2.29	0.64
1:AA:1513:A:H2'	1:AA:1514:G:C8	2.33	0.64
4:AB:87:ASP:O	4:AB:88:GLN:HG3	1.97	0.64
8:AF:45:ARG:C	8:AF:56:LYS:HG3	2.18	0.64
10:AH:116:ARG:HH11	10:AH:116:ARG:H	1.45	0.64
13:AK:22:ILE:HD11	13:AK:83:VAL:CG1	2.28	0.64
14:AL:27:PRO:CG	14:AL:28:GLN:HE21	2.10	0.64
14:AL:82:ARG:HB3	14:AL:95:HIS:O	1.98	0.64
15:AM:82:LEU:H	15:AM:82:LEU:HD12	1.62	0.64
15:AM:92:ARG:HB3	15:AM:94:LEU:HG	1.78	0.64

*Continued on next page...*

*Continued from previous page...*

Atom-1	Atom-2	Interatomic distance (Å)	Clash overlap (Å)
25:BB:345:A:H1'	25:BB:346:A:C2	2.32	0.64
25:BB:1395:A:H4'	25:BB:1397:U:C5	2.33	0.64
31:BH:85:GLY:H	31:BH:90:LEU:CA	2.10	0.64
33:BJ:77:HIS:CD2	33:BJ:79:GLY:H	2.16	0.64
43:BT:22:THR:O	43:BT:25:GLU:HB3	1.97	0.64
1:CA:672:U:H2'	1:CA:673:A:H8	1.62	0.64
1:CA:731:G:H5'	1:CA:766:A:H4'	1.80	0.64
1:CA:860:A:H2'	1:CA:861:G:O4'	1.97	0.64
1:CA:1327:C:H2'	1:CA:1328:C:C6	2.33	0.64
1:CA:1422:G:H5''	34:DK:47:PRO:HB3	1.78	0.64
6:CD:103:ARG:HD2	6:CD:167:PRO:HB3	1.78	0.64
9:CG:52:ARG:HH12	9:CG:121:ASN:HD22	1.44	0.64
17:CO:63:ARG:HH21	17:CO:87:ARG:NE	1.95	0.64
21:CS:18:VAL:HG13	21:CS:19:GLU:OE1	1.98	0.64
25:DB:1000:A:H2'	25:DB:1001:A:C8	2.33	0.64
25:DB:2537:U:H2'	25:DB:2538:C:C6	2.33	0.64
25:DB:2792:A:H3'	25:DB:2793:C:H5''	1.80	0.64
25:DB:2829:A:P	27:DD:59:ARG:HH12	2.21	0.64
30:DG:83:THR:HA	30:DG:84:LYS:NZ	2.13	0.64
31:DH:31:VAL:O	31:DH:32:PRO:C	2.36	0.64
33:DJ:24:THR:HA	33:DJ:63:ALA:HB3	1.79	0.64
37:DN:62:ASN:N	37:DN:62:ASN:HD22	1.96	0.64
45:DV:80:HIS:CD2	45:DV:83:LYS:H	2.16	0.64
47:DX:5:GLN:HE22	47:DX:49:ARG:H	1.46	0.64
48:DY:2:LYS:HD2	48:DY:2:LYS:H	1.62	0.64
50:D0:53:VAL:O	50:D0:54:ILE:HB	1.97	0.64
1:AA:17:U:H2'	1:AA:18:C:C6	2.33	0.64
1:AA:211:G:H3'	1:AA:211:G:N3	2.12	0.64
1:AA:629:A:H2'	1:AA:630:A:O4'	1.97	0.64
1:AA:834:U:H2'	1:AA:835:U:C6	2.33	0.64
1:AA:1321:U:H3'	1:AA:1322:C:O2	1.98	0.64
6:AD:84:ASN:OD1	7:AE:101:GLY:HA2	1.98	0.64
7:AE:82:HIS:HB3	10:AH:98:LEU:HD13	1.80	0.64
8:AF:6:ILE:HG23	8:AF:62:MET:HB3	1.79	0.64
15:AM:89:ARG:HB2	15:AM:96:VAL:HG13	1.79	0.64
17:AO:11:VAL:HG23	17:AO:26:VAL:HG11	1.79	0.64
23:AU:20:ARG:HG2	23:AU:24:LYS:HG3	1.80	0.64
25:BB:45:G:C5'	25:BB:46:G:H5'	2.28	0.64
25:BB:580:U:H2'	25:BB:581:C:H6	1.63	0.64
25:BB:1324:G:H1'	25:BB:1616:A:N6	2.12	0.64
25:BB:1842:G:H2'	25:BB:1843:C:C6	2.33	0.64

*Continued on next page...*



*Continued from previous page...*

Atom-1	Atom-2	Interatomic distance (Å)	Clash overlap (Å)
25:BB:2305:U:H5''	29:BF:130:GLY:CA	2.27	0.64
25:BB:2498:C:O2'	25:BB:2499:C:H5'	1.98	0.64
28:BE:58:LYS:HB2	28:BE:60:TRP:CD1	2.33	0.64
30:BG:100:ASN:H	30:BG:100:ASN:ND2	1.94	0.64
33:BJ:25:LEU:HD22	33:BJ:26:GLY:H	1.60	0.64
38:BO:11:ALA:HB2	38:BO:96:GLY:H	1.63	0.64
39:BP:88:ARG:HB2	39:BP:112:ARG:NH1	2.13	0.64
1:CA:628:G:H2'	1:CA:629:A:C8	2.33	0.64
1:CA:672:U:H2'	1:CA:673:A:C8	2.33	0.64
1:CA:736:C:H2'	1:CA:737:C:C6	2.33	0.64
1:CA:922:G:H2'	1:CA:923:A:C8	2.32	0.64
1:CA:1149:C:H2'	1:CA:1150:A:C8	2.32	0.64
1:CA:1241:G:H2'	1:CA:1242:G:H8	1.61	0.64
4:CB:147:LEU:HB3	4:CB:151:LYS:HB3	1.79	0.64
5:CC:72:PRO:HA	5:CC:75:VAL:HG23	1.79	0.64
9:CG:45:ALA:HA	9:CG:48:THR:HG23	1.79	0.64
17:CO:44:GLU:HB3	17:CO:45:HIS:ND1	2.12	0.64
25:DB:224:U:O4	25:DB:420:C:H5'	1.98	0.64
25:DB:703:U:H2'	25:DB:704:G:O4'	1.97	0.64
46:DW:17:ALA:O	46:DW:18:LYS:HB2	1.98	0.64
1:AA:677:U:H2'	1:AA:678:U:H6	1.63	0.64
1:AA:1282:C:H2'	1:AA:1283:U:C6	2.33	0.64
1:AA:1291:U:H2'	1:AA:1292:G:H8	1.62	0.64
5:AC:76:ILE:HG22	5:AC:80:GLY:H	1.62	0.64
19:AQ:47:ASP:OD2	19:AQ:50:ASN:HA	1.97	0.64
25:BB:445:C:O2'	25:BB:446:G:H5'	1.98	0.64
25:BB:703:U:H2'	25:BB:704:G:O4'	1.98	0.64
25:BB:1024:G:C3'	25:BB:1025:G:H5''	2.27	0.64
25:BB:2228:G:H2'	25:BB:2229:U:C6	2.33	0.64
26:BC:14:HIS:O	26:BC:203:VAL:HG11	1.98	0.64
34:BK:107:ARG:O	34:BK:107:ARG:HG3	1.96	0.64
39:BP:52:ARG:HG2	39:BP:52:ARG:HH11	1.63	0.64
44:BU:34:ILE:HG12	44:BU:63:ALA:CB	2.28	0.64
1:CA:1101:A:H5''	4:CB:170:ILE:HD11	1.79	0.64
1:CA:1226:C:OP2	15:CM:101:THR:HG21	1.98	0.64
4:CB:143:LEU:HB2	4:CB:144:GLU:OE2	1.98	0.64
15:CM:106:ARG:HA	15:CM:106:ARG:HH11	1.63	0.64
21:CS:11:ASP:HB2	21:CS:14:LEU:HD11	1.78	0.64
21:CS:62:THR:HG23	21:CS:64:GLU:H	1.62	0.64
25:DB:1099:G:H5''	32:DI:2:LYS:CA	2.27	0.64
25:DB:1798:U:H5''	26:DC:257:ARG:HB2	1.80	0.64

*Continued on next page...*

*Continued from previous page...*

Atom-1	Atom-2	Interatomic distance (Å)	Clash overlap (Å)
25:DB:1826:G:H2'	25:DB:1827:U:H6	1.63	0.64
28:DE:147:LEU:HB3	28:DE:186:VAL:HG23	1.79	0.64
41:DR:19:THR:HG22	41:DR:97:LYS:HA	1.78	0.64
50:D0:8:THR:HG23	50:D0:11:LYS:H	1.62	0.64
1:AA:1000:A:H2'	1:AA:1001:C:C6	2.34	0.63
1:AA:1524:C:OP1	13:AK:124:LYS:HD2	1.97	0.63
4:AB:135:MET:O	4:AB:138:ARG:HG2	1.98	0.63
5:AC:14:VAL:HG23	5:AC:15:LYS:HG2	1.79	0.63
5:AC:172:VAL:HG11	5:AC:200:TRP:HB3	1.79	0.63
25:BB:1105:U:H2'	25:BB:1106:G:H8	1.63	0.63
25:BB:1273:U:H4'	25:BB:1275:A:OP2	1.98	0.63
25:BB:1639:C:C2'	25:BB:1640:A:H5''	2.27	0.63
25:BB:2645:G:H4'	25:BB:2732:G:H2'	1.80	0.63
26:BC:131:MET:HA	26:BC:134:ILE:HG12	1.79	0.63
26:BC:243:PRO:O	26:BC:250:GLN:HA	1.98	0.63
27:BD:34:VAL:HG12	27:BD:48:ILE:HD11	1.79	0.63
27:BD:38:LYS:NZ	27:BD:42:ASN:HB2	2.13	0.63
27:BD:204:LYS:HG2	27:BD:205:PRO:HD2	1.79	0.63
35:BL:89:VAL:HA	35:BL:121:THR:O	1.98	0.63
1:CA:33:A:H2'	1:CA:34:C:C6	2.32	0.63
1:CA:975:A:O2'	1:CA:1358:U:H1'	1.98	0.63
1:CA:1237:C:OP1	1:CA:1238:A:H1'	1.97	0.63
1:CA:1409:C:C1'	25:DB:1914:C:H42	2.10	0.63
5:CC:53:ARG:HB3	5:CC:113:LYS:NZ	2.13	0.63
5:CC:119:ILE:HD12	5:CC:122:GLN:NE2	2.12	0.63
11:CI:49:GLN:N	11:CI:50:PRO:HD2	2.13	0.63
14:CL:93:ARG:H	14:CL:93:ARG:HD2	1.63	0.63
15:CM:3:ILE:HG22	15:CM:4:ALA:N	2.13	0.63
15:CM:33:LEU:HD13	15:CM:40:GLU:HB3	1.78	0.63
24:DA:109:A:H2'	24:DA:110:C:H6	1.63	0.63
25:DB:1099:G:N7	32:DI:3:LYS:HB2	2.13	0.63
25:DB:2336:A:C6	46:DW:40:ARG:HD2	2.33	0.63
36:DM:32:GLY:HA2	36:DM:104:GLU:HA	1.80	0.63
36:DM:34:LYS:HG3	36:DM:35:ALA:H	1.63	0.63
42:DS:20:VAL:O	42:DS:23:LEU:HB2	1.99	0.63
43:DT:50:LEU:H	43:DT:50:LEU:HD22	1.62	0.63
1:AA:995:C:H2'	1:AA:996:A:H5''	1.78	0.63
5:AC:76:ILE:HA	5:AC:83:VAL:HG23	1.79	0.63
9:AG:85:GLN:HA	9:AG:85:GLN:HE21	1.64	0.63
25:BB:1884:G:HO2'	25:BB:1885:A:H8	1.46	0.63
25:BB:2802:G:H2'	25:BB:2803:G:H8	1.63	0.63

*Continued on next page...*

*Continued from previous page...*

Atom-1	Atom-2	Interatomic distance (Å)	Clash overlap (Å)
26:BC:141:HIS:HB3	26:BC:190:THR:OG1	1.98	0.63
31:BH:3:VAL:HG12	31:BH:38:PRO:HA	1.80	0.63
31:BH:94:ILE:HD12	31:BH:98:ASP:HB2	1.80	0.63
33:BJ:24:THR:HA	33:BJ:63:ALA:HB3	1.78	0.63
39:BP:59:THR:OG1	39:BP:72:VAL:HG12	1.98	0.63
1:CA:707:U:H2'	1:CA:708:C:C6	2.34	0.63
1:CA:1465:A:H2'	1:CA:1466:C:C6	2.33	0.63
10:CH:76:ARG:HA	10:CH:126:CYS:CB	2.28	0.63
25:DB:18:U:H2'	25:DB:19:A:H8	1.64	0.63
25:DB:27:G:N2	25:DB:512:G:H2'	2.14	0.63
25:DB:674:G:H4'	28:DE:69:ARG:HB3	1.78	0.63
25:DB:1164:C:H2'	25:DB:1165:A:C8	2.33	0.63
25:DB:1470:A:H3'	25:DB:1471:G:H8	1.64	0.63
31:DH:90:LEU:HD12	31:DH:146:VAL:HG11	1.81	0.63
32:DI:41:PHE:O	32:DI:45:THR:HG23	1.98	0.63
32:DI:121:ILE:HD13	32:DI:121:ILE:N	2.12	0.63
33:DJ:55:ILE:HB	33:DJ:123:LYS:HB2	1.80	0.63
37:DN:12:ARG:HG2	37:DN:16:HIS:ND1	2.13	0.63
24:BA:109:A:H2'	24:BA:110:C:H6	1.64	0.63
25:BB:246:C:N4	53:B3:7:ARG:HG2	2.13	0.63
25:BB:559:G:H1'	40:BQ:55:GLN:HE22	1.63	0.63
25:BB:1683:U:H2'	25:BB:1684:G:C8	2.34	0.63
25:BB:2291:U:H2'	25:BB:2292:U:C6	2.34	0.63
26:BC:244:VAL:HG12	26:BC:250:GLN:H	1.63	0.63
31:BH:30:LEU:HA	31:BH:35:LYS:HB2	1.78	0.63
1:CA:502:A:H2'	1:CA:503:C:H6	1.62	0.63
4:CB:14:HIS:HA	4:CB:208:ALA:HB2	1.80	0.63
4:CB:105:THR:O	4:CB:108:GLN:HG2	1.99	0.63
5:CC:61:LYS:HZ2	5:CC:96:VAL:HG11	1.63	0.63
7:CE:87:VAL:HG22	7:CE:88:HIS:N	2.13	0.63
7:CE:151:MET:HB3	7:CE:154:ALA:HB3	1.80	0.63
9:CG:72:VAL:HA	9:CG:90:VAL:H	1.63	0.63
25:DB:633:A:H8	25:DB:633:A:O5'	1.81	0.63
25:DB:1050:A:H2'	25:DB:1051:G:H8	1.63	0.63
25:DB:1847:A:H1'	25:DB:1848:A:C8	2.33	0.63
29:DF:7:TYR:O	29:DF:11:VAL:HB	1.97	0.63
29:DF:52:ALA:HA	29:DF:149:ARG:HE	1.63	0.63
30:DG:86:LEU:HD13	30:DG:132:LEU:HD21	1.80	0.63
51:D1:28:THR:O	51:D1:30:PRO:HD3	1.98	0.63
4:AB:156:LEU:HB2	4:AB:157:PRO:HD2	1.80	0.63
6:AD:100:VAL:O	6:AD:103:ARG:HG2	1.98	0.63

*Continued on next page...*

*Continued from previous page...*

Atom-1	Atom-2	Interatomic distance (Å)	Clash overlap (Å)
14:AL:36:VAL:HG12	14:AL:52:CYS:HB2	1.81	0.63
25:BB:6:A:H1'	33:BJ:135:GLN:HE22	1.63	0.63
25:BB:1076:C:O3'	32:BI:94:LYS:HE3	1.98	0.63
28:BE:104:ALA:O	28:BE:108:ILE:HG22	1.96	0.63
29:BF:168:LEU:HD22	29:BF:169:LEU:N	2.12	0.63
30:BG:71:LEU:HA	30:BG:74:MET:SD	2.39	0.63
33:BJ:24:THR:O	33:BJ:25:LEU:HB3	1.99	0.63
41:BR:34:GLU:HG2	41:BR:60:LYS:HG2	1.80	0.63
54:B4:15:LYS:O	54:B4:16:ILE:HB	1.98	0.63
1:CA:60:A:H4'	1:CA:61:G:O5'	1.98	0.63
1:CA:829:G:H4'	4:CB:24:PRO:CG	2.28	0.63
1:CA:1148:U:H5'	11:CI:6:TYR:OH	1.99	0.63
1:CA:1314:C:C5	21:CS:5:LYS:HG2	2.34	0.63
9:CG:65:LEU:HD21	9:CG:69:ARG:HH21	1.62	0.63
10:CH:11:THR:HA	10:CH:14:ARG:NH1	2.13	0.63
25:DB:754:U:H2'	25:DB:755:U:C6	2.34	0.63
25:DB:1055:G:H3'	25:DB:1056:G:C4'	2.29	0.63
25:DB:1132:U:H5''	33:DJ:84:ILE:HD11	1.81	0.63
26:DC:53:ILE:O	26:DC:53:ILE:HG23	1.98	0.63
29:DF:120:SER:HB3	29:DF:127:TYR:CD2	2.33	0.63
41:DR:77:PHE:CD2	41:DR:84:ARG:HG2	2.34	0.63
44:DU:39:ASN:HB3	44:DU:62:ALA:H	1.64	0.63
47:DX:26:ARG:O	47:DX:27:ARG:HG2	1.98	0.63
54:D4:7:VAL:HG13	54:D4:8:LYS:N	2.11	0.63
1:AA:9:G:H4'	7:AE:107:GLY:HA3	1.81	0.63
1:AA:1125:U:H5''	12:AJ:37:ARG:HD2	1.80	0.63
1:AA:1513:A:H2'	1:AA:1514:G:H8	1.63	0.63
12:AJ:7:ARG:NH1	12:AJ:102:LEU:HG	2.14	0.63
17:AO:45:HIS:HA	17:AO:47:LYS:HZ1	1.62	0.63
25:BB:29:U:O3'	40:BQ:4:LYS:HE2	1.97	0.63
25:BB:1470:A:H3'	25:BB:1471:G:H8	1.62	0.63
27:BD:106:LYS:HD3	27:BD:106:LYS:N	2.13	0.63
29:BF:124:ARG:HB3	29:BF:126:ASN:ND2	2.13	0.63
30:BG:120:ILE:HD13	30:BG:121:THR:N	2.12	0.63
36:BM:78:LEU:O	36:BM:80:VAL:HG12	1.99	0.63
1:CA:17:U:H2'	1:CA:18:C:C6	2.34	0.63
1:CA:1436:U:H2'	1:CA:1437:A:C8	2.31	0.63
5:CC:168:ARG:HG2	5:CC:169:GLU:N	2.11	0.63
7:CE:93:VAL:HG23	7:CE:126:ALA:HA	1.81	0.63
9:CG:16:LYS:NZ	9:CG:16:LYS:HB3	2.14	0.63
17:CO:61:GLN:NE2	17:CO:65:LEU:HD11	2.13	0.63

*Continued on next page...*

*Continued from previous page...*

Atom-1	Atom-2	Interatomic distance (Å)	Clash overlap (Å)
22:CT:65:LEU:HG	22:CT:66:ILE:HD12	1.81	0.63
25:DB:1285:A:H2'	25:DB:1286:A:H5''	1.80	0.63
30:DG:38:ASP:OD2	30:DG:63:GLN:HG2	1.99	0.63
32:DI:123:ALA:HA	32:DI:126:ARG:HH12	1.63	0.63
35:DL:78:ARG:HB3	35:DL:113:ALA:HB2	1.79	0.63
11:AI:23:GLY:O	11:AI:61:ASP:HB2	1.99	0.63
11:AI:110:VAL:HG12	11:AI:111:GLU:H	1.62	0.63
19:AQ:67:SER:HB2	19:AQ:70:LYS:HB3	1.81	0.63
25:BB:581:C:H2'	25:BB:582:A:H8	1.62	0.63
25:BB:1041:G:H2'	25:BB:1042:G:H8	1.64	0.63
25:BB:1812:U:H1'	26:BC:43:ASN:HD21	1.64	0.63
25:BB:2579:C:O2'	27:BD:136:ASN:HA	1.98	0.63
29:BF:66:ILE:HA	29:BF:85:GLY:O	1.98	0.63
30:BG:84:LYS:HG3	30:BG:132:LEU:H	1.62	0.63
30:BG:102:ILE:O	30:BG:113:ASP:HA	1.97	0.63
31:BH:2:GLN:O	31:BH:3:VAL:HG22	1.99	0.63
33:BJ:43:GLU:O	33:BJ:45:THR:HG22	1.98	0.63
36:BM:23:GLY:O	36:BM:101:VAL:HG12	1.97	0.63
40:BQ:91:ARG:CZ	41:BR:11:GLN:H	2.12	0.63
46:BW:39:GLN:CG	46:BW:42:THR:HB	2.25	0.63
53:B3:18:LYS:HD2	53:B3:20:GLY:H	1.63	0.63
1:CA:194:C:O2'	1:CA:195:A:H5'	1.98	0.63
1:CA:502:A:H2'	1:CA:503:C:C6	2.33	0.63
1:CA:1004:A:H2'	1:CA:1005:A:C8	2.33	0.63
1:CA:1222:G:H5''	21:CS:77:ARG:HE	1.62	0.63
4:CB:178:LEU:HD12	4:CB:178:LEU:N	2.14	0.63
11:CI:90:ASP:HB3	11:CI:93:LEU:HD12	1.79	0.63
16:CN:40:ARG:CZ	21:CS:6:LYS:HB2	2.29	0.63
17:CO:11:VAL:HG21	17:CO:21:THR:HG22	1.79	0.63
18:CP:68:SER:HB3	18:CP:71:VAL:HG12	1.79	0.63
25:DB:24:G:H1'	42:DS:77:ASP:HB3	1.79	0.63
25:DB:445:C:O2'	25:DB:446:G:H5'	1.97	0.63
25:DB:1210:G:H5''	25:DB:1211:C:H3'	1.80	0.63
25:DB:1790:C:O2'	26:DC:207:ALA:HB2	1.99	0.63
25:DB:2228:G:H2'	25:DB:2229:U:C6	2.34	0.63
27:DD:12:THR:HG22	27:DD:13:ARG:N	2.14	0.63
27:DD:40:LEU:HD23	27:DD:44:GLY:HA2	1.80	0.63
37:DN:96:ARG:HH11	37:DN:116:VAL:HA	1.64	0.63
39:DP:6:GLN:O	39:DP:10:GLU:HB2	1.97	0.63
1:AA:486:U:H2'	1:AA:487:A:C8	2.33	0.63
1:AA:1239:A:H4'	1:AA:1240:U:H5'	1.80	0.63

*Continued on next page...*

*Continued from previous page...*

Atom-1	Atom-2	Interatomic distance (Å)	Clash overlap (Å)
1:AA:1307:U:H2'	1:AA:1308:U:C6	2.34	0.63
1:AA:1349:A:P	11:AI:119:LYS:HZ3	2.22	0.63
9:AG:71:THR:HG23	9:AG:72:VAL:HG22	1.81	0.63
13:AK:127:ARG:HH11	13:AK:127:ARG:HB2	1.63	0.63
14:AL:2:THR:HB	14:AL:5:GLN:HB2	1.81	0.63
25:BB:1164:C:H2'	25:BB:1165:A:C8	2.34	0.63
25:BB:1550:C:H2'	25:BB:1551:A:H8	1.63	0.63
30:BG:28:LYS:HZ2	30:BG:79:THR:HA	1.64	0.63
31:BH:83:LYS:HD2	31:BH:91:PHE:HB2	1.78	0.63
40:BQ:87:VAL:HG21	41:BR:52:PRO:HD3	1.80	0.63
46:BW:23:LYS:CD	46:BW:24:ARG:HG3	2.24	0.63
1:CA:415:A:H2'	1:CA:416:G:H5'	1.81	0.63
1:CA:585:G:OP1	19:CQ:38:LYS:HD3	1.97	0.63
1:CA:1226:C:H5''	15:CM:101:THR:OG1	1.97	0.63
3:CX:3:G:H5'	3:CX:5:U:H5'	1.80	0.63
4:CB:110:ILE:HG23	4:CB:147:LEU:HD22	1.81	0.63
5:CC:37:LYS:HB2	5:CC:93:ILE:HG21	1.79	0.63
5:CC:116:ALA:HB1	5:CC:186:SER:HB3	1.81	0.63
9:CG:70:PRO:HG3	9:CG:102:TRP:HZ3	1.64	0.63
11:CI:82:ILE:O	11:CI:86:LEU:HB2	1.99	0.63
23:CU:24:LYS:HD2	23:CU:25:ALA:N	2.13	0.63
25:DB:182:A:H2'	25:DB:183:C:C6	2.34	0.63
25:DB:1028:A:N6	25:DB:1125:G:H2'	2.14	0.63
25:DB:2472:G:H2'	25:DB:2475:C:N4	2.13	0.63
35:DL:79:LEU:HB3	35:DL:115:GLU:O	1.98	0.63
39:DP:56:SER:O	39:DP:75:THR:HG22	1.98	0.63
40:DQ:89:ILE:HB	41:DR:11:GLN:HE22	1.64	0.63
44:DU:45:GLN:HB2	44:DU:58:VAL:HG23	1.80	0.63
1:AA:501:C:H2'	1:AA:502:A:H8	1.63	0.63
1:AA:512:U:H2'	1:AA:513:C:C6	2.34	0.63
4:AB:182:VAL:O	4:AB:197:PHE:HB2	1.99	0.63
12:AJ:52:LEU:HD13	16:AN:80:ARG:HH11	1.63	0.63
13:AK:63:GLN:HG3	13:AK:64:VAL:N	2.14	0.63
24:BA:109:A:H2'	24:BA:110:C:C6	2.34	0.63
25:BB:6:A:H4'	33:BJ:131:ASN:O	1.99	0.63
25:BB:1285:A:H2'	25:BB:1286:A:H5''	1.81	0.63
25:BB:2835:A:H61	25:BB:2878:U:H2'	1.63	0.63
31:BH:44:ILE:HD12	31:BH:45:GLU:HG3	1.81	0.63
31:BH:99:ILE:HG22	31:BH:100:ALA:N	2.13	0.63
31:BH:114:GLU:OE1	31:BH:134:VAL:HA	1.98	0.63
36:BM:17:ASN:O	36:BM:18:ARG:HD2	1.99	0.63

*Continued on next page...*



*Continued from previous page...*

Atom-1	Atom-2	Interatomic distance (Å)	Clash overlap (Å)
37:BN:72:ASP:O	37:BN:75:ILE:HG13	1.99	0.63
47:BX:53:LYS:HA	47:BX:56:ARG:HD3	1.81	0.63
1:CA:1132:C:H2'	1:CA:1133:G:C8	2.33	0.63
1:CA:1320:C:N3	21:CS:35:ARG:HD3	2.14	0.63
2:CW:27:U:H2'	2:CW:28:C:C6	2.33	0.63
4:CB:144:GLU:CD	4:CB:144:GLU:H	2.02	0.63
6:CD:171:GLU:HB2	6:CD:180:THR:HB	1.81	0.63
7:CE:149:PRO:O	7:CE:152:VAL:HG23	1.99	0.63
15:CM:42:VAL:HB	15:CM:46:GLU:HG2	1.80	0.63
25:DB:1053:C:H2'	25:DB:1054:A:O4'	1.98	0.63
25:DB:1550:C:H2'	25:DB:1551:A:H8	1.63	0.63
25:DB:2598:A:OP1	26:DC:233:GLY:HA3	1.99	0.63
25:DB:2680:U:H5''	27:DD:194:PRO:O	1.99	0.63
33:DJ:127:GLY:O	33:DJ:129:GLU:HG3	1.99	0.63
43:DT:12:ARG:CZ	48:DY:29:ARG:HH11	2.12	0.63
47:DX:70:LEU:HD13	47:DX:75:GLU:HB3	1.80	0.63
53:D3:23:HIS:O	53:D3:46:LYS:HB2	1.98	0.63
1:AA:1010:U:H2'	1:AA:1011:C:C6	2.34	0.63
1:AA:1432:G:H5''	39:BP:105:LYS:CG	2.28	0.63
25:BB:125:A:H1'	52:B2:13:ASN:HB3	1.81	0.63
25:BB:1028:A:N6	25:BB:1125:G:H2'	2.14	0.63
25:BB:2874:C:H5''	37:BN:4:ARG:NH2	2.14	0.63
35:BL:135:ILE:HG23	35:BL:136:GLU:H	1.64	0.63
1:CA:211:G:H3'	1:CA:211:G:N3	2.14	0.63
1:CA:255:G:H2'	1:CA:256:U:C6	2.34	0.63
1:CA:501:C:H2'	1:CA:502:A:H8	1.64	0.63
1:CA:629:A:H2'	1:CA:630:A:O4'	1.98	0.63
4:CB:69:VAL:C	4:CB:79:VAL:HG11	2.18	0.63
25:DB:45:G:C5'	25:DB:46:G:H5'	2.29	0.63
25:DB:139:U:H3'	25:DB:140:C:C6	2.32	0.63
25:DB:923:G:N3	46:DW:23:LYS:HE3	2.14	0.63
27:DD:105:LYS:HA	27:DD:177:VAL:HG22	1.79	0.63
30:DG:120:ILE:HD13	30:DG:121:THR:N	2.13	0.63
33:DJ:12:LYS:HB2	33:DJ:41:LYS:NZ	2.14	0.63
33:DJ:55:ILE:O	33:DJ:55:ILE:HG13	1.97	0.63
33:DJ:105:VAL:HG21	33:DJ:122:LEU:HD13	1.80	0.63
47:DX:32:LEU:H	47:DX:51:SER:CB	2.11	0.63
1:AA:975:A:O2'	1:AA:1358:U:H1'	1.99	0.62
16:AN:68:ARG:HH11	16:AN:70:HIS:HB2	1.64	0.62
25:BB:252:G:O2'	25:BB:253:C:H5'	1.99	0.62
25:BB:1847:A:H1'	25:BB:1848:A:C8	2.33	0.62

*Continued on next page...*

*Continued from previous page...*

Atom-1	Atom-2	Interatomic distance (Å)	Clash overlap (Å)
25:BB:1854:A:N6	25:BB:1888:G:H1'	2.14	0.62
25:BB:2615:U:C2	50:B0:3:GLN:HA	2.34	0.62
27:BD:33:ARG:HH11	27:BD:74:GLU:CG	2.13	0.62
1:CA:205:A:H2'	1:CA:206:C:H6	1.63	0.62
1:CA:512:U:H2'	1:CA:513:C:C6	2.34	0.62
1:CA:764:C:C2'	1:CA:765:G:H5'	2.29	0.62
1:CA:1062:U:H2'	1:CA:1063:C:C6	2.33	0.62
1:CA:1385:G:H5'	11:CI:129:ARG:NH2	2.14	0.62
1:CA:1513:A:H2'	1:CA:1514:G:C8	2.33	0.62
6:CD:86:GLY:HA3	6:CD:196:GLU:OE2	1.99	0.62
13:CK:58:THR:HB	13:CK:59:PRO:HD2	1.81	0.62
14:CL:53:ARG:O	14:CL:54:VAL:HG13	1.98	0.62
17:CO:25:GLU:OE2	17:CO:76:ARG:HB3	1.99	0.62
23:CU:40:PRO:CB	23:CU:44:ARG:HE	2.12	0.62
25:DB:1654:A:H1'	25:DB:2823:A:H5'	1.79	0.62
25:DB:2047:C:O2'	25:DB:2048:G:H5'	1.99	0.62
25:DB:2196:C:O2'	25:DB:2197:U:H5'	1.97	0.62
27:DD:38:LYS:NZ	27:DD:42:ASN:HB2	2.13	0.62
37:DN:115:LEU:O	37:DN:118:ARG:HB2	1.98	0.62
41:DR:8:GLY:HA3	41:DR:23:GLU:HG3	1.81	0.62
47:DX:6:VAL:HG11	47:DX:50:VAL:HG13	1.81	0.62
5:AC:10:ARG:HH11	5:AC:10:ARG:HG3	1.64	0.62
5:AC:14:VAL:HG11	5:AC:178:ARG:HA	1.81	0.62
6:AD:89:LEU:O	6:AD:93:LEU:HG	1.98	0.62
11:AI:79:ARG:HH21	11:AI:102:PHE:HA	1.64	0.62
11:AI:94:ARG:HA	11:AI:97:LEU:HD23	1.80	0.62
12:AJ:22:THR:O	12:AJ:26:VAL:HG23	1.99	0.62
16:AN:82:LYS:HD3	16:AN:85:GLU:OE2	1.99	0.62
23:AU:34:ARG:NH1	23:AU:39:LYS:HE3	2.14	0.62
25:BB:1060:U:O4	25:BB:1088:A:N6	2.31	0.62
25:BB:2314:A:H2'	25:BB:2315:G:C8	2.35	0.62
34:BK:39:LYS:NZ	34:BK:88:ASN:HD21	1.97	0.62
36:BM:68:PHE:CD1	36:BM:69:PRO:HD2	2.33	0.62
4:CB:30:ILE:HD11	4:CB:40:ILE:HA	1.80	0.62
5:CC:18:ASN:HB2	16:CN:90:GLY:O	1.98	0.62
5:CC:110:LEU:HB2	5:CC:203:LYS:HE3	1.80	0.62
14:CL:33:CYS:HB3	14:CL:75:GLU:O	1.99	0.62
21:CS:29:PRO:HA	21:CS:47:THR:O	1.99	0.62
24:DA:2:G:H2'	24:DA:3:C:C6	2.34	0.62
25:DB:1405:U:H2'	25:DB:1406:U:C6	2.35	0.62
25:DB:1580:A:H2'	25:DB:1581:G:O4'	1.99	0.62

*Continued on next page...*



*Continued from previous page...*

Atom-1	Atom-2	Interatomic distance (Å)	Clash overlap (Å)
25:DB:1653:G:H3'	37:DN:2:ARG:HG3	1.80	0.62
25:DB:2269:G:H4'	46:DW:18:LYS:NZ	2.14	0.62
27:DD:53:GLY:C	27:DD:76:GLY:HA2	2.20	0.62
29:DF:48:LEU:HG	29:DF:49:LEU:HD13	1.81	0.62
29:DF:59:ILE:H	29:DF:59:ILE:HD12	1.64	0.62
30:DG:23:ILE:HG21	30:DG:71:LEU:HD11	1.80	0.62
30:DG:84:LYS:HG3	30:DG:132:LEU:H	1.61	0.62
32:DI:42:ASN:HA	32:DI:45:THR:OG1	1.99	0.62
33:DJ:110:PRO:O	33:DJ:115:GLY:HA3	2.00	0.62
35:DL:124:GLY:H	35:DL:143:GLU:CG	2.12	0.62
44:DU:34:ILE:HG12	44:DU:63:ALA:CB	2.29	0.62
1:AA:502:A:H4'	1:AA:550:G:H4'	1.80	0.62
1:AA:1526:G:P	23:AU:38:GLU:HB3	2.39	0.62
9:AG:59:GLU:O	9:AG:63:VAL:HG23	2.00	0.62
25:BB:78:U:H2'	25:BB:79:C:C6	2.34	0.62
25:BB:674:G:H4'	28:BE:69:ARG:HB3	1.81	0.62
25:BB:2662:A:H2'	25:BB:2663:G:O4'	1.99	0.62
32:BI:18:ASN:N	32:BI:19:PRO:HD2	2.14	0.62
36:BM:71:LYS:HE3	36:BM:73:ILE:HD11	1.81	0.62
44:BU:90:LYS:HE2	44:BU:92:VAL:HG22	1.80	0.62
46:BW:24:ARG:HB2	46:BW:65:LYS:HB3	1.81	0.62
1:CA:1010:U:H2'	1:CA:1011:C:C6	2.34	0.62
1:CA:1432:G:H1'	1:CA:1468:A:N6	2.15	0.62
7:CE:22:LYS:HZ2	7:CE:24:VAL:N	1.96	0.62
10:CH:81:GLY:HA2	19:CQ:35:LYS:NZ	2.14	0.62
11:CI:24:ASN:O	11:CI:58:GLU:HA	1.99	0.62
25:DB:15:G:O2'	25:DB:16:C:H5'	1.99	0.62
25:DB:252:G:O2'	25:DB:253:C:H5'	1.98	0.62
25:DB:280:U:H2'	25:DB:281:C:C6	2.35	0.62
29:DF:91:ARG:HD3	29:DF:91:ARG:N	2.14	0.62
37:DN:83:LEU:H	37:DN:83:LEU:HD12	1.63	0.62
43:DT:19:LYS:HG3	43:DT:23:ALA:HB2	1.81	0.62
1:AA:764:C:C2'	1:AA:765:G:H5'	2.30	0.62
1:AA:1465:A:H2'	1:AA:1466:C:C6	2.34	0.62
4:AB:185:ILE:HA	4:AB:199:ILE:O	1.98	0.62
19:AQ:23:ALA:HB1	19:AQ:40:THR:HG23	1.80	0.62
22:AT:66:ILE:HG23	22:AT:70:LYS:CG	2.30	0.62
25:BB:224:U:O4	25:BB:420:C:H5'	1.99	0.62
25:BB:1283:G:N2	25:BB:1285:A:H3'	2.14	0.62
25:BB:1405:U:H2'	25:BB:1406:U:C6	2.35	0.62
25:BB:2292:U:H2'	25:BB:2293:G:C8	2.34	0.62

*Continued on next page...*

*Continued from previous page...*

Atom-1	Atom-2	Interatomic distance (Å)	Clash overlap (Å)
25:BB:2902:C:O2'	25:BB:2903:U:H5'	1.98	0.62
35:BL:124:GLY:H	35:BL:143:GLU:HG3	1.64	0.62
39:BP:5:LYS:O	39:BP:9:GLN:HG2	1.99	0.62
1:CA:1305:G:H22	1:CA:1331:G:H2'	1.64	0.62
7:CE:84:VAL:HB	7:CE:143:LEU:CA	2.29	0.62
7:CE:89:THR:HG21	7:CE:134:ASN:HD22	1.64	0.62
7:CE:115:GLU:HA	7:CE:119:VAL:O	1.99	0.62
25:DB:2314:A:H2'	25:DB:2315:G:C8	2.35	0.62
25:DB:2443:C:H2'	25:DB:2444:G:H8	1.63	0.62
25:DB:2742:G:P	54:D4:24:ARG:HH12	2.23	0.62
26:DC:264:LYS:HG3	26:DC:265:PHE:HD2	1.65	0.62
33:DJ:58:ASN:HD22	33:DJ:61:LYS:NZ	1.98	0.62
36:DM:68:PHE:CD1	36:DM:69:PRO:HD2	2.35	0.62
43:DT:48:GLN:HB2	43:DT:49:LYS:HE3	1.82	0.62
1:AA:91:U:H2'	1:AA:92:U:C6	2.34	0.62
4:AB:53:LEU:HA	4:AB:56:LEU:HD23	1.80	0.62
7:AE:105:ILE:HB	7:AE:123:LEU:HA	1.82	0.62
11:AI:10:ARG:HA	11:AI:15:ALA:HA	1.80	0.62
12:AJ:8:ILE:HG12	12:AJ:74:VAL:HB	1.82	0.62
14:AL:74:GLN:HE21	14:AL:75:GLU:H	1.48	0.62
21:AS:39:ILE:HG12	21:AS:68:HIS:O	1.99	0.62
24:BA:48:U:H2'	24:BA:49:C:C6	2.35	0.62
25:BB:28:A:N6	25:BB:512:G:H1'	2.15	0.62
25:BB:559:G:H1'	40:BQ:55:GLN:NE2	2.13	0.62
25:BB:1179:G:H2'	25:BB:1180:U:H6	1.61	0.62
25:BB:1802:A:H2'	25:BB:1803:A:C8	2.34	0.62
44:BU:26:ASN:HD21	44:BU:34:ILE:HD12	1.65	0.62
51:B1:3:GLY:O	51:B1:4:ILE:HG13	1.98	0.62
1:CA:402:G:H2'	1:CA:403:C:C6	2.34	0.62
1:CA:865:A:H5'	1:CA:1078:U:O4	1.99	0.62
1:CA:1000:A:H2'	1:CA:1001:C:H6	1.63	0.62
1:CA:1307:U:H2'	1:CA:1308:U:C6	2.34	0.62
4:CB:64:GLY:O	4:CB:87:ASP:HB3	1.99	0.62
7:CE:13:LYS:HB2	7:CE:37:VAL:O	1.99	0.62
10:CH:124:ILE:HD12	10:CH:125:ILE:N	2.13	0.62
11:CI:5:TYR:CD1	11:CI:88:GLU:HG2	2.35	0.62
13:CK:34:THR:CG2	13:CK:39:ASN:H	2.13	0.62
16:CN:42:ASN:HA	16:CN:45:LEU:HD12	1.82	0.62
25:DB:1060:U:O4	25:DB:1088:A:N6	2.31	0.62
25:DB:1802:A:H2'	25:DB:1803:A:C8	2.35	0.62
25:DB:1885:A:H2'	25:DB:1886:U:O4'	2.00	0.62

*Continued on next page...*

*Continued from previous page...*

Atom-1	Atom-2	Interatomic distance (Å)	Clash overlap (Å)
26:DC:75:ALA:HB3	26:DC:115:ILE:HB	1.80	0.62
32:DI:72:THR:HG22	32:DI:115:ASP:OD2	1.99	0.62
37:DN:33:ILE:O	37:DN:34:ILE:HG13	1.99	0.62
1:AA:98:A:H2'	1:AA:99:C:H6	1.64	0.62
1:AA:1323:G:H2'	1:AA:1324:A:H8	1.63	0.62
5:AC:122:GLN:HB3	5:AC:127:VAL:HG21	1.82	0.62
5:AC:178:ARG:HE	5:AC:205:GLU:HB2	1.65	0.62
19:AQ:26:ARG:HD3	19:AQ:39:ARG:HH12	1.64	0.62
25:BB:346:A:H2'	25:BB:347:A:H5'	1.81	0.62
25:BB:1028:A:H2'	25:BB:1029:A:C8	2.34	0.62
25:BB:1316:U:H2'	25:BB:1317:G:H8	1.63	0.62
25:BB:2472:G:H2'	25:BB:2475:C:N4	2.12	0.62
27:BD:53:GLY:C	27:BD:76:GLY:HA2	2.19	0.62
30:BG:30:GLY:HA3	30:BG:78:VAL:HG12	1.82	0.62
32:BI:11:GLN:HA	32:BI:55:PRO:HA	1.80	0.62
44:BU:14:THR:O	44:BU:18:LYS:HA	2.00	0.62
51:B1:28:THR:O	51:B1:30:PRO:HD3	1.99	0.62
1:CA:1291:U:H2'	1:CA:1292:G:H8	1.64	0.62
5:CC:190:THR:HG22	5:CC:192:TYR:H	1.63	0.62
6:CD:84:ASN:CG	6:CD:85:THR:H	2.03	0.62
6:CD:160:LEU:HD13	6:CD:160:LEU:H	1.64	0.62
9:CG:52:ARG:HH22	9:CG:120:ALA:C	2.03	0.62
12:CJ:12:ALA:HB2	12:CJ:96:VAL:HB	1.80	0.62
13:CK:51:PHE:O	13:CK:55:ARG:HB3	2.00	0.62
14:CL:109:ARG:HG2	14:CL:110:LYS:N	2.15	0.62
15:CM:56:ARG:HA	15:CM:59:VAL:HG12	1.82	0.62
18:CP:35:ARG:HG2	18:CP:36:VAL:H	1.63	0.62
23:CU:48:LYS:O	23:CU:52:VAL:HB	1.99	0.62
25:DB:1386:C:H2'	25:DB:1387:A:H8	1.65	0.62
25:DB:2267:A:C8	25:DB:2267:A:C3'	2.70	0.62
26:DC:140:VAL:HG12	26:DC:141:HIS:N	2.09	0.62
27:DD:106:LYS:HD3	27:DD:106:LYS:N	2.14	0.62
28:DE:58:LYS:HD3	28:DE:58:LYS:N	2.15	0.62
29:DF:74:ALA:HB3	29:DF:77:LYS:O	1.99	0.62
29:DF:84:ILE:O	29:DF:84:ILE:HG13	2.00	0.62
41:DR:25:LEU:H	41:DR:94:THR:CG2	2.12	0.62
44:DU:73:ASN:ND2	44:DU:77:GLY:H	1.96	0.62
50:D0:38:LEU:HD13	50:D0:41:HIS:NE2	2.13	0.62
51:D1:26:LYS:NZ	51:D1:52:LYS:HB3	2.15	0.62
1:AA:628:G:H2'	1:AA:629:A:C8	2.33	0.62
1:AA:960:U:O2'	1:AA:1223:C:H4'	1.99	0.62

*Continued on next page...*

*Continued from previous page...*

Atom-1	Atom-2	Interatomic distance (Å)	Clash overlap (Å)
5:AC:24:ASN:H	5:AC:27:GLU:HG2	1.64	0.62
7:AE:13:LYS:HD2	7:AE:112:ALA:HB1	1.81	0.62
15:AM:49:GLU:O	15:AM:52:ILE:HG22	1.99	0.62
16:AN:62:ARG:HA	16:AN:68:ARG:O	1.99	0.62
17:AO:72:LYS:HE2	17:AO:72:LYS:HA	1.82	0.62
20:AR:47:ARG:HB2	20:AR:50:TYR:CD1	2.35	0.62
25:BB:163:C:H2'	25:BB:164:C:H6	1.65	0.62
25:BB:176:A:O2'	25:BB:177:G:H5'	1.99	0.62
33:BJ:55:ILE:O	33:BJ:55:ILE:HG13	1.99	0.62
36:BM:12:MET:HE1	36:BM:71:LYS:HD2	1.81	0.62
37:BN:115:LEU:O	37:BN:118:ARG:HB2	1.99	0.62
44:BU:45:GLN:HB2	44:BU:58:VAL:HG23	1.81	0.62
54:B4:10:LEU:HD12	54:B4:33:HIS:HA	1.82	0.62
1:CA:269:C:H2'	1:CA:270:A:C8	2.35	0.62
1:CA:272:C:H2'	1:CA:273:U:C6	2.35	0.62
1:CA:407:U:C1'	6:CD:115:GLN:HE21	2.13	0.62
13:CK:31:VAL:HG21	13:CK:66:ALA:HA	1.80	0.62
14:CL:2:THR:HB	14:CL:5:GLN:HG3	1.81	0.62
18:CP:5:ARG:HB3	18:CP:68:SER:HB2	1.80	0.62
22:CT:67:HIS:HB3	22:CT:68:LYS:HE2	1.81	0.62
25:DB:6:A:H4'	33:DJ:131:ASN:O	2.00	0.62
25:DB:28:A:N6	25:DB:512:G:H1'	2.13	0.62
25:DB:309:A:C4'	44:DU:16:LYS:HZ1	2.11	0.62
25:DB:550:C:H2'	25:DB:551:G:H8	1.65	0.62
25:DB:592:A:N3	53:D3:3:ILE:HD11	2.13	0.62
25:DB:1854:A:N6	25:DB:1888:G:H1'	2.15	0.62
26:DC:158:GLY:N	26:DC:194:VAL:HG13	2.14	0.62
32:DI:2:LYS:C	32:DI:3:LYS:HG3	2.20	0.62
33:DJ:77:HIS:CD2	33:DJ:79:GLY:H	2.17	0.62
36:DM:78:LEU:O	36:DM:80:VAL:HG12	2.00	0.62
37:DN:83:LEU:CA	37:DN:86:ARG:HB2	2.21	0.62
51:D1:3:GLY:O	51:D1:4:ILE:HG13	1.99	0.62
1:AA:269:C:H2'	1:AA:270:A:C8	2.35	0.62
1:AA:502:A:H2'	1:AA:503:C:H6	1.65	0.62
1:AA:523:A:H61	14:AL:49:ARG:HH12	1.48	0.62
1:AA:972:C:H4'	12:AJ:59:LYS:HG2	1.81	0.62
4:AB:83:ALA:HB1	4:AB:89:PHE:O	2.00	0.62
4:AB:216:VAL:O	4:AB:220:VAL:HG23	2.00	0.62
5:AC:53:ARG:O	5:AC:68:HIS:HB2	1.99	0.62
6:AD:170:LEU:HA	6:AD:182:LYS:H	1.63	0.62
7:AE:80:LEU:HB3	7:AE:146:MET:HE3	1.82	0.62

*Continued on next page...*

*Continued from previous page...*

Atom-1	Atom-2	Interatomic distance (Å)	Clash overlap (Å)
22:AT:8:LYS:HE3	22:AT:12:GLN:NE2	2.14	0.62
25:BB:1340:U:H5'	43:BT:61:LEU:HD22	1.81	0.62
25:BB:2147:A:O3'	25:BB:2148:G:H8	1.83	0.62
25:BB:2591:C:H2'	25:BB:2592:G:C8	2.35	0.62
37:BN:12:ARG:HG2	37:BN:16:HIS:ND1	2.15	0.62
1:CA:1015:G:H2'	1:CA:1016:A:C8	2.35	0.62
5:CC:117:ASP:HA	5:CC:120:THR:HB	1.81	0.62
7:CE:37:VAL:CG2	7:CE:136:VAL:HG21	2.28	0.62
8:CF:68:GLN:H	8:CF:68:GLN:NE2	1.97	0.62
9:CG:17:PHE:HB2	9:CG:22:LEU:HD13	1.81	0.62
23:CU:6:ARG:HB2	23:CU:6:ARG:CZ	2.29	0.62
24:DA:109:A:H2'	24:DA:110:C:C6	2.34	0.62
25:DB:2191:A:H2'	25:DB:2192:U:O4'	1.99	0.62
28:DE:145:ASP:HA	28:DE:166:LYS:O	2.00	0.62
29:DF:62:GLN:CB	29:DF:91:ARG:HH11	2.13	0.62
31:DH:99:ILE:HG22	31:DH:100:ALA:N	2.13	0.62
36:DM:17:ASN:O	36:DM:18:ARG:HD2	1.99	0.62
36:DM:23:GLY:O	36:DM:101:VAL:HG12	1.99	0.62
38:DO:74:VAL:O	38:DO:78:VAL:HG23	2.00	0.62
46:DW:19:ARG:HH11	46:DW:22:VAL:HG11	1.63	0.62
47:DX:13:THR:HA	47:DX:27:ARG:HA	1.80	0.62
1:AA:619:U:H3	6:AD:130:ASN:HD21	1.46	0.62
1:AA:1000:A:H2'	1:AA:1001:C:H6	1.65	0.62
1:AA:1249:C:H4'	11:AI:37:TYR:OH	1.98	0.62
5:AC:63:ILE:HG12	5:AC:98:ALA:CB	2.28	0.62
5:AC:171:ARG:HH21	5:AC:173:PRO:HG3	1.63	0.62
7:AE:14:LEU:HD23	7:AE:59:ILE:HD11	1.82	0.62
10:AH:80:PRO:HA	10:AH:83:ARG:HE	1.64	0.62
19:AQ:62:GLU:HB3	19:AQ:72:TRP:CE2	2.35	0.62
25:BB:4:U:H2'	25:BB:5:A:H8	1.65	0.62
25:BB:1210:G:H5''	25:BB:1211:C:H3'	1.82	0.62
25:BB:1346:G:O2'	25:BB:1347:A:H5'	2.00	0.62
25:BB:1593:A:H2'	25:BB:1594:U:C6	2.35	0.62
25:BB:2065:C:H2'	25:BB:2066:C:C6	2.34	0.62
25:BB:2598:A:OP1	26:BC:233:GLY:HA3	1.99	0.62
28:BE:145:ASP:HA	28:BE:166:LYS:O	2.00	0.62
30:BG:86:LEU:HD13	30:BG:132:LEU:HD21	1.81	0.62
36:BM:102:LEU:H	36:BM:102:LEU:HD22	1.64	0.62
39:BP:56:SER:O	39:BP:75:THR:HG22	2.00	0.62
50:B0:38:LEU:HD13	50:B0:41:HIS:NE2	2.14	0.62
1:CA:151:A:H2'	1:CA:152:A:O4'	2.00	0.62

*Continued on next page...*

*Continued from previous page...*

Atom-1	Atom-2	Interatomic distance (Å)	Clash overlap (Å)
1:CA:202:G:H2'	1:CA:203:G:C8	2.34	0.62
1:CA:370:C:H2'	1:CA:371:A:C8	2.35	0.62
1:CA:1451:U:H5''	1:CA:1452:C:OP2	1.99	0.62
4:CB:80:LYS:HG3	4:CB:81:ASP:N	2.15	0.62
6:CD:63:ILE:HG23	6:CD:64:TYR:CD1	2.35	0.62
9:CG:100:MET:HA	9:CG:103:ILE:HD12	1.81	0.62
10:CH:110:MET:HB2	10:CH:115:ALA:HB2	1.81	0.62
15:CM:44:ILE:HD12	15:CM:44:ILE:H	1.64	0.62
18:CP:26:ASN:ND2	18:CP:31:ARG:HG2	2.15	0.62
25:DB:1593:A:H2'	25:DB:1594:U:C6	2.35	0.62
25:DB:2267:A:H3'	25:DB:2267:A:H8	1.58	0.62
25:DB:2346:A:H3'	25:DB:2347:C:H5''	1.82	0.62
25:DB:2394:C:OP1	35:DL:63:LYS:HG2	1.99	0.62
25:DB:2649:C:H2'	25:DB:2650:U:C6	2.34	0.62
28:DE:126:VAL:HG22	28:DE:127:GLU:H	1.65	0.62
34:DK:39:LYS:NZ	34:DK:88:ASN:HD21	1.98	0.62
35:DL:135:ILE:HG23	35:DL:136:GLU:H	1.63	0.62
1:AA:173:U:H5'	1:AA:197:A:O4'	2.00	0.62
4:AB:84:LEU:HB2	4:AB:90:PHE:CD2	2.34	0.62
10:AH:17:GLN:HG3	10:AH:62:LEU:HD23	1.81	0.62
12:AJ:11:LYS:HA	12:AJ:70:HIS:O	2.00	0.62
19:AQ:60:ILE:HG22	19:AQ:72:TRP:HE3	1.65	0.62
23:AU:39:LYS:N	23:AU:40:PRO:HD2	2.15	0.62
25:BB:315:G:H2'	25:BB:316:C:C6	2.35	0.62
25:BB:1054:A:H2'	25:BB:1055:G:C8	2.35	0.62
25:BB:2728:U:H2'	25:BB:2729:G:C8	2.35	0.62
25:BB:2734:A:H2'	25:BB:2735:G:H5'	1.81	0.62
25:BB:2902:C:O2'	25:BB:2903:U:H6	1.83	0.62
29:BF:62:GLN:CB	29:BF:91:ARG:HH11	2.12	0.62
33:BJ:105:VAL:HG21	33:BJ:122:LEU:HD13	1.82	0.62
42:BS:36:LEU:HD22	42:BS:36:LEU:H	1.65	0.62
46:BW:19:ARG:HH11	46:BW:22:VAL:HG11	1.64	0.62
1:CA:41:G:H2'	1:CA:42:G:H8	1.65	0.62
1:CA:299:G:H2'	1:CA:300:A:C8	2.35	0.62
1:CA:451:A:C6	1:CA:480:U:H2'	2.35	0.62
4:CB:89:PHE:HB3	4:CB:149:GLY:CA	2.30	0.62
6:CD:13:ARG:CA	6:CD:37:PRO:HB3	2.29	0.62
14:CL:51:VAL:HG12	14:CL:52:CYS:H	1.65	0.62
25:DB:1579:A:H2'	25:DB:1580:A:C8	2.35	0.62
25:DB:2105:U:H2'	25:DB:2106:U:H6	1.65	0.62
25:DB:2557:G:H2'	25:DB:2558:C:C6	2.35	0.62

*Continued on next page...*



*Continued from previous page...*

Atom-1	Atom-2	Interatomic distance (Å)	Clash overlap (Å)
27:DD:186:LEU:HD21	39:DP:3:ILE:HD11	1.80	0.62
27:DD:202:ILE:HG22	27:DD:203:VAL:N	2.15	0.62
30:DG:102:ILE:O	30:DG:113:ASP:HA	2.00	0.62
35:DL:135:ILE:HG23	35:DL:136:GLU:N	2.15	0.62
40:DQ:65:ASN:HD21	40:DQ:69:ARG:NH1	1.97	0.62
43:DT:81:LYS:HZ2	43:DT:81:LYS:HB2	1.65	0.62
50:D0:2:VAL:HG23	50:D0:3:GLN:O	2.00	0.62
1:AA:202:G:H2'	1:AA:203:G:C8	2.34	0.61
1:AA:1032:G:H2'	1:AA:1033:G:O4'	2.00	0.61
9:AG:130:LYS:H	9:AG:134:VAL:HG11	1.65	0.61
11:AI:43:ALA:O	11:AI:46:VAL:HG13	2.00	0.61
11:AI:56:MET:SD	11:AI:57:VAL:HG23	2.40	0.61
15:AM:82:LEU:HD13	15:AM:84:CYS:SG	2.40	0.61
18:AP:51:ARG:HH22	18:AP:54:LEU:HD13	1.65	0.61
25:BB:72:U:H1'	48:BY:51:ALA:CB	2.30	0.61
25:BB:144:A:H2'	25:BB:145:C:C6	2.34	0.61
25:BB:1149:G:H2'	25:BB:1150:C:C6	2.35	0.61
25:BB:1580:A:H2'	25:BB:1581:G:O4'	1.99	0.61
25:BB:2792:A:H3'	25:BB:2793:C:H5''	1.79	0.61
29:BF:7:TYR:O	29:BF:11:VAL:HB	1.99	0.61
29:BF:49:LEU:HD22	29:BF:49:LEU:H	1.64	0.61
32:BI:20:SER:O	32:BI:25:PRO:HD2	2.00	0.61
43:BT:48:GLN:HB2	43:BT:49:LYS:HE3	1.82	0.61
49:BZ:12:ALA:HA	49:BZ:15:ARG:HD3	1.81	0.61
4:CB:46:VAL:HG12	4:CB:47:PRO:HD3	1.81	0.61
4:CB:67:LEU:HB2	4:CB:157:PRO:CB	2.28	0.61
6:CD:142:VAL:HG13	6:CD:179:GLY:HA3	1.81	0.61
7:CE:84:VAL:C	7:CE:143:LEU:HA	2.21	0.61
9:CG:70:PRO:HG3	9:CG:102:TRP:CZ3	2.34	0.61
20:CR:33:THR:HG22	20:CR:37:LYS:O	2.00	0.61
20:CR:40:PRO:HB2	20:CR:43:ILE:HG12	1.81	0.61
25:DB:315:G:H2'	25:DB:316:C:C6	2.35	0.61
25:DB:417:C:H2'	25:DB:418:C:C6	2.35	0.61
25:DB:1149:G:H2'	25:DB:1150:C:C6	2.34	0.61
25:DB:1346:G:O2'	25:DB:1347:A:H5'	2.00	0.61
25:DB:1406:U:H2'	25:DB:1407:G:H8	1.64	0.61
27:DD:12:THR:HG22	27:DD:13:ARG:H	1.65	0.61
29:DF:107:VAL:HB	29:DF:108:PRO:HD3	1.82	0.61
32:DI:116:MET:HE1	32:DI:128:ILE:HG13	1.82	0.61
34:DK:46:ILE:HG23	34:DK:47:PRO:HD2	1.81	0.61
44:DU:6:ARG:HG3	44:DU:7:ASP:N	2.15	0.61

*Continued on next page...*

*Continued from previous page...*

Atom-1	Atom-2	Interatomic distance (Å)	Clash overlap (Å)
1:AA:502:A:H2'	1:AA:503:C:C6	2.35	0.61
1:AA:1062:U:H2'	1:AA:1063:C:C6	2.35	0.61
1:AA:1129:C:H1'	1:AA:1130:A:N7	2.15	0.61
13:AK:22:ILE:HD12	13:AK:84:MET:O	2.00	0.61
25:BB:337:C:H2'	25:BB:338:G:O4'	2.00	0.61
25:BB:1181:U:H2'	25:BB:1182:G:H8	1.66	0.61
29:BF:39:VAL:HG13	29:BF:49:LEU:CD1	2.30	0.61
37:BN:33:ILE:O	37:BN:34:ILE:HG13	2.00	0.61
5:CC:2:GLN:NE2	5:CC:3:LYS:HE2	2.15	0.61
6:CD:60:VAL:HA	6:CD:63:ILE:HG22	1.81	0.61
7:CE:50:GLY:HA3	7:CE:61:LYS:HB2	1.82	0.61
7:CE:92:ARG:O	7:CE:93:VAL:HB	1.99	0.61
14:CL:109:ARG:HG2	14:CL:110:LYS:H	1.65	0.61
19:CQ:26:ARG:HH11	19:CQ:26:ARG:HB2	1.63	0.61
25:DB:4:U:H2'	25:DB:5:A:C8	2.34	0.61
25:DB:337:C:H2'	25:DB:338:G:O4'	2.01	0.61
25:DB:1198:U:O2'	40:DQ:4:LYS:HB3	2.00	0.61
25:DB:1994:C:OP1	27:DD:131:ASP:HA	2.01	0.61
25:DB:2336:A:N6	46:DW:40:ARG:CD	2.60	0.61
25:DB:2365:G:O2'	46:DW:59:PHE:CE1	2.53	0.61
31:DH:3:VAL:HG12	31:DH:38:PRO:HA	1.82	0.61
33:DJ:24:THR:O	33:DJ:25:LEU:HB3	2.00	0.61
33:DJ:44:TYR:CD1	40:DQ:59:LEU:HD22	2.36	0.61
36:DM:71:LYS:HE3	36:DM:73:ILE:HD11	1.82	0.61
47:DX:5:GLN:NE2	47:DX:49:ARG:H	1.98	0.61
1:AA:415:A:H2'	1:AA:416:G:H5'	1.82	0.61
1:AA:922:G:H2'	1:AA:923:A:C8	2.34	0.61
8:AF:6:ILE:HD12	8:AF:7:VAL:N	2.15	0.61
25:BB:5:A:H2'	25:BB:6:A:C8	2.34	0.61
25:BB:1175:A:P	25:BB:1176:U:H1'	2.40	0.61
25:BB:1210:G:H5'	25:BB:1212:G:O4'	1.99	0.61
25:BB:1231:U:H2'	25:BB:1232:G:H8	1.65	0.61
25:BB:1683:U:H2'	25:BB:1684:G:H8	1.64	0.61
26:BC:264:LYS:HG3	26:BC:265:PHE:HD2	1.66	0.61
27:BD:12:THR:HG22	27:BD:13:ARG:H	1.65	0.61
27:BD:13:ARG:HH12	39:BP:74:GLN:HB3	1.64	0.61
31:BH:120:GLY:O	31:BH:122:LEU:HD12	2.00	0.61
44:BU:73:ASN:ND2	44:BU:77:GLY:H	1.96	0.61
1:CA:87:C:H2'	1:CA:88:U:C5	2.35	0.61
1:CA:462:G:H2'	1:CA:463:U:C6	2.35	0.61
1:CA:476:U:H2'	1:CA:477:C:C6	2.35	0.61

*Continued on next page...*



*Continued from previous page...*

Atom-1	Atom-2	Interatomic distance (Å)	Clash overlap (Å)
1:CA:487:A:H2'	1:CA:488:C:O4'	2.00	0.61
1:CA:1276:G:H2'	1:CA:1277:C:C6	2.35	0.61
4:CB:30:ILE:CG1	4:CB:40:ILE:HA	2.30	0.61
4:CB:202:ASN:O	4:CB:209:VAL:HG12	2.00	0.61
7:CE:16:ALA:O	7:CE:34:ALA:HB1	2.01	0.61
7:CE:85:LYS:HE3	7:CE:94:PHE:HB2	1.81	0.61
7:CE:111:ARG:HH11	7:CE:111:ARG:HB2	1.65	0.61
7:CE:111:ARG:HB2	7:CE:111:ARG:NH1	2.15	0.61
15:CM:54:THR:HA	15:CM:57:ASP:HB3	1.82	0.61
16:CN:10:VAL:HB	16:CN:11:LYS:HZ3	1.65	0.61
24:DA:48:U:H2'	24:DA:49:C:C6	2.35	0.61
25:DB:962:G:O2'	25:DB:963:U:H5'	2.00	0.61
25:DB:1082:U:N3	25:DB:1086:A:C6	2.68	0.61
27:DD:11:MET:HE1	27:DD:192:ALA:H	1.65	0.61
6:AD:25:ARG:HH11	6:AD:30:LYS:HE3	1.66	0.61
25:BB:532:A:N7	25:BB:2021:C:H2'	2.15	0.61
25:BB:721:A:H2'	25:BB:722:A:H8	1.65	0.61
25:BB:1266:G:N2	25:BB:2012:G:H2'	2.15	0.61
25:BB:2477:U:H2'	54:B4:2:LYS:HE3	1.82	0.61
27:BD:202:ILE:HG22	27:BD:203:VAL:N	2.14	0.61
28:BE:178:VAL:O	28:BE:181:ILE:HG23	1.99	0.61
37:BN:62:ASN:N	37:BN:62:ASN:HD22	1.96	0.61
41:BR:8:GLY:HA3	41:BR:23:GLU:HG3	1.82	0.61
47:BX:5:GLN:HE22	47:BX:49:ARG:H	1.46	0.61
1:CA:436:C:O2'	1:CA:437:U:H5'	1.99	0.61
6:CD:108:ALA:HB2	6:CD:157:ALA:HA	1.82	0.61
11:CI:24:ASN:ND2	11:CI:26:LYS:HG2	2.16	0.61
11:CI:51:LEU:HB3	11:CI:56:MET:CG	2.31	0.61
14:CL:38:THR:HG22	14:CL:50:LYS:HA	1.81	0.61
25:DB:5:A:H2'	25:DB:6:A:C8	2.35	0.61
25:DB:699:A:H4'	25:DB:1634:A:N7	2.15	0.61
25:DB:900:A:H2'	25:DB:901:C:O4'	1.99	0.61
25:DB:2531:A:OP2	30:DG:174:LYS:HB3	2.01	0.61
25:DB:2591:C:H2'	25:DB:2592:G:C8	2.35	0.61
1:AA:335:C:H2'	1:AA:336:A:H8	1.65	0.61
1:AA:699:C:C2'	1:AA:700:G:H5''	2.30	0.61
1:AA:1149:C:H2'	1:AA:1150:A:C8	2.35	0.61
1:AA:1276:G:H2'	1:AA:1277:C:C6	2.36	0.61
1:AA:1305:G:N2	1:AA:1331:G:H2'	2.15	0.61
3:AX:3:G:H1'	3:AX:5:U:C2	2.35	0.61
5:AC:76:ILE:HA	5:AC:83:VAL:CG2	2.30	0.61

*Continued on next page...*

*Continued from previous page...*

Atom-1	Atom-2	Interatomic distance (Å)	Clash overlap (Å)
7:AE:87:VAL:HG12	7:AE:92:ARG:HA	1.83	0.61
8:AF:44:ARG:HG3	8:AF:56:LYS:HG2	1.82	0.61
9:AG:29:LEU:HD12	9:AG:104:VAL:HG13	1.82	0.61
13:AK:57:SER:O	13:AK:90:PRO:HG2	2.00	0.61
14:AL:5:GLN:HA	14:AL:8:ARG:HH11	1.64	0.61
20:AR:27:THR:HA	20:AR:30:ASN:ND2	2.15	0.61
20:AR:47:ARG:HB2	20:AR:50:TYR:HD1	1.66	0.61
25:BB:699:A:H4'	25:BB:1634:A:N7	2.15	0.61
25:BB:2093:G:O2'	25:BB:2094:A:H5'	2.00	0.61
25:BB:2336:A:H62	46:BW:40:ARG:CD	2.10	0.61
25:BB:2557:G:H2'	25:BB:2558:C:C6	2.35	0.61
27:BD:38:LYS:HZ2	27:BD:38:LYS:HB2	1.65	0.61
29:BF:59:ILE:HD12	29:BF:59:ILE:H	1.64	0.61
33:BJ:12:LYS:HB2	33:BJ:41:LYS:NZ	2.14	0.61
40:BQ:94:LEU:CD1	41:BR:13:ARG:HB2	2.30	0.61
41:BR:25:LEU:H	41:BR:94:THR:CG2	2.13	0.61
41:BR:58:VAL:HG22	41:BR:59:ILE:H	1.65	0.61
49:BZ:28:LEU:HA	49:BZ:33:HIS:HD2	1.64	0.61
51:B1:26:LYS:NZ	51:B1:52:LYS:HB3	2.16	0.61
1:CA:173:U:H5'	1:CA:197:A:O4'	2.01	0.61
1:CA:370:C:H2'	1:CA:371:A:H8	1.63	0.61
4:CB:83:ALA:HB1	4:CB:88:GLN:HB3	1.83	0.61
5:CC:128:MET:HG2	5:CC:131:ARG:HD3	1.80	0.61
5:CC:185:THR:HG23	5:CC:197:VAL:O	2.00	0.61
11:CI:87:MET:O	11:CI:91:GLU:HA	2.01	0.61
11:CI:116:GLY:O	11:CI:117:LEU:HG	2.01	0.61
20:CR:25:ILE:O	20:CR:29:LYS:HG3	2.00	0.61
25:DB:721:A:H2'	25:DB:722:A:H8	1.64	0.61
25:DB:1856:U:H2'	25:DB:1857:G:H5'	1.81	0.61
25:DB:2143:C:H2'	25:DB:2144:G:H8	1.66	0.61
25:DB:2292:U:H2'	25:DB:2293:G:C8	2.34	0.61
27:DD:117:GLY:O	27:DD:164:GLN:HA	2.01	0.61
31:DH:129:GLU:HB3	31:DH:143:ILE:HG12	1.82	0.61
46:DW:24:ARG:HB2	46:DW:65:LYS:HB3	1.82	0.61
47:DX:53:LYS:HA	47:DX:56:ARG:HD3	1.80	0.61
1:AA:707:U:H2'	1:AA:708:C:H6	1.64	0.61
1:AA:1451:U:H5''	1:AA:1452:C:OP2	2.00	0.61
4:AB:56:LEU:HA	4:AB:59:ILE:HD12	1.82	0.61
9:AG:67:ASN:HA	9:AG:137:ARG:NH1	2.15	0.61
12:AJ:5:ARG:O	12:AJ:102:LEU:HD12	2.01	0.61
12:AJ:93:ALA:HB1	12:AJ:96:VAL:HG23	1.81	0.61

*Continued on next page...*

*Continued from previous page...*

Atom-1	Atom-2	Interatomic distance (Å)	Clash overlap (Å)
16:AN:65:GLN:HB3	16:AN:82:LYS:HG3	1.82	0.61
19:AQ:56:ASP:HA	19:AQ:80:LYS:HA	1.81	0.61
25:BB:280:U:H2'	25:BB:281:C:C6	2.35	0.61
25:BB:1049:C:H2'	25:BB:1050:A:H8	1.65	0.61
25:BB:1050:A:H2	25:BB:2751:G:HO2'	1.46	0.61
25:BB:1856:U:H2'	25:BB:1857:G:H5'	1.82	0.61
27:BD:40:LEU:HD23	27:BD:44:GLY:HA2	1.80	0.61
27:BD:117:GLY:O	27:BD:164:GLN:HA	2.00	0.61
32:BI:89:SER:HA	32:BI:97:VAL:HG21	1.82	0.61
33:BJ:127:GLY:O	33:BJ:129:GLU:HG3	2.00	0.61
1:CA:1099:G:H5''	4:CB:94:ARG:HE	1.66	0.61
1:CA:1318:A:H4'	21:CS:9:PHE:HB2	1.82	0.61
1:CA:1458:G:H2'	1:CA:1459:G:H8	1.66	0.61
4:CB:67:LEU:O	4:CB:160:LEU:HD23	2.01	0.61
10:CH:23:ALA:HB2	10:CH:61:THR:HA	1.82	0.61
25:DB:1172:C:H2'	25:DB:1173:U:O4'	2.00	0.61
25:DB:1181:U:H2'	25:DB:1182:G:H8	1.66	0.61
25:DB:1210:G:H5'	25:DB:1212:G:O4'	2.01	0.61
25:DB:2061:G:H5''	25:DB:2503:A:C2	2.36	0.61
25:DB:2336:A:N6	46:DW:40:ARG:HH11	1.98	0.61
25:DB:2877:G:O2'	25:DB:2878:U:H5'	2.01	0.61
29:DF:98:PHE:O	29:DF:102:LEU:HD12	2.00	0.61
43:DT:73:ARG:HB3	43:DT:73:ARG:NH2	2.15	0.61
50:D0:55:ALA:HB3	50:D0:56:LYS:HZ1	1.66	0.61
1:AA:1297:G:H21	9:AG:113:LYS:HG2	1.65	0.61
1:AA:1432:G:H1'	1:AA:1468:A:N6	2.15	0.61
6:AD:77:GLU:OE1	6:AD:80:ARG:HD3	2.01	0.61
13:AK:87:GLY:O	13:AK:92:ARG:HD3	1.99	0.61
32:BI:85:ILE:HD13	32:BI:137:LEU:HD21	1.81	0.61
35:BL:124:GLY:H	35:BL:143:GLU:CG	2.13	0.61
43:BT:12:ARG:HB3	43:BT:12:ARG:NH1	2.16	0.61
1:CA:673:A:H1'	20:CR:63:TYR:HD1	1.65	0.61
1:CA:950:U:H2'	1:CA:951:G:H8	1.65	0.61
1:CA:1057:G:O3'	5:CC:196:GLY:HA3	2.00	0.61
1:CA:1493:A:H5''	25:DB:1913:A:H61	1.65	0.61
4:CB:72:LYS:HB2	4:CB:204:ASP:OD1	2.00	0.61
7:CE:89:THR:HG21	7:CE:134:ASN:ND2	2.16	0.61
9:CG:110:ARG:HH21	9:CG:122:GLU:CB	2.13	0.61
14:CL:69:GLU:O	14:CL:107:LYS:HE2	2.01	0.61
25:DB:110:G:O2'	25:DB:111:A:H5'	2.00	0.61
25:DB:465:G:N2	25:DB:684:G:H1'	2.16	0.61

*Continued on next page...*

*Continued from previous page...*

Atom-1	Atom-2	Interatomic distance (Å)	Clash overlap (Å)
25:DB:850:U:O2'	49:DZ:22:THR:HA	2.00	0.61
25:DB:1590:A:H2'	25:DB:1591:A:C8	2.36	0.61
31:DH:133:GLN:HA	31:DH:139:PHE:HA	1.82	0.61
43:DT:44:LYS:C	43:DT:46:ALA:H	2.04	0.61
1:AA:402:G:H2'	1:AA:403:C:C6	2.35	0.61
1:AA:932:C:H5'	9:AG:3:ARG:HD2	1.81	0.61
1:AA:950:U:H2'	1:AA:951:G:H8	1.66	0.61
1:AA:1289:A:N6	11:AI:71:ILE:HD13	2.15	0.61
4:AB:76:SER:O	4:AB:79:VAL:HG12	2.01	0.61
6:AD:3:TYR:CE1	6:AD:10:LEU:HD12	2.35	0.61
20:AR:27:THR:CA	20:AR:30:ASN:HD21	2.12	0.61
25:BB:1082:U:N3	25:BB:1086:A:C6	2.69	0.61
25:BB:1203:U:H1'	35:BL:4:ASN:ND2	2.16	0.61
25:BB:1532:A:H2'	25:BB:1533:C:C6	2.35	0.61
25:BB:1654:A:H1'	25:BB:2823:A:H5'	1.82	0.61
25:BB:1726:C:H2'	25:BB:1727:C:C6	2.35	0.61
25:BB:1885:A:H2'	25:BB:1886:U:O4'	2.00	0.61
25:BB:2461:A:H2'	25:BB:2462:C:C6	2.36	0.61
25:BB:2728:U:H2'	25:BB:2729:G:H8	1.66	0.61
29:BF:107:VAL:HB	29:BF:108:PRO:HD3	1.82	0.61
30:BG:162:ARG:HG2	30:BG:163:TYR:N	2.16	0.61
34:BK:37:ILE:HD13	34:BK:60:VAL:HG12	1.83	0.61
40:BQ:65:ASN:HD21	40:BQ:69:ARG:NH1	1.97	0.61
40:BQ:107:ALA:HB3	41:BR:46:GLU:OE1	2.00	0.61
1:CA:403:C:H5'	6:CD:131:ILE:HG23	1.83	0.61
1:CA:834:U:H2'	1:CA:835:U:C6	2.35	0.61
6:CD:186:GLU:O	6:CD:190:LEU:HG	2.01	0.61
7:CE:37:VAL:HG22	7:CE:46:GLY:O	2.01	0.61
9:CG:16:LYS:HB3	9:CG:16:LYS:HZ3	1.64	0.61
9:CG:31:VAL:O	9:CG:31:VAL:HG12	2.00	0.61
9:CG:58:LEU:HB2	9:CG:62:GLU:CD	2.21	0.61
10:CH:86:LYS:HD2	10:CH:92:PRO:HD3	1.82	0.61
15:CM:43:LYS:O	15:CM:46:GLU:HG3	2.01	0.61
25:DB:773:U:H4'	26:DC:45:ASN:O	1.99	0.61
25:DB:2734:A:H2'	25:DB:2735:G:H5'	1.81	0.61
26:DC:243:PRO:O	26:DC:250:GLN:HA	2.00	0.61
27:DD:33:ARG:HH11	27:DD:74:GLU:CG	2.14	0.61
31:DH:57:LYS:O	31:DH:61:VAL:HB	2.00	0.61
8:AF:44:ARG:HG2	8:AF:56:LYS:HE2	1.83	0.61
10:AH:49:LYS:HG3	10:AH:50:VAL:H	1.66	0.61
11:AI:7:GLY:HA3	11:AI:18:VAL:HB	1.83	0.61

*Continued on next page...*

*Continued from previous page...*

Atom-1	Atom-2	Interatomic distance (Å)	Clash overlap (Å)
14:AL:3:VAL:HG23	14:AL:4:ASN:N	2.16	0.61
16:AN:35:ALA:N	16:AN:40:ARG:HG3	2.16	0.61
18:AP:42:ILE:O	18:AP:43:ALA:HB2	2.01	0.61
25:BB:550:C:H2'	25:BB:551:G:H8	1.65	0.61
25:BB:1526:C:H2'	25:BB:1527:G:O4'	2.00	0.61
25:BB:1798:U:H5''	26:BC:257:ARG:HB2	1.83	0.61
25:BB:2103:C:H2'	25:BB:2104:C:O4'	2.01	0.61
26:BC:23:LEU:HD23	26:BC:82:TYR:HB2	1.82	0.61
29:BF:98:PHE:O	29:BF:102:LEU:HD12	2.01	0.61
33:BJ:35:ARG:HA	33:BJ:40:HIS:CD2	2.36	0.61
37:BN:83:LEU:CA	37:BN:86:ARG:HB2	2.24	0.61
47:BX:13:THR:HA	47:BX:27:ARG:HA	1.82	0.61
1:CA:16:A:O2'	1:CA:17:U:H5'	2.01	0.61
1:CA:147:G:H2'	1:CA:148:G:C8	2.35	0.61
1:CA:507:C:C3'	1:CA:508:U:H5''	2.31	0.61
1:CA:677:U:H3	1:CA:713:G:H22	1.49	0.61
12:CJ:27:GLU:O	12:CJ:30:LYS:HG2	2.01	0.61
14:CL:51:VAL:HG12	14:CL:52:CYS:N	2.16	0.61
25:DB:1177:G:H2'	25:DB:1178:C:O4'	2.00	0.61
25:DB:1439:A:C6	25:DB:1552:A:N7	2.68	0.61
32:DI:20:SER:O	32:DI:25:PRO:HD2	2.00	0.61
33:DJ:4:PHE:CG	33:DJ:5:THR:N	2.67	0.61
35:DL:124:GLY:H	35:DL:143:GLU:HG3	1.64	0.61
49:DZ:12:ALA:HA	49:DZ:15:ARG:HD3	1.82	0.61
1:AA:451:A:C6	1:AA:480:U:H2'	2.36	0.61
1:AA:487:A:H2'	1:AA:488:C:O4'	2.00	0.61
1:AA:507:C:C3'	1:AA:508:U:H5''	2.31	0.61
1:AA:1458:G:H2'	1:AA:1459:G:H8	1.64	0.61
5:AC:171:ARG:NH2	5:AC:173:PRO:HG3	2.16	0.61
6:AD:1:ALA:HB1	6:AD:4:LEU:HD11	1.83	0.61
8:AF:40:GLU:H	8:AF:61:LEU:HB2	1.66	0.61
11:AI:29:ILE:HA	11:AI:64:ILE:O	2.00	0.61
19:AQ:4:ILE:CG1	19:AQ:5:ARG:H	2.14	0.61
20:AR:21:ASP:OD1	20:AR:24:ASP:HB2	2.00	0.61
25:BB:592:A:N3	53:B3:3:ILE:HD11	2.16	0.61
25:BB:1060:U:C5	32:BI:131:THR:HG22	2.36	0.61
25:BB:2102:G:H2'	25:BB:2103:C:O4'	2.00	0.61
27:BD:11:MET:HE1	27:BD:192:ALA:H	1.66	0.61
29:BF:52:ALA:HA	29:BF:149:ARG:HE	1.65	0.61
30:BG:38:ASP:OD2	30:BG:63:GLN:HG2	2.01	0.61
32:BI:102:ARG:HB2	32:BI:141:ASP:OD2	2.01	0.61

*Continued on next page...*

*Continued from previous page...*

Atom-1	Atom-2	Interatomic distance (Å)	Clash overlap (Å)
48:BY:51:ALA:O	48:BY:55:THR:N	2.34	0.61
1:CA:423:G:H2'	1:CA:424:G:O4'	2.01	0.61
1:CA:1048:G:H4'	16:CN:2:LYS:HE2	1.81	0.61
4:CB:41:ASN:HD22	4:CB:44:LYS:N	1.92	0.61
9:CG:110:ARG:HB2	9:CG:118:ARG:NH1	2.15	0.61
13:CK:82:GLU:C	13:CK:108:ASN:HD22	2.04	0.61
16:CN:51:PRO:HG2	16:CN:52:ARG:H	1.66	0.61
23:CU:34:ARG:HG2	23:CU:35:GLU:N	2.12	0.61
25:DB:176:A:O2'	25:DB:177:G:H5'	2.01	0.61
25:DB:1168:G:H2'	25:DB:1169:A:H8	1.63	0.61
25:DB:1241:A:H2'	25:DB:1242:U:H5'	1.83	0.61
25:DB:2187:U:H2'	25:DB:2188:U:C6	2.36	0.61
29:DF:25:MET:C	29:DF:27:VAL:H	2.04	0.61
30:DG:30:GLY:HA3	30:DG:78:VAL:HG12	1.82	0.61
35:DL:71:ALA:HA	35:DL:74:THR:HB	1.83	0.61
1:AA:370:C:H2'	1:AA:371:A:H8	1.65	0.60
1:AA:640:A:O2'	1:AA:641:U:H5'	1.99	0.60
1:AA:1371:G:H2'	1:AA:1372:U:O4'	2.01	0.60
4:AB:67:LEU:HG	4:AB:157:PRO:HB3	1.83	0.60
9:AG:4:ARG:NH2	9:AG:5:VAL:HG22	2.16	0.60
18:AP:7:ALA:HB1	18:AP:29:ASN:HB3	1.83	0.60
25:BB:833:A:H2'	25:BB:834:G:C8	2.36	0.60
25:BB:2307:G:H4'	25:BB:2308:G:H5''	1.83	0.60
26:BC:62:ARG:O	26:BC:63:ILE:HG12	2.01	0.60
29:BF:48:LEU:HG	29:BF:49:LEU:HD13	1.83	0.60
31:BH:41:LYS:HA	31:BH:44:ILE:HG12	1.82	0.60
36:BM:34:LYS:HG3	36:BM:35:ALA:H	1.66	0.60
40:BQ:87:VAL:HG12	40:BQ:88:GLU:N	2.16	0.60
1:CA:1348:U:H4'	11:CI:121:ARG:CD	2.23	0.60
7:CE:50:GLY:HA2	7:CE:61:LYS:HB2	1.83	0.60
9:CG:42:VAL:O	9:CG:46:LEU:HB2	2.01	0.60
11:CI:12:LYS:HG3	11:CI:109:GLN:HG3	1.83	0.60
14:CL:64:SER:OG	14:CL:96:THR:HG23	2.01	0.60
19:CQ:62:GLU:HG2	19:CQ:63:CYS:N	2.15	0.60
25:DB:163:C:H2'	25:DB:164:C:C6	2.36	0.60
25:DB:1726:C:H2'	25:DB:1727:C:C6	2.35	0.60
25:DB:1936:A:N6	25:DB:1963:U:H3	1.99	0.60
39:DP:5:LYS:O	39:DP:9:GLN:HG2	2.00	0.60
43:DT:30:ILE:HG23	43:DT:85:VAL:HB	1.83	0.60
48:DY:51:ALA:O	48:DY:55:THR:N	2.33	0.60
1:AA:151:A:H2'	1:AA:152:A:O4'	2.01	0.60

*Continued on next page...*

*Continued from previous page...*

Atom-1	Atom-2	Interatomic distance (Å)	Clash overlap (Å)
1:AA:878:A:O4'	10:AH:3:GLN:HG2	2.02	0.60
1:AA:1492:A:H2'	25:BB:1913:A:N1	2.16	0.60
4:AB:40:ILE:HD13	4:AB:201:GLY:H	1.66	0.60
6:AD:52:VAL:HG23	6:AD:53:GLN:N	2.16	0.60
6:AD:105:GLY:HA3	6:AD:158:LEU:HD23	1.82	0.60
11:AI:21:LYS:H	11:AI:61:ASP:HB3	1.65	0.60
25:BB:351:C:H2'	25:BB:352:A:H8	1.64	0.60
25:BB:419:U:H5''	57:BB:3342:HOH:O	2.00	0.60
25:BB:492:A:H2'	25:BB:493:G:O4'	2.01	0.60
25:BB:1272:A:N7	25:BB:1618:A:H1'	2.15	0.60
26:BC:183:VAL:HG22	26:BC:187:CYS:SG	2.41	0.60
27:BD:12:THR:HG22	27:BD:13:ARG:N	2.16	0.60
28:BE:146:VAL:HG11	28:BE:187:VAL:HG23	1.82	0.60
29:BF:29:ARG:HD3	29:BF:158:THR:HG21	1.83	0.60
31:BH:50:ARG:O	31:BH:54:LEU:HG	2.01	0.60
33:BJ:58:ASN:HD22	33:BJ:61:LYS:NZ	1.99	0.60
1:CA:335:C:H2'	1:CA:336:A:H8	1.67	0.60
1:CA:454:G:H2'	1:CA:455:G:H8	1.64	0.60
1:CA:1202:U:H4'	16:CN:68:ARG:HD2	1.82	0.60
1:CA:1323:G:H2'	1:CA:1324:A:H8	1.66	0.60
1:CA:1513:A:H2'	1:CA:1514:G:H8	1.65	0.60
16:CN:96:LYS:O	16:CN:97:LYS:HG3	2.00	0.60
24:DA:33:G:O2'	24:DA:34:A:H5'	2.01	0.60
25:DB:532:A:N7	25:DB:2021:C:H2'	2.16	0.60
26:DC:23:LEU:HD23	26:DC:82:TYR:HB2	1.81	0.60
28:DE:58:LYS:HB2	28:DE:60:TRP:CD1	2.36	0.60
28:DE:146:VAL:HG11	28:DE:187:VAL:HG23	1.84	0.60
35:DL:49:GLY:O	35:DL:51:GLU:HG3	2.00	0.60
40:DQ:87:VAL:HG21	41:DR:52:PRO:HD3	1.82	0.60
43:DT:31:VAL:HA	43:DT:84:TYR:H	1.66	0.60
53:D3:18:LYS:HD2	53:D3:20:GLY:H	1.66	0.60
1:AA:668:G:O3'	17:AO:47:LYS:HE3	2.01	0.60
1:AA:1226:C:N4	15:AM:102:LYS:HE3	2.16	0.60
6:AD:109:THR:HG22	6:AD:111:ALA:H	1.67	0.60
14:AL:33:CYS:SG	14:AL:54:VAL:HG22	2.41	0.60
15:AM:22:TYR:HB2	15:AM:65:GLU:HG2	1.82	0.60
21:AS:18:VAL:O	21:AS:22:VAL:HG23	2.01	0.60
21:AS:61:VAL:CG1	21:AS:65:MET:HB2	2.24	0.60
25:BB:75:G:H4'	48:BY:48:ARG:NH2	2.17	0.60
25:BB:140:C:H4'	25:BB:141:G:N3	2.17	0.60
25:BB:417:C:H2'	25:BB:418:C:C6	2.35	0.60

*Continued on next page...*



*Continued from previous page...*

Atom-1	Atom-2	Interatomic distance (Å)	Clash overlap (Å)
25:BB:417:C:H2'	25:BB:418:C:H6	1.67	0.60
25:BB:612:G:O2'	25:BB:613:A:H2'	2.02	0.60
25:BB:1406:U:H2'	25:BB:1407:G:H8	1.66	0.60
28:BE:60:TRP:O	28:BE:61:ARG:HB2	2.00	0.60
30:BG:3:VAL:O	30:BG:68:ARG:HG3	2.00	0.60
34:BK:69:ARG:HB3	34:BK:75:VAL:HA	1.83	0.60
39:BP:56:SER:HB2	39:BP:75:THR:HG21	1.81	0.60
43:BT:87:LEU:HB2	43:BT:91:GLN:HE21	1.66	0.60
46:BW:28:GLU:H	46:BW:31:LEU:HG	1.66	0.60
47:BX:70:LEU:HD13	47:BX:75:GLU:HB3	1.83	0.60
1:CA:33:A:H2'	1:CA:34:C:H6	1.67	0.60
1:CA:1381:U:O2'	1:CA:1382:C:H5'	2.01	0.60
1:CA:1527:U:OP2	23:CU:38:GLU:HB3	2.01	0.60
4:CB:21:TYR:HB3	4:CB:189:ASN:HD22	1.66	0.60
4:CB:210:THR:O	4:CB:213:LEU:HG	2.00	0.60
8:CF:38:ARG:HB3	8:CF:63:ASN:HB2	1.82	0.60
9:CG:144:ALA:O	9:CG:146:ALA:N	2.33	0.60
10:CH:79:ARG:HD3	10:CH:79:ARG:H	1.66	0.60
13:CK:33:ILE:HG13	13:CK:73:VAL:HG21	1.83	0.60
13:CK:51:PHE:HB3	13:CK:55:ARG:O	2.00	0.60
13:CK:81:LEU:HD13	13:CK:104:PHE:CD1	2.37	0.60
16:CN:42:ASN:HA	16:CN:45:LEU:CD1	2.32	0.60
21:CS:4:LEU:HD22	21:CS:8:PRO:HB3	1.83	0.60
23:CU:39:LYS:H	23:CU:40:PRO:HD2	1.66	0.60
25:DB:75:G:H4'	48:DY:48:ARG:HH21	1.66	0.60
25:DB:152:A:H2'	25:DB:153:U:C6	2.35	0.60
25:DB:833:A:H2'	25:DB:834:G:C8	2.37	0.60
25:DB:2728:U:H2'	25:DB:2729:G:C8	2.37	0.60
27:DD:10:GLY:O	27:DD:11:MET:HB2	2.00	0.60
27:DD:204:LYS:HG2	27:DD:205:PRO:HD2	1.81	0.60
29:DF:6:TYR:CE2	29:DF:10:GLU:HB2	2.33	0.60
37:DN:25:ALA:HA	37:DN:44:LEU:HD11	1.83	0.60
37:DN:29:VAL:HG12	37:DN:78:LYS:HD3	1.84	0.60
41:DR:58:VAL:HG22	41:DR:59:ILE:H	1.65	0.60
44:DU:80:ASP:OD2	44:DU:96:LYS:HB2	2.01	0.60
45:DV:80:HIS:HD2	45:DV:82:TYR:H	1.50	0.60
1:AA:512:U:H2'	1:AA:513:C:H6	1.66	0.60
1:AA:764:C:H3'	1:AA:765:G:H21	1.67	0.60
6:AD:53:GLN:HB3	6:AD:202:LEU:HB2	1.84	0.60
6:AD:70:GLN:HE22	6:AD:96:ARG:HH22	1.49	0.60
7:AE:14:LEU:HA	7:AE:36:THR:CG2	2.31	0.60

*Continued on next page...*



*Continued from previous page...*

Atom-1	Atom-2	Interatomic distance (Å)	Clash overlap (Å)
9:AG:139:ASP:HA	9:AG:142:ARG:HD2	1.83	0.60
13:AK:35:ASP:CG	13:AK:36:ARG:H	2.03	0.60
13:AK:35:ASP:CG	13:AK:36:ARG:N	2.55	0.60
24:BA:98:G:N1	45:BV:14:LYS:HB2	2.16	0.60
25:BB:182:A:H2'	25:BB:183:C:H6	1.66	0.60
25:BB:1316:U:H2'	25:BB:1317:G:C8	2.37	0.60
25:BB:2180:U:H2'	25:BB:2181:U:H6	1.66	0.60
29:BF:168:LEU:C	29:BF:170:ALA:H	2.05	0.60
30:BG:84:LYS:CG	30:BG:85:LYS:H	2.15	0.60
40:BQ:30:VAL:HG13	40:BQ:31:TYR:N	2.16	0.60
40:BQ:91:ARG:HB3	40:BQ:93:ILE:HG22	1.83	0.60
53:B3:14:LYS:HZ1	53:B3:22:LYS:HG2	1.66	0.60
1:CA:640:A:O2'	1:CA:641:U:H5'	2.01	0.60
4:CB:55:GLU:OE2	4:CB:59:ILE:HG12	2.01	0.60
8:CF:39:LEU:HD13	8:CF:40:GLU:N	2.15	0.60
22:CT:41:GLY:O	22:CT:42:ASP:HB2	2.01	0.60
25:DB:18:U:H2'	25:DB:19:A:C8	2.36	0.60
25:DB:2415:G:H4'	35:DL:66:PHE:HB2	1.82	0.60
25:DB:2461:A:H2'	25:DB:2462:C:C6	2.36	0.60
25:DB:2477:U:H2'	54:D4:2:LYS:HE3	1.83	0.60
28:DE:178:VAL:O	28:DE:181:ILE:HG23	2.01	0.60
36:DM:17:ASN:HB2	36:DM:38:ARG:HH12	1.67	0.60
39:DP:24:THR:O	39:DP:25:VAL:HG22	2.02	0.60
5:AC:63:ILE:H	5:AC:98:ALA:CB	2.15	0.60
6:AD:2:ARG:H	6:AD:4:LEU:HD21	1.66	0.60
7:AE:73:VAL:HG21	7:AE:143:LEU:HD13	1.84	0.60
8:AF:1:MET:HG2	8:AF:67:PRO:HD3	1.84	0.60
8:AF:86:ARG:HH11	20:AR:63:TYR:HB3	1.66	0.60
10:AH:78:SER:HA	10:AH:84:ILE:HD12	1.82	0.60
13:AK:126:ARG:HG3	23:AU:33:ARG:HD2	1.83	0.60
14:AL:33:CYS:HB3	14:AL:75:GLU:O	2.02	0.60
19:AQ:10:ARG:NH2	19:AQ:11:VAL:HB	2.15	0.60
23:AU:23:GLU:HG3	23:AU:27:VAL:HG11	1.83	0.60
25:BB:433:C:O2'	25:BB:434:U:H5'	2.02	0.60
25:BB:1372:U:H2'	25:BB:1373:A:C8	2.37	0.60
25:BB:1488:C:O2'	25:BB:1489:C:H5'	2.02	0.60
25:BB:2590:A:O2'	25:BB:2591:C:H5'	2.00	0.60
26:BC:158:GLY:N	26:BC:194:VAL:HG13	2.15	0.60
33:BJ:12:LYS:O	33:BJ:13:ARG:HB2	2.02	0.60
34:BK:70:ARG:CB	34:BK:71:PRO:CD	2.66	0.60
44:BU:32:LYS:HA	44:BU:65:GLN:HA	1.83	0.60

*Continued on next page...*

*Continued from previous page...*

Atom-1	Atom-2	Interatomic distance (Å)	Clash overlap (Å)
1:CA:667:G:H4'	17:CO:50:HIS:ND1	2.17	0.60
1:CA:1103:C:H5'	4:CB:97:GLY:O	2.00	0.60
1:CA:1409:C:H1'	25:DB:1914:C:N4	2.17	0.60
5:CC:166:TRP:CG	5:CC:167:TYR:N	2.69	0.60
6:CD:187:ARG:NH2	6:CD:196:GLU:HG2	2.11	0.60
9:CG:91:ARG:O	9:CG:95:ARG:HG2	2.00	0.60
9:CG:137:ARG:C	9:CG:139:ASP:H	2.05	0.60
14:CL:38:THR:HG22	14:CL:50:LYS:HG3	1.82	0.60
25:DB:78:U:H2'	25:DB:79:C:C6	2.36	0.60
25:DB:125:A:H3'	25:DB:126:A:C5'	2.31	0.60
25:DB:1309:G:OP1	52:D2:9:VAL:HG12	2.01	0.60
25:DB:1372:U:H2'	25:DB:1373:A:C8	2.36	0.60
32:DI:27:LEU:H	32:DI:27:LEU:CD2	2.13	0.60
54:D4:10:LEU:HD12	54:D4:33:HIS:HA	1.83	0.60
4:AB:101:THR:HG23	4:AB:102:ASN:H	1.67	0.60
8:AF:18:VAL:N	8:AF:19:PRO:HD2	2.17	0.60
10:AH:94:VAL:HG21	10:AH:100:ILE:C	2.21	0.60
11:AI:40:ARG:N	11:AI:44:ARG:HH21	2.00	0.60
12:AJ:10:LEU:HG	12:AJ:98:VAL:HG12	1.84	0.60
15:AM:78:ARG:O	15:AM:82:LEU:HD11	2.00	0.60
25:BB:1179:G:H2'	25:BB:1180:U:O4'	2.02	0.60
28:BE:58:LYS:O	28:BE:60:TRP:N	2.35	0.60
29:BF:84:ILE:O	29:BF:84:ILE:HG13	2.00	0.60
33:BJ:55:ILE:HB	33:BJ:123:LYS:HB2	1.84	0.60
34:BK:46:ILE:HG23	34:BK:47:PRO:HD2	1.82	0.60
38:BO:74:VAL:O	38:BO:78:VAL:HG23	2.01	0.60
40:BQ:91:ARG:HH12	41:BR:10:LYS:HB3	1.65	0.60
44:BU:3:LYS:HA	44:BU:82:VAL:HG11	1.84	0.60
46:BW:38:ARG:HD3	46:BW:38:ARG:N	2.17	0.60
1:CA:384:G:H2'	1:CA:385:C:C6	2.36	0.60
1:CA:407:U:H1'	6:CD:115:GLN:HE21	1.67	0.60
1:CA:1134:G:C2	1:CA:1135:U:H1'	2.37	0.60
1:CA:1499:A:O2'	1:CA:1500:A:H5'	2.01	0.60
4:CB:209:VAL:HG23	4:CB:210:THR:N	2.17	0.60
7:CE:52:ALA:HB2	7:CE:61:LYS:NZ	2.16	0.60
11:CI:22:PRO:HA	11:CI:60:LEU:HB2	1.83	0.60
12:CJ:51:VAL:HG22	16:CN:80:ARG:HG3	1.81	0.60
25:DB:182:A:H2'	25:DB:183:C:H6	1.67	0.60
25:DB:1080:A:H2'	25:DB:1081:U:C6	2.35	0.60
25:DB:1316:U:H2'	25:DB:1317:G:H8	1.66	0.60
25:DB:1526:C:H2'	25:DB:1527:G:O4'	2.01	0.60

*Continued on next page...*

*Continued from previous page...*

Atom-1	Atom-2	Interatomic distance (Å)	Clash overlap (Å)
25:DB:1812:U:H2'	25:DB:1813:G:C8	2.35	0.60
25:DB:1842:G:H2'	25:DB:1843:C:C6	2.36	0.60
25:DB:2093:G:O2'	25:DB:2094:A:H5'	2.02	0.60
25:DB:2590:A:O2'	25:DB:2591:C:H5'	2.02	0.60
25:DB:2802:G:H2'	25:DB:2803:G:H8	1.66	0.60
30:DG:15:ASP:HB3	30:DG:26:LYS:H	1.66	0.60
31:DH:90:LEU:HD23	31:DH:91:PHE:N	2.16	0.60
31:DH:126:GLY:O	31:DH:145:ASN:HA	2.01	0.60
34:DK:37:ILE:HD13	34:DK:60:VAL:HG12	1.83	0.60
46:DW:37:VAL:HG13	46:DW:55:ASP:HB2	1.84	0.60
1:AA:272:C:H2'	1:AA:273:U:C6	2.36	0.60
1:AA:1251:A:H2'	1:AA:1252:A:C8	2.37	0.60
25:BB:3:U:O2'	25:BB:4:U:H6	1.83	0.60
25:BB:163:C:H2'	25:BB:164:C:C6	2.36	0.60
25:BB:919:U:H2'	25:BB:920:A:H8	1.67	0.60
25:BB:1579:A:H2'	25:BB:1580:A:C8	2.36	0.60
26:BC:75:ALA:HB3	26:BC:115:ILE:HB	1.82	0.60
47:BX:32:LEU:H	47:BX:51:SER:CB	2.15	0.60
54:B4:1:MET:HE3	54:B4:34:LYS:HG2	1.83	0.60
1:CA:154:U:H2'	1:CA:155:A:H8	1.65	0.60
1:CA:1260:G:H4'	1:CA:1283:U:O2'	2.02	0.60
1:CA:1375:A:H5'	9:CG:27:ASN:HB3	1.83	0.60
6:CD:32:LYS:O	6:CD:35:GLN:HB2	2.02	0.60
7:CE:37:VAL:HG21	7:CE:136:VAL:CG2	2.30	0.60
16:CN:29:ILE:HG13	16:CN:34:ASN:CG	2.21	0.60
17:CO:23:SER:O	17:CO:26:VAL:HG12	2.00	0.60
25:DB:163:C:H2'	25:DB:164:C:H6	1.66	0.60
25:DB:1230:A:H2'	25:DB:1231:U:H6	1.67	0.60
30:DG:162:ARG:HG2	30:DG:163:TYR:N	2.16	0.60
33:DJ:58:ASN:HD22	33:DJ:61:LYS:HZ2	1.48	0.60
45:DV:73:LYS:HA	45:DV:73:LYS:NZ	2.17	0.60
46:DW:39:GLN:CG	46:DW:42:THR:HB	2.26	0.60
1:AA:865:A:H5'	1:AA:1078:U:O4	2.01	0.60
1:AA:1053:G:H4'	1:AA:1054:C:H5'	1.84	0.60
4:AB:182:VAL:HG12	4:AB:195:VAL:HG13	1.84	0.60
5:AC:148:ILE:HG12	5:AC:149:LYS:N	2.17	0.60
15:AM:58:GLU:HA	15:AM:61:LYS:HE3	1.84	0.60
24:BA:2:G:H2'	24:BA:3:C:C6	2.37	0.60
25:BB:137:U:H3'	25:BB:138:U:C6	2.37	0.60
25:BB:1443:U:H2'	25:BB:1444:G:C8	2.35	0.60
25:BB:2799:A:H4'	25:BB:2800:A:C8	2.37	0.60

*Continued on next page...*

*Continued from previous page...*

Atom-1	Atom-2	Interatomic distance (Å)	Clash overlap (Å)
29:BF:102:LEU:HA	29:BF:106:ALA:HB3	1.84	0.60
41:BR:77:PHE:CD2	41:BR:84:ARG:HG2	2.37	0.60
54:B4:7:VAL:HG13	54:B4:8:LYS:N	2.11	0.60
1:CA:67:C:H2'	1:CA:68:G:H8	1.65	0.60
1:CA:1282:C:H2'	1:CA:1283:U:C6	2.36	0.60
5:CC:11:LEU:HD12	16:CN:96:LYS:HG3	1.83	0.60
15:CM:47:LEU:HA	15:CM:51:GLN:OE1	2.01	0.60
16:CN:66:THR:HG22	16:CN:82:LYS:HD3	1.83	0.60
25:DB:1406:U:H2'	25:DB:1407:G:C8	2.37	0.60
25:DB:1544:A:H2'	25:DB:1545:A:C8	2.37	0.60
25:DB:1558:C:H4'	25:DB:1559:U:C5'	2.32	0.60
30:DG:84:LYS:HD2	30:DG:133:LYS:N	2.15	0.60
31:DH:2:GLN:O	31:DH:3:VAL:HG22	2.00	0.60
31:DH:96:THR:HA	31:DH:99:ILE:HB	1.82	0.60
32:DI:78:LEU:HA	32:DI:81:LYS:HE2	1.82	0.60
33:DJ:43:GLU:O	33:DJ:45:THR:HG22	2.01	0.60
35:DL:47:ARG:HG3	35:DL:50:PHE:HB2	1.84	0.60
51:D1:47:ILE:H	51:D1:47:ILE:HD12	1.66	0.60
1:AA:202:G:H21	1:AA:465:A:N6	2.00	0.60
1:AA:370:C:H2'	1:AA:371:A:C8	2.37	0.60
1:AA:402:G:H2'	1:AA:403:C:H6	1.66	0.60
1:AA:1179:A:H5''	11:AI:103:VAL:HG23	1.84	0.60
1:AA:1260:G:H4'	1:AA:1283:U:O2'	2.01	0.60
4:AB:124:THR:O	4:AB:127:LYS:HG2	2.02	0.60
6:AD:50:TYR:HA	6:AD:53:GLN:OE1	2.01	0.60
23:AU:20:ARG:HG2	23:AU:24:LYS:CG	2.32	0.60
25:BB:443:A:C8	28:BE:40:ARG:HD3	2.36	0.60
25:BB:1805:A:N3	26:BC:49:THR:CG2	2.64	0.60
25:BB:2802:G:H2'	25:BB:2803:G:C8	2.37	0.60
35:BL:135:ILE:HG23	35:BL:136:GLU:N	2.16	0.60
43:BT:31:VAL:HA	43:BT:84:TYR:H	1.67	0.60
46:BW:39:GLN:NE2	46:BW:43:LYS:HB2	2.16	0.60
1:CA:62:U:OP1	1:CA:386:C:H5'	2.01	0.60
1:CA:439:U:O4'	6:CD:119:HIS:HA	2.02	0.60
1:CA:707:U:H2'	1:CA:708:C:H6	1.66	0.60
1:CA:1224:U:O2'	1:CA:1322:C:H5'	2.02	0.60
8:CF:18:VAL:HG21	8:CF:58:HIS:CG	2.37	0.60
10:CH:45:ILE:HA	10:CH:63:LYS:H	1.66	0.60
10:CH:52:GLY:HA3	10:CH:56:PRO:HA	1.84	0.60
23:CU:40:PRO:HB2	23:CU:44:ARG:HB2	1.84	0.60
25:DB:277:G:H4'	25:DB:278:A:C8	2.36	0.60

*Continued on next page...*

*Continued from previous page...*

Atom-1	Atom-2	Interatomic distance (Å)	Clash overlap (Å)
25:DB:864:G:O2'	25:DB:865:C:H5'	2.02	0.60
25:DB:1711:A:H2'	25:DB:1712:U:C6	2.37	0.60
28:DE:58:LYS:O	28:DE:60:TRP:N	2.35	0.60
29:DF:39:VAL:HG13	29:DF:49:LEU:CD1	2.32	0.60
30:DG:40:VAL:O	30:DG:41:GLU:HB2	2.02	0.60
30:DG:71:LEU:HA	30:DG:74:MET:SD	2.41	0.60
33:DJ:12:LYS:O	33:DJ:13:ARG:HB2	2.02	0.60
52:D2:29:GLN:O	52:D2:33:ARG:HD3	2.01	0.60
1:AA:147:G:H2'	1:AA:148:G:C8	2.35	0.60
1:AA:677:U:H3	1:AA:713:G:H22	1.50	0.60
1:AA:1381:U:O2'	1:AA:1382:C:H5'	2.00	0.60
6:AD:61:ARG:HH12	6:AD:68:GLU:CA	2.14	0.60
11:AI:79:ARG:HB3	11:AI:79:ARG:HH11	1.67	0.60
14:AL:56:LEU:HD11	14:AL:81:ILE:HD12	1.84	0.60
23:AU:17:ARG:HG2	23:AU:20:ARG:NH1	2.17	0.60
25:BB:923:G:N3	46:BW:23:LYS:HE3	2.16	0.60
25:BB:967:U:H2'	25:BB:968:C:C6	2.37	0.60
25:BB:1656:C:H2'	25:BB:1657:U:H6	1.67	0.60
25:BB:1794:A:H2'	25:BB:1795:C:H6	1.66	0.60
28:BE:126:VAL:HG22	28:BE:127:GLU:H	1.66	0.60
29:BF:15:LEU:HD11	29:BF:168:LEU:HD23	1.84	0.60
30:BG:26:LYS:HG3	30:BG:32:LEU:HD12	1.84	0.60
30:BG:84:LYS:HD2	30:BG:133:LYS:N	2.17	0.60
33:BJ:44:TYR:O	33:BJ:45:THR:HB	2.02	0.60
36:BM:17:ASN:HB2	36:BM:38:ARG:HH12	1.66	0.60
37:BN:83:LEU:H	37:BN:83:LEU:HD12	1.66	0.60
4:CB:14:HIS:ND1	4:CB:42:LEU:HD13	2.17	0.60
7:CE:125:LYS:HD2	7:CE:126:ALA:N	2.16	0.60
11:CI:48:ARG:HG3	11:CI:52:GLU:OE1	2.01	0.60
15:CM:76:ILE:O	15:CM:80:MET:HE3	2.02	0.60
17:CO:63:ARG:HH21	17:CO:87:ARG:CZ	2.15	0.60
24:DA:2:G:H2'	24:DA:3:C:H6	1.66	0.60
25:DB:414:C:H2'	25:DB:415:A:H8	1.67	0.60
25:DB:594:U:H2'	25:DB:595:C:H6	1.67	0.60
25:DB:1098:A:C2	32:DI:4:VAL:HA	2.36	0.60
25:DB:1169:A:H2'	25:DB:1170:C:H6	1.62	0.60
25:DB:1230:A:H2'	25:DB:1231:U:C6	2.37	0.60
25:DB:1488:C:O2'	25:DB:1489:C:H5'	2.02	0.60
27:DD:33:ARG:O	27:DD:33:ARG:HG2	2.01	0.60
29:DF:64:PRO:HA	29:DF:88:VAL:HG22	1.83	0.60
31:DH:76:GLU:HG2	31:DH:77:THR:H	1.66	0.60

*Continued on next page...*

*Continued from previous page...*

Atom-1	Atom-2	Interatomic distance (Å)	Clash overlap (Å)
40:DQ:73:ILE:HG13	40:DQ:74:SER:H	1.65	0.60
43:DT:39:THR:HG23	43:DT:41:ALA:H	1.65	0.60
43:DT:69:ARG:CG	43:DT:70:HIS:H	2.15	0.60
1:AA:6:G:N2	7:AE:102:THR:HG21	2.16	0.59
1:AA:16:A:O2'	1:AA:17:U:H5'	2.02	0.59
1:AA:213:G:H2'	1:AA:214:C:H5'	1.84	0.59
1:AA:236:A:H2'	1:AA:237:G:H8	1.67	0.59
1:AA:454:G:H2'	1:AA:455:G:H8	1.66	0.59
1:AA:545:C:H5'	6:AD:68:GLU:HG2	1.83	0.59
1:AA:1318:A:H4'	21:AS:9:PHE:CD2	2.37	0.59
14:AL:48:LEU:HD23	14:AL:48:LEU:H	1.65	0.59
25:BB:5:A:H2'	25:BB:6:A:H8	1.67	0.59
25:BB:15:G:O2'	25:BB:16:C:H5'	2.01	0.59
25:BB:296:U:H2'	25:BB:297:G:H8	1.67	0.59
25:BB:480:A:H5'	44:BU:43:LYS:HE2	1.83	0.59
25:BB:547:A:H5''	25:BB:548:G:N7	2.17	0.59
25:BB:1056:G:H4'	25:BB:1086:A:H8	1.67	0.59
25:BB:1590:A:H2'	25:BB:1591:A:C8	2.37	0.59
25:BB:1711:A:H2'	25:BB:1712:U:C6	2.37	0.59
27:BD:48:ILE:HD12	27:BD:89:GLU:HG2	1.83	0.59
35:BL:79:LEU:HB3	35:BL:115:GLU:O	2.01	0.59
37:BN:79:LEU:O	37:BN:80:PHE:HB2	2.01	0.59
40:BQ:91:ARG:NE	40:BQ:94:LEU:HD23	2.08	0.59
43:BT:30:ILE:HG23	43:BT:85:VAL:HB	1.83	0.59
47:BX:5:GLN:NE2	47:BX:49:ARG:H	1.99	0.59
47:BX:6:VAL:HG11	47:BX:50:VAL:HG13	1.84	0.59
1:CA:312:C:H2'	1:CA:313:A:C8	2.37	0.59
1:CA:461:A:N3	1:CA:461:A:H2'	2.16	0.59
1:CA:1171:A:H2'	1:CA:1172:C:C6	2.37	0.59
1:CA:1219:A:H5''	16:CN:52:ARG:NH1	2.17	0.59
4:CB:206:ILE:HA	4:CB:210:THR:OG1	2.02	0.59
5:CC:149:LYS:HE3	5:CC:200:TRP:HE3	1.67	0.59
25:DB:278:A:H2'	25:DB:278:A:N3	2.16	0.59
25:DB:358:U:H2'	25:DB:359:G:C8	2.37	0.59
25:DB:1061:U:O4'	25:DB:1070:A:H1'	2.02	0.59
25:DB:2336:A:H61	46:DW:40:ARG:NH1	1.99	0.59
26:DC:156:SER:HB3	26:DC:159:THR:HG21	1.84	0.59
44:DU:15:GLY:HA3	44:DU:16:LYS:HZ2	1.67	0.59
1:AA:105:G:H2'	1:AA:106:C:H6	1.67	0.59
1:AA:154:U:H2'	1:AA:155:A:H8	1.64	0.59
6:AD:94:GLU:HG3	6:AD:103:ARG:NH1	2.17	0.59

*Continued on next page...*



*Continued from previous page...*

Atom-1	Atom-2	Interatomic distance (Å)	Clash overlap (Å)
7:AE:23:THR:HG23	7:AE:28:ARG:HB2	1.84	0.59
8:AF:68:GLN:O	8:AF:71:ILE:HG13	2.02	0.59
12:AJ:41:PRO:O	12:AJ:42:LEU:HB2	2.01	0.59
21:AS:35:ARG:HD2	21:AS:51:HIS:O	2.03	0.59
25:BB:1439:A:C6	25:BB:1552:A:N7	2.70	0.59
25:BB:1936:A:N6	25:BB:1963:U:N3	2.50	0.59
29:BF:6:TYR:CE2	29:BF:10:GLU:HB2	2.31	0.59
29:BF:74:ALA:HB3	29:BF:77:LYS:O	2.03	0.59
31:BH:81:ALA:N	31:BH:147:VAL:HG23	2.16	0.59
35:BL:3:LEU:O	35:BL:5:THR:N	2.35	0.59
43:BT:12:ARG:CZ	48:BY:29:ARG:HH11	2.15	0.59
1:CA:83:C:H2'	1:CA:85:U:C4	2.38	0.59
1:CA:175:C:H2'	1:CA:176:C:C6	2.37	0.59
1:CA:236:A:H2'	1:CA:237:G:H8	1.66	0.59
1:CA:619:U:C2	6:CD:131:ILE:HD11	2.37	0.59
1:CA:1032:G:H2'	1:CA:1033:G:O4'	2.01	0.59
1:CA:1352:C:H2'	1:CA:1353:G:C8	2.37	0.59
3:CX:3:G:H1'	3:CX:5:U:C2	2.36	0.59
4:CB:23:ASN:ND2	4:CB:24:PRO:HD2	2.16	0.59
8:CF:6:ILE:HG12	8:CF:62:MET:HB2	1.82	0.59
9:CG:47:GLU:HA	9:CG:57:GLU:OE1	2.01	0.59
9:CG:83:THR:O	9:CG:84:TYR:HB2	2.00	0.59
10:CH:17:GLN:NE2	10:CH:62:LEU:HB3	2.16	0.59
14:CL:56:LEU:HB2	14:CL:58:ASN:OD1	2.01	0.59
17:CO:32:THR:HG21	17:CO:84:LEU:HD23	1.84	0.59
18:CP:50:THR:HG22	18:CP:51:ARG:N	2.17	0.59
19:CQ:68:LYS:HG2	19:CQ:69:THR:HG23	1.83	0.59
25:DB:417:C:H2'	25:DB:418:C:H6	1.67	0.59
25:DB:1099:G:N7	32:DI:3:LYS:HD2	2.17	0.59
25:DB:1099:G:C4'	32:DI:4:VAL:HB	2.32	0.59
25:DB:2471:A:O2'	25:DB:2472:G:H8	1.85	0.59
25:DB:2679:A:O2'	25:DB:2680:U:H5'	2.02	0.59
29:DF:32:LYS:HG2	29:DF:32:LYS:O	2.01	0.59
30:DG:28:LYS:HZ2	30:DG:79:THR:HA	1.67	0.59
31:DH:5:LEU:O	31:DH:6:LEU:HD12	2.02	0.59
35:DL:28:GLY:HA3	41:DR:82:HIS:NE2	2.17	0.59
36:DM:102:LEU:HD22	36:DM:102:LEU:H	1.67	0.59
40:DQ:30:VAL:HG11	40:DQ:33:VAL:HG23	1.84	0.59
47:DX:19:HIS:O	47:DX:20:ALA:HB3	2.02	0.59
48:DY:56:LEU:HA	48:DY:59:GLU:CG	2.33	0.59
1:AA:175:C:H2'	1:AA:176:C:C6	2.38	0.59

*Continued on next page...*

*Continued from previous page...*

Atom-1	Atom-2	Interatomic distance (Å)	Clash overlap (Å)
1:AA:545:C:H5'	6:AD:68:GLU:CB	2.32	0.59
1:AA:605:U:H2'	1:AA:606:G:C8	2.38	0.59
1:AA:842:U:H2'	1:AA:843:U:O3'	2.02	0.59
1:AA:970:C:H42	11:AI:128:LYS:HD3	1.67	0.59
1:AA:974:A:C4'	1:AA:975:A:H5'	2.32	0.59
1:AA:1004:A:H2'	1:AA:1005:A:H8	1.66	0.59
1:AA:1096:C:H2'	1:AA:1097:C:C6	2.37	0.59
1:AA:1499:A:O2'	1:AA:1500:A:H5'	2.03	0.59
4:AB:68:PHE:CZ	4:AB:216:VAL:HG11	2.37	0.59
13:AK:126:ARG:HB2	23:AU:33:ARG:NH1	2.17	0.59
14:AL:80:LEU:HB2	14:AL:101:LEU:HD22	1.84	0.59
25:BB:634:C:H2'	25:BB:635:C:C6	2.37	0.59
25:BB:1230:A:H2'	25:BB:1231:U:H6	1.67	0.59
25:BB:1487:U:H2'	25:BB:1488:C:C6	2.38	0.59
25:BB:2520:C:C6	25:BB:2567:G:H1'	2.37	0.59
27:BD:148:GLN:HG3	27:BD:152:PRO:CG	2.19	0.59
28:BE:150:THR:HA	28:BE:189:THR:HG23	1.84	0.59
29:BF:23:SER:C	29:BF:25:MET:H	2.05	0.59
30:BG:30:GLY:CA	30:BG:78:VAL:HA	2.29	0.59
31:BH:58:LEU:O	31:BH:61:VAL:HG12	2.02	0.59
31:BH:116:ARG:O	31:BH:130:VAL:HG12	2.02	0.59
44:BU:24:VAL:HG22	44:BU:35:VAL:HG22	1.84	0.59
1:CA:1277:C:H1'	1:CA:1282:C:C2	2.37	0.59
1:CA:1308:U:H5''	15:CM:96:VAL:HG21	1.84	0.59
6:CD:155:LYS:HA	6:CD:158:LEU:HG	1.83	0.59
18:CP:75:ILE:O	18:CP:78:VAL:HG12	2.02	0.59
21:CS:43:MET:O	21:CS:46:LEU:HB2	2.01	0.59
25:DB:132:G:O2'	25:DB:133:U:H5'	2.02	0.59
25:DB:1573:G:H2'	25:DB:1574:C:H5'	1.84	0.59
25:DB:2257:U:O2'	25:DB:2258:C:H5'	2.02	0.59
29:DF:15:LEU:HD11	29:DF:168:LEU:HD23	1.84	0.59
31:DH:48:GLU:HA	31:DH:51:ARG:HH21	1.66	0.59
44:DU:100:GLU:O	44:DU:101:THR:HB	2.03	0.59
1:AA:1015:G:H2'	1:AA:1016:A:C8	2.37	0.59
5:AC:35:ASP:O	5:AC:39:ARG:HG3	2.02	0.59
5:AC:154:GLY:HA3	5:AC:162:ALA:HB1	1.84	0.59
7:AE:156:ARG:HD3	10:AH:43:GLY:O	2.02	0.59
8:AF:64:VAL:HG12	8:AF:65:GLU:N	2.15	0.59
13:AK:111:ASP:HB3	23:AU:3:ILE:HD12	1.82	0.59
13:AK:126:ARG:NE	13:AK:126:ARG:HA	2.16	0.59
14:AL:33:CYS:HA	14:AL:54:VAL:HA	1.85	0.59

*Continued on next page...*



*Continued from previous page...*

Atom-1	Atom-2	Interatomic distance (Å)	Clash overlap (Å)
15:AM:28:ARG:NH2	15:AM:62:PHE:HB2	2.18	0.59
20:AR:51:GLN:HA	20:AR:51:GLN:HE21	1.67	0.59
25:BB:1060:U:OP2	32:BI:74:PRO:HA	2.02	0.59
25:BB:1826:G:H2'	25:BB:1827:U:H6	1.66	0.59
25:BB:1842:G:H2'	25:BB:1843:C:H6	1.67	0.59
26:BC:62:ARG:HD2	26:BC:83:ASP:OD1	2.02	0.59
29:BF:41:GLU:O	29:BF:43:ILE:HG22	2.02	0.59
30:BG:24:THR:HG22	30:BG:34:ARG:HA	1.85	0.59
30:BG:171:LYS:HD3	30:BG:172:GLU:H	1.67	0.59
37:BN:65:LEU:HD21	37:BN:69:ARG:NH1	2.17	0.59
39:BP:44:GLY:O	39:BP:45:VAL:HG23	2.02	0.59
43:BT:44:LYS:C	43:BT:46:ALA:H	2.04	0.59
46:BW:67:LYS:O	46:BW:68:PHE:HB2	2.03	0.59
54:B4:16:ILE:HG12	54:B4:25:VAL:HG22	1.84	0.59
1:CA:69:G:H2'	1:CA:70:U:C6	2.37	0.59
1:CA:213:G:H2'	1:CA:214:C:H5'	1.84	0.59
1:CA:474:G:H2'	1:CA:475:C:O4'	2.02	0.59
4:CB:69:VAL:CA	4:CB:79:VAL:HG11	2.31	0.59
5:CC:109:GLU:HB3	5:CC:139:ASN:HB2	1.84	0.59
5:CC:118:SER:O	5:CC:122:GLN:HG3	2.01	0.59
5:CC:128:MET:HE3	5:CC:129:PHE:H	1.67	0.59
9:CG:109:LYS:HE2	9:CG:109:LYS:HA	1.84	0.59
10:CH:40:LYS:HA	10:CH:45:ILE:HG13	1.83	0.59
25:DB:634:C:H2'	25:DB:635:C:C6	2.37	0.59
25:DB:1266:G:N2	25:DB:2012:G:H2'	2.17	0.59
25:DB:1936:A:N6	25:DB:1963:U:N3	2.49	0.59
25:DB:2384:U:H5''	25:DB:2386:A:OP1	2.03	0.59
29:DF:49:LEU:H	29:DF:49:LEU:HD22	1.67	0.59
31:DH:120:GLY:HA3	31:DH:123:ARG:HH22	1.66	0.59
39:DP:52:ARG:HB2	39:DP:55:HIS:O	2.03	0.59
40:DQ:87:VAL:HG12	40:DQ:88:GLU:N	2.16	0.59
40:DQ:91:ARG:HB3	40:DQ:93:ILE:HG22	1.84	0.59
1:AA:1018:G:H2'	1:AA:1019:A:C8	2.37	0.59
1:AA:1289:A:H3'	1:AA:1290:G:H8	1.68	0.59
1:AA:1352:C:H2'	1:AA:1353:G:C8	2.37	0.59
6:AD:63:ILE:HG23	6:AD:64:TYR:CD1	2.37	0.59
7:AE:89:THR:HG22	7:AE:90:GLY:N	2.15	0.59
7:AE:152:VAL:HA	7:AE:155:LYS:HZ3	1.67	0.59
11:AI:60:LEU:HD13	11:AI:86:LEU:HD11	1.83	0.59
14:AL:83:GLY:HA2	14:AL:94:TYR:HD1	1.66	0.59
25:BB:141:G:OP2	25:BB:142:A:N6	2.36	0.59

*Continued on next page...*

*Continued from previous page...*

Atom-1	Atom-2	Interatomic distance (Å)	Clash overlap (Å)
25:BB:2039:U:H2'	25:BB:2040:G:H8	1.67	0.59
34:BK:16:ARG:O	34:BK:18:VAL:HG23	2.02	0.59
37:BN:25:ALA:HA	37:BN:44:LEU:HD11	1.84	0.59
37:BN:96:ARG:HH11	37:BN:116:VAL:HA	1.67	0.59
1:CA:1096:C:H2'	1:CA:1097:C:C6	2.37	0.59
5:CC:10:ARG:HH21	5:CC:179:ALA:N	2.00	0.59
7:CE:75:LEU:HD13	7:CE:80:LEU:HA	1.85	0.59
8:CF:8:PHE:O	8:CF:60:VAL:HG12	2.03	0.59
9:CG:71:THR:HA	9:CG:95:ARG:NE	2.17	0.59
9:CG:121:ASN:HD22	9:CG:121:ASN:N	1.99	0.59
25:DB:1231:U:H2'	25:DB:1232:G:H8	1.66	0.59
25:DB:2307:G:H4'	25:DB:2308:G:H5''	1.83	0.59
25:DB:2900:A:H2'	25:DB:2901:C:H6	1.68	0.59
33:DJ:45:THR:N	33:DJ:46:PRO:HD3	2.17	0.59
46:DW:39:GLN:NE2	46:DW:43:LYS:HB2	2.18	0.59
1:AA:41:G:H2'	1:AA:42:G:H8	1.67	0.59
1:AA:1091:U:H2'	1:AA:1093:A:OP2	2.03	0.59
1:AA:1433:A:OP1	39:BP:105:LYS:HE2	2.03	0.59
7:AE:151:MET:O	7:AE:155:LYS:HD3	2.02	0.59
11:AI:57:VAL:HB	11:AI:58:GLU:OE2	2.03	0.59
11:AI:65:THR:HG22	11:AI:67:LYS:HE2	1.85	0.59
19:AQ:6:THR:HB	19:AQ:59:GLU:HB3	1.84	0.59
22:AT:47:GLN:HE21	22:AT:82:ILE:HD11	1.67	0.59
25:BB:323:C:H5'	28:BE:163:ASN:HD21	1.67	0.59
25:BB:1858:A:N6	25:BB:1884:G:H1'	2.17	0.59
25:BB:2257:U:O2'	25:BB:2258:C:H5'	2.01	0.59
28:BE:77:ILE:HG13	28:BE:78:TRP:HE3	1.66	0.59
44:BU:85:ARG:CD	44:BU:86:PHE:H	2.16	0.59
45:BV:24:ASN:O	45:BV:44:HIS:HB2	2.03	0.59
46:BW:37:VAL:HG13	46:BW:55:ASP:HB2	1.84	0.59
1:CA:270:A:H2'	1:CA:271:C:H6	1.67	0.59
4:CB:26:MET:HG2	4:CB:26:MET:O	2.03	0.59
4:CB:195:VAL:HG12	4:CB:196:ASP:N	2.18	0.59
5:CC:129:PHE:HE2	5:CC:152:VAL:HG21	1.67	0.59
6:CD:58:GLN:HE21	6:CD:58:GLN:HA	1.66	0.59
6:CD:103:ARG:HB3	6:CD:167:PRO:HG3	1.84	0.59
9:CG:30:MET:O	9:CG:31:VAL:HG23	2.03	0.59
9:CG:73:GLU:N	9:CG:90:VAL:HG23	2.17	0.59
15:CM:102:LYS:HB2	15:CM:102:LYS:HZ2	1.65	0.59
25:DB:1082:U:C2	25:DB:1086:A:C6	2.90	0.59
25:DB:1411:U:H2'	25:DB:1412:U:C6	2.37	0.59

*Continued on next page...*

*Continued from previous page...*

Atom-1	Atom-2	Interatomic distance (Å)	Clash overlap (Å)
25:DB:2728:U:H2'	25:DB:2729:G:H8	1.68	0.59
27:DD:69:ALA:C	27:DD:71:ALA:H	2.06	0.59
37:DN:79:LEU:O	37:DN:80:PHE:HB2	2.01	0.59
48:DY:1:MET:O	48:DY:5:GLU:HG2	2.02	0.59
1:AA:255:G:H2'	1:AA:256:U:C6	2.37	0.59
1:AA:462:G:H2'	1:AA:463:U:C6	2.37	0.59
1:AA:1224:U:O2'	1:AA:1322:C:H5'	2.02	0.59
1:AA:1295:U:H2'	1:AA:1296:C:C6	2.38	0.59
11:AI:49:GLN:N	11:AI:50:PRO:HD2	2.18	0.59
14:AL:20:VAL:HG13	14:AL:94:TYR:CE1	2.38	0.59
15:AM:56:ARG:HA	15:AM:59:VAL:HG12	1.83	0.59
25:BB:152:A:H2'	25:BB:153:U:C6	2.37	0.59
25:BB:636:G:OP2	35:BL:128:THR:HG22	2.03	0.59
25:BB:754:U:H2'	25:BB:755:U:C6	2.36	0.59
25:BB:906:U:H4'	36:BM:66:ARG:NH1	2.17	0.59
25:BB:1097:U:H2'	25:BB:1098:A:H5'	1.84	0.59
25:BB:1230:A:H2'	25:BB:1231:U:C6	2.37	0.59
25:BB:2336:A:C5	46:BW:40:ARG:HD2	2.36	0.59
25:BB:2425:A:H5''	25:BB:2426:A:H3'	1.85	0.59
25:BB:2806:C:H2'	25:BB:2807:U:O4'	2.03	0.59
31:BH:68:ARG:NE	31:BH:140:ALA:HB2	2.18	0.59
37:BN:100:CYS:HA	50:B0:41:HIS:HD1	1.68	0.59
39:BP:112:ARG:HH11	39:BP:112:ARG:HB2	1.67	0.59
43:BT:39:THR:HG23	43:BT:41:ALA:H	1.68	0.59
44:BU:39:ASN:HB3	44:BU:62:ALA:H	1.65	0.59
44:BU:73:ASN:HA	44:BU:95:PHE:CZ	2.37	0.59
1:CA:41:G:H2'	1:CA:42:G:C8	2.38	0.59
1:CA:312:C:H2'	1:CA:313:A:H8	1.68	0.59
1:CA:512:U:H2'	1:CA:513:C:H6	1.67	0.59
1:CA:605:U:H2'	1:CA:606:G:C8	2.37	0.59
1:CA:1060:U:H5''	12:CJ:53:ILE:HG12	1.85	0.59
1:CA:1251:A:H2'	1:CA:1252:A:C8	2.37	0.59
4:CB:44:LYS:HZ3	4:CB:47:PRO:HB2	1.67	0.59
14:CL:79:ILE:HD12	14:CL:96:THR:HG21	1.84	0.59
25:DB:528:A:N1	25:DB:2042:A:H2'	2.17	0.59
25:DB:609:A:H2'	25:DB:610:C:O4'	2.03	0.59
25:DB:1100:C:H41	32:DI:1:ALA:N	2.00	0.59
25:DB:1130:U:C2	25:DB:2025:C:H5''	2.38	0.59
25:DB:1395:A:H4'	25:DB:1397:U:C5	2.37	0.59
25:DB:1550:C:H2'	25:DB:1551:A:C8	2.38	0.59
25:DB:2662:A:H2'	25:DB:2663:G:O4'	2.02	0.59

*Continued on next page...*

*Continued from previous page...*

Atom-1	Atom-2	Interatomic distance (Å)	Clash overlap (Å)
40:DQ:30:VAL:HG13	40:DQ:31:TYR:N	2.16	0.59
40:DQ:104:ALA:HB1	41:DR:46:GLU:OE2	2.02	0.59
41:DR:38:VAL:O	41:DR:53:PHE:HB2	2.02	0.59
1:AA:363:A:OP2	14:AL:57:THR:HG21	2.02	0.59
1:AA:1038:C:H2'	1:AA:1039:G:C8	2.38	0.59
4:AB:20:ARG:NE	4:AB:36:LYS:HG3	2.15	0.59
7:AE:78:GLY:O	7:AE:119:VAL:HA	2.02	0.59
7:AE:114:LEU:HD22	7:AE:119:VAL:HG21	1.84	0.59
8:AF:43:GLY:O	8:AF:58:HIS:HA	2.03	0.59
9:AG:132:THR:O	9:AG:135:LYS:HB3	2.03	0.59
11:AI:83:THR:HG23	11:AI:84:ARG:H	1.67	0.59
14:AL:98:ARG:HB2	14:AL:116:TYR:HA	1.83	0.59
25:BB:145:C:H2'	25:BB:146:A:C8	2.38	0.59
25:BB:465:G:N2	25:BB:684:G:H1'	2.18	0.59
27:BD:33:ARG:HG2	27:BD:33:ARG:O	2.01	0.59
28:BE:58:LYS:N	28:BE:58:LYS:HD3	2.18	0.59
29:BF:102:LEU:HD22	29:BF:103:ILE:N	2.18	0.59
31:BH:132:PHE:HB3	31:BH:140:ALA:CB	2.31	0.59
32:BI:96:LYS:N	32:BI:96:LYS:HD2	2.18	0.59
43:BT:19:LYS:HG3	43:BT:23:ALA:HB2	1.83	0.59
46:BW:72:GLY:O	46:BW:74:LYS:N	2.36	0.59
1:CA:632:U:H6	1:CA:633:G:H5'	1.68	0.59
1:CA:1305:G:N2	1:CA:1331:G:H2'	2.17	0.59
5:CC:131:ARG:O	5:CC:134:LYS:HB3	2.02	0.59
7:CE:15:ILE:HG13	7:CE:36:THR:HA	1.85	0.59
7:CE:84:VAL:HG22	10:CH:72:GLU:OE1	2.02	0.59
8:CF:5:GLU:HG3	8:CF:63:ASN:HD21	1.66	0.59
8:CF:59:TYR:O	8:CF:60:VAL:HB	2.03	0.59
13:CK:16:SER:H	13:CK:78:ILE:HG22	1.67	0.59
17:CO:63:ARG:HH11	17:CO:63:ARG:HA	1.67	0.59
21:CS:44:ILE:HD11	21:CS:66:VAL:HG22	1.85	0.59
24:DA:43:C:H1'	29:DF:91:ARG:HD2	1.85	0.59
25:DB:117:G:H5'	25:DB:126:A:C8	2.37	0.59
25:DB:1083:U:H2'	25:DB:1085:A:OP2	2.03	0.59
25:DB:1695:G:N7	26:DC:13:ARG:NH2	2.50	0.59
28:DE:21:ARG:HH21	28:DE:21:ARG:HB2	1.67	0.59
29:DF:102:LEU:HA	29:DF:106:ALA:HB3	1.84	0.59
30:DG:71:LEU:HD13	30:DG:74:MET:SD	2.42	0.59
32:DI:32:VAL:HG22	32:DI:60:VAL:HG21	1.84	0.59
39:DP:90:ALA:HB3	39:DP:110:LYS:HB3	1.85	0.59
40:DQ:91:ARG:CZ	41:DR:11:GLN:H	2.15	0.59

*Continued on next page...*

*Continued from previous page...*

Atom-1	Atom-2	Interatomic distance (Å)	Clash overlap (Å)
43:DT:64:LYS:HD2	43:DT:64:LYS:H	1.67	0.59
44:DU:32:LYS:HA	44:DU:65:GLN:HA	1.83	0.59
1:AA:1171:A:H2'	1:AA:1172:C:C6	2.37	0.59
4:AB:73:ARG:HG3	4:AB:94:ARG:NH2	2.18	0.59
10:AH:28:SER:HB3	10:AH:56:PRO:HB2	1.84	0.59
12:AJ:41:PRO:HG2	12:AJ:42:LEU:H	1.68	0.59
15:AM:11:HIS:H	15:AM:44:ILE:CG1	2.16	0.59
25:BB:773:U:H4'	26:BC:45:ASN:O	2.03	0.59
25:BB:962:G:O2'	25:BB:963:U:H5'	2.02	0.59
25:BB:1241:A:H2'	25:BB:1242:U:H5'	1.84	0.59
25:BB:1591:A:H2'	25:BB:1592:C:H6	1.67	0.59
25:BB:1661:G:O2'	25:BB:1662:U:H5'	2.02	0.59
26:BC:2:VAL:HG23	26:BC:3:VAL:H	1.65	0.59
27:BD:119:ALA:HB1	27:BD:124:ARG:HB2	1.85	0.59
30:BG:40:VAL:O	30:BG:41:GLU:HB2	2.02	0.59
30:BG:66:THR:O	30:BG:70:LEU:HB2	2.03	0.59
39:BP:97:TYR:C	39:BP:99:LEU:H	2.06	0.59
44:BU:6:ARG:HG3	44:BU:7:ASP:N	2.17	0.59
44:BU:100:GLU:O	44:BU:101:THR:HB	2.03	0.59
53:B3:23:HIS:O	53:B3:46:LYS:HB2	2.03	0.59
1:CA:443:C:H2'	1:CA:444:G:C8	2.38	0.59
1:CA:575:G:H4'	1:CA:576:C:H5''	1.84	0.59
1:CA:841:C:H3'	1:CA:843:U:OP2	2.02	0.59
6:CD:16:THR:O	6:CD:18:LEU:HD23	2.03	0.59
6:CD:21:LYS:HD3	6:CD:21:LYS:O	2.03	0.59
6:CD:186:GLU:HB2	6:CD:189:ASP:CG	2.23	0.59
7:CE:35:LEU:HD23	7:CE:36:THR:N	2.17	0.59
9:CG:35:LYS:O	9:CG:38:ALA:HB3	2.03	0.59
10:CH:64:TYR:HA	10:CH:69:ALA:HA	1.84	0.59
11:CI:90:ASP:CB	11:CI:93:LEU:HD12	2.33	0.59
14:CL:109:ARG:HG3	14:CL:109:ARG:HH11	1.66	0.59
19:CQ:67:SER:HB3	19:CQ:70:LYS:HB3	1.84	0.59
25:DB:444:C:OP2	28:DE:44:ARG:HD3	2.03	0.59
35:DL:3:LEU:O	35:DL:5:THR:N	2.36	0.59
49:DZ:28:LEU:HA	49:DZ:33:HIS:HD2	1.67	0.59
1:AA:203:G:H1'	1:AA:465:A:N1	2.18	0.59
1:AA:384:G:H2'	1:AA:385:C:C6	2.37	0.59
1:AA:461:A:H2'	1:AA:461:A:N3	2.17	0.59
1:AA:474:G:H2'	1:AA:475:C:O4'	2.03	0.59
1:AA:520:A:OP2	14:AL:47:ALA:HB1	2.02	0.59
1:AA:546:A:OP1	6:AD:69:ARG:HB2	2.03	0.59

*Continued on next page...*

*Continued from previous page...*

Atom-1	Atom-2	Interatomic distance (Å)	Clash overlap (Å)
1:AA:587:G:H4'	10:AH:3:GLN:O	2.02	0.59
1:AA:1134:G:C2	1:AA:1135:U:H1'	2.37	0.59
4:AB:84:LEU:HD22	4:AB:90:PHE:HE2	1.68	0.59
4:AB:138:ARG:HH12	4:AB:142:LYS:NZ	2.01	0.59
5:AC:156:LEU:HD13	5:AC:163:ARG:HB3	1.85	0.59
7:AE:121:ASN:HD22	7:AE:121:ASN:N	1.91	0.59
10:AH:35:ILE:O	10:AH:39:LEU:HG	2.03	0.59
11:AI:81:GLY:O	11:AI:84:ARG:HG3	2.03	0.59
11:AI:90:ASP:O	11:AI:93:LEU:HD23	2.03	0.59
11:AI:110:VAL:HG12	11:AI:111:GLU:N	2.18	0.59
15:AM:95:PRO:N	15:AM:108:ARG:HG2	2.18	0.59
18:AP:72:ALA:O	18:AP:76:LYS:HE2	2.03	0.59
24:BA:42:C:C5	29:BF:65:LEU:HD22	2.38	0.59
24:BA:61:G:H2'	24:BA:62:C:H6	1.68	0.59
25:BB:1857:G:H22	25:BB:1884:G:H2'	1.67	0.59
25:BB:2180:U:H2'	25:BB:2181:U:C6	2.38	0.59
39:BP:24:THR:O	39:BP:25:VAL:HG22	2.02	0.59
1:CA:635:A:H2'	1:CA:636:U:H6	1.67	0.59
1:CA:1371:G:H2'	1:CA:1372:U:O4'	2.03	0.59
16:CN:26:LEU:O	16:CN:44:VAL:HG11	2.03	0.59
19:CQ:58:VAL:HG12	19:CQ:77:VAL:HA	1.85	0.59
23:CU:5:VAL:O	23:CU:6:ARG:HG3	2.02	0.59
25:DB:1341:G:H1	43:DT:24:MET:HE1	1.66	0.59
25:DB:2148:G:H3'	25:DB:2148:G:N3	2.18	0.59
29:DF:39:VAL:HG12	29:DF:40:GLY:N	2.18	0.59
30:DG:30:GLY:CA	30:DG:78:VAL:HA	2.29	0.59
35:DL:75:ALA:HB2	35:DL:105:ILE:HD12	1.84	0.59
35:DL:93:ASN:O	35:DL:95:LEU:N	2.34	0.59
38:DO:103:VAL:C	38:DO:105:ALA:H	2.06	0.59
43:DT:50:LEU:C	43:DT:52:GLU:H	2.06	0.59
53:D3:27:ASN:HD22	53:D3:27:ASN:N	2.00	0.59
54:D4:16:ILE:HG12	54:D4:25:VAL:HG22	1.83	0.59
1:AA:644:U:C5'	10:AH:83:ARG:HH12	2.15	0.58
1:AA:780:A:O2'	1:AA:781:A:H5''	2.02	0.58
1:AA:1038:C:H2'	1:AA:1039:G:H8	1.68	0.58
1:AA:1096:C:H2'	1:AA:1097:C:H6	1.67	0.58
1:AA:1169:A:H2'	1:AA:1170:A:C8	2.38	0.58
1:AA:1323:G:H4'	1:AA:1362:A:C5	2.38	0.58
1:AA:1498:U:H1'	1:AA:1499:A:N7	2.18	0.58
4:AB:31:PHE:CE1	4:AB:43:GLU:HB2	2.38	0.58
4:AB:99:MET:HG3	4:AB:100:LEU:HD13	1.85	0.58

*Continued on next page...*



*Continued from previous page...*

Atom-1	Atom-2	Interatomic distance (Å)	Clash overlap (Å)
18:AP:69:ASP:CG	18:AP:70:ARG:H	2.05	0.58
21:AS:40:PHE:HB3	21:AS:42:ASN:OD1	2.02	0.58
25:BB:729:G:C6	26:BC:206:LYS:HB2	2.38	0.58
25:BB:1082:U:C2	25:BB:1086:A:C6	2.91	0.58
25:BB:1411:U:H2'	25:BB:1412:U:C6	2.38	0.58
25:BB:1437:C:H2'	25:BB:1438:U:H6	1.68	0.58
25:BB:2096:C:H2'	25:BB:2097:A:H8	1.68	0.58
25:BB:2556:C:H2'	25:BB:2557:G:O4'	2.02	0.58
30:BG:93:TYR:HA	30:BG:105:SER:O	2.02	0.58
36:BM:33:LEU:HD22	36:BM:128:THR:HB	1.85	0.58
1:CA:264:C:H4'	19:CQ:64:ARG:HE	1.68	0.58
1:CA:438:U:H4'	6:CD:119:HIS:HB3	1.85	0.58
1:CA:699:C:C2'	1:CA:700:G:H5''	2.31	0.58
1:CA:1053:G:N7	1:CA:1199:U:H3'	2.18	0.58
1:CA:1446:A:H2'	1:CA:1447:A:H5''	1.85	0.58
4:CB:73:ARG:C	4:CB:73:ARG:HH11	2.07	0.58
13:CK:74:LYS:HE3	13:CK:79:LYS:HE2	1.84	0.58
14:CL:4:ASN:O	14:CL:8:ARG:HD3	2.03	0.58
25:DB:2243:U:H2'	25:DB:2244:U:C6	2.38	0.58
26:DC:183:VAL:CG1	26:DC:184:GLU:H	2.08	0.58
33:DJ:44:TYR:O	33:DJ:45:THR:HB	2.02	0.58
41:DR:19:THR:HG22	41:DR:97:LYS:HG3	1.83	0.58
51:D1:26:LYS:HD3	51:D1:52:LYS:HZ3	1.67	0.58
1:AA:204:G:H2'	1:AA:205:A:H8	1.69	0.58
1:AA:1147:C:H2'	1:AA:1148:U:C6	2.39	0.58
1:AA:1317:C:H42	16:AN:52:ARG:NH2	1.99	0.58
1:AA:1480:A:H2'	1:AA:1481:U:H6	1.66	0.58
5:AC:154:GLY:CA	5:AC:163:ARG:H	2.16	0.58
9:AG:147:ASN:HD22	9:AG:150:PHE:HE1	1.49	0.58
11:AI:93:LEU:HA	11:AI:96:GLU:OE1	2.03	0.58
13:AK:124:LYS:HA	23:AU:34:ARG:CB	2.31	0.58
23:AU:15:LEU:C	23:AU:17:ARG:H	2.06	0.58
23:AU:31:VAL:HG12	23:AU:32:ARG:N	2.17	0.58
25:BB:100:U:H2'	25:BB:100:U:OP1	2.03	0.58
25:BB:1550:C:H2'	25:BB:1551:A:C8	2.38	0.58
28:BE:97:ASN:N	28:BE:97:ASN:HD22	2.01	0.58
38:BO:35:ILE:HG13	38:BO:71:ALA:HB2	1.85	0.58
41:BR:19:THR:HG22	41:BR:97:LYS:HG3	1.84	0.58
52:B2:29:GLN:O	52:B2:33:ARG:HD3	2.02	0.58
1:CA:189:A:H2'	1:CA:190:A:C8	2.38	0.58
1:CA:402:G:H2'	1:CA:403:C:H6	1.66	0.58

*Continued on next page...*

*Continued from previous page...*

Atom-1	Atom-2	Interatomic distance (Å)	Clash overlap (Å)
1:CA:677:U:H2'	1:CA:678:U:H6	1.67	0.58
1:CA:974:A:C4'	1:CA:975:A:H5'	2.33	0.58
4:CB:71:THR:H	4:CB:167:HIS:CD2	2.21	0.58
5:CC:57:GLU:O	5:CC:64:ARG:HG3	2.02	0.58
13:CK:95:THR:HG23	13:CK:96:ILE:N	2.18	0.58
15:CM:72:ILE:HG23	15:CM:73:SER:H	1.69	0.58
25:DB:443:A:C8	28:DE:40:ARG:HD3	2.38	0.58
25:DB:1098:A:H2'	32:DI:4:VAL:CA	2.33	0.58
25:DB:1799:G:N2	25:DB:1818:U:O2'	2.36	0.58
25:DB:2155:U:H3'	25:DB:2156:G:C5'	2.33	0.58
25:DB:2897:U:H2'	25:DB:2898:U:C6	2.38	0.58
28:DE:77:ILE:HG13	28:DE:78:TRP:HE3	1.69	0.58
30:DG:93:TYR:HA	30:DG:105:SER:O	2.02	0.58
31:DH:78:VAL:O	31:DH:144:VAL:HA	2.02	0.58
38:DO:35:ILE:HD11	38:DO:102:ARG:NE	2.16	0.58
39:DP:112:ARG:HB2	39:DP:112:ARG:HH11	1.68	0.58
44:DU:24:VAL:HG22	44:DU:35:VAL:HG22	1.85	0.58
1:AA:626:G:H2'	1:AA:627:G:C8	2.38	0.58
1:AA:1250:A:H5'	11:AI:68:GLY:HA2	1.85	0.58
1:AA:1342:C:H2'	1:AA:1343:G:C8	2.39	0.58
4:AB:89:PHE:HE2	4:AB:153:MET:H	1.50	0.58
6:AD:169:TRP:NE1	6:AD:170:LEU:HD23	2.18	0.58
17:AO:43:ALA:O	17:AO:46:LYS:HE2	2.03	0.58
25:BB:275:C:H2'	25:BB:276:U:C5'	2.33	0.58
25:BB:287:G:H2'	25:BB:288:U:C6	2.37	0.58
25:BB:296:U:H2'	25:BB:297:G:C8	2.38	0.58
25:BB:414:C:H2'	25:BB:415:A:H8	1.68	0.58
33:BJ:4:PHE:CG	33:BJ:5:THR:N	2.67	0.58
33:BJ:45:THR:N	33:BJ:46:PRO:HD3	2.16	0.58
35:BL:65:GLY:O	35:BL:66:PHE:HB3	2.04	0.58
35:BL:110:VAL:HG23	35:BL:126:ARG:O	2.03	0.58
41:BR:66:HIS:ND1	41:BR:94:THR:HG22	2.18	0.58
48:BY:1:MET:O	48:BY:5:GLU:HG2	2.04	0.58
1:CA:203:G:H1'	1:CA:465:A:N1	2.18	0.58
1:CA:437:U:H2'	1:CA:438:U:O4'	2.04	0.58
1:CA:1078:U:H4'	7:CE:134:ASN:HD21	1.69	0.58
1:CA:1354:U:H2'	1:CA:1355:G:C8	2.38	0.58
4:CB:151:LYS:HG3	4:CB:152:ASP:H	1.68	0.58
4:CB:184:ALA:H	4:CB:198:VAL:HG11	1.67	0.58
5:CC:57:GLU:HB3	5:CC:64:ARG:CD	2.33	0.58
11:CI:46:VAL:HA	11:CI:49:GLN:CD	2.24	0.58

*Continued on next page...*



*Continued from previous page...*

Atom-1	Atom-2	Interatomic distance (Å)	Clash overlap (Å)
25:DB:414:C:H2'	25:DB:415:A:C8	2.39	0.58
25:DB:1072:C:H41	32:DI:3:LYS:HE2	1.67	0.58
25:DB:1224:U:H4'	41:DR:88:GLY:O	2.03	0.58
25:DB:1548:A:H2'	25:DB:1549:A:H8	1.68	0.58
25:DB:2425:A:H5''	25:DB:2426:A:H3'	1.85	0.58
34:DK:110:LYS:HD3	34:DK:110:LYS:H	1.68	0.58
44:DU:71:ILE:HD11	44:DU:82:VAL:HG22	1.85	0.58
1:AA:1103:C:H4'	4:AB:96:LEU:HD11	1.85	0.58
1:AA:1291:U:H4'	11:AI:41:GLU:HG3	1.84	0.58
14:AL:58:ASN:ND2	14:AL:58:ASN:H	2.02	0.58
24:BA:29:A:H3'	24:BA:30:C:C6	2.38	0.58
25:BB:265:A:H2'	25:BB:266:G:O4'	2.03	0.58
25:BB:1105:U:H2'	25:BB:1106:G:C8	2.37	0.58
26:BC:1:ALA:HB3	26:BC:19:VAL:HG23	1.84	0.58
30:BG:84:LYS:HD2	30:BG:133:LYS:HA	1.85	0.58
30:BG:162:ARG:HD3	30:BG:166:GLU:HG3	1.85	0.58
31:BH:98:ASP:HA	31:BH:101:ASP:OD2	2.04	0.58
40:BQ:89:ILE:HB	41:BR:11:GLN:HE22	1.68	0.58
46:BW:40:ARG:NH1	46:BW:40:ARG:HG3	2.17	0.58
50:B0:55:ALA:HB3	50:B0:56:LYS:HZ1	1.67	0.58
51:B1:8:ILE:HD11	51:B1:52:LYS:HE3	1.85	0.58
1:CA:22:G:H2'	1:CA:23:C:H6	1.68	0.58
1:CA:842:U:H2'	1:CA:843:U:O3'	2.04	0.58
1:CA:1144:G:H21	1:CA:1146:A:H62	1.51	0.58
1:CA:1239:A:H4'	1:CA:1240:U:H5'	1.84	0.58
1:CA:1463:U:H2'	1:CA:1464:U:C6	2.39	0.58
1:CA:1480:A:H2'	1:CA:1481:U:H6	1.67	0.58
1:CA:1488:G:O2'	1:CA:1489:G:H5'	2.03	0.58
9:CG:49:LEU:HG	9:CG:52:ARG:HH21	1.68	0.58
15:CM:85:TYR:CZ	15:CM:89:ARG:HD2	2.38	0.58
24:DA:61:G:H2'	24:DA:62:C:H6	1.67	0.58
25:DB:967:U:H2'	25:DB:968:C:C6	2.38	0.58
25:DB:1794:A:H2'	25:DB:1795:C:H6	1.66	0.58
25:DB:1812:U:H1'	26:DC:43:ASN:HD21	1.69	0.58
25:DB:2645:G:H4'	25:DB:2732:G:H2'	1.83	0.58
25:DB:2806:C:H2'	25:DB:2807:U:O4'	2.03	0.58
26:DC:62:ARG:O	26:DC:63:ILE:HG12	2.04	0.58
32:DI:25:PRO:O	32:DI:29:GLN:HG3	2.03	0.58
40:DQ:82:LEU:HB3	40:DQ:88:GLU:OE1	2.04	0.58
44:DU:47:PRO:HB2	44:DU:49:PRO:HD3	1.85	0.58
48:DY:3:ALA:O	48:DY:6:LEU:HB2	2.02	0.58

*Continued on next page...*

*Continued from previous page...*

Atom-1	Atom-2	Interatomic distance (Å)	Clash overlap (Å)
1:AA:275:G:H5'	19:AQ:15:LYS:HB3	1.85	0.58
1:AA:423:G:H2'	1:AA:424:G:O4'	2.03	0.58
1:AA:565:U:H3'	1:AA:566:G:H2'	1.86	0.58
4:AB:81:ASP:HA	4:AB:85:SER:OG	2.03	0.58
19:AQ:46:HIS:HB2	19:AQ:70:LYS:HD2	1.85	0.58
21:AS:17:LYS:HZ1	21:AS:31:ARG:N	2.01	0.58
25:BB:62:U:H3'	25:BB:63:A:C8	2.39	0.58
25:BB:102:U:O2	48:BY:2:LYS:HG2	2.04	0.58
25:BB:184:C:H2'	25:BB:185:G:H8	1.68	0.58
25:BB:572:A:OP2	41:BR:80:ARG:NH2	2.36	0.58
25:BB:1152:C:H3'	57:BB:3245:HOH:O	2.03	0.58
25:BB:2591:C:H2'	25:BB:2592:G:H8	1.68	0.58
26:BC:140:VAL:HG12	26:BC:141:HIS:N	2.09	0.58
29:BF:25:MET:C	29:BF:27:VAL:H	2.06	0.58
30:BG:100:ASN:N	30:BG:100:ASN:ND2	2.52	0.58
32:BI:27:LEU:H	32:BI:27:LEU:CD2	2.15	0.58
33:BJ:44:TYR:CD1	40:BQ:59:LEU:HD22	2.38	0.58
34:BK:10:ALA:HB3	34:BK:84:VAL:HG23	1.85	0.58
37:BN:99:LYS:HB2	50:B0:41:HIS:HB2	1.84	0.58
41:BR:39:LEU:HB3	41:BR:53:PHE:HA	1.86	0.58
44:BU:80:ASP:OD2	44:BU:96:LYS:HB2	2.03	0.58
44:BU:81:ARG:HG3	44:BU:81:ARG:NH2	2.18	0.58
46:BW:35:ILE:O	46:BW:36:ILE:C	2.42	0.58
1:CA:565:U:H3'	1:CA:566:G:H2'	1.85	0.58
1:CA:838:G:H2'	1:CA:839:C:O4'	2.03	0.58
1:CA:1342:C:H2'	1:CA:1343:G:C8	2.39	0.58
6:CD:87:GLU:HG3	6:CD:88:ASN:H	1.68	0.58
10:CH:24:VAL:HG22	10:CH:25:THR:H	1.69	0.58
11:CI:51:LEU:HB3	11:CI:56:MET:HG3	1.86	0.58
13:CK:28:ASN:ND2	13:CK:56:LYS:HD2	2.16	0.58
18:CP:50:THR:HG22	18:CP:51:ARG:H	1.69	0.58
21:CS:27:LYS:HD3	21:CS:28:LYS:NZ	2.18	0.58
25:DB:30:G:H2'	25:DB:31:C:C6	2.38	0.58
25:DB:396:G:OP2	47:DX:9:LYS:HE2	2.03	0.58
25:DB:460:A:P	52:D2:41:ARG:HH12	2.26	0.58
25:DB:1412:U:H2'	25:DB:1413:A:C8	2.38	0.58
25:DB:1487:U:H2'	25:DB:1488:C:C6	2.39	0.58
25:DB:1569:A:O2'	26:DC:35:LYS:HD3	2.03	0.58
25:DB:1857:G:H22	25:DB:1884:G:H2'	1.68	0.58
25:DB:1889:A:H2'	25:DB:1890:A:C8	2.39	0.58
25:DB:2086:U:H2'	25:DB:2087:G:C8	2.39	0.58

*Continued on next page...*

*Continued from previous page...*

Atom-1	Atom-2	Interatomic distance (Å)	Clash overlap (Å)
27:DD:119:ALA:HB1	27:DD:124:ARG:HB2	1.85	0.58
28:DE:127:GLU:HG2	28:DE:133:LEU:HD13	1.85	0.58
28:DE:150:THR:HA	28:DE:189:THR:HG23	1.84	0.58
29:DF:23:SER:C	29:DF:25:MET:H	2.06	0.58
33:DJ:35:ARG:HA	33:DJ:40:HIS:CD2	2.38	0.58
33:DJ:105:VAL:O	33:DJ:108:MET:HB2	2.02	0.58
34:DK:16:ARG:O	34:DK:18:VAL:HG23	2.04	0.58
34:DK:69:ARG:HB3	34:DK:75:VAL:HA	1.85	0.58
39:DP:59:THR:OG1	39:DP:72:VAL:HG12	2.03	0.58
46:DW:35:ILE:O	46:DW:36:ILE:C	2.41	0.58
1:AA:22:G:H2'	1:AA:23:C:C6	2.38	0.58
1:AA:797:C:O2'	1:AA:798:U:H5'	2.03	0.58
1:AA:843:U:H5'	1:AA:844:G:OP2	2.03	0.58
4:AB:71:THR:HA	4:AB:92:ASN:O	2.02	0.58
4:AB:174:GLU:CD	4:AB:174:GLU:H	2.07	0.58
5:AC:205:GLU:HG2	5:AC:206:ILE:N	2.19	0.58
13:AK:108:ASN:HA	23:AU:5:VAL:O	2.04	0.58
20:AR:50:TYR:HA	20:AR:53:GLN:HE21	1.67	0.58
21:AS:55:GLN:NE2	21:AS:56:HIS:H	2.01	0.58
25:BB:80:G:O5'	25:BB:346:A:H1'	2.02	0.58
25:BB:1412:U:H2'	25:BB:1413:A:C8	2.39	0.58
25:BB:1709:U:H2'	25:BB:1710:G:C8	2.37	0.58
25:BB:1812:U:H2'	25:BB:1813:G:C8	2.37	0.58
25:BB:2491:U:H5''	25:BB:2570:G:H5'	1.86	0.58
28:BE:5:LEU:HD13	28:BE:122:GLU:CD	2.24	0.58
35:BL:47:ARG:HG3	35:BL:50:PHE:HB2	1.85	0.58
35:BL:71:ALA:HA	35:BL:74:THR:HB	1.85	0.58
43:BT:73:ARG:HB3	43:BT:73:ARG:NH2	2.16	0.58
44:BU:47:PRO:HB2	44:BU:49:PRO:HD3	1.85	0.58
1:CA:409:U:H2'	1:CA:410:G:C8	2.37	0.58
1:CA:843:U:H5'	1:CA:844:G:OP2	2.04	0.58
1:CA:958:A:C2	21:CS:54:ARG:HG3	2.37	0.58
4:CB:44:LYS:C	4:CB:47:PRO:HD2	2.23	0.58
7:CE:15:ILE:HG23	7:CE:109:ALA:HB3	1.84	0.58
9:CG:87:PRO:CG	9:CG:148:LYS:HA	2.33	0.58
16:CN:10:VAL:HB	16:CN:11:LYS:NZ	2.18	0.58
16:CN:96:LYS:HG2	16:CN:97:LYS:NZ	2.18	0.58
25:DB:323:C:H5'	28:DE:163:ASN:HD21	1.67	0.58
25:DB:742:A:H2'	25:DB:743:A:H8	1.67	0.58
25:DB:1197:G:H2'	25:DB:1198:U:H6	1.68	0.58
25:DB:1407:G:H2'	25:DB:1408:G:H8	1.69	0.58

*Continued on next page...*

*Continued from previous page...*

Atom-1	Atom-2	Interatomic distance (Å)	Clash overlap (Å)
25:DB:2895:G:H2'	25:DB:2896:C:C6	2.39	0.58
28:DE:97:ASN:N	28:DE:97:ASN:HD22	2.00	0.58
29:DF:29:ARG:HB2	29:DF:29:ARG:HH11	1.69	0.58
29:DF:168:LEU:C	29:DF:170:ALA:H	2.05	0.58
36:DM:33:LEU:HD22	36:DM:128:THR:HB	1.86	0.58
39:DP:44:GLY:O	39:DP:45:VAL:HG23	2.04	0.58
43:DT:12:ARG:HB3	43:DT:12:ARG:NH1	2.18	0.58
51:D1:8:ILE:HD11	51:D1:52:LYS:HE3	1.84	0.58
51:D1:14:ALA:HB3	51:D1:16:THR:HG22	1.86	0.58
1:AA:299:G:H2'	1:AA:300:A:C8	2.39	0.58
1:AA:493:A:H3'	1:AA:494:G:C8	2.39	0.58
4:AB:116:LEU:HD23	4:AB:119:GLN:HG2	1.84	0.58
5:AC:34:SER:O	5:AC:38:VAL:HG22	2.03	0.58
7:AE:152:VAL:HG13	7:AE:155:LYS:HZ3	1.68	0.58
25:BB:333:G:H2'	25:BB:333:G:N3	2.19	0.58
25:BB:365:U:H2'	25:BB:366:C:C6	2.38	0.58
25:BB:1130:U:C2	25:BB:2025:C:H5''	2.38	0.58
25:BB:2134:A:H2'	25:BB:2135:A:C8	2.39	0.58
33:BJ:105:VAL:O	33:BJ:108:MET:HB2	2.04	0.58
33:BJ:106:LYS:C	33:BJ:108:MET:H	2.07	0.58
35:BL:2:ARG:HG2	35:BL:2:ARG:O	2.04	0.58
40:BQ:69:ARG:HH21	40:BQ:69:ARG:HB2	1.67	0.58
43:BT:69:ARG:HH11	43:BT:70:HIS:N	2.02	0.58
52:B2:24:THR:HG23	52:B2:27:GLY:HA3	1.84	0.58
1:CA:598:U:H4'	10:CH:85:TYR:CD2	2.39	0.58
1:CA:922:G:H2'	1:CA:923:A:H8	1.68	0.58
1:CA:1096:C:H2'	1:CA:1097:C:H6	1.68	0.58
1:CA:1225:A:H3'	15:CM:101:THR:OG1	2.03	0.58
4:CB:68:PHE:O	4:CB:69:VAL:HG13	2.03	0.58
5:CC:128:MET:SD	5:CC:129:PHE:N	2.77	0.58
6:CD:13:ARG:O	6:CD:14:GLU:HB2	2.03	0.58
10:CH:43:GLY:O	10:CH:70:VAL:HG21	2.02	0.58
11:CI:27:ILE:O	11:CI:27:ILE:HG23	2.04	0.58
23:CU:19:LYS:CG	23:CU:20:ARG:HE	2.17	0.58
25:DB:1099:G:O4'	32:DI:3:LYS:C	2.42	0.58
25:DB:2019:A:H2	25:DB:2035:G:H22	1.51	0.58
26:DC:16:VAL:N	26:DC:203:VAL:HG12	2.19	0.58
28:DE:31:VAL:HG21	28:DE:104:ALA:HB2	1.86	0.58
40:DQ:69:ARG:HB2	40:DQ:69:ARG:HH21	1.68	0.58
41:DR:39:LEU:HB3	41:DR:53:PHE:HA	1.85	0.58
41:DR:66:HIS:ND1	41:DR:94:THR:HG22	2.19	0.58

*Continued on next page...*

*Continued from previous page...*

Atom-1	Atom-2	Interatomic distance (Å)	Clash overlap (Å)
1:AA:312:C:H2'	1:AA:313:A:C8	2.38	0.58
1:AA:312:C:H2'	1:AA:313:A:H8	1.68	0.58
1:AA:632:U:H6	1:AA:633:G:H5'	1.68	0.58
1:AA:841:C:H3'	1:AA:843:U:OP2	2.03	0.58
4:AB:112:ARG:HG3	4:AB:116:LEU:HD12	1.84	0.58
8:AF:9:MET:O	8:AF:85:ILE:HG13	2.02	0.58
8:AF:24:ARG:NH1	8:AF:24:ARG:H	2.02	0.58
21:AS:4:LEU:CB	21:AS:8:PRO:HA	2.34	0.58
25:BB:518:G:H4'	42:BS:18:ARG:NH2	2.19	0.58
25:BB:1061:U:H4'	25:BB:1070:A:O3'	2.04	0.58
25:BB:1197:G:H2'	25:BB:1198:U:H6	1.69	0.58
25:BB:1558:C:H4'	25:BB:1559:U:C5'	2.33	0.58
25:BB:1669:A:C8	34:BK:4:GLN:HG3	2.38	0.58
25:BB:1709:U:H2'	25:BB:1710:G:H8	1.68	0.58
25:BB:2243:U:H2'	25:BB:2244:U:C6	2.39	0.58
25:BB:2443:C:H2'	25:BB:2444:G:C8	2.39	0.58
25:BB:2902:C:H1'	25:BB:2903:U:H5'	1.85	0.58
26:BC:58:LYS:O	26:BC:59:GLN:HB2	2.04	0.58
26:BC:159:THR:O	26:BC:194:VAL:HG12	2.04	0.58
27:BD:10:GLY:O	27:BD:11:MET:HB2	2.03	0.58
27:BD:69:ALA:C	27:BD:71:ALA:H	2.07	0.58
28:BE:75:SER:O	28:BE:77:ILE:HG12	2.04	0.58
29:BF:168:LEU:HD13	29:BF:169:LEU:N	2.19	0.58
36:BM:109:PRO:C	36:BM:111:GLU:H	2.07	0.58
40:BQ:30:VAL:HG11	40:BQ:33:VAL:HG23	1.85	0.58
52:B2:31:LEU:O	52:B2:35:ARG:HB2	2.04	0.58
1:CA:272:C:H2'	1:CA:273:U:H6	1.67	0.58
1:CA:468:A:H3'	1:CA:469:C:H6	1.69	0.58
1:CA:1004:A:H2'	1:CA:1005:A:H8	1.68	0.58
1:CA:1169:A:H2'	1:CA:1170:A:C8	2.38	0.58
1:CA:1323:G:H4'	1:CA:1362:A:C5	2.39	0.58
4:CB:70:GLY:CA	4:CB:163:ILE:HB	2.34	0.58
5:CC:29:ALA:HB2	16:CN:74:ARG:O	2.04	0.58
9:CG:65:LEU:HD23	9:CG:66:GLU:HG3	1.86	0.58
14:CL:35:ARG:HD3	14:CL:37:TYR:CE2	2.38	0.58
25:DB:4:U:H2'	25:DB:5:A:H8	1.68	0.58
25:DB:72:U:H1'	48:DY:51:ALA:CB	2.34	0.58
25:DB:155:A:H2'	25:DB:156:A:H8	1.68	0.58
25:DB:612:G:O2'	25:DB:613:A:H2'	2.03	0.58
25:DB:1322:A:C2'	25:DB:1323:C:H5'	2.33	0.58
25:DB:1656:C:H2'	25:DB:1657:U:H6	1.67	0.58

*Continued on next page...*

*Continued from previous page...*

Atom-1	Atom-2	Interatomic distance (Å)	Clash overlap (Å)
25:DB:1854:A:H2'	25:DB:1855:U:H5'	1.86	0.58
27:DD:33:ARG:HD2	27:DD:33:ARG:H	1.68	0.58
31:DH:44:ILE:HG13	31:DH:45:GLU:HG2	1.84	0.58
44:DU:73:ASN:HA	44:DU:95:PHE:CZ	2.38	0.58
1:AA:838:G:H2'	1:AA:839:C:O4'	2.03	0.58
1:AA:1007:U:H2'	1:AA:1008:U:C6	2.39	0.58
4:AB:69:VAL:O	4:AB:163:ILE:HG22	2.04	0.58
5:AC:130:ARG:HE	5:AC:131:ARG:H	1.52	0.58
6:AD:32:LYS:HB3	6:AD:35:GLN:CG	2.33	0.58
6:AD:58:GLN:HG3	6:AD:62:ARG:HG2	1.86	0.58
6:AD:169:TRP:HB2	6:AD:183:ARG:O	2.04	0.58
13:AK:67:GLU:HB3	13:AK:98:ALA:HB1	1.85	0.58
16:AN:35:ALA:HB2	16:AN:40:ARG:HB2	1.85	0.58
19:AQ:62:GLU:HB3	19:AQ:72:TRP:CZ2	2.39	0.58
25:BB:62:U:H2'	25:BB:63:A:O4'	2.04	0.58
25:BB:582:A:H2'	25:BB:583:G:H8	1.69	0.58
25:BB:1032:A:H1'	54:B4:23:ILE:HD13	1.85	0.58
25:BB:1322:A:C2'	25:BB:1323:C:H5'	2.34	0.58
25:BB:1987:A:H2'	25:BB:1988:G:H8	1.69	0.58
39:BP:3:ILE:HG23	39:BP:4:ILE:HG13	1.85	0.58
1:CA:129:A:H1'	1:CA:130:A:N7	2.19	0.58
1:CA:242:G:H2'	1:CA:243:A:H5''	1.86	0.58
1:CA:1492:A:H2'	25:DB:1913:A:N1	2.19	0.58
4:CB:85:SER:HB3	4:CB:88:GLN:CD	2.24	0.58
6:CD:94:GLU:OE1	6:CD:190:LEU:HD22	2.04	0.58
11:CI:24:ASN:N	11:CI:24:ASN:ND2	2.52	0.58
25:DB:146:A:H2'	25:DB:147:C:C6	2.39	0.58
25:DB:871:U:H2'	25:DB:872:U:C6	2.36	0.58
25:DB:1439:A:C5	25:DB:1552:A:N6	2.72	0.58
25:DB:1641:A:H2'	25:DB:1642:G:O4'	2.04	0.58
25:DB:1709:U:H2'	25:DB:1710:G:C8	2.39	0.58
25:DB:1948:G:O2'	25:DB:1949:G:H5'	2.04	0.58
25:DB:2489:U:O2'	25:DB:2490:G:H5'	2.04	0.58
28:DE:60:TRP:O	28:DE:61:ARG:HB2	2.02	0.58
30:DG:26:LYS:HG3	30:DG:32:LEU:HD12	1.85	0.58
30:DG:75:VAL:HA	30:DG:78:VAL:HG22	1.86	0.58
31:DH:81:ALA:HB3	31:DH:149:GLU:HB2	1.84	0.58
36:DM:38:ARG:HG2	36:DM:98:PRO:CD	2.32	0.58
42:DS:36:LEU:H	42:DS:36:LEU:HD22	1.67	0.58
42:DS:58:ALA:O	42:DS:64:ALA:HA	2.04	0.58
46:DW:51:GLY:HA3	46:DW:59:PHE:CB	2.34	0.58

*Continued on next page...*



*Continued from previous page...*

Atom-1	Atom-2	Interatomic distance (Å)	Clash overlap (Å)
50:D0:55:ALA:O	50:D0:56:LYS:HG2	2.04	0.58
54:D4:1:MET:HE3	54:D4:34:LYS:HG2	1.84	0.58
1:AA:129:A:H1'	1:AA:130:A:N7	2.19	0.58
1:AA:190:A:H2'	1:AA:191:G:O4'	2.04	0.58
1:AA:257:G:H2'	1:AA:258:G:H5''	1.86	0.58
1:AA:430:A:OP1	6:AD:8:LEU:HB2	2.04	0.58
1:AA:812:G:HO2'	1:AA:813:U:H6	1.51	0.58
1:AA:1144:G:H21	1:AA:1146:A:H62	1.51	0.58
1:AA:1488:G:O2'	1:AA:1489:G:H5'	2.04	0.58
12:AJ:24:GLU:HG3	12:AJ:25:ILE:N	2.18	0.58
13:AK:28:ASN:OD1	13:AK:46:ALA:HB3	2.03	0.58
14:AL:78:VAL:O	14:AL:102:ASP:HB2	2.03	0.58
25:BB:17:G:H2'	25:BB:18:U:C6	2.39	0.58
25:BB:459:U:O2'	25:BB:460:A:H5'	2.02	0.58
25:BB:609:A:H2'	25:BB:610:C:O4'	2.03	0.58
25:BB:2065:C:O2'	25:BB:2066:C:H5'	2.03	0.58
29:BF:69:ALA:HB3	29:BF:81:GLY:O	2.04	0.58
35:BL:49:GLY:O	35:BL:51:GLU:HG3	2.03	0.58
1:CA:493:A:H3'	1:CA:494:G:C8	2.38	0.58
1:CA:685:G:O2'	1:CA:686:U:H5'	2.04	0.58
1:CA:797:C:OP1	13:CK:126:ARG:HG2	2.03	0.58
1:CA:1053:G:H4'	1:CA:1054:C:H5'	1.84	0.58
1:CA:1245:C:H2'	1:CA:1246:A:C8	2.39	0.58
1:CA:1284:C:H3'	1:CA:1285:A:H5''	1.84	0.58
1:CA:1298:U:H2'	9:CG:113:LYS:NZ	2.19	0.58
5:CC:122:GLN:HA	5:CC:125:ARG:NH1	2.19	0.58
6:CD:95:GLY:HA3	6:CD:135:GLN:CD	2.24	0.58
9:CG:110:ARG:NH2	9:CG:122:GLU:HB2	2.19	0.58
17:CO:66:LEU:HB3	17:CO:77:TYR:HE1	1.69	0.58
18:CP:8:ARG:HB3	18:CP:28:ARG:HH22	1.67	0.58
22:CT:48:LYS:HA	22:CT:51:ASN:HD21	1.69	0.58
25:DB:29:U:O3'	40:DQ:4:LYS:HE2	2.04	0.58
25:DB:607:U:O4	25:DB:620:G:H5''	2.04	0.58
25:DB:754:U:H2'	25:DB:755:U:H6	1.68	0.58
25:DB:833:A:H2'	25:DB:834:G:H8	1.69	0.58
25:DB:997:G:O2'	25:DB:998:C:H5'	2.04	0.58
25:DB:1151:A:H4'	40:DQ:80:ASN:CG	2.23	0.58
25:DB:2799:A:H4'	25:DB:2800:A:C8	2.38	0.58
25:DB:2841:C:H2'	25:DB:2842:G:H8	1.69	0.58
29:DF:7:TYR:HA	29:DF:11:VAL:HB	1.86	0.58
30:DG:153:PRO:HA	30:DG:159:LYS:O	2.03	0.58

*Continued on next page...*

*Continued from previous page...*

Atom-1	Atom-2	Interatomic distance (Å)	Clash overlap (Å)
31:DH:78:VAL:HG12	31:DH:79:THR:H	1.68	0.58
35:DL:57:LEU:HD22	53:D3:53:ASP:HB3	1.86	0.58
46:DW:67:LYS:O	46:DW:68:PHE:HB2	2.03	0.58
51:D1:16:THR:OG1	51:D1:41:VAL:HG21	2.04	0.58
1:AA:740:U:O3'	17:AO:38:LEU:HD21	2.04	0.57
8:AF:54:LEU:HD12	8:AF:56:LYS:H	1.69	0.57
10:AH:125:ILE:HG22	10:AH:126:CYS:N	2.18	0.57
14:AL:36:VAL:HG12	14:AL:52:CYS:CB	2.33	0.57
18:AP:39:PHE:HA	18:AP:50:THR:HG23	1.86	0.57
22:AT:61:ALA:HB2	22:AT:66:ILE:HG22	1.85	0.57
23:AU:34:ARG:CZ	23:AU:39:LYS:HE3	2.34	0.57
25:BB:833:A:H2'	25:BB:834:G:H8	1.68	0.57
25:BB:1082:U:O4	25:BB:1086:A:C2	2.57	0.57
25:BB:1355:G:O2'	25:BB:1356:G:H5'	2.04	0.57
30:BG:15:ASP:HB3	30:BG:26:LYS:H	1.67	0.57
30:BG:153:PRO:HA	30:BG:159:LYS:O	2.04	0.57
31:BH:5:LEU:HD13	31:BH:13:GLY:CA	2.34	0.57
33:BJ:110:PRO:O	33:BJ:115:GLY:HA3	2.04	0.57
38:BO:68:LYS:N	38:BO:102:ARG:HD2	2.17	0.57
46:BW:47:GLY:C	46:BW:49:ASN:H	2.08	0.57
47:BX:39:VAL:HG22	47:BX:44:ARG:O	2.03	0.57
48:BY:56:LEU:HA	48:BY:59:GLU:CG	2.33	0.57
51:B1:41:VAL:HG23	51:B1:42:VAL:H	1.69	0.57
1:CA:22:G:H2'	1:CA:23:C:C6	2.39	0.57
1:CA:626:G:H2'	1:CA:627:G:C8	2.39	0.57
1:CA:1029:U:H2'	1:CA:1031:C:C2	2.39	0.57
1:CA:1149:C:OP1	11:CI:10:ARG:HG2	2.04	0.57
1:CA:1354:U:H2'	1:CA:1355:G:H8	1.68	0.57
1:CA:1498:U:H1'	1:CA:1499:A:N7	2.18	0.57
4:CB:38:HIS:CD2	4:CB:188:THR:HG22	2.38	0.57
4:CB:67:LEU:HA	4:CB:89:PHE:O	2.04	0.57
5:CC:120:THR:HG23	5:CC:188:ALA:HB2	1.85	0.57
6:CD:95:GLY:HA3	6:CD:135:GLN:NE2	2.19	0.57
6:CD:160:LEU:HD22	6:CD:161:ALA:N	2.19	0.57
9:CG:102:TRP:CD2	9:CG:136:LYS:HD2	2.39	0.57
16:CN:9:GLU:HA	16:CN:12:ARG:HH11	1.68	0.57
18:CP:20:VAL:HG21	18:CP:32:PHE:HB2	1.86	0.57
25:DB:5:A:H2'	25:DB:6:A:H8	1.68	0.57
25:DB:82:U:H2'	25:DB:83:A:C8	2.39	0.57
25:DB:104:A:H2'	25:DB:105:C:H6	1.69	0.57
25:DB:265:A:H2'	25:DB:266:G:O4'	2.03	0.57

*Continued on next page...*



*Continued from previous page...*

Atom-1	Atom-2	Interatomic distance (Å)	Clash overlap (Å)
25:DB:1099:G:H5''	32:DI:3:LYS:N	2.18	0.57
25:DB:1100:C:H2'	25:DB:1101:U:H6	1.69	0.57
25:DB:2153:C:H2'	25:DB:2154:A:O4'	2.03	0.57
25:DB:2556:C:H2'	25:DB:2557:G:O4'	2.04	0.57
27:DD:107:VAL:HG13	27:DD:203:VAL:HG23	1.86	0.57
30:DG:9:VAL:O	30:DG:11:PRO:HD3	2.03	0.57
1:AA:60:A:H4'	1:AA:61:G:O5'	2.04	0.57
1:AA:437:U:H2'	1:AA:438:U:O4'	2.04	0.57
1:AA:443:C:H2'	1:AA:444:G:C8	2.39	0.57
1:AA:575:G:H4'	1:AA:576:C:H5''	1.85	0.57
5:AC:155:ARG:N	5:AC:162:ALA:HA	2.14	0.57
12:AJ:12:ALA:HB2	12:AJ:96:VAL:HG13	1.84	0.57
23:AU:43:GLU:HA	23:AU:46:ARG:HB3	1.85	0.57
25:BB:18:U:H2'	25:BB:19:A:H8	1.69	0.57
25:BB:18:U:P	40:BQ:29:ARG:HH22	2.27	0.57
25:BB:320:A:H2'	28:BE:131:THR:OG1	2.05	0.57
25:BB:864:G:O2'	25:BB:865:C:H5'	2.04	0.57
25:BB:871:U:H2'	25:BB:872:U:C6	2.38	0.57
25:BB:1406:U:H2'	25:BB:1407:G:C8	2.38	0.57
25:BB:1681:G:N3	25:BB:1762:A:H2'	2.18	0.57
25:BB:1857:G:N2	25:BB:1884:G:H2'	2.19	0.57
27:BD:107:VAL:HG13	27:BD:203:VAL:HG23	1.85	0.57
29:BF:32:LYS:HG2	29:BF:32:LYS:O	2.03	0.57
30:BG:28:LYS:O	30:BG:29:ASN:HB3	2.04	0.57
31:BH:90:LEU:HD11	31:BH:125:THR:CA	2.34	0.57
33:BJ:28:LEU:HD23	33:BJ:29:ALA:N	2.19	0.57
38:BO:103:VAL:C	38:BO:105:ALA:H	2.05	0.57
39:BP:52:ARG:HB2	39:BP:55:HIS:O	2.04	0.57
43:BT:12:ARG:HA	48:BY:29:ARG:NH1	2.20	0.57
47:BX:19:HIS:O	47:BX:20:ALA:HB3	2.04	0.57
51:B1:14:ALA:HB3	51:B1:16:THR:HG22	1.85	0.57
1:CA:1038:C:H2'	1:CA:1039:G:C8	2.39	0.57
5:CC:10:ARG:HH12	5:CC:181:ILE:HB	1.68	0.57
5:CC:133:MET:O	5:CC:137:VAL:HG23	2.04	0.57
6:CD:160:LEU:H	6:CD:160:LEU:CD1	2.16	0.57
12:CJ:31:ARG:O	12:CJ:32:THR:HB	2.03	0.57
12:CJ:51:VAL:CG2	16:CN:80:ARG:HG3	2.34	0.57
12:CJ:74:VAL:HG12	12:CJ:76:ILE:HG13	1.85	0.57
15:CM:22:TYR:CE2	15:CM:69:ARG:HG3	2.39	0.57
23:CU:18:PHE:HB3	23:CU:19:LYS:HZ2	1.69	0.57
25:DB:6:A:H1'	33:DJ:135:GLN:HE22	1.67	0.57

*Continued on next page...*

*Continued from previous page...*

Atom-1	Atom-2	Interatomic distance (Å)	Clash overlap (Å)
25:DB:1098:A:H2'	32:DI:4:VAL:C	2.24	0.57
25:DB:1341:G:H1	43:DT:24:MET:CE	2.17	0.57
25:DB:1681:G:N3	25:DB:1762:A:H2'	2.19	0.57
25:DB:2039:U:H2'	25:DB:2040:G:H8	1.69	0.57
27:DD:51:THR:CG2	27:DD:76:GLY:HA3	2.34	0.57
27:DD:151:THR:CB	27:DD:152:PRO:HD3	2.34	0.57
35:DL:65:GLY:O	35:DL:66:PHE:HB3	2.04	0.57
41:DR:31:GLU:H	41:DR:63:VAL:CG2	2.16	0.57
42:DS:24:ILE:HD11	42:DS:36:LEU:HD21	1.86	0.57
43:DT:87:LEU:HB2	43:DT:91:GLN:HE21	1.68	0.57
44:DU:81:ARG:HG3	44:DU:81:ARG:NH2	2.16	0.57
1:AA:41:G:H2'	1:AA:42:G:C8	2.39	0.57
5:AC:10:ARG:O	5:AC:15:LYS:HB2	2.03	0.57
7:AE:82:HIS:HB2	10:AH:95:MET:HG2	1.86	0.57
14:AL:50:LYS:N	14:AL:50:LYS:HD2	2.19	0.57
17:AO:7:THR:HB	17:AO:30:LEU:HD11	1.85	0.57
25:BB:127:A:OP2	52:B2:46:LYS:HE3	2.03	0.57
25:BB:863:A:H2'	25:BB:864:G:C8	2.39	0.57
25:BB:1594:U:H2'	25:BB:1595:C:C6	2.40	0.57
25:BB:1641:A:H2'	25:BB:1642:G:O4'	2.04	0.57
25:BB:2841:C:H2'	25:BB:2842:G:H8	1.69	0.57
27:BD:172:VAL:O	27:BD:173:GLN:HB2	2.05	0.57
29:BF:7:TYR:HA	29:BF:11:VAL:HB	1.85	0.57
31:BH:127:GLU:HA	31:BH:144:VAL:O	2.04	0.57
31:BH:141:LYS:HD3	31:BH:141:LYS:N	2.18	0.57
37:BN:114:GLU:HG2	37:BN:115:LEU:N	2.18	0.57
43:BT:50:LEU:C	43:BT:52:GLU:H	2.08	0.57
1:CA:323:U:H2'	1:CA:324:G:O4'	2.04	0.57
1:CA:426:U:H4'	6:CD:39:GLN:HA	1.85	0.57
1:CA:1179:A:H4'	11:CI:104:THR:HA	1.86	0.57
1:CA:1356:G:H2'	1:CA:1357:A:H8	1.66	0.57
4:CB:59:ILE:HD12	4:CB:220:VAL:HG11	1.86	0.57
5:CC:71:ARG:NH2	5:CC:74:ILE:HD13	2.18	0.57
10:CH:79:ARG:HD3	10:CH:79:ARG:N	2.19	0.57
11:CI:50:PRO:HG2	11:CI:51:LEU:HD23	1.86	0.57
15:CM:28:ARG:NH2	15:CM:62:PHE:HB2	2.16	0.57
25:DB:142:A:H2'	25:DB:143:C:C6	2.39	0.57
25:DB:1203:U:H1'	35:DL:4:ASN:ND2	2.20	0.57
26:DC:62:ARG:HD2	26:DC:83:ASP:OD1	2.04	0.57
29:DF:7:TYR:O	29:DF:12:VAL:HG23	2.04	0.57
29:DF:29:ARG:HD3	29:DF:158:THR:HG21	1.85	0.57

*Continued on next page...*

*Continued from previous page...*

Atom-1	Atom-2	Interatomic distance (Å)	Clash overlap (Å)
30:DG:104:LEU:HB2	30:DG:112:VAL:HG11	1.87	0.57
30:DG:162:ARG:HD3	30:DG:166:GLU:HG3	1.87	0.57
31:DH:59:ALA:O	31:DH:62:LEU:HG	2.04	0.57
33:DJ:28:LEU:HD23	33:DJ:29:ALA:N	2.20	0.57
35:DL:116:VAL:HG21	35:DL:135:ILE:HA	1.86	0.57
38:DO:35:ILE:HG13	38:DO:71:ALA:HB2	1.85	0.57
44:DU:3:LYS:HA	44:DU:82:VAL:HG11	1.86	0.57
44:DU:5:ARG:NH2	44:DU:93:ARG:HD3	2.20	0.57
1:AA:22:G:H2'	1:AA:23:C:H6	1.69	0.57
1:AA:242:G:H2'	1:AA:243:A:H5''	1.84	0.57
1:AA:920:U:H2'	1:AA:921:U:C6	2.39	0.57
1:AA:1017:U:H2'	1:AA:1018:G:C8	2.40	0.57
1:AA:1237:C:H4'	1:AA:1334:G:N2	2.19	0.57
4:AB:90:PHE:O	4:AB:91:VAL:HG13	2.05	0.57
6:AD:138:PRO:HB3	6:AD:181:PHE:HD2	1.68	0.57
10:AH:25:THR:HG23	10:AH:58:LEU:O	2.04	0.57
18:AP:51:ARG:HD3	18:AP:53:ASP:H	1.68	0.57
25:BB:139:U:H5''	25:BB:140:C:C5	2.39	0.57
25:BB:455:C:N3	25:BB:472:A:H2'	2.19	0.57
25:BB:1484:U:H2'	25:BB:1485:U:H6	1.70	0.57
25:BB:1544:A:H2'	25:BB:1545:A:C8	2.39	0.57
25:BB:2512:C:H2'	25:BB:2513:A:O4'	2.05	0.57
29:BF:135:ILE:HD11	29:BF:137:PHE:HB3	1.86	0.57
31:BH:8:LYS:O	31:BH:13:GLY:HA3	2.03	0.57
33:BJ:98:GLU:HB3	33:BJ:124:VAL:HG21	1.84	0.57
36:BM:38:ARG:HG2	36:BM:98:PRO:CD	2.34	0.57
1:CA:43:C:OP1	18:CP:12:LYS:HB3	2.05	0.57
1:CA:1115:U:H2'	1:CA:1116:U:C6	2.39	0.57
1:CA:1349:A:OP1	11:CI:119:LYS:HB2	2.05	0.57
4:CB:35:ASN:O	4:CB:36:LYS:HG3	2.04	0.57
5:CC:106:ARG:C	5:CC:107:LYS:HD2	2.25	0.57
6:CD:61:ARG:HA	6:CD:66:VAL:HG13	1.86	0.57
9:CG:110:ARG:HH21	9:CG:122:GLU:CA	2.16	0.57
10:CH:119:GLY:C	10:CH:120:LEU:HD22	2.24	0.57
14:CL:71:HIS:NE2	14:CL:73:LEU:HB2	2.18	0.57
14:CL:106:VAL:CG2	14:CL:116:TYR:HB3	2.34	0.57
16:CN:63:CYS:SG	16:CN:66:THR:HG23	2.44	0.57
21:CS:42:ASN:OD1	21:CS:43:MET:HG3	2.03	0.57
25:DB:296:U:H2'	25:DB:297:G:H8	1.69	0.57
25:DB:459:U:O2'	25:DB:460:A:H5'	2.03	0.57
25:DB:492:A:H2'	25:DB:493:G:O4'	2.03	0.57

*Continued on next page...*

*Continued from previous page...*

Atom-1	Atom-2	Interatomic distance (Å)	Clash overlap (Å)
25:DB:1061:U:O4	32:DI:11:GLN:HG3	2.03	0.57
25:DB:2579:C:O2'	27:DD:136:ASN:HA	2.05	0.57
25:DB:2802:G:H2'	25:DB:2803:G:C8	2.39	0.57
30:DG:26:LYS:HE2	30:DG:32:LEU:HD11	1.86	0.57
30:DG:84:LYS:HD2	30:DG:133:LYS:HA	1.85	0.57
31:DH:144:VAL:HG12	31:DH:145:ASN:N	2.17	0.57
33:DJ:98:GLU:HB3	33:DJ:124:VAL:HG21	1.85	0.57
36:DM:108:VAL:HG22	36:DM:109:PRO:HD2	1.85	0.57
37:DN:99:LYS:HB2	50:D0:41:HIS:HB2	1.86	0.57
37:DN:114:GLU:HG2	37:DN:115:LEU:N	2.18	0.57
46:DW:72:GLY:O	46:DW:74:LYS:N	2.37	0.57
1:AA:985:C:H2'	1:AA:986:U:C6	2.40	0.57
1:AA:1073:U:H2'	1:AA:1074:G:H8	1.69	0.57
9:AG:110:ARG:HB2	9:AG:118:ARG:HG2	1.86	0.57
9:AG:147:ASN:ND2	13:AK:55:ARG:HH22	2.03	0.57
20:AR:52:ARG:HH11	20:AR:52:ARG:HG2	1.70	0.57
25:BB:18:U:H2'	25:BB:19:A:C8	2.39	0.57
25:BB:414:C:H2'	25:BB:415:A:C8	2.40	0.57
25:BB:742:A:H2'	25:BB:743:A:H8	1.69	0.57
25:BB:1373:A:H5'	25:BB:2212:A:H1'	1.87	0.57
25:BB:2346:A:H3'	25:BB:2347:C:H5''	1.86	0.57
25:BB:2471:A:O2'	25:BB:2472:G:H8	1.85	0.57
25:BB:2848:G:H1'	25:BB:2868:A:N6	2.19	0.57
25:BB:2897:U:H2'	25:BB:2898:U:C6	2.40	0.57
28:BE:192:ALA:O	28:BE:196:VAL:HG23	2.05	0.57
29:BF:101:ARG:HA	29:BF:101:ARG:NE	2.20	0.57
29:BF:137:PHE:CD2	29:BF:137:PHE:N	2.71	0.57
29:BF:167:ALA:O	29:BF:170:ALA:HB3	2.04	0.57
31:BH:7:ASP:CG	31:BH:8:LYS:H	2.08	0.57
36:BM:34:LYS:NZ	45:BV:82:TYR:HA	2.19	0.57
38:BO:35:ILE:HD11	38:BO:102:ARG:NE	2.17	0.57
40:BQ:7:VAL:O	40:BQ:11:ALA:HB2	2.05	0.57
45:BV:80:HIS:HD2	45:BV:82:TYR:H	1.51	0.57
51:B1:47:ILE:HD12	51:B1:47:ILE:H	1.68	0.57
1:CA:279:A:H5''	1:CA:280:C:H3'	1.87	0.57
1:CA:1018:G:H2'	1:CA:1019:A:C8	2.40	0.57
1:CA:1060:U:C5'	12:CJ:53:ILE:HG12	2.35	0.57
1:CA:1171:A:H2'	1:CA:1172:C:H6	1.70	0.57
4:CB:59:ILE:HG22	4:CB:62:ARG:HH11	1.70	0.57
9:CG:65:LEU:HD23	9:CG:66:GLU:N	2.18	0.57
11:CI:6:TYR:HA	11:CI:18:VAL:O	2.03	0.57

*Continued on next page...*

*Continued from previous page...*

Atom-1	Atom-2	Interatomic distance (Å)	Clash overlap (Å)
25:DB:62:U:H2'	25:DB:63:A:O4'	2.04	0.57
25:DB:1559:U:H3'	25:DB:1560:G:H5'	1.87	0.57
25:DB:1857:G:N2	25:DB:1884:G:H2'	2.20	0.57
25:DB:2091:C:OP2	25:DB:2092:U:H3'	2.04	0.57
27:DD:68:PHE:HB3	27:DD:73:VAL:HG23	1.86	0.57
27:DD:149:ASN:O	27:DD:152:PRO:HD2	2.03	0.57
29:DF:32:LYS:H	29:DF:95:MET:CE	2.18	0.57
30:DG:28:LYS:O	30:DG:29:ASN:HB3	2.05	0.57
34:DK:83:CYS:O	34:DK:84:VAL:HG23	2.04	0.57
35:DL:90:VAL:HB	35:DL:122:VAL:HG12	1.86	0.57
39:DP:97:TYR:C	39:DP:99:LEU:H	2.06	0.57
44:DU:85:ARG:CD	44:DU:86:PHE:H	2.17	0.57
48:DY:57:LEU:O	48:DY:60:LYS:HB3	2.04	0.57
49:DZ:7:THR:O	49:DZ:54:VAL:HA	2.05	0.57
1:AA:409:U:H2'	1:AA:410:G:C8	2.40	0.57
1:AA:1446:A:H2'	1:AA:1447:A:H5''	1.86	0.57
4:AB:20:ARG:CZ	4:AB:36:LYS:HA	2.35	0.57
4:AB:163:ILE:CG2	4:AB:164:ASP:H	2.11	0.57
5:AC:67:ILE:HG22	5:AC:69:THR:HG22	1.87	0.57
19:AQ:19:SER:HB3	19:AQ:70:LYS:HZ2	1.69	0.57
23:AU:20:ARG:NH1	23:AU:21:SER:HB3	2.18	0.57
25:BB:1559:U:H3'	25:BB:1560:G:H5'	1.86	0.57
25:BB:2748:A:H4'	30:BG:3:VAL:HG21	1.86	0.57
27:BD:33:ARG:H	27:BD:33:ARG:HD2	1.68	0.57
41:BR:5:PHE:HB2	41:BR:37:GLU:OE1	2.05	0.57
41:BR:31:GLU:H	41:BR:63:VAL:CG2	2.17	0.57
1:CA:65:A:H2	1:CA:381:C:H2'	1.70	0.57
1:CA:764:C:H3'	1:CA:765:G:H21	1.68	0.57
1:CA:996:A:H2'	1:CA:997:U:C6	2.40	0.57
1:CA:1038:C:H2'	1:CA:1039:G:H8	1.69	0.57
1:CA:1206:G:O4'	5:CC:193:GLY:HA2	2.05	0.57
4:CB:101:THR:C	4:CB:103:TRP:H	2.06	0.57
7:CE:52:ALA:C	7:CE:54:GLU:H	2.08	0.57
8:CF:3:HIS:CG	8:CF:92:THR:HG23	2.39	0.57
8:CF:41:ASP:OD2	8:CF:42:TRP:N	2.37	0.57
10:CH:102:VAL:CG2	10:CH:125:ILE:HB	2.33	0.57
13:CK:118:ASN:N	13:CK:118:ASN:HD22	2.03	0.57
14:CL:80:LEU:HB3	14:CL:97:VAL:CG2	2.34	0.57
15:CM:16:ILE:HG23	15:CM:17:ALA:N	2.14	0.57
17:CO:79:ARG:HA	17:CO:82:GLU:OE1	2.04	0.57
22:CT:69:ASN:HD22	22:CT:69:ASN:N	1.95	0.57

*Continued on next page...*

*Continued from previous page...*

Atom-1	Atom-2	Interatomic distance (Å)	Clash overlap (Å)
24:DA:57:A:C4	29:DF:25:MET:HG2	2.40	0.57
25:DB:1098:A:C2'	32:DI:4:VAL:N	2.65	0.57
25:DB:1316:U:H2'	25:DB:1317:G:C8	2.38	0.57
25:DB:2365:G:O2'	46:DW:59:PHE:HE1	1.87	0.57
25:DB:2722:G:H4'	37:DN:4:ARG:HB2	1.86	0.57
28:DE:5:LEU:HD13	28:DE:122:GLU:CD	2.25	0.57
36:DM:8:LYS:HA	36:DM:8:LYS:HE3	1.86	0.57
39:DP:31:VAL:O	39:DP:32:VAL:HG12	2.04	0.57
41:DR:5:PHE:HB2	41:DR:37:GLU:OE1	2.03	0.57
46:DW:38:ARG:N	46:DW:38:ARG:HD3	2.19	0.57
1:AA:33:A:H2'	1:AA:34:C:H6	1.68	0.57
1:AA:160:A:H2'	1:AA:161:A:O4'	2.04	0.57
1:AA:235:C:H2'	1:AA:236:A:C8	2.40	0.57
1:AA:323:U:H2'	1:AA:324:G:O4'	2.04	0.57
1:AA:404:G:H2'	1:AA:405:U:H6	1.69	0.57
1:AA:470:C:H2'	1:AA:471:U:O4'	2.04	0.57
1:AA:501:C:H2'	1:AA:502:A:C8	2.39	0.57
1:AA:1117:A:H2'	1:AA:1118:U:C6	2.39	0.57
1:AA:1463:U:H2'	1:AA:1464:U:C6	2.39	0.57
4:AB:100:LEU:O	4:AB:103:TRP:HB2	2.05	0.57
8:AF:10:VAL:HG13	8:AF:83:ALA:O	2.05	0.57
17:AO:87:ARG:HA	17:AO:87:ARG:HH11	1.69	0.57
21:AS:40:PHE:HB2	21:AS:43:MET:SD	2.45	0.57
22:AT:38:ILE:HD11	22:AT:82:ILE:HG22	1.87	0.57
24:BA:64:G:H2'	24:BA:65:U:C6	2.40	0.57
25:BB:2:G:H2'	25:BB:3:U:C6	2.39	0.57
25:BB:129:C:H4'	25:BB:1348:C:O2'	2.04	0.57
25:BB:582:A:H2'	25:BB:583:G:C8	2.40	0.57
25:BB:1188:U:O2'	25:BB:1189:A:H5'	2.04	0.57
25:BB:1495:A:H2'	25:BB:1496:A:C8	2.39	0.57
25:BB:2149:U:H2'	25:BB:2150:C:H6	1.62	0.57
25:BB:2680:U:H5''	27:BD:194:PRO:O	2.05	0.57
27:BD:118:PHE:O	27:BD:119:ALA:HB3	2.05	0.57
28:BE:181:ILE:CD1	35:BL:2:ARG:HE	2.18	0.57
30:BG:9:VAL:O	30:BG:11:PRO:HD3	2.05	0.57
34:BK:39:LYS:HZ2	34:BK:88:ASN:HD21	1.50	0.57
41:BR:66:HIS:CE1	41:BR:94:THR:HG22	2.40	0.57
42:BS:58:ALA:O	42:BS:64:ALA:HA	2.04	0.57
1:CA:120:A:H2'	1:CA:121:U:H5''	1.87	0.57
6:CD:29:THR:HG22	6:CD:30:LYS:H	1.69	0.57
11:CI:35:GLU:HA	11:CI:39:GLY:HA2	1.85	0.57

*Continued on next page...*



*Continued from previous page...*

Atom-1	Atom-2	Interatomic distance (Å)	Clash overlap (Å)
12:CJ:65:TYR:OH	16:CN:84:ARG:HG3	2.04	0.57
14:CL:106:VAL:HB	14:CL:116:TYR:HB3	1.87	0.57
15:CM:14:ALA:C	15:CM:18:LEU:HD13	2.24	0.57
16:CN:5:MET:HG2	16:CN:8:ARG:NH2	2.19	0.57
25:DB:112:U:H2'	25:DB:113:U:O4'	2.05	0.57
25:DB:145:C:H2'	25:DB:146:A:C8	2.40	0.57
25:DB:559:G:H1'	40:DQ:55:GLN:NE2	2.20	0.57
25:DB:1084:A:C2	25:DB:1106:G:H1'	2.39	0.57
25:DB:1858:A:N6	25:DB:1884:G:H1'	2.20	0.57
25:DB:2314:A:C5'	29:DF:34:THR:HG21	2.30	0.57
32:DI:99:LYS:HD3	32:DI:99:LYS:H	1.69	0.57
32:DI:121:ILE:H	32:DI:121:ILE:CD1	2.14	0.57
32:DI:125:THR:O	32:DI:129:GLU:HG3	2.05	0.57
33:DJ:25:LEU:HD23	33:DJ:101:ILE:HD13	1.86	0.57
33:DJ:65:THR:HG22	33:DJ:68:LYS:CE	2.34	0.57
34:DK:53:LYS:HD2	34:DK:53:LYS:H	1.69	0.57
37:DN:17:ARG:NH2	37:DN:17:ARG:HB2	2.19	0.57
38:DO:68:LYS:N	38:DO:102:ARG:HD2	2.19	0.57
45:DV:24:ASN:O	45:DV:44:HIS:HB2	2.05	0.57
46:DW:59:PHE:HD2	46:DW:60:ALA:N	2.03	0.57
1:AA:783:C:O2'	1:AA:784:A:H5'	2.05	0.57
1:AA:1029:U:H2'	1:AA:1031:C:C2	2.40	0.57
1:AA:1202:U:H2'	1:AA:1203:C:O4'	2.05	0.57
1:AA:1386:G:H2'	1:AA:1387:G:H8	1.69	0.57
5:AC:130:ARG:NH2	5:AC:131:ARG:HB2	2.20	0.57
6:AD:87:GLU:OE1	6:AD:90:LEU:HD12	2.04	0.57
7:AE:33:THR:HG22	7:AE:51:LYS:HB3	1.86	0.57
9:AG:91:ARG:HD3	9:AG:91:ARG:H	1.68	0.57
10:AH:44:PHE:HD1	10:AH:71:VAL:HG22	1.70	0.57
11:AI:40:ARG:H	11:AI:44:ARG:NH2	2.03	0.57
14:AL:41:PRO:HG3	14:AL:46:SER:CA	2.35	0.57
17:AO:42:PHE:O	17:AO:46:LYS:HG2	2.05	0.57
19:AQ:4:ILE:HG13	19:AQ:5:ARG:H	1.70	0.57
19:AQ:60:ILE:HG22	19:AQ:72:TRP:HB3	1.87	0.57
25:BB:27:G:H1'	25:BB:513:A:N6	2.19	0.57
25:BB:841:G:O2'	25:BB:842:U:H5'	2.05	0.57
25:BB:850:U:O2	49:BZ:46:MET:HE1	2.05	0.57
25:BB:1366:A:H2'	25:BB:1367:A:O4'	2.05	0.57
25:BB:1395:A:H4'	25:BB:1397:U:C4	2.39	0.57
25:BB:2895:G:H2'	25:BB:2896:C:C6	2.40	0.57
28:BE:127:GLU:HG2	28:BE:133:LEU:HD13	1.87	0.57

*Continued on next page...*

*Continued from previous page...*

Atom-1	Atom-2	Interatomic distance (Å)	Clash overlap (Å)
30:BG:140:ILE:HA	30:BG:143:VAL:HG22	1.87	0.57
32:BI:10:LEU:O	32:BI:10:LEU:HD12	2.05	0.57
33:BJ:25:LEU:HD23	33:BJ:101:ILE:HD13	1.87	0.57
35:BL:116:VAL:HG13	35:BL:117:THR:N	2.20	0.57
39:BP:62:LYS:HB3	39:BP:69:VAL:HG22	1.86	0.57
1:CA:78:A:H2'	1:CA:79:G:C8	2.39	0.57
1:CA:335:C:H2'	1:CA:336:A:C8	2.40	0.57
4:CB:120:SER:HA	4:CB:125:PHE:CE2	2.40	0.57
5:CC:61:LYS:O	5:CC:97:PRO:HD2	2.05	0.57
6:CD:84:ASN:ND2	6:CD:86:GLY:H	2.02	0.57
6:CD:146:GLU:O	6:CD:149:LYS:HG2	2.04	0.57
7:CE:44:ARG:HG2	7:CE:45:VAL:N	2.20	0.57
9:CG:27:ASN:O	9:CG:30:MET:HB2	2.05	0.57
9:CG:136:LYS:HA	9:CG:136:LYS:HE3	1.86	0.57
16:CN:60:ARG:HG2	16:CN:62:ARG:NH1	2.20	0.57
18:CP:22:ALA:HB2	18:CP:32:PHE:HA	1.85	0.57
25:DB:544:C:H4'	25:DB:545:U:H5'	1.85	0.57
25:DB:2512:C:H2'	25:DB:2513:A:O4'	2.04	0.57
25:DB:2848:G:H1'	25:DB:2868:A:N6	2.19	0.57
28:DE:153:LEU:HD12	28:DE:154:ASP:N	2.20	0.57
31:DH:58:LEU:HD23	31:DH:61:VAL:HG11	1.86	0.57
33:DJ:18:VAL:HG12	33:DJ:54:ILE:HD11	1.86	0.57
33:DJ:106:LYS:C	33:DJ:108:MET:H	2.07	0.57
34:DK:113:LYS:O	34:DK:117:LEU:HD12	2.04	0.57
35:DL:119:PRO:HA	35:DL:139:GLY:O	2.05	0.57
1:AA:238:A:H2'	1:AA:239:U:H5''	1.86	0.57
1:AA:683:G:O2'	1:AA:684:U:H5'	2.05	0.57
4:AB:23:ASN:HD22	4:AB:24:PRO:CD	2.18	0.57
4:AB:58:LYS:O	4:AB:62:ARG:HB2	2.04	0.57
7:AE:76:ASN:ND2	7:AE:77:ASN:H	2.02	0.57
10:AH:50:VAL:HG22	10:AH:51:GLU:N	2.20	0.57
14:AL:54:VAL:HG21	14:AL:79:ILE:HD11	1.87	0.57
14:AL:79:ILE:HD13	14:AL:96:THR:HG22	1.86	0.57
19:AQ:35:LYS:O	19:AQ:37:ILE:HG13	2.04	0.57
19:AQ:68:LYS:O	19:AQ:69:THR:CB	2.53	0.57
22:AT:54:GLN:N	22:AT:55:PRO:HD2	2.19	0.57
24:BA:54:G:H21	29:BF:25:MET:CE	2.18	0.57
25:BB:45:G:H5'	25:BB:46:G:OP1	2.05	0.57
25:BB:279:A:C2	25:BB:362:A:H4'	2.40	0.57
25:BB:813:U:H2'	25:BB:814:C:C6	2.40	0.57
25:BB:2199:A:H3'	25:BB:2200:C:H6	1.68	0.57

*Continued on next page...*



*Continued from previous page...*

Atom-1	Atom-2	Interatomic distance (Å)	Clash overlap (Å)
25:BB:2900:A:H2'	25:BB:2901:C:C6	2.40	0.57
29:BF:144:LYS:H	29:BF:144:LYS:HD2	1.70	0.57
30:BG:26:LYS:HE2	30:BG:32:LEU:HD11	1.87	0.57
30:BG:51:PHE:CD2	30:BG:68:ARG:HG2	2.39	0.57
31:BH:80:ILE:HD12	31:BH:101:ASP:HB3	1.87	0.57
35:BL:110:VAL:HB	35:BL:127:VAL:HG23	1.86	0.57
41:BR:43:ASN:ND2	41:BR:45:GLU:H	2.03	0.57
1:CA:105:G:H2'	1:CA:106:C:H6	1.68	0.57
1:CA:204:G:H2'	1:CA:205:A:H8	1.69	0.57
1:CA:577:G:O2'	1:CA:578:C:H5'	2.05	0.57
4:CB:112:ARG:HB2	4:CB:112:ARG:HH11	1.70	0.57
5:CC:120:THR:HG23	5:CC:188:ALA:CB	2.34	0.57
12:CJ:17:LEU:HD13	12:CJ:21:ALA:HB3	1.87	0.57
15:CM:22:TYR:C	15:CM:69:ARG:HH12	2.07	0.57
15:CM:70:ARG:O	15:CM:74:MET:HG2	2.05	0.57
16:CN:95:LEU:HD13	16:CN:96:LYS:N	2.20	0.57
25:DB:455:C:N3	25:DB:472:A:H2'	2.19	0.57
25:DB:1437:C:H2'	25:DB:1438:U:H6	1.68	0.57
25:DB:2369:A:O2'	25:DB:2370:G:H5'	2.04	0.57
29:DF:98:PHE:C	29:DF:100:GLU:H	2.08	0.57
31:DH:27:ARG:H	31:DH:31:VAL:HG21	1.69	0.57
40:DQ:4:LYS:HD3	40:DQ:7:VAL:HG22	1.86	0.57
40:DQ:7:VAL:O	40:DQ:11:ALA:HB2	2.04	0.57
40:DQ:94:LEU:HD11	41:DR:13:ARG:HB2	1.86	0.57
41:DR:9:GLY:H	41:DR:10:LYS:HD2	1.70	0.57
1:AA:335:C:H2'	1:AA:336:A:C8	2.39	0.57
1:AA:1118:U:H5'	11:AI:10:ARG:HH21	1.70	0.57
5:AC:106:ARG:HG2	5:AC:107:LYS:HG3	1.86	0.57
7:AE:34:ALA:HB1	7:AE:59:ILE:HD12	1.87	0.57
11:AI:29:ILE:HG22	11:AI:64:ILE:HB	1.86	0.57
13:AK:126:ARG:CG	23:AU:33:ARG:HD2	2.34	0.57
14:AL:98:ARG:HB2	14:AL:116:TYR:C	2.25	0.57
16:AN:31:SER:HA	16:AN:45:LEU:HD21	1.87	0.57
18:AP:6:LEU:HG	18:AP:17:TYR:HB3	1.86	0.57
24:BA:2:G:H2'	24:BA:3:C:H6	1.69	0.57
25:BB:930:G:H1'	49:BZ:24:LEU:HD11	1.87	0.57
25:BB:1407:G:H2'	25:BB:1408:G:H8	1.69	0.57
25:BB:1485:U:H2'	25:BB:1486:U:H6	1.70	0.57
29:BF:103:ILE:HG13	29:BF:175:PRO:HD2	1.87	0.57
48:BY:3:ALA:O	48:BY:6:LEU:HB2	2.03	0.57
1:CA:500:G:H1'	1:CA:547:A:N1	2.19	0.57

*Continued on next page...*

*Continued from previous page...*

Atom-1	Atom-2	Interatomic distance (Å)	Clash overlap (Å)
1:CA:663:A:O2'	1:CA:664:G:H5'	2.05	0.57
1:CA:858:G:O6	1:CA:869:G:H3'	2.05	0.57
1:CA:1147:C:H2'	1:CA:1148:U:C6	2.40	0.57
1:CA:1496:C:H2'	1:CA:1497:G:O4'	2.05	0.57
4:CB:10:LYS:HE3	4:CB:211:LEU:HG	1.87	0.57
5:CC:143:LEU:HD13	5:CC:143:LEU:N	2.18	0.57
6:CD:120:LYS:HB3	6:CD:145:ARG:HD2	1.86	0.57
7:CE:20:VAL:O	7:CE:29:ILE:HB	2.05	0.57
7:CE:39:GLY:C	7:CE:116:VAL:HG11	2.26	0.57
8:CF:10:VAL:O	8:CF:57:ALA:HB1	2.05	0.57
8:CF:15:SER:O	8:CF:18:VAL:HG23	2.05	0.57
14:CL:24:GLU:HB3	14:CL:26:CYS:SG	2.45	0.57
25:DB:345:A:H1'	25:DB:346:A:C2	2.35	0.57
25:DB:1319:C:O2'	25:DB:1320:C:H5'	2.05	0.57
25:DB:1349:C:H2'	25:DB:1350:C:H6	1.70	0.57
25:DB:2693:G:O2'	25:DB:2694:G:H5'	2.05	0.57
29:DF:102:LEU:HD22	29:DF:103:ILE:N	2.20	0.57
29:DF:135:ILE:HD11	29:DF:137:PHE:HB3	1.86	0.57
31:DH:8:LYS:O	31:DH:13:GLY:HA3	2.04	0.57
36:DM:21:ALA:HB1	36:DM:100:LYS:HG2	1.86	0.57
36:DM:126:ILE:HD12	36:DM:126:ILE:N	2.18	0.57
48:DY:20:ASN:O	48:DY:25:GLN:HB2	2.05	0.57
1:AA:1053:G:N7	1:AA:1199:U:H3'	2.20	0.56
1:AA:1284:C:H3'	1:AA:1285:A:H5''	1.86	0.56
9:AG:150:PHE:HZ	13:AK:55:ARG:HH21	1.53	0.56
17:AO:69:LEU:HD12	17:AO:77:TYR:N	2.20	0.56
22:AT:43:LYS:O	22:AT:46:ALA:HB3	2.05	0.56
25:BB:743:A:O2'	25:BB:744:U:H5'	2.05	0.56
25:BB:1439:A:C5	25:BB:1552:A:N6	2.73	0.56
25:BB:2384:U:H5''	25:BB:2386:A:OP1	2.05	0.56
25:BB:2666:C:O4'	25:BB:2666:C:O2	2.23	0.56
25:BB:2815:C:H2'	25:BB:2816:G:H8	1.70	0.56
26:BC:16:VAL:N	26:BC:203:VAL:HG12	2.19	0.56
29:BF:32:LYS:H	29:BF:95:MET:CE	2.18	0.56
29:BF:113:PHE:CE1	29:BF:116:LEU:HB2	2.40	0.56
31:BH:31:VAL:CG1	31:BH:32:PRO:HD2	2.34	0.56
35:BL:85:VAL:HG22	35:BL:94:THR:HG22	1.86	0.56
36:BM:4:PRO:CG	36:BM:70:ASP:HA	2.34	0.56
36:BM:8:LYS:HA	36:BM:8:LYS:HE3	1.87	0.56
43:BT:64:LYS:H	43:BT:64:LYS:HD2	1.69	0.56
51:B1:33:LEU:HG	51:B1:35:LEU:HD22	1.87	0.56

*Continued on next page...*

*Continued from previous page...*

Atom-1	Atom-2	Interatomic distance (Å)	Clash overlap (Å)
1:CA:235:C:H2'	1:CA:236:A:C8	2.40	0.56
1:CA:404:G:H2'	1:CA:405:U:H6	1.69	0.56
1:CA:493:A:H3'	1:CA:494:G:H8	1.70	0.56
1:CA:683:G:O2'	1:CA:684:U:H5'	2.03	0.56
1:CA:1219:A:H5''	16:CN:52:ARG:HH12	1.70	0.56
1:CA:1284:C:H3'	1:CA:1285:A:C5'	2.35	0.56
4:CB:151:LYS:HG3	4:CB:152:ASP:N	2.20	0.56
5:CC:108:PRO:HA	5:CC:114:LEU:HD11	1.87	0.56
8:CF:61:LEU:HD12	8:CF:63:ASN:OD1	2.04	0.56
8:CF:81:ASN:HB3	8:CF:84:VAL:CG1	2.35	0.56
25:DB:296:U:H2'	25:DB:297:G:C8	2.40	0.56
25:DB:1082:U:O4	25:DB:1086:A:C2	2.57	0.56
25:DB:1105:U:H2'	25:DB:1106:G:C8	2.40	0.56
25:DB:1203:U:H3'	25:DB:1204:A:C5'	2.35	0.56
25:DB:1444:G:H2'	25:DB:1445:G:H8	1.69	0.56
25:DB:2747:G:O2'	30:DG:66:THR:HG22	2.05	0.56
27:DD:38:LYS:HZ2	27:DD:38:LYS:HB2	1.69	0.56
29:DF:32:LYS:HB2	29:DF:90:LEU:O	2.05	0.56
29:DF:69:ALA:HB3	29:DF:81:GLY:O	2.05	0.56
35:DL:116:VAL:HG13	35:DL:117:THR:N	2.20	0.56
37:DN:65:LEU:HD21	37:DN:69:ARG:NH1	2.20	0.56
46:DW:47:GLY:C	46:DW:49:ASN:H	2.08	0.56
47:DX:69:GLU:O	47:DX:70:LEU:HB3	2.05	0.56
1:AA:10:A:OP2	7:AE:130:THR:HB	2.05	0.56
1:AA:314:C:O2'	1:AA:315:A:H5'	2.05	0.56
1:AA:817:C:H1'	1:AA:819:A:H5'	1.86	0.56
1:AA:1277:C:H1'	1:AA:1282:C:C2	2.40	0.56
1:AA:1508:A:H2'	1:AA:1509:C:C6	2.40	0.56
7:AE:38:VAL:HG21	7:AE:67:ARG:HG3	1.87	0.56
9:AG:14:ASP:HB2	9:AG:19:SER:OG	2.05	0.56
14:AL:6:LEU:HD21	14:AL:11:ARG:HE	1.70	0.56
14:AL:51:VAL:HG12	14:AL:52:CYS:H	1.70	0.56
25:BB:1300:G:H4'	25:BB:1301:A:H5'	1.86	0.56
25:BB:1948:G:O2'	25:BB:1949:G:H5'	2.05	0.56
26:BC:73:ILE:HB	26:BC:95:TYR:HD2	1.70	0.56
35:BL:90:VAL:HB	35:BL:122:VAL:HG12	1.87	0.56
36:BM:21:ALA:CB	36:BM:100:LYS:HG2	2.35	0.56
36:BM:21:ALA:HB1	36:BM:100:LYS:HG2	1.87	0.56
40:BQ:57:ARG:HG2	40:BQ:57:ARG:HH11	1.70	0.56
41:BR:38:VAL:O	41:BR:53:PHE:HB2	2.05	0.56
4:CB:71:THR:HG23	4:CB:75:ALA:HB3	1.88	0.56

*Continued on next page...*

*Continued from previous page...*

Atom-1	Atom-2	Interatomic distance (Å)	Clash overlap (Å)
11:CI:94:ARG:HB3	11:CI:98:ARG:NH2	2.20	0.56
12:CJ:8:ILE:HD11	12:CJ:74:VAL:HG11	1.86	0.56
25:DB:333:G:H2'	25:DB:333:G:N3	2.19	0.56
25:DB:1661:G:O2'	25:DB:1662:U:H5'	2.05	0.56
25:DB:1993:U:H4'	27:DD:133:THR:CG2	2.33	0.56
25:DB:2783:U:H2'	25:DB:2784:U:C6	2.41	0.56
26:DC:183:VAL:HG22	26:DC:187:CYS:SG	2.45	0.56
30:DG:84:LYS:HD2	30:DG:133:LYS:CA	2.35	0.56
31:DH:43:ASN:H	31:DH:43:ASN:ND2	2.03	0.56
37:DN:116:VAL:HG13	37:DN:117:ASP:N	2.19	0.56
40:DQ:59:LEU:O	40:DQ:62:ALA:HB3	2.06	0.56
40:DQ:78:PHE:CZ	40:DQ:82:LEU:HD11	2.40	0.56
40:DQ:87:VAL:HB	41:DR:50:GLY:O	2.05	0.56
41:DR:41:ILE:O	41:DR:46:GLU:HA	2.05	0.56
46:DW:23:LYS:HD2	46:DW:24:ARG:N	2.20	0.56
46:DW:58:LEU:HG	46:DW:79:ILE:HD12	1.87	0.56
52:D2:31:LEU:O	52:D2:35:ARG:HB2	2.05	0.56
1:AA:1171:A:H2'	1:AA:1172:C:H6	1.70	0.56
2:AW:28:C:H2'	2:AW:29:G:H8	1.70	0.56
7:AE:14:LEU:HD22	7:AE:15:ILE:N	2.19	0.56
11:AI:90:ASP:HB3	11:AI:93:LEU:CD2	2.35	0.56
15:AM:3:ILE:HD12	15:AM:9:PRO:CD	2.33	0.56
25:BB:460:A:P	52:B2:41:ARG:HH12	2.29	0.56
25:BB:851:C:H2'	25:BB:852:U:H6	1.68	0.56
25:BB:996:A:H1'	41:BR:9:GLY:O	2.05	0.56
25:BB:1561:C:H2'	25:BB:1562:U:C6	2.41	0.56
25:BB:1799:G:N2	25:BB:1818:U:O2'	2.39	0.56
25:BB:1854:A:H2'	25:BB:1855:U:H5'	1.85	0.56
28:BE:21:ARG:HB2	28:BE:21:ARG:HH21	1.70	0.56
29:BF:77:LYS:HG3	29:BF:78:ILE:N	2.20	0.56
30:BG:1:SER:O	30:BG:3:VAL:N	2.38	0.56
31:BH:132:PHE:HE2	31:BH:134:VAL:HB	1.69	0.56
32:BI:58:ILE:HD12	32:BI:58:ILE:N	2.19	0.56
33:BJ:20:ALA:HA	33:BJ:23:LYS:CG	2.36	0.56
34:BK:113:LYS:O	34:BK:117:LEU:HD12	2.06	0.56
35:BL:4:ASN:ND2	35:BL:4:ASN:N	2.53	0.56
35:BL:93:ASN:O	35:BL:95:LEU:N	2.32	0.56
36:BM:126:ILE:HD12	36:BM:126:ILE:N	2.18	0.56
37:BN:17:ARG:NH2	37:BN:17:ARG:HB2	2.20	0.56
39:BP:90:ALA:HB3	39:BP:110:LYS:HB3	1.86	0.56
40:BQ:69:ARG:HB2	40:BQ:69:ARG:NH2	2.21	0.56

*Continued on next page...*

*Continued from previous page...*

Atom-1	Atom-2	Interatomic distance (Å)	Clash overlap (Å)
43:BT:69:ARG:CG	43:BT:70:HIS:H	2.15	0.56
44:BU:10:VAL:O	44:BU:21:ARG:HD2	2.05	0.56
45:BV:73:LYS:NZ	45:BV:73:LYS:HA	2.20	0.56
48:BY:57:LEU:O	48:BY:60:LYS:HB3	2.04	0.56
49:BZ:7:THR:O	49:BZ:54:VAL:HA	2.06	0.56
1:CA:202:G:H21	1:CA:465:A:N6	2.02	0.56
1:CA:635:A:H2'	1:CA:636:U:C6	2.40	0.56
1:CA:829:G:H4'	4:CB:24:PRO:HG3	1.86	0.56
1:CA:1001:C:H2'	1:CA:1002:G:H8	1.70	0.56
1:CA:1160:G:OP1	4:CB:131:LYS:HD3	2.04	0.56
4:CB:21:TYR:CB	4:CB:189:ASN:HD22	2.18	0.56
5:CC:83:VAL:CG1	5:CC:100:ILE:HG21	2.35	0.56
5:CC:142:ARG:HB3	5:CC:143:LEU:HD13	1.88	0.56
6:CD:98:ASP:HB3	6:CD:114:ARG:HE	1.68	0.56
7:CE:132:PRO:HA	7:CE:135:VAL:HG23	1.88	0.56
8:CF:67:PRO:O	8:CF:70:VAL:HG22	2.04	0.56
10:CH:81:GLY:HA2	19:CQ:35:LYS:HZ1	1.70	0.56
11:CI:46:VAL:HA	11:CI:49:GLN:OE1	2.05	0.56
12:CJ:8:ILE:HG13	12:CJ:74:VAL:HB	1.87	0.56
14:CL:100:ALA:O	14:CL:103:CYS:SG	2.63	0.56
18:CP:6:LEU:HD13	18:CP:70:ARG:HG3	1.88	0.56
21:CS:68:HIS:HB3	21:CS:72:GLU:OE1	2.05	0.56
25:DB:62:U:H3'	25:DB:63:A:C8	2.39	0.56
25:DB:142:A:O2'	25:DB:143:C:H5'	2.03	0.56
25:DB:944:C:H5'	25:DB:945:A:C5'	2.35	0.56
25:DB:1338:G:H5''	43:DT:17:SER:HB3	1.87	0.56
25:DB:1495:A:H2'	25:DB:1496:A:C8	2.40	0.56
25:DB:1636:U:H2'	25:DB:1637:A:C8	2.40	0.56
25:DB:1826:G:H2'	25:DB:1827:U:C6	2.41	0.56
25:DB:1838:C:H4'	25:DB:1839:G:H8	1.70	0.56
25:DB:1987:A:H2'	25:DB:1988:G:H8	1.70	0.56
25:DB:2336:A:H62	46:DW:40:ARG:CD	2.11	0.56
25:DB:2360:G:H4'	35:DL:61:LEU:HD11	1.86	0.56
25:DB:2757:A:N1	30:DG:66:THR:HG21	2.20	0.56
27:DD:45:TYR:O	27:DD:46:ARG:HB2	2.04	0.56
28:DE:176:ASP:O	28:DE:180:LEU:HD23	2.05	0.56
29:DF:77:LYS:HG3	29:DF:78:ILE:N	2.20	0.56
29:DF:137:PHE:N	29:DF:137:PHE:CD2	2.72	0.56
29:DF:144:LYS:HD2	29:DF:144:LYS:H	1.70	0.56
29:DF:167:ALA:O	29:DF:170:ALA:HB3	2.05	0.56
30:DG:1:SER:O	30:DG:3:VAL:N	2.37	0.56

*Continued on next page...*

*Continued from previous page...*

Atom-1	Atom-2	Interatomic distance (Å)	Clash overlap (Å)
31:DH:79:THR:HG23	31:DH:145:ASN:HB3	1.86	0.56
32:DI:37:PHE:CZ	32:DI:58:ILE:HD11	2.40	0.56
33:DJ:64:VAL:HG22	33:DJ:68:LYS:HG3	1.86	0.56
36:DM:4:PRO:CG	36:DM:70:ASP:HA	2.35	0.56
36:DM:46:ILE:HA	36:DM:103:TYR:OH	2.05	0.56
39:DP:3:ILE:HG23	39:DP:4:ILE:HG13	1.86	0.56
1:AA:202:G:H2'	1:AA:203:G:H8	1.71	0.56
1:AA:1245:C:H2'	1:AA:1246:A:C8	2.40	0.56
1:AA:1280:A:P	12:AJ:9:ARG:HH12	2.28	0.56
5:AC:120:THR:HG21	5:AC:186:SER:HB3	1.88	0.56
10:AH:79:ARG:HB2	10:AH:80:PRO:HD2	1.86	0.56
11:AI:11:ARG:HG3	11:AI:77:ALA:HA	1.87	0.56
15:AM:48:SER:H	15:AM:51:GLN:CG	2.19	0.56
16:AN:60:ARG:HH11	16:AN:60:ARG:H	1.54	0.56
23:AU:17:ARG:HA	23:AU:20:ARG:CB	2.36	0.56
25:BB:103:A:H2'	25:BB:104:A:O4'	2.05	0.56
25:BB:118:A:OP2	25:BB:119:A:H2'	2.05	0.56
25:BB:444:C:OP2	28:BE:44:ARG:HD3	2.05	0.56
25:BB:1889:A:H2'	25:BB:1890:A:C8	2.41	0.56
25:BB:2795:C:H2'	25:BB:2796:U:O4'	2.05	0.56
28:BE:31:VAL:HG21	28:BE:104:ALA:HB2	1.87	0.56
31:BH:31:VAL:HB	31:BH:32:PRO:CD	2.30	0.56
31:BH:84:ALA:HA	31:BH:90:LEU:HG	1.87	0.56
31:BH:115:VAL:HA	31:BH:131:SER:O	2.05	0.56
36:BM:64:TRP:HB2	36:BM:104:GLU:HB3	1.86	0.56
42:BS:99:ARG:HG3	42:BS:99:ARG:HH11	1.71	0.56
50:B0:55:ALA:O	50:B0:56:LYS:HG2	2.04	0.56
1:CA:1162:C:H2'	1:CA:1163:A:H8	1.70	0.56
9:CG:66:GLU:HA	9:CG:69:ARG:NE	2.20	0.56
11:CI:51:LEU:HD23	11:CI:51:LEU:N	2.21	0.56
13:CK:35:ASP:HB3	13:CK:39:ASN:CB	2.35	0.56
13:CK:49:SER:OG	13:CK:65:ALA:HB2	2.04	0.56
14:CL:66:ILE:HG21	14:CL:71:HIS:HD2	1.70	0.56
17:CO:20:ASP:C	17:CO:22:GLY:H	2.09	0.56
21:CS:31:ARG:HB3	21:CS:33:TRP:CZ3	2.40	0.56
25:DB:45:G:H5'	25:DB:46:G:OP1	2.06	0.56
25:DB:401:A:H2'	25:DB:402:A:H8	1.69	0.56
25:DB:1241:A:N3	25:DB:1241:A:H5'	2.21	0.56
25:DB:1443:U:H2'	25:DB:1444:G:C8	2.39	0.56
25:DB:1591:A:H2'	25:DB:1592:C:H6	1.67	0.56
25:DB:2141:G:H2'	25:DB:2142:A:C8	2.38	0.56

*Continued on next page...*



*Continued from previous page...*

Atom-1	Atom-2	Interatomic distance (Å)	Clash overlap (Å)
25:DB:2353:G:H1'	46:DW:30:VAL:HG13	1.86	0.56
27:DD:49:GLN:HE21	27:DD:79:LEU:HD12	1.70	0.56
27:DD:120:GLY:O	27:DD:124:ARG:HB3	2.04	0.56
29:DF:101:ARG:NE	29:DF:101:ARG:HA	2.20	0.56
31:DH:110:VAL:O	31:DH:110:VAL:HG13	2.05	0.56
32:DI:45:THR:CA	32:DI:48:ILE:HG22	2.35	0.56
33:DJ:20:ALA:HA	33:DJ:23:LYS:CG	2.35	0.56
36:DM:21:ALA:CB	36:DM:100:LYS:HG2	2.35	0.56
36:DM:50:ARG:O	36:DM:53:MET:HB3	2.05	0.56
41:DR:61:ALA:HB2	41:DR:98:ILE:HA	1.87	0.56
52:D2:24:THR:HG23	52:D2:27:GLY:HA3	1.86	0.56
1:AA:97:G:H2'	1:AA:98:A:O4'	2.05	0.56
1:AA:197:A:N3	1:AA:198:G:H1'	2.20	0.56
1:AA:202:G:H1'	1:AA:468:A:H8	1.71	0.56
1:AA:603:U:H2'	1:AA:604:G:C8	2.41	0.56
1:AA:878:A:H5''	10:AH:80:PRO:HG2	1.87	0.56
1:AA:1371:G:OP1	11:AI:13:SER:HB3	2.05	0.56
1:AA:1479:C:H2'	1:AA:1480:A:H8	1.70	0.56
5:AC:71:ARG:HH12	5:AC:73:GLY:N	2.00	0.56
8:AF:86:ARG:NH1	20:AR:63:TYR:HB3	2.21	0.56
9:AG:39:GLU:O	9:AG:43:TYR:HB2	2.04	0.56
10:AH:100:ILE:HG13	10:AH:128:VAL:HB	1.88	0.56
18:AP:58:ALA:HA	18:AP:61:VAL:CG2	2.36	0.56
25:BB:607:U:O4	25:BB:620:G:H5''	2.05	0.56
25:BB:1203:U:H3'	25:BB:1204:A:C5'	2.35	0.56
25:BB:1349:C:H2'	25:BB:1350:C:H6	1.70	0.56
26:BC:245:THR:O	26:BC:248:GLY:N	2.39	0.56
30:BG:84:LYS:HD2	30:BG:133:LYS:CA	2.35	0.56
34:BK:62:VAL:HG12	34:BK:63:ARG:HD3	1.86	0.56
37:BN:24:MET:HG2	37:BN:44:LEU:HD13	1.88	0.56
37:BN:116:VAL:HG13	37:BN:117:ASP:N	2.20	0.56
39:BP:8:GLU:HG3	39:BP:54:LEU:HB3	1.88	0.56
41:BR:55:ASP:CG	41:BR:56:GLY:H	2.09	0.56
41:BR:68:ARG:HB3	41:BR:90:ARG:HG2	1.87	0.56
42:BS:35:ILE:HG22	50:B0:24:VAL:HG13	1.86	0.56
47:BX:32:LEU:HD23	47:BX:49:ARG:HH22	1.71	0.56
1:CA:26:A:H61	1:CA:558:G:H1'	1.71	0.56
1:CA:501:C:H2'	1:CA:502:A:C8	2.40	0.56
1:CA:618:C:H3'	1:CA:620:C:OP2	2.05	0.56
1:CA:862:C:P	7:CE:87:VAL:HG11	2.45	0.56
1:CA:1351:U:O4'	9:CG:32:ASP:HB3	2.06	0.56

*Continued on next page...*

*Continued from previous page...*

Atom-1	Atom-2	Interatomic distance (Å)	Clash overlap (Å)
4:CB:26:MET:O	4:CB:30:ILE:HD12	2.05	0.56
6:CD:6:PRO:O	6:CD:9:LYS:HB3	2.05	0.56
6:CD:26:ALA:C	6:CD:27:ILE:HD12	2.26	0.56
7:CE:73:VAL:HG22	7:CE:75:LEU:HD23	1.86	0.56
7:CE:109:ALA:O	7:CE:113:VAL:HG22	2.06	0.56
13:CK:78:ILE:H	13:CK:78:ILE:HD13	1.70	0.56
25:DB:324:A:H2'	25:DB:325:G:O4'	2.05	0.56
25:DB:2742:G:OP2	54:D4:24:ARG:NH1	2.39	0.56
26:DC:1:ALA:HB3	26:DC:19:VAL:HG23	1.87	0.56
29:DF:168:LEU:HD13	29:DF:169:LEU:N	2.21	0.56
30:DG:140:ILE:HA	30:DG:143:VAL:HG22	1.86	0.56
31:DH:53:GLU:OE1	31:DH:57:LYS:HG2	2.06	0.56
1:AA:1307:U:H2'	1:AA:1308:U:H6	1.70	0.56
4:AB:13:VAL:CB	4:AB:211:LEU:HD11	2.33	0.56
4:AB:110:ILE:HA	4:AB:147:LEU:HD13	1.86	0.56
5:AC:2:GLN:HE21	5:AC:2:GLN:N	2.04	0.56
5:AC:100:ILE:CD1	5:AC:101:ASN:H	2.18	0.56
7:AE:37:VAL:HG12	7:AE:47:PHE:CB	2.34	0.56
7:AE:81:GLN:HE22	7:AE:82:HIS:CE1	2.23	0.56
7:AE:94:PHE:O	7:AE:124:ALA:HB1	2.06	0.56
11:AI:115:VAL:HG21	12:AJ:62:ARG:HD2	1.88	0.56
17:AO:1:SER:HA	17:AO:34:GLN:NE2	2.20	0.56
21:AS:27:LYS:C	21:AS:28:LYS:HE2	2.26	0.56
25:BB:171:U:H2'	25:BB:172:A:C8	2.40	0.56
25:BB:281:C:H2'	25:BB:282:A:H8	1.71	0.56
25:BB:1551:A:C3'	25:BB:1552:A:H5''	2.35	0.56
25:BB:1838:C:H4'	25:BB:1839:G:H8	1.71	0.56
25:BB:2046:G:H2'	25:BB:2047:C:H6	1.70	0.56
25:BB:2834:G:H2'	25:BB:2879:A:N6	2.20	0.56
27:BD:51:THR:CG2	27:BD:76:GLY:HA3	2.35	0.56
28:BE:153:LEU:HD12	28:BE:154:ASP:N	2.21	0.56
29:BF:32:LYS:HB2	29:BF:90:LEU:O	2.05	0.56
31:BH:104:THR:CA	31:BH:109:GLU:HG3	2.35	0.56
33:BJ:45:THR:O	33:BJ:45:THR:HG23	2.05	0.56
45:BV:2:PHE:CZ	45:BV:55:GLU:HB2	2.41	0.56
1:CA:1007:U:H2'	1:CA:1008:U:C6	2.40	0.56
5:CC:110:LEU:H	5:CC:114:LEU:CD1	2.18	0.56
6:CD:90:LEU:HA	6:CD:93:LEU:CD1	2.35	0.56
7:CE:11:GLN:HB2	7:CE:13:LYS:HE3	1.87	0.56
8:CF:2:ARG:HG2	8:CF:92:THR:OG1	2.06	0.56
8:CF:14:GLN:HG3	8:CF:83:ALA:HB1	1.88	0.56

*Continued on next page...*



*Continued from previous page...*

Atom-1	Atom-2	Interatomic distance (Å)	Clash overlap (Å)
8:CF:62:MET:HG3	8:CF:64:VAL:CG2	2.36	0.56
10:CH:75:GLN:NE2	10:CH:76:ARG:H	2.04	0.56
14:CL:80:LEU:HB3	14:CL:97:VAL:HG22	1.88	0.56
15:CM:58:GLU:OE2	15:CM:61:LYS:HD2	2.06	0.56
19:CQ:61:ARG:HB3	19:CQ:75:VAL:HG11	1.86	0.56
20:CR:54:LEU:O	20:CR:58:ILE:HG13	2.05	0.56
25:DB:139:U:N3	43:DT:1:MET:HA	2.20	0.56
25:DB:1365:A:OP2	47:DX:2:ARG:HG2	2.06	0.56
25:DB:1561:C:H2'	25:DB:1562:U:C6	2.40	0.56
25:DB:2491:U:H5''	25:DB:2570:G:H5'	1.86	0.56
27:DD:106:LYS:HB3	27:DD:206:ALA:CB	2.36	0.56
29:DF:113:PHE:CE1	29:DF:116:LEU:HB2	2.41	0.56
43:DT:27:SER:O	43:DT:28:ASN:HB3	2.06	0.56
43:DT:43:ILE:O	43:DT:46:ALA:HB3	2.05	0.56
1:AA:272:C:H2'	1:AA:273:U:H6	1.70	0.56
1:AA:577:G:O2'	1:AA:578:C:H5'	2.06	0.56
1:AA:1225:A:P	15:AM:102:LYS:HZ3	2.29	0.56
9:AG:110:ARG:HD3	9:AG:122:GLU:OE2	2.05	0.56
14:AL:18:SER:C	14:AL:20:VAL:H	2.08	0.56
22:AT:70:LYS:O	22:AT:74:HIS:HB2	2.06	0.56
25:BB:863:A:H2'	25:BB:864:G:H8	1.71	0.56
25:BB:1241:A:H5'	25:BB:1241:A:N3	2.20	0.56
25:BB:2836:U:H2'	25:BB:2837:A:C8	2.41	0.56
27:BD:49:GLN:HE21	27:BD:79:LEU:HD12	1.71	0.56
27:BD:106:LYS:HB3	27:BD:206:ALA:N	2.20	0.56
27:BD:120:GLY:O	27:BD:124:ARG:HB3	2.04	0.56
32:BI:75:ALA:HB2	32:BI:112:LYS:HE2	1.86	0.56
33:BJ:58:ASN:HD22	33:BJ:61:LYS:HZ2	1.53	0.56
34:BK:36:ASP:O	34:BK:60:VAL:HA	2.06	0.56
41:BR:41:ILE:O	41:BR:46:GLU:HA	2.05	0.56
43:BT:50:LEU:O	43:BT:51:PHE:HB2	2.05	0.56
46:BW:49:ASN:HA	46:BW:61:LYS:H	1.70	0.56
1:CA:663:A:H5'	1:CA:836:G:OP1	2.06	0.56
1:CA:1179:A:O3'	11:CI:104:THR:HG23	2.05	0.56
7:CE:136:VAL:C	7:CE:138:ALA:H	2.09	0.56
10:CH:79:ARG:CZ	10:CH:82:LEU:HB2	2.36	0.56
12:CJ:35:GLN:CB	12:CJ:78:GLU:HB2	2.35	0.56
13:CK:12:ARG:HD2	13:CK:13:LYS:NZ	2.20	0.56
13:CK:108:ASN:HA	23:CU:6:ARG:HD2	1.86	0.56
14:CL:101:LEU:C	14:CL:103:CYS:H	2.09	0.56
25:DB:851:C:H2'	25:DB:852:U:H6	1.71	0.56

*Continued on next page...*

*Continued from previous page...*

Atom-1	Atom-2	Interatomic distance (Å)	Clash overlap (Å)
25:DB:853:C:H2'	25:DB:854:C:H6	1.71	0.56
25:DB:1085:A:O2'	25:DB:1105:U:H1'	2.05	0.56
25:DB:1373:A:H5'	25:DB:2212:A:H1'	1.88	0.56
25:DB:2537:U:H2'	25:DB:2538:C:H6	1.70	0.56
25:DB:2840:C:H5''	37:DN:53:THR:OG1	2.06	0.56
29:DF:103:ILE:HG13	29:DF:175:PRO:HD2	1.88	0.56
31:DH:7:ASP:CG	31:DH:8:LYS:H	2.08	0.56
31:DH:116:ARG:NE	31:DH:133:GLN:HB3	2.16	0.56
32:DI:17:ALA:O	32:DI:18:ASN:CB	2.54	0.56
41:DR:55:ASP:CG	41:DR:56:GLY:H	2.09	0.56
46:DW:37:VAL:C	46:DW:39:GLN:H	2.08	0.56
1:AA:135:C:H2'	1:AA:136:C:H5'	1.88	0.56
1:AA:201:G:H21	1:AA:469:C:H1'	1.71	0.56
1:AA:539:A:H2'	1:AA:540:G:H8	1.70	0.56
1:AA:922:G:H2'	1:AA:923:A:H8	1.71	0.56
1:AA:1134:G:H2'	1:AA:1135:U:O4'	2.06	0.56
1:AA:1162:C:H2'	1:AA:1163:A:H8	1.71	0.56
4:AB:46:VAL:HA	4:AB:49:PHE:HD2	1.71	0.56
4:AB:186:VAL:HB	4:AB:190:SER:CB	2.35	0.56
7:AE:141:ASP:O	7:AE:144:GLU:HB3	2.05	0.56
13:AK:31:VAL:HG21	13:AK:66:ALA:CB	2.35	0.56
13:AK:79:LYS:CG	13:AK:80:ASN:H	2.19	0.56
16:AN:63:CYS:HB3	16:AN:66:THR:OG1	2.05	0.56
17:AO:84:LEU:H	17:AO:84:LEU:HD12	1.69	0.56
21:AS:4:LEU:HD13	21:AS:9:PHE:H	1.69	0.56
25:BB:20:C:H2'	25:BB:21:A:H8	1.71	0.56
25:BB:91:A:H1'	25:BB:92:U:C6	2.41	0.56
25:BB:273:G:H2'	25:BB:274:C:C6	2.41	0.56
25:BB:499:U:H2'	25:BB:500:G:O4'	2.06	0.56
25:BB:969:G:H2'	25:BB:970:U:C6	2.41	0.56
25:BB:1386:C:H2'	25:BB:1387:A:H8	1.68	0.56
25:BB:1387:A:H5'	25:BB:1469:A:H1'	1.86	0.56
25:BB:1862:G:O2'	25:BB:1863:G:H5'	2.06	0.56
25:BB:2331:G:O2'	46:BW:40:ARG:HB3	2.06	0.56
26:BC:156:SER:HB3	26:BC:159:THR:HG21	1.87	0.56
28:BE:129:PRO:HD3	28:BE:156:ASN:HD21	1.71	0.56
29:BF:39:VAL:HG12	29:BF:40:GLY:N	2.20	0.56
31:BH:5:LEU:O	31:BH:6:LEU:HD12	2.04	0.56
35:BL:116:VAL:HG21	35:BL:135:ILE:HA	1.88	0.56
40:BQ:82:LEU:HB3	40:BQ:88:GLU:OE1	2.06	0.56
48:BY:7:ARG:NH2	48:BY:9:LYS:H	2.04	0.56

*Continued on next page...*

*Continued from previous page...*

Atom-1	Atom-2	Interatomic distance (Å)	Clash overlap (Å)
1:CA:254:G:OP1	19:CQ:68:LYS:O	2.22	0.56
1:CA:492:C:H2'	1:CA:493:A:N3	2.21	0.56
1:CA:1202:U:H2'	1:CA:1203:C:O4'	2.06	0.56
1:CA:1314:C:C6	21:CS:5:LYS:HE2	2.41	0.56
1:CA:1508:A:H2'	1:CA:1509:C:C6	2.41	0.56
4:CB:25:LYS:HD3	4:CB:25:LYS:H	1.71	0.56
6:CD:63:ILE:HG23	6:CD:64:TYR:HD1	1.69	0.56
10:CH:29:SER:N	10:CH:32:LYS:HD2	2.20	0.56
16:CN:87:ALA:HB1	16:CN:95:LEU:HG	1.88	0.56
23:CU:34:ARG:NH2	23:CU:36:PHE:HB3	2.20	0.56
25:DB:346:A:H2'	25:DB:347:A:O4'	2.05	0.56
25:DB:1061:U:H4'	25:DB:1070:A:O3'	2.05	0.56
25:DB:1355:G:O2'	25:DB:1356:G:H5'	2.06	0.56
25:DB:1590:A:H2'	25:DB:1591:A:H8	1.70	0.56
27:DD:14:ILE:HA	39:DP:11:GLN:NE2	2.19	0.56
29:DF:41:GLU:O	29:DF:43:ILE:HG22	2.05	0.56
31:DH:60:GLU:HA	31:DH:63:ALA:HB2	1.86	0.56
35:DL:110:VAL:HG23	35:DL:126:ARG:O	2.06	0.56
42:DS:99:ARG:HH11	42:DS:99:ARG:HG3	1.71	0.56
51:D1:41:VAL:HG23	51:D1:42:VAL:H	1.69	0.56
1:AA:161:A:H2'	1:AA:162:A:C8	2.40	0.56
1:AA:1115:U:H2'	1:AA:1116:U:C6	2.41	0.56
4:AB:104:LYS:O	4:AB:107:ARG:HG2	2.05	0.56
6:AD:12:ARG:C	6:AD:14:GLU:H	2.10	0.56
6:AD:43:ARG:HB2	6:AD:43:ARG:NH1	2.19	0.56
6:AD:96:ARG:O	6:AD:100:VAL:HG23	2.06	0.56
7:AE:15:ILE:HG21	7:AE:35:LEU:HD13	1.88	0.56
8:AF:27:ALA:C	8:AF:29:ILE:H	2.09	0.56
9:AG:12:LEU:H	9:AG:12:LEU:HD22	1.70	0.56
11:AI:11:ARG:CG	11:AI:77:ALA:HA	2.36	0.56
11:AI:71:ILE:H	11:AI:71:ILE:HD12	1.70	0.56
14:AL:58:ASN:N	14:AL:58:ASN:HD22	2.04	0.56
14:AL:64:SER:HG	14:AL:96:THR:HG23	1.69	0.56
19:AQ:29:LYS:HE3	19:AQ:36:PHE:CZ	2.41	0.56
25:BB:82:U:H2'	25:BB:83:A:C8	2.41	0.56
25:BB:138:U:H2'	25:BB:140:C:H1'	1.86	0.56
25:BB:155:A:H2'	25:BB:156:A:H8	1.70	0.56
25:BB:594:U:H2'	25:BB:595:C:H6	1.68	0.56
25:BB:1354:A:H2'	25:BB:1355:G:O4'	2.05	0.56
28:BE:2:GLU:HG3	28:BE:13:THR:H	1.71	0.56
28:BE:46:GLN:HB2	28:BE:87:ALA:O	2.06	0.56

*Continued on next page...*

*Continued from previous page...*

Atom-1	Atom-2	Interatomic distance (Å)	Clash overlap (Å)
31:BH:43:ASN:HA	31:BH:46:PHE:HB3	1.88	0.56
31:BH:104:THR:HA	31:BH:109:GLU:HA	1.88	0.56
41:BR:2:TYR:CD2	41:BR:13:ARG:HD2	2.41	0.56
43:BT:43:ILE:O	43:BT:46:ALA:HB3	2.06	0.56
45:BV:1:MET:HG3	45:BV:2:PHE:CD2	2.41	0.56
48:BY:40:SER:O	48:BY:43:LEU:HB2	2.06	0.56
51:B1:16:THR:OG1	51:B1:41:VAL:HG21	2.05	0.56
1:CA:257:G:H2'	1:CA:258:G:H5''	1.87	0.56
1:CA:1107:C:C4	1:CA:1108:G:N7	2.74	0.56
1:CA:1160:G:H2'	1:CA:1161:C:C6	2.40	0.56
1:CA:1260:G:OP1	1:CA:1284:C:H4'	2.05	0.56
1:CA:1386:G:H2'	1:CA:1387:G:H8	1.71	0.56
4:CB:99:MET:HE3	4:CB:147:LEU:HD23	1.88	0.56
4:CB:123:GLY:HA2	4:CB:126:ASP:OD1	2.06	0.56
5:CC:22:PHE:CE2	5:CC:24:ASN:HB2	2.40	0.56
5:CC:49:ALA:HA	5:CC:71:ARG:CZ	2.36	0.56
5:CC:183:TYR:OH	5:CC:198:LYS:HE2	2.05	0.56
7:CE:132:PRO:HA	7:CE:135:VAL:CG2	2.36	0.56
9:CG:92:PRO:HA	9:CG:95:ARG:CG	2.36	0.56
10:CH:73:SER:HB2	10:CH:128:VAL:O	2.06	0.56
10:CH:81:GLY:O	19:CQ:35:LYS:HD3	2.06	0.56
11:CI:4:GLN:HB3	11:CI:20:ILE:O	2.06	0.56
11:CI:109:GLN:HG2	11:CI:110:VAL:N	2.21	0.56
25:DB:171:U:H2'	25:DB:172:A:C8	2.41	0.56
25:DB:559:G:H1'	40:DQ:55:GLN:HE22	1.71	0.56
25:DB:969:G:H2'	25:DB:970:U:C6	2.40	0.56
25:DB:1055:G:C3'	25:DB:1056:G:H4'	2.36	0.56
25:DB:1487:U:H2'	25:DB:1488:C:H6	1.71	0.56
25:DB:1593:A:H2'	25:DB:1594:U:H6	1.70	0.56
25:DB:1709:U:H2'	25:DB:1710:G:H8	1.70	0.56
25:DB:2076:U:O4'	25:DB:2076:U:O2	2.24	0.56
25:DB:2365:G:H4'	46:DW:59:PHE:CE1	2.41	0.56
25:DB:2520:C:C6	25:DB:2567:G:H1'	2.41	0.56
27:DD:106:LYS:HB3	27:DD:206:ALA:N	2.20	0.56
32:DI:108:ILE:HG22	32:DI:128:ILE:HD13	1.88	0.56
43:DT:28:ASN:HA	43:DT:91:GLN:OE1	2.06	0.56
45:DV:2:PHE:CZ	45:DV:55:GLU:HB2	2.41	0.56
48:DY:40:SER:O	48:DY:43:LEU:HB2	2.05	0.56
1:AA:755:G:OP2	17:AO:64:LYS:HD3	2.06	0.56
1:AA:806:C:H2'	1:AA:807:A:H8	1.71	0.56
9:AG:137:ARG:HD2	9:AG:138:GLU:N	2.21	0.56

*Continued on next page...*

*Continued from previous page...*

Atom-1	Atom-2	Interatomic distance (Å)	Clash overlap (Å)
11:AI:83:THR:CG2	11:AI:102:PHE:HB3	2.36	0.56
12:AJ:10:LEU:HD22	12:AJ:72:ARG:HB2	1.87	0.56
15:AM:52:ILE:HG23	15:AM:53:ASP:N	2.21	0.56
25:BB:564:C:O2'	25:BB:565:C:H5'	2.06	0.56
25:BB:1485:U:H2'	25:BB:1486:U:C6	2.41	0.56
25:BB:1819:A:H5''	26:BC:159:THR:HG21	1.88	0.56
25:BB:2537:U:H2'	25:BB:2538:C:H6	1.70	0.56
25:BB:2563:U:H2'	25:BB:2565:A:OP2	2.06	0.56
25:BB:2729:G:H2'	25:BB:2730:C:H6	1.71	0.56
29:BF:64:PRO:HA	29:BF:88:VAL:HG22	1.87	0.56
32:BI:105:LEU:HD11	32:BI:139:VAL:CG1	2.35	0.56
36:BM:43:ALA:O	36:BM:46:ILE:HG13	2.06	0.56
43:BT:28:ASN:HA	43:BT:91:GLN:OE1	2.05	0.56
46:BW:50:VAL:O	46:BW:59:PHE:HB3	2.06	0.56
48:BY:20:ASN:O	48:BY:25:GLN:HB2	2.06	0.56
1:CA:1402:C:H2'	1:CA:1403:C:O4'	2.06	0.56
4:CB:134:LEU:HA	4:CB:137:THR:OG1	2.06	0.56
7:CE:14:LEU:HD13	7:CE:15:ILE:N	2.21	0.56
9:CG:72:VAL:HG22	9:CG:89:GLU:HA	1.88	0.56
11:CI:34:LEU:CD1	11:CI:48:ARG:HH22	2.18	0.56
12:CJ:7:ARG:HH11	12:CJ:73:LEU:HD21	1.71	0.56
19:CQ:30:HIS:HB3	19:CQ:34:GLY:H	1.71	0.56
25:DB:68:G:O2'	25:DB:69:C:H5'	2.06	0.56
25:DB:743:A:O2'	25:DB:744:U:H5'	2.06	0.56
25:DB:1058:U:H1'	32:DI:117:THR:HG22	1.88	0.56
25:DB:1360:G:H2'	25:DB:1361:G:H5'	1.87	0.56
25:DB:1366:A:H2'	25:DB:1367:A:O4'	2.05	0.56
25:DB:1750:G:O2'	25:DB:1751:U:H5'	2.06	0.56
27:DD:10:GLY:HA3	27:DD:26:VAL:N	2.13	0.56
27:DD:148:GLN:HG3	27:DD:152:PRO:CG	2.18	0.56
30:DG:24:THR:HG22	30:DG:34:ARG:HA	1.87	0.56
31:DH:31:VAL:CG1	31:DH:32:PRO:HD2	2.35	0.56
34:DK:62:VAL:HG12	34:DK:63:ARG:HD3	1.88	0.56
35:DL:6:LEU:HD23	35:DL:6:LEU:N	2.21	0.56
46:DW:40:ARG:NH1	46:DW:40:ARG:HG3	2.21	0.56
51:D1:26:LYS:HZ3	51:D1:52:LYS:HB3	1.70	0.56
1:AA:93:U:H2'	1:AA:94:G:H5''	1.87	0.55
1:AA:966:G:H2'	1:AA:967:C:C6	2.41	0.55
1:AA:1437:A:H2'	1:AA:1438:G:H8	1.71	0.55
3:AX:3:G:C5'	3:AX:5:U:H5'	2.36	0.55
6:AD:55:ARG:HH21	6:AD:58:GLN:HB2	1.71	0.55

*Continued on next page...*

*Continued from previous page...*

Atom-1	Atom-2	Interatomic distance (Å)	Clash overlap (Å)
11:AI:33:SER:N	11:AI:36:GLN:HE21	1.91	0.55
15:AM:70:ARG:HH11	15:AM:70:ARG:HG2	1.71	0.55
16:AN:12:ARG:HG3	16:AN:60:ARG:NH2	2.17	0.55
25:BB:170:U:O2'	25:BB:171:U:H5'	2.06	0.55
25:BB:171:U:H2'	25:BB:172:A:H8	1.71	0.55
25:BB:657:U:H2'	25:BB:658:U:C6	2.41	0.55
25:BB:1487:U:H2'	25:BB:1488:C:H6	1.71	0.55
30:BG:30:GLY:HA3	30:BG:78:VAL:CA	2.32	0.55
30:BG:58:ALA:C	30:BG:60:GLY:H	2.09	0.55
33:BJ:99:ARG:C	33:BJ:101:ILE:H	2.10	0.55
34:BK:70:ARG:O	34:BK:71:PRO:C	2.43	0.55
36:BM:38:ARG:HH11	36:BM:38:ARG:CB	2.16	0.55
41:BR:3:ALA:O	41:BR:13:ARG:HA	2.06	0.55
43:BT:27:SER:O	43:BT:28:ASN:HB3	2.06	0.55
43:BT:68:LYS:O	43:BT:74:ILE:HG13	2.05	0.55
1:CA:160:A:H2'	1:CA:161:A:O4'	2.05	0.55
1:CA:236:A:H2'	1:CA:237:G:C8	2.41	0.55
1:CA:238:A:H2'	1:CA:239:U:H5''	1.87	0.55
1:CA:308:C:H2'	1:CA:309:A:C8	2.41	0.55
1:CA:651:C:O2'	1:CA:652:U:H5'	2.06	0.55
1:CA:875:U:O2'	10:CH:14:ARG:HD2	2.06	0.55
1:CA:920:U:H2'	1:CA:921:U:C6	2.41	0.55
1:CA:1015:G:H2'	1:CA:1016:A:H8	1.71	0.55
9:CG:99:ALA:O	9:CG:103:ILE:HG13	2.06	0.55
9:CG:137:ARG:NH1	9:CG:141:HIS:HB2	2.21	0.55
11:CI:48:ARG:HA	11:CI:51:LEU:HG	1.88	0.55
21:CS:17:LYS:O	21:CS:20:LYS:HB3	2.05	0.55
25:DB:321:U:OP2	28:DE:130:LYS:HA	2.06	0.55
25:DB:372:G:H5''	47:DX:60:LYS:HD3	1.87	0.55
25:DB:523:C:O2'	25:DB:524:G:H5'	2.05	0.55
25:DB:1099:G:O2'	25:DB:1100:C:H5'	2.07	0.55
25:DB:2795:C:H2'	25:DB:2796:U:O4'	2.06	0.55
30:DG:26:LYS:HG2	30:DG:27:GLY:N	2.21	0.55
30:DG:66:THR:O	30:DG:70:LEU:HB2	2.06	0.55
31:DH:9:VAL:HG22	31:DH:35:LYS:HD2	1.87	0.55
34:DK:70:ARG:O	34:DK:71:PRO:C	2.43	0.55
37:DN:33:ILE:HG22	37:DN:114:GLU:HB2	1.88	0.55
45:DV:17:SER:HB3	45:DV:21:ARG:HH12	1.70	0.55
45:DV:40:ILE:H	45:DV:40:ILE:HD13	1.71	0.55
47:DX:39:VAL:HG22	47:DX:44:ARG:O	2.06	0.55
1:AA:659:U:H2'	1:AA:660:C:C6	2.42	0.55

*Continued on next page...*



*Continued from previous page...*

Atom-1	Atom-2	Interatomic distance (Å)	Clash overlap (Å)
1:AA:737:C:H5'	8:AF:89:VAL:O	2.07	0.55
1:AA:1031:C:H4'	1:AA:1032:G:C4	2.42	0.55
1:AA:1354:U:H2'	1:AA:1355:G:C8	2.41	0.55
5:AC:9:ILE:O	5:AC:9:ILE:HG23	2.04	0.55
5:AC:19:SER:HB3	5:AC:21:TRP:HE1	1.71	0.55
7:AE:132:PRO:HA	7:AE:135:VAL:CG2	2.36	0.55
11:AI:5:TYR:HB2	11:AI:20:ILE:HB	1.87	0.55
12:AJ:84:VAL:HG23	12:AJ:85:ASP:N	2.22	0.55
15:AM:90:HIS:HA	15:AM:108:ARG:NH2	2.20	0.55
16:AN:59:GLN:H	16:AN:59:GLN:NE2	2.03	0.55
25:BB:1198:U:O2'	40:BQ:4:LYS:HB3	2.07	0.55
25:BB:1853:A:N1	25:BB:2087:G:H1'	2.21	0.55
25:BB:2415:G:C4'	35:BL:66:PHE:HB2	2.35	0.55
25:BB:2841:C:H2'	25:BB:2842:G:C8	2.42	0.55
25:BB:2845:U:O2'	25:BB:2846:G:H5'	2.06	0.55
26:BC:130:PRO:HA	26:BC:188:ARG:HA	1.89	0.55
27:BD:29:VAL:O	27:BD:185:ASN:HB3	2.06	0.55
29:BF:69:ALA:HB1	29:BF:78:ILE:CG2	2.33	0.55
30:BG:71:LEU:HD13	30:BG:74:MET:SD	2.46	0.55
32:BI:76:ALA:O	32:BI:80:LYS:HG3	2.06	0.55
34:BK:97:ARG:HE	34:BK:97:ARG:N	2.03	0.55
36:BM:69:PRO:HA	36:BM:94:ALA:HB2	1.88	0.55
41:BR:9:GLY:H	41:BR:10:LYS:HD2	1.72	0.55
45:BV:17:SER:HB3	45:BV:21:ARG:HH12	1.71	0.55
45:BV:40:ILE:HD13	45:BV:40:ILE:H	1.70	0.55
46:BW:59:PHE:HD2	46:BW:60:ALA:N	2.04	0.55
51:B1:4:ILE:HG13	51:B1:5:ARG:N	2.21	0.55
53:B3:27:ASN:N	53:B3:27:ASN:HD22	2.03	0.55
1:CA:262:A:H5''	22:CT:70:LYS:HG2	1.88	0.55
1:CA:314:C:O2'	1:CA:315:A:H5'	2.05	0.55
1:CA:332:G:H2'	1:CA:333:U:H6	1.71	0.55
1:CA:470:C:H2'	1:CA:471:U:C6	2.42	0.55
1:CA:613:C:H2'	1:CA:614:C:C6	2.41	0.55
1:CA:1307:U:H2'	1:CA:1308:U:H6	1.70	0.55
1:CA:1450:U:H2'	1:CA:1452:C:C5	2.42	0.55
6:CD:12:ARG:O	6:CD:37:PRO:HG3	2.07	0.55
7:CE:76:ASN:H	7:CE:81:GLN:HG2	1.71	0.55
9:CG:72:VAL:N	9:CG:141:HIS:HE1	1.97	0.55
10:CH:11:THR:O	10:CH:15:ASN:HB2	2.06	0.55
15:CM:14:ALA:O	15:CM:18:LEU:HD22	2.07	0.55
25:DB:27:G:H1'	25:DB:513:A:N6	2.20	0.55

*Continued on next page...*

*Continued from previous page...*

Atom-1	Atom-2	Interatomic distance (Å)	Clash overlap (Å)
25:DB:37:C:O2'	25:DB:38:A:H5'	2.06	0.55
25:DB:485:C:O2'	42:DS:60:HIS:NE2	2.39	0.55
25:DB:1099:G:C8	32:DI:3:LYS:CB	2.89	0.55
25:DB:1404:C:O2'	25:DB:1405:U:H5'	2.06	0.55
26:DC:58:LYS:O	26:DC:59:GLN:HB2	2.04	0.55
26:DC:141:HIS:CG	26:DC:142:ASN:H	2.23	0.55
26:DC:154:ALA:HB2	26:DC:161:VAL:HG23	1.88	0.55
27:DD:14:ILE:CA	39:DP:11:GLN:HE22	2.18	0.55
36:DM:42:THR:C	36:DM:44:ARG:H	2.09	0.55
41:DR:66:HIS:CE1	41:DR:94:THR:HG22	2.41	0.55
47:DX:34:SER:HA	47:DX:48:LEU:O	2.07	0.55
50:D0:9:ARG:O	50:D0:12:ARG:HB3	2.06	0.55
1:AA:501:C:H1'	1:AA:549:C:H1'	1.89	0.55
1:AA:1060:U:H4'	12:AJ:54:SER:HB2	1.88	0.55
1:AA:1284:C:H3'	1:AA:1285:A:C5'	2.37	0.55
4:AB:208:ALA:HA	4:AB:211:LEU:HG	1.88	0.55
5:AC:10:ARG:HB3	5:AC:15:LYS:HG3	1.88	0.55
5:AC:166:TRP:HA	5:AC:166:TRP:CE3	2.40	0.55
9:AG:94:ARG:CZ	9:AG:98:LEU:HD21	2.36	0.55
11:AI:66:VAL:HG22	11:AI:67:LYS:N	2.20	0.55
12:AJ:52:LEU:HD22	16:AN:80:ARG:NH1	2.21	0.55
18:AP:42:ILE:HB	18:AP:46:LYS:NZ	2.20	0.55
21:AS:18:VAL:HG13	21:AS:19:GLU:N	2.14	0.55
21:AS:55:GLN:CD	21:AS:56:HIS:H	2.08	0.55
23:AU:33:ARG:NH2	23:AU:34:ARG:HG2	2.22	0.55
25:BB:1904:G:H1'	25:BB:1927:A:N1	2.21	0.55
25:BB:2327:A:H2'	25:BB:2328:A:C8	2.41	0.55
25:BB:2650:U:H2'	25:BB:2651:C:C6	2.42	0.55
31:BH:27:ARG:H	31:BH:31:VAL:HG21	1.68	0.55
34:BK:13:SER:OG	34:BK:51:VAL:HG23	2.06	0.55
35:BL:116:VAL:HG13	35:BL:117:THR:H	1.71	0.55
39:BP:28:LYS:O	39:BP:81:ASP:HB3	2.06	0.55
1:CA:470:C:H2'	1:CA:471:U:O4'	2.06	0.55
1:CA:555:U:H2'	1:CA:556:C:H6	1.71	0.55
1:CA:659:U:H2'	1:CA:660:C:C6	2.41	0.55
1:CA:1165:U:H2'	1:CA:1166:G:O4'	2.07	0.55
1:CA:1247:U:H2'	1:CA:1248:A:H8	1.71	0.55
1:CA:1289:A:H3'	1:CA:1290:G:H8	1.70	0.55
6:CD:160:LEU:HD13	6:CD:160:LEU:N	2.22	0.55
24:DA:64:G:H2'	24:DA:65:U:C6	2.41	0.55
25:DB:433:C:O2'	25:DB:434:U:H5'	2.06	0.55

*Continued on next page...*



*Continued from previous page...*

Atom-1	Atom-2	Interatomic distance (Å)	Clash overlap (Å)
25:DB:813:U:H2'	25:DB:814:C:C6	2.42	0.55
25:DB:841:G:O2'	25:DB:842:U:H5'	2.06	0.55
25:DB:1805:A:N3	26:DC:49:THR:CG2	2.70	0.55
25:DB:1916:A:H2'	25:DB:1917:U:C6	2.42	0.55
25:DB:2071:A:H2'	25:DB:2072:C:H6	1.70	0.55
25:DB:2340:A:H2'	25:DB:2341:G:H8	1.70	0.55
25:DB:2348:U:H1'	51:D1:38:PHE:HE2	1.72	0.55
29:DF:134:GLN:HE22	29:DF:136:ILE:HA	1.69	0.55
31:DH:50:ARG:NH1	31:DH:50:ARG:HA	2.21	0.55
33:DJ:45:THR:O	33:DJ:45:THR:HG23	2.04	0.55
34:DK:115:ILE:HD12	34:DK:116:SER:N	2.21	0.55
36:DM:109:PRO:C	36:DM:111:GLU:H	2.08	0.55
41:DR:2:TYR:CD2	41:DR:13:ARG:HD2	2.40	0.55
44:DU:10:VAL:O	44:DU:21:ARG:HD2	2.07	0.55
1:AA:26:A:H61	1:AA:558:G:H1'	1.71	0.55
1:AA:332:G:H2'	1:AA:333:U:H6	1.72	0.55
1:AA:426:U:H2'	1:AA:427:U:C6	2.41	0.55
1:AA:600:A:H5'	10:AH:120:LEU:HA	1.89	0.55
1:AA:922:G:H4'	7:AE:24:VAL:HA	1.88	0.55
16:AN:32:ASP:O	16:AN:40:ARG:HD3	2.06	0.55
25:BB:973:A:H8	25:BB:973:A:OP1	1.89	0.55
25:BB:1443:U:H2'	25:BB:1444:G:H8	1.72	0.55
25:BB:1444:G:H2'	25:BB:1445:G:H8	1.71	0.55
29:BF:98:PHE:C	29:BF:100:GLU:H	2.09	0.55
32:BI:17:ALA:O	32:BI:18:ASN:HB3	2.06	0.55
32:BI:112:LYS:O	32:BI:116:MET:HG3	2.06	0.55
40:BQ:4:LYS:HD3	40:BQ:7:VAL:HG22	1.87	0.55
42:BS:48:LYS:O	42:BS:52:GLU:HG2	2.06	0.55
47:BX:69:GLU:O	47:BX:70:LEU:HB3	2.06	0.55
1:CA:429:U:P	6:CD:12:ARG:HE	2.30	0.55
1:CA:468:A:H3'	1:CA:469:C:C6	2.41	0.55
1:CA:586:C:O2'	1:CA:878:A:H4'	2.05	0.55
1:CA:797:C:O2'	1:CA:798:U:H5'	2.07	0.55
1:CA:1073:U:H2'	1:CA:1074:G:H8	1.72	0.55
1:CA:1167:A:H2'	1:CA:1169:A:H8	1.71	0.55
6:CD:70:GLN:HA	6:CD:73:ASN:HD22	1.71	0.55
7:CE:76:ASN:N	7:CE:81:GLN:HG2	2.22	0.55
8:CF:38:ARG:CD	8:CF:97:THR:HA	2.36	0.55
9:CG:112:ASP:HB2	9:CG:118:ARG:HG3	1.88	0.55
13:CK:34:THR:HG23	13:CK:39:ASN:N	2.17	0.55
13:CK:125:LYS:CD	23:CU:32:ARG:HB3	2.31	0.55

*Continued on next page...*

*Continued from previous page...*

Atom-1	Atom-2	Interatomic distance (Å)	Clash overlap (Å)
16:CN:24:ALA:C	16:CN:26:LEU:H	2.09	0.55
25:DB:19:A:H2'	25:DB:20:C:C6	2.41	0.55
25:DB:20:C:H2'	25:DB:21:A:H8	1.70	0.55
25:DB:464:U:H5'	52:D2:5:PHE:CD2	2.41	0.55
25:DB:863:A:H2'	25:DB:864:G:C8	2.41	0.55
25:DB:1747:U:H2'	25:DB:1748:C:C6	2.42	0.55
25:DB:2600:A:O2'	25:DB:2601:C:H5'	2.06	0.55
28:DE:48:THR:H	28:DE:51:GLU:HG3	1.72	0.55
30:DG:84:LYS:CG	30:DG:85:LYS:H	2.15	0.55
33:DJ:64:VAL:O	33:DJ:68:LYS:HE3	2.06	0.55
35:DL:85:VAL:HG22	35:DL:94:THR:HG22	1.89	0.55
38:DO:70:ALA:O	38:DO:74:VAL:HG23	2.05	0.55
40:DQ:51:GLN:O	40:DQ:54:ARG:HB2	2.06	0.55
40:DQ:57:ARG:HA	40:DQ:60:TRP:CE3	2.41	0.55
1:AA:1354:U:H2'	1:AA:1355:G:H8	1.72	0.55
1:AA:1450:U:H2'	1:AA:1452:C:C5	2.42	0.55
4:AB:133:ALA:O	4:AB:137:THR:HG23	2.06	0.55
9:AG:14:ASP:HB3	9:AG:18:GLY:N	2.22	0.55
12:AJ:29:ALA:HA	12:AJ:86:ALA:HB3	1.88	0.55
18:AP:28:ARG:HG3	18:AP:29:ASN:N	2.22	0.55
19:AQ:19:SER:HB3	19:AQ:70:LYS:NZ	2.21	0.55
21:AS:4:LEU:HB3	21:AS:8:PRO:HA	1.89	0.55
25:BB:6:A:N3	33:BJ:135:GLN:NE2	2.54	0.55
25:BB:360:U:H2'	25:BB:361:G:O4'	2.06	0.55
25:BB:1593:A:H2'	25:BB:1594:U:H6	1.70	0.55
25:BB:1936:A:N6	25:BB:1963:U:H3	2.02	0.55
25:BB:2720:U:H5''	39:BP:52:ARG:NH2	2.22	0.55
32:BI:14:ALA:HB1	32:BI:50:LYS:HA	1.87	0.55
33:BJ:64:VAL:HG22	33:BJ:68:LYS:HG3	1.87	0.55
36:BM:46:ILE:HA	36:BM:103:TYR:OH	2.05	0.55
41:BR:91:GLN:HG3	41:BR:92:TRP:H	1.72	0.55
50:B0:30:ASP:HB3	50:B0:33:SER:O	2.07	0.55
1:CA:161:A:H2'	1:CA:162:A:C8	2.41	0.55
1:CA:625:U:H4'	18:CP:16:PHE:CZ	2.41	0.55
1:CA:992:U:H2'	1:CA:1043:G:N7	2.21	0.55
4:CB:31:PHE:HD1	4:CB:32:GLY:H	1.53	0.55
4:CB:67:LEU:HD12	4:CB:89:PHE:O	2.06	0.55
6:CD:58:GLN:HE21	6:CD:58:GLN:CA	2.20	0.55
10:CH:45:ILE:HB	10:CH:61:THR:O	2.07	0.55
16:CN:8:ARG:HG2	16:CN:12:ARG:NH1	2.21	0.55
19:CQ:28:VAL:HG12	19:CQ:37:ILE:O	2.06	0.55

*Continued on next page...*

*Continued from previous page...*

Atom-1	Atom-2	Interatomic distance (Å)	Clash overlap (Å)
25:DB:285:G:H3'	25:DB:286:U:C6	2.42	0.55
25:DB:320:A:H2'	28:DE:131:THR:OG1	2.07	0.55
25:DB:1439:A:N1	25:DB:1552:A:N7	2.55	0.55
25:DB:1484:U:H2'	25:DB:1485:U:H6	1.72	0.55
25:DB:1594:U:H2'	25:DB:1595:C:C6	2.41	0.55
25:DB:2199:A:H3'	25:DB:2200:C:H6	1.71	0.55
25:DB:2859:G:H2'	25:DB:2860:A:C8	2.40	0.55
26:DC:73:ILE:HB	26:DC:95:TYR:HD2	1.71	0.55
27:DD:29:VAL:O	27:DD:185:ASN:HB3	2.06	0.55
35:DL:110:VAL:HB	35:DL:127:VAL:HG23	1.88	0.55
37:DN:83:LEU:HA	37:DN:86:ARG:CB	2.26	0.55
40:DQ:7:VAL:HG23	40:DQ:8:ILE:N	2.20	0.55
42:DS:84:ARG:HB3	42:DS:96:ILE:CG2	2.34	0.55
46:DW:9:THR:HG23	46:DW:10:ARG:CD	2.32	0.55
1:AA:9:G:C5'	7:AE:107:GLY:HA3	2.36	0.55
1:AA:586:C:O2'	1:AA:878:A:H4'	2.06	0.55
23:AU:17:ARG:HG2	23:AU:20:ARG:HH11	1.71	0.55
25:BB:19:A:H2'	25:BB:20:C:C6	2.41	0.55
25:BB:146:A:H2'	25:BB:147:C:C6	2.41	0.55
25:BB:321:U:OP2	28:BE:130:LYS:HA	2.06	0.55
25:BB:324:A:H2'	25:BB:325:G:O4'	2.07	0.55
25:BB:1695:G:N7	26:BC:13:ARG:NH2	2.55	0.55
25:BB:1790:C:O2'	26:BC:207:ALA:HB2	2.07	0.55
25:BB:2039:U:H2'	25:BB:2040:G:C8	2.41	0.55
25:BB:2783:U:H2'	25:BB:2784:U:C6	2.42	0.55
39:BP:31:VAL:O	39:BP:32:VAL:HG12	2.07	0.55
41:BR:61:ALA:HB2	41:BR:98:ILE:HA	1.87	0.55
44:BU:48:VAL:O	44:BU:50:ALA:N	2.39	0.55
47:BX:2:ARG:HA	47:BX:32:LEU:CD2	2.37	0.55
1:CA:139:A:H2'	1:CA:140:U:C6	2.42	0.55
1:CA:197:A:N3	1:CA:198:G:H1'	2.22	0.55
1:CA:923:A:H2'	1:CA:924:C:C6	2.42	0.55
11:CI:70:GLY:O	11:CI:74:GLN:HG2	2.06	0.55
25:DB:2073:C:H5''	26:DC:227:VAL:CG1	2.37	0.55
25:DB:2702:G:H2'	25:DB:2703:C:C6	2.42	0.55
27:DD:137:SER:C	27:DD:138:LEU:HD22	2.27	0.55
32:DI:5:GLN:O	32:DI:6:ALA:HB3	2.07	0.55
34:DK:13:SER:OG	34:DK:51:VAL:HG23	2.07	0.55
34:DK:97:ARG:HE	34:DK:97:ARG:N	2.04	0.55
35:DL:143:GLU:O	35:DL:144:GLU:HB3	2.06	0.55
47:DX:2:ARG:HA	47:DX:32:LEU:CD2	2.36	0.55

*Continued on next page...*

*Continued from previous page...*

Atom-1	Atom-2	Interatomic distance (Å)	Clash overlap (Å)
1:AA:186:C:H5'	22:AT:72:ALA:HB1	1.89	0.55
1:AA:470:C:H2'	1:AA:471:U:C6	2.41	0.55
1:AA:1001:C:H2'	1:AA:1002:G:H8	1.71	0.55
1:AA:1496:C:H2'	1:AA:1497:G:O4'	2.05	0.55
9:AG:46:LEU:HB3	9:AG:57:GLU:HB3	1.88	0.55
9:AG:74:VAL:HG12	9:AG:87:PRO:CA	2.34	0.55
9:AG:147:ASN:HB3	9:AG:150:PHE:CD1	2.42	0.55
13:AK:16:SER:H	13:AK:78:ILE:HD13	1.72	0.55
15:AM:89:ARG:HB3	15:AM:96:VAL:HG22	1.87	0.55
21:AS:62:THR:H	21:AS:65:MET:CE	2.14	0.55
23:AU:42:THR:OG1	23:AU:43:GLU:N	2.38	0.55
24:BA:7:G:H5'	38:BO:29:HIS:CD2	2.42	0.55
24:BA:43:C:H1'	29:BF:91:ARG:HD2	1.89	0.55
24:BA:57:A:C5	29:BF:25:MET:HG2	2.42	0.55
25:BB:75:G:H4'	48:BY:48:ARG:HH21	1.72	0.55
25:BB:281:C:H2'	25:BB:282:A:C8	2.42	0.55
25:BB:1061:U:O4'	25:BB:1070:A:H1'	2.06	0.55
25:BB:2040:G:H2'	25:BB:2041:U:C6	2.42	0.55
25:BB:2336:A:N7	46:BW:40:ARG:HD2	2.22	0.55
25:BB:2352:A:N1	46:BW:30:VAL:HG11	2.22	0.55
25:BB:2603:G:O2'	25:BB:2604:U:H5'	2.07	0.55
25:BB:2627:G:O2'	25:BB:2781:A:N1	2.37	0.55
25:BB:2829:A:P	27:BD:59:ARG:HH12	2.28	0.55
25:BB:2896:C:H2'	25:BB:2897:U:C6	2.42	0.55
26:BC:145:MET:HE3	26:BC:153:LEU:HD21	1.88	0.55
27:BD:149:ASN:O	27:BD:152:PRO:HD2	2.06	0.55
27:BD:151:THR:CB	27:BD:152:PRO:HD3	2.35	0.55
35:BL:143:GLU:HG2	35:BL:144:GLU:H	1.71	0.55
36:BM:108:VAL:HG22	36:BM:109:PRO:HD2	1.87	0.55
40:BQ:7:VAL:HG23	40:BQ:8:ILE:N	2.21	0.55
40:BQ:43:GLN:NE2	41:BR:77:PHE:HB3	2.21	0.55
40:BQ:60:TRP:CZ2	40:BQ:93:ILE:HB	2.42	0.55
53:B3:18:LYS:HD2	53:B3:19:GLY:N	2.22	0.55
1:CA:204:G:H2'	1:CA:205:A:C8	2.41	0.55
1:CA:600:A:P	10:CH:87:ARG:HG2	2.47	0.55
1:CA:769:G:O2'	1:CA:770:C:H5'	2.07	0.55
1:CA:985:C:H2'	1:CA:986:U:C6	2.42	0.55
1:CA:1117:A:H2'	1:CA:1118:U:C6	2.42	0.55
1:CA:1143:G:H2'	1:CA:1144:G:H8	1.71	0.55
1:CA:1526:G:P	23:CU:38:GLU:HB2	2.46	0.55
4:CB:111:LYS:HZ1	4:CB:112:ARG:HB2	1.71	0.55

*Continued on next page...*

*Continued from previous page...*

Atom-1	Atom-2	Interatomic distance (Å)	Clash overlap (Å)
4:CB:114:LYS:O	4:CB:117:GLU:HB2	2.07	0.55
5:CC:179:ALA:HB1	5:CC:202:PHE:CE1	2.42	0.55
10:CH:101:ALA:HA	10:CH:127:TYR:HB3	1.87	0.55
11:CI:29:ILE:HD11	11:CI:66:VAL:CG1	2.35	0.55
11:CI:32:ARG:HB3	11:CI:36:GLN:HB2	1.89	0.55
11:CI:56:MET:C	11:CI:58:GLU:H	2.10	0.55
16:CN:40:ARG:HH22	21:CS:6:LYS:HG3	1.72	0.55
20:CR:33:THR:HG23	20:CR:35:SER:H	1.71	0.55
25:DB:129:C:H4'	25:DB:1348:C:O2'	2.07	0.55
25:DB:753:A:H2'	25:DB:754:U:C6	2.42	0.55
25:DB:1098:A:OP2	32:DI:3:LYS:HG2	2.07	0.55
25:DB:1300:G:H4'	25:DB:1301:A:H5'	1.87	0.55
25:DB:1400:U:H2'	25:DB:1401:G:H8	1.72	0.55
25:DB:2104:C:H3'	25:DB:2104:C:H6	1.70	0.55
25:DB:2538:C:H2'	25:DB:2539:C:H6	1.72	0.55
26:DC:245:THR:O	26:DC:248:GLY:N	2.39	0.55
27:DD:13:ARG:HH12	39:DP:74:GLN:HB3	1.70	0.55
27:DD:109:VAL:HA	27:DD:202:ILE:O	2.06	0.55
27:DD:118:PHE:O	27:DD:119:ALA:HB3	2.05	0.55
27:DD:172:VAL:O	27:DD:173:GLN:HB2	2.07	0.55
34:DK:63:ARG:N	34:DK:82:ALA:HB3	2.21	0.55
40:DQ:91:ARG:CB	40:DQ:93:ILE:HG22	2.37	0.55
51:D1:4:ILE:HG13	51:D1:5:ARG:N	2.21	0.55
1:AA:182:A:O2'	1:AA:183:C:H3'	2.07	0.55
1:AA:279:A:H5''	1:AA:280:C:H3'	1.87	0.55
1:AA:1165:U:H2'	1:AA:1166:G:O4'	2.07	0.55
6:AD:111:ALA:HA	6:AD:114:ARG:HD3	1.88	0.55
12:AJ:6:ILE:O	12:AJ:76:ILE:HG13	2.07	0.55
12:AJ:17:LEU:HB3	12:AJ:96:VAL:HG22	1.89	0.55
16:AN:30:ILE:HG22	16:AN:30:ILE:O	2.07	0.55
19:AQ:10:ARG:HH12	19:AQ:54:ILE:HG13	1.72	0.55
22:AT:61:ALA:HB2	22:AT:71:ALA:HB2	1.89	0.55
25:BB:771:G:O2'	25:BB:772:C:H5'	2.07	0.55
25:BB:1170:C:H2'	25:BB:1171:G:H8	1.72	0.55
25:BB:1431:A:H2'	25:BB:1432:G:C8	2.42	0.55
25:BB:2294:G:O2'	25:BB:2295:C:H5'	2.07	0.55
25:BB:2340:A:H2'	25:BB:2341:G:H8	1.71	0.55
25:BB:2369:A:O2'	25:BB:2370:G:H5'	2.06	0.55
25:BB:2492:U:O2'	25:BB:2493:U:H5'	2.05	0.55
27:BD:24:VAL:HG22	27:BD:25:THR:H	1.72	0.55
30:BG:75:VAL:HA	30:BG:78:VAL:HG22	1.87	0.55

*Continued on next page...*

*Continued from previous page...*

Atom-1	Atom-2	Interatomic distance (Å)	Clash overlap (Å)
30:BG:104:LEU:HB2	30:BG:112:VAL:HG11	1.88	0.55
33:BJ:110:PRO:HB2	33:BJ:111:LYS:HD2	1.89	0.55
35:BL:119:PRO:HA	35:BL:139:GLY:O	2.07	0.55
46:BW:37:VAL:C	46:BW:39:GLN:H	2.09	0.55
47:BX:35:HIS:HD2	47:BX:36:ARG:N	2.04	0.55
47:BX:67:LEU:HD22	47:BX:77:TYR:CD1	2.42	0.55
49:BZ:16:LEU:H	49:BZ:16:LEU:CD2	2.18	0.55
1:CA:478:A:H2'	1:CA:479:U:O4'	2.07	0.55
4:CB:122:ASP:C	4:CB:124:THR:H	2.10	0.55
4:CB:163:ILE:O	4:CB:164:ASP:HB2	2.06	0.55
10:CH:35:ILE:HG22	10:CH:39:LEU:HD21	1.88	0.55
11:CI:18:VAL:HG21	11:CI:81:GLY:CA	2.37	0.55
25:DB:540:C:H2'	25:DB:541:A:H8	1.72	0.55
25:DB:919:U:H2'	25:DB:920:A:H8	1.69	0.55
25:DB:1015:U:H2'	25:DB:1016:G:C8	2.42	0.55
25:DB:1411:U:H2'	25:DB:1412:U:H6	1.70	0.55
25:DB:1958:C:O2'	25:DB:1959:G:H5'	2.07	0.55
25:DB:2269:G:H4'	46:DW:18:LYS:HZ1	1.72	0.55
25:DB:2443:C:H2'	25:DB:2444:G:C8	2.42	0.55
25:DB:2698:U:H2'	25:DB:2699:C:C6	2.41	0.55
28:DE:75:SER:O	28:DE:77:ILE:HG12	2.07	0.55
40:DQ:60:TRP:CZ2	40:DQ:93:ILE:HB	2.41	0.55
40:DQ:96:ASP:C	40:DQ:98:ALA:H	2.10	0.55
46:DW:30:VAL:HG22	46:DW:30:VAL:O	2.07	0.55
1:AA:270:A:H2'	1:AA:271:C:H6	1.71	0.55
1:AA:820:U:H4'	1:AA:821:G:OP2	2.07	0.55
1:AA:1134:G:N3	1:AA:1135:U:H1'	2.22	0.55
9:AG:25:PHE:HD2	9:AG:42:VAL:HG13	1.70	0.55
10:AH:48:PHE:HA	10:AH:59:GLU:O	2.06	0.55
16:AN:23:ARG:HA	16:AN:26:LEU:HB2	1.87	0.55
17:AO:2:LEU:HG	17:AO:34:GLN:HG2	1.87	0.55
17:AO:44:GLU:HG2	17:AO:45:HIS:CD2	2.42	0.55
18:AP:33:ILE:HG22	18:AP:34:GLU:HG3	1.89	0.55
25:BB:1108:U:H2'	25:BB:1109:C:O4'	2.07	0.55
25:BB:1747:U:H2'	25:BB:1748:C:C6	2.42	0.55
25:BB:2365:G:H4'	46:BW:59:PHE:CE1	2.42	0.55
25:BB:2698:U:H2'	25:BB:2699:C:C6	2.42	0.55
25:BB:2722:G:H4'	37:BN:4:ARG:HB2	1.88	0.55
26:BC:146:LYS:HG3	26:BC:149:LYS:HE3	1.89	0.55
27:BD:106:LYS:HB3	27:BD:206:ALA:CB	2.37	0.55
29:BF:70:ARG:HD2	29:BF:71:LYS:H	1.72	0.55

*Continued on next page...*

*Continued from previous page...*

Atom-1	Atom-2	Interatomic distance (Å)	Clash overlap (Å)
31:BH:84:ALA:HB3	1:CA:359:G:OP1	2.07	0.55
34:BK:53:LYS:HD2	34:BK:53:LYS:H	1.72	0.55
34:BK:115:ILE:HD12	34:BK:116:SER:N	2.22	0.55
36:BM:50:ARG:O	36:BM:53:MET:HB3	2.07	0.55
40:BQ:96:ASP:C	40:BQ:98:ALA:H	2.08	0.55
1:CA:76:G:H2'	1:CA:77:A:H8	1.72	0.55
1:CA:125:U:H2'	1:CA:126:G:H8	1.72	0.55
1:CA:135:C:H2'	1:CA:136:C:H5'	1.89	0.55
1:CA:190:A:H2'	1:CA:191:G:O4'	2.06	0.55
1:CA:673:A:N3	20:CR:63:TYR:HE1	2.04	0.55
1:CA:1151:A:H1'	1:CA:1152:A:C8	2.42	0.55
1:CA:1162:C:H2'	1:CA:1163:A:C8	2.42	0.55
1:CA:1237:C:H4'	1:CA:1334:G:N2	2.22	0.55
1:CA:1309:G:H2'	1:CA:1310:G:H8	1.70	0.55
5:CC:71:ARG:NH2	5:CC:74:ILE:HG21	2.20	0.55
6:CD:54:LEU:O	6:CD:57:LYS:HB3	2.06	0.55
7:CE:84:VAL:HB	7:CE:143:LEU:C	2.27	0.55
7:CE:88:HIS:O	7:CE:89:THR:HB	2.07	0.55
16:CN:96:LYS:HG2	16:CN:97:LYS:HZ2	1.70	0.55
23:CU:14:ALA:HB3	23:CU:16:ARG:CZ	2.37	0.55
24:DA:29:A:H3'	24:DA:30:C:C6	2.39	0.55
25:DB:857:G:N3	46:DW:19:ARG:NH2	2.53	0.55
25:DB:2327:A:H2'	25:DB:2328:A:C8	2.42	0.55
25:DB:2328:A:H2'	25:DB:2329:U:H6	1.72	0.55
25:DB:2650:U:H2'	25:DB:2651:C:C6	2.42	0.55
25:DB:2729:G:H2'	25:DB:2730:C:C6	2.42	0.55
25:DB:2836:U:H2'	25:DB:2837:A:C8	2.42	0.55
28:DE:192:ALA:O	28:DE:196:VAL:HG23	2.07	0.55
30:DG:70:LEU:O	30:DG:74:MET:HG3	2.07	0.55
30:DG:163:TYR:O	30:DG:166:GLU:HB3	2.07	0.55
32:DI:49:GLU:CB	32:DI:52:LEU:HD12	2.37	0.55
33:DJ:25:LEU:HB2	33:DJ:62:VAL:HG21	1.89	0.55
34:DK:10:ALA:HB3	34:DK:84:VAL:HG23	1.89	0.55
1:AA:67:C:H2'	1:AA:68:G:C8	2.42	0.55
1:AA:120:A:H2'	1:AA:121:U:H5''	1.89	0.55
1:AA:373:A:H3'	1:AA:373:A:OP2	2.07	0.55
1:AA:490:C:H2'	1:AA:491:G:H8	1.72	0.55
1:AA:1080:A:H5''	7:AE:20:VAL:HG11	1.89	0.55
1:AA:1306:A:H61	1:AA:1331:G:H1'	1.72	0.55
1:AA:1402:C:H2'	1:AA:1403:C:O4'	2.06	0.55
1:AA:1432:G:H1'	1:AA:1468:A:H61	1.72	0.55

*Continued on next page...*



*Continued from previous page...*

Atom-1	Atom-2	Interatomic distance (Å)	Clash overlap (Å)
4:AB:70:GLY:HA2	4:AB:163:ILE:CG2	2.37	0.55
4:AB:128:LEU:HB3	4:AB:132:GLU:HB3	1.88	0.55
5:AC:65:VAL:HG12	5:AC:66:THR:N	2.22	0.55
9:AG:49:LEU:HD11	9:AG:123:LEU:HB3	1.89	0.55
14:AL:32:VAL:H	14:AL:54:VAL:CG1	2.20	0.55
25:BB:150:U:H2'	25:BB:151:C:C6	2.41	0.55
25:BB:522:A:H2'	25:BB:523:C:C6	2.42	0.55
25:BB:600:G:H2'	25:BB:601:C:C6	2.42	0.55
25:BB:718:A:H3'	25:BB:719:C:H6	1.72	0.55
25:BB:2144:G:N3	25:BB:2146:C:H4'	2.22	0.55
33:BJ:18:VAL:HG12	33:BJ:54:ILE:HD11	1.87	0.55
33:BJ:130:HIS:HD2	33:BJ:132:HIS:HB2	1.72	0.55
34:BK:63:ARG:N	34:BK:82:ALA:HB3	2.22	0.55
39:BP:31:VAL:HG11	39:BP:38:ARG:NE	2.22	0.55
40:BQ:4:LYS:HG2	40:BQ:7:VAL:HG22	1.89	0.55
41:BR:49:ILE:HB	41:BR:53:PHE:O	2.07	0.55
44:BU:32:LYS:HG2	44:BU:65:GLN:HG2	1.88	0.55
45:BV:28:ALA:O	45:BV:40:ILE:HD13	2.07	0.55
1:CA:208:U:H2'	1:CA:210:C:C5	2.42	0.55
1:CA:474:G:H2'	1:CA:475:C:C6	2.42	0.55
1:CA:586:C:O3'	10:CH:80:PRO:HB2	2.07	0.55
1:CA:673:A:H1'	20:CR:63:TYR:CD1	2.41	0.55
1:CA:829:G:H4'	4:CB:24:PRO:HG2	1.89	0.55
1:CA:1017:U:H2'	1:CA:1018:G:C8	2.42	0.55
1:CA:1137:C:H1'	1:CA:1138:G:N1	2.22	0.55
4:CB:14:HIS:HD2	4:CB:202:ASN:HD21	1.52	0.55
4:CB:30:ILE:CD1	4:CB:40:ILE:HA	2.37	0.55
7:CE:19:ARG:CG	7:CE:29:ILE:HG22	2.37	0.55
9:CG:149:ALA:HB2	13:CK:55:ARG:CZ	2.36	0.55
12:CJ:102:LEU:HD13	12:CJ:102:LEU:H	1.72	0.55
19:CQ:40:THR:HG22	19:CQ:41:THR:H	1.71	0.55
25:DB:91:A:H1'	25:DB:92:U:C6	2.41	0.55
25:DB:582:A:H2'	25:DB:583:G:C8	2.42	0.55
25:DB:863:A:H2'	25:DB:864:G:H8	1.72	0.55
25:DB:2841:C:H2'	25:DB:2842:G:C8	2.42	0.55
28:DE:129:PRO:HD3	28:DE:156:ASN:HD21	1.72	0.55
29:DF:6:TYR:HA	29:DF:9:ASP:HB2	1.89	0.55
29:DF:122:ASP:OD2	29:DF:126:ASN:HB2	2.06	0.55
36:DM:64:TRP:HB2	36:DM:104:GLU:HB3	1.89	0.55
37:DN:45:ARG:O	37:DN:49:GLU:HG3	2.07	0.55
40:DQ:38:VAL:O	40:DQ:41:ALA:HB3	2.06	0.55

*Continued on next page...*



*Continued from previous page...*

Atom-1	Atom-2	Interatomic distance (Å)	Clash overlap (Å)
40:DQ:65:ASN:HD21	40:DQ:69:ARG:CZ	2.20	0.55
44:DU:40:LEU:HA	44:DU:60:LYS:O	2.07	0.55
46:DW:20:LEU:HD11	46:DW:35:ILE:HG13	1.89	0.55
46:DW:49:ASN:HA	46:DW:61:LYS:H	1.71	0.55
1:AA:6:G:H3'	1:AA:6:G:N3	2.22	0.54
1:AA:82:G:H1'	1:AA:89:U:O4'	2.06	0.54
1:AA:208:U:H2'	1:AA:210:C:C5	2.42	0.54
1:AA:236:A:H2'	1:AA:237:G:C8	2.42	0.54
1:AA:257:G:C2'	1:AA:258:G:H5''	2.36	0.54
1:AA:373:A:O4'	1:AA:481:G:H1'	2.06	0.54
1:AA:492:C:H2'	1:AA:493:A:N3	2.22	0.54
1:AA:978:A:H4'	1:AA:1322:C:C6	2.42	0.54
1:AA:1117:A:H2'	1:AA:1118:U:H6	1.71	0.54
1:AA:1247:U:H2'	1:AA:1248:A:H8	1.71	0.54
1:AA:1356:G:H2'	1:AA:1357:A:H8	1.70	0.54
4:AB:44:LYS:O	4:AB:47:PRO:HD2	2.08	0.54
7:AE:96:GLN:HB3	7:AE:123:LEU:HD12	1.89	0.54
10:AH:4:ASP:OD2	10:AH:80:PRO:HD3	2.07	0.54
10:AH:15:ASN:O	10:AH:18:ALA:HB3	2.06	0.54
14:AL:113:ARG:NH2	14:AL:120:ARG:HA	2.22	0.54
16:AN:73:LEU:HD12	16:AN:73:LEU:N	2.23	0.54
25:BB:540:C:H2'	25:BB:541:A:H8	1.72	0.54
25:BB:1548:A:H2'	25:BB:1549:A:H8	1.70	0.54
25:BB:2096:C:H2'	25:BB:2097:A:C8	2.42	0.54
25:BB:2230:G:H4'	47:BX:30:PRO:O	2.06	0.54
25:BB:2729:G:H2'	25:BB:2730:C:C6	2.42	0.54
27:BD:22:ILE:HG22	27:BD:23:PRO:O	2.07	0.54
27:BD:109:VAL:HA	27:BD:202:ILE:O	2.07	0.54
29:BF:134:GLN:HE22	29:BF:136:ILE:HA	1.71	0.54
29:BF:134:GLN:HB2	29:BF:149:ARG:HB2	1.88	0.54
31:BH:96:THR:HB	31:BH:112:LYS:CA	2.34	0.54
47:BX:65:THR:O	47:BX:68:ALA:HB3	2.08	0.54
1:CA:182:A:O2'	1:CA:183:C:H3'	2.07	0.54
1:CA:404:G:H2'	1:CA:405:U:C6	2.42	0.54
1:CA:501:C:H1'	1:CA:549:C:H1'	1.89	0.54
1:CA:539:A:H2'	1:CA:540:G:H8	1.71	0.54
1:CA:1240:U:O2	9:CG:31:VAL:HB	2.07	0.54
4:CB:19:THR:HG23	4:CB:20:ARG:N	2.21	0.54
5:CC:115:VAL:HG12	5:CC:136:ALA:HB1	1.90	0.54
6:CD:3:TYR:OH	6:CD:6:PRO:HG2	2.07	0.54
7:CE:38:VAL:HG23	7:CE:66:ALA:CB	2.37	0.54

*Continued on next page...*

*Continued from previous page...*

Atom-1	Atom-2	Interatomic distance (Å)	Clash overlap (Å)
11:CI:34:LEU:C	11:CI:36:GLN:H	2.10	0.54
11:CI:123:ARG:HG3	11:CI:124:PRO:HD2	1.88	0.54
12:CJ:65:TYR:CD1	16:CN:95:LEU:HD11	2.42	0.54
16:CN:29:ILE:HA	16:CN:34:ASN:HB3	1.89	0.54
21:CS:39:ILE:HG12	21:CS:68:HIS:O	2.07	0.54
25:DB:130:C:O2'	25:DB:131:A:H5'	2.07	0.54
25:DB:170:U:O2'	25:DB:171:U:H5'	2.08	0.54
25:DB:582:A:H2'	25:DB:583:G:H8	1.72	0.54
25:DB:958:U:H3	36:DM:16:ARG:HB3	1.71	0.54
25:DB:1131:G:H4'	33:DJ:84:ILE:HG12	1.88	0.54
25:DB:1315:C:O2'	25:DB:1316:U:H5'	2.07	0.54
25:DB:2230:G:H4'	47:DX:30:PRO:O	2.07	0.54
28:DE:2:GLU:HG3	28:DE:13:THR:H	1.69	0.54
32:DI:116:MET:HE1	32:DI:128:ILE:CG1	2.36	0.54
36:DM:69:PRO:HA	36:DM:94:ALA:HB2	1.88	0.54
41:DR:4:VAL:CG2	41:DR:39:LEU:HG	2.38	0.54
42:DS:35:ILE:HG22	50:D0:24:VAL:HG13	1.88	0.54
53:D3:18:LYS:HD2	53:D3:19:GLY:N	2.22	0.54
1:AA:204:G:H2'	1:AA:205:A:C8	2.42	0.54
1:AA:250:A:H1'	1:AA:252:U:C5	2.42	0.54
1:AA:468:A:H3'	1:AA:469:C:H6	1.71	0.54
1:AA:555:U:H2'	1:AA:556:C:H6	1.71	0.54
1:AA:635:A:H2'	1:AA:636:U:C6	2.43	0.54
1:AA:635:A:H2'	1:AA:636:U:H6	1.71	0.54
1:AA:663:A:H5'	1:AA:836:G:OP1	2.07	0.54
1:AA:992:U:H2'	1:AA:1043:G:N7	2.22	0.54
4:AB:159:ALA:HB1	4:AB:183:PHE:HE1	1.72	0.54
13:AK:23:HIS:O	13:AK:29:THR:HA	2.07	0.54
13:AK:31:VAL:HG21	13:AK:66:ALA:HB2	1.89	0.54
14:AL:83:GLY:HA2	14:AL:94:TYR:CD1	2.42	0.54
17:AO:14:PHE:CD2	17:AO:29:ALA:HB2	2.42	0.54
24:BA:54:G:O2'	24:BA:55:U:H5'	2.06	0.54
25:BB:24:G:H1'	42:BS:77:ASP:HB3	1.90	0.54
25:BB:30:G:H2'	25:BB:31:C:C6	2.42	0.54
25:BB:193:U:O3'	25:BB:803:U:H4'	2.06	0.54
25:BB:1015:U:H2'	25:BB:1016:G:H8	1.72	0.54
25:BB:1319:C:O2'	25:BB:1320:C:H5'	2.06	0.54
25:BB:1351:C:H2'	25:BB:1352:U:O4'	2.08	0.54
25:BB:2181:U:H2'	25:BB:2181:U:O2	2.07	0.54
25:BB:2294:G:P	38:BO:94:ARG:HH11	2.30	0.54
25:BB:2314:A:H2'	25:BB:2315:G:H8	1.71	0.54

*Continued on next page...*

*Continued from previous page...*

Atom-1	Atom-2	Interatomic distance (Å)	Clash overlap (Å)
25:BB:2348:U:H1'	51:B1:38:PHE:HE2	1.72	0.54
25:BB:2353:G:H1'	46:BW:30:VAL:HG13	1.89	0.54
27:BD:10:GLY:HA3	27:BD:26:VAL:N	2.13	0.54
27:BD:45:TYR:O	27:BD:46:ARG:HB2	2.05	0.54
29:BF:12:VAL:O	29:BF:16:MET:N	2.33	0.54
30:BG:83:THR:HA	30:BG:84:LYS:HZ3	1.71	0.54
31:BH:128:HIS:H	31:BH:144:VAL:HB	1.72	0.54
32:BI:109:ALA:HB1	32:BI:124:MET:HG3	1.89	0.54
46:BW:59:PHE:CD2	46:BW:60:ALA:N	2.75	0.54
1:CA:1044:A:C5	1:CA:1045:C:H1'	2.43	0.54
1:CA:1218:C:H2'	1:CA:1219:A:H8	1.72	0.54
1:CA:1320:C:H2'	1:CA:1321:U:O4'	2.08	0.54
5:CC:23:ALA:HB1	5:CC:27:GLU:CB	2.37	0.54
11:CI:15:ALA:O	11:CI:66:VAL:HA	2.08	0.54
11:CI:17:ARG:HH11	11:CI:65:THR:HB	1.72	0.54
13:CK:125:LYS:HA	13:CK:125:LYS:CE	2.37	0.54
15:CM:13:HIS:C	15:CM:15:VAL:H	2.10	0.54
16:CN:30:ILE:HB	16:CN:44:VAL:HG21	1.88	0.54
25:DB:636:G:H3'	35:DL:128:THR:HG21	1.89	0.54
25:DB:825:A:O2'	25:DB:826:U:H5'	2.07	0.54
25:DB:996:A:H1'	41:DR:9:GLY:O	2.07	0.54
25:DB:1737:G:H5'	25:DB:1738:G:OP2	2.08	0.54
25:DB:2314:A:H2'	25:DB:2315:G:H8	1.71	0.54
25:DB:2331:G:O2'	46:DW:40:ARG:HB3	2.07	0.54
25:DB:2492:U:O2'	25:DB:2493:U:H5'	2.06	0.54
25:DB:2666:C:O4'	25:DB:2666:C:O2	2.23	0.54
25:DB:2881:U:H2'	25:DB:2882:A:H8	1.72	0.54
26:DC:130:PRO:HA	26:DC:188:ARG:HA	1.87	0.54
31:DH:143:ILE:HG22	31:DH:144:VAL:N	2.22	0.54
33:DJ:54:ILE:HD12	33:DJ:55:ILE:N	2.23	0.54
35:DL:4:ASN:ND2	35:DL:4:ASN:N	2.53	0.54
35:DL:6:LEU:H	35:DL:6:LEU:CD2	2.19	0.54
46:DW:59:PHE:CD2	46:DW:60:ALA:N	2.75	0.54
47:DX:35:HIS:HD2	47:DX:36:ARG:N	2.05	0.54
1:AA:88:U:O2'	1:AA:89:U:C5	2.60	0.54
1:AA:189:A:H2'	1:AA:190:A:C8	2.41	0.54
1:AA:996:A:H2'	1:AA:997:U:C6	2.42	0.54
4:AB:114:LYS:C	4:AB:116:LEU:H	2.10	0.54
10:AH:11:THR:HG22	10:AH:15:ASN:ND2	2.22	0.54
16:AN:12:ARG:O	16:AN:15:LEU:HD11	2.07	0.54
24:BA:33:G:O2'	24:BA:34:A:H5'	2.07	0.54

*Continued on next page...*

*Continued from previous page...*

Atom-1	Atom-2	Interatomic distance (Å)	Clash overlap (Å)
24:BA:51:G:C2'	24:BA:52:A:H5''	2.36	0.54
24:BA:61:G:H2'	24:BA:62:C:C6	2.42	0.54
25:BB:853:C:H2'	25:BB:854:C:H6	1.72	0.54
25:BB:2489:U:O2'	25:BB:2490:G:H5'	2.06	0.54
25:BB:2601:C:C3'	25:BB:2602:A:H5''	2.38	0.54
30:BG:41:GLU:HB3	30:BG:52:GLY:O	2.07	0.54
30:BG:163:TYR:O	30:BG:166:GLU:HB3	2.07	0.54
38:BO:28:VAL:HG21	38:BO:106:LEU:HD21	1.88	0.54
40:BQ:57:ARG:HA	40:BQ:60:TRP:CE3	2.42	0.54
40:BQ:78:PHE:CZ	40:BQ:82:LEU:HD11	2.42	0.54
41:BR:5:PHE:O	41:BR:11:GLN:HA	2.06	0.54
46:BW:30:VAL:HG13	46:BW:30:VAL:O	2.07	0.54
54:B4:7:VAL:HG23	54:B4:35:GLN:CB	2.37	0.54
1:CA:559:A:H4'	1:CA:560:A:H3'	1.90	0.54
1:CA:1247:U:H2'	1:CA:1248:A:C8	2.42	0.54
4:CB:161:PHE:CE1	4:CB:216:VAL:HG21	2.42	0.54
18:CP:46:LYS:CE	18:CP:46:LYS:H	2.20	0.54
18:CP:56:ARG:O	18:CP:59:HIS:HB3	2.07	0.54
25:DB:184:C:H2'	25:DB:185:G:H8	1.71	0.54
25:DB:518:G:H4'	42:DS:18:ARG:NH2	2.22	0.54
25:DB:847:U:H6	25:DB:934:U:H1'	1.71	0.54
25:DB:906:U:H4'	36:DM:66:ARG:NH1	2.23	0.54
25:DB:1055:G:H3'	25:DB:1056:G:H4'	1.89	0.54
25:DB:1152:C:H2'	25:DB:1153:C:H6	1.71	0.54
25:DB:1175:A:H2'	25:DB:1176:U:C4'	2.38	0.54
25:DB:2230:G:H2'	25:DB:2231:U:C6	2.42	0.54
25:DB:2729:G:H2'	25:DB:2730:C:H6	1.72	0.54
25:DB:2885:G:N2	50:D0:31:LYS:HG2	2.23	0.54
28:DE:146:VAL:HG12	28:DE:147:LEU:H	1.73	0.54
31:DH:119:ASN:C	31:DH:121:VAL:H	2.11	0.54
35:DL:51:GLU:HG2	53:D3:56:LEU:HD21	1.89	0.54
43:DT:50:LEU:O	43:DT:51:PHE:HB2	2.07	0.54
47:DX:67:LEU:HD22	47:DX:77:TYR:CD1	2.43	0.54
49:DZ:16:LEU:HD22	49:DZ:16:LEU:N	2.20	0.54
1:AA:175:C:H2'	1:AA:176:C:H6	1.73	0.54
1:AA:542:G:OP1	6:AD:9:LYS:HE3	2.07	0.54
1:AA:942:G:N2	11:AI:125:GLN:HE22	2.04	0.54
7:AE:56:PRO:HA	7:AE:59:ILE:HG22	1.90	0.54
7:AE:68:ARG:NH1	7:AE:69:ASN:HD21	2.06	0.54
8:AF:14:GLN:NE2	8:AF:17:GLN:HE21	2.05	0.54
10:AH:46:GLU:HB2	10:AH:61:THR:HB	1.88	0.54

*Continued on next page...*

*Continued from previous page...*

Atom-1	Atom-2	Interatomic distance (Å)	Clash overlap (Å)
11:AI:56:MET:SD	11:AI:56:MET:N	2.80	0.54
12:AJ:56:HIS:O	12:AJ:57:VAL:HG12	2.07	0.54
14:AL:31:GLY:O	14:AL:78:VAL:HG13	2.07	0.54
14:AL:86:VAL:HG12	14:AL:87:LYS:N	2.21	0.54
21:AS:11:ASP:O	21:AS:14:LEU:HG	2.07	0.54
25:BB:136:G:H2'	25:BB:137:U:C5	2.42	0.54
25:BB:753:A:H2'	25:BB:754:U:C6	2.42	0.54
25:BB:1015:U:H2'	25:BB:1016:G:C8	2.42	0.54
25:BB:1076:C:H5''	32:BI:94:LYS:HZ1	1.73	0.54
25:BB:2218:G:O2'	25:BB:2219:U:H5'	2.08	0.54
27:BD:68:PHE:HB3	27:BD:73:VAL:HG23	1.88	0.54
33:BJ:25:LEU:HB2	33:BJ:62:VAL:HG21	1.89	0.54
46:BW:51:GLY:HA3	46:BW:59:PHE:CB	2.38	0.54
1:CA:66:A:H3'	1:CA:67:C:H5''	1.90	0.54
1:CA:201:G:H21	1:CA:469:C:H1'	1.73	0.54
1:CA:202:G:H2'	1:CA:203:G:H8	1.70	0.54
1:CA:257:G:C2'	1:CA:258:G:H5''	2.37	0.54
1:CA:594:U:H2'	1:CA:595:A:O4'	2.08	0.54
1:CA:806:C:H2'	1:CA:807:A:H8	1.73	0.54
1:CA:1134:G:H2'	1:CA:1135:U:O4'	2.08	0.54
1:CA:1153:G:H2'	1:CA:1154:G:O4'	2.08	0.54
1:CA:1277:C:H1'	1:CA:1282:C:O2	2.07	0.54
1:CA:1295:U:H2'	1:CA:1296:C:C6	2.42	0.54
1:CA:1302:C:P	15:CM:16:ILE:HD11	2.48	0.54
4:CB:43:GLU:C	4:CB:45:THR:H	2.10	0.54
5:CC:19:SER:O	16:CN:93:PRO:HB3	2.07	0.54
5:CC:119:ILE:HD11	5:CC:132:ALA:C	2.28	0.54
5:CC:137:VAL:O	5:CC:141:MET:HG2	2.07	0.54
9:CG:49:LEU:HD22	9:CG:60:ALA:CB	2.37	0.54
9:CG:136:LYS:O	9:CG:140:VAL:HG23	2.08	0.54
10:CH:17:GLN:HG2	10:CH:62:LEU:HD23	1.89	0.54
12:CJ:30:LYS:HA	12:CJ:36:VAL:HG21	1.88	0.54
23:CU:27:VAL:C	23:CU:29:ALA:H	2.10	0.54
25:DB:299:A:H2'	25:DB:300:A:C8	2.41	0.54
25:DB:1188:U:O2'	25:DB:1189:A:H5'	2.07	0.54
25:DB:1400:U:H2'	25:DB:1401:G:C8	2.42	0.54
25:DB:1551:A:C3'	25:DB:1552:A:H5''	2.36	0.54
25:DB:2341:G:H2'	25:DB:2342:C:H6	1.73	0.54
25:DB:2591:C:H2'	25:DB:2592:G:H8	1.72	0.54
27:DD:33:ARG:NE	27:DD:74:GLU:HB3	2.16	0.54
30:DG:82:PHE:CZ	30:DG:137:LYS:HB2	2.43	0.54

*Continued on next page...*

*Continued from previous page...*

Atom-1	Atom-2	Interatomic distance (Å)	Clash overlap (Å)
30:DG:171:LYS:HD3	30:DG:172:GLU:H	1.70	0.54
31:DH:31:VAL:HB	31:DH:32:PRO:CD	2.28	0.54
31:DH:104:THR:O	31:DH:109:GLU:HA	2.06	0.54
33:DJ:119:PHE:C	33:DJ:121:LYS:H	2.10	0.54
39:DP:8:GLU:HG3	39:DP:54:LEU:HB3	1.89	0.54
39:DP:62:LYS:HB3	39:DP:69:VAL:HG22	1.89	0.54
40:DQ:69:ARG:HB2	40:DQ:69:ARG:NH2	2.23	0.54
43:DT:69:ARG:HH11	43:DT:70:HIS:N	2.05	0.54
49:DZ:15:ARG:HD2	49:DZ:15:ARG:N	2.23	0.54
1:AA:125:U:H2'	1:AA:126:G:C8	2.43	0.54
1:AA:266:G:O2'	1:AA:267:C:H3'	2.08	0.54
1:AA:493:A:H3'	1:AA:494:G:H8	1.72	0.54
1:AA:806:C:H2'	1:AA:807:A:C8	2.43	0.54
1:AA:1044:A:C5	1:AA:1045:C:H1'	2.43	0.54
1:AA:1125:U:H5''	12:AJ:37:ARG:HH11	1.72	0.54
1:AA:1162:C:H2'	1:AA:1163:A:C8	2.43	0.54
1:AA:1314:C:OP2	21:AS:5:LYS:HG2	2.08	0.54
4:AB:17:HIS:O	4:AB:37:VAL:HG23	2.07	0.54
4:AB:202:ASN:HD21	4:AB:204:ASP:HB2	1.73	0.54
5:AC:23:ALA:C	5:AC:24:ASN:HD22	2.11	0.54
5:AC:63:ILE:H	5:AC:98:ALA:HB2	1.71	0.54
6:AD:94:GLU:HG3	6:AD:103:ARG:HH12	1.72	0.54
14:AL:106:VAL:HG13	14:AL:116:TYR:HB3	1.90	0.54
15:AM:76:ILE:HG23	15:AM:90:HIS:CD2	2.42	0.54
16:AN:12:ARG:HE	16:AN:53:ASP:CG	2.10	0.54
16:AN:76:PHE:CE2	16:AN:92:ILE:HD13	2.42	0.54
18:AP:71:VAL:HA	18:AP:74:LEU:HG	1.89	0.54
23:AU:31:VAL:O	23:AU:32:ARG:HB3	2.08	0.54
23:AU:39:LYS:N	23:AU:40:PRO:CD	2.71	0.54
25:BB:3:U:HO2'	25:BB:4:U:H6	1.47	0.54
25:BB:847:U:H6	25:BB:934:U:H1'	1.72	0.54
25:BB:1636:U:H2'	25:BB:1637:A:C8	2.42	0.54
25:BB:2308:G:H5'	25:BB:2308:G:C8	2.43	0.54
25:BB:2365:G:O2'	46:BW:59:PHE:CE1	2.56	0.54
25:BB:2859:G:H2'	25:BB:2860:A:C8	2.41	0.54
29:BF:29:ARG:HH11	29:BF:29:ARG:HB2	1.72	0.54
33:BJ:65:THR:HG23	33:BJ:66:GLY:N	2.21	0.54
42:BS:35:ILE:HA	50:B0:24:VAL:CG1	2.38	0.54
45:BV:65:VAL:O	45:BV:68:LYS:HG2	2.07	0.54
46:BW:30:VAL:HA	46:BW:60:ALA:O	2.08	0.54
1:CA:21:G:H2'	1:CA:22:G:C8	2.43	0.54

*Continued on next page...*

*Continued from previous page...*

Atom-1	Atom-2	Interatomic distance (Å)	Clash overlap (Å)
1:CA:202:G:H1'	1:CA:468:A:H8	1.72	0.54
1:CA:373:A:H3'	1:CA:373:A:OP2	2.08	0.54
1:CA:1109:C:H3'	57:CA:1933:HOH:O	2.06	0.54
1:CA:1128:C:H4'	1:CA:1148:U:H3	1.73	0.54
1:CA:1332:A:H2'	1:CA:1333:A:C8	2.42	0.54
4:CB:130:LYS:C	4:CB:132:GLU:H	2.10	0.54
6:CD:166:LYS:HB3	6:CD:166:LYS:NZ	2.19	0.54
8:CF:6:ILE:HG12	8:CF:62:MET:CB	2.38	0.54
9:CG:12:LEU:HD13	9:CG:13:PRO:HD2	1.89	0.54
9:CG:25:PHE:HD1	9:CG:100:MET:HG3	1.71	0.54
12:CJ:83:THR:O	12:CJ:87:LEU:HB2	2.08	0.54
13:CK:125:LYS:HD2	23:CU:32:ARG:O	2.08	0.54
15:CM:13:HIS:HD2	15:CM:43:LYS:HG2	1.72	0.54
15:CM:80:MET:SD	15:CM:91:ARG:HB3	2.47	0.54
22:CT:54:GLN:N	22:CT:55:PRO:HD2	2.22	0.54
22:CT:80:ALA:HA	22:CT:83:ASN:ND2	2.06	0.54
25:DB:522:A:H2'	25:DB:523:C:C6	2.42	0.54
25:DB:589:U:H2'	25:DB:590:A:C8	2.42	0.54
25:DB:1862:G:O2'	25:DB:1863:G:H5'	2.08	0.54
25:DB:2103:C:H3'	25:DB:2104:C:O2	2.07	0.54
25:DB:2547:A:H4'	34:DK:28:HIS:CE1	2.41	0.54
27:DD:68:PHE:HB3	27:DD:73:VAL:CG2	2.37	0.54
29:DF:140:ILE:HG22	29:DF:141:ASP:OD2	2.07	0.54
32:DI:129:GLU:HB3	32:DI:133:ARG:HH12	1.71	0.54
36:DM:38:ARG:HH11	36:DM:38:ARG:CB	2.15	0.54
39:DP:28:LYS:O	39:DP:81:ASP:HB3	2.07	0.54
43:DT:68:LYS:O	43:DT:74:ILE:HG13	2.07	0.54
45:DV:48:MET:O	45:DV:51:GLN:HG3	2.08	0.54
46:DW:24:ARG:HA	46:DW:66:VAL:N	2.18	0.54
50:D0:30:ASP:HB3	50:D0:33:SER:O	2.07	0.54
1:AA:211:G:N3	1:AA:211:G:H5''	2.22	0.54
1:AA:529:G:O6	14:AL:45:ASN:HA	2.08	0.54
1:AA:603:U:H2'	1:AA:604:G:H8	1.73	0.54
1:AA:663:A:O2'	1:AA:664:G:H5'	2.08	0.54
1:AA:1247:U:H2'	1:AA:1248:A:C8	2.41	0.54
1:AA:1309:G:H2'	1:AA:1310:G:H8	1.69	0.54
1:AA:1320:C:H2'	1:AA:1321:U:O4'	2.08	0.54
4:AB:158:ASP:O	4:AB:181:PRO:HD2	2.08	0.54
5:AC:86:LEU:HA	5:AC:89:VAL:HG23	1.89	0.54
5:AC:129:PHE:O	5:AC:133:MET:HE3	2.07	0.54
5:AC:166:TRP:HA	5:AC:166:TRP:HE3	1.73	0.54

*Continued on next page...*



*Continued from previous page...*

Atom-1	Atom-2	Interatomic distance (Å)	Clash overlap (Å)
5:AC:205:GLU:HG2	5:AC:206:ILE:H	1.73	0.54
11:AI:78:ILE:HG22	11:AI:82:ILE:HG13	1.90	0.54
14:AL:73:LEU:HD21	14:AL:103:CYS:HB2	1.88	0.54
16:AN:53:ASP:O	16:AN:58:ARG:HD3	2.07	0.54
18:AP:4:ILE:HD13	18:AP:67:ILE:HB	1.90	0.54
18:AP:33:ILE:HG22	18:AP:34:GLU:CG	2.38	0.54
23:AU:36:PHE:HB2	23:AU:40:PRO:HD3	1.87	0.54
24:BA:83:G:OP1	49:BZ:16:LEU:HD21	2.07	0.54
25:BB:78:U:H2'	25:BB:79:C:H6	1.73	0.54
25:BB:1400:U:H2'	25:BB:1401:G:H8	1.73	0.54
25:BB:1404:C:O2'	25:BB:1405:U:H5'	2.08	0.54
25:BB:1420:A:H2'	25:BB:2211:A:N6	2.23	0.54
25:BB:1547:C:H2'	25:BB:1548:A:C8	2.43	0.54
25:BB:2216:G:H2'	25:BB:2217:G:C8	2.43	0.54
25:BB:2305:U:C4	29:BF:151:LEU:HA	2.43	0.54
25:BB:2365:G:O2'	46:BW:59:PHE:HE1	1.88	0.54
25:BB:2693:G:O2'	25:BB:2694:G:H5'	2.06	0.54
27:BD:118:PHE:CD1	27:BD:119:ALA:N	2.75	0.54
29:BF:6:TYR:HA	29:BF:9:ASP:HB2	1.90	0.54
29:BF:7:TYR:O	29:BF:12:VAL:HG23	2.08	0.54
29:BF:177:ARG:NE	29:BF:178:LYS:H	1.98	0.54
37:BN:41:ALA:C	37:BN:43:GLU:H	2.11	0.54
40:BQ:91:ARG:CB	40:BQ:93:ILE:HG22	2.37	0.54
41:BR:60:LYS:H	41:BR:100:GLY:HA3	1.72	0.54
46:BW:30:VAL:O	46:BW:30:VAL:HG22	2.07	0.54
46:BW:58:LEU:HG	46:BW:79:ILE:HD12	1.89	0.54
47:BX:76:LYS:HG3	47:BX:77:TYR:H	1.71	0.54
1:CA:223:A:H2'	1:CA:224:U:C6	2.42	0.54
1:CA:384:G:H2'	1:CA:385:C:H6	1.72	0.54
1:CA:490:C:H2'	1:CA:491:G:H8	1.73	0.54
1:CA:783:C:O2'	1:CA:784:A:H5'	2.08	0.54
1:CA:966:G:H2'	1:CA:967:C:C6	2.42	0.54
1:CA:1013:G:H2'	1:CA:1015:G:OP2	2.08	0.54
1:CA:1343:G:H2'	1:CA:1344:C:C6	2.43	0.54
5:CC:112:ALA:O	5:CC:199:VAL:HG21	2.07	0.54
5:CC:138:GLN:HE21	5:CC:138:GLN:HA	1.73	0.54
7:CE:84:VAL:O	7:CE:143:LEU:HD12	2.08	0.54
7:CE:85:LYS:HA	7:CE:142:GLY:O	2.07	0.54
8:CF:68:GLN:H	8:CF:68:GLN:CD	2.11	0.54
8:CF:68:GLN:O	8:CF:71:ILE:HG22	2.07	0.54
10:CH:29:SER:O	10:CH:33:VAL:HG23	2.07	0.54

*Continued on next page...*

*Continued from previous page...*

Atom-1	Atom-2	Interatomic distance (Å)	Clash overlap (Å)
10:CH:46:GLU:HB2	10:CH:61:THR:HB	1.90	0.54
13:CK:113:THR:HG22	23:CU:28:LEU:HD22	1.90	0.54
15:CM:22:TYR:CD2	15:CM:65:GLU:HA	2.32	0.54
15:CM:36:ALA:HB3	15:CM:38:ILE:HG12	1.88	0.54
17:CO:49:HIS:O	17:CO:52:ARG:HB3	2.08	0.54
25:DB:104:A:H2'	25:DB:105:C:C6	2.43	0.54
25:DB:1080:A:H4'	32:DI:126:ARG:CD	2.37	0.54
25:DB:1387:A:H5'	25:DB:1469:A:H1'	1.90	0.54
34:DK:36:ASP:O	34:DK:60:VAL:HA	2.07	0.54
42:DS:48:LYS:O	42:DS:52:GLU:HG2	2.07	0.54
44:DU:48:VAL:O	44:DU:50:ALA:N	2.40	0.54
1:AA:202:G:HO2'	1:AA:468:A:H8	1.55	0.54
1:AA:218:U:H2'	1:AA:219:U:C6	2.43	0.54
1:AA:523:A:N6	14:AL:49:ARG:HH12	2.05	0.54
1:AA:1060:U:H1'	12:AJ:54:SER:OG	2.08	0.54
1:AA:1203:C:OP1	16:AN:1:ALA:HB3	2.08	0.54
1:AA:1342:C:H2'	1:AA:1343:G:H8	1.73	0.54
7:AE:132:PRO:O	7:AE:136:VAL:HG12	2.08	0.54
9:AG:107:ALA:O	9:AG:118:ARG:HB3	2.08	0.54
12:AJ:11:LYS:HG2	12:AJ:97:ASP:HB3	1.88	0.54
17:AO:45:HIS:O	17:AO:47:LYS:HG3	2.07	0.54
24:BA:30:C:H2'	24:BA:31:C:H5'	1.90	0.54
24:BA:95:U:H2'	24:BA:96:G:H8	1.73	0.54
25:BB:754:U:H2'	25:BB:755:U:H6	1.71	0.54
25:BB:1405:U:H2'	25:BB:1406:U:H6	1.72	0.54
25:BB:1461:C:O2'	25:BB:1462:C:H5'	2.08	0.54
25:BB:1563:U:H2'	25:BB:1564:C:C6	2.43	0.54
25:BB:1654:A:HO2'	27:BD:118:PHE:CB	2.20	0.54
25:BB:1930:G:H2'	25:BB:1968:G:H1	1.73	0.54
25:BB:2033:A:H1'	25:BB:2035:G:OP2	2.08	0.54
25:BB:2078:C:O2'	25:BB:2079:U:H5'	2.07	0.54
25:BB:2230:G:H2'	25:BB:2231:U:C6	2.42	0.54
26:BC:141:HIS:CG	26:BC:142:ASN:H	2.25	0.54
26:BC:154:ALA:HB2	26:BC:161:VAL:HG23	1.90	0.54
27:BD:68:PHE:HB3	27:BD:73:VAL:CG2	2.38	0.54
28:BE:150:THR:HG21	28:BE:153:LEU:HA	1.90	0.54
29:BF:62:GLN:HG3	29:BF:91:ARG:HH11	1.73	0.54
32:BI:77:VAL:HA	32:BI:80:LYS:CE	2.38	0.54
32:BI:125:THR:O	32:BI:129:GLU:HG3	2.07	0.54
37:BN:72:ASP:OD2	37:BN:74:GLU:HB3	2.08	0.54
37:BN:102:PHE:N	37:BN:102:PHE:CD1	2.75	0.54

*Continued on next page...*

*Continued from previous page...*

Atom-1	Atom-2	Interatomic distance (Å)	Clash overlap (Å)
41:BR:2:TYR:H	41:BR:42:ALA:HB2	1.73	0.54
41:BR:27:ILE:HG13	41:BR:33:VAL:HG11	1.90	0.54
1:CA:250:A:H1'	1:CA:252:U:C5	2.42	0.54
1:CA:660:C:OP1	17:CO:4:THR:HG21	2.07	0.54
4:CB:128:LEU:HD23	4:CB:129:THR:N	2.22	0.54
5:CC:5:HIS:CG	16:CN:88:MET:HB3	2.43	0.54
8:CF:1:MET:HA	8:CF:67:PRO:N	2.22	0.54
8:CF:10:VAL:HG12	8:CF:11:HIS:N	2.23	0.54
11:CI:98:ARG:CG	11:CI:103:VAL:HG21	2.36	0.54
15:CM:44:ILE:HD12	15:CM:44:ILE:N	2.22	0.54
18:CP:8:ARG:CZ	18:CP:15:PRO:HB3	2.37	0.54
20:CR:57:ALA:HA	20:CR:60:ARG:HH11	1.71	0.54
24:DA:61:G:H2'	24:DA:62:C:C6	2.42	0.54
25:DB:84:A:H4'	25:DB:85:G:O5'	2.07	0.54
25:DB:150:U:H2'	25:DB:151:C:C6	2.42	0.54
25:DB:564:C:O2'	25:DB:565:C:H5'	2.08	0.54
25:DB:696:G:O2'	25:DB:697:G:H5'	2.07	0.54
25:DB:1164:C:H2'	25:DB:1165:A:H8	1.72	0.54
25:DB:1736:U:H2'	25:DB:1737:G:O4'	2.07	0.54
25:DB:1904:G:H1'	25:DB:1927:A:N1	2.22	0.54
25:DB:2101:A:H2'	25:DB:2102:G:H8	1.73	0.54
26:DC:68:ARG:NH2	26:DC:103:ILE:HD13	2.23	0.54
27:DD:24:VAL:HG22	27:DD:25:THR:H	1.72	0.54
27:DD:34:VAL:CG1	27:DD:48:ILE:HD11	2.37	0.54
30:DG:22:VAL:HG22	30:DG:36:LEU:CD1	2.38	0.54
30:DG:40:VAL:HG12	30:DG:52:GLY:O	2.08	0.54
31:DH:72:ILE:O	31:DH:142:VAL:HG21	2.07	0.54
32:DI:54:ILE:HD13	32:DI:55:PRO:N	2.22	0.54
33:DJ:99:ARG:C	33:DJ:101:ILE:H	2.09	0.54
40:DQ:94:LEU:HD21	41:DR:12:HIS:HA	1.89	0.54
41:DR:54:VAL:HG22	41:DR:55:ASP:H	1.72	0.54
1:AA:37:U:OP1	14:AL:120:ARG:HB2	2.07	0.54
1:AA:125:U:H2'	1:AA:126:G:H8	1.72	0.54
1:AA:280:C:H41	19:AQ:38:LYS:HE2	1.73	0.54
1:AA:474:G:H2'	1:AA:475:C:C6	2.42	0.54
1:AA:559:A:H4'	1:AA:560:A:H3'	1.90	0.54
1:AA:613:C:H2'	1:AA:614:C:C6	2.42	0.54
1:AA:993:G:H2'	1:AA:995:C:H41	1.73	0.54
1:AA:1160:G:H5''	4:AB:131:LYS:HD2	1.88	0.54
1:AA:1332:A:H2'	1:AA:1333:A:C8	2.43	0.54
4:AB:84:LEU:HD12	4:AB:88:GLN:O	2.08	0.54

*Continued on next page...*

*Continued from previous page...*

Atom-1	Atom-2	Interatomic distance (Å)	Clash overlap (Å)
4:AB:220:VAL:HG12	4:AB:221:ARG:H	1.73	0.54
5:AC:11:LEU:HD13	5:AC:17:TRP:NE1	2.23	0.54
7:AE:75:LEU:HD23	7:AE:76:ASN:N	2.23	0.54
7:AE:92:ARG:HB2	7:AE:127:TYR:HB2	1.90	0.54
10:AH:12:ARG:HB3	10:AH:24:VAL:HG21	1.89	0.54
11:AI:24:ASN:O	11:AI:61:ASP:HA	2.07	0.54
15:AM:53:ASP:HA	15:AM:56:ARG:CZ	2.37	0.54
25:BB:457:A:N1	25:BB:470:A:H5''	2.23	0.54
25:BB:720:U:H2'	25:BB:721:A:C8	2.43	0.54
25:BB:794:A:H2'	25:BB:795:C:C6	2.43	0.54
25:BB:988:A:P	49:BZ:11:SER:HB3	2.48	0.54
25:BB:1365:A:OP2	47:BX:2:ARG:HG2	2.08	0.54
25:BB:1411:U:H2'	25:BB:1412:U:H6	1.71	0.54
25:BB:1444:G:O2'	25:BB:1445:G:H5'	2.07	0.54
25:BB:1484:U:H2'	25:BB:1485:U:C6	2.43	0.54
25:BB:2360:G:H4'	35:BL:61:LEU:HD11	1.88	0.54
27:BD:25:THR:HG21	27:BD:193:VAL:HG22	1.88	0.54
27:BD:113:SER:HB2	27:BD:168:GLU:N	2.22	0.54
29:BF:134:GLN:NE2	29:BF:136:ILE:HA	2.23	0.54
30:BG:82:PHE:HB2	30:BG:134:GLY:O	2.07	0.54
30:BG:154:GLU:O	30:BG:156:TYR:N	2.40	0.54
31:BH:90:LEU:HD22	31:BH:123:ARG:C	2.28	0.54
31:BH:127:GLU:HG3	31:BH:143:ILE:HB	1.89	0.54
35:BL:6:LEU:HD23	35:BL:6:LEU:N	2.22	0.54
35:BL:124:GLY:N	35:BL:143:GLU:CG	2.71	0.54
44:BU:5:ARG:NH2	44:BU:93:ARG:HD3	2.23	0.54
44:BU:35:VAL:HB	44:BU:38:ILE:CG2	2.38	0.54
46:BW:9:THR:OG1	46:BW:10:ARG:N	2.41	0.54
1:CA:6:G:H3'	1:CA:6:G:N3	2.22	0.54
1:CA:603:U:H2'	1:CA:604:G:C8	2.42	0.54
1:CA:986:U:H1'	21:CS:53:GLY:O	2.07	0.54
3:CX:3:G:C5'	3:CX:5:U:H5'	2.38	0.54
4:CB:30:ILE:HG12	4:CB:40:ILE:HA	1.90	0.54
5:CC:61:LYS:HA	5:CC:61:LYS:HZ3	1.72	0.54
8:CF:38:ARG:HD3	8:CF:96:VAL:O	2.08	0.54
11:CI:33:SER:H	11:CI:36:GLN:CG	2.21	0.54
18:CP:46:LYS:H	18:CP:46:LYS:HE3	1.71	0.54
22:CT:50:PHE:O	22:CT:53:MET:HG3	2.07	0.54
25:DB:116:C:O2'	25:DB:126:A:C8	2.59	0.54
25:DB:729:G:C6	26:DC:206:LYS:HB2	2.43	0.54
25:DB:1055:G:H1'	25:DB:1085:A:C2	2.43	0.54

*Continued on next page...*

*Continued from previous page...*

Atom-1	Atom-2	Interatomic distance (Å)	Clash overlap (Å)
25:DB:1655:A:H5'	27:DD:118:PHE:CG	2.42	0.54
25:DB:1853:A:N1	25:DB:2087:G:H1'	2.22	0.54
25:DB:1945:G:H2'	25:DB:1946:U:C6	2.43	0.54
25:DB:2027:G:O2'	25:DB:2028:U:H5'	2.07	0.54
28:DE:149:ILE:HG13	28:DE:170:ARG:O	2.08	0.54
30:DG:88:LEU:HD13	30:DG:93:TYR:HB3	1.89	0.54
31:DH:58:LEU:HA	31:DH:61:VAL:CG1	2.38	0.54
33:DJ:5:THR:N	33:DJ:44:TYR:HE2	2.05	0.54
35:DL:124:GLY:N	35:DL:143:GLU:CG	2.71	0.54
37:DN:77:ALA:O	37:DN:81:ASN:HB2	2.08	0.54
38:DO:15:ARG:HH21	38:DO:95:SER:HB3	1.72	0.54
41:DR:51:VAL:O	41:DR:52:PRO:C	2.46	0.54
1:AA:265:G:H4'	19:AQ:66:LEU:O	2.08	0.54
1:AA:1029:U:H2'	1:AA:1031:C:N3	2.23	0.54
1:AA:1130:A:N6	1:AA:1143:G:N2	2.56	0.54
1:AA:1508:A:H2'	1:AA:1509:C:H6	1.71	0.54
4:AB:83:ALA:CB	4:AB:90:PHE:HB3	2.38	0.54
4:AB:111:LYS:O	4:AB:111:LYS:HD3	2.08	0.54
12:AJ:67:ILE:HA	16:AN:94:GLY:O	2.07	0.54
17:AO:87:ARG:NH1	17:AO:87:ARG:HB2	2.23	0.54
18:AP:68:SER:OG	18:AP:71:VAL:HG12	2.08	0.54
19:AQ:61:ARG:HG2	19:AQ:75:VAL:HG12	1.90	0.54
29:BF:122:ASP:OD2	29:BF:126:ASN:HB2	2.08	0.54
30:BG:8:VAL:HG21	30:BG:51:PHE:HE2	1.73	0.54
30:BG:26:LYS:HG2	30:BG:27:GLY:N	2.21	0.54
33:BJ:65:THR:HG22	33:BJ:68:LYS:CE	2.38	0.54
38:BO:15:ARG:HH21	38:BO:95:SER:HB3	1.72	0.54
48:BY:19:LEU:O	48:BY:24:GLU:HB2	2.08	0.54
1:CA:193:C:H2'	1:CA:194:C:C6	2.43	0.54
1:CA:255:G:H5''	19:CQ:18:LYS:HB2	1.89	0.54
1:CA:266:G:O2'	1:CA:267:C:H3'	2.08	0.54
1:CA:331:G:OP1	1:CA:332:G:H5'	2.08	0.54
1:CA:741:G:H4'	17:CO:54:GLY:HA3	1.90	0.54
1:CA:1191:A:H5''	5:CC:3:LYS:NZ	2.23	0.54
1:CA:1342:C:H2'	1:CA:1343:G:H8	1.72	0.54
1:CA:1350:A:H2'	1:CA:1351:U:C6	2.43	0.54
5:CC:109:GLU:CB	5:CC:143:LEU:HD11	2.38	0.54
7:CE:38:VAL:N	7:CE:46:GLY:HA3	2.20	0.54
10:CH:100:ILE:CD1	10:CH:128:VAL:H	2.21	0.54
11:CI:44:ARG:HG3	11:CI:45:MET:SD	2.47	0.54
12:CJ:11:LYS:HD2	12:CJ:71:LEU:HD12	1.89	0.54

*Continued on next page...*

*Continued from previous page...*

Atom-1	Atom-2	Interatomic distance (Å)	Clash overlap (Å)
12:CJ:82:LYS:N	12:CJ:82:LYS:HD2	2.23	0.54
13:CK:35:ASP:HB3	13:CK:39:ASN:HB2	1.89	0.54
20:CR:72:ARG:NH2	23:CU:3:ILE:HG22	2.23	0.54
21:CS:30:LEU:HD12	21:CS:47:THR:O	2.07	0.54
22:CT:37:ALA:HB1	22:CT:42:ASP:O	2.07	0.54
24:DA:75:G:H4'	45:DV:29:ILE:HG21	1.89	0.54
25:DB:139:U:C4	43:DT:1:MET:HA	2.43	0.54
25:DB:285:G:H3'	25:DB:286:U:H6	1.73	0.54
25:DB:1051:G:H2'	25:DB:1052:C:H6	1.73	0.54
25:DB:1220:G:H2'	25:DB:1221:C:H6	1.73	0.54
25:DB:1354:A:H2'	25:DB:1355:G:O4'	2.08	0.54
25:DB:1405:U:H2'	25:DB:1406:U:H6	1.72	0.54
26:DC:145:MET:HE3	26:DC:153:LEU:HD21	1.90	0.54
27:DD:121:THR:HB	27:DD:127:PHE:HB2	1.89	0.54
38:DO:89:ASP:HA	38:DO:116:GLN:O	2.08	0.54
39:DP:77:SER:OG	39:DP:79:VAL:HG22	2.08	0.54
41:DR:91:GLN:HG3	41:DR:92:TRP:H	1.73	0.54
43:DT:38:ALA:HB2	43:DT:81:LYS:NZ	2.21	0.54
1:AA:70:U:H4'	1:AA:71:A:OP1	2.07	0.54
1:AA:478:A:H2'	1:AA:479:U:O4'	2.08	0.54
1:AA:626:G:H2'	1:AA:627:G:H8	1.72	0.54
1:AA:1107:C:C4	1:AA:1108:G:N7	2.76	0.54
1:AA:1270:G:H2'	1:AA:1271:A:C8	2.42	0.54
4:AB:45:THR:HA	4:AB:48:MET:SD	2.48	0.54
4:AB:166:ASP:HB2	4:AB:190:SER:HA	1.89	0.54
5:AC:152:VAL:HG23	5:AC:165:GLU:H	1.72	0.54
6:AD:117:VAL:HA	6:AD:122:ILE:HB	1.90	0.54
7:AE:13:LYS:NZ	7:AE:112:ALA:HA	2.22	0.54
8:AF:4:TYR:CE2	8:AF:71:ILE:HG21	2.43	0.54
9:AG:93:VAL:HG23	9:AG:94:ARG:H	1.72	0.54
12:AJ:43:PRO:O	12:AJ:71:LEU:HD11	2.08	0.54
21:AS:2:ARG:HG3	21:AS:3:SER:H	1.73	0.54
25:BB:549:G:H5''	25:BB:550:C:C6	2.43	0.54
25:BB:729:G:H4'	25:BB:763:G:O5'	2.08	0.54
25:BB:2248:C:H2'	25:BB:2249:U:O4'	2.07	0.54
25:BB:2320:U:O2'	25:BB:2322:A:N7	2.41	0.54
25:BB:2341:G:H2'	25:BB:2342:C:H6	1.71	0.54
25:BB:2600:A:O2'	25:BB:2601:C:H5'	2.07	0.54
25:BB:2880:C:O4'	37:BN:91:ALA:HB3	2.08	0.54
28:BE:176:ASP:O	28:BE:180:LEU:HD23	2.07	0.54
35:BL:92:LEU:HG	35:BL:93:ASN:H	1.74	0.54

*Continued on next page...*

*Continued from previous page...*

Atom-1	Atom-2	Interatomic distance (Å)	Clash overlap (Å)
36:BM:42:THR:C	36:BM:44:ARG:H	2.10	0.54
44:BU:15:GLY:CA	44:BU:16:LYS:HZ2	2.20	0.54
49:BZ:16:LEU:HD22	49:BZ:16:LEU:N	2.20	0.54
1:CA:154:U:O2'	1:CA:155:A:H5'	2.08	0.54
1:CA:494:G:O2'	1:CA:496:A:H1'	2.08	0.54
1:CA:990:C:O2'	1:CA:991:U:H5'	2.08	0.54
1:CA:1437:A:H2'	1:CA:1438:G:H8	1.72	0.54
2:CW:28:C:H2'	2:CW:29:G:H8	1.73	0.54
4:CB:14:HIS:CD2	4:CB:202:ASN:HD21	2.26	0.54
4:CB:69:VAL:HA	4:CB:91:VAL:O	2.08	0.54
7:CE:106:ALA:HB3	7:CE:111:ARG:HA	1.88	0.54
8:CF:2:ARG:HB2	8:CF:68:GLN:OE1	2.08	0.54
8:CF:38:ARG:O	8:CF:39:LEU:HB3	2.06	0.54
9:CG:149:ALA:HB2	13:CK:55:ARG:NH1	2.23	0.54
19:CQ:42:LYS:C	19:CQ:43:LEU:HD12	2.28	0.54
25:DB:164:C:H2'	25:DB:165:A:H5'	1.90	0.54
25:DB:171:U:H2'	25:DB:172:A:H8	1.72	0.54
25:DB:277:G:O2'	25:DB:278:A:H3'	2.08	0.54
25:DB:354:A:H2'	25:DB:355:U:C6	2.42	0.54
25:DB:457:A:N1	25:DB:470:A:H5''	2.22	0.54
28:DE:150:THR:HG21	28:DE:153:LEU:HA	1.89	0.54
29:DF:12:VAL:O	29:DF:16:MET:N	2.33	0.54
29:DF:134:GLN:NE2	29:DF:136:ILE:HA	2.22	0.54
31:DH:57:LYS:HG3	31:DH:58:LEU:N	2.23	0.54
31:DH:60:GLU:O	31:DH:63:ALA:HB3	2.07	0.54
32:DI:76:ALA:HA	32:DI:135:MET:SD	2.48	0.54
35:DL:116:VAL:HG13	35:DL:117:THR:H	1.72	0.54
37:DN:41:ALA:C	37:DN:43:GLU:H	2.11	0.54
37:DN:102:PHE:N	37:DN:102:PHE:CD1	2.76	0.54
44:DU:12:VAL:HG21	44:DU:38:ILE:HD11	1.90	0.54
44:DU:20:LYS:O	44:DU:21:ARG:HG2	2.07	0.54
46:DW:50:VAL:O	46:DW:59:PHE:HB3	2.08	0.54
48:DY:7:ARG:NH2	48:DY:9:LYS:H	2.07	0.54
1:AA:26:A:N6	1:AA:558:G:H1'	2.23	0.53
1:AA:153:C:H2'	1:AA:154:U:H6	1.74	0.53
1:AA:500:G:H1'	1:AA:547:A:N1	2.23	0.53
1:AA:952:U:H2'	1:AA:953:G:H8	1.73	0.53
1:AA:1526:G:OP2	23:AU:38:GLU:HB3	2.07	0.53
6:AD:32:LYS:HE2	6:AD:35:GLN:HG3	1.89	0.53
11:AI:39:GLY:HA2	11:AI:44:ARG:NE	2.23	0.53
15:AM:79:LEU:HD22	15:AM:86:ARG:HH21	1.73	0.53

*Continued on next page...*



*Continued from previous page...*

Atom-1	Atom-2	Interatomic distance (Å)	Clash overlap (Å)
20:AR:57:ALA:O	20:AR:60:ARG:HG3	2.07	0.53
23:AU:20:ARG:HB3	23:AU:20:ARG:NH1	2.23	0.53
23:AU:33:ARG:HH21	23:AU:34:ARG:HG2	1.72	0.53
25:BB:136:G:H2'	25:BB:137:U:H6	1.71	0.53
25:BB:589:U:H2'	25:BB:590:A:C8	2.42	0.53
25:BB:1826:G:H2'	25:BB:1827:U:C6	2.43	0.53
25:BB:2328:A:H2'	25:BB:2329:U:H6	1.73	0.53
25:BB:2800:A:H3'	25:BB:2800:A:OP2	2.08	0.53
28:BE:37:ALA:C	28:BE:39:ALA:H	2.11	0.53
28:BE:129:PRO:HD3	28:BE:156:ASN:ND2	2.23	0.53
30:BG:70:LEU:O	30:BG:74:MET:HG3	2.08	0.53
31:BH:27:ARG:HG2	31:BH:27:ARG:HH21	1.72	0.53
32:BI:18:ASN:N	32:BI:19:PRO:CD	2.71	0.53
33:BJ:13:ARG:H	33:BJ:41:LYS:NZ	2.06	0.53
34:BK:110:LYS:HD3	34:BK:110:LYS:H	1.71	0.53
40:BQ:26:ALA:O	40:BQ:30:VAL:HG12	2.08	0.53
41:BR:51:VAL:O	41:BR:52:PRO:C	2.46	0.53
46:BW:23:LYS:HD2	46:BW:24:ARG:N	2.23	0.53
1:CA:950:U:H2'	1:CA:951:G:C8	2.42	0.53
1:CA:1432:G:H1'	1:CA:1468:A:H61	1.72	0.53
4:CB:204:ASP:N	4:CB:209:VAL:HG11	2.23	0.53
5:CC:77:GLY:HA3	5:CC:82:ASP:OD1	2.08	0.53
7:CE:134:ASN:HB3	7:CE:137:ARG:HD2	1.89	0.53
11:CI:42:THR:O	11:CI:45:MET:HG2	2.08	0.53
11:CI:54:VAL:HG21	11:CI:86:LEU:HD11	1.90	0.53
13:CK:52:ARG:O	13:CK:56:LYS:HB3	2.08	0.53
25:DB:17:G:H2'	25:DB:18:U:C6	2.43	0.53
25:DB:1415:U:O2'	25:DB:1416:G:H4'	2.08	0.53
25:DB:1440:U:H2'	25:DB:1441:G:H8	1.72	0.53
25:DB:1547:C:H2'	25:DB:1548:A:C8	2.43	0.53
25:DB:2294:G:O2'	25:DB:2295:C:H5'	2.08	0.53
25:DB:2680:U:OP2	27:DD:114:LYS:HB3	2.08	0.53
25:DB:2845:U:O2'	25:DB:2846:G:H5'	2.08	0.53
28:DE:37:ALA:C	28:DE:39:ALA:H	2.11	0.53
28:DE:153:LEU:HD22	28:DE:171:ASP:HB2	1.90	0.53
30:DG:8:VAL:HG21	30:DG:51:PHE:HE2	1.70	0.53
31:DH:7:ASP:CG	31:DH:8:LYS:N	2.62	0.53
39:DP:31:VAL:HG11	39:DP:38:ARG:NE	2.23	0.53
41:DR:68:ARG:HB3	41:DR:90:ARG:HG2	1.90	0.53
43:DT:38:ALA:O	43:DT:39:THR:HB	2.08	0.53
44:DU:26:ASN:HD22	44:DU:26:ASN:N	2.06	0.53

*Continued on next page...*

*Continued from previous page...*

Atom-1	Atom-2	Interatomic distance (Å)	Clash overlap (Å)
46:DW:51:GLY:HA3	46:DW:59:PHE:HB2	1.89	0.53
1:AA:697:U:O2	1:AA:798:U:H1'	2.08	0.53
1:AA:1262:C:H2'	1:AA:1263:C:C6	2.43	0.53
1:AA:1492:A:H2'	25:BB:1913:A:C2	2.43	0.53
4:AB:53:LEU:HD13	4:AB:56:LEU:HD23	1.90	0.53
4:AB:119:GLN:HA	4:AB:124:THR:OG1	2.08	0.53
9:AG:91:ARG:O	9:AG:95:ARG:HB2	2.07	0.53
11:AI:87:MET:HB3	11:AI:91:GLU:HG2	1.89	0.53
13:AK:22:ILE:HD11	13:AK:83:VAL:HG12	1.89	0.53
14:AL:23:LEU:C	14:AL:23:LEU:HD22	2.29	0.53
22:AT:4:LYS:HD2	22:AT:6:ALA:H	1.72	0.53
25:BB:38:A:N3	28:BE:43:THR:HB	2.23	0.53
25:BB:712:G:H2'	25:BB:713:G:O4'	2.07	0.53
25:BB:944:C:H5'	25:BB:945:A:C5'	2.38	0.53
25:BB:1141:U:OP2	33:BJ:65:THR:HG21	2.08	0.53
25:BB:1549:A:H2'	25:BB:1550:C:C6	2.44	0.53
25:BB:2216:G:H2'	25:BB:2217:G:H8	1.74	0.53
25:BB:2395:C:H2'	25:BB:2396:G:O4'	2.09	0.53
26:BC:71:ASP:OD2	26:BC:118:GLY:HA2	2.08	0.53
27:BD:121:THR:HB	27:BD:127:PHE:HB2	1.89	0.53
30:BG:40:VAL:HG12	30:BG:52:GLY:O	2.08	0.53
31:BH:58:LEU:C	31:BH:60:GLU:H	2.10	0.53
34:BK:112:MET:SD	34:BK:115:ILE:HD11	2.49	0.53
37:BN:33:ILE:HG22	37:BN:114:GLU:HB2	1.89	0.53
40:BQ:51:GLN:O	40:BQ:54:ARG:HB2	2.09	0.53
41:BR:54:VAL:HG22	41:BR:55:ASP:H	1.73	0.53
44:BU:62:ALA:O	44:BU:63:ALA:HB3	2.08	0.53
46:BW:37:VAL:HG13	46:BW:55:ASP:O	2.08	0.53
48:BY:18:LEU:HD13	48:BY:18:LEU:O	2.08	0.53
1:CA:438:U:H1'	6:CD:119:HIS:HD2	1.73	0.53
1:CA:1134:G:N3	1:CA:1135:U:H1'	2.22	0.53
1:CA:1160:G:H5''	4:CB:130:LYS:HB2	1.89	0.53
1:CA:1328:C:H5''	15:CM:27:THR:CG2	2.37	0.53
1:CA:1329:A:H5''	15:CM:25:GLY:H	1.73	0.53
4:CB:46:VAL:N	4:CB:47:PRO:CD	2.71	0.53
5:CC:126:ARG:HA	5:CC:126:ARG:NH1	2.23	0.53
5:CC:137:VAL:HG13	5:CC:148:ILE:HG23	1.89	0.53
12:CJ:12:ALA:HB2	12:CJ:96:VAL:CG2	2.38	0.53
15:CM:73:SER:HA	15:CM:76:ILE:HD12	1.90	0.53
19:CQ:11:VAL:HG23	19:CQ:56:ASP:O	2.08	0.53
25:DB:127:A:OP2	52:D2:46:LYS:HE3	2.09	0.53

*Continued on next page...*

*Continued from previous page...*

Atom-1	Atom-2	Interatomic distance (Å)	Clash overlap (Å)
25:DB:281:C:H2'	25:DB:282:A:C8	2.43	0.53
25:DB:930:G:H1'	49:DZ:24:LEU:HD11	1.89	0.53
25:DB:1015:U:H2'	25:DB:1016:G:H8	1.73	0.53
25:DB:1485:U:H2'	25:DB:1486:U:C6	2.43	0.53
25:DB:1495:A:H1'	25:DB:1579:A:H5'	1.90	0.53
25:DB:1547:C:H2'	25:DB:1548:A:H8	1.73	0.53
25:DB:2070:A:H2'	25:DB:2071:A:H8	1.73	0.53
25:DB:2187:U:H2'	25:DB:2188:U:H6	1.72	0.53
25:DB:2336:A:C5	46:DW:40:ARG:HD2	2.44	0.53
25:DB:2392:A:H4'	53:D3:27:ASN:HD21	1.73	0.53
25:DB:2805:C:O2'	25:DB:2806:C:H5'	2.08	0.53
29:DF:69:ALA:HB1	29:DF:78:ILE:CG2	2.33	0.53
29:DF:70:ARG:HD2	29:DF:71:LYS:H	1.73	0.53
30:DG:154:GLU:O	30:DG:156:TYR:N	2.42	0.53
33:DJ:65:THR:HG23	33:DJ:66:GLY:N	2.23	0.53
37:DN:24:MET:HG2	37:DN:44:LEU:HD13	1.89	0.53
44:DU:35:VAL:HB	44:DU:38:ILE:CG2	2.36	0.53
45:DV:42:LEU:HD23	45:DV:42:LEU:N	2.24	0.53
54:D4:7:VAL:CG1	54:D4:8:LYS:H	2.16	0.53
1:AA:84:U:C2	1:AA:87:C:H1'	2.43	0.53
1:AA:121:U:OP1	1:AA:121:U:H3'	2.08	0.53
1:AA:842:U:H2'	1:AA:844:G:P	2.49	0.53
1:AA:950:U:H2'	1:AA:951:G:C8	2.42	0.53
1:AA:994:A:N1	1:AA:1047:G:H4'	2.24	0.53
1:AA:1040:U:H2'	1:AA:1041:G:H8	1.73	0.53
1:AA:1206:G:H2'	1:AA:1207:G:O4'	2.09	0.53
1:AA:1317:C:N4	16:AN:52:ARG:HH22	2.06	0.53
57:AA:1860:HOH:O	11:AI:110:VAL:HG13	2.08	0.53
5:AC:30:ASP:HA	16:AN:64:ARG:HH12	1.74	0.53
9:AG:24:LYS:HA	9:AG:27:ASN:ND2	2.24	0.53
11:AI:94:ARG:C	11:AI:96:GLU:H	2.12	0.53
13:AK:56:LYS:O	13:AK:58:THR:HG23	2.08	0.53
15:AM:86:ARG:HB2	21:AS:72:GLU:OE2	2.09	0.53
16:AN:68:ARG:NH1	16:AN:70:HIS:HB2	2.23	0.53
25:BB:84:A:H4'	25:BB:85:G:O5'	2.08	0.53
25:BB:159:G:O2'	25:BB:160:A:H5''	2.07	0.53
25:BB:1400:U:H2'	25:BB:1401:G:C8	2.43	0.53
25:BB:1657:U:O2'	25:BB:1658:C:H5'	2.08	0.53
25:BB:2538:C:H2'	25:BB:2539:C:H6	1.72	0.53
25:BB:2679:A:O2'	25:BB:2680:U:H5'	2.09	0.53
25:BB:2702:G:H2'	25:BB:2703:C:C6	2.44	0.53

*Continued on next page...*

*Continued from previous page...*

Atom-1	Atom-2	Interatomic distance (Å)	Clash overlap (Å)
27:BD:33:ARG:NE	27:BD:74:GLU:HB3	2.14	0.53
28:BE:69:ARG:O	28:BE:70:SER:HB3	2.07	0.53
49:BZ:15:ARG:N	49:BZ:15:ARG:HD2	2.22	0.53
1:CA:57:G:H2'	1:CA:58:C:C6	2.44	0.53
1:CA:125:U:H2'	1:CA:126:G:C8	2.44	0.53
1:CA:211:G:N3	1:CA:211:G:H5''	2.23	0.53
1:CA:355:C:O2'	1:CA:356:A:H5'	2.09	0.53
1:CA:1040:U:H2'	1:CA:1041:G:H8	1.71	0.53
4:CB:22:TRP:N	4:CB:189:ASN:HA	2.18	0.53
4:CB:73:ARG:HG3	4:CB:74:ALA:N	2.24	0.53
6:CD:197:HIS:O	6:CD:200:VAL:HG12	2.08	0.53
7:CE:28:ARG:HG2	7:CE:29:ILE:N	2.19	0.53
7:CE:75:LEU:HD12	7:CE:76:ASN:N	2.23	0.53
7:CE:75:LEU:CA	7:CE:81:GLN:HE21	2.16	0.53
7:CE:84:VAL:HG21	7:CE:144:GLU:C	2.29	0.53
11:CI:47:VAL:HG11	11:CI:78:ILE:HD12	1.90	0.53
14:CL:7:VAL:HG13	19:CQ:30:HIS:HE2	1.72	0.53
15:CM:1:ALA:HA	15:CM:10:ASP:OD1	2.08	0.53
17:CO:34:GLN:HA	17:CO:34:GLN:NE2	2.24	0.53
20:CR:23:LYS:HE2	20:CR:23:LYS:C	2.29	0.53
25:DB:499:U:H2'	25:DB:500:G:O4'	2.08	0.53
25:DB:1322:A:H2'	25:DB:1323:C:H5'	1.89	0.53
25:DB:1485:U:H2'	25:DB:1486:U:H6	1.73	0.53
25:DB:1796:U:H2'	25:DB:1797:G:H8	1.72	0.53
25:DB:2248:C:H2'	25:DB:2249:U:O4'	2.08	0.53
25:DB:2308:G:C8	25:DB:2308:G:H5'	2.44	0.53
25:DB:2601:C:C3'	25:DB:2602:A:H5''	2.38	0.53
25:DB:2708:G:H1'	37:DN:71:ARG:NH2	2.23	0.53
25:DB:2834:G:H2'	25:DB:2879:A:N6	2.23	0.53
57:DB:3720:HOH:O	35:DL:39:LYS:HB2	2.07	0.53
27:DD:182:ALA:O	27:DD:183:GLU:HB2	2.08	0.53
31:DH:82:SER:O	31:DH:83:LYS:HD2	2.08	0.53
37:DN:38:LEU:HB3	37:DN:39:PRO:HD3	1.89	0.53
41:DR:49:ILE:HB	41:DR:53:PHE:O	2.09	0.53
46:DW:19:ARG:NH1	46:DW:22:VAL:HG11	2.23	0.53
48:DY:19:LEU:O	48:DY:24:GLU:HB2	2.09	0.53
1:AA:139:A:H2'	1:AA:140:U:C6	2.44	0.53
1:AA:469:C:H2'	1:AA:470:C:O4'	2.08	0.53
1:AA:1013:G:H2'	1:AA:1015:G:OP2	2.08	0.53
1:AA:1234:C:O2'	1:AA:1235:U:H5'	2.09	0.53
1:AA:1330:U:H2'	1:AA:1331:G:O4'	2.08	0.53

*Continued on next page...*

*Continued from previous page...*

Atom-1	Atom-2	Interatomic distance (Å)	Clash overlap (Å)
5:AC:69:THR:O	5:AC:104:GLU:HA	2.09	0.53
5:AC:129:PHE:O	5:AC:133:MET:HG2	2.08	0.53
9:AG:73:GLU:O	9:AG:88:VAL:N	2.41	0.53
10:AH:32:LYS:HB3	10:AH:58:LEU:HD12	1.89	0.53
14:AL:113:ARG:CB	14:AL:118:VAL:HG23	2.37	0.53
15:AM:90:HIS:HA	15:AM:108:ARG:HH22	1.72	0.53
20:AR:23:LYS:C	20:AR:25:ILE:H	2.11	0.53
25:BB:164:C:H2'	25:BB:165:A:H5'	1.91	0.53
25:BB:649:G:H2'	25:BB:650:C:C6	2.43	0.53
25:BB:1170:C:H2'	25:BB:1171:G:C8	2.44	0.53
25:BB:1559:U:H3'	25:BB:1560:G:C5'	2.38	0.53
28:BE:108:ILE:CG1	35:BL:2:ARG:HH22	2.17	0.53
30:BG:115:GLN:HG2	30:BG:116:LEU:N	2.23	0.53
35:BL:109:LYS:HD3	35:BL:126:ARG:HB3	1.90	0.53
38:BO:67:ASN:H	38:BO:70:ALA:HB3	1.73	0.53
47:BX:34:SER:HA	47:BX:48:LEU:O	2.08	0.53
1:CA:9:G:H2'	1:CA:10:A:H8	1.74	0.53
1:CA:947:G:H2'	1:CA:948:C:C6	2.43	0.53
1:CA:993:G:H2'	1:CA:995:C:H41	1.73	0.53
1:CA:1218:C:H2'	1:CA:1219:A:C8	2.44	0.53
4:CB:104:LYS:HD2	4:CB:104:LYS:H	1.74	0.53
6:CD:61:ARG:HA	6:CD:66:VAL:CG1	2.38	0.53
8:CF:38:ARG:HH21	8:CF:63:ASN:HD21	1.56	0.53
9:CG:19:SER:HB3	9:CG:22:LEU:HD12	1.90	0.53
10:CH:9:MET:HA	10:CH:26:MET:HE3	1.89	0.53
12:CJ:30:LYS:HG3	12:CJ:31:ARG:H	1.73	0.53
13:CK:15:VAL:O	13:CK:16:SER:HB3	2.08	0.53
14:CL:116:TYR:CD2	14:CL:116:TYR:N	2.76	0.53
25:DB:245:G:O2'	25:DB:246:C:H5'	2.08	0.53
25:DB:654:A:C2'	25:DB:655:A:H5''	2.39	0.53
25:DB:1395:A:H4'	25:DB:1397:U:C4	2.42	0.53
25:DB:1585:C:H2'	25:DB:1586:A:O4'	2.08	0.53
25:DB:2360:G:H1'	35:DL:60:ARG:HD2	1.90	0.53
25:DB:2665:A:O2'	25:DB:2666:C:H5'	2.09	0.53
25:DB:2896:C:H2'	25:DB:2897:U:C6	2.44	0.53
29:DF:62:GLN:HG3	29:DF:91:ARG:HH11	1.74	0.53
33:DJ:35:ARG:NE	33:DJ:140:LEU:HD11	2.15	0.53
35:DL:143:GLU:HG2	35:DL:144:GLU:H	1.73	0.53
46:DW:30:VAL:HA	46:DW:60:ALA:O	2.08	0.53
1:AA:143:A:H2	1:AA:220:G:H22	1.56	0.53
1:AA:468:A:H3'	1:AA:469:C:C6	2.43	0.53

*Continued on next page...*

*Continued from previous page...*

Atom-1	Atom-2	Interatomic distance (Å)	Clash overlap (Å)
1:AA:669:G:O2'	1:AA:670:G:H5'	2.09	0.53
1:AA:708:C:H2'	1:AA:709:U:C6	2.43	0.53
1:AA:769:G:O2'	1:AA:770:C:H5'	2.08	0.53
1:AA:833:G:H2'	1:AA:834:U:C6	2.43	0.53
1:AA:1157:A:C2	1:AA:1180:A:H2'	2.44	0.53
6:AD:14:GLU:OE2	6:AD:58:GLN:HB3	2.08	0.53
14:AL:32:VAL:H	14:AL:54:VAL:HG13	1.74	0.53
18:AP:5:ARG:HH22	18:AP:26:ASN:HB2	1.72	0.53
22:AT:30:PHE:HB3	22:AT:53:MET:HB3	1.90	0.53
25:BB:83:A:H61	25:BB:101:A:H5'	1.70	0.53
25:BB:100:U:H1'	25:BB:101:A:N1	2.23	0.53
25:BB:634:C:H2'	25:BB:635:C:H6	1.74	0.53
25:BB:1737:G:H5'	25:BB:1738:G:OP2	2.09	0.53
25:BB:2103:C:H3'	25:BB:2104:C:C6	2.43	0.53
29:BF:71:LYS:HG2	29:BF:73:VAL:HG23	1.90	0.53
30:BG:22:VAL:HG22	30:BG:36:LEU:CD1	2.39	0.53
33:BJ:54:ILE:HD12	33:BJ:55:ILE:N	2.22	0.53
35:BL:6:LEU:H	35:BL:6:LEU:CD2	2.20	0.53
51:B1:10:LEU:HD21	51:B1:35:LEU:HD21	1.91	0.53
52:B2:33:ARG:HH21	52:B2:33:ARG:CB	2.22	0.53
1:CA:627:G:H2'	1:CA:628:G:C8	2.44	0.53
1:CA:652:U:H4'	10:CH:55:LYS:HZ1	1.74	0.53
1:CA:878:A:H5''	10:CH:80:PRO:HG2	1.91	0.53
1:CA:1117:A:H2'	1:CA:1118:U:H6	1.73	0.53
1:CA:1306:A:H61	1:CA:1331:G:H1'	1.73	0.53
4:CB:80:LYS:HB3	4:CB:92:ASN:CB	2.38	0.53
12:CJ:28:THR:HG23	12:CJ:31:ARG:NH2	2.23	0.53
16:CN:12:ARG:HD3	16:CN:58:ARG:HB3	1.90	0.53
21:CS:36:ARG:HD2	21:CS:36:ARG:H	1.73	0.53
25:DB:712:G:H2'	25:DB:713:G:O4'	2.09	0.53
25:DB:1444:G:O2'	25:DB:1445:G:H5'	2.09	0.53
28:DE:57:LYS:C	28:DE:58:LYS:HD3	2.28	0.53
31:DH:12:LEU:O	31:DH:12:LEU:HG	2.09	0.53
40:DQ:20:ALA:HA	40:DQ:23:TYR:CE1	2.43	0.53
46:DW:50:VAL:HG23	46:DW:61:LYS:HE3	1.91	0.53
1:AA:170:U:O2'	1:AA:171:A:H5'	2.09	0.53
1:AA:341:C:O2'	1:AA:342:C:H5'	2.08	0.53
1:AA:1214:C:H4'	1:AA:1215:G:OP1	2.06	0.53
5:AC:38:VAL:HG23	5:AC:39:ARG:H	1.72	0.53
16:AN:9:GLU:OE2	16:AN:60:ARG:HG2	2.08	0.53
24:BA:95:U:H2'	24:BA:96:G:C8	2.44	0.53

*Continued on next page...*

*Continued from previous page...*

Atom-1	Atom-2	Interatomic distance (Å)	Clash overlap (Å)
25:BB:68:G:O2'	25:BB:69:C:H5'	2.08	0.53
25:BB:1097:U:C2'	25:BB:1098:A:H5'	2.37	0.53
25:BB:1439:A:N7	25:BB:1440:U:N1	2.57	0.53
25:BB:1655:A:H5'	27:BD:118:PHE:CG	2.44	0.53
25:BB:1871:A:H8	25:BB:1872:A:C5	2.26	0.53
25:BB:2331:G:H2'	25:BB:2332:C:C6	2.44	0.53
29:BF:70:ARG:HD2	29:BF:71:LYS:N	2.24	0.53
29:BF:161:SER:C	29:BF:163:GLU:H	2.12	0.53
32:BI:11:GLN:O	32:BI:11:GLN:HG3	2.08	0.53
41:BR:4:VAL:CG2	41:BR:39:LEU:HG	2.38	0.53
42:BS:9:HIS:H	42:BS:102:HIS:CE1	2.27	0.53
45:BV:48:MET:O	45:BV:51:GLN:HG3	2.09	0.53
1:CA:82:G:H3'	1:CA:83:C:C4'	2.37	0.53
1:CA:265:G:H5'	19:CQ:66:LEU:HA	1.90	0.53
1:CA:426:U:H2'	1:CA:427:U:C6	2.44	0.53
1:CA:806:C:H2'	1:CA:807:A:C8	2.44	0.53
4:CB:69:VAL:HG12	4:CB:91:VAL:HB	1.91	0.53
4:CB:83:ALA:HB3	4:CB:90:PHE:CD2	2.39	0.53
4:CB:124:THR:O	4:CB:125:PHE:HB3	2.09	0.53
5:CC:63:ILE:HG22	5:CC:97:PRO:O	2.08	0.53
5:CC:183:TYR:HA	5:CC:199:VAL:O	2.09	0.53
7:CE:23:THR:HA	7:CE:27:GLY:O	2.09	0.53
7:CE:37:VAL:HG13	7:CE:46:GLY:N	2.21	0.53
7:CE:139:THR:HA	7:CE:143:LEU:CD2	2.39	0.53
8:CF:19:PRO:HA	8:CF:22:ILE:HD12	1.90	0.53
8:CF:92:THR:HG22	8:CF:93:LYS:N	2.22	0.53
12:CJ:15:HIS:HB3	12:CJ:70:HIS:NE2	2.23	0.53
15:CM:15:VAL:O	15:CM:19:THR:HG23	2.08	0.53
15:CM:81:ASP:C	15:CM:82:LEU:HD23	2.29	0.53
18:CP:19:VAL:O	18:CP:36:VAL:HG12	2.09	0.53
25:DB:774:G:H5''	26:DC:47:ARG:HH21	1.73	0.53
25:DB:1163:G:O2'	25:DB:1164:C:H5'	2.09	0.53
25:DB:1535:A:H3'	25:DB:1536:C:C6	2.44	0.53
25:DB:2008:C:H2'	25:DB:2009:A:H8	1.74	0.53
26:DC:132:ARG:O	26:DC:132:ARG:HG3	2.08	0.53
29:DF:134:GLN:HB2	29:DF:149:ARG:HB2	1.91	0.53
30:DG:41:GLU:HB3	30:DG:52:GLY:O	2.08	0.53
31:DH:54:LEU:C	31:DH:56:ALA:H	2.11	0.53
31:DH:81:ALA:CB	31:DH:147:VAL:H	2.21	0.53
40:DQ:4:LYS:HG2	40:DQ:7:VAL:HG22	1.90	0.53
40:DQ:91:ARG:NE	40:DQ:94:LEU:HD23	2.08	0.53

*Continued on next page...*



*Continued from previous page...*

Atom-1	Atom-2	Interatomic distance (Å)	Clash overlap (Å)
42:DS:35:ILE:HA	50:D0:24:VAL:CG1	2.39	0.53
49:DZ:16:LEU:H	49:DZ:16:LEU:CD2	2.18	0.53
1:AA:618:C:H3'	1:AA:620:C:OP2	2.07	0.53
1:AA:701:U:O5'	1:AA:703:G:H5'	2.08	0.53
1:AA:954:G:H2'	1:AA:955:U:H6	1.74	0.53
1:AA:1011:C:H2'	1:AA:1012:A:C8	2.44	0.53
1:AA:1015:G:H2'	1:AA:1016:A:H8	1.74	0.53
1:AA:1380:U:O4	9:AG:2:ARG:HA	2.08	0.53
1:AA:1458:G:H2'	1:AA:1459:G:C8	2.43	0.53
5:AC:4:VAL:HG22	5:AC:5:HIS:N	2.20	0.53
5:AC:100:ILE:O	5:AC:101:ASN:HB3	2.07	0.53
5:AC:150:VAL:HA	5:AC:198:LYS:O	2.09	0.53
6:AD:12:ARG:HB3	6:AD:37:PRO:CB	2.39	0.53
13:AK:112:VAL:O	13:AK:113:THR:C	2.46	0.53
18:AP:48:GLU:HG2	18:AP:49:GLY:N	2.24	0.53
25:BB:401:A:H2'	25:BB:402:A:H8	1.71	0.53
25:BB:654:A:C2'	25:BB:655:A:H5''	2.38	0.53
25:BB:847:U:O4'	25:BB:847:U:O2	2.27	0.53
25:BB:923:G:H1'	46:BW:23:LYS:HZ1	1.74	0.53
25:BB:1060:U:C4	32:BI:131:THR:HG22	2.44	0.53
25:BB:1060:U:O4	32:BI:131:THR:HG22	2.08	0.53
25:BB:1244:A:O2'	25:BB:1245:G:H5'	2.09	0.53
25:BB:2045:C:H5''	50:B0:14:MET:CE	2.38	0.53
25:BB:2620:C:O4'	27:BD:161:MET:HE2	2.08	0.53
25:BB:2860:A:H8	25:BB:2860:A:O5'	1.91	0.53
26:BC:30:ALA:N	26:BC:31:PRO:HD2	2.24	0.53
31:BH:125:THR:HG23	31:BH:126:GLY:N	2.24	0.53
32:BI:81:LYS:HG3	32:BI:82:ALA:N	2.23	0.53
32:BI:100:ILE:O	32:BI:139:VAL:HA	2.09	0.53
33:BJ:64:VAL:O	33:BJ:68:LYS:HE3	2.07	0.53
33:BJ:103:ILE:O	33:BJ:106:LYS:HB3	2.09	0.53
35:BL:143:GLU:O	35:BL:144:GLU:HB3	2.07	0.53
36:BM:19:GLY:C	36:BM:20:LEU:HD22	2.29	0.53
36:BM:42:THR:HB	36:BM:45:GLN:HG3	1.91	0.53
37:BN:38:LEU:HB3	37:BN:39:PRO:HD3	1.89	0.53
40:BQ:59:LEU:O	40:BQ:62:ALA:HB3	2.09	0.53
41:BR:2:TYR:CE2	41:BR:13:ARG:HD2	2.44	0.53
45:BV:42:LEU:N	45:BV:42:LEU:HD23	2.24	0.53
1:CA:513:C:H2'	1:CA:514:C:H6	1.74	0.53
1:CA:716:A:N3	13:CK:119:GLY:HA2	2.24	0.53
1:CA:737:C:H2'	1:CA:738:C:H6	1.73	0.53

*Continued on next page...*

*Continued from previous page...*

Atom-1	Atom-2	Interatomic distance (Å)	Clash overlap (Å)
1:CA:1079:G:H2'	1:CA:1080:A:C8	2.44	0.53
1:CA:1129:C:H5'	11:CI:17:ARG:NH2	2.23	0.53
1:CA:1182:G:H4'	1:CA:1183:U:H5'	1.91	0.53
1:CA:1264:U:H2'	1:CA:1265:C:C6	2.44	0.53
1:CA:1276:G:H2'	1:CA:1277:C:H6	1.74	0.53
1:CA:1446:A:C2'	1:CA:1447:A:H5''	2.39	0.53
9:CG:25:PHE:CE2	9:CG:119:LEU:HD11	2.44	0.53
9:CG:115:MET:HA	9:CG:118:ARG:HD2	1.91	0.53
14:CL:49:ARG:CD	14:CL:89:LEU:HD21	2.38	0.53
15:CM:6:ILE:HD12	15:CM:6:ILE:N	2.24	0.53
25:DB:645:C:H3'	25:DB:646:U:H5	1.72	0.53
25:DB:898:C:O3'	25:DB:899:A:H4'	2.09	0.53
25:DB:1268:A:H2'	25:DB:1269:A:O4'	2.08	0.53
25:DB:1341:G:O6	43:DT:24:MET:SD	2.66	0.53
25:DB:2033:A:H1'	25:DB:2035:G:OP2	2.09	0.53
25:DB:2563:U:H2'	25:DB:2565:A:OP2	2.09	0.53
25:DB:2603:G:O2'	25:DB:2604:U:H5'	2.08	0.53
25:DB:2860:A:H8	25:DB:2860:A:O5'	1.92	0.53
26:DC:110:LYS:HB3	26:DC:113:ASP:OD2	2.09	0.53
29:DF:43:ILE:HD12	29:DF:46:LYS:HE2	1.90	0.53
29:DF:59:ILE:HD12	29:DF:59:ILE:N	2.23	0.53
41:DR:3:ALA:O	41:DR:4:VAL:HG13	2.08	0.53
47:DX:76:LYS:HG3	47:DX:77:TYR:H	1.72	0.53
1:AA:320:A:H2'	1:AA:321:A:C8	2.44	0.53
1:AA:651:C:O2'	1:AA:652:U:H5'	2.08	0.53
1:AA:1289:A:H61	11:AI:71:ILE:HD13	1.72	0.53
1:AA:1323:G:H4'	1:AA:1362:A:C4	2.43	0.53
4:AB:84:LEU:HA	4:AB:88:GLN:O	2.09	0.53
6:AD:36:ALA:HA	6:AD:41:GLY:HA3	1.91	0.53
6:AD:196:GLU:C	6:AD:198:LEU:H	2.12	0.53
17:AO:10:ILE:HD11	17:AO:29:ALA:HB1	1.90	0.53
22:AT:48:LYS:O	22:AT:52:GLU:HG3	2.08	0.53
24:BA:51:G:H2'	24:BA:52:A:H5''	1.89	0.53
25:BB:212:G:O2'	25:BB:213:A:H5'	2.09	0.53
25:BB:852:U:H2'	25:BB:853:C:C6	2.44	0.53
25:BB:1297:C:OP1	25:BB:2710:C:H4'	2.09	0.53
25:BB:1386:C:H5''	25:BB:1396:U:O2	2.09	0.53
25:BB:1507:C:O3'	25:BB:1508:A:H4'	2.08	0.53
25:BB:2061:G:H5''	25:BB:2503:A:C2	2.44	0.53
25:BB:2387:U:H1'	46:BW:38:ARG:CZ	2.39	0.53
25:BB:2392:A:H4'	53:B3:27:ASN:HD21	1.73	0.53

*Continued on next page...*

*Continued from previous page...*

Atom-1	Atom-2	Interatomic distance (Å)	Clash overlap (Å)
26:BC:162:GLN:NE2	26:BC:174:ARG:HH21	2.07	0.53
29:BF:74:ALA:CB	29:BF:78:ILE:HB	2.38	0.53
29:BF:166:ARG:HD2	29:BF:167:ALA:H	1.73	0.53
38:BO:71:ALA:HB3	38:BO:102:ARG:HB3	1.91	0.53
39:BP:73:PHE:C	39:BP:75:THR:H	2.12	0.53
40:BQ:88:GLU:CA	41:BR:49:ILE:HD11	2.39	0.53
40:BQ:104:ALA:HB1	41:BR:46:GLU:CD	2.29	0.53
42:BS:13:SER:OG	42:BS:14:ALA:N	2.42	0.53
45:BV:80:HIS:HD2	45:BV:83:LYS:H	1.57	0.53
46:BW:59:PHE:O	46:BW:60:ALA:HB3	2.09	0.53
1:CA:373:A:O4'	1:CA:481:G:H1'	2.08	0.53
1:CA:469:C:H2'	1:CA:470:C:O4'	2.09	0.53
1:CA:642:A:H2'	1:CA:643:C:C6	2.43	0.53
1:CA:890:G:O2'	1:CA:906:A:N6	2.42	0.53
1:CA:1048:G:OP1	16:CN:3:GLN:N	2.42	0.53
4:CB:26:MET:O	4:CB:30:ILE:HB	2.09	0.53
7:CE:98:ALA:HB3	7:CE:123:LEU:N	2.24	0.53
9:CG:99:ALA:HA	9:CG:102:TRP:CE3	2.44	0.53
11:CI:38:PHE:HB2	11:CI:44:ARG:HB3	1.90	0.53
13:CK:48:GLY:C	13:CK:68:ARG:HH12	2.11	0.53
15:CM:23:GLY:HA3	15:CM:64:VAL:HG12	1.90	0.53
16:CN:50:LEU:HB2	16:CN:51:PRO:CD	2.39	0.53
25:DB:540:C:O2'	25:DB:541:A:H5'	2.08	0.53
25:DB:558:U:P	33:DJ:113:PRO:HG2	2.48	0.53
25:DB:636:G:OP2	35:DL:128:THR:HG22	2.09	0.53
25:DB:1486:U:H2'	25:DB:1487:U:H6	1.74	0.53
25:DB:1783:A:H5'	25:DB:2608:G:H4'	1.91	0.53
25:DB:1819:A:H5''	26:DC:159:THR:HG21	1.90	0.53
25:DB:2136:G:O2'	25:DB:2137:U:H5'	2.09	0.53
26:DC:204:LEU:HD22	26:DC:209:ALA:HB1	1.91	0.53
27:DD:25:THR:HG21	27:DD:193:VAL:HG22	1.90	0.53
30:DG:58:ALA:C	30:DG:60:GLY:H	2.10	0.53
31:DH:80:ILE:O	31:DH:146:VAL:HA	2.09	0.53
32:DI:71:LYS:HB3	32:DI:115:ASP:OD2	2.07	0.53
36:DM:37:GLY:CA	36:DM:127:LYS:HE2	2.36	0.53
36:DM:120:ALA:O	36:DM:122:ALA:N	2.41	0.53
37:DN:82:GLU:HB3	37:DN:83:LEU:HD12	1.90	0.53
40:DQ:71:ASN:ND2	40:DQ:106:THR:HG23	2.20	0.53
51:D1:8:ILE:HD11	51:D1:52:LYS:HG3	1.90	0.53
1:AA:123:U:H5''	1:AA:311:C:O2'	2.09	0.53
1:AA:235:C:H2'	1:AA:236:A:H8	1.74	0.53

*Continued on next page...*

*Continued from previous page...*

Atom-1	Atom-2	Interatomic distance (Å)	Clash overlap (Å)
1:AA:627:G:H2'	1:AA:628:G:C8	2.43	0.53
1:AA:981:U:H4'	16:AN:60:ARG:HD2	1.91	0.53
1:AA:1153:G:H2'	1:AA:1154:G:O4'	2.08	0.53
1:AA:1296:C:H5'	15:AM:13:HIS:CE1	2.43	0.53
9:AG:26:VAL:CA	9:AG:42:VAL:HG21	2.37	0.53
9:AG:61:PHE:HA	9:AG:123:LEU:CD1	2.38	0.53
10:AH:5:PRO:HG2	10:AH:6:ILE:H	1.72	0.53
10:AH:116:ARG:HB2	10:AH:116:ARG:HH11	1.73	0.53
11:AI:19:PHE:HB2	11:AI:63:TYR:O	2.09	0.53
12:AJ:8:ILE:O	12:AJ:10:LEU:HD12	2.08	0.53
16:AN:12:ARG:HD2	16:AN:58:ARG:NH1	2.23	0.53
16:AN:33:VAL:HA	16:AN:40:ARG:NE	2.22	0.53
18:AP:22:ALA:HA	18:AP:33:ILE:CD1	2.39	0.53
20:AR:52:ARG:NH1	20:AR:52:ARG:HG2	2.23	0.53
25:BB:99:U:O4'	25:BB:99:U:O2	2.26	0.53
25:BB:1415:U:O2'	25:BB:1416:G:H4'	2.08	0.53
25:BB:1545:A:H2'	25:BB:1546:G:O4'	2.09	0.53
25:BB:1736:U:H2'	25:BB:1737:G:O4'	2.08	0.53
25:BB:2012:G:H4'	42:BS:96:ILE:CD1	2.38	0.53
25:BB:2019:A:H2	25:BB:2035:G:H22	1.57	0.53
25:BB:2269:G:H4'	46:BW:18:LYS:NZ	2.24	0.53
25:BB:2297:A:N1	25:BB:2320:U:H4'	2.24	0.53
25:BB:2671:G:H2'	25:BB:2672:U:C6	2.44	0.53
26:BC:124:LYS:HG3	26:BC:125:PRO:HD2	1.90	0.53
26:BC:140:VAL:HA	26:BC:191:LEU:HD12	1.91	0.53
27:BD:56:LYS:C	27:BD:58:ASN:H	2.12	0.53
38:BO:105:ALA:C	38:BO:107:ALA:N	2.63	0.53
43:BT:38:ALA:O	43:BT:39:THR:HB	2.09	0.53
47:BX:39:VAL:CG2	47:BX:42:GLU:HB3	2.39	0.53
1:CA:546:A:P	6:CD:68:GLU:HB3	2.48	0.53
1:CA:780:A:O2'	1:CA:781:A:H5''	2.08	0.53
4:CB:66:ILE:HA	4:CB:159:ALA:CB	2.36	0.53
5:CC:78:LYS:NZ	5:CC:78:LYS:HB3	2.24	0.53
6:CD:90:LEU:HD12	6:CD:93:LEU:HD12	1.90	0.53
7:CE:45:VAL:HB	7:CE:140:ILE:HD11	1.91	0.53
7:CE:93:VAL:HA	7:CE:127:TYR:CD1	2.44	0.53
19:CQ:59:GLU:O	19:CQ:75:VAL:HG22	2.08	0.53
21:CS:62:THR:HG22	21:CS:65:MET:CE	2.39	0.53
25:DB:159:G:O2'	25:DB:160:A:H5''	2.09	0.53
25:DB:572:A:OP2	41:DR:80:ARG:NH2	2.42	0.53
25:DB:1024:G:H21	25:DB:1144:A:C4'	2.22	0.53

*Continued on next page...*

*Continued from previous page...*

Atom-1	Atom-2	Interatomic distance (Å)	Clash overlap (Å)
25:DB:1317:G:H2'	25:DB:1318:U:C6	2.43	0.53
25:DB:2772:C:H4'	27:DD:171:THR:CG2	2.39	0.53
25:DB:2800:A:H3'	25:DB:2800:A:OP2	2.09	0.53
27:DD:118:PHE:CD1	27:DD:119:ALA:N	2.76	0.53
29:DF:141:ASP:HB2	29:DF:144:LYS:CE	2.39	0.53
30:DG:115:GLN:HG2	30:DG:116:LEU:N	2.23	0.53
32:DI:57:VAL:HG23	32:DI:71:LYS:NZ	2.24	0.53
38:DO:28:VAL:HG21	38:DO:106:LEU:HD21	1.91	0.53
40:DQ:51:GLN:O	40:DQ:55:GLN:HG3	2.09	0.53
44:DU:32:LYS:HE2	44:DU:65:GLN:HG2	1.90	0.53
1:AA:642:A:H2'	1:AA:643:C:C6	2.44	0.53
1:AA:858:G:O6	1:AA:869:G:H3'	2.09	0.53
1:AA:1069:C:O2'	1:AA:1192:C:H1'	2.09	0.53
4:AB:134:LEU:HA	4:AB:137:THR:OG1	2.09	0.53
9:AG:4:ARG:CZ	9:AG:5:VAL:H	2.22	0.53
9:AG:4:ARG:CZ	9:AG:5:VAL:HG22	2.39	0.53
11:AI:35:GLU:HA	11:AI:39:GLY:HA3	1.91	0.53
14:AL:54:VAL:HG11	14:AL:79:ILE:HD11	1.90	0.53
15:AM:84:CYS:HB2	21:AS:72:GLU:OE1	2.09	0.53
25:BB:548:G:H4'	25:BB:549:G:C4	2.43	0.53
25:BB:852:U:H2'	25:BB:853:C:H6	1.73	0.53
25:BB:1441:G:H2'	25:BB:1442:U:C6	2.44	0.53
25:BB:1722:A:H2'	25:BB:1723:G:C8	2.43	0.53
25:BB:2425:A:H5'	25:BB:2427:C:O4'	2.09	0.53
29:BF:134:GLN:C	29:BF:136:ILE:H	2.13	0.53
33:BJ:114:LEU:O	33:BJ:118:MET:HG3	2.08	0.53
37:BN:99:LYS:HB2	50:B0:41:HIS:CB	2.39	0.53
41:BR:78:ARG:HB3	41:BR:83:TYR:HB3	1.91	0.53
44:BU:71:ILE:HD11	44:BU:82:VAL:HG22	1.90	0.53
46:BW:41:GLY:HA2	46:BW:44:PHE:CE2	2.44	0.53
47:BX:50:VAL:HG12	47:BX:51:SER:N	2.21	0.53
1:CA:218:U:H2'	1:CA:219:U:C6	2.43	0.53
1:CA:230:G:O2'	1:CA:231:U:H5'	2.09	0.53
1:CA:252:U:H2'	1:CA:253:A:C8	2.43	0.53
1:CA:320:A:H2'	1:CA:321:A:C8	2.44	0.53
1:CA:626:G:H2'	1:CA:627:G:H8	1.73	0.53
1:CA:708:C:H2'	1:CA:709:U:C6	2.44	0.53
1:CA:978:A:H4'	1:CA:1322:C:C6	2.44	0.53
1:CA:1029:U:H2'	1:CA:1031:C:N3	2.24	0.53
1:CA:1062:U:H2'	1:CA:1063:C:C5	2.44	0.53
1:CA:1091:U:H2'	1:CA:1093:A:OP2	2.08	0.53

*Continued on next page...*

*Continued from previous page...*

Atom-1	Atom-2	Interatomic distance (Å)	Clash overlap (Å)
1:CA:1289:A:H2	1:CA:1372:U:H1'	1.73	0.53
3:CX:5:U:H5''	57:CX:204:HOH:O	2.08	0.53
4:CB:212:TYR:CE1	4:CB:215:ALA:HB3	2.44	0.53
4:CB:220:VAL:O	4:CB:221:ARG:HB3	2.09	0.53
11:CI:34:LEU:HD11	11:CI:48:ARG:HH22	1.72	0.53
18:CP:41:PRO:O	18:CP:42:ILE:HD13	2.09	0.53
25:DB:99:U:O2	25:DB:99:U:O4'	2.27	0.53
25:DB:657:U:H2'	25:DB:658:U:C6	2.44	0.53
25:DB:852:U:H2'	25:DB:853:C:H6	1.73	0.53
25:DB:900:A:H2'	25:DB:901:C:C6	2.44	0.53
25:DB:1559:U:H3'	25:DB:1560:G:C5'	2.39	0.53
25:DB:1690:A:H2'	25:DB:1691:C:O4'	2.09	0.53
25:DB:2091:C:H1'	47:DX:33:HIS:CD2	2.44	0.53
26:DC:146:LYS:HG3	26:DC:149:LYS:HE3	1.91	0.53
32:DI:79:LEU:HD11	32:DI:131:THR:OG1	2.09	0.53
34:DK:1:ILE:H3	34:DK:1:ILE:HD12	1.73	0.53
40:DQ:88:GLU:CA	41:DR:49:ILE:HD11	2.39	0.53
42:DS:9:HIS:H	42:DS:102:HIS:CE1	2.27	0.53
44:DU:62:ALA:O	44:DU:63:ALA:HB3	2.09	0.53
46:DW:30:VAL:HG13	46:DW:30:VAL:O	2.09	0.53
46:DW:37:VAL:HG13	46:DW:55:ASP:O	2.09	0.53
54:D4:7:VAL:HG23	54:D4:35:GLN:CB	2.38	0.53
1:AA:210:C:H4'	1:AA:211:G:N1	2.23	0.52
1:AA:224:U:H2'	1:AA:225:C:H6	1.75	0.52
1:AA:404:G:H2'	1:AA:405:U:C6	2.43	0.52
1:AA:539:A:H2'	1:AA:540:G:C8	2.44	0.52
1:AA:1178:G:H5'	11:AI:94:ARG:HH12	1.74	0.52
7:AE:67:ARG:HB2	7:AE:67:ARG:HH11	1.74	0.52
10:AH:11:THR:HA	10:AH:14:ARG:NH2	2.24	0.52
10:AH:51:GLU:O	10:AH:56:PRO:HA	2.08	0.52
11:AI:34:LEU:HD11	11:AI:47:VAL:HG11	1.90	0.52
11:AI:79:ARG:NH2	11:AI:102:PHE:HA	2.23	0.52
13:AK:45:THR:HG23	13:AK:48:GLY:H	1.74	0.52
15:AM:11:HIS:H	15:AM:44:ILE:HG12	1.73	0.52
16:AN:9:GLU:CD	16:AN:60:ARG:HG2	2.30	0.52
18:AP:51:ARG:HH11	18:AP:53:ASP:H	1.56	0.52
25:BB:327:G:H2'	25:BB:328:U:C6	2.44	0.52
25:BB:1053:C:H2'	25:BB:1054:A:H8	1.74	0.52
25:BB:1439:A:N1	25:BB:1552:A:N7	2.57	0.52
25:BB:1552:A:H2'	25:BB:1553:A:C5'	2.39	0.52
25:BB:1930:G:H2'	25:BB:1968:G:N1	2.24	0.52

*Continued on next page...*

*Continued from previous page...*

Atom-1	Atom-2	Interatomic distance (Å)	Clash overlap (Å)
25:BB:2070:A:H2'	25:BB:2071:A:O4'	2.07	0.52
25:BB:2154:A:O2'	1:CA:416:G:H4'	2.09	0.52
25:BB:2190:G:H2'	25:BB:2191:A:C1'	2.39	0.52
25:BB:2488:G:O2'	25:BB:2489:U:H5'	2.09	0.52
29:BF:41:GLU:O	29:BF:43:ILE:N	2.41	0.52
31:BH:9:VAL:HG22	31:BH:35:LYS:HD2	1.90	0.52
31:BH:22:LYS:C	31:BH:24:GLY:H	2.11	0.52
33:BJ:119:PHE:C	33:BJ:121:LYS:H	2.12	0.52
40:BQ:85:ALA:HB2	40:BQ:115:ALA:HB2	1.91	0.52
1:CA:118:U:O4	1:CA:288:A:H2'	2.09	0.52
1:CA:224:U:H2'	1:CA:225:C:C6	2.44	0.52
1:CA:599:C:H4'	10:CH:122:GLY:HA2	1.91	0.52
1:CA:697:U:O2	1:CA:798:U:H1'	2.09	0.52
1:CA:762:U:H2'	1:CA:763:G:H8	1.74	0.52
1:CA:952:U:H2'	1:CA:953:G:C8	2.44	0.52
1:CA:1029:U:H2'	1:CA:1031:C:O2	2.09	0.52
1:CA:1070:U:H2'	1:CA:1071:C:C6	2.45	0.52
1:CA:1329:A:H5''	15:CM:25:GLY:N	2.25	0.52
8:CF:7:VAL:HG13	8:CF:88:MET:HB3	1.90	0.52
9:CG:110:ARG:HD3	9:CG:118:ARG:HG2	1.92	0.52
10:CH:83:ARG:HB3	10:CH:85:TYR:CE1	2.44	0.52
10:CH:93:LYS:HA	10:CH:93:LYS:NZ	2.24	0.52
14:CL:93:ARG:HD2	14:CL:93:ARG:N	2.24	0.52
14:CL:93:ARG:HB2	14:CL:94:TYR:CE1	2.45	0.52
17:CO:10:ILE:HG23	17:CO:14:PHE:CE1	2.44	0.52
18:CP:36:VAL:HG22	18:CP:52:LEU:O	2.09	0.52
24:DA:51:G:H2'	24:DA:52:A:H5''	1.91	0.52
25:DB:634:C:H2'	25:DB:635:C:H6	1.74	0.52
25:DB:852:U:H2'	25:DB:853:C:C6	2.44	0.52
25:DB:1054:A:H2'	25:DB:1055:G:C8	2.44	0.52
25:DB:1351:C:H2'	25:DB:1352:U:O4'	2.09	0.52
25:DB:1356:G:H2'	25:DB:1357:C:C6	2.43	0.52
25:DB:1507:C:O3'	25:DB:1508:A:H4'	2.09	0.52
25:DB:2875:C:H2'	25:DB:2876:G:H8	1.73	0.52
27:DD:56:LYS:C	27:DD:58:ASN:H	2.12	0.52
31:DH:22:LYS:C	31:DH:24:GLY:H	2.12	0.52
34:DK:112:MET:SD	34:DK:115:ILE:HD11	2.49	0.52
45:DV:30:ILE:O	45:DV:37:PRO:HA	2.09	0.52
1:AA:70:U:H1'	1:AA:71:A:N7	2.24	0.52
1:AA:542:G:O2'	1:AA:543:U:H5'	2.10	0.52
1:AA:952:U:H2'	1:AA:953:G:C8	2.44	0.52

*Continued on next page...*



*Continued from previous page...*

Atom-1	Atom-2	Interatomic distance (Å)	Clash overlap (Å)
1:AA:1160:G:H2'	1:AA:1161:C:C6	2.40	0.52
6:AD:12:ARG:HH11	6:AD:12:ARG:HG2	1.73	0.52
6:AD:123:MET:CE	6:AD:145:ARG:HA	2.39	0.52
9:AG:30:MET:SD	9:AG:35:LYS:HB2	2.49	0.52
11:AI:56:MET:HA	11:AI:59:LYS:HB3	1.92	0.52
11:AI:120:ALA:O	11:AI:121:ARG:HD2	2.09	0.52
19:AQ:23:ALA:HB1	19:AQ:40:THR:CG2	2.40	0.52
25:BB:566:U:H2'	25:BB:567:U:O4'	2.10	0.52
25:BB:581:C:OP1	40:BQ:32:ARG:HG3	2.09	0.52
25:BB:1076:C:H5''	32:BI:94:LYS:NZ	2.24	0.52
25:BB:1573:G:H2'	25:BB:1574:C:H5'	1.91	0.52
25:BB:2329:U:H2'	25:BB:2330:G:C8	2.45	0.52
26:BC:132:ARG:O	26:BC:132:ARG:HG3	2.09	0.52
31:BH:128:HIS:ND1	31:BH:129:GLU:N	2.57	0.52
37:BN:97:ILE:HD12	37:BN:98:LEU:N	2.24	0.52
38:BO:89:ASP:HA	38:BO:116:GLN:O	2.09	0.52
39:BP:4:ILE:HG22	39:BP:5:LYS:H	1.73	0.52
42:BS:44:ALA:C	42:BS:46:LEU:H	2.12	0.52
44:BU:20:LYS:O	44:BU:21:ARG:HG2	2.10	0.52
46:BW:20:LEU:HD11	46:BW:35:ILE:HG13	1.91	0.52
1:CA:26:A:N6	1:CA:558:G:H1'	2.23	0.52
1:CA:121:U:OP1	1:CA:121:U:H3'	2.09	0.52
1:CA:539:A:H2'	1:CA:540:G:C8	2.45	0.52
1:CA:820:U:H4'	1:CA:821:G:OP2	2.10	0.52
1:CA:833:G:H2'	1:CA:834:U:C6	2.44	0.52
1:CA:1049:U:H1'	1:CA:1201:A:C5	2.45	0.52
1:CA:1409:C:C1'	25:DB:1914:C:N4	2.71	0.52
1:CA:1524:C:OP1	13:CK:124:LYS:HD3	2.09	0.52
6:CD:167:PRO:CB	6:CD:170:LEU:HD11	2.39	0.52
10:CH:117:GLN:H	10:CH:117:GLN:HE21	1.56	0.52
11:CI:16:ALA:HB2	11:CI:66:VAL:HB	1.91	0.52
12:CJ:73:LEU:O	12:CJ:75:ASP:N	2.42	0.52
13:CK:17:ASP:HB3	13:CK:80:ASN:HB2	1.91	0.52
14:CL:3:VAL:O	14:CL:7:VAL:HG23	2.09	0.52
25:DB:340:A:H2'	25:DB:341:C:O4'	2.09	0.52
25:DB:1139:G:O2'	25:DB:1140:C:H5'	2.10	0.52
25:DB:1412:U:H2'	25:DB:1413:A:H8	1.73	0.52
25:DB:2458:G:H8	25:DB:2459:A:H62	1.57	0.52
28:DE:129:PRO:HD3	28:DE:156:ASN:ND2	2.23	0.52
29:DF:104:THR:O	29:DF:108:PRO:HG2	2.09	0.52
30:DG:51:PHE:CD2	30:DG:68:ARG:HG2	2.44	0.52

*Continued on next page...*

*Continued from previous page...*

Atom-1	Atom-2	Interatomic distance (Å)	Clash overlap (Å)
32:DI:52:LEU:HD22	32:DI:81:LYS:HD3	1.90	0.52
36:DM:68:PHE:CG	36:DM:69:PRO:HD2	2.43	0.52
37:DN:8:ARG:HH11	37:DN:42:LYS:HB3	1.74	0.52
41:DR:5:PHE:O	41:DR:11:GLN:HA	2.08	0.52
43:DT:1:MET:C	43:DT:2:ILE:HD13	2.30	0.52
46:DW:49:ASN:O	46:DW:50:VAL:HG13	2.09	0.52
46:DW:59:PHE:O	46:DW:60:ALA:HB3	2.09	0.52
51:D1:33:LEU:HG	51:D1:35:LEU:HD22	1.91	0.52
1:AA:154:U:O2'	1:AA:155:A:H5'	2.10	0.52
1:AA:412:A:H4'	1:AA:413:G:OP1	2.08	0.52
1:AA:1073:U:H2'	1:AA:1074:G:C8	2.45	0.52
1:AA:1179:A:O3'	11:AI:104:THR:HG22	2.10	0.52
4:AB:81:ASP:HA	4:AB:85:SER:CB	2.39	0.52
4:AB:113:LEU:HB2	4:AB:143:LEU:HB3	1.92	0.52
5:AC:24:ASN:HD22	5:AC:24:ASN:N	2.07	0.52
5:AC:72:PRO:O	5:AC:76:ILE:HG12	2.10	0.52
7:AE:38:VAL:HG12	7:AE:39:GLY:N	2.25	0.52
7:AE:81:GLN:CD	7:AE:82:HIS:H	2.12	0.52
9:AG:73:GLU:HG2	9:AG:90:VAL:HG13	1.91	0.52
10:AH:72:GLU:O	10:AH:73:SER:HB2	2.08	0.52
11:AI:79:ARG:HG2	11:AI:102:PHE:CE2	2.44	0.52
12:AJ:6:ILE:HB	12:AJ:76:ILE:HD11	1.91	0.52
12:AJ:57:VAL:HG13	12:AJ:58:ASN:N	2.24	0.52
13:AK:80:ASN:H	13:AK:80:ASN:ND2	2.05	0.52
13:AK:88:PRO:HD3	23:AU:28:LEU:HD13	1.90	0.52
14:AL:106:VAL:HG22	14:AL:116:TYR:HB2	1.91	0.52
18:AP:20:VAL:HG21	18:AP:32:PHE:CD2	2.42	0.52
25:BB:1041:G:H2'	25:BB:1042:G:C8	2.43	0.52
25:BB:1440:U:H2'	25:BB:1441:G:H8	1.74	0.52
25:BB:1585:C:H2'	25:BB:1586:A:O4'	2.08	0.52
25:BB:2336:A:H4'	25:BB:2337:G:OP1	2.09	0.52
29:BF:43:ILE:HD12	29:BF:46:LYS:HE2	1.91	0.52
29:BF:172:PHE:O	29:BF:174:PHE:N	2.43	0.52
30:BG:88:LEU:HD13	30:BG:93:TYR:HB3	1.89	0.52
31:BH:98:ASP:OD1	31:BH:98:ASP:N	2.42	0.52
35:BL:55:MET:HE3	35:BL:55:MET:HA	1.92	0.52
44:BU:32:LYS:HE2	44:BU:65:GLN:HG2	1.91	0.52
45:BV:42:LEU:HD12	45:BV:47:VAL:HG21	1.91	0.52
46:BW:17:ALA:HA	46:BW:35:ILE:HG22	1.91	0.52
46:BW:50:VAL:HG23	46:BW:61:LYS:HE3	1.91	0.52
48:BY:41:HIS:O	48:BY:45:GLN:HG3	2.10	0.52

*Continued on next page...*

*Continued from previous page...*

Atom-1	Atom-2	Interatomic distance (Å)	Clash overlap (Å)
1:CA:264:C:H4'	19:CQ:64:ARG:NE	2.25	0.52
1:CA:634:C:H2'	1:CA:635:A:C8	2.45	0.52
1:CA:669:G:O2'	1:CA:670:G:H5'	2.08	0.52
1:CA:952:U:H2'	1:CA:953:G:H8	1.73	0.52
1:CA:1508:A:H2'	1:CA:1509:C:H6	1.73	0.52
4:CB:34:ARG:O	4:CB:37:VAL:HG12	2.09	0.52
4:CB:58:LYS:O	4:CB:58:LYS:HD3	2.10	0.52
5:CC:153:SER:HB3	5:CC:196:GLY:O	2.09	0.52
6:CD:130:ASN:H	6:CD:130:ASN:HD22	1.56	0.52
7:CE:37:VAL:HA	7:CE:46:GLY:HA3	1.91	0.52
7:CE:80:LEU:N	7:CE:118:GLY:O	2.40	0.52
8:CF:52:ASN:O	8:CF:53:LYS:HB3	2.09	0.52
9:CG:45:ALA:HA	9:CG:48:THR:CG2	2.39	0.52
12:CJ:12:ALA:HB2	12:CJ:96:VAL:CB	2.39	0.52
13:CK:19:VAL:CG2	13:CK:34:THR:HG22	2.39	0.52
13:CK:85:VAL:CG2	13:CK:111:ASP:HA	2.35	0.52
14:CL:35:ARG:HH12	14:CL:75:GLU:CG	2.22	0.52
21:CS:14:LEU:HD12	21:CS:15:LEU:H	1.74	0.52
24:DA:28:C:H2'	24:DA:29:A:C1'	2.39	0.52
25:DB:1197:G:H2'	25:DB:1198:U:C6	2.44	0.52
25:DB:1356:G:H2'	25:DB:1357:C:H6	1.74	0.52
25:DB:1461:C:O2'	25:DB:1462:C:H5'	2.10	0.52
25:DB:1725:U:H2'	25:DB:1726:C:C6	2.44	0.52
25:DB:2331:G:H2'	25:DB:2332:C:C6	2.43	0.52
25:DB:2766:A:H2'	25:DB:2766:A:N3	2.24	0.52
26:DC:30:ALA:N	26:DC:31:PRO:HD2	2.23	0.52
27:DD:105:LYS:HA	27:DD:177:VAL:CG2	2.40	0.52
29:DF:128:SER:HA	29:DF:154:THR:HA	1.91	0.52
33:DJ:130:HIS:HD2	33:DJ:132:HIS:HB2	1.74	0.52
34:DK:108:SER:O	34:DK:110:LYS:N	2.43	0.52
42:DS:55:ILE:O	42:DS:59:GLU:HG2	2.09	0.52
45:DV:1:MET:HG3	45:DV:2:PHE:CD2	2.44	0.52
47:DX:2:ARG:HB2	47:DX:11:PRO:HD3	1.91	0.52
1:AA:57:G:H2'	1:AA:58:C:C6	2.45	0.52
1:AA:1350:A:H2'	1:AA:1351:U:C6	2.45	0.52
1:AA:1453:G:H3'	1:AA:1453:G:N3	2.23	0.52
4:AB:71:THR:HB	4:AB:168:GLU:OE1	2.09	0.52
7:AE:110:MET:SD	7:AE:110:MET:N	2.83	0.52
9:AG:21:LEU:HD23	9:AG:21:LEU:H	1.74	0.52
9:AG:78:ARG:N	9:AG:83:THR:HG23	2.24	0.52
15:AM:3:ILE:HG12	15:AM:52:ILE:HD11	1.91	0.52

*Continued on next page...*

*Continued from previous page...*

Atom-1	Atom-2	Interatomic distance (Å)	Clash overlap (Å)
18:AP:51:ARG:CD	18:AP:52:LEU:H	2.14	0.52
25:BB:37:C:O2'	25:BB:38:A:H5'	2.09	0.52
25:BB:255:A:H2'	25:BB:256:A:O4'	2.09	0.52
25:BB:345:A:H1'	25:BB:346:A:H2	1.73	0.52
25:BB:637:A:OP2	35:BL:112:LEU:HD22	2.09	0.52
25:BB:1100:C:H2'	25:BB:1101:U:H6	1.73	0.52
25:BB:1356:G:H2'	25:BB:1357:C:C6	2.44	0.52
25:BB:1728:C:H2'	25:BB:1730:C:O2	2.08	0.52
25:BB:2078:C:H2'	25:BB:2079:U:O4'	2.09	0.52
25:BB:2093:G:H1'	25:BB:2198:A:C2	2.43	0.52
25:BB:2752:C:H2'	25:BB:2753:A:O4'	2.09	0.52
27:BD:113:SER:CB	27:BD:168:GLU:H	2.22	0.52
28:BE:48:THR:H	28:BE:51:GLU:HG3	1.73	0.52
28:BE:146:VAL:HG12	28:BE:147:LEU:H	1.73	0.52
31:BH:100:ALA:O	31:BH:103:VAL:HG22	2.09	0.52
34:BK:25:GLY:HA3	34:BK:29:ARG:HD2	1.91	0.52
39:BP:63:ILE:CA	39:BP:68:GLY:HA2	2.28	0.52
42:BS:26:GLY:H	42:BS:71:VAL:HG13	1.74	0.52
44:BU:20:LYS:HG3	44:BU:21:ARG:H	1.73	0.52
45:BV:9:ARG:CD	45:BV:41:GLU:HB3	2.39	0.52
48:BY:42:LEU:HD12	48:BY:45:GLN:HB2	1.91	0.52
1:CA:184:G:O4'	1:CA:224:U:H4'	2.10	0.52
1:CA:238:A:H3'	1:CA:239:U:H5''	1.92	0.52
1:CA:255:G:H2'	1:CA:256:U:H6	1.74	0.52
1:CA:412:A:H4'	1:CA:413:G:OP1	2.10	0.52
1:CA:440:C:H2'	1:CA:441:A:C8	2.44	0.52
1:CA:719:C:H1'	20:CR:37:LYS:HB2	1.91	0.52
1:CA:1074:G:H2'	1:CA:1075:U:H6	1.74	0.52
1:CA:1306:A:N6	1:CA:1331:G:O2'	2.42	0.52
6:CD:98:ASP:HB3	6:CD:114:ARG:HB2	1.90	0.52
10:CH:39:LEU:H	10:CH:39:LEU:HD22	1.75	0.52
10:CH:46:GLU:HA	10:CH:63:LYS:HD3	1.91	0.52
11:CI:34:LEU:HD21	11:CI:48:ARG:HH12	1.75	0.52
13:CK:56:LYS:HA	13:CK:61:ALA:CB	2.40	0.52
13:CK:61:ALA:O	13:CK:64:VAL:HG22	2.10	0.52
15:CM:89:ARG:HH12	15:CM:95:PRO:HG2	1.74	0.52
15:CM:91:ARG:HD3	15:CM:91:ARG:O	2.09	0.52
16:CN:9:GLU:O	16:CN:13:VAL:HG23	2.10	0.52
21:CS:62:THR:H	21:CS:65:MET:CG	2.22	0.52
24:DA:51:G:H5''	38:DO:64:TYR:CD2	2.44	0.52
25:DB:126:A:H5'	52:D2:19:ARG:CG	2.35	0.52

*Continued on next page...*

*Continued from previous page...*

Atom-1	Atom-2	Interatomic distance (Å)	Clash overlap (Å)
25:DB:1533:C:H2'	25:DB:1534:U:O4'	2.09	0.52
25:DB:1735:A:H2'	25:DB:1736:U:O4'	2.10	0.52
25:DB:2320:U:O2'	25:DB:2322:A:N7	2.40	0.52
25:DB:2395:C:H2'	25:DB:2396:G:O4'	2.09	0.52
29:DF:74:ALA:CB	29:DF:78:ILE:HB	2.38	0.52
32:DI:99:LYS:HD3	32:DI:99:LYS:N	2.24	0.52
35:DL:2:ARG:HG2	35:DL:2:ARG:O	2.10	0.52
35:DL:55:MET:HA	35:DL:55:MET:HE3	1.89	0.52
38:DO:24:THR:OG1	38:DO:90:VAL:HG12	2.10	0.52
41:DR:43:ASN:ND2	41:DR:45:GLU:H	2.07	0.52
1:AA:73:C:H2'	1:AA:74:A:O4'	2.10	0.52
1:AA:220:G:O2'	1:AA:221:C:H5'	2.10	0.52
1:AA:223:A:H2'	1:AA:224:U:C6	2.44	0.52
1:AA:252:U:H2'	1:AA:253:A:C8	2.43	0.52
1:AA:355:C:O2'	1:AA:356:A:H5'	2.09	0.52
1:AA:708:C:H2'	1:AA:709:U:H6	1.73	0.52
1:AA:1105:A:H2'	1:AA:1106:G:H8	1.74	0.52
1:AA:1137:C:H1'	1:AA:1138:G:N1	2.24	0.52
1:AA:1218:C:H2'	1:AA:1219:A:H8	1.73	0.52
1:AA:1227:A:H5'	1:AA:1227:A:C8	2.42	0.52
9:AG:78:ARG:HD2	9:AG:78:ARG:C	2.30	0.52
14:AL:58:ASN:H	14:AL:58:ASN:HD22	1.55	0.52
14:AL:67:GLY:O	14:AL:98:ARG:HD2	2.08	0.52
16:AN:55:SER:OG	16:AN:58:ARG:HB3	2.10	0.52
18:AP:72:ALA:HA	18:AP:75:ILE:HD11	1.90	0.52
24:BA:21:G:H2'	24:BA:22:U:C6	2.44	0.52
25:BB:997:G:O2'	25:BB:998:C:H5'	2.09	0.52
25:BB:1175:A:H3'	25:BB:1176:U:H4'	1.91	0.52
25:BB:1785:A:H2'	25:BB:1787:A:N7	2.24	0.52
25:BB:1893:C:H2'	25:BB:1894:C:O4'	2.09	0.52
25:BB:2748:A:O2'	30:BG:62:ALA:HA	2.08	0.52
25:BB:2849:U:H4'	25:BB:2850:A:H5'	1.92	0.52
28:BE:11:ALA:O	28:BE:12:LEU:HD22	2.09	0.52
31:BH:39:ALA:C	31:BH:41:LYS:H	2.12	0.52
41:BR:2:TYR:N	41:BR:42:ALA:HB2	2.24	0.52
44:BU:12:VAL:HG21	44:BU:38:ILE:HD11	1.91	0.52
48:BY:55:THR:O	48:BY:59:GLU:HG3	2.09	0.52
1:CA:65:A:C2	1:CA:381:C:H2'	2.44	0.52
1:CA:715:A:O2'	1:CA:716:A:H5'	2.09	0.52
1:CA:1179:A:H2'	1:CA:1180:A:O4'	2.10	0.52
1:CA:1206:G:H2'	1:CA:1207:G:O4'	2.10	0.52

*Continued on next page...*

*Continued from previous page...*

Atom-1	Atom-2	Interatomic distance (Å)	Clash overlap (Å)
1:CA:1479:C:H2'	1:CA:1480:A:H8	1.74	0.52
4:CB:30:ILE:CG1	4:CB:41:ASN:H	2.23	0.52
4:CB:67:LEU:O	4:CB:160:LEU:HA	2.10	0.52
4:CB:158:ASP:HA	4:CB:180:ILE:HD12	1.91	0.52
6:CD:22:SER:H	6:CD:109:THR:HG22	1.75	0.52
9:CG:107:ALA:HB1	9:CG:115:MET:CE	2.39	0.52
16:CN:97:LYS:NZ	16:CN:97:LYS:HB2	2.25	0.52
21:CS:32:THR:HG22	21:CS:33:TRP:H	1.72	0.52
25:DB:20:C:H2'	25:DB:21:A:C8	2.44	0.52
25:DB:193:U:O3'	25:DB:803:U:H4'	2.09	0.52
25:DB:718:A:H3'	25:DB:719:C:H6	1.75	0.52
25:DB:1842:G:H2'	25:DB:1843:C:H6	1.72	0.52
25:DB:2039:U:H2'	25:DB:2040:G:C8	2.43	0.52
28:DE:21:ARG:HB2	28:DE:21:ARG:NH2	2.24	0.52
28:DE:23:PHE:N	28:DE:114:ARG:HH22	2.07	0.52
30:DG:82:PHE:HB2	30:DG:134:GLY:O	2.09	0.52
31:DH:81:ALA:CB	31:DH:149:GLU:HB2	2.38	0.52
42:DS:46:LEU:O	42:DS:50:VAL:HG23	2.09	0.52
45:DV:65:VAL:O	45:DV:68:LYS:HG2	2.10	0.52
46:DW:41:GLY:HA2	46:DW:44:PHE:CE2	2.44	0.52
1:AA:9:G:H2'	1:AA:10:A:H8	1.73	0.52
1:AA:658:C:H2'	1:AA:659:U:H6	1.75	0.52
1:AA:1060:U:C4'	12:AJ:54:SER:HB2	2.40	0.52
1:AA:1128:C:H4'	1:AA:1148:U:H3	1.74	0.52
1:AA:1218:C:H2'	1:AA:1219:A:C8	2.44	0.52
1:AA:1253:G:H5'	12:AJ:46:LYS:O	2.09	0.52
6:AD:116:LEU:HD21	6:AD:153:ARG:CD	2.40	0.52
6:AD:125:ASN:OD1	6:AD:141:VAL:HG23	2.09	0.52
11:AI:18:VAL:CA	11:AI:64:ILE:HG23	2.34	0.52
12:AJ:13:PHE:HD1	16:AN:93:PRO:HB2	1.74	0.52
18:AP:6:LEU:HD13	18:AP:19:VAL:HG13	1.92	0.52
25:BB:553:G:H2'	25:BB:554:U:O4'	2.09	0.52
25:BB:727:A:OP1	25:BB:1431:A:O2'	2.28	0.52
25:BB:934:U:H2'	25:BB:935:C:C6	2.44	0.52
25:BB:1547:C:H2'	25:BB:1548:A:H8	1.74	0.52
25:BB:2008:C:H2'	25:BB:2009:A:H8	1.75	0.52
25:BB:2514:U:H2'	25:BB:2515:C:C6	2.45	0.52
25:BB:2804:U:H2'	25:BB:2805:C:H6	1.74	0.52
31:BH:7:ASP:CG	31:BH:8:LYS:N	2.62	0.52
31:BH:82:SER:N	31:BH:146:VAL:HG13	2.22	0.52
31:BH:85:GLY:O	31:BH:86:ASP:HB2	2.10	0.52

*Continued on next page...*

*Continued from previous page...*

Atom-1	Atom-2	Interatomic distance (Å)	Clash overlap (Å)
31:BH:90:LEU:HD13	31:BH:123:ARG:O	2.10	0.52
34:BK:65:LYS:HG3	34:BK:80:GLY:H	1.74	0.52
36:BM:37:GLY:CA	36:BM:127:LYS:HE2	2.39	0.52
36:BM:120:ALA:O	36:BM:122:ALA:N	2.43	0.52
37:BN:55:ALA:HB1	37:BN:84:GLY:HA2	1.90	0.52
40:BQ:65:ASN:HD21	40:BQ:69:ARG:CZ	2.23	0.52
44:BU:18:LYS:HD3	44:BU:18:LYS:C	2.30	0.52
46:BW:18:LYS:HD2	46:BW:36:ILE:HD11	1.92	0.52
46:BW:49:ASN:O	46:BW:50:VAL:HG13	2.09	0.52
1:CA:91:U:H2'	1:CA:92:U:C6	2.44	0.52
1:CA:123:U:H5''	1:CA:311:C:O2'	2.09	0.52
1:CA:210:C:H4'	1:CA:211:G:N1	2.25	0.52
1:CA:220:G:O2'	1:CA:221:C:H5'	2.10	0.52
1:CA:994:A:N1	1:CA:1047:G:H4'	2.24	0.52
1:CA:1053:G:O6	1:CA:1199:U:H2'	2.09	0.52
1:CA:1234:C:O2'	1:CA:1235:U:H5'	2.08	0.52
7:CE:156:ARG:HG2	10:CH:63:LYS:HD2	1.91	0.52
9:CG:49:LEU:HG	9:CG:52:ARG:NH2	2.25	0.52
9:CG:65:LEU:C	9:CG:67:ASN:H	2.13	0.52
13:CK:86:LYS:HA	13:CK:113:THR:OG1	2.10	0.52
14:CL:23:LEU:CB	14:CL:58:ASN:HD22	2.22	0.52
17:CO:80:LEU:HD23	17:CO:84:LEU:HD13	1.92	0.52
19:CQ:58:VAL:HG12	19:CQ:77:VAL:HG13	1.91	0.52
20:CR:23:LYS:NZ	20:CR:24:ASP:HB2	2.24	0.52
25:DB:919:U:O5'	25:DB:919:U:H6	1.93	0.52
25:DB:1145:C:O2'	25:DB:1146:C:H5'	2.10	0.52
25:DB:1420:A:H2'	25:DB:2211:A:N6	2.24	0.52
25:DB:1935:G:H1'	25:DB:1964:G:N2	2.24	0.52
26:DC:124:LYS:HG3	26:DC:125:PRO:HD2	1.91	0.52
31:DH:4:ILE:HG23	31:DH:17:ASP:C	2.30	0.52
31:DH:99:ILE:C	31:DH:101:ASP:H	2.13	0.52
32:DI:32:VAL:HG22	32:DI:60:VAL:CG2	2.40	0.52
37:DN:83:LEU:HD12	37:DN:83:LEU:N	2.24	0.52
38:DO:11:ALA:HB2	38:DO:96:GLY:N	2.23	0.52
39:DP:4:ILE:HG22	39:DP:5:LYS:H	1.75	0.52
39:DP:73:PHE:C	39:DP:75:THR:H	2.13	0.52
41:DR:2:TYR:CE2	41:DR:13:ARG:HD2	2.45	0.52
1:AA:62:U:H2'	1:AA:63:C:C6	2.44	0.52
1:AA:208:U:H2'	1:AA:210:C:C6	2.44	0.52
1:AA:280:C:N4	19:AQ:38:LYS:HE2	2.24	0.52
1:AA:309:A:H2'	1:AA:310:G:C8	2.44	0.52

*Continued on next page...*



*Continued from previous page...*

Atom-1	Atom-2	Interatomic distance (Å)	Clash overlap (Å)
1:AA:1056:U:H5'	5:AC:162:ALA:CB	2.31	0.52
1:AA:1151:A:H1'	1:AA:1152:A:C8	2.45	0.52
5:AC:28:PHE:CZ	16:AN:92:ILE:HG23	2.45	0.52
5:AC:38:VAL:HG12	5:AC:90:VAL:HG12	1.92	0.52
5:AC:122:GLN:O	5:AC:127:VAL:HG13	2.10	0.52
7:AE:75:LEU:HD11	7:AE:119:VAL:N	2.24	0.52
7:AE:106:ALA:HB1	7:AE:110:MET:CG	2.35	0.52
9:AG:17:PHE:CE2	9:AG:58:LEU:HB2	2.45	0.52
10:AH:101:ALA:O	10:AH:103:VAL:HG23	2.09	0.52
14:AL:8:ARG:HG3	14:AL:9:LYS:H	1.75	0.52
14:AL:10:PRO:HB3	19:AQ:33:TYR:OH	2.09	0.52
14:AL:41:PRO:HG3	14:AL:46:SER:O	2.10	0.52
16:AN:25:GLU:HA	16:AN:28:ALA:HB3	1.91	0.52
18:AP:51:ARG:NH2	18:AP:54:LEU:HD13	2.25	0.52
22:AT:57:VAL:HG12	22:AT:71:ALA:HB1	1.92	0.52
25:BB:38:A:O2'	28:BE:43:THR:HA	2.10	0.52
25:BB:77:G:H2'	25:BB:78:U:C6	2.45	0.52
25:BB:321:U:H5''	28:BE:131:THR:HG23	1.92	0.52
25:BB:340:A:H2'	25:BB:341:C:O4'	2.10	0.52
25:BB:1060:U:O2	25:BB:1088:A:C8	2.63	0.52
25:BB:1535:A:H3'	25:BB:1536:C:C6	2.45	0.52
25:BB:1958:C:O2'	25:BB:1959:G:H5'	2.10	0.52
25:BB:2246:G:H2'	25:BB:2247:A:C8	2.45	0.52
25:BB:2514:U:H2'	25:BB:2515:C:H6	1.74	0.52
25:BB:2674:G:H4'	34:BK:29:ARG:HG3	1.92	0.52
27:BD:111:GLY:H	27:BD:194:PRO:HG2	1.75	0.52
27:BD:186:LEU:HD11	39:BP:3:ILE:HG13	1.91	0.52
32:BI:23:VAL:HG23	32:BI:24:GLY:N	2.25	0.52
33:BJ:74:TYR:HE2	33:BJ:103:ILE:HD11	1.75	0.52
37:BN:45:ARG:O	37:BN:49:GLU:HG3	2.09	0.52
37:BN:109:PRO:O	37:BN:110:MET:HE2	2.09	0.52
42:BS:15:GLN:HA	42:BS:18:ARG:HG2	1.91	0.52
46:BW:9:THR:HG23	46:BW:10:ARG:CD	2.34	0.52
46:BW:41:GLY:HA2	46:BW:44:PHE:CD2	2.45	0.52
49:BZ:2:LYS:HG3	49:BZ:4:ILE:HD11	1.91	0.52
50:B0:9:ARG:O	50:B0:12:ARG:HB3	2.09	0.52
1:CA:114:U:O2'	1:CA:115:G:H5'	2.10	0.52
1:CA:408:A:H3'	1:CA:409:U:H6	1.74	0.52
1:CA:763:G:H2'	1:CA:764:C:H6	1.74	0.52
1:CA:842:U:H2'	1:CA:844:G:P	2.50	0.52
1:CA:1014:A:H4'	21:CS:13:HIS:CG	2.45	0.52

*Continued on next page...*

*Continued from previous page...*

Atom-1	Atom-2	Interatomic distance (Å)	Clash overlap (Å)
1:CA:1056:U:H4'	5:CC:155:ARG:HG3	1.92	0.52
1:CA:1316:G:N2	1:CA:1318:A:H3'	2.24	0.52
1:CA:1414:U:H2'	1:CA:1415:G:H8	1.75	0.52
1:CA:1456:A:H2'	1:CA:1457:G:C8	2.44	0.52
4:CB:38:HIS:HD2	4:CB:188:THR:HG22	1.73	0.52
5:CC:83:VAL:HA	5:CC:86:LEU:HD13	1.91	0.52
5:CC:173:PRO:HB2	5:CC:176:THR:HG23	1.91	0.52
7:CE:12:GLU:C	7:CE:13:LYS:HE2	2.31	0.52
12:CJ:37:ARG:HD3	12:CJ:75:ASP:O	2.10	0.52
13:CK:55:ARG:O	13:CK:55:ARG:HD3	2.10	0.52
13:CK:97:ARG:HD3	23:CU:16:ARG:NH1	2.23	0.52
13:CK:122:PRO:HB2	23:CU:32:ARG:HA	1.91	0.52
14:CL:23:LEU:C	14:CL:25:ALA:H	2.13	0.52
16:CN:51:PRO:HB2	16:CN:54:SER:HB3	1.92	0.52
16:CN:62:ARG:HH21	16:CN:69:PRO:HD3	1.75	0.52
25:DB:198:C:O5'	25:DB:198:C:H6	1.93	0.52
25:DB:493:G:H2'	25:DB:494:G:O4'	2.10	0.52
25:DB:720:U:H2'	25:DB:721:A:C8	2.44	0.52
25:DB:1060:U:O2	25:DB:1088:A:C8	2.63	0.52
25:DB:1399:C:O2'	25:DB:1400:U:H5'	2.10	0.52
25:DB:1545:A:H2'	25:DB:1546:G:O4'	2.10	0.52
25:DB:1871:A:H8	25:DB:1872:A:C5	2.27	0.52
25:DB:1893:C:H2'	25:DB:1894:C:O4'	2.08	0.52
25:DB:1927:A:H2'	25:DB:1928:A:C8	2.45	0.52
25:DB:2218:G:O2'	25:DB:2219:U:H5'	2.10	0.52
29:DF:70:ARG:HD2	29:DF:71:LYS:N	2.25	0.52
31:DH:27:ARG:HG2	31:DH:27:ARG:HH21	1.73	0.52
31:DH:83:LYS:O	31:DH:90:LEU:HA	2.08	0.52
34:DK:25:GLY:HA3	34:DK:29:ARG:HD2	1.91	0.52
34:DK:63:ARG:O	34:DK:81:ASN:HA	2.10	0.52
40:DQ:73:ILE:HG13	40:DQ:74:SER:N	2.25	0.52
44:DU:20:LYS:HG3	44:DU:21:ARG:H	1.74	0.52
50:D0:55:ALA:HB3	50:D0:56:LYS:NZ	2.24	0.52
1:AA:384:G:H2'	1:AA:385:C:H6	1.74	0.52
1:AA:923:A:H2'	1:AA:924:C:C6	2.44	0.52
1:AA:1051:C:H2'	1:AA:1052:U:C6	2.45	0.52
1:AA:1167:A:H2'	1:AA:1169:A:H8	1.75	0.52
1:AA:1297:G:N2	9:AG:113:LYS:HB3	2.24	0.52
4:AB:95:TRP:CZ2	4:AB:171:ALA:HA	2.45	0.52
6:AD:111:ALA:O	6:AD:114:ARG:HG2	2.09	0.52
6:AD:200:VAL:O	6:AD:204:SER:HB3	2.10	0.52

*Continued on next page...*

*Continued from previous page...*

Atom-1	Atom-2	Interatomic distance (Å)	Clash overlap (Å)
12:AJ:22:THR:O	12:AJ:25:ILE:HB	2.09	0.52
13:AK:77:GLY:O	13:AK:78:ILE:HD13	2.10	0.52
14:AL:121:PRO:HG2	14:AL:122:LYS:H	1.75	0.52
19:AQ:22:VAL:O	19:AQ:42:LYS:HA	2.10	0.52
19:AQ:27:PHE:CD1	19:AQ:36:PHE:HB3	2.45	0.52
24:BA:7:G:H5''	38:BO:29:HIS:NE2	2.25	0.52
25:BB:20:C:H2'	25:BB:21:A:C8	2.45	0.52
25:BB:102:U:O2'	48:BY:2:LYS:NZ	2.43	0.52
25:BB:141:G:H5''	25:BB:142:A:N7	2.24	0.52
25:BB:251:A:H2'	25:BB:252:G:O4'	2.09	0.52
25:BB:1356:G:H2'	25:BB:1357:C:H6	1.74	0.52
25:BB:1796:U:H2'	25:BB:1797:G:H8	1.73	0.52
25:BB:2013:A:N3	42:BS:88:ARG:NH1	2.57	0.52
25:BB:2682:A:H61	25:BB:2728:U:H1'	1.75	0.52
29:BF:43:ILE:HA	29:BF:46:LYS:NZ	2.25	0.52
29:BF:65:LEU:HD23	29:BF:87:LYS:HD2	1.91	0.52
35:BL:30:THR:O	35:BL:32:GLY:N	2.43	0.52
38:BO:70:ALA:O	38:BO:74:VAL:HG23	2.09	0.52
40:BQ:94:LEU:HD21	41:BR:12:HIS:HA	1.91	0.52
41:BR:15:SER:O	41:BR:18:GLN:HG3	2.10	0.52
42:BS:24:ILE:HD11	42:BS:36:LEU:HD21	1.91	0.52
42:BS:84:ARG:HB3	42:BS:96:ILE:CG2	2.39	0.52
43:BT:1:MET:C	43:BT:2:ILE:HD13	2.29	0.52
45:BV:21:ARG:NE	45:BV:87:GLN:HB3	2.25	0.52
1:CA:44:A:OP2	18:CP:12:LYS:HD2	2.09	0.52
1:CA:143:A:H2	1:CA:220:G:H22	1.57	0.52
1:CA:580:C:H2'	1:CA:581:G:O4'	2.09	0.52
1:CA:948:C:O2'	1:CA:949:A:H5'	2.10	0.52
1:CA:954:G:H2'	1:CA:955:U:H6	1.75	0.52
1:CA:1011:C:H2'	1:CA:1012:A:C8	2.45	0.52
1:CA:1014:A:H4'	21:CS:13:HIS:HB3	1.91	0.52
1:CA:1095:U:H2'	1:CA:1096:C:C6	2.44	0.52
1:CA:1105:A:H2'	1:CA:1106:G:H8	1.75	0.52
1:CA:1137:C:O2	1:CA:1137:C:O4'	2.27	0.52
4:CB:56:LEU:HD22	4:CB:219:THR:CB	2.40	0.52
5:CC:190:THR:HB	5:CC:193:GLY:H	1.74	0.52
6:CD:7:LYS:HZ1	6:CD:21:LYS:HA	1.75	0.52
6:CD:29:THR:C	6:CD:30:LYS:HZ2	2.13	0.52
9:CG:72:VAL:HG13	9:CG:88:VAL:O	2.10	0.52
10:CH:77:VAL:HG12	10:CH:84:ILE:HD13	1.92	0.52
15:CM:51:GLN:O	15:CM:55:LEU:HG	2.10	0.52

*Continued on next page...*

*Continued from previous page...*

Atom-1	Atom-2	Interatomic distance (Å)	Clash overlap (Å)
15:CM:63:VAL:O	15:CM:68:LEU:HD13	2.10	0.52
17:CO:44:GLU:CD	17:CO:45:HIS:H	2.12	0.52
24:DA:51:G:C2'	24:DA:52:A:H5''	2.40	0.52
25:DB:513:A:H8	25:DB:513:A:O5'	1.92	0.52
25:DB:1431:A:H2'	25:DB:1432:G:C8	2.44	0.52
25:DB:1484:U:H2'	25:DB:1485:U:C6	2.45	0.52
25:DB:2436:G:O2'	25:DB:2437:G:H5'	2.10	0.52
26:DC:159:THR:O	26:DC:194:VAL:HG12	2.10	0.52
26:DC:246:PRO:HB2	26:DC:247:TRP:CE3	2.44	0.52
27:DD:22:ILE:HG22	27:DD:23:PRO:O	2.08	0.52
28:DE:108:ILE:CG1	35:DL:2:ARG:HH22	2.15	0.52
28:DE:153:LEU:HB3	28:DE:171:ASP:OD1	2.09	0.52
32:DI:85:ILE:CD1	32:DI:137:LEU:HD21	2.39	0.52
40:DQ:73:ILE:HD11	40:DQ:77:LYS:HD3	1.92	0.52
40:DQ:87:VAL:HG13	40:DQ:89:ILE:HD11	1.92	0.52
41:DR:4:VAL:HA	41:DR:12:HIS:O	2.10	0.52
41:DR:60:LYS:H	41:DR:100:GLY:HA3	1.75	0.52
52:D2:26:ASN:C	52:D2:28:ARG:H	2.13	0.52
1:AA:686:U:O4	1:AA:703:G:H1'	2.10	0.52
1:AA:737:C:H2'	1:AA:738:C:H6	1.74	0.52
1:AA:1074:G:H2'	1:AA:1075:U:H6	1.75	0.52
1:AA:1163:A:H2'	1:AA:1164:G:C8	2.45	0.52
1:AA:1264:U:H2'	1:AA:1265:C:C6	2.44	0.52
1:AA:1326:U:O2'	1:AA:1327:C:H5'	2.10	0.52
1:AA:1350:A:OP1	11:AI:122:ARG:HD2	2.09	0.52
4:AB:68:PHE:O	4:AB:90:PHE:HA	2.10	0.52
4:AB:166:ASP:CB	4:AB:190:SER:HA	2.40	0.52
5:AC:15:LYS:HE2	5:AC:180:ASP:HB2	1.91	0.52
5:AC:21:TRP:CH2	5:AC:31:ASN:HB3	2.45	0.52
5:AC:39:ARG:CZ	5:AC:56:ILE:HD12	2.40	0.52
5:AC:106:ARG:HD3	5:AC:106:ARG:H	1.74	0.52
8:AF:18:VAL:HG21	8:AF:58:HIS:ND1	2.24	0.52
10:AH:82:LEU:HD13	10:AH:82:LEU:O	2.10	0.52
11:AI:126:PHE:CB	11:AI:129:ARG:HG3	2.40	0.52
25:BB:571:U:H3'	41:BR:80:ARG:NH2	2.25	0.52
25:BB:1045:C:H5''	25:BB:1047:G:C1'	2.40	0.52
25:BB:1139:G:O2'	25:BB:1140:C:H5'	2.10	0.52
25:BB:1465:G:H2'	25:BB:1466:U:C6	2.45	0.52
25:BB:1921:G:O2'	25:BB:1922:G:H5'	2.10	0.52
25:BB:2144:G:N3	25:BB:2144:G:H2'	2.24	0.52
25:BB:2766:A:N3	25:BB:2766:A:H2'	2.25	0.52

*Continued on next page...*

*Continued from previous page...*

Atom-1	Atom-2	Interatomic distance (Å)	Clash overlap (Å)
29:BF:8:LYS:HD3	29:BF:8:LYS:O	2.10	0.52
30:BG:6:ALA:HB3	30:BG:68:ARG:HD3	1.92	0.52
32:BI:17:ALA:O	32:BI:18:ASN:CB	2.58	0.52
32:BI:89:SER:HB2	32:BI:136:GLY:HA3	1.91	0.52
32:BI:91:LYS:HB2	32:BI:94:LYS:HD2	1.91	0.52
40:BQ:94:LEU:HD11	41:BR:13:ARG:HB2	1.91	0.52
44:BU:40:LEU:HA	44:BU:60:LYS:O	2.09	0.52
52:B2:13:ASN:O	52:B2:17:GLY:HA3	2.10	0.52
1:CA:234:C:H2'	1:CA:235:C:H6	1.75	0.52
1:CA:1031:C:H4'	1:CA:1032:G:C4	2.44	0.52
1:CA:1106:G:H2'	1:CA:1107:C:H6	1.74	0.52
1:CA:1127:G:O2'	1:CA:1128:C:H5'	2.10	0.52
1:CA:1262:C:H2'	1:CA:1263:C:C6	2.44	0.52
1:CA:1270:G:H2'	1:CA:1271:A:C8	2.44	0.52
1:CA:1300:G:H1'	1:CA:1301:U:H5	1.73	0.52
5:CC:19:SER:HB3	5:CC:21:TRP:CZ2	2.45	0.52
6:CD:125:ASN:HB2	6:CD:127:ARG:HH12	1.72	0.52
7:CE:139:THR:HA	7:CE:143:LEU:HD22	1.92	0.52
9:CG:71:THR:HG23	9:CG:141:HIS:CE1	2.45	0.52
10:CH:54:THR:HG23	10:CH:55:LYS:HG2	1.92	0.52
10:CH:91:LEU:HD12	10:CH:116:ARG:HG3	1.92	0.52
16:CN:30:ILE:HA	16:CN:40:ARG:HA	1.91	0.52
16:CN:76:PHE:HE2	16:CN:92:ILE:HG21	1.75	0.52
17:CO:27:GLN:HA	17:CO:27:GLN:OE1	2.09	0.52
17:CO:32:THR:OG1	17:CO:62:ARG:HD2	2.09	0.52
18:CP:15:PRO:HG2	18:CP:41:PRO:HG3	1.92	0.52
18:CP:17:TYR:CD1	18:CP:17:TYR:N	2.78	0.52
21:CS:17:LYS:HB3	21:CS:30:LEU:HD23	1.91	0.52
25:DB:276:U:O2	25:DB:276:U:C2'	2.58	0.52
25:DB:709:U:H2'	25:DB:710:U:C6	2.45	0.52
25:DB:794:A:H2'	25:DB:795:C:C6	2.44	0.52
25:DB:925:A:O2'	25:DB:926:G:H5'	2.10	0.52
25:DB:1083:U:O2	25:DB:1085:A:H8	1.93	0.52
25:DB:1099:G:C5'	32:DI:3:LYS:N	2.72	0.52
25:DB:1915:U:H2'	25:DB:1916:A:O4'	2.10	0.52
25:DB:2297:A:N1	25:DB:2320:U:H4'	2.23	0.52
25:DB:2755:C:HO2'	25:DB:2756:U:H6	1.56	0.52
26:DC:244:VAL:HA	26:DC:251:THR:H	1.74	0.52
27:DD:114:LYS:CD	27:DD:116:LYS:HE3	2.39	0.52
28:DE:95:LYS:HZ1	28:DE:97:ASN:HA	1.74	0.52
29:DF:39:VAL:CG1	29:DF:84:ILE:HD12	2.40	0.52

*Continued on next page...*

*Continued from previous page...*

Atom-1	Atom-2	Interatomic distance (Å)	Clash overlap (Å)
30:DG:27:GLY:HA3	30:DG:78:VAL:HB	1.90	0.52
31:DH:39:ALA:C	31:DH:41:LYS:H	2.13	0.52
38:DO:7:ARG:HD2	38:DO:97:PHE:CE1	2.45	0.52
40:DQ:7:VAL:HG23	40:DQ:8:ILE:H	1.75	0.52
41:DR:15:SER:O	41:DR:18:GLN:HG3	2.09	0.52
42:DS:31:GLN:O	42:DS:33:LEU:N	2.41	0.52
47:DX:39:VAL:CG2	47:DX:42:GLU:HB3	2.39	0.52
1:AA:113:G:O2'	1:AA:354:G:H5'	2.10	0.52
1:AA:325:A:H2'	1:AA:326:G:C8	2.45	0.52
1:AA:513:C:H2'	1:AA:514:C:H6	1.74	0.52
1:AA:599:C:H4'	10:AH:121:GLY:HA3	1.91	0.52
1:AA:627:G:H2'	1:AA:628:G:H8	1.75	0.52
1:AA:685:G:O2'	1:AA:686:U:H5'	2.09	0.52
1:AA:1118:U:C5'	11:AI:10:ARG:HH21	2.23	0.52
1:AA:1260:G:OP1	1:AA:1284:C:H4'	2.10	0.52
1:AA:1414:U:H2'	1:AA:1415:G:H8	1.75	0.52
4:AB:139:GLU:O	4:AB:142:LYS:HG3	2.10	0.52
6:AD:89:LEU:HG	6:AD:90:LEU:N	2.23	0.52
7:AE:103:GLY:O	7:AE:105:ILE:HG13	2.10	0.52
11:AI:44:ARG:O	11:AI:47:VAL:HG13	2.10	0.52
17:AO:62:ARG:NH1	17:AO:86:LEU:HD21	2.25	0.52
25:BB:28:A:N6	25:BB:512:G:O2'	2.43	0.52
25:BB:513:A:H8	25:BB:513:A:O5'	1.93	0.52
25:BB:623:C:H2'	25:BB:624:C:H6	1.74	0.52
25:BB:969:G:H2'	25:BB:970:U:H6	1.74	0.52
25:BB:2082:A:H2'	25:BB:2083:G:O4'	2.10	0.52
25:BB:2199:A:H5''	25:BB:2200:C:H5	1.74	0.52
25:BB:2213:U:H2'	25:BB:2214:C:H5'	1.92	0.52
29:BF:108:PRO:O	29:BF:110:ILE:HG23	2.09	0.52
29:BF:166:ARG:CD	29:BF:167:ALA:H	2.23	0.52
31:BH:20:ASN:ND2	31:BH:21:VAL:H	2.08	0.52
31:BH:21:VAL:HG21	31:BH:25:TYR:HD2	1.73	0.52
31:BH:144:VAL:HG12	31:BH:145:ASN:N	2.25	0.52
40:BQ:91:ARG:HD3	41:BR:11:GLN:OE1	2.10	0.52
49:BZ:50:VAL:HB	49:BZ:53:MET:HB2	1.92	0.52
52:B2:26:ASN:C	52:B2:28:ARG:H	2.14	0.52
1:CA:153:C:H2'	1:CA:154:U:H6	1.75	0.52
1:CA:1060:U:C5	5:CC:1:GLY:HA2	2.45	0.52
1:CA:1099:G:H5''	4:CB:94:ARG:CZ	2.40	0.52
1:CA:1160:G:H5''	4:CB:130:LYS:HG2	1.92	0.52
1:CA:1330:U:H2'	1:CA:1331:G:O4'	2.09	0.52

*Continued on next page...*

*Continued from previous page...*

Atom-1	Atom-2	Interatomic distance (Å)	Clash overlap (Å)
1:CA:1458:G:H2'	1:CA:1459:G:C8	2.44	0.52
5:CC:192:TYR:N	5:CC:192:TYR:CD2	2.78	0.52
6:CD:170:LEU:HA	6:CD:182:LYS:N	2.24	0.52
9:CG:35:LYS:HZ2	9:CG:35:LYS:HB2	1.75	0.52
12:CJ:10:LEU:HD13	12:CJ:22:THR:OG1	2.10	0.52
17:CO:31:LEU:HD11	17:CO:61:GLN:NE2	2.25	0.52
22:CT:66:ILE:HG22	22:CT:67:HIS:N	2.25	0.52
23:CU:24:LYS:HZ2	23:CU:24:LYS:HB3	1.75	0.52
24:DA:95:U:H2'	24:DA:96:G:H8	1.74	0.52
25:DB:127:A:H5''	25:DB:128:C:O4'	2.08	0.52
25:DB:255:A:H2'	25:DB:256:A:O4'	2.10	0.52
25:DB:338:G:N2	25:DB:339:U:H1'	2.25	0.52
25:DB:496:G:H1'	42:DS:61:ASN:HD21	1.73	0.52
25:DB:547:A:C8	25:DB:548:G:H1'	2.45	0.52
25:DB:1812:U:C1'	26:DC:44:ASN:HD21	2.23	0.52
25:DB:2352:A:N1	46:DW:30:VAL:HG11	2.24	0.52
29:DF:41:GLU:O	29:DF:43:ILE:N	2.41	0.52
29:DF:64:PRO:HA	29:DF:88:VAL:HG21	1.92	0.52
31:DH:87:GLU:OE2	31:DH:89:LYS:HB2	2.09	0.52
32:DI:63:ASP:O	32:DI:64:ARG:HB2	2.08	0.52
36:DM:19:GLY:C	36:DM:20:LEU:HD22	2.29	0.52
38:DO:67:ASN:H	38:DO:70:ALA:HB3	1.74	0.52
40:DQ:56:PHE:C	40:DQ:58:GLN:N	2.62	0.52
41:DR:27:ILE:HG22	41:DR:28:ALA:N	2.25	0.52
42:DS:44:ALA:C	42:DS:46:LEU:H	2.13	0.52
53:D3:27:ASN:N	53:D3:27:ASN:ND2	2.58	0.52
1:AA:234:C:H2'	1:AA:235:C:H6	1.75	0.51
1:AA:308:C:H2'	1:AA:309:A:C8	2.41	0.51
1:AA:331:G:OP1	1:AA:332:G:H5'	2.10	0.51
1:AA:580:C:H2'	1:AA:581:G:O4'	2.09	0.51
1:AA:763:G:H2'	1:AA:764:C:H6	1.75	0.51
1:AA:942:G:H21	11:AI:125:GLN:HE22	1.58	0.51
1:AA:1175:G:O2'	1:AA:1176:A:H5'	2.10	0.51
1:AA:1446:A:C2'	1:AA:1447:A:H5''	2.40	0.51
4:AB:9:LEU:HD21	4:AB:11:ALA:HB2	1.91	0.51
4:AB:38:HIS:O	4:AB:39:ILE:HD13	2.10	0.51
5:AC:59:PRO:HD2	5:AC:62:SER:O	2.10	0.51
5:AC:75:VAL:O	5:AC:82:ASP:HB3	2.10	0.51
5:AC:78:LYS:NZ	5:AC:81:GLU:HG2	2.25	0.51
11:AI:5:TYR:HB3	11:AI:20:ILE:HD13	1.92	0.51
15:AM:79:LEU:CD2	15:AM:86:ARG:HH21	2.23	0.51

*Continued on next page...*



*Continued from previous page...*

Atom-1	Atom-2	Interatomic distance (Å)	Clash overlap (Å)
21:AS:68:HIS:HD2	21:AS:72:GLU:HG3	1.75	0.51
25:BB:65:U:H2'	25:BB:66:C:H6	1.74	0.51
25:BB:528:A:C2	25:BB:2043:C:H4'	2.45	0.51
25:BB:1258:U:H2'	25:BB:1259:G:C8	2.45	0.51
25:BB:1394:U:O2'	25:BB:1395:A:H5'	2.11	0.51
25:BB:1399:C:O2'	25:BB:1400:U:H5'	2.10	0.51
25:BB:1858:A:H61	25:BB:1884:G:H1'	1.75	0.51
25:BB:1864:U:O2'	25:BB:1865:U:H5'	2.10	0.51
25:BB:2070:A:H2'	25:BB:2071:A:C8	2.45	0.51
26:BC:117:SER:CB	26:BC:128:THR:HB	2.40	0.51
26:BC:180:MET:HB2	26:BC:268:ARG:H	1.75	0.51
28:BE:106:LYS:HE3	28:BE:200:LEU:HD12	1.91	0.51
28:BE:119:ILE:N	28:BE:119:ILE:HD13	2.25	0.51
28:BE:153:LEU:HD22	28:BE:171:ASP:HB2	1.92	0.51
30:BG:82:PHE:CZ	30:BG:137:LYS:HB2	2.45	0.51
31:BH:32:PRO:O	31:BH:33:GLN:HB2	2.09	0.51
32:BI:52:LEU:HD21	32:BI:81:LYS:HZ2	1.75	0.51
36:BM:68:PHE:CG	36:BM:69:PRO:HD2	2.44	0.51
47:BX:36:ARG:HH21	47:BX:36:ARG:CB	2.23	0.51
1:CA:131:A:H2'	1:CA:132:C:C6	2.45	0.51
1:CA:224:U:H2'	1:CA:225:C:H6	1.73	0.51
1:CA:708:C:H2'	1:CA:709:U:H6	1.76	0.51
1:CA:712:A:O2'	1:CA:713:G:H5'	2.10	0.51
1:CA:862:C:OP2	7:CE:87:VAL:HG11	2.10	0.51
1:CA:1256:A:H5''	5:CC:26:LYS:CE	2.40	0.51
6:CD:101:VAL:HB	6:CD:113:ALA:HB1	1.90	0.51
7:CE:156:ARG:NE	10:CH:63:LYS:HZ1	2.07	0.51
16:CN:50:LEU:H	16:CN:51:PRO:HD2	1.75	0.51
20:CR:58:ILE:O	20:CR:67:LEU:HD12	2.11	0.51
24:DA:52:A:H2'	24:DA:53:A:C8	2.42	0.51
25:DB:103:A:H3'	25:DB:104:A:H8	1.74	0.51
25:DB:208:C:H2'	25:DB:209:C:C6	2.44	0.51
25:DB:251:A:H2'	25:DB:252:G:O4'	2.10	0.51
25:DB:327:G:H2'	25:DB:328:U:C6	2.44	0.51
25:DB:600:G:H2'	25:DB:601:C:C6	2.45	0.51
25:DB:729:G:H4'	25:DB:763:G:O5'	2.09	0.51
25:DB:969:G:H2'	25:DB:970:U:H6	1.74	0.51
25:DB:1059:G:H2'	25:DB:1060:U:C5	2.45	0.51
25:DB:1220:G:H2'	25:DB:1221:C:C6	2.45	0.51
25:DB:1722:A:H2'	25:DB:1723:G:C8	2.45	0.51
25:DB:1728:C:H2'	25:DB:1730:C:O2	2.10	0.51

*Continued on next page...*

*Continued from previous page...*

Atom-1	Atom-2	Interatomic distance (Å)	Clash overlap (Å)
25:DB:2271:G:O2'	25:DB:2272:U:H5'	2.10	0.51
25:DB:2716:C:H2'	25:DB:2717:C:C6	2.45	0.51
27:DD:101:PHE:O	27:DD:180:VAL:HG11	2.10	0.51
28:DE:24:ASN:HD22	28:DE:24:ASN:C	2.12	0.51
28:DE:69:ARG:O	28:DE:70:SER:HB3	2.10	0.51
28:DE:181:ILE:CD1	35:DL:2:ARG:HE	2.22	0.51
29:DF:161:SER:C	29:DF:163:GLU:H	2.14	0.51
29:DF:166:ARG:HD2	29:DF:167:ALA:H	1.75	0.51
30:DG:96:ALA:CB	30:DG:103:ASN:HB3	2.40	0.51
31:DH:92:GLY:O	31:DH:93:SER:HB2	2.10	0.51
36:DM:43:ALA:O	36:DM:46:ILE:HG13	2.10	0.51
46:DW:15:SER:O	46:DW:16:GLU:C	2.49	0.51
1:AA:21:G:H2'	1:AA:22:G:C8	2.45	0.51
1:AA:184:G:O4'	1:AA:224:U:H4'	2.10	0.51
1:AA:408:A:H3'	1:AA:409:U:H6	1.75	0.51
1:AA:646:G:H2'	1:AA:647:C:H6	1.76	0.51
1:AA:715:A:O2'	1:AA:716:A:H5'	2.09	0.51
1:AA:1095:U:H2'	1:AA:1096:C:C6	2.44	0.51
1:AA:1137:C:O2	1:AA:1137:C:O4'	2.28	0.51
1:AA:1240:U:OP1	9:AG:115:MET:N	2.43	0.51
1:AA:1316:G:N2	1:AA:1318:A:H3'	2.25	0.51
1:AA:1458:G:OP1	22:AT:26:MET:HA	2.10	0.51
4:AB:27:LYS:H	4:AB:28:PRO:CD	2.23	0.51
4:AB:184:ALA:O	4:AB:199:ILE:HG13	2.10	0.51
6:AD:12:ARG:HG2	6:AD:12:ARG:NH1	2.25	0.51
6:AD:75:TYR:CE1	6:AD:203:TYR:HB3	2.45	0.51
8:AF:6:ILE:HA	8:AF:88:MET:O	2.10	0.51
11:AI:88:GLU:CD	11:AI:88:GLU:H	2.13	0.51
18:AP:4:ILE:O	18:AP:71:VAL:HG11	2.10	0.51
21:AS:4:LEU:HD22	21:AS:9:PHE:N	2.25	0.51
25:BB:208:C:H2'	25:BB:209:C:C6	2.45	0.51
25:BB:558:U:P	33:BJ:113:PRO:HG2	2.49	0.51
25:BB:823:C:O2'	25:BB:824:U:H5'	2.10	0.51
25:BB:1163:G:O2'	25:BB:1164:C:H5'	2.10	0.51
25:BB:2143:C:C4	25:BB:2144:G:H1'	2.46	0.51
25:BB:2805:C:O2'	25:BB:2806:C:H5'	2.10	0.51
26:BC:110:LYS:HB3	26:BC:113:ASP:OD2	2.10	0.51
30:BG:96:ALA:CB	30:BG:103:ASN:HB3	2.40	0.51
31:BH:104:THR:HA	31:BH:109:GLU:CG	2.38	0.51
40:BQ:56:PHE:C	40:BQ:58:GLN:N	2.63	0.51
44:BU:61:GLU:CD	44:BU:61:GLU:H	2.13	0.51

*Continued on next page...*

*Continued from previous page...*

Atom-1	Atom-2	Interatomic distance (Å)	Clash overlap (Å)
46:BW:17:ALA:HA	46:BW:35:ILE:CG2	2.40	0.51
46:BW:70:VAL:O	46:BW:70:VAL:HG13	2.10	0.51
1:CA:1320:C:C2	21:CS:71:GLY:HA3	2.46	0.51
1:CA:1426:G:H2'	1:CA:1427:C:C6	2.45	0.51
4:CB:34:ARG:CG	4:CB:39:ILE:HG13	2.40	0.51
7:CE:81:GLN:NE2	7:CE:82:HIS:NE2	2.57	0.51
7:CE:155:LYS:HD2	10:CH:65:PHE:CE1	2.45	0.51
11:CI:25:GLY:HA3	11:CI:58:GLU:HA	1.91	0.51
12:CJ:42:LEU:HG	12:CJ:43:PRO:HD2	1.92	0.51
12:CJ:44:THR:HG23	12:CJ:70:HIS:N	2.24	0.51
14:CL:38:THR:HA	14:CL:49:ARG:O	2.10	0.51
17:CO:42:PHE:CE1	17:CO:55:LEU:HD22	2.45	0.51
18:CP:40:ASN:HD22	18:CP:41:PRO:CD	2.15	0.51
18:CP:40:ASN:ND2	18:CP:41:PRO:HD2	2.15	0.51
18:CP:43:ALA:HA	18:CP:46:LYS:HE2	1.91	0.51
24:DA:6:G:O2'	24:DA:7:G:H5'	2.10	0.51
25:DB:1029:A:H2'	25:DB:1030:C:O4'	2.11	0.51
25:DB:1444:G:H2'	25:DB:1445:G:C8	2.45	0.51
26:DC:140:VAL:HA	26:DC:191:LEU:HD12	1.92	0.51
26:DC:180:MET:HB2	26:DC:268:ARG:H	1.74	0.51
27:DD:136:ASN:HD21	27:DD:139:SER:C	2.13	0.51
33:DJ:114:LEU:O	33:DJ:118:MET:HG3	2.10	0.51
35:DL:109:LYS:HD3	35:DL:126:ARG:HB3	1.92	0.51
44:DU:45:GLN:HG3	44:DU:58:VAL:HG21	1.92	0.51
45:DV:21:ARG:NE	45:DV:87:GLN:HB3	2.25	0.51
46:DW:70:VAL:O	46:DW:70:VAL:HG13	2.10	0.51
1:AA:87:C:H2'	1:AA:88:U:C4'	2.40	0.51
1:AA:484:G:H4'	1:AA:485:U:H5'	1.91	0.51
1:AA:634:C:H2'	1:AA:635:A:C8	2.46	0.51
1:AA:677:U:O2'	1:AA:678:U:H5'	2.10	0.51
1:AA:920:U:H2'	1:AA:921:U:H6	1.75	0.51
1:AA:1026:G:H2'	1:AA:1027:C:H6	1.76	0.51
1:AA:1188:A:H2'	1:AA:1189:U:O4'	2.11	0.51
9:AG:111:GLY:HA2	9:AG:118:ARG:HH21	1.75	0.51
11:AI:54:VAL:HB	11:AI:59:LYS:NZ	2.24	0.51
12:AJ:11:LYS:HE2	12:AJ:97:ASP:CB	2.38	0.51
15:AM:58:GLU:HA	15:AM:61:LYS:HG3	1.91	0.51
22:AT:61:ALA:CB	22:AT:66:ILE:HG22	2.40	0.51
25:BB:480:A:H2'	25:BB:480:A:N3	2.25	0.51
25:BB:493:G:H2'	25:BB:494:G:O4'	2.09	0.51
25:BB:523:C:O2'	25:BB:524:G:H5'	2.09	0.51

*Continued on next page...*

*Continued from previous page...*

Atom-1	Atom-2	Interatomic distance (Å)	Clash overlap (Å)
25:BB:729:G:C5	26:BC:206:LYS:HB2	2.46	0.51
25:BB:1180:U:H2'	25:BB:1181:U:O4'	2.10	0.51
25:BB:1322:A:H2'	25:BB:1323:C:H5'	1.91	0.51
25:BB:1507:C:H5'	25:BB:1508:A:OP2	2.11	0.51
25:BB:1945:G:H2'	25:BB:1946:U:C6	2.45	0.51
25:BB:2046:G:H2'	25:BB:2047:C:C6	2.46	0.51
25:BB:2800:A:H2'	25:BB:2801:G:C4'	2.40	0.51
25:BB:2851:A:H2'	25:BB:2852:G:C8	2.45	0.51
29:BF:140:ILE:HG22	29:BF:141:ASP:OD2	2.10	0.51
30:BG:122:ALA:HA	30:BG:132:LEU:HA	1.93	0.51
32:BI:3:LYS:HG2	32:BI:4:VAL:N	2.25	0.51
32:BI:33:ASN:HD21	32:BI:64:ARG:NH1	2.03	0.51
33:BJ:5:THR:N	33:BJ:44:TYR:HE2	2.08	0.51
34:BK:34:VAL:HG23	34:BK:35:GLY:N	2.20	0.51
35:BL:4:ASN:N	35:BL:4:ASN:HD22	2.08	0.51
38:BO:56:LYS:O	38:BO:60:GLU:HG2	2.10	0.51
40:BQ:73:ILE:HG13	40:BQ:74:SER:N	2.25	0.51
44:BU:26:ASN:N	44:BU:26:ASN:HD22	2.08	0.51
1:CA:267:C:OP2	19:CQ:68:LYS:HD2	2.11	0.51
1:CA:341:C:O2'	1:CA:342:C:H5'	2.10	0.51
1:CA:627:G:H2'	1:CA:628:G:H8	1.75	0.51
1:CA:632:U:H3'	1:CA:633:G:C5'	2.40	0.51
1:CA:864:A:H2'	1:CA:865:A:C8	2.46	0.51
1:CA:1324:A:N6	21:CS:2:ARG:N	2.57	0.51
1:CA:1335:U:H4'	1:CA:1336:C:C5	2.44	0.51
1:CA:1464:U:H2'	1:CA:1465:A:H8	1.75	0.51
6:CD:98:ASP:OD2	6:CD:132:ALA:HB1	2.10	0.51
6:CD:170:LEU:HA	6:CD:182:LYS:HB2	1.91	0.51
13:CK:30:ILE:HG22	13:CK:45:THR:HB	1.92	0.51
15:CM:48:SER:C	15:CM:50:GLY:H	2.14	0.51
19:CQ:4:ILE:HD12	19:CQ:4:ILE:O	2.11	0.51
24:DA:30:C:H2'	24:DA:31:C:H5'	1.92	0.51
25:DB:138:U:H1'	25:DB:141:G:O6	2.10	0.51
25:DB:727:A:OP1	25:DB:1431:A:O2'	2.28	0.51
25:DB:1099:G:C8	32:DI:3:LYS:CA	2.93	0.51
25:DB:1151:A:H4'	40:DQ:80:ASN:OD1	2.11	0.51
25:DB:1430:G:H2'	25:DB:1431:A:C8	2.45	0.51
25:DB:1657:U:O2'	25:DB:1658:C:H5'	2.10	0.51
25:DB:1864:U:O2'	25:DB:1865:U:H5'	2.11	0.51
26:DC:246:PRO:HB2	26:DC:247:TRP:CZ3	2.45	0.51
28:DE:112:LEU:HD13	28:DE:186:VAL:HG11	1.91	0.51

*Continued on next page...*

*Continued from previous page...*

Atom-1	Atom-2	Interatomic distance (Å)	Clash overlap (Å)
29:DF:111:ARG:N	29:DF:111:ARG:HD2	2.26	0.51
29:DF:147:ARG:O	29:DF:147:ARG:HD2	2.11	0.51
30:DG:90:GLY:HA2	30:DG:159:LYS:HE3	1.92	0.51
33:DJ:41:LYS:C	33:DJ:43:GLU:H	2.13	0.51
33:DJ:140:LEU:HD23	33:DJ:141:ASP:N	2.26	0.51
35:DL:92:LEU:HG	35:DL:93:ASN:H	1.76	0.51
40:DQ:26:ALA:O	40:DQ:30:VAL:HG12	2.11	0.51
44:DU:48:VAL:HG12	44:DU:52:ASN:O	2.10	0.51
44:DU:85:ARG:CZ	44:DU:86:PHE:H	2.23	0.51
53:D3:21:PHE:HE2	53:D3:61:LEU:HD12	1.75	0.51
1:AA:947:G:H2'	1:AA:948:C:C6	2.45	0.51
1:AA:948:C:O2'	1:AA:949:A:H5'	2.10	0.51
4:AB:31:PHE:HB2	4:AB:41:ASN:HA	1.93	0.51
5:AC:83:VAL:HB	5:AC:87:ARG:NH2	2.22	0.51
6:AD:115:GLN:HG3	6:AD:119:HIS:CE1	2.46	0.51
6:AD:169:TRP:O	6:AD:182:LYS:HB3	2.10	0.51
7:AE:85:LYS:HE3	7:AE:94:PHE:HB2	1.92	0.51
10:AH:73:SER:HB3	10:AH:129:ALA:HB3	1.91	0.51
10:AH:92:PRO:HA	10:AH:93:LYS:HZ3	1.73	0.51
16:AN:16:ALA:HA	16:AN:20:PHE:HD2	1.76	0.51
19:AQ:6:THR:HA	19:AQ:60:ILE:O	2.10	0.51
23:AU:48:LYS:HA	23:AU:51:ALA:CB	2.39	0.51
25:BB:464:U:H5'	52:B2:5:PHE:CD2	2.45	0.51
25:BB:956:G:N2	25:BB:959:A:H3'	2.26	0.51
25:BB:1132:U:H5''	33:BJ:84:ILE:HD11	1.91	0.51
25:BB:1268:A:H2'	25:BB:1269:A:O4'	2.11	0.51
25:BB:1725:U:H2'	25:BB:1726:C:C6	2.45	0.51
25:BB:2688:G:H1'	25:BB:2721:A:N6	2.26	0.51
34:BK:83:CYS:O	34:BK:84:VAL:HG23	2.10	0.51
37:BN:33:ILE:HG23	37:BN:118:ARG:HD3	1.91	0.51
42:BS:36:LEU:HA	42:BS:39:THR:OG1	2.11	0.51
1:CA:52:C:H2'	1:CA:53:A:C8	2.46	0.51
1:CA:376:G:H2'	1:CA:377:G:H8	1.75	0.51
1:CA:558:G:H2'	1:CA:559:A:C2	2.45	0.51
1:CA:686:U:O4	1:CA:703:G:H1'	2.10	0.51
6:CD:130:ASN:ND2	6:CD:130:ASN:H	2.09	0.51
7:CE:48:GLY:C	7:CE:62:ALA:HA	2.31	0.51
7:CE:75:LEU:HA	7:CE:81:GLN:NE2	2.17	0.51
9:CG:87:PRO:HG3	9:CG:148:LYS:CA	2.39	0.51
11:CI:9:GLY:H	11:CI:80:HIS:HD2	1.57	0.51
16:CN:76:PHE:C	16:CN:78:LEU:H	2.14	0.51

*Continued on next page...*

*Continued from previous page...*

Atom-1	Atom-2	Interatomic distance (Å)	Clash overlap (Å)
18:CP:5:ARG:HB3	18:CP:68:SER:CB	2.40	0.51
19:CQ:10:ARG:HB3	19:CQ:10:ARG:NH1	2.22	0.51
25:DB:18:U:P	40:DQ:29:ARG:HH22	2.33	0.51
25:DB:527:C:O4'	25:DB:527:C:O2	2.26	0.51
25:DB:1537:G:C6	25:DB:1538:G:H1'	2.45	0.51
25:DB:1930:G:H2'	25:DB:1968:G:H1	1.74	0.51
25:DB:2073:C:O2'	25:DB:2074:U:H5'	2.10	0.51
25:DB:2267:A:C3'	25:DB:2267:A:H8	2.19	0.51
25:DB:2815:C:H2'	25:DB:2816:G:H8	1.75	0.51
29:DF:43:ILE:HA	29:DF:46:LYS:NZ	2.26	0.51
30:DG:89:VAL:HG12	30:DG:90:GLY:H	1.75	0.51
31:DH:104:THR:HG22	31:DH:109:GLU:OE2	2.11	0.51
32:DI:21:PRO:CB	32:DI:22:PRO:HD3	2.38	0.51
32:DI:54:ILE:HD13	32:DI:54:ILE:C	2.30	0.51
32:DI:78:LEU:HD13	32:DI:108:ILE:HG23	1.93	0.51
33:DJ:64:VAL:HG13	33:DJ:65:THR:N	2.25	0.51
33:DJ:74:TYR:HE2	33:DJ:103:ILE:HD11	1.75	0.51
43:DT:2:ILE:HB	43:DT:3:ARG:HD3	1.92	0.51
44:DU:32:LYS:HG2	44:DU:65:GLN:HG2	1.92	0.51
44:DU:58:VAL:CG1	44:DU:59:GLU:H	2.16	0.51
45:DV:80:HIS:HD2	45:DV:83:LYS:H	1.57	0.51
49:DZ:5:LYS:HB2	49:DZ:57:GLU:HB2	1.93	0.51
1:AA:1103:C:O2	4:AB:105:THR:HG21	2.11	0.51
1:AA:1106:G:H2'	1:AA:1107:C:H6	1.74	0.51
1:AA:1128:C:H4'	1:AA:1148:U:N3	2.26	0.51
1:AA:1270:G:H2'	1:AA:1271:A:H8	1.76	0.51
1:AA:1306:A:N6	1:AA:1331:G:O2'	2.43	0.51
1:AA:1369:C:H2'	1:AA:1370:G:C8	2.45	0.51
5:AC:13:ILE:HG22	5:AC:14:VAL:N	2.25	0.51
6:AD:27:ILE:HD12	6:AD:27:ILE:N	2.26	0.51
6:AD:28:ASP:O	6:AD:30:LYS:HD3	2.11	0.51
23:AU:17:ARG:HA	23:AU:20:ARG:HB2	1.92	0.51
25:BB:49:A:OP1	25:BB:51:G:H5'	2.11	0.51
25:BB:179:C:H2'	25:BB:180:G:O4'	2.10	0.51
25:BB:299:A:H2'	25:BB:300:A:C8	2.46	0.51
25:BB:394:C:O2'	25:BB:395:U:H5'	2.11	0.51
25:BB:696:G:O2'	25:BB:697:G:H5'	2.10	0.51
25:BB:709:U:H2'	25:BB:710:U:C6	2.46	0.51
25:BB:859:G:H1'	25:BB:860:U:H5	1.76	0.51
25:BB:1203:U:H1'	35:BL:4:ASN:HD21	1.75	0.51
25:BB:1431:A:H2'	25:BB:1432:G:H8	1.75	0.51

*Continued on next page...*

*Continued from previous page...*

Atom-1	Atom-2	Interatomic distance (Å)	Clash overlap (Å)
25:BB:1537:G:C6	25:BB:1538:G:H1'	2.45	0.51
25:BB:1590:A:H2'	25:BB:1591:A:H8	1.71	0.51
29:BF:59:ILE:HD12	29:BF:59:ILE:N	2.25	0.51
35:BL:36:LYS:HB2	57:BL:201:HOH:O	2.09	0.51
35:BL:92:LEU:HD23	35:BL:92:LEU:H	1.76	0.51
41:BR:4:VAL:HA	41:BR:12:HIS:O	2.10	0.51
47:BX:76:LYS:CG	47:BX:77:TYR:H	2.24	0.51
49:BZ:19:HIS:C	49:BZ:21:ALA:N	2.64	0.51
50:B0:55:ALA:HB3	50:B0:56:LYS:NZ	2.25	0.51
54:B4:11:CYS:SG	54:B4:13:ASN:HB2	2.50	0.51
1:CA:159:G:N1	1:CA:163:C:N4	2.58	0.51
1:CA:159:G:H1	1:CA:163:C:N4	2.09	0.51
1:CA:1163:A:H2'	1:CA:1164:G:C8	2.46	0.51
4:CB:25:LYS:O	4:CB:26:MET:HB2	2.11	0.51
4:CB:68:PHE:HB2	4:CB:90:PHE:HA	1.92	0.51
4:CB:101:THR:HG22	4:CB:174:GLU:OE2	2.11	0.51
5:CC:39:ARG:HH21	5:CC:55:VAL:HA	1.75	0.51
5:CC:113:LYS:HE2	5:CC:184:ASN:CG	2.31	0.51
5:CC:184:ASN:H	5:CC:199:VAL:HG23	1.76	0.51
9:CG:98:LEU:HD22	9:CG:102:TRP:CZ2	2.46	0.51
14:CL:7:VAL:HG13	19:CQ:30:HIS:NE2	2.25	0.51
15:CM:79:LEU:HD12	15:CM:80:MET:H	1.75	0.51
18:CP:74:LEU:HA	18:CP:77:GLU:HG3	1.92	0.51
19:CQ:60:ILE:HA	19:CQ:75:VAL:HG13	1.92	0.51
25:DB:1439:A:N7	25:DB:1440:U:N1	2.58	0.51
25:DB:1491:G:H5'	26:DC:97:ASP:OD1	2.10	0.51
25:DB:2281:A:O2'	25:DB:2282:G:H5'	2.09	0.51
25:DB:2626:C:O2'	25:DB:2627:G:H5'	2.10	0.51
25:DB:2688:G:H1'	25:DB:2721:A:N6	2.25	0.51
26:DC:74:PRO:HG2	26:DC:96:LYS:HG2	1.92	0.51
29:DF:172:PHE:O	29:DF:174:PHE:N	2.43	0.51
30:DG:17:LYS:HE3	30:DG:17:LYS:HA	1.92	0.51
31:DH:32:PRO:O	31:DH:33:GLN:HB2	2.10	0.51
33:DJ:20:ALA:HA	33:DJ:23:LYS:HG3	1.93	0.51
51:D1:10:LEU:HD21	51:D1:35:LEU:HD21	1.91	0.51
52:D2:46:LYS:HD2	52:D2:46:LYS:N	2.25	0.51
1:AA:118:U:O4	1:AA:288:A:H2'	2.10	0.51
1:AA:131:A:H2'	1:AA:132:C:C6	2.46	0.51
1:AA:372:C:H1'	1:AA:373:A:OP2	2.11	0.51
1:AA:594:U:H2'	1:AA:595:A:O4'	2.09	0.51
1:AA:1179:A:H2'	1:AA:1180:A:O4'	2.10	0.51

*Continued on next page...*



*Continued from previous page...*

Atom-1	Atom-2	Interatomic distance (Å)	Clash overlap (Å)
1:AA:1343:G:H2'	1:AA:1344:C:C6	2.45	0.51
1:AA:1349:A:H2'	1:AA:1350:A:O4'	2.10	0.51
4:AB:107:ARG:HG3	4:AB:108:GLN:N	2.25	0.51
5:AC:119:ILE:HD13	5:AC:137:VAL:CG2	2.39	0.51
8:AF:36:ILE:HD12	8:AF:36:ILE:N	2.26	0.51
8:AF:80:PHE:CE1	26:BC:123:ILE:HD13	2.46	0.51
10:AH:76:ARG:HD3	10:AH:77:VAL:H	1.76	0.51
10:AH:112:ASP:O	10:AH:115:ALA:HB3	2.11	0.51
11:AI:23:GLY:H	11:AI:60:LEU:HA	1.74	0.51
12:AJ:7:ARG:C	12:AJ:8:ILE:HD13	2.30	0.51
14:AL:9:LYS:O	14:AL:9:LYS:HD3	2.11	0.51
24:BA:28:C:H2'	24:BA:29:A:C1'	2.41	0.51
25:BB:1680:U:H2'	25:BB:1681:G:O4'	2.10	0.51
25:BB:2027:G:O2'	25:BB:2028:U:H5'	2.11	0.51
25:BB:2281:A:O2'	25:BB:2282:G:H5'	2.11	0.51
25:BB:2834:G:H1'	25:BB:2883:A:N6	2.25	0.51
26:BC:149:LYS:HD2	26:BC:152:GLN:NE2	2.25	0.51
27:BD:46:ARG:O	27:BD:84:LEU:HG	2.10	0.51
28:BE:23:PHE:N	28:BE:114:ARG:HH22	2.07	0.51
29:BF:39:VAL:HG22	29:BF:49:LEU:HD12	1.92	0.51
29:BF:39:VAL:HG11	29:BF:42:ALA:HB2	1.93	0.51
29:BF:48:LEU:H	29:BF:48:LEU:HD23	1.75	0.51
29:BF:106:ALA:H	29:BF:108:PRO:HD2	1.75	0.51
32:BI:23:VAL:HG23	32:BI:24:GLY:H	1.75	0.51
32:BI:49:GLU:CG	32:BI:54:ILE:HD11	2.41	0.51
34:BK:108:SER:O	34:BK:110:LYS:N	2.43	0.51
37:BN:83:LEU:HA	37:BN:86:ARG:CB	2.28	0.51
37:BN:102:PHE:N	37:BN:102:PHE:HD1	2.09	0.51
38:BO:71:ALA:CB	38:BO:102:ARG:HB3	2.41	0.51
38:BO:99:TYR:CE1	38:BO:104:GLN:HG3	2.46	0.51
45:BV:30:ILE:HG12	45:BV:91:PHE:CB	2.38	0.51
45:BV:30:ILE:O	45:BV:37:PRO:HA	2.10	0.51
46:BW:15:SER:O	46:BW:16:GLU:C	2.49	0.51
47:BX:69:GLU:O	47:BX:71:ARG:N	2.40	0.51
1:CA:123:U:OP1	1:CA:312:C:H5'	2.11	0.51
1:CA:542:G:O2'	1:CA:543:U:H5'	2.10	0.51
1:CA:1128:C:H4'	1:CA:1148:U:N3	2.26	0.51
1:CA:1426:G:H2'	1:CA:1427:C:H6	1.75	0.51
4:CB:59:ILE:CG2	4:CB:62:ARG:HH11	2.22	0.51
4:CB:175:ALA:HA	4:CB:178:LEU:HD11	1.93	0.51
4:CB:204:ASP:O	4:CB:205:ALA:HB3	2.11	0.51

*Continued on next page...*

*Continued from previous page...*

Atom-1	Atom-2	Interatomic distance (Å)	Clash overlap (Å)
5:CC:85:LYS:CG	5:CC:86:LEU:HD12	2.41	0.51
6:CD:171:GLU:HB2	6:CD:179:GLY:O	2.10	0.51
9:CG:92:PRO:HA	9:CG:95:ARG:HG2	1.92	0.51
10:CH:102:VAL:HG23	10:CH:126:CYS:H	1.76	0.51
12:CJ:42:LEU:HD23	12:CJ:71:LEU:HD23	1.93	0.51
13:CK:81:LEU:HD23	13:CK:99:LEU:HD23	1.93	0.51
13:CK:111:ASP:HB3	23:CU:23:GLU:OE1	2.09	0.51
21:CS:48:ILE:HB	21:CS:59:VAL:HG23	1.93	0.51
25:DB:65:U:H2'	25:DB:66:C:H6	1.74	0.51
25:DB:1322:A:O2'	25:DB:1323:C:H5'	2.11	0.51
25:DB:1443:U:H2'	25:DB:1444:G:H8	1.76	0.51
25:DB:1536:C:H1'	25:DB:1537:G:H22	1.75	0.51
25:DB:1540:G:H2'	25:DB:1541:C:C6	2.46	0.51
25:DB:2049:G:O2'	25:DB:2050:C:H5'	2.11	0.51
25:DB:2480:C:O2'	25:DB:2481:G:H5'	2.11	0.51
25:DB:2520:C:O2'	25:DB:2521:C:H5'	2.11	0.51
25:DB:2732:G:H5'	25:DB:2733:A:O4'	2.11	0.51
26:DC:244:VAL:HG12	26:DC:250:GLN:N	2.25	0.51
27:DD:12:THR:H	27:DD:24:VAL:HG12	1.76	0.51
28:DE:109:LEU:C	28:DE:111:GLU:H	2.14	0.51
29:DF:103:ILE:HD11	29:DF:174:PHE:HA	1.92	0.51
29:DF:177:ARG:NE	29:DF:178:LYS:H	1.99	0.51
30:DG:117:PRO:O	30:DG:120:ILE:HG22	2.10	0.51
31:DH:5:LEU:HD13	31:DH:13:GLY:CA	2.39	0.51
32:DI:24:GLY:HA2	32:DI:34:ILE:HD12	1.93	0.51
41:DR:3:ALA:O	41:DR:13:ARG:HA	2.10	0.51
41:DR:27:ILE:HG13	41:DR:33:VAL:HG11	1.90	0.51
41:DR:78:ARG:HB3	41:DR:83:TYR:HB3	1.91	0.51
42:DS:15:GLN:HA	42:DS:18:ARG:HG2	1.91	0.51
42:DS:18:ARG:HB3	42:DS:76:VAL:CG1	2.41	0.51
46:DW:37:VAL:HB	46:DW:38:ARG:NH1	2.26	0.51
1:AA:619:U:N3	6:AD:130:ASN:ND2	2.54	0.51
1:AA:797:C:OP2	13:AK:125:LYS:HD3	2.11	0.51
1:AA:954:G:H2'	1:AA:955:U:C6	2.46	0.51
1:AA:1300:G:H1'	1:AA:1301:U:H5	1.73	0.51
5:AC:110:LEU:HD12	5:AC:143:LEU:HD22	1.92	0.51
12:AJ:10:LEU:HG	12:AJ:98:VAL:CG1	2.41	0.51
24:BA:35:C:H2'	24:BA:36:C:O4'	2.11	0.51
25:BB:527:C:O4'	25:BB:527:C:O2	2.27	0.51
25:BB:1048:A:H1'	25:BB:1112:G:N2	2.26	0.51
25:BB:1258:U:O4'	28:BE:79:ARG:HG3	2.10	0.51

*Continued on next page...*

*Continued from previous page...*

Atom-1	Atom-2	Interatomic distance (Å)	Clash overlap (Å)
25:BB:1439:A:N7	25:BB:1440:U:C2	2.79	0.51
25:BB:1569:A:O2'	26:BC:35:LYS:HD3	2.10	0.51
25:BB:2052:A:H4'	27:BD:148:GLN:O	2.11	0.51
25:BB:2078:C:H2'	25:BB:2079:U:C6	2.46	0.51
25:BB:2458:G:H8	25:BB:2459:A:H62	1.58	0.51
25:BB:2626:C:O2'	25:BB:2627:G:H5'	2.11	0.51
57:BB:3341:HOH:O	28:BE:81:GLY:HA2	2.09	0.51
27:BD:101:PHE:O	27:BD:180:VAL:HG11	2.10	0.51
27:BD:137:SER:C	27:BD:138:LEU:HD22	2.31	0.51
28:BE:109:LEU:C	28:BE:111:GLU:H	2.13	0.51
28:BE:153:LEU:HB3	28:BE:171:ASP:OD1	2.10	0.51
29:BF:107:VAL:N	29:BF:108:PRO:CD	2.73	0.51
29:BF:107:VAL:O	29:BF:110:ILE:HG22	2.10	0.51
29:BF:121:PHE:HB3	29:BF:162:ASP:HB2	1.92	0.51
29:BF:128:SER:HA	29:BF:154:THR:HA	1.92	0.51
30:BG:27:GLY:HA3	30:BG:78:VAL:HB	1.91	0.51
30:BG:89:VAL:HG12	30:BG:90:GLY:H	1.76	0.51
31:BH:94:ILE:HD12	31:BH:98:ASP:CB	2.40	0.51
34:BK:23:VAL:HG13	34:BK:32:ALA:HB2	1.92	0.51
39:BP:50:ARG:CD	39:BP:56:SER:HB3	2.41	0.51
42:BS:35:ILE:HA	50:B0:24:VAL:HG13	1.93	0.51
43:BT:9:LYS:HD3	43:BT:9:LYS:H	1.75	0.51
46:BW:19:ARG:NH1	46:BW:22:VAL:HG11	2.26	0.51
46:BW:37:VAL:HB	46:BW:38:ARG:NH1	2.26	0.51
46:BW:59:PHE:O	46:BW:60:ALA:CB	2.59	0.51
54:B4:11:CYS:HB3	54:B4:33:HIS:HE1	1.75	0.51
1:CA:325:A:H2'	1:CA:326:G:C8	2.45	0.51
1:CA:403:C:H5'	6:CD:131:ILE:CG2	2.41	0.51
1:CA:1150:A:H1'	1:CA:1280:A:C6	2.44	0.51
1:CA:1314:C:H2'	1:CA:1315:U:C6	2.45	0.51
5:CC:147:GLY:HA2	5:CC:170:GLY:HA3	1.91	0.51
6:CD:168:THR:C	6:CD:170:LEU:H	2.14	0.51
8:CF:36:ILE:H	8:CF:36:ILE:HD12	1.76	0.51
8:CF:97:THR:O	8:CF:98:GLU:HB3	2.10	0.51
15:CM:30:LYS:HA	15:CM:33:LEU:CD1	2.34	0.51
20:CR:25:ILE:HG23	20:CR:26:ALA:H	1.76	0.51
24:DA:48:U:H2'	24:DA:49:C:H6	1.76	0.51
25:DB:300:A:H2'	25:DB:334:C:H1'	1.92	0.51
25:DB:553:G:H2'	25:DB:554:U:O4'	2.10	0.51
25:DB:649:G:H2'	25:DB:650:C:C6	2.44	0.51
25:DB:947:A:H2'	25:DB:948:C:C6	2.46	0.51

*Continued on next page...*

*Continued from previous page...*

Atom-1	Atom-2	Interatomic distance (Å)	Clash overlap (Å)
25:DB:1386:C:H5''	25:DB:1396:U:O2	2.11	0.51
25:DB:1549:A:H2'	25:DB:1550:C:C6	2.45	0.51
25:DB:1921:G:O2'	25:DB:1922:G:H5'	2.10	0.51
25:DB:2671:G:H2'	25:DB:2672:U:C6	2.46	0.51
26:DC:141:HIS:CG	26:DC:142:ASN:N	2.79	0.51
27:DD:202:ILE:H	27:DD:202:ILE:HD12	1.75	0.51
28:DE:46:GLN:HB2	28:DE:87:ALA:O	2.11	0.51
28:DE:106:LYS:HE3	28:DE:200:LEU:HD12	1.92	0.51
31:DH:122:LEU:H	31:DH:128:HIS:CE1	2.28	0.51
35:DL:4:ASN:N	35:DL:4:ASN:HD22	2.08	0.51
35:DL:78:ARG:HB3	35:DL:113:ALA:CB	2.41	0.51
36:DM:41:LEU:HD11	36:DM:102:LEU:HD12	1.93	0.51
1:AA:159:G:N1	1:AA:163:C:N4	2.59	0.51
1:AA:506:G:H2'	1:AA:507:C:C6	2.46	0.51
1:AA:641:U:H4'	10:AH:106:SER:O	2.10	0.51
1:AA:890:G:O2'	1:AA:906:A:N6	2.44	0.51
1:AA:990:C:O2'	1:AA:991:U:H5'	2.10	0.51
1:AA:1070:U:H2'	1:AA:1071:C:C6	2.46	0.51
4:AB:67:LEU:HB2	4:AB:160:LEU:HA	1.93	0.51
4:AB:67:LEU:HD21	4:AB:157:PRO:HA	1.93	0.51
5:AC:37:LYS:HB3	5:AC:93:ILE:HD11	1.91	0.51
6:AD:47:LEU:HB2	6:AD:51:GLY:HA3	1.92	0.51
7:AE:56:PRO:HG2	7:AE:57:ALA:H	1.76	0.51
7:AE:79:THR:OG1	7:AE:80:LEU:N	2.44	0.51
7:AE:95:MET:HA	7:AE:124:ALA:HB2	1.91	0.51
11:AI:32:ARG:HB3	11:AI:36:GLN:O	2.10	0.51
11:AI:64:ILE:HG22	11:AI:65:THR:N	2.19	0.51
18:AP:6:LEU:CG	18:AP:17:TYR:HB3	2.40	0.51
18:AP:42:ILE:HG22	18:AP:43:ALA:H	1.74	0.51
25:BB:77:G:H2'	25:BB:78:U:H6	1.76	0.51
25:BB:364:C:O2'	25:BB:365:U:H5'	2.10	0.51
25:BB:445:C:OP1	40:BQ:1:ALA:HA	2.10	0.51
25:BB:660:C:H2'	25:BB:661:A:H8	1.76	0.51
25:BB:693:A:O2'	25:BB:694:U:H5'	2.11	0.51
25:BB:794:A:H2'	25:BB:795:C:H6	1.76	0.51
25:BB:1486:U:H2'	25:BB:1487:U:H6	1.76	0.51
25:BB:2875:C:H2'	25:BB:2876:G:H8	1.76	0.51
29:BF:147:ARG:O	29:BF:147:ARG:HD2	2.11	0.51
30:BG:23:ILE:HG22	30:BG:25:ILE:HD11	1.93	0.51
30:BG:50:THR:HG22	30:BG:51:PHE:N	2.26	0.51
31:BH:58:LEU:O	31:BH:62:LEU:HG	2.11	0.51

*Continued on next page...*

*Continued from previous page...*

Atom-1	Atom-2	Interatomic distance (Å)	Clash overlap (Å)
41:BR:59:ILE:HG12	41:BR:101:ILE:HD13	1.93	0.51
42:BS:15:GLN:O	42:BS:19:LEU:HB2	2.10	0.51
47:BX:10:ARG:HB3	47:BX:11:PRO:HD2	1.93	0.51
50:B0:16:ARG:HA	50:B0:19:ASP:HB2	1.91	0.51
1:CA:16:A:N1	1:CA:919:A:H2	2.09	0.51
1:CA:175:C:H2'	1:CA:176:C:H6	1.74	0.51
1:CA:599:C:C4'	10:CH:122:GLY:HA2	2.40	0.51
1:CA:643:C:H5'	10:CH:31:LEU:HD13	1.93	0.51
1:CA:802:A:H2'	1:CA:803:G:O4'	2.11	0.51
1:CA:1112:C:N3	5:CC:177:LEU:HB2	2.25	0.51
1:CA:1157:A:C2	1:CA:1180:A:H2'	2.46	0.51
1:CA:1214:C:H4'	1:CA:1215:G:OP1	2.08	0.51
1:CA:1227:A:H5'	1:CA:1227:A:C8	2.42	0.51
1:CA:1349:A:H2'	1:CA:1350:A:O4'	2.10	0.51
4:CB:147:LEU:O	4:CB:151:LYS:HG2	2.10	0.51
9:CG:137:ARG:HH11	9:CG:141:HIS:CD2	2.29	0.51
10:CH:74:ILE:HG13	10:CH:128:VAL:HG12	1.91	0.51
11:CI:60:LEU:O	11:CI:60:LEU:HD12	2.11	0.51
12:CJ:5:ARG:O	12:CJ:102:LEU:HD12	2.10	0.51
13:CK:125:LYS:HA	13:CK:125:LYS:HE2	1.93	0.51
16:CN:8:ARG:HD3	16:CN:12:ARG:HH22	1.76	0.51
17:CO:66:LEU:HB3	17:CO:77:TYR:CE1	2.46	0.51
21:CS:32:THR:HG22	21:CS:33:TRP:N	2.25	0.51
22:CT:67:HIS:HB3	22:CT:68:LYS:CE	2.40	0.51
24:DA:90:C:OP1	36:DM:16:ARG:HB2	2.09	0.51
25:DB:235:U:H2'	25:DB:236:C:H6	1.75	0.51
25:DB:457:A:H61	25:DB:470:A:H5''	1.76	0.51
25:DB:554:U:H2'	25:DB:555:G:O4'	2.10	0.51
25:DB:631:A:H2'	25:DB:632:A:O4'	2.10	0.51
25:DB:753:A:H2'	25:DB:754:U:H6	1.75	0.51
25:DB:929:U:O2'	25:DB:930:G:H5'	2.10	0.51
25:DB:963:U:H5''	57:DB:3692:HOH:O	2.11	0.51
25:DB:968:C:O2'	25:DB:969:G:H5'	2.11	0.51
25:DB:1891:G:H2'	25:DB:1892:C:H6	1.76	0.51
25:DB:1930:G:H2'	25:DB:1968:G:N1	2.26	0.51
57:DB:3323:HOH:O	28:DE:63:LYS:HE2	2.10	0.51
26:DC:149:LYS:HD2	26:DC:152:GLN:NE2	2.25	0.51
27:DD:46:ARG:O	27:DD:84:LEU:HG	2.10	0.51
31:DH:21:VAL:HG21	31:DH:25:TYR:HD2	1.76	0.51
35:DL:30:THR:O	35:DL:32:GLY:N	2.43	0.51
37:DN:106:ASP:C	37:DN:108:ALA:N	2.63	0.51

*Continued on next page...*

*Continued from previous page...*

Atom-1	Atom-2	Interatomic distance (Å)	Clash overlap (Å)
38:DO:71:ALA:HB3	38:DO:102:ARG:HB3	1.92	0.51
40:DQ:85:ALA:HB2	40:DQ:115:ALA:HB2	1.92	0.51
41:DR:2:TYR:N	41:DR:42:ALA:HB2	2.26	0.51
45:DV:42:LEU:HD12	45:DV:47:VAL:HG21	1.93	0.51
1:AA:16:A:N1	1:AA:919:A:H2	2.08	0.51
1:AA:119:A:H4'	1:AA:120:A:O4'	2.11	0.51
1:AA:193:C:H2'	1:AA:194:C:C6	2.46	0.51
1:AA:375:U:OP1	18:AP:70:ARG:HD3	2.11	0.51
1:AA:390:U:H2'	1:AA:391:G:C8	2.45	0.51
1:AA:451:A:H5''	18:AP:70:ARG:HH22	1.75	0.51
1:AA:632:U:H3'	1:AA:633:G:C5'	2.41	0.51
1:AA:1240:U:C2	9:AG:31:VAL:HG12	2.46	0.51
1:AA:1289:A:H2	1:AA:1372:U:H1'	1.74	0.51
4:AB:183:PHE:N	4:AB:183:PHE:CD1	2.78	0.51
5:AC:156:LEU:H	5:AC:156:LEU:CD1	2.20	0.51
8:AF:54:LEU:HD12	8:AF:56:LYS:O	2.11	0.51
11:AI:50:PRO:HB3	11:AI:102:PHE:CE2	2.46	0.51
15:AM:78:ARG:HH21	15:AM:82:LEU:HG	1.76	0.51
18:AP:39:PHE:CE2	18:AP:41:PRO:HG3	2.46	0.51
25:BB:181:A:H2'	25:BB:182:A:H8	1.75	0.51
25:BB:480:A:H3'	25:BB:481:G:C5'	2.40	0.51
25:BB:631:A:H2'	25:BB:632:A:O4'	2.11	0.51
25:BB:1083:U:H2'	25:BB:1085:A:OP2	2.11	0.51
25:BB:1152:C:H2'	25:BB:1153:C:H6	1.74	0.51
25:BB:2105:U:H2'	25:BB:2106:U:O4'	2.11	0.51
25:BB:2144:G:C3'	25:BB:2146:C:H5''	2.36	0.51
26:BC:264:LYS:HG3	26:BC:265:PHE:CD2	2.46	0.51
29:BF:124:ARG:HA	29:BF:159:ALA:O	2.11	0.51
30:BG:144:ALA:O	30:BG:147:LEU:HB2	2.11	0.51
31:BH:84:ALA:HA	31:BH:90:LEU:HA	1.92	0.51
34:BK:72:ASP:O	39:BP:74:GLN:HG3	2.11	0.51
37:BN:17:ARG:HB2	37:BN:17:ARG:HH21	1.75	0.51
38:BO:27:VAL:HG21	38:BO:40:ILE:HD12	1.92	0.51
48:BY:47:ARG:C	48:BY:49:ASP:H	2.14	0.51
51:B1:8:ILE:HD11	51:B1:52:LYS:HG3	1.92	0.51
53:B3:27:ASN:N	53:B3:27:ASN:ND2	2.59	0.51
1:CA:524:G:H2'	1:CA:525:C:C6	2.46	0.51
1:CA:658:C:H2'	1:CA:659:U:H6	1.75	0.51
1:CA:1074:G:H2'	1:CA:1075:U:C6	2.45	0.51
4:CB:168:GLU:HB3	4:CB:171:ALA:HB3	1.92	0.51
5:CC:55:VAL:C	5:CC:56:ILE:HD12	2.30	0.51

*Continued on next page...*

*Continued from previous page...*

Atom-1	Atom-2	Interatomic distance (Å)	Clash overlap (Å)
6:CD:125:ASN:HA	6:CD:141:VAL:HG23	1.93	0.51
6:CD:146:GLU:CD	6:CD:146:GLU:N	2.61	0.51
7:CE:33:THR:HG22	7:CE:51:LYS:HG3	1.93	0.51
7:CE:35:LEU:HD13	7:CE:133:ILE:HG12	1.93	0.51
7:CE:106:ALA:HB1	7:CE:110:MET:O	2.11	0.51
7:CE:110:MET:HG2	7:CE:114:LEU:HB2	1.92	0.51
9:CG:38:ALA:O	9:CG:42:VAL:HG23	2.10	0.51
10:CH:14:ARG:HE	10:CH:74:ILE:HG23	1.76	0.51
10:CH:95:MET:HG2	10:CH:98:LEU:HD11	1.92	0.51
12:CJ:10:LEU:O	12:CJ:18:ILE:HD11	2.10	0.51
13:CK:48:GLY:HA3	13:CK:68:ARG:HH22	1.75	0.51
16:CN:31:SER:C	16:CN:40:ARG:HD3	2.31	0.51
24:DA:95:U:H2'	24:DA:96:G:C8	2.45	0.51
25:DB:212:G:O2'	25:DB:213:A:H5'	2.11	0.51
25:DB:581:C:OP1	40:DQ:32:ARG:HG3	2.11	0.51
25:DB:588:U:H2'	25:DB:589:U:C6	2.46	0.51
25:DB:857:G:O2'	25:DB:858:G:H5'	2.11	0.51
25:DB:1297:C:OP1	25:DB:2710:C:H4'	2.11	0.51
25:DB:1441:G:H2'	25:DB:1442:U:C6	2.46	0.51
25:DB:1541:C:H2'	25:DB:1542:U:O4'	2.11	0.51
25:DB:1785:A:H2'	25:DB:1787:A:N7	2.25	0.51
25:DB:1936:A:H2	25:DB:1943:U:C5	2.28	0.51
25:DB:2104:C:C3'	25:DB:2104:C:C6	2.94	0.51
25:DB:2786:U:O2'	27:DD:66:GLY:HA3	2.10	0.51
29:DF:71:LYS:HG2	29:DF:73:VAL:HG23	1.93	0.51
29:DF:107:VAL:N	29:DF:108:PRO:CD	2.73	0.51
29:DF:113:PHE:CZ	29:DF:116:LEU:HB2	2.46	0.51
29:DF:121:PHE:HB3	29:DF:162:ASP:HB2	1.92	0.51
30:DG:117:PRO:HD2	30:DG:120:ILE:HG21	1.92	0.51
31:DH:96:THR:HG21	31:DH:117:LEU:HD23	1.92	0.51
33:DJ:45:THR:H	33:DJ:46:PRO:CD	2.18	0.51
33:DJ:99:ARG:HA	33:DJ:102:GLU:HB2	1.92	0.51
36:DM:28:PHE:CE2	36:DM:66:ARG:HD3	2.46	0.51
36:DM:50:ARG:HH11	36:DM:51:ARG:NH1	2.09	0.51
37:DN:98:LEU:CD1	50:D0:42:ILE:HD11	2.39	0.51
42:DS:13:SER:OG	42:DS:14:ALA:N	2.42	0.51
46:DW:23:LYS:HD2	46:DW:24:ARG:H	1.76	0.51
48:DY:42:LEU:HD12	48:DY:45:GLN:HB2	1.92	0.51
48:DY:47:ARG:C	48:DY:49:ASP:H	2.14	0.51
49:DZ:50:VAL:HB	49:DZ:53:MET:HB2	1.92	0.51
1:AA:65:A:H4'	1:AA:66:A:C5'	2.40	0.51

*Continued on next page...*



*Continued from previous page...*

Atom-1	Atom-2	Interatomic distance (Å)	Clash overlap (Å)
1:AA:956:U:O2'	1:AA:957:U:H5'	2.11	0.51
1:AA:972:C:H1'	12:AJ:57:VAL:HG23	1.93	0.51
1:AA:980:C:H4'	16:AN:58:ARG:HH12	1.76	0.51
1:AA:1029:U:H2'	1:AA:1031:C:O2	2.11	0.51
1:AA:1035:A:H2'	1:AA:1036:A:C8	2.46	0.51
4:AB:58:LYS:HB3	4:AB:62:ARG:NH1	2.26	0.51
21:AS:28:LYS:HB3	21:AS:29:PRO:HD2	1.93	0.51
25:BB:476:G:N2	25:BB:478:A:H3'	2.26	0.51
25:BB:770:G:O2'	25:BB:771:G:H5'	2.11	0.51
25:BB:1010:A:N3	25:BB:1153:C:H1'	2.26	0.51
25:BB:1231:U:H2'	25:BB:1232:G:C8	2.45	0.51
25:BB:1807:G:H2'	25:BB:1808:A:H5'	1.92	0.51
25:BB:2199:A:H3'	25:BB:2200:C:C6	2.46	0.51
25:BB:2352:A:C6	46:BW:30:VAL:HG11	2.46	0.51
25:BB:2461:A:H2'	25:BB:2462:C:H6	1.76	0.51
25:BB:2543:G:H2'	25:BB:2544:G:O4'	2.11	0.51
25:BB:2868:A:H2'	25:BB:2869:G:C8	2.46	0.51
25:BB:2886:A:C8	50:B0:39:ARG:NH2	2.78	0.51
27:BD:120:GLY:HA2	27:BD:162:ALA:HA	1.93	0.51
27:BD:182:ALA:O	27:BD:183:GLU:HB2	2.11	0.51
31:BH:4:ILE:HG23	31:BH:17:ASP:C	2.31	0.51
31:BH:51:ARG:C	31:BH:53:GLU:H	2.14	0.51
32:BI:29:GLN:HE21	32:BI:29:GLN:HA	1.75	0.51
32:BI:48:ILE:HG22	32:BI:49:GLU:HG2	1.93	0.51
37:BN:82:GLU:HB3	37:BN:83:LEU:HD12	1.92	0.51
37:BN:83:LEU:HD12	37:BN:83:LEU:N	2.26	0.51
42:BS:46:LEU:O	42:BS:50:VAL:HG23	2.11	0.51
43:BT:40:LYS:HZ2	43:BT:60:THR:N	2.02	0.51
1:CA:170:U:O2'	1:CA:171:A:H5'	2.11	0.51
1:CA:208:U:C2'	1:CA:209:U:H5''	2.41	0.51
1:CA:304:U:H2'	1:CA:305:G:C8	2.46	0.51
1:CA:373:A:H1'	1:CA:481:G:N3	2.26	0.51
1:CA:1250:A:H2'	1:CA:1251:A:C8	2.46	0.51
1:CA:1438:G:O2'	1:CA:1439:G:H5'	2.11	0.51
5:CC:58:ARG:HB3	5:CC:63:ILE:HD12	1.93	0.51
5:CC:152:VAL:HB	5:CC:156:LEU:CD2	2.41	0.51
10:CH:117:GLN:C	10:CH:119:GLY:H	2.14	0.51
14:CL:38:THR:CG2	14:CL:50:LYS:HG3	2.40	0.51
15:CM:47:LEU:HD11	15:CM:55:LEU:HD21	1.93	0.51
17:CO:11:VAL:HA	17:CO:26:VAL:HG21	1.93	0.51
20:CR:33:THR:HG23	20:CR:35:SER:N	2.26	0.51

*Continued on next page...*

*Continued from previous page...*

Atom-1	Atom-2	Interatomic distance (Å)	Clash overlap (Å)
25:DB:141:G:H2'	25:DB:142:A:O4'	2.11	0.51
25:DB:150:U:H2'	25:DB:151:C:H6	1.76	0.51
25:DB:823:C:O2'	25:DB:824:U:H5'	2.11	0.51
25:DB:1258:U:H2'	25:DB:1259:G:C8	2.46	0.51
25:DB:1486:U:H2'	25:DB:1487:U:C6	2.46	0.51
25:DB:1824:G:O3'	26:DC:246:PRO:HD3	2.11	0.51
25:DB:1882:U:O2'	25:DB:1883:U:H5'	2.10	0.51
25:DB:1946:U:H2'	25:DB:1947:C:C6	2.46	0.51
25:DB:2339:C:H2'	25:DB:2340:A:C8	2.46	0.51
25:DB:2425:A:H5'	25:DB:2427:C:O4'	2.10	0.51
25:DB:2677:G:O2'	25:DB:2678:C:H5'	2.11	0.51
25:DB:2875:C:H2'	25:DB:2876:G:C8	2.46	0.51
26:DC:67:LYS:HE3	26:DC:149:LYS:O	2.11	0.51
30:DG:30:GLY:HA3	30:DG:78:VAL:CA	2.32	0.51
31:DH:31:VAL:O	31:DH:33:GLN:N	2.44	0.51
33:DJ:25:LEU:C	33:DJ:25:LEU:HD13	2.31	0.51
34:DK:23:VAL:HG13	34:DK:32:ALA:HB2	1.93	0.51
37:DN:55:ALA:HB1	37:DN:84:GLY:HA2	1.91	0.51
47:DX:6:VAL:CG1	47:DX:50:VAL:HG13	2.41	0.51
1:AA:69:G:N2	1:AA:71:A:N6	2.59	0.50
1:AA:376:G:H2'	1:AA:377:G:H8	1.75	0.50
1:AA:494:G:O2'	1:AA:496:A:H1'	2.10	0.50
1:AA:1320:C:N3	21:AS:35:ARG:NH1	2.59	0.50
1:AA:1342:C:H1'	11:AI:125:GLN:NE2	2.25	0.50
1:AA:1533:C:C3'	1:AA:1534:A:H5''	2.41	0.50
4:AB:27:LYS:HA	4:AB:30:ILE:HD11	1.92	0.50
4:AB:35:ASN:C	4:AB:37:VAL:H	2.14	0.50
4:AB:42:LEU:HA	4:AB:45:THR:HB	1.91	0.50
6:AD:32:LYS:HE2	6:AD:35:GLN:CG	2.40	0.50
8:AF:47:LEU:HG	8:AF:56:LYS:CA	2.41	0.50
9:AG:15:PRO:HG2	9:AG:43:TYR:CZ	2.46	0.50
9:AG:87:PRO:HD2	9:AG:150:PHE:HB2	1.93	0.50
10:AH:54:THR:OG1	10:AH:55:LYS:HE3	2.11	0.50
14:AL:20:VAL:CG1	14:AL:23:LEU:HB2	2.41	0.50
16:AN:30:ILE:H	16:AN:30:ILE:HD12	1.75	0.50
17:AO:20:ASP:O	17:AO:26:VAL:HG11	2.11	0.50
18:AP:51:ARG:HH11	18:AP:53:ASP:N	2.09	0.50
19:AQ:10:ARG:CZ	19:AQ:55:GLY:N	2.74	0.50
19:AQ:58:VAL:HG12	19:AQ:77:VAL:CA	2.34	0.50
24:BA:48:U:H2'	24:BA:49:C:H6	1.74	0.50
25:BB:526:A:N6	25:BB:2626:C:H4'	2.25	0.50

*Continued on next page...*

*Continued from previous page...*

Atom-1	Atom-2	Interatomic distance (Å)	Clash overlap (Å)
25:BB:1176:U:H4'	25:BB:1176:U:OP1	2.10	0.50
25:BB:1495:A:H1'	25:BB:1579:A:H5'	1.93	0.50
25:BB:1882:U:O2'	25:BB:1883:U:H5'	2.10	0.50
25:BB:2543:G:H2'	25:BB:2544:G:C8	2.46	0.50
26:BC:86:ARG:HE	26:BC:90:ILE:HD11	1.76	0.50
26:BC:172:THR:HB	26:BC:182:LYS:HG2	1.94	0.50
29:BF:103:ILE:HD11	29:BF:174:PHE:HA	1.91	0.50
37:BN:77:ALA:O	37:BN:81:ASN:HB2	2.10	0.50
41:BR:91:GLN:HG3	41:BR:92:TRP:N	2.26	0.50
46:BW:23:LYS:O	46:BW:66:VAL:HB	2.11	0.50
1:CA:31:G:N2	1:CA:47:C:H4'	2.26	0.50
1:CA:52:C:H2'	1:CA:53:A:H8	1.76	0.50
1:CA:235:C:H2'	1:CA:236:A:H8	1.74	0.50
1:CA:300:A:H2'	1:CA:301:G:O4'	2.11	0.50
1:CA:484:G:H4'	1:CA:485:U:H5'	1.92	0.50
1:CA:636:U:H2'	1:CA:637:C:C6	2.46	0.50
1:CA:745:G:H2'	1:CA:746:A:H8	1.77	0.50
1:CA:1123:U:O2'	12:CJ:40:ILE:HA	2.11	0.50
1:CA:1180:A:H5''	1:CA:1181:G:OP2	2.11	0.50
1:CA:1298:U:H2'	9:CG:113:LYS:HZ1	1.75	0.50
1:CA:1464:U:H2'	1:CA:1465:A:C8	2.46	0.50
4:CB:14:HIS:CE1	4:CB:42:LEU:HD13	2.47	0.50
4:CB:16:GLY:O	4:CB:188:THR:HG21	2.11	0.50
6:CD:88:ASN:O	6:CD:92:LEU:HD23	2.10	0.50
8:CF:88:MET:HG3	8:CF:90:MET:HE3	1.92	0.50
11:CI:32:ARG:HD2	11:CI:36:GLN:CB	2.37	0.50
11:CI:48:ARG:O	11:CI:51:LEU:HG	2.10	0.50
12:CJ:39:PRO:HA	12:CJ:74:VAL:HG22	1.93	0.50
13:CK:106:ILE:HD11	13:CK:109:ILE:HG13	1.94	0.50
14:CL:41:PRO:HB3	14:CL:89:LEU:HD13	1.93	0.50
15:CM:52:ILE:HG23	15:CM:53:ASP:OD2	2.10	0.50
25:DB:277:G:H2'	25:DB:277:G:N3	2.26	0.50
25:DB:686:U:H2'	25:DB:788:A:N1	2.26	0.50
25:DB:1680:U:H2'	25:DB:1681:G:O4'	2.11	0.50
25:DB:2702:G:H2'	25:DB:2703:C:H6	1.75	0.50
26:DC:68:ARG:CB	26:DC:128:THR:HG21	2.39	0.50
26:DC:134:ILE:HD12	26:DC:163:ILE:HG13	1.93	0.50
26:DC:264:LYS:HG3	26:DC:265:PHE:CD2	2.45	0.50
29:DF:134:GLN:C	29:DF:136:ILE:H	2.14	0.50
30:DG:23:ILE:HG22	30:DG:25:ILE:HD11	1.93	0.50
30:DG:54:ARG:CD	30:DG:55:ASP:H	2.24	0.50

*Continued on next page...*

*Continued from previous page...*

Atom-1	Atom-2	Interatomic distance (Å)	Clash overlap (Å)
31:DH:3:VAL:HG23	31:DH:36:ALA:HB1	1.93	0.50
36:DM:42:THR:HB	36:DM:45:GLN:HG3	1.92	0.50
39:DP:62:LYS:HD3	39:DP:64:SER:HB2	1.92	0.50
46:DW:59:PHE:O	46:DW:60:ALA:CB	2.59	0.50
1:AA:168:G:O2'	1:AA:169:C:H5'	2.11	0.50
1:AA:230:G:O2'	1:AA:231:U:H5'	2.11	0.50
1:AA:1018:G:H2'	1:AA:1019:A:H8	1.76	0.50
1:AA:1101:A:H4'	1:AA:1102:A:O5'	2.12	0.50
1:AA:1143:G:H2'	1:AA:1144:G:H8	1.71	0.50
1:AA:1182:G:H4'	1:AA:1183:U:H5'	1.94	0.50
9:AG:4:ARG:HG3	9:AG:5:VAL:N	2.27	0.50
9:AG:4:ARG:NH1	9:AG:5:VAL:HG22	2.26	0.50
9:AG:8:GLN:HG2	9:AG:9:ARG:N	2.26	0.50
14:AL:105:GLY:HA3	14:AL:117:GLY:O	2.11	0.50
25:BB:70:G:H5'	25:BB:112:U:O2	2.11	0.50
25:BB:150:U:H2'	25:BB:151:C:H6	1.76	0.50
25:BB:836:G:H2'	25:BB:837:C:C6	2.46	0.50
25:BB:850:U:O2'	49:BZ:22:THR:HG22	2.11	0.50
25:BB:1935:G:H1'	25:BB:1964:G:N2	2.25	0.50
25:BB:2263:C:H4'	25:BB:2329:U:H4'	1.93	0.50
25:BB:2520:C:O2'	25:BB:2521:C:H5'	2.10	0.50
25:BB:2659:G:N2	25:BB:2661:G:H5''	2.26	0.50
25:BB:2886:A:N7	50:B0:39:ARG:CZ	2.74	0.50
27:BD:33:ARG:HH11	27:BD:74:GLU:HG3	1.77	0.50
28:BE:112:LEU:HD13	28:BE:186:VAL:HG11	1.92	0.50
30:BG:101:VAL:HG12	30:BG:115:GLN:CB	2.40	0.50
31:BH:116:ARG:O	31:BH:117:LEU:HG	2.11	0.50
33:BJ:20:ALA:HA	33:BJ:23:LYS:HG3	1.92	0.50
33:BJ:140:LEU:HD23	33:BJ:141:ASP:N	2.27	0.50
34:BK:96:THR:HB	34:BK:97:ARG:NE	2.26	0.50
39:BP:8:GLU:HG3	39:BP:54:LEU:CB	2.42	0.50
39:BP:50:ARG:HD3	39:BP:56:SER:HB3	1.93	0.50
43:BT:50:LEU:HD22	43:BT:50:LEU:N	2.26	0.50
44:BU:85:ARG:CZ	44:BU:86:PHE:H	2.24	0.50
45:BV:80:HIS:HA	45:BV:87:GLN:OE1	2.11	0.50
1:CA:22:G:H4'	1:CA:885:G:C8	2.46	0.50
1:CA:119:A:H4'	1:CA:120:A:O4'	2.11	0.50
1:CA:603:U:H2'	1:CA:604:G:H8	1.76	0.50
1:CA:775:G:H2'	1:CA:776:G:H8	1.77	0.50
1:CA:1069:C:O2'	1:CA:1192:C:H1'	2.10	0.50
1:CA:1226:C:N4	15:CM:102:LYS:HD2	2.24	0.50

*Continued on next page...*

*Continued from previous page...*

Atom-1	Atom-2	Interatomic distance (Å)	Clash overlap (Å)
4:CB:21:TYR:HB2	4:CB:189:ASN:HB2	1.93	0.50
4:CB:150:ILE:HA	4:CB:153:MET:CB	2.40	0.50
5:CC:184:ASN:O	5:CC:199:VAL:HG22	2.12	0.50
8:CF:20:GLY:HA2	8:CF:23:GLU:OE2	2.11	0.50
9:CG:52:ARG:NH1	9:CG:121:ASN:HD22	2.09	0.50
10:CH:62:LEU:HD12	10:CH:62:LEU:N	2.26	0.50
15:CM:95:PRO:HG3	15:CM:101:THR:HG22	1.94	0.50
21:CS:24:SER:HB3	21:CS:27:LYS:NZ	2.26	0.50
25:DB:103:A:H3'	25:DB:104:A:C8	2.45	0.50
25:DB:275:C:H2'	25:DB:276:U:C4'	2.41	0.50
25:DB:480:A:H2'	25:DB:480:A:N3	2.26	0.50
25:DB:688:U:O2'	25:DB:689:A:H5'	2.11	0.50
25:DB:973:A:OP1	25:DB:973:A:H8	1.93	0.50
25:DB:2800:A:H2'	25:DB:2801:G:C4'	2.41	0.50
27:DD:132:ALA:HA	27:DD:140:HIS:ND1	2.27	0.50
28:DE:2:GLU:HA	28:DE:13:THR:H	1.76	0.50
29:DF:166:ARG:CD	29:DF:167:ALA:H	2.25	0.50
31:DH:51:ARG:HG2	31:DH:55:GLU:HB2	1.92	0.50
32:DI:126:ARG:HH11	32:DI:126:ARG:HB3	1.76	0.50
33:DJ:13:ARG:H	33:DJ:41:LYS:NZ	2.08	0.50
34:DK:78:PHE:CD2	39:DP:69:VAL:HG12	2.46	0.50
34:DK:96:THR:HB	34:DK:97:ARG:NE	2.26	0.50
34:DK:112:MET:O	34:DK:115:ILE:HG13	2.11	0.50
40:DQ:4:LYS:HG3	40:DQ:5:ARG:N	2.26	0.50
41:DR:91:GLN:HG3	41:DR:92:TRP:N	2.26	0.50
1:AA:114:U:O2'	1:AA:115:G:H5'	2.12	0.50
1:AA:215:C:H2'	1:AA:216:U:C6	2.46	0.50
1:AA:451:A:H5''	18:AP:70:ARG:NH2	2.26	0.50
1:AA:737:C:H2'	1:AA:738:C:C6	2.47	0.50
1:AA:1009:U:O2'	1:AA:1010:U:H5'	2.11	0.50
1:AA:1065:U:H5''	1:AA:1190:G:H22	1.76	0.50
1:AA:1150:A:H1'	1:AA:1280:A:C6	2.46	0.50
1:AA:1438:G:O2'	1:AA:1439:G:H5'	2.12	0.50
1:AA:1478:U:H2'	1:AA:1479:C:C6	2.47	0.50
6:AD:159:GLU:HG3	6:AD:160:LEU:HD13	1.94	0.50
7:AE:143:LEU:HA	7:AE:146:MET:HG3	1.93	0.50
8:AF:53:LYS:HE2	8:AF:53:LYS:HA	1.93	0.50
9:AG:63:VAL:HA	9:AG:66:GLU:OE1	2.12	0.50
11:AI:12:LYS:HA	11:AI:109:GLN:NE2	2.27	0.50
11:AI:78:ILE:O	11:AI:82:ILE:HG13	2.12	0.50
12:AJ:28:THR:OG1	12:AJ:87:LEU:HD23	2.10	0.50

*Continued on next page...*

*Continued from previous page...*

Atom-1	Atom-2	Interatomic distance (Å)	Clash overlap (Å)
24:BA:30:C:H2'	24:BA:30:C:O2	2.12	0.50
25:BB:125:A:OP2	52:B2:19:ARG:NH2	2.44	0.50
25:BB:784:G:H5''	26:BC:225:ASN:ND2	2.27	0.50
25:BB:816:C:O2'	25:BB:817:C:H5'	2.12	0.50
25:BB:1197:G:H2'	25:BB:1198:U:C6	2.46	0.50
25:BB:2180:U:O5'	25:BB:2180:U:H6	1.94	0.50
25:BB:2893:A:H4'	25:BB:2894:G:H5'	1.93	0.50
26:BC:86:ARG:NE	26:BC:90:ILE:HD11	2.25	0.50
26:BC:204:LEU:HD22	26:BC:209:ALA:HB1	1.93	0.50
27:BD:121:THR:C	27:BD:123:LYS:H	2.14	0.50
27:BD:130:GLN:HG3	27:BD:140:HIS:O	2.12	0.50
28:BE:2:GLU:CG	28:BE:11:ALA:HB1	2.40	0.50
28:BE:4:VAL:HG13	28:BE:9:GLN:HA	1.93	0.50
29:BF:141:ASP:HB2	29:BF:144:LYS:CE	2.41	0.50
30:BG:84:LYS:HG2	30:BG:85:LYS:N	2.22	0.50
31:BH:40:THR:OG1	31:BH:42:LYS:HB3	2.12	0.50
31:BH:50:ARG:HA	31:BH:50:ARG:HH11	1.76	0.50
32:BI:89:SER:HA	32:BI:97:VAL:CG2	2.41	0.50
33:BJ:45:THR:H	33:BJ:46:PRO:CD	2.18	0.50
37:BN:106:ASP:C	37:BN:108:ALA:N	2.64	0.50
38:BO:11:ALA:HB2	38:BO:96:GLY:N	2.26	0.50
40:BQ:90:ASP:HA	41:BR:11:GLN:OE1	2.11	0.50
46:BW:18:LYS:CA	46:BW:36:ILE:HG13	2.40	0.50
53:B3:31:ILE:HD11	53:B3:34:LYS:CE	2.40	0.50
1:CA:309:A:H2'	1:CA:310:G:C8	2.43	0.50
1:CA:541:G:H2'	1:CA:542:G:H8	1.77	0.50
1:CA:646:G:H2'	1:CA:647:C:H6	1.77	0.50
1:CA:924:C:H2'	1:CA:925:G:C8	2.46	0.50
1:CA:1268:G:H2'	1:CA:1269:A:C8	2.47	0.50
4:CB:45:THR:CG2	4:CB:199:ILE:HD12	2.37	0.50
4:CB:178:LEU:HD13	4:CB:180:ILE:HG12	1.94	0.50
7:CE:139:THR:HA	7:CE:143:LEU:HB3	1.92	0.50
8:CF:36:ILE:HD12	8:CF:36:ILE:N	2.27	0.50
12:CJ:35:GLN:HB2	12:CJ:78:GLU:CG	2.41	0.50
13:CK:35:ASP:HB2	13:CK:41:LEU:HD21	1.93	0.50
15:CM:73:SER:O	15:CM:77:LYS:HG3	2.11	0.50
15:CM:74:MET:HA	15:CM:77:LYS:NZ	2.25	0.50
19:CQ:68:LYS:C	19:CQ:70:LYS:H	2.13	0.50
20:CR:35:SER:HB2	20:CR:37:LYS:HE3	1.93	0.50
25:DB:77:G:H2'	25:DB:78:U:H6	1.77	0.50
25:DB:95:A:H4'	48:DY:38:GLN:CD	2.30	0.50

*Continued on next page...*

*Continued from previous page...*

Atom-1	Atom-2	Interatomic distance (Å)	Clash overlap (Å)
25:DB:438:G:H2'	25:DB:439:A:C8	2.47	0.50
25:DB:1567:G:H3'	26:DC:84:PRO:HG2	1.92	0.50
25:DB:2106:U:O2	25:DB:2106:U:H2'	2.10	0.50
25:DB:2304:G:H22	25:DB:2312:U:H3	1.58	0.50
27:DD:29:VAL:HB	27:DD:98:VAL:HG13	1.93	0.50
28:DE:119:ILE:N	28:DE:119:ILE:HD13	2.26	0.50
30:DG:23:ILE:HG22	30:DG:25:ILE:CD1	2.41	0.50
30:DG:154:GLU:CD	30:DG:159:LYS:HB2	2.32	0.50
31:DH:20:ASN:ND2	31:DH:21:VAL:H	2.08	0.50
31:DH:67:ALA:O	31:DH:70:GLU:HG3	2.12	0.50
31:DH:76:GLU:HG2	31:DH:77:THR:N	2.26	0.50
32:DI:102:ARG:CG	32:DI:141:ASP:HA	2.40	0.50
33:DJ:84:ILE:O	33:DJ:84:ILE:HG13	2.11	0.50
37:DN:28:LEU:HD13	37:DN:48:VAL:HG11	1.93	0.50
37:DN:33:ILE:HG23	37:DN:118:ARG:HD3	1.94	0.50
38:DO:105:ALA:C	38:DO:107:ALA:N	2.65	0.50
39:DP:56:SER:CB	39:DP:75:THR:HG21	2.40	0.50
41:DR:2:TYR:H	41:DR:42:ALA:HB2	1.75	0.50
41:DR:30:GLY:HA2	41:DR:63:VAL:HG23	1.93	0.50
45:DV:80:HIS:HA	45:DV:87:GLN:OE1	2.11	0.50
49:DZ:19:HIS:C	49:DZ:21:ALA:N	2.65	0.50
50:D0:16:ARG:HA	50:D0:19:ASP:HB2	1.94	0.50
1:AA:31:G:N7	1:AA:306:A:H1'	2.26	0.50
1:AA:224:U:H2'	1:AA:225:C:C6	2.46	0.50
1:AA:706:A:O2'	13:AK:32:THR:HG21	2.11	0.50
1:AA:802:A:H2'	1:AA:803:G:O4'	2.11	0.50
1:AA:957:U:H4'	21:AS:78:THR:HB	1.93	0.50
1:AA:1062:U:H2'	1:AA:1063:C:C5	2.47	0.50
1:AA:1426:G:H2'	1:AA:1427:C:C6	2.46	0.50
4:AB:22:TRP:HA	4:AB:189:ASN:HB3	1.92	0.50
5:AC:2:GLN:N	5:AC:2:GLN:NE2	2.59	0.50
5:AC:102:ILE:HD12	5:AC:103:ALA:N	2.26	0.50
7:AE:14:LEU:HD13	7:AE:15:ILE:N	2.26	0.50
7:AE:102:THR:O	7:AE:121:ASN:HB2	2.11	0.50
10:AH:9:MET:HA	10:AH:26:MET:HE2	1.94	0.50
10:AH:58:LEU:HD22	10:AH:60:LEU:CD1	2.41	0.50
10:AH:82:LEU:HD13	10:AH:84:ILE:HD11	1.92	0.50
13:AK:15:VAL:HG13	13:AK:36:ARG:CZ	2.40	0.50
13:AK:69:CYS:O	13:AK:73:VAL:HG23	2.12	0.50
15:AM:82:LEU:HB2	15:AM:84:CYS:SG	2.51	0.50
19:AQ:45:VAL:HG22	19:AQ:60:ILE:HG21	1.93	0.50

*Continued on next page...*



*Continued from previous page...*

Atom-1	Atom-2	Interatomic distance (Å)	Clash overlap (Å)
25:BB:396:G:OP2	47:BX:9:LYS:HE2	2.12	0.50
25:BB:1024:G:H21	25:BB:1144:A:C4'	2.24	0.50
25:BB:1220:G:H2'	25:BB:1221:C:C6	2.47	0.50
25:BB:1463:C:H2'	25:BB:1464:G:C8	2.46	0.50
25:BB:1939:U:O2	25:BB:1967:C:H4'	2.11	0.50
25:BB:2228:G:H2'	25:BB:2229:U:H6	1.76	0.50
25:BB:2360:G:H1'	35:BL:60:ARG:HD2	1.92	0.50
25:BB:2836:U:H2'	25:BB:2837:A:H8	1.76	0.50
27:BD:34:VAL:CG1	27:BD:48:ILE:HD11	2.41	0.50
28:BE:21:ARG:HB2	28:BE:21:ARG:NH2	2.27	0.50
29:BF:32:LYS:HA	29:BF:95:MET:CG	2.40	0.50
29:BF:33:ILE:HA	29:BF:154:THR:O	2.11	0.50
29:BF:62:GLN:CG	29:BF:91:ARG:HH11	2.24	0.50
29:BF:113:PHE:CZ	29:BF:116:LEU:HB2	2.46	0.50
31:BH:12:LEU:O	31:BH:12:LEU:HG	2.09	0.50
33:BJ:43:GLU:O	33:BJ:44:TYR:C	2.49	0.50
34:BK:112:MET:O	34:BK:115:ILE:HG13	2.12	0.50
35:BL:143:GLU:CG	35:BL:144:GLU:H	2.24	0.50
36:BM:69:PRO:HG2	36:BM:70:ASP:H	1.76	0.50
41:BR:2:TYR:O	41:BR:41:ILE:HA	2.11	0.50
42:BS:18:ARG:HB3	42:BS:76:VAL:CG1	2.41	0.50
1:CA:91:U:H2'	1:CA:92:U:H6	1.76	0.50
1:CA:279:A:OP1	1:CA:281:G:H5'	2.11	0.50
1:CA:967:C:H2'	1:CA:968:A:C2	2.47	0.50
1:CA:1330:U:H5''	15:CM:69:ARG:NH2	2.26	0.50
4:CB:99:MET:HE2	4:CB:147:LEU:HA	1.92	0.50
7:CE:73:VAL:HA	7:CE:146:MET:SD	2.51	0.50
11:CI:24:ASN:ND2	11:CI:24:ASN:H	2.10	0.50
13:CK:22:ILE:HG22	13:CK:31:VAL:HG22	1.94	0.50
15:CM:4:ALA:HA	15:CM:56:ARG:HD3	1.93	0.50
16:CN:1:ALA:O	16:CN:5:MET:HB3	2.11	0.50
19:CQ:16:MET:CB	19:CQ:19:SER:HB2	2.40	0.50
25:DB:1055:G:N7	25:DB:1056:G:H1'	2.27	0.50
26:DC:71:ASP:OD2	26:DC:118:GLY:HA2	2.12	0.50
26:DC:172:THR:HB	26:DC:182:LYS:HG2	1.93	0.50
27:DD:42:ASN:O	27:DD:43:ASP:HB2	2.12	0.50
28:DE:2:GLU:CG	28:DE:11:ALA:HB1	2.42	0.50
29:DF:39:VAL:HG22	29:DF:49:LEU:HD12	1.93	0.50
30:DG:144:ALA:O	30:DG:147:LEU:HB2	2.11	0.50
31:DH:103:VAL:HG22	31:DH:108:VAL:O	2.10	0.50
35:DL:121:THR:HG22	35:DL:141:LYS:HB2	1.93	0.50

*Continued on next page...*

*Continued from previous page...*

Atom-1	Atom-2	Interatomic distance (Å)	Clash overlap (Å)
38:DO:116:GLN:O	38:DO:117:PHE:HB3	2.11	0.50
39:DP:8:GLU:HG3	39:DP:54:LEU:CB	2.42	0.50
40:DQ:106:THR:O	40:DQ:109:VAL:HB	2.11	0.50
42:DS:35:ILE:O	42:DS:39:THR:HG23	2.12	0.50
46:DW:28:GLU:N	46:DW:31:LEU:HG	2.26	0.50
1:AA:1335:U:H4'	1:AA:1336:C:C5	2.46	0.50
1:AA:1456:A:H2'	1:AA:1457:G:C8	2.46	0.50
4:AB:22:TRP:C	4:AB:189:ASN:HA	2.32	0.50
4:AB:92:ASN:ND2	4:AB:93:HIS:H	2.09	0.50
6:AD:72:ARG:HA	6:AD:203:TYR:HE1	1.76	0.50
6:AD:120:LYS:HB3	6:AD:145:ARG:NH1	2.26	0.50
6:AD:162:GLU:HA	6:AD:166:LYS:HZ3	1.73	0.50
9:AG:147:ASN:HB3	9:AG:150:PHE:CE1	2.46	0.50
9:AG:149:ALA:HB1	13:AK:58:THR:HG21	1.94	0.50
11:AI:126:PHE:HB2	11:AI:129:ARG:CG	2.41	0.50
20:AR:40:PRO:N	20:AR:43:ILE:HD11	2.26	0.50
25:BB:134:G:O2'	25:BB:135:U:H5'	2.11	0.50
25:BB:688:U:O2'	25:BB:689:A:H5'	2.11	0.50
25:BB:1181:U:H2'	25:BB:1182:G:C8	2.46	0.50
25:BB:1317:G:H2'	25:BB:1318:U:C6	2.46	0.50
25:BB:1360:G:H2'	25:BB:1361:G:H5'	1.92	0.50
25:BB:1412:U:H2'	25:BB:1413:A:H8	1.74	0.50
25:BB:1430:G:H2'	25:BB:1431:A:C8	2.47	0.50
25:BB:1440:U:H2'	25:BB:1441:G:C8	2.47	0.50
25:BB:1746:A:H2'	25:BB:1747:U:H6	1.76	0.50
25:BB:1783:A:N1	25:BB:2587:A:H2'	2.26	0.50
25:BB:2050:C:H2'	25:BB:2051:A:C8	2.47	0.50
25:BB:2141:G:H2'	25:BB:2142:A:C8	2.46	0.50
25:BB:2270:A:H2'	25:BB:2271:G:O4'	2.11	0.50
25:BB:2382:G:H21	53:B3:41:ARG:NH2	2.08	0.50
25:BB:2734:A:C2'	25:BB:2735:G:H5'	2.42	0.50
26:BC:141:HIS:CG	26:BC:142:ASN:N	2.79	0.50
28:BE:2:GLU:HA	28:BE:13:THR:H	1.76	0.50
30:BG:85:LYS:HG3	30:BG:164:ALA:HB3	1.93	0.50
30:BG:90:GLY:HA2	30:BG:159:LYS:HE3	1.94	0.50
30:BG:94:ARG:HA	30:BG:127:GLN:HG3	1.93	0.50
31:BH:68:ARG:C	31:BH:70:GLU:H	2.15	0.50
35:BL:78:ARG:HB3	35:BL:113:ALA:CB	2.40	0.50
36:BM:43:ALA:HB2	36:BM:69:PRO:HB3	1.94	0.50
36:BM:50:ARG:HH11	36:BM:51:ARG:NH1	2.09	0.50
44:BU:58:VAL:CG1	44:BU:59:GLU:H	2.15	0.50

*Continued on next page...*

*Continued from previous page...*

Atom-1	Atom-2	Interatomic distance (Å)	Clash overlap (Å)
1:CA:208:U:H2'	1:CA:210:C:C6	2.46	0.50
1:CA:358:U:H2'	1:CA:359:G:C8	2.46	0.50
1:CA:389:A:N3	1:CA:389:A:H2'	2.26	0.50
1:CA:592:G:H2'	1:CA:593:U:C6	2.46	0.50
1:CA:775:G:H2'	1:CA:776:G:C8	2.46	0.50
1:CA:1073:U:H2'	1:CA:1074:G:C8	2.46	0.50
1:CA:1323:G:H4'	1:CA:1362:A:C4	2.45	0.50
1:CA:1453:G:H3'	1:CA:1453:G:N3	2.26	0.50
4:CB:91:VAL:HG13	4:CB:146:SER:O	2.12	0.50
5:CC:51:VAL:HG12	5:CC:69:THR:OG1	2.12	0.50
6:CD:7:LYS:HZ3	6:CD:21:LYS:HG2	1.76	0.50
8:CF:71:ILE:O	8:CF:74:LEU:HB3	2.12	0.50
11:CI:40:ARG:HH11	11:CI:40:ARG:CB	2.19	0.50
13:CK:90:PRO:C	13:CK:92:ARG:H	2.15	0.50
15:CM:67:ASP:HA	15:CM:70:ARG:NH2	2.25	0.50
23:CU:40:PRO:HB2	23:CU:44:ARG:HE	1.74	0.50
25:DB:235:U:H2'	25:DB:236:C:C6	2.46	0.50
25:DB:693:A:O2'	25:DB:694:U:H5'	2.12	0.50
25:DB:1141:U:OP2	33:DJ:65:THR:HG21	2.10	0.50
25:DB:1219:U:H2'	25:DB:1220:G:C8	2.47	0.50
25:DB:1275:A:H2'	25:DB:1275:A:N3	2.26	0.50
25:DB:1394:U:O2'	25:DB:1395:A:H5'	2.11	0.50
25:DB:1460:U:H3'	25:DB:1461:C:H5'	1.94	0.50
25:DB:1507:C:H5'	25:DB:1508:A:OP2	2.12	0.50
25:DB:1563:U:H2'	25:DB:1564:C:C6	2.45	0.50
25:DB:1866:A:H2'	25:DB:1867:G:O4'	2.12	0.50
25:DB:2103:C:H3'	25:DB:2104:C:C2	2.46	0.50
25:DB:2488:G:O2'	25:DB:2489:U:H5'	2.10	0.50
25:DB:2543:G:H2'	25:DB:2544:G:O4'	2.12	0.50
25:DB:2869:G:H2'	25:DB:2870:C:C6	2.47	0.50
27:DD:35:THR:HB	27:DD:67:HIS:CE1	2.43	0.50
28:DE:15:SER:HB2	28:DE:197:GLU:OE2	2.10	0.50
29:DF:29:ARG:O	29:DF:158:THR:HG23	2.12	0.50
35:DL:51:GLU:HG2	53:D3:56:LEU:CD2	2.41	0.50
40:DQ:90:ASP:HA	41:DR:11:GLN:OE1	2.11	0.50
42:DS:35:ILE:HA	50:D0:24:VAL:HG13	1.93	0.50
42:DS:60:HIS:ND1	42:DS:60:HIS:O	2.45	0.50
1:AA:17:U:H2'	1:AA:18:C:H6	1.76	0.50
1:AA:52:C:H2'	1:AA:53:A:C8	2.46	0.50
1:AA:476:U:H2'	1:AA:477:C:H6	1.74	0.50
1:AA:1004:A:H1'	1:AA:1026:G:C6	2.47	0.50

*Continued on next page...*

*Continued from previous page...*

Atom-1	Atom-2	Interatomic distance (Å)	Clash overlap (Å)
4:AB:221:ARG:HD2	4:AB:222:GLU:N	2.27	0.50
7:AE:46:GLY:HA3	7:AE:70:MET:CG	2.30	0.50
9:AG:145:GLU:C	9:AG:147:ASN:H	2.14	0.50
10:AH:113:ARG:CA	10:AH:116:ARG:HH12	2.20	0.50
13:AK:105:ARG:O	13:AK:106:ILE:HB	2.12	0.50
19:AQ:11:VAL:HG13	19:AQ:20:ILE:HB	1.92	0.50
25:BB:3:U:O2'	25:BB:4:U:P	2.69	0.50
25:BB:1174:U:H4'	25:BB:1176:U:C2	2.45	0.50
25:BB:1224:U:H4'	41:BR:88:GLY:O	2.11	0.50
25:BB:1438:U:H2'	25:BB:1439:A:O4'	2.12	0.50
25:BB:1491:G:H5'	26:BC:97:ASP:OD1	2.12	0.50
25:BB:1562:U:H2'	25:BB:1563:U:C6	2.46	0.50
25:BB:1783:A:H5'	25:BB:2608:G:H4'	1.92	0.50
25:BB:2377:A:H2'	25:BB:2378:A:H8	1.72	0.50
25:BB:2716:C:H2'	25:BB:2717:C:C6	2.46	0.50
29:BF:31:GLU:HB3	29:BF:156:THR:O	2.12	0.50
31:BH:85:GLY:O	31:BH:86:ASP:CB	2.56	0.50
31:BH:140:ALA:C	31:BH:141:LYS:HD3	2.32	0.50
33:BJ:25:LEU:HD13	33:BJ:25:LEU:C	2.32	0.50
34:BK:40:ILE:HG23	34:BK:41:THR:N	2.27	0.50
42:BS:47:VAL:HG12	42:BS:103:ILE:HG21	1.93	0.50
49:BZ:25:GLY:HA3	49:BZ:46:MET:CE	2.41	0.50
1:CA:361:G:H3'	57:CA:1730:HOH:O	2.12	0.50
1:CA:419:C:H2'	1:CA:420:U:H6	1.76	0.50
1:CA:741:G:OP2	17:CO:1:SER:HB3	2.12	0.50
1:CA:817:C:H1'	1:CA:819:A:H5'	1.93	0.50
1:CA:1321:U:H5''	1:CA:1322:C:OP2	2.12	0.50
1:CA:1446:A:C3'	1:CA:1447:A:H5''	2.41	0.50
4:CB:128:LEU:HD23	4:CB:129:THR:H	1.76	0.50
5:CC:13:ILE:HD12	5:CC:177:LEU:HB3	1.93	0.50
6:CD:171:GLU:OE1	6:CD:182:LYS:HG2	2.11	0.50
7:CE:41:GLY:HA2	7:CE:116:VAL:HG12	1.94	0.50
8:CF:18:VAL:O	8:CF:22:ILE:HG13	2.11	0.50
10:CH:42:GLU:HG3	10:CH:100:ILE:HG21	1.92	0.50
13:CK:41:LEU:HB3	13:CK:76:TYR:CE1	2.47	0.50
14:CL:35:ARG:NH2	14:CL:75:GLU:HB3	2.26	0.50
16:CN:68:ARG:HH12	16:CN:81:ILE:HD12	1.77	0.50
23:CU:39:LYS:N	23:CU:40:PRO:HD2	2.26	0.50
25:DB:321:U:H5''	28:DE:131:THR:HG23	1.94	0.50
25:DB:1152:C:H5''	40:DQ:79:ILE:HG23	1.93	0.50
25:DB:1433:A:H2'	25:DB:1434:A:O4'	2.12	0.50

*Continued on next page...*

*Continued from previous page...*

Atom-1	Atom-2	Interatomic distance (Å)	Clash overlap (Å)
25:DB:2213:U:H2'	25:DB:2214:C:H5'	1.93	0.50
25:DB:2307:G:H4'	25:DB:2308:G:C5'	2.42	0.50
27:DD:111:GLY:H	27:DD:194:PRO:HG2	1.77	0.50
27:DD:113:SER:HB2	27:DD:168:GLU:N	2.24	0.50
28:DE:11:ALA:O	28:DE:12:LEU:HD22	2.11	0.50
29:DF:106:ALA:H	29:DF:108:PRO:HD2	1.77	0.50
30:DG:86:LEU:HA	30:DG:163:TYR:HB3	1.93	0.50
31:DH:2:GLN:HB2	31:DH:39:ALA:HB3	1.92	0.50
33:DJ:103:ILE:O	33:DJ:106:LYS:HB3	2.11	0.50
36:DM:102:LEU:HD22	36:DM:102:LEU:N	2.26	0.50
44:DU:61:GLU:CD	44:DU:61:GLU:H	2.13	0.50
46:DW:17:ALA:HA	46:DW:35:ILE:HG22	1.92	0.50
1:AA:300:A:H2'	1:AA:301:G:O4'	2.12	0.50
1:AA:373:A:H1'	1:AA:481:G:N3	2.27	0.50
1:AA:553:A:O4'	14:AL:27:PRO:HA	2.10	0.50
1:AA:762:U:H2'	1:AA:763:G:H8	1.76	0.50
1:AA:1049:U:H1'	1:AA:1201:A:C5	2.46	0.50
1:AA:1241:G:H2'	1:AA:1242:G:C8	2.44	0.50
1:AA:1277:C:H1'	1:AA:1282:C:O2	2.11	0.50
4:AB:210:THR:HA	4:AB:213:LEU:HB3	1.94	0.50
5:AC:171:ARG:HH21	5:AC:173:PRO:CG	2.25	0.50
6:AD:31:CYS:O	6:AD:32:LYS:HB2	2.12	0.50
6:AD:66:VAL:HG12	6:AD:67:LEU:N	2.27	0.50
6:AD:116:LEU:HD21	6:AD:153:ARG:HD2	1.94	0.50
9:AG:30:MET:CE	9:AG:33:GLY:HA2	2.42	0.50
9:AG:122:GLU:HA	9:AG:125:ASP:HB2	1.92	0.50
20:AR:33:THR:HG23	20:AR:35:SER:H	1.77	0.50
21:AS:70:LEU:H	21:AS:70:LEU:HD12	1.76	0.50
24:BA:8:C:H5''	38:BO:15:ARG:NH1	2.27	0.50
24:BA:89:U:H1'	25:BB:958:U:C2'	2.42	0.50
25:BB:1315:C:O2'	25:BB:1316:U:H5'	2.12	0.50
25:BB:1735:A:H2'	25:BB:1736:U:O4'	2.11	0.50
25:BB:1922:G:O2'	25:BB:1923:U:H5'	2.12	0.50
27:BD:12:THR:H	27:BD:24:VAL:HG12	1.75	0.50
29:BF:111:ARG:HD2	29:BF:111:ARG:N	2.27	0.50
30:BG:87:GLN:HA	30:BG:129:GLU:HA	1.94	0.50
35:BL:80:SER:HA	35:BL:115:GLU:HB2	1.93	0.50
35:BL:121:THR:HG22	35:BL:141:LYS:HB2	1.94	0.50
36:BM:72:PRO:O	36:BM:73:ILE:HB	2.11	0.50
38:BO:79:ALA:O	38:BO:83:LEU:HB2	2.12	0.50
39:BP:31:VAL:HG12	39:BP:38:ARG:H	1.77	0.50

*Continued on next page...*

*Continued from previous page...*

Atom-1	Atom-2	Interatomic distance (Å)	Clash overlap (Å)
39:BP:99:LEU:HA	39:BP:102:ARG:HG3	1.93	0.50
40:BQ:71:ASN:ND2	40:BQ:106:THR:HG23	2.24	0.50
44:BU:48:VAL:HG12	44:BU:52:ASN:O	2.11	0.50
48:BY:2:LYS:O	48:BY:6:LEU:HD23	2.12	0.50
1:CA:328:C:H1'	1:CA:329:A:OP2	2.12	0.50
1:CA:506:G:H2'	1:CA:507:C:C6	2.46	0.50
1:CA:643:C:OP1	10:CH:30:LYS:HD2	2.11	0.50
1:CA:812:G:HO2'	1:CA:813:U:H6	1.58	0.50
1:CA:1368:A:O2'	1:CA:1369:C:H5'	2.11	0.50
4:CB:185:ILE:HB	4:CB:202:ASN:O	2.12	0.50
6:CD:185:PRO:CB	6:CD:190:LEU:HD21	2.40	0.50
17:CO:66:LEU:HD22	17:CO:77:TYR:HE1	1.77	0.50
18:CP:6:LEU:HD12	18:CP:19:VAL:HB	1.93	0.50
19:CQ:20:ILE:HG12	19:CQ:52:CYS:SG	2.51	0.50
25:DB:146:A:H2'	25:DB:147:C:H6	1.76	0.50
25:DB:356:G:H2'	25:DB:357:C:O4'	2.12	0.50
25:DB:393:C:O2'	25:DB:394:C:H5'	2.12	0.50
25:DB:436:C:O2'	25:DB:437:U:H5'	2.11	0.50
25:DB:816:C:O2'	25:DB:817:C:H5'	2.10	0.50
25:DB:1084:A:H2	25:DB:1106:G:H1'	1.77	0.50
25:DB:2022:U:O4	50:D0:5:ASN:HB2	2.11	0.50
25:DB:2092:U:H5	25:DB:2226:C:OP2	1.94	0.50
25:DB:2216:G:H2'	25:DB:2217:G:C8	2.46	0.50
25:DB:2682:A:H61	25:DB:2728:U:H1'	1.76	0.50
26:DC:74:PRO:HG2	26:DC:96:LYS:CG	2.41	0.50
26:DC:86:ARG:NE	26:DC:90:ILE:HD11	2.26	0.50
26:DC:86:ARG:HE	26:DC:90:ILE:HD11	1.77	0.50
33:DJ:92:MET:HB3	33:DJ:100:VAL:CG2	2.42	0.50
34:DK:34:VAL:HG23	34:DK:35:GLY:N	2.21	0.50
34:DK:70:ARG:CB	34:DK:71:PRO:CD	2.66	0.50
37:DN:49:GLU:CB	37:DN:50:PRO:HD3	2.41	0.50
38:DO:56:LYS:O	38:DO:60:GLU:HG2	2.12	0.50
52:D2:33:ARG:HH21	52:D2:33:ARG:CB	2.24	0.50
1:AA:250:A:H2'	1:AA:250:A:N3	2.26	0.50
1:AA:389:A:H2'	1:AA:389:A:N3	2.26	0.50
1:AA:975:A:OP2	1:AA:975:A:H4'	2.12	0.50
1:AA:1074:G:H2'	1:AA:1075:U:C6	2.46	0.50
1:AA:1178:G:N2	1:AA:1180:A:H3'	2.26	0.50
4:AB:10:LYS:HE2	4:AB:10:LYS:HA	1.93	0.50
6:AD:8:LEU:HD11	6:AD:21:LYS:HD2	1.93	0.50
10:AH:37:ASN:C	10:AH:39:LEU:H	2.14	0.50

*Continued on next page...*



*Continued from previous page...*

Atom-1	Atom-2	Interatomic distance (Å)	Clash overlap (Å)
13:AK:80:ASN:N	13:AK:105:ARG:HD3	2.26	0.50
15:AM:97:ARG:H	15:AM:99:GLN:HE22	1.60	0.50
15:AM:112:ARG:HG2	15:AM:114:PRO:HD3	1.94	0.50
20:AR:45:GLY:C	20:AR:47:ARG:H	2.14	0.50
20:AR:60:ARG:HH11	20:AR:60:ARG:HG2	1.77	0.50
22:AT:67:HIS:HB3	22:AT:68:LYS:HE2	1.93	0.50
24:BA:25:U:H4'	24:BA:26:C:OP1	2.11	0.50
25:BB:104:A:H2'	25:BB:105:C:C6	2.47	0.50
25:BB:322:A:H1'	25:BB:339:U:O2	2.11	0.50
25:BB:570:G:H2'	25:BB:2030:A:N7	2.27	0.50
25:BB:704:G:C2'	25:BB:726:G:H22	2.22	0.50
25:BB:705:A:N6	25:BB:726:G:O2'	2.45	0.50
25:BB:756:A:H2'	25:BB:757:G:O4'	2.12	0.50
25:BB:1219:U:H2'	25:BB:1220:G:C8	2.46	0.50
25:BB:1275:A:N3	25:BB:1275:A:H2'	2.27	0.50
25:BB:1281:G:H2'	25:BB:1282:U:C6	2.46	0.50
25:BB:1315:C:H2'	25:BB:1316:U:C6	2.47	0.50
25:BB:1322:A:O2'	25:BB:1323:C:H5'	2.11	0.50
25:BB:1433:A:H2'	25:BB:1434:A:O4'	2.12	0.50
25:BB:1690:A:H2'	25:BB:1691:C:O4'	2.12	0.50
25:BB:2469:A:H4'	36:BM:55:ARG:HE	1.76	0.50
26:BC:110:LYS:HB3	26:BC:113:ASP:CG	2.32	0.50
26:BC:184:GLU:O	26:BC:185:ALA:HB3	2.12	0.50
27:BD:105:LYS:HA	27:BD:177:VAL:CG2	2.41	0.50
27:BD:136:ASN:HD21	27:BD:139:SER:C	2.15	0.50
27:BD:174:SER:O	27:BD:175:LEU:HB2	2.12	0.50
28:BE:149:ILE:HG13	28:BE:170:ARG:O	2.12	0.50
29:BF:103:ILE:O	29:BF:103:ILE:HG23	2.12	0.50
31:BH:90:LEU:CD2	31:BH:123:ARG:HB2	2.40	0.50
33:BJ:99:ARG:HA	33:BJ:102:GLU:HB2	1.93	0.50
36:BM:41:LEU:HD11	36:BM:102:LEU:HD12	1.94	0.50
36:BM:101:VAL:O	36:BM:101:VAL:HG13	2.12	0.50
39:BP:4:ILE:O	39:BP:6:GLN:N	2.42	0.50
40:BQ:51:GLN:O	40:BQ:55:GLN:HG3	2.11	0.50
43:BT:39:THR:HG21	43:BT:42:GLU:CG	2.32	0.50
49:BZ:5:LYS:HB2	49:BZ:57:GLU:HB2	1.94	0.50
1:CA:1326:U:O2'	1:CA:1327:C:H5'	2.12	0.50
4:CB:100:LEU:HD13	4:CB:174:GLU:HB3	1.93	0.50
5:CC:70:ALA:HA	5:CC:105:VAL:HG11	1.94	0.50
6:CD:122:ILE:HG22	6:CD:123:MET:N	2.27	0.50
7:CE:55:VAL:N	7:CE:56:PRO:HD2	2.27	0.50

*Continued on next page...*



*Continued from previous page...*

Atom-1	Atom-2	Interatomic distance (Å)	Clash overlap (Å)
8:CF:68:GLN:HA	8:CF:71:ILE:HG22	1.93	0.50
9:CG:2:ARG:HH11	9:CG:2:ARG:HG2	1.76	0.50
9:CG:74:VAL:HA	9:CG:87:PRO:HA	1.93	0.50
9:CG:145:GLU:C	9:CG:147:ASN:H	2.15	0.50
10:CH:100:ILE:HG13	10:CH:129:ALA:O	2.12	0.50
11:CI:4:GLN:CD	11:CI:21:LYS:HB2	2.32	0.50
11:CI:129:ARG:O	11:CI:129:ARG:HD3	2.12	0.50
15:CM:28:ARG:HH22	15:CM:59:VAL:HA	1.75	0.50
16:CN:65:GLN:HG2	16:CN:82:LYS:NZ	2.27	0.50
19:CQ:61:ARG:HH11	19:CQ:61:ARG:HG2	1.77	0.50
22:CT:24:ARG:HD3	22:CT:28:ARG:NH2	2.26	0.50
25:DB:3:U:O2'	25:DB:4:U:H5'	2.12	0.50
25:DB:179:C:H2'	25:DB:180:G:O4'	2.11	0.50
25:DB:231:A:H2'	25:DB:232:G:O4'	2.11	0.50
25:DB:274:C:H2'	25:DB:275:C:C6	2.46	0.50
25:DB:784:G:H5''	26:DC:225:ASN:ND2	2.26	0.50
25:DB:839:U:H2'	25:DB:840:C:C6	2.47	0.50
25:DB:847:U:O4'	25:DB:847:U:O2	2.27	0.50
25:DB:1476:U:H2'	25:DB:1514:G:H22	1.77	0.50
25:DB:1562:U:H2'	25:DB:1563:U:C6	2.47	0.50
25:DB:1720:U:C2'	25:DB:1721:G:H5'	2.42	0.50
25:DB:2038:G:H2'	25:DB:2039:U:O4'	2.12	0.50
25:DB:2270:A:H2'	25:DB:2271:G:O4'	2.12	0.50
25:DB:2627:G:O2'	25:DB:2781:A:N1	2.39	0.50
26:DC:95:TYR:C	26:DC:97:ASP:H	2.15	0.50
27:DD:50:VAL:HG22	27:DD:80:TRP:O	2.12	0.50
27:DD:121:THR:C	27:DD:123:LYS:H	2.15	0.50
33:DJ:56:VAL:HG12	33:DJ:57:LEU:N	2.27	0.50
34:DK:46:ILE:HG23	34:DK:47:PRO:CD	2.42	0.50
38:DO:71:ALA:CB	38:DO:102:ARG:HB3	2.41	0.50
42:DS:66:ILE:HD13	42:DS:66:ILE:H	1.76	0.50
45:DV:63:ILE:N	45:DV:63:ILE:HD12	2.27	0.50
46:DW:17:ALA:HA	46:DW:35:ILE:CG2	2.42	0.50
1:AA:37:U:H2'	1:AA:38:G:H8	1.77	0.50
1:AA:279:A:OP1	1:AA:281:G:H5'	2.12	0.50
1:AA:390:U:H2'	1:AA:391:G:H8	1.77	0.50
1:AA:1251:A:H2'	1:AA:1252:A:H8	1.77	0.50
4:AB:67:LEU:HD11	4:AB:153:MET:HE3	1.92	0.50
5:AC:38:VAL:O	5:AC:42:LEU:HD23	2.12	0.50
5:AC:129:PHE:HB2	5:AC:133:MET:HE1	1.94	0.50
6:AD:157:ALA:O	6:AD:160:LEU:HD22	2.12	0.50

*Continued on next page...*

*Continued from previous page...*

Atom-1	Atom-2	Interatomic distance (Å)	Clash overlap (Å)
9:AG:61:PHE:CE1	9:AG:123:LEU:HD21	2.46	0.50
10:AH:79:ARG:HG2	10:AH:82:LEU:HD12	1.93	0.50
11:AI:51:LEU:HD13	11:AI:56:MET:HG2	1.93	0.50
14:AL:98:ARG:HB2	14:AL:116:TYR:CA	2.40	0.50
16:AN:23:ARG:HG3	16:AN:26:LEU:HD23	1.93	0.50
18:AP:1:MET:HB3	18:AP:24:SER:CB	2.39	0.50
18:AP:74:LEU:HD23	18:AP:77:GLU:OE2	2.12	0.50
24:BA:76:G:H21	45:BV:78:GLN:HE22	1.60	0.50
25:BB:107:G:O2'	25:BB:108:G:H5'	2.11	0.50
25:BB:135:U:H2'	25:BB:136:G:C8	2.47	0.50
25:BB:235:U:H2'	25:BB:236:C:H6	1.77	0.50
25:BB:300:A:H2'	25:BB:334:C:H1'	1.93	0.50
25:BB:1173:U:O2	25:BB:1173:U:H2'	2.12	0.50
25:BB:1720:U:C2'	25:BB:1721:G:H5'	2.42	0.50
25:BB:2339:C:H2'	25:BB:2340:A:C8	2.47	0.50
25:BB:2480:C:O2'	25:BB:2481:G:H5'	2.11	0.50
28:BE:57:LYS:C	28:BE:58:LYS:HD3	2.32	0.50
33:BJ:84:ILE:O	33:BJ:84:ILE:HG13	2.12	0.50
34:BK:9:VAL:HG21	34:BK:14:GLY:O	2.12	0.50
37:BN:8:ARG:HH11	37:BN:42:LYS:HB3	1.77	0.50
38:BO:62:LEU:HD12	38:BO:64:TYR:H	1.77	0.50
40:BQ:87:VAL:HB	41:BR:50:GLY:O	2.12	0.50
43:BT:41:ALA:C	43:BT:43:ILE:H	2.14	0.50
44:BU:92:VAL:HG12	44:BU:93:ARG:O	2.12	0.50
47:BX:2:ARG:HA	47:BX:32:LEU:HD21	1.93	0.50
49:BZ:19:HIS:C	49:BZ:21:ALA:H	2.15	0.50
1:CA:17:U:H2'	1:CA:18:C:H6	1.76	0.50
1:CA:701:U:O5'	1:CA:703:G:H5'	2.12	0.50
1:CA:824:G:O2'	10:CH:2:MET:HB2	2.11	0.50
1:CA:1222:G:O2'	1:CA:1223:C:H5'	2.12	0.50
1:CA:1242:G:H2'	1:CA:1243:C:C6	2.47	0.50
1:CA:1369:C:H2'	1:CA:1370:G:C8	2.46	0.50
1:CA:1369:C:OP1	16:CN:100:TRP:NE1	2.44	0.50
4:CB:110:ILE:CG2	4:CB:147:LEU:HD22	2.42	0.50
4:CB:128:LEU:CD2	4:CB:132:GLU:HB2	2.40	0.50
8:CF:47:LEU:HD12	8:CF:55:HIS:HA	1.94	0.50
11:CI:34:LEU:HB3	11:CI:35:GLU:OE1	2.12	0.50
11:CI:110:VAL:HB	57:CI:202:HOH:O	2.11	0.50
11:CI:114:LYS:H	11:CI:120:ALA:HA	1.77	0.50
12:CJ:11:LYS:O	12:CJ:96:VAL:HG23	2.12	0.50
16:CN:53:ASP:HA	16:CN:58:ARG:HD2	1.93	0.50

*Continued on next page...*

*Continued from previous page...*

Atom-1	Atom-2	Interatomic distance (Å)	Clash overlap (Å)
24:DA:42:C:C5	29:DF:65:LEU:HD22	2.47	0.50
25:DB:139:U:H3'	25:DB:140:C:C5	2.47	0.50
25:DB:274:C:H2'	25:DB:275:C:H6	1.76	0.50
25:DB:632:A:H1'	35:DL:66:PHE:HE2	1.75	0.50
25:DB:875:G:H3'	25:DB:876:C:H5''	1.94	0.50
25:DB:934:U:H2'	25:DB:935:C:C6	2.46	0.50
25:DB:988:A:P	49:DZ:11:SER:HB3	2.51	0.50
25:DB:1056:G:C5'	25:DB:1057:A:H5'	2.40	0.50
25:DB:2284:A:OP2	51:D1:5:ARG:HG3	2.12	0.50
25:DB:2559:C:O2'	25:DB:2560:A:H5'	2.12	0.50
25:DB:2886:A:N7	50:D0:39:ARG:CZ	2.75	0.50
26:DC:110:LYS:HB3	26:DC:113:ASP:CG	2.31	0.50
29:DF:8:LYS:O	29:DF:8:LYS:HD3	2.12	0.50
31:DH:77:THR:HB	31:DH:143:ILE:O	2.12	0.50
36:DM:72:PRO:O	36:DM:73:ILE:HB	2.12	0.50
38:DO:25:ARG:HE	38:DO:27:VAL:HG22	1.76	0.50
44:DU:15:GLY:CA	44:DU:16:LYS:HZ2	2.24	0.50
45:DV:9:ARG:CD	45:DV:41:GLU:HB3	2.41	0.50
45:DV:78:GLN:HB2	45:DV:88:HIS:HB3	1.93	0.50
46:DW:50:VAL:HG23	46:DW:61:LYS:CE	2.42	0.50
48:DY:52:ARG:O	48:DY:55:THR:HB	2.12	0.50
49:DZ:2:LYS:HG3	49:DZ:4:ILE:HD11	1.93	0.50
1:AA:31:G:N2	1:AA:47:C:H4'	2.27	0.49
1:AA:185:U:H2'	1:AA:186:C:H6	1.75	0.49
1:AA:202:G:H1'	1:AA:468:A:C8	2.46	0.49
1:AA:262:A:H2'	1:AA:263:A:C8	2.47	0.49
1:AA:1314:C:H2'	1:AA:1315:U:C6	2.47	0.49
4:AB:76:SER:C	4:AB:92:ASN:HB2	2.32	0.49
4:AB:164:ASP:OD1	4:AB:167:HIS:HB3	2.12	0.49
5:AC:26:LYS:HD3	5:AC:27:GLU:OE1	2.12	0.49
7:AE:15:ILE:CG2	7:AE:35:LEU:HD13	2.42	0.49
8:AF:13:ASP:HB3	6:CD:163:GLN:HA	1.92	0.49
8:AF:18:VAL:HG11	8:AF:58:HIS:ND1	2.26	0.49
9:AG:22:LEU:HD22	9:AG:22:LEU:O	2.12	0.49
9:AG:56:SER:HB2	9:AG:59:GLU:OE1	2.11	0.49
10:AH:94:VAL:HG23	10:AH:101:ALA:HB2	1.94	0.49
11:AI:10:ARG:O	11:AI:10:ARG:HG3	2.12	0.49
11:AI:29:ILE:HD11	11:AI:37:TYR:HD2	1.77	0.49
12:AJ:40:ILE:CG2	12:AJ:42:LEU:HG	2.41	0.49
14:AL:27:PRO:HB2	14:AL:28:GLN:NE2	2.27	0.49
25:BB:72:U:H1'	48:BY:51:ALA:HB1	1.93	0.49

*Continued on next page...*

*Continued from previous page...*

Atom-1	Atom-2	Interatomic distance (Å)	Clash overlap (Å)
25:BB:919:U:O5'	25:BB:919:U:H6	1.94	0.49
25:BB:1145:C:O2'	25:BB:1146:C:H5'	2.12	0.49
25:BB:1454:C:C5	37:BN:64:ARG:HG2	2.47	0.49
25:BB:2108:A:H4'	25:BB:2151:U:H4'	1.93	0.49
25:BB:2531:A:P	30:BG:174:LYS:HZ2	2.34	0.49
26:BC:12:ARG:HD3	26:BC:12:ARG:O	2.12	0.49
26:BC:74:PRO:HG2	26:BC:96:LYS:CG	2.42	0.49
26:BC:123:ILE:HD12	26:BC:135:PRO:CD	2.42	0.49
26:BC:246:PRO:HB2	26:BC:247:TRP:CE3	2.47	0.49
33:BJ:44:TYR:O	33:BJ:44:TYR:HD2	1.95	0.49
40:BQ:4:LYS:HG3	40:BQ:5:ARG:N	2.27	0.49
41:BR:2:TYR:H	41:BR:42:ALA:CB	2.25	0.49
1:CA:63:C:P	1:CA:384:G:H21	2.34	0.49
1:CA:98:A:H2'	1:CA:99:C:H6	1.72	0.49
1:CA:168:G:O2'	1:CA:169:C:H5'	2.12	0.49
1:CA:285:C:H2'	1:CA:286:C:H6	1.77	0.49
1:CA:372:C:H1'	1:CA:373:A:OP2	2.12	0.49
1:CA:608:A:H2'	1:CA:609:A:O4'	2.11	0.49
1:CA:954:G:H2'	1:CA:955:U:C6	2.46	0.49
1:CA:1241:G:H2'	1:CA:1242:G:C8	2.44	0.49
1:CA:1315:U:H2'	1:CA:1316:G:O4'	2.12	0.49
4:CB:105:THR:HG23	4:CB:108:GLN:OE1	2.12	0.49
4:CB:168:GLU:O	4:CB:172:ILE:HG12	2.12	0.49
6:CD:150:LYS:O	6:CD:151:GLN:C	2.50	0.49
7:CE:22:LYS:NZ	7:CE:24:VAL:HA	2.27	0.49
7:CE:105:ILE:HD11	7:CE:122:VAL:O	2.12	0.49
10:CH:17:GLN:NE2	10:CH:69:ALA:HB2	2.27	0.49
10:CH:24:VAL:HG22	10:CH:25:THR:N	2.27	0.49
10:CH:60:LEU:O	10:CH:60:LEU:HD12	2.12	0.49
12:CJ:35:GLN:HB2	12:CJ:78:GLU:CB	2.42	0.49
13:CK:100:ASN:C	13:CK:102:ALA:H	2.16	0.49
22:CT:29:THR:HA	22:CT:32:LYS:HE2	1.93	0.49
25:DB:623:C:H2'	25:DB:624:C:H6	1.77	0.49
25:DB:776:G:H4'	25:DB:777:G:O5'	2.13	0.49
25:DB:2208:C:O2'	25:DB:2209:G:H5'	2.12	0.49
25:DB:2247:A:O2'	25:DB:2248:C:H5'	2.11	0.49
25:DB:2365:G:H4'	46:DW:59:PHE:HD1	1.73	0.49
25:DB:2659:G:N2	25:DB:2661:G:H5''	2.26	0.49
25:DB:2720:U:H5''	39:DP:52:ARG:NH2	2.26	0.49
29:DF:108:PRO:O	29:DF:110:ILE:HG23	2.11	0.49
30:DG:85:LYS:HG3	30:DG:164:ALA:HB3	1.94	0.49

*Continued on next page...*

*Continued from previous page...*

Atom-1	Atom-2	Interatomic distance (Å)	Clash overlap (Å)
32:DI:27:LEU:HD23	32:DI:27:LEU:N	2.21	0.49
35:DL:57:LEU:C	35:DL:59:ARG:H	2.15	0.49
37:DN:17:ARG:HB2	37:DN:17:ARG:HH21	1.77	0.49
48:DY:41:HIS:O	48:DY:45:GLN:HG3	2.12	0.49
51:D1:26:LYS:HD3	51:D1:52:LYS:HZ2	1.77	0.49
1:AA:580:C:H2'	1:AA:581:G:C8	2.47	0.49
1:AA:775:G:H2'	1:AA:776:G:C8	2.47	0.49
1:AA:1036:A:H2'	1:AA:1037:C:O4'	2.12	0.49
1:AA:1053:G:O6	1:AA:1199:U:H2'	2.11	0.49
1:AA:1375:A:H2'	1:AA:1376:U:O4'	2.12	0.49
4:AB:181:PRO:HB3	4:AB:197:PHE:CE2	2.47	0.49
5:AC:161:ILE:N	5:AC:161:ILE:HD13	2.27	0.49
7:AE:131:ASN:CB	7:AE:134:ASN:HD22	2.24	0.49
10:AH:110:MET:HE3	10:AH:111:THR:O	2.12	0.49
14:AL:5:GLN:HA	14:AL:8:ARG:NH1	2.27	0.49
16:AN:12:ARG:HA	16:AN:15:LEU:CD2	2.36	0.49
25:BB:825:A:O2'	25:BB:826:U:H5'	2.11	0.49
25:BB:1237:A:N3	25:BB:1237:A:H2'	2.27	0.49
25:BB:1805:A:N3	26:BC:49:THR:HG21	2.27	0.49
25:BB:2665:A:O2'	25:BB:2666:C:H5'	2.12	0.49
25:BB:2809:A:H2'	25:BB:2810:A:C8	2.46	0.49
26:BC:68:ARG:CB	26:BC:128:THR:HG21	2.41	0.49
27:BD:202:ILE:H	27:BD:202:ILE:HD12	1.76	0.49
28:BE:15:SER:HB2	28:BE:197:GLU:OE2	2.12	0.49
28:BE:68:ALA:O	28:BE:69:ARG:C	2.50	0.49
29:BF:139:GLU:HB3	29:BF:142:TYR:CD2	2.47	0.49
29:BF:147:ARG:HB3	29:BF:147:ARG:CZ	2.41	0.49
31:BH:27:ARG:HG3	47:BX:59:ASP:OD1	2.11	0.49
31:BH:31:VAL:O	31:BH:33:GLN:N	2.45	0.49
39:BP:56:SER:CB	39:BP:75:THR:HG21	2.43	0.49
39:BP:58:PHE:CG	39:BP:73:PHE:HB2	2.47	0.49
1:CA:390:U:H2'	1:CA:391:G:C8	2.47	0.49
1:CA:491:G:O2'	1:CA:492:C:H5'	2.12	0.49
1:CA:876:C:H2'	1:CA:877:G:C8	2.46	0.49
1:CA:881:G:H2'	1:CA:882:C:O4'	2.12	0.49
1:CA:899:C:H2'	1:CA:900:A:O4'	2.12	0.49
1:CA:1059:C:H5''	16:CN:84:ARG:NH2	2.26	0.49
1:CA:1251:A:H2'	1:CA:1252:A:H8	1.77	0.49
6:CD:167:PRO:HG2	6:CD:170:LEU:HD11	1.94	0.49
8:CF:58:HIS:HD2	8:CF:59:TYR:N	2.10	0.49
10:CH:26:MET:HB2	10:CH:27:PRO:HD2	1.94	0.49

*Continued on next page...*

*Continued from previous page...*

Atom-1	Atom-2	Interatomic distance (Å)	Clash overlap (Å)
12:CJ:86:ALA:HA	12:CJ:90:LEU:HB3	1.93	0.49
12:CJ:88:MET:HA	12:CJ:91:ASP:OD2	2.12	0.49
14:CL:48:LEU:O	14:CL:50:LYS:HD2	2.11	0.49
17:CO:63:ARG:HG2	17:CO:63:ARG:NH1	2.27	0.49
18:CP:72:ALA:HA	18:CP:75:ILE:HD12	1.93	0.49
21:CS:52:ASN:HB3	21:CS:55:GLN:O	2.12	0.49
23:CU:8:ASN:O	23:CU:9:GLU:HB2	2.12	0.49
24:DA:54:G:O2'	24:DA:55:U:H5'	2.11	0.49
25:DB:170:U:H2'	25:DB:171:U:C6	2.47	0.49
25:DB:357:C:H2'	25:DB:358:U:C6	2.46	0.49
25:DB:558:U:H5''	33:DJ:111:LYS:HD3	1.94	0.49
25:DB:626:A:H2'	35:DL:78:ARG:NH1	2.28	0.49
25:DB:1257:C:O2'	28:DE:79:ARG:HB2	2.12	0.49
25:DB:2100:G:H2'	25:DB:2101:A:O4'	2.13	0.49
25:DB:2273:A:H2'	25:DB:2274:A:C8	2.47	0.49
25:DB:2393:U:H2'	25:DB:2394:C:O4'	2.12	0.49
25:DB:2485:G:H5''	36:DM:45:GLN:NE2	2.27	0.49
25:DB:2636:C:O5'	27:DD:81:GLU:HB2	2.11	0.49
25:DB:2772:C:H4'	27:DD:171:THR:HG21	1.93	0.49
26:DC:162:GLN:NE2	26:DC:174:ARG:HH21	2.10	0.49
27:DD:193:VAL:O	27:DD:194:PRO:O	2.31	0.49
28:DE:68:ALA:O	28:DE:69:ARG:C	2.50	0.49
30:DG:25:ILE:CG2	30:DG:78:VAL:HG21	2.42	0.49
31:DH:27:ARG:N	31:DH:31:VAL:HG23	2.23	0.49
39:DP:30:TRP:HA	39:DP:38:ARG:O	2.12	0.49
49:DZ:50:VAL:O	49:DZ:54:VAL:HG22	2.12	0.49
50:D0:33:SER:HB3	50:D0:35:GLU:HG2	1.94	0.49
53:D3:31:ILE:HD11	53:D3:34:LYS:HD3	1.94	0.49
1:AA:558:G:H2'	1:AA:559:A:C2	2.48	0.49
1:AA:924:C:H2'	1:AA:925:G:C8	2.47	0.49
1:AA:1320:C:C5	21:AS:36:ARG:HA	2.46	0.49
1:AA:1446:A:C3'	1:AA:1447:A:H5''	2.42	0.49
1:AA:1464:U:H2'	1:AA:1465:A:C8	2.48	0.49
2:AW:28:C:H2'	2:AW:29:G:C8	2.48	0.49
5:AC:185:THR:HG22	5:AC:186:SER:N	2.26	0.49
6:AD:25:ARG:NH1	6:AD:30:LYS:HE3	2.27	0.49
6:AD:176:LYS:HD2	6:AD:178:GLU:HB3	1.93	0.49
9:AG:94:ARG:NH2	9:AG:98:LEU:HD21	2.27	0.49
10:AH:94:VAL:HG21	10:AH:100:ILE:O	2.13	0.49
12:AJ:37:ARG:HB2	12:AJ:74:VAL:O	2.12	0.49
12:AJ:61:ALA:O	12:AJ:62:ARG:HB2	2.12	0.49

*Continued on next page...*

*Continued from previous page...*

Atom-1	Atom-2	Interatomic distance (Å)	Clash overlap (Å)
13:AK:53:GLY:O	13:AK:56:LYS:HG2	2.11	0.49
13:AK:70:ALA:C	13:AK:72:ALA:H	2.16	0.49
17:AO:85:GLY:O	17:AO:88:ARG:HD3	2.12	0.49
18:AP:56:ARG:O	18:AP:59:HIS:HB3	2.12	0.49
20:AR:43:ILE:HD12	20:AR:44:THR:N	2.26	0.49
23:AU:16:ARG:HA	23:AU:16:ARG:HE	1.78	0.49
25:BB:588:U:H2'	25:BB:589:U:C6	2.47	0.49
25:BB:590:A:H2'	25:BB:591:U:C6	2.47	0.49
25:BB:1444:G:H2'	25:BB:1445:G:C8	2.46	0.49
25:BB:1533:C:H2'	25:BB:1534:U:O4'	2.12	0.49
25:BB:1541:C:H2'	25:BB:1542:U:O4'	2.11	0.49
25:BB:2086:U:H2'	25:BB:2087:G:C8	2.48	0.49
25:BB:2295:C:O2'	25:BB:2296:U:H5'	2.12	0.49
25:BB:2811:G:O2'	25:BB:2812:G:H5'	2.12	0.49
25:BB:2881:U:H2'	25:BB:2882:A:H8	1.77	0.49
1:CA:1035:A:H2'	1:CA:1036:A:C8	2.47	0.49
1:CA:1133:G:H2'	1:CA:1134:G:O4'	2.13	0.49
1:CA:1133:G:O2'	1:CA:1134:G:H5'	2.11	0.49
1:CA:1258:G:H2'	1:CA:1259:C:C6	2.47	0.49
1:CA:1422:G:O2'	1:CA:1423:G:H5'	2.12	0.49
4:CB:27:LYS:O	4:CB:30:ILE:HG22	2.13	0.49
4:CB:37:VAL:HG13	4:CB:39:ILE:HD11	1.93	0.49
4:CB:72:LYS:H	4:CB:75:ALA:CB	2.26	0.49
7:CE:78:GLY:HA3	7:CE:120:HIS:CE1	2.47	0.49
8:CF:86:ARG:HH12	20:CR:63:TYR:C	2.16	0.49
9:CG:99:ALA:HA	9:CG:102:TRP:HE3	1.76	0.49
11:CI:26:LYS:HG3	11:CI:61:ASP:OD2	2.12	0.49
12:CJ:30:LYS:HE3	12:CJ:31:ARG:HD2	1.93	0.49
12:CJ:36:VAL:HA	12:CJ:76:ILE:HD13	1.93	0.49
14:CL:116:TYR:N	14:CL:116:TYR:HD2	2.11	0.49
15:CM:82:LEU:HD23	15:CM:82:LEU:N	2.27	0.49
25:DB:68:G:H2'	25:DB:69:C:H6	1.77	0.49
25:DB:77:G:H2'	25:DB:78:U:C6	2.47	0.49
25:DB:274:C:O2'	25:DB:275:C:H5'	2.12	0.49
25:DB:275:C:N3	25:DB:276:U:H1'	2.27	0.49
25:DB:400:G:N7	47:DX:56:ARG:NH1	2.60	0.49
25:DB:566:U:H2'	25:DB:567:U:O4'	2.13	0.49
25:DB:1416:G:HO2'	25:DB:1417:C:H6	1.58	0.49
25:DB:1438:U:H2'	25:DB:1439:A:O4'	2.13	0.49
25:DB:2514:U:H2'	25:DB:2515:C:C6	2.47	0.49
25:DB:2665:A:H2'	25:DB:2666:C:O2	2.12	0.49

*Continued on next page...*



*Continued from previous page...*

Atom-1	Atom-2	Interatomic distance (Å)	Clash overlap (Å)
25:DB:2809:A:H2'	25:DB:2810:A:C8	2.46	0.49
26:DC:174:ARG:HD3	26:DC:180:MET:CE	2.43	0.49
27:DD:130:GLN:HG3	27:DD:140:HIS:O	2.12	0.49
29:DF:31:GLU:HB3	29:DF:156:THR:O	2.11	0.49
30:DG:50:THR:HG22	30:DG:51:PHE:N	2.26	0.49
31:DH:79:THR:CG2	31:DH:145:ASN:HB3	2.43	0.49
33:DJ:75:TYR:CD1	33:DJ:86:GLN:HB2	2.47	0.49
37:DN:97:ILE:HD12	37:DN:98:LEU:N	2.25	0.49
40:DQ:85:ALA:O	40:DQ:86:SER:C	2.51	0.49
47:DX:36:ARG:HH21	47:DX:36:ARG:CB	2.25	0.49
48:DY:23:ARG:O	48:DY:27:ASN:HB2	2.13	0.49
1:AA:252:U:H2'	1:AA:253:A:H8	1.76	0.49
1:AA:1107:C:OP1	5:AC:173:PRO:HD3	2.13	0.49
1:AA:1225:A:H2'	1:AA:1225:A:N3	2.27	0.49
1:AA:1315:U:H2'	1:AA:1316:G:O4'	2.13	0.49
5:AC:24:ASN:HB2	5:AC:27:GLU:OE2	2.12	0.49
6:AD:12:ARG:HD2	6:AD:31:CYS:O	2.12	0.49
11:AI:87:MET:SD	11:AI:94:ARG:HB2	2.53	0.49
19:AQ:68:LYS:O	19:AQ:69:THR:HB	2.13	0.49
25:BB:170:U:H2'	25:BB:171:U:C6	2.48	0.49
25:BB:1275:A:N6	25:BB:1296:G:H4'	2.26	0.49
25:BB:1439:A:N7	25:BB:1440:U:C6	2.80	0.49
25:BB:1601:G:H2'	25:BB:1602:U:O4'	2.13	0.49
25:BB:2234:G:O2'	25:BB:2235:G:H5'	2.12	0.49
25:BB:2307:G:H4'	25:BB:2308:G:C5'	2.42	0.49
25:BB:2462:C:H2'	25:BB:2463:C:C6	2.47	0.49
26:BC:74:PRO:HG2	26:BC:96:LYS:HG2	1.92	0.49
26:BC:146:LYS:HB2	26:BC:149:LYS:HB2	1.94	0.49
27:BD:35:THR:HB	27:BD:67:HIS:CE1	2.42	0.49
28:BE:154:ASP:OD2	28:BE:157:LEU:HD22	2.12	0.49
29:BF:64:PRO:HA	29:BF:88:VAL:HG21	1.94	0.49
31:BH:94:ILE:HG13	31:BH:99:ILE:HG12	1.94	0.49
32:BI:124:MET:O	32:BI:128:ILE:HG12	2.13	0.49
34:BK:63:ARG:O	34:BK:81:ASN:HA	2.12	0.49
35:BL:94:THR:O	35:BL:98:ALA:N	2.45	0.49
38:BO:25:ARG:HE	38:BO:27:VAL:HG22	1.77	0.49
38:BO:116:GLN:O	38:BO:117:PHE:HB3	2.12	0.49
45:BV:19:ARG:O	45:BV:22:ALA:HB3	2.12	0.49
1:CA:394:G:H2'	1:CA:395:C:H6	1.77	0.49
1:CA:490:C:H2'	1:CA:491:G:C8	2.48	0.49
1:CA:657:U:H1'	17:CO:21:THR:O	2.11	0.49

*Continued on next page...*

*Continued from previous page...*

Atom-1	Atom-2	Interatomic distance (Å)	Clash overlap (Å)
1:CA:721:G:OP1	20:CR:51:GLN:HG2	2.12	0.49
1:CA:956:U:O2'	1:CA:957:U:H5'	2.12	0.49
1:CA:1009:U:O2'	1:CA:1010:U:H5'	2.12	0.49
1:CA:1130:A:N6	1:CA:1143:G:N2	2.59	0.49
1:CA:1511:G:H2'	1:CA:1512:U:O4'	2.12	0.49
6:CD:123:MET:HE1	6:CD:126:GLY:N	2.25	0.49
6:CD:162:GLU:OE1	6:CD:163:GLN:HG3	2.12	0.49
6:CD:181:PHE:O	6:CD:182:LYS:C	2.50	0.49
9:CG:50:ALA:HB2	9:CG:57:GLU:HA	1.94	0.49
9:CG:98:LEU:HB3	9:CG:102:TRP:CH2	2.47	0.49
10:CH:79:ARG:HB2	10:CH:80:PRO:HD2	1.94	0.49
13:CK:121:ARG:HH21	23:CU:34:ARG:HG3	1.77	0.49
25:DB:142:A:H2'	25:DB:143:C:O4'	2.12	0.49
25:DB:794:A:H2'	25:DB:795:C:H6	1.76	0.49
25:DB:1440:U:H2'	25:DB:1441:G:C8	2.46	0.49
25:DB:1465:G:H2'	25:DB:1466:U:C6	2.47	0.49
25:DB:1687:G:H2'	25:DB:1688:U:C6	2.48	0.49
25:DB:1858:A:H61	25:DB:1884:G:H1'	1.78	0.49
25:DB:2352:A:C6	46:DW:30:VAL:HG11	2.48	0.49
25:DB:2804:U:H2'	25:DB:2805:C:H6	1.76	0.49
29:DF:39:VAL:HG11	29:DF:42:ALA:HB2	1.93	0.49
30:DG:84:LYS:HB2	30:DG:132:LEU:HG	1.94	0.49
43:DT:9:LYS:HD3	43:DT:9:LYS:H	1.76	0.49
44:DU:48:VAL:O	44:DU:48:VAL:HG22	2.13	0.49
46:DW:41:GLY:HA2	46:DW:44:PHE:CD2	2.46	0.49
47:DX:10:ARG:HB3	47:DX:11:PRO:HD2	1.93	0.49
52:D2:13:ASN:O	52:D2:17:GLY:HA3	2.13	0.49
1:AA:185:U:H2'	1:AA:186:C:C6	2.48	0.49
1:AA:255:G:H2'	1:AA:256:U:H6	1.77	0.49
1:AA:602:A:O2'	1:AA:603:U:H5'	2.12	0.49
1:AA:1368:A:O2'	1:AA:1369:C:H5'	2.11	0.49
4:AB:61:SER:HA	4:AB:224:ARG:CB	2.41	0.49
4:AB:116:LEU:HB3	4:AB:140:LEU:HD21	1.95	0.49
4:AB:221:ARG:CZ	4:AB:222:GLU:HB2	2.42	0.49
6:AD:59:LYS:C	6:AD:61:ARG:H	2.15	0.49
7:AE:76:ASN:CG	7:AE:77:ASN:N	2.64	0.49
7:AE:104:ILE:CD1	7:AE:122:VAL:HG23	2.41	0.49
15:AM:103:THR:HG22	15:AM:104:ASN:OD1	2.13	0.49
17:AO:62:ARG:HH21	25:BB:715:A:H4'	1.76	0.49
18:AP:51:ARG:O	18:AP:52:LEU:HB2	2.12	0.49
22:AT:31:ILE:HG21	22:AT:74:HIS:CE1	2.47	0.49

*Continued on next page...*

*Continued from previous page...*

Atom-1	Atom-2	Interatomic distance (Å)	Clash overlap (Å)
25:BB:27:G:H1'	25:BB:513:A:H61	1.77	0.49
25:BB:309:A:C4'	44:BU:16:LYS:HZ1	2.21	0.49
25:BB:338:G:N2	25:BB:339:U:H1'	2.27	0.49
25:BB:485:C:O2'	42:BS:60:HIS:NE2	2.43	0.49
25:BB:540:C:O2'	25:BB:541:A:H5'	2.13	0.49
25:BB:929:U:H1'	49:BZ:25:GLY:O	2.12	0.49
25:BB:1011:G:H5''	40:BQ:76:SER:OG	2.13	0.49
25:BB:1540:G:H2'	25:BB:1541:C:C6	2.46	0.49
25:BB:2199:A:H5'	25:BB:2200:C:OP2	2.12	0.49
25:BB:2290:G:H2'	25:BB:2291:U:C6	2.47	0.49
25:BB:2511:U:O5'	25:BB:2511:U:H6	1.95	0.49
25:BB:2772:C:H2'	25:BB:2773:C:H6	1.76	0.49
30:BG:154:GLU:CD	30:BG:159:LYS:HB2	2.33	0.49
31:BH:80:ILE:HD12	31:BH:101:ASP:O	2.13	0.49
35:BL:57:LEU:C	35:BL:59:ARG:H	2.14	0.49
39:BP:63:ILE:HA	39:BP:68:GLY:CA	2.30	0.49
40:BQ:88:GLU:HA	41:BR:49:ILE:HD11	1.94	0.49
40:BQ:104:ALA:O	40:BQ:105:PHE:HB3	2.12	0.49
40:BQ:106:THR:O	40:BQ:109:VAL:HB	2.13	0.49
46:BW:50:VAL:HG23	46:BW:61:LYS:CE	2.43	0.49
1:CA:107:G:O6	22:CT:9:ARG:HD3	2.13	0.49
1:CA:250:A:H2'	1:CA:250:A:N3	2.27	0.49
1:CA:503:C:OP2	14:CL:112:ALA:HB2	2.13	0.49
1:CA:1053:G:C4'	1:CA:1054:C:H5'	2.42	0.49
1:CA:1128:C:O2'	1:CA:1129:C:H5'	2.11	0.49
5:CC:29:ALA:HA	5:CC:32:LEU:HD12	1.94	0.49
5:CC:52:SER:HB2	5:CC:111:ASP:OD2	2.11	0.49
5:CC:57:GLU:HB3	5:CC:64:ARG:HD2	1.93	0.49
6:CD:61:ARG:HH21	6:CD:68:GLU:N	2.06	0.49
6:CD:167:PRO:CG	6:CD:170:LEU:HD11	2.43	0.49
8:CF:88:MET:O	8:CF:89:VAL:HB	2.13	0.49
9:CG:49:LEU:CB	9:CG:52:ARG:HH21	2.26	0.49
9:CG:58:LEU:HB2	9:CG:62:GLU:OE2	2.13	0.49
10:CH:72:GLU:H	10:CH:129:ALA:HB2	1.77	0.49
11:CI:10:ARG:H	11:CI:80:HIS:CD2	2.31	0.49
11:CI:54:VAL:HG12	11:CI:93:LEU:HD11	1.94	0.49
12:CJ:93:ALA:C	12:CJ:95:GLY:H	2.16	0.49
13:CK:64:VAL:O	13:CK:68:ARG:HB2	2.11	0.49
17:CO:32:THR:OG1	17:CO:86:LEU:HD21	2.12	0.49
21:CS:15:LEU:HD23	21:CS:19:GLU:OE1	2.13	0.49
22:CT:26:MET:O	22:CT:30:PHE:HB2	2.11	0.49

*Continued on next page...*

*Continued from previous page...*

Atom-1	Atom-2	Interatomic distance (Å)	Clash overlap (Å)
24:DA:30:C:H2'	24:DA:30:C:O2	2.12	0.49
25:DB:71:A:C4'	25:DB:72:U:H5'	2.37	0.49
25:DB:279:A:H2'	25:DB:280:U:O4'	2.12	0.49
25:DB:771:G:O2'	25:DB:772:C:H5'	2.12	0.49
25:DB:921:C:H2'	25:DB:922:C:H6	1.77	0.49
25:DB:1279:G:H2'	25:DB:1280:G:H8	1.77	0.49
25:DB:1439:A:N7	25:DB:1440:U:C6	2.80	0.49
25:DB:1568:G:H4'	26:DC:58:LYS:CB	2.37	0.49
25:DB:2104:C:H3'	25:DB:2104:C:C6	2.46	0.49
25:DB:2734:A:C2'	25:DB:2735:G:H5'	2.43	0.49
25:DB:2783:U:H2'	25:DB:2784:U:H6	1.77	0.49
29:DF:107:VAL:O	29:DF:110:ILE:HG22	2.12	0.49
31:DH:129:GLU:CD	31:DH:129:GLU:H	2.15	0.49
32:DI:92:PRO:O	32:DI:93:ASN:HB2	2.12	0.49
36:DM:101:VAL:O	36:DM:101:VAL:HG13	2.12	0.49
39:DP:44:GLY:HA3	39:DP:60:VAL:CG1	2.43	0.49
40:DQ:30:VAL:HG22	40:DQ:31:TYR:N	2.20	0.49
1:AA:153:C:H2'	1:AA:154:U:C6	2.47	0.49
1:AA:159:G:H1	1:AA:163:C:N4	2.10	0.49
1:AA:358:U:H2'	1:AA:359:G:C8	2.48	0.49
1:AA:373:A:H2'	1:AA:374:A:C8	2.48	0.49
1:AA:440:C:H2'	1:AA:441:A:C8	2.47	0.49
1:AA:545:C:H5'	6:AD:68:GLU:CG	2.43	0.49
1:AA:1391:U:H2'	1:AA:1392:G:H8	1.74	0.49
4:AB:17:HIS:CG	4:AB:18:GLN:H	2.30	0.49
4:AB:18:GLN:O	4:AB:37:VAL:HB	2.13	0.49
4:AB:26:MET:HE1	4:AB:192:PRO:HD3	1.93	0.49
4:AB:50:ASN:HA	4:AB:53:LEU:HD23	1.94	0.49
4:AB:81:ASP:HA	4:AB:85:SER:HB2	1.94	0.49
4:AB:202:ASN:HD22	4:AB:203:ASP:N	2.10	0.49
6:AD:104:MET:HB3	6:AD:172:VAL:HG21	1.95	0.49
9:AG:26:VAL:HG12	9:AG:42:VAL:HG11	1.95	0.49
12:AJ:8:ILE:CG1	12:AJ:74:VAL:HB	2.41	0.49
15:AM:10:ASP:HB3	15:AM:44:ILE:HG12	1.93	0.49
25:BB:231:A:H2'	25:BB:232:G:O4'	2.12	0.49
25:BB:289:G:H2'	25:BB:290:U:C6	2.47	0.49
25:BB:554:U:H2'	25:BB:555:G:O4'	2.13	0.49
25:BB:874:G:H5'	25:BB:875:G:OP2	2.13	0.49
25:BB:1192:G:O2'	25:BB:1193:G:H5'	2.13	0.49
25:BB:1274:A:N3	25:BB:1297:C:H1'	2.28	0.49
25:BB:1344:U:O2	25:BB:1385:A:H5'	2.12	0.49

*Continued on next page...*

*Continued from previous page...*

Atom-1	Atom-2	Interatomic distance (Å)	Clash overlap (Å)
25:BB:1819:A:OP1	26:BC:154:ALA:HA	2.12	0.49
25:BB:1833:C:H2'	25:BB:1834:U:H6	1.77	0.49
25:BB:1924:C:O2'	25:BB:1925:C:H5'	2.12	0.49
25:BB:2438:U:O3'	25:BB:2439:A:H3'	2.13	0.49
25:BB:2471:A:O2'	25:BB:2472:G:O5'	2.29	0.49
31:BH:39:ALA:O	31:BH:41:LYS:N	2.45	0.49
37:BN:28:LEU:HD13	37:BN:48:VAL:HG11	1.95	0.49
40:BQ:20:ALA:HA	40:BQ:23:TYR:CE1	2.48	0.49
46:BW:24:ARG:HA	46:BW:66:VAL:N	2.16	0.49
49:BZ:25:GLY:HA3	49:BZ:46:MET:HE1	1.94	0.49
1:CA:153:C:H2'	1:CA:154:U:C6	2.47	0.49
1:CA:215:C:H2'	1:CA:216:U:C6	2.48	0.49
1:CA:1026:G:H2'	1:CA:1027:C:H6	1.77	0.49
1:CA:1329:A:H4'	15:CM:23:GLY:O	2.13	0.49
1:CA:1375:A:H2'	1:CA:1376:U:O4'	2.12	0.49
4:CB:45:THR:HA	4:CB:200:PRO:HD2	1.94	0.49
5:CC:128:MET:SD	5:CC:131:ARG:N	2.85	0.49
7:CE:96:GLN:O	7:CE:124:ALA:HB2	2.12	0.49
9:CG:25:PHE:HE2	9:CG:119:LEU:HD11	1.78	0.49
13:CK:21:HIS:CD2	13:CK:34:THR:HB	2.47	0.49
13:CK:23:HIS:O	13:CK:29:THR:HA	2.11	0.49
16:CN:6:LYS:O	16:CN:10:VAL:HG23	2.13	0.49
22:CT:46:ALA:HB1	22:CT:82:ILE:HG21	1.94	0.49
24:DA:51:G:OP2	38:DO:64:TYR:HD2	1.95	0.49
25:DB:480:A:H3'	25:DB:481:G:C5'	2.42	0.49
25:DB:1011:G:H5''	40:DQ:76:SER:OG	2.13	0.49
25:DB:1051:G:H2'	25:DB:1052:C:C6	2.48	0.49
25:DB:1244:A:O2'	25:DB:1245:G:H5'	2.12	0.49
25:DB:1431:A:H2'	25:DB:1432:G:H8	1.78	0.49
25:DB:1726:C:H2'	25:DB:1727:C:H6	1.76	0.49
25:DB:1824:G:O2'	25:DB:1825:U:H5'	2.13	0.49
25:DB:2037:A:H2'	25:DB:2038:G:H8	1.78	0.49
25:DB:2263:C:H4'	25:DB:2329:U:H4'	1.95	0.49
25:DB:2466:C:O2'	25:DB:2467:C:H5'	2.13	0.49
26:DC:146:LYS:HB2	26:DC:149:LYS:HB2	1.94	0.49
26:DC:173:LEU:HD22	26:DC:181:ARG:O	2.12	0.49
27:DD:113:SER:CB	27:DD:168:GLU:H	2.24	0.49
33:DJ:17:VAL:HG22	33:DJ:55:ILE:CG1	2.43	0.49
33:DJ:73:VAL:HG23	33:DJ:74:TYR:N	2.22	0.49
34:DK:106:LEU:C	34:DK:108:SER:H	2.16	0.49
38:DO:4:LYS:O	38:DO:7:ARG:HB3	2.13	0.49

*Continued on next page...*

*Continued from previous page...*

Atom-1	Atom-2	Interatomic distance (Å)	Clash overlap (Å)
39:DP:50:ARG:HD3	39:DP:56:SER:HB3	1.94	0.49
40:DQ:27:ARG:HA	40:DQ:33:VAL:O	2.12	0.49
41:DR:2:TYR:O	41:DR:41:ILE:HA	2.13	0.49
42:DS:26:GLY:H	42:DS:71:VAL:HG13	1.78	0.49
43:DT:44:LYS:C	43:DT:46:ALA:N	2.66	0.49
46:DW:18:LYS:HD2	46:DW:36:ILE:HD11	1.95	0.49
1:AA:88:U:O2'	1:AA:88:U:O2	2.31	0.49
1:AA:122:G:O2'	1:AA:123:U:H5'	2.12	0.49
1:AA:190:A:H8	1:AA:190:A:O5'	1.95	0.49
1:AA:490:C:H2'	1:AA:491:G:C8	2.47	0.49
1:AA:526:C:H2'	1:AA:527:G:H4'	1.95	0.49
1:AA:608:A:H2'	1:AA:609:A:O4'	2.11	0.49
1:AA:1133:G:O2'	1:AA:1134:G:H5'	2.12	0.49
1:AA:1279:G:N2	12:AJ:45:ARG:HE	2.11	0.49
1:AA:1417:G:N2	1:AA:1482:G:H2'	2.28	0.49
5:AC:5:HIS:CD2	5:AC:7:ASN:HB3	2.48	0.49
7:AE:121:ASN:O	7:AE:122:VAL:HG13	2.13	0.49
8:AF:1:MET:HB3	8:AF:65:GLU:O	2.13	0.49
9:AG:46:LEU:O	9:AG:57:GLU:HG3	2.13	0.49
16:AN:12:ARG:HD3	16:AN:53:ASP:O	2.12	0.49
16:AN:56:PRO:C	16:AN:59:GLN:HE22	2.16	0.49
16:AN:84:ARG:O	16:AN:88:MET:HG2	2.13	0.49
17:AO:10:ILE:HG21	17:AO:30:LEU:HD12	1.95	0.49
23:AU:24:LYS:C	23:AU:26:GLY:H	2.16	0.49
24:BA:32:U:H2'	24:BA:33:G:H8	1.78	0.49
25:BB:39:G:H2'	25:BB:40:U:H6	1.72	0.49
25:BB:986:C:O2'	25:BB:987:C:H5'	2.12	0.49
25:BB:1169:A:H2'	25:BB:1170:C:H6	1.77	0.49
25:BB:1258:U:C4'	28:BE:79:ARG:HG3	2.43	0.49
25:BB:1315:C:H2'	25:BB:1316:U:H6	1.77	0.49
25:BB:1654:A:C2'	27:BD:118:PHE:HB3	2.42	0.49
25:BB:1891:G:H2'	25:BB:1892:C:H6	1.78	0.49
25:BB:1936:A:H2	25:BB:1943:U:C5	2.31	0.49
25:BB:1946:U:H2'	25:BB:1947:C:C6	2.48	0.49
25:BB:2100:G:C6	25:BB:2190:G:C6	3.01	0.49
25:BB:2471:A:HO2'	25:BB:2472:G:H8	1.51	0.49
26:BC:68:ARG:NH2	26:BC:103:ILE:HD13	2.28	0.49
27:BD:132:ALA:HA	27:BD:140:HIS:ND1	2.28	0.49
27:BD:179:ARG:HB2	27:BD:188:LEU:HG	1.94	0.49
29:BF:39:VAL:CG1	29:BF:84:ILE:HD12	2.41	0.49
31:BH:120:GLY:O	31:BH:122:LEU:N	2.46	0.49

*Continued on next page...*

*Continued from previous page...*

Atom-1	Atom-2	Interatomic distance (Å)	Clash overlap (Å)
35:BL:64:PHE:N	35:BL:64:PHE:CD2	2.79	0.49
38:BO:29:HIS:HB3	38:BO:36:TYR:HB2	1.95	0.49
39:BP:50:ARG:HB2	39:BP:56:SER:CB	2.42	0.49
44:BU:27:VAL:HA	44:BU:33:VAL:HG12	1.95	0.49
45:BV:46:LYS:HA	45:BV:46:LYS:HE3	1.93	0.49
48:BY:46:VAL:N	48:BY:49:ASP:OD2	2.45	0.49
49:BZ:29:ARG:H	49:BZ:33:HIS:CD2	2.31	0.49
1:CA:37:U:H2'	1:CA:38:G:H8	1.78	0.49
1:CA:185:U:H2'	1:CA:186:C:C6	2.47	0.49
1:CA:737:C:H2'	1:CA:738:C:C6	2.47	0.49
1:CA:1141:C:H2'	1:CA:1142:G:O4'	2.13	0.49
1:CA:1225:A:H2'	1:CA:1225:A:N3	2.26	0.49
1:CA:1320:C:H1'	21:CS:72:GLU:CA	2.42	0.49
1:CA:1375:A:H2'	1:CA:1376:U:C6	2.48	0.49
1:CA:1388:C:H2'	1:CA:1389:C:H6	1.77	0.49
4:CB:48:MET:SD	4:CB:200:PRO:HD3	2.53	0.49
4:CB:71:THR:OG1	4:CB:78:ALA:HB3	2.12	0.49
8:CF:9:MET:HA	8:CF:58:HIS:O	2.13	0.49
11:CI:44:ARG:NE	11:CI:45:MET:SD	2.86	0.49
12:CJ:62:ARG:HH11	12:CJ:62:ARG:HG3	1.77	0.49
12:CJ:62:ARG:HG3	12:CJ:62:ARG:NH1	2.27	0.49
24:DA:76:G:H5''	45:DV:17:SER:OG	2.13	0.49
25:DB:27:G:H1'	25:DB:513:A:H61	1.78	0.49
25:DB:674:G:C4'	28:DE:69:ARG:HB3	2.43	0.49
25:DB:770:G:O2'	25:DB:771:G:H5'	2.13	0.49
25:DB:1281:G:H2'	25:DB:1282:U:C6	2.47	0.49
25:DB:1429:G:H2'	25:DB:1430:G:H8	1.77	0.49
25:DB:2233:U:H2'	25:DB:2234:G:C8	2.47	0.49
26:DC:117:SER:CB	26:DC:128:THR:HB	2.43	0.49
26:DC:211:ARG:C	26:DC:213:ARG:H	2.16	0.49
29:DF:124:ARG:HA	29:DF:159:ALA:O	2.12	0.49
32:DI:75:ALA:O	32:DI:79:LEU:HG	2.13	0.49
35:DL:137:ALA:C	35:DL:139:GLY:H	2.16	0.49
48:DY:2:LYS:O	48:DY:6:LEU:HD23	2.12	0.49
49:DZ:29:ARG:H	49:DZ:33:HIS:CD2	2.30	0.49
1:AA:210:C:H4'	1:AA:211:G:C2	2.47	0.49
1:AA:298:A:H2'	1:AA:299:G:C8	2.48	0.49
1:AA:304:U:H2'	1:AA:305:G:C8	2.48	0.49
1:AA:621:A:H2'	1:AA:622:A:C8	2.47	0.49
1:AA:924:C:H2'	1:AA:925:G:H8	1.78	0.49
1:AA:1133:G:H2'	1:AA:1134:G:O4'	2.13	0.49

*Continued on next page...*



*Continued from previous page...*

Atom-1	Atom-2	Interatomic distance (Å)	Clash overlap (Å)
1:AA:1157:A:H2	1:AA:1180:A:H2'	1.78	0.49
1:AA:1188:A:H4'	16:AN:97:LYS:HE2	1.94	0.49
1:AA:1236:A:H2'	1:AA:1237:C:C6	2.47	0.49
1:AA:1312:G:O2'	1:AA:1313:U:H5'	2.13	0.49
1:AA:1426:G:H2'	1:AA:1427:C:H6	1.77	0.49
1:AA:1511:G:H2'	1:AA:1512:U:O4'	2.13	0.49
4:AB:143:LEU:O	4:AB:147:LEU:HG	2.12	0.49
6:AD:18:LEU:O	6:AD:63:ILE:HG13	2.12	0.49
6:AD:94:GLU:HG3	6:AD:103:ARG:NH2	2.28	0.49
8:AF:13:ASP:HB3	6:CD:163:GLN:CB	2.43	0.49
9:AG:46:LEU:HB3	9:AG:57:GLU:CB	2.42	0.49
9:AG:61:PHE:CD1	9:AG:123:LEU:HD11	2.48	0.49
13:AK:34:THR:OG1	13:AK:39:ASN:N	2.46	0.49
14:AL:6:LEU:HD21	14:AL:11:ARG:NE	2.27	0.49
16:AN:6:LYS:O	16:AN:10:VAL:HG23	2.13	0.49
24:BA:17:C:O2'	24:BA:18:G:H5'	2.13	0.49
25:BB:116:C:O2'	25:BB:117:G:H5'	2.13	0.49
25:BB:599:A:H2'	25:BB:600:G:H8	1.77	0.49
25:BB:1486:U:H2'	25:BB:1487:U:C6	2.47	0.49
25:BB:2037:A:H2'	25:BB:2038:G:H8	1.76	0.49
25:BB:2393:U:H2'	25:BB:2394:C:O4'	2.13	0.49
25:BB:2547:A:H4'	34:BK:28:HIS:CE1	2.47	0.49
27:BD:42:ASN:O	27:BD:43:ASP:HB2	2.13	0.49
28:BE:95:LYS:NZ	28:BE:97:ASN:HD22	2.11	0.49
29:BF:89:THR:O	29:BF:91:ARG:CZ	2.61	0.49
30:BG:6:ALA:O	30:BG:68:ARG:HD3	2.12	0.49
31:BH:31:VAL:CB	31:BH:32:PRO:CD	2.88	0.49
33:BJ:3:THR:HB	33:BJ:44:TYR:OH	2.12	0.49
33:BJ:122:LEU:HD21	33:BJ:124:VAL:HG13	1.95	0.49
39:BP:47:ILE:HD11	39:BP:59:THR:HG22	1.95	0.49
39:BP:77:SER:OG	39:BP:79:VAL:HG22	2.12	0.49
43:BT:14:PRO:O	43:BT:16:VAL:HG23	2.13	0.49
46:BW:28:GLU:N	46:BW:31:LEU:HG	2.27	0.49
49:BZ:41:PRO:HA	49:BZ:44:ARG:HB3	1.95	0.49
1:CA:185:U:H2'	1:CA:186:C:H6	1.77	0.49
1:CA:252:U:H2'	1:CA:253:A:H8	1.76	0.49
1:CA:1291:U:OP2	9:CG:37:THR:HG23	2.13	0.49
1:CA:1478:U:H2'	1:CA:1479:C:C6	2.47	0.49
7:CE:87:VAL:CG1	7:CE:88:HIS:H	2.11	0.49
10:CH:93:LYS:HG3	10:CH:96:ALA:O	2.13	0.49
10:CH:128:VAL:HG23	10:CH:129:ALA:N	2.21	0.49

*Continued on next page...*

*Continued from previous page...*

Atom-1	Atom-2	Interatomic distance (Å)	Clash overlap (Å)
11:CI:106:ASP:OD2	11:CI:108:ARG:HG3	2.13	0.49
16:CN:29:ILE:HD12	16:CN:29:ILE:N	2.27	0.49
18:CP:2:VAL:HA	18:CP:23:ASP:HA	1.94	0.49
25:DB:78:U:H2'	25:DB:79:C:H6	1.75	0.49
25:DB:282:A:H2'	25:DB:283:G:C8	2.48	0.49
25:DB:467:G:O2'	25:DB:468:G:H5'	2.13	0.49
25:DB:859:G:H1'	25:DB:860:U:H5	1.78	0.49
25:DB:1092:C:H2'	25:DB:1093:G:H5'	1.94	0.49
25:DB:1258:U:O4'	28:DE:79:ARG:HG3	2.13	0.49
25:DB:1315:C:H2'	25:DB:1316:U:C6	2.48	0.49
25:DB:1552:A:H2'	25:DB:1553:A:C5'	2.40	0.49
25:DB:2387:U:H1'	46:DW:38:ARG:CZ	2.43	0.49
25:DB:2561:U:O2	34:DK:22:LYS:HE2	2.13	0.49
25:DB:2661:G:H2'	25:DB:2662:A:O4'	2.12	0.49
26:DC:75:ALA:HB1	26:DC:93:VAL:HG23	1.95	0.49
26:DC:130:PRO:CG	26:DC:133:ASN:HD22	2.24	0.49
26:DC:138:SER:O	26:DC:140:VAL:HG23	2.13	0.49
29:DF:13:LYS:O	29:DF:16:MET:HB2	2.12	0.49
29:DF:62:GLN:CG	29:DF:91:ARG:HH11	2.25	0.49
32:DI:100:ILE:O	32:DI:139:VAL:HG13	2.13	0.49
34:DK:32:ALA:CB	34:DK:38:ILE:HD11	2.42	0.49
36:DM:36:VAL:HG21	36:DM:129:THR:HB	1.94	0.49
37:DN:13:ASN:OD1	37:DN:13:ASN:N	2.46	0.49
38:DO:2:ASP:HB3	38:DO:5:SER:OG	2.13	0.49
39:DP:50:ARG:CD	39:DP:56:SER:HB3	2.42	0.49
39:DP:96:LEU:HD12	39:DP:96:LEU:N	2.28	0.49
41:DR:51:VAL:HB	41:DR:52:PRO:CD	2.41	0.49
42:DS:35:ILE:H	42:DS:35:ILE:HD13	1.78	0.49
45:DV:80:HIS:CD2	45:DV:81:PRO:HD2	2.46	0.49
48:DY:55:THR:O	48:DY:59:GLU:HG3	2.13	0.49
49:DZ:43:ILE:O	49:DZ:47:ILE:HG12	2.13	0.49
1:AA:636:U:H2'	1:AA:637:C:C6	2.47	0.49
1:AA:1055:A:C2	1:AA:1056:U:H1'	2.48	0.49
1:AA:1141:C:H2'	1:AA:1142:G:O4'	2.13	0.49
4:AB:42:LEU:HA	4:AB:45:THR:CB	2.42	0.49
9:AG:145:GLU:C	9:AG:147:ASN:N	2.66	0.49
12:AJ:25:ILE:HG23	12:AJ:87:LEU:HD21	1.94	0.49
18:AP:20:VAL:HG23	18:AP:34:GLU:C	2.33	0.49
19:AQ:14:ASP:C	19:AQ:16:MET:H	2.16	0.49
19:AQ:80:LYS:HD2	19:AQ:81:ALA:N	2.21	0.49
24:BA:8:C:O2'	38:BO:40:ILE:HD13	2.13	0.49

*Continued on next page...*

*Continued from previous page...*

Atom-1	Atom-2	Interatomic distance (Å)	Clash overlap (Å)
25:BB:235:U:H2'	25:BB:236:C:C6	2.47	0.49
25:BB:469:G:O6	52:B2:37:LYS:HE3	2.13	0.49
25:BB:615:U:O2	28:BE:35:TYR:HA	2.13	0.49
25:BB:925:A:O2'	25:BB:926:G:H5'	2.13	0.49
25:BB:1080:A:H2'	25:BB:1081:U:H6	1.77	0.49
25:BB:1120:G:O2'	25:BB:1121:C:H5'	2.13	0.49
25:BB:1220:G:H2'	25:BB:1221:C:H6	1.76	0.49
25:BB:1410:G:O2'	25:BB:1411:U:H5'	2.13	0.49
25:BB:2052:A:OP1	27:BD:145:SER:HA	2.13	0.49
25:BB:2099:U:H2'	25:BB:2100:G:H8	1.78	0.49
25:BB:2365:G:H4'	46:BW:59:PHE:HD1	1.73	0.49
25:BB:2688:G:H1'	25:BB:2721:A:H61	1.77	0.49
25:BB:2796:U:H3'	25:BB:2798:U:C5	2.48	0.49
25:BB:2840:C:H5''	37:BN:53:THR:OG1	2.12	0.49
25:BB:2853:C:H2'	25:BB:2854:G:H8	1.77	0.49
29:BF:69:ALA:HB2	29:BF:82:TYR:HD1	1.77	0.49
30:BG:23:ILE:HG22	30:BG:25:ILE:CD1	2.42	0.49
31:BH:89:LYS:HD2	31:BH:90:LEU:H	1.78	0.49
31:BH:128:HIS:HB3	31:BH:144:VAL:CG2	2.43	0.49
34:BK:46:ILE:HG23	34:BK:47:PRO:CD	2.42	0.49
35:BL:120:VAL:HG12	35:BL:121:THR:H	1.78	0.49
37:BN:90:ARG:HG2	37:BN:94:TYR:HD1	1.77	0.49
38:BO:35:ILE:HD11	38:BO:102:ARG:HH11	1.77	0.49
40:BQ:24:TYR:O	40:BQ:27:ARG:HB2	2.13	0.49
40:BQ:38:VAL:O	40:BQ:41:ALA:HB3	2.12	0.49
41:BR:3:ALA:O	41:BR:4:VAL:HG13	2.13	0.49
42:BS:18:ARG:HB3	42:BS:76:VAL:HG11	1.94	0.49
44:BU:31:GLY:O	44:BU:66:VAL:HG12	2.13	0.49
44:BU:94:PHE:CB	44:BU:101:THR:HA	2.43	0.49
46:BW:51:GLY:HA3	46:BW:59:PHE:HB2	1.94	0.49
1:CA:113:G:O2'	1:CA:354:G:H5'	2.13	0.49
1:CA:210:C:H4'	1:CA:211:G:C2	2.48	0.49
1:CA:1014:A:H4'	21:CS:13:HIS:CD2	2.48	0.49
1:CA:1128:C:C4'	1:CA:1148:U:H3	2.25	0.49
4:CB:68:PHE:HB2	4:CB:90:PHE:CB	2.42	0.49
5:CC:10:ARG:NH2	5:CC:179:ALA:N	2.61	0.49
6:CD:22:SER:N	6:CD:109:THR:HG22	2.28	0.49
9:CG:111:GLY:H	9:CG:118:ARG:HH12	1.61	0.49
15:CM:33:LEU:HB3	15:CM:38:ILE:O	2.13	0.49
16:CN:76:PHE:CE2	16:CN:92:ILE:HG21	2.47	0.49
17:CO:81:ILE:HG23	17:CO:86:LEU:O	2.12	0.49

*Continued on next page...*

*Continued from previous page...*

Atom-1	Atom-2	Interatomic distance (Å)	Clash overlap (Å)
25:DB:152:A:H2'	25:DB:153:U:H6	1.76	0.49
25:DB:322:A:H1'	25:DB:339:U:O2	2.12	0.49
25:DB:520:G:H2'	25:DB:521:U:C6	2.47	0.49
25:DB:1131:G:C5	33:DJ:77:HIS:ND1	2.79	0.49
25:DB:1274:A:N3	25:DB:1297:C:H1'	2.28	0.49
25:DB:1715:G:H2'	25:DB:1715:G:OP1	2.12	0.49
25:DB:2002:G:OP1	37:DN:17:ARG:NH1	2.45	0.49
25:DB:2362:C:O2'	25:DB:2363:G:H5'	2.13	0.49
25:DB:2834:G:H1'	25:DB:2883:A:N6	2.27	0.49
25:DB:2874:C:H5''	37:DN:4:ARG:NH2	2.28	0.49
28:DE:17:THR:HB	28:DE:21:ARG:HH22	1.77	0.49
28:DE:61:ARG:HH12	28:DE:64:GLY:HA3	1.73	0.49
29:DF:139:GLU:HB3	29:DF:142:TYR:CD2	2.47	0.49
29:DF:142:TYR:CD2	29:DF:142:TYR:N	2.78	0.49
32:DI:18:ASN:HB2	32:DI:38:CYS:SG	2.53	0.49
37:DN:102:PHE:N	37:DN:102:PHE:HD1	2.11	0.49
38:DO:29:HIS:HB3	38:DO:36:TYR:HB2	1.95	0.49
39:DP:4:ILE:O	39:DP:6:GLN:N	2.40	0.49
40:DQ:29:ARG:O	40:DQ:30:VAL:CB	2.59	0.49
41:DR:58:VAL:HG22	41:DR:59:ILE:N	2.28	0.49
47:DX:76:LYS:CG	47:DX:77:TYR:H	2.25	0.49
1:AA:429:U:H3'	6:AD:8:LEU:HD13	1.94	0.49
1:AA:1237:C:C4'	1:AA:1334:G:N2	2.76	0.49
1:AA:1262:C:N4	1:AA:1273:C:H42	2.11	0.49
1:AA:1317:C:OP1	16:AN:56:PRO:HD2	2.12	0.49
1:AA:1322:C:O2	1:AA:1322:C:C2'	2.51	0.49
1:AA:1339:A:H2'	1:AA:1340:A:O4'	2.13	0.49
1:AA:1348:U:OP1	11:AI:111:GLU:HB2	2.13	0.49
4:AB:120:SER:HA	4:AB:125:PHE:CG	2.48	0.49
7:AE:9:GLU:HG3	7:AE:40:ASP:HB2	1.95	0.49
7:AE:125:LYS:HB2	7:AE:125:LYS:NZ	2.27	0.49
9:AG:23:ALA:O	9:AG:26:VAL:HG22	2.13	0.49
9:AG:100:MET:O	9:AG:104:VAL:HG23	2.13	0.49
10:AH:58:LEU:HD22	10:AH:60:LEU:HD12	1.95	0.49
12:AJ:30:LYS:HB3	12:AJ:34:ALA:HB3	1.95	0.49
14:AL:43:LYS:H	14:AL:44:PRO:CD	2.23	0.49
20:AR:32:ILE:CG2	20:AR:58:ILE:HD13	2.40	0.49
23:AU:50:SER:C	23:AU:52:VAL:H	2.16	0.49
25:BB:146:A:H2'	25:BB:147:C:H6	1.78	0.49
25:BB:414:C:H1'	25:BB:1864:U:H1'	1.93	0.49
25:BB:418:C:H2'	25:BB:419:U:C6	2.47	0.49

*Continued on next page...*

*Continued from previous page...*

Atom-1	Atom-2	Interatomic distance (Å)	Clash overlap (Å)
25:BB:776:G:H4'	25:BB:777:G:C5'	2.43	0.49
25:BB:1429:G:H2'	25:BB:1430:G:H8	1.78	0.49
25:BB:2099:U:H2'	25:BB:2100:G:C8	2.48	0.49
25:BB:2247:A:O2'	25:BB:2248:C:H5'	2.12	0.49
25:BB:2273:A:H2'	25:BB:2274:A:C8	2.48	0.49
25:BB:2539:C:O2'	25:BB:2540:C:H5'	2.13	0.49
26:BC:93:VAL:HG11	26:BC:101:ARG:HB3	1.94	0.49
29:BF:104:THR:O	29:BF:108:PRO:HG2	2.13	0.49
33:BJ:56:VAL:HG12	33:BJ:57:LEU:N	2.27	0.49
33:BJ:124:VAL:HG23	33:BJ:125:TYR:H	1.77	0.49
34:BK:32:ALA:CB	34:BK:38:ILE:HD11	2.43	0.49
38:BO:2:ASP:HB3	38:BO:5:SER:OG	2.13	0.49
38:BO:24:THR:OG1	38:BO:90:VAL:HG12	2.12	0.49
41:BR:4:VAL:HB	41:BR:39:LEU:HG	1.95	0.49
42:BS:5:ALA:HB3	42:BS:54:ALA:HB2	1.95	0.49
48:BY:8:GLU:OE1	48:BY:12:GLU:HB3	2.13	0.49
49:BZ:50:VAL:O	49:BZ:54:VAL:HG22	2.13	0.49
50:B0:33:SER:HB3	50:B0:35:GLU:HG2	1.94	0.49
1:CA:373:A:H2'	1:CA:374:A:C8	2.48	0.49
1:CA:401:C:O2'	1:CA:402:G:H5'	2.13	0.49
1:CA:592:G:H2'	1:CA:593:U:H6	1.78	0.49
1:CA:920:U:H2'	1:CA:921:U:H6	1.78	0.49
1:CA:1051:C:H2'	1:CA:1052:U:C6	2.47	0.49
1:CA:1101:A:H4'	1:CA:1102:A:O5'	2.13	0.49
1:CA:1339:A:H2'	1:CA:1340:A:O4'	2.13	0.49
1:CA:1398:A:H61	7:CE:25:LYS:HB2	1.78	0.49
4:CB:95:TRP:CD1	4:CB:170:ILE:HB	2.48	0.49
4:CB:130:LYS:CA	4:CB:134:LEU:HB2	2.42	0.49
5:CC:116:ALA:HB1	5:CC:186:SER:CB	2.43	0.49
6:CD:58:GLN:NE2	6:CD:61:ARG:HD3	2.28	0.49
7:CE:83:PRO:HG3	7:CE:97:PRO:CD	2.36	0.49
10:CH:17:GLN:HE22	10:CH:69:ALA:HB2	1.78	0.49
16:CN:63:CYS:HB2	16:CN:79:SER:HB3	1.95	0.49
17:CO:42:PHE:HE1	17:CO:55:LEU:HD13	1.77	0.49
18:CP:68:SER:H	18:CP:71:VAL:CG1	2.26	0.49
25:DB:49:A:OP1	25:DB:51:G:H5'	2.13	0.49
25:DB:526:A:N6	25:DB:2626:C:H4'	2.27	0.49
25:DB:598:U:H2'	25:DB:599:A:C8	2.48	0.49
25:DB:599:A:H2'	25:DB:600:G:H8	1.77	0.49
25:DB:811:U:N3	35:DL:21:ARG:NH2	2.60	0.49
25:DB:874:G:H5'	25:DB:875:G:OP2	2.12	0.49

*Continued on next page...*

*Continued from previous page...*

Atom-1	Atom-2	Interatomic distance (Å)	Clash overlap (Å)
25:DB:987:C:H2'	25:DB:988:A:O4'	2.13	0.49
25:DB:1120:G:O2'	25:DB:1121:C:H5'	2.13	0.49
25:DB:1439:A:N7	25:DB:1440:U:C2	2.81	0.49
25:DB:1711:A:H2'	25:DB:1712:U:H6	1.77	0.49
25:DB:1723:G:H3'	25:DB:1724:G:H8	1.78	0.49
25:DB:1747:U:H2'	25:DB:1748:C:H6	1.77	0.49
25:DB:2199:A:H3'	25:DB:2200:C:C6	2.48	0.49
26:DC:66:PHE:HB3	26:DC:142:ASN:HD21	1.78	0.49
28:DE:40:ARG:NH1	28:DE:40:ARG:HG3	2.27	0.49
28:DE:58:LYS:O	28:DE:59:PRO:C	2.51	0.49
29:DF:33:ILE:HA	29:DF:154:THR:O	2.12	0.49
29:DF:39:VAL:HG12	29:DF:84:ILE:HD12	1.94	0.49
30:DG:94:ARG:HA	30:DG:127:GLN:HG3	1.94	0.49
30:DG:122:ALA:HA	30:DG:132:LEU:HA	1.93	0.49
31:DH:104:THR:CA	31:DH:109:GLU:HA	2.41	0.49
32:DI:17:ALA:O	32:DI:18:ASN:HB3	2.13	0.49
35:DL:103:ILE:H	35:DL:103:ILE:CD1	2.16	0.49
36:DM:102:LEU:H	36:DM:102:LEU:CD2	2.26	0.49
39:DP:3:ILE:HD13	39:DP:3:ILE:C	2.33	0.49
39:DP:31:VAL:HG12	39:DP:38:ARG:H	1.77	0.49
40:DQ:57:ARG:HH11	40:DQ:57:ARG:HG2	1.76	0.49
42:DS:18:ARG:HB3	42:DS:76:VAL:HG11	1.93	0.49
43:DT:84:TYR:O	43:DT:86:THR:HG23	2.13	0.49
44:DU:86:PHE:CE1	44:DU:88:ASP:HB3	2.47	0.49
44:DU:94:PHE:CB	44:DU:101:THR:HA	2.42	0.49
46:DW:18:LYS:CA	46:DW:36:ILE:HG13	2.42	0.49
49:DZ:19:HIS:C	49:DZ:21:ALA:H	2.15	0.49
1:AA:52:C:H2'	1:AA:53:A:H8	1.78	0.48
1:AA:524:G:H2'	1:AA:525:C:C6	2.48	0.48
1:AA:832:G:O2'	1:AA:833:G:H5'	2.13	0.48
1:AA:844:G:N7	1:AA:846:G:N3	2.60	0.48
1:AA:981:U:C5'	16:AN:60:ARG:HE	2.21	0.48
1:AA:1127:G:O2'	1:AA:1128:C:H5'	2.13	0.48
1:AA:1250:A:H2'	1:AA:1251:A:C8	2.48	0.48
1:AA:1268:G:H2'	1:AA:1269:A:C8	2.47	0.48
4:AB:17:HIS:CG	4:AB:18:GLN:N	2.81	0.48
4:AB:46:VAL:CG1	4:AB:47:PRO:HD3	2.36	0.48
5:AC:13:ILE:HG22	5:AC:14:VAL:CG1	2.42	0.48
5:AC:46:LEU:HD21	5:AC:67:ILE:HD13	1.93	0.48
6:AD:74:TYR:CE1	6:AD:92:LEU:HB3	2.48	0.48
8:AF:20:GLY:O	8:AF:23:GLU:HB2	2.13	0.48

*Continued on next page...*

*Continued from previous page...*

Atom-1	Atom-2	Interatomic distance (Å)	Clash overlap (Å)
8:AF:28:ALA:O	8:AF:70:VAL:HG11	2.12	0.48
11:AI:29:ILE:O	11:AI:29:ILE:HG13	2.13	0.48
13:AK:79:LYS:HG3	13:AK:80:ASN:H	1.78	0.48
16:AN:51:PRO:HA	16:AN:54:SER:OG	2.13	0.48
21:AS:10:ILE:HD12	21:AS:11:ASP:N	2.28	0.48
22:AT:43:LYS:HG3	22:AT:86:ALA:CB	2.42	0.48
24:BA:6:G:O2'	24:BA:7:G:H5'	2.13	0.48
25:BB:191:A:H2'	25:BB:192:C:C6	2.49	0.48
25:BB:274:C:H2'	25:BB:275:C:O4'	2.13	0.48
25:BB:557:C:H2'	25:BB:558:U:C6	2.49	0.48
25:BB:623:C:H2'	25:BB:624:C:C6	2.48	0.48
25:BB:987:C:H2'	25:BB:988:A:O4'	2.13	0.48
25:BB:1164:C:H2'	25:BB:1165:A:H8	1.73	0.48
25:BB:1258:U:H2'	25:BB:1259:G:H8	1.78	0.48
25:BB:1715:G:H2'	25:BB:1715:G:OP1	2.13	0.48
25:BB:1723:G:H3'	25:BB:1724:G:H8	1.78	0.48
25:BB:2787:C:H2'	25:BB:2788:C:C6	2.47	0.48
26:BC:125:PRO:HA	26:BC:191:LEU:O	2.13	0.48
26:BC:174:ARG:HD3	26:BC:180:MET:CE	2.43	0.48
27:BD:29:VAL:HB	27:BD:98:VAL:HG13	1.94	0.48
27:BD:119:ALA:HB2	27:BD:165:MET:HB2	1.93	0.48
30:BG:117:PRO:HD2	30:BG:120:ILE:HG21	1.95	0.48
30:BG:148:ARG:HD3	30:BG:152:ARG:HD3	1.95	0.48
31:BH:47:PHE:O	31:BH:51:ARG:HG3	2.13	0.48
33:BJ:92:MET:HB3	33:BJ:100:VAL:CG2	2.43	0.48
36:BM:41:LEU:HD13	36:BM:46:ILE:HG22	1.95	0.48
44:BU:58:VAL:CG1	44:BU:59:GLU:N	2.76	0.48
48:BY:7:ARG:HH21	48:BY:9:LYS:CD	2.21	0.48
50:B0:42:ILE:HD13	50:B0:48:TYR:HB2	1.95	0.48
1:CA:35:G:OP1	14:CL:100:ALA:HB2	2.13	0.48
1:CA:190:A:O5'	1:CA:190:A:H8	1.96	0.48
1:CA:580:C:H2'	1:CA:581:G:C8	2.48	0.48
1:CA:904:U:H2'	1:CA:905:U:C6	2.48	0.48
1:CA:1385:G:C5'	11:CI:129:ARG:HH22	2.26	0.48
2:CW:27:U:H2'	2:CW:28:C:H6	1.75	0.48
4:CB:159:ALA:O	4:CB:160:LEU:HG	2.12	0.48
5:CC:76:ILE:HD13	5:CC:83:VAL:CG2	2.42	0.48
5:CC:100:ILE:HG13	5:CC:101:ASN:N	2.28	0.48
5:CC:147:GLY:CA	5:CC:170:GLY:HA3	2.43	0.48
6:CD:24:VAL:HG22	6:CD:160:LEU:HB3	1.94	0.48
6:CD:138:PRO:HA	6:CD:181:PHE:HB3	1.94	0.48

*Continued on next page...*



*Continued from previous page...*

Atom-1	Atom-2	Interatomic distance (Å)	Clash overlap (Å)
11:CI:45:MET:O	11:CI:49:GLN:HG3	2.13	0.48
13:CK:106:ILE:HG12	13:CK:109:ILE:HD11	1.95	0.48
13:CK:108:ASN:HA	23:CU:6:ARG:CD	2.43	0.48
14:CL:66:ILE:HG21	14:CL:71:HIS:CD2	2.48	0.48
19:CQ:15:LYS:HG3	19:CQ:16:MET:N	2.28	0.48
21:CS:35:ARG:HA	21:CS:70:LEU:HB2	1.95	0.48
25:DB:362:A:H2'	25:DB:363:G:H8	1.78	0.48
25:DB:853:C:H2'	25:DB:854:C:C6	2.47	0.48
25:DB:1081:U:H4'	32:DI:123:ALA:CB	2.43	0.48
25:DB:1199:U:H2'	25:DB:1200:C:H6	1.78	0.48
25:DB:1601:G:H2'	25:DB:1602:U:O4'	2.13	0.48
25:DB:1796:U:H2'	25:DB:1797:G:C8	2.48	0.48
25:DB:2008:C:H2'	25:DB:2009:A:C8	2.48	0.48
25:DB:2336:A:H4'	25:DB:2337:G:OP1	2.11	0.48
25:DB:2787:C:H2'	25:DB:2788:C:C6	2.48	0.48
26:DC:64:VAL:O	26:DC:102:TYR:O	2.31	0.48
27:DD:48:ILE:HG22	27:DD:84:LEU:HD23	1.95	0.48
27:DD:174:SER:O	27:DD:175:LEU:HB2	2.13	0.48
29:DF:48:LEU:HD23	29:DF:48:LEU:H	1.78	0.48
30:DG:38:ASP:CG	30:DG:63:GLN:HG2	2.33	0.48
33:DJ:44:TYR:O	33:DJ:44:TYR:HD2	1.96	0.48
35:DL:94:THR:O	35:DL:98:ALA:N	2.46	0.48
37:DN:55:ALA:HA	37:DN:80:PHE:CE1	2.48	0.48
38:DO:99:TYR:CE1	38:DO:104:GLN:HG3	2.48	0.48
39:DP:47:ILE:HD11	39:DP:59:THR:HG22	1.95	0.48
41:DR:2:TYR:H	41:DR:42:ALA:CB	2.26	0.48
42:DS:17:VAL:C	42:DS:19:LEU:N	2.66	0.48
42:DS:89:ALA:O	42:DS:90:LYS:HB2	2.13	0.48
42:DS:96:ILE:HG23	42:DS:96:ILE:O	2.13	0.48
50:D0:33:SER:C	50:D0:35:GLU:H	2.16	0.48
53:D3:31:ILE:HD11	53:D3:34:LYS:CE	2.43	0.48
1:AA:398:U:H2'	1:AA:399:G:C8	2.48	0.48
1:AA:522:C:N4	14:AL:49:ARG:HH22	1.98	0.48
1:AA:591:U:OP1	10:AH:30:LYS:HE2	2.13	0.48
1:AA:1053:G:C4'	1:AA:1054:C:H5'	2.42	0.48
1:AA:1128:C:O2'	1:AA:1129:C:H5'	2.12	0.48
1:AA:1321:U:H5''	1:AA:1322:C:OP2	2.13	0.48
1:AA:1338:G:H2'	1:AA:1339:A:C8	2.48	0.48
1:AA:1409:C:O2'	1:AA:1410:A:H5'	2.13	0.48
4:AB:20:ARG:NH2	4:AB:36:LYS:HA	2.28	0.48
4:AB:160:LEU:HD11	4:AB:182:VAL:HG22	1.95	0.48

*Continued on next page...*

*Continued from previous page...*

Atom-1	Atom-2	Interatomic distance (Å)	Clash overlap (Å)
4:AB:173:LYS:O	4:AB:173:LYS:HD3	2.13	0.48
5:AC:46:LEU:O	5:AC:49:ALA:HB3	2.13	0.48
6:AD:47:LEU:HD12	6:AD:51:GLY:C	2.34	0.48
11:AI:95:SER:C	11:AI:96:GLU:HG3	2.33	0.48
12:AJ:53:ILE:HG23	16:AN:84:ARG:CD	2.43	0.48
13:AK:35:ASP:HA	13:AK:41:LEU:HD11	1.94	0.48
16:AN:59:GLN:HA	16:AN:60:ARG:NH1	2.29	0.48
20:AR:35:SER:HA	20:AR:71:ASP:OD1	2.13	0.48
25:BB:598:U:H2'	25:BB:599:A:C8	2.48	0.48
25:BB:924:G:H4'	46:BW:24:ARG:NH2	2.27	0.48
25:BB:1259:G:O2'	25:BB:1260:A:H5'	2.13	0.48
25:BB:1656:C:P	27:BD:141:ARG:HH11	2.36	0.48
25:BB:2304:G:H22	25:BB:2312:U:H3	1.61	0.48
25:BB:2367:G:O2'	25:BB:2368:C:H5'	2.14	0.48
25:BB:2661:G:H2'	25:BB:2662:A:O4'	2.13	0.48
25:BB:2740:A:H2'	25:BB:2741:A:C8	2.48	0.48
26:BC:86:ARG:HD2	26:BC:90:ILE:HD11	1.95	0.48
26:BC:134:ILE:HD12	26:BC:163:ILE:HG13	1.94	0.48
27:BD:43:ASP:C	27:BD:45:TYR:H	2.16	0.48
27:BD:78:GLY:C	27:BD:79:LEU:HD22	2.33	0.48
28:BE:24:ASN:C	28:BE:24:ASN:HD22	2.14	0.48
29:BF:74:ALA:HB3	29:BF:78:ILE:HB	1.95	0.48
31:BH:54:LEU:O	31:BH:58:LEU:HB2	2.13	0.48
33:BJ:44:TYR:O	33:BJ:44:TYR:CD2	2.67	0.48
36:BM:36:VAL:HG21	36:BM:129:THR:HB	1.94	0.48
36:BM:102:LEU:HD22	36:BM:102:LEU:N	2.26	0.48
38:BO:15:ARG:HH21	38:BO:95:SER:CB	2.26	0.48
43:BT:12:ARG:O	43:BT:13:ALA:HB2	2.11	0.48
47:BX:2:ARG:HB2	47:BX:11:PRO:HD3	1.94	0.48
48:BY:49:ASP:O	48:BY:53:VAL:HG23	2.14	0.48
48:BY:56:LEU:O	48:BY:57:LEU:CB	2.61	0.48
51:B1:8:ILE:N	51:B1:22:THR:O	2.42	0.48
1:CA:193:C:C4'	22:CT:54:GLN:HG2	2.43	0.48
1:CA:621:A:H2'	1:CA:622:A:C8	2.48	0.48
1:CA:832:G:O2'	1:CA:833:G:H5'	2.13	0.48
1:CA:924:C:H2'	1:CA:925:G:H8	1.77	0.48
1:CA:1188:A:H2'	1:CA:1189:U:O4'	2.12	0.48
1:CA:1236:A:H2'	1:CA:1237:C:C6	2.48	0.48
1:CA:1522:U:O2'	1:CA:1523:G:H5'	2.13	0.48
4:CB:93:HIS:O	4:CB:146:SER:HB3	2.12	0.48
4:CB:101:THR:C	4:CB:103:TRP:N	2.66	0.48

*Continued on next page...*

*Continued from previous page...*

Atom-1	Atom-2	Interatomic distance (Å)	Clash overlap (Å)
4:CB:158:ASP:CA	4:CB:180:ILE:HG23	2.39	0.48
7:CE:23:THR:CB	7:CE:27:GLY:H	2.26	0.48
7:CE:109:ALA:C	7:CE:111:ARG:H	2.15	0.48
8:CF:3:HIS:HB2	8:CF:92:THR:CA	2.32	0.48
11:CI:33:SER:H	11:CI:36:GLN:HG3	1.78	0.48
13:CK:19:VAL:HG12	13:CK:82:GLU:HB2	1.95	0.48
13:CK:125:LYS:HA	13:CK:125:LYS:HZ3	1.78	0.48
21:CS:39:ILE:HB	21:CS:66:VAL:O	2.13	0.48
25:DB:323:C:H2'	28:DE:163:ASN:OD1	2.13	0.48
25:DB:438:G:H2'	25:DB:439:A:H8	1.78	0.48
25:DB:1084:A:O2'	25:DB:1106:G:H5'	2.13	0.48
25:DB:1231:U:H2'	25:DB:1232:G:C8	2.47	0.48
25:DB:1430:G:H2'	25:DB:1431:A:H8	1.78	0.48
25:DB:1746:A:H2'	25:DB:1747:U:H6	1.77	0.48
25:DB:2391:G:O6	25:DB:2425:A:H8	1.95	0.48
25:DB:2415:G:C4'	35:DL:66:PHE:HB2	2.42	0.48
25:DB:2471:A:HO2'	25:DB:2472:G:H8	1.58	0.48
25:DB:2523:G:O2'	25:DB:2524:G:H5'	2.13	0.48
25:DB:2851:A:H2'	25:DB:2852:G:C8	2.48	0.48
28:DE:4:VAL:HG13	28:DE:9:GLN:HA	1.95	0.48
28:DE:97:ASN:N	28:DE:97:ASN:ND2	2.61	0.48
29:DF:79:ARG:O	29:DF:81:GLY:N	2.44	0.48
32:DI:72:THR:HG23	32:DI:112:LYS:NZ	2.27	0.48
36:DM:69:PRO:HG2	36:DM:70:ASP:H	1.77	0.48
40:DQ:30:VAL:HG11	40:DQ:33:VAL:CG2	2.42	0.48
42:DS:15:GLN:O	42:DS:19:LEU:HB2	2.13	0.48
42:DS:36:LEU:HA	42:DS:39:THR:OG1	2.13	0.48
43:DT:57:VAL:HG13	43:DT:58:VAL:N	2.28	0.48
45:DV:30:ILE:HG12	45:DV:91:PHE:CB	2.42	0.48
1:AA:15:G:O2'	7:AE:28:ARG:NE	2.47	0.48
1:AA:238:A:H3'	1:AA:239:U:H5''	1.94	0.48
1:AA:373:A:H2'	1:AA:374:A:H8	1.78	0.48
1:AA:394:G:H2'	1:AA:395:C:H6	1.79	0.48
1:AA:984:C:H2'	1:AA:985:C:H6	1.79	0.48
1:AA:1226:C:C4	15:AM:102:LYS:HB3	2.47	0.48
1:AA:1230:C:H2'	1:AA:1231:G:H8	1.78	0.48
1:AA:1242:G:H2'	1:AA:1243:C:C6	2.48	0.48
1:AA:1317:C:N4	16:AN:52:ARG:NH2	2.61	0.48
1:AA:1344:C:H5'	11:AI:122:ARG:HA	1.95	0.48
6:AD:84:ASN:O	6:AD:88:ASN:HB2	2.14	0.48
7:AE:17:VAL:O	7:AE:17:VAL:HG13	2.13	0.48

*Continued on next page...*

*Continued from previous page...*

Atom-1	Atom-2	Interatomic distance (Å)	Clash overlap (Å)
8:AF:86:ARG:HD3	20:AR:63:TYR:O	2.13	0.48
12:AJ:53:ILE:HG23	16:AN:84:ARG:NE	2.28	0.48
12:AJ:83:THR:O	12:AJ:86:ALA:HB3	2.13	0.48
16:AN:50:LEU:H	16:AN:51:PRO:HD2	1.78	0.48
18:AP:3:THR:HB	18:AP:66:THR:OG1	2.12	0.48
18:AP:74:LEU:O	18:AP:78:VAL:HG12	2.13	0.48
25:BB:198:C:H6	25:BB:198:C:O5'	1.96	0.48
25:BB:287:G:H2'	25:BB:288:U:H6	1.76	0.48
25:BB:2295:C:OP2	38:BO:10:ARG:HG3	2.13	0.48
25:BB:2297:A:N6	25:BB:2319:G:H1'	2.29	0.48
25:BB:2305:U:O4'	29:BF:130:GLY:HA3	2.13	0.48
25:BB:2889:C:O2'	25:BB:2890:G:H5'	2.13	0.48
26:BC:95:TYR:C	26:BC:97:ASP:H	2.16	0.48
27:BD:182:ALA:C	27:BD:184:ARG:N	2.66	0.48
28:BE:17:THR:HB	28:BE:21:ARG:HH22	1.78	0.48
28:BE:159:LEU:O	28:BE:162:ARG:HB2	2.13	0.48
30:BG:117:PRO:O	30:BG:120:ILE:HG22	2.14	0.48
34:BK:106:LEU:C	34:BK:108:SER:H	2.16	0.48
40:BQ:29:ARG:O	40:BQ:30:VAL:CB	2.59	0.48
40:BQ:91:ARG:HB2	40:BQ:94:LEU:HB2	1.95	0.48
43:BT:84:TYR:O	43:BT:86:THR:HG23	2.13	0.48
46:BW:65:LYS:NZ	46:BW:84:GLU:HB3	2.28	0.48
53:B3:21:PHE:HE2	53:B3:61:LEU:HD12	1.78	0.48
1:CA:667:G:H4'	17:CO:50:HIS:CG	2.49	0.48
5:CC:10:ARG:O	5:CC:13:ILE:O	2.31	0.48
5:CC:36:PHE:O	5:CC:39:ARG:HB2	2.14	0.48
5:CC:59:PRO:HD2	5:CC:63:ILE:CA	2.43	0.48
6:CD:164:ARG:O	6:CD:166:LYS:N	2.46	0.48
7:CE:11:GLN:NE2	7:CE:13:LYS:HE3	2.24	0.48
9:CG:110:ARG:NE	9:CG:122:GLU:HB2	2.27	0.48
10:CH:46:GLU:HB2	10:CH:61:THR:CB	2.44	0.48
16:CN:23:ARG:HA	16:CN:26:LEU:CD1	2.42	0.48
16:CN:29:ILE:H	16:CN:29:ILE:CD1	2.26	0.48
16:CN:92:ILE:CG2	16:CN:95:LEU:HB2	2.42	0.48
18:CP:7:ALA:HB1	18:CP:9:HIS:HE1	1.79	0.48
19:CQ:41:THR:HG22	19:CQ:43:LEU:HD11	1.94	0.48
22:CT:68:LYS:HB2	22:CT:70:LYS:HG3	1.95	0.48
25:DB:191:A:H2'	25:DB:192:C:C6	2.47	0.48
25:DB:665:U:H2'	25:DB:666:A:C8	2.48	0.48
25:DB:836:G:H2'	25:DB:837:C:C6	2.47	0.48
25:DB:900:A:H2'	25:DB:901:C:H6	1.77	0.48

*Continued on next page...*

*Continued from previous page...*

Atom-1	Atom-2	Interatomic distance (Å)	Clash overlap (Å)
25:DB:1101:U:O2'	25:DB:1102:C:H5'	2.12	0.48
25:DB:2295:C:O2'	25:DB:2296:U:H5'	2.13	0.48
25:DB:2297:A:N6	25:DB:2319:G:H1'	2.29	0.48
25:DB:2547:A:H2'	25:DB:2548:U:H6	1.79	0.48
26:DC:145:MET:HB2	26:DC:152:GLN:HE21	1.77	0.48
29:DF:69:ALA:HB2	29:DF:82:TYR:HD1	1.78	0.48
29:DF:74:ALA:HB3	29:DF:78:ILE:HB	1.95	0.48
29:DF:168:LEU:CD2	29:DF:169:LEU:H	2.16	0.48
32:DI:10:LEU:HD12	32:DI:10:LEU:O	2.13	0.48
34:DK:39:LYS:HZ2	34:DK:88:ASN:HD21	1.59	0.48
38:DO:79:ALA:O	38:DO:83:LEU:HB2	2.13	0.48
44:DU:35:VAL:HB	44:DU:38:ILE:CB	2.43	0.48
46:DW:30:VAL:HG23	46:DW:59:PHE:CE2	2.48	0.48
54:D4:11:CYS:SG	54:D4:13:ASN:HB2	2.54	0.48
1:AA:455:G:H2'	1:AA:456:A:C8	2.47	0.48
1:AA:474:G:H2'	1:AA:475:C:H6	1.78	0.48
1:AA:505:G:H2'	1:AA:506:G:C8	2.48	0.48
1:AA:724:G:O2'	1:AA:725:G:H5'	2.14	0.48
1:AA:864:A:H2'	1:AA:865:A:C8	2.48	0.48
1:AA:1210:C:C2'	1:AA:1211:U:H5'	2.44	0.48
1:AA:1382:C:H2'	1:AA:1383:C:C6	2.48	0.48
1:AA:1422:G:O2'	1:AA:1423:G:H5'	2.14	0.48
4:AB:72:LYS:HE2	4:AB:72:LYS:HA	1.95	0.48
7:AE:105:ILE:HD12	7:AE:123:LEU:HD23	1.95	0.48
15:AM:48:SER:H	15:AM:51:GLN:HG3	1.77	0.48
19:AQ:4:ILE:CD1	19:AQ:6:THR:H	2.17	0.48
24:BA:62:C:O2'	24:BA:63:C:H5'	2.13	0.48
25:BB:438:G:H2'	25:BB:439:A:C8	2.48	0.48
25:BB:558:U:O3'	33:BJ:111:LYS:HE2	2.14	0.48
25:BB:929:U:O2'	25:BB:930:G:H5'	2.13	0.48
25:BB:981:A:H4'	25:BB:2037:A:H5'	1.95	0.48
25:BB:1029:A:H2'	25:BB:1030:C:O4'	2.13	0.48
25:BB:1219:U:H2'	25:BB:1220:G:H8	1.78	0.48
25:BB:1687:G:H2'	25:BB:1688:U:C6	2.48	0.48
25:BB:2037:A:H2'	25:BB:2038:G:C8	2.49	0.48
25:BB:2869:G:H2'	25:BB:2870:C:C6	2.49	0.48
26:BC:66:PHE:HB3	26:BC:142:ASN:HD21	1.78	0.48
26:BC:157:ALA:HB1	26:BC:196:ASN:HB2	1.95	0.48
27:BD:201:LEU:HD12	27:BD:201:LEU:O	2.12	0.48
30:BG:8:VAL:O	30:BG:9:VAL:HB	2.13	0.48
30:BG:83:THR:C	30:BG:84:LYS:HD3	2.34	0.48

*Continued on next page...*

*Continued from previous page...*

Atom-1	Atom-2	Interatomic distance (Å)	Clash overlap (Å)
31:BH:132:PHE:CD2	31:BH:134:VAL:HB	2.47	0.48
32:BI:21:PRO:CB	32:BI:22:PRO:HD3	2.39	0.48
32:BI:72:THR:HG21	32:BI:111:THR:O	2.13	0.48
33:BJ:64:VAL:HG13	33:BJ:65:THR:N	2.27	0.48
34:BK:109:GLU:HA	34:BK:112:MET:HG2	1.94	0.48
35:BL:56:PRO:O	35:BL:60:ARG:HB2	2.14	0.48
35:BL:137:ALA:C	35:BL:139:GLY:H	2.14	0.48
38:BO:61:GLN:N	38:BO:61:GLN:HE21	2.11	0.48
42:BS:55:ILE:O	42:BS:59:GLU:HG2	2.12	0.48
1:CA:317:U:H2'	1:CA:318:G:H8	1.78	0.48
1:CA:366:A:O2'	1:CA:394:G:N2	2.46	0.48
1:CA:857:C:H2'	1:CA:858:G:O4'	2.13	0.48
1:CA:975:A:OP2	1:CA:975:A:H4'	2.12	0.48
1:CA:976:G:OP1	16:CN:70:HIS:HA	2.12	0.48
2:CW:28:C:H2'	2:CW:29:G:C8	2.49	0.48
5:CC:105:VAL:HG12	5:CC:106:ARG:H	1.78	0.48
8:CF:81:ASN:OD1	8:CF:83:ALA:HB3	2.12	0.48
10:CH:9:MET:O	10:CH:13:ILE:HG13	2.14	0.48
12:CJ:17:LEU:CD1	12:CJ:21:ALA:HB3	2.43	0.48
16:CN:48:GLN:HE21	16:CN:49:THR:CG2	2.26	0.48
21:CS:39:ILE:HA	21:CS:43:MET:SD	2.54	0.48
23:CU:24:LYS:N	23:CU:28:LEU:HD12	2.27	0.48
24:DA:97:C:O2'	25:DB:918:A:H5''	2.14	0.48
25:DB:352:A:H2'	25:DB:352:A:N3	2.28	0.48
25:DB:643:A:C8	25:DB:644:A:H8	2.31	0.48
25:DB:756:A:H2'	25:DB:757:G:O4'	2.14	0.48
25:DB:776:G:H4'	25:DB:777:G:C5'	2.44	0.48
25:DB:1833:C:H2'	25:DB:1834:U:H6	1.78	0.48
25:DB:2216:G:H2'	25:DB:2217:G:H8	1.78	0.48
25:DB:2269:G:O3'	46:DW:18:LYS:HE3	2.14	0.48
25:DB:2438:U:O3'	25:DB:2439:A:H3'	2.13	0.48
25:DB:2773:C:H2'	25:DB:2774:C:H6	1.78	0.48
25:DB:2868:A:H2'	25:DB:2869:G:C8	2.48	0.48
25:DB:2881:U:H2'	25:DB:2882:A:C8	2.48	0.48
26:DC:93:VAL:HG11	26:DC:101:ARG:HB3	1.94	0.48
26:DC:107:LYS:HZ2	26:DC:193:GLU:HB2	1.79	0.48
27:DD:179:ARG:HB2	27:DD:188:LEU:HG	1.94	0.48
33:DJ:44:TYR:O	33:DJ:44:TYR:CD2	2.67	0.48
33:DJ:95:ARG:O	33:DJ:95:ARG:HD3	2.13	0.48
34:DK:72:ASP:O	39:DP:74:GLN:HG3	2.13	0.48
35:DL:143:GLU:CG	35:DL:144:GLU:H	2.25	0.48

*Continued on next page...*



*Continued from previous page...*

Atom-1	Atom-2	Interatomic distance (Å)	Clash overlap (Å)
36:DM:43:ALA:HB2	36:DM:69:PRO:HB3	1.94	0.48
36:DM:105:MET:HG2	36:DM:108:VAL:HG12	1.95	0.48
39:DP:75:THR:CG2	39:DP:76:HIS:H	2.12	0.48
43:DT:12:ARG:O	43:DT:13:ALA:HB2	2.12	0.48
44:DU:26:ASN:N	44:DU:26:ASN:ND2	2.61	0.48
44:DU:92:VAL:HG12	44:DU:93:ARG:O	2.14	0.48
1:AA:600:A:C5'	10:AH:120:LEU:HA	2.43	0.48
1:AA:675:A:OP1	20:AR:73:HIS:HB3	2.13	0.48
1:AA:775:G:H2'	1:AA:776:G:H8	1.78	0.48
1:AA:1434:A:H2'	1:AA:1435:G:O4'	2.14	0.48
4:AB:18:GLN:HA	4:AB:18:GLN:NE2	2.29	0.48
4:AB:113:LEU:CA	4:AB:143:LEU:HD13	2.44	0.48
4:AB:114:LYS:HE2	4:AB:151:LYS:CG	2.43	0.48
6:AD:61:ARG:NH1	6:AD:68:GLU:HA	2.22	0.48
10:AH:63:LYS:HB2	10:AH:63:LYS:NZ	2.28	0.48
10:AH:104:SER:HA	10:AH:109:VAL:HA	1.96	0.48
18:AP:51:ARG:NH1	18:AP:53:ASP:H	2.11	0.48
18:AP:78:VAL:O	18:AP:80:LYS:N	2.47	0.48
18:AP:79:ASN:HB3	18:AP:82:ALA:HB3	1.95	0.48
20:AR:56:ARG:HA	20:AR:59:LYS:HZ2	1.79	0.48
21:AS:18:VAL:HG22	21:AS:19:GLU:N	2.27	0.48
25:BB:96:C:H4'	48:BY:41:HIS:CE1	2.48	0.48
25:BB:100:U:H1'	25:BB:101:A:C2	2.48	0.48
25:BB:131:A:H2'	25:BB:132:G:H8	1.77	0.48
25:BB:184:C:H2'	25:BB:185:G:C8	2.46	0.48
25:BB:195:A:H5''	35:BL:47:ARG:HH22	1.78	0.48
25:BB:677:A:O2'	25:BB:2071:A:H5'	2.13	0.48
25:BB:949:G:O2'	25:BB:950:G:H5'	2.13	0.48
25:BB:990:A:H1'	25:BB:1156:A:N3	2.28	0.48
25:BB:1961:C:O2'	25:BB:1962:C:H5'	2.14	0.48
25:BB:2000:C:O2'	25:BB:2001:C:H5'	2.12	0.48
25:BB:2041:U:H2'	25:BB:2042:A:C8	2.47	0.48
25:BB:2335:A:OP1	38:BO:13:ARG:HD2	2.13	0.48
25:BB:2849:U:C4	25:BB:2867:G:H1'	2.48	0.48
26:BC:173:LEU:HD22	26:BC:181:ARG:O	2.13	0.48
27:BD:54:ALA:HA	27:BD:76:GLY:H	1.79	0.48
27:BD:204:LYS:HG2	27:BD:205:PRO:CD	2.43	0.48
28:BE:155:GLU:O	28:BE:159:LEU:HD13	2.13	0.48
29:BF:91:ARG:C	29:BF:95:MET:HB2	2.34	0.48
30:BG:86:LEU:HA	30:BG:163:TYR:HB3	1.94	0.48
30:BG:116:LEU:HD21	30:BG:122:ALA:CB	2.43	0.48

*Continued on next page...*



*Continued from previous page...*

Atom-1	Atom-2	Interatomic distance (Å)	Clash overlap (Å)
32:BI:52:LEU:HD12	32:BI:52:LEU:N	2.29	0.48
41:BR:30:GLY:HA2	41:BR:63:VAL:HG23	1.94	0.48
43:BT:2:ILE:HB	43:BT:3:ARG:HD3	1.94	0.48
45:BV:31:TYR:O	45:BV:92:VAL:HA	2.14	0.48
45:BV:80:HIS:CD2	45:BV:81:PRO:HD2	2.48	0.48
1:CA:183:C:O4'	1:CA:183:C:O2	2.30	0.48
1:CA:487:A:H3'	1:CA:488:C:H6	1.78	0.48
1:CA:1036:A:H2'	1:CA:1037:C:O4'	2.13	0.48
4:CB:148:GLY:HA2	4:CB:151:LYS:CE	2.43	0.48
4:CB:163:ILE:HG12	4:CB:203:ASP:O	2.13	0.48
9:CG:59:GLU:HG2	9:CG:63:VAL:HB	1.95	0.48
25:DB:28:A:N6	25:DB:512:G:O2'	2.46	0.48
25:DB:589:U:H2'	25:DB:590:A:H8	1.78	0.48
25:DB:660:C:H2'	25:DB:661:A:H8	1.77	0.48
25:DB:1150:C:O2'	25:DB:1151:A:H5'	2.14	0.48
25:DB:1190:G:H2'	25:DB:1191:G:H8	1.78	0.48
25:DB:1203:U:H1'	35:DL:4:ASN:HD21	1.79	0.48
25:DB:2230:G:H2'	25:DB:2231:U:H6	1.77	0.48
25:DB:2377:A:H2'	25:DB:2378:A:H8	1.76	0.48
25:DB:2688:G:H1'	25:DB:2721:A:H61	1.77	0.48
25:DB:2758:A:H4'	30:DG:63:GLN:HE22	1.79	0.48
25:DB:2772:C:H2'	25:DB:2773:C:H6	1.78	0.48
27:DD:119:ALA:HB2	27:DD:165:MET:HB2	1.95	0.48
30:DG:6:ALA:O	30:DG:68:ARG:HD3	2.14	0.48
30:DG:37:ASN:O	30:DG:38:ASP:HB3	2.14	0.48
32:DI:79:LEU:HD12	32:DI:135:MET:SD	2.53	0.48
33:DJ:3:THR:O	33:DJ:4:PHE:O	2.31	0.48
35:DL:92:LEU:HD23	35:DL:92:LEU:H	1.78	0.48
41:DR:78:ARG:HB2	41:DR:83:TYR:HD1	1.79	0.48
46:DW:9:THR:OG1	46:DW:10:ARG:N	2.40	0.48
1:AA:202:G:H21	1:AA:465:A:H61	1.60	0.48
1:AA:366:A:O2'	1:AA:394:G:N2	2.46	0.48
1:AA:419:C:H2'	1:AA:420:U:H6	1.77	0.48
1:AA:745:G:H2'	1:AA:746:A:H8	1.78	0.48
1:AA:957:U:H4'	21:AS:78:THR:CB	2.44	0.48
1:AA:1079:G:H2'	1:AA:1080:A:C8	2.49	0.48
1:AA:1346:A:H2'	9:AG:9:ARG:HH22	1.78	0.48
1:AA:1464:U:H2'	1:AA:1465:A:H8	1.78	0.48
4:AB:9:LEU:HD13	4:AB:9:LEU:H	1.78	0.48
5:AC:8:GLY:HA3	16:AN:88:MET:SD	2.54	0.48
6:AD:117:VAL:HG22	6:AD:122:ILE:HG13	1.93	0.48

*Continued on next page...*

*Continued from previous page...*

Atom-1	Atom-2	Interatomic distance (Å)	Clash overlap (Å)
7:AE:55:VAL:N	7:AE:56:PRO:HD2	2.27	0.48
8:AF:61:LEU:HD11	20:AR:23:LYS:HE2	1.96	0.48
9:AG:16:LYS:HA	9:AG:16:LYS:HZ3	1.78	0.48
9:AG:71:THR:O	9:AG:72:VAL:HG13	2.13	0.48
10:AH:24:VAL:HG22	10:AH:25:THR:N	2.28	0.48
10:AH:25:THR:HG22	10:AH:26:MET:N	2.28	0.48
10:AH:79:ARG:O	10:AH:83:ARG:HD3	2.14	0.48
10:AH:87:ARG:HD2	10:AH:90:GLU:OE2	2.13	0.48
11:AI:119:LYS:HB3	11:AI:119:LYS:NZ	2.28	0.48
15:AM:70:ARG:HG2	15:AM:70:ARG:NH1	2.28	0.48
17:AO:34:GLN:HB3	17:AO:58:MET:HE1	1.96	0.48
19:AQ:8:GLN:HG3	19:AQ:59:GLU:OE1	2.14	0.48
25:BB:686:U:H2'	25:BB:788:A:N1	2.27	0.48
25:BB:825:A:H2'	25:BB:826:U:O4'	2.13	0.48
25:BB:907:G:O2'	25:BB:908:C:H5'	2.14	0.48
25:BB:1032:A:O2'	25:BB:1033:U:H5'	2.13	0.48
25:BB:1147:A:H2'	25:BB:1148:U:C6	2.49	0.48
25:BB:1720:U:O2'	25:BB:1721:G:H5'	2.13	0.48
25:BB:2316:G:H2'	25:BB:2317:A:H8	1.78	0.48
25:BB:2849:U:O4	25:BB:2867:G:H8	1.96	0.48
25:BB:2875:C:H2'	25:BB:2876:G:C8	2.47	0.48
27:BD:12:THR:N	27:BD:24:VAL:HG12	2.28	0.48
27:BD:50:VAL:HG22	27:BD:80:TRP:O	2.13	0.48
27:BD:110:THR:HG23	27:BD:171:THR:HA	1.94	0.48
28:BE:29:HIS:NE2	35:BL:8:PRO:HG3	2.28	0.48
30:BG:25:ILE:CG2	30:BG:78:VAL:HG21	2.43	0.48
30:BG:145:ALA:CA	30:BG:148:ARG:HE	2.26	0.48
31:BH:2:GLN:HB2	31:BH:39:ALA:HB3	1.96	0.48
35:BL:120:VAL:HG12	35:BL:121:THR:N	2.28	0.48
37:BN:55:ALA:HA	37:BN:80:PHE:CE1	2.48	0.48
37:BN:55:ALA:CB	37:BN:84:GLY:HA2	2.43	0.48
43:BT:38:ALA:HB2	43:BT:81:LYS:NZ	2.24	0.48
44:BU:10:VAL:O	44:BU:21:ARG:HA	2.13	0.48
1:CA:457:G:H2'	1:CA:458:U:C6	2.48	0.48
1:CA:532:A:H62	1:CA:1207:G:H5'	1.78	0.48
1:CA:865:A:H2'	1:CA:866:C:C6	2.49	0.48
1:CA:878:A:C5'	10:CH:80:PRO:HG2	2.43	0.48
4:CB:69:VAL:N	4:CB:79:VAL:HG21	2.26	0.48
5:CC:129:PHE:O	5:CC:133:MET:HG2	2.14	0.48
6:CD:106:PHE:CD1	6:CD:144:ILE:HD11	2.48	0.48
7:CE:84:VAL:HG12	7:CE:85:LYS:H	1.79	0.48

*Continued on next page...*

*Continued from previous page...*

Atom-1	Atom-2	Interatomic distance (Å)	Clash overlap (Å)
7:CE:156:ARG:HG2	10:CH:63:LYS:HZ3	1.77	0.48
8:CF:75:GLU:O	8:CF:79:ARG:HG2	2.14	0.48
11:CI:79:ARG:NH2	11:CI:102:PHE:HA	2.29	0.48
11:CI:105:ARG:HD3	11:CI:106:ASP:N	2.29	0.48
15:CM:32:ILE:HG23	15:CM:33:LEU:N	2.29	0.48
17:CO:6:ALA:O	17:CO:9:LYS:HB3	2.13	0.48
18:CP:6:LEU:HD23	18:CP:17:TYR:CB	2.44	0.48
18:CP:67:ILE:HD11	18:CP:71:VAL:CG2	2.44	0.48
20:CR:46:THR:HB	20:CR:50:TYR:HD1	1.79	0.48
21:CS:36:ARG:HH11	21:CS:36:ARG:HG2	1.79	0.48
22:CT:37:ALA:HB2	22:CT:45:ALA:HB3	1.96	0.48
24:DA:5:U:O2'	24:DA:6:G:H5'	2.13	0.48
24:DA:21:G:H2'	24:DA:22:U:C6	2.49	0.48
25:DB:672:C:H2'	25:DB:673:C:C6	2.48	0.48
25:DB:990:A:H1'	25:DB:1156:A:N3	2.28	0.48
25:DB:1010:A:N3	25:DB:1153:C:H1'	2.29	0.48
25:DB:1463:C:H2'	25:DB:1464:G:C8	2.48	0.48
25:DB:1570:A:H5'	26:DC:35:LYS:HG2	1.95	0.48
25:DB:1668:A:O2'	25:DB:1674:G:N7	2.40	0.48
25:DB:1685:C:H2'	25:DB:1686:C:H6	1.78	0.48
25:DB:1783:A:N1	25:DB:2587:A:H2'	2.28	0.48
26:DC:184:GLU:O	26:DC:185:ALA:HB3	2.13	0.48
28:DE:176:ASP:OD1	28:DE:178:VAL:HG12	2.14	0.48
33:DJ:81:ILE:HG12	33:DJ:82:GLY:N	2.28	0.48
35:DL:120:VAL:HG12	35:DL:121:THR:N	2.28	0.48
37:DN:99:LYS:HA	37:DN:111:ALA:HA	1.95	0.48
39:DP:63:ILE:CA	39:DP:68:GLY:HA2	2.29	0.48
40:DQ:43:GLN:NE2	41:DR:77:PHE:HB3	2.28	0.48
46:DW:61:LYS:HB3	46:DW:62:ALA:H	1.42	0.48
52:D2:18:PHE:HD2	52:D2:43:THR:HG21	1.79	0.48
1:AA:317:U:H2'	1:AA:318:G:H8	1.78	0.48
1:AA:409:U:H5''	6:AD:24:VAL:HG11	1.95	0.48
1:AA:493:A:H5'	1:AA:494:G:OP2	2.14	0.48
1:AA:847:G:H2'	1:AA:848:C:H6	1.79	0.48
1:AA:1014:A:C2	1:AA:1219:A:H1'	2.49	0.48
1:AA:1533:C:H2'	1:AA:1534:A:H5''	1.96	0.48
4:AB:113:LEU:HD23	4:AB:114:LYS:HG2	1.96	0.48
5:AC:12:GLY:O	5:AC:13:ILE:HD13	2.13	0.48
5:AC:62:SER:HB3	5:AC:97:PRO:O	2.12	0.48
7:AE:22:LYS:HB3	7:AE:29:ILE:HD11	1.96	0.48
7:AE:100:GLU:HA	7:AE:121:ASN:OD1	2.13	0.48

*Continued on next page...*

*Continued from previous page...*

Atom-1	Atom-2	Interatomic distance (Å)	Clash overlap (Å)
9:AG:86:VAL:HG13	9:AG:151:ALA:HB2	1.96	0.48
9:AG:93:VAL:HG23	9:AG:94:ARG:N	2.29	0.48
11:AI:32:ARG:HA	11:AI:36:GLN:NE2	2.29	0.48
15:AM:56:ARG:O	15:AM:59:VAL:HG12	2.14	0.48
15:AM:79:LEU:O	15:AM:87:GLY:HA2	2.13	0.48
20:AR:31:TYR:O	20:AR:39:VAL:HG22	2.13	0.48
25:BB:53:A:H2'	25:BB:54:G:O4'	2.14	0.48
25:BB:138:U:H2'	25:BB:140:C:C1'	2.44	0.48
25:BB:350:G:O2'	25:BB:351:C:H5'	2.13	0.48
25:BB:521:U:H2'	25:BB:522:A:C8	2.48	0.48
25:BB:821:A:H5''	25:BB:822:G:O5'	2.13	0.48
25:BB:1212:G:H1'	25:BB:1236:G:N2	2.28	0.48
25:BB:2267:A:H8	25:BB:2268:A:OP1	1.96	0.48
26:BC:83:ASP:HA	26:BC:84:PRO:HD3	1.75	0.48
27:BD:172:VAL:CG1	27:BD:175:LEU:HD11	2.43	0.48
28:BE:134:LEU:O	28:BE:138:LEU:HG	2.13	0.48
29:BF:163:GLU:C	29:BF:166:ARG:NE	2.64	0.48
30:BG:38:ASP:CG	30:BG:63:GLN:HG2	2.34	0.48
31:BH:104:THR:CA	31:BH:109:GLU:HA	2.44	0.48
32:BI:56:VAL:CG2	32:BI:68:PHE:HB2	2.43	0.48
33:BJ:13:ARG:O	33:BJ:14:ASP:HB2	2.14	0.48
34:BK:94:ILE:HG23	34:BK:94:ILE:O	2.14	0.48
40:BQ:7:VAL:HG23	40:BQ:8:ILE:H	1.78	0.48
40:BQ:85:ALA:O	40:BQ:86:SER:C	2.51	0.48
41:BR:51:VAL:HB	41:BR:52:PRO:CD	2.40	0.48
42:BS:66:ILE:H	42:BS:66:ILE:HD13	1.78	0.48
42:BS:76:VAL:CG2	42:BS:101:SER:HB2	2.44	0.48
43:BT:39:THR:HG23	43:BT:40:LYS:N	2.28	0.48
43:BT:57:VAL:HG13	43:BT:58:VAL:N	2.27	0.48
44:BU:86:PHE:CE1	44:BU:88:ASP:HB3	2.49	0.48
46:BW:70:VAL:HA	46:BW:76:ARG:O	2.14	0.48
52:B2:46:LYS:N	52:B2:46:LYS:HD2	2.29	0.48
1:CA:423:G:H2'	1:CA:424:G:H4'	1.96	0.48
1:CA:947:G:H5''	15:CM:106:ARG:O	2.13	0.48
1:CA:1012:A:O2'	1:CA:1013:G:H5'	2.14	0.48
1:CA:1160:G:H5''	4:CB:130:LYS:CG	2.43	0.48
1:CA:1210:C:C2'	1:CA:1211:U:H5'	2.44	0.48
1:CA:1409:C:O2'	1:CA:1410:A:H5'	2.13	0.48
4:CB:30:ILE:HG12	4:CB:41:ASN:H	1.78	0.48
5:CC:13:ILE:O	5:CC:14:VAL:HG22	2.14	0.48
5:CC:110:LEU:HD12	5:CC:203:LYS:HE3	1.95	0.48

*Continued on next page...*

*Continued from previous page...*

Atom-1	Atom-2	Interatomic distance (Å)	Clash overlap (Å)
5:CC:197:VAL:HG12	5:CC:198:LYS:N	2.29	0.48
6:CD:27:ILE:C	6:CD:29:THR:H	2.17	0.48
9:CG:134:VAL:O	9:CG:138:GLU:HB2	2.14	0.48
10:CH:77:VAL:CG2	10:CH:126:CYS:HA	2.39	0.48
11:CI:18:VAL:HA	11:CI:63:TYR:O	2.13	0.48
13:CK:110:THR:HG22	23:CU:3:ILE:C	2.33	0.48
24:DA:25:U:H4'	24:DA:26:C:OP1	2.12	0.48
25:DB:53:A:H2'	25:DB:54:G:O4'	2.14	0.48
25:DB:360:U:H2'	25:DB:361:G:C1'	2.43	0.48
25:DB:907:G:O2'	25:DB:908:C:H5'	2.13	0.48
25:DB:1576:U:O2'	25:DB:1577:C:H5'	2.14	0.48
25:DB:2082:A:H2'	25:DB:2083:G:O4'	2.13	0.48
25:DB:2462:C:H2'	25:DB:2463:C:C6	2.49	0.48
25:DB:2539:C:O2'	25:DB:2540:C:H5'	2.12	0.48
25:DB:2543:G:H2'	25:DB:2544:G:C8	2.49	0.48
25:DB:2578:G:H4'	25:DB:2578:G:OP2	2.12	0.48
25:DB:2882:A:H2'	25:DB:2883:A:H5''	1.96	0.48
26:DC:107:LYS:HD3	26:DC:193:GLU:HB2	1.96	0.48
27:DD:5:VAL:HG21	27:DD:80:TRP:CE3	2.49	0.48
29:DF:65:LEU:HD23	29:DF:87:LYS:HD2	1.95	0.48
29:DF:160:LYS:HG2	29:DF:164:GLU:CD	2.33	0.48
30:DG:8:VAL:O	30:DG:9:VAL:HB	2.12	0.48
30:DG:34:ARG:HH11	30:DG:34:ARG:H	1.61	0.48
32:DI:19:PRO:HB2	32:DI:22:PRO:HD2	1.95	0.48
33:DJ:3:THR:HB	33:DJ:44:TYR:OH	2.13	0.48
33:DJ:4:PHE:C	33:DJ:44:TYR:HE2	2.17	0.48
34:DK:40:ILE:HG23	34:DK:41:THR:N	2.28	0.48
34:DK:100:GLY:O	34:DK:119:PRO:HB2	2.14	0.48
39:DP:58:PHE:CG	39:DP:73:PHE:HB2	2.49	0.48
40:DQ:4:LYS:CD	40:DQ:7:VAL:HG22	2.43	0.48
40:DQ:91:ARG:HD3	41:DR:11:GLN:OE1	2.14	0.48
45:DV:65:VAL:C	45:DV:67:GLY:H	2.17	0.48
47:DX:2:ARG:HA	47:DX:32:LEU:HD21	1.94	0.48
47:DX:69:GLU:O	47:DX:71:ARG:N	2.41	0.48
50:D0:11:LYS:HD2	50:D0:14:MET:HE2	1.96	0.48
54:D4:3:VAL:HG23	54:D4:4:ARG:N	2.28	0.48
1:AA:95:C:O2	1:AA:95:C:H2'	2.13	0.48
1:AA:532:A:H62	1:AA:1207:G:H5'	1.79	0.48
1:AA:592:G:H2'	1:AA:593:U:C6	2.48	0.48
1:AA:1056:U:C5'	5:AC:162:ALA:HB2	2.33	0.48
1:AA:1320:C:H41	21:AS:36:ARG:HB3	1.79	0.48

*Continued on next page...*

*Continued from previous page...*

Atom-1	Atom-2	Interatomic distance (Å)	Clash overlap (Å)
1:AA:1522:U:O2'	1:AA:1523:G:H5'	2.14	0.48
4:AB:46:VAL:HA	4:AB:49:PHE:CD2	2.47	0.48
4:AB:83:ALA:HB1	4:AB:90:PHE:HB3	1.95	0.48
4:AB:208:ALA:CB	4:AB:211:LEU:HD12	2.44	0.48
5:AC:141:MET:HA	5:AC:145:ALA:HB3	1.96	0.48
5:AC:186:SER:H	5:AC:197:VAL:HG12	1.79	0.48
7:AE:40:ASP:OD1	7:AE:44:ARG:HB2	2.13	0.48
7:AE:125:LYS:HD3	7:AE:126:ALA:O	2.14	0.48
20:AR:29:LYS:O	20:AR:32:ILE:HG12	2.13	0.48
21:AS:10:ILE:HD13	21:AS:40:PHE:CE1	2.48	0.48
25:BB:288:U:O2'	25:BB:289:G:H5'	2.14	0.48
25:BB:436:C:O2'	25:BB:437:U:H5'	2.13	0.48
25:BB:467:G:O2'	25:BB:468:G:H5'	2.14	0.48
25:BB:483:A:H4'	44:BU:45:GLN:O	2.13	0.48
25:BB:1266:G:H22	25:BB:2012:G:H2'	1.76	0.48
25:BB:1551:A:H2'	25:BB:1552:A:O4'	2.14	0.48
25:BB:1666:G:O2'	25:BB:1667:G:H5'	2.13	0.48
25:BB:1728:C:O2	25:BB:1729:U:H5	1.97	0.48
25:BB:1936:A:H3'	25:BB:1937:A:H5'	1.96	0.48
25:BB:1963:U:O5'	25:BB:1963:U:H6	1.96	0.48
25:BB:2144:G:H3'	25:BB:2146:C:C5'	2.37	0.48
25:BB:2233:U:H2'	25:BB:2234:G:C8	2.49	0.48
25:BB:2702:G:H2'	25:BB:2703:C:H6	1.78	0.48
26:BC:130:PRO:CG	26:BC:133:ASN:HD22	2.24	0.48
27:BD:68:PHE:C	27:BD:73:VAL:HB	2.34	0.48
28:BE:132:LYS:O	28:BE:135:ALA:HB3	2.14	0.48
28:BE:176:ASP:OD1	28:BE:178:VAL:HG12	2.14	0.48
29:BF:161:SER:C	29:BF:163:GLU:N	2.66	0.48
31:BH:27:ARG:N	31:BH:31:VAL:HG23	2.23	0.48
33:BJ:27:ARG:C	33:BJ:30:THR:HG22	2.34	0.48
39:BP:48:ALA:HA	39:BP:95:LYS:HG3	1.96	0.48
39:BP:62:LYS:HD3	39:BP:64:SER:HB2	1.95	0.48
40:BQ:27:ARG:HA	40:BQ:33:VAL:O	2.14	0.48
40:BQ:30:VAL:HG11	40:BQ:33:VAL:CG2	2.43	0.48
1:CA:122:G:O2'	1:CA:123:U:H5'	2.13	0.48
1:CA:285:C:H2'	1:CA:286:C:C6	2.48	0.48
1:CA:600:A:H2'	1:CA:601:G:C8	2.49	0.48
1:CA:833:G:H2'	1:CA:834:U:H6	1.79	0.48
1:CA:1189:U:H2'	1:CA:1190:G:H5'	1.95	0.48
4:CB:35:ASN:C	4:CB:36:LYS:HG3	2.34	0.48
4:CB:41:ASN:ND2	4:CB:44:LYS:H	1.95	0.48

*Continued on next page...*

*Continued from previous page...*

Atom-1	Atom-2	Interatomic distance (Å)	Clash overlap (Å)
5:CC:121:SER:O	5:CC:125:ARG:HG3	2.14	0.48
6:CD:45:PRO:O	6:CD:46:ARG:HG2	2.14	0.48
14:CL:62:VAL:HG21	14:CL:94:TYR:CE1	2.49	0.48
14:CL:107:LYS:HG2	14:CL:108:ASP:OD2	2.14	0.48
25:DB:6:A:H2'	25:DB:7:G:C8	2.49	0.48
25:DB:138:U:O3'	25:DB:139:U:H2'	2.12	0.48
25:DB:139:U:O5'	25:DB:139:U:H6	1.97	0.48
25:DB:215:G:C4'	25:DB:216:A:H4'	2.43	0.48
25:DB:485:C:HO2'	42:DS:60:HIS:CE1	2.31	0.48
25:DB:590:A:H2'	25:DB:591:U:C6	2.47	0.48
25:DB:675:A:H4'	28:DE:62:GLN:HE22	1.78	0.48
25:DB:704:G:C2'	25:DB:726:G:H22	2.22	0.48
25:DB:709:U:H2'	25:DB:710:U:H6	1.79	0.48
25:DB:1032:A:O2'	25:DB:1033:U:H5'	2.14	0.48
25:DB:1098:A:N3	32:DI:4:VAL:HA	2.28	0.48
25:DB:1098:A:C5	32:DI:3:LYS:HB3	2.48	0.48
25:DB:1475:G:H4'	25:DB:1476:U:O5'	2.13	0.48
26:DC:12:ARG:O	26:DC:12:ARG:HD3	2.14	0.48
27:DD:68:PHE:C	27:DD:73:VAL:HB	2.34	0.48
29:DF:147:ARG:CZ	29:DF:147:ARG:HB3	2.43	0.48
31:DH:29:PHE:O	31:DH:33:GLN:HB3	2.14	0.48
34:DK:109:GLU:HA	34:DK:112:MET:HG2	1.96	0.48
39:DP:52:ARG:HG2	39:DP:52:ARG:NH1	2.28	0.48
40:DQ:10:ARG:NH1	40:DQ:10:ARG:HB2	2.29	0.48
43:DT:39:THR:HG23	43:DT:40:LYS:N	2.28	0.48
45:DV:70:ILE:HD13	45:DV:70:ILE:H	1.79	0.48
45:DV:77:VAL:O	45:DV:77:VAL:HG13	2.14	0.48
53:D3:50:SER:C	53:D3:52:GLY:H	2.17	0.48
1:AA:177:G:H5'	22:AT:59:ARG:NH2	2.29	0.48
1:AA:183:C:O4'	1:AA:183:C:O2	2.30	0.48
1:AA:407:U:P	6:AD:114:ARG:HH22	2.37	0.48
1:AA:1035:A:H2'	1:AA:1036:A:H8	1.78	0.48
1:AA:1108:G:H5''	5:AC:175:HIS:CD2	2.49	0.48
6:AD:2:ARG:HH11	6:AD:114:ARG:HD2	1.79	0.48
6:AD:164:ARG:HG3	6:AD:164:ARG:HH11	1.79	0.48
6:AD:168:THR:C	6:AD:170:LEU:H	2.16	0.48
13:AK:80:ASN:HB3	13:AK:105:ARG:NE	2.22	0.48
14:AL:98:ARG:HB2	14:AL:116:TYR:O	2.13	0.48
15:AM:3:ILE:HG13	15:AM:8:ILE:HG23	1.96	0.48
15:AM:22:TYR:C	15:AM:69:ARG:HH22	2.17	0.48
16:AN:72:PHE:C	16:AN:73:LEU:HD12	2.34	0.48

*Continued on next page...*



*Continued from previous page...*

Atom-1	Atom-2	Interatomic distance (Å)	Clash overlap (Å)
20:AR:33:THR:HG22	20:AR:37:LYS:O	2.14	0.48
20:AR:70:THR:HG23	20:AR:73:HIS:H	1.79	0.48
23:AU:13:VAL:HG13	23:AU:14:ALA:N	2.22	0.48
24:BA:75:G:H1'	45:BV:29:ILE:HG12	1.96	0.48
25:BB:393:C:O2'	25:BB:394:C:H5'	2.13	0.48
25:BB:811:U:N3	35:BL:21:ARG:NH2	2.62	0.48
25:BB:856:G:H2'	25:BB:857:G:C8	2.49	0.48
25:BB:921:C:H2'	25:BB:922:C:H6	1.78	0.48
25:BB:1476:U:H2'	25:BB:1514:G:H22	1.77	0.48
25:BB:1576:U:O2'	25:BB:1577:C:H5'	2.14	0.48
25:BB:1866:A:H2'	25:BB:1867:G:O4'	2.13	0.48
25:BB:1878:G:H2'	25:BB:1879:C:C6	2.49	0.48
25:BB:2041:U:H2'	25:BB:2042:A:H8	1.78	0.48
26:BC:69:ASN:HA	26:BC:188:ARG:HH12	1.79	0.48
26:BC:145:MET:HB2	26:BC:152:GLN:HE21	1.78	0.48
27:BD:125:TRP:CG	27:BD:160:LYS:HB3	2.48	0.48
28:BE:61:ARG:HH12	28:BE:64:GLY:HA3	1.77	0.48
29:BF:91:ARG:N	29:BF:91:ARG:CD	2.74	0.48
29:BF:99:PHE:HA	29:BF:102:LEU:CD1	2.44	0.48
29:BF:119:LYS:HA	29:BF:121:PHE:CE1	2.48	0.48
30:BG:24:THR:HG22	30:BG:34:ARG:HB3	1.96	0.48
33:BJ:41:LYS:C	33:BJ:43:GLU:H	2.17	0.48
35:BL:57:LEU:HD22	53:B3:53:ASP:HB3	1.95	0.48
36:BM:28:PHE:CE2	36:BM:66:ARG:HD3	2.49	0.48
36:BM:35:ALA:O	36:BM:36:VAL:HB	2.14	0.48
36:BM:102:LEU:H	36:BM:102:LEU:CD2	2.25	0.48
40:BQ:73:ILE:HD11	40:BQ:77:LYS:HD3	1.95	0.48
41:BR:78:ARG:HH21	41:BR:78:ARG:HG3	1.77	0.48
42:BS:4:ILE:HD12	42:BS:5:ALA:N	2.29	0.48
42:BS:60:HIS:ND1	42:BS:60:HIS:O	2.45	0.48
44:BU:26:ASN:N	44:BU:26:ASN:ND2	2.62	0.48
45:BV:63:ILE:N	45:BV:63:ILE:HD12	2.29	0.48
54:B4:11:CYS:HB3	54:B4:33:HIS:CE1	2.48	0.48
1:CA:202:G:H1'	1:CA:468:A:C8	2.48	0.48
1:CA:413:G:H22	1:CA:429:U:P	2.37	0.48
1:CA:455:G:H2'	1:CA:456:A:C8	2.48	0.48
1:CA:984:C:H2'	1:CA:985:C:H6	1.79	0.48
1:CA:1129:C:C1'	1:CA:1146:A:H61	2.27	0.48
1:CA:1374:A:O2'	1:CA:1375:A:H5'	2.14	0.48
1:CA:1417:G:N2	1:CA:1482:G:H2'	2.29	0.48
1:CA:1526:G:OP1	23:CU:38:GLU:HB2	2.14	0.48

*Continued on next page...*

*Continued from previous page...*

Atom-1	Atom-2	Interatomic distance (Å)	Clash overlap (Å)
6:CD:185:PRO:HB2	6:CD:190:LEU:HD21	1.94	0.48
6:CD:198:LEU:HA	6:CD:201:GLU:OE2	2.13	0.48
12:CJ:10:LEU:HD11	12:CJ:74:VAL:CG2	2.44	0.48
13:CK:74:LYS:CE	13:CK:79:LYS:HE2	2.43	0.48
14:CL:7:VAL:HG13	19:CQ:30:HIS:CD2	2.49	0.48
15:CM:89:ARG:NH1	15:CM:95:PRO:HG2	2.28	0.48
17:CO:34:GLN:HA	17:CO:34:GLN:HE21	1.78	0.48
18:CP:2:VAL:HG23	18:CP:22:ALA:O	2.13	0.48
18:CP:66:THR:HG22	18:CP:67:ILE:N	2.28	0.48
23:CU:24:LYS:HD2	23:CU:25:ALA:H	1.76	0.48
25:DB:39:G:H2'	25:DB:40:U:H6	1.74	0.48
25:DB:245:G:H2'	25:DB:246:C:H6	1.78	0.48
25:DB:519:U:O2'	25:DB:520:G:H5'	2.13	0.48
25:DB:558:U:O3'	33:DJ:111:LYS:HE2	2.13	0.48
25:DB:1056:G:N2	25:DB:1102:C:N4	2.61	0.48
25:DB:1764:C:O2'	25:DB:1765:U:H5'	2.13	0.48
25:DB:2085:U:O2'	25:DB:2086:U:H5'	2.14	0.48
25:DB:2816:G:O2'	25:DB:2817:U:H5'	2.14	0.48
25:DB:2853:C:H2'	25:DB:2854:G:H8	1.78	0.48
29:DF:72:SER:HA	29:DF:78:ILE:CG2	2.31	0.48
29:DF:99:PHE:HA	29:DF:102:LEU:CD1	2.44	0.48
31:DH:65:ALA:CB	31:DH:135:HIS:HB2	2.44	0.48
33:DJ:43:GLU:O	33:DJ:44:TYR:C	2.50	0.48
33:DJ:124:VAL:HG23	33:DJ:125:TYR:H	1.78	0.48
35:DL:56:PRO:O	35:DL:60:ARG:HB2	2.13	0.48
37:DN:55:ALA:CB	37:DN:84:GLY:HA2	2.44	0.48
39:DP:99:LEU:HA	39:DP:102:ARG:HG3	1.95	0.48
42:DS:13:SER:OG	42:DS:16:LYS:HB2	2.14	0.48
44:DU:73:ASN:OD1	44:DU:75:ALA:HB3	2.14	0.48
47:DX:65:THR:O	47:DX:68:ALA:HB3	2.13	0.48
48:DY:8:GLU:OE1	48:DY:12:GLU:HB3	2.12	0.48
1:AA:747:A:H5'	1:AA:748:G:OP2	2.14	0.48
1:AA:881:G:H2'	1:AA:882:C:O4'	2.14	0.48
1:AA:883:C:O2'	1:AA:884:U:H5'	2.14	0.48
1:AA:947:G:H5''	15:AM:106:ARG:O	2.14	0.48
1:AA:1121:U:H2'	1:AA:1122:U:C6	2.49	0.48
4:AB:66:ILE:C	4:AB:67:LEU:HD22	2.34	0.48
4:AB:73:ARG:C	4:AB:75:ALA:H	2.18	0.48
5:AC:120:THR:CB	5:AC:188:ALA:HB2	2.35	0.48
5:AC:186:SER:N	5:AC:197:VAL:HG12	2.29	0.48
8:AF:98:GLU:O	8:AF:99:ALA:HB3	2.14	0.48

*Continued on next page...*

*Continued from previous page...*

Atom-1	Atom-2	Interatomic distance (Å)	Clash overlap (Å)
9:AG:4:ARG:HH22	9:AG:5:VAL:HG22	1.79	0.48
10:AH:3:GLN:HE21	10:AH:3:GLN:HA	1.79	0.48
10:AH:49:LYS:HG3	10:AH:50:VAL:N	2.28	0.48
13:AK:24:ALA:HB3	13:AK:87:GLY:O	2.14	0.48
13:AK:56:LYS:O	13:AK:57:SER:HB3	2.14	0.48
16:AN:27:LYS:HA	16:AN:30:ILE:HD13	1.96	0.48
21:AS:4:LEU:HD13	21:AS:8:PRO:HA	1.96	0.48
21:AS:4:LEU:CD1	21:AS:9:PHE:H	2.26	0.48
24:BA:52:A:H2'	24:BA:53:A:C8	2.45	0.48
25:BB:347:A:H2'	25:BB:348:A:H8	1.79	0.48
25:BB:645:C:H5'	25:BB:645:C:H6	1.78	0.48
25:BB:947:A:H2'	25:BB:948:C:C6	2.49	0.48
25:BB:1036:G:O2'	25:BB:1037:G:H5'	2.13	0.48
25:BB:1151:A:H4'	40:BQ:80:ASN:CG	2.35	0.48
25:BB:1454:C:H5'	37:BN:63:ARG:NE	2.28	0.48
25:BB:1475:G:H4'	25:BB:1476:U:O5'	2.14	0.48
25:BB:1552:A:C2'	25:BB:1553:A:H5'	2.41	0.48
25:BB:2813:A:H2'	25:BB:2814:A:C8	2.49	0.48
27:BD:14:ILE:CA	39:BP:11:GLN:HE22	2.24	0.48
28:BE:49:ARG:HH11	28:BE:72:SER:HB2	1.77	0.48
30:BG:84:LYS:HB2	30:BG:132:LEU:HG	1.95	0.48
31:BH:81:ALA:CB	31:BH:147:VAL:H	2.26	0.48
33:BJ:44:TYR:CG	40:BQ:63:ARG:CZ	2.97	0.48
34:BK:14:GLY:HA2	34:BK:45:ALA:HA	1.94	0.48
34:BK:78:PHE:CD2	39:BP:69:VAL:HG12	2.49	0.48
36:BM:1:MET:O	36:BM:2:LEU:HB2	2.13	0.48
38:BO:7:ARG:HD2	38:BO:97:PHE:CE1	2.48	0.48
1:CA:60:A:H2'	22:CT:4:LYS:NZ	2.29	0.48
1:CA:239:U:H6	1:CA:239:U:C5'	2.27	0.48
1:CA:526:C:H2'	1:CA:527:G:H4'	1.95	0.48
1:CA:601:G:H2'	1:CA:602:A:H8	1.79	0.48
1:CA:745:G:H2'	1:CA:746:A:C8	2.48	0.48
1:CA:1135:U:H3'	1:CA:1137:C:N4	2.29	0.48
1:CA:1230:C:H2'	1:CA:1231:G:H8	1.79	0.48
1:CA:1499:A:H3'	1:CA:1499:A:OP2	2.14	0.48
4:CB:130:LYS:CB	4:CB:134:LEU:HD12	2.38	0.48
11:CI:16:ALA:HA	11:CI:66:VAL:HA	1.96	0.48
11:CI:75:ALA:HA	11:CI:78:ILE:HD12	1.95	0.48
12:CJ:52:LEU:HD12	12:CJ:52:LEU:N	2.25	0.48
15:CM:23:GLY:HA2	15:CM:68:LEU:HD22	1.95	0.48
15:CM:41:ASP:OD2	15:CM:41:ASP:N	2.44	0.48

*Continued on next page...*

*Continued from previous page...*

Atom-1	Atom-2	Interatomic distance (Å)	Clash overlap (Å)
16:CN:29:ILE:C	16:CN:31:SER:H	2.17	0.48
22:CT:4:LYS:HD3	22:CT:5:SER:N	2.28	0.48
23:CU:36:PHE:HB2	23:CU:39:LYS:HB2	1.95	0.48
24:DA:7:G:H5''	38:DO:29:HIS:CD2	2.48	0.48
24:DA:32:U:H2'	24:DA:33:G:H8	1.79	0.48
25:DB:1237:A:H2'	25:DB:1237:A:N3	2.29	0.48
25:DB:1401:G:H2'	25:DB:1402:U:C6	2.49	0.48
25:DB:1720:U:O2'	25:DB:1721:G:H5'	2.14	0.48
25:DB:1939:U:O2	25:DB:1967:C:H4'	2.14	0.48
25:DB:2049:G:C2'	25:DB:2050:C:H5'	2.44	0.48
25:DB:2143:C:O2'	25:DB:2144:G:H5'	2.14	0.48
25:DB:2316:G:H2'	25:DB:2317:A:H8	1.79	0.48
25:DB:2796:U:H3'	25:DB:2798:U:C5	2.48	0.48
26:DC:83:ASP:HA	26:DC:84:PRO:HD3	1.75	0.48
28:DE:60:TRP:HA	28:DE:60:TRP:CE3	2.49	0.48
29:DF:161:SER:C	29:DF:163:GLU:N	2.67	0.48
30:DG:116:LEU:HD21	30:DG:122:ALA:CB	2.43	0.48
31:DH:114:GLU:HB2	31:DH:133:GLN:HE21	1.77	0.48
32:DI:100:ILE:O	32:DI:139:VAL:HA	2.14	0.48
32:DI:129:GLU:HB3	32:DI:133:ARG:NH1	2.28	0.48
32:DI:129:GLU:CB	32:DI:133:ARG:HH12	2.27	0.48
34:DK:9:VAL:HG21	34:DK:14:GLY:O	2.13	0.48
35:DL:80:SER:HA	35:DL:115:GLU:HB2	1.94	0.48
36:DM:42:THR:O	36:DM:44:ARG:N	2.40	0.48
39:DP:5:LYS:HZ1	39:DP:9:GLN:HB3	1.79	0.48
43:DT:12:ARG:HA	48:DY:29:ARG:NH1	2.27	0.48
44:DU:26:ASN:HD22	44:DU:26:ASN:H	1.62	0.48
44:DU:39:ASN:CG	44:DU:62:ALA:HB3	2.34	0.48
1:AA:285:C:H2'	1:AA:286:C:C6	2.49	0.47
1:AA:402:G:H5'	1:AA:621:A:H1'	1.96	0.47
1:AA:462:G:H3'	1:AA:463:U:H5''	1.96	0.47
1:AA:738:C:H2'	1:AA:739:C:H6	1.78	0.47
1:AA:844:G:C8	1:AA:846:G:H1'	2.49	0.47
1:AA:882:C:H5	14:AL:5:GLN:HE22	1.61	0.47
1:AA:1128:C:C4'	1:AA:1148:U:H3	2.26	0.47
1:AA:1258:G:N3	1:AA:1278:G:N2	2.62	0.47
1:AA:1276:G:H2'	1:AA:1277:C:H6	1.76	0.47
1:AA:1342:C:H5''	11:AI:129:ARG:NH2	2.26	0.47
2:AW:27:U:H2'	2:AW:28:C:H6	1.75	0.47
4:AB:69:VAL:HG13	4:AB:91:VAL:HG23	1.95	0.47
4:AB:76:SER:O	4:AB:92:ASN:HB2	2.13	0.47

*Continued on next page...*

*Continued from previous page...*

Atom-1	Atom-2	Interatomic distance (Å)	Clash overlap (Å)
4:AB:81:ASP:O	4:AB:85:SER:HB2	2.14	0.47
6:AD:53:GLN:HA	6:AD:198:LEU:HB3	1.95	0.47
11:AI:29:ILE:HG22	11:AI:64:ILE:C	2.33	0.47
14:AL:51:VAL:HG12	14:AL:52:CYS:N	2.28	0.47
14:AL:71:HIS:HA	14:AL:98:ARG:HH22	1.78	0.47
14:AL:107:LYS:N	14:AL:107:LYS:HD2	2.29	0.47
18:AP:33:ILE:HD12	18:AP:33:ILE:N	2.28	0.47
25:BB:672:C:H2'	25:BB:673:C:C6	2.49	0.47
25:BB:1037:G:O2'	25:BB:1038:G:H5'	2.13	0.47
25:BB:1334:G:O2'	25:BB:1335:C:H5'	2.14	0.47
25:BB:1987:A:H2'	25:BB:1988:G:C8	2.49	0.47
25:BB:2142:A:C2	25:BB:2148:G:N2	2.81	0.47
25:BB:2300:C:H2'	25:BB:2301:C:C6	2.49	0.47
25:BB:2732:G:H5'	25:BB:2733:A:O4'	2.13	0.47
25:BB:2758:A:H4'	30:BG:63:GLN:HE22	1.78	0.47
25:BB:2834:G:H2'	25:BB:2879:A:H61	1.78	0.47
26:BC:198:GLU:HA	26:BC:201:LEU:HD23	1.94	0.47
27:BD:114:LYS:CD	27:BD:116:LYS:HE3	2.41	0.47
29:BF:62:GLN:HG3	29:BF:91:ARG:NH1	2.29	0.47
29:BF:69:ALA:HB2	29:BF:82:TYR:CD1	2.49	0.47
31:BH:90:LEU:HD12	31:BH:90:LEU:N	2.28	0.47
31:BH:146:VAL:HG12	31:BH:147:VAL:N	2.29	0.47
33:BJ:11:VAL:HG12	33:BJ:13:ARG:HG2	1.96	0.47
41:BR:27:ILE:HG22	41:BR:28:ALA:N	2.28	0.47
44:BU:17:ASP:OD1	44:BU:38:ILE:HA	2.14	0.47
44:BU:48:VAL:O	44:BU:48:VAL:HG22	2.14	0.47
1:CA:174:A:O2'	1:CA:175:C:H5'	2.14	0.47
1:CA:809:G:OP2	17:CO:47:LYS:HE3	2.14	0.47
1:CA:1434:A:H2'	1:CA:1435:G:O4'	2.14	0.47
4:CB:45:THR:HG23	4:CB:200:PRO:HG2	1.96	0.47
5:CC:115:VAL:HB	5:CC:199:VAL:HG11	1.96	0.47
5:CC:184:ASN:H	5:CC:199:VAL:CG2	2.27	0.47
8:CF:78:PHE:C	8:CF:80:PHE:H	2.17	0.47
10:CH:55:LYS:HZ3	10:CH:55:LYS:HB3	1.77	0.47
11:CI:75:ALA:HA	11:CI:78:ILE:CD1	2.44	0.47
12:CJ:52:LEU:N	12:CJ:62:ARG:HD3	2.28	0.47
13:CK:83:VAL:HG21	13:CK:106:ILE:HD12	1.95	0.47
14:CL:23:LEU:HG	14:CL:24:GLU:N	2.29	0.47
14:CL:71:HIS:CE1	14:CL:73:LEU:HB2	2.48	0.47
15:CM:12:LYS:HA	15:CM:43:LYS:HZ3	1.79	0.47
15:CM:112:ARG:H	15:CM:112:ARG:HH11	1.61	0.47

*Continued on next page...*

*Continued from previous page...*

Atom-1	Atom-2	Interatomic distance (Å)	Clash overlap (Å)
19:CQ:14:ASP:HA	19:CQ:20:ILE:CD1	2.42	0.47
23:CU:3:ILE:HD11	23:CU:18:PHE:CD1	2.50	0.47
25:DB:287:G:H2'	25:DB:288:U:H6	1.76	0.47
25:DB:291:G:O2'	25:DB:292:U:H5'	2.14	0.47
25:DB:418:C:H2'	25:DB:419:U:C6	2.49	0.47
25:DB:479:A:O2'	25:DB:481:G:H5'	2.14	0.47
25:DB:543:G:H3'	25:DB:544:C:C5'	2.36	0.47
25:DB:570:G:H2'	25:DB:2030:A:N7	2.28	0.47
25:DB:593:U:H2'	25:DB:594:U:C6	2.49	0.47
25:DB:782:A:H4'	25:DB:783:A:O5'	2.14	0.47
25:DB:956:G:N2	25:DB:959:A:H3'	2.29	0.47
25:DB:1099:G:C5'	32:DI:3:LYS:H	2.27	0.47
25:DB:1104:C:H2'	25:DB:1105:U:H6	1.76	0.47
25:DB:1600:C:H5'	43:DT:62:VAL:HG21	1.96	0.47
25:DB:1728:C:O2	25:DB:1729:U:H5	1.97	0.47
25:DB:2405:G:H2'	25:DB:2411:A:H62	1.79	0.47
25:DB:2471:A:O2'	25:DB:2472:G:O5'	2.32	0.47
25:DB:2579:C:O5'	25:DB:2579:C:H6	1.97	0.47
25:DB:2849:U:O4	25:DB:2867:G:H8	1.97	0.47
27:DD:10:GLY:HA2	27:DD:26:VAL:HG23	1.95	0.47
29:DF:128:SER:HA	29:DF:153:ILE:O	2.13	0.47
30:DG:84:LYS:HG2	30:DG:85:LYS:N	2.22	0.47
31:DH:79:THR:HG23	31:DH:145:ASN:O	2.13	0.47
32:DI:85:ILE:HD12	32:DI:87:SER:O	2.13	0.47
41:DR:4:VAL:HB	41:DR:39:LEU:HG	1.96	0.47
45:DV:19:ARG:O	45:DV:22:ALA:HB3	2.13	0.47
45:DV:46:LYS:HA	45:DV:46:LYS:HE3	1.94	0.47
50:D0:29:VAL:HA	50:D0:35:GLU:O	2.14	0.47
1:AA:89:U:H2'	1:AA:90:C:H6	1.77	0.47
1:AA:591:U:H2'	1:AA:592:G:H8	1.79	0.47
1:AA:812:G:O2'	1:AA:813:U:H6	1.96	0.47
4:AB:11:ALA:HA	4:AB:14:HIS:CE1	2.49	0.47
4:AB:81:ASP:C	4:AB:83:ALA:H	2.17	0.47
4:AB:186:VAL:HG23	4:AB:186:VAL:O	2.14	0.47
5:AC:5:HIS:CD2	5:AC:7:ASN:H	2.31	0.47
5:AC:49:ALA:HA	5:AC:74:ILE:HG21	1.96	0.47
5:AC:143:LEU:HD12	5:AC:143:LEU:N	2.29	0.47
7:AE:35:LEU:HG	7:AE:133:ILE:HG22	1.94	0.47
8:AF:29:ILE:HD13	8:AF:64:VAL:HG13	1.95	0.47
10:AH:77:VAL:CG1	10:AH:84:ILE:HD13	2.43	0.47
11:AI:38:PHE:HE1	11:AI:74:GLN:HB2	1.79	0.47

*Continued on next page...*

*Continued from previous page...*

Atom-1	Atom-2	Interatomic distance (Å)	Clash overlap (Å)
14:AL:80:LEU:O	14:AL:97:VAL:HG23	2.14	0.47
17:AO:45:HIS:HA	17:AO:47:LYS:HZ3	1.79	0.47
19:AQ:10:ARG:CZ	19:AQ:55:GLY:H	2.27	0.47
19:AQ:44:HIS:O	19:AQ:70:LYS:HG3	2.15	0.47
21:AS:31:ARG:HG2	21:AS:56:HIS:CD2	2.49	0.47
25:BB:69:C:H2'	25:BB:70:G:H8	1.79	0.47
25:BB:131:A:H2'	25:BB:132:G:C8	2.49	0.47
25:BB:347:A:H2'	25:BB:348:A:C8	2.49	0.47
25:BB:520:G:H2'	25:BB:521:U:C6	2.49	0.47
25:BB:680:C:H2'	25:BB:681:G:C8	2.49	0.47
25:BB:832:U:OP1	35:BL:39:LYS:HG2	2.14	0.47
25:BB:850:U:O2'	49:BZ:22:THR:HA	2.14	0.47
25:BB:1061:U:H5'	32:BI:9:LYS:NZ	2.30	0.47
25:BB:1199:U:H2'	25:BB:1200:C:H6	1.78	0.47
25:BB:1259:G:H2'	25:BB:1260:A:C8	2.49	0.47
25:BB:1726:C:H2'	25:BB:1727:C:H6	1.77	0.47
25:BB:2008:C:H2'	25:BB:2009:A:C8	2.49	0.47
25:BB:2038:G:H2'	25:BB:2039:U:O4'	2.14	0.47
25:BB:2261:C:N4	46:BW:10:ARG:HB3	2.30	0.47
25:BB:2405:G:H2'	25:BB:2411:A:H62	1.79	0.47
25:BB:2804:U:H2'	25:BB:2805:C:C6	2.49	0.47
31:BH:83:LYS:HE2	1:CA:358:U:OP1	2.13	0.47
31:BH:83:LYS:HG3	31:BH:90:LEU:HB3	1.96	0.47
33:BJ:95:ARG:O	33:BJ:95:ARG:HD3	2.15	0.47
35:BL:57:LEU:HD12	35:BL:61:LEU:HD13	1.95	0.47
36:BM:41:LEU:C	36:BM:43:ALA:H	2.18	0.47
36:BM:42:THR:O	36:BM:44:ARG:N	2.41	0.47
38:BO:105:ALA:HA	38:BO:108:ASP:OD2	2.14	0.47
40:BQ:87:VAL:HG13	40:BQ:89:ILE:HD11	1.96	0.47
41:BR:58:VAL:HG22	41:BR:59:ILE:N	2.28	0.47
42:BS:35:ILE:HG12	42:BS:36:LEU:HD22	1.96	0.47
47:BX:6:VAL:CG1	47:BX:50:VAL:HG13	2.44	0.47
53:B3:31:ILE:HD11	53:B3:34:LYS:HD3	1.96	0.47
54:B4:16:ILE:HG12	54:B4:25:VAL:CG2	2.43	0.47
1:CA:233:C:O2'	1:CA:234:C:H5'	2.14	0.47
1:CA:642:A:H2'	1:CA:643:C:H6	1.78	0.47
1:CA:646:G:H2'	1:CA:647:C:C6	2.50	0.47
1:CA:1237:C:C4'	1:CA:1334:G:N2	2.77	0.47
1:CA:1391:U:H2'	1:CA:1392:G:H8	1.75	0.47
6:CD:43:ARG:O	6:CD:45:PRO:HD3	2.13	0.47
7:CE:28:ARG:CG	7:CE:29:ILE:H	2.21	0.47

*Continued on next page...*



*Continued from previous page...*

Atom-1	Atom-2	Interatomic distance (Å)	Clash overlap (Å)
11:CI:5:TYR:O	11:CI:19:PHE:HA	2.14	0.47
11:CI:114:LYS:HG3	11:CI:120:ALA:HB1	1.96	0.47
15:CM:79:LEU:HA	15:CM:82:LEU:HG	1.95	0.47
16:CN:26:LEU:CG	16:CN:44:VAL:HG22	2.33	0.47
17:CO:66:LEU:HD22	17:CO:77:TYR:CE1	2.49	0.47
24:DA:116:G:O2'	24:DA:117:G:H5'	2.14	0.47
25:DB:414:C:H1'	25:DB:1864:U:H1'	1.95	0.47
25:DB:645:C:H5'	25:DB:645:C:H6	1.78	0.47
25:DB:846:U:O2'	25:DB:847:U:H5''	2.15	0.47
25:DB:856:G:H2'	25:DB:857:G:C8	2.49	0.47
25:DB:1552:A:C2'	25:DB:1553:A:H5'	2.42	0.47
25:DB:1947:C:H2'	25:DB:1948:G:H8	1.79	0.47
25:DB:2297:A:H61	25:DB:2319:G:H1'	1.80	0.47
25:DB:2889:C:O2'	25:DB:2890:G:H5'	2.14	0.47
26:DC:91:ALA:CB	26:DC:105:ALA:HB2	2.44	0.47
26:DC:198:GLU:HA	26:DC:201:LEU:HD23	1.96	0.47
28:DE:134:LEU:O	28:DE:138:LEU:HG	2.14	0.47
28:DE:159:LEU:O	28:DE:162:ARG:HB2	2.12	0.47
29:DF:120:SER:OG	29:DF:127:TYR:HA	2.14	0.47
29:DF:135:ILE:HG13	29:DF:137:PHE:H	1.80	0.47
30:DG:148:ARG:HD3	30:DG:152:ARG:NH2	2.30	0.47
31:DH:21:VAL:HG22	31:DH:22:LYS:N	2.29	0.47
34:DK:14:GLY:HA2	34:DK:45:ALA:HA	1.95	0.47
36:DM:41:LEU:C	36:DM:43:ALA:H	2.17	0.47
38:DO:16:ARG:O	38:DO:19:GLN:HB3	2.15	0.47
38:DO:27:VAL:HG21	38:DO:40:ILE:HD12	1.96	0.47
42:DS:35:ILE:HG12	42:DS:36:LEU:HD22	1.96	0.47
42:DS:76:VAL:CG2	42:DS:101:SER:HB2	2.44	0.47
43:DT:2:ILE:HB	43:DT:3:ARG:HH11	1.80	0.47
43:DT:12:ARG:HG3	43:DT:35:ALA:H	1.79	0.47
46:DW:24:ARG:O	46:DW:24:ARG:HD2	2.14	0.47
53:D3:60:CYS:C	53:D3:62:PRO:HD3	2.34	0.47
54:D4:16:ILE:HG12	54:D4:25:VAL:CG2	2.43	0.47
1:AA:410:G:H2'	1:AA:429:U:C5	2.50	0.47
1:AA:659:U:H2'	1:AA:660:C:H6	1.80	0.47
1:AA:744:C:H2'	1:AA:745:G:C8	2.50	0.47
1:AA:1006:G:O2'	1:AA:1007:U:H5'	2.14	0.47
1:AA:1107:C:OP1	5:AC:171:ARG:HB2	2.14	0.47
1:AA:1189:U:H2'	1:AA:1190:G:H5'	1.95	0.47
1:AA:1191:A:P	5:AC:2:GLN:HB3	2.54	0.47
4:AB:92:ASN:ND2	4:AB:93:HIS:N	2.62	0.47

*Continued on next page...*

*Continued from previous page...*

Atom-1	Atom-2	Interatomic distance (Å)	Clash overlap (Å)
6:AD:14:GLU:OE2	6:AD:59:LYS:HG3	2.14	0.47
8:AF:12:PRO:HG3	8:AF:54:LEU:CD1	2.39	0.47
8:AF:44:ARG:CG	8:AF:56:LYS:HG2	2.44	0.47
8:AF:75:GLU:O	8:AF:79:ARG:HG3	2.14	0.47
15:AM:84:CYS:HA	21:AS:73:PHE:HA	1.96	0.47
16:AN:27:LYS:HZ3	16:AN:28:ALA:HA	1.79	0.47
21:AS:62:THR:HB	21:AS:64:GLU:OE1	2.15	0.47
25:BB:104:A:H2'	25:BB:105:C:H6	1.78	0.47
25:BB:485:C:HO2'	42:BS:60:HIS:CE1	2.31	0.47
25:BB:855:G:N3	46:BW:23:LYS:HE3	2.29	0.47
25:BB:1018:U:O2'	25:BB:1019:U:H5'	2.15	0.47
25:BB:2230:G:H2'	25:BB:2231:U:H6	1.78	0.47
25:BB:2772:C:H4'	27:BD:171:THR:CG2	2.44	0.47
25:BB:2791:G:H2'	25:BB:2792:A:O4'	2.14	0.47
26:BC:211:ARG:C	26:BC:213:ARG:H	2.17	0.47
28:BE:61:ARG:HD2	28:BE:61:ARG:HA	1.78	0.47
28:BE:150:THR:CG2	28:BE:153:LEU:HA	2.44	0.47
31:BH:3:VAL:HG23	31:BH:36:ALA:HB1	1.97	0.47
34:BK:108:SER:O	34:BK:110:LYS:HG2	2.14	0.47
37:BN:28:LEU:HA	37:BN:34:ILE:HD12	1.97	0.47
43:BT:12:ARG:NE	48:BY:29:ARG:HH11	2.11	0.47
44:BU:9:GLU:O	44:BU:72:PHE:HB2	2.14	0.47
46:BW:23:LYS:HD2	46:BW:24:ARG:H	1.79	0.47
48:BY:46:VAL:O	48:BY:49:ASP:HB2	2.14	0.47
49:BZ:47:ILE:HG23	49:BZ:54:VAL:HG21	1.96	0.47
1:CA:762:U:H2'	1:CA:763:G:C8	2.49	0.47
1:CA:930:C:O2'	1:CA:931:C:H5'	2.14	0.47
1:CA:1078:U:H5'	7:CE:89:THR:OG1	2.14	0.47
4:CB:184:ALA:H	4:CB:198:VAL:CG1	2.27	0.47
5:CC:21:TRP:O	5:CC:22:PHE:HB2	2.14	0.47
7:CE:75:LEU:HD22	7:CE:80:LEU:HB2	1.95	0.47
8:CF:48:ALA:HB2	20:CR:66:LEU:O	2.14	0.47
9:CG:66:GLU:HA	9:CG:69:ARG:CD	2.44	0.47
11:CI:61:ASP:C	11:CI:62:LEU:HD13	2.34	0.47
14:CL:107:LYS:O	14:CL:107:LYS:HE3	2.14	0.47
15:CM:21:ILE:HG22	15:CM:21:ILE:O	2.14	0.47
15:CM:33:LEU:O	15:CM:38:ILE:N	2.46	0.47
16:CN:13:VAL:O	16:CN:16:ALA:HB3	2.14	0.47
16:CN:23:ARG:CA	16:CN:26:LEU:HD13	2.43	0.47
16:CN:66:THR:OG1	16:CN:67:GLY:N	2.47	0.47
19:CQ:21:VAL:HG11	19:CQ:42:LYS:HE2	1.97	0.47

*Continued on next page...*

*Continued from previous page...*

Atom-1	Atom-2	Interatomic distance (Å)	Clash overlap (Å)
19:CQ:41:THR:HG22	19:CQ:43:LEU:CD1	2.44	0.47
19:CQ:67:SER:CB	19:CQ:70:LYS:HB3	2.44	0.47
24:DA:43:C:H2'	24:DA:44:G:H5''	1.96	0.47
25:DB:372:G:N7	47:DX:56:ARG:HB3	2.29	0.47
25:DB:476:G:N2	25:DB:478:A:H3'	2.29	0.47
25:DB:651:G:OP1	53:D3:18:LYS:HG3	2.14	0.47
25:DB:677:A:O2'	25:DB:2071:A:H5'	2.14	0.47
25:DB:825:A:H2'	25:DB:826:U:O4'	2.13	0.47
25:DB:923:G:H1'	46:DW:23:LYS:HZ1	1.78	0.47
25:DB:1212:G:H1'	25:DB:1236:G:N2	2.29	0.47
25:DB:1259:G:O2'	25:DB:1260:A:H5'	2.14	0.47
25:DB:1380:G:H1'	25:DB:1569:A:N6	2.29	0.47
25:DB:1812:U:H4'	26:DC:44:ASN:OD1	2.14	0.47
25:DB:1887:C:O2'	25:DB:1888:G:H5'	2.14	0.47
25:DB:1891:G:H2'	25:DB:1892:C:C6	2.49	0.47
25:DB:1963:U:H6	25:DB:1963:U:O5'	1.98	0.47
27:DD:36:GLN:O	27:DD:36:GLN:HG3	2.13	0.47
27:DD:78:GLY:C	27:DD:79:LEU:HD22	2.34	0.47
27:DD:120:GLY:HA2	27:DD:162:ALA:HA	1.96	0.47
27:DD:122:VAL:N	27:DD:127:PHE:HB2	2.24	0.47
33:DJ:44:TYR:CG	40:DQ:63:ARG:CZ	2.97	0.47
36:DM:1:MET:O	36:DM:2:LEU:HB2	2.14	0.47
40:DQ:10:ARG:HB2	40:DQ:10:ARG:CZ	2.44	0.47
43:DT:41:ALA:C	43:DT:43:ILE:H	2.15	0.47
43:DT:53:VAL:HG12	43:DT:54:GLU:N	2.22	0.47
43:DT:64:LYS:HD2	43:DT:64:LYS:N	2.28	0.47
48:DY:18:LEU:O	48:DY:18:LEU:HD13	2.14	0.47
49:DZ:47:ILE:HG23	49:DZ:54:VAL:HG21	1.96	0.47
1:AA:285:C:H2'	1:AA:286:C:H6	1.79	0.47
1:AA:810:C:O2'	1:AA:811:C:H5'	2.15	0.47
1:AA:1225:A:N3	1:AA:1225:A:C2'	2.78	0.47
1:AA:1375:A:H2'	1:AA:1376:U:C6	2.48	0.47
7:AE:14:LEU:HD22	7:AE:35:LEU:O	2.14	0.47
7:AE:108:GLY:O	7:AE:111:ARG:HB3	2.14	0.47
11:AI:21:LYS:N	11:AI:61:ASP:HB3	2.27	0.47
13:AK:80:ASN:N	13:AK:80:ASN:ND2	2.59	0.47
15:AM:26:LYS:O	15:AM:30:LYS:HG2	2.14	0.47
16:AN:15:LEU:HD13	16:AN:54:SER:HA	1.96	0.47
16:AN:16:ALA:HA	16:AN:20:PHE:CD2	2.49	0.47
25:BB:6:A:H2'	25:BB:7:G:C8	2.48	0.47
25:BB:322:A:OP2	28:BE:163:ASN:HB2	2.15	0.47

*Continued on next page...*

*Continued from previous page...*

Atom-1	Atom-2	Interatomic distance (Å)	Clash overlap (Å)
25:BB:323:C:H2'	28:BE:163:ASN:OD1	2.14	0.47
25:BB:558:U:H5''	33:BJ:111:LYS:HD3	1.97	0.47
25:BB:776:G:H4'	25:BB:777:G:O5'	2.15	0.47
25:BB:1451:C:H1'	25:BB:1452:G:N7	2.29	0.47
25:BB:1460:U:H3'	25:BB:1461:C:H5'	1.97	0.47
25:BB:1657:U:H2'	25:BB:1658:C:H6	1.79	0.47
25:BB:1889:A:H1'	25:BB:2086:U:O2'	2.15	0.47
25:BB:2010:G:H2'	25:BB:2011:U:H6	1.79	0.47
25:BB:2179:C:H2'	25:BB:2180:U:C5	2.49	0.47
25:BB:2393:U:O2'	25:BB:2394:C:H5'	2.13	0.47
25:BB:2446:G:H2'	25:BB:2447:G:H5''	1.96	0.47
25:BB:2718:G:H5''	39:BP:97:TYR:CD1	2.49	0.47
25:BB:2751:G:H2'	25:BB:2751:G:N3	2.29	0.47
26:BC:157:ALA:HB1	26:BC:196:ASN:CB	2.43	0.47
26:BC:246:PRO:HB2	26:BC:247:TRP:CZ3	2.49	0.47
29:BF:82:TYR:HA	29:BF:83:PRO:HD3	1.72	0.47
31:BH:81:ALA:HA	31:BH:146:VAL:CA	2.44	0.47
34:BK:48:ARG:HB3	34:BK:49:GLY:H	1.53	0.47
36:BM:40:ARG:HB2	36:BM:93:VAL:HG22	1.96	0.47
43:BT:64:LYS:HD2	43:BT:64:LYS:N	2.30	0.47
44:BU:48:VAL:N	44:BU:49:PRO:CD	2.78	0.47
48:BY:42:LEU:HA	48:BY:45:GLN:HE21	1.79	0.47
1:CA:407:U:O3'	6:CD:112:GLU:HB2	2.15	0.47
1:CA:414:A:H2'	1:CA:415:A:O4'	2.15	0.47
1:CA:420:U:H1'	1:CA:424:G:N2	2.29	0.47
1:CA:915:A:H2'	1:CA:916:U:H5'	1.96	0.47
1:CA:1175:G:O2'	1:CA:1176:A:H5'	2.13	0.47
1:CA:1237:C:H3'	1:CA:1336:C:N4	2.26	0.47
1:CA:1346:A:H5''	11:CI:121:ARG:HH12	1.79	0.47
6:CD:63:ILE:HG12	6:CD:63:ILE:O	2.15	0.47
8:CF:21:MET:HB3	8:CF:25:TYR:CE1	2.49	0.47
10:CH:105:THR:CG2	10:CH:122:GLY:H	2.27	0.47
12:CJ:67:ILE:O	12:CJ:67:ILE:HG23	2.14	0.47
16:CN:89:ARG:HB3	16:CN:91:GLU:HG2	1.96	0.47
18:CP:46:LYS:HD2	18:CP:47:GLU:H	1.79	0.47
25:DB:200:U:O2'	47:DX:21:LEU:HD12	2.14	0.47
25:DB:729:G:C5	26:DC:206:LYS:HB2	2.50	0.47
25:DB:854:C:O2'	25:DB:855:G:H5'	2.14	0.47
25:DB:1579:A:H2'	25:DB:1580:A:H8	1.78	0.47
25:DB:1651:G:P	37:DN:37:THR:HG21	2.54	0.47
25:DB:1917:U:O2'	25:DB:1918:A:H5'	2.14	0.47

*Continued on next page...*

*Continued from previous page...*

Atom-1	Atom-2	Interatomic distance (Å)	Clash overlap (Å)
25:DB:1922:G:O2'	25:DB:1923:U:H5'	2.14	0.47
25:DB:1985:C:O2'	25:DB:1986:C:H5'	2.14	0.47
25:DB:2037:A:H2'	25:DB:2038:G:C8	2.49	0.47
25:DB:2514:U:H2'	25:DB:2515:C:H6	1.80	0.47
25:DB:2518:A:H2'	25:DB:2518:A:N3	2.29	0.47
26:DC:125:PRO:HA	26:DC:191:LEU:O	2.14	0.47
27:DD:204:LYS:HG2	27:DD:205:PRO:CD	2.45	0.47
28:DE:95:LYS:NZ	28:DE:97:ASN:HD22	2.12	0.47
31:DH:41:LYS:O	31:DH:44:ILE:HG12	2.15	0.47
31:DH:113:SER:HB3	31:DH:132:PHE:CE2	2.49	0.47
32:DI:45:THR:HA	32:DI:48:ILE:CG2	2.39	0.47
37:DN:96:ARG:HG2	37:DN:96:ARG:HH21	1.78	0.47
40:DQ:104:ALA:O	40:DQ:105:PHE:HB3	2.13	0.47
42:DS:5:ALA:HB3	42:DS:54:ALA:HB2	1.95	0.47
44:DU:73:ASN:C	44:DU:75:ALA:H	2.17	0.47
1:AA:68:G:O4'	1:AA:171:A:H1'	2.14	0.47
1:AA:112:G:H21	1:AA:354:G:C4'	2.28	0.47
1:AA:677:U:H2'	1:AA:678:U:C6	2.46	0.47
1:AA:841:C:H2'	1:AA:843:U:O2	2.15	0.47
1:AA:915:A:H2'	1:AA:916:U:H5'	1.96	0.47
1:AA:1130:A:H62	1:AA:1143:G:H22	1.61	0.47
1:AA:1382:C:H2'	1:AA:1383:C:H6	1.78	0.47
2:AW:37:A:H2'	2:AW:38:A:O4'	2.14	0.47
4:AB:202:ASN:ND2	4:AB:204:ASP:N	2.55	0.47
5:AC:5:HIS:CE1	5:AC:7:ASN:HD22	2.33	0.47
5:AC:55:VAL:O	5:AC:65:VAL:HA	2.15	0.47
5:AC:113:LYS:HB2	5:AC:184:ASN:OD1	2.15	0.47
5:AC:165:GLU:HA	5:AC:165:GLU:OE1	2.14	0.47
6:AD:117:VAL:O	6:AD:130:ASN:HA	2.14	0.47
10:AH:1:SER:C	10:AH:3:GLN:H	2.17	0.47
12:AJ:38:GLY:O	12:AJ:74:VAL:HA	2.14	0.47
13:AK:124:LYS:CA	23:AU:33:ARG:HH21	2.27	0.47
24:BA:43:C:H2'	24:BA:44:G:H5''	1.96	0.47
25:BB:314:C:O2'	25:BB:315:G:H5'	2.14	0.47
25:BB:584:C:OP1	40:BQ:5:ARG:HB3	2.15	0.47
25:BB:589:U:H2'	25:BB:590:A:H8	1.78	0.47
25:BB:688:U:H5'	25:BB:1780:A:N1	2.29	0.47
25:BB:728:G:H4'	26:BC:12:ARG:HG3	1.97	0.47
25:BB:934:U:H2'	25:BB:935:C:H6	1.79	0.47
25:BB:1750:G:O2'	25:BB:1751:U:H5'	2.13	0.47
25:BB:1927:A:H2'	25:BB:1928:A:C8	2.49	0.47

*Continued on next page...*

*Continued from previous page...*

Atom-1	Atom-2	Interatomic distance (Å)	Clash overlap (Å)
25:BB:2748:A:C4'	30:BG:3:VAL:HG21	2.44	0.47
31:BH:146:VAL:HG12	31:BH:147:VAL:H	1.79	0.47
33:BJ:98:GLU:HB3	33:BJ:124:VAL:CG2	2.44	0.47
33:BJ:109:LEU:HD13	33:BJ:119:PHE:HB2	1.97	0.47
37:BN:37:THR:HA	37:BN:110:MET:HE2	1.97	0.47
39:BP:44:GLY:HA3	39:BP:60:VAL:CG1	2.45	0.47
39:BP:77:SER:O	39:BP:80:VAL:HG12	2.14	0.47
46:BW:19:ARG:HE	46:BW:19:ARG:HB2	1.48	0.47
46:BW:37:VAL:HG12	46:BW:38:ARG:N	2.25	0.47
48:BY:60:LYS:HG2	48:BY:60:LYS:O	2.14	0.47
53:B3:50:SER:C	53:B3:52:GLY:H	2.17	0.47
54:B4:25:VAL:HB	54:B4:35:GLN:HE21	1.80	0.47
1:CA:6:G:O2'	1:CA:7:A:H8	1.98	0.47
1:CA:128:G:H2'	1:CA:129:A:C8	2.50	0.47
1:CA:719:C:N4	20:CR:59:LYS:HE2	2.29	0.47
1:CA:976:G:H2'	57:CA:1894:HOH:O	2.13	0.47
1:CA:1338:G:H21	2:CW:41:C:H1'	1.79	0.47
1:CA:1338:G:H2'	1:CA:1339:A:C8	2.49	0.47
2:CW:37:A:H2'	2:CW:38:A:O4'	2.14	0.47
4:CB:128:LEU:HD22	4:CB:132:GLU:CB	2.39	0.47
6:CD:46:ARG:HA	6:CD:46:ARG:NE	2.29	0.47
6:CD:142:VAL:HG22	6:CD:142:VAL:O	2.14	0.47
6:CD:198:LEU:O	6:CD:201:GLU:HB2	2.15	0.47
7:CE:116:VAL:C	7:CE:118:GLY:H	2.18	0.47
10:CH:87:ARG:O	10:CH:91:LEU:HG	2.15	0.47
11:CI:4:GLN:NE2	11:CI:19:PHE:HB3	2.29	0.47
15:CM:106:ARG:HH12	15:CM:109:LYS:HE3	1.80	0.47
24:DA:62:C:O2'	24:DA:63:C:H5'	2.14	0.47
25:DB:546:U:H4'	25:DB:548:G:OP2	2.14	0.47
25:DB:665:U:H2'	25:DB:666:A:H8	1.80	0.47
25:DB:1275:A:N6	25:DB:1296:G:H4'	2.29	0.47
25:DB:1729:U:C5	25:DB:1731:G:N2	2.82	0.47
25:DB:1838:C:H4'	25:DB:1839:G:C8	2.50	0.47
25:DB:2552:U:C2	25:DB:2554:U:H5'	2.49	0.47
25:DB:2741:A:H2'	25:DB:2742:G:O4'	2.15	0.47
25:DB:2767:C:O2'	25:DB:2768:U:H5'	2.15	0.47
25:DB:2836:U:H2'	25:DB:2837:A:H8	1.78	0.47
25:DB:2849:U:H4'	25:DB:2850:A:H5'	1.96	0.47
28:DE:155:GLU:O	28:DE:159:LEU:HD13	2.15	0.47
29:DF:33:ILE:HG21	29:DF:98:PHE:CE2	2.49	0.47
29:DF:39:VAL:HG13	29:DF:49:LEU:HD11	1.96	0.47

*Continued on next page...*

*Continued from previous page...*

Atom-1	Atom-2	Interatomic distance (Å)	Clash overlap (Å)
29:DF:48:LEU:O	29:DF:51:ASN:HB2	2.14	0.47
30:DG:101:VAL:HG12	30:DG:115:GLN:CB	2.40	0.47
35:DL:64:PHE:CD2	35:DL:64:PHE:N	2.83	0.47
41:DR:49:ILE:HD12	41:DR:50:GLY:O	2.15	0.47
42:DS:24:ILE:HG23	42:DS:32:ALA:CB	2.40	0.47
50:D0:28:SER:HB3	50:D0:37:HIS:CE1	2.49	0.47
1:AA:399:G:H2'	1:AA:400:C:C6	2.49	0.47
1:AA:491:G:O2'	1:AA:492:C:H5'	2.14	0.47
1:AA:541:G:H2'	1:AA:542:G:H8	1.79	0.47
1:AA:646:G:H2'	1:AA:647:C:C6	2.49	0.47
1:AA:745:G:H2'	1:AA:746:A:C8	2.50	0.47
1:AA:869:G:H4'	1:AA:872:A:C8	2.50	0.47
1:AA:930:C:O2'	1:AA:931:C:H5'	2.15	0.47
1:AA:1129:C:H5'	11:AI:17:ARG:HH12	1.80	0.47
1:AA:1139:G:H4'	1:AA:1140:C:OP1	2.13	0.47
1:AA:1234:C:H1'	1:AA:1364:U:C6	2.49	0.47
1:AA:1328:C:H2'	1:AA:1329:A:H8	1.79	0.47
1:AA:1374:A:O2'	1:AA:1375:A:H5'	2.15	0.47
4:AB:98:GLY:HA2	4:AB:101:THR:CG2	2.41	0.47
5:AC:110:LEU:CD2	5:AC:140:ALA:HB1	2.45	0.47
5:AC:205:GLU:CG	5:AC:206:ILE:H	2.27	0.47
6:AD:119:HIS:C	6:AD:121:ALA:H	2.18	0.47
8:AF:9:MET:HB3	8:AF:57:ALA:CB	2.41	0.47
9:AG:105:GLU:O	9:AG:109:LYS:HG3	2.15	0.47
10:AH:10:LEU:O	10:AH:13:ILE:HG13	2.14	0.47
10:AH:38:VAL:O	10:AH:42:GLU:HB2	2.13	0.47
11:AI:70:GLY:O	11:AI:74:GLN:HG3	2.14	0.47
11:AI:80:HIS:CE1	11:AI:84:ARG:HH12	2.32	0.47
17:AO:40:GLY:O	17:AO:43:ALA:HB3	2.14	0.47
25:BB:974:G:OP2	41:BR:78:ARG:HD3	2.15	0.47
25:BB:1048:A:H1'	25:BB:1112:G:H21	1.79	0.47
25:BB:1747:U:H2'	25:BB:1748:C:H6	1.79	0.47
25:BB:1817:G:H5''	26:BC:86:ARG:NH1	2.30	0.47
25:BB:2412:A:H2'	25:BB:2413:G:O4'	2.15	0.47
25:BB:2553:G:H2'	25:BB:2554:U:C4'	2.45	0.47
25:BB:2605:U:H2'	25:BB:2606:C:C6	2.50	0.47
25:BB:2722:G:H2'	25:BB:2723:C:C6	2.49	0.47
25:BB:2882:A:H2'	25:BB:2883:A:H5''	1.96	0.47
27:BD:10:GLY:HA2	27:BD:26:VAL:HG23	1.96	0.47
27:BD:48:ILE:HG22	27:BD:84:LEU:HD23	1.95	0.47
29:BF:90:LEU:HB3	29:BF:95:MET:HA	1.96	0.47

*Continued on next page...*



*Continued from previous page...*

Atom-1	Atom-2	Interatomic distance (Å)	Clash overlap (Å)
29:BF:142:TYR:CD2	29:BF:142:TYR:N	2.78	0.47
33:BJ:4:PHE:C	33:BJ:44:TYR:HE2	2.18	0.47
33:BJ:65:THR:HG22	33:BJ:68:LYS:HE3	1.97	0.47
34:BK:100:GLY:O	34:BK:119:PRO:HB2	2.14	0.47
36:BM:12:MET:HB2	36:BM:72:PRO:CD	2.40	0.47
36:BM:105:MET:HG2	36:BM:108:VAL:HG12	1.97	0.47
37:BN:96:ARG:HG2	37:BN:96:ARG:HH21	1.78	0.47
39:BP:52:ARG:HG2	39:BP:52:ARG:NH1	2.30	0.47
42:BS:31:GLN:O	42:BS:33:LEU:N	2.42	0.47
44:BU:39:ASN:CG	44:BU:62:ALA:HB3	2.34	0.47
46:BW:24:ARG:O	46:BW:24:ARG:HD2	2.14	0.47
50:B0:33:SER:C	50:B0:35:GLU:H	2.18	0.47
54:B4:9:LYS:HD3	54:B4:9:LYS:N	2.30	0.47
1:CA:126:G:OP1	1:CA:605:U:O2'	2.28	0.47
1:CA:202:G:H21	1:CA:465:A:H61	1.62	0.47
1:CA:395:C:O2'	1:CA:396:C:H5'	2.14	0.47
1:CA:812:G:O2'	1:CA:813:U:H6	1.96	0.47
1:CA:1226:C:H3'	15:CM:101:THR:O	2.14	0.47
1:CA:1262:C:N4	1:CA:1273:C:H42	2.13	0.47
1:CA:1398:A:H61	7:CE:25:LYS:CB	2.27	0.47
5:CC:146:LYS:HE3	5:CC:146:LYS:N	2.29	0.47
6:CD:195:ASN:HB3	6:CD:197:HIS:CD2	2.49	0.47
7:CE:85:LYS:HE2	7:CE:92:ARG:NE	2.30	0.47
8:CF:14:GLN:HE21	8:CF:83:ALA:CA	2.27	0.47
8:CF:49:TYR:HB2	8:CF:50:PRO:HD2	1.96	0.47
10:CH:112:ASP:O	10:CH:116:ARG:HB2	2.14	0.47
12:CJ:66:GLU:HG2	12:CJ:67:ILE:H	1.79	0.47
13:CK:81:LEU:HD22	13:CK:104:PHE:CD2	2.49	0.47
15:CM:72:ILE:HG23	15:CM:73:SER:N	2.28	0.47
24:DA:28:C:H2'	24:DA:29:A:O4'	2.15	0.47
25:DB:445:C:OP1	40:DQ:1:ALA:HA	2.14	0.47
25:DB:532:A:H4'	25:DB:533:G:C8	2.50	0.47
25:DB:603:A:H4'	25:DB:604:G:O5'	2.15	0.47
25:DB:912:C:O2'	25:DB:913:U:H5'	2.14	0.47
25:DB:1093:G:O2'	25:DB:1094:U:H5'	2.14	0.47
25:DB:1227:G:O2'	25:DB:1228:G:H5'	2.14	0.47
25:DB:1818:U:HO2'	25:DB:1819:A:P	2.37	0.47
25:DB:1908:C:O2'	25:DB:1909:C:H5'	2.15	0.47
25:DB:2155:U:H3'	25:DB:2156:G:H5''	1.96	0.47
25:DB:2300:C:H2'	25:DB:2301:C:C6	2.50	0.47
25:DB:2425:A:C5'	25:DB:2426:A:H3'	2.44	0.47

*Continued on next page...*

*Continued from previous page...*

Atom-1	Atom-2	Interatomic distance (Å)	Clash overlap (Å)
26:DC:131:MET:HE3	26:DC:187:CYS:HB2	1.97	0.47
28:DE:58:LYS:N	28:DE:58:LYS:CD	2.78	0.47
30:DG:91:VAL:O	30:DG:93:TYR:N	2.48	0.47
30:DG:153:PRO:O	30:DG:155:PRO:HD3	2.14	0.47
32:DI:37:PHE:HB2	32:DI:66:PHE:CE2	2.49	0.47
33:DJ:17:VAL:HG22	33:DJ:55:ILE:HG12	1.96	0.47
33:DJ:88:THR:HG22	33:DJ:91:GLU:OE1	2.15	0.47
33:DJ:122:LEU:HD21	33:DJ:124:VAL:HG13	1.97	0.47
38:DO:111:ARG:NH1	38:DO:112:GLU:HB2	2.24	0.47
39:DP:31:VAL:CG1	39:DP:38:ARG:HG2	2.45	0.47
39:DP:77:SER:O	39:DP:80:VAL:HG12	2.15	0.47
41:DR:59:ILE:HG12	41:DR:101:ILE:HD13	1.95	0.47
42:DS:17:VAL:O	42:DS:19:LEU:N	2.44	0.47
44:DU:9:GLU:O	44:DU:72:PHE:HB2	2.15	0.47
44:DU:18:LYS:HD3	44:DU:18:LYS:C	2.34	0.47
49:DZ:2:LYS:HE3	49:DZ:4:ILE:HD11	1.95	0.47
1:AA:84:U:H4'	1:AA:85:U:OP1	2.15	0.47
1:AA:123:U:OP1	1:AA:312:C:H5'	2.15	0.47
1:AA:128:G:H2'	1:AA:129:A:C8	2.50	0.47
1:AA:208:U:C2'	1:AA:209:U:H5''	2.43	0.47
1:AA:413:G:H22	1:AA:429:U:P	2.38	0.47
1:AA:537:G:H2'	1:AA:538:G:C8	2.50	0.47
1:AA:674:G:H2'	1:AA:675:A:C8	2.45	0.47
1:AA:712:A:O2'	1:AA:713:G:H5'	2.15	0.47
1:AA:718:A:C2	20:AR:37:LYS:HE2	2.50	0.47
1:AA:865:A:H2'	1:AA:866:C:C6	2.50	0.47
1:AA:899:C:H2'	1:AA:900:A:O4'	2.14	0.47
1:AA:932:C:H5'	9:AG:3:ARG:CD	2.45	0.47
1:AA:972:C:O2'	12:AJ:57:VAL:HA	2.14	0.47
1:AA:1012:A:O2'	1:AA:1013:G:H5'	2.14	0.47
1:AA:1113:C:C6	5:AC:177:LEU:HD13	2.49	0.47
1:AA:1125:U:H3'	12:AJ:37:ARG:NH1	2.30	0.47
1:AA:1181:G:C2	1:AA:1182:G:N2	2.83	0.47
1:AA:1318:A:H4'	21:AS:9:PHE:CG	2.49	0.47
1:AA:1348:U:H4'	11:AI:121:ARG:NH1	2.28	0.47
1:AA:1489:G:H2'	1:AA:1490:U:C6	2.49	0.47
3:AX:5:U:H5''	57:AX:209:HOH:O	2.14	0.47
4:AB:17:HIS:C	4:AB:37:VAL:HG23	2.35	0.47
4:AB:114:LYS:HE2	4:AB:151:LYS:HG3	1.97	0.47
4:AB:177:ASN:OD1	4:AB:178:LEU:HD22	2.15	0.47
6:AD:59:LYS:C	6:AD:61:ARG:N	2.67	0.47

*Continued on next page...*

*Continued from previous page...*

Atom-1	Atom-2	Interatomic distance (Å)	Clash overlap (Å)
6:AD:90:LEU:HA	6:AD:93:LEU:HD12	1.97	0.47
6:AD:98:ASP:OD1	6:AD:132:ALA:HB1	2.14	0.47
8:AF:7:VAL:CG2	20:AR:64:LEU:HD21	2.42	0.47
9:AG:4:ARG:HA	9:AG:4:ARG:NE	2.30	0.47
9:AG:145:GLU:HA	9:AG:148:LYS:HB3	1.97	0.47
12:AJ:11:LYS:NZ	12:AJ:99:GLN:H	2.12	0.47
12:AJ:65:TYR:OH	16:AN:84:ARG:HG3	2.15	0.47
13:AK:19:VAL:HG23	13:AK:35:ASP:O	2.15	0.47
15:AM:95:PRO:CA	15:AM:108:ARG:HG2	2.45	0.47
16:AN:81:ILE:O	16:AN:85:GLU:HB3	2.14	0.47
18:AP:36:VAL:HG23	18:AP:53:ASP:HB2	1.96	0.47
20:AR:38:ILE:HD13	20:AR:55:ALA:HA	1.95	0.47
21:AS:10:ILE:HD12	21:AS:11:ASP:H	1.79	0.47
22:AT:50:PHE:O	22:AT:53:MET:SD	2.72	0.47
24:BA:8:C:H2'	24:BA:9:G:O4'	2.15	0.47
24:BA:54:G:H21	29:BF:25:MET:HE1	1.79	0.47
25:BB:68:G:H2'	25:BB:69:C:H6	1.80	0.47
25:BB:71:A:C4'	25:BB:72:U:H5'	2.38	0.47
25:BB:118:A:H5'	25:BB:119:A:H8	1.80	0.47
25:BB:137:U:H3'	25:BB:138:U:H5	1.74	0.47
25:BB:142:A:H8	25:BB:142:A:OP2	1.98	0.47
25:BB:378:C:O2'	25:BB:379:G:H5'	2.15	0.47
25:BB:457:A:H61	25:BB:470:A:H5''	1.78	0.47
25:BB:532:A:H4'	25:BB:533:G:C8	2.50	0.47
25:BB:545:U:H2'	25:BB:546:U:H4'	1.95	0.47
25:BB:1047:G:OP1	25:BB:1047:G:H4'	2.14	0.47
25:BB:1080:A:O2'	25:BB:1081:U:H5'	2.13	0.47
25:BB:1227:G:O2'	25:BB:1228:G:H5'	2.14	0.47
25:BB:1259:G:H2'	25:BB:1260:A:H8	1.79	0.47
25:BB:1279:G:H2'	25:BB:1280:G:H8	1.79	0.47
25:BB:1685:C:H2'	25:BB:1686:C:H6	1.79	0.47
25:BB:1711:A:H2'	25:BB:1712:U:H6	1.77	0.47
25:BB:1796:U:H2'	25:BB:1797:G:C8	2.49	0.47
25:BB:1824:G:O2'	25:BB:1825:U:H5'	2.15	0.47
25:BB:1930:G:C2'	25:BB:1931:U:OP2	2.63	0.47
25:BB:1985:C:O2'	25:BB:1986:C:H5'	2.15	0.47
25:BB:2063:C:O2	25:BB:2450:A:N1	2.48	0.47
25:BB:2417:C:O2'	25:BB:2418:A:H5'	2.15	0.47
26:BC:52:HIS:NE2	26:BC:218:THR:HG23	2.28	0.47
26:BC:67:LYS:HE3	26:BC:149:LYS:O	2.14	0.47
26:BC:75:ALA:HB1	26:BC:93:VAL:HG23	1.96	0.47

*Continued on next page...*

*Continued from previous page...*

Atom-1	Atom-2	Interatomic distance (Å)	Clash overlap (Å)
26:BC:117:SER:HB3	26:BC:128:THR:HB	1.96	0.47
26:BC:131:MET:HE3	26:BC:187:CYS:HB2	1.95	0.47
27:BD:112:THR:O	27:BD:113:SER:HB2	2.14	0.47
28:BE:95:LYS:HZ1	28:BE:97:ASN:HA	1.78	0.47
29:BF:39:VAL:HG13	29:BF:49:LEU:HD11	1.96	0.47
29:BF:39:VAL:HG12	29:BF:84:ILE:HD12	1.97	0.47
29:BF:79:ARG:O	29:BF:81:GLY:N	2.47	0.47
29:BF:104:THR:HG22	29:BF:105:ILE:HG23	1.97	0.47
29:BF:148:VAL:O	29:BF:149:ARG:HG2	2.14	0.47
30:BG:17:LYS:HA	30:BG:17:LYS:HE3	1.96	0.47
31:BH:127:GLU:OE2	31:BH:143:ILE:HG21	2.15	0.47
32:BI:79:LEU:HD11	32:BI:131:THR:OG1	2.13	0.47
37:BN:73:ASN:HA	37:BN:76:VAL:CG2	2.45	0.47
39:BP:62:LYS:O	39:BP:63:ILE:HB	2.14	0.47
39:BP:96:LEU:HD12	39:BP:96:LEU:N	2.30	0.47
39:BP:102:ARG:HB3	39:BP:107:ALA:HB2	1.97	0.47
40:BQ:23:TYR:HB3	40:BQ:27:ARG:HB3	1.97	0.47
42:BS:89:ALA:O	42:BS:90:LYS:HB2	2.14	0.47
42:BS:96:ILE:HG23	42:BS:96:ILE:O	2.15	0.47
44:BU:73:ASN:C	44:BU:75:ALA:H	2.18	0.47
45:BV:70:ILE:N	45:BV:70:ILE:CD1	2.75	0.47
48:BY:23:ARG:O	48:BY:27:ASN:HB2	2.14	0.47
51:B1:46:VAL:HG22	51:B1:47:ILE:N	2.30	0.47
1:CA:28:A:H2'	1:CA:29:U:O4'	2.14	0.47
1:CA:58:C:O2'	1:CA:59:A:H5'	2.14	0.47
1:CA:262:A:H2'	1:CA:263:A:C8	2.50	0.47
1:CA:390:U:H2'	1:CA:391:G:H8	1.80	0.47
1:CA:626:G:H5''	18:CP:38:PHE:CD2	2.49	0.47
1:CA:738:C:H2'	1:CA:739:C:H6	1.78	0.47
1:CA:744:C:H2'	1:CA:745:G:C8	2.50	0.47
1:CA:763:G:H2'	1:CA:764:C:C6	2.50	0.47
1:CA:787:A:O2'	1:CA:788:U:H5'	2.15	0.47
1:CA:810:C:O2'	1:CA:811:C:H5'	2.14	0.47
1:CA:1004:A:H1'	1:CA:1026:G:C6	2.50	0.47
1:CA:1035:A:H2'	1:CA:1036:A:H8	1.80	0.47
1:CA:1122:U:H2'	1:CA:1123:U:C6	2.50	0.47
1:CA:1172:C:H2'	1:CA:1173:U:C6	2.49	0.47
1:CA:1178:G:N2	1:CA:1180:A:H3'	2.30	0.47
4:CB:55:GLU:HA	4:CB:58:LYS:HB2	1.97	0.47
4:CB:67:LEU:HD22	4:CB:157:PRO:CG	2.45	0.47
4:CB:130:LYS:HB3	4:CB:134:LEU:HB2	1.96	0.47

*Continued on next page...*

*Continued from previous page...*

Atom-1	Atom-2	Interatomic distance (Å)	Clash overlap (Å)
5:CC:102:ILE:HD12	5:CC:103:ALA:H	1.79	0.47
5:CC:152:VAL:HB	5:CC:156:LEU:HD21	1.97	0.47
6:CD:66:VAL:HG23	6:CD:70:GLN:CD	2.35	0.47
7:CE:89:THR:HG22	7:CE:90:GLY:N	2.29	0.47
7:CE:111:ARG:HG3	7:CE:112:ALA:H	1.80	0.47
7:CE:137:ARG:HB3	7:CE:141:ASP:HB2	1.96	0.47
8:CF:19:PRO:HG2	8:CF:20:GLY:H	1.79	0.47
9:CG:13:PRO:HB3	9:CG:20:GLU:CG	2.44	0.47
9:CG:34:LYS:O	9:CG:38:ALA:HB2	2.15	0.47
9:CG:66:GLU:HA	9:CG:69:ARG:HD3	1.97	0.47
9:CG:128:GLU:HG3	9:CG:130:LYS:HG2	1.97	0.47
11:CI:25:GLY:HA2	11:CI:60:LEU:C	2.35	0.47
11:CI:96:GLU:O	11:CI:97:LEU:HD23	2.14	0.47
12:CJ:56:HIS:H	16:CN:80:ARG:NH2	2.12	0.47
13:CK:116:PRO:C	13:CK:118:ASN:H	2.18	0.47
14:CL:32:VAL:HG12	14:CL:33:CYS:N	2.30	0.47
16:CN:21:ALA:O	16:CN:24:ALA:HB3	2.15	0.47
16:CN:26:LEU:HB3	16:CN:44:VAL:CG1	2.36	0.47
16:CN:27:LYS:HA	16:CN:31:SER:HB2	1.97	0.47
17:CO:16:ARG:H	17:CO:20:ASP:CG	2.17	0.47
21:CS:35:ARG:HB2	21:CS:71:GLY:N	2.29	0.47
21:CS:63:ASP:O	21:CS:66:VAL:HG23	2.13	0.47
22:CT:20:ASN:HA	22:CT:23:ARG:HG2	1.96	0.47
25:DB:6:A:N3	33:DJ:135:GLN:NE2	2.62	0.47
25:DB:96:C:H4'	48:DY:41:HIS:CE1	2.50	0.47
25:DB:178:G:O2'	25:DB:179:C:H5'	2.15	0.47
25:DB:208:C:H2'	25:DB:209:C:H6	1.78	0.47
25:DB:257:C:H2'	25:DB:258:G:O4'	2.15	0.47
25:DB:1042:G:H2'	25:DB:1043:C:C6	2.50	0.47
25:DB:1092:C:H2'	25:DB:1093:G:C5'	2.44	0.47
25:DB:1190:G:H2'	25:DB:1191:G:C8	2.50	0.47
25:DB:1255:U:C5	28:DE:68:ALA:HA	2.50	0.47
25:DB:1410:G:H2'	25:DB:1411:U:C6	2.50	0.47
25:DB:1505:A:H2'	25:DB:1506:U:O4'	2.14	0.47
25:DB:1561:C:H2'	25:DB:1562:U:H6	1.79	0.47
25:DB:1789:A:OP1	26:DC:219:VAL:HA	2.15	0.47
25:DB:1807:G:H2'	25:DB:1808:A:H5'	1.97	0.47
25:DB:1813:G:N3	26:DC:49:THR:HG21	2.30	0.47
25:DB:1924:C:O2'	25:DB:1925:C:H5'	2.14	0.47
25:DB:2038:G:H2'	25:DB:2039:U:C6	2.50	0.47
25:DB:2105:U:O5'	25:DB:2105:U:H6	1.96	0.47

*Continued on next page...*

*Continued from previous page...*

Atom-1	Atom-2	Interatomic distance (Å)	Clash overlap (Å)
25:DB:2211:A:H4'	25:DB:2211:A:OP2	2.13	0.47
25:DB:2267:A:H8	25:DB:2268:A:OP1	1.97	0.47
25:DB:2336:A:N7	46:DW:40:ARG:HD2	2.29	0.47
25:DB:2544:G:O2'	25:DB:2545:G:H5'	2.15	0.47
27:DD:203:VAL:O	27:DD:203:VAL:HG13	2.15	0.47
28:DE:14:VAL:HG23	28:DE:15:SER:H	1.80	0.47
28:DE:164:LEU:O	28:DE:166:LYS:N	2.48	0.47
29:DF:69:ALA:HB2	29:DF:82:TYR:CD1	2.50	0.47
30:DG:38:ASP:CG	30:DG:39:ALA:N	2.64	0.47
30:DG:83:THR:C	30:DG:84:LYS:HD3	2.35	0.47
30:DG:104:LEU:HB2	30:DG:112:VAL:CB	2.45	0.47
31:DH:58:LEU:HA	31:DH:61:VAL:HG12	1.97	0.47
31:DH:121:VAL:O	31:DH:122:LEU:HB2	2.15	0.47
32:DI:1:ALA:H3	32:DI:3:LYS:NZ	2.12	0.47
33:DJ:36:LEU:HD12	33:DJ:118:MET:O	2.15	0.47
33:DJ:54:ILE:HD12	33:DJ:55:ILE:H	1.80	0.47
34:DK:76:ILE:HG12	39:DP:71:ARG:HD2	1.97	0.47
36:DM:35:ALA:O	36:DM:36:VAL:HB	2.14	0.47
36:DM:41:LEU:HD13	36:DM:46:ILE:HG22	1.96	0.47
36:DM:126:ILE:H	36:DM:126:ILE:CD1	2.24	0.47
38:DO:61:GLN:N	38:DO:61:GLN:HE21	2.12	0.47
39:DP:48:ALA:HA	39:DP:95:LYS:HG3	1.96	0.47
44:DU:48:VAL:N	44:DU:49:PRO:CD	2.77	0.47
45:DV:26:PHE:HE1	45:DV:89:ILE:HG13	1.79	0.47
46:DW:23:LYS:O	46:DW:66:VAL:HB	2.14	0.47
46:DW:23:LYS:CE	46:DW:24:ARG:HG3	2.44	0.47
46:DW:37:VAL:CG1	46:DW:55:ASP:HB2	2.45	0.47
46:DW:39:GLN:O	46:DW:56:HIS:HB3	2.15	0.47
46:DW:65:LYS:NZ	46:DW:84:GLU:HB3	2.29	0.47
47:DX:26:ARG:HD3	47:DX:27:ARG:N	2.30	0.47
48:DY:42:LEU:HA	48:DY:45:GLN:HE21	1.79	0.47
54:D4:11:CYS:HB3	54:D4:33:HIS:HE1	1.78	0.47
1:AA:376:G:H5''	18:AP:5:ARG:HB2	1.97	0.47
1:AA:423:G:H2'	1:AA:424:G:H4'	1.97	0.47
1:AA:1084:G:H5'	1:AA:1102:A:OP2	2.15	0.47
1:AA:1130:A:H62	1:AA:1143:G:N2	2.12	0.47
1:AA:1338:G:H21	2:AW:41:C:H1'	1.79	0.47
1:AA:1388:C:H2'	1:AA:1389:C:C6	2.50	0.47
6:AD:94:GLU:HG3	6:AD:103:ARG:CZ	2.45	0.47
6:AD:99:ASN:CB	6:AD:103:ARG:HH21	2.23	0.47
11:AI:7:GLY:CA	11:AI:85:ALA:HB2	2.44	0.47

*Continued on next page...*

*Continued from previous page...*

Atom-1	Atom-2	Interatomic distance (Å)	Clash overlap (Å)
15:AM:89:ARG:HH11	15:AM:94:LEU:HD12	1.80	0.47
15:AM:109:LYS:HD3	15:AM:110:GLY:O	2.14	0.47
21:AS:28:LYS:HE2	21:AS:28:LYS:N	2.30	0.47
25:BB:156:A:H2'	25:BB:157:C:H6	1.80	0.47
25:BB:598:U:H2'	25:BB:599:A:H8	1.80	0.47
25:BB:1130:U:HO2'	25:BB:1131:G:H8	1.62	0.47
25:BB:1790:C:H2'	25:BB:1791:A:C8	2.50	0.47
25:BB:2241:A:H2'	25:BB:2242:G:C8	2.50	0.47
25:BB:2264:C:O2'	25:BB:2265:U:H5'	2.15	0.47
25:BB:2598:A:H5''	26:BC:233:GLY:HA2	1.97	0.47
25:BB:2742:G:O2'	25:BB:2743:U:H5'	2.15	0.47
25:BB:2783:U:H2'	25:BB:2784:U:H6	1.77	0.47
26:BC:171:VAL:O	26:BC:183:VAL:HG12	2.15	0.47
29:BF:13:LYS:O	29:BF:16:MET:HB2	2.15	0.47
29:BF:102:LEU:HD22	29:BF:103:ILE:HB	1.97	0.47
30:BG:54:ARG:CD	30:BG:55:ASP:H	2.26	0.47
31:BH:45:GLU:HA	31:BH:48:GLU:HB3	1.97	0.47
31:BH:81:ALA:HB2	31:BH:147:VAL:CB	2.44	0.47
32:BI:32:VAL:HG13	32:BI:66:PHE:CD2	2.49	0.47
35:BL:17:LYS:HD2	35:BL:19:LEU:HD11	1.96	0.47
36:BM:33:LEU:HD11	36:BM:121:ALA:HB2	1.97	0.47
40:BQ:9:ALA:C	40:BQ:11:ALA:H	2.19	0.47
41:BR:1:MET:O	41:BR:15:SER:HB3	2.15	0.47
43:BT:57:VAL:HG22	43:BT:58:VAL:N	2.23	0.47
1:CA:254:G:O2'	1:CA:255:G:H5'	2.15	0.47
1:CA:298:A:H2'	1:CA:299:G:C8	2.49	0.47
1:CA:361:G:O2'	1:CA:362:G:H5'	2.15	0.47
1:CA:401:C:H2'	1:CA:402:G:H8	1.79	0.47
1:CA:462:G:H3'	1:CA:463:U:H5''	1.97	0.47
1:CA:651:C:H2'	1:CA:652:U:C6	2.49	0.47
1:CA:1382:C:H2'	1:CA:1383:C:C6	2.50	0.47
1:CA:1388:C:H2'	1:CA:1389:C:C6	2.49	0.47
4:CB:64:GLY:O	4:CB:66:ILE:HG12	2.14	0.47
4:CB:68:PHE:CZ	4:CB:83:ALA:HA	2.50	0.47
4:CB:150:ILE:O	4:CB:153:MET:HB3	2.15	0.47
5:CC:38:VAL:O	5:CC:42:LEU:HD23	2.15	0.47
9:CG:71:THR:HG23	9:CG:141:HIS:NE2	2.30	0.47
14:CL:47:ALA:HB3	14:CL:49:ARG:NH2	2.29	0.47
15:CM:102:LYS:O	15:CM:103:THR:C	2.52	0.47
18:CP:12:LYS:O	18:CP:13:LYS:HB2	2.15	0.47
22:CT:11:ILE:HG13	22:CT:12:GLN:N	2.28	0.47

*Continued on next page...*



*Continued from previous page...*

Atom-1	Atom-2	Interatomic distance (Å)	Clash overlap (Å)
24:DA:35:C:H2'	24:DA:36:C:O4'	2.14	0.47
25:DB:138:U:O5'	25:DB:138:U:H6	1.98	0.47
25:DB:184:C:H2'	25:DB:185:G:C8	2.48	0.47
25:DB:289:G:H2'	25:DB:290:U:C6	2.50	0.47
25:DB:1275:A:C4	37:DN:16:HIS:CD2	3.03	0.47
25:DB:1344:U:O2	25:DB:1385:A:H5'	2.15	0.47
25:DB:1360:G:C2'	25:DB:1361:G:H5'	2.44	0.47
25:DB:2297:A:H2	25:DB:2320:U:H4'	1.76	0.47
25:DB:2626:C:H2'	25:DB:2627:G:O4'	2.15	0.47
25:DB:2791:G:H2'	25:DB:2792:A:O4'	2.15	0.47
26:DC:78:GLU:OE1	26:DC:100:ARG:NE	2.46	0.47
26:DC:140:VAL:CG1	26:DC:141:HIS:H	2.11	0.47
27:DD:172:VAL:CG1	27:DD:175:LEU:HD11	2.44	0.47
28:DE:132:LYS:O	28:DE:135:ALA:HB3	2.15	0.47
30:DG:87:GLN:HA	30:DG:129:GLU:HA	1.96	0.47
31:DH:1:MET:HB3	31:DH:21:VAL:O	2.15	0.47
31:DH:122:LEU:H	31:DH:128:HIS:HE1	1.63	0.47
32:DI:69:VAL:O	32:DI:69:VAL:HG23	2.14	0.47
33:DJ:44:TYR:O	33:DJ:45:THR:CB	2.63	0.47
33:DJ:65:THR:HG22	33:DJ:68:LYS:HE3	1.95	0.47
34:DK:68:VAL:O	34:DK:69:ARG:HB3	2.15	0.47
35:DL:77:ILE:HG22	35:DL:78:ARG:H	1.80	0.47
35:DL:120:VAL:HG12	35:DL:121:THR:H	1.79	0.47
44:DU:27:VAL:HA	44:DU:33:VAL:HG12	1.96	0.47
44:DU:71:ILE:HD11	44:DU:81:ARG:O	2.14	0.47
46:DW:67:LYS:HG3	46:DW:69:GLU:HG3	1.97	0.47
54:D4:15:LYS:O	54:D4:16:ILE:CB	2.61	0.47
1:AA:257:G:C3'	1:AA:258:G:H5''	2.45	0.47
1:AA:600:A:H2'	1:AA:601:G:C8	2.50	0.47
1:AA:601:G:H2'	1:AA:602:A:H8	1.80	0.47
1:AA:978:A:H4'	1:AA:1322:C:H6	1.78	0.47
1:AA:1226:C:H41	15:AM:102:LYS:NZ	2.13	0.47
1:AA:1388:C:H2'	1:AA:1389:C:H6	1.78	0.47
4:AB:50:ASN:O	4:AB:53:LEU:HB2	2.14	0.47
4:AB:164:ASP:HB3	4:AB:168:GLU:CG	2.44	0.47
4:AB:198:VAL:O	4:AB:199:ILE:HG23	2.15	0.47
7:AE:81:GLN:HE22	7:AE:82:HIS:CD2	2.33	0.47
10:AH:17:GLN:HG3	10:AH:62:LEU:CD2	2.45	0.47
11:AI:42:THR:C	11:AI:44:ARG:H	2.17	0.47
11:AI:112:ARG:O	11:AI:112:ARG:HG3	2.14	0.47
14:AL:22:ALA:HB1	14:AL:56:LEU:CD2	2.45	0.47

*Continued on next page...*

*Continued from previous page...*

Atom-1	Atom-2	Interatomic distance (Å)	Clash overlap (Å)
15:AM:98:GLY:O	15:AM:99:GLN:HG3	2.15	0.47
16:AN:33:VAL:HA	16:AN:40:ARG:CZ	2.45	0.47
22:AT:80:ALA:O	22:AT:84:LYS:HG3	2.15	0.47
25:BB:61:C:P	48:BY:47:ARG:HH12	2.38	0.47
25:BB:245:G:O2'	25:BB:246:C:H5'	2.15	0.47
25:BB:273:G:H2'	25:BB:274:C:H6	1.79	0.47
25:BB:381:G:O2'	25:BB:382:A:H5'	2.14	0.47
25:BB:560:C:H2'	25:BB:561:G:O4'	2.15	0.47
25:BB:1023:U:H2'	25:BB:1024:G:H5'	1.96	0.47
25:BB:1301:A:O2'	25:BB:1302:A:H3'	2.15	0.47
25:BB:1401:G:H2'	25:BB:1402:U:C6	2.49	0.47
25:BB:1410:G:H2'	25:BB:1411:U:C6	2.50	0.47
25:BB:1669:A:H8	34:BK:4:GLN:HG3	1.78	0.47
25:BB:2318:G:C6	25:BB:2319:G:N1	2.83	0.47
25:BB:2691:C:O2'	25:BB:2692:G:H5'	2.15	0.47
25:BB:2832:U:H5''	25:BB:2834:G:O4'	2.15	0.47
26:BC:138:SER:O	26:BC:140:VAL:HG23	2.15	0.47
26:BC:231:HIS:HA	26:BC:241:LYS:HD3	1.96	0.47
27:BD:106:LYS:CB	27:BD:206:ALA:HB3	2.44	0.47
28:BE:58:LYS:O	28:BE:59:PRO:C	2.51	0.47
28:BE:97:ASN:N	28:BE:97:ASN:ND2	2.62	0.47
29:BF:35:LEU:HD23	29:BF:153:ILE:HG12	1.97	0.47
32:BI:62:ALA:C	32:BI:64:ARG:H	2.19	0.47
40:BQ:4:LYS:CD	40:BQ:7:VAL:HG22	2.44	0.47
46:BW:18:LYS:HG3	46:BW:19:ARG:H	1.80	0.47
46:BW:28:GLU:H	46:BW:31:LEU:CD1	2.28	0.47
46:BW:30:VAL:HG23	46:BW:59:PHE:CE2	2.50	0.47
48:BY:13:GLU:HG3	48:BY:57:LEU:CD2	2.45	0.47
1:CA:560:A:H5'	1:CA:566:G:N2	2.30	0.47
1:CA:643:C:C5'	10:CH:31:LEU:HD13	2.45	0.47
1:CA:735:C:H2'	1:CA:736:C:H6	1.80	0.47
1:CA:1139:G:H4'	1:CA:1140:C:OP1	2.15	0.47
4:CB:66:ILE:HB	4:CB:87:ASP:O	2.14	0.47
5:CC:63:ILE:HG12	5:CC:65:VAL:CG2	2.45	0.47
6:CD:103:ARG:HB3	6:CD:170:LEU:HD21	1.97	0.47
7:CE:32:PHE:N	7:CE:32:PHE:CD1	2.83	0.47
9:CG:24:LYS:HB3	9:CG:100:MET:HE1	1.97	0.47
10:CH:10:LEU:HD12	10:CH:14:ARG:HH22	1.79	0.47
10:CH:101:ALA:N	10:CH:112:ASP:OD1	2.48	0.47
10:CH:111:THR:O	10:CH:115:ALA:N	2.48	0.47
13:CK:111:ASP:H	23:CU:3:ILE:N	2.12	0.47

*Continued on next page...*

*Continued from previous page...*

Atom-1	Atom-2	Interatomic distance (Å)	Clash overlap (Å)
14:CL:101:LEU:HB2	14:CL:103:CYS:SG	2.55	0.47
18:CP:8:ARG:NE	18:CP:15:PRO:HB3	2.30	0.47
18:CP:46:LYS:HE3	18:CP:46:LYS:N	2.30	0.47
22:CT:55:PRO:HG2	22:CT:56:ILE:H	1.80	0.47
25:DB:200:U:H5'	47:DX:21:LEU:O	2.14	0.47
25:DB:521:U:H2'	25:DB:522:A:C8	2.50	0.47
25:DB:527:C:N4	25:DB:2779:U:OP2	2.48	0.47
25:DB:608:A:H2'	25:DB:609:A:C8	2.50	0.47
25:DB:623:C:H2'	25:DB:624:C:C6	2.50	0.47
25:DB:839:U:H2'	25:DB:840:C:H6	1.79	0.47
25:DB:1098:A:C3'	32:DI:4:VAL:H	2.28	0.47
25:DB:1115:G:H2'	25:DB:1116:G:H8	1.80	0.47
25:DB:1491:G:H4'	26:DC:70:LYS:NZ	2.30	0.47
25:DB:2538:C:O2'	25:DB:2539:C:H5'	2.15	0.47
27:DD:125:TRP:CG	27:DD:160:LYS:HB3	2.49	0.47
31:DH:82:SER:HB3	31:DH:90:LEU:HG	1.97	0.47
34:DK:94:ILE:O	34:DK:94:ILE:HG23	2.13	0.47
37:DN:17:ARG:HH21	37:DN:17:ARG:CB	2.28	0.47
37:DN:28:LEU:HD12	37:DN:44:LEU:HD21	1.97	0.47
37:DN:90:ARG:HG2	37:DN:94:TYR:HD1	1.79	0.47
39:DP:50:ARG:HB2	39:DP:56:SER:CB	2.45	0.47
44:DU:10:VAL:O	44:DU:21:ARG:HA	2.14	0.47
45:DV:73:LYS:HA	45:DV:73:LYS:HZ2	1.79	0.47
46:DW:18:LYS:HD2	46:DW:19:ARG:HD3	1.97	0.47
1:AA:28:A:H2'	1:AA:29:U:O4'	2.14	0.47
1:AA:332:G:P	22:AT:2:ASN:HB3	2.54	0.47
1:AA:451:A:N6	1:AA:480:U:H2'	2.30	0.47
1:AA:949:A:O2'	1:AA:950:U:H5'	2.15	0.47
1:AA:1090:U:H2'	1:AA:1091:U:C6	2.50	0.47
1:AA:1172:C:O2'	1:AA:1173:U:H5'	2.15	0.47
6:AD:32:LYS:HB3	6:AD:35:GLN:HG2	1.97	0.47
10:AH:64:TYR:CD1	10:AH:64:TYR:N	2.83	0.47
12:AJ:6:ILE:HB	12:AJ:76:ILE:CG1	2.45	0.47
13:AK:20:ALA:HA	13:AK:33:ILE:HA	1.97	0.47
15:AM:78:ARG:HH22	15:AM:81:ASP:HB2	1.80	0.47
16:AN:62:ARG:HB3	16:AN:67:GLY:C	2.35	0.47
17:AO:84:LEU:HD13	17:AO:86:LEU:HD12	1.97	0.47
21:AS:36:ARG:HH11	21:AS:36:ARG:CB	2.26	0.47
22:AT:55:PRO:HG2	22:AT:56:ILE:H	1.79	0.47
25:BB:178:G:O2'	25:BB:179:C:H5'	2.15	0.47
25:BB:540:C:H2'	25:BB:541:A:C8	2.49	0.47

*Continued on next page...*

*Continued from previous page...*

Atom-1	Atom-2	Interatomic distance (Å)	Clash overlap (Å)
25:BB:643:A:C8	25:BB:644:A:H8	2.32	0.47
25:BB:709:U:H2'	25:BB:710:U:H6	1.80	0.47
25:BB:903:C:H2'	25:BB:904:G:H8	1.79	0.47
25:BB:1187:G:H5''	41:BR:83:TYR:CE2	2.50	0.47
25:BB:1758:U:H3'	25:BB:1759:A:H8	1.80	0.47
25:BB:2773:C:H2'	25:BB:2774:C:H6	1.80	0.47
26:BC:91:ALA:CB	26:BC:105:ALA:HB2	2.45	0.47
27:BD:54:ALA:N	27:BD:76:GLY:HA2	2.30	0.47
30:BG:34:ARG:H	30:BG:34:ARG:HH11	1.63	0.47
33:BJ:81:ILE:HG23	33:BJ:82:GLY:N	2.22	0.47
38:BO:16:ARG:O	38:BO:19:GLN:HB3	2.15	0.47
40:BQ:4:LYS:CE	40:BQ:7:VAL:HG13	2.45	0.47
42:BS:17:VAL:C	42:BS:19:LEU:N	2.67	0.47
42:BS:61:ASN:HD22	42:BS:61:ASN:HA	1.55	0.47
44:BU:40:LEU:N	44:BU:61:GLU:HA	2.30	0.47
45:BV:77:VAL:O	45:BV:77:VAL:HG13	2.14	0.47
45:BV:78:GLN:HB2	45:BV:88:HIS:HB3	1.96	0.47
1:CA:202:G:HO2'	1:CA:468:A:H8	1.61	0.47
1:CA:238:A:C3'	1:CA:239:U:H5''	2.45	0.47
1:CA:373:A:H2'	1:CA:374:A:H8	1.79	0.47
1:CA:474:G:H2'	1:CA:475:C:H6	1.79	0.47
1:CA:620:C:C2	6:CD:131:ILE:HG21	2.50	0.47
1:CA:665:A:H2'	1:CA:725:G:N2	2.30	0.47
1:CA:678:U:H2'	1:CA:679:C:C6	2.50	0.47
1:CA:900:A:O2'	1:CA:901:A:H5'	2.15	0.47
1:CA:989:U:O2'	1:CA:990:C:H5'	2.14	0.47
1:CA:1250:A:H4'	11:CI:69:GLY:O	2.15	0.47
1:CA:1270:G:H2'	1:CA:1271:A:H8	1.79	0.47
4:CB:21:TYR:HB2	4:CB:189:ASN:HA	1.97	0.47
5:CC:110:LEU:O	5:CC:110:LEU:HG	2.15	0.47
5:CC:153:SER:OG	5:CC:154:GLY:N	2.46	0.47
6:CD:155:LYS:C	6:CD:157:ALA:H	2.17	0.47
9:CG:16:LYS:HD3	9:CG:43:TYR:CE2	2.50	0.47
9:CG:98:LEU:HB3	9:CG:102:TRP:CZ3	2.50	0.47
11:CI:11:ARG:HA	11:CI:105:ARG:CZ	2.45	0.47
12:CJ:14:ASP:OD1	12:CJ:16:ARG:HB2	2.15	0.47
12:CJ:44:THR:HG23	12:CJ:70:HIS:HA	1.97	0.47
15:CM:89:ARG:NH2	15:CM:94:LEU:HB3	2.30	0.47
21:CS:59:VAL:HG11	21:CS:73:PHE:HB3	1.96	0.47
23:CU:18:PHE:CB	23:CU:19:LYS:HZ2	2.28	0.47
23:CU:20:ARG:NE	23:CU:20:ARG:N	2.63	0.47

*Continued on next page...*

*Continued from previous page...*

Atom-1	Atom-2	Interatomic distance (Å)	Clash overlap (Å)
25:DB:68:G:H2'	25:DB:69:C:C6	2.50	0.47
25:DB:444:C:O2'	25:DB:445:C:H5'	2.14	0.47
25:DB:543:G:N1	25:DB:545:U:H4'	2.30	0.47
25:DB:1097:U:C2	25:DB:1098:A:H1'	2.50	0.47
25:DB:1151:A:O2'	25:DB:1152:C:H5'	2.15	0.47
25:DB:1258:U:H2'	25:DB:1259:G:H8	1.80	0.47
25:DB:1947:C:O2'	25:DB:1948:G:H5'	2.15	0.47
25:DB:1973:G:H2'	25:DB:1974:C:C6	2.49	0.47
25:DB:2461:A:H2'	25:DB:2462:C:H6	1.77	0.47
25:DB:2615:U:C2	50:D0:3:GLN:HA	2.50	0.47
26:DC:110:LYS:HD2	26:DC:113:ASP:OD2	2.15	0.47
28:DE:189:THR:O	28:DE:193:VAL:HG23	2.15	0.47
29:DF:148:VAL:O	29:DF:149:ARG:HG2	2.14	0.47
30:DG:174:LYS:HB3	30:DG:174:LYS:HZ2	1.80	0.47
32:DI:52:LEU:HD13	32:DI:81:LYS:HZ3	1.79	0.47
33:DJ:110:PRO:HB2	33:DJ:111:LYS:HD2	1.97	0.47
35:DL:17:LYS:HD2	35:DL:19:LEU:HD11	1.97	0.47
38:DO:19:GLN:HB3	38:DO:19:GLN:HE21	1.59	0.47
40:DQ:4:LYS:CE	40:DQ:7:VAL:HG13	2.45	0.47
44:DU:40:LEU:HA	44:DU:60:LYS:C	2.36	0.47
45:DV:28:ALA:O	45:DV:40:ILE:HD13	2.15	0.47
1:AA:67:C:O2	1:AA:171:A:H2	1.98	0.46
1:AA:126:G:OP1	1:AA:605:U:O2'	2.28	0.46
1:AA:784:A:H4'	25:BB:1837:C:OP1	2.15	0.46
1:AA:950:U:O4	15:AM:103:THR:HG21	2.15	0.46
4:AB:206:ILE:O	4:AB:209:VAL:HG22	2.15	0.46
5:AC:78:LYS:HB2	5:AC:81:GLU:HB2	1.97	0.46
9:AG:23:ALA:O	9:AG:26:VAL:HG13	2.15	0.46
12:AJ:57:VAL:O	12:AJ:58:ASN:HB2	2.14	0.46
14:AL:24:GLU:C	14:AL:26:CYS:H	2.19	0.46
15:AM:22:TYR:HB3	15:AM:69:ARG:NH2	2.30	0.46
18:AP:4:ILE:HG13	18:AP:21:VAL:HG22	1.97	0.46
18:AP:67:ILE:HD11	18:AP:71:VAL:HG22	1.97	0.46
19:AQ:45:VAL:HG12	19:AQ:46:HIS:H	1.80	0.46
19:AQ:45:VAL:HG12	19:AQ:46:HIS:N	2.29	0.46
22:AT:43:LYS:HE3	22:AT:86:ALA:HA	1.97	0.46
24:BA:28:C:H2'	24:BA:29:A:O4'	2.15	0.46
25:BB:268:C:H2'	25:BB:268:C:O2	2.14	0.46
25:BB:307:G:H2'	25:BB:309:A:OP2	2.14	0.46
25:BB:363:G:H2'	25:BB:364:C:H6	1.75	0.46
25:BB:1100:C:H2'	25:BB:1101:U:C6	2.50	0.46

*Continued on next page...*

*Continued from previous page...*

Atom-1	Atom-2	Interatomic distance (Å)	Clash overlap (Å)
25:BB:1110:G:N2	25:BB:1111:A:N6	2.63	0.46
25:BB:2155:U:H2'	25:BB:2156:G:C8	2.49	0.46
25:BB:2271:G:O2'	25:BB:2272:U:H5'	2.14	0.46
25:BB:2665:A:H2'	25:BB:2666:C:O2	2.14	0.46
26:BC:64:VAL:O	26:BC:102:TYR:O	2.33	0.46
27:BD:46:ARG:HH22	27:BD:86:GLU:HA	1.78	0.46
27:BD:51:THR:HG22	27:BD:52:THR:N	2.29	0.46
29:BF:11:VAL:CG1	29:BF:12:VAL:H	2.20	0.46
29:BF:29:ARG:O	29:BF:158:THR:HG23	2.15	0.46
29:BF:55:ASP:O	29:BF:58:ALA:HB3	2.15	0.46
29:BF:72:SER:HA	29:BF:78:ILE:CG2	2.32	0.46
30:BG:38:ASP:CG	30:BG:39:ALA:N	2.64	0.46
30:BG:91:VAL:O	30:BG:93:TYR:N	2.49	0.46
30:BG:93:TYR:O	30:BG:94:ARG:HG3	2.15	0.46
31:BH:135:HIS:ND1	31:BH:138:VAL:HG22	2.29	0.46
32:BI:103:ALA:O	32:BI:107:GLU:HG3	2.15	0.46
38:BO:11:ALA:CB	38:BO:96:GLY:H	2.29	0.46
39:BP:63:ILE:HG22	39:BP:63:ILE:O	2.15	0.46
43:BT:92:ASN:C	43:BT:93:LEU:HD22	2.36	0.46
44:BU:71:ILE:HD11	44:BU:81:ARG:O	2.14	0.46
44:BU:85:ARG:HD3	44:BU:86:PHE:N	2.28	0.46
48:BY:23:ARG:C	48:BY:25:GLN:H	2.18	0.46
50:B0:29:VAL:HA	50:B0:35:GLU:O	2.14	0.46
50:B0:48:TYR:CG	50:B0:49:ARG:N	2.81	0.46
53:B3:60:CYS:C	53:B3:62:PRO:HD3	2.35	0.46
1:CA:29:U:O2'	1:CA:30:U:H5'	2.15	0.46
1:CA:993:G:C2'	1:CA:995:C:H41	2.27	0.46
1:CA:1084:G:H5'	1:CA:1102:A:OP2	2.14	0.46
1:CA:1225:A:N3	1:CA:1225:A:C2'	2.78	0.46
1:CA:1351:U:O2'	1:CA:1352:C:H5'	2.15	0.46
1:CA:1372:U:OP1	11:CI:72:SER:HB2	2.16	0.46
4:CB:14:HIS:HD2	4:CB:202:ASN:ND2	2.14	0.46
4:CB:27:LYS:H	4:CB:28:PRO:CD	2.29	0.46
4:CB:27:LYS:N	4:CB:28:PRO:CD	2.78	0.46
4:CB:78:ALA:HB1	4:CB:163:ILE:HD12	1.96	0.46
4:CB:215:ALA:O	4:CB:216:VAL:HG13	2.14	0.46
5:CC:23:ALA:HB1	5:CC:27:GLU:HB3	1.96	0.46
6:CD:33:ILE:C	6:CD:35:GLN:H	2.18	0.46
6:CD:56:GLU:HG2	6:CD:198:LEU:CD1	2.41	0.46
6:CD:130:ASN:ND2	6:CD:130:ASN:N	2.63	0.46
8:CF:8:PHE:CZ	8:CF:60:VAL:HG11	2.50	0.46

*Continued on next page...*



*Continued from previous page...*

Atom-1	Atom-2	Interatomic distance (Å)	Clash overlap (Å)
14:CL:14:LYS:HG2	14:CL:15:VAL:N	2.30	0.46
14:CL:56:LEU:C	14:CL:58:ASN:H	2.18	0.46
15:CM:70:ARG:HA	15:CM:74:MET:HE3	1.97	0.46
16:CN:62:ARG:NH2	16:CN:69:PRO:HB3	2.30	0.46
19:CQ:40:THR:HG22	19:CQ:41:THR:N	2.29	0.46
22:CT:50:PHE:HD2	22:CT:78:LEU:HD13	1.79	0.46
24:DA:17:C:O2'	24:DA:18:G:H5'	2.16	0.46
25:DB:363:G:H2'	25:DB:364:C:H6	1.76	0.46
25:DB:560:C:H2'	25:DB:561:G:O4'	2.15	0.46
25:DB:1508:A:H2'	25:DB:1509:A:N3	2.30	0.46
25:DB:1533:C:H2'	25:DB:1534:U:C6	2.49	0.46
25:DB:2199:A:H5''	25:DB:2200:C:H5	1.80	0.46
25:DB:2329:U:H2'	25:DB:2330:G:C8	2.49	0.46
27:DD:46:ARG:HH22	27:DD:86:GLU:HA	1.80	0.46
28:DE:177:PRO:O	28:DE:181:ILE:HG22	2.14	0.46
29:DF:91:ARG:C	29:DF:95:MET:HB2	2.36	0.46
32:DI:11:GLN:HA	32:DI:55:PRO:HA	1.96	0.46
32:DI:35:MET:HE3	32:DI:39:LYS:HG2	1.97	0.46
33:DJ:4:PHE:HB3	33:DJ:44:TYR:CE2	2.50	0.46
33:DJ:128:ASN:C	33:DJ:129:GLU:HG3	2.35	0.46
37:DN:72:ASP:OD2	37:DN:74:GLU:HB3	2.15	0.46
38:DO:62:LEU:HD12	38:DO:64:TYR:H	1.79	0.46
43:DT:19:LYS:HA	43:DT:23:ALA:HB2	1.97	0.46
43:DT:50:LEU:HD22	43:DT:50:LEU:N	2.28	0.46
50:D0:42:ILE:HD13	50:D0:48:TYR:HB2	1.96	0.46
1:AA:29:U:O2'	1:AA:30:U:H5'	2.15	0.46
1:AA:35:G:H2'	1:AA:36:C:C6	2.51	0.46
1:AA:197:A:H4'	1:AA:198:G:O5'	2.15	0.46
1:AA:328:C:H1'	1:AA:329:A:OP2	2.14	0.46
1:AA:499:A:H4'	1:AA:500:G:OP1	2.15	0.46
1:AA:628:G:O2'	1:AA:629:A:H5'	2.15	0.46
1:AA:643:C:H1'	10:AH:123:GLU:OE2	2.15	0.46
1:AA:833:G:H2'	1:AA:834:U:H6	1.78	0.46
1:AA:1135:U:H3'	1:AA:1137:C:N4	2.30	0.46
1:AA:1138:G:H5'	1:AA:1139:G:OP2	2.15	0.46
1:AA:1172:C:H2'	1:AA:1173:U:C6	2.50	0.46
1:AA:1254:A:H2'	1:AA:1255:G:C8	2.50	0.46
4:AB:70:GLY:HA2	4:AB:163:ILE:HG21	1.96	0.46
4:AB:101:THR:HG23	4:AB:102:ASN:N	2.30	0.46
5:AC:176:THR:HG22	5:AC:178:ARG:HG2	1.96	0.46
11:AI:7:GLY:HA3	11:AI:85:ALA:HB2	1.96	0.46

*Continued on next page...*



*Continued from previous page...*

Atom-1	Atom-2	Interatomic distance (Å)	Clash overlap (Å)
12:AJ:52:LEU:HA	12:AJ:62:ARG:HA	1.97	0.46
13:AK:117:HIS:O	13:AK:118:ASN:HB2	2.15	0.46
14:AL:35:ARG:HE	14:AL:35:ARG:CA	2.24	0.46
16:AN:2:LYS:HD2	16:AN:5:MET:HG2	1.97	0.46
18:AP:74:LEU:HA	18:AP:77:GLU:OE2	2.16	0.46
19:AQ:23:ALA:HB2	19:AQ:42:LYS:HG2	1.98	0.46
20:AR:60:ARG:HA	20:AR:63:TYR:HD1	1.81	0.46
21:AS:62:THR:HB	21:AS:64:GLU:CD	2.36	0.46
22:AT:7:LYS:HG2	22:AT:8:LYS:H	1.81	0.46
24:BA:43:C:H4'	29:BF:91:ARG:NE	2.30	0.46
24:BA:64:G:H2'	24:BA:65:U:H6	1.80	0.46
25:BB:601:C:O2'	25:BB:605:G:H5''	2.15	0.46
25:BB:753:A:H2'	25:BB:754:U:H6	1.78	0.46
25:BB:853:C:H2'	25:BB:854:C:C6	2.48	0.46
25:BB:1947:C:O2'	25:BB:1948:G:H5'	2.14	0.46
25:BB:2083:G:H2'	25:BB:2084:C:C6	2.50	0.46
25:BB:2436:G:O2'	25:BB:2437:G:H5'	2.15	0.46
25:BB:2523:G:O2'	25:BB:2524:G:H5'	2.15	0.46
25:BB:2677:G:O2'	25:BB:2678:C:H5'	2.15	0.46
26:BC:173:LEU:N	26:BC:173:LEU:HD13	2.29	0.46
27:BD:14:ILE:HA	39:BP:11:GLN:NE2	2.25	0.46
29:BF:39:VAL:CG1	29:BF:42:ALA:HB2	2.46	0.46
31:BH:41:LYS:HA	31:BH:44:ILE:CG2	2.45	0.46
31:BH:44:ILE:CD1	31:BH:45:GLU:HG3	2.45	0.46
33:BJ:41:LYS:CE	33:BJ:51:GLY:HA2	2.46	0.46
33:BJ:81:ILE:HG12	33:BJ:82:GLY:N	2.29	0.46
44:BU:35:VAL:HB	44:BU:38:ILE:CB	2.45	0.46
1:CA:279:A:C5'	1:CA:280:C:H3'	2.45	0.46
1:CA:928:G:O2'	1:CA:929:G:H5'	2.14	0.46
1:CA:1125:U:O2'	1:CA:1126:U:H2'	2.16	0.46
5:CC:51:VAL:HG23	5:CC:51:VAL:O	2.15	0.46
5:CC:145:ALA:C	5:CC:146:LYS:HE3	2.36	0.46
6:CD:8:LEU:HD13	6:CD:11:SER:HB2	1.97	0.46
10:CH:100:ILE:HA	10:CH:112:ASP:OD2	2.15	0.46
12:CJ:9:ARG:NH2	12:CJ:99:GLN:HG3	2.31	0.46
12:CJ:12:ALA:HB2	12:CJ:96:VAL:HG23	1.96	0.46
12:CJ:35:GLN:HB2	12:CJ:78:GLU:HG2	1.97	0.46
20:CR:26:ALA:HA	20:CR:29:LYS:CE	2.44	0.46
22:CT:85:LEU:HG	22:CT:86:ALA:N	2.29	0.46
23:CU:26:GLY:O	23:CU:27:VAL:HG13	2.16	0.46
24:DA:8:C:H2'	24:DA:9:G:O4'	2.14	0.46

*Continued on next page...*

*Continued from previous page...*

Atom-1	Atom-2	Interatomic distance (Å)	Clash overlap (Å)
24:DA:32:U:O2'	24:DA:52:A:N6	2.48	0.46
24:DA:65:U:O2'	24:DA:66:A:H5'	2.15	0.46
25:DB:445:C:C2'	25:DB:446:G:H5'	2.45	0.46
25:DB:1023:U:H2'	25:DB:1024:G:H5'	1.97	0.46
25:DB:1113:U:O2'	25:DB:1114:C:H5'	2.16	0.46
25:DB:1315:C:H2'	25:DB:1316:U:H6	1.79	0.46
25:DB:1370:C:H2'	25:DB:1371:G:O4'	2.15	0.46
25:DB:2045:C:O2	50:D0:18:HIS:NE2	2.45	0.46
25:DB:2419:U:OP2	53:D3:32:LEU:HD13	2.13	0.46
25:DB:2753:A:H2'	25:DB:2754:U:O4'	2.15	0.46
25:DB:2883:A:OP1	50:D0:48:TYR:HE1	1.98	0.46
25:DB:2895:G:H2'	25:DB:2896:C:H6	1.80	0.46
26:DC:52:HIS:NE2	26:DC:218:THR:HG23	2.30	0.46
27:DD:12:THR:N	27:DD:24:VAL:HG12	2.29	0.46
27:DD:54:ALA:HA	27:DD:76:GLY:H	1.80	0.46
31:DH:10:ALA:O	31:DH:12:LEU:N	2.49	0.46
32:DI:1:ALA:H3	32:DI:3:LYS:HZ1	1.62	0.46
32:DI:18:ASN:N	32:DI:19:PRO:CD	2.77	0.46
32:DI:23:VAL:HG12	32:DI:27:LEU:HD21	1.96	0.46
32:DI:23:VAL:HG12	32:DI:24:GLY:N	2.30	0.46
33:DJ:27:ARG:C	33:DJ:30:THR:HG22	2.34	0.46
35:DL:68:SER:HB2	35:DL:71:ALA:H	1.80	0.46
38:DO:15:ARG:HH21	38:DO:95:SER:CB	2.28	0.46
39:DP:22:GLY:HA3	39:DP:91:VAL:HG21	1.97	0.46
40:DQ:9:ALA:C	40:DQ:11:ALA:H	2.19	0.46
40:DQ:24:TYR:O	40:DQ:27:ARG:HB2	2.16	0.46
46:DW:59:PHE:HE2	46:DW:61:LYS:HA	1.80	0.46
48:DY:23:ARG:C	48:DY:25:GLN:H	2.18	0.46
49:DZ:41:PRO:HA	49:DZ:44:ARG:HB3	1.96	0.46
1:AA:32:A:H2'	1:AA:33:A:C8	2.51	0.46
1:AA:87:C:C2	1:AA:88:U:H1'	2.50	0.46
1:AA:592:G:H2'	1:AA:593:U:H6	1.81	0.46
1:AA:763:G:H2'	1:AA:764:C:C6	2.50	0.46
1:AA:946:A:H2'	1:AA:947:G:H8	1.77	0.46
1:AA:993:G:C2'	1:AA:995:C:H41	2.27	0.46
1:AA:1003:G:N2	1:AA:1005:A:H5'	2.31	0.46
1:AA:1106:G:H2'	1:AA:1107:C:C6	2.51	0.46
1:AA:1180:A:H5''	1:AA:1181:G:OP2	2.15	0.46
1:AA:1225:A:H5''	15:AM:102:LYS:NZ	2.30	0.46
1:AA:1244:G:O2'	1:AA:1245:C:H5'	2.16	0.46
1:AA:1255:G:O2'	1:AA:1258:G:H1'	2.15	0.46

*Continued on next page...*

*Continued from previous page...*

Atom-1	Atom-2	Interatomic distance (Å)	Clash overlap (Å)
5:AC:19:SER:HA	5:AC:56:ILE:O	2.15	0.46
5:AC:117:ASP:HA	5:AC:120:THR:OG1	2.15	0.46
6:AD:1:ALA:O	6:AD:2:ARG:HG3	2.14	0.46
7:AE:80:LEU:HD13	7:AE:84:VAL:CG1	2.43	0.46
7:AE:95:MET:HA	7:AE:124:ALA:CB	2.45	0.46
15:AM:15:VAL:O	15:AM:19:THR:HG23	2.15	0.46
15:AM:84:CYS:HA	21:AS:72:GLU:O	2.15	0.46
18:AP:36:VAL:O	18:AP:36:VAL:HG13	2.15	0.46
25:BB:28:A:H1'	25:BB:513:A:C2	2.50	0.46
25:BB:102:U:H4'	25:BB:103:A:OP1	2.15	0.46
25:BB:215:G:C4'	25:BB:216:A:H4'	2.45	0.46
25:BB:350:G:H2'	25:BB:351:C:O4'	2.14	0.46
25:BB:807:U:OP2	35:BL:36:LYS:HG2	2.16	0.46
25:BB:2038:G:H2'	25:BB:2039:U:C6	2.49	0.46
25:BB:2755:C:C4	54:B4:19:ARG:NH1	2.83	0.46
26:BC:90:ILE:HG22	26:BC:91:ALA:N	2.30	0.46
27:BD:186:LEU:CD2	39:BP:3:ILE:HD11	2.42	0.46
32:BI:19:PRO:HB2	32:BI:22:PRO:HD2	1.97	0.46
35:BL:90:VAL:HB	35:BL:122:VAL:HA	1.97	0.46
40:BQ:96:ASP:O	40:BQ:99:VAL:HG23	2.14	0.46
40:BQ:101:ASP:HB3	40:BQ:104:ALA:HB3	1.96	0.46
42:BS:35:ILE:O	42:BS:39:THR:HG23	2.14	0.46
44:BU:13:LEU:HD12	44:BU:13:LEU:N	2.31	0.46
1:CA:377:G:H5''	18:CP:24:SER:HB2	1.98	0.46
1:CA:844:G:N7	1:CA:846:G:N3	2.63	0.46
1:CA:883:C:O2'	1:CA:884:U:H5'	2.15	0.46
1:CA:949:A:O2'	1:CA:950:U:H5'	2.15	0.46
1:CA:1055:A:C2	1:CA:1056:U:H1'	2.49	0.46
1:CA:1489:G:H2'	1:CA:1490:U:C6	2.51	0.46
4:CB:203:ASP:C	4:CB:209:VAL:HG11	2.35	0.46
5:CC:53:ARG:HB3	5:CC:113:LYS:HZ1	1.81	0.46
8:CF:10:VAL:HG21	8:CF:21:MET:SD	2.56	0.46
8:CF:41:ASP:CG	8:CF:58:HIS:HE2	2.19	0.46
9:CG:45:ALA:HB3	9:CG:119:LEU:HD22	1.97	0.46
12:CJ:7:ARG:O	12:CJ:100:ILE:HA	2.15	0.46
13:CK:48:GLY:CA	13:CK:68:ARG:HH22	2.29	0.46
14:CL:30:ARG:HH21	14:CL:57:THR:HG21	1.80	0.46
15:CM:15:VAL:HG21	15:CM:40:GLU:OE1	2.15	0.46
19:CQ:80:LYS:O	19:CQ:81:ALA:HB3	2.15	0.46
25:DB:1041:G:O2'	25:DB:1042:G:H5'	2.15	0.46
25:DB:1654:A:HO2'	27:DD:118:PHE:CB	2.24	0.46

*Continued on next page...*

*Continued from previous page...*

Atom-1	Atom-2	Interatomic distance (Å)	Clash overlap (Å)
25:DB:1760:C:H2'	25:DB:1761:C:O4'	2.16	0.46
25:DB:1777:U:O2'	25:DB:1778:U:H5'	2.15	0.46
25:DB:2000:C:O2'	25:DB:2001:C:H5'	2.15	0.46
25:DB:2246:G:H2'	25:DB:2247:A:C8	2.50	0.46
25:DB:2285:C:OP2	51:D1:5:ARG:HD3	2.15	0.46
25:DB:2299:U:H2'	25:DB:2300:C:C6	2.50	0.46
25:DB:2340:A:H2'	25:DB:2341:G:C8	2.50	0.46
25:DB:2691:C:O2'	25:DB:2692:G:H5'	2.15	0.46
25:DB:2724:U:H2'	25:DB:2725:A:C8	2.50	0.46
25:DB:2804:U:H2'	25:DB:2805:C:C6	2.50	0.46
25:DB:2896:C:H2'	25:DB:2897:U:H6	1.81	0.46
26:DC:157:ALA:HB1	26:DC:196:ASN:HB2	1.97	0.46
27:DD:48:ILE:HD12	27:DD:89:GLU:CG	2.44	0.46
27:DD:110:THR:HG23	27:DD:171:THR:HA	1.97	0.46
29:DF:62:GLN:HG3	29:DF:91:ARG:NH1	2.29	0.46
30:DG:25:ILE:HG22	30:DG:78:VAL:HG21	1.97	0.46
30:DG:72:ASN:O	30:DG:76:ILE:HG12	2.16	0.46
31:DH:115:VAL:O	31:DH:115:VAL:HG13	2.15	0.46
31:DH:120:GLY:HA3	31:DH:123:ARG:NH2	2.30	0.46
33:DJ:100:VAL:HG12	33:DJ:100:VAL:O	2.15	0.46
34:DK:42:ILE:HG21	34:DK:45:ALA:HB2	1.98	0.46
39:DP:62:LYS:O	39:DP:63:ILE:HB	2.14	0.46
45:DV:31:TYR:O	45:DV:92:VAL:HA	2.15	0.46
46:DW:46:ALA:HB2	46:DW:78:PHE:HD1	1.80	0.46
47:DX:50:VAL:HG12	47:DX:51:SER:N	2.25	0.46
48:DY:13:GLU:HG3	48:DY:57:LEU:CD2	2.45	0.46
1:AA:6:G:O2'	1:AA:7:A:H8	1.99	0.46
1:AA:545:C:H5'	6:AD:68:GLU:HB2	1.96	0.46
1:AA:1051:C:H2'	1:AA:1052:U:H6	1.81	0.46
1:AA:1258:G:H2'	1:AA:1259:C:C6	2.50	0.46
1:AA:1348:U:C4'	11:AI:121:ARG:HH11	2.24	0.46
1:AA:1360:A:C8	16:AN:57:SER:HB3	2.51	0.46
4:AB:9:LEU:H	4:AB:9:LEU:CD1	2.29	0.46
11:AI:78:ILE:HG22	11:AI:82:ILE:CG1	2.45	0.46
12:AJ:36:VAL:CA	12:AJ:77:VAL:HG23	2.45	0.46
19:AQ:60:ILE:CG2	19:AQ:72:TRP:HB3	2.45	0.46
20:AR:58:ILE:O	20:AR:62:ARG:HG3	2.15	0.46
24:BA:97:C:O2'	25:BB:918:A:H5''	2.15	0.46
25:BB:479:A:O2'	25:BB:481:G:H5'	2.15	0.46
25:BB:593:U:H2'	25:BB:594:U:C6	2.50	0.46
25:BB:1571:A:H2'	25:BB:1572:A:C8	2.50	0.46

*Continued on next page...*

*Continued from previous page...*

Atom-1	Atom-2	Interatomic distance (Å)	Clash overlap (Å)
25:BB:2069:G:O2'	25:BB:2070:A:H5'	2.15	0.46
25:BB:2337:G:H2'	25:BB:2337:G:N3	2.31	0.46
25:BB:2466:C:O2'	25:BB:2467:C:H5'	2.15	0.46
25:BB:2626:C:H2'	25:BB:2627:G:O4'	2.15	0.46
27:BD:8:LYS:HD2	27:BD:195:GLY:HA3	1.97	0.46
27:BD:193:VAL:O	27:BD:194:PRO:O	2.33	0.46
28:BE:40:ARG:NH1	28:BE:40:ARG:HG3	2.29	0.46
30:BG:104:LEU:HB2	30:BG:112:VAL:CB	2.46	0.46
30:BG:153:PRO:O	30:BG:155:PRO:HD3	2.15	0.46
32:BI:52:LEU:HD21	32:BI:81:LYS:NZ	2.30	0.46
34:BK:42:ILE:HG21	34:BK:45:ALA:HB2	1.97	0.46
39:BP:38:ARG:C	39:BP:39:LEU:HD12	2.35	0.46
40:BQ:69:ARG:HH21	40:BQ:69:ARG:CB	2.29	0.46
46:BW:37:VAL:CG1	46:BW:55:ASP:HB2	2.45	0.46
46:BW:59:PHE:HE2	46:BW:61:LYS:HA	1.80	0.46
1:CA:484:G:H4'	1:CA:485:U:C5'	2.45	0.46
1:CA:585:G:N3	1:CA:879:C:H4'	2.31	0.46
1:CA:602:A:O2'	1:CA:603:U:H5'	2.15	0.46
1:CA:724:G:O2'	1:CA:725:G:H5'	2.14	0.46
1:CA:747:A:H5'	1:CA:748:G:OP2	2.14	0.46
1:CA:853:C:O2'	1:CA:854:U:H5'	2.15	0.46
1:CA:1006:G:O2'	1:CA:1007:U:H5'	2.15	0.46
1:CA:1234:C:H1'	1:CA:1364:U:C6	2.51	0.46
1:CA:1255:G:O2'	1:CA:1258:G:H1'	2.15	0.46
1:CA:1319:A:OP1	21:CS:4:LEU:HD23	2.16	0.46
1:CA:1454:G:H2'	1:CA:1455:G:H8	1.80	0.46
4:CB:86:CYS:C	4:CB:88:GLN:H	2.18	0.46
4:CB:184:ALA:HB3	4:CB:198:VAL:HG11	1.98	0.46
5:CC:53:ARG:HB2	5:CC:54:ILE:H	1.61	0.46
5:CC:149:LYS:HE3	5:CC:200:TRP:CE3	2.50	0.46
6:CD:18:LEU:C	6:CD:20:LEU:H	2.17	0.46
6:CD:29:THR:HB	6:CD:30:LYS:HZ1	1.81	0.46
6:CD:40:HIS:O	6:CD:43:ARG:HB2	2.14	0.46
6:CD:100:VAL:HG21	6:CD:136:VAL:HG21	1.97	0.46
6:CD:148:ALA:O	6:CD:151:GLN:HG2	2.14	0.46
7:CE:91:SER:HB2	7:CE:134:ASN:HB2	1.97	0.46
7:CE:92:ARG:O	7:CE:93:VAL:CB	2.64	0.46
9:CG:37:THR:O	9:CG:40:SER:HB2	2.15	0.46
10:CH:75:GLN:O	10:CH:126:CYS:HB2	2.15	0.46
11:CI:16:ALA:CB	11:CI:66:VAL:HB	2.44	0.46
11:CI:46:VAL:O	11:CI:79:ARG:HD3	2.16	0.46

*Continued on next page...*

*Continued from previous page...*

Atom-1	Atom-2	Interatomic distance (Å)	Clash overlap (Å)
12:CJ:86:ALA:HA	12:CJ:90:LEU:CB	2.46	0.46
21:CS:14:LEU:HD12	21:CS:15:LEU:N	2.29	0.46
21:CS:14:LEU:O	21:CS:17:LYS:N	2.48	0.46
22:CT:64:GLY:HA2	22:CT:67:HIS:HD2	1.80	0.46
24:DA:8:C:H5''	38:DO:15:ARG:NH1	2.30	0.46
25:DB:6:A:H2'	25:DB:7:G:H8	1.80	0.46
25:DB:24:G:O2'	25:DB:25:U:H5'	2.16	0.46
25:DB:67:U:H2'	25:DB:68:G:H8	1.81	0.46
25:DB:283:G:H2'	25:DB:284:U:C6	2.51	0.46
25:DB:307:G:H2'	25:DB:309:A:OP2	2.14	0.46
25:DB:426:C:O2'	25:DB:427:U:H5'	2.15	0.46
25:DB:464:U:H2'	25:DB:465:G:O4'	2.15	0.46
25:DB:934:U:H2'	25:DB:935:C:H6	1.80	0.46
25:DB:1100:C:H2'	25:DB:1101:U:C6	2.48	0.46
25:DB:1219:U:H2'	25:DB:1220:G:H8	1.79	0.46
25:DB:1987:A:H2'	25:DB:1988:G:C8	2.51	0.46
25:DB:2152:G:H2'	25:DB:2153:C:C6	2.51	0.46
25:DB:2233:U:H2'	25:DB:2234:G:H8	1.80	0.46
25:DB:2272:U:HO2'	25:DB:2273:A:H8	1.63	0.46
25:DB:2489:U:C2'	25:DB:2490:G:H5'	2.45	0.46
25:DB:2553:G:C2	25:DB:2583:G:H1'	2.50	0.46
25:DB:2639:A:H2'	25:DB:2640:G:O4'	2.15	0.46
26:DC:124:LYS:HB3	26:DC:127:ASN:HD21	1.79	0.46
28:DE:126:VAL:HG22	28:DE:127:GLU:N	2.29	0.46
29:DF:141:ASP:HB2	29:DF:144:LYS:HE2	1.98	0.46
31:DH:30:LEU:CA	31:DH:35:LYS:HB2	2.45	0.46
32:DI:49:GLU:HB3	32:DI:52:LEU:HD12	1.98	0.46
33:DJ:11:VAL:HG12	33:DJ:13:ARG:HG2	1.96	0.46
33:DJ:73:VAL:O	33:DJ:87:ALA:O	2.34	0.46
36:DM:35:ALA:HB3	36:DM:99:GLY:N	2.14	0.46
45:DV:4:ILE:CB	45:DV:63:ILE:HG13	2.39	0.46
51:D1:8:ILE:N	51:D1:22:THR:O	2.43	0.46
54:D4:9:LYS:N	54:D4:9:LYS:HD3	2.31	0.46
1:AA:420:U:H1'	1:AA:424:G:N2	2.31	0.46
1:AA:882:C:O2'	1:AA:883:C:H5'	2.15	0.46
1:AA:995:C:C2'	1:AA:996:A:H5''	2.46	0.46
1:AA:1479:C:H2'	1:AA:1480:A:C8	2.49	0.46
4:AB:40:ILE:HD12	4:AB:201:GLY:O	2.15	0.46
4:AB:159:ALA:HB1	4:AB:183:PHE:CE1	2.49	0.46
5:AC:61:LYS:HE2	5:AC:61:LYS:HA	1.97	0.46
5:AC:80:GLY:O	5:AC:84:GLU:HB2	2.15	0.46

*Continued on next page...*

*Continued from previous page...*

Atom-1	Atom-2	Interatomic distance (Å)	Clash overlap (Å)
6:AD:10:LEU:HD23	6:AD:10:LEU:C	2.36	0.46
8:AF:13:ASP:HB3	6:CD:163:GLN:CA	2.45	0.46
8:AF:24:ARG:NH1	8:AF:24:ARG:HB2	2.30	0.46
8:AF:36:ILE:HG22	8:AF:38:ARG:O	2.16	0.46
9:AG:26:VAL:O	9:AG:30:MET:HB2	2.15	0.46
9:AG:74:VAL:HB	9:AG:85:GLN:O	2.16	0.46
10:AH:44:PHE:CD1	10:AH:71:VAL:HG22	2.49	0.46
12:AJ:8:ILE:HG12	12:AJ:75:ASP:H	1.79	0.46
12:AJ:48:ARG:HB3	16:AN:100:TRP:HH2	1.80	0.46
14:AL:21:PRO:C	14:AL:23:LEU:H	2.19	0.46
15:AM:3:ILE:HG13	15:AM:8:ILE:CG2	2.45	0.46
16:AN:61:ASN:O	16:AN:62:ARG:HB2	2.15	0.46
16:AN:61:ASN:HB3	16:AN:72:PHE:CD2	2.51	0.46
24:BA:5:U:O2'	24:BA:6:G:H5'	2.16	0.46
25:BB:37:C:O2'	28:BE:45:ALA:HA	2.16	0.46
25:BB:83:A:H5''	44:BU:1:ALA:N	2.31	0.46
25:BB:226:A:H5'	25:BB:257:C:O3'	2.15	0.46
25:BB:346:A:H5'	25:BB:346:A:N3	2.30	0.46
25:BB:527:C:N4	25:BB:2779:U:OP2	2.48	0.46
25:BB:813:U:H2'	25:BB:814:C:H6	1.79	0.46
25:BB:857:G:O2'	25:BB:858:G:H5'	2.14	0.46
25:BB:870:U:C3'	25:BB:871:U:H5''	2.46	0.46
25:BB:909:A:H2'	25:BB:912:C:H5	1.81	0.46
25:BB:1149:G:H2'	25:BB:1150:C:H6	1.80	0.46
25:BB:1150:C:O2'	25:BB:1151:A:H5'	2.16	0.46
25:BB:1190:G:H2'	25:BB:1191:G:H8	1.80	0.46
25:BB:1495:A:H2'	25:BB:1496:A:H8	1.80	0.46
25:BB:1515:A:H4'	25:BB:1556:C:O2'	2.15	0.46
25:BB:1567:G:H3'	26:BC:84:PRO:HG2	1.98	0.46
25:BB:1760:C:H2'	25:BB:1761:C:O4'	2.15	0.46
25:BB:2340:A:H2'	25:BB:2341:G:C8	2.50	0.46
25:BB:2387:U:O4'	46:BW:38:ARG:NH1	2.49	0.46
25:BB:2741:A:H2'	25:BB:2742:G:O4'	2.15	0.46
25:BB:2769:U:H2'	25:BB:2770:G:C8	2.49	0.46
25:BB:2769:U:H2'	25:BB:2770:G:H8	1.81	0.46
25:BB:2772:C:H2'	25:BB:2773:C:C6	2.50	0.46
25:BB:2895:G:H2'	25:BB:2896:C:H6	1.80	0.46
25:BB:2901:C:H2'	25:BB:2902:C:H5'	1.96	0.46
26:BC:110:LYS:HD2	26:BC:113:ASP:OD2	2.16	0.46
28:BE:166:LYS:O	28:BE:167:VAL:HB	2.15	0.46
29:BF:24:VAL:HG22	29:BF:24:VAL:O	2.16	0.46

*Continued on next page...*



*Continued from previous page...*

Atom-1	Atom-2	Interatomic distance (Å)	Clash overlap (Å)
29:BF:141:ASP:HB2	29:BF:144:LYS:HE2	1.97	0.46
32:BI:116:MET:SD	32:BI:124:MET:HB2	2.56	0.46
33:BJ:5:THR:O	33:BJ:5:THR:HG23	2.15	0.46
34:BK:59:ALA:HB1	34:BK:84:VAL:O	2.16	0.46
35:BL:19:LEU:O	35:BL:21:ARG:HG2	2.16	0.46
39:BP:5:LYS:HZ2	39:BP:9:GLN:HB3	1.80	0.46
43:BT:44:LYS:C	43:BT:46:ALA:N	2.66	0.46
44:BU:39:ASN:HB3	44:BU:63:ALA:H	1.79	0.46
44:BU:40:LEU:HA	44:BU:60:LYS:C	2.36	0.46
44:BU:45:GLN:HG3	44:BU:58:VAL:HG21	1.97	0.46
48:BY:52:ARG:O	48:BY:55:THR:HB	2.14	0.46
51:B1:26:LYS:HB2	51:B1:52:LYS:NZ	2.31	0.46
1:CA:188:C:H2'	1:CA:189:A:O4'	2.16	0.46
1:CA:230:G:H2'	1:CA:231:U:O4'	2.16	0.46
1:CA:371:A:O2'	1:CA:372:C:H5'	2.16	0.46
1:CA:659:U:H2'	1:CA:660:C:H6	1.79	0.46
1:CA:718:A:H61	20:CR:62:ARG:NH1	2.13	0.46
1:CA:847:G:H2'	1:CA:848:C:H6	1.80	0.46
1:CA:1106:G:H2'	1:CA:1107:C:C6	2.51	0.46
1:CA:1207:G:O2'	1:CA:1208:C:H5'	2.15	0.46
1:CA:1320:C:O2'	1:CA:1321:U:H5'	2.16	0.46
4:CB:66:ILE:CA	4:CB:159:ALA:HB3	2.42	0.46
4:CB:98:GLY:O	4:CB:100:LEU:N	2.43	0.46
6:CD:6:PRO:HB2	6:CD:9:LYS:HB2	1.96	0.46
6:CD:123:MET:CE	6:CD:126:GLY:H	2.25	0.46
7:CE:24:VAL:O	7:CE:25:LYS:HB3	2.16	0.46
7:CE:127:TYR:CG	7:CE:128:GLY:N	2.84	0.46
13:CK:93:GLU:HG2	23:CU:16:ARG:HD2	1.97	0.46
16:CN:20:PHE:C	16:CN:24:ALA:HB2	2.36	0.46
18:CP:19:VAL:HG13	18:CP:36:VAL:HG13	1.97	0.46
18:CP:43:ALA:HA	18:CP:46:LYS:CE	2.46	0.46
24:DA:43:C:C1'	29:DF:91:ARG:HD2	2.46	0.46
25:DB:7:G:H2'	25:DB:8:C:O4'	2.15	0.46
25:DB:458:G:N2	25:DB:469:G:H2'	2.30	0.46
25:DB:674:G:H1'	28:DE:69:ARG:HD2	1.96	0.46
25:DB:813:U:O2'	25:DB:1225:G:H1'	2.15	0.46
25:DB:1099:G:H5''	32:DI:3:LYS:H	1.79	0.46
25:DB:1287:A:O2'	25:DB:1288:G:H5'	2.15	0.46
25:DB:1400:U:O2'	25:DB:1401:G:H5'	2.16	0.46
25:DB:2353:G:H1'	46:DW:30:VAL:HG12	1.94	0.46
25:DB:2832:U:H5''	25:DB:2834:G:O4'	2.15	0.46

*Continued on next page...*

*Continued from previous page...*

Atom-1	Atom-2	Interatomic distance (Å)	Clash overlap (Å)
26:DC:90:ILE:HG22	26:DC:91:ALA:N	2.31	0.46
26:DC:157:ALA:HB1	26:DC:196:ASN:CB	2.45	0.46
28:DE:150:THR:CG2	28:DE:153:LEU:HA	2.44	0.46
31:DH:40:THR:C	31:DH:42:LYS:H	2.18	0.46
31:DH:113:SER:HB3	31:DH:132:PHE:CZ	2.50	0.46
31:DH:133:GLN:HA	31:DH:139:PHE:CB	2.46	0.46
32:DI:17:ALA:C	32:DI:19:PRO:HD3	2.36	0.46
35:DL:70:LYS:O	35:DL:73:ILE:HG12	2.16	0.46
38:DO:11:ALA:CB	38:DO:96:GLY:H	2.28	0.46
38:DO:35:ILE:HD11	38:DO:102:ARG:HH11	1.79	0.46
40:DQ:91:ARG:HB2	40:DQ:94:LEU:HB2	1.96	0.46
42:DS:47:VAL:HG12	42:DS:103:ILE:HG21	1.97	0.46
42:DS:59:GLU:OE2	42:DS:66:ILE:HG23	2.14	0.46
42:DS:66:ILE:HD13	42:DS:66:ILE:N	2.31	0.46
43:DT:14:PRO:O	43:DT:16:VAL:HG23	2.15	0.46
43:DT:56:GLU:OE1	43:DT:88:LYS:HD3	2.16	0.46
48:DY:46:VAL:N	48:DY:49:ASP:OD2	2.49	0.46
48:DY:54:LYS:O	48:DY:58:ASN:HB2	2.15	0.46
1:AA:391:G:H4'	18:AP:8:ARG:NH1	2.30	0.46
1:AA:585:G:N3	1:AA:879:C:H4'	2.31	0.46
1:AA:853:C:O2'	1:AA:854:U:H5'	2.16	0.46
1:AA:1058:G:O2'	1:AA:1059:C:H5'	2.16	0.46
1:AA:1489:G:H2'	1:AA:1490:U:H6	1.80	0.46
4:AB:17:HIS:HB3	4:AB:187:ASP:OD2	2.15	0.46
6:AD:89:LEU:HD11	6:AD:93:LEU:HD11	1.97	0.46
6:AD:176:LYS:O	6:AD:176:LYS:HD3	2.15	0.46
6:AD:190:LEU:O	6:AD:192:ALA:N	2.49	0.46
7:AE:85:LYS:HG3	7:AE:93:VAL:O	2.15	0.46
9:AG:149:ALA:HB1	13:AK:58:THR:OG1	2.15	0.46
10:AH:102:VAL:HB	10:AH:125:ILE:HB	1.96	0.46
12:AJ:46:LYS:HB2	12:AJ:46:LYS:NZ	2.30	0.46
19:AQ:59:GLU:HB2	19:AQ:75:VAL:HG22	1.98	0.46
21:AS:14:LEU:HD12	21:AS:15:LEU:N	2.31	0.46
22:AT:56:ILE:O	22:AT:59:ARG:HB3	2.16	0.46
25:BB:100:U:H1'	25:BB:101:A:C6	2.50	0.46
25:BB:108:G:H4'	25:BB:347:A:H2	1.80	0.46
25:BB:145:C:H2'	25:BB:146:A:H8	1.79	0.46
25:BB:547:A:H5''	25:BB:548:G:C8	2.50	0.46
25:BB:608:A:H2'	25:BB:609:A:C8	2.51	0.46
25:BB:629:G:OP1	53:B3:17:GLY:N	2.48	0.46
25:BB:1734:G:H2'	25:BB:1735:A:H8	1.81	0.46

*Continued on next page...*

*Continued from previous page...*

Atom-1	Atom-2	Interatomic distance (Å)	Clash overlap (Å)
25:BB:1805:A:N3	26:BC:49:THR:HG23	2.30	0.46
25:BB:1838:C:H4'	25:BB:1839:G:C8	2.50	0.46
25:BB:1869:G:H2'	25:BB:1871:A:OP2	2.16	0.46
25:BB:1886:U:H2'	25:BB:1887:C:C6	2.50	0.46
25:BB:1891:G:H2'	25:BB:1892:C:C6	2.51	0.46
25:BB:2039:U:O2'	25:BB:2040:G:H5'	2.16	0.46
25:BB:2139:U:H2'	25:BB:2140:G:H8	1.80	0.46
25:BB:2559:C:O2'	25:BB:2560:A:H5'	2.16	0.46
25:BB:2623:G:O2'	25:BB:2624:G:H5'	2.15	0.46
25:BB:2705:A:H2'	25:BB:2706:A:O4'	2.16	0.46
27:BD:5:VAL:HG21	27:BD:80:TRP:CE3	2.51	0.46
27:BD:202:ILE:CG2	27:BD:203:VAL:N	2.78	0.46
28:BE:60:TRP:HA	28:BE:60:TRP:CE3	2.50	0.46
28:BE:177:PRO:O	28:BE:181:ILE:HG22	2.15	0.46
28:BE:189:THR:O	28:BE:193:VAL:HG23	2.16	0.46
31:BH:29:PHE:O	31:BH:33:GLN:HB3	2.16	0.46
31:BH:30:LEU:CA	31:BH:35:LYS:HB2	2.46	0.46
33:BJ:28:LEU:O	33:BJ:31:GLU:HB3	2.14	0.46
33:BJ:55:ILE:CG2	33:BJ:123:LYS:HB2	2.46	0.46
1:CA:57:G:H2'	1:CA:58:C:H6	1.81	0.46
1:CA:194:C:H5'	22:CT:55:PRO:HA	1.97	0.46
1:CA:244:U:O4	1:CA:906:A:H1'	2.15	0.46
1:CA:408:A:H3'	1:CA:409:U:C6	2.50	0.46
1:CA:410:G:H2'	1:CA:429:U:C5	2.50	0.46
1:CA:537:G:H2'	1:CA:538:G:C8	2.50	0.46
1:CA:1342:C:O2'	1:CA:1343:G:H5'	2.16	0.46
4:CB:83:ALA:O	4:CB:84:LEU:C	2.54	0.46
5:CC:110:LEU:HD12	5:CC:203:LYS:HG2	1.96	0.46
6:CD:8:LEU:HD13	6:CD:8:LEU:O	2.15	0.46
6:CD:120:LYS:HG3	6:CD:128:VAL:HG21	1.97	0.46
6:CD:123:MET:CB	6:CD:128:VAL:HA	2.30	0.46
6:CD:162:GLU:O	6:CD:163:GLN:HB2	2.15	0.46
6:CD:197:HIS:CD2	6:CD:198:LEU:HG	2.51	0.46
8:CF:38:ARG:HH11	8:CF:98:GLU:N	2.00	0.46
10:CH:44:PHE:CE1	10:CH:129:ALA:HB3	2.50	0.46
12:CJ:52:LEU:H	12:CJ:52:LEU:CD1	2.27	0.46
13:CK:122:PRO:HG2	23:CU:33:ARG:O	2.16	0.46
17:CO:63:ARG:HE	17:CO:87:ARG:NH1	2.14	0.46
22:CT:29:THR:HA	22:CT:32:LYS:CE	2.46	0.46
24:DA:13:G:H1	24:DA:69:G:HO2'	1.62	0.46
25:DB:394:C:O2'	25:DB:395:U:H5'	2.15	0.46

*Continued on next page...*

*Continued from previous page...*

Atom-1	Atom-2	Interatomic distance (Å)	Clash overlap (Å)
25:DB:603:A:N6	25:DB:655:A:O4'	2.49	0.46
25:DB:870:U:C3'	25:DB:871:U:H5''	2.46	0.46
25:DB:909:A:H2'	25:DB:912:C:H5	1.80	0.46
25:DB:986:C:O2'	25:DB:987:C:H5'	2.16	0.46
25:DB:1322:A:OP1	42:DS:11:ARG:NH1	2.49	0.46
25:DB:1334:G:O2'	25:DB:1335:C:H5'	2.16	0.46
25:DB:2016:U:H2'	25:DB:2017:U:C6	2.51	0.46
25:DB:2367:G:O2'	25:DB:2368:C:H5'	2.16	0.46
25:DB:2760:C:O2'	25:DB:2761:A:H5'	2.16	0.46
25:DB:2769:U:H2'	25:DB:2770:G:C8	2.51	0.46
25:DB:2772:C:H2'	25:DB:2773:C:C6	2.51	0.46
27:DD:33:ARG:HH11	27:DD:74:GLU:HG3	1.81	0.46
27:DD:182:ALA:C	27:DD:184:ARG:N	2.68	0.46
27:DD:201:LEU:O	27:DD:201:LEU:HD12	2.15	0.46
30:DG:143:VAL:O	30:DG:147:LEU:HG	2.16	0.46
30:DG:148:ARG:HD3	30:DG:152:ARG:HD3	1.98	0.46
31:DH:111:ALA:O	31:DH:112:LYS:C	2.53	0.46
33:DJ:13:ARG:O	33:DJ:14:ASP:HB2	2.15	0.46
34:DK:69:ARG:HD3	34:DK:75:VAL:HG22	1.96	0.46
39:DP:31:VAL:HG12	39:DP:38:ARG:HG2	1.97	0.46
39:DP:63:ILE:HG22	39:DP:63:ILE:O	2.16	0.46
41:DR:1:MET:O	41:DR:15:SER:HB3	2.16	0.46
44:DU:13:LEU:HD12	44:DU:13:LEU:N	2.30	0.46
44:DU:54:PRO:HG2	44:DU:55:GLY:H	1.79	0.46
47:DX:40:GLU:C	47:DX:42:GLU:H	2.19	0.46
1:AA:18:C:P	7:AE:131:ASN:HD21	2.38	0.46
1:AA:408:A:H3'	1:AA:409:U:C6	2.51	0.46
1:AA:457:G:H2'	1:AA:458:U:C6	2.51	0.46
1:AA:610:U:O2	1:AA:610:U:O4'	2.34	0.46
1:AA:841:C:H2'	1:AA:843:U:H1'	1.98	0.46
1:AA:857:C:H2'	1:AA:858:G:O4'	2.15	0.46
1:AA:942:G:H21	11:AI:125:GLN:NE2	2.14	0.46
1:AA:1122:U:H2'	1:AA:1123:U:C6	2.50	0.46
1:AA:1231:G:H2'	1:AA:1232:U:C6	2.50	0.46
1:AA:1234:C:O4'	1:AA:1364:U:H1'	2.16	0.46
1:AA:1376:U:H2'	1:AA:1377:A:H8	1.76	0.46
1:AA:1461:G:H2'	1:AA:1462:C:C6	2.51	0.46
5:AC:102:ILE:HD12	5:AC:102:ILE:C	2.36	0.46
6:AD:14:GLU:CD	6:AD:59:LYS:HG3	2.36	0.46
7:AE:143:LEU:HD23	7:AE:146:MET:SD	2.56	0.46
8:AF:40:GLU:O	8:AF:42:TRP:HD1	1.99	0.46

*Continued on next page...*

*Continued from previous page...*

Atom-1	Atom-2	Interatomic distance (Å)	Clash overlap (Å)
13:AK:23:HIS:HB3	13:AK:30:ILE:HG13	1.96	0.46
15:AM:49:GLU:OE1	15:AM:53:ASP:HB3	2.15	0.46
17:AO:11:VAL:HG13	17:AO:12:SER:N	2.29	0.46
17:AO:24:THR:HA	17:AO:27:GLN:HB2	1.96	0.46
18:AP:6:LEU:HD11	18:AP:17:TYR:HB3	1.98	0.46
19:AQ:7:LEU:HD11	19:AQ:72:TRP:CZ3	2.50	0.46
21:AS:14:LEU:O	21:AS:18:VAL:HG12	2.16	0.46
21:AS:30:LEU:N	21:AS:30:LEU:HD22	2.30	0.46
22:AT:49:ALA:HA	22:AT:52:GLU:OE1	2.16	0.46
25:BB:7:G:H2'	25:BB:8:C:O4'	2.15	0.46
25:BB:21:A:H2'	25:BB:22:C:C6	2.50	0.46
25:BB:31:C:O2'	25:BB:32:C:H5'	2.16	0.46
25:BB:406:G:H2'	25:BB:407:G:H8	1.81	0.46
25:BB:528:A:C2'	25:BB:529:A:H5''	2.40	0.46
25:BB:839:U:H2'	25:BB:840:C:C6	2.51	0.46
25:BB:1082:U:C2	25:BB:1086:A:N1	2.84	0.46
25:BB:1750:G:H2'	25:BB:1751:U:C6	2.51	0.46
25:BB:1887:C:O2'	25:BB:1888:G:H5'	2.16	0.46
25:BB:1902:C:H2'	25:BB:1903:G:O4'	2.16	0.46
25:BB:2518:A:N3	25:BB:2518:A:H2'	2.30	0.46
25:BB:2720:U:H2'	25:BB:2721:A:C8	2.50	0.46
25:BB:2788:C:H2'	25:BB:2789:C:C6	2.50	0.46
25:BB:2845:U:H5''	39:BP:51:ASN:O	2.16	0.46
27:BD:193:VAL:O	27:BD:194:PRO:C	2.54	0.46
28:BE:14:VAL:HG23	28:BE:15:SER:H	1.81	0.46
28:BE:127:GLU:OE2	28:BE:133:LEU:HD22	2.15	0.46
28:BE:164:LEU:O	28:BE:166:LYS:N	2.49	0.46
30:BG:123:GLU:HG2	30:BG:124:CYS:N	2.31	0.46
33:BJ:17:VAL:HG22	33:BJ:55:ILE:CG1	2.45	0.46
33:BJ:44:TYR:O	33:BJ:45:THR:CB	2.63	0.46
33:BJ:75:TYR:CD1	33:BJ:86:GLN:HB2	2.50	0.46
38:BO:35:ILE:CD1	38:BO:102:ARG:HH11	2.28	0.46
41:BR:38:VAL:HG13	41:BR:54:VAL:HG12	1.97	0.46
44:BU:93:ARG:O	44:BU:94:PHE:HB3	2.15	0.46
45:BV:73:LYS:HA	45:BV:73:LYS:HZ2	1.81	0.46
46:BW:46:ALA:HB2	46:BW:78:PHE:HD1	1.81	0.46
47:BX:35:HIS:CD2	47:BX:36:ARG:N	2.83	0.46
47:BX:70:LEU:HD11	47:BX:77:TYR:HB3	1.97	0.46
1:CA:505:G:H2'	1:CA:506:G:C8	2.50	0.46
1:CA:570:G:H1'	1:CA:820:U:C4	2.50	0.46
1:CA:677:U:O2'	1:CA:678:U:H5'	2.16	0.46

*Continued on next page...*

*Continued from previous page...*

Atom-1	Atom-2	Interatomic distance (Å)	Clash overlap (Å)
1:CA:1059:C:H5'	16:CN:84:ARG:HH21	1.81	0.46
1:CA:1097:C:O2'	1:CA:1098:C:H5'	2.14	0.46
1:CA:1229:A:H2'	1:CA:1230:C:C6	2.50	0.46
1:CA:1234:C:O4'	1:CA:1364:U:H1'	2.16	0.46
4:CB:99:MET:CE	4:CB:147:LEU:HD23	2.46	0.46
5:CC:192:TYR:N	5:CC:192:TYR:HD2	2.14	0.46
6:CD:98:ASP:CB	6:CD:114:ARG:HE	2.28	0.46
7:CE:131:ASN:ND2	7:CE:134:ASN:HD22	2.14	0.46
8:CF:38:ARG:HE	8:CF:63:ASN:ND2	2.14	0.46
9:CG:55:LYS:O	9:CG:56:SER:HB2	2.15	0.46
10:CH:5:PRO:HG2	10:CH:6:ILE:H	1.81	0.46
11:CI:50:PRO:HG2	11:CI:51:LEU:CD2	2.46	0.46
12:CJ:44:THR:HG23	12:CJ:70:HIS:CA	2.45	0.46
12:CJ:92:LEU:N	12:CJ:92:LEU:HD23	2.30	0.46
13:CK:82:GLU:C	13:CK:108:ASN:ND2	2.69	0.46
15:CM:72:ILE:HG12	15:CM:76:ILE:HD11	1.98	0.46
18:CP:71:VAL:HG13	18:CP:72:ALA:N	2.31	0.46
19:CQ:12:VAL:HG11	19:CQ:42:LYS:HE3	1.97	0.46
25:DB:557:C:H2'	25:DB:558:U:C6	2.50	0.46
25:DB:587:C:N3	35:DL:33:ARG:NH2	2.63	0.46
25:DB:815:C:OP2	41:DR:85:LYS:HE2	2.16	0.46
25:DB:1018:U:O2'	25:DB:1019:U:H5'	2.15	0.46
25:DB:1279:G:H2'	25:DB:1280:G:C8	2.50	0.46
25:DB:1416:G:O2'	25:DB:1417:C:H6	1.99	0.46
25:DB:1495:A:H2'	25:DB:1496:A:H8	1.80	0.46
25:DB:1745:A:H2'	25:DB:1746:A:H8	1.81	0.46
25:DB:1946:U:H2'	25:DB:1947:C:H6	1.81	0.46
25:DB:2049:G:N2	27:DD:161:MET:HE1	2.30	0.46
25:DB:2337:G:N3	25:DB:2337:G:H2'	2.30	0.46
25:DB:2382:G:H21	53:D3:41:ARG:NH2	2.14	0.46
26:DC:75:ALA:N	26:DC:115:ILE:O	2.49	0.46
27:DD:24:VAL:HG21	27:DD:188:LEU:HB3	1.97	0.46
29:DF:11:VAL:CG1	29:DF:12:VAL:H	2.19	0.46
29:DF:24:VAL:HG22	29:DF:24:VAL:O	2.16	0.46
29:DF:43:ILE:HA	29:DF:46:LYS:HE2	1.97	0.46
29:DF:104:THR:HG22	29:DF:105:ILE:HG23	1.97	0.46
30:DG:145:ALA:CA	30:DG:148:ARG:HE	2.29	0.46
31:DH:54:LEU:O	31:DH:58:LEU:HB2	2.16	0.46
31:DH:77:THR:HB	31:DH:143:ILE:C	2.36	0.46
34:DK:37:ILE:O	34:DK:38:ILE:HD13	2.15	0.46
36:DM:72:PRO:O	36:DM:91:TYR:O	2.34	0.46

*Continued on next page...*

*Continued from previous page...*

Atom-1	Atom-2	Interatomic distance (Å)	Clash overlap (Å)
41:DR:38:VAL:HG13	41:DR:54:VAL:HG12	1.96	0.46
44:DU:51:LEU:O	44:DU:52:ASN:C	2.54	0.46
46:DW:37:VAL:HG12	46:DW:38:ARG:N	2.25	0.46
1:AA:239:U:H6	1:AA:239:U:C5'	2.29	0.46
1:AA:570:G:H1'	1:AA:820:U:C4	2.51	0.46
1:AA:678:U:H2'	1:AA:679:C:C6	2.51	0.46
1:AA:762:U:H2'	1:AA:763:G:C8	2.51	0.46
1:AA:989:U:O2'	1:AA:990:C:H5'	2.16	0.46
1:AA:1108:G:H5''	5:AC:175:HIS:HD2	1.81	0.46
1:AA:1163:A:H2'	1:AA:1164:G:H8	1.80	0.46
1:AA:1217:C:H3'	16:AN:8:ARG:NH2	2.21	0.46
4:AB:19:THR:HG23	4:AB:20:ARG:N	2.24	0.46
5:AC:24:ASN:N	5:AC:24:ASN:ND2	2.64	0.46
6:AD:58:GLN:HG3	6:AD:62:ARG:CG	2.45	0.46
8:AF:6:ILE:HD11	8:AF:8:PHE:HD2	1.79	0.46
10:AH:12:ARG:CD	10:AH:26:MET:HB3	2.46	0.46
11:AI:111:GLU:OE1	11:AI:111:GLU:HA	2.16	0.46
11:AI:127:SER:C	11:AI:129:ARG:H	2.19	0.46
14:AL:106:VAL:HG22	14:AL:116:TYR:CB	2.46	0.46
16:AN:20:PHE:CZ	16:AN:55:SER:HA	2.50	0.46
16:AN:72:PHE:CZ	16:AN:77:GLY:HA2	2.51	0.46
17:AO:87:ARG:C	17:AO:88:ARG:HG2	2.35	0.46
18:AP:4:ILE:H	18:AP:4:ILE:HD12	1.81	0.46
19:AQ:10:ARG:NE	19:AQ:56:ASP:O	2.44	0.46
25:BB:458:G:N2	25:BB:469:G:H2'	2.31	0.46
25:BB:660:C:H2'	25:BB:661:A:C8	2.50	0.46
25:BB:1403:A:H2'	25:BB:1404:C:C6	2.50	0.46
25:BB:1505:A:H2'	25:BB:1506:U:O4'	2.16	0.46
25:BB:1725:U:H2'	25:BB:1726:C:H6	1.81	0.46
25:BB:1729:U:C5	25:BB:1731:G:N2	2.84	0.46
25:BB:2297:A:H61	25:BB:2319:G:H1'	1.80	0.46
25:BB:2553:G:C2	25:BB:2583:G:H1'	2.51	0.46
25:BB:2602:A:OP1	25:BB:2602:A:H3'	2.15	0.46
25:BB:2808:G:H5'	25:BB:2809:A:OP1	2.16	0.46
25:BB:2893:A:H4'	25:BB:2894:G:C5'	2.46	0.46
26:BC:75:ALA:N	26:BC:115:ILE:O	2.49	0.46
26:BC:78:GLU:OE1	26:BC:100:ARG:NE	2.47	0.46
27:BD:113:SER:HB3	27:BD:167:ASN:HA	1.96	0.46
29:BF:89:THR:C	29:BF:90:LEU:HD22	2.36	0.46
30:BG:37:ASN:O	30:BG:38:ASP:HB3	2.16	0.46
31:BH:4:ILE:HD12	31:BH:4:ILE:N	2.31	0.46

*Continued on next page...*



*Continued from previous page...*

Atom-1	Atom-2	Interatomic distance (Å)	Clash overlap (Å)
33:BJ:47:HIS:ND1	33:BJ:48:VAL:HG23	2.31	0.46
34:BK:68:VAL:O	34:BK:69:ARG:HB3	2.15	0.46
39:BP:22:GLY:HA3	39:BP:91:VAL:HG21	1.96	0.46
41:BR:4:VAL:HG21	41:BR:40:MET:HB2	1.98	0.46
41:BR:49:ILE:HD12	41:BR:50:GLY:O	2.16	0.46
41:BR:78:ARG:HB2	41:BR:83:TYR:HD1	1.80	0.46
47:BX:36:ARG:HD3	47:BX:47:THR:HB	1.97	0.46
48:BY:54:LYS:O	48:BY:58:ASN:HB2	2.15	0.46
50:B0:28:SER:HB3	50:B0:37:HIS:CE1	2.51	0.46
1:CA:66:A:C3'	1:CA:67:C:H5''	2.46	0.46
1:CA:255:G:C5'	19:CQ:18:LYS:HB2	2.46	0.46
1:CA:738:C:H2'	1:CA:739:C:C6	2.51	0.46
1:CA:844:G:C8	1:CA:846:G:H1'	2.51	0.46
1:CA:1166:G:H1'	1:CA:1170:A:H61	1.80	0.46
1:CA:1170:A:H5''	4:CB:138:ARG:NH2	2.31	0.46
4:CB:100:LEU:HD22	4:CB:174:GLU:HG2	1.97	0.46
5:CC:29:ALA:O	5:CC:32:LEU:HB2	2.16	0.46
6:CD:61:ARG:HG2	6:CD:66:VAL:O	2.16	0.46
9:CG:31:VAL:C	9:CG:33:GLY:H	2.18	0.46
10:CH:17:GLN:NE2	10:CH:62:LEU:HD23	2.31	0.46
10:CH:30:LYS:HD3	10:CH:31:LEU:N	2.31	0.46
11:CI:83:THR:HA	11:CI:86:LEU:CB	2.46	0.46
12:CJ:34:ALA:O	12:CJ:78:GLU:HG2	2.15	0.46
14:CL:106:VAL:CB	14:CL:116:TYR:HB3	2.46	0.46
15:CM:15:VAL:CG2	15:CM:40:GLU:HB2	2.45	0.46
19:CQ:18:LYS:HA	19:CQ:47:ASP:O	2.16	0.46
23:CU:18:PHE:H	23:CU:19:LYS:NZ	2.14	0.46
25:DB:1059:G:H2'	25:DB:1060:U:C6	2.50	0.46
25:DB:1515:A:H4'	25:DB:1556:C:O2'	2.15	0.46
25:DB:1878:G:H2'	25:DB:1879:C:C6	2.51	0.46
25:DB:2352:A:C2'	25:DB:2353:G:H5'	2.46	0.46
27:DD:170:VAL:O	27:DD:170:VAL:HG23	2.15	0.46
30:DG:6:ALA:HB3	30:DG:68:ARG:HD3	1.96	0.46
31:DH:71:LYS:C	31:DH:72:ILE:HD12	2.36	0.46
33:DJ:42:ALA:O	33:DJ:44:TYR:N	2.48	0.46
34:DK:94:ILE:O	34:DK:94:ILE:HG13	2.15	0.46
35:DL:118:THR:O	35:DL:120:VAL:HG23	2.15	0.46
41:DR:61:ALA:HB1	41:DR:98:ILE:H	1.80	0.46
47:DX:36:ARG:HD3	47:DX:47:THR:HB	1.97	0.46
52:D2:34:ARG:HD3	52:D2:42:LEU:O	2.15	0.46
53:D3:21:PHE:CE2	53:D3:61:LEU:HD12	2.51	0.46

*Continued on next page...*

*Continued from previous page...*

Atom-1	Atom-2	Interatomic distance (Å)	Clash overlap (Å)
54:D4:25:VAL:HB	54:D4:35:GLN:HE21	1.81	0.46
1:AA:57:G:H2'	1:AA:58:C:H6	1.81	0.46
1:AA:401:C:O2'	1:AA:402:G:H5'	2.16	0.46
1:AA:484:G:H4'	1:AA:485:U:C5'	2.45	0.46
1:AA:621:A:H2'	1:AA:622:A:H8	1.79	0.46
4:AB:119:GLN:O	4:AB:125:PHE:HB3	2.15	0.46
6:AD:84:ASN:ND2	6:AD:87:GLU:HB3	2.30	0.46
7:AE:82:HIS:HE1	7:AE:147:ASN:H	1.64	0.46
7:AE:98:ALA:HB3	7:AE:122:VAL:HA	1.97	0.46
8:AF:13:ASP:CG	6:CD:163:GLN:HB3	2.36	0.46
9:AG:37:THR:HA	9:AG:40:SER:OG	2.16	0.46
10:AH:10:LEU:CD2	10:AH:74:ILE:HD11	2.39	0.46
10:AH:29:SER:OG	10:AH:32:LYS:HG3	2.16	0.46
10:AH:36:ALA:HA	10:AH:39:LEU:HD12	1.97	0.46
11:AI:97:LEU:N	11:AI:97:LEU:HD22	2.30	0.46
25:BB:6:A:H2'	25:BB:7:G:H8	1.80	0.46
25:BB:701:G:O2'	25:BB:702:U:H5'	2.16	0.46
25:BB:1051:G:H2'	25:BB:1052:C:O4'	2.15	0.46
25:BB:1439:A:N6	25:BB:1440:U:O2	2.42	0.46
25:BB:1450:G:H1	25:BB:1461:C:H42	1.64	0.46
25:BB:1818:U:HO2'	25:BB:1819:A:P	2.39	0.46
25:BB:2045:C:H5''	50:B0:14:MET:SD	2.56	0.46
25:BB:2191:A:H2'	25:BB:2191:A:N3	2.31	0.46
25:BB:2272:U:HO2'	25:BB:2273:A:H8	1.64	0.46
25:BB:2353:G:H1'	46:BW:30:VAL:HG12	1.98	0.46
25:BB:2443:C:O2'	25:BB:2444:G:H5'	2.16	0.46
25:BB:2480:C:H2'	25:BB:2481:G:O4'	2.16	0.46
25:BB:2886:A:N7	50:B0:39:ARG:NH2	2.63	0.46
26:BC:73:ILE:HB	26:BC:95:TYR:CD2	2.51	0.46
26:BC:255:LYS:C	26:BC:257:ARG:H	2.18	0.46
27:BD:170:VAL:O	27:BD:170:VAL:HG23	2.15	0.46
28:BE:118:LEU:HD21	28:BE:188:MET:CE	2.46	0.46
29:BF:113:PHE:HZ	29:BF:175:PRO:HB2	1.81	0.46
31:BH:83:LYS:HD2	31:BH:91:PHE:CB	2.45	0.46
32:BI:122:GLU:CD	32:BI:122:GLU:H	2.18	0.46
35:BL:68:SER:HB2	35:BL:71:ALA:H	1.80	0.46
37:BN:17:ARG:HH21	37:BN:17:ARG:CB	2.28	0.46
37:BN:99:LYS:HA	37:BN:111:ALA:HA	1.97	0.46
39:BP:1:SER:HA	39:BP:4:ILE:HD12	1.98	0.46
44:BU:54:PRO:HG2	44:BU:55:GLY:H	1.80	0.46
45:BV:4:ILE:O	45:BV:63:ILE:HA	2.16	0.46

*Continued on next page...*

*Continued from previous page...*

Atom-1	Atom-2	Interatomic distance (Å)	Clash overlap (Å)
45:BV:65:VAL:C	45:BV:67:GLY:H	2.18	0.46
1:CA:139:A:H2'	1:CA:140:U:H6	1.81	0.46
1:CA:257:G:C3'	1:CA:258:G:H5''	2.46	0.46
1:CA:590:U:O2'	1:CA:591:U:H5'	2.15	0.46
1:CA:1121:U:H2'	1:CA:1122:U:C6	2.51	0.46
4:CB:14:HIS:HA	4:CB:208:ALA:CB	2.45	0.46
5:CC:2:GLN:HE21	5:CC:3:LYS:HG2	1.81	0.46
6:CD:98:ASP:CB	6:CD:114:ARG:HB2	2.45	0.46
7:CE:14:LEU:HD21	7:CE:16:ALA:O	2.16	0.46
8:CF:38:ARG:O	8:CF:39:LEU:CB	2.63	0.46
9:CG:49:LEU:CG	9:CG:52:ARG:HH21	2.28	0.46
9:CG:69:ARG:HH11	9:CG:69:ARG:HG2	1.81	0.46
12:CJ:30:LYS:HG3	12:CJ:31:ARG:N	2.31	0.46
12:CJ:39:PRO:CB	12:CJ:74:VAL:HG22	2.46	0.46
13:CK:55:ARG:HH12	13:CK:60:PHE:HD1	1.64	0.46
18:CP:1:MET:O	18:CP:3:THR:HG23	2.15	0.46
20:CR:62:ARG:HG2	20:CR:67:LEU:HB2	1.97	0.46
21:CS:68:HIS:HB3	21:CS:72:GLU:CD	2.37	0.46
21:CS:80:ARG:NH1	21:CS:80:ARG:HB3	2.31	0.46
25:DB:31:C:O2'	25:DB:32:C:H5'	2.16	0.46
25:DB:285:G:H2'	25:DB:285:G:N3	2.31	0.46
25:DB:544:C:H4'	25:DB:545:U:C5'	2.46	0.46
25:DB:816:C:H2'	25:DB:817:C:H6	1.80	0.46
25:DB:903:C:H2'	25:DB:904:G:H8	1.80	0.46
25:DB:1266:G:H22	25:DB:2012:G:H2'	1.79	0.46
25:DB:1734:G:H2'	25:DB:1735:A:H8	1.81	0.46
25:DB:1965:C:H5''	25:DB:1966:A:H2'	1.98	0.46
25:DB:1972:G:H3'	57:DB:3560:HOH:O	2.16	0.46
25:DB:2564:A:OP1	25:DB:2648:G:H4'	2.16	0.46
27:DD:106:LYS:CB	27:DD:206:ALA:HB3	2.43	0.46
29:DF:90:LEU:HB3	29:DF:95:MET:HA	1.97	0.46
29:DF:103:ILE:H	29:DF:107:VAL:HG23	1.81	0.46
29:DF:111:ARG:N	29:DF:111:ARG:CD	2.79	0.46
31:DH:70:GLU:CD	31:DH:71:LYS:N	2.70	0.46
31:DH:96:THR:HA	31:DH:99:ILE:HD12	1.98	0.46
38:DO:67:ASN:O	38:DO:69:ASP:N	2.46	0.46
43:DT:29:THR:HA	43:DT:86:THR:CA	2.33	0.46
44:DU:40:LEU:N	44:DU:61:GLU:HA	2.31	0.46
1:AA:361:G:O2'	1:AA:362:G:H5'	2.15	0.46
1:AA:1229:A:H2'	1:AA:1230:C:C6	2.50	0.46
1:AA:1317:C:H42	16:AN:52:ARG:HH22	1.63	0.46

*Continued on next page...*

*Continued from previous page...*

Atom-1	Atom-2	Interatomic distance (Å)	Clash overlap (Å)
4:AB:71:THR:CG2	4:AB:95:TRP:H	2.29	0.46
4:AB:210:THR:HG23	4:AB:213:LEU:HD23	1.96	0.46
5:AC:106:ARG:NH1	5:AC:107:LYS:HE2	2.30	0.46
7:AE:56:PRO:O	7:AE:60:GLN:HG2	2.16	0.46
7:AE:121:ASN:N	7:AE:121:ASN:ND2	2.62	0.46
8:AF:24:ARG:HB2	8:AF:24:ARG:CZ	2.46	0.46
9:AG:26:VAL:HG22	9:AG:27:ASN:OD1	2.16	0.46
12:AJ:30:LYS:HB3	12:AJ:34:ALA:CB	2.46	0.46
12:AJ:85:ASP:O	12:AJ:89:ARG:HB3	2.15	0.46
13:AK:124:LYS:HA	23:AU:33:ARG:HH21	1.81	0.46
14:AL:20:VAL:O	14:AL:23:LEU:HB3	2.16	0.46
15:AM:94:LEU:C	15:AM:108:ARG:HG2	2.36	0.46
16:AN:25:GLU:HA	16:AN:28:ALA:CB	2.46	0.46
17:AO:10:ILE:HG23	17:AO:11:VAL:N	2.30	0.46
20:AR:39:VAL:HB	20:AR:43:ILE:CD1	2.46	0.46
20:AR:58:ILE:HG22	20:AR:62:ARG:NE	2.31	0.46
20:AR:71:ASP:HB2	20:AR:72:ARG:NH1	2.31	0.46
21:AS:36:ARG:HB3	21:AS:36:ARG:NH1	2.28	0.46
25:BB:79:C:HO2'	25:BB:346:A:H8	1.63	0.46
25:BB:603:A:H4'	25:BB:604:G:O5'	2.16	0.46
25:BB:645:C:H3'	25:BB:646:U:H5	1.75	0.46
25:BB:1430:G:H2'	25:BB:1431:A:H8	1.81	0.46
25:BB:2221:G:O2'	25:BB:2222:C:H5'	2.16	0.46
25:BB:2564:A:OP1	25:BB:2648:G:H4'	2.16	0.46
25:BB:2604:U:O2'	25:BB:2605:U:H5'	2.15	0.46
25:BB:2650:U:H2'	25:BB:2651:C:H6	1.78	0.46
26:BC:93:VAL:O	26:BC:94:LEU:HB3	2.16	0.46
27:BD:36:GLN:HE21	27:BD:38:LYS:HG2	1.81	0.46
28:BE:24:ASN:OD1	28:BE:27:LEU:HB2	2.16	0.46
31:BH:1:MET:HB3	31:BH:21:VAL:O	2.16	0.46
31:BH:101:ASP:O	31:BH:104:THR:HG23	2.16	0.46
33:BJ:128:ASN:C	33:BJ:129:GLU:HG3	2.36	0.46
34:BK:27:SER:O	34:BK:28:HIS:HB2	2.16	0.46
35:BL:109:LYS:HB3	35:BL:111:ILE:HG12	1.98	0.46
36:BM:97:GLN:HB2	36:BM:98:PRO:HD2	1.98	0.46
39:BP:31:VAL:C	39:BP:33:GLU:H	2.20	0.46
40:BQ:57:ARG:HG2	40:BQ:57:ARG:NH1	2.30	0.46
42:BS:35:ILE:HD13	42:BS:35:ILE:H	1.80	0.46
43:BT:14:PRO:HD2	48:BY:33:ALA:HB1	1.97	0.46
44:BU:47:PRO:HB2	44:BU:53:GLN:HB2	1.98	0.46
46:BW:61:LYS:HB3	46:BW:62:ALA:H	1.43	0.46

*Continued on next page...*

*Continued from previous page...*

Atom-1	Atom-2	Interatomic distance (Å)	Clash overlap (Å)
48:BY:20:ASN:HB3	48:BY:50:VAL:HG22	1.98	0.46
1:CA:31:G:N7	1:CA:306:A:H1'	2.31	0.46
1:CA:254:G:H2'	1:CA:255:G:H8	1.81	0.46
1:CA:1254:A:H2'	1:CA:1255:G:C8	2.51	0.46
4:CB:99:MET:H	4:CB:99:MET:HG3	1.54	0.46
4:CB:187:ASP:HB3	4:CB:203:ASP:CG	2.37	0.46
5:CC:85:LYS:HG3	5:CC:86:LEU:HD12	1.98	0.46
5:CC:112:ALA:C	5:CC:199:VAL:HG21	2.36	0.46
6:CD:115:GLN:OE1	6:CD:119:HIS:HE1	1.99	0.46
7:CE:85:LYS:CG	7:CE:86:GLY:H	2.26	0.46
9:CG:83:THR:O	9:CG:84:TYR:CB	2.64	0.46
11:CI:88:GLU:CD	11:CI:89:TYR:N	2.66	0.46
14:CL:43:LYS:HB3	14:CL:44:PRO:CD	2.41	0.46
17:CO:78:THR:O	17:CO:82:GLU:HG2	2.16	0.46
18:CP:8:ARG:NH2	18:CP:15:PRO:HB3	2.31	0.46
19:CQ:46:HIS:HB2	19:CQ:70:LYS:HE3	1.98	0.46
21:CS:7:GLY:N	21:CS:8:PRO:HD3	2.31	0.46
25:DB:28:A:H1'	25:DB:513:A:C2	2.51	0.46
25:DB:528:A:C2'	25:DB:529:A:H5''	2.44	0.46
25:DB:601:C:O2'	25:DB:605:G:H5''	2.16	0.46
25:DB:723:C:H2'	25:DB:724:U:H6	1.80	0.46
25:DB:981:A:H4'	25:DB:2037:A:H5'	1.97	0.46
25:DB:1656:C:H2'	25:DB:1657:U:C6	2.49	0.46
25:DB:1790:C:H2'	25:DB:1791:A:C8	2.51	0.46
25:DB:2039:U:O2'	25:DB:2040:G:H5'	2.16	0.46
25:DB:2300:C:H2'	25:DB:2301:C:H6	1.80	0.46
25:DB:2318:G:C6	25:DB:2319:G:N1	2.84	0.46
25:DB:2756:U:H4'	25:DB:2757:A:O5'	2.15	0.46
26:DC:174:ARG:HD3	26:DC:180:MET:HE1	1.97	0.46
27:DD:43:ASP:C	27:DD:45:TYR:H	2.18	0.46
27:DD:62:LYS:N	27:DD:63:PRO:CD	2.79	0.46
29:DF:103:ILE:HG23	29:DF:103:ILE:O	2.15	0.46
29:DF:117:SER:OG	29:DF:119:LYS:HD3	2.16	0.46
34:DK:110:LYS:H	34:DK:110:LYS:CD	2.25	0.46
42:DS:61:ASN:HD22	42:DS:61:ASN:HA	1.55	0.46
43:DT:27:SER:O	43:DT:28:ASN:CB	2.63	0.46
43:DT:92:ASN:C	43:DT:93:LEU:HD22	2.36	0.46
44:DU:31:GLY:O	44:DU:66:VAL:HG12	2.15	0.46
45:DV:30:ILE:HD13	45:DV:72:VAL:HG11	1.97	0.46
50:D0:30:ASP:OD2	50:D0:31:LYS:N	2.49	0.46
1:AA:58:C:O2'	1:AA:59:A:H5'	2.16	0.45

*Continued on next page...*

*Continued from previous page...*

Atom-1	Atom-2	Interatomic distance (Å)	Clash overlap (Å)
1:AA:487:A:H3'	1:AA:488:C:H6	1.80	0.45
1:AA:503:C:H2'	1:AA:504:C:C6	2.51	0.45
1:AA:642:A:H2'	1:AA:643:C:H6	1.81	0.45
1:AA:706:A:H4'	13:AK:30:ILE:HD11	1.98	0.45
1:AA:1150:A:N6	1:AA:1151:A:N6	2.64	0.45
1:AA:1222:G:O2'	1:AA:1223:C:H5'	2.16	0.45
1:AA:1225:A:H5''	15:AM:102:LYS:HZ2	1.80	0.45
1:AA:1277:C:O2'	1:AA:1279:G:H8	1.99	0.45
1:AA:1520:C:O2'	1:AA:1521:C:H5'	2.16	0.45
5:AC:112:ALA:HB2	5:AC:182:ASP:HB3	1.97	0.45
5:AC:179:ALA:HA	5:AC:205:GLU:HA	1.97	0.45
13:AK:15:VAL:C	13:AK:17:ASP:H	2.18	0.45
23:AU:40:PRO:HG2	23:AU:41:THR:H	1.81	0.45
24:BA:43:C:C1'	29:BF:91:ARG:HD2	2.46	0.45
25:BB:8:C:H5''	33:BJ:53:TYR:OH	2.16	0.45
25:BB:288:U:H2'	25:BB:289:G:C8	2.51	0.45
25:BB:591:U:H1'	53:B3:1:PRO:H3	1.81	0.45
25:BB:822:G:O6	25:BB:943:A:H2	1.99	0.45
25:BB:1463:C:H2'	25:BB:1464:G:H8	1.80	0.45
25:BB:1561:C:H2'	25:BB:1562:U:H6	1.79	0.45
25:BB:1812:U:C1'	26:BC:44:ASN:HD21	2.27	0.45
25:BB:2297:A:H2	25:BB:2320:U:H4'	1.77	0.45
26:BC:75:ALA:HB1	26:BC:93:VAL:CG2	2.47	0.45
28:BE:133:LEU:HA	28:BE:136:GLN:CD	2.37	0.45
30:BG:72:ASN:O	30:BG:76:ILE:HG12	2.16	0.45
31:BH:125:THR:HG23	31:BH:126:GLY:H	1.81	0.45
33:BJ:100:VAL:O	33:BJ:100:VAL:HG12	2.16	0.45
39:BP:3:ILE:C	39:BP:3:ILE:HD13	2.37	0.45
39:BP:4:ILE:O	39:BP:5:LYS:HB3	2.15	0.45
40:BQ:10:ARG:CZ	40:BQ:10:ARG:HB2	2.46	0.45
47:BX:40:GLU:C	47:BX:42:GLU:H	2.20	0.45
50:B0:30:ASP:OD2	50:B0:31:LYS:N	2.48	0.45
52:B2:34:ARG:HD3	52:B2:42:LEU:O	2.15	0.45
1:CA:357:G:C2'	1:CA:358:U:H5'	2.46	0.45
1:CA:451:A:H5''	18:CP:70:ARG:HH22	1.81	0.45
1:CA:497:G:H2'	1:CA:498:A:C8	2.52	0.45
1:CA:687:A:H4'	1:CA:688:G:O5'	2.16	0.45
1:CA:692:U:H2'	1:CA:694:A:OP2	2.16	0.45
1:CA:841:C:H2'	1:CA:843:U:O2	2.16	0.45
1:CA:869:G:H4'	1:CA:872:A:C8	2.50	0.45
1:CA:1188:A:H2'	1:CA:1189:U:H6	1.81	0.45

*Continued on next page...*

*Continued from previous page...*

Atom-1	Atom-2	Interatomic distance (Å)	Clash overlap (Å)
1:CA:1328:C:H2'	1:CA:1329:A:H8	1.81	0.45
5:CC:59:PRO:HD2	5:CC:63:ILE:N	2.31	0.45
6:CD:27:ILE:HB	6:CD:30:LYS:NZ	2.31	0.45
6:CD:29:THR:HB	6:CD:30:LYS:NZ	2.31	0.45
7:CE:32:PHE:CD2	7:CE:55:VAL:HG13	2.51	0.45
7:CE:59:ILE:O	7:CE:62:ALA:HB3	2.16	0.45
9:CG:53:SER:C	9:CG:55:LYS:N	2.69	0.45
9:CG:73:GLU:HB3	9:CG:90:VAL:CG2	2.46	0.45
10:CH:22:ALA:O	10:CH:62:LEU:N	2.48	0.45
11:CI:75:ALA:HA	11:CI:78:ILE:HG13	1.98	0.45
14:CL:109:ARG:HH21	14:CL:112:ALA:C	2.18	0.45
19:CQ:3:LYS:HG2	19:CQ:4:ILE:HG13	1.97	0.45
20:CR:44:THR:OG1	20:CR:46:THR:HG23	2.16	0.45
20:CR:56:ARG:O	20:CR:60:ARG:HG3	2.16	0.45
25:DB:259:G:H2'	25:DB:260:G:H8	1.81	0.45
25:DB:381:G:O2'	25:DB:382:A:H5'	2.16	0.45
25:DB:876:C:H42	25:DB:901:C:H41	1.64	0.45
25:DB:1014:A:H2'	25:DB:1015:U:C6	2.51	0.45
25:DB:1092:C:C2'	25:DB:1093:G:H5'	2.46	0.45
25:DB:1098:A:C3'	32:DI:4:VAL:N	2.80	0.45
25:DB:1192:G:O2'	25:DB:1193:G:H5'	2.16	0.45
25:DB:1451:C:H1'	25:DB:1452:G:N7	2.31	0.45
25:DB:1939:U:H5'	25:DB:1939:U:C6	2.49	0.45
25:DB:2412:A:H2'	25:DB:2413:G:O4'	2.16	0.45
25:DB:2533:U:H2'	25:DB:2534:A:O4'	2.15	0.45
25:DB:2553:G:H2'	25:DB:2554:U:C4'	2.46	0.45
25:DB:2705:A:H2'	25:DB:2706:A:O4'	2.16	0.45
26:DC:69:ASN:HA	26:DC:188:ARG:HH12	1.80	0.45
27:DD:122:VAL:HA	27:DD:127:PHE:O	2.16	0.45
28:DE:127:GLU:H	28:DE:127:GLU:CD	2.19	0.45
28:DE:133:LEU:HA	28:DE:136:GLN:CD	2.36	0.45
29:DF:102:LEU:HD22	29:DF:103:ILE:HB	1.98	0.45
31:DH:79:THR:HA	31:DH:144:VAL:HG12	1.97	0.45
32:DI:52:LEU:HD13	32:DI:81:LYS:NZ	2.31	0.45
33:DJ:28:LEU:O	33:DJ:31:GLU:HB3	2.17	0.45
39:DP:1:SER:HA	39:DP:4:ILE:HD12	1.97	0.45
40:DQ:92:LYS:O	40:DQ:95:ALA:HB3	2.17	0.45
41:DR:10:LYS:HD2	41:DR:10:LYS:N	2.31	0.45
44:DU:17:ASP:OD1	44:DU:38:ILE:HA	2.15	0.45
45:DV:9:ARG:HD2	45:DV:41:GLU:HB3	1.98	0.45
48:DY:46:VAL:O	48:DY:49:ASP:HB2	2.16	0.45

*Continued on next page...*



*Continued from previous page...*

Atom-1	Atom-2	Interatomic distance (Å)	Clash overlap (Å)
48:DY:60:LYS:O	48:DY:60:LYS:HG2	2.16	0.45
1:AA:238:A:C3'	1:AA:239:U:H5''	2.46	0.45
1:AA:560:A:H5'	1:AA:566:G:N2	2.31	0.45
1:AA:622:A:H3'	1:AA:623:C:H6	1.80	0.45
1:AA:967:C:H2'	1:AA:968:A:C2	2.51	0.45
1:AA:987:G:H2'	1:AA:988:G:H8	1.82	0.45
1:AA:1263:C:H2'	1:AA:1264:U:H6	1.82	0.45
1:AA:1319:A:OP1	21:AS:4:LEU:HD11	2.15	0.45
1:AA:1374:A:H2'	1:AA:1375:A:H8	1.81	0.45
4:AB:165:ALA:HB2	4:AB:184:ALA:HB1	1.98	0.45
4:AB:186:VAL:H	4:AB:200:PRO:HA	1.81	0.45
6:AD:19:PHE:HD2	6:AD:110:ARG:HH12	1.62	0.45
8:AF:4:TYR:CZ	8:AF:71:ILE:HG12	2.51	0.45
8:AF:34:GLY:O	8:AF:35:LYS:HG3	2.17	0.45
23:AU:25:ALA:HA	23:AU:28:LEU:HD12	1.98	0.45
25:BB:170:U:H2'	25:BB:171:U:H6	1.80	0.45
25:BB:519:U:O2'	25:BB:520:G:H5'	2.16	0.45
25:BB:813:U:O2'	25:BB:1225:G:H1'	2.16	0.45
25:BB:1091:G:O2'	25:BB:1092:C:H5'	2.16	0.45
25:BB:1151:A:O2'	25:BB:1152:C:H5'	2.16	0.45
25:BB:1279:G:H2'	25:BB:1280:G:C8	2.51	0.45
25:BB:1560:G:H2'	25:BB:1561:C:H6	1.81	0.45
25:BB:1716:U:H2'	25:BB:1717:A:C8	2.50	0.45
25:BB:2684:U:H4'	34:BK:75:VAL:CG2	2.45	0.45
29:BF:33:ILE:HG21	29:BF:98:PHE:CE2	2.51	0.45
30:BG:39:ALA:HB1	30:BG:57:TYR:CZ	2.51	0.45
31:BH:97:ARG:HD3	31:BH:97:ARG:N	2.31	0.45
31:BH:110:VAL:HG12	31:BH:132:PHE:HE1	1.81	0.45
35:BL:118:THR:O	35:BL:120:VAL:HG23	2.16	0.45
39:BP:31:VAL:CG1	39:BP:38:ARG:HG2	2.46	0.45
43:BT:27:SER:O	43:BT:28:ASN:CB	2.64	0.45
44:BU:51:LEU:O	44:BU:52:ASN:C	2.54	0.45
47:BX:28:PHE:N	47:BX:28:PHE:CD1	2.84	0.45
52:B2:1:MET:HG2	52:B2:2:LYS:N	2.27	0.45
1:CA:327:A:H1'	1:CA:329:A:O4'	2.16	0.45
1:CA:337:G:H2'	1:CA:338:A:H8	1.76	0.45
1:CA:1014:A:C2	1:CA:1219:A:H1'	2.51	0.45
1:CA:1033:G:H2'	1:CA:1034:G:O4'	2.16	0.45
1:CA:1155:A:H2'	1:CA:1156:G:O4'	2.16	0.45
1:CA:1181:G:C2	1:CA:1182:G:N2	2.84	0.45
3:CX:1:A:H1'	3:CX:6:U:O2'	2.16	0.45

*Continued on next page...*

*Continued from previous page...*

Atom-1	Atom-2	Interatomic distance (Å)	Clash overlap (Å)
5:CC:172:VAL:HG12	5:CC:202:PHE:HB2	1.96	0.45
7:CE:86:GLY:HA3	7:CE:141:ASP:O	2.16	0.45
8:CF:3:HIS:CD2	8:CF:92:THR:HG23	2.51	0.45
10:CH:6:ILE:H	10:CH:6:ILE:CD1	2.26	0.45
11:CI:50:PRO:HB2	11:CI:83:THR:HG23	1.97	0.45
11:CI:103:VAL:HG23	11:CI:104:THR:N	2.31	0.45
12:CJ:26:VAL:O	12:CJ:29:ALA:HB3	2.16	0.45
13:CK:106:ILE:HD11	13:CK:109:ILE:CG1	2.46	0.45
14:CL:7:VAL:HG12	14:CL:8:ARG:NH1	2.32	0.45
21:CS:35:ARG:HD3	21:CS:71:GLY:HA3	1.99	0.45
25:DB:145:C:H2'	25:DB:146:A:H8	1.80	0.45
25:DB:156:A:H2'	25:DB:157:C:H6	1.81	0.45
25:DB:170:U:H2'	25:DB:171:U:H6	1.80	0.45
25:DB:649:G:H2'	25:DB:650:C:H6	1.82	0.45
25:DB:688:U:H5'	25:DB:1780:A:N1	2.31	0.45
25:DB:1055:G:H1'	25:DB:1085:A:H2	1.81	0.45
25:DB:1082:U:C2	25:DB:1086:A:N1	2.84	0.45
25:DB:1333:G:O2'	25:DB:1334:G:H5'	2.15	0.45
25:DB:1613:G:H4'	52:D2:3:ARG:HG3	1.98	0.45
25:DB:2188:U:H2'	25:DB:2189:U:C6	2.52	0.45
25:DB:2602:A:OP1	25:DB:2602:A:H3'	2.16	0.45
25:DB:2808:G:H5'	25:DB:2809:A:OP1	2.15	0.45
25:DB:2811:G:O2'	25:DB:2812:G:H5'	2.16	0.45
26:DC:231:HIS:HA	26:DC:241:LYS:HD3	1.98	0.45
29:DF:39:VAL:CG1	29:DF:42:ALA:HB2	2.47	0.45
29:DF:125:GLY:O	29:DF:157:THR:HG22	2.16	0.45
31:DH:9:VAL:CG2	31:DH:35:LYS:HD2	2.46	0.45
31:DH:97:ARG:HA	31:DH:112:LYS:HB2	1.98	0.45
32:DI:78:LEU:HD23	32:DI:81:LYS:HE2	1.98	0.45
32:DI:140:GLU:H	32:DI:140:GLU:CD	2.19	0.45
35:DL:109:LYS:HB3	35:DL:111:ILE:HG12	1.99	0.45
37:DN:52:ILE:O	37:DN:55:ALA:HB3	2.17	0.45
45:DV:43:ASP:O	45:DV:47:VAL:HG23	2.16	0.45
48:DY:19:LEU:HB3	48:DY:24:GLU:OE1	2.16	0.45
1:AA:22:G:H4'	1:AA:885:G:C8	2.52	0.45
1:AA:373:A:O2'	1:AA:374:A:H5'	2.16	0.45
1:AA:746:A:C6	1:AA:747:A:N6	2.84	0.45
1:AA:812:G:N3	1:AA:812:G:C2'	2.79	0.45
1:AA:876:C:H2'	1:AA:877:G:C8	2.51	0.45
1:AA:1182:G:C4'	1:AA:1183:U:H5'	2.47	0.45
4:AB:17:HIS:O	4:AB:18:GLN:HB2	2.16	0.45

*Continued on next page...*

*Continued from previous page...*

Atom-1	Atom-2	Interatomic distance (Å)	Clash overlap (Å)
4:AB:96:LEU:HD13	4:AB:97:GLY:N	2.31	0.45
5:AC:37:LYS:HB3	5:AC:93:ILE:CD1	2.46	0.45
7:AE:52:ALA:CB	7:AE:58:ALA:HB2	2.42	0.45
8:AF:85:ILE:HB	8:AF:86:ARG:H	1.42	0.45
10:AH:32:LYS:HB3	10:AH:58:LEU:CD1	2.45	0.45
19:AQ:64:ARG:HG2	19:AQ:65:PRO:HD2	1.98	0.45
20:AR:64:LEU:HB3	20:AR:66:LEU:HG	1.97	0.45
25:BB:160:A:H2'	25:BB:161:A:C8	2.52	0.45
25:BB:718:A:H2'	25:BB:719:C:H5'	1.98	0.45
25:BB:755:U:H2'	25:BB:756:A:C8	2.51	0.45
25:BB:968:C:O2'	25:BB:969:G:H5'	2.16	0.45
25:BB:1072:C:N3	25:BB:1092:C:N4	2.64	0.45
25:BB:1766:G:H2'	25:BB:1767:G:H8	1.81	0.45
25:BB:1843:C:H2'	25:BB:1844:C:C6	2.52	0.45
25:BB:2143:C:H2'	25:BB:2144:G:H4'	1.98	0.45
25:BB:2189:U:H2'	25:BB:2190:G:H8	1.81	0.45
25:BB:2533:U:H2'	25:BB:2534:A:O4'	2.16	0.45
25:BB:2724:U:H2'	25:BB:2725:A:C8	2.51	0.45
25:BB:2772:C:H4'	27:BD:171:THR:HG21	1.99	0.45
26:BC:89:ASN:HD22	26:BC:89:ASN:HA	1.53	0.45
29:BF:160:LYS:HG2	29:BF:164:GLU:CD	2.37	0.45
30:BG:23:ILE:CG2	30:BG:71:LEU:HD11	2.45	0.45
30:BG:96:ALA:HB3	30:BG:103:ASN:O	2.16	0.45
31:BH:21:VAL:HG22	31:BH:22:LYS:N	2.30	0.45
32:BI:74:PRO:O	32:BI:77:VAL:HG22	2.15	0.45
34:BK:33:GLY:O	34:BK:35:GLY:N	2.49	0.45
34:BK:76:ILE:HG12	39:BP:71:ARG:HD2	1.97	0.45
36:BM:33:LEU:CD1	36:BM:121:ALA:HB2	2.46	0.45
36:BM:62:LYS:HG2	36:BM:64:TRP:CH2	2.52	0.45
36:BM:73:ILE:HG13	36:BM:93:VAL:HB	1.99	0.45
39:BP:31:VAL:HG12	39:BP:38:ARG:HG2	1.98	0.45
42:BS:36:LEU:HD22	42:BS:36:LEU:N	2.30	0.45
42:BS:61:ASN:HB3	42:BS:62:ASP:H	1.47	0.45
43:BT:49:LYS:HB2	43:BT:50:LEU:HD22	1.98	0.45
43:BT:83:ALA:HB1	43:BT:85:VAL:HG23	1.97	0.45
44:BU:81:ARG:HB2	44:BU:96:LYS:CG	2.47	0.45
46:BW:28:GLU:H	46:BW:31:LEU:CG	2.28	0.45
49:BZ:28:LEU:HA	49:BZ:33:HIS:CD2	2.49	0.45
49:BZ:43:ILE:O	49:BZ:47:ILE:HG12	2.16	0.45
1:CA:193:C:O3'	22:CT:55:PRO:HB3	2.16	0.45
1:CA:212:G:H2'	1:CA:213:G:H8	1.82	0.45

*Continued on next page...*

*Continued from previous page...*

Atom-1	Atom-2	Interatomic distance (Å)	Clash overlap (Å)
1:CA:251:G:H4'	1:CA:252:U:H5'	1.97	0.45
1:CA:497:G:H2'	1:CA:498:A:H8	1.82	0.45
1:CA:957:U:H4'	21:CS:78:THR:HB	1.98	0.45
1:CA:1003:G:N2	1:CA:1005:A:H5'	2.31	0.45
1:CA:1090:U:H2'	1:CA:1091:U:C6	2.52	0.45
1:CA:1220:G:O2'	21:CS:51:HIS:ND1	2.48	0.45
1:CA:1343:G:H4'	11:CI:123:ARG:O	2.17	0.45
4:CB:99:MET:CE	4:CB:147:LEU:HA	2.46	0.45
4:CB:162:VAL:O	4:CB:162:VAL:HG23	2.15	0.45
5:CC:21:TRP:CZ3	5:CC:31:ASN:HB3	2.51	0.45
6:CD:125:ASN:C	6:CD:127:ARG:H	2.20	0.45
7:CE:22:LYS:HZ1	7:CE:24:VAL:HA	1.81	0.45
10:CH:6:ILE:HD12	10:CH:6:ILE:N	2.28	0.45
10:CH:79:ARG:CD	10:CH:82:LEU:HB3	2.47	0.45
10:CH:88:LYS:O	10:CH:91:LEU:HG	2.17	0.45
12:CJ:51:VAL:O	12:CJ:62:ARG:HA	2.15	0.45
12:CJ:55:PRO:O	12:CJ:56:HIS:HB3	2.16	0.45
16:CN:27:LYS:HA	16:CN:31:SER:CB	2.47	0.45
22:CT:2:ASN:CG	22:CT:3:ILE:N	2.69	0.45
22:CT:24:ARG:HD3	22:CT:28:ARG:CZ	2.47	0.45
23:CU:3:ILE:HB	23:CU:4:LYS:H	1.66	0.45
25:DB:140:C:H1'	25:DB:141:G:C6	2.52	0.45
25:DB:278:A:C2	25:DB:362:A:H1'	2.52	0.45
25:DB:360:U:H2'	25:DB:361:G:O4'	2.16	0.45
25:DB:372:G:C8	47:DX:56:ARG:HB3	2.51	0.45
25:DB:1080:A:H4'	32:DI:126:ARG:HD3	1.98	0.45
25:DB:1082:U:H5''	32:DI:119:ALA:CB	2.44	0.45
25:DB:1138:G:H1'	33:DJ:107:GLY:O	2.16	0.45
25:DB:1403:A:H2'	25:DB:1404:C:C6	2.51	0.45
25:DB:2088:A:H2'	25:DB:2089:C:C6	2.52	0.45
25:DB:2185:U:H2'	25:DB:2186:G:C8	2.51	0.45
25:DB:2443:C:O2'	25:DB:2444:G:H5'	2.16	0.45
25:DB:2650:U:H2'	25:DB:2651:C:H6	1.79	0.45
28:DE:29:HIS:NE2	35:DL:8:PRO:HG3	2.31	0.45
29:DF:34:THR:HA	29:DF:89:THR:HA	1.98	0.45
29:DF:67:THR:OG1	29:DF:85:GLY:HA3	2.16	0.45
29:DF:104:THR:C	29:DF:108:PRO:HG2	2.37	0.45
29:DF:125:GLY:HA3	29:DF:159:ALA:HB3	1.98	0.45
30:DG:23:ILE:CG2	30:DG:71:LEU:HD11	2.47	0.45
30:DG:83:THR:HA	30:DG:84:LYS:HZ3	1.81	0.45
40:DQ:4:LYS:HE3	40:DQ:6:GLY:CA	2.46	0.45

*Continued on next page...*

*Continued from previous page...*

Atom-1	Atom-2	Interatomic distance (Å)	Clash overlap (Å)
43:DT:12:ARG:NE	48:DY:29:ARG:HH11	2.14	0.45
43:DT:29:THR:HG22	43:DT:86:THR:HB	1.97	0.45
48:DY:45:GLN:O	48:DY:47:ARG:N	2.45	0.45
1:AA:244:U:O4	1:AA:906:A:H1'	2.16	0.45
1:AA:336:A:O2'	1:AA:337:G:H5'	2.16	0.45
1:AA:552:U:H2'	1:AA:553:A:H8	1.81	0.45
1:AA:718:A:H2	20:AR:37:LYS:HE2	1.82	0.45
1:AA:904:U:H2'	1:AA:905:U:C6	2.51	0.45
1:AA:960:U:H5''	1:AA:960:U:O2	2.17	0.45
1:AA:1125:U:C5'	12:AJ:37:ARG:HD2	2.46	0.45
1:AA:1201:A:H1'	1:AA:1202:U:OP2	2.17	0.45
1:AA:1494:G:H2'	1:AA:1495:U:C6	2.51	0.45
4:AB:67:LEU:HD11	4:AB:153:MET:CE	2.47	0.45
4:AB:87:ASP:C	4:AB:88:GLN:HG3	2.36	0.45
5:AC:10:ARG:HG3	5:AC:10:ARG:NH1	2.29	0.45
5:AC:23:ALA:HB1	5:AC:28:PHE:N	2.31	0.45
5:AC:195:ILE:HG22	5:AC:196:GLY:N	2.32	0.45
6:AD:75:TYR:CD1	6:AD:203:TYR:HD1	2.34	0.45
9:AG:12:LEU:HD22	9:AG:12:LEU:N	2.32	0.45
11:AI:27:ILE:N	11:AI:27:ILE:HD12	2.30	0.45
13:AK:82:GLU:OE2	13:AK:108:ASN:HB3	2.17	0.45
15:AM:41:ASP:CG	15:AM:42:VAL:HG13	2.36	0.45
15:AM:84:CYS:O	15:AM:88:LEU:HG	2.16	0.45
16:AN:46:LYS:C	16:AN:48:GLN:H	2.18	0.45
18:AP:3:THR:HB	18:AP:66:THR:N	2.32	0.45
22:AT:43:LYS:HG3	22:AT:86:ALA:HA	1.97	0.45
25:BB:464:U:H2'	25:BB:465:G:O4'	2.16	0.45
25:BB:477:A:H2'	25:BB:478:A:C8	2.52	0.45
25:BB:488:G:H1'	25:BB:492:A:N6	2.30	0.45
25:BB:550:C:H2'	25:BB:551:G:C8	2.48	0.45
25:BB:665:U:H2'	25:BB:666:A:C8	2.52	0.45
25:BB:782:A:H4'	25:BB:783:A:O5'	2.16	0.45
25:BB:782:A:N7	26:BC:219:VAL:HG21	2.32	0.45
25:BB:857:G:N3	46:BW:19:ARG:NH2	2.65	0.45
25:BB:942:G:O2'	25:BB:943:A:H5'	2.15	0.45
25:BB:1508:A:H2'	25:BB:1509:A:N3	2.31	0.45
25:BB:1668:A:O2'	25:BB:1674:G:N7	2.38	0.45
25:BB:1764:C:O2'	25:BB:1765:U:H5'	2.16	0.45
25:BB:1854:A:C2'	25:BB:1855:U:H5'	2.46	0.45
25:BB:2073:C:H5''	26:BC:227:VAL:CG1	2.46	0.45
25:BB:2300:C:H2'	25:BB:2301:C:H6	1.80	0.45

*Continued on next page...*

*Continued from previous page...*

Atom-1	Atom-2	Interatomic distance (Å)	Clash overlap (Å)
25:BB:2345:G:H4'	25:BB:2346:A:O5'	2.17	0.45
25:BB:2425:A:C5'	25:BB:2426:A:H3'	2.46	0.45
25:BB:2487:G:H2'	25:BB:2488:G:H8	1.82	0.45
29:BF:43:ILE:HA	29:BF:46:LYS:HE2	1.97	0.45
29:BF:110:ILE:HD12	29:BF:112:ASP:C	2.36	0.45
29:BF:128:SER:HA	29:BF:153:ILE:O	2.15	0.45
30:BG:62:ALA:O	30:BG:66:THR:HG23	2.17	0.45
32:BI:135:MET:HG3	32:BI:137:LEU:HG	1.98	0.45
33:BJ:59:ALA:C	33:BJ:61:LYS:N	2.69	0.45
34:BK:94:ILE:O	34:BK:94:ILE:HG13	2.16	0.45
38:BO:4:LYS:O	38:BO:7:ARG:HB3	2.16	0.45
39:BP:30:TRP:HA	39:BP:38:ARG:O	2.15	0.45
41:BR:86:GLN:HE21	41:BR:86:GLN:HB2	1.63	0.45
43:BT:19:LYS:HA	43:BT:23:ALA:HB2	1.98	0.45
44:BU:26:ASN:HD22	44:BU:26:ASN:H	1.64	0.45
1:CA:112:G:H21	1:CA:354:G:C4'	2.29	0.45
1:CA:398:U:H2'	1:CA:399:G:C8	2.51	0.45
1:CA:499:A:H4'	1:CA:500:G:OP1	2.16	0.45
1:CA:503:C:H2'	1:CA:504:C:C6	2.52	0.45
1:CA:688:G:O2'	1:CA:689:C:H5'	2.16	0.45
1:CA:794:A:O2'	1:CA:795:C:H5'	2.17	0.45
1:CA:805:C:O2'	1:CA:806:C:H5'	2.16	0.45
1:CA:1040:U:H2'	1:CA:1041:G:C8	2.51	0.45
1:CA:1099:G:OP1	4:CB:94:ARG:HG3	2.17	0.45
1:CA:1253:G:N1	1:CA:1285:A:N6	2.64	0.45
4:CB:67:LEU:HB3	4:CB:159:ALA:O	2.17	0.45
7:CE:35:LEU:HB3	7:CE:133:ILE:HG13	1.98	0.45
9:CG:17:PHE:CB	9:CG:22:LEU:HD13	2.46	0.45
23:CU:24:LYS:HB3	23:CU:24:LYS:NZ	2.32	0.45
23:CU:27:VAL:C	23:CU:29:ALA:N	2.70	0.45
25:DB:57:C:H2'	25:DB:58:G:O4'	2.16	0.45
25:DB:135:U:H2'	25:DB:136:G:O4'	2.16	0.45
25:DB:528:A:C2	25:DB:2042:A:H2'	2.51	0.45
25:DB:620:G:H5'	25:DB:620:G:N3	2.32	0.45
25:DB:713:G:H2'	25:DB:714:U:C6	2.51	0.45
25:DB:779:U:O2'	25:DB:780:G:H5'	2.16	0.45
25:DB:857:G:C2'	25:DB:858:G:H5'	2.45	0.45
25:DB:924:G:H4'	46:DW:24:ARG:NH2	2.32	0.45
25:DB:1210:G:OP1	25:DB:1212:G:H5'	2.16	0.45
25:DB:1301:A:H2'	25:DB:1301:A:N3	2.31	0.45
25:DB:1316:U:O2'	25:DB:1317:G:H5'	2.16	0.45

*Continued on next page...*

*Continued from previous page...*

Atom-1	Atom-2	Interatomic distance (Å)	Clash overlap (Å)
25:DB:1551:A:H2'	25:DB:1552:A:O4'	2.15	0.45
25:DB:1789:A:H2'	25:DB:1790:C:O4'	2.17	0.45
25:DB:1869:G:H2'	25:DB:1871:A:OP2	2.17	0.45
25:DB:1893:C:C2'	25:DB:1894:C:H5'	2.46	0.45
25:DB:1936:A:H3'	25:DB:1937:A:H5'	1.98	0.45
25:DB:2012:G:H4'	42:DS:96:ILE:CD1	2.44	0.45
25:DB:2186:G:O2'	25:DB:2187:U:H5'	2.16	0.45
25:DB:2636:C:O2'	27:DD:45:TYR:CZ	2.68	0.45
25:DB:2849:U:C4	25:DB:2867:G:H1'	2.51	0.45
26:DC:86:ARG:HD2	26:DC:90:ILE:HD11	1.97	0.45
26:DC:123:ILE:HD12	26:DC:135:PRO:CD	2.46	0.45
29:DF:141:ASP:HB2	29:DF:144:LYS:HE3	1.97	0.45
29:DF:177:ARG:NE	29:DF:177:ARG:HA	2.32	0.45
30:DG:2:ARG:O	30:DG:5:LYS:HB2	2.16	0.45
32:DI:27:LEU:HB2	32:DI:32:VAL:HG21	1.99	0.45
34:DK:65:LYS:HG3	34:DK:80:GLY:H	1.80	0.45
36:DM:33:LEU:CD1	36:DM:121:ALA:HB2	2.47	0.45
43:DT:39:THR:HG21	43:DT:42:GLU:CG	2.32	0.45
44:DU:15:GLY:C	44:DU:16:LYS:HZ2	2.20	0.45
47:DX:2:ARG:O	47:DX:10:ARG:HA	2.16	0.45
48:DY:49:ASP:O	48:DY:53:VAL:HG23	2.16	0.45
51:D1:26:LYS:HB2	51:D1:52:LYS:NZ	2.32	0.45
1:AA:174:A:O2'	1:AA:175:C:H5'	2.17	0.45
1:AA:350:G:H2'	1:AA:351:G:C8	2.51	0.45
1:AA:619:U:H3	6:AD:130:ASN:HD22	1.60	0.45
1:AA:1078:U:H2'	1:AA:1079:G:O4'	2.16	0.45
1:AA:1213:A:H2'	1:AA:1215:G:C8	2.51	0.45
1:AA:1399:C:H4'	1:AA:1400:C:O5'	2.16	0.45
4:AB:119:GLN:C	4:AB:125:PHE:HB3	2.36	0.45
7:AE:135:VAL:O	7:AE:138:ALA:HB3	2.16	0.45
9:AG:87:PRO:HD2	9:AG:151:ALA:H	1.82	0.45
14:AL:58:ASN:ND2	14:AL:58:ASN:N	2.61	0.45
15:AM:85:TYR:CZ	15:AM:89:ARG:HG3	2.51	0.45
15:AM:100:ARG:HD2	15:AM:103:THR:HB	1.98	0.45
16:AN:15:LEU:HD12	16:AN:16:ALA:H	1.78	0.45
17:AO:27:GLN:O	17:AO:31:LEU:HD23	2.17	0.45
18:AP:51:ARG:HH11	18:AP:53:ASP:HA	1.81	0.45
18:AP:51:ARG:NH1	18:AP:53:ASP:N	2.63	0.45
19:AQ:3:LYS:O	19:AQ:5:ARG:N	2.50	0.45
19:AQ:20:ILE:CD1	19:AQ:45:VAL:HB	2.46	0.45
19:AQ:24:ILE:O	19:AQ:40:THR:HA	2.16	0.45

*Continued on next page...*



*Continued from previous page...*

Atom-1	Atom-2	Interatomic distance (Å)	Clash overlap (Å)
23:AU:6:ARG:O	23:AU:7:GLU:C	2.55	0.45
24:BA:21:G:H2'	24:BA:22:U:H6	1.81	0.45
25:BB:68:G:H2'	25:BB:69:C:C6	2.52	0.45
25:BB:69:C:H2'	25:BB:70:G:C8	2.50	0.45
25:BB:244:A:H2'	25:BB:245:G:O4'	2.15	0.45
25:BB:1465:G:H2'	25:BB:1466:U:O4'	2.17	0.45
26:BC:65:ASP:OD2	26:BC:101:ARG:HD3	2.17	0.45
26:BC:244:VAL:HA	26:BC:251:THR:H	1.82	0.45
27:BD:62:LYS:N	27:BD:63:PRO:CD	2.79	0.45
29:BF:62:GLN:HB2	29:BF:91:ARG:HH11	1.80	0.45
32:BI:29:GLN:HA	32:BI:29:GLN:NE2	2.31	0.45
37:BN:28:LEU:HD12	37:BN:44:LEU:HD21	1.99	0.45
38:BO:111:ARG:NH1	38:BO:112:GLU:HB2	2.27	0.45
41:BR:61:ALA:HB1	41:BR:98:ILE:H	1.80	0.45
42:BS:13:SER:OG	42:BS:16:LYS:HB2	2.17	0.45
45:BV:9:ARG:HD2	45:BV:41:GLU:HB3	1.98	0.45
46:BW:43:LYS:HD3	46:BW:77:LYS:HG2	1.99	0.45
47:BX:2:ARG:O	47:BX:10:ARG:HA	2.17	0.45
47:BX:12:VAL:O	47:BX:27:ARG:HB2	2.17	0.45
49:BZ:35:VAL:HG22	49:BZ:36:GLU:N	2.32	0.45
52:B2:18:PHE:HD2	52:B2:43:THR:HG21	1.82	0.45
53:B3:21:PHE:O	53:B3:22:LYS:O	2.35	0.45
1:CA:76:G:H2'	1:CA:77:A:O4'	2.16	0.45
1:CA:90:C:H2'	1:CA:91:U:C5	2.50	0.45
1:CA:440:C:H2'	1:CA:441:A:H8	1.81	0.45
1:CA:451:A:N6	1:CA:480:U:H2'	2.30	0.45
1:CA:547:A:H4'	1:CA:548:G:O5'	2.17	0.45
1:CA:604:G:H2'	1:CA:605:U:O4'	2.17	0.45
1:CA:1231:G:H2'	1:CA:1232:U:C6	2.51	0.45
1:CA:1358:U:OP1	16:CN:74:ARG:HD2	2.16	0.45
4:CB:156:LEU:HD12	4:CB:156:LEU:O	2.16	0.45
5:CC:27:GLU:HA	5:CC:30:ASP:OD1	2.16	0.45
6:CD:46:ARG:HG2	6:CD:46:ARG:NH1	2.32	0.45
9:CG:67:ASN:ND2	9:CG:129:ASN:ND2	2.63	0.45
9:CG:92:PRO:HA	9:CG:95:ARG:HG3	1.98	0.45
10:CH:123:GLU:HG2	10:CH:124:ILE:O	2.17	0.45
11:CI:25:GLY:HA3	11:CI:58:GLU:CA	2.47	0.45
12:CJ:5:ARG:C	12:CJ:102:LEU:HB3	2.37	0.45
13:CK:15:VAL:HB	13:CK:78:ILE:HG21	1.97	0.45
14:CL:49:ARG:HG2	14:CL:89:LEU:HD21	1.99	0.45
15:CM:7:ASN:CG	15:CM:21:ILE:HG23	2.36	0.45

*Continued on next page...*

*Continued from previous page...*

Atom-1	Atom-2	Interatomic distance (Å)	Clash overlap (Å)
15:CM:95:PRO:CG	15:CM:101:THR:HG22	2.47	0.45
16:CN:3:GLN:OE1	16:CN:3:GLN:HA	2.17	0.45
24:DA:87:U:H2'	24:DA:88:C:H5''	1.98	0.45
25:DB:265:A:N6	25:DB:427:U:O2'	2.50	0.45
25:DB:540:C:H2'	25:DB:541:A:C8	2.49	0.45
25:DB:660:C:H2'	25:DB:661:A:C8	2.51	0.45
25:DB:755:U:H2'	25:DB:756:A:C8	2.51	0.45
25:DB:821:A:H5''	25:DB:822:G:O5'	2.16	0.45
25:DB:1147:A:H2'	25:DB:1148:U:C6	2.51	0.45
25:DB:1177:G:H8	25:DB:1177:G:O5'	1.98	0.45
25:DB:1266:G:OP1	50:D0:15:ARG:NE	2.46	0.45
25:DB:1819:A:OP1	26:DC:154:ALA:HA	2.16	0.45
25:DB:1881:C:H2'	25:DB:1882:U:O4'	2.17	0.45
25:DB:2228:G:H2'	25:DB:2229:U:H6	1.78	0.45
26:DC:77:VAL:HG23	26:DC:77:VAL:O	2.17	0.45
27:DD:107:VAL:HG13	27:DD:203:VAL:CG2	2.46	0.45
27:DD:193:VAL:O	27:DD:194:PRO:C	2.54	0.45
29:DF:62:GLN:HB2	29:DF:91:ARG:HH11	1.80	0.45
30:DG:11:PRO:HD2	30:DG:14:VAL:HG21	1.99	0.45
30:DG:166:GLU:HG2	30:DG:167:VAL:N	2.32	0.45
31:DH:31:VAL:CB	31:DH:32:PRO:CD	2.88	0.45
32:DI:96:LYS:HD3	32:DI:138:VAL:HG21	1.98	0.45
37:DN:38:LEU:N	37:DN:39:PRO:CD	2.80	0.45
38:DO:53:THR:O	38:DO:59:ALA:HB2	2.16	0.45
39:DP:31:VAL:C	39:DP:33:GLU:H	2.19	0.45
40:DQ:23:TYR:HB3	40:DQ:27:ARG:HB3	1.97	0.45
44:DU:16:LYS:HB2	44:DU:17:ASP:H	1.46	0.45
48:DY:13:GLU:HA	48:DY:16:THR:HB	1.98	0.45
48:DY:29:ARG:NH2	48:DY:29:ARG:HB2	2.31	0.45
50:D0:48:TYR:CG	50:D0:49:ARG:N	2.81	0.45
1:AA:167:A:H2'	1:AA:168:G:H8	1.82	0.45
1:AA:422:C:H1'	1:AA:423:G:N2	2.31	0.45
1:AA:921:U:H4'	7:AE:22:LYS:HD2	1.98	0.45
1:AA:1033:G:H2'	1:AA:1034:G:O4'	2.16	0.45
1:AA:1125:U:O2'	1:AA:1126:U:H2'	2.16	0.45
4:AB:134:LEU:O	4:AB:138:ARG:HB3	2.16	0.45
4:AB:162:VAL:HG22	4:AB:163:ILE:N	2.31	0.45
5:AC:78:LYS:HD2	5:AC:81:GLU:HG2	1.99	0.45
9:AG:68:VAL:HG11	9:AG:103:ILE:CG1	2.46	0.45
12:AJ:96:VAL:HG12	12:AJ:97:ASP:H	1.82	0.45
17:AO:23:SER:O	17:AO:26:VAL:HG23	2.16	0.45

*Continued on next page...*

*Continued from previous page...*

Atom-1	Atom-2	Interatomic distance (Å)	Clash overlap (Å)
19:AQ:50:ASN:C	19:AQ:50:ASN:HD22	2.20	0.45
24:BA:65:U:O2'	24:BA:66:A:H5'	2.17	0.45
25:BB:141:G:H5''	25:BB:142:A:C8	2.51	0.45
25:BB:644:A:H2'	25:BB:644:A:N3	2.31	0.45
25:BB:779:U:OP1	26:BC:48:ILE:HG13	2.17	0.45
25:BB:928:A:H2'	25:BB:929:U:C6	2.52	0.45
25:BB:1104:C:H2'	25:BB:1105:U:C6	2.51	0.45
25:BB:1190:G:H2'	25:BB:1191:G:C8	2.52	0.45
25:BB:1854:A:H2	25:BB:2087:G:N3	2.13	0.45
25:BB:1908:C:O2'	25:BB:1909:C:H5'	2.17	0.45
25:BB:2315:G:H2'	25:BB:2316:G:H8	1.82	0.45
25:BB:2668:G:O2'	25:BB:2669:G:H5'	2.16	0.45
25:BB:2708:G:H1'	37:BN:71:ARG:NH2	2.31	0.45
25:BB:2720:U:H2'	25:BB:2721:A:H8	1.82	0.45
25:BB:2746:U:H5''	30:BG:137:LYS:HG2	1.99	0.45
26:BC:93:VAL:CG1	26:BC:94:LEU:N	2.78	0.45
27:BD:38:LYS:NZ	27:BD:38:LYS:HB2	2.30	0.45
27:BD:107:VAL:HG13	27:BD:203:VAL:CG2	2.46	0.45
28:BE:58:LYS:N	28:BE:58:LYS:CD	2.79	0.45
28:BE:176:ASP:HB3	28:BE:179:SER:CB	2.44	0.45
29:BF:125:GLY:HA3	29:BF:159:ALA:HB3	1.98	0.45
30:BG:41:GLU:OE1	30:BG:54:ARG:HG2	2.17	0.45
31:BH:9:VAL:CG2	31:BH:35:LYS:HD2	2.47	0.45
32:BI:102:ARG:HD3	32:BI:141:ASP:OD1	2.17	0.45
36:BM:117:PHE:O	36:BM:121:ALA:N	2.48	0.45
39:BP:74:GLN:HA	39:BP:74:GLN:OE1	2.17	0.45
39:BP:111:GLU:CD	39:BP:111:GLU:H	2.19	0.45
42:BS:34:ASP:HA	42:BS:37:THR:OG1	2.17	0.45
45:BV:60:VAL:HA	45:BV:73:LYS:NZ	2.32	0.45
46:BW:18:LYS:HD2	46:BW:19:ARG:HD3	1.99	0.45
51:B1:36:LYS:HA	51:B1:47:ILE:HA	1.98	0.45
1:CA:22:G:O2'	1:CA:23:C:H5'	2.17	0.45
1:CA:371:A:H1'	1:CA:482:A:H1'	1.98	0.45
1:CA:378:G:H2'	1:CA:379:C:C6	2.51	0.45
1:CA:399:G:H2'	1:CA:400:C:C6	2.52	0.45
1:CA:1157:A:H4'	1:CA:1158:C:O5'	2.17	0.45
1:CA:1182:G:C4'	1:CA:1183:U:H5'	2.46	0.45
1:CA:1494:G:H2'	1:CA:1495:U:C6	2.51	0.45
4:CB:65:LYS:HE2	4:CB:65:LYS:H	1.80	0.45
4:CB:68:PHE:CG	4:CB:83:ALA:HB2	2.52	0.45
4:CB:143:LEU:O	4:CB:147:LEU:HB2	2.17	0.45

*Continued on next page...*

*Continued from previous page...*

Atom-1	Atom-2	Interatomic distance (Å)	Clash overlap (Å)
5:CC:63:ILE:HG21	5:CC:90:VAL:HG11	1.98	0.45
6:CD:147:LYS:HA	6:CD:150:LYS:HE3	1.98	0.45
7:CE:13:LYS:O	7:CE:36:THR:HB	2.17	0.45
7:CE:14:LEU:HA	7:CE:36:THR:HB	1.99	0.45
7:CE:16:ALA:O	7:CE:17:VAL:HB	2.17	0.45
7:CE:39:GLY:O	7:CE:116:VAL:HG11	2.17	0.45
7:CE:115:GLU:O	7:CE:120:HIS:HD2	1.99	0.45
11:CI:11:ARG:HA	11:CI:105:ARG:NH2	2.32	0.45
11:CI:18:VAL:HG21	11:CI:81:GLY:HA2	1.98	0.45
12:CJ:8:ILE:HA	12:CJ:99:GLN:O	2.17	0.45
12:CJ:81:GLU:HB2	12:CJ:82:LYS:NZ	2.31	0.45
14:CL:35:ARG:CZ	14:CL:75:GLU:HB3	2.46	0.45
17:CO:20:ASP:O	17:CO:22:GLY:N	2.49	0.45
18:CP:18:GLN:HA	18:CP:38:PHE:HA	1.99	0.45
18:CP:23:ASP:OD1	18:CP:25:ARG:HB2	2.17	0.45
20:CR:25:ILE:HG23	20:CR:26:ALA:N	2.31	0.45
21:CS:32:THR:HG21	21:CS:70:LEU:HD13	1.98	0.45
22:CT:53:MET:SD	22:CT:57:VAL:HG21	2.57	0.45
25:DB:322:A:OP2	28:DE:163:ASN:HB2	2.17	0.45
25:DB:460:A:H2'	25:DB:461:C:O4'	2.17	0.45
25:DB:1450:G:H1	25:DB:1461:C:H42	1.64	0.45
25:DB:1465:G:H2'	25:DB:1466:U:O4'	2.16	0.45
25:DB:1725:U:H2'	25:DB:1726:C:H6	1.79	0.45
25:DB:1758:U:H3'	25:DB:1759:A:H8	1.82	0.45
25:DB:2720:U:H2'	25:DB:2721:A:C8	2.51	0.45
25:DB:2740:A:H2'	25:DB:2741:A:C8	2.52	0.45
27:DD:79:LEU:HD22	27:DD:79:LEU:N	2.32	0.45
28:DE:118:LEU:HD21	28:DE:188:MET:CE	2.47	0.45
29:DF:43:ILE:HA	29:DF:46:LYS:HZ3	1.81	0.45
29:DF:113:PHE:HZ	29:DF:175:PRO:HB2	1.82	0.45
30:DG:39:ALA:HB1	30:DG:57:TYR:CE1	2.51	0.45
33:DJ:5:THR:HG23	33:DJ:5:THR:O	2.16	0.45
34:DK:33:GLY:O	34:DK:35:GLY:N	2.50	0.45
38:DO:105:ALA:HA	38:DO:108:ASP:OD2	2.15	0.45
39:DP:97:TYR:C	39:DP:99:LEU:N	2.70	0.45
39:DP:101:GLU:O	39:DP:102:ARG:HG2	2.16	0.45
40:DQ:52:ARG:C	40:DQ:54:ARG:H	2.20	0.45
40:DQ:101:ASP:HB3	40:DQ:104:ALA:HB3	1.99	0.45
43:DT:13:ALA:O	43:DT:33:LYS:N	2.50	0.45
48:DY:56:LEU:O	48:DY:57:LEU:CB	2.62	0.45
51:D1:36:LYS:HA	51:D1:47:ILE:HA	1.97	0.45

*Continued on next page...*

*Continued from previous page...*

Atom-1	Atom-2	Interatomic distance (Å)	Clash overlap (Å)
1:AA:237:G:O2'	1:AA:238:A:H5'	2.17	0.45
1:AA:448:A:H2'	1:AA:449:G:O4'	2.17	0.45
1:AA:482:A:H2'	1:AA:483:C:H5'	1.99	0.45
1:AA:824:G:O2'	1:AA:825:A:H5'	2.17	0.45
1:AA:1129:C:C1'	1:AA:1146:A:H61	2.30	0.45
1:AA:1188:A:H4'	16:AN:97:LYS:NZ	2.31	0.45
1:AA:1300:G:C2'	1:AA:1301:U:OP2	2.65	0.45
6:AD:59:LYS:O	6:AD:61:ARG:N	2.50	0.45
6:AD:152:SER:HA	6:AD:155:LYS:HD3	1.97	0.45
7:AE:84:VAL:HG23	7:AE:142:GLY:HA3	1.98	0.45
7:AE:152:VAL:HA	7:AE:155:LYS:HD3	1.98	0.45
10:AH:29:SER:O	10:AH:32:LYS:HB2	2.16	0.45
11:AI:21:LYS:HB2	11:AI:61:ASP:CB	2.47	0.45
11:AI:60:LEU:HD11	11:AI:89:TYR:CE2	2.51	0.45
11:AI:71:ILE:HG22	11:AI:72:SER:N	2.30	0.45
14:AL:41:PRO:HG3	14:AL:46:SER:C	2.36	0.45
15:AM:41:ASP:OD2	15:AM:42:VAL:HG13	2.17	0.45
20:AR:24:ASP:O	20:AR:28:LEU:HB2	2.17	0.45
20:AR:49:LYS:HD3	20:AR:49:LYS:C	2.36	0.45
22:AT:66:ILE:HG23	22:AT:70:LYS:HD3	1.99	0.45
25:BB:213:A:H2'	25:BB:214:G:C8	2.51	0.45
25:BB:924:G:O2'	25:BB:925:A:H5'	2.16	0.45
25:BB:1176:U:H3'	25:BB:1177:G:C8	2.52	0.45
25:BB:2267:A:C3'	25:BB:2267:A:H8	2.22	0.45
25:BB:2316:G:H2'	25:BB:2317:A:C8	2.52	0.45
25:BB:2489:U:H2'	25:BB:2490:G:O4'	2.16	0.45
25:BB:2661:G:H2'	25:BB:2662:A:C8	2.51	0.45
26:BC:124:LYS:HB3	26:BC:127:ASN:HD22	1.81	0.45
27:BD:8:LYS:HB2	27:BD:201:LEU:HD21	1.99	0.45
27:BD:203:VAL:O	27:BD:203:VAL:HG13	2.16	0.45
28:BE:69:ARG:HB2	28:BE:70:SER:H	1.63	0.45
29:BF:43:ILE:HA	29:BF:46:LYS:CE	2.47	0.45
30:BG:25:ILE:HG22	30:BG:78:VAL:HG21	1.99	0.45
31:BH:68:ARG:NH1	31:BH:72:ILE:HD12	2.32	0.45
33:BJ:134:ALA:HB3	33:BJ:135:GLN:NE2	2.32	0.45
34:BK:114:ILE:HG23	34:BK:115:ILE:N	2.32	0.45
35:BL:2:ARG:HE	35:BL:2:ARG:HB3	1.48	0.45
40:BQ:10:ARG:HB2	40:BQ:10:ARG:NH1	2.32	0.45
40:BQ:30:VAL:HG22	40:BQ:31:TYR:N	2.20	0.45
41:BR:23:GLU:O	41:BR:25:LEU:HD12	2.17	0.45
42:BS:36:LEU:H	42:BS:36:LEU:CD2	2.29	0.45

*Continued on next page...*

*Continued from previous page...*

Atom-1	Atom-2	Interatomic distance (Å)	Clash overlap (Å)
44:BU:5:ARG:HB3	44:BU:6:ARG:H	1.65	0.45
44:BU:14:THR:HG21	44:BU:64:ILE:CD1	2.41	0.45
44:BU:73:ASN:OD1	44:BU:75:ALA:HB3	2.16	0.45
48:BY:23:ARG:HD3	48:BY:27:ASN:HD21	1.82	0.45
48:BY:37:LEU:HD22	48:BY:39:GLN:H	1.81	0.45
53:B3:31:ILE:HD11	53:B3:34:LYS:NZ	2.31	0.45
53:B3:31:ILE:O	53:B3:31:ILE:HG12	2.17	0.45
1:CA:128:G:H2'	1:CA:129:A:H8	1.82	0.45
1:CA:131:A:H2'	1:CA:132:C:H6	1.81	0.45
1:CA:207:C:O2'	1:CA:208:U:H5'	2.17	0.45
1:CA:400:C:O2'	1:CA:401:C:H5'	2.17	0.45
1:CA:438:U:H1'	6:CD:119:HIS:CD2	2.52	0.45
1:CA:532:A:N6	1:CA:1207:G:H5'	2.32	0.45
1:CA:597:G:N2	10:CH:85:TYR:HE2	2.14	0.45
1:CA:622:A:H3'	1:CA:623:C:H6	1.81	0.45
1:CA:746:A:C6	1:CA:747:A:N6	2.85	0.45
1:CA:994:A:C8	1:CA:1216:A:H4'	2.52	0.45
1:CA:1477:U:H2'	1:CA:1478:U:H6	1.81	0.45
4:CB:130:LYS:HA	4:CB:134:LEU:HB2	1.97	0.45
4:CB:210:THR:C	4:CB:213:LEU:HG	2.36	0.45
5:CC:49:ALA:O	5:CC:51:VAL:HG13	2.17	0.45
9:CG:143:MET:O	9:CG:147:ASN:HB2	2.17	0.45
10:CH:10:LEU:HD12	10:CH:14:ARG:NH2	2.30	0.45
15:CM:8:ILE:N	15:CM:9:PRO:CD	2.79	0.45
16:CN:96:LYS:C	16:CN:97:LYS:HG3	2.37	0.45
18:CP:35:ARG:HG2	18:CP:36:VAL:N	2.30	0.45
19:CQ:24:ILE:HD13	19:CQ:43:LEU:HD13	1.98	0.45
21:CS:31:ARG:HA	21:CS:49:ALA:HB3	1.99	0.45
21:CS:63:ASP:HA	21:CS:66:VAL:CG2	2.46	0.45
25:DB:325:G:O2'	25:DB:326:G:H5'	2.17	0.45
25:DB:545:U:H2'	25:DB:548:G:OP2	2.16	0.45
25:DB:584:C:OP1	40:DQ:5:ARG:HB3	2.16	0.45
25:DB:1152:C:H2'	25:DB:1153:C:C6	2.52	0.45
25:DB:1577:C:H2'	25:DB:1578:U:O4'	2.17	0.45
25:DB:1824:G:N3	26:DC:251:THR:CG2	2.80	0.45
25:DB:2013:A:N3	42:DS:88:ARG:NH1	2.62	0.45
25:DB:2299:U:OP1	29:DF:71:LYS:HD2	2.16	0.45
25:DB:2630:G:H2'	25:DB:2631:G:H8	1.82	0.45
25:DB:2722:G:H2'	25:DB:2723:C:C6	2.51	0.45
26:DC:76:VAL:HA	26:DC:113:ASP:O	2.16	0.45
27:DD:202:ILE:CG2	27:DD:203:VAL:N	2.79	0.45

*Continued on next page...*



*Continued from previous page...*

Atom-1	Atom-2	Interatomic distance (Å)	Clash overlap (Å)
28:DE:164:LEU:HB2	28:DE:167:VAL:HG12	1.98	0.45
29:DF:119:LYS:HA	29:DF:121:PHE:CE1	2.52	0.45
30:DG:62:ALA:O	30:DG:66:THR:HG23	2.16	0.45
30:DG:93:TYR:O	30:DG:94:ARG:HG3	2.17	0.45
31:DH:111:ALA:O	31:DH:132:PHE:HZ	2.00	0.45
31:DH:122:LEU:N	31:DH:128:HIS:HE1	2.15	0.45
33:DJ:41:LYS:CE	33:DJ:51:GLY:HA2	2.46	0.45
36:DM:29:GLY:HA2	36:DM:106:ASP:HB2	1.99	0.45
39:DP:4:ILE:O	39:DP:5:LYS:HB3	2.16	0.45
43:DT:83:ALA:HB1	43:DT:85:VAL:HG23	1.98	0.45
48:DY:22:LEU:O	48:DY:24:GLU:N	2.46	0.45
48:DY:37:LEU:O	48:DY:38:GLN:HB2	2.16	0.45
1:AA:199:A:N1	1:AA:218:U:O2	2.50	0.45
1:AA:234:C:H2'	1:AA:235:C:C6	2.52	0.45
1:AA:738:C:H2'	1:AA:739:C:C6	2.51	0.45
1:AA:926:G:H3'	1:AA:1505:G:H21	1.82	0.45
4:AB:86:CYS:O	4:AB:87:ASP:HB3	2.17	0.45
4:AB:165:ALA:HB2	4:AB:184:ALA:CB	2.47	0.45
4:AB:178:LEU:HD22	4:AB:178:LEU:H	1.82	0.45
4:AB:197:PHE:O	4:AB:199:ILE:HG12	2.16	0.45
6:AD:24:VAL:HG23	6:AD:25:ARG:H	1.80	0.45
9:AG:136:LYS:O	9:AG:140:VAL:HG23	2.17	0.45
10:AH:113:ARG:HA	10:AH:116:ARG:NH1	2.25	0.45
16:AN:63:CYS:HB2	16:AN:79:SER:OG	2.16	0.45
19:AQ:6:THR:C	19:AQ:7:LEU:HG	2.37	0.45
25:BB:24:G:O2'	25:BB:25:U:H5'	2.16	0.45
25:BB:77:G:O2'	25:BB:78:U:H5'	2.17	0.45
25:BB:956:G:H1'	36:BM:82:MET:HE1	1.99	0.45
25:BB:1210:G:OP1	25:BB:1212:G:H5'	2.17	0.45
25:BB:1380:G:H1'	25:BB:1569:A:N6	2.31	0.45
25:BB:1777:U:O2'	25:BB:1778:U:H5'	2.17	0.45
26:BC:244:VAL:HB	26:BC:248:GLY:HA2	1.98	0.45
29:BF:45:ASP:CG	29:BF:47:LYS:HD3	2.38	0.45
29:BF:109:ARG:O	29:BF:109:ARG:HD2	2.16	0.45
31:BH:103:VAL:HG23	31:BH:104:THR:N	2.32	0.45
33:BJ:4:PHE:HB3	40:BQ:63:ARG:HH22	1.82	0.45
34:BK:23:VAL:HA	34:BK:38:ILE:HD12	1.98	0.45
34:BK:110:LYS:H	34:BK:110:LYS:CD	2.28	0.45
36:BM:113:ALA:HA	36:BM:116:ALA:HB3	1.99	0.45
37:BN:38:LEU:N	37:BN:39:PRO:CD	2.79	0.45
38:BO:67:ASN:O	38:BO:69:ASP:N	2.44	0.45

*Continued on next page...*



*Continued from previous page...*

Atom-1	Atom-2	Interatomic distance (Å)	Clash overlap (Å)
39:BP:58:PHE:CE2	39:BP:75:THR:HB	2.51	0.45
41:BR:39:LEU:HA	41:BR:49:ILE:HG21	1.99	0.45
43:BT:13:ALA:O	43:BT:33:LYS:N	2.49	0.45
43:BT:56:GLU:OE1	43:BT:88:LYS:HD3	2.17	0.45
45:BV:30:ILE:HD13	45:BV:72:VAL:HG11	1.99	0.45
47:BX:26:ARG:HD3	47:BX:27:ARG:N	2.32	0.45
48:BY:37:LEU:O	48:BY:38:GLN:HB2	2.16	0.45
49:BZ:26:LEU:CD1	49:BZ:47:ILE:HD13	2.47	0.45
1:CA:135:C:O2	18:CP:1:MET:HB2	2.17	0.45
1:CA:237:G:O2'	1:CA:238:A:H5'	2.16	0.45
1:CA:402:G:H5'	1:CA:621:A:H1'	1.98	0.45
1:CA:419:C:O2'	1:CA:420:U:H5'	2.16	0.45
1:CA:987:G:H2'	1:CA:988:G:H8	1.81	0.45
1:CA:1065:U:H5''	1:CA:1190:G:H22	1.81	0.45
1:CA:1258:G:N3	1:CA:1278:G:N2	2.65	0.45
4:CB:60:ALA:O	4:CB:223:GLY:HA3	2.17	0.45
4:CB:184:ALA:N	4:CB:198:VAL:HG11	2.32	0.45
5:CC:56:ILE:HG22	5:CC:57:GLU:N	2.32	0.45
5:CC:173:PRO:HB2	5:CC:176:THR:CG2	2.47	0.45
6:CD:165:GLU:O	6:CD:166:LYS:HB3	2.16	0.45
8:CF:5:GLU:HG2	8:CF:5:GLU:O	2.17	0.45
9:CG:78:ARG:O	9:CG:79:VAL:HG13	2.16	0.45
12:CJ:13:PHE:O	12:CJ:70:HIS:NE2	2.50	0.45
14:CL:8:ARG:HD2	14:CL:8:ARG:N	2.31	0.45
15:CM:42:VAL:HB	15:CM:46:GLU:CG	2.47	0.45
21:CS:27:LYS:HB2	21:CS:28:LYS:NZ	2.30	0.45
21:CS:40:PHE:HD1	21:CS:41:PRO:HD3	1.81	0.45
21:CS:63:ASP:HA	21:CS:66:VAL:HG23	1.98	0.45
25:DB:205:G:O2'	25:DB:206:U:OP2	2.35	0.45
25:DB:268:C:O2	25:DB:268:C:H2'	2.15	0.45
25:DB:279:A:N6	25:DB:361:G:O2'	2.49	0.45
25:DB:406:G:H2'	25:DB:407:G:H8	1.81	0.45
25:DB:488:G:H1'	25:DB:492:A:N6	2.32	0.45
25:DB:1064:C:H2'	25:DB:1065:U:O4'	2.17	0.45
25:DB:1243:C:O2	35:DL:4:ASN:HA	2.17	0.45
25:DB:1259:G:H2'	25:DB:1260:A:C8	2.51	0.45
25:DB:1360:G:H2'	25:DB:1361:G:C5'	2.47	0.45
25:DB:2049:G:H22	27:DD:161:MET:HE1	1.82	0.45
25:DB:2199:A:H5'	25:DB:2200:C:OP2	2.16	0.45
25:DB:2221:G:O2'	25:DB:2222:C:H5'	2.15	0.45
25:DB:2739:U:O2'	25:DB:2740:A:H5'	2.17	0.45

*Continued on next page...*

*Continued from previous page...*

Atom-1	Atom-2	Interatomic distance (Å)	Clash overlap (Å)
25:DB:2893:A:H4'	25:DB:2894:G:H5'	1.98	0.45
27:DD:61:THR:OG1	27:DD:63:PRO:HD2	2.17	0.45
29:DF:89:THR:C	29:DF:90:LEU:HD22	2.36	0.45
30:DG:10:VAL:O	30:DG:11:PRO:O	2.35	0.45
30:DG:123:GLU:HG2	30:DG:124:CYS:N	2.32	0.45
33:DJ:134:ALA:HB3	33:DJ:135:GLN:NE2	2.32	0.45
39:DP:111:GLU:CD	39:DP:111:GLU:H	2.20	0.45
46:DW:28:GLU:H	46:DW:31:LEU:CG	2.29	0.45
46:DW:37:VAL:C	46:DW:39:GLN:N	2.70	0.45
47:DX:12:VAL:O	47:DX:27:ARG:HB2	2.17	0.45
47:DX:32:LEU:O	47:DX:33:HIS:CG	2.70	0.45
1:AA:113:G:H1'	1:AA:354:G:H5'	1.99	0.45
1:AA:188:C:H2'	1:AA:189:A:O4'	2.17	0.45
1:AA:212:G:H2'	1:AA:213:G:H8	1.81	0.45
1:AA:219:U:H2'	1:AA:220:G:O4'	2.16	0.45
1:AA:254:G:O2'	1:AA:255:G:H5'	2.16	0.45
1:AA:378:G:H2'	1:AA:379:C:C6	2.52	0.45
1:AA:590:U:O2'	1:AA:591:U:H5'	2.17	0.45
1:AA:787:A:O2'	1:AA:788:U:H5'	2.17	0.45
1:AA:793:U:O2	1:AA:1516:G:H4'	2.17	0.45
1:AA:1065:U:H1'	1:AA:1066:C:OP2	2.17	0.45
1:AA:1264:U:H2'	1:AA:1265:C:H6	1.82	0.45
1:AA:1306:A:N6	1:AA:1331:G:H1'	2.32	0.45
4:AB:110:ILE:HA	4:AB:147:LEU:CD1	2.47	0.45
4:AB:113:LEU:CB	4:AB:143:LEU:HD13	2.47	0.45
4:AB:114:LYS:O	4:AB:116:LEU:N	2.50	0.45
5:AC:11:LEU:HD11	16:AN:87:ALA:O	2.17	0.45
6:AD:70:GLN:NE2	6:AD:96:ARG:HH22	2.12	0.45
6:AD:96:ARG:HH22	6:AD:133:SER:HB3	1.82	0.45
7:AE:63:MET:O	7:AE:67:ARG:HD3	2.17	0.45
8:AF:25:TYR:CD2	8:AF:74:LEU:HD11	2.52	0.45
8:AF:41:ASP:OD1	8:AF:60:VAL:HG22	2.16	0.45
10:AH:14:ARG:HB3	10:AH:14:ARG:CZ	2.47	0.45
12:AJ:65:TYR:HA	16:AN:98:ALA:N	2.28	0.45
14:AL:89:LEU:HB3	14:AL:92:VAL:HG21	1.98	0.45
17:AO:11:VAL:HG23	17:AO:26:VAL:CG1	2.46	0.45
17:AO:80:LEU:HD23	17:AO:80:LEU:C	2.37	0.45
19:AQ:24:ILE:HD12	19:AQ:24:ILE:N	2.31	0.45
19:AQ:59:GLU:HB2	19:AQ:75:VAL:CG2	2.47	0.45
20:AR:33:THR:HG23	20:AR:35:SER:N	2.32	0.45
21:AS:50:VAL:O	21:AS:56:HIS:HA	2.17	0.45

*Continued on next page...*

*Continued from previous page...*

Atom-1	Atom-2	Interatomic distance (Å)	Clash overlap (Å)
22:AT:30:PHE:O	22:AT:33:LYS:HB2	2.16	0.45
24:BA:32:U:H2'	24:BA:33:G:C8	2.52	0.45
24:BA:55:U:H2'	24:BA:56:G:C8	2.52	0.45
24:BA:105:G:O2'	24:BA:106:G:H5'	2.16	0.45
25:BB:438:G:H2'	25:BB:439:A:H8	1.80	0.45
25:BB:664:G:O2'	25:BB:665:U:H5'	2.16	0.45
25:BB:686:U:H1'	52:B2:6:GLN:O	2.17	0.45
25:BB:1021:A:H61	25:BB:1142:A:H61	1.59	0.45
25:BB:1064:C:H2'	25:BB:1065:U:O4'	2.17	0.45
25:BB:1807:G:C2'	25:BB:1808:A:H5'	2.47	0.45
25:BB:1837:C:H2'	25:BB:1899:A:H61	1.81	0.45
25:BB:2109:U:H2'	25:BB:2110:G:O4'	2.16	0.45
25:BB:2362:C:O2'	25:BB:2363:G:H5'	2.17	0.45
25:BB:2552:U:C2	25:BB:2554:U:H5'	2.52	0.45
25:BB:2639:A:H2'	25:BB:2640:G:O4'	2.16	0.45
25:BB:2680:U:OP2	27:BD:114:LYS:HB3	2.16	0.45
26:BC:100:ARG:O	26:BC:101:ARG:HB2	2.17	0.45
29:BF:120:SER:OG	29:BF:127:TYR:HA	2.17	0.45
29:BF:135:ILE:HG13	29:BF:137:PHE:H	1.80	0.45
30:BG:84:LYS:CD	30:BG:133:LYS:HA	2.47	0.45
30:BG:127:GLN:OE1	30:BG:127:GLN:HA	2.17	0.45
33:BJ:3:THR:O	33:BJ:4:PHE:O	2.33	0.45
37:BN:16:HIS:C	37:BN:18:GLN:H	2.21	0.45
40:BQ:4:LYS:HE3	40:BQ:6:GLY:CA	2.47	0.45
40:BQ:82:LEU:HD22	40:BQ:88:GLU:OE2	2.17	0.45
46:BW:46:ALA:O	46:BW:80:SER:HA	2.16	0.45
1:CA:197:A:H4'	1:CA:198:G:O5'	2.17	0.45
1:CA:448:A:H2'	1:CA:449:G:O4'	2.16	0.45
1:CA:677:U:H2'	1:CA:678:U:C6	2.50	0.45
1:CA:735:C:H2'	1:CA:736:C:C6	2.52	0.45
4:CB:50:ASN:HD22	4:CB:50:ASN:HA	1.54	0.45
5:CC:23:ALA:O	5:CC:27:GLU:HB2	2.17	0.45
5:CC:140:ALA:HB2	5:CC:148:ILE:HD12	1.97	0.45
7:CE:21:SER:HA	7:CE:28:ARG:CG	2.47	0.45
7:CE:32:PHE:HB2	7:CE:52:ALA:O	2.17	0.45
8:CF:93:LYS:O	8:CF:93:LYS:HD2	2.17	0.45
9:CG:33:GLY:O	9:CG:35:LYS:N	2.50	0.45
10:CH:44:PHE:CE2	10:CH:100:ILE:HG12	2.52	0.45
11:CI:7:GLY:CA	11:CI:85:ALA:HB2	2.47	0.45
12:CJ:26:VAL:HG11	12:CJ:39:PRO:HD3	1.99	0.45
14:CL:23:LEU:HG	14:CL:24:GLU:H	1.82	0.45

*Continued on next page...*

*Continued from previous page...*

Atom-1	Atom-2	Interatomic distance (Å)	Clash overlap (Å)
15:CM:3:ILE:CD1	15:CM:9:PRO:HD2	2.44	0.45
15:CM:85:TYR:O	15:CM:89:ARG:HG3	2.17	0.45
18:CP:19:VAL:HG13	18:CP:36:VAL:CG1	2.47	0.45
25:DB:72:U:H1'	48:DY:51:ALA:HB1	1.99	0.45
25:DB:680:C:H2'	25:DB:681:G:C8	2.52	0.45
25:DB:1060:U:H5	32:DI:131:THR:CG2	2.28	0.45
25:DB:1084:A:H1'	25:DB:1106:G:H4'	1.98	0.45
25:DB:1287:A:H3'	25:DB:1288:G:N2	2.32	0.45
25:DB:1392:A:P	43:DT:19:LYS:HZ2	2.39	0.45
25:DB:1441:G:O2'	25:DB:1442:U:H5'	2.17	0.45
25:DB:1516:G:O2'	25:DB:1517:G:H5'	2.16	0.45
25:DB:1651:G:OP1	37:DN:37:THR:HG21	2.17	0.45
25:DB:2052:A:OP1	27:DD:145:SER:HA	2.16	0.45
25:DB:2074:U:H2'	25:DB:2075:U:C6	2.52	0.45
25:DB:2183:A:H2'	25:DB:2184:A:O4'	2.17	0.45
26:DC:42:ARG:HG3	26:DC:46:GLY:O	2.17	0.45
26:DC:171:VAL:O	26:DC:183:VAL:HG12	2.17	0.45
26:DC:216:ARG:HG3	26:DC:216:ARG:NH1	2.29	0.45
27:DD:51:THR:HG22	27:DD:52:THR:N	2.32	0.45
27:DD:54:ALA:N	27:DD:76:GLY:HA2	2.32	0.45
27:DD:121:THR:O	27:DD:122:VAL:HB	2.17	0.45
29:DF:3:LEU:HD23	29:DF:100:GLU:OE2	2.17	0.45
30:DG:148:ARG:HD3	30:DG:152:ARG:HH21	1.81	0.45
31:DH:70:GLU:CD	31:DH:71:LYS:H	2.20	0.45
31:DH:99:ILE:HG12	31:DH:122:LEU:HG	1.99	0.45
33:DJ:109:LEU:HD13	33:DJ:119:PHE:HB2	1.98	0.45
37:DN:33:ILE:HG22	37:DN:114:GLU:HG3	1.99	0.45
38:DO:35:ILE:CG1	38:DO:66:GLY:HA2	2.47	0.45
40:DQ:88:GLU:HA	41:DR:49:ILE:HD11	1.99	0.45
43:DT:48:GLN:HA	43:DT:48:GLN:NE2	2.32	0.45
46:DW:37:VAL:O	46:DW:39:GLN:N	2.38	0.45
46:DW:70:VAL:HA	46:DW:76:ARG:O	2.17	0.45
47:DX:70:LEU:HD11	47:DX:77:TYR:HB3	1.98	0.45
48:DY:20:ASN:HB3	48:DY:50:VAL:HG22	1.99	0.45
50:D0:27:LEU:HB2	50:D0:37:HIS:O	2.17	0.45
1:AA:9:G:C4'	7:AE:107:GLY:HA3	2.46	0.45
1:AA:128:G:H2'	1:AA:129:A:H8	1.82	0.45
1:AA:131:A:H2'	1:AA:132:C:H6	1.82	0.45
1:AA:414:A:H2'	1:AA:415:A:O4'	2.16	0.45
1:AA:604:G:H2'	1:AA:605:U:O4'	2.17	0.45
1:AA:723:U:C5	23:AU:48:LYS:HB2	2.52	0.45

*Continued on next page...*

*Continued from previous page...*

Atom-1	Atom-2	Interatomic distance (Å)	Clash overlap (Å)
1:AA:1155:A:H2'	1:AA:1156:G:O4'	2.16	0.45
1:AA:1166:G:H1'	1:AA:1170:A:H61	1.82	0.45
6:AD:79:ALA:HA	6:AD:85:THR:HG23	1.99	0.45
7:AE:96:GLN:HB3	7:AE:123:LEU:CD1	2.46	0.45
9:AG:92:PRO:O	9:AG:96:ASN:ND2	2.49	0.45
12:AJ:73:LEU:O	12:AJ:74:VAL:HB	2.17	0.45
14:AL:30:ARG:CG	14:AL:31:GLY:H	2.28	0.45
16:AN:71:GLY:O	16:AN:79:SER:HA	2.16	0.45
18:AP:42:ILE:HB	18:AP:46:LYS:HZ1	1.81	0.45
25:BB:201:C:OP1	47:BX:17:ARG:NH1	2.50	0.45
25:BB:543:G:H2'	25:BB:544:C:C5'	2.47	0.45
25:BB:552:U:O2'	25:BB:553:G:H5'	2.16	0.45
25:BB:587:C:N3	35:BL:33:ARG:NH2	2.64	0.45
25:BB:713:G:H2'	25:BB:714:U:C6	2.52	0.45
25:BB:1047:G:C2'	25:BB:1110:G:H1	2.29	0.45
25:BB:1513:U:O2'	25:BB:1514:G:H5'	2.17	0.45
25:BB:2016:U:H2'	25:BB:2017:U:C6	2.51	0.45
25:BB:2294:G:OP1	38:BO:10:ARG:HD3	2.17	0.45
25:BB:2331:G:H2'	25:BB:2332:C:H6	1.82	0.45
25:BB:2400:G:O2'	25:BB:2401:U:H5'	2.17	0.45
25:BB:2491:U:H5''	25:BB:2570:G:C5'	2.47	0.45
25:BB:2861:U:H2'	25:BB:2862:G:H8	1.81	0.45
26:BC:216:ARG:HG3	26:BC:216:ARG:NH1	2.31	0.45
28:BE:118:LEU:HD23	28:BE:186:VAL:O	2.17	0.45
31:BH:83:LYS:CG	31:BH:90:LEU:HB3	2.47	0.45
33:BJ:36:LEU:HD12	33:BJ:118:MET:O	2.16	0.45
37:BN:82:GLU:HB3	37:BN:83:LEU:H	1.65	0.45
37:BN:100:CYS:HA	50:B0:41:HIS:ND1	2.30	0.45
39:BP:23:ASP:O	39:BP:45:VAL:HA	2.17	0.45
40:BQ:92:LYS:O	40:BQ:95:ALA:HB3	2.16	0.45
41:BR:10:LYS:HD2	41:BR:10:LYS:N	2.32	0.45
41:BR:62:GLU:O	41:BR:96:VAL:HA	2.17	0.45
42:BS:18:ARG:HA	42:BS:21:ALA:HB3	1.99	0.45
42:BS:59:GLU:OE2	42:BS:66:ILE:HG23	2.17	0.45
42:BS:66:ILE:HA	42:BS:69:LEU:HD22	1.99	0.45
46:BW:39:GLN:O	46:BW:56:HIS:HB3	2.17	0.45
48:BY:13:GLU:HA	48:BY:16:THR:HB	1.98	0.45
49:BZ:39:ASP:CG	49:BZ:44:ARG:HH11	2.20	0.45
54:B4:3:VAL:HG23	54:B4:4:ARG:N	2.27	0.45
1:CA:144:G:H3'	1:CA:144:G:OP2	2.17	0.45
1:CA:250:A:N3	1:CA:250:A:C2'	2.80	0.45

*Continued on next page...*

*Continued from previous page...*

Atom-1	Atom-2	Interatomic distance (Å)	Clash overlap (Å)
1:CA:628:G:O2'	1:CA:629:A:H5'	2.17	0.45
1:CA:657:U:H5'	17:CO:27:GLN:HE22	1.82	0.45
1:CA:679:C:H2'	1:CA:680:C:C6	2.52	0.45
1:CA:1018:G:H2'	1:CA:1019:A:H8	1.80	0.45
1:CA:1160:G:H5''	4:CB:130:LYS:CB	2.47	0.45
1:CA:1233:G:H21	1:CA:1364:U:H6	1.65	0.45
1:CA:1479:C:H2'	1:CA:1480:A:C8	2.52	0.45
4:CB:27:LYS:O	4:CB:27:LYS:HD2	2.16	0.45
4:CB:68:PHE:CD1	4:CB:83:ALA:HB2	2.52	0.45
4:CB:110:ILE:HG21	4:CB:150:ILE:HG23	1.99	0.45
5:CC:123:LEU:HA	5:CC:127:VAL:CG2	2.45	0.45
7:CE:52:ALA:HB2	7:CE:61:LYS:HZ1	1.81	0.45
7:CE:84:VAL:HG21	7:CE:144:GLU:O	2.17	0.45
11:CI:114:LYS:H	11:CI:120:ALA:CB	2.30	0.45
12:CJ:6:ILE:HD12	12:CJ:79:PRO:HB3	1.98	0.45
12:CJ:10:LEU:HG	12:CJ:72:ARG:HB2	1.99	0.45
14:CL:43:LYS:C	14:CL:45:ASN:H	2.21	0.45
16:CN:41:TRP:O	16:CN:45:LEU:HG	2.16	0.45
16:CN:63:CYS:O	16:CN:67:GLY:HA2	2.17	0.45
17:CO:63:ARG:HH21	17:CO:87:ARG:CD	2.29	0.45
18:CP:52:LEU:HD11	18:CP:74:LEU:HD22	1.99	0.45
21:CS:12:LEU:O	21:CS:12:LEU:HD13	2.17	0.45
21:CS:17:LYS:N	21:CS:17:LYS:HE2	2.32	0.45
24:DA:32:U:H2'	24:DA:33:G:C8	2.52	0.45
25:DB:80:G:C6	25:DB:107:G:C6	3.04	0.45
25:DB:169:G:O2'	25:DB:170:U:H5'	2.17	0.45
25:DB:598:U:H2'	25:DB:599:A:H8	1.81	0.45
25:DB:932:U:H5'	25:DB:933:A:OP1	2.17	0.45
25:DB:1292:G:H2'	25:DB:1293:C:C6	2.52	0.45
25:DB:1454:C:H3'	25:DB:1454:C:OP2	2.17	0.45
25:DB:1513:U:O2'	25:DB:1514:G:H5'	2.17	0.45
25:DB:1813:G:N2	26:DC:49:THR:HG22	2.32	0.45
25:DB:1930:G:C2'	25:DB:1931:U:OP2	2.64	0.45
25:DB:2009:A:O4'	37:DN:107:ASN:HB2	2.17	0.45
25:DB:2331:G:H2'	25:DB:2332:C:H6	1.80	0.45
25:DB:2339:C:H2'	25:DB:2340:A:H8	1.82	0.45
25:DB:2354:C:H4'	46:DW:31:LEU:HD23	1.98	0.45
25:DB:2467:C:C2'	25:DB:2468:A:H5'	2.47	0.45
25:DB:2487:G:H2'	25:DB:2488:G:H8	1.81	0.45
25:DB:2487:G:H2'	25:DB:2488:G:C8	2.51	0.45
25:DB:2861:U:H2'	25:DB:2862:G:H8	1.81	0.45

*Continued on next page...*

*Continued from previous page...*

Atom-1	Atom-2	Interatomic distance (Å)	Clash overlap (Å)
27:DD:11:MET:HA	27:DD:24:VAL:O	2.17	0.45
29:DF:117:SER:C	29:DF:119:LYS:H	2.20	0.45
30:DG:24:THR:HG22	30:DG:34:ARG:HB3	1.99	0.45
30:DG:96:ALA:HB3	30:DG:103:ASN:O	2.17	0.45
32:DI:100:ILE:HG23	32:DI:104:GLN:OE1	2.17	0.45
32:DI:138:VAL:HG12	32:DI:139:VAL:N	2.31	0.45
34:DK:1:ILE:HA	34:DK:32:ALA:H	1.82	0.45
35:DL:61:LEU:HD23	53:D3:23:HIS:CG	2.52	0.45
36:DM:12:MET:HB2	36:DM:72:PRO:CD	2.41	0.45
46:DW:23:LYS:CG	46:DW:24:ARG:N	2.80	0.45
1:AA:211:G:N3	1:AA:211:G:C3'	2.79	0.44
1:AA:279:A:C5'	1:AA:280:C:H3'	2.47	0.44
1:AA:411:A:C4	1:AA:413:G:H1'	2.53	0.44
1:AA:834:U:H2'	1:AA:835:U:H6	1.80	0.44
1:AA:928:G:O2'	1:AA:929:G:H5'	2.16	0.44
1:AA:1090:U:H2'	1:AA:1091:U:H6	1.82	0.44
1:AA:1135:U:H3'	1:AA:1137:C:H42	1.82	0.44
4:AB:70:GLY:HA2	4:AB:163:ILE:HG22	1.99	0.44
4:AB:84:LEU:HD13	4:AB:149:GLY:HA2	1.99	0.44
4:AB:99:MET:HA	4:AB:106:VAL:HG21	1.99	0.44
9:AG:55:LYS:O	9:AG:56:SER:C	2.55	0.44
10:AH:8:ASP:O	10:AH:12:ARG:HG3	2.17	0.44
11:AI:45:MET:C	11:AI:47:VAL:H	2.20	0.44
13:AK:124:LYS:HE3	23:AU:34:ARG:HD3	1.99	0.44
16:AN:15:LEU:HB2	16:AN:54:SER:HB3	1.98	0.44
17:AO:35:ILE:HD13	17:AO:59:VAL:HG22	1.99	0.44
22:AT:43:LYS:HG3	22:AT:86:ALA:HB2	1.98	0.44
24:BA:87:U:H2'	24:BA:88:C:H5''	1.99	0.44
25:BB:518:G:H4'	42:BS:18:ARG:CZ	2.47	0.44
25:BB:538:A:N6	25:BB:555:G:O2'	2.47	0.44
25:BB:1014:A:H2'	25:BB:1015:U:C6	2.52	0.44
25:BB:1017:G:H2'	25:BB:1018:U:H6	1.81	0.44
25:BB:2208:C:O2'	25:BB:2209:G:H5'	2.17	0.44
25:BB:2838:G:H2'	25:BB:2839:G:H8	1.82	0.44
27:BD:4:LEU:N	27:BD:4:LEU:HD22	2.32	0.44
27:BD:79:LEU:HD22	27:BD:79:LEU:N	2.31	0.44
27:BD:203:VAL:O	27:BD:203:VAL:HG22	2.17	0.44
33:BJ:54:ILE:HD12	33:BJ:55:ILE:H	1.81	0.44
35:BL:70:LYS:O	35:BL:73:ILE:HG12	2.18	0.44
35:BL:125:LEU:H	35:BL:143:GLU:HG3	1.82	0.44
42:BS:69:LEU:HB3	42:BS:107:VAL:CG2	2.47	0.44

*Continued on next page...*



*Continued from previous page...*

Atom-1	Atom-2	Interatomic distance (Å)	Clash overlap (Å)
43:BT:7:LEU:HD22	43:BT:9:LYS:HE3	1.99	0.44
54:B4:15:LYS:O	54:B4:16:ILE:CB	2.62	0.44
1:CA:373:A:O2'	1:CA:374:A:H5'	2.16	0.44
1:CA:610:U:O2	1:CA:610:U:O4'	2.35	0.44
1:CA:621:A:H2'	1:CA:622:A:H8	1.83	0.44
1:CA:1312:G:O2'	1:CA:1313:U:H5'	2.16	0.44
4:CB:160:LEU:HB2	4:CB:182:VAL:HG22	1.98	0.44
4:CB:160:LEU:CD1	4:CB:182:VAL:HG22	2.46	0.44
7:CE:38:VAL:HG23	7:CE:66:ALA:HB1	1.99	0.44
12:CJ:55:PRO:HA	16:CN:80:ARG:HH21	1.82	0.44
12:CJ:56:HIS:O	12:CJ:57:VAL:HG12	2.17	0.44
16:CN:46:LYS:HD3	21:CS:10:ILE:HD12	1.98	0.44
16:CN:56:PRO:CA	16:CN:59:GLN:HG2	2.43	0.44
16:CN:72:PHE:CE1	16:CN:74:ARG:HG3	2.52	0.44
21:CS:4:LEU:HD22	21:CS:8:PRO:CB	2.47	0.44
23:CU:3:ILE:HG23	23:CU:23:GLU:OE1	2.17	0.44
25:DB:38:A:N3	28:DE:43:THR:HB	2.32	0.44
25:DB:527:C:H1'	25:DB:528:A:C5	2.52	0.44
25:DB:1115:G:H2'	25:DB:1116:G:C8	2.52	0.44
25:DB:1259:G:H2'	25:DB:1260:A:H8	1.81	0.44
25:DB:1571:A:H2'	25:DB:1572:A:C8	2.52	0.44
25:DB:1817:G:H5''	26:DC:86:ARG:NH1	2.32	0.44
25:DB:1837:C:H2'	25:DB:1899:A:H61	1.82	0.44
25:DB:2313:C:H5'	29:DF:36:ASN:OD1	2.18	0.44
25:DB:2685:G:O2'	25:DB:2686:G:H5'	2.17	0.44
26:DC:75:ALA:HB1	26:DC:93:VAL:CG2	2.47	0.44
28:DE:40:ARG:HG3	28:DE:40:ARG:HH11	1.82	0.44
28:DE:115:GLN:O	28:DE:117:ARG:N	2.51	0.44
28:DE:154:ASP:OD2	28:DE:157:LEU:HD22	2.16	0.44
28:DE:166:LYS:O	28:DE:167:VAL:HB	2.17	0.44
29:DF:35:LEU:HD23	29:DF:153:ILE:HG12	1.98	0.44
32:DI:90:GLY:C	32:DI:92:PRO:HD3	2.38	0.44
33:DJ:59:ALA:C	33:DJ:61:LYS:N	2.70	0.44
36:DM:35:ALA:O	36:DM:128:THR:HA	2.17	0.44
40:DQ:4:LYS:CG	40:DQ:7:VAL:HG22	2.47	0.44
40:DQ:93:ILE:HG23	40:DQ:94:LEU:N	2.32	0.44
45:DV:2:PHE:HZ	45:DV:55:GLU:HB2	1.81	0.44
45:DV:4:ILE:O	45:DV:63:ILE:HA	2.16	0.44
47:DX:28:PHE:CD1	47:DX:28:PHE:N	2.85	0.44
49:DZ:6:ILE:HG21	49:DZ:47:ILE:HD12	1.98	0.44
49:DZ:35:VAL:HG22	49:DZ:36:GLU:N	2.32	0.44

*Continued on next page...*

*Continued from previous page...*

Atom-1	Atom-2	Interatomic distance (Å)	Clash overlap (Å)
53:D3:14:LYS:O	53:D3:21:PHE:O	2.35	0.44
1:AA:637:C:H2'	1:AA:638:U:C6	2.52	0.44
1:AA:922:G:N3	1:AA:1398:A:H2	2.14	0.44
1:AA:1263:C:O2'	1:AA:1264:U:H5'	2.17	0.44
1:AA:1352:C:H2'	1:AA:1353:G:H8	1.81	0.44
4:AB:22:TRP:CZ3	4:AB:24:PRO:HA	2.52	0.44
4:AB:58:LYS:HD2	4:AB:58:LYS:N	2.22	0.44
4:AB:166:ASP:OD1	4:AB:190:SER:HA	2.17	0.44
7:AE:104:ILE:HD11	7:AE:114:LEU:HD12	1.99	0.44
11:AI:11:ARG:O	11:AI:14:SER:HB2	2.16	0.44
11:AI:62:LEU:O	11:AI:64:ILE:HG13	2.17	0.44
11:AI:98:ARG:NE	11:AI:103:VAL:HG21	2.32	0.44
12:AJ:52:LEU:HB2	16:AN:80:ARG:HD2	1.98	0.44
14:AL:13:ARG:HG2	14:AL:13:ARG:HH11	1.82	0.44
14:AL:62:VAL:HG22	14:AL:63:THR:N	2.30	0.44
21:AS:4:LEU:HD21	21:AS:9:PHE:HB3	2.00	0.44
24:BA:55:U:H4'	29:BF:23:SER:OG	2.18	0.44
25:BB:265:A:C8	25:BB:266:G:H1'	2.51	0.44
25:BB:418:C:H2'	25:BB:419:U:H6	1.82	0.44
25:BB:603:A:N6	25:BB:655:A:O4'	2.50	0.44
25:BB:1060:U:H5	32:BI:131:THR:HG22	1.82	0.44
25:BB:1654:A:O2'	27:BD:118:PHE:CB	2.50	0.44
25:BB:2366:A:H2'	25:BB:2367:G:O4'	2.18	0.44
25:BB:2394:C:H5''	35:BL:63:LYS:HD3	1.99	0.44
25:BB:2557:G:H2'	25:BB:2558:C:H6	1.82	0.44
25:BB:2748:A:H1'	30:BG:66:THR:HG23	2.00	0.44
26:BC:68:ARG:NH1	26:BC:128:THR:OG1	2.50	0.44
27:BD:122:VAL:HA	27:BD:127:PHE:O	2.16	0.44
29:BF:89:THR:OG1	29:BF:91:ARG:NH2	2.50	0.44
30:BG:2:ARG:O	30:BG:5:LYS:HB2	2.17	0.44
31:BH:84:ALA:CA	31:BH:90:LEU:HA	2.47	0.44
32:BI:44:LYS:O	32:BI:48:ILE:HG13	2.16	0.44
34:BK:52:LYS:HD3	34:BK:55:ASP:OD2	2.16	0.44
34:BK:68:VAL:HG12	34:BK:69:ARG:H	1.82	0.44
34:BK:69:ARG:HD3	34:BK:75:VAL:HG22	1.99	0.44
39:BP:80:VAL:O	39:BP:82:SER:N	2.51	0.44
40:BQ:93:ILE:HG23	40:BQ:94:LEU:N	2.33	0.44
41:BR:79:ARG:O	41:BR:81:LYS:HG2	2.18	0.44
43:BT:57:VAL:HG12	43:BT:86:THR:OG1	2.17	0.44
43:BT:64:LYS:HA	43:BT:64:LYS:HE3	1.98	0.44
45:BV:44:HIS:HE1	45:BV:85:LYS:HB2	1.79	0.44

*Continued on next page...*

*Continued from previous page...*

Atom-1	Atom-2	Interatomic distance (Å)	Clash overlap (Å)
45:BV:83:LYS:O	45:BV:85:LYS:N	2.49	0.44
1:CA:211:G:N3	1:CA:211:G:C3'	2.80	0.44
1:CA:451:A:H4'	1:CA:452:A:C1'	2.46	0.44
1:CA:859:G:H2'	1:CA:860:A:H8	1.80	0.44
1:CA:947:G:H2'	1:CA:948:C:H6	1.81	0.44
1:CA:1078:U:H2'	1:CA:1079:G:O4'	2.17	0.44
1:CA:1203:C:O2'	1:CA:1204:A:H5'	2.17	0.44
1:CA:1382:C:H2'	1:CA:1383:C:H6	1.82	0.44
1:CA:1432:G:H5''	39:DP:105:LYS:HG3	1.99	0.44
5:CC:76:ILE:CD1	5:CC:83:VAL:HG21	2.46	0.44
6:CD:55:ARG:HA	6:CD:55:ARG:HH11	1.82	0.44
6:CD:67:LEU:HD12	6:CD:67:LEU:N	2.32	0.44
8:CF:17:GLN:HB3	8:CF:21:MET:HE3	1.99	0.44
11:CI:90:ASP:O	11:CI:93:LEU:HB2	2.17	0.44
13:CK:12:ARG:HD2	13:CK:13:LYS:HZ3	1.81	0.44
14:CL:36:VAL:HG21	14:CL:73:LEU:O	2.17	0.44
14:CL:109:ARG:HG3	14:CL:109:ARG:NH1	2.31	0.44
15:CM:105:ALA:O	15:CM:107:THR:N	2.45	0.44
18:CP:39:PHE:CG	18:CP:40:ASN:N	2.86	0.44
18:CP:72:ALA:HA	18:CP:75:ILE:CD1	2.48	0.44
18:CP:74:LEU:O	18:CP:74:LEU:HD23	2.16	0.44
22:CT:17:ARG:HD2	22:CT:17:ARG:C	2.38	0.44
23:CU:47:ALA:O	23:CU:51:ALA:N	2.51	0.44
25:DB:635:C:O2'	25:DB:636:G:H5'	2.17	0.44
25:DB:899:A:H2'	25:DB:900:A:C8	2.51	0.44
25:DB:1056:G:H1	25:DB:1102:C:H5	1.65	0.44
25:DB:1241:A:N3	25:DB:1241:A:O4'	2.50	0.44
25:DB:1299:G:H2'	25:DB:1639:C:N4	2.32	0.44
25:DB:1317:G:H2'	25:DB:1318:U:H6	1.81	0.44
25:DB:1684:G:H2'	25:DB:1685:C:C6	2.52	0.44
25:DB:1795:C:H2'	25:DB:1796:U:C6	2.53	0.44
25:DB:1805:A:N3	26:DC:49:THR:HG21	2.31	0.44
25:DB:2788:C:H2'	25:DB:2789:C:C6	2.52	0.44
27:DD:107:VAL:HG21	27:DD:177:VAL:HG13	1.99	0.44
30:DG:61:TRP:O	30:DG:64:ALA:HB3	2.17	0.44
31:DH:103:VAL:HG13	31:DH:110:VAL:CG1	2.48	0.44
31:DH:129:GLU:HA	31:DH:143:ILE:CA	2.34	0.44
34:DK:59:ALA:HB1	34:DK:84:VAL:O	2.17	0.44
36:DM:33:LEU:HD11	36:DM:121:ALA:HB2	1.99	0.44
36:DM:45:GLN:HE22	36:DM:125:PRO:CG	2.30	0.44
39:DP:61:ARG:HH12	39:DP:100:ARG:HA	1.79	0.44

*Continued on next page...*

*Continued from previous page...*

Atom-1	Atom-2	Interatomic distance (Å)	Clash overlap (Å)
39:DP:94:ALA:C	39:DP:95:LYS:HD2	2.37	0.44
40:DQ:90:ASP:H	41:DR:39:LEU:HD11	1.83	0.44
42:DS:24:ILE:HG22	42:DS:25:ARG:N	2.32	0.44
43:DT:49:LYS:HB2	43:DT:50:LEU:HD22	2.00	0.44
43:DT:57:VAL:HG12	43:DT:86:THR:OG1	2.17	0.44
45:DV:83:LYS:O	45:DV:85:LYS:N	2.49	0.44
47:DX:35:HIS:CD2	47:DX:36:ARG:N	2.85	0.44
47:DX:53:LYS:O	47:DX:57:VAL:HG23	2.17	0.44
53:D3:19:GLY:O	53:D3:20:GLY:O	2.35	0.44
1:AA:250:A:N3	1:AA:250:A:C2'	2.80	0.44
1:AA:821:G:H2'	1:AA:822:U:C6	2.52	0.44
1:AA:1097:C:O2'	1:AA:1098:C:H5'	2.17	0.44
1:AA:1203:C:O2'	1:AA:1204:A:H5'	2.18	0.44
4:AB:66:ILE:CG1	4:AB:88:GLN:HG2	2.44	0.44
4:AB:167:HIS:C	4:AB:169:HIS:H	2.20	0.44
6:AD:7:LYS:HG3	6:AD:20:LEU:HD13	1.99	0.44
6:AD:69:ARG:HH21	6:AD:72:ARG:HB2	1.82	0.44
7:AE:109:ALA:HB3	7:AE:135:VAL:HG23	1.99	0.44
20:AR:35:SER:HA	20:AR:71:ASP:OD2	2.18	0.44
21:AS:40:PHE:HB2	21:AS:43:MET:HG3	1.99	0.44
25:BB:1241:A:N3	25:BB:1241:A:O4'	2.50	0.44
25:BB:1316:U:O2'	25:BB:1317:G:H5'	2.16	0.44
25:BB:2578:G:OP2	25:BB:2578:G:H4'	2.17	0.44
25:BB:2630:G:H2'	25:BB:2631:G:H8	1.81	0.44
30:BG:61:TRP:O	30:BG:64:ALA:HB3	2.18	0.44
30:BG:102:ILE:CD1	30:BG:116:LEU:HD11	2.47	0.44
30:BG:166:GLU:HG2	30:BG:167:VAL:N	2.32	0.44
31:BH:78:VAL:HG11	31:BH:145:ASN:HB3	1.99	0.44
31:BH:83:LYS:O	31:BH:84:ALA:HB2	2.17	0.44
32:BI:12:VAL:HG23	32:BI:41:PHE:CE2	2.53	0.44
33:BJ:58:ASN:O	33:BJ:59:ALA:HB3	2.17	0.44
37:BN:52:ILE:O	37:BN:55:ALA:HB3	2.16	0.44
39:BP:102:ARG:HD2	39:BP:106:ALA:O	2.17	0.44
39:BP:103:THR:HG22	39:BP:104:GLY:N	2.33	0.44
43:BT:12:ARG:HB3	43:BT:12:ARG:HH11	1.81	0.44
45:BV:23:ALA:O	45:BV:24:ASN:HB2	2.17	0.44
45:BV:70:ILE:HD13	45:BV:70:ILE:H	1.78	0.44
1:CA:246:A:N3	1:CA:247:G:H1'	2.32	0.44
1:CA:350:G:H2'	1:CA:351:G:C8	2.52	0.44
1:CA:389:A:H2'	1:CA:390:U:H5'	2.00	0.44
1:CA:538:G:H4'	14:CL:110:LYS:NZ	2.31	0.44

*Continued on next page...*

*Continued from previous page...*

Atom-1	Atom-2	Interatomic distance (Å)	Clash overlap (Å)
1:CA:800:G:HO2'	1:CA:801:U:H6	1.60	0.44
1:CA:981:U:H2'	1:CA:982:U:C5	2.52	0.44
1:CA:1244:G:O2'	1:CA:1245:C:H5'	2.18	0.44
1:CA:1486:G:H2'	1:CA:1487:G:O4'	2.18	0.44
4:CB:49:PHE:CG	4:CB:50:ASN:N	2.85	0.44
4:CB:62:ARG:HG3	4:CB:63:LYS:H	1.82	0.44
5:CC:53:ARG:NH1	5:CC:54:ILE:H	2.15	0.44
5:CC:93:ILE:H	5:CC:93:ILE:HD12	1.82	0.44
7:CE:17:VAL:HA	7:CE:34:ALA:HB2	1.98	0.44
7:CE:104:ILE:HD13	7:CE:105:ILE:N	2.32	0.44
8:CF:14:GLN:NE2	8:CF:83:ALA:HA	2.29	0.44
9:CG:137:ARG:HH11	9:CG:141:HIS:HD2	1.65	0.44
10:CH:77:VAL:HB	10:CH:124:ILE:HD11	1.99	0.44
14:CL:89:LEU:N	14:CL:89:LEU:HD22	2.32	0.44
18:CP:4:ILE:HB	18:CP:67:ILE:HD12	2.00	0.44
20:CR:48:ALA:HB1	20:CR:52:ARG:NH1	2.32	0.44
21:CS:32:THR:HB	21:CS:50:VAL:HA	1.99	0.44
25:DB:928:A:H2'	25:DB:929:U:C6	2.52	0.44
25:DB:1017:G:H2'	25:DB:1018:U:H6	1.82	0.44
25:DB:1165:A:C2	25:DB:1166:G:N7	2.86	0.44
25:DB:1324:G:H1'	25:DB:1616:A:C6	2.52	0.44
25:DB:2108:A:OP1	25:DB:2150:C:H4'	2.17	0.44
25:DB:2430:A:H5'	25:DB:2431:U:OP2	2.17	0.44
25:DB:2547:A:H5''	34:DK:28:HIS:NE2	2.32	0.44
25:DB:2668:G:O2'	25:DB:2669:G:H5'	2.17	0.44
25:DB:2834:G:H2'	25:DB:2879:A:H61	1.83	0.44
26:DC:65:ASP:CG	26:DC:101:ARG:HD3	2.38	0.44
27:DD:113:SER:HB3	27:DD:167:ASN:HA	1.98	0.44
29:DF:1:ALA:O	29:DF:4:HIS:HB3	2.17	0.44
29:DF:55:ASP:O	29:DF:58:ALA:HB3	2.17	0.44
29:DF:82:TYR:HA	29:DF:83:PRO:HD3	1.72	0.44
29:DF:136:ILE:HG22	29:DF:136:ILE:O	2.18	0.44
33:DJ:14:ASP:O	33:DJ:53:TYR:HB2	2.17	0.44
38:DO:35:ILE:CD1	38:DO:102:ARG:HH11	2.31	0.44
48:DY:37:LEU:HD22	48:DY:39:GLN:H	1.82	0.44
1:AA:373:A:C1'	1:AA:481:G:H1'	2.47	0.44
1:AA:427:U:H5'	6:AD:38:GLY:O	2.17	0.44
1:AA:556:C:O2'	1:AA:557:G:H5'	2.17	0.44
1:AA:651:C:H2'	1:AA:652:U:C6	2.52	0.44
1:AA:1226:C:P	15:AM:89:ARG:HH12	2.41	0.44
4:AB:27:LYS:HB3	4:AB:28:PRO:HD3	2.00	0.44

*Continued on next page...*

*Continued from previous page...*

Atom-1	Atom-2	Interatomic distance (Å)	Clash overlap (Å)
5:AC:53:ARG:HG2	5:AC:54:ILE:N	2.32	0.44
6:AD:89:LEU:CD1	6:AD:93:LEU:HD11	2.48	0.44
9:AG:10:LYS:CD	9:AG:10:LYS:H	2.29	0.44
9:AG:49:LEU:HA	9:AG:52:ARG:HB2	1.99	0.44
10:AH:65:PHE:CD2	10:AH:66:GLN:HG2	2.52	0.44
12:AJ:36:VAL:HA	12:AJ:77:VAL:HG23	1.99	0.44
15:AM:63:VAL:HG13	15:AM:67:ASP:HB2	2.00	0.44
17:AO:39:GLN:HE21	17:AO:39:GLN:HB3	1.55	0.44
25:BB:92:U:H3'	25:BB:93:G:H8	1.82	0.44
25:BB:132:G:O2'	25:BB:133:U:H5'	2.17	0.44
25:BB:259:G:H2'	25:BB:260:G:H8	1.81	0.44
25:BB:636:G:H5'	25:BB:639:U:OP1	2.17	0.44
25:BB:779:U:O2'	25:BB:780:G:H5'	2.16	0.44
25:BB:846:U:O2'	25:BB:847:U:H5''	2.17	0.44
25:BB:1241:A:H3'	25:BB:1242:U:H6	1.82	0.44
25:BB:1365:A:OP1	47:BX:2:ARG:HG3	2.18	0.44
25:BB:2430:A:H5'	25:BB:2431:U:OP2	2.16	0.44
25:BB:2816:G:O2'	25:BB:2817:U:H5'	2.18	0.44
26:BC:76:VAL:HA	26:BC:113:ASP:O	2.18	0.44
27:BD:74:GLU:HA	27:BD:74:GLU:OE1	2.17	0.44
29:BF:33:ILE:HG22	29:BF:34:THR:N	2.32	0.44
29:BF:111:ARG:N	29:BF:111:ARG:CD	2.80	0.44
30:BG:39:ALA:HB1	30:BG:57:TYR:CE1	2.52	0.44
33:BJ:42:ALA:O	33:BJ:44:TYR:N	2.51	0.44
33:BJ:72:LYS:HB3	33:BJ:73:VAL:H	1.61	0.44
33:BJ:73:VAL:O	33:BJ:87:ALA:O	2.35	0.44
35:BL:3:LEU:HB3	35:BL:4:ASN:H	1.69	0.44
39:BP:86:LYS:HB3	39:BP:87:ARG:H	1.57	0.44
50:B0:27:LEU:HB2	50:B0:37:HIS:O	2.17	0.44
1:CA:43:C:OP2	18:CP:12:LYS:HD3	2.16	0.44
1:CA:336:A:O2'	1:CA:337:G:H5'	2.18	0.44
1:CA:730:G:O2'	1:CA:766:A:H5'	2.16	0.44
1:CA:862:C:OP1	7:CE:87:VAL:HG11	2.17	0.44
1:CA:966:G:N2	11:CI:129:ARG:HH11	2.15	0.44
1:CA:1055:A:H1'	5:CC:155:ARG:NH1	2.32	0.44
1:CA:1135:U:H2'	1:CA:1138:G:O6	2.18	0.44
1:CA:1172:C:O2'	1:CA:1173:U:H5'	2.17	0.44
1:CA:1237:C:H2'	1:CA:1336:C:C5	2.52	0.44
1:CA:1317:C:H2'	1:CA:1318:A:O4'	2.17	0.44
1:CA:1320:C:H1'	21:CS:72:GLU:N	2.32	0.44
4:CB:93:HIS:O	4:CB:94:ARG:HB2	2.17	0.44

*Continued on next page...*

*Continued from previous page...*

Atom-1	Atom-2	Interatomic distance (Å)	Clash overlap (Å)
5:CC:23:ALA:HB3	5:CC:28:PHE:HA	1.98	0.44
6:CD:148:ALA:C	6:CD:150:LYS:H	2.20	0.44
10:CH:10:LEU:HD23	10:CH:10:LEU:H	1.82	0.44
10:CH:119:GLY:O	10:CH:120:LEU:HD22	2.17	0.44
11:CI:48:ARG:CZ	11:CI:48:ARG:HB2	2.47	0.44
15:CM:33:LEU:HA	15:CM:38:ILE:HB	1.99	0.44
15:CM:33:LEU:HD23	15:CM:38:ILE:HB	2.00	0.44
22:CT:59:ARG:HE	22:CT:59:ARG:HB2	1.61	0.44
25:DB:21:A:H2'	25:DB:22:C:C6	2.52	0.44
25:DB:570:G:O2'	25:DB:571:U:H5'	2.17	0.44
25:DB:585:G:O2'	28:DE:77:ILE:HG22	2.17	0.44
25:DB:644:A:H2'	25:DB:644:A:N3	2.32	0.44
25:DB:1463:C:H2'	25:DB:1464:G:H8	1.83	0.44
25:DB:1886:U:H2'	25:DB:1887:C:C6	2.52	0.44
25:DB:2366:A:H2'	25:DB:2367:G:O4'	2.18	0.44
29:DF:43:ILE:HA	29:DF:46:LYS:CE	2.47	0.44
31:DH:114:GLU:O	31:DH:116:ARG:N	2.50	0.44
32:DI:46:ASP:HA	32:DI:50:LYS:HE2	1.99	0.44
33:DJ:4:PHE:C	33:DJ:44:TYR:CE2	2.91	0.44
33:DJ:55:ILE:CG2	33:DJ:123:LYS:HB2	2.47	0.44
34:DK:106:LEU:CD2	34:DK:114:ILE:HD13	2.47	0.44
34:DK:106:LEU:HD23	34:DK:114:ILE:HD13	1.99	0.44
34:DK:114:ILE:HG23	34:DK:115:ILE:N	2.32	0.44
35:DL:95:LEU:O	35:DL:100:ILE:HG22	2.17	0.44
36:DM:73:ILE:HG13	36:DM:93:VAL:HB	1.99	0.44
39:DP:102:ARG:HB3	39:DP:107:ALA:HB2	1.98	0.44
42:DS:36:LEU:HD22	42:DS:36:LEU:N	2.32	0.44
42:DS:66:ILE:HG12	42:DS:67:ASP:N	2.31	0.44
45:DV:70:ILE:N	45:DV:70:ILE:CD1	2.75	0.44
46:DW:25:PHE:H	46:DW:66:VAL:HG23	1.83	0.44
49:DZ:26:LEU:CD1	49:DZ:47:ILE:HD13	2.48	0.44
53:D3:31:ILE:HD11	53:D3:34:LYS:CD	2.48	0.44
1:AA:230:G:H2'	1:AA:231:U:O4'	2.16	0.44
1:AA:246:A:N3	1:AA:247:G:H1'	2.33	0.44
1:AA:401:C:H2'	1:AA:402:G:H8	1.81	0.44
1:AA:657:U:O2	17:AO:21:THR:O	2.35	0.44
1:AA:710:G:O2'	1:AA:711:G:H5'	2.18	0.44
1:AA:1069:C:O4'	1:AA:1191:A:H2	2.01	0.44
1:AA:1070:U:H2'	1:AA:1071:C:H6	1.83	0.44
1:AA:1280:A:O4'	12:AJ:43:PRO:HG3	2.17	0.44
4:AB:14:HIS:HB3	4:AB:208:ALA:HB2	1.99	0.44

*Continued on next page...*



*Continued from previous page...*

Atom-1	Atom-2	Interatomic distance (Å)	Clash overlap (Å)
4:AB:16:GLY:O	4:AB:17:HIS:HB2	2.16	0.44
4:AB:113:LEU:HD12	4:AB:144:GLU:HA	1.98	0.44
4:AB:214:GLY:C	4:AB:216:VAL:H	2.21	0.44
6:AD:3:TYR:CZ	6:AD:10:LEU:HD12	2.53	0.44
8:AF:47:LEU:HG	8:AF:56:LYS:HA	2.00	0.44
9:AG:72:VAL:HA	9:AG:89:GLU:HA	1.99	0.44
12:AJ:26:VAL:HG12	12:AJ:30:LYS:HE3	1.98	0.44
12:AJ:71:LEU:HD12	12:AJ:71:LEU:N	2.31	0.44
14:AL:49:ARG:HG2	14:AL:49:ARG:NH1	2.33	0.44
15:AM:85:TYR:CE2	15:AM:89:ARG:HG3	2.53	0.44
16:AN:33:VAL:HG22	16:AN:40:ARG:NH2	2.32	0.44
18:AP:6:LEU:CD1	18:AP:17:TYR:HB3	2.47	0.44
22:AT:66:ILE:HG23	22:AT:70:LYS:HG3	1.99	0.44
25:BB:67:U:H2'	25:BB:68:G:H8	1.82	0.44
25:BB:299:A:N6	25:BB:322:A:O2'	2.49	0.44
25:BB:636:G:H3'	35:BL:128:THR:HG21	1.99	0.44
25:BB:816:C:H2'	25:BB:817:C:H6	1.82	0.44
25:BB:1491:G:H4'	26:BC:70:LYS:NZ	2.33	0.44
25:BB:1656:C:OP1	27:BD:141:ARG:NH1	2.51	0.44
25:BB:1881:C:H2'	25:BB:1882:U:O4'	2.16	0.44
25:BB:1946:U:H2'	25:BB:1947:C:H6	1.82	0.44
25:BB:2391:G:O6	25:BB:2425:A:H8	1.99	0.44
25:BB:2468:A:H2'	25:BB:2476:A:C6	2.53	0.44
25:BB:2896:C:H2'	25:BB:2897:U:H6	1.79	0.44
26:BC:30:ALA:C	26:BC:32:LEU:H	2.20	0.44
26:BC:42:ARG:HG3	26:BC:46:GLY:O	2.17	0.44
27:BD:11:MET:HA	27:BD:24:VAL:O	2.17	0.44
27:BD:36:GLN:O	27:BD:37:VAL:C	2.56	0.44
29:BF:62:GLN:NE2	29:BF:91:ARG:HE	2.14	0.44
29:BF:136:ILE:HG22	29:BF:136:ILE:O	2.17	0.44
30:BG:67:ALA:O	30:BG:71:LEU:N	2.50	0.44
31:BH:10:ALA:O	31:BH:12:LEU:N	2.50	0.44
31:BH:134:VAL:HG13	31:BH:135:HIS:N	2.29	0.44
33:BJ:59:ALA:C	33:BJ:61:LYS:H	2.20	0.44
36:BM:34:LYS:HZ1	45:BV:82:TYR:HA	1.81	0.44
38:BO:88:LYS:O	38:BO:89:ASP:HB3	2.18	0.44
46:BW:37:VAL:CG1	46:BW:38:ARG:HH11	2.30	0.44
49:BZ:2:LYS:HE3	49:BZ:4:ILE:HD11	1.97	0.44
49:BZ:11:SER:OG	49:BZ:13:ILE:HG13	2.17	0.44
1:CA:50:A:N6	1:CA:361:G:H4'	2.33	0.44
1:CA:266:G:N2	1:CA:270:A:N6	2.65	0.44

*Continued on next page...*

*Continued from previous page...*

Atom-1	Atom-2	Interatomic distance (Å)	Clash overlap (Å)
1:CA:276:G:O2'	1:CA:277:C:H5'	2.18	0.44
1:CA:409:U:OP2	6:CD:21:LYS:HE2	2.18	0.44
1:CA:679:C:H2'	1:CA:680:C:H6	1.83	0.44
1:CA:922:G:H4'	7:CE:24:VAL:HB	1.99	0.44
1:CA:995:C:C2'	1:CA:996:A:H5''	2.46	0.44
1:CA:1042:A:H2'	1:CA:1043:G:O4'	2.18	0.44
1:CA:1130:A:H62	1:CA:1143:G:H22	1.64	0.44
1:CA:1263:C:H2'	1:CA:1264:U:H6	1.82	0.44
1:CA:1335:U:O3'	1:CA:1336:C:H6	2.00	0.44
1:CA:1458:G:OP1	22:CT:29:THR:HG21	2.17	0.44
4:CB:70:GLY:HA3	4:CB:163:ILE:H	1.82	0.44
4:CB:214:GLY:C	4:CB:216:VAL:H	2.21	0.44
6:CD:58:GLN:HA	6:CD:58:GLN:NE2	2.32	0.44
7:CE:93:VAL:HG22	7:CE:94:PHE:N	2.33	0.44
7:CE:144:GLU:O	7:CE:146:MET:N	2.50	0.44
8:CF:39:LEU:HD13	8:CF:39:LEU:C	2.38	0.44
8:CF:89:VAL:O	8:CF:89:VAL:HG13	2.17	0.44
10:CH:50:VAL:O	10:CH:50:VAL:HG13	2.18	0.44
10:CH:76:ARG:NE	10:CH:78:SER:O	2.51	0.44
11:CI:56:MET:O	11:CI:57:VAL:HB	2.17	0.44
13:CK:56:LYS:O	13:CK:56:LYS:HG2	2.16	0.44
15:CM:32:ILE:CD1	15:CM:59:VAL:HB	2.48	0.44
15:CM:52:ILE:HA	15:CM:55:LEU:HG	2.00	0.44
15:CM:63:VAL:HG12	15:CM:68:LEU:CB	2.41	0.44
16:CN:87:ALA:HB1	16:CN:95:LEU:CD1	2.47	0.44
25:DB:32:C:O2'	25:DB:33:C:H5'	2.17	0.44
25:DB:69:C:H2'	25:DB:70:G:H8	1.83	0.44
25:DB:92:U:H3'	25:DB:93:G:H8	1.82	0.44
25:DB:160:A:H2'	25:DB:161:A:C8	2.52	0.44
25:DB:704:G:H2'	25:DB:726:G:N2	2.23	0.44
25:DB:1131:G:OP1	33:DJ:82:GLY:HA2	2.17	0.44
25:DB:1258:U:C4'	28:DE:79:ARG:HG3	2.48	0.44
25:DB:1279:G:H4'	37:DN:31:HIS:CD2	2.51	0.44
25:DB:1472:C:O2'	25:DB:1473:G:H5'	2.17	0.44
25:DB:1636:U:H2'	25:DB:1637:A:H8	1.82	0.44
25:DB:2598:A:H5''	26:DC:233:GLY:HA2	2.00	0.44
25:DB:2883:A:OP1	50:D0:48:TYR:CE1	2.71	0.44
27:DD:38:LYS:NZ	27:DD:38:LYS:HB2	2.32	0.44
30:DG:154:GLU:OE2	30:DG:159:LYS:HB2	2.18	0.44
30:DG:166:GLU:CD	30:DG:166:GLU:H	2.21	0.44
30:DG:171:LYS:HD3	30:DG:172:GLU:N	2.32	0.44

*Continued on next page...*

*Continued from previous page...*

Atom-1	Atom-2	Interatomic distance (Å)	Clash overlap (Å)
31:DH:144:VAL:O	31:DH:145:ASN:HB2	2.17	0.44
33:DJ:75:TYR:CE1	33:DJ:86:GLN:HB2	2.53	0.44
34:DK:108:SER:O	34:DK:110:LYS:HG2	2.17	0.44
37:DN:37:THR:CG2	37:DN:39:PRO:HD2	2.37	0.44
39:DP:80:VAL:O	39:DP:82:SER:N	2.51	0.44
40:DQ:86:SER:O	41:DR:50:GLY:O	2.36	0.44
40:DQ:87:VAL:CG1	40:DQ:88:GLU:H	2.24	0.44
43:DT:40:LYS:HE3	43:DT:58:VAL:O	2.18	0.44
48:DY:23:ARG:HD3	48:DY:27:ASN:HD21	1.82	0.44
54:D4:11:CYS:HB3	54:D4:33:HIS:CE1	2.52	0.44
1:AA:85:U:O2	1:AA:85:U:O4'	2.35	0.44
1:AA:254:G:H2'	1:AA:255:G:H8	1.82	0.44
1:AA:636:U:H2'	1:AA:637:C:H6	1.83	0.44
1:AA:687:A:H4'	1:AA:688:G:O5'	2.18	0.44
1:AA:723:U:N3	23:AU:48:LYS:HD3	2.33	0.44
1:AA:735:C:H2'	1:AA:736:C:H6	1.83	0.44
1:AA:950:U:H5	15:AM:100:ARG:HE	1.66	0.44
1:AA:1197:A:P	1:AA:1197:A:H3'	2.58	0.44
1:AA:1233:G:H21	1:AA:1364:U:H6	1.64	0.44
1:AA:1371:G:O3'	11:AI:70:GLY:HA3	2.18	0.44
5:AC:33:ASP:O	5:AC:36:PHE:HB3	2.17	0.44
5:AC:141:MET:HE2	5:AC:148:ILE:HG22	2.00	0.44
5:AC:168:ARG:HE	5:AC:168:ARG:HB3	1.71	0.44
8:AF:16:GLU:O	8:AF:19:PRO:HD2	2.17	0.44
9:AG:30:MET:HE1	9:AG:33:GLY:HA2	1.98	0.44
12:AJ:37:ARG:N	12:AJ:77:VAL:HG23	2.32	0.44
13:AK:59:PRO:HG2	13:AK:60:PHE:H	1.83	0.44
13:AK:113:THR:HG21	23:AU:28:LEU:HD11	1.99	0.44
14:AL:19:ASN:OD1	14:AL:20:VAL:HG23	2.17	0.44
20:AR:42:ARG:NH1	20:AR:43:ILE:HG23	2.32	0.44
23:AU:13:VAL:HG22	23:AU:14:ALA:N	2.33	0.44
25:BB:32:C:O2'	25:BB:33:C:H5'	2.18	0.44
25:BB:160:A:N6	25:BB:167:A:H1'	2.33	0.44
25:BB:205:G:O2'	25:BB:206:U:OP2	2.35	0.44
25:BB:547:A:H3'	25:BB:548:G:C8	2.53	0.44
25:BB:1441:G:H2'	25:BB:1442:U:H6	1.81	0.44
25:BB:1656:C:H2'	25:BB:1657:U:C6	2.48	0.44
25:BB:1905:C:O2'	25:BB:1929:G:H1'	2.17	0.44
25:BB:2716:C:H2'	25:BB:2717:C:H6	1.82	0.44
26:BC:221:GLY:C	26:BC:223:ALA:H	2.21	0.44
26:BC:244:VAL:HG12	26:BC:250:GLN:N	2.31	0.44

*Continued on next page...*

*Continued from previous page...*

Atom-1	Atom-2	Interatomic distance (Å)	Clash overlap (Å)
28:BE:95:LYS:HZ2	28:BE:95:LYS:HB3	1.83	0.44
28:BE:126:VAL:HG22	28:BE:127:GLU:N	2.31	0.44
29:BF:34:THR:HA	29:BF:89:THR:HA	1.98	0.44
29:BF:117:SER:C	29:BF:119:LYS:H	2.20	0.44
29:BF:131:VAL:C	29:BF:133:GLU:H	2.21	0.44
30:BG:132:LEU:N	30:BG:132:LEU:HD23	2.33	0.44
31:BH:99:ILE:HG23	31:BH:144:VAL:HG13	1.98	0.44
33:BJ:38:GLY:O	33:BJ:43:GLU:HB2	2.18	0.44
34:BK:37:ILE:O	34:BK:38:ILE:HD13	2.17	0.44
36:BM:90:GLU:HA	36:BM:90:GLU:OE1	2.16	0.44
39:BP:94:ALA:C	39:BP:95:LYS:HD2	2.38	0.44
39:BP:97:TYR:C	39:BP:99:LEU:N	2.70	0.44
39:BP:101:GLU:O	39:BP:102:ARG:HG2	2.18	0.44
42:BS:66:ILE:HG12	42:BS:67:ASP:N	2.31	0.44
43:BT:48:GLN:HA	43:BT:48:GLN:NE2	2.32	0.44
47:BX:29:LEU:H	47:BX:29:LEU:CD2	2.24	0.44
51:B1:36:LYS:HA	51:B1:46:VAL:O	2.18	0.44
52:B2:24:THR:O	52:B2:28:ARG:HB2	2.18	0.44
52:B2:37:LYS:HE2	52:B2:39:ARG:NH2	2.32	0.44
1:CA:31:G:H22	1:CA:47:C:H4'	1.83	0.44
1:CA:199:A:N1	1:CA:218:U:O2	2.50	0.44
1:CA:310:G:O2'	1:CA:311:C:H5'	2.17	0.44
1:CA:362:G:OP2	14:CL:30:ARG:NH2	2.50	0.44
1:CA:644:U:O2'	1:CA:645:G:H5'	2.17	0.44
1:CA:697:U:H2'	1:CA:698:G:H5'	2.00	0.44
1:CA:793:U:O2	1:CA:1516:G:H4'	2.18	0.44
1:CA:812:G:O2'	1:CA:813:U:C6	2.69	0.44
1:CA:968:A:H4'	1:CA:969:A:OP2	2.17	0.44
1:CA:1021:A:H2'	1:CA:1022:A:C8	2.52	0.44
1:CA:1300:G:C2'	1:CA:1301:U:OP2	2.65	0.44
1:CA:1374:A:H2'	1:CA:1375:A:H8	1.81	0.44
1:CA:1461:G:H2'	1:CA:1462:C:C6	2.52	0.44
4:CB:32:GLY:O	4:CB:34:ARG:HG2	2.17	0.44
5:CC:12:GLY:C	5:CC:13:ILE:HG12	2.37	0.44
5:CC:21:TRP:HB2	5:CC:22:PHE:H	1.45	0.44
8:CF:29:ILE:CD1	8:CF:64:VAL:HG21	2.47	0.44
11:CI:5:TYR:CG	11:CI:88:GLU:HG2	2.52	0.44
11:CI:80:HIS:CE1	11:CI:84:ARG:NE	2.86	0.44
12:CJ:7:ARG:HB3	12:CJ:101:SER:O	2.18	0.44
12:CJ:84:VAL:HB	12:CJ:89:ARG:NH2	2.33	0.44
13:CK:13:LYS:HB2	13:CK:76:TYR:CE2	2.53	0.44

*Continued on next page...*

*Continued from previous page...*

Atom-1	Atom-2	Interatomic distance (Å)	Clash overlap (Å)
14:CL:113:ARG:HB3	14:CL:118:VAL:O	2.18	0.44
20:CR:50:TYR:O	20:CR:54:LEU:HB2	2.18	0.44
23:CU:27:VAL:HG23	23:CU:28:LEU:H	1.82	0.44
23:CU:41:THR:O	23:CU:45:LYS:HB3	2.17	0.44
25:DB:139:U:H3'	25:DB:140:C:H6	1.79	0.44
25:DB:323:C:C5'	28:DE:163:ASN:HD21	2.30	0.44
25:DB:363:G:H2'	25:DB:364:C:C5	2.53	0.44
25:DB:1092:C:O2'	25:DB:1093:G:H5'	2.17	0.44
25:DB:1441:G:H2'	25:DB:1442:U:H6	1.83	0.44
25:DB:1613:G:C4'	52:D2:3:ARG:HG3	2.48	0.44
25:DB:2316:G:H2'	25:DB:2317:A:C8	2.53	0.44
25:DB:2511:U:H6	25:DB:2511:U:O5'	1.99	0.44
25:DB:2567:G:H2'	25:DB:2568:U:C6	2.52	0.44
26:DC:29:PHE:CE2	26:DC:31:PRO:HG2	2.53	0.44
26:DC:65:ASP:OD2	26:DC:101:ARG:HD3	2.18	0.44
26:DC:203:VAL:O	26:DC:205:GLY:N	2.50	0.44
29:DF:33:ILE:HG22	29:DF:34:THR:N	2.32	0.44
30:DG:7:PRO:O	30:DG:8:VAL:HB	2.18	0.44
31:DH:50:ARG:HA	31:DH:50:ARG:HH11	1.82	0.44
35:DL:3:LEU:HB3	35:DL:4:ASN:H	1.69	0.44
36:DM:6:ARG:HD2	36:DM:8:LYS:HZ1	1.80	0.44
36:DM:117:PHE:O	36:DM:121:ALA:N	2.49	0.44
39:DP:60:VAL:O	39:DP:70:GLU:HA	2.18	0.44
40:DQ:96:ASP:O	40:DQ:99:VAL:HG23	2.17	0.44
41:DR:49:ILE:HD13	41:DR:53:PHE:O	2.18	0.44
42:DS:38:TYR:HB2	50:D0:24:VAL:HG11	1.99	0.44
42:DS:57:ASN:O	42:DS:61:ASN:HB2	2.17	0.44
42:DS:71:VAL:HG22	42:DS:71:VAL:O	2.17	0.44
44:DU:39:ASN:HB3	44:DU:63:ALA:H	1.82	0.44
49:DZ:11:SER:OG	49:DZ:13:ILE:HG13	2.17	0.44
53:D3:31:ILE:HG12	53:D3:31:ILE:O	2.18	0.44
53:D3:54:LEU:HG	53:D3:58:ILE:HD11	2.00	0.44
1:AA:140:U:H2'	1:AA:141:G:H8	1.81	0.44
1:AA:718:A:C1'	13:AK:117:HIS:HA	2.48	0.44
1:AA:796:C:O2'	1:AA:797:C:H5'	2.17	0.44
1:AA:947:G:H2'	1:AA:948:C:H6	1.83	0.44
1:AA:1042:A:H2'	1:AA:1043:G:O4'	2.18	0.44
1:AA:1129:C:C5'	11:AI:17:ARG:HH12	2.31	0.44
1:AA:1320:C:O2'	1:AA:1321:U:H5'	2.16	0.44
1:AA:1336:C:H1'	1:AA:1337:G:C6	2.53	0.44
4:AB:82:ALA:HA	4:AB:86:CYS:SG	2.58	0.44

*Continued on next page...*

*Continued from previous page...*

Atom-1	Atom-2	Interatomic distance (Å)	Clash overlap (Å)
4:AB:220:VAL:HG12	4:AB:221:ARG:N	2.33	0.44
5:AC:10:ARG:HB3	5:AC:15:LYS:CG	2.48	0.44
5:AC:33:ASP:O	5:AC:37:LYS:HG2	2.18	0.44
5:AC:64:ARG:O	5:AC:65:VAL:HB	2.18	0.44
5:AC:133:MET:HA	5:AC:137:VAL:CG2	2.48	0.44
5:AC:153:SER:O	5:AC:156:LEU:HD11	2.17	0.44
6:AD:12:ARG:HB3	6:AD:37:PRO:HB3	2.00	0.44
8:AF:70:VAL:O	8:AF:73:GLU:HB3	2.18	0.44
10:AH:63:LYS:HG3	10:AH:64:TYR:H	1.82	0.44
11:AI:66:VAL:HG11	11:AI:74:GLN:HE21	1.83	0.44
11:AI:83:THR:CB	11:AI:102:PHE:HB3	2.48	0.44
15:AM:1:ALA:HA	15:AM:56:ARG:NH1	2.33	0.44
15:AM:86:ARG:HA	15:AM:96:VAL:CG1	2.47	0.44
15:AM:92:ARG:HD3	15:AM:94:LEU:CD1	2.29	0.44
18:AP:75:ILE:HG22	18:AP:80:LYS:HD2	2.00	0.44
19:AQ:54:ILE:C	19:AQ:56:ASP:H	2.20	0.44
22:AT:47:GLN:HE21	22:AT:82:ILE:CD1	2.29	0.44
23:AU:6:ARG:O	23:AU:7:GLU:O	2.36	0.44
24:BA:43:C:O4'	29:BF:91:ARG:CZ	2.66	0.44
25:BB:350:G:H2'	25:BB:351:C:C6	2.52	0.44
25:BB:439:A:H2'	25:BB:440:C:O4'	2.18	0.44
25:BB:547:A:H2'	25:BB:547:A:N3	2.32	0.44
25:BB:654:A:C3'	25:BB:655:A:H5''	2.47	0.44
25:BB:713:G:H21	25:BB:718:A:H2	1.64	0.44
25:BB:1158:C:H5''	49:BZ:30:ARG:CG	2.47	0.44
25:BB:1341:G:N2	25:BB:1398:C:H4'	2.33	0.44
25:BB:1498:C:O4'	25:BB:1577:C:H4'	2.18	0.44
25:BB:1536:C:H1'	25:BB:1537:G:H22	1.81	0.44
25:BB:1789:A:H2'	25:BB:1790:C:O4'	2.18	0.44
25:BB:2767:C:O2'	25:BB:2768:U:H5'	2.18	0.44
25:BB:2849:U:OP1	39:BP:92:ARG:NH1	2.50	0.44
27:BD:11:MET:H	27:BD:25:THR:HA	1.83	0.44
29:BF:101:ARG:HE	29:BF:105:ILE:HD11	1.83	0.44
29:BF:124:ARG:HD2	29:BF:159:ALA:O	2.18	0.44
29:BF:177:ARG:NE	29:BF:177:ARG:HA	2.33	0.44
30:BG:85:LYS:HZ3	30:BG:163:TYR:HB2	1.82	0.44
30:BG:143:VAL:O	30:BG:147:LEU:HG	2.17	0.44
30:BG:154:GLU:OE2	30:BG:159:LYS:HB2	2.18	0.44
30:BG:168:VAL:HG12	30:BG:170:THR:CG2	2.48	0.44
31:BH:81:ALA:HA	31:BH:147:VAL:N	2.33	0.44
34:BK:1:ILE:HA	34:BK:32:ALA:H	1.82	0.44

*Continued on next page...*

*Continued from previous page...*

Atom-1	Atom-2	Interatomic distance (Å)	Clash overlap (Å)
39:BP:26:GLU:HB3	39:BP:84:SER:HB2	2.00	0.44
46:BW:67:LYS:HG3	46:BW:69:GLU:HG3	1.99	0.44
53:B3:36:ALA:HB3	53:B3:39:ARG:HB2	1.99	0.44
1:CA:451:A:C5'	18:CP:70:ARG:HH22	2.31	0.44
1:CA:723:U:C5'	23:CU:45:LYS:HE3	2.45	0.44
1:CA:731:G:O2'	1:CA:732:C:H5'	2.17	0.44
1:CA:932:C:H5'	9:CG:3:ARG:HG2	1.99	0.44
1:CA:1053:G:C3'	1:CA:1054:C:H5'	2.48	0.44
1:CA:1075:U:H2'	1:CA:1076:U:C6	2.53	0.44
1:CA:1240:U:N3	9:CG:29:LEU:O	2.51	0.44
1:CA:1533:C:H2'	1:CA:1534:A:H5'	1.99	0.44
4:CB:23:ASN:OD1	4:CB:25:LYS:HD3	2.18	0.44
4:CB:30:ILE:C	4:CB:41:ASN:HB2	2.38	0.44
5:CC:49:ALA:O	5:CC:51:VAL:N	2.51	0.44
6:CD:34:GLU:HG2	6:CD:34:GLU:O	2.17	0.44
6:CD:70:GLN:HA	6:CD:73:ASN:ND2	2.33	0.44
8:CF:43:GLY:HA2	8:CF:58:HIS:NE2	2.33	0.44
9:CG:12:LEU:HD13	9:CG:13:PRO:CD	2.48	0.44
9:CG:73:GLU:H	9:CG:90:VAL:HG23	1.82	0.44
9:CG:107:ALA:HB1	9:CG:115:MET:HE2	1.99	0.44
12:CJ:37:ARG:HB2	12:CJ:75:ASP:O	2.17	0.44
13:CK:83:VAL:HB	13:CK:108:ASN:O	2.17	0.44
15:CM:82:LEU:HD22	21:CS:64:GLU:OE1	2.18	0.44
16:CN:31:SER:HA	16:CN:40:ARG:HD3	2.00	0.44
25:DB:121:G:H4'	25:DB:148:U:H2'	2.00	0.44
25:DB:549:G:N3	25:DB:549:G:O4'	2.51	0.44
25:DB:927:A:O2'	25:DB:928:A:H5'	2.17	0.44
25:DB:947:A:HO2'	25:DB:984:A:H2	1.61	0.44
25:DB:1052:C:O2'	25:DB:1053:C:H5'	2.18	0.44
25:DB:1394:U:C2'	25:DB:1395:A:H5'	2.47	0.44
25:DB:1560:G:H2'	25:DB:1561:C:H6	1.81	0.44
25:DB:1654:A:C2'	27:DD:118:PHE:HB3	2.46	0.44
25:DB:1669:A:C8	34:DK:4:GLN:HG3	2.52	0.44
25:DB:1716:U:H2'	25:DB:1717:A:C8	2.53	0.44
25:DB:1766:G:H2'	25:DB:1767:G:H8	1.83	0.44
25:DB:2092:U:C6	25:DB:2225:A:O2'	2.71	0.44
25:DB:2193:G:H2'	25:DB:2194:U:C6	2.53	0.44
25:DB:2206:C:O2'	25:DB:2207:C:H5'	2.17	0.44
25:DB:2698:U:H2'	25:DB:2699:C:H6	1.82	0.44
26:DC:30:ALA:C	26:DC:32:LEU:H	2.21	0.44
26:DC:173:LEU:N	26:DC:173:LEU:HD13	2.31	0.44

*Continued on next page...*



*Continued from previous page...*

Atom-1	Atom-2	Interatomic distance (Å)	Clash overlap (Å)
27:DD:8:LYS:HD2	27:DD:195:GLY:HA3	1.99	0.44
28:DE:5:LEU:HG	28:DE:12:LEU:CD2	2.47	0.44
28:DE:108:ILE:C	28:DE:108:ILE:HD13	2.38	0.44
29:DF:115:GLY:HA3	29:DF:177:ARG:HD2	2.00	0.44
30:DG:52:GLY:HA2	30:DG:53:PRO:HD3	1.84	0.44
30:DG:84:LYS:CD	30:DG:133:LYS:HA	2.47	0.44
31:DH:128:HIS:O	31:DH:144:VAL:HG23	2.17	0.44
34:DK:27:SER:O	34:DK:28:HIS:HB2	2.18	0.44
37:DN:2:ARG:HD2	37:DN:5:LYS:HB2	2.00	0.44
38:DO:16:ARG:HD3	38:DO:19:GLN:NE2	2.32	0.44
39:DP:23:ASP:O	39:DP:45:VAL:HA	2.17	0.44
42:DS:4:ILE:HG22	42:DS:106:VAL:HG22	1.99	0.44
42:DS:4:ILE:HD12	42:DS:5:ALA:N	2.33	0.44
43:DT:59:ASN:O	43:DT:83:ALA:O	2.35	0.44
45:DV:63:ILE:N	45:DV:70:ILE:CG1	2.73	0.44
52:D2:18:PHE:HB2	52:D2:43:THR:OG1	2.17	0.44
1:AA:25:C:C5'	1:AA:524:G:H1'	2.47	0.44
1:AA:497:G:H2'	1:AA:498:A:C8	2.53	0.44
1:AA:742:G:H5''	17:AO:57:ARG:NH1	2.33	0.44
1:AA:959:A:N6	1:AA:1222:G:H5'	2.33	0.44
1:AA:1320:C:H5'	21:AS:2:ARG:HG2	2.00	0.44
1:AA:1323:G:O2'	1:AA:1362:A:O4'	2.36	0.44
1:AA:1486:G:H2'	1:AA:1487:G:O4'	2.18	0.44
6:AD:186:GLU:O	6:AD:187:ARG:C	2.56	0.44
13:AK:64:VAL:O	13:AK:68:ARG:HB2	2.17	0.44
15:AM:21:ILE:HB	15:AM:24:VAL:CG2	2.48	0.44
18:AP:51:ARG:HH11	18:AP:53:ASP:CA	2.30	0.44
21:AS:43:MET:O	21:AS:46:LEU:HB2	2.18	0.44
21:AS:62:THR:HG22	21:AS:63:ASP:N	2.29	0.44
25:BB:208:C:H2'	25:BB:209:C:H6	1.80	0.44
25:BB:323:C:C5'	28:BE:163:ASN:HD21	2.31	0.44
25:BB:378:C:C2'	25:BB:379:G:H5'	2.48	0.44
25:BB:1047:G:O2'	25:BB:1110:G:N1	2.43	0.44
25:BB:1076:C:H2'	25:BB:1077:A:C8	2.53	0.44
25:BB:1139:G:O2'	25:BB:1143:A:N1	2.49	0.44
25:BB:1204:A:N1	25:BB:1241:A:C2	2.86	0.44
25:BB:1287:A:O2'	25:BB:1288:G:H5'	2.17	0.44
25:BB:1301:A:H2'	25:BB:1301:A:N3	2.33	0.44
25:BB:2109:U:O2'	25:BB:2110:G:H5'	2.17	0.44
25:BB:2269:G:H4'	46:BW:18:LYS:HZ1	1.82	0.44
25:BB:2851:A:H2'	25:BB:2852:G:H8	1.83	0.44

*Continued on next page...*

*Continued from previous page...*

Atom-1	Atom-2	Interatomic distance (Å)	Clash overlap (Å)
27:BD:107:VAL:N	27:BD:205:PRO:HA	2.28	0.44
28:BE:5:LEU:HG	28:BE:12:LEU:CD2	2.48	0.44
28:BE:164:LEU:HB2	28:BE:167:VAL:HG12	2.00	0.44
30:BG:10:VAL:O	30:BG:11:PRO:O	2.36	0.44
34:BK:98:ILE:HG12	34:BK:114:ILE:HG13	2.00	0.44
37:BN:2:ARG:HD2	37:BN:5:LYS:HB2	2.00	0.44
46:BW:37:VAL:O	46:BW:38:ARG:HG2	2.17	0.44
1:CA:429:U:C1'	1:CA:430:A:H5''	2.46	0.44
1:CA:591:U:H2'	1:CA:592:G:H8	1.82	0.44
1:CA:771:G:O2'	1:CA:772:U:H5'	2.18	0.44
1:CA:978:A:H4'	1:CA:1322:C:H6	1.80	0.44
1:CA:981:U:H2'	1:CA:982:U:C6	2.53	0.44
1:CA:1351:U:C5	11:CI:119:LYS:HE2	2.52	0.44
4:CB:162:VAL:HG22	4:CB:183:PHE:O	2.17	0.44
6:CD:100:VAL:HG21	6:CD:136:VAL:CG2	2.48	0.44
6:CD:123:MET:O	6:CD:142:VAL:HA	2.18	0.44
7:CE:65:LYS:HA	7:CE:65:LYS:HD3	1.79	0.44
7:CE:97:PRO:HA	7:CE:122:VAL:HB	2.00	0.44
9:CG:48:THR:O	9:CG:52:ARG:HG3	2.18	0.44
11:CI:90:ASP:HB3	11:CI:93:LEU:HB2	1.98	0.44
11:CI:109:GLN:HG2	11:CI:110:VAL:HG22	1.99	0.44
12:CJ:7:ARG:NH1	12:CJ:73:LEU:HD21	2.33	0.44
12:CJ:11:LYS:HD2	12:CJ:71:LEU:CD1	2.47	0.44
15:CM:32:ILE:CG2	15:CM:33:LEU:N	2.81	0.44
21:CS:4:LEU:HD12	21:CS:4:LEU:N	2.24	0.44
25:DB:51:G:H1'	25:DB:118:A:N6	2.33	0.44
25:DB:466:A:N3	25:DB:683:U:H1'	2.32	0.44
25:DB:637:A:OP2	35:DL:112:LEU:HD22	2.18	0.44
25:DB:1080:A:O2'	25:DB:1081:U:H5'	2.17	0.44
25:DB:1365:A:OP1	47:DX:2:ARG:HG3	2.18	0.44
25:DB:1410:G:O2'	25:DB:1411:U:H5'	2.17	0.44
25:DB:1752:C:H5'	25:DB:2861:U:O3'	2.18	0.44
25:DB:1843:C:H2'	25:DB:1844:C:C6	2.53	0.44
25:DB:2010:G:H2'	25:DB:2011:U:H6	1.82	0.44
25:DB:2134:A:O4'	25:DB:2134:A:N3	2.50	0.44
25:DB:2261:C:O2'	25:DB:2262:U:H5'	2.18	0.44
25:DB:2605:U:H2'	25:DB:2606:C:C6	2.53	0.44
26:DC:73:ILE:HB	26:DC:95:TYR:CD2	2.52	0.44
26:DC:255:LYS:C	26:DC:257:ARG:H	2.20	0.44
28:DE:46:GLN:CG	28:DE:87:ALA:HB3	2.23	0.44
28:DE:175:ILE:HG13	28:DE:180:LEU:CD2	2.46	0.44

*Continued on next page...*

*Continued from previous page...*

Atom-1	Atom-2	Interatomic distance (Å)	Clash overlap (Å)
28:DE:176:ASP:HB3	28:DE:179:SER:CB	2.43	0.44
29:DF:45:ASP:CG	29:DF:47:LYS:HD3	2.38	0.44
29:DF:89:THR:O	29:DF:91:ARG:CZ	2.66	0.44
29:DF:99:PHE:HD1	29:DF:102:LEU:HD11	1.82	0.44
30:DG:168:VAL:HG12	30:DG:170:THR:CG2	2.48	0.44
31:DH:53:GLU:CD	31:DH:57:LYS:HG2	2.38	0.44
32:DI:70:THR:O	32:DI:70:THR:HG23	2.17	0.44
34:DK:68:VAL:HG12	34:DK:69:ARG:H	1.81	0.44
36:DM:97:GLN:HB2	36:DM:98:PRO:HD2	1.99	0.44
41:DR:39:LEU:HA	41:DR:49:ILE:HG21	1.99	0.44
51:D1:46:VAL:HG22	51:D1:47:ILE:N	2.33	0.44
1:AA:31:G:H22	1:AA:47:C:H4'	1.83	0.44
1:AA:94:G:H4'	1:AA:95:C:OP1	2.17	0.44
1:AA:202:G:N2	1:AA:465:A:H61	2.15	0.44
1:AA:276:G:O2'	1:AA:277:C:H5'	2.17	0.44
1:AA:327:A:H1'	1:AA:329:A:O4'	2.17	0.44
1:AA:404:G:O2'	1:AA:405:U:H5'	2.16	0.44
1:AA:451:A:H4'	1:AA:452:A:C1'	2.48	0.44
1:AA:842:U:O2'	1:AA:846:G:N1	2.50	0.44
3:AX:1:A:H1'	3:AX:6:U:O2'	2.18	0.44
4:AB:31:PHE:HB2	4:AB:40:ILE:O	2.18	0.44
4:AB:77:GLU:C	4:AB:79:VAL:H	2.21	0.44
5:AC:111:ASP:HB3	5:AC:114:LEU:HB2	2.00	0.44
6:AD:3:TYR:HB2	6:AD:62:ARG:NH2	2.33	0.44
6:AD:7:LYS:HD3	6:AD:20:LEU:HB3	2.00	0.44
12:AJ:48:ARG:HB3	16:AN:100:TRP:CH2	2.53	0.44
12:AJ:51:VAL:O	12:AJ:62:ARG:HA	2.17	0.44
13:AK:27:ASN:O	13:AK:56:LYS:HE2	2.18	0.44
15:AM:32:ILE:HD11	15:AM:58:GLU:HB2	2.00	0.44
15:AM:78:ARG:NH2	15:AM:81:ASP:HB2	2.32	0.44
16:AN:72:PHE:CE2	16:AN:77:GLY:HA2	2.53	0.44
17:AO:15:GLY:HA3	17:AO:20:ASP:OD2	2.17	0.44
19:AQ:60:ILE:HG22	19:AQ:72:TRP:CE3	2.50	0.44
19:AQ:73:THR:HG22	19:AQ:74:LEU:N	2.32	0.44
19:AQ:80:LYS:CD	19:AQ:81:ALA:H	2.23	0.44
22:AT:56:ILE:HA	22:AT:59:ARG:HB3	2.00	0.44
25:BB:460:A:H2'	25:BB:461:C:O4'	2.18	0.44
25:BB:620:G:N3	25:BB:620:G:H5'	2.33	0.44
25:BB:1059:G:H2'	25:BB:1060:U:C5	2.52	0.44
25:BB:1126:A:H4'	25:BB:1127:A:O5'	2.17	0.44
25:BB:1292:G:H2'	25:BB:1293:C:C6	2.53	0.44

*Continued on next page...*

*Continued from previous page...*

Atom-1	Atom-2	Interatomic distance (Å)	Clash overlap (Å)
25:BB:1324:G:H1'	25:BB:1616:A:C6	2.53	0.44
25:BB:1441:G:O2'	25:BB:1442:U:H5'	2.17	0.44
25:BB:1516:G:O2'	25:BB:1517:G:H5'	2.18	0.44
25:BB:1653:G:H3'	37:BN:2:ARG:HG3	1.99	0.44
25:BB:1674:G:N2	25:BB:1677:A:N1	2.65	0.44
25:BB:2262:U:H4'	25:BB:2328:A:C2	2.53	0.44
25:BB:2676:C:O2'	25:BB:2677:G:H5'	2.18	0.44
25:BB:2784:U:H2'	25:BB:2785:C:C6	2.53	0.44
25:BB:2853:C:H2'	25:BB:2854:G:C8	2.53	0.44
28:BE:181:ILE:HD13	35:BL:2:ARG:HE	1.83	0.44
29:BF:70:ARG:O	29:BF:80:GLN:HA	2.18	0.44
30:BG:145:ALA:HB1	30:BG:148:ARG:HH21	1.82	0.44
30:BG:166:GLU:CD	30:BG:166:GLU:H	2.21	0.44
31:BH:90:LEU:HD11	31:BH:125:THR:HA	2.00	0.44
32:BI:19:PRO:HG2	32:BI:22:PRO:HB2	2.00	0.44
32:BI:63:ASP:C	32:BI:65:SER:H	2.21	0.44
33:BJ:4:PHE:HB3	33:BJ:44:TYR:CE2	2.53	0.44
33:BJ:35:ARG:NE	33:BJ:140:LEU:HD11	2.18	0.44
35:BL:95:LEU:O	35:BL:100:ILE:HG22	2.18	0.44
36:BM:12:MET:CB	36:BM:72:PRO:HD2	2.42	0.44
36:BM:29:GLY:HA2	36:BM:106:ASP:HB2	2.00	0.44
37:BN:13:ASN:OD1	37:BN:13:ASN:N	2.49	0.44
41:BR:15:SER:O	41:BR:16:GLU:C	2.56	0.44
41:BR:25:LEU:HD13	41:BR:94:THR:OG1	2.18	0.44
42:BS:13:SER:O	42:BS:14:ALA:HB2	2.17	0.44
43:BT:2:ILE:HB	43:BT:3:ARG:HH11	1.82	0.44
43:BT:69:ARG:HA	43:BT:69:ARG:HD2	1.82	0.44
44:BU:15:GLY:C	44:BU:16:LYS:HZ2	2.22	0.44
45:BV:26:PHE:HE1	45:BV:89:ILE:HG13	1.82	0.44
46:BW:37:VAL:HB	46:BW:38:ARG:HD3	2.00	0.44
52:B2:3:ARG:NE	52:B2:3:ARG:HA	2.33	0.44
54:B4:2:LYS:O	54:B4:35:GLN:HA	2.18	0.44
54:B4:30:GLU:HA	54:B4:31:PRO:HD3	1.85	0.44
1:CA:234:C:H2'	1:CA:235:C:C6	2.52	0.44
1:CA:275:G:C4'	19:CQ:15:LYS:HG2	2.43	0.44
1:CA:435:A:H8	1:CA:435:A:OP2	2.01	0.44
1:CA:557:G:N1	1:CA:558:G:C2	2.86	0.44
1:CA:562:U:C2'	14:CL:13:ARG:HG3	2.44	0.44
1:CA:637:C:H2'	1:CA:638:U:C6	2.53	0.44
1:CA:1072:G:P	7:CE:51:LYS:HZ3	2.41	0.44
1:CA:1135:U:H3'	1:CA:1137:C:H42	1.83	0.44

*Continued on next page...*

*Continued from previous page...*

Atom-1	Atom-2	Interatomic distance (Å)	Clash overlap (Å)
1:CA:1399:C:H4'	1:CA:1400:C:O5'	2.17	0.44
4:CB:8:MET:HG2	4:CB:46:VAL:CB	2.35	0.44
5:CC:32:LEU:O	5:CC:35:ASP:HB3	2.17	0.44
6:CD:84:ASN:CG	6:CD:85:THR:N	2.71	0.44
7:CE:14:LEU:HD13	7:CE:14:LEU:C	2.38	0.44
8:CF:2:ARG:HH12	8:CF:91:ARG:CD	2.30	0.44
11:CI:42:THR:HA	11:CI:45:MET:HG2	1.99	0.44
11:CI:47:VAL:HG11	11:CI:78:ILE:CD1	2.48	0.44
12:CJ:40:ILE:H	12:CJ:74:VAL:HA	1.83	0.44
12:CJ:66:GLU:HG2	12:CJ:67:ILE:N	2.33	0.44
13:CK:83:VAL:HG21	13:CK:96:ILE:HG23	2.00	0.44
14:CL:65:TYR:C	14:CL:66:ILE:HD13	2.39	0.44
16:CN:55:SER:OG	16:CN:56:PRO:HD2	2.17	0.44
17:CO:46:LYS:O	17:CO:52:ARG:NH2	2.50	0.44
18:CP:8:ARG:HB3	18:CP:28:ARG:NH2	2.32	0.44
20:CR:49:LYS:O	20:CR:53:GLN:HG3	2.17	0.44
23:CU:14:ALA:HB3	23:CU:16:ARG:NE	2.33	0.44
24:DA:7:G:H5''	38:DO:29:HIS:NE2	2.33	0.44
25:DB:538:A:N6	25:DB:555:G:O2'	2.46	0.44
25:DB:960:A:H61	36:DM:82:MET:CE	2.30	0.44
25:DB:1126:A:H4'	25:DB:1127:A:O5'	2.18	0.44
25:DB:1367:A:O3'	52:D2:25:LYS:HE2	2.18	0.44
25:DB:1438:U:C4	25:DB:1552:A:N6	2.86	0.44
25:DB:1750:G:H2'	25:DB:1751:U:C6	2.53	0.44
25:DB:2588:G:O2'	25:DB:2589:A:H5'	2.18	0.44
25:DB:2886:A:C8	50:D0:39:ARG:NH2	2.86	0.44
27:DD:8:LYS:HB2	27:DD:201:LEU:HD21	2.00	0.44
27:DD:106:LYS:O	27:DD:107:VAL:HB	2.18	0.44
29:DF:168:LEU:C	29:DF:170:ALA:N	2.71	0.44
30:DG:41:GLU:OE1	30:DG:54:ARG:HG2	2.18	0.44
31:DH:29:PHE:C	31:DH:31:VAL:H	2.21	0.44
33:DJ:58:ASN:O	33:DJ:59:ALA:HB3	2.17	0.44
36:DM:55:ARG:O	36:DM:56:ALA:HB2	2.18	0.44
36:DM:90:GLU:HA	36:DM:90:GLU:OE1	2.18	0.44
39:DP:5:LYS:CA	39:DP:8:GLU:HB2	2.46	0.44
40:DQ:88:GLU:N	41:DR:49:ILE:HD11	2.32	0.44
41:DR:15:SER:O	41:DR:16:GLU:C	2.56	0.44
43:DT:57:VAL:HG22	43:DT:58:VAL:N	2.23	0.44
46:DW:19:ARG:HE	46:DW:19:ARG:HB2	1.48	0.44
48:DY:7:ARG:HH21	48:DY:9:LYS:CD	2.21	0.44
50:D0:50:GLY:O	50:D0:51:ARG:C	2.55	0.44

*Continued on next page...*

*Continued from previous page...*

Atom-1	Atom-2	Interatomic distance (Å)	Clash overlap (Å)
53:D3:31:ILE:HD11	53:D3:34:LYS:NZ	2.33	0.44
1:AA:79:G:H2'	1:AA:80:A:C8	2.53	0.43
1:AA:440:C:H2'	1:AA:441:A:H8	1.83	0.43
1:AA:891:U:O2'	1:AA:892:A:H5'	2.18	0.43
1:AA:1074:G:H5'	4:AB:104:LYS:HZ2	1.82	0.43
1:AA:1213:A:C6	1:AA:1215:G:H1'	2.53	0.43
1:AA:1363:A:N3	1:AA:1363:A:H2'	2.33	0.43
4:AB:22:TRP:O	4:AB:23:ASN:HB2	2.18	0.43
5:AC:156:LEU:CD1	5:AC:163:ARG:HB3	2.48	0.43
5:AC:185:THR:HG22	5:AC:186:SER:H	1.83	0.43
8:AF:21:MET:HG2	8:AF:25:TYR:OH	2.18	0.43
9:AG:61:PHE:CZ	9:AG:65:LEU:HD13	2.53	0.43
9:AG:139:ASP:HA	9:AG:142:ARG:CD	2.49	0.43
10:AH:37:ASN:ND2	10:AH:41:GLU:HB2	2.33	0.43
12:AJ:18:ILE:HG23	12:AJ:72:ARG:HG3	1.99	0.43
13:AK:52:ARG:HB2	13:AK:56:LYS:HD2	1.99	0.43
15:AM:91:ARG:C	15:AM:93:GLY:H	2.22	0.43
16:AN:87:ALA:HB2	16:AN:95:LEU:HD23	2.00	0.43
19:AQ:13:SER:CB	19:AQ:21:VAL:HB	2.48	0.43
19:AQ:18:LYS:HB3	19:AQ:46:HIS:CE1	2.53	0.43
23:AU:42:THR:O	23:AU:46:ARG:N	2.51	0.43
25:BB:257:C:H2'	25:BB:258:G:O4'	2.19	0.43
25:BB:796:C:O2'	25:BB:797:G:H5'	2.18	0.43
25:BB:845:A:C2	25:BB:847:U:H1'	2.52	0.43
25:BB:932:U:H5'	25:BB:933:A:OP1	2.18	0.43
25:BB:2206:C:O2'	25:BB:2207:C:H5'	2.18	0.43
25:BB:2250:G:H8	25:BB:2250:G:O5'	2.01	0.43
25:BB:2284:A:O2'	25:BB:2285:C:H5'	2.18	0.43
25:BB:2698:U:H2'	25:BB:2699:C:H6	1.83	0.43
25:BB:2838:G:H1'	37:BN:45:ARG:CZ	2.48	0.43
26:BC:124:LYS:HE2	26:BC:127:ASN:ND2	2.31	0.43
32:BI:79:LEU:HD23	32:BI:108:ILE:CD1	2.49	0.43
33:BJ:13:ARG:O	33:BJ:52:ASP:HA	2.18	0.43
33:BJ:73:VAL:HG23	33:BJ:74:TYR:N	2.21	0.43
35:BL:89:VAL:O	35:BL:89:VAL:HG13	2.17	0.43
36:BM:64:TRP:HB2	36:BM:104:GLU:CB	2.48	0.43
40:BQ:52:ARG:C	40:BQ:54:ARG:H	2.22	0.43
43:BT:12:ARG:HG3	43:BT:35:ALA:H	1.82	0.43
45:BV:63:ILE:N	45:BV:70:ILE:CG1	2.75	0.43
48:BY:2:LYS:HD2	48:BY:2:LYS:N	2.31	0.43
48:BY:17:GLU:HB3	48:BY:53:VAL:CG1	2.46	0.43

*Continued on next page...*

*Continued from previous page...*

Atom-1	Atom-2	Interatomic distance (Å)	Clash overlap (Å)
48:BY:29:ARG:HB2	48:BY:29:ARG:NH2	2.33	0.43
50:B0:52:LYS:HD3	50:B0:52:LYS:O	2.18	0.43
53:B3:31:ILE:HD11	53:B3:34:LYS:CD	2.47	0.43
1:CA:685:G:H5'	13:CK:40:ALA:O	2.17	0.43
1:CA:841:C:H2'	1:CA:843:U:H1'	1.99	0.43
1:CA:891:U:O2'	1:CA:892:A:H5'	2.18	0.43
1:CA:1130:A:H62	1:CA:1143:G:N2	2.16	0.43
1:CA:1157:A:H2	1:CA:1180:A:H2'	1.82	0.43
1:CA:1264:U:H2'	1:CA:1265:C:H6	1.83	0.43
1:CA:1279:G:N2	12:CJ:45:ARG:NE	2.65	0.43
1:CA:1283:U:C2'	1:CA:1284:C:H5'	2.48	0.43
2:CW:27:U:H2'	2:CW:28:C:O4'	2.18	0.43
5:CC:75:VAL:HG12	5:CC:83:VAL:HG22	2.00	0.43
5:CC:101:ASN:HB3	5:CC:102:ILE:H	1.56	0.43
6:CD:17:ASP:HA	6:CD:28:ASP:OD1	2.18	0.43
6:CD:166:LYS:HG2	6:CD:167:PRO:HD2	2.00	0.43
10:CH:22:ALA:O	10:CH:61:THR:HA	2.18	0.43
10:CH:93:LYS:HE2	10:CH:116:ARG:HH12	1.82	0.43
10:CH:100:ILE:HD11	10:CH:128:VAL:CG2	2.48	0.43
11:CI:38:PHE:HA	11:CI:41:GLU:CD	2.38	0.43
11:CI:59:LYS:CE	11:CI:60:LEU:HD23	2.41	0.43
11:CI:79:ARG:HH21	11:CI:102:PHE:HA	1.81	0.43
12:CJ:23:ALA:HB1	12:CJ:27:GLU:CB	2.48	0.43
13:CK:95:THR:HG23	13:CK:96:ILE:H	1.83	0.43
13:CK:99:LEU:O	13:CK:102:ALA:HB3	2.18	0.43
15:CM:28:ARG:NH1	15:CM:59:VAL:HG23	2.33	0.43
15:CM:82:LEU:HD22	21:CS:64:GLU:CD	2.38	0.43
25:DB:97:C:H2'	25:DB:98:G:O4'	2.18	0.43
25:DB:357:C:H2'	25:DB:358:U:H6	1.82	0.43
25:DB:362:A:C4	25:DB:363:G:C8	3.06	0.43
25:DB:477:A:H2'	25:DB:478:A:C8	2.53	0.43
25:DB:705:A:O2'	26:DC:6:LYS:HG3	2.18	0.43
25:DB:839:U:H1'	25:DB:1191:G:H1'	2.00	0.43
25:DB:924:G:O2'	25:DB:925:A:H5'	2.18	0.43
25:DB:1050:A:H2'	25:DB:1051:G:C8	2.47	0.43
25:DB:1060:U:OP2	32:DI:112:LYS:HE2	2.18	0.43
25:DB:1063:G:O2'	25:DB:1064:C:H5'	2.18	0.43
25:DB:1149:G:H2'	25:DB:1150:C:H6	1.78	0.43
25:DB:1541:C:O2'	25:DB:1542:U:H5'	2.18	0.43
25:DB:1829:A:H2'	25:DB:1830:C:O4'	2.18	0.43
25:DB:2421:G:N7	53:D3:30:HIS:NE2	2.66	0.43

*Continued on next page...*



*Continued from previous page...*

Atom-1	Atom-2	Interatomic distance (Å)	Clash overlap (Å)
25:DB:2460:U:H2'	25:DB:2461:A:H8	1.82	0.43
25:DB:2661:G:H2'	25:DB:2662:A:C8	2.52	0.43
26:DC:93:VAL:O	26:DC:94:LEU:HB3	2.17	0.43
26:DC:141:HIS:O	26:DC:143:VAL:N	2.50	0.43
27:DD:4:LEU:N	27:DD:4:LEU:HD22	2.33	0.43
27:DD:112:THR:O	27:DD:113:SER:HB2	2.16	0.43
28:DE:108:ILE:HD13	28:DE:108:ILE:O	2.17	0.43
29:DF:70:ARG:O	29:DF:80:GLN:HA	2.18	0.43
30:DG:54:ARG:HE	30:DG:54:ARG:HA	1.82	0.43
31:DH:133:GLN:HA	31:DH:139:PHE:CA	2.48	0.43
32:DI:73:PRO:HA	32:DI:74:PRO:HD3	1.92	0.43
34:DK:23:VAL:HA	34:DK:38:ILE:HD12	2.00	0.43
35:DL:89:VAL:O	35:DL:89:VAL:HG13	2.18	0.43
37:DN:28:LEU:HA	37:DN:34:ILE:HD12	2.00	0.43
38:DO:88:LYS:O	38:DO:89:ASP:HB3	2.18	0.43
41:DR:4:VAL:HG21	41:DR:40:MET:HB2	1.99	0.43
47:DX:52:ALA:O	47:DX:53:LYS:HB3	2.18	0.43
48:DY:41:HIS:O	48:DY:44:LYS:HB3	2.18	0.43
49:DZ:45:GLY:O	49:DZ:48:ASN:HB3	2.18	0.43
1:AA:162:A:H2'	1:AA:163:C:O4'	2.18	0.43
1:AA:453:G:H2'	1:AA:454:G:O4'	2.18	0.43
1:AA:586:C:HO2'	1:AA:878:A:H4'	1.82	0.43
1:AA:1021:A:H2'	1:AA:1022:A:C8	2.53	0.43
1:AA:1135:U:H2'	1:AA:1138:G:O6	2.18	0.43
1:AA:1237:C:H3'	1:AA:1336:C:N4	2.30	0.43
1:AA:1253:G:N1	1:AA:1285:A:N6	2.66	0.43
4:AB:89:PHE:CE2	4:AB:153:MET:HB2	2.53	0.43
5:AC:24:ASN:H	5:AC:27:GLU:CG	2.27	0.43
5:AC:57:GLU:OE1	5:AC:64:ARG:HG2	2.18	0.43
5:AC:62:SER:HB2	5:AC:98:ALA:HA	2.00	0.43
6:AD:99:ASN:CG	6:AD:110:ARG:HH21	2.21	0.43
9:AG:137:ARG:HD2	9:AG:137:ARG:C	2.39	0.43
15:AM:8:ILE:HD12	15:AM:8:ILE:H	1.83	0.43
16:AN:15:LEU:HD13	16:AN:54:SER:CB	2.48	0.43
25:BB:79:C:H2'	25:BB:346:A:H8	1.82	0.43
25:BB:665:U:H2'	25:BB:666:A:H8	1.83	0.43
25:BB:766:U:H2'	25:BB:767:U:C6	2.53	0.43
25:BB:839:U:H1'	25:BB:1191:G:H1'	1.99	0.43
25:BB:877:A:H2'	25:BB:899:A:N1	2.33	0.43
25:BB:902:C:H2'	25:BB:903:C:C6	2.53	0.43
25:BB:1183:U:H2'	25:BB:1184:U:C6	2.53	0.43

*Continued on next page...*

*Continued from previous page...*

Atom-1	Atom-2	Interatomic distance (Å)	Clash overlap (Å)
25:BB:1843:C:H2'	25:BB:1844:C:H6	1.83	0.43
25:BB:2233:U:H2'	25:BB:2234:G:H8	1.83	0.43
25:BB:2286:G:C8	25:BB:2286:G:H5'	2.53	0.43
25:BB:2333:A:H5'	25:BB:2335:A:H1'	2.01	0.43
25:BB:2359:C:H4'	53:B3:53:ASP:OD2	2.19	0.43
25:BB:2467:C:C2'	25:BB:2468:A:H5'	2.48	0.43
25:BB:2588:G:O2'	25:BB:2589:A:H5'	2.18	0.43
26:BC:6:LYS:O	26:BC:8:THR:N	2.44	0.43
27:BD:107:VAL:HG21	27:BD:177:VAL:HG13	2.00	0.43
29:BF:168:LEU:C	29:BF:170:ALA:N	2.71	0.43
30:BG:3:VAL:HG23	30:BG:4:ALA:N	2.33	0.43
31:BH:46:PHE:HD2	31:BH:50:ARG:HH21	1.66	0.43
31:BH:128:HIS:HB3	31:BH:144:VAL:HG21	2.00	0.43
31:BH:149:GLU:HG3	1:CA:358:U:O2'	2.18	0.43
32:BI:56:VAL:HG13	32:BI:58:ILE:HD11	2.00	0.43
32:BI:107:GLU:HA	32:BI:110:GLN:OE1	2.18	0.43
32:BI:138:VAL:HG12	32:BI:139:VAL:N	2.32	0.43
35:BL:28:GLY:HA3	41:BR:82:HIS:NE2	2.33	0.43
36:BM:72:PRO:O	36:BM:91:TYR:O	2.36	0.43
37:BN:98:LEU:C	37:BN:99:LYS:HG2	2.38	0.43
38:BO:35:ILE:CG1	38:BO:66:GLY:HA2	2.48	0.43
39:BP:59:THR:N	39:BP:72:VAL:HA	2.30	0.43
39:BP:75:THR:CG2	39:BP:76:HIS:H	2.12	0.43
42:BS:24:ILE:HG23	42:BS:32:ALA:CB	2.41	0.43
42:BS:57:ASN:O	42:BS:61:ASN:HB2	2.17	0.43
43:BT:29:THR:HG22	43:BT:86:THR:HB	1.99	0.43
1:CA:140:U:H2'	1:CA:141:G:H8	1.82	0.43
1:CA:332:G:O2'	1:CA:333:U:H5'	2.19	0.43
1:CA:429:U:H4'	1:CA:430:A:OP1	2.18	0.43
1:CA:493:A:H5'	1:CA:494:G:OP2	2.17	0.43
1:CA:710:G:O2'	1:CA:711:G:H5'	2.18	0.43
1:CA:1065:U:H1'	1:CA:1066:C:OP2	2.17	0.43
1:CA:1171:A:O2'	1:CA:1172:C:H5'	2.18	0.43
1:CA:1197:A:H3'	1:CA:1197:A:P	2.58	0.43
1:CA:1320:C:H41	21:CS:36:ARG:CG	2.25	0.43
1:CA:1489:G:H2'	1:CA:1490:U:H6	1.82	0.43
4:CB:165:ALA:HA	4:CB:172:ILE:HG13	2.00	0.43
6:CD:2:ARG:O	6:CD:3:TYR:HB3	2.18	0.43
6:CD:27:ILE:HB	6:CD:30:LYS:HZ1	1.83	0.43
7:CE:35:LEU:HD13	7:CE:133:ILE:CG1	2.48	0.43
7:CE:156:ARG:HE	10:CH:63:LYS:HZ1	1.66	0.43

*Continued on next page...*

*Continued from previous page...*

Atom-1	Atom-2	Interatomic distance (Å)	Clash overlap (Å)
8:CF:66:ALA:HB1	8:CF:70:VAL:HG21	1.98	0.43
11:CI:24:ASN:OD1	11:CI:26:LYS:HE3	2.18	0.43
13:CK:36:ARG:HB3	13:CK:36:ARG:NH1	2.33	0.43
14:CL:32:VAL:O	14:CL:54:VAL:HG12	2.17	0.43
14:CL:53:ARG:HA	14:CL:63:THR:HA	1.99	0.43
15:CM:23:GLY:HA3	15:CM:64:VAL:CA	2.44	0.43
15:CM:70:ARG:O	15:CM:74:MET:N	2.45	0.43
16:CN:86:ALA:O	16:CN:91:GLU:HG2	2.19	0.43
21:CS:35:ARG:O	21:CS:70:LEU:HB2	2.18	0.43
25:DB:103:A:H2'	25:DB:104:A:O4'	2.18	0.43
25:DB:265:A:C8	25:DB:266:G:H1'	2.53	0.43
25:DB:306:U:H2'	25:DB:307:G:O4'	2.18	0.43
25:DB:636:G:H5'	25:DB:639:U:OP1	2.17	0.43
25:DB:855:G:N3	46:DW:23:LYS:HE3	2.32	0.43
25:DB:997:G:OP1	40:DQ:92:LYS:HG3	2.18	0.43
25:DB:1181:U:H2'	25:DB:1182:G:C8	2.48	0.43
25:DB:1449:G:O2'	25:DB:1450:G:H5'	2.18	0.43
25:DB:1496:A:H2'	25:DB:1498:C:C5	2.54	0.43
25:DB:2235:G:H2'	25:DB:2236:U:C6	2.54	0.43
25:DB:2264:C:O2'	25:DB:2265:U:H5'	2.17	0.43
25:DB:2286:G:C8	25:DB:2286:G:H5'	2.52	0.43
25:DB:2392:A:H4'	53:D3:27:ASN:ND2	2.33	0.43
25:DB:2813:A:H2'	25:DB:2814:A:C8	2.53	0.43
28:DE:127:GLU:OE2	28:DE:133:LEU:HD22	2.18	0.43
30:DG:127:GLN:HA	30:DG:127:GLN:OE1	2.17	0.43
31:DH:130:VAL:N	31:DH:142:VAL:O	2.52	0.43
37:DN:98:LEU:C	37:DN:99:LYS:HG2	2.38	0.43
39:DP:20:ARG:HG3	39:DP:21:PRO:HD2	2.00	0.43
45:DV:23:ALA:O	45:DV:24:ASN:HB2	2.18	0.43
46:DW:37:VAL:CG1	46:DW:38:ARG:HH11	2.30	0.43
49:DZ:4:ILE:HG22	49:DZ:6:ILE:HD11	2.00	0.43
50:D0:55:ALA:C	50:D0:56:LYS:HG2	2.39	0.43
1:AA:18:C:H4'	1:AA:1078:U:O2	2.18	0.43
1:AA:116:A:H2'	1:AA:117:G:O4'	2.18	0.43
1:AA:146:G:H2'	1:AA:147:G:C8	2.54	0.43
1:AA:337:G:H2'	1:AA:338:A:H8	1.78	0.43
1:AA:357:G:C2'	1:AA:358:U:H5'	2.48	0.43
1:AA:497:G:H2'	1:AA:498:A:H8	1.83	0.43
1:AA:599:C:O2'	1:AA:600:A:H5'	2.19	0.43
1:AA:665:A:H2'	1:AA:725:G:N2	2.32	0.43
1:AA:1210:C:H4'	1:AA:1214:C:N4	2.33	0.43

*Continued on next page...*

*Continued from previous page...*

Atom-1	Atom-2	Interatomic distance (Å)	Clash overlap (Å)
1:AA:1317:C:H2'	1:AA:1318:A:O4'	2.19	0.43
1:AA:1375:A:H2'	1:AA:1376:U:H6	1.84	0.43
4:AB:13:VAL:O	4:AB:208:ALA:HB2	2.18	0.43
6:AD:122:ILE:O	6:AD:128:VAL:HG23	2.18	0.43
6:AD:186:GLU:OE1	6:AD:188:SER:HB3	2.18	0.43
7:AE:68:ARG:NH1	7:AE:69:ASN:ND2	2.65	0.43
9:AG:106:ALA:HB2	9:AG:132:THR:HB	1.98	0.43
11:AI:71:ILE:HD12	11:AI:71:ILE:N	2.33	0.43
12:AJ:36:VAL:HA	12:AJ:77:VAL:N	2.31	0.43
13:AK:35:ASP:CG	13:AK:39:ASN:HB2	2.38	0.43
13:AK:35:ASP:OD1	13:AK:39:ASN:N	2.51	0.43
13:AK:37:GLN:HE21	13:AK:37:GLN:CA	2.26	0.43
14:AL:115:LYS:HD2	14:AL:115:LYS:N	2.34	0.43
15:AM:11:HIS:H	15:AM:44:ILE:HG13	1.84	0.43
15:AM:97:ARG:H	15:AM:99:GLN:NE2	2.17	0.43
20:AR:52:ARG:O	20:AR:56:ARG:HG3	2.18	0.43
21:AS:10:ILE:HG21	21:AS:40:PHE:HZ	1.83	0.43
21:AS:19:GLU:HA	21:AS:22:VAL:CG2	2.48	0.43
22:AT:4:LYS:NZ	22:AT:6:ALA:HB2	2.33	0.43
25:BB:95:A:H4'	48:BY:38:GLN:CD	2.37	0.43
25:BB:527:C:H1'	25:BB:528:A:C5	2.53	0.43
25:BB:1064:C:C5'	32:BI:88:GLY:H	2.31	0.43
25:BB:1257:C:O2'	28:BE:79:ARG:HB2	2.18	0.43
25:BB:1570:A:H5'	26:BC:35:LYS:HG2	2.01	0.43
25:BB:1684:G:H2'	25:BB:1685:C:C6	2.53	0.43
25:BB:1779:U:C5	25:BB:1784:A:N7	2.78	0.43
25:BB:1994:C:OP1	27:BD:131:ASP:HA	2.18	0.43
25:BB:2487:G:H2'	25:BB:2488:G:C8	2.52	0.43
25:BB:2553:G:H2'	25:BB:2554:U:H4'	2.01	0.43
26:BC:1:ALA:HB3	26:BC:19:VAL:CG2	2.48	0.43
28:BE:105:LEU:O	28:BE:106:LYS:HG3	2.18	0.43
28:BE:155:GLU:HA	28:BE:158:PHE:HB3	2.00	0.43
29:BF:34:THR:OG1	29:BF:154:THR:HB	2.19	0.43
30:BG:171:LYS:CD	30:BG:172:GLU:HG2	2.48	0.43
31:BH:41:LYS:CA	31:BH:44:ILE:HG12	2.48	0.43
36:BM:55:ARG:O	36:BM:56:ALA:HB2	2.18	0.43
41:BR:20:VAL:HG12	41:BR:21:ARG:N	2.34	0.43
42:BS:95:ARG:O	42:BS:96:ILE:O	2.36	0.43
46:BW:23:LYS:CG	46:BW:24:ARG:N	2.81	0.43
47:BX:52:ALA:O	47:BX:53:LYS:HB3	2.18	0.43
49:BZ:4:ILE:HG22	49:BZ:6:ILE:HD11	2.00	0.43

*Continued on next page...*

*Continued from previous page...*

Atom-1	Atom-2	Interatomic distance (Å)	Clash overlap (Å)
49:BZ:7:THR:HG22	49:BZ:8:GLN:N	2.33	0.43
1:CA:428:G:OP2	6:CD:6:PRO:HG3	2.18	0.43
1:CA:652:U:H4'	10:CH:55:LYS:NZ	2.33	0.43
1:CA:807:A:H2'	1:CA:808:C:C6	2.53	0.43
1:CA:1213:A:H2'	1:CA:1215:G:C8	2.52	0.43
4:CB:112:ARG:O	4:CB:113:LEU:HB2	2.17	0.43
5:CC:65:VAL:O	5:CC:100:ILE:HD12	2.18	0.43
5:CC:71:ARG:HH21	5:CC:74:ILE:HD13	1.82	0.43
6:CD:61:ARG:HE	6:CD:67:LEU:C	2.20	0.43
6:CD:66:VAL:HG23	6:CD:70:GLN:CG	2.47	0.43
7:CE:15:ILE:HD12	7:CE:35:LEU:CD2	2.48	0.43
7:CE:38:VAL:HG23	7:CE:66:ALA:HB3	1.99	0.43
10:CH:44:PHE:HA	10:CH:70:VAL:CG2	2.48	0.43
11:CI:19:PHE:HB2	11:CI:63:TYR:HB3	2.00	0.43
15:CM:48:SER:C	15:CM:50:GLY:N	2.71	0.43
17:CO:86:LEU:C	17:CO:88:ARG:H	2.22	0.43
23:CU:33:ARG:HD3	23:CU:34:ARG:N	2.26	0.43
25:DB:355:U:H2'	25:DB:356:G:H8	1.83	0.43
25:DB:1022:G:N2	25:DB:1024:G:C2	2.87	0.43
25:DB:1623:G:O2'	25:DB:1624:U:H5'	2.18	0.43
25:DB:2234:G:O2'	25:DB:2235:G:H5'	2.17	0.43
25:DB:2773:C:H5''	27:DD:169:ARG:HB3	1.99	0.43
28:DE:37:ALA:C	28:DE:39:ALA:N	2.72	0.43
29:DF:29:ARG:HH11	29:DF:29:ARG:CB	2.31	0.43
29:DF:109:ARG:O	29:DF:109:ARG:HD2	2.18	0.43
29:DF:110:ILE:HD12	29:DF:112:ASP:C	2.39	0.43
32:DI:59:THR:O	32:DI:59:THR:HG23	2.18	0.43
32:DI:112:LYS:HB2	32:DI:116:MET:SD	2.59	0.43
35:DL:2:ARG:HE	35:DL:2:ARG:HB3	1.45	0.43
39:DP:38:ARG:C	39:DP:39:LEU:HD12	2.38	0.43
39:DP:59:THR:N	39:DP:72:VAL:HA	2.30	0.43
39:DP:62:LYS:CD	39:DP:64:SER:HB2	2.48	0.43
44:DU:81:ARG:HB2	44:DU:96:LYS:CG	2.48	0.43
46:DW:36:ILE:O	46:DW:36:ILE:HG22	2.18	0.43
46:DW:46:ALA:O	46:DW:80:SER:HA	2.17	0.43
1:AA:37:U:H2'	1:AA:38:G:C8	2.53	0.43
1:AA:730:G:O2'	1:AA:766:A:H5'	2.18	0.43
1:AA:968:A:H4'	1:AA:969:A:OP2	2.18	0.43
1:AA:1040:U:H2'	1:AA:1041:G:C8	2.52	0.43
1:AA:1157:A:H4'	1:AA:1158:C:O5'	2.19	0.43
1:AA:1207:G:O2'	1:AA:1208:C:H5'	2.19	0.43

*Continued on next page...*

*Continued from previous page...*

Atom-1	Atom-2	Interatomic distance (Å)	Clash overlap (Å)
2:AW:39:C:H2'	2:AW:40:C:H6	1.82	0.43
4:AB:9:LEU:C	4:AB:9:LEU:HD22	2.39	0.43
4:AB:13:VAL:HG13	4:AB:207:ARG:HG2	2.01	0.43
4:AB:88:GLN:OE1	4:AB:220:VAL:HG11	2.18	0.43
4:AB:160:LEU:HD12	4:AB:160:LEU:O	2.17	0.43
5:AC:76:ILE:CG2	5:AC:80:GLY:H	2.29	0.43
5:AC:173:PRO:C	5:AC:175:HIS:H	2.20	0.43
7:AE:89:THR:CG2	7:AE:90:GLY:H	2.23	0.43
11:AI:82:ILE:HA	11:AI:85:ALA:HB3	2.01	0.43
12:AJ:5:ARG:HG2	12:AJ:77:VAL:O	2.17	0.43
12:AJ:15:HIS:CE1	12:AJ:19:ASP:HB2	2.54	0.43
12:AJ:86:ALA:O	12:AJ:90:LEU:HD12	2.17	0.43
16:AN:65:GLN:HB2	16:AN:78:LEU:HD22	1.99	0.43
17:AO:42:PHE:C	17:AO:44:GLU:H	2.22	0.43
19:AQ:29:LYS:HE3	19:AQ:36:PHE:CE1	2.53	0.43
21:AS:12:LEU:HD23	21:AS:12:LEU:C	2.38	0.43
24:BA:116:G:O2'	24:BA:117:G:H5'	2.18	0.43
25:BB:241:A:O2'	53:B3:2:LYS:NZ	2.52	0.43
25:BB:930:G:C1'	49:BZ:24:LEU:HD11	2.49	0.43
25:BB:960:A:H61	36:BM:82:MET:CE	2.31	0.43
25:BB:1287:A:H3'	25:BB:1288:G:N2	2.32	0.43
25:BB:1400:U:O2'	25:BB:1401:G:H5'	2.18	0.43
25:BB:1416:G:O2'	25:BB:1417:C:H6	2.01	0.43
25:BB:1442:U:H2'	25:BB:1443:U:C6	2.54	0.43
25:BB:1870:C:H5''	25:BB:1871:A:C2	2.54	0.43
25:BB:1973:G:H2'	25:BB:1974:C:C6	2.53	0.43
25:BB:2144:G:C4	25:BB:2146:C:H4'	2.53	0.43
25:BB:2183:A:H2'	25:BB:2184:A:H8	1.76	0.43
25:BB:2190:G:H2'	25:BB:2191:A:O4'	2.18	0.43
25:BB:2408:U:H2'	25:BB:2409:G:H8	1.82	0.43
25:BB:2547:A:H2'	25:BB:2548:U:H6	1.79	0.43
25:BB:2547:A:H5''	34:BK:28:HIS:NE2	2.33	0.43
25:BB:2630:G:H2'	25:BB:2631:G:C8	2.54	0.43
26:BC:65:ASP:CG	26:BC:101:ARG:HD3	2.39	0.43
28:BE:44:ARG:HE	28:BE:87:ALA:HB1	1.83	0.43
28:BE:119:ILE:HD11	28:BE:185:LYS:HB3	2.00	0.43
28:BE:134:LEU:HA	28:BE:137:LYS:CB	2.48	0.43
28:BE:150:THR:OG1	28:BE:151:GLY:N	2.52	0.43
29:BF:115:GLY:HA3	29:BF:177:ARG:HD2	2.00	0.43
31:BH:64:ALA:C	31:BH:66:ASN:H	2.22	0.43
31:BH:89:LYS:C	31:BH:90:LEU:HD12	2.38	0.43

*Continued on next page...*



*Continued from previous page...*

Atom-1	Atom-2	Interatomic distance (Å)	Clash overlap (Å)
32:BI:85:ILE:CD1	32:BI:137:LEU:HD21	2.46	0.43
33:BJ:4:PHE:C	33:BJ:44:TYR:CE2	2.92	0.43
33:BJ:80:HIS:O	33:BJ:81:ILE:C	2.57	0.43
40:BQ:96:ASP:O	40:BQ:98:ALA:N	2.44	0.43
42:BS:17:VAL:O	42:BS:19:LEU:N	2.48	0.43
45:BV:2:PHE:HZ	45:BV:55:GLU:HB2	1.81	0.43
45:BV:4:ILE:CB	45:BV:63:ILE:HG13	2.39	0.43
46:BW:25:PHE:H	46:BW:66:VAL:HG23	1.83	0.43
47:BX:36:ARG:HH21	47:BX:36:ARG:CG	2.31	0.43
1:CA:598:U:H2'	1:CA:599:C:C6	2.53	0.43
1:CA:693:G:OP1	13:CK:126:ARG:NH2	2.51	0.43
1:CA:830:G:H2'	1:CA:831:A:H8	1.84	0.43
1:CA:922:G:N3	1:CA:1398:A:H2	2.17	0.43
1:CA:1130:A:H1'	1:CA:1146:A:C2	2.53	0.43
1:CA:1364:U:O2	1:CA:1364:U:O4'	2.35	0.43
4:CB:72:LYS:H	4:CB:75:ALA:HB3	1.83	0.43
4:CB:186:VAL:O	4:CB:187:ASP:HB3	2.18	0.43
5:CC:10:ARG:O	5:CC:15:LYS:HB3	2.19	0.43
5:CC:195:ILE:O	5:CC:195:ILE:HG22	2.18	0.43
6:CD:195:ASN:HB2	6:CD:198:LEU:HD12	2.00	0.43
7:CE:15:ILE:HG23	7:CE:109:ALA:CB	2.48	0.43
8:CF:3:HIS:HB2	8:CF:92:THR:HG23	2.00	0.43
11:CI:18:VAL:HG11	11:CI:81:GLY:CA	2.47	0.43
11:CI:29:ILE:HA	11:CI:64:ILE:O	2.18	0.43
11:CI:118:ARG:NH2	11:CI:122:ARG:HE	2.15	0.43
13:CK:13:LYS:N	13:CK:13:LYS:HD2	2.34	0.43
16:CN:68:ARG:NH1	16:CN:81:ILE:HD12	2.33	0.43
18:CP:3:THR:CG2	18:CP:66:THR:HB	2.47	0.43
18:CP:6:LEU:CD1	18:CP:19:VAL:HB	2.49	0.43
21:CS:27:LYS:NZ	21:CS:27:LYS:HB3	2.33	0.43
24:DA:84:G:O2'	24:DA:85:G:H5'	2.19	0.43
25:DB:26:G:H2'	25:DB:27:G:C1'	2.48	0.43
25:DB:599:A:O2'	25:DB:600:G:H5'	2.19	0.43
25:DB:726:G:HO2'	25:DB:727:A:P	2.40	0.43
25:DB:766:U:H2'	25:DB:767:U:C6	2.53	0.43
25:DB:1064:C:H4'	32:DI:90:GLY:CA	2.43	0.43
25:DB:1151:A:H2'	25:DB:1152:C:H6	1.83	0.43
25:DB:1779:U:C5	25:DB:1784:A:N7	2.77	0.43
25:DB:1937:A:N7	25:DB:1939:U:H2'	2.34	0.43
25:DB:2290:G:H2'	25:DB:2291:U:C6	2.54	0.43
25:DB:2307:G:O6	29:DF:40:GLY:CA	2.65	0.43

*Continued on next page...*



*Continued from previous page...*

Atom-1	Atom-2	Interatomic distance (Å)	Clash overlap (Å)
25:DB:2637:U:C2'	25:DB:2638:G:H5'	2.48	0.43
25:DB:2748:A:H1'	30:DG:66:THR:CG2	2.48	0.43
27:DD:34:VAL:HG23	27:DD:34:VAL:O	2.18	0.43
28:DE:44:ARG:HE	28:DE:87:ALA:HB1	1.83	0.43
29:DF:174:PHE:O	29:DF:175:PRO:C	2.57	0.43
30:DG:58:ALA:C	30:DG:60:GLY:N	2.71	0.43
30:DG:79:THR:HG22	30:DG:80:GLU:N	2.33	0.43
30:DG:132:LEU:N	30:DG:132:LEU:HD23	2.34	0.43
33:DJ:80:HIS:O	33:DJ:81:ILE:C	2.56	0.43
33:DJ:99:ARG:C	33:DJ:101:ILE:N	2.72	0.43
35:DL:125:LEU:H	35:DL:143:GLU:HG3	1.83	0.43
44:DU:95:PHE:HB2	44:DU:100:GLU:HB3	2.00	0.43
1:AA:207:C:O2'	1:AA:208:U:H5'	2.18	0.43
1:AA:253:A:H2'	1:AA:254:G:C8	2.54	0.43
1:AA:266:G:N2	1:AA:270:A:N6	2.67	0.43
1:AA:484:G:H5'	1:AA:486:U:H5'	1.99	0.43
1:AA:754:C:H4'	17:AO:71:ARG:NH2	2.31	0.43
1:AA:768:A:H5'	1:AA:1524:C:H1'	2.01	0.43
1:AA:1454:G:H2'	1:AA:1455:G:H8	1.84	0.43
1:AA:1495:U:O2'	1:AA:1496:C:H5'	2.18	0.43
4:AB:69:VAL:HG13	4:AB:91:VAL:CG2	2.48	0.43
6:AD:94:GLU:CA	6:AD:103:ARG:HH22	2.31	0.43
8:AF:18:VAL:HG11	8:AF:58:HIS:CE1	2.54	0.43
9:AG:49:LEU:HB2	9:AG:57:GLU:OE2	2.18	0.43
16:AN:52:ARG:C	16:AN:54:SER:H	2.21	0.43
17:AO:68:TYR:O	17:AO:72:LYS:HB2	2.19	0.43
17:AO:87:ARG:HH11	17:AO:87:ARG:CA	2.31	0.43
20:AR:44:THR:HG22	20:AR:46:THR:N	2.34	0.43
21:AS:29:PRO:HB3	21:AS:47:THR:HG22	2.01	0.43
25:BB:437:U:H2'	25:BB:438:G:C8	2.53	0.43
25:BB:627:A:H61	35:BL:112:LEU:HD21	1.84	0.43
25:BB:825:A:O2'	35:BL:54:GLN:HB3	2.18	0.43
25:BB:988:A:C8	49:BZ:13:ILE:HD12	2.54	0.43
25:BB:1279:G:H4'	37:BN:31:HIS:CD2	2.54	0.43
25:BB:1825:U:O4'	26:BC:251:THR:HG21	2.18	0.43
25:BB:1829:A:H3'	25:BB:1830:C:C6	2.53	0.43
25:BB:2010:G:H2'	25:BB:2011:U:C6	2.54	0.43
25:BB:2392:A:H4'	53:B3:27:ASN:ND2	2.33	0.43
25:BB:2455:G:H2'	25:BB:2456:C:C6	2.53	0.43
25:BB:2727:A:OP1	34:BK:66:LYS:NZ	2.52	0.43
25:BB:2739:U:O2'	25:BB:2740:A:H5'	2.18	0.43

*Continued on next page...*

*Continued from previous page...*

Atom-1	Atom-2	Interatomic distance (Å)	Clash overlap (Å)
26:BC:69:ASN:O	26:BC:70:LYS:C	2.56	0.43
27:BD:61:THR:OG1	27:BD:63:PRO:HD2	2.17	0.43
27:BD:159:LYS:O	27:BD:161:MET:HG2	2.19	0.43
28:BE:5:LEU:HB2	28:BE:10:SER:HB2	2.00	0.43
30:BG:8:VAL:HG22	30:BG:68:ARG:HD2	2.00	0.43
30:BG:11:PRO:HD2	30:BG:14:VAL:HG21	2.00	0.43
31:BH:90:LEU:HD22	31:BH:123:ARG:CB	2.46	0.43
32:BI:5:GLN:HG2	32:BI:6:ALA:N	2.34	0.43
36:BM:35:ALA:O	36:BM:128:THR:HA	2.18	0.43
36:BM:54:THR:O	36:BM:56:ALA:N	2.51	0.43
40:BQ:105:PHE:O	40:BQ:109:VAL:HG23	2.19	0.43
42:BS:1:MET:CE	42:BS:1:MET:HA	2.49	0.43
42:BS:88:ARG:HH21	42:BS:88:ARG:HG3	1.83	0.43
44:BU:15:GLY:HA3	44:BU:16:LYS:NZ	2.32	0.43
49:BZ:16:LEU:HD23	49:BZ:19:HIS:CD2	2.53	0.43
1:CA:116:A:H2'	1:CA:117:G:O4'	2.17	0.43
1:CA:266:G:H21	1:CA:270:A:N6	2.16	0.43
1:CA:428:G:H5''	6:CD:9:LYS:HG3	2.01	0.43
1:CA:556:C:O2'	1:CA:557:G:H5'	2.18	0.43
1:CA:812:G:H4'	1:CA:812:G:OP1	2.18	0.43
1:CA:842:U:O2'	1:CA:846:G:N1	2.50	0.43
1:CA:1201:A:H1'	1:CA:1202:U:OP2	2.19	0.43
4:CB:57:ASN:HA	4:CB:60:ALA:HB2	2.00	0.43
4:CB:71:THR:N	4:CB:167:HIS:CD2	2.85	0.43
6:CD:17:ASP:O	6:CD:18:LEU:HB2	2.17	0.43
6:CD:86:GLY:HA3	6:CD:196:GLU:CD	2.37	0.43
7:CE:50:GLY:N	7:CE:62:ALA:HB2	2.17	0.43
10:CH:9:MET:HA	10:CH:26:MET:CE	2.47	0.43
11:CI:49:GLN:N	11:CI:50:PRO:CD	2.80	0.43
12:CJ:66:GLU:O	16:CN:95:LEU:HA	2.19	0.43
13:CK:113:THR:HG22	23:CU:28:LEU:CD2	2.49	0.43
15:CM:44:ILE:H	15:CM:44:ILE:CD1	2.31	0.43
15:CM:70:ARG:CA	15:CM:74:MET:HE3	2.49	0.43
18:CP:15:PRO:HB2	18:CP:17:TYR:CE1	2.53	0.43
20:CR:22:TYR:HA	20:CR:28:LEU:HD11	2.00	0.43
25:DB:144:A:H2'	25:DB:145:C:C6	2.54	0.43
25:DB:476:G:H4'	25:DB:502:A:N1	2.33	0.43
25:DB:550:C:H2'	25:DB:551:G:C8	2.51	0.43
25:DB:845:A:C2	25:DB:847:U:H1'	2.54	0.43
25:DB:902:C:H2'	25:DB:903:C:C6	2.52	0.43
25:DB:1241:A:H3'	25:DB:1242:U:H6	1.83	0.43

*Continued on next page...*

*Continued from previous page...*

Atom-1	Atom-2	Interatomic distance (Å)	Clash overlap (Å)
25:DB:1340:U:H5'	43:DT:61:LEU:HD22	2.00	0.43
25:DB:1653:G:H3'	37:DN:2:ARG:CG	2.48	0.43
25:DB:1825:U:O4'	26:DC:251:THR:HG21	2.18	0.43
25:DB:1845:G:O2'	25:DB:1846:G:H5'	2.18	0.43
25:DB:2400:G:O2'	25:DB:2401:U:H5'	2.18	0.43
25:DB:2405:G:H2'	25:DB:2411:A:N6	2.33	0.43
25:DB:2489:U:H2'	25:DB:2490:G:O4'	2.18	0.43
25:DB:2774:C:H2'	25:DB:2775:G:O4'	2.18	0.43
26:DC:107:LYS:NZ	26:DC:193:GLU:HB2	2.33	0.43
26:DC:117:SER:HB3	26:DC:128:THR:HB	2.01	0.43
27:DD:31:ALA:O	27:DD:52:THR:HG23	2.18	0.43
28:DE:5:LEU:HB2	28:DE:10:SER:HB2	1.99	0.43
30:DG:39:ALA:HB1	30:DG:57:TYR:CZ	2.53	0.43
30:DG:60:GLY:O	30:DG:62:ALA:N	2.49	0.43
33:DJ:4:PHE:HB3	40:DQ:63:ARG:HH22	1.83	0.43
33:DJ:81:ILE:HG23	33:DJ:82:GLY:N	2.23	0.43
36:DM:17:ASN:CB	36:DM:38:ARG:HH22	2.32	0.43
41:DR:28:ALA:HB3	41:DR:31:GLU:HG3	2.00	0.43
42:DS:61:ASN:HB3	42:DS:62:ASP:H	1.46	0.43
43:DT:12:ARG:HB3	43:DT:12:ARG:HH11	1.84	0.43
43:DT:12:ARG:HH21	48:DY:29:ARG:HE	1.63	0.43
43:DT:38:ALA:HB2	43:DT:81:LYS:CE	2.48	0.43
46:DW:69:GLU:HB3	46:DW:70:VAL:H	1.55	0.43
47:DX:42:GLU:HG2	47:DX:42:GLU:O	2.19	0.43
48:DY:56:LEU:C	48:DY:58:ASN:H	2.21	0.43
1:AA:37:U:P	14:AL:119:LYS:HB2	2.59	0.43
1:AA:238:A:C2'	1:AA:239:U:H5''	2.49	0.43
1:AA:255:G:O3'	19:AQ:18:LYS:HD2	2.19	0.43
1:AA:395:C:O2'	1:AA:396:C:H5'	2.19	0.43
1:AA:429:U:C1'	1:AA:430:A:H5''	2.47	0.43
1:AA:856:C:O2'	1:AA:857:C:H5'	2.19	0.43
1:AA:997:U:H2'	1:AA:998:C:O4'	2.18	0.43
5:AC:45:GLU:OE1	5:AC:86:LEU:HD21	2.19	0.43
5:AC:146:LYS:HG3	5:AC:204:GLY:H	1.83	0.43
6:AD:58:GLN:O	6:AD:62:ARG:N	2.51	0.43
8:AF:17:GLN:O	8:AF:21:MET:HB2	2.18	0.43
9:AG:24:LYS:O	9:AG:28:ILE:N	2.47	0.43
14:AL:8:ARG:HG3	14:AL:9:LYS:N	2.33	0.43
14:AL:9:LYS:HE3	14:AL:9:LYS:HB2	1.86	0.43
14:AL:55:ARG:HA	14:AL:61:GLU:HA	1.99	0.43
14:AL:71:HIS:HA	14:AL:98:ARG:NH2	2.34	0.43

*Continued on next page...*

*Continued from previous page...*

Atom-1	Atom-2	Interatomic distance (Å)	Clash overlap (Å)
15:AM:33:LEU:HD22	15:AM:38:ILE:HB	2.00	0.43
18:AP:7:ALA:HB1	18:AP:29:ASN:CB	2.47	0.43
21:AS:4:LEU:HD13	21:AS:8:PRO:CA	2.48	0.43
25:BB:279:A:H2'	25:BB:280:U:H5'	1.99	0.43
25:BB:306:U:H2'	25:BB:307:G:O4'	2.17	0.43
25:BB:566:U:O2'	25:BB:567:U:H5'	2.18	0.43
25:BB:927:A:O2'	25:BB:928:A:H5'	2.19	0.43
25:BB:1317:G:H2'	25:BB:1318:U:O4'	2.19	0.43
25:BB:1623:G:O2'	25:BB:1624:U:H5'	2.18	0.43
25:BB:1714:U:H3'	25:BB:1715:G:C5'	2.44	0.43
25:BB:2020:A:O2'	25:BB:2021:C:H5'	2.19	0.43
25:BB:2057:G:H2'	25:BB:2058:A:O4'	2.19	0.43
25:BB:2259:U:H2'	25:BB:2260:C:H6	1.84	0.43
25:BB:2405:G:H2'	25:BB:2411:A:N6	2.32	0.43
25:BB:2445:G:O2'	25:BB:2446:G:H5'	2.19	0.43
25:BB:2748:A:H5''	30:BG:3:VAL:HG21	2.01	0.43
25:BB:2899:A:H2'	25:BB:2900:A:C8	2.54	0.43
26:BC:4:LYS:HB3	26:BC:5:CYS:H	1.45	0.43
26:BC:196:ASN:O	26:BC:197:ALA:HB3	2.18	0.43
28:BE:23:PHE:H	28:BE:114:ARG:HH12	1.65	0.43
28:BE:117:ARG:HG2	28:BE:184:ASP:O	2.17	0.43
29:BF:39:VAL:HB	29:BF:84:ILE:HD12	2.00	0.43
29:BF:67:THR:OG1	29:BF:85:GLY:HA3	2.19	0.43
30:BG:46:ASP:HB3	30:BG:47:ASN:H	1.68	0.43
30:BG:104:LEU:HB2	30:BG:112:VAL:CG1	2.48	0.43
34:BK:111:PHE:O	34:BK:113:LYS:N	2.52	0.43
38:BO:16:ARG:HD3	38:BO:19:GLN:NE2	2.34	0.43
42:BS:47:VAL:O	42:BS:50:VAL:HB	2.18	0.43
42:BS:66:ILE:HD13	42:BS:66:ILE:N	2.32	0.43
43:BT:59:ASN:O	43:BT:83:ALA:O	2.36	0.43
48:BY:37:LEU:HD23	48:BY:37:LEU:HA	1.79	0.43
1:CA:32:A:H2'	1:CA:33:A:C8	2.53	0.43
1:CA:79:G:H8	1:CA:79:G:OP2	2.01	0.43
1:CA:109:A:H5'	1:CA:110:C:H5	1.84	0.43
1:CA:274:A:H4'	1:CA:275:G:O5'	2.18	0.43
1:CA:482:A:H2'	1:CA:483:C:H5'	2.00	0.43
1:CA:539:A:O2'	1:CA:540:G:H5'	2.18	0.43
1:CA:625:U:H4'	18:CP:16:PHE:CE2	2.53	0.43
1:CA:1069:C:O4'	1:CA:1191:A:H2	2.02	0.43
1:CA:1236:A:C4'	1:CA:1304:G:H4'	2.40	0.43
1:CA:1287:A:H2'	1:CA:1288:A:C8	2.54	0.43

*Continued on next page...*

*Continued from previous page...*

Atom-1	Atom-2	Interatomic distance (Å)	Clash overlap (Å)
1:CA:1310:G:OP1	15:CM:78:ARG:NH2	2.51	0.43
1:CA:1427:C:O2'	1:CA:1428:A:H5'	2.18	0.43
1:CA:1520:C:O2'	1:CA:1521:C:H5'	2.18	0.43
4:CB:85:SER:HB3	4:CB:88:GLN:HG2	2.01	0.43
7:CE:24:VAL:HG23	7:CE:25:LYS:HG2	2.01	0.43
7:CE:36:THR:HG23	7:CE:62:ALA:CB	2.48	0.43
13:CK:82:GLU:CB	13:CK:108:ASN:HD22	2.31	0.43
18:CP:46:LYS:HD2	18:CP:47:GLU:N	2.34	0.43
18:CP:57:ILE:O	18:CP:61:VAL:HG23	2.18	0.43
19:CQ:38:LYS:HD2	19:CQ:38:LYS:N	2.34	0.43
19:CQ:68:LYS:O	19:CQ:70:LYS:N	2.49	0.43
21:CS:27:LYS:CB	21:CS:28:LYS:HZ2	2.29	0.43
21:CS:43:MET:O	21:CS:46:LEU:HD23	2.19	0.43
22:CT:24:ARG:HH21	22:CT:65:LEU:HD11	1.83	0.43
22:CT:52:GLU:O	22:CT:56:ILE:HD13	2.18	0.43
25:DB:723:C:H2'	25:DB:724:U:C6	2.53	0.43
25:DB:963:U:O2'	25:DB:964:C:H5'	2.19	0.43
25:DB:1059:G:H4'	32:DI:116:MET:CE	2.48	0.43
25:DB:1099:G:OP2	32:DI:2:LYS:C	2.57	0.43
25:DB:1460:U:H3'	25:DB:1461:C:C5'	2.48	0.43
25:DB:2104:C:H6	25:DB:2104:C:C3'	2.32	0.43
25:DB:2393:U:O2'	25:DB:2394:C:H5'	2.18	0.43
25:DB:2848:G:H1'	25:DB:2868:A:H61	1.83	0.43
25:DB:2853:C:H2'	25:DB:2854:G:C8	2.54	0.43
27:DD:186:LEU:HD11	39:DP:3:ILE:HG13	2.01	0.43
28:DE:60:TRP:CH2	28:DE:62:GLN:NE2	2.86	0.43
30:DG:28:LYS:NZ	30:DG:79:THR:HA	2.33	0.43
32:DI:126:ARG:HB3	32:DI:126:ARG:NH1	2.32	0.43
35:DL:40:SER:O	35:DL:41:ARG:O	2.36	0.43
35:DL:118:THR:HA	35:DL:119:PRO:HD3	1.92	0.43
37:DN:12:ARG:HG2	37:DN:16:HIS:CG	2.53	0.43
39:DP:63:ILE:HA	39:DP:68:GLY:CA	2.31	0.43
40:DQ:69:ARG:HH21	40:DQ:69:ARG:CB	2.30	0.43
41:DR:7:SER:CB	41:DR:22:LEU:HD13	2.49	0.43
41:DR:20:VAL:HG12	41:DR:21:ARG:N	2.34	0.43
41:DR:62:GLU:O	41:DR:96:VAL:HA	2.18	0.43
42:DS:47:VAL:O	42:DS:50:VAL:HB	2.19	0.43
51:D1:47:ILE:HD12	51:D1:47:ILE:N	2.33	0.43
1:AA:139:A:H2'	1:AA:140:U:H6	1.83	0.43
1:AA:227:G:H21	18:AP:63:GLN:HB3	1.84	0.43
1:AA:590:U:H2'	1:AA:591:U:H6	1.83	0.43

*Continued on next page...*

*Continued from previous page...*

Atom-1	Atom-2	Interatomic distance (Å)	Clash overlap (Å)
1:AA:669:G:H5'	17:AO:47:LYS:NZ	2.33	0.43
1:AA:716:A:N3	13:AK:119:GLY:HA2	2.33	0.43
1:AA:734:G:O2'	20:AR:59:LYS:HD2	2.18	0.43
1:AA:847:G:H2'	1:AA:848:C:C6	2.53	0.43
1:AA:1057:G:OP1	5:AC:154:GLY:N	2.51	0.43
1:AA:1138:G:H2'	1:AA:1140:C:C6	2.53	0.43
1:AA:1351:U:O2'	1:AA:1352:C:H5'	2.19	0.43
4:AB:42:LEU:HA	4:AB:45:THR:OG1	2.18	0.43
6:AD:69:ARG:HH21	6:AD:72:ARG:HD2	1.84	0.43
7:AE:156:ARG:HB2	10:AH:43:GLY:O	2.18	0.43
10:AH:93:LYS:N	10:AH:93:LYS:HE2	2.34	0.43
11:AI:32:ARG:NE	11:AI:36:GLN:HG2	2.34	0.43
14:AL:89:LEU:N	14:AL:89:LEU:HD22	2.34	0.43
16:AN:62:ARG:HH11	16:AN:69:PRO:HD3	1.84	0.43
18:AP:4:ILE:HD11	18:AP:65:ALA:HB1	1.99	0.43
18:AP:12:LYS:O	18:AP:13:LYS:HB2	2.18	0.43
23:AU:15:LEU:C	23:AU:17:ARG:N	2.72	0.43
24:BA:32:U:O2'	24:BA:52:A:N6	2.51	0.43
25:BB:108:G:O2'	25:BB:109:C:H5'	2.19	0.43
25:BB:1076:C:H2'	25:BB:1077:A:H8	1.82	0.43
25:BB:1434:A:H62	25:BB:1558:C:H42	1.67	0.43
25:BB:1577:C:H2'	25:BB:1578:U:O4'	2.19	0.43
25:BB:1821:A:H2'	25:BB:1822:C:C6	2.54	0.43
25:BB:2636:C:H2'	25:BB:2637:U:H6	1.84	0.43
25:BB:2684:U:H4'	34:BK:75:VAL:HG23	2.01	0.43
25:BB:2719:G:H4'	25:BB:2846:G:O3'	2.19	0.43
26:BC:107:LYS:HD3	26:BC:193:GLU:HB2	2.00	0.43
27:BD:31:ALA:O	27:BD:52:THR:HG23	2.18	0.43
27:BD:68:PHE:HE2	27:BD:75:ALA:O	2.02	0.43
27:BD:107:VAL:N	27:BD:206:ALA:H	2.17	0.43
27:BD:121:THR:O	27:BD:122:VAL:HB	2.18	0.43
29:BF:104:THR:C	29:BF:108:PRO:HG2	2.38	0.43
31:BH:87:GLU:HB2	1:CA:361:G:OP2	2.19	0.43
33:BJ:51:GLY:O	33:BJ:52:ASP:O	2.37	0.43
34:BK:1:ILE:HD12	34:BK:1:ILE:N	2.33	0.43
38:BO:10:ARG:HG2	38:BO:10:ARG:O	2.19	0.43
39:BP:60:VAL:O	39:BP:70:GLU:HA	2.18	0.43
41:BR:31:GLU:H	41:BR:63:VAL:HG22	1.84	0.43
41:BR:49:ILE:HD13	41:BR:53:PHE:O	2.18	0.43
43:BT:38:ALA:HB2	43:BT:81:LYS:CE	2.49	0.43
47:BX:52:ALA:O	47:BX:54:GLY:N	2.46	0.43

*Continued on next page...*



*Continued from previous page...*

Atom-1	Atom-2	Interatomic distance (Å)	Clash overlap (Å)
1:CA:25:C:C5'	1:CA:524:G:H1'	2.48	0.43
1:CA:103:U:H1'	1:CA:171:A:N1	2.34	0.43
1:CA:219:U:H2'	1:CA:220:G:O4'	2.18	0.43
1:CA:375:U:C4'	18:CP:17:TYR:HE2	2.32	0.43
1:CA:453:G:H2'	1:CA:454:G:O4'	2.19	0.43
1:CA:821:G:H2'	1:CA:822:U:C6	2.54	0.43
1:CA:1010:U:H2'	1:CA:1011:C:H6	1.82	0.43
4:CB:95:TRP:HE1	4:CB:170:ILE:CG2	2.31	0.43
5:CC:100:ILE:HG13	5:CC:101:ASN:H	1.84	0.43
5:CC:125:ARG:O	5:CC:126:ARG:HB2	2.19	0.43
5:CC:180:ASP:HB2	5:CC:204:GLY:O	2.19	0.43
8:CF:29:ILE:CG2	8:CF:64:VAL:HG11	2.27	0.43
8:CF:32:ALA:CB	8:CF:70:VAL:HG11	2.46	0.43
9:CG:65:LEU:HD21	9:CG:69:ARG:NH2	2.32	0.43
16:CN:89:ARG:HD2	16:CN:91:GLU:CD	2.39	0.43
16:CN:89:ARG:HH11	16:CN:91:GLU:CD	2.22	0.43
18:CP:20:VAL:HG22	18:CP:21:VAL:N	2.33	0.43
18:CP:71:VAL:HG13	18:CP:72:ALA:H	1.83	0.43
25:DB:126:A:OP2	52:D2:19:ARG:HG3	2.19	0.43
25:DB:152:A:O2'	25:DB:153:U:H5'	2.18	0.43
25:DB:226:A:H5'	25:DB:257:C:O3'	2.18	0.43
25:DB:1099:G:H4'	32:DI:4:VAL:CG1	2.49	0.43
25:DB:1170:C:H2'	25:DB:1171:G:C8	2.53	0.43
25:DB:1398:C:OP1	43:DT:59:ASN:ND2	2.51	0.43
25:DB:1849:G:H2'	25:DB:1850:G:H8	1.83	0.43
25:DB:1961:C:O2'	25:DB:1962:C:H5'	2.18	0.43
25:DB:2333:A:H5'	25:DB:2335:A:H1'	2.00	0.43
25:DB:2471:A:O2'	25:DB:2472:G:C8	2.67	0.43
25:DB:2557:G:H2'	25:DB:2558:C:H6	1.82	0.43
25:DB:2623:G:O2'	25:DB:2624:G:H5'	2.18	0.43
25:DB:2742:G:O2'	25:DB:2743:U:H5'	2.18	0.43
25:DB:2818:U:H4'	25:DB:2837:A:O4'	2.18	0.43
28:DE:45:ALA:C	28:DE:46:GLN:HG2	2.39	0.43
28:DE:107:SER:O	28:DE:111:GLU:HB2	2.18	0.43
28:DE:181:ILE:HD13	35:DL:2:ARG:HE	1.83	0.43
30:DG:88:LEU:HD12	30:DG:88:LEU:O	2.19	0.43
30:DG:104:LEU:HB2	30:DG:112:VAL:CG1	2.47	0.43
31:DH:4:ILE:HD12	31:DH:4:ILE:N	2.34	0.43
31:DH:129:GLU:CD	31:DH:129:GLU:N	2.71	0.43
33:DJ:58:ASN:CA	33:DJ:127:GLY:HA2	2.44	0.43
33:DJ:123:LYS:HB3	33:DJ:125:TYR:CE2	2.54	0.43

*Continued on next page...*



*Continued from previous page...*

Atom-1	Atom-2	Interatomic distance (Å)	Clash overlap (Å)
36:DM:64:TRP:HB2	36:DM:104:GLU:CB	2.49	0.43
41:DR:61:ALA:CB	41:DR:98:ILE:HA	2.49	0.43
45:DV:38:LEU:HD21	45:DV:65:VAL:HG21	2.01	0.43
45:DV:79:ARG:HB3	45:DV:79:ARG:NH1	2.34	0.43
46:DW:49:ASN:CB	46:DW:60:ALA:HA	2.39	0.43
46:DW:84:GLU:H	46:DW:84:GLU:HG2	1.61	0.43
49:DZ:39:ASP:CG	49:DZ:44:ARG:HH11	2.22	0.43
52:D2:24:THR:O	52:D2:28:ARG:HB2	2.19	0.43
53:D3:60:CYS:O	53:D3:62:PRO:HD3	2.19	0.43
1:AA:532:A:N6	1:AA:1207:G:H5'	2.33	0.43
1:AA:644:U:O2'	1:AA:645:G:H5'	2.19	0.43
1:AA:803:G:H2'	1:AA:804:U:C6	2.54	0.43
1:AA:1299:A:C8	1:AA:1301:U:H1'	2.54	0.43
4:AB:67:LEU:HD22	4:AB:67:LEU:N	2.34	0.43
5:AC:61:LYS:O	5:AC:96:VAL:HB	2.18	0.43
5:AC:148:ILE:HA	5:AC:200:TRP:O	2.19	0.43
6:AD:61:ARG:HH22	6:AD:68:GLU:N	2.17	0.43
6:AD:94:GLU:HA	6:AD:103:ARG:HH22	1.84	0.43
9:AG:61:PHE:CE2	9:AG:65:LEU:HD13	2.54	0.43
9:AG:70:PRO:HG3	9:AG:102:TRP:CH2	2.54	0.43
10:AH:36:ALA:HA	10:AH:39:LEU:CD1	2.49	0.43
11:AI:5:TYR:CB	11:AI:20:ILE:HD13	2.48	0.43
13:AK:35:ASP:CA	13:AK:41:LEU:HD11	2.49	0.43
15:AM:12:LYS:HB3	15:AM:17:ALA:HB2	2.00	0.43
15:AM:14:ALA:HB3	15:AM:40:GLU:C	2.39	0.43
18:AP:12:LYS:C	18:AP:14:ARG:H	2.21	0.43
20:AR:29:LYS:HE2	20:AR:29:LYS:HB2	1.85	0.43
24:BA:43:C:O2'	29:BF:91:ARG:HD2	2.19	0.43
24:BA:112:G:H2'	24:BA:113:C:H6	1.84	0.43
25:BB:57:C:H2'	25:BB:58:G:O4'	2.18	0.43
25:BB:83:A:H2'	25:BB:84:A:N7	2.33	0.43
25:BB:476:G:H4'	25:BB:502:A:N1	2.34	0.43
25:BB:483:A:O4'	44:BU:44:HIS:HB3	2.19	0.43
25:BB:740:C:O2'	25:BB:741:U:H5'	2.19	0.43
25:BB:857:G:C2'	25:BB:858:G:H5'	2.48	0.43
25:BB:1060:U:C1'	25:BB:1062:G:H5'	2.49	0.43
25:BB:1418:G:H2'	25:BB:1579:A:H62	1.83	0.43
25:BB:1579:A:H2'	25:BB:1580:A:H8	1.79	0.43
25:BB:1838:C:N4	25:BB:1898:U:H2'	2.34	0.43
25:BB:1874:C:H2'	25:BB:1875:G:O4'	2.19	0.43
25:BB:1893:C:C2'	25:BB:1894:C:H5'	2.49	0.43

*Continued on next page...*

*Continued from previous page...*

Atom-1	Atom-2	Interatomic distance (Å)	Clash overlap (Å)
25:BB:2215:C:H2'	25:BB:2216:G:C8	2.54	0.43
25:BB:2262:U:H2'	25:BB:2263:C:H6	1.84	0.43
25:BB:2329:U:H2'	25:BB:2330:G:H8	1.84	0.43
25:BB:2623:G:H2'	25:BB:2624:G:H8	1.84	0.43
25:BB:2720:U:H5''	39:BP:52:ARG:HH21	1.84	0.43
27:BD:106:LYS:O	27:BD:107:VAL:HB	2.18	0.43
27:BD:184:ARG:NH2	39:BP:6:GLN:HE22	2.17	0.43
28:BE:104:ALA:O	28:BE:106:LYS:N	2.47	0.43
29:BF:23:SER:C	29:BF:25:MET:N	2.71	0.43
29:BF:71:LYS:HG2	29:BF:73:VAL:CG2	2.48	0.43
29:BF:163:GLU:HG2	29:BF:163:GLU:O	2.18	0.43
31:BH:6:LEU:O	31:BH:7:ASP:HB2	2.19	0.43
33:BJ:43:GLU:O	33:BJ:45:THR:N	2.52	0.43
33:BJ:72:LYS:HD3	33:BJ:73:VAL:HG22	2.00	0.43
34:BK:50:LYS:HD3	34:BK:94:ILE:HD11	2.01	0.43
34:BK:62:VAL:CG1	34:BK:102:VAL:HG12	2.48	0.43
37:BN:28:LEU:O	37:BN:32:GLU:N	2.52	0.43
38:BO:41:ALA:HB1	38:BO:42:PRO:HD2	2.01	0.43
41:BR:7:SER:CB	41:BR:22:LEU:HD13	2.49	0.43
43:BT:81:LYS:HG3	43:BT:82:LYS:N	2.34	0.43
50:B0:50:GLY:O	50:B0:51:ARG:C	2.57	0.43
1:CA:148:G:H2'	1:CA:149:A:H5''	2.00	0.43
1:CA:292:G:OP2	1:CA:293:G:N7	2.52	0.43
1:CA:357:G:O2'	1:CA:358:U:H5'	2.19	0.43
1:CA:689:C:OP1	13:CK:47:GLY:HA3	2.18	0.43
1:CA:939:G:H2'	1:CA:940:C:C6	2.54	0.43
1:CA:1092:A:H2'	1:CA:1093:A:C8	2.54	0.43
1:CA:1150:A:N6	1:CA:1151:A:N6	2.67	0.43
4:CB:79:VAL:HG23	4:CB:161:PHE:HB3	2.01	0.43
5:CC:19:SER:HA	5:CC:56:ILE:O	2.19	0.43
5:CC:161:ILE:H	5:CC:161:ILE:HG13	1.55	0.43
6:CD:17:ASP:C	6:CD:19:PHE:H	2.22	0.43
6:CD:182:LYS:HE3	6:CD:182:LYS:HA	2.00	0.43
8:CF:53:LYS:O	8:CF:54:LEU:HB3	2.19	0.43
8:CF:96:VAL:HG12	8:CF:97:THR:N	2.34	0.43
9:CG:67:ASN:ND2	9:CG:127:ALA:HA	2.33	0.43
11:CI:5:TYR:HD2	11:CI:20:ILE:HB	1.82	0.43
11:CI:17:ARG:HB2	11:CI:65:THR:CB	2.49	0.43
13:CK:28:ASN:HD22	13:CK:56:LYS:CD	2.26	0.43
13:CK:82:GLU:HA	13:CK:108:ASN:HB3	2.00	0.43
15:CM:2:ARG:O	15:CM:8:ILE:HG22	2.19	0.43

*Continued on next page...*

*Continued from previous page...*

Atom-1	Atom-2	Interatomic distance (Å)	Clash overlap (Å)
15:CM:6:ILE:HD13	15:CM:65:GLU:HG3	2.00	0.43
16:CN:87:ALA:HB1	16:CN:95:LEU:CG	2.49	0.43
18:CP:18:GLN:NE2	18:CP:35:ARG:CZ	2.82	0.43
21:CS:12:LEU:CD1	21:CS:16:LYS:HE3	2.43	0.43
23:CU:49:ALA:HA	23:CU:52:VAL:CG1	2.49	0.43
24:DA:14:U:H5''	24:DA:70:C:O2'	2.19	0.43
25:DB:322:A:C2	25:DB:340:A:C6	3.06	0.43
25:DB:336:C:O2'	25:DB:337:C:H5'	2.19	0.43
25:DB:1301:A:O2'	25:DB:1302:A:H3'	2.19	0.43
25:DB:2049:G:N2	27:DD:161:MET:CE	2.81	0.43
25:DB:2445:G:O2'	25:DB:2446:G:H5'	2.19	0.43
26:DC:104:LEU:HD12	26:DC:104:LEU:HA	1.86	0.43
27:DD:36:GLN:O	27:DD:36:GLN:CG	2.66	0.43
27:DD:36:GLN:O	27:DD:37:VAL:C	2.56	0.43
28:DE:47:LYS:HB3	28:DE:51:GLU:HB2	2.01	0.43
29:DF:1:ALA:CA	29:DF:4:HIS:HB3	2.48	0.43
31:DH:124:THR:OG1	31:DH:125:THR:N	2.47	0.43
32:DI:72:THR:OG1	32:DI:73:PRO:HD2	2.18	0.43
33:DJ:98:GLU:HB3	33:DJ:124:VAL:CG2	2.47	0.43
34:DK:63:ARG:HB2	34:DK:82:ALA:CB	2.49	0.43
35:DL:23:ILE:H	35:DL:23:ILE:HD12	1.84	0.43
38:DO:62:LEU:HD11	38:DO:70:ALA:CB	2.44	0.43
44:DU:47:PRO:HB2	44:DU:53:GLN:HB2	2.01	0.43
45:DV:58:SER:O	45:DV:73:LYS:HE3	2.19	0.43
48:DY:23:ARG:HD2	48:DY:27:ASN:OD1	2.18	0.43
53:D3:33:THR:HG23	53:D3:34:LYS:N	2.34	0.43
1:AA:144:G:H3'	1:AA:144:G:OP2	2.18	0.43
1:AA:229:U:H2'	1:AA:230:G:H8	1.79	0.43
1:AA:632:U:C3'	1:AA:633:G:H5'	2.49	0.43
1:AA:679:C:H2'	1:AA:680:C:C6	2.54	0.43
1:AA:751:U:H2'	1:AA:752:G:O4'	2.18	0.43
1:AA:759:A:H2'	1:AA:760:G:O4'	2.19	0.43
1:AA:972:C:O3'	12:AJ:59:LYS:HG2	2.18	0.43
4:AB:100:LEU:HB2	4:AB:174:GLU:HG3	2.01	0.43
6:AD:162:GLU:HA	6:AD:166:LYS:HZ1	1.83	0.43
8:AF:38:ARG:NH1	20:AR:23:LYS:NZ	2.64	0.43
8:AF:71:ILE:HG13	8:AF:72:ASP:N	2.33	0.43
10:AH:40:LYS:HZ3	10:AH:41:GLU:N	2.17	0.43
12:AJ:36:VAL:HG13	12:AJ:76:ILE:CA	2.38	0.43
14:AL:49:ARG:HG2	14:AL:49:ARG:HH11	1.83	0.43
15:AM:14:ALA:HB3	15:AM:40:GLU:O	2.19	0.43

*Continued on next page...*

*Continued from previous page...*

Atom-1	Atom-2	Interatomic distance (Å)	Clash overlap (Å)
15:AM:53:ASP:HA	15:AM:56:ARG:NH2	2.34	0.43
19:AQ:7:LEU:HD22	19:AQ:24:ILE:HG12	1.99	0.43
20:AR:29:LYS:HA	20:AR:32:ILE:HG12	2.01	0.43
20:AR:56:ARG:HA	20:AR:59:LYS:NZ	2.34	0.43
24:BA:106:G:H2'	24:BA:107:G:O4'	2.19	0.43
25:BB:122:G:O2'	25:BB:123:G:H5'	2.19	0.43
25:BB:244:A:OP2	53:B3:7:ARG:NH2	2.52	0.43
25:BB:325:G:O2'	25:BB:326:G:H5'	2.18	0.43
25:BB:517:C:OP2	50:B0:9:ARG:NH2	2.52	0.43
25:BB:600:G:H2'	25:BB:601:C:H6	1.82	0.43
25:BB:723:C:H2'	25:BB:724:U:H6	1.84	0.43
25:BB:1180:U:O2'	25:BB:1181:U:H5'	2.18	0.43
25:BB:1458:U:O3'	25:BB:1459:G:H4'	2.19	0.43
25:BB:1812:U:H4'	26:BC:44:ASN:OD1	2.18	0.43
25:BB:1829:A:H3'	25:BB:1830:C:H6	1.83	0.43
25:BB:2561:U:O2	34:BK:22:LYS:HE2	2.19	0.43
25:BB:2898:U:O2	33:BJ:134:ALA:HB1	2.19	0.43
26:BC:209:ALA:O	26:BC:213:ARG:HB2	2.19	0.43
27:BD:69:ALA:C	27:BD:71:ALA:N	2.73	0.43
27:BD:163:GLY:O	27:BD:164:GLN:C	2.57	0.43
29:BF:1:ALA:CA	29:BF:4:HIS:HB3	2.49	0.43
29:BF:43:ILE:HA	29:BF:46:LYS:HZ3	1.82	0.43
30:BG:88:LEU:O	30:BG:88:LEU:HD12	2.19	0.43
34:BK:12:ASN:O	34:BK:13:SER:HB3	2.19	0.43
36:BM:6:ARG:HD2	36:BM:8:LYS:HZ3	1.82	0.43
37:BN:12:ARG:HG2	37:BN:16:HIS:CG	2.54	0.43
40:BQ:73:ILE:HG23	40:BQ:74:SER:O	2.18	0.43
44:BU:84:PHE:O	44:BU:85:ARG:HB2	2.19	0.43
48:BY:41:HIS:O	48:BY:44:LYS:HB3	2.18	0.43
48:BY:44:LYS:HZ3	48:BY:48:ARG:NH2	2.16	0.43
48:BY:56:LEU:C	48:BY:58:ASN:H	2.22	0.43
53:B3:50:SER:O	53:B3:52:GLY:N	2.52	0.43
1:CA:38:G:P	14:CL:120:ARG:HH22	2.42	0.43
1:CA:373:A:C1'	1:CA:481:G:H1'	2.48	0.43
1:CA:685:G:O4'	13:CK:40:ALA:HB3	2.19	0.43
1:CA:872:A:C4	1:CA:874:G:N7	2.87	0.43
1:CA:937:A:C5	1:CA:938:A:N7	2.86	0.43
1:CA:960:U:O2	1:CA:960:U:H5''	2.19	0.43
1:CA:1144:G:H22	1:CA:1146:A:H62	1.62	0.43
1:CA:1512:U:H2'	1:CA:1513:A:H8	1.83	0.43
1:CA:1526:G:O2'	1:CA:1527:U:H5'	2.18	0.43

*Continued on next page...*

*Continued from previous page...*

Atom-1	Atom-2	Interatomic distance (Å)	Clash overlap (Å)
4:CB:93:HIS:CB	4:CB:145:ASN:HB3	2.48	0.43
6:CD:27:ILE:HD13	6:CD:30:LYS:HE2	2.01	0.43
6:CD:170:LEU:N	6:CD:182:LYS:HB2	2.34	0.43
10:CH:44:PHE:CZ	10:CH:129:ALA:HB3	2.54	0.43
12:CJ:39:PRO:HA	12:CJ:74:VAL:CA	2.42	0.43
12:CJ:41:PRO:O	12:CJ:72:ARG:HA	2.18	0.43
17:CO:15:GLY:HA3	17:CO:20:ASP:OD1	2.19	0.43
19:CQ:30:HIS:ND1	19:CQ:31:PRO:HD2	2.34	0.43
20:CR:21:ASP:CG	20:CR:23:LYS:HG3	2.38	0.43
23:CU:49:ALA:HA	23:CU:52:VAL:HG12	2.00	0.43
24:DA:18:G:O2'	24:DA:19:C:H5'	2.19	0.43
25:DB:69:C:H2'	25:DB:70:G:C8	2.53	0.43
25:DB:314:C:O2'	25:DB:315:G:H5'	2.19	0.43
25:DB:494:G:O2'	25:DB:495:G:H5'	2.19	0.43
25:DB:538:A:H2'	25:DB:539:G:O4'	2.19	0.43
25:DB:923:G:O2'	25:DB:924:G:H5'	2.19	0.43
25:DB:1082:U:OP1	32:DI:119:ALA:HB3	2.19	0.43
25:DB:1239:G:H2'	25:DB:1240:U:O4'	2.19	0.43
25:DB:1275:A:O2'	37:DN:16:HIS:CE1	2.72	0.43
25:DB:1279:G:OP2	37:DN:35:LYS:HD2	2.19	0.43
25:DB:1292:G:H2'	25:DB:1293:C:H6	1.84	0.43
25:DB:1669:A:H2'	25:DB:1669:A:N3	2.33	0.43
25:DB:1838:C:N4	25:DB:1898:U:H2'	2.34	0.43
25:DB:1854:A:C2'	25:DB:1855:U:H5'	2.47	0.43
25:DB:1905:C:O2'	25:DB:1929:G:H1'	2.19	0.43
25:DB:2137:U:O2'	25:DB:2138:G:H5'	2.19	0.43
25:DB:2345:G:H4'	25:DB:2346:A:O5'	2.19	0.43
25:DB:2408:U:H2'	25:DB:2409:G:H8	1.84	0.43
25:DB:2819:G:H2'	25:DB:2821:A:N7	2.34	0.43
25:DB:2835:A:N6	25:DB:2878:U:H2'	2.32	0.43
26:DC:145:MET:HG3	26:DC:152:GLN:NE2	2.34	0.43
29:DF:91:ARG:N	29:DF:91:ARG:CD	2.78	0.43
29:DF:163:GLU:HG2	29:DF:163:GLU:O	2.19	0.43
30:DG:67:ALA:O	30:DG:71:LEU:N	2.48	0.43
30:DG:102:ILE:CD1	30:DG:116:LEU:HD11	2.48	0.43
30:DG:171:LYS:CD	30:DG:172:GLU:HG2	2.49	0.43
31:DH:39:ALA:O	31:DH:41:LYS:N	2.51	0.43
31:DH:134:VAL:HG23	31:DH:138:VAL:C	2.38	0.43
32:DI:21:PRO:HB2	32:DI:22:PRO:CD	2.42	0.43
32:DI:54:ILE:HD11	32:DI:71:LYS:N	2.33	0.43
32:DI:128:ILE:HA	32:DI:131:THR:HG23	2.00	0.43

*Continued on next page...*

*Continued from previous page...*

Atom-1	Atom-2	Interatomic distance (Å)	Clash overlap (Å)
34:DK:9:VAL:HG12	34:DK:11:ASP:OD1	2.19	0.43
39:DP:103:THR:HG22	39:DP:104:GLY:N	2.33	0.43
41:DR:27:ILE:HG22	41:DR:28:ALA:H	1.84	0.43
42:DS:28:LYS:HB3	42:DS:29:VAL:H	1.49	0.43
47:DX:69:GLU:H	47:DX:69:GLU:HG3	1.67	0.43
50:D0:52:LYS:O	50:D0:52:LYS:HD3	2.19	0.43
1:AA:77:A:H2'	1:AA:78:A:C8	2.54	0.43
1:AA:542:G:H2'	1:AA:543:U:H6	1.83	0.43
1:AA:731:G:O2'	1:AA:732:C:H5'	2.19	0.43
4:AB:114:LYS:C	4:AB:116:LEU:N	2.71	0.43
6:AD:155:LYS:C	6:AD:157:ALA:H	2.21	0.43
7:AE:108:GLY:N	7:AE:110:MET:SD	2.92	0.43
19:AQ:10:ARG:O	19:AQ:22:VAL:HG13	2.17	0.43
23:AU:52:VAL:HG13	23:AU:53:LYS:N	2.34	0.43
25:BB:152:A:H2'	25:BB:153:U:H6	1.80	0.43
25:BB:329:G:C6	44:BU:16:LYS:NZ	2.83	0.43
25:BB:386:G:H4'	25:BB:387:U:OP2	2.18	0.43
25:BB:426:C:O2'	25:BB:427:U:H5'	2.19	0.43
25:BB:497:A:H2'	25:BB:498:G:C8	2.54	0.43
25:BB:767:U:O2'	25:BB:768:G:H5'	2.19	0.43
25:BB:1152:C:H2'	25:BB:1153:C:C6	2.54	0.43
25:BB:1311:G:H21	25:BB:1603:A:H62	1.66	0.43
25:BB:1370:C:H2'	25:BB:1371:G:O4'	2.18	0.43
25:BB:1432:G:O2'	25:BB:1433:A:H5'	2.18	0.43
25:BB:1438:U:C4	25:BB:1552:A:N6	2.87	0.43
25:BB:2299:U:H2'	25:BB:2300:C:C6	2.53	0.43
25:BB:2449:U:H4'	25:BB:2450:A:OP1	2.19	0.43
26:BC:86:ARG:CD	26:BC:90:ILE:HD11	2.49	0.43
27:BD:22:ILE:HA	27:BD:23:PRO:HD3	1.90	0.43
27:BD:24:VAL:HG21	27:BD:188:LEU:HB3	2.00	0.43
28:BE:40:ARG:HG3	28:BE:40:ARG:HH11	1.84	0.43
28:BE:115:GLN:O	28:BE:117:ARG:N	2.52	0.43
29:BF:99:PHE:HD1	29:BF:102:LEU:HD11	1.82	0.43
29:BF:174:PHE:O	29:BF:175:PRO:C	2.57	0.43
31:BH:31:VAL:HG12	31:BH:32:PRO:HD2	2.00	0.43
31:BH:91:PHE:HB3	31:BH:92:GLY:H	1.56	0.43
33:BJ:14:ASP:O	33:BJ:53:TYR:HB2	2.19	0.43
35:BL:65:GLY:O	35:BL:66:PHE:CB	2.67	0.43
36:BM:126:ILE:H	36:BM:126:ILE:CD1	2.24	0.43
40:BQ:17:LEU:HD11	40:BQ:28:SER:O	2.19	0.43
43:BT:34:VAL:HG21	43:BT:43:ILE:HD11	2.01	0.43

*Continued on next page...*



*Continued from previous page...*

Atom-1	Atom-2	Interatomic distance (Å)	Clash overlap (Å)
44:BU:3:LYS:HB3	44:BU:82:VAL:HG21	2.00	0.43
53:B3:18:LYS:HD2	53:B3:20:GLY:N	2.32	0.43
53:B3:21:PHE:CE2	53:B3:61:LEU:HD12	2.53	0.43
53:B3:33:THR:HG23	53:B3:34:LYS:N	2.34	0.43
1:CA:83:C:H2'	1:CA:85:U:O4	2.18	0.43
1:CA:275:G:C5'	19:CQ:15:LYS:HG2	2.49	0.43
1:CA:377:G:H2'	1:CA:378:G:H8	1.83	0.43
1:CA:437:U:H5''	6:CD:151:GLN:NE2	2.34	0.43
1:CA:674:G:H2'	1:CA:675:A:C8	2.46	0.43
1:CA:834:U:H2'	1:CA:835:U:H6	1.82	0.43
1:CA:882:C:O2'	1:CA:883:C:H5'	2.19	0.43
1:CA:977:A:H2'	1:CA:978:A:H5''	2.01	0.43
1:CA:1002:G:H2'	1:CA:1003:G:C8	2.54	0.43
1:CA:1070:U:H2'	1:CA:1071:C:H6	1.82	0.43
1:CA:1306:A:N6	1:CA:1331:G:H1'	2.33	0.43
1:CA:1320:C:N4	21:CS:35:ARG:HG3	2.34	0.43
4:CB:44:LYS:HA	4:CB:47:PRO:HG2	2.01	0.43
4:CB:85:SER:OG	4:CB:86:CYS:N	2.51	0.43
6:CD:27:ILE:HD13	6:CD:30:LYS:CE	2.48	0.43
6:CD:125:ASN:HB2	6:CD:127:ARG:HH11	1.80	0.43
8:CF:3:HIS:CB	8:CF:92:THR:HA	2.36	0.43
9:CG:75:LYS:HB3	9:CG:76:SER:H	1.71	0.43
11:CI:29:ILE:HG23	11:CI:29:ILE:O	2.19	0.43
12:CJ:15:HIS:C	12:CJ:17:LEU:H	2.21	0.43
12:CJ:41:PRO:HA	12:CJ:72:ARG:CD	2.49	0.43
13:CK:30:ILE:HG22	13:CK:45:THR:CB	2.48	0.43
14:CL:55:ARG:HD3	14:CL:61:GLU:CD	2.39	0.43
15:CM:15:VAL:HG13	15:CM:33:LEU:CD1	2.48	0.43
15:CM:28:ARG:NH2	15:CM:59:VAL:HA	2.33	0.43
15:CM:74:MET:HA	15:CM:77:LYS:HZ1	1.83	0.43
16:CN:25:GLU:C	16:CN:27:LYS:N	2.72	0.43
16:CN:46:LYS:HE3	21:CS:15:LEU:HD11	1.99	0.43
19:CQ:24:ILE:HD12	19:CQ:24:ILE:N	2.33	0.43
22:CT:74:HIS:O	22:CT:78:LEU:HB2	2.19	0.43
25:DB:160:A:N6	25:DB:167:A:H1'	2.34	0.43
25:DB:172:A:O2'	25:DB:173:A:H5'	2.19	0.43
25:DB:253:C:OP2	53:D3:4:LYS:HD2	2.18	0.43
25:DB:664:G:H2'	25:DB:665:U:H6	1.84	0.43
25:DB:728:G:H4'	26:DC:12:ARG:HG3	2.01	0.43
25:DB:949:G:O2'	25:DB:950:G:H5'	2.19	0.43
25:DB:1021:A:H61	25:DB:1142:A:H61	1.61	0.43

*Continued on next page...*



*Continued from previous page...*

Atom-1	Atom-2	Interatomic distance (Å)	Clash overlap (Å)
25:DB:1099:G:C5	25:DB:1100:C:C5	3.07	0.43
25:DB:1403:A:H2'	25:DB:1404:C:H6	1.84	0.43
25:DB:1438:U:O2'	25:DB:1439:A:H5'	2.19	0.43
25:DB:1657:U:H2'	25:DB:1658:C:H6	1.84	0.43
25:DB:2089:C:O2'	25:DB:2090:A:H5'	2.18	0.43
25:DB:2152:G:H2'	25:DB:2153:C:H6	1.84	0.43
25:DB:2630:G:H2'	25:DB:2631:G:C8	2.54	0.43
25:DB:2645:G:C4'	25:DB:2732:G:H2'	2.49	0.43
25:DB:2886:A:N7	50:D0:39:ARG:NH2	2.67	0.43
25:DB:2893:A:H4'	25:DB:2894:G:C5'	2.49	0.43
25:DB:2899:A:H2'	25:DB:2900:A:C8	2.54	0.43
26:DC:124:LYS:HB3	26:DC:127:ASN:HD22	1.82	0.43
26:DC:180:MET:HG2	26:DC:268:ARG:HB3	2.01	0.43
27:DD:12:THR:O	27:DD:24:VAL:HG12	2.18	0.43
27:DD:69:ALA:C	27:DD:71:ALA:N	2.72	0.43
28:DE:117:ARG:HG2	28:DE:184:ASP:O	2.19	0.43
35:DL:78:ARG:NH2	35:DL:113:ALA:HB1	2.33	0.43
40:DQ:96:ASP:C	40:DQ:98:ALA:N	2.73	0.43
42:DS:34:ASP:HA	42:DS:37:THR:OG1	2.18	0.43
44:DU:49:PRO:HA	44:DU:53:GLN:NE2	2.14	0.43
44:DU:73:ASN:OD1	44:DU:76:THR:HG23	2.19	0.43
44:DU:85:ARG:NE	44:DU:86:PHE:H	2.17	0.43
49:DZ:23:LEU:HD21	49:DZ:53:MET:SD	2.59	0.43
1:AA:59:A:H3'	1:AA:331:G:H22	1.84	0.42
1:AA:251:G:H4'	1:AA:252:U:H5'	1.99	0.42
1:AA:509:A:N3	1:AA:543:U:O2'	2.47	0.42
1:AA:598:U:H2'	1:AA:599:C:C6	2.53	0.42
1:AA:625:U:OP1	18:AP:9:HIS:O	2.37	0.42
1:AA:807:A:H2'	1:AA:808:C:C6	2.54	0.42
1:AA:1118:U:H1'	1:AA:1179:A:N3	2.34	0.42
1:AA:1237:C:H2'	1:AA:1336:C:C5	2.54	0.42
1:AA:1512:U:H2'	1:AA:1513:A:H8	1.83	0.42
4:AB:110:ILE:HD13	4:AB:150:ILE:HD11	1.99	0.42
5:AC:26:LYS:HD3	5:AC:27:GLU:CD	2.39	0.42
6:AD:123:MET:HE1	6:AD:145:ARG:HA	2.00	0.42
6:AD:181:PHE:CZ	6:AD:185:PRO:HD3	2.42	0.42
7:AE:79:THR:O	7:AE:119:VAL:HG12	2.18	0.42
7:AE:88:HIS:CE1	7:AE:89:THR:HG1	2.36	0.42
7:AE:150:GLU:O	7:AE:151:MET:HB3	2.19	0.42
7:AE:156:ARG:HB2	10:AH:43:GLY:C	2.39	0.42
12:AJ:7:ARG:HA	12:AJ:75:ASP:HA	2.01	0.42

*Continued on next page...*

*Continued from previous page...*

Atom-1	Atom-2	Interatomic distance (Å)	Clash overlap (Å)
12:AJ:52:LEU:HD13	16:AN:80:ARG:HD2	2.00	0.42
15:AM:2:ARG:C	15:AM:4:ALA:H	2.23	0.42
19:AQ:18:LYS:HD3	19:AQ:48:GLU:CD	2.39	0.42
20:AR:46:THR:HG21	20:AR:51:GLN:NE2	2.34	0.42
24:BA:14:U:H5''	24:BA:70:C:O2'	2.19	0.42
25:BB:705:A:O2'	26:BC:6:LYS:HG3	2.19	0.42
25:BB:774:G:H5''	26:BC:47:ARG:HH21	1.83	0.42
25:BB:839:U:H2'	25:BB:840:C:H6	1.83	0.42
25:BB:1064:C:O2'	25:BB:1065:U:H5'	2.19	0.42
25:BB:1472:C:O2'	25:BB:1473:G:H5'	2.18	0.42
25:BB:1476:U:O2'	25:BB:1477:A:P	2.77	0.42
25:BB:1485:U:C2	25:BB:1486:U:C5	3.07	0.42
25:BB:1533:C:H2'	25:BB:1534:U:C6	2.54	0.42
25:BB:1669:A:H2'	25:BB:1669:A:N3	2.33	0.42
25:BB:1754:A:H2'	25:BB:1755:A:C8	2.54	0.42
25:BB:2240:U:O2'	25:BB:2241:A:H5'	2.18	0.42
25:BB:2729:G:O2'	25:BB:2730:C:H5'	2.18	0.42
27:BD:65:ALA:O	27:BD:68:PHE:HB2	2.19	0.42
27:BD:119:ALA:CB	27:BD:165:MET:HB2	2.49	0.42
28:BE:37:ALA:C	28:BE:39:ALA:N	2.72	0.42
28:BE:161:ALA:HA	28:BE:164:LEU:HD12	2.01	0.42
29:BF:11:VAL:HG13	29:BF:171:ALA:CB	2.49	0.42
31:BH:81:ALA:CA	31:BH:146:VAL:HA	2.45	0.42
32:BI:38:CYS:O	32:BI:42:ASN:ND2	2.52	0.42
32:BI:63:ASP:O	32:BI:65:SER:N	2.51	0.42
36:BM:50:ARG:HD3	36:BM:65:ILE:HD11	2.01	0.42
36:BM:56:ALA:H	36:BM:58:LYS:H	1.66	0.42
36:BM:72:PRO:HB3	36:BM:89:VAL:HG12	1.99	0.42
37:BN:33:ILE:HG22	37:BN:114:GLU:HG3	2.01	0.42
39:BP:5:LYS:CA	39:BP:8:GLU:HB2	2.47	0.42
42:BS:97:LEU:N	42:BS:97:LEU:HD22	2.34	0.42
43:BT:81:LYS:NZ	43:BT:81:LYS:HB2	2.32	0.42
44:BU:85:ARG:HA	44:BU:85:ARG:HE	1.82	0.42
48:BY:23:ARG:O	48:BY:25:GLN:N	2.52	0.42
1:CA:614:C:C2'	1:CA:615:G:H5'	2.49	0.42
1:CA:1277:C:O2'	1:CA:1279:G:H8	2.01	0.42
1:CA:1471:U:O2'	1:CA:1472:U:H5'	2.19	0.42
4:CB:83:ALA:CB	4:CB:90:PHE:HB3	2.49	0.42
4:CB:206:ILE:C	4:CB:208:ALA:H	2.22	0.42
6:CD:67:LEU:O	6:CD:71:PHE:HB2	2.19	0.42
6:CD:170:LEU:N	6:CD:170:LEU:HD12	2.33	0.42

*Continued on next page...*

*Continued from previous page...*

Atom-1	Atom-2	Interatomic distance (Å)	Clash overlap (Å)
7:CE:142:GLY:O	7:CE:143:LEU:HB2	2.19	0.42
8:CF:98:GLU:CD	8:CF:99:ALA:H	2.23	0.42
9:CG:67:ASN:CG	9:CG:127:ALA:HA	2.39	0.42
10:CH:102:VAL:HB	10:CH:125:ILE:HD12	2.01	0.42
11:CI:79:ARG:HG3	11:CI:79:ARG:HH11	1.84	0.42
13:CK:33:ILE:HB	13:CK:73:VAL:HG11	2.00	0.42
13:CK:39:ASN:HD22	13:CK:39:ASN:HA	1.55	0.42
13:CK:70:ALA:CA	13:CK:73:VAL:HG22	2.46	0.42
19:CQ:58:VAL:CG1	19:CQ:77:VAL:HG13	2.47	0.42
24:DA:65:U:C2'	24:DA:66:A:H5'	2.49	0.42
25:DB:213:A:H2'	25:DB:214:G:C8	2.54	0.42
25:DB:299:A:N6	25:DB:322:A:O2'	2.47	0.42
25:DB:441:U:H2'	25:DB:442:G:C8	2.53	0.42
25:DB:690:G:H2'	25:DB:691:C:O4'	2.19	0.42
25:DB:942:G:O2'	25:DB:943:A:H5'	2.19	0.42
25:DB:1055:G:H2'	25:DB:1056:G:O2'	2.19	0.42
25:DB:1058:U:O2'	32:DI:116:MET:HA	2.19	0.42
25:DB:1204:A:N1	25:DB:1241:A:C2	2.86	0.42
25:DB:1535:A:H3'	25:DB:1536:C:C5	2.54	0.42
25:DB:1655:A:H5'	27:DD:118:PHE:CB	2.49	0.42
25:DB:1674:G:N2	25:DB:1677:A:N1	2.65	0.42
25:DB:2547:A:H4'	34:DK:28:HIS:NE2	2.33	0.42
25:DB:2655:G:N2	25:DB:2664:G:H2'	2.34	0.42
27:DD:51:THR:HG22	27:DD:76:GLY:HA3	1.99	0.42
29:DF:102:LEU:O	29:DF:103:ILE:CG2	2.62	0.42
31:DH:60:GLU:C	31:DH:63:ALA:H	2.22	0.42
32:DI:12:VAL:HG13	32:DI:41:PHE:CE2	2.54	0.42
33:DJ:28:LEU:HD21	33:DJ:32:LEU:HD11	2.01	0.42
33:DJ:51:GLY:O	33:DJ:52:ASP:O	2.36	0.42
33:DJ:64:VAL:CG1	33:DJ:65:THR:N	2.82	0.42
36:DM:113:ALA:HA	36:DM:116:ALA:HB3	2.01	0.42
39:DP:47:ILE:HG12	39:DP:59:THR:O	2.19	0.42
42:DS:13:SER:O	42:DS:14:ALA:HB2	2.18	0.42
42:DS:18:ARG:HA	42:DS:21:ALA:HB3	2.01	0.42
42:DS:36:LEU:H	42:DS:36:LEU:CD2	2.32	0.42
42:DS:49:LYS:HB3	42:DS:49:LYS:NZ	2.34	0.42
43:DT:7:LEU:HD22	43:DT:9:LYS:HE3	2.01	0.42
43:DT:29:THR:HB	43:DT:86:THR:HG22	2.01	0.42
47:DX:32:LEU:HD23	47:DX:49:ARG:HH22	1.84	0.42
47:DX:69:GLU:C	47:DX:71:ARG:H	2.22	0.42
49:DZ:7:THR:HG22	49:DZ:8:GLN:N	2.34	0.42

*Continued on next page...*

*Continued from previous page...*

Atom-1	Atom-2	Interatomic distance (Å)	Clash overlap (Å)
49:DZ:16:LEU:HD23	49:DZ:19:HIS:CD2	2.53	0.42
1:AA:144:G:H2'	1:AA:145:G:O4'	2.19	0.42
1:AA:253:A:H2'	1:AA:254:G:H8	1.84	0.42
1:AA:332:G:H2'	1:AA:333:U:C6	2.54	0.42
1:AA:684:U:H2'	1:AA:685:G:O4'	2.19	0.42
1:AA:981:U:H2'	1:AA:982:U:C5	2.54	0.42
1:AA:1010:U:H2'	1:AA:1011:C:H6	1.82	0.42
1:AA:1335:U:O3'	1:AA:1336:C:H6	2.03	0.42
1:AA:1364:U:O2	1:AA:1364:U:O4'	2.36	0.42
7:AE:86:GLY:HA3	7:AE:141:ASP:HB3	2.00	0.42
7:AE:131:ASN:O	7:AE:135:VAL:HG13	2.18	0.42
7:AE:146:MET:HB3	7:AE:146:MET:HE2	1.83	0.42
11:AI:98:ARG:HG3	11:AI:104:THR:HG23	2.01	0.42
12:AJ:8:ILE:HD13	12:AJ:8:ILE:N	2.34	0.42
12:AJ:10:LEU:CD1	12:AJ:72:ARG:HB2	2.42	0.42
12:AJ:14:ASP:OD2	12:AJ:16:ARG:HD3	2.19	0.42
15:AM:56:ARG:HA	15:AM:59:VAL:CG1	2.46	0.42
16:AN:65:GLN:HG2	16:AN:82:LYS:CE	2.49	0.42
18:AP:10:GLY:CA	18:AP:16:PHE:H	2.30	0.42
20:AR:22:TYR:HB2	20:AR:61:ALA:HB2	2.02	0.42
20:AR:50:TYR:O	20:AR:53:GLN:HG3	2.19	0.42
25:BB:120:U:H4'	25:BB:121:G:H5''	2.02	0.42
25:BB:686:U:O2	52:B2:8:SER:HB3	2.18	0.42
25:BB:1333:G:O2'	25:BB:1334:G:H5'	2.18	0.42
25:BB:1360:G:C2'	25:BB:1361:G:H5'	2.49	0.42
25:BB:1449:G:O2'	25:BB:1450:G:H5'	2.19	0.42
25:BB:1824:G:O3'	26:BC:246:PRO:HD3	2.19	0.42
25:BB:2191:A:H5'	25:BB:2192:U:OP2	2.19	0.42
25:BB:2249:U:N3	25:BB:2253:G:OP2	2.46	0.42
25:BB:2786:U:O2'	27:BD:66:GLY:HA3	2.19	0.42
25:BB:2881:U:H2'	25:BB:2882:A:C8	2.52	0.42
25:BB:2882:A:H2'	25:BB:2883:A:O4'	2.19	0.42
26:BC:123:ILE:HD12	26:BC:135:PRO:HD2	2.00	0.42
27:BD:34:VAL:O	27:BD:34:VAL:HG23	2.17	0.42
29:BF:134:GLN:HB2	29:BF:149:ARG:CB	2.49	0.42
30:BG:7:PRO:O	30:BG:8:VAL:HB	2.19	0.42
30:BG:79:THR:HG22	30:BG:80:GLU:N	2.33	0.42
31:BH:29:PHE:C	31:BH:31:VAL:H	2.21	0.42
34:BK:106:LEU:HD23	34:BK:114:ILE:HD13	1.99	0.42
35:BL:30:THR:O	35:BL:30:THR:OG1	2.34	0.42
35:BL:77:ILE:HG22	35:BL:78:ARG:H	1.84	0.42

*Continued on next page...*

*Continued from previous page...*

Atom-1	Atom-2	Interatomic distance (Å)	Clash overlap (Å)
36:BM:45:GLN:HE22	36:BM:125:PRO:CG	2.32	0.42
44:BU:49:PRO:HA	44:BU:53:GLN:NE2	2.15	0.42
45:BV:9:ARG:NH2	45:BV:12:GLN:HA	2.34	0.42
45:BV:38:LEU:HD21	45:BV:65:VAL:HG21	2.00	0.42
45:BV:58:SER:O	45:BV:73:LYS:HE3	2.18	0.42
47:BX:53:LYS:O	47:BX:57:VAL:HG23	2.19	0.42
48:BY:23:ARG:HH11	48:BY:23:ARG:HG2	1.84	0.42
53:B3:19:GLY:O	53:B3:20:GLY:O	2.36	0.42
53:B3:60:CYS:O	53:B3:62:PRO:HD3	2.19	0.42
1:CA:61:G:O2'	1:CA:62:U:H5'	2.18	0.42
1:CA:202:G:N2	1:CA:465:A:H61	2.17	0.42
1:CA:274:A:H4'	19:CQ:15:LYS:NZ	2.33	0.42
1:CA:370:C:O2'	1:CA:371:A:H5'	2.20	0.42
1:CA:678:U:H2'	1:CA:679:C:H6	1.84	0.42
1:CA:1090:U:H2'	1:CA:1091:U:H6	1.84	0.42
1:CA:1305:G:O2'	1:CA:1306:A:H8	2.02	0.42
1:CA:1460:C:H2'	1:CA:1461:G:O4'	2.19	0.42
5:CC:10:ARG:HH22	5:CC:179:ALA:HB3	1.83	0.42
5:CC:32:LEU:CD1	16:CN:76:PHE:HA	2.49	0.42
5:CC:123:LEU:HG	5:CC:129:PHE:HB2	2.01	0.42
5:CC:194:VAL:HG12	5:CC:195:ILE:N	2.34	0.42
6:CD:99:ASN:CG	6:CD:110:ARG:HH22	2.22	0.42
7:CE:65:LYS:HA	7:CE:68:ARG:HG2	2.01	0.42
8:CF:55:HIS:N	8:CF:55:HIS:ND1	2.67	0.42
11:CI:59:LYS:CD	11:CI:60:LEU:HD23	2.49	0.42
11:CI:117:LEU:HD22	11:CI:121:ARG:C	2.38	0.42
11:CI:117:LEU:HD23	11:CI:123:ARG:HA	2.00	0.42
12:CJ:9:ARG:HH21	12:CJ:99:GLN:HG3	1.84	0.42
12:CJ:11:LYS:HB3	12:CJ:71:LEU:HD12	2.01	0.42
13:CK:12:ARG:C	13:CK:13:LYS:HD2	2.39	0.42
14:CL:6:LEU:HB3	19:CQ:33:TYR:OH	2.20	0.42
14:CL:107:LYS:HD3	14:CL:107:LYS:H	1.84	0.42
15:CM:32:ILE:HG13	15:CM:58:GLU:HG3	2.01	0.42
15:CM:47:LEU:CG	15:CM:51:GLN:HB2	2.47	0.42
17:CO:14:PHE:HE2	17:CO:83:ARG:HD3	1.82	0.42
17:CO:17:ASP:HB2	17:CO:18:ALA:H	1.57	0.42
17:CO:61:GLN:O	17:CO:65:LEU:HG	2.19	0.42
21:CS:14:LEU:HD23	21:CS:32:THR:CG2	2.44	0.42
25:DB:164:C:C2'	25:DB:165:A:H5'	2.48	0.42
25:DB:490:C:OP2	25:DB:490:C:H4'	2.19	0.42
25:DB:552:U:O2'	25:DB:553:G:H5'	2.19	0.42

*Continued on next page...*

*Continued from previous page...*

Atom-1	Atom-2	Interatomic distance (Å)	Clash overlap (Å)
25:DB:654:A:C3'	25:DB:655:A:H5''	2.50	0.42
25:DB:752:A:H62	25:DB:2609:U:H3	1.67	0.42
25:DB:1418:G:H2'	25:DB:1579:A:H62	1.84	0.42
25:DB:1666:G:O2'	25:DB:1667:G:H5'	2.19	0.42
25:DB:2240:U:O2'	25:DB:2241:A:H5'	2.18	0.42
25:DB:2636:C:H2'	25:DB:2637:U:H6	1.84	0.42
25:DB:2720:U:H2'	25:DB:2721:A:H8	1.84	0.42
25:DB:2854:G:O2'	25:DB:2855:C:H5'	2.19	0.42
26:DC:1:ALA:HB3	26:DC:19:VAL:CG2	2.50	0.42
26:DC:183:VAL:HG13	26:DC:185:ALA:H	1.84	0.42
28:DE:24:ASN:OD1	28:DE:27:LEU:HB2	2.19	0.42
29:DF:62:GLN:NE2	29:DF:91:ARG:HE	2.17	0.42
29:DF:89:THR:OG1	29:DF:91:ARG:NH2	2.52	0.42
33:DJ:59:ALA:C	33:DJ:61:LYS:H	2.21	0.42
33:DJ:67:ASN:C	33:DJ:69:ARG:H	2.23	0.42
34:DK:70:ARG:O	34:DK:73:GLY:N	2.51	0.42
34:DK:111:PHE:O	34:DK:113:LYS:N	2.53	0.42
35:DL:90:VAL:HB	35:DL:122:VAL:HA	2.00	0.42
38:DO:41:ALA:HB1	38:DO:42:PRO:HD2	2.01	0.42
44:DU:39:ASN:HD22	44:DU:63:ALA:C	2.23	0.42
1:AA:109:A:H5'	1:AA:110:C:H5	1.84	0.42
1:AA:110:C:H2'	1:AA:111:G:C8	2.54	0.42
1:AA:794:A:O2'	1:AA:795:C:H5'	2.20	0.42
1:AA:880:C:O2'	1:AA:881:G:H5'	2.18	0.42
1:AA:954:G:H2'	1:AA:955:U:O4'	2.18	0.42
1:AA:1110:A:N3	1:AA:1110:A:H2'	2.34	0.42
1:AA:1236:A:C4'	1:AA:1304:G:H4'	2.41	0.42
1:AA:1427:C:O2'	1:AA:1428:A:H5'	2.20	0.42
1:AA:1458:G:H5'	22:AT:26:MET:HB2	2.00	0.42
2:AW:27:U:H2'	2:AW:28:C:O4'	2.18	0.42
5:AC:38:VAL:CG1	5:AC:90:VAL:HG12	2.48	0.42
8:AF:19:PRO:HG2	8:AF:20:GLY:H	1.83	0.42
8:AF:62:MET:HG3	8:AF:64:VAL:CG2	2.48	0.42
9:AG:50:ALA:O	9:AG:54:GLY:N	2.52	0.42
12:AJ:15:HIS:HD2	12:AJ:18:ILE:HB	1.84	0.42
12:AJ:92:LEU:N	12:AJ:92:LEU:HD22	2.34	0.42
15:AM:44:ILE:O	15:AM:47:LEU:HB2	2.19	0.42
15:AM:84:CYS:HB2	21:AS:72:GLU:CD	2.39	0.42
17:AO:48:ASP:C	17:AO:50:HIS:H	2.22	0.42
20:AR:29:LYS:HD3	20:AR:30:ASN:N	2.34	0.42
22:AT:31:ILE:HD13	22:AT:74:HIS:NE2	2.34	0.42

*Continued on next page...*

*Continued from previous page...*

Atom-1	Atom-2	Interatomic distance (Å)	Clash overlap (Å)
22:AT:82:ILE:O	22:AT:85:LEU:HD23	2.20	0.42
25:BB:97:C:H2'	25:BB:98:G:O4'	2.18	0.42
25:BB:127:A:H5''	25:BB:128:C:O4'	2.20	0.42
25:BB:152:A:O2'	25:BB:153:U:H5'	2.19	0.42
25:BB:346:A:H2'	25:BB:347:A:C5'	2.47	0.42
25:BB:466:A:N3	25:BB:683:U:H1'	2.35	0.42
25:BB:481:G:OP2	44:BU:43:LYS:HD3	2.19	0.42
25:BB:490:C:OP2	25:BB:490:C:H4'	2.20	0.42
25:BB:627:A:N6	35:BL:112:LEU:HD21	2.34	0.42
25:BB:1017:G:H2'	25:BB:1018:U:C6	2.54	0.42
25:BB:1682:G:H2'	25:BB:1683:U:C6	2.55	0.42
25:BB:1724:G:H2'	25:BB:1725:U:C6	2.54	0.42
25:BB:1795:C:H2'	25:BB:1796:U:C6	2.54	0.42
25:BB:2305:U:C4'	29:BF:130:GLY:HA3	2.49	0.42
25:BB:2485:G:H5''	36:BM:45:GLN:NE2	2.34	0.42
25:BB:2538:C:O2'	25:BB:2539:C:H5'	2.20	0.42
25:BB:2617:U:C4	25:BB:2618:G:N7	2.88	0.42
25:BB:2770:G:H8	25:BB:2770:G:O5'	2.03	0.42
27:BD:90:PHE:C	27:BD:92:VAL:H	2.23	0.42
28:BE:146:VAL:HG12	28:BE:147:LEU:N	2.34	0.42
29:BF:87:LYS:CG	29:BF:88:VAL:H	2.32	0.42
30:BG:171:LYS:HD3	30:BG:172:GLU:N	2.31	0.42
31:BH:62:LEU:C	31:BH:62:LEU:HD12	2.40	0.42
31:BH:128:HIS:O	31:BH:143:ILE:HA	2.19	0.42
32:BI:27:LEU:HB2	32:BI:32:VAL:HG21	2.01	0.42
32:BI:102:ARG:HB2	32:BI:141:ASP:CG	2.40	0.42
34:BK:1:ILE:HD12	34:BK:1:ILE:H3	1.84	0.42
39:BP:20:ARG:HG3	39:BP:21:PRO:HD2	2.00	0.42
40:BQ:4:LYS:CG	40:BQ:7:VAL:HG22	2.47	0.42
42:BS:24:ILE:HG22	42:BS:25:ARG:N	2.34	0.42
42:BS:71:VAL:O	42:BS:71:VAL:HG22	2.19	0.42
44:BU:73:ASN:O	44:BU:75:ALA:N	2.47	0.42
46:BW:37:VAL:C	46:BW:39:GLN:N	2.71	0.42
46:BW:47:GLY:O	46:BW:49:ASN:N	2.51	0.42
50:B0:55:ALA:C	50:B0:56:LYS:HG2	2.40	0.42
52:B2:18:PHE:HB2	52:B2:43:THR:OG1	2.20	0.42
52:B2:37:LYS:HE2	52:B2:39:ARG:HH21	1.84	0.42
53:B3:19:GLY:O	53:B3:20:GLY:C	2.57	0.42
1:CA:5:U:H1'	1:CA:6:G:C2	2.53	0.42
1:CA:8:A:C5	6:CD:205:LYS:HB2	2.53	0.42
1:CA:162:A:H2'	1:CA:163:C:O4'	2.19	0.42

*Continued on next page...*



*Continued from previous page...*

Atom-1	Atom-2	Interatomic distance (Å)	Clash overlap (Å)
1:CA:238:A:C2'	1:CA:239:U:H5''	2.49	0.42
1:CA:496:A:H2'	1:CA:497:G:N7	2.34	0.42
1:CA:658:C:O2'	1:CA:659:U:H5'	2.19	0.42
1:CA:751:U:H2'	1:CA:752:G:O4'	2.20	0.42
1:CA:759:A:H2'	1:CA:760:G:O4'	2.19	0.42
1:CA:921:U:O2'	7:CE:24:VAL:HG12	2.19	0.42
1:CA:1075:U:H2'	1:CA:1076:U:H6	1.83	0.42
1:CA:1128:C:H2'	1:CA:1129:C:C6	2.54	0.42
1:CA:1151:A:C5'	12:CJ:43:PRO:HA	2.49	0.42
1:CA:1313:U:H2'	1:CA:1314:C:O4'	2.20	0.42
4:CB:73:ARG:C	4:CB:75:ALA:H	2.22	0.42
5:CC:154:GLY:HA2	5:CC:163:ARG:O	2.19	0.42
5:CC:176:THR:C	5:CC:178:ARG:H	2.23	0.42
6:CD:31:CYS:C	6:CD:33:ILE:N	2.72	0.42
7:CE:95:MET:SD	7:CE:138:ALA:O	2.77	0.42
7:CE:131:ASN:OD1	7:CE:133:ILE:HG22	2.19	0.42
9:CG:52:ARG:NH1	9:CG:121:ASN:ND2	2.66	0.42
9:CG:83:THR:OG1	9:CG:84:TYR:N	2.51	0.42
12:CJ:7:ARG:HD3	12:CJ:75:ASP:OD1	2.20	0.42
13:CK:70:ALA:O	13:CK:73:VAL:HG22	2.19	0.42
16:CN:63:CYS:HB3	16:CN:67:GLY:H	1.84	0.42
17:CO:63:ARG:HH11	17:CO:63:ARG:CG	2.32	0.42
18:CP:67:ILE:HG13	18:CP:68:SER:H	1.84	0.42
23:CU:36:PHE:HB2	23:CU:39:LYS:CB	2.49	0.42
25:DB:751:A:C5'	42:DS:90:LYS:HA	2.49	0.42
25:DB:1244:A:H4'	28:DE:29:HIS:CE1	2.55	0.42
25:DB:1724:G:H2'	25:DB:1725:U:C6	2.54	0.42
25:DB:2769:U:H2'	25:DB:2770:G:H8	1.84	0.42
26:DC:69:ASN:O	26:DC:70:LYS:C	2.57	0.42
26:DC:89:ASN:HD22	26:DC:89:ASN:HA	1.52	0.42
26:DC:143:VAL:HG12	26:DC:144:GLU:N	2.34	0.42
28:DE:5:LEU:HD22	28:DE:122:GLU:N	2.34	0.42
28:DE:23:PHE:H	28:DE:114:ARG:HH12	1.66	0.42
28:DE:118:LEU:HD23	28:DE:186:VAL:O	2.18	0.42
28:DE:150:THR:OG1	28:DE:151:GLY:N	2.51	0.42
29:DF:136:ILE:HG22	29:DF:142:TYR:CD1	2.54	0.42
32:DI:68:PHE:N	32:DI:68:PHE:CD1	2.88	0.42
33:DJ:13:ARG:O	33:DJ:52:ASP:HA	2.18	0.42
33:DJ:64:VAL:O	33:DJ:65:THR:HG22	2.19	0.42
34:DK:50:LYS:HD3	34:DK:94:ILE:HD11	2.00	0.42
34:DK:96:THR:C	34:DK:97:ARG:HE	2.23	0.42

*Continued on next page...*

*Continued from previous page...*

Atom-1	Atom-2	Interatomic distance (Å)	Clash overlap (Å)
36:DM:72:PRO:HB3	36:DM:89:VAL:HG12	2.01	0.42
42:DS:66:ILE:H	42:DS:66:ILE:CD1	2.32	0.42
43:DT:61:LEU:HG	43:DT:82:LYS:HB2	2.01	0.42
47:DX:10:ARG:CB	47:DX:11:PRO:HD2	2.50	0.42
48:DY:31:GLN:HG3	48:DY:36:GLN:HB2	2.01	0.42
48:DY:37:LEU:HD22	48:DY:38:GLN:H	1.84	0.42
53:D3:19:GLY:O	53:D3:20:GLY:C	2.57	0.42
1:AA:39:G:H2'	1:AA:40:C:O4'	2.19	0.42
1:AA:371:A:O2'	1:AA:372:C:H5'	2.20	0.42
1:AA:376:G:H5'	18:AP:6:LEU:O	2.19	0.42
1:AA:939:G:H2'	1:AA:940:C:C6	2.54	0.42
1:AA:1280:A:C8	12:AJ:43:PRO:HD3	2.54	0.42
2:AW:41:C:O2'	2:AW:42:G:H5'	2.19	0.42
8:AF:13:ASP:HA	6:CD:163:GLN:O	2.20	0.42
11:AI:56:MET:HB2	11:AI:57:VAL:H	1.54	0.42
14:AL:29:LYS:O	14:AL:80:LEU:HD12	2.19	0.42
15:AM:58:GLU:HA	15:AM:61:LYS:CD	2.49	0.42
16:AN:9:GLU:O	16:AN:13:VAL:HG23	2.18	0.42
16:AN:30:ILE:HD12	16:AN:30:ILE:N	2.33	0.42
21:AS:27:LYS:HB2	21:AS:28:LYS:H	1.62	0.42
25:BB:48:G:H4'	25:BB:52:A:O4'	2.20	0.42
25:BB:76:C:O3'	48:BY:52:ARG:HG3	2.20	0.42
25:BB:129:C:H2'	25:BB:130:C:C6	2.54	0.42
25:BB:164:C:C2'	25:BB:165:A:H5'	2.48	0.42
25:BB:398:C:H2'	25:BB:399:U:O4'	2.20	0.42
25:BB:444:C:O2'	25:BB:445:C:H5'	2.18	0.42
25:BB:453:A:H1'	25:BB:457:A:O2'	2.19	0.42
25:BB:570:G:O2'	25:BB:571:U:H5'	2.19	0.42
25:BB:704:G:O2'	25:BB:727:A:N6	2.53	0.42
25:BB:903:C:H2'	25:BB:904:G:C8	2.54	0.42
25:BB:963:U:O2'	25:BB:964:C:H5'	2.20	0.42
25:BB:1213:A:C6	25:BB:1237:A:H1'	2.55	0.42
25:BB:1947:C:H2'	25:BB:1948:G:H8	1.83	0.42
25:BB:1965:C:H5''	25:BB:1966:A:H2'	2.00	0.42
25:BB:2189:U:H2'	25:BB:2190:G:C8	2.53	0.42
25:BB:2215:C:H2'	25:BB:2216:G:H8	1.83	0.42
25:BB:2352:A:C2'	25:BB:2353:G:H5'	2.49	0.42
25:BB:2636:C:O5'	27:BD:81:GLU:HB2	2.20	0.42
25:BB:2685:G:O2'	25:BB:2686:G:H5'	2.20	0.42
25:BB:2845:U:O3'	39:BP:52:ARG:NH1	2.52	0.42
25:BB:2854:G:O2'	25:BB:2855:C:H5'	2.20	0.42

*Continued on next page...*

*Continued from previous page...*

Atom-1	Atom-2	Interatomic distance (Å)	Clash overlap (Å)
27:BD:36:GLN:O	27:BD:36:GLN:HG3	2.18	0.42
29:BF:136:ILE:HG22	29:BF:142:TYR:CD1	2.54	0.42
29:BF:137:PHE:O	29:BF:139:GLU:N	2.52	0.42
30:BG:24:THR:HG22	30:BG:34:ARG:CA	2.49	0.42
32:BI:49:GLU:HG3	32:BI:54:ILE:HD11	2.01	0.42
35:BL:4:ASN:HB2	35:BL:5:THR:H	1.59	0.42
36:BM:32:GLY:CA	36:BM:104:GLU:HA	2.49	0.42
39:BP:28:LYS:HE3	39:BP:82:SER:O	2.18	0.42
42:BS:27:LYS:O	42:BS:32:ALA:HB2	2.19	0.42
46:BW:84:GLU:H	46:BW:84:GLU:HG2	1.61	0.42
49:BZ:6:ILE:HG21	49:BZ:47:ILE:HD12	2.00	0.42
1:CA:113:G:H1'	1:CA:354:G:H5'	2.00	0.42
1:CA:173:U:H5''	1:CA:197:A:H5'	2.01	0.42
1:CA:317:U:H2'	1:CA:318:G:C8	2.54	0.42
1:CA:590:U:H2'	1:CA:591:U:H6	1.84	0.42
1:CA:636:U:H2'	1:CA:637:C:H6	1.83	0.42
1:CA:1110:A:N3	1:CA:1110:A:H2'	2.33	0.42
1:CA:1213:A:C6	1:CA:1215:G:H1'	2.54	0.42
1:CA:1456:A:H2'	1:CA:1457:G:O4'	2.19	0.42
4:CB:85:SER:HB3	4:CB:88:GLN:OE1	2.19	0.42
5:CC:19:SER:HB3	5:CC:21:TRP:CE2	2.55	0.42
5:CC:138:GLN:HE21	5:CC:138:GLN:CA	2.30	0.42
7:CE:83:PRO:HG2	10:CH:95:MET:SD	2.59	0.42
8:CF:16:GLU:O	8:CF:19:PRO:HD2	2.19	0.42
8:CF:20:GLY:O	8:CF:24:ARG:HG3	2.19	0.42
10:CH:42:GLU:HG3	10:CH:100:ILE:CG2	2.49	0.42
10:CH:62:LEU:N	10:CH:62:LEU:CD1	2.82	0.42
10:CH:76:ARG:HH11	10:CH:76:ARG:HG2	1.84	0.42
11:CI:23:GLY:HA3	11:CI:61:ASP:HB2	2.00	0.42
12:CJ:41:PRO:HA	12:CJ:72:ARG:HD2	2.00	0.42
13:CK:33:ILE:CG1	13:CK:73:VAL:HG11	2.49	0.42
14:CL:39:THR:OG1	14:CL:40:THR:N	2.52	0.42
16:CN:5:MET:HG2	16:CN:8:ARG:CZ	2.49	0.42
16:CN:97:LYS:HZ2	16:CN:97:LYS:HB2	1.85	0.42
17:CO:14:PHE:CE2	17:CO:83:ARG:HD3	2.54	0.42
21:CS:5:LYS:NZ	21:CS:5:LYS:HB3	2.35	0.42
23:CU:14:ALA:O	23:CU:17:ARG:NH2	2.53	0.42
23:CU:49:ALA:O	23:CU:52:VAL:HG12	2.19	0.42
24:DA:55:U:H2'	24:DA:56:G:C8	2.54	0.42
25:DB:48:G:H4'	25:DB:52:A:O4'	2.19	0.42
25:DB:305:C:O2'	25:DB:306:U:H5'	2.19	0.42

*Continued on next page...*

*Continued from previous page...*

Atom-1	Atom-2	Interatomic distance (Å)	Clash overlap (Å)
25:DB:413:C:H2'	25:DB:414:C:C6	2.54	0.42
25:DB:670:A:O2'	25:DB:671:C:OP2	2.35	0.42
25:DB:1037:G:O2'	25:DB:1038:G:H5'	2.20	0.42
25:DB:1174:U:H1'	25:DB:1176:U:C6	2.54	0.42
25:DB:1383:A:H2	25:DB:1405:U:O2	2.03	0.42
25:DB:1936:A:C2	25:DB:1943:U:H5	2.37	0.42
25:DB:2215:C:H2'	25:DB:2216:G:C8	2.55	0.42
26:DC:93:VAL:CG1	26:DC:94:LEU:H	2.27	0.42
26:DC:196:ASN:O	26:DC:197:ALA:HB3	2.19	0.42
27:DD:11:MET:H	27:DD:25:THR:HA	1.84	0.42
28:DE:105:LEU:O	28:DE:106:LYS:HG3	2.19	0.42
29:DF:131:VAL:C	29:DF:133:GLU:H	2.22	0.42
32:DI:129:GLU:O	32:DI:133:ARG:HG3	2.20	0.42
33:DJ:43:GLU:O	33:DJ:45:THR:N	2.53	0.42
35:DL:95:LEU:HD11	35:DL:125:LEU:HD11	2.02	0.42
36:DM:54:THR:O	36:DM:56:ALA:N	2.53	0.42
37:DN:28:LEU:O	37:DN:32:GLU:N	2.51	0.42
40:DQ:17:LEU:HD13	40:DQ:30:VAL:O	2.19	0.42
41:DR:100:GLY:O	41:DR:101:ILE:HB	2.19	0.42
42:DS:27:LYS:O	42:DS:32:ALA:HB2	2.18	0.42
44:DU:93:ARG:O	44:DU:94:PHE:HB3	2.19	0.42
45:DV:1:MET:O	45:DV:2:PHE:HB2	2.19	0.42
45:DV:60:VAL:HA	45:DV:73:LYS:NZ	2.34	0.42
46:DW:18:LYS:CD	46:DW:36:ILE:HD11	2.50	0.42
46:DW:37:VAL:O	46:DW:38:ARG:HG2	2.20	0.42
47:DX:19:HIS:O	47:DX:20:ALA:CB	2.67	0.42
47:DX:69:GLU:O	47:DX:70:LEU:CB	2.66	0.42
52:D2:3:ARG:HA	52:D2:3:ARG:NE	2.33	0.42
52:D2:6:GLN:HA	52:D2:7:PRO:HD2	1.93	0.42
52:D2:37:LYS:HE2	52:D2:39:ARG:NH2	2.35	0.42
54:D4:30:GLU:HA	54:D4:31:PRO:HD3	1.85	0.42
1:AA:92:U:H2'	1:AA:93:U:C5	2.54	0.42
1:AA:148:G:H2'	1:AA:149:A:H5''	2.01	0.42
1:AA:371:A:H1'	1:AA:482:A:H1'	2.00	0.42
1:AA:622:A:H2'	1:AA:623:C:O4'	2.18	0.42
1:AA:648:A:O2'	1:AA:649:A:H5'	2.20	0.42
1:AA:692:U:C2	1:AA:694:A:H5''	2.55	0.42
1:AA:713:G:H2'	1:AA:714:G:C8	2.54	0.42
1:AA:994:A:C8	1:AA:1216:A:H4'	2.54	0.42
1:AA:1075:U:H2'	1:AA:1076:U:C6	2.55	0.42
1:AA:1342:C:O2'	1:AA:1343:G:H5'	2.20	0.42

*Continued on next page...*

*Continued from previous page...*

Atom-1	Atom-2	Interatomic distance (Å)	Clash overlap (Å)
4:AB:95:TRP:CZ3	4:AB:97:GLY:HA2	2.54	0.42
4:AB:107:ARG:CA	4:AB:110:ILE:HD12	2.47	0.42
6:AD:13:ARG:HG3	6:AD:13:ARG:O	2.20	0.42
10:AH:46:GLU:O	10:AH:47:ASP:HB3	2.20	0.42
22:AT:49:ALA:O	22:AT:53:MET:HG3	2.20	0.42
25:BB:67:U:H2'	25:BB:68:G:C8	2.55	0.42
25:BB:449:A:H3'	57:BB:3340:HOH:O	2.19	0.42
25:BB:548:G:H4'	25:BB:549:G:C2	2.54	0.42
25:BB:1313:U:O2	25:BB:1313:U:C2'	2.67	0.42
25:BB:1340:U:O4	43:BT:64:LYS:HD3	2.20	0.42
25:BB:1624:U:O2'	25:BB:1625:C:H5'	2.18	0.42
25:BB:1704:C:O2'	25:BB:1705:A:H5'	2.19	0.42
25:BB:1827:U:O2'	25:BB:1828:G:H5'	2.19	0.42
25:BB:2012:G:O3'	42:BS:96:ILE:HD12	2.18	0.42
26:BC:16:VAL:N	26:BC:203:VAL:CG1	2.83	0.42
26:BC:27:LYS:HB3	26:BC:28:PRO:HD2	2.01	0.42
26:BC:93:VAL:CG1	26:BC:94:LEU:H	2.25	0.42
26:BC:183:VAL:HG13	26:BC:185:ALA:H	1.83	0.42
28:BE:5:LEU:HD22	28:BE:122:GLU:N	2.34	0.42
29:BF:162:ASP:O	29:BF:166:ARG:HG3	2.20	0.42
30:BG:58:ALA:C	30:BG:60:GLY:N	2.71	0.42
31:BH:85:GLY:HA3	31:BH:91:PHE:CG	2.54	0.42
31:BH:97:ARG:NH2	1:CA:369:G:H5'	2.35	0.42
33:BJ:130:HIS:CD2	33:BJ:132:HIS:HB2	2.54	0.42
34:BK:9:VAL:HG12	34:BK:11:ASP:OD1	2.20	0.42
34:BK:106:LEU:CD2	34:BK:114:ILE:HD13	2.49	0.42
39:BP:19:PHE:HD2	39:BP:19:PHE:HA	1.68	0.42
39:BP:47:ILE:HG12	39:BP:59:THR:O	2.20	0.42
42:BS:28:LYS:O	42:BS:29:VAL:HG23	2.20	0.42
42:BS:75:PHE:O	42:BS:76:VAL:HB	2.20	0.42
46:BW:23:LYS:CE	46:BW:24:ARG:HG3	2.49	0.42
46:BW:57:THR:O	46:BW:59:PHE:N	2.52	0.42
47:BX:32:LEU:O	47:BX:33:HIS:CG	2.72	0.42
54:B4:1:MET:CE	54:B4:36:ARG:HB2	2.49	0.42
1:CA:328:C:H4'	1:CA:329:A:O5'	2.19	0.42
1:CA:541:G:H2'	1:CA:542:G:C8	2.53	0.42
1:CA:599:C:O2'	1:CA:600:A:H5'	2.20	0.42
1:CA:616:G:O2'	18:CP:47:GLU:HG3	2.19	0.42
1:CA:754:C:O5'	17:CO:71:ARG:NH2	2.52	0.42
1:CA:847:G:H2'	1:CA:848:C:C6	2.55	0.42
1:CA:1320:C:H1'	21:CS:72:GLU:HB3	2.01	0.42

*Continued on next page...*

*Continued from previous page...*

Atom-1	Atom-2	Interatomic distance (Å)	Clash overlap (Å)
1:CA:1463:U:H2'	1:CA:1464:U:H6	1.84	0.42
4:CB:186:VAL:HA	4:CB:190:SER:OG	2.20	0.42
5:CC:22:PHE:CD2	12:CJ:97:ASP:HB2	2.55	0.42
5:CC:113:LYS:HA	5:CC:116:ALA:CB	2.48	0.42
5:CC:168:ARG:HE	5:CC:168:ARG:HB3	1.70	0.42
7:CE:52:ALA:HB2	7:CE:61:LYS:HZ2	1.83	0.42
7:CE:52:ALA:C	7:CE:54:GLU:N	2.72	0.42
8:CF:54:LEU:HD13	8:CF:55:HIS:N	2.34	0.42
10:CH:39:LEU:C	10:CH:45:ILE:HG12	2.40	0.42
10:CH:100:ILE:O	10:CH:101:ALA:HB2	2.20	0.42
11:CI:49:GLN:HE21	11:CI:49:GLN:HB2	1.59	0.42
11:CI:103:VAL:HG23	11:CI:104:THR:H	1.84	0.42
12:CJ:20:GLN:OE1	12:CJ:21:ALA:HB2	2.19	0.42
13:CK:92:ARG:NH2	23:CU:24:LYS:HB2	2.30	0.42
14:CL:109:ARG:HH21	14:CL:112:ALA:CA	2.32	0.42
15:CM:33:LEU:HD22	15:CM:40:GLU:CA	2.49	0.42
16:CN:44:VAL:O	16:CN:47:LEU:HB3	2.19	0.42
17:CO:86:LEU:C	17:CO:88:ARG:N	2.72	0.42
18:CP:53:ASP:O	18:CP:54:LEU:C	2.57	0.42
20:CR:23:LYS:O	20:CR:25:ILE:N	2.50	0.42
20:CR:59:LYS:O	20:CR:63:TYR:HD2	2.02	0.42
25:DB:38:A:O2'	28:DE:43:THR:HA	2.20	0.42
25:DB:565:C:OP2	41:DR:79:ARG:HB2	2.20	0.42
25:DB:704:G:O2'	25:DB:727:A:N6	2.53	0.42
25:DB:922:C:H1'	46:DW:22:VAL:HG21	2.02	0.42
25:DB:1055:G:H2'	25:DB:1056:G:H4'	2.01	0.42
25:DB:1085:A:O2'	25:DB:1086:A:H5'	2.19	0.42
25:DB:1151:A:H2'	25:DB:1152:C:C6	2.55	0.42
25:DB:1179:G:H2'	25:DB:1180:U:C6	2.54	0.42
25:DB:1287:A:O5'	37:DN:103:ARG:HD2	2.20	0.42
25:DB:1432:G:H2'	25:DB:1433:A:C8	2.55	0.42
25:DB:1870:C:H5''	25:DB:1871:A:C6	2.55	0.42
25:DB:1893:C:O2'	25:DB:1894:C:H5'	2.18	0.42
25:DB:2773:C:H2'	25:DB:2774:C:C6	2.54	0.42
25:DB:2817:U:O2'	25:DB:2837:A:H1'	2.19	0.42
25:DB:2882:A:H2'	25:DB:2883:A:O4'	2.19	0.42
26:DC:16:VAL:N	26:DC:203:VAL:CG1	2.83	0.42
27:DD:90:PHE:C	27:DD:92:VAL:H	2.23	0.42
27:DD:202:ILE:HG22	27:DD:203:VAL:H	1.85	0.42
29:DF:125:GLY:HA3	29:DF:157:THR:CG2	2.50	0.42
32:DI:89:SER:HA	32:DI:97:VAL:HG11	2.01	0.42

*Continued on next page...*

*Continued from previous page...*

Atom-1	Atom-2	Interatomic distance (Å)	Clash overlap (Å)
35:DL:57:LEU:HD12	35:DL:61:LEU:HD13	2.00	0.42
36:DM:56:ALA:H	36:DM:58:LYS:H	1.67	0.42
36:DM:124:LEU:HA	36:DM:125:PRO:HD3	1.82	0.42
37:DN:24:MET:CE	37:DN:44:LEU:HB2	2.50	0.42
42:DS:9:HIS:O	42:DS:11:ARG:HD3	2.20	0.42
42:DS:88:ARG:HB3	42:DS:89:ALA:H	1.55	0.42
44:DU:78:LYS:HG2	44:DU:79:ALA:N	2.22	0.42
46:DW:50:VAL:O	46:DW:52:CYS:N	2.53	0.42
1:AA:34:C:H2'	1:AA:35:G:C8	2.55	0.42
1:AA:62:U:OP1	1:AA:386:C:H5'	2.19	0.42
1:AA:167:A:H2'	1:AA:168:G:C8	2.55	0.42
1:AA:317:U:H2'	1:AA:318:G:C8	2.54	0.42
1:AA:363:A:OP2	14:AL:30:ARG:NH1	2.52	0.42
1:AA:419:C:O2'	1:AA:420:U:H5'	2.19	0.42
1:AA:541:G:H2'	1:AA:542:G:C8	2.54	0.42
1:AA:805:C:O2'	1:AA:806:C:H5'	2.20	0.42
1:AA:830:G:H2'	1:AA:831:A:H8	1.84	0.42
1:AA:1526:G:O2'	1:AA:1527:U:H5'	2.19	0.42
4:AB:9:LEU:CD2	4:AB:11:ALA:HB2	2.49	0.42
4:AB:31:PHE:CB	4:AB:41:ASN:HA	2.49	0.42
4:AB:95:TRP:NE1	4:AB:99:MET:SD	2.92	0.42
4:AB:102:ASN:HA	4:AB:104:LYS:HZ3	1.84	0.42
4:AB:116:LEU:HD21	4:AB:136:ARG:HE	1.85	0.42
4:AB:185:ILE:HG22	4:AB:200:PRO:O	2.19	0.42
5:AC:122:GLN:O	5:AC:125:ARG:HB3	2.20	0.42
6:AD:87:GLU:C	6:AD:89:LEU:N	2.73	0.42
7:AE:105:ILE:CD1	7:AE:123:LEU:HB3	2.43	0.42
7:AE:114:LEU:HB3	7:AE:119:VAL:HG23	2.01	0.42
7:AE:136:VAL:HG13	7:AE:137:ARG:N	2.23	0.42
8:AF:7:VAL:O	8:AF:7:VAL:HG13	2.19	0.42
11:AI:9:GLY:HA2	11:AI:77:ALA:O	2.19	0.42
11:AI:12:LYS:HA	11:AI:109:GLN:HE22	1.84	0.42
11:AI:40:ARG:HA	11:AI:44:ARG:HH21	1.84	0.42
11:AI:66:VAL:CG2	11:AI:67:LYS:N	2.82	0.42
11:AI:108:ARG:H	11:AI:108:ARG:HG2	1.65	0.42
13:AK:69:CYS:O	13:AK:73:VAL:N	2.53	0.42
17:AO:5:GLU:H	17:AO:5:GLU:HG3	1.68	0.42
18:AP:67:ILE:HG13	18:AP:71:VAL:CG1	2.49	0.42
19:AQ:58:VAL:HG23	19:AQ:60:ILE:HD11	2.02	0.42
20:AR:19:GLU:OE1	20:AR:53:GLN:HB2	2.19	0.42
21:AS:27:LYS:HE3	21:AS:30:LEU:HD21	2.01	0.42

*Continued on next page...*



*Continued from previous page...*

Atom-1	Atom-2	Interatomic distance (Å)	Clash overlap (Å)
25:BB:241:A:H1'	25:BB:243:U:C6	2.54	0.42
25:BB:287:G:O2'	25:BB:288:U:H5'	2.20	0.42
25:BB:303:G:H2'	25:BB:304:U:C6	2.55	0.42
25:BB:1049:C:O2'	25:BB:1050:A:H5'	2.20	0.42
25:BB:1059:G:H2'	25:BB:1060:U:C6	2.54	0.42
25:BB:1317:G:H2'	25:BB:1318:U:H6	1.84	0.42
25:BB:1653:G:O6	37:BN:10:LEU:O	2.38	0.42
25:BB:1845:G:O2'	25:BB:1846:G:H5'	2.20	0.42
25:BB:1878:G:H2'	25:BB:1879:C:H6	1.85	0.42
25:BB:2760:C:O2'	25:BB:2761:A:H5'	2.19	0.42
25:BB:2774:C:H2'	25:BB:2775:G:O4'	2.19	0.42
25:BB:2863:C:O2'	25:BB:2864:G:H5'	2.19	0.42
26:BC:77:VAL:O	26:BC:77:VAL:HG23	2.19	0.42
27:BD:33:ARG:HE	27:BD:74:GLU:CB	2.20	0.42
28:BE:122:GLU:H	28:BE:122:GLU:HG2	1.62	0.42
29:BF:3:LEU:HD23	29:BF:100:GLU:OE2	2.18	0.42
29:BF:108:PRO:C	29:BF:110:ILE:H	2.23	0.42
30:BG:162:ARG:CG	30:BG:166:GLU:HG3	2.50	0.42
31:BH:53:GLU:O	31:BH:57:LYS:HG3	2.19	0.42
36:BM:72:PRO:HB3	36:BM:89:VAL:CG1	2.50	0.42
38:BO:100:HIS:CA	38:BO:104:GLN:HB2	2.50	0.42
40:BQ:87:VAL:O	40:BQ:88:GLU:HB3	2.18	0.42
42:BS:38:TYR:HB2	50:B0:24:VAL:HG11	2.01	0.42
44:BU:78:LYS:HG2	44:BU:79:ALA:N	2.20	0.42
51:B1:8:ILE:HD13	51:B1:8:ILE:HA	1.85	0.42
51:B1:26:LYS:HZ3	51:B1:52:LYS:HB3	1.82	0.42
1:CA:376:G:H5''	18:CP:5:ARG:HB2	2.00	0.42
1:CA:476:U:H2'	1:CA:477:C:H6	1.80	0.42
1:CA:665:A:N3	1:CA:732:C:H2'	2.34	0.42
1:CA:845:A:H3'	1:CA:846:G:O4'	2.20	0.42
1:CA:967:C:H1'	11:CI:129:ARG:O	2.19	0.42
1:CA:1101:A:N3	1:CA:1102:A:H1'	2.34	0.42
1:CA:1163:A:H2'	1:CA:1164:G:H8	1.82	0.42
1:CA:1242:G:H2'	1:CA:1243:C:H6	1.85	0.42
1:CA:1337:G:H5''	1:CA:1338:G:OP1	2.20	0.42
5:CC:112:ALA:O	5:CC:115:VAL:HG23	2.18	0.42
7:CE:14:LEU:O	7:CE:109:ALA:HB2	2.19	0.42
7:CE:15:ILE:HB	7:CE:16:ALA:H	1.61	0.42
7:CE:25:LYS:HB3	7:CE:25:LYS:NZ	2.34	0.42
8:CF:74:LEU:HD13	8:CF:78:PHE:HE1	1.85	0.42
9:CG:112:ASP:N	9:CG:112:ASP:OD2	2.53	0.42

*Continued on next page...*

*Continued from previous page...*

Atom-1	Atom-2	Interatomic distance (Å)	Clash overlap (Å)
13:CK:24:ALA:HB3	13:CK:87:GLY:O	2.19	0.42
13:CK:79:LYS:HD2	13:CK:103:GLY:O	2.19	0.42
14:CL:23:LEU:O	14:CL:25:ALA:N	2.52	0.42
14:CL:43:LYS:CB	14:CL:44:PRO:HD2	2.43	0.42
24:DA:100:G:H2'	24:DA:101:A:O4'	2.20	0.42
25:DB:116:C:H5''	25:DB:128:C:H5	1.85	0.42
25:DB:244:A:H2'	25:DB:245:G:O4'	2.19	0.42
25:DB:386:G:H4'	25:DB:387:U:OP2	2.20	0.42
25:DB:437:U:H2'	25:DB:438:G:C8	2.54	0.42
25:DB:716:A:H2'	25:DB:717:C:O4'	2.20	0.42
25:DB:727:A:O2'	25:DB:728:G:H5'	2.19	0.42
25:DB:1014:A:O2'	25:DB:1015:U:H5'	2.19	0.42
25:DB:1183:U:H2'	25:DB:1184:U:C6	2.54	0.42
25:DB:1313:U:O2	25:DB:1313:U:C2'	2.67	0.42
25:DB:1341:G:N2	25:DB:1398:C:H4'	2.35	0.42
25:DB:2017:U:H4'	50:D0:4:GLN:O	2.19	0.42
25:DB:2269:G:H4'	46:DW:18:LYS:HZ2	1.85	0.42
25:DB:2515:C:O2'	25:DB:2516:A:H5'	2.19	0.42
25:DB:2552:U:O2	25:DB:2554:U:H5'	2.19	0.42
25:DB:2590:A:H2'	25:DB:2591:C:C6	2.54	0.42
25:DB:2676:C:O2'	25:DB:2677:G:H5'	2.19	0.42
25:DB:2719:G:H4'	25:DB:2846:G:O3'	2.20	0.42
25:DB:2863:C:O2'	25:DB:2864:G:H5'	2.19	0.42
27:DD:36:GLN:HE21	27:DD:38:LYS:HG2	1.84	0.42
28:DE:138:LEU:HB3	28:DE:143:LEU:HB2	2.00	0.42
31:DH:82:SER:HB3	31:DH:90:LEU:CG	2.50	0.42
33:DJ:47:HIS:ND1	33:DJ:48:VAL:HG23	2.34	0.42
33:DJ:55:ILE:CB	33:DJ:123:LYS:HB2	2.47	0.42
34:DK:63:ARG:H	34:DK:82:ALA:HB3	1.85	0.42
35:DL:57:LEU:CD2	53:D3:53:ASP:HB3	2.49	0.42
36:DM:40:ARG:HB2	36:DM:93:VAL:HG22	2.02	0.42
37:DN:83:LEU:H	37:DN:83:LEU:CD1	2.32	0.42
38:DO:108:ASP:HA	38:DO:111:ARG:HB3	2.01	0.42
40:DQ:4:LYS:HE2	40:DQ:7:VAL:HG13	2.02	0.42
42:DS:1:MET:HA	42:DS:1:MET:CE	2.49	0.42
47:DX:5:GLN:HG3	47:DX:75:GLU:OE1	2.19	0.42
48:DY:2:LYS:HD2	48:DY:2:LYS:N	2.32	0.42
50:D0:52:LYS:CE	50:D0:55:ALA:HA	2.50	0.42
1:AA:103:U:H1'	1:AA:171:A:N1	2.34	0.42
1:AA:357:G:O2'	1:AA:358:U:H5'	2.20	0.42
1:AA:377:G:H2'	1:AA:378:G:H8	1.84	0.42

*Continued on next page...*

*Continued from previous page...*

Atom-1	Atom-2	Interatomic distance (Å)	Clash overlap (Å)
1:AA:432:A:H2'	1:AA:433:G:O4'	2.19	0.42
1:AA:452:A:H2'	1:AA:453:G:O4'	2.20	0.42
1:AA:519:C:H5'	14:AL:47:ALA:HA	2.00	0.42
1:AA:668:G:O2'	1:AA:669:G:H5'	2.20	0.42
1:AA:951:G:O2'	1:AA:952:U:H5'	2.20	0.42
1:AA:988:G:H21	1:AA:1016:A:H1'	1.85	0.42
5:AC:10:ARG:HB3	5:AC:15:LYS:HB2	2.01	0.42
5:AC:129:PHE:CG	5:AC:130:ARG:N	2.88	0.42
7:AE:11:GLN:HB3	7:AE:116:VAL:HB	2.01	0.42
7:AE:17:VAL:HG21	7:AE:55:VAL:HG13	2.02	0.42
10:AH:80:PRO:CA	10:AH:83:ARG:HE	2.32	0.42
13:AK:21:HIS:HA	13:AK:84:MET:O	2.19	0.42
13:AK:80:ASN:CA	13:AK:105:ARG:HD3	2.50	0.42
14:AL:21:PRO:HG2	14:AL:22:ALA:H	1.85	0.42
14:AL:43:LYS:N	14:AL:44:PRO:HD2	2.24	0.42
15:AM:28:ARG:NH2	15:AM:62:PHE:CB	2.82	0.42
16:AN:9:GLU:OE1	16:AN:60:ARG:HG2	2.19	0.42
22:AT:51:ASN:C	22:AT:53:MET:H	2.22	0.42
25:BB:156:A:H2'	25:BB:157:C:O4'	2.19	0.42
25:BB:245:G:H2'	25:BB:246:C:H6	1.84	0.42
25:BB:770:G:H2'	25:BB:771:G:H8	1.85	0.42
25:BB:859:G:O2'	25:BB:860:U:OP2	2.38	0.42
25:BB:906:U:H4'	36:BM:66:ARG:HH12	1.84	0.42
25:BB:1212:G:H1'	25:BB:1236:G:H22	1.84	0.42
25:BB:1255:U:C5	28:BE:68:ALA:HA	2.54	0.42
25:BB:1397:U:H5''	25:BB:1398:C:H5	1.84	0.42
25:BB:1494:A:H2	25:BB:1579:A:O4'	2.03	0.42
25:BB:1636:U:H2'	25:BB:1637:A:H8	1.84	0.42
25:BB:1684:G:H2'	25:BB:1685:C:H6	1.85	0.42
25:BB:2134:A:H2'	25:BB:2135:A:H8	1.81	0.42
25:BB:2147:A:H5'	25:BB:2148:G:H5'	2.01	0.42
25:BB:2231:U:OP1	47:BX:29:LEU:HD23	2.20	0.42
25:BB:2241:A:O2'	25:BB:2242:G:H5'	2.20	0.42
25:BB:2345:G:N3	25:BB:2381:A:H2'	2.35	0.42
26:BC:18:VAL:O	26:BC:18:VAL:HG13	2.20	0.42
26:BC:29:PHE:CE2	26:BC:31:PRO:HG2	2.54	0.42
26:BC:123:ILE:HG13	26:BC:191:LEU:CD2	2.50	0.42
27:BD:179:ARG:HG3	27:BD:188:LEU:HD12	2.02	0.42
27:BD:202:ILE:HG22	27:BD:203:VAL:H	1.82	0.42
28:BE:107:SER:O	28:BE:111:GLU:HB2	2.20	0.42
28:BE:108:ILE:C	28:BE:108:ILE:HD13	2.40	0.42

*Continued on next page...*

*Continued from previous page...*

Atom-1	Atom-2	Interatomic distance (Å)	Clash overlap (Å)
29:BF:48:LEU:O	29:BF:51:ASN:HB2	2.19	0.42
32:BI:52:LEU:O	32:BI:54:ILE:HG13	2.20	0.42
32:BI:63:ASP:C	32:BI:65:SER:N	2.73	0.42
32:BI:109:ALA:HB1	32:BI:124:MET:CG	2.49	0.42
34:BK:109:GLU:O	34:BK:111:PHE:N	2.53	0.42
35:BL:78:ARG:NH2	35:BL:113:ALA:HB1	2.35	0.42
36:BM:63:ILE:HD12	36:BM:63:ILE:N	2.35	0.42
36:BM:71:LYS:HA	36:BM:72:PRO:HD3	1.93	0.42
38:BO:28:VAL:CG2	38:BO:106:LEU:HD21	2.49	0.42
39:BP:5:LYS:HD3	39:BP:5:LYS:C	2.40	0.42
40:BQ:96:ASP:C	40:BQ:98:ALA:N	2.72	0.42
42:BS:4:ILE:HG22	42:BS:106:VAL:HG22	2.02	0.42
43:BT:40:LYS:HE3	43:BT:58:VAL:O	2.19	0.42
51:B1:47:ILE:HD12	51:B1:47:ILE:N	2.33	0.42
1:CA:86:G:H1'	1:CA:87:C:C5	2.55	0.42
1:CA:181:A:N6	1:CA:194:C:H2'	2.35	0.42
1:CA:726:C:O2'	1:CA:727:G:H5'	2.19	0.42
1:CA:997:U:H2'	1:CA:998:C:O4'	2.20	0.42
1:CA:1348:U:OP1	11:CI:111:GLU:N	2.49	0.42
1:CA:1375:A:H2'	1:CA:1376:U:H6	1.83	0.42
4:CB:83:ALA:HB2	4:CB:90:PHE:HB3	2.01	0.42
4:CB:123:GLY:HA2	4:CB:126:ASP:CG	2.39	0.42
5:CC:17:TRP:HB3	5:CC:18:ASN:H	1.70	0.42
6:CD:46:ARG:HG2	6:CD:46:ARG:HH11	1.85	0.42
6:CD:50:TYR:OH	6:CD:54:LEU:HD12	2.20	0.42
10:CH:29:SER:HB3	10:CH:32:LYS:CD	2.50	0.42
14:CL:85:ARG:CB	14:CL:93:ARG:HA	2.49	0.42
15:CM:102:LYS:HZ2	15:CM:102:LYS:CB	2.32	0.42
18:CP:4:ILE:HG12	18:CP:21:VAL:HG22	2.02	0.42
23:CU:36:PHE:CD1	23:CU:36:PHE:N	2.87	0.42
25:DB:167:A:H2'	25:DB:168:G:O4'	2.20	0.42
25:DB:457:A:N6	25:DB:470:A:H5''	2.34	0.42
25:DB:517:C:OP2	50:D0:9:ARG:NH2	2.53	0.42
25:DB:536:G:H21	33:DJ:47:HIS:CG	2.38	0.42
25:DB:591:U:H1'	53:D3:1:PRO:H3	1.84	0.42
25:DB:740:C:O2'	25:DB:741:U:H5'	2.20	0.42
25:DB:1062:G:H2'	25:DB:1063:G:H8	1.85	0.42
25:DB:1317:G:H2'	25:DB:1318:U:O4'	2.19	0.42
25:DB:1372:U:O2'	25:DB:2212:A:C8	2.73	0.42
25:DB:1411:U:O2'	25:DB:1412:U:H5'	2.20	0.42
25:DB:1764:C:H2'	25:DB:1765:U:H6	1.85	0.42

*Continued on next page...*

*Continued from previous page...*

Atom-1	Atom-2	Interatomic distance (Å)	Clash overlap (Å)
25:DB:1807:G:C2'	25:DB:1808:A:H5'	2.50	0.42
25:DB:1821:A:H2'	25:DB:1822:C:C6	2.54	0.42
25:DB:2455:G:H2'	25:DB:2456:C:C6	2.55	0.42
25:DB:2712:C:OP1	25:DB:2714:G:H4'	2.20	0.42
25:DB:2770:G:H8	25:DB:2770:G:O5'	2.03	0.42
26:DC:63:ILE:HD13	26:DC:63:ILE:HA	1.95	0.42
27:DD:203:VAL:O	27:DD:203:VAL:HG22	2.19	0.42
28:DE:146:VAL:HG12	28:DE:147:LEU:N	2.34	0.42
30:DG:3:VAL:HG23	30:DG:4:ALA:N	2.34	0.42
32:DI:57:VAL:HG23	32:DI:71:LYS:HZ1	1.83	0.42
33:DJ:57:LEU:CD2	33:DJ:128:ASN:HA	2.49	0.42
34:DK:41:THR:HG23	34:DK:56:VAL:HG22	2.01	0.42
35:DL:77:ILE:HG22	35:DL:78:ARG:N	2.35	0.42
38:DO:57:ALA:O	38:DO:60:GLU:HB2	2.20	0.42
39:DP:26:GLU:HB3	39:DP:84:SER:HB2	2.00	0.42
39:DP:44:GLY:HA3	39:DP:60:VAL:HG11	2.02	0.42
41:DR:78:ARG:HG3	41:DR:78:ARG:HH21	1.84	0.42
47:DX:66:VAL:HA	47:DX:69:GLU:OE1	2.19	0.42
1:AA:173:U:H5''	1:AA:197:A:H5'	2.02	0.42
1:AA:274:A:H4'	1:AA:275:G:O5'	2.19	0.42
1:AA:533:A:HO2'	1:AA:535:A:P	2.42	0.42
1:AA:668:G:HO2'	1:AA:669:G:H5'	1.84	0.42
1:AA:796:C:OP1	13:AK:127:ARG:HB2	2.19	0.42
1:AA:977:A:H2'	1:AA:978:A:H5''	2.01	0.42
1:AA:1028:C:H2'	1:AA:1029:U:C6	2.55	0.42
1:AA:1147:C:O2	11:AI:17:ARG:NH1	2.52	0.42
1:AA:1471:U:O2'	1:AA:1472:U:H5'	2.20	0.42
1:AA:1473:G:O2'	1:AA:1474:U:H5'	2.20	0.42
5:AC:163:ARG:HG2	5:AC:164:THR:N	2.25	0.42
6:AD:12:ARG:HB3	6:AD:37:PRO:HG3	2.01	0.42
6:AD:56:GLU:HB2	6:AD:198:LEU:HD12	2.02	0.42
6:AD:78:ALA:O	6:AD:85:THR:HG23	2.19	0.42
6:AD:157:ALA:O	6:AD:160:LEU:HD13	2.18	0.42
6:AD:197:HIS:O	6:AD:198:LEU:HD23	2.20	0.42
7:AE:133:ILE:HD12	7:AE:134:ASN:CG	2.40	0.42
8:AF:67:PRO:O	8:AF:71:ILE:HG23	2.20	0.42
9:AG:41:ILE:HG22	9:AG:42:VAL:N	2.34	0.42
9:AG:49:LEU:HD23	9:AG:52:ARG:HD3	2.02	0.42
15:AM:63:VAL:CG1	15:AM:67:ASP:HB2	2.50	0.42
16:AN:50:LEU:HD23	16:AN:51:PRO:N	2.35	0.42
16:AN:63:CYS:CB	16:AN:66:THR:HG1	2.33	0.42

*Continued on next page...*

*Continued from previous page...*

Atom-1	Atom-2	Interatomic distance (Å)	Clash overlap (Å)
18:AP:69:ASP:CG	18:AP:70:ARG:N	2.72	0.42
19:AQ:30:HIS:HB3	19:AQ:34:GLY:H	1.85	0.42
24:BA:116:G:H4'	38:BO:54:VAL:O	2.20	0.42
25:BB:538:A:H2'	25:BB:539:G:O4'	2.20	0.42
25:BB:575:A:O2'	25:BB:576:U:H5'	2.20	0.42
25:BB:690:G:H2'	25:BB:691:C:O4'	2.18	0.42
25:BB:854:C:O2'	25:BB:855:G:H5'	2.20	0.42
25:BB:1336:A:P	43:BT:68:LYS:HZ1	2.42	0.42
25:BB:1401:G:H2'	25:BB:1402:U:O4'	2.19	0.42
25:BB:1454:C:H5'	37:BN:63:ARG:CZ	2.49	0.42
25:BB:1655:A:H5'	27:BD:118:PHE:CD1	2.54	0.42
25:BB:1864:U:C2'	25:BB:1865:U:H5'	2.49	0.42
25:BB:2207:C:O2'	25:BB:2208:C:H5'	2.18	0.42
25:BB:2272:U:O5'	25:BB:2272:U:H6	2.03	0.42
25:BB:2462:C:H2'	25:BB:2463:C:H6	1.84	0.42
25:BB:2489:U:C2'	25:BB:2490:G:H5'	2.50	0.42
25:BB:2784:U:H2'	25:BB:2785:C:H6	1.84	0.42
26:BC:173:LEU:HD23	26:BC:175:LEU:HD21	2.02	0.42
28:BE:17:THR:O	28:BE:21:ARG:HB2	2.20	0.42
28:BE:134:LEU:HA	28:BE:137:LYS:HB3	2.02	0.42
28:BE:176:ASP:OD1	28:BE:176:ASP:C	2.58	0.42
30:BG:54:ARG:HA	30:BG:54:ARG:HE	1.84	0.42
30:BG:100:ASN:ND2	30:BG:101:VAL:N	2.64	0.42
31:BH:50:ARG:O	31:BH:53:GLU:HB3	2.20	0.42
31:BH:94:ILE:HG21	31:BH:99:ILE:H	1.83	0.42
34:BK:42:ILE:HG22	34:BK:53:LYS:HA	2.02	0.42
35:BL:95:LEU:HD11	35:BL:125:LEU:HD11	2.00	0.42
39:BP:20:ARG:CD	39:BP:21:PRO:HD2	2.50	0.42
41:BR:14:VAL:HG22	41:BR:15:SER:N	2.35	0.42
41:BR:61:ALA:CB	41:BR:98:ILE:HA	2.49	0.42
42:BS:71:VAL:HG13	42:BS:71:VAL:O	2.20	0.42
43:BT:18:GLU:O	43:BT:20:ALA:N	2.53	0.42
53:B3:54:LEU:HG	53:B3:58:ILE:HD11	2.01	0.42
1:CA:35:G:H2'	1:CA:36:C:C6	2.54	0.42
1:CA:144:G:H2'	1:CA:145:G:O4'	2.19	0.42
1:CA:146:G:H2'	1:CA:147:G:C8	2.55	0.42
1:CA:237:G:H2'	1:CA:238:A:H8	1.85	0.42
1:CA:332:G:O5'	22:CT:2:ASN:N	2.53	0.42
1:CA:782:A:H4'	1:CA:1514:G:O2'	2.20	0.42
1:CA:946:A:H2'	1:CA:947:G:H8	1.79	0.42
4:CB:177:ASN:H	4:CB:178:LEU:HD12	1.85	0.42

*Continued on next page...*

*Continued from previous page...*

Atom-1	Atom-2	Interatomic distance (Å)	Clash overlap (Å)
6:CD:25:ARG:O	6:CD:26:ALA:HB2	2.20	0.42
6:CD:26:ALA:C	6:CD:28:ASP:H	2.23	0.42
6:CD:43:ARG:CZ	6:CD:44:LYS:H	2.31	0.42
6:CD:170:LEU:HA	6:CD:182:LYS:H	1.85	0.42
7:CE:80:LEU:HG	7:CE:82:HIS:C	2.39	0.42
8:CF:14:GLN:HE21	8:CF:83:ALA:CB	2.33	0.42
11:CI:14:SER:O	11:CI:77:ALA:HB2	2.19	0.42
12:CJ:65:TYR:HB3	16:CN:95:LEU:HD21	2.01	0.42
13:CK:19:VAL:HG12	13:CK:82:GLU:CB	2.50	0.42
13:CK:56:LYS:HA	13:CK:61:ALA:HB1	2.01	0.42
14:CL:82:ARG:HH11	14:CL:82:ARG:HG2	1.84	0.42
14:CL:115:LYS:O	14:CL:116:TYR:HB2	2.20	0.42
15:CM:23:GLY:CA	15:CM:64:VAL:HG12	2.49	0.42
15:CM:69:ARG:HH11	15:CM:69:ARG:HG2	1.85	0.42
20:CR:62:ARG:HG2	20:CR:67:LEU:CB	2.49	0.42
20:CR:64:LEU:C	20:CR:66:LEU:H	2.23	0.42
25:DB:173:A:H2'	25:DB:174:U:C6	2.55	0.42
25:DB:439:A:H2'	25:DB:440:C:O4'	2.19	0.42
25:DB:596:U:H2'	25:DB:597:G:C8	2.55	0.42
25:DB:664:G:O2'	25:DB:665:U:H5'	2.20	0.42
25:DB:1179:G:H2'	25:DB:1180:U:H6	1.85	0.42
25:DB:1331:G:O2'	25:DB:1332:G:H5'	2.19	0.42
25:DB:1454:C:H5'	37:DN:63:ARG:NE	2.35	0.42
25:DB:1542:U:O2'	25:DB:1543:G:H5'	2.20	0.42
25:DB:1642:G:O2'	25:DB:1643:G:H5'	2.20	0.42
25:DB:1820:U:H4'	25:DB:1821:A:OP2	2.20	0.42
25:DB:1877:A:O2'	25:DB:1878:G:H5'	2.20	0.42
25:DB:1878:G:O2'	25:DB:1879:C:H5'	2.19	0.42
25:DB:2480:C:H2'	25:DB:2481:G:O4'	2.19	0.42
25:DB:2502:G:H5'	25:DB:2503:A:C5'	2.39	0.42
26:DC:259:ASN:OD1	26:DC:261:ARG:HB3	2.20	0.42
27:DD:68:PHE:HE2	27:DD:75:ALA:O	2.03	0.42
29:DF:134:GLN:HE21	29:DF:134:GLN:HB3	1.69	0.42
30:DG:162:ARG:CG	30:DG:166:GLU:HG3	2.50	0.42
32:DI:73:PRO:CG	32:DI:78:LEU:HD21	2.48	0.42
34:DK:9:VAL:HG21	34:DK:15:ALA:HA	2.00	0.42
39:DP:5:LYS:HD3	39:DP:5:LYS:C	2.40	0.42
39:DP:58:PHE:CE2	39:DP:75:THR:HB	2.55	0.42
41:DR:79:ARG:O	41:DR:81:LYS:HG2	2.20	0.42
42:DS:75:PHE:HB2	42:DS:76:VAL:H	1.57	0.42
42:DS:95:ARG:O	42:DS:96:ILE:O	2.38	0.42

*Continued on next page...*



*Continued from previous page...*

Atom-1	Atom-2	Interatomic distance (Å)	Clash overlap (Å)
43:DT:31:VAL:HA	43:DT:83:ALA:HB3	2.02	0.42
47:DX:19:HIS:C	47:DX:21:LEU:H	2.23	0.42
53:D3:26:ALA:O	53:D3:27:ASN:HB2	2.20	0.42
54:D4:1:MET:CE	54:D4:36:ARG:HB2	2.50	0.42
1:AA:418:C:H1'	1:AA:540:G:O2'	2.20	0.42
1:AA:606:G:H21	1:AA:631:C:H2'	1.85	0.42
1:AA:735:C:H2'	1:AA:736:C:C6	2.54	0.42
1:AA:771:G:O2'	1:AA:772:U:H5'	2.20	0.42
1:AA:922:G:O2'	1:AA:923:A:H5'	2.20	0.42
1:AA:1138:G:H2'	1:AA:1140:C:H6	1.84	0.42
1:AA:1171:A:O2'	1:AA:1172:C:H5'	2.20	0.42
1:AA:1375:A:O2'	1:AA:1376:U:H5'	2.20	0.42
4:AB:178:LEU:HD22	4:AB:178:LEU:N	2.35	0.42
4:AB:206:ILE:O	4:AB:206:ILE:HD13	2.20	0.42
5:AC:11:LEU:HB3	5:AC:17:TRP:CE2	2.54	0.42
5:AC:112:ALA:N	5:AC:201:ILE:HD12	2.35	0.42
6:AD:138:PRO:HB3	6:AD:181:PHE:CD2	2.53	0.42
9:AG:78:ARG:HG2	9:AG:83:THR:OG1	2.20	0.42
11:AI:40:ARG:CA	11:AI:44:ARG:HH21	2.32	0.42
16:AN:16:ALA:C	16:AN:18:LYS:H	2.23	0.42
16:AN:22:LYS:O	16:AN:25:GLU:HG3	2.19	0.42
17:AO:14:PHE:O	17:AO:25:GLU:HB3	2.20	0.42
18:AP:61:VAL:HA	18:AP:65:ALA:HB3	2.01	0.42
20:AR:60:ARG:HG2	20:AR:60:ARG:NH1	2.34	0.42
22:AT:66:ILE:HG23	22:AT:70:LYS:CD	2.50	0.42
23:AU:14:ALA:C	23:AU:16:ARG:H	2.22	0.42
23:AU:33:ARG:O	23:AU:34:ARG:C	2.58	0.42
24:BA:85:G:H2'	24:BA:86:G:H8	1.85	0.42
25:BB:26:G:H2'	25:BB:27:G:C1'	2.50	0.42
25:BB:173:A:H2'	25:BB:174:U:C6	2.54	0.42
25:BB:723:C:H2'	25:BB:724:U:C6	2.55	0.42
25:BB:822:G:H2'	25:BB:823:C:C6	2.55	0.42
25:BB:921:C:H2'	25:BB:922:C:C6	2.55	0.42
25:BB:1774:C:O2	25:BB:1774:C:H2'	2.20	0.42
25:BB:2191:A:H5'	25:BB:2192:U:P	2.60	0.42
25:BB:2331:G:H21	25:BB:2336:A:H8	1.68	0.42
25:BB:2356:U:C5'	46:BW:16:GLU:HG3	2.50	0.42
25:BB:2815:C:H2'	25:BB:2816:G:C8	2.51	0.42
25:BB:2864:G:H2'	25:BB:2865:U:O4'	2.20	0.42
27:BD:4:LEU:O	27:BD:203:VAL:HG12	2.20	0.42
27:BD:62:LYS:HA	27:BD:62:LYS:HD2	1.80	0.42

*Continued on next page...*

*Continued from previous page...*

Atom-1	Atom-2	Interatomic distance (Å)	Clash overlap (Å)
27:BD:187:LEU:CD2	27:BD:203:VAL:HG21	2.50	0.42
29:BF:15:LEU:CD1	29:BF:168:LEU:HD23	2.48	0.42
29:BF:40:GLY:H	29:BF:84:ILE:HD11	1.85	0.42
29:BF:125:GLY:O	29:BF:157:THR:HG22	2.20	0.42
33:BJ:123:LYS:HB3	33:BJ:125:TYR:CE2	2.55	0.42
34:BK:96:THR:HB	34:BK:97:ARG:CZ	2.50	0.42
36:BM:47:GLU:HB3	36:BM:51:ARG:NH2	2.35	0.42
36:BM:60:GLN:H	36:BM:60:GLN:HG3	1.44	0.42
39:BP:29:VAL:HA	39:BP:79:VAL:O	2.20	0.42
43:BT:81:LYS:HB2	43:BT:81:LYS:HZ2	1.84	0.42
44:BU:85:ARG:NE	44:BU:86:PHE:H	2.17	0.42
45:BV:79:ARG:HB3	45:BV:79:ARG:NH1	2.35	0.42
47:BX:42:GLU:HG2	47:BX:42:GLU:O	2.20	0.42
49:BZ:8:GLN:HG2	49:BZ:10:ARG:O	2.19	0.42
1:CA:167:A:H2'	1:CA:168:G:H8	1.85	0.42
1:CA:193:C:H2'	1:CA:194:C:C5	2.55	0.42
1:CA:213:G:C2'	1:CA:214:C:H5'	2.48	0.42
1:CA:401:C:H2'	1:CA:402:G:C8	2.54	0.42
1:CA:418:C:H1'	1:CA:540:G:O2'	2.19	0.42
1:CA:484:G:H5'	1:CA:486:U:H5'	2.01	0.42
1:CA:639:G:O2'	1:CA:640:A:H5'	2.20	0.42
1:CA:954:G:H2'	1:CA:955:U:O4'	2.20	0.42
1:CA:957:U:H2'	1:CA:959:A:OP2	2.19	0.42
1:CA:994:A:N7	1:CA:1216:A:H4'	2.35	0.42
1:CA:1028:C:H2'	1:CA:1029:U:C6	2.55	0.42
1:CA:1186:G:H21	16:CN:100:TRP:CA	2.32	0.42
1:CA:1210:C:H4'	1:CA:1214:C:N4	2.35	0.42
1:CA:1352:C:H2'	1:CA:1353:G:H8	1.81	0.42
2:CW:39:C:H2'	2:CW:40:C:H6	1.84	0.42
4:CB:122:ASP:O	4:CB:124:THR:N	2.53	0.42
4:CB:195:VAL:CG1	4:CB:196:ASP:H	2.17	0.42
5:CC:46:LEU:HD13	5:CC:51:VAL:CG1	2.37	0.42
5:CC:93:ILE:HD12	5:CC:93:ILE:N	2.35	0.42
7:CE:156:ARG:NE	10:CH:63:LYS:NZ	2.67	0.42
9:CG:68:VAL:HG23	9:CG:99:ALA:HB1	2.01	0.42
13:CK:21:HIS:NE2	13:CK:34:THR:HB	2.34	0.42
13:CK:86:LYS:HG3	13:CK:113:THR:CA	2.45	0.42
17:CO:11:VAL:HA	17:CO:26:VAL:CG2	2.50	0.42
20:CR:62:ARG:C	20:CR:64:LEU:H	2.23	0.42
25:DB:196:A:H2'	25:DB:196:A:N3	2.35	0.42
25:DB:329:G:C6	44:DU:16:LYS:NZ	2.84	0.42

*Continued on next page...*

*Continued from previous page...*

Atom-1	Atom-2	Interatomic distance (Å)	Clash overlap (Å)
25:DB:453:A:H1'	25:DB:457:A:O2'	2.19	0.42
25:DB:460:A:H4'	43:DT:72:GLN:HB2	2.01	0.42
25:DB:672:C:H2'	25:DB:673:C:H6	1.85	0.42
25:DB:1434:A:H62	25:DB:1558:C:H42	1.68	0.42
25:DB:1607:C:H4'	25:DB:1608:A:O5'	2.20	0.42
25:DB:1805:A:N3	26:DC:49:THR:HG23	2.34	0.42
25:DB:1902:C:H2'	25:DB:1903:G:O4'	2.19	0.42
25:DB:2298:A:OP1	29:DF:70:ARG:HD3	2.20	0.42
25:DB:2394:C:H5''	35:DL:63:LYS:HD3	2.02	0.42
26:DC:77:VAL:HA	26:DC:92:LEU:O	2.18	0.42
26:DC:140:VAL:CG2	26:DC:163:ILE:HG12	2.50	0.42
26:DC:209:ALA:O	26:DC:213:ARG:HB2	2.19	0.42
27:DD:45:TYR:N	27:DD:45:TYR:CD1	2.88	0.42
27:DD:56:LYS:HG3	27:DD:59:ARG:H	1.85	0.42
29:DF:71:LYS:HG2	29:DF:73:VAL:CG2	2.50	0.42
33:DJ:92:MET:HB3	33:DJ:100:VAL:HG22	2.02	0.42
34:DK:96:THR:HB	34:DK:97:ARG:CZ	2.50	0.42
39:DP:29:VAL:HA	39:DP:79:VAL:O	2.20	0.42
40:DQ:71:ASN:HB3	40:DQ:72:GLY:H	1.52	0.42
40:DQ:87:VAL:O	40:DQ:88:GLU:HB3	2.19	0.42
41:DR:14:VAL:HG22	41:DR:15:SER:N	2.34	0.42
46:DW:57:THR:O	46:DW:59:PHE:N	2.53	0.42
53:D3:21:PHE:O	53:D3:22:LYS:O	2.37	0.42
1:AA:246:A:H4'	1:AA:247:G:H4'	2.02	0.42
1:AA:504:C:H6	1:AA:504:C:O5'	2.03	0.42
1:AA:599:C:H4'	10:AH:121:GLY:CA	2.49	0.42
1:AA:829:G:O2'	1:AA:830:G:H5'	2.20	0.42
1:AA:885:G:N3	1:AA:914:A:C2	2.87	0.42
1:AA:893:C:H2'	1:AA:894:G:C8	2.54	0.42
1:AA:912:C:O2'	1:AA:913:A:H5'	2.20	0.42
1:AA:1108:G:OP1	5:AC:174:LEU:HD12	2.19	0.42
1:AA:1118:U:O2	1:AA:1118:U:C2'	2.62	0.42
1:AA:1240:U:P	9:AG:115:MET:H	2.43	0.42
1:AA:1456:A:H2'	1:AA:1457:G:O4'	2.19	0.42
5:AC:5:HIS:HA	5:AC:6:PRO:HD2	1.95	0.42
6:AD:52:VAL:HG23	6:AD:53:GLN:HG3	2.01	0.42
6:AD:169:TRP:C	6:AD:182:LYS:HB3	2.40	0.42
7:AE:121:ASN:H	7:AE:121:ASN:ND2	2.02	0.42
9:AG:149:ALA:HB1	13:AK:58:THR:CG2	2.49	0.42
14:AL:95:HIS:ND1	14:AL:96:THR:N	2.68	0.42
16:AN:64:ARG:HB2	16:AN:78:LEU:CD2	2.45	0.42

*Continued on next page...*

*Continued from previous page...*

Atom-1	Atom-2	Interatomic distance (Å)	Clash overlap (Å)
19:AQ:30:HIS:HB3	19:AQ:34:GLY:N	2.34	0.42
21:AS:57:VAL:O	21:AS:57:VAL:HG23	2.20	0.42
24:BA:65:U:C2'	24:BA:66:A:H5'	2.50	0.42
25:BB:121:G:H2'	25:BB:122:G:C8	2.55	0.42
25:BB:453:A:N3	25:BB:457:A:O2'	2.53	0.42
25:BB:635:C:O2'	25:BB:636:G:H5'	2.20	0.42
25:BB:680:C:H2'	25:BB:681:G:H8	1.85	0.42
25:BB:716:A:H2'	25:BB:717:C:O4'	2.20	0.42
25:BB:1064:C:H5''	32:BI:88:GLY:H	1.85	0.42
25:BB:1117:C:H2'	25:BB:1118:C:C6	2.55	0.42
25:BB:1360:G:H2'	25:BB:1361:G:C5'	2.50	0.42
25:BB:2024:G:OP2	25:BB:2034:U:H4'	2.20	0.42
25:BB:2078:C:H2'	25:BB:2079:U:H6	1.85	0.42
25:BB:2102:G:C2	25:BB:2103:C:H1'	2.55	0.42
25:BB:2567:G:H2'	25:BB:2568:U:C6	2.54	0.42
57:BB:3428:HOH:O	35:BL:36:LYS:HD2	2.19	0.42
27:BD:32:ASN:O	27:BD:95:SER:HA	2.20	0.42
27:BD:111:GLY:HA2	27:BD:201:LEU:HB3	2.02	0.42
27:BD:118:PHE:O	27:BD:119:ALA:CB	2.68	0.42
29:BF:19:PHE:O	29:BF:20:ASN:C	2.59	0.42
29:BF:168:LEU:CD2	29:BF:169:LEU:H	2.18	0.42
30:BG:36:LEU:HD22	30:BG:36:LEU:N	2.35	0.42
31:BH:40:THR:C	31:BH:42:LYS:H	2.22	0.42
31:BH:43:ASN:HA	31:BH:46:PHE:CB	2.49	0.42
31:BH:94:ILE:CG2	31:BH:98:ASP:HB2	2.32	0.42
32:BI:129:GLU:CB	32:BI:133:ARG:HH12	2.19	0.42
38:BO:75:GLY:O	38:BO:78:VAL:HB	2.19	0.42
41:BR:100:GLY:O	41:BR:101:ILE:HB	2.20	0.42
42:BS:76:VAL:HA	42:BS:102:HIS:O	2.20	0.42
43:BT:39:THR:CG2	43:BT:42:GLU:HG2	2.35	0.42
44:BU:90:LYS:HE2	44:BU:92:VAL:CG2	2.48	0.42
1:CA:10:A:H2'	1:CA:11:G:H8	1.85	0.42
1:CA:178:C:O2'	1:CA:179:A:H5'	2.20	0.42
1:CA:193:C:H4'	22:CT:54:GLN:HG2	2.02	0.42
1:CA:622:A:H2'	1:CA:623:C:O4'	2.20	0.42
1:CA:824:G:O2'	1:CA:825:A:H5'	2.20	0.42
1:CA:1473:G:O2'	1:CA:1474:U:H5'	2.20	0.42
5:CC:76:ILE:HG22	5:CC:80:GLY:HA2	2.02	0.42
5:CC:85:LYS:HG3	5:CC:86:LEU:N	2.34	0.42
6:CD:67:LEU:HD12	6:CD:70:GLN:NE2	2.35	0.42
6:CD:124:VAL:HA	6:CD:141:VAL:O	2.19	0.42

*Continued on next page...*

*Continued from previous page...*

Atom-1	Atom-2	Interatomic distance (Å)	Clash overlap (Å)
7:CE:57:ALA:HB1	7:CE:61:LYS:HZ1	1.85	0.42
8:CF:29:ILE:HG22	8:CF:34:GLY:HA3	2.02	0.42
9:CG:8:GLN:HE21	9:CG:8:GLN:HB2	1.56	0.42
9:CG:12:LEU:HD22	9:CG:13:PRO:HD2	2.02	0.42
10:CH:10:LEU:HD11	10:CH:76:ARG:HB2	2.02	0.42
10:CH:29:SER:HB3	10:CH:32:LYS:HD2	2.02	0.42
11:CI:33:SER:H	11:CI:36:GLN:HB2	1.85	0.42
11:CI:117:LEU:HD13	11:CI:120:ALA:C	2.41	0.42
13:CK:23:HIS:HB3	13:CK:30:ILE:CG1	2.48	0.42
14:CL:21:PRO:HG2	14:CL:94:TYR:OH	2.20	0.42
14:CL:23:LEU:C	14:CL:25:ALA:N	2.74	0.42
19:CQ:11:VAL:HG12	19:CQ:12:VAL:N	2.35	0.42
19:CQ:61:ARG:HG2	19:CQ:75:VAL:HG12	2.02	0.42
21:CS:30:LEU:O	21:CS:32:THR:N	2.53	0.42
25:DB:213:A:O2'	25:DB:214:G:H5'	2.19	0.42
25:DB:705:A:N6	25:DB:726:G:O2'	2.52	0.42
25:DB:729:G:H4'	25:DB:763:G:C5'	2.50	0.42
25:DB:737:C:H2'	25:DB:738:G:O4'	2.20	0.42
25:DB:796:C:O2'	25:DB:797:G:H5'	2.19	0.42
25:DB:903:C:H2'	25:DB:904:G:C8	2.54	0.42
25:DB:1293:C:H2'	25:DB:1294:U:H6	1.84	0.42
25:DB:1432:G:O2'	25:DB:1433:A:H5'	2.20	0.42
25:DB:1571:A:H2'	25:DB:1572:A:H8	1.85	0.42
25:DB:1665:A:O2'	25:DB:1666:G:H5'	2.19	0.42
25:DB:1754:A:H2'	25:DB:1755:A:C8	2.55	0.42
25:DB:2287:A:O2'	25:DB:2288:A:H3'	2.20	0.42
25:DB:2446:G:H2'	25:DB:2447:G:H5''	2.00	0.42
25:DB:2515:C:OP1	33:DJ:81:ILE:HD11	2.19	0.42
25:DB:2756:U:C4	25:DB:2759:G:O6	2.73	0.42
25:DB:2784:U:H2'	25:DB:2785:C:C6	2.55	0.42
27:DD:32:ASN:O	27:DD:95:SER:HA	2.20	0.42
27:DD:56:LYS:O	27:DD:57:ALA:HB3	2.20	0.42
27:DD:163:GLY:O	27:DD:164:GLN:C	2.58	0.42
28:DE:2:GLU:C	28:DE:3:LEU:HD22	2.40	0.42
28:DE:5:LEU:HG	28:DE:12:LEU:HD22	2.02	0.42
28:DE:176:ASP:HA	28:DE:177:PRO:HD3	1.97	0.42
29:DF:19:PHE:O	29:DF:20:ASN:C	2.58	0.42
29:DF:162:ASP:O	29:DF:166:ARG:HG3	2.20	0.42
30:DG:167:VAL:HG23	30:DG:168:VAL:N	2.27	0.42
31:DH:68:ARG:HE	31:DH:108:VAL:HG13	1.84	0.42
31:DH:135:HIS:HB3	31:DH:138:VAL:HG23	2.01	0.42

*Continued on next page...*

*Continued from previous page...*

Atom-1	Atom-2	Interatomic distance (Å)	Clash overlap (Å)
32:DI:72:THR:CG2	32:DI:112:LYS:HD2	2.50	0.42
32:DI:117:THR:O	32:DI:118:GLY:C	2.58	0.42
41:DR:10:LYS:HZ2	41:DR:23:GLU:HG3	1.85	0.42
41:DR:37:GLU:O	41:DR:39:LEU:HD23	2.20	0.42
42:DS:69:LEU:HB3	42:DS:107:VAL:CG2	2.50	0.42
44:DU:8:ASP:O	44:DU:23:LYS:HA	2.19	0.42
44:DU:15:GLY:HA3	44:DU:16:LYS:NZ	2.35	0.42
1:AA:49:U:O2'	1:AA:50:A:H2'	2.19	0.41
1:AA:181:A:N6	1:AA:194:C:H2'	2.34	0.41
1:AA:233:C:O2'	1:AA:234:C:H5'	2.19	0.41
1:AA:266:G:H21	1:AA:270:A:N6	2.18	0.41
1:AA:372:C:C1'	1:AA:373:A:OP2	2.68	0.41
1:AA:394:G:H2'	1:AA:395:C:C6	2.55	0.41
1:AA:505:G:H2'	1:AA:506:G:H8	1.85	0.41
1:AA:665:A:N3	1:AA:732:C:H2'	2.34	0.41
1:AA:782:A:H4'	1:AA:1514:G:O2'	2.20	0.41
1:AA:918:A:H2'	1:AA:919:A:C8	2.55	0.41
1:AA:926:G:H2'	1:AA:1505:G:N3	2.35	0.41
1:AA:1078:U:O2'	1:AA:1079:G:H5'	2.20	0.41
1:AA:1130:A:H1'	1:AA:1146:A:C2	2.54	0.41
1:AA:1237:C:C4'	1:AA:1334:G:H21	2.33	0.41
1:AA:1239:A:H1'	1:AA:1241:G:C5	2.55	0.41
4:AB:83:ALA:HA	4:AB:88:GLN:HE21	1.85	0.41
4:AB:172:ILE:HG22	4:AB:176:ASN:HD21	1.84	0.41
5:AC:75:VAL:O	5:AC:83:VAL:HG22	2.20	0.41
6:AD:94:GLU:HG3	6:AD:103:ARG:HH22	1.85	0.41
6:AD:99:ASN:ND2	6:AD:110:ARG:HH21	2.18	0.41
6:AD:125:ASN:N	6:AD:141:VAL:O	2.47	0.41
8:AF:3:HIS:C	8:AF:92:THR:HA	2.40	0.41
11:AI:8:THR:OG1	11:AI:9:GLY:N	2.54	0.41
11:AI:55:ASP:OD2	11:AI:55:ASP:N	2.52	0.41
14:AL:105:GLY:HA3	14:AL:117:GLY:HA3	2.01	0.41
15:AM:86:ARG:HA	15:AM:96:VAL:HG11	2.02	0.41
17:AO:31:LEU:O	17:AO:35:ILE:HG13	2.20	0.41
18:AP:67:ILE:HG13	18:AP:71:VAL:HG13	2.02	0.41
19:AQ:40:THR:HG22	19:AQ:41:THR:N	2.34	0.41
23:AU:18:PHE:HB3	23:AU:19:LYS:H	1.60	0.41
24:BA:35:C:O2	24:BA:35:C:O4'	2.38	0.41
25:BB:64:A:H2'	25:BB:65:U:C6	2.55	0.41
25:BB:125:A:H5'	52:B2:19:ARG:HD3	2.02	0.41
25:BB:140:C:OP1	25:BB:141:G:N7	2.53	0.41

*Continued on next page...*

*Continued from previous page...*

Atom-1	Atom-2	Interatomic distance (Å)	Clash overlap (Å)
25:BB:172:A:O2'	25:BB:173:A:H5'	2.19	0.41
25:BB:264:C:C2'	25:BB:265:A:H5''	2.50	0.41
25:BB:568:U:P	35:BL:36:LYS:HE2	2.60	0.41
25:BB:910:A:C6	25:BB:911:A:C6	3.08	0.41
25:BB:923:G:O2'	25:BB:924:G:H5'	2.20	0.41
25:BB:1014:A:O2'	25:BB:1015:U:H5'	2.20	0.41
25:BB:1053:C:H2'	25:BB:1054:A:C8	2.55	0.41
25:BB:2077:A:O2'	25:BB:2078:C:H5'	2.19	0.41
25:BB:2146:C:H1'	25:BB:2147:A:C1'	2.49	0.41
25:BB:2211:A:OP2	25:BB:2211:A:H4'	2.19	0.41
25:BB:2373:G:H2'	25:BB:2374:C:C6	2.55	0.41
25:BB:2408:U:H2'	25:BB:2409:G:C8	2.55	0.41
25:BB:2590:A:H2'	25:BB:2591:C:C6	2.55	0.41
25:BB:2645:G:C4'	25:BB:2732:G:H2'	2.48	0.41
25:BB:2655:G:N2	25:BB:2664:G:H2'	2.35	0.41
25:BB:2742:G:P	54:B4:24:ARG:HH12	2.43	0.41
27:BD:12:THR:O	27:BD:24:VAL:HG12	2.19	0.41
27:BD:51:THR:HG22	27:BD:76:GLY:HA3	2.01	0.41
27:BD:122:VAL:N	27:BD:127:PHE:HB2	2.24	0.41
28:BE:45:ALA:C	28:BE:46:GLN:HG2	2.41	0.41
28:BE:47:LYS:HB3	28:BE:51:GLU:HB2	2.02	0.41
29:BF:139:GLU:HG2	29:BF:140:ILE:HD12	2.02	0.41
29:BF:143:ASP:OD1	29:BF:144:LYS:HG3	2.20	0.41
30:BG:85:LYS:HE2	30:BG:164:ALA:HB3	2.03	0.41
31:BH:59:ALA:HA	31:BH:62:LEU:HD21	2.02	0.41
31:BH:70:GLU:HB2	31:BH:71:LYS:NZ	2.35	0.41
31:BH:80:ILE:HG22	31:BH:81:ALA:N	2.35	0.41
32:BI:14:ALA:CB	32:BI:50:LYS:HA	2.49	0.41
33:BJ:88:THR:HG22	33:BJ:91:GLU:OE1	2.20	0.41
33:BJ:99:ARG:C	33:BJ:101:ILE:N	2.72	0.41
34:BK:63:ARG:HG2	34:BK:78:PHE:CE2	2.55	0.41
35:BL:124:GLY:CA	35:BL:143:GLU:HG3	2.50	0.41
37:BN:24:MET:CE	37:BN:44:LEU:HB2	2.50	0.41
37:BN:37:THR:CG2	37:BN:39:PRO:HD2	2.38	0.41
38:BO:53:THR:O	38:BO:59:ALA:HB2	2.19	0.41
44:BU:95:PHE:HB2	44:BU:100:GLU:HB3	2.01	0.41
46:BW:39:GLN:HB2	46:BW:42:THR:HB	2.01	0.41
48:BY:19:LEU:HB3	48:BY:24:GLU:OE1	2.20	0.41
48:BY:22:LEU:O	48:BY:24:GLU:N	2.47	0.41
1:CA:82:G:H2'	1:CA:83:C:O3'	2.20	0.41
1:CA:411:A:OP1	6:CD:25:ARG:NH2	2.52	0.41

*Continued on next page...*



*Continued from previous page...*

Atom-1	Atom-2	Interatomic distance (Å)	Clash overlap (Å)
1:CA:489:C:O2'	1:CA:490:C:H5'	2.19	0.41
1:CA:796:C:O2'	1:CA:797:C:H5'	2.19	0.41
1:CA:812:G:N3	1:CA:812:G:C2'	2.80	0.41
1:CA:856:C:O2'	1:CA:857:C:H5'	2.20	0.41
1:CA:885:G:N3	1:CA:914:A:C2	2.87	0.41
1:CA:1058:G:O2'	1:CA:1059:C:H5'	2.19	0.41
1:CA:1118:U:H1'	1:CA:1179:A:N3	2.34	0.41
1:CA:1492:A:H2'	25:DB:1913:A:C2	2.55	0.41
1:CA:1526:G:O5'	23:CU:38:GLU:HB2	2.20	0.41
4:CB:10:LYS:C	4:CB:12:GLY:H	2.23	0.41
4:CB:142:LYS:HD2	4:CB:145:ASN:ND2	2.34	0.41
6:CD:30:LYS:HZ2	6:CD:30:LYS:HB2	1.84	0.41
9:CG:41:ILE:HG21	9:CG:115:MET:HB3	2.01	0.41
10:CH:38:VAL:HG13	10:CH:39:LEU:N	2.35	0.41
10:CH:114:ALA:HA	10:CH:117:GLN:HE22	1.85	0.41
11:CI:29:ILE:HG22	11:CI:33:SER:HA	2.02	0.41
12:CJ:81:GLU:HB2	12:CJ:82:LYS:HZ3	1.84	0.41
14:CL:72:ASN:ND2	14:CL:72:ASN:N	2.68	0.41
15:CM:7:ASN:OD1	15:CM:21:ILE:HG23	2.20	0.41
16:CN:25:GLU:C	16:CN:27:LYS:H	2.23	0.41
17:CO:35:ILE:HD11	17:CO:58:MET:HB2	2.01	0.41
18:CP:6:LEU:HD23	18:CP:17:TYR:HB3	2.02	0.41
20:CR:33:THR:HG23	20:CR:36:GLY:H	1.85	0.41
21:CS:62:THR:HG22	21:CS:65:MET:HE2	2.01	0.41
23:CU:19:LYS:CD	23:CU:19:LYS:H	2.32	0.41
24:DA:43:C:C2'	24:DA:44:G:H5''	2.50	0.41
25:DB:191:A:H2'	25:DB:192:C:H6	1.85	0.41
25:DB:201:C:OP1	47:DX:17:ARG:NH1	2.51	0.41
25:DB:1017:G:H2'	25:DB:1018:U:C6	2.55	0.41
25:DB:1022:G:N2	25:DB:1024:G:N2	2.68	0.41
25:DB:1130:U:HO2'	25:DB:1131:G:H8	1.65	0.41
25:DB:1326:U:H2'	25:DB:1327:A:H8	1.85	0.41
25:DB:1654:A:O2'	27:DD:118:PHE:CB	2.52	0.41
25:DB:1682:G:H2'	25:DB:1683:U:C6	2.55	0.41
25:DB:1684:G:H2'	25:DB:1685:C:H6	1.84	0.41
25:DB:1745:A:H2'	25:DB:1746:A:C8	2.55	0.41
25:DB:1870:C:H5''	25:DB:1871:A:C5	2.55	0.41
25:DB:2241:A:H2'	25:DB:2242:G:C8	2.55	0.41
25:DB:2517:C:C2	25:DB:2542:A:N6	2.88	0.41
25:DB:2593:U:O2'	25:DB:2594:C:H5'	2.20	0.41
25:DB:2604:U:O2'	25:DB:2605:U:H5'	2.20	0.41

*Continued on next page...*

*Continued from previous page...*

Atom-1	Atom-2	Interatomic distance (Å)	Clash overlap (Å)
25:DB:2623:G:H2'	25:DB:2624:G:H8	1.85	0.41
25:DB:2638:G:H1'	25:DB:2778:A:N6	2.34	0.41
25:DB:2680:U:P	27:DD:114:LYS:HB3	2.59	0.41
25:DB:2849:U:OP1	39:DP:92:ARG:NH1	2.53	0.41
27:DD:116:LYS:HA	37:DN:1:MET:HE3	2.02	0.41
27:DD:133:THR:HG23	27:DD:134:HIS:CD2	2.55	0.41
28:DE:134:LEU:HA	28:DE:137:LYS:CB	2.49	0.41
29:DF:40:GLY:O	29:DF:42:ALA:N	2.53	0.41
29:DF:87:LYS:O	29:DF:88:VAL:HB	2.20	0.41
29:DF:169:LEU:HG	29:DF:174:PHE:CD1	2.54	0.41
29:DF:176:PHE:HB3	29:DF:177:ARG:H	1.67	0.41
31:DH:82:SER:HB3	31:DH:83:LYS:H	1.72	0.41
32:DI:131:THR:O	32:DI:135:MET:HG3	2.20	0.41
35:DL:19:LEU:O	35:DL:21:ARG:HG2	2.20	0.41
37:DN:82:GLU:HB3	37:DN:83:LEU:H	1.64	0.41
37:DN:118:ARG:HE	37:DN:118:ARG:HB3	1.75	0.41
39:DP:74:GLN:OE1	39:DP:74:GLN:HA	2.18	0.41
40:DQ:60:TRP:C	40:DQ:64:ILE:HG12	2.40	0.41
40:DQ:65:ASN:CG	40:DQ:69:ARG:HH22	2.23	0.41
40:DQ:104:ALA:HB1	41:DR:46:GLU:CD	2.40	0.41
41:DR:23:GLU:O	41:DR:25:LEU:HD12	2.20	0.41
42:DS:88:ARG:HH21	42:DS:88:ARG:HG3	1.84	0.41
44:DU:21:ARG:HH11	44:DU:21:ARG:HG3	1.85	0.41
44:DU:84:PHE:O	44:DU:85:ARG:HB2	2.20	0.41
46:DW:37:VAL:HB	46:DW:38:ARG:HD3	2.02	0.41
47:DX:17:ARG:HE	47:DX:23:ALA:HB2	1.84	0.41
48:DY:23:ARG:O	48:DY:25:GLN:N	2.53	0.41
54:D4:7:VAL:O	54:D4:8:LYS:O	2.38	0.41
1:AA:79:G:H2'	1:AA:80:A:O4'	2.20	0.41
1:AA:177:G:O4'	1:AA:177:G:N3	2.53	0.41
1:AA:310:G:O2'	1:AA:311:C:H5'	2.20	0.41
1:AA:542:G:H2'	1:AA:543:U:C6	2.55	0.41
1:AA:841:C:H2'	1:AA:843:U:C2	2.54	0.41
1:AA:872:A:C4	1:AA:874:G:N7	2.88	0.41
1:AA:947:G:O3'	15:AM:107:THR:OG1	2.37	0.41
1:AA:1053:G:C3'	1:AA:1054:C:H5'	2.49	0.41
1:AA:1092:A:H2'	1:AA:1093:A:C8	2.54	0.41
1:AA:1101:A:N3	1:AA:1102:A:H1'	2.35	0.41
1:AA:1165:U:H2'	1:AA:1166:G:C8	2.55	0.41
1:AA:1515:G:O2'	1:AA:1516:G:H5'	2.20	0.41
4:AB:74:ALA:O	4:AB:75:ALA:HB2	2.19	0.41

*Continued on next page...*

*Continued from previous page...*

Atom-1	Atom-2	Interatomic distance (Å)	Clash overlap (Å)
4:AB:120:SER:HA	4:AB:125:PHE:CD2	2.54	0.41
4:AB:163:ILE:O	4:AB:185:ILE:HG13	2.20	0.41
4:AB:184:ALA:N	4:AB:199:ILE:HD11	2.35	0.41
5:AC:135:ARG:C	5:AC:137:VAL:H	2.23	0.41
5:AC:171:ARG:HH21	5:AC:173:PRO:CB	2.33	0.41
7:AE:12:GLU:HG2	7:AE:38:VAL:HG22	2.01	0.41
8:AF:76:THR:HA	8:AF:79:ARG:HH11	1.83	0.41
9:AG:67:ASN:HB3	9:AG:137:ARG:NH2	2.34	0.41
9:AG:78:ARG:NH1	9:AG:80:GLY:N	2.69	0.41
9:AG:129:ASN:O	9:AG:130:LYS:CB	2.64	0.41
10:AH:63:LYS:HB3	10:AH:70:VAL:HG21	2.02	0.41
11:AI:21:LYS:HB2	11:AI:61:ASP:HB3	2.01	0.41
14:AL:89:LEU:HB3	14:AL:92:VAL:CG2	2.51	0.41
18:AP:4:ILE:CD1	18:AP:65:ALA:HB1	2.50	0.41
21:AS:51:HIS:CD2	21:AS:53:GLY:H	2.38	0.41
23:AU:34:ARG:HH11	23:AU:34:ARG:HG3	1.85	0.41
24:BA:84:G:O2'	24:BA:85:G:H5'	2.20	0.41
25:BB:7:G:H2'	25:BB:8:C:C6	2.56	0.41
25:BB:672:C:O2'	25:BB:673:C:H5'	2.20	0.41
25:BB:709:U:O2'	25:BB:710:U:H5'	2.20	0.41
25:BB:909:A:H2'	25:BB:912:C:C5	2.55	0.41
25:BB:1229:C:H2'	25:BB:1230:A:H8	1.85	0.41
25:BB:1535:A:H3'	25:BB:1536:C:C5	2.55	0.41
25:BB:1571:A:H2'	25:BB:1572:A:H8	1.84	0.41
25:BB:1599:U:OP1	43:BT:40:LYS:HB2	2.20	0.41
25:BB:1798:U:OP1	26:BC:257:ARG:HB2	2.20	0.41
25:BB:1849:G:H2'	25:BB:1850:G:H8	1.85	0.41
25:BB:1957:C:H2'	25:BB:1958:C:C6	2.54	0.41
25:BB:2386:A:H2'	25:BB:2387:U:C6	2.55	0.41
25:BB:2785:C:H2'	25:BB:2786:U:H6	1.85	0.41
57:BB:3554:HOH:O	28:BE:63:LYS:HE2	2.19	0.41
26:BC:77:VAL:HA	26:BC:92:LEU:O	2.20	0.41
26:BC:141:HIS:HB2	26:BC:192:GLY:O	2.20	0.41
27:BD:74:GLU:O	27:BD:75:ALA:C	2.58	0.41
29:BF:103:ILE:H	29:BF:107:VAL:HG23	1.85	0.41
31:BH:115:VAL:HB	31:BH:130:VAL:HB	2.01	0.41
31:BH:132:PHE:O	31:BH:134:VAL:N	2.53	0.41
33:BJ:55:ILE:CB	33:BJ:123:LYS:HB2	2.49	0.41
37:BN:102:PHE:HE2	42:BS:40:ASN:ND2	2.19	0.41
39:BP:61:ARG:HH12	39:BP:100:ARG:HA	1.82	0.41
43:BT:41:ALA:C	43:BT:43:ILE:N	2.74	0.41

*Continued on next page...*

*Continued from previous page...*

Atom-1	Atom-2	Interatomic distance (Å)	Clash overlap (Å)
44:BU:39:ASN:C	44:BU:62:ALA:H	2.23	0.41
49:BZ:16:LEU:HD23	49:BZ:19:HIS:NE2	2.35	0.41
1:CA:10:A:H2'	1:CA:11:G:C8	2.55	0.41
1:CA:37:U:H2'	1:CA:38:G:C8	2.55	0.41
1:CA:411:A:C4	1:CA:413:G:H1'	2.55	0.41
1:CA:768:A:H5'	1:CA:1524:C:H1'	2.01	0.41
1:CA:932:C:C5'	9:CG:3:ARG:HG2	2.50	0.41
1:CA:975:A:HO2'	1:CA:1358:U:H1'	1.85	0.41
1:CA:988:G:H21	1:CA:1016:A:H1'	1.85	0.41
1:CA:1138:G:H5'	1:CA:1139:G:OP2	2.20	0.41
1:CA:1239:A:H1'	1:CA:1241:G:C5	2.55	0.41
1:CA:1368:A:OP2	11:CI:113:LYS:HD3	2.19	0.41
1:CA:1504:G:H4'	1:CA:1505:G:C4	2.56	0.41
2:CW:29:G:O2'	2:CW:30:G:H5'	2.20	0.41
4:CB:158:ASP:O	4:CB:180:ILE:HG23	2.20	0.41
5:CC:59:PRO:HD3	5:CC:64:ARG:HG3	2.02	0.41
6:CD:120:LYS:HB3	6:CD:145:ARG:CD	2.49	0.41
6:CD:147:LYS:HB2	6:CD:147:LYS:HE2	1.90	0.41
6:CD:160:LEU:O	6:CD:164:ARG:HD3	2.20	0.41
6:CD:176:LYS:HD3	6:CD:176:LYS:H	1.85	0.41
7:CE:12:GLU:O	7:CE:13:LYS:HE2	2.21	0.41
7:CE:85:LYS:HG2	7:CE:86:GLY:N	2.31	0.41
10:CH:4:ASP:OD1	10:CH:7:ALA:HB2	2.20	0.41
10:CH:40:LYS:HD3	10:CH:41:GLU:N	2.35	0.41
13:CK:82:GLU:HB3	13:CK:108:ASN:ND2	2.32	0.41
14:CL:31:GLY:HA2	14:CL:56:LEU:HA	2.02	0.41
15:CM:3:ILE:CG2	15:CM:4:ALA:H	2.25	0.41
18:CP:55:ASP:OD2	18:CP:55:ASP:N	2.52	0.41
23:CU:43:GLU:O	23:CU:46:ARG:HB2	2.20	0.41
25:DB:18:U:O2'	25:DB:19:A:H5'	2.20	0.41
25:DB:76:C:OP1	48:DY:48:ARG:HD3	2.20	0.41
25:DB:279:A:H61	25:DB:361:G:H1'	1.86	0.41
25:DB:560:C:H3'	25:DB:561:G:C8	2.55	0.41
25:DB:713:G:H21	25:DB:718:A:H2	1.66	0.41
25:DB:807:U:OP2	35:DL:36:LYS:HG2	2.20	0.41
25:DB:902:C:H2'	25:DB:903:C:H6	1.85	0.41
25:DB:1174:U:O2'	25:DB:1176:U:O4'	2.37	0.41
25:DB:1713:A:OP1	25:DB:1713:A:H8	2.03	0.41
25:DB:1791:A:C2	25:DB:1829:A:H4'	2.55	0.41
25:DB:1818:U:C4	26:DC:152:GLN:HB3	2.55	0.41
25:DB:1869:G:N2	25:DB:1872:A:OP2	2.54	0.41

*Continued on next page...*

*Continued from previous page...*

Atom-1	Atom-2	Interatomic distance (Å)	Clash overlap (Å)
25:DB:2332:C:H5'	46:DW:40:ARG:CD	2.51	0.41
25:DB:2417:C:O2'	25:DB:2418:A:H5'	2.20	0.41
25:DB:2485:G:O2'	25:DB:2486:C:H5'	2.20	0.41
26:DC:18:VAL:O	26:DC:18:VAL:HG13	2.20	0.41
26:DC:173:LEU:HD23	26:DC:175:LEU:HD21	2.01	0.41
26:DC:255:LYS:C	26:DC:256:THR:HG23	2.40	0.41
27:DD:107:VAL:N	27:DD:206:ALA:H	2.17	0.41
27:DD:187:LEU:CD2	27:DD:203:VAL:HG21	2.51	0.41
28:DE:181:ILE:CD1	35:DL:2:ARG:HB3	2.49	0.41
29:DF:11:VAL:HG22	29:DF:171:ALA:HB1	2.02	0.41
29:DF:43:ILE:HG23	29:DF:44:ALA:N	2.35	0.41
31:DH:3:VAL:HA	31:DH:39:ALA:N	2.34	0.41
31:DH:77:THR:CG2	31:DH:143:ILE:HB	2.50	0.41
33:DJ:99:ARG:HH11	33:DJ:99:ARG:HG2	1.84	0.41
33:DJ:130:HIS:CD2	33:DJ:132:HIS:HB2	2.55	0.41
35:DL:65:GLY:O	35:DL:66:PHE:CB	2.68	0.41
38:DO:25:ARG:HE	38:DO:27:VAL:CG2	2.33	0.41
38:DO:75:GLY:O	38:DO:78:VAL:HB	2.20	0.41
49:DZ:23:LEU:HD22	49:DZ:50:VAL:HG11	2.02	0.41
49:DZ:28:LEU:HA	49:DZ:33:HIS:CD2	2.52	0.41
51:D1:34:GLU:O	51:D1:35:LEU:HB3	2.21	0.41
51:D1:36:LYS:HA	51:D1:46:VAL:O	2.20	0.41
1:AA:292:G:OP2	1:AA:293:G:N7	2.54	0.41
1:AA:547:A:H4'	1:AA:548:G:O5'	2.21	0.41
1:AA:1158:C:H3'	1:AA:1158:C:O2	2.21	0.41
1:AA:1313:U:H2'	1:AA:1314:C:O4'	2.20	0.41
1:AA:1324:A:O4'	1:AA:1362:A:H4'	2.21	0.41
1:AA:1520:C:H2'	1:AA:1521:C:C6	2.56	0.41
4:AB:42:LEU:H	4:AB:42:LEU:HG	1.53	0.41
5:AC:148:ILE:CG1	5:AC:149:LYS:N	2.83	0.41
9:AG:11:ILE:HD12	9:AG:35:LYS:NZ	2.34	0.41
9:AG:46:LEU:N	9:AG:46:LEU:HD22	2.35	0.41
18:AP:25:ARG:HD3	18:AP:25:ARG:H	1.85	0.41
19:AQ:47:ASP:N	19:AQ:47:ASP:OD1	2.52	0.41
24:BA:111:U:H2'	24:BA:112:G:H8	1.85	0.41
25:BB:513:A:O2'	25:BB:514:A:H5'	2.20	0.41
25:BB:588:U:O2'	25:BB:589:U:H5'	2.20	0.41
25:BB:596:U:H2'	25:BB:597:G:C8	2.54	0.41
25:BB:664:G:H2'	25:BB:665:U:H6	1.84	0.41
25:BB:690:G:O2'	25:BB:691:C:H5'	2.20	0.41
25:BB:784:G:H5''	26:BC:225:ASN:HD21	1.85	0.41

*Continued on next page...*

*Continued from previous page...*

Atom-1	Atom-2	Interatomic distance (Å)	Clash overlap (Å)
25:BB:1229:C:H2'	25:BB:1230:A:C8	2.56	0.41
25:BB:1266:G:OP1	50:B0:15:ARG:NE	2.48	0.41
25:BB:1306:C:H2'	25:BB:1307:A:H8	1.85	0.41
25:BB:1713:A:OP1	25:BB:1713:A:H8	2.03	0.41
25:BB:2419:U:OP2	53:B3:32:LEU:HD13	2.20	0.41
25:BB:2579:C:O5'	25:BB:2579:C:H6	2.02	0.41
25:BB:2848:G:H1'	25:BB:2868:A:H61	1.83	0.41
27:BD:8:LYS:HD3	27:BD:196:ALA:N	2.35	0.41
28:BE:60:TRP:HB3	28:BE:61:ARG:H	1.25	0.41
28:BE:169:VAL:C	28:BE:170:ARG:HD2	2.41	0.41
29:BF:90:LEU:HD22	29:BF:90:LEU:N	2.35	0.41
29:BF:141:ASP:HB2	29:BF:144:LYS:HE3	2.02	0.41
30:BG:163:TYR:N	30:BG:163:TYR:CD2	2.88	0.41
31:BH:82:SER:O	31:BH:83:LYS:HB2	2.20	0.41
32:BI:14:ALA:HA	32:BI:45:THR:HG21	2.01	0.41
32:BI:32:VAL:HG22	32:BI:60:VAL:CG2	2.51	0.41
38:BO:62:LEU:HD11	38:BO:70:ALA:CB	2.45	0.41
46:BW:36:ILE:O	46:BW:36:ILE:HG22	2.19	0.41
46:BW:49:ASN:C	46:BW:50:VAL:HG22	2.41	0.41
53:B3:14:LYS:O	53:B3:21:PHE:O	2.38	0.41
1:CA:8:A:N6	6:CD:202:LEU:HA	2.35	0.41
1:CA:34:C:H2'	1:CA:35:G:C8	2.55	0.41
1:CA:49:U:O2'	1:CA:50:A:H2'	2.20	0.41
1:CA:134:G:H1	18:CP:25:ARG:HD2	1.84	0.41
1:CA:407:U:H1'	6:CD:115:GLN:HG2	2.02	0.41
1:CA:492:C:H2'	1:CA:493:A:C4	2.54	0.41
1:CA:525:C:P	14:CL:87:LYS:NZ	2.93	0.41
1:CA:552:U:H2'	1:CA:553:A:H8	1.86	0.41
1:CA:693:G:P	13:CK:126:ARG:HH12	2.42	0.41
1:CA:1231:G:H2'	1:CA:1232:U:H6	1.86	0.41
1:CA:1307:U:H2'	1:CA:1308:U:O4'	2.20	0.41
1:CA:1323:G:O2'	1:CA:1362:A:O4'	2.38	0.41
1:CA:1328:C:H5''	15:CM:27:THR:CB	2.51	0.41
5:CC:82:ASP:O	5:CC:85:LYS:HG2	2.20	0.41
5:CC:113:LYS:HE2	5:CC:184:ASN:OD1	2.20	0.41
6:CD:67:LEU:HD12	6:CD:67:LEU:H	1.85	0.41
7:CE:87:VAL:CG1	7:CE:88:HIS:N	2.76	0.41
7:CE:89:THR:CG2	7:CE:90:GLY:N	2.83	0.41
9:CG:19:SER:CB	9:CG:22:LEU:HD12	2.50	0.41
9:CG:137:ARG:C	9:CG:139:ASP:N	2.71	0.41
13:CK:37:GLN:HE21	13:CK:37:GLN:HB3	1.64	0.41

*Continued on next page...*

*Continued from previous page...*

Atom-1	Atom-2	Interatomic distance (Å)	Clash overlap (Å)
13:CK:84:MET:SD	13:CK:108:ASN:ND2	2.91	0.41
13:CK:121:ARG:NH2	23:CU:34:ARG:HG3	2.35	0.41
14:CL:110:LYS:O	14:CL:111:GLN:O	2.39	0.41
15:CM:3:ILE:HB	15:CM:7:ASN:O	2.20	0.41
15:CM:68:LEU:HD23	15:CM:69:ARG:N	2.35	0.41
17:CO:24:THR:O	17:CO:27:GLN:HB2	2.20	0.41
21:CS:62:THR:HG22	21:CS:65:MET:HE3	2.01	0.41
25:DB:67:U:H2'	25:DB:68:G:C8	2.54	0.41
25:DB:513:A:O2'	25:DB:514:A:H5'	2.19	0.41
25:DB:596:U:H2'	25:DB:597:G:H8	1.86	0.41
25:DB:829:A:N7	25:DB:2247:A:O2'	2.50	0.41
25:DB:921:C:H2'	25:DB:922:C:C6	2.55	0.41
25:DB:946:C:H2'	25:DB:947:A:H8	1.84	0.41
25:DB:1101:U:C2'	25:DB:1102:C:H5'	2.49	0.41
25:DB:1107:G:O2'	25:DB:1108:U:H5'	2.21	0.41
25:DB:1147:A:H2'	25:DB:1148:U:H6	1.85	0.41
25:DB:1158:C:O2'	25:DB:1159:U:H5'	2.21	0.41
25:DB:1311:G:H21	25:DB:1603:A:H62	1.68	0.41
25:DB:1442:U:H2'	25:DB:1443:U:C6	2.54	0.41
25:DB:1999:C:O2'	25:DB:2000:C:H5'	2.20	0.41
25:DB:2215:C:H2'	25:DB:2216:G:H8	1.84	0.41
25:DB:2343:U:O3'	25:DB:2373:G:H4'	2.20	0.41
25:DB:2592:G:O2'	25:DB:2593:U:H5'	2.20	0.41
27:DD:159:LYS:O	27:DD:161:MET:HG2	2.21	0.41
28:DE:49:ARG:HH11	28:DE:72:SER:HB2	1.80	0.41
28:DE:95:LYS:HZ2	28:DE:97:ASN:HD22	1.67	0.41
29:DF:143:ASP:OD1	29:DF:144:LYS:HG3	2.20	0.41
30:DG:8:VAL:HG22	30:DG:68:ARG:HD2	2.02	0.41
32:DI:54:ILE:O	32:DI:54:ILE:HG23	2.20	0.41
34:DK:109:GLU:O	34:DK:111:PHE:N	2.53	0.41
35:DL:79:LEU:CG	35:DL:112:LEU:HA	2.49	0.41
35:DL:128:THR:C	35:DL:130:GLY:H	2.23	0.41
38:DO:10:ARG:HG2	38:DO:10:ARG:O	2.19	0.41
38:DO:41:ALA:HB1	38:DO:42:PRO:CD	2.50	0.41
42:DS:71:VAL:HA	42:DS:107:VAL:HA	2.02	0.41
42:DS:72:THR:C	42:DS:73:LYS:HD2	2.40	0.41
43:DT:32:LEU:H	43:DT:83:ALA:CB	2.29	0.41
44:DU:41:VAL:CG1	44:DU:62:ALA:HB2	2.47	0.41
53:D3:36:ALA:HB3	53:D3:39:ARG:HB2	2.02	0.41
1:AA:93:U:H3'	1:AA:93:U:OP2	2.20	0.41
1:AA:182:A:HO2'	1:AA:183:C:H3'	1.84	0.41

*Continued on next page...*



*Continued from previous page...*

Atom-1	Atom-2	Interatomic distance (Å)	Clash overlap (Å)
1:AA:389:A:H2'	1:AA:390:U:H5'	2.03	0.41
1:AA:523:A:C2	14:AL:87:LYS:HB3	2.54	0.41
1:AA:678:U:H4'	1:AA:778:G:OP1	2.20	0.41
1:AA:1039:G:H2'	1:AA:1040:U:C6	2.56	0.41
1:AA:1249:C:O2'	11:AI:38:PHE:HZ	2.03	0.41
1:AA:1250:A:C4'	11:AI:69:GLY:H	2.31	0.41
1:AA:1337:G:H5''	1:AA:1338:G:OP1	2.20	0.41
4:AB:29:PHE:CD1	4:AB:29:PHE:N	2.89	0.41
6:AD:26:ALA:O	6:AD:27:ILE:HB	2.20	0.41
6:AD:47:LEU:HD12	6:AD:52:VAL:N	2.36	0.41
6:AD:116:LEU:HD21	6:AD:153:ARG:HD3	2.02	0.41
9:AG:148:LYS:C	9:AG:150:PHE:H	2.24	0.41
11:AI:11:ARG:HG2	11:AI:77:ALA:HA	2.02	0.41
11:AI:47:VAL:O	11:AI:50:PRO:HD2	2.20	0.41
12:AJ:71:LEU:HD12	12:AJ:71:LEU:H	1.85	0.41
12:AJ:99:GLN:O	12:AJ:100:ILE:HG23	2.20	0.41
13:AK:95:THR:HG23	13:AK:96:ILE:N	2.34	0.41
13:AK:122:PRO:O	23:AU:34:ARG:HA	2.21	0.41
15:AM:21:ILE:HB	15:AM:24:VAL:HG22	2.02	0.41
16:AN:65:GLN:HG2	16:AN:82:LYS:HD2	2.02	0.41
19:AQ:4:ILE:CG1	19:AQ:5:ARG:N	2.81	0.41
25:BB:156:A:H2'	25:BB:157:C:C6	2.55	0.41
25:BB:189:G:H2'	25:BB:205:G:N2	2.35	0.41
25:BB:437:U:H2'	25:BB:438:G:H8	1.84	0.41
25:BB:749:A:H1'	25:BB:1618:A:OP1	2.20	0.41
25:BB:1837:C:O2	25:BB:1927:A:H2	2.04	0.41
25:BB:2287:A:O2'	25:BB:2288:A:H3'	2.19	0.41
25:BB:2515:C:O2'	25:BB:2516:A:H5'	2.20	0.41
26:BC:165:ALA:HB3	26:BC:172:THR:CG2	2.50	0.41
27:BD:56:LYS:HG3	27:BD:59:ARG:H	1.86	0.41
27:BD:184:ARG:HH12	39:BP:6:GLN:CD	2.24	0.41
28:BE:108:ILE:HD13	28:BE:108:ILE:O	2.21	0.41
28:BE:127:GLU:H	28:BE:127:GLU:CD	2.21	0.41
29:BF:87:LYS:HG3	29:BF:88:VAL:H	1.85	0.41
29:BF:136:ILE:HG23	29:BF:142:TYR:HB2	2.01	0.41
29:BF:169:LEU:HG	29:BF:174:PHE:CD1	2.54	0.41
29:BF:176:PHE:HB3	29:BF:177:ARG:H	1.66	0.41
30:BG:34:ARG:HD3	30:BG:34:ARG:N	2.35	0.41
34:BK:41:THR:HG23	34:BK:56:VAL:HG22	2.03	0.41
39:BP:62:LYS:CD	39:BP:64:SER:HB2	2.50	0.41
40:BQ:45:ALA:O	40:BQ:49:ARG:HB2	2.20	0.41

*Continued on next page...*

*Continued from previous page...*

Atom-1	Atom-2	Interatomic distance (Å)	Clash overlap (Å)
42:BS:66:ILE:H	42:BS:66:ILE:CD1	2.34	0.41
47:BX:12:VAL:HG23	47:BX:28:PHE:HD1	1.85	0.41
48:BY:45:GLN:O	48:BY:46:VAL:HB	2.20	0.41
50:B0:37:HIS:CG	50:B0:43:THR:HG22	2.55	0.41
52:B2:6:GLN:HA	52:B2:7:PRO:HD2	1.93	0.41
53:B3:53:ASP:O	53:B3:57:VAL:HG23	2.20	0.41
1:CA:404:G:OP2	6:CD:2:ARG:CZ	2.68	0.41
1:CA:437:U:O2'	6:CD:119:HIS:HB2	2.21	0.41
1:CA:801:U:H2'	1:CA:802:A:H8	1.84	0.41
1:CA:1138:G:H2'	1:CA:1140:C:C6	2.56	0.41
1:CA:1140:C:O2'	1:CA:1141:C:H5'	2.21	0.41
1:CA:1345:U:H4'	1:CA:1346:A:H5''	2.02	0.41
1:CA:1363:A:H2'	1:CA:1363:A:N3	2.34	0.41
4:CB:30:ILE:HG23	4:CB:31:PHE:O	2.20	0.41
4:CB:75:ALA:C	4:CB:77:GLU:H	2.23	0.41
4:CB:131:LYS:HG3	4:CB:135:MET:HE2	2.03	0.41
4:CB:163:ILE:O	4:CB:185:ILE:HG13	2.20	0.41
5:CC:56:ILE:CG2	5:CC:57:GLU:N	2.83	0.41
6:CD:19:PHE:N	6:CD:19:PHE:CD2	2.88	0.41
6:CD:116:LEU:HD21	6:CD:153:ARG:HD2	2.02	0.41
6:CD:189:ASP:N	6:CD:189:ASP:OD2	2.51	0.41
7:CE:107:GLY:O	7:CE:111:ARG:HB3	2.19	0.41
8:CF:39:LEU:HD23	8:CF:62:MET:SD	2.61	0.41
11:CI:11:ARG:CD	11:CI:106:ASP:HB3	2.45	0.41
11:CI:16:ALA:HB2	11:CI:66:VAL:CG2	2.50	0.41
12:CJ:15:HIS:HA	12:CJ:18:ILE:CG2	2.46	0.41
14:CL:93:ARG:HD3	14:CL:94:TYR:CE1	2.55	0.41
14:CL:107:LYS:H	14:CL:107:LYS:CD	2.33	0.41
15:CM:68:LEU:CD2	15:CM:69:ARG:HH11	2.33	0.41
16:CN:81:ILE:C	16:CN:83:VAL:H	2.23	0.41
17:CO:63:ARG:HH11	17:CO:63:ARG:HG2	1.85	0.41
20:CR:33:THR:HG22	20:CR:37:LYS:HG2	2.01	0.41
22:CT:54:GLN:N	22:CT:55:PRO:CD	2.84	0.41
25:DB:10:A:H8	25:DB:11:C:C6	2.39	0.41
25:DB:522:A:H2'	25:DB:523:C:H6	1.85	0.41
25:DB:1056:G:C3'	25:DB:1057:A:H5'	2.51	0.41
25:DB:1060:U:C1'	25:DB:1062:G:H5'	2.50	0.41
25:DB:1199:U:H2'	25:DB:1200:C:C6	2.56	0.41
25:DB:1414:C:H2'	25:DB:1415:U:H6	1.85	0.41
25:DB:1464:G:H2'	25:DB:1465:G:H8	1.84	0.41
25:DB:1795:C:H2'	25:DB:1796:U:H6	1.84	0.41

*Continued on next page...*

*Continued from previous page...*

Atom-1	Atom-2	Interatomic distance (Å)	Clash overlap (Å)
25:DB:2015:A:N3	50:D0:2:VAL:HG12	2.35	0.41
25:DB:2151:U:H2'	25:DB:2152:G:H8	1.85	0.41
25:DB:2617:U:C4	25:DB:2618:G:N7	2.88	0.41
26:DC:73:ILE:N	26:DC:73:ILE:HD13	2.36	0.41
30:DG:8:VAL:HB	30:DG:49:LEU:HB3	2.02	0.41
31:DH:3:VAL:HA	31:DH:37:VAL:O	2.20	0.41
32:DI:11:GLN:NE2	32:DI:74:PRO:HG3	2.35	0.41
32:DI:91:LYS:N	32:DI:91:LYS:HD2	2.35	0.41
35:DL:30:THR:O	35:DL:30:THR:OG1	2.34	0.41
38:DO:9:ARG:HA	38:DO:12:THR:OG1	2.20	0.41
41:DR:28:ALA:O	41:DR:63:VAL:HG21	2.20	0.41
42:DS:33:LEU:HA	42:DS:36:LEU:HD23	2.01	0.41
44:DU:86:PHE:HE1	44:DU:88:ASP:HB3	1.85	0.41
51:D1:20:TYR:CD2	51:D1:37:LYS:HD3	2.56	0.41
1:AA:102:G:N3	1:AA:151:A:H2	2.17	0.41
1:AA:194:C:H3'	57:AA:1939:HOH:O	2.19	0.41
1:AA:237:G:H2'	1:AA:238:A:H8	1.86	0.41
1:AA:277:C:O2'	1:AA:278:G:H5'	2.20	0.41
1:AA:496:A:H2'	1:AA:497:G:N7	2.35	0.41
1:AA:985:C:H2'	1:AA:986:U:C5	2.56	0.41
1:AA:1135:U:H3'	1:AA:1137:C:N3	2.36	0.41
1:AA:1197:A:OP1	1:AA:1198:G:OP2	2.38	0.41
1:AA:1229:A:H2'	1:AA:1230:C:H6	1.84	0.41
1:AA:1279:G:H5''	12:AJ:9:ARG:CZ	2.50	0.41
1:AA:1499:A:H3'	1:AA:1499:A:OP2	2.20	0.41
4:AB:30:ILE:C	4:AB:41:ASN:HB2	2.41	0.41
4:AB:92:ASN:O	4:AB:93:HIS:O	2.39	0.41
6:AD:109:THR:HG22	6:AD:111:ALA:N	2.35	0.41
11:AI:79:ARG:O	11:AI:83:THR:HG22	2.20	0.41
11:AI:80:HIS:CE1	11:AI:84:ARG:NH1	2.88	0.41
12:AJ:65:TYR:C	16:AN:98:ALA:HB2	2.40	0.41
13:AK:92:ARG:HH21	13:AK:111:ASP:CG	2.24	0.41
18:AP:75:ILE:HG21	18:AP:80:LYS:NZ	2.36	0.41
19:AQ:19:SER:O	19:AQ:20:ILE:HG23	2.21	0.41
19:AQ:76:ARG:CZ	19:AQ:78:VAL:HG22	2.50	0.41
20:AR:60:ARG:HA	20:AR:63:TYR:CD1	2.56	0.41
24:BA:42:C:O2	29:BF:88:VAL:HA	2.20	0.41
25:BB:138:U:C2	25:BB:140:C:H1'	2.55	0.41
25:BB:535:G:O4'	40:BQ:48:ASP:HB3	2.20	0.41
25:BB:596:U:H2'	25:BB:597:G:H8	1.84	0.41
25:BB:616:A:H4'	28:BE:101:TYR:CE2	2.55	0.41

*Continued on next page...*

*Continued from previous page...*

Atom-1	Atom-2	Interatomic distance (Å)	Clash overlap (Å)
25:BB:633:A:H2'	25:BB:634:C:C5'	2.50	0.41
25:BB:820:A:H2'	25:BB:821:A:O4'	2.20	0.41
25:BB:1879:C:H2'	25:BB:1880:U:O4'	2.21	0.41
25:BB:2336:A:H61	46:BW:40:ARG:HH11	1.59	0.41
25:BB:2830:C:OP2	27:BD:59:ARG:NH2	2.53	0.41
57:BB:3460:HOH:O	35:BL:99:ASN:HB2	2.19	0.41
27:BD:43:ASP:O	27:BD:45:TYR:N	2.54	0.41
28:BE:24:ASN:C	28:BE:24:ASN:ND2	2.74	0.41
29:BF:110:ILE:HD12	29:BF:112:ASP:O	2.21	0.41
31:BH:14:SER:C	31:BH:16:GLY:N	2.73	0.41
31:BH:84:ALA:O	1:CA:359:G:P	2.79	0.41
33:BJ:67:ASN:C	33:BJ:69:ARG:H	2.24	0.41
36:BM:57:VAL:HG13	36:BM:108:VAL:HG21	2.02	0.41
38:BO:31:THR:HG23	38:BO:34:HIS:O	2.20	0.41
41:BR:28:ALA:HB3	41:BR:31:GLU:HG3	2.02	0.41
45:BV:89:ILE:HD13	45:BV:91:PHE:CE1	2.56	0.41
51:B1:3:GLY:C	51:B1:5:ARG:H	2.24	0.41
1:CA:21:G:H2'	1:CA:22:G:H8	1.84	0.41
1:CA:25:C:H5''	1:CA:524:G:H1'	2.01	0.41
1:CA:82:G:H3'	1:CA:83:C:O3'	2.20	0.41
1:CA:461:A:N3	1:CA:461:A:C2'	2.83	0.41
1:CA:728:A:H2'	1:CA:729:A:C8	2.55	0.41
1:CA:829:G:O2'	1:CA:830:G:H5'	2.21	0.41
1:CA:1520:C:H2'	1:CA:1521:C:C6	2.55	0.41
4:CB:95:TRP:HZ3	4:CB:99:MET:SD	2.44	0.41
4:CB:148:GLY:HA2	4:CB:151:LYS:HG2	2.02	0.41
5:CC:58:ARG:HA	5:CC:59:PRO:HD2	1.96	0.41
5:CC:60:ALA:H	12:CJ:94:ALA:HB1	1.86	0.41
7:CE:39:GLY:HA2	7:CE:116:VAL:HG21	2.03	0.41
7:CE:59:ILE:HD12	7:CE:63:MET:SD	2.60	0.41
7:CE:75:LEU:HB2	7:CE:80:LEU:HA	2.03	0.41
7:CE:111:ARG:HG3	7:CE:112:ALA:N	2.34	0.41
8:CF:11:HIS:CG	8:CF:12:PRO:HD2	2.53	0.41
8:CF:86:ARG:NH2	20:CR:63:TYR:O	2.54	0.41
9:CG:14:ASP:HB3	9:CG:19:SER:O	2.20	0.41
9:CG:102:TRP:HB3	9:CG:136:LYS:HG3	2.02	0.41
10:CH:14:ARG:HG3	10:CH:15:ASN:N	2.36	0.41
10:CH:48:PHE:HA	10:CH:60:LEU:HA	2.02	0.41
10:CH:77:VAL:HG11	10:CH:124:ILE:HD11	2.03	0.41
10:CH:100:ILE:C	10:CH:100:ILE:HD12	2.41	0.41
14:CL:23:LEU:HB3	14:CL:58:ASN:ND2	2.28	0.41

*Continued on next page...*

*Continued from previous page...*

Atom-1	Atom-2	Interatomic distance (Å)	Clash overlap (Å)
16:CN:13:VAL:HG22	16:CN:59:GLN:OE1	2.20	0.41
21:CS:8:PRO:O	21:CS:10:ILE:HG13	2.21	0.41
24:DA:106:G:H2'	24:DA:107:G:O4'	2.20	0.41
25:DB:142:A:H2'	25:DB:143:C:H6	1.83	0.41
25:DB:536:G:H21	33:DJ:47:HIS:CB	2.33	0.41
25:DB:547:A:H5'	25:DB:548:G:H21	1.80	0.41
25:DB:572:A:H5''	25:DB:573:U:OP2	2.20	0.41
25:DB:672:C:O2'	25:DB:673:C:H5'	2.20	0.41
25:DB:835:C:O2'	25:DB:836:G:H5'	2.20	0.41
25:DB:948:C:O2'	25:DB:949:G:H5'	2.20	0.41
25:DB:996:A:H4'	40:DQ:91:ARG:NH1	2.35	0.41
25:DB:1655:A:H3'	25:DB:1656:C:C6	2.55	0.41
25:DB:1789:A:H2'	25:DB:1790:C:C6	2.56	0.41
25:DB:2284:A:O2'	25:DB:2285:C:H5'	2.20	0.41
25:DB:2379:G:H2'	25:DB:2380:C:C6	2.56	0.41
25:DB:2838:G:H2'	25:DB:2839:G:H8	1.85	0.41
25:DB:2864:G:H2'	25:DB:2865:U:O4'	2.21	0.41
25:DB:2901:C:O2'	25:DB:2902:C:H5'	2.21	0.41
26:DC:6:LYS:O	26:DC:8:THR:N	2.44	0.41
26:DC:86:ARG:CD	26:DC:90:ILE:HD11	2.51	0.41
26:DC:116:GLN:HG2	26:DC:117:SER:N	2.36	0.41
26:DC:259:ASN:C	26:DC:261:ARG:H	2.24	0.41
27:DD:62:LYS:HD2	27:DD:62:LYS:HA	1.78	0.41
27:DD:118:PHE:O	27:DD:119:ALA:CB	2.68	0.41
28:DE:155:GLU:HA	28:DE:158:PHE:HB3	2.01	0.41
28:DE:187:VAL:O	28:DE:188:MET:HB3	2.20	0.41
30:DG:148:ARG:HA	30:DG:161:VAL:CB	2.47	0.41
30:DG:163:TYR:N	30:DG:163:TYR:CD2	2.88	0.41
31:DH:82:SER:CB	31:DH:90:LEU:HD21	2.51	0.41
32:DI:53:PRO:CG	32:DI:77:VAL:HG11	2.49	0.41
34:DK:63:ARG:HG2	34:DK:78:PHE:CE2	2.56	0.41
36:DM:127:LYS:HD3	36:DM:127:LYS:N	2.20	0.41
37:DN:16:HIS:C	37:DN:18:GLN:H	2.22	0.41
39:DP:50:ARG:HG2	39:DP:57:ALA:O	2.20	0.41
40:DQ:45:ALA:O	40:DQ:49:ARG:HB2	2.20	0.41
40:DQ:73:ILE:HG23	40:DQ:74:SER:O	2.20	0.41
40:DQ:79:ILE:O	40:DQ:79:ILE:HD13	2.20	0.41
46:DW:18:LYS:HG3	46:DW:19:ARG:H	1.84	0.41
1:AA:114:U:H4'	57:AA:1849:HOH:O	2.19	0.41
1:AA:132:C:H5''	22:AT:68:LYS:HG2	2.03	0.41
1:AA:692:U:H2'	1:AA:694:A:OP2	2.20	0.41

*Continued on next page...*

*Continued from previous page...*

Atom-1	Atom-2	Interatomic distance (Å)	Clash overlap (Å)
1:AA:987:G:O2'	1:AA:988:G:H5'	2.20	0.41
1:AA:1182:G:C3'	1:AA:1183:U:H5'	2.51	0.41
1:AA:1287:A:H2'	1:AA:1288:A:C8	2.56	0.41
1:AA:1305:G:O2'	1:AA:1306:A:H8	2.03	0.41
1:AA:1463:U:H2'	1:AA:1464:U:H6	1.86	0.41
6:AD:105:GLY:HA2	6:AD:161:ALA:HB2	2.03	0.41
6:AD:119:HIS:O	6:AD:120:LYS:HB2	2.21	0.41
7:AE:95:MET:CE	7:AE:114:LEU:HD11	2.50	0.41
7:AE:106:ALA:HB3	7:AE:111:ARG:HA	2.03	0.41
9:AG:22:LEU:C	9:AG:22:LEU:HD13	2.41	0.41
10:AH:11:THR:HA	10:AH:14:ARG:HH22	1.84	0.41
10:AH:96:ALA:O	10:AH:98:LEU:HD12	2.20	0.41
12:AJ:13:PHE:HE2	12:AJ:69:THR:HG1	1.69	0.41
12:AJ:21:ALA:O	12:AJ:25:ILE:HG13	2.21	0.41
13:AK:30:ILE:HG22	13:AK:45:THR:HA	2.02	0.41
13:AK:125:LYS:O	23:AU:33:ARG:CZ	2.68	0.41
21:AS:15:LEU:HA	21:AS:18:VAL:HG12	2.01	0.41
25:BB:441:U:H2'	25:BB:442:G:C8	2.56	0.41
25:BB:1022:G:N2	25:BB:1024:G:C2	2.89	0.41
25:BB:1057:A:H62	25:BB:1086:A:H2'	1.85	0.41
25:BB:1549:A:H2'	25:BB:1550:C:H6	1.85	0.41
25:BB:1737:G:OP2	25:BB:1737:G:H8	2.04	0.41
25:BB:1872:A:H8	25:BB:1872:A:O5'	2.04	0.41
26:BC:134:ILE:HA	26:BC:135:PRO:HD3	1.92	0.41
27:BD:107:VAL:HG12	27:BD:108:ASP:N	2.35	0.41
29:BF:33:ILE:H	29:BF:90:LEU:HB2	1.86	0.41
29:BF:40:GLY:O	29:BF:42:ALA:N	2.54	0.41
33:BJ:92:MET:HB3	33:BJ:100:VAL:HG22	2.01	0.41
35:BL:131:ALA:O	35:BL:135:ILE:HG22	2.20	0.41
38:BO:17:LYS:O	38:BO:21:LEU:HG	2.21	0.41
38:BO:108:ASP:HA	38:BO:111:ARG:HB3	2.01	0.41
40:BQ:79:ILE:HD13	40:BQ:79:ILE:O	2.21	0.41
48:BY:23:ARG:HD2	48:BY:27:ASN:OD1	2.21	0.41
48:BY:37:LEU:HD22	48:BY:38:GLN:H	1.85	0.41
49:BZ:23:LEU:HD22	49:BZ:50:VAL:HG11	2.02	0.41
50:B0:52:LYS:CE	50:B0:55:ALA:HA	2.50	0.41
1:CA:14:U:H5''	57:CA:1728:HOH:O	2.21	0.41
1:CA:124:C:O2'	1:CA:125:U:H5'	2.20	0.41
1:CA:304:U:H2'	1:CA:305:G:H8	1.86	0.41
1:CA:394:G:H2'	1:CA:395:C:C6	2.54	0.41
1:CA:416:G:H2'	1:CA:417:G:O4'	2.21	0.41

*Continued on next page...*

*Continued from previous page...*

Atom-1	Atom-2	Interatomic distance (Å)	Clash overlap (Å)
1:CA:684:U:H2'	1:CA:685:G:O4'	2.21	0.41
1:CA:959:A:N6	1:CA:1222:G:H5'	2.35	0.41
1:CA:981:U:H3'	1:CA:982:U:H2'	2.01	0.41
1:CA:1057:G:H2'	1:CA:1058:G:O4'	2.20	0.41
4:CB:38:HIS:O	4:CB:39:ILE:HD13	2.21	0.41
4:CB:95:TRP:CZ3	4:CB:99:MET:SD	3.14	0.41
4:CB:130:LYS:HB3	4:CB:134:LEU:CD1	2.41	0.41
4:CB:144:GLU:HB3	4:CB:151:LYS:NZ	2.35	0.41
5:CC:64:ARG:HA	5:CC:99:GLN:HB2	2.03	0.41
5:CC:146:LYS:HD2	5:CC:203:LYS:O	2.21	0.41
5:CC:197:VAL:HG12	5:CC:198:LYS:H	1.86	0.41
6:CD:97:LEU:O	6:CD:101:VAL:HG23	2.20	0.41
6:CD:100:VAL:HG11	6:CD:136:VAL:HG21	2.01	0.41
7:CE:98:ALA:H	7:CE:122:VAL:HG12	1.84	0.41
9:CG:53:SER:C	9:CG:55:LYS:H	2.23	0.41
9:CG:68:VAL:HG23	9:CG:68:VAL:O	2.21	0.41
9:CG:132:THR:O	9:CG:135:LYS:N	2.54	0.41
16:CN:15:LEU:HA	16:CN:18:LYS:HB2	2.02	0.41
16:CN:82:LYS:HA	16:CN:82:LYS:HD2	1.88	0.41
18:CP:51:ARG:O	18:CP:52:LEU:HD12	2.20	0.41
20:CR:34:GLU:HB2	23:CU:18:PHE:HZ	1.86	0.41
25:DB:2:G:H2'	25:DB:3:U:O4'	2.21	0.41
25:DB:8:C:O2'	25:DB:9:G:H5'	2.20	0.41
25:DB:156:A:H2'	25:DB:157:C:O4'	2.21	0.41
25:DB:181:A:H2'	25:DB:182:A:H8	1.79	0.41
25:DB:638:G:H2'	25:DB:639:U:O4'	2.21	0.41
25:DB:803:U:O2'	25:DB:804:A:H5'	2.20	0.41
25:DB:1362:C:H5'	25:DB:2215:C:H4'	2.02	0.41
25:DB:1494:A:H2	25:DB:1579:A:O4'	2.03	0.41
25:DB:1829:A:H3'	25:DB:1830:C:C6	2.55	0.41
25:DB:1869:G:H1'	25:DB:1872:A:H61	1.85	0.41
25:DB:1998:A:OP2	27:DD:141:ARG:NH2	2.53	0.41
25:DB:2264:C:H41	46:DW:11:ASN:ND2	2.19	0.41
25:DB:2784:U:H2'	25:DB:2785:C:H6	1.86	0.41
25:DB:2845:U:H5''	39:DP:51:ASN:O	2.21	0.41
27:DD:74:GLU:O	27:DD:75:ALA:C	2.58	0.41
28:DE:61:ARG:HA	28:DE:61:ARG:HD2	1.77	0.41
28:DE:119:ILE:HD11	28:DE:185:LYS:HB3	2.03	0.41
30:DG:115:GLN:CG	30:DG:116:LEU:N	2.84	0.41
30:DG:144:ALA:HA	30:DG:147:LEU:HD12	2.03	0.41
31:DH:135:HIS:CG	31:DH:136:SER:H	2.38	0.41

*Continued on next page...*



*Continued from previous page...*

Atom-1	Atom-2	Interatomic distance (Å)	Clash overlap (Å)
33:DJ:72:LYS:HD3	33:DJ:73:VAL:HG22	2.03	0.41
34:DK:12:ASN:O	34:DK:13:SER:HB3	2.20	0.41
35:DL:131:ALA:O	35:DL:135:ILE:HG22	2.21	0.41
36:DM:47:GLU:HB3	36:DM:51:ARG:NH2	2.36	0.41
39:DP:102:ARG:HD2	39:DP:106:ALA:O	2.20	0.41
43:DT:66:LYS:H	43:DT:66:LYS:HG2	1.56	0.41
48:DY:17:GLU:HB3	48:DY:53:VAL:CG1	2.47	0.41
54:D4:2:LYS:O	54:D4:35:GLN:HA	2.21	0.41
1:AA:9:G:H2'	1:AA:10:A:C8	2.55	0.41
1:AA:142:G:O2'	1:AA:196:A:N1	2.41	0.41
1:AA:267:C:OP2	19:AQ:68:LYS:HD2	2.20	0.41
1:AA:352:C:H6	1:AA:352:C:OP1	2.04	0.41
1:AA:705:G:H22	13:AK:43:TRP:HB2	1.85	0.41
1:AA:718:A:C8	13:AK:117:HIS:HB3	2.55	0.41
1:AA:900:A:O2'	1:AA:901:A:H5'	2.21	0.41
1:AA:981:U:H3'	1:AA:982:U:H2'	2.02	0.41
1:AA:1032:G:H2'	1:AA:1033:G:C4'	2.51	0.41
1:AA:1055:A:H4'	5:AC:160:GLU:OE1	2.21	0.41
1:AA:1250:A:H4'	11:AI:69:GLY:O	2.21	0.41
9:AG:23:ALA:HA	9:AG:26:VAL:HG13	2.03	0.41
10:AH:82:LEU:O	10:AH:82:LEU:HD22	2.20	0.41
13:AK:33:ILE:HD11	13:AK:69:CYS:SG	2.61	0.41
14:AL:79:ILE:HG22	14:AL:103:CYS:HB2	2.02	0.41
16:AN:2:LYS:O	16:AN:6:LYS:HG3	2.20	0.41
16:AN:89:ARG:HB3	16:AN:89:ARG:NH1	2.35	0.41
17:AO:44:GLU:O	17:AO:45:HIS:HB2	2.20	0.41
25:BB:9:G:H2'	25:BB:2629:U:O4	2.20	0.41
25:BB:128:C:H2'	25:BB:129:C:H6	1.86	0.41
25:BB:213:A:O2'	25:BB:214:G:H5'	2.21	0.41
25:BB:265:A:N6	25:BB:427:U:O2'	2.53	0.41
25:BB:274:C:H2'	25:BB:275:C:C1'	2.50	0.41
25:BB:336:C:O2'	25:BB:337:C:H5'	2.20	0.41
25:BB:781:A:OP1	26:BC:216:ARG:NH2	2.54	0.41
25:BB:1243:C:O2	35:BL:4:ASN:HA	2.20	0.41
25:BB:1326:U:H2'	25:BB:1327:A:H8	1.86	0.41
25:BB:1818:U:C4	26:BC:152:GLN:HB3	2.56	0.41
25:BB:1936:A:C2	25:BB:1943:U:H5	2.39	0.41
25:BB:1957:C:H2'	25:BB:1958:C:H6	1.85	0.41
25:BB:2087:G:O2'	25:BB:2088:A:H5'	2.21	0.41
25:BB:2463:C:O2'	25:BB:2464:G:H5'	2.21	0.41
26:BC:145:MET:HG3	26:BC:152:GLN:NE2	2.36	0.41

*Continued on next page...*

*Continued from previous page...*

Atom-1	Atom-2	Interatomic distance (Å)	Clash overlap (Å)
26:BC:221:GLY:C	26:BC:223:ALA:N	2.74	0.41
26:BC:259:ASN:C	26:BC:261:ARG:H	2.24	0.41
27:BD:45:TYR:N	27:BD:45:TYR:CD1	2.88	0.41
28:BE:5:LEU:HG	28:BE:12:LEU:HD22	2.03	0.41
29:BF:1:ALA:O	29:BF:4:HIS:HB3	2.20	0.41
29:BF:25:MET:C	29:BF:27:VAL:N	2.73	0.41
29:BF:35:LEU:CD1	29:BF:90:LEU:HD21	2.51	0.41
29:BF:43:ILE:HG23	29:BF:44:ALA:N	2.36	0.41
30:BG:28:LYS:O	30:BG:30:GLY:N	2.51	0.41
33:BJ:72:LYS:CB	33:BJ:89:PHE:HB2	2.43	0.41
34:BK:16:ARG:HB3	34:BK:17:ARG:H	1.46	0.41
34:BK:63:ARG:H	34:BK:82:ALA:HB3	1.85	0.41
35:BL:118:THR:HA	35:BL:119:PRO:HD3	1.92	0.41
36:BM:42:THR:C	36:BM:44:ARG:N	2.73	0.41
36:BM:124:LEU:HA	36:BM:125:PRO:HD3	1.82	0.41
38:BO:25:ARG:HE	38:BO:27:VAL:CG2	2.34	0.41
38:BO:105:ALA:O	38:BO:107:ALA:N	2.51	0.41
39:BP:44:GLY:HA3	39:BP:60:VAL:HG11	2.03	0.41
41:BR:37:GLU:O	41:BR:39:LEU:HD23	2.20	0.41
41:BR:53:PHE:HB2	41:BR:54:VAL:H	1.62	0.41
45:BV:1:MET:O	45:BV:2:PHE:HB2	2.21	0.41
50:B0:33:SER:CB	50:B0:35:GLU:HG2	2.51	0.41
1:CA:841:C:H2'	1:CA:843:U:C2	2.55	0.41
1:CA:913:A:H4'	1:CA:914:A:H4'	2.03	0.41
1:CA:918:A:H2'	1:CA:919:A:C8	2.55	0.41
1:CA:1113:C:O2'	1:CA:1114:C:H5'	2.20	0.41
1:CA:1340:A:H2'	1:CA:1341:U:C6	2.55	0.41
1:CA:1426:G:O2'	1:CA:1427:C:H5'	2.21	0.41
4:CB:160:LEU:O	4:CB:183:PHE:N	2.50	0.41
5:CC:69:THR:O	5:CC:72:PRO:HD3	2.21	0.41
6:CD:53:GLN:H	6:CD:53:GLN:HG2	1.34	0.41
6:CD:99:ASN:OD1	6:CD:110:ARG:NH1	2.51	0.41
6:CD:197:HIS:CD2	6:CD:198:LEU:N	2.89	0.41
10:CH:114:ALA:O	10:CH:118:ALA:HB2	2.21	0.41
13:CK:34:THR:HG21	13:CK:38:GLY:HA2	2.02	0.41
17:CO:20:ASP:C	17:CO:22:GLY:N	2.74	0.41
17:CO:81:ILE:O	17:CO:85:GLY:N	2.54	0.41
20:CR:56:ARG:HB2	20:CR:60:ARG:HH12	1.84	0.41
21:CS:12:LEU:HD13	21:CS:16:LYS:HG3	2.03	0.41
22:CT:2:ASN:CG	22:CT:3:ILE:H	2.24	0.41
23:CU:40:PRO:HG3	23:CU:44:ARG:HH21	1.85	0.41

*Continued on next page...*

*Continued from previous page...*

Atom-1	Atom-2	Interatomic distance (Å)	Clash overlap (Å)
24:DA:57:A:C5	29:DF:25:MET:HG2	2.56	0.41
24:DA:64:G:H2'	24:DA:65:U:H6	1.82	0.41
25:DB:437:U:H2'	25:DB:438:G:H8	1.85	0.41
25:DB:457:A:H61	25:DB:470:A:H3'	1.85	0.41
25:DB:520:G:H2'	25:DB:521:U:H6	1.85	0.41
25:DB:549:G:H2'	33:DJ:2:LYS:HE3	2.03	0.41
25:DB:718:A:H2'	25:DB:719:C:H5'	2.02	0.41
25:DB:859:G:HO2'	25:DB:916:G:H1	1.69	0.41
25:DB:941:A:H2'	25:DB:942:G:C8	2.56	0.41
25:DB:1268:A:H5'	57:DB:3261:HOH:O	2.21	0.41
25:DB:1313:U:O2	25:DB:1313:U:H2'	2.20	0.41
25:DB:1322:A:C5	25:DB:1323:C:C5	3.09	0.41
25:DB:1401:G:H2'	25:DB:1402:U:O4'	2.20	0.41
25:DB:1488:C:C2'	25:DB:1489:C:H5'	2.50	0.41
25:DB:1498:C:O4'	25:DB:1577:C:H4'	2.20	0.41
25:DB:1872:A:H8	25:DB:1872:A:O5'	2.04	0.41
25:DB:2250:G:H8	25:DB:2250:G:O5'	2.02	0.41
25:DB:2311:A:H1'	29:DF:78:ILE:CD1	2.32	0.41
25:DB:2352:A:H2'	25:DB:2353:G:H5'	2.01	0.41
26:DC:93:VAL:HG12	26:DC:101:ARG:C	2.40	0.41
26:DC:165:ALA:HB3	26:DC:172:THR:CG2	2.51	0.41
27:DD:40:LEU:CD2	27:DD:44:GLY:HA2	2.48	0.41
27:DD:108:ASP:OD2	27:DD:206:ALA:HA	2.21	0.41
28:DE:17:THR:O	28:DE:21:ARG:HB2	2.21	0.41
28:DE:161:ALA:HA	28:DE:164:LEU:HD12	2.02	0.41
29:DF:124:ARG:HB3	29:DF:126:ASN:HD21	1.86	0.41
29:DF:137:PHE:O	29:DF:139:GLU:N	2.54	0.41
29:DF:149:ARG:HD3	29:DF:149:ARG:HA	1.83	0.41
30:DG:36:LEU:N	30:DG:36:LEU:HD22	2.35	0.41
31:DH:113:SER:O	31:DH:114:GLU:HG3	2.20	0.41
31:DH:127:GLU:HA	31:DH:144:VAL:O	2.21	0.41
36:DM:10:ARG:HH21	36:DM:10:ARG:HG3	1.86	0.41
37:DN:59:SER:OG	37:DN:60:VAL:N	2.53	0.41
38:DO:75:GLY:HA3	38:DO:106:LEU:O	2.20	0.41
39:DP:13:LYS:CD	39:DP:76:HIS:HA	2.51	0.41
40:DQ:89:ILE:N	40:DQ:89:ILE:HD13	2.36	0.41
41:DR:31:GLU:H	41:DR:63:VAL:HG22	1.84	0.41
45:DV:9:ARG:NH2	45:DV:12:GLN:HA	2.34	0.41
47:DX:29:LEU:H	47:DX:29:LEU:CD2	2.26	0.41
48:DY:17:GLU:HA	48:DY:20:ASN:OD1	2.20	0.41
53:D3:50:SER:O	53:D3:52:GLY:N	2.53	0.41

*Continued on next page...*

*Continued from previous page...*

Atom-1	Atom-2	Interatomic distance (Å)	Clash overlap (Å)
1:AA:74:A:H1'	1:AA:97:G:N2	2.36	0.41
1:AA:79:G:H2'	1:AA:80:A:C1'	2.50	0.41
1:AA:726:C:O2'	1:AA:727:G:H5'	2.21	0.41
1:AA:938:A:H5''	9:AG:75:LYS:HZ1	1.86	0.41
1:AA:1039:G:H2'	1:AA:1040:U:H6	1.86	0.41
1:AA:1048:G:H5''	16:AN:2:LYS:HG3	2.03	0.41
1:AA:1460:C:H2'	1:AA:1461:G:O4'	2.20	0.41
1:AA:1533:C:C2'	1:AA:1534:A:H5''	2.51	0.41
4:AB:96:LEU:HD13	4:AB:97:GLY:O	2.20	0.41
4:AB:119:GLN:HA	4:AB:119:GLN:OE1	2.21	0.41
4:AB:159:ALA:CB	4:AB:181:PRO:HB2	2.51	0.41
5:AC:45:GLU:C	5:AC:47:ALA:H	2.22	0.41
5:AC:153:SER:HB2	5:AC:196:GLY:H	1.86	0.41
6:AD:94:GLU:O	6:AD:103:ARG:NH2	2.52	0.41
7:AE:151:MET:HG2	7:AE:155:LYS:HD2	2.01	0.41
9:AG:144:ALA:C	9:AG:146:ALA:H	2.23	0.41
14:AL:49:ARG:NH2	14:AL:88:ASP:OD1	2.53	0.41
16:AN:92:ILE:HG22	16:AN:95:LEU:HB2	2.03	0.41
17:AO:34:GLN:HA	17:AO:34:GLN:OE1	2.20	0.41
19:AQ:75:VAL:CG2	19:AQ:76:ARG:HG2	2.47	0.41
22:AT:56:ILE:CA	22:AT:59:ARG:HB3	2.51	0.41
23:AU:31:VAL:CG1	23:AU:32:ARG:H	2.15	0.41
24:BA:32:U:O2'	24:BA:33:G:H5'	2.20	0.41
24:BA:55:U:H2'	24:BA:56:G:H8	1.85	0.41
25:BB:381:G:C2'	25:BB:382:A:H5'	2.51	0.41
25:BB:406:G:H2'	25:BB:407:G:C8	2.55	0.41
25:BB:649:G:H2'	25:BB:650:C:H6	1.81	0.41
25:BB:687:C:H5'	52:B2:4:THR:O	2.21	0.41
25:BB:1107:G:O2'	25:BB:1108:U:H5'	2.20	0.41
25:BB:1657:U:H2'	25:BB:1658:C:C6	2.54	0.41
25:BB:1829:A:H2'	25:BB:1830:C:O4'	2.20	0.41
25:BB:1996:C:H5	34:BK:31:TYR:HH	1.68	0.41
25:BB:2104:C:O5'	25:BB:2104:C:H6	2.03	0.41
25:BB:2621:G:O5'	27:BD:124:ARG:NH2	2.54	0.41
27:BD:32:ASN:HA	27:BD:51:THR:O	2.21	0.41
27:BD:90:PHE:O	27:BD:92:VAL:N	2.54	0.41
28:BE:95:LYS:NZ	28:BE:97:ASN:ND2	2.69	0.41
30:BG:28:LYS:NZ	30:BG:79:THR:HA	2.34	0.41
30:BG:106:LEU:HB2	30:BG:108:PHE:CE1	2.56	0.41
32:BI:35:MET:SD	32:BI:35:MET:C	2.98	0.41
32:BI:83:ALA:N	32:BI:100:ILE:HD11	2.35	0.41

*Continued on next page...*

*Continued from previous page...*

Atom-1	Atom-2	Interatomic distance (Å)	Clash overlap (Å)
33:BJ:99:ARG:HH11	33:BJ:99:ARG:HG2	1.85	0.41
35:BL:128:THR:C	35:BL:130:GLY:H	2.23	0.41
38:BO:41:ALA:HB1	38:BO:42:PRO:CD	2.51	0.41
40:BQ:116:LEU:O	40:BQ:116:LEU:HG	2.21	0.41
43:BT:12:ARG:HH21	48:BY:29:ARG:HE	1.64	0.41
43:BT:48:GLN:CB	43:BT:49:LYS:HE3	2.50	0.41
44:BU:8:ASP:O	44:BU:23:LYS:HA	2.20	0.41
44:BU:39:ASN:HD22	44:BU:63:ALA:C	2.24	0.41
45:BV:63:ILE:O	45:BV:70:ILE:HD12	2.21	0.41
47:BX:66:VAL:HA	47:BX:69:GLU:OE1	2.20	0.41
48:BY:31:GLN:HG3	48:BY:36:GLN:HB2	2.01	0.41
51:B1:33:LEU:CG	51:B1:35:LEU:HD22	2.51	0.41
53:B3:5:THR:HG22	53:B3:63:TYR:HD2	1.86	0.41
1:CA:68:G:O4'	1:CA:171:A:H1'	2.19	0.41
1:CA:632:U:C3'	1:CA:633:G:H5'	2.48	0.41
4:CB:44:LYS:HD2	4:CB:44:LYS:HA	1.94	0.41
4:CB:69:VAL:O	4:CB:162:VAL:HA	2.20	0.41
5:CC:62:SER:HA	5:CC:96:VAL:HB	2.02	0.41
6:CD:50:TYR:HA	6:CD:53:GLN:HG3	2.02	0.41
6:CD:165:GLU:O	6:CD:166:LYS:CB	2.69	0.41
7:CE:95:MET:HE3	7:CE:114:LEU:HD21	2.03	0.41
7:CE:114:LEU:CD2	7:CE:139:THR:HG22	2.50	0.41
8:CF:62:MET:HB3	8:CF:63:ASN:H	1.69	0.41
11:CI:87:MET:HB3	11:CI:94:ARG:NH2	2.35	0.41
13:CK:23:HIS:O	13:CK:29:THR:HG23	2.21	0.41
16:CN:48:GLN:HE21	16:CN:49:THR:HG22	1.86	0.41
20:CR:54:LEU:HD22	20:CR:58:ILE:HD11	2.03	0.41
21:CS:22:VAL:HG23	21:CS:23:GLU:H	1.86	0.41
25:DB:7:G:H2'	25:DB:8:C:C6	2.55	0.41
25:DB:189:G:H2'	25:DB:205:G:N2	2.35	0.41
25:DB:518:G:H4'	42:DS:18:ARG:CZ	2.50	0.41
25:DB:745:G:H5'	25:DB:746:U:OP2	2.20	0.41
25:DB:878:A:H1'	25:DB:899:A:N6	2.35	0.41
25:DB:909:A:H2'	25:DB:912:C:C5	2.55	0.41
25:DB:1286:A:H1'	25:DB:1288:G:OP2	2.20	0.41
25:DB:1564:C:H6	25:DB:1564:C:O5'	2.04	0.41
25:DB:1604:C:H2'	25:DB:1605:C:C6	2.55	0.41
25:DB:1655:A:C4'	27:DD:118:PHE:HB2	2.51	0.41
25:DB:1847:A:OP2	25:DB:1847:A:H2	2.03	0.41
25:DB:1874:C:H2'	25:DB:1875:G:O4'	2.20	0.41
25:DB:2729:G:O2'	25:DB:2730:C:H5'	2.21	0.41

*Continued on next page...*

*Continued from previous page...*

Atom-1	Atom-2	Interatomic distance (Å)	Clash overlap (Å)
26:DC:244:VAL:HB	26:DC:248:GLY:HA2	2.03	0.41
27:DD:101:PHE:HA	27:DD:104:VAL:CG2	2.50	0.41
27:DD:168:GLU:O	27:DD:170:VAL:HG22	2.20	0.41
28:DE:14:VAL:HG23	28:DE:15:SER:N	2.36	0.41
31:DH:14:SER:C	31:DH:16:GLY:N	2.72	0.41
32:DI:45:THR:O	32:DI:48:ILE:HG22	2.20	0.41
32:DI:99:LYS:HB2	32:DI:140:GLU:OE1	2.21	0.41
33:DJ:13:ARG:O	33:DJ:14:ASP:CB	2.69	0.41
33:DJ:53:TYR:CE1	33:DJ:121:LYS:HG2	2.56	0.41
34:DK:62:VAL:CG1	34:DK:102:VAL:HG12	2.50	0.41
37:DN:24:MET:HE3	37:DN:44:LEU:HB2	2.03	0.41
37:DN:62:ASN:N	37:DN:62:ASN:ND2	2.66	0.41
39:DP:95:LYS:HB3	39:DP:97:TYR:CE1	2.55	0.41
39:DP:102:ARG:O	39:DP:103:THR:HB	2.21	0.41
40:DQ:9:ALA:O	40:DQ:12:ARG:HG2	2.21	0.41
43:DT:92:ASN:HB3	43:DT:93:LEU:HD22	2.02	0.41
44:DU:50:ALA:C	44:DU:51:LEU:O	2.58	0.41
44:DU:81:ARG:HD3	44:DU:96:LYS:NZ	2.36	0.41
48:DY:48:ARG:HH11	48:DY:48:ARG:CB	2.32	0.41
1:AA:31:G:C5	1:AA:306:A:H1'	2.56	0.41
1:AA:135:C:O2	18:AP:1:MET:HB2	2.19	0.41
1:AA:405:U:O2	1:AA:498:A:H2'	2.21	0.41
1:AA:471:U:O2'	1:AA:472:U:H5'	2.21	0.41
1:AA:636:U:O2'	1:AA:637:C:H5'	2.20	0.41
1:AA:691:G:O2'	1:AA:692:U:H5'	2.21	0.41
1:AA:769:G:H4'	1:AA:1513:A:H4'	2.03	0.41
1:AA:796:C:O3'	13:AK:126:ARG:NH2	2.47	0.41
1:AA:937:A:C5	1:AA:938:A:N7	2.89	0.41
1:AA:994:A:N7	1:AA:1216:A:H4'	2.36	0.41
1:AA:1023:U:H2'	1:AA:1024:G:H8	1.86	0.41
1:AA:1075:U:H2'	1:AA:1076:U:H6	1.86	0.41
1:AA:1128:C:H2'	1:AA:1129:C:C6	2.56	0.41
1:AA:1231:G:H2'	1:AA:1232:U:H6	1.86	0.41
1:AA:1283:U:C2'	1:AA:1284:C:H5'	2.51	0.41
1:AA:1343:G:OP1	11:AI:126:PHE:HE1	2.04	0.41
1:AA:1498:U:H4'	1:AA:1519:A:C2	2.55	0.41
3:AX:3:G:H4'	3:AX:5:U:H5'	2.03	0.41
4:AB:27:LYS:H	4:AB:28:PRO:HD2	1.85	0.41
4:AB:102:ASN:HA	4:AB:104:LYS:NZ	2.36	0.41
4:AB:202:ASN:ND2	4:AB:202:ASN:C	2.74	0.41
5:AC:7:ASN:ND2	16:AN:89:ARG:HA	2.20	0.41

*Continued on next page...*

*Continued from previous page...*

Atom-1	Atom-2	Interatomic distance (Å)	Clash overlap (Å)
5:AC:65:VAL:CG1	5:AC:66:THR:N	2.84	0.41
6:AD:60:VAL:HG22	6:AD:60:VAL:O	2.21	0.41
7:AE:156:ARG:NH1	10:AH:42:GLU:O	2.54	0.41
8:AF:38:ARG:HG3	8:AF:39:LEU:N	2.35	0.41
8:AF:42:TRP:CB	8:AF:59:TYR:HB2	2.35	0.41
9:AG:19:SER:O	9:AG:22:LEU:HB3	2.20	0.41
9:AG:24:LYS:HA	9:AG:27:ASN:HD22	1.84	0.41
9:AG:67:ASN:HB3	9:AG:137:ARG:HH22	1.85	0.41
9:AG:85:GLN:HA	9:AG:85:GLN:NE2	2.32	0.41
9:AG:125:ASP:HB3	9:AG:130:LYS:O	2.21	0.41
11:AI:51:LEU:HB3	11:AI:56:MET:HG3	2.02	0.41
12:AJ:36:VAL:HG22	12:AJ:76:ILE:HB	2.03	0.41
12:AJ:67:ILE:HG12	16:AN:94:GLY:O	2.21	0.41
13:AK:39:ASN:O	13:AK:41:LEU:HG	2.21	0.41
14:AL:111:GLN:HE21	14:AL:111:GLN:HB2	1.54	0.41
15:AM:69:ARG:HH11	15:AM:69:ARG:HG2	1.86	0.41
15:AM:108:ARG:HH11	15:AM:108:ARG:HG3	1.86	0.41
17:AO:46:LYS:O	17:AO:52:ARG:NH2	2.54	0.41
18:AP:52:LEU:O	18:AP:52:LEU:HD13	2.21	0.41
19:AQ:18:LYS:O	19:AQ:46:HIS:ND1	2.54	0.41
21:AS:35:ARG:CZ	21:AS:76:THR:HG21	2.51	0.41
23:AU:20:ARG:NH1	23:AU:21:SER:N	2.69	0.41
23:AU:20:ARG:HG3	23:AU:24:LYS:HE3	2.03	0.41
24:BA:13:G:H1	24:BA:69:G:HO2'	1.64	0.41
24:BA:89:U:C1'	25:BB:958:U:H2'	2.47	0.41
25:BB:37:C:H4'	25:BB:451:U:OP1	2.21	0.41
25:BB:61:C:OP2	48:BY:47:ARG:NH2	2.52	0.41
25:BB:147:C:O2'	25:BB:148:U:H5'	2.21	0.41
25:BB:413:C:H2'	25:BB:414:C:C6	2.55	0.41
25:BB:470:A:H2'	25:BB:471:A:O4'	2.21	0.41
25:BB:496:G:H1'	42:BS:61:ASN:HD21	1.86	0.41
25:BB:626:A:H2'	35:BL:78:ARG:NH1	2.35	0.41
25:BB:668:A:C2	25:BB:670:A:C6	3.09	0.41
25:BB:869:G:H2'	25:BB:870:U:O4'	2.20	0.41
25:BB:1040:A:H2	25:BB:1115:G:H22	1.69	0.41
25:BB:1062:G:H2'	25:BB:1063:G:H8	1.84	0.41
25:BB:1147:A:H2'	25:BB:1148:U:H6	1.83	0.41
25:BB:1159:U:O2'	25:BB:1160:G:H5'	2.21	0.41
25:BB:1165:A:C2	25:BB:1166:G:N7	2.89	0.41
25:BB:1394:U:C2'	25:BB:1395:A:H5'	2.50	0.41
25:BB:1460:U:H3'	25:BB:1461:C:C5'	2.49	0.41

*Continued on next page...*



*Continued from previous page...*

Atom-1	Atom-2	Interatomic distance (Å)	Clash overlap (Å)
25:BB:1494:A:H2'	25:BB:1495:A:C8	2.55	0.41
25:BB:1562:U:H2'	25:BB:1563:U:H6	1.85	0.41
25:BB:1742:U:O2'	25:BB:1743:G:H5'	2.21	0.41
25:BB:1937:A:N7	25:BB:1939:U:H2'	2.35	0.41
25:BB:2144:G:N2	25:BB:2148:G:C8	2.89	0.41
25:BB:2269:G:O3'	46:BW:18:LYS:HE3	2.20	0.41
25:BB:2313:C:H2'	25:BB:2314:A:H8	1.86	0.41
25:BB:2377:A:H4'	38:BO:117:PHE:O	2.21	0.41
25:BB:2379:G:H2'	25:BB:2380:C:C6	2.55	0.41
25:BB:2467:C:H2'	25:BB:2468:A:H5'	2.03	0.41
25:BB:2638:G:H1'	25:BB:2778:A:N6	2.35	0.41
25:BB:2678:C:H2'	25:BB:2679:A:C8	2.56	0.41
25:BB:2714:G:H2'	25:BB:2715:C:C6	2.56	0.41
25:BB:2849:U:H4'	25:BB:2850:A:C5'	2.51	0.41
26:BC:116:GLN:HG2	26:BC:117:SER:N	2.36	0.41
26:BC:140:VAL:CG2	26:BC:163:ILE:HG12	2.51	0.41
27:BD:109:VAL:HG11	27:BD:193:VAL:HG11	2.03	0.41
28:BE:138:LEU:HB3	28:BE:143:LEU:HB2	2.03	0.41
29:BF:11:VAL:HG22	29:BF:171:ALA:HB1	2.02	0.41
29:BF:36:ASN:O	29:BF:86:CYS:O	2.38	0.41
29:BF:46:LYS:HA	29:BF:49:LEU:HD23	2.03	0.41
30:BG:31:GLU:O	30:BG:32:LEU:HB2	2.21	0.41
30:BG:148:ARG:HA	30:BG:161:VAL:CB	2.46	0.41
31:BH:58:LEU:C	31:BH:60:GLU:N	2.74	0.41
31:BH:60:GLU:HA	31:BH:63:ALA:HB2	2.01	0.41
31:BH:80:ILE:CD1	31:BH:101:ASP:HB3	2.51	0.41
32:BI:73:PRO:HA	32:BI:74:PRO:HD3	1.99	0.41
32:BI:91:LYS:O	32:BI:94:LYS:HB2	2.21	0.41
33:BJ:97:PRO:O	33:BJ:99:ARG:N	2.54	0.41
34:BK:70:ARG:O	34:BK:73:GLY:N	2.50	0.41
35:BL:48:ARG:C	35:BL:50:PHE:H	2.24	0.41
37:BN:118:ARG:HE	37:BN:118:ARG:HB3	1.75	0.41
40:BQ:91:ARG:CD	41:BR:11:GLN:HB2	2.51	0.41
40:BQ:105:PHE:N	41:BR:46:GLU:OE1	2.53	0.41
41:BR:35:PHE:HB2	41:BR:59:ILE:HB	2.03	0.41
42:BS:99:ARG:HG3	42:BS:99:ARG:NH1	2.36	0.41
43:BT:69:ARG:HB3	43:BT:70:HIS:CE1	2.56	0.41
44:BU:78:LYS:CG	44:BU:79:ALA:H	2.21	0.41
45:BV:63:ILE:H	45:BV:70:ILE:CG1	2.22	0.41
46:BW:50:VAL:O	46:BW:52:CYS:N	2.53	0.41
47:BX:69:GLU:O	47:BX:70:LEU:CB	2.67	0.41

*Continued on next page...*

*Continued from previous page...*

Atom-1	Atom-2	Interatomic distance (Å)	Clash overlap (Å)
47:BX:76:LYS:HG3	47:BX:77:TYR:N	2.35	0.41
49:BZ:15:ARG:HG2	49:BZ:53:MET:SD	2.61	0.41
49:BZ:30:ARG:C	49:BZ:32:GLY:H	2.24	0.41
53:B3:44:ARG:N	53:B3:45:PRO:HD2	2.35	0.41
1:CA:59:A:H3'	1:CA:331:G:H22	1.85	0.41
1:CA:108:G:N3	1:CA:108:G:O4'	2.54	0.41
1:CA:110:C:H2'	1:CA:111:G:C8	2.56	0.41
1:CA:177:G:N3	1:CA:177:G:O4'	2.53	0.41
1:CA:232:G:H1'	1:CA:262:A:N1	2.36	0.41
1:CA:253:A:H2'	1:CA:254:G:C8	2.55	0.41
1:CA:253:A:H2'	1:CA:254:G:H8	1.86	0.41
1:CA:313:A:O2'	1:CA:314:C:H5'	2.20	0.41
1:CA:404:G:O2'	1:CA:405:U:H5'	2.19	0.41
1:CA:450:G:N7	1:CA:481:G:O6	2.54	0.41
1:CA:452:A:H2'	1:CA:453:G:O4'	2.21	0.41
1:CA:471:U:H2'	1:CA:472:U:H6	1.84	0.41
1:CA:522:C:H5''	14:CL:116:TYR:OH	2.21	0.41
1:CA:742:G:O2'	1:CA:743:A:H5'	2.21	0.41
1:CA:893:C:H2'	1:CA:894:G:C8	2.56	0.41
1:CA:915:A:C2'	1:CA:916:U:H5'	2.51	0.41
1:CA:1168:U:H4'	1:CA:1169:A:OP2	2.21	0.41
1:CA:1212:U:H5''	1:CA:1212:U:C6	2.56	0.41
1:CA:1277:C:H2'	1:CA:1278:G:H5''	2.03	0.41
1:CA:1321:U:O2'	21:CS:76:THR:HG22	2.20	0.41
1:CA:1352:C:H2'	1:CA:1353:G:O4'	2.21	0.41
4:CB:67:LEU:HD23	4:CB:160:LEU:HD21	2.03	0.41
4:CB:171:ALA:O	4:CB:175:ALA:HB3	2.21	0.41
4:CB:195:VAL:CG1	4:CB:196:ASP:N	2.82	0.41
4:CB:220:VAL:O	4:CB:220:VAL:HG12	2.20	0.41
5:CC:39:ARG:NH2	5:CC:55:VAL:HA	2.35	0.41
5:CC:85:LYS:HG2	5:CC:86:LEU:HD12	2.02	0.41
5:CC:115:VAL:CG1	5:CC:136:ALA:HB1	2.50	0.41
5:CC:122:GLN:O	5:CC:127:VAL:HG13	2.21	0.41
5:CC:129:PHE:CE2	5:CC:156:LEU:HD13	2.56	0.41
6:CD:2:ARG:H	6:CD:2:ARG:HG2	1.54	0.41
6:CD:7:LYS:H	6:CD:7:LYS:HG3	1.45	0.41
6:CD:84:ASN:N	6:CD:88:ASN:HD21	2.18	0.41
7:CE:59:ILE:HG13	7:CE:60:GLN:N	2.36	0.41
7:CE:95:MET:O	7:CE:96:GLN:NE2	2.53	0.41
8:CF:11:HIS:HB3	8:CF:14:GLN:HG2	2.03	0.41
8:CF:18:VAL:N	8:CF:19:PRO:HD2	2.36	0.41

*Continued on next page...*

*Continued from previous page...*

Atom-1	Atom-2	Interatomic distance (Å)	Clash overlap (Å)
8:CF:30:THR:HA	8:CF:34:GLY:O	2.20	0.41
9:CG:110:ARG:HD3	9:CG:118:ARG:CB	2.51	0.41
11:CI:12:LYS:HE2	11:CI:109:GLN:CG	2.45	0.41
11:CI:12:LYS:H	11:CI:105:ARG:NH2	2.19	0.41
12:CJ:41:PRO:O	12:CJ:72:ARG:HD3	2.20	0.41
13:CK:14:GLN:CD	13:CK:14:GLN:N	2.74	0.41
13:CK:30:ILE:O	13:CK:30:ILE:HD12	2.21	0.41
13:CK:80:ASN:HA	13:CK:105:ARG:H	1.86	0.41
14:CL:87:LYS:HE2	14:CL:87:LYS:HB3	1.89	0.41
15:CM:3:ILE:O	15:CM:5:GLY:N	2.45	0.41
15:CM:102:LYS:HZ1	15:CM:103:THR:CG2	2.34	0.41
16:CN:56:PRO:HA	16:CN:59:GLN:CG	2.43	0.41
19:CQ:6:THR:C	19:CQ:7:LEU:HD22	2.41	0.41
23:CU:15:LEU:C	23:CU:17:ARG:HD2	2.42	0.41
24:DA:35:C:O2	24:DA:35:C:O4'	2.38	0.41
25:DB:259:G:H2'	25:DB:260:G:C8	2.56	0.41
25:DB:497:A:H2'	25:DB:498:G:C8	2.55	0.41
25:DB:813:U:H2'	25:DB:814:C:H6	1.83	0.41
25:DB:822:G:O6	25:DB:943:A:H2	2.04	0.41
25:DB:1017:G:O2'	25:DB:1018:U:H5'	2.21	0.41
25:DB:1068:G:C6	25:DB:1069:A:N6	2.89	0.41
25:DB:1076:C:H2'	25:DB:1077:A:H8	1.85	0.41
25:DB:1266:G:OP2	50:D0:16:ARG:NE	2.53	0.41
25:DB:1397:U:H5''	25:DB:1398:C:H5	1.86	0.41
25:DB:1430:G:O2'	25:DB:1431:A:H5'	2.21	0.41
25:DB:1458:U:O3'	25:DB:1459:G:H4'	2.20	0.41
25:DB:1511:G:H2'	25:DB:1512:C:H6	1.86	0.41
25:DB:1667:G:OP1	34:DK:5:THR:HA	2.21	0.41
25:DB:1714:U:H3'	25:DB:1715:G:C5'	2.43	0.41
25:DB:2197:U:O2'	25:DB:2198:A:H2'	2.20	0.41
25:DB:2267:A:OP2	25:DB:2268:A:H5''	2.21	0.41
25:DB:2330:G:C2'	25:DB:2331:G:H5'	2.51	0.41
25:DB:2526:G:N3	54:D4:1:MET:N	2.69	0.41
25:DB:2785:C:H2'	25:DB:2786:U:H6	1.85	0.41
26:DC:152:GLN:HA	26:DC:155:ARG:HD2	2.02	0.41
27:DD:74:GLU:OE1	27:DD:74:GLU:HA	2.20	0.41
27:DD:90:PHE:O	27:DD:92:VAL:N	2.54	0.41
27:DD:119:ALA:CB	27:DD:165:MET:HB2	2.51	0.41
27:DD:179:ARG:HG3	27:DD:188:LEU:HD12	2.03	0.41
28:DE:22:ASP:HA	28:DE:114:ARG:NH2	2.35	0.41
28:DE:122:GLU:O	28:DE:123:LYS:HB2	2.21	0.41

*Continued on next page...*

*Continued from previous page...*

Atom-1	Atom-2	Interatomic distance (Å)	Clash overlap (Å)
29:DF:11:VAL:HG13	29:DF:171:ALA:CB	2.51	0.41
29:DF:23:SER:C	29:DF:25:MET:N	2.73	0.41
29:DF:25:MET:C	29:DF:27:VAL:N	2.72	0.41
29:DF:33:ILE:H	29:DF:90:LEU:HB2	1.85	0.41
29:DF:36:ASN:O	29:DF:86:CYS:O	2.39	0.41
29:DF:87:LYS:CG	29:DF:88:VAL:H	2.33	0.41
30:DG:46:ASP:HB3	30:DG:47:ASN:H	1.67	0.41
31:DH:1:MET:HB2	31:DH:23:ALA:HB2	2.03	0.41
31:DH:6:LEU:O	31:DH:7:ASP:HB2	2.21	0.41
31:DH:31:VAL:HG12	31:DH:32:PRO:HD2	2.02	0.41
31:DH:48:GLU:OE2	31:DH:52:ALA:HB2	2.21	0.41
32:DI:56:VAL:CG2	32:DI:68:PHE:HB2	2.51	0.41
32:DI:108:ILE:CG2	32:DI:128:ILE:HD13	2.51	0.41
33:DJ:82:GLY:O	33:DJ:84:ILE:N	2.54	0.41
33:DJ:97:PRO:O	33:DJ:99:ARG:N	2.54	0.41
36:DM:42:THR:C	36:DM:44:ARG:N	2.72	0.41
36:DM:51:ARG:HG2	36:DM:51:ARG:HH11	1.86	0.41
36:DM:76:LYS:HA	36:DM:77:PRO:HD3	1.97	0.41
38:DO:31:THR:HG23	38:DO:34:HIS:O	2.20	0.41
39:DP:86:LYS:HB3	39:DP:87:ARG:H	1.57	0.41
40:DQ:104:ALA:C	40:DQ:106:THR:H	2.24	0.41
42:DS:76:VAL:HA	42:DS:102:HIS:O	2.20	0.41
43:DT:42:GLU:O	43:DT:46:ALA:HB2	2.21	0.41
43:DT:69:ARG:HA	43:DT:69:ARG:HD2	1.84	0.41
44:DU:3:LYS:HB3	44:DU:82:VAL:HG21	2.02	0.41
44:DU:73:ASN:O	44:DU:75:ALA:N	2.47	0.41
44:DU:85:ARG:NH1	44:DU:86:PHE:H	2.19	0.41
45:DV:42:LEU:HB2	45:DV:47:VAL:HG21	2.03	0.41
45:DV:44:HIS:O	45:DV:45:ASP:C	2.58	0.41
46:DW:28:GLU:H	46:DW:31:LEU:CD1	2.34	0.41
48:DY:23:ARG:HG2	48:DY:23:ARG:HH11	1.86	0.41
48:DY:25:GLN:HE21	48:DY:25:GLN:HB3	1.61	0.41
48:DY:39:GLN:O	48:DY:42:LEU:HB3	2.21	0.41
49:DZ:8:GLN:HG2	49:DZ:10:ARG:O	2.20	0.41
50:D0:33:SER:CB	50:D0:35:GLU:HG2	2.51	0.41
1:AA:73:C:O2'	1:AA:74:A:H5'	2.21	0.41
1:AA:100:G:H2'	1:AA:101:A:O4'	2.21	0.41
1:AA:416:G:H2'	1:AA:417:G:O4'	2.20	0.41
1:AA:676:A:H1'	13:AK:116:PRO:HB3	2.03	0.41
1:AA:975:A:N6	12:AJ:50:THR:O	2.54	0.41
1:AA:1289:A:N6	1:AA:1371:G:HO2'	2.18	0.41

*Continued on next page...*

*Continued from previous page...*

Atom-1	Atom-2	Interatomic distance (Å)	Clash overlap (Å)
1:AA:1302:C:H5'	15:AM:16:ILE:HG23	2.02	0.41
4:AB:26:MET:CE	4:AB:192:PRO:HD3	2.50	0.41
4:AB:31:PHE:N	4:AB:41:ASN:HB2	2.35	0.41
5:AC:15:LYS:HE2	5:AC:180:ASP:CB	2.51	0.41
6:AD:27:ILE:HG22	6:AD:28:ASP:N	2.36	0.41
6:AD:55:ARG:HH21	6:AD:58:GLN:CB	2.32	0.41
6:AD:75:TYR:O	6:AD:78:ALA:HB3	2.21	0.41
8:AF:18:VAL:N	8:AF:19:PRO:CD	2.84	0.41
9:AG:98:LEU:HB3	9:AG:102:TRP:CZ2	2.56	0.41
10:AH:94:VAL:O	10:AH:95:MET:C	2.59	0.41
10:AH:113:ARG:O	10:AH:116:ARG:NH1	2.53	0.41
11:AI:11:ARG:HG3	11:AI:77:ALA:CA	2.50	0.41
14:AL:120:ARG:HG2	14:AL:121:PRO:HD2	2.02	0.41
15:AM:2:ARG:HG2	15:AM:6:ILE:HA	2.03	0.41
25:BB:141:G:C6	43:BT:2:ILE:HD12	2.56	0.41
25:BB:267:C:H2'	25:BB:268:C:C6	2.56	0.41
25:BB:995:C:P	40:BQ:52:ARG:HH11	2.44	0.41
25:BB:1017:G:O2'	25:BB:1018:U:H5'	2.21	0.41
25:BB:1313:U:O2	25:BB:1313:U:H2'	2.21	0.41
25:BB:1464:G:H2'	25:BB:1465:G:H8	1.85	0.41
25:BB:1488:C:C2'	25:BB:1489:C:H5'	2.50	0.41
25:BB:1813:G:N2	26:BC:49:THR:HG22	2.36	0.41
25:BB:2031:A:C6	25:BB:2498:C:H1'	2.56	0.41
25:BB:2061:G:C8	25:BB:2501:C:H4'	2.56	0.41
25:BB:2310:C:O5'	25:BB:2310:C:H6	2.04	0.41
25:BB:2756:U:H4'	25:BB:2757:A:O5'	2.20	0.41
26:BC:107:LYS:HZ2	26:BC:193:GLU:HB2	1.86	0.41
26:BC:152:GLN:HA	26:BC:155:ARG:HD2	2.02	0.41
26:BC:211:ARG:HD2	26:BC:211:ARG:HA	1.91	0.41
27:BD:18:ASP:OD2	27:BD:18:ASP:N	2.52	0.41
27:BD:56:LYS:O	27:BD:57:ALA:HB3	2.20	0.41
29:BF:11:VAL:O	29:BF:12:VAL:HB	2.21	0.41
29:BF:77:LYS:HG3	29:BF:78:ILE:H	1.86	0.41
29:BF:117:SER:OG	29:BF:119:LYS:HD3	2.21	0.41
31:BH:115:VAL:O	31:BH:115:VAL:HG23	2.21	0.41
32:BI:11:GLN:NE2	32:BI:74:PRO:HG2	2.35	0.41
33:BJ:41:LYS:O	40:BQ:66:ALA:HB1	2.21	0.41
33:BJ:64:VAL:CG1	33:BJ:65:THR:N	2.83	0.41
37:BN:2:ARG:HA	37:BN:5:LYS:HD2	2.03	0.41
39:BP:62:LYS:HB3	39:BP:69:VAL:CG2	2.50	0.41
40:BQ:101:ASP:O	40:BQ:104:ALA:HB3	2.21	0.41

*Continued on next page...*

*Continued from previous page...*

Atom-1	Atom-2	Interatomic distance (Å)	Clash overlap (Å)
42:BS:40:ASN:O	42:BS:41:LYS:HG3	2.21	0.41
47:BX:4:CYS:C	47:BX:6:VAL:H	2.24	0.41
48:BY:17:GLU:HA	48:BY:20:ASN:OD1	2.21	0.41
48:BY:45:GLN:O	48:BY:47:ARG:N	2.47	0.41
53:B3:3:ILE:H	53:B3:3:ILE:HG13	1.57	0.41
54:B4:7:VAL:O	54:B4:8:LYS:O	2.38	0.41
1:CA:169:C:O2'	1:CA:170:U:H5'	2.21	0.41
1:CA:613:C:OP2	6:CD:80:ARG:NH2	2.54	0.41
1:CA:707:U:H4'	13:CK:21:HIS:CG	2.55	0.41
1:CA:818:G:C3'	1:CA:819:A:H5''	2.51	0.41
1:CA:880:C:O2'	1:CA:881:G:H5'	2.20	0.41
1:CA:1049:U:H4'	1:CA:1050:G:OP2	2.20	0.41
1:CA:1051:C:H2'	1:CA:1052:U:H6	1.85	0.41
1:CA:1112:C:H42	5:CC:177:LEU:HD23	1.83	0.41
1:CA:1182:G:C3'	1:CA:1183:U:H5'	2.51	0.41
1:CA:1283:U:O2'	1:CA:1284:C:H5'	2.21	0.41
1:CA:1315:U:C5	21:CS:5:LYS:HD2	2.56	0.41
5:CC:33:ASP:O	5:CC:37:LYS:HG2	2.20	0.41
5:CC:52:SER:C	5:CC:53:ARG:HG3	2.38	0.41
5:CC:129:PHE:CZ	5:CC:156:LEU:HD13	2.56	0.41
6:CD:22:SER:HB3	6:CD:108:ALA:O	2.21	0.41
6:CD:86:GLY:O	6:CD:89:LEU:HB3	2.20	0.41
6:CD:98:ASP:O	6:CD:113:ALA:HB3	2.20	0.41
6:CD:144:ILE:HG22	6:CD:145:ARG:N	2.36	0.41
8:CF:3:HIS:ND1	8:CF:95:ALA:HB2	2.35	0.41
8:CF:7:VAL:HG23	8:CF:60:VAL:O	2.21	0.41
9:CG:59:GLU:HA	9:CG:63:VAL:HG23	2.03	0.41
9:CG:66:GLU:HA	9:CG:69:ARG:CZ	2.51	0.41
10:CH:23:ALA:CB	10:CH:61:THR:HA	2.50	0.41
11:CI:6:TYR:HE1	11:CI:8:THR:HA	1.85	0.41
11:CI:93:LEU:O	11:CI:97:LEU:HG	2.21	0.41
11:CI:94:ARG:HB3	11:CI:98:ARG:CZ	2.51	0.41
13:CK:92:ARG:NH2	23:CU:20:ARG:HH22	2.19	0.41
15:CM:106:ARG:HD3	15:CM:110:GLY:O	2.21	0.41
18:CP:12:LYS:C	18:CP:14:ARG:H	2.23	0.41
21:CS:48:ILE:HG21	21:CS:70:LEU:HD22	2.03	0.41
23:CU:24:LYS:O	23:CU:28:LEU:N	2.54	0.41
25:DB:107:G:O2'	25:DB:108:G:H5'	2.20	0.41
25:DB:326:G:O2'	25:DB:327:G:H5'	2.21	0.41
25:DB:473:G:O2'	25:DB:474:G:H5'	2.21	0.41
25:DB:767:U:O2'	25:DB:768:G:H5'	2.21	0.41

*Continued on next page...*

*Continued from previous page...*

Atom-1	Atom-2	Interatomic distance (Å)	Clash overlap (Å)
25:DB:834:G:H4'	53:D3:52:GLY:O	2.21	0.41
25:DB:1100:C:C4	25:DB:1101:U:C5	3.08	0.41
25:DB:1601:G:OP2	43:DT:62:VAL:HB	2.21	0.41
25:DB:1957:C:H2'	25:DB:1958:C:C6	2.56	0.41
25:DB:2010:G:H2'	25:DB:2011:U:C6	2.56	0.41
25:DB:2639:A:N6	25:DB:2775:G:O2'	2.50	0.41
25:DB:2684:U:H4'	34:DK:75:VAL:CG2	2.51	0.41
25:DB:2869:G:H2'	25:DB:2870:C:H6	1.84	0.41
28:DE:169:VAL:C	28:DE:170:ARG:HD2	2.41	0.41
29:DF:170:ALA:C	29:DF:172:PHE:N	2.74	0.41
31:DH:136:SER:HB2	31:DH:137:GLU:OE1	2.21	0.41
32:DI:63:ASP:O	32:DI:63:ASP:OD1	2.39	0.41
38:DO:14:ALA:O	38:DO:18:LEU:HD13	2.21	0.41
38:DO:105:ALA:O	38:DO:107:ALA:N	2.54	0.41
54:D4:2:LYS:CD	54:D4:4:ARG:HH21	2.34	0.41
1:AA:5:U:H1'	1:AA:6:G:C2	2.56	0.40
1:AA:178:C:O2'	1:AA:179:A:H5'	2.21	0.40
1:AA:213:G:C2'	1:AA:214:C:H5'	2.48	0.40
1:AA:322:C:H4'	22:AT:17:ARG:HG3	2.03	0.40
1:AA:1226:C:H5''	15:AM:101:THR:HG21	2.03	0.40
1:AA:1323:G:H4'	1:AA:1362:A:C6	2.56	0.40
1:AA:1498:U:H4'	1:AA:1519:A:H2	1.87	0.40
6:AD:170:LEU:HA	6:AD:182:LYS:CB	2.50	0.40
7:AE:82:HIS:CE1	7:AE:146:MET:HA	2.56	0.40
8:AF:52:ASN:O	8:AF:53:LYS:HB2	2.21	0.40
11:AI:44:ARG:C	11:AI:46:VAL:H	2.24	0.40
13:AK:86:LYS:HZ3	13:AK:86:LYS:CB	2.34	0.40
14:AL:23:LEU:HD13	14:AL:25:ALA:N	2.30	0.40
15:AM:10:ASP:HB3	15:AM:44:ILE:CD1	2.51	0.40
16:AN:23:ARG:HG3	16:AN:26:LEU:CD2	2.51	0.40
18:AP:71:VAL:HG13	18:AP:72:ALA:N	2.36	0.40
18:AP:75:ILE:HG21	18:AP:80:LYS:HZ2	1.85	0.40
20:AR:29:LYS:HD3	20:AR:29:LYS:C	2.41	0.40
21:AS:10:ILE:HD12	21:AS:14:LEU:HD21	2.02	0.40
22:AT:4:LYS:O	22:AT:6:ALA:N	2.54	0.40
25:BB:289:G:O2'	25:BB:290:U:H5'	2.20	0.40
25:BB:312:G:H2'	25:BB:313:G:H8	1.86	0.40
25:BB:372:G:H5''	47:BX:60:LYS:HD3	2.03	0.40
25:BB:775:G:H4'	25:BB:776:G:H5'	2.02	0.40
25:BB:1025:G:H8	25:BB:1025:G:OP1	2.04	0.40
25:BB:1151:A:H2'	25:BB:1152:C:C6	2.56	0.40

*Continued on next page...*



*Continued from previous page...*

Atom-1	Atom-2	Interatomic distance (Å)	Clash overlap (Å)
25:BB:1196:C:H2'	25:BB:1197:G:C8	2.56	0.40
25:BB:1239:G:H2'	25:BB:1240:U:O4'	2.21	0.40
25:BB:1279:G:OP2	37:BN:35:LYS:HD2	2.21	0.40
25:BB:1283:G:H1'	25:BB:1329:U:O2	2.21	0.40
25:BB:1292:G:H2'	25:BB:1293:C:H6	1.86	0.40
25:BB:1340:U:H5'	43:BT:61:LEU:CD2	2.50	0.40
25:BB:1542:U:O2'	25:BB:1543:G:H5'	2.21	0.40
25:BB:1564:C:O5'	25:BB:1564:C:H6	2.04	0.40
25:BB:1716:U:H2'	25:BB:1717:A:H8	1.87	0.40
25:BB:2091:C:H1'	47:BX:33:HIS:CD2	2.56	0.40
25:BB:2188:U:H2'	25:BB:2189:U:O4'	2.22	0.40
25:BB:2507:C:H2'	25:BB:2508:G:H8	1.86	0.40
25:BB:2592:G:O2'	25:BB:2593:U:H5'	2.21	0.40
25:BB:2868:A:H2'	25:BB:2869:G:H8	1.84	0.40
29:BF:87:LYS:O	29:BF:88:VAL:HB	2.20	0.40
30:BG:3:VAL:C	30:BG:5:LYS:H	2.25	0.40
31:BH:34:GLY:O	31:BH:35:LYS:HG2	2.21	0.40
31:BH:70:GLU:CB	31:BH:71:LYS:HD3	2.51	0.40
34:BK:9:VAL:HG21	34:BK:15:ALA:HA	2.03	0.40
35:BL:51:GLU:HG2	53:B3:56:LEU:HD21	2.03	0.40
37:BN:31:HIS:C	37:BN:33:ILE:H	2.25	0.40
42:BS:49:LYS:NZ	42:BS:49:LYS:HB3	2.36	0.40
48:BY:57:LEU:N	48:BY:59:GLU:OE2	2.54	0.40
52:B2:1:MET:CG	52:B2:2:LYS:H	2.27	0.40
1:CA:74:A:H2'	1:CA:75:G:O4'	2.21	0.40
1:CA:246:A:H4'	1:CA:247:G:H4'	2.03	0.40
1:CA:422:C:H1'	1:CA:423:G:N2	2.36	0.40
1:CA:764:C:H2'	1:CA:765:G:C5'	2.49	0.40
1:CA:876:C:H2'	1:CA:877:G:H8	1.85	0.40
1:CA:878:A:OP1	10:CH:79:ARG:CZ	2.69	0.40
1:CA:944:G:H2'	1:CA:945:G:H5''	2.03	0.40
1:CA:1004:A:H2'	1:CA:1005:A:O4'	2.21	0.40
1:CA:1014:A:C5'	21:CS:13:HIS:HB3	2.51	0.40
1:CA:1017:U:O2'	1:CA:1018:G:H5'	2.21	0.40
1:CA:1129:C:O3'	1:CA:1130:A:H8	2.04	0.40
1:CA:1135:U:H3'	1:CA:1137:C:N3	2.36	0.40
1:CA:1432:G:H5''	39:DP:105:LYS:CG	2.51	0.40
4:CB:156:LEU:HA	4:CB:157:PRO:HD2	1.91	0.40
4:CB:199:ILE:C	4:CB:201:GLY:H	2.24	0.40
4:CB:210:THR:HA	4:CB:213:LEU:HG	2.03	0.40
5:CC:89:VAL:HG23	5:CC:90:VAL:N	2.37	0.40

*Continued on next page...*

*Continued from previous page...*

Atom-1	Atom-2	Interatomic distance (Å)	Clash overlap (Å)
6:CD:99:ASN:O	6:CD:102:TYR:HB3	2.21	0.40
6:CD:104:MET:O	6:CD:106:PHE:N	2.54	0.40
6:CD:125:ASN:H	6:CD:141:VAL:HG23	1.86	0.40
7:CE:45:VAL:HG21	7:CE:140:ILE:HG12	2.03	0.40
8:CF:2:ARG:HG2	8:CF:92:THR:HG1	1.86	0.40
8:CF:58:HIS:CD2	8:CF:59:TYR:N	2.89	0.40
9:CG:73:GLU:HG2	9:CG:88:VAL:HG13	2.02	0.40
10:CH:79:ARG:CB	10:CH:80:PRO:HD2	2.51	0.40
11:CI:98:ARG:HA	11:CI:103:VAL:HG22	2.02	0.40
13:CK:95:THR:CG2	13:CK:96:ILE:N	2.83	0.40
14:CL:36:VAL:HG23	14:CL:36:VAL:O	2.21	0.40
15:CM:13:HIS:HA	15:CM:43:LYS:HA	2.03	0.40
23:CU:24:LYS:O	23:CU:27:VAL:HG23	2.21	0.40
23:CU:27:VAL:O	23:CU:29:ALA:N	2.54	0.40
25:DB:8:C:H5''	33:DJ:53:TYR:OH	2.21	0.40
25:DB:587:C:C6	25:DB:671:C:H1'	2.57	0.40
25:DB:701:G:O2'	25:DB:702:U:H5'	2.21	0.40
25:DB:851:C:O4'	49:DZ:46:MET:HG2	2.21	0.40
25:DB:996:A:H4'	40:DQ:91:ARG:CG	2.43	0.40
25:DB:1241:A:H2'	25:DB:1242:U:C5'	2.50	0.40
25:DB:1241:A:H3'	25:DB:1242:U:C6	2.56	0.40
25:DB:1873:G:O2'	25:DB:1874:C:H5'	2.21	0.40
25:DB:2093:G:H1'	25:DB:2198:A:C2	2.56	0.40
25:DB:2262:U:H4'	25:DB:2328:A:C2	2.56	0.40
25:DB:2306:C:H42	29:DF:38:GLY:HA3	1.87	0.40
25:DB:2432:A:N1	47:DX:20:ALA:HA	2.36	0.40
25:DB:2461:A:H1'	25:DB:2492:U:C2	2.56	0.40
25:DB:2515:C:P	33:DJ:81:ILE:HD11	2.61	0.40
25:DB:2550:G:O2'	25:DB:2551:C:H5'	2.21	0.40
25:DB:2590:A:H2'	25:DB:2591:C:H6	1.86	0.40
26:DC:20:ASN:CB	26:DC:23:LEU:HD13	2.49	0.40
26:DC:221:GLY:C	26:DC:223:ALA:H	2.23	0.40
29:DF:136:ILE:HG23	29:DF:142:TYR:HB2	2.03	0.40
30:DG:145:ALA:HB1	30:DG:148:ARG:HH21	1.86	0.40
31:DH:28:ASN:HD22	31:DH:28:ASN:HA	1.55	0.40
35:DL:39:LYS:HA	35:DL:39:LYS:HD2	1.76	0.40
36:DM:32:GLY:CA	36:DM:104:GLU:HA	2.49	0.40
40:DQ:57:ARG:HG2	40:DQ:57:ARG:NH1	2.34	0.40
40:DQ:91:ARG:CD	41:DR:11:GLN:HB2	2.51	0.40
42:DS:2:GLU:O	42:DS:3:THR:C	2.60	0.40
42:DS:72:THR:O	42:DS:73:LYS:HD2	2.22	0.40

*Continued on next page...*

*Continued from previous page...*

Atom-1	Atom-2	Interatomic distance (Å)	Clash overlap (Å)
43:DT:10:VAL:HG21	43:DT:42:GLU:HG3	2.03	0.40
43:DT:34:VAL:HG21	43:DT:43:ILE:HD11	2.02	0.40
48:DY:45:GLN:O	48:DY:46:VAL:HB	2.20	0.40
1:AA:75:G:H2'	1:AA:76:G:C1'	2.51	0.40
1:AA:121:U:N3	1:AA:235:C:OP2	2.54	0.40
1:AA:232:G:H1'	1:AA:262:A:N1	2.36	0.40
1:AA:264:C:H2'	1:AA:265:G:O4'	2.21	0.40
1:AA:398:U:H2'	1:AA:399:G:H8	1.86	0.40
1:AA:401:C:H2'	1:AA:402:G:C8	2.54	0.40
1:AA:637:C:H2'	1:AA:638:U:H6	1.87	0.40
1:AA:644:U:C2	1:AA:645:G:C8	3.09	0.40
1:AA:1057:G:H2'	1:AA:1058:G:O4'	2.21	0.40
1:AA:1226:C:H5''	15:AM:101:THR:HB	2.04	0.40
1:AA:1263:C:H2'	1:AA:1264:U:C6	2.56	0.40
4:AB:66:ILE:O	4:AB:89:PHE:HD1	2.04	0.40
5:AC:18:ASN:OD1	5:AC:39:ARG:NH2	2.54	0.40
5:AC:129:PHE:N	5:AC:129:PHE:CD1	2.88	0.40
8:AF:6:ILE:HG23	8:AF:62:MET:CB	2.48	0.40
9:AG:139:ASP:O	9:AG:142:ARG:HB2	2.21	0.40
10:AH:11:THR:CG2	10:AH:14:ARG:HH12	2.29	0.40
11:AI:28:VAL:HA	11:AI:33:SER:HA	2.03	0.40
11:AI:89:TYR:O	11:AI:90:ASP:HB2	2.20	0.40
13:AK:56:LYS:O	13:AK:58:THR:N	2.49	0.40
13:AK:96:ILE:H	13:AK:96:ILE:HG13	1.70	0.40
13:AK:115:ILE:O	13:AK:115:ILE:HG13	2.21	0.40
14:AL:40:THR:HB	14:AL:41:PRO:HD2	2.03	0.40
15:AM:3:ILE:HA	15:AM:52:ILE:HD11	2.04	0.40
15:AM:15:VAL:O	15:AM:18:LEU:N	2.54	0.40
16:AN:58:ARG:HH11	16:AN:58:ARG:HG3	1.85	0.40
17:AO:62:ARG:NH2	25:BB:715:A:H4'	2.36	0.40
18:AP:23:ASP:OD1	18:AP:25:ARG:N	2.54	0.40
18:AP:26:ASN:HD21	18:AP:31:ARG:HB3	1.82	0.40
20:AR:51:GLN:NE2	20:AR:51:GLN:HA	2.33	0.40
25:BB:200:U:H5''	47:BX:21:LEU:O	2.22	0.40
25:BB:637:A:O5'	35:BL:112:LEU:HD21	2.21	0.40
25:BB:749:A:N3	25:BB:1618:A:H2'	2.35	0.40
25:BB:1022:G:C2	25:BB:1140:C:N3	2.89	0.40
25:BB:1068:G:C6	25:BB:1069:A:N6	2.89	0.40
25:BB:1745:A:H2'	25:BB:1746:A:H8	1.85	0.40
25:BB:1813:G:N3	26:BC:49:THR:HG21	2.35	0.40
25:BB:2330:G:C2'	25:BB:2331:G:H5'	2.51	0.40

*Continued on next page...*

*Continued from previous page...*

Atom-1	Atom-2	Interatomic distance (Å)	Clash overlap (Å)
25:BB:2492:U:H2'	25:BB:2493:U:C6	2.56	0.40
25:BB:2678:C:O2'	25:BB:2679:A:H5'	2.21	0.40
25:BB:2773:C:H5''	27:BD:169:ARG:HB3	2.04	0.40
25:BB:2817:U:O2'	25:BB:2837:A:H1'	2.21	0.40
26:BC:53:ILE:O	26:BC:53:ILE:CG2	2.69	0.40
30:BG:3:VAL:HG23	30:BG:65:GLY:HA3	2.03	0.40
30:BG:60:GLY:O	30:BG:62:ALA:N	2.49	0.40
31:BH:15:LEU:N	31:BH:15:LEU:HD22	2.36	0.40
31:BH:70:GLU:HB2	31:BH:71:LYS:HD3	2.04	0.40
31:BH:70:GLU:C	31:BH:71:LYS:HD3	2.41	0.40
31:BH:135:HIS:O	31:BH:136:SER:C	2.58	0.40
35:BL:135:ILE:CG2	35:BL:136:GLU:N	2.84	0.40
38:BO:75:GLY:HA3	38:BO:106:LEU:O	2.21	0.40
40:BQ:17:LEU:HD13	40:BQ:30:VAL:O	2.20	0.40
40:BQ:71:ASN:HB3	40:BQ:72:GLY:H	1.51	0.40
43:BT:29:THR:HB	43:BT:86:THR:HG22	2.02	0.40
43:BT:53:VAL:CG1	43:BT:87:LEU:HD22	2.43	0.40
44:BU:3:LYS:N	44:BU:84:PHE:HZ	2.20	0.40
44:BU:72:PHE:HA	44:BU:78:LYS:O	2.21	0.40
44:BU:73:ASN:OD1	44:BU:76:THR:HG23	2.21	0.40
45:BV:7:GLU:O	45:BV:40:ILE:HA	2.21	0.40
45:BV:9:ARG:HD3	45:BV:41:GLU:HB3	2.03	0.40
46:BW:18:LYS:CD	46:BW:36:ILE:HD11	2.50	0.40
47:BX:69:GLU:C	47:BX:71:ARG:H	2.23	0.40
48:BY:23:ARG:C	48:BY:25:GLN:N	2.75	0.40
51:B1:34:GLU:O	51:B1:35:LEU:HB3	2.21	0.40
53:B3:22:LYS:HA	53:B3:48:MET:N	2.31	0.40
1:CA:102:G:N3	1:CA:151:A:H2	2.20	0.40
1:CA:435:A:O2'	1:CA:436:C:H5'	2.22	0.40
1:CA:746:A:H2'	1:CA:747:A:C8	2.56	0.40
1:CA:766:A:H2'	1:CA:767:A:O4'	2.21	0.40
1:CA:922:G:O2'	1:CA:923:A:H5'	2.21	0.40
1:CA:986:U:H2'	1:CA:987:G:O4'	2.22	0.40
1:CA:1072:G:H2'	1:CA:1073:U:H6	1.86	0.40
1:CA:1165:U:H2'	1:CA:1166:G:C8	2.57	0.40
1:CA:1299:A:C8	1:CA:1301:U:H1'	2.56	0.40
1:CA:1299:A:N7	1:CA:1302:C:H5	2.19	0.40
1:CA:1330:U:H5''	15:CM:69:ARG:HH22	1.86	0.40
4:CB:110:ILE:O	4:CB:111:LYS:C	2.59	0.40
4:CB:119:GLN:HG2	4:CB:124:THR:CG2	2.52	0.40
4:CB:224:ARG:CZ	4:CB:224:ARG:HB3	2.50	0.40

*Continued on next page...*

*Continued from previous page...*

Atom-1	Atom-2	Interatomic distance (Å)	Clash overlap (Å)
5:CC:9:ILE:HA	16:CN:97:LYS:HE2	2.04	0.40
5:CC:136:ALA:O	5:CC:139:ASN:OD1	2.38	0.40
6:CD:53:GLN:HE21	6:CD:53:GLN:HB3	1.67	0.40
6:CD:116:LEU:CD2	6:CD:153:ARG:HH11	2.33	0.40
7:CE:36:THR:HG23	7:CE:62:ALA:HB1	2.02	0.40
7:CE:89:THR:HG22	7:CE:91:SER:H	1.86	0.40
10:CH:19:ALA:O	10:CH:20:ASN:HB3	2.21	0.40
11:CI:75:ALA:HA	11:CI:78:ILE:CG1	2.51	0.40
13:CK:123:PRO:C	13:CK:125:LYS:H	2.24	0.40
14:CL:34:THR:HG21	14:CL:53:ARG:CZ	2.50	0.40
14:CL:49:ARG:HG3	14:CL:65:TYR:HE2	1.83	0.40
15:CM:33:LEU:O	15:CM:37:GLY:N	2.54	0.40
18:CP:67:ILE:HD11	18:CP:71:VAL:HG22	2.04	0.40
19:CQ:12:VAL:O	19:CQ:12:VAL:HG22	2.22	0.40
19:CQ:62:GLU:HA	19:CQ:72:TRP:CD2	2.57	0.40
25:DB:156:A:H2'	25:DB:157:C:C6	2.56	0.40
25:DB:627:A:H4'	25:DB:628:G:OP1	2.21	0.40
25:DB:674:G:H5''	28:DE:71:GLY:N	2.37	0.40
25:DB:751:A:H5'	42:DS:90:LYS:HA	2.02	0.40
25:DB:832:U:OP1	35:DL:39:LYS:HG2	2.21	0.40
25:DB:1010:A:H5'	40:DQ:61:ILE:CG2	2.51	0.40
25:DB:1076:C:O2'	25:DB:1077:A:H5'	2.22	0.40
25:DB:1349:C:H2'	25:DB:1350:C:C6	2.53	0.40
25:DB:1476:U:O2'	25:DB:1477:A:P	2.79	0.40
25:DB:1544:A:H2'	25:DB:1545:A:H8	1.85	0.40
25:DB:1829:A:H3'	25:DB:1830:C:H6	1.85	0.40
25:DB:1889:A:H2'	25:DB:1890:A:H8	1.84	0.40
25:DB:1936:A:C2	25:DB:1943:U:C5	3.08	0.40
25:DB:1964:G:H4'	25:DB:1965:C:OP2	2.22	0.40
25:DB:2373:G:H2'	25:DB:2374:C:C6	2.57	0.40
25:DB:2531:A:OP1	30:DG:174:LYS:HD3	2.22	0.40
26:DC:100:ARG:O	26:DC:101:ARG:HB2	2.21	0.40
26:DC:183:VAL:CG1	26:DC:184:GLU:N	2.72	0.40
27:DD:32:ASN:HA	27:DD:51:THR:O	2.22	0.40
28:DE:40:ARG:HH11	28:DE:40:ARG:CG	2.33	0.40
29:DF:163:GLU:C	29:DF:166:ARG:NE	2.63	0.40
29:DF:174:PHE:HA	29:DF:175:PRO:HD2	1.84	0.40
31:DH:70:GLU:OE2	31:DH:71:LYS:N	2.54	0.40
32:DI:4:VAL:O	32:DI:5:GLN:O	2.40	0.40
33:DJ:101:ILE:O	33:DJ:105:VAL:HG13	2.21	0.40
34:DK:1:ILE:O	34:DK:2:GLN:HB3	2.20	0.40

*Continued on next page...*

*Continued from previous page...*

Atom-1	Atom-2	Interatomic distance (Å)	Clash overlap (Å)
34:DK:33:GLY:O	34:DK:34:VAL:C	2.59	0.40
34:DK:52:LYS:HD3	34:DK:55:ASP:OD2	2.21	0.40
36:DM:12:MET:CB	36:DM:72:PRO:HD2	2.44	0.40
37:DN:41:ALA:C	37:DN:43:GLU:N	2.74	0.40
37:DN:73:ASN:HA	37:DN:76:VAL:CG2	2.47	0.40
41:DR:4:VAL:O	41:DR:38:VAL:HA	2.21	0.40
43:DT:64:LYS:HA	43:DT:64:LYS:HE3	2.02	0.40
1:AA:116:A:O5'	1:AA:116:A:H8	2.03	0.40
1:AA:124:C:O2'	1:AA:125:U:H5'	2.22	0.40
1:AA:186:C:O4'	22:AT:75:LYS:HE3	2.22	0.40
1:AA:313:A:O2'	1:AA:314:C:H5'	2.21	0.40
1:AA:338:A:H2'	1:AA:339:C:O4'	2.21	0.40
1:AA:534:U:O5'	1:AA:534:U:H6	2.05	0.40
1:AA:557:G:N1	1:AA:558:G:C2	2.90	0.40
1:AA:1017:U:O2'	1:AA:1018:G:H5'	2.22	0.40
1:AA:1101:A:N6	4:AB:101:THR:HG21	2.28	0.40
1:AA:1131:G:P	11:AI:4:GLN:HE22	2.44	0.40
1:AA:1168:U:H4'	1:AA:1169:A:OP2	2.20	0.40
1:AA:1212:U:C6	1:AA:1212:U:H5''	2.56	0.40
1:AA:1251:A:H1'	1:AA:1369:C:O2'	2.21	0.40
4:AB:172:ILE:HG22	4:AB:176:ASN:ND2	2.37	0.40
6:AD:36:ALA:N	6:AD:37:PRO:HD3	2.37	0.40
6:AD:96:ARG:NH2	6:AD:133:SER:HB3	2.36	0.40
7:AE:56:PRO:HA	7:AE:59:ILE:CG2	2.52	0.40
7:AE:68:ARG:HH11	7:AE:69:ASN:ND2	2.20	0.40
7:AE:80:LEU:HD22	7:AE:146:MET:CE	2.51	0.40
9:AG:136:LYS:HA	9:AG:139:ASP:HB2	2.02	0.40
15:AM:58:GLU:HA	15:AM:61:LYS:CE	2.51	0.40
15:AM:100:ARG:HB2	15:AM:100:ARG:HH11	1.85	0.40
18:AP:39:PHE:O	18:AP:41:PRO:HD3	2.21	0.40
18:AP:70:ARG:O	18:AP:73:ALA:HB3	2.21	0.40
19:AQ:3:LYS:O	19:AQ:4:ILE:HG13	2.21	0.40
24:BA:80:U:H2'	24:BA:81:G:C8	2.56	0.40
25:BB:388:G:N7	25:BB:390:U:H2'	2.37	0.40
25:BB:522:A:H2'	25:BB:523:C:H6	1.85	0.40
25:BB:718:A:H5'	25:BB:719:C:C5	2.56	0.40
25:BB:1131:G:C5	33:BJ:77:HIS:ND1	2.88	0.40
25:BB:1176:U:H3'	25:BB:1177:G:H8	1.86	0.40
25:BB:1199:U:H2'	25:BB:1200:C:C6	2.55	0.40
25:BB:1290:C:O2'	25:BB:1291:C:H5'	2.21	0.40
25:BB:1465:G:H2'	25:BB:1466:U:H6	1.86	0.40

*Continued on next page...*



*Continued from previous page...*

Atom-1	Atom-2	Interatomic distance (Å)	Clash overlap (Å)
25:BB:1854:A:H62	25:BB:1888:G:H1'	1.83	0.40
25:BB:2019:A:H4'	40:BQ:33:VAL:HG21	2.03	0.40
25:BB:2028:U:H2'	25:BB:2029:G:O4'	2.21	0.40
25:BB:2336:A:N6	46:BW:40:ARG:CZ	2.84	0.40
26:BC:174:ARG:HD3	26:BC:180:MET:HE1	2.02	0.40
26:BC:203:VAL:O	26:BC:204:LEU:HB2	2.20	0.40
26:BC:203:VAL:O	26:BC:205:GLY:N	2.52	0.40
27:BD:16:THR:HG22	27:BD:17:GLU:N	2.36	0.40
27:BD:33:ARG:CD	27:BD:51:THR:HB	2.50	0.40
28:BE:14:VAL:HG23	28:BE:15:SER:N	2.36	0.40
28:BE:47:LYS:HE2	28:BE:52:VAL:HA	2.04	0.40
28:BE:187:VAL:O	28:BE:188:MET:HB3	2.22	0.40
29:BF:51:ASN:HD22	29:BF:51:ASN:N	2.19	0.40
29:BF:147:ARG:HB3	29:BF:147:ARG:NH1	2.36	0.40
29:BF:161:SER:O	29:BF:164:GLU:N	2.54	0.40
30:BG:46:ASP:C	30:BG:48:THR:H	2.25	0.40
31:BH:27:ARG:HG2	31:BH:27:ARG:NH2	2.37	0.40
33:BJ:57:LEU:CD2	33:BJ:128:ASN:HA	2.51	0.40
34:BK:33:GLY:O	34:BK:34:VAL:C	2.60	0.40
36:BM:34:LYS:HZ3	36:BM:34:LYS:HG2	1.75	0.40
36:BM:45:GLN:HE22	36:BM:125:PRO:HG2	1.86	0.40
37:BN:41:ALA:C	37:BN:43:GLU:N	2.74	0.40
37:BN:62:ASN:N	37:BN:62:ASN:ND2	2.66	0.40
38:BO:19:GLN:HB3	38:BO:19:GLN:HE21	1.57	0.40
41:BR:4:VAL:O	41:BR:38:VAL:HA	2.22	0.40
42:BS:2:GLU:O	42:BS:3:THR:C	2.60	0.40
42:BS:37:THR:HG23	42:BS:48:LYS:CE	2.49	0.40
42:BS:88:ARG:HD2	42:BS:88:ARG:HA	1.94	0.40
43:BT:31:VAL:HA	43:BT:83:ALA:HB3	2.03	0.40
43:BT:92:ASN:HB3	43:BT:93:LEU:HD22	2.03	0.40
47:BX:19:HIS:C	47:BX:21:LEU:H	2.23	0.40
48:BY:9:LYS:HD2	48:BY:9:LYS:N	2.37	0.40
1:CA:60:A:C4'	1:CA:61:G:O5'	2.64	0.40
1:CA:372:C:C1'	1:CA:373:A:OP2	2.69	0.40
1:CA:597:G:H21	10:CH:85:TYR:HE2	1.68	0.40
1:CA:668:G:O2'	1:CA:669:G:H5'	2.21	0.40
1:CA:912:C:O2'	1:CA:913:A:H5'	2.21	0.40
4:CB:26:MET:HE2	4:CB:38:HIS:NE2	2.36	0.40
4:CB:85:SER:HB3	4:CB:88:GLN:CG	2.50	0.40
4:CB:95:TRP:HZ3	4:CB:99:MET:HB2	1.86	0.40
5:CC:10:ARG:NH1	5:CC:10:ARG:HG3	2.37	0.40

*Continued on next page...*



*Continued from previous page...*

Atom-1	Atom-2	Interatomic distance (Å)	Clash overlap (Å)
5:CC:19:SER:HB3	5:CC:21:TRP:NE1	2.36	0.40
6:CD:27:ILE:HG22	6:CD:27:ILE:O	2.21	0.40
6:CD:57:LYS:HE3	6:CD:203:TYR:HE2	1.86	0.40
6:CD:112:GLU:HA	6:CD:115:GLN:HB3	2.02	0.40
6:CD:183:ARG:HB2	6:CD:184:LYS:H	1.64	0.40
8:CF:74:LEU:HD13	8:CF:74:LEU:C	2.42	0.40
9:CG:64:ALA:HA	9:CG:126:ALA:HB1	2.03	0.40
11:CI:66:VAL:HG13	11:CI:74:GLN:OE1	2.21	0.40
12:CJ:10:LEU:CG	12:CJ:72:ARG:HB2	2.52	0.40
14:CL:23:LEU:HD23	14:CL:58:ASN:CB	2.39	0.40
15:CM:14:ALA:HA	15:CM:44:ILE:HD11	2.03	0.40
16:CN:94:GLY:O	16:CN:95:LEU:C	2.59	0.40
18:CP:67:ILE:HG13	18:CP:68:SER:N	2.37	0.40
20:CR:70:THR:C	20:CR:72:ARG:H	2.25	0.40
21:CS:5:LYS:C	21:CS:6:LYS:HD2	2.42	0.40
22:CT:9:ARG:HH11	22:CT:9:ARG:HG2	1.86	0.40
24:DA:85:G:H2'	24:DA:86:G:H8	1.86	0.40
24:DA:105:G:O2'	24:DA:106:G:H5'	2.21	0.40
25:DB:15:G:H2'	25:DB:16:C:H6	1.87	0.40
25:DB:135:U:H6	25:DB:135:U:O5'	2.04	0.40
25:DB:500:G:H1'	25:DB:505:A:N6	2.36	0.40
25:DB:588:U:O2'	25:DB:589:U:H5'	2.21	0.40
25:DB:974:G:OP2	41:DR:78:ARG:HD3	2.21	0.40
25:DB:975:A:H1'	25:DB:990:A:C2	2.56	0.40
25:DB:1212:G:H1'	25:DB:1236:G:H22	1.86	0.40
25:DB:1848:A:H2'	25:DB:1849:G:C8	2.55	0.40
25:DB:2261:C:N4	46:DW:10:ARG:HB3	2.35	0.40
25:DB:2315:G:H2'	25:DB:2316:G:H8	1.86	0.40
25:DB:2751:G:O4'	30:DG:2:ARG:HD3	2.21	0.40
27:DD:9:VAL:HG22	27:DD:9:VAL:O	2.21	0.40
28:DE:108:ILE:HG12	35:DL:2:ARG:NH2	2.19	0.40
29:DF:34:THR:OG1	29:DF:154:THR:HB	2.21	0.40
29:DF:39:VAL:HB	29:DF:84:ILE:HD12	2.03	0.40
29:DF:106:ALA:N	29:DF:108:PRO:HD2	2.36	0.40
30:DG:34:ARG:HD3	30:DG:34:ARG:N	2.37	0.40
30:DG:151:ARG:HD2	30:DG:151:ARG:HA	2.00	0.40
32:DI:101:SER:OG	32:DI:104:GLN:HG3	2.21	0.40
33:DJ:17:VAL:HG23	33:DJ:137:PRO:HB3	2.02	0.40
34:DK:72:ASP:OD2	39:DP:79:VAL:HG21	2.22	0.40
35:DL:62:PRO:HB2	53:D3:24:LYS:HD2	2.03	0.40
36:DM:76:LYS:HG2	36:DM:80:VAL:HG11	2.03	0.40

*Continued on next page...*

*Continued from previous page...*

Atom-1	Atom-2	Interatomic distance (Å)	Clash overlap (Å)
40:DQ:66:ALA:O	40:DQ:69:ARG:HB3	2.21	0.40
40:DQ:79:ILE:HD13	40:DQ:79:ILE:C	2.41	0.40
40:DQ:90:ASP:H	41:DR:39:LEU:CD1	2.34	0.40
43:DT:50:LEU:C	43:DT:52:GLU:N	2.73	0.40
1:AA:85:U:H1'	1:AA:86:G:O4'	2.21	0.40
1:AA:428:G:O4'	1:AA:430:A:C8	2.75	0.40
1:AA:503:C:H2'	1:AA:504:C:H6	1.87	0.40
1:AA:524:G:H5'	57:AA:1925:HOH:O	2.20	0.40
1:AA:766:A:H2'	1:AA:767:A:O4'	2.21	0.40
1:AA:996:A:O2'	1:AA:997:U:H5'	2.22	0.40
1:AA:1069:C:HO2'	1:AA:1192:C:H1'	1.87	0.40
1:AA:1092:A:C6	1:AA:1093:A:C6	3.10	0.40
1:AA:1113:C:O2'	1:AA:1114:C:H5'	2.22	0.40
1:AA:1300:G:O2'	1:AA:1301:U:P	2.79	0.40
1:AA:1328:C:H2'	1:AA:1329:A:C8	2.57	0.40
1:AA:1352:C:H2'	1:AA:1353:G:O4'	2.21	0.40
1:AA:1527:U:H2'	1:AA:1528:U:C6	2.57	0.40
4:AB:21:TYR:O	4:AB:22:TRP:C	2.60	0.40
4:AB:83:ALA:HA	4:AB:88:GLN:NE2	2.36	0.40
7:AE:14:LEU:HD13	7:AE:14:LEU:C	2.41	0.40
7:AE:80:LEU:HG	7:AE:122:VAL:CG1	2.50	0.40
10:AH:77:VAL:HG12	10:AH:78:SER:N	2.36	0.40
11:AI:11:ARG:HA	11:AI:105:ARG:NH2	2.36	0.40
11:AI:33:SER:OG	11:AI:36:GLN:HB2	2.21	0.40
12:AJ:10:LEU:HD13	12:AJ:72:ARG:CB	2.43	0.40
12:AJ:80:THR:HB	12:AJ:83:THR:OG1	2.22	0.40
13:AK:126:ARG:HB2	23:AU:33:ARG:HD2	2.03	0.40
13:AK:126:ARG:CB	23:AU:33:ARG:HD2	2.52	0.40
14:AL:32:VAL:HB	14:AL:55:ARG:HB3	2.04	0.40
16:AN:52:ARG:C	16:AN:54:SER:N	2.75	0.40
20:AR:27:THR:HG22	20:AR:27:THR:O	2.21	0.40
20:AR:35:SER:HA	20:AR:71:ASP:CG	2.41	0.40
22:AT:31:ILE:HG21	22:AT:74:HIS:HE1	1.85	0.40
24:BA:43:C:C2'	24:BA:44:G:H5''	2.50	0.40
25:BB:2:G:O2'	25:BB:3:U:H5'	2.21	0.40
25:BB:143:C:N4	25:BB:144:A:N6	2.69	0.40
25:BB:169:G:O2'	25:BB:170:U:H5'	2.21	0.40
25:BB:381:G:OP1	47:BX:17:ARG:HD3	2.21	0.40
25:BB:457:A:H61	25:BB:470:A:H3'	1.85	0.40
25:BB:473:G:O2'	25:BB:474:G:H5'	2.22	0.40
25:BB:500:G:H1'	25:BB:505:A:N6	2.37	0.40

*Continued on next page...*

*Continued from previous page...*

Atom-1	Atom-2	Interatomic distance (Å)	Clash overlap (Å)
25:BB:704:G:H2'	25:BB:726:G:N2	2.23	0.40
25:BB:912:C:O2'	25:BB:913:U:H5'	2.21	0.40
25:BB:935:C:H2'	25:BB:936:A:H8	1.87	0.40
25:BB:1353:A:H2'	25:BB:1354:A:C8	2.56	0.40
25:BB:1523:U:O5'	25:BB:1523:U:H6	2.05	0.40
25:BB:1668:A:H4'	25:BB:1669:A:O5'	2.22	0.40
25:BB:1789:A:OP1	26:BC:219:VAL:HA	2.21	0.40
25:BB:2593:U:O2'	25:BB:2594:C:H5'	2.21	0.40
25:BB:2730:C:H4'	27:BD:174:SER:HB3	2.04	0.40
25:BB:2758:A:C2'	25:BB:2759:G:H5'	2.51	0.40
25:BB:2820:A:OP2	37:BN:2:ARG:NH2	2.54	0.40
25:BB:2869:G:H2'	25:BB:2870:C:H6	1.86	0.40
25:BB:2901:C:H2'	25:BB:2901:C:O2	2.21	0.40
26:BC:6:LYS:C	26:BC:8:THR:H	2.23	0.40
27:BD:92:VAL:O	27:BD:93:GLY:C	2.60	0.40
28:BE:29:HIS:CD2	35:BL:8:PRO:HG3	2.57	0.40
28:BE:122:GLU:O	28:BE:123:LYS:HB2	2.21	0.40
29:BF:102:LEU:C	29:BF:104:THR:N	2.75	0.40
29:BF:157:THR:C	29:BF:159:ALA:H	2.25	0.40
30:BG:94:ARG:CA	30:BG:127:GLN:HG3	2.51	0.40
31:BH:128:HIS:HB3	31:BH:144:VAL:HB	2.03	0.40
33:BJ:4:PHE:O	33:BJ:5:THR:HB	2.21	0.40
33:BJ:44:TYR:C	33:BJ:44:TYR:CD2	2.95	0.40
33:BJ:106:LYS:C	33:BJ:108:MET:N	2.73	0.40
35:BL:117:THR:HB	35:BL:118:THR:H	1.68	0.40
36:BM:109:PRO:C	36:BM:111:GLU:N	2.74	0.40
37:BN:78:LYS:HG2	37:BN:83:LEU:HD13	2.02	0.40
40:BQ:63:ARG:HA	40:BQ:66:ALA:HB3	2.04	0.40
45:BV:51:GLN:HE21	45:BV:51:GLN:HB2	1.66	0.40
46:BW:35:ILE:HG22	46:BW:36:ILE:N	2.35	0.40
46:BW:37:VAL:HG11	46:BW:38:ARG:HH11	1.86	0.40
46:BW:72:GLY:HA3	46:BW:73:PRO:HD3	1.99	0.40
47:BX:7:THR:HG21	47:BX:54:GLY:HA2	2.04	0.40
47:BX:10:ARG:CB	47:BX:11:PRO:HD2	2.51	0.40
48:BY:14:LEU:C	48:BY:14:LEU:HD13	2.42	0.40
1:CA:43:C:H5'	18:CP:12:LYS:HB3	2.03	0.40
1:CA:266:G:HO2'	1:CA:267:C:H3'	1.83	0.40
1:CA:538:G:OP2	14:CL:111:GLN:HB2	2.22	0.40
1:CA:599:C:H4'	10:CH:121:GLY:C	2.41	0.40
1:CA:636:U:O2'	1:CA:637:C:H5'	2.22	0.40
1:CA:909:A:H2'	1:CA:910:C:O4'	2.21	0.40

*Continued on next page...*

*Continued from previous page...*

Atom-1	Atom-2	Interatomic distance (Å)	Clash overlap (Å)
1:CA:1053:G:C6	1:CA:1199:U:H2'	2.57	0.40
1:CA:1343:G:H1'	11:CI:122:ARG:HH12	1.86	0.40
4:CB:161:PHE:HE1	4:CB:216:VAL:HG11	1.86	0.40
4:CB:204:ASP:N	4:CB:209:VAL:CG1	2.84	0.40
4:CB:221:ARG:C	4:CB:223:GLY:H	2.24	0.40
5:CC:115:VAL:HB	5:CC:199:VAL:CG1	2.52	0.40
5:CC:128:MET:SD	5:CC:128:MET:C	3.00	0.40
5:CC:140:ALA:HA	5:CC:143:LEU:HD21	2.03	0.40
6:CD:71:PHE:CE2	6:CD:89:LEU:HD11	2.50	0.40
7:CE:54:GLU:CD	7:CE:56:PRO:HG2	2.42	0.40
7:CE:156:ARG:NH2	10:CH:43:GLY:HA2	2.37	0.40
8:CF:3:HIS:CE1	8:CF:95:ALA:H	2.40	0.40
8:CF:74:LEU:O	8:CF:78:PHE:CE1	2.75	0.40
9:CG:70:PRO:HA	9:CG:141:HIS:NE2	2.37	0.40
9:CG:109:LYS:O	9:CG:110:ARG:HG3	2.21	0.40
11:CI:48:ARG:CA	11:CI:51:LEU:HG	2.51	0.40
12:CJ:39:PRO:CA	12:CJ:74:VAL:HG22	2.51	0.40
14:CL:109:ARG:HH21	14:CL:112:ALA:HB3	1.86	0.40
16:CN:22:LYS:C	16:CN:24:ALA:H	2.24	0.40
16:CN:87:ALA:HB1	16:CN:95:LEU:HD12	2.03	0.40
19:CQ:48:GLU:C	19:CQ:50:ASN:H	2.25	0.40
25:DB:137:U:H2'	25:DB:138:U:C6	2.57	0.40
25:DB:267:C:H2'	25:DB:268:C:C6	2.55	0.40
25:DB:309:A:H1'	25:DB:329:G:N3	2.37	0.40
25:DB:568:U:OP1	25:DB:945:A:N6	2.52	0.40
25:DB:568:U:P	35:DL:36:LYS:HE2	2.61	0.40
25:DB:1326:U:O2'	25:DB:1327:A:H5'	2.21	0.40
25:DB:1649:G:O2'	37:DN:106:ASP:OD2	2.39	0.40
25:DB:1864:U:C2'	25:DB:1865:U:H5'	2.52	0.40
25:DB:1885:A:C2	25:DB:1886:U:H1'	2.56	0.40
25:DB:2056:G:H2'	25:DB:2056:G:N3	2.36	0.40
25:DB:2408:U:H2'	25:DB:2409:G:C8	2.57	0.40
25:DB:2418:A:H2'	25:DB:2419:U:O4'	2.22	0.40
25:DB:2570:G:O2'	25:DB:2571:U:H5'	2.21	0.40
25:DB:2671:G:O2'	25:DB:2672:U:H5'	2.22	0.40
25:DB:2756:U:H1'	25:DB:2757:A:H5''	2.04	0.40
25:DB:2830:C:OP2	27:DD:59:ARG:NH2	2.53	0.40
26:DC:62:ARG:HB3	26:DC:63:ILE:H	1.48	0.40
26:DC:177:SER:O	26:DC:270:ARG:HG3	2.22	0.40
27:DD:126:ASN:HD22	27:DD:126:ASN:HA	1.66	0.40
28:DE:104:ALA:O	28:DE:106:LYS:N	2.46	0.40

*Continued on next page...*

*Continued from previous page...*

Atom-1	Atom-2	Interatomic distance (Å)	Clash overlap (Å)
29:DF:15:LEU:CD1	29:DF:168:LEU:HD23	2.49	0.40
29:DF:116:LEU:HD23	29:DF:175:PRO:HG2	2.03	0.40
30:DG:94:ARG:CA	30:DG:127:GLN:HG3	2.52	0.40
31:DH:4:ILE:HG21	31:DH:47:PHE:CD1	2.57	0.40
32:DI:10:LEU:HD12	32:DI:10:LEU:C	2.41	0.40
32:DI:41:PHE:CE2	32:DI:45:THR:HG21	2.55	0.40
33:DJ:4:PHE:O	33:DJ:5:THR:HB	2.22	0.40
34:DK:99:PHE:CD1	34:DK:99:PHE:N	2.89	0.40
34:DK:109:GLU:C	34:DK:111:PHE:H	2.25	0.40
36:DM:45:GLN:HE22	36:DM:125:PRO:HG2	1.87	0.40
37:DN:118:ARG:C	37:DN:120:GLU:H	2.25	0.40
41:DR:13:ARG:HE	41:DR:13:ARG:HB3	1.79	0.40
42:DS:40:ASN:O	42:DS:41:LYS:HG3	2.22	0.40
43:DT:69:ARG:HB3	43:DT:70:HIS:CE1	2.56	0.40
44:DU:9:GLU:O	44:DU:72:PHE:N	2.55	0.40
45:DV:83:LYS:HA	45:DV:84:PRO:HD3	1.90	0.40
46:DW:49:ASN:C	46:DW:50:VAL:HG22	2.40	0.40
46:DW:74:LYS:O	46:DW:75:ASN:HB3	2.22	0.40
49:DZ:16:LEU:HD23	49:DZ:19:HIS:NE2	2.35	0.40
49:DZ:30:ARG:C	49:DZ:32:GLY:H	2.25	0.40
52:D2:1:MET:HG2	52:D2:2:LYS:N	2.27	0.40
53:D3:44:ARG:N	53:D3:45:PRO:HD2	2.36	0.40
1:AA:126:G:H4'	1:AA:634:C:H1'	2.04	0.40
1:AA:259:G:O2'	1:AA:260:G:H5'	2.22	0.40
1:AA:392:C:C2	1:AA:393:A:C8	3.09	0.40
1:AA:679:C:H2'	1:AA:680:C:H6	1.85	0.40
1:AA:745:G:H1'	1:AA:836:G:O2'	2.21	0.40
1:AA:791:G:C6	1:AA:792:A:N7	2.90	0.40
1:AA:812:G:H4'	1:AA:812:G:OP1	2.21	0.40
1:AA:826:C:O5'	10:AH:12:ARG:NH2	2.54	0.40
1:AA:949:A:N7	15:AM:104:ASN:ND2	2.69	0.40
1:AA:1055:A:N3	5:AC:155:ARG:NH1	2.70	0.40
1:AA:1085:U:H3'	1:AA:1086:U:C5	2.56	0.40
1:AA:1224:U:H4'	1:AA:1225:A:OP2	2.21	0.40
1:AA:1299:A:N7	1:AA:1302:C:H5	2.18	0.40
1:AA:1307:U:H2'	1:AA:1308:U:O4'	2.21	0.40
57:AA:1760:HOH:O	16:AN:2:LYS:HA	2.20	0.40
4:AB:10:LYS:O	4:AB:14:HIS:HE1	2.05	0.40
4:AB:26:MET:HG3	4:AB:29:PHE:CZ	2.57	0.40
5:AC:139:ASN:O	5:AC:142:ARG:HB3	2.22	0.40
7:AE:79:THR:HG23	7:AE:80:LEU:N	2.37	0.40

*Continued on next page...*

*Continued from previous page...*

Atom-1	Atom-2	Interatomic distance (Å)	Clash overlap (Å)
7:AE:132:PRO:C	7:AE:134:ASN:H	2.25	0.40
8:AF:64:VAL:CG1	8:AF:65:GLU:H	2.26	0.40
11:AI:33:SER:H	11:AI:36:GLN:HB3	1.87	0.40
11:AI:49:GLN:N	11:AI:50:PRO:CD	2.83	0.40
11:AI:115:VAL:CG2	12:AJ:62:ARG:HD2	2.51	0.40
13:AK:95:THR:O	13:AK:99:LEU:HD23	2.22	0.40
13:AK:124:LYS:HA	23:AU:34:ARG:HG2	2.04	0.40
14:AL:34:THR:O	14:AL:35:ARG:HB2	2.21	0.40
14:AL:66:ILE:HG21	14:AL:71:HIS:CD2	2.57	0.40
17:AO:31:LEU:HD12	17:AO:58:MET:HB2	2.03	0.40
18:AP:42:ILE:O	18:AP:43:ALA:CB	2.65	0.40
20:AR:42:ARG:HH11	20:AR:43:ILE:HG23	1.87	0.40
25:BB:30:G:OP1	40:BQ:4:LYS:HD2	2.21	0.40
25:BB:585:G:O2'	28:BE:77:ILE:HG22	2.22	0.40
25:BB:723:C:O2'	25:BB:724:U:H5'	2.22	0.40
25:BB:1291:C:O2'	25:BB:1292:G:H5'	2.22	0.40
25:BB:1383:A:H2	25:BB:1405:U:O2	2.03	0.40
25:BB:1665:A:O2'	25:BB:1666:G:H5'	2.22	0.40
25:BB:1869:G:H1'	25:BB:1872:A:H61	1.86	0.40
25:BB:2220:U:O2'	25:BB:2221:G:H5'	2.22	0.40
25:BB:2339:C:H2'	25:BB:2340:A:H8	1.85	0.40
25:BB:2714:G:O2'	25:BB:2715:C:H5'	2.22	0.40
25:BB:2834:G:H1'	25:BB:2883:A:H61	1.85	0.40
26:BC:124:LYS:CG	26:BC:125:PRO:HD2	2.52	0.40
26:BC:141:HIS:O	26:BC:143:VAL:N	2.53	0.40
27:BD:45:TYR:N	27:BD:45:TYR:HD1	2.19	0.40
29:BF:29:ARG:HH11	29:BF:29:ARG:CB	2.35	0.40
29:BF:129:MET:HG3	29:BF:153:ILE:HB	2.04	0.40
31:BH:1:MET:HG3	31:BH:3:VAL:HG13	2.03	0.40
31:BH:24:GLY:O	31:BH:28:ASN:HB2	2.21	0.40
32:BI:102:ARG:HA	32:BI:105:LEU:HD12	2.02	0.40
33:BJ:64:VAL:O	33:BJ:65:THR:HG22	2.21	0.40
34:BK:68:VAL:HG11	34:BK:105:GLU:OE1	2.21	0.40
36:BM:35:ALA:HB3	36:BM:99:GLY:N	2.15	0.40
36:BM:35:ALA:O	36:BM:36:VAL:CB	2.69	0.40
36:BM:97:GLN:HB2	36:BM:98:PRO:CD	2.51	0.40
37:BN:48:VAL:O	37:BN:49:GLU:HG2	2.22	0.40
37:BN:49:GLU:N	37:BN:50:PRO:CD	2.84	0.40
37:BN:57:THR:HB	37:BN:62:ASN:OD1	2.21	0.40
37:BN:114:GLU:HG2	37:BN:115:LEU:O	2.21	0.40
38:BO:79:ALA:HA	38:BO:115:LEU:HD13	2.02	0.40

*Continued on next page...*

*Continued from previous page...*

Atom-1	Atom-2	Interatomic distance (Å)	Clash overlap (Å)
39:BP:50:ARG:HG2	39:BP:57:ALA:O	2.22	0.40
40:BQ:4:LYS:HE2	40:BQ:7:VAL:HG13	2.03	0.40
40:BQ:90:ASP:H	41:BR:39:LEU:HD11	1.86	0.40
43:BT:50:LEU:HG	48:BY:26:PHE:CE1	2.56	0.40
44:BU:2:ALA:O	44:BU:3:LYS:C	2.60	0.40
45:BV:70:ILE:CG1	45:BV:71:LYS:H	2.21	0.40
46:BW:74:LYS:O	46:BW:75:ASN:HB3	2.22	0.40
47:BX:32:LEU:HA	47:BX:50:VAL:O	2.21	0.40
47:BX:54:GLY:O	47:BX:57:VAL:HB	2.20	0.40
49:BZ:45:GLY:O	49:BZ:48:ASN:HB3	2.22	0.40
54:B4:7:VAL:CG1	54:B4:8:LYS:H	2.16	0.40
1:CA:509:A:N3	1:CA:543:U:O2'	2.45	0.40
1:CA:600:A:OP2	10:CH:87:ARG:HG2	2.21	0.40
1:CA:782:A:H2'	1:CA:783:C:O4'	2.21	0.40
1:CA:1005:A:C2	1:CA:1006:G:H1'	2.56	0.40
1:CA:1056:U:H5'	5:CC:162:ALA:HB2	2.03	0.40
1:CA:1327:C:H2'	1:CA:1328:C:H6	1.83	0.40
1:CA:1344:C:OP1	11:CI:123:ARG:NH2	2.55	0.40
4:CB:24:PRO:O	4:CB:28:PRO:HD3	2.21	0.40
4:CB:52:ALA:C	4:CB:54:ALA:H	2.24	0.40
4:CB:79:VAL:O	4:CB:82:ALA:HB3	2.21	0.40
4:CB:127:LYS:HB2	4:CB:127:LYS:NZ	2.37	0.40
5:CC:61:LYS:HA	5:CC:61:LYS:HZ2	1.81	0.40
5:CC:119:ILE:HD13	5:CC:136:ALA:CB	2.46	0.40
6:CD:33:ILE:O	6:CD:34:GLU:HB3	2.21	0.40
7:CE:93:VAL:HG22	7:CE:95:MET:HG3	2.04	0.40
11:CI:9:GLY:H	11:CI:80:HIS:CD2	2.38	0.40
15:CM:11:HIS:C	15:CM:43:LYS:HD3	2.41	0.40
15:CM:78:ARG:HE	15:CM:78:ARG:HB3	1.63	0.40
16:CN:60:ARG:O	16:CN:61:ASN:HB2	2.21	0.40
22:CT:19:HIS:CD2	22:CT:23:ARG:HD3	2.57	0.40
24:DA:8:C:O2'	38:DO:40:ILE:HD13	2.22	0.40
25:DB:388:G:N7	25:DB:390:U:H2'	2.36	0.40
25:DB:419:U:H2'	25:DB:420:C:C6	2.57	0.40
25:DB:822:G:H2'	25:DB:823:C:C6	2.57	0.40
25:DB:918:A:H2'	25:DB:919:U:H5'	2.02	0.40
25:DB:1047:G:H1'	25:DB:1110:G:N2	2.37	0.40
25:DB:1076:C:H2'	25:DB:1077:A:C8	2.57	0.40
25:DB:1196:C:H2'	25:DB:1197:G:C8	2.56	0.40
25:DB:1242:U:H2'	25:DB:1243:C:C6	2.57	0.40
25:DB:1564:C:H2'	25:DB:1565:C:C6	2.57	0.40

*Continued on next page...*



Continued from previous page...

Atom-1	Atom-2	Interatomic distance (Å)	Clash overlap (Å)
25:DB:1624:U:O2'	25:DB:1625:C:H5'	2.21	0.40
25:DB:1634:A:H3'	25:DB:1635:A:C5'	2.52	0.40
25:DB:1695:G:H8	26:DC:7:PRO:O	2.04	0.40
25:DB:1784:A:H4'	25:DB:1785:A:O5'	2.21	0.40
25:DB:2051:A:H8	25:DB:2051:A:OP2	2.05	0.40
25:DB:2065:C:C2	25:DB:2066:C:C5	3.10	0.40
27:DD:12:THR:CG2	27:DD:13:ARG:H	2.32	0.40
27:DD:34:VAL:HA	27:DD:49:GLN:O	2.22	0.40
28:DE:60:TRP:HB3	28:DE:61:ARG:H	1.26	0.40
29:DF:71:LYS:C	29:DF:73:VAL:H	2.25	0.40
29:DF:90:LEU:HD22	29:DF:90:LEU:N	2.36	0.40
29:DF:103:ILE:HG13	29:DF:175:PRO:CD	2.51	0.40
32:DI:53:PRO:HG2	32:DI:77:VAL:HG11	2.02	0.40
33:DJ:41:LYS:O	40:DQ:66:ALA:HB1	2.22	0.40
33:DJ:106:LYS:HA	33:DJ:109:LEU:HD12	2.03	0.40
36:DM:57:VAL:HG13	36:DM:108:VAL:HG21	2.03	0.40
36:DM:93:VAL:HG13	36:DM:94:ALA:N	2.36	0.40
40:DQ:34:ALA:O	40:DQ:38:VAL:HG23	2.22	0.40
40:DQ:82:LEU:HD22	40:DQ:88:GLU:OE2	2.21	0.40
41:DR:25:LEU:HD13	41:DR:94:THR:OG1	2.21	0.40
43:DT:81:LYS:HG3	43:DT:82:LYS:N	2.35	0.40
44:DU:21:ARG:HG3	44:DU:21:ARG:NH1	2.36	0.40
47:DX:4:CYS:C	47:DX:6:VAL:H	2.24	0.40
48:DY:13:GLU:HG3	48:DY:57:LEU:HD23	2.02	0.40

There are no symmetry-related clashes.

## 5.3 Torsion angles [\(i\)](#)

### 5.3.1 Protein backbone [\(i\)](#)

In the following table, the Percentiles column shows the percent Ramachandran outliers of the chain as a percentile score with respect to all X-ray entries followed by that with respect to entries of similar resolution.

The Analysed column shows the number of residues for which the backbone conformation was analysed, and the total number of residues.

Mol	Chain	Analysed	Favoured	Allowed	Outliers	Percentiles
4	AB	216/240 (90%)	133 (62%)	59 (27%)	24 (11%)	<b>0</b> <b>2</b>

Continued on next page...

Continued from previous page...

Mol	Chain	Analysed	Favoured	Allowed	Outliers	Percentiles	
4	CB	216/240 (90%)	106 (49%)	71 (33%)	39 (18%)	0	0
5	AC	204/232 (88%)	134 (66%)	50 (24%)	20 (10%)	0	3
5	CC	204/232 (88%)	119 (58%)	57 (28%)	28 (14%)	0	1
6	AD	203/205 (99%)	123 (61%)	56 (28%)	24 (12%)	0	2
6	CD	203/205 (99%)	122 (60%)	54 (27%)	27 (13%)	0	1
7	AE	148/166 (89%)	101 (68%)	38 (26%)	9 (6%)	1	11
7	CE	148/166 (89%)	78 (53%)	50 (34%)	20 (14%)	0	1
8	AF	98/135 (73%)	63 (64%)	24 (24%)	11 (11%)	0	2
8	CF	98/135 (73%)	52 (53%)	30 (31%)	16 (16%)	0	1
9	AG	148/178 (83%)	107 (72%)	31 (21%)	10 (7%)	1	8
9	CG	148/178 (83%)	89 (60%)	40 (27%)	19 (13%)	0	1
10	AH	127/129 (98%)	83 (65%)	31 (24%)	13 (10%)	0	3
10	CH	127/129 (98%)	78 (61%)	35 (28%)	14 (11%)	0	2
11	AI	125/129 (97%)	78 (62%)	33 (26%)	14 (11%)	0	2
11	CI	125/129 (97%)	74 (59%)	44 (35%)	7 (6%)	2	13
12	AJ	96/103 (93%)	55 (57%)	27 (28%)	14 (15%)	0	1
12	CJ	96/103 (93%)	60 (62%)	22 (23%)	14 (15%)	0	1
13	AK	115/128 (90%)	75 (65%)	30 (26%)	10 (9%)	1	4
13	CK	115/128 (90%)	82 (71%)	25 (22%)	8 (7%)	1	7
14	AL	121/123 (98%)	80 (66%)	30 (25%)	11 (9%)	1	3
14	CL	121/123 (98%)	80 (66%)	24 (20%)	17 (14%)	0	1
15	AM	112/117 (96%)	75 (67%)	22 (20%)	15 (13%)	0	1
15	CM	111/117 (95%)	66 (60%)	29 (26%)	16 (14%)	0	1
16	AN	92/100 (92%)	61 (66%)	25 (27%)	6 (6%)	1	9
16	CN	94/100 (94%)	46 (49%)	29 (31%)	19 (20%)	0	0
17	AO	86/88 (98%)	69 (80%)	14 (16%)	3 (4%)	3	23
17	CO	86/88 (98%)	70 (81%)	14 (16%)	2 (2%)	6	33
18	AP	80/82 (98%)	46 (58%)	26 (32%)	8 (10%)	0	3
18	CP	78/82 (95%)	53 (68%)	17 (22%)	8 (10%)	0	3
19	AQ	78/83 (94%)	51 (65%)	16 (20%)	11 (14%)	0	1
19	CQ	78/83 (94%)	51 (65%)	20 (26%)	7 (9%)	1	4

Continued on next page...

Continued from previous page...

Mol	Chain	Analysed	Favoured	Allowed	Outliers	Percentiles	
20	AR	53/74 (72%)	39 (74%)	9 (17%)	5 (9%)	0	3
20	CR	53/74 (72%)	37 (70%)	12 (23%)	4 (8%)	1	6
21	AS	77/91 (85%)	53 (69%)	19 (25%)	5 (6%)	1	9
21	CS	77/91 (85%)	55 (71%)	18 (23%)	4 (5%)	2	14
22	AT	83/86 (96%)	63 (76%)	11 (13%)	9 (11%)	0	2
22	CT	83/86 (96%)	59 (71%)	20 (24%)	4 (5%)	2	16
23	AU	49/70 (70%)	21 (43%)	17 (35%)	11 (22%)	0	0
23	CU	49/70 (70%)	27 (55%)	16 (33%)	6 (12%)	0	2
26	BC	269/272 (99%)	166 (62%)	68 (25%)	35 (13%)	0	1
26	DC	269/272 (99%)	168 (62%)	63 (23%)	38 (14%)	0	1
27	BD	207/209 (99%)	113 (55%)	56 (27%)	38 (18%)	0	0
27	DD	207/209 (99%)	110 (53%)	56 (27%)	41 (20%)	0	0
28	BE	199/201 (99%)	126 (63%)	43 (22%)	30 (15%)	0	1
28	DE	199/201 (99%)	127 (64%)	42 (21%)	30 (15%)	0	1
29	BF	176/178 (99%)	97 (55%)	40 (23%)	39 (22%)	0	0
29	DF	176/178 (99%)	95 (54%)	43 (24%)	38 (22%)	0	0
30	BG	174/176 (99%)	94 (54%)	54 (31%)	26 (15%)	0	1
30	DG	174/176 (99%)	93 (53%)	55 (32%)	26 (15%)	0	1
31	BH	147/149 (99%)	69 (47%)	50 (34%)	28 (19%)	0	0
31	DH	147/149 (99%)	68 (46%)	54 (37%)	25 (17%)	0	0
32	BI	139/141 (99%)	118 (85%)	16 (12%)	5 (4%)	3	22
32	DI	139/141 (99%)	114 (82%)	21 (15%)	4 (3%)	4	27
33	BJ	140/142 (99%)	88 (63%)	30 (21%)	22 (16%)	0	1
33	DJ	140/142 (99%)	88 (63%)	30 (21%)	22 (16%)	0	1
34	BK	119/123 (97%)	75 (63%)	26 (22%)	18 (15%)	0	1
34	DK	119/123 (97%)	75 (63%)	26 (22%)	18 (15%)	0	1
35	BL	141/144 (98%)	81 (57%)	37 (26%)	23 (16%)	0	1
35	DL	141/144 (98%)	81 (57%)	37 (26%)	23 (16%)	0	1
36	BM	134/136 (98%)	77 (58%)	32 (24%)	25 (19%)	0	0
36	DM	134/136 (98%)	77 (58%)	33 (25%)	24 (18%)	0	0
37	BN	118/127 (93%)	75 (64%)	27 (23%)	16 (14%)	0	1

Continued on next page...

*Continued from previous page...*

Mol	Chain	Analysed	Favoured	Allowed	Outliers	Percentiles	
37	DN	118/127 (93%)	75 (64%)	27 (23%)	16 (14%)	0	1
38	BO	114/117 (97%)	85 (75%)	24 (21%)	5 (4%)	2	18
38	DO	114/117 (97%)	85 (75%)	24 (21%)	5 (4%)	2	18
39	BP	112/114 (98%)	71 (63%)	20 (18%)	21 (19%)	0	0
39	DP	112/114 (98%)	71 (63%)	20 (18%)	21 (19%)	0	0
40	BQ	115/117 (98%)	74 (64%)	28 (24%)	13 (11%)	0	2
40	DQ	115/117 (98%)	74 (64%)	28 (24%)	13 (11%)	0	2
41	BR	101/103 (98%)	64 (63%)	24 (24%)	13 (13%)	0	1
41	DR	101/103 (98%)	64 (63%)	24 (24%)	13 (13%)	0	1
42	BS	108/110 (98%)	66 (61%)	26 (24%)	16 (15%)	0	1
42	DS	108/110 (98%)	66 (61%)	26 (24%)	16 (15%)	0	1
43	BT	91/100 (91%)	54 (59%)	23 (25%)	14 (15%)	0	1
43	DT	91/100 (91%)	52 (57%)	25 (28%)	14 (15%)	0	1
44	BU	100/103 (97%)	58 (58%)	27 (27%)	15 (15%)	0	1
44	DU	100/103 (97%)	57 (57%)	28 (28%)	15 (15%)	0	1
45	BV	92/94 (98%)	74 (80%)	11 (12%)	7 (8%)	1	6
45	DV	92/94 (98%)	73 (79%)	12 (13%)	7 (8%)	1	6
46	BW	77/84 (92%)	29 (38%)	23 (30%)	25 (32%)	0	0
46	DW	77/84 (92%)	29 (38%)	22 (29%)	26 (34%)	0	0
47	BX	75/77 (97%)	43 (57%)	26 (35%)	6 (8%)	1	5
47	DX	75/77 (97%)	41 (55%)	27 (36%)	7 (9%)	0	3
48	BY	61/63 (97%)	37 (61%)	18 (30%)	6 (10%)	0	3
48	DY	61/63 (97%)	34 (56%)	21 (34%)	6 (10%)	0	3
49	BZ	56/58 (97%)	42 (75%)	11 (20%)	3 (5%)	2	13
49	DZ	56/58 (97%)	42 (75%)	11 (20%)	3 (5%)	2	13
50	B0	54/56 (96%)	35 (65%)	8 (15%)	11 (20%)	0	0
50	D0	54/56 (96%)	34 (63%)	10 (18%)	10 (18%)	0	0
51	B1	48/54 (89%)	33 (69%)	7 (15%)	8 (17%)	0	1
51	D1	48/54 (89%)	33 (69%)	6 (12%)	9 (19%)	0	0
52	B2	44/46 (96%)	26 (59%)	13 (30%)	5 (11%)	0	2
52	D2	44/46 (96%)	26 (59%)	14 (32%)	4 (9%)	1	3

*Continued on next page...*

*Continued from previous page...*

Mol	Chain	Analysed	Favoured	Allowed	Outliers	Percentiles	
53	B3	62/64 (97%)	42 (68%)	15 (24%)	5 (8%)	1	5
53	D3	62/64 (97%)	41 (66%)	17 (27%)	4 (6%)	1	9
54	B4	36/38 (95%)	21 (58%)	11 (31%)	4 (11%)	0	2
54	D4	36/38 (95%)	21 (58%)	11 (31%)	4 (11%)	0	2
All	All	11239/11910 (94%)	6961 (62%)	2802 (25%)	1476 (13%)	0	1

All (1476) Ramachandran outliers are listed below:

Mol	Chain	Res	Type
4	AB	19	THR
4	AB	22	TRP
4	AB	75	ALA
4	AB	76	SER
4	AB	91	VAL
4	AB	93	HIS
4	AB	119	GLN
4	AB	220	VAL
5	AC	65	VAL
5	AC	112	ALA
5	AC	205	GLU
6	AD	27	ILE
6	AD	148	ALA
6	AD	187	ARG
6	AD	191	SER
10	AH	66	GLN
10	AH	73	SER
11	AI	37	TYR
12	AJ	35	GLN
12	AJ	57	VAL
13	AK	35	ASP
13	AK	105	ARG
13	AK	124	LYS
14	AL	42	LYS
15	AM	6	ILE
15	AM	7	ASN
15	AM	42	VAL
15	AM	65	GLU
18	AP	43	ALA
18	AP	52	LEU
18	AP	79	ASN
19	AQ	4	ILE

*Continued on next page...*

*Continued from previous page...*

<b>Mol</b>	<b>Chain</b>	<b>Res</b>	<b>Type</b>
20	AR	40	PRO
21	AS	33	TRP
23	AU	7	GLU
23	AU	18	PHE
23	AU	23	GLU
26	BC	53	ILE
26	BC	78	GLU
26	BC	140	VAL
26	BC	184	GLU
26	BC	246	PRO
27	BD	9	VAL
27	BD	14	ILE
27	BD	45	TYR
27	BD	46	ARG
27	BD	107	VAL
27	BD	113	SER
27	BD	162	ALA
27	BD	169	ARG
27	BD	170	VAL
27	BD	192	ALA
27	BD	194	PRO
27	BD	196	ALA
28	BE	45	ALA
28	BE	69	ARG
28	BE	73	ILE
28	BE	76	PRO
28	BE	165	HIS
28	BE	187	VAL
29	BF	32	LYS
29	BF	77	LYS
29	BF	84	ILE
29	BF	110	ILE
29	BF	113	PHE
29	BF	124	ARG
29	BF	138	PRO
29	BF	142	TYR
29	BF	149	ARG
29	BF	173	ASP
30	BG	2	ARG
30	BG	11	PRO
30	BG	38	ASP
30	BG	41	GLU

*Continued on next page...*

*Continued from previous page...*

<b>Mol</b>	<b>Chain</b>	<b>Res</b>	<b>Type</b>
30	BG	85	LYS
30	BG	91	VAL
30	BG	94	ARG
30	BG	96	ALA
30	BG	167	VAL
31	BH	7	ASP
31	BH	28	ASN
31	BH	32	PRO
31	BH	33	GLN
31	BH	40	THR
31	BH	54	LEU
31	BH	72	ILE
31	BH	84	ALA
31	BH	91	PHE
31	BH	121	VAL
32	BI	18	ASN
33	BJ	4	PHE
33	BJ	5	THR
33	BJ	43	GLU
33	BJ	45	THR
33	BJ	52	ASP
33	BJ	81	ILE
33	BJ	111	LYS
34	BK	16	ARG
34	BK	34	VAL
34	BK	70	ARG
34	BK	71	PRO
34	BK	91	GLU
34	BK	109	GLU
34	BK	112	MET
34	BK	118	ALA
35	BL	81	ASP
35	BL	89	VAL
35	BL	103	ILE
35	BL	116	VAL
35	BL	117	THR
35	BL	135	ILE
35	BL	143	GLU
36	BM	13	HIS
36	BM	36	VAL
36	BM	56	ALA
36	BM	78	LEU

*Continued on next page...*



*Continued from previous page...*

<b>Mol</b>	<b>Chain</b>	<b>Res</b>	<b>Type</b>
37	BN	13	ASN
37	BN	49	GLU
37	BN	58	ASP
37	BN	82	GLU
39	BP	25	VAL
39	BP	50	ARG
39	BP	75	THR
39	BP	84	SER
39	BP	86	LYS
39	BP	112	ARG
40	BQ	30	VAL
40	BQ	91	ARG
42	BS	13	SER
42	BS	14	ALA
42	BS	25	ARG
42	BS	61	ASN
42	BS	76	VAL
42	BS	88	ARG
42	BS	96	ILE
43	BT	18	GLU
43	BT	19	LYS
43	BT	20	ALA
43	BT	28	ASN
43	BT	36	LYS
43	BT	39	THR
43	BT	64	LYS
43	BT	69	ARG
43	BT	70	HIS
43	BT	88	LYS
44	BU	6	ARG
44	BU	49	PRO
46	BW	9	THR
46	BW	16	GLU
46	BW	30	VAL
46	BW	36	ILE
46	BW	50	VAL
46	BW	59	PHE
46	BW	60	ALA
46	BW	61	LYS
46	BW	70	VAL
46	BW	72	GLY
46	BW	73	PRO

*Continued on next page...*

*Continued from previous page...*

<b>Mol</b>	<b>Chain</b>	<b>Res</b>	<b>Type</b>
47	BX	76	LYS
48	BY	2	LYS
48	BY	38	GLN
50	B0	42	ILE
52	B2	45	SER
53	B3	22	LYS
53	B3	48	MET
54	B4	8	LYS
54	B4	37	GLN
4	CB	17	HIS
4	CB	26	MET
4	CB	125	PHE
4	CB	186	VAL
4	CB	187	ASP
4	CB	221	ARG
4	CB	224	ARG
5	CC	50	SER
5	CC	101	ASN
5	CC	111	ASP
5	CC	116	ALA
5	CC	153	SER
5	CC	203	LYS
6	CD	7	LYS
6	CD	14	GLU
6	CD	146	GLU
6	CD	165	GLU
6	CD	182	LYS
6	CD	192	ALA
7	CE	17	VAL
7	CE	25	LYS
7	CE	40	ASP
7	CE	87	VAL
7	CE	93	VAL
7	CE	145	ASN
8	CF	38	ARG
8	CF	60	VAL
8	CF	89	VAL
8	CF	92	THR
8	CF	98	GLU
9	CG	107	ALA
9	CG	126	ALA
9	CG	150	PHE

*Continued on next page...*

*Continued from previous page...*

<b>Mol</b>	<b>Chain</b>	<b>Res</b>	<b>Type</b>
10	CH	98	LEU
10	CH	110	MET
12	CJ	32	THR
12	CJ	57	VAL
12	CJ	61	ALA
12	CJ	67	ILE
12	CJ	90	LEU
13	CK	36	ARG
14	CL	32	VAL
14	CL	100	ALA
14	CL	111	GLN
15	CM	3	ILE
15	CM	29	SER
15	CM	105	ALA
16	CN	18	LYS
16	CN	27	LYS
16	CN	43	ALA
16	CN	45	LEU
16	CN	80	ARG
18	CP	27	ALA
19	CQ	78	VAL
20	CR	66	LEU
21	CS	22	VAL
22	CT	42	ASP
23	CU	27	VAL
23	CU	32	ARG
26	DC	35	LYS
26	DC	53	ILE
26	DC	77	VAL
26	DC	140	VAL
26	DC	184	GLU
26	DC	246	PRO
27	DD	9	VAL
27	DD	14	ILE
27	DD	45	TYR
27	DD	46	ARG
27	DD	107	VAL
27	DD	113	SER
27	DD	162	ALA
27	DD	169	ARG
27	DD	170	VAL
27	DD	192	ALA

*Continued on next page...*

*Continued from previous page...*

<b>Mol</b>	<b>Chain</b>	<b>Res</b>	<b>Type</b>
27	DD	194	PRO
28	DE	45	ALA
28	DE	69	ARG
28	DE	73	ILE
28	DE	76	PRO
28	DE	165	HIS
28	DE	187	VAL
29	DF	32	LYS
29	DF	77	LYS
29	DF	84	ILE
29	DF	110	ILE
29	DF	113	PHE
29	DF	124	ARG
29	DF	138	PRO
29	DF	142	TYR
29	DF	149	ARG
29	DF	173	ASP
30	DG	2	ARG
30	DG	11	PRO
30	DG	38	ASP
30	DG	41	GLU
30	DG	85	LYS
30	DG	91	VAL
30	DG	94	ARG
30	DG	96	ALA
30	DG	167	VAL
31	DH	3	VAL
31	DH	7	ASP
31	DH	28	ASN
31	DH	32	PRO
31	DH	33	GLN
31	DH	91	PHE
31	DH	93	SER
31	DH	115	VAL
32	DI	5	GLN
32	DI	18	ASN
33	DJ	4	PHE
33	DJ	5	THR
33	DJ	43	GLU
33	DJ	45	THR
33	DJ	52	ASP
33	DJ	81	ILE

*Continued on next page...*

*Continued from previous page...*

<b>Mol</b>	<b>Chain</b>	<b>Res</b>	<b>Type</b>
33	DJ	111	LYS
34	DK	16	ARG
34	DK	34	VAL
34	DK	70	ARG
34	DK	71	PRO
34	DK	91	GLU
34	DK	109	GLU
34	DK	112	MET
34	DK	118	ALA
35	DL	81	ASP
35	DL	89	VAL
35	DL	103	ILE
35	DL	116	VAL
35	DL	117	THR
35	DL	135	ILE
35	DL	143	GLU
36	DM	13	HIS
36	DM	36	VAL
36	DM	56	ALA
36	DM	78	LEU
37	DN	13	ASN
37	DN	49	GLU
37	DN	58	ASP
37	DN	82	GLU
39	DP	25	VAL
39	DP	50	ARG
39	DP	75	THR
39	DP	84	SER
39	DP	86	LYS
39	DP	112	ARG
40	DQ	30	VAL
40	DQ	91	ARG
42	DS	13	SER
42	DS	25	ARG
42	DS	61	ASN
42	DS	76	VAL
42	DS	88	ARG
42	DS	96	ILE
43	DT	18	GLU
43	DT	19	LYS
43	DT	20	ALA
43	DT	28	ASN

*Continued on next page...*

*Continued from previous page...*

<b>Mol</b>	<b>Chain</b>	<b>Res</b>	<b>Type</b>
43	DT	39	THR
43	DT	64	LYS
43	DT	69	ARG
43	DT	70	HIS
44	DU	6	ARG
44	DU	49	PRO
46	DW	9	THR
46	DW	16	GLU
46	DW	30	VAL
46	DW	36	ILE
46	DW	50	VAL
46	DW	59	PHE
46	DW	60	ALA
46	DW	61	LYS
46	DW	70	VAL
46	DW	72	GLY
46	DW	73	PRO
47	DX	32	LEU
47	DX	76	LYS
48	DY	2	LYS
48	DY	38	GLN
50	D0	42	ILE
52	D2	45	SER
53	D3	48	MET
54	D4	8	LYS
54	D4	37	GLN
4	AB	27	LYS
4	AB	115	ASP
4	AB	131	LYS
4	AB	150	ILE
4	AB	159	ALA
4	AB	200	PRO
5	AC	14	VAL
6	AD	24	VAL
6	AD	46	ARG
6	AD	152	SER
6	AD	165	GLU
6	AD	175	GLY
7	AE	20	VAL
7	AE	25	LYS
8	AF	39	LEU
8	AF	85	ILE

*Continued on next page...*

*Continued from previous page...*

<b>Mol</b>	<b>Chain</b>	<b>Res</b>	<b>Type</b>
8	AF	92	THR
8	AF	95	ALA
8	AF	98	GLU
9	AG	18	GLY
9	AG	130	LYS
10	AH	5	PRO
10	AH	82	LEU
11	AI	54	VAL
11	AI	56	MET
11	AI	65	THR
11	AI	71	ILE
11	AI	90	ASP
12	AJ	19	ASP
12	AJ	41	PRO
12	AJ	74	VAL
12	AJ	75	ASP
12	AJ	93	ALA
13	AK	72	ALA
13	AK	106	ILE
14	AL	84	GLY
14	AL	92	VAL
15	AM	4	ALA
15	AM	66	GLY
15	AM	80	MET
15	AM	104	ASN
16	AN	2	LYS
16	AN	33	VAL
17	AO	86	LEU
18	AP	42	ILE
19	AQ	5	ARG
19	AQ	34	GLY
19	AQ	68	LYS
19	AQ	69	THR
20	AR	47	ARG
21	AS	18	VAL
22	AT	3	ILE
22	AT	69	ASN
23	AU	8	ASN
23	AU	13	VAL
23	AU	14	ALA
23	AU	34	ARG
26	BC	3	VAL

*Continued on next page...*



*Continued from previous page...*

<b>Mol</b>	<b>Chain</b>	<b>Res</b>	<b>Type</b>
26	BC	4	LYS
26	BC	35	LYS
26	BC	37	SER
26	BC	63	ILE
26	BC	77	VAL
26	BC	121	ALA
26	BC	141	HIS
26	BC	189	ALA
26	BC	238	ASN
26	BC	239	PHE
26	BC	250	GLN
26	BC	254	LYS
27	BD	31	ALA
27	BD	93	GLY
27	BD	102	ALA
27	BD	109	VAL
27	BD	115	GLY
27	BD	119	ALA
27	BD	121	THR
27	BD	122	VAL
27	BD	131	ASP
27	BD	144	GLY
27	BD	164	GLN
27	BD	195	GLY
28	BE	5	LEU
28	BE	77	ILE
28	BE	79	ARG
28	BE	81	GLY
28	BE	116	ASP
29	BF	71	LYS
29	BF	78	ILE
29	BF	92	GLY
29	BF	112	ASP
29	BF	145	VAL
29	BF	148	VAL
29	BF	175	PRO
30	BG	15	ASP
30	BG	89	VAL
30	BG	92	GLY
30	BG	118	ALA
30	BG	155	PRO
30	BG	156	TYR

*Continued on next page...*

*Continued from previous page...*

<b>Mol</b>	<b>Chain</b>	<b>Res</b>	<b>Type</b>
30	BG	164	ALA
31	BH	3	VAL
31	BH	10	ALA
31	BH	11	ASN
31	BH	34	GLY
31	BH	81	ALA
31	BH	99	ILE
31	BH	136	SER
32	BI	14	ALA
32	BI	64	ARG
33	BJ	13	ARG
33	BJ	51	GLY
33	BJ	54	ILE
33	BJ	73	VAL
33	BJ	83	GLY
33	BJ	98	GLU
34	BK	110	LYS
35	BL	4	ASN
35	BL	31	GLY
35	BL	36	LYS
35	BL	41	ARG
35	BL	68	SER
35	BL	111	ILE
36	BM	2	LEU
36	BM	24	THR
36	BM	55	ARG
36	BM	69	PRO
36	BM	72	PRO
36	BM	121	ALA
36	BM	134	THR
37	BN	59	SER
37	BN	63	ARG
37	BN	100	CYS
37	BN	101	GLY
37	BN	105	GLY
38	BO	83	LEU
38	BO	87	ILE
39	BP	32	VAL
39	BP	45	VAL
39	BP	65	ASN
39	BP	76	HIS
39	BP	85	VAL

*Continued on next page...*

*Continued from previous page...*

<b>Mol</b>	<b>Chain</b>	<b>Res</b>	<b>Type</b>
39	BP	113	LEU
40	BQ	4	LYS
40	BQ	6	GLY
40	BQ	71	ASN
40	BQ	86	SER
40	BQ	97	ILE
41	BR	42	ALA
41	BR	43	ASN
41	BR	52	PRO
41	BR	70	GLU
42	BS	3	THR
42	BS	33	LEU
42	BS	53	SER
42	BS	67	ASP
43	BT	29	THR
43	BT	71	GLY
44	BU	12	VAL
44	BU	41	VAL
44	BU	42	LYS
44	BU	80	ASP
44	BU	87	GLU
44	BU	92	VAL
45	BV	44	HIS
46	BW	11	ASN
46	BW	14	ASP
46	BW	17	ALA
46	BW	27	GLY
46	BW	48	ALA
46	BW	58	LEU
46	BW	76	ARG
47	BX	17	ARG
47	BX	27	ARG
47	BX	32	LEU
48	BY	9	LYS
48	BY	37	LEU
50	B0	40	HIS
50	B0	51	ARG
50	B0	55	ALA
53	B3	20	GLY
53	B3	31	ILE
54	B4	7	VAL
54	B4	16	ILE

*Continued on next page...*

*Continued from previous page...*

<b>Mol</b>	<b>Chain</b>	<b>Res</b>	<b>Type</b>
4	CB	22	TRP
4	CB	73	ARG
4	CB	78	ALA
4	CB	79	VAL
4	CB	113	LEU
4	CB	195	VAL
4	CB	216	VAL
5	CC	22	PHE
5	CC	25	THR
5	CC	67	ILE
5	CC	144	GLY
5	CC	145	ALA
5	CC	167	TYR
6	CD	26	ALA
6	CD	27	ILE
6	CD	45	PRO
6	CD	46	ARG
6	CD	47	LEU
6	CD	68	GLU
6	CD	151	GLN
7	CE	23	THR
7	CE	28	ARG
7	CE	119	VAL
7	CE	143	LEU
8	CF	5	GLU
8	CF	56	LYS
8	CF	62	MET
8	CF	85	ILE
9	CG	16	LYS
9	CG	18	GLY
9	CG	34	LYS
9	CG	40	SER
9	CG	56	SER
9	CG	116	ALA
9	CG	118	ARG
10	CH	72	GLU
10	CH	116	ARG
11	CI	8	THR
11	CI	55	ASP
11	CI	56	MET
11	CI	57	VAL
12	CJ	77	VAL

*Continued on next page...*

*Continued from previous page...*

<b>Mol</b>	<b>Chain</b>	<b>Res</b>	<b>Type</b>
12	CJ	85	ASP
14	CL	10	PRO
14	CL	70	GLY
14	CL	74	GLN
14	CL	88	ASP
14	CL	101	LEU
15	CM	6	ILE
15	CM	87	GLY
15	CM	98	GLY
16	CN	30	ILE
17	CO	7	THR
17	CO	21	THR
18	CP	30	GLY
18	CP	54	LEU
19	CQ	12	VAL
19	CQ	48	GLU
21	CS	31	ARG
23	CU	22	CYS
26	DC	4	LYS
26	DC	37	SER
26	DC	63	ILE
26	DC	78	GLU
26	DC	121	ALA
26	DC	141	HIS
26	DC	189	ALA
26	DC	238	ASN
26	DC	239	PHE
26	DC	250	GLN
26	DC	254	LYS
27	DD	31	ALA
27	DD	93	GLY
27	DD	102	ALA
27	DD	109	VAL
27	DD	119	ALA
27	DD	121	THR
27	DD	122	VAL
27	DD	131	ASP
27	DD	144	GLY
27	DD	195	GLY
27	DD	196	ALA
28	DE	5	LEU
28	DE	77	ILE

*Continued on next page...*

*Continued from previous page...*

<b>Mol</b>	<b>Chain</b>	<b>Res</b>	<b>Type</b>
28	DE	79	ARG
28	DE	116	ASP
29	DF	71	LYS
29	DF	78	ILE
29	DF	92	GLY
29	DF	112	ASP
29	DF	145	VAL
29	DF	148	VAL
29	DF	175	PRO
30	DG	15	ASP
30	DG	89	VAL
30	DG	92	GLY
30	DG	118	ALA
30	DG	155	PRO
30	DG	156	TYR
30	DG	164	ALA
31	DH	10	ALA
31	DH	11	ASN
31	DH	34	GLY
31	DH	40	THR
31	DH	89	LYS
31	DH	94	ILE
33	DJ	13	ARG
33	DJ	51	GLY
33	DJ	54	ILE
33	DJ	73	VAL
33	DJ	83	GLY
33	DJ	98	GLU
34	DK	110	LYS
35	DL	4	ASN
35	DL	31	GLY
35	DL	41	ARG
35	DL	68	SER
35	DL	111	ILE
36	DM	24	THR
36	DM	55	ARG
36	DM	69	PRO
36	DM	72	PRO
36	DM	80	VAL
36	DM	121	ALA
36	DM	134	THR
37	DN	59	SER

*Continued on next page...*

*Continued from previous page...*

<b>Mol</b>	<b>Chain</b>	<b>Res</b>	<b>Type</b>
37	DN	63	ARG
37	DN	100	CYS
37	DN	101	GLY
37	DN	105	GLY
38	DO	83	LEU
38	DO	87	ILE
39	DP	32	VAL
39	DP	45	VAL
39	DP	65	ASN
39	DP	76	HIS
39	DP	85	VAL
39	DP	113	LEU
40	DQ	4	LYS
40	DQ	6	GLY
40	DQ	71	ASN
40	DQ	86	SER
40	DQ	97	ILE
41	DR	42	ALA
41	DR	52	PRO
41	DR	65	ALA
41	DR	70	GLU
42	DS	3	THR
42	DS	14	ALA
42	DS	33	LEU
42	DS	53	SER
42	DS	67	ASP
43	DT	36	LYS
43	DT	71	GLY
43	DT	88	LYS
44	DU	12	VAL
44	DU	41	VAL
44	DU	42	LYS
44	DU	80	ASP
44	DU	87	GLU
44	DU	92	VAL
45	DV	44	HIS
46	DW	14	ASP
46	DW	27	GLY
46	DW	48	ALA
46	DW	58	LEU
46	DW	76	ARG
47	DX	17	ARG

*Continued on next page...*



*Continued from previous page...*

<b>Mol</b>	<b>Chain</b>	<b>Res</b>	<b>Type</b>
47	DX	27	ARG
48	DY	9	LYS
48	DY	37	LEU
50	D0	40	HIS
50	D0	51	ARG
50	D0	55	ALA
53	D3	20	GLY
53	D3	22	LYS
53	D3	31	ILE
54	D4	7	VAL
54	D4	16	ILE
4	AB	15	PHE
4	AB	129	THR
4	AB	187	ASP
5	AC	17	TRP
5	AC	18	ASN
5	AC	21	TRP
5	AC	101	ASN
5	AC	136	ALA
5	AC	167	TYR
6	AD	28	ASP
6	AD	38	GLY
6	AD	39	GLN
6	AD	84	ASN
6	AD	86	GLY
7	AE	43	GLY
7	AE	78	GLY
7	AE	146	MET
8	AF	79	ARG
8	AF	94	HIS
10	AH	6	ILE
11	AI	57	VAL
11	AI	101	GLY
11	AI	128	LYS
12	AJ	36	VAL
12	AJ	43	PRO
13	AK	113	THR
14	AL	19	ASN
14	AL	47	ALA
15	AM	3	ILE
15	AM	22	TYR
16	AN	22	LYS

*Continued on next page...*

*Continued from previous page...*

<b>Mol</b>	<b>Chain</b>	<b>Res</b>	<b>Type</b>
18	AP	51	ARG
19	AQ	6	THR
21	AS	27	LYS
22	AT	53	MET
22	AT	68	LYS
23	AU	16	ARG
23	AU	37	TYR
26	BC	36	ASN
26	BC	237	ARG
26	BC	270	ARG
27	BD	44	GLY
27	BD	65	ALA
27	BD	95	SER
27	BD	136	ASN
27	BD	197	THR
28	BE	30	GLN
28	BE	43	THR
28	BE	62	GLN
28	BE	106	LYS
28	BE	132	LYS
28	BE	144	GLU
28	BE	174	GLY
29	BF	2	LYS
29	BF	9	ASP
29	BF	36	ASN
29	BF	86	CYS
29	BF	87	LYS
30	BG	40	VAL
30	BG	84	LYS
30	BG	113	ASP
31	BH	75	LEU
31	BH	120	GLY
31	BH	130	VAL
32	BI	23	VAL
33	BJ	9	GLU
33	BJ	12	LYS
33	BJ	41	LYS
33	BJ	72	LYS
34	BK	5	THR
34	BK	17	ARG
34	BK	30	ARG
34	BK	45	ALA

*Continued on next page...*

*Continued from previous page...*

<b>Mol</b>	<b>Chain</b>	<b>Res</b>	<b>Type</b>
34	BK	48	ARG
35	BL	3	LEU
35	BL	5	THR
35	BL	19	LEU
35	BL	28	GLY
35	BL	104	GLN
35	BL	115	GLU
36	BM	20	LEU
36	BM	80	VAL
36	BM	113	ALA
36	BM	132	THR
37	BN	18	GLN
37	BN	70	THR
38	BO	16	ARG
38	BO	99	TYR
38	BO	100	HIS
39	BP	33	GLU
39	BP	37	LYS
39	BP	42	PHE
39	BP	81	ASP
40	BQ	9	ALA
40	BQ	18	LYS
40	BQ	87	VAL
41	BR	65	ALA
41	BR	100	GLY
43	BT	55	VAL
44	BU	18	LYS
44	BU	52	ASN
45	BV	71	LYS
46	BW	10	ARG
46	BW	18	LYS
46	BW	23	LYS
46	BW	37	VAL
46	BW	77	LYS
48	BY	24	GLU
48	BY	36	GLN
50	B0	44	ALA
51	B1	27	ARG
51	B1	35	LEU
51	B1	37	LYS
4	CB	15	PHE
4	CB	18	GLN

*Continued on next page...*

*Continued from previous page...*

<b>Mol</b>	<b>Chain</b>	<b>Res</b>	<b>Type</b>
4	CB	33	ALA
4	CB	55	GLU
4	CB	99	MET
4	CB	100	LEU
4	CB	103	TRP
4	CB	150	ILE
5	CC	82	ASP
5	CC	107	LYS
5	CC	112	ALA
5	CC	178	ARG
5	CC	179	ALA
5	CC	189	HIS
6	CD	29	THR
6	CD	154	VAL
7	CE	88	HIS
8	CF	48	ALA
8	CF	94	HIS
8	CF	99	ALA
9	CG	31	VAL
9	CG	66	GLU
9	CG	138	GLU
9	CG	144	ALA
10	CH	94	VAL
10	CH	101	ALA
11	CI	39	GLY
12	CJ	17	LEU
12	CJ	35	GLN
13	CK	39	ASN
13	CK	101	ALA
14	CL	85	ARG
15	CM	14	ALA
15	CM	106	ARG
16	CN	2	LYS
16	CN	35	ALA
16	CN	49	THR
16	CN	50	LEU
16	CN	70	HIS
18	CP	28	ARG
20	CR	68	PRO
21	CS	9	PHE
22	CT	47	GLN
26	DC	3	VAL

*Continued on next page...*

*Continued from previous page...*

<b>Mol</b>	<b>Chain</b>	<b>Res</b>	<b>Type</b>
26	DC	36	ASN
26	DC	142	ASN
26	DC	237	ARG
27	DD	65	ALA
27	DD	75	ALA
27	DD	95	SER
27	DD	115	GLY
27	DD	136	ASN
27	DD	164	GLN
27	DD	197	THR
28	DE	30	GLN
28	DE	43	THR
28	DE	62	GLN
28	DE	81	GLY
28	DE	106	LYS
28	DE	132	LYS
28	DE	144	GLU
29	DF	9	ASP
29	DF	36	ASN
29	DF	87	LYS
30	DG	40	VAL
30	DG	84	LYS
30	DG	113	ASP
31	DH	113	SER
32	DI	23	VAL
33	DJ	9	GLU
33	DJ	12	LYS
33	DJ	41	LYS
33	DJ	72	LYS
34	DK	5	THR
34	DK	17	ARG
34	DK	30	ARG
34	DK	45	ALA
34	DK	48	ARG
35	DL	3	LEU
35	DL	5	THR
35	DL	19	LEU
35	DL	28	GLY
35	DL	36	LYS
35	DL	104	GLN
36	DM	2	LEU
36	DM	20	LEU

*Continued on next page...*

*Continued from previous page...*

<b>Mol</b>	<b>Chain</b>	<b>Res</b>	<b>Type</b>
36	DM	113	ALA
36	DM	132	THR
37	DN	18	GLN
37	DN	70	THR
38	DO	16	ARG
38	DO	99	TYR
38	DO	100	HIS
39	DP	33	GLU
39	DP	37	LYS
39	DP	81	ASP
40	DQ	9	ALA
40	DQ	18	LYS
40	DQ	87	VAL
41	DR	4	VAL
41	DR	43	ASN
41	DR	69	GLY
41	DR	100	GLY
43	DT	29	THR
43	DT	55	VAL
44	DU	18	LYS
45	DV	70	ILE
45	DV	71	LYS
46	DW	10	ARG
46	DW	11	ASN
46	DW	17	ALA
46	DW	23	LYS
46	DW	37	VAL
46	DW	77	LYS
48	DY	24	GLU
48	DY	36	GLN
49	DZ	4	ILE
51	D1	27	ARG
51	D1	35	LEU
51	D1	37	LYS
52	D2	17	GLY
52	D2	35	ARG
4	AB	211	LEU
4	AB	223	GLY
5	AC	67	ILE
5	AC	99	GLN
5	AC	104	GLU
5	AC	174	LEU

*Continued on next page...*

*Continued from previous page...*

<b>Mol</b>	<b>Chain</b>	<b>Res</b>	<b>Type</b>
5	AC	180	ASP
6	AD	13	ARG
6	AD	31	CYS
7	AE	81	GLN
9	AG	50	ALA
9	AG	71	THR
10	AH	3	GLN
10	AH	43	GLY
10	AH	44	PHE
11	AI	24	ASN
11	AI	53	LEU
11	AI	95	SER
12	AJ	56	HIS
12	AJ	96	VAL
13	AK	26	PHE
13	AK	71	ASP
13	AK	91	GLY
14	AL	122	LYS
15	AM	98	GLY
16	AN	67	GLY
17	AO	19	ASN
18	AP	27	ALA
18	AP	69	ASP
19	AQ	80	LYS
20	AR	24	ASP
20	AR	48	ALA
23	AU	9	GLU
26	BC	65	ASP
26	BC	196	ASN
26	BC	259	ASN
27	BD	71	ALA
27	BD	75	ALA
27	BD	91	THR
27	BD	133	THR
27	BD	145	SER
27	BD	203	VAL
28	BE	14	VAL
28	BE	72	SER
28	BE	123	LYS
28	BE	188	MET
29	BF	41	GLU
29	BF	59	ILE

*Continued on next page...*



*Continued from previous page...*

<b>Mol</b>	<b>Chain</b>	<b>Res</b>	<b>Type</b>
29	BF	88	VAL
31	BH	69	ALA
31	BH	82	SER
31	BH	107	GLY
31	BH	113	SER
33	BJ	44	TYR
33	BJ	120	ARG
35	BL	47	ARG
35	BL	56	PRO
36	BM	19	GLY
36	BM	30	SER
36	BM	70	ASP
36	BM	77	PRO
36	BM	110	GLU
36	BM	122	ALA
37	BN	42	LYS
39	BP	64	SER
39	BP	74	GLN
41	BR	4	VAL
41	BR	53	PHE
41	BR	69	GLY
43	BT	86	THR
45	BV	2	PHE
45	BV	70	ILE
46	BW	75	ASN
49	BZ	4	ILE
49	BZ	34	THR
49	BZ	39	ASP
50	B0	39	ARG
51	B1	5	ARG
51	B1	41	VAL
52	B2	17	GLY
52	B2	35	ARG
4	CB	31	PHE
4	CB	47	PRO
4	CB	63	LYS
4	CB	84	LEU
4	CB	96	LEU
4	CB	181	PRO
4	CB	217	ALA
5	CC	42	LEU
5	CC	78	LYS

*Continued on next page...*

*Continued from previous page...*

<b>Mol</b>	<b>Chain</b>	<b>Res</b>	<b>Type</b>
5	CC	110	LEU
6	CD	4	LEU
6	CD	120	LYS
7	CE	53	ARG
7	CE	80	LEU
7	CE	137	ARG
8	CF	79	ARG
9	CG	84	TYR
10	CH	77	VAL
10	CH	82	LEU
11	CI	35	GLU
11	CI	70	GLY
12	CJ	16	ARG
12	CJ	56	HIS
12	CJ	58	ASN
12	CJ	75	ASP
13	CK	14	GLN
13	CK	35	ASP
14	CL	24	GLU
14	CL	83	GLY
14	CL	102	ASP
14	CL	110	LYS
15	CM	16	ILE
15	CM	41	ASP
15	CM	62	PHE
15	CM	103	THR
15	CM	104	ASN
16	CN	21	ALA
16	CN	25	GLU
16	CN	40	ARG
16	CN	51	PRO
16	CN	96	LYS
18	CP	79	ASN
19	CQ	67	SER
23	CU	9	GLU
23	CU	28	LEU
26	DC	65	ASP
26	DC	196	ASN
26	DC	259	ASN
26	DC	270	ARG
27	DD	44	GLY
27	DD	91	THR

*Continued on next page...*

*Continued from previous page...*

<b>Mol</b>	<b>Chain</b>	<b>Res</b>	<b>Type</b>
27	DD	133	THR
27	DD	145	SER
27	DD	203	VAL
28	DE	14	VAL
28	DE	72	SER
28	DE	123	LYS
28	DE	174	GLY
28	DE	188	MET
29	DF	2	LYS
29	DF	20	ASN
29	DF	41	GLU
29	DF	59	ILE
29	DF	86	CYS
29	DF	88	VAL
31	DH	55	GLU
31	DH	122	LEU
31	DH	127	GLU
31	DH	128	HIS
33	DJ	44	TYR
33	DJ	120	ARG
34	DK	119	PRO
35	DL	56	PRO
36	DM	30	SER
36	DM	70	ASP
36	DM	122	ALA
37	DN	42	LYS
37	DN	98	LEU
39	DP	42	PHE
39	DP	64	SER
39	DP	74	GLN
41	DR	53	PHE
43	DT	86	THR
44	DU	52	ASN
45	DV	2	PHE
45	DV	45	ASP
46	DW	18	LYS
46	DW	75	ASN
49	DZ	34	THR
49	DZ	39	ASP
50	D0	39	ARG
51	D1	5	ARG
51	D1	36	LYS

*Continued on next page...*

*Continued from previous page...*

<b>Mol</b>	<b>Chain</b>	<b>Res</b>	<b>Type</b>
51	D1	41	VAL
51	D1	50	GLU
4	AB	128	LEU
4	AB	206	ILE
5	AC	152	VAL
5	AC	188	ALA
6	AD	59	LYS
6	AD	153	ARG
6	AD	169	TRP
6	AD	197	HIS
8	AF	54	LEU
8	AF	61	LEU
9	AG	19	SER
9	AG	61	PHE
9	AG	129	ASN
10	AH	2	MET
11	AI	121	ARG
12	AJ	53	ILE
12	AJ	100	ILE
14	AL	43	LYS
14	AL	120	ARG
14	AL	121	PRO
15	AM	15	VAL
15	AM	85	TYR
16	AN	62	ARG
20	AR	46	THR
21	AS	32	THR
22	AT	5	SER
22	AT	57	VAL
22	AT	85	LEU
26	BC	59	GLN
26	BC	105	ALA
26	BC	142	ASN
27	BD	190	LYS
28	BE	4	VAL
28	BE	83	VAL
29	BF	20	ASN
29	BF	37	MET
29	BF	73	VAL
29	BF	82	TYR
29	BF	139	GLU
30	BG	9	VAL

*Continued on next page...*

*Continued from previous page...*

<b>Mol</b>	<b>Chain</b>	<b>Res</b>	<b>Type</b>
30	BG	97	VAL
30	BG	125	PRO
30	BG	152	ARG
31	BH	2	GLN
31	BH	23	ALA
33	BJ	125	TYR
34	BK	92	GLN
34	BK	119	PRO
35	BL	66	PHE
35	BL	86	GLU
36	BM	73	ILE
36	BM	79	ALA
36	BM	133	LYS
37	BN	98	LEU
37	BN	102	PHE
40	BQ	78	PHE
41	BR	57	GLY
41	BR	98	ILE
42	BS	29	VAL
42	BS	72	THR
44	BU	63	ALA
44	BU	71	ILE
44	BU	83	GLY
45	BV	45	ASP
45	BV	93	ARG
47	BX	34	SER
50	B0	26	SER
50	B0	48	TYR
50	B0	52	LYS
50	B0	54	ILE
51	B1	36	LYS
51	B1	50	GLU
52	B2	22	MET
52	B2	33	ARG
4	CB	21	TYR
4	CB	36	LYS
4	CB	44	LYS
4	CB	166	ASP
4	CB	213	LEU
4	CB	215	ALA
4	CB	220	VAL
5	CC	26	LYS

*Continued on next page...*

*Continued from previous page...*

<b>Mol</b>	<b>Chain</b>	<b>Res</b>	<b>Type</b>
5	CC	65	VAL
5	CC	166	TRP
5	CC	187	GLU
6	CD	84	ASN
6	CD	147	LYS
7	CE	110	MET
8	CF	37	HIS
8	CF	39	LEU
9	CG	68	VAL
9	CG	96	ASN
10	CH	74	ILE
13	CK	88	PRO
13	CK	96	ILE
14	CL	43	LYS
14	CL	117	GLY
15	CM	65	GLU
18	CP	17	TYR
18	CP	36	VAL
18	CP	47	GLU
19	CQ	51	GLU
19	CQ	69	THR
20	CR	26	ALA
23	CU	23	GLU
26	DC	59	GLN
26	DC	76	VAL
26	DC	105	ALA
26	DC	241	LYS
27	DD	11	MET
27	DD	71	ALA
27	DD	190	LYS
28	DE	4	VAL
28	DE	83	VAL
29	DF	37	MET
29	DF	73	VAL
29	DF	82	TYR
29	DF	136	ILE
29	DF	139	GLU
30	DG	9	VAL
30	DG	32	LEU
30	DG	97	VAL
30	DG	125	PRO
30	DG	152	ARG

*Continued on next page...*

*Continued from previous page...*

<b>Mol</b>	<b>Chain</b>	<b>Res</b>	<b>Type</b>
31	DH	2	GLN
31	DH	123	ARG
31	DH	144	VAL
32	DI	14	ALA
33	DJ	10	THR
33	DJ	125	TYR
34	DK	92	GLN
35	DL	66	PHE
35	DL	86	GLU
35	DL	115	GLU
36	DM	73	ILE
36	DM	77	PRO
36	DM	110	GLU
36	DM	133	LYS
40	DQ	78	PHE
41	DR	57	GLY
41	DR	98	ILE
42	DS	18	ARG
42	DS	29	VAL
42	DS	32	ALA
42	DS	72	THR
44	DU	63	ALA
44	DU	71	ILE
44	DU	83	GLY
45	DV	93	ARG
50	D0	26	SER
50	D0	44	ALA
50	D0	48	TYR
50	D0	54	ILE
52	D2	33	ARG
4	AB	168	GLU
6	AD	33	ILE
6	AD	82	LYS
6	AD	133	SER
8	AF	28	ALA
8	AF	62	MET
14	AL	15	VAL
14	AL	101	LEU
15	AM	14	ALA
17	AO	22	GLY
18	AP	39	PHE
19	AQ	28	VAL

*Continued on next page...*



*Continued from previous page...*

<b>Mol</b>	<b>Chain</b>	<b>Res</b>	<b>Type</b>
26	BC	29	PHE
26	BC	34	GLU
26	BC	123	ILE
26	BC	136	VAL
28	BE	96	VAL
28	BE	167	VAL
28	BE	177	PRO
29	BF	66	ILE
29	BF	136	ILE
30	BG	32	LEU
32	BI	49	GLU
33	BJ	10	THR
37	BN	19	ALA
40	BQ	81	GLY
41	BR	24	LYS
42	BS	32	ALA
44	BU	15	GLY
44	BU	47	PRO
46	BW	51	GLY
47	BX	30	PRO
53	B3	51	LYS
4	CB	164	ASP
4	CB	207	ARG
6	CD	59	LYS
6	CD	166	LYS
6	CD	167	PRO
6	CD	169	TRP
7	CE	41	GLY
9	CG	32	ASP
10	CH	20	ASN
10	CH	118	ALA
14	CL	91	GLY
15	CM	4	ALA
15	CM	22	TYR
16	CN	28	ALA
22	CT	41	GLY
26	DC	94	LEU
26	DC	123	ILE
26	DC	136	VAL
26	DC	167	ASP
27	DD	106	LYS
27	DD	206	ALA

*Continued on next page...*

*Continued from previous page...*

<b>Mol</b>	<b>Chain</b>	<b>Res</b>	<b>Type</b>
28	DE	96	VAL
28	DE	131	THR
28	DE	177	PRO
29	DF	66	ILE
31	DH	23	ALA
31	DH	121	VAL
35	DL	47	ARG
37	DN	19	ALA
37	DN	102	PHE
40	DQ	81	GLY
41	DR	24	LYS
44	DU	47	PRO
46	DW	51	GLY
47	DX	30	PRO
47	DX	33	HIS
47	DX	34	SER
51	D1	51	ALA
4	AB	148	GLY
9	AG	13	PRO
9	AG	63	VAL
10	AH	38	VAL
15	AM	52	ILE
21	AS	45	GLY
22	AT	64	GLY
26	BC	76	VAL
28	BE	42	GLY
28	BE	129	PRO
29	BF	11	VAL
29	BF	12	VAL
29	BF	24	VAL
29	BF	135	ILE
30	BG	16	VAL
33	BJ	112	GLY
42	BS	45	VAL
45	BV	84	PRO
50	B0	53	VAL
51	B1	4	ILE
4	CB	37	VAL
5	CC	102	ILE
6	CD	105	GLY
6	CD	136	VAL
7	CE	108	GLY

*Continued on next page...*

*Continued from previous page...*

<b>Mol</b>	<b>Chain</b>	<b>Res</b>	<b>Type</b>
9	CG	79	VAL
10	CH	121	GLY
16	CN	33	VAL
16	CN	69	PRO
19	CQ	11	VAL
28	DE	42	GLY
28	DE	167	VAL
29	DF	12	VAL
29	DF	24	VAL
30	DG	16	VAL
36	DM	19	GLY
37	DN	93	GLY
39	DP	104	GLY
42	DS	45	VAL
45	DV	84	PRO
51	D1	4	ILE
5	AC	100	ILE
10	AH	94	VAL
10	AH	125	ILE
11	AI	115	VAL
31	BH	92	GLY
36	BM	125	PRO
37	BN	93	GLY
39	BP	17	PRO
39	BP	104	GLY
41	BR	101	ILE
27	DD	19	GLY
28	DE	129	PRO
29	DF	11	VAL
29	DF	135	ILE
33	DJ	112	GLY
34	DK	84	VAL
36	DM	125	PRO
41	DR	101	ILE
44	DU	15	GLY
50	D0	53	VAL
7	AE	56	PRO
7	AE	136	VAL
13	AK	119	GLY
19	AQ	31	PRO
19	AQ	32	ILE
26	BC	31	PRO

*Continued on next page...*

*Continued from previous page...*

<b>Mol</b>	<b>Chain</b>	<b>Res</b>	<b>Type</b>
26	BC	64	VAL
27	BD	19	GLY
27	BD	37	VAL
28	BE	52	VAL
29	BF	123	GLY
39	BP	63	ILE
40	BQ	33	VAL
5	CC	63	ILE
6	CD	179	GLY
7	CE	15	ILE
10	CH	67	GLY
12	CJ	36	VAL
13	CK	53	GLY
14	CL	54	VAL
20	CR	20	ILE
26	DC	64	VAL
27	DD	37	VAL
29	DF	103	ILE
31	DH	16	GLY
39	DP	63	ILE
40	DQ	33	VAL
4	AB	157	PRO
5	AC	194	VAL
7	AE	133	ILE
9	AG	88	VAL
10	AH	77	VAL
16	AN	83	VAL
19	AQ	78	VAL
23	AU	31	VAL
26	BC	106	PRO
29	BF	43	ILE
29	BF	103	ILE
30	BG	112	VAL
31	BH	16	GLY
34	BK	102	VAL
7	CE	27	GLY
7	CE	140	ILE
10	CH	5	PRO
21	CS	61	VAL
22	CT	55	PRO
26	DC	31	PRO
26	DC	106	PRO

*Continued on next page...*

*Continued from previous page...*

Mol	Chain	Res	Type
26	DC	195	GLY
29	DF	123	GLY
34	DK	102	VAL
39	DP	17	PRO
46	DW	53	GLY
5	AC	137	VAL
6	AD	60	VAL
12	AJ	8	ILE
22	AT	56	ILE
34	BK	84	VAL
42	BS	24	ILE
5	CC	100	ILE
6	CD	6	PRO
8	CF	7	VAL
26	DC	236	GLY
30	DG	112	VAL

### 5.3.2 Protein sidechains [i](#)

In the following table, the Percentiles column shows the percent sidechain outliers of the chain as a percentile score with respect to all X-ray entries followed by that with respect to entries of similar resolution.

The Analysed column shows the number of residues for which the sidechain conformation was analysed, and the total number of residues.

Mol	Chain	Analysed	Rotameric	Outliers	Percentiles	
4	AB	180/198 (91%)	140 (78%)	40 (22%)	1	4
4	CB	180/198 (91%)	143 (79%)	37 (21%)	1	6
5	AC	170/189 (90%)	134 (79%)	36 (21%)	1	5
5	CC	170/189 (90%)	138 (81%)	32 (19%)	1	8
6	AD	172/172 (100%)	146 (85%)	26 (15%)	3	13
6	CD	172/172 (100%)	130 (76%)	42 (24%)	0	2
7	AE	113/125 (90%)	95 (84%)	18 (16%)	2	11
7	CE	113/125 (90%)	87 (77%)	26 (23%)	1	3
8	AF	87/116 (75%)	74 (85%)	13 (15%)	3	13
8	CF	87/116 (75%)	76 (87%)	11 (13%)	4	20
9	AG	123/146 (84%)	99 (80%)	24 (20%)	1	7

*Continued on next page...*

*Continued from previous page...*

Mol	Chain	Analysed	Rotameric	Outliers	Percentiles	
9	CG	123/146 (84%)	100 (81%)	23 (19%)	1	8
10	AH	104/104 (100%)	89 (86%)	15 (14%)	3	14
10	CH	104/104 (100%)	81 (78%)	23 (22%)	1	4
11	AI	105/106 (99%)	83 (79%)	22 (21%)	1	5
11	CI	105/106 (99%)	83 (79%)	22 (21%)	1	5
12	AJ	86/90 (96%)	75 (87%)	11 (13%)	4	19
12	CJ	86/90 (96%)	71 (83%)	15 (17%)	2	9
13	AK	90/98 (92%)	75 (83%)	15 (17%)	2	10
13	CK	90/98 (92%)	77 (86%)	13 (14%)	3	14
14	AL	103/103 (100%)	83 (81%)	20 (19%)	1	7
14	CL	103/103 (100%)	80 (78%)	23 (22%)	1	4
15	AM	92/95 (97%)	75 (82%)	17 (18%)	1	8
15	CM	91/95 (96%)	71 (78%)	20 (22%)	1	4
16	AN	79/83 (95%)	60 (76%)	19 (24%)	0	3
16	CN	79/83 (95%)	66 (84%)	13 (16%)	2	10
17	AO	76/76 (100%)	65 (86%)	11 (14%)	3	14
17	CO	76/76 (100%)	67 (88%)	9 (12%)	5	22
18	AP	65/65 (100%)	52 (80%)	13 (20%)	1	6
18	CP	65/65 (100%)	58 (89%)	7 (11%)	6	26
19	AQ	74/77 (96%)	60 (81%)	14 (19%)	1	8
19	CQ	74/77 (96%)	66 (89%)	8 (11%)	6	26
20	AR	48/64 (75%)	37 (77%)	11 (23%)	1	4
20	CR	48/64 (75%)	43 (90%)	5 (10%)	7	28
21	AS	70/78 (90%)	55 (79%)	15 (21%)	1	5
21	CS	70/78 (90%)	51 (73%)	19 (27%)	0	1
22	AT	65/65 (100%)	56 (86%)	9 (14%)	3	16
22	CT	65/65 (100%)	55 (85%)	10 (15%)	2	12
23	AU	44/60 (73%)	37 (84%)	7 (16%)	2	11
23	CU	44/60 (73%)	32 (73%)	12 (27%)	0	1
26	BC	216/217 (100%)	182 (84%)	34 (16%)	2	11
26	DC	216/217 (100%)	182 (84%)	34 (16%)	2	11

*Continued on next page...*

Continued from previous page...

Mol	Chain	Analysed	Rotameric	Outliers	Percentiles	
27	BD	164/164 (100%)	136 (83%)	28 (17%)	2	9
27	DD	164/164 (100%)	137 (84%)	27 (16%)	2	10
28	BE	165/165 (100%)	130 (79%)	35 (21%)	1	5
28	DE	165/165 (100%)	130 (79%)	35 (21%)	1	5
29	BF	149/149 (100%)	116 (78%)	33 (22%)	1	4
29	DF	149/149 (100%)	117 (78%)	32 (22%)	1	5
30	BG	137/137 (100%)	110 (80%)	27 (20%)	1	6
30	DG	137/137 (100%)	110 (80%)	27 (20%)	1	6
31	BH	114/114 (100%)	85 (75%)	29 (25%)	0	2
31	DH	114/114 (100%)	86 (75%)	28 (25%)	0	2
32	BI	109/109 (100%)	107 (98%)	2 (2%)	59	81
32	DI	109/109 (100%)	104 (95%)	5 (5%)	27	62
33	BJ	116/116 (100%)	100 (86%)	16 (14%)	3	16
33	DJ	116/116 (100%)	100 (86%)	16 (14%)	3	16
34	BK	102/104 (98%)	84 (82%)	18 (18%)	2	9
34	DK	102/104 (98%)	83 (81%)	19 (19%)	1	8
35	BL	102/103 (99%)	87 (85%)	15 (15%)	3	14
35	DL	102/103 (99%)	88 (86%)	14 (14%)	3	16
36	BM	109/109 (100%)	93 (85%)	16 (15%)	3	14
36	DM	109/109 (100%)	93 (85%)	16 (15%)	3	14
37	BN	100/103 (97%)	85 (85%)	15 (15%)	3	13
37	DN	100/103 (97%)	84 (84%)	16 (16%)	2	11
38	BO	86/87 (99%)	76 (88%)	10 (12%)	5	23
38	DO	86/87 (99%)	76 (88%)	10 (12%)	5	23
39	BP	99/99 (100%)	76 (77%)	23 (23%)	1	3
39	DP	99/99 (100%)	77 (78%)	22 (22%)	1	4
40	BQ	89/89 (100%)	73 (82%)	16 (18%)	1	8
40	DQ	89/89 (100%)	73 (82%)	16 (18%)	1	8
41	BR	84/84 (100%)	67 (80%)	17 (20%)	1	6
41	DR	84/84 (100%)	67 (80%)	17 (20%)	1	6
42	BS	93/93 (100%)	79 (85%)	14 (15%)	3	13

Continued on next page...



Continued from previous page...

Mol	Chain	Analysed	Rotameric	Outliers	Percentiles	
42	DS	93/93 (100%)	79 (85%)	14 (15%)	3	13
43	BT	80/84 (95%)	65 (81%)	15 (19%)	1	8
43	DT	80/84 (95%)	64 (80%)	16 (20%)	1	6
44	BU	83/84 (99%)	69 (83%)	14 (17%)	2	10
44	DU	83/84 (99%)	70 (84%)	13 (16%)	2	11
45	BV	78/78 (100%)	67 (86%)	11 (14%)	3	15
45	DV	78/78 (100%)	67 (86%)	11 (14%)	3	15
46	BW	59/62 (95%)	49 (83%)	10 (17%)	2	10
46	DW	59/62 (95%)	48 (81%)	11 (19%)	1	8
47	BX	67/67 (100%)	56 (84%)	11 (16%)	2	10
47	DX	67/67 (100%)	57 (85%)	10 (15%)	3	13
48	BY	55/55 (100%)	43 (78%)	12 (22%)	1	5
48	DY	55/55 (100%)	43 (78%)	12 (22%)	1	5
49	BZ	48/48 (100%)	43 (90%)	5 (10%)	7	28
49	DZ	48/48 (100%)	43 (90%)	5 (10%)	7	28
50	B0	47/47 (100%)	40 (85%)	7 (15%)	3	13
50	D0	47/47 (100%)	40 (85%)	7 (15%)	3	13
51	B1	45/48 (94%)	38 (84%)	7 (16%)	2	11
51	D1	45/48 (94%)	38 (84%)	7 (16%)	2	11
52	B2	38/38 (100%)	33 (87%)	5 (13%)	4	18
52	D2	38/38 (100%)	33 (87%)	5 (13%)	4	18
53	B3	51/51 (100%)	44 (86%)	7 (14%)	3	16
53	D3	51/51 (100%)	43 (84%)	8 (16%)	2	11
54	B4	34/34 (100%)	29 (85%)	5 (15%)	3	14
54	D4	34/34 (100%)	29 (85%)	5 (15%)	3	14
All	All	9329/9696 (96%)	7688 (82%)	1641 (18%)	2	9

All (1641) residues with a non-rotameric sidechain are listed below:

Mol	Chain	Res	Type
4	AB	9	LEU
4	AB	10	LYS
4	AB	15	PHE

Continued on next page...

*Continued from previous page...*

<b>Mol</b>	<b>Chain</b>	<b>Res</b>	<b>Type</b>
4	AB	18	GLN
4	AB	23	ASN
4	AB	29	PHE
4	AB	42	LEU
4	AB	46	VAL
4	AB	48	MET
4	AB	50	ASN
4	AB	68	PHE
4	AB	72	LYS
4	AB	81	ASP
4	AB	86	CYS
4	AB	88	GLN
4	AB	91	VAL
4	AB	92	ASN
4	AB	104	LYS
4	AB	113	LEU
4	AB	116	LEU
4	AB	126	ASP
4	AB	127	LYS
4	AB	128	LEU
4	AB	131	LYS
4	AB	132	GLU
4	AB	139	GLU
4	AB	140	LEU
4	AB	144	GLU
4	AB	145	ASN
4	AB	152	ASP
4	AB	156	LEU
4	AB	168	GLU
4	AB	176	ASN
4	AB	183	PHE
4	AB	196	ASP
4	AB	199	ILE
4	AB	202	ASN
4	AB	204	ASP
4	AB	206	ILE
4	AB	212	TYR
5	AC	2	GLN
5	AC	3	LYS
5	AC	17	TRP
5	AC	18	ASN
5	AC	21	TRP

*Continued on next page...*

*Continued from previous page...*

<b>Mol</b>	<b>Chain</b>	<b>Res</b>	<b>Type</b>
5	AC	26	LYS
5	AC	28	PHE
5	AC	30	ASP
5	AC	34	SER
5	AC	63	ILE
5	AC	69	THR
5	AC	79	LYS
5	AC	82	ASP
5	AC	84	GLU
5	AC	85	LYS
5	AC	100	ILE
5	AC	106	ARG
5	AC	110	LEU
5	AC	118	SER
5	AC	120	THR
5	AC	124	GLU
5	AC	129	PHE
5	AC	130	ARG
5	AC	138	GLN
5	AC	139	ASN
5	AC	146	LYS
5	AC	160	GLU
5	AC	161	ILE
5	AC	166	TRP
5	AC	168	ARG
5	AC	174	LEU
5	AC	180	ASP
5	AC	182	ASP
5	AC	191	THR
5	AC	192	TYR
5	AC	205	GLU
6	AD	7	LYS
6	AD	12	ARG
6	AD	18	LEU
6	AD	25	ARG
6	AD	30	LYS
6	AD	31	CYS
6	AD	35	GLN
6	AD	43	ARG
6	AD	55	ARG
6	AD	69	ARG
6	AD	71	PHE

*Continued on next page...*

*Continued from previous page...*

<b>Mol</b>	<b>Chain</b>	<b>Res</b>	<b>Type</b>
6	AD	84	ASN
6	AD	89	LEU
6	AD	98	ASP
6	AD	119	HIS
6	AD	130	ASN
6	AD	152	SER
6	AD	159	GLU
6	AD	160	LEU
6	AD	162	GLU
6	AD	165	GLU
6	AD	176	LYS
6	AD	178	GLU
6	AD	196	GLU
6	AD	197	HIS
6	AD	200	VAL
7	AE	18	ASN
7	AE	23	THR
7	AE	30	PHE
7	AE	35	LEU
7	AE	42	ASN
7	AE	44	ARG
7	AE	67	ARG
7	AE	68	ARG
7	AE	81	GLN
7	AE	84	VAL
7	AE	96	GLN
7	AE	110	MET
7	AE	121	ASN
7	AE	122	VAL
7	AE	123	LEU
7	AE	125	LYS
7	AE	151	MET
7	AE	156	ARG
8	AF	5	GLU
8	AF	6	ILE
8	AF	14	GLN
8	AF	16	GLU
8	AF	24	ARG
8	AF	36	ILE
8	AF	39	LEU
8	AF	54	LEU
8	AF	58	HIS

*Continued on next page...*

*Continued from previous page...*

<b>Mol</b>	<b>Chain</b>	<b>Res</b>	<b>Type</b>
8	AF	72	ASP
8	AF	85	ILE
8	AF	86	ARG
8	AF	94	HIS
9	AG	2	ARG
9	AG	3	ARG
9	AG	10	LYS
9	AG	16	LYS
9	AG	17	PHE
9	AG	26	VAL
9	AG	40	SER
9	AG	41	ILE
9	AG	43	TYR
9	AG	52	ARG
9	AG	55	LYS
9	AG	56	SER
9	AG	72	VAL
9	AG	78	ARG
9	AG	85	GLN
9	AG	89	GLU
9	AG	90	VAL
9	AG	91	ARG
9	AG	123	LEU
9	AG	125	ASP
9	AG	132	THR
9	AG	139	ASP
9	AG	141	HIS
9	AG	143	MET
10	AH	2	MET
10	AH	3	GLN
10	AH	8	ASP
10	AH	9	MET
10	AH	26	MET
10	AH	40	LYS
10	AH	58	LEU
10	AH	63	LYS
10	AH	64	TYR
10	AH	72	GLU
10	AH	76	ARG
10	AH	93	LYS
10	AH	110	MET
10	AH	116	ARG

*Continued on next page...*

*Continued from previous page...*

<b>Mol</b>	<b>Chain</b>	<b>Res</b>	<b>Type</b>
10	AH	120	LEU
11	AI	20	ILE
11	AI	35	GLU
11	AI	40	ARG
11	AI	44	ARG
11	AI	53	LEU
11	AI	54	VAL
11	AI	55	ASP
11	AI	56	MET
11	AI	58	GLU
11	AI	63	TYR
11	AI	64	ILE
11	AI	67	LYS
11	AI	83	THR
11	AI	84	ARG
11	AI	92	SER
11	AI	93	LEU
11	AI	108	ARG
11	AI	109	GLN
11	AI	112	ARG
11	AI	119	LYS
11	AI	121	ARG
11	AI	126	PHE
12	AJ	8	ILE
12	AJ	11	LYS
12	AJ	16	ARG
12	AJ	28	THR
12	AJ	40	ILE
12	AJ	48	ARG
12	AJ	50	THR
12	AJ	52	LEU
12	AJ	59	LYS
12	AJ	71	LEU
12	AJ	97	ASP
13	AK	17	ASP
13	AK	34	THR
13	AK	36	ARG
13	AK	37	GLN
13	AK	55	ARG
13	AK	64	VAL
13	AK	67	GLU
13	AK	75	GLU

*Continued on next page...*

*Continued from previous page...*

<b>Mol</b>	<b>Chain</b>	<b>Res</b>	<b>Type</b>
13	AK	79	LYS
13	AK	80	ASN
13	AK	85	VAL
13	AK	100	ASN
13	AK	112	VAL
13	AK	127	ARG
13	AK	128	VAL
14	AL	5	GLN
14	AL	9	LYS
14	AL	23	LEU
14	AL	28	GLN
14	AL	33	CYS
14	AL	35	ARG
14	AL	37	TYR
14	AL	48	LEU
14	AL	49	ARG
14	AL	50	LYS
14	AL	55	ARG
14	AL	58	ASN
14	AL	60	PHE
14	AL	72	ASN
14	AL	74	GLN
14	AL	82	ARG
14	AL	111	GLN
14	AL	115	LYS
14	AL	118	VAL
14	AL	119	LYS
15	AM	6	ILE
15	AM	8	ILE
15	AM	28	ARG
15	AM	57	ASP
15	AM	65	GLU
15	AM	67	ASP
15	AM	68	LEU
15	AM	77	LYS
15	AM	78	ARG
15	AM	82	LEU
15	AM	90	HIS
15	AM	94	LEU
15	AM	99	GLN
15	AM	101	THR
15	AM	102	LYS

*Continued on next page...*



*Continued from previous page...*

<b>Mol</b>	<b>Chain</b>	<b>Res</b>	<b>Type</b>
15	AM	104	ASN
15	AM	109	LYS
16	AN	2	LYS
16	AN	3	GLN
16	AN	4	SER
16	AN	25	GLU
16	AN	27	LYS
16	AN	42	ASN
16	AN	47	LEU
16	AN	50	LEU
16	AN	55	SER
16	AN	58	ARG
16	AN	59	GLN
16	AN	60	ARG
16	AN	65	GLN
16	AN	78	LEU
16	AN	81	ILE
16	AN	85	GLU
16	AN	96	LYS
16	AN	97	LYS
16	AN	100	TRP
17	AO	16	ARG
17	AO	23	SER
17	AO	26	VAL
17	AO	34	GLN
17	AO	39	GLN
17	AO	47	LYS
17	AO	57	ARG
17	AO	70	LYS
17	AO	82	GLU
17	AO	84	LEU
17	AO	87	ARG
18	AP	3	THR
18	AP	19	VAL
18	AP	25	ARG
18	AP	26	ASN
18	AP	29	ASN
18	AP	32	PHE
18	AP	34	GLU
18	AP	46	LYS
18	AP	51	ARG
18	AP	55	ASP

*Continued on next page...*

*Continued from previous page...*

<b>Mol</b>	<b>Chain</b>	<b>Res</b>	<b>Type</b>
18	AP	56	ARG
18	AP	66	THR
18	AP	75	ILE
19	AQ	3	LYS
19	AQ	5	ARG
19	AQ	7	LEU
19	AQ	20	ILE
19	AQ	27	PHE
19	AQ	37	ILE
19	AQ	41	THR
19	AQ	50	ASN
19	AQ	51	GLU
19	AQ	52	CYS
19	AQ	61	ARG
19	AQ	66	LEU
19	AQ	79	GLU
19	AQ	80	LYS
20	AR	19	GLU
20	AR	21	ASP
20	AR	29	LYS
20	AR	30	ASN
20	AR	41	SER
20	AR	49	LYS
20	AR	53	GLN
20	AR	60	ARG
20	AR	69	TYR
20	AR	71	ASP
20	AR	72	ARG
21	AS	2	ARG
21	AS	4	LEU
21	AS	5	LYS
21	AS	10	ILE
21	AS	15	LEU
21	AS	19	GLU
21	AS	27	LYS
21	AS	33	TRP
21	AS	36	ARG
21	AS	46	LEU
21	AS	52	ASN
21	AS	64	GLU
21	AS	72	GLU
21	AS	73	PHE

*Continued on next page...*

*Continued from previous page...*

<b>Mol</b>	<b>Chain</b>	<b>Res</b>	<b>Type</b>
21	AS	78	THR
22	AT	2	ASN
22	AT	12	GLN
22	AT	15	LYS
22	AT	26	MET
22	AT	34	VAL
22	AT	43	LYS
22	AT	70	LYS
22	AT	73	ARG
22	AT	78	LEU
23	AU	11	PHE
23	AU	16	ARG
23	AU	18	PHE
23	AU	20	ARG
23	AU	41	THR
23	AU	42	THR
23	AU	48	LYS
26	BC	2	VAL
26	BC	4	LYS
26	BC	5	CYS
26	BC	12	ARG
26	BC	17	LYS
26	BC	43	ASN
26	BC	51	ARG
26	BC	52	HIS
26	BC	53	ILE
26	BC	62	ARG
26	BC	73	ILE
26	BC	89	ASN
26	BC	104	LEU
26	BC	107	LYS
26	BC	109	LEU
26	BC	129	LEU
26	BC	145	MET
26	BC	155	ARG
26	BC	172	THR
26	BC	173	LEU
26	BC	176	ARG
26	BC	181	ARG
26	BC	184	GLU
26	BC	188	ARG
26	BC	212	TRP

*Continued on next page...*

*Continued from previous page...*

<b>Mol</b>	<b>Chain</b>	<b>Res</b>	<b>Type</b>
26	BC	213	ARG
26	BC	235	GLU
26	BC	241	LYS
26	BC	246	PRO
26	BC	250	GLN
26	BC	252	LYS
26	BC	257	ARG
26	BC	264	LYS
26	BC	269	ARG
27	BD	18	ASP
27	BD	24	VAL
27	BD	33	ARG
27	BD	35	THR
27	BD	36	GLN
27	BD	38	LYS
27	BD	39	ASP
27	BD	46	ARG
27	BD	48	ILE
27	BD	56	LYS
27	BD	74	GLU
27	BD	81	GLU
27	BD	89	GLU
27	BD	99	GLU
27	BD	100	LEU
27	BD	103	ASP
27	BD	106	LYS
27	BD	110	THR
27	BD	126	ASN
27	BD	130	GLN
27	BD	138	LEU
27	BD	148	GLN
27	BD	168	GLU
27	BD	176	ASP
27	BD	177	VAL
27	BD	180	VAL
27	BD	184	ARG
27	BD	208	LYS
28	BE	2	GLU
28	BE	12	LEU
28	BE	17	THR
28	BE	21	ARG
28	BE	24	ASN

*Continued on next page...*

*Continued from previous page...*

<b>Mol</b>	<b>Chain</b>	<b>Res</b>	<b>Type</b>
28	BE	40	ARG
28	BE	60	TRP
28	BE	62	GLN
28	BE	65	THR
28	BE	67	ARG
28	BE	70	SER
28	BE	75	SER
28	BE	76	PRO
28	BE	78	TRP
28	BE	95	LYS
28	BE	108	ILE
28	BE	111	GLU
28	BE	116	ASP
28	BE	117	ARG
28	BE	118	LEU
28	BE	119	ILE
28	BE	122	GLU
28	BE	127	GLU
28	BE	136	GLN
28	BE	137	LYS
28	BE	150	THR
28	BE	153	LEU
28	BE	154	ASP
28	BE	157	LEU
28	BE	165	HIS
28	BE	166	LYS
28	BE	180	LEU
28	BE	181	ILE
28	BE	185	LYS
28	BE	189	THR
29	BF	3	LEU
29	BF	18	GLU
29	BF	26	GLN
29	BF	29	ARG
29	BF	32	LYS
29	BF	34	THR
29	BF	45	ASP
29	BF	49	LEU
29	BF	56	LEU
29	BF	62	GLN
29	BF	68	LYS
29	BF	82	TYR

*Continued on next page...*

*Continued from previous page...*

<b>Mol</b>	<b>Chain</b>	<b>Res</b>	<b>Type</b>
29	BF	91	ARG
29	BF	94	ARG
29	BF	102	LEU
29	BF	109	ARG
29	BF	111	ARG
29	BF	121	PHE
29	BF	126	ASN
29	BF	134	GLN
29	BF	135	ILE
29	BF	137	PHE
29	BF	138	PRO
29	BF	141	ASP
29	BF	142	TYR
29	BF	144	LYS
29	BF	146	ASP
29	BF	147	ARG
29	BF	149	ARG
29	BF	152	ASP
29	BF	156	THR
29	BF	166	ARG
29	BF	172	PHE
30	BG	17	LYS
30	BG	28	LYS
30	BG	31	GLU
30	BG	34	ARG
30	BG	49	LEU
30	BG	54	ARG
30	BG	59	ASP
30	BG	63	GLN
30	BG	68	ARG
30	BG	70	LEU
30	BG	72	ASN
30	BG	80	GLU
30	BG	84	LYS
30	BG	85	LYS
30	BG	100	ASN
30	BG	113	ASP
30	BG	115	GLN
30	BG	120	ILE
30	BG	123	GLU
30	BG	132	LEU
30	BG	151	ARG

*Continued on next page...*

*Continued from previous page...*

<b>Mol</b>	<b>Chain</b>	<b>Res</b>	<b>Type</b>
30	BG	163	TYR
30	BG	166	GLU
30	BG	167	VAL
30	BG	171	LYS
30	BG	174	LYS
30	BG	176	LYS
31	BH	3	VAL
31	BH	17	ASP
31	BH	18	GLN
31	BH	28	ASN
31	BH	31	VAL
31	BH	33	GLN
31	BH	50	ARG
31	BH	55	GLU
31	BH	71	LYS
31	BH	75	LEU
31	BH	76	GLU
31	BH	77	THR
31	BH	79	THR
31	BH	83	LYS
31	BH	86	ASP
31	BH	89	LYS
31	BH	91	PHE
31	BH	97	ARG
31	BH	98	ASP
31	BH	101	ASP
31	BH	104	THR
31	BH	109	GLU
31	BH	110	VAL
31	BH	122	LEU
31	BH	123	ARG
31	BH	130	VAL
31	BH	131	SER
31	BH	133	GLN
31	BH	142	VAL
32	BI	7	TYR
32	BI	96	LYS
33	BJ	25	LEU
33	BJ	28	LEU
33	BJ	43	GLU
33	BJ	44	TYR
33	BJ	53	TYR

*Continued on next page...*



*Continued from previous page...*

<b>Mol</b>	<b>Chain</b>	<b>Res</b>	<b>Type</b>
33	BJ	54	ILE
33	BJ	65	THR
33	BJ	76	HIS
33	BJ	86	GLN
33	BJ	95	ARG
33	BJ	106	LYS
33	BJ	111	LYS
33	BJ	124	VAL
33	BJ	129	GLU
33	BJ	131	ASN
33	BJ	136	GLN
34	BK	1	ILE
34	BK	9	VAL
34	BK	20	CYS
34	BK	31	TYR
34	BK	40	ILE
34	BK	51	VAL
34	BK	52	LYS
34	BK	53	LYS
34	BK	63	ARG
34	BK	64	THR
34	BK	70	ARG
34	BK	77	ARG
34	BK	86	LEU
34	BK	97	ARG
34	BK	104	ARG
34	BK	110	LYS
34	BK	111	PHE
34	BK	113	LYS
35	BL	4	ASN
35	BL	6	LEU
35	BL	36	LYS
35	BL	47	ARG
35	BL	54	GLN
35	BL	55	MET
35	BL	64	PHE
35	BL	69	ARG
35	BL	91	ASP
35	BL	92	LEU
35	BL	117	THR
35	BL	118	THR
35	BL	122	VAL

*Continued on next page...*

*Continued from previous page...*

<b>Mol</b>	<b>Chain</b>	<b>Res</b>	<b>Type</b>
35	BL	123	ARG
35	BL	129	LYS
36	BM	5	LYS
36	BM	8	LYS
36	BM	12	MET
36	BM	13	HIS
36	BM	20	LEU
36	BM	60	GLN
36	BM	70	ASP
36	BM	88	ASN
36	BM	90	GLU
36	BM	93	VAL
36	BM	105	MET
36	BM	108	VAL
36	BM	112	LEU
36	BM	114	ARG
36	BM	119	LEU
36	BM	127	LYS
37	BN	13	ASN
37	BN	18	GLN
37	BN	21	PHE
37	BN	30	ARG
37	BN	35	LYS
37	BN	37	THR
37	BN	62	ASN
37	BN	71	ARG
37	BN	96	ARG
37	BN	97	ILE
37	BN	99	LYS
37	BN	102	PHE
37	BN	112	TYR
37	BN	114	GLU
37	BN	118	ARG
38	BO	9	ARG
38	BO	17	LYS
38	BO	19	GLN
38	BO	31	THR
38	BO	61	GLN
38	BO	62	LEU
38	BO	81	ARG
38	BO	100	HIS
38	BO	106	LEU

*Continued on next page...*

*Continued from previous page...*

<b>Mol</b>	<b>Chain</b>	<b>Res</b>	<b>Type</b>
38	BO	116	GLN
39	BP	3	ILE
39	BP	6	GLN
39	BP	8	GLU
39	BP	14	GLN
39	BP	18	SER
39	BP	19	PHE
39	BP	25	VAL
39	BP	32	VAL
39	BP	37	LYS
39	BP	38	ARG
39	BP	40	GLN
39	BP	43	GLU
39	BP	45	VAL
39	BP	49	ILE
39	BP	61	ARG
39	BP	83	ILE
39	BP	86	LYS
39	BP	87	ARG
39	BP	92	ARG
39	BP	100	ARG
39	BP	101	GLU
39	BP	111	GLU
39	BP	112	ARG
40	BQ	4	LYS
40	BQ	5	ARG
40	BQ	10	ARG
40	BQ	50	ARG
40	BQ	53	LYS
40	BQ	58	GLN
40	BQ	59	LEU
40	BQ	69	ARG
40	BQ	71	ASN
40	BQ	79	ILE
40	BQ	88	GLU
40	BQ	91	ARG
40	BQ	94	LEU
40	BQ	100	PHE
40	BQ	101	ASP
40	BQ	102	LYS
41	BR	4	VAL
41	BR	10	LYS

*Continued on next page...*

*Continued from previous page...*

<b>Mol</b>	<b>Chain</b>	<b>Res</b>	<b>Type</b>
41	BR	18	GLN
41	BR	21	ARG
41	BR	22	LEU
41	BR	37	GLU
41	BR	39	LEU
41	BR	48	LYS
41	BR	52	PRO
41	BR	53	PHE
41	BR	64	VAL
41	BR	72	VAL
41	BR	82	HIS
41	BR	86	GLN
41	BR	93	PHE
41	BR	94	THR
41	BR	95	ASP
42	BS	6	LYS
42	BS	31	GLN
42	BS	35	ILE
42	BS	37	THR
42	BS	40	ASN
42	BS	46	LEU
42	BS	61	ASN
42	BS	66	ILE
42	BS	67	ASP
42	BS	68	ASP
42	BS	81	SER
42	BS	84	ARG
42	BS	88	ARG
42	BS	109	ASP
43	BT	3	ARG
43	BT	7	LEU
43	BT	8	LEU
43	BT	9	LYS
43	BT	11	LEU
43	BT	31	VAL
43	BT	32	LEU
43	BT	50	LEU
43	BT	64	LYS
43	BT	68	LYS
43	BT	69	ARG
43	BT	70	HIS
43	BT	73	ARG

*Continued on next page...*

*Continued from previous page...*

<b>Mol</b>	<b>Chain</b>	<b>Res</b>	<b>Type</b>
43	BT	76	ARG
43	BT	81	LYS
44	BU	7	ASP
44	BU	8	ASP
44	BU	11	ILE
44	BU	16	LYS
44	BU	17	ASP
44	BU	18	LYS
44	BU	20	LYS
44	BU	26	ASN
44	BU	28	LEU
44	BU	40	LEU
44	BU	49	PRO
44	BU	53	GLN
44	BU	73	ASN
44	BU	85	ARG
45	BV	40	ILE
45	BV	42	LEU
45	BV	46	LYS
45	BV	51	GLN
45	BV	53	LYS
45	BV	66	ASP
45	BV	70	ILE
45	BV	73	LYS
45	BV	75	GLN
45	BV	79	ARG
45	BV	89	ILE
46	BW	19	ARG
46	BW	23	LYS
46	BW	25	PHE
46	BW	39	GLN
46	BW	44	PHE
46	BW	49	ASN
46	BW	50	VAL
46	BW	63	ASP
46	BW	73	PRO
46	BW	77	LYS
47	BX	16	ASN
47	BX	17	ARG
47	BX	24	THR
47	BX	26	ARG
47	BX	27	ARG

*Continued on next page...*

*Continued from previous page...*

<b>Mol</b>	<b>Chain</b>	<b>Res</b>	<b>Type</b>
47	BX	28	PHE
47	BX	34	SER
47	BX	36	ARG
47	BX	47	THR
47	BX	64	ASP
47	BX	77	TYR
48	BY	2	LYS
48	BY	12	GLU
48	BY	17	GLU
48	BY	25	GLN
48	BY	31	GLN
48	BY	37	LEU
48	BY	38	GLN
48	BY	48	ARG
48	BY	57	LEU
48	BY	58	ASN
48	BY	59	GLU
48	BY	60	LYS
49	BZ	15	ARG
49	BZ	19	HIS
49	BZ	30	ARG
49	BZ	33	HIS
49	BZ	37	ARG
50	B0	9	ARG
50	B0	10	SER
50	B0	14	MET
50	B0	22	THR
50	B0	28	SER
50	B0	38	LEU
50	B0	56	LYS
51	B1	4	ILE
51	B1	9	LYS
51	B1	24	LYS
51	B1	31	GLU
51	B1	32	LYS
51	B1	41	VAL
51	B1	49	LYS
52	B2	4	THR
52	B2	24	THR
52	B2	33	ARG
52	B2	42	LEU
52	B2	46	LYS

*Continued on next page...*

*Continued from previous page...*

<b>Mol</b>	<b>Chain</b>	<b>Res</b>	<b>Type</b>
53	B3	5	THR
53	B3	7	ARG
53	B3	14	LYS
53	B3	18	LYS
53	B3	29	ARG
53	B3	48	MET
53	B3	56	LEU
54	B4	9	LYS
54	B4	15	LYS
54	B4	24	ARG
54	B4	28	SER
54	B4	35	GLN
4	CB	8	MET
4	CB	27	LYS
4	CB	29	PHE
4	CB	31	PHE
4	CB	35	ASN
4	CB	36	LYS
4	CB	40	ILE
4	CB	48	MET
4	CB	49	PHE
4	CB	50	ASN
4	CB	57	ASN
4	CB	63	LYS
4	CB	65	LYS
4	CB	69	VAL
4	CB	86	CYS
4	CB	87	ASP
4	CB	99	MET
4	CB	115	ASP
4	CB	119	GLN
4	CB	121	GLN
4	CB	122	ASP
4	CB	127	LYS
4	CB	153	MET
4	CB	156	LEU
4	CB	158	ASP
4	CB	176	ASN
4	CB	178	LEU
4	CB	185	ILE
4	CB	188	THR
4	CB	189	ASN

*Continued on next page...*



*Continued from previous page...*

<b>Mol</b>	<b>Chain</b>	<b>Res</b>	<b>Type</b>
4	CB	196	ASP
4	CB	204	ASP
4	CB	207	ARG
4	CB	210	THR
4	CB	216	VAL
4	CB	221	ARG
4	CB	222	GLU
5	CC	2	GLN
5	CC	5	HIS
5	CC	7	ASN
5	CC	13	ILE
5	CC	17	TRP
5	CC	20	THR
5	CC	21	TRP
5	CC	28	PHE
5	CC	30	ASP
5	CC	33	ASP
5	CC	43	THR
5	CC	53	ARG
5	CC	61	LYS
5	CC	76	ILE
5	CC	78	LYS
5	CC	82	ASP
5	CC	101	ASN
5	CC	106	ARG
5	CC	115	VAL
5	CC	128	MET
5	CC	129	PHE
5	CC	138	GLN
5	CC	143	LEU
5	CC	146	LYS
5	CC	152	VAL
5	CC	165	GLU
5	CC	168	ARG
5	CC	169	GLU
5	CC	175	HIS
5	CC	184	ASN
5	CC	192	TYR
5	CC	205	GLU
6	CD	2	ARG
6	CD	7	LYS
6	CD	8	LEU

*Continued on next page...*

*Continued from previous page...*

<b>Mol</b>	<b>Chain</b>	<b>Res</b>	<b>Type</b>
6	CD	14	GLU
6	CD	21	LYS
6	CD	25	ARG
6	CD	28	ASP
6	CD	30	LYS
6	CD	32	LYS
6	CD	39	GLN
6	CD	47	LEU
6	CD	53	GLN
6	CD	55	ARG
6	CD	56	GLU
6	CD	58	GLN
6	CD	67	LEU
6	CD	69	ARG
6	CD	71	PHE
6	CD	80	ARG
6	CD	82	LYS
6	CD	88	ASN
6	CD	106	PHE
6	CD	110	ARG
6	CD	119	HIS
6	CD	123	MET
6	CD	125	ASN
6	CD	130	ASN
6	CD	131	ILE
6	CD	134	TYR
6	CD	141	VAL
6	CD	147	LYS
6	CD	151	GLN
6	CD	158	LEU
6	CD	160	LEU
6	CD	162	GLU
6	CD	166	LYS
6	CD	170	LEU
6	CD	176	LYS
6	CD	182	LYS
6	CD	183	ARG
6	CD	189	ASP
6	CD	197	HIS
7	CE	9	GLU
7	CE	10	LEU
7	CE	11	GLN

*Continued on next page...*

*Continued from previous page...*

<b>Mol</b>	<b>Chain</b>	<b>Res</b>	<b>Type</b>
7	CE	14	LEU
7	CE	22	LYS
7	CE	25	LYS
7	CE	33	THR
7	CE	53	ARG
7	CE	55	VAL
7	CE	70	MET
7	CE	72	ASN
7	CE	81	GLN
7	CE	92	ARG
7	CE	95	MET
7	CE	102	THR
7	CE	104	ILE
7	CE	105	ILE
7	CE	111	ARG
7	CE	114	LEU
7	CE	119	VAL
7	CE	125	LYS
7	CE	139	THR
7	CE	143	LEU
7	CE	144	GLU
7	CE	146	MET
7	CE	148	SER
8	CF	1	MET
8	CF	6	ILE
8	CF	7	VAL
8	CF	13	ASP
8	CF	17	GLN
8	CF	30	THR
8	CF	74	LEU
8	CF	88	MET
8	CF	93	LYS
8	CF	97	THR
8	CF	98	GLU
9	CG	2	ARG
9	CG	8	GLN
9	CG	12	LEU
9	CG	14	ASP
9	CG	22	LEU
9	CG	32	ASP
9	CG	37	THR
9	CG	46	LEU

*Continued on next page...*

*Continued from previous page...*

<b>Mol</b>	<b>Chain</b>	<b>Res</b>	<b>Type</b>
9	CG	58	LEU
9	CG	65	LEU
9	CG	69	ARG
9	CG	71	THR
9	CG	74	VAL
9	CG	79	VAL
9	CG	89	GLU
9	CG	110	ARG
9	CG	115	MET
9	CG	119	LEU
9	CG	121	ASN
9	CG	130	LYS
9	CG	136	LYS
9	CG	137	ARG
9	CG	150	PHE
10	CH	2	MET
10	CH	9	MET
10	CH	10	LEU
10	CH	14	ARG
10	CH	25	THR
10	CH	40	LYS
10	CH	54	THR
10	CH	55	LYS
10	CH	58	LEU
10	CH	59	GLU
10	CH	60	LEU
10	CH	61	THR
10	CH	63	LYS
10	CH	65	PHE
10	CH	70	VAL
10	CH	79	ARG
10	CH	89	ASP
10	CH	93	LYS
10	CH	102	VAL
10	CH	107	LYS
10	CH	112	ASP
10	CH	117	GLN
10	CH	124	ILE
11	CI	18	VAL
11	CI	24	ASN
11	CI	27	ILE
11	CI	35	GLU

*Continued on next page...*

*Continued from previous page...*

<b>Mol</b>	<b>Chain</b>	<b>Res</b>	<b>Type</b>
11	CI	37	TYR
11	CI	40	ARG
11	CI	51	LEU
11	CI	53	LEU
11	CI	58	GLU
11	CI	59	LYS
11	CI	62	LEU
11	CI	84	ARG
11	CI	86	LEU
11	CI	87	MET
11	CI	88	GLU
11	CI	93	LEU
11	CI	94	ARG
11	CI	96	GLU
11	CI	105	ARG
11	CI	108	ARG
11	CI	122	ARG
11	CI	129	ARG
12	CJ	10	LEU
12	CJ	24	GLU
12	CJ	25	ILE
12	CJ	31	ARG
12	CJ	48	ARG
12	CJ	57	VAL
12	CJ	77	VAL
12	CJ	84	VAL
12	CJ	85	ASP
12	CJ	87	LEU
12	CJ	90	LEU
12	CJ	91	ASP
12	CJ	96	VAL
12	CJ	99	GLN
12	CJ	102	LEU
13	CK	26	PHE
13	CK	34	THR
13	CK	37	GLN
13	CK	39	ASN
13	CK	51	PHE
13	CK	55	ARG
13	CK	56	LYS
13	CK	78	ILE
13	CK	92	ARG

*Continued on next page...*

*Continued from previous page...*

<b>Mol</b>	<b>Chain</b>	<b>Res</b>	<b>Type</b>
13	CK	107	THR
13	CK	112	VAL
13	CK	118	ASN
13	CK	125	LYS
14	CL	13	ARG
14	CL	14	LYS
14	CL	15	VAL
14	CL	17	LYS
14	CL	19	ASN
14	CL	24	GLU
14	CL	26	CYS
14	CL	28	GLN
14	CL	33	CYS
14	CL	39	THR
14	CL	49	ARG
14	CL	54	VAL
14	CL	66	ILE
14	CL	72	ASN
14	CL	75	GLU
14	CL	85	ARG
14	CL	93	ARG
14	CL	95	HIS
14	CL	98	ARG
14	CL	107	LYS
14	CL	110	LYS
14	CL	111	GLN
14	CL	116	TYR
15	CM	7	ASN
15	CM	15	VAL
15	CM	22	TYR
15	CM	24	VAL
15	CM	27	THR
15	CM	41	ASP
15	CM	42	VAL
15	CM	68	LEU
15	CM	78	ARG
15	CM	79	LEU
15	CM	80	MET
15	CM	82	LEU
15	CM	91	ARG
15	CM	97	ARG
15	CM	100	ARG

*Continued on next page...*

*Continued from previous page...*

<b>Mol</b>	<b>Chain</b>	<b>Res</b>	<b>Type</b>
15	CM	102	LYS
15	CM	103	THR
15	CM	106	ARG
15	CM	107	THR
15	CM	112	ARG
16	CN	3	GLN
16	CN	19	TYR
16	CN	20	PHE
16	CN	25	GLU
16	CN	26	LEU
16	CN	30	ILE
16	CN	64	ARG
16	CN	72	PHE
16	CN	74	ARG
16	CN	75	LYS
16	CN	82	LYS
16	CN	85	GLU
16	CN	97	LYS
17	CO	4	THR
17	CO	14	PHE
17	CO	17	ASP
17	CO	19	ASN
17	CO	27	GLN
17	CO	34	GLN
17	CO	44	GLU
17	CO	63	ARG
17	CO	69	LEU
18	CP	5	ARG
18	CP	17	TYR
18	CP	25	ARG
18	CP	40	ASN
18	CP	46	LYS
18	CP	57	ILE
18	CP	69	ASP
19	CQ	8	GLN
19	CQ	20	ILE
19	CQ	26	ARG
19	CQ	30	HIS
19	CQ	37	ILE
19	CQ	51	GLU
19	CQ	66	LEU
19	CQ	80	LYS

*Continued on next page...*



*Continued from previous page...*

<b>Mol</b>	<b>Chain</b>	<b>Res</b>	<b>Type</b>
20	CR	23	LYS
20	CR	54	LEU
20	CR	56	ARG
20	CR	65	SER
20	CR	72	ARG
21	CS	3	SER
21	CS	4	LEU
21	CS	6	LYS
21	CS	12	LEU
21	CS	14	LEU
21	CS	15	LEU
21	CS	19	GLU
21	CS	20	LYS
21	CS	22	VAL
21	CS	23	GLU
21	CS	26	ASP
21	CS	27	LYS
21	CS	28	LYS
21	CS	33	TRP
21	CS	36	ARG
21	CS	52	ASN
21	CS	59	VAL
21	CS	61	VAL
21	CS	72	GLU
22	CT	3	ILE
22	CT	19	HIS
22	CT	26	MET
22	CT	35	TYR
22	CT	53	MET
22	CT	58	ASP
22	CT	67	HIS
22	CT	69	ASN
22	CT	78	LEU
22	CT	83	ASN
23	CU	6	ARG
23	CU	17	ARG
23	CU	19	LYS
23	CU	20	ARG
23	CU	22	CYS
23	CU	24	LYS
23	CU	27	VAL
23	CU	33	ARG

*Continued on next page...*

*Continued from previous page...*

<b>Mol</b>	<b>Chain</b>	<b>Res</b>	<b>Type</b>
23	CU	34	ARG
23	CU	36	PHE
23	CU	38	GLU
23	CU	42	THR
26	DC	2	VAL
26	DC	4	LYS
26	DC	5	CYS
26	DC	12	ARG
26	DC	17	LYS
26	DC	43	ASN
26	DC	51	ARG
26	DC	52	HIS
26	DC	57	HIS
26	DC	62	ARG
26	DC	73	ILE
26	DC	89	ASN
26	DC	104	LEU
26	DC	107	LYS
26	DC	109	LEU
26	DC	129	LEU
26	DC	145	MET
26	DC	155	ARG
26	DC	172	THR
26	DC	173	LEU
26	DC	176	ARG
26	DC	181	ARG
26	DC	184	GLU
26	DC	188	ARG
26	DC	212	TRP
26	DC	213	ARG
26	DC	235	GLU
26	DC	241	LYS
26	DC	246	PRO
26	DC	250	GLN
26	DC	252	LYS
26	DC	257	ARG
26	DC	264	LYS
26	DC	269	ARG
27	DD	18	ASP
27	DD	24	VAL
27	DD	33	ARG
27	DD	35	THR

*Continued on next page...*

*Continued from previous page...*

<b>Mol</b>	<b>Chain</b>	<b>Res</b>	<b>Type</b>
27	DD	36	GLN
27	DD	38	LYS
27	DD	39	ASP
27	DD	46	ARG
27	DD	48	ILE
27	DD	56	LYS
27	DD	74	GLU
27	DD	81	GLU
27	DD	89	GLU
27	DD	99	GLU
27	DD	100	LEU
27	DD	103	ASP
27	DD	106	LYS
27	DD	110	THR
27	DD	126	ASN
27	DD	130	GLN
27	DD	138	LEU
27	DD	148	GLN
27	DD	168	GLU
27	DD	176	ASP
27	DD	177	VAL
27	DD	180	VAL
27	DD	184	ARG
28	DE	2	GLU
28	DE	12	LEU
28	DE	17	THR
28	DE	21	ARG
28	DE	24	ASN
28	DE	40	ARG
28	DE	58	LYS
28	DE	60	TRP
28	DE	62	GLN
28	DE	65	THR
28	DE	67	ARG
28	DE	70	SER
28	DE	75	SER
28	DE	76	PRO
28	DE	78	TRP
28	DE	95	LYS
28	DE	108	ILE
28	DE	111	GLU
28	DE	116	ASP

*Continued on next page...*

*Continued from previous page...*

<b>Mol</b>	<b>Chain</b>	<b>Res</b>	<b>Type</b>
28	DE	117	ARG
28	DE	118	LEU
28	DE	119	ILE
28	DE	127	GLU
28	DE	136	GLN
28	DE	137	LYS
28	DE	150	THR
28	DE	153	LEU
28	DE	154	ASP
28	DE	157	LEU
28	DE	165	HIS
28	DE	166	LYS
28	DE	180	LEU
28	DE	181	ILE
28	DE	185	LYS
28	DE	189	THR
29	DF	3	LEU
29	DF	26	GLN
29	DF	29	ARG
29	DF	32	LYS
29	DF	34	THR
29	DF	45	ASP
29	DF	49	LEU
29	DF	56	LEU
29	DF	62	GLN
29	DF	68	LYS
29	DF	82	TYR
29	DF	91	ARG
29	DF	94	ARG
29	DF	102	LEU
29	DF	109	ARG
29	DF	111	ARG
29	DF	121	PHE
29	DF	126	ASN
29	DF	134	GLN
29	DF	135	ILE
29	DF	137	PHE
29	DF	138	PRO
29	DF	141	ASP
29	DF	142	TYR
29	DF	144	LYS
29	DF	146	ASP

*Continued on next page...*

*Continued from previous page...*

<b>Mol</b>	<b>Chain</b>	<b>Res</b>	<b>Type</b>
29	DF	147	ARG
29	DF	149	ARG
29	DF	152	ASP
29	DF	156	THR
29	DF	166	ARG
29	DF	172	PHE
30	DG	17	LYS
30	DG	28	LYS
30	DG	31	GLU
30	DG	34	ARG
30	DG	49	LEU
30	DG	54	ARG
30	DG	59	ASP
30	DG	63	GLN
30	DG	68	ARG
30	DG	70	LEU
30	DG	72	ASN
30	DG	80	GLU
30	DG	84	LYS
30	DG	85	LYS
30	DG	100	ASN
30	DG	113	ASP
30	DG	115	GLN
30	DG	120	ILE
30	DG	123	GLU
30	DG	132	LEU
30	DG	151	ARG
30	DG	163	TYR
30	DG	166	GLU
30	DG	167	VAL
30	DG	171	LYS
30	DG	174	LYS
30	DG	176	LYS
31	DH	3	VAL
31	DH	17	ASP
31	DH	18	GLN
31	DH	28	ASN
31	DH	31	VAL
31	DH	33	GLN
31	DH	43	ASN
31	DH	47	PHE
31	DH	51	ARG

*Continued on next page...*

*Continued from previous page...*

<b>Mol</b>	<b>Chain</b>	<b>Res</b>	<b>Type</b>
31	DH	57	LYS
31	DH	61	VAL
31	DH	70	GLU
31	DH	77	THR
31	DH	86	ASP
31	DH	87	GLU
31	DH	89	LYS
31	DH	112	LYS
31	DH	114	GLU
31	DH	117	LEU
31	DH	122	LEU
31	DH	125	THR
31	DH	127	GLU
31	DH	128	HIS
31	DH	129	GLU
31	DH	132	PHE
31	DH	134	VAL
31	DH	141	LYS
31	DH	147	VAL
32	DI	54	ILE
32	DI	91	LYS
32	DI	99	LYS
32	DI	121	ILE
32	DI	140	GLU
33	DJ	25	LEU
33	DJ	28	LEU
33	DJ	43	GLU
33	DJ	44	TYR
33	DJ	53	TYR
33	DJ	54	ILE
33	DJ	65	THR
33	DJ	76	HIS
33	DJ	86	GLN
33	DJ	95	ARG
33	DJ	106	LYS
33	DJ	111	LYS
33	DJ	124	VAL
33	DJ	129	GLU
33	DJ	131	ASN
33	DJ	136	GLN
34	DK	1	ILE
34	DK	9	VAL

*Continued on next page...*

*Continued from previous page...*

<b>Mol</b>	<b>Chain</b>	<b>Res</b>	<b>Type</b>
34	DK	20	CYS
34	DK	31	TYR
34	DK	40	ILE
34	DK	51	VAL
34	DK	52	LYS
34	DK	53	LYS
34	DK	63	ARG
34	DK	64	THR
34	DK	70	ARG
34	DK	77	ARG
34	DK	83	CYS
34	DK	86	LEU
34	DK	97	ARG
34	DK	104	ARG
34	DK	110	LYS
34	DK	111	PHE
34	DK	113	LYS
35	DL	4	ASN
35	DL	6	LEU
35	DL	36	LYS
35	DL	47	ARG
35	DL	54	GLN
35	DL	55	MET
35	DL	69	ARG
35	DL	91	ASP
35	DL	92	LEU
35	DL	117	THR
35	DL	118	THR
35	DL	122	VAL
35	DL	123	ARG
35	DL	129	LYS
36	DM	5	LYS
36	DM	8	LYS
36	DM	12	MET
36	DM	13	HIS
36	DM	20	LEU
36	DM	60	GLN
36	DM	70	ASP
36	DM	88	ASN
36	DM	90	GLU
36	DM	93	VAL
36	DM	105	MET

*Continued on next page...*



*Continued from previous page...*

<b>Mol</b>	<b>Chain</b>	<b>Res</b>	<b>Type</b>
36	DM	108	VAL
36	DM	112	LEU
36	DM	114	ARG
36	DM	119	LEU
36	DM	127	LYS
37	DN	13	ASN
37	DN	18	GLN
37	DN	20	MET
37	DN	21	PHE
37	DN	30	ARG
37	DN	35	LYS
37	DN	37	THR
37	DN	62	ASN
37	DN	71	ARG
37	DN	96	ARG
37	DN	97	ILE
37	DN	99	LYS
37	DN	102	PHE
37	DN	112	TYR
37	DN	114	GLU
37	DN	118	ARG
38	DO	9	ARG
38	DO	17	LYS
38	DO	19	GLN
38	DO	31	THR
38	DO	61	GLN
38	DO	62	LEU
38	DO	81	ARG
38	DO	100	HIS
38	DO	106	LEU
38	DO	116	GLN
39	DP	3	ILE
39	DP	6	GLN
39	DP	8	GLU
39	DP	14	GLN
39	DP	18	SER
39	DP	19	PHE
39	DP	32	VAL
39	DP	37	LYS
39	DP	38	ARG
39	DP	40	GLN
39	DP	43	GLU

*Continued on next page...*

*Continued from previous page...*

<b>Mol</b>	<b>Chain</b>	<b>Res</b>	<b>Type</b>
39	DP	45	VAL
39	DP	49	ILE
39	DP	61	ARG
39	DP	83	ILE
39	DP	86	LYS
39	DP	87	ARG
39	DP	92	ARG
39	DP	100	ARG
39	DP	101	GLU
39	DP	111	GLU
39	DP	112	ARG
40	DQ	4	LYS
40	DQ	5	ARG
40	DQ	10	ARG
40	DQ	50	ARG
40	DQ	53	LYS
40	DQ	58	GLN
40	DQ	59	LEU
40	DQ	69	ARG
40	DQ	71	ASN
40	DQ	79	ILE
40	DQ	88	GLU
40	DQ	91	ARG
40	DQ	94	LEU
40	DQ	100	PHE
40	DQ	101	ASP
40	DQ	102	LYS
41	DR	4	VAL
41	DR	10	LYS
41	DR	18	GLN
41	DR	21	ARG
41	DR	22	LEU
41	DR	37	GLU
41	DR	39	LEU
41	DR	48	LYS
41	DR	52	PRO
41	DR	53	PHE
41	DR	64	VAL
41	DR	72	VAL
41	DR	82	HIS
41	DR	86	GLN
41	DR	93	PHE

*Continued on next page...*

*Continued from previous page...*

<b>Mol</b>	<b>Chain</b>	<b>Res</b>	<b>Type</b>
41	DR	94	THR
41	DR	95	ASP
42	DS	6	LYS
42	DS	31	GLN
42	DS	35	ILE
42	DS	37	THR
42	DS	40	ASN
42	DS	46	LEU
42	DS	61	ASN
42	DS	66	ILE
42	DS	67	ASP
42	DS	68	ASP
42	DS	81	SER
42	DS	84	ARG
42	DS	88	ARG
42	DS	109	ASP
43	DT	3	ARG
43	DT	7	LEU
43	DT	8	LEU
43	DT	9	LYS
43	DT	11	LEU
43	DT	31	VAL
43	DT	32	LEU
43	DT	50	LEU
43	DT	58	VAL
43	DT	64	LYS
43	DT	68	LYS
43	DT	69	ARG
43	DT	70	HIS
43	DT	73	ARG
43	DT	76	ARG
43	DT	81	LYS
44	DU	7	ASP
44	DU	11	ILE
44	DU	16	LYS
44	DU	17	ASP
44	DU	18	LYS
44	DU	20	LYS
44	DU	26	ASN
44	DU	28	LEU
44	DU	40	LEU
44	DU	49	PRO

*Continued on next page...*

*Continued from previous page...*

<b>Mol</b>	<b>Chain</b>	<b>Res</b>	<b>Type</b>
44	DU	53	GLN
44	DU	73	ASN
44	DU	85	ARG
45	DV	40	ILE
45	DV	42	LEU
45	DV	46	LYS
45	DV	51	GLN
45	DV	53	LYS
45	DV	66	ASP
45	DV	70	ILE
45	DV	73	LYS
45	DV	75	GLN
45	DV	79	ARG
45	DV	89	ILE
46	DW	13	ARG
46	DW	19	ARG
46	DW	23	LYS
46	DW	25	PHE
46	DW	39	GLN
46	DW	44	PHE
46	DW	49	ASN
46	DW	50	VAL
46	DW	63	ASP
46	DW	73	PRO
46	DW	77	LYS
47	DX	16	ASN
47	DX	17	ARG
47	DX	24	THR
47	DX	26	ARG
47	DX	27	ARG
47	DX	34	SER
47	DX	36	ARG
47	DX	47	THR
47	DX	64	ASP
47	DX	77	TYR
48	DY	2	LYS
48	DY	12	GLU
48	DY	17	GLU
48	DY	25	GLN
48	DY	31	GLN
48	DY	37	LEU
48	DY	38	GLN

*Continued on next page...*

*Continued from previous page...*

<b>Mol</b>	<b>Chain</b>	<b>Res</b>	<b>Type</b>
48	DY	48	ARG
48	DY	57	LEU
48	DY	58	ASN
48	DY	59	GLU
48	DY	60	LYS
49	DZ	15	ARG
49	DZ	19	HIS
49	DZ	30	ARG
49	DZ	33	HIS
49	DZ	37	ARG
50	D0	9	ARG
50	D0	10	SER
50	D0	14	MET
50	D0	22	THR
50	D0	28	SER
50	D0	38	LEU
50	D0	56	LYS
51	D1	4	ILE
51	D1	9	LYS
51	D1	24	LYS
51	D1	31	GLU
51	D1	32	LYS
51	D1	41	VAL
51	D1	49	LYS
52	D2	4	THR
52	D2	24	THR
52	D2	33	ARG
52	D2	42	LEU
52	D2	46	LYS
53	D3	5	THR
53	D3	7	ARG
53	D3	14	LYS
53	D3	18	LYS
53	D3	29	ARG
53	D3	48	MET
53	D3	51	LYS
53	D3	56	LEU
54	D4	9	LYS
54	D4	15	LYS
54	D4	24	ARG
54	D4	28	SER
54	D4	35	GLN

Sometimes sidechains can be flipped to improve hydrogen bonding and reduce clashes. All (364) such sidechains are listed below:

Mol	Chain	Res	Type
4	AB	23	ASN
4	AB	35	ASN
4	AB	41	ASN
4	AB	88	GLN
4	AB	93	HIS
4	AB	145	ASN
4	AB	167	HIS
4	AB	176	ASN
4	AB	202	ASN
5	AC	2	GLN
5	AC	7	ASN
5	AC	24	ASN
5	AC	40	GLN
5	AC	68	HIS
5	AC	122	GLN
5	AC	138	GLN
5	AC	139	ASN
6	AD	70	GLN
6	AD	84	ASN
6	AD	88	ASN
6	AD	130	ASN
6	AD	135	GLN
6	AD	139	ASN
6	AD	197	HIS
7	AE	69	ASN
7	AE	76	ASN
7	AE	96	GLN
7	AE	121	ASN
7	AE	131	ASN
7	AE	134	ASN
7	AE	147	ASN
8	AF	17	GLN
8	AF	68	GLN
9	AG	27	ASN
9	AG	67	ASN
9	AG	85	GLN
9	AG	129	ASN
9	AG	147	ASN
10	AH	15	ASN
10	AH	17	GLN
10	AH	37	ASN

*Continued on next page...*

*Continued from previous page...*

<b>Mol</b>	<b>Chain</b>	<b>Res</b>	<b>Type</b>
11	AI	24	ASN
11	AI	36	GLN
11	AI	49	GLN
11	AI	74	GLN
11	AI	125	GLN
12	AJ	15	HIS
12	AJ	35	GLN
12	AJ	99	GLN
13	AK	14	GLN
13	AK	37	GLN
13	AK	39	ASN
13	AK	80	ASN
13	AK	100	ASN
13	AK	108	ASN
14	AL	5	GLN
14	AL	28	GLN
14	AL	58	ASN
14	AL	72	ASN
14	AL	74	GLN
14	AL	111	GLN
15	AM	99	GLN
16	AN	59	GLN
16	AN	65	GLN
17	AO	36	ASN
17	AO	39	GLN
17	AO	45	HIS
18	AP	18	GLN
18	AP	26	ASN
19	AQ	50	ASN
20	AR	51	GLN
20	AR	53	GLN
21	AS	55	GLN
21	AS	68	HIS
22	AT	2	ASN
22	AT	12	GLN
22	AT	20	ASN
22	AT	47	GLN
22	AT	51	ASN
22	AT	81	GLN
22	AT	83	ASN
23	AU	8	ASN
26	BC	20	ASN

*Continued on next page...*



*Continued from previous page...*

<b>Mol</b>	<b>Chain</b>	<b>Res</b>	<b>Type</b>
26	BC	43	ASN
26	BC	52	HIS
26	BC	57	HIS
26	BC	59	GLN
26	BC	89	ASN
26	BC	133	ASN
26	BC	152	GLN
26	BC	162	GLN
26	BC	225	ASN
26	BC	238	ASN
27	BD	32	ASN
27	BD	36	GLN
27	BD	49	GLN
27	BD	126	ASN
27	BD	130	GLN
27	BD	136	ASN
27	BD	148	GLN
27	BD	173	GLN
28	BE	24	ASN
28	BE	29	HIS
28	BE	30	GLN
28	BE	62	GLN
28	BE	97	ASN
28	BE	163	ASN
29	BF	26	GLN
29	BF	51	ASN
29	BF	134	GLN
30	BG	19	ASN
30	BG	29	ASN
30	BG	63	GLN
30	BG	100	ASN
30	BG	115	GLN
31	BH	20	ASN
31	BH	28	ASN
32	BI	11	GLN
32	BI	29	GLN
32	BI	33	ASN
32	BI	93	ASN
33	BJ	40	HIS
33	BJ	58	ASN
33	BJ	135	GLN
33	BJ	136	GLN

*Continued on next page...*

*Continued from previous page...*

<b>Mol</b>	<b>Chain</b>	<b>Res</b>	<b>Type</b>
33	BJ	138	GLN
34	BK	2	GLN
34	BK	4	GLN
34	BK	87	ASN
34	BK	88	ASN
35	BL	4	ASN
35	BL	54	GLN
35	BL	99	ASN
36	BM	3	GLN
37	BN	11	ASN
37	BN	62	ASN
38	BO	19	GLN
38	BO	34	HIS
38	BO	38	GLN
38	BO	61	GLN
38	BO	67	ASN
39	BP	6	GLN
39	BP	11	GLN
39	BP	40	GLN
39	BP	65	ASN
40	BQ	43	GLN
40	BQ	51	GLN
40	BQ	55	GLN
40	BQ	71	ASN
41	BR	43	ASN
41	BR	86	GLN
42	BS	40	ASN
42	BS	57	ASN
42	BS	61	ASN
43	BT	48	GLN
43	BT	91	GLN
43	BT	92	ASN
44	BU	26	ASN
44	BU	39	ASN
44	BU	53	GLN
44	BU	65	GLN
45	BV	44	HIS
45	BV	51	GLN
45	BV	80	HIS
45	BV	88	HIS
46	BW	39	GLN
46	BW	49	ASN

*Continued on next page...*

*Continued from previous page...*

<b>Mol</b>	<b>Chain</b>	<b>Res</b>	<b>Type</b>
47	BX	5	GLN
47	BX	35	HIS
48	BY	25	GLN
48	BY	31	GLN
48	BY	38	GLN
48	BY	45	GLN
49	BZ	33	HIS
50	B0	3	GLN
50	B0	5	ASN
52	B2	13	ASN
53	B3	27	ASN
54	B4	35	GLN
4	CB	14	HIS
4	CB	41	ASN
4	CB	50	ASN
4	CB	102	ASN
4	CB	119	GLN
4	CB	121	GLN
4	CB	167	HIS
4	CB	189	ASN
4	CB	202	ASN
5	CC	2	GLN
5	CC	122	GLN
5	CC	138	GLN
6	CD	35	GLN
6	CD	39	GLN
6	CD	53	GLN
6	CD	58	GLN
6	CD	70	GLN
6	CD	73	ASN
6	CD	84	ASN
6	CD	115	GLN
6	CD	130	ASN
6	CD	139	ASN
6	CD	163	GLN
6	CD	197	HIS
7	CE	11	GLN
7	CE	42	ASN
7	CE	72	ASN
7	CE	76	ASN
7	CE	81	GLN
7	CE	121	ASN

*Continued on next page...*

*Continued from previous page...*

<b>Mol</b>	<b>Chain</b>	<b>Res</b>	<b>Type</b>
7	CE	134	ASN
7	CE	147	ASN
8	CF	11	HIS
8	CF	14	GLN
8	CF	37	HIS
8	CF	68	GLN
9	CG	8	GLN
9	CG	51	GLN
9	CG	67	ASN
9	CG	121	ASN
9	CG	141	HIS
9	CG	147	ASN
10	CH	15	ASN
10	CH	17	GLN
10	CH	75	GLN
10	CH	117	GLN
11	CI	4	GLN
11	CI	24	ASN
11	CI	49	GLN
11	CI	80	HIS
11	CI	109	GLN
12	CJ	99	GLN
13	CK	14	GLN
13	CK	28	ASN
13	CK	37	GLN
13	CK	39	ASN
13	CK	63	GLN
13	CK	108	ASN
13	CK	118	ASN
14	CL	28	GLN
14	CL	45	ASN
14	CL	72	ASN
15	CM	13	HIS
16	CN	48	GLN
16	CN	61	ASN
17	CO	34	GLN
17	CO	37	HIS
17	CO	39	GLN
17	CO	49	HIS
17	CO	61	GLN
18	CP	18	GLN
18	CP	40	ASN

*Continued on next page...*

*Continued from previous page...*

<b>Mol</b>	<b>Chain</b>	<b>Res</b>	<b>Type</b>
18	CP	59	HIS
19	CQ	8	GLN
19	CQ	49	ASN
21	CS	13	HIS
21	CS	52	ASN
22	CT	2	ASN
22	CT	12	GLN
22	CT	54	GLN
22	CT	60	GLN
22	CT	67	HIS
22	CT	69	ASN
22	CT	83	ASN
26	DC	20	ASN
26	DC	43	ASN
26	DC	57	HIS
26	DC	59	GLN
26	DC	89	ASN
26	DC	133	ASN
26	DC	152	GLN
26	DC	162	GLN
26	DC	225	ASN
26	DC	238	ASN
27	DD	32	ASN
27	DD	36	GLN
27	DD	49	GLN
27	DD	126	ASN
27	DD	130	GLN
27	DD	136	ASN
27	DD	148	GLN
27	DD	173	GLN
28	DE	24	ASN
28	DE	29	HIS
28	DE	30	GLN
28	DE	62	GLN
28	DE	97	ASN
28	DE	163	ASN
29	DF	26	GLN
29	DF	51	ASN
29	DF	134	GLN
30	DG	19	ASN
30	DG	29	ASN
30	DG	63	GLN

*Continued on next page...*

*Continued from previous page...*

<b>Mol</b>	<b>Chain</b>	<b>Res</b>	<b>Type</b>
30	DG	100	ASN
30	DG	115	GLN
31	DH	20	ASN
31	DH	28	ASN
31	DH	43	ASN
31	DH	128	HIS
31	DH	133	GLN
32	DI	5	GLN
32	DI	11	GLN
32	DI	33	ASN
32	DI	93	ASN
33	DJ	40	HIS
33	DJ	58	ASN
33	DJ	67	ASN
33	DJ	135	GLN
33	DJ	136	GLN
33	DJ	138	GLN
34	DK	4	GLN
34	DK	87	ASN
34	DK	88	ASN
35	DL	4	ASN
35	DL	54	GLN
35	DL	99	ASN
36	DM	3	GLN
37	DN	11	ASN
37	DN	16	HIS
37	DN	62	ASN
38	DO	19	GLN
38	DO	38	GLN
38	DO	61	GLN
38	DO	67	ASN
38	DO	116	GLN
39	DP	6	GLN
39	DP	11	GLN
39	DP	40	GLN
39	DP	65	ASN
40	DQ	43	GLN
40	DQ	51	GLN
40	DQ	55	GLN
40	DQ	71	ASN
41	DR	43	ASN
41	DR	86	GLN

*Continued on next page...*

*Continued from previous page...*

Mol	Chain	Res	Type
42	DS	40	ASN
42	DS	57	ASN
42	DS	61	ASN
43	DT	48	GLN
43	DT	91	GLN
43	DT	92	ASN
44	DU	26	ASN
44	DU	39	ASN
44	DU	53	GLN
44	DU	65	GLN
45	DV	44	HIS
45	DV	51	GLN
45	DV	80	HIS
46	DW	39	GLN
46	DW	49	ASN
47	DX	5	GLN
47	DX	22	ASN
47	DX	35	HIS
48	DY	25	GLN
48	DY	31	GLN
48	DY	36	GLN
48	DY	38	GLN
48	DY	45	GLN
49	DZ	33	HIS
50	D0	3	GLN
50	D0	5	ASN
52	D2	13	ASN
53	D3	27	ASN
54	D4	35	GLN

### 5.3.3 RNA [i](#)

Mol	Chain	Analysed	Backbone Outliers	Pucker Outliers
1	AA	1529/1542 (99%)	278 (18%)	20 (1%)
1	CA	1529/1542 (99%)	272 (17%)	19 (1%)
2	AW	16/17 (94%)	0	0
2	CW	16/17 (94%)	0	0
24	BA	116/120 (96%)	19 (16%)	2 (1%)
24	DA	116/120 (96%)	19 (16%)	2 (1%)
25	BB	2837/2904 (97%)	416 (14%)	13 (0%)
25	DB	2837/2904 (97%)	420 (14%)	17 (0%)

*Continued on next page...*



*Continued from previous page...*

Mol	Chain	Analysed	Backbone Outliers	Pucker Outliers
3	AX	5/6 (83%)	3 (60%)	0
3	CX	5/6 (83%)	3 (60%)	0
All	All	9006/9178 (98%)	1430 (15%)	73 (0%)

All (1430) RNA backbone outliers are listed below:

Mol	Chain	Res	Type
1	AA	6	G
1	AA	8	A
1	AA	9	G
1	AA	14	U
1	AA	15	G
1	AA	31	G
1	AA	32	A
1	AA	39	G
1	AA	47	C
1	AA	48	C
1	AA	51	A
1	AA	52	C
1	AA	55	A
1	AA	61	G
1	AA	64	G
1	AA	65	A
1	AA	66	A
1	AA	69	G
1	AA	71	A
1	AA	72	A
1	AA	76	G
1	AA	82	G
1	AA	83	C
1	AA	85	U
1	AA	86	G
1	AA	87	C
1	AA	88	U
1	AA	89	U
1	AA	92	U
1	AA	93	U
1	AA	95	C
1	AA	101	A
1	AA	108	G
1	AA	121	U
1	AA	122	G

*Continued on next page...*

*Continued from previous page...*

<b>Mol</b>	<b>Chain</b>	<b>Res</b>	<b>Type</b>
1	AA	131	A
1	AA	144	G
1	AA	149	A
1	AA	155	A
1	AA	182	A
1	AA	183	C
1	AA	197	A
1	AA	204	G
1	AA	209	U
1	AA	210	C
1	AA	211	G
1	AA	239	U
1	AA	240	G
1	AA	243	A
1	AA	244	U
1	AA	245	U
1	AA	247	G
1	AA	250	A
1	AA	251	G
1	AA	252	U
1	AA	253	A
1	AA	257	G
1	AA	258	G
1	AA	266	G
1	AA	267	C
1	AA	280	C
1	AA	289	G
1	AA	306	A
1	AA	308	C
1	AA	316	C
1	AA	328	C
1	AA	329	A
1	AA	332	G
1	AA	345	C
1	AA	352	C
1	AA	353	A
1	AA	354	G
1	AA	367	U
1	AA	373	A
1	AA	374	A
1	AA	381	C
1	AA	382	A

*Continued on next page...*

*Continued from previous page...*

<b>Mol</b>	<b>Chain</b>	<b>Res</b>	<b>Type</b>
1	AA	397	A
1	AA	398	U
1	AA	406	G
1	AA	408	A
1	AA	409	U
1	AA	411	A
1	AA	412	A
1	AA	413	G
1	AA	414	A
1	AA	416	G
1	AA	421	U
1	AA	422	C
1	AA	424	G
1	AA	429	U
1	AA	430	A
1	AA	435	A
1	AA	438	U
1	AA	456	A
1	AA	459	A
1	AA	461	A
1	AA	462	G
1	AA	463	U
1	AA	465	A
1	AA	466	A
1	AA	467	U
1	AA	468	A
1	AA	481	G
1	AA	484	G
1	AA	485	U
1	AA	486	U
1	AA	493	A
1	AA	499	A
1	AA	508	U
1	AA	511	C
1	AA	512	U
1	AA	518	C
1	AA	524	G
1	AA	527	G
1	AA	531	U
1	AA	532	A
1	AA	547	A
1	AA	562	U

*Continued on next page...*

*Continued from previous page...*

<b>Mol</b>	<b>Chain</b>	<b>Res</b>	<b>Type</b>
1	AA	572	A
1	AA	573	A
1	AA	576	C
1	AA	577	G
1	AA	596	A
1	AA	633	G
1	AA	653	U
1	AA	665	A
1	AA	666	G
1	AA	700	G
1	AA	702	A
1	AA	703	G
1	AA	721	G
1	AA	724	G
1	AA	731	G
1	AA	747	A
1	AA	748	G
1	AA	752	G
1	AA	755	G
1	AA	777	A
1	AA	781	A
1	AA	782	A
1	AA	793	U
1	AA	794	A
1	AA	812	G
1	AA	815	A
1	AA	817	C
1	AA	819	A
1	AA	821	G
1	AA	828	U
1	AA	841	C
1	AA	842	U
1	AA	843	U
1	AA	844	G
1	AA	847	G
1	AA	849	G
1	AA	873	A
1	AA	914	A
1	AA	926	G
1	AA	927	G
1	AA	934	C
1	AA	935	A

*Continued on next page...*

*Continued from previous page...*

<b>Mol</b>	<b>Chain</b>	<b>Res</b>	<b>Type</b>
1	AA	945	G
1	AA	960	U
1	AA	961	U
1	AA	966	G
1	AA	968	A
1	AA	969	A
1	AA	971	G
1	AA	974	A
1	AA	977	A
1	AA	993	G
1	AA	994	A
1	AA	996	A
1	AA	1004	A
1	AA	1018	G
1	AA	1020	G
1	AA	1028	C
1	AA	1031	C
1	AA	1032	G
1	AA	1034	G
1	AA	1036	A
1	AA	1050	G
1	AA	1053	G
1	AA	1054	C
1	AA	1064	G
1	AA	1065	U
1	AA	1066	C
1	AA	1070	U
1	AA	1085	U
1	AA	1086	U
1	AA	1094	G
1	AA	1095	U
1	AA	1101	A
1	AA	1110	A
1	AA	1113	C
1	AA	1118	U
1	AA	1119	C
1	AA	1124	G
1	AA	1125	U
1	AA	1130	A
1	AA	1133	G
1	AA	1134	G
1	AA	1135	U

*Continued on next page...*

*Continued from previous page...*

<b>Mol</b>	<b>Chain</b>	<b>Res</b>	<b>Type</b>
1	AA	1136	C
1	AA	1137	C
1	AA	1138	G
1	AA	1139	G
1	AA	1140	C
1	AA	1145	A
1	AA	1146	A
1	AA	1159	U
1	AA	1160	G
1	AA	1167	A
1	AA	1168	U
1	AA	1181	G
1	AA	1182	G
1	AA	1183	U
1	AA	1184	G
1	AA	1196	A
1	AA	1197	A
1	AA	1202	U
1	AA	1212	U
1	AA	1213	A
1	AA	1215	G
1	AA	1225	A
1	AA	1226	C
1	AA	1227	A
1	AA	1228	C
1	AA	1238	A
1	AA	1240	U
1	AA	1241	G
1	AA	1249	C
1	AA	1256	A
1	AA	1258	G
1	AA	1261	A
1	AA	1270	G
1	AA	1280	A
1	AA	1281	C
1	AA	1285	A
1	AA	1286	U
1	AA	1287	A
1	AA	1297	G
1	AA	1300	G
1	AA	1301	U
1	AA	1303	C

*Continued on next page...*

*Continued from previous page...*

<b>Mol</b>	<b>Chain</b>	<b>Res</b>	<b>Type</b>
1	AA	1305	G
1	AA	1316	G
1	AA	1317	C
1	AA	1320	C
1	AA	1322	C
1	AA	1323	G
1	AA	1331	G
1	AA	1336	C
1	AA	1346	A
1	AA	1353	G
1	AA	1363	A
1	AA	1364	U
1	AA	1380	U
1	AA	1381	U
1	AA	1398	A
1	AA	1399	C
1	AA	1419	G
1	AA	1432	G
1	AA	1446	A
1	AA	1448	C
1	AA	1451	U
1	AA	1454	G
1	AA	1493	A
1	AA	1494	G
1	AA	1497	G
1	AA	1499	A
1	AA	1503	A
1	AA	1506	U
1	AA	1517	G
1	AA	1520	C
1	AA	1529	G
1	AA	1530	G
1	AA	1534	A
3	AX	4	U
3	AX	5	U
3	AX	6	U
24	BA	9	G
24	BA	13	G
24	BA	15	A
24	BA	16	G
24	BA	25	U
24	BA	26	C

*Continued on next page...*



*Continued from previous page...*

<b>Mol</b>	<b>Chain</b>	<b>Res</b>	<b>Type</b>
24	BA	27	C
24	BA	29	A
24	BA	30	C
24	BA	45	A
24	BA	52	A
24	BA	53	A
24	BA	66	A
24	BA	67	G
24	BA	88	C
24	BA	90	C
24	BA	91	C
24	BA	99	A
24	BA	109	A
25	BB	4	U
25	BB	34	U
25	BB	35	G
25	BB	46	G
25	BB	71	A
25	BB	72	U
25	BB	74	A
25	BB	75	G
25	BB	84	A
25	BB	91	A
25	BB	95	A
25	BB	98	G
25	BB	100	U
25	BB	101	A
25	BB	102	U
25	BB	118	A
25	BB	119	A
25	BB	120	U
25	BB	121	G
25	BB	125	A
25	BB	126	A
25	BB	138	U
25	BB	139	U
25	BB	140	C
25	BB	141	G
25	BB	142	A
25	BB	144	A
25	BB	160	A
25	BB	163	C

*Continued on next page...*

*Continued from previous page...*

<b>Mol</b>	<b>Chain</b>	<b>Res</b>	<b>Type</b>
25	BB	181	A
25	BB	196	A
25	BB	199	A
25	BB	216	A
25	BB	221	A
25	BB	222	A
25	BB	233	A
25	BB	241	A
25	BB	248	G
25	BB	249	C
25	BB	255	A
25	BB	264	C
25	BB	265	A
25	BB	266	G
25	BB	268	C
25	BB	271	G
25	BB	276	U
25	BB	277	G
25	BB	278	A
25	BB	279	A
25	BB	281	C
25	BB	284	U
25	BB	294	A
25	BB	299	A
25	BB	311	A
25	BB	329	G
25	BB	330	A
25	BB	333	G
25	BB	346	A
25	BB	353	C
25	BB	355	U
25	BB	362	A
25	BB	371	A
25	BB	372	G
25	BB	386	G
25	BB	387	U
25	BB	406	G
25	BB	411	G
25	BB	412	A
25	BB	424	G
25	BB	455	C
25	BB	457	A

*Continued on next page...*

*Continued from previous page...*

<b>Mol</b>	<b>Chain</b>	<b>Res</b>	<b>Type</b>
25	BB	479	A
25	BB	481	G
25	BB	490	C
25	BB	491	G
25	BB	504	A
25	BB	505	A
25	BB	508	A
25	BB	509	C
25	BB	512	G
25	BB	527	C
25	BB	531	C
25	BB	532	A
25	BB	533	G
25	BB	544	C
25	BB	546	U
25	BB	547	A
25	BB	549	G
25	BB	555	G
25	BB	563	A
25	BB	573	U
25	BB	575	A
25	BB	586	A
25	BB	588	U
25	BB	603	A
25	BB	613	A
25	BB	614	A
25	BB	615	U
25	BB	627	A
25	BB	637	A
25	BB	646	U
25	BB	647	G
25	BB	654	A
25	BB	655	A
25	BB	656	G
25	BB	671	C
25	BB	686	U
25	BB	717	C
25	BB	718	A
25	BB	730	A
25	BB	746	U
25	BB	747	U
25	BB	752	A

*Continued on next page...*

*Continued from previous page...*

<b>Mol</b>	<b>Chain</b>	<b>Res</b>	<b>Type</b>
25	BB	757	G
25	BB	762	U
25	BB	764	A
25	BB	775	G
25	BB	782	A
25	BB	784	G
25	BB	785	G
25	BB	805	G
25	BB	812	C
25	BB	819	A
25	BB	827	U
25	BB	828	U
25	BB	846	U
25	BB	847	U
25	BB	858	G
25	BB	859	G
25	BB	871	U
25	BB	875	G
25	BB	876	C
25	BB	877	A
25	BB	878	A
25	BB	910	A
25	BB	912	C
25	BB	919	U
25	BB	931	U
25	BB	932	U
25	BB	933	A
25	BB	941	A
25	BB	946	C
25	BB	961	C
25	BB	973	A
25	BB	974	G
25	BB	983	A
25	BB	991	C
25	BB	995	C
25	BB	996	A
25	BB	1005	C
25	BB	1012	U
25	BB	1013	C
25	BB	1022	G
25	BB	1023	U
25	BB	1025	G

*Continued on next page...*

*Continued from previous page...*

<b>Mol</b>	<b>Chain</b>	<b>Res</b>	<b>Type</b>
25	BB	1033	U
25	BB	1045	C
25	BB	1046	A
25	BB	1047	G
25	BB	1056	G
25	BB	1062	G
25	BB	1070	A
25	BB	1088	A
25	BB	1090	A
25	BB	1112	G
25	BB	1132	U
25	BB	1133	A
25	BB	1134	A
25	BB	1135	C
25	BB	1136	G
25	BB	1139	G
25	BB	1142	A
25	BB	1174	U
25	BB	1176	U
25	BB	1177	G
25	BB	1205	A
25	BB	1206	G
25	BB	1211	C
25	BB	1238	G
25	BB	1241	A
25	BB	1242	U
25	BB	1248	G
25	BB	1250	G
25	BB	1253	A
25	BB	1256	G
25	BB	1266	G
25	BB	1271	G
25	BB	1272	A
25	BB	1273	U
25	BB	1275	A
25	BB	1276	A
25	BB	1300	G
25	BB	1301	A
25	BB	1325	U
25	BB	1337	G
25	BB	1341	G
25	BB	1352	U

*Continued on next page...*

*Continued from previous page...*

<b>Mol</b>	<b>Chain</b>	<b>Res</b>	<b>Type</b>
25	BB	1365	A
25	BB	1368	G
25	BB	1374	G
25	BB	1379	U
25	BB	1383	A
25	BB	1384	A
25	BB	1396	U
25	BB	1397	U
25	BB	1416	G
25	BB	1417	C
25	BB	1419	A
25	BB	1421	G
25	BB	1427	A
25	BB	1428	C
25	BB	1451	C
25	BB	1453	A
25	BB	1454	C
25	BB	1455	G
25	BB	1459	G
25	BB	1460	U
25	BB	1461	C
25	BB	1469	A
25	BB	1470	A
25	BB	1476	U
25	BB	1477	A
25	BB	1478	G
25	BB	1482	G
25	BB	1490	A
25	BB	1493	C
25	BB	1504	A
25	BB	1505	A
25	BB	1507	C
25	BB	1508	A
25	BB	1509	A
25	BB	1524	G
25	BB	1532	A
25	BB	1535	A
25	BB	1538	G
25	BB	1552	A
25	BB	1559	U
25	BB	1560	G
25	BB	1567	G

*Continued on next page...*

*Continued from previous page...*

<b>Mol</b>	<b>Chain</b>	<b>Res</b>	<b>Type</b>
25	BB	1569	A
25	BB	1578	U
25	BB	1585	C
25	BB	1608	A
25	BB	1609	A
25	BB	1610	A
25	BB	1634	A
25	BB	1635	A
25	BB	1640	A
25	BB	1647	U
25	BB	1648	U
25	BB	1654	A
25	BB	1674	G
25	BB	1700	A
25	BB	1714	U
25	BB	1715	G
25	BB	1729	U
25	BB	1730	C
25	BB	1731	G
25	BB	1733	G
25	BB	1738	G
25	BB	1756	G
25	BB	1758	U
25	BB	1764	C
25	BB	1773	A
25	BB	1776	G
25	BB	1781	U
25	BB	1800	C
25	BB	1801	A
25	BB	1808	A
25	BB	1816	C
25	BB	1829	A
25	BB	1870	C
25	BB	1884	G
25	BB	1896	G
25	BB	1906	G
25	BB	1913	A
25	BB	1914	C
25	BB	1915	U
25	BB	1929	G
25	BB	1930	G
25	BB	1931	U

*Continued on next page...*

*Continued from previous page...*

<b>Mol</b>	<b>Chain</b>	<b>Res</b>	<b>Type</b>
25	BB	1937	A
25	BB	1938	A
25	BB	1939	U
25	BB	1940	U
25	BB	1955	U
25	BB	1967	C
25	BB	1970	A
25	BB	1971	U
25	BB	1972	G
25	BB	1991	U
25	BB	1993	U
25	BB	1997	C
25	BB	2020	A
25	BB	2022	U
25	BB	2023	C
25	BB	2031	A
25	BB	2033	A
25	BB	2043	C
25	BB	2055	C
25	BB	2056	G
25	BB	2060	A
25	BB	2061	G
25	BB	2062	A
25	BB	2069	G
25	BB	2072	C
25	BB	2100	G
25	BB	2103	C
25	BB	2105	U
25	BB	2134	A
25	BB	2135	A
25	BB	2144	G
25	BB	2145	C
25	BB	2146	C
25	BB	2147	A
25	BB	2152	G
25	BB	2154	A
25	BB	2180	U
25	BB	2182	U
25	BB	2183	A
25	BB	2187	U
25	BB	2190	G
25	BB	2191	A

*Continued on next page...*



*Continued from previous page...*

<b>Mol</b>	<b>Chain</b>	<b>Res</b>	<b>Type</b>
25	BB	2192	U
25	BB	2193	G
25	BB	2198	A
25	BB	2203	U
25	BB	2204	G
25	BB	2212	A
25	BB	2213	U
25	BB	2214	C
25	BB	2225	A
25	BB	2238	G
25	BB	2239	G
25	BB	2266	A
25	BB	2278	A
25	BB	2279	G
25	BB	2283	C
25	BB	2287	A
25	BB	2288	A
25	BB	2297	A
25	BB	2305	U
25	BB	2307	G
25	BB	2308	G
25	BB	2309	A
25	BB	2320	U
25	BB	2321	U
25	BB	2322	A
25	BB	2324	U
25	BB	2325	G
25	BB	2333	A
25	BB	2336	A
25	BB	2337	G
25	BB	2347	C
25	BB	2379	G
25	BB	2383	G
25	BB	2385	C
25	BB	2396	G
25	BB	2402	U
25	BB	2403	C
25	BB	2406	A
25	BB	2423	U
25	BB	2425	A
25	BB	2426	A
25	BB	2429	G

*Continued on next page...*

*Continued from previous page...*

<b>Mol</b>	<b>Chain</b>	<b>Res</b>	<b>Type</b>
25	BB	2430	A
25	BB	2434	A
25	BB	2441	U
25	BB	2448	A
25	BB	2472	G
25	BB	2476	A
25	BB	2478	A
25	BB	2491	U
25	BB	2498	C
25	BB	2502	G
25	BB	2505	G
25	BB	2506	U
25	BB	2518	A
25	BB	2529	G
25	BB	2534	A
25	BB	2535	G
25	BB	2554	U
25	BB	2566	A
25	BB	2567	G
25	BB	2572	A
25	BB	2586	U
25	BB	2602	A
25	BB	2609	U
25	BB	2613	U
25	BB	2629	U
25	BB	2682	A
25	BB	2689	U
25	BB	2690	U
25	BB	2714	G
25	BB	2726	A
25	BB	2744	G
25	BB	2757	A
25	BB	2765	A
25	BB	2778	A
25	BB	2791	G
25	BB	2793	C
25	BB	2798	U
25	BB	2799	A
25	BB	2800	A
25	BB	2808	G
25	BB	2820	A
25	BB	2821	A

*Continued on next page...*

*Continued from previous page...*

<b>Mol</b>	<b>Chain</b>	<b>Res</b>	<b>Type</b>
25	BB	2832	U
25	BB	2836	U
25	BB	2850	A
25	BB	2867	G
25	BB	2872	A
25	BB	2873	A
25	BB	2883	A
25	BB	2884	U
25	BB	2903	U
1	CA	6	G
1	CA	8	A
1	CA	9	G
1	CA	14	U
1	CA	15	G
1	CA	31	G
1	CA	32	A
1	CA	39	G
1	CA	47	C
1	CA	48	C
1	CA	51	A
1	CA	52	C
1	CA	55	A
1	CA	61	G
1	CA	67	C
1	CA	70	U
1	CA	71	A
1	CA	75	G
1	CA	79	G
1	CA	80	A
1	CA	83	C
1	CA	85	U
1	CA	86	G
1	CA	88	U
1	CA	91	U
1	CA	101	A
1	CA	108	G
1	CA	121	U
1	CA	122	G
1	CA	131	A
1	CA	144	G
1	CA	149	A
1	CA	155	A

*Continued on next page...*

*Continued from previous page...*

<b>Mol</b>	<b>Chain</b>	<b>Res</b>	<b>Type</b>
1	CA	182	A
1	CA	183	C
1	CA	197	A
1	CA	204	G
1	CA	205	A
1	CA	209	U
1	CA	210	C
1	CA	211	G
1	CA	239	U
1	CA	240	G
1	CA	243	A
1	CA	244	U
1	CA	245	U
1	CA	247	G
1	CA	250	A
1	CA	251	G
1	CA	252	U
1	CA	253	A
1	CA	257	G
1	CA	258	G
1	CA	266	G
1	CA	267	C
1	CA	280	C
1	CA	289	G
1	CA	306	A
1	CA	308	C
1	CA	328	C
1	CA	329	A
1	CA	332	G
1	CA	345	C
1	CA	352	C
1	CA	353	A
1	CA	354	G
1	CA	367	U
1	CA	372	C
1	CA	373	A
1	CA	374	A
1	CA	381	C
1	CA	382	A
1	CA	397	A
1	CA	398	U
1	CA	406	G

*Continued on next page...*

*Continued from previous page...*

<b>Mol</b>	<b>Chain</b>	<b>Res</b>	<b>Type</b>
1	CA	408	A
1	CA	409	U
1	CA	411	A
1	CA	412	A
1	CA	413	G
1	CA	414	A
1	CA	416	G
1	CA	421	U
1	CA	422	C
1	CA	424	G
1	CA	429	U
1	CA	430	A
1	CA	435	A
1	CA	438	U
1	CA	456	A
1	CA	459	A
1	CA	461	A
1	CA	462	G
1	CA	463	U
1	CA	465	A
1	CA	466	A
1	CA	467	U
1	CA	468	A
1	CA	481	G
1	CA	484	G
1	CA	485	U
1	CA	486	U
1	CA	493	A
1	CA	499	A
1	CA	508	U
1	CA	511	C
1	CA	512	U
1	CA	518	C
1	CA	524	G
1	CA	527	G
1	CA	531	U
1	CA	532	A
1	CA	547	A
1	CA	562	U
1	CA	572	A
1	CA	573	A
1	CA	576	C

*Continued on next page...*

*Continued from previous page...*

<b>Mol</b>	<b>Chain</b>	<b>Res</b>	<b>Type</b>
1	CA	577	G
1	CA	596	A
1	CA	633	G
1	CA	653	U
1	CA	665	A
1	CA	666	G
1	CA	700	G
1	CA	703	G
1	CA	721	G
1	CA	724	G
1	CA	731	G
1	CA	747	A
1	CA	748	G
1	CA	752	G
1	CA	755	G
1	CA	777	A
1	CA	781	A
1	CA	782	A
1	CA	793	U
1	CA	794	A
1	CA	812	G
1	CA	815	A
1	CA	817	C
1	CA	819	A
1	CA	821	G
1	CA	828	U
1	CA	841	C
1	CA	842	U
1	CA	843	U
1	CA	844	G
1	CA	847	G
1	CA	849	G
1	CA	873	A
1	CA	914	A
1	CA	926	G
1	CA	927	G
1	CA	934	C
1	CA	935	A
1	CA	945	G
1	CA	960	U
1	CA	961	U
1	CA	966	G

*Continued on next page...*

*Continued from previous page...*

<b>Mol</b>	<b>Chain</b>	<b>Res</b>	<b>Type</b>
1	CA	968	A
1	CA	969	A
1	CA	971	G
1	CA	974	A
1	CA	977	A
1	CA	993	G
1	CA	994	A
1	CA	996	A
1	CA	1004	A
1	CA	1018	G
1	CA	1020	G
1	CA	1028	C
1	CA	1031	C
1	CA	1032	G
1	CA	1034	G
1	CA	1036	A
1	CA	1050	G
1	CA	1053	G
1	CA	1054	C
1	CA	1065	U
1	CA	1066	C
1	CA	1070	U
1	CA	1085	U
1	CA	1086	U
1	CA	1094	G
1	CA	1095	U
1	CA	1101	A
1	CA	1110	A
1	CA	1113	C
1	CA	1118	U
1	CA	1119	C
1	CA	1124	G
1	CA	1125	U
1	CA	1130	A
1	CA	1133	G
1	CA	1134	G
1	CA	1135	U
1	CA	1136	C
1	CA	1137	C
1	CA	1138	G
1	CA	1139	G
1	CA	1140	C

*Continued on next page...*

*Continued from previous page...*

<b>Mol</b>	<b>Chain</b>	<b>Res</b>	<b>Type</b>
1	CA	1145	A
1	CA	1146	A
1	CA	1159	U
1	CA	1160	G
1	CA	1167	A
1	CA	1168	U
1	CA	1181	G
1	CA	1182	G
1	CA	1183	U
1	CA	1184	G
1	CA	1196	A
1	CA	1197	A
1	CA	1202	U
1	CA	1212	U
1	CA	1213	A
1	CA	1215	G
1	CA	1225	A
1	CA	1226	C
1	CA	1227	A
1	CA	1228	C
1	CA	1238	A
1	CA	1240	U
1	CA	1241	G
1	CA	1249	C
1	CA	1256	A
1	CA	1258	G
1	CA	1261	A
1	CA	1270	G
1	CA	1280	A
1	CA	1281	C
1	CA	1285	A
1	CA	1286	U
1	CA	1287	A
1	CA	1297	G
1	CA	1300	G
1	CA	1301	U
1	CA	1303	C
1	CA	1305	G
1	CA	1316	G
1	CA	1317	C
1	CA	1319	A
1	CA	1320	C

*Continued on next page...*



*Continued from previous page...*

<b>Mol</b>	<b>Chain</b>	<b>Res</b>	<b>Type</b>
1	CA	1322	C
1	CA	1323	G
1	CA	1331	G
1	CA	1336	C
1	CA	1346	A
1	CA	1353	G
1	CA	1363	A
1	CA	1364	U
1	CA	1380	U
1	CA	1381	U
1	CA	1398	A
1	CA	1399	C
1	CA	1419	G
1	CA	1432	G
1	CA	1446	A
1	CA	1448	C
1	CA	1451	U
1	CA	1454	G
1	CA	1493	A
1	CA	1494	G
1	CA	1497	G
1	CA	1499	A
1	CA	1503	A
1	CA	1506	U
1	CA	1517	G
1	CA	1520	C
1	CA	1529	G
1	CA	1530	G
1	CA	1534	A
3	CX	4	U
3	CX	5	U
3	CX	6	U
24	DA	9	G
24	DA	13	G
24	DA	15	A
24	DA	16	G
24	DA	25	U
24	DA	26	C
24	DA	27	C
24	DA	29	A
24	DA	30	C
24	DA	45	A

*Continued on next page...*

*Continued from previous page...*

<b>Mol</b>	<b>Chain</b>	<b>Res</b>	<b>Type</b>
24	DA	52	A
24	DA	53	A
24	DA	66	A
24	DA	67	G
24	DA	88	C
24	DA	90	C
24	DA	91	C
24	DA	99	A
24	DA	109	A
25	DB	34	U
25	DB	35	G
25	DB	46	G
25	DB	71	A
25	DB	72	U
25	DB	74	A
25	DB	75	G
25	DB	84	A
25	DB	91	A
25	DB	95	A
25	DB	98	G
25	DB	101	A
25	DB	102	U
25	DB	103	A
25	DB	118	A
25	DB	119	A
25	DB	120	U
25	DB	125	A
25	DB	126	A
25	DB	136	G
25	DB	137	U
25	DB	139	U
25	DB	140	C
25	DB	141	G
25	DB	143	C
25	DB	144	A
25	DB	160	A
25	DB	163	C
25	DB	181	A
25	DB	196	A
25	DB	199	A
25	DB	216	A
25	DB	221	A

*Continued on next page...*

*Continued from previous page...*

<b>Mol</b>	<b>Chain</b>	<b>Res</b>	<b>Type</b>
25	DB	222	A
25	DB	233	A
25	DB	241	A
25	DB	248	G
25	DB	249	C
25	DB	255	A
25	DB	264	C
25	DB	265	A
25	DB	266	G
25	DB	268	C
25	DB	271	G
25	DB	273	G
25	DB	276	U
25	DB	277	G
25	DB	278	A
25	DB	281	C
25	DB	283	G
25	DB	286	U
25	DB	299	A
25	DB	311	A
25	DB	329	G
25	DB	330	A
25	DB	333	G
25	DB	346	A
25	DB	352	A
25	DB	353	C
25	DB	362	A
25	DB	363	G
25	DB	364	C
25	DB	371	A
25	DB	372	G
25	DB	386	G
25	DB	387	U
25	DB	406	G
25	DB	411	G
25	DB	412	A
25	DB	424	G
25	DB	455	C
25	DB	457	A
25	DB	479	A
25	DB	481	G
25	DB	490	C

*Continued on next page...*

*Continued from previous page...*

<b>Mol</b>	<b>Chain</b>	<b>Res</b>	<b>Type</b>
25	DB	491	G
25	DB	504	A
25	DB	505	A
25	DB	508	A
25	DB	509	C
25	DB	512	G
25	DB	527	C
25	DB	531	C
25	DB	532	A
25	DB	533	G
25	DB	544	C
25	DB	545	U
25	DB	546	U
25	DB	547	A
25	DB	548	G
25	DB	549	G
25	DB	555	G
25	DB	563	A
25	DB	573	U
25	DB	575	A
25	DB	586	A
25	DB	588	U
25	DB	603	A
25	DB	613	A
25	DB	614	A
25	DB	615	U
25	DB	627	A
25	DB	637	A
25	DB	646	U
25	DB	647	G
25	DB	654	A
25	DB	655	A
25	DB	656	G
25	DB	671	C
25	DB	686	U
25	DB	717	C
25	DB	718	A
25	DB	730	A
25	DB	746	U
25	DB	747	U
25	DB	752	A
25	DB	757	G

*Continued on next page...*

*Continued from previous page...*

<b>Mol</b>	<b>Chain</b>	<b>Res</b>	<b>Type</b>
25	DB	762	U
25	DB	764	A
25	DB	775	G
25	DB	782	A
25	DB	784	G
25	DB	785	G
25	DB	805	G
25	DB	812	C
25	DB	819	A
25	DB	827	U
25	DB	828	U
25	DB	846	U
25	DB	847	U
25	DB	858	G
25	DB	859	G
25	DB	871	U
25	DB	875	G
25	DB	876	C
25	DB	877	A
25	DB	899	A
25	DB	910	A
25	DB	912	C
25	DB	919	U
25	DB	931	U
25	DB	932	U
25	DB	933	A
25	DB	941	A
25	DB	946	C
25	DB	961	C
25	DB	973	A
25	DB	974	G
25	DB	983	A
25	DB	985	C
25	DB	991	C
25	DB	995	C
25	DB	996	A
25	DB	1005	C
25	DB	1012	U
25	DB	1013	C
25	DB	1022	G
25	DB	1023	U
25	DB	1025	G

*Continued on next page...*

*Continued from previous page...*

<b>Mol</b>	<b>Chain</b>	<b>Res</b>	<b>Type</b>
25	DB	1033	U
25	DB	1046	A
25	DB	1054	A
25	DB	1056	G
25	DB	1057	A
25	DB	1070	A
25	DB	1088	A
25	DB	1090	A
25	DB	1104	C
25	DB	1112	G
25	DB	1116	G
25	DB	1132	U
25	DB	1133	A
25	DB	1134	A
25	DB	1135	C
25	DB	1136	G
25	DB	1139	G
25	DB	1142	A
25	DB	1175	A
25	DB	1176	U
25	DB	1195	G
25	DB	1205	A
25	DB	1206	G
25	DB	1211	C
25	DB	1238	G
25	DB	1241	A
25	DB	1242	U
25	DB	1248	G
25	DB	1250	G
25	DB	1253	A
25	DB	1256	G
25	DB	1266	G
25	DB	1271	G
25	DB	1272	A
25	DB	1273	U
25	DB	1275	A
25	DB	1276	A
25	DB	1300	G
25	DB	1301	A
25	DB	1325	U
25	DB	1337	G
25	DB	1341	G

*Continued on next page...*

*Continued from previous page...*

<b>Mol</b>	<b>Chain</b>	<b>Res</b>	<b>Type</b>
25	DB	1352	U
25	DB	1365	A
25	DB	1368	G
25	DB	1374	G
25	DB	1379	U
25	DB	1383	A
25	DB	1384	A
25	DB	1396	U
25	DB	1397	U
25	DB	1416	G
25	DB	1417	C
25	DB	1419	A
25	DB	1421	G
25	DB	1427	A
25	DB	1428	C
25	DB	1451	C
25	DB	1453	A
25	DB	1454	C
25	DB	1455	G
25	DB	1459	G
25	DB	1460	U
25	DB	1461	C
25	DB	1469	A
25	DB	1470	A
25	DB	1476	U
25	DB	1477	A
25	DB	1478	G
25	DB	1482	G
25	DB	1490	A
25	DB	1493	C
25	DB	1504	A
25	DB	1505	A
25	DB	1507	C
25	DB	1508	A
25	DB	1509	A
25	DB	1524	G
25	DB	1532	A
25	DB	1535	A
25	DB	1538	G
25	DB	1552	A
25	DB	1559	U
25	DB	1560	G

*Continued on next page...*

*Continued from previous page...*

<b>Mol</b>	<b>Chain</b>	<b>Res</b>	<b>Type</b>
25	DB	1567	G
25	DB	1569	A
25	DB	1578	U
25	DB	1585	C
25	DB	1608	A
25	DB	1609	A
25	DB	1610	A
25	DB	1634	A
25	DB	1635	A
25	DB	1640	A
25	DB	1647	U
25	DB	1648	U
25	DB	1654	A
25	DB	1674	G
25	DB	1700	A
25	DB	1714	U
25	DB	1715	G
25	DB	1729	U
25	DB	1730	C
25	DB	1731	G
25	DB	1733	G
25	DB	1738	G
25	DB	1756	G
25	DB	1758	U
25	DB	1764	C
25	DB	1773	A
25	DB	1776	G
25	DB	1781	U
25	DB	1800	C
25	DB	1801	A
25	DB	1808	A
25	DB	1816	C
25	DB	1829	A
25	DB	1870	C
25	DB	1884	G
25	DB	1896	G
25	DB	1906	G
25	DB	1913	A
25	DB	1929	G
25	DB	1930	G
25	DB	1931	U
25	DB	1937	A

*Continued on next page...*



*Continued from previous page...*

<b>Mol</b>	<b>Chain</b>	<b>Res</b>	<b>Type</b>
25	DB	1938	A
25	DB	1939	U
25	DB	1940	U
25	DB	1955	U
25	DB	1967	C
25	DB	1970	A
25	DB	1971	U
25	DB	1972	G
25	DB	1991	U
25	DB	1993	U
25	DB	1997	C
25	DB	2020	A
25	DB	2022	U
25	DB	2023	C
25	DB	2031	A
25	DB	2033	A
25	DB	2043	C
25	DB	2055	C
25	DB	2056	G
25	DB	2060	A
25	DB	2061	G
25	DB	2062	A
25	DB	2065	C
25	DB	2069	G
25	DB	2076	U
25	DB	2077	A
25	DB	2096	C
25	DB	2101	A
25	DB	2105	U
25	DB	2107	G
25	DB	2108	A
25	DB	2109	U
25	DB	2134	A
25	DB	2136	G
25	DB	2137	U
25	DB	2144	G
25	DB	2145	C
25	DB	2146	C
25	DB	2147	A
25	DB	2154	A
25	DB	2155	U
25	DB	2156	G

*Continued on next page...*

*Continued from previous page...*

<b>Mol</b>	<b>Chain</b>	<b>Res</b>	<b>Type</b>
25	DB	2157	G
25	DB	2184	A
25	DB	2198	A
25	DB	2203	U
25	DB	2204	G
25	DB	2212	A
25	DB	2214	C
25	DB	2225	A
25	DB	2238	G
25	DB	2239	G
25	DB	2266	A
25	DB	2278	A
25	DB	2279	G
25	DB	2283	C
25	DB	2287	A
25	DB	2288	A
25	DB	2297	A
25	DB	2305	U
25	DB	2307	G
25	DB	2308	G
25	DB	2309	A
25	DB	2320	U
25	DB	2321	U
25	DB	2322	A
25	DB	2324	U
25	DB	2325	G
25	DB	2333	A
25	DB	2336	A
25	DB	2337	G
25	DB	2347	C
25	DB	2383	G
25	DB	2385	C
25	DB	2396	G
25	DB	2402	U
25	DB	2403	C
25	DB	2406	A
25	DB	2423	U
25	DB	2425	A
25	DB	2426	A
25	DB	2429	G
25	DB	2430	A
25	DB	2434	A

*Continued on next page...*

*Continued from previous page...*

<b>Mol</b>	<b>Chain</b>	<b>Res</b>	<b>Type</b>
25	DB	2441	U
25	DB	2448	A
25	DB	2472	G
25	DB	2476	A
25	DB	2478	A
25	DB	2491	U
25	DB	2498	C
25	DB	2502	G
25	DB	2505	G
25	DB	2506	U
25	DB	2518	A
25	DB	2529	G
25	DB	2534	A
25	DB	2535	G
25	DB	2554	U
25	DB	2566	A
25	DB	2567	G
25	DB	2572	A
25	DB	2573	C
25	DB	2586	U
25	DB	2602	A
25	DB	2609	U
25	DB	2613	U
25	DB	2629	U
25	DB	2682	A
25	DB	2689	U
25	DB	2690	U
25	DB	2714	G
25	DB	2726	A
25	DB	2744	G
25	DB	2748	A
25	DB	2751	G
25	DB	2757	A
25	DB	2765	A
25	DB	2778	A
25	DB	2791	G
25	DB	2793	C
25	DB	2798	U
25	DB	2799	A
25	DB	2800	A
25	DB	2808	G
25	DB	2820	A

*Continued on next page...*

*Continued from previous page...*

Mol	Chain	Res	Type
25	DB	2821	A
25	DB	2832	U
25	DB	2836	U
25	DB	2850	A
25	DB	2867	G
25	DB	2872	A
25	DB	2873	A
25	DB	2883	A
25	DB	2884	U

All (73) RNA pucker outliers are listed below:

Mol	Chain	Res	Type
1	AA	51	A
1	AA	60	A
1	AA	81	A
1	AA	243	A
1	AA	279	A
1	AA	328	C
1	AA	366	A
1	AA	372	C
1	AA	428	G
1	AA	429	U
1	AA	484	G
1	AA	960	U
1	AA	1049	U
1	AA	1065	U
1	AA	1201	A
1	AA	1214	C
1	AA	1226	C
1	AA	1300	G
1	AA	1302	C
1	AA	1319	A
24	BA	25	U
24	BA	66	A
25	BB	670	A
25	BB	784	G
25	BB	858	G
25	BB	1210	G
25	BB	1608	A
25	BB	1930	G
25	BB	2282	G

*Continued on next page...*

*Continued from previous page...*

<b>Mol</b>	<b>Chain</b>	<b>Res</b>	<b>Type</b>
25	BB	2308	G
25	BB	2336	A
25	BB	2425	A
25	BB	2430	A
25	BB	2756	U
25	BB	2894	G
1	CA	51	A
1	CA	60	A
1	CA	243	A
1	CA	279	A
1	CA	328	C
1	CA	366	A
1	CA	372	C
1	CA	428	G
1	CA	429	U
1	CA	484	G
1	CA	960	U
1	CA	1049	U
1	CA	1065	U
1	CA	1201	A
1	CA	1214	C
1	CA	1226	C
1	CA	1300	G
1	CA	1302	C
1	CA	1319	A
24	DA	25	U
24	DA	66	A
25	DB	241	A
25	DB	544	C
25	DB	670	A
25	DB	784	G
25	DB	858	G
25	DB	973	A
25	DB	1210	G
25	DB	1608	A
25	DB	1930	G
25	DB	2076	U
25	DB	2282	G
25	DB	2308	G
25	DB	2336	A
25	DB	2425	A
25	DB	2430	A

*Continued on next page...*

*Continued from previous page...*

Mol	Chain	Res	Type
25	DB	2756	U
25	DB	2894	G

## 5.4 Non-standard residues in protein, DNA, RNA chains [i](#)

There are no non-standard protein/DNA/RNA residues in this entry.

## 5.5 Carbohydrates [i](#)

There are no monosaccharides in this entry.

## 5.6 Ligand geometry [i](#)

Of 360 ligands modelled in this entry, 360 are monoatomic - leaving 0 for Mogul analysis.

There are no bond length outliers.

There are no bond angle outliers.

There are no chirality outliers.

There are no torsion outliers.

There are no ring outliers.

No monomer is involved in short contacts.

## 5.7 Other polymers [i](#)

There are no such residues in this entry.

## 5.8 Polymer linkage issues [i](#)

There are no chain breaks in this entry.

## 6 Fit of model and data

### 6.1 Protein, DNA and RNA chains

In the following table, the column labelled ‘#RSRZ> 2’ contains the number (and percentage) of RSRZ outliers, followed by percent RSRZ outliers for the chain as percentile scores relative to all X-ray entries and entries of similar resolution. The OWAB column contains the minimum, median, 95<sup>th</sup> percentile and maximum values of the occupancy-weighted average B-factor per residue. The column labelled ‘Q< 0.9’ lists the number of (and percentage) of residues with an average occupancy less than 0.9.

Mol	Chain	Analysed	<RSRZ>	#RSRZ>2	OWAB(Å <sup>2</sup> )	Q<0.9
1	AA	1530/1542 (99%)	0.16	153 (10%) 7 4	41, 98, 164, 180	0
1	CA	1530/1542 (99%)	-0.34	14 (0%) 84 76	41, 109, 167, 180	0
2	AW	17/17 (100%)	2.89	10 (58%) 0 0	73, 87, 132, 177	0
2	CW	17/17 (100%)	0.22	1 (5%) 22 13	63, 86, 126, 150	0
3	AX	6/6 (100%)	6.38	6 (100%) 0 0	63, 78, 113, 127	0
3	CX	6/6 (100%)	1.48	3 (50%) 0 0	76, 83, 113, 115	0
4	AB	218/240 (90%)	2.82	129 (59%) 0 0	59, 127, 169, 180	0
4	CB	218/240 (90%)	3.74	136 (62%) 0 0	67, 141, 180, 180	0
5	AC	206/232 (88%)	2.89	128 (62%) 0 0	61, 104, 153, 180	0
5	CC	206/232 (88%)	2.29	97 (47%) 0 0	69, 121, 161, 180	0
6	AD	205/205 (100%)	1.85	79 (38%) 0 0	44, 106, 149, 180	0
6	CD	205/205 (100%)	1.93	79 (38%) 0 0	67, 120, 164, 180	0
7	AE	150/166 (90%)	2.31	81 (54%) 0 0	39, 98, 148, 180	0
7	CE	150/166 (90%)	2.52	63 (42%) 0 0	46, 129, 180, 180	0
8	AF	100/135 (74%)	1.21	25 (25%) 0 0	52, 100, 148, 180	0
8	CF	100/135 (74%)	1.47	29 (29%) 0 0	33, 101, 144, 165	0
9	AG	150/178 (84%)	2.10	63 (42%) 0 0	55, 113, 167, 180	0
9	CG	150/178 (84%)	-0.09	12 (8%) 12 7	71, 122, 165, 180	0
10	AH	129/129 (100%)	0.34	13 (10%) 7 4	51, 100, 143, 179	0
10	CH	129/129 (100%)	-0.46	1 (0%) 86 79	37, 106, 149, 176	0
11	AI	127/129 (98%)	0.35	11 (8%) 10 6	84, 120, 166, 180	0
11	CI	127/129 (98%)	-0.56	2 (1%) 72 60	68, 128, 167, 180	0
12	AJ	98/103 (95%)	1.73	47 (47%) 0 0	56, 124, 172, 180	0
12	CJ	98/103 (95%)	1.63	28 (28%) 0 0	76, 131, 164, 180	0

*Continued on next page...*

Continued from previous page...

Mol	Chain	Analysed	<RSRZ>	#RSRZ>2	OWAB(Å <sup>2</sup> )	Q<0.9
13	AK	117/128 (91%)	5.16	107 (91%) 0 0	36, 91, 142, 180	0
13	CK	117/128 (91%)	2.09	52 (44%) 0 0	48, 91, 131, 159	0
14	AL	123/123 (100%)	3.68	87 (70%) 0 0	31, 80, 130, 169	0
14	CL	123/123 (100%)	1.70	50 (40%) 0 0	42, 91, 138, 172	0
15	AM	114/117 (97%)	-0.06	6 (5%) 26 15	63, 119, 165, 180	0
15	CM	113/117 (96%)	-0.46	2 (1%) 68 56	58, 121, 165, 176	0
16	AN	96/100 (96%)	0.70	19 (19%) 1 0	56, 112, 155, 180	0
16	CN	96/100 (96%)	1.06	21 (21%) 0 0	65, 124, 154, 180	0
17	AO	88/88 (100%)	0.07	4 (4%) 33 21	54, 91, 138, 180	0
17	CO	88/88 (100%)	0.22	4 (4%) 33 21	37, 96, 143, 160	0
18	AP	82/82 (100%)	-0.52	0 100 100	49, 95, 163, 180	0
18	CP	80/82 (97%)	-0.52	0 100 100	68, 113, 155, 180	0
19	AQ	80/83 (96%)	-0.10	1 (1%) 77 66	54, 107, 155, 169	0
19	CQ	80/83 (96%)	-0.50	0 100 100	50, 104, 145, 155	0
20	AR	55/74 (74%)	2.82	35 (63%) 0 0	52, 98, 134, 158	0
20	CR	55/74 (74%)	2.03	24 (43%) 0 0	46, 101, 144, 157	0
21	AS	79/91 (86%)	0.27	8 (10%) 7 4	80, 133, 169, 180	0
21	CS	79/91 (86%)	0.02	4 (5%) 28 17	75, 128, 160, 180	0
22	AT	85/86 (98%)	-0.77	0 100 100	62, 101, 151, 162	0
22	CT	85/86 (98%)	-0.44	0 100 100	65, 104, 154, 180	0
23	AU	51/70 (72%)	5.08	43 (84%) 0 0	54, 110, 154, 180	0
23	CU	51/70 (72%)	1.88	18 (35%) 0 0	63, 125, 169, 180	0
24	BA	117/120 (97%)	0.93	5 (4%) 35 23	44, 75, 109, 180	0
24	DA	117/120 (97%)	-0.31	1 (0%) 84 76	33, 66, 105, 180	0
25	BB	2841/2904 (97%)	0.15	119 (4%) 36 24	13, 70, 147, 180	0
25	DB	2841/2904 (97%)	0.04	53 (1%) 66 54	12, 55, 149, 180	0
26	BC	271/272 (99%)	1.98	123 (45%) 0 0	16, 66, 111, 151	0
26	DC	271/272 (99%)	1.61	88 (32%) 0 0	9, 52, 97, 153	0
27	BD	209/209 (100%)	1.96	95 (45%) 0 0	25, 83, 146, 180	0
27	DD	209/209 (100%)	0.56	10 (4%) 30 19	20, 59, 119, 166	0
28	BE	201/201 (100%)	0.66	27 (13%) 3 2	22, 78, 139, 172	0

Continued on next page...



Continued from previous page...

Mol	Chain	Analysed	<RSRZ>	#RSRZ>2	OWAB(Å <sup>2</sup> )	Q<0.9
28	DE	201/201 (100%)	2.42	107 (53%) 0 0	11, 76, 143, 178	0
29	BF	178/178 (100%)	-0.27	1 (0%) 89 84	49, 111, 174, 180	0
29	DF	178/178 (100%)	0.09	6 (3%) 45 31	49, 110, 166, 180	0
30	BG	176/176 (100%)	-0.19	8 (4%) 33 21	47, 112, 165, 176	0
30	DG	176/176 (100%)	-0.36	2 (1%) 80 70	38, 88, 155, 174	0
31	BH	149/149 (100%)	3.61	71 (47%) 0 0	52, 131, 180, 180	0
31	DH	149/149 (100%)	1.54	44 (29%) 0 0	35, 109, 150, 180	0
32	BI	141/141 (100%)	2.74	69 (48%) 0 0	110, 167, 180, 180	0
32	DI	141/141 (100%)	3.53	84 (59%) 0 0	105, 179, 180, 180	0
33	BJ	142/142 (100%)	-0.00	4 (2%) 53 39	32, 86, 133, 180	0
33	DJ	142/142 (100%)	-0.16	0 100 100	19, 53, 108, 175	0
34	BK	121/123 (98%)	4.14	115 (95%) 0 0	32, 74, 148, 180	0
34	DK	121/123 (98%)	1.91	47 (38%) 0 0	27, 64, 130, 163	0
35	BL	143/144 (99%)	0.13	4 (2%) 53 39	27, 69, 121, 180	0
35	DL	143/144 (99%)	3.19	93 (65%) 0 0	17, 64, 115, 180	0
36	BM	136/136 (100%)	0.39	12 (8%) 10 6	33, 65, 132, 168	0
36	DM	136/136 (100%)	0.28	5 (3%) 41 28	11, 56, 109, 176	0
37	BN	120/127 (94%)	2.29	63 (52%) 0 0	43, 88, 131, 169	0
37	DN	120/127 (94%)	0.39	2 (1%) 70 58	19, 57, 97, 180	0
38	BO	116/117 (99%)	-0.14	0 100 100	34, 77, 118, 138	0
38	DO	116/117 (99%)	-0.39	0 100 100	28, 71, 129, 157	0
39	BP	114/114 (100%)	2.68	73 (64%) 0 0	43, 84, 145, 164	0
39	DP	114/114 (100%)	1.38	27 (23%) 0 0	26, 73, 123, 174	0
40	BQ	117/117 (100%)	-0.16	5 (4%) 35 23	34, 73, 135, 149	0
40	DQ	117/117 (100%)	0.36	10 (8%) 10 6	22, 53, 104, 158	0
41	BR	103/103 (100%)	-0.53	1 (0%) 82 73	44, 95, 146, 177	0
41	DR	103/103 (100%)	-0.09	3 (2%) 51 37	23, 72, 131, 156	0
42	BS	110/110 (100%)	3.74	92 (83%) 0 0	47, 84, 138, 180	0
42	DS	110/110 (100%)	1.16	20 (18%) 1 1	18, 53, 108, 152	0
43	BT	93/100 (93%)	0.93	14 (15%) 2 1	44, 93, 163, 180	0
43	DT	93/100 (93%)	0.65	10 (10%) 5 4	35, 72, 141, 178	0

Continued on next page...

Continued from previous page...

Mol	Chain	Analysed	<RSRZ>	#RSRZ>2	OWAB(Å <sup>2</sup> )	Q<0.9
44	BU	102/103 (99%)	1.83	48 (47%) 0 0	48, 106, 162, 175	0
44	DU	102/103 (99%)	0.15	3 (2%) 51 37	41, 94, 154, 180	0
45	BV	94/94 (100%)	-0.08	1 (1%) 80 70	37, 84, 140, 180	0
45	DV	94/94 (100%)	0.27	4 (4%) 35 23	31, 70, 138, 156	0
46	BW	79/84 (94%)	0.14	1 (1%) 77 66	6, 53, 116, 154	0
46	DW	79/84 (94%)	0.05	1 (1%) 77 66	7, 42, 103, 180	0
47	BX	77/77 (100%)	1.02	11 (14%) 2 2	24, 63, 107, 157	0
47	DX	77/77 (100%)	0.98	13 (16%) 1 1	23, 60, 112, 152	0
48	BY	63/63 (100%)	0.89	10 (15%) 1 1	47, 108, 165, 180	0
48	DY	63/63 (100%)	-0.04	2 (3%) 47 33	34, 92, 158, 180	0
49	BZ	58/58 (100%)	-0.21	0 100 100	40, 74, 124, 150	0
49	DZ	58/58 (100%)	-0.44	0 100 100	22, 58, 110, 114	0
50	B0	56/56 (100%)	2.75	28 (50%) 0 0	35, 87, 152, 180	0
50	D0	56/56 (100%)	0.50	1 (1%) 68 56	19, 56, 118, 135	0
51	B1	50/54 (92%)	0.68	7 (14%) 2 2	43, 72, 122, 140	0
51	D1	50/54 (92%)	0.77	6 (12%) 4 3	26, 76, 119, 163	0
52	B2	46/46 (100%)	1.56	18 (39%) 0 0	42, 61, 97, 162	0
52	D2	46/46 (100%)	1.34	11 (23%) 0 0	17, 47, 97, 131	0
53	B3	64/64 (100%)	0.08	0 100 100	21, 56, 99, 136	0
53	D3	64/64 (100%)	2.28	33 (51%) 0 0	27, 49, 85, 105	0
54	B4	38/38 (100%)	0.27	2 (5%) 26 15	36, 86, 126, 146	0
54	D4	38/38 (100%)	-0.20	0 100 100	44, 68, 126, 165	0
All	All	20459/21088 (97%)	0.71	3408 (16%) 1 1	6, 86, 162, 180	0

All (3408) RSRZ outliers are listed below:

Mol	Chain	Res	Type	RSRZ
32	DI	82	ALA	27.6
31	BH	88	GLY	27.1
7	CE	114	LEU	26.5
32	DI	138	VAL	19.9
15	AM	114	PRO	19.3
31	BH	124	THR	19.0
4	CB	36	LYS	17.8

Continued on next page...

*Continued from previous page...*

<b>Mol</b>	<b>Chain</b>	<b>Res</b>	<b>Type</b>	<b>RSRZ</b>
4	CB	37	VAL	17.8
31	BH	89	LYS	17.1
32	DI	81	LYS	16.9
31	BH	90	LEU	16.0
4	CB	35	ASN	15.9
31	BH	129	GLU	15.9
32	BI	25	PRO	15.5
31	BH	87	GLU	14.4
7	CE	113	VAL	14.3
13	AK	60	PHE	14.2
32	DI	83	ALA	14.1
7	CE	133	ILE	13.5
4	AB	181	PRO	13.4
27	BD	209	ALA	13.4
4	CB	77	GLU	13.3
31	BH	102	ALA	13.2
6	CD	24	VAL	13.1
32	DI	132	ALA	13.1
23	AU	3	ILE	12.9
31	BH	85	GLY	12.9
32	DI	87	SER	12.8
4	CB	195	VAL	12.8
32	BI	52	LEU	12.6
13	AK	23	HIS	12.5
31	BH	126	GLY	12.5
31	BH	122	LEU	12.3
4	CB	19	THR	12.3
32	BI	20	SER	12.0
4	CB	206	ILE	12.0
14	CL	69	GLU	12.0
4	CB	72	LYS	12.0
23	AU	10	PRO	11.8
23	AU	36	PHE	11.8
4	CB	207	ARG	11.7
6	CD	8	LEU	11.6
4	CB	152	ASP	11.5
50	B0	56	LYS	11.4
20	CR	19	GLU	11.4
4	CB	110	ILE	11.4
4	CB	17	HIS	11.3
31	BH	128	HIS	11.2
9	AG	4	ARG	11.2

*Continued on next page...*

*Continued from previous page...*

Mol	Chain	Res	Type	RSRZ
4	AB	38	HIS	11.1
2	AW	27	U	11.1
4	CB	161	PHE	11.1
23	AU	23	GLU	11.1
13	AK	80	ASN	11.0
31	BH	130	VAL	11.0
31	BH	86	ASP	11.0
5	CC	106	ARG	10.9
5	AC	151	GLU	10.9
31	BH	92	GLY	10.7
31	BH	91	PHE	10.7
32	DI	89	SER	10.7
53	D3	64	ALA	10.6
1	AA	1534	A	10.5
5	AC	187	GLU	10.5
4	CB	49	PHE	10.5
31	BH	125	THR	10.4
16	AN	91	GLU	10.3
16	CN	23	ARG	10.3
7	CE	141	ASP	10.3
13	AK	128	VAL	10.3
4	CB	99	MET	10.3
32	BI	49	GLU	10.2
13	AK	67	GLU	10.1
31	BH	117	LEU	10.1
7	CE	15	ILE	10.0
1	CA	412	A	10.0
3	AX	5	U	10.0
14	AL	61	GLU	10.0
7	CE	53	ARG	10.0
4	CB	157	PRO	9.9
31	BH	80	ILE	9.9
11	CI	129	ARG	9.9
34	BK	17	ARG	9.8
4	CB	208	ALA	9.7
9	AG	80	GLY	9.7
4	CB	166	ASP	9.7
32	BI	19	PRO	9.6
23	AU	44	ARG	9.6
16	CN	19	TYR	9.5
31	DH	105	ALA	9.5
34	BK	97	ARG	9.5

*Continued on next page...*

*Continued from previous page...*

<b>Mol</b>	<b>Chain</b>	<b>Res</b>	<b>Type</b>	<b>RSRZ</b>
13	AK	29	THR	9.5
31	DH	107	GLY	9.4
32	DI	79	LEU	9.4
5	CC	201	ILE	9.4
14	AL	47	ALA	9.4
14	AL	39	THR	9.3
32	BI	51	GLY	9.3
4	CB	40	ILE	9.3
35	DL	82	LEU	9.3
34	BK	107	ARG	9.3
4	AB	99	MET	9.3
5	CC	150	VAL	9.2
23	CU	4	LYS	9.2
31	BH	120	GLY	9.2
32	BI	80	LYS	9.2
4	CB	34	ARG	9.2
31	BH	116	ARG	9.1
13	AK	110	THR	9.1
7	CE	56	PRO	9.1
32	BI	21	PRO	9.1
31	BH	119	ASN	9.1
9	AG	77	ARG	9.1
11	AI	127	SER	9.1
32	DI	84	GLY	9.1
4	AB	85	SER	9.1
7	CE	106	ALA	9.0
7	CE	71	ILE	9.0
13	AK	92	ARG	8.9
4	CB	20	ARG	8.9
5	AC	186	SER	8.9
43	BT	72	GLN	8.9
26	BC	271	SER	8.9
5	AC	136	ALA	8.8
4	CB	205	ALA	8.8
23	AU	35	GLU	8.8
4	AB	68	PHE	8.8
4	AB	66	ILE	8.8
6	AD	108	ALA	8.7
12	CJ	8	ILE	8.7
35	DL	91	ASP	8.7
13	AK	20	ALA	8.7
35	DL	76	GLU	8.7

*Continued on next page...*

*Continued from previous page...*

<b>Mol</b>	<b>Chain</b>	<b>Res</b>	<b>Type</b>	<b>RSRZ</b>
13	AK	42	GLY	8.7
4	CB	167	HIS	8.6
4	CB	189	ASN	8.6
11	AI	129	ARG	8.6
4	CB	27	LYS	8.6
27	BD	10	GLY	8.6
13	AK	71	ASP	8.6
13	AK	87	GLY	8.6
13	CK	81	LEU	8.6
23	AU	24	LYS	8.6
35	DL	129	LYS	8.6
6	CD	22	SER	8.6
23	AU	11	PHE	8.6
4	AB	15	PHE	8.5
32	DI	85	ILE	8.5
31	BH	123	ARG	8.5
23	AU	34	ARG	8.5
13	AK	83	VAL	8.5
13	CK	18	GLY	8.5
7	AE	31	SER	8.5
23	AU	4	LYS	8.5
42	BS	7	HIS	8.4
34	BK	13	SER	8.4
28	BE	60	TRP	8.4
5	AC	182	ASP	8.4
13	AK	81	LEU	8.3
14	AL	54	VAL	8.3
4	AB	90	PHE	8.3
34	BK	16	ARG	8.3
6	CD	11	SER	8.3
1	AA	791	G	8.3
5	CC	67	ILE	8.3
4	CB	41	ASN	8.3
4	CB	204	ASP	8.3
28	DE	188	MET	8.2
30	BG	176	LYS	8.2
14	AL	34	THR	8.2
9	AG	82	SER	8.2
4	CB	33	ALA	8.2
13	AK	30	ILE	8.2
32	BI	18	ASN	8.1
9	AG	145	GLU	8.1

*Continued on next page...*

*Continued from previous page...*

<b>Mol</b>	<b>Chain</b>	<b>Res</b>	<b>Type</b>	<b>RSRZ</b>
14	AL	55	ARG	8.1
12	CJ	25	ILE	8.1
32	BI	48	ILE	8.1
13	AK	79	LYS	8.1
31	BH	72	ILE	8.1
32	DI	99	LYS	8.1
5	AC	200	TRP	8.0
4	AB	178	LEU	8.0
4	CB	114	LYS	8.0
13	AK	125	LYS	8.0
42	BS	10	ALA	8.0
35	DL	115	GLU	8.0
28	DE	151	GLY	8.0
13	AK	28	ASN	8.0
42	BS	12	SER	8.0
4	AB	35	ASN	7.9
35	DL	77	ILE	7.9
13	AK	22	ILE	7.9
14	AL	53	ARG	7.9
43	DT	72	GLN	7.9
5	AC	198	LYS	7.9
4	CB	14	HIS	7.9
5	AC	190	THR	7.9
13	AK	108	ASN	7.9
31	BH	83	LYS	7.9
35	DL	95	LEU	7.8
6	CD	27	ILE	7.8
6	AD	28	ASP	7.8
51	D1	52	LYS	7.8
14	AL	46	SER	7.8
23	AU	25	ALA	7.8
7	CE	70	MET	7.8
31	BH	113	SER	7.8
4	AB	84	LEU	7.8
23	AU	9	GLU	7.8
6	AD	22	SER	7.8
23	AU	8	ASN	7.7
23	CU	5	VAL	7.7
5	CC	52	SER	7.7
8	CF	46	GLN	7.7
50	B0	55	ALA	7.7
5	CC	111	ASP	7.7

*Continued on next page...*

*Continued from previous page...*

<b>Mol</b>	<b>Chain</b>	<b>Res</b>	<b>Type</b>	<b>RSRZ</b>
14	AL	95	HIS	7.7
4	CB	81	ASP	7.7
26	BC	1	ALA	7.7
32	DI	52	LEU	7.6
23	AU	37	TYR	7.6
13	AK	95	THR	7.6
28	DE	60	TRP	7.6
4	CB	163	ILE	7.6
32	BI	29	GLN	7.6
13	AK	24	ALA	7.6
14	AL	37	TYR	7.6
13	AK	82	GLU	7.6
25	DB	654	A	7.5
42	BS	110	ARG	7.5
7	CE	115	GLU	7.5
31	BH	127	GLU	7.5
23	AU	18	PHE	7.5
31	BH	96	THR	7.5
4	CB	13	VAL	7.5
13	CK	83	VAL	7.5
42	BS	107	VAL	7.5
23	CU	42	THR	7.5
50	B0	24	VAL	7.5
31	BH	55	GLU	7.5
13	AK	118	ASN	7.5
32	BI	26	ALA	7.4
7	AE	54	GLU	7.4
32	DI	95	ASP	7.4
5	CC	110	LEU	7.4
13	AK	104	PHE	7.4
14	AL	45	ASN	7.4
31	BH	68	ARG	7.4
4	AB	69	VAL	7.3
32	DI	137	LEU	7.3
5	AC	104	GLU	7.3
5	CC	104	GLU	7.3
4	CB	210	THR	7.3
32	BI	24	GLY	7.3
4	AB	165	ALA	7.3
7	AE	49	TYR	7.2
6	AD	153	ARG	7.2
13	AK	109	ILE	7.2

*Continued on next page...*



*Continued from previous page...*

<b>Mol</b>	<b>Chain</b>	<b>Res</b>	<b>Type</b>	<b>RSRZ</b>
14	AL	96	THR	7.2
23	AU	30	GLU	7.2
21	AS	79	TYR	7.2
28	DE	175	ILE	7.2
12	CJ	65	TYR	7.2
53	D3	63	TYR	7.1
7	CE	109	ALA	7.1
35	DL	109	LYS	7.1
5	AC	67	ILE	7.1
42	BS	70	LYS	7.1
1	AA	1492	A	7.1
7	CE	88	HIS	7.1
35	DL	99	ASN	7.1
7	CE	52	ALA	7.0
4	CB	180	ILE	7.0
4	CB	42	LEU	7.0
26	BC	228	ASP	7.0
13	AK	43	TRP	7.0
34	DK	44	GLU	7.0
6	CD	28	ASP	7.0
14	AL	89	LEU	7.0
6	CD	106	PHE	7.0
34	BK	32	ALA	7.0
9	AG	79	VAL	7.0
42	BS	4	ILE	7.0
13	AK	126	ARG	6.9
3	AX	3	G	6.9
25	DB	1537	G	6.9
1	AA	412	A	6.9
28	DE	171	ASP	6.9
27	BD	208	LYS	6.9
13	AK	84	MET	6.9
32	BI	65	SER	6.9
7	CE	50	GLY	6.9
3	AX	6	U	6.9
35	DL	110	VAL	6.8
4	CB	28	PRO	6.8
34	BK	44	GLU	6.8
7	AE	14	LEU	6.8
8	CF	47	LEU	6.8
31	BH	94	ILE	6.8
5	CC	107	LYS	6.8

*Continued on next page...*

*Continued from previous page...*

<b>Mol</b>	<b>Chain</b>	<b>Res</b>	<b>Type</b>	<b>RSRZ</b>
20	AR	19	GLU	6.8
35	DL	123	ARG	6.8
32	BI	66	PHE	6.8
31	BH	84	ALA	6.8
5	AC	66	THR	6.8
5	AC	177	LEU	6.8
35	DL	144	GLU	6.8
13	AK	19	VAL	6.8
5	CC	109	GLU	6.8
13	CK	111	ASP	6.8
32	DI	88	GLY	6.7
27	BD	56	LYS	6.7
6	AD	121	ALA	6.7
7	CE	69	ASN	6.7
4	CB	199	ILE	6.7
6	CD	190	LEU	6.7
14	CL	24	GLU	6.7
5	CC	203	LYS	6.7
23	AU	6	ARG	6.7
4	CB	10	LYS	6.7
12	CJ	100	ILE	6.7
32	BI	86	LYS	6.7
34	BK	106	LEU	6.7
7	AE	19	ARG	6.7
32	DI	38	CYS	6.7
14	AL	49	ARG	6.7
32	DI	27	LEU	6.7
13	AK	124	LYS	6.6
13	CK	19	VAL	6.6
26	BC	165	ALA	6.6
31	DH	106	ALA	6.6
9	AG	78	ARG	6.6
27	BD	190	LYS	6.6
31	BH	118	PRO	6.6
28	DE	157	LEU	6.6
13	AK	86	LYS	6.6
4	CB	16	GLY	6.6
14	AL	62	VAL	6.6
20	AR	69	TYR	6.6
35	DL	100	ILE	6.6
5	AC	185	THR	6.5
4	CB	12	GLY	6.5

*Continued on next page...*

*Continued from previous page...*

<b>Mol</b>	<b>Chain</b>	<b>Res</b>	<b>Type</b>	<b>RSRZ</b>
5	CC	129	PHE	6.5
7	CE	110	MET	6.5
23	CU	35	GLU	6.5
25	BB	1919	A	6.5
28	DE	155	GLU	6.5
5	AC	189	HIS	6.5
27	BD	4	LEU	6.5
4	CB	151	LYS	6.5
7	AE	109	ALA	6.5
14	AL	64	SER	6.5
9	AG	5	VAL	6.5
50	B0	23	ALA	6.5
42	BS	101	SER	6.5
32	DI	49	GLU	6.5
13	AK	18	GLY	6.5
20	AR	31	TYR	6.5
37	BN	98	LEU	6.5
9	AG	86	VAL	6.5
28	DE	172	ALA	6.5
4	AB	160	LEU	6.5
50	B0	1	ALA	6.4
32	DI	106	GLN	6.4
7	CE	87	VAL	6.4
14	AL	42	LYS	6.4
32	DI	98	GLY	6.4
32	DI	72	THR	6.4
14	AL	41	PRO	6.4
42	BS	109	ASP	6.4
13	AK	96	ILE	6.4
14	AL	48	LEU	6.4
34	BK	87	ASN	6.4
13	AK	26	PHE	6.4
32	DI	80	LYS	6.4
4	CB	66	ILE	6.4
6	CD	174	ALA	6.4
35	DL	75	ALA	6.3
5	AC	5	HIS	6.3
5	CC	165	GLU	6.3
35	DL	113	ALA	6.3
28	DE	99	LYS	6.3
44	BU	82	VAL	6.3
5	CC	54	ILE	6.3

*Continued on next page...*

*Continued from previous page...*

<b>Mol</b>	<b>Chain</b>	<b>Res</b>	<b>Type</b>	<b>RSRZ</b>
13	AK	90	PRO	6.3
35	DL	87	GLY	6.3
7	CE	68	ARG	6.3
14	AL	40	THR	6.3
4	CB	75	ALA	6.2
4	CB	11	ALA	6.2
13	AK	57	SER	6.2
31	BH	95	GLY	6.2
32	DI	96	LYS	6.2
4	AB	183	PHE	6.2
25	BB	546	U	6.2
4	AB	188	THR	6.2
1	AA	786	G	6.2
14	AL	57	THR	6.2
13	AK	44	ALA	6.2
34	BK	76	ILE	6.2
42	BS	46	LEU	6.2
5	CC	167	TYR	6.2
13	CK	108	ASN	6.2
34	BK	89	ASN	6.2
13	AK	99	LEU	6.2
5	AC	108	PRO	6.2
20	AR	37	LYS	6.2
7	AE	36	THR	6.2
5	AC	9	ILE	6.1
4	AB	161	PHE	6.1
12	AJ	20	GLN	6.1
13	AK	74	LYS	6.1
35	DL	101	ILE	6.1
4	AB	190	SER	6.1
42	BS	74	ILE	6.1
4	AB	163	ILE	6.1
4	AB	159	ALA	6.1
43	BT	73	ARG	6.1
34	BK	34	VAL	6.1
37	BN	91	ALA	6.1
28	DE	120	VAL	6.1
5	AC	133	MET	6.1
25	BB	1913	A	6.1
4	CB	183	PHE	6.1
31	BH	93	SER	6.1
23	CU	3	ILE	6.1

*Continued on next page...*

*Continued from previous page...*

<b>Mol</b>	<b>Chain</b>	<b>Res</b>	<b>Type</b>	<b>RSRZ</b>
6	CD	107	GLY	6.1
13	CK	20	ALA	6.1
42	BS	40	ASN	6.1
14	AL	52	CYS	6.1
28	DE	187	VAL	6.1
32	DI	141	ASP	6.1
25	BB	2602	A	6.0
3	AX	4	U	6.0
4	CB	26	MET	6.0
4	AB	182	VAL	6.0
4	AB	191	ASP	6.0
8	AF	54	LEU	6.0
34	BK	48	ARG	6.0
35	DL	83	ALA	6.0
9	AG	61	PHE	6.0
32	BI	37	PHE	6.0
6	AD	43	ARG	6.0
25	BB	1914	C	6.0
5	AC	160	GLU	6.0
32	BI	11	GLN	6.0
7	AE	12	GLU	6.0
39	BP	37	LYS	6.0
51	B1	52	LYS	6.0
4	CB	18	GLN	6.0
5	AC	56	ILE	6.0
4	CB	162	VAL	6.0
7	AE	23	THR	6.0
32	DI	104	GLN	6.0
14	AL	63	THR	6.0
13	AK	38	GLY	5.9
31	BH	144	VAL	5.9
26	BC	217	PRO	5.9
16	CN	84	ARG	5.9
42	BS	103	ILE	5.9
27	BD	55	LYS	5.9
34	DK	42	ILE	5.9
5	AC	55	VAL	5.9
11	AI	128	LYS	5.9
31	DH	140	ALA	5.9
7	AE	18	ASN	5.9
14	AL	85	ARG	5.9
5	CC	152	VAL	5.9

*Continued on next page...*

*Continued from previous page...*

<b>Mol</b>	<b>Chain</b>	<b>Res</b>	<b>Type</b>	<b>RSRZ</b>
5	AC	174	LEU	5.9
14	CL	48	LEU	5.9
13	AK	111	ASP	5.9
32	BI	58	ILE	5.9
34	BK	37	ILE	5.9
5	AC	52	SER	5.9
12	AJ	10	LEU	5.9
4	CB	82	ALA	5.9
32	BI	50	LYS	5.9
32	DI	39	LYS	5.9
4	AB	195	VAL	5.9
5	AC	144	GLY	5.9
5	AC	197	VAL	5.9
9	AG	8	GLN	5.9
4	CB	113	LEU	5.9
7	AE	13	LYS	5.9
25	BB	2799	A	5.9
1	AA	792	A	5.9
9	AG	151	ALA	5.9
28	DE	124	PHE	5.9
9	AG	7	GLY	5.8
20	CR	28	LEU	5.8
26	BC	241	LYS	5.8
34	BK	65	LYS	5.8
11	AI	62	LEU	5.8
4	CB	92	ASN	5.8
7	CE	72	ASN	5.8
25	DB	1175	A	5.8
37	BN	113	ILE	5.8
5	AC	166	TRP	5.8
7	CE	145	ASN	5.8
13	AK	85	VAL	5.8
32	BI	60	VAL	5.8
14	AL	60	PHE	5.8
35	DL	125	LEU	5.8
14	AL	43	LYS	5.8
4	CB	211	LEU	5.8
34	BK	45	ALA	5.8
6	AD	45	PRO	5.8
9	AG	75	LYS	5.8
20	AR	43	ILE	5.8
35	DL	90	VAL	5.8

*Continued on next page...*

*Continued from previous page...*

<b>Mol</b>	<b>Chain</b>	<b>Res</b>	<b>Type</b>	<b>RSRZ</b>
23	AU	28	LEU	5.8
6	CD	108	ALA	5.8
6	CD	23	GLY	5.8
20	CR	50	TYR	5.8
32	DI	78	LEU	5.8
35	DL	141	LYS	5.7
1	AA	790	A	5.7
4	CB	74	ALA	5.7
6	AD	3	TYR	5.7
31	BH	35	LYS	5.7
43	BT	71	GLY	5.7
14	CL	35	ARG	5.7
13	AK	63	GLN	5.7
5	CC	145	ALA	5.7
5	CC	169	GLU	5.7
42	BS	65	ASP	5.7
1	AA	695	A	5.7
1	AA	787	A	5.7
5	AC	183	TYR	5.7
4	CB	100	LEU	5.7
4	AB	212	TYR	5.7
32	BI	22	PRO	5.7
35	DL	121	THR	5.6
6	CD	19	PHE	5.6
13	AK	13	LYS	5.6
32	DI	86	LYS	5.6
4	AB	185	ILE	5.6
5	AC	131	ARG	5.6
42	BS	99	ARG	5.6
42	BS	56	ALA	5.6
13	CK	109	ILE	5.6
31	BH	131	SER	5.6
31	DH	87	GLU	5.6
39	BP	96	LEU	5.6
39	DP	58	PHE	5.6
50	B0	25	THR	5.6
26	BC	233	GLY	5.6
32	BI	54	ILE	5.6
52	B2	1	MET	5.6
12	AJ	17	LEU	5.6
9	AG	84	TYR	5.6
14	CL	108	ASP	5.5

*Continued on next page...*

*Continued from previous page...*

<b>Mol</b>	<b>Chain</b>	<b>Res</b>	<b>Type</b>	<b>RSRZ</b>
28	DE	19	PHE	5.5
16	AN	65	GLN	5.5
42	BS	3	THR	5.5
23	AU	7	GLU	5.5
31	BH	60	GLU	5.5
32	BI	12	VAL	5.5
13	AK	15	VAL	5.5
13	AK	51	PHE	5.5
14	AL	59	GLY	5.5
8	CF	52	ASN	5.5
27	BD	200	ASP	5.5
5	CC	72	PRO	5.5
5	CC	101	ASN	5.5
31	BH	105	ALA	5.5
6	CD	17	ASP	5.5
5	CC	100	ILE	5.5
13	CK	36	ARG	5.5
4	AB	162	VAL	5.5
39	BP	91	VAL	5.5
4	AB	8	MET	5.4
5	AC	165	GLU	5.4
4	CB	38	HIS	5.4
6	CD	116	LEU	5.4
25	BB	1918	A	5.4
14	AL	38	THR	5.4
4	AB	109	SER	5.4
9	AG	123	LEU	5.4
32	BI	23	VAL	5.4
4	AB	64	GLY	5.4
7	AE	48	GLY	5.4
4	CB	15	PHE	5.4
1	AA	1491	G	5.4
6	AD	144	ILE	5.4
12	CJ	76	ILE	5.4
34	BK	50	LYS	5.4
9	AG	149	ALA	5.4
9	AG	6	ILE	5.4
14	AL	81	ILE	5.4
13	CK	51	PHE	5.4
5	AC	75	VAL	5.4
44	BU	14	THR	5.4
7	AE	86	GLY	5.4

*Continued on next page...*



*Continued from previous page...*

<b>Mol</b>	<b>Chain</b>	<b>Res</b>	<b>Type</b>	<b>RSRZ</b>
35	DL	108	ALA	5.4
7	CE	146	MET	5.4
7	AE	47	PHE	5.4
4	CB	216	VAL	5.4
34	DK	45	ALA	5.4
1	AA	788	U	5.4
35	DL	126	ARG	5.3
5	AC	172	VAL	5.3
27	BD	203	VAL	5.3
9	AG	87	PRO	5.3
14	AL	17	LYS	5.3
20	CR	67	LEU	5.3
4	AB	95	TRP	5.3
14	AL	51	VAL	5.3
4	AB	194	GLY	5.3
27	BD	19	GLY	5.3
37	BN	111	ALA	5.3
26	DC	241	LYS	5.3
23	CU	43	GLU	5.3
28	DE	51	GLU	5.3
42	BS	2	GLU	5.3
32	DI	20	SER	5.3
4	AB	67	LEU	5.3
28	DE	134	LEU	5.3
8	CF	62	MET	5.3
34	BK	51	VAL	5.3
35	DL	92	LEU	5.3
31	BH	106	ALA	5.3
32	DI	103	ALA	5.3
20	AR	34	GLU	5.3
32	DI	26	ALA	5.3
34	BK	15	ALA	5.3
35	DL	105	ILE	5.3
34	BK	2	GLN	5.3
42	BS	38	TYR	5.3
32	DI	136	GLY	5.3
1	AA	1517	G	5.3
4	CB	188	THR	5.2
13	AK	93	GLU	5.2
20	AR	29	LYS	5.2
26	DC	271	SER	5.2
6	CD	147	LYS	5.2

*Continued on next page...*

*Continued from previous page...*

<b>Mol</b>	<b>Chain</b>	<b>Res</b>	<b>Type</b>	<b>RSRZ</b>
50	B0	51	ARG	5.2
50	B0	32	THR	5.2
35	DL	72	ALA	5.2
42	BS	1	MET	5.2
13	AK	55	ARG	5.2
39	BP	58	PHE	5.2
42	BS	59	GLU	5.2
13	AK	66	ALA	5.2
13	CK	33	ILE	5.2
27	BD	12	THR	5.2
34	BK	103	THR	5.2
25	DB	1459	G	5.2
25	BB	1095	A	5.2
32	BI	97	VAL	5.2
20	AR	71	ASP	5.2
4	CB	46	VAL	5.2
9	AG	102	TRP	5.2
42	BS	32	ALA	5.2
1	AA	527	G	5.2
26	DC	164	VAL	5.2
9	AG	25	PHE	5.2
32	DI	59	THR	5.2
13	AK	14	GLN	5.2
23	AU	32	ARG	5.2
34	DK	16	ARG	5.2
1	AA	1410	A	5.2
14	AL	93	ARG	5.2
32	DI	22	PRO	5.2
9	AG	73	GLU	5.2
50	B0	49	ARG	5.2
5	AC	145	ALA	5.2
48	BY	5	GLU	5.2
8	CF	59	TYR	5.2
14	AL	79	ILE	5.2
37	BN	99	LYS	5.2
44	BU	48	VAL	5.2
16	AN	78	LEU	5.2
6	AD	29	THR	5.2
43	DT	74	ILE	5.1
28	DE	96	VAL	5.1
53	D3	27	ASN	5.1
13	CK	41	LEU	5.1

*Continued on next page...*

*Continued from previous page...*

<b>Mol</b>	<b>Chain</b>	<b>Res</b>	<b>Type</b>	<b>RSRZ</b>
14	AL	88	ASP	5.1
26	DC	66	PHE	5.1
14	AL	50	LYS	5.1
26	BC	237	ARG	5.1
20	CR	68	PRO	5.1
42	BS	45	VAL	5.1
39	BP	33	GLU	5.1
26	BC	232	GLY	5.1
1	AA	693	G	5.1
34	BK	7	LEU	5.1
28	DE	148	ILE	5.1
13	CK	37	GLN	5.1
23	AU	19	LYS	5.1
32	DI	40	ALA	5.1
5	CC	166	TRP	5.1
14	AL	76	HIS	5.1
4	CB	68	PHE	5.1
39	BP	97	TYR	5.1
4	AB	52	ALA	5.1
28	DE	201	ALA	5.1
39	DP	71	ARG	5.1
13	AK	62	ALA	5.1
14	AL	84	GLY	5.1
14	CL	68	GLY	5.1
4	CB	50	ASN	5.1
34	BK	36	ASP	5.1
32	BI	85	ILE	5.1
26	BC	222	THR	5.1
34	BK	47	PRO	5.1
27	BD	6	GLY	5.1
25	BB	1908	C	5.1
20	AR	63	TYR	5.1
42	BS	47	VAL	5.1
13	AK	58	THR	5.1
34	BK	104	ARG	5.1
1	AA	1411	C	5.1
42	BS	73	LYS	5.1
9	AG	81	GLY	5.1
13	CK	110	THR	5.0
4	CB	194	GLY	5.0
13	AK	37	GLN	5.0
5	CC	198	LYS	5.0

*Continued on next page...*

*Continued from previous page...*

<b>Mol</b>	<b>Chain</b>	<b>Res</b>	<b>Type</b>	<b>RSRZ</b>
7	AE	85	LYS	5.0
1	AA	700	G	5.0
26	BC	238	ASN	5.0
13	AK	32	THR	5.0
20	AR	38	ILE	5.0
20	CR	20	ILE	5.0
42	BS	78	GLU	5.0
5	AC	137	VAL	5.0
13	AK	50	GLY	5.0
14	AL	80	LEU	5.0
27	BD	186	LEU	5.0
31	BH	5	LEU	5.0
6	CD	203	TYR	5.0
9	AG	148	LYS	5.0
28	DE	152	GLU	5.0
31	DH	9	VAL	5.0
4	CB	222	GLU	5.0
43	BT	70	HIS	5.0
5	AC	181	ILE	5.0
27	BD	201	LEU	5.0
28	DE	55	SER	5.0
1	AA	845	A	5.0
32	BI	14	ALA	5.0
32	BI	32	VAL	5.0
25	DB	2602	A	5.0
4	CB	9	LEU	5.0
15	AM	113	LYS	5.0
42	BS	105	VAL	5.0
52	D2	1	MET	5.0
4	CB	73	ARG	5.0
4	CB	200	PRO	5.0
28	DE	154	ASP	4.9
13	AK	65	ALA	4.9
37	BN	112	TYR	4.9
4	AB	169	HIS	4.9
34	BK	96	THR	4.9
5	AC	135	ARG	4.9
9	CG	4	ARG	4.9
26	DC	65	ASP	4.9
4	AB	37	VAL	4.9
6	AD	129	VAL	4.9
37	BN	38	LEU	4.9

*Continued on next page...*

*Continued from previous page...*

<b>Mol</b>	<b>Chain</b>	<b>Res</b>	<b>Type</b>	<b>RSRZ</b>
35	DL	74	THR	4.9
39	BP	70	GLU	4.9
34	BK	9	VAL	4.9
4	AB	98	GLY	4.9
5	AC	125	ARG	4.9
6	AD	191	SER	4.9
12	CJ	24	GLU	4.9
35	DL	96	LYS	4.9
40	DQ	4	LYS	4.9
34	BK	24	LEU	4.9
26	BC	269	ARG	4.9
1	AA	1493	A	4.9
13	AK	119	GLY	4.9
37	BN	114	GLU	4.9
39	BP	2	ASN	4.9
7	CE	47	PHE	4.9
39	BP	65	ASN	4.9
13	AK	31	VAL	4.9
5	AC	179	ALA	4.9
7	AE	92	ARG	4.9
23	AU	16	ARG	4.9
23	AU	46	ARG	4.9
13	CK	30	ILE	4.9
48	BY	63	ALA	4.9
23	AU	43	GLU	4.9
34	BK	85	LEU	4.9
4	CB	31	PHE	4.9
5	AC	167	TYR	4.9
27	BD	13	ARG	4.9
13	CK	99	LEU	4.9
37	BN	40	LYS	4.9
42	BS	96	ILE	4.9
31	DH	149	GLU	4.9
20	AR	59	LYS	4.8
12	AJ	73	LEU	4.8
32	DI	57	VAL	4.8
4	CB	225	SER	4.8
5	AC	191	THR	4.8
34	DK	38	ILE	4.8
6	CD	153	ARG	4.8
8	AF	62	MET	4.8
23	AU	42	THR	4.8

*Continued on next page...*

*Continued from previous page...*

<b>Mol</b>	<b>Chain</b>	<b>Res</b>	<b>Type</b>	<b>RSRZ</b>
37	BN	36	THR	4.8
12	AJ	26	VAL	4.8
32	DI	110	GLN	4.8
34	BK	93	PRO	4.8
4	CB	71	THR	4.8
4	CB	93	HIS	4.8
14	AL	29	LYS	4.8
26	BC	5	CYS	4.8
7	AE	20	VAL	4.8
34	DK	17	ARG	4.8
42	BS	106	VAL	4.8
26	BC	252	LYS	4.8
14	CL	74	GLN	4.8
28	BE	72	SER	4.8
39	BP	73	PHE	4.8
42	BS	75	PHE	4.8
23	CU	23	GLU	4.8
4	CB	79	VAL	4.8
5	CC	181	ILE	4.8
13	AK	33	ILE	4.8
42	DS	103	ILE	4.8
7	CE	9	GLU	4.8
35	DL	69	ARG	4.8
39	BP	43	GLU	4.8
28	DE	169	VAL	4.8
32	BI	79	LEU	4.8
34	DK	82	ALA	4.8
7	CE	73	VAL	4.8
34	DK	74	SER	4.8
35	DL	85	VAL	4.8
1	AA	698	G	4.8
31	DH	104	THR	4.8
12	AJ	72	ARG	4.8
44	BU	16	LYS	4.8
5	CC	123	LEU	4.8
7	AE	104	ILE	4.7
34	BK	90	SER	4.7
28	DE	88	ARG	4.7
34	BK	18	VAL	4.7
9	AG	76	SER	4.7
39	BP	48	ALA	4.7
35	DL	58	TYR	4.7

*Continued on next page...*

*Continued from previous page...*

<b>Mol</b>	<b>Chain</b>	<b>Res</b>	<b>Type</b>	<b>RSRZ</b>
32	BI	47	SER	4.7
12	CJ	90	LEU	4.7
27	BD	48	ILE	4.7
31	DH	55	GLU	4.7
1	AA	797	C	4.7
35	DL	116	VAL	4.7
40	DQ	1	ALA	4.7
6	CD	109	THR	4.7
25	BB	1912	A	4.7
14	AL	66	ILE	4.7
53	D3	14	LYS	4.7
5	AC	65	VAL	4.7
34	BK	75	VAL	4.7
32	BI	87	SER	4.7
34	BK	11	ASP	4.7
44	BU	59	GLU	4.7
1	AA	1519	A	4.7
5	AC	192	TYR	4.7
14	CL	82	ARG	4.7
39	BP	50	ARG	4.7
5	AC	180	ASP	4.7
23	CU	28	LEU	4.7
50	D0	56	LYS	4.7
5	AC	54	ILE	4.7
1	AA	1409	C	4.7
34	BK	98	ILE	4.7
32	BI	10	LEU	4.7
26	DC	239	PHE	4.7
31	DH	139	PHE	4.7
37	BN	87	PHE	4.7
39	BP	69	VAL	4.7
4	CB	218	ALA	4.7
21	AS	78	THR	4.7
12	CJ	10	LEU	4.7
7	CE	147	ASN	4.7
11	AI	126	PHE	4.7
6	AD	146	GLU	4.7
4	CB	150	ILE	4.6
12	CJ	87	LEU	4.6
34	BK	53	LYS	4.6
27	BD	80	TRP	4.6
25	BB	1923	U	4.6

*Continued on next page...*

*Continued from previous page...*

<b>Mol</b>	<b>Chain</b>	<b>Res</b>	<b>Type</b>	<b>RSRZ</b>
32	BI	34	ILE	4.6
34	BK	38	ILE	4.6
5	AC	69	THR	4.6
26	BC	251	THR	4.6
9	AG	3	ARG	4.6
14	AL	87	LYS	4.6
6	CD	155	LYS	4.6
14	AL	13	ARG	4.6
26	BC	53	ILE	4.6
34	BK	88	ASN	4.6
42	BS	66	ILE	4.6
2	CW	27	U	4.6
26	BC	227	VAL	4.6
50	B0	53	VAL	4.6
13	AK	59	PRO	4.6
46	BW	6	GLY	4.6
7	AE	32	PHE	4.6
34	BK	109	GLU	4.6
6	AD	194	ILE	4.6
34	BK	19	MET	4.6
31	DH	141	LYS	4.6
42	BS	11	ARG	4.6
26	DC	64	VAL	4.6
42	BS	15	GLN	4.6
39	BP	99	LEU	4.6
43	BT	74	ILE	4.6
7	AE	28	ARG	4.6
14	AL	26	CYS	4.6
39	BP	61	ARG	4.6
13	AK	76	TYR	4.6
31	DH	130	VAL	4.6
32	DI	134	SER	4.6
34	BK	102	VAL	4.6
39	BP	101	GLU	4.6
6	AD	42	ALA	4.6
42	BS	58	ALA	4.6
26	BC	218	THR	4.6
7	AE	158	LYS	4.6
37	BN	18	GLN	4.6
13	AK	127	ARG	4.6
39	BP	71	ARG	4.6
4	CB	64	GLY	4.6

*Continued on next page...*



*Continued from previous page...*

<b>Mol</b>	<b>Chain</b>	<b>Res</b>	<b>Type</b>	<b>RSRZ</b>
8	CF	55	HIS	4.6
39	BP	98	TYR	4.6
23	CU	34	ARG	4.6
34	BK	42	ILE	4.5
5	CC	199	VAL	4.5
28	DE	186	VAL	4.5
44	BU	55	GLY	4.5
25	BB	1910	G	4.5
4	AB	71	THR	4.5
50	B0	22	THR	4.5
5	AC	82	ASP	4.5
13	CK	106	ILE	4.5
13	CK	42	GLY	4.5
5	AC	184	ASN	4.5
34	DK	75	VAL	4.5
26	BC	17	LYS	4.5
50	B0	42	ILE	4.5
5	AC	4	VAL	4.5
14	AL	36	VAL	4.5
34	BK	3	GLU	4.5
14	AL	86	VAL	4.5
1	AA	1499	A	4.5
25	BB	2506	U	4.5
34	DK	8	ASN	4.5
14	AL	74	GLN	4.5
43	BT	69	ARG	4.5
20	AR	36	GLY	4.5
4	AB	186	VAL	4.5
7	AE	55	VAL	4.5
12	AJ	28	THR	4.5
13	AK	27	ASN	4.5
14	AL	31	GLY	4.5
25	DB	1067	A	4.5
34	BK	101	PRO	4.5
28	DE	12	LEU	4.5
8	CF	8	PHE	4.5
4	AB	134	LEU	4.5
5	AC	156	LEU	4.5
13	AK	123	PRO	4.5
26	BC	174	ARG	4.5
27	BD	11	MET	4.5
34	BK	70	ARG	4.5

*Continued on next page...*

*Continued from previous page...*

<b>Mol</b>	<b>Chain</b>	<b>Res</b>	<b>Type</b>	<b>RSRZ</b>
4	CB	45	THR	4.5
13	AK	45	THR	4.5
26	BC	172	THR	4.5
26	DC	228	ASP	4.5
34	DK	53	LYS	4.5
27	BD	9	VAL	4.5
4	CB	43	GLU	4.5
5	CC	71	ARG	4.5
26	DC	183	VAL	4.5
6	CD	64	TYR	4.5
13	AK	52	ARG	4.4
14	CL	79	ILE	4.4
9	AG	150	PHE	4.4
34	DK	81	ASN	4.4
26	DC	90	ILE	4.4
13	AK	64	VAL	4.4
15	AM	103	THR	4.4
5	AC	112	ALA	4.4
35	DL	71	ALA	4.4
34	BK	116	SER	4.4
7	CE	85	LYS	4.4
9	AG	132	THR	4.4
14	AL	56	LEU	4.4
39	BP	94	ALA	4.4
26	BC	236	GLY	4.4
42	BS	77	ASP	4.4
32	BI	53	PRO	4.4
42	DS	87	PRO	4.4
23	CU	8	ASN	4.4
32	BI	33	ASN	4.4
42	BS	86	MET	4.4
7	AE	22	LYS	4.4
13	AK	106	ILE	4.4
35	DL	111	ILE	4.4
12	AJ	41	PRO	4.4
12	CJ	51	VAL	4.4
16	AN	93	PRO	4.4
44	BU	52	ASN	4.4
7	CE	86	GLY	4.4
32	DI	115	ASP	4.4
1	AA	1394	A	4.4
7	AE	29	ILE	4.4

*Continued on next page...*

*Continued from previous page...*

<b>Mol</b>	<b>Chain</b>	<b>Res</b>	<b>Type</b>	<b>RSRZ</b>
39	BP	47	ILE	4.4
42	BS	35	ILE	4.4
42	BS	68	ASP	4.4
1	AA	1408	A	4.4
14	AL	35	ARG	4.4
6	CD	74	TYR	4.4
26	DC	238	ASN	4.4
34	BK	35	GLY	4.4
34	BK	115	ILE	4.4
37	BN	10	LEU	4.4
42	BS	19	LEU	4.4
35	DL	81	ASP	4.4
7	AE	57	ALA	4.4
31	BH	56	ALA	4.4
5	AC	41	TYR	4.4
6	AD	116	LEU	4.4
12	AJ	42	LEU	4.4
34	BK	23	VAL	4.4
34	BK	81	ASN	4.4
42	BS	69	LEU	4.4
20	AR	70	THR	4.4
7	AE	38	VAL	4.3
7	CE	140	ILE	4.3
25	DB	1084	A	4.3
1	AA	1407	C	4.3
5	AC	188	ALA	4.3
26	BC	224	MET	4.3
39	BP	75	THR	4.3
42	BS	27	LYS	4.3
34	BK	57	LEU	4.3
37	BN	48	VAL	4.3
7	AE	30	PHE	4.3
35	DL	93	ASN	4.3
4	AB	12	GLY	4.3
5	AC	114	LEU	4.3
42	BS	37	THR	4.3
43	DT	71	GLY	4.3
4	CB	76	SER	4.3
5	CC	108	PRO	4.3
43	BT	68	LYS	4.3
5	CC	188	ALA	4.3
13	AK	100	ASN	4.3

*Continued on next page...*

*Continued from previous page...*

<b>Mol</b>	<b>Chain</b>	<b>Res</b>	<b>Type</b>	<b>RSRZ</b>
34	BK	14	GLY	4.3
35	DL	49	GLY	4.3
39	BP	31	VAL	4.3
14	AL	65	TYR	4.3
34	DK	50	LYS	4.3
37	BN	21	PHE	4.3
13	AK	41	LEU	4.3
28	DE	46	GLN	4.3
42	BS	6	LYS	4.3
7	AE	33	THR	4.3
6	AD	177	MET	4.3
6	CD	113	ALA	4.3
1	AA	1505	G	4.3
9	AG	136	LYS	4.3
1	AA	793	U	4.3
27	BD	181	ASP	4.3
34	BK	55	ASP	4.3
35	DL	104	GLN	4.3
35	DL	84	LYS	4.3
26	BC	131	MET	4.3
32	BI	137	LEU	4.3
4	AB	180	ILE	4.3
5	CC	195	ILE	4.3
35	DL	134	ALA	4.3
4	AB	146	SER	4.3
43	DT	73	ARG	4.3
4	CB	164	ASP	4.3
13	AK	17	ASP	4.3
25	BB	1917	U	4.3
35	DL	78	ARG	4.3
9	CG	150	PHE	4.3
42	BS	104	THR	4.3
23	AU	45	LYS	4.3
6	CD	31	CYS	4.3
14	AL	18	SER	4.3
21	AS	70	LEU	4.3
7	CE	26	GLY	4.3
9	AG	131	GLY	4.3
14	CL	67	GLY	4.3
16	AN	1	ALA	4.3
4	CB	117	GLU	4.2
25	DB	626	A	4.2

*Continued on next page...*

*Continued from previous page...*

<b>Mol</b>	<b>Chain</b>	<b>Res</b>	<b>Type</b>	<b>RSRZ</b>
35	DL	86	GLU	4.2
4	AB	42	LEU	4.2
16	AN	89	ARG	4.2
42	BS	108	SER	4.2
6	CD	1	ALA	4.2
13	CK	35	ASP	4.2
28	DE	181	ILE	4.2
42	BS	20	VAL	4.2
42	BS	71	VAL	4.2
1	AA	1503	A	4.2
5	CC	143	LEU	4.2
8	CF	14	GLN	4.2
26	BC	173	LEU	4.2
36	BM	1	MET	4.2
3	AX	2	U	4.2
26	BC	215	VAL	4.2
34	DK	80	GLY	4.2
6	AD	178	GLU	4.2
6	CD	98	ASP	4.2
28	BE	61	ARG	4.2
42	BS	52	GLU	4.2
13	AK	120	CYS	4.2
28	DE	95	LYS	4.2
14	CL	81	ILE	4.2
6	AD	36	ALA	4.2
8	CF	45	ARG	4.2
32	BI	141	ASP	4.2
34	DK	83	CYS	4.2
4	CB	47	PRO	4.2
39	BP	54	LEU	4.2
8	AF	7	VAL	4.2
14	CL	97	VAL	4.2
31	DH	27	ARG	4.2
39	DP	70	GLU	4.2
4	AB	193	ASP	4.2
4	AB	29	PHE	4.2
1	AA	1497	G	4.2
3	AX	1	A	4.2
6	CD	112	GLU	4.2
8	CF	1	MET	4.2
37	BN	1	MET	4.2
25	DB	653	U	4.2

*Continued on next page...*

*Continued from previous page...*

<b>Mol</b>	<b>Chain</b>	<b>Res</b>	<b>Type</b>	<b>RSRZ</b>
15	CM	113	LYS	4.2
35	DL	88	GLY	4.2
25	BB	1920	C	4.2
1	AA	697	U	4.2
31	DH	132	PHE	4.2
12	AJ	12	ALA	4.2
4	AB	155	GLY	4.2
34	BK	100	GLY	4.2
9	AG	128	GLU	4.2
34	BK	91	GLU	4.2
5	AC	53	ARG	4.2
47	BX	48	LEU	4.2
35	DL	114	GLY	4.2
28	DE	119	ILE	4.2
13	AK	36	ARG	4.1
25	BB	2146	C	4.1
6	CD	156	ALA	4.1
34	BK	118	ALA	4.1
4	CB	214	GLY	4.1
31	DH	147	VAL	4.1
5	CC	148	ILE	4.1
39	BP	63	ILE	4.1
31	BH	136	SER	4.1
4	CB	149	GLY	4.1
8	CF	58	HIS	4.1
50	B0	54	ILE	4.1
53	D3	51	LYS	4.1
8	AF	88	MET	4.1
4	AB	196	ASP	4.1
35	DL	97	ALA	4.1
4	AB	179	GLY	4.1
9	AG	72	VAL	4.1
27	BD	109	VAL	4.1
39	BP	67	GLU	4.1
12	AJ	69	THR	4.1
23	AU	12	ASP	4.1
28	DE	98	LYS	4.1
13	CK	80	ASN	4.1
1	AA	783	C	4.1
26	BC	162	GLN	4.1
20	AR	72	ARG	4.1
26	BC	223	ALA	4.1

*Continued on next page...*

*Continued from previous page...*

<b>Mol</b>	<b>Chain</b>	<b>Res</b>	<b>Type</b>	<b>RSRZ</b>
9	AG	68	VAL	4.1
27	BD	7	LYS	4.1
27	BD	20	VAL	4.1
37	BN	35	LYS	4.1
7	CE	105	ILE	4.1
53	D3	58	ILE	4.1
5	CC	70	ALA	4.1
13	AK	12	ARG	4.1
42	BS	72	THR	4.1
5	AC	170	GLY	4.1
28	DE	56	GLY	4.1
32	BI	31	GLY	4.1
32	DI	46	ASP	4.1
1	AA	531	U	4.1
4	AB	105	THR	4.1
6	AD	172	VAL	4.1
14	AL	8	ARG	4.1
37	BN	14	SER	4.1
26	DC	109	LEU	4.1
4	AB	28	PRO	4.1
4	AB	175	ALA	4.1
32	BI	35	MET	4.1
16	CN	91	GLU	4.1
32	DI	107	GLU	4.1
27	BD	8	LYS	4.1
39	BP	28	LYS	4.1
13	AK	46	ALA	4.1
26	DC	1	ALA	4.1
20	AR	73	HIS	4.1
4	AB	36	LYS	4.1
16	AN	68	ARG	4.1
34	BK	31	TYR	4.1
39	DP	19	PHE	4.1
4	CB	145	ASN	4.1
32	DI	48	ILE	4.1
31	DH	17	ASP	4.1
13	CK	73	VAL	4.1
34	BK	22	LYS	4.1
34	BK	63	ARG	4.1
25	BB	1922	G	4.1
6	AD	20	LEU	4.1
34	BK	1	ILE	4.1

*Continued on next page...*

*Continued from previous page...*

<b>Mol</b>	<b>Chain</b>	<b>Res</b>	<b>Type</b>	<b>RSRZ</b>
20	AR	35	SER	4.0
23	AU	5	VAL	4.0
35	DL	122	VAL	4.0
53	D3	28	LEU	4.0
25	BB	1984	G	4.0
37	BN	96	ARG	4.0
39	BP	100	ARG	4.0
8	CF	83	ALA	4.0
31	BH	121	VAL	4.0
9	AG	85	GLN	4.0
42	BS	23	LEU	4.0
6	CD	7	LYS	4.0
35	DL	79	LEU	4.0
39	BP	109	ILE	4.0
6	AD	23	GLY	4.0
9	CG	81	GLY	4.0
23	AU	31	VAL	4.0
6	CD	160	LEU	4.0
7	CE	127	TYR	4.0
42	BS	76	VAL	4.0
13	AK	61	ALA	4.0
5	AC	176	THR	4.0
14	AL	116	TYR	4.0
5	CC	75	VAL	4.0
5	CC	102	ILE	4.0
26	BC	123	ILE	4.0
5	CC	48	LYS	4.0
9	CG	5	VAL	4.0
13	CK	43	TRP	4.0
20	AR	50	TYR	4.0
26	BC	7	PRO	4.0
6	AD	62	ARG	4.0
6	AD	120	LYS	4.0
26	BC	51	ARG	4.0
34	BK	77	ARG	4.0
48	BY	1	MET	4.0
7	CE	130	THR	4.0
27	BD	111	GLY	4.0
32	DI	67	THR	4.0
34	BK	121	VAL	4.0
4	AB	140	LEU	4.0
13	CK	21	HIS	4.0

*Continued on next page...*



*Continued from previous page...*

<b>Mol</b>	<b>Chain</b>	<b>Res</b>	<b>Type</b>	<b>RSRZ</b>
14	AL	73	LEU	4.0
20	CR	54	LEU	4.0
25	DB	1065	U	4.0
31	BH	143	ILE	4.0
11	AI	123	ARG	4.0
28	BE	59	PRO	4.0
7	AE	50	GLY	4.0
7	AE	88	HIS	4.0
1	AA	789	U	4.0
13	CK	76	TYR	4.0
6	CD	136	VAL	4.0
6	AD	21	LYS	4.0
31	DH	128	HIS	4.0
34	BK	69	ARG	4.0
14	AL	33	CYS	3.9
11	AI	125	GLN	3.9
26	BC	219	VAL	3.9
4	AB	211	LEU	3.9
4	AB	197	PHE	3.9
5	AC	126	ARG	3.9
6	AD	103	ARG	3.9
6	AD	145	ARG	3.9
34	BK	10	ALA	3.9
34	DK	46	ILE	3.9
8	AF	58	HIS	3.9
1	AA	532	A	3.9
7	AE	96	GLN	3.9
50	B0	3	GLN	3.9
28	DE	97	ASN	3.9
1	AA	690	G	3.9
1	AA	1392	G	3.9
5	CC	149	LYS	3.9
28	BE	70	SER	3.9
28	DE	57	LYS	3.9
4	CB	90	PHE	3.9
5	CC	103	ALA	3.9
7	AE	127	TYR	3.9
42	BS	67	ASP	3.9
5	CC	168	ARG	3.9
5	CC	190	THR	3.9
16	AN	84	ARG	3.9
6	AD	143	SER	3.9

*Continued on next page...*

*Continued from previous page...*

<b>Mol</b>	<b>Chain</b>	<b>Res</b>	<b>Type</b>	<b>RSRZ</b>
6	CD	199	ILE	3.9
7	CE	61	LYS	3.9
5	CC	114	LEU	3.9
6	CD	4	LEU	3.9
42	BS	55	ILE	3.9
13	CK	82	GLU	3.9
12	CJ	73	LEU	3.9
26	BC	4	LYS	3.9
7	CE	100	GLU	3.9
34	BK	29	ARG	3.9
25	BB	1921	G	3.9
34	BK	21	ILE	3.9
4	AB	216	VAL	3.9
6	AD	142	VAL	3.9
4	AB	144	GLU	3.9
34	DK	76	ILE	3.9
26	DC	138	SER	3.9
14	AL	67	GLY	3.9
6	AD	106	PHE	3.9
40	DQ	2	ARG	3.9
25	BB	1911	U	3.9
27	DD	91	THR	3.9
53	D3	15	LYS	3.9
1	AA	800	G	3.9
26	BC	42	ARG	3.9
27	BD	75	ALA	3.9
42	BS	43	ALA	3.9
9	AG	65	LEU	3.9
44	BU	90	LYS	3.9
5	AC	19	SER	3.9
14	CL	116	TYR	3.9
28	DE	23	PHE	3.9
16	CN	95	LEU	3.8
7	CE	30	PHE	3.8
20	AR	27	THR	3.8
5	CC	45	GLU	3.8
4	CB	88	GLN	3.8
14	CL	36	VAL	3.8
1	AA	518	C	3.8
34	BK	46	ILE	3.8
39	DP	33	GLU	3.8
5	AC	199	VAL	3.8

*Continued on next page...*

*Continued from previous page...*

<b>Mol</b>	<b>Chain</b>	<b>Res</b>	<b>Type</b>	<b>RSRZ</b>
6	AD	26	ALA	3.8
7	CE	35	LEU	3.8
26	BC	239	PHE	3.8
44	BU	89	GLY	3.8
20	AR	68	PRO	3.8
27	BD	30	GLU	3.8
37	BN	37	THR	3.8
5	AC	68	HIS	3.8
6	CD	60	VAL	3.8
14	AL	15	VAL	3.8
27	DD	55	LYS	3.8
42	BS	48	LYS	3.8
4	CB	78	ALA	3.8
20	AR	39	VAL	3.8
26	BC	250	GLN	3.8
28	DE	32	VAL	3.8
31	BH	142	VAL	3.8
26	BC	202	ARG	3.8
26	DC	268	ARG	3.8
34	BK	6	MET	3.8
34	DK	41	THR	3.8
39	BP	32	VAL	3.8
42	BS	5	ALA	3.8
50	B0	26	SER	3.8
34	BK	54	GLY	3.8
27	BD	131	ASP	3.8
7	CE	77	ASN	3.8
28	DE	94	GLN	3.8
32	DI	69	VAL	3.8
20	CR	22	TYR	3.8
25	DB	1058	U	3.8
31	DH	76	GLU	3.8
32	DI	7	TYR	3.8
9	CG	78	ARG	3.8
27	BD	77	ARG	3.8
7	AE	15	ILE	3.8
27	BD	202	ILE	3.8
1	AA	923	A	3.8
28	DE	170	ARG	3.8
5	AC	158	GLY	3.8
37	BN	9	GLN	3.8
23	CU	37	TYR	3.8

*Continued on next page...*

*Continued from previous page...*

<b>Mol</b>	<b>Chain</b>	<b>Res</b>	<b>Type</b>	<b>RSRZ</b>
31	DH	108	VAL	3.8
35	DL	127	VAL	3.8
4	AB	108	GLN	3.8
5	AC	196	GLY	3.8
26	BC	209	ALA	3.8
25	BB	2145	C	3.8
35	DL	142	ILE	3.8
5	AC	171	ARG	3.8
26	DC	237	ARG	3.8
5	AC	25	THR	3.8
5	AC	102	ILE	3.8
34	DK	40	ILE	3.8
37	BN	34	ILE	3.7
1	AA	1494	G	3.7
26	BC	229	HIS	3.7
35	DL	107	PHE	3.7
5	AC	130	ARG	3.7
35	DL	106	GLU	3.7
14	AL	90	PRO	3.7
15	AM	102	LYS	3.7
20	CR	29	LYS	3.7
34	BK	39	LYS	3.7
5	CC	50	SER	3.7
32	DI	109	ALA	3.7
5	CC	99	GLN	3.7
7	AE	35	LEU	3.7
44	BU	26	ASN	3.7
14	CL	107	LYS	3.7
39	BP	62	LYS	3.7
27	BD	198	GLY	3.7
4	CB	39	ILE	3.7
44	BU	69	VAL	3.7
1	AA	796	C	3.7
1	AA	1490	U	3.7
8	AF	52	ASN	3.7
20	AR	44	THR	3.7
35	BL	77	ILE	3.7
6	AD	150	LYS	3.7
13	AK	56	LYS	3.7
34	BK	80	GLY	3.7
1	AA	694	A	3.7
1	AA	1398	A	3.7

*Continued on next page...*

*Continued from previous page...*

Mol	Chain	Res	Type	RSRZ
1	AA	924	C	3.7
4	CB	217	ALA	3.7
14	AL	82	ARG	3.7
32	BI	13	ALA	3.7
35	DL	2	ARG	3.7
1	AA	530	G	3.7
6	AD	154	VAL	3.7
13	AK	16	SER	3.7
13	AK	113	THR	3.7
28	DE	76	PRO	3.7
4	AB	113	LEU	3.7
4	CB	215	ALA	3.7
6	CD	42	ALA	3.7
28	DE	61	ARG	3.7
32	DI	43	ALA	3.7
4	AB	17	HIS	3.7
7	AE	133	ILE	3.7
25	BB	62	U	3.7
9	AG	74	VAL	3.7
53	D3	21	PHE	3.7
6	CD	90	LEU	3.7
8	CF	39	LEU	3.7
27	BD	187	LEU	3.7
28	DE	3	LEU	3.7
4	CB	131	LYS	3.7
5	CC	18	ASN	3.7
6	CD	154	VAL	3.7
25	DB	1535	A	3.7
1	AA	1400	C	3.7
28	DE	1	MET	3.7
36	BM	78	LEU	3.7
27	BD	14	ILE	3.7
34	DK	51	VAL	3.7
39	BP	60	VAL	3.7
21	AS	80	ARG	3.7
4	CB	48	MET	3.7
24	BA	88	C	3.7
25	DB	613	A	3.7
31	DH	94	ILE	3.7
12	AJ	16	ARG	3.7
26	DC	92	LEU	3.6
44	BU	28	LEU	3.6

*Continued on next page...*

*Continued from previous page...*

<b>Mol</b>	<b>Chain</b>	<b>Res</b>	<b>Type</b>	<b>RSRZ</b>
4	AB	74	ALA	3.6
31	DH	84	ALA	3.6
34	BK	99	PHE	3.6
26	BC	13	ARG	3.6
37	BN	90	ARG	3.6
26	BC	126	GLY	3.6
28	DE	41	GLN	3.6
34	BK	78	PHE	3.6
44	BU	47	PRO	3.6
32	BI	138	VAL	3.6
36	BM	80	VAL	3.6
6	AD	18	LEU	3.6
14	AL	19	ASN	3.6
34	BK	86	LEU	3.6
31	BH	27	ARG	3.6
42	DS	95	ARG	3.6
6	AD	122	ILE	3.6
6	AD	169	TRP	3.6
26	BC	204	LEU	3.6
26	DC	152	GLN	3.6
32	BI	38	CYS	3.6
39	BP	38	ARG	3.6
25	BB	1067	A	3.6
7	CE	51	LYS	3.6
37	BN	97	ILE	3.6
12	CJ	28	THR	3.6
28	DE	150	THR	3.6
26	BC	214	GLY	3.6
35	DL	68	SER	3.6
14	CL	80	LEU	3.6
4	AB	89	PHE	3.6
1	AA	15	G	3.6
5	AC	134	LYS	3.6
28	DE	100	MET	3.6
5	CC	197	VAL	3.6
10	AH	24	VAL	3.6
16	CN	98	ALA	3.6
32	DI	14	ALA	3.6
1	CA	845	A	3.6
37	BN	120	GLU	3.6
5	AC	20	THR	3.6
20	AR	66	LEU	3.6

*Continued on next page...*

*Continued from previous page...*

<b>Mol</b>	<b>Chain</b>	<b>Res</b>	<b>Type</b>	<b>RSRZ</b>
27	BD	179	ARG	3.6
37	BN	17	ARG	3.6
28	DE	166	LYS	3.6
7	AE	17	VAL	3.6
5	AC	6	PRO	3.6
13	AK	88	PRO	3.6
1	AA	688	G	3.6
1	AA	1417	G	3.6
2	AW	28	C	3.6
32	DI	45	THR	3.6
5	AC	195	ILE	3.6
13	AK	112	VAL	3.6
34	DK	7	LEU	3.6
1	AA	689	C	3.6
42	BS	30	SER	3.6
1	CA	1032	G	3.6
4	AB	171	ALA	3.6
26	DC	269	ARG	3.6
35	DL	9	ALA	3.6
4	CB	212	TYR	3.6
34	BK	49	GLY	3.6
10	AH	71	VAL	3.6
32	DI	120	ASP	3.6
14	CL	122	LYS	3.6
26	DC	165	ALA	3.6
42	BS	28	LYS	3.6
26	BC	247	TRP	3.6
1	AA	1403	C	3.6
25	BB	2585	U	3.6
26	BC	243	PRO	3.6
39	DP	61	ARG	3.6
4	AB	153	MET	3.6
5	AC	63	ILE	3.6
7	AE	93	VAL	3.6
9	AG	138	GLU	3.6
14	AL	32	VAL	3.6
28	DE	149	ILE	3.6
53	D3	49	VAL	3.6
20	AR	33	THR	3.6
42	BS	39	THR	3.6
6	CD	57	LYS	3.5
23	AU	39	LYS	3.5

*Continued on next page...*

*Continued from previous page...*

Mol	Chain	Res	Type	RSRZ
25	DB	1064	C	3.5
27	BD	28	GLU	3.5
1	AA	523	A	3.5
25	BB	764	A	3.5
34	DK	2	GLN	3.5
7	AE	106	ALA	3.5
42	DS	32	ALA	3.5
11	CI	127	SER	3.5
14	CL	39	THR	3.5
44	BU	51	LEU	3.5
34	BK	61	VAL	3.5
39	DP	50	ARG	3.5
42	BS	97	LEU	3.5
13	AK	54	SER	3.5
16	CN	32	ASP	3.5
53	D3	2	LYS	3.5
25	BB	1931	U	3.5
37	BN	20	MET	3.5
5	CC	136	ALA	3.5
37	BN	41	ALA	3.5
53	D3	59	ALA	3.5
34	BK	113	LYS	3.5
14	AL	97	VAL	3.5
26	DC	175	LEU	3.5
27	BD	173	GLN	3.5
25	BB	1906	G	3.5
25	DB	1068	G	3.5
5	CC	185	THR	3.5
12	AJ	25	ILE	3.5
26	DC	219	VAL	3.5
32	BI	8	VAL	3.5
48	BY	53	VAL	3.5
5	CC	200	TRP	3.5
6	CD	167	PRO	3.5
13	AK	70	ALA	3.5
14	CL	123	ALA	3.5
39	BP	107	ALA	3.5
4	CB	202	ASN	3.5
1	AA	1504	G	3.5
7	CE	136	VAL	3.5
44	BU	65	GLN	3.5
37	BN	22	ARG	3.5

*Continued on next page...*



*Continued from previous page...*

Mol	Chain	Res	Type	RSRZ
26	BC	231	HIS	3.5
30	DG	176	LYS	3.5
34	DK	43	LYS	3.5
6	AD	47	LEU	3.5
28	DE	153	LEU	3.5
1	AA	925	G	3.5
48	BY	39	GLN	3.5
5	AC	163	ARG	3.5
30	BG	175	LYS	3.5
42	BS	64	ALA	3.5
4	AB	104	LYS	3.5
36	BM	84	LYS	3.5
1	AA	1520	C	3.5
32	BI	27	LEU	3.5
37	BN	115	LEU	3.5
25	DB	603	A	3.5
23	CU	16	ARG	3.5
53	D3	19	GLY	3.5
4	CB	120	SER	3.5
7	AE	51	LYS	3.5
32	BI	96	LYS	3.5
45	DV	74	ALA	3.5
37	DN	48	VAL	3.5
4	CB	156	LEU	3.5
5	AC	161	ILE	3.5
4	AB	97	GLY	3.5
4	AB	138	ARG	3.5
13	AK	121	ARG	3.5
1	AA	1421	G	3.5
4	CB	125	PHE	3.5
34	BK	68	VAL	3.5
39	DP	69	VAL	3.5
6	CD	25	ARG	3.5
13	AK	105	ARG	3.5
21	AS	77	ARG	3.5
42	DS	94	ASP	3.4
29	DF	82	TYR	3.4
4	AB	100	LEU	3.4
26	DC	182	LYS	3.4
32	BI	91	LYS	3.4
44	BU	34	ILE	3.4
52	B2	31	LEU	3.4

*Continued on next page...*

*Continued from previous page...*

<b>Mol</b>	<b>Chain</b>	<b>Res</b>	<b>Type</b>	<b>RSRZ</b>
34	BK	83	CYS	3.4
12	AJ	88	MET	3.4
39	BP	19	PHE	3.4
50	B0	34	GLY	3.4
7	CE	144	GLU	3.4
7	CE	49	TYR	3.4
4	AB	27	LYS	3.4
7	CE	119	VAL	3.4
1	AA	1393	U	3.4
5	AC	28	PHE	3.4
1	AA	785	G	3.4
4	CB	135	MET	3.4
28	DE	29	HIS	3.4
36	BM	81	ARG	3.4
47	DX	17	ARG	3.4
26	DC	167	ASP	3.4
30	BG	106	LEU	3.4
1	AA	1501	C	3.4
25	BB	2605	U	3.4
9	AG	100	MET	3.4
1	AA	1502	A	3.4
4	AB	93	HIS	3.4
6	CD	66	VAL	3.4
13	CK	23	HIS	3.4
34	BK	20	CYS	3.4
28	DE	118	LEU	3.4
35	DL	73	ILE	3.4
35	DL	103	ILE	3.4
6	CD	169	TRP	3.4
35	DL	65	GLY	3.4
9	AG	12	LEU	3.4
39	BP	74	GLN	3.4
1	AA	1418	A	3.4
25	BB	1928	A	3.4
32	DI	68	PHE	3.4
6	AD	46	ARG	3.4
31	BH	59	ALA	3.4
2	AW	39	C	3.4
5	CC	172	VAL	3.4
28	DE	83	VAL	3.4
35	DL	57	LEU	3.4
6	AD	185	PRO	3.4

*Continued on next page...*

*Continued from previous page...*

<b>Mol</b>	<b>Chain</b>	<b>Res</b>	<b>Type</b>	<b>RSRZ</b>
7	AE	25	LYS	3.4
32	DI	53	PRO	3.4
37	BN	12	ARG	3.4
23	CU	41	THR	3.4
27	BD	119	ALA	3.4
34	BK	62	VAL	3.4
40	DQ	33	VAL	3.4
1	AA	798	U	3.4
26	BC	254	LYS	3.4
34	BK	58	LYS	3.4
52	B2	13	ASN	3.4
5	AC	150	VAL	3.4
9	AG	133	ALA	3.4
27	BD	178	VAL	3.4
27	BD	189	VAL	3.4
4	AB	137	THR	3.4
5	AC	155	ARG	3.4
8	CF	53	LYS	3.4
12	CJ	6	ILE	3.4
12	CJ	49	PHE	3.4
34	BK	111	PHE	3.4
25	BB	2606	C	3.4
4	AB	96	LEU	3.4
8	CF	51	ILE	3.4
20	AR	32	ILE	3.4
35	DL	117	THR	3.4
4	AB	207	ARG	3.4
6	CD	20	LEU	3.4
8	AF	96	VAL	3.4
14	CL	62	VAL	3.4
26	BC	201	LEU	3.4
34	BK	30	ARG	3.4
35	DL	59	ARG	3.4
5	AC	22	PHE	3.4
7	AE	69	ASN	3.4
34	BK	33	GLY	3.4
27	BD	192	ALA	3.4
25	BB	518	G	3.4
32	BI	39	LYS	3.4
34	BK	74	SER	3.4
6	CD	10	LEU	3.3
8	AF	89	VAL	3.3

*Continued on next page...*

*Continued from previous page...*

<b>Mol</b>	<b>Chain</b>	<b>Res</b>	<b>Type</b>	<b>RSRZ</b>
39	BP	27	VAL	3.3
43	DT	16	VAL	3.3
1	AA	784	A	3.3
4	CB	103	TRP	3.3
8	AF	51	ILE	3.3
26	DC	54	GLY	3.3
6	CD	54	LEU	3.3
8	AF	94	HIS	3.3
13	CK	32	THR	3.3
26	BC	8	THR	3.3
26	BC	211	ARG	3.3
34	BK	43	LYS	3.3
51	B1	27	ARG	3.3
26	BC	3	VAL	3.3
1	AA	1496	C	3.3
53	D3	26	ALA	3.3
27	BD	27	ILE	3.3
28	DE	101	TYR	3.3
4	CB	203	ASP	3.3
9	CG	88	VAL	3.3
39	BP	72	VAL	3.3
27	BD	118	PHE	3.3
50	B0	33	SER	3.3
50	B0	40	HIS	3.3
8	CF	6	ILE	3.3
5	AC	77	GLY	3.3
20	AR	21	ASP	3.3
35	DL	61	LEU	3.3
5	AC	38	VAL	3.3
4	AB	34	ARG	3.3
7	CE	151	MET	3.3
23	AU	20	ARG	3.3
4	AB	150	ILE	3.3
7	AE	124	ALA	3.3
21	CS	76	THR	3.3
27	BD	146	ILE	3.3
31	DH	12	LEU	3.3
6	AD	60	VAL	3.3
4	AB	205	ALA	3.3
6	AD	40	HIS	3.3
12	CJ	12	ALA	3.3
12	AJ	32	THR	3.3

*Continued on next page...*

*Continued from previous page...*

Mol	Chain	Res	Type	RSRZ
47	DX	14	GLY	3.3
51	B1	22	THR	3.3
5	AC	106	ARG	3.3
28	DE	47	LYS	3.3
44	BU	32	LYS	3.3
37	BN	116	VAL	3.3
1	AA	1412	C	3.3
42	BS	85	ILE	3.3
26	DC	236	GLY	3.3
32	DI	71	LYS	3.3
27	BD	26	VAL	3.3
4	AB	158	ASP	3.3
32	BI	7	TYR	3.3
20	CR	35	SER	3.3
31	BH	30	LEU	3.3
37	BN	65	LEU	3.3
47	DX	18	SER	3.3
8	AF	60	VAL	3.3
26	DC	162	GLN	3.3
32	BI	68	PHE	3.3
39	BP	42	PHE	3.3
14	AL	110	LYS	3.3
31	BH	149	GLU	3.3
20	AR	64	LEU	3.3
42	DS	104	THR	3.3
12	AJ	24	GLU	3.3
13	CK	46	ALA	3.3
25	BB	1937	A	3.3
53	D3	54	LEU	3.3
25	BB	1826	G	3.3
2	AW	34	C	3.3
13	CK	69	CYS	3.3
27	BD	110	THR	3.3
5	CC	56	ILE	3.3
26	BC	48	ILE	3.3
4	CB	128	LEU	3.3
12	AJ	49	PHE	3.3
14	AL	122	LYS	3.3
2	AW	38	A	3.2
26	BC	213	ARG	3.2
34	BK	4	GLN	3.2
44	BU	81	ARG	3.2

*Continued on next page...*

*Continued from previous page...*

<b>Mol</b>	<b>Chain</b>	<b>Res</b>	<b>Type</b>	<b>RSRZ</b>
34	BK	25	GLY	3.2
34	BK	114	ILE	3.2
1	AA	926	G	3.2
6	CD	102	TYR	3.2
12	AJ	92	LEU	3.2
29	DF	56	LEU	3.2
4	AB	14	HIS	3.2
34	DK	107	ARG	3.2
4	AB	77	GLU	3.2
34	BK	108	SER	3.2
4	AB	127	LYS	3.2
32	BI	81	LYS	3.2
5	CC	65	VAL	3.2
14	AL	92	VAL	3.2
26	DC	166	ARG	3.2
4	AB	222	GLU	3.2
20	CR	58	ILE	3.2
26	BC	125	PRO	3.2
28	DE	30	GLN	3.2
13	AK	25	SER	3.2
28	DE	193	VAL	3.2
14	AL	75	GLU	3.2
42	BS	9	HIS	3.2
42	BS	24	ILE	3.2
7	CE	16	ALA	3.2
39	DP	96	LEU	3.2
1	AA	696	A	3.2
2	AW	43	A	3.2
39	DP	47	ILE	3.2
10	AH	60	LEU	3.2
12	AJ	21	ALA	3.2
26	BC	230	PRO	3.2
26	DC	189	ALA	3.2
42	BS	44	ALA	3.2
6	AD	155	LYS	3.2
1	AA	781	A	3.2
5	AC	42	LEU	3.2
6	CD	163	GLN	3.2
4	AB	157	PRO	3.2
32	BI	83	ALA	3.2
1	AA	1399	C	3.2
5	AC	169	GLU	3.2

*Continued on next page...*

*Continued from previous page...*

<b>Mol</b>	<b>Chain</b>	<b>Res</b>	<b>Type</b>	<b>RSRZ</b>
1	AA	529	G	3.2
1	AA	1526	G	3.2
4	CB	213	LEU	3.2
14	AL	91	GLY	3.2
28	DE	105	LEU	3.2
14	CL	109	ARG	3.2
44	BU	37	GLY	3.2
9	AG	90	VAL	3.2
31	DH	121	VAL	3.2
35	DL	89	VAL	3.2
1	AA	1530	G	3.2
6	AD	2	ARG	3.2
6	AD	199	ILE	3.2
13	CK	22	ILE	3.2
26	BC	163	ILE	3.2
26	DC	242	HIS	3.2
26	BC	10	PRO	3.2
39	BP	102	ARG	3.2
28	DE	78	TRP	3.2
23	AU	50	SER	3.2
34	BK	52	LYS	3.2
5	AC	168	ARG	3.2
5	AC	178	ARG	3.2
10	AH	83	ARG	3.2
12	AJ	22	THR	3.2
14	CL	49	ARG	3.2
20	CR	27	THR	3.2
28	DE	145	ASP	3.2
39	BP	59	THR	3.2
6	AD	203	TYR	3.2
6	AD	9	LYS	3.2
34	DK	94	ILE	3.2
4	CB	94	ARG	3.2
20	CR	47	ARG	3.2
12	AJ	51	VAL	3.2
28	DE	121	VAL	3.2
34	BK	120	GLU	3.2
6	AD	4	LEU	3.1
26	BC	206	LYS	3.1
47	BX	37	PHE	3.1
4	CB	209	VAL	3.1
7	CE	154	ALA	3.1

*Continued on next page...*

*Continued from previous page...*

<b>Mol</b>	<b>Chain</b>	<b>Res</b>	<b>Type</b>	<b>RSRZ</b>
27	BD	172	VAL	3.1
31	BH	62	LEU	3.1
1	AA	794	A	3.1
6	AD	41	GLY	3.1
1	AA	1384	C	3.1
1	AA	1404	C	3.1
25	BB	1925	C	3.1
25	BB	1926	U	3.1
53	D3	13	PHE	3.1
44	BU	20	LYS	3.1
44	BU	63	ALA	3.1
28	BE	44	ARG	3.1
31	BH	79	THR	3.1
14	AL	83	GLY	3.1
23	AU	40	PRO	3.1
26	DC	103	ILE	3.1
44	BU	64	ILE	3.1
6	CD	177	MET	3.1
1	CA	1492	A	3.1
26	BC	210	ALA	3.1
34	DK	109	GLU	3.1
13	AK	21	HIS	3.1
14	CL	64	SER	3.1
26	BC	166	ARG	3.1
26	BC	270	ARG	3.1
40	DQ	16	ILE	3.1
47	DX	47	THR	3.1
9	CG	79	VAL	3.1
27	BD	37	VAL	3.1
32	DI	23	VAL	3.1
1	AA	1500	A	3.1
25	BB	1847	A	3.1
25	BB	1790	C	3.1
1	AA	517	G	3.1
27	BD	133	THR	3.1
32	DI	41	PHE	3.1
34	BK	94	ILE	3.1
40	BQ	90	ASP	3.1
5	CC	105	VAL	3.1
14	AL	78	VAL	3.1
1	AA	1498	U	3.1
6	CD	9	LYS	3.1

*Continued on next page...*



*Continued from previous page...*

<b>Mol</b>	<b>Chain</b>	<b>Res</b>	<b>Type</b>	<b>RSRZ</b>
1	AA	1518	A	3.1
4	AB	57	ASN	3.1
8	AF	80	PHE	3.1
13	AK	78	ILE	3.1
14	CL	70	GLY	3.1
50	B0	36	LYS	3.1
1	AA	526	C	3.1
13	AK	49	SER	3.1
5	AC	173	PRO	3.1
25	BB	740	C	3.1
8	CF	18	VAL	3.1
27	BD	128	ARG	3.1
28	DE	11	ALA	3.1
8	CF	54	LEU	3.1
6	CD	21	LYS	3.1
26	DC	232	GLY	3.1
34	BK	60	VAL	3.1
42	BS	81	SER	3.1
4	AB	219	THR	3.1
25	BB	1916	A	3.1
28	DE	58	LYS	3.1
35	BL	82	LEU	3.1
35	DL	17	LYS	3.1
47	DX	77	TYR	3.1
52	D2	42	LEU	3.1
35	DL	44	GLY	3.1
42	DS	99	ARG	3.1
8	AF	1	MET	3.1
13	AK	73	VAL	3.1
40	BQ	33	VAL	3.1
7	AE	21	SER	3.1
8	AF	93	LYS	3.1
39	BP	64	SER	3.1
42	DS	81	SER	3.1
9	AG	98	LEU	3.1
13	AK	107	THR	3.1
28	DE	50	ALA	3.1
13	CK	96	ILE	3.1
16	AN	81	ILE	3.1
5	AC	45	GLU	3.1
1	AA	1482	G	3.1
1	AA	1523	G	3.1

*Continued on next page...*

*Continued from previous page...*

<b>Mol</b>	<b>Chain</b>	<b>Res</b>	<b>Type</b>	<b>RSRZ</b>
14	AL	58	ASN	3.1
4	AB	70	GLY	3.1
6	CD	105	GLY	3.1
23	AU	26	GLY	3.1
7	AE	73	VAL	3.1
28	DE	31	VAL	3.1
34	BK	28	HIS	3.1
42	BS	57	ASN	3.1
1	CA	1030	U	3.1
2	AW	33	U	3.1
5	AC	201	ILE	3.1
6	CD	63	ILE	3.1
7	CE	79	THR	3.1
4	AB	55	GLU	3.1
6	AD	197	HIS	3.1
26	BC	14	HIS	3.1
4	CB	121	GLN	3.0
5	CC	119	ILE	3.0
14	CL	38	THR	3.0
23	AU	22	CYS	3.0
8	CF	56	LYS	3.0
26	BC	246	PRO	3.0
32	BI	67	THR	3.0
34	DK	62	VAL	3.0
5	AC	32	LEU	3.0
7	AE	126	ALA	3.0
8	AF	59	TYR	3.0
32	BI	28	GLY	3.0
52	B2	16	HIS	3.0
1	AA	1397	C	3.0
5	CC	53	ARG	3.0
5	CC	122	GLN	3.0
6	CD	103	ARG	3.0
13	CK	55	ARG	3.0
25	BB	1275	A	3.0
25	DB	1098	A	3.0
28	DE	70	SER	3.0
28	DE	146	VAL	3.0
39	BP	45	VAL	3.0
5	AC	46	LEU	3.0
51	B1	33	LEU	3.0
14	CL	50	LYS	3.0

*Continued on next page...*

*Continued from previous page...*

<b>Mol</b>	<b>Chain</b>	<b>Res</b>	<b>Type</b>	<b>RSRZ</b>
4	AB	83	ALA	3.0
5	CC	63	ILE	3.0
20	AR	58	ILE	3.0
5	CC	55	VAL	3.0
34	DK	102	VAL	3.0
1	AA	1486	G	3.0
5	CC	3	LYS	3.0
14	CL	73	LEU	3.0
34	BK	27	SER	3.0
8	AF	8	PHE	3.0
27	DD	118	PHE	3.0
5	AC	57	GLU	3.0
28	DE	25	GLU	3.0
34	DK	37	ILE	3.0
48	BY	13	GLU	3.0
20	CR	53	GLN	3.0
1	AA	1395	C	3.0
5	CC	69	THR	3.0
35	DL	48	ARG	3.0
39	BP	34	GLY	3.0
1	AA	1483	A	3.0
25	BB	1769	U	3.0
9	AG	141	HIS	3.0
35	DL	6	LEU	3.0
15	AM	112	ARG	3.0
27	BD	126	ASN	3.0
26	BC	6	LYS	3.0
31	BH	48	GLU	3.0
31	BH	111	ALA	3.0
32	DI	131	THR	3.0
34	BK	41	THR	3.0
39	BP	44	GLY	3.0
42	BS	21	ALA	3.0
42	BS	100	THR	3.0
44	BU	71	ILE	3.0
45	BV	74	ALA	3.0
42	DS	83	LYS	3.0
25	BB	1895	C	3.0
6	AD	151	GLN	3.0
37	BN	100	CYS	3.0
42	BS	82	MET	3.0
28	DE	123	LYS	3.0

*Continued on next page...*

*Continued from previous page...*

<b>Mol</b>	<b>Chain</b>	<b>Res</b>	<b>Type</b>	<b>RSRZ</b>
31	BH	100	ALA	3.0
34	BK	67	GLY	3.0
4	AB	206	ILE	3.0
45	DV	69	GLU	3.0
6	CD	101	VAL	3.0
27	BD	59	ARG	3.0
28	DE	90	GLN	3.0
42	DS	84	ARG	3.0
16	AN	82	LYS	3.0
39	BP	30	TRP	3.0
35	DL	10	GLU	3.0
14	AL	77	SER	3.0
27	BD	32	ASN	3.0
5	CC	130	ARG	3.0
4	AB	88	GLN	3.0
5	CC	133	MET	3.0
26	BC	234	GLY	3.0
5	AC	119	ILE	3.0
28	DE	91	ASP	3.0
4	AB	72	LYS	3.0
31	DH	18	GLN	3.0
5	CC	139	ASN	3.0
13	AK	94	SER	3.0
25	BB	1938	A	3.0
27	BD	139	SER	3.0
28	DE	48	THR	3.0
28	DE	173	THR	3.0
1	AA	799	G	2.9
4	AB	133	ALA	2.9
20	AR	42	ARG	2.9
25	BB	2193	G	2.9
5	CC	38	VAL	2.9
12	AJ	74	VAL	2.9
12	AJ	87	LEU	2.9
4	AB	152	ASP	2.9
4	CB	115	ASP	2.9
5	CC	117	ASP	2.9
47	BX	28	PHE	2.9
7	CE	64	GLU	2.9
13	AK	68	ARG	2.9
23	CU	46	ARG	2.9
6	AD	66	VAL	2.9

*Continued on next page...*

*Continued from previous page...*

<b>Mol</b>	<b>Chain</b>	<b>Res</b>	<b>Type</b>	<b>RSRZ</b>
16	CN	15	LEU	2.9
28	BE	47	LYS	2.9
35	DL	98	ALA	2.9
50	B0	47	TYR	2.9
5	AC	129	PHE	2.9
5	CC	118	SER	2.9
24	DA	88	C	2.9
37	BN	93	GLY	2.9
28	DE	185	LYS	2.9
35	DL	13	LYS	2.9
1	AA	718	A	2.9
10	AH	128	VAL	2.9
13	CK	31	VAL	2.9
44	BU	11	ILE	2.9
23	AU	29	ALA	2.9
25	BB	1963	U	2.9
26	BC	220	ARG	2.9
1	AA	705	G	2.9
8	CF	21	MET	2.9
31	DH	88	GLY	2.9
34	BK	66	LYS	2.9
4	CB	185	ILE	2.9
26	DC	141	HIS	2.9
26	DC	163	ILE	2.9
2	AW	37	A	2.9
4	AB	136	ARG	2.9
32	DI	118	GLY	2.9
4	AB	39	ILE	2.9
4	CB	59	ILE	2.9
16	AN	92	ILE	2.9
13	AK	117	HIS	2.9
31	DH	82	SER	2.9
27	BD	54	ALA	2.9
27	BD	67	HIS	2.9
32	BI	56	VAL	2.9
35	DL	120	VAL	2.9
36	BM	77	PRO	2.9
25	BB	1930	G	2.9
14	AL	14	LYS	2.9
25	BB	1967	C	2.9
26	BC	235	GLU	2.9
4	AB	148	GLY	2.9

*Continued on next page...*

*Continued from previous page...*

<b>Mol</b>	<b>Chain</b>	<b>Res</b>	<b>Type</b>	<b>RSRZ</b>
7	AE	105	ILE	2.9
25	BB	782	A	2.9
25	DB	1917	U	2.9
27	BD	193	VAL	2.9
37	BN	47	VAL	2.9
5	AC	72	PRO	2.9
6	CD	61	ARG	2.9
12	AJ	62	ARG	2.9
14	AL	121	PRO	2.9
5	AC	107	LYS	2.9
37	BN	70	THR	2.9
50	B0	52	LYS	2.9
25	DB	1063	G	2.9
25	DB	1914	C	2.9
12	CJ	98	VAL	2.9
8	CF	25	TYR	2.9
39	BP	90	ALA	2.9
42	BS	98	LYS	2.9
39	BP	26	GLU	2.9
9	CG	80	GLY	2.9
5	AC	206	ILE	2.9
6	AD	131	ILE	2.9
13	AK	115	ILE	2.9
23	AU	17	ARG	2.9
26	DC	145	MET	2.9
27	BD	50	VAL	2.9
28	BE	148	ILE	2.9
31	DH	30	LEU	2.9
26	DC	82	TYR	2.9
1	AA	1341	U	2.9
26	BC	20	ASN	2.9
47	DX	16	ASN	2.9
5	AC	149	LYS	2.9
6	CD	67	LEU	2.9
7	CE	37	VAL	2.9
28	BE	100	MET	2.9
34	BK	84	VAL	2.9
4	AB	87	ASP	2.9
32	DI	5	GLN	2.9
39	BP	9	GLN	2.9
4	CB	21	TYR	2.9
32	DI	61	TYR	2.9

*Continued on next page...*

*Continued from previous page...*

<b>Mol</b>	<b>Chain</b>	<b>Res</b>	<b>Type</b>	<b>RSRZ</b>
20	AR	60	ARG	2.9
4	AB	213	LEU	2.9
23	AU	41	THR	2.9
26	DC	222	THR	2.9
28	DE	143	LEU	2.9
31	DH	41	LYS	2.9
13	CK	40	ALA	2.9
32	BI	6	ALA	2.9
6	AD	147	LYS	2.9
35	DL	14	LYS	2.9
52	D2	16	HIS	2.9
4	AB	177	ASN	2.9
6	AD	54	LEU	2.9
27	BD	95	SER	2.9
7	AE	110	MET	2.9
39	BP	103	THR	2.9
47	DX	24	THR	2.9
1	AA	1525	G	2.9
26	DC	81	GLU	2.9
32	BI	55	PRO	2.9
44	BU	54	PRO	2.9
7	AE	113	VAL	2.8
28	DE	14	VAL	2.8
4	AB	92	ASN	2.8
14	CL	72	ASN	2.8
26	DC	265	PHE	2.8
13	CK	12	ARG	2.8
4	AB	80	LYS	2.8
5	CC	204	GLY	2.8
7	AE	107	GLY	2.8
27	BD	175	LEU	2.8
28	BE	3	LEU	2.8
4	AB	106	VAL	2.8
47	BX	46	VAL	2.8
37	BN	46	ARG	2.8
4	AB	58	LYS	2.8
5	CC	112	ALA	2.8
6	AD	112	GLU	2.8
25	BB	1076	C	2.8
4	AB	149	GLY	2.8
42	BS	33	LEU	2.8
5	CC	58	ARG	2.8

*Continued on next page...*

*Continued from previous page...*

<b>Mol</b>	<b>Chain</b>	<b>Res</b>	<b>Type</b>	<b>RSRZ</b>
12	AJ	67	ILE	2.8
53	D3	1	PRO	2.8
7	CE	42	ASN	2.8
25	BB	1933	G	2.8
14	AL	94	TYR	2.8
29	BF	82	TYR	2.8
5	AC	164	THR	2.8
7	AE	123	LEU	2.8
27	BD	176	ASP	2.8
32	BI	4	VAL	2.8
26	DC	147	PRO	2.8
5	CC	23	ALA	2.8
16	AN	87	ALA	2.8
27	DD	209	ALA	2.8
6	AD	130	ASN	2.8
26	DC	36	ASN	2.8
7	CE	10	LEU	2.8
26	BC	15	VAL	2.8
5	AC	128	MET	2.8
5	CC	35	ASP	2.8
51	B1	6	GLU	2.8
5	CC	49	ALA	2.8
21	AS	74	ALA	2.8
31	DH	5	LEU	2.8
9	AG	42	VAL	2.8
26	DC	227	VAL	2.8
28	DE	178	VAL	2.8
39	BP	80	VAL	2.8
39	DP	29	VAL	2.8
31	BH	1	MET	2.8
1	AA	966	G	2.8
25	BB	1983	G	2.8
1	AA	719	C	2.8
6	CD	44	LYS	2.8
6	CD	62	ARG	2.8
12	CJ	89	ARG	2.8
5	AC	74	ILE	2.8
7	AE	59	ILE	2.8
26	BC	16	VAL	2.8
26	DC	140	VAL	2.8
1	AA	913	A	2.8
13	CK	84	MET	2.8

*Continued on next page...*



*Continued from previous page...*

<b>Mol</b>	<b>Chain</b>	<b>Res</b>	<b>Type</b>	<b>RSRZ</b>
26	BC	184	GLU	2.8
12	AJ	70	HIS	2.8
13	AK	122	PRO	2.8
14	AL	44	PRO	2.8
5	CC	140	ALA	2.8
34	BK	82	ALA	2.8
44	BU	25	LYS	2.8
28	DE	180	LEU	2.8
52	D2	29	GLN	2.8
16	CN	31	SER	2.8
7	AE	131	ASN	2.8
42	DS	78	GLU	2.8
14	AL	107	LYS	2.8
12	AJ	29	ALA	2.8
29	DF	69	ALA	2.8
1	AA	1516	G	2.8
23	AU	33	ARG	2.8
28	DE	72	SER	2.8
41	DR	70	GLU	2.8
5	CC	132	ALA	2.8
14	CL	71	HIS	2.8
31	BH	38	PRO	2.8
36	BM	83	GLY	2.8
37	BN	92	GLY	2.8
39	DP	48	ALA	2.8
7	AE	45	VAL	2.8
25	DB	878	A	2.8
31	DH	146	VAL	2.8
7	AE	95	MET	2.8
1	AA	519	C	2.8
4	AB	147	LEU	2.8
7	AE	80	LEU	2.8
14	AL	71	HIS	2.8
26	BC	141	HIS	2.8
7	CE	158	LYS	2.8
39	DP	72	VAL	2.8
6	AD	159	GLU	2.8
25	BB	1785	A	2.8
25	BB	1981	A	2.8
5	AC	18	ASN	2.8
16	CN	78	LEU	2.8
32	DI	114	ALA	2.8

*Continued on next page...*

*Continued from previous page...*

<b>Mol</b>	<b>Chain</b>	<b>Res</b>	<b>Type</b>	<b>RSRZ</b>
43	BT	75	GLY	2.8
34	BK	119	PRO	2.8
37	BN	8	ARG	2.8
12	AJ	63	ASP	2.8
43	BT	67	VAL	2.8
52	D2	6	GLN	2.7
14	AL	24	GLU	2.7
6	AD	97	LEU	2.7
26	BC	46	GLY	2.7
26	DC	79	ARG	2.7
44	BU	46	LYS	2.7
39	BP	46	VAL	2.7
40	BQ	30	VAL	2.7
8	AF	6	ILE	2.7
27	DD	39	ASP	2.7
1	AA	699	C	2.7
27	BD	124	ARG	2.7
50	B0	27	LEU	2.7
8	CF	60	VAL	2.7
16	CN	20	PHE	2.7
20	CR	69	TYR	2.7
28	BE	32	VAL	2.7
44	BU	33	VAL	2.7
31	DH	137	GLU	2.7
39	DP	83	ILE	2.7
9	AG	83	THR	2.7
6	CD	89	LEU	2.7
30	BG	174	LYS	2.7
32	DI	44	LYS	2.7
40	DQ	15	LYS	2.7
50	B0	21	LEU	2.7
14	AL	123	ALA	2.7
26	DC	115	ILE	2.7
12	AJ	56	HIS	2.7
43	DT	70	HIS	2.7
5	AC	111	ASP	2.7
5	CC	182	ASP	2.7
52	D2	43	THR	2.7
10	AH	82	LEU	2.7
16	CN	73	LEU	2.7
1	AA	525	C	2.7
4	AB	168	GLU	2.7

*Continued on next page...*

*Continued from previous page...*

<b>Mol</b>	<b>Chain</b>	<b>Res</b>	<b>Type</b>	<b>RSRZ</b>
28	DE	127	GLU	2.7
7	AE	125	LYS	2.7
26	BC	176	ARG	2.7
34	DK	88	ASN	2.7
37	BN	107	ASN	2.7
39	BP	21	PRO	2.7
39	BP	114	ASN	2.7
42	BS	80	PRO	2.7
31	BH	98	ASP	2.7
47	BX	47	THR	2.7
6	CD	175	GLY	2.7
13	AK	89	GLY	2.7
25	BB	1770	G	2.7
28	DE	161	ALA	2.7
32	BI	140	GLU	2.7
25	DB	645	C	2.7
7	CE	120	HIS	2.7
39	DP	39	LEU	2.7
8	CF	9	MET	2.7
32	DI	116	MET	2.7
32	BI	41	PHE	2.7
42	BS	34	ASP	2.7
42	DS	22	ASP	2.7
5	AC	23	ALA	2.7
13	CK	85	VAL	2.7
13	CK	112	VAL	2.7
4	AB	40	ILE	2.7
12	CJ	31	ARG	2.7
13	AK	97	ARG	2.7
13	CK	52	ARG	2.7
20	CR	72	ARG	2.7
39	DP	98	TYR	2.7
44	BU	30	SER	2.7
1	AA	1103	C	2.7
25	BB	2610	C	2.7
26	BC	40	GLY	2.7
27	BD	82	PHE	2.7
44	BU	60	LYS	2.7
53	D3	20	GLY	2.7
4	AB	221	ARG	2.7
26	BC	18	VAL	2.7
26	BC	216	ARG	2.7

*Continued on next page...*

*Continued from previous page...*

<b>Mol</b>	<b>Chain</b>	<b>Res</b>	<b>Type</b>	<b>RSRZ</b>
5	CC	76	ILE	2.7
4	CB	56	LEU	2.7
27	BD	188	LEU	2.7
28	DE	109	LEU	2.7
37	BN	28	LEU	2.7
25	DB	2903	U	2.7
44	BU	12	VAL	2.7
12	CJ	63	ASP	2.7
12	CJ	91	ASP	2.7
47	BX	77	TYR	2.7
37	BN	83	LEU	2.7
7	AE	67	ARG	2.7
14	CL	93	ARG	2.7
53	D3	18	LYS	2.7
26	BC	226	PRO	2.7
26	BC	242	HIS	2.7
5	AC	159	ALA	2.7
8	AF	66	ALA	2.7
32	DI	13	ALA	2.7
34	BK	40	ILE	2.7
42	BS	94	ASP	2.7
44	DU	71	ILE	2.7
1	AA	930	C	2.7
1	AA	1533	C	2.7
13	CK	125	LYS	2.7
14	CL	23	LEU	2.7
26	DC	153	LEU	2.7
28	DE	84	THR	2.7
35	DL	94	THR	2.7
5	AC	157	GLY	2.7
33	BJ	86	GLN	2.7
43	BT	1	MET	2.7
41	BR	46	GLU	2.7
44	BU	49	PRO	2.7
10	AH	96	ALA	2.7
23	AU	49	ALA	2.7
35	DL	80	SER	2.7
1	AA	1413	A	2.7
3	CX	5	U	2.7
6	AD	114	ARG	2.7
20	CR	42	ARG	2.7
25	BB	1787	A	2.7

*Continued on next page...*

*Continued from previous page...*

<b>Mol</b>	<b>Chain</b>	<b>Res</b>	<b>Type</b>	<b>RSRZ</b>
6	CD	157	ALA	2.7
33	BJ	81	ILE	2.7
7	AE	10	LEU	2.6
12	AJ	68	ARG	2.6
31	DH	116	ARG	2.6
4	AB	210	THR	2.6
26	DC	128	THR	2.6
25	DB	1088	A	2.6
28	DE	71	GLY	2.6
39	BP	6	GLN	2.6
4	AB	192	PRO	2.6
5	AC	15	LYS	2.6
4	AB	112	ARG	2.6
12	AJ	40	ILE	2.6
13	AK	102	ALA	2.6
31	DH	97	ARG	2.6
25	BB	1674	G	2.6
51	B1	35	LEU	2.6
6	AD	193	ASP	2.6
17	CO	42	PHE	2.6
28	BE	19	PHE	2.6
53	D3	53	ASP	2.6
5	CC	79	LYS	2.6
12	CJ	74	VAL	2.6
23	AU	38	GLU	2.6
26	BC	143	VAL	2.6
44	DU	3	LYS	2.6
5	CC	125	ARG	2.6
7	AE	53	ARG	2.6
53	D3	25	HIS	2.6
4	AB	32	GLY	2.6
17	AO	47	LYS	2.6
26	DC	215	VAL	2.6
28	BE	71	GLY	2.6
32	BI	84	GLY	2.6
40	BQ	4	LYS	2.6
44	BU	88	ASP	2.6
20	AR	62	ARG	2.6
35	DL	47	ARG	2.6
52	D2	3	ARG	2.6
1	AA	916	U	2.6
1	AA	1420	U	2.6

*Continued on next page...*

*Continued from previous page...*

<b>Mol</b>	<b>Chain</b>	<b>Res</b>	<b>Type</b>	<b>RSRZ</b>
25	DB	100	U	2.6
15	CM	14	ALA	2.6
16	AN	98	ALA	2.6
16	CN	24	ALA	2.6
53	D3	62	PRO	2.6
4	AB	91	VAL	2.6
7	AE	24	VAL	2.6
7	CE	12	GLU	2.6
12	AJ	19	ASP	2.6
28	DE	126	VAL	2.6
42	DS	92	ARG	2.6
47	DX	15	ASN	2.6
4	CB	160	LEU	2.6
6	AD	158	LEU	2.6
20	CR	31	TYR	2.6
26	BC	153	LEU	2.6
25	DB	1847	A	2.6
26	BC	179	GLU	2.6
28	BE	78	TRP	2.6
30	BG	172	GLU	2.6
39	BP	25	VAL	2.6
5	CC	180	ASP	2.6
54	B4	37	GLN	2.6
28	DE	5	LEU	2.6
12	AJ	65	TYR	2.6
26	DC	95	TYR	2.6
9	AG	17	PHE	2.6
9	CG	61	PHE	2.6
31	BH	139	PHE	2.6
37	BN	39	PRO	2.6
37	BN	102	PHE	2.6
5	AC	194	VAL	2.6
5	CC	144	GLY	2.6
14	CL	31	GLY	2.6
35	DL	35	HIS	2.6
25	BB	2144	G	2.6
28	DE	196	VAL	2.6
35	DL	140	GLY	2.6
42	DS	105	VAL	2.6
1	AA	1531	A	2.6
9	AG	28	ILE	2.6
25	BB	739	A	2.6

*Continued on next page...*

*Continued from previous page...*

<b>Mol</b>	<b>Chain</b>	<b>Res</b>	<b>Type</b>	<b>RSRZ</b>
25	BB	742	A	2.6
4	CB	175	ALA	2.6
6	AD	149	LYS	2.6
27	BD	103	ASP	2.6
35	DL	112	LEU	2.6
39	BP	110	LYS	2.6
42	DS	85	ILE	2.6
4	AB	94	ARG	2.6
8	CF	44	ARG	2.6
28	DE	158	PHE	2.6
52	D2	21	ARG	2.6
5	CC	151	GLU	2.6
32	BI	136	GLY	2.6
32	DI	8	VAL	2.6
40	DQ	3	VAL	2.6
42	BS	102	HIS	2.6
12	CJ	52	LEU	2.6
31	DH	35	LYS	2.6
48	BY	10	SER	2.6
25	DB	2867	G	2.6
27	BD	141	ARG	2.6
7	AE	56	PRO	2.6
7	AE	84	VAL	2.6
21	AS	75	PRO	2.6
26	BC	164	VAL	2.6
26	DC	126	GLY	2.6
27	BD	134	HIS	2.6
4	CB	130	LYS	2.6
39	DP	28	LYS	2.6
52	B2	42	LEU	2.6
9	AG	91	ARG	2.6
23	CU	6	ARG	2.6
40	DQ	32	ARG	2.6
42	BS	8	ARG	2.6
31	BH	25	TYR	2.6
5	CC	184	ASN	2.6
1	AA	691	G	2.6
7	AE	46	GLY	2.6
25	BB	1839	G	2.6
32	BI	70	THR	2.6
33	BJ	83	GLY	2.6
42	BS	17	VAL	2.6

*Continued on next page...*

*Continued from previous page...*

<b>Mol</b>	<b>Chain</b>	<b>Res</b>	<b>Type</b>	<b>RSRZ</b>
25	BB	1668	A	2.6
42	BS	42	LYS	2.6
24	BA	118	C	2.6
27	BD	33	ARG	2.6
28	DE	200	LEU	2.6
37	BN	33	ILE	2.6
9	AG	124	SER	2.6
26	BC	160	TYR	2.6
37	BN	15	SER	2.6
5	AC	203	LYS	2.6
6	AD	65	GLY	2.6
6	AD	107	GLY	2.6
12	AJ	47	GLU	2.6
35	DL	143	GLU	2.6
43	DT	14	PRO	2.6
20	AR	67	LEU	2.6
27	BD	140	HIS	2.6
5	AC	2	GLN	2.6
6	AD	39	GLN	2.6
25	BB	1791	A	2.6
25	BB	1929	G	2.6
25	BB	1948	G	2.6
25	DB	1952	A	2.6
4	CB	63	LYS	2.6
39	BP	36	LYS	2.6
26	DC	248	GLY	2.6
26	DC	216	ARG	2.6
37	DN	83	LEU	2.6
6	CD	194	ILE	2.6
12	AJ	53	ILE	2.6
34	BK	59	ALA	2.5
7	AE	115	GLU	2.5
1	AA	1521	C	2.5
4	CB	126	ASP	2.5
24	BA	2	G	2.5
44	BU	56	GLY	2.5
37	BN	58	ASP	2.5
23	CU	10	PRO	2.5
4	AB	65	LYS	2.5
35	DL	39	LYS	2.5
41	DR	73	LYS	2.5
9	AG	99	ALA	2.5

*Continued on next page...*



*Continued from previous page...*

<b>Mol</b>	<b>Chain</b>	<b>Res</b>	<b>Type</b>	<b>RSRZ</b>
26	DC	61	TYR	2.5
32	DI	75	ALA	2.5
51	D1	51	ALA	2.5
53	D3	29	ARG	2.5
4	CB	182	VAL	2.5
13	AK	47	GLY	2.5
26	BC	183	VAL	2.5
1	AA	795	C	2.5
4	AB	31	PHE	2.5
6	CD	32	LYS	2.5
10	AH	74	ILE	2.5
25	BB	1832	C	2.5
25	BB	1947	C	2.5
50	B0	31	LYS	2.5
13	AK	39	ASN	2.5
32	DI	42	ASN	2.5
47	BX	16	ASN	2.5
27	BD	132	ALA	2.5
28	BE	172	ALA	2.5
28	DE	86	ALA	2.5
34	DK	103	THR	2.5
5	AC	89	VAL	2.5
34	DK	57	LEU	2.5
50	B0	38	LEU	2.5
52	D2	2	LYS	2.5
39	DP	42	PHE	2.5
47	BX	58	ILE	2.5
13	CK	92	ARG	2.5
25	BB	1175	A	2.5
25	BB	1772	A	2.5
52	B2	12	ARG	2.5
25	BB	1909	C	2.5
27	BD	3	GLY	2.5
32	DI	117	THR	2.5
34	DK	49	GLY	2.5
39	DP	60	VAL	2.5
52	B2	43	THR	2.5
5	AC	123	LEU	2.5
9	AG	119	LEU	2.5
51	D1	10	LEU	2.5
28	DE	73	ILE	2.5
41	DR	77	PHE	2.5

*Continued on next page...*

*Continued from previous page...*

<b>Mol</b>	<b>Chain</b>	<b>Res</b>	<b>Type</b>	<b>RSRZ</b>
3	CX	4	U	2.5
25	BB	2562	U	2.5
31	BH	82	SER	2.5
1	AA	1200	C	2.5
9	AG	104	VAL	2.5
10	AH	127	TYR	2.5
20	CR	39	VAL	2.5
25	BB	1780	A	2.5
25	BB	1934	C	2.5
26	BC	85	ASN	2.5
53	D3	9	ALA	2.5
37	BN	57	THR	2.5
51	D1	26	LYS	2.5
26	BC	80	LEU	2.5
28	DE	49	ARG	2.5
25	DB	625	G	2.5
37	BN	110	MET	2.5
1	AA	1472	U	2.5
7	AE	65	LYS	2.5
36	BM	79	ALA	2.5
39	DP	27	VAL	2.5
44	DU	16	LYS	2.5
47	DX	50	VAL	2.5
6	AD	160	LEU	2.5
12	AJ	71	LEU	2.5
20	CR	62	ARG	2.5
28	DE	102	ARG	2.5
25	BB	1924	C	2.5
31	BH	29	PHE	2.5
42	DS	52	GLU	2.5
7	CE	98	ALA	2.5
14	AL	106	VAL	2.5
14	AL	108	ASP	2.5
53	D3	46	LYS	2.5
28	DE	45	ALA	2.5
42	BS	29	VAL	2.5
27	BD	58	ASN	2.5
27	BD	129	THR	2.5
27	DD	14	ILE	2.5
26	DC	38	LYS	2.5
25	BB	1900	A	2.5
25	BB	1932	A	2.5

*Continued on next page...*

*Continued from previous page...*

<b>Mol</b>	<b>Chain</b>	<b>Res</b>	<b>Type</b>	<b>RSRZ</b>
13	CK	128	VAL	2.5
20	AR	22	TYR	2.5
36	BM	67	VAL	2.5
36	DM	102	LEU	2.5
6	AD	181	PHE	2.5
12	AJ	13	PHE	2.5
6	AD	195	ASN	2.5
53	D3	35	LYS	2.5
26	BC	171	VAL	2.5
27	BD	184	ARG	2.5
28	BE	11	ALA	2.5
32	DI	24	GLY	2.5
25	DB	1070	A	2.5
32	DI	19	PRO	2.5
34	BK	72	ASP	2.5
14	CL	76	HIS	2.5
26	BC	260	LYS	2.5
6	CD	159	GLU	2.5
29	DF	157	THR	2.5
4	AB	128	LEU	2.5
8	AF	10	VAL	2.5
13	AK	72	ALA	2.5
25	BB	1903	G	2.5
25	BB	1907	G	2.5
31	BH	9	VAL	2.5
48	BY	50	VAL	2.5
7	AE	40	ASP	2.5
26	BC	70	LYS	2.5
27	BD	15	PHE	2.5
32	DI	94	LYS	2.5
6	AD	27	ILE	2.5
25	DB	2590	A	2.5
32	DI	47	SER	2.5
48	DY	10	SER	2.5
26	DC	139	THR	2.5
26	DC	142	ASN	2.5
29	DF	30	VAL	2.5
30	BG	104	LEU	2.5
39	BP	79	VAL	2.5
50	B0	48	TYR	2.5
42	BS	87	PRO	2.5
1	AA	1405	G	2.5

*Continued on next page...*

*Continued from previous page...*

Mol	Chain	Res	Type	RSRZ
13	CK	49	SER	2.5
25	BB	1828	G	2.5
14	CL	56	LEU	2.4
25	BB	1669	A	2.4
26	BC	253	GLY	2.4
28	BE	134	LEU	2.4
34	BK	12	ASN	2.4
9	AG	64	ALA	2.4
25	BB	1971	U	2.4
31	BH	36	ALA	2.4
23	CU	18	PHE	2.4
5	CC	2	GLN	2.4
26	DC	101	ARG	2.4
8	CF	11	HIS	2.4
21	CS	30	LEU	2.4
26	BC	255	LYS	2.4
1	AA	912	C	2.4
1	AA	1084	G	2.4
1	AA	1487	G	2.4
27	BD	53	GLY	2.4
35	DL	46	VAL	2.4
48	BY	62	GLY	2.4
4	AB	41	ASN	2.4
1	CA	843	U	2.4
2	AW	36	U	2.4
25	BB	1786	A	2.4
25	BB	1936	A	2.4
43	DT	3	ARG	2.4
5	AC	109	GLU	2.4
26	DC	53	ILE	2.4
26	DC	131	MET	2.4
47	DX	25	LYS	2.4
37	BN	7	GLY	2.4
39	BP	1	SER	2.4
52	B2	45	SER	2.4
28	DE	87	ALA	2.4
37	BN	80	PHE	2.4
44	BU	68	ASN	2.4
1	CA	413	G	2.4
6	AD	165	GLU	2.4
1	AA	1067	A	2.4
4	AB	111	LYS	2.4

*Continued on next page...*

*Continued from previous page...*

<b>Mol</b>	<b>Chain</b>	<b>Res</b>	<b>Type</b>	<b>RSRZ</b>
23	CU	45	LYS	2.4
25	BB	1939	U	2.4
36	BM	76	LYS	2.4
42	BS	41	LYS	2.4
16	AN	88	MET	2.4
8	CF	10	VAL	2.4
16	AN	71	GLY	2.4
27	BD	191	GLY	2.4
37	BN	118	ARG	2.4
43	BT	80	TRP	2.4
52	B2	41	ARG	2.4
4	AB	110	ILE	2.4
39	BP	8	GLU	2.4
7	CE	36	THR	2.4
13	CK	34	THR	2.4
14	AL	103	CYS	2.4
25	BB	1958	C	2.4
12	AJ	91	ASP	2.4
25	DB	636	G	2.4
6	CD	70	GLN	2.4
15	AM	104	ASN	2.4
5	CC	128	MET	2.4
7	AE	122	VAL	2.4
39	DP	99	LEU	2.4
31	DH	95	GLY	2.4
13	AK	35	ASP	2.4
35	DL	50	PHE	2.4
44	BU	17	ASP	2.4
44	BU	42	LYS	2.4
44	BU	91	LYS	2.4
1	AA	782	A	2.4
1	AA	1396	A	2.4
1	AA	922	G	2.4
25	BB	1510	G	2.4
28	BE	175	ILE	2.4
34	BK	105	GLU	2.4
6	CD	151	GLN	2.4
9	CG	3	ARG	2.4
12	AJ	48	ARG	2.4
4	CB	179	GLY	2.4
5	AC	101	ASN	2.4
6	CD	99	ASN	2.4

*Continued on next page...*

*Continued from previous page...*

<b>Mol</b>	<b>Chain</b>	<b>Res</b>	<b>Type</b>	<b>RSRZ</b>
6	CD	129	VAL	2.4
5	AC	113	LYS	2.4
7	CE	139	THR	2.4
13	CK	15	VAL	2.4
42	BS	26	GLY	2.4
5	CC	28	PHE	2.4
45	DV	91	PHE	2.4
1	AA	692	U	2.4
1	AA	1527	U	2.4
12	CJ	85	ASP	2.4
34	DK	32	ALA	2.4
6	CD	43	ARG	2.4
25	BB	1536	C	2.4
26	DC	187	CYS	2.4
37	BN	89	SER	2.4
1	AA	687	A	2.4
12	CJ	99	GLN	2.4
47	BX	29	LEU	2.4
5	CC	73	GLY	2.4
5	CC	202	PHE	2.4
9	AG	70	PRO	2.4
35	DL	56	PRO	2.4
5	CC	68	HIS	2.4
25	BB	1982	U	2.4
32	DI	100	ILE	2.4
45	DV	63	ILE	2.4
4	CB	220	VAL	2.4
14	CL	77	SER	2.4
14	CL	103	CYS	2.4
27	BD	29	VAL	2.4
36	DM	78	LEU	2.4
39	BP	39	LEU	2.4
28	BE	46	GLN	2.4
31	DH	73	ASN	2.4
34	BK	71	PRO	2.4
26	DC	179	GLU	2.4
32	DI	36	GLU	2.4
37	BN	94	TYR	2.4
44	BU	50	ALA	2.4
50	B0	43	THR	2.4
7	CE	82	HIS	2.4
25	BB	1587	G	2.4

*Continued on next page...*

*Continued from previous page...*

<b>Mol</b>	<b>Chain</b>	<b>Res</b>	<b>Type</b>	<b>RSRZ</b>
26	BC	212	TRP	2.4
42	BS	62	ASP	2.4
44	BU	78	LYS	2.4
52	B2	2	LYS	2.4
6	AD	24	VAL	2.4
1	AA	1524	C	2.4
9	AG	2	ARG	2.4
25	BB	1768	C	2.4
25	DB	1870	C	2.4
26	DC	202	ARG	2.4
4	CB	129	THR	2.4
25	DB	2147	A	2.4
31	DH	72	ILE	2.4
34	DK	24	LEU	2.4
26	BC	2	VAL	2.4
25	BB	1775	U	2.4
25	DB	1	G	2.4
32	DI	11	GLN	2.4
32	DI	29	GLN	2.4
34	DK	77	ARG	2.4
35	DL	60	ARG	2.4
42	BS	95	ARG	2.4
31	DH	89	LYS	2.4
10	AH	100	ILE	2.4
25	DB	239	C	2.4
5	CC	42	LEU	2.4
5	AC	39	ARG	2.3
20	CR	56	ARG	2.3
39	BP	16	VAL	2.3
53	D3	57	VAL	2.3
28	BE	155	GLU	2.3
8	AF	61	LEU	2.3
34	BK	117	LEU	2.3
39	BP	83	ILE	2.3
7	AE	68	ARG	2.3
28	BE	48	THR	2.3
28	DE	18	THR	2.3
26	BC	265	PHE	2.3
12	AJ	11	LYS	2.3
39	BP	5	LYS	2.3
4	AB	30	ILE	2.3
5	AC	162	ALA	2.3

*Continued on next page...*

*Continued from previous page...*

Mol	Chain	Res	Type	RSRZ
7	CE	57	ALA	2.3
30	BG	173	ALA	2.3
39	BP	78	PRO	2.3
12	CJ	84	VAL	2.3
14	CL	32	VAL	2.3
26	BC	196	ASN	2.3
27	BD	154	LYS	2.3
31	BH	66	ASN	2.3
35	DL	118	THR	2.3
43	DT	80	TRP	2.3
44	BU	19	GLY	2.3
1	CA	83	C	2.3
26	DC	193	GLU	2.3
17	CO	55	LEU	2.3
25	BB	1789	A	2.3
25	DB	1057	A	2.3
31	BH	44	ILE	2.3
39	DP	107	ALA	2.3
1	AA	1414	U	2.3
26	DC	243	PRO	2.3
35	DL	62	PRO	2.3
10	CH	70	VAL	2.3
5	AC	124	GLU	2.3
1	AA	524	G	2.3
6	CD	144	ILE	2.3
14	CL	37	TYR	2.3
25	BB	1771	C	2.3
25	BB	1972	G	2.3
27	DD	48	ILE	2.3
28	BE	109	LEU	2.3
37	BN	44	LEU	2.3
11	AI	66	VAL	2.3
4	AB	16	GLY	2.3
25	BB	1825	U	2.3
35	DL	45	GLY	2.3
7	AE	146	MET	2.3
7	AE	137	ARG	2.3
35	DL	18	ARG	2.3
40	DQ	10	ARG	2.3
6	CD	184	LYS	2.3
7	AE	143	LEU	2.3
20	AR	28	LEU	2.3

*Continued on next page...*



*Continued from previous page...*

Mol	Chain	Res	Type	RSRZ
1	AA	1338	G	2.3
1	CA	433	G	2.3
11	AI	124	PRO	2.3
26	BC	249	VAL	2.3
27	BD	101	PHE	2.3
27	DD	82	PHE	2.3
25	BB	1792	G	2.3
25	BB	1980	G	2.3
25	BB	2553	G	2.3
28	DE	59	PRO	2.3
35	DL	64	PHE	2.3
5	CC	142	ARG	2.3
21	CS	36	ARG	2.3
33	BJ	80	HIS	2.3
36	DM	59	ARG	2.3
44	BU	61	GLU	2.3
20	CR	37	LYS	2.3
25	BB	2577	A	2.3
32	BI	30	GLN	2.3
35	BL	125	LEU	2.3
52	B2	46	LYS	2.3
26	BC	90	ILE	2.3
10	AH	126	CYS	2.3
35	DL	102	GLY	2.3
9	AG	137	ARG	2.3
11	AI	118	ARG	2.3
1	AA	121	U	2.3
1	AA	1511	G	2.3
25	DB	799	G	2.3
1	AA	1339	A	2.3
7	AE	134	ASN	2.3
27	BD	60	VAL	2.3
28	DE	52	VAL	2.3
28	DE	190	ALA	2.3
31	DH	44	ILE	2.3
32	DI	34	ILE	2.3
44	BU	4	ILE	2.3
53	D3	16	THR	2.3
7	CE	55	VAL	2.3
26	BC	54	GLY	2.3
26	DC	261	ARG	2.3
16	CN	93	PRO	2.3

*Continued on next page...*

*Continued from previous page...*

<b>Mol</b>	<b>Chain</b>	<b>Res</b>	<b>Type</b>	<b>RSRZ</b>
5	AC	93	ILE	2.3
6	CD	122	ILE	2.3
26	BC	134	ILE	2.3
14	CL	63	THR	2.3
17	AO	62	ARG	2.3
39	BP	23	ASP	2.3
1	AA	909	A	2.3
26	BC	146	LYS	2.3
7	AE	97	PRO	2.3
8	CF	90	MET	2.3
6	AD	67	LEU	2.3
42	BS	51	LEU	2.3
34	DK	92	GLN	2.3
39	BP	3	ILE	2.3
13	CK	61	ALA	2.3
25	DB	1536	C	2.3
26	DC	244	VAL	2.3
48	BY	54	LYS	2.3
10	AH	92	PRO	2.3
32	DI	35	MET	2.3
34	DK	6	MET	2.3
25	BB	506	G	2.3
25	DB	2597	G	2.3
4	CB	146	SER	2.3
16	CN	29	ILE	2.3
27	BD	148	GLN	2.3
30	DG	23	ILE	2.3
32	DI	139	VAL	2.3
34	BK	92	GLN	2.3
47	BX	34	SER	2.3
5	AC	152	VAL	2.3
9	AG	130	LYS	2.3
28	DE	63	LYS	2.3
31	BH	114	GLU	2.3
32	DI	51	GLY	2.3
34	BK	26	GLY	2.3
51	D1	3	GLY	2.3
2	AW	41	C	2.3
12	CJ	50	THR	2.3
25	BB	1075	C	2.3
31	BH	40	THR	2.3
14	CL	53	ARG	2.3

*Continued on next page...*

*Continued from previous page...*

<b>Mol</b>	<b>Chain</b>	<b>Res</b>	<b>Type</b>	<b>RSRZ</b>
26	DC	32	LEU	2.3
4	CB	89	PHE	2.3
28	BE	58	LYS	2.3
34	DK	39	LYS	2.3
25	DB	1913	A	2.3
31	DH	19	VAL	2.3
39	DP	16	VAL	2.3
37	BN	43	GLU	2.2
6	CD	16	THR	2.2
26	DC	129	LEU	2.2
1	AA	1388	C	2.2
42	DS	55	ILE	2.2
14	CL	51	VAL	2.2
4	AB	215	ALA	2.2
32	DI	113	ALA	2.2
44	BU	15	GLY	2.2
26	DC	62	ARG	2.2
4	AB	63	LYS	2.2
5	AC	143	LEU	2.2
28	DE	168	ASP	2.2
34	BK	112	MET	2.2
4	CB	30	ILE	2.2
21	CS	48	ILE	2.2
28	BE	124	PHE	2.2
28	DE	108	ILE	2.2
53	D3	5	THR	2.2
32	BI	92	PRO	2.2
4	AB	21	TYR	2.2
5	CC	153	SER	2.2
26	DC	177	SER	2.2
32	DI	102	ARG	2.2
4	AB	156	LEU	2.2
16	AN	75	LYS	2.2
6	AD	63	ILE	2.2
25	BB	2439	A	2.2
37	BN	117	ASP	2.2
43	DT	51	PHE	2.2
26	BC	244	VAL	2.2
47	BX	24	THR	2.2
1	AA	1079	G	2.2
12	AJ	99	GLN	2.2
26	DC	270	ARG	2.2

*Continued on next page...*

*Continued from previous page...*

<b>Mol</b>	<b>Chain</b>	<b>Res</b>	<b>Type</b>	<b>RSRZ</b>
32	BI	15	GLY	2.2
32	DI	28	GLY	2.2
52	B2	17	GLY	2.2
53	D3	4	LYS	2.2
1	AA	1071	C	2.2
4	AB	116	LEU	2.2
6	AD	90	LEU	2.2
25	BB	1675	C	2.2
25	BB	1985	C	2.2
52	B2	8	SER	2.2
7	CE	54	GLU	2.2
27	BD	169	ARG	2.2
13	CK	72	ALA	2.2
14	CL	110	LYS	2.2
53	D3	11	LYS	2.2
25	DB	1083	U	2.2
14	CL	101	LEU	2.2
1	AA	927	G	2.2
7	AE	70	MET	2.2
9	AG	103	ILE	2.2
13	CK	104	PHE	2.2
34	DK	52	LYS	2.2
48	DY	13	GLU	2.2
16	AN	3	GLN	2.2
27	BD	25	THR	2.2
42	DS	97	LEU	2.2
5	AC	51	VAL	2.2
26	DC	63	ILE	2.2
28	DE	93	SER	2.2
28	DE	167	VAL	2.2
42	BS	25	ARG	2.2
42	BS	92	ARG	2.2
4	CB	98	GLY	2.2
6	AD	87	GLU	2.2
13	AK	103	GLY	2.2
25	BB	2143	C	2.2
12	AJ	52	LEU	2.2
14	AL	28	GLN	2.2
17	CO	30	LEU	2.2
51	B1	10	LEU	2.2
5	AC	64	ARG	2.2
6	CD	71	PHE	2.2

*Continued on next page...*

*Continued from previous page...*

<b>Mol</b>	<b>Chain</b>	<b>Res</b>	<b>Type</b>	<b>RSRZ</b>
25	DB	658	U	2.2
42	BS	16	LYS	2.2
4	CB	190	SER	2.2
28	DE	80	SER	2.2
6	CD	65	GLY	2.2
12	AJ	95	GLY	2.2
14	CL	16	ALA	2.2
35	BL	134	ALA	2.2
35	DL	38	GLN	2.2
7	CE	76	ASN	2.2
8	AF	56	LYS	2.2
8	CF	35	LYS	2.2
20	AR	30	ASN	2.2
25	DB	2595	G	2.2
52	B2	3	ARG	2.2
52	B2	28	ARG	2.2
1	AA	1495	U	2.2
26	BC	157	ALA	2.2
7	AE	60	GLN	2.2
13	AK	114	PRO	2.2
14	AL	111	GLN	2.2
27	BD	143	PRO	2.2
31	DH	32	PRO	2.2
39	DP	13	LYS	2.2
42	BS	31	GLN	2.2
26	DC	85	ASN	2.2
4	AB	103	TRP	2.2
4	CB	141	GLU	2.2
9	AG	63	VAL	2.2
1	CA	1033	G	2.2
4	CB	148	GLY	2.2
31	DH	85	GLY	2.2
25	BB	1993	U	2.2
26	DC	104	LEU	2.2
26	DC	191	LEU	2.2
28	BE	57	LYS	2.2
30	BG	147	LEU	2.2
31	DH	81	ALA	2.2
32	BI	94	LYS	2.2
42	DS	73	LYS	2.2
25	BB	613	A	2.2
43	BT	91	GLN	2.2

*Continued on next page...*

*Continued from previous page...*

<b>Mol</b>	<b>Chain</b>	<b>Res</b>	<b>Type</b>	<b>RSRZ</b>
27	BD	108	ASP	2.2
39	BP	15	ASP	2.2
4	AB	139	GLU	2.2
26	DC	93	VAL	2.2
40	DQ	30	VAL	2.2
7	AE	118	GLY	2.2
42	DS	88	ARG	2.2
7	AE	34	ALA	2.2
27	BD	130	GLN	2.2
5	CC	16	PRO	2.2
12	CJ	81	GLU	2.2
36	DM	1	MET	2.2
36	DM	73	ILE	2.2
6	AD	105	GLY	2.2
7	AE	39	GLY	2.2
14	CL	55	ARG	2.2
37	BN	81	ASN	2.2
46	DW	19	ARG	2.2
6	CD	93	LEU	2.1
1	AA	528	C	2.1
9	CG	149	ALA	2.1
26	BC	64	VAL	2.1
26	DC	51	ARG	2.1
28	DE	69	ARG	2.1
52	B2	33	ARG	2.1
1	AA	1068	G	2.1
27	DD	93	GLY	2.1
12	AJ	15	HIS	2.1
25	BB	743	A	2.1
39	BP	76	HIS	2.1
12	CJ	9	ARG	2.1
14	AL	119	LYS	2.1
32	DI	127	SER	2.1
37	BN	45	ARG	2.1
42	BS	18	ARG	2.1
44	BU	58	VAL	2.1
1	AA	1406	U	2.1
16	AN	94	GLY	2.1
25	BB	2713	U	2.1
27	BD	76	GLY	2.1
4	CB	178	LEU	2.1
11	AI	89	TYR	2.1

*Continued on next page...*

*Continued from previous page...*

<b>Mol</b>	<b>Chain</b>	<b>Res</b>	<b>Type</b>	<b>RSRZ</b>
13	CK	39	ASN	2.1
14	CL	52	CYS	2.1
1	CA	1494	G	2.1
4	CB	139	GLU	2.1
5	CC	14	VAL	2.1
9	CG	85	GLN	2.1
14	AL	115	LYS	2.1
31	BH	97	ARG	2.1
26	DC	143	VAL	2.1
27	DD	27	ILE	2.1
7	CE	48	GLY	2.1
13	AK	48	GLY	2.1
10	AH	68	LYS	2.1
26	BC	89	ASN	2.1
26	DC	4	LYS	2.1
31	BH	71	LYS	2.1
5	CC	187	GLU	2.1
6	AD	35	GLN	2.1
28	DE	16	GLU	2.1
35	DL	54	GLN	2.1
1	AA	1196	A	2.1
4	CB	53	LEU	2.1
6	CD	202	LEU	2.1
26	DC	173	LEU	2.1
28	DE	138	LEU	2.1
4	CB	44	LYS	2.1
4	CB	142	LYS	2.1
6	CD	145	ARG	2.1
8	CF	2	ARG	2.1
25	DB	2591	C	2.1
26	BC	38	LYS	2.1
39	BP	88	ARG	2.1
40	BQ	10	ARG	2.1
52	B2	34	ARG	2.1
16	AN	83	VAL	2.1
26	BC	93	VAL	2.1
31	DH	142	VAL	2.1
26	BC	187	CYS	2.1
26	BC	240	GLY	2.1
4	CB	138	ARG	2.1
1	CA	1493	A	2.1
1	AA	1401	G	2.1

*Continued on next page...*

*Continued from previous page...*

<b>Mol</b>	<b>Chain</b>	<b>Res</b>	<b>Type</b>	<b>RSRZ</b>
7	AE	98	ALA	2.1
1	AA	1532	U	2.1
3	CX	2	U	2.1
25	BB	2597	G	2.1
25	DB	619	G	2.1
16	CN	83	VAL	2.1
25	BB	1905	C	2.1
25	BB	2601	C	2.1
43	BT	16	VAL	2.1
13	CK	13	LYS	2.1
16	CN	18	LYS	2.1
52	D2	31	LEU	2.1
32	BI	46	ASP	2.1
35	DL	137	ALA	2.1
1	AA	815	A	2.1
5	CC	74	ILE	2.1
14	CL	54	VAL	2.1
23	AU	27	VAL	2.1
1	CA	705	G	2.1
5	CC	164	THR	2.1
24	BA	112	G	2.1
27	BD	151	THR	2.1
34	BK	95	GLY	2.1
44	BU	53	GLN	2.1
16	CN	76	PHE	2.1
34	DK	93	PRO	2.1
52	D2	7	PRO	2.1
4	CB	184	ALA	2.1
9	AG	105	GLU	2.1
13	CK	70	ALA	2.1
5	AC	78	LYS	2.1
8	AF	11	HIS	2.1
8	AF	85	ILE	2.1
26	BC	19	VAL	2.1
28	BE	187	VAL	2.1
34	DK	21	ILE	2.1
34	DK	58	LYS	2.1
42	BS	22	ASP	2.1
43	BT	47	VAL	2.1
12	AJ	33	GLY	2.1
9	AG	67	ASN	2.1
25	BB	741	U	2.1

*Continued on next page...*



*Continued from previous page...*

<b>Mol</b>	<b>Chain</b>	<b>Res</b>	<b>Type</b>	<b>RSRZ</b>
26	BC	43	ASN	2.1
36	BM	136	MET	2.1
13	CK	113	THR	2.1
14	CL	96	THR	2.1
34	DK	78	PHE	2.1
34	DK	99	PHE	2.1
39	DP	75	THR	2.1
6	AD	111	ALA	2.1
6	AD	174	ALA	2.1
20	CR	63	TYR	2.1
4	AB	107	ARG	2.1
17	AO	88	ARG	2.1
8	AF	55	HIS	2.1
16	CN	90	GLY	2.1
26	BC	129	LEU	2.1
27	BD	112	THR	2.1
1	AA	918	A	2.1
25	BB	781	A	2.1
26	DC	169	ALA	2.1
53	D3	22	LYS	2.1
4	CB	69	VAL	2.1
4	CB	106	VAL	2.1
32	DI	4	VAL	2.1
39	BP	29	VAL	2.1
47	DX	46	VAL	2.1
26	BC	103	ILE	2.1
23	AU	15	LEU	2.1
39	DP	68	GLY	2.1
54	B4	38	GLY	2.1
14	AL	5	GLN	2.1
27	BD	165	MET	2.1
26	DC	259	ASN	2.1
34	DK	104	ARG	2.1
37	BN	95	THR	2.1
44	BU	21	ARG	2.1
34	DK	23	VAL	2.1
47	DX	23	ALA	2.1
5	AC	148	ILE	2.1
25	BB	1927	A	2.1
26	DC	201	LEU	2.1
31	BH	13	GLY	2.1
51	D1	33	LEU	2.1

*Continued on next page...*

*Continued from previous page...*

<b>Mol</b>	<b>Chain</b>	<b>Res</b>	<b>Type</b>	<b>RSRZ</b>
4	CB	109	SER	2.1
17	CO	1	SER	2.1
5	AC	3	LYS	2.0
5	AC	99	GLN	2.0
17	AO	49	HIS	2.1
21	AS	73	PHE	2.0
27	BD	156	PHE	2.0
47	DX	28	PHE	2.0
26	BC	268	ARG	2.0
28	BE	69	ARG	2.0
25	BB	780	G	2.0
25	BB	1767	G	2.0
25	BB	1776	G	2.0
25	BB	1959	G	2.0
1	AA	1522	U	2.0
37	BN	62	ASN	2.0
5	CC	1	GLY	2.0
26	BC	109	LEU	2.0
6	CD	72	ARG	2.0
25	DB	2799	A	2.0
26	BC	79	ARG	2.0
26	DC	188	ARG	2.0
26	DC	211	ARG	2.0
7	AE	112	ALA	2.0
8	AF	12	PRO	2.0
20	CR	25	ILE	2.0
26	BC	115	ILE	2.0
29	DF	43	ILE	2.0
1	AA	1064	G	2.0
1	AA	1506	U	2.0
24	BA	13	G	2.0
36	BM	10	ARG	2.0
27	BD	125	TRP	2.0
44	BU	29	SER	2.0
12	AJ	96	VAL	2.0
14	CL	78	VAL	2.0
19	AQ	33	TYR	2.0
25	DB	544	C	2.0
25	DB	1909	C	2.0
26	DC	88	ALA	2.0
27	BD	57	ALA	2.0
39	DP	54	LEU	2.0

*Continued on next page...*

*Continued from previous page...*

<b>Mol</b>	<b>Chain</b>	<b>Res</b>	<b>Type</b>	<b>RSRZ</b>
5	AC	97	PRO	2.0
34	BK	5	THR	2.0
5	AC	141	MET	2.0
25	DB	62	U	2.0
1	AA	887	G	2.0
1	AA	1514	G	2.0
9	AG	89	GLU	2.0
16	CN	96	LYS	2.0
28	DE	28	VAL	2.0
37	BN	56	LYS	2.0
50	B0	11	LYS	2.0
1	AA	704	A	2.0
20	AR	56	ARG	2.0
25	DB	196	A	2.0
5	AC	36	PHE	2.0
9	AG	92	PRO	2.0
12	AJ	55	PRO	2.0
7	AE	89	THR	2.0
16	CN	61	ASN	2.0
27	BD	197	THR	2.0
25	DB	606	U	2.0
14	CL	106	VAL	2.0
26	BC	52	HIS	2.0
26	BC	203	VAL	2.0
26	DC	161	VAL	2.0
26	DC	252	LYS	2.0
26	BC	62	ARG	2.0
26	BC	167	ASP	2.0
27	BD	138	LEU	2.0
39	BP	84	SER	2.0
52	B2	15	SER	2.0
53	D3	61	LEU	2.0
1	AA	1387	G	2.0
28	DE	54	GLY	2.0
1	AA	1101	A	2.0
1	CA	1408	A	2.0
5	AC	81	GLU	2.0
25	DB	800	A	2.0
26	BC	107	LYS	2.0
32	BI	93	ASN	2.0
26	BC	104	LEU	2.0

## 6.2 Non-standard residues in protein, DNA, RNA chains [i](#)

There are no non-standard protein/DNA/RNA residues in this entry.

## 6.3 Carbohydrates [i](#)

There are no monosaccharides in this entry.

## 6.4 Ligands [i](#)

In the following table, the Atoms column lists the number of modelled atoms in the group and the number defined in the chemical component dictionary. The B-factors column lists the minimum, median, 95<sup>th</sup> percentile and maximum values of B factors of atoms in the group. The column labelled 'Q< 0.9' lists the number of atoms with occupancy less than 0.9.

Mol	Type	Chain	Res	Atoms	RSCC	RSR	B-factors(Å <sup>2</sup> )	Q<0.9
55	MG	AA	1614	1/1	-0.08	0.74	174,174,174,174	0
55	MG	AA	1635	1/1	0.16	0.12	129,129,129,129	0
55	MG	AA	1658	1/1	0.23	0.53	147,147,147,147	0
55	MG	AA	1630	1/1	0.34	0.18	114,114,114,114	0
55	MG	DB	3115	1/1	0.34	0.25	132,132,132,132	0
55	MG	CA	1632	1/1	0.44	0.17	154,154,154,154	0
55	MG	AA	1626	1/1	0.54	0.75	139,139,139,139	0
55	MG	CA	1646	1/1	0.55	0.52	155,155,155,155	0
55	MG	CA	1610	1/1	0.56	0.17	130,130,130,130	0
55	MG	CA	1649	1/1	0.58	0.08	100,100,100,100	0
55	MG	BB	3010	1/1	0.60	0.17	95,95,95,95	0
55	MG	AA	1641	1/1	0.61	0.09	111,111,111,111	0
55	MG	CA	1629	1/1	0.61	0.09	94,94,94,94	0
55	MG	CA	1640	1/1	0.62	0.49	138,138,138,138	0
55	MG	BB	3019	1/1	0.62	0.10	62,62,62,62	0
55	MG	AA	1625	1/1	0.63	0.19	145,145,145,145	0
55	MG	CA	1618	1/1	0.63	0.12	87,87,87,87	0
55	MG	AA	1637	1/1	0.64	2.75	134,134,134,134	0
55	MG	CA	1627	1/1	0.64	0.13	122,122,122,122	0
55	MG	CA	1635	1/1	0.65	0.20	129,129,129,129	0
55	MG	DB	3052	1/1	0.68	0.68	137,137,137,137	0
55	MG	AA	1643	1/1	0.69	0.52	112,112,112,112	0
55	MG	AA	1618	1/1	0.69	0.12	92,92,92,92	0
55	MG	CA	1622	1/1	0.69	0.09	98,98,98,98	0
55	MG	BB	3076	1/1	0.70	0.20	56,56,56,56	0
55	MG	CA	1607	1/1	0.70	0.09	108,108,108,108	0
55	MG	CA	1653	1/1	0.71	0.12	149,149,149,149	0

*Continued on next page...*

*Continued from previous page...*

Mol	Type	Chain	Res	Atoms	RSCC	RSR	B-factors( $\text{\AA}^2$ )	Q<0.9
55	MG	AA	1619	1/1	0.71	0.36	92,92,92,92	0
55	MG	CA	1643	1/1	0.71	0.09	138,138,138,138	0
55	MG	AA	1639	1/1	0.72	0.11	126,126,126,126	0
55	MG	AA	1611	1/1	0.72	3.92	148,148,148,148	0
55	MG	AA	1652	1/1	0.73	0.39	103,103,103,103	0
55	MG	CA	1614	1/1	0.73	0.33	171,171,171,171	0
55	MG	DB	3059	1/1	0.73	0.13	110,110,110,110	0
55	MG	BB	3046	1/1	0.73	0.10	90,90,90,90	0
55	MG	BB	3014	1/1	0.74	0.31	76,76,76,76	0
55	MG	AA	1608	1/1	0.75	0.28	113,113,113,113	0
55	MG	DB	3013	1/1	0.76	0.10	62,62,62,62	0
55	MG	AA	1621	1/1	0.76	0.28	36,36,36,36	0
55	MG	CA	1625	1/1	0.76	0.07	54,54,54,54	0
55	MG	CA	1644	1/1	0.76	0.11	131,131,131,131	0
55	MG	CA	1650	1/1	0.77	0.06	103,103,103,103	0
55	MG	AA	1613	1/1	0.77	0.09	106,106,106,106	0
55	MG	BB	3115	1/1	0.77	0.18	106,106,106,106	0
55	MG	CA	1631	1/1	0.77	0.09	91,91,91,91	0
55	MG	AA	1647	1/1	0.77	0.39	79,79,79,79	0
55	MG	DB	3065	1/1	0.77	0.29	67,67,67,67	0
55	MG	BB	3057	1/1	0.77	0.76	100,100,100,100	0
55	MG	DB	3082	1/1	0.78	0.22	104,104,104,104	0
55	MG	BB	3093	1/1	0.78	0.69	120,120,120,120	0
55	MG	BB	3051	1/1	0.79	0.14	94,94,94,94	0
55	MG	CA	1636	1/1	0.79	0.06	127,127,127,127	0
55	MG	CA	1606	1/1	0.79	0.13	139,139,139,139	0
55	MG	AA	1628	1/1	0.79	0.32	100,100,100,100	0
55	MG	BB	3097	1/1	0.79	0.08	112,112,112,112	0
55	MG	AA	1653	1/1	0.80	0.13	84,84,84,84	0
55	MG	CA	1654	1/1	0.80	0.31	78,78,78,78	0
55	MG	CN	201	1/1	0.80	0.10	104,104,104,104	0
55	MG	AA	1642	1/1	0.81	0.10	63,63,63,63	0
55	MG	CA	1603	1/1	0.81	0.12	124,124,124,124	0
55	MG	CA	1615	1/1	0.82	0.10	156,156,156,156	0
55	MG	CA	1641	1/1	0.82	0.12	123,123,123,123	0
55	MG	BB	3068	1/1	0.82	0.10	40,40,40,40	0
55	MG	CA	1637	1/1	0.82	0.17	81,81,81,81	0
55	MG	CA	1655	1/1	0.83	0.20	153,153,153,153	0
55	MG	CA	1656	1/1	0.83	0.41	97,97,97,97	0
55	MG	AA	1657	1/1	0.83	0.10	85,85,85,85	0
55	MG	DB	3058	1/1	0.84	0.60	136,136,136,136	0
55	MG	CA	1634	1/1	0.84	0.20	80,80,80,80	0

*Continued on next page...*

*Continued from previous page...*

Mol	Type	Chain	Res	Atoms	RSCC	RSR	B-factors( $\text{\AA}^2$ )	Q<0.9
55	MG	CA	1652	1/1	0.84	0.09	117,117,117,117	0
55	MG	DB	3068	1/1	0.84	0.08	35,35,35,35	0
55	MG	DB	3034	1/1	0.84	0.34	87,87,87,87	0
55	MG	DB	3107	1/1	0.84	0.11	24,24,24,24	0
55	MG	CA	1609	1/1	0.84	0.09	60,60,60,60	0
55	MG	DB	3119	1/1	0.84	0.19	64,64,64,64	0
55	MG	AA	1623	1/1	0.85	0.18	115,115,115,115	0
55	MG	BB	3118	1/1	0.85	0.36	113,113,113,113	0
55	MG	AA	1648	1/1	0.85	0.11	67,67,67,67	0
55	MG	CA	1605	1/1	0.85	0.08	98,98,98,98	0
55	MG	CA	1617	1/1	0.85	0.11	149,149,149,149	0
55	MG	AA	1615	1/1	0.85	0.08	85,85,85,85	0
55	MG	DB	3087	1/1	0.85	0.10	28,28,28,28	0
55	MG	DB	3005	1/1	0.85	0.17	66,66,66,66	0
55	MG	CA	1621	1/1	0.85	0.15	161,161,161,161	0
55	MG	AA	1640	1/1	0.85	0.09	99,99,99,99	0
55	MG	BB	3090	1/1	0.86	0.11	71,71,71,71	0
55	MG	AA	1605	1/1	0.86	0.06	87,87,87,87	0
55	MG	AA	1644	1/1	0.86	0.10	99,99,99,99	0
55	MG	CA	1639	1/1	0.86	0.37	99,99,99,99	0
55	MG	DB	3070	1/1	0.86	0.18	61,61,61,61	0
55	MG	BB	3107	1/1	0.86	0.09	86,86,86,86	0
55	MG	DB	3032	1/1	0.86	0.43	111,111,111,111	0
55	MG	AA	1638	1/1	0.86	0.09	95,95,95,95	0
55	MG	DB	3045	1/1	0.86	0.08	140,140,140,140	0
55	MG	AA	1606	1/1	0.86	0.09	114,114,114,114	0
55	MG	CA	1642	1/1	0.87	0.10	110,110,110,110	0
55	MG	AA	1633	1/1	0.87	0.06	85,85,85,85	0
55	MG	BB	3033	1/1	0.87	0.07	86,86,86,86	0
55	MG	CA	1608	1/1	0.87	0.08	82,82,82,82	0
55	MG	BB	3042	1/1	0.87	0.08	90,90,90,90	0
55	MG	AA	1617	1/1	0.87	0.42	123,123,123,123	0
55	MG	CA	1613	1/1	0.87	0.10	140,140,140,140	0
55	MG	BB	3047	1/1	0.88	0.08	131,131,131,131	0
55	MG	DB	3044	1/1	0.88	0.08	20,20,20,20	0
55	MG	BB	3050	1/1	0.88	0.09	54,54,54,54	0
55	MG	AA	1632	1/1	0.88	0.54	106,106,106,106	0
55	MG	CA	1620	1/1	0.88	0.12	103,103,103,103	0
55	MG	DB	3026	1/1	0.88	0.08	38,38,38,38	0
55	MG	CA	1628	1/1	0.88	0.06	106,106,106,106	0
55	MG	CA	1647	1/1	0.89	0.08	109,109,109,109	0
55	MG	BB	3100	1/1	0.89	0.21	128,128,128,128	0

*Continued on next page...*

*Continued from previous page...*

Mol	Type	Chain	Res	Atoms	RSCC	RSR	B-factors(Å <sup>2</sup> )	Q<0.9
55	MG	AA	1612	1/1	0.89	0.09	117,117,117,117	0
55	MG	AA	1624	1/1	0.89	0.05	88,88,88,88	0
55	MG	DB	3024	1/1	0.89	0.06	22,22,22,22	0
55	MG	BB	3073	1/1	0.89	0.06	30,30,30,30	0
55	MG	DB	3067	1/1	0.89	0.15	33,33,33,33	0
55	MG	DB	3027	1/1	0.89	0.13	43,43,43,43	0
55	MG	DB	3029	1/1	0.89	0.84	92,92,92,92	0
55	MG	DB	3030	1/1	0.89	0.16	46,46,46,46	0
55	MG	BB	3096	1/1	0.89	0.17	49,49,49,49	0
55	MG	DB	3033	1/1	0.89	0.11	43,43,43,43	0
55	MG	BB	3074	1/1	0.89	0.07	25,25,25,25	0
55	MG	DB	3037	1/1	0.89	0.09	32,32,32,32	0
55	MG	AA	1656	1/1	0.90	1.00	101,101,101,101	0
55	MG	BB	3108	1/1	0.90	0.09	30,30,30,30	0
55	MG	CX	101	1/1	0.90	0.12	73,73,73,73	0
55	MG	AA	1660	1/1	0.90	0.54	95,95,95,95	0
55	MG	BB	3028	1/1	0.90	0.15	54,54,54,54	0
55	MG	DB	3091	1/1	0.90	0.20	39,39,39,39	0
55	MG	AA	1655	1/1	0.90	0.17	82,82,82,82	0
55	MG	DB	3064	1/1	0.90	0.12	32,32,32,32	0
55	MG	BB	3039	1/1	0.90	0.07	55,55,55,55	0
55	MG	BB	3070	1/1	0.91	0.08	52,52,52,52	0
55	MG	BB	3031	1/1	0.91	0.28	83,83,83,83	0
55	MG	BB	3112	1/1	0.91	0.32	27,27,27,27	0
55	MG	BB	3048	1/1	0.91	0.08	38,38,38,38	0
55	MG	AA	1603	1/1	0.91	0.10	55,55,55,55	0
55	MG	DB	3041	1/1	0.91	0.08	32,32,32,32	0
55	MG	CA	1623	1/1	0.91	0.16	136,136,136,136	0
55	MG	CA	1624	1/1	0.91	0.07	103,103,103,103	0
55	MG	DB	3047	1/1	0.91	0.10	36,36,36,36	0
55	MG	BJ	201	1/1	0.91	0.47	160,160,160,160	0
55	MG	BB	3081	1/1	0.91	0.09	85,85,85,85	0
55	MG	CA	1604	1/1	0.91	0.09	58,58,58,58	0
55	MG	BB	3083	1/1	0.91	0.19	47,47,47,47	0
55	MG	BB	3087	1/1	0.91	0.17	63,63,63,63	0
55	MG	AA	1601	1/1	0.91	0.04	62,62,62,62	0
55	MG	BB	3011	1/1	0.91	0.10	45,45,45,45	0
55	MG	BB	3094	1/1	0.91	0.17	81,81,81,81	0
55	MG	BB	3059	1/1	0.91	0.07	37,37,37,37	0
55	MG	CA	1611	1/1	0.91	0.11	102,102,102,102	0
55	MG	BB	3063	1/1	0.91	0.46	95,95,95,95	0
55	MG	BB	3029	1/1	0.91	0.09	81,81,81,81	0

*Continued on next page...*

*Continued from previous page...*

Mol	Type	Chain	Res	Atoms	RSCC	RSR	B-factors( $\text{\AA}^2$ )	Q<0.9
55	MG	DB	3028	1/1	0.91	0.06	42,42,42,42	0
55	MG	BB	3101	1/1	0.91	0.10	50,50,50,50	0
55	MG	AX	101	1/1	0.92	1.02	84,84,84,84	0
55	MG	AA	1646	1/1	0.92	0.39	74,74,74,74	0
55	MG	DB	3061	1/1	0.92	0.14	97,97,97,97	0
55	MG	BB	3045	1/1	0.92	0.10	60,60,60,60	0
55	MG	BB	3054	1/1	0.92	0.13	56,56,56,56	0
55	MG	CA	1633	1/1	0.92	0.09	136,136,136,136	0
55	MG	CA	1645	1/1	0.92	0.12	119,119,119,119	0
55	MG	BB	3056	1/1	0.92	0.07	49,49,49,49	0
55	MG	DB	3071	1/1	0.92	0.08	30,30,30,30	0
55	MG	BB	3032	1/1	0.92	0.07	53,53,53,53	0
55	MG	DB	3023	1/1	0.92	0.12	46,46,46,46	0
55	MG	DB	3088	1/1	0.92	0.16	83,83,83,83	0
55	MG	BB	3077	1/1	0.92	0.17	50,50,50,50	0
55	MG	DB	3104	1/1	0.92	0.09	50,50,50,50	0
55	MG	AA	1616	1/1	0.92	0.18	104,104,104,104	0
55	MG	DB	3050	1/1	0.92	0.07	51,51,51,51	0
55	MG	BB	3082	1/1	0.92	0.16	80,80,80,80	0
55	MG	AA	1645	1/1	0.93	0.19	127,127,127,127	0
55	MG	BB	3016	1/1	0.93	1.04	91,91,91,91	0
55	MG	BB	3099	1/1	0.93	0.23	41,41,41,41	0
55	MG	DB	3053	1/1	0.93	0.07	37,37,37,37	0
55	MG	AA	1659	1/1	0.93	0.19	86,86,86,86	0
55	MG	AA	1602	1/1	0.93	0.28	83,83,83,83	0
55	MG	DB	3060	1/1	0.93	0.07	35,35,35,35	0
55	MG	AA	1604	1/1	0.93	0.07	45,45,45,45	0
55	MG	DB	3062	1/1	0.93	0.11	54,54,54,54	0
55	MG	DB	3063	1/1	0.93	0.10	45,45,45,45	0
55	MG	BB	3008	1/1	0.93	0.10	63,63,63,63	0
55	MG	BB	3078	1/1	0.93	0.11	71,71,71,71	0
55	MG	BB	3009	1/1	0.93	0.06	92,92,92,92	0
55	MG	BB	3117	1/1	0.93	0.18	82,82,82,82	0
55	MG	AA	1629	1/1	0.93	0.08	53,53,53,53	0
55	MG	BB	3034	1/1	0.93	0.22	70,70,70,70	0
55	MG	DB	3075	1/1	0.93	0.07	46,46,46,46	0
55	MG	BB	3084	1/1	0.93	0.09	61,61,61,61	0
55	MG	BB	3036	1/1	0.93	0.08	52,52,52,52	0
55	MG	BB	3088	1/1	0.93	0.08	76,76,76,76	0
55	MG	DB	3036	1/1	0.93	0.09	36,36,36,36	0
55	MG	AA	1649	1/1	0.93	0.12	84,84,84,84	0
55	MG	BB	3092	1/1	0.93	0.14	62,62,62,62	0

*Continued on next page...*



*Continued from previous page...*

Mol	Type	Chain	Res	Atoms	RSCC	RSR	B-factors(Å <sup>2</sup> )	Q<0.9
55	MG	BB	3060	1/1	0.93	0.17	33,33,33,33	0
55	MG	BB	3040	1/1	0.93	0.12	64,64,64,64	0
55	MG	DB	3057	1/1	0.94	0.16	63,63,63,63	0
55	MG	BB	3102	1/1	0.94	0.14	71,71,71,71	0
55	MG	BB	3044	1/1	0.94	0.13	62,62,62,62	0
55	MG	AA	1622	1/1	0.94	0.28	87,87,87,87	0
55	MG	CA	1612	1/1	0.94	0.16	95,95,95,95	0
55	MG	CA	1648	1/1	0.94	0.10	119,119,119,119	0
55	MG	BB	3064	1/1	0.94	0.08	63,63,63,63	0
55	MG	BB	3015	1/1	0.94	0.10	69,69,69,69	0
55	MG	BB	3069	1/1	0.94	0.14	28,28,28,28	0
55	MG	AA	1651	1/1	0.94	0.13	83,83,83,83	0
55	MG	AA	1607	1/1	0.94	0.09	93,93,93,93	0
55	MG	BB	3024	1/1	0.94	0.14	47,47,47,47	0
55	MG	BB	3038	1/1	0.94	0.08	125,125,125,125	0
55	MG	DB	3072	1/1	0.94	0.15	39,39,39,39	0
55	MG	AA	1634	1/1	0.94	0.14	55,55,55,55	0
55	MG	AA	1631	1/1	0.94	0.10	91,91,91,91	0
55	MG	DB	3002	1/1	0.94	0.09	44,44,44,44	0
55	MG	DB	3046	1/1	0.94	0.09	47,47,47,47	0
55	MG	DB	3089	1/1	0.94	0.17	51,51,51,51	0
55	MG	DB	3004	1/1	0.94	0.07	21,21,21,21	0
55	MG	DB	3096	1/1	0.94	0.09	46,46,46,46	0
55	MG	DB	3101	1/1	0.94	0.08	44,44,44,44	0
55	MG	DB	3048	1/1	0.94	0.07	45,45,45,45	0
55	MG	BB	3041	1/1	0.94	0.15	28,28,28,28	0
55	MG	DB	3108	1/1	0.94	0.08	36,36,36,36	0
55	MG	DB	3112	1/1	0.94	0.14	52,52,52,52	0
55	MG	DB	3114	1/1	0.94	0.27	43,43,43,43	0
55	MG	DB	3007	1/1	0.94	0.08	49,49,49,49	0
55	MG	BB	3030	1/1	0.94	0.08	111,111,111,111	0
55	MG	DB	3040	1/1	0.95	0.05	41,41,41,41	0
55	MG	BB	3037	1/1	0.95	0.09	56,56,56,56	0
55	MG	DB	3043	1/1	0.95	0.20	49,49,49,49	0
55	MG	BB	3012	1/1	0.95	0.10	32,32,32,32	0
55	MG	DB	3018	1/1	0.95	0.15	32,32,32,32	0
55	MG	DB	3020	1/1	0.95	0.08	25,25,25,25	0
55	MG	CA	1601	1/1	0.95	0.09	48,48,48,48	0
55	MG	DB	3077	1/1	0.95	0.15	57,57,57,57	0
55	MG	BB	3013	1/1	0.95	0.05	52,52,52,52	0
55	MG	BB	3007	1/1	0.95	0.15	115,115,115,115	0
55	MG	AA	1627	1/1	0.95	0.40	91,91,91,91	0

*Continued on next page...*

*Continued from previous page...*

Mol	Type	Chain	Res	Atoms	RSCC	RSR	B-factors( $\text{\AA}^2$ )	Q<0.9
55	MG	AA	1650	1/1	0.95	0.09	92,92,92,92	0
55	MG	DB	3090	1/1	0.95	0.12	62,62,62,62	0
55	MG	DB	3054	1/1	0.95	0.22	53,53,53,53	0
55	MG	DB	3093	1/1	0.95	0.12	54,54,54,54	0
55	MG	DB	3055	1/1	0.95	0.05	30,30,30,30	0
55	MG	DB	3100	1/1	0.95	0.09	10,10,10,10	0
55	MG	BB	3106	1/1	0.95	0.24	53,53,53,53	0
55	MG	BB	3017	1/1	0.95	0.04	35,35,35,35	0
55	MG	BB	3058	1/1	0.95	0.09	62,62,62,62	0
55	MG	BB	3110	1/1	0.95	0.15	56,56,56,56	0
55	MG	DB	3110	1/1	0.95	0.09	41,41,41,41	0
55	MG	DB	3111	1/1	0.95	0.08	38,38,38,38	0
55	MG	BB	3001	1/1	0.95	0.10	57,57,57,57	0
55	MG	BB	3005	1/1	0.95	0.16	52,52,52,52	0
55	MG	BB	3095	1/1	0.95	0.17	48,48,48,48	0
55	MG	DB	3116	1/1	0.95	0.04	54,54,54,54	0
55	MG	DB	3117	1/1	0.95	0.06	26,26,26,26	0
55	MG	DB	3039	1/1	0.95	0.08	95,95,95,95	0
55	MG	BB	3018	1/1	0.96	0.07	42,42,42,42	0
55	MG	DB	3017	1/1	0.96	0.10	34,34,34,34	0
55	MG	DB	3076	1/1	0.96	0.07	49,49,49,49	0
55	MG	CA	1626	1/1	0.96	0.07	154,154,154,154	0
55	MG	BB	3091	1/1	0.96	0.19	44,44,44,44	0
55	MG	DB	3083	1/1	0.96	0.12	31,31,31,31	0
55	MG	BB	3049	1/1	0.96	0.09	40,40,40,40	0
55	MG	DB	3051	1/1	0.96	0.09	48,48,48,48	0
55	MG	AA	1636	1/1	0.96	0.07	61,61,61,61	0
55	MG	DB	3025	1/1	0.96	0.10	40,40,40,40	0
55	MG	CA	1630	1/1	0.96	0.08	97,97,97,97	0
55	MG	DB	3092	1/1	0.96	0.16	44,44,44,44	0
55	MG	BB	3061	1/1	0.96	0.12	57,57,57,57	0
55	MG	DB	3095	1/1	0.96	0.11	26,26,26,26	0
55	MG	DB	3056	1/1	0.96	0.13	28,28,28,28	0
55	MG	BB	3020	1/1	0.96	0.22	45,45,45,45	0
55	MG	BB	3080	1/1	0.96	0.20	65,65,65,65	0
55	MG	BB	3053	1/1	0.96	0.05	43,43,43,43	0
55	MG	DB	3105	1/1	0.96	0.06	18,18,18,18	0
55	MG	BB	3066	1/1	0.96	0.16	51,51,51,51	0
55	MG	CA	1602	1/1	0.96	0.12	87,87,87,87	0
55	MG	CA	1619	1/1	0.96	0.07	79,79,79,79	0
55	MG	BB	3067	1/1	0.96	0.09	39,39,39,39	0
55	MG	BB	3022	1/1	0.96	0.16	56,56,56,56	0

*Continued on next page...*

*Continued from previous page...*

Mol	Type	Chain	Res	Atoms	RSCC	RSR	B-factors(Å <sup>2</sup> )	Q<0.9
55	MG	BB	3023	1/1	0.96	0.06	15,15,15,15	0
55	MG	BB	3104	1/1	0.96	0.08	38,38,38,38	0
55	MG	AA	1609	1/1	0.96	0.07	67,67,67,67	0
55	MG	DB	3010	1/1	0.96	0.09	20,20,20,20	0
55	MG	DB	3012	1/1	0.96	0.18	37,37,37,37	0
56	ZN	B4	101	1/1	0.96	0.04	72,72,72,72	0
55	MG	DB	3038	1/1	0.97	0.11	19,19,19,19	0
55	MG	BB	3086	1/1	0.97	0.11	50,50,50,50	0
55	MG	AA	1610	1/1	0.97	0.05	61,61,61,61	0
55	MG	AX	102	1/1	0.97	0.41	66,66,66,66	0
55	MG	DB	3021	1/1	0.97	0.09	50,50,50,50	0
55	MG	DB	3022	1/1	0.97	0.09	42,42,42,42	0
55	MG	BB	3065	1/1	0.97	0.06	46,46,46,46	0
55	MG	DB	3098	1/1	0.97	0.09	42,42,42,42	0
55	MG	DB	3099	1/1	0.97	0.06	19,19,19,19	0
55	MG	DB	3001	1/1	0.97	0.06	14,14,14,14	0
55	MG	CA	1638	1/1	0.97	0.57	102,102,102,102	0
55	MG	DB	3003	1/1	0.97	0.06	24,24,24,24	0
55	MG	AA	1654	1/1	0.97	0.05	49,49,49,49	0
55	MG	DB	3106	1/1	0.97	0.06	29,29,29,29	0
55	MG	BB	3025	1/1	0.97	0.11	63,63,63,63	0
55	MG	DB	3074	1/1	0.97	0.08	9,9,9,9	0
55	MG	DB	3109	1/1	0.97	0.26	28,28,28,28	0
55	MG	DB	3006	1/1	0.97	0.15	38,38,38,38	0
55	MG	CA	1651	1/1	0.97	0.16	66,66,66,66	0
55	MG	BB	3111	1/1	0.97	0.09	43,43,43,43	0
55	MG	DB	3078	1/1	0.97	0.05	28,28,28,28	0
55	MG	DB	3080	1/1	0.97	0.12	29,29,29,29	0
55	MG	DB	3011	1/1	0.97	0.05	16,16,16,16	0
55	MG	BB	3027	1/1	0.97	0.44	40,40,40,40	0
55	MG	DB	3118	1/1	0.97	0.06	35,35,35,35	0
55	MG	BB	3113	1/1	0.97	0.19	41,41,41,41	0
55	MG	DB	3015	1/1	0.97	0.10	49,49,49,49	0
56	ZN	D4	401	1/1	0.97	0.17	72,72,72,72	0
55	MG	BB	3052	1/1	0.98	0.07	33,33,33,33	0
55	MG	DB	3084	1/1	0.98	0.12	26,26,26,26	0
55	MG	DB	3085	1/1	0.98	0.09	21,21,21,21	0
55	MG	BB	3043	1/1	0.98	0.14	107,107,107,107	0
55	MG	BB	3098	1/1	0.98	0.11	73,73,73,73	0
55	MG	BB	3035	1/1	0.98	0.14	40,40,40,40	0
55	MG	BB	3055	1/1	0.98	0.09	72,72,72,72	0
55	MG	BB	3021	1/1	0.98	0.13	45,45,45,45	0

*Continued on next page...*

*Continued from previous page...*

Mol	Type	Chain	Res	Atoms	RSCC	RSR	B-factors( $\text{\AA}^2$ )	Q<0.9
55	MG	BB	3006	1/1	0.98	0.11	35,35,35,35	0
55	MG	DB	3031	1/1	0.98	0.05	16,16,16,16	0
55	MG	DB	3094	1/1	0.98	0.21	77,77,77,77	0
55	MG	BB	3103	1/1	0.98	0.10	38,38,38,38	0
55	MG	BB	3002	1/1	0.98	0.16	31,31,31,31	0
55	MG	DB	3097	1/1	0.98	0.11	39,39,39,39	0
55	MG	BB	3105	1/1	0.98	0.13	64,64,64,64	0
55	MG	DB	3035	1/1	0.98	0.18	27,27,27,27	0
55	MG	BB	3072	1/1	0.98	0.11	58,58,58,58	0
55	MG	BB	3003	1/1	0.98	0.10	20,20,20,20	0
55	MG	DB	3103	1/1	0.98	0.05	46,46,46,46	0
55	MG	BB	3004	1/1	0.98	0.09	65,65,65,65	0
55	MG	DB	3014	1/1	0.98	0.05	32,32,32,32	0
55	MG	BB	3109	1/1	0.98	0.13	52,52,52,52	0
55	MG	DB	3069	1/1	0.98	0.24	48,48,48,48	0
55	MG	DB	3016	1/1	0.98	0.07	43,43,43,43	0
55	MG	DB	3042	1/1	0.98	0.06	56,56,56,56	0
55	MG	BB	3075	1/1	0.98	0.10	44,44,44,44	0
55	MG	DB	3073	1/1	0.98	0.12	7,7,7,7	0
55	MG	BB	3026	1/1	0.98	0.09	26,26,26,26	0
55	MG	DB	3113	1/1	0.98	0.17	27,27,27,27	0
55	MG	DB	3019	1/1	0.98	0.08	43,43,43,43	0
55	MG	BB	3062	1/1	0.98	0.06	42,42,42,42	0
55	MG	AA	1620	1/1	0.98	0.10	74,74,74,74	0
55	MG	BB	3114	1/1	0.98	0.21	57,57,57,57	0
55	MG	DB	3079	1/1	0.98	0.08	18,18,18,18	0
55	MG	DB	3049	1/1	0.98	0.10	42,42,42,42	0
55	MG	DB	3081	1/1	0.98	0.07	36,36,36,36	0
55	MG	CA	1616	1/1	0.98	0.08	80,80,80,80	0
55	MG	DB	3102	1/1	0.99	0.09	67,67,67,67	0
55	MG	BB	3116	1/1	0.99	0.08	24,24,24,24	0
55	MG	BB	3085	1/1	0.99	0.05	57,57,57,57	0
55	MG	DB	3086	1/1	0.99	0.13	57,57,57,57	0
55	MG	BB	3089	1/1	0.99	0.06	51,51,51,51	0
55	MG	BB	3079	1/1	0.99	0.14	46,46,46,46	0
55	MG	DB	3008	1/1	0.99	0.11	55,55,55,55	0
55	MG	DB	3009	1/1	0.99	0.05	48,48,48,48	0
55	MG	DB	3066	1/1	0.99	0.11	30,30,30,30	0
55	MG	BB	3071	1/1	0.99	0.10	41,41,41,41	0

## 6.5 Other polymers [i](#)

There are no such residues in this entry.